eurofins | Environment Testing America

ANALYTICAL REPORT

Job Number: 280-137110-1

Job Description: Cornhusker (CHAAP)

For:
Brice Environmental Services, Corp
3800 Centerpoint Drive, Suite 520
Anchorage, AK 99503

Attention: Corey Schwabenlander



Approved for release.
Patrick J McEntee
Client Service Manager
6/27/2020 5:38 AM

Patrick J McEntee, Client Service Manager
4955 Yarrow Street, Arvada, CO, 80002
(303)736-0107
patrick.mcentee@testamericainc.com
06/27/2020

cc: Dean Converse
Jared DeSadier
Mr. Anthony Farinacci

The test results in this report relate only to the samples in this report and meet all requirements of NELAC, with any exceptions noted. Pursuant to NELAP, this report shall not be reproduced except in full, without the written approval of the laboratory. All questions regarding this report should be directed to the TestAmerica Denver Project Manager.

The Lab Certification ID# is 4025.

Reporting limits are adjusted for sample size used, dilutions and moisture content if applicable.

The test results in this report relate only to the samples as received by the laboratory and will meet all requirements of the methodology, with any exceptions noted. This report shall not be reproduced except in full, without the express written approval of the laboratory. All questions should be directed to the Eurofins TestAmerica Project Manager.

This report has been electronically signed and authorized by the signatory. Electronic signature is intended to be the legally binding equivalent of a traditionally handwritten signature.

Eurofins TestAmerica, Denver
4955 Yarrow Street, Arvada, CO 80002
Tel (303) 736-0100 Fax (303) 431-7171 www.testamericainc.com

Table of Contents

Cover Title Page 1

Data Summaries 5

- Definitions 5
- Case Narrative 7
- Detection Summary 10
- Client Sample Results 14
- Default Detection Limits 27
- Surrogate Summary 28
- QC Sample Results 30
- QC Association 44
- Chronicle 52
- Certification Summary 59
- Method Summary 60
- Sample Summary 61
- Manual Integration Summary 62
- Reagent Traceability 107
  - COAs 115

Organic Sample Data 280

- GC VOA 280
  - RSK_175_DOD5 280
    - RSK_175_DOD5 QC Summary 281
    - RSK_175_DOD5 Sample Data 302
    - Standards Data 344
      - RSK_175_DOD5 ICAL Data 344
      - RSK_175_DOD5 CCAL Data 415
    - Raw QC Data 536

Table of Contents

RSK_175_DOD5 Blank Data 536

RSK_175_DOD5 LCS/LCSD Data 549

RSK_175_DOD5 MS/MSD Data 573

RSK_175_DOD5 Duplicate/Triplicate Data 582

RSK_175_DOD5 Run Logs 585

RSK_175_DOD5 Prep Data 592

HPLC/IC 595

8330A_DOD5 595

8330A_DOD5 QC Summary 596

8330A_DOD5 Sample Data 624

Standards Data 888

8330A_DOD5 ICAL Data 888

8330A_DOD5 CCAL Data 1100

Raw QC Data 1301

8330A_DOD5 Blank Data 1301

8330A_DOD5 LCS/LCSD Data 1315

8330A_DOD5 MS/MSD Data 1338

8330A_DOD5 Run Logs 1407

8330A_DOD5 Prep Data 1417

Inorganic Sample Data 1422

General Chemistry Data 1422

Gen Chem Cover Page 1423

Gen Chem Sample Data 1424

Gen Chem QC Data 1452

Gen Chem ICV/CCV 1452

Gen Chem Blanks 1462

Table of Contents

Gen Chem MS/MSD/PDS 1463

Gen Chem Duplicates 1465

Gen Chem LCS/LCSD 1466

Gen Chem MDL 1469

Gen Chem Preparation Log 1485

Gen Chem Analysis Run Log 1488

Gen Chem Prep Data 1513

Gen Chem Raw Data 1545

Shipping and Receiving Documents 1830

Client Chain of Custody 1831

Sample Receipt Checklist 1840

Qualifiers

GC VOA

Qualifier	Qualifier Description
4	MS, MSD: The analyte present in the original sample is greater than 4 times the matrix spike concentration; therefore, control limits are not applicable.
D	The reported value is from a dilution.
J1	Estimated: The quantitation is an estimation due to discrepancies in meeting certain analyte-specific quality control criteria.
M	Manual integrated compound.
U	Undetected at the Limit of Detection.

HPLC/IC

Qualifier	Qualifier Description
4	MS, MSD: The analyte present in the original sample is greater than 4 times the matrix spike concentration; therefore, control limits are not applicable.
B	Blank contamination: The analyte was detected above one-half the reporting limit in an associated blank.
D	The reported value is from a dilution.
H	Sample was prepped or analyzed beyond the specified holding time
J	Estimated: The analyte was positively identified; the quantitation is an estimation
J1	Estimated: The quantitation is an estimation due to discrepancies in meeting certain analyte-specific quality control criteria.
M	Manual integrated compound.
Q	One or more quality control criteria failed.
U	Undetected at the Limit of Detection.

General Chemistry

Qualifier	Qualifier Description
J	Estimated: The analyte was positively identified; the quantitation is an estimation
J1	Estimated: The quantitation is an estimation due to discrepancies in meeting certain analyte-specific quality control criteria.
U	Undetected at the Limit of Detection.

Glossary

Abbreviation	These commonly used abbreviations may or may not be present in this report.
¤	Listed under the "D" column to designate that the result is reported on a dry weight basis
%R	Percent Recovery
CFL	Contains Free Liquid
CFU	Colony Forming Unit
CNF	Contains No Free Liquid
DER	Duplicate Error Ratio (normalized absolute difference)
Dil Fac	Dilution Factor
DL	Detection Limit (DoD/DOE)
DL, RA, RE, IN	Indicates a Dilution, Re-analysis, Re-extraction, or additional Initial metals/anion analysis of the sample
DLC	Decision Level Concentration (Radiochemistry)
EDL	Estimated Detection Limit (Dioxin)
LOD	Limit of Detection (DoD/DOE)
LOQ	Limit of Quantitation (DoD/DOE)
MCL	EPA recommended "Maximum Contaminant Level"
MDA	Minimum Detectable Activity (Radiochemistry)
MDC	Minimum Detectable Concentration (Radiochemistry)
MDL	Method Detection Limit
ML	Minimum Level (Dioxin)
MPN	Most Probable Number
MQL	Method Quantitation Limit
NC	Not Calculated
ND	Not Detected at the reporting limit (or MDL or EDL if shown)
NEG	Negative / Absent
POS	Positive / Present
PQL	Practical Quantitation Limit
PRES	Presumptive

Glossary (Continued)

Abbreviation	These commonly used abbreviations may or may not be present in this report.
QC	Quality Control
RER	Relative Error Ratio (Radiochemistry)
RL	Reporting Limit or Requested Limit (Radiochemistry)
RPD	Relative Percent Difference, a measure of the relative difference between two points
TEF	Toxicity Equivalent Factor (Dioxin)
TEQ	Toxicity Equivalent Quotient (Dioxin)
TNTC	Too Numerous To Count

CASE NARRATIVE

Client: Brice Environmental Services, Corp

Project: Cornhusker (CHAAP)

Report Number: 280-137110-1

With the exceptions noted as flags or footnotes, standard analytical protocols were followed in the analysis of the samples and no problems were encountered or anomalies observed. In addition all laboratory quality control samples were within established control limits, with any exceptions noted below. Each sample was analyzed to achieve the lowest possible reporting limit within the constraints of the method. In some cases, due to interference or analytes present at high concentrations, samples were diluted. For diluted samples, the reporting limits are adjusted relative to the dilution required.

Calculations are performed before rounding to avoid round-off errors in calculated results.

All holding times were met and proper preservation noted for the methods performed on these samples, unless otherwise detailed in the individual sections below.

RECEIPT

The samples were received on 6/2/2020 11:09 AM; the samples arrived in good condition, properly preserved and, where required, on ice. The temperatures of the 8 coolers at receipt time were 3.2º C, 3.2º C, 3.4º C, 3.4º C, 3.5º C, 3.5º C, 5.0º C and 5.0º C.

DISSOLVED GASES (GC)

Samples EW7-PM28B-3-35 (280-137110-1), EW7-PM25A-3-25 (280-137110-2), EW7-PM25B-3-25 (280-137110-3), EW7-PM23B-3-35 (280-137110-4), G0079-20A (280-137110-5), G0075-20A (280-137110-6), EW7-PM29B-3-35 (280-137110-7), EW7-PM28A-3-25 (280-137110-8), EW7-PM26A-3-25 (280-137110-9), EW7-PM26B-3-35 (280-137110-10), EW7-PM523A-3-25 (280-137110-11), EW7-PM23A-3-25 (280-137110-12), EW7-PM27B-3-35 (280-137110-13) and EW7-PM29A-3-25 (280-137110-14) were analyzed for Dissolved Gases (GC) in accordance with RSK_175. The samples were analyzed on 06/03/2020, 06/10/2020 and 06/11/2020.

Samples EW7-PM28B-3-35 (280-137110-1)[3X], EW7-PM25B-3-25 (280-137110-3)[6X], EW7-PM23B-3-35 (280-137110-4)[6X], EW7-PM29B-3-35 (280-137110-7)[6X], EW7-PM28A-3-25 (280-137110-8)[3X], EW7-PM26B-3-35 (280-137110-10)[3X], EW7-PM523A-3-25 (280-137110-11)[3X], EW7-PM23A-3-25 (280-137110-12)[3X], EW7-PM27B-3-35 (280-137110-13)[6X] and EW7-PM29A-3-25 (280-137110-14)[6X] required dilution prior to analysis. The reporting limits have been adjusted accordingly.

The container used for reanalysis of the following samples contained headspace: EW7-PM23A-3-25 (280-137110-12) and EW7-PM27B-3-35 (280-137110-13).

Methane failed the recovery criteria high for the MS of sample EW7-PM29B-3-35MS (280-137110-7) in batch 280-498179. Methane failed the recovery criteria high for the MSD of sample EW7-PM29B-3-35MSD (280-137110-7) in batch 280-498179. Refer to the QC report for details.

No additional analytical or quality issues were noted, other than those described above or in the Definitions/Glossary page.

NITROAROMATICS AND NITRAMINES (HPLC)

Samples EW7-PM28B-3-35 (280-137110-1), EW7-PM25A-3-25 (280-137110-2), EW7-PM25B-3-25 (280-137110-3), EW7-PM23B-3-35 (280-137110-4), G0079-20A (280-137110-5), G0075-20A (280-137110-6), EW7-PM29B-3-35 (280-137110-7), EW7-PM28A-3-25 (280-137110-8), EW7-PM26A-3-25 (280-137110-9), EW7-PM26B-3-35 (280-137110-10), EW7-PM523A-3-25 (280-137110-11), EW7-PM23A-3-25 (280-137110-12), EW7-PM27B-3-35 (280-137110-13) and EW7-PM29A-3-25 (280-137110-14) were analyzed for Nitroaromatics and Nitramines (HPLC) in accordance with 8330A. The samples were prepared on 06/04/2020 and 06/16/2020 and analyzed on 06/16/2020, 06/18/2020 and 06/19/2020.

Due to analyst oversight, the initial extraction of the client requested MS/MSD EW7-PM29B-3-35 (280-137110-7) was spiked with MNX, but not the spike mix containing the routine analytes. The parent/MS/MSD were re-extracted for the routine analytes outside of the holding time in prep batch 498875.

The following samples in preparation batch 280-497326 and analytical batch 280-498591 were diluted due to the nature of the sample matrix: EW7-PM28B-3-35 (280-137110-1), EW7-PM25B-3-25 (280-137110-3), EW7-PM23B-3-35 (280-137110-4), EW7-PM29B-3-35 (280-137110-7), EW7-PM29B-3-35 (280-137110-7[MS]), EW7-PM29B-3-35 (280-137110-7[MSD]), EW7-PM26B-3-35 (280-137110-10) and EW7-PM29A-3-25 (280-137110-14). Elevated reporting limits (RLs) are provided. Sample were cloudy and yellow.

Surrogate recovery for the following samples in preparation batch 280-497326 and analytical batch 280-498591 were outside control limits: EW7-PM28B-3-35 (280-137110-1), EW7-PM25A-3-25 (280-137110-2), EW7-PM25B-3-25 (280-137110-3), EW7-PM23B-3-35 (280-137110-4), EW7-PM29B-3-35 (280-137110-7), EW7-PM29B-3-35 (280-137110-7[MS]), EW7-PM29B-3-35 (280-137110-7[MSD]) and EW7-PM26B-3-35 (280-137110-10). Evidence of matrix interference is present; therefore, re-extraction and/or re-analysis was not

performed.

The %RPD between the primary and confirmation column exceeded 40% for MNX and RDX for the following sample in preparation batch 280-497326 and analytical batch 280-498990: EW7-PM25B-3-25 (280-137110-3). The results from both columns has been reported and qualified in accordance with the laboratory's QAS.

The %RPD between the primary and confirmation column exceeded 40% for 2-Amino-4,6-dinitrotoluene, HMX, RDX and MNX for the following samples in preparation batch 280-497326 and 280-498875 and analytical batch 280-498591: EW7-PM25B-3-25 (280-137110-3), EW7-PM29B-3-35 (280-137110-7), EW7-PM28A-3-25 (280-137110-8), EW7-PM26B-3-35 (280-137110-10), EW7-PM523A-3-25 (280-137110-11), EW7-PM23A-3-25 (280-137110-12), EW7-PM27B-3-35 (280-137110-13) and EW7-PM29A-3-25 (280-137110-14). The results from both columns has been reported and qualified in accordance with the laboratory's QAS.

Surrogate recovery for the following samples in preparation batch 280-497326 and analytical batch 280-498591 were outside control limits: EW7-PM23B-3-35 (280-137110-4), EW7-PM28A-3-25 (280-137110-8), EW7-PM26A-3-25 (280-137110-9), EW7-PM523A-3-25 (280-137110-11), EW7-PM23A-3-25 (280-137110-12), EW7-PM27B-3-35 (280-137110-13) and EW7-PM29A-3-25 (280-137110-14). Evidence of matrix interference is present; therefore, re-extraction and/or re-analysis was not performed. Surrogate recovered within control limit in the confirmation column.

Several analytes failed the recovery criteria low for the MS of sample EW7-PM29B-3-35MS (280-137110-7) in batch 280-499350. 1,3,5-Trinitrobenzene, HMX and RDX failed the recovery criteria high. For the MSD of sample EW7-PM29B-3-35MSD (280-137110-7) in batch 280-499350, Several analytes failed the recovery criteria low. 1,3,5-Trinitrobenzene and RDX failed the recovery criteria high. Also, 1,3-Dinitrobenzene, HMX, RDX and 2,6-Dinitrotoluene exceeded the RPD limit.
Refer to the QC report for details.

The following samples in preparation batch 280-497326 required filtration to reduce matrix interferences: EW7-PM28B-3-35 (280-137110-1), EW7-PM23B-3-35 (280-137110-4), EW7-PM29B-3-35 (280-137110-7), EW7-PM29B-3-35 (280-137110-7[MS]), EW7-PM29B-3-35 (280-137110-7[MSD]), EW7-PM26B-3-35 (280-137110-10), EW7-PM23A-3-25 (280-137110-12) and EW7-PM27B-3-35 (280-137110-13).

The following samples in preparation batch 280-498875 required filtration to reduce matrix interferences: EW7-PM29B-3-35 (280-137110-7), EW7-PM29B-3-35 (280-137110-7[MS]) and EW7-PM29B-3-35 (280-137110-7[MSD]).

No additional analytical or quality issues were noted, other than those described above or in the Definitions/Glossary page.

ALKALINITY
Samples EW7-PM28B-3-35 (280-137110-1), EW7-PM25A-3-25 (280-137110-2), EW7-PM25B-3-25 (280-137110-3), EW7-PM23B-3-35 (280-137110-4), G0079-20A (280-137110-5), G0075-20A (280-137110-6), EW7-PM29B-3-35 (280-137110-7), EW7-PM28A-3-25 (280-137110-8), EW7-PM26A-3-25 (280-137110-9), EW7-PM26B-3-35 (280-137110-10), EW7-PM523A-3-25 (280-137110-11), EW7-PM23A-3-25 (280-137110-12), EW7-PM27B-3-35 (280-137110-13) and EW7-PM29A-3-25 (280-137110-14) were analyzed for Alkalinity in accordance with SM20 2320B. The samples were analyzed on 06/04/2020.

No analytical or quality issues were noted, other than those described above or in the Definitions/Glossary page.

AMMONIA
Samples EW7-PM28B-3-35 (280-137110-1), EW7-PM25A-3-25 (280-137110-2), EW7-PM25B-3-25 (280-137110-3), EW7-PM23B-3-35 (280-137110-4), G0079-20A (280-137110-5), G0075-20A (280-137110-6), EW7-PM29B-3-35 (280-137110-7), EW7-PM28A-3-25 (280-137110-8), EW7-PM26A-3-25 (280-137110-9), EW7-PM26B-3-35 (280-137110-10), EW7-PM523A-3-25 (280-137110-11), EW7-PM23A-3-25 (280-137110-12), EW7-PM27B-3-35 (280-137110-13) and EW7-PM29A-3-25 (280-137110-14) were analyzed for ammonia in accordance with EPA Method 350.1. The samples were analyzed on 06/04/2020.

Samples EW7-PM28B-3-35 (280-137110-1)[10X], EW7-PM25A-3-25 (280-137110-2)[10X], EW7-PM25B-3-25 (280-137110-3)[10X], EW7-PM23B-3-35 (280-137110-4)[10X], EW7-PM29B-3-35 (280-137110-7)[10X], EW7-PM28A-3-25 (280-137110-8)[10X], EW7-PM26B-3-35 (280-137110-10)[10X], EW7-PM523A-3-25 (280-137110-11)[10X], EW7-PM23A-3-25 (280-137110-12)[10X] and EW7-PM27B-3-35 (280-137110-13)[10X] required dilution prior to analysis. The reporting limits have been adjusted accordingly.

No analytical or quality issues were noted, other than those described above or in the Definitions/Glossary page.

TOTAL KJELDAHL NITROGEN
Samples EW7-PM28B-3-35 (280-137110-1), EW7-PM25A-3-25 (280-137110-2), EW7-PM25B-3-25 (280-137110-3), EW7-PM23B-3-35 (280-137110-4), G0079-20A (280-137110-5), G0075-20A (280-137110-6), EW7-PM29B-3-35 (280-137110-7), EW7-PM28A-3-25 (280-137110-8), EW7-PM26A-3-25 (280-137110-9), EW7-PM26B-3-35 (280-137110-10), EW7-PM523A-3-25 (280-137110-11), EW7-PM23A-3-25 (280-137110-12), EW7-PM27B-3-35 (280-137110-13) and EW7-PM29A-3-25 (280-137110-14) were analyzed for total kjeldahl nitrogen in accordance with EPA Method 351.2. The samples were prepared on 06/04/2020 and analyzed on 06/08/2020.

Nitrogen, Total Kjeldahl failed the recovery criteria high for the MS of sample G0079-20AMS (280-137110-5) in batch 280-497900.
Nitrogen, Total Kjeldahl failed the recovery criteria high for the MSD of sample G0079-20AMSD (280-137110-5) in batch 280-497900.
Refer to the QC report for details.

Nitrogen, Total Kjeldahl failed the recovery criteria low for the MS of sample EW7-PM29B-3-35MS (280-137110-7) in batch 280-497900.

Nitrogen, Total Kjeldahl failed the recovery criteria low for the MSD of sample EW7-PM29B-3-35MSD (280-137110-7) in batch 280-497900. Refer to the QC report for details.

No additional analytical or quality issues were noted, other than those described above or in the Definitions/Glossary page.

NITRATE-NITRITE AS NITROGEN

Samples EW7-PM28B-3-35 (280-137110-1), EW7-PM25A-3-25 (280-137110-2), EW7-PM25B-3-25 (280-137110-3), EW7-PM23B-3-35 (280-137110-4), G0079-20A (280-137110-5), G0075-20A (280-137110-6), EW7-PM29B-3-35 (280-137110-7), EW7-PM28A-3-25 (280-137110-8), EW7-PM26A-3-25 (280-137110-9), EW7-PM26B-3-35 (280-137110-10), EW7-PM523A-3-25 (280-137110-11), EW7-PM23A-3-25 (280-137110-12), EW7-PM27B-3-35 (280-137110-13) and EW7-PM29A-3-25 (280-137110-14) were analyzed for nitrate-nitrite as nitrogen in accordance with EPA Method 353.2. The samples were analyzed on 06/10/2020.

Nitrate Nitrite as N failed the recovery criteria low for the MS of sample G0075-20AMS (280-137110-6) in batch 280-498278. Nitrate Nitrite as N failed the recovery criteria low for the MSD of sample G0075-20AMSD (280-137110-6) in batch 280-498278. Refer to the QC report for details.

No additional analytical or quality issues were noted, other than those described above or in the Definitions/Glossary page.

SULFIDE

Samples EW7-PM28B-3-35 (280-137110-1), EW7-PM25A-3-25 (280-137110-2), EW7-PM25B-3-25 (280-137110-3), EW7-PM23B-3-35 (280-137110-4), G0079-20A (280-137110-5), G0075-20A (280-137110-6), EW7-PM29B-3-35 (280-137110-7), EW7-PM28A-3-25 (280-137110-8), EW7-PM26A-3-25 (280-137110-9), EW7-PM26B-3-35 (280-137110-10), EW7-PM523A-3-25 (280-137110-11), EW7-PM23A-3-25 (280-137110-12), EW7-PM27B-3-35 (280-137110-13) and EW7-PM29A-3-25 (280-137110-14) were analyzed for sulfide in accordance with EPA SW-846 Method 9034. The samples were prepared and analyzed on 06/03/2020 and 06/05/2020.

No analytical or quality issues were noted, other than those described above or in the Definitions/Glossary page.

ANIONS (28 DAYS)

Samples EW7-PM28B-3-35 (280-137110-1), EW7-PM25A-3-25 (280-137110-2), EW7-PM25B-3-25 (280-137110-3), EW7-PM23B-3-35 (280-137110-4), G0079-20A (280-137110-5), G0075-20A (280-137110-6), EW7-PM29B-3-35 (280-137110-7), EW7-PM28A-3-25 (280-137110-8), EW7-PM26A-3-25 (280-137110-9), EW7-PM26B-3-35 (280-137110-10), EW7-PM523A-3-25 (280-137110-11), EW7-PM23A-3-25 (280-137110-12), EW7-PM27B-3-35 (280-137110-13) and EW7-PM29A-3-25 (280-137110-14) were analyzed for anions (28 days) in accordance with 9056A. The samples were analyzed on 06/10/2020 and 06/11/2020.

Sulfate failed the recovery criteria high for the MS of sample G0079-20AMS (280-137110-5) in batch 280-498164. Sulfate failed the recovery criteria high for the MSD of sample G0079-20AMSD (280-137110-5) in batch 280-498164. Refer to the QC report for details.

No additional analytical or quality issues were noted, other than those described above or in the Definitions/Glossary page.

DISSOLVED ORGANIC CARBON

Samples EW7-PM28B-3-35 (280-137110-1), EW7-PM25A-3-25 (280-137110-2), EW7-PM25B-3-25 (280-137110-3), EW7-PM23B-3-35 (280-137110-4), G0079-20A (280-137110-5), G0075-20A (280-137110-6), EW7-PM29B-3-35 (280-137110-7), EW7-PM28A-3-25 (280-137110-8), EW7-PM26A-3-25 (280-137110-9), EW7-PM26B-3-35 (280-137110-10), EW7-PM523A-3-25 (280-137110-11), EW7-PM23A-3-25 (280-137110-12), EW7-PM27B-3-35 (280-137110-13) and EW7-PM29A-3-25 (280-137110-14) were analyzed for dissolved organic carbon in accordance with EPA SW-846 Method 9060A. The samples were analyzed on 06/18/2020 and 06/20/2020.

The following samples were filtered and preserved at the bench using sulfuric acid to bring their pH to <2, prior to analysis: EW7-PM28B-3-35 (280-137110-1), EW7-PM25A-3-25 (280-137110-2), EW7-PM25B-3-25 (280-137110-3), EW7-PM23B-3-35 (280-137110-4), G0079-20A (280-137110-5), G0075-20A (280-137110-6), EW7-PM29B-3-35 (280-137110-7), EW7-PM29B-3-35 (280-137110-7[MS]), EW7-PM29B-3-35 (280-137110-7[MSD]), EW7-PM28A-3-25 (280-137110-8), EW7-PM26A-3-25 (280-137110-9), EW7-PM26B-3-35 (280-137110-10), EW7-PM523A-3-25 (280-137110-11), EW7-PM23A-3-25 (280-137110-12), EW7-PM27B-3-35 (280-137110-13), EW7-PM29A-3-25 (280-137110-14), (280-137110-D-12-B MS) and (280-137110-D-12-C MSD).

Dissolved Organic Carbon - Quad was detected in method blank MB 280-499394/2-A at a level that was below half the LOQ. The value should be considered an estimate, and has been flagged J.

Samples EW7-PM25A-3-25 (280-137110-2)[3.45X], EW7-PM25B-3-25 (280-137110-3)[2X], EW7-PM23B-3-35 (280-137110-4)[1.67X], EW7-PM29B-3-35 (280-137110-7)[2X], EW7-PM28A-3-25 (280-137110-8)[2X] and EW7-PM26B-3-35 (280-137110-10)[5.56X] required dilution prior to analysis. The reporting limits have been adjusted accordingly.

No additional analytical or quality issues were noted, other than those described above or in the Definitions/Glossary page.

Detection Summary

Client: Brice Environmental Services, Corp
Project/Site: Cornhusker (CHAAP)

Job ID: 280-137110-1

Client Sample ID: EW7-PM28B-3-35 — Lab Sample ID: 280-137110-1

Analyte	Result	Qualifier	LOQ	LOD	DL	Unit	Dil Fac	D	Method	Prep Type
Methane	16	D	0.015	0.0060	0.0019	mg/L	3		RSK-175	Total/NA
Ammonia	5.8		1.0	0.50	0.22	mg/L	10		350.1	Total/NA
Nitrogen, Total Kjeldahl	9.2		1.7	1.7	1.1	mg/L	1		351.2	Total/NA
Nitrate Nitrite as N	0.035	J	0.10	0.050	0.019	mg/L	1		353.2	Total/NA
Sulfide	0.80	J	4.0	1.9	0.79	mg/L	1		9034	Total/NA
Total Alkalinity as CaCO3	740		10	10	3.1	mg/L	1		SM 2320B	Total/NA
Dissolved Organic Carbon - Quad	23		1.0	1.0	0.35	mg/L	1		9060A	Dissolved

Client Sample ID: EW7-PM25A-3-25 — Lab Sample ID: 280-137110-2

Analyte	Result	Qualifier	LOQ	LOD	DL	Unit	Dil Fac	D	Method	Prep Type
Methane	5.0		0.0050	0.0020	0.00063	mg/L	1		RSK-175	Total/NA
Ammonia	1.4		1.0	0.50	0.22	mg/L	10		350.1	Total/NA
Nitrogen, Total Kjeldahl	6.8		1.7	1.7	1.1	mg/L	1		351.2	Total/NA
Nitrate Nitrite as N	3.0		0.10	0.050	0.019	mg/L	1		353.2	Total/NA
Sulfide	0.80	J	4.0	1.9	0.79	mg/L	1		9034	Total/NA
Sulfate	38		5.0	3.0	1.0	mg/L	1		9056A	Total/NA
Total Alkalinity as CaCO3	520		10	10	3.1	mg/L	1		SM 2320B	Total/NA
Dissolved Organic Carbon - Quad	130		3.5	3.5	1.2	mg/L	3.45		9060A	Dissolved

Client Sample ID: EW7-PM25B-3-25 — Lab Sample ID: 280-137110-3

Analyte	Result	Qualifier	LOQ	LOD	DL	Unit	Dil Fac	D	Method	Prep Type
Methane	18	D	0.030	0.012	0.0038	mg/L	6		RSK-175	Total/NA
MNX	56	D M J1	22	4.3	1.7	ug/L	10		8330A	Total/NA
MNX	9.9	J J1 D	22	4.3	1.7	ug/L	10		8330A	Total/NA
RDX	57	D M Q J1	2.3	2.2	0.56	ug/L	10		8330A	Total/NA
RDX	1.5	J J1 B D Q	2.3	2.2	0.56	ug/L	10		8330A	Total/NA
Ammonia	3.1		1.0	0.50	0.22	mg/L	10		350.1	Total/NA
Nitrogen, Total Kjeldahl	6.8		1.7	1.7	1.1	mg/L	1		351.2	Total/NA
Nitrate Nitrite as N	0.053	J	0.10	0.050	0.019	mg/L	1		353.2	Total/NA
Total Alkalinity as CaCO3	770		10	10	3.1	mg/L	1		SM 2320B	Total/NA
Dissolved Organic Carbon - Quad	72		2.0	2.0	0.69	mg/L	2		9060A	Dissolved

Client Sample ID: EW7-PM23B-3-35 — Lab Sample ID: 280-137110-4

Analyte	Result	Qualifier	LOQ	LOD	DL	Unit	Dil Fac	D	Method	Prep Type
Methane	21	D	0.030	0.012	0.0038	mg/L	6		RSK-175	Total/NA
Ammonia	2.4		1.0	0.50	0.22	mg/L	10		350.1	Total/NA
Nitrogen, Total Kjeldahl	8.0		1.7	1.7	1.1	mg/L	1		351.2	Total/NA
Nitrate Nitrite as N	0.032	J	0.10	0.050	0.019	mg/L	1		353.2	Total/NA
Sulfate	1.1	J	5.0	3.0	1.0	mg/L	1		9056A	Total/NA
Total Alkalinity as CaCO3	570		10	10	3.1	mg/L	1		SM 2320B	Total/NA
Dissolved Organic Carbon - Quad	66		1.7	1.7	0.58	mg/L	1.67		9060A	Dissolved

Client Sample ID: G0079-20A — Lab Sample ID: 280-137110-5

Analyte	Result	Qualifier	LOQ	LOD	DL	Unit	Dil Fac	D	Method	Prep Type
4-Nitrotoluene	0.22	J M	0.44	0.43	0.11	ug/L	1		8330A	Total/NA
Ammonia	0.065	J	0.10	0.050	0.022	mg/L	1		350.1	Total/NA

This Detection Summary does not include radiochemical test results.

Client Sample ID: G0079-20A (Continued) — Lab Sample ID: 280-137110-5

Analyte	Result	Qualifier	LOQ	LOD	DL	Unit	Dil Fac	D	Method	Prep Type
Nitrate Nitrite as N	0.83		0.10	0.050	0.019	mg/L	1		353.2	Total/NA
Sulfate	48	J1	5.0	3.0	1.0	mg/L	1		9056A	Total/NA
Total Alkalinity as CaCO3	310		10	10	3.1	mg/L	1		SM 2320B	Total/NA
Dissolved Organic Carbon - Quad	6.0		1.0	1.0	0.35	mg/L	1		9060A	Dissolved

Client Sample ID: G0075-20A — Lab Sample ID: 280-137110-6

Analyte	Result	Qualifier	LOQ	LOD	DL	Unit	Dil Fac	D	Method	Prep Type
Ammonia	0.062	J	0.10	0.050	0.022	mg/L	1		350.1	Total/NA
Nitrate Nitrite as N	2.4	J1	0.10	0.050	0.019	mg/L	1		353.2	Total/NA
Sulfate	150		5.0	3.0	1.0	mg/L	1		9056A	Total/NA
Total Alkalinity as CaCO3	360		10	10	3.1	mg/L	1		SM 2320B	Total/NA
Dissolved Organic Carbon - Quad	3.4		1.0	1.0	0.35	mg/L	1		9060A	Dissolved

Client Sample ID: EW7-PM29B-3-35 — Lab Sample ID: 280-137110-7

Analyte	Result	Qualifier	LOQ	LOD	DL	Unit	Dil Fac	D	Method	Prep Type
Methane	9.6	J1 D	0.030	0.012	0.0038	mg/L	6		RSK-175	Total/NA
MNX	59	J1 D M	21	4.3	1.6	ug/L	10		8330A	Total/NA
MNX	6.7	J J1 D	21	4.3	1.6	ug/L	10		8330A	Total/NA
RDX	44	Q D M J1	2.2	2.1	0.55	ug/L	10		8330A	Total/NA
RDX	1.1	J J1 B D Q	2.2	2.1	0.55	ug/L	10		8330A	Total/NA
1,3-Dinitrobenzene - RE	1.3	H J1 D M Q	1.2	1.1	0.39	ug/L	10		8330A	Total/NA
RDX - RE	38	J1 H D M Q	2.2	2.1	0.55	ug/L	10		8330A	Total/NA
RDX - RE	2.0	J H J1 D Q	2.2	2.1	0.55	ug/L	10		8330A	Total/NA
Ammonia	1.6		1.0	0.50	0.22	mg/L	10		350.1	Total/NA
Nitrogen, Total Kjeldahl	7.2	J1	5.0	5.0	3.4	mg/L	1		351.2	Total/NA
Nitrate Nitrite as N	0.049	J	0.10	0.050	0.019	mg/L	1		353.2	Total/NA
Total Alkalinity as CaCO3	480		10	10	3.1	mg/L	1		SM 2320B	Total/NA
Dissolved Organic Carbon - Quad	64		2.0	2.0	0.69	mg/L	2		9060A	Dissolved

Client Sample ID: EW7-PM28A-3-25 — Lab Sample ID: 280-137110-8

Analyte	Result	Qualifier	LOQ	LOD	DL	Unit	Dil Fac	D	Method	Prep Type
Methane	15	D	0.015	0.0060	0.0019	mg/L	3		RSK-175	Total/NA
RDX	15	Q M J1	0.23	0.22	0.056	ug/L	1		8330A	Total/NA
RDX	0.93	B J1	0.23	0.22	0.056	ug/L	1		8330A	Total/NA
Ammonia	3.0		1.0	0.50	0.22	mg/L	10		350.1	Total/NA
Nitrogen, Total Kjeldahl	5.6		1.0	1.0	0.69	mg/L	1		351.2	Total/NA
Nitrate Nitrite as N	0.15		0.10	0.050	0.019	mg/L	1		353.2	Total/NA
Sulfate	28		5.0	3.0	1.0	mg/L	1		9056A	Total/NA
Total Alkalinity as CaCO3	470		10	10	3.1	mg/L	1		SM 2320B	Total/NA
Dissolved Organic Carbon - Quad	46		2.0	2.0	0.69	mg/L	2		9060A	Dissolved

Client Sample ID: EW7-PM26A-3-25 — Lab Sample ID: 280-137110-9

Analyte	Result	Qualifier	LOQ	LOD	DL	Unit	Dil Fac	D	Method	Prep Type
Methane	2.6		0.0050	0.0020	0.00063	mg/L	1		RSK-175	Total/NA
1,3,5-Trinitrobenzene	0.24	M Q	0.23	0.21	0.090	ug/L	1		8330A	Total/NA
2,4,6-Trinitrotoluene	0.87	Q	0.12	0.11	0.048	ug/L	1		8330A	Total/NA

This Detection Summary does not include radiochemical test results.

Client Sample ID: EW7-PM26A-3-25 (Continued) — Lab Sample ID: 280-137110-9

Analyte	Result	Qualifier	LOQ	LOD	DL	Unit	Dil Fac	D	Method	Prep Type
RDX	0.46	M Q	0.23	0.21	0.055	ug/L	1		8330A	Total/NA
Ammonia	0.085	J	0.10	0.050	0.022	mg/L	1		350.1	Total/NA
Nitrogen, Total Kjeldahl	1.5		1.0	1.0	0.69	mg/L	1		351.2	Total/NA
Nitrate Nitrite as N	1.9		0.10	0.050	0.019	mg/L	1		353.2	Total/NA
Sulfate	36		5.0	3.0	1.0	mg/L	1		9056A	Total/NA
Total Alkalinity as CaCO3	500		10	10	3.1	mg/L	1		SM 2320B	Total/NA
Dissolved Organic Carbon - Quad	9.6		1.0	1.0	0.35	mg/L	1		9060A	Dissolved

Client Sample ID: EW7-PM26B-3-35 — Lab Sample ID: 280-137110-10

Analyte	Result	Qualifier	LOQ	LOD	DL	Unit	Dil Fac	D	Method	Prep Type
Methane	19	D	0.015	0.0060	0.0019	mg/L	3		RSK-175	Total/NA
RDX	34	Q D M J1	2.3	2.2	0.56	ug/L	10		8330A	Total/NA
RDX	1.9	J J1 B D Q	2.3	2.2	0.56	ug/L	10		8330A	Total/NA
Ammonia	1.8		1.0	0.50	0.22	mg/L	10		350.1	Total/NA
Nitrogen, Total Kjeldahl	7.2		1.7	1.7	1.1	mg/L	1		351.2	Total/NA
Nitrate Nitrite as N	0.055	J	0.10	0.050	0.019	mg/L	1		353.2	Total/NA
Sulfate	6.8		5.0	3.0	1.0	mg/L	1		9056A	Total/NA
Total Alkalinity as CaCO3	520		10	10	3.1	mg/L	1		SM 2320B	Total/NA
Dissolved Organic Carbon - Quad	220		5.6	5.6	1.9	mg/L	5.56		9060A	Dissolved

Client Sample ID: EW7-PM523A-3-25 — Lab Sample ID: 280-137110-11

Analyte	Result	Qualifier	LOQ	LOD	DL	Unit	Dil Fac	D	Method	Prep Type
Methane	12	D	0.015	0.0060	0.0019	mg/L	3		RSK-175	Total/NA
2-Amino-4,6-dinitrotoluene	1.3	Q J1	0.12	0.11	0.056	ug/L	1		8330A	Total/NA
2-Amino-4,6-dinitrotoluene	0.68	J1	0.12	0.11	0.056	ug/L	1		8330A	Total/NA
HMX	6.4	M Q J1	0.23	0.22	0.096	ug/L	1		8330A	Total/NA
HMX	0.41	J1	0.23	0.22	0.096	ug/L	1		8330A	Total/NA
Ammonia	1.6		1.0	0.50	0.22	mg/L	10		350.1	Total/NA
Nitrogen, Total Kjeldahl	3.3		1.0	1.0	0.69	mg/L	1		351.2	Total/NA
Nitrate Nitrite as N	0.27		0.10	0.050	0.019	mg/L	1		353.2	Total/NA
Sulfate	43		5.0	3.0	1.0	mg/L	1		9056A	Total/NA
Total Alkalinity as CaCO3	420		10	10	3.1	mg/L	1		SM 2320B	Total/NA
Dissolved Organic Carbon - Quad	11		1.0	1.0	0.35	mg/L	1		9060A	Dissolved

Client Sample ID: EW7-PM23A-3-25 — Lab Sample ID: 280-137110-12

Analyte	Result	Qualifier	LOQ	LOD	DL	Unit	Dil Fac	D	Method	Prep Type
Methane	8.4	D	0.015	0.0060	0.0019	mg/L	3		RSK-175	Total/NA
2-Amino-4,6-dinitrotoluene	1.1	M Q J1	0.12	0.11	0.056	ug/L	1		8330A	Total/NA
2-Amino-4,6-dinitrotoluene	0.65	J1	0.12	0.11	0.056	ug/L	1		8330A	Total/NA
HMX	5.3	M Q J1	0.23	0.22	0.097	ug/L	1		8330A	Total/NA
HMX	0.46	J1	0.23	0.22	0.097	ug/L	1		8330A	Total/NA
Ammonia	1.6		1.0	0.50	0.22	mg/L	10		350.1	Total/NA
Nitrogen, Total Kjeldahl	3.7		1.0	1.0	0.69	mg/L	1		351.2	Total/NA
Nitrate Nitrite as N	0.26		0.10	0.050	0.019	mg/L	1		353.2	Total/NA

This Detection Summary does not include radiochemical test results.

Client Sample ID: EW7-PM23A-3-25 (Continued) — Lab Sample ID: 280-137110-12

Analyte	Result	Qualifier	LOQ	LOD	DL	Unit	Dil Fac	D	Method	Prep Type
Sulfate	44		5.0	3.0	1.0	mg/L	1		9056A	Total/NA
Total Alkalinity as CaCO3	420		10	10	3.1	mg/L	1		SM 2320B	Total/NA
Dissolved Organic Carbon - Quad	12		1.0	1.0	0.35	mg/L	1		9060A	Dissolved

Client Sample ID: EW7-PM27B-3-35 — Lab Sample ID: 280-137110-13

Analyte	Result	Qualifier	LOQ	LOD	DL	Unit	Dil Fac	D	Method	Prep Type
Methane	16	D	0.030	0.012	0.0038	mg/L	6		RSK-175	Total/NA
1,3-Dinitrobenzene	0.15	M Q	0.12	0.11	0.041	ug/L	1		8330A	Total/NA
RDX	17	M Q J1	0.23	0.22	0.057	ug/L	1		8330A	Total/NA
RDX	1.1	B J1	0.23	0.22	0.057	ug/L	1		8330A	Total/NA
Ammonia	1.8		1.0	0.50	0.22	mg/L	10		350.1	Total/NA
Nitrogen, Total Kjeldahl	5.7		1.7	1.7	1.1	mg/L	1		351.2	Total/NA
Nitrate Nitrite as N	0.16		0.10	0.050	0.019	mg/L	1		353.2	Total/NA
Sulfate	37		5.0	3.0	1.0	mg/L	1		9056A	Total/NA
Total Alkalinity as CaCO3	490		10	10	3.1	mg/L	1		SM 2320B	Total/NA
Dissolved Organic Carbon - Quad	47		1.0	1.0	0.35	mg/L	1		9060A	Dissolved

Client Sample ID: EW7-PM29A-3-25 — Lab Sample ID: 280-137110-14

Analyte	Result	Qualifier	LOQ	LOD	DL	Unit	Dil Fac	D	Method	Prep Type
Methane	22	D	0.030	0.012	0.0038	mg/L	6		RSK-175	Total/NA
RDX	26	D M Q J1	2.2	2.1	0.55	ug/L	10		8330A	Total/NA
RDX	1.4	J B D J1	2.2	2.1	0.55	ug/L	10		8330A	Total/NA
Ammonia	0.35		0.10	0.050	0.022	mg/L	1		350.1	Total/NA
Nitrogen, Total Kjeldahl	5.3		1.7	1.7	1.1	mg/L	1		351.2	Total/NA
Nitrate Nitrite as N	0.064	J	0.10	0.050	0.019	mg/L	1		353.2	Total/NA
Sulfate	7.1		5.0	3.0	1.0	mg/L	1		9056A	Total/NA
Total Alkalinity as CaCO3	440		10	10	3.1	mg/L	1		SM 2320B	Total/NA
Dissolved Organic Carbon - Quad	38		1.0	1.0	0.35	mg/L	1		9060A	Dissolved

This Detection Summary does not include radiochemical test results.

Client Sample ID: EW7-PM28B-3-35
Lab Sample ID: 280-137110-1

Date Collected: 05/30/20 16:15
Matrix: Water
Date Received: 06/02/20 11:09

Method: RSK-175 - Dissolved Gases (GC)

Analyte	Result	Qualifier	LOQ	LOD	DL	Unit	D	Analyzed	Dil Fac
Methane	**16**	**D**	0.015	0.0060	0.0019	mg/L		06/10/20 16:29	3

Method: 8330A - Nitroaromatics and Nitramines (HPLC)

Analyte	Result	Qualifier	LOQ	LOD	DL	Unit	D	Analyzed	Dil Fac
1,3,5-Trinitrobenzene	2.1	U Q M	2.2	2.1	0.90	ug/L		06/16/20 04:03	10
1,3-Dinitrobenzene	1.1	U Q	1.2	1.1	0.39	ug/L		06/16/20 04:03	10
2,4,6-Trinitrotoluene	1.1	U Q	1.2	1.1	0.48	ug/L		06/16/20 04:03	10
2,4-Dinitrotoluene	0.86	U Q	1.1	0.86	0.29	ug/L		06/16/20 04:03	10
2,6-Dinitrotoluene	0.86	U Q	1.1	0.86	0.43	ug/L		06/16/20 04:03	10
2-Amino-4,6-dinitrotoluene	1.1	U Q	1.2	1.1	0.54	ug/L		06/16/20 04:03	10
2-Nitrotoluene	2.1	U Q	2.2	2.1	0.92	ug/L		06/16/20 04:03	10
3-Nitrotoluene	4.3	U Q	4.3	4.3	2.1	ug/L		06/16/20 04:03	10
4-Amino-2,6-dinitrotoluene	1.3	U Q	1.6	1.3	0.62	ug/L		06/16/20 04:03	10
4-Nitrotoluene	4.3	U Q	4.4	4.3	1.1	ug/L		06/16/20 04:03	10
HMX	2.1	U Q M	2.2	2.1	0.94	ug/L		06/16/20 04:03	10
MNX	4.3	U	21	4.3	1.6	ug/L		06/18/20 16:04	10
Nitrobenzene	2.1	U Q M	2.2	2.1	0.97	ug/L		06/16/20 04:03	10
RDX	2.1	U Q	2.2	2.1	0.55	ug/L		06/18/20 16:04	10
Tetryl	1.1	U Q	1.2	1.1	0.34	ug/L		06/16/20 04:03	10

Surrogate	*%Recovery*	*Qualifier*	*Limits*	*Prepared*	*Analyzed*	*Dil Fac*
1,2-Dinitrobenzene	*0*	*Q M*	*83 - 119*	*06/04/20 10:29*	*06/16/20 04:03*	*10*
1,2-Dinitrobenzene	*160*	*Q*	*83 - 119*	*06/04/20 10:29*	*06/18/20 16:04*	*10*

General Chemistry

Analyte	Result	Qualifier	LOQ	LOD	DL	Unit	D	Analyzed	Dil Fac
Ammonia	**5.8**		1.0	0.50	0.22	mg/L		06/04/20 13:23	10
Nitrogen, Total Kjeldahl	**9.2**		1.7	1.7	1.1	mg/L		06/08/20 17:56	1
Nitrate Nitrite as N	**0.035**	**J**	0.10	0.050	0.019	mg/L		06/10/20 18:25	1
Sulfide	**0.80**	**J**	4.0	1.9	0.79	mg/L		06/03/20 13:48	1
Sulfate	3.0	U	5.0	3.0	1.0	mg/L		06/10/20 23:00	1
Total Alkalinity as CaCO3	**740**		10	10	3.1	mg/L		06/04/20 13:16	1

General Chemistry - Dissolved

Analyte	Result	Qualifier	LOQ	LOD	DL	Unit	D	Analyzed	Dil Fac
Dissolved Organic Carbon - Quad	**23**		1.0	1.0	0.35	mg/L		06/18/20 08:42	1

Client Sample ID: EW7-PM25A-3-25
Lab Sample ID: 280-137110-2

Date Collected: 05/31/20 09:10
Matrix: Water
Date Received: 06/02/20 11:09

Method: RSK-175 - Dissolved Gases (GC)

Analyte	Result	Qualifier	LOQ	LOD	DL	Unit	D	Analyzed	Dil Fac
Methane	**5.0**		0.0050	0.0020	0.00063	mg/L		06/03/20 17:56	1

Method: 8330A - Nitroaromatics and Nitramines (HPLC)

Analyte	Result	Qualifier	LOQ	LOD	DL	Unit	D	Analyzed	Dil Fac
1,3,5-Trinitrobenzene	0.22	U Q M	0.23	0.22	0.093	ug/L		06/16/20 04:26	1
1,3-Dinitrobenzene	0.11	U Q	0.12	0.11	0.041	ug/L		06/18/20 16:39	1
2,4,6-Trinitrotoluene	0.11	U Q M	0.12	0.11	0.050	ug/L		06/16/20 04:26	1
2,4-Dinitrotoluene	0.088	U Q	0.11	0.088	0.030	ug/L		06/18/20 16:39	1

Client Sample ID: EW7-PM25A-3-25
Lab Sample ID: 280-137110-2

Date Collected: 05/31/20 09:10
Matrix: Water
Date Received: 06/02/20 11:09

Method: 8330A - Nitroaromatics and Nitramines (HPLC) (Continued)

Analyte	Result	Qualifier	LOQ	LOD	DL	Unit	D	Analyzed	Dil Fac
2,6-Dinitrotoluene	0.088	U Q	0.11	0.088	0.044	ug/L		06/16/20 04:26	1
2-Amino-4,6-dinitrotoluene	0.11	U Q M	0.12	0.11	0.056	ug/L		06/16/20 04:26	1
2-Nitrotoluene	0.22	U Q	0.23	0.22	0.094	ug/L		06/16/20 04:26	1
3-Nitrotoluene	0.44	U Q	0.44	0.44	0.22	ug/L		06/16/20 04:26	1
4-Amino-2,6-dinitrotoluene	0.13	U Q M	0.17	0.13	0.064	ug/L		06/16/20 04:26	1
4-Nitrotoluene	0.44	U Q	0.45	0.44	0.11	ug/L		06/16/20 04:26	1
HMX	0.22	U Q	0.23	0.22	0.097	ug/L		06/16/20 04:26	1
MNX	0.44	U	2.2	0.44	0.17	ug/L		06/18/20 16:39	1
Nitrobenzene	0.22	U Q M	0.23	0.22	0.10	ug/L		06/16/20 04:26	1
RDX	0.22	U Q	0.23	0.22	0.057	ug/L		06/18/20 16:39	1
Tetryl	0.11	U Q M	0.12	0.11	0.035	ug/L		06/16/20 04:26	1

Surrogate	*%Recovery*	*Qualifier*	*Limits*	*Prepared*	*Analyzed*	*Dil Fac*
1,2-Dinitrobenzene	*0*	*Q M*	*83 - 119*	*06/04/20 10:29*	*06/16/20 04:26*	*1*
1,2-Dinitrobenzene	*157*	*Q*	*83 - 119*	*06/04/20 10:29*	*06/18/20 16:39*	*1*

General Chemistry

Analyte	Result	Qualifier	LOQ	LOD	DL	Unit	D	Analyzed	Dil Fac
Ammonia	**1.4**		1.0	0.50	0.22	mg/L		06/04/20 13:25	10
Nitrogen, Total Kjeldahl	**6.8**		1.7	1.7	1.1	mg/L		06/08/20 17:57	1
Nitrate Nitrite as N	**3.0**		0.10	0.050	0.019	mg/L		06/10/20 18:27	1
Sulfide	**0.80**	**J**	4.0	1.9	0.79	mg/L		06/05/20 09:56	1
Sulfate	**38**		5.0	3.0	1.0	mg/L		06/10/20 23:17	1
Total Alkalinity as CaCO3	**520**		10	10	3.1	mg/L		06/04/20 13:24	1

General Chemistry - Dissolved

Analyte	Result	Qualifier	LOQ	LOD	DL	Unit	D	Analyzed	Dil Fac
Dissolved Organic Carbon - Quad	**130**		3.5	3.5	1.2	mg/L		06/18/20 08:58	3.45

Client Sample ID: EW7-PM25B-3-25
Lab Sample ID: 280-137110-3

Date Collected: 05/31/20 11:00
Matrix: Water
Date Received: 06/02/20 11:09

Method: RSK-175 - Dissolved Gases (GC)

Analyte	Result	Qualifier	LOQ	LOD	DL	Unit	D	Analyzed	Dil Fac
Methane	**18**	**D**	0.030	0.012	0.0038	mg/L		06/10/20 16:46	6

Method: 8330A - Nitroaromatics and Nitramines (HPLC)

Analyte	Result	Qualifier	LOQ	LOD	DL	Unit	D	Analyzed	Dil Fac
1,3,5-Trinitrobenzene	2.2	U M Q	2.3	2.2	0.91	ug/L		06/16/20 21:35	10
1,3-Dinitrobenzene	1.1	U M Q	1.2	1.1	0.40	ug/L		06/16/20 21:35	10
2,4,6-Trinitrotoluene	1.1	U Q	1.2	1.1	0.49	ug/L		06/16/20 21:35	10
2,4-Dinitrotoluene	0.87	U M Q	1.1	0.87	0.30	ug/L		06/16/20 21:35	10
2,6-Dinitrotoluene	0.87	U Q	1.1	0.87	0.44	ug/L		06/16/20 21:35	10
2-Amino-4,6-dinitrotoluene	1.1	U M Q	1.2	1.1	0.55	ug/L		06/16/20 21:35	10
2-Nitrotoluene	2.2	U Q	2.3	2.2	0.93	ug/L		06/16/20 21:35	10
3-Nitrotoluene	4.3	U Q	4.3	4.3	2.1	ug/L		06/16/20 21:35	10
4-Amino-2,6-dinitrotoluene	1.3	U Q	1.6	1.3	0.63	ug/L		06/16/20 21:35	10
4-Nitrotoluene	4.3	U Q	4.5	4.3	1.1	ug/L		06/16/20 21:35	10
HMX	2.2	U M Q	2.3	2.2	0.95	ug/L		06/16/20 21:35	10
MNX	**56**	**D M J1**	22	4.3	1.7	ug/L		06/16/20 21:35	10

Client Sample ID: EW7-PM25B-3-25
Lab Sample ID: 280-137110-3

Date Collected: 05/31/20 11:00
Matrix: Water
Date Received: 06/02/20 11:09

Method: 8330A - Nitroaromatics and Nitramines (HPLC) (Continued)

Analyte	Result	Qualifier	LOQ	LOD	DL	Unit	D	Analyzed	Dil Fac
MNX	**9.9**	**J J1 D**	22	4.3	1.7	ug/L		06/18/20 17:14	10
Nitrobenzene	2.2	U M Q	2.3	2.2	0.99	ug/L		06/16/20 21:35	10
RDX	**57**	**D M Q J1**	2.3	2.2	0.56	ug/L		06/16/20 21:35	10
RDX	**1.5**	**J J1 B D Q**	2.3	2.2	0.56	ug/L		06/18/20 17:14	10
Tetryl	1.1	U M Q	1.2	1.1	0.35	ug/L		06/16/20 21:35	10

Surrogate	*%Recovery*	*Qualifier*	*Limits*	*Prepared*	*Analyzed*	*Dil Fac*
1,2-Dinitrobenzene	*792*	*Q*	*83 - 119*	*06/04/20 10:29*	*06/16/20 21:35*	*10*
1,2-Dinitrobenzene	*138*	*Q*	*83 - 119*	*06/04/20 10:29*	*06/18/20 17:14*	*10*

General Chemistry

Analyte	Result	Qualifier	LOQ	LOD	DL	Unit	D	Analyzed	Dil Fac
Ammonia	**3.1**		1.0	0.50	0.22	mg/L		06/04/20 13:27	10
Nitrogen, Total Kjeldahl	**6.8**		1.7	1.7	1.1	mg/L		06/08/20 17:58	1
Nitrate Nitrite as N	**0.053**	**J**	0.10	0.050	0.019	mg/L		06/10/20 18:29	1
Sulfide	1.9	U	4.0	1.9	0.79	mg/L		06/05/20 09:56	1
Sulfate	3.0	U	5.0	3.0	1.0	mg/L		06/10/20 23:35	1
Total Alkalinity as CaCO3	**770**		10	10	3.1	mg/L		06/04/20 13:33	1

General Chemistry - Dissolved

Analyte	Result	Qualifier	LOQ	LOD	DL	Unit	D	Analyzed	Dil Fac
Dissolved Organic Carbon - Quad	**72**		2.0	2.0	0.69	mg/L		06/18/20 09:13	2

Client Sample ID: EW7-PM23B-3-35
Lab Sample ID: 280-137110-4

Date Collected: 05/31/20 14:25
Matrix: Water
Date Received: 06/02/20 11:09

Method: RSK-175 - Dissolved Gases (GC)

Analyte	Result	Qualifier	LOQ	LOD	DL	Unit	D	Analyzed	Dil Fac
Methane	**21**	**D**	0.030	0.012	0.0038	mg/L		06/10/20 17:19	6

Method: 8330A - Nitroaromatics and Nitramines (HPLC)

Analyte	Result	Qualifier	LOQ	LOD	DL	Unit	D	Analyzed	Dil Fac
1,3,5-Trinitrobenzene	2.2	U Q M	2.3	2.2	0.91	ug/L		06/16/20 05:12	10
1,3-Dinitrobenzene	1.1	U Q M	1.2	1.1	0.40	ug/L		06/16/20 05:12	10
2,4,6-Trinitrotoluene	1.1	U Q	1.2	1.1	0.49	ug/L		06/16/20 05:12	10
2,4-Dinitrotoluene	0.86	U	1.1	0.86	0.30	ug/L		06/18/20 17:49	10
2,6-Dinitrotoluene	0.86	U Q	1.1	0.86	0.43	ug/L		06/18/20 17:49	10
2-Amino-4,6-dinitrotoluene	1.1	U Q	1.2	1.1	0.55	ug/L		06/16/20 05:12	10
2-Nitrotoluene	2.2	U Q	2.3	2.2	0.92	ug/L		06/16/20 05:12	10
3-Nitrotoluene	4.3	U Q	4.3	4.3	2.1	ug/L		06/16/20 05:12	10
4-Amino-2,6-dinitrotoluene	1.3	U Q	1.6	1.3	0.62	ug/L		06/16/20 05:12	10
4-Nitrotoluene	4.3	U Q	4.4	4.3	1.1	ug/L		06/16/20 05:12	10
HMX	2.2	U Q	2.3	2.2	0.95	ug/L		06/16/20 05:12	10
MNX	4.3	U	22	4.3	1.7	ug/L		06/18/20 17:49	10
Nitrobenzene	2.2	U Q M	2.3	2.2	0.98	ug/L		06/16/20 05:12	10
RDX	2.2	U	2.3	2.2	0.56	ug/L		06/18/20 17:49	10
Tetryl	1.1	U Q M	1.2	1.1	0.34	ug/L		06/16/20 05:12	10

Surrogate	*%Recovery*	*Qualifier*	*Limits*	*Prepared*	*Analyzed*	*Dil Fac*
1,2-Dinitrobenzene	*0*	*Q M*	*83 - 119*	*06/04/20 10:29*	*06/16/20 05:12*	*10*

Client Sample ID: EW7-PM23B-3-35

Lab Sample ID: 280-137110-4

Date Collected: 05/31/20 14:25
Matrix: Water
Date Received: 06/02/20 11:09

Method: 8330A - Nitroaromatics and Nitramines (HPLC) (Continued)

Surrogate	%Recovery	Qualifier	Limits	Prepared	Analyzed	Dil Fac
1,2-Dinitrobenzene	*115*		*83 - 119*	*06/04/20 10:29*	*06/18/20 17:49*	*10*

General Chemistry

Analyte	Result	Qualifier	LOQ	LOD	DL	Unit	D	Analyzed	Dil Fac
Ammonia	**2.4**		1.0	0.50	0.22	mg/L		06/04/20 13:29	10
Nitrogen, Total Kjeldahl	**8.0**		1.7	1.7	1.1	mg/L		06/08/20 17:59	1
Nitrate Nitrite as N	**0.032**	**J**	0.10	0.050	0.019	mg/L		06/10/20 18:31	1
Sulfide	1.9	U	4.0	1.9	0.79	mg/L		06/05/20 09:56	1
Sulfate	**1.1**	**J**	5.0	3.0	1.0	mg/L		06/10/20 23:52	1
Total Alkalinity as CaCO3	**570**		10	10	3.1	mg/L		06/04/20 13:42	1

General Chemistry - Dissolved

Analyte	Result	Qualifier	LOQ	LOD	DL	Unit	D	Analyzed	Dil Fac
Dissolved Organic Carbon - Quad	**66**		1.7	1.7	0.58	mg/L		06/18/20 09:41	1.67

Client Sample ID: G0079-20A

Lab Sample ID: 280-137110-5

Date Collected: 06/01/20 11:15
Matrix: Water
Date Received: 06/02/20 11:09

Method: RSK-175 - Dissolved Gases (GC)

Analyte	Result	Qualifier	LOQ	LOD	DL	Unit	D	Analyzed	Dil Fac
Methane	0.0020	U	0.0050	0.0020	0.00063	mg/L		06/03/20 18:45	1

Method: 8330A - Nitroaromatics and Nitramines (HPLC)

Analyte	Result	Qualifier	LOQ	LOD	DL	Unit	D	Analyzed	Dil Fac
1,3,5-Trinitrobenzene	0.22	U	0.23	0.22	0.091	ug/L		06/16/20 05:35	1
1,3-Dinitrobenzene	0.11	U	0.12	0.11	0.040	ug/L		06/16/20 05:35	1
2,4,6-Trinitrotoluene	0.11	U	0.12	0.11	0.048	ug/L		06/16/20 05:35	1
2,4-Dinitrotoluene	0.086	U	0.11	0.086	0.030	ug/L		06/16/20 05:35	1
2,6-Dinitrotoluene	0.086	U	0.11	0.086	0.043	ug/L		06/16/20 05:35	1
2-Amino-4,6-dinitrotoluene	0.11	U	0.12	0.11	0.055	ug/L		06/16/20 05:35	1
2-Nitrotoluene	0.22	U	0.23	0.22	0.092	ug/L		06/16/20 05:35	1
3-Nitrotoluene	0.43	U	0.43	0.43	0.21	ug/L		06/16/20 05:35	1
4-Amino-2,6-dinitrotoluene	0.13	U	0.16	0.13	0.062	ug/L		06/16/20 05:35	1
4-Nitrotoluene	**0.22**	**J M**	0.44	0.43	0.11	ug/L		06/16/20 05:35	1
HMX	0.22	U	0.23	0.22	0.094	ug/L		06/16/20 05:35	1
MNX	0.43	U	2.2	0.43	0.17	ug/L		06/16/20 05:35	1
Nitrobenzene	0.22	U	0.23	0.22	0.098	ug/L		06/16/20 05:35	1
RDX	0.22	U	0.23	0.22	0.055	ug/L		06/16/20 05:35	1
Tetryl	0.11	U	0.12	0.11	0.034	ug/L		06/16/20 05:35	1

Surrogate	%Recovery	Qualifier	Limits	Prepared	Analyzed	Dil Fac
1,2-Dinitrobenzene	*105*	*M*	*83 - 119*	*06/04/20 10:29*	*06/16/20 05:35*	*1*
1,2-Dinitrobenzene	*104*		*83 - 119*	*06/04/20 10:29*	*06/18/20 18:24*	*1*

General Chemistry

Analyte	Result	Qualifier	LOQ	LOD	DL	Unit	D	Analyzed	Dil Fac
Ammonia	**0.065**	**J**	0.10	0.050	0.022	mg/L		06/04/20 13:33	1
Nitrogen, Total Kjeldahl	1.0	U J1	1.0	1.0	0.69	mg/L		06/08/20 17:51	1
Nitrate Nitrite as N	**0.83**		0.10	0.050	0.019	mg/L		06/10/20 18:33	1
Sulfide	1.9	U	4.0	1.9	0.79	mg/L		06/05/20 09:56	1

Client Sample ID: G0079-20A
Lab Sample ID: 280-137110-5

Date Collected: 06/01/20 11:15
Matrix: Water
Date Received: 06/02/20 11:09

General Chemistry (Continued)

Analyte	Result	Qualifier	LOQ	LOD	DL	Unit	D	Analyzed	Dil Fac
Sulfate	**48**	**J1**	5.0	3.0	1.0	mg/L		06/11/20 00:10	1
Total Alkalinity as CaCO3	**310**		10	10	3.1	mg/L		06/04/20 13:48	1

General Chemistry - Dissolved

Analyte	Result	Qualifier	LOQ	LOD	DL	Unit	D	Analyzed	Dil Fac
Dissolved Organic Carbon - Quad	**6.0**		1.0	1.0	0.35	mg/L		06/18/20 10:00	1

Client Sample ID: G0075-20A
Lab Sample ID: 280-137110-6

Date Collected: 06/01/20 12:25
Matrix: Water
Date Received: 06/02/20 11:09

Method: RSK-175 - Dissolved Gases (GC)

Analyte	Result	Qualifier	LOQ	LOD	DL	Unit	D	Analyzed	Dil Fac
Methane	0.0020	U	0.0050	0.0020	0.00063	mg/L		06/03/20 19:17	1

Method: 8330A - Nitroaromatics and Nitramines (HPLC)

Analyte	Result	Qualifier	LOQ	LOD	DL	Unit	D	Analyzed	Dil Fac
1,3,5-Trinitrobenzene	0.21	U	0.22	0.21	0.089	ug/L		06/16/20 05:58	1
1,3-Dinitrobenzene	0.11	U	0.12	0.11	0.039	ug/L		06/16/20 05:58	1
2,4,6-Trinitrotoluene	0.11	U	0.12	0.11	0.048	ug/L		06/16/20 05:58	1
2,4-Dinitrotoluene	0.085	U	0.11	0.085	0.029	ug/L		06/16/20 05:58	1
2,6-Dinitrotoluene	0.085	U M	0.11	0.085	0.042	ug/L		06/16/20 05:58	1
2-Amino-4,6-dinitrotoluene	0.11	U	0.12	0.11	0.054	ug/L		06/16/20 05:58	1
2-Nitrotoluene	0.21	U	0.22	0.21	0.090	ug/L		06/16/20 05:58	1
3-Nitrotoluene	0.42	U	0.42	0.42	0.21	ug/L		06/16/20 05:58	1
4-Amino-2,6-dinitrotoluene	0.13	U M	0.16	0.13	0.061	ug/L		06/16/20 05:58	1
4-Nitrotoluene	0.42	U	0.43	0.42	0.11	ug/L		06/16/20 05:58	1
HMX	0.21	U	0.22	0.21	0.093	ug/L		06/16/20 05:58	1
MNX	0.42	U M	2.1	0.42	0.16	ug/L		06/16/20 05:58	1
Nitrobenzene	0.21	U	0.22	0.21	0.096	ug/L		06/16/20 05:58	1
RDX	0.21	U	0.22	0.21	0.054	ug/L		06/16/20 05:58	1
Tetryl	0.11	U M	0.12	0.11	0.034	ug/L		06/16/20 05:58	1

Surrogate	*%Recovery*	*Qualifier*	*Limits*	*Prepared*	*Analyzed*	*Dil Fac*
1,2-Dinitrobenzene	*106*	*M*	*83 - 119*	*06/04/20 10:29*	*06/16/20 05:58*	*1*

General Chemistry

Analyte	Result	Qualifier	LOQ	LOD	DL	Unit	D	Analyzed	Dil Fac
Ammonia	**0.062**	**J**	0.10	0.050	0.022	mg/L		06/04/20 13:31	1
Nitrogen, Total Kjeldahl	1.0	U	1.0	1.0	0.69	mg/L		06/08/20 18:01	1
Nitrate Nitrite as N	**2.4**	**J1**	0.10	0.050	0.019	mg/L		06/10/20 18:55	1
Sulfide	1.9	U	4.0	1.9	0.79	mg/L		06/05/20 09:56	1
Sulfate	**150**		5.0	3.0	1.0	mg/L		06/11/20 01:54	1
Total Alkalinity as CaCO3	**360**		10	10	3.1	mg/L		06/04/20 13:54	1

General Chemistry - Dissolved

Analyte	Result	Qualifier	LOQ	LOD	DL	Unit	D	Analyzed	Dil Fac
Dissolved Organic Carbon - Quad	**3.4**		1.0	1.0	0.35	mg/L		06/18/20 10:51	1

Client Sample ID: EW7-PM29B-3-35

Date Collected: 05/30/20 12:40
Date Received: 06/02/20 11:09

Lab Sample ID: 280-137110-7

Matrix: Water

Method: RSK-175 - Dissolved Gases (GC)

Analyte	Result	Qualifier	LOQ	LOD	DL	Unit	D	Analyzed	Dil Fac
Methane	**9.6**	**J1 D**	0.030	0.012	0.0038	mg/L		06/10/20 13:28	6

Method: 8330A - Nitroaromatics and Nitramines (HPLC)

Analyte	Result	Qualifier	LOQ	LOD	DL	Unit	D	Analyzed	Dil Fac
1,3,5-Trinitrobenzene	2.1	U M Q	2.2	2.1	0.89	ug/L		06/16/20 07:31	10
1,3-Dinitrobenzene	1.1	U Q	1.2	1.1	0.39	ug/L		06/16/20 07:31	10
2,4,6-Trinitrotoluene	1.1	U Q	1.2	1.1	0.48	ug/L		06/16/20 07:31	10
2,4-Dinitrotoluene	0.85	U Q	1.1	0.85	0.29	ug/L		06/18/20 18:59	10
2,6-Dinitrotoluene	0.85	U Q	1.1	0.85	0.43	ug/L		06/18/20 18:59	10
2-Amino-4,6-dinitrotoluene	1.1	U Q	1.2	1.1	0.54	ug/L		06/16/20 07:31	10
2-Nitrotoluene	2.1	U Q	2.2	2.1	0.91	ug/L		06/16/20 07:31	10
3-Nitrotoluene	4.3	U Q	4.3	4.3	2.1	ug/L		06/16/20 07:31	10
4-Amino-2,6-dinitrotoluene	1.3	U Q	1.6	1.3	0.61	ug/L		06/16/20 07:31	10
4-Nitrotoluene	4.3	U Q	4.4	4.3	1.1	ug/L		06/16/20 07:31	10
HMX	2.1	U Q	2.2	2.1	0.93	ug/L		06/16/20 07:31	10
MNX	**59**	**J1 D M**	21	4.3	1.6	ug/L		06/16/20 07:31	10
MNX	**6.7**	**J J1 D**	21	4.3	1.6	ug/L		06/18/20 18:59	10
Nitrobenzene	2.1	U M Q	2.2	2.1	0.97	ug/L		06/16/20 07:31	10
RDX	**44**	**Q D M J1**	2.2	2.1	0.55	ug/L		06/16/20 07:31	10
RDX	**1.1**	**J J1 B D Q**	2.2	2.1	0.55	ug/L		06/18/20 18:59	10
Tetryl	1.1	U Q	1.2	1.1	0.34	ug/L		06/16/20 07:31	10

Surrogate	*%Recovery*	*Qualifier*	*Limits*	*Prepared*	*Analyzed*	*Dil Fac*
1,2-Dinitrobenzene	*0*	*M Q*	*83 - 119*	*06/04/20 10:29*	*06/16/20 07:31*	*10*
1,2-Dinitrobenzene	*120*	*Q*	*83 - 119*	*06/04/20 10:29*	*06/18/20 18:59*	*10*

Method: 8330A - Nitroaromatics and Nitramines (HPLC) - RE

Analyte	Result	Qualifier	LOQ	LOD	DL	Unit	D	Analyzed	Dil Fac
1,3,5-Trinitrobenzene	2.1	U H J1 M Q	2.2	2.1	0.89	ug/L		06/18/20 03:38	10
1,3-Dinitrobenzene	**1.3**	**H J1 D M Q**	1.2	1.1	0.39	ug/L		06/18/20 03:38	10
2,4,6-Trinitrotoluene	1.1	U H J1 Q	1.2	1.1	0.48	ug/L		06/18/20 03:38	10
2,4-Dinitrotoluene	0.85	U H Q	1.1	0.85	0.29	ug/L		06/19/20 17:10	10
2,6-Dinitrotoluene	0.85	U H Q J1	1.1	0.85	0.43	ug/L		06/19/20 17:10	10
2-Amino-4,6-dinitrotoluene	1.1	U H J1 Q	1.2	1.1	0.54	ug/L		06/18/20 03:38	10
2-Nitrotoluene	2.1	U H J1 Q	2.2	2.1	0.91	ug/L		06/18/20 03:38	10
3-Nitrotoluene	4.2	U H J1 Q	4.2	4.2	2.1	ug/L		06/18/20 03:38	10
4-Amino-2,6-dinitrotoluene	1.3	U H J1 M Q	1.6	1.3	0.61	ug/L		06/18/20 03:38	10
4-Nitrotoluene	4.2	U H J1 Q	4.4	4.2	1.1	ug/L		06/18/20 03:38	10
HMX	2.1	U H J1 Q	2.2	2.1	0.93	ug/L		06/18/20 03:38	10
MNX	4.2	U H	21	4.2	1.6	ug/L		06/19/20 17:10	10
Nitrobenzene	2.1	U H J1 M Q	2.2	2.1	0.97	ug/L		06/18/20 03:38	10
RDX	**38**	**J1 H D M Q**	2.2	2.1	0.55	ug/L		06/18/20 03:38	10
RDX	**2.0**	**J H J1 D Q**	2.2	2.1	0.55	ug/L		06/19/20 17:10	10
Tetryl	1.1	U H J1 Q	1.2	1.1	0.34	ug/L		06/18/20 03:38	10

Surrogate	*%Recovery*	*Qualifier*	*Limits*	*Prepared*	*Analyzed*	*Dil Fac*
1,2-Dinitrobenzene	*677*	*M Q*	*83 - 119*	*06/16/20 10:10*	*06/18/20 03:38*	*10*
1,2-Dinitrobenzene	*56*	*Q*	*83 - 119*	*06/16/20 10:10*	*06/19/20 17:10*	*10*

Client Sample ID: EW7-PM29B-3-35
Lab Sample ID: 280-137110-7

Date Collected: 05/30/20 12:40
Matrix: Water
Date Received: 06/02/20 11:09

General Chemistry

Analyte	Result	Qualifier	LOQ	LOD	DL	Unit	D	Analyzed	Dil Fac
Ammonia	**1.6**		1.0	0.50	0.22	mg/L		06/04/20 13:17	10
Nitrogen, Total Kjeldahl	**7.2**	**J1**	5.0	5.0	3.4	mg/L		06/08/20 18:17	1
Nitrate Nitrite as N	**0.049**	**J**	0.10	0.050	0.019	mg/L		06/10/20 18:35	1
Sulfide	1.9	U	4.0	1.9	0.79	mg/L		06/03/20 13:48	1
Sulfate	3.0	U	5.0	3.0	1.0	mg/L		06/10/20 21:21	1
Total Alkalinity as CaCO3	**480**		10	10	3.1	mg/L		06/04/20 14:01	1

General Chemistry - Dissolved

Analyte	Result	Qualifier	LOQ	LOD	DL	Unit	D	Analyzed	Dil Fac
Dissolved Organic Carbon - Quad	**64**		2.0	2.0	0.69	mg/L		06/18/20 07:45	2

Client Sample ID: EW7-PM28A-3-25
Lab Sample ID: 280-137110-8

Date Collected: 05/30/20 14:30
Matrix: Water
Date Received: 06/02/20 11:09

Method: RSK-175 - Dissolved Gases (GC)

Analyte	Result	Qualifier	LOQ	LOD	DL	Unit	D	Analyzed	Dil Fac
Methane	**15**	**D**	0.015	0.0060	0.0019	mg/L		06/10/20 17:35	3

Method: 8330A - Nitroaromatics and Nitramines (HPLC)

Analyte	Result	Qualifier	LOQ	LOD	DL	Unit	D	Analyzed	Dil Fac
1,3,5-Trinitrobenzene	0.22	U Q M	0.23	0.22	0.091	ug/L		06/16/20 08:40	1
1,3-Dinitrobenzene	0.11	U	0.12	0.11	0.040	ug/L		06/18/20 20:44	1
2,4,6-Trinitrotoluene	0.11	U Q M	0.12	0.11	0.049	ug/L		06/16/20 08:40	1
2,4-Dinitrotoluene	0.086	U	0.11	0.086	0.030	ug/L		06/18/20 20:44	1
2,6-Dinitrotoluene	0.086	U Q	0.11	0.086	0.043	ug/L		06/16/20 08:40	1
2-Amino-4,6-dinitrotoluene	0.11	U Q M	0.12	0.11	0.055	ug/L		06/16/20 08:40	1
2-Nitrotoluene	0.22	U Q	0.23	0.22	0.092	ug/L		06/16/20 08:40	1
3-Nitrotoluene	0.43	U Q	0.43	0.43	0.21	ug/L		06/16/20 08:40	1
4-Amino-2,6-dinitrotoluene	0.13	U Q M	0.16	0.13	0.062	ug/L		06/16/20 08:40	1
4-Nitrotoluene	0.43	U Q M	0.44	0.43	0.11	ug/L		06/16/20 08:40	1
HMX	0.22	U Q M	0.23	0.22	0.094	ug/L		06/16/20 08:40	1
MNX	0.43	U	2.2	0.43	0.17	ug/L		06/18/20 20:44	1
Nitrobenzene	0.22	U Q M	0.23	0.22	0.098	ug/L		06/16/20 08:40	1
RDX	**15**	**Q M J1**	0.23	0.22	0.056	ug/L		06/16/20 08:40	1
RDX	**0.93**	**B J1**	0.23	0.22	0.056	ug/L		06/18/20 20:44	1
Tetryl	0.11	U Q M	0.12	0.11	0.034	ug/L		06/16/20 08:40	1

Surrogate	*%Recovery*	*Qualifier*	*Limits*	*Prepared*	*Analyzed*	*Dil Fac*
1,2-Dinitrobenzene	*0*	*Q M*	*83 - 119*	*06/04/20 10:29*	*06/16/20 08:40*	*1*
1,2-Dinitrobenzene	*103*	*M*	*83 - 119*	*06/04/20 10:29*	*06/18/20 20:44*	*1*

General Chemistry

Analyte	Result	Qualifier	LOQ	LOD	DL	Unit	D	Analyzed	Dil Fac
Ammonia	**3.0**		1.0	0.50	0.22	mg/L		06/04/20 13:35	10
Nitrogen, Total Kjeldahl	**5.6**		1.0	1.0	0.69	mg/L		06/08/20 18:08	1
Nitrate Nitrite as N	**0.15**		0.10	0.050	0.019	mg/L		06/10/20 18:37	1
Sulfide	1.9	U	4.0	1.9	0.79	mg/L		06/03/20 13:48	1
Sulfate	**28**		5.0	3.0	1.0	mg/L		06/11/20 02:29	1
Total Alkalinity as CaCO3	**470**		10	10	3.1	mg/L		06/04/20 14:08	1

Client Sample ID: EW7-PM28A-3-25
Lab Sample ID: 280-137110-8

Date Collected: 05/30/20 14:30
Matrix: Water
Date Received: 06/02/20 11:09

General Chemistry - Dissolved

Analyte	Result	Qualifier	LOQ	LOD	DL	Unit	D	Analyzed	Dil Fac
Dissolved Organic Carbon - Quad	**46**		2.0	2.0	0.69	mg/L		06/20/20 11:21	2

Client Sample ID: EW7-PM26A-3-25
Lab Sample ID: 280-137110-9

Date Collected: 05/31/20 16:00
Matrix: Water
Date Received: 06/02/20 11:09

Method: RSK-175 - Dissolved Gases (GC)

Analyte	Result	Qualifier	LOQ	LOD	DL	Unit	D	Analyzed	Dil Fac
Methane	**2.6**		0.0050	0.0020	0.00063	mg/L		06/03/20 20:06	1

Method: 8330A - Nitroaromatics and Nitramines (HPLC)

Analyte	Result	Qualifier	LOQ	LOD	DL	Unit	D	Analyzed	Dil Fac
1,3,5-Trinitrobenzene	**0.24**	**M Q**	0.23	0.21	0.090	ug/L		06/16/20 09:03	1
1,3-Dinitrobenzene	0.11	U M Q	0.12	0.11	0.040	ug/L		06/16/20 09:03	1
2,4,6-Trinitrotoluene	**0.87**	**Q**	0.12	0.11	0.048	ug/L		06/16/20 09:03	1
2,4-Dinitrotoluene	0.086	U Q	0.11	0.086	0.029	ug/L		06/16/20 09:03	1
2,6-Dinitrotoluene	0.086	U Q	0.11	0.086	0.043	ug/L		06/16/20 09:03	1
2-Amino-4,6-dinitrotoluene	0.11	U M Q	0.12	0.11	0.054	ug/L		06/16/20 09:03	1
2-Nitrotoluene	0.21	U Q	0.23	0.21	0.092	ug/L		06/16/20 09:03	1
3-Nitrotoluene	0.43	U Q	0.43	0.43	0.21	ug/L		06/16/20 09:03	1
4-Amino-2,6-dinitrotoluene	0.13	U M Q	0.16	0.13	0.062	ug/L		06/16/20 09:03	1
4-Nitrotoluene	0.43	U Q	0.44	0.43	0.11	ug/L		06/16/20 09:03	1
HMX	0.21	U Q	0.23	0.21	0.094	ug/L		06/16/20 09:03	1
MNX	0.43	U M	2.1	0.43	0.17	ug/L		06/16/20 09:03	1
Nitrobenzene	0.21	U	0.23	0.21	0.098	ug/L		06/18/20 21:19	1
RDX	**0.46**	**M Q**	0.23	0.21	0.055	ug/L		06/16/20 09:03	1
Tetryl	0.11	U M Q	0.12	0.11	0.034	ug/L		06/16/20 09:03	1

Surrogate	*%Recovery*	*Qualifier*	*Limits*	*Prepared*	*Analyzed*	*Dil Fac*
1,2-Dinitrobenzene	*128*	*M Q*	*83 - 119*	*06/04/20 10:29*	*06/16/20 09:03*	*1*
1,2-Dinitrobenzene	*113*		*83 - 119*	*06/04/20 10:29*	*06/18/20 21:19*	*1*

General Chemistry

Analyte	Result	Qualifier	LOQ	LOD	DL	Unit	D	Analyzed	Dil Fac
Ammonia	**0.085**	**J**	0.10	0.050	0.022	mg/L		06/04/20 14:11	1
Nitrogen, Total Kjeldahl	**1.5**		1.0	1.0	0.69	mg/L		06/08/20 18:09	1
Nitrate Nitrite as N	**1.9**		0.10	0.050	0.019	mg/L		06/10/20 18:51	1
Sulfide	1.9	U	4.0	1.9	0.79	mg/L		06/03/20 13:48	1
Sulfate	**36**		5.0	3.0	1.0	mg/L		06/11/20 02:47	1
Total Alkalinity as CaCO3	**500**		10	10	3.1	mg/L		06/04/20 14:27	1

General Chemistry - Dissolved

Analyte	Result	Qualifier	LOQ	LOD	DL	Unit	D	Analyzed	Dil Fac
Dissolved Organic Carbon - Quad	**9.6**		1.0	1.0	0.35	mg/L		06/18/20 11:24	1

Client Sample ID: EW7-PM26B-3-35
Lab Sample ID: 280-137110-10

Date Collected: 06/01/20 09:40
Matrix: Water
Date Received: 06/02/20 11:09

Method: RSK-175 - Dissolved Gases (GC)

Analyte	Result	Qualifier	LOQ	LOD	DL	Unit	D	Analyzed	Dil Fac
Methane	**19**	**D**	0.015	0.0060	0.0019	mg/L		06/11/20 15:08	3

Method: 8330A - Nitroaromatics and Nitramines (HPLC)

Analyte	Result	Qualifier	LOQ	LOD	DL	Unit	D	Analyzed	Dil Fac
1,3,5-Trinitrobenzene	2.2	U Q M	2.3	2.2	0.92	ug/L		06/16/20 09:26	10
1,3-Dinitrobenzene	1.1	U Q M	1.2	1.1	0.40	ug/L		06/16/20 09:26	10
2,4,6-Trinitrotoluene	1.1	U Q	1.2	1.1	0.49	ug/L		06/16/20 09:26	10
2,4-Dinitrotoluene	0.87	U Q	1.1	0.87	0.30	ug/L		06/18/20 23:04	10
2,6-Dinitrotoluene	0.87	U Q	1.1	0.87	0.44	ug/L		06/18/20 23:04	10
2-Amino-4,6-dinitrotoluene	1.1	U Q	1.2	1.1	0.55	ug/L		06/16/20 09:26	10
2-Nitrotoluene	2.2	U Q	2.3	2.2	0.93	ug/L		06/16/20 09:26	10
3-Nitrotoluene	4.4	U Q	4.4	4.4	2.1	ug/L		06/16/20 09:26	10
4-Amino-2,6-dinitrotoluene	1.3	U Q	1.6	1.3	0.63	ug/L		06/16/20 09:26	10
4-Nitrotoluene	4.4	U Q	4.5	4.4	1.1	ug/L		06/16/20 09:26	10
HMX	2.2	U Q	2.3	2.2	0.96	ug/L		06/16/20 09:26	10
MNX	4.4	U	22	4.4	1.7	ug/L		06/18/20 23:04	10
Nitrobenzene	2.2	U Q M	2.3	2.2	0.99	ug/L		06/16/20 09:26	10
RDX	**34**	**Q D M J1**	2.3	2.2	0.56	ug/L		06/16/20 09:26	10
RDX	**1.9**	**J J1 B D Q**	2.3	2.2	0.56	ug/L		06/18/20 23:04	10
Tetryl	1.1	U Q M	1.2	1.1	0.35	ug/L		06/16/20 09:26	10

Surrogate	*%Recovery*	*Qualifier*	*Limits*	*Prepared*	*Analyzed*	*Dil Fac*
1,2-Dinitrobenzene	*0*	*Q M*	*83 - 119*	*06/04/20 10:29*	*06/16/20 09:26*	*10*
1,2-Dinitrobenzene	*121*	*Q*	*83 - 119*	*06/04/20 10:29*	*06/18/20 23:04*	*10*

General Chemistry

Analyte	Result	Qualifier	LOQ	LOD	DL	Unit	D	Analyzed	Dil Fac
Ammonia	**1.8**		1.0	0.50	0.22	mg/L		06/04/20 13:51	10
Nitrogen, Total Kjeldahl	**7.2**		1.7	1.7	1.1	mg/L		06/08/20 18:11	1
Nitrate Nitrite as N	**0.055**	**J**	0.10	0.050	0.019	mg/L		06/10/20 18:53	1
Sulfide	1.9	U	4.0	1.9	0.79	mg/L		06/05/20 09:56	1
Sulfate	**6.8**		5.0	3.0	1.0	mg/L		06/11/20 03:04	1
Total Alkalinity as CaCO3	**520**		10	10	3.1	mg/L		06/04/20 14:35	1

General Chemistry - Dissolved

Analyte	Result	Qualifier	LOQ	LOD	DL	Unit	D	Analyzed	Dil Fac
Dissolved Organic Carbon - Quad	**220**		5.6	5.6	1.9	mg/L		06/18/20 11:43	5.56

Client Sample ID: EW7-PM523A-3-25
Lab Sample ID: 280-137110-11

Date Collected: 05/31/20 08:00
Matrix: Water
Date Received: 06/02/20 11:09

Method: RSK-175 - Dissolved Gases (GC)

Analyte	Result	Qualifier	LOQ	LOD	DL	Unit	D	Analyzed	Dil Fac
Methane	**12**	**D**	0.015	0.0060	0.0019	mg/L		06/10/20 18:08	3

Method: 8330A - Nitroaromatics and Nitramines (HPLC)

Analyte	Result	Qualifier	LOQ	LOD	DL	Unit	D	Analyzed	Dil Fac
1,3,5-Trinitrobenzene	0.22	U M Q	0.23	0.22	0.092	ug/L		06/16/20 09:49	1
1,3-Dinitrobenzene	0.11	U M Q	0.12	0.11	0.040	ug/L		06/16/20 09:49	1
2,4,6-Trinitrotoluene	0.11	U Q	0.12	0.11	0.049	ug/L		06/16/20 09:49	1

Client Sample ID: EW7-PM523A-3-25
Lab Sample ID: 280-137110-11
Date Collected: 05/31/20 08:00
Matrix: Water
Date Received: 06/02/20 11:09

Method: 8330A - Nitroaromatics and Nitramines (HPLC) (Continued)

Analyte	Result	Qualifier	LOQ	LOD	DL	Unit	D	Analyzed	Dil Fac
2,4-Dinitrotoluene	0.088	U Q	0.11	0.088	0.030	ug/L		06/16/20 09:49	1
2,6-Dinitrotoluene	0.088	U Q	0.11	0.088	0.044	ug/L		06/16/20 09:49	1
2-Amino-4,6-dinitrotoluene	**1.3**	**Q J1**	0.12	0.11	0.056	ug/L		06/16/20 09:49	1
2-Amino-4,6-dinitrotoluene	**0.68**	**J1**	0.12	0.11	0.056	ug/L		06/18/20 23:39	1
2-Nitrotoluene	0.22	U Q	0.23	0.22	0.094	ug/L		06/16/20 09:49	1
3-Nitrotoluene	0.44	U Q	0.44	0.44	0.21	ug/L		06/16/20 09:49	1
4-Amino-2,6-dinitrotoluene	0.13	U M Q	0.16	0.13	0.063	ug/L		06/16/20 09:49	1
4-Nitrotoluene	0.44	U Q	0.45	0.44	0.11	ug/L		06/16/20 09:49	1
HMX	**6.4**	**M Q J1**	0.23	0.22	0.096	ug/L		06/16/20 09:49	1
HMX	**0.41**	**J1**	0.23	0.22	0.096	ug/L		06/18/20 23:39	1
MNX	0.44	U M	2.2	0.44	0.17	ug/L		06/16/20 09:49	1
Nitrobenzene	0.22	U Q	0.23	0.22	0.10	ug/L		06/16/20 09:49	1
RDX	0.22	U M Q	0.23	0.22	0.056	ug/L		06/16/20 09:49	1
Tetryl	0.11	U M Q	0.12	0.11	0.035	ug/L		06/16/20 09:49	1

Surrogate	*%Recovery*	*Qualifier*	*Limits*	*Prepared*	*Analyzed*	*Dil Fac*
1,2-Dinitrobenzene	*134*	*Q*	*83 - 119*	*06/04/20 10:29*	*06/16/20 09:49*	*1*
1,2-Dinitrobenzene	*103*		*83 - 119*	*06/04/20 10:29*	*06/18/20 23:39*	*1*

General Chemistry

Analyte	Result	Qualifier	LOQ	LOD	DL	Unit	D	Analyzed	Dil Fac
Ammonia	**1.6**		1.0	0.50	0.22	mg/L		06/04/20 13:53	10
Nitrogen, Total Kjeldahl	**3.3**		1.0	1.0	0.69	mg/L		06/08/20 18:12	1
Nitrate Nitrite as N	**0.27**		0.10	0.050	0.019	mg/L		06/10/20 19:01	1
Sulfide	1.9	U	4.0	1.9	0.79	mg/L		06/03/20 13:48	1
Sulfate	**43**		5.0	3.0	1.0	mg/L		06/11/20 03:22	1
Total Alkalinity as CaCO3	**420**		10	10	3.1	mg/L		06/04/20 14:42	1

General Chemistry - Dissolved

Analyte	Result	Qualifier	LOQ	LOD	DL	Unit	D	Analyzed	Dil Fac
Dissolved Organic Carbon - Quad	**11**		1.0	1.0	0.35	mg/L		06/18/20 12:51	1

Client Sample ID: EW7-PM23A-3-25
Lab Sample ID: 280-137110-12
Date Collected: 05/31/20 12:30
Matrix: Water
Date Received: 06/02/20 11:09

Method: RSK-175 - Dissolved Gases (GC)

Analyte	Result	Qualifier	LOQ	LOD	DL	Unit	D	Analyzed	Dil Fac
Methane	**8.4**	**D**	0.015	0.0060	0.0019	mg/L		06/10/20 18:24	3

Method: 8330A - Nitroaromatics and Nitramines (HPLC)

Analyte	Result	Qualifier	LOQ	LOD	DL	Unit	D	Analyzed	Dil Fac
1,3,5-Trinitrobenzene	0.22	U M Q	0.23	0.22	0.093	ug/L		06/16/20 10:12	1
1,3-Dinitrobenzene	0.11	U M Q	0.12	0.11	0.041	ug/L		06/16/20 10:12	1
2,4,6-Trinitrotoluene	0.11	U Q	0.12	0.11	0.050	ug/L		06/16/20 10:12	1
2,4-Dinitrotoluene	0.089	U Q	0.11	0.089	0.030	ug/L		06/16/20 10:12	1
2,6-Dinitrotoluene	0.089	U Q	0.11	0.089	0.044	ug/L		06/16/20 10:12	1
2-Amino-4,6-dinitrotoluene	**1.1**	**M Q J1**	0.12	0.11	0.056	ug/L		06/16/20 10:12	1
2-Amino-4,6-dinitrotoluene	**0.65**	**J1**	0.12	0.11	0.056	ug/L		06/19/20 00:14	1
2-Nitrotoluene	0.22	U Q	0.23	0.22	0.095	ug/L		06/16/20 10:12	1
3-Nitrotoluene	0.44	U Q	0.44	0.44	0.22	ug/L		06/16/20 10:12	1

Client Sample ID: EW7-PM23A-3-25
Lab Sample ID: 280-137110-12
Date Collected: 05/31/20 12:30
Matrix: Water
Date Received: 06/02/20 11:09

Method: 8330A - Nitroaromatics and Nitramines (HPLC) (Continued)

Analyte	Result	Qualifier	LOQ	LOD	DL	Unit	D	Analyzed	Dil Fac
4-Amino-2,6-dinitrotoluene	0.13	U	0.17	0.13	0.064	ug/L		06/19/20 00:14	1
4-Nitrotoluene	0.44	U Q	0.45	0.44	0.11	ug/L		06/16/20 10:12	1
HMX	**5.3**	**M Q J1**	0.23	0.22	0.097	ug/L		06/16/20 10:12	1
HMX	**0.46**	**J1**	0.23	0.22	0.097	ug/L		06/19/20 00:14	1
MNX	0.44	U M	2.2	0.44	0.17	ug/L		06/16/20 10:12	1
Nitrobenzene	0.22	U Q	0.23	0.22	0.10	ug/L		06/16/20 10:12	1
RDX	0.22	U M Q	0.23	0.22	0.057	ug/L		06/16/20 10:12	1
Tetryl	0.11	U M Q	0.12	0.11	0.035	ug/L		06/16/20 10:12	1

Surrogate	*%Recovery*	*Qualifier*	*Limits*	*Prepared*	*Analyzed*	*Dil Fac*
1,2-Dinitrobenzene	*138*	*M Q*	*83 - 119*	*06/04/20 10:29*	*06/16/20 10:12*	*1*
1,2-Dinitrobenzene	*104*		*83 - 119*	*06/04/20 10:29*	*06/19/20 00:14*	*1*

General Chemistry

Analyte	Result	Qualifier	LOQ	LOD	DL	Unit	D	Analyzed	Dil Fac
Ammonia	**1.6**		1.0	0.50	0.22	mg/L		06/04/20 13:59	10
Nitrogen, Total Kjeldahl	**3.7**		1.0	1.0	0.69	mg/L		06/08/20 18:27	1
Nitrate Nitrite as N	**0.26**		0.10	0.050	0.019	mg/L		06/10/20 19:03	1
Sulfide	1.9	U	4.0	1.9	0.79	mg/L		06/03/20 13:48	1
Sulfate	**44**		5.0	3.0	1.0	mg/L		06/11/20 03:39	1
Total Alkalinity as CaCO3	**420**		10	10	3.1	mg/L		06/04/20 14:49	1

General Chemistry - Dissolved

Analyte	Result	Qualifier	LOQ	LOD	DL	Unit	D	Analyzed	Dil Fac
Dissolved Organic Carbon - Quad	**12**		1.0	1.0	0.35	mg/L		06/18/20 11:58	1

Client Sample ID: EW7-PM27B-3-35
Lab Sample ID: 280-137110-13
Date Collected: 05/30/20 09:20
Matrix: Water
Date Received: 06/02/20 11:09

Method: RSK-175 - Dissolved Gases (GC)

Analyte	Result	Qualifier	LOQ	LOD	DL	Unit	D	Analyzed	Dil Fac
Methane	**16**	**D**	0.030	0.012	0.0038	mg/L		06/10/20 18:41	6

Method: 8330A - Nitroaromatics and Nitramines (HPLC)

Analyte	Result	Qualifier	LOQ	LOD	DL	Unit	D	Analyzed	Dil Fac
1,3,5-Trinitrobenzene	0.22	U	0.23	0.22	0.094	ug/L		06/19/20 00:49	1
1,3-Dinitrobenzene	**0.15**	**M Q**	0.12	0.11	0.041	ug/L		06/16/20 10:35	1
2,4,6-Trinitrotoluene	0.11	U Q	0.12	0.11	0.050	ug/L		06/16/20 10:35	1
2,4-Dinitrotoluene	0.089	U	0.11	0.089	0.031	ug/L		06/19/20 00:49	1
2,6-Dinitrotoluene	0.089	U	0.11	0.089	0.045	ug/L		06/19/20 00:49	1
2-Amino-4,6-dinitrotoluene	0.11	U Q	0.12	0.11	0.056	ug/L		06/16/20 10:35	1
2-Nitrotoluene	0.22	U Q	0.23	0.22	0.095	ug/L		06/16/20 10:35	1
3-Nitrotoluene	0.45	U Q	0.45	0.45	0.22	ug/L		06/16/20 10:35	1
4-Amino-2,6-dinitrotoluene	0.13	U Q	0.17	0.13	0.064	ug/L		06/16/20 10:35	1
4-Nitrotoluene	0.45	U M Q	0.46	0.45	0.11	ug/L		06/16/20 10:35	1
HMX	0.22	U Q	0.23	0.22	0.098	ug/L		06/16/20 10:35	1
MNX	0.45	U	2.2	0.45	0.17	ug/L		06/19/20 00:49	1
Nitrobenzene	0.22	U M Q	0.23	0.22	0.10	ug/L		06/16/20 10:35	1
RDX	**17**	**M Q J1**	0.23	0.22	0.057	ug/L		06/16/20 10:35	1
RDX	**1.1**	**B J1**	0.23	0.22	0.057	ug/L		06/19/20 00:49	1

Client Sample ID: EW7-PM27B-3-35
Lab Sample ID: 280-137110-13
Date Collected: 05/30/20 09:20
Matrix: Water
Date Received: 06/02/20 11:09

Method: 8330A - Nitroaromatics and Nitramines (HPLC) (Continued)

Analyte	Result	Qualifier	LOQ	LOD	DL	Unit	D	Analyzed	Dil Fac
Tetryl	0.11	U M Q	0.12	0.11	0.035	ug/L		06/16/20 10:35	1

Surrogate	*%Recovery*	*Qualifier*	*Limits*	*Prepared*	*Analyzed*	*Dil Fac*
1,2-Dinitrobenzene	*337*	*M Q*	*83 - 119*	*06/04/20 10:29*	*06/16/20 10:35*	*1*
1,2-Dinitrobenzene	*96*	*M*	*83 - 119*	*06/04/20 10:29*	*06/19/20 00:49*	*1*

General Chemistry

Analyte	Result	Qualifier	LOQ	LOD	DL	Unit	D	Analyzed	Dil Fac
Ammonia	**1.8**		1.0	0.50	0.22	mg/L		06/04/20 14:01	10
Nitrogen, Total Kjeldahl	**5.7**		1.7	1.7	1.1	mg/L		06/08/20 18:28	1
Nitrate Nitrite as N	**0.16**		0.10	0.050	0.019	mg/L		06/10/20 19:05	1
Sulfide	1.9	U	4.0	1.9	0.79	mg/L		06/03/20 13:48	1
Sulfate	**37**		5.0	3.0	1.0	mg/L		06/11/20 03:56	1
Total Alkalinity as CaCO3	**490**		10	10	3.1	mg/L		06/04/20 14:56	1

General Chemistry - Dissolved

Analyte	Result	Qualifier	LOQ	LOD	DL	Unit	D	Analyzed	Dil Fac
Dissolved Organic Carbon - Quad	**47**		1.0	1.0	0.35	mg/L		06/18/20 13:11	1

Client Sample ID: EW7-PM29A-3-25
Lab Sample ID: 280-137110-14
Date Collected: 05/30/20 10:50
Matrix: Water
Date Received: 06/02/20 11:09

Method: RSK-175 - Dissolved Gases (GC)

Analyte	Result	Qualifier	LOQ	LOD	DL	Unit	D	Analyzed	Dil Fac
Methane	**22**	**D**	0.030	0.012	0.0038	mg/L		06/10/20 18:57	6

Method: 8330A - Nitroaromatics and Nitramines (HPLC)

Analyte	Result	Qualifier	LOQ	LOD	DL	Unit	D	Analyzed	Dil Fac
1,3,5-Trinitrobenzene	2.1	U M Q	2.2	2.1	0.90	ug/L		06/16/20 21:58	10
1,3-Dinitrobenzene	1.1	U Q	1.2	1.1	0.40	ug/L		06/16/20 21:58	10
2,4,6-Trinitrotoluene	1.1	U Q	1.2	1.1	0.48	ug/L		06/16/20 21:58	10
2,4-Dinitrotoluene	0.86	U Q	1.1	0.86	0.29	ug/L		06/16/20 21:58	10
2,6-Dinitrotoluene	0.86	U Q	1.1	0.86	0.43	ug/L		06/16/20 21:58	10
2-Amino-4,6-dinitrotoluene	1.1	U Q	1.2	1.1	0.54	ug/L		06/16/20 21:58	10
2-Nitrotoluene	2.1	U Q	2.2	2.1	0.92	ug/L		06/16/20 21:58	10
3-Nitrotoluene	4.3	U M Q	4.3	4.3	2.1	ug/L		06/16/20 21:58	10
4-Amino-2,6-dinitrotoluene	1.3	U Q	1.6	1.3	0.62	ug/L		06/16/20 21:58	10
4-Nitrotoluene	4.3	U Q	4.4	4.3	1.1	ug/L		06/16/20 21:58	10
HMX	2.1	U Q	2.2	2.1	0.94	ug/L		06/16/20 21:58	10
MNX	4.3	U	21	4.3	1.6	ug/L		06/19/20 01:24	10
Nitrobenzene	2.1	U M Q	2.2	2.1	0.97	ug/L		06/16/20 21:58	10
RDX	**26**	**D M Q J1**	2.2	2.1	0.55	ug/L		06/16/20 21:58	10
RDX	**1.4**	**J B D J1**	2.2	2.1	0.55	ug/L		06/19/20 01:24	10
Tetryl	1.1	U M Q	1.2	1.1	0.34	ug/L		06/16/20 21:58	10

Surrogate	*%Recovery*	*Qualifier*	*Limits*	*Prepared*	*Analyzed*	*Dil Fac*
1,2-Dinitrobenzene	*486*	*M Q*	*83 - 119*	*06/04/20 10:29*	*06/16/20 21:58*	*10*
1,2-Dinitrobenzene	*98*		*83 - 119*	*06/04/20 10:29*	*06/19/20 01:24*	*10*

Client Sample ID: EW7-PM29A-3-25
Lab Sample ID: 280-137110-14

Date Collected: 05/30/20 10:50
Matrix: Water
Date Received: 06/02/20 11:09

General Chemistry

Analyte	Result	Qualifier	LOQ	LOD	DL	Unit	D	Analyzed	Dil Fac
Ammonia	**0.35**		0.10	0.050	0.022	mg/L		06/04/20 14:13	1
Nitrogen, Total Kjeldahl	**5.3**		1.7	1.7	1.1	mg/L		06/08/20 18:29	1
Nitrate Nitrite as N	**0.064**	**J**	0.10	0.050	0.019	mg/L		06/10/20 19:07	1
Sulfide	1.9	U	4.0	1.9	0.79	mg/L		06/03/20 13:48	1
Sulfate	**7.1**		5.0	3.0	1.0	mg/L		06/11/20 04:14	1
Total Alkalinity as CaCO3	**440**		10	10	3.1	mg/L		06/04/20 15:04	1

General Chemistry - Dissolved

Analyte	Result	Qualifier	LOQ	LOD	DL	Unit	D	Analyzed	Dil Fac
Dissolved Organic Carbon - Quad	**38**		1.0	1.0	0.35	mg/L		06/18/20 13:26	1

Default Detection Limits

Client: Brice Environmental Services, Corp
Project/Site: Cornhusker (CHAAP)

Job ID: 280-137110-1

Method: RSK-175 - Dissolved Gases (GC)

Analyte	LOQ	DL	Units
Methane	0.0050	0.00063	mg/L

Method: 8330A - Nitroaromatics and Nitramines (HPLC)

Prep: 3535

Analyte	LOQ	DL	Units
1,3,5-Trinitrobenzene	0.21	0.084	ug/L
1,3-Dinitrobenzene	0.11	0.037	ug/L
2,4,6-Trinitrotoluene	0.11	0.045	ug/L
2,4-Dinitrotoluene	0.10	0.027	ug/L
2,6-Dinitrotoluene	0.10	0.040	ug/L
2-Amino-4,6-dinitrotoluene	0.11	0.051	ug/L
2-Nitrotoluene	0.21	0.086	ug/L
3-Nitrotoluene	0.40	0.20	ug/L
4-Amino-2,6-dinitrotoluene	0.15	0.058	ug/L
4-Nitrotoluene	0.41	0.10	ug/L
HMX	0.21	0.088	ug/L
MNX	2.0	0.15	ug/L
Nitrobenzene	0.21	0.091	ug/L
RDX	0.21	0.052	ug/L
Tetryl	0.11	0.032	ug/L

General Chemistry

Analyte	LOQ	DL	Units
Ammonia	0.10	0.022	mg/L
Nitrate Nitrite as N	0.10	0.019	mg/L
Sulfate	5.0	1.0	mg/L
Total Alkalinity as CaCO3	10	3.1	mg/L

General Chemistry

Prep: 351.2

Analyte	LOQ	DL	Units
Nitrogen, Total Kjeldahl	1.0	0.69	mg/L

General Chemistry

Prep: 9030B

Analyte	LOQ	DL	Units
Sulfide	4.0	0.79	mg/L

General Chemistry - Dissolved

Analyte	LOQ	DL	Units
Dissolved Organic Carbon - Quad	1.0	0.35	mg/L

Surrogate Summary

Client: Brice Environmental Services, Corp
Project/Site: Cornhusker (CHAAP)

Job ID: 280-137110-1

Method: 8330A - Nitroaromatics and Nitramines (HPLC)

Matrix: Water

Prep Type: Total/NA

		Percent Surrogate Recovery (Acceptance Limits)						
Lab Sample ID	Client Sample ID	12DNB1 (83-119)						
280-137110-1	EW7-PM28B-3-35	0 Q M						
280-137110-2	EW7-PM25A-3-25	0 Q M						
280-137110-3	EW7-PM25B-3-25	792 Q						
280-137110-4	EW7-PM23B-3-35	0 Q M						
280-137110-5	G0079-20A	105 M						
280-137110-6	G0075-20A	106 M						
280-137110-7	EW7-PM29B-3-35	0 M Q						
280-137110-7 - RE	EW7-PM29B-3-35	677 M Q						
280-137110-7 MS	EW7-PM29B-3-35	0 Q M						
280-137110-7 MS - RE	EW7-PM29B-3-35	632 M Q						
280-137110-7 MSD	EW7-PM29B-3-35	0 Q M						
280-137110-7 MSD - RE	EW7-PM29B-3-35	702 M Q						
280-137110-8	EW7-PM28A-3-25	0 Q M						
280-137110-9	EW7-PM26A-3-25	128 M Q						
280-137110-10	EW7-PM26B-3-35	0 Q M						
280-137110-11	EW7-PM523A-3-25	134 Q						
280-137110-12	EW7-PM23A-3-25	138 M Q						
280-137110-13	EW7-PM27B-3-35	337 M Q						
280-137110-14	EW7-PM29A-3-25	486 M Q						
LCS 280-497326/2-A	Lab Control Sample	106						
LCS 280-497326/4-A	Lab Control Sample	110						
LCS 280-498875/2-A	Lab Control Sample	95						
LCS 280-498875/3-A	Lab Control Sample	94						
LCSD 280-497326/3-A	Lab Control Sample Dup	105						
MB 280-497326/1-A	Method Blank	102						
MB 280-498875/1-A	Method Blank	100						

Surrogate Legend

12DNB = 1,2-Dinitrobenzene

Method: 8330A - Nitroaromatics and Nitramines (HPLC)

Matrix: Water

Prep Type: Total/NA

		Percent Surrogate Recovery (Acceptance Limits)						
Lab Sample ID	Client Sample ID	12DNB2 (83-119)						
280-137110-1	EW7-PM28B-3-35	160 Q						
280-137110-2	EW7-PM25A-3-25	157 Q						
280-137110-3	EW7-PM25B-3-25	138 Q						
280-137110-4	EW7-PM23B-3-35	115						
280-137110-5	G0079-20A	104						
280-137110-7	EW7-PM29B-3-35	120 Q						
280-137110-7 - RE	EW7-PM29B-3-35	56 Q						
280-137110-7 MS - RE	EW7-PM29B-3-35	84						
280-137110-7 MSD - RE	EW7-PM29B-3-35	69 Q						
280-137110-8	EW7-PM28A-3-25	103 M						
280-137110-9	EW7-PM26A-3-25	113						
280-137110-10	EW7-PM26B-3-35	121 Q						
280-137110-11	EW7-PM523A-3-25	103						
280-137110-12	EW7-PM23A-3-25	104						

Surrogate Summary

Client: Brice Environmental Services, Corp
Job ID: 280-137110-1
Project/Site: Cornhusker (CHAAP)

Method: 8330A - Nitroaromatics and Nitramines (HPLC) (Continued)

Matrix: Water
Prep Type: Total/NA

		Percent Surrogate Recovery (Acceptance Limits)								
Lab Sample ID	Client Sample ID	12DNB2 (83-119)								
280-137110-13	EW7-PM27B-3-35	96 M								
280-137110-14	EW7-PM29A-3-25	98								

Surrogate Legend

12DNB = 1,2-Dinitrobenzene

Method: RSK-175 - Dissolved Gases (GC)

Lab Sample ID: MB 280-497247/34
Matrix: Water
Analysis Batch: 497247

Client Sample ID: Method Blank
Prep Type: Total/NA

Analyte	MB Result	MB Qualifier	LOQ	LOD	DL	Unit	D	Analyzed	Dil Fac
Methane	0.0020	U	0.0050	0.0020	0.00063	mg/L		06/03/20 15:12	1

Lab Sample ID: MB 280-497247/7
Matrix: Water
Analysis Batch: 497247

Client Sample ID: Method Blank
Prep Type: Total/NA

Analyte	MB Result	MB Qualifier	LOQ	LOD	DL	Unit	D	Analyzed	Dil Fac
Methane	0.0020	U	0.0050	0.0020	0.00063	mg/L		06/03/20 11:52	1

Lab Sample ID: LCS 280-497247/33
Matrix: Water
Analysis Batch: 497247

Client Sample ID: Lab Control Sample
Prep Type: Total/NA

Analyte	Spike Added	LCS Result	LCS Qualifier	Unit	D	%Rec	%Rec. Limits
Methane	0.0730	0.0705		mg/L		97	73 - 125

Lab Sample ID: LCSD 280-497247/35
Matrix: Water
Analysis Batch: 497247

Client Sample ID: Lab Control Sample Dup
Prep Type: Total/NA

Analyte	Spike Added	LCSD Result	LCSD Qualifier	Unit	D	%Rec	%Rec. Limits	RPD	RPD Limit
Methane	0.0730	0.0704		mg/L		96	73 - 125	0	20

Lab Sample ID: 280-137110-6 DU
Matrix: Water
Analysis Batch: 497247

Client Sample ID: G0075-20A
Prep Type: Total/NA

Analyte	Sample Result	Sample Qualifier	DU Result	DU Qualifier	Unit	D	RPD	RPD Limit
Methane	0.0020	U	0.0020	U	mg/L		NC	20

Lab Sample ID: MB 280-498179/41
Matrix: Water
Analysis Batch: 498179

Client Sample ID: Method Blank
Prep Type: Total/NA

Analyte	MB Result	MB Qualifier	LOQ	LOD	DL	Unit	D	Analyzed	Dil Fac
Methane	0.0020	U	0.0050	0.0020	0.00063	mg/L		06/10/20 13:01	1

Lab Sample ID: LCS 280-498179/39
Matrix: Water
Analysis Batch: 498179

Client Sample ID: Lab Control Sample
Prep Type: Total/NA

Analyte	Spike Added	LCS Result	LCS Qualifier	Unit	D	%Rec	%Rec. Limits
Methane	0.0730	0.0661		mg/L		91	73 - 125

Lab Sample ID: LCSD 280-498179/40
Matrix: Water
Analysis Batch: 498179

Client Sample ID: Lab Control Sample Dup
Prep Type: Total/NA

Analyte	Spike Added	LCSD Result	LCSD Qualifier	Unit	D	%Rec	%Rec. Limits	RPD	RPD Limit
Methane	0.0730	0.0748		mg/L		103	73 - 125	13	20

Method: RSK-175 - Dissolved Gases (GC)

Lab Sample ID: 280-137110-7 MS
Matrix: Water
Analysis Batch: 498179

Client Sample ID: EW7-PM29B-3-35
Prep Type: Total/NA

Analyte	Sample Result	Sample Qualifier	Spike Added	MS Result	MS Qualifier	Unit	D	%Rec	%Rec. Limits
Methane	9.6	J1 D	0.438	18.5	4 D M	mg/L		2037	73 - 125

Lab Sample ID: 280-137110-7 MSD
Matrix: Water
Analysis Batch: 498179

Client Sample ID: EW7-PM29B-3-35
Prep Type: Total/NA

Analyte	Sample Result	Sample Qualifier	Spike Added	MSD Result	MSD Qualifier	Unit	D	%Rec	%Rec. Limits	RPD	RPD Limit
Methane	9.6	J1 D	0.438	15.1	4 D	mg/L		1256	73 - 125	20	20

Lab Sample ID: MB 280-498346/7
Matrix: Water
Analysis Batch: 498346

Client Sample ID: Method Blank
Prep Type: Total/NA

Analyte	MB Result	MB Qualifier	LOQ	LOD	DL	Unit	D	Analyzed	Dil Fac
Methane	0.0020	U	0.0050	0.0020	0.00063	mg/L		06/11/20 11:47	1

Lab Sample ID: LCS 280-498346/5
Matrix: Water
Analysis Batch: 498346

Client Sample ID: Lab Control Sample
Prep Type: Total/NA

Analyte	Spike Added	LCS Result	LCS Qualifier	Unit	D	%Rec	%Rec. Limits
Methane	0.0730	0.0785		mg/L		108	73 - 125

Lab Sample ID: LCSD 280-498346/6
Matrix: Water
Analysis Batch: 498346

Client Sample ID: Lab Control Sample Dup
Prep Type: Total/NA

Analyte	Spike Added	LCSD Result	LCSD Qualifier	Unit	D	%Rec	%Rec. Limits	RPD	RPD Limit
Methane	0.0730	0.0790		mg/L		108	73 - 125	1	20

Method: 8330A - Nitroaromatics and Nitramines (HPLC)

Lab Sample ID: MB 280-497326/1-A
Matrix: Water
Analysis Batch: 498591

Client Sample ID: Method Blank
Prep Type: Total/NA
Prep Batch: 497326

Analyte	MB Result	MB Qualifier	LOQ	LOD	DL	Unit	D	Analyzed	Dil Fac
1,3,5-Trinitrobenzene	0.20	U M	0.21	0.20	0.084	ug/L		06/16/20 02:31	1
1,3-Dinitrobenzene	0.10	U	0.11	0.10	0.037	ug/L		06/16/20 02:31	1
2,4,6-Trinitrotoluene	0.10	U	0.11	0.10	0.045	ug/L		06/16/20 02:31	1
2,4-Dinitrotoluene	0.080	U	0.10	0.080	0.027	ug/L		06/16/20 02:31	1
2,6-Dinitrotoluene	0.080	U	0.10	0.080	0.040	ug/L		06/16/20 02:31	1
2-Amino-4,6-dinitrotoluene	0.10	U	0.11	0.10	0.051	ug/L		06/16/20 02:31	1
2-Nitrotoluene	0.20	U	0.21	0.20	0.086	ug/L		06/16/20 02:31	1
3-Nitrotoluene	0.40	U M	0.40	0.40	0.20	ug/L		06/16/20 02:31	1
4-Amino-2,6-dinitrotoluene	0.12	U	0.15	0.12	0.058	ug/L		06/16/20 02:31	1
4-Nitrotoluene	0.40	U	0.41	0.40	0.10	ug/L		06/16/20 02:31	1
HMX	0.20	U	0.21	0.20	0.088	ug/L		06/16/20 02:31	1
MNX	0.40	U M	2.0	0.40	0.15	ug/L		06/16/20 02:31	1
Nitrobenzene	0.20	U	0.21	0.20	0.091	ug/L		06/16/20 02:31	1

Method: 8330A - Nitroaromatics and Nitramines (HPLC) (Continued)

Lab Sample ID: MB 280-497326/1-A
Matrix: Water
Analysis Batch: 498591

Client Sample ID: Method Blank
Prep Type: Total/NA
Prep Batch: 497326

Analyte	MB Result	MB Qualifier	LOQ	LOD	DL	Unit	D	Analyzed	Dil Fac
RDX	0.20	U	0.21	0.20	0.052	ug/L		06/16/20 02:31	1
Tetryl	0.10	U	0.11	0.10	0.032	ug/L		06/16/20 02:31	1

Surrogate	*MB %Recovery*	*MB Qualifier*	*Limits*	*Prepared*	*Analyzed*	*Dil Fac*
1,2-Dinitrobenzene	*102*		*83 - 119*	*06/04/20 10:29*	*06/16/20 02:31*	*1*

Lab Sample ID: LCS 280-497326/2-A
Matrix: Water
Analysis Batch: 498990

Client Sample ID: Lab Control Sample
Prep Type: Total/NA
Prep Batch: 497326

Analyte	Spike Added	LCS Result	LCS Qualifier	Unit	D	%Rec	%Rec. Limits
1,3,5-Trinitrobenzene	2.00	2.36		ug/L		118	73 - 125
1,3-Dinitrobenzene	2.00	2.25		ug/L		113	78 - 120
2,4,6-Trinitrotoluene	2.00	2.29		ug/L		115	71 - 123
2,4-Dinitrotoluene	2.00	2.15		ug/L		107	78 - 120
2,6-Dinitrotoluene	2.00	2.13		ug/L		107	77 - 127
2-Amino-4,6-dinitrotoluene	2.00	2.10		ug/L		105	79 - 120
2-Nitrotoluene	2.00	1.95		ug/L		97	70 - 127
3-Nitrotoluene	2.00	2.16		ug/L		108	73 - 125
4-Amino-2,6-dinitrotoluene	2.00	1.89		ug/L		95	76 - 125
4-Nitrotoluene	2.00	2.06		ug/L		103	71 - 127
HMX	2.00	2.22	M	ug/L		111	65 - 135
Nitrobenzene	2.00	2.21		ug/L		111	65 - 134
RDX	2.00	2.09		ug/L		105	68 - 130
Tetryl	2.00	2.04		ug/L		102	64 - 128

Surrogate	*LCS %Recovery*	*LCS Qualifier*	*Limits*
1,2-Dinitrobenzene	*106*		*83 - 119*

Lab Sample ID: LCS 280-497326/4-A
Matrix: Water
Analysis Batch: 498591

Client Sample ID: Lab Control Sample
Prep Type: Total/NA
Prep Batch: 497326

Analyte	Spike Added	LCS Result	LCS Qualifier	Unit	D	%Rec	%Rec. Limits
MNX	2.33	2.25		ug/L		97	57 - 132

Surrogate	*LCS %Recovery*	*LCS Qualifier*	*Limits*
1,2-Dinitrobenzene	*110*		*83 - 119*

Lab Sample ID: LCSD 280-497326/3-A
Matrix: Water
Analysis Batch: 498591

Client Sample ID: Lab Control Sample Dup
Prep Type: Total/NA
Prep Batch: 497326

Analyte	Spike Added	LCSD Result	LCSD Qualifier	Unit	D	%Rec	%Rec. Limits	RPD	RPD Limit
1,3,5-Trinitrobenzene	2.00	2.43		ug/L		121	73 - 125	3	30
1,3-Dinitrobenzene	2.00	2.26		ug/L		113	78 - 120	0	30
2,4,6-Trinitrotoluene	2.00	2.33		ug/L		117	71 - 123	2	30
2,4-Dinitrotoluene	2.00	2.12		ug/L		106	78 - 120	1	30

Method: 8330A - Nitroaromatics and Nitramines (HPLC) (Continued)

Lab Sample ID: LCSD 280-497326/3-A

Client Sample ID: Lab Control Sample Dup
Matrix: Water
Prep Type: Total/NA
Analysis Batch: 498591
Prep Batch: 497326

Analyte			Spike Added	LCSD Result	LCSD Qualifier	Unit	D	%Rec	%Rec. Limits	RPD	RPD Limit
2,6-Dinitrotoluene			2.00	2.19		ug/L		110	77 - 127	3	30
2-Amino-4,6-dinitrotoluene			2.00	2.04		ug/L		102	79 - 120	3	30
2-Nitrotoluene			2.00	1.85		ug/L		92	70 - 127	5	30
3-Nitrotoluene			2.00	2.02		ug/L		101	73 - 125	6	30
4-Amino-2,6-dinitrotoluene			2.00	1.84		ug/L		92	76 - 125	3	30
4-Nitrotoluene			2.00	1.86		ug/L		93	71 - 127	10	30
HMX			2.00	2.19	M	ug/L		109	65 - 135	1	30
Nitrobenzene			2.00	2.17		ug/L		108	65 - 134	2	30
RDX			2.00	2.14		ug/L		107	68 - 130	2	30
Tetryl			2.00	2.18		ug/L		109	64 - 128	7	30

Surrogate	*LCSD %Recovery*	*LCSD Qualifier*	*Limits*
1,2-Dinitrobenzene	*105*		*83 - 119*

Lab Sample ID: 280-137110-7 MS

Client Sample ID: EW7-PM29B-3-35
Matrix: Water
Prep Type: Total/NA
Analysis Batch: 498591
Prep Batch: 497326

Analyte	Sample Result	Sample Qualifier	Spike Added	MS Result	MS Qualifier	Unit	D	%Rec	%Rec. Limits		
MNX	59	J1 D M	2.51	51.9	4 D M	ug/L		-268	57 - 132		

Surrogate	*MS %Recovery*	*MS Qualifier*	*Limits*
1,2-Dinitrobenzene	*0*	*Q M*	*83 - 119*

Lab Sample ID: 280-137110-7 MSD

Client Sample ID: EW7-PM29B-3-35
Matrix: Water
Prep Type: Total/NA
Analysis Batch: 498591
Prep Batch: 497326

Analyte	Sample Result	Sample Qualifier	Spike Added	MSD Result	MSD Qualifier	Unit	D	%Rec	%Rec. Limits	RPD	RPD Limit
MNX	59	J1 D M	2.57	59.2	4 D M	ug/L		21	57 - 132	13	30

Surrogate	*MSD %Recovery*	*MSD Qualifier*	*Limits*
1,2-Dinitrobenzene	*0*	*Q M*	*83 - 119*

Lab Sample ID: MB 280-498875/1-A

Client Sample ID: Method Blank
Matrix: Water
Prep Type: Total/NA
Analysis Batch: 499165
Prep Batch: 498875

Analyte	MB Result	MB Qualifier	LOQ	LOD	DL	Unit	D	Analyzed	Dil Fac
1,3,5-Trinitrobenzene	0.20	U	0.21	0.20	0.084	ug/L		06/17/20 22:16	1
1,3-Dinitrobenzene	0.10	U	0.11	0.10	0.037	ug/L		06/17/20 22:16	1
2,4,6-Trinitrotoluene	0.10	U	0.11	0.10	0.045	ug/L		06/17/20 22:16	1
2,4-Dinitrotoluene	0.080	U	0.10	0.080	0.027	ug/L		06/17/20 22:16	1
2,6-Dinitrotoluene	0.080	U	0.10	0.080	0.040	ug/L		06/17/20 22:16	1
2-Amino-4,6-dinitrotoluene	0.10	U	0.11	0.10	0.051	ug/L		06/17/20 22:16	1
2-Nitrotoluene	0.20	U	0.21	0.20	0.086	ug/L		06/17/20 22:16	1
3-Nitrotoluene	0.40	U	0.40	0.40	0.20	ug/L		06/17/20 22:16	1
4-Amino-2,6-dinitrotoluene	0.12	U	0.15	0.12	0.058	ug/L		06/17/20 22:16	1

Method: 8330A - Nitroaromatics and Nitramines (HPLC) (Continued)

Lab Sample ID: MB 280-498875/1-A
Matrix: Water
Analysis Batch: 499165

Client Sample ID: Method Blank
Prep Type: Total/NA
Prep Batch: 498875

Analyte	MB Result	MB Qualifier	LOQ	LOD	DL	Unit	D	Analyzed	Dil Fac
4-Nitrotoluene	0.40	U	0.41	0.40	0.10	ug/L		06/17/20 22:16	1
HMX	0.20	U	0.21	0.20	0.088	ug/L		06/17/20 22:16	1
MNX	0.40	U M	2.0	0.40	0.15	ug/L		06/17/20 22:16	1
Nitrobenzene	0.20	U	0.21	0.20	0.091	ug/L		06/17/20 22:16	1
RDX	0.20	U	0.21	0.20	0.052	ug/L		06/17/20 22:16	1
Tetryl	0.10	U	0.11	0.10	0.032	ug/L		06/17/20 22:16	1

Surrogate	*MB %Recovery*	*MB Qualifier*	*Limits*	*Prepared*	*Analyzed*	*Dil Fac*
1,2-Dinitrobenzene	*100*		*83 - 119*	*06/16/20 10:10*	*06/17/20 22:16*	*1*

Lab Sample ID: LCS 280-498875/2-A
Matrix: Water
Analysis Batch: 499165

Client Sample ID: Lab Control Sample
Prep Type: Total/NA
Prep Batch: 498875

Analyte	Spike Added	LCS Result	LCS Qualifier	Unit	D	%Rec	%Rec. Limits
1,3,5-Trinitrobenzene	2.00	2.35		ug/L		118	73 - 125
1,3-Dinitrobenzene	2.00	2.23		ug/L		111	78 - 120
2,4,6-Trinitrotoluene	2.00	2.28		ug/L		114	71 - 123
2,4-Dinitrotoluene	2.00	2.08		ug/L		104	78 - 120
2,6-Dinitrotoluene	2.00	2.10		ug/L		105	77 - 127
2-Amino-4,6-dinitrotoluene	2.00	2.03		ug/L		101	79 - 120
2-Nitrotoluene	2.00	1.74		ug/L		87	70 - 127
3-Nitrotoluene	2.00	1.91		ug/L		96	73 - 125
4-Amino-2,6-dinitrotoluene	2.00	1.82		ug/L		91	76 - 125
4-Nitrotoluene	2.00	1.88		ug/L		94	71 - 127
HMX	2.00	2.23	M	ug/L		112	65 - 135
Nitrobenzene	2.00	2.08		ug/L		104	65 - 134
RDX	2.00	2.12		ug/L		106	68 - 130
Tetryl	2.00	2.04		ug/L		102	64 - 128

Surrogate	*LCS %Recovery*	*LCS Qualifier*	*Limits*
1,2-Dinitrobenzene	*95*		*83 - 119*

Lab Sample ID: LCS 280-498875/3-A
Matrix: Water
Analysis Batch: 499165

Client Sample ID: Lab Control Sample
Prep Type: Total/NA
Prep Batch: 498875

Analyte	Spike Added	LCS Result	LCS Qualifier	Unit	D	%Rec	%Rec. Limits
MNX	2.33	2.23		ug/L		96	57 - 132

Surrogate	*LCS %Recovery*	*LCS Qualifier*	*Limits*
1,2-Dinitrobenzene	*94*		*83 - 119*

Method: 8330A - Nitroaromatics and Nitramines (HPLC) - RE

Lab Sample ID: 280-137110-7 MS
Matrix: Water
Analysis Batch: 499165

Client Sample ID: EW7-PM29B-3-35
Prep Type: Total/NA
Prep Batch: 498875

Analyte	Sample Result	Sample Qualifier	Spike Added	MS Result	MS Qualifier	Unit	D	%Rec	%Rec. Limits
1,3,5-Trinitrobenzene - RE	2.1	U H J1 M Q	2.19	3.75	H J1 D M Q	ug/L		172	73 - 125
1,3-Dinitrobenzene - RE	1.3	H J1 D M Q	2.19	2.65	H J1 D Q	ug/L		60	78 - 120
2,4,6-Trinitrotoluene - RE	1.1	U H J1 Q	2.19	1.1	U H J1 M Q	ug/L		0	71 - 123
2-Amino-4,6-dinitrotoluene - RE	1.1	U H J1 Q	2.19	1.1	U H J1 M Q	ug/L		0	79 - 120
2-Nitrotoluene - RE	2.1	U H J1 Q	2.19	2.2	U H J1 M Q	ug/L		0	70 - 127
3-Nitrotoluene - RE	4.2	U H J1 Q	2.19	4.4	U H J1 Q	ug/L		0	73 - 125
4-Amino-2,6-dinitrotoluene - RE	1.3	U H J1 M Q	2.19	1.3	U H J1 M Q	ug/L		0	76 - 125
4-Nitrotoluene - RE	4.2	U H J1 Q	2.19	4.4	U H J1 M Q	ug/L		0	71 - 127
HMX - RE	2.1	U H J1 Q	2.19	3.49	H J1 D M Q	ug/L		160	65 - 135
Nitrobenzene - RE	2.1	U H J1 M Q	2.19	2.2	U H J1 M Q	ug/L		0	65 - 134
RDX - RE	38	J1 H D M Q	2.19	90.5	H 4 D M C	ug/L		2399	68 - 130
Tetryl - RE	1.1	U H J1 Q	2.19	1.1	U H J1 M Q	ug/L		0	64 - 128

Surrogate	*MS %Recovery*	*MS Qualifier*	*Limits*
1,2-Dinitrobenzene - RE	*632*	*M Q*	*83 - 119*

Lab Sample ID: 280-137110-7 MS
Matrix: Water
Analysis Batch: 499350

Client Sample ID: EW7-PM29B-3-35
Prep Type: Total/NA
Prep Batch: 498875

Analyte	Sample Result	Sample Qualifier	Spike Added	MS Result	MS Qualifier	Unit	D	%Rec	%Rec. Limits
2,4-Dinitrotoluene - RE	0.85	U H Q	2.19	2.53	H D M	ug/L		116	78 - 120
2,6-Dinitrotoluene - RE	0.85	U H Q J1	2.19	1.30	H D M J1	ug/L		59	77 - 127

Surrogate	*MS %Recovery*	*MS Qualifier*	*Limits*
1,2-Dinitrobenzene - RE	*84*		*83 - 119*

Lab Sample ID: 280-137110-7 MSD
Matrix: Water
Analysis Batch: 499165

Client Sample ID: EW7-PM29B-3-35
Prep Type: Total/NA
Prep Batch: 498875

Analyte	Sample Result	Sample Qualifier	Spike Added	MSD Result	MSD Qualifier	Unit	D	%Rec	%Rec. Limits	RPD	RPD Limit
1,3,5-Trinitrobenzene - RE	2.1	U H J1 M Q	2.23	3.53	H J1 D M Q	ug/L		158	73 - 125	6	30
1,3-Dinitrobenzene - RE	1.3	H J1 D M Q	2.23	1.1	U H M J1 Q	ug/L		0	78 - 120	200	30
2,4,6-Trinitrotoluene - RE	1.1	U H J1 Q	2.23	1.1	U H M J1 Q	ug/L		0	71 - 123	NC	30
2-Amino-4,6-dinitrotoluene - RE	1.1	U H J1 Q	2.23	1.1	U H J1 Q	ug/L		0	79 - 120	NC	30
2-Nitrotoluene - RE	2.1	U H J1 Q	2.23	2.2	U H M J1 Q	ug/L		0	70 - 127	NC	30

Method: 8330A - Nitroaromatics and Nitramines (HPLC) - RE (Continued)

Lab Sample ID: 280-137110-7 MSD
Matrix: Water
Analysis Batch: 499165

Client Sample ID: EW7-PM29B-3-35
Prep Type: Total/NA
Prep Batch: 498875

Analyte	Sample Result	Sample Qualifier	Spike Added	MSD Result	MSD Qualifier	Unit	D	%Rec	%Rec. Limits	RPD	RPD Limit
3-Nitrotoluene - RE	4.2	U H J1 Q	2.23	4.5	U H J1 Q	ug/L		0	73 - 125	NC	30
4-Amino-2,6-dinitrotoluene - RE	1.3	U H J1 M Q	2.23	1.3	U H M J1 Q	ug/L		0	76 - 125	NC	30
4-Nitrotoluene - RE	4.2	U H J1 Q	2.23	4.5	U H M J1 Q	ug/L		0	71 - 127	NC	30
HMX - RE	2.1	U H J1 Q	2.23	2.2	U H J1 Q	ug/L		0	65 - 135	200	30
Nitrobenzene - RE	2.1	U H J1 M Q	2.23	2.2	U H M J1 Q	ug/L		0	65 - 134	NC	30
RDX - RE	38	J1 H D M Q	2.23	41.8	H 4 D M C J1	ug/L		166	68 - 130	74	30
Tetryl - RE	1.1	U H J1 Q	2.23	1.1	U H M J1 Q	ug/L		0	64 - 128	NC	30

Surrogate	*MSD %Recovery*	*MSD Qualifier*	*Limits*
1,2-Dinitrobenzene - RE	*702*	*M Q*	*83 - 119*

Lab Sample ID: 280-137110-7 MSD
Matrix: Water
Analysis Batch: 499350

Client Sample ID: EW7-PM29B-3-35
Prep Type: Total/NA
Prep Batch: 498875

Analyte	Sample Result	Sample Qualifier	Spike Added	MSD Result	MSD Qualifier	Unit	D	%Rec	%Rec. Limits	RPD	RPD Limit
2,4-Dinitrotoluene - RE	0.85	U H Q	2.23	2.66	H D M Q	ug/L		119	78 - 120	5	30
2,6-Dinitrotoluene - RE	0.85	U H Q J1	2.23	0.756	J H D M J1 Q	ug/L		34	77 - 127	53	30

Surrogate	*MSD %Recovery*	*MSD Qualifier*	*Limits*
1,2-Dinitrobenzene - RE	*69*	*Q*	*83 - 119*

Method: 350.1 - Nitrogen, Ammonia

Lab Sample ID: MB 280-497480/19
Matrix: Water
Analysis Batch: 497480

Client Sample ID: Method Blank
Prep Type: Total/NA

Analyte	MB Result	MB Qualifier	LOQ	LOD	DL	Unit	D	Analyzed	Dil Fac
Ammonia	0.050	U	0.10	0.050	0.022	mg/L		06/04/20 13:15	1

Lab Sample ID: LCS 280-497480/18
Matrix: Water
Analysis Batch: 497480

Client Sample ID: Lab Control Sample
Prep Type: Total/NA

Analyte			Spike Added	LCS Result	LCS Qualifier	Unit	D	%Rec	%Rec. Limits		
Ammonia			2.50	2.54		mg/L		102	90 - 110		

Lab Sample ID: 280-137110-7 MS
Matrix: Water
Analysis Batch: 497480

Client Sample ID: EW7-PM29B-3-35
Prep Type: Total/NA

Analyte	Sample Result	Sample Qualifier	Spike Added	MS Result	MS Qualifier	Unit	D	%Rec	%Rec. Limits		
Ammonia	1.6		10.0	11.3		mg/L		97	90 - 110		

Method: 350.1 - Nitrogen, Ammonia (Continued)

Lab Sample ID: 280-137110-7 MSD
Matrix: Water
Analysis Batch: 497480

Client Sample ID: EW7-PM29B-3-35
Prep Type: Total/NA

Analyte	Sample Result	Sample Qualifier	Spike Added	MSD Result	MSD Qualifier	Unit	D	%Rec	%Rec. Limits	RPD	RPD Limit
Ammonia	1.6		10.0	11.0		mg/L		94	90 - 110	2	10

Lab Sample ID: 280-137110-11 MS
Matrix: Water
Analysis Batch: 497480

Client Sample ID: EW7-PM523A-3-25
Prep Type: Total/NA

Analyte	Sample Result	Sample Qualifier	Spike Added	MS Result	MS Qualifier	Unit	D	%Rec	%Rec. Limits
Ammonia	1.6		10.0	11.2		mg/L		96	90 - 110

Lab Sample ID: 280-137110-11 MSD
Matrix: Water
Analysis Batch: 497480

Client Sample ID: EW7-PM523A-3-25
Prep Type: Total/NA

Analyte	Sample Result	Sample Qualifier	Spike Added	MSD Result	MSD Qualifier	Unit	D	%Rec	%Rec. Limits	RPD	RPD Limit
Ammonia	1.6		10.0	11.6		mg/L		99	90 - 110	3	10

Method: 351.2 - Nitrogen, Total Kjeldahl

Lab Sample ID: MB 280-497498/28-A
Matrix: Water
Analysis Batch: 497900

Client Sample ID: Method Blank
Prep Type: Total/NA
Prep Batch: 497498

Analyte	MB Result	MB Qualifier	LOQ	LOD	DL	Unit	D	Analyzed	Dil Fac
Nitrogen, Total Kjeldahl	1.0	U	1.0	1.0	0.69	mg/L		06/08/20 18:16	1

Lab Sample ID: MB 280-497498/2-A
Matrix: Water
Analysis Batch: 497900

Client Sample ID: Method Blank
Prep Type: Total/NA
Prep Batch: 497498

Analyte	MB Result	MB Qualifier	LOQ	LOD	DL	Unit	D	Analyzed	Dil Fac
Nitrogen, Total Kjeldahl	1.0	U	1.0	1.0	0.69	mg/L		06/08/20 17:24	1

Lab Sample ID: LCS 280-497498/1-A
Matrix: Water
Analysis Batch: 497900

Client Sample ID: Lab Control Sample
Prep Type: Total/NA
Prep Batch: 497498

Analyte	Spike Added	LCS Result	LCS Qualifier	Unit	D	%Rec	%Rec. Limits
Nitrogen, Total Kjeldahl	6.00	5.59		mg/L		93	90 - 110

Lab Sample ID: LCS 280-497498/27-A
Matrix: Water
Analysis Batch: 497900

Client Sample ID: Lab Control Sample
Prep Type: Total/NA
Prep Batch: 497498

Analyte	Spike Added	LCS Result	LCS Qualifier	Unit	D	%Rec	%Rec. Limits
Nitrogen, Total Kjeldahl	6.00	6.05		mg/L		101	90 - 110

Method: 351.2 - Nitrogen, Total Kjeldahl (Continued)

Lab Sample ID: 280-137110-5 MS — **Client Sample ID: G0079-20A**
Matrix: Water — **Prep Type: Total/NA**
Analysis Batch: 497900 — **Prep Batch: 497498**

Analyte	Sample Result	Sample Qualifier	Spike Added	MS Result	MS Qualifier	Unit	D	%Rec	%Rec. Limits
Nitrogen, Total Kjeldahl	1.0	U J1	3.00	3.56	J1	mg/L		119	90 - 110

Lab Sample ID: 280-137110-5 MSD — **Client Sample ID: G0079-20A**
Matrix: Water — **Prep Type: Total/NA**
Analysis Batch: 497900 — **Prep Batch: 497498**

Analyte	Sample Result	Sample Qualifier	Spike Added	MSD Result	MSD Qualifier	Unit	D	%Rec	%Rec. Limits	RPD	RPD Limit
Nitrogen, Total Kjeldahl	1.0	U J1	3.00	3.64	J1	mg/L		121	90 - 110	2	25

Lab Sample ID: 280-137110-7 MS — **Client Sample ID: EW7-PM29B-3-35**
Matrix: Water — **Prep Type: Total/NA**
Analysis Batch: 497900 — **Prep Batch: 497498**

Analyte	Sample Result	Sample Qualifier	Spike Added	MS Result	MS Qualifier	Unit	D	%Rec	%Rec. Limits
Nitrogen, Total Kjeldahl	7.2	J1	15.0	18.8	J1	mg/L		78	90 - 110

Lab Sample ID: 280-137110-7 MSD — **Client Sample ID: EW7-PM29B-3-35**
Matrix: Water — **Prep Type: Total/NA**
Analysis Batch: 497900 — **Prep Batch: 497498**

Analyte	Sample Result	Sample Qualifier	Spike Added	MSD Result	MSD Qualifier	Unit	D	%Rec	%Rec. Limits	RPD	RPD Limit
Nitrogen, Total Kjeldahl	7.2	J1	15.0	20.5	J1	mg/L		89	90 - 110	8	25

Method: 353.2 - Nitrogen, Nitrate-Nitrite

Lab Sample ID: MB 280-498278/22 — **Client Sample ID: Method Blank**
Matrix: Water — **Prep Type: Total/NA**
Analysis Batch: 498278

Analyte	MB Result	MB Qualifier	LOQ	LOD	DL	Unit	D	Analyzed	Dil Fac
Nitrate Nitrite as N	0.050	U	0.10	0.050	0.019	mg/L		06/10/20 18:17	1

Lab Sample ID: LCS 280-498278/21 — **Client Sample ID: Lab Control Sample**
Matrix: Water — **Prep Type: Total/NA**
Analysis Batch: 498278

Analyte	Spike Added	LCS Result	LCS Qualifier	Unit	D	%Rec	%Rec. Limits
Nitrate Nitrite as N	5.00	5.12		mg/L		102	90 - 110

Lab Sample ID: 280-137110-6 MS — **Client Sample ID: G0075-20A**
Matrix: Water — **Prep Type: Total/NA**
Analysis Batch: 498278

Analyte	Sample Result	Sample Qualifier	Spike Added	MS Result	MS Qualifier	Unit	D	%Rec	%Rec. Limits
Nitrate Nitrite as N	2.4	J1	4.00	5.77	J1	mg/L		85	90 - 110

Method: 353.2 - Nitrogen, Nitrate-Nitrite (Continued)

Lab Sample ID: 280-137110-6 MSD — **Client Sample ID: G0075-20A**
Matrix: Water — **Prep Type: Total/NA**
Analysis Batch: 498278

Analyte	Sample Result	Sample Qualifier	Spike Added	MSD Result	MSD Qualifier	Unit	D	%Rec	%Rec. Limits	RPD	RPD Limit
Nitrate Nitrite as N	2.4	J1	4.00	5.81	J1	mg/L		86	90 - 110	1	10

Method: 9034 - Sulfide, Acid Soluble and Insoluble (Titrimetric)

Lab Sample ID: MB 280-497255/2-A — **Client Sample ID: Method Blank**
Matrix: Water — **Prep Type: Total/NA**
Analysis Batch: 497257 — **Prep Batch: 497255**

Analyte	MB Result	MB Qualifier	LOQ	LOD	DL	Unit	D	Analyzed	Dil Fac
Sulfide	1.9	U	4.0	1.9	0.79	mg/L		06/03/20 13:48	1

Lab Sample ID: LCS 280-497255/1-A — **Client Sample ID: Lab Control Sample**
Matrix: Water — **Prep Type: Total/NA**
Analysis Batch: 497257 — **Prep Batch: 497255**

Analyte	Spike Added	LCS Result	LCS Qualifier	Unit	D	%Rec	%Rec. Limits
Sulfide	16.5	11.2		mg/L		68	44 - 110

Lab Sample ID: 280-137110-7 MS — **Client Sample ID: EW7-PM29B-3-35**
Matrix: Water — **Prep Type: Total/NA**
Analysis Batch: 497257 — **Prep Batch: 497255**

Analyte	Sample Result	Sample Qualifier	Spike Added	MS Result	MS Qualifier	Unit	D	%Rec	%Rec. Limits
Sulfide	1.9	U	16.5	8.00		mg/L		49	44 - 110

Lab Sample ID: 280-137110-7 MSD — **Client Sample ID: EW7-PM29B-3-35**
Matrix: Water — **Prep Type: Total/NA**
Analysis Batch: 497257 — **Prep Batch: 497255**

Analyte	Sample Result	Sample Qualifier	Spike Added	MSD Result	MSD Qualifier	Unit	D	%Rec	%Rec. Limits	RPD	RPD Limit
Sulfide	1.9	U	16.5	9.60		mg/L		58	44 - 110	18	20

Lab Sample ID: MB 280-497566/2-A — **Client Sample ID: Method Blank**
Matrix: Water — **Prep Type: Total/NA**
Analysis Batch: 497568 — **Prep Batch: 497566**

Analyte	MB Result	MB Qualifier	LOQ	LOD	DL	Unit	D	Analyzed	Dil Fac
Sulfide	1.9	U	4.0	1.9	0.79	mg/L		06/05/20 09:56	1

Lab Sample ID: LCS 280-497566/1-A — **Client Sample ID: Lab Control Sample**
Matrix: Water — **Prep Type: Total/NA**
Analysis Batch: 497568 — **Prep Batch: 497566**

Analyte	Spike Added	LCS Result	LCS Qualifier	Unit	D	%Rec	%Rec. Limits
Sulfide	17.8	12.0		mg/L		67	44 - 110

Method: 9056A - Anions, Ion Chromatography

Lab Sample ID: MB 280-498164/6
Matrix: Water
Analysis Batch: 498164

Client Sample ID: Method Blank
Prep Type: Total/NA

Analyte	MB Result	MB Qualifier	LOQ	LOD	DL	Unit	D	Analyzed	Dil Fac
Sulfate	3.0	U	5.0	3.0	1.0	mg/L		06/10/20 11:58	1

Lab Sample ID: LCS 280-498164/4
Matrix: Water
Analysis Batch: 498164

Client Sample ID: Lab Control Sample
Prep Type: Total/NA

Analyte	Spike Added	LCS Result	LCS Qualifier	Unit	D	%Rec	%Rec. Limits
Sulfate	100	102		mg/L		102	87 - 112

Lab Sample ID: LCSD 280-498164/5
Matrix: Water
Analysis Batch: 498164

Client Sample ID: Lab Control Sample Dup
Prep Type: Total/NA

Analyte	Spike Added	LCSD Result	LCSD Qualifier	Unit	D	%Rec	%Rec. Limits	RPD	RPD Limit
Sulfate	100	101		mg/L		101	87 - 112	1	10

Lab Sample ID: MRL 280-498164/3
Matrix: Water
Analysis Batch: 498164

Client Sample ID: Lab Control Sample
Prep Type: Total/NA

Analyte	Spike Added	MRL Result	MRL Qualifier	Unit	D	%Rec	%Rec. Limits
Sulfate	5.00	4.30	J	mg/L		86	50 - 150

Lab Sample ID: 280-137110-5 MS
Matrix: Water
Analysis Batch: 498164

Client Sample ID: G0079-20A
Prep Type: Total/NA

Analyte	Sample Result	Sample Qualifier	Spike Added	MS Result	MS Qualifier	Unit	D	%Rec	%Rec. Limits
Sulfate	48	J1	50.0	106	J1	mg/L		116	87 - 112

Lab Sample ID: 280-137110-5 MSD
Matrix: Water
Analysis Batch: 498164

Client Sample ID: G0079-20A
Prep Type: Total/NA

Analyte	Sample Result	Sample Qualifier	Spike Added	MSD Result	MSD Qualifier	Unit	D	%Rec	%Rec. Limits	RPD	RPD Limit
Sulfate	48	J1	50.0	109	J1	mg/L		121	87 - 112	2	10

Lab Sample ID: 280-137110-5 DU
Matrix: Water
Analysis Batch: 498164

Client Sample ID: G0079-20A
Prep Type: Total/NA

Analyte	Sample Result	Sample Qualifier	DU Result	DU Qualifier	Unit	D	RPD	RPD Limit
Sulfate	48	J1	48.6		mg/L		0.3	10

Lab Sample ID: MB 280-498166/6
Matrix: Water
Analysis Batch: 498166

Client Sample ID: Method Blank
Prep Type: Total/NA

Analyte	MB Result	MB Qualifier	LOQ	LOD	DL	Unit	D	Analyzed	Dil Fac
Sulfate	3.0	U	5.0	3.0	1.0	mg/L		06/10/20 11:38	1

Method: 9056A - Anions, Ion Chromatography

Lab Sample ID: LCS 280-498166/4
Matrix: Water
Analysis Batch: 498166

Client Sample ID: Lab Control Sample
Prep Type: Total/NA

Analyte	Spike Added	LCS Result	LCS Qualifier	Unit	D	%Rec	%Rec. Limits
Sulfate	100	96.1		mg/L		96	87 - 112

Lab Sample ID: LCSD 280-498166/5
Matrix: Water
Analysis Batch: 498166

Client Sample ID: Lab Control Sample Dup
Prep Type: Total/NA

Analyte	Spike Added	LCSD Result	LCSD Qualifier	Unit	D	%Rec	%Rec. Limits	RPD	RPD Limit
Sulfate	100	95.9		mg/L		96	87 - 112	0	10

Lab Sample ID: MRL 280-498166/3
Matrix: Water
Analysis Batch: 498166

Client Sample ID: Lab Control Sample
Prep Type: Total/NA

Analyte	Spike Added	MRL Result	MRL Qualifier	Unit	D	%Rec	%Rec. Limits
Sulfate	5.00	4.46	J	mg/L		89	50 - 150

Lab Sample ID: 280-137110-7 MS
Matrix: Water
Analysis Batch: 498166

Client Sample ID: EW7-PM29B-3-35
Prep Type: Total/NA

Analyte	Sample Result	Sample Qualifier	Spike Added	MS Result	MS Qualifier	Unit	D	%Rec	%Rec. Limits
Sulfate	3.0	U	50.0	52.4		mg/L		105	87 - 112

Lab Sample ID: 280-137110-7 MSD
Matrix: Water
Analysis Batch: 498166

Client Sample ID: EW7-PM29B-3-35
Prep Type: Total/NA

Analyte	Sample Result	Sample Qualifier	Spike Added	MSD Result	MSD Qualifier	Unit	D	%Rec	%Rec. Limits	RPD	RPD Limit
Sulfate	3.0	U	50.0	50.7		mg/L		101	87 - 112	3	10

Lab Sample ID: 280-137110-7 DU
Matrix: Water
Analysis Batch: 498166

Client Sample ID: EW7-PM29B-3-35
Prep Type: Total/NA

Analyte	Sample Result	Sample Qualifier	DU Result	DU Qualifier	Unit	D	RPD	RPD Limit
Sulfate	3.0	U	3.0	U	mg/L		NC	10

Method: 9060A - Organic Carbon, Dissolved (DOC)

Lab Sample ID: MB 280-499119/2-A
Matrix: Water
Analysis Batch: 499305

Client Sample ID: Method Blank
Prep Type: Dissolved

Analyte	MB Result	MB Qualifier	LOQ	LOD	DL	Unit	D	Analyzed	Dil Fac
Dissolved Organic Carbon - Quad	1.0	U	1.0	1.0	0.35	mg/L		06/18/20 07:10	1

Method: 9060A - Organic Carbon, Dissolved (DOC) (Continued)

Lab Sample ID: LCS 280-499119/1-A
Matrix: Water
Analysis Batch: 499305

Client Sample ID: Lab Control Sample
Prep Type: Dissolved

Analyte	Spike Added	LCS Result	LCS Qualifier	Unit	D	%Rec	%Rec. Limits
Dissolved Organic Carbon - Quad	25.0	25.5		mg/L		102	88 - 112

Lab Sample ID: 280-137110-7 MS
Matrix: Water
Analysis Batch: 499305

Client Sample ID: EW7-PM29B-3-35
Prep Type: Dissolved

Analyte	Sample Result	Sample Qualifier	Spike Added	MS Result	MS Qualifier	Unit	D	%Rec	%Rec. Limits
Dissolved Organic Carbon - Quad	64		50.1	113		mg/L		99	88 - 112

Lab Sample ID: 280-137110-7 MSD
Matrix: Water
Analysis Batch: 499305

Client Sample ID: EW7-PM29B-3-35
Prep Type: Dissolved

Analyte	Sample Result	Sample Qualifier	Spike Added	MSD Result	MSD Qualifier	Unit	D	%Rec	%Rec. Limits	RPD	RPD Limit
Dissolved Organic Carbon - Quad	64		50.1	111		mg/L		93	88 - 112	3	15

Lab Sample ID: 280-137110-12 MS
Matrix: Water
Analysis Batch: 499305

Client Sample ID: EW7-PM23A-3-25
Prep Type: Dissolved

Analyte	Sample Result	Sample Qualifier	Spike Added	MS Result	MS Qualifier	Unit	D	%Rec	%Rec. Limits
Dissolved Organic Carbon - Quad	12		25.0	37.2		mg/L		101	88 - 112

Lab Sample ID: 280-137110-12 MSD
Matrix: Water
Analysis Batch: 499305

Client Sample ID: EW7-PM23A-3-25
Prep Type: Dissolved

Analyte	Sample Result	Sample Qualifier	Spike Added	MSD Result	MSD Qualifier	Unit	D	%Rec	%Rec. Limits	RPD	RPD Limit
Dissolved Organic Carbon - Quad	12		25.0	37.3		mg/L		102	88 - 112	0	15

Lab Sample ID: MB 280-499394/2-A
Matrix: Water
Analysis Batch: 499526

Client Sample ID: Method Blank
Prep Type: Dissolved

Analyte	MB Result	MB Qualifier	LOQ	LOD	DL	Unit	D	Analyzed	Dil Fac
Dissolved Organic Carbon - Quad	0.491	J	1.0	1.0	0.35	mg/L		06/20/20 07:20	1

Lab Sample ID: LCS 280-499394/1-A
Matrix: Water
Analysis Batch: 499526

Client Sample ID: Lab Control Sample
Prep Type: Dissolved

Analyte	Spike Added	LCS Result	LCS Qualifier	Unit	D	%Rec	%Rec. Limits
Dissolved Organic Carbon - Quad	25.0	26.2		mg/L		105	88 - 112

Method: SM 2320B - Alkalinity

Lab Sample ID: MB 280-497544/31
Matrix: Water
Analysis Batch: 497544

Client Sample ID: Method Blank
Prep Type: Total/NA

Analyte	MB Result	MB Qualifier	LOQ	LOD	DL	Unit	D	Analyzed	Dil Fac
Total Alkalinity as CaCO3	10	U	10	10	3.1	mg/L		06/04/20 12:54	1

Lab Sample ID: LCS 280-497544/30
Matrix: Water
Analysis Batch: 497544

Client Sample ID: Lab Control Sample
Prep Type: Total/NA

Analyte			Spike Added	LCS Result	LCS Qualifier	Unit	D	%Rec	%Rec. Limits		
Total Alkalinity as CaCO3			200	207		mg/L		104	89 - 109		

GC VOA

Analysis Batch: 497247

Lab Sample ID	Client Sample ID	Prep Type	Matrix	Method	Prep Batch
280-137110-2	EW7-PM25A-3-25	Total/NA	Water	RSK-175	
280-137110-5	G0079-20A	Total/NA	Water	RSK-175	
280-137110-6	G0075-20A	Total/NA	Water	RSK-175	
280-137110-9	EW7-PM26A-3-25	Total/NA	Water	RSK-175	
MB 280-497247/34	Method Blank	Total/NA	Water	RSK-175	
MB 280-497247/7	Method Blank	Total/NA	Water	RSK-175	
LCS 280-497247/33	Lab Control Sample	Total/NA	Water	RSK-175	
LCSD 280-497247/35	Lab Control Sample Dup	Total/NA	Water	RSK-175	
280-137110-6 DU	G0075-20A	Total/NA	Water	RSK-175	

Analysis Batch: 498179

Lab Sample ID	Client Sample ID	Prep Type	Matrix	Method	Prep Batch
280-137110-1	EW7-PM28B-3-35	Total/NA	Water	RSK-175	
280-137110-3	EW7-PM25B-3-25	Total/NA	Water	RSK-175	
280-137110-4	EW7-PM23B-3-35	Total/NA	Water	RSK-175	
280-137110-7	EW7-PM29B-3-35	Total/NA	Water	RSK-175	
280-137110-8	EW7-PM28A-3-25	Total/NA	Water	RSK-175	
280-137110-11	EW7-PM523A-3-25	Total/NA	Water	RSK-175	
280-137110-12	EW7-PM23A-3-25	Total/NA	Water	RSK-175	
280-137110-13	EW7-PM27B-3-35	Total/NA	Water	RSK-175	
280-137110-14	EW7-PM29A-3-25	Total/NA	Water	RSK-175	
MB 280-498179/41	Method Blank	Total/NA	Water	RSK-175	
LCS 280-498179/39	Lab Control Sample	Total/NA	Water	RSK-175	
LCSD 280-498179/40	Lab Control Sample Dup	Total/NA	Water	RSK-175	
280-137110-7 MS	EW7-PM29B-3-35	Total/NA	Water	RSK-175	
280-137110-7 MSD	EW7-PM29B-3-35	Total/NA	Water	RSK-175	

Analysis Batch: 498346

Lab Sample ID	Client Sample ID	Prep Type	Matrix	Method	Prep Batch
280-137110-10	EW7-PM26B-3-35	Total/NA	Water	RSK-175	
MB 280-498346/7	Method Blank	Total/NA	Water	RSK-175	
LCS 280-498346/5	Lab Control Sample	Total/NA	Water	RSK-175	
LCSD 280-498346/6	Lab Control Sample Dup	Total/NA	Water	RSK-175	

HPLC/IC

Prep Batch: 497326

Lab Sample ID	Client Sample ID	Prep Type	Matrix	Method	Prep Batch
280-137110-1	EW7-PM28B-3-35	Total/NA	Water	3535	
280-137110-2	EW7-PM25A-3-25	Total/NA	Water	3535	
280-137110-3	EW7-PM25B-3-25	Total/NA	Water	3535	
280-137110-4	EW7-PM23B-3-35	Total/NA	Water	3535	
280-137110-5	G0079-20A	Total/NA	Water	3535	
280-137110-6	G0075-20A	Total/NA	Water	3535	
280-137110-7	EW7-PM29B-3-35	Total/NA	Water	3535	
280-137110-8	EW7-PM28A-3-25	Total/NA	Water	3535	
280-137110-9	EW7-PM26A-3-25	Total/NA	Water	3535	
280-137110-10	EW7-PM26B-3-35	Total/NA	Water	3535	
280-137110-11	EW7-PM523A-3-25	Total/NA	Water	3535	
280-137110-12	EW7-PM23A-3-25	Total/NA	Water	3535	
280-137110-13	EW7-PM27B-3-35	Total/NA	Water	3535	

HPLC/IC (Continued)

Prep Batch: 497326 (Continued)

Lab Sample ID	Client Sample ID	Prep Type	Matrix	Method	Prep Batch
280-137110-14	EW7-PM29A-3-25	Total/NA	Water	3535	
MB 280-497326/1-A	Method Blank	Total/NA	Water	3535	
LCS 280-497326/2-A	Lab Control Sample	Total/NA	Water	3535	
LCS 280-497326/4-A	Lab Control Sample	Total/NA	Water	3535	
LCSD 280-497326/3-A	Lab Control Sample Dup	Total/NA	Water	3535	
280-137110-7 MS	EW7-PM29B-3-35	Total/NA	Water	3535	
280-137110-7 MSD	EW7-PM29B-3-35	Total/NA	Water	3535	

Analysis Batch: 498591

Lab Sample ID	Client Sample ID	Prep Type	Matrix	Method	Prep Batch
280-137110-1	EW7-PM28B-3-35	Total/NA	Water	8330A	497326
280-137110-2	EW7-PM25A-3-25	Total/NA	Water	8330A	497326
280-137110-4	EW7-PM23B-3-35	Total/NA	Water	8330A	497326
280-137110-5	G0079-20A	Total/NA	Water	8330A	497326
280-137110-6	G0075-20A	Total/NA	Water	8330A	497326
280-137110-7	EW7-PM29B-3-35	Total/NA	Water	8330A	497326
280-137110-8	EW7-PM28A-3-25	Total/NA	Water	8330A	497326
280-137110-9	EW7-PM26A-3-25	Total/NA	Water	8330A	497326
280-137110-10	EW7-PM26B-3-35	Total/NA	Water	8330A	497326
280-137110-11	EW7-PM523A-3-25	Total/NA	Water	8330A	497326
280-137110-12	EW7-PM23A-3-25	Total/NA	Water	8330A	497326
280-137110-13	EW7-PM27B-3-35	Total/NA	Water	8330A	497326
MB 280-497326/1-A	Method Blank	Total/NA	Water	8330A	497326
LCS 280-497326/4-A	Lab Control Sample	Total/NA	Water	8330A	497326
LCSD 280-497326/3-A	Lab Control Sample Dup	Total/NA	Water	8330A	497326
280-137110-7 MS	EW7-PM29B-3-35	Total/NA	Water	8330A	497326
280-137110-7 MSD	EW7-PM29B-3-35	Total/NA	Water	8330A	497326

Prep Batch: 498875

Lab Sample ID	Client Sample ID	Prep Type	Matrix	Method	Prep Batch
280-137110-7 - RE	EW7-PM29B-3-35	Total/NA	Water	3535	
MB 280-498875/1-A	Method Blank	Total/NA	Water	3535	
LCS 280-498875/2-A	Lab Control Sample	Total/NA	Water	3535	
LCS 280-498875/3-A	Lab Control Sample	Total/NA	Water	3535	
280-137110-7 MS - RE	EW7-PM29B-3-35	Total/NA	Water	3535	
280-137110-7 MSD - RE	EW7-PM29B-3-35	Total/NA	Water	3535	

Analysis Batch: 498990

Lab Sample ID	Client Sample ID	Prep Type	Matrix	Method	Prep Batch
280-137110-3	EW7-PM25B-3-25	Total/NA	Water	8330A	497326
280-137110-14	EW7-PM29A-3-25	Total/NA	Water	8330A	497326
LCS 280-497326/2-A	Lab Control Sample	Total/NA	Water	8330A	497326

Analysis Batch: 499146

Lab Sample ID	Client Sample ID	Prep Type	Matrix	Method	Prep Batch
280-137110-1	EW7-PM28B-3-35	Total/NA	Water	8330A	497326
280-137110-2	EW7-PM25A-3-25	Total/NA	Water	8330A	497326
280-137110-3	EW7-PM25B-3-25	Total/NA	Water	8330A	497326
280-137110-4	EW7-PM23B-3-35	Total/NA	Water	8330A	497326
280-137110-5	G0079-20A	Total/NA	Water	8330A	497326
280-137110-7	EW7-PM29B-3-35	Total/NA	Water	8330A	497326

HPLC/IC (Continued)

Analysis Batch: 499146 (Continued)

Lab Sample ID	Client Sample ID	Prep Type	Matrix	Method	Prep Batch
280-137110-8	EW7-PM28A-3-25	Total/NA	Water	8330A	497326
280-137110-9	EW7-PM26A-3-25	Total/NA	Water	8330A	497326
280-137110-10	EW7-PM26B-3-35	Total/NA	Water	8330A	497326
280-137110-11	EW7-PM523A-3-25	Total/NA	Water	8330A	497326
280-137110-12	EW7-PM23A-3-25	Total/NA	Water	8330A	497326
280-137110-13	EW7-PM27B-3-35	Total/NA	Water	8330A	497326
280-137110-14	EW7-PM29A-3-25	Total/NA	Water	8330A	497326

Analysis Batch: 499165

Lab Sample ID	Client Sample ID	Prep Type	Matrix	Method	Prep Batch
280-137110-7 - RE	EW7-PM29B-3-35	Total/NA	Water	8330A	498875
MB 280-498875/1-A	Method Blank	Total/NA	Water	8330A	498875
LCS 280-498875/2-A	Lab Control Sample	Total/NA	Water	8330A	498875
LCS 280-498875/3-A	Lab Control Sample	Total/NA	Water	8330A	498875
280-137110-7 MS - RE	EW7-PM29B-3-35	Total/NA	Water	8330A	498875
280-137110-7 MSD - RE	EW7-PM29B-3-35	Total/NA	Water	8330A	498875

Analysis Batch: 499350

Lab Sample ID	Client Sample ID	Prep Type	Matrix	Method	Prep Batch
280-137110-7 - RE	EW7-PM29B-3-35	Total/NA	Water	8330A	498875
280-137110-7 MS - RE	EW7-PM29B-3-35	Total/NA	Water	8330A	498875
280-137110-7 MSD - RE	EW7-PM29B-3-35	Total/NA	Water	8330A	498875

General Chemistry

Prep Batch: 497255

Lab Sample ID	Client Sample ID	Prep Type	Matrix	Method	Prep Batch
280-137110-1	EW7-PM28B-3-35	Total/NA	Water	9030B	
280-137110-7	EW7-PM29B-3-35	Total/NA	Water	9030B	
280-137110-8	EW7-PM28A-3-25	Total/NA	Water	9030B	
280-137110-9	EW7-PM26A-3-25	Total/NA	Water	9030B	
280-137110-11	EW7-PM523A-3-25	Total/NA	Water	9030B	
280-137110-12	EW7-PM23A-3-25	Total/NA	Water	9030B	
280-137110-13	EW7-PM27B-3-35	Total/NA	Water	9030B	
280-137110-14	EW7-PM29A-3-25	Total/NA	Water	9030B	
MB 280-497255/2-A	Method Blank	Total/NA	Water	9030B	
LCS 280-497255/1-A	Lab Control Sample	Total/NA	Water	9030B	
280-137110-7 MS	EW7-PM29B-3-35	Total/NA	Water	9030B	
280-137110-7 MSD	EW7-PM29B-3-35	Total/NA	Water	9030B	

Analysis Batch: 497257

Lab Sample ID	Client Sample ID	Prep Type	Matrix	Method	Prep Batch
280-137110-1	EW7-PM28B-3-35	Total/NA	Water	9034	497255
280-137110-7	EW7-PM29B-3-35	Total/NA	Water	9034	497255
280-137110-8	EW7-PM28A-3-25	Total/NA	Water	9034	497255
280-137110-9	EW7-PM26A-3-25	Total/NA	Water	9034	497255
280-137110-11	EW7-PM523A-3-25	Total/NA	Water	9034	497255
280-137110-12	EW7-PM23A-3-25	Total/NA	Water	9034	497255
280-137110-13	EW7-PM27B-3-35	Total/NA	Water	9034	497255
280-137110-14	EW7-PM29A-3-25	Total/NA	Water	9034	497255
MB 280-497255/2-A	Method Blank	Total/NA	Water	9034	497255

General Chemistry (Continued)

Analysis Batch: 497257 (Continued)

Lab Sample ID	Client Sample ID	Prep Type	Matrix	Method	Prep Batch
LCS 280-497255/1-A	Lab Control Sample	Total/NA	Water	9034	497255
280-137110-7 MS	EW7-PM29B-3-35	Total/NA	Water	9034	497255
280-137110-7 MSD	EW7-PM29B-3-35	Total/NA	Water	9034	497255

Analysis Batch: 497480

Lab Sample ID	Client Sample ID	Prep Type	Matrix	Method	Prep Batch
280-137110-1	EW7-PM28B-3-35	Total/NA	Water	350.1	
280-137110-2	EW7-PM25A-3-25	Total/NA	Water	350.1	
280-137110-3	EW7-PM25B-3-25	Total/NA	Water	350.1	
280-137110-4	EW7-PM23B-3-35	Total/NA	Water	350.1	
280-137110-5	G0079-20A	Total/NA	Water	350.1	
280-137110-6	G0075-20A	Total/NA	Water	350.1	
280-137110-7	EW7-PM29B-3-35	Total/NA	Water	350.1	
280-137110-8	EW7-PM28A-3-25	Total/NA	Water	350.1	
280-137110-9	EW7-PM26A-3-25	Total/NA	Water	350.1	
280-137110-10	EW7-PM26B-3-35	Total/NA	Water	350.1	
280-137110-11	EW7-PM523A-3-25	Total/NA	Water	350.1	
280-137110-12	EW7-PM23A-3-25	Total/NA	Water	350.1	
280-137110-13	EW7-PM27B-3-35	Total/NA	Water	350.1	
280-137110-14	EW7-PM29A-3-25	Total/NA	Water	350.1	
MB 280-497480/19	Method Blank	Total/NA	Water	350.1	
LCS 280-497480/18	Lab Control Sample	Total/NA	Water	350.1	
280-137110-7 MS	EW7-PM29B-3-35	Total/NA	Water	350.1	
280-137110-7 MSD	EW7-PM29B-3-35	Total/NA	Water	350.1	
280-137110-11 MS	EW7-PM523A-3-25	Total/NA	Water	350.1	
280-137110-11 MSD	EW7-PM523A-3-25	Total/NA	Water	350.1	

Prep Batch: 497498

Lab Sample ID	Client Sample ID	Prep Type	Matrix	Method	Prep Batch
280-137110-1	EW7-PM28B-3-35	Total/NA	Water	351.2	
280-137110-2	EW7-PM25A-3-25	Total/NA	Water	351.2	
280-137110-3	EW7-PM25B-3-25	Total/NA	Water	351.2	
280-137110-4	EW7-PM23B-3-35	Total/NA	Water	351.2	
280-137110-5	G0079-20A	Total/NA	Water	351.2	
280-137110-6	G0075-20A	Total/NA	Water	351.2	
280-137110-7	EW7-PM29B-3-35	Total/NA	Water	351.2	
280-137110-8	EW7-PM28A-3-25	Total/NA	Water	351.2	
280-137110-9	EW7-PM26A-3-25	Total/NA	Water	351.2	
280-137110-10	EW7-PM26B-3-35	Total/NA	Water	351.2	
280-137110-11	EW7-PM523A-3-25	Total/NA	Water	351.2	
280-137110-12	EW7-PM23A-3-25	Total/NA	Water	351.2	
280-137110-13	EW7-PM27B-3-35	Total/NA	Water	351.2	
280-137110-14	EW7-PM29A-3-25	Total/NA	Water	351.2	
MB 280-497498/28-A	Method Blank	Total/NA	Water	351.2	
MB 280-497498/2-A	Method Blank	Total/NA	Water	351.2	
LCS 280-497498/1-A	Lab Control Sample	Total/NA	Water	351.2	
LCS 280-497498/27-A	Lab Control Sample	Total/NA	Water	351.2	
280-137110-5 MS	G0079-20A	Total/NA	Water	351.2	
280-137110-5 MSD	G0079-20A	Total/NA	Water	351.2	
280-137110-7 MS	EW7-PM29B-3-35	Total/NA	Water	351.2	
280-137110-7 MSD	EW7-PM29B-3-35	Total/NA	Water	351.2	

General Chemistry

Analysis Batch: 497544

Lab Sample ID	Client Sample ID	Prep Type	Matrix	Method	Prep Batch
280-137110-1	EW7-PM28B-3-35	Total/NA	Water	SM 2320B	
280-137110-2	EW7-PM25A-3-25	Total/NA	Water	SM 2320B	
280-137110-3	EW7-PM25B-3-25	Total/NA	Water	SM 2320B	
280-137110-4	EW7-PM23B-3-35	Total/NA	Water	SM 2320B	
280-137110-5	G0079-20A	Total/NA	Water	SM 2320B	
280-137110-6	G0075-20A	Total/NA	Water	SM 2320B	
280-137110-7	EW7-PM29B-3-35	Total/NA	Water	SM 2320B	
280-137110-8	EW7-PM28A-3-25	Total/NA	Water	SM 2320B	
280-137110-9	EW7-PM26A-3-25	Total/NA	Water	SM 2320B	
280-137110-10	EW7-PM26B-3-35	Total/NA	Water	SM 2320B	
280-137110-11	EW7-PM523A-3-25	Total/NA	Water	SM 2320B	
280-137110-12	EW7-PM23A-3-25	Total/NA	Water	SM 2320B	
280-137110-13	EW7-PM27B-3-35	Total/NA	Water	SM 2320B	
280-137110-14	EW7-PM29A-3-25	Total/NA	Water	SM 2320B	
MB 280-497544/31	Method Blank	Total/NA	Water	SM 2320B	
LCS 280-497544/30	Lab Control Sample	Total/NA	Water	SM 2320B	

Prep Batch: 497566

Lab Sample ID	Client Sample ID	Prep Type	Matrix	Method	Prep Batch
280-137110-2	EW7-PM25A-3-25	Total/NA	Water	9030B	
280-137110-3	EW7-PM25B-3-25	Total/NA	Water	9030B	
280-137110-4	EW7-PM23B-3-35	Total/NA	Water	9030B	
280-137110-5	G0079-20A	Total/NA	Water	9030B	
280-137110-6	G0075-20A	Total/NA	Water	9030B	
280-137110-10	EW7-PM26B-3-35	Total/NA	Water	9030B	
MB 280-497566/2-A	Method Blank	Total/NA	Water	9030B	
LCS 280-497566/1-A	Lab Control Sample	Total/NA	Water	9030B	

Analysis Batch: 497568

Lab Sample ID	Client Sample ID	Prep Type	Matrix	Method	Prep Batch
280-137110-2	EW7-PM25A-3-25	Total/NA	Water	9034	497566
280-137110-3	EW7-PM25B-3-25	Total/NA	Water	9034	497566
280-137110-4	EW7-PM23B-3-35	Total/NA	Water	9034	497566
280-137110-5	G0079-20A	Total/NA	Water	9034	497566
280-137110-6	G0075-20A	Total/NA	Water	9034	497566
280-137110-10	EW7-PM26B-3-35	Total/NA	Water	9034	497566
MB 280-497566/2-A	Method Blank	Total/NA	Water	9034	497566
LCS 280-497566/1-A	Lab Control Sample	Total/NA	Water	9034	497566

Analysis Batch: 497900

Lab Sample ID	Client Sample ID	Prep Type	Matrix	Method	Prep Batch
280-137110-1	EW7-PM28B-3-35	Total/NA	Water	351.2	497498
280-137110-2	EW7-PM25A-3-25	Total/NA	Water	351.2	497498
280-137110-3	EW7-PM25B-3-25	Total/NA	Water	351.2	497498
280-137110-4	EW7-PM23B-3-35	Total/NA	Water	351.2	497498
280-137110-5	G0079-20A	Total/NA	Water	351.2	497498
280-137110-6	G0075-20A	Total/NA	Water	351.2	497498
280-137110-7	EW7-PM29B-3-35	Total/NA	Water	351.2	497498
280-137110-8	EW7-PM28A-3-25	Total/NA	Water	351.2	497498
280-137110-9	EW7-PM26A-3-25	Total/NA	Water	351.2	497498
280-137110-10	EW7-PM26B-3-35	Total/NA	Water	351.2	497498

General Chemistry (Continued)

Analysis Batch: 497900 (Continued)

Lab Sample ID	Client Sample ID	Prep Type	Matrix	Method	Prep Batch
280-137110-11	EW7-PM523A-3-25	Total/NA	Water	351.2	497498
280-137110-12	EW7-PM23A-3-25	Total/NA	Water	351.2	497498
280-137110-13	EW7-PM27B-3-35	Total/NA	Water	351.2	497498
280-137110-14	EW7-PM29A-3-25	Total/NA	Water	351.2	497498
MB 280-497498/28-A	Method Blank	Total/NA	Water	351.2	497498
MB 280-497498/2-A	Method Blank	Total/NA	Water	351.2	497498
LCS 280-497498/1-A	Lab Control Sample	Total/NA	Water	351.2	497498
LCS 280-497498/27-A	Lab Control Sample	Total/NA	Water	351.2	497498
280-137110-5 MS	G0079-20A	Total/NA	Water	351.2	497498
280-137110-5 MSD	G0079-20A	Total/NA	Water	351.2	497498
280-137110-7 MS	EW7-PM29B-3-35	Total/NA	Water	351.2	497498
280-137110-7 MSD	EW7-PM29B-3-35	Total/NA	Water	351.2	497498

Analysis Batch: 498164

Lab Sample ID	Client Sample ID	Prep Type	Matrix	Method	Prep Batch
280-137110-1	EW7-PM28B-3-35	Total/NA	Water	9056A	
280-137110-2	EW7-PM25A-3-25	Total/NA	Water	9056A	
280-137110-3	EW7-PM25B-3-25	Total/NA	Water	9056A	
280-137110-4	EW7-PM23B-3-35	Total/NA	Water	9056A	
280-137110-5	G0079-20A	Total/NA	Water	9056A	
280-137110-6	G0075-20A	Total/NA	Water	9056A	
280-137110-8	EW7-PM28A-3-25	Total/NA	Water	9056A	
280-137110-9	EW7-PM26A-3-25	Total/NA	Water	9056A	
280-137110-10	EW7-PM26B-3-35	Total/NA	Water	9056A	
280-137110-11	EW7-PM523A-3-25	Total/NA	Water	9056A	
280-137110-12	EW7-PM23A-3-25	Total/NA	Water	9056A	
280-137110-13	EW7-PM27B-3-35	Total/NA	Water	9056A	
280-137110-14	EW7-PM29A-3-25	Total/NA	Water	9056A	
MB 280-498164/6	Method Blank	Total/NA	Water	9056A	
LCS 280-498164/4	Lab Control Sample	Total/NA	Water	9056A	
LCSD 280-498164/5	Lab Control Sample Dup	Total/NA	Water	9056A	
MRL 280-498164/3	Lab Control Sample	Total/NA	Water	9056A	
280-137110-5 MS	G0079-20A	Total/NA	Water	9056A	
280-137110-5 MSD	G0079-20A	Total/NA	Water	9056A	
280-137110-5 DU	G0079-20A	Total/NA	Water	9056A	

Analysis Batch: 498166

Lab Sample ID	Client Sample ID	Prep Type	Matrix	Method	Prep Batch
280-137110-7	EW7-PM29B-3-35	Total/NA	Water	9056A	
MB 280-498166/6	Method Blank	Total/NA	Water	9056A	
LCS 280-498166/4	Lab Control Sample	Total/NA	Water	9056A	
LCSD 280-498166/5	Lab Control Sample Dup	Total/NA	Water	9056A	
MRL 280-498166/3	Lab Control Sample	Total/NA	Water	9056A	
280-137110-7 MS	EW7-PM29B-3-35	Total/NA	Water	9056A	
280-137110-7 MSD	EW7-PM29B-3-35	Total/NA	Water	9056A	
280-137110-7 DU	EW7-PM29B-3-35	Total/NA	Water	9056A	

Analysis Batch: 498278

Lab Sample ID	Client Sample ID	Prep Type	Matrix	Method	Prep Batch
280-137110-1	EW7-PM28B-3-35	Total/NA	Water	353.2	
280-137110-2	EW7-PM25A-3-25	Total/NA	Water	353.2	

General Chemistry (Continued)

Analysis Batch: 498278 (Continued)

Lab Sample ID	Client Sample ID	Prep Type	Matrix	Method	Prep Batch
280-137110-3	EW7-PM25B-3-25	Total/NA	Water	353.2	
280-137110-4	EW7-PM23B-3-35	Total/NA	Water	353.2	
280-137110-5	G0079-20A	Total/NA	Water	353.2	
280-137110-6	G0075-20A	Total/NA	Water	353.2	
280-137110-7	EW7-PM29B-3-35	Total/NA	Water	353.2	
280-137110-8	EW7-PM28A-3-25	Total/NA	Water	353.2	
280-137110-9	EW7-PM26A-3-25	Total/NA	Water	353.2	
280-137110-10	EW7-PM26B-3-35	Total/NA	Water	353.2	
280-137110-11	EW7-PM523A-3-25	Total/NA	Water	353.2	
280-137110-12	EW7-PM23A-3-25	Total/NA	Water	353.2	
280-137110-13	EW7-PM27B-3-35	Total/NA	Water	353.2	
280-137110-14	EW7-PM29A-3-25	Total/NA	Water	353.2	
MB 280-498278/22	Method Blank	Total/NA	Water	353.2	
LCS 280-498278/21	Lab Control Sample	Total/NA	Water	353.2	
280-137110-6 MS	G0075-20A	Total/NA	Water	353.2	
280-137110-6 MSD	G0075-20A	Total/NA	Water	353.2	

Filtration Batch: 499119

Lab Sample ID	Client Sample ID	Prep Type	Matrix	Method	Prep Batch
280-137110-1	EW7-PM28B-3-35	Dissolved	Water	FILTRATION	
280-137110-2	EW7-PM25A-3-25	Dissolved	Water	FILTRATION	
280-137110-3	EW7-PM25B-3-25	Dissolved	Water	FILTRATION	
280-137110-4	EW7-PM23B-3-35	Dissolved	Water	FILTRATION	
280-137110-5	G0079-20A	Dissolved	Water	FILTRATION	
280-137110-6	G0075-20A	Dissolved	Water	FILTRATION	
280-137110-7	EW7-PM29B-3-35	Dissolved	Water	FILTRATION	
280-137110-9	EW7-PM26A-3-25	Dissolved	Water	FILTRATION	
280-137110-10	EW7-PM26B-3-35	Dissolved	Water	FILTRATION	
280-137110-11	EW7-PM523A-3-25	Dissolved	Water	FILTRATION	
280-137110-12	EW7-PM23A-3-25	Dissolved	Water	FILTRATION	
280-137110-13	EW7-PM27B-3-35	Dissolved	Water	FILTRATION	
280-137110-14	EW7-PM29A-3-25	Dissolved	Water	FILTRATION	
MB 280-499119/2-A	Method Blank	Dissolved	Water	FILTRATION	
LCS 280-499119/1-A	Lab Control Sample	Dissolved	Water	FILTRATION	
280-137110-7 MS	EW7-PM29B-3-35	Dissolved	Water	FILTRATION	
280-137110-7 MSD	EW7-PM29B-3-35	Dissolved	Water	FILTRATION	
280-137110-12 MS	EW7-PM23A-3-25	Dissolved	Water	FILTRATION	
280-137110-12 MSD	EW7-PM23A-3-25	Dissolved	Water	FILTRATION	

Analysis Batch: 499305

Lab Sample ID	Client Sample ID	Prep Type	Matrix	Method	Prep Batch
280-137110-1	EW7-PM28B-3-35	Dissolved	Water	9060A	499119
280-137110-2	EW7-PM25A-3-25	Dissolved	Water	9060A	499119
280-137110-3	EW7-PM25B-3-25	Dissolved	Water	9060A	499119
280-137110-4	EW7-PM23B-3-35	Dissolved	Water	9060A	499119
280-137110-5	G0079-20A	Dissolved	Water	9060A	499119
280-137110-6	G0075-20A	Dissolved	Water	9060A	499119
280-137110-7	EW7-PM29B-3-35	Dissolved	Water	9060A	499119
280-137110-9	EW7-PM26A-3-25	Dissolved	Water	9060A	499119
280-137110-10	EW7-PM26B-3-35	Dissolved	Water	9060A	499119
280-137110-11	EW7-PM523A-3-25	Dissolved	Water	9060A	499119

General Chemistry (Continued)

Analysis Batch: 499305 (Continued)

Lab Sample ID	Client Sample ID	Prep Type	Matrix	Method	Prep Batch
280-137110-12	EW7-PM23A-3-25	Dissolved	Water	9060A	499119
280-137110-13	EW7-PM27B-3-35	Dissolved	Water	9060A	499119
280-137110-14	EW7-PM29A-3-25	Dissolved	Water	9060A	499119
MB 280-499119/2-A	Method Blank	Dissolved	Water	9060A	499119
LCS 280-499119/1-A	Lab Control Sample	Dissolved	Water	9060A	499119
280-137110-7 MS	EW7-PM29B-3-35	Dissolved	Water	9060A	499119
280-137110-7 MSD	EW7-PM29B-3-35	Dissolved	Water	9060A	499119
280-137110-12 MS	EW7-PM23A-3-25	Dissolved	Water	9060A	499119
280-137110-12 MSD	EW7-PM23A-3-25	Dissolved	Water	9060A	499119

Filtration Batch: 499394

Lab Sample ID	Client Sample ID	Prep Type	Matrix	Method	Prep Batch
280-137110-8	EW7-PM28A-3-25	Dissolved	Water	FILTRATION	
MB 280-499394/2-A	Method Blank	Dissolved	Water	FILTRATION	
LCS 280-499394/1-A	Lab Control Sample	Dissolved	Water	FILTRATION	

Analysis Batch: 499526

Lab Sample ID	Client Sample ID	Prep Type	Matrix	Method	Prep Batch
280-137110-8	EW7-PM28A-3-25	Dissolved	Water	9060A	499394
MB 280-499394/2-A	Method Blank	Dissolved	Water	9060A	499394
LCS 280-499394/1-A	Lab Control Sample	Dissolved	Water	9060A	499394

Client Sample ID: EW7-PM28B-3-35
Lab Sample ID: 280-137110-1

Date Collected: 05/30/20 16:15
Matrix: Water
Date Received: 06/02/20 11:09

Prep Type	Batch Type	Batch Method	Run	Dil Factor	Initial Amount	Final Amount	Batch Number	Prepared or Analyzed	Analyst	Lab
Total/NA	Analysis	RSK-175		3	18 mL	18 mL	498179	06/10/20 16:29	CAS	TAL DEN
Total/NA	Prep	3535			467.1 mL	5 mL	497326	06/04/20 10:29	MLA	TAL DEN
Total/NA	Analysis	8330A		10			499146	06/18/20 16:04	JZ	TAL DEN
Total/NA	Prep	3535			467.1 mL	5 mL	497326	06/04/20 10:29	MLA	TAL DEN
Total/NA	Analysis	8330A		10			498591	06/16/20 04:03	JZ	TAL DEN
Total/NA	Analysis	350.1		10	10 mL	10 mL	497480	06/04/20 13:23	BWH	TAL DEN
Total/NA	Prep	351.2			15 mL	25 mL	497498	06/04/20 16:38	SVC	TAL DEN
Total/NA	Analysis	351.2		1			497900	06/08/20 17:56	SVC	TAL DEN
Total/NA	Analysis	353.2		1	100 mL	100 mL	498278	06/10/20 18:25	SVC	TAL DEN
Total/NA	Prep	9030B			50 mL	50 mL	497255	06/03/20 13:35	AAD	TAL DEN
Total/NA	Analysis	9034		1			497257	06/03/20 13:48	AAD	TAL DEN
Total/NA	Analysis	9056A		1	5 mL	5 mL	498164	06/10/20 23:00	JAP	TAL DEN
Dissolved	Filtration	FILTRATION			1.0 mL	1.0 mL	499119	06/17/20 13:02	BWH	TAL DEN
Dissolved	Analysis	9060A		1	20 mL	20 mL	499305	06/18/20 08:42	JMB	TAL DEN
Total/NA	Analysis	SM 2320B		1			497544	06/04/20 13:16	SPG	TAL DEN

Client Sample ID: EW7-PM25A-3-25
Lab Sample ID: 280-137110-2

Date Collected: 05/31/20 09:10
Matrix: Water
Date Received: 06/02/20 11:09

Prep Type	Batch Type	Batch Method	Run	Dil Factor	Initial Amount	Final Amount	Batch Number	Prepared or Analyzed	Analyst	Lab
Total/NA	Analysis	RSK-175		1	18 mL	18 mL	497247	06/03/20 17:56	CAS	TAL DEN
Total/NA	Prep	3535			452.8 mL	5 mL	497326	06/04/20 10:29	MLA	TAL DEN
Total/NA	Analysis	8330A		1			499146	06/18/20 16:39	JZ	TAL DEN
Total/NA	Prep	3535			452.8 mL	5 mL	497326	06/04/20 10:29	MLA	TAL DEN
Total/NA	Analysis	8330A		1			498591	06/16/20 04:26	JZ	TAL DEN
Total/NA	Analysis	350.1		10	10 mL	10 mL	497480	06/04/20 13:25	BWH	TAL DEN
Total/NA	Prep	351.2			15 mL	25 mL	497498	06/04/20 16:38	SVC	TAL DEN
Total/NA	Analysis	351.2		1			497900	06/08/20 17:57	SVC	TAL DEN
Total/NA	Analysis	353.2		1	100 mL	100 mL	498278	06/10/20 18:27	SVC	TAL DEN
Total/NA	Prep	9030B			50 mL	50 mL	497566	06/05/20 09:54	AAD	TAL DEN
Total/NA	Analysis	9034		1			497568	06/05/20 09:56	AAD	TAL DEN
Total/NA	Analysis	9056A		1	5 mL	5 mL	498164	06/10/20 23:17	JAP	TAL DEN
Dissolved	Filtration	FILTRATION			1.0 mL	1.0 mL	499119	06/17/20 13:02	BWH	TAL DEN
Dissolved	Analysis	9060A		3.45	20 mL	20 mL	499305	06/18/20 08:58	JMB	TAL DEN
Total/NA	Analysis	SM 2320B		1			497544	06/04/20 13:24	SPG	TAL DEN

Client Sample ID: EW7-PM25B-3-25
Lab Sample ID: 280-137110-3

Date Collected: 05/31/20 11:00
Matrix: Water
Date Received: 06/02/20 11:09

Prep Type	Batch Type	Batch Method	Run	Dil Factor	Initial Amount	Final Amount	Batch Number	Prepared or Analyzed	Analyst	Lab
Total/NA	Analysis	RSK-175		6	18 mL	18 mL	498179	06/10/20 16:46	CAS	TAL DEN

Client Sample ID: EW7-PM25B-3-25

Lab Sample ID: 280-137110-3

Date Collected: 05/31/20 11:00

Matrix: Water

Date Received: 06/02/20 11:09

Prep Type	Batch Type	Batch Method	Run	Dil Factor	Initial Amount	Final Amount	Batch Number	Prepared or Analyzed	Analyst	Lab
Total/NA	Prep	3535			459.9 mL	5 mL	497326	06/04/20 10:29	MLA	TAL DEN
Total/NA	Analysis	8330A		10			499146	06/18/20 17:14	JZ	TAL DEN
Total/NA	Prep	3535			459.9 mL	5 mL	497326	06/04/20 10:29	MLA	TAL DEN
Total/NA	Analysis	8330A		10			498990	06/16/20 21:35	JZ	TAL DEN
Total/NA	Analysis	350.1		10	10 mL	10 mL	497480	06/04/20 13:27	BWH	TAL DEN
Total/NA	Prep	351.2			15 mL	25 mL	497498	06/04/20 16:38	SVC	TAL DEN
Total/NA	Analysis	351.2		1			497900	06/08/20 17:58	SVC	TAL DEN
Total/NA	Analysis	353.2		1	100 mL	100 mL	498278	06/10/20 18:29	SVC	TAL DEN
Total/NA	Prep	9030B			50 mL	50 mL	497566	06/05/20 09:54	AAD	TAL DEN
Total/NA	Analysis	9034		1			497568	06/05/20 09:56	AAD	TAL DEN
Total/NA	Analysis	9056A		1	5 mL	5 mL	498164	06/10/20 23:35	JAP	TAL DEN
Dissolved	Filtration	FILTRATION			1.0 mL	1.0 mL	499119	06/17/20 13:02	BWH	TAL DEN
Dissolved	Analysis	9060A		2	20 mL	20 mL	499305	06/18/20 09:13	JMB	TAL DEN
Total/NA	Analysis	SM 2320B		1			497544	06/04/20 13:33	SPG	TAL DEN

Client Sample ID: EW7-PM23B-3-35

Lab Sample ID: 280-137110-4

Date Collected: 05/31/20 14:25

Matrix: Water

Date Received: 06/02/20 11:09

Prep Type	Batch Type	Batch Method	Run	Dil Factor	Initial Amount	Final Amount	Batch Number	Prepared or Analyzed	Analyst	Lab
Total/NA	Analysis	RSK-175		6	18 mL	18 mL	498179	06/10/20 17:19	CAS	TAL DEN
Total/NA	Prep	3535			463 mL	5 mL	497326	06/04/20 10:29	MLA	TAL DEN
Total/NA	Analysis	8330A		10			499146	06/18/20 17:49	JZ	TAL DEN
Total/NA	Prep	3535			463 mL	5 mL	497326	06/04/20 10:29	MLA	TAL DEN
Total/NA	Analysis	8330A		10			498591	06/16/20 05:12	JZ	TAL DEN
Total/NA	Analysis	350.1		10	10 mL	10 mL	497480	06/04/20 13:29	BWH	TAL DEN
Total/NA	Prep	351.2			15 mL	25 mL	497498	06/04/20 16:38	SVC	TAL DEN
Total/NA	Analysis	351.2		1			497900	06/08/20 17:59	SVC	TAL DEN
Total/NA	Analysis	353.2		1	100 mL	100 mL	498278	06/10/20 18:31	SVC	TAL DEN
Total/NA	Prep	9030B			50 mL	50 mL	497566	06/05/20 09:54	AAD	TAL DEN
Total/NA	Analysis	9034		1			497568	06/05/20 09:56	AAD	TAL DEN
Total/NA	Analysis	9056A		1	5 mL	5 mL	498164	06/10/20 23:52	JAP	TAL DEN
Dissolved	Filtration	FILTRATION			1.0 mL	1.0 mL	499119	06/17/20 13:02	BWH	TAL DEN
Dissolved	Analysis	9060A		1.67	20 mL	20 mL	499305	06/18/20 09:41	JMB	TAL DEN
Total/NA	Analysis	SM 2320B		1			497544	06/04/20 13:42	SPG	TAL DEN

Client Sample ID: G0079-20A

Lab Sample ID: 280-137110-5

Date Collected: 06/01/20 11:15

Matrix: Water

Date Received: 06/02/20 11:09

Prep Type	Batch Type	Batch Method	Run	Dil Factor	Initial Amount	Final Amount	Batch Number	Prepared or Analyzed	Analyst	Lab
Total/NA	Analysis	RSK-175		1	18 mL	18 mL	497247	06/03/20 18:45	CAS	TAL DEN
Total/NA	Prep	3535			464.1 mL	5 mL	497326	06/04/20 10:29	MLA	TAL DEN
Total/NA	Analysis	8330A		1			499146	06/18/20 18:24	JZ	TAL DEN

Client Sample ID: G0079-20A
Lab Sample ID: 280-137110-5

Date Collected: 06/01/20 11:15
Matrix: Water
Date Received: 06/02/20 11:09

Prep Type	Batch Type	Batch Method	Run	Dil Factor	Initial Amount	Final Amount	Batch Number	Prepared or Analyzed	Analyst	Lab
Total/NA	Prep	3535			464.1 mL	5 mL	497326	06/04/20 10:29	MLA	TAL DEN
Total/NA	Analysis	8330A		1			498591	06/16/20 05:35	JZ	TAL DEN
Total/NA	Analysis	350.1		1	10 mL	10 mL	497480	06/04/20 13:33	BWH	TAL DEN
Total/NA	Prep	351.2			25 mL	25 mL	497498	06/04/20 16:38	SVC	TAL DEN
Total/NA	Analysis	351.2		1			497900	06/08/20 17:51	SVC	TAL DEN
Total/NA	Analysis	353.2		1	100 mL	100 mL	498278	06/10/20 18:33	SVC	TAL DEN
Total/NA	Prep	9030B			50 mL	50 mL	497566	06/05/20 09:54	AAD	TAL DEN
Total/NA	Analysis	9034		1			497568	06/05/20 09:56	AAD	TAL DEN
Total/NA	Analysis	9056A		1	5 mL	5 mL	498164	06/11/20 00:10	JAP	TAL DEN
Dissolved	Filtration	FILTRATION			1.0 mL	1.0 mL	499119	06/17/20 13:02	BWH	TAL DEN
Dissolved	Analysis	9060A		1	20 mL	20 mL	499305	06/18/20 10:00	JMB	TAL DEN
Total/NA	Analysis	SM 2320B		1			497544	06/04/20 13:48	SPG	TAL DEN

Client Sample ID: G0075-20A
Lab Sample ID: 280-137110-6

Date Collected: 06/01/20 12:25
Matrix: Water
Date Received: 06/02/20 11:09

Prep Type	Batch Type	Batch Method	Run	Dil Factor	Initial Amount	Final Amount	Batch Number	Prepared or Analyzed	Analyst	Lab
Total/NA	Analysis	RSK-175		1	18 mL	18 mL	497247	06/03/20 19:17	CAS	TAL DEN
Total/NA	Prep	3535			472.8 mL	5 mL	497326	06/04/20 10:29	MLA	TAL DEN
Total/NA	Analysis	8330A		1			498591	06/16/20 05:58	JZ	TAL DEN
Total/NA	Analysis	350.1		1	10 mL	10 mL	497480	06/04/20 13:31	BWH	TAL DEN
Total/NA	Prep	351.2			25 mL	25 mL	497498	06/04/20 16:38	SVC	TAL DEN
Total/NA	Analysis	351.2		1			497900	06/08/20 18:01	SVC	TAL DEN
Total/NA	Analysis	353.2		1	100 mL	100 mL	498278	06/10/20 18:55	SVC	TAL DEN
Total/NA	Prep	9030B			50 mL	50 mL	497566	06/05/20 09:54	AAD	TAL DEN
Total/NA	Analysis	9034		1			497568	06/05/20 09:56	AAD	TAL DEN
Total/NA	Analysis	9056A		1	5 mL	5 mL	498164	06/11/20 01:54	JAP	TAL DEN
Dissolved	Filtration	FILTRATION			1.0 mL	1.0 mL	499119	06/17/20 13:02	BWH	TAL DEN
Dissolved	Analysis	9060A		1	20 mL	20 mL	499305	06/18/20 10:51	JMB	TAL DEN
Total/NA	Analysis	SM 2320B		1			497544	06/04/20 13:54	SPG	TAL DEN

Client Sample ID: EW7-PM29B-3-35
Lab Sample ID: 280-137110-7

Date Collected: 05/30/20 12:40
Matrix: Water
Date Received: 06/02/20 11:09

Prep Type	Batch Type	Batch Method	Run	Dil Factor	Initial Amount	Final Amount	Batch Number	Prepared or Analyzed	Analyst	Lab
Total/NA	Analysis	RSK-175		6	18 mL	18 mL	498179	06/10/20 13:28	CAS	TAL DEN
Total/NA	Prep	3535			470.5 mL	5 mL	497326	06/04/20 10:29	MLA	TAL DEN
Total/NA	Analysis	8330A		10			499146	06/18/20 18:59	JZ	TAL DEN
Total/NA	Prep	3535	RE		470.6 mL	5 mL	498875	06/16/20 10:10	MLA	TAL DEN
Total/NA	Analysis	8330A	RE	10			499350	06/19/20 17:10	JZ	TAL DEN
Total/NA	Prep	3535			470.5 mL	5 mL	497326	06/04/20 10:29	MLA	TAL DEN
Total/NA	Analysis	8330A		10			498591	06/16/20 07:31	JZ	TAL DEN

Client Sample ID: EW7-PM29B-3-35
Lab Sample ID: 280-137110-7

Date Collected: 05/30/20 12:40
Matrix: Water
Date Received: 06/02/20 11:09

Prep Type	Batch Type	Batch Method	Run	Dil Factor	Initial Amount	Final Amount	Batch Number	Prepared or Analyzed	Analyst	Lab
Total/NA	Prep	3535	RE		470.6 mL	5 mL	498875	06/16/20 10:10	MLA	TAL DEN
Total/NA	Analysis	8330A	RE	10			499165	06/18/20 03:38	JZ	TAL DEN
Total/NA	Analysis	350.1		10	10 mL	10 mL	497480	06/04/20 13:17	BWH	TAL DEN
Total/NA	Prep	351.2			5 mL	25 mL	497498	06/04/20 16:38	SVC	TAL DEN
Total/NA	Analysis	351.2		1			497900	06/08/20 18:17	SVC	TAL DEN
Total/NA	Analysis	353.2		1	100 mL	100 mL	498278	06/10/20 18:35	SVC	TAL DEN
Total/NA	Prep	9030B			50 mL	50 mL	497255	06/03/20 13:35	AAD	TAL DEN
Total/NA	Analysis	9034		1			497257	06/03/20 13:48	AAD	TAL DEN
Total/NA	Analysis	9056A		1	5 mL	5 mL	498166	06/10/20 21:21	JAP	TAL DEN
Dissolved	Filtration	FILTRATION			1.0 mL	1.0 mL	499119	06/17/20 13:02	BWH	TAL DEN
Dissolved	Analysis	9060A		2	20 mL	20 mL	499305	06/18/20 07:45	JMB	TAL DEN
Total/NA	Analysis	SM 2320B		1			497544	06/04/20 14:01	SPG	TAL DEN

Client Sample ID: EW7-PM28A-3-25
Lab Sample ID: 280-137110-8

Date Collected: 05/30/20 14:30
Matrix: Water
Date Received: 06/02/20 11:09

Prep Type	Batch Type	Batch Method	Run	Dil Factor	Initial Amount	Final Amount	Batch Number	Prepared or Analyzed	Analyst	Lab
Total/NA	Analysis	RSK-175		3	18 mL	18 mL	498179	06/10/20 17:35	CAS	TAL DEN
Total/NA	Prep	3535			463.6 mL	5 mL	497326	06/04/20 10:29	MLA	TAL DEN
Total/NA	Analysis	8330A		1			499146	06/18/20 20:44	JZ	TAL DEN
Total/NA	Prep	3535			463.6 mL	5 mL	497326	06/04/20 10:29	MLA	TAL DEN
Total/NA	Analysis	8330A		1			498591	06/16/20 08:40	JZ	TAL DEN
Total/NA	Analysis	350.1		10	10 mL	10 mL	497480	06/04/20 13:35	BWH	TAL DEN
Total/NA	Prep	351.2			25 mL	25 mL	497498	06/04/20 16:38	SVC	TAL DEN
Total/NA	Analysis	351.2		1			497900	06/08/20 18:08	SVC	TAL DEN
Total/NA	Analysis	353.2		1	100 mL	100 mL	498278	06/10/20 18:37	SVC	TAL DEN
Total/NA	Prep	9030B			50 mL	50 mL	497255	06/03/20 13:35	AAD	TAL DEN
Total/NA	Analysis	9034		1			497257	06/03/20 13:48	AAD	TAL DEN
Total/NA	Analysis	9056A		1	5 mL	5 mL	498164	06/11/20 02:29	JAP	TAL DEN
Dissolved	Filtration	FILTRATION			1.0 mL	1.0 mL	499394	06/19/20 11:08	JMB	TAL DEN
Dissolved	Analysis	9060A		2	20 mL	20 mL	499526	06/20/20 11:21	JMB	TAL DEN
Total/NA	Analysis	SM 2320B		1			497544	06/04/20 14:08	SPG	TAL DEN

Client Sample ID: EW7-PM26A-3-25
Lab Sample ID: 280-137110-9

Date Collected: 05/31/20 16:00
Matrix: Water
Date Received: 06/02/20 11:09

Prep Type	Batch Type	Batch Method	Run	Dil Factor	Initial Amount	Final Amount	Batch Number	Prepared or Analyzed	Analyst	Lab
Total/NA	Analysis	RSK-175		1	18 mL	18 mL	497247	06/03/20 20:06	CAS	TAL DEN
Total/NA	Prep	3535			465.4 mL	5 mL	497326	06/04/20 10:29	MLA	TAL DEN
Total/NA	Analysis	8330A		1			499146	06/18/20 21:19	JZ	TAL DEN
Total/NA	Prep	3535			465.4 mL	5 mL	497326	06/04/20 10:29	MLA	TAL DEN
Total/NA	Analysis	8330A		1			498591	06/16/20 09:03	JZ	TAL DEN

Client Sample ID: EW7-PM26A-3-25
Lab Sample ID: 280-137110-9

Date Collected: 05/31/20 16:00
Matrix: Water
Date Received: 06/02/20 11:09

Prep Type	Batch Type	Batch Method	Run	Dil Factor	Initial Amount	Final Amount	Batch Number	Prepared or Analyzed	Analyst	Lab
Total/NA	Analysis	350.1		1	10 mL	10 mL	497480	06/04/20 14:11	BWH	TAL DEN
Total/NA	Prep	351.2			25 mL	25 mL	497498	06/04/20 16:38	SVC	TAL DEN
Total/NA	Analysis	351.2		1			497900	06/08/20 18:09	SVC	TAL DEN
Total/NA	Analysis	353.2		1	100 mL	100 mL	498278	06/10/20 18:51	SVC	TAL DEN
Total/NA	Prep	9030B			50 mL	50 mL	497255	06/03/20 13:35	AAD	TAL DEN
Total/NA	Analysis	9034		1			497257	06/03/20 13:48	AAD	TAL DEN
Total/NA	Analysis	9056A		1	5 mL	5 mL	498164	06/11/20 02:47	JAP	TAL DEN
Dissolved	Filtration	FILTRATION			1.0 mL	1.0 mL	499119	06/17/20 13:02	BWH	TAL DEN
Dissolved	Analysis	9060A		1	20 mL	20 mL	499305	06/18/20 11:24	JMB	TAL DEN
Total/NA	Analysis	SM 2320B		1			497544	06/04/20 14:27	SPG	TAL DEN

Client Sample ID: EW7-PM26B-3-35
Lab Sample ID: 280-137110-10

Date Collected: 06/01/20 09:40
Matrix: Water
Date Received: 06/02/20 11:09

Prep Type	Batch Type	Batch Method	Run	Dil Factor	Initial Amount	Final Amount	Batch Number	Prepared or Analyzed	Analyst	Lab
Total/NA	Analysis	RSK-175		3	18 mL	18 mL	498346	06/11/20 15:08	CAS	TAL DEN
Total/NA	Prep	3535			457.4 mL	5 mL	497326	06/04/20 10:29	MLA	TAL DEN
Total/NA	Analysis	8330A		10			499146	06/18/20 23:04	JZ	TAL DEN
Total/NA	Prep	3535			457.4 mL	5 mL	497326	06/04/20 10:29	MLA	TAL DEN
Total/NA	Analysis	8330A		10			498591	06/16/20 09:26	JZ	TAL DEN
Total/NA	Analysis	350.1		10	10 mL	10 mL	497480	06/04/20 13:51	BWH	TAL DEN
Total/NA	Prep	351.2			15 mL	25 mL	497498	06/04/20 16:38	SVC	TAL DEN
Total/NA	Analysis	351.2		1			497900	06/08/20 18:11	SVC	TAL DEN
Total/NA	Analysis	353.2		1	100 mL	100 mL	498278	06/10/20 18:53	SVC	TAL DEN
Total/NA	Prep	9030B			50 mL	50 mL	497566	06/05/20 09:54	AAD	TAL DEN
Total/NA	Analysis	9034		1			497568	06/05/20 09:56	AAD	TAL DEN
Total/NA	Analysis	9056A		1	5 mL	5 mL	498164	06/11/20 03:04	JAP	TAL DEN
Dissolved	Filtration	FILTRATION			1.0 mL	1.0 mL	499119	06/17/20 13:02	BWH	TAL DEN
Dissolved	Analysis	9060A		5.56	20 mL	20 mL	499305	06/18/20 11:43	JMB	TAL DEN
Total/NA	Analysis	SM 2320B		1			497544	06/04/20 14:35	SPG	TAL DEN

Client Sample ID: EW7-PM523A-3-25
Lab Sample ID: 280-137110-11

Date Collected: 05/31/20 08:00
Matrix: Water
Date Received: 06/02/20 11:09

Prep Type	Batch Type	Batch Method	Run	Dil Factor	Initial Amount	Final Amount	Batch Number	Prepared or Analyzed	Analyst	Lab
Total/NA	Analysis	RSK-175		3	18 mL	18 mL	498179	06/10/20 18:08	CAS	TAL DEN
Total/NA	Prep	3535			456.3 mL	5 mL	497326	06/04/20 10:29	MLA	TAL DEN
Total/NA	Analysis	8330A		1			499146	06/18/20 23:39	JZ	TAL DEN
Total/NA	Prep	3535			456.3 mL	5 mL	497326	06/04/20 10:29	MLA	TAL DEN
Total/NA	Analysis	8330A		1			498591	06/16/20 09:49	JZ	TAL DEN
Total/NA	Analysis	350.1		10	10 mL	10 mL	497480	06/04/20 13:53	BWH	TAL DEN

Client Sample ID: EW7-PM523A-3-25
Lab Sample ID: 280-137110-11

Date Collected: 05/31/20 08:00
Matrix: Water
Date Received: 06/02/20 11:09

Prep Type	Batch Type	Batch Method	Run	Dil Factor	Initial Amount	Final Amount	Batch Number	Prepared or Analyzed	Analyst	Lab
Total/NA	Prep	351.2			25 mL	25 mL	497498	06/04/20 16:38	SVC	TAL DEN
Total/NA	Analysis	351.2		1			497900	06/08/20 18:12	SVC	TAL DEN
Total/NA	Analysis	353.2		1	100 mL	100 mL	498278	06/10/20 19:01	SVC	TAL DEN
Total/NA	Prep	9030B			50 mL	50 mL	497255	06/03/20 13:35	AAD	TAL DEN
Total/NA	Analysis	9034		1			497257	06/03/20 13:48	AAD	TAL DEN
Total/NA	Analysis	9056A		1	5 mL	5 mL	498164	06/11/20 03:22	JAP	TAL DEN
Dissolved	Filtration	FILTRATION			1.0 mL	1.0 mL	499119	06/17/20 13:02	BWH	TAL DEN
Dissolved	Analysis	9060A		1	20 mL	20 mL	499305	06/18/20 12:51	JMB	TAL DEN
Total/NA	Analysis	SM 2320B		1			497544	06/04/20 14:42	SPG	TAL DEN

Client Sample ID: EW7-PM23A-3-25
Lab Sample ID: 280-137110-12

Date Collected: 05/31/20 12:30
Matrix: Water
Date Received: 06/02/20 11:09

Prep Type	Batch Type	Batch Method	Run	Dil Factor	Initial Amount	Final Amount	Batch Number	Prepared or Analyzed	Analyst	Lab
Total/NA	Analysis	RSK-175		3	18 mL	18 mL	498179	06/10/20 18:24	CAS	TAL DEN
Total/NA	Prep	3535			450.7 mL	5 mL	497326	06/04/20 10:29	MLA	TAL DEN
Total/NA	Analysis	8330A		1			499146	06/19/20 00:14	JZ	TAL DEN
Total/NA	Prep	3535			450.7 mL	5 mL	497326	06/04/20 10:29	MLA	TAL DEN
Total/NA	Analysis	8330A		1			498591	06/16/20 10:12	JZ	TAL DEN
Total/NA	Analysis	350.1		10	10 mL	10 mL	497480	06/04/20 13:59	BWH	TAL DEN
Total/NA	Prep	351.2			25 mL	25 mL	497498	06/04/20 16:38	SVC	TAL DEN
Total/NA	Analysis	351.2		1			497900	06/08/20 18:27	SVC	TAL DEN
Total/NA	Analysis	353.2		1	100 mL	100 mL	498278	06/10/20 19:03	SVC	TAL DEN
Total/NA	Prep	9030B			50 mL	50 mL	497255	06/03/20 13:35	AAD	TAL DEN
Total/NA	Analysis	9034		1			497257	06/03/20 13:48	AAD	TAL DEN
Total/NA	Analysis	9056A		1	5 mL	5 mL	498164	06/11/20 03:39	JAP	TAL DEN
Dissolved	Filtration	FILTRATION			1.0 mL	1.0 mL	499119	06/17/20 13:02	BWH	TAL DEN
Dissolved	Analysis	9060A		1	20 mL	20 mL	499305	06/18/20 11:58	JMB	TAL DEN
Total/NA	Analysis	SM 2320B		1			497544	06/04/20 14:49	SPG	TAL DEN

Client Sample ID: EW7-PM27B-3-35
Lab Sample ID: 280-137110-13

Date Collected: 05/30/20 09:20
Matrix: Water
Date Received: 06/02/20 11:09

Prep Type	Batch Type	Batch Method	Run	Dil Factor	Initial Amount	Final Amount	Batch Number	Prepared or Analyzed	Analyst	Lab
Total/NA	Analysis	RSK-175		6	18 mL	18 mL	498179	06/10/20 18:41	CAS	TAL DEN
Total/NA	Prep	3535			448.8 mL	5 mL	497326	06/04/20 10:29	MLA	TAL DEN
Total/NA	Analysis	8330A		1			499146	06/19/20 00:49	JZ	TAL DEN
Total/NA	Prep	3535			448.8 mL	5 mL	497326	06/04/20 10:29	MLA	TAL DEN
Total/NA	Analysis	8330A		1			498591	06/16/20 10:35	JZ	TAL DEN
Total/NA	Analysis	350.1		10	10 mL	10 mL	497480	06/04/20 14:01	BWH	TAL DEN
Total/NA	Prep	351.2			15 mL	25 mL	497498	06/04/20 16:38	SVC	TAL DEN
Total/NA	Analysis	351.2		1			497900	06/08/20 18:28	SVC	TAL DEN

Lab Chronicle

Client: Brice Environmental Services, Corp
Project/Site: Cornhusker (CHAAP)

Job ID: 280-137110-1

Client Sample ID: EW7-PM27B-3-35

Lab Sample ID: 280-137110-13

Date Collected: 05/30/20 09:20

Matrix: Water

Date Received: 06/02/20 11:09

Prep Type	Batch Type	Batch Method	Run	Dil Factor	Initial Amount	Final Amount	Batch Number	Prepared or Analyzed	Analyst	Lab
Total/NA	Analysis	353.2		1	100 mL	100 mL	498278	06/10/20 19:05	SVC	TAL DEN
Total/NA	Prep	9030B			50 mL	50 mL	497255	06/03/20 13:35	AAD	TAL DEN
Total/NA	Analysis	9034		1			497257	06/03/20 13:48	AAD	TAL DEN
Total/NA	Analysis	9056A		1	5 mL	5 mL	498164	06/11/20 03:56	JAP	TAL DEN
Dissolved	Filtration	FILTRATION			1.0 mL	1.0 mL	499119	06/17/20 13:02	BWH	TAL DEN
Dissolved	Analysis	9060A		1	20 mL	20 mL	499305	06/18/20 13:11	JMB	TAL DEN
Total/NA	Analysis	SM 2320B		1			497544	06/04/20 14:56	SPG	TAL DEN

Client Sample ID: EW7-PM29A-3-25

Lab Sample ID: 280-137110-14

Date Collected: 05/30/20 10:50

Matrix: Water

Date Received: 06/02/20 11:09

Prep Type	Batch Type	Batch Method	Run	Dil Factor	Initial Amount	Final Amount	Batch Number	Prepared or Analyzed	Analyst	Lab
Total/NA	Analysis	RSK-175		6	18 mL	18 mL	498179	06/10/20 18:57	CAS	TAL DEN
Total/NA	Prep	3535			466.9 mL	5 mL	497326	06/04/20 10:29	MLA	TAL DEN
Total/NA	Analysis	8330A		10			499146	06/19/20 01:24	JZ	TAL DEN
Total/NA	Prep	3535			466.9 mL	5 mL	497326	06/04/20 10:29	MLA	TAL DEN
Total/NA	Analysis	8330A		10			498990	06/16/20 21:58	JZ	TAL DEN
Total/NA	Analysis	350.1		1	10 mL	10 mL	497480	06/04/20 14:13	BWH	TAL DEN
Total/NA	Prep	351.2			15 mL	25 mL	497498	06/04/20 16:38	SVC	TAL DEN
Total/NA	Analysis	351.2		1			497900	06/08/20 18:29	SVC	TAL DEN
Total/NA	Analysis	353.2		1	100 mL	100 mL	498278	06/10/20 19:07	SVC	TAL DEN
Total/NA	Prep	9030B			50 mL	50 mL	497255	06/03/20 13:35	AAD	TAL DEN
Total/NA	Analysis	9034		1			497257	06/03/20 13:48	AAD	TAL DEN
Total/NA	Analysis	9056A		1	5 mL	5 mL	498164	06/11/20 04:14	JAP	TAL DEN
Dissolved	Filtration	FILTRATION			1.0 mL	1.0 mL	499119	06/17/20 13:02	BWH	TAL DEN
Dissolved	Analysis	9060A		1	20 mL	20 mL	499305	06/18/20 13:26	JMB	TAL DEN
Total/NA	Analysis	SM 2320B		1			497544	06/04/20 15:04	SPG	TAL DEN

Laboratory References:

TAL DEN = Eurofins TestAmerica, Denver, 4955 Yarrow Street, Arvada, CO 80002, TEL (303)736-0100

Accreditation/Certification Summary

Client: Brice Environmental Services, Corp
Job ID: 280-137110-1
Project/Site: Cornhusker (CHAAP)

Laboratory: Eurofins TestAmerica, Denver

The accreditations/certifications listed below are applicable to this report.

Authority	Program	Identification Number	Expiration Date
A2LA	Dept. of Defense ELAP	2907.01	10-31-21

Method Summary

Client: Brice Environmental Services, Corp
Project/Site: Cornhusker (CHAAP)

Job ID: 280-137110-1

Method	Method Description	Protocol	Laboratory
RSK-175	Dissolved Gases (GC)	RSK	TAL DEN
8330A	Nitroaromatics and Nitramines (HPLC)	EPA	TAL DEN
350.1	Nitrogen, Ammonia	MCAWW	TAL DEN
351.2	Nitrogen, Total Kjeldahl	MCAWW	TAL DEN
353.2	Nitrogen, Nitrate-Nitrite	MCAWW	TAL DEN
9034	Sulfide, Acid Soluble and Insoluble (Titrimetric)	SW846	TAL DEN
9056A	Anions, Ion Chromatography	SW846	TAL DEN
9060A	Organic Carbon, Dissolved (DOC)	SW846	TAL DEN
SM 2320B	Alkalinity	SM	TAL DEN
351.2	Nitrogen, Total Kjeldahl	MCAWW	TAL DEN
3535	Solid-Phase Extraction (SPE)	SW846	TAL DEN
9030B	Sulfide, Distillation (Acid Soluble and Insoluble)	SW846	TAL DEN
FILTRATION	Sample Filtration	None	TAL DEN

Protocol References:

EPA = US Environmental Protection Agency

MCAWW = "Methods For Chemical Analysis Of Water And Wastes", EPA-600/4-79-020, March 1983 And Subsequent Revisions.

None = None

RSK = Sample Prep And Calculations For Dissolved Gas Analysis In Water Samples Using A GC Headspace Equilibration Technique, RSKSOP-175, Rev. 0, 8/11/94, USEPA Research Lab

SM = "Standard Methods For The Examination Of Water And Wastewater"

SW846 = "Test Methods For Evaluating Solid Waste, Physical/Chemical Methods", Third Edition, November 1986 And Its Updates.

Laboratory References:

TAL DEN = Eurofins TestAmerica, Denver, 4955 Yarrow Street, Arvada, CO 80002, TEL (303)736-0100

Sample Summary

Client: Brice Environmental Services, Corp
Project/Site: Cornhusker (CHAAP)

Job ID: 280-137110-1

Lab Sample ID	Client Sample ID	Matrix	Collected	Received	Asset ID
280-137110-1	EW7-PM28B-3-35	Water	05/30/20 16:15	06/02/20 11:09	
280-137110-2	EW7-PM25A-3-25	Water	05/31/20 09:10	06/02/20 11:09	
280-137110-3	EW7-PM25B-3-25	Water	05/31/20 11:00	06/02/20 11:09	
280-137110-4	EW7-PM23B-3-35	Water	05/31/20 14:25	06/02/20 11:09	
280-137110-5	G0079-20A	Water	06/01/20 11:15	06/02/20 11:09	
280-137110-6	G0075-20A	Water	06/01/20 12:25	06/02/20 11:09	
280-137110-7	EW7-PM29B-3-35	Water	05/30/20 12:40	06/02/20 11:09	
280-137110-8	EW7-PM28A-3-25	Water	05/30/20 14:30	06/02/20 11:09	
280-137110-9	EW7-PM26A-3-25	Water	05/31/20 16:00	06/02/20 11:09	
280-137110-10	EW7-PM26B-3-35	Water	06/01/20 09:40	06/02/20 11:09	
280-137110-11	EW7-PM523A-3-25	Water	05/31/20 08:00	06/02/20 11:09	
280-137110-12	EW7-PM23A-3-25	Water	05/31/20 12:30	06/02/20 11:09	
280-137110-13	EW7-PM27B-3-35	Water	05/30/20 09:20	06/02/20 11:09	
280-137110-14	EW7-PM29A-3-25	Water	05/30/20 10:50	06/02/20 11:09	

GC VOA MANUAL INTEGRATION SUMMARY

Lab Name: Eurofins TestAmerica, Denver Job No.: 280-137110-1

SDG No.:

Instrument ID: VGC_J Analysis Batch Number: 495152

Lab Sample ID: IC 280-495152/6 Client Sample ID:

Date Analyzed: 05/16/20 10:57 Lab File ID: 001F0101.D GC Column: Rt-Alumina KC ID: 0.53(mm)

COMPOUND NAME	RETENTION TIME	MANUAL INTEGRATION		
		REASON	ANALYST	DATE
Ethane	1.51	Peak not integrated	meierg	05/17/20 06:37

Lab Sample ID: IC 280-495152/6 Client Sample ID:

Date Analyzed: 05/16/20 10:57 Lab File ID: 001F0101.D GC Column: HP-Plot Q ID: 0.53(mm)

COMPOUND NAME	RETENTION TIME	MANUAL INTEGRATION		
		REASON	ANALYST	DATE
Acetylene	4.14	Shouldering	meierg	05/17/20 07:19
Ethane	4.31	Peak not integrated	meierg	05/17/20 06:37

Lab Sample ID: IC 280-495152/7 Client Sample ID:

Date Analyzed: 05/16/20 11:13 Lab File ID: 001F0201.D GC Column: Rt-Alumina KC ID: 0.53(mm)

COMPOUND NAME	RETENTION TIME	MANUAL INTEGRATION		
		REASON	ANALYST	DATE
Acetylene	4.04	Peak not integrated	meierg	05/17/20 06:43

Lab Sample ID: IC 280-495152/7 Client Sample ID:

Date Analyzed: 05/16/20 11:13 Lab File ID: 001F0201.D GC Column: HP-Plot Q ID: 0.53(mm)

COMPOUND NAME	RETENTION TIME	MANUAL INTEGRATION		
		REASON	ANALYST	DATE
Ethylene	4.03	Shouldering	meierg	05/17/20 06:43
Acetylene	4.14	Peak not integrated	meierg	05/17/20 06:43

Lab Sample ID: IC 280-495152/8 Client Sample ID:

Date Analyzed: 05/16/20 11:30 Lab File ID: 002F0301.D GC Column: Rt-Alumina KC ID: 0.53(mm)

COMPOUND NAME	RETENTION TIME	MANUAL INTEGRATION		
		REASON	ANALYST	DATE
Acetylene	4.04	Peak not integrated	meierg	05/17/20 06:45

RSK-175

GC VOA MANUAL INTEGRATION SUMMARY

Lab Name: Eurofins TestAmerica, Denver Job No.: 280-137110-1

SDG No.:

Instrument ID: VGC_J Analysis Batch Number: 495152

Lab Sample ID: IC 280-495152/8 Client Sample ID:

Date Analyzed: 05/16/20 11:30 Lab File ID: 002F0301.D GC Column: HP-Plot Q ID: 0.53(mm)

COMPOUND NAME	RETENTION TIME	MANUAL INTEGRATION		
		REASON	ANALYST	DATE
Ethylene	4.03	Shouldering	meierg	05/17/20 06:44
Acetylene	4.14	Peak not integrated	meierg	05/17/20 06:45

Lab Sample ID: IC 280-495152/9 Client Sample ID:

Date Analyzed: 05/16/20 11:46 Lab File ID: 003F0401.D GC Column: HP-Plot Q ID: 0.53(mm)

COMPOUND NAME	RETENTION TIME	MANUAL INTEGRATION		
		REASON	ANALYST	DATE
Acetylene	4.14	Shouldering	meierg	05/17/20 06:46

Lab Sample ID: ICRT 280-495152/10 Client Sample ID:

Date Analyzed: 05/16/20 12:02 Lab File ID: 004F0501.D GC Column: Rt-Alumina KC ID: 0.53(mm)

COMPOUND NAME	RETENTION TIME	MANUAL INTEGRATION		
		REASON	ANALYST	DATE
Acetylene	4.02	Peak not integrated	meierg	05/17/20 07:07

Lab Sample ID: ICRT 280-495152/10 Client Sample ID:

Date Analyzed: 05/16/20 12:02 Lab File ID: 004F0501.D GC Column: HP-Plot Q ID: 0.53(mm)

COMPOUND NAME	RETENTION TIME	MANUAL INTEGRATION		
		REASON	ANALYST	DATE
Ethylene	4.03	Shouldering	meierg	05/17/20 07:06
Acetylene	4.14	Peak not integrated	meierg	05/17/20 07:07

Lab Sample ID: IC 280-495152/11 Client Sample ID:

Date Analyzed: 05/16/20 12:19 Lab File ID: 005F0601.D GC Column: HP-Plot Q ID: 0.53(mm)

COMPOUND NAME	RETENTION TIME	MANUAL INTEGRATION		
		REASON	ANALYST	DATE
Acetylene	4.14	Shouldering	meierg	05/17/20 07:09

RSK-175

GC VOA MANUAL INTEGRATION SUMMARY

Lab Name: Eurofins TestAmerica, Denver Job No.: 280-137110-1

SDG No.:

Instrument ID: VGC_J Analysis Batch Number: 495152

Lab Sample ID: IC 280-495152/12 Client Sample ID:

Date Analyzed: 05/16/20 12:35 Lab File ID: 006F0701.D GC Column: HP-Plot Q ID: 0.53(mm)

COMPOUND NAME	RETENTION TIME	MANUAL INTEGRATION		
		REASON	ANALYST	DATE
Acetylene	4.14	Shouldering	meierg	05/17/20 07:16

Lab Sample ID: ICV 280-495152/16 Client Sample ID:

Date Analyzed: 05/16/20 13:25 Lab File ID: 010F1001.D GC Column: HP-Plot Q ID: 0.53(mm)

COMPOUND NAME	RETENTION TIME	MANUAL INTEGRATION		
		REASON	ANALYST	DATE
Acetylene	4.14	Shouldering	meierg	05/17/20 07:28

GC VOA MANUAL INTEGRATION SUMMARY

Lab Name: Eurofins TestAmerica, Denver Job No.: 280-137110-1

SDG No.:

Instrument ID: VGC_J Analysis Batch Number: 497247

Lab Sample ID: CCVRT 280-497247/4 Client Sample ID:

Date Analyzed: 06/03/20 11:03 Lab File ID: 004F0401.D GC Column: Rt-Alumina KC ID: 0.53(mm)

COMPOUND NAME	RETENTION TIME	MANUAL INTEGRATION		
		REASON	ANALYST	DATE
Acetylene	3.89	Split Peak	sciannac	06/03/20 12:47

Lab Sample ID: CCVRT 280-497247/4 Client Sample ID:

Date Analyzed: 06/03/20 11:03 Lab File ID: 004F0401.D GC Column: HP-Plot Q ID: 0.53(mm)

COMPOUND NAME	RETENTION TIME	MANUAL INTEGRATION		
		REASON	ANALYST	DATE
Ethylene	4.02	Split Peak	sciannac	06/03/20 12:47
Acetylene	4.13	Split Peak	sciannac	06/03/20 12:47

Lab Sample ID: CCV 280-497247/32 Client Sample ID:

Date Analyzed: 06/03/20 14:24 Lab File ID: 008F0101.D GC Column: Rt-Alumina KC ID: 0.53(mm)

COMPOUND NAME	RETENTION TIME	MANUAL INTEGRATION		
		REASON	ANALYST	DATE
Methane	1.27	Peak assignment corrected	sciannac	06/05/20 13:11
Acetylene	3.90	Split Peak	sciannac	06/05/20 13:12

Lab Sample ID: CCV 280-497247/32 Client Sample ID:

Date Analyzed: 06/03/20 14:24 Lab File ID: 008F0101.D GC Column: HP-Plot Q ID: 0.53(mm)

COMPOUND NAME	RETENTION TIME	MANUAL INTEGRATION		
		REASON	ANALYST	DATE
Methane	3.21	Peak assignment corrected	sciannac	06/05/20 13:11
Ethylene	4.05	Split Peak	sciannac	06/05/20 13:12
Acetylene	4.16	Split Peak	sciannac	06/05/20 13:12

GC VOA MANUAL INTEGRATION SUMMARY

Lab Name: Eurofins TestAmerica, Denver Job No.: 280-137110-1

SDG No.:

Instrument ID: VGC_J Analysis Batch Number: 497247

Lab Sample ID: CCV 280-497247/21 Client Sample ID:

Date Analyzed: 06/03/20 19:01 Lab File ID: 025F1801.D GC Column: Rt-Alumina KC ID: 0.53(mm)

COMPOUND NAME	RETENTION TIME	MANUAL INTEGRATION		
		REASON	ANALYST	DATE
Acetylene	3.90	Peak not integrated	sciannac	06/05/20 13:49

Lab Sample ID: CCV 280-497247/21 Client Sample ID:

Date Analyzed: 06/03/20 19:01 Lab File ID: 025F1801.D GC Column: HP-Plot Q ID: 0.53(mm)

COMPOUND NAME	RETENTION TIME	MANUAL INTEGRATION		
		REASON	ANALYST	DATE
Acetylene	4.13	Peak not integrated	sciannac	06/05/20 13:50

Lab Sample ID: CCV 280-497247/31 Client Sample ID:

Date Analyzed: 06/03/20 21:45 Lab File ID: 035F2801.D GC Column: Rt-Alumina KC ID: 0.53(mm)

COMPOUND NAME	RETENTION TIME	MANUAL INTEGRATION		
		REASON	ANALYST	DATE
Acetylene	3.90	Split Peak	sciannac	06/05/20 13:54

Lab Sample ID: CCV 280-497247/31 Client Sample ID:

Date Analyzed: 06/03/20 21:45 Lab File ID: 035F2801.D GC Column: HP-Plot Q ID: 0.53(mm)

COMPOUND NAME	RETENTION TIME	MANUAL INTEGRATION		
		REASON	ANALYST	DATE
Ethylene	4.02	Split Peak	sciannac	06/05/20 13:54
Acetylene	4.13	Split Peak	sciannac	06/05/20 13:54

GC VOA MANUAL INTEGRATION SUMMARY

Lab Name: Eurofins TestAmerica, Denver Job No.: 280-137110-1

SDG No.:

Instrument ID: VGC_J Analysis Batch Number: 498179

Lab Sample ID: CCVRT 280-498179/38 Client Sample ID:

Date Analyzed: 06/10/20 12:11 Lab File ID: 008F0801.D GC Column: HP-Plot Q ID: 0.53(mm)

COMPOUND NAME	RETENTION TIME	MANUAL INTEGRATION		
		REASON	ANALYST	DATE
Acetylene	4.14	Split Peak	sciannac	06/10/20 13:05
Ethane	4.31	Split Peak	sciannac	06/10/20 13:05

Lab Sample ID: 280-137110-7 MS Client Sample ID: EW7-PM29B-3-35 MS

Date Analyzed: 06/10/20 13:44 Lab File ID: 014F1301.D GC Column: HP-Plot Q ID: 0.53(mm)

COMPOUND NAME	RETENTION TIME	MANUAL INTEGRATION		
		REASON	ANALYST	DATE
Methane	3.15	Split Peak	sciannac	06/11/20 09:11

Lab Sample ID: CCV 280-498179/21 Client Sample ID:

Date Analyzed: 06/10/20 17:02 Lab File ID: 026F2501.D GC Column: Rt-Alumina KC ID: 0.53(mm)

COMPOUND NAME	RETENTION TIME	MANUAL INTEGRATION		
		REASON	ANALYST	DATE
Acetylene	3.93	Split Peak	sciannac	06/11/20 07:56

Lab Sample ID: CCV 280-498179/21 Client Sample ID:

Date Analyzed: 06/10/20 17:02 Lab File ID: 026F2501.D GC Column: HP-Plot Q ID: 0.53(mm)

COMPOUND NAME	RETENTION TIME	MANUAL INTEGRATION		
		REASON	ANALYST	DATE
Ethylene	4.02	Split Peak	sciannac	06/11/20 07:56
Acetylene	4.13	Split Peak	sciannac	06/11/20 07:56

GC VOA MANUAL INTEGRATION SUMMARY

Lab Name: Eurofins TestAmerica, Denver Job No.: 280-137110-1

SDG No.:

Instrument ID: VGC_J Analysis Batch Number: 498179

Lab Sample ID: CCV 280-498179/33 Client Sample ID:

Date Analyzed: 06/10/20 20:18 Lab File ID: 038F3701.D GC Column: HP-Plot Q ID: 0.53(mm)

COMPOUND NAME	RETENTION TIME	MANUAL INTEGRATION		
		REASON	ANALYST	DATE
Ethylene	4.03	Split Peak	sciannac	06/11/20 08:08
Acetylene	4.14	Split Peak	sciannac	06/11/20 08:08
Ethane	4.30	Split Peak	sciannac	06/11/20 08:08

GC VOA MANUAL INTEGRATION SUMMARY

Lab Name: Eurofins TestAmerica, Denver Job No.: 280-137110-1

SDG No.:

Instrument ID: VGC_J Analysis Batch Number: 498346

Lab Sample ID: CCVRT 280-498346/4 Client Sample ID:

Date Analyzed: 06/11/20 10:58 Lab File ID: 004F0401.D GC Column: Rt-Alumina KC ID: 0.53(mm)

COMPOUND NAME	RETENTION TIME	MANUAL INTEGRATION		
		REASON	ANALYST	DATE
Acetylene	3.94	Split Peak	sciannac	06/11/20 12:09

Lab Sample ID: CCVRT 280-498346/4 Client Sample ID:

Date Analyzed: 06/11/20 10:58 Lab File ID: 004F0401.D GC Column: HP-Plot Q ID: 0.53(mm)

COMPOUND NAME	RETENTION TIME	MANUAL INTEGRATION		
		REASON	ANALYST	DATE
Ethylene	4.02	Split Peak	sciannac	06/11/20 12:12
Acetylene	4.13	Split Peak	sciannac	06/11/20 12:12
Ethane	4.30	Peak not integrated	sciannac	06/11/20 12:11

Lab Sample ID: CCV 280-498346/21 Client Sample ID:

Date Analyzed: 06/11/20 17:19 Lab File ID: 023F1501.D GC Column: Rt-Alumina KC ID: 0.53(mm)

COMPOUND NAME	RETENTION TIME	MANUAL INTEGRATION		
		REASON	ANALYST	DATE
Acetylene	3.94	Split Peak	sciannac	06/11/20 20:55

Lab Sample ID: CCV 280-498346/21 Client Sample ID:

Date Analyzed: 06/11/20 17:19 Lab File ID: 023F1501.D GC Column: HP-Plot Q ID: 0.53(mm)

COMPOUND NAME	RETENTION TIME	MANUAL INTEGRATION		
		REASON	ANALYST	DATE
Ethylene	4.03	Split Peak	sciannac	06/11/20 20:55
Acetylene	4.13	Split Peak	sciannac	06/11/20 20:55

HPLC/IC MANUAL INTEGRATION SUMMARY

Lab Name: Eurofins TestAmerica, Denver Job No.: 280-137110-1

SDG No.:

Instrument ID: CHHPLC_G2_LUNA Analysis Batch Number: 494886

Lab Sample ID: IC 280-494886/7 Client Sample ID:

Date Analyzed: 05/14/20 16:16 Lab File ID: 05140007.D GC Column: Luna-phenylhe ID: 4.6(mm)

COMPOUND NAME	RETENTION TIME	MANUAL INTEGRATION		
		REASON	ANALYST	DATE
2-Nitrotoluene	16.48	Split Peak	zhangji	05/14/20 17:09
4-Nitrotoluene	16.72	Split Peak	zhangji	05/14/20 17:09
4-Amino-2,6-dinitrotoluene	17.07	Split Peak	zhangji	05/14/20 17:08
3-Nitrotoluene	17.78	Split Peak	zhangji	05/14/20 17:08
2-Amino-4,6-dinitrotoluene	17.94	Split Peak	zhangji	05/14/20 17:08
1,3,5-Trinitrobenzene	18.83	Peak assignment corrected	zhangji	05/14/20 17:08
2,6-Dinitrotoluene	19.74	Peak assignment corrected	zhangji	05/14/20 17:08
2,4-Dinitrotoluene	20.24	Peak assignment corrected	zhangji	05/14/20 17:08
Tetryl	23.52	Peak assignment corrected	zhangji	05/14/20 17:08
2,4,6-Trinitrotoluene	24.62	Peak assignment corrected	zhangji	05/14/20 17:08

Lab Sample ID: IC 280-494886/8 Client Sample ID:

Date Analyzed: 05/14/20 16:51 Lab File ID: 05140008.D GC Column: Luna-phenylhe ID: 4.6(mm)

COMPOUND NAME	RETENTION TIME	MANUAL INTEGRATION		
		REASON	ANALYST	DATE
1,2-Dinitrobenzene	13.03	Baseline	zhangji	05/15/20 11:34

Lab Sample ID: IC 280-494886/9 Client Sample ID:

Date Analyzed: 05/14/20 17:26 Lab File ID: 05140009.D GC Column: Luna-phenylhe ID: 4.6(mm)

COMPOUND NAME	RETENTION TIME	MANUAL INTEGRATION		
		REASON	ANALYST	DATE
1,2-Dinitrobenzene	13.03	Baseline	zhangji	05/15/20 11:34

HPLC/IC MANUAL INTEGRATION SUMMARY

Lab Name: Eurofins TestAmerica, Denver Job No.: 280-137110-1

SDG No.:

Instrument ID: CHHPLC_G2_LUNA Analysis Batch Number: 494886

Lab Sample ID: IC 280-494886/10 Client Sample ID:

Date Analyzed: 05/14/20 18:01 Lab File ID: 05140010.D GC Column: Luna-phenylhe ID: 4.6(mm)

COMPOUND NAME	RETENTION TIME	MANUAL INTEGRATION		
		REASON	ANALYST	DATE
Picric acid	6.27	Peak assignment corrected	zhangji	05/15/20 11:20
1,2-Dinitrobenzene	13.04	Baseline	zhangji	05/15/20 11:34
1,3-Dinitrobenzene	15.55	Baseline	zhangji	05/15/20 11:20
2-Nitrotoluene	16.54	Baseline	zhangji	05/15/20 11:20
4-Nitrotoluene	16.82	Baseline	zhangji	05/15/20 11:20
4-Amino-2,6-dinitrotoluene	17.15	Baseline	zhangji	05/15/20 11:20
3-Nitrotoluene	17.75	Baseline	zhangji	05/15/20 11:20
2-Amino-4,6-dinitrotoluene	18.04	Baseline	zhangji	05/15/20 11:20
2,6-Dinitrotoluene	19.81	Baseline	zhangji	05/15/20 11:20
2,4-Dinitrotoluene	20.29	Baseline	zhangji	05/15/20 11:20
PETN	25.28	Peak Tail	zhangji	05/15/20 11:25

Lab Sample ID: IC 280-494886/11 Client Sample ID:

Date Analyzed: 05/14/20 18:36 Lab File ID: 05140011.D GC Column: Luna-phenylhe ID: 4.6(mm)

COMPOUND NAME	RETENTION TIME	MANUAL INTEGRATION		
		REASON	ANALYST	DATE
Picric acid	6.30	Peak assignment corrected	zhangji	05/15/20 11:20
1,2-Dinitrobenzene	13.04	Baseline	zhangji	05/15/20 11:35
Nitroglycerin	15.85	Baseline	zhangji	05/15/20 11:32
PETN	25.28	Peak Tail	zhangji	05/15/20 11:25

HPLC/IC MANUAL INTEGRATION SUMMARY

Lab Name: Eurofins TestAmerica, Denver Job No.: 280-137110-1

SDG No.:

Instrument ID: CHHPLC_G2_LUNA Analysis Batch Number: 494886

Lab Sample ID: IC 280-494886/12 Client Sample ID:

Date Analyzed: 05/14/20 19:11 Lab File ID: 05140012.D GC Column: Luna-phenylhe ID: 4.6(mm)

COMPOUND NAME	RETENTION TIME	MANUAL INTEGRATION		
		REASON	ANALYST	DATE
Picric acid	6.31	Peak assignment corrected	zhangji	05/15/20 11:22
1,3-Dinitrobenzene	15.55	Baseline	zhangji	05/15/20 11:21
Nitroglycerin	15.85	Baseline	zhangji	05/15/20 11:32
2-Nitrotoluene	16.53	Baseline	zhangji	05/15/20 11:21
4-Nitrotoluene	16.83	Baseline	zhangji	05/15/20 11:21
4-Amino-2,6-dinitrotoluene	17.15	Baseline	zhangji	05/15/20 11:21
3-Nitrotoluene	17.74	Baseline	zhangji	05/15/20 11:21
2-Amino-4,6-dinitrotoluene	18.05	Baseline	zhangji	05/15/20 11:21
1,3,5-Trinitrobenzene	18.88	Baseline	zhangji	05/15/20 11:21
2,6-Dinitrotoluene	19.79	Baseline	zhangji	05/15/20 11:21
2,4-Dinitrotoluene	20.29	Baseline	zhangji	05/15/20 11:21
PETN	25.28	Peak Tail	zhangji	05/15/20 11:24

HPLC/IC MANUAL INTEGRATION SUMMARY

Lab Name: Eurofins TestAmerica, Denver Job No.: 280-137110-1

SDG No.:

Instrument ID: CHHPLC_G2_LUNA Analysis Batch Number: 494886

Lab Sample ID: IC 280-494886/13 Client Sample ID:

Date Analyzed: 05/14/20 19:46 Lab File ID: 05140013.D GC Column: Luna-phenylhe ID: 4.6(mm)

COMPOUND NAME	RETENTION TIME	MANUAL INTEGRATION		
		REASON	ANALYST	DATE
Picric acid	6.33	Baseline	zhangji	05/15/20 11:22
1,2-Dinitrobenzene	13.04	Baseline	zhangji	05/15/20 11:35
1,3-Dinitrobenzene	15.54	Baseline	zhangji	05/15/20 11:22
Nitroglycerin	15.84	Incomplete Integration	zhangji	05/15/20 11:32
2-Nitrotoluene	16.55	Baseline	zhangji	05/15/20 11:22
4-Nitrotoluene	16.84	Baseline	zhangji	05/15/20 11:22
4-Amino-2,6-dinitrotoluene	17.16	Baseline	zhangji	05/15/20 11:22
3-Nitrotoluene	17.72	Baseline	zhangji	05/15/20 11:22
2-Amino-4,6-dinitrotoluene	18.03	Baseline	zhangji	05/15/20 11:22
1,3,5-Trinitrobenzene	18.86	Baseline	zhangji	05/15/20 11:22
2,6-Dinitrotoluene	19.82	Baseline	zhangji	05/15/20 11:22
2,4-Dinitrotoluene	20.29	Baseline	zhangji	05/15/20 11:22
PETN	25.28	Peak Tail	zhangji	05/15/20 11:24

Lab Sample ID: IC 280-494886/14 Client Sample ID:

Date Analyzed: 05/14/20 20:21 Lab File ID: 05140014.D GC Column: Luna-phenylhe ID: 4.6(mm)

COMPOUND NAME	RETENTION TIME	MANUAL INTEGRATION		
		REASON	ANALYST	DATE
Picric acid	6.32	Peak assignment corrected	zhangji	05/15/20 11:22
1,2-Dinitrobenzene	13.02	Split Peak	zhangji	05/15/20 11:35
PETN	25.28	Split Peak	zhangji	05/15/20 11:24

Lab Sample ID: IC 280-494886/15 Client Sample ID:

Date Analyzed: 05/14/20 20:56 Lab File ID: 05140015.D GC Column: Luna-phenylhe ID: 4.6(mm)

COMPOUND NAME	RETENTION TIME	MANUAL INTEGRATION		
		REASON	ANALYST	DATE
2,6-Dinitrotoluene	19.76	Baseline	zhangji	05/15/20 11:30
2,4-Dinitrotoluene	20.30	Baseline	zhangji	05/15/20 11:30

8330A

HPLC/IC MANUAL INTEGRATION SUMMARY

Lab Name: Eurofins TestAmerica, Denver Job No.: 280-137110-1

SDG No.:

Instrument ID: CHHPLC_G2_LUNA Analysis Batch Number: 494886

Lab Sample ID: ICV 280-494886/16 Client Sample ID:

Date Analyzed: 05/14/20 21:31 Lab File ID: 05140016.D GC Column: Luna-phenylhe ID: 4.6(mm)

COMPOUND NAME	RETENTION TIME	MANUAL INTEGRATION		
		REASON	ANALYST	DATE
Picric acid	6.23	Peak assignment corrected	zhangji	05/15/20 11:14
2-Nitrotoluene	16.49	Baseline	zhangji	05/15/20 11:33
4-Nitrotoluene	16.77	Baseline	zhangji	05/15/20 11:33
4-Amino-2,6-dinitrotoluene	17.10	Baseline	zhangji	05/15/20 11:33
3-Nitrotoluene	17.69	Baseline	zhangji	05/15/20 11:33
2-Amino-4,6-dinitrotoluene	17.99	Baseline	zhangji	05/15/20 11:33
1,3,5-Trinitrobenzene	18.83	Baseline	zhangji	05/15/20 11:33
2,6-Dinitrotoluene	19.75	Baseline	zhangji	05/15/20 11:33
2,4-Dinitrotoluene	20.24	Baseline	zhangji	05/15/20 11:33

Lab Sample ID: IC 280-494886/17 Client Sample ID:

Date Analyzed: 05/14/20 22:06 Lab File ID: 05140017.D GC Column: Luna-phenylhe ID: 4.6(mm)

COMPOUND NAME	RETENTION TIME	MANUAL INTEGRATION		
		REASON	ANALYST	DATE
MNX	7.71	Peak assignment corrected	zhangji	05/15/20 11:36

Lab Sample ID: IC 280-494886/18 Client Sample ID:

Date Analyzed: 05/14/20 22:41 Lab File ID: 05140018.D GC Column: Luna-phenylhe ID: 4.6(mm)

COMPOUND NAME	RETENTION TIME	MANUAL INTEGRATION		
		REASON	ANALYST	DATE
MNX	7.73	Peak assignment corrected	zhangji	05/15/20 11:36

Lab Sample ID: IC 280-494886/19 Client Sample ID:

Date Analyzed: 05/14/20 23:16 Lab File ID: 05140019.D GC Column: Luna-phenylhe ID: 4.6(mm)

COMPOUND NAME	RETENTION TIME	MANUAL INTEGRATION		
		REASON	ANALYST	DATE
MNX	7.74	Peak assignment corrected	zhangji	05/15/20 11:36

8330A

HPLC/IC MANUAL INTEGRATION SUMMARY

Lab Name: Eurofins TestAmerica, Denver Job No.: 280-137110-1

SDG No.:

Instrument ID: CHHPLC_G2_LUNA Analysis Batch Number: 494886

Lab Sample ID: IC 280-494886/20 Client Sample ID:

Date Analyzed: 05/14/20 23:51 Lab File ID: 05140020.D GC Column: Luna-phenylhe ID: 4.6(mm)

COMPOUND NAME	RETENTION TIME	MANUAL INTEGRATION		
		REASON	ANALYST	DATE
MNX	7.74	Peak assignment corrected	zhangji	05/15/20 11:36

8330A

HPLC/IC MANUAL INTEGRATION SUMMARY

Lab Name: Eurofins TestAmerica, Denver Job No.: 280-137110-1

SDG No.:

Instrument ID: CHHPLC_G2_LUNA Analysis Batch Number: 499146

Lab Sample ID: CCV 280-499146/43 Client Sample ID:

Date Analyzed: 06/18/20 14:54 Lab File ID: 06170043.D GC Column: Luna-phenylhe ID: 4.6(mm)

COMPOUND NAME	RETENTION TIME	MANUAL INTEGRATION		
		REASON	ANALYST	DATE
1,3-Dinitrobenzene	15.77	Baseline	zhangji	06/18/20 17:35
2-Nitrotoluene	16.70	Baseline	zhangji	06/18/20 17:35
4-Nitrotoluene	16.98	Baseline	zhangji	06/18/20 17:35
4-Amino-2,6-dinitrotoluene	17.42	Baseline	zhangji	06/18/20 17:35
3-Nitrotoluene	17.91	Baseline	zhangji	06/18/20 17:35
2-Amino-4,6-dinitrotoluene	18.35	Baseline	zhangji	06/18/20 17:35
1,3,5-Trinitrobenzene	19.10	Baseline	zhangji	06/18/20 17:35
2,6-Dinitrotoluene	20.02	Baseline	zhangji	06/18/20 17:35
2,4-Dinitrotoluene	20.53	Baseline	zhangji	06/18/20 17:35

Lab Sample ID: 280-137110-1 Client Sample ID: EW7-PM28B-3-35

Date Analyzed: 06/18/20 16:04 Lab File ID: 06170045.D GC Column: Luna-phenylhe ID: 4.6(mm)

COMPOUND NAME	RETENTION TIME	MANUAL INTEGRATION		
		REASON	ANALYST	DATE
3-Nitrotoluene		Invalid Compound ID	zhangji	06/18/20 17:35

Lab Sample ID: 280-137110-2 Client Sample ID: EW7-PM25A-3-25

Date Analyzed: 06/18/20 16:39 Lab File ID: 06170046.D GC Column: Luna-phenylhe ID: 4.6(mm)

COMPOUND NAME	RETENTION TIME	MANUAL INTEGRATION		
		REASON	ANALYST	DATE
1,3,5-Trinitrobenzene		Invalid Compound ID	zhangji	06/18/20 17:35
2-Nitrotoluene		Invalid Compound ID	zhangji	06/18/20 17:35
3-Nitrotoluene		Invalid Compound ID	zhangji	06/18/20 17:35
4-Amino-2,6-dinitrotoluene		Invalid Compound ID	zhangji	06/18/20 17:35

HPLC/IC MANUAL INTEGRATION SUMMARY

Lab Name: Eurofins TestAmerica, Denver Job No.: 280-137110-1

SDG No.:

Instrument ID: CHHPLC_G2_LUNA Analysis Batch Number: 499146

Lab Sample ID: 280-137110-3 Client Sample ID: EW7-PM25B-3-25

Date Analyzed: 06/18/20 17:14 Lab File ID: 06170047.D GC Column: Luna-phenylhe ID: 4.6(mm)

COMPOUND NAME	RETENTION TIME	MANUAL INTEGRATION		
		REASON	ANALYST	DATE
1,3,5-Trinitrobenzene		Invalid Compound ID	zhangji	06/18/20 19:25
2,4-Dinitrotoluene		Invalid Compound ID	zhangji	06/18/20 19:25
Tetryl		Invalid Compound ID	zhangji	06/18/20 19:25

Lab Sample ID: 280-137110-4 Client Sample ID: EW7-PM23B-3-35

Date Analyzed: 06/18/20 17:49 Lab File ID: 06170048.D GC Column: Luna-phenylhe ID: 4.6(mm)

COMPOUND NAME	RETENTION TIME	MANUAL INTEGRATION		
		REASON	ANALYST	DATE
2-Nitrotoluene		Invalid Compound ID	zhangji	06/18/20 19:25
3-Nitrotoluene		Invalid Compound ID	zhangji	06/18/20 19:25
Tetryl		Invalid Compound ID	zhangji	06/18/20 19:25

Lab Sample ID: 280-137110-5 Client Sample ID: G0079-20A

Date Analyzed: 06/18/20 18:24 Lab File ID: 06170049.D GC Column: Luna-phenylhe ID: 4.6(mm)

COMPOUND NAME	RETENTION TIME	MANUAL INTEGRATION		
		REASON	ANALYST	DATE
1,3,5-Trinitrobenzene		Invalid Compound ID	zhangji	06/18/20 19:25
2-Nitrotoluene		Invalid Compound ID	zhangji	06/18/20 19:25
3-Nitrotoluene		Invalid Compound ID	zhangji	06/18/20 19:25
4-Amino-2,6-dinitrotoluene		Invalid Compound ID	zhangji	06/18/20 19:25
Tetryl		Invalid Compound ID	zhangji	06/18/20 19:25

HPLC/IC MANUAL INTEGRATION SUMMARY

Lab Name: Eurofins TestAmerica, Denver Job No.: 280-137110-1

SDG No.:

Instrument ID: CHHPLC_G2_LUNA Analysis Batch Number: 499146

Lab Sample ID: 280-137110-7 Client Sample ID: EW7-PM29B-3-35

Date Analyzed: 06/18/20 18:59 Lab File ID: 06170050.D GC Column: Luna-phenylhe ID: 4.6(mm)

COMPOUND NAME	RETENTION TIME	MANUAL INTEGRATION		
		REASON	ANALYST	DATE
1,3,5-Trinitrobenzene		Invalid Compound ID	zhangji	06/19/20 16:08
2-Nitrotoluene		Invalid Compound ID	zhangji	06/19/20 16:08
Tetryl		Invalid Compound ID	zhangji	06/19/20 16:08

Lab Sample ID: 280-137110-8 Client Sample ID: EW7-PM28A-3-25

Date Analyzed: 06/18/20 20:44 Lab File ID: 06170053.D GC Column: Luna-phenylhe ID: 4.6(mm)

COMPOUND NAME	RETENTION TIME	MANUAL INTEGRATION		
		REASON	ANALYST	DATE
2-Nitrotoluene		Invalid Compound ID	zhangji	06/19/20 16:21
3-Nitrotoluene		Invalid Compound ID	zhangji	06/19/20 16:21
1,2-Dinitrobenzene	13.25	Baseline	zhangji	06/19/20 16:22
2,4,6-Trinitrotoluene	24.89	Baseline	zhangji	06/19/20 16:21

Lab Sample ID: 280-137110-9 Client Sample ID: EW7-PM26A-3-25

Date Analyzed: 06/18/20 21:19 Lab File ID: 06170054.D GC Column: Luna-phenylhe ID: 4.6(mm)

COMPOUND NAME	RETENTION TIME	MANUAL INTEGRATION		
		REASON	ANALYST	DATE
HMX	7.14	Baseline	zhangji	06/19/20 16:22
1,3-Dinitrobenzene		Invalid Compound ID	zhangji	06/19/20 16:22
2-Nitrotoluene		Invalid Compound ID	zhangji	06/19/20 16:22
3-Nitrotoluene		Invalid Compound ID	zhangji	06/19/20 16:22
MNX		Invalid Compound ID	zhangji	06/19/20 16:22

HPLC/IC MANUAL INTEGRATION SUMMARY

Lab Name: Eurofins TestAmerica, Denver Job No.: 280-137110-1

SDG No.:

Instrument ID: CHHPLC_G2_LUNA Analysis Batch Number: 499146

Lab Sample ID: CCV 280-499146/55 Client Sample ID:

Date Analyzed: 06/18/20 21:54 Lab File ID: 06170055.D GC Column: Luna-phenylhe ID: 4.6(mm)

COMPOUND NAME	RETENTION TIME	MANUAL INTEGRATION		
		REASON	ANALYST	DATE
2-Nitrotoluene	16.74	Baseline	zhangji	06/19/20 14:49
4-Nitrotoluene	17.03	Baseline	zhangji	06/19/20 14:49
4-Amino-2,6-dinitrotoluene	17.47	Baseline	zhangji	06/19/20 14:49
3-Nitrotoluene	17.95	Baseline	zhangji	06/19/20 14:49
2-Amino-4,6-dinitrotoluene	18.40	Baseline	zhangji	06/19/20 14:49
1,3,5-Trinitrobenzene	19.15	Baseline	zhangji	06/19/20 14:49
2,6-Dinitrotoluene	20.07	Baseline	zhangji	06/19/20 14:49
2,4-Dinitrotoluene	20.58	Baseline	zhangji	06/19/20 14:49

Lab Sample ID: CCV 280-499146/56 Client Sample ID:

Date Analyzed: 06/18/20 22:29 Lab File ID: 06170056.D GC Column: Luna-phenylhe ID: 4.6(mm)

COMPOUND NAME	RETENTION TIME	MANUAL INTEGRATION		
		REASON	ANALYST	DATE
TNX	5.52	Baseline	zhangji	06/19/20 14:53

Lab Sample ID: 280-137110-11 Client Sample ID: EW7-PM523A-3-25

Date Analyzed: 06/18/20 23:39 Lab File ID: 06170058.D GC Column: Luna-phenylhe ID: 4.6(mm)

COMPOUND NAME	RETENTION TIME	MANUAL INTEGRATION		
		REASON	ANALYST	DATE
1,3,5-Trinitrobenzene		Invalid Compound ID	zhangji	06/19/20 16:23

Lab Sample ID: 280-137110-12 Client Sample ID: EW7-PM23A-3-25

Date Analyzed: 06/19/20 00:14 Lab File ID: 06170059.D GC Column: Luna-phenylhe ID: 4.6(mm)

COMPOUND NAME	RETENTION TIME	MANUAL INTEGRATION		
		REASON	ANALYST	DATE
2-Nitrotoluene		Invalid Compound ID	zhangji	06/19/20 16:23
3-Nitrotoluene		Invalid Compound ID	zhangji	06/19/20 16:23

HPLC/IC MANUAL INTEGRATION SUMMARY

Lab Name: Eurofins TestAmerica, Denver Job No.: 280-137110-1

SDG No.:

Instrument ID: CHHPLC_G2_LUNA Analysis Batch Number: 499146

Lab Sample ID: 280-137110-13 Client Sample ID: EW7-PM27B-3-35

Date Analyzed: 06/19/20 00:49 Lab File ID: 06170060.D GC Column: Luna-phenylhe ID: 4.6(mm)

COMPOUND NAME	RETENTION TIME	MANUAL INTEGRATION		
		REASON	ANALYST	DATE
2-Nitrotoluene		Invalid Compound ID	zhangji	06/19/20 16:23
3-Nitrotoluene		Invalid Compound ID	zhangji	06/19/20 16:23
1,2-Dinitrobenzene	13.27	Baseline	zhangji	06/19/20 16:23

Lab Sample ID: 280-137110-14 Client Sample ID: EW7-PM29A-3-25

Date Analyzed: 06/19/20 01:24 Lab File ID: 06170061.D GC Column: Luna-phenylhe ID: 4.6(mm)

COMPOUND NAME	RETENTION TIME	MANUAL INTEGRATION		
		REASON	ANALYST	DATE
2-Nitrotoluene		Invalid Compound ID	zhangji	06/19/20 16:23

Lab Sample ID: CCV 280-499146/65 Client Sample ID:

Date Analyzed: 06/19/20 03:44 Lab File ID: 06170065.D GC Column: Luna-phenylhe ID: 4.6(mm)

COMPOUND NAME	RETENTION TIME	MANUAL INTEGRATION		
		REASON	ANALYST	DATE
Nitroglycerin	16.03	Baseline	zhangji	06/19/20 14:53
2-Nitrotoluene	16.73	Baseline	zhangji	06/19/20 14:53
4-Nitrotoluene	17.01	Baseline	zhangji	06/19/20 14:53
4-Amino-2,6-dinitrotoluene	17.45	Baseline	zhangji	06/19/20 14:53
3-Nitrotoluene	17.93	Baseline	zhangji	06/19/20 14:53
2-Amino-4,6-dinitrotoluene	18.39	Baseline	zhangji	06/19/20 14:53
1,3,5-Trinitrobenzene	19.13	Baseline	zhangji	06/19/20 14:53
2,6-Dinitrotoluene	20.05	Baseline	zhangji	06/19/20 14:53
2,4-Dinitrotoluene	20.56	Baseline	zhangji	06/19/20 14:53

HPLC/IC MANUAL INTEGRATION SUMMARY

Lab Name: Eurofins TestAmerica, Denver Job No.: 280-137110-1

SDG No.:

Instrument ID: CHHPLC_G2_LUNA Analysis Batch Number: 499350

Lab Sample ID: CCV 280-499350/19 Client Sample ID:

Date Analyzed: 06/19/20 14:50 Lab File ID: 007-8201.D GC Column: Luna-phenylhe ID: 4.6(mm)

COMPOUND NAME	RETENTION TIME	MANUAL INTEGRATION		
		REASON	ANALYST	DATE
2-Nitrotoluene	16.71	Baseline	zhangji	06/19/20 16:40
4-Nitrotoluene	16.99	Baseline	zhangji	06/19/20 16:40
4-Amino-2,6-dinitrotoluene	17.43	Baseline	zhangji	06/19/20 16:40
3-Nitrotoluene	17.91	Baseline	zhangji	06/19/20 16:40
2-Amino-4,6-dinitrotoluene	18.37	Baseline	zhangji	06/19/20 16:40
1,3,5-Trinitrobenzene	19.11	Baseline	zhangji	06/19/20 16:40
2,6-Dinitrotoluene	20.03	Baseline	zhangji	06/19/20 16:40
2,4-Dinitrotoluene	20.55	Baseline	zhangji	06/19/20 16:40

Lab Sample ID: 280-137110-7 RE Client Sample ID: EW7-PM29B-3-35 RE

Date Analyzed: 06/19/20 17:10 Lab File ID: 023-8601.D GC Column: Luna-phenylhe ID: 4.6(mm)

COMPOUND NAME	RETENTION TIME	MANUAL INTEGRATION		
		REASON	ANALYST	DATE
Tetryl		Invalid Compound ID	zhangji	06/19/20 17:48

Lab Sample ID: 280-137110-7 MS RE Client Sample ID: EW7-PM29B-3-35 MS RE

Date Analyzed: 06/19/20 17:45 Lab File ID: 024-8701.D GC Column: Luna-phenylhe ID: 4.6(mm)

COMPOUND NAME	RETENTION TIME	MANUAL INTEGRATION		
		REASON	ANALYST	DATE
1,3-Dinitrobenzene	15.78	Baseline	zhangji	06/19/20 19:28
2-Nitrotoluene	16.67	Baseline	zhangji	06/19/20 19:28
3-Nitrotoluene	18.08	Baseline	zhangji	06/19/20 19:28
2-Amino-4,6-dinitrotoluene	18.36	Baseline	zhangji	06/19/20 19:28
1,3,5-Trinitrobenzene	19.13	Baseline	zhangji	06/19/20 19:28
2,6-Dinitrotoluene	20.07	Baseline	zhangji	06/19/20 19:28
2,4-Dinitrotoluene	20.56	Baseline	zhangji	06/19/20 19:28

HPLC/IC MANUAL INTEGRATION SUMMARY

Lab Name: Eurofins TestAmerica, Denver Job No.: 280-137110-1

SDG No.:

Instrument ID: CHHPLC_G2_LUNA Analysis Batch Number: 499350

Lab Sample ID: 280-137110-7 MSD RE Client Sample ID: EW7-PM29B-3-35 MSD RE

Date Analyzed: 06/19/20 18:20 Lab File ID: 025-8801.D GC Column: Luna-phenylhe ID: 4.6(mm)

COMPOUND NAME	RETENTION TIME	MANUAL INTEGRATION		
		REASON	ANALYST	DATE
1,3-Dinitrobenzene	15.79	Baseline	zhangji	06/19/20 19:28
2-Nitrotoluene	16.65	Baseline	zhangji	06/19/20 19:28
3-Nitrotoluene	18.10	Baseline	zhangji	06/19/20 19:28
2-Amino-4,6-dinitrotoluene	18.36	Baseline	zhangji	06/19/20 19:28
1,3,5-Trinitrobenzene	19.10	Baseline	zhangji	06/19/20 19:28
2,6-Dinitrotoluene	20.06	Baseline	zhangji	06/19/20 19:28
2,4-Dinitrotoluene	20.56	Baseline	zhangji	06/19/20 19:28

Lab Sample ID: CCV 280-499350/31 Client Sample ID:

Date Analyzed: 06/19/20 21:50 Lab File ID: 007-9401.D GC Column: Luna-phenylhe ID: 4.6(mm)

COMPOUND NAME	RETENTION TIME	MANUAL INTEGRATION		
		REASON	ANALYST	DATE
Nitroglycerin	16.10	Baseline	zhangji	06/20/20 10:54

Lab Sample ID: CCV 280-499350/32 Client Sample ID:

Date Analyzed: 06/19/20 22:25 Lab File ID: 008-9501.D GC Column: Luna-phenylhe ID: 4.6(mm)

COMPOUND NAME	RETENTION TIME	MANUAL INTEGRATION		
		REASON	ANALYST	DATE
MNX	7.95	Baseline	zhangji	06/20/20 10:54

HPLC/IC MANUAL INTEGRATION SUMMARY

Lab Name: Eurofins TestAmerica, Denver Job No.: 280-137110-1

SDG No.:

Instrument ID: CHHPLC_X3 Analysis Batch Number: 487658

Lab Sample ID: IC 280-487658/7 Client Sample ID:

Date Analyzed: 03/04/20 14:07 Lab File ID: 03040007.D GC Column: UltraCarb5uOD ID: 4.6(mm)

COMPOUND NAME	RETENTION TIME	MANUAL INTEGRATION		
		REASON	ANALYST	DATE
HMX	6.68	Baseline	beckerc	03/05/20 08:19

Lab Sample ID: IC 280-487658/8 Client Sample ID:

Date Analyzed: 03/04/20 14:30 Lab File ID: 03040008.D GC Column: UltraCarb5uOD ID: 4.6(mm)

COMPOUND NAME	RETENTION TIME	MANUAL INTEGRATION		
		REASON	ANALYST	DATE
HMX	6.69	Baseline	beckerc	03/05/20 08:21

Lab Sample ID: IC 280-487658/9 Client Sample ID:

Date Analyzed: 03/04/20 14:53 Lab File ID: 03040009.D GC Column: UltraCarb5uOD ID: 4.6(mm)

COMPOUND NAME	RETENTION TIME	MANUAL INTEGRATION		
		REASON	ANALYST	DATE
HMX	6.68	Baseline	beckerc	03/05/20 08:21

Lab Sample ID: IC 280-487658/10 Client Sample ID:

Date Analyzed: 03/04/20 15:16 Lab File ID: 03040010.D GC Column: UltraCarb5uOD ID: 4.6(mm)

COMPOUND NAME	RETENTION TIME	MANUAL INTEGRATION		
		REASON	ANALYST	DATE
HMX	6.68	Baseline	beckerc	03/05/20 08:21

Lab Sample ID: IC 280-487658/11 Client Sample ID:

Date Analyzed: 03/04/20 15:39 Lab File ID: 03040011.D GC Column: UltraCarb5uOD ID: 4.6(mm)

COMPOUND NAME	RETENTION TIME	MANUAL INTEGRATION		
		REASON	ANALYST	DATE
HMX	6.68	Baseline	beckerc	03/05/20 08:22

HPLC/IC MANUAL INTEGRATION SUMMARY

Lab Name: Eurofins TestAmerica, Denver Job No.: 280-137110-1

SDG No.:

Instrument ID: CHHPLC_X3 Analysis Batch Number: 487658

Lab Sample ID: IC 280-487658/12 Client Sample ID:

Date Analyzed: 03/04/20 16:01 Lab File ID: 03040012.D GC Column: UltraCarb5uOD ID: 4.6(mm)

COMPOUND NAME	RETENTION TIME	MANUAL INTEGRATION		
		REASON	ANALYST	DATE
HMX	6.68	Baseline	beckerc	03/05/20 08:22

Lab Sample ID: IC 280-487658/13 Client Sample ID:

Date Analyzed: 03/04/20 16:24 Lab File ID: 03040013.D GC Column: UltraCarb5uOD ID: 4.6(mm)

COMPOUND NAME	RETENTION TIME	MANUAL INTEGRATION		
		REASON	ANALYST	DATE
HMX	6.68	Baseline	beckerc	03/05/20 08:22

Lab Sample ID: IC 280-487658/14 Client Sample ID:

Date Analyzed: 03/04/20 16:47 Lab File ID: 03040014.D GC Column: UltraCarb5uOD ID: 4.6(mm)

COMPOUND NAME	RETENTION TIME	MANUAL INTEGRATION		
		REASON	ANALYST	DATE
HMX	6.68	Baseline	beckerc	03/05/20 08:23
2-Amino-4,6-dinitrotoluene	11.62	Baseline	beckerc	03/05/20 08:23
2,6-Dinitrotoluene	11.79	Unspecified		

Lab Sample ID: ICV 280-487658/15 Client Sample ID:

Date Analyzed: 03/04/20 17:10 Lab File ID: 03040015.D GC Column: UltraCarb5uOD ID: 4.6(mm)

COMPOUND NAME	RETENTION TIME	MANUAL INTEGRATION		
		REASON	ANALYST	DATE
HMX	6.68	Baseline	beckerc	03/05/20 08:23

HPLC/IC MANUAL INTEGRATION SUMMARY

Lab Name: Eurofins TestAmerica, Denver Job No.: 280-137110-1

SDG No.:

Instrument ID: CHHPLC_X3 Analysis Batch Number: 487658

Lab Sample ID: IC 280-487658/25 Client Sample ID:

Date Analyzed: 03/04/20 21:00 Lab File ID: 03040025.D GC Column: UltraCarb5uOD ID: 4.6(mm)

COMPOUND NAME	RETENTION TIME	MANUAL INTEGRATION		
		REASON	ANALYST	DATE
TNX	6.59	Baseline	beckerc	03/05/20 08:29
DNX	6.92	Baseline	beckerc	03/05/20 08:29
MNX	7.36	Baseline	beckerc	03/05/20 08:30

Lab Sample ID: IC 280-487658/26 Client Sample ID:

Date Analyzed: 03/04/20 21:23 Lab File ID: 03040026.D GC Column: UltraCarb5uOD ID: 4.6(mm)

COMPOUND NAME	RETENTION TIME	MANUAL INTEGRATION		
		REASON	ANALYST	DATE
TNX	6.59	Baseline	beckerc	03/05/20 08:30
DNX	6.92	Baseline	beckerc	03/05/20 08:30

Lab Sample ID: IC 280-487658/27 Client Sample ID:

Date Analyzed: 03/04/20 21:45 Lab File ID: 03040027.D GC Column: UltraCarb5uOD ID: 4.6(mm)

COMPOUND NAME	RETENTION TIME	MANUAL INTEGRATION		
		REASON	ANALYST	DATE
TNX	6.59	Baseline	beckerc	03/05/20 08:30
DNX	6.92	Baseline	beckerc	03/05/20 08:30

Lab Sample ID: IC 280-487658/28 Client Sample ID:

Date Analyzed: 03/04/20 22:09 Lab File ID: 03040028.D GC Column: UltraCarb5uOD ID: 4.6(mm)

COMPOUND NAME	RETENTION TIME	MANUAL INTEGRATION		
		REASON	ANALYST	DATE
TNX	6.59	Baseline	beckerc	03/05/20 08:31
DNX	6.92	Baseline	beckerc	03/05/20 08:31

HPLC/IC MANUAL INTEGRATION SUMMARY

Lab Name: Eurofins TestAmerica, Denver Job No.: 280-137110-1

SDG No.:

Instrument ID: CHHPLC_X3 Analysis Batch Number: 487658

Lab Sample ID: IC 280-487658/29 Client Sample ID:

Date Analyzed: 03/04/20 22:31 Lab File ID: 03040029.D GC Column: UltraCarb5uOD ID: 4.6(mm)

COMPOUND NAME	RETENTION TIME	MANUAL INTEGRATION		
		REASON	ANALYST	DATE
TNX	6.59	Baseline	beckerc	03/05/20 08:31
DNX	6.92	Baseline	beckerc	03/05/20 08:31

Lab Sample ID: IC 280-487658/30 Client Sample ID:

Date Analyzed: 03/04/20 22:54 Lab File ID: 03040030.D GC Column: UltraCarb5uOD ID: 4.6(mm)

COMPOUND NAME	RETENTION TIME	MANUAL INTEGRATION		
		REASON	ANALYST	DATE
TNX	6.59	Baseline	beckerc	03/05/20 08:31
DNX	6.92	Baseline	beckerc	03/05/20 08:32

Lab Sample ID: IC 280-487658/31 Client Sample ID:

Date Analyzed: 03/04/20 23:17 Lab File ID: 03040031.D GC Column: UltraCarb5uOD ID: 4.6(mm)

COMPOUND NAME	RETENTION TIME	MANUAL INTEGRATION		
		REASON	ANALYST	DATE
TNX	6.59	Baseline	beckerc	03/05/20 08:32
DNX	6.91	Baseline	beckerc	03/05/20 08:32

Lab Sample ID: IC 280-487658/32 Client Sample ID:

Date Analyzed: 03/04/20 23:40 Lab File ID: 03040032.D GC Column: UltraCarb5uOD ID: 4.6(mm)

COMPOUND NAME	RETENTION TIME	MANUAL INTEGRATION		
		REASON	ANALYST	DATE
TNX	6.59	Baseline	beckerc	03/05/20 08:32
DNX	6.91	Baseline	beckerc	03/05/20 08:32

HPLC/IC MANUAL INTEGRATION SUMMARY

Lab Name: Eurofins TestAmerica, Denver Job No.: 280-137110-1

SDG No.:

Instrument ID: CHHPLC_X3 Analysis Batch Number: 487658

Lab Sample ID: ICV 280-487658/33 Client Sample ID:

Date Analyzed: 03/05/20 00:03 Lab File ID: 03040033.D GC Column: UltraCarb5uOD ID: 4.6(mm)

COMPOUND NAME	RETENTION TIME	MANUAL INTEGRATION		
		REASON	ANALYST	DATE
TNX	6.59	Baseline	beckerc	03/05/20 08:37
DNX	6.91	Baseline	beckerc	03/05/20 08:37

HPLC/IC MANUAL INTEGRATION SUMMARY

Lab Name: Eurofins TestAmerica, Denver Job No.: 280-137110-1

SDG No.:

Instrument ID: CHHPLC_X3 Analysis Batch Number: 489145

Lab Sample ID: IC 280-489145/7 Client Sample ID:

Date Analyzed: 03/18/20 11:35 Lab File ID: 03180007.D GC Column: UltraCarb5uOD ID: 4.6(mm)

COMPOUND NAME	RETENTION TIME	MANUAL INTEGRATION		
		REASON	ANALYST	DATE
HMX	6.68	Baseline	beckerc	03/19/20 08:41
1,3-Dinitrobenzene	9.53	Baseline	beckerc	03/19/20 08:41

Lab Sample ID: IC 280-489145/8 Client Sample ID:

Date Analyzed: 03/18/20 11:58 Lab File ID: 03180008.D GC Column: UltraCarb5uOD ID: 4.6(mm)

COMPOUND NAME	RETENTION TIME	MANUAL INTEGRATION		
		REASON	ANALYST	DATE
HMX	6.69	Baseline	beckerc	03/19/20 08:41

Lab Sample ID: IC 280-489145/9 Client Sample ID:

Date Analyzed: 03/18/20 12:21 Lab File ID: 03180009.D GC Column: UltraCarb5uOD ID: 4.6(mm)

COMPOUND NAME	RETENTION TIME	MANUAL INTEGRATION		
		REASON	ANALYST	DATE
HMX	6.69	Baseline	beckerc	03/19/20 08:42

Lab Sample ID: IC 280-489145/10 Client Sample ID:

Date Analyzed: 03/18/20 12:44 Lab File ID: 03180010.D GC Column: UltraCarb5uOD ID: 4.6(mm)

COMPOUND NAME	RETENTION TIME	MANUAL INTEGRATION		
		REASON	ANALYST	DATE
HMX	6.69	Baseline	beckerc	03/19/20 08:42

Lab Sample ID: IC 280-489145/11 Client Sample ID:

Date Analyzed: 03/18/20 13:07 Lab File ID: 03180011.D GC Column: UltraCarb5uOD ID: 4.6(mm)

COMPOUND NAME	RETENTION TIME	MANUAL INTEGRATION		
		REASON	ANALYST	DATE
HMX	6.69	Baseline	beckerc	03/19/20 08:43

HPLC/IC MANUAL INTEGRATION SUMMARY

Lab Name: Eurofins TestAmerica, Denver Job No.: 280-137110-1

SDG No.:

Instrument ID: CHHPLC_X3 Analysis Batch Number: 489145

Lab Sample ID: IC 280-489145/12 Client Sample ID:

Date Analyzed: 03/18/20 13:30 Lab File ID: 03180012.D GC Column: UltraCarb5uOD ID: 4.6(mm)

COMPOUND NAME	RETENTION TIME	MANUAL INTEGRATION		
		REASON	ANALYST	DATE
HMX	6.69	Baseline	beckerc	03/19/20 08:43

Lab Sample ID: IC 280-489145/13 Client Sample ID:

Date Analyzed: 03/18/20 13:53 Lab File ID: 03180013.D GC Column: UltraCarb5uOD ID: 4.6(mm)

COMPOUND NAME	RETENTION TIME	MANUAL INTEGRATION		
		REASON	ANALYST	DATE
HMX	6.69	Baseline	beckerc	03/19/20 08:44

Lab Sample ID: IC 280-489145/14 Client Sample ID:

Date Analyzed: 03/18/20 14:16 Lab File ID: 03180014.D GC Column: UltraCarb5uOD ID: 4.6(mm)

COMPOUND NAME	RETENTION TIME	MANUAL INTEGRATION		
		REASON	ANALYST	DATE
HMX	6.69	Baseline	beckerc	03/19/20 08:44
2-Amino-4,6-dinitrotoluene	11.63	Baseline	beckerc	03/19/20 08:44
2,6-Dinitrotoluene	11.79	Unspecified		

Lab Sample ID: IC 280-489145/15 Client Sample ID:

Date Analyzed: 03/18/20 14:39 Lab File ID: 03180015.D GC Column: UltraCarb5uOD ID: 4.6(mm)

COMPOUND NAME	RETENTION TIME	MANUAL INTEGRATION		
		REASON	ANALYST	DATE
Picric acid	8.08	Unspecified		
2-Amino-4,6-dinitrotoluene	11.64	Baseline	beckerc	03/19/20 08:46
2,6-Dinitrotoluene	11.80	Unspecified		

HPLC/IC MANUAL INTEGRATION SUMMARY

Lab Name: Eurofins TestAmerica, Denver Job No.: 280-137110-1

SDG No.:

Instrument ID: CHHPLC_X3 Analysis Batch Number: 489145

Lab Sample ID: ICV 280-489145/16 Client Sample ID:

Date Analyzed: 03/18/20 15:02 Lab File ID: 03180016.D GC Column: UltraCarb5uOD ID: 4.6(mm)

COMPOUND NAME	RETENTION TIME	MANUAL INTEGRATION		
		REASON	ANALYST	DATE
HMX	6.69	Baseline	beckerc	03/19/20 08:47

HPLC/IC MANUAL INTEGRATION SUMMARY

Lab Name: Eurofins TestAmerica, Denver Job No.: 280-137110-1

SDG No.:

Instrument ID: CHHPLC_X3 Analysis Batch Number: 498591

Lab Sample ID: CCV 280-498591/29 Client Sample ID:

Date Analyzed: 06/16/20 01:22 Lab File ID: 06150029.D GC Column: UltraCarb5uOD ID: 4.6(mm)

COMPOUND NAME	RETENTION TIME	MANUAL INTEGRATION		
		REASON	ANALYST	DATE
HMX	6.72	Baseline	zhangji	06/16/20 15:10

Lab Sample ID: CCV 280-498591/31 Client Sample ID:

Date Analyzed: 06/16/20 02:08 Lab File ID: 06150031.D GC Column: UltraCarb5uOD ID: 4.6(mm)

COMPOUND NAME	RETENTION TIME	MANUAL INTEGRATION		
		REASON	ANALYST	DATE
TNX	6.62	Baseline	zhangji	06/16/20 20:53
DNX	6.95	Baseline	zhangji	06/16/20 20:53

Lab Sample ID: MB 280-497326/1-A Client Sample ID:

Date Analyzed: 06/16/20 02:31 Lab File ID: 06150032.D GC Column: UltraCarb5uOD ID: 4.6(mm)

COMPOUND NAME	RETENTION TIME	MANUAL INTEGRATION		
		REASON	ANALYST	DATE
1,3,5-Trinitrobenzene		Invalid Compound ID	zhangji	06/16/20 20:53
3-Nitrotoluene		Invalid Compound ID	zhangji	06/16/20 20:53
MNX		Invalid Compound ID	zhangji	06/16/20 20:53

Lab Sample ID: LCSD 280-497326/3-A Client Sample ID:

Date Analyzed: 06/16/20 03:17 Lab File ID: 06150034.D GC Column: UltraCarb5uOD ID: 4.6(mm)

COMPOUND NAME	RETENTION TIME	MANUAL INTEGRATION		
		REASON	ANALYST	DATE
HMX	6.72	Baseline	zhangji	06/16/20 20:54

HPLC/IC MANUAL INTEGRATION SUMMARY

Lab Name: Eurofins TestAmerica, Denver Job No.: 280-137110-1

SDG No.:

Instrument ID: CHHPLC_X3 Analysis Batch Number: 498591

Lab Sample ID: 280-137110-1 Client Sample ID: EW7-PM28B-3-35

Date Analyzed: 06/16/20 04:03 Lab File ID: 06150036.D GC Column: UltraCarb5uOD ID: 4.6(mm)

COMPOUND NAME	RETENTION TIME	MANUAL INTEGRATION		
		REASON	ANALYST	DATE
MNX	7.39	Baseline	zhangji	06/16/20 15:30
RDX	7.77	Baseline	zhangji	06/16/20 15:29
1,2-Dinitrobenzene		Invalid Compound ID	zhangji	06/16/20 15:29
1,3,5-Trinitrobenzene		Invalid Compound ID	zhangji	06/16/20 15:29
HMX		Invalid Compound ID	zhangji	06/16/20 15:29
Nitrobenzene		Invalid Compound ID	zhangji	06/16/20 15:29

Lab Sample ID: 280-137110-2 Client Sample ID: EW7-PM25A-3-25

Date Analyzed: 06/16/20 04:26 Lab File ID: 06150037.D GC Column: UltraCarb5uOD ID: 4.6(mm)

COMPOUND NAME	RETENTION TIME	MANUAL INTEGRATION		
		REASON	ANALYST	DATE
MNX	7.39	Baseline	zhangji	06/16/20 15:30
RDX	7.77	Baseline	zhangji	06/16/20 15:30
1,2-Dinitrobenzene		Invalid Compound ID	zhangji	06/16/20 15:30
1,3,5-Trinitrobenzene		Invalid Compound ID	zhangji	06/16/20 15:30
2,4,6-Trinitrotoluene		Invalid Compound ID	zhangji	06/16/20 15:30
2-Amino-4,6-dinitrotoluene		Invalid Compound ID	zhangji	06/16/20 15:30
4-Amino-2,6-dinitrotoluene		Invalid Compound ID	zhangji	06/16/20 15:30
Nitrobenzene		Invalid Compound ID	zhangji	06/16/20 15:30
Tetryl		Invalid Compound ID	zhangji	06/16/20 15:30

HPLC/IC MANUAL INTEGRATION SUMMARY

Lab Name: Eurofins TestAmerica, Denver Job No.: 280-137110-1

SDG No.:

Instrument ID: CHHPLC_X3 Analysis Batch Number: 498591

Lab Sample ID: 280-137110-4 Client Sample ID: EW7-PM23B-3-35

Date Analyzed: 06/16/20 05:12 Lab File ID: 06150039.D GC Column: UltraCarb5uOD ID: 4.6(mm)

COMPOUND NAME	RETENTION TIME	MANUAL INTEGRATION		
		REASON	ANALYST	DATE
MNX	7.39	Baseline	zhangji	06/16/20 15:32
RDX	7.77	Baseline	zhangji	06/16/20 15:32
1,2-Dinitrobenzene		Invalid Compound ID	zhangji	06/16/20 15:32
1,3,5-Trinitrobenzene		Invalid Compound ID	zhangji	06/16/20 15:32
1,3-Dinitrobenzene		Invalid Compound ID	zhangji	06/16/20 15:32
Nitrobenzene		Invalid Compound ID	zhangji	06/16/20 15:32
Tetryl		Invalid Compound ID	zhangji	06/16/20 15:32
2,6-Dinitrotoluene	11.81	Baseline	zhangji	06/16/20 15:33
2,4-Dinitrotoluene	12.01	Baseline	zhangji	06/16/20 15:33

Lab Sample ID: 280-137110-5 Client Sample ID: G0079-20A

Date Analyzed: 06/16/20 05:35 Lab File ID: 06150040.D GC Column: UltraCarb5uOD ID: 4.6(mm)

COMPOUND NAME	RETENTION TIME	MANUAL INTEGRATION		
		REASON	ANALYST	DATE
1,2-Dinitrobenzene	8.77	Baseline	zhangji	06/16/20 15:33
4-Nitrotoluene	13.29	Baseline	zhangji	06/16/20 15:33

Lab Sample ID: 280-137110-6 Client Sample ID: G0075-20A

Date Analyzed: 06/16/20 05:58 Lab File ID: 06150041.D GC Column: UltraCarb5uOD ID: 4.6(mm)

COMPOUND NAME	RETENTION TIME	MANUAL INTEGRATION		
		REASON	ANALYST	DATE
1,2-Dinitrobenzene	8.77	Baseline	zhangji	06/16/20 15:33
2,6-Dinitrotoluene		Invalid Compound ID	zhangji	06/16/20 15:33
4-Amino-2,6-dinitrotoluene		Invalid Compound ID	zhangji	06/16/20 15:33
MNX		Invalid Compound ID	zhangji	06/16/20 15:33
Tetryl		Invalid Compound ID	zhangji	06/16/20 15:33

HPLC/IC MANUAL INTEGRATION SUMMARY

Lab Name: Eurofins TestAmerica, Denver Job No.: 280-137110-1

SDG No.:

Instrument ID: CHHPLC_X3 Analysis Batch Number: 498591

Lab Sample ID: CCV 280-498591/42 Client Sample ID:

Date Analyzed: 06/16/20 06:21 Lab File ID: 06150042.D GC Column: UltraCarb5uOD ID: 4.6(mm)

COMPOUND NAME	RETENTION TIME	MANUAL INTEGRATION		
		REASON	ANALYST	DATE
HMX	6.72	Baseline	zhangji	06/16/20 15:38

Lab Sample ID: CCV 280-498591/44 Client Sample ID:

Date Analyzed: 06/16/20 07:08 Lab File ID: 06150044.D GC Column: UltraCarb5uOD ID: 4.6(mm)

COMPOUND NAME	RETENTION TIME	MANUAL INTEGRATION		
		REASON	ANALYST	DATE
TNX	6.63	Baseline	zhangji	06/16/20 15:35
DNX	6.95	Baseline	zhangji	06/16/20 15:35

Lab Sample ID: 280-137110-7 Client Sample ID: EW7-PM29B-3-35

Date Analyzed: 06/16/20 07:31 Lab File ID: 06150045.D GC Column: UltraCarb5uOD ID: 4.6(mm)

COMPOUND NAME	RETENTION TIME	MANUAL INTEGRATION		
		REASON	ANALYST	DATE
MNX	7.39	Baseline	zhangji	06/16/20 15:34
RDX	7.77	Baseline	zhangji	06/16/20 15:34
1,2-Dinitrobenzene		Invalid Compound ID	zhangji	06/16/20 15:34
1,3,5-Trinitrobenzene		Invalid Compound ID	zhangji	06/16/20 15:34
Nitrobenzene		Invalid Compound ID	zhangji	06/16/20 15:34
2,6-Dinitrotoluene	11.79	Baseline	zhangji	06/16/20 15:34
2,4-Dinitrotoluene	12.01	Baseline	zhangji	06/16/20 15:34

Lab Sample ID: 280-137110-7 MS Client Sample ID: EW7-PM29B-3-35 MS

Date Analyzed: 06/16/20 07:54 Lab File ID: 06150046.D GC Column: UltraCarb5uOD ID: 4.6(mm)

COMPOUND NAME	RETENTION TIME	MANUAL INTEGRATION		
		REASON	ANALYST	DATE
MNX	7.39	Baseline	zhangji	06/16/20 15:40
1,2-Dinitrobenzene		Invalid Compound ID	zhangji	06/16/20 15:41

HPLC/IC MANUAL INTEGRATION SUMMARY

Lab Name: Eurofins TestAmerica, Denver Job No.: 280-137110-1

SDG No.:

Instrument ID: CHHPLC_X3 Analysis Batch Number: 498591

Lab Sample ID: 280-137110-7 MSD Client Sample ID: EW7-PM29B-3-35 MSD

Date Analyzed: 06/16/20 08:17 Lab File ID: 06150047.D GC Column: UltraCarb5uOD ID: 4.6(mm)

COMPOUND NAME	RETENTION TIME	MANUAL INTEGRATION		
		REASON	ANALYST	DATE
MNX	7.39	Baseline	zhangji	06/16/20 15:41
1,2-Dinitrobenzene		Invalid Compound ID	zhangji	06/16/20 15:42

Lab Sample ID: 280-137110-8 Client Sample ID: EW7-PM28A-3-25

Date Analyzed: 06/16/20 08:40 Lab File ID: 06150048.D GC Column: UltraCarb5uOD ID: 4.6(mm)

COMPOUND NAME	RETENTION TIME	MANUAL INTEGRATION		
		REASON	ANALYST	DATE
MNX	7.39	Baseline	zhangji	06/16/20 15:43
RDX	7.77	Baseline	zhangji	06/16/20 15:43
1,3-Dinitrobenzene	9.55	Baseline	zhangji	06/16/20 15:43
1,2-Dinitrobenzene		Invalid Compound ID	zhangji	06/16/20 15:42
1,3,5-Trinitrobenzene		Baseline	zhangji	06/16/20 15:43
2,4,6-Trinitrotoluene		Invalid Compound ID	zhangji	06/16/20 15:42
2-Amino-4,6-dinitrotoluene		Invalid Compound ID	zhangji	06/16/20 15:42
4-Amino-2,6-dinitrotoluene		Invalid Compound ID	zhangji	06/16/20 15:42
4-Nitrotoluene		Invalid Compound ID	zhangji	06/16/20 15:42
HMX		Invalid Compound ID	zhangji	06/16/20 15:42
Nitrobenzene		Invalid Compound ID	zhangji	06/16/20 15:42
Tetryl		Invalid Compound ID	zhangji	06/16/20 15:42

HPLC/IC MANUAL INTEGRATION SUMMARY

Lab Name: Eurofins TestAmerica, Denver Job No.: 280-137110-1

SDG No.:

Instrument ID: CHHPLC_X3 Analysis Batch Number: 498591

Lab Sample ID: 280-137110-9 Client Sample ID: EW7-PM26A-3-25

Date Analyzed: 06/16/20 09:03 Lab File ID: 06150049.D GC Column: UltraCarb5uOD ID: 4.6(mm)

COMPOUND NAME	RETENTION TIME	MANUAL INTEGRATION		
		REASON	ANALYST	DATE
RDX	7.78	Baseline	zhangji	06/16/20 15:51
1,2-Dinitrobenzene	8.77	Baseline	zhangji	06/16/20 15:52
1,3,5-Trinitrobenzene	8.94	Baseline	zhangji	06/16/20 15:52
1,3-Dinitrobenzene		Invalid Compound ID	zhangji	06/16/20 15:52
2-Amino-4,6-dinitrotoluene		Invalid Compound ID	zhangji	06/16/20 15:53
4-Amino-2,6-dinitrotoluene		Invalid Compound ID	zhangji	06/16/20 15:53
MNX		Invalid Compound ID	zhangji	06/16/20 15:51
Tetryl		Invalid Compound ID	zhangji	06/16/20 15:52

Lab Sample ID: 280-137110-10 Client Sample ID: EW7-PM26B-3-35

Date Analyzed: 06/16/20 09:26 Lab File ID: 06150050.D GC Column: UltraCarb5uOD ID: 4.6(mm)

COMPOUND NAME	RETENTION TIME	MANUAL INTEGRATION		
		REASON	ANALYST	DATE
MNX	7.39	Baseline	zhangji	06/16/20 15:54
RDX	7.77	Baseline	zhangji	06/16/20 15:54
1,2-Dinitrobenzene		Invalid Compound ID	zhangji	06/16/20 15:53
1,3,5-Trinitrobenzene		Invalid Compound ID	zhangji	06/16/20 15:53
1,3-Dinitrobenzene		Invalid Compound ID	zhangji	06/16/20 15:53
Nitrobenzene		Invalid Compound ID	zhangji	06/16/20 15:53
Tetryl		Invalid Compound ID	zhangji	06/16/20 15:53

HPLC/IC MANUAL INTEGRATION SUMMARY

Lab Name: Eurofins TestAmerica, Denver Job No.: 280-137110-1

SDG No.:

Instrument ID: CHHPLC_X3 Analysis Batch Number: 498591

Lab Sample ID: 280-137110-11 Client Sample ID: EW7-PM523A-3-25

Date Analyzed: 06/16/20 09:49 Lab File ID: 06150051.D GC Column: UltraCarb5uOD ID: 4.6(mm)

COMPOUND NAME	RETENTION TIME	MANUAL INTEGRATION		
		REASON	ANALYST	DATE
HMX	6.76	Baseline	zhangji	06/16/20 16:10
1,3,5-Trinitrobenzene		Invalid Compound ID	zhangji	06/16/20 16:10
1,3-Dinitrobenzene		Invalid Compound ID	zhangji	06/16/20 16:10
4-Amino-2,6-dinitrotoluene		Invalid Compound ID	zhangji	06/16/20 16:10
MNX		Invalid Compound ID	zhangji	06/16/20 16:09
RDX		Invalid Compound ID	zhangji	06/16/20 16:09
Tetryl		Invalid Compound ID	zhangji	06/16/20 16:10

Lab Sample ID: 280-137110-12 Client Sample ID: EW7-PM23A-3-25

Date Analyzed: 06/16/20 10:12 Lab File ID: 06150052.D GC Column: UltraCarb5uOD ID: 4.6(mm)

COMPOUND NAME	RETENTION TIME	MANUAL INTEGRATION		
		REASON	ANALYST	DATE
HMX	6.75	Baseline	zhangji	06/16/20 16:11
1,2-Dinitrobenzene	8.75	Baseline	zhangji	06/16/20 16:10
1,3,5-Trinitrobenzene		Invalid Compound ID	zhangji	06/16/20 16:10
1,3-Dinitrobenzene		Invalid Compound ID	zhangji	06/16/20 16:10
MNX		Invalid Compound ID	zhangji	06/16/20 16:11
RDX		Invalid Compound ID	zhangji	06/16/20 16:11
Tetryl		Invalid Compound ID	zhangji	06/16/20 16:10
4-Amino-2,6-dinitrotoluene	11.41	Baseline	zhangji	06/16/20 16:11
2-Amino-4,6-dinitrotoluene	11.69	Baseline	zhangji	06/16/20 16:11

HPLC/IC MANUAL INTEGRATION SUMMARY

Lab Name: Eurofins TestAmerica, Denver Job No.: 280-137110-1

SDG No.:

Instrument ID: CHHPLC_X3 Analysis Batch Number: 498591

Lab Sample ID: 280-137110-13 Client Sample ID: EW7-PM27B-3-35

Date Analyzed: 06/16/20 10:35 Lab File ID: 06150053.D GC Column: UltraCarb5uOD ID: 4.6(mm)

COMPOUND NAME	RETENTION TIME	MANUAL INTEGRATION		
		REASON	ANALYST	DATE
MNX	7.39	Baseline	zhangji	06/16/20 16:16
RDX	7.76	Baseline	zhangji	06/16/20 16:16
1,2-Dinitrobenzene	8.80	Baseline	zhangji	06/16/20 16:12
1,3-Dinitrobenzene	9.54	Baseline	zhangji	06/16/20 16:16
1,3,5-Trinitrobenzene		Baseline	zhangji	06/16/20 16:16
4-Nitrotoluene		Invalid Compound ID	zhangji	06/16/20 16:14
Nitrobenzene		Invalid Compound ID	zhangji	06/16/20 16:14
Tetryl		Invalid Compound ID	zhangji	06/16/20 16:14
2,6-Dinitrotoluene	11.77	Baseline	zhangji	06/16/20 16:16
2,4-Dinitrotoluene	12.00	Baseline	zhangji	06/16/20 16:16

Lab Sample ID: CCV 280-498591/61 Client Sample ID:

Date Analyzed: 06/16/20 13:39 Lab File ID: 06150061.D GC Column: UltraCarb5uOD ID: 4.6(mm)

COMPOUND NAME	RETENTION TIME	MANUAL INTEGRATION		
		REASON	ANALYST	DATE
HMX	6.71	Baseline	zhangji	06/16/20 15:01

Lab Sample ID: CCV 280-498591/63 Client Sample ID:

Date Analyzed: 06/16/20 14:26 Lab File ID: 06150063.D GC Column: UltraCarb5uOD ID: 4.6(mm)

COMPOUND NAME	RETENTION TIME	MANUAL INTEGRATION		
		REASON	ANALYST	DATE
TNX	6.62	Baseline	zhangji	06/16/20 15:02
DNX	6.94	Baseline	zhangji	06/16/20 15:02

HPLC/IC MANUAL INTEGRATION SUMMARY

Lab Name: Eurofins TestAmerica, Denver Job No.: 280-137110-1

SDG No.:

Instrument ID: CHHPLC_X3 Analysis Batch Number: 498990

Lab Sample ID: CCV 280-498990/7 Client Sample ID:

Date Analyzed: 06/16/20 18:54 Lab File ID: 06160007.D GC Column: UltraCarb5uOD ID: 4.6(mm)

COMPOUND NAME	RETENTION TIME	MANUAL INTEGRATION		
		REASON	ANALYST	DATE
HMX	6.71	Baseline	zhangji	06/16/20 19:27

Lab Sample ID: CCV 280-498990/9 Client Sample ID:

Date Analyzed: 06/16/20 19:40 Lab File ID: 06160009.D GC Column: UltraCarb5uOD ID: 4.6(mm)

COMPOUND NAME	RETENTION TIME	MANUAL INTEGRATION		
		REASON	ANALYST	DATE
TNX	6.62	Baseline	zhangji	06/16/20 20:12
DNX	6.94	Baseline	zhangji	06/16/20 20:12

Lab Sample ID: LCS 280-497326/2-A Client Sample ID:

Date Analyzed: 06/16/20 21:12 Lab File ID: 06160013.D GC Column: UltraCarb5uOD ID: 4.6(mm)

COMPOUND NAME	RETENTION TIME	MANUAL INTEGRATION		
		REASON	ANALYST	DATE
HMX	6.72	Baseline	zhangji	06/16/20 21:40

HPLC/IC MANUAL INTEGRATION SUMMARY

Lab Name: Eurofins TestAmerica, Denver Job No.: 280-137110-1

SDG No.:

Instrument ID: CHHPLC_X3 Analysis Batch Number: 498990

Lab Sample ID: 280-137110-3 Client Sample ID: EW7-PM25B-3-25

Date Analyzed: 06/16/20 21:35 Lab File ID: 06160014.D GC Column: UltraCarb5uOD ID: 4.6(mm)

COMPOUND NAME	RETENTION TIME	MANUAL INTEGRATION		
		REASON	ANALYST	DATE
MNX	7.38	Baseline	zhangji	06/16/20 22:01
RDX	7.76	Baseline	zhangji	06/16/20 22:01
1,3,5-Trinitrobenzene		Invalid Compound ID	zhangji	06/16/20 22:01
1,3-Dinitrobenzene		Invalid Compound ID	zhangji	06/16/20 22:01
2,4-Dinitrotoluene		Invalid Compound ID	zhangji	06/16/20 22:01
2-Amino-4,6-dinitrotoluene		Invalid Compound ID	zhangji	06/16/20 22:01
HMX		Invalid Compound ID	zhangji	06/16/20 22:01
Nitrobenzene		Invalid Compound ID	zhangji	06/16/20 22:01
Tetryl		Invalid Compound ID	zhangji	06/16/20 22:01

Lab Sample ID: 280-137110-14 Client Sample ID: EW7-PM29A-3-25

Date Analyzed: 06/16/20 21:58 Lab File ID: 06160015.D GC Column: UltraCarb5uOD ID: 4.6(mm)

COMPOUND NAME	RETENTION TIME	MANUAL INTEGRATION		
		REASON	ANALYST	DATE
MNX	7.39	Baseline	zhangji	06/17/20 14:04
RDX	7.76	Baseline	zhangji	06/17/20 14:04
1,2-Dinitrobenzene	8.78	Baseline	zhangji	06/17/20 14:05
1,3,5-Trinitrobenzene		Baseline	zhangji	06/17/20 14:05
3-Nitrotoluene		Invalid Compound ID	zhangji	06/17/20 14:04
Nitrobenzene		Invalid Compound ID	zhangji	06/17/20 14:04
Tetryl		Invalid Compound ID	zhangji	06/17/20 14:04

Lab Sample ID: CCV 280-498990/19 Client Sample ID:

Date Analyzed: 06/16/20 23:30 Lab File ID: 06160019.D GC Column: UltraCarb5uOD ID: 4.6(mm)

COMPOUND NAME	RETENTION TIME	MANUAL INTEGRATION		
		REASON	ANALYST	DATE
HMX	6.73	Baseline	zhangji	06/17/20 13:57

HPLC/IC MANUAL INTEGRATION SUMMARY

Lab Name: Eurofins TestAmerica, Denver Job No.: 280-137110-1

SDG No.:

Instrument ID: CHHPLC_X3 Analysis Batch Number: 498990

Lab Sample ID: CCV 280-498990/21 Client Sample ID:

Date Analyzed: 06/17/20 00:17 Lab File ID: 06160021.D GC Column: UltraCarb5uOD ID: 4.6(mm)

COMPOUND NAME	RETENTION TIME	MANUAL INTEGRATION		
		REASON	ANALYST	DATE
TNX	6.63	Baseline	zhangji	06/17/20 13:58

HPLC/IC MANUAL INTEGRATION SUMMARY

Lab Name: Eurofins TestAmerica, Denver Job No.: 280-137110-1

SDG No.:

Instrument ID: CHHPLC_X3 Analysis Batch Number: 499165

Lab Sample ID: CCV 280-499165/14 Client Sample ID:

Date Analyzed: 06/17/20 20:44 Lab File ID: 06170014.D GC Column: UltraCarb5uOD ID: 4.6(mm)

COMPOUND NAME	RETENTION TIME	MANUAL INTEGRATION		
		REASON	ANALYST	DATE
HMX	6.72	Baseline	zhangji	06/17/20 21:16

Lab Sample ID: CCV 280-499165/15 Client Sample ID:

Date Analyzed: 06/17/20 21:53 Lab File ID: 009-1501.D GC Column: UltraCarb5uOD ID: 4.6(mm)

COMPOUND NAME	RETENTION TIME	MANUAL INTEGRATION		
		REASON	ANALYST	DATE
TNX	6.63	Baseline	zhangji	06/18/20 14:10
DNX	6.96	Baseline	zhangji	06/18/20 14:10

Lab Sample ID: MB 280-498875/1-A Client Sample ID:

Date Analyzed: 06/17/20 22:16 Lab File ID: 016-1601.D GC Column: UltraCarb5uOD ID: 4.6(mm)

COMPOUND NAME	RETENTION TIME	MANUAL INTEGRATION		
		REASON	ANALYST	DATE
MNX		Invalid Compound ID	zhangji	06/18/20 14:10

Lab Sample ID: LCS 280-498875/2-A Client Sample ID:

Date Analyzed: 06/17/20 22:39 Lab File ID: 06170017.D GC Column: UltraCarb5uOD ID: 4.6(mm)

COMPOUND NAME	RETENTION TIME	MANUAL INTEGRATION		
		REASON	ANALYST	DATE
HMX	6.72	Baseline	zhangji	06/18/20 19:41

Lab Sample ID: CCV 280-499165/26 Client Sample ID:

Date Analyzed: 06/18/20 02:06 Lab File ID: 06170026.D GC Column: UltraCarb5uOD ID: 4.6(mm)

COMPOUND NAME	RETENTION TIME	MANUAL INTEGRATION		
		REASON	ANALYST	DATE
Nitrobenzene	9.98	Incomplete Integration	zhangji	06/18/20 19:50

HPLC/IC MANUAL INTEGRATION SUMMARY

Lab Name: Eurofins TestAmerica, Denver Job No.: 280-137110-1

SDG No.:

Instrument ID: CHHPLC_X3 Analysis Batch Number: 499165

Lab Sample ID: CCV 280-499165/27 Client Sample ID:

Date Analyzed: 06/18/20 02:29 Lab File ID: 06170027.D GC Column: UltraCarb5uOD ID: 4.6(mm)

COMPOUND NAME	RETENTION TIME	MANUAL INTEGRATION		
		REASON	ANALYST	DATE
TNX	6.62	Baseline	zhangji	06/18/20 14:56
DNX	6.95	Baseline	zhangji	06/18/20 14:57

Lab Sample ID: 280-137110-7 RE Client Sample ID: EW7-PM29B-3-35 RE

Date Analyzed: 06/18/20 03:38 Lab File ID: 06170030.D GC Column: UltraCarb5uOD ID: 4.6(mm)

COMPOUND NAME	RETENTION TIME	MANUAL INTEGRATION		
		REASON	ANALYST	DATE
MNX	7.40	Baseline	zhangji	06/18/20 19:53
RDX	7.77	Baseline	zhangji	06/18/20 19:53
1,2-Dinitrobenzene	8.82	Baseline	zhangji	06/18/20 19:53
1,3-Dinitrobenzene	9.55	Baseline	zhangji	06/18/20 19:53
1,3,5-Trinitrobenzene		Invalid Compound ID	zhangji	06/18/20 19:53
4-Amino-2,6-dinitrotoluene		Invalid Compound ID	zhangji	06/18/20 19:53
Nitrobenzene		Baseline	zhangji	06/18/20 19:53

HPLC/IC MANUAL INTEGRATION SUMMARY

Lab Name: Eurofins TestAmerica, Denver Job No.: 280-137110-1

SDG No.:

Instrument ID: CHHPLC_X3 Analysis Batch Number: 499165

Lab Sample ID: 280-137110-7 MS RE Client Sample ID: EW7-PM29B-3-35 MS RE

Date Analyzed: 06/18/20 04:01 Lab File ID: 06170031.D GC Column: UltraCarb5uOD ID: 4.6(mm)

COMPOUND NAME	RETENTION TIME	MANUAL INTEGRATION		
		REASON	ANALYST	DATE
HMX	6.71	Baseline	zhangji	06/18/20 19:54
RDX	7.77	Baseline	zhangji	06/18/20 19:54
1,2-Dinitrobenzene	8.82	Baseline	zhangji	06/18/20 19:55
1,3,5-Trinitrobenzene	8.95	Baseline	zhangji	06/18/20 19:55
2,4,6-Trinitrotoluene		Invalid Compound ID	zhangji	06/18/20 19:55
2,4-Dinitrotoluene		Invalid Compound ID	zhangji	06/18/20 19:55
2-Amino-4,6-dinitrotoluene		Invalid Compound ID	zhangji	06/18/20 19:55
2-Nitrotoluene		Invalid Compound ID	zhangji	06/18/20 19:55
4-Amino-2,6-dinitrotoluene		Invalid Compound ID	zhangji	06/18/20 19:55
4-Nitrotoluene		Invalid Compound ID	zhangji	06/18/20 19:55
Nitrobenzene		Invalid Compound ID	zhangji	06/18/20 19:55
Tetryl		Invalid Compound ID	zhangji	06/18/20 19:55

Lab Sample ID: 280-137110-7 MSD RE Client Sample ID: EW7-PM29B-3-35 MSD RE

Date Analyzed: 06/18/20 04:24 Lab File ID: 06170032.D GC Column: UltraCarb5uOD ID: 4.6(mm)

COMPOUND NAME	RETENTION TIME	MANUAL INTEGRATION		
		REASON	ANALYST	DATE
RDX	7.78	Baseline	zhangji	06/18/20 19:55
1,2-Dinitrobenzene	8.83	Baseline	zhangji	06/18/20 19:56
1,3,5-Trinitrobenzene	8.96	Unspecified		
1,3-Dinitrobenzene		Invalid Compound ID	zhangji	06/18/20 19:56
2,4,6-Trinitrotoluene		Invalid Compound ID	zhangji	06/18/20 19:56
2,4-Dinitrotoluene		Invalid Compound ID	zhangji	06/18/20 19:56
2,6-Dinitrotoluene		Invalid Compound ID	zhangji	06/18/20 19:56
2-Nitrotoluene		Invalid Compound ID	zhangji	06/18/20 19:56
4-Amino-2,6-dinitrotoluene		Invalid Compound ID	zhangji	06/18/20 19:56
4-Nitrotoluene		Invalid Compound ID	zhangji	06/18/20 19:56
Nitrobenzene		Invalid Compound ID	zhangji	06/18/20 19:56
Tetryl		Invalid Compound ID	zhangji	06/18/20 19:56

8330A

HPLC/IC MANUAL INTEGRATION SUMMARY

Lab Name: Eurofins TestAmerica, Denver Job No.: 280-137110-1

SDG No.:

Instrument ID: CHHPLC_X3 Analysis Batch Number: 499165

Lab Sample ID: CCV 280-499165/39 Client Sample ID:

Date Analyzed: 06/18/20 07:05 Lab File ID: 06170039.D GC Column: UltraCarb5uOD ID: 4.6(mm)

COMPOUND NAME	RETENTION TIME	MANUAL INTEGRATION		
		REASON	ANALYST	DATE
TNX	6.63	Baseline	zhangji	06/18/20 19:59
DNX	6.96	Baseline	zhangji	06/18/20 19:59

GENERAL CHEMISTRY MANUAL INTEGRATION SUMMARY

Lab Name: Eurofins TestAmerica, Denver Job No.: 280-137110-1

SDG No.:

Instrument ID: WC_IonChrom10 Analysis Batch Number: 497179

Lab Sample ID: ICV 280-497179/1 Client Sample ID:

Date Analyzed: 06/03/20 09:53 Lab File ID: Info 2_DENPC179_Anions_20 GC Column: Metrosepp A S ID:

COMPOUND NAME	RETENTION TIME	MANUAL INTEGRATION		
		REASON	ANALYST	DATE
Sulfate	10.73	Incomplete Integration	pedrickj	06/03/20 10:18

REAGENT TRACEABILITY SUMMARY

Lab Name: Eurofins TestAmerica, Denver Job No.: 280-137110-1

SDG No.:

Reagent ID	Exp Date	Prep Date	Dilutant Used	Reagent Final Volume	Parent Reagent		Analyte	Concentration
					Reagent ID	Volume Added		
350.1 cal_00418	06/11/20	06/04/20	Di Water, Lot na	100 mL	NH3 CAL STD_00031	10 mL	Ammonia	100 mg/L
.NH3 CAL STD_00031	08/31/20	Ricca, Lot 2902E25			(Purchased Reagent)		Ammonia	1000 mg/L
350.1 ICV_00406	06/11/20	06/04/20	na, Lot na	100 mL	NH3 ICV STD_00027	10 mL	Ammonia	100.2 mg/L
.NH3 ICV STD_00027	04/01/21	Inorganic Ventures, Lot N2-NH669544			(Purchased Reagent)		Ammonia	1002 mg/L
8330 DMT_00005	03/31/20	01/21/20	Acetonitrile, Lot 231453	5 mL	MNX,TNX,DNX_00032	1 mL	DNX	20.02 ug/mL
							MNX	23.34 ug/mL
							TNX	20.02 ug/mL
.MNX,TNX,DNX_00032	12/31/19	ULTRA Scientific, Lot CS-5628			(Purchased Reagent)		DNX	100.1 ug/mL
							MNX	116.7 ug/mL
							TNX	100.1 ug/mL
8330 DMT_00006	02/28/21	04/15/20	Acetonitrile, Lot ACN_00232	5 mL	MNX,TNX,DNX_00043	1 mL	DNX	20.02 ug/mL
							MNX	23.34 ug/mL
							TNX	20.02 ug/mL
.MNX,TNX,DNX_00043	02/28/21	ULTRA Scientific, Lot 006516106			(Purchased Reagent)		DNX	100.1 ug/mL
							MNX	116.7 ug/mL
							TNX	100.1 ug/mL
8330 LCS_00095	07/24/20	01/24/20	Acetonitrile, Lot ACN_00231	100 mL	8330LCSMix1_00113	1 mL	1,3,5-Trinitrobenzene	10 ug/mL
							1,3-Dinitrobenzene	10 ug/mL
							2,4,6-Trinitrotoluene	10 ug/mL
							2,4-Dinitrotoluene	10 ug/mL
							HMX	10 ug/mL
							Nitrobenzene	10 ug/mL
							RDX	10 ug/mL
					8330LCSmix2_00009	1 mL	2,6-Dinitrotoluene	10 ug/mL
							2-Amino-4,6-dinitrotoluene	10 ug/mL
							2-Nitrotoluene	10 ug/mL
							3-Nitrotoluene	10 ug/mL
							4-Amino-2,6-dinitrotoluene	10 ug/mL
							4-Nitrotoluene	10 ug/mL
							Tetryl	10 ug/mL
.8330LCSMix1_00113	07/31/24	Restek, Lot A0151407			(Purchased Reagent)		1,3,5-Trinitrobenzene	1000 ug/mL
							1,3-Dinitrobenzene	1000 ug/mL
							2,4,6-Trinitrotoluene	1000 ug/mL
							2,4-Dinitrotoluene	1000 ug/mL
							HMX	1000 ug/mL
							Nitrobenzene	1000 ug/mL
							RDX	1000 ug/mL
.8330LCSmix2_00009	05/31/24	Restek, Lot A0149387			(Purchased Reagent)		2,6-Dinitrotoluene	1000 ug/mL
							2-Amino-4,6-dinitrotoluene	1000 ug/mL
							2-Nitrotoluene	1000 ug/mL
							3-Nitrotoluene	1000 ug/mL
							4-Amino-2,6-dinitrotoluene	1000 ug/mL
							4-Nitrotoluene	1000 ug/mL

REAGENT TRACEABILITY SUMMARY

Lab Name: Eurofins TestAmerica, Denver Job No.: 280-137110-1

SDG No.:

Reagent ID	Exp Date	Prep Date	Dilutant Used	Reagent Final Volume	Parent Reagent		Analyte	Concentration
					Reagent ID	Volume Added		
							Tetryl	1000 ug/mL
8330 LCS_00098	07/31/20	04/28/20	Acetonitrile, Lot Acetonitrile_00233	100 mL	8330LCSMix1_00111	1 mL	1,3,5-Trinitrobenzene	10 ug/mL
							1,3-Dinitrobenzene	10 ug/mL
							2,4,6-Trinitrotoluene	10 ug/mL
							2,4-Dinitrotoluene	10 ug/mL
							HMX	10 ug/mL
							Nitrobenzene	10 ug/mL
							RDX	10 ug/mL
					8330LCSmix2_00011	1 mL	2,6-Dinitrotoluene	10 ug/mL
							2-Amino-4,6-dinitrotoluene	10 ug/mL
							2-Nitrotoluene	10 ug/mL
							3-Nitrotoluene	10 ug/mL
							4-Amino-2,6-dinitrotoluene	10 ug/mL
							4-Nitrotoluene	10 ug/mL
							Tetryl	10 ug/mL
.8330LCSMix1_00111	10/28/20		Restek, Lot A0151407		(Purchased Reagent)		1,3,5-Trinitrobenzene	1000 ug/mL
							1,3-Dinitrobenzene	1000 ug/mL
							2,4,6-Trinitrotoluene	1000 ug/mL
							2,4-Dinitrotoluene	1000 ug/mL
							HMX	1000 ug/mL
							Nitrobenzene	1000 ug/mL
							RDX	1000 ug/mL
.8330LCSmix2_00011	10/28/20		Restek, Lot A0157533		(Purchased Reagent)		2,6-Dinitrotoluene	1000 ug/mL
							2-Amino-4,6-dinitrotoluene	1000 ug/mL
							2-Nitrotoluene	1000 ug/mL
							3-Nitrotoluene	1000 ug/mL
							4-Amino-2,6-dinitrotoluene	1000 ug/mL
							4-Nitrotoluene	1000 ug/mL
							Tetryl	1000 ug/mL
8330 LCS_00099	11/11/20	06/02/20	Acetonitrile, Lot Acetonitrile_00044	25 mL	8330 LCSMix2_00106	0.25 mL	2,6-Dinitrotoluene	10 ug/mL
							2-Amino-4,6-dinitrotoluene	10 ug/mL
							2-Nitrotoluene	10 ug/mL
							3-Nitrotoluene	10 ug/mL
							4-Amino-2,6-dinitrotoluene	10 ug/mL
							4-Nitrotoluene	10 ug/mL
							Tetryl	10 ug/mL
					8330_NG_AUX_00001	1 mL	Nitroglycerin	100 ug/mL
					8330_NG_AUX_00002	1 mL	Nitroglycerin	100 ug/mL
					8330_NG_AUX_00003	0.5 mL	Nitroglycerin	100 ug/mL
					8330_PETN_Stk_00081	0.5 mL	PETN	100 ug/mL
					8330LCSMix1_00112	0.25 mL	1,3,5-Trinitrobenzene	10 ug/mL
							1,3-Dinitrobenzene	10 ug/mL
							2,4,6-Trinitrotoluene	10 ug/mL
							2,4-Dinitrotoluene	10 ug/mL
							HMX	10 ug/mL

REAGENT TRACEABILITY SUMMARY

Lab Name: Eurofins TestAmerica, Denver Job No.: 280-137110-1

SDG No.:

Reagent ID	Exp Date	Prep Date	Dilutant Used	Reagent Final Volume	Parent Reagent		Analyte	Concentration
					Reagent ID	Volume Added		
							Nitrobenzene	10 ug/mL
							RDX	10 ug/mL
					PicricARestek_00090	0.25 mL	2,4,6-Trinitrophenol	10 ug/mL
.8330 LCSMix2_00106	11/11/20		Restek, Lot A0141002		(Purchased Reagent)		2,6-Dinitrotoluene	1000 ug/mL
							2-Amino-4,6-dinitrotoluene	1000 ug/mL
							2-Nitrotoluene	1000 ug/mL
							3-Nitrotoluene	1000 ug/mL
							4-Amino-2,6-dinitrotoluene	1000 ug/mL
							4-Nitrotoluene	1000 ug/mL
							Tetryl	1000 ug/mL
.8330_NG_AUX_00001	06/02/21		Restek, Lot A0153378		(Purchased Reagent)		Nitroglycerin	1000 ug/mL
.8330_NG_AUX_00002	06/02/21		Restek, Lot A0153378		(Purchased Reagent)		Nitroglycerin	1000 ug/mL
.8330_NG_AUX_00003	06/02/21		Restek, Lot A0153378		(Purchased Reagent)		Nitroglycerin	1000 ug/mL
.8330_PETN_Stk_00081	03/31/21		Restek, Lot A0136306		(Purchased Reagent)		PETN	5000 ug/mL
.8330LCSMix1_00112	11/11/20		Restek, Lot A0151407		(Purchased Reagent)		1,3,5-Trinitrobenzene	1000 ug/mL
							1,3-Dinitrobenzene	1000 ug/mL
							2,4,6-Trinitrotoluene	1000 ug/mL
							2,4-Dinitrotoluene	1000 ug/mL
							HMX	1000 ug/mL
							Nitrobenzene	1000 ug/mL
							RDX	1000 ug/mL
.PicricARestek_00090	06/02/21		Restek, Lot A0131892		(Purchased Reagent)		2,4,6-Trinitrophenol	1000 ug/mL
8330_OP_DMT_00006	02/24/21	02/24/20	Acetonitrile, Lot 0000196715	10 mL	MNX,TNX,DNX_00042	1 mL	MNX	11.67 ug/mL
.MNX,TNX,DNX_00042	02/28/21		ULTRA Scientific, Lot 006516106		(Purchased Reagent)		MNX	116.7 ug/mL
8330_OP_DMT_00008	02/28/21	04/30/20	Acetonitrile, Lot 0000249516	10 mL	MNX,TNX,DNX_00046	1 mL	DNX	10.01 ug/mL
							MNX	11.67 ug/mL
							TNX	10.01 ug/mL
.MNX,TNX,DNX_00046	02/28/21		ULTRA Scientific, Lot 006516106		(Purchased Reagent)		DNX	100.1 ug/mL
							MNX	116.7 ug/mL
							TNX	100.1 ug/mL
8330IntermStk_00061	09/09/21	01/09/20	Acetonitrile, Lot 130057	10 mL	8330_NG_Stk_00075	200 uL	Nitroglycerin	100 ug/mL
					8330_PETN_Stk_00087	200 uL	PETN	100 ug/mL
					8330ICALStock_00030	1 mL	1,3,5-Trinitrobenzene	10.02 ug/mL
							1,3-Dinitrobenzene	10.02 ug/mL
							2,4,6-Trinitrotoluene	10.04 ug/mL
							2,4-Dinitrotoluene	10.04 ug/mL
							2,6-Dinitrotoluene	10.04 ug/mL
							2-Amino-4,6-dinitrotoluene	10.04 ug/mL
							2-Nitrotoluene	10 ug/mL
							3-Nitrotoluene	10.01 ug/mL
							4-Amino-2,6-dinitrotoluene	10.01 ug/mL
							4-Nitrotoluene	10.02 ug/mL
							HMX	10 ug/mL
							Nitrobenzene	10.04 ug/mL

REAGENT TRACEABILITY SUMMARY

Lab Name: Eurofins TestAmerica, Denver Job No.: 280-137110-1

SDG No.:

Reagent ID	Exp Date	Prep Date	Dilutant Used	Reagent Final Volume	Parent Reagent		Analyte	Concentration
					Reagent ID	Volume Added		
							RDX	10 ug/mL
							Tetryl	10.02 ug/mL
							1,2-Dinitrobenzene	10 ug/mL
					8330PAStkPS_00061	1 mL	2,4,6-Trinitrophenol	10 ug/mL
.8330_NG_Stk_00075	08/31/22	Restek, Lot A0151571			(Purchased Reagent)		Nitroglycerin	5000 ug/mL
.8330_PETN_Stk_00087	11/30/22	Restek, Lot A0154763			(Purchased Reagent)		PETN	5000 ug/mL
.8330ICALStock_00030	03/03/22	01/09/20	Acetonitrile, Lot 130057	10 mL	8330 Stock_TS_00015	1 mL	1,3,5-Trinitrobenzene	100.2 ug/mL
							1,3-Dinitrobenzene	100.2 ug/mL
							2,4,6-Trinitrotoluene	100.4 ug/mL
							2,4-Dinitrotoluene	100.4 ug/mL
							2,6-Dinitrotoluene	100.4 ug/mL
							2-Amino-4,6-dinitrotoluene	100.4 ug/mL
							2-Nitrotoluene	100 ug/mL
							3-Nitrotoluene	100.1 ug/mL
							4-Amino-2,6-dinitrotoluene	100.1 ug/mL
							4-Nitrotoluene	100.2 ug/mL
							HMX	100 ug/mL
							Nitrobenzene	100.4 ug/mL
							RDX	100 ug/mL
							Tetryl	100.2 ug/mL
					8330SurrStock_00164	1 mL	1,2-Dinitrobenzene	100 ug/mL
..8330 Stock_TS_00015	03/31/22	Ultra Scientific, Lot CT-0801			(Purchased Reagent)		1,3,5-Trinitrobenzene	1002 ug/mL
							1,3-Dinitrobenzene	1002 ug/mL
							2,4,6-Trinitrotoluene	1004 ug/mL
							2,4-Dinitrotoluene	1004 ug/mL
							2,6-Dinitrotoluene	1004 ug/mL
							2-Amino-4,6-dinitrotoluene	1004 ug/mL
							2-Nitrotoluene	1000 ug/mL
							3-Nitrotoluene	1001 ug/mL
							4-Amino-2,6-dinitrotoluene	1001 ug/mL
							4-Nitrotoluene	1002 ug/mL
							HMX	1000 ug/mL
							Nitrobenzene	1004 ug/mL
							RDX	1000 ug/mL
							Tetryl	1002 ug/mL
..8330SurrStock_00164	07/01/26	AccuStandard, Lot 216071012			(Purchased Reagent)		1,2-Dinitrobenzene	1000 ug/mL
.8330PAStkPS_00061	09/09/21	AccuStandard, Lot 214121302-02			(Purchased Reagent)		2,4,6-Trinitrophenol	100 ug/mL
8330IntermStk_00064	09/09/21	04/06/20	Acetonitrile, Lot 130057	10 mL	8330_NG_Stk_00075	200 uL	Nitroglycerin	100 ug/mL
					8330_PETN_Stk_00087	200 uL	PETN	100 ug/mL
					8330ICALStock_00030	1 mL	1,3,5-Trinitrobenzene	10.02 ug/mL
							1,3-Dinitrobenzene	10.02 ug/mL
							2,4,6-Trinitrotoluene	10.04 ug/mL
							2,4-Dinitrotoluene	10.04 ug/mL
							2,6-Dinitrotoluene	10.04 ug/mL
							2-Amino-4,6-dinitrotoluene	10.04 ug/mL
							2-Nitrotoluene	10 ug/mL

REAGENT TRACEABILITY SUMMARY

Lab Name: Eurofins TestAmerica, Denver Job No.: 280-137110-1

SDG No.:

Reagent ID	Exp Date	Prep Date	Dilutant Used	Reagent Final Volume	Parent Reagent		Analyte	Concentration
					Reagent ID	Volume Added		
							3-Nitrotoluene	10.01 ug/mL
							4-Amino-2,6-dinitrotoluene	10.01 ug/mL
							4-Nitrotoluene	10.02 ug/mL
							HMX	10 ug/mL
							Nitrobenzene	10.04 ug/mL
							RDX	10 ug/mL
							Tetryl	10.02 ug/mL
							1,2-Dinitrobenzene	10 ug/mL
					8330PAStkPS_00061	1 mL	2,4,6-Trinitrophenol	10 ug/mL
.8330_NG_Stk_00075	08/31/22	Restek, Lot A0151571			(Purchased Reagent)		Nitroglycerin	5000 ug/mL
.8330_PETN_Stk_00087	11/30/22	Restek, Lot A0154763			(Purchased Reagent)		PETN	5000 ug/mL
.8330ICALStock_00030	03/03/22	01/09/20	Acetonitrile, Lot 130057	10 mL	8330 Stock_TS_00015	1 mL	1,3,5-Trinitrobenzene	100.2 ug/mL
							1,3-Dinitrobenzene	100.2 ug/mL
							2,4,6-Trinitrotoluene	100.4 ug/mL
							2,4-Dinitrotoluene	100.4 ug/mL
							2,6-Dinitrotoluene	100.4 ug/mL
							2-Amino-4,6-dinitrotoluene	100.4 ug/mL
							2-Nitrotoluene	100 ug/mL
							3-Nitrotoluene	100.1 ug/mL
							4-Amino-2,6-dinitrotoluene	100.1 ug/mL
							4-Nitrotoluene	100.2 ug/mL
							HMX	100 ug/mL
							Nitrobenzene	100.4 ug/mL
							RDX	100 ug/mL
							Tetryl	100.2 ug/mL
					8330SurrStock_00164	1 mL	1,2-Dinitrobenzene	100 ug/mL
..8330 Stock_TS_00015	03/31/22	Ultra Scientific, Lot CT-0801			(Purchased Reagent)		1,3,5-Trinitrobenzene	1002 ug/mL
							1,3-Dinitrobenzene	1002 ug/mL
							2,4,6-Trinitrotoluene	1004 ug/mL
							2,4-Dinitrotoluene	1004 ug/mL
							2,6-Dinitrotoluene	1004 ug/mL
							2-Amino-4,6-dinitrotoluene	1004 ug/mL
							2-Nitrotoluene	1000 ug/mL
							3-Nitrotoluene	1001 ug/mL
							4-Amino-2,6-dinitrotoluene	1001 ug/mL
							4-Nitrotoluene	1002 ug/mL
							HMX	1000 ug/mL
							Nitrobenzene	1004 ug/mL
							RDX	1000 ug/mL
							Tetryl	1002 ug/mL
..8330SurrStock_00164	07/01/26	AccuStandard, Lot 216071012			(Purchased Reagent)		1,2-Dinitrobenzene	1000 ug/mL
.8330PAStkPS_00061	09/09/21	AccuStandard, Lot 214121302-02			(Purchased Reagent)		2,4,6-Trinitrophenol	100 ug/mL
8330Surrogate_00110	05/17/20	12/17/19	Acetonitrile, Lot ACN_00223	250 mL	8330SurrStkSS_00145	0.25 mL	1,2-Dinitrobenzene	10 ug/mL
					8330SurrStkSS_00158	0.25 mL	1,2-Dinitrobenzene	10 ug/mL
					8330SurrStkSS_00160	1 mL	1,2-Dinitrobenzene	10 ug/mL
					8330SurrStkSS_00161	1 mL	1,2-Dinitrobenzene	10 ug/mL

REAGENT TRACEABILITY SUMMARY

Lab Name: Eurofins TestAmerica, Denver Job No.: 280-137110-1

SDG No.:

Reagent ID	Exp Date	Prep Date	Dilutant Used	Reagent Final Volume	Parent Reagent		Analyte	Concentration
					Reagent ID	Volume Added		
.8330SurrStkSS_00145	03/31/23		Restek, Lot A0135839		(Purchased Reagent)		1,2-Dinitrobenzene	1000 ug/mL
.8330SurrStkSS_00158	07/31/24		Restek, Lot A0146866		(Purchased Reagent)		1,2-Dinitrobenzene	1000 ug/mL
.8330SurrStkSS_00160	10/28/22		Restek, Lot A0150790		(Purchased Reagent)		1,2-Dinitrobenzene	1000 ug/mL
.8330SurrStkSS_00161	07/31/24		Restek, Lot A0150790		(Purchased Reagent)		1,2-Dinitrobenzene	1000 ug/mL
8330Surrogate_00113	10/22/20	04/22/20	Acetonitrile, Lot ACN_00234	250 mL	8330SurrStkSS_00162	1 mL	1,2-Dinitrobenzene	10 ug/mL
							1,2-Dinitrobenzene (Surr)	10 ug/mL
					8330SurrStkSS_00163	0.5 mL	1,2-Dinitrobenzene	10 ug/mL
							1,2-Dinitrobenzene (Surr)	10 ug/mL
					8330SurrStkSS_00164	1 mL	1,2-Dinitrobenzene	10 ug/mL
							1,2-Dinitrobenzene (Surr)	10 ug/mL
.8330SurrStkSS_00162	04/22/21		Restek, Lot A0155113		(Purchased Reagent)		1,2-Dinitrobenzene	1000 ug/mL
							1,2-Dinitrobenzene (Surr)	1000 ug/mL
.8330SurrStkSS_00163	11/30/24		Restek, Lot A0155113		(Purchased Reagent)		1,2-Dinitrobenzene	1000 ug/mL
							1,2-Dinitrobenzene (Surr)	1000 ug/mL
.8330SurrStkSS_00164	04/22/21		Restek, Lot A0155113		(Purchased Reagent)		1,2-Dinitrobenzene	1000 ug/mL
							1,2-Dinitrobenzene (Surr)	1000 ug/mL
8330Surrogate_00114	11/07/20	05/07/20	Acetonitrile, Lot ACN_00234	100 mL	8330SurrStkSS_00157	1 mL	1,2-Dinitrobenzene	10 ug/mL
.8330SurrStkSS_00157	11/07/20		Restek, Lot A0146866		(Purchased Reagent)		1,2-Dinitrobenzene	1000 ug/mL
8330Surrogate_00116	11/15/20	05/15/20	Acetonitrile, Lot Acetonitrile_00044	200 mL	8330SurrStkSS_00168	1 mL	1,2-Dinitrobenzene	10 ug/mL
							1,2-Dinitrobenzene (Surr)	10 ug/mL
					8330SurrStkSS_00169	1 mL	1,2-Dinitrobenzene	10 ug/mL
							1,2-Dinitrobenzene (Surr)	10 ug/mL
.8330SurrStkSS_00168	11/15/20		Restek, Lot A0155113		(Purchased Reagent)		1,2-Dinitrobenzene	1000 ug/mL
							1,2-Dinitrobenzene (Surr)	1000 ug/mL
.8330SurrStkSS_00169	11/15/20		Restek, Lot A0155113		(Purchased Reagent)		1,2-Dinitrobenzene	1000 ug/mL
							1,2-Dinitrobenzene (Surr)	1000 ug/mL
Alk daily lcs_00905	06/08/20	06/01/20	Di Water, Lot na	1000 mL	Alk stk std_00017	4 mL	Total Alkalinity as CaCO3	200 mg/L
.Alk stk std_00017	03/30/21		Fischer, Lot 191517		(Purchased Reagent)		Total Alkalinity as CaCO3	50 g/L
IC CAL cl/so4_00312	06/02/20	05/26/20	Di Water, Lot na	100 mL	IC CL cal_00060	25 mL	Chloride	250 mg/L
					IC sulfatecal_00059	25 mL	Sulfate	250 mg/L
.IC CL cal_00060	01/30/21		SPEX CertiPrep, Lot 4-176CL-2X		(Purchased Reagent)		Chloride	1000 mg/L
.IC sulfatecal_00059	01/30/21		SPEX CertiPrep, Lot 4-176SO4-2X		(Purchased Reagent)		Sulfate	1000 mg/L
IC CAL cl/so4_00314	06/15/20	06/09/20	Di Water, Lot na	100 mL	IC CL cal_00060	25 mL	Chloride	250 mg/L
					IC sulfatecal_00059	25 mL	Sulfate	250 mg/L
.IC CL cal_00060	01/30/21		SPEX CertiPrep, Lot 4-176CL-2X		(Purchased Reagent)		Chloride	1000 mg/L
.IC sulfatecal_00059	01/30/21		SPEX CertiPrep, Lot 4-176SO4-2X		(Purchased Reagent)		Sulfate	1000 mg/L
IC Cal low_00527	06/05/20	05/29/20	Di Water, Lot NA	100 mL	IC BR ICV_00018	5 mL	Bromide	50 mg/L
					IC FL cal_00014	5 mL	Fluoride	50 mg/L
.IC BR ICV_00018	01/31/21		ricca, Lot 2907E22		(Purchased Reagent)		Bromide	1000 mg/L
.IC FL cal_00014	11/30/20		Ricca, Lot 4905E80		(Purchased Reagent)		Fluoride	1000 mg/L
IC Cal low_00528	06/12/20	06/05/20	Di Water, Lot NA	100 mL	IC BR ICV_00018	5 mL	Bromide	50 mg/L
					IC FL cal_00014	5 mL	Fluoride	50 mg/L

REAGENT TRACEABILITY SUMMARY

Lab Name: Eurofins TestAmerica, Denver Job No.: 280-137110-1

SDG No.:

Reagent ID	Exp Date	Prep Date	Dilutant Used	Reagent Final Volume	Parent Reagent		Analyte	Concentration
					Reagent ID	Volume Added		
.IC BR ICV_00018	01/31/21		ricca, Lot 2907E22		(Purchased Reagent)		Bromide	1000 mg/L
.IC FL cal_00014	11/30/20		Ricca, Lot 4905E80		(Purchased Reagent)		Fluoride	1000 mg/L
IC LCS_01744	06/12/20	06/05/20	Di Water, Lot 27	200 mL	IC sulfatecal_00057	20 mL	Sulfate	100 mg/L as N
.IC sulfatecal_00057	06/30/20		SPEX CertiPrep, Lot 4-197SO4-2X		(Purchased Reagent)		Sulfate	1000 mg/L
IC SO4 ICV_00021	08/31/21		ERA, Lot 100819m		(Purchased Reagent)		Sulfate	1000 mg/L
ICMS/MSD WEEK_00652	06/16/20	06/09/20	Di Water, Lot NA	10 mL	IC SPK 6 ANIO_00022	5 mL	Sulfate	5000.51 mg/L
.IC SPK 6 ANIO_00022	09/29/20	10/01/19	Di Water, Lot NA	1000 mL	IC MS/MSD S04_00005	18.1408 g	Sulfate	10001 mg/L
..IC MS/MSD S04_00005	09/29/20		FISHER, Lot 147276		(Purchased Reagent)		Sulfate	0.5513 g/g
NXN CAL INT_00534	06/15/20	06/08/20	Di Water, Lot NA	100 mL	NOXT Cal STD_00023	10 mL	Nitrate Nitrite as N	100 mg/L
.NOXT Cal STD_00023	12/31/20		RICCA, Lot 1906A84		(Purchased Reagent)		Nitrate Nitrite as N	1000 mg/L
NXN ICV INT_00515	06/15/20	06/08/20	Di Water, Lot NA	100 mL	NOXT ICV STD_00023	10 mL	Nitrate Nitrite as N	100 mg/L
.NOXT ICV STD_00023	03/11/21		ERA, Lot 130319m		(Purchased Reagent)		Nitrate Nitrite as N	1000 mg/L
RSK175methane_00010	04/16/22		Supelco Analytical, Lot 160-401480003-1		(Purchased Reagent)		Methane	650500 ug/L
RSK7gasMathes_00027	10/24/20		Matheson, Lot 9308634170		(Purchased Reagent)		Methane	6570.3 ug/L
RSK7gasMathes_00031	03/09/22		Matheson, Lot DL0396162		(Purchased Reagent)		Acetylene	10667 ug/L
							Ethane	12317 ug/L
							Ethylene	11490 ug/L
							Methane	6570.3 ug/L
SFD CAL INT_01760	07/20/20	04/20/20	Di Water, Lot NA	500 mL	50% NaOH_00017	2 mL	Sodium Hydroxide	2000 mg/L
					SFD CAL STK_00006	3.3409 g	Sulfide	892.02 mg/L
.50% NaOH_00017	10/01/20		Fisher, Lot 186215		(Purchased Reagent)		Sodium Hydroxide	50 %
.SFD CAL STK_00006	10/01/23		ACROS, Lot A0390872		(Purchased Reagent)		Sulfide	0.1335 g/g
SFD ICV INT_01704	07/20/20	04/22/20	Di Water, Lot N/A	500 mL	50% NaOH_00017	2 mL	Sodium Hydroxide	2000 mg/L
					SFD ICV STK_00007	3.08617 g	Sulfide	824.007 mg/L
.50% NaOH_00017	10/01/20		Fisher, Lot 186215		(Purchased Reagent)		Sodium Hydroxide	50 %
.SFD ICV STK_00007	06/28/23		Acros, Lot B0132482A		(Purchased Reagent)		Sulfide	0.1335 g/g
TKN 25ppm_00808	06/12/20	05/12/20	Di Water, Lot 1	100 mL	TKN 100PPM_00121	25 mL	Nitrogen, Total Kjeldahl	25 mg/L
.TKN 100PPM_00121	06/12/20	05/12/20	Di Water, Lot 1	500 mL	TKN CAL STD_00017	50 mL	Nitrogen, Total Kjeldahl	100 mg/L
..TKN CAL STD_00017	01/31/21		nsi lab solutions, Lot 010617		(Purchased Reagent)		Nitrogen, Total Kjeldahl	1000 mg/L
TKN ICV 25_00093	06/12/20	05/12/20	DI water, Lot 1	100 mL	TKN ICV 100_00083	25 mL	Nitrogen, Total Kjeldahl	25 mg/L
.TKN ICV 100_00083	06/12/20	05/12/20	Di Water, Lot 1	500 mL	TKN ICV_00011	50 mL	Nitrogen, Total Kjeldahl	100 mg/L
..TKN ICV_00011	11/30/20		ERA, Lot 281018		(Purchased Reagent)		Nitrogen, Total Kjeldahl	1000 mg/L
TOC ICV Std_00043	08/31/20		Ricca, Lot 2908E72		(Purchased Reagent)		Dissolved Organic Carbon - Quad	1000 ppm
							DOC Result 1	1000 ppm
							DOC Result 2	1000 ppm
							DOC Result 3	1000 ppm
							DOC Result 4	1000 ppm
TOC LCS Std_00048	06/30/21		Agilent, Lot 0006465171		(Purchased Reagent)		Dissolved Organic Carbon - Quad	1001 ppm
							DOC Result 1	1001 ppm

REAGENT TRACEABILITY SUMMARY

Lab Name: Eurofins TestAmerica, Denver Job No.: 280-137110-1

SDG No.:

Reagent ID	Exp Date	Prep Date	Dilutant Used	Reagent Final Volume	Parent Reagent		Analyte	Concentration
					Reagent ID	Volume Added		
							DOC Result 2	1001 ppm
							DOC Result 3	1001 ppm
							DOC Result 4	1001 ppm

Reagent

50% NaOH_00017

ThermoFisher SCIENTIFIC

Certificate of Analysis

1 Reagent Lane
Fair Lawn, NJ 07410
201.796.7100 tel
201.796.1329 fax

ThermoFisher Scientific's Quality System has been found to conform to Quality Management System Standard ISO9001:2008 standard by SAI Global Certificate Number CERT - 0090918

This is to certify that units of the lot number below were tested and found to comply with the specifications of the grade listed. Certain data have been supplied by third parties. ThermoFisher Scientific expressly disclaims all warranties, expressed or implied, including the implied warranties of merchantability and fitness for a particular purpose. Certain products (USP/FCC/NF/EP/BP/JP grades) are sold for use in food, drug, or medical device manufacturing.ThermoFisher does not maintain DMF's with the FDA. The following are the actual analytical results obtained:

Catalog Number	SS254	Quality Test / Release Date	10/03/2018
Lot Number	186215	Expiration Date	Oct/2020
Description	SODIUM HYDROXIDE, 50%, CERTIFIED		
Country of Origin	United States		
Chemical Origin	Inorganic-non animal		
BSE/TSE Comment	This product is of mineral origin, not animal origin, and to the best of our knowledge, does not contribute to BSE or TSE.		
Chemical Comment	This product is not manufactured with natural latex rubber or genetically modified organisms. Also it is not manufactured using allergenic materials, including dyes/food dyes, eggs/egg products, fish/shellfish/crustaceans, flavors, glutens, legumes, milk, mollusks, MSG, mustards, plant nuts/seeds/oils, peanuts/peanut products, protein hydrolysates, soybean products, spices, sulfites, sulfates, tree nuts or oils, and wheat.		

N/A			
Result Name	Units	Specifications	Test Value
APPEARANCE		REPORT	CLEAR, COLORLESS LIQUID HAVING NO SEDIMENT OR PARTICULATES
ASSAY	%	Inclusive Between 50 - 52	50.5
CARBONATE	%	<= 0.10	0.07
CHLORIDE	%	<= 0.005	<0.005
HEAVY METALS (as Ag)	%	<= 0.001	<0.001
IDENTIFICATION	PASS/FAIL	= PASS TEST	PASS TEST
SULFATE (SO4)	%	<= 0.002	<0.002
AMMONIUM HYDROX. PPT	%	<= 0.010	<0.010
NITROGEN COMPOUNDS	ppm	<= 5	<5
PHOSPHATE (PO4)	ppm	<= 5	<5
POTASSIUM (K)	%	<= 0.025	<0.003
SILICA (SiO2)	%	<= 0.01	<0.01
IRON (Fe)	ppm	<= 5	<5

Teresa Bailey-Wyche

Quality Assurance Specialist - Certificate of Analysis Bridgewater

Note: The data listed is valid for all package sizes of this lot of this product, expressed as an extension of this catalog number listed above.
If there are any questions with this certificate, please call at (800) 227-6701.
*Based on suggested storage condition.

Reagent

8330 LCS_00098

Preliminary Report

Eurofins TestAmerica, Denver

LCS, Lab Control Sample Report

Sample Path: \\chromfs\Denver\ChromData\CHHPLC_X\20200429-91143.b\04290006.D

Lims ID: C18column:B16162 Inj. Date: 29-Apr-2020 19:29:58

Worklist ID: 280-0091143-006 Instrument: CHHPLC_X3

Method: 8330_X3

Compound	Amount Added	Amount Recovered	%Rec	Limits 1 0B_Sonc_	Limits 2 3535
3 HMX	0.1000	0.0988	98.8	65-135	66-115
7 RDX	0.1000	0.0968	96.8	68-130	69-122
8 2,4,6-Trinitrophenol	0.1000	0.1027	102.7	80-120	63-135
10 1,3,5-Trinitrobenzene	0.1000	0.1037	103.7	73-125	62-127
11 1,3-Dinitrobenzene	0.1000	0.1029	102.9	78-120	59-131
12 Nitrobenzene	0.1000	0.1031	103.1	65-134	46-144
14 Tetryl	0.1000	0.1003	100.3	64-128	56-131
15 Nitroglycerin	1.00	0.9742	97.4	74-127	70-125
16 2,4,6-Trinitrotoluene	0.1000	0.1014	101.4	71-123	46-139
17 4-Amino-2,6-dinitrotolu	0.1000	0.0973	97.3	76-125	43-120
18 2-Amino-4,6-dinitrotolu	0.1000	0.1006	100.6	79-120	46-124
19 2,6-Dinitrotoluene	0.1000	0.1019	101.9	77-127	51-130
20 2,4-Dinitrotoluene	0.1000	0.0984	98.4	78-120	53-127
21 o-Nitrotoluene	0.1000	0.1039	103.9	70-127	37-138
22 p-Nitrotoluene	0.1000	0.1015	101.5	71-127	41-137
23 m-Nitrotoluene	0.1000	0.1043	104.3	73-125	31-140
24 PETN	1.00	0.9068	90.7	73-127	67-127

Samples for Limit Group: 1, Lims Prep Method: 8330B_Sonc_10g

280-135793-A-1-A 280-135793-A-2-A 280-135793-A-3-A
280-135793-B-4-A 280-135793-A-5-A 280-135793-A-6-A
280-135871-A-1-A 280-135930-A-1-A 280-135930-A-2-A

Samples for Limit Group: 2, Lims Prep Method: 3535

480-168872-A-18-A 480-168872-A-19-A 480-168872-A-20-A
480-168872-A-21-A 600-204066-C-1-A

Reagent

8330 LCS_00099

Preliminary Report

Eurofins TestAmerica, Denver

LCS, Lab Control Sample Report

Sample Path: \\chromfs\Denver\ChromData\CHHPLC_X\20200604-92107.b\06040006.D

Lims ID: C18column:B16162 Inj. Date: 04-Jun-2020 15:10:48

Worklist ID: 280-0092107-006 Instrument: CHHPLC_X3

Method: 8330_X3

Compound	Amount Added	Amount Recovered	%Rec	Limits 1 3535	Limits 2 3535	Limits 3 3535
3 HMX	0.4000	0.4497	112.4	65-135	66-115	
7 RDX	0.4000	0.4082	102.1	68-130	69-122	
8 2,4,6-Trinitrophenol	0.4000	0.4552	113.8	80-120	63-135	
10 1,3,5-Trinitrobenzene	0.4000	0.4670	116.7	73-125	62-127	
11 1,3-Dinitrobenzene	0.4000	0.4525	113.1	78-120	59-131	
12 Nitrobenzene	0.4000	0.4580	114.5	65-134	46-144	
14 Tetryl	0.4000	0.4204	105.1	64-128	56-131	
15 Nitroglycerin	4.00	4.24	106.0	74-127	70-125	
16 2,4,6-Trinitrotoluene	0.4000	0.4581	114.5	71-123	46-139	
17 4-Amino-2,6-dinitrotolu	0.4000	0.3915	97.9	76-125	43-120	
18 2-Amino-4,6-dinitrotolu	0.4000	0.4340	108.5	79-120	46-124	
19 2,6-Dinitrotoluene	0.4000	0.4346	108.6	77-127	51-130	
20 2,4-Dinitrotoluene	0.4000	0.4315	107.9	78-120	53-127	
21 o-Nitrotoluene	0.4000	0.4112	102.8	70-127	37-138	
22 p-Nitrotoluene	0.4000	0.4272	106.8	71-127	41-137	
23 m-Nitrotoluene	0.4000	0.4348	108.7	73-125	31-140	
24 PETN	4.00	4.20	105.1	73-127	67-127	

Samples for Limit Group: 1, Lims Prep Method: 3535

280-136151-A-2-B	320-61052-D-3-A	320-61052-D-4-A
320-61052-D-5-A	320-61052-D-6-A	320-61052-D-7-A
320-61052-D-8-A	320-61052-D-9-A	320-61052-D-10-A
320-61052-D-11-A	320-61052-D-12-A	280-136408-B-2-A
280-136410-B-1-A	280-136946-A-6-A	280-136946-A-7-A
280-136946-A-8-A	280-136946-A-9-A	

Samples for Limit Group: 2, Lims Prep Method: 3535

280-136951-C-1-A	280-136951-C-2-A	280-136951-C-3-A

Samples for Limit Group: 3, Lims Prep Method: 3535

600-205634-D-1-A

Reagent

8330 LCSMix2_00106

RESTEK®
110 Benner Circle
Bellefonte, PA 16823-8812
Tel: (800)356-1688
Fax: (814)353-1309

www.restek.com

CERTIFIED REFERENCE MATERIAL

Certificate of Analysis

ACCREDITED
ISO 17034 Accredited
Reference Material Producer
Certificate #3222.01

ACCREDITED
ISO/IEC 17025 Accredited
Testing Laboratory
Certificate #3222.02

FOR LABORATORY USE ONLY-READ SDS PRIOR TO USE.

This Reference Material is intended for Laboratory Use Only as a standard for the qualitative and/or quantitative determination of the analyte(s) listed.

Catalog No. : 31451 **Lot No.:** A0141002

Description : 8330 Calibration Mix #2

8330 Calibration Std #2 1000µg/mL, Acetonitrile, 1mL/ampul

Container Size : 2 mL **Pkg Amt:** > 1 mL

Expiration Date : August 31, 2023 **Storage:** 10°C or colder

CERTIFIED VALUES

Elution Order	Compound	Grav. Conc. (weight/volume)	Expanded Uncertainty (95% C.L.; K=2)		
1	Tetryl **CAS #** 479-45-8 **Purity** 99% (Lot 091120JLM)	1,000.0 µg/mL	+/- 5.9397 +/- 54.7830 +/- 63.8824	µg/mL µg/mL µg/mL	Gravimetric Unstressed Stressed
2	4-Amino-2,6-dinitrotoluene **CAS #** 19406-51-0 **Purity** 99% (Lot ER070908-01)	1,002.0 µg/mL	+/- 5.9516 +/- 54.8926 +/- 64.0101	µg/mL µg/mL µg/mL	Gravimetric Unstressed Stressed
3	2-Amino-4,6-dinitrotoluene **CAS #** 35572-78-2 **Purity** 98% (Lot 29550-55)	1,007.4 µg/mL	+/- 5.9839 +/- 55.1906 +/- 64.3577	µg/mL µg/mL µg/mL	Gravimetric Unstressed Stressed
4	2,6-Dinitrotoluene **CAS #** 606-20-2 **Purity** 99% (Lot BCBB8606V)	1,000.0 µg/mL	+/- 5.9397 +/- 54.7830 +/- 63.8824	µg/mL µg/mL µg/mL	Gravimetric Unstressed Stressed
5	2-Nitrotoluene **CAS #** 88-72-2 **Purity** 99% (Lot GA01)	1,004.0 µg/mL	+/- 5.9635 +/- 55.0021 +/- 64.1379	µg/mL µg/mL µg/mL	Gravimetric Unstressed Stressed
6	4-Nitrotoluene **CAS #** 99-99-0 **Purity** 99% (Lot FAU01)	1,002.0 µg/mL	+/- 5.9516 +/- 54.8926 +/- 64.0101	µg/mL µg/mL µg/mL	Gravimetric Unstressed Stressed
7	3-Nitrotoluene **CAS #** 99-08-1 **Purity** 98% (Lot FBO01)	1,003.5 µg/mL	+/- 5.9606 +/- 54.9758 +/- 64.1072	µg/mL µg/mL µg/mL	Gravimetric Unstressed Stressed

Solvent: Acetonitrile
CAS # 75-05-8
Purity 99%

Column:
250mm x 4.6mm
Ultra C18 (cat.# 9174575)

Flow Rate:
1.0 ml/min.

Mobile Phase A:
water:methanol (44:56 V/V)

Mobile Phase B:

Mobile Phase Composition:
100%A

Det. Type:
Wavelength: 210 nm

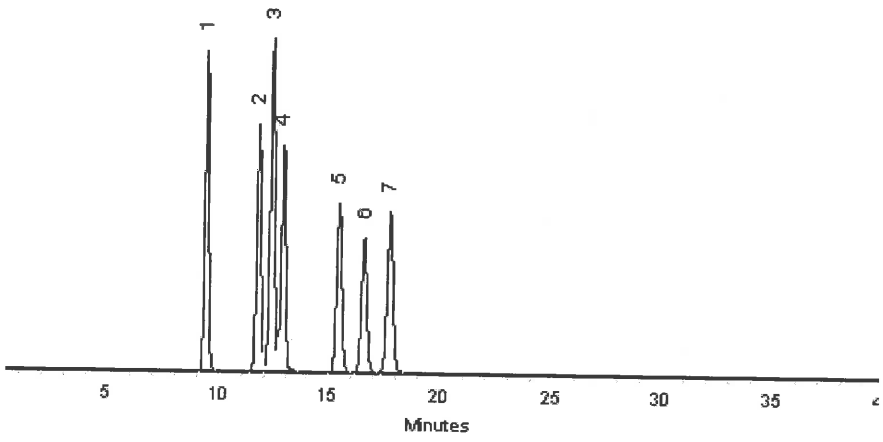

This chromatogram represents a general set of testing conditions chosen for product acceptance. For optimal results in your lab, conditions should be adjusted for your specific instrument, method, and application.

Matt Fragassi - Mix Technician **Date Mixed:** 23-Aug-2018 **Balance:** B345965662

Jennifer Pollino - Operations Tech-ARM QC **Date Passed:** 28-Aug-2018

Manufactured under Restek's ISO 9001:2015
Registered Quality System
Certificate #FM 80397

Reagent

8330 Stock_TS_00015

Agilent

Certificate of Analysis
ISO Guide 34

Stock Standard

Product Number: NAIM-833E **Page:** 1 of 2

Lot Number: CT-0801 **Lot Issue Date:** 25-Feb-2019 **Expiration Date:** 31-Mar-2022

This ISO Guide 34 Reference Material (RM) was manufactured and verified in accordance with Agilent's ISO 9001 registered quality system, and the analyte concentrations were verified by our ISO 17025 accredited laboratory. The true value and uncertainty value at the 95% confidence level for each analyte, determined gravimetrically, is listed below.

Analyte	CAS#	Analyte Lot	True Value
HMX	002691-41-0	RM06237	1000 ± 5 µg/mL
RDX	000121-82-4	RM10915	1000 ± 5 µg/mL
1,3,5-trinitrobenzene	000099-35-4	RM06608	1002 ± 5 µg/mL
m-dinitrobenzene	000099-65-0	RM14290	1002 ± 5 µg/mL
nitrobenzene	000098-95-3	RM11472	1004 ± 5 µg/mL
2,4,6-trinitrotoluene (TNT)	000118-96-7	RM11972	1004 ± 5 µg/mL
2,4-dinitrotoluene	000121-14-2	RM10279	1004 ± 5 µg/mL
tetryl	000479-45-8	RM14651	1002 ± 5 µg/mL
2,6-dinitrotoluene	000606-20-2	NT00450	1004 ± 5 µg/mL
2-nitrotoluene	000088-72-2	NT01996	1000 ± 5 µg/mL
3-nitrotoluene	000099-08-1	NT02212	1001 ± 5 µg/mL
4-nitrotoluene	000099-99-0	NT02096	1002 ± 5 µg/mL
2-amino-4,6-dinitrotoluene	035572-78-2	RM04229	1004 ± 5 µg/mL
4-amino-2,6-dinitrotoluene	019406-51-0	RM04226	1001 ± 5 µg/mL

Matrix: acetonitrile

Storage: Store at Room Temperature (15° to 30°C).

Agilent uses balances calibrated with weights traceable to NIST in compliance with ANSI/NCSL Z-540-1 and ISO 9001, and calibrated Class A glassware in the manufacturing of these standards.

ANAB ACCREDITED REFERENCE MATERIAL PRODUCER
ISO Guide 34 Cert No. AR-1936

Produced in accordance with TUV USA Inc 56 100 18560026 registered ISO 9001 Quality Management System

ANAB ACCREDITED TESTING LABORATORY
ISO17025 Cert No. AT-1937

Certificate of Analysis
ISO Guide 34

Stock Standard

Product Number: NAIM-833E **Page:** 2 of 2

Lot Number: CT-0801 **Lot Issue Date:** 25-Feb-2019 **Expiration Date:** 31-Mar-2022

Analyte	CAS#	Analyte Lot	True Value

Monica Bourgeois
QMS Representative

ISO Guide 34 Cert No.
AR-1936

Produced in accordance with TUV USA Inc 56 100 18560026
registered ISO 9001 Quality Management System

ISO17025 Cert No.
AT-1937

Reagent

8330_NG_AUX_00001

RESTEK
110 Benner Circle
Bellefonte, PA 16823-8812
Tel: (800)356-1688
Fax: (814)353-1309

www.restek.com

CERTIFIED REFERENCE MATERIAL

Certificate of Analysis

ACCREDITED
ISO 17034 Accredited
Reference Material Producer
Certificate #3222.01

ACCREDITED
ISO/IEC 17025 Accredited
Testing Laboratory
Certificate #3222.02

FOR LABORATORY USE ONLY-READ SDS PRIOR TO USE.

This Reference Material is intended for Laboratory Use Only as a standard for the qualitative and/or quantitative determination of the analyte(s) listed.

Catalog No. : 31498 **Lot No.:** A0153378

Description : Nitroglycerin Standard

Nitroglycerin Standard 1,000µg/mL, Methanol, 1mL/ampul

Container Size : 2 mL **Pkg Amt:** > 1 mL

Expiration Date : September 30, 2024 **Storage:** 10°C or colder

CERTIFIED VALUES

Elution Order	Compound	Grav. Conc. (weight/volume)	Expanded Uncertainty (95% C.L.; K=2)		
1	Nitroglycerin	1,003.3 µg/mL	+/- 5.9595	µg/mL	Gravimetric
	CAS # 55-63-0 (Lot 170616JLM)		+/- 54.9656	µg/mL	Unstressed
	Purity 99%		+/- 64.0953	µg/mL	Stressed

Solvent: Methanol
CAS # 67-56-1
Purity 99%

Column:
250mm x 4.6mm
Ultra C18 (cat.# 9174575)

Flow Rate:
1.0 ml/min.

Mobile Phase A:
water:methanol (44:56 V/V)

Mobile Phase B:

Mobile Phase Composition:
100%A

Det. Type:
Wavelength: 210 nm

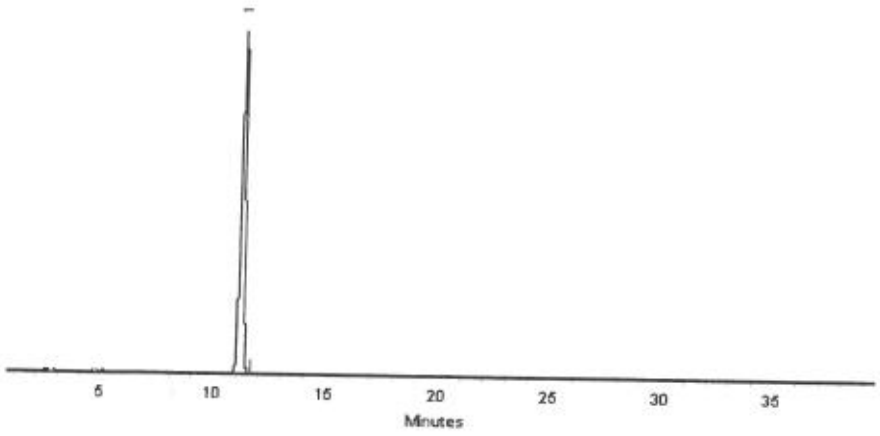

This chromatogram represents a general set of testing conditions chosen for product acceptance. For optimal results in your lab, conditions should be adjusted for your specific instrument, method, and application.

Joseph Jaglowski - Mix Technician **Date Mixed:** 27-Sep-2019 **Balance:** B707717271

Jennifer Pollino - Operations Tech-ARM QC **Date Passed:** 01-Oct-2019

Manufactured under Restek's ISO 9001:2015
Registered Quality System
Certificate #FM 80397

General Certified Reference Material Notes

Expiration Notes:

- Expiration date valid for unopened ampul stored in compliance with the recommended conditions.
- Uncertainty, concentration, and expiration of the CRM are based on the unopened product being stored according to the recommended condition found in the storage field.

Purity Notes:

- Purity and/or chemical identity are determined by one or more of the following techniques: GC/FID, HPLC, GC/μECD, GC/MS, LC/MS, RI, and/or melting point.
- Compounds with a listed purity of less than 99% have been weight corrected to compensate for impurities and/or salts. A correction factor is used to calculate the amount of compound necessary to achieve the desired concentration of the parent compound in solution.
- Purity of isomeric compounds is reported as the sum of the isomers.
- Purity values are rounded to the nearest whole number.

Certified Uncertainty Value Notes:

- The uncertainties are determined in accordance with ISO 17034 and Guide 35. The certified combined stressed uncertainty value (includes gravimetric uncertainty, homogeneity between-ampul uncertainty, storage stability uncertainty and shipping stability uncertainty and were combined using the following formula:

$$U_{combined\ stressed} = k\sqrt{U^2_{gravimetric} + U^2_{homogeneity} + U^2_{storage\ stability} + U^2_{shipping\ stability}}$$

k is a coverage factor of 2, which gives a level of confidence of approximately 95%.

- It is important to note that the shipping stability uncertainty was obtained under temperature extremes for specific time intervals; therefore, the certified combined stressed uncertainty value should only be applied to the product if it was stored at non-standard temperature conditions up to and including 7 days. Contact Restek Technical Service at www.restek.com/Contact-Us for use recommendations if your shipment was in-transit for more than 7 days at non-standard temperature conditions.
- Apply the certified combined unstressed uncertainty value if the product was received under standard shipping conditions. Apply the certified combined stressed uncertainty value if the product was received under non-standard conditions as specified below.

Label Conditions	Standard Conditions	Non-Standard Conditions
25°C Nominal (Room Temperature)	< 60°C	≥ 60°C up to 7 days
10°C or colder (Refrigerate)	< 40°C	≥ 40°C up to 7 days
0°C or colder (Freezer)	< 25°C	≥ 25°C up to 7 days

- Separate (not combined) uncertainty values for gravimetric uncertainty are also displayed on the certificate, if needed, separate homogeneity between-ampul uncertainty, storage stability uncertainty and shipping stability uncertainty values are available by contacting Restek Technical Service at www.restek.com/Contact-Us.
- The packaged amount is the minimum sample size for which uncertainty is valid. The ampules are over-filled to ensure that the minimum packaged amount can be sufficiently transferred.

Manufacturing Notes:

- Concentration is based upon gravimetric preparation using either a balance whose calibration has been verified daily using NIST traceable weights, and/or dilutions with Class A glassware.

Handling Notes:

- Stability of the unopened product, when stored in compliance with the recommended conditions, is guaranteed through the expiration displayed on the product label and certificate. Contact Restek for additional opened product stability information, with the knowledge/understanding that open product stability is subject to the specific handling and environmental conditions to which the product is exposed. For your convenience Restek supplies deactivated vials with most standards packed in 2mL ampules. Larger volume deactivated vials are available through Restek as a custom ordered item. Additionally, Restek sells DMDCS for the purpose of glassware deactivation as catalog number 31861, which includes complete instructions.
- If any undissolved material is visible inside the ampul, sonicate the unopened ampul until the material is completely dissolved.

Reagent

8330_NG_AUX_00002

RESTEK
110 Benner Circle
Bellefonte, PA 16823-8812
Tel: (800)356-1688
Fax: (814)353-1309

www.restek.com

CERTIFIED REFERENCE MATERIAL

Certificate of Analysis

ACCREDITED
ISO 17034 Accredited
Reference Material Producer
Certificate #3222.01

ilac-MRA

ACCREDITED
ISO/IEC 17025 Accredited
Testing Laboratory
Certificate #3222.02

FOR LABORATORY USE ONLY-READ SDS PRIOR TO USE.

This Reference Material is intended for Laboratory Use Only as a standard for the qualitative and/or quantitative determination of the analyte(s) listed.

Catalog No. : 31498 **Lot No.:** A0153378

Description : Nitroglycerin Standard

Nitroglycerin Standard 1,000µg/mL, Methanol, 1mL/ampul

Container Size : 2 mL **Pkg Amt:** > 1 mL

Expiration Date : September 30, 2024 **Storage:** 10°C or colder

CERTIFIED VALUES

Elution Order	Compound	Grav. Conc. (weight/volume)	Expanded Uncertainty (95% C.L.; K=2)		
1	Nitroglycerin **CAS #** 55-63-0 **Purity** 99% (Lot 170616JLM)	1,003.3 µg/mL	+/- 5.9595 µg/mL +/- 54.9656 µg/mL +/- 64.0953 µg/mL		Gravimetric Unstressed Stressed

Solvent: Methanol
CAS # 67-56-1
Purity 99%

Column:
250mm x 4.6mm
Ultra C18 (cat.# 9174575)

Flow Rate:
1.0 ml/min.

Mobile Phase A:
water:methanol (44:56 V/V)

Mobile Phase B:

Mobile Phase Composition:
100%A

Det. Type:
Wavelength: 210 nm

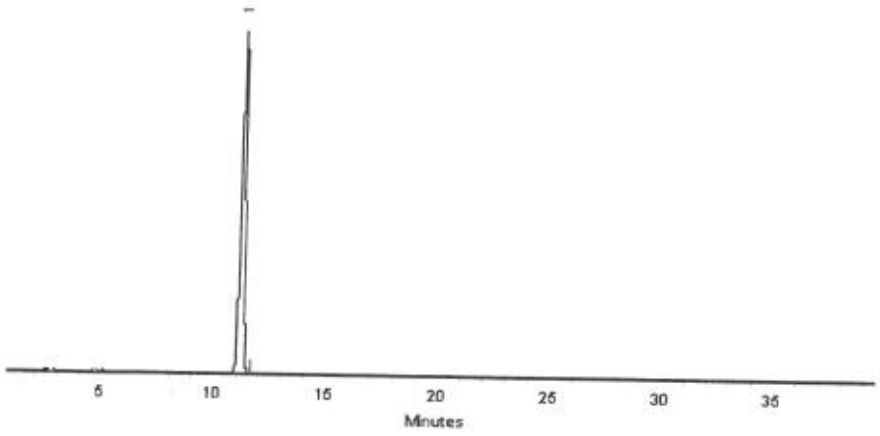

This chromatogram represents a general set of testing conditions chosen for product acceptance. For optimal results in your lab, conditions should be adjusted for your specific instrument, method, and application.

Joseph Jaglowski - Mix Technician **Date Mixed:** 27-Sep-2019 **Balance:** B707717271

Jennifer Pollino - Operations Tech-ARM QC **Date Passed:** 01-Oct-2019

Manufactured under Restek's ISO 9001:2015 Registered Quality System Certificate #FM 80397

General Certified Reference Material Notes

Expiration Notes:

- Expiration date valid for unopened ampul stored in compliance with the recommended conditions.
- Uncertainty, concentration, and expiration of the CRM are based on the unopened product being stored according to the recommended condition found in the storage field.

Purity Notes:

- Purity and/or chemical identity are determined by one or more of the following techniques: GC/FID, HPLC, GC/μECD, GC/MS, LC/MS, RI, and/or melting point.
- Compounds with a listed purity of less than 99% have been weight corrected to compensate for impurities and/or salts. A correction factor is used to calculate the amount of compound necessary to achieve the desired concentration of the parent compound in solution.
- Purity of isomeric compounds is reported as the sum of the isomers.
- Purity values are rounded to the nearest whole number.

Certified Uncertainty Value Notes:

- The uncertainties are determined in accordance with ISO 17034 and Guide 35. The certified combined stressed uncertainty value (includes gravimetric uncertainty, homogeneity between-ampul uncertainty, storage stability uncertainty and shipping stability uncertainty and were combined using the following formula:

$$U_{combined\ stressed} = k\sqrt{U^2_{gravimetric} + U^2_{homogeneity} + U^2_{storage\ stability} + U^2_{shipping\ stability}}$$

k is a coverage factor of 2, which gives a level of confidence of approximately 95%.

- It is important to note that the shipping stability uncertainty was obtained under temperature extremes for specific time intervals; therefore, the certified combined stressed uncertainty value should only be applied to the product if it was stored at non-standard temperature conditions up to and including 7 days. Contact Restek Technical Service at www.restek.com/Contact-Us for use recommendations if your shipment was in-transit for more than 7 days at non-standard temperature conditions.
- Apply the certified combined unstressed uncertainty value if the product was received under standard shipping conditions. Apply the certified combined stressed uncertainty value if the product was received under non-standard conditions as specified below.

Label Conditions	Standard Conditions	Non-Standard Conditions
25°C Nominal (Room Temperature)	< 60°C	≥ 60°C up to 7 days
10°C or colder (Refrigerate)	< 40°C	≥ 40°C up to 7 days
0°C or colder (Freezer)	< 25°C	≥ 25°C up to 7 days

- Separate (not combined) uncertainty values for gravimetric uncertainty are also displayed on the certificate, if needed, separate homogeneity between-ampul uncertainty, storage stability uncertainty and shipping stability uncertainty values are available by contacting Restek Technical Service at www.restek.com/Contact-Us.
- The packaged amount is the minimum sample size for which uncertainty is valid. The ampules are over-filled to ensure that the minimum packaged amount can be sufficiently transferred.

Manufacturing Notes:

- Concentration is based upon gravimetric preparation using either a balance whose calibration has been verified daily using NIST traceable weights, and/or dilutions with Class A glassware.

Handling Notes:

- Stability of the unopened product, when stored in compliance with the recommended conditions, is guaranteed through the expiration displayed on the product label and certificate. Contact Restek for additional opened product stability information, with the knowledge/understanding that open product stability is subject to the specific handling and environmental conditions to which the product is exposed. For your convenience Restek supplies deactivated vials with most standards packed in 2mL ampules. Larger volume deactivated vials are available through Restek as a custom ordered item. Additionally, Restek sells DMDCS for the purpose of glassware deactivation as catalog number 31861, which includes complete instructions.
- If any undissolved material is visible inside the ampul, sonicate the unopened ampul until the material is completely dissolved.

Reagent

8330_NG_AUX_00003

RESTEK
110 Benner Circle
Bellefonte, PA 16823-8812
Tel: (800)356-1688
Fax: (814)353-1309

www.restek.com

CERTIFIED REFERENCE MATERIAL

Certificate of Analysis

ACCREDITED
ISO 17034 Accredited
Reference Material Producer
Certificate #3222.01

ACCREDITED
ISO/IEC 17025 Accredited
Testing Laboratory
Certificate #3222.02

FOR LABORATORY USE ONLY-READ SDS PRIOR TO USE.

This Reference Material is intended for Laboratory Use Only as a standard for the qualitative and/or quantitative determination of the analyte(s) listed.

Catalog No. : 31498 **Lot No.:** A0153378

Description : Nitroglycerin Standard

Nitroglycerin Standard 1,000µg/mL, Methanol, 1mL/ampul

Container Size : 2 mL **Pkg Amt:** > 1 mL

Expiration Date : September 30, 2024 **Storage:** 10°C or colder

CERTIFIED VALUES

Elution Order	Compound	Grav. Conc. (weight/volume)	Expanded Uncertainty (95% C.L.; K=2)		
1	Nitroglycerin **CAS #** 55-63-0 **Purity** 99% (Lot 170616JLM)	1,003.3 µg/mL	+/- 5.9595 µg/mL +/- 54.9656 µg/mL +/- 64.0953 µg/mL		Gravimetric Unstressed Stressed

Solvent: Methanol
CAS # 67-56-1
Purity 99%

Column:
250mm x 4.6mm
Ultra C18 (cat.# 9174575)

Flow Rate:
1.0 ml/min.

Mobile Phase A:
water:methanol (44:56 V/V)

Mobile Phase B:

Mobile Phase Composition:
100%A

Det. Type:
Wavelength: 210 nm

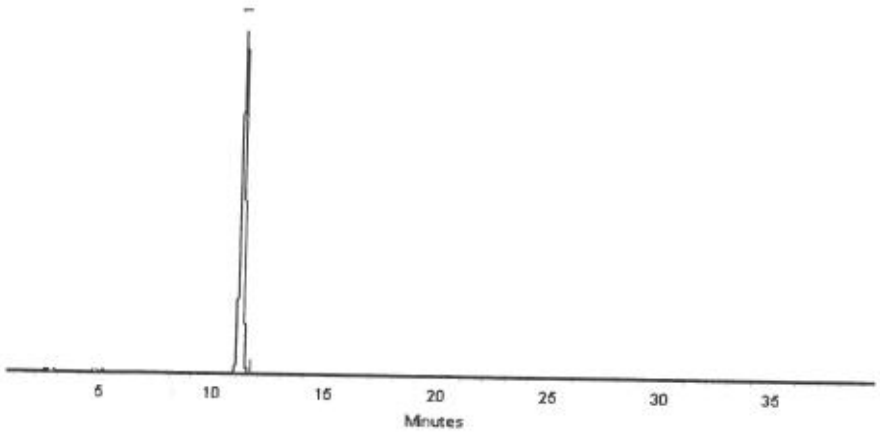

This chromatogram represents a general set of testing conditions chosen for product acceptance. For optimal results in your lab, conditions should be adjusted for your specific instrument, method, and application.

Joseph Jaglowski - Mix Technician **Date Mixed:** 27-Sep-2019 **Balance:** B707717271

Jennifer Pollino - Operations Tech-ARM QC **Date Passed:** 01-Oct-2019

Manufactured under Restek's ISO 9001:2015
Registered Quality System
Certificate #FM 80397

General Certified Reference Material Notes

Expiration Notes:

- Expiration date valid for unopened ampul stored in compliance with the recommended conditions.
- Uncertainty, concentration, and expiration of the CRM are based on the unopened product being stored according to the recommended condition found in the storage field.

Purity Notes:

- Purity and/or chemical identity are determined by one or more of the following techniques: GC/FID, HPLC, GC/μECD, GC/MS, LC/MS, RI, and/or melting point.
- Compounds with a listed purity of less than 99% have been weight corrected to compensate for impurities and/or salts. A correction factor is used to calculate the amount of compound necessary to achieve the desired concentration of the parent compound in solution.
- Purity of isomeric compounds is reported as the sum of the isomers.
- Purity values are rounded to the nearest whole number.

Certified Uncertainty Value Notes:

- The uncertainties are determined in accordance with ISO 17034 and Guide 35. The certified combined stressed uncertainty value (includes gravimetric uncertainty, homogeneity between-ampul uncertainty, storage stability uncertainty and shipping stability uncertainty and were combined using the following formula:

$$U_{combined\ stressed} = k\sqrt{U^2_{gravimetric} + U^2_{homogeneity} + U^2_{storage\ stability} + U^2_{shipping\ stability}}$$

k is a coverage factor of 2, which gives a level of confidence of approximately 95%.

- It is important to note that the shipping stability uncertainty was obtained under temperature extremes for specific time intervals; therefore, the certified combined stressed uncertainty value should only be applied to the product if it was stored at non-standard temperature conditions up to and including 7 days. Contact Restek Technical Service at www.restek.com/Contact-Us for use recommendations if your shipment was in-transit for more than 7 days at non-standard temperature conditions.
- Apply the certified combined unstressed uncertainty value if the product was received under standard shipping conditions. Apply the certified combined stressed uncertainty value if the product was received under non-standard conditions as specified below.

Label Conditions	Standard Conditions	Non-Standard Conditions
25°C Nominal (Room Temperature)	< 60°C	≥ 60°C up to 7 days
10°C or colder (Refrigerate)	< 40°C	≥ 40°C up to 7 days
0°C or colder (Freezer)	< 25°C	≥ 25°C up to 7 days

- Separate (not combined) uncertainty values for gravimetric uncertainty are also displayed on the certificate, if needed, separate homogeneity between-ampul uncertainty, storage stability uncertainty and shipping stability uncertainty values are available by contacting Restek Technical Service at www.restek.com/Contact-Us.
- The packaged amount is the minimum sample size for which uncertainty is valid. The ampules are over-filled to ensure that the minimum packaged amount can be sufficiently transferred.

Manufacturing Notes:

- Concentration is based upon gravimetric preparation using either a balance whose calibration has been verified daily using NIST traceable weights, and/or dilutions with Class A glassware.

Handling Notes:

- Stability of the unopened product, when stored in compliance with the recommended conditions, is guaranteed through the expiration displayed on the product label and certificate. Contact Restek for additional opened product stability information, with the knowledge/understanding that open product stability is subject to the specific handling and environmental conditions to which the product is exposed. For your convenience Restek supplies deactivated vials with most standards packed in 2mL ampules. Larger volume deactivated vials are available through Restek as a custom ordered item. Additionally, Restek sells DMDCS for the purpose of glassware deactivation as catalog number 31861, which includes complete instructions.
- If any undissolved material is visible inside the ampul, sonicate the unopened ampul until the material is completely dissolved.

Reagent

8330_NG_Stk_00075

RESTEK®
110 Benner Circle
Bellefonte, PA 16823-8812
Tel: (800)356-1688
Fax: (814)353-1309

www.restek.com

CERTIFIED REFERENCE MATERIAL

Certificate of Composition

ACCREDITED
ISO 17034 Accredited
Reference Material Producer
Certificate #3222.01

ACCREDITED
ISO/IEC 17025 Accredited
Testing Laboratory
Certificate #3222.02

FOR LABORATORY USE ONLY-READ SDS PRIOR TO USE.

This Reference Material is intended for Laboratory Use Only as a standard for the qualitative and/or quantitative determination of the analyte(s) listed.

Catalog No. : 568871 **Lot No.:** A0151571

Description : Custom Nitroglycerin Standard

Custom Nitroglycerin Standard 5,000µg/mL, Acetonitrile, 1mL/ampul

Container Size : 2 mL **Pkg Amt:** > 1 mL

Expiration Date : August 31, 2022 **Storage:** 10°C or colder

CERTIFIED VALUES

Elution Order	Compound	Grav. Conc. (weight/volume)	Expanded Uncertainty (95% C.L.; K=2)		
1	Nitroglycerin	5,036.0 µg/mL	+/- 46.8321	µg/mL	Gravimetric
	CAS # 55-63-0 (Lot 170616JLM)		+/- 278.2306	µg/mL	Unstressed
	Purity 99%		+/- 323.7234	µg/mL	Stressed

Solvent: Acetonitrile
CAS # 75-05-8
Purity 99%

Column:
250mm x 4.6mm
Ultra C18 (cat.# 9174575)

Flow Rate:
1.0 ml/min.

Mobile Phase A:
water:methanol (44:56 V/V)

Mobile Phase B:

Mobile Phase Composition:
100%A

Det. Type:
Wavelength: 210 nm

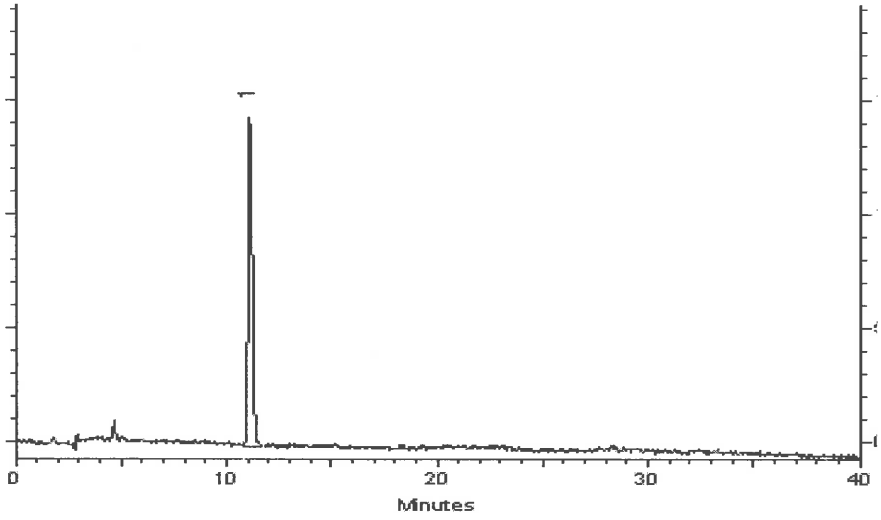

This chromatogram represents a general set of testing conditions chosen for product acceptance. For optimal results in your lab, conditions should be adjusted for your specific instrument, method, and application.

Joseph A Jaglowski
Joseph Jaglowski - Mix Technician

Date Mixed: 05-Aug-2019 **Balance:** B707717271

Jennifer A Pollino
Jennifer Pollino - Operations Tech-ARM QC

Date Passed: 09-Aug-2019

Manufactured under Restek's ISO 9001:2015 Registered Quality System Certificate #FM 80397

Reagent

8330_PETN_Stk_00081

RESTEK

CERTIFIED REFERENCE MATERIAL

110 Benner Circle
Bellefonte, PA 16823-8812
Tel: (800)356-1688
Fax: (814)353-1309

www.restek.com

Certificate of Composition

ACCREDITED
ISO 17034 Accredited
Reference Material Producer
Certificate #3222.01

ACCREDITED
ISO/IEC 17025 Accredited
Testing Laboratory
Certificate #3222.02

FOR LABORATORY USE ONLY-READ SDS PRIOR TO USE.

This Reference Material is intended for Laboratory Use Only as a standard for the qualitative and/or quantitative determination of the analyte(s) listed.

Catalog No. : 568872 **Lot No.:** A0136306

Description : Custom PETN Standard

Custom PETN Standard 5,000µg/mL, Acetonitrile, 1mL/ampul

Container Size : 2 mL **Pkg Amt:** > 1 mL

Expiration Date : March 31, 2021 **Storage:** 10°C or colder

CERTIFIED VALUES

Elution Order	Compound	Grav. Conc. (weight/volume)	Expanded Uncertainty (95% C.L.; K=2)		
1	PETN	5,028.0 µg/mL	+/- 46.7577	µg/mL	Gravimetric
	CAS # 78-11-5 (Lot 051108JLM)		+/- 277.7886	µg/mL	Unstressed
	Purity 99%		+/- 323.2092	µg/mL	Stressed

Solvent: Acetonitrile
CAS # 75-05-8
Purity 99%

Column:
250mm x 4.6mm
Ultra C18 (cat.# 9174575)

Flow Rate:
1.0 ml/min.

Mobile Phase A:
water:methanol (44:56 V/V)

Mobile Phase B:

Mobile Phase Composition:
100%A

Det. Type:
Wavelength: 210 nm



This chromatogram represents a general set of testing conditions chosen for product acceptance. For optimal results in your lab, conditions should be adjusted for your specific instrument, method, and application.

Cydnei L. Crust
Cydnei L. Crust - Mix Technician

Date Mixed: 19-Mar-2018 **Balance:** 1128360905

Jennifer Pollino
Jennifer Pollino - Operations Tech-ARM QC

Date Passed: 23-Mar-2018

REVIEWED

Manufactured under Restek's ISO 9001:2008 Registered Quality System Certificate #FM 80397

General Certified Reference Material Notes

Expiration Notes:

- Expiration date valid for unopened ampul stored in compliance with the recommended conditions.
- Uncertainty, concentration, and expiration of the CRM are based on the unopened product being stored according to the recommended condition found in the storage field.

Purity Notes:

- Purity and/or chemical identity are determined by one or more of the following techniques: GC/FID, HPLC, GC/µECD, GC/MS, LC/MS, RI, and/or melting point.
- Compounds with a listed purity of less than 99% have been weight corrected to compensate for impurities and/or salts. A correction factor is used to calculate the amount of compound necessary to achieve the desired concentration of the parent compound in solution.
- Purity of isomeric compounds is reported as the sum of the isomers.
- Purity values are rounded to the nearest whole number.

Certified Uncertainty Value Notes:

- The uncertainties are determined in accordance with ISO Guides 34 and 35. The certified combined stressed uncertainty value (includes gravimetric uncertainty, homogeneity between-ampul uncertainty, storage stability uncertainty and shipping stability uncertainty and were combined using the following formula:

$$U_{combined\ stressed} = k\sqrt{U^2_{gravimetric} + U^2_{homogeneity} + U^2_{storage\ stability} + U^2_{shipping\ stability}}$$

k is a coverage factor of 2, which gives a level of confidence of approximately 95%.

- It is important to note that the shipping stability uncertainty was obtained under temperature extremes for specific time intervals; therefore, the certified combined stressed uncertainty value should only be applied to the product if it was stored at non-standard temperature conditions up to and including 7 days. Contact Restek Technical Service at www.restek.com/Contact-Us for use recommendations if your shipment was in-transit for more than 7 days at non-standard temperature conditions.
- Apply the certified combined unstressed uncertainty value if the product was received under standard shipping conditions. Apply the certified combined stressed uncertainty value if the product was received under non-standard conditions as specified below.

Label Conditions	Standard Conditions	Non-Standard Conditions
25°C Nominal (Room Temperature)	< 60°C	≥ 60°C up to 7 days
10°C or colder (Refrigerate)	< 40°C	≥ 40°C up to 7 days
0°C or colder (Freezer)	< 25°C	≥ 25°C up to 7 days

- Separate (not combined) uncertainty values for gravimetric uncertainty are also displayed on the certificate, if needed, separate homogeneity between-ampul uncertainty, storage stability uncertainty and shipping stability uncertainty values are available by contacting Restek Technical Service at www.restek.com/Contact-Us.
- The packaged amount is the minimum sample size for which uncertainty is valid. The ampules are over-filled to ensure that the minimum packaged amount can be sufficiently transferred.

Manufacturing Notes:

- Concentration is based upon gravimetric preparation using either a balance whose calibration has been verified daily using NIST traceable weights, and/or dilutions with Class A glassware.

Handling Notes:

- Stability of the unopened product, when stored in compliance with the recommended conditions, is guaranteed through the expiration displayed on the product label and certificate. Contact Restek for additional opened product stability information, with the knowledge/understanding that open product stability is subject to the specific handling and environmental conditions to which the product is exposed. For your convenience Restek supplies deactivated vials with most standards packed in 2mL ampules. Larger volume deactivated vials are available through Restek as a custom ordered item. Additionally, Restek sells DMDCS for the purpose of glassware deactivation as catalog number 31861, which includes complete instructions.
- If any undissolved material is visible inside the ampul, sonicate the unopened ampul until the material is completely

Reagent

8330_PETN_Stk_00087

RESTEK®

110 Benner Circle
Bellefonte, PA 16823-8812
Tel: (800)356-1688
Fax: (814)353-1309

www.restek.com

CERTIFIED REFERENCE MATERIAL

Certificate of Composition

ACCREDITED
ISO 17034 Accredited
Reference Material Producer
Certificate #3222.01

ACCREDITED
ISO/IEC 17025 Accredited
Testing Laboratory
Certificate #3222.02

FOR LABORATORY USE ONLY-READ SDS PRIOR TO USE.

This Reference Material is intended for Laboratory Use Only as a standard for the qualitative and/or quantitative determination of the analyte(s) listed.

Catalog No. : 568872 **Lot No.:** A0154763

Description : Custom PETN Standard

Custom PETN Standard 5,000µg/mL, Acetonitrile, 1mL/ampul

Container Size : 2 mL **Pkg Amt:** > 1 mL

Expiration Date : November 30, 2022 **Storage:** 10°C or colder

CERTIFIED VALUES

Elution Order	Compound	Grav. Conc. (weight/volume)	Expanded Uncertainty (95% C.L.; K=2)		
1	PETN	5,024.0 µg/mL	+/- 46.7205	µg/mL	Gravimetric
	CAS # 78-11-5 (Lot 051108JLM)		+/- 277.5676	µg/mL	Unstressed
	Purity 99%		+/- 322.9521	µg/mL	Stressed

Solvent: Acetonitrile
CAS # 75-05-8
Purity 99%

Column:
250mm x 4.6mm
Ultra C18 (cat.# 9174575)

Flow Rate:
1.0 ml/min.

Mobile Phase A:
water:methanol (44:56 V/V)

Mobile Phase B:

Mobile Phase Composition:
100%A

Det. Type:
Wavelength: 210 nm

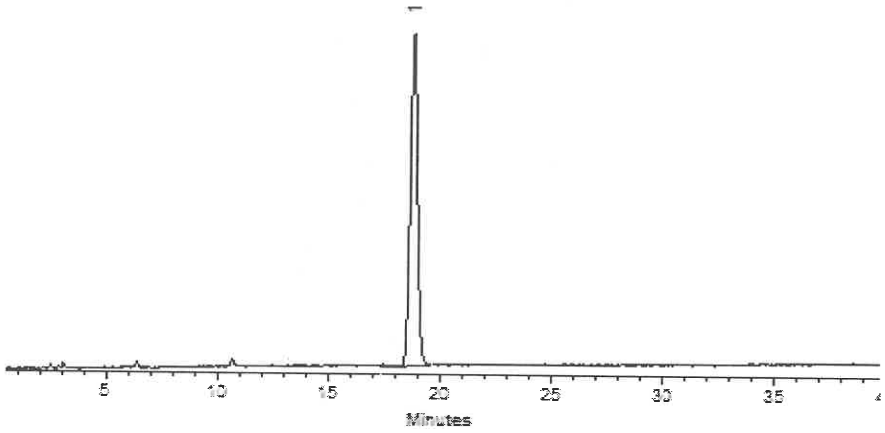

This chromatogram represents a general set of testing conditions chosen for product acceptance. For optimal results in your lab, conditions should be adjusted for your specific instrument, method, and application.

Clara Windle - Operations Technician I

Date Mixed: 05-Nov-2019 **Balance:** B442140311

Jennifer Pollino - Operations Tech-ARM QC

Date Passed: 08-Nov-2019

Manufactured under Restek's ISO 9001:2015
Registered Quality System
Certificate #FM 80397

Reagent

8330LCSMix1_00111

RESTEK®
110 Benner Circle
Bellefonte, PA 16823-8812
Tel: (800)356-1688
Fax: (814)353-1309

www.restek.com

CERTIFIED REFERENCE MATERIAL

Certificate of Analysis

ACCREDITED
ISO 17034 Accredited
Reference Material Producer
Certificate #3222.01

ACCREDITED
ISO/IEC 17025 Accredited
Testing Laboratory
Certificate #3222.02

FOR LABORATORY USE ONLY-READ SDS PRIOR TO USE.

This Reference Material is intended for Laboratory Use Only as a standard for the qualitative and/or quantitative determination of the analyte(s) listed.

Catalog No. : 31450 **Lot No.:** A0151407

Description : 8330 Calibration Mix #1

8330 Calibration Std #1 1000µg/mL, Acetonitrile, 1mL/ampul

Container Size : 2 mL **Pkg Amt:** > 1 mL

Expiration Date : July 31, 2024 **Storage:** 10°C or colder

CERTIFIED VALUES

Elution Order	Compound		Grav. Conc. (weight/volume)	Expanded Uncertainty (95% C.L.; K=2)		
1	HMX **CAS #** 2691-41-0 **Purity** 97%	(Lot 190402JLM)	1,004.9 µg/mL	+/- 5.9689 µg/mL +/- 55.0525 µg/mL +/- 64.1967 µg/mL		Gravimetric Unstressed Stressed
2	RDX **CAS #** 121-82-4 **Purity** 99%	(Lot 080228JLM)	1,005.0 µg/mL	+/- 5.9694 µg/mL +/- 55.0569 µg/mL +/- 64.2018 µg/mL		Gravimetric Unstressed Stressed
3	1,3,5-Trinitrobenzene **CAS #** 99-35-4 **Purity** 97%	(Lot DJ5QO)	1,003.0 µg/mL	+/- 5.9574 µg/mL +/- 54.9463 µg/mL +/- 64.0727 µg/mL		Gravimetric Unstressed Stressed
4	1,3-Dinitrobenzene **CAS #** 99-65-0 **Purity** 99%	(Lot BCBN4329V)	1,001.0 µg/mL	+/- 5.9456 µg/mL +/- 54.8378 µg/mL +/- 63.9463 µg/mL		Gravimetric Unstressed Stressed
5	Nitrobenzene **CAS #** 98-95-3 **Purity** 99%	(Lot SHBJ3622)	1,001.0 µg/mL	+/- 5.9456 µg/mL +/- 54.8378 µg/mL +/- 63.9463 µg/mL		Gravimetric Unstressed Stressed
6	2,4,6-Trinitrotoluene **CAS #** 118-96-7 **Purity** 99%	(Lot 5737200)	1,005.0 µg/mL	+/- 5.9694 µg/mL +/- 55.0569 µg/mL +/- 64.2018 µg/mL		Gravimetric Unstressed Stressed
7	2,4-Dinitrotoluene **CAS #** 121-14-2 **Purity** 99%	(Lot MKAA0690)	1,001.0 µg/mL	+/- 5.9456 µg/mL +/- 54.8378 µg/mL +/- 63.9463 µg/mL		Gravimetric Unstressed Stressed

Solvent: Acetonitrile
CAS # 75-05-8
Purity 99%

Column:
250mm x 4.6mm
Ultra C18 (cat.# 9174575)

Flow Rate:
1.0 ml/min.

Mobile Phase A:
water:methanol (44:56 V/V)

Mobile Phase B:

Mobile Phase Composition:
100%A

Det. Type:
Wavelength: 210 nm

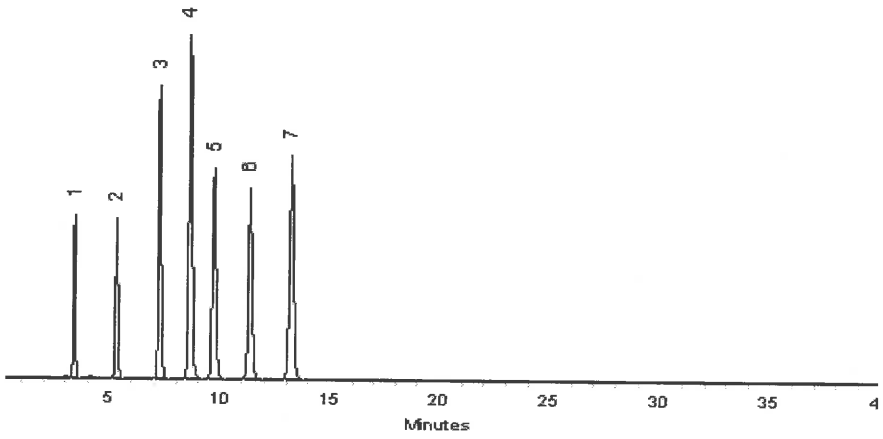

This chromatogram represents a general set of testing conditions chosen for product acceptance. For optimal results in your lab, conditions should be adjusted for your specific instrument, method, and application.

Matt Fragassi - Mix Technician

Date Mixed: 30-Jul-2019 **Balance:** 1127510105

Jennifer Pollino - Operations Tech-ARM QC

Date Passed: 01-Aug-2019

Manufactured under Restek's ISO 9001:2015
Registered Quality System
Certificate #FM 80397

Reagent

8330LCSMix1_00112

RESTEK®
110 Benner Circle
Bellefonte, PA 16823-8812
Tel: (800)356-1688
Fax: (814)353-1309

www.restek.com

CERTIFIED REFERENCE MATERIAL

Certificate of Analysis

ACCREDITED
ISO 17034 Accredited
Reference Material Producer
Certificate #3222.01

ACCREDITED
ISO/IEC 17025 Accredited
Testing Laboratory
Certificate #3222.02

FOR LABORATORY USE ONLY-READ SDS PRIOR TO USE.

This Reference Material is intended for Laboratory Use Only as a standard for the qualitative and/or quantitative determination of the analyte(s) listed.

Catalog No. : 31450 **Lot No.:** A0151407

Description : 8330 Calibration Mix #1

8330 Calibration Std #1 1000µg/mL, Acetonitrile, 1mL/ampul

Container Size : 2 mL **Pkg Amt:** > 1 mL

Expiration Date : July 31, 2024 **Storage:** 10°C or colder

CERTIFIED VALUES

Elution Order	Compound		Grav. Conc. (weight/volume)	Expanded Uncertainty (95% C.L.; K=2)		
1	HMX		1,004.9 µg/mL	+/- 5.9689	µg/mL	Gravimetric
	CAS # 2691-41-0	(Lot 190402JLM)		+/- 55.0525	µg/mL	Unstressed
	Purity 97%			+/- 64.1967	µg/mL	Stressed
2	RDX		1,005.0 µg/mL	+/- 5.9694	µg/mL	Gravimetric
	CAS # 121-82-4	(Lot 080228JLM)		+/- 55.0569	µg/mL	Unstressed
	Purity 99%			+/- 64.2018	µg/mL	Stressed
3	1,3,5-Trinitrobenzene		1,003.0 µg/mL	+/- 5.9574	µg/mL	Gravimetric
	CAS # 99-35-4	(Lot DJ5QO)		+/- 54.9463	µg/mL	Unstressed
	Purity 97%			+/- 64.0727	µg/mL	Stressed
4	1,3-Dinitrobenzene		1,001.0 µg/mL	+/- 5.9456	µg/mL	Gravimetric
	CAS # 99-65-0	(Lot BCBN4329V)		+/- 54.8378	µg/mL	Unstressed
	Purity 99%			+/- 63.9463	µg/mL	Stressed
5	Nitrobenzene		1,001.0 µg/mL	+/- 5.9456	µg/mL	Gravimetric
	CAS # 98-95-3	(Lot SHBJ3622)		+/- 54.8378	µg/mL	Unstressed
	Purity 99%			+/- 63.9463	µg/mL	Stressed
6	2,4,6-Trinitrotoluene		1,005.0 µg/mL	+/- 5.9694	µg/mL	Gravimetric
	CAS # 118-96-7	(Lot 5737200)		+/- 55.0569	µg/mL	Unstressed
	Purity 99%			+/- 64.2018	µg/mL	Stressed
7	2,4-Dinitrotoluene		1,001.0 µg/mL	+/- 5.9456	µg/mL	Gravimetric
	CAS # 121-14-2	(Lot MKAA0690)		+/- 54.8378	µg/mL	Unstressed
	Purity 99%			+/- 63.9463	µg/mL	Stressed

Solvent: Acetonitrile
CAS # 75-05-8
Purity 99%

Column:
250mm x 4.6mm
Ultra C18 (cat.# 9174575)

Flow Rate:
1.0 ml/min.

Mobile Phase A:
water:methanol (44:56 V/V)

Mobile Phase B:

Mobile Phase Composition:
100%A

Det. Type:
Wavelength: 210 nm

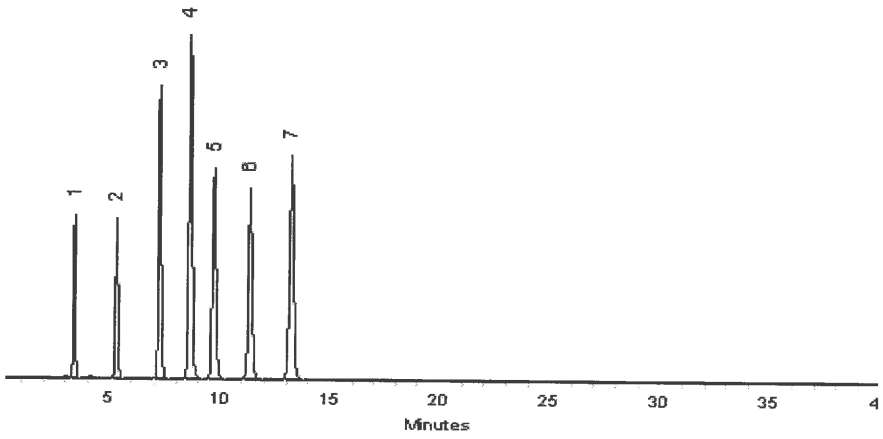

This chromatogram represents a general set of testing conditions chosen for product acceptance. For optimal results in your lab, conditions should be adjusted for your specific instrument, method, and application.

Matt Fragassi - Mix Technician

Date Mixed: 30-Jul-2019 **Balance:** 1127510105

Jennifer Pollino - Operations Tech-ARM QC

Date Passed: 01-Aug-2019

Manufactured under Restek's ISO 9001:2015
Registered Quality System
Certificate #FM 80397

Reagent

8330LCSMix1_00113

RESTEK®
110 Benner Circle
Bellefonte, PA 16823-8812
Tel: (800)356-1688
Fax: (814)353-1309

www.restek.com

CERTIFIED REFERENCE MATERIAL

Certificate of Analysis

ACCREDITED
ISO 17034 Accredited
Reference Material Producer
Certificate #3222.01

ACCREDITED
ISO/IEC 17025 Accredited
Testing Laboratory
Certificate #3222.02

FOR LABORATORY USE ONLY-READ SDS PRIOR TO USE.

This Reference Material is intended for Laboratory Use Only as a standard for the qualitative and/or quantitative determination of the analyte(s) listed.

Catalog No. : 31450 **Lot No.:** A0151407

Description : 8330 Calibration Mix #1

8330 Calibration Std #1 1000µg/mL, Acetonitrile, 1mL/ampul

Container Size : 2 mL **Pkg Amt:** > 1 mL

Expiration Date : July 31, 2024 **Storage:** 10°C or colder

CERTIFIED VALUES

Elution Order	Compound		Grav. Conc. (weight/volume)	Expanded Uncertainty (95% C.L.; K=2)		
1	HMX **CAS #** 2691-41-0 **Purity** 97%	(Lot 190402JLM)	1,004.9 µg/mL	+/- 5.9689 µg/mL +/- 55.0525 µg/mL +/- 64.1967 µg/mL		Gravimetric Unstressed Stressed
2	RDX **CAS #** 121-82-4 **Purity** 99%	(Lot 080228JLM)	1,005.0 µg/mL	+/- 5.9694 µg/mL +/- 55.0569 µg/mL +/- 64.2018 µg/mL		Gravimetric Unstressed Stressed
3	1,3,5-Trinitrobenzene **CAS #** 99-35-4 **Purity** 97%	(Lot DJ5QO)	1,003.0 µg/mL	+/- 5.9574 µg/mL +/- 54.9463 µg/mL +/- 64.0727 µg/mL		Gravimetric Unstressed Stressed
4	1,3-Dinitrobenzene **CAS #** 99-65-0 **Purity** 99%	(Lot BCBN4329V)	1,001.0 µg/mL	+/- 5.9456 µg/mL +/- 54.8378 µg/mL +/- 63.9463 µg/mL		Gravimetric Unstressed Stressed
5	Nitrobenzene **CAS #** 98-95-3 **Purity** 99%	(Lot SHBJ3622)	1,001.0 µg/mL	+/- 5.9456 µg/mL +/- 54.8378 µg/mL +/- 63.9463 µg/mL		Gravimetric Unstressed Stressed
6	2,4,6-Trinitrotoluene **CAS #** 118-96-7 **Purity** 99%	(Lot 5737200)	1,005.0 µg/mL	+/- 5.9694 µg/mL +/- 55.0569 µg/mL +/- 64.2018 µg/mL		Gravimetric Unstressed Stressed
7	2,4-Dinitrotoluene **CAS #** 121-14-2 **Purity** 99%	(Lot MKAA0690)	1,001.0 µg/mL	+/- 5.9456 µg/mL +/- 54.8378 µg/mL +/- 63.9463 µg/mL		Gravimetric Unstressed Stressed

Solvent: Acetonitrile
CAS # 75-05-8
Purity 99%

Column:
250mm x 4.6mm
Ultra C18 (cat.# 9174575)

Flow Rate:
1.0 ml/min.

Mobile Phase A:
water:methanol (44:56 V/V)

Mobile Phase B:

Mobile Phase Composition:
100%A

Det. Type:
Wavelength: 210 nm

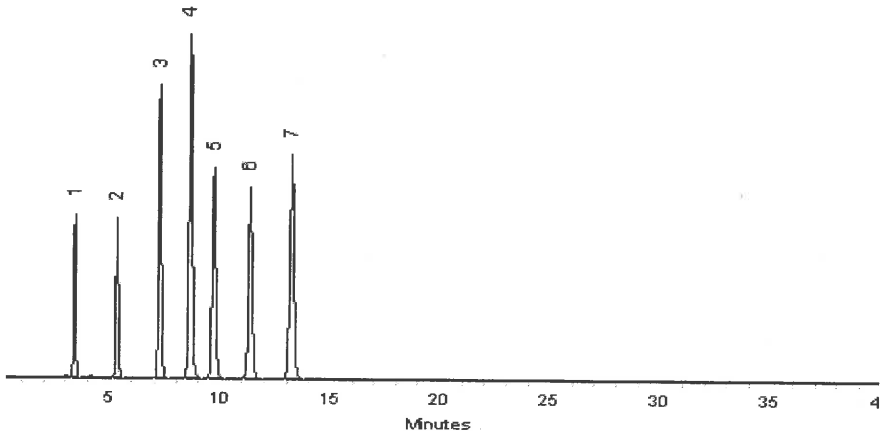

This chromatogram represents a general set of testing conditions chosen for product acceptance. For optimal results in your lab, conditions should be adjusted for your specific instrument, method, and application.

Matt Fragassi - Mix Technician

Date Mixed: 30-Jul-2019 **Balance:** 1127510105

Jennifer Pollino - Operations Tech-ARM QC

Date Passed: 01-Aug-2019

Manufactured under Restek's ISO 9001:2015
Registered Quality System
Certificate #FM 80397

Reagent

8330LCSmix2_00009

RESTEK®
110 Benner Circle
Bellefonte, PA 16823-8812
Tel: (800)356-1688
Fax: (814)353-1309

www.restek.com

CERTIFIED REFERENCE MATERIAL

Certificate of Analysis

ACCREDITED
ISO 17034 Accredited
Reference Material Producer
Certificate #3222.01

ilac-MRA

ACCREDITED
ISO/IEC 17025 Accredited
Testing Laboratory
Certificate #3222.02

FOR LABORATORY USE ONLY-READ SDS PRIOR TO USE.

This Reference Material is intended for Laboratory Use Only as a standard for the qualitative and/or quantitative determination of the analyte(s) listed.

Catalog No. : 31451 **Lot No.:** A0149387

Description : 8330 Calibration Mix #2

8330 Calibration Std #2 1000µg/mL, Acetonitrile, 1mL/ampul

Container Size : 2 mL **Pkg Amt:** > 1 mL

Expiration Date : May 31, 2024 **Storage:** 10°C or colder

CERTIFIED VALUES

Elution Order	Compound	Grav. Conc. (weight/volume)	Expanded Uncertainty (95% C.L.; K=2)	
1	Tetryl **CAS #** 479-45-8 (Lot 091120JLM) **Purity** 99%	1,004.0 µg/mL	+/- 5.9635 µg/mL +/- 55.0021 µg/mL +/- 64.1379 µg/mL	Gravimetric Unstressed Stressed
2	4-Amino-2,6-dinitrotoluene **CAS #** 19406-51-0 (Lot ER070908-01) **Purity** 99%	1,000.0 µg/mL	+/- 5.9397 µg/mL +/- 54.7830 µg/mL +/- 63.8824 µg/mL	Gravimetric Unstressed Stressed
3	2-Amino-4,6-dinitrotoluene **CAS #** 35572-78-2 (Lot 29550-55) **Purity** 98%	999.6 µg/mL	+/- 5.9373 µg/mL +/- 54.7611 µg/mL +/- 63.8568 µg/mL	Gravimetric Unstressed Stressed
4	2,6-Dinitrotoluene **CAS #** 606-20-2 (Lot 1437483V) **Purity** 99%	1,004.0 µg/mL	+/- 5.9635 µg/mL +/- 55.0021 µg/mL +/- 64.1379 µg/mL	Gravimetric Unstressed Stressed
5	2-Nitrotoluene **CAS #** 88-72-2 (Lot GA01) **Purity** 99%	1,010.0 µg/mL	+/- 5.9991 µg/mL +/- 55.3308 µg/mL +/- 64.5212 µg/mL	Gravimetric Unstressed Stressed
6	4-Nitrotoluene **CAS #** 99-99-0 (Lot FAU01) **Purity** 99%	1,006.0 µg/mL	+/- 5.9753 µg/mL +/- 55.1117 µg/mL +/- 64.2657 µg/mL	Gravimetric Unstressed Stressed
7	3-Nitrotoluene **CAS #** 99-08-1 (Lot 07329LG) **Purity** 98%	1,007.4 µg/mL	+/- 5.9839 µg/mL +/- 55.1906 µg/mL +/- 64.3577 µg/mL	Gravimetric Unstressed Stressed

Solvent: Acetonitrile
CAS # 75-05-8
Purity 99%

Column:
250mm x 4.6mm
Ultra C18 (cat.# 9174575)

Flow Rate:
1.0 ml/min.

Mobile Phase A:
water:methanol (44:56 V/V)

Mobile Phase B:

Mobile Phase Composition:
100%A

Det. Type:
Wavelength: 210 nm

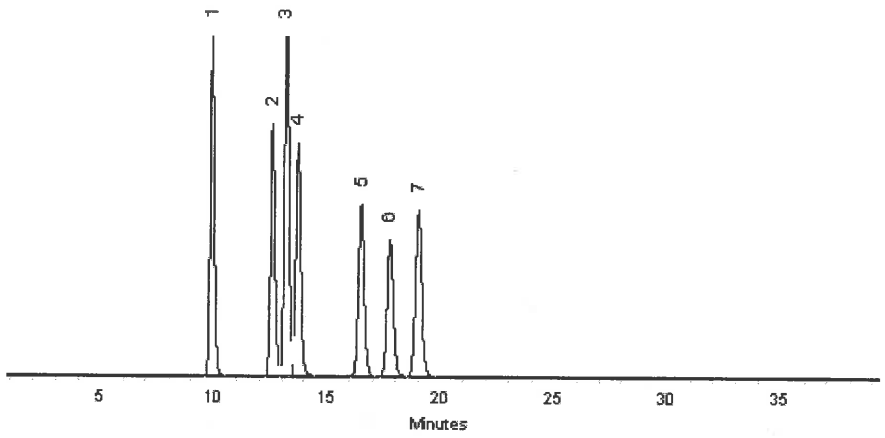

This chromatogram represents a general set of testing conditions chosen for product acceptance. For optimal results in your lab, conditions should be adjusted for your specific instrument, method, and application.

Lane Kibe - Mix Technician

Date Mixed: 21-May-2019 **Balance:** 1127510105

Jennifer Pollino - Operations Tech-ARM QC

Date Passed: 23-May-2019

Manufactured under Restek's ISO 9001:2015 Registered Quality System Certificate #FM 80397

Reagent

8330LCSmix2_00011

RESTEK
110 Benner Circle
Bellefonte, PA 16823-8812
Tel: (800)356-1688
Fax: (814)353-1309

www.restek.com

CERTIFIED REFERENCE MATERIAL

Certificate of Analysis

ACCREDITED
ISO 17034 Accredited
Reference Material Producer
Certificate #3222.01

ACCREDITED
ISO/IEC 17025 Accredited
Testing Laboratory
Certificate #3222.02

FOR LABORATORY USE ONLY-READ SDS PRIOR TO USE.

This Reference Material is intended for Laboratory Use Only as a standard for the qualitative and/or quantitative determination of the analyte(s) listed.

Catalog No. : 31451 **Lot No.:** A0157533

Description : 8330 Calibration Mix #2

8330 Calibration Std #2 1000µg/mL, Acetonitrile, 1mL/ampul

Container Size : 2 mL **Pkg Amt:** > 1 mL

Expiration Date : February 28, 2025 **Storage:** 10°C or colder

CERTIFIED VALUES

Elution Order	Compound	Grav. Conc. (weight/volume)	Expanded Uncertainty (95% C.L.; K=2)		
1	Tetryl **CAS #** 479-45-8 (Lot 091120JLM) **Purity** 99%	1,004.0 µg/mL	+/- 5.9635 +/- 55.0021 +/- 64.1379	µg/mL µg/mL µg/mL	Gravimetric Unstressed Stressed
2	4-Amino-2,6-dinitrotoluene **CAS #** 19406-51-0 (Lot ER070908-01) **Purity** 99%	1,004.0 µg/mL	+/- 5.9635 +/- 55.0021 +/- 64.1379	µg/mL µg/mL µg/mL	Gravimetric Unstressed Stressed
3	2-Amino-4,6-dinitrotoluene **CAS #** 35572-78-2 (Lot 29550-55) **Purity** 98%	999.6 µg/mL	+/- 5.9373 +/- 54.7611 +/- 63.8568	µg/mL µg/mL µg/mL	Gravimetric Unstressed Stressed
4	2,6-Dinitrotoluene **CAS #** 606-20-2 (Lot BCBB8606) **Purity** 99%	1,002.0 µg/mL	+/- 5.9516 +/- 54.8926 +/- 64.0101	µg/mL µg/mL µg/mL	Gravimetric Unstressed Stressed
5	2-Nitrotoluene **CAS #** 88-72-2 (Lot BCBZ7826) **Purity** 99%	1,004.0 µg/mL	+/- 5.9635 +/- 55.0021 +/- 64.1379	µg/mL µg/mL µg/mL	Gravimetric Unstressed Stressed
6	4-Nitrotoluene **CAS #** 99-99-0 (Lot FAU01) **Purity** 99%	1,000.0 µg/mL	+/- 5.9397 +/- 54.7830 +/- 63.8824	µg/mL µg/mL µg/mL	Gravimetric Unstressed Stressed
7	3-Nitrotoluene **CAS #** 99-08-1 (Lot FBO01) **Purity** 98%	1,003.5 µg/mL	+/- 5.9606 +/- 54.9758 +/- 64.1072	µg/mL µg/mL µg/mL	Gravimetric Unstressed Stressed

Solvent: Acetonitrile
CAS # 75-05-8
Purity 99%

Column:
250mm x 4.6mm
Ultra C18 (cat.# 9174575)

Flow Rate:
1.0 ml/min.

Mobile Phase A:
water:methanol (44:56 V/V)

Mobile Phase B:

Mobile Phase Composition:
100%A

Det. Type:
Wavelength: 210nm & 254nm

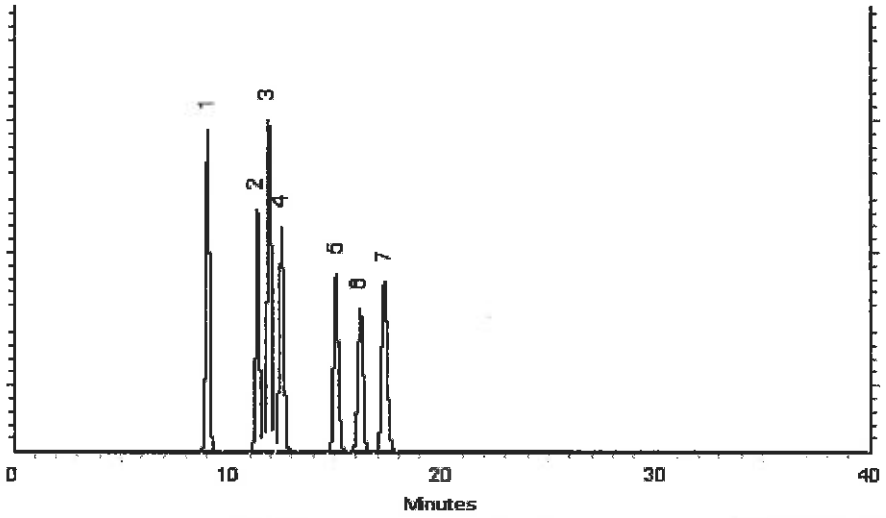

This chromatogram represents a general set of testing conditions chosen for product acceptance. For optimal results in your lab, conditions should be adjusted for your specific instrument, method, and application.

Clara Windle - Operations Technician I

Date Mixed: 06-Feb-2020 **Balance:** B251644995

Jennifer Pollino - Operations Tech-ARM QC

Date Passed: 10-Feb-2020

Manufactured under Restek's ISO 9001:2015 Registered Quality System Certificate #FM 80397

General Certified Reference Material Notes

Expiration Notes:

- Expiration date valid for unopened ampul stored in compliance with the recommended conditions.
- Uncertainty, concentration, and expiration of the CRM are based on the unopened product being stored according to the recommended condition found in the storage field.

Purity Notes:

- Purity and/or chemical identity are determined by one or more of the following techniques: GC/FID, HPLC, GC/μECD, GC/MS, LC/MS, RI, and/or melting point.
- Compounds with a listed purity of less than 99% have been weight corrected to compensate for impurities and/or salts. A correction factor is used to calculate the amount of compound necessary to achieve the desired concentration of the parent compound in solution.
- Purity of isomeric compounds is reported as the sum of the isomers.
- Purity values are rounded to the nearest whole number.

Certified Uncertainty Value Notes:

- The uncertainties are determined in accordance with ISO 17034 and Guide 35. The certified combined stressed uncertainty value (includes gravimetric uncertainty, homogeneity between-ampul uncertainty, storage stability uncertainty and shipping stability uncertainty and were combined using the following formula:

$$U_{combined\ stressed} = k\sqrt{U^2_{gravimetric} + U^2_{homogeneity} + U^2_{storage\ stability} + U^2_{shipping\ stability}}$$

k is a coverage factor of 2, which gives a level of confidence of approximately 95%.

- It is important to note that the shipping stability uncertainty was obtained under temperature extremes for specific time intervals; therefore, the certified combined stressed uncertainty value should only be applied to the product if it was stored at non-standard temperature conditions up to and including 7 days. Contact Restek Technical Service at www.restek.com/Contact-Us for use recommendations if your shipment was in-transit for more than 7 days at non-standard temperature conditions.
- Apply the certified combined unstressed uncertainty value if the product was received under standard shipping conditions. Apply the certified combined stressed uncertainty value if the product was received under non-standard conditions as specified below.

Label Conditions	Standard Conditions	Non-Standard Conditions
25°C Nominal (Room Temperature)	< 60°C	≥ 60°C up to 7 days
10°C or colder (Refrigerate)	< 40°C	≥ 40°C up to 7 days
0°C or colder (Freezer)	< 25°C	≥ 25°C up to 7 days

- Separate (not combined) uncertainty values for gravimetric uncertainty are also displayed on the certificate, if needed, separate homogeneity between-ampul uncertainty, storage stability uncertainty and shipping stability uncertainty values are available by contacting Restek Technical Service at www.restek.com/Contact-Us.
- The packaged amount is the minimum sample size for which uncertainty is valid. The ampules are over-filled to ensure that the minimum packaged amount can be sufficiently transferred.

Manufacturing Notes:

- Concentration is based upon gravimetric preparation using either a balance whose calibration has been verified daily using NIST traceable weights, and/or dilutions with Class A glassware.

Handling Notes:

- Stability of the unopened product, when stored in compliance with the recommended conditions, is guaranteed through the expiration displayed on the product label and certificate. Contact Restek for additional opened product stability information, with the knowledge/understanding that open product stability is subject to the specific handling and environmental conditions to which the product is exposed. For your convenience Restek supplies deactivated vials with most standards packed in 2mL ampules. Larger volume deactivated vials are available through Restek as a custom ordered item. Additionally, Restek sells DMDCS for the purpose of glassware deactivation as catalog number 31861, which includes complete instructions.
- If any undissolved material is visible inside the ampul, sonicate the unopened ampul until the material is completely dissolved.

Reagent

8330PAStkPS_00061

125 Market Street
New Haven, CT 06513
USA

AccuStandard®

Tel (203)786-5290
Fax (203)786-5287
www.AccuStandard.com

CERTIFICATE OF ANALYSIS

Catalog No: M-8330-ADD-3
Description: Picric acid
Lot: 214121302-02
Solvent: Acetonitrile (50%)
Methanol (50%)
Hazards: *Refer to SDS for complete safety information*



Signal Word: Danger

Date Certified: Aug 9, 2019
Expiration: Sep 9, 2021
Sample Size: 1 mL
Components: 1
Storage Condition: Ambient (>5 °C)

Certified Reference Material

ANAB ACCREDITED REFERENCE MATERIAL PRODUCER AR-1463
ANAB ACCREDITED TESTING LABORATORY AT-1339
ilac-MRA

Component	CAS #	Purity % (HPLC)	Prepared Concentration² (µg/mL)	Certified Analyte Concentration¹ (µg/mL)
Picric acid	88-89-1	99.1	100.1	99.2

A product with a suffix (-1A, -2B, etc. or -01, -02, etc.) on its lot number has had its expiration date extended and is identical to the same lot number without the suffix.

² All weights are traceable through NIST, Test No. 822-275872-11

¹ Certified Analyte Concentration = Purity x Prepared Concentration.

The Uncertainty associated with the certified concentration reported on this certificate is ±2.4%. This value is the combined expanded uncertainty and represents an estimated standard deviation equal to the positive square root of the total variation of the uncertainty of components. A normal distribution is assumed and a coverage factor of K=2 is chosen using approximately a 95% confidence level.

Labels and certificates follow U.S. Conventions in reporting numerical values: A comma (,) is used to separate units of one-thousand or greater. A period (.) is used as a decimal place marker.

The information on this certificate may not be reproduced without the express permission of the manufacturer. See reverse side for additional information

Certified By: Larry Decker, Organic QC Manager

For use in routine laboratory analysis.

AccuStandard is accredited to ISO 17034, ISO/IEC 17025 and certified to ISO 9001:2015

QR-ORG/INO-001
Rev. 5/18

AccuStandard, Inc.
125 Market St., New Haven, CT 06513 USA
Tel: 203-786-5290 Fax: 203-786-5287

SAFETY DATA SHEET

SECTION 1 - CHEMICAL PRODUCT AND COMPANY IDENTIFICATION

1.1 - Product Identifiers

Catalog Name: M-8330-ADD-3

Description: Picric Acid in Acetonitrile/Methanol Blend

1.2 - Relevant Identified Uses of the Substance or Mixture

Laboratory Chemical Reference Material

1.3 - Supplier Details

Company: AccuStandard, Inc.
125 Market St.
New Haven, CT 06513 USA

Telephone Number: 203-786-5290

Fax: 203-786-5287

Email: edocs@accustandard.com

1.4 - Emergency Telephone Number

Emergency Phone #: AccuStandard, Inc.
1-203-502-7070 (USA)
+001-203-502-7070 (International)

24 hours / 7 days a week

SECTION 2 - HAZARDS IDENTIFICATION

2.1 - GHS Label Elements





Signal Word: Danger

Hazard Codes:

H225 - Highly Flammable (Flammable liquids, category 2)

H315 - Irritating to skin. (Skin corrosion/irritation, category 2)

H319 - Causes severe eye irritation. (Eye damage/irritation, category 2A)

H332 - Harmful if inhaled. (Acute toxicity, inhalation, category 4)

H336 - Overexposure may cause dizziness, nausea, muscle weakness, narcosis and respiratory failure.

H360 - California Proposition 65 Warning: This product contains a component (or components) that may cause birth defects or other reproductive harm in a quantity greater than or equal to 0.1%.

H370 - Causes damage to organs. (Specific target organ toxicity, single exposure, category 1)

Precautionary Codes:

P202 - This product should only by used by persons trained in the safe handling of hazardous chemicals.

P233 - Store in a tightly closed container. (P404)

SECTION 2 - HAZARDS IDENTIFICATION - *continued*

2.1 - GHS Label Elements - *continued*

P260 - Do not breathe vapor.

P262 - Do not get in eyes, on skin or clothing.

P264 - Wash thoroughly after handling. Do not take internally. Eye wash and safety equipment should be readily available.

P284 - Respiratory Protection: If workplace exposure limit(s) of product or any component is exceeded (see TLV/PEL), or a risk assessment shows air-purifying respirators are appropriate, use of a NIOSH/MSHA approved air supplied respirator is advised. Use a full-face respirator with multi-purpose combination (US) or type ABEK (EN14387) respirator cartridges in absence of proper environmental control. Always use respirators and components tested and approved under appropriate government standards such as NIOSH (US) or CEN (EU). Engineering and/or administrative controls should be implemented to reduce exposure.

P338 - Eye contact: Immediately flush with plenty of water. After initial flushing, remove any contact lenses and continue flushing for at least 15 minutes. Assure adequate flushing by separating the eyelids with fingers.

P340 - Inhalation: Remove to fresh air. If not breathing, give artificial respiration. If breathing is difficult, give oxygen. Get medical attention.

P352 - Skin contact: Wash thoroughly with soap and water. Get medical attention if irritation develops or persists.

2.2 - Other Hazards

2.2.1 - Symptom of Exposure Health/Environment

Highly Flammable (Flammable liquids, category 2)

Causes damage to organs. (Specific target organ toxicity, single exposure, category 1)

After ingestion or inhalation, initial symptoms may be only that of mild intoxication, but may become severe after 12 or 18 hours.

Overexposure may cause dizziness, nausea, muscle weakness, narcosis and respiratory failure.

2.2.2 - Potential Health Effects

Causes severe eye irritation. (Eye damage/irritation, category 2A)

Irritating to skin. (Skin corrosion/irritation, category 2)

May be harmful if absorbed through the skin. (Acute toxicity, dermal, category 5)

Irritating to mucous membrane and upper respiratory system.

Harmful if inhaled. (Acute toxicity, inhalation, category 4)

May be harmful if swallowed. (Acute toxicity, oral, category 5)

2.2.3 - Routes of Entry

Inhalation, ingestion or skin contact.

2.2.4 - Carcinogenicity

California Proposition 65 Warning: This product contains a component (or components) that may cause birth defects or other reproductive harm in a quantity greater than or equal to 0.1%.

SECTION 3 - COMPOSITION / ANALYTES DATA

Description: Picric Acid in Acetonitrile/Methanol Blend

			ACGIH -TLV (mg/m³)			OSHA -PEL (mg/m³)		
Analyte	CAS #	% Concentration	TWA	STEL	Skin	TWA	STEL	Skin
Picric acid	88-89-1	0.010	0.1			0.1		
Acetonitrile	75-05-8	49.995				70		
Methanol	67-56-1	49.995				260		

SECTION 10 - STABILITY AND REACTIVITY

Stability: Stable

Materials to Avoid: Acids
Bases
Oxidizers

Hazardous Decomposition: Hydrogen cyanide (HCN); Carbon oxides; Nitrogen oxides Forms HCN when heated to about 120 °C

Hazardous Polymerization: Will not occur

Condition to Avoid: Heat; Contact with ignition sources

SECTION 11 - TOXICOLOGICAL INFORMATION

Human Health Toxicity

See section 2 for specific toxicological information for the ingredients of this product.

LD50 (Oral): N/A

LD50 (Dermal) : N/A

LC50 (Inhalation): N/A

No specific human health toxicity information is available for this product. Information provided is based on similar products.

WARNING: This product contains chemicals known to the state of California to cause birth defects or other reproductive harm.

No other information related to the toxicological properties of this product is available at this time.

SECTION 12 - ECOLOGICAL INFORMATION

Environmental Toxicity

By complying with sections 6 and 7 there should be no release to the environment.

LC50 (Fish): N/A

EC50 (Aquatic Invertebrate): N/A

BCF: N/A

No specific environmental toxicity information is available for this product. It is not expected to be an environmental concern.

No other information related to the ecological properties of this product is available at this time.

SECTION 13 - DISPOSAL CONSIDERATIONS

Recycle or incinerate at any EPA approved facility or dispose in compliance with Federal, State and local regulations. Empty containers must be triple-rinsed prior to disposal.

SECTION 14 - TRANSPORT INFORMATION

Transportation Information (DOT/IATA)

UN Number: UN1993

Class: 3

Packing Group: II

Proper Shipping Name: Flammable liquid, n.o.s. (Acetonitrile, Methanol)

Poison by Inhalation: No

Marine Pollutant: No

SECTION 15 - REGULATORY INFORMATION

WARNING: This product contains chemicals known to the state of California to cause birth defects or other reproductive harm.

All components are listed on the TSCA Inventory.

For laboratory, research and development use only. Not for manufacturing or commercial purposes.

In addition to federal and state regulations, local regulations may apply. Check with your local regulatory authorities.

SECTION 16 - OTHER INFORMATION

This document has been designed to meet the requirements of OSHA, ANSI, GHS and CHIPs regulations. Chemicals are classified using the Globally Harmonized System for Classification and Labeling of Chemicals and CLP Regulation (EC) No. 1272/2008.

The statements contained herein are offered for informational purposes only and are based on technical data that we believe to be accurate. The manufacturer will not assume any liability for the accuracy and completeness of this information. Final determination of the suitability of the material is the responsibility of the user. Although certain hazards are described herein, the user should not presume that these are the only hazards that exist. Since conditions and manner of use are outside of the manufacturers control, we make

NO WARRANTY OF MERCHANTABILITY, EXPRESSED OR IMPLIED, AND ASSUME NO LIABILITY RESULTING FROM ITS USE.

Legend : N/A = Not Available ND = Not Determined NR = Not Regulated

Alteration of any information contained herein without written permission from the manufacturer is strictly prohibited.

HMIS/NFPA HAZARD INDEX

0 - Minimal
1 - Slight
2 - Moderate
3 - Serious
4 - Severe

* - Additional Hazard

GHS HAZARD INDEX

Category 1 - Most Severe
Category 5 - Least Severe

**** End of Document ****

Reagent

8330Surrogate_00110

eurofins | Environment Testing TestAmerica

8330Surrogate_00110

good ✓

Reagent ID: 8330Surrogate_00110

Description:	10ug/mL 1,2-Dinitrobenzene	Expiration Date:	05/17/2020
No. of Bottles:	1	Laboratory:	Eurofins TestAmerica, Denver
Storage Location:	Explosives Prep	Prepared By:	Bourgery, David F
Reagent Volume:	250.000 mL	Solvent:	Acetonitrile
Creation Date:	12/17/2019	Solvent Lot:	ACN_00223
Open Date:			
Container(s):	6017392		
Comment:	Stored Frozen. 6 month expiration date. Take 1mL of 1,2 Dinitrobenzene (8330SurrStock) and Dilute to 100 mL in ACN. Mulitply recipe as needed.		

WL 88127 → C18

POS #6

Reagent Analyte Information

Analyte	Source ID	Source Exp. Date	Source Conc.	Source Conc. Units	Final Conc.	Final Conc. Units
1,2-Dinitrobenzene	8330SurrStkSS_00145	03/31/2023	1000.00000	ug/mL	10.00000	ug/mL
1,2-Dinitrobenzene (Surr)	8330SurrStkSS_00145	03/31/2023	1000.00000	ug/mL	10.00000	ug/mL
1,2-Dinitrobenzene	8330SurrStkSS_00158	07/31/2024	1000.00000	ug/mL	10.00000	ug/mL
1,2-Dinitrobenzene (Surr)	8330SurrStkSS_00158	07/31/2024	1000.00000	ug/mL	10.00000	ug/mL
1,2-Dinitrobenzene	8330SurrStkSS_00160	07/31/2024	1000.00000	ug/mL	10.00000	ug/mL
1,2-Dinitrobenzene (Surr)	8330SurrStkSS_00160	07/31/2024	1000.00000	ug/mL	10.00000	ug/mL
1,2-Dinitrobenzene	8330SurrStkSS_00161	07/31/2024	1000.00000	ug/mL	10.00000	ug/mL
1,2-Dinitrobenzene (Surr)	8330SurrStkSS_00161	07/31/2024	1000.00000	ug/mL	10.00000	ug/mL

Source Reagents

Reagent	Description	Type	Expiration	Vendor	Vendor Lot #	Vendor Cat Lot #	Volume Used	Volume Units
8330SurrStkSS_00145	31453, 1000ug/mL Restek 1,2-DNB SS	ASTD	03/31/23	Restek	A0135839	31453	0.25000	mL
8330SurrStkSS_00158	31453, 1000ug/mL Restek 1,2-DNB SS	ASTD	07/31/24	Restek	A0146866	31453	0.25000	mL
8330SurrStkSS_00160	31453, 1000ug/mL Restek 1,2-DNB SS	ASTD	07/31/24	Restek	A0150790	31453	1.00000	mL
8330SurrStkSS_00161	31453, 1000ug/mL Restek 1,2-DNB SS	ASTD	07/31/24	Restek	A0150790	31453	1.00000	mL

Preliminary Report

Eurofins TestAmerica, Denver

LCS, Lab Control Sample Report

Sample Path: \\chromna\Denver\ChromData\CHHPLC_X\20191220-88127.b\12200006.D
Lims ID: C18column:B16162 Inj. Date: 20-Dec-2019 11:19:02
Worklist ID: 280-0088127-006 Instrument: CHHPLC_X3
Method: 8330_X3

Compound	Amount Added	Amount Recovered	%Rec	Limits 1 3535	Limits 2 3535	Limits 3 3535
$ 9 1,2-Dinitrobenzene	0.4000	0.3843	96.1	83-119	63-127	

Samples for Limit Group: 1, Lims Prep Method: 3535

280-132090-A-2-A	280-132090-A-3-A	280-132090-A-4-A
280-132090-A-5-A	280-132090-A-6-A	280-132090-A-7-A
280-132090-A-8-A	280-132031-A-1-A	280-132031-A-2-A
280-132031-A-3-A	280-132031-A-4-A	280-131963-A-1-B
280-131963-B-2-A	280-131963-A-3-A	280-131963-B-4-A
280-131977-A-1-A	280-131977-B-2-A	280-131977-B-3-A
280-131977-A-4-A	280-131977-A-5-A	280-131977-A-6-A

Samples for Limit Group: 2, Lims Prep Method: 3535

280-131996-A-4-A	280-131996-A-5-A	280-131996-A-6-A
280-131996-A-7-A	280-131996-A-8-A	280-131996-A-9-A
280-131996-A-11-A	280-131996-A-12-A	280-131996-A-13-A
280-131996-A-14-A	280-131996-A-15-A	280-131996-A-1-A
280-131996-A-2-A	280-131996-A-3-A	280-131996-A-10-A

Samples for Limit Group: 3, Lims Prep Method: 3535

280-132013-A-1-A	600-197143-C-1-A	280-131992-C-1-A
280-131988-A-1-A	280-131988-A-2-A	280-131988-A-3-A
280-131988-B-4-A		

Reagent

8330Surrogate_00113

Preliminary Report

Eurofins TestAmerica, Denver

LCS, Lab Control Sample Report

Sample Path: \\chromfs\Denver\ChromData\G2_LUNA\20200508-91364.b\05080006.D

Lims ID: C18column:B15290 Inj. Date: 08-May-2020 15:06:14

Worklist ID: 280-0091364-006 Instrument: CHHPLC_G2_LUNA

Method: G2_8330_Luna

Compound	Amount Added	Amount Recovered	%Rec	Limits 1 3535	Limits 2 3535	Limits 3 3535
$ 10 1,2-Dinitrobenzene	0.2000	0.1859	93.0	63-127	83-119	

Samples for Limit Group: 1, Lims Prep Method: 3535

320-60549-A-1-A 320-60549-A-2-A 320-60549-A-3-A
320-60549-A-4-A 320-60549-A-5-A

Samples for Limit Group: 2, Lims Prep Method: 3535

280-136020-A-1-A 280-136020-A-2-A 600-204374-C-1-A

Samples for Limit Group: 3, Lims Prep Method: 3535

280-136017-A-5-A 280-136017-A-6-A 280-136017-A-7-A
280-136031-A-1-A 280-136031-A-2-A 280-136031-A-3-A
280-136031-A-4-A

Reagent

8330Surrogate_00114

Preliminary Report

Eurofins TestAmerica, Denver

LCS, Lab Control Sample Report

Sample Path: \\chromfs\Denver\ChromData\G2_LUNA\20200507-91339.b\05070004.D

Lims ID: CaCl2_Sol_00054 Inj. Date: 07-May-2020 12:25:53

Worklist ID: 280-0091339-004 Instrument: CHHPLC_G2_LUNA

Method: G2_8330_Luna

Compound	Amount Added	Amount Recovered	%Rec	Limits 1 0B_Sonc_
$ 10 1,2-Dinitrobenzene	0.2000	0.1868	93.4	83-122

Samples for Limit Group: 1, Lims Prep Method: 8330B_Sonc_10g

280-135356-A-2-D

Reagent

8330Surrogate_00116

Preliminary Report

Eurofins TestAmerica, Denver

Recovery Report

Data File:	\\chromfs\Denver\ChromData\CHHPLC_X\20200515-91560.b\05150003.D				
Lims ID:	MeOH=0000129165				
Client ID:					
Sample Type:	Client				
Inject. Date:	15-May-2020 15:31:37	ALS Bottle#:	6	Worklist Smp#:	3
Injection Vol:	100.0 ul	Dil. Factor:	1.0000		
Sample Info:	MeOH=0000129165				
Misc. Info.:	280-0091560-003				
Operator ID:	CB	Instrument ID:	CHHPLC_X3		
Method:	\\chromfs\Denver\ChromData\CHHPLC_X\20200515-91560.b\8330_X3.m				
Limit Group:	GCSV - 8330				
Last Update:	15-May-2020 16:18:31	Calib Date:	18-Mar-2020 14:39:27		
Integrator:	Falcon				
Quant Method:	External Standard	Quant By:	Initial Calibration		
Last ICal File:	\\chromna\Denver\ChromData\CHHPLC_X\20200318-90159.b\03180015.D				
Column 1 :	UltraCarb5uODS (20) (4.60 mm)		Det: LC DAD1B, 254 nm		
Process Host:	CTX0318				

Compound	Amount Added	Amount Recovered	% Rec.
$ 9 1,2-Dinitrobenzene	0.5000	0.4870	97.40

Reagent

8330SurrStkSS_00145

RESTEK
110 Benner Circle
Bellefonte, PA 16823-8812
Tel: (800)356-1688
Fax: (814)353-1309

www.restek.com

CERTIFIED REFERENCE MATERIAL

Certificate of Analysis

ACCREDITED
ISO Guide 34 Accredited
Reference Material Producer
Certificate #3222.01

ACCREDITED
ISO/IEC 17025 Accredited
Testing Laboratory
Certificate #3222.02

FOR LABORATORY USE ONLY-READ SDS PRIOR TO USE.

This Reference Material is intended for Laboratory Use Only as a standard for the qualitative and/or quantitative determination of the analyte(s) listed.

Catalog No. : 31453 **Lot No.:** A0135839

Description : 8330 Surrogate Mix

8330 Surrogate Mix 1000 µg/mL, Methanol, 1mL/ampul

Container Size : 2 mL **Pkg Amt:** > 1 mL

Expiration Date : March 31, 2023 **Storage:** 10°C or colder

CERTIFIED VALUES

Elution Order	Compound		Grav. Conc. (weight/volume)		Expanded Uncertainty (95% C.L.; K=2)		
1	1,2-Dinitrobenzene		1,000.0 µg/mL		+/- 5.9397	µg/mL	Gravimetric
	CAS # 528-29-0	(Lot MKBW2921V)			+/- 56.0822	µg/mL	Unstressed
	Purity 99%				+/- 57.3938	µg/mL	Stressed

Solvent: Methanol
CAS # 67-56-1
Purity 99%

Column:
250mm x 4.6mm
Ultra C18 (cat.# 9174575)

Flow Rate:
1.0 ml/min.

Mobile Phase A:
water:methanol (44:56 V/V)

Mobile Phase B:

Mobile Phase Composition:
100%A

Det. Type:
Wavelength: 210 nm

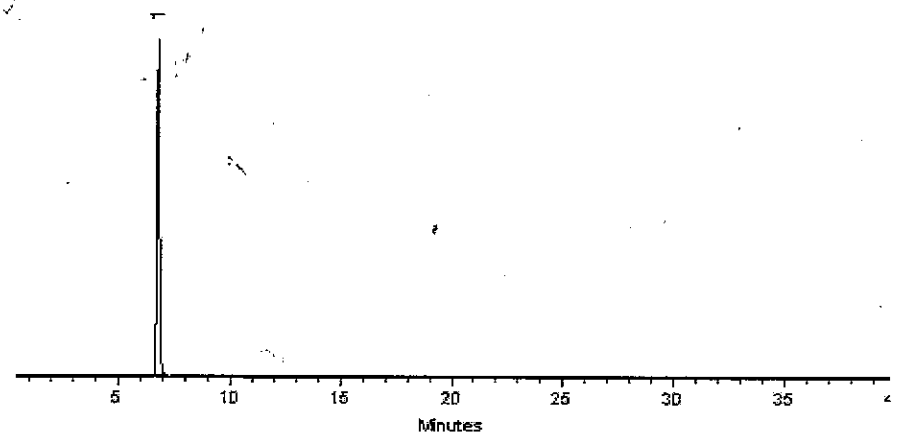

This chromatogram represents a general set of testing conditions chosen for product acceptance. For optimal results in your lab, conditions should be adjusted for your specific instrument, method, and application.

Dustin J Lidgett

Dustin Lidgett - Mix Technician **Date Mixed:** 05-Mar-2018 **Balance:** 1128360905

Jennifer J Pollino

Jennifer Pollino - Operations Tech-ARM QC **Date Passed:** 09-Mar-2018

Manufactured under Restek's ISO 9001:2008 Registered Quality System Certificate #FM 80397

General Certified Reference Material Notes

Expiration Notes:

- Expiration date valid for unopened ampul stored in compliance with the recommended conditions.
- Uncertainty, concentration, and expiration of the CRM are based on the unopened product being stored according to the recommended condition found in the storage field.

Purity Notes:

- Purity and/or chemical identity are determined by one or more of the following techniques: GC/FID, HPLC, GC/μECD, GC/MS, LC/MS, RI, and/or melting point.
- Compounds with a listed purity of less than 99% have been weight corrected to compensate for impurities and/or salts. A correction factor is used to calculate the amount of compound necessary to achieve the desired concentration of the parent compound in solution.
- Purity of isomeric compounds is reported as the sum of the isomers.
- Purity values are rounded to the nearest whole number.

Certified Uncertainty Value Notes:

- The uncertainties are determined in accordance with ISO Guides 34 and 35. The certified combined stressed uncertainty value (includes gravimetric uncertainty, homogeneity between-ampul uncertainty, storage stability uncertainty and shipping stability uncertainty and were combined using the following formula:

$$U_{combined\,stressed} = k\sqrt{U^2_{gravimetric} + U^2_{homogeneity} + U^2_{storage\,stability} + U^2_{shipping\,stability}}$$

k is a coverage factor of 2, which gives a level of confidence of approximately 95%.

- It is important to note that the shipping stability uncertainty was obtained under temperature extremes for specific time intervals; therefore, the certified combined stressed uncertainty value should only be applied to the product if it was stored at non-standard temperature conditions up to and including 7 days. Contact Restek Technical Service at www.restek.com/Contact-Us for use recommendations if your shipment was in-transit for more than 7 days at non-standard temperature conditions.
- Apply the certified combined unstressed uncertainty value if the product was received under standard shipping conditions. Apply the certified combined stressed uncertainty value if the product was received under non-standard conditions as specified below.

Label Conditions	Standard Conditions	Non-Standard Conditions
25°C Nominal (Room Temperature)	< 60°C	≥ 60°C up to 7 days
10°C or colder (Refrigerate)	< 40°C	≥ 40°C up to 7 days
0°C or colder (Freezer)	< 25°C	≥ 25°C up to 7 days

- Separate (not combined) uncertainty values for gravimetric uncertainty are also displayed on the certificate, if needed, separate homogeneity between-ampul uncertainty, storage stability uncertainty and shipping stability uncertainty values are available by contacting Restek Technical Service at www.restek.com/Contact-Us.
- The packaged amount is the minimum sample size for which uncertainty is valid. The ampules are over-filled to ensure that the minimum packaged amount can be sufficiently transferred.

Manufacturing Notes:

- Concentration is based upon gravimetric preparation using either a balance whose calibration has been verified daily using NIST traceable weights, and/or dilutions with Class A glassware.

Handling Notes:

- Stability of the unopened product, when stored in compliance with the recommended conditions, is guaranteed through the expiration displayed on the product label and certificate. Contact Restek for additional opened product stability information, with the knowledge/understanding that open product stability is subject to the specific handling and environmental conditions to which the product is exposed. For your convenience Restek supplies deactivated vials with most standards packed in 2mL ampules. Larger volume deactivated vials are available through Restek as a custom ordered item. Additionally, Restek sells DMDCS for the purpose of glassware deactivation as catalog number 31861, which includes complete instructions.
- If any undissolved material is visible inside the ampul, sonicate the unopened ampul until the material is completely

Reagent

8330SurrStkSS_00157

RESTEK®
110 Benner Circle
Bellefonte, PA 16823-8812
Tel: (800)356-1688
Fax: (814)353-1309

www.restek.com

CERTIFIED REFERENCE MATERIAL

Certificate of Analysis

ACCREDITED
ISO 17034 Accredited
Reference Material Producer
Certificate #3222.01

ACCREDITED
ISO/IEC 17025 Accredited
Testing Laboratory
Certificate #3222.02

FOR LABORATORY USE ONLY-READ SDS PRIOR TO USE.

This Reference Material is intended for Laboratory Use Only as a standard for the qualitative and/or quantitative determination of the analyte(s) listed.

Catalog No. : 31453 **Lot No.:** A0146866

Description : 8330 Surrogate Mix

8330 Surrogate Mix 1000 µg/mL, Methanol, 1mL/ampul

Container Size : 2 mL **Pkg Amt:** > 1 mL

Expiration Date : March 31, 2024 **Storage:** 10°C or colder

CERTIFIED VALUES

Elution Order	Compound	Grav. Conc. (weight/volume)	Expanded Uncertainty (95% C.L.; K=2)		
1	1,2-Dinitrobenzene	1,003.0 µg/mL	+/- 5.9575	µg/mL	Gravimetric
	CAS # 528-29-0 (Lot MKCH6067)		+/- 56.2504	µg/mL	Unstressed
	Purity 99%		+/- 57.5660	µg/mL	Stressed

Solvent: Methanol
CAS # 67-56-1
Purity 99%

Column:
250mm x 4.6mm
Ultra C18 (cat.# 9174575)

Flow Rate:
1.0 ml/min.

Mobile Phase A:
water:methanol (44:56 V/V)

Mobile Phase B:

Mobile Phase Composition:
100%A

Det. Type:
Wavelength: 210 nm

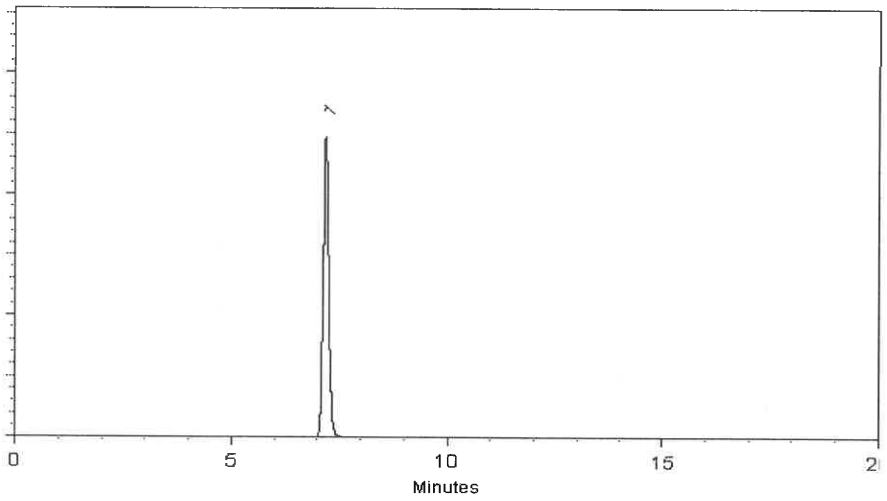

This chromatogram represents a general set of testing conditions chosen for product acceptance. For optimal results in your lab, conditions should be adjusted for your specific instrument, method, and application.

Michael J Maye

Date Mixed: 11-Mar-2019 **Balance:** 1128353505

Fang-Yun Lo - GC Analyst

Date Passed: 14-Mar-2019

Manufactured under Restek's ISO 9001:2015 Registered Quality System Certificate #FM 80397

Reagent

8330SurrStkSS_00158

RESTEK®
110 Benner Circle
Bellefonte, PA 16823-8812
Tel: (800)356-1688
Fax: (814)353-1309

www.restek.com

CERTIFIED REFERENCE MATERIAL

Certificate of Analysis

ACCREDITED
ISO 17034 Accredited
Reference Material Producer
Certificate #3222.01

ACCREDITED
ISO/IEC 17025 Accredited
Testing Laboratory
Certificate #3222.02

FOR LABORATORY USE ONLY-READ SDS PRIOR TO USE.

This Reference Material is intended for Laboratory Use Only as a standard for the qualitative and/or quantitative determination of the analyte(s) listed.

Catalog No. : 31453 **Lot No.:** A0150790

Description : 8330 Surrogate Mix

8330 Surrogate Mix 1000 µg/mL, Methanol, 1mL/ampul

Container Size : 2 mL **Pkg Amt:** > 1 mL

Expiration Date : July 31, 2024 **Storage:** 10°C or colder

CERTIFIED VALUES

Elution Order	Compound	Grav. Conc. (weight/volume)	Expanded Uncertainty (95% C.L.; K=2)		
1	1,2-Dinitrobenzene	1,003.0 µg/mL	+/- 5.9575	µg/mL	Gravimetric
	CAS # 528-29-0 (Lot MKCH6067)		+/- 56.2504	µg/mL	Unstressed
	Purity 99%		+/- 57.5660	µg/mL	Stressed

Solvent: Methanol
CAS # 67-56-1
Purity 99%

Column:
250mm x 4.6mm
Ultra C18 (cat.# 9174575)

Flow Rate:
1.0 ml/min.

Mobile Phase A:
water:methanol (44:56 V/V)

Mobile Phase B:

Mobile Phase Composition:
100%A

Det. Type:
Wavelength: 210 nm

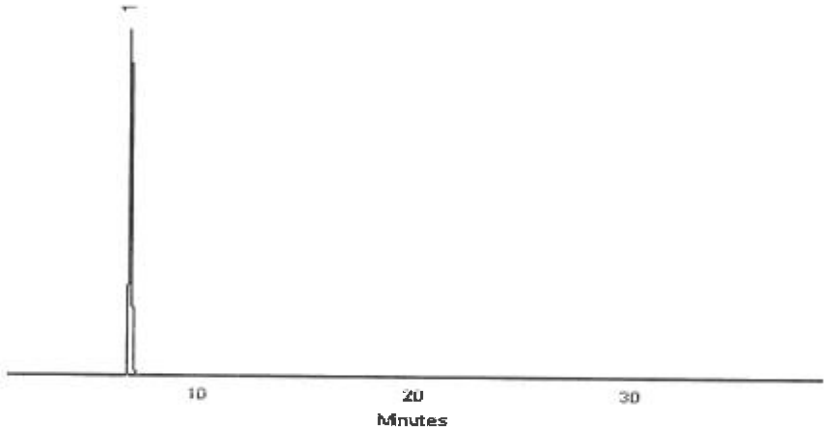

This chromatogram represents a general set of testing conditions chosen for product acceptance. For optimal results in your lab, conditions should be adjusted for your specific instrument, method, and application.

Walker Workman - Operations Technician I

Date Mixed: 12-Jul-2019 **Balance:** 1128360905

Jennifer Pollino - Operations Tech-ARM QC

Date Passed: 16-Jul-2019

Manufactured under Restek's ISO 9001:2015 Registered Quality System Certificate #FM 80397

Reagent

8330SurrStkSS_00160

RESTEK®
110 Benner Circle
Bellefonte, PA 16823-8812
Tel: (800)356-1688
Fax: (814)353-1309

www.restek.com

CERTIFIED REFERENCE MATERIAL

Certificate of Analysis

ACCREDITED
ISO 17034 Accredited
Reference Material Producer
Certificate #3222.01

ACCREDITED
ISO/IEC 17025 Accredited
Testing Laboratory
Certificate #3222.02

FOR LABORATORY USE ONLY-READ SDS PRIOR TO USE.

This Reference Material is intended for Laboratory Use Only as a standard for the qualitative and/or quantitative determination of the analyte(s) listed.

Catalog No. : 31453 **Lot No.:** A0150790

Description : 8330 Surrogate Mix

8330 Surrogate Mix 1000 µg/mL, Methanol, 1mL/ampul

Container Size : 2 mL **Pkg Amt:** > 1 mL

Expiration Date : July 31, 2024 **Storage:** 10°C or colder

CERTIFIED VALUES

Elution Order	Compound	Grav. Conc. (weight/volume)	Expanded Uncertainty (95% C.L.; K=2)		
1	1,2-Dinitrobenzene	1,003.0 µg/mL	+/- 5.9575	µg/mL	Gravimetric
	CAS # 528-29-0 (Lot MKCH6067)		+/- 56.2504	µg/mL	Unstressed
	Purity 99%		+/- 57.5660	µg/mL	Stressed

Solvent: Methanol
CAS # 67-56-1
Purity 99%

Column:
250mm x 4.6mm
Ultra C18 (cat.# 9174575)

Flow Rate:
1.0 ml/min.

Mobile Phase A:
water:methanol (44:56 V/V)

Mobile Phase B:

Mobile Phase Composition:
100%A

Det. Type:
Wavelength: 210 nm

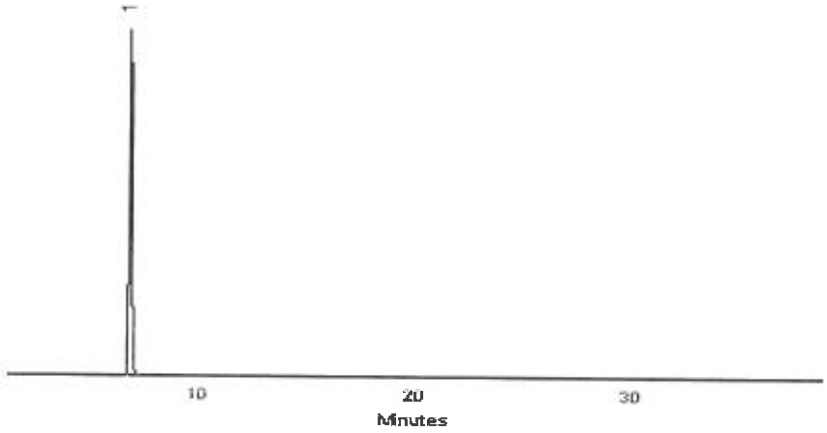

This chromatogram represents a general set of testing conditions chosen for product acceptance. For optimal results in your lab, conditions should be adjusted for your specific instrument, method, and application.

Walker Workman - Operations Technician I

Date Mixed: 12-Jul-2019 **Balance:** 1128360905

Jennifer Pollino - Operations Tech-ARM QC

Date Passed: 16-Jul-2019

Manufactured under Restek's ISO 9001:2015 Registered Quality System Certificate #FM 80397

Reagent

8330SurrStkSS_00161

RESTEK®
110 Benner Circle
Bellefonte, PA 16823-8812
Tel: (800)356-1688
Fax: (814)353-1309

www.restek.com

CERTIFIED REFERENCE MATERIAL

Certificate of Analysis

ACCREDITED
ISO 17034 Accredited
Reference Material Producer
Certificate #3222.01

ACCREDITED
ISO/IEC 17025 Accredited
Testing Laboratory
Certificate #3222.02

FOR LABORATORY USE ONLY-READ SDS PRIOR TO USE.

This Reference Material is intended for Laboratory Use Only as a standard for the qualitative and/or quantitative determination of the analyte(s) listed.

Catalog No. : 31453 **Lot No.:** A0150790

Description : 8330 Surrogate Mix

8330 Surrogate Mix 1000 µg/mL, Methanol, 1mL/ampul

Container Size : 2 mL **Pkg Amt:** > 1 mL

Expiration Date : July 31, 2024 **Storage:** 10°C or colder

CERTIFIED VALUES

Elution Order	Compound	Grav. Conc. (weight/volume)	Expanded Uncertainty (95% C.L.; K=2)		
1	1,2-Dinitrobenzene	1,003.0 µg/mL	+/- 5.9575	µg/mL	Gravimetric
	CAS # 528-29-0 (Lot MKCH6067)		+/- 56.2504	µg/mL	Unstressed
	Purity 99%		+/- 57.5660	µg/mL	Stressed

Solvent: Methanol
CAS # 67-56-1
Purity 99%

Column:
250mm x 4.6mm
Ultra C18 (cat.# 9174575)

Flow Rate:
1.0 ml/min.

Mobile Phase A:
water:methanol (44:56 V/V)

Mobile Phase B:

Mobile Phase Composition:
100%A

Det. Type:
Wavelength: 210 nm

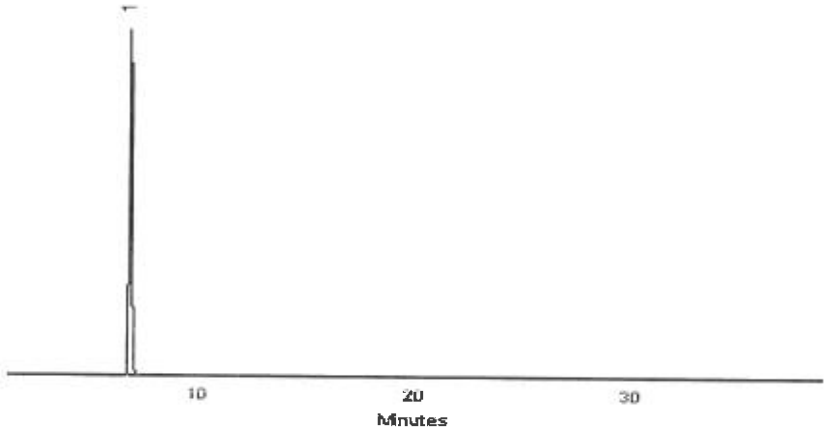

This chromatogram represents a general set of testing conditions chosen for product acceptance. For optimal results in your lab, conditions should be adjusted for your specific instrument, method, and application.

Walker Workman - Operations Technician I

Date Mixed: 12-Jul-2019 **Balance:** 1128360905

Jennifer Pollino - Operations Tech-ARM QC

Date Passed: 16-Jul-2019

Manufactured under Restek's ISO 9001:2015 Registered Quality System Certificate #FM 80397

Reagent

8330SurrStkSS_00162

RESTEK®
110 Benner Circle
Bellefonte, PA 16823-8812
Tel: (800)356-1688
Fax: (814)353-1309

www.restek.com

CERTIFIED REFERENCE MATERIAL

Certificate of Analysis

ACCREDITED
ISO 17034 Accredited
Reference Material Producer
Certificate #3222.01

ACCREDITED
ISO/IEC 17025 Accredited
Testing Laboratory
Certificate #3222.02

FOR LABORATORY USE ONLY-READ SDS PRIOR TO USE.

This Reference Material is intended for Laboratory Use Only as a standard for the qualitative and/or quantitative determination of the analyte(s) listed.

Catalog No. : 31453 **Lot No.:** A0155113

Description : 8330 Surrogate Mix

8330 Surrogate Mix 1000 µg/mL, Methanol, 1mL/ampul

Container Size : 2 mL **Pkg Amt:** > 1 mL

Expiration Date : November 30, 2024 **Storage:** 10°C or colder

CERTIFIED VALUES

Elution Order	Compound		Grav. Conc. (weight/volume)	Expanded Uncertainty (95% C.L.; K=2)		
1	1,2-Dinitrobenzene		1,004.0 µg/mL	+/- 5.9635	µg/mL	Gravimetric
	CAS # 528-29-0	(Lot MKCH6067)		+/- 56.3065	µg/mL	Unstressed
	Purity 99%			+/- 57.6234	µg/mL	Stressed

Solvent: Methanol
CAS # 67-56-1
Purity 99%

Column:
250mm x 4.6mm
Ultra C18 (cat.# 9174575)

Flow Rate:
1.0 ml/min.

Mobile Phase A:
water:methanol (44:56 V/V)

Mobile Phase B:

Mobile Phase Composition:
100%A

Det. Type:
Wavelength: 210 nm

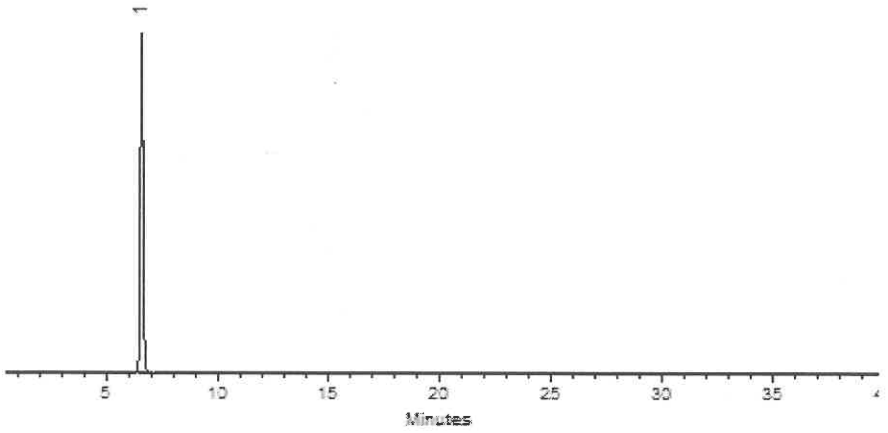

This chromatogram represents a general set of testing conditions chosen for product acceptance. For optimal results in your lab, conditions should be adjusted for your specific instrument, method, and application.

Miranda Kline
Miranda Kline - Operations Technician I

Date Mixed: 15-Nov-2019 **Balance:** 1128342314

Jennifer J Pollino
Jennifer Pollino - Operations Tech-ARM QC

Date Passed: 20-Nov-2019

Manufactured under Restek's ISO 9001:2015
Registered Quality System
Certificate #FM 80397

Reagent

8330SurrStkSS_00163

RESTEK®
110 Benner Circle
Bellefonte, PA 16823-8812
Tel: (800)356-1688
Fax: (814)353-1309

www.restek.com

CERTIFIED REFERENCE MATERIAL

Certificate of Analysis

ACCREDITED
ISO 17034 Accredited
Reference Material Producer
Certificate #3222.01

ACCREDITED
ISO/IEC 17025 Accredited
Testing Laboratory
Certificate #3222.02

FOR LABORATORY USE ONLY-READ SDS PRIOR TO USE.

This Reference Material is intended for Laboratory Use Only as a standard for the qualitative and/or quantitative determination of the analyte(s) listed.

Catalog No. : 31453 **Lot No.:** A0155113

Description : 8330 Surrogate Mix

8330 Surrogate Mix 1000 µg/mL, Methanol, 1mL/ampul

Container Size : 2 mL **Pkg Amt:** > 1 mL

Expiration Date : November 30, 2024 **Storage:** 10°C or colder

CERTIFIED VALUES

Elution Order	Compound		Grav. Conc. (weight/volume)	Expanded Uncertainty (95% C.L.; K=2)		
1	1,2-Dinitrobenzene		1,004.0 µg/mL	+/- 5.9635	µg/mL	Gravimetric
	CAS # 528-29-0	(Lot MKCH6067)		+/- 56.3065	µg/mL	Unstressed
	Purity 99%			+/- 57.6234	µg/mL	Stressed

Solvent: Methanol
CAS # 67-56-1
Purity 99%

Column:
250mm x 4.6mm
Ultra C18 (cat.# 9174575)

Flow Rate:
1.0 ml/min.

Mobile Phase A:
water:methanol (44:56 V/V)

Mobile Phase B:

Mobile Phase Composition:
100%A

Det. Type:
Wavelength: 210 nm

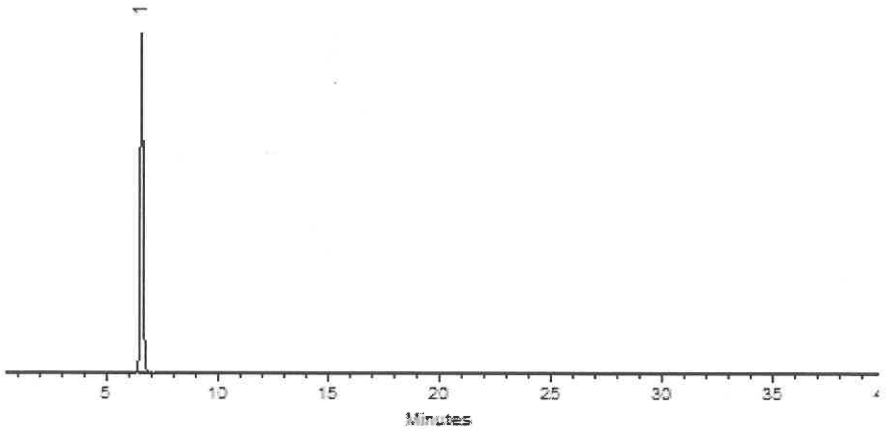

This chromatogram represents a general set of testing conditions chosen for product acceptance. For optimal results in your lab, conditions should be adjusted for your specific instrument, method, and application.

Miranda Kline
Miranda Kline - Operations Technician I

Date Mixed: 15-Nov-2019 **Balance:** 1128342314

Jennifer J Pollino
Jennifer Pollino - Operations Tech-ARM QC

Date Passed: 20-Nov-2019

Manufactured under Restek's ISO 9001:2015
Registered Quality System
Certificate #FM 80397

Reagent

8330SurrStkSS_00164

RESTEK®
110 Benner Circle
Bellefonte, PA 16823-8812
Tel: (800)356-1688
Fax: (814)353-1309

www.restek.com

CERTIFIED REFERENCE MATERIAL

Certificate of Analysis

ACCREDITED
ISO 17034 Accredited
Reference Material Producer
Certificate #3222.01

ACCREDITED
ISO/IEC 17025 Accredited
Testing Laboratory
Certificate #3222.02

FOR LABORATORY USE ONLY-READ SDS PRIOR TO USE.

This Reference Material is intended for Laboratory Use Only as a standard for the qualitative and/or quantitative determination of the analyte(s) listed.

Catalog No. : 31453 **Lot No.:** A0155113

Description : 8330 Surrogate Mix

8330 Surrogate Mix 1000 µg/mL, Methanol, 1mL/ampul

Container Size : 2 mL **Pkg Amt:** > 1 mL

Expiration Date : November 30, 2024 **Storage:** 10°C or colder

CERTIFIED VALUES

Elution Order	Compound		Grav. Conc. (weight/volume)	Expanded Uncertainty (95% C.L.; K=2)		
1	1,2-Dinitrobenzene		1,004.0 µg/mL	+/- 5.9635	µg/mL	Gravimetric
	CAS # 528-29-0	(Lot MKCH6067)		+/- 56.3065	µg/mL	Unstressed
	Purity 99%			+/- 57.6234	µg/mL	Stressed

Solvent: Methanol
CAS # 67-56-1
Purity 99%

Column:
250mm x 4.6mm
Ultra C18 (cat.# 9174575)

Flow Rate:
1.0 ml/min.

Mobile Phase A:
water:methanol (44:56 V/V)

Mobile Phase B:

Mobile Phase Composition:
100%A

Det. Type:
Wavelength: 210 nm

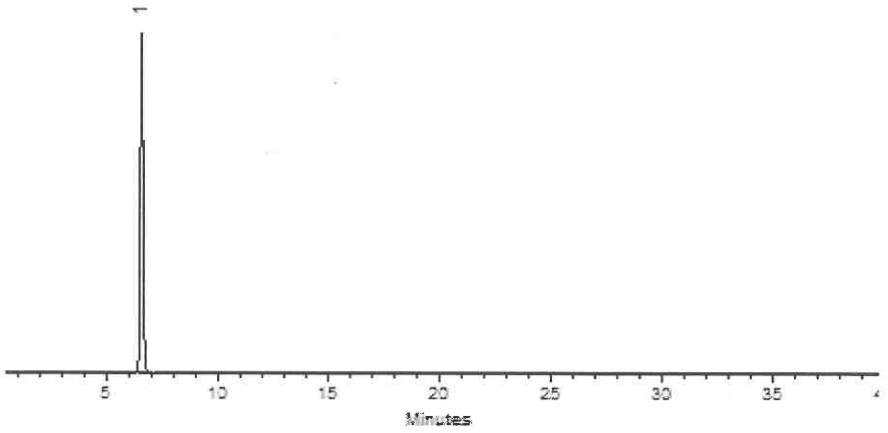

This chromatogram represents a general set of testing conditions chosen for product acceptance. For optimal results in your lab, conditions should be adjusted for your specific instrument, method, and application.

Miranda Kline
Miranda Kline - Operations Technician I

Date Mixed: 15-Nov-2019 **Balance:** 1128342314

Jennifer J Pollino
Jennifer Pollino - Operations Tech-ARM QC

Date Passed: 20-Nov-2019

Manufactured under Restek's ISO 9001:2015
Registered Quality System
Certificate #FM 80397

Reagent

8330SurrStkSS_00168

RESTEK®
110 Benner Circle
Bellefonte, PA 16823-8812
Tel: (800)356-1688
Fax: (814)353-1309

www.restek.com

CERTIFIED REFERENCE MATERIAL

Certificate of Analysis

ACCREDITED
ISO 17034 Accredited
Reference Material Producer
Certificate #3222.01

ACCREDITED
ISO/IEC 17025 Accredited
Testing Laboratory
Certificate #3222.02

FOR LABORATORY USE ONLY-READ SDS PRIOR TO USE.

This Reference Material is intended for Laboratory Use Only as a standard for the qualitative and/or quantitative determination of the analyte(s) listed.

Catalog No. : 31453 **Lot No.:** A0155113

Description : 8330 Surrogate Mix

8330 Surrogate Mix 1000 µg/mL, Methanol, 1mL/ampul

Container Size : 2 mL **Pkg Amt:** > 1 mL

Expiration Date : November 30, 2024 **Storage:** 10°C or colder

CERTIFIED VALUES

Elution Order	Compound		Grav. Conc. (weight/volume)	Expanded Uncertainty (95% C.L.; K=2)		
1	1,2-Dinitrobenzene		1,004.0 µg/mL	+/- 5.9635	µg/mL	Gravimetric
	CAS # 528-29-0	(Lot MKCH6067)		+/- 56.3065	µg/mL	Unstressed
	Purity 99%			+/- 57.6234	µg/mL	Stressed

Solvent: Methanol
CAS # 67-56-1
Purity 99%

Column:
250mm x 4.6mm
Ultra C18 (cat.# 9174575)

Flow Rate:
1.0 ml/min.

Mobile Phase A:
water:methanol (44:56 V/V)

Mobile Phase B:

Mobile Phase Composition:
100%A

Det. Type:
Wavelength: 210 nm

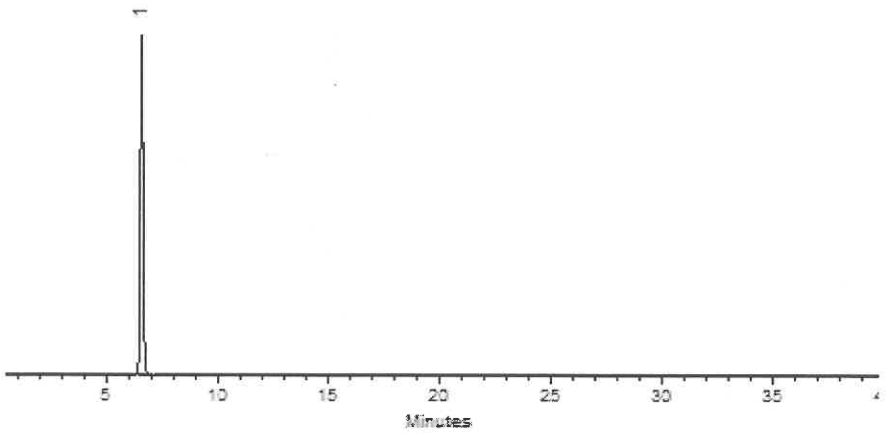

This chromatogram represents a general set of testing conditions chosen for product acceptance. For optimal results in your lab, conditions should be adjusted for your specific instrument, method, and application.

Miranda Kline
Miranda Kline - Operations Technician I

Date Mixed: 15-Nov-2019 **Balance:** 1128342314

Jennifer J Pollino
Jennifer Pollino - Operations Tech-ARM QC

Date Passed: 20-Nov-2019

Manufactured under Restek's ISO 9001:2015
Registered Quality System
Certificate #FM 80397

Reagent

8330SurrStkSS_00169

RESTEK®
110 Benner Circle
Bellefonte, PA 16823-8812
Tel: (800)356-1688
Fax: (814)353-1309

www.restek.com

CERTIFIED REFERENCE MATERIAL

Certificate of Analysis

ACCREDITED
ISO 17034 Accredited
Reference Material Producer
Certificate #3222.01

ACCREDITED
ISO/IEC 17025 Accredited
Testing Laboratory
Certificate #3222.02

FOR LABORATORY USE ONLY-READ SDS PRIOR TO USE.

This Reference Material is intended for Laboratory Use Only as a standard for the qualitative and/or quantitative determination of the analyte(s) listed.

Catalog No. : 31453 **Lot No.:** A0155113

Description : 8330 Surrogate Mix

8330 Surrogate Mix 1000 µg/mL, Methanol, 1mL/ampul

Container Size : 2 mL **Pkg Amt:** > 1 mL

Expiration Date : November 30, 2024 **Storage:** 10°C or colder

CERTIFIED VALUES

Elution Order	Compound	Grav. Conc. (weight/volume)	Expanded Uncertainty (95% C.L.; K=2)		
1	1,2-Dinitrobenzene	1,004.0 µg/mL	+/- 5.9635	µg/mL	Gravimetric
	CAS # 528-29-0 (Lot MKCH6067)		+/- 56.3065	µg/mL	Unstressed
	Purity 99%		+/- 57.6234	µg/mL	Stressed

Solvent: Methanol
CAS # 67-56-1
Purity 99%

Column:
250mm x 4.6mm
Ultra C18 (cat.# 9174575)

Flow Rate:
1.0 ml/min.

Mobile Phase A:
water:methanol (44:56 V/V)

Mobile Phase B:

Mobile Phase Composition:
100%A

Det. Type:
Wavelength: 210 nm

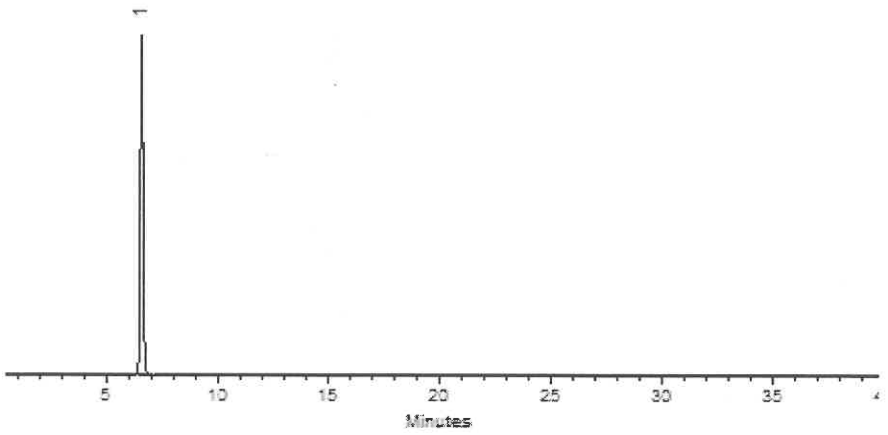

This chromatogram represents a general set of testing conditions chosen for product acceptance. For optimal results in your lab, conditions should be adjusted for your specific instrument, method, and application.

Miranda Kline
Miranda Kline - Operations Technician I

Date Mixed: 15-Nov-2019 **Balance:** 1128342314

Jennifer J Pollino
Jennifer Pollino - Operations Tech-ARM QC

Date Passed: 20-Nov-2019

Manufactured under Restek's ISO 9001:2015
Registered Quality System
Certificate #FM 80397

Reagent

8330SurrStock_00164

125 Market Street
New Haven, CT 06513
USA

AccuStandard®

Tel (203)786-5290
Fax (203)786-5287
www.AccuStandard.com

CERTIFICATE OF ANALYSIS

Catalog No: M-8330-SS
Description: 1,2-Dinitrobenzene
Lot: 216071012
Solvent: Methanol
Hazards: **HIGHLY FLAMMABLE** - *Refer to SDS for safety info*



Danger 2

Date Certified: Jul 1, 2016
Expiration: Jul 1, 2026
Sample Size: 1 mL
Components: 1
Storage Condition: Ambient (>5 °C)

Included on ISO/IEC 17025 Scope of Accreditation: Yes

Included on ISO Guide 34 Scope of Accreditation: Yes

Component	CAS #	Purity % (GC/FID)	Prepared Concentration[1] (µg/mL)	Certified Analyte Concentration[2] (µg/mL)
1,2-Dinitrobenzene	528-29-0	100.0	100.1	1001

SAMPLE

A product with a suffix (-1A, -2B, etc. or -01, -02, etc.) on its lot number has had its expiration date extended and is identical to the same lot number without the suffix.

[1] All weights are traceable through NIST, Test No. 822-275872-11

[2] Certified Analyte Concentration = Purity x Prepared Concentration. The Uncertainty associated with the gravimetric values reported on this certificate is ±0.24%. The CRM Uncertainty calculated for this product is ±5%. These values are the expanded uncertainty and represent an estimated standard deviation equal to the positive square root of the total variation of the uncertainty of components. A normal distribution is assumed and a coverage factor of K=2 is chosen using approximately a 95% confidence level.

Labels and certificates follow U.S. Conventions in reporting numerical values: A comma (,) is used to separate units of one-thousand or greater. A period (.) is used as a decimal place marker.

See reverse side for additional information

Certified By: _____
Larry Decker, Organic QC Manager

For use in routine laboratory analysis.

AccuStandard is accredited to ISO 17034, ISO/IEC 17025 and certified to ISO 9001:2015

QR-ORG/INO-001
Rev. 5/18

Reagent

Alk stk std_00017

ThermoFisher SCIENTIFIC

Certificate of Analysis

1 Reagent Lane
Fair Lawn, NJ 07410
201.796.7100 tel
201.796.1329 fax

Thermo Fisher Scientific's Quality System has been found to conform to Quality Management System Standard ISO9001:2015 by SAI Global Certificate Number CERT – 0120632

This is to certify that units of the lot number below were tested and found to comply with the specifications of the grade listed. Certain data have been supplied by third parties. Thermo Fisher Scientific expressly disclaims all warranties, expressed or implied, including the implied warranties of merchantability and fitness for a particular purpose. Products are for research use or further manufacturing. Not for direct administration to humans or animals. It is the responsibility of the final formulator and end user to determine suitability based upon the intended use of the end product. Products are tested to meet the analytical requirements of the noted grade. The following information is the actual analytical results obtained.

Catalog Number	SS148	Quality Test / Release Date	03/20/2019
Lot Number	191517	Expiration Date	Mar/2021
Description	SODIUM CARBONATE SOLUTION, 1N		
Country of Origin	United States		
Chemical Origin			
BSE/TSE Comment			
Chemical Comment			

N/A			
Result Name	Units	Specifications	Test Value
APPEARANCE		REPORT	Clear, Colorless liquid
NORMALITY		Inclusive Between 0.995 - 1.000	0.999
COLOR	APHA	<= 5	<5
IDENTIFICATION	PASS/FAIL	= PASS TEST	PASS TEST

Teresa Bailey-Wyche

Quality Assurance Specialist - Certificate of Analysis Fair Lawn

Note: The data listed is valid for all package sizes of this lot of this product, expressed as an extension of this catalog number listed above.
If there are any questions with this certificate, please call at (800) 227-6701.
*Based on suggested storage condition.

Reagent

IC BR ICV_00018

RICCA CHEMICAL COMPANY®

1841 Broad Street
Pocomoke City, MD 21851
http://www.riccachemical.com
1-888-GO-RICCA
customerservice@riccachemical.com

Certificate of Analysis

Bromide Standard, 1000 ppm Br^-

Lot Number: 2907E22 **Product Number:** 1180

Manufacture Date: JUL 23, 2019
Expiration Date: JAN 2021

The certified value reported is the prepared value based upon the method of preparation of the material. The uncertainty in the prepared value is based upon the volumetric method of preparation.

Name	CAS#	Grade
Water	7732-18-5	ACS/ASTM/USP/EP
Sodium Bromide	7647-15-6	High Purity

Test	Specification	Result
Appearance	Colorless liquid	Passed
Bromide (Br)	995-1005 ppm	1000 ppm

Specification	Reference
Bromide Solution, Standard (1 mL = 1 mg Br-)	ASTM (D 3869 D)
Standard Bromide Solution, 1000 mg/L	APHA (4110 B)
Bromide Stock Solution (1.00 mL = 1.00 mg Br-)	EPA (SW-846) (9056)
Sodium Bromide Standard Solution, 1000 mg/L	ASTM (D 1246)
Bromide Stock Solution (1.00 mL = 1.00 mg Br?)	ASTM (D 4327)

Volumetric glassware complies with Class A tolerance requirements of ASTM E 288 and NIST Circular 434; it is calibrated before first use and recalibrated regularly in accordance with ASTM E 542 and NIST Procedure NBSIR 74-461. Balances are calibrated regularly with weights certified traceable to the NIST national mass standard. Thermometers and temperature probes are calibrated before first use and recalibrated regularly with a thermometer traceable to NIST standards. All products are prepared according to master documents that assure manufacture according to validated methods. Batch records document raw material traceability and production and testing history for each lot manufactured.

Part Number	Size / Package Type	Shelf Life (Unopened Container
1180-16	500 mL natural poly	18 months
1180-4	120 mL natural poly	18 months
1180-8	250 mL natural poly	18 months

Recommended Storage: 15°C - 30°C (59°F - 86°F)

Sharon Travers (07/23/2019)
Quality Control Supervisor
This Certificate of Analysis is designed to comply with ISO Guide 31 "Reference Materials -- Contents of Certificates and Labels."

This test report shall not be reproduced, except in full, without the written approval of Ricca Chemical Company.

Reagent

IC CL cal_00060

ACCREDITED
Reference Materials Producer
Cert #2495.01

SPEXertificate®

Certificate of Reference Material

ACCREDITED
Chemical Testing
Cert #2495.02

Catalog Number: AS-CL9-2X **Lot No.** 4-176CL-2X

Description: 1000 µg/mL Chloride

Matrix: H_2O

This **Ion Chromatography** Certified Reference Material, CRM, is intended primarily for use as a calibration standard or quality control standard for ion chromatography instrumentation. It can be employed in USEPA, ASTM and other methods relevant to the certified properties listed below.

Certified Value: 1001 µg/mL ±5 µg/mL

Certified Value is Traceable to: 3182*

* - indicates NIST SRM † - indicates SPEX CertiPrep CRM (when NIST SRM is not available) ‡ - prepared gravimetrically

The CRM is prepared gravimetrically using high purity Sodium Chloride, Lot# 09141H. The certified value listed is the average of values obtained by classical wet assay and ion chromatography analysis.

Refer to side 2 for details of measurement uncertainties.

Classical Wet Assay: 1004 µg/mL

Method: Precipitation using Silver Nitrate. Filter, dry and weigh as AgCl.

Instrumental Analysis by Ion Chromatography: 997 µg/mL

Uncertified Properties

Trace Ionic Impurities in the Actual Solution via IC Analysis:

Element	µg/mL	Element	µg/mL
Br^-	<0.01	NO_3^-	<0.06
F^-	<0.05	$PO4^{-3}$	<0.03
NO_2^-	<0.05	$SO4^{-2}$	<0.08

Balances are calibrated regularly with weight sets traceable to NIST #32856, #32867 and others. This CRM is guaranteed stable and accurate to +/- 0.5% of the certified value. This includes uncertainty components due to preparation, homogeneity by the most precise method, and short-term and long-term stability. This guarantee is valid for a period of one year from the date of certification only when the material is kept tightly capped and stored under ambient laboratory conditions.

Date of Certification: JAN - - 2020 Certifying Officer: Katherine Cullinan

Katherine Cullinan, QC Manager

© 2018 SPEX CertiPrep, LLC

Report of Certification

This Certified Reference Material (CRM) has been prepared and certified under an ISO 9001 (certified by DQS), ISO 17025 (accredited by A2LA) and ISO 17034 (accredited by A2LA) quality system consistent with the following guides:

- ISO 9001: Quality management systems – Requirements
- ISO/IEC 17025: General requirements for the competence of testing and calibration laboratories
- ISO 17034: General requirements for the competence of reference material producers
- ISO Guide 30: Reference Materials – Selected terms and definitions
- ISO Guide 31: Reference Materials – Contents of certificates and labels
- ISO Guide 35: Reference Materials – General and principals for certification
- Guide to the Expression of Uncertainty in Measurement, 2008
- EURACHEM/CITAC Guide: Qualifying Uncertainty in Analytical Measurement – Third Edition
- NIST Technical Note 1297

Material Source:

All analytes and matrix materials are obtained and verified by SPEX CertiPrep from pre-qualified vendors as per ISO 9001, ISO 17025, and ISO 17034 guidelines. Vendor identifications are proprietary; however, sources of all materials used in the preparation and testing of SPEX CertiPrep CRMs are tracked and documented. For further assistance, please contact Sales Support at crmsales@spexcsp.com.

Instructions for Use:

Primary usage of this CRM is in neat form or diluted serially with matrix of a purity at or greater than the purity of the original matrix solution. If dilution is required, the diluent must be compatible with all certified analytes and contain stabilizers appropriate for the period of intended use. The CRM can also be used as a spike or with a spike, again with appropriate compatibility considerations. All solutions should be thoroughly mixed, by shaking, prior to use and never pipetted directly from the bottle. Do not return excess solution to the bottle. All surfaces that come in contact with the solution must be thoroughly cleaned and leached prior to use. Dilutions should be performed only with Class A volumetric glassware. See SDS for health and safety information.

Method of Preparation:

Clean laboratory procedures and techniques have been used throughout the preparation. All materials, equipment, analytical instrumentation and personnel have been qualified prior to use. The highest purity acids applicable, 18 megohm, double deionized water, acid-leached triple-rinsed bottles (where appropriate), and Class A/calibrated volumetrics have been used in all preparations.

Homogeneity:

The homogeneity of the CRM has been confirmed by procedures consistent with ISO 17025, ISO 17034, and ASTM D6362-98 Appendix X2. Random, replicate samples of the final, packaged material have been analyzed to prove homogeneity in accordance with our internal procedure 4600-HOMOGEN-1A. Since the product is highly homogeneous, any sample size taken for analysis would be within the uncertainty budget. This is consistent with the intended use of the CRM.

Statistical Estimator and Confidence Limits:

The certified value 'X' listed on the reverse of this document is at the 95% level of confidence and can be expressed as:

- $X = x \pm U$ where X=certified value, U=expanded uncertainty, x=property value
- $U = ku_c$ where k=2 is the coverage factor at the 95% confidence level
- u_c=combined standard uncertainty obtained by combining the individual element standard uncertainty components u_i, and $u_c = \sqrt{\Sigma u_i^2}$

Certification Report:

All certified values reported were derived from the Certification Report, SPEX CertiPrep's traceability documentation, identified by the lot number of this CRM. During the stated period of validity, the purchaser will be notified if this product is recalled due to any significant changes in the stability of the solution. For further assistance, please contact Sales Support at crmsales@spexcsp.com.

Legal Notice:

SPEX CertiPrep reference materials are not for any cosmetic, drug or household application and are to be used only by qualified individuals who are trained in appropriate procedures. No claims against SPEX CertiPrep, LLC. of any kind whatsoever, whether based on breach of warranty, alleged negligence, or otherwise, with respect to this Reference Material shall be greater than the purchase price. In no event shall SPEX CertiPrep, LLC. be liable for any loss of profits or any incidental, special, or consequential damages.

Reagent

IC FL cal_00014

RICCA CHEMICAL COMPANY®

1490 Lammers Pike
Batesville, IN 47006
http://www.riccachemical.com
1-888-GO-RICCA
customerservice@riccachemical.com

Certificate of Analysis

Fluoride Standard, 1000 ppm F^-

Lot Number: 4905E80 **Product Number:** 3173

Manufacture Date: MAY 23, 2019
Expiration Date: NOV 2020

The certified value reported is the prepared value based upon the method of preparation of the material. The uncertainty in the prepared value is based upon the volumetric method of preparation.
The concentration is confirmed by Fluoride ISE and is certified traceable to NIST SRM 2203.

Name	CAS#	Grade
Water	7732-18-5	ACS/ASTM/USP/EP
Sodium Fluoride	7681-49-4	High Purity

Test	Specification	Result
Appearance	Colorless liquid	Passed
Fluoride (F)	995-1005 ppm	1000 ppm

Specification	Reference
Fluoride Solution, Stock (1.00 mL = 1.00 mg F)	ASTM (D 5542)
Fluoride Stock Solution (1.00 mL = 1.00 mg F-)	EPA (SW-846) (9056)
Fluoride Calibration Stock Solution (1,000 mg/L F-)	EPA (SW-846) (9214)
Stock Solution, 1.0 mL = 1.0 mg F	EPA (340.3)
Fluoride Solution, Stock (1.00 mL = 1.00 mg F)	ASTM (D 5996)
Fluoride Stock Solution (1.00 mL = 1.00 mg F?)	ASTM (D 4327)
Fluoride Stock Standard Solution (1 mg of F in 1 mL)	ACS (N/A)

Volumetric glassware complies with Class A tolerance requirements of ASTM E 288 and NIST Circular 434; it is calibrated before first use and recalibrated regularly in accordance with ASTM E 542 and NIST Procedure NBSIR 74-461. Balances are calibrated regularly with weights certified traceable to the NIST national mass standard. Thermometers and temperature probes are calibrated before first use and recalibrated regularly with a thermometer traceable to NIST standards. All products are prepared according to master documents that assure manufacture according to validated methods. Batch records document raw material traceability and production and testing history for each lot manufactured.

Part Number	Size / Package Type	Shelf Life (Unopened Container)
3173-16	500 mL natural poly	18 months

Recommended Storage: 15°C - 30°C (59°F - 86°F)

Jim Gibbs (05/23/2019)
Quality Control Supervisor
This Certificate of Analysis is designed to comply with ISO Guide 31 "Reference Materials -- Contents of Certificates and Labels."

This test report shall not be reproduced, except in full, without the written approval of Ricca Chemical Company.

Reagent

IC MS/MSD S04_00005

Fisher Scientific

1 Reagent Lane
Fair Lawn, NJ 07410
201.796.7100 tel
201.796.1329 fax

Certificate of Analysis

Fisher Scientific's Quality System has been found to conform to Quality Management System Standard ISO9001:2008 standard by SAI Global Certificate Number CERT - 0064970

This is to certify that units of the lot number below were tested and found to comply with the specifications of the grade listed. Certain data have been supplied by third parties. Fisher Scientific expressly disclaims all warranties, expressed or implied, including the implied warranties of merchantability and fitness for a particular purpose. Certain products (USP/FCC/NF/EP/BP/JP grades) are sold for use in food, drug, or medical device manufacturing. Fisher does not claim regulatory coverage under 21 CFR nor maintain DMF's with the FDA. The following are the actual analytical results obtained:

Catalog Number	**P304**	**Quality Test / Release Date**	**3/2/2015**
Lot Number	**147276**		
Description	**POTASSIUM SULFATE, CRYSTAL, CERTIFIED, A.C.S.**		
Country of Origin	**India**	*** Suggested Retest Date**	**Feb-2020**
Chemical Origin	**Inorganic-non animal**		
BSE/TSE Comment	This product is not manufactured from, or with, any type of animal product, nor any derivative of an animal product. As such, this product should not be considered a vector for BSE or TSE.		

Result name	Units	Specifications	Test Value
APPEARANCE		REPORT	FINE WHITE CRYSTALS
ASSAY	%	>= 99	99.4
CALCIUM	%	<= 0.01	<0.010
CHLORIDE	%	<= 0.001	<0.0010
HEAVY METALS (as Pb)	ppm	<= 5	<5.0
IDENTIFICATION	PASS/FAIL	= PASS TEST	PASS TEST
INSOLUBLE MATTER	%	<= 0.01	<0.010
IRON (Fe)	ppm	<= 5	<5.0
MAGNESIUM	%	<= 0.005	<0.0050
NITROGEN COMPOUNDS	ppm	<= 5	<5
PH 5% SOLUTION @ 25 DEG C		Inclusive Between 5.5 - 8.5	5.5
SODIUM (Na)	%	<= 0.02	<0.020



Lab Manager Fair Lawn

Note: The data listed is valid for all package sizes of this lot of this product, expressed as a extension of this catalog number listed above. If there are any questions with this certificate, please call Chemical Services at (800) 227-6701.
*Based on suggested storage condition.

Reagent

IC SO4 ICV_00021

ERA

A Waters Company

Certificate of Analysis

PRODUCT:	1000 mg/L Sulfate (SO_4)
CATALOG NUMBER:	062 -125 mL; 995 - 500 mL
LOT NUMBER:	100819m
ISSUE DATE:	August 23, 2019
REVISION DATE:	Original
STARTING MATERIAL:	Potassium Sulfate (K_2SO_4)
CERTIFIED CONCENTRATION[1]:	1000 mg/L
UNCERTAINTY[2]:	0.6%
MATRIX:	18 megohm deionized water
DENSITY:	0.9986 ± 0.0010 g/mL at 19.7°C and 757 mm Hg
TRACEABILITY[3]:	97.6%
NIST/SRM:	3181 Sulfate
VERIFICATION METHOD:	Ion Chromatography
STORAGE:	Store at 20-25°C

1. The **Certified Concentration** is the actual made-to concentration confirmed by ERA analytical verification.

2. The stated **Uncertainty** is the total propagated uncertainty at the 95% confidence interval. The uncertainty is based on the preparation of the product and includes uncertainty related to the starting material used and the volumetric and gravimetric measurements made. The method of calculating uncertainty is taken from the ISO Guide to the Expression of Uncertainty in Measurement (current version). The uncertainty applies to the product as supplied and does not take into account any required or optional dilutions and/or preparations the laboratory may perform while using this product.

3. Traceability ((% Recovery Certified Standard)/(% Recovery NIST SRM))* 100.

The traceability data shown were compiled by analyzing the ERA standards or their associated stock solutions against the applicable NIST SRMs. Where a NIST SRM is not available, the product is metrologically traceable through an unbroken chain of calibrations to NIST weights, each having stated uncertainties and utilizing measurement standards that are appropriate for the physical and/or chemical property being measured.

This standard **expires 08/06/2021**. The certified values are monitored and purchasers will be notified of any significant changes resulting in recertification or withdrawal of this certified reference material during the period of validity of this certificate.

This product is intended to be used as either a calibration standard or a quality control check of the entire analytical process for the analytes/matrix included in the standard.

If you have any questions or need technical assistance, please call ERA technical assistance at 1-800-372-0122 or email to info@eraqc.com

Certifying Officer: Brian Miller - Product Line Manager

ISO/IEC GUIDE 34:2009 ACCREDITED
REFERENCE MATERIAL PRODUCER
CERTIFICATE NO. 1539.03

ISO/IEC 17025:2005 ACCREDITED
CHEMICAL TESTING LABORATORY
CERTIFICATE NO. 1539.02

16341 Table Mtn Pkwy, Golden, CO 80403 800-372-0122 fax: 303-421-0159 www.eraqc.com

Reagent

IC sulfatecal_00057

ACCREDITED
Reference Materials Producer
Cert #2495.01

SPEXertificate®

Certificate of Reference Material

ACCREDITED
Chemical Testing
Cert #2495.02

Catalog Number: AS-SO49-2X **Lot No.** 4-197SO4-2X

Description: 1000 µg/mL Sulfate

Matrix: H_2O

EXPIRES JUN. 30, 2020

This **Ion Chromatography** Certified Reference Material, CRM, is intended primarily for use as a calibration standard or quality control standard for ion chromatography instrumentation. It can be employed in USEPA, ASTM and other methods relevant to the certified properties listed below.

Certified Value: 1001 µg/mL ±5 µg/mL

Certified Value is Traceable to: 3181*

* - indicates NIST SRM † - indicates SPEX CertiPrep CRM (when NIST SRM is not available) ‡ - prepared gravimetrically

The CRM is prepared gravimetrically using high purity Potassium Sulfate, Lot# MAN1018SO4. The certified value listed is the average of values obtained by classical wet assay and ion chromatography analysis.

Refer to side 2 for details of measurement uncertainties.

Classical Wet Assay: 1002 µg/mL

Method: Precipitation using Barium Chloride. Filter, ignite, and weigh as BaSO4.

Instrumental Analysis by Ion Chromatography: 999 µg/mL

Uncertified Properties

Trace Ionic Impurities in the Actual Solution via IC Analysis:

Element	µg/mL	Element	µg/mL
Br^-	<0.006	NO_2^-	<0.004
Cl^-	<0.01	NO_3^-	<0.006
F^-	<0.008	$PO4^{-3}$	<0.01

Balances are calibrated regularly with weight sets traceable to NIST #32856, #32867 and others. This CRM is guaranteed stable and accurate to +/- 0.5% of the certified value. This includes uncertainty components due to preparation, homogeneity by the most precise method, and short-term and long-term stability. This guarantee is valid for a period of one year from the date of certification only when the material is kept tightly capped and stored under ambient laboratory conditions.

Date of Certification: JUN -- 2019

Certifying Officer: Katherine Cullinan

Katherine Cullinan, QC Manager

Page 1 of 2
Rev. 0

© 2018 SPEX CertiPrep, LLC

Report of Certification

This Certified Reference Material (CRM) has been prepared and certified under an ISO 9001 (certified by DQS), ISO 17025 (accredited by A2LA) and ISO 17034 (accredited by A2LA) quality system consistent with the following guides:

- ISO 9001: Quality management systems – Requirements
- ISO/IEC 17025: General requirements for the competence of testing and calibration laboratories
- ISO 17034: General requirements for the competence of reference material producers
- ISO Guide 30: Reference Materials – Selected terms and definitions
- ISO Guide 31: Reference Materials – Contents of certificates and labels
- ISO Guide 35: Reference Materials – General and principals for certification
- Guide to the Expression of Uncertainty in Measurement, 2008
- EURACHEM/CITAC Guide: Qualifying Uncertainty in Analytical Measurement – Third Edition
- NIST Technical Note 1297

Material Source:

All analytes and matrix materials are obtained and verified by SPEX CertiPrep from pre-qualified vendors as per ISO 9001, ISO 17025, and ISO 17034 guidelines. Vendor identifications are proprietary; however, sources of all materials used in the preparation and testing of SPEX CertiPrep CRMs are tracked and documented. For further assistance, please contact Sales Support at crmsales@spexcsp.com.

Instructions for Use:

Primary usage of this CRM is in neat form or diluted serially with matrix of a purity at or greater than the purity of the original matrix solution. If dilution is required, the diluent must be compatible with all certified analytes and contain stabilizers appropriate for the period of intended use. The CRM can also be used as a spike or with a spike, again with appropriate compatibility considerations. All solutions should be thoroughly mixed, by shaking, prior to use and never pipetted directly from the bottle. Do not return excess solution to the bottle. All surfaces that come in contact with the solution must be thoroughly cleaned and leached prior to use. Dilutions should be performed only with Class A volumetric glassware. See SDS for health and safety information.

Method of Preparation:

Clean laboratory procedures and techniques have been used throughout the preparation. All materials, equipment, analytical instrumentation and personnel have been qualified prior to use. The highest purity acids applicable, 18 megohm, double deionized water, acid-leached triple-rinsed bottles (where appropriate), and Class A/calibrated volumetrics have been used in all preparations.

Homogeneity:

The homogeneity of the CRM has been confirmed by procedures consistent with ISO 17025, ISO 17034, and ASTM D6362-98 Appendix X2. Random, replicate samples of the final, packaged material have been analyzed to prove homogeneity in accordance with our internal procedure 4600-HOMOGEN-1A. Since the product is highly homogeneous, any sample size taken for analysis would be within the uncertainty budget. This is consistent with the intended use of the CRM.

Statistical Estimator and Confidence Limits:

The certified value 'X' listed on the reverse of this document is at the 95% level of confidence and can be expressed as:

- $X = x \pm U$ where X=certified value, U=expanded uncertainty, x=property value
- $U = ku_c$ where k=2 is the coverage factor at the 95% confidence level
- u_c=combined standard uncertainty obtained by combining the individual element standard uncertainty components u_i, and $u_c = \sqrt{\Sigma u_i^2}$

Certification Report:

All certified values reported were derived from the Certification Report, SPEX CertiPrep's traceability documentation, identified by the lot number of this CRM. During the stated period of validity, the purchaser will be notified if this product is recalled due to any significant changes in the stability of the solution. For further assistance, please contact Sales Support at crmsales@spexcsp.com.

Legal Notice:

SPEX CertiPrep reference materials are not for any cosmetic, drug or household application and are to be used only by qualified individuals who are trained in appropriate procedures. No claims against SPEX CertiPrep, LLC. of any kind whatsoever, whether based on breach of warranty, alleged negligence, or otherwise, with respect to this Reference Material shall be greater than the purchase price. In no event shall SPEX CertiPrep, LLC. be liable for any loss of profits or any incidental, special, or consequential damages.

Reagent

IC sulfatecal_00059

ACCREDITED
Reference Materials Producer
Cert #2495.01

SPEXertificate®

Certificate of Reference Material

ACCREDITED
Chemical Testing
Cert #2495.02

Catalog Number: AS-SO49-2X **Lot No.** 4-197SO4-2X

Description: 1000 µg/mL Sulfate

Matrix: H_2O

This **Ion Chromatography** Certified Reference Material, CRM, is intended primarily for use as a calibration standard or quality control standard for ion chromatography instrumentation. It can be employed in USEPA, ASTM and other methods relevant to the certified properties listed below.

Certified Value: 1001 µg/mL ±5 µg/mL

Certified Value is Traceable to: 3181*

* - indicates NIST SRM † - indicates SPEX CertiPrep CRM (when NIST SRM is not available) ‡ - prepared gravimetrically

The CRM is prepared gravimetrically using high purity Potassium Sulfate, Lot# MAN1018SO4. The certified value listed is the average of values obtained by classical wet assay and ion chromatography analysis.

Refer to side 2 for details of measurement uncertainties.

Classical Wet Assay: 1002 µg/mL

Method: Precipitation using Barium Chloride. Filter, ignite, and weigh as BaSO4.

Instrumental Analysis by Ion Chromatography: 999 µg/mL

Uncertified Properties

Trace Ionic Impurities in the Actual Solution via IC Analysis:

Element	µg/mL	Element	µg/mL
Br^-	<0.006	NO_2^-	<0.004
Cl^-	<0.01	NO_3^-	<0.006
F^-	<0.008	$PO4^{-3}$	<0.01

Balances are calibrated regularly with weight sets traceable to NIST #32856, #32867 and others. This CRM is guaranteed stable and accurate to +/- 0.5% of the certified value. This includes uncertainty components due to preparation, homogeneity by the most precise method, and short-term and long-term stability. This guarantee is valid for a period of one year from the date of certification only when the material is kept tightly capped and stored under ambient laboratory conditions.

Date of Certification: JAN - - 2020 Certifying Officer: Katherine Cullinan

Katherine Cullinan, QC Manager

© 2018 SPEX CertiPrep, LLC

Report of Certification

This Certified Reference Material (CRM) has been prepared and certified under an ISO 9001 (certified by DQS), ISO 17025 (accredited by A2LA) and ISO 17034 (accredited by A2LA) quality system consistent with the following guides:

- ISO 9001: Quality management systems – Requirements
- ISO/IEC 17025: General requirements for the competence of testing and calibration laboratories
- ISO 17034: General requirements for the competence of reference material producers
- ISO Guide 30: Reference Materials – Selected terms and definitions
- ISO Guide 31: Reference Materials – Contents of certificates and labels
- ISO Guide 35: Reference Materials – General and principals for certification
- Guide to the Expression of Uncertainty in Measurement, 2008
- EURACHEM/CITAC Guide: Qualifying Uncertainty in Analytical Measurement – Third Edition
- NIST Technical Note 1297

Material Source:

All analytes and matrix materials are obtained and verified by SPEX CertiPrep from pre-qualified vendors as per ISO 9001, ISO 17025, and ISO 17034 guidelines. Vendor identifications are proprietary; however, sources of all materials used in the preparation and testing of SPEX CertiPrep CRMs are tracked and documented. For further assistance, please contact Sales Support at crmsales@spexcsp.com.

Instructions for Use:

Primary usage of this CRM is in neat form or diluted serially with matrix of a purity at or greater than the purity of the original matrix solution. If dilution is required, the diluent must be compatible with all certified analytes and contain stabilizers appropriate for the period of intended use. The CRM can also be used as a spike or with a spike, again with appropriate compatibility considerations. All solutions should be thoroughly mixed, by shaking, prior to use and never pipetted directly from the bottle. Do not return excess solution to the bottle. All surfaces that come in contact with the solution must be thoroughly cleaned and leached prior to use. Dilutions should be performed only with Class A volumetric glassware. See SDS for health and safety information.

Method of Preparation:

Clean laboratory procedures and techniques have been used throughout the preparation. All materials, equipment, analytical instrumentation and personnel have been qualified prior to use. The highest purity acids applicable, 18 megohm, double deionized water, acid-leached triple-rinsed bottles (where appropriate), and Class A/calibrated volumetrics have been used in all preparations.

Homogeneity:

The homogeneity of the CRM has been confirmed by procedures consistent with ISO 17025, ISO 17034, and ASTM D6362-98 Appendix X2. Random, replicate samples of the final, packaged material have been analyzed to prove homogeneity in accordance with our internal procedure 4600-HOMOGEN-1A. Since the product is highly homogeneous, any sample size taken for analysis would be within the uncertainty budget. This is consistent with the intended use of the CRM.

Statistical Estimator and Confidence Limits:

The certified value 'X' listed on the reverse of this document is at the 95% level of confidence and can be expressed as:

- $X = x \pm U$ where X=certified value, U=expanded uncertainty, x=property value
- $U = ku_c$ where k=2 is the coverage factor at the 95% confidence level
- u_c=combined standard uncertainty obtained by combining the individual element standard uncertainty components u_i, and $u_c = \sqrt{\Sigma u_i^2}$

Certification Report:

All certified values reported were derived from the Certification Report, SPEX CertiPrep's traceability documentation, identified by the lot number of this CRM. During the stated period of validity, the purchaser will be notified if this product is recalled due to any significant changes in the stability of the solution. For further assistance, please contact Sales Support at crmsales@spexcsp.com.

Legal Notice:

SPEX CertiPrep reference materials are not for any cosmetic, drug or household application and are to be used only by qualified individuals who are trained in appropriate procedures. No claims against SPEX CertiPrep, LLC. of any kind whatsoever, whether based on breach of warranty, alleged negligence, or otherwise, with respect to this Reference Material shall be greater than the purchase price. In no event shall SPEX CertiPrep, LLC. be liable for any loss of profits or any incidental, special, or consequential damages.

SPEX CertiPrep®
Your Science is Our Passion®

203 Norcross Ave, Metuchen, NJ 08840
www.spexcertiprep.com • E-mail: crmsales@spexcsp.com
Phone: 800-LAB-SPEX or 732-603-9647

Reagent

MNX,TNX,DNX_00032

Agilent

Certificate of Analysis
ISO Guide 34

Custom Standard

Product Number: CUS-23984 **Page:** 1 of 1

Lot Number: CS-5628 **Lot Issue Date:** 16-Nov-2018 **Expiration Date:** 31-Dec-2019

This ISO Guide 34 Reference Material (RM) was manufactured and verified in accordance with Agilent Technologies ISO 9001 registered quality system. A review of the gravimetric preparation data by our ISO 17025 accredited laboratory serves to verify the concentration of each analyte. The true value and uncertainty value at the 95% confidence level for each analyte, determined gravimetrically, is listed below.

Analyte	CAS#	Analyte Lot	True Value
1,3,5-trinitroso-1,3,5-triazacyclohexane (TNX)		RM12428	100.3 ± 0.5 µg/mL
1-nitro-3,5-dinitroso-1,3,5-triazacyclohexane		RM12428	100.1 ± 0.5 µg/mL
1-nitroso-3,5-dinitro-1,3,5-triazacyclohexane		RM12428	116.7 ± 0.6 µg/mL

Matrix: acetonitrile

Storage: Store at Room Temperature (15° to 30°C).

Agilent uses balances calibrated with weights traceable to NIST in compliance with ANSI/NCSL Z-540-1 and ISO 9001, and calibrated Class A glassware in the manufacturing of these standards.

Monica Bourgeois
QMS Representative

ANAB ACCREDITED ISO GUIDE 34 REFERENCE MATERIAL PRODUCER
ISO Guide 34 Cert No. AR-1936

Produced in accordance with TUV USA Inc 56 100 18560026 registered ISO 9001 Quality Managment System

ANAB ACCREDITED ISO/IEC 17025 TESTING LABORATORY
ISO17025 Cert No. AT-1937

ORG ver 1.1

250 Smith Street North Kingstown, Rhode Island 02852 **www.ultrasci.com**

Reagent

MNX,TNX,DNX_00042

Agilent

Certificate of Analysis

Product Name: Custom Standard

Product Number: CUS-23984 **Lot Issue Date:** 24-Jan-2020

Lot Number: 0006516106 **Expiration Date:** 28-Feb-2021

Description:

This analytical reference material (RM) was manufactured and verified in accordance with an ISO 9001 registered quality system, and analyte concentrations were verified by an ISO 17025 accredited laboratory. The concentration and uncertainty value at the 95% confidence level for each analyte, determined gravimetrically, is listed below.

Analyte	CAS#	Analyte Lot	Concentration ± Uncertainty
1,3,5-trinitroso-1,3,5-triazacyclohexane (TNX)	N/A	RM12426	100.3 ± 0.5 µg/mL
1-nitro-3,5-dinitroso-1,3,5-triazacyclohexane (DNX)	N/A	RM12428	100.4 ± 0.5 µg/mL
1-nitroso-3,5-dinitro-1,3,5-triazacyclohexane (MNX)	N/A	RM12428	117.1 ± 0.6 µg/mL

Matrix: acetonitrile

Storage Conditions: Store at Room Temperature (15° to 30°C).

Traceability:

The balances used for these measurements are calibrated with weights traceable to NIST in compliance with ANSI/NCSL Z540.3, ISO 9001, ISO 17025, and ISO 17034. Calibrated Class A glassware is used for volumetric measurements. Thermometers are calibrated against a NIST traceable thermometer in accordance with NIST Special Publication 1088.

Homogeneity:

This RM was unitized according to an in-house procedure and is guaranteed to be homogeneous. There is no minimum sub-sample size required.

Intended Use:

This RM is intended for the preparation of working reference samples for use in routine laboratory analyses, calibration of instruments, validation of analytical methods, assessments of measurement methods, and continuing calibration verification.

Instructions for Use:

Sample aliquots for analysis should be withdrawn at 20°C to 25°C immediately after opening the container and should be processed without delay for the certified values to be valid within the stated uncertainties.

Hazards:

Refer to the Safety Data Sheet on www.agilent.com for information regarding this RM.

Expiration of Certification:

The certification of this RM is valid until the expiration date specified above, provided the RM is handled and stored in accordance with the instructions given in this certificate. This certification is nullified if the RM is damaged, contaminated, or otherwise modified.

ANAB ACCREDITED REFERENCE MATERIAL PRODUCER

ISO 17034 Cert No. AR-1936

RM was produced in accordance with TUV USA Inc registered ISO 9001 Quality Management System. Cert # 56 100 18560026

www.agilent.com/quality/ CSD-QA-015.1

ANAB ACCREDITED TESTING LABORATORY

ISO 17025 Cert No. AT-1937

250 Smith Street North Kingstown, Rhode Island 02852 **www.agilent.com/quality**

Certificate of Analysis

Product Number: CUS-23984 **Lot Number:** 0006516106

Maintenance of Certification:
If substantive changes are noted that affect the certification before the expiration of this certificate, Agilent will notify the purchaser.

Sample lot approver:

Monica Bourgeois
QMS Representative

ISO 17034 Cert No.
AR-1936

RM was produced in accordance with TUV USA Inc registered ISO 9001 Quality Management System. Cert # 56 100 18560026

Page: 2 of 2

www.agilent.com/quality/
CSD-QA-015.1

ISO 17025 Cert
No. AT-1937

Reagent

MNX,TNX,DNX_00043

Agilent

Certificate of Analysis

Product Name: Custom Standard

Product Number: CUS-23984 **Lot Issue Date:** 24-Jan-2020

Lot Number: 0006516106 **Expiration Date:** 28-Feb-2021

Description:

This analytical reference material (RM) was manufactured and verified in accordance with an ISO 9001 registered quality system, and analyte concentrations were verified by an ISO 17025 accredited laboratory. The concentration and uncertainty value at the 95% confidence level for each analyte, determined gravimetrically, is listed below.

Analyte	CAS#	Analyte Lot	Concentration ± Uncertainty
1,3,5-trinitroso-1,3,5-triazacyclohexane (TNX)	N/A	RM12426	100.3 ± 0.5 µg/mL
1-nitro-3,5-dinitroso-1,3,5-triazacyclohexane (DNX)	N/A	RM12428	100.4 ± 0.5 µg/mL
1-nitroso-3,5-dinitro-1,3,5-triazacyclohexane (MNX)	N/A	RM12428	117.1 ± 0.6 µg/mL

Matrix: acetonitrile

Storage Conditions: Store at Room Temperature (15° to 30°C).

Traceability:

The balances used for these measurements are calibrated with weights traceable to NIST in compliance with ANSI/NCSL Z540.3, ISO 9001, ISO 17025, and ISO 17034. Calibrated Class A glassware is used for volumetric measurements. Thermometers are calibrated against a NIST traceable thermometer in accordance with NIST Special Publication 1088.

Homogeneity:

This RM was unitized according to an in-house procedure and is guaranteed to be homogeneous. There is no minimum sub-sample size required.

Intended Use:

This RM is intended for the preparation of working reference samples for use in routine laboratory analyses, calibration of instruments, validation of analytical methods, assessments of measurement methods, and continuing calibration verification.

Instructions for Use:

Sample aliquots for analysis should be withdrawn at 20°C to 25°C immediately after opening the container and should be processed without delay for the certified values to be valid within the stated uncertainties.

Hazards:

Refer to the Safety Data Sheet on www.agilent.com for information regarding this RM.

Expiration of Certification:

The certification of this RM is valid until the expiration date specified above, provided the RM is handled and stored in accordance with the instructions given in this certificate. This certification is nullified if the RM is damaged, contaminated, or otherwise modified.

ANAB ACCREDITED REFERENCE MATERIAL PRODUCER

ISO 17034 Cert No. AR-1936

RM was produced in accordance with TUV USA Inc registered ISO 9001 Quality Management System. Cert # 56 100 18560026

www.agilent.com/quality/ CSD-QA-015.1

ANAB ACCREDITED TESTING LABORATORY

ISO 17025 Cert No. AT-1937

250 Smith Street North Kingstown, Rhode Island 02852 **www.agilent.com/quality**

Certificate of Analysis

Product Number: CUS-23984 **Lot Number:** 0006516106

Maintenance of Certification:
If substantive changes are noted that affect the certification before the expiration of this certificate, Agilent will notify the purchaser.

Sample lot approver:

Monica Bourgeois
QMS Representative

ISO 17034 Cert No.
AR-1936

RM was produced in accordance with TUV USA Inc registered ISO 9001 Quality Management System. Cert # 56 100 18560026

Page: 2 of 2

www.agilent.com/quality/
CSD-QA-015.1

ISO 17025 Cert
No. AT-1937

Reagent

MNX,TNX,DNX_00046

Agilent

Certificate of Analysis

Product Name: Custom Standard

Product Number: CUS-23984 **Lot Issue Date:** 24-Jan-2020

Lot Number: 0006516106 **Expiration Date:** 28-Feb-2021

Description:

This analytical reference material (RM) was manufactured and verified in accordance with an ISO 9001 registered quality system, and analyte concentrations were verified by an ISO 17025 accredited laboratory. The concentration and uncertainty value at the 95% confidence level for each analyte, determined gravimetrically, is listed below.

Analyte	CAS#	Analyte Lot	Concentration ± Uncertainty
1,3,5-trinitroso-1,3,5-triazacyclohexane (TNX)	N/A	RM12426	100.3 ± 0.5 µg/mL
1-nitro-3,5-dinitroso-1,3,5-triazacyclohexane (DNX)	N/A	RM12428	100.4 ± 0.5 µg/mL
1-nitroso-3,5-dinitro-1,3,5-triazacyclohexane (MNX)	N/A	RM12428	117.1 ± 0.6 µg/mL

Matrix: acetonitrile

Storage Conditions: Store at Room Temperature (15° to 30°C).

Traceability:

The balances used for these measurements are calibrated with weights traceable to NIST in compliance with ANSI/NCSL Z540.3, ISO 9001, ISO 17025, and ISO 17034. Calibrated Class A glassware is used for volumetric measurements. Thermometers are calibrated against a NIST traceable thermometer in accordance with NIST Special Publication 1088.

Homogeneity:

This RM was unitized according to an in-house procedure and is guaranteed to be homogeneous. There is no minimum sub-sample size required.

Intended Use:

This RM is intended for the preparation of working reference samples for use in routine laboratory analyses, calibration of instruments, validation of analytical methods, assessments of measurement methods, and continuing calibration verification.

Instructions for Use:

Sample aliquots for analysis should be withdrawn at 20°C to 25°C immediately after opening the container and should be processed without delay for the certified values to be valid within the stated uncertainties.

Hazards:

Refer to the Safety Data Sheet on www.agilent.com for information regarding this RM.

Expiration of Certification:

The certification of this RM is valid until the expiration date specified above, provided the RM is handled and stored in accordance with the instructions given in this certificate. This certification is nullified if the RM is damaged, contaminated, or otherwise modified.

ANAB ACCREDITED REFERENCE MATERIAL PRODUCER

ISO 17034 Cert No. AR-1936

RM was produced in accordance with TUV USA Inc registered ISO 9001 Quality Management System. Cert # 56 100 18560026

www.agilent.com/quality/ CSD-QA-015.1

ANAB ACCREDITED TESTING LABORATORY

ISO 17025 Cert No. AT-1937

250 Smith Street North Kingstown, Rhode Island 02852 **www.agilent.com/quality**

Certificate of Analysis

Product Number: CUS-23984 **Lot Number:** 0006516106

Maintenance of Certification:
If substantive changes are noted that affect the certification before the expiration of this certificate, Agilent will notify the purchaser.

Sample lot approver:

Monica Bourgeois
QMS Representative

ISO 17034 Cert No.
AR-1936

RM was produced in accordance with TUV USA Inc registered ISO 9001 Quality Management System. Cert # 56 100 18560026

Page: 2 of 2

www.agilent.com/quality/
CSD-QA-015.1

ISO 17025 Cert
No. AT-1937

Reagent

NH3 CAL STD_00031

RICCA CHEMICAL COMPANY®

1841 Broad Street
Pocomoke City, MD 21851
http://www.riccachemical.com
1-888-GO-RICCA
customerservice@riccachemical.com

Certificate of Analysis

Ammonia Nitrogen Standard, 1000 ppm N (1216 ppm NH_3)

Lot Number: 2902E25 **Product Number:** 5455

Manufacture Date: FEB 25, 2019
Expiration Date: AUG 2020

The certified value reported is the prepared value based upon the method of preparation of the material. The uncertainty in the prepared value is based upon the volumetric method of preparation.

Name	CAS#	Grade
Water	7732-18-5	ACS/ASTM/USP/EP
Ammonium Chloride	12125-02-9	High Purity

Test	Specification	Result
Appearance	Colorless liquid	Passed
Nitrogen (N)	995-1005 ppm	1000 ppm

Specification	Reference
Ammonia Solution, Stock (1.0 mL = 1.0 mg ammonia nitrogen)	ASTM (D 3590 A)
Ammonia Solution, Stock (1.0 mL = 1.0 mg ammonium nitrogen)	ASTM (D 3590 B)
Stock Ammonium Chloride Solution	APHA (4500-CN- L)
Stock Ammonium Solution	APHA (4500-NH3 C)
Stock Ammonium chloride Solution	APHA (4500-NH3 D)
Stock Ammonium Solution	APHA (4500-NH3 F)
Ammonium Chloride, Stock Solution, 1.0 mL = 1.0 mg NH3-N	EPA (351.2)
Ammonium Chloride, Stock Solution, 1.0 mL = 1.0 mg NH3-N	EPA (350.2)
Ammonium Chloride, Stock Solution, 1.0 mL = 1.0 mg NH3-N	EPA (350.3)
Ammonium Chloride, Stock Solution, 1.0 mL = 1.0 mg NH3-N	EPA (351.4)
Stock Solution, 1.0 mL = 1.0 mg NH3-N	EPA (350.1)
Ammonium Chloride, Stock Solution, 1.0 mL = 1.0 mg NH3-N	EPA (351.3)

Volumetric glassware complies with Class A tolerance requirements of ASTM E 288 and NIST Circular 434; it is calibrated before first use and recalibrated regularly in accordance with ASTM E 542 and NIST Procedure NBSIR 74-461. Balances are calibrated regularly with weights certified traceable to the NIST national mass standard. Thermometers and temperature probes are calibrated before first use and recalibrated regularly with a thermometer traceable to NIST standards. All products are prepared according to master documents that assure manufacture according to validated methods. Batch records document raw material traceability and production and testing history for each lot manufactured.

Part Number	Size / Package Type	Shelf Life (Unopened Container)
5455-16	500 mL natural poly	18 months
5455-32	1 L natural poly	18 months

Recommended Storage: 15°C - 30°C (59°F - 86°F)



Tara Jones (02/25/2019)
Quality Control Supervisor
This Certificate of Analysis is designed to comply with ISO Guide 31 "Reference Materials -- Contents of Certificates and Labels."

This test report shall not be reproduced, except in full, without the written approval of Ricca Chemical Company.

Reagent

NH3 ICV STD_00027

INORGANIC VENTURES
300 Technology Drive
Christiansburg, VA 24073 · USA
inorganicventures.com

CERTIFICATE OF ANALYSIS

tel: 800.669.6799 · 540.585.3030
fax: 540.585.3012
info@inorganicventures.com

1.0 ACCREDITATION / REGISTRATION

INORGANIC VENTURES is accredited to ISO Guide 34, "General Requirements for the Competence of Reference Material Producers" and ISO/IEC 17025, "General Requirements for the Competence of Testing and Calibration Laboratories". Inorganic Ventures is also an ISO 9001 registered manufacturer (QSR Certificate Number QSR-1034).

ACCREDITED
Testing Laboratory
Certificate 883.01

ACCREDITED
Reference Material Producer
Certificate 883.02

2.0 PRODUCT DESCRIPTION

Product Code:	Single Analyte Ion Chromatography Solution
Catalog Number:	ICNNH41
Lot Number:	N2-NH669544
Matrix:	H2O
Value / Analyte(s):	1 000 µg/mL ea: Ammonium as N
Starting Material:	Ammonium chloride
Starting Material Lot#:	1736
Starting Material Purity:	99.0000%

3.0 CERTIFIED VALUES AND UNCERTAINTIES

Certified Value: 1002 ± 3 µg/mL

Density: 0.999 g/mL (measured at 20 ± 4 ºC)

Assay Information:

Assay Method #1 **1005 ± 3 µg/mL**
IC Assay NIST SRM 194a Lot Number: 194a

Assay Method #2 **997 ± 3 µg/mL**
Fajans NIST SRM 999c Lot Number: 999c

- The Calculated Value is a value calculated from the weight of a starting material that has been certified directly vs. a National Institute of Standards and Technology (NIST) SRM/RM. See Sec 4.2 for balance traceability.

The following equations are used in the calculation of the certified value and the uncertainty. Reported uncertainties represent expanded uncertainties expressed at approximately the 95% confidence level using a coverage factor of k = 2.

Characterization of CRM/RM by Two Methods

Certified Value, $X_{CRM/RM}$, where two methods of characterization are used is the weighted mean of the two results:

$X_{CRM/RM} = [(w_a)(X_a) + (w_b)(X_b)]$

X_a = mean of Assay Method A with standard uncertainty $u_{char\ a}$

X_b = mean of Assay Method B with standard uncertainty $u_{char\ b}$

w_a and w_b = the weighting factors for each method calculated using the inverse square of the variance:

$w_a = (1/u_{char\ a})^2 / ((1/u_{char\ a})^2 + (1/u_{char\ b})^2))$

$w_b = (1/u_{char\ b})^2 / ((1/u_{char\ a})^2 + (1/u_{char\ b})^2))$

CRM/RM Expanded Uncertainty (±) = $U_{CRM/RM} = k\,(u^2_{char\ a\&b} + u^2_{bb} + u^2_{lts} + u^2_{ts})^{½}$

k = coverage factor = 2 in all cases at Inorganic Ventures

$u_{char\ a\&b} = [(w_a)^2 (u_{char\ a})^2 + (w_b)^2 (u_{char\ b})^2]^{½}$ where $u_{char\ a}$ and $u_{char\ b}$ are the square root of the sum of the squares of errors from characterization which include instrument measurement, density, NIST SRM uncertainty, weighing, and volume

u_{bb} = bottle to bottle homogeneity standard uncertainty

u_{lts} = long term stability standard uncertainty (storage)

u_{ts} = transport stability standard uncertainty

Characterization of CRM/RM by One Method

Certified Value, $X_{CRM/RM}$, where one method of characterization is used is the mean of individual results:

$X_{CRM/RM}$ = mean of Assay Method A with standard uncertainty $u_{char\ a}$

CRM/RM Expanded Uncertainty (±) = $U_{CRM/RM} = k\,(u^2_{char\ a} + u^2_{bb} + u^2_{lts} + u^2_{ts})^{½}$

k = coverage factor = 2 in all cases at Inorganic Ventures

$u_{char\ a}$ = square root of the sum of the squares of the errors from characterization which include instrumental measurement, density, NIST SRM uncertainty, weighing, and volume

u_{bb} = bottle to bottle homogeneity standard uncertainty

u_{lts} = long term stability standard uncertainty (storage)

u_{ts} = transport stability standard uncertainty

4.0 TRACEABILITY TO NIST

- This product is traceable to NIST via an unbroken chain of comparisons. The uncertainties for each certified value are reported, taking into account the SRM/RM uncertainty error and the measurement, weighing and volume dilution errors. In rare cases where no NIST SRM/RM are available, the term 'in-house std.' is specified.

4.1 Thermometer Calibration

- All thermometers are NIST traceable through thermometers that are calibrated by an accredited calibration laboratory.

4.2 Balance Calibration

- All analytical balances are calibrated by an accredited calibration laboratory and procedure. The weights used for testing are annually compared to master weights and are traceable to NIST.

4.3 Glassware Calibration

- An in-house procedure is used to calibrate all Class A glassware used in the manufacturing and quality control of CRM/RMs.

5.0 CHROMATOGRAM

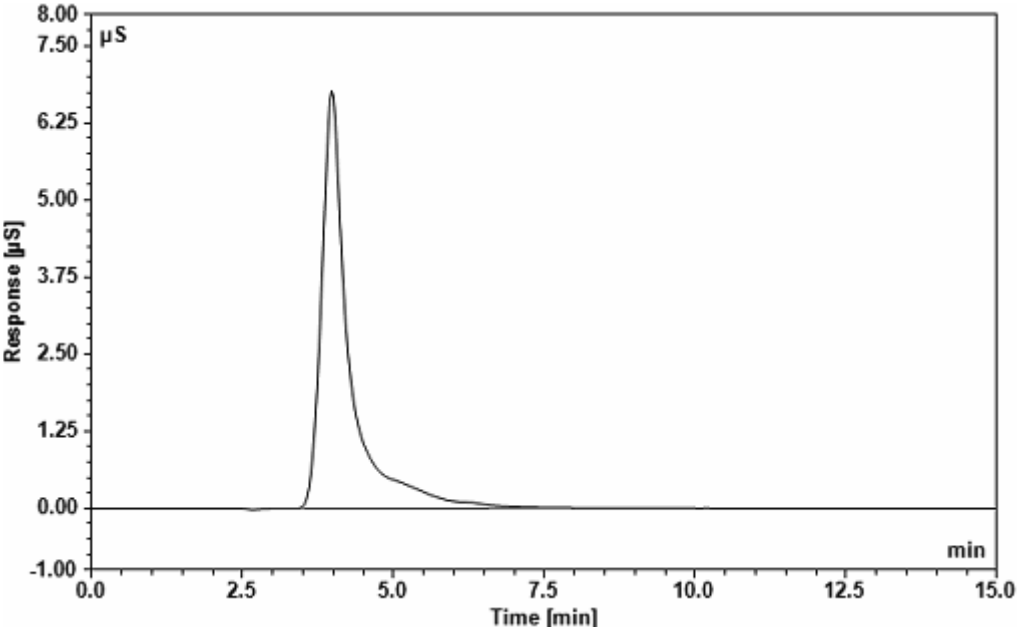

Dionex ICS-2000 Ion Chromatograph

Analytical Column:	IonPac CS18 2 x 250 mm	**Eluent:**	10 mM MSA
Guard Column:	IonPac CG18 2 x 50 mm	**Eluent Flow Rate:**	0.25 mL/min
Anion Self Regen Suppressor/ Chemical Suppression:	N/A	**Column Temp:**	35 °C
		Cell Temp:	35 °C
Cation Self Regen Suppressor/ Chemical Suppression:	CERS 500 2mm	**Scale X-Axis:**	minutes
		Scale Y-Axis:	8 µS/cm
		Concentration:	10 µg/g
Suppressor Current/ Chemical Suppressant:	8 mA		

6.0 INTENDED USE

- For the calibration of analytical instruments and validation of analytical methods as appropriate.

7.0 INSTRUCTIONS FOR THE CORRECT USE OF THIS REFERENCE MATERIAL

7.1 Storage and Handling Recommendations

- Store between approximately 4° - 30° C while in sealed TCT bag.

- While stored in the sealed TCT bag, transpiration of this CRM/RM is negligible. After opening the sealed TCT bag transpiration of the CRM/RM will occur, resulting in a gradual increase in the analyte concentration(s). It is the responsibility of the user to account for this effect. When the bottle is weighed both before and after being placed in storage, the mass difference observed will be a measure of transpiration mass loss.

- After opening the sealed TCT bag, keep cap tightly sealed when not in use and store between 4° - 24° C to minimize the effects of transpiration. Use at 20° ± 4° C to minimize volumetric dilution error when using the reported density. Do not pipette from the container. Do not return removed aliquots to container.

- For more information, visit **www.inorganicventures.com/TCT**

8.0 HAZARDOUS INFORMATION

- Please refer to the Safety Data Sheet for information regarding this CRM/RM.

9.0 HOMOGENEITY

- This solution was mixed according to an in-house procedure and is guaranteed to be homogeneous. Homogeneity data indicate that the end user should take a minimum sample size of 0.2 mL to assure homogeneity.

10.0 QUALITY STANDARD DOCUMENTATION

10.1 ISO 9001 Quality Management System Registration

- QSR Certificate Number QSR-1034

10.2 ISO/IEC 17025 "General Requirements for the Competence of Testing and Calibration Laboratories"

- Chemical Testing - Accredited / A2LA Certificate Number 883.01

10.3 ISO Guide 34 "General Requirements for the Competence of Reference Material Producers"

- Reference Material Producer - Accredited / A2LA Certificate Number 883.02

Inorganic Ventures, 300 Technology Drive, Christiansburg, Va. 24073, USA; Telephone: 800.669.6799; 540.585.3030, Fax: 540.585.3012; inorganicventures.com; info@inorganicventures.com

11.0 CERTIFICATION, LOT EXPIRATION AND PERIOD OF VALIDITY

11.1 Certification Issue Date

August 01, 2018

- The certification is valid within the measurement uncertainty specified provided the CRM/RM is stored and handled in accordance with instructions given in Sec 7.1. This certification is nullified if instructions in Sec 7.1 are not followed or if the CRM/RM is damaged, contaminated, or otherwise modified.

11.2 Lot Expiration Date

- **August 01, 2022**

- The date after which this CRM/RM should not be used.

- The lot expiration date reflects the period of time that the stability of a CRM/RM can be supported by long term stability studies conducted on properly stored and handled CRM/RMs. Lot expiration is limited primarily by transpiration (loss of water from the solution) and infrequently by chemical stability.

11.3 Period of Validity

- Sealed TCT Bag Open Date: _____

- This CRM/RM should not be used longer than one year (or six months in the case of a 30 mL bottle) from the date of opening the aluminized bag or after the date given in Sec. 11.2, whichever comes first. This is contingent upon the CRM/RM being stored and handled in accordance with the instructions given in Sec. 7.1.

12.0 NAMES AND SIGNATURES OF CERTIFYING OFFICERS

Certificate Prepared By:

James King Jr
Chemist, Technical Manager



Certificate Approved By:

Michael Booth
Supervisor, Quality Control



Certifying Officer:

Paul Gaines
CEO, Senior Technical Director



Reagent

NOXT ICV STD_00023

ERA

A Waters Company

Certificate of Analysis

PRODUCT:	1000 mg/L Nitrate as N (NO_3-N)
CATALOG NUMBER:	052 -125 mL; 991 - 500 mL
LOT NUMBER:	130319m
ISSUE DATE:	April 3, 2019
REVISION DATE:	Original
STARTING MATERIAL:	Potassium Nitrate (KNO_3)
CERTIFIED CONCENTRATION[1]:	1000 mg/L
UNCERTAINTY[2]:	0.6%
MATRIX:	18 megohm deionized water
DENSITY:	1.0041 ± 0.0004 g/mL at 18.4°C and 754 mm Hg
TRACEABILITY[3]:	101%
NIST/SRM:	3185 Nitrate
VERIFICATION METHOD:	Ion Chromatography
STORAGE:	Store at 20-25°C

1. The **Certified Concentration** is the actual made-to concentration confirmed by ERA analytical verification.

2. The stated **Uncertainty** is the total propagated uncertainty at the 95% confidence interval. The uncertainty is based on the preparation of the product and includes uncertainty related to the starting material used and the volumetric and gravimetric measurements made. The method of calculating uncertainty is taken from the ISO Guide to the Expression of Uncertainty in Measurement (current version). The uncertainty applies to the product as supplied and does not take into account any required or optional dilutions and/or preparations the laboratory may perform while using this product.

3. Traceability ((% Recovery Certified Standard)/(% Recovery NIST SRM))* 100.

   The traceability data shown were compiled by analyzing the ERA standards or their associated stock solutions against the applicable NIST SRMs. Where a NIST SRM is not available, the product is metrologically traceable through an unbroken chain of calibrations to NIST weights, each having stated uncertainties and utilizing measurement standards that are appropriate for the physical and/or chemical property being measured.

This standard **expires 3/11/2021**. The certified values are monitored and purchasers will be notified of any significant changes resulting in recertification or withdrawal of this certified reference material during the period of validity of this certificate.

This product is intended to be used as either a calibration standard or a quality control check of the entire analytical process for the analytes/matrix included in the standard.

If you have any questions or need technical assistance, please call ERA technical assistance at 1-800-372-0122 or email to info@eraqc.com

Certifying Officer: Brian Miller - Product Line Manager

ISO/IEC GUIDE 34:2009

ACCREDITED

REFERENCE MATERIAL PRODUCER
CERTIFICATE NO. 1539.03

ISO/IEC 17025:2005

ACCREDITED

CHEMICAL TESTING LABORATORY
CERTIFICATE NO. 1539.02

16341 Table Mtn Pkwy, Golden, CO 80403 800-372-0122 fax: 303-421-0159 www.eraqc.com

Reagent

PicricARestek_00090

RESTEK®
110 Benner Circle
Bellefonte, PA 16823-8812
Tel: (800)356-1688
Fax: (814)353-1309

www.restek.com

CERTIFIED REFERENCE MATERIAL

Certificate of Analysis

ACCREDITED
ISO Guide 34 Accredited
Reference Material Producer
Certificate #3222.01

ACCREDITED
ISO/IEC 17025 Accredited
Testing Laboratory
Certificate #3222.02

FOR LABORATORY USE ONLY-READ SDS PRIOR TO USE.

This Reference Material is intended for Laboratory Use Only as a standard for the qualitative and/or quantitative determination of the analyte(s) listed.

Catalog No. : 31499 **Lot No.:** A0131892

Description : Picric Acid Standard

1000µg/mL, Methanol, 1mL/ampul *PGI BOX REQUIRED* SHIP FED EX GROUND ONLY

Container Size : 2 mL **Pkg Amt:** > 1 mL

Expiration Date : October 31, 2022 **Storage:** 10°C or colder

CERTIFIED VALUES

Elution Order	Compound	Grav. Conc. (weight/volume)	Expanded Uncertainty (95% C.L.; K=2)		
1	Picric Acid **CAS #** 88-89-1 **Purity** 97% (Lot 06130CU)	1,004.9 µg/mL	+/- 5.9689 µg/mL +/- 55.0525 µg/mL +/- 64.1967 µg/mL		Gravimetric Unstressed Stressed

Solvent: Methanol
CAS # 67-56-1
Purity 99%

Specific Reference Material Notes:
This is a derivatized analysis.

Column:
250mm x 4.6mm
Ultra C18 (cat.# 9174575)

Flow Rate:
1.0 ml/min.

Mobile Phase A:
water:methanol (44:56 V/V)

Mobile Phase B:

Mobile Phase Composition:
100%A

Det. Type:
Wavelength: 210 nm

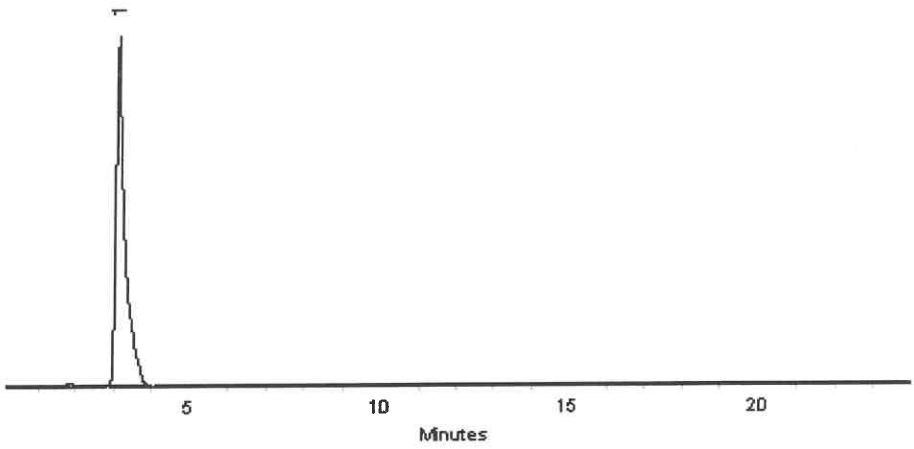

This chromatogram represents a general set of testing conditions chosen for product acceptance. For optimal results in your lab, conditions should be adjusted for your specific instrument, method, and application.

Matt Fragassi - Mix Technician

Date Mixed: 25-Oct-2017 **Balance:** B345965662

Jennifer Pollino - Operations Tech-ARM QC

Date Passed: 30-Oct-2017

Manufactured under Restek's ISO 9001:2008 Registered Quality System Certificate #FM 80397

Reagent

RSK175methane_00010

Airgas
an Air Liquide company

Airgas Specialty Gases
Airgas USA, LLC
6141 Easton Road
Bldg 1
Plumsteadville, PA 18949
Airgas.com

CERTIFICATE OF BATCH ANALYSIS

Grade of Product: CP

Customer:	SIGMA-ALDRICH		
Part Number:	ME CPP14C514	Reference Number:	160-401480003-1
Cylinder Analyzed:	ST0000198540	Cylinder Volume:	14.0 LG
Laboratory:	124 - Plumsteadville - PA	Cylinder Pressure:	240 PSIG
Analysis Date:	Apr 16, 2019	Valve Outlet:	160
Lot Number:	160-401480003-1		

Expiration Date: Apr 16, 2022

ANALYTICAL RESULTS

Component	Requested Purity	Certified Concentration
METHANE	> 99.0 %	> 99.0 %

Cylinders in Batch:

ST0000198540, ST0000198541, ST0000198542, ST0000198543

Notes:MANUFACTURE DATE 4-16-2019
PO# P481562
P/N 22562

Impurities verified against analytical standards traceable to NIST by weight and/or analysis.

Approved for Release

Reagent

RSK7gasMathes_00027

MATHESON
ask. . .The Gas Professionals™

Analysis Report

To: MATHESON LINWELD
4705 NOME ST
P O BOX 39126
DENVER, CO 80239

MTG Customer No: 504445

Manufacturing Location
200 ALESSIO DR
JOLIET, IL 60433

Product: Multi-Component Mixture

Grade: CERTIFIED
MTG Part No: G2682238

Cylinder Size: 4
Valve: CGA 350 SS

Contents:
Net: 7.57 ft³; 0.21 m³

Pressure: 1400 psia @ 70°F; 9653 kPa @ 21°C

CYLINDER NUMBER(S)
*DL955755

	Requested Concentration	Certified Concentration	Units	Blend Tolerance	Certified Accuracy
Butane	1.00	0.995	%	±10%	±2%
Acetylene	1.00	0.995	%	±10%	±2%
Isobutylene	1.00	0.995	%	±10%	±2%
Propane	1.00	0.995	%	±10%	±2%
Ethene	1.00	0.996	%	±10%	±2%
Ethylene	1.00	0.996	%	±10%	±2%
Methane	1.00	0.999	%	±10%	±2%
Nitrogen	Balance	Balance			

TRACEABILITY

COMMENTS

*** Indicates the actual cylinder(s) analyzed.**

Lot No: 1029602081C
Fill Date: 09/04/2019
Expiration Date: 09/09/2021

Analysis Date: 09/09/2019

Unless otherwise indicated, Matheson Tri-Gas terms and conditions govern the product data contained herein. This document was issued electronically and data validated by electronic signature. For further information visit www.matheson-trigas.com

Jennifer Fender - Analyst	09/09/2019 Date	Jennifer Fender - QA Approval	09/09/2019 Date

Reagent

RSK7gasMathes_00031

MATHESON

ask. . .The Gas Professionals™

Analysis Report

To: MATHESON LINWELD
4705 NOME ST
P O BOX 39126
DENVER, CO 80239

MTG Customer No: 504445

Manufacturing Location
1700 SCEPTER ROAD
WAVERLY, TN 37185

Product: Multi-Component Mixture

Grade: CERTIFIED
MTG Part No: G2682238

Cylinder Size: 4
Valve: CGA 350 SS

Contents:
Net: 7.57 ft³; 0.21 m³

Pressure: 1400 psia @ 70°F; 9653 kPa @ 21°C

CYLINDER NUMBER(S)
*DL039162

	Requested Concentration	Certified Concentration	Units -	Blend Tolerance	Certified Accuracy
Butane	1.00	1.00	%	±10%	±2%
Acetylene	1.00	1.00	%	±10%	±2%
Isobutylene	1.00	1.01	%	±10%	±2%
Propane	1.00	1.00	%	±10%	±2%
Ethane	1.00	1.01	%	±10%	±2%
Ethylene	1.00	1.00	%	±10%	±2%
Methane	1.00	1.00	%	±10%	±2%
Nitrogen	Balance	Balance			

TRACEABILITY

COMMENTS

* Indicates the actual cylinder(s) analyzed.

Lot No: 9300606746
Fill Date: 02/23/2020
Expiration Date: 03/09/2022
Analysis Date: 03/09/2020

Unless otherwise indicated, Matheson Tri-Gas terms and conditions govern the product data contained herein. This document was issued electronically and data validated by electronic signature. For further information visit www.matheson-trigas.com.

Eric Popa - Analyst — 03/09/2020 Date

Meriah Boyett - QA Approval — 03/09/2020 Date

Reagent

SFD CAL STK_00006

ACROS ORGANICS

Version	02
Molecular weight	240.18
Quality Test / Release Date	09/06/2018
Molecular Formula	Na2 S . 9 H2 O
CAS No	1313-84-4
Linear Formula	Na2S.9H2O
Flash Point (°C)	

Certificate of Analysis

This is to certify that units of the above mentioned lot number were tested and found to comply with the specifications of the grade listed. Certain data have been supplied by third parties. Acros Organics expressly disclaims all warranties,expressed or implied, including the implied warranties of merchantability and fitness for a particular purpose. Unless otherwise stated, these products are not intended for dialysis, parenteral, or injectable use without further processing. The following are the actual analytical results obtained:

Catalog Number	38706	**Quality Test / Release Date** 09/06/2018
Lot Number	A0390872	
Description	Sodium sulfide nonahydrate,98+%,extra pure	
Country of Origin	INDIA	
Declaration of Origin	synthetic	

BSE/TSE comment	
Chemical Comment	

Result name	Units	Specifications	Test Value
Appearance (Color)		Colorless to light yellow	Light yellow
Appearance (Form)		Adhering crystals and/or chunks	Adhering crystals and chunks
Titration Iodimetric		32.0 to 38.0 % (Na2S)	35.9 % (Na2S)
Total nitrogen (as N)		=<0.005 %	=<0.005 %
Sulfite (as SO2)		=<2000 ppm	=<2000 ppm
Thiosulphate (S2O3)		=<5000 ppm	=<5000 ppm

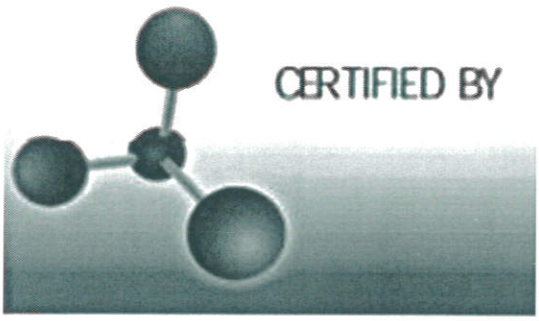

L. Van den Broek, QA Manager

Issued: 09-06-2018

Acros Organics
ENA23, zone1, nr 1350, Janssen Pharmaceuticalaan 3a, B-2440 Geel, Belgium
Tel +32 14/57.52.11 - Fax +32 14/59.34.34 Internet: http://www.acros.com
1 Regent Lane, Fair Lawn, NJ 07410, USA Fax 201-796-1329

Reagent

TKN CAL STD_00017

nsi lab solutions
protect more. test more.
7212 ACC Blvd. | Raleigh, NC 27617 | 800.234.7837

Certificate of Analysis

TKN Calibration Standard - 1000 mg/L

Catalog Number: IS-009, IS-009-500
Lot Number: 010617
Manufacture Date: 01/06/17
Certified Date: 01/12/17

Expiration: 01/31/2021
Matrix: Water
Hazards: Irritant
(See MSDS)

Bulk Number	Analyte	CAS #	Purity	Certified Concentration (mg/L TKN)
W-1477-25	TKN from Glycine	56-40-6	99.4%	1000 ± 4.60

Packaging, Storage, Instructions For Use

Store at room temperature (15-30°C). After opening, this solution should be stored tightly capped at 2-8°C.

This certified reference material (CRM) is packaged in low density polyethylene. Allow to equilibrate to room temperature before use. Small aliquots should be poured out of the bottle rather than directly pipetted out of bottle in order to prevent contamination or premature degradation. A 1 mL sample size is recommended. Smaller sample volumes may negatively affect estimated uncertainty.

Traceability Information

Analyte Source Materials: The highest purity analyte source materials are used in the manufacture of this CRM. The actual purity is referenced above. Analyte source material purity and associated uncertainty has been analytically verified against appropriate NIST SRMs, if available.

Method: Certified concentration confirmed by HPLC analysis against an independent reference standard with n=3.

Balance: All analytical balances are calibrated on a semiannual basis by an ISO 17025 accredited calibration laboratory and are traceable to NIST. Traceable Calibration Certificate available upon request.

All balances are checked daily by an in-house standard operating procedure. The weights used for this daily verification are calibrated annually by an ISO 17025 accredited calibration laboratory and are certified traceable to NIST. Certificate of Calibration and Traceability available upon request.

Thermometer: All thermometers are NIST traceable through thermometers that are calibrated annually by an ISO 17025 accredited calibration laboratory.

Glassware: All glassware used in the manufacture of our CRMs is Class A. An in-house standard operating procedure is used to verify all glassware prior to it being placed into service. Volumetric pipetors are calibrated every four months by an ISO 17025 accredited calibration laboratory.

Catalog Number: IS-009, IS-009-500
Lot Number: 010617

Intended Uses

- Calibration of analytical instruments
- Validation of analytical methods
- Preparation of working level reference materials, i.e. "check standards"
- Detection limit studies

Uncertainty

The ± uncertainty associated with the certified concentration is the expanded uncertainty at 95% confidence interval (CI) with K=2. This expanded uncertainty incorporates contributions from manufacturing, homogeneity, and stability.

Homogeneity

This CRM was thoroughly mixed in production. Batch homogeneity was established through analysis of samples chosen at random. A minimum 1 mL sample size is recommended.

Stability/Expiration

The stability of this CRM is based on short-term and long-term monitoring of the certified concentration. The expiration date is guaranteed to be valid from the manufacture date and is based on results of long-term monitoring.

Ewart Morris

Ewart Morris, Inorganics Technical Manager

Mark Hammersla

Mark Hammersla, President

Reagent

TKN ICV_00011

ERA

A Waters Company

Certificate of Analysis

PRODUCT:	1000 mg/L Total Kjeldahl Nitrogen (TKN)
CATALOG NUMBER:	043 -125 mL; 996 - 500 mL
LOT NUMBER:	281018
ISSUE DATE:	December 7, 2018
REVISION DATE:	Original
STARTING MATERIAL:	Glycine (NH_2CH_2COOH)
CERTIFIED CONCENTRATION[1]:	1000 mg/L
UNCERTAINTY[2]:	0.6%
MATRIX:	18 megohm deionized water and 1% (v/v) HCl
DENSITY:	1.0055 ± 0.0010 g/mL at 16.6°C and 754 mm Hg
TRACEABILITY[3]:	100%
NIST/SRM:	194a Ammonium Dihydrogen Phosphate
VERIFICATION METHOD:	Ion Selective Electrode (ISE)
STORAGE:	Store at 20-25°C

1. The **Certified Concentration** is the actual made-to concentration confirmed by ERA analytical verification.

2. The stated **Uncertainty** is the total propagated uncertainty at the 95% confidence interval. The uncertainty is based on the preparation of the product and includes uncertainty related to the starting material used and the volumetric and gravimetric measurements made. The method of calculating uncertainty is taken from the ISO Guide to the Expression of Uncertainty in Measurement (current version). The uncertainty applies to the product as supplied and does not take into account any required or optional dilutions and/or preparations the laboratory may perform while using this product.

3. Traceability ((% Recovery Certified Standard)/(% Recovery NIST SRM))* 100.

   The traceability data shown were compiled by analyzing the ERA standards or their associated stock solutions against the applicable NIST SRMs. Where a NIST SRM is not available, the product is metrologically traceable through an unbroken chain of calibrations to NIST weights, each having stated uncertainties and utilizing measurement standards that are appropriate for the physical and/or chemical property being measured.

This standard **expires 10/2020**. The certified values are monitored and purchasers will be notified of any significant changes resulting in recertification or withdrawal of this certified reference material during the period of validity of this certificate.

This product is intended to be used as either a calibration standard or a quality control check of the entire analytical process for the analytes/matrix included in the standard.

If you have any questions or need technical assistance, please call ERA technical assistance at 1-800-372-0122 or email to info@eraqc.com

Certifying Officer: Brian Miller - Product Line Manager

ISO/IEC GUIDE 34:2009

ACCREDITED

REFERENCE MATERIAL PRODUCER
CERTIFICATE NO. 1539.03

ISO/IEC 17025:2005

ACCREDITED

CHEMICAL TESTING LABORATORY
CERTIFICATE NO. 1439.02

16341 Table Mtn Pkwy, Golden, CO 80403 800-372-0122 fax: 303-421-0159 www.eraqc.com

Reagent

TOC LCS Std_00048

Agilent

Certificate of Analysis
ISO Guide 34

Product Number: IQC-106
Lot Number: 0006465171

Lot Issue Date: 10-May 2019
Expiration Date: 30-Jun 2021

Product Name: Total Organic Carbon (TOC) Standard

Description:
This Reference Material (RM) was gravimetrically prepared in accordance with ISO Guide 34 and under Agilent's ISO 9001 registered quality system. The neat materials used for this product have been verified by Agilent's ISO 17025 laboratory and under Agilent's ISO Guide 34 accreditation. The analyte concentrations were verified by Agilent's ISO 17025 accredited laboratory. For each analyte, the true value, with its uncertainty value calculated at the 95% confidence level, is reported below.

Analyte	Starting Material	Lot Number	Purity (%)	Analyte Concentration	Traceability & Method
TOC	potassium hydrogen phthalate	RM14067	99.97	1001 ± 5 µg/mL	NAA02099; TOC Analyzer

Solvent: water (low TOC, <50 ppb)

Storage: Store at Room Temperature (15° to 30°C).

Traceability:
Traceability has been established through an unbroken chain of comparisons, each having stated uncertainties. Comparisons are based on appropriate physical or chemical measurements, including gravimetric or volumetric dilution, where the mass or volume of a solution before and after dilution is measured. The balances used for these measurements are calibrated with weights traceable to NIST in compliance with ANSI/NCSL Z-540-1, ISO 9001, ISO 17025, and ISO Guide 34. Calibrated Class A glassware is used for volumetric measurements. Thermometers are calibrated against a NIST traceable thermometer in accordance with NIST Special Publication 819.

Estimation of Uncertainties:
The true value is reported, with its uncertainty value calculated at the 95% confidence level.

Homogeneity:
This RM was formulated and unitized according to an in-house procedure and is guaranteed to be homogeneous. There is no minimum sub-sample size required.

Intended Use:
This RM is intended for the preparation of working reference samples for use in routine laboratory analyses, calibration of instruments, validation of analytical methods, assessments of measurement methods and continuing calibration verification.

Instructions for Use:
Sample aliquots for analysis should be withdrawn at 20°C to 25°C immediately after opening and should be processed without delay for the true value to be valid within the stated uncertainties. Do not pipet from the bottle. Do not return any material removed for pipetting to the bottle. Tightly cap the bottle after removing any material and store according to the instructions noted above.

Hazards:
Refer to the Safety Data Sheet for information regarding this RM.

Expiration of Certification:
The certification of this RM is valid, within the measurement uncertainty specified, until the expiration date specified above, provided the RM is handled and stored in accordance with the instructions given in this certificate. This certification is nullified if the RM is damaged, contaminated, or otherwise modified.

ANAB ACCREDITED ISO GUIDE 34 REFERENCE MATERIAL PRODUCER
ISO Guide 34 Cert No. AR-1936

Produced in accordance with TUV USA Inc 56 100 18560026 registered ISO 9001 Quality Management System

ANAB ACCREDITED ISO/IEC 17025 TESTING LABORATORY
ISO17025 Cert No. AT-1937

250 Smith Street North Kingstown, Rhode Island 02852 www.agilent.com/quality

Certificate of Analysis
ISO Guide 34

Product Number: IQC-106
Lot Number: 0006465171

Lot Issue Date: 10-May 2019
Expiration Date: 30-Jun 2021

Maintenance of Certification:
The real-time, long term stability of the RM may be monitored over the lifetime of the certification. If substantive changes occur that affect the certification before the expiration of this certificate, Agilent Technologies will notify the purchaser.

Monica Bourgeois
QMS Representative

ISO Guide 34 Cert No.
AR-1936

Produced in accordance with TUV USA Inc 56 100 18560026
registered ISO 9001 Quality Management System

ISO17025 Cert No.
AT-1937

RSK_175_DOD5

Dissolved Gases (GC)

FORM III
GC VOA LAB CONTROL SAMPLE RECOVERY

Lab Name: Eurofins TestAmerica, Denver Job No.: 280-137110-1

SDG No.:

Matrix: Water Level: Low Lab File ID: 009F0201.D

Lab ID: LCS 280-497247/33 Client ID:

COMPOUND	SPIKE ADDED (mg/L)	LCS CONCENTRATION (mg/L)	LCS % REC	QC LIMITS REC	#
Methane	0.0730	0.0705	97	73-125	

Column to be used to flag recovery and RPD values

FORM III RSK-175

FORM III
GC VOA LAB CONTROL SAMPLE RECOVERY

Lab Name: Eurofins TestAmerica, Denver Job No.: 280-137110-1

SDG No.:

Matrix: Water Level: Low Lab File ID: 010F0901.D

Lab ID: LCS 280-498179/39 Client ID:

COMPOUND	SPIKE ADDED (mg/L)	LCS CONCENTRATION (mg/L)	LCS % REC	QC LIMITS REC	#
Methane	0.0730	0.0661	91	73-125	

Column to be used to flag recovery and RPD values

FORM III RSK-175

FORM III
GC VOA LAB CONTROL SAMPLE RECOVERY

Lab Name: Eurofins TestAmerica, Denver Job No.: 280-137110-1

SDG No.:

Matrix: Water Level: Low Lab File ID: 005F0501.D

Lab ID: LCS 280-498346/5 Client ID:

COMPOUND	SPIKE ADDED (mg/L)	LCS CONCENTRATION (mg/L)	LCS % REC	QC LIMITS REC	#
Methane	0.0730	0.0785	108	73-125	

Column to be used to flag recovery and RPD values

FORM III RSK-175

FORM III
GC VOA LAB CONTROL SAMPLE DUPLICATE RECOVERY

Lab Name: Eurofins TestAmerica, Denver Job No.: 280-137110-1

SDG No.:

Matrix: Water Level: Low Lab File ID: 010F0301.D

Lab ID: LCSD 280-497247/35 Client ID:

COMPOUND	SPIKE ADDED (mg/L)	LCSD CONCENTRATION (mg/L)	LCSD % REC	% RPD	QC LIMITS RPD	QC LIMITS REC	#
Methane	0.0730	0.0704	96	0	20	73-125	

Column to be used to flag recovery and RPD values

FORM III RSK-175

FORM III
GC VOA LAB CONTROL SAMPLE DUPLICATE RECOVERY

Lab Name: Eurofins TestAmerica, Denver Job No.: 280-137110-1

SDG No.:

Matrix: Water Level: Low Lab File ID: 011F1001.D

Lab ID: LCSD 280-498179/40 Client ID:

COMPOUND	SPIKE ADDED (mg/L)	LCSD CONCENTRATION (mg/L)	LCSD % REC	% RPD	QC LIMITS RPD	QC LIMITS REC	#
Methane	0.0730	0.0748	103	13	20	73-125	

Column to be used to flag recovery and RPD values

FORM III RSK-175

FORM III
GC VOA LAB CONTROL SAMPLE DUPLICATE RECOVERY

Lab Name: Eurofins TestAmerica, Denver Job No.: 280-137110-1

SDG No.:

Matrix: Water Level: Low Lab File ID: 006F0601.D

Lab ID: LCSD 280-498346/6 Client ID:

COMPOUND	SPIKE ADDED (mg/L)	LCSD CONCENTRATION (mg/L)	LCSD % REC	% RPD	QC LIMITS RPD	QC LIMITS REC	#
Methane	0.0730	0.0790	108	1	20	73-125	

Column to be used to flag recovery and RPD values

FORM III RSK-175

FORM III
GC VOA MATRIX SPIKE RECOVERY

Lab Name: Eurofins TestAmerica, Denver Job No.: 280-137110-1

SDG No.:

Matrix: Water Level: Low Lab File ID: 014F1301.D

Lab ID: 280-137110-7 MS Client ID: EW7-PM29B-3-35 MS

COMPOUND	SPIKE ADDED (mg/L)	SAMPLE CONCENTRATION (mg/L)	MS CONCENTRATION (mg/L)	MS % REC	QC LIMITS REC	#
Methane	0.438	9.6	18.5	2037	73-125	4 D M

Column to be used to flag recovery and RPD values

FORM III RSK-175

FORM III
GC VOA MATRIX SPIKE DUPLICATE RECOVERY

Lab Name: Eurofins TestAmerica, Denver Job No.: 280-137110-1

SDG No.:

Matrix: Water Level: Low Lab File ID: 015F1401.D

Lab ID: 280-137110-7 MSD Client ID: EW7-PM29B-3-35 MSD

COMPOUND	SPIKE ADDED (mg/L)	MSD CONCENTRATION (mg/L)	MSD % REC	% RPD	QC LIMITS RPD	QC LIMITS REC	#
Methane	0.438	15.1	1256	20	20	73-125	4 D

Column to be used to flag recovery and RPD values

FORM III RSK-175

FORM IV
GC VOA METHOD BLANK SUMMARY

Lab Name: Eurofins TestAmerica, Denver Job No.: 280-137110-1

SDG No.:

Lab Sample ID: MB 280-497247/7

Matrix: Water Date Extracted:

Lab File ID:(1) 007F0701.D Lab File ID:(2) 007F0701.D

Date Analyzed:(1) 06/03/2020 11:52 Date Analyzed:(2) 06/03/2020 11:52

Instrument ID:(1) VGC_J Instrument ID:(2) VGC_J

GC Column:(1) HP-Plot Q ID: 0.53(mm) GC Column:(2) Rt-Alumina K ID: 0.53(mm)

THIS METHOD BLANK APPLIES TO THE FOLLOWING SAMPLES:

CLIENT SAMPLE ID	LAB SAMPLE ID	DATE ANALYZED 1	DATE ANALYZED 2
	LCS 280-497247/33	06/03/2020 14:40	06/03/2020 14:40
	LCSD 280-497247/35	06/03/2020 14:56	06/03/2020 14:56

FORM IV
GC VOA METHOD BLANK SUMMARY

Lab Name: Eurofins TestAmerica, Denver Job No.: 280-137110-1

SDG No.:

Lab Sample ID: MB 280-497247/34

Matrix: Water Date Extracted:

Lab File ID:(1) 011F0401.D Lab File ID:(2) 011F0401.D

Date Analyzed:(1) 06/03/2020 15:12 Date Analyzed:(2) 06/03/2020 15:12

Instrument ID:(1) VGC_J Instrument ID:(2) VGC_J

GC Column:(1) HP-Plot Q ID: 0.53(mm) GC Column:(2) Rt-Alumina K ID: 0.53(mm)

THIS METHOD BLANK APPLIES TO THE FOLLOWING SAMPLES:

CLIENT SAMPLE ID	LAB SAMPLE ID	DATE ANALYZED 1	DATE ANALYZED 2
EW7-PM25A-3-25	280-137110-2	06/03/2020 17:56	06/03/2020 17:56
G0079-20A	280-137110-5	06/03/2020 18:45	06/03/2020 18:45
G0075-20A	280-137110-6	06/03/2020 19:17	06/03/2020 19:17
G0075-20A DU	280-137110-6 DU	06/03/2020 19:34	06/03/2020 19:34
EW7-PM26A-3-25	280-137110-9	06/03/2020 20:06	06/03/2020 20:06

FORM IV
GC VOA METHOD BLANK SUMMARY

Lab Name: Eurofins TestAmerica, Denver Job No.: 280-137110-1

SDG No.:

Lab Sample ID: MB 280-498179/41

Matrix: Water Date Extracted:

Lab File ID:(1) 012F1101.D Lab File ID:(2)

Date Analyzed:(1) 06/10/2020 13:01 Date Analyzed:(2)

Instrument ID:(1) VGC_J Instrument ID:(2) VGC_J

GC Column:(1) HP-Plot Q ID: 0.53(mm) GC Column:(2) Rt-Alumina K ID: 0.53(mm)

THIS METHOD BLANK APPLIES TO THE FOLLOWING SAMPLES:

CLIENT SAMPLE ID	LAB SAMPLE ID	DATE ANALYZED 1	DATE ANALYZED 2
	LCS 280-498179/39	06/10/2020 12:28	
	LCSD 280-498179/40	06/10/2020 12:44	
EW7-PM29B-3-35	280-137110-7	06/10/2020 13:28	
EW7-PM29B-3-35 MS	280-137110-7 MS	06/10/2020 13:44	
EW7-PM29B-3-35 MSD	280-137110-7 MSD	06/10/2020 14:01	
EW7-PM28B-3-35	280-137110-1	06/10/2020 16:29	
EW7-PM25B-3-25	280-137110-3	06/10/2020 16:46	
EW7-PM23B-3-35	280-137110-4	06/10/2020 17:19	
EW7-PM28A-3-25	280-137110-8	06/10/2020 17:35	
EW7-PM26B-3-35	280-137110-10	06/10/2020 17:52	
EW7-PM523A-3-25	280-137110-11	06/10/2020 18:08	
EW7-PM23A-3-25	280-137110-12	06/10/2020 18:24	
EW7-PM27B-3-35	280-137110-13	06/10/2020 18:41	
EW7-PM29A-3-25	280-137110-14	06/10/2020 18:57	

FORM IV
GC VOA METHOD BLANK SUMMARY

Lab Name: Eurofins TestAmerica, Denver Job No.: 280-137110-1

SDG No.:

Lab Sample ID: MB 280-498179/41

Matrix: Water Date Extracted:

Lab File ID:(1) Lab File ID:(2) 012F1101.D

Date Analyzed:(1) Date Analyzed:(2) 06/10/2020 13:01

Instrument ID:(1) VGC_J Instrument ID:(2) VGC_J

GC Column:(1) HP-Plot Q ID: 0.53(mm) GC Column:(2) Rt-Alumina K ID: 0.53(mm)

THIS METHOD BLANK APPLIES TO THE FOLLOWING SAMPLES:

CLIENT SAMPLE ID	LAB SAMPLE ID	DATE ANALYZED 1	DATE ANALYZED 2
	LCS 280-498179/39	06/10/2020 12:28	
	LCSD 280-498179/40	06/10/2020 12:44	
EW7-PM29B-3-35	280-137110-7	06/10/2020 13:28	
EW7-PM29B-3-35 MS	280-137110-7 MS	06/10/2020 13:44	
EW7-PM29B-3-35 MSD	280-137110-7 MSD	06/10/2020 14:01	
EW7-PM28B-3-35	280-137110-1	06/10/2020 16:29	
EW7-PM25B-3-25	280-137110-3	06/10/2020 16:46	
EW7-PM23B-3-35	280-137110-4	06/10/2020 17:19	
EW7-PM28A-3-25	280-137110-8	06/10/2020 17:35	
EW7-PM26B-3-35	280-137110-10	06/10/2020 17:52	
EW7-PM523A-3-25	280-137110-11	06/10/2020 18:08	
EW7-PM23A-3-25	280-137110-12	06/10/2020 18:24	
EW7-PM27B-3-35	280-137110-13	06/10/2020 18:41	
EW7-PM29A-3-25	280-137110-14	06/10/2020 18:57	

FORM IV
GC VOA METHOD BLANK SUMMARY

Lab Name: Eurofins TestAmerica, Denver Job No.: 280-137110-1

SDG No.:

Lab Sample ID: MB 280-498346/7

Matrix: Water Date Extracted:

Lab File ID:(1) 007F0701.D Lab File ID:(2) 007F0701.D

Date Analyzed:(1) 06/11/2020 11:47 Date Analyzed:(2) 06/11/2020 11:47

Instrument ID:(1) VGC_J Instrument ID:(2) VGC_J

GC Column:(1) HP-Plot Q ID: 0.53(mm) GC Column:(2) Rt-Alumina K ID: 0.53(mm)

THIS METHOD BLANK APPLIES TO THE FOLLOWING SAMPLES:

CLIENT SAMPLE ID	LAB SAMPLE ID	DATE ANALYZED 1	DATE ANALYZED 2
	LCS 280-498346/5	06/11/2020 11:14	06/11/2020 11:14
	LCSD 280-498346/6	06/11/2020 11:31	06/11/2020 11:31
EW7-PM26B-3-35	280-137110-10	06/11/2020 15:08	06/11/2020 15:08
EW7-PM26B-3-35	280-137110-10	06/11/2020 15:24	06/11/2020 15:24

FORM X
IDENTIFICATION SUMMARY

Lab Name: Eurofins TestAmerica, Denver Job No.: 280-137110-1

SDG No.:

Client Sample ID: EW7-PM25A-3-25 Lab Sample ID: 280-137110-2

Instrument ID (1): VGC_J Instrument ID (2): VGC_J

Date Analyzed (1): 06/03/2020 17:56 Date Analyzed (2): 06/03/2020 17:56

GC Column (1): HP-Plot Q ID: 0.53(mm) GC Column (2): Rt-Alumina KC ID: 0.53(mm)

ANALYTE	COL	PEAK	RT	RT WINDOW		CONCENTRATION		RPD
				FROM	TO	PEAK	MEAN	
Methane	1		3.15	3.12	3.20	5.0		5.2
	2		1.24	1.21	1.29	5.3		

FORM X
IDENTIFICATION SUMMARY

Lab Name: Eurofins TestAmerica, Denver Job No.: 280-137110-1

SDG No.:

Client Sample ID: EW7-PM26A-3-25 Lab Sample ID: 280-137110-9

Instrument ID (1): VGC_J Instrument ID (2): VGC_J

Date Analyzed (1): 06/03/2020 20:06 Date Analyzed (2): 06/03/2020 20:06

GC Column (1): HP-Plot Q ID: 0.53(mm) GC Column (2): Rt-Alumina KC ID: 0.53(mm)

ANALYTE	COL	PEAK	RT	RT WINDOW		CONCENTRATION		RPD
				FROM	TO	PEAK	MEAN	
Methane	1		3.16	3.12	3.20	2.6		4.1
	2		1.25	1.21	1.29	2.7		

FORM X
IDENTIFICATION SUMMARY

Lab Name: Eurofins TestAmerica, Denver Job No.: 280-137110-1

SDG No.:

Client Sample ID: EW7-PM26B-3-35 Lab Sample ID: 280-137110-10

Instrument ID (1): VGC_J Instrument ID (2): VGC_J

Date Analyzed (1): 06/11/2020 15:08 Date Analyzed (2): 06/11/2020 15:08

GC Column (1): HP-Plot Q ID: 0.53(mm) GC Column (2): Rt-Alumina KC ID: 0.53(mm)

ANALYTE	COL	PEAK	RT	RT WINDOW		CONCENTRATION		RPD
				FROM	TO	PEAK	MEAN	
Methane	1		3.13	3.12	3.20	19		110.8
	2		1.23	1.21	1.29	5.4		

FORM X
IDENTIFICATION SUMMARY

Lab Name: Eurofins TestAmerica, Denver Job No.: 280-137110-1

SDG No.:

Client Sample ID: EW7-PM26B-3-35 Lab Sample ID: 280-137110-10

Instrument ID (1): VGC_J Instrument ID (2): VGC_J

Date Analyzed (1): 06/11/2020 15:24 Date Analyzed (2): 06/11/2020 15:24

GC Column (1): HP-Plot Q ID: 0.53(mm) GC Column (2): Rt-Alumina KC ID: 0.53(mm)

ANALYTE	COL	PEAK	RT	RT WINDOW		CONCENTRATION		RPD
				FROM	TO	PEAK	MEAN	
Methane	1		3.14	3.12	3.20	15		1.0
	2		1.23	1.21	1.29	16		

FORM X
IDENTIFICATION SUMMARY

Lab Name: Eurofins TestAmerica, Denver Job No.: 280-137110-1

SDG No.:

Client Sample ID: Lab Sample ID: LCS 280-497247/33

Instrument ID (1): VGC_J Instrument ID (2): VGC_J

Date Analyzed (1): 06/03/2020 14:40 Date Analyzed (2): 06/03/2020 14:40

GC Column (1): HP-Plot Q ID: 0.53(mm) GC Column (2): Rt-Alumina KC ID: 0.53(mm)

ANALYTE	COL	PEAK	RT	RT WINDOW		CONCENTRATION		RPD
				FROM	TO	PEAK	MEAN	
Methane	1		3.19	3.12	3.20	0.0705		0.2
	2		1.26	1.21	1.29	0.0707		

FORM X
IDENTIFICATION SUMMARY

Lab Name: Eurofins TestAmerica, Denver Job No.: 280-137110-1

SDG No.:

Client Sample ID: Lab Sample ID: LCSD 280-497247/35

Instrument ID (1): VGC_J Instrument ID (2): VGC_J

Date Analyzed (1): 06/03/2020 14:56 Date Analyzed (2): 06/03/2020 14:56

GC Column (1): HP-Plot Q ID: 0.53(mm) GC Column (2): Rt-Alumina KC ID: 0.53(mm)

ANALYTE	COL	PEAK	RT	RT WINDOW		CONCENTRATION		RPD
				FROM	TO	PEAK	MEAN	
Methane	1		3.18	3.12	3.20	0.0704		0.0
	2		1.26	1.21	1.29	0.0704		

FORM X
IDENTIFICATION SUMMARY

Lab Name: Eurofins TestAmerica, Denver Job No.: 280-137110-1

SDG No.:

Client Sample ID: Lab Sample ID: LCS 280-498346/5

Instrument ID (1): VGC_J Instrument ID (2): VGC_J

Date Analyzed (1): 06/11/2020 11:14 Date Analyzed (2): 06/11/2020 11:14

GC Column (1): HP-Plot Q ID: 0.53(mm) GC Column (2): Rt-Alumina KC ID: 0.53(mm)

ANALYTE	COL	PEAK	RT	RT WINDOW		CONCENTRATION		RPD
				FROM	TO	PEAK	MEAN	
Methane	1		3.16	3.12	3.20	0.0785		1.5
	2		1.25	1.21	1.29	0.0773		

FORM X
IDENTIFICATION SUMMARY

Lab Name: Eurofins TestAmerica, Denver Job No.: 280-137110-1

SDG No.:

Client Sample ID: Lab Sample ID: LCSD 280-498346/6

Instrument ID (1): VGC_J Instrument ID (2): VGC_J

Date Analyzed (1): 06/11/2020 11:31 Date Analyzed (2): 06/11/2020 11:31

GC Column (1): HP-Plot Q ID: 0.53(mm) GC Column (2): Rt-Alumina KC ID: 0.53(mm)

ANALYTE	COL	PEAK	RT	RT WINDOW		CONCENTRATION		RPD
				FROM	TO	PEAK	MEAN	
Methane	1		3.16	3.12	3.20	0.0790		1.6
	2		1.25	1.21	1.29	0.0777		

FORM I
GC VOA ORGANICS ANALYSIS DATA SHEET

Lab Name: Eurofins TestAmerica, Denver Job No.: 280-137110-1

SDG No.:

Client Sample ID: EW7-PM28B-3-35 Lab Sample ID: 280-137110-1

Matrix: Water Lab File ID: 024F2301.D

Analysis Method: RSK-175 Date Collected: 05/30/2020 16:15

Sample wt/vol: 18(mL) Date Analyzed: 06/10/2020 16:29

Soil Aliquot Vol: Dilution Factor: 3

Soil Extract Vol.: GC Column: HP-Plot Q ID: 0.53(mm)

% Moisture: Level: (low/med) Low

Analysis Batch No.: 498179 Units: mg/L

CAS NO.	COMPOUND NAME	RESULT	Q	LOQ	LOD	DL
74-82-8	Methane	16	D	0.015	0.0060	0.0019

Eurofins TestAmerica, Denver
Target Compound Quantitation Report

Data File: \\chromfs\Denver\ChromData\VGC_J\20200610-92287.b\024F2301.D
Lims ID: 280-137110-G-1
Client ID: EW7-PM28B-3-35
Sample Type: Client
Inject. Date: 10-Jun-2020 16:29:51 ALS Bottle#: 24 Worklist Smp#: 19
Purge Vol: 18.000 mL Dil. Factor: 3.0000
Sample Info: 280-137110-G-1
Operator ID: SCIANNAC Instrument ID: VGC_J

Method: \\chromfs\Denver\ChromData\VGC_J\20200610-92287.b\RSK_J.m
Limit Group: GCV - RSK 175
Method Label: DV-GC-0025: Dissolved Gases in Water by RSK-175
Last Update: 11-Jun-2020 08:20:31 Calib Date: 16-May-2020 13:08:56
Integrator: Falcon
Quant Method: External Standard Quant By: Initial Calibration
Last ICal File: \\chromfs\Denver\ChromData\VGC_J\20200516-91574.b\009F0901.D

Column 1 : Rt-Alumina BOND/KCl (0.53 mm) Det: GC FID1A
Column 2 : HP-PLOT/Q (0.53 mm) Det: GC FID2B
Process Host: CTX1028

First Level Reviewer: sciannac Date: 11-Jun-2020 08:01:40

Col	RT (min.)	Exp RT (min.)	Dlt RT (min.)	Response	OnCol Amt ug/l	Flags
$ 1 1,1,1-Trifluoroethane						
1		4.098			ND	
2		5.458				
2 Methane						
1	1.243	1.248	-0.005	794414991	5526.7	
2	3.145	3.160	-0.015	374257116	5467.5	
					RPD = 1.08	
3 Ethane						
1		1.503			ND	
2		4.295				
4 Ethylene						
1		1.773			ND	
2		4.022				
5 Propane						
1		2.462			ND	
2		5.919				
6 Acetylene						
1		3.930			ND	
2		4.132				
7 Butane						
1		4.215			ND	
2		7.364				
8 isobutylene						
1		5.118			ND	
2		7.215				

Report Date: 11-Jun-2020 08:20:38 Chrom Revision: 2.3 10-Jun-2020 22:46:48

Eurofins TestAmerica, Denver

Data File: \\chromfs\Denver\ChromData\VGC_J\20200610-92287.b\024F2301.D

Injection Date:	10-Jun-2020 16:29:51	Instrument ID:	VGC_J	Operator ID:	SCIANNAC
Lims ID:	280-137110-G-1	Lab Sample ID:	280-137110-1	Worklist Smp#:	19
Client ID:	EW7-PM28B-3-35				
Purge Vol:	18.000 mL	Dil. Factor:	3.0000	ALS Bottle#:	24
Method:	RSK_J	Limit Group:	GCV - RSK 175		

Column: Rt-Alumina BOND/KCl (0.53 mm) Y Scaling: Method Defined: Scale to the Nth Largest Target: 1

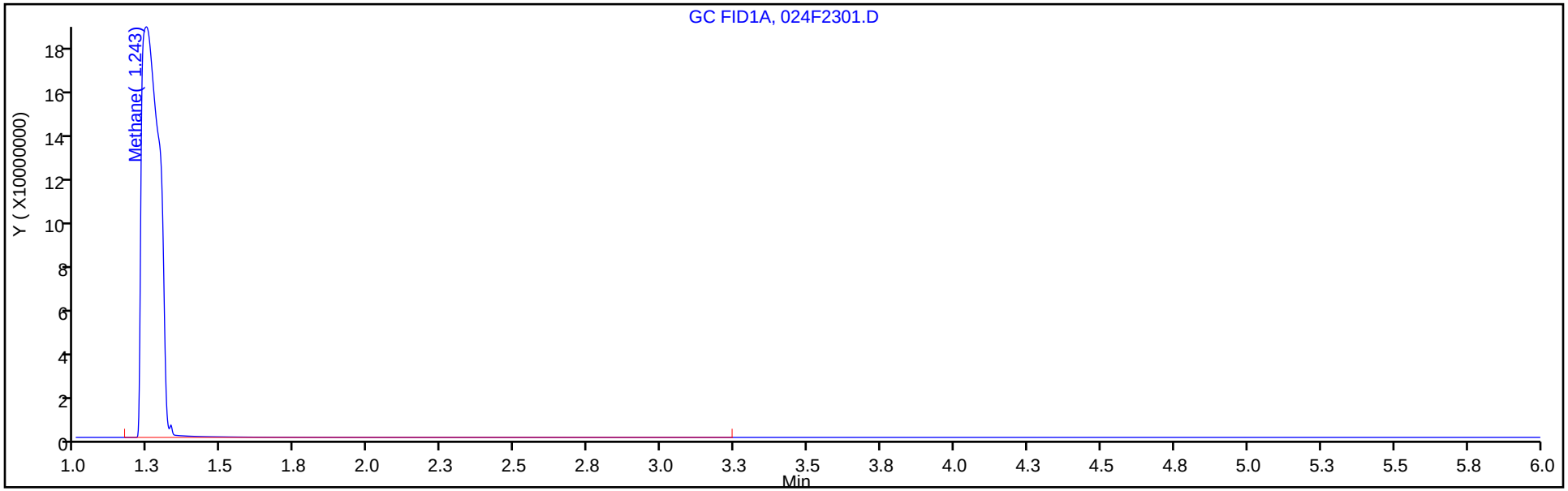

Column: HP-PLOT/Q (0.53 mm) Y Scaling: Method Defined: Scale to the Nth Largest Target: 1

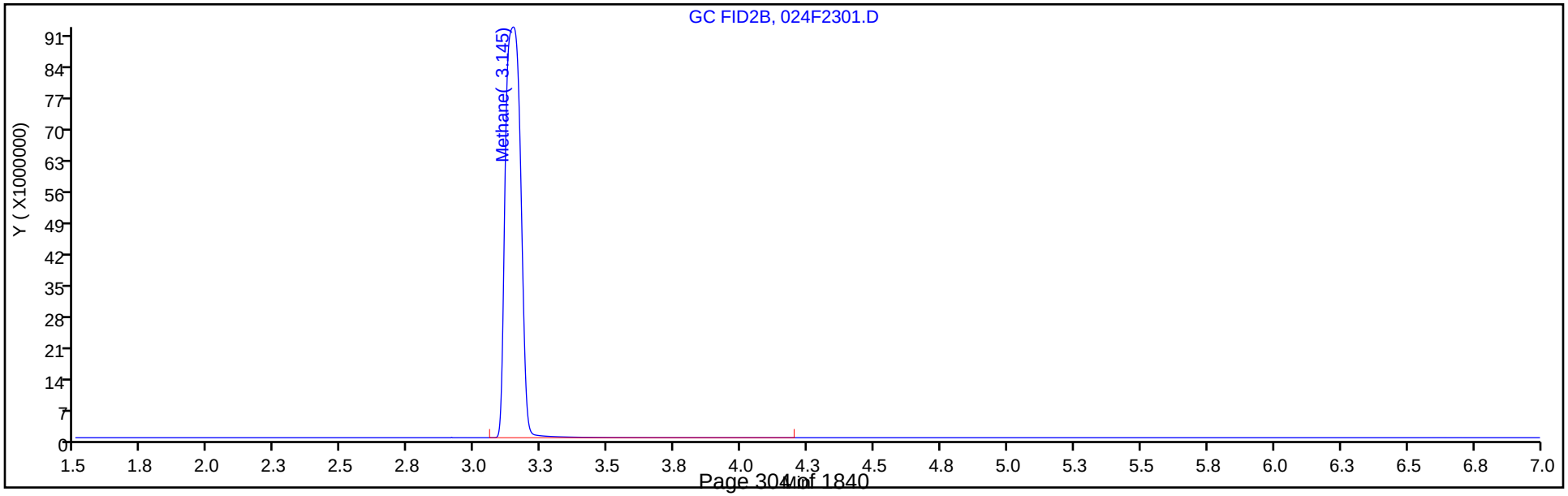

FORM I
GC VOA ORGANICS ANALYSIS DATA SHEET

Lab Name: Eurofins TestAmerica, Denver Job No.: 280-137110-1

SDG No.:

Client Sample ID: EW7-PM25A-3-25 Lab Sample ID: 280-137110-2

Matrix: Water Lab File ID: 021F1401.D

Analysis Method: RSK-175 Date Collected: 05/31/2020 09:10

Sample wt/vol: 18(mL) Date Analyzed: 06/03/2020 17:56

Soil Aliquot Vol: Dilution Factor: 1

Soil Extract Vol.: GC Column: HP-Plot Q ID: 0.53(mm)

% Moisture: Level: (low/med) Low

Analysis Batch No.: 497247 Units: mg/L

CAS NO.	COMPOUND NAME	RESULT	Q	LOQ	LOD	DL
74-82-8	Methane	5.0		0.0050	0.0020	0.00063

Eurofins TestAmerica, Denver
Target Compound Quantitation Report

Data File: \\chromfs\Denver\ChromData\VGC_J\20200603-92068.b\021F1401.D
Lims ID: 280-137110-H-2
Client ID: EW7-PM25A-3-25
Sample Type: Client
Inject. Date: 03-Jun-2020 17:56:00 ALS Bottle#: 21 Worklist Smp#: 17
Purge Vol: 18.000 mL Dil. Factor: 1.0000
Sample Info: 280-137110-h-2
Operator ID: SCIANNAC Instrument ID: VGC_J

Method: \\chromfs\Denver\ChromData\VGC_J\20200603-92068.b\RSK_J.m
Limit Group: GCV - RSK 175
Method Label: DV-GC-0025: Dissolved Gases in Water by RSK-175
Last Update: 05-Jun-2020 13:56:29 Calib Date: 16-May-2020 13:08:56
Integrator: Falcon
Quant Method: External Standard Quant By: Initial Calibration
Last ICal File: \\chromfs\Denver\ChromData\VGC_J\20200516-91574.b\009F0901.D

Column 1 : Rt-Alumina BOND/KCl (0.53 mm) Det: GC FID1A
Column 2 : HP-PLOT/Q (0.53 mm) Det: GC FID2B
Process Host: CTX1025

First Level Reviewer: sciannac Date: 05-Jun-2020 13:40:08

Col	RT (min.)	Exp RT (min.)	Dlt RT (min.)	Response	OnCol Amt ug/l	Flags
$ 1 1,1,1-Trifluoroethane						
1		4.098			ND	
2		5.458				
2 Methane						
1	1.243	1.250	-0.007	762574463	5305.1	
2	3.149	3.161	-0.012	344907991	5038.7	
					RPD = 5.15	
3 Ethane						
1		1.500			ND	
2		4.296				
4 Ethylene						
1		1.758			ND	
2		4.023				
5 Propane						
1		2.433			ND	
2		5.918				
6 Acetylene						
1		3.886			ND	
2		4.128				
7 Butane						
1		4.181			ND	
2		7.363				
8 isobutylene						
1		5.083			ND	
2		7.216				

Report Date: 05-Jun-2020 13:56:36 Chrom Revision: 2.3 05-May-2020 17:48:18

Eurofins TestAmerica, Denver

Data File: \\chromfs\Denver\ChromData\VGC_J\20200603-92068.b\021F1401.D

Injection Date:	03-Jun-2020 17:56:00	Instrument ID:	VGC_J	Operator ID:	SCIANNAC
Lims ID:	280-137110-H-2	Lab Sample ID:	280-137110-2	Worklist Smp#:	17
Client ID:	EW7-PM25A-3-25				
Purge Vol:	18.000 mL	Dil. Factor:	1.0000	ALS Bottle#:	21
Method:	RSK_J	Limit Group:	GCV - RSK 175		

Column: Rt-Alumina BOND/KCl (0.53 mm) Y Scaling: Method Defined: Scale to the Nth Largest Target: 1

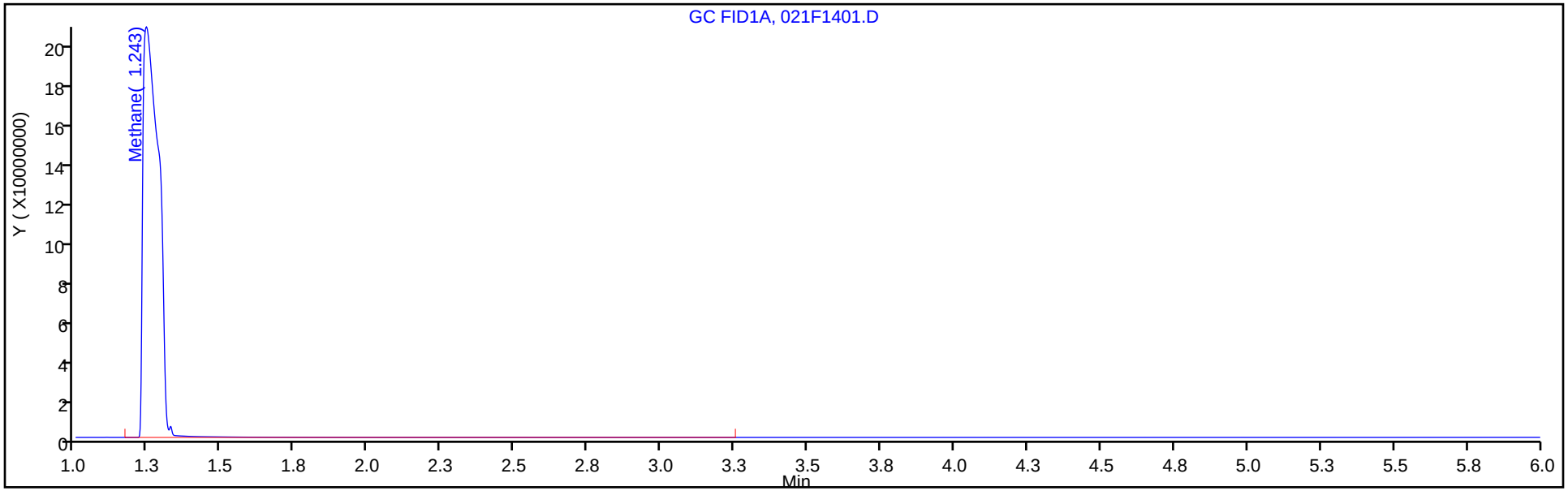

Column: HP-PLOT/Q (0.53 mm) Y Scaling: Method Defined: Scale to the Nth Largest Target: 1

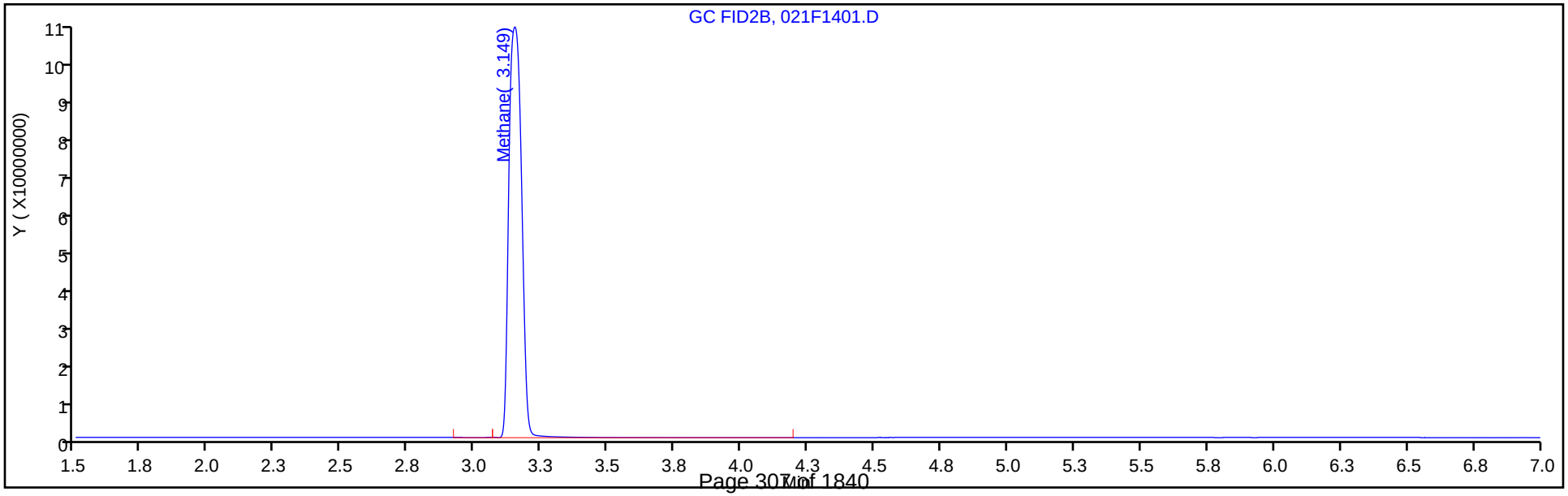

FORM I
GC VOA ORGANICS ANALYSIS DATA SHEET

Lab Name: Eurofins TestAmerica, Denver Job No.: 280-137110-1

SDG No.:

Client Sample ID: EW7-PM25B-3-25 Lab Sample ID: 280-137110-3

Matrix: Water Lab File ID: 025F2401.D

Analysis Method: RSK-175 Date Collected: 05/31/2020 11:00

Sample wt/vol: 18(mL) Date Analyzed: 06/10/2020 16:46

Soil Aliquot Vol: Dilution Factor: 6

Soil Extract Vol.: GC Column: HP-Plot Q ID: 0.53(mm)

% Moisture: Level: (low/med) Low

Analysis Batch No.: 498179 Units: mg/L

CAS NO.	COMPOUND NAME	RESULT	Q	LOQ	LOD	DL
74-82-8	Methane	18	D	0.030	0.012	0.0038

Eurofins TestAmerica, Denver
Target Compound Quantitation Report

Data File: \\chromfs\Denver\ChromData\VGC_J\20200610-92287.b\025F2401.D
Lims ID: 280-137110-H-3
Client ID: EW7-PM25B-3-25
Sample Type: Client
Inject. Date: 10-Jun-2020 16:46:21 ALS Bottle#: 25 Worklist Smp#: 20
Purge Vol: 18.000 mL Dil. Factor: 6.0000
Sample Info: 280-137110-H-3
Operator ID: SCIANNAC Instrument ID: VGC_J

Method: \\chromfs\Denver\ChromData\VGC_J\20200610-92287.b\RSK_J.m
Limit Group: GCV - RSK 175
Method Label: DV-GC-0025: Dissolved Gases in Water by RSK-175
Last Update: 11-Jun-2020 08:20:31 Calib Date: 16-May-2020 13:08:56
Integrator: Falcon
Quant Method: External Standard Quant By: Initial Calibration
Last ICal File: \\chromfs\Denver\ChromData\VGC_J\20200516-91574.b\009F0901.D

Column 1 : Rt-Alumina BOND/KCl (0.53 mm) Det: GC FID1A
Column 2 : HP-PLOT/Q (0.53 mm) Det: GC FID2B
Process Host: CTX1028

First Level Reviewer: sciannac Date: 11-Jun-2020 08:01:54

Col	RT (min.)	Exp RT (min.)	Dlt RT (min.)	Response	OnCol Amt ug/l	Flags
$ 1 1,1,1-Trifluoroethane						
1		4.098			ND	
2		5.458				
2 Methane						
1	1.231	1.248	-0.017	439098521	3054.6	
2	3.148	3.160	-0.012	203766559	2976.7	
					RPD = 2.58	
3 Ethane						
1		1.503			ND	
2		4.295				
4 Ethylene						
1		1.773			ND	
2		4.022				
5 Propane						
1		2.462			ND	
2		5.919				
6 Acetylene						
1		3.930			ND	
2		4.132				
7 Butane						
1		4.215			ND	
2		7.364				
8 isobutylene						
1		5.118			ND	
2		7.215				

Report Date: 11-Jun-2020 08:20:38 Chrom Revision: 2.3 10-Jun-2020 22:46:48

Eurofins TestAmerica, Denver

Data File: \\chromfs\Denver\ChromData\VGC_J\20200610-92287.b\025F2401.D

Injection Date:	10-Jun-2020 16:46:21	Instrument ID:	VGC_J	Operator ID:	SCIANNAC
Lims ID:	280-137110-H-3	Lab Sample ID:	280-137110-3	Worklist Smp#:	20
Client ID:	EW7-PM25B-3-25				
Purge Vol:	18.000 mL	Dil. Factor:	6.0000	ALS Bottle#:	25
Method:	RSK_J	Limit Group:	GCV - RSK 175		

Column: Rt-Alumina BOND/KCl (0.53 mm) Y Scaling: Method Defined: Scale to the Nth Largest Target: 1

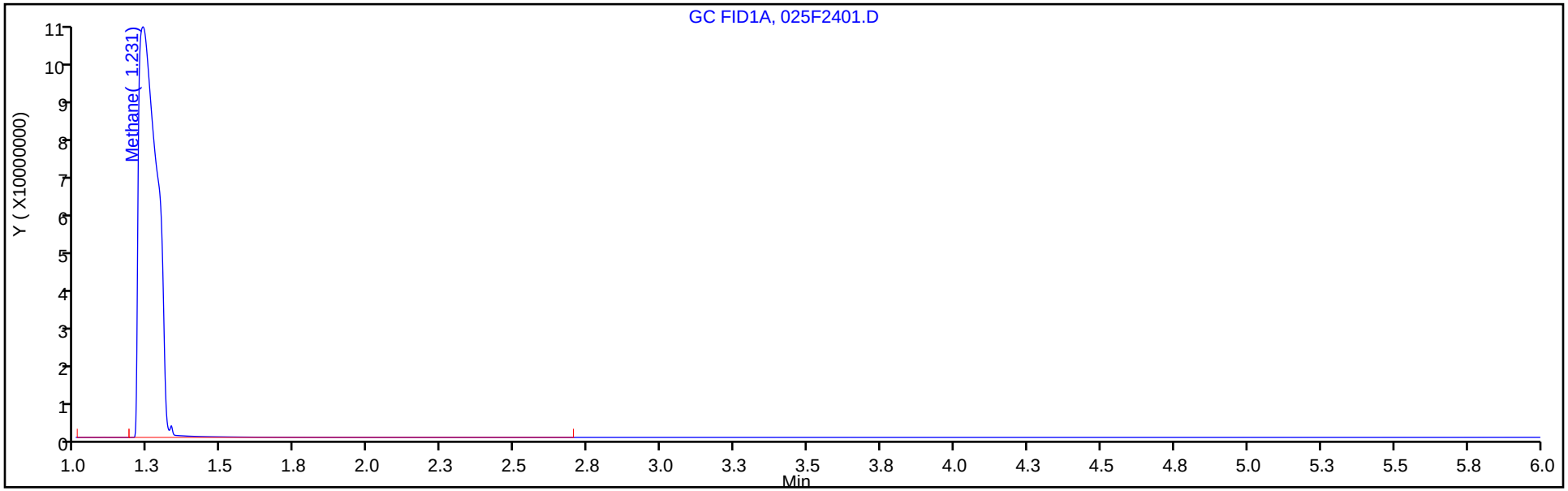

Column: HP-PLOT/Q (0.53 mm) Y Scaling: Method Defined: Scale to the Nth Largest Target: 1

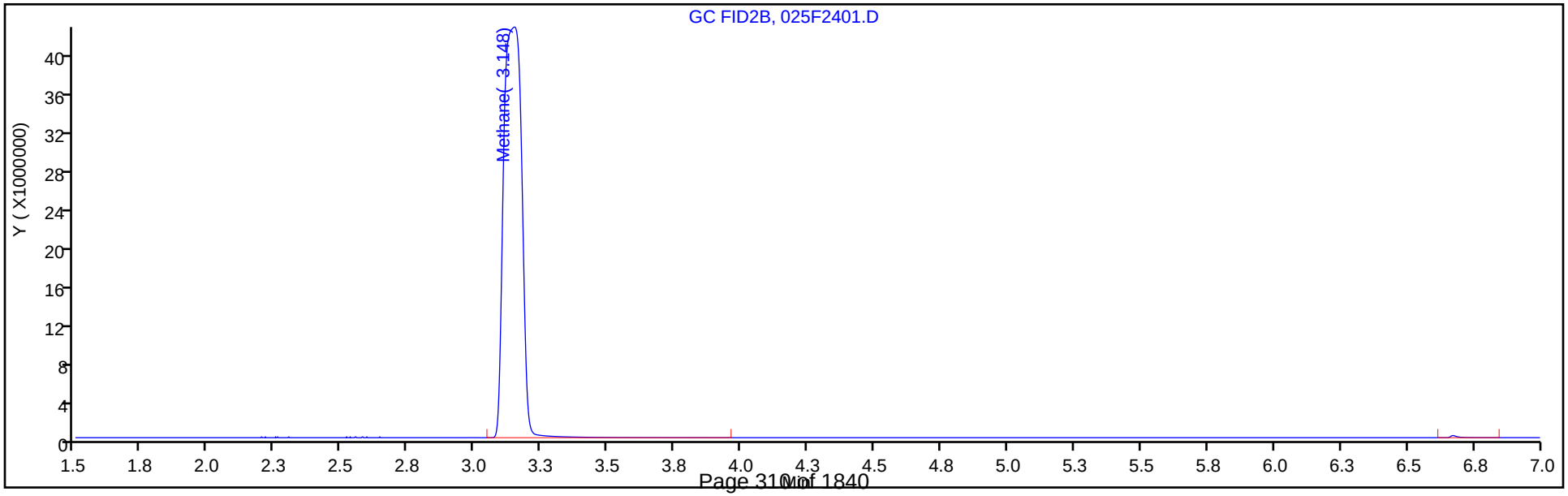

FORM I
GC VOA ORGANICS ANALYSIS DATA SHEET

Lab Name: Eurofins TestAmerica, Denver Job No.: 280-137110-1

SDG No.:

Client Sample ID: EW7-PM23B-3-35 Lab Sample ID: 280-137110-4

Matrix: Water Lab File ID: 027F2601.D

Analysis Method: RSK-175 Date Collected: 05/31/2020 14:25

Sample wt/vol: 18(mL) Date Analyzed: 06/10/2020 17:19

Soil Aliquot Vol: Dilution Factor: 6

Soil Extract Vol.: GC Column: HP-Plot Q ID: 0.53(mm)

% Moisture: Level: (low/med) Low

Analysis Batch No.: 498179 Units: mg/L

CAS NO.	COMPOUND NAME	RESULT	Q	LOQ	LOD	DL
74-82-8	Methane	21	D	0.030	0.012	0.0038

Eurofins TestAmerica, Denver
Target Compound Quantitation Report

Data File: \\chromfs\Denver\ChromData\VGC_J\20200610-92287.b\027F2601.D
Lims ID: 280-137110-G-4
Client ID: EW7-PM23B-3-35
Sample Type: Client
Inject. Date: 10-Jun-2020 17:19:18 ALS Bottle#: 27 Worklist Smp#: 22
Purge Vol: 18.000 mL Dil. Factor: 6.0000
Sample Info: 280-137110-G-4
Operator ID: SCIANNAC Instrument ID: VGC_J

Method: \\chromfs\Denver\ChromData\VGC_J\20200610-92287.b\RSK_J.m
Limit Group: GCV - RSK 175
Method Label: DV-GC-0025: Dissolved Gases in Water by RSK-175
Last Update: 11-Jun-2020 08:20:39 Calib Date: 16-May-2020 13:08:56
Integrator: Falcon
Quant Method: External Standard Quant By: Initial Calibration
Last ICal File: \\chromfs\Denver\ChromData\VGC_J\20200516-91574.b\009F0901.D

Column 1 : Rt-Alumina BOND/KCl (0.53 mm) Det: GC FID1A
Column 2 : HP-PLOT/Q (0.53 mm) Det: GC FID2B
Process Host: CTX1028

First Level Reviewer: sciannac Date: 11-Jun-2020 08:04:36

Col	RT (min.)	Exp RT (min.)	Dlt RT (min.)	Response	OnCol Amt ug/l	Flags
$ 1 1,1,1-Trifluoroethane						
1		4.098			ND	
2		5.458				
2 Methane						
1	1.227	1.248	-0.021	518238765	3605.2	
2	3.149	3.160	-0.011	238454133	3483.5	
					RPD = 3.44	
3 Ethane						
1		1.503			ND	
2		4.295				
4 Ethylene						
1		1.773			ND	
2		4.022				
5 Propane						
1		2.462			ND	
2		5.919				
6 Acetylene						
1		3.930			ND	
2		4.132				
7 Butane						
1		4.215			ND	
2		7.364				
8 isobutylene						
1		5.118			ND	
2		7.215				

Report Date: 11-Jun-2020 08:20:40 Chrom Revision: 2.3 10-Jun-2020 22:46:48

Eurofins TestAmerica, Denver

Data File: \\chromfs\Denver\ChromData\VGC_J\20200610-92287.b\027F2601.D

Injection Date:	10-Jun-2020 17:19:18	Instrument ID:	VGC_J	Operator ID:	SCIANNAC
Lims ID:	280-137110-G-4	Lab Sample ID:	280-137110-4	Worklist Smp#:	22
Client ID:	EW7-PM23B-3-35				
Purge Vol:	18.000 mL	Dil. Factor:	6.0000	ALS Bottle#:	27
Method:	RSK_J	Limit Group:	GCV - RSK 175		

Column: Rt-Alumina BOND/KCl (0.53 mm) Y Scaling: Method Defined: Scale to the Nth Largest Target: 1

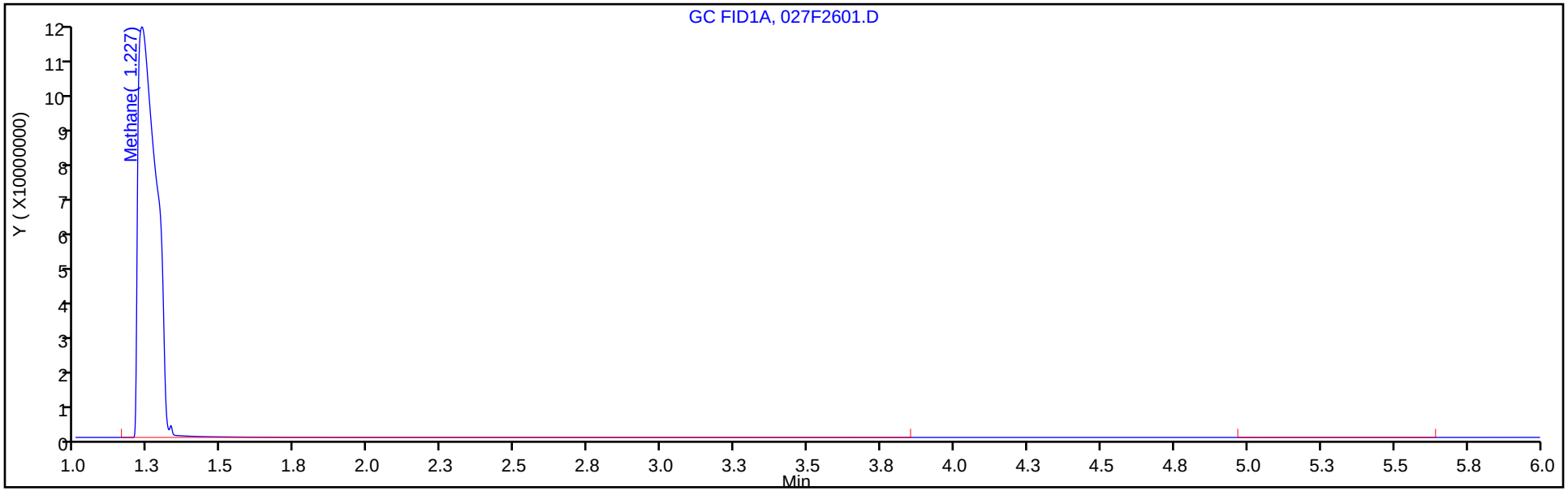

Column: HP-PLOT/Q (0.53 mm) Y Scaling: Method Defined: Scale to the Nth Largest Target: 1

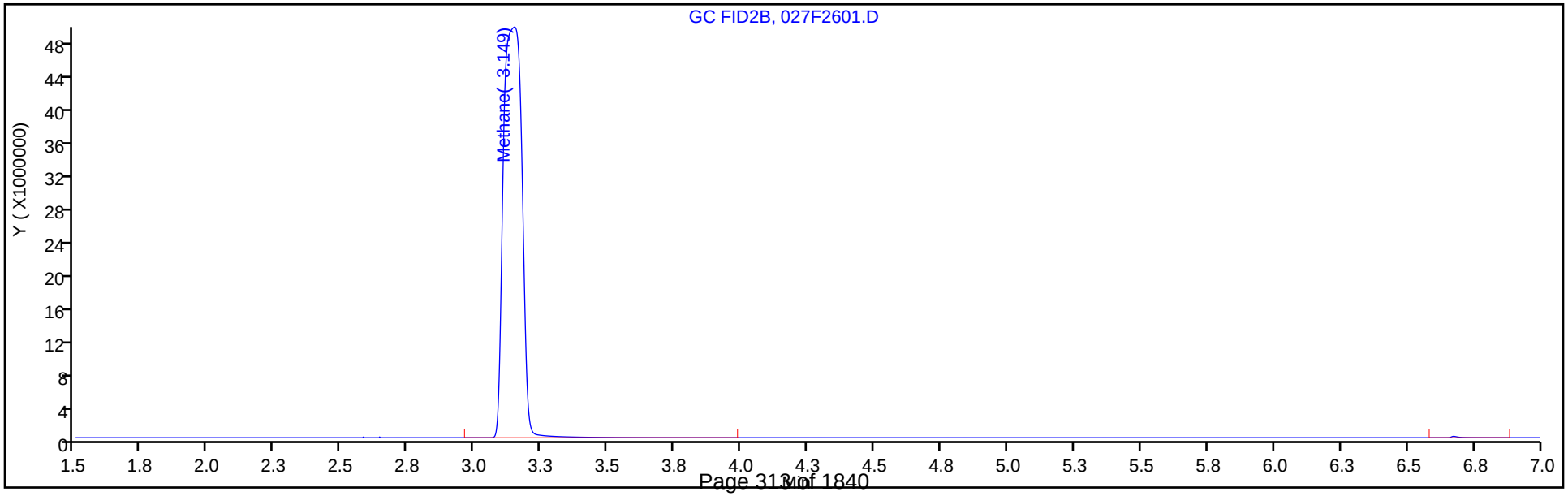

FORM I
GC VOA ORGANICS ANALYSIS DATA SHEET

Lab Name: Eurofins TestAmerica, Denver Job No.: 280-137110-1

SDG No.:

Client Sample ID: G0079-20A Lab Sample ID: 280-137110-5

Matrix: Water Lab File ID: 024F1701.D

Analysis Method: RSK-175 Date Collected: 06/01/2020 11:15

Sample wt/vol: 18(mL) Date Analyzed: 06/03/2020 18:45

Soil Aliquot Vol: Dilution Factor: 1

Soil Extract Vol.: GC Column: HP-Plot Q ID: 0.53(mm)

% Moisture: Level: (low/med) Low

Analysis Batch No.: 497247 Units: mg/L

CAS NO.	COMPOUND NAME	RESULT	Q	LOQ	LOD	DL
74-82-8	Methane	0.0020	U	0.0050	0.0020	0.00063

Eurofins TestAmerica, Denver
Target Compound Quantitation Report

Data File:	\\chromfs\Denver\ChromData\VGC_J\20200603-92068.b\024F1701.D				
Lims ID:	280-137110-H-5				
Client ID:	G0079-20A				
Sample Type:	Client				
Inject. Date:	03-Jun-2020 18:45:02	ALS Bottle#:	24	Worklist Smp#:	20
Purge Vol:	18.000 mL	Dil. Factor:	1.0000		
Sample Info:	280-137110-h-5				
Operator ID:	SCIANNAC	Instrument ID:	VGC_J		
Method:	\\chromfs\Denver\ChromData\VGC_J\20200603-92068.b\RSK_J.m				
Limit Group:	GCV - RSK 175				
Method Label:	DV-GC-0025: Dissolved Gases in Water by RSK-175				
Last Update:	05-Jun-2020 13:56:29	Calib Date:	16-May-2020 13:08:56		
Integrator:	Falcon				
Quant Method:	External Standard	Quant By:	Initial Calibration		
Last ICal File:	\\chromfs\Denver\ChromData\VGC_J\20200516-91574.b\009F0901.D				
Column 1 :	Rt-Alumina BOND/KCl (0.53 mm)		Det: GC FID1A		
Column 2 :	HP-PLOT/Q (0.53 mm)		Det: GC FID2B		
Process Host:	CTX1025				

First Level Reviewer: sciannac Date: 05-Jun-2020 13:42:40

Col	RT (min.)	Exp RT (min.)	Dlt RT (min.)	Response	OnCol Amt ug/l	Flags
$ 1 1,1,1-Trifluoroethane						
1		4.098			ND	
2		5.458				
2 Methane						
1		1.250			ND	
2		3.161				
3 Ethane						
1		1.500			ND	
2		4.296				
4 Ethylene						
1		1.758			ND	
2		4.023				
5 Propane						
1		2.433			ND	
2		5.918				
6 Acetylene						
1		3.886			ND	
2		4.128				
7 Butane						
1		4.181			ND	
2		7.363				
8 isobutylene						
1		5.083			ND	
2		7.216				

Report Date: 05-Jun-2020 13:56:38 Chrom Revision: 2.3 05-May-2020 17:48:18

Eurofins TestAmerica, Denver

Data File: \\chromfs\Denver\ChromData\VGC_J\20200603-92068.b\024F1701.D

Injection Date:	03-Jun-2020 18:45:02	Instrument ID:	VGC_J	Operator ID:	SCIANNAC
Lims ID:	280-137110-H-5	Lab Sample ID:	280-137110-5	Worklist Smp#:	20
Client ID:	G0079-20A				
Purge Vol:	18.000 mL	Dil. Factor:	1.0000	ALS Bottle#:	24
Method:	RSK_J	Limit Group:	GCV - RSK 175		

Column: Rt-Alumina BOND/KCl (0.53 mm) Y Scaling: Method Defined: Scale to the Nth Largest Target: 1

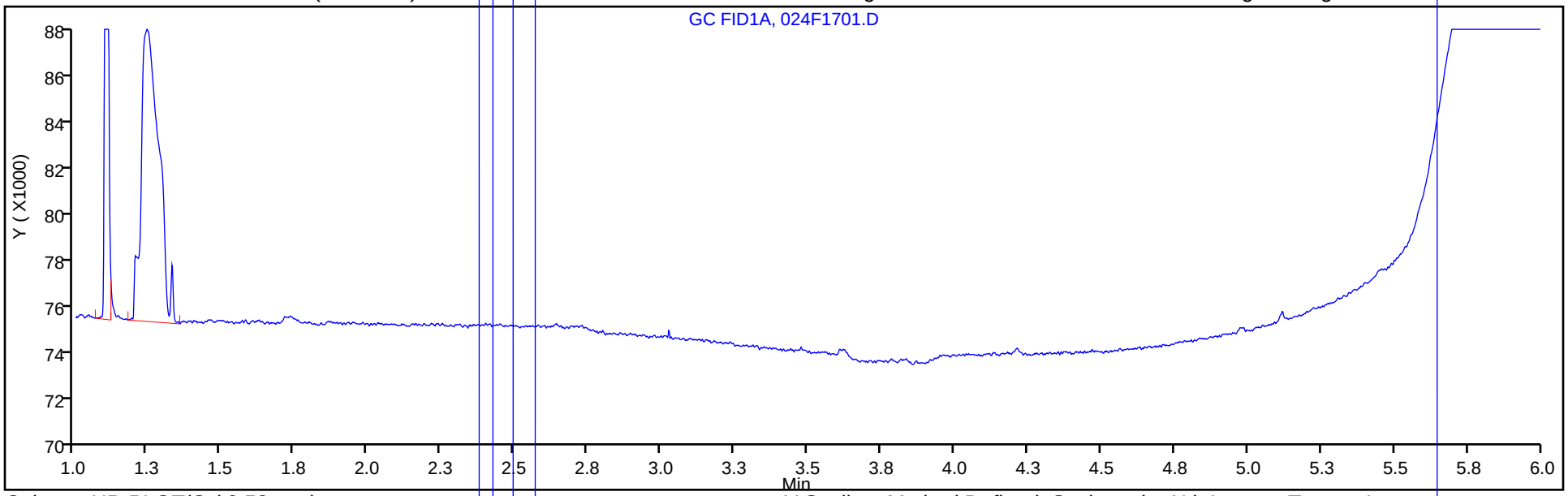

Column: HP-PLOT/Q (0.53 mm) Y Scaling: Method Defined: Scale to the Nth Largest Target: 1

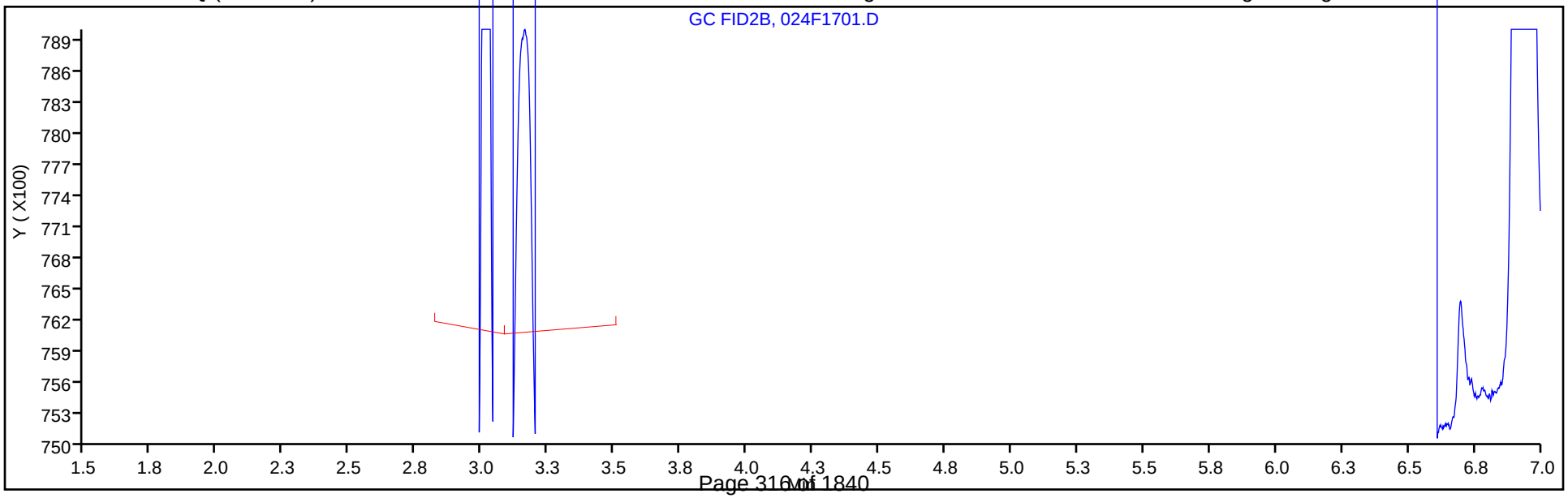

FORM I
GC VOA ORGANICS ANALYSIS DATA SHEET

Lab Name: Eurofins TestAmerica, Denver Job No.: 280-137110-1

SDG No.:

Client Sample ID: G0075-20A Lab Sample ID: 280-137110-6

Matrix: Water Lab File ID: 026F1901.D

Analysis Method: RSK-175 Date Collected: 06/01/2020 12:25

Sample wt/vol: 18(mL) Date Analyzed: 06/03/2020 19:17

Soil Aliquot Vol: Dilution Factor: 1

Soil Extract Vol.: GC Column: HP-Plot Q ID: 0.53(mm)

% Moisture: Level: (low/med) Low

Analysis Batch No.: 497247 Units: mg/L

CAS NO.	COMPOUND NAME	RESULT	Q	LOQ	LOD	DL
74-82-8	Methane	0.0020	U	0.0050	0.0020	0.00063

Eurofins TestAmerica, Denver
Target Compound Quantitation Report

Data File:	\\chromfs\Denver\ChromData\VGC_J\20200603-92068.b\026F1901.D				
Lims ID:	280-137110-H-6				
Client ID:	G0075-20A				
Sample Type:	Client				
Inject. Date:	03-Jun-2020 19:17:44	ALS Bottle#:	26	Worklist Smp#:	22
Purge Vol:	18.000 mL	Dil. Factor:	1.0000		
Sample Info:	280-137110-h-6				
Operator ID:	SCIANNAC	Instrument ID:	VGC_J		
Method:	\\chromfs\Denver\ChromData\VGC_J\20200603-92068.b\RSK_J.m				
Limit Group:	GCV - RSK 175				
Method Label:	DV-GC-0025: Dissolved Gases in Water by RSK-175				
Last Update:	05-Jun-2020 13:56:38	Calib Date:	16-May-2020 13:08:56		
Integrator:	Falcon				
Quant Method:	External Standard	Quant By:	Initial Calibration		
Last ICal File:	\\chromfs\Denver\ChromData\VGC_J\20200516-91574.b\009F0901.D				
Column 1 :	Rt-Alumina BOND/KCl (0.53 mm)		Det: GC FID1A		
Column 2 :	HP-PLOT/Q (0.53 mm)		Det: GC FID2B		
Process Host:	CTX1025				

First Level Reviewer: sciannac Date: 05-Jun-2020 13:50:47

Col	RT (min.)	Exp RT (min.)	Dlt RT (min.)	Response	OnCol Amt ug/l	Flags
$ 1 1,1,1-Trifluoroethane						
1		4.098			ND	
2		5.458				
2 Methane						
1		1.250			ND	
2		3.161				
3 Ethane						
1		1.500			ND	
2		4.296				
4 Ethylene						
1		1.758			ND	
2		4.023				
5 Propane						
1		2.433			ND	
2		5.918				
6 Acetylene						
1		3.886			ND	
2		4.128				
7 Butane						
1		4.181			ND	
2		7.363				
8 isobutylene						
1		5.083			ND	
2		7.216				

Report Date: 05-Jun-2020 13:56:39 Chrom Revision: 2.3 05-May-2020 17:48:18

Eurofins TestAmerica, Denver

Data File: \\chromfs\Denver\ChromData\VGC_J\20200603-92068.b\026F1901.D

Injection Date:	03-Jun-2020 19:17:44	Instrument ID:	VGC_J	Operator ID:	SCIANNAC
Lims ID:	280-137110-H-6	Lab Sample ID:	280-137110-6	Worklist Smp#:	22
Client ID:	G0075-20A				
Purge Vol:	18.000 mL	Dil. Factor:	1.0000	ALS Bottle#:	26
Method:	RSK_J	Limit Group:	GCV - RSK 175		

Column: Rt-Alumina BOND/KCl (0.53 mm) Y Scaling: Method Defined: Scale to the Nth Largest Target: 1

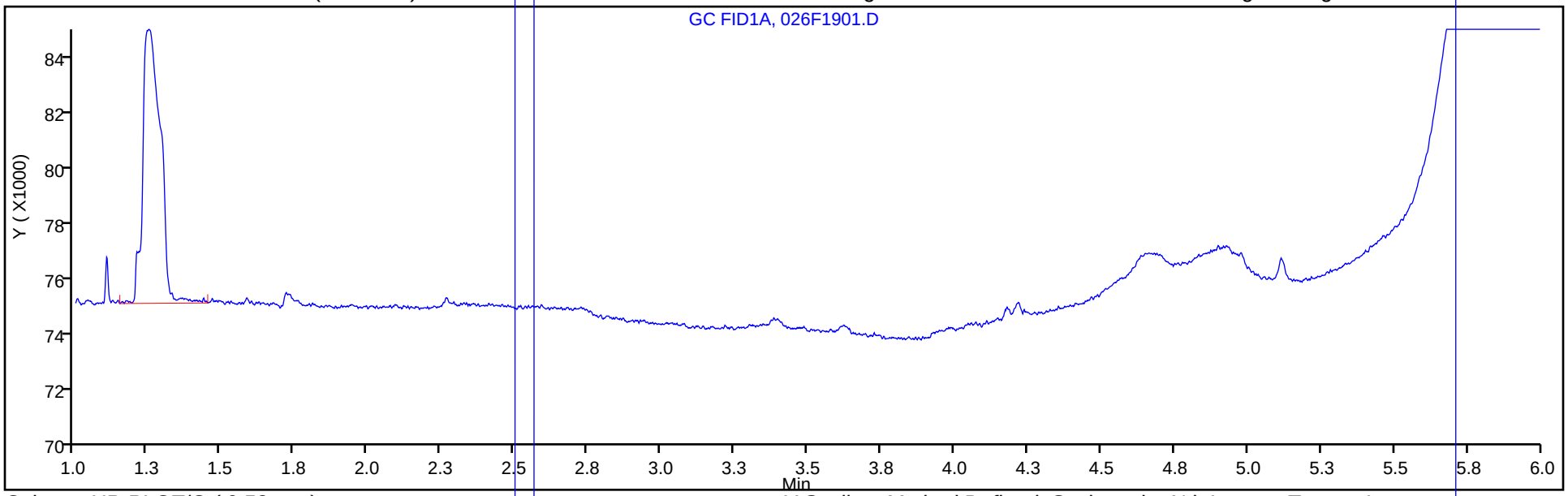

Column: HP-PLOT/Q (0.53 mm) Y Scaling: Method Defined: Scale to the Nth Largest Target: 1

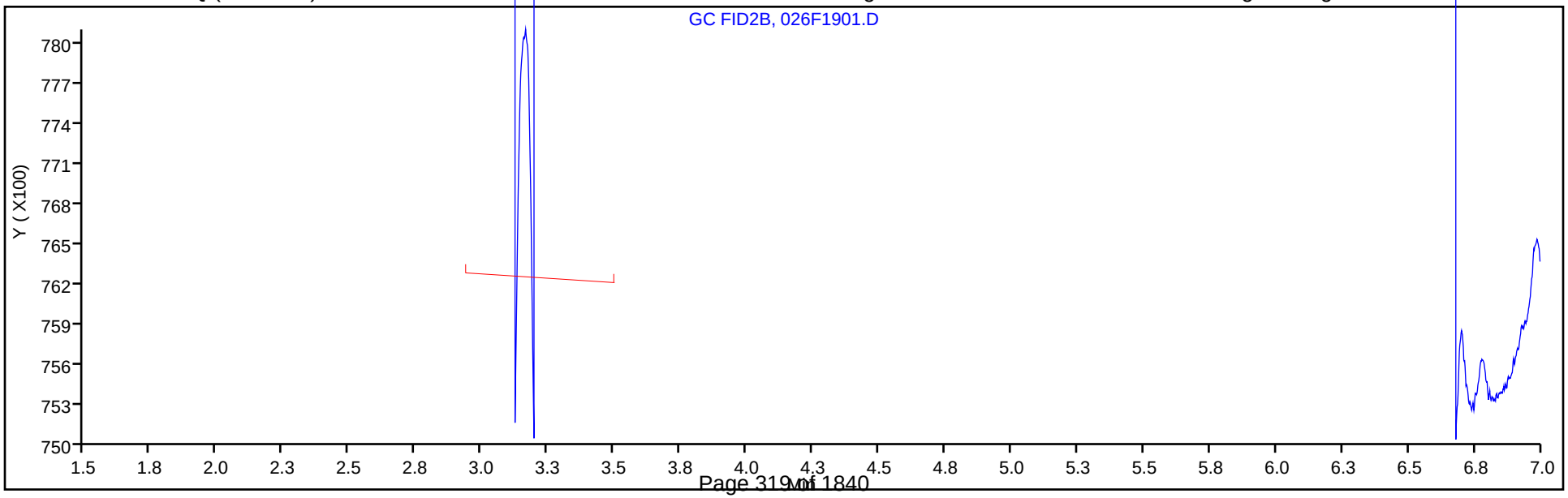

FORM I
GC VOA ORGANICS ANALYSIS DATA SHEET

Lab Name: Eurofins TestAmerica, Denver Job No.: 280-137110-1

SDG No.:

Client Sample ID: EW7-PM29B-3-35 Lab Sample ID: 280-137110-7

Matrix: Water Lab File ID: 013F1201.D

Analysis Method: RSK-175 Date Collected: 05/30/2020 12:40

Sample wt/vol: 18(mL) Date Analyzed: 06/10/2020 13:28

Soil Aliquot Vol: Dilution Factor: 6

Soil Extract Vol.: GC Column: HP-Plot Q ID: 0.53(mm)

% Moisture: Level: (low/med) Low

Analysis Batch No.: 498179 Units: mg/L

CAS NO.	COMPOUND NAME	RESULT	Q	LOQ	LOD	DL
74-82-8	Methane	9.6	J1 D	0.030	0.012	0.0038

Eurofins TestAmerica, Denver
Target Compound Quantitation Report

Data File: \\chromfs\Denver\ChromData\VGC_J\20200610-92287.b\013F1201.D
Lims ID: 280-137110-I-7
Client ID: EW7-PM29B-3-35
Sample Type: Client
Inject. Date: 10-Jun-2020 13:28:15 ALS Bottle#: 13 Worklist Smp#: 8
Purge Vol: 18.000 mL Dil. Factor: 6.0000
Sample Info: 280-137110-I-7
Operator ID: SCIANNAC Instrument ID: VGC_J

Method: \\chromfs\Denver\ChromData\VGC_J\20200610-92287.b\RSK_J.m
Limit Group: GCV - RSK 175
Method Label: DV-GC-0025: Dissolved Gases in Water by RSK-175
Last Update: 11-Jun-2020 09:14:23 Calib Date: 16-May-2020 13:08:56
Integrator: Falcon
Quant Method: External Standard Quant By: Initial Calibration
Last ICal File: \\chromfs\Denver\ChromData\VGC_J\20200516-91574.b\009F0901.D

Column 1 : Rt-Alumina BOND/KCl (0.53 mm) Det: GC FID1A
Column 2 : HP-PLOT/Q (0.53 mm) Det: GC FID2B
Process Host: CTX1028

Col	RT (min.)	Exp RT (min.)	Dlt RT (min.)	Response	OnCol Amt ug/l	Flags
$ 1 1,1,1-Trifluoroethane						
1		4.098			ND	
2		5.458				
2 Methane						
1	1.231	1.248	-0.017	238248525	1657.2	
2	3.164	3.160	0.004	109265499	1596.1	
					RPD = 3.76	
3 Ethane						
1		1.503			ND	
2		4.295				
4 Ethylene						
1		1.773			ND	
2		4.022				
5 Propane						
1		2.462			ND	
2		5.919				
6 Acetylene						
1		3.930			ND	
2		4.132				
7 Butane						
1		4.215			ND	
2		7.364				
8 isobutylene						
1		5.118			ND	
2		7.215				

Report Date: 11-Jun-2020 09:14:23 Chrom Revision: 2.3 10-Jun-2020 22:46:48

Eurofins TestAmerica, Denver

Data File: \\chromfs\Denver\ChromData\VGC_J\20200610-92287.b\013F1201.D

Injection Date:	10-Jun-2020 13:28:15	Instrument ID:	VGC_J	Operator ID:	SCIANNAC
Lims ID:	280-137110-I-7	Lab Sample ID:	280-137110-7	Worklist Smp#:	8
Client ID:	EW7-PM29B-3-35				
Purge Vol:	18.000 mL	Dil. Factor:	6.0000	ALS Bottle#:	13
Method:	RSK_J	Limit Group:	GCV - RSK 175		

Column: Rt-Alumina BOND/KCl (0.53 mm) Y Scaling: Method Defined: Scale to the Nth Largest Target: 1

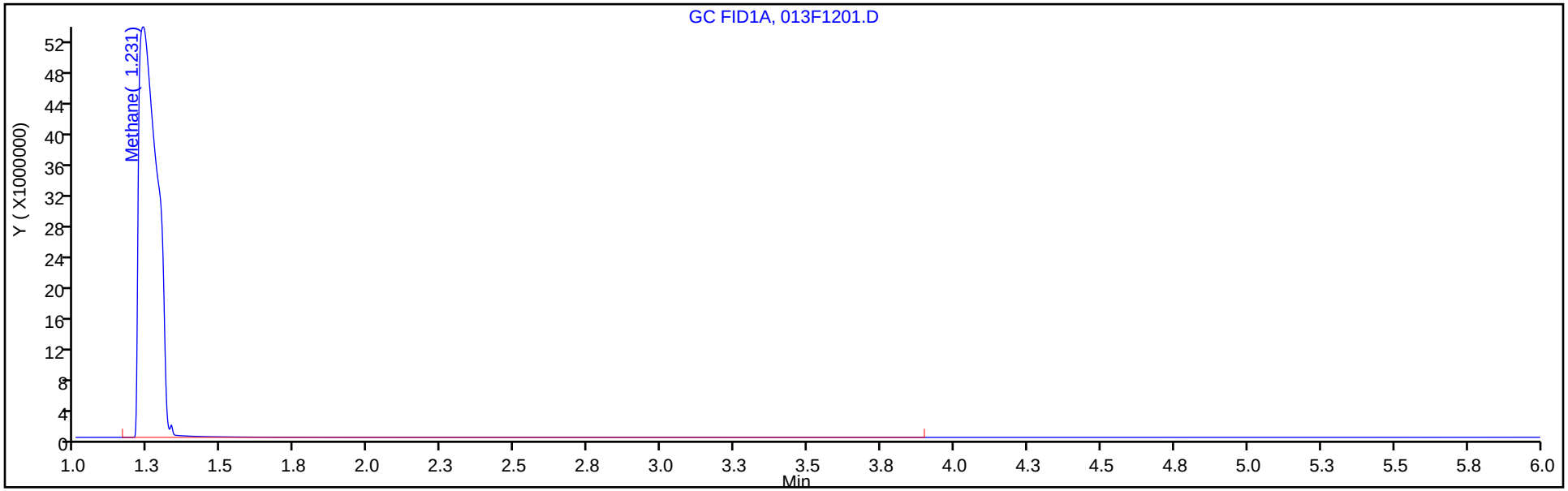

Column: HP-PLOT/Q (0.53 mm) Y Scaling: Method Defined: Scale to the Nth Largest Target: 1

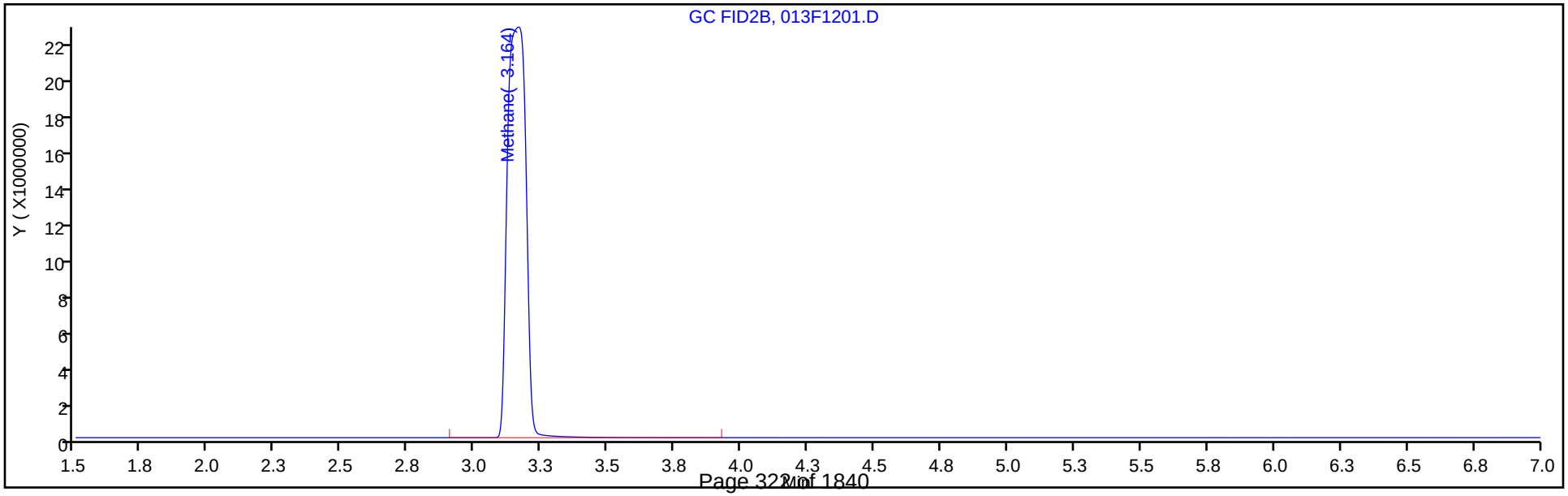

FORM I
GC VOA ORGANICS ANALYSIS DATA SHEET

Lab Name: Eurofins TestAmerica, Denver Job No.: 280-137110-1

SDG No.:

Client Sample ID: EW7-PM28A-3-25 Lab Sample ID: 280-137110-8

Matrix: Water Lab File ID: 028F2701.D

Analysis Method: RSK-175 Date Collected: 05/30/2020 14:30

Sample wt/vol: 18(mL) Date Analyzed: 06/10/2020 17:35

Soil Aliquot Vol: Dilution Factor: 3

Soil Extract Vol.: GC Column: HP-Plot Q ID: 0.53(mm)

% Moisture: Level: (low/med) Low

Analysis Batch No.: 498179 Units: mg/L

CAS NO.	COMPOUND NAME	RESULT	Q	LOQ	LOD	DL
74-82-8	Methane	15	D	0.015	0.0060	0.0019

Eurofins TestAmerica, Denver
Target Compound Quantitation Report

Data File: \\chromfs\Denver\ChromData\VGC_J\20200610-92287.b\028F2701.D
Lims ID: 280-137110-G-8
Client ID: EW7-PM28A-3-25
Sample Type: Client
Inject. Date: 10-Jun-2020 17:35:47 ALS Bottle#: 28 Worklist Smp#: 23
Purge Vol: 18.000 mL Dil. Factor: 3.0000
Sample Info: 280-137110-G-8
Operator ID: SCIANNAC Instrument ID: VGC_J

Method: \\chromfs\Denver\ChromData\VGC_J\20200610-92287.b\RSK_J.m
Limit Group: GCV - RSK 175
Method Label: DV-GC-0025: Dissolved Gases in Water by RSK-175
Last Update: 11-Jun-2020 08:20:39 Calib Date: 16-May-2020 13:08:56
Integrator: Falcon
Quant Method: External Standard Quant By: Initial Calibration
Last ICal File: \\chromfs\Denver\ChromData\VGC_J\20200516-91574.b\009F0901.D

Column 1 : Rt-Alumina BOND/KCl (0.53 mm) Det: GC FID1A
Column 2 : HP-PLOT/Q (0.53 mm) Det: GC FID2B
Process Host: CTX1028

First Level Reviewer: sciannac Date: 11-Jun-2020 08:04:45

Col	RT (min.)	Exp RT (min.)	Dlt RT (min.)	Response	OnCol Amt ug/l	Flags
$ 1 1,1,1-Trifluoroethane						
1		4.098			ND	
2		5.458				
2 Methane						
1	1.248	1.248	0.000	705536389	4908.3	
2	3.150	3.160	-0.010	333701909	4875.0	
					RPD = 0.68	
3 Ethane						
1		1.503			ND	
2		4.295				
4 Ethylene						
1		1.773			ND	
2		4.022				
5 Propane						
1		2.462			ND	
2		5.919				
6 Acetylene						
1		3.930			ND	
2		4.132				
7 Butane						
1		4.215			ND	
2		7.364				
8 isobutylene						
1		5.118			ND	
2		7.215				

Report Date: 11-Jun-2020 08:20:41 Chrom Revision: 2.3 10-Jun-2020 22:46:48

Eurofins TestAmerica, Denver

Data File: \\chromfs\Denver\ChromData\VGC_J\20200610-92287.b\028F2701.D

Injection Date:	10-Jun-2020 17:35:47	Instrument ID:	VGC_J	Operator ID:	SCIANNAC
Lims ID:	280-137110-G-8	Lab Sample ID:	280-137110-8	Worklist Smp#:	23
Client ID:	EW7-PM28A-3-25				
Purge Vol:	18.000 mL	Dil. Factor:	3.0000	ALS Bottle#:	28
Method:	RSK_J	Limit Group:	GCV - RSK 175		

Column: Rt-Alumina BOND/KCl (0.53 mm) Y Scaling: Method Defined: Scale to the Nth Largest Target: 1

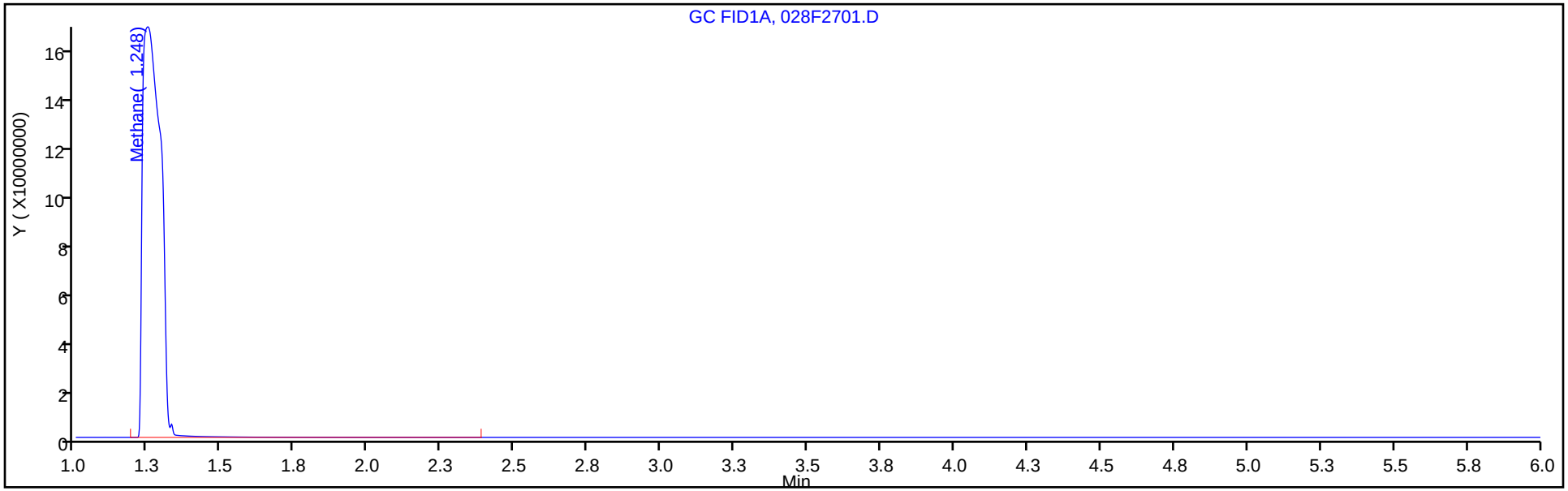

Column: HP-PLOT/Q (0.53 mm) Y Scaling: Method Defined: Scale to the Nth Largest Target: 1

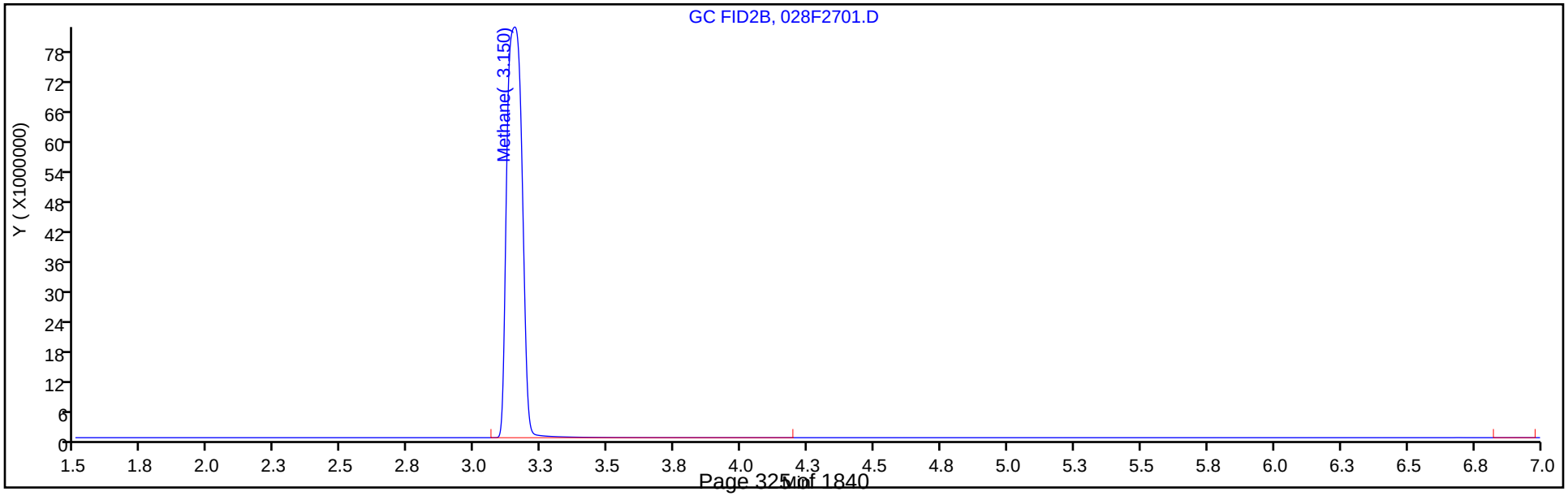

FORM I
GC VOA ORGANICS ANALYSIS DATA SHEET

Lab Name: Eurofins TestAmerica, Denver Job No.: 280-137110-1

SDG No.:

Client Sample ID: EW7-PM26A-3-25 Lab Sample ID: 280-137110-9

Matrix: Water Lab File ID: 029F2201.D

Analysis Method: RSK-175 Date Collected: 05/31/2020 16:00

Sample wt/vol: 18(mL) Date Analyzed: 06/03/2020 20:06

Soil Aliquot Vol: Dilution Factor: 1

Soil Extract Vol.: GC Column: HP-Plot Q ID: 0.53(mm)

% Moisture: Level: (low/med) Low

Analysis Batch No.: 497247 Units: mg/L

CAS NO.	COMPOUND NAME	RESULT	Q	LOQ	LOD	DL
74-82-8	Methane	2.6		0.0050	0.0020	0.00063

Eurofins TestAmerica, Denver
Target Compound Quantitation Report

Data File: \\chromfs\Denver\ChromData\VGC_J\20200603-92068.b\029F2201.D
Lims ID: 280-137110-H-9
Client ID: EW7-PM26A-3-25
Sample Type: Client
Inject. Date: 03-Jun-2020 20:06:40 ALS Bottle#: 29 Worklist Smp#: 25
Purge Vol: 18.000 mL Dil. Factor: 1.0000
Sample Info: 280-137110-h-9
Operator ID: SCIANNAC Instrument ID: VGC_J

Method: \\chromfs\Denver\ChromData\VGC_J\20200603-92068.b\RSK_J.m
Limit Group: GCV - RSK 175
Method Label: DV-GC-0025: Dissolved Gases in Water by RSK-175
Last Update: 05-Jun-2020 13:56:38 Calib Date: 16-May-2020 13:08:56
Integrator: Falcon
Quant Method: External Standard Quant By: Initial Calibration
Last ICal File: \\chromfs\Denver\ChromData\VGC_J\20200516-91574.b\009F0901.D

Column 1 : Rt-Alumina BOND/KCl (0.53 mm) Det: GC FID1A
Column 2 : HP-PLOT/Q (0.53 mm) Det: GC FID2B
Process Host: CTX1025

Col	RT (min.)	Exp RT (min.)	Dlt RT (min.)	Response	OnCol Amt ug/l	Flags
$ 1 1,1,1-Trifluoroethane						
1		4.098			ND	
2		5.458				
2 Methane						
1	1.253	1.250	0.003	392225616	2728.5	
2	3.158	3.161	-0.003	179289731	2619.1	
					RPD = 4.09	
3 Ethane						
1		1.500			ND	
2		4.296				
4 Ethylene						
1		1.758			ND	
2		4.023				
5 Propane						
1		2.433			ND	
2		5.918				
6 Acetylene						
1		3.886			ND	
2		4.128				
7 Butane						
1		4.181			ND	
2		7.363				
8 isobutylene						
1		5.083			ND	
2		7.216				

Report Date: 05-Jun-2020 13:56:41 Chrom Revision: 2.3 05-May-2020 17:48:18

Eurofins TestAmerica, Denver

Data File: \\chromfs\Denver\ChromData\VGC_J\20200603-92068.b\029F2201.D

Injection Date:	03-Jun-2020 20:06:40	Instrument ID:	VGC_J	Operator ID:	SCIANNAC
Lims ID:	280-137110-H-9	Lab Sample ID:	280-137110-9	Worklist Smp#:	25
Client ID:	EW7-PM26A-3-25				
Purge Vol:	18.000 mL	Dil. Factor:	1.0000	ALS Bottle#:	29
Method:	RSK_J	Limit Group:	GCV - RSK 175		

Column: Rt-Alumina BOND/KCl (0.53 mm) Y Scaling: Method Defined: Scale to the Nth Largest Target: 1

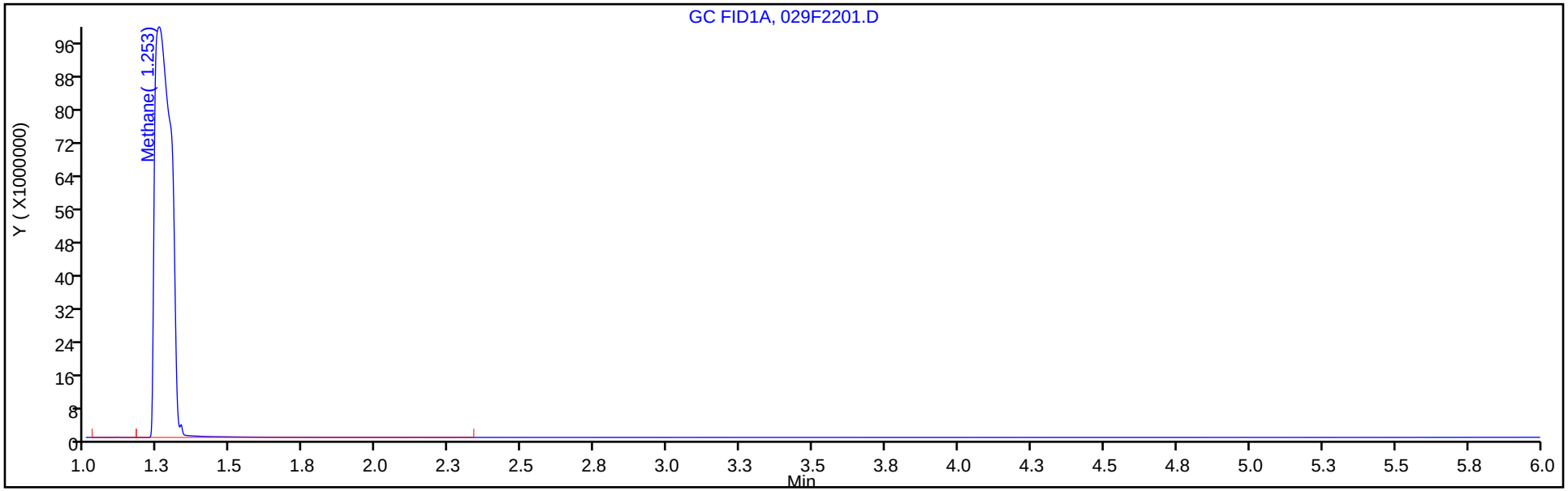

Column: HP-PLOT/Q (0.53 mm) Y Scaling: Method Defined: Scale to the Nth Largest Target: 1

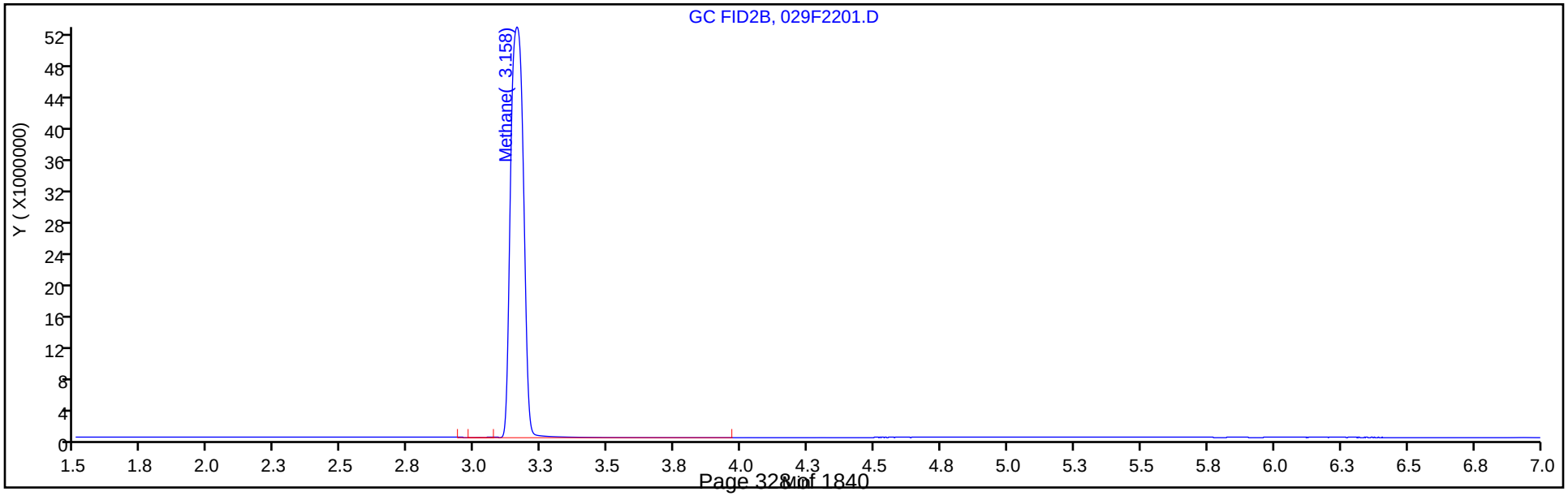

FORM I
GC VOA ORGANICS ANALYSIS DATA SHEET

Lab Name: Eurofins TestAmerica, Denver Job No.: 280-137110-1

SDG No.:

Client Sample ID: EW7-PM26B-3-35 Lab Sample ID: 280-137110-10

Matrix: Water Lab File ID: 015F0701.D

Analysis Method: RSK-175 Date Collected: 06/01/2020 09:40

Sample wt/vol: 18(mL) Date Analyzed: 06/11/2020 15:08

Soil Aliquot Vol: Dilution Factor: 3

Soil Extract Vol.: GC Column: HP-Plot Q ID: 0.53(mm)

% Moisture: Level: (low/med) Low

Analysis Batch No.: 498346 Units: mg/L

CAS NO.	COMPOUND NAME	RESULT	Q	LOQ	LOD	DL
74-82-8	Methane	19	D	0.015	0.0060	0.0019

Eurofins TestAmerica, Denver
Target Compound Quantitation Report

Data File: \\chromfs\Denver\ChromData\VGC_J\20200611-92320.b\015F0701.D
Lims ID: 280-137110-G-10
Client ID: EW7-PM26B-3-35
Sample Type: Client
Inject. Date: 11-Jun-2020 15:08:03 ALS Bottle#: 15 Worklist Smp#: 14
Purge Vol: 18.000 mL Dil. Factor: 3.0000
Sample Info: 280-137110-G-10
Operator ID: SCIANNAC Instrument ID: VGC_J

Method: \\chromfs\Denver\ChromData\VGC_J\20200611-92320.b\RSK_J.m
Limit Group: GCV - RSK 175
Method Label: DV-GC-0025: Dissolved Gases in Water by RSK-175
Last Update: 12-Jun-2020 12:13:29 Calib Date: 16-May-2020 13:08:56
Integrator: Falcon
Quant Method: External Standard Quant By: Initial Calibration
Last ICal File: \\chromfs\Denver\ChromData\VGC_J\20200516-91574.b\009F0901.D

Column 1 : Rt-Alumina BOND/KCl (0.53 mm) Det: GC FID1A
Column 2 : HP-PLOT/Q (0.53 mm) Det: GC FID2B
Process Host: CTX1019

First Level Reviewer: sciannac Date: 11-Jun-2020 17:50:32

Col	RT (min.)	Exp RT (min.)	Dlt RT (min.)	Response	OnCol Amt ug/l	Flags
$ 1 1,1,1-Trifluoroethane						
1		4.098			ND	
2		5.458				
2 Methane						
1	1.233	1.246	-0.013	257997478	1794.6	
2	3.125	3.155	-0.030	428215917	6255.8	
					RPD = 110.83	
3 Ethane						
1		1.500			ND	
2		4.293				
4 Ethylene						
1		1.773			ND	
2		4.018				
5 Propane						
1		2.461			ND	
2		5.917				
6 Acetylene						
1		3.935			ND	
2		4.125				
7 Butane						
1		4.218			ND	
2		7.362				
8 isobutylene						
1		5.123			ND	
2		7.215				

Report Date: 12-Jun-2020 13:39:25 Chrom Revision: 2.3 10-Jun-2020 22:46:48

Eurofins TestAmerica, Denver

Data File: \\chromfs\Denver\ChromData\VGC_J\20200611-92320.b\015F0701.D

Injection Date:	11-Jun-2020 15:08:03	Instrument ID:	VGC_J	Operator ID:	SCIANNAC
Lims ID:	280-137110-G-10	Lab Sample ID:	280-137110-10	Worklist Smp#:	14
Client ID:	EW7-PM26B-3-35				
Purge Vol:	18.000 mL	Dil. Factor:	3.0000	ALS Bottle#:	15
Method:	RSK_J	Limit Group:	GCV - RSK 175		

Column: Rt-Alumina BOND/KCl (0.53 mm) Y Scaling: Method Defined: Scale to the Nth Largest Target: 1

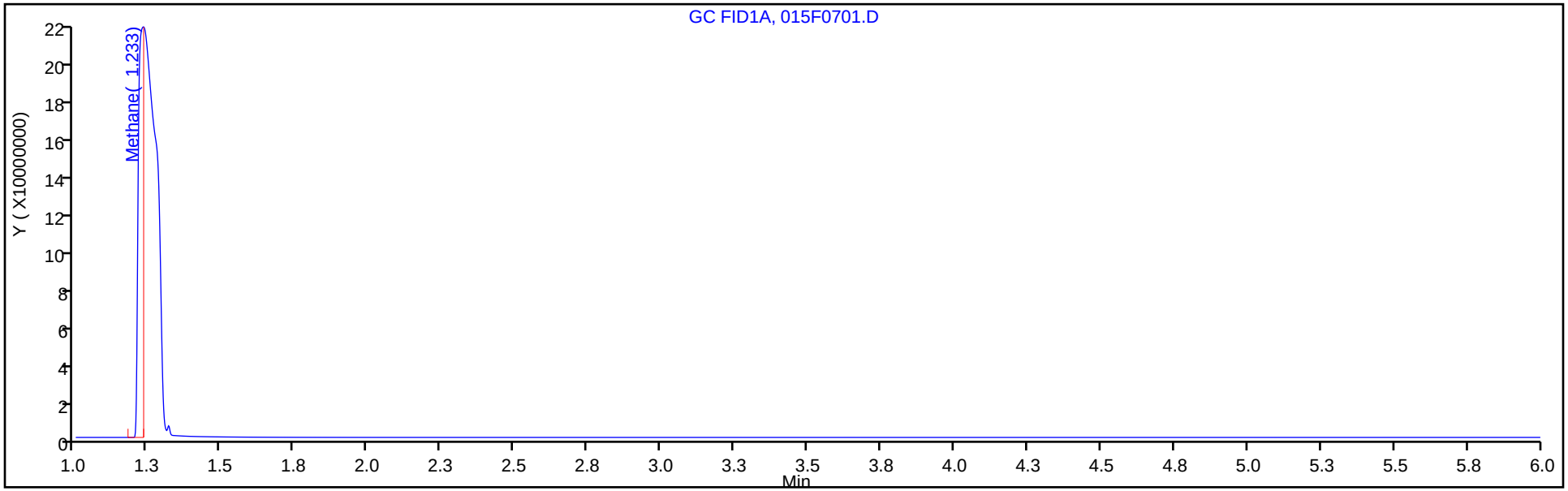

Column: HP-PLOT/Q (0.53 mm) Y Scaling: Method Defined: Scale to the Nth Largest Target: 1

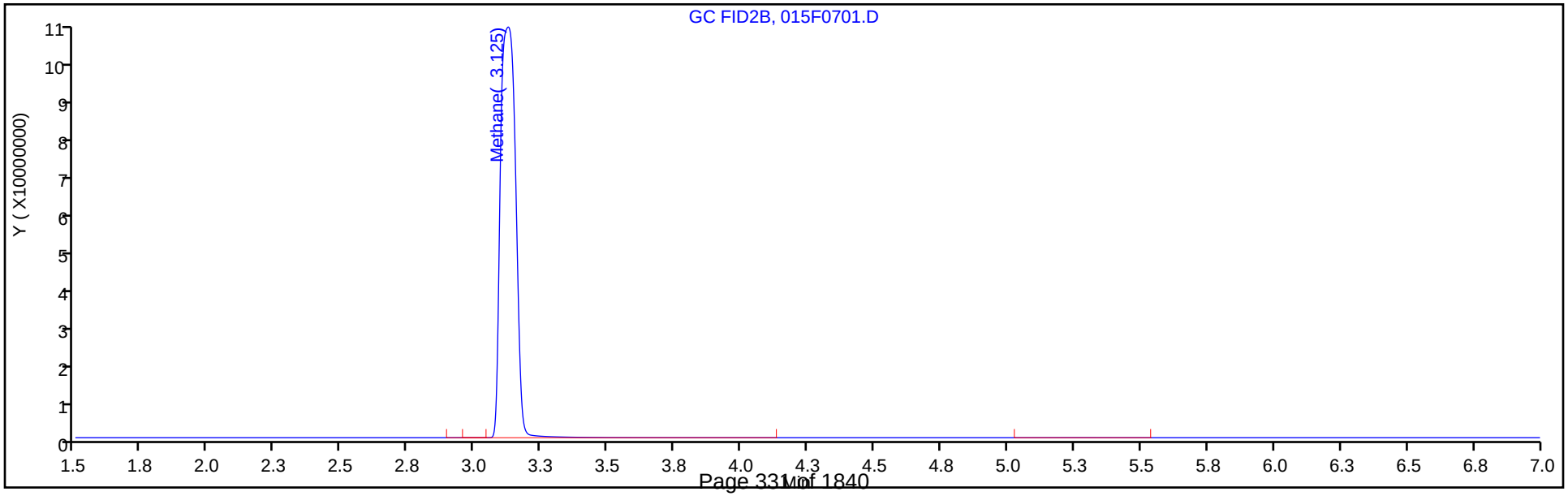

FORM I
GC VOA ORGANICS ANALYSIS DATA SHEET

Lab Name: Eurofins TestAmerica, Denver Job No.: 280-137110-1

SDG No.:

Client Sample ID: EW7-PM523A-3-25 Lab Sample ID: 280-137110-11

Matrix: Water Lab File ID: 030F2901.D

Analysis Method: RSK-175 Date Collected: 05/31/2020 08:00

Sample wt/vol: 18(mL) Date Analyzed: 06/10/2020 18:08

Soil Aliquot Vol: Dilution Factor: 3

Soil Extract Vol.: GC Column: HP-Plot Q ID: 0.53(mm)

% Moisture: Level: (low/med) Low

Analysis Batch No.: 498179 Units: mg/L

CAS NO.	COMPOUND NAME	RESULT	Q	LOQ	LOD	DL
74-82-8	Methane	12	D	0.015	0.0060	0.0019

Eurofins TestAmerica, Denver
Target Compound Quantitation Report

Data File: \\chromfs\Denver\ChromData\VGC_J\20200610-92287.b\030F2901.D
Lims ID: 280-137110-H-11
Client ID: EW7-PM523A-3-25
Sample Type: Client
Inject. Date: 10-Jun-2020 18:08:29 ALS Bottle#: 30 Worklist Smp#: 25
Purge Vol: 18.000 mL Dil. Factor: 3.0000
Sample Info: 280-137110-H-11
Operator ID: SCIANNAC Instrument ID: VGC_J

Method: \\chromfs\Denver\ChromData\VGC_J\20200610-92287.b\RSK_J.m
Limit Group: GCV - RSK 175
Method Label: DV-GC-0025: Dissolved Gases in Water by RSK-175
Last Update: 11-Jun-2020 08:20:39 Calib Date: 16-May-2020 13:08:56
Integrator: Falcon
Quant Method: External Standard Quant By: Initial Calibration
Last ICal File: \\chromfs\Denver\ChromData\VGC_J\20200516-91574.b\009F0901.D

Column 1 : Rt-Alumina BOND/KCl (0.53 mm) Det: GC FID1A
Column 2 : HP-PLOT/Q (0.53 mm) Det: GC FID2B
Process Host: CTX1028

First Level Reviewer: sciannac Date: 11-Jun-2020 08:06:22

Col	RT (min.)	Exp RT (min.)	Dlt RT (min.)	Response	OnCol Amt ug/l	Flags
$ 1 1,1,1-Trifluoroethane						
1		4.098			ND	
2		5.458				
2 Methane						
1	1.248	1.248	0.000	580191746	4036.2	
2	3.156	3.160	-0.004	273829482	4000.3	
					RPD = 0.89	
3 Ethane						
1		1.503			ND	
2		4.295				
4 Ethylene						
1		1.773			ND	
2		4.022				
5 Propane						
1		2.462			ND	
2		5.919				
6 Acetylene						
1		3.930			ND	
2		4.132				
7 Butane						
1		4.215			ND	
2		7.364				
8 isobutylene						
1		5.118			ND	
2		7.215				

Report Date: 11-Jun-2020 08:20:42 Chrom Revision: 2.3 10-Jun-2020 22:46:48

Eurofins TestAmerica, Denver

Data File: \\chromfs\Denver\ChromData\VGC_J\20200610-92287.b\030F2901.D

Injection Date:	10-Jun-2020 18:08:29	Instrument ID:	VGC_J	Operator ID:	SCIANNAC
Lims ID:	280-137110-H-11	Lab Sample ID:	280-137110-11	Worklist Smp#:	25
Client ID:	EW7-PM523A-3-25				
Purge Vol:	18.000 mL	Dil. Factor:	3.0000	ALS Bottle#:	30
Method:	RSK_J	Limit Group:	GCV - RSK 175		

Column: Rt-Alumina BOND/KCl (0.53 mm) Y Scaling: Method Defined: Scale to the Nth Largest Target: 1

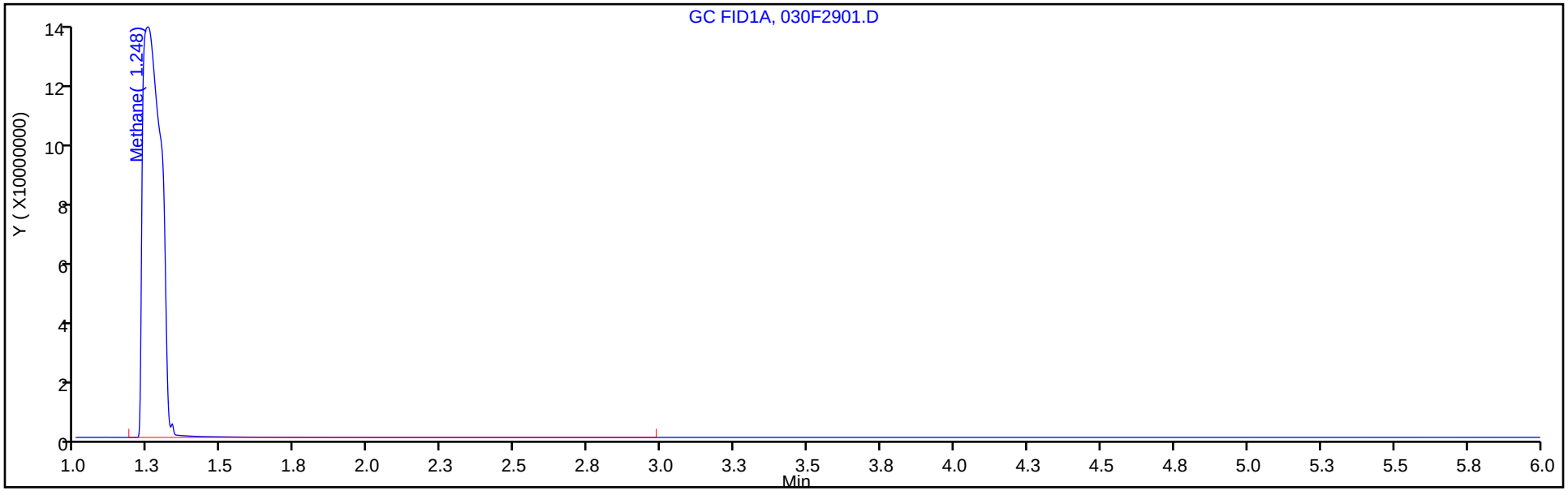

Column: HP-PLOT/Q (0.53 mm) Y Scaling: Method Defined: Scale to the Nth Largest Target: 1

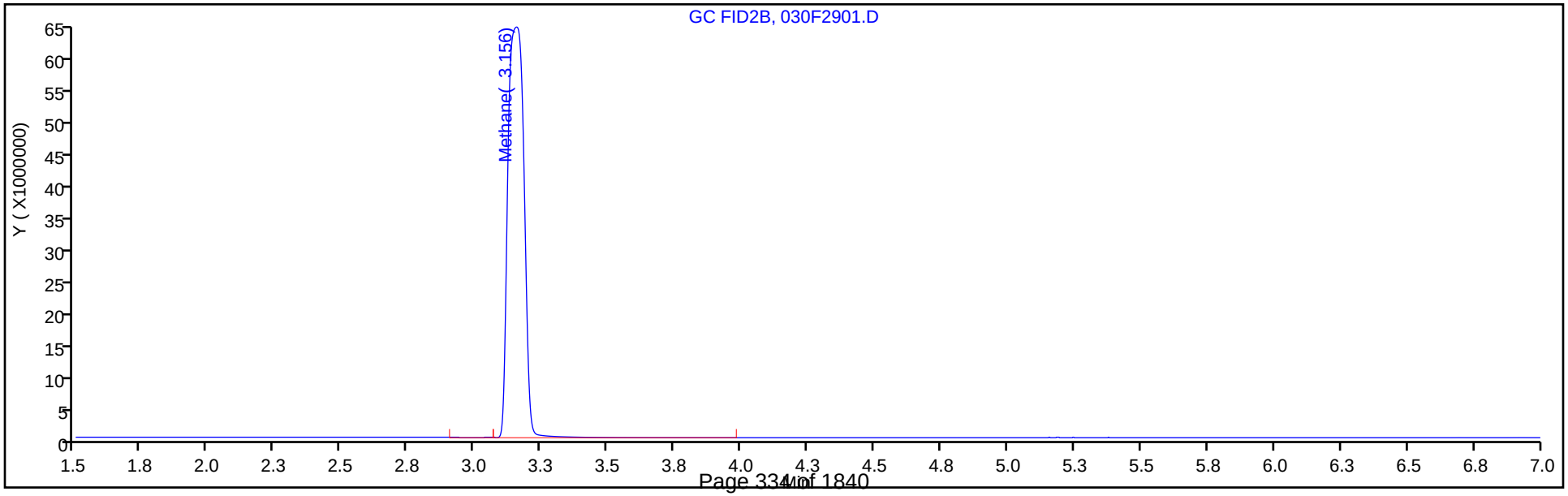

FORM I
GC VOA ORGANICS ANALYSIS DATA SHEET

Lab Name: Eurofins TestAmerica, Denver Job No.: 280-137110-1

SDG No.:

Client Sample ID: EW7-PM23A-3-25 Lab Sample ID: 280-137110-12

Matrix: Water Lab File ID: 031F3001.D

Analysis Method: RSK-175 Date Collected: 05/31/2020 12:30

Sample wt/vol: 18(mL) Date Analyzed: 06/10/2020 18:24

Soil Aliquot Vol: Dilution Factor: 3

Soil Extract Vol.: GC Column: HP-Plot Q ID: 0.53(mm)

% Moisture: Level: (low/med) Low

Analysis Batch No.: 498179 Units: mg/L

CAS NO.	COMPOUND NAME	RESULT	Q	LOQ	LOD	DL
74-82-8	Methane	8.4	D	0.015	0.0060	0.0019

Eurofins TestAmerica, Denver
Target Compound Quantitation Report

Data File: \\chromfs\Denver\ChromData\VGC_J\20200610-92287.b\031F3001.D
Lims ID: 280-137110-I-12
Client ID: EW7-PM23A-3-25
Sample Type: Client
Inject. Date: 10-Jun-2020 18:24:45 ALS Bottle#: 31 Worklist Smp#: 26
Purge Vol: 18.000 mL Dil. Factor: 3.0000
Sample Info: 280-137110-I-12
Operator ID: SCIANNAC Instrument ID: VGC_J

Method: \\chromfs\Denver\ChromData\VGC_J\20200610-92287.b\RSK_J.m
Limit Group: GCV - RSK 175
Method Label: DV-GC-0025: Dissolved Gases in Water by RSK-175
Last Update: 11-Jun-2020 14:44:55 Calib Date: 16-May-2020 13:08:56
Integrator: Falcon
Quant Method: External Standard Quant By: Initial Calibration
Last ICal File: \\chromfs\Denver\ChromData\VGC_J\20200516-91574.b\009F0901.D

Column 1 : Rt-Alumina BOND/KCl (0.53 mm) Det: GC FID1A
Column 2 : HP-PLOT/Q (0.53 mm) Det: GC FID2B
Process Host: CTX1012

First Level Reviewer: sciannac Date: 11-Jun-2020 08:06:48

Col	RT (min.)	Exp RT (min.)	Dlt RT (min.)	Response	OnCol Amt ug/l	Flags
$ 1 1,1,1-Trifluoroethane						
1		4.098			ND	
2		5.458				
2 Methane						
1	1.233	1.252	-0.019	416977366	2900.7	
2	3.160	3.167	-0.007	191886413	2803.1	
					RPD = 3.42	
3 Ethane						
1		1.507			ND	
2		4.301				
4 Ethylene						
1		1.779			ND	
2		4.027				
5 Propane						
1		2.465			ND	
2		5.922				
6 Acetylene						
1		3.930			ND	
2		4.132				
7 Butane						
1		4.217			ND	
2		7.366				
8 isobutylene						
1		5.119			ND	
2		7.219				

Report Date: 11-Jun-2020 14:47:36 Chrom Revision: 2.3 10-Jun-2020 22:46:48

Eurofins TestAmerica, Denver

Data File: \\chromfs\Denver\ChromData\VGC_J\20200610-92287.b\031F3001.D

Injection Date:	10-Jun-2020 18:24:45	Instrument ID:	VGC_J	Operator ID:	SCIANNAC
Lims ID:	280-137110-I-12	Lab Sample ID:	280-137110-12	Worklist Smp#:	26
Client ID:	EW7-PM23A-3-25				
Purge Vol:	18.000 mL	Dil. Factor:	3.0000	ALS Bottle#:	31
Method:	RSK_J	Limit Group:	GCV - RSK 175		

Column: Rt-Alumina BOND/KCl (0.53 mm) Y Scaling: Method Defined: Scale to the Nth Largest Target: 1

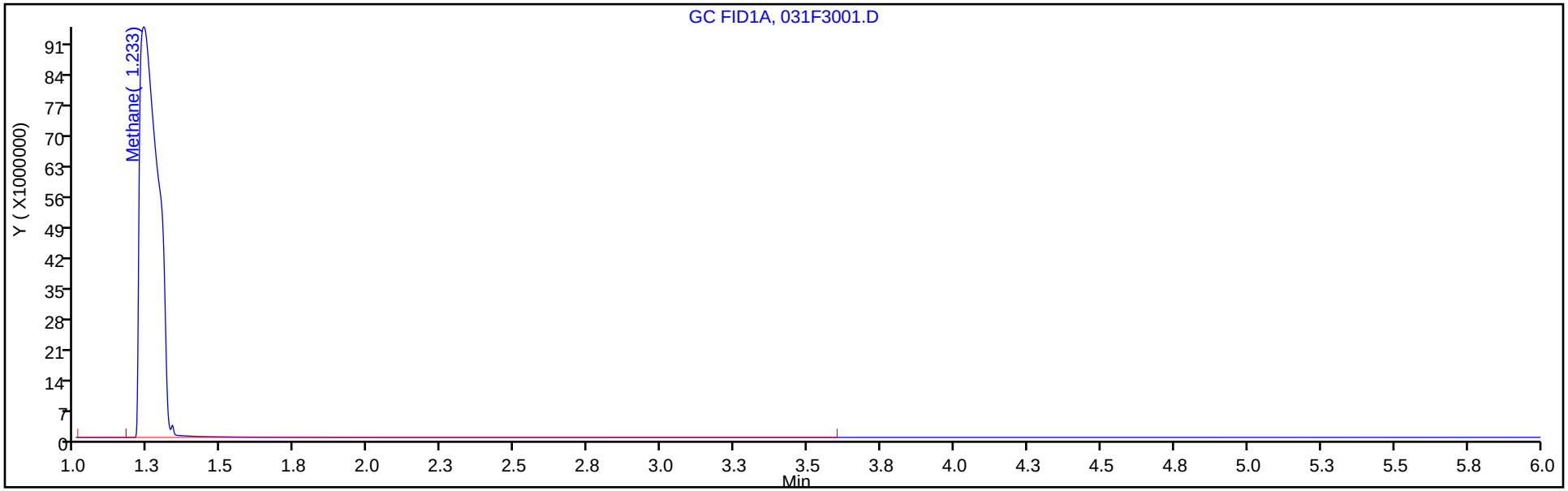

Column: HP-PLOT/Q (0.53 mm) Y Scaling: Method Defined: Scale to the Nth Largest Target: 1

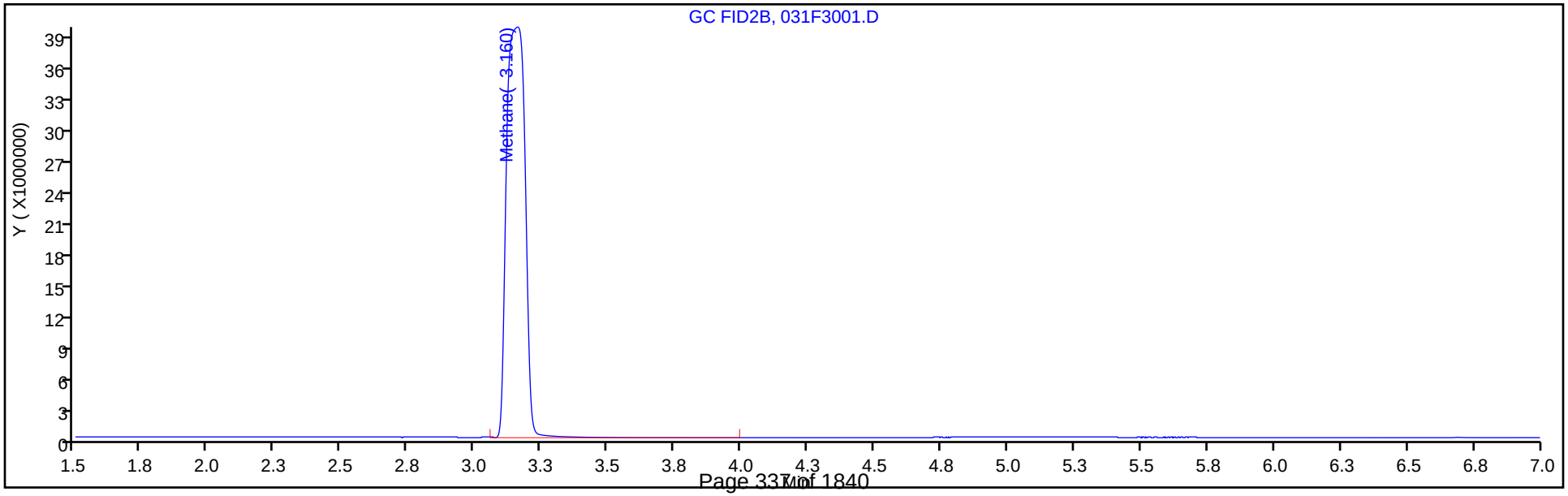

FORM I
GC VOA ORGANICS ANALYSIS DATA SHEET

Lab Name: Eurofins TestAmerica, Denver Job No.: 280-137110-1

SDG No.:

Client Sample ID: EW7-PM27B-3-35 Lab Sample ID: 280-137110-13

Matrix: Water Lab File ID: 032F3101.D

Analysis Method: RSK-175 Date Collected: 05/30/2020 09:20

Sample wt/vol: 18(mL) Date Analyzed: 06/10/2020 18:41

Soil Aliquot Vol: Dilution Factor: 6

Soil Extract Vol.: GC Column: HP-Plot Q ID: 0.53(mm)

% Moisture: Level: (low/med) Low

Analysis Batch No.: 498179 Units: mg/L

CAS NO.	COMPOUND NAME	RESULT	Q	LOQ	LOD	DL
74-82-8	Methane	16	D	0.030	0.012	0.0038

Eurofins TestAmerica, Denver
Target Compound Quantitation Report

Data File: \\chromfs\Denver\ChromData\VGC_J\20200610-92287.b\032F3101.D
Lims ID: 280-137110-G-13
Client ID: EW7-PM27B-3-35
Sample Type: Client
Inject. Date: 10-Jun-2020 18:41:00 ALS Bottle#: 32 Worklist Smp#: 27
Purge Vol: 18.000 mL Dil. Factor: 6.0000
Sample Info: 280-137110-G-13
Operator ID: SCIANNAC Instrument ID: VGC_J

Method: \\chromfs\Denver\ChromData\VGC_J\20200610-92287.b\RSK_J.m
Limit Group: GCV - RSK 175
Method Label: DV-GC-0025: Dissolved Gases in Water by RSK-175
Last Update: 11-Jun-2020 14:44:55 Calib Date: 16-May-2020 13:08:56
Integrator: Falcon
Quant Method: External Standard Quant By: Initial Calibration
Last ICal File: \\chromfs\Denver\ChromData\VGC_J\20200516-91574.b\009F0901.D

Column 1 : Rt-Alumina BOND/KCl (0.53 mm) Det: GC FID1A
Column 2 : HP-PLOT/Q (0.53 mm) Det: GC FID2B
Process Host: CTX1012

First Level Reviewer: sciannac Date: 11-Jun-2020 08:06:56

Col	RT (min.)	Exp RT (min.)	Dlt RT (min.)	Response	OnCol Amt ug/l	Flags
$ 1 1,1,1-Trifluoroethane						
1		4.098			ND	
2		5.458				
2 Methane						
1	1.238	1.252	-0.014	397391740	2764.4	
2	3.163	3.167	-0.004	184963200	2702.0	
					RPD = 2.29	
3 Ethane						
1		1.507			ND	
2		4.301				
4 Ethylene						
1		1.779			ND	
2		4.027				
5 Propane						
1		2.465			ND	
2		5.922				
6 Acetylene						
1		3.930			ND	
2		4.132				
7 Butane						
1		4.217			ND	
2		7.366				
8 isobutylene						
1		5.119			ND	
2		7.219				

Report Date: 11-Jun-2020 14:47:41 Chrom Revision: 2.3 10-Jun-2020 22:46:48

Eurofins TestAmerica, Denver

Data File: \\chromfs\Denver\ChromData\VGC_J\20200610-92287.b\032F3101.D

Injection Date:	10-Jun-2020 18:41:00	Instrument ID:	VGC_J	Operator ID:	SCIANNAC
Lims ID:	280-137110-G-13	Lab Sample ID:	280-137110-13	Worklist Smp#:	27
Client ID:	EW7-PM27B-3-35				
Purge Vol:	18.000 mL	Dil. Factor:	6.0000	ALS Bottle#:	32
Method:	RSK_J	Limit Group:	GCV - RSK 175		

Column: Rt-Alumina BOND/KCl (0.53 mm) Y Scaling: Method Defined: Scale to the Nth Largest Target: 1

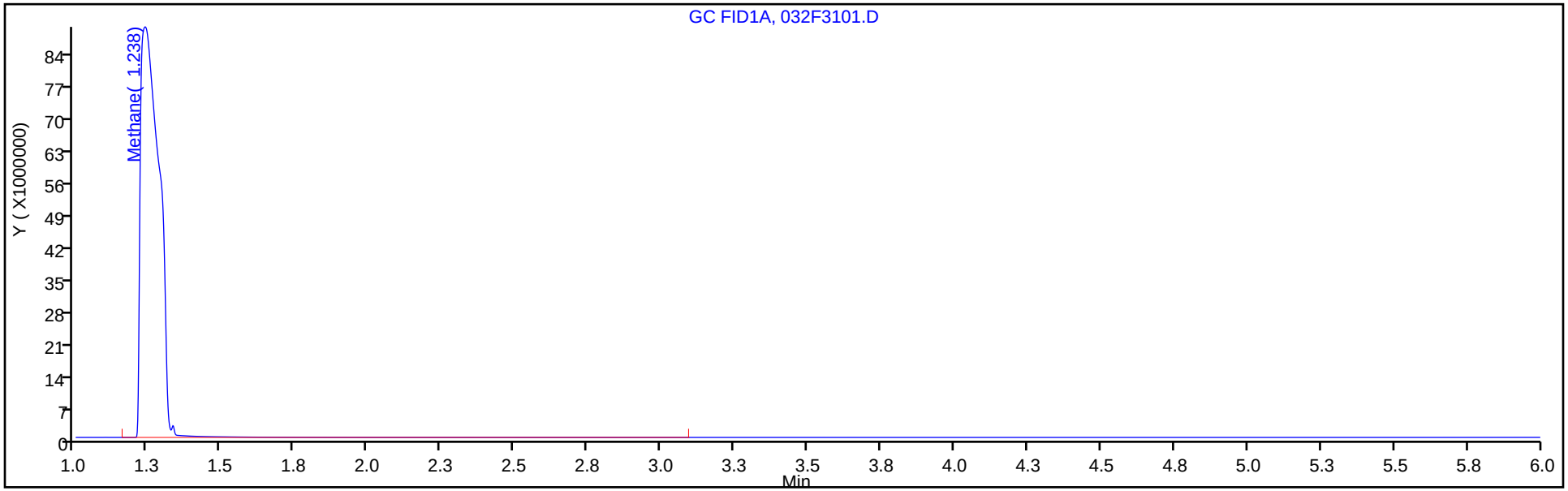

Column: HP-PLOT/Q (0.53 mm) Y Scaling: Method Defined: Scale to the Nth Largest Target: 1

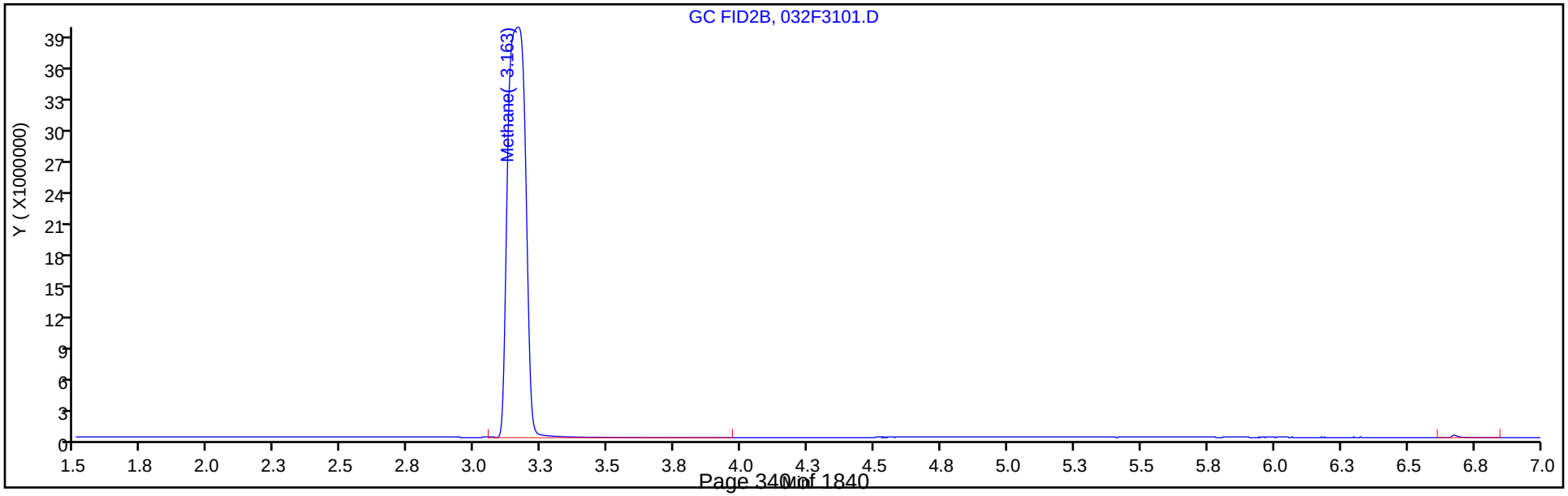

FORM I
GC VOA ORGANICS ANALYSIS DATA SHEET

Lab Name: Eurofins TestAmerica, Denver Job No.: 280-137110-1

SDG No.:

Client Sample ID: EW7-PM29A-3-25 Lab Sample ID: 280-137110-14

Matrix: Water Lab File ID: 033F3201.D

Analysis Method: RSK-175 Date Collected: 05/30/2020 10:50

Sample wt/vol: 18(mL) Date Analyzed: 06/10/2020 18:57

Soil Aliquot Vol: Dilution Factor: 6

Soil Extract Vol.: GC Column: HP-Plot Q ID: 0.53(mm)

% Moisture: Level: (low/med) Low

Analysis Batch No.: 498179 Units: mg/L

CAS NO.	COMPOUND NAME	RESULT	Q	LOQ	LOD	DL
74-82-8	Methane	22	D	0.030	0.012	0.0038

Eurofins TestAmerica, Denver
Target Compound Quantitation Report

Data File: \\chromfs\Denver\ChromData\VGC_J\20200610-92287.b\033F3201.D
Lims ID: 280-137110-I-14
Client ID: EW7-PM29A-3-25
Sample Type: Client
Inject. Date: 10-Jun-2020 18:57:12 ALS Bottle#: 33 Worklist Smp#: 28
Purge Vol: 18.000 mL Dil. Factor: 6.0000
Sample Info: 280-137110-I-14
Operator ID: SCIANNAC Instrument ID: VGC_J

Method: \\chromfs\Denver\ChromData\VGC_J\20200610-92287.b\RSK_J.m
Limit Group: GCV - RSK 175
Method Label: DV-GC-0025: Dissolved Gases in Water by RSK-175
Last Update: 11-Jun-2020 14:44:55 Calib Date: 16-May-2020 13:08:56
Integrator: Falcon
Quant Method: External Standard Quant By: Initial Calibration
Last ICal File: \\chromfs\Denver\ChromData\VGC_J\20200516-91574.b\009F0901.D

Column 1 : Rt-Alumina BOND/KCl (0.53 mm) Det: GC FID1A
Column 2 : HP-PLOT/Q (0.53 mm) Det: GC FID2B
Process Host: CTX1012

First Level Reviewer: sciannac Date: 11-Jun-2020 08:07:04

Col	RT (min.)	Exp RT (min.)	Dlt RT (min.)	Response	OnCol Amt ug/l	Flags
$ 1 1,1,1-Trifluoroethane						
1		4.098			ND	
2		5.458				
2 Methane						
1	1.252	1.252	0.000	531500915	3697.5	
2	3.165	3.167	-0.002	250291141	3656.4	
					RPD = 1.12	
3 Ethane						
1		1.507			ND	
2		4.301				
4 Ethylene						
1		1.779			ND	
2		4.027				
5 Propane						
1		2.465			ND	
2		5.922				
6 Acetylene						
1		3.930			ND	
2		4.132				
7 Butane						
1		4.217			ND	
2		7.366				
8 isobutylene						
1		5.119			ND	
2		7.219				

Report Date: 11-Jun-2020 14:47:54 Chrom Revision: 2.3 10-Jun-2020 22:46:48

Eurofins TestAmerica, Denver

Data File: \\chromfs\Denver\ChromData\VGC_J\20200610-92287.b\033F3201.D

Injection Date:	10-Jun-2020 18:57:12	Instrument ID:	VGC_J	Operator ID:	SCIANNAC
Lims ID:	280-137110-I-14	Lab Sample ID:	280-137110-14	Worklist Smp#:	28
Client ID:	EW7-PM29A-3-25				
Purge Vol:	18.000 mL	Dil. Factor:	6.0000	ALS Bottle#:	33
Method:	RSK_J	Limit Group:	GCV - RSK 175		

Column: Rt-Alumina BOND/KCl (0.53 mm) Y Scaling: Method Defined: Scale to the Nth Largest Target: 1

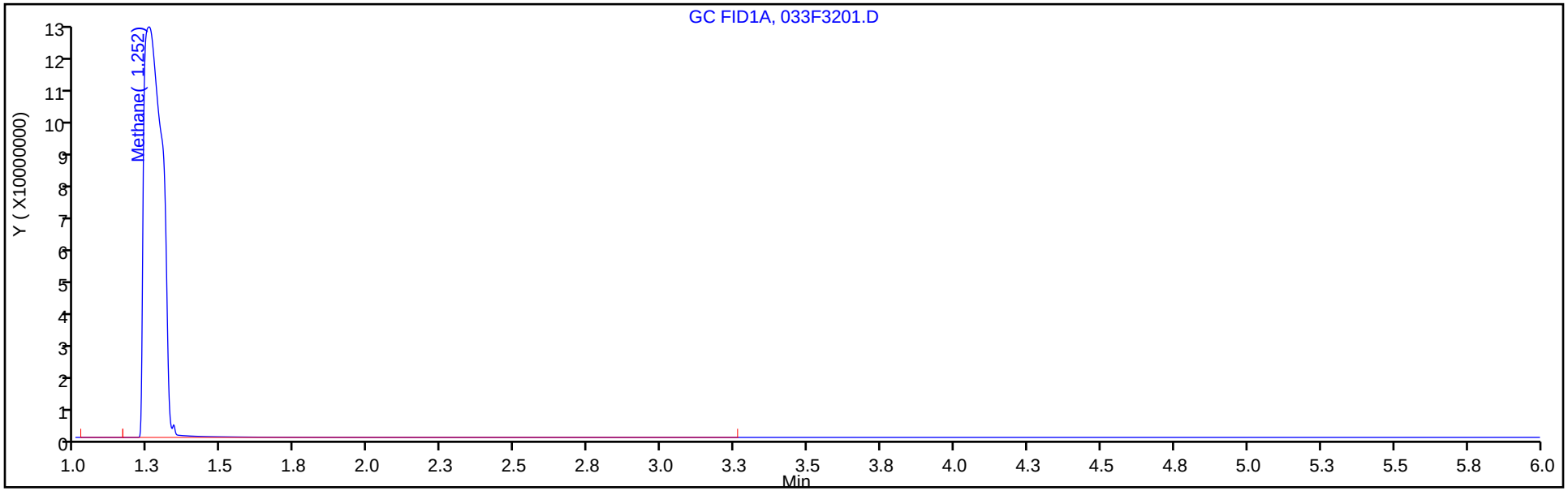

Column: HP-PLOT/Q (0.53 mm) Y Scaling: Method Defined: Scale to the Nth Largest Target: 1

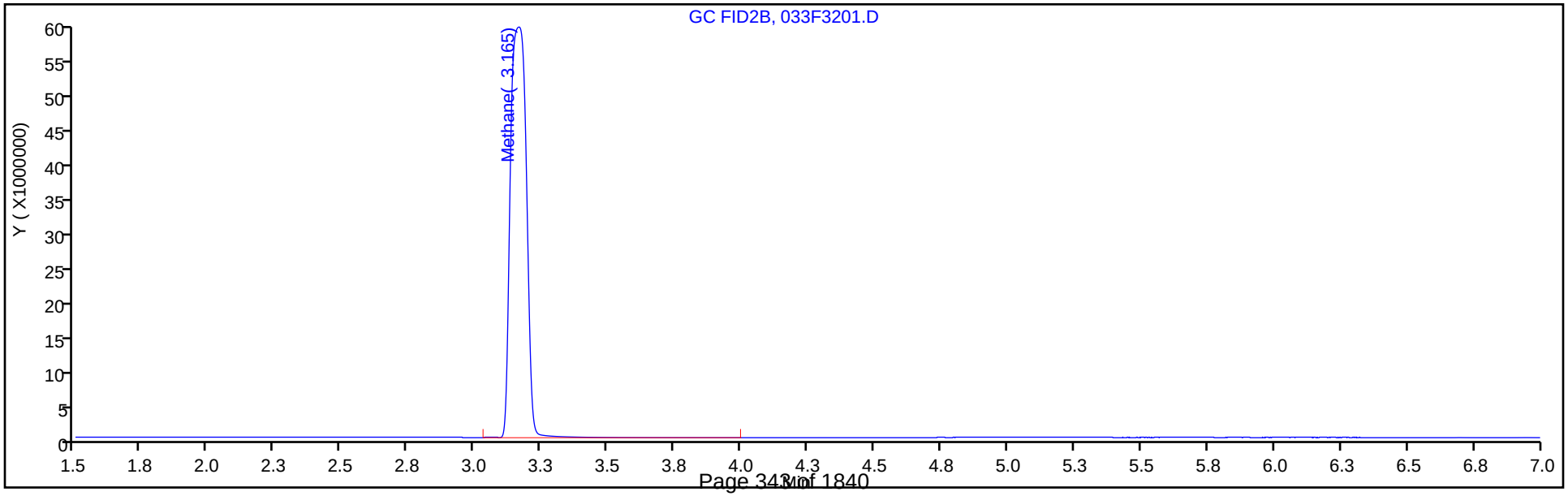

FORM VI
GC VOA BY EXTERNAL STANDARD - INITIAL CALIBRATION DATA
RETENTION TIME SUMMARY

Lab Name: Eurofins TestAmerica, Denver Job No.: 280-137110-1 Analy Batch No.: 495152

SDG No.:

Instrument ID: VGC_J GC Column: Rt-Alumina ID: 0.53(mm) Heated Purge: (Y/N) N

Calibration Start Date: 05/16/2020 10:57 Calibration End Date: 05/16/2020 13:08 Calibration ID: 44285

Calibration Files:

LEVEL:	LAB SAMPLE ID:	LAB FILE ID:
Level 1	IC 280-495152/6	001F0101.D
Level 2	IC 280-495152/7	001F0201.D
Level 3	IC 280-495152/8	002F0301.D
Level 4	IC 280-495152/9	003F0401.D
Level 5	ICRT 280-495152/10	004F0501.D
Level 6	IC 280-495152/11	005F0601.D
Level 7	IC 280-495152/12	006F0701.D
Level 8	IC 280-495152/13	007F0801.D
Level 9	IC 280-495152/14	009F0901.D

ANALYTE	LVL 1	LVL 2	LVL 3	LVL 4	LVL 5	LVL 6	LVL 7	LVL 8	LVL 9		RT WINDOW	AVG RT
Methane	1.250	1.251	1.248	1.249	1.250	1.250	1.243	1.248	1.245		1.210 - 1.290	1.248
Ethane	1.513	1.514	1.511	1.510	1.511	1.512	1.508				1.461 - 1.561	1.511
Ethylene	1.795	1.788	1.791	1.792	1.793	1.785	1.785				1.743 - 1.843	1.790
Acetylene	4.048	4.044	4.043	4.034	4.015	4.002	3.983				3.935 - 4.095	4.024

FORM VI
GC VOA BY EXTERNAL STANDARD - INITIAL CALIBRATION DATA
CURVE EVALUATION

Lab Name: Eurofins TestAmerica, Denver Job No.: 280-137110-1 Analy Batch No.: 495152

SDG No.:

Instrument ID: VGC_J GC Column: Rt-Alumina ID: 0.53(mm) Heated Purge: (Y/N) N

Calibration Start Date: 05/16/2020 10:57 Calibration End Date: 05/16/2020 13:08 Calibration ID: 44285

Calibration Files:

LEVEL:	LAB SAMPLE ID:	LAB FILE ID:
Level 1	IC 280-495152/6	001F0101.D
Level 2	IC 280-495152/7	001F0201.D
Level 3	IC 280-495152/8	002F0301.D
Level 4	IC 280-495152/9	003F0401.D
Level 5	ICRT 280-495152/10	004F0501.D
Level 6	IC 280-495152/11	005F0601.D
Level 7	IC 280-495152/12	006F0701.D
Level 8	IC 280-495152/13	007F0801.D
Level 9	IC 280-495152/14	009F0901.D

ANALYTE	CF				CURVE TYPE	COEFFICIENT			#	MIN CF	%RSD	#	MAX %RSD	R^2 OR COD	#	MIN R^2 OR COD
	LVL 1 LVL 5 LVL 9	LVL 2 LVL 6	LVL 3 LVL 7	LVL 4 LVL 8		B	M1	M2								
Methane	244228 139356 139547	206236 146223	177863 139400	150422 142004	Lin2	48790.6512	143733.270							0.9980		0.9900
Ethane	116248 135523	138788 141935	141875 135846	142086	Ave		136042.830				6.7		20.0			
Ethylene	95153 109903	112972 114358	114801 109412	114895	Ave		110213.494				6.4		20.0			
Acetylene	32541 32001	35741 34987	35768 33689	35334	Ave		34294.2686				4.5		20.0			

Note: The M1 coefficient is the same as Ave CF for an Ave curve type.

FORM VI
GC VOA BY EXTERNAL STANDARD - INITIAL CALIBRATION DATA
RESPONSE AND CONCENTRATION

Lab Name: Eurofins TestAmerica, Denver Job No.: 280-137110-1 Analy Batch No.: 495152

SDG No.:

Instrument ID: VGC_J GC Column: Rt-Alumina ID: 0.53(mm) Heated Purge: (Y/N) N

Calibration Start Date: 05/16/2020 10:57 Calibration End Date: 05/16/2020 13:08 Calibration ID: 44285

Calibration Files:

LEVEL:	LAB SAMPLE ID:	LAB FILE ID:
Level 1	IC 280-495152/6	001F0101.D
Level 2	IC 280-495152/7	001F0201.D
Level 3	IC 280-495152/8	002F0301.D
Level 4	IC 280-495152/9	003F0401.D
Level 5	ICRT 280-495152/10	004F0501.D
Level 6	IC 280-495152/11	005F0601.D
Level 7	IC 280-495152/12	006F0701.D
Level 8	IC 280-495152/13	007F0801.D
Level 9	IC 280-495152/14	009F0901.D

ANALYTE	CURVE TYPE	RESPONSE					CONCENTRATION (UG/L)				
		LVL 1 LVL 6	LVL 2 LVL 7	LVL 3 LVL 8	LVL 4 LVL 9	LVL 5	LVL 1 LVL 6	LVL 2 LVL 7	LVL 3 LVL 8	LVL 4 LVL 9	LVL 5
Methane	Lin2	111434 21349465	188199 40706597	324614 256592942	2196261 1008615918	10173489	0.456 146	0.913 292	1.83 1807	14.6 7228	73.0
Ethane	Ave	99432 38849075	237424 74364849	485411	3889050	18547040	0.855 274	1.71 547	3.42	27.4	137
Ethylene	Ave	75924 29199476	180285 55873290	366405	2933658	14030935	0.798 255	1.60 511	3.19	25.5	128
Acetylene	Ave	24105 8293493	52951 15971476	105983	837564	3792795	0.741 237	1.48 474	2.96	23.7	119

Curve Type Legend:

Ave = Average
Lin2 = Linear 1/conc^2

Eurofins TestAmerica, Denver
Target Compound Quantitation Report

Data File: \\chromfs\Denver\ChromData\VGC_J\20200516-91574.b\001F0101.D
Lims ID: IC L1
Client ID:
Sample Type: IC Calib Level: 1
Inject. Date: 16-May-2020 10:57:08 ALS Bottle#: 1 Worklist Smp#: 6
Purge Vol: 18.000 mL Dil. Factor: 1.0000
Sample Info: IC 1
Operator ID: MEIERG Instrument ID: VGC_J
Sublist: chrom-RSK_J*sub5

Method: \\chromfs\Denver\ChromData\VGC_J\20200516-91574.b\RSK_J.m
Limit Group: GCV - RSK 175
Method Label: DV-GC-0025: Dissolved Gases in Water by RSK-175
Last Update: 17-May-2020 08:59:46 Calib Date: 16-May-2020 13:08:56
Integrator: Falcon
Quant Method: External Standard Quant By: Initial Calibration
Last ICal File: \\chromfs\Denver\ChromData\VGC_J\20200516-91574.b\009F0901.D

Column 1 : Rt-Alumina BOND/KCl (0.53 mm) Det: GC FID1A
Column 2 : HP-PLOT/Q (0.53 mm) Det: GC FID2B
Process Host: CTX0312

Col	RT (min.)	Exp RT (min.)	Dlt RT (min.)	Response	Cal Amt ug/l	OnCol Amt ug/l	Flags
2 Methane							
1	1.250	1.250	0.000	111434	0.4563	0.4358	
2	3.180	3.172	0.008	47082	0.4563	0.4350	
						RPD = 0.19	
3 Ethane							Ma
1	1.513	1.511	0.002	99432	0.8553	0.7309	M
2	4.310	4.305	0.005	45402	0.8553	0.7436	a
						RPD = 1.73	
4 Ethylene							
1	1.795	1.793	0.002	75924	0.7979	0.6889	
2	4.038	4.032	0.006	33393	0.7979	0.6966	
						RPD = 1.12	
5 Propane							
1	2.535	2.528	0.007	162619	1.25	1.14	
2	5.932	5.928	0.004	68003	1.25	1.09	
						RPD = 4.45	
6 Acetylene							M
1	4.048	4.015	0.033	24105	0.7408	0.7029	
2	4.142	4.137	0.005	13119	0.7408	0.6072	M
						RPD = 14.61	
7 Butane							Ma
1	4.315	4.286	0.029	175523	1.65	1.66	M
2	7.382	7.375	0.007	85626	1.65	1.67	a
						RPD = 0.36	
8 isobutylene							
1	5.190	5.163	0.027	120280	1.60	1.35	
2	7.232	7.227	0.005	54094	1.60	1.30	
						RPD = 3.46	

QC Flag Legend

Review Flags

M - Manually Integrated

a - User Assigned ID

Reagents:

RSK7gasMathes_00031 Amount Added: 1.25 Units: uL

Report Date: 17-May-2020 08:59:46 Chrom Revision: 2.3 05-May-2020 17:48:18

Eurofins TestAmerica, Denver

Data File: \\chromfs\Denver\ChromData\VGC_J\20200516-91574.b\001F0101.D

Injection Date:	16-May-2020 10:57:08	Instrument ID:	VGC_J	Operator ID:	MEIERG
Lims ID:	IC L1			Worklist Smp#:	6
Client ID:					
Purge Vol:	18.000 mL	Dil. Factor:	1.0000	ALS Bottle#:	1
Method:	RSK_J	Limit Group:	GCV - RSK 175		

Column: Rt-Alumina BOND/KCl (0.53 mm) Y Scaling: Method Defined: Scale to the Nth Largest Target: 1

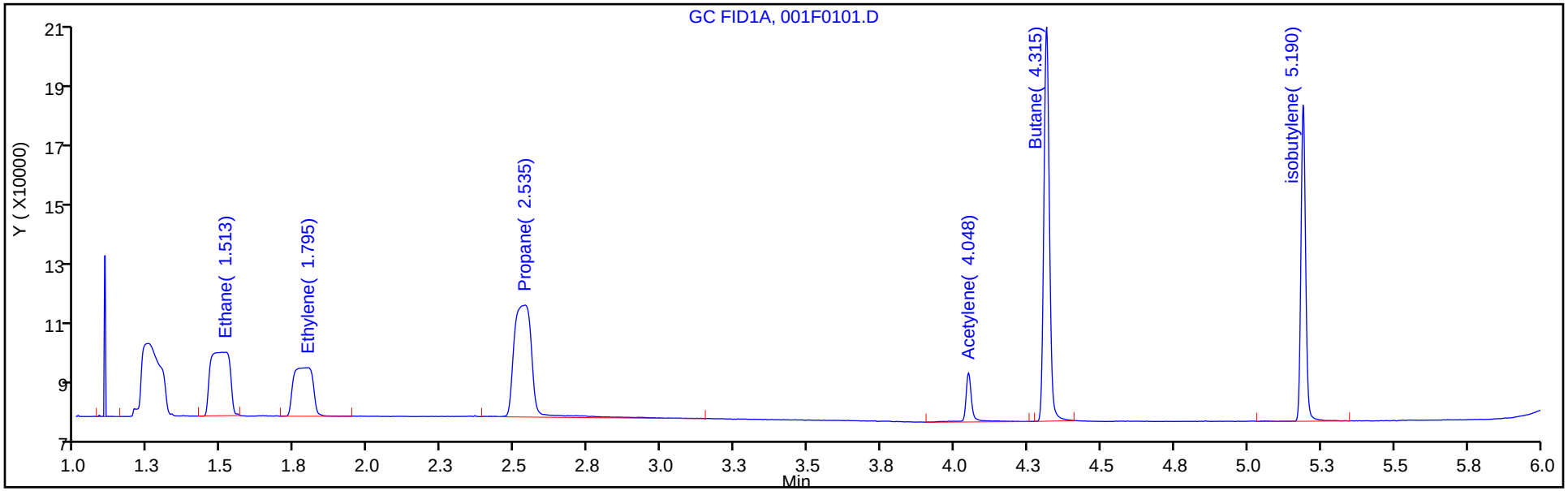

Column: HP-PLOT/Q (0.53 mm) Y Scaling: Method Defined: Scale to the Nth Largest Target: 1

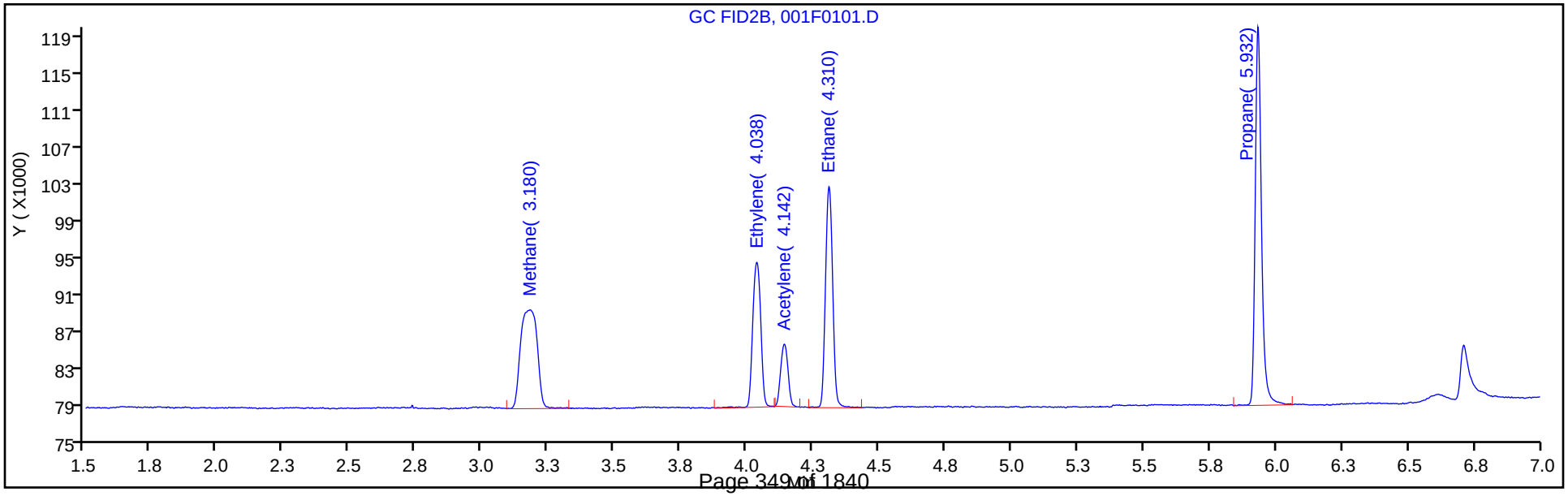

Manual Integration/User Assign Peak Report

Eurofins TestAmerica, Denver

Data File:	\\chromfs\Denver\ChromData\VGC_J\20200516-91574.b\001F0101.D				
Injection Date:	16-May-2020 10:57:08	Instrument ID:	VGC_J		
Lims ID:	IC L1				
Client ID:					
Operator ID:	MEIERG	ALS Bottle#:	1	Worklist Smp#:	6
Purge Vol:	18.000 mL	Dil. Factor:	1.0000		
Method:	RSK_J	Limit Group:	GCV - RSK 175		
Column:	Rt-Alumina BOND/KCl (0.53 mm)	Detector	GC FID1A		

3 Ethane, CAS: 74-84-0

Signal: 1

Not Detected
Expected RT: 1.51

Processing Integration Results

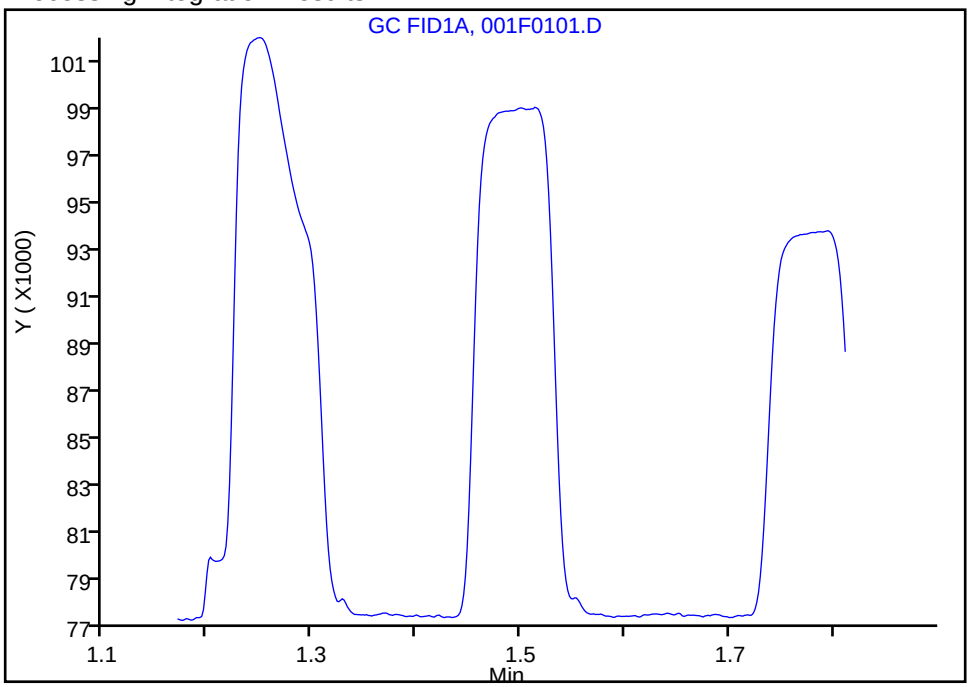

Manual Integration Results

RT: 1.51
Area: 99432
Amount: 0.730887
Amount Units: ug/l

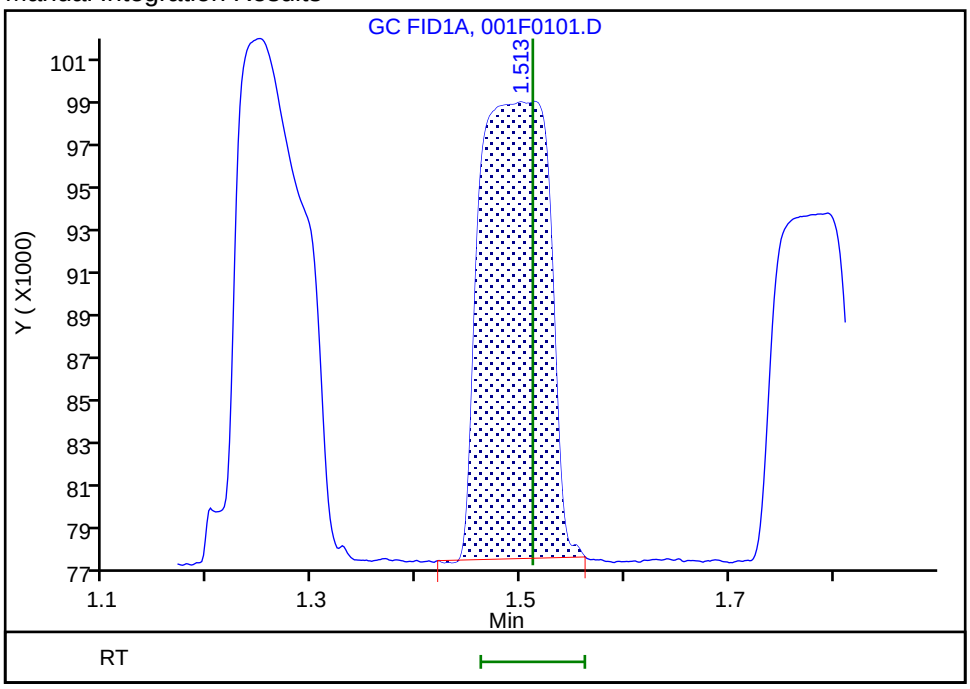

Reviewer: meierg, 17-May-2020 06:37:33
Audit Action: Manually Integrated Audit Reason: Peak not integrated

Eurofins TestAmerica, Denver
Target Compound Quantitation Report

Data File: \\chromfs\Denver\ChromData\VGC_J\20200516-91574.b\001F0201.D
Lims ID: IC L2
Client ID:
Sample Type: IC Calib Level: 2
Inject. Date: 16-May-2020 11:13:34 ALS Bottle#: 1 Worklist Smp#: 7
Purge Vol: 18.000 mL Dil. Factor: 1.0000
Sample Info: IC 2
Operator ID: MEIERG Instrument ID: VGC_J
Sublist: chrom-RSK_J*sub5

Method: \\chromfs\Denver\ChromData\VGC_J\20200516-91574.b\RSK_J.m
Limit Group: GCV - RSK 175
Method Label: DV-GC-0025: Dissolved Gases in Water by RSK-175
Last Update: 17-May-2020 08:59:46 Calib Date: 16-May-2020 13:08:56
Integrator: Falcon
Quant Method: External Standard Quant By: Initial Calibration
Last ICal File: \\chromfs\Denver\ChromData\VGC_J\20200516-91574.b\009F0901.D

Column 1 : Rt-Alumina BOND/KCl (0.53 mm) Det: GC FID1A
Column 2 : HP-PLOT/Q (0.53 mm) Det: GC FID2B
Process Host: CTX0312

Col	RT (min.)	Exp RT (min.)	Dlt RT (min.)	Response	Cal Amt ug/l	OnCol Amt ug/l	Flags
2 Methane							
1	1.251	1.250	0.001	188199	0.9125	0.9699	
2	3.171	3.172	-0.001	83897	0.9125	0.9729	
						RPD = 0.31	
3 Ethane							
1	1.514	1.511	0.003	237424	1.71	1.75	
2	4.306	4.305	0.001	106974	1.71	1.75	
						RPD = 0.39	
4 Ethylene							M
1	1.788	1.793	-0.005	180285	1.60	1.64	
2	4.031	4.032	-0.001	77235	1.60	1.61	M
						RPD = 1.51	
5 Propane							
1	2.534	2.528	0.006	366612	2.51	2.56	
2	5.933	5.928	0.005	156230	2.51	2.49	
						RPD = 2.56	
6 Acetylene							Ma
1	4.044	4.015	0.029	52951	1.48	1.54	a
2	4.136	4.137	-0.001	31554	1.48	1.46	M
						RPD = 5.56	
7 Butane							
1	4.311	4.286	0.025	384054	3.31	3.24	
2	7.381	7.375	0.006	184917	3.31	3.22	
						RPD = 0.55	
8 isobutylene							
1	5.186	5.163	0.023	261296	3.19	2.93	
2	7.231	7.227	0.004	119878	3.19	2.88	
						RPD = 1.46	

QC Flag Legend

Review Flags

M - Manually Integrated

a - User Assigned ID

Reagents:

RSK7gasMathes_00031 Amount Added: 2.50 Units: uL

Report Date: 17-May-2020 08:59:47 Chrom Revision: 2.3 05-May-2020 17:48:18

Eurofins TestAmerica, Denver

Data File: \\chromfs\Denver\ChromData\VGC_J\20200516-91574.b\001F0201.D

Injection Date:	16-May-2020 11:13:34	Instrument ID:	VGC_J	Operator ID:	MEIERG
Lims ID:	IC L2			Worklist Smp#:	7
Client ID:					
Purge Vol:	18.000 mL	Dil. Factor:	1.0000	ALS Bottle#:	1
Method:	RSK_J	Limit Group:	GCV - RSK 175		

Column: Rt-Alumina BOND/KCl (0.53 mm) Y Scaling: Method Defined: Scale to the Nth Largest Target: 1

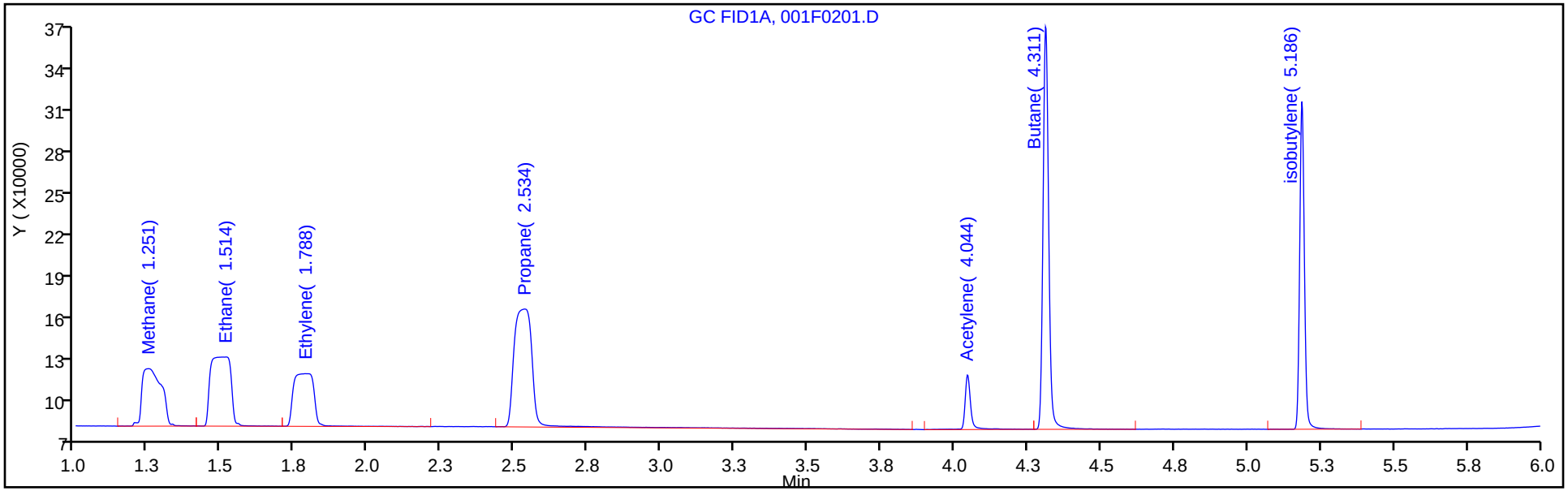

Column: HP-PLOT/Q (0.53 mm) Y Scaling: Method Defined: Scale to the Nth Largest Target: 1

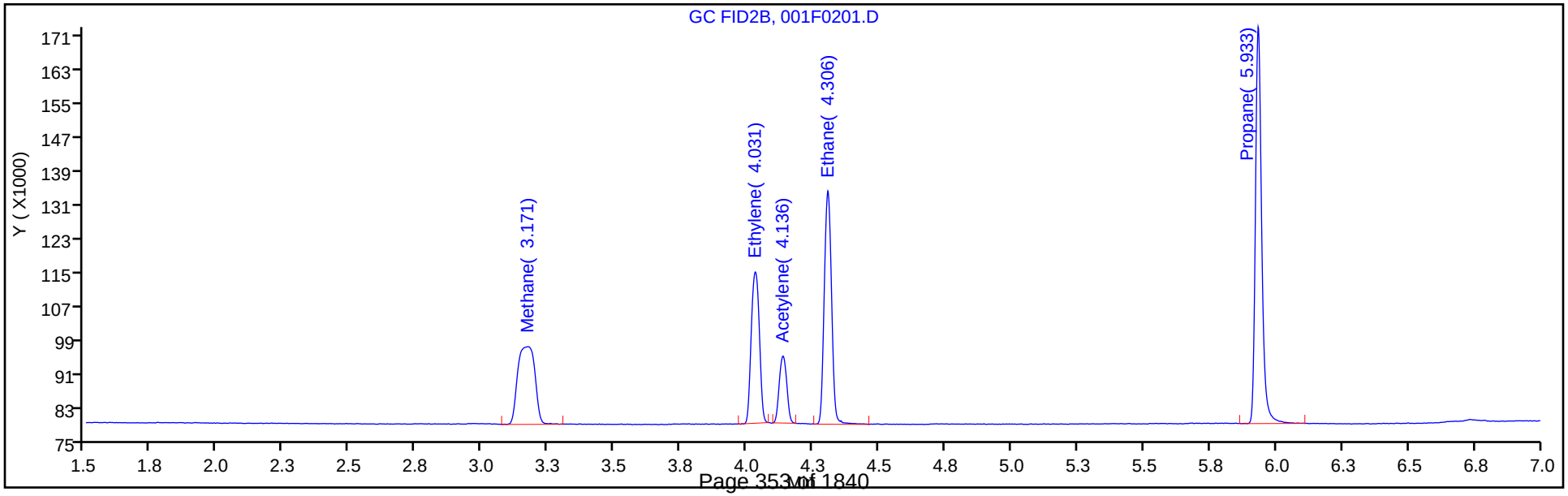

Manual Integration/User Assign Peak Report

Eurofins TestAmerica, Denver

Data File:	\\chromfs\Denver\ChromData\VGC_J\20200516-91574.b\001F0201.D				
Injection Date:	16-May-2020 11:13:34	Instrument ID:	VGC_J		
Lims ID:	IC L2				
Client ID:					
Operator ID:	MEIERG	ALS Bottle#:	1	Worklist Smp#:	7
Purge Vol:	18.000 mL	Dil. Factor:	1.0000		
Method:	RSK_J	Limit Group:	GCV - RSK 175		
Column:	Rt-Alumina BOND/KCl (0.53 mm)	Detector	GC FID1A		

6 Acetylene, CAS: 74-86-2

Signal: 1

Processing Integration Results

RT: 4.01
Area: 0
Amount: 1.109766
Amount Units: ug/l

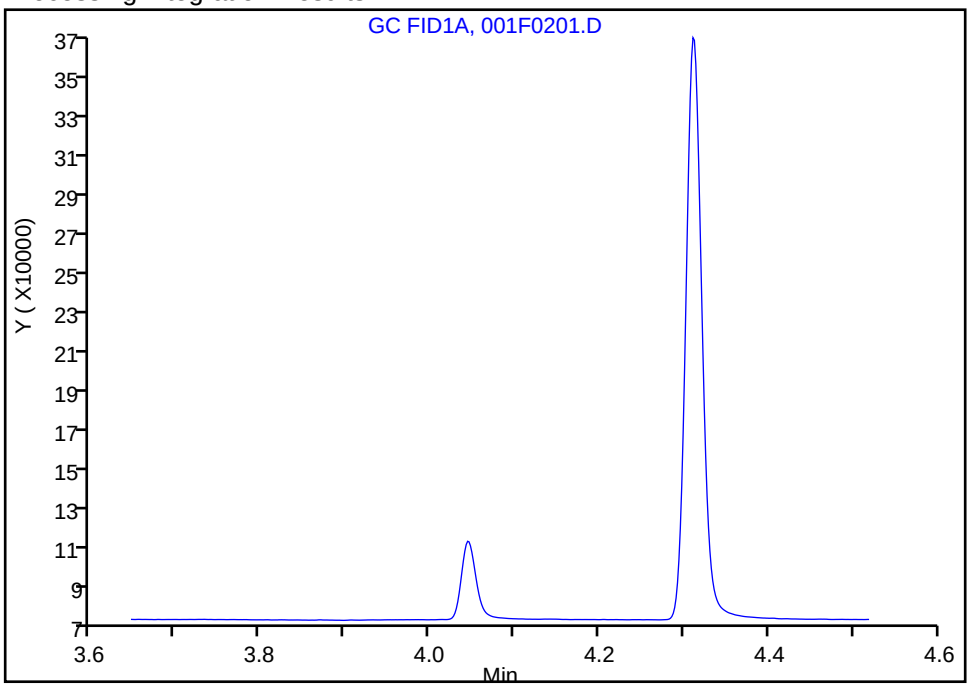

Manual Integration Results

RT: 4.04
Area: 52951
Amount: 1.544019
Amount Units: ug/l

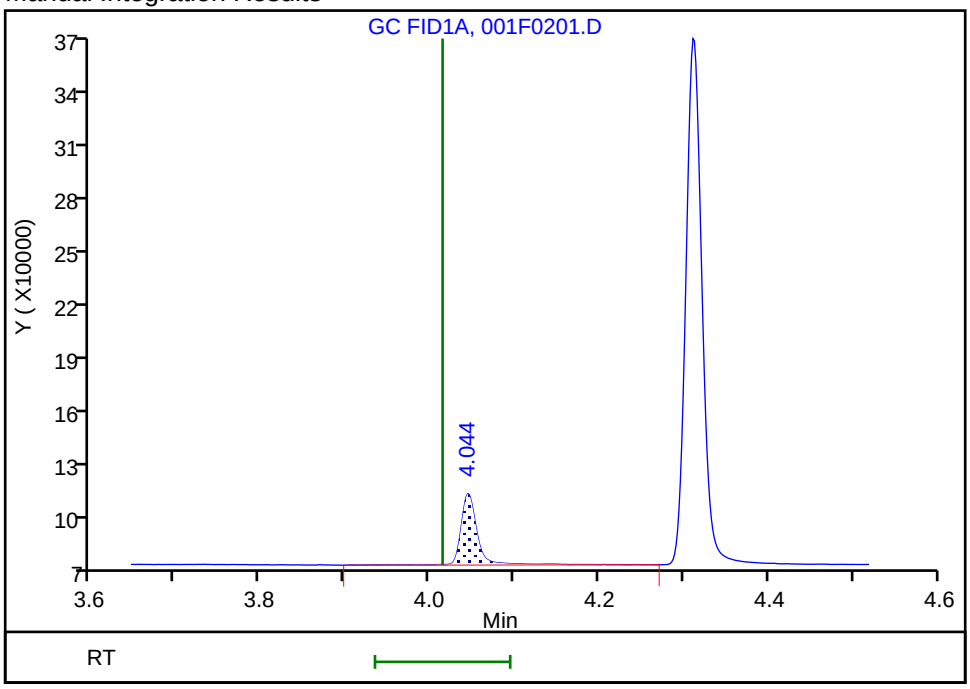

Reviewer: meierg, 17-May-2020 06:43:56

Audit Action: Assigned Compound ID Audit Reason: Peak not integrated

Eurofins TestAmerica, Denver
Target Compound Quantitation Report

Data File: \\chromfs\Denver\ChromData\VGC_J\20200516-91574.b\002F0301.D
Lims ID: IC L3
Client ID:
Sample Type: IC Calib Level: 3
Inject. Date: 16-May-2020 11:30:01 ALS Bottle#: 2 Worklist Smp#: 8
Purge Vol: 18.000 mL Dil. Factor: 1.0000
Sample Info: IC 3
Operator ID: MEIERG Instrument ID: VGC_J
Sublist: chrom-RSK_J*sub5

Method: \\chromfs\Denver\ChromData\VGC_J\20200516-91574.b\RSK_J.m
Limit Group: GCV - RSK 175
Method Label: DV-GC-0025: Dissolved Gases in Water by RSK-175
Last Update: 17-May-2020 08:59:47 Calib Date: 16-May-2020 13:08:56
Integrator: Falcon
Quant Method: External Standard Quant By: Initial Calibration
Last ICal File: \\chromfs\Denver\ChromData\VGC_J\20200516-91574.b\009F0901.D

Column 1 : Rt-Alumina BOND/KCl (0.53 mm) Det: GC FID1A
Column 2 : HP-PLOT/Q (0.53 mm) Det: GC FID2B
Process Host: CTX0312

Col	RT (min.)	Exp RT (min.)	Dlt RT (min.)	Response	Cal Amt ug/l	OnCol Amt ug/l	Flags
2 Methane							
1	1.248	1.250	-0.002	324614	1.83	1.92	
2	3.169	3.172	-0.003	148689	1.83	1.92	
						RPD = 0.02	
3 Ethane							
1	1.511	1.511	0.000	485411	3.42	3.57	
2	4.306	4.305	0.001	217520	3.42	3.56	
						RPD = 0.15	
4 Ethylene							M
1	1.791	1.793	-0.002	366405	3.19	3.32	
2	4.031	4.032	-0.001	157852	3.19	3.29	M
						RPD = 0.95	
5 Propane							
1	2.531	2.528	0.003	754733	5.02	5.27	
2	5.933	5.928	0.005	326853	5.02	5.22	
						RPD = 0.95	
6 Acetylene							Ma
1	4.043	4.015	0.028	105983	2.96	3.09	a
2	4.136	4.137	-0.001	66161	2.96	3.06	M
						RPD = 0.92	
7 Butane							
1	4.311	4.286	0.025	850630	6.61	6.77	
2	7.379	7.375	0.004	410288	6.61	6.75	
						RPD = 0.31	
8 isobutylene							
1	5.184	5.163	0.021	571566	6.38	6.40	
2	7.229	7.227	0.002	264983	6.38	6.38	
						RPD = 0.42	

QC Flag Legend

Review Flags

M - Manually Integrated

a - User Assigned ID

Reagents:

RSK7gasMathes_00031 Amount Added: 5.00 Units: uL

Report Date: 17-May-2020 08:59:47 Chrom Revision: 2.3 05-May-2020 17:48:18

Eurofins TestAmerica, Denver

Data File: \\chromfs\Denver\ChromData\VGC_J\20200516-91574.b\002F0301.D

Injection Date:	16-May-2020 11:30:01	Instrument ID:	VGC_J	Operator ID:	MEIERG
Lims ID:	IC L3			Worklist Smp#:	8
Client ID:					
Purge Vol:	18.000 mL	Dil. Factor:	1.0000	ALS Bottle#:	2
Method:	RSK_J	Limit Group:	GCV - RSK 175		

Column: Rt-Alumina BOND/KCl (0.53 mm) Y Scaling: Method Defined: Scale to the Nth Largest Target: 1

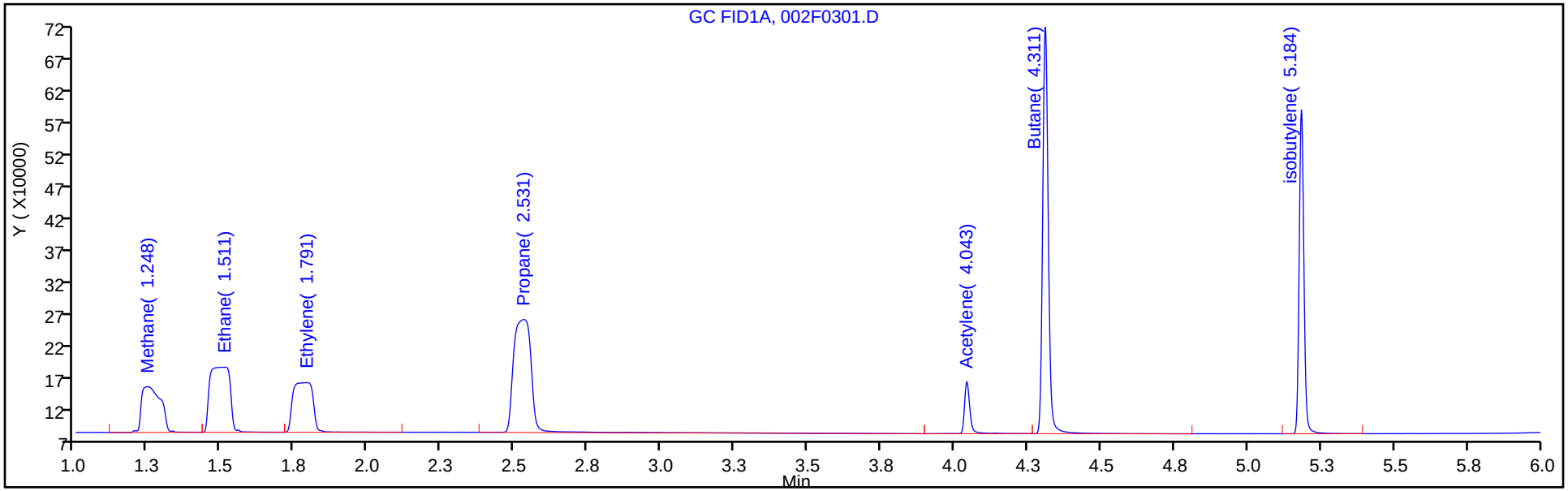

Column: HP-PLOT/Q (0.53 mm) Y Scaling: Method Defined: Scale to the Nth Largest Target: 1

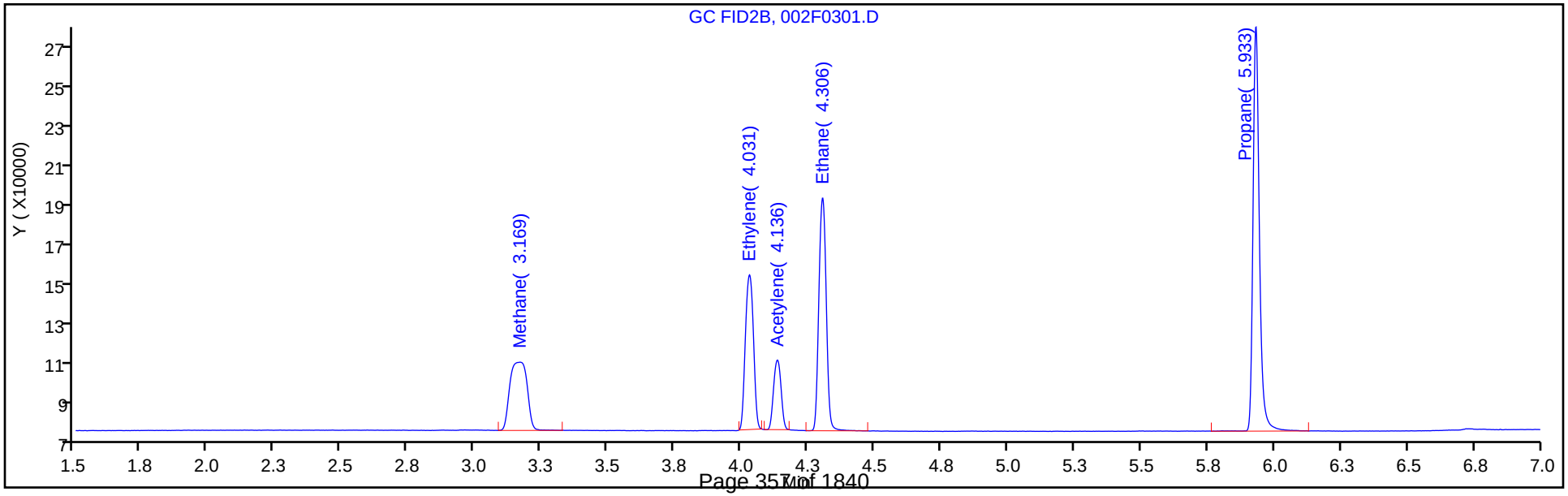

Manual Integration/User Assign Peak Report

Eurofins TestAmerica, Denver

Data File:	\\chromfs\Denver\ChromData\VGC_J\20200516-91574.b\002F0301.D				
Injection Date:	16-May-2020 11:30:01	Instrument ID:	VGC_J		
Lims ID:	IC L3				
Client ID:					
Operator ID:	MEIERG	ALS Bottle#:	2	Worklist Smp#:	8
Purge Vol:	18.000 mL	Dil. Factor:	1.0000		
Method:	RSK_J	Limit Group:	GCV - RSK 175		
Column:	Rt-Alumina BOND/KCl (0.53 mm)	Detector	GC FID1A		

6 Acetylene, CAS: 74-86-2

Signal: 1

Processing Integration Results

RT: 4.01
Area: 0
Amount: 2.336755
Amount Units: ug/l

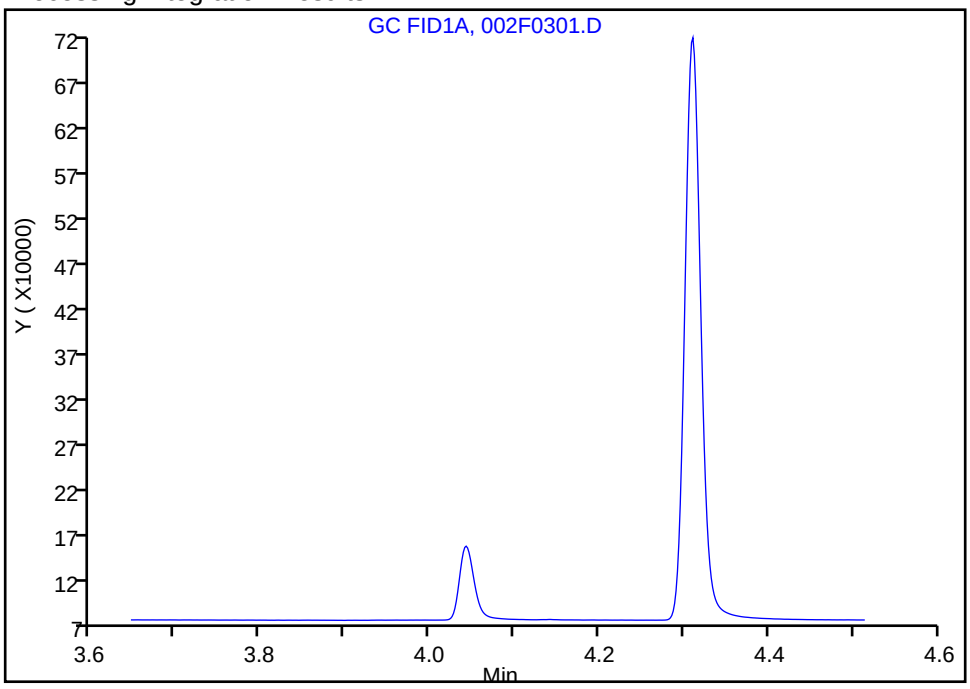

Manual Integration Results

RT: 4.04
Area: 105983
Amount: 3.090400
Amount Units: ug/l

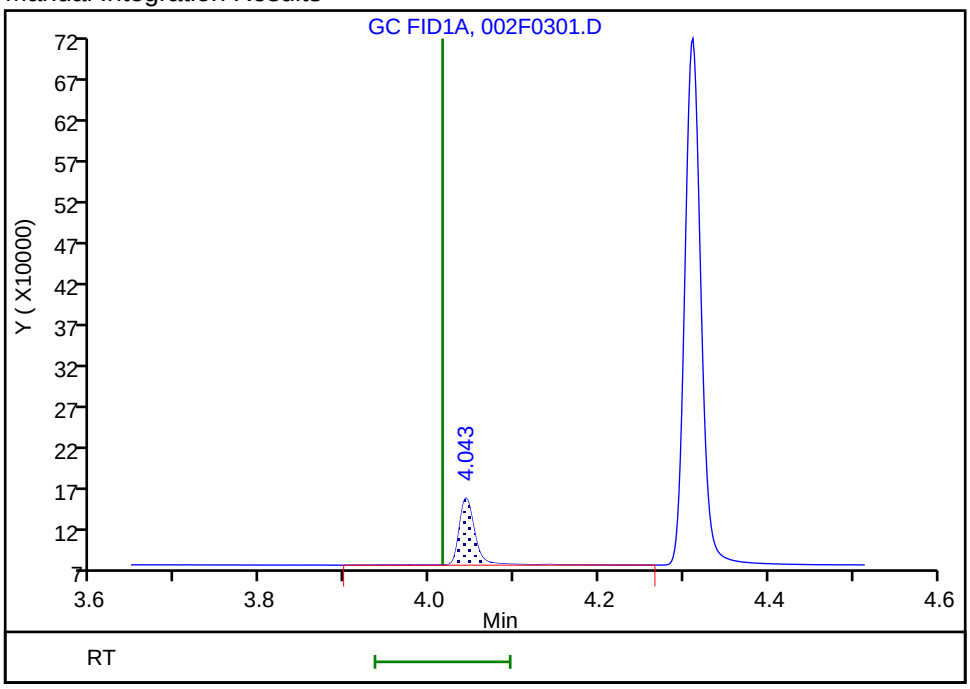

Reviewer: meierg, 17-May-2020 06:45:26

Audit Action: Assigned Compound ID Audit Reason: Peak not integrated

Eurofins TestAmerica, Denver
Target Compound Quantitation Report

Data File: \\chromfs\Denver\ChromData\VGC_J\20200516-91574.b\003F0401.D
Lims ID: IC L4
Client ID:
Sample Type: IC Calib Level: 4
Inject. Date: 16-May-2020 11:46:30 ALS Bottle#: 3 Worklist Smp#: 9
Purge Vol: 18.000 mL Dil. Factor: 1.0000
Sample Info: IC 4
Operator ID: MEIERG Instrument ID: VGC_J
Sublist: chrom-RSK_J*sub5

Method: \\chromfs\Denver\ChromData\VGC_J\20200516-91574.b\RSK_J.m
Limit Group: GCV - RSK 175
Method Label: DV-GC-0025: Dissolved Gases in Water by RSK-175
Last Update: 17-May-2020 08:59:48 Calib Date: 16-May-2020 13:08:56
Integrator: Falcon
Quant Method: External Standard Quant By: Initial Calibration
Last ICal File: \\chromfs\Denver\ChromData\VGC_J\20200516-91574.b\009F0901.D

Column 1 : Rt-Alumina BOND/KCl (0.53 mm) Det: GC FID1A
Column 2 : HP-PLOT/Q (0.53 mm) Det: GC FID2B
Process Host: CTX0312

Col	RT (min.)	Exp RT (min.)	Dlt RT (min.)	Response	Cal Amt ug/l	OnCol Amt ug/l	Flags
2 Methane							
1	1.249	1.250	-0.001	2196261	14.6	14.9	
2	3.171	3.172	-0.001	1043265	14.6	15.0	
						RPD = 0.32	
3 Ethane							
1	1.510	1.511	-0.001	3889050	27.4	28.6	
2	4.306	4.305	0.001	1745027	27.4	28.6	
						RPD = 0.02	
4 Ethylene							
1	1.792	1.793	-0.001	2933658	25.5	26.6	
2	4.032	4.032	0.000	1284690	25.5	26.8	
						RPD = 0.69	
5 Propane							
1	2.534	2.528	0.006	5864755	40.1	40.9	
2	5.932	5.928	0.004	2613101	40.1	41.7	
						RPD = 1.89	
6 Acetylene							M
1	4.034	4.015	0.019	837564	23.7	24.4	
2	4.136	4.137	-0.001	545422	23.7	25.2	M
						RPD = 3.31	
7 Butane							
1	4.304	4.286	0.018	6888912	52.9	52.5	
2	7.381	7.375	0.006	3316499	52.9	52.3	
						RPD = 0.43	
8 isobutylene							
1	5.179	5.163	0.016	4611649	51.1	51.7	
2	7.231	7.227	0.004	2147651	51.1	51.7	
						RPD = 0.03	

QC Flag Legend

Review Flags

M - Manually Integrated

Reagents:

RSK7gasMathes_00031 Amount Added: 40.00 Units: uL

Report Date: 17-May-2020 08:59:48 Chrom Revision: 2.3 05-May-2020 17:48:18

Eurofins TestAmerica, Denver

Data File: \\chromfs\Denver\ChromData\VGC_J\20200516-91574.b\003F0401.D

Injection Date:	16-May-2020 11:46:30	Instrument ID:	VGC_J	Operator ID:	MEIERG
Lims ID:	IC L4			Worklist Smp#:	9
Client ID:					
Purge Vol:	18.000 mL	Dil. Factor:	1.0000	ALS Bottle#:	3
Method:	RSK_J	Limit Group:	GCV - RSK 175		

Column: Rt-Alumina BOND/KCl (0.53 mm) Y Scaling: Method Defined: Scale to the Nth Largest Target: 1

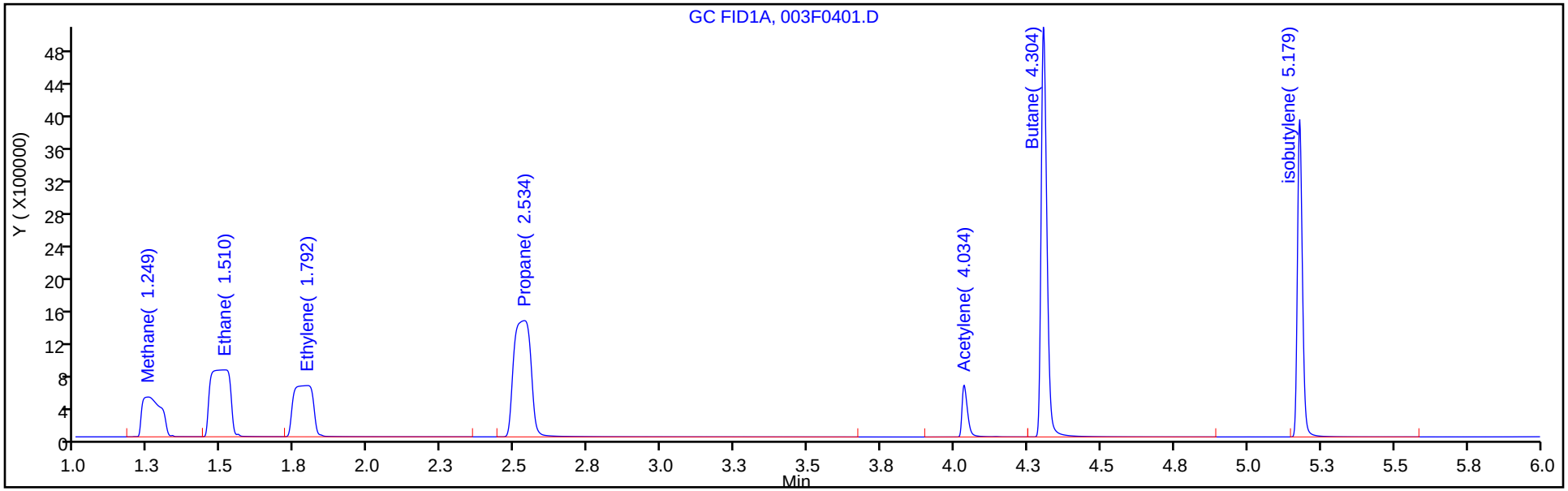

Column: HP-PLOT/Q (0.53 mm) Y Scaling: Method Defined: Scale to the Nth Largest Target: 1

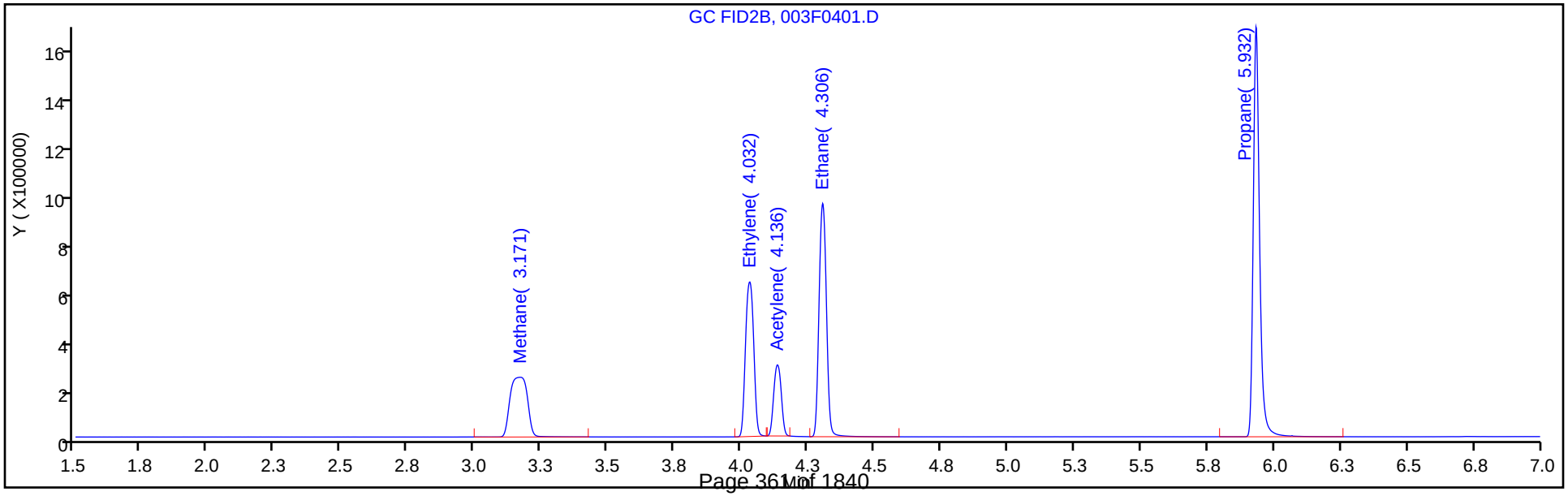

Eurofins TestAmerica, Denver
Target Compound Quantitation Report

Data File: \\chromfs\Denver\ChromData\VGC_J\20200516-91574.b\004F0501.D
Lims ID: ICRT L5
Client ID:
Sample Type: ICRT Calib Level: 5
Inject. Date: 16-May-2020 12:02:59 ALS Bottle#: 4 Worklist Smp#: 10
Purge Vol: 18.000 mL Dil. Factor: 1.0000
Sample Info: ICRT 5
Operator ID: MEIERG Instrument ID: VGC_J
Sublist: chrom-RSK_J*sub5

Method: \\chromfs\Denver\ChromData\VGC_J\20200516-91574.b\RSK_J.m
Limit Group: GCV - RSK 175
Method Label: DV-GC-0025: Dissolved Gases in Water by RSK-175
Last Update: 17-May-2020 08:59:48 Calib Date: 16-May-2020 13:08:56
Integrator: Falcon
Quant Method: External Standard Quant By: Initial Calibration
Last ICal File: \\chromfs\Denver\ChromData\VGC_J\20200516-91574.b\009F0901.D

Column 1 : Rt-Alumina BOND/KCl (0.53 mm) Det: GC FID1A
Column 2 : HP-PLOT/Q (0.53 mm) Det: GC FID2B
Process Host: CTX0312

Col	RT (min.)	Exp RT (min.)	Dlt RT (min.)	Response	Cal Amt ug/l	OnCol Amt ug/l	Flags
2 Methane							
1	1.250	1.250	0.000	10173489	73.0	70.4	
2	3.172	3.172	0.000	4836394	73.0	70.4	
						RPD = 0.05	
3 Ethane							
1	1.511	1.511	0.000	18547040	136.9	136.3	
2	4.305	4.305	0.000	8282362	136.9	135.7	
						RPD = 0.50	
4 Ethylene							M
1	1.793	1.793	0.000	14030935	127.7	127.3	
2	4.032	4.032	0.000	6120221	127.7	127.7	M
						RPD = 0.29	
5 Propane							
1	2.528	2.528	0.000	28325635	200.7	197.7	
2	5.928	5.928	0.000	12604888	200.7	201.3	
						RPD = 1.77	
6 Acetylene							Ma
1	4.015	4.015	0.000	3792795	118.5	110.6	M
2	4.137	4.137	0.000	2629705	118.5	121.7	M
						RPD = 9.57	
7 Butane							Ma
1	4.286	4.286	0.000	34343170	264.5	260.4	M
2	7.375	7.375	0.000	16648646	264.5	261.1	a
						RPD = 0.27	
8 isobutylene							
1	5.163	5.163	0.000	23123734	255.4	259.0	
2	7.227	7.227	0.000	10785387	255.4	259.5	
						RPD = 0.19	

QC Flag Legend

Review Flags

M - Manually Integrated

a - User Assigned ID

Reagents:

RSK7gasMathes_00031 Amount Added: 200.00 Units: uL

Report Date: 17-May-2020 08:59:48 Chrom Revision: 2.3 05-May-2020 17:48:18

Eurofins TestAmerica, Denver

Data File: \\chromfs\Denver\ChromData\VGC_J\20200516-91574.b\004F0501.D

Injection Date:	16-May-2020 12:02:59	Instrument ID:	VGC_J	Operator ID:	MEIERG
Lims ID:	ICRT L5			Worklist Smp#:	10
Client ID:					
Purge Vol:	18.000 mL	Dil. Factor:	1.0000	ALS Bottle#:	4
Method:	RSK_J	Limit Group:	GCV - RSK 175		

Column: Rt-Alumina BOND/KCl (0.53 mm) Y Scaling: Method Defined: Scale to the Nth Largest Target: 1

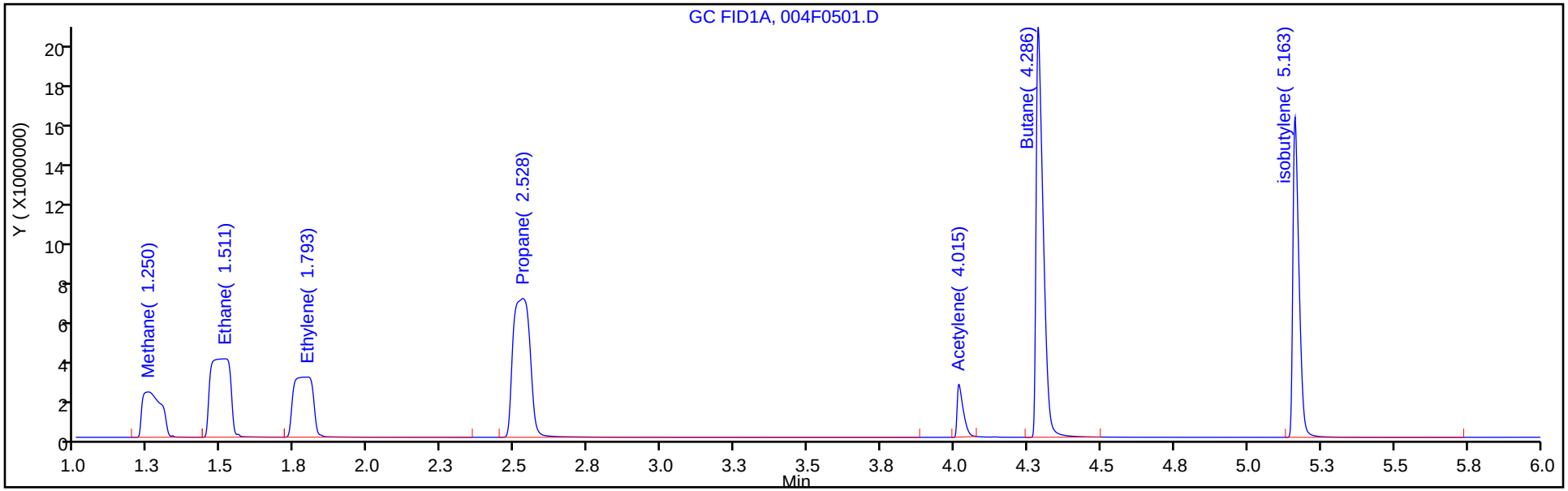

Column: HP-PLOT/Q (0.53 mm) Y Scaling: Method Defined: Scale to the Nth Largest Target: 1

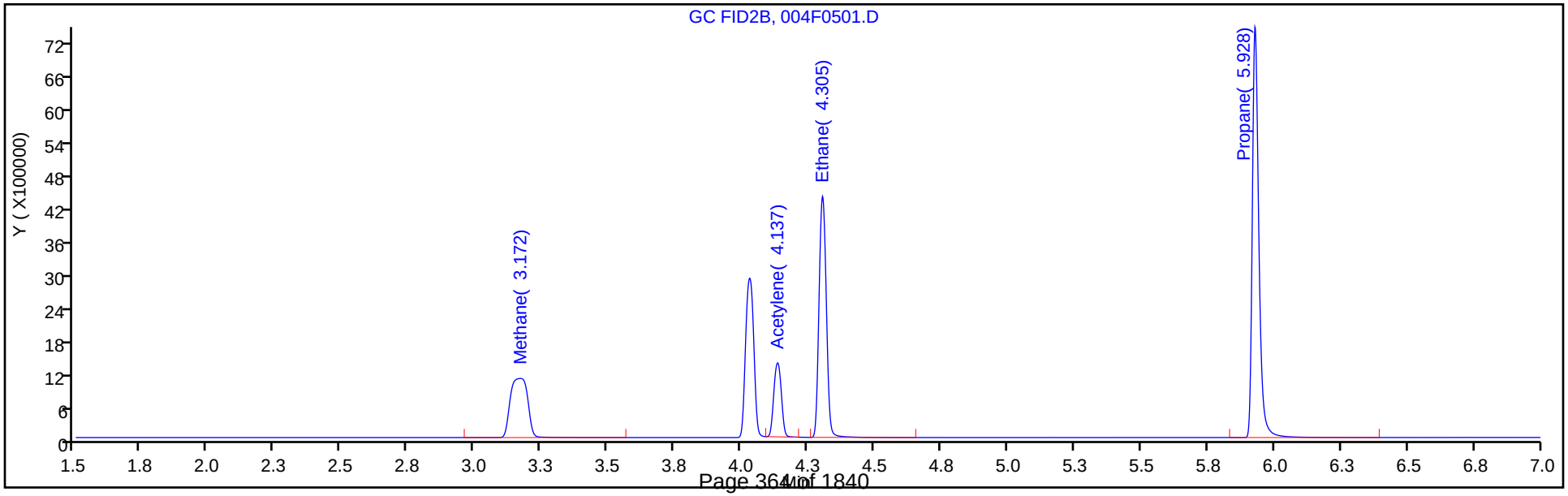

Manual Integration/User Assign Peak Report

Eurofins TestAmerica, Denver

Data File:	\\chromfs\Denver\ChromData\VGC_J\20200516-91574.b\004F0501.D				
Injection Date:	16-May-2020 12:02:59	Instrument ID:	VGC_J		
Lims ID:	ICRT L5				
Client ID:					
Operator ID:	MEIERG	ALS Bottle#:	4	Worklist Smp#:	10
Purge Vol:	18.000 mL	Dil. Factor:	1.0000		
Method:	RSK_J	Limit Group:	GCV - RSK 175		
Column:	Rt-Alumina BOND/KCl (0.53 mm)	Detector	GC FID1A		

6 Acetylene, CAS: 74-86-2

Signal: 1

Processing Integration Results

RT: 4.01
Area: 0
Amount: 70.054658
Amount Units: ug/l

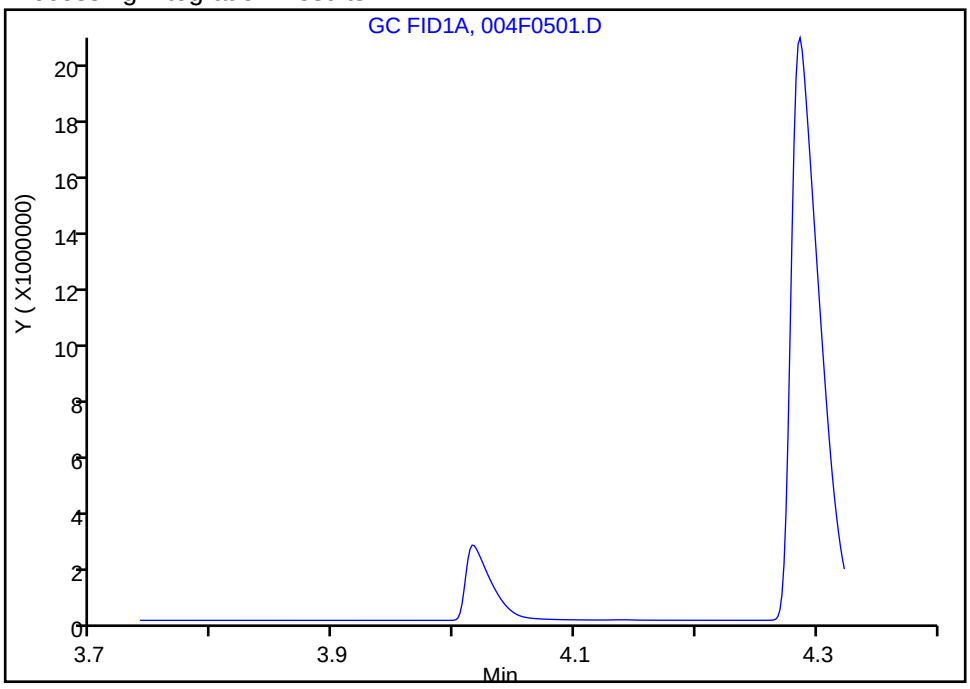

Manual Integration Results

RT: 4.01
Area: 3792795
Amount: 110.5956
Amount Units: ug/l

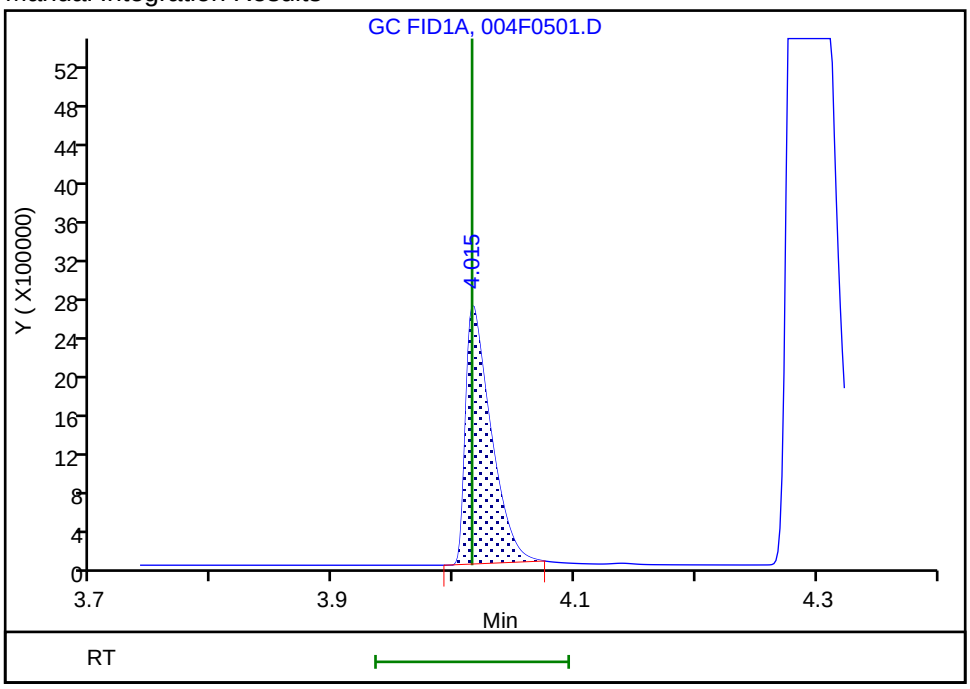

Reviewer: meierg, 17-May-2020 07:07:53

Audit Action: Manually Integrated/Assigned Compound ID Audit Reason: Peak not integrated

Eurofins TestAmerica, Denver
Target Compound Quantitation Report

Data File: \\chromfs\Denver\ChromData\VGC_J\20200516-91574.b\005F0601.D
Lims ID: IC L6
Client ID:
Sample Type: IC Calib Level: 6
Inject. Date: 16-May-2020 12:19:27 ALS Bottle#: 5 Worklist Smp#: 11
Purge Vol: 18.000 mL Dil. Factor: 1.0000
Sample Info: IC 6
Operator ID: MEIERG Instrument ID: VGC_J
Sublist: chrom-RSK_J*sub5

Method: \\chromfs\Denver\ChromData\VGC_J\20200516-91574.b\RSK_J.m
Limit Group: GCV - RSK 175
Method Label: DV-GC-0025: Dissolved Gases in Water by RSK-175
Last Update: 17-May-2020 08:59:49 Calib Date: 16-May-2020 13:08:56
Integrator: Falcon
Quant Method: External Standard Quant By: Initial Calibration
Last ICal File: \\chromfs\Denver\ChromData\VGC_J\20200516-91574.b\009F0901.D

Column 1 : Rt-Alumina BOND/KCl (0.53 mm) Det: GC FID1A
Column 2 : HP-PLOT/Q (0.53 mm) Det: GC FID2B
Process Host: CTX0312

Col	RT (min.)	Exp RT (min.)	Dlt RT (min.)	Response	Cal Amt ug/l	OnCol Amt ug/l	Flags
2 Methane							
1	1.250	1.250	0.000	21349465	146.0	148.2	
2	3.172	3.172	0.000	10129316	146.0	147.7	
						RPD = 0.31	
3 Ethane							
1	1.512	1.511	0.001	38849075	273.7	285.6	
2	4.306	4.305	0.001	17331467	273.7	283.9	
						RPD = 0.60	
4 Ethylene							
1	1.785	1.793	-0.008	29199476	255.3	264.9	
2	4.032	4.032	0.000	12731776	255.3	265.6	
						RPD = 0.26	
5 Propane							
1	2.522	2.528	-0.006	59231481	401.4	413.5	
2	5.926	5.928	-0.002	26366224	401.4	421.0	
						RPD = 1.80	
6 Acetylene							M
1	4.002	4.015	-0.013	8293493	237.0	241.8	
2	4.137	4.137	0.000	5438964	237.0	251.7	M
						RPD = 4.01	
7 Butane							
1	4.270	4.286	-0.016	71750490	529.0	543.6	
2	7.369	7.375	-0.006	34602301	529.0	542.3	
						RPD = 0.25	
8 isobutylene							Ma
1	5.150	5.163	-0.013	47351348	510.8	530.4	M
2	7.222	7.227	-0.005	22287396	510.8	536.3	a
						RPD = 1.10	

QC Flag Legend

Review Flags

M - Manually Integrated

a - User Assigned ID

Reagents:

RSK7gasMathes_00031 Amount Added: 400.00 Units: uL

Report Date: 17-May-2020 08:59:49 Chrom Revision: 2.3 05-May-2020 17:48:18

Eurofins TestAmerica, Denver

Data File: \\chromfs\Denver\ChromData\VGC_J\20200516-91574.b\005F0601.D

Injection Date:	16-May-2020 12:19:27	Instrument ID:	VGC_J	Operator ID:	MEIERG
Lims ID:	IC L6			Worklist Smp#:	11
Client ID:					
Purge Vol:	18.000 mL	Dil. Factor:	1.0000	ALS Bottle#:	5
Method:	RSK_J	Limit Group:	GCV - RSK 175		

Column: Rt-Alumina BOND/KCl (0.53 mm) Y Scaling: Method Defined: Scale to the Nth Largest Target: 1

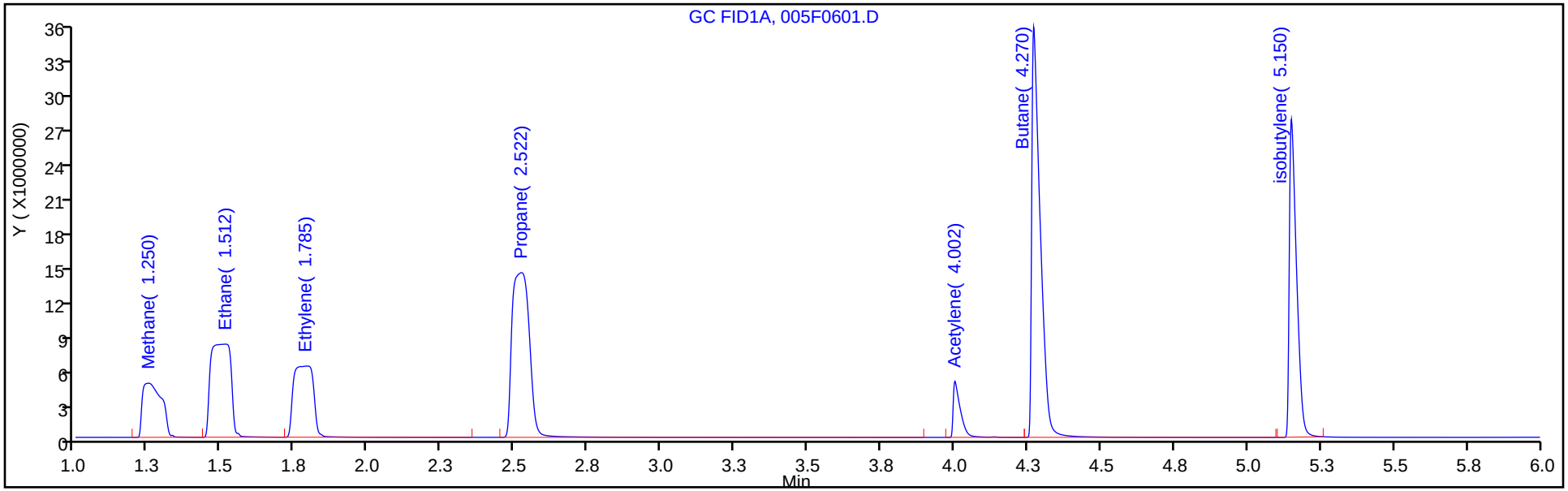

Column: HP-PLOT/Q (0.53 mm) Y Scaling: Method Defined: Scale to the Nth Largest Target: 1

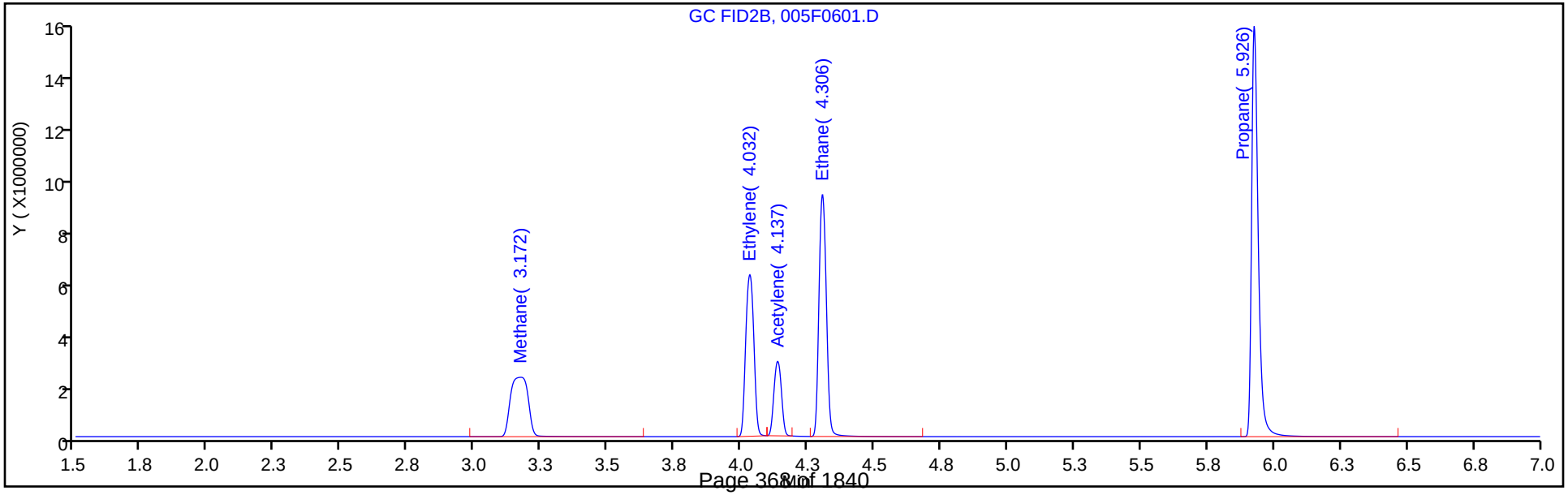

Eurofins TestAmerica, Denver
Target Compound Quantitation Report

Data File: \\chromfs\Denver\ChromData\VGC_J\20200516-91574.b\006F0701.D
Lims ID: IC L7
Client ID:
Sample Type: IC Calib Level: 7
Inject. Date: 16-May-2020 12:35:56 ALS Bottle#: 6 Worklist Smp#: 12
Purge Vol: 18.000 mL Dil. Factor: 1.0000
Sample Info: IC 7
Operator ID: MEIERG Instrument ID: VGC_J
Sublist: chrom-RSK_J*sub5

Method: \\chromfs\Denver\ChromData\VGC_J\20200516-91574.b\RSK_J.m
Limit Group: GCV - RSK 175
Method Label: DV-GC-0025: Dissolved Gases in Water by RSK-175
Last Update: 17-May-2020 08:59:49 Calib Date: 16-May-2020 13:08:56
Integrator: Falcon
Quant Method: External Standard Quant By: Initial Calibration
Last ICal File: \\chromfs\Denver\ChromData\VGC_J\20200516-91574.b\009F0901.D

Column 1 : Rt-Alumina BOND/KCl (0.53 mm) Det: GC FID1A
Column 2 : HP-PLOT/Q (0.53 mm) Det: GC FID2B
Process Host: CTX0312

Col	RT (min.)	Exp RT (min.)	Dlt RT (min.)	Response	Cal Amt ug/l	OnCol Amt ug/l	Flags
2 Methane							
1	1.243	1.250	-0.007	40706597	292.0	282.9	
2	3.168	3.172	-0.004	19242711	292.0	280.9	
						RPD = 0.71	
3 Ethane							
1	1.508	1.511	-0.003	74364849	547.4	546.6	
2	4.302	4.305	-0.003	33180606	547.4	543.4	
						RPD = 0.58	
4 Ethylene							
1	1.785	1.793	-0.008	55873290	510.7	507.0	
2	4.028	4.032	-0.004	24365732	510.7	508.3	
						RPD = 0.27	
5 Propane							
1	2.510	2.528	-0.018	113846992	802.8	794.7	
2	5.920	5.928	-0.008	50751227	802.8	810.3	
						RPD = 1.94	
6 Acetylene							M
1	3.983	4.015	-0.032	15971476	474.1	465.7	
2	4.135	4.137	-0.002	10316086	474.1	477.5	M
						RPD = 2.49	
7 Butane							
1	4.250	4.286	-0.036	137944774	1058.1	1044.9	
2	7.362	7.375	-0.013	67311032	1058.1	1054.6	
						RPD = 0.92	
8 isobutylene							
1	5.133	5.163	-0.030	92637372	1021.5	1037.7	
2	7.217	7.227	-0.010	43289193	1021.5	1041.6	
						RPD = 0.38	

QC Flag Legend

Review Flags

M - Manually Integrated

Reagents:

RSK7gasMathes_00031 Amount Added: 800.00 Units: uL

Report Date: 17-May-2020 08:59:49 Chrom Revision: 2.3 05-May-2020 17:48:18

Eurofins TestAmerica, Denver

Data File: \\chromfs\Denver\ChromData\VGC_J\20200516-91574.b\006F0701.D

Injection Date:	16-May-2020 12:35:56	Instrument ID:	VGC_J	Operator ID:	MEIERG
Lims ID:	IC L7			Worklist Smp#:	12
Client ID:					
Purge Vol:	18.000 mL	Dil. Factor:	1.0000	ALS Bottle#:	6
Method:	RSK_J	Limit Group:	GCV - RSK 175		

Column: Rt-Alumina BOND/KCl (0.53 mm) Y Scaling: Method Defined: Scale to the Nth Largest Target: 1

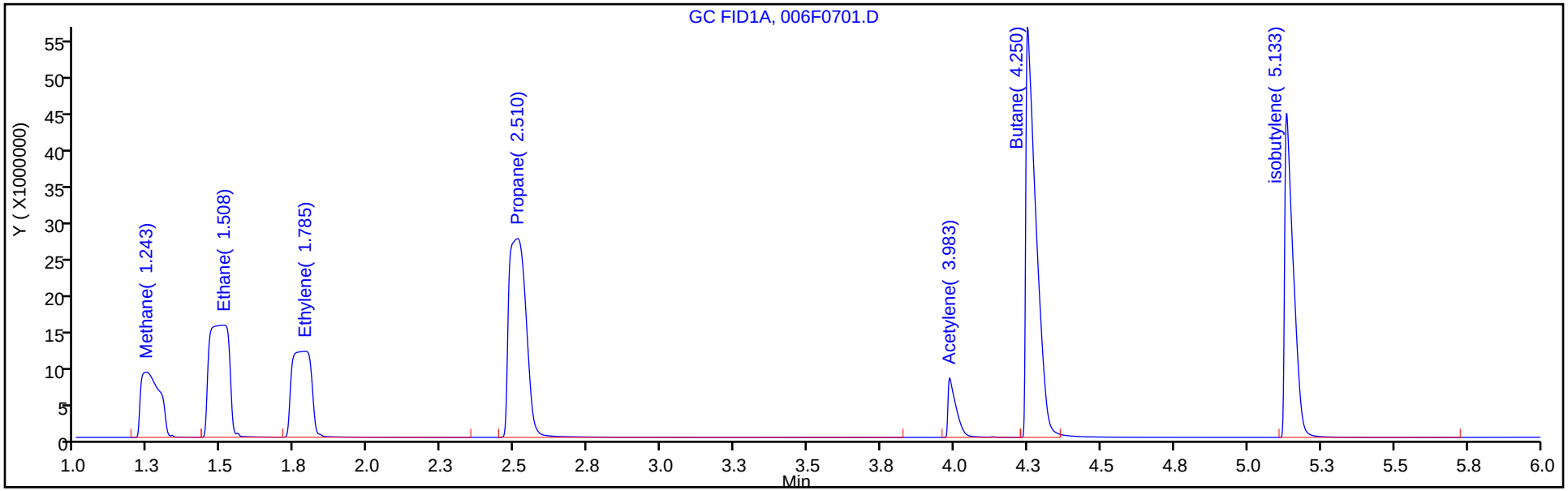

Column: HP-PLOT/Q (0.53 mm) Y Scaling: Method Defined: Scale to the Nth Largest Target: 1

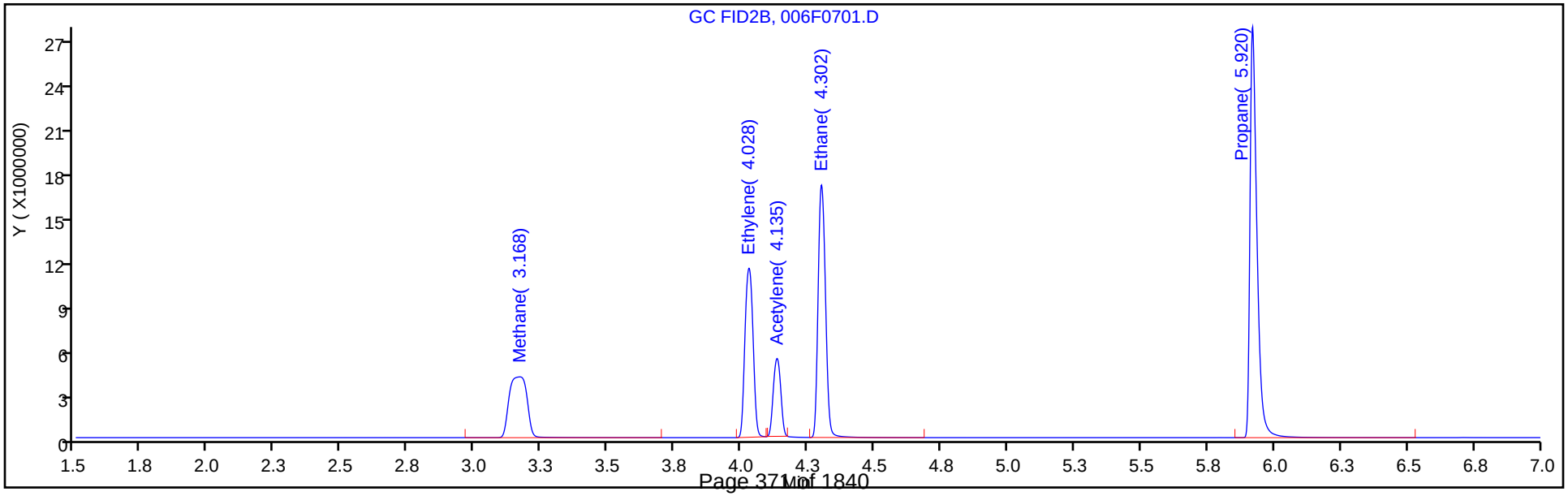

Eurofins TestAmerica, Denver
Target Compound Quantitation Report

Data File:	\\chromfs\Denver\ChromData\VGC_J\20200516-91574.b\007F0801.D				
Lims ID:	IC L8				
Client ID:					
Sample Type:	IC	Calib Level:	8		
Inject. Date:	16-May-2020 12:52:27	ALS Bottle#:	7	Worklist Smp#:	13
Purge Vol:	18.000 mL	Dil. Factor:	1.0000		
Sample Info:	IC 8				
Operator ID:	MEIERG	Instrument ID:	VGC_J		
Sublist:	chrom-RSK_J*sub5				
Method:	\\chromfs\Denver\ChromData\VGC_J\20200516-91574.b\RSK_J.m				
Limit Group:	GCV - RSK 175				
Method Label:	DV-GC-0025: Dissolved Gases in Water by RSK-175				
Last Update:	17-May-2020 08:59:50	Calib Date:	16-May-2020 13:08:56		
Integrator:	Falcon				
Quant Method:	External Standard	Quant By:	Initial Calibration		
Last ICal File:	\\chromfs\Denver\ChromData\VGC_J\20200516-91574.b\009F0901.D				
Column 1 :	Rt-Alumina BOND/KCl (0.53 mm)		Det: GC FID1A		
Column 2 :	HP-PLOT/Q (0.53 mm)		Det: GC FID2B		
Process Host:	CTX0312				

Col	RT (min.)	Exp RT (min.)	Dlt RT (min.)	Response	Cal Amt ug/l	OnCol Amt ug/l	Flags
2 Methane							
1	1.248	1.250	-0.002	256592942	1806.9	1784.9	
2	3.168	3.172	-0.004	121745624	1806.9	1778.4	
						RPD = 0.36	

Reagents:

RSK175methane_00010 Amount Added: 50.00 Units: uL

Report Date: 17-May-2020 08:59:50 Chrom Revision: 2.3 05-May-2020 17:48:18

Eurofins TestAmerica, Denver

Data File: \\chromfs\Denver\ChromData\VGC_J\20200516-91574.b\007F0801.D

Injection Date:	16-May-2020 12:52:27	Instrument ID:	VGC_J	Operator ID:	MEIERG
Lims ID:	IC L8			Worklist Smp#:	13
Client ID:					
Purge Vol:	18.000 mL	Dil. Factor:	1.0000	ALS Bottle#:	7
Method:	RSK_J	Limit Group:	GCV - RSK 175		

Column: Rt-Alumina BOND/KCl (0.53 mm) Y Scaling: Method Defined: Scale to the Nth Largest Target: 1

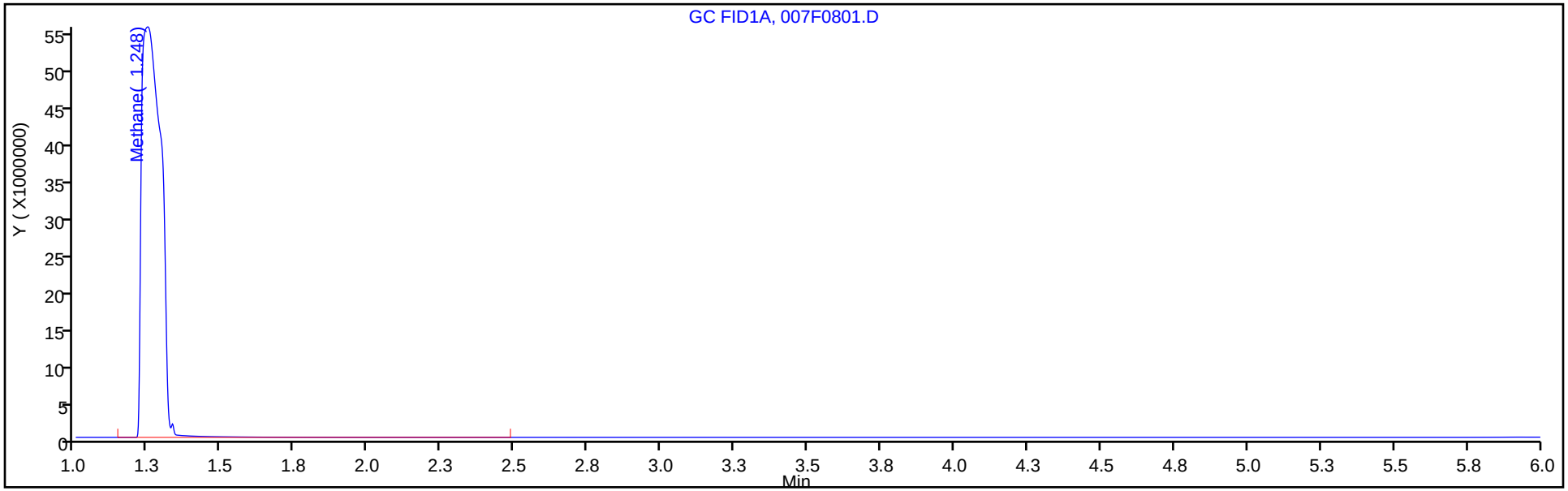

Column: HP-PLOT/Q (0.53 mm) Y Scaling: Method Defined: Scale to the Nth Largest Target: 1

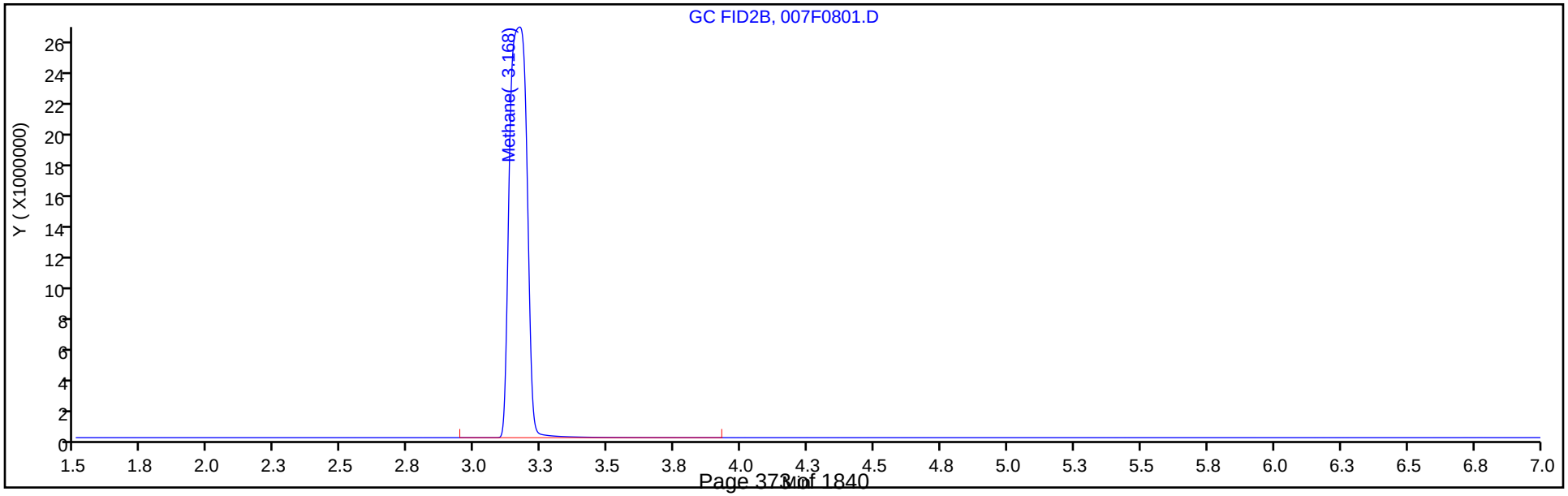

Eurofins TestAmerica, Denver
Target Compound Quantitation Report

Data File:	\\chromfs\Denver\ChromData\VGC_J\20200516-91574.b\009F0901.D				
Lims ID:	IC L9				
Client ID:					
Sample Type:	IC	Calib Level:	9		
Inject. Date:	16-May-2020 13:08:56	ALS Bottle#:	9	Worklist Smp#:	14
Purge Vol:	18.000 mL	Dil. Factor:	1.0000		
Sample Info:	IC 9				
Operator ID:	MEIERG	Instrument ID:	VGC_J		
Sublist:	chrom-RSK_J*sub5				
Method:	\\chromfs\Denver\ChromData\VGC_J\20200516-91574.b\RSK_J.m				
Limit Group:	GCV - RSK 175				
Method Label:	DV-GC-0025: Dissolved Gases in Water by RSK-175				
Last Update:	17-May-2020 08:59:50	Calib Date:	16-May-2020 13:08:56		
Integrator:	Falcon				
Quant Method:	External Standard	Quant By:	Initial Calibration		
Last ICal File:	\\chromfs\Denver\ChromData\VGC_J\20200516-91574.b\009F0901.D				
Column 1 :	Rt-Alumina BOND/KCl (0.53 mm)		Det: GC FID1A		
Column 2 :	HP-PLOT/Q (0.53 mm)		Det: GC FID2B		
Process Host:	CTX0312				

Col	RT (min.)	Exp RT (min.)	Dlt RT (min.)	Response	Cal Amt ug/l	OnCol Amt ug/l	Flags
2 Methane							
1	1.245	1.250	-0.005	1008615918	7227.8	7016.9	
2	3.160	3.172	-0.012	484781088	7227.8	7082.2	
						RPD = 0.93	

Reagents:

RSK175methane_00010 Amount Added: 200.00 Units: uL

Report Date: 17-May-2020 08:59:50 Chrom Revision: 2.3 05-May-2020 17:48:18

Eurofins TestAmerica, Denver

Data File: \\chromfs\Denver\ChromData\VGC_J\20200516-91574.b\009F0901.D

Injection Date:	16-May-2020 13:08:56	Instrument ID:	VGC_J	Operator ID:	MEIERG
Lims ID:	IC L9			Worklist Smp#:	14
Client ID:					
Purge Vol:	18.000 mL	Dil. Factor:	1.0000	ALS Bottle#:	9
Method:	RSK_J	Limit Group:	GCV - RSK 175		

Column: Rt-Alumina BOND/KCl (0.53 mm) Y Scaling: Method Defined: Scale to the Nth Largest Target: 1

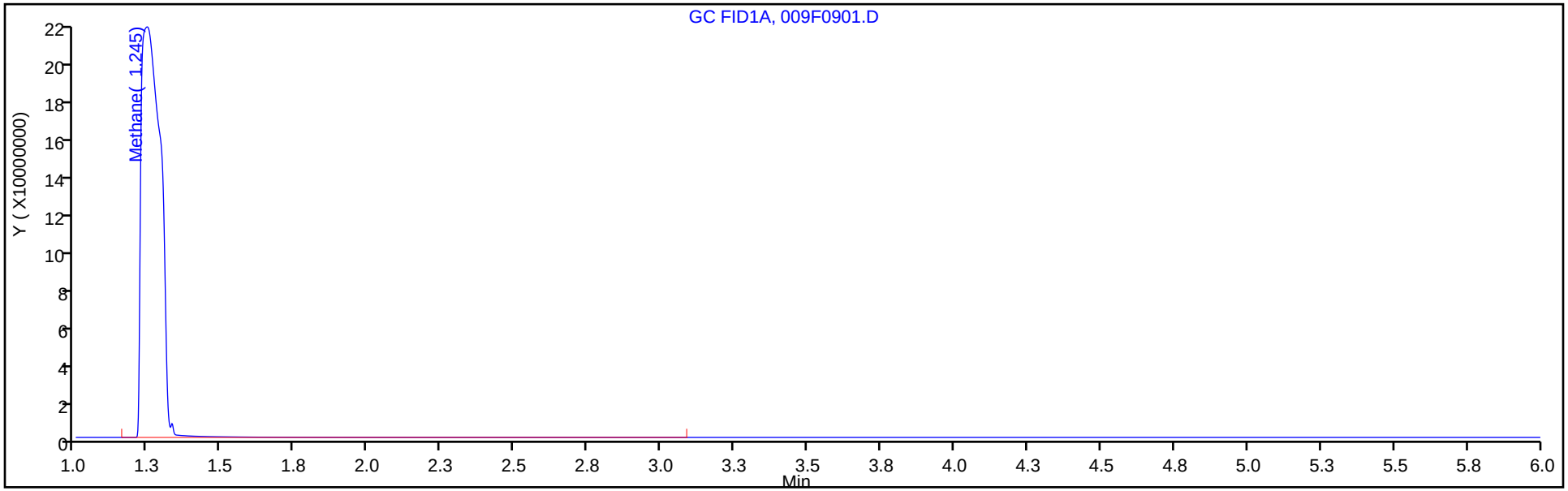

Column: HP-PLOT/Q (0.53 mm) Y Scaling: Method Defined: Scale to the Nth Largest Target: 1

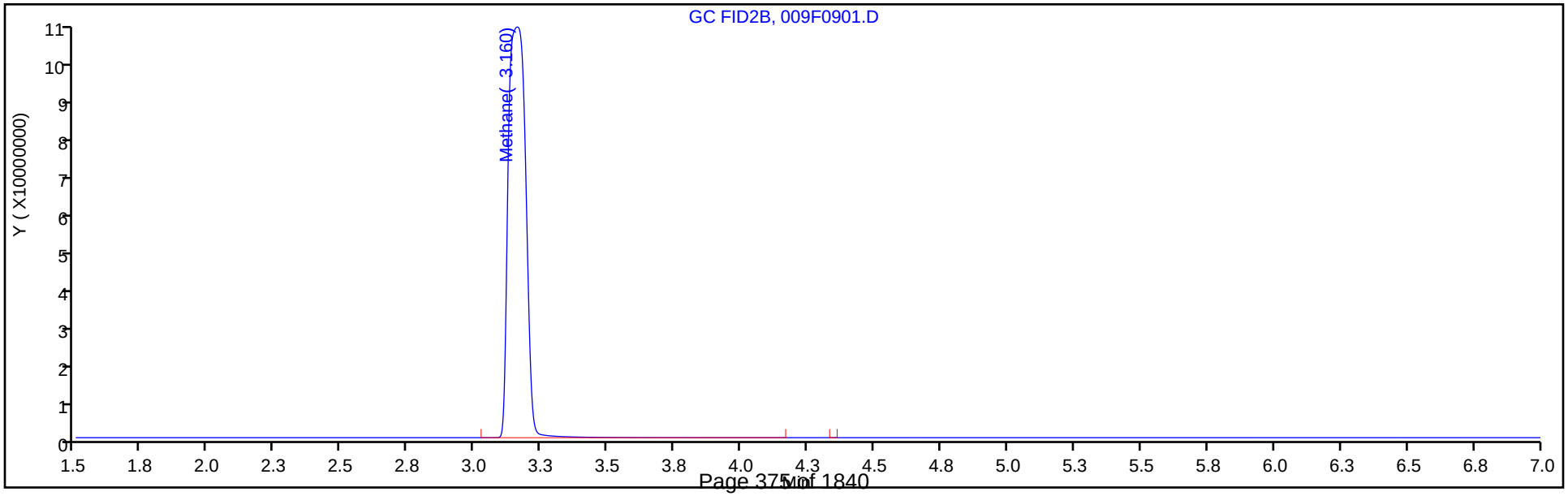

FORM VI
GC VOA BY EXTERNAL STANDARD - INITIAL CALIBRATION DATA
RETENTION TIME SUMMARY

Lab Name: Eurofins TestAmerica, Denver Job No.: 280-137110-1 Analy Batch No.: 495152

SDG No.:

Instrument ID: VGC_J GC Column: HP-Plot Q ID: 0.53(mm) Heated Purge: (Y/N) N

Calibration Start Date: 05/16/2020 10:57 Calibration End Date: 05/16/2020 13:08 Calibration ID: 44286

Calibration Files:

LEVEL:	LAB SAMPLE ID:	LAB FILE ID:
Level 1	IC 280-495152/6	001F0101.D
Level 2	IC 280-495152/7	001F0201.D
Level 3	IC 280-495152/8	002F0301.D
Level 4	IC 280-495152/9	003F0401.D
Level 5	ICRT 280-495152/10	004F0501.D
Level 6	IC 280-495152/11	005F0601.D
Level 7	IC 280-495152/12	006F0701.D
Level 8	IC 280-495152/13	007F0801.D
Level 9	IC 280-495152/14	009F0901.D

ANALYTE	LVL 1	LVL 2	LVL 3	LVL 4	LVL 5	LVL 6	LVL 7	LVL 8	LVL 9		RT WINDOW	AVG RT
Methane	3.180	3.171	3.169	3.171	3.172	3.172	3.168	3.168	3.160		3.132 - 3.212	3.170
Ethylene	4.038	4.031	4.031	4.032	4.032	4.032	4.028				3.982 - 4.082	4.032
Acetylene	4.142	4.136	4.136	4.136	4.137	4.137	4.135				4.057 - 4.217	4.137
Ethane	4.310	4.306	4.306	4.306	4.305	4.306	4.302				4.255 - 4.355	4.306

FORM VI
GC VOA BY EXTERNAL STANDARD - INITIAL CALIBRATION DATA
CURVE EVALUATION

Lab Name: Eurofins TestAmerica, Denver Job No.: 280-137110-1 Analy Batch No.: 495152

SDG No.:

Instrument ID: VGC_J GC Column: HP-Plot Q ID: 0.53(mm) Heated Purge: (Y/N) N

Calibration Start Date: 05/16/2020 10:57 Calibration End Date: 05/16/2020 13:08 Calibration ID: 44286

Calibration Files:

LEVEL:	LAB SAMPLE ID:	LAB FILE ID:
Level 1	IC 280-495152/6	001F0101.D
Level 2	IC 280-495152/7	001F0201.D
Level 3	IC 280-495152/8	002F0301.D
Level 4	IC 280-495152/9	003F0401.D
Level 5	ICRT 280-495152/10	004F0501.D
Level 6	IC 280-495152/11	005F0601.D
Level 7	IC 280-495152/12	006F0701.D
Level 8	IC 280-495152/13	007F0801.D
Level 9	IC 280-495152/14	009F0901.D

ANALYTE	CF				CURVE TYPE	COEFFICIENT			#	MIN CF	%RSD	#	MAX %RSD	R^2 OR COD	#	MIN R^2 OR COD
	LVL 1 LVL 5 LVL 9	LVL 2 LVL 6	LVL 3 LVL 7	LVL 4 LVL 8		B	M1	M2								
Methane	103189 66249 67072	91938 69376	81470 65897	71453 67377	Lin2	17305.4468	68448.1220							0.9980		0.9900
Ethylene	41850 47939	48398 49863	49458 47714	50314	Ave		47933.7023				6.0		20.0			
Acetylene	17710 22187	21298 22945	22329 21760	23009	Ave		21605.4944				8.4		20.0			
Ethane	53080 60519	62532 63320	63577 60612	63754	Ave		61056.4722				6.2		20.0			

Note: The M1 coefficient is the same as Ave CF for an Ave curve type.

FORM VI
GC VOA BY EXTERNAL STANDARD - INITIAL CALIBRATION DATA
RESPONSE AND CONCENTRATION

Lab Name: Eurofins TestAmerica, Denver Job No.: 280-137110-1 Analy Batch No.: 495152

SDG No.:

Instrument ID: VGC_J GC Column: HP-Plot Q ID: 0.53(mm) Heated Purge: (Y/N) N

Calibration Start Date: 05/16/2020 10:57 Calibration End Date: 05/16/2020 13:08 Calibration ID: 44286

Calibration Files:

LEVEL:	LAB SAMPLE ID:	LAB FILE ID:
Level 1	IC 280-495152/6	001F0101.D
Level 2	IC 280-495152/7	001F0201.D
Level 3	IC 280-495152/8	002F0301.D
Level 4	IC 280-495152/9	003F0401.D
Level 5	ICRT 280-495152/10	004F0501.D
Level 6	IC 280-495152/11	005F0601.D
Level 7	IC 280-495152/12	006F0701.D
Level 8	IC 280-495152/13	007F0801.D
Level 9	IC 280-495152/14	009F0901.D

ANALYTE	CURVE TYPE	RESPONSE					CONCENTRATION (UG/L)				
		LVL 1 LVL 6	LVL 2 LVL 7	LVL 3 LVL 8	LVL 4 LVL 9	LVL 5	LVL 1 LVL 6	LVL 2 LVL 7	LVL 3 LVL 8	LVL 4 LVL 9	LVL 5
Methane	Lin2	47082 10129316	83897 19242711	148689 121745624	1043265 484781088	4836394	0.456 146	0.913 292	1.83 1807	14.6 7228	73.0
Ethylene	Ave	33393 12731776	77235 24365732	157852	1284690	6120221	0.798 255	1.60 511	3.19	25.5	128
Acetylene	Ave	13119 5438964	31554 10316086	66161	545422	2629705	0.741 237	1.48 474	2.96	23.7	119
Ethane	Ave	45402 17331467	106974 33180606	217520	1745027	8282362	0.855 274	1.71 547	3.42	27.4	137

Curve Type Legend:

Ave = Average
Lin2 = Linear 1/conc^2

Eurofins TestAmerica, Denver
Target Compound Quantitation Report

Data File: \\chromfs\Denver\ChromData\VGC_J\20200516-91574.b\001F0101.D
Lims ID: IC L1
Client ID:
Sample Type: IC Calib Level: 1
Inject. Date: 16-May-2020 10:57:08 ALS Bottle#: 1 Worklist Smp#: 6
Purge Vol: 18.000 mL Dil. Factor: 1.0000
Sample Info: IC 1
Operator ID: MEIERG Instrument ID: VGC_J
Sublist: chrom-RSK_J*sub5

Method: \\chromfs\Denver\ChromData\VGC_J\20200516-91574.b\RSK_J.m
Limit Group: GCV - RSK 175
Method Label: DV-GC-0025: Dissolved Gases in Water by RSK-175
Last Update: 17-May-2020 08:59:46 Calib Date: 16-May-2020 13:08:56
Integrator: Falcon
Quant Method: External Standard Quant By: Initial Calibration
Last ICal File: \\chromfs\Denver\ChromData\VGC_J\20200516-91574.b\009F0901.D

Column 1 : Rt-Alumina BOND/KCl (0.53 mm) Det: GC FID1A
Column 2 : HP-PLOT/Q (0.53 mm) Det: GC FID2B
Process Host: CTX0312

Col	RT (min.)	Exp RT (min.)	Dlt RT (min.)	Response	Cal Amt ug/l	OnCol Amt ug/l	Flags
2 Methane							
1	1.250	1.250	0.000	111434	0.4563	0.4358	
2	3.180	3.172	0.008	47082	0.4563	0.4350	
						RPD = 0.19	
3 Ethane							Ma
1	1.513	1.511	0.002	99432	0.8553	0.7309	M
2	4.310	4.305	0.005	45402	0.8553	0.7436	a
						RPD = 1.73	
4 Ethylene							
1	1.795	1.793	0.002	75924	0.7979	0.6889	
2	4.038	4.032	0.006	33393	0.7979	0.6966	
						RPD = 1.12	
5 Propane							
1	2.535	2.528	0.007	162619	1.25	1.14	
2	5.932	5.928	0.004	68003	1.25	1.09	
						RPD = 4.45	
6 Acetylene							M
1	4.048	4.015	0.033	24105	0.7408	0.7029	
2	4.142	4.137	0.005	13119	0.7408	0.6072	M
						RPD = 14.61	
7 Butane							Ma
1	4.315	4.286	0.029	175523	1.65	1.66	M
2	7.382	7.375	0.007	85626	1.65	1.67	a
						RPD = 0.36	
8 isobutylene							
1	5.190	5.163	0.027	120280	1.60	1.35	
2	7.232	7.227	0.005	54094	1.60	1.30	
						RPD = 3.46	

QC Flag Legend

Review Flags

M - Manually Integrated

a - User Assigned ID

Reagents:

RSK7gasMathes_00031 Amount Added: 1.25 Units: uL

Report Date: 17-May-2020 08:59:46 Chrom Revision: 2.3 05-May-2020 17:48:18

Eurofins TestAmerica, Denver

Data File: \\chromfs\Denver\ChromData\VGC_J\20200516-91574.b\001F0101.D

Injection Date:	16-May-2020 10:57:08	Instrument ID:	VGC_J	Operator ID:	MEIERG
Lims ID:	IC L1			Worklist Smp#:	6
Client ID:					
Purge Vol:	18.000 mL	Dil. Factor:	1.0000	ALS Bottle#:	1
Method:	RSK_J	Limit Group:	GCV - RSK 175		

Column: Rt-Alumina BOND/KCl (0.53 mm) Y Scaling: Method Defined: Scale to the Nth Largest Target: 1

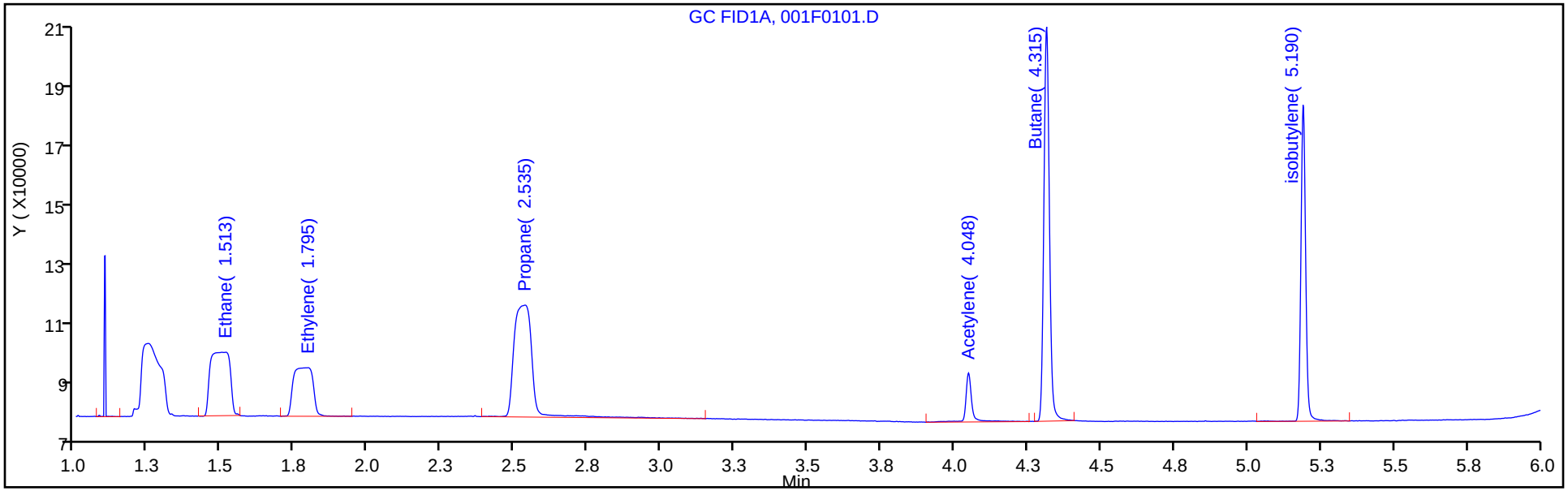

Column: HP-PLOT/Q (0.53 mm) Y Scaling: Method Defined: Scale to the Nth Largest Target: 1

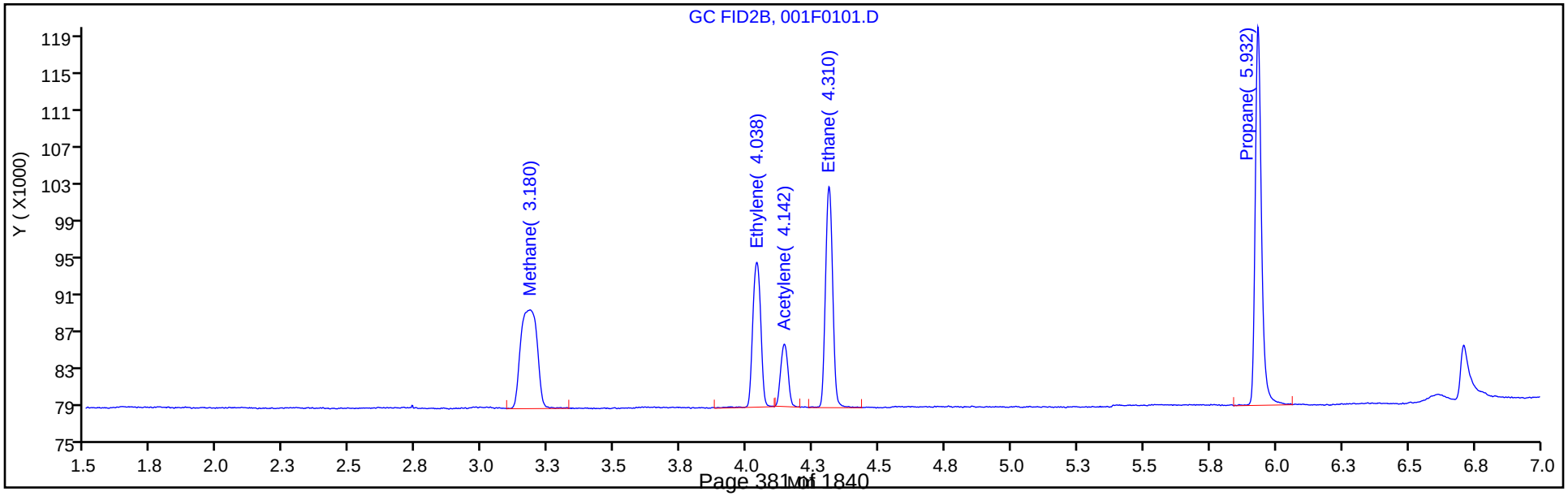

Manual Integration/User Assign Peak Report

Eurofins TestAmerica, Denver

Data File: \\chromfs\Denver\ChromData\VGC_J\20200516-91574.b\001F0101.D
Injection Date: 16-May-2020 10:57:08 Instrument ID: VGC_J
Lims ID: IC L1
Client ID:
Operator ID: MEIERG ALS Bottle#: 1 Worklist Smp#: 6
Purge Vol: 18.000 mL Dil. Factor: 1.0000
Method: RSK_J Limit Group: GCV - RSK 175
Column: HP-PLOT/Q (0.53 mm) Detector GC FID2B

6 Acetylene, CAS: 74-86-2

Signal: 2

Processing Integration Results

RT: 4.14
Area: 47095
Amount: 1.672538
Amount Units: ug/l

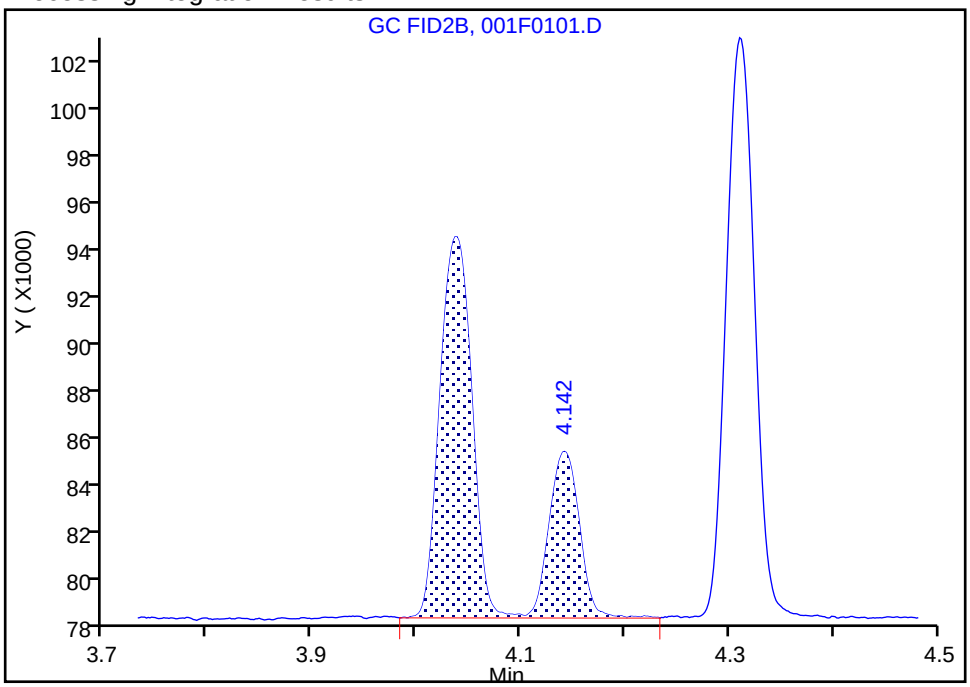

Manual Integration Results

RT: 4.14
Area: 13119
Amount: 0.607207
Amount Units: ug/l

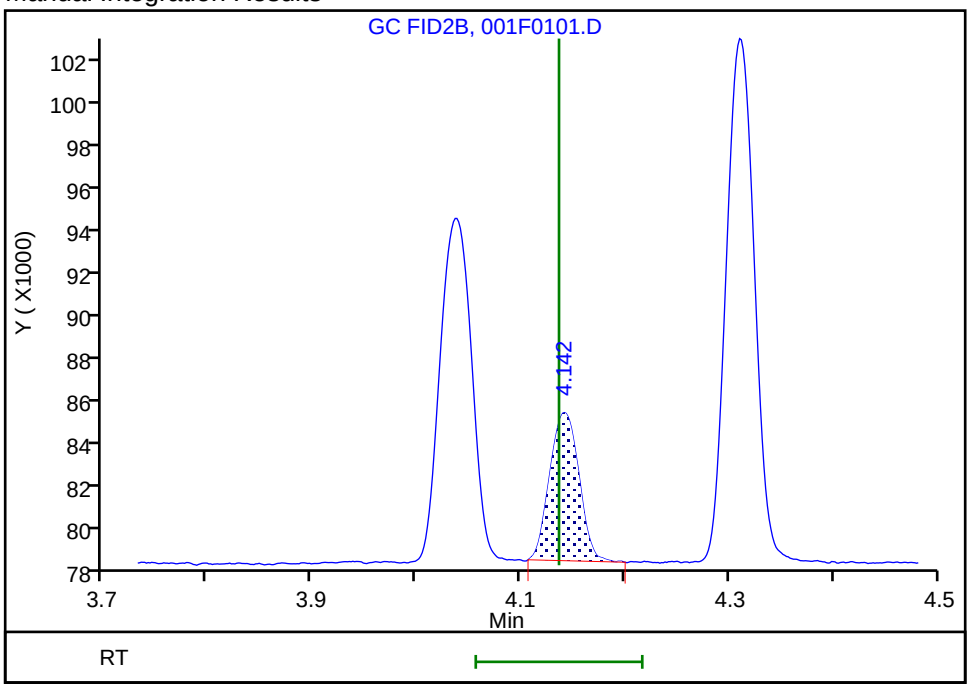

Reviewer: meierg, 17-May-2020 07:19:02
Audit Action: Manually Integrated Audit Reason: Shouldering

Manual Integration/User Assign Peak Report

Eurofins TestAmerica, Denver

Data File: \\chromfs\Denver\ChromData\VGC_J\20200516-91574.b\001F0101.D
Injection Date: 16-May-2020 10:57:08 Instrument ID: VGC_J
Lims ID: IC L1
Client ID:
Operator ID: MEIERG ALS Bottle#: 1 Worklist Smp#: 6
Purge Vol: 18.000 mL Dil. Factor: 1.0000
Method: RSK_J Limit Group: GCV - RSK 175
Column: HP-PLOT/Q (0.53 mm) Detector GC FID2B

3 Ethane, CAS: 74-84-0

Signal: 2

Not Detected
Expected RT: 4.30

Processing Integration Results

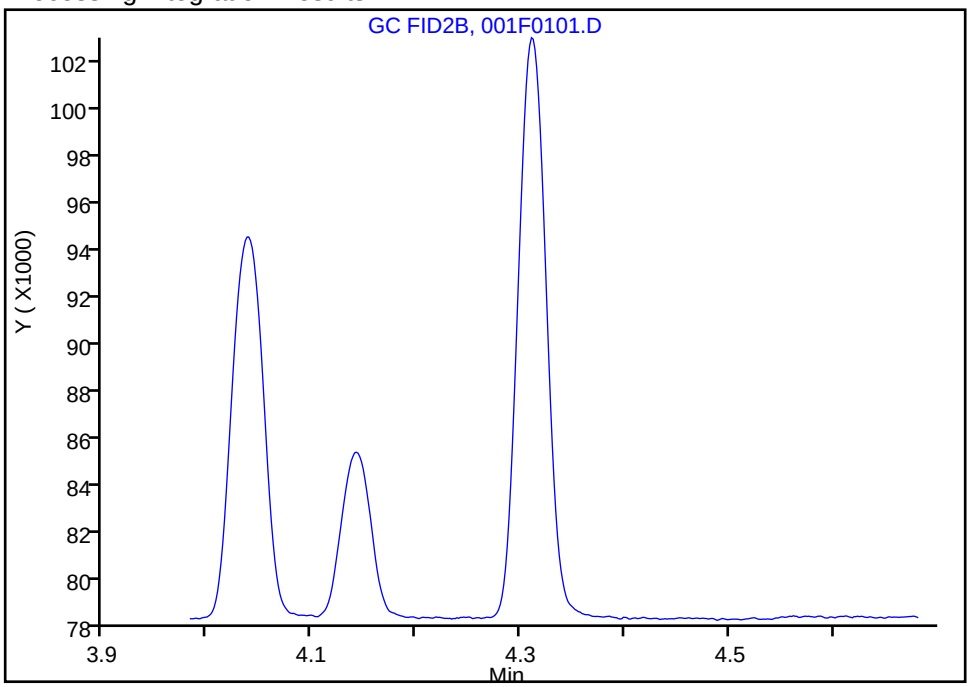

Manual Integration Results

RT: 4.31
Area: 45402
Amount: 0.743607
Amount Units: ug/l

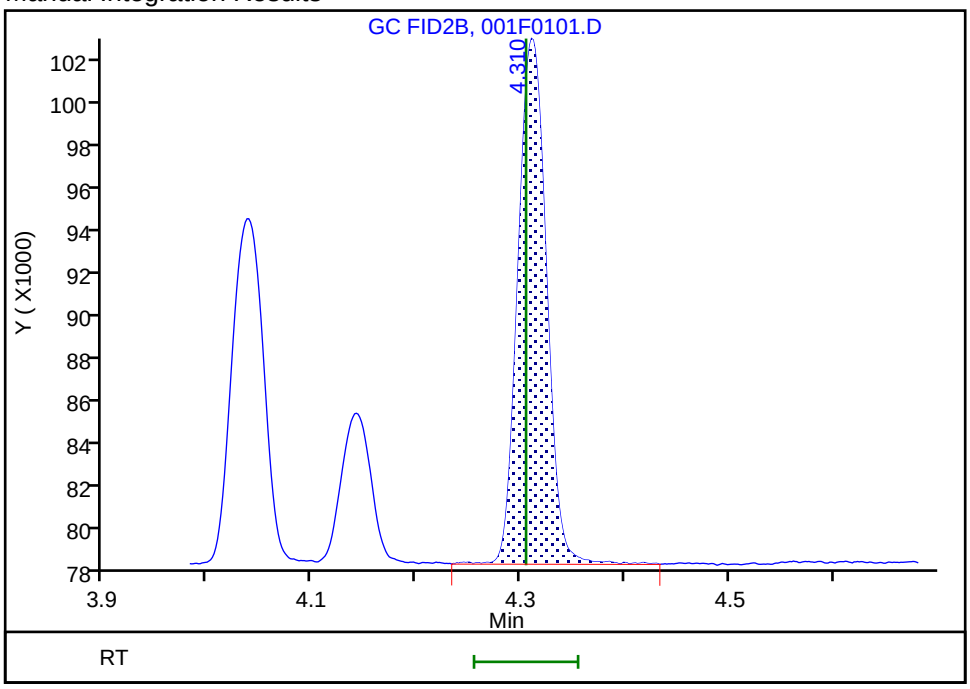

Reviewer: meierg, 17-May-2020 06:37:15
Audit Action: Assigned Compound ID Audit Reason: Peak not integrated

Eurofins TestAmerica, Denver
Target Compound Quantitation Report

Data File: \\chromfs\Denver\ChromData\VGC_J\20200516-91574.b\001F0201.D
Lims ID: IC L2
Client ID:
Sample Type: IC Calib Level: 2
Inject. Date: 16-May-2020 11:13:34 ALS Bottle#: 1 Worklist Smp#: 7
Purge Vol: 18.000 mL Dil. Factor: 1.0000
Sample Info: IC 2
Operator ID: MEIERG Instrument ID: VGC_J
Sublist: chrom-RSK_J*sub5

Method: \\chromfs\Denver\ChromData\VGC_J\20200516-91574.b\RSK_J.m
Limit Group: GCV - RSK 175
Method Label: DV-GC-0025: Dissolved Gases in Water by RSK-175
Last Update: 17-May-2020 08:59:46 Calib Date: 16-May-2020 13:08:56
Integrator: Falcon
Quant Method: External Standard Quant By: Initial Calibration
Last ICal File: \\chromfs\Denver\ChromData\VGC_J\20200516-91574.b\009F0901.D

Column 1 : Rt-Alumina BOND/KCl (0.53 mm) Det: GC FID1A
Column 2 : HP-PLOT/Q (0.53 mm) Det: GC FID2B
Process Host: CTX0312

Col	RT (min.)	Exp RT (min.)	Dlt RT (min.)	Response	Cal Amt ug/l	OnCol Amt ug/l	Flags
2 Methane							
1	1.251	1.250	0.001	188199	0.9125	0.9699	
2	3.171	3.172	-0.001	83897	0.9125	0.9729	
						RPD = 0.31	
3 Ethane							
1	1.514	1.511	0.003	237424	1.71	1.75	
2	4.306	4.305	0.001	106974	1.71	1.75	
						RPD = 0.39	
4 Ethylene							M
1	1.788	1.793	-0.005	180285	1.60	1.64	
2	4.031	4.032	-0.001	77235	1.60	1.61	M
						RPD = 1.51	
5 Propane							
1	2.534	2.528	0.006	366612	2.51	2.56	
2	5.933	5.928	0.005	156230	2.51	2.49	
						RPD = 2.56	
6 Acetylene							Ma
1	4.044	4.015	0.029	52951	1.48	1.54	a
2	4.136	4.137	-0.001	31554	1.48	1.46	M
						RPD = 5.56	
7 Butane							
1	4.311	4.286	0.025	384054	3.31	3.24	
2	7.381	7.375	0.006	184917	3.31	3.22	
						RPD = 0.55	
8 isobutylene							
1	5.186	5.163	0.023	261296	3.19	2.93	
2	7.231	7.227	0.004	119878	3.19	2.88	
						RPD = 1.46	

QC Flag Legend

Review Flags

M - Manually Integrated

a - User Assigned ID

Reagents:

RSK7gasMathes_00031 Amount Added: 2.50 Units: uL

Report Date: 17-May-2020 08:59:47 Chrom Revision: 2.3 05-May-2020 17:48:18

Eurofins TestAmerica, Denver

Data File: \\chromfs\Denver\ChromData\VGC_J\20200516-91574.b\001F0201.D

Injection Date:	16-May-2020 11:13:34	Instrument ID:	VGC_J	Operator ID:	MEIERG
Lims ID:	IC L2			Worklist Smp#:	7
Client ID:					
Purge Vol:	18.000 mL	Dil. Factor:	1.0000	ALS Bottle#:	1
Method:	RSK_J	Limit Group:	GCV - RSK 175		

Column: Rt-Alumina BOND/KCl (0.53 mm) Y Scaling: Method Defined: Scale to the Nth Largest Target: 1

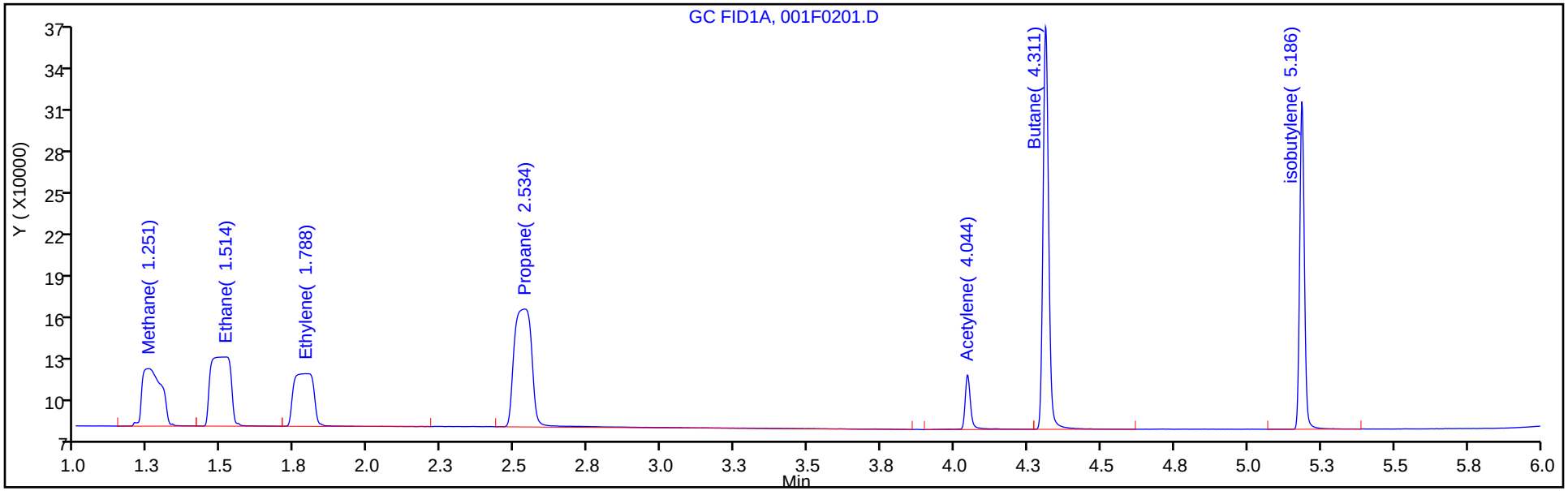

Column: HP-PLOT/Q (0.53 mm) Y Scaling: Method Defined: Scale to the Nth Largest Target: 1

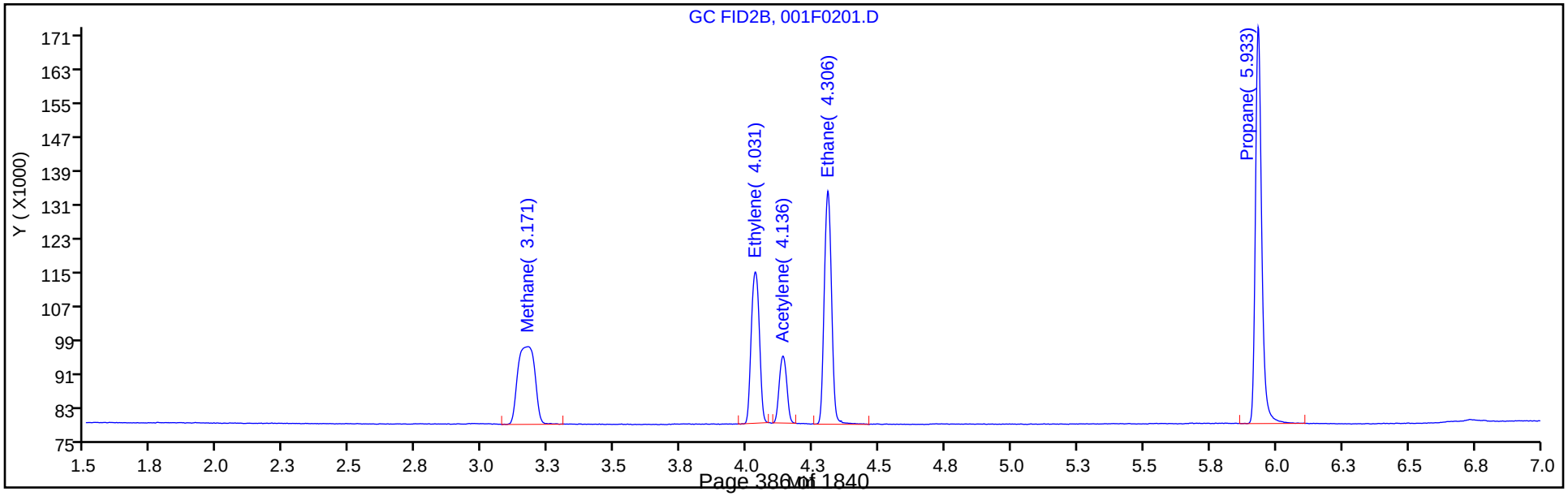

Manual Integration/User Assign Peak Report

Eurofins TestAmerica, Denver

Data File: \\chromfs\Denver\ChromData\VGC_J\20200516-91574.b\001F0201.D
Injection Date: 16-May-2020 11:13:34 Instrument ID: VGC_J
Lims ID: IC L2
Client ID:
Operator ID: MEIERG ALS Bottle#: 1 Worklist Smp#: 7
Purge Vol: 18.000 mL Dil. Factor: 1.0000
Method: RSK_J Limit Group: GCV - RSK 175
Column: HP-PLOT/Q (0.53 mm) Detector GC FID2B

4 Ethylene, CAS: 74-85-1

Signal: 2

Processing Integration Results

RT: 4.03
Area: 113071
Amount: 2.160644
Amount Units: ug/l

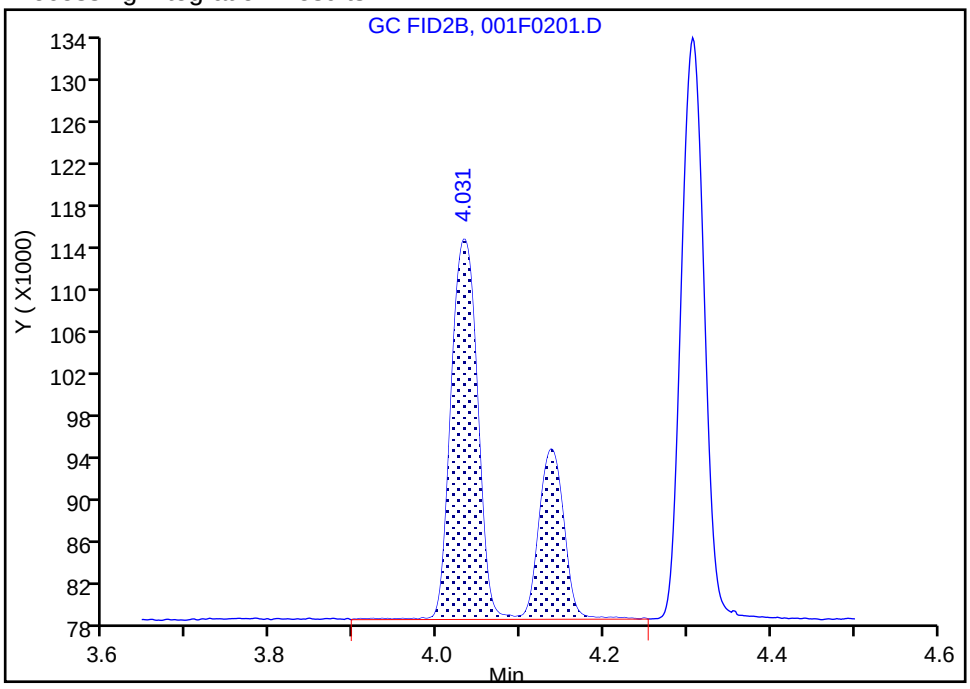

Manual Integration Results

RT: 4.03
Area: 77235
Amount: 1.611288
Amount Units: ug/l

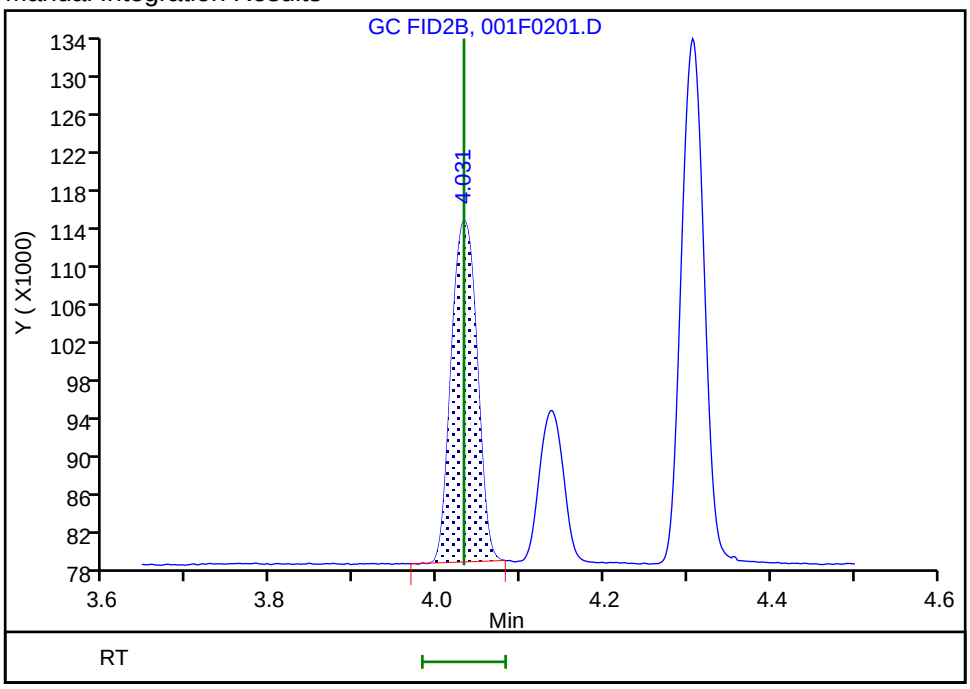

Reviewer: meierg, 17-May-2020 06:43:17
Audit Action: Manually Integrated Audit Reason: Shouldering

Manual Integration/User Assign Peak Report

Eurofins TestAmerica, Denver

Data File: \\chromfs\Denver\ChromData\VGC_J\20200516-91574.b\001F0201.D
Injection Date: 16-May-2020 11:13:34 Instrument ID: VGC_J
Lims ID: IC L2
Client ID:
Operator ID: MEIERG ALS Bottle#: 1 Worklist Smp#: 7
Purge Vol: 18.000 mL Dil. Factor: 1.0000
Method: RSK_J Limit Group: GCV - RSK 175
Column: HP-PLOT/Q (0.53 mm) Detector GC FID2B

6 Acetylene, CAS: 74-86-2

Signal: 2

Processing Integration Results

RT: 4.14
Area: 31554
Amount: 1.109766
Amount Units: ug/l

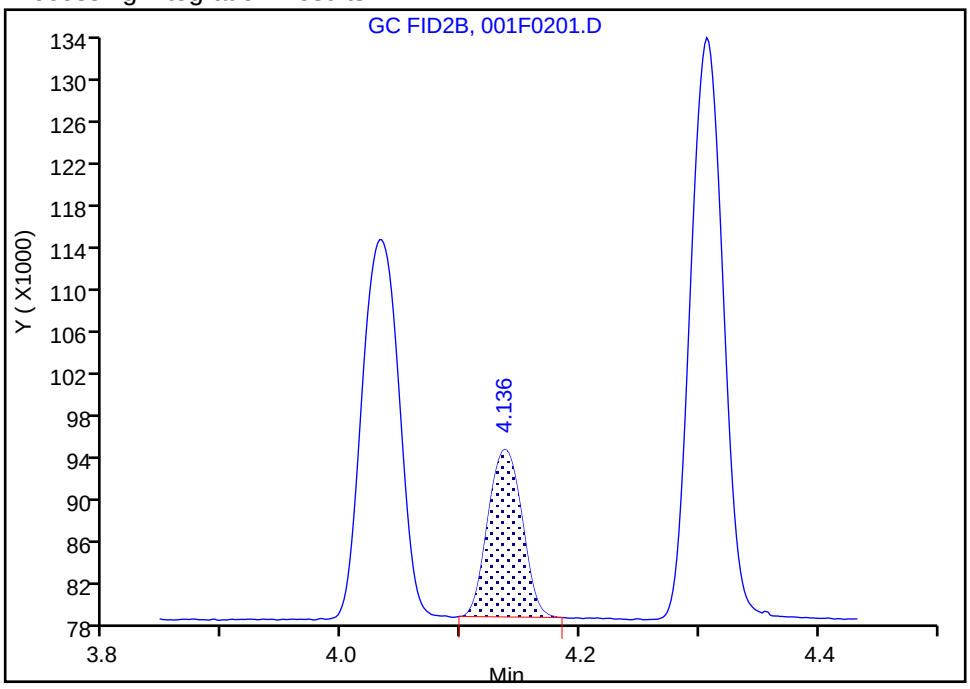

Manual Integration Results

RT: 4.14
Area: 31554
Amount: 1.460462
Amount Units: ug/l

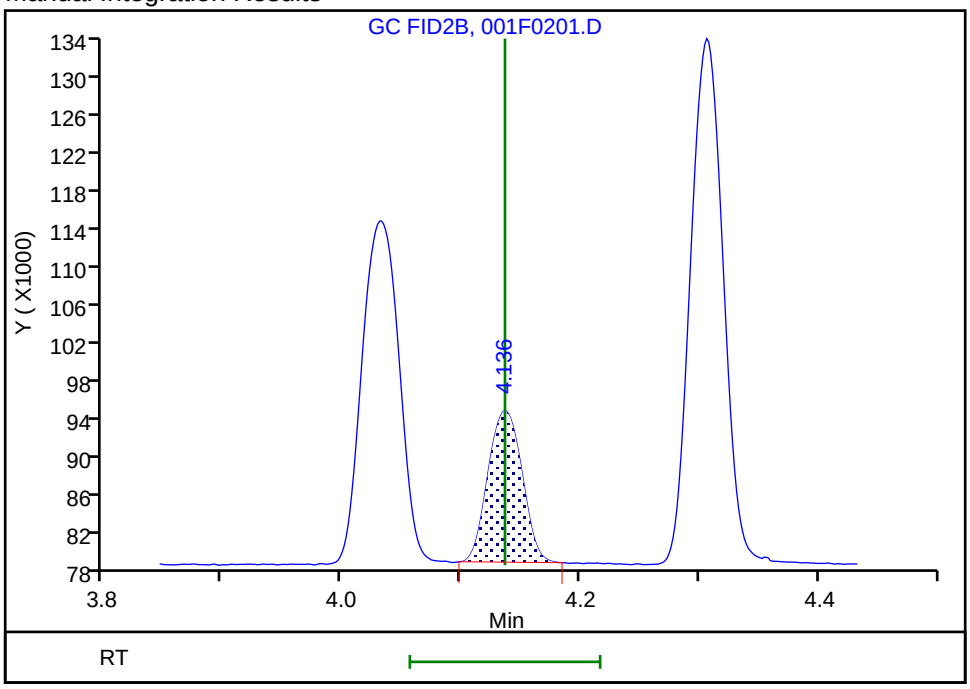

Reviewer: meierg, 17-May-2020 06:43:43
Audit Action: Manually Integrated/Assigned Compound ID Audit Reason: Peak not integrated

Eurofins TestAmerica, Denver
Target Compound Quantitation Report

Data File: \\chromfs\Denver\ChromData\VGC_J\20200516-91574.b\002F0301.D
Lims ID: IC L3
Client ID:
Sample Type: IC Calib Level: 3
Inject. Date: 16-May-2020 11:30:01 ALS Bottle#: 2 Worklist Smp#: 8
Purge Vol: 18.000 mL Dil. Factor: 1.0000
Sample Info: IC 3
Operator ID: MEIERG Instrument ID: VGC_J
Sublist: chrom-RSK_J*sub5

Method: \\chromfs\Denver\ChromData\VGC_J\20200516-91574.b\RSK_J.m
Limit Group: GCV - RSK 175
Method Label: DV-GC-0025: Dissolved Gases in Water by RSK-175
Last Update: 17-May-2020 08:59:47 Calib Date: 16-May-2020 13:08:56
Integrator: Falcon
Quant Method: External Standard Quant By: Initial Calibration
Last ICal File: \\chromfs\Denver\ChromData\VGC_J\20200516-91574.b\009F0901.D

Column 1 : Rt-Alumina BOND/KCl (0.53 mm) Det: GC FID1A
Column 2 : HP-PLOT/Q (0.53 mm) Det: GC FID2B
Process Host: CTX0312

Col	RT (min.)	Exp RT (min.)	Dlt RT (min.)	Response	Cal Amt ug/l	OnCol Amt ug/l	Flags
2 Methane							
1	1.248	1.250	-0.002	324614	1.83	1.92	
2	3.169	3.172	-0.003	148689	1.83	1.92	
						RPD = 0.02	
3 Ethane							
1	1.511	1.511	0.000	485411	3.42	3.57	
2	4.306	4.305	0.001	217520	3.42	3.56	
						RPD = 0.15	
4 Ethylene							M
1	1.791	1.793	-0.002	366405	3.19	3.32	
2	4.031	4.032	-0.001	157852	3.19	3.29	M
						RPD = 0.95	
5 Propane							
1	2.531	2.528	0.003	754733	5.02	5.27	
2	5.933	5.928	0.005	326853	5.02	5.22	
						RPD = 0.95	
6 Acetylene							Ma
1	4.043	4.015	0.028	105983	2.96	3.09	a
2	4.136	4.137	-0.001	66161	2.96	3.06	M
						RPD = 0.92	
7 Butane							
1	4.311	4.286	0.025	850630	6.61	6.77	
2	7.379	7.375	0.004	410288	6.61	6.75	
						RPD = 0.31	
8 isobutylene							
1	5.184	5.163	0.021	571566	6.38	6.40	
2	7.229	7.227	0.002	264983	6.38	6.38	
						RPD = 0.42	

QC Flag Legend

Review Flags

M - Manually Integrated

a - User Assigned ID

Reagents:

RSK7gasMathes_00031 Amount Added: 5.00 Units: uL

Report Date: 17-May-2020 08:59:47 Chrom Revision: 2.3 05-May-2020 17:48:18

Eurofins TestAmerica, Denver

Data File: \\chromfs\Denver\ChromData\VGC_J\20200516-91574.b\002F0301.D

Injection Date:	16-May-2020 11:30:01	Instrument ID:	VGC_J	Operator ID:	MEIERG
Lims ID:	IC L3			Worklist Smp#:	8
Client ID:					
Purge Vol:	18.000 mL	Dil. Factor:	1.0000	ALS Bottle#:	2
Method:	RSK_J	Limit Group:	GCV - RSK 175		

Column: Rt-Alumina BOND/KCl (0.53 mm) Y Scaling: Method Defined: Scale to the Nth Largest Target: 1

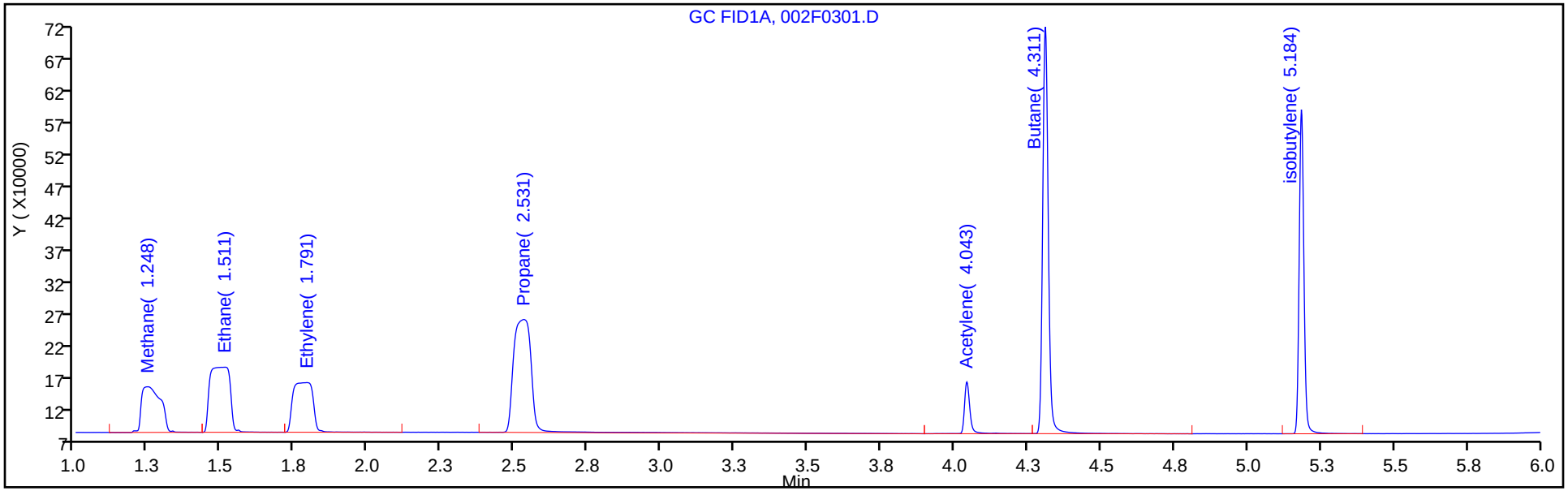

Column: HP-PLOT/Q (0.53 mm) Y Scaling: Method Defined: Scale to the Nth Largest Target: 1

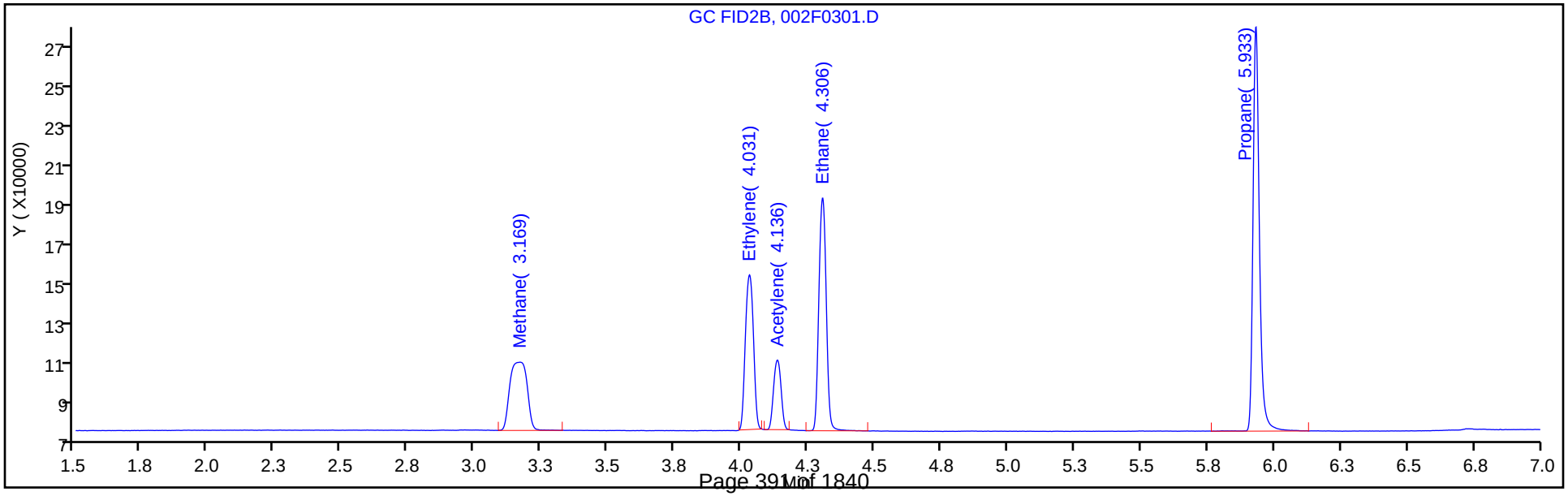

Manual Integration/User Assign Peak Report

Eurofins TestAmerica, Denver

Data File:	\\chromfs\Denver\ChromData\VGC_J\20200516-91574.b\002F0301.D				
Injection Date:	16-May-2020 11:30:01	Instrument ID:	VGC_J		
Lims ID:	IC L3				
Client ID:					
Operator ID:	MEIERG	ALS Bottle#:	2	Worklist Smp#:	8
Purge Vol:	18.000 mL	Dil. Factor:	1.0000		
Method:	RSK_J	Limit Group:	GCV - RSK 175		
Column:	HP-PLOT/Q (0.53 mm)	Detector	GC FID2B		

4 Ethylene, CAS: 74-85-1

Signal: 2

Processing Integration Results

RT: 4.03
Area: 232536
Amount: 4.445704
Amount Units: ug/l

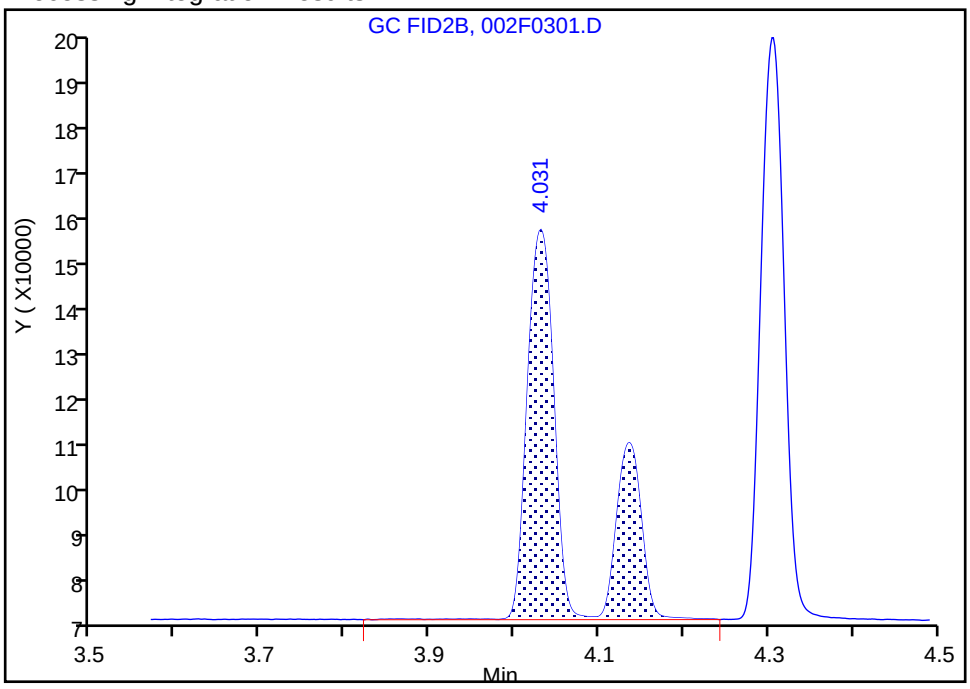

Manual Integration Results

RT: 4.03
Area: 157852
Amount: 3.293132
Amount Units: ug/l

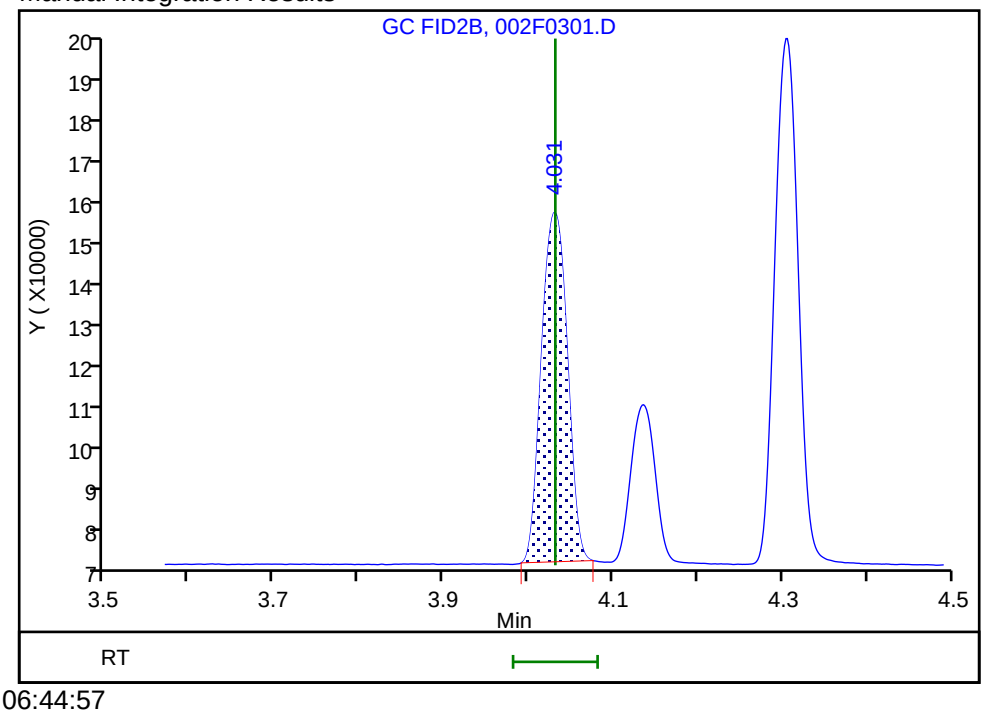

Reviewer: meierg, 17-May-2020 06:44:57

Audit Action: Manually Integrated Audit Reason: Shouldering

Manual Integration/User Assign Peak Report

Eurofins TestAmerica, Denver

Data File: \\chromfs\Denver\ChromData\VGC_J\20200516-91574.b\002F0301.D
Injection Date: 16-May-2020 11:30:01 Instrument ID: VGC_J
Lims ID: IC L3
Client ID:
Operator ID: MEIERG ALS Bottle#: 2 Worklist Smp#: 8
Purge Vol: 18.000 mL Dil. Factor: 1.0000
Method: RSK_J Limit Group: GCV - RSK 175
Column: HP-PLOT/Q (0.53 mm) Detector GC FID2B

6 Acetylene, CAS: 74-86-2

Signal: 2

Processing Integration Results

RT: 4.14
Area: 66161
Amount: 2.336755
Amount Units: ug/l

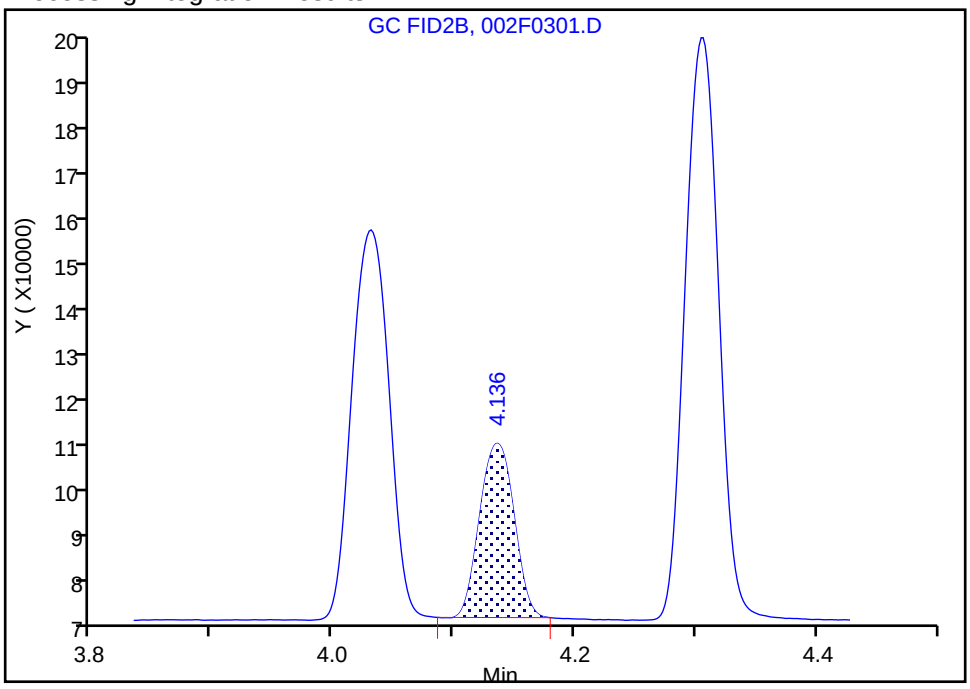

Manual Integration Results

RT: 4.14
Area: 66161
Amount: 3.062230
Amount Units: ug/l

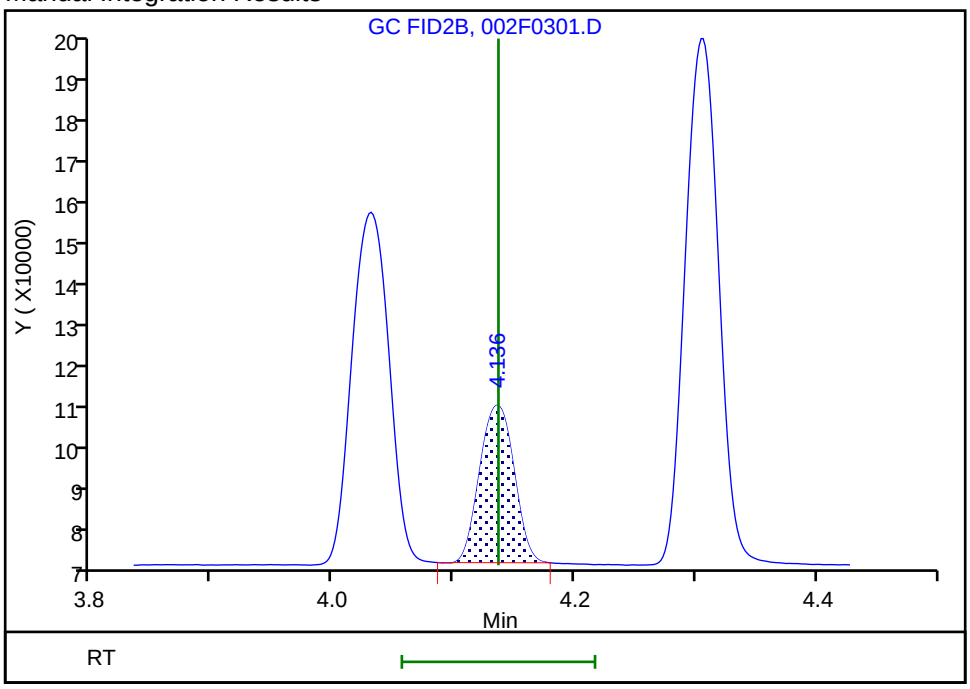

Reviewer: meierg, 17-May-2020 06:45:15
Audit Action: Manually Integrated/Assigned Compound ID Audit Reason: Peak not integrated

Eurofins TestAmerica, Denver
Target Compound Quantitation Report

Data File: \\chromfs\Denver\ChromData\VGC_J\20200516-91574.b\003F0401.D
Lims ID: IC L4
Client ID:
Sample Type: IC Calib Level: 4
Inject. Date: 16-May-2020 11:46:30 ALS Bottle#: 3 Worklist Smp#: 9
Purge Vol: 18.000 mL Dil. Factor: 1.0000
Sample Info: IC 4
Operator ID: MEIERG Instrument ID: VGC_J
Sublist: chrom-RSK_J*sub5

Method: \\chromfs\Denver\ChromData\VGC_J\20200516-91574.b\RSK_J.m
Limit Group: GCV - RSK 175
Method Label: DV-GC-0025: Dissolved Gases in Water by RSK-175
Last Update: 17-May-2020 08:59:48 Calib Date: 16-May-2020 13:08:56
Integrator: Falcon
Quant Method: External Standard Quant By: Initial Calibration
Last ICal File: \\chromfs\Denver\ChromData\VGC_J\20200516-91574.b\009F0901.D

Column 1 : Rt-Alumina BOND/KCl (0.53 mm) Det: GC FID1A
Column 2 : HP-PLOT/Q (0.53 mm) Det: GC FID2B
Process Host: CTX0312

Col	RT (min.)	Exp RT (min.)	Dlt RT (min.)	Response	Cal Amt ug/l	OnCol Amt ug/l	Flags
2 Methane							
1	1.249	1.250	-0.001	2196261	14.6	14.9	
2	3.171	3.172	-0.001	1043265	14.6	15.0	
						RPD = 0.32	
3 Ethane							
1	1.510	1.511	-0.001	3889050	27.4	28.6	
2	4.306	4.305	0.001	1745027	27.4	28.6	
						RPD = 0.02	
4 Ethylene							
1	1.792	1.793	-0.001	2933658	25.5	26.6	
2	4.032	4.032	0.000	1284690	25.5	26.8	
						RPD = 0.69	
5 Propane							
1	2.534	2.528	0.006	5864755	40.1	40.9	
2	5.932	5.928	0.004	2613101	40.1	41.7	
						RPD = 1.89	
6 Acetylene							M
1	4.034	4.015	0.019	837564	23.7	24.4	
2	4.136	4.137	-0.001	545422	23.7	25.2	M
						RPD = 3.31	
7 Butane							
1	4.304	4.286	0.018	6888912	52.9	52.5	
2	7.381	7.375	0.006	3316499	52.9	52.3	
						RPD = 0.43	
8 isobutylene							
1	5.179	5.163	0.016	4611649	51.1	51.7	
2	7.231	7.227	0.004	2147651	51.1	51.7	
						RPD = 0.03	

QC Flag Legend

Review Flags

M - Manually Integrated

Reagents:

RSK7gasMathes_00031 Amount Added: 40.00 Units: uL

Report Date: 17-May-2020 08:59:48 Chrom Revision: 2.3 05-May-2020 17:48:18

Eurofins TestAmerica, Denver

Data File: \\chromfs\Denver\ChromData\VGC_J\20200516-91574.b\003F0401.D

Injection Date:	16-May-2020 11:46:30	Instrument ID:	VGC_J	Operator ID:	MEIERG
Lims ID:	IC L4			Worklist Smp#:	9
Client ID:					
Purge Vol:	18.000 mL	Dil. Factor:	1.0000	ALS Bottle#:	3
Method:	RSK_J	Limit Group:	GCV - RSK 175		

Column: Rt-Alumina BOND/KCl (0.53 mm) Y Scaling: Method Defined: Scale to the Nth Largest Target: 1

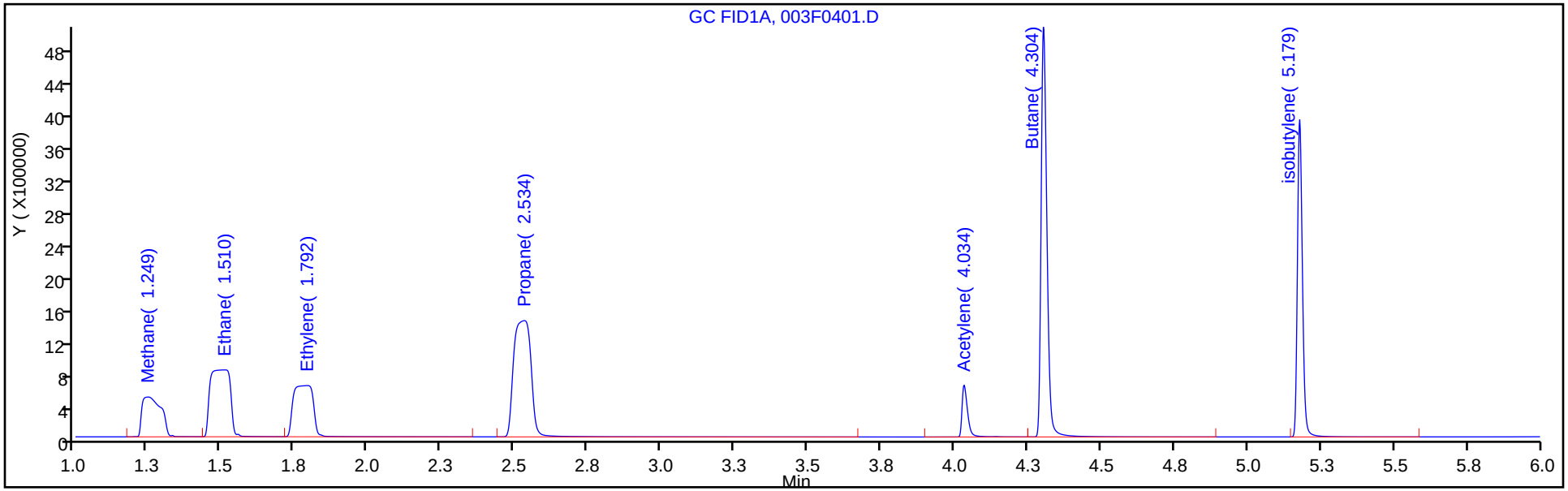

Column: HP-PLOT/Q (0.53 mm) Y Scaling: Method Defined: Scale to the Nth Largest Target: 1

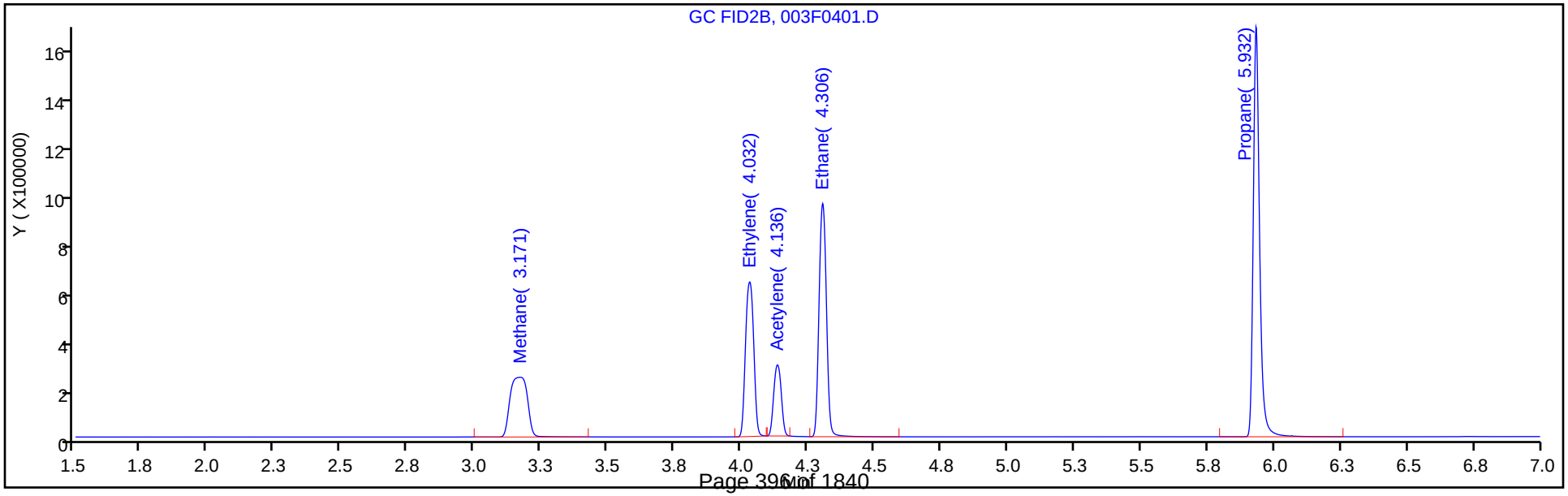

Manual Integration/User Assign Peak Report

Eurofins TestAmerica, Denver

Data File: \\chromfs\Denver\ChromData\VGC_J\20200516-91574.b\003F0401.D
Injection Date: 16-May-2020 11:46:30 Instrument ID: VGC_J
Lims ID: IC L4
Client ID:
Operator ID: MEIERG ALS Bottle#: 3 Worklist Smp#: 9
Purge Vol: 18.000 mL Dil. Factor: 1.0000
Method: RSK_J Limit Group: GCV - RSK 175
Column: HP-PLOT/Q (0.53 mm) Detector GC FID2B

6 Acetylene, CAS: 74-86-2

Signal: 2

Processing Integration Results

RT: 4.14
Area: 1861367
Amount: 51.616625
Amount Units: ug/l

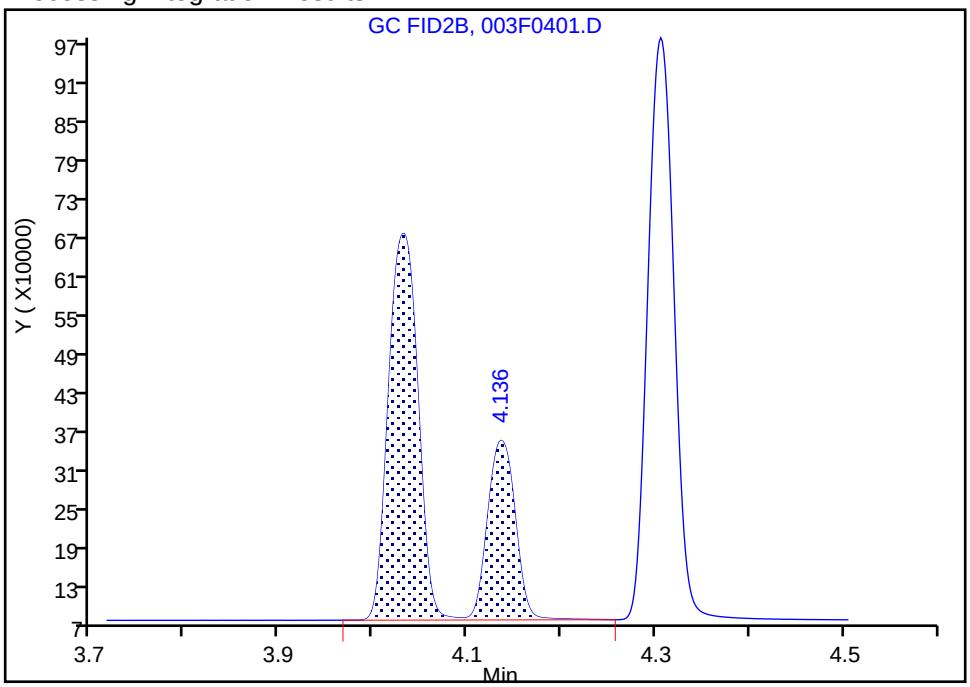

Manual Integration Results

RT: 4.14
Area: 545422
Amount: 25.244597
Amount Units: ug/l

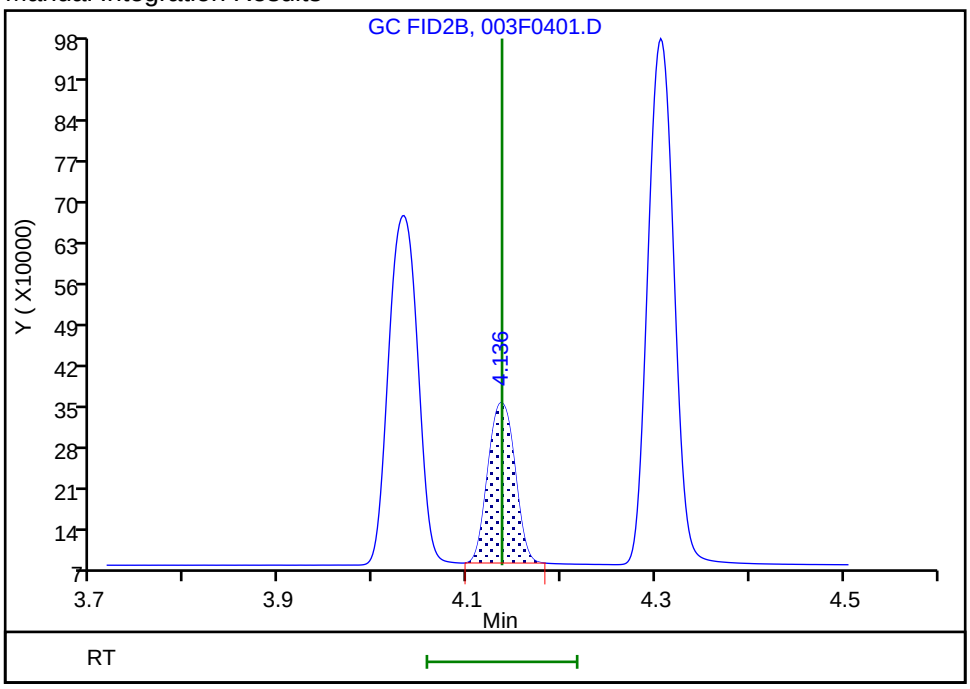

Reviewer: meierg, 17-May-2020 06:46:16
Audit Action: Manually Integrated Audit Reason: Shouldering

Eurofins TestAmerica, Denver
Target Compound Quantitation Report

Data File: \\chromfs\Denver\ChromData\VGC_J\20200516-91574.b\004F0501.D
Lims ID: ICRT L5
Client ID:
Sample Type: ICRT Calib Level: 5
Inject. Date: 16-May-2020 12:02:59 ALS Bottle#: 4 Worklist Smp#: 10
Purge Vol: 18.000 mL Dil. Factor: 1.0000
Sample Info: ICRT 5
Operator ID: MEIERG Instrument ID: VGC_J
Sublist: chrom-RSK_J*sub5

Method: \\chromfs\Denver\ChromData\VGC_J\20200516-91574.b\RSK_J.m
Limit Group: GCV - RSK 175
Method Label: DV-GC-0025: Dissolved Gases in Water by RSK-175
Last Update: 17-May-2020 08:59:48 Calib Date: 16-May-2020 13:08:56
Integrator: Falcon
Quant Method: External Standard Quant By: Initial Calibration
Last ICal File: \\chromfs\Denver\ChromData\VGC_J\20200516-91574.b\009F0901.D

Column 1 : Rt-Alumina BOND/KCl (0.53 mm) Det: GC FID1A
Column 2 : HP-PLOT/Q (0.53 mm) Det: GC FID2B
Process Host: CTX0312

Col	RT (min.)	Exp RT (min.)	Dlt RT (min.)	Response	Cal Amt ug/l	OnCol Amt ug/l	Flags
2 Methane							
1	1.250	1.250	0.000	10173489	73.0	70.4	
2	3.172	3.172	0.000	4836394	73.0	70.4	
						RPD = 0.05	
3 Ethane							
1	1.511	1.511	0.000	18547040	136.9	136.3	
2	4.305	4.305	0.000	8282362	136.9	135.7	
						RPD = 0.50	
4 Ethylene							M
1	1.793	1.793	0.000	14030935	127.7	127.3	
2	4.032	4.032	0.000	6120221	127.7	127.7	M
						RPD = 0.29	
5 Propane							
1	2.528	2.528	0.000	28325635	200.7	197.7	
2	5.928	5.928	0.000	12604888	200.7	201.3	
						RPD = 1.77	
6 Acetylene							Ma
1	4.015	4.015	0.000	3792795	118.5	110.6	M
2	4.137	4.137	0.000	2629705	118.5	121.7	M
						RPD = 9.57	
7 Butane							Ma
1	4.286	4.286	0.000	34343170	264.5	260.4	M
2	7.375	7.375	0.000	16648646	264.5	261.1	a
						RPD = 0.27	
8 isobutylene							
1	5.163	5.163	0.000	23123734	255.4	259.0	
2	7.227	7.227	0.000	10785387	255.4	259.5	
						RPD = 0.19	

QC Flag Legend

Review Flags

M - Manually Integrated

a - User Assigned ID

Reagents:

RSK7gasMathes_00031 Amount Added: 200.00 Units: uL

Report Date: 17-May-2020 08:59:48 Chrom Revision: 2.3 05-May-2020 17:48:18

Eurofins TestAmerica, Denver

Data File: \\chromfs\Denver\ChromData\VGC_J\20200516-91574.b\004F0501.D

Injection Date:	16-May-2020 12:02:59	Instrument ID:	VGC_J	Operator ID:	MEIERG
Lims ID:	ICRT L5			Worklist Smp#:	10
Client ID:					
Purge Vol:	18.000 mL	Dil. Factor:	1.0000	ALS Bottle#:	4
Method:	RSK_J	Limit Group:	GCV - RSK 175		

Column: Rt-Alumina BOND/KCl (0.53 mm) Y Scaling: Method Defined: Scale to the Nth Largest Target: 1

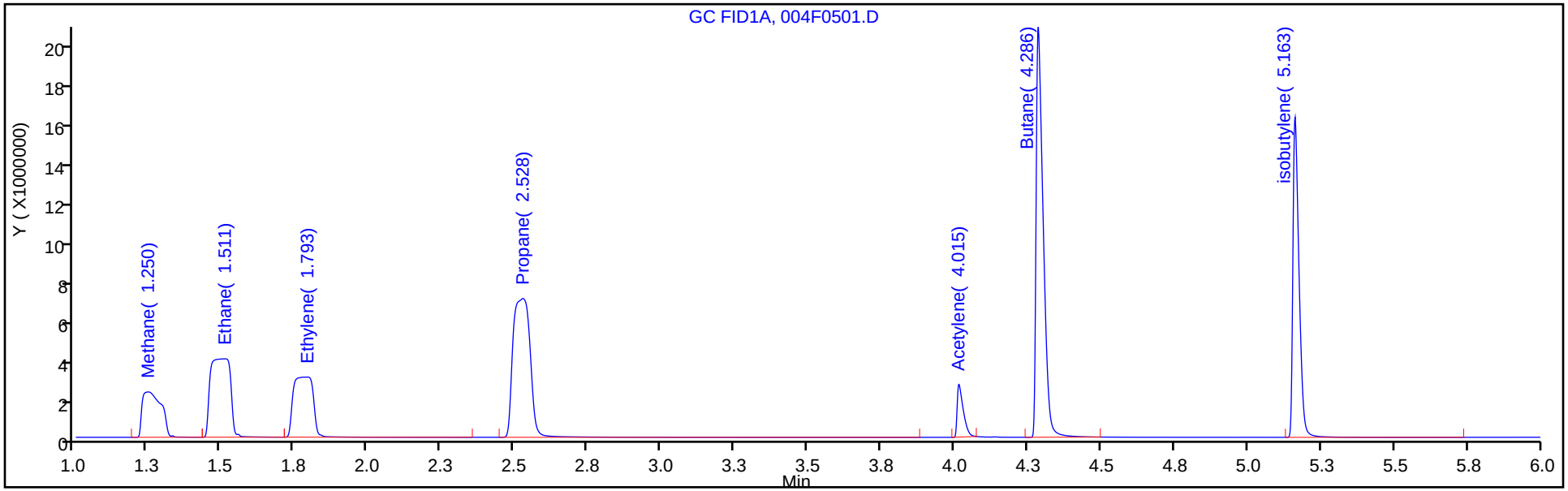

Column: HP-PLOT/Q (0.53 mm) Y Scaling: Method Defined: Scale to the Nth Largest Target: 1

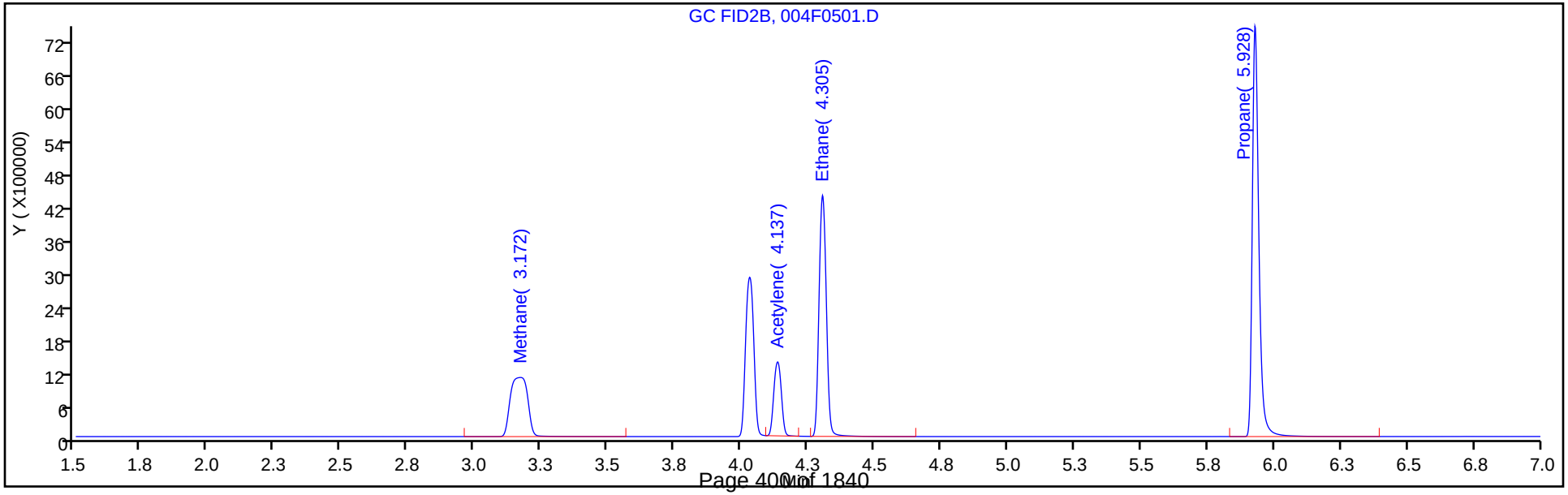

Manual Integration/User Assign Peak Report

Eurofins TestAmerica, Denver

Data File: \\chromfs\Denver\ChromData\VGC_J\20200516-91574.b\004F0501.D
Injection Date: 16-May-2020 12:02:59 Instrument ID: VGC_J
Lims ID: ICRT L5
Client ID:
Operator ID: MEIERG ALS Bottle#: 4 Worklist Smp#: 10
Purge Vol: 18.000 mL Dil. Factor: 1.0000
Method: RSK_J Limit Group: GCV - RSK 175
Column: HP-PLOT/Q (0.53 mm) Detector GC FID2B

4 Ethylene, CAS: 74-85-1

Signal: 2

Processing Integration Results

RT: 4.14
Area: 8876599
Amount: 170.8990
Amount Units: ug/l

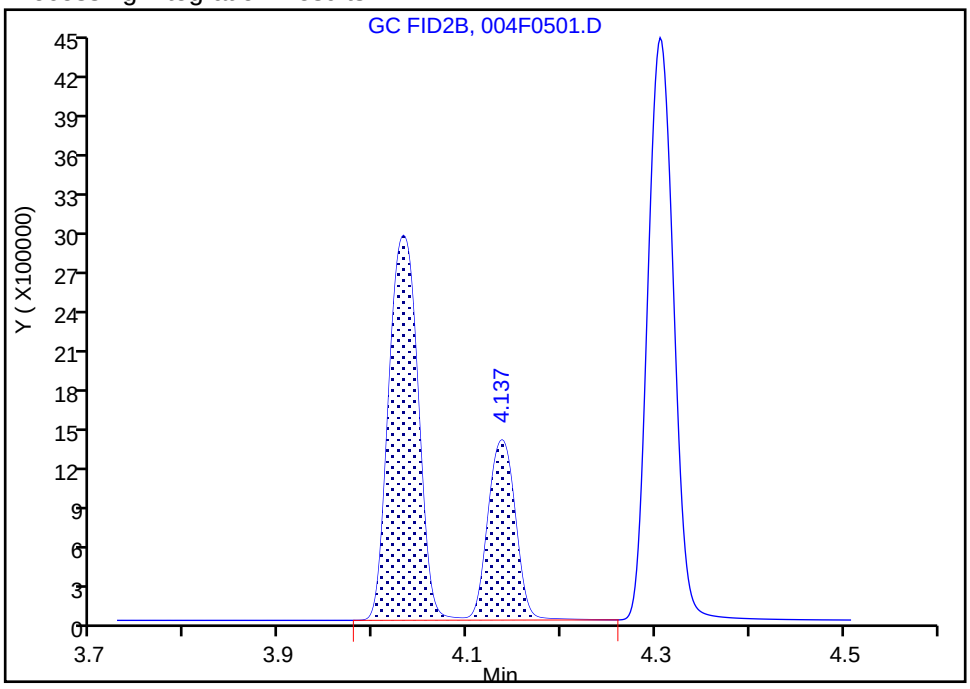

Manual Integration Results

RT: 4.03
Area: 6120221
Amount: 127.6810
Amount Units: ug/l

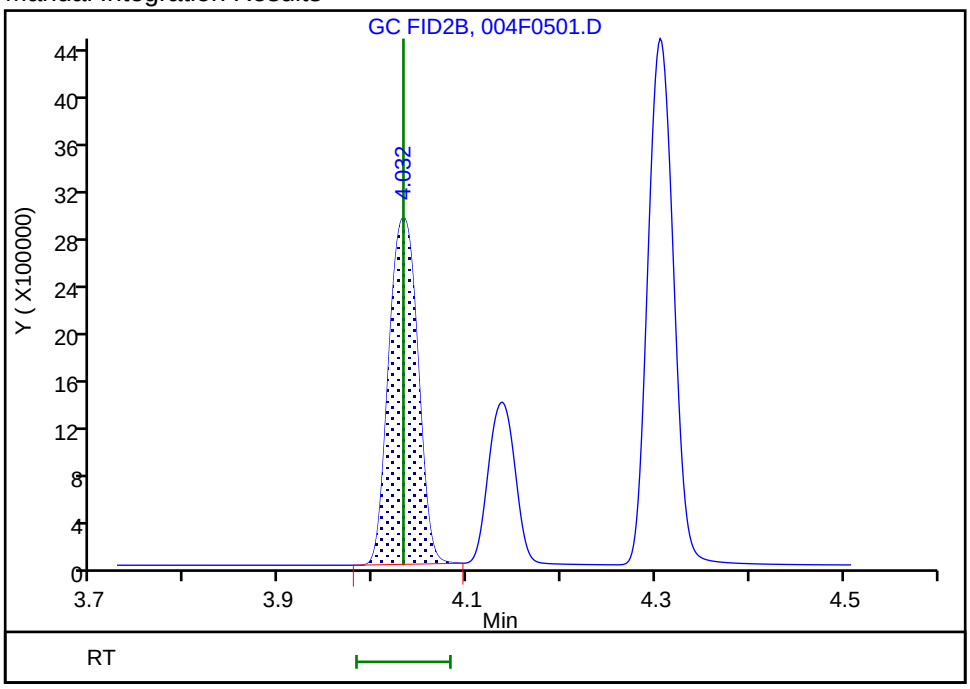

Reviewer: meierg, 17-May-2020 07:06:47
Audit Action: Manually Integrated Audit Reason: Shouldering

Manual Integration/User Assign Peak Report

Eurofins TestAmerica, Denver

Data File: \\chromfs\Denver\ChromData\VGC_J\20200516-91574.b\004F0501.D
Injection Date: 16-May-2020 12:02:59 Instrument ID: VGC_J
Lims ID: ICRT L5
Client ID:
Operator ID: MEIERG ALS Bottle#: 4 Worklist Smp#: 10
Purge Vol: 18.000 mL Dil. Factor: 1.0000
Method: RSK_J Limit Group: GCV - RSK 175
Column: HP-PLOT/Q (0.53 mm) Detector GC FID2B

6 Acetylene, CAS: 74-86-2

Signal: 2

Processing Integration Results

RT: 4.14
Area: 1926231
Amount: 70.054658
Amount Units: ug/l

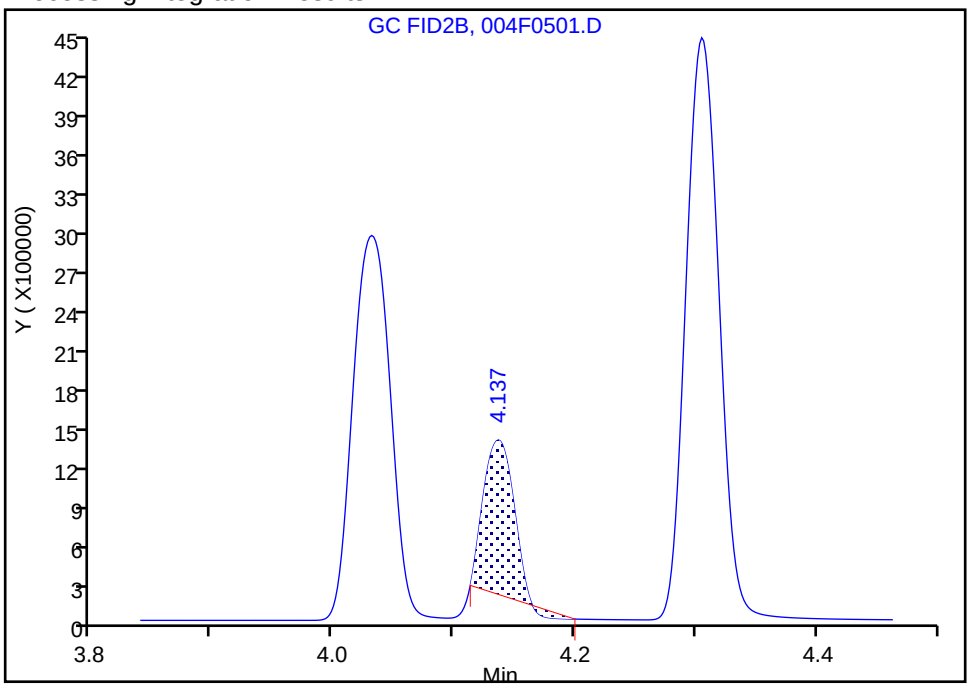

Manual Integration Results

RT: 4.14
Area: 2629705
Amount: 121.7146
Amount Units: ug/l

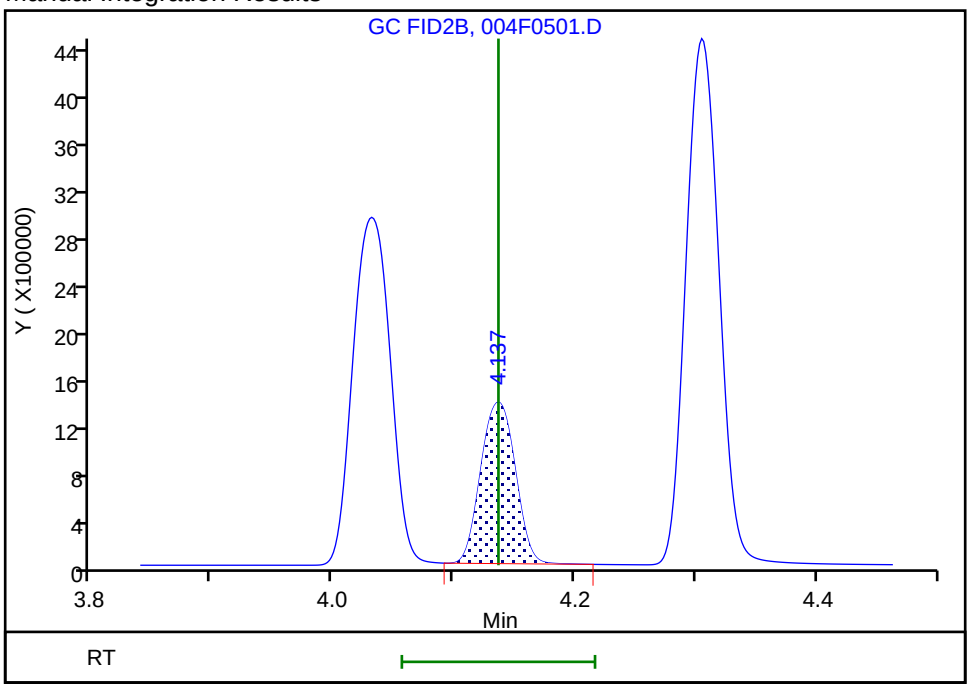

Reviewer: meierg, 17-May-2020 07:07:42
Audit Action: Manually Integrated Audit Reason: Peak not integrated

Eurofins TestAmerica, Denver
Target Compound Quantitation Report

Data File: \\chromfs\Denver\ChromData\VGC_J\20200516-91574.b\005F0601.D
Lims ID: IC L6
Client ID:
Sample Type: IC Calib Level: 6
Inject. Date: 16-May-2020 12:19:27 ALS Bottle#: 5 Worklist Smp#: 11
Purge Vol: 18.000 mL Dil. Factor: 1.0000
Sample Info: IC 6
Operator ID: MEIERG Instrument ID: VGC_J
Sublist: chrom-RSK_J*sub5

Method: \\chromfs\Denver\ChromData\VGC_J\20200516-91574.b\RSK_J.m
Limit Group: GCV - RSK 175
Method Label: DV-GC-0025: Dissolved Gases in Water by RSK-175
Last Update: 17-May-2020 08:59:49 Calib Date: 16-May-2020 13:08:56
Integrator: Falcon
Quant Method: External Standard Quant By: Initial Calibration
Last ICal File: \\chromfs\Denver\ChromData\VGC_J\20200516-91574.b\009F0901.D

Column 1 : Rt-Alumina BOND/KCl (0.53 mm) Det: GC FID1A
Column 2 : HP-PLOT/Q (0.53 mm) Det: GC FID2B
Process Host: CTX0312

Col	RT (min.)	Exp RT (min.)	Dlt RT (min.)	Response	Cal Amt ug/l	OnCol Amt ug/l	Flags
2 Methane							
1	1.250	1.250	0.000	21349465	146.0	148.2	
2	3.172	3.172	0.000	10129316	146.0	147.7	
						RPD = 0.31	
3 Ethane							
1	1.512	1.511	0.001	38849075	273.7	285.6	
2	4.306	4.305	0.001	17331467	273.7	283.9	
						RPD = 0.60	
4 Ethylene							
1	1.785	1.793	-0.008	29199476	255.3	264.9	
2	4.032	4.032	0.000	12731776	255.3	265.6	
						RPD = 0.26	
5 Propane							
1	2.522	2.528	-0.006	59231481	401.4	413.5	
2	5.926	5.928	-0.002	26366224	401.4	421.0	
						RPD = 1.80	
6 Acetylene							M
1	4.002	4.015	-0.013	8293493	237.0	241.8	
2	4.137	4.137	0.000	5438964	237.0	251.7	M
						RPD = 4.01	
7 Butane							
1	4.270	4.286	-0.016	71750490	529.0	543.6	
2	7.369	7.375	-0.006	34602301	529.0	542.3	
						RPD = 0.25	
8 isobutylene							Ma
1	5.150	5.163	-0.013	47351348	510.8	530.4	M
2	7.222	7.227	-0.005	22287396	510.8	536.3	a
						RPD = 1.10	

QC Flag Legend

Review Flags

M - Manually Integrated

a - User Assigned ID

Reagents:

RSK7gasMathes_00031 Amount Added: 400.00 Units: uL

Report Date: 17-May-2020 08:59:49 Chrom Revision: 2.3 05-May-2020 17:48:18

Eurofins TestAmerica, Denver

Data File: \\chromfs\Denver\ChromData\VGC_J\20200516-91574.b\005F0601.D

Injection Date:	16-May-2020 12:19:27	Instrument ID:	VGC_J	Operator ID:	MEIERG
Lims ID:	IC L6			Worklist Smp#:	11
Client ID:					
Purge Vol:	18.000 mL	Dil. Factor:	1.0000	ALS Bottle#:	5
Method:	RSK_J	Limit Group:	GCV - RSK 175		

Column: Rt-Alumina BOND/KCl (0.53 mm) Y Scaling: Method Defined: Scale to the Nth Largest Target: 1

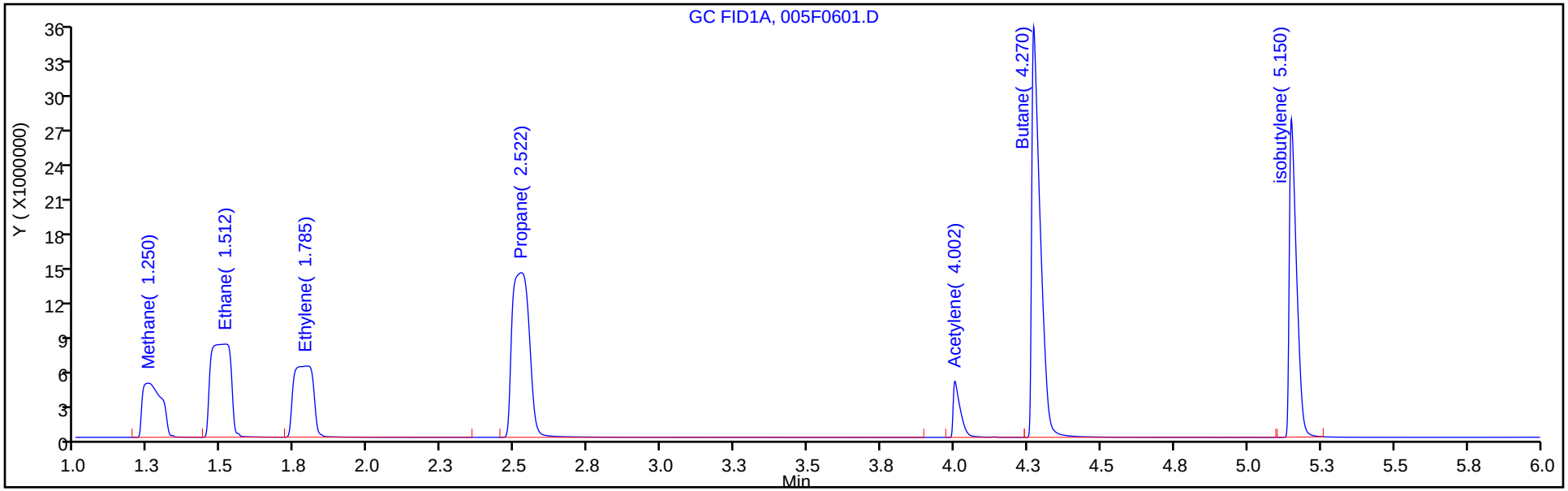

Column: HP-PLOT/Q (0.53 mm) Y Scaling: Method Defined: Scale to the Nth Largest Target: 1

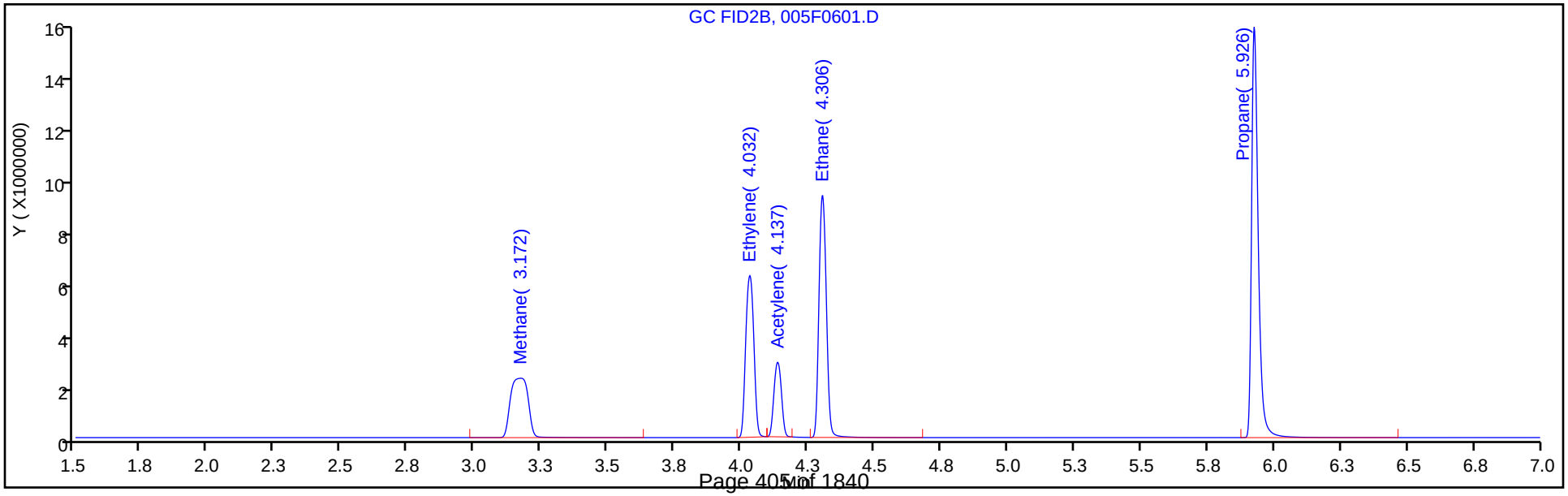

Eurofins TestAmerica, Denver

Data File: \\chromfs\Denver\ChromData\VGC_J\20200516-91574.b\005F0601.D
Injection Date: 16-May-2020 12:19:27 Instrument ID: VGC_J
Lims ID: IC L6
Client ID:
Operator ID: MEIERG ALS Bottle#: 5 Worklist Smp#: 11
Purge Vol: 18.000 mL Dil. Factor: 1.0000
Method: RSK_J Limit Group: GCV - RSK 175
Column: HP-PLOT/Q (0.53 mm) Detector GC FID2B

6 Acetylene, CAS: 74-86-2

Signal: 2

Processing Integration Results

RT: 4.14
Area: 18449274
Amount: 510.5285
Amount Units: ug/l

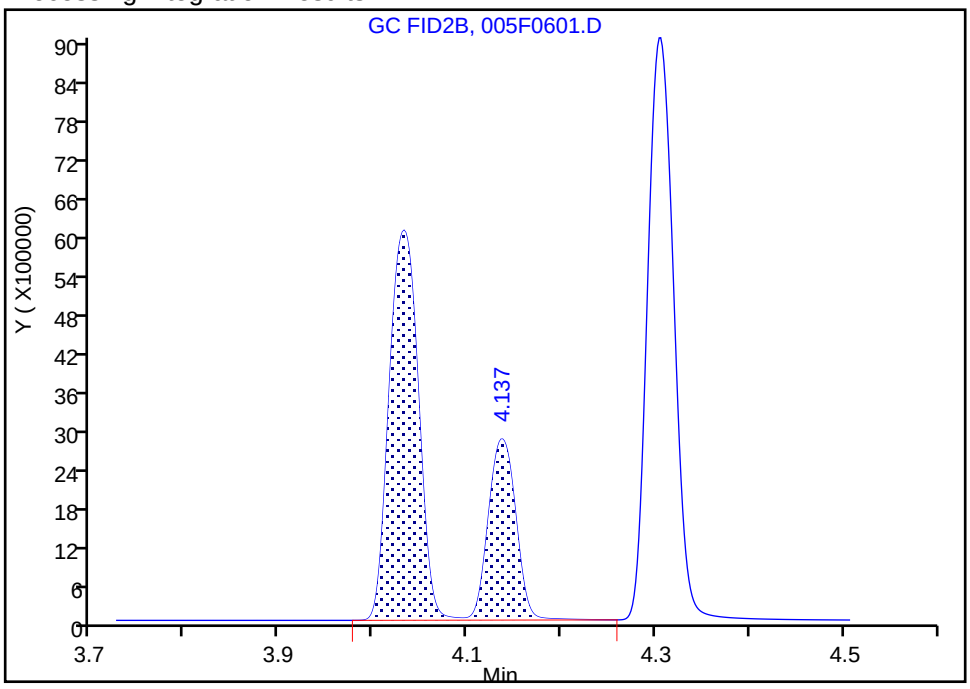

Manual Integration Results

RT: 4.14
Area: 5438964
Amount: 251.7399
Amount Units: ug/l

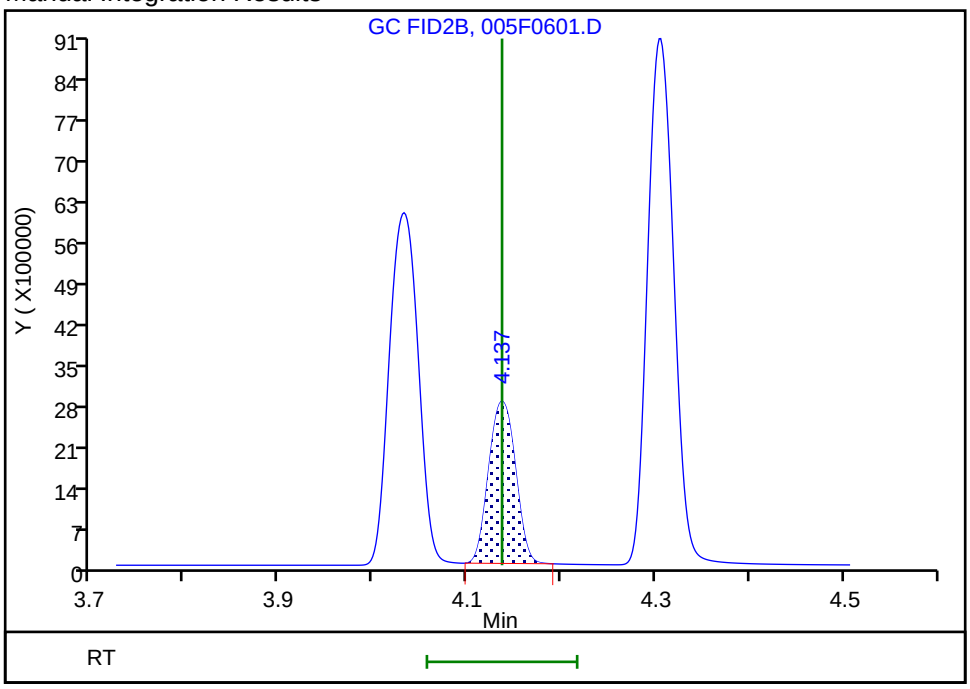

Reviewer: meierg, 17-May-2020 07:09:29
Audit Action: Manually Integrated Audit Reason: Shouldering

Eurofins TestAmerica, Denver
Target Compound Quantitation Report

Data File: \\chromfs\Denver\ChromData\VGC_J\20200516-91574.b\006F0701.D
Lims ID: IC L7
Client ID:
Sample Type: IC Calib Level: 7
Inject. Date: 16-May-2020 12:35:56 ALS Bottle#: 6 Worklist Smp#: 12
Purge Vol: 18.000 mL Dil. Factor: 1.0000
Sample Info: IC 7
Operator ID: MEIERG Instrument ID: VGC_J
Sublist: chrom-RSK_J*sub5

Method: \\chromfs\Denver\ChromData\VGC_J\20200516-91574.b\RSK_J.m
Limit Group: GCV - RSK 175
Method Label: DV-GC-0025: Dissolved Gases in Water by RSK-175
Last Update: 17-May-2020 08:59:49 Calib Date: 16-May-2020 13:08:56
Integrator: Falcon
Quant Method: External Standard Quant By: Initial Calibration
Last ICal File: \\chromfs\Denver\ChromData\VGC_J\20200516-91574.b\009F0901.D

Column 1 : Rt-Alumina BOND/KCl (0.53 mm) Det: GC FID1A
Column 2 : HP-PLOT/Q (0.53 mm) Det: GC FID2B
Process Host: CTX0312

Col	RT (min.)	Exp RT (min.)	Dlt RT (min.)	Response	Cal Amt ug/l	OnCol Amt ug/l	Flags
2 Methane							
1	1.243	1.250	-0.007	40706597	292.0	282.9	
2	3.168	3.172	-0.004	19242711	292.0	280.9	
						RPD = 0.71	
3 Ethane							
1	1.508	1.511	-0.003	74364849	547.4	546.6	
2	4.302	4.305	-0.003	33180606	547.4	543.4	
						RPD = 0.58	
4 Ethylene							
1	1.785	1.793	-0.008	55873290	510.7	507.0	
2	4.028	4.032	-0.004	24365732	510.7	508.3	
						RPD = 0.27	
5 Propane							
1	2.510	2.528	-0.018	113846992	802.8	794.7	
2	5.920	5.928	-0.008	50751227	802.8	810.3	
						RPD = 1.94	
6 Acetylene							M
1	3.983	4.015	-0.032	15971476	474.1	465.7	
2	4.135	4.137	-0.002	10316086	474.1	477.5	M
						RPD = 2.49	
7 Butane							
1	4.250	4.286	-0.036	137944774	1058.1	1044.9	
2	7.362	7.375	-0.013	67311032	1058.1	1054.6	
						RPD = 0.92	
8 isobutylene							
1	5.133	5.163	-0.030	92637372	1021.5	1037.7	
2	7.217	7.227	-0.010	43289193	1021.5	1041.6	
						RPD = 0.38	

QC Flag Legend

Review Flags

M - Manually Integrated

Reagents:

RSK7gasMathes_00031 Amount Added: 800.00 Units: uL

Report Date: 17-May-2020 08:59:49 Chrom Revision: 2.3 05-May-2020 17:48:18

Eurofins TestAmerica, Denver

Data File: \\chromfs\Denver\ChromData\VGC_J\20200516-91574.b\006F0701.D

Injection Date:	16-May-2020 12:35:56	Instrument ID:	VGC_J	Operator ID:	MEIERG
Lims ID:	IC L7			Worklist Smp#:	12
Client ID:					
Purge Vol:	18.000 mL	Dil. Factor:	1.0000	ALS Bottle#:	6
Method:	RSK_J	Limit Group:	GCV - RSK 175		

Column: Rt-Alumina BOND/KCl (0.53 mm) Y Scaling: Method Defined: Scale to the Nth Largest Target: 1

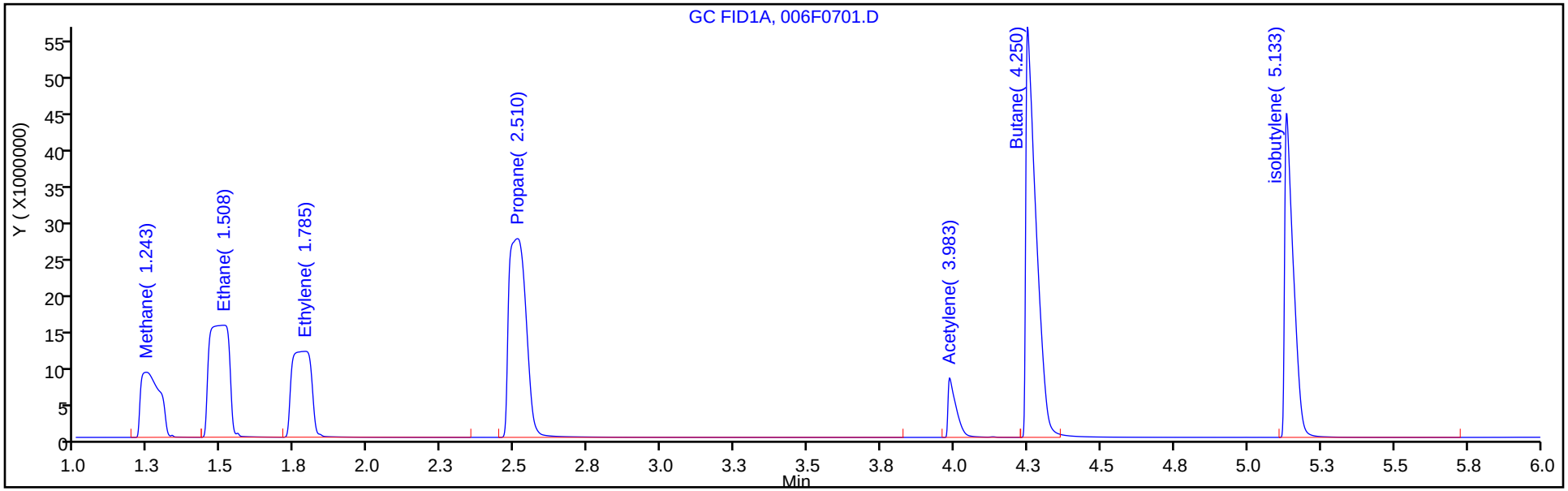

Column: HP-PLOT/Q (0.53 mm) Y Scaling: Method Defined: Scale to the Nth Largest Target: 1

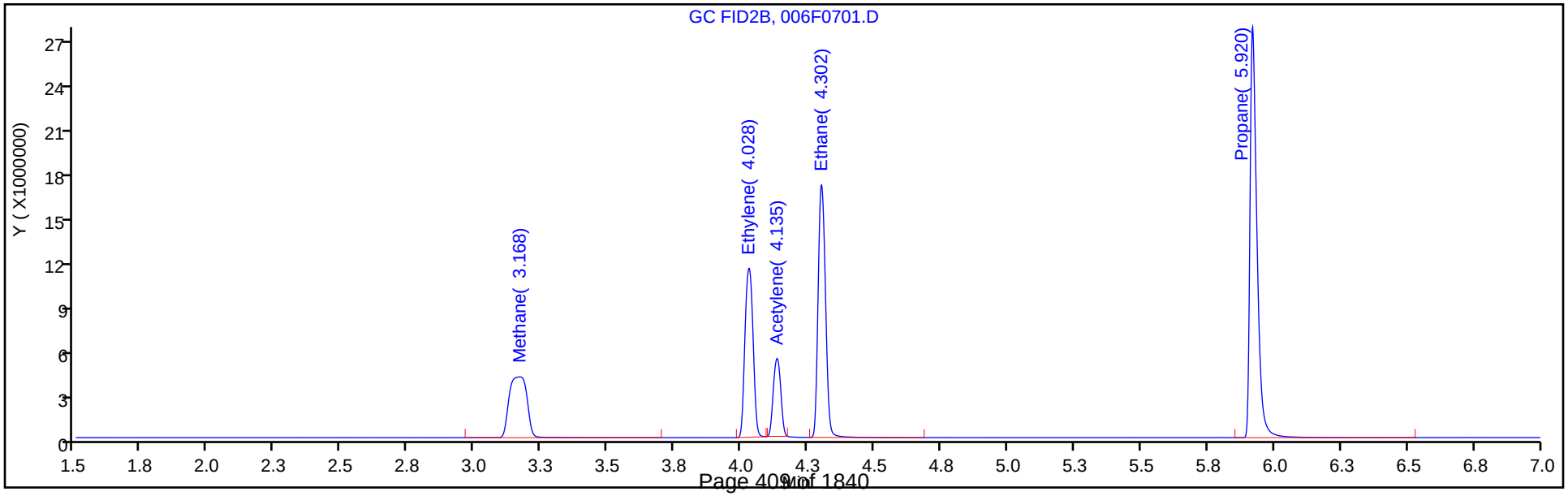

Eurofins TestAmerica, Denver

Data File: \\chromfs\Denver\ChromData\VGC_J\20200516-91574.b\006F0701.D
Injection Date: 16-May-2020 12:35:56 Instrument ID: VGC_J
Lims ID: IC L7
Client ID:
Operator ID: MEIERG ALS Bottle#: 6 Worklist Smp#: 12
Purge Vol: 18.000 mL Dil. Factor: 1.0000
Method: RSK_J Limit Group: GCV - RSK 175
Column: HP-PLOT/Q (0.53 mm) Detector GC FID2B

6 Acetylene, CAS: 74-86-2

Signal: 2

Processing Integration Results

RT: 4.13
Area: 35374141
Amount: 990.6352
Amount Units: ug/l

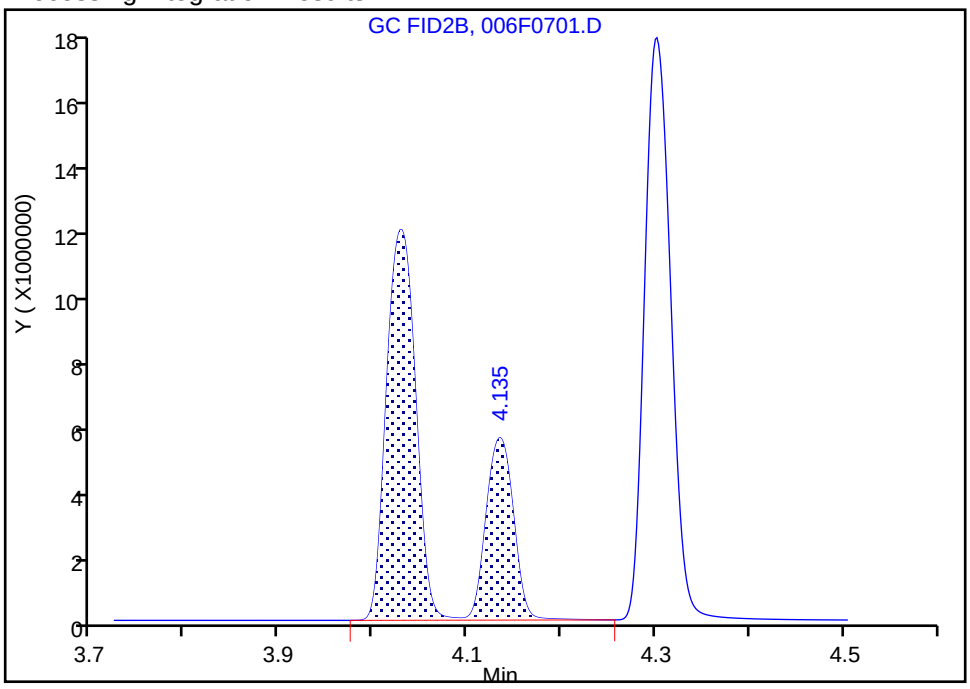

Manual Integration Results

RT: 4.13
Area: 10316086
Amount: 477.4751
Amount Units: ug/l

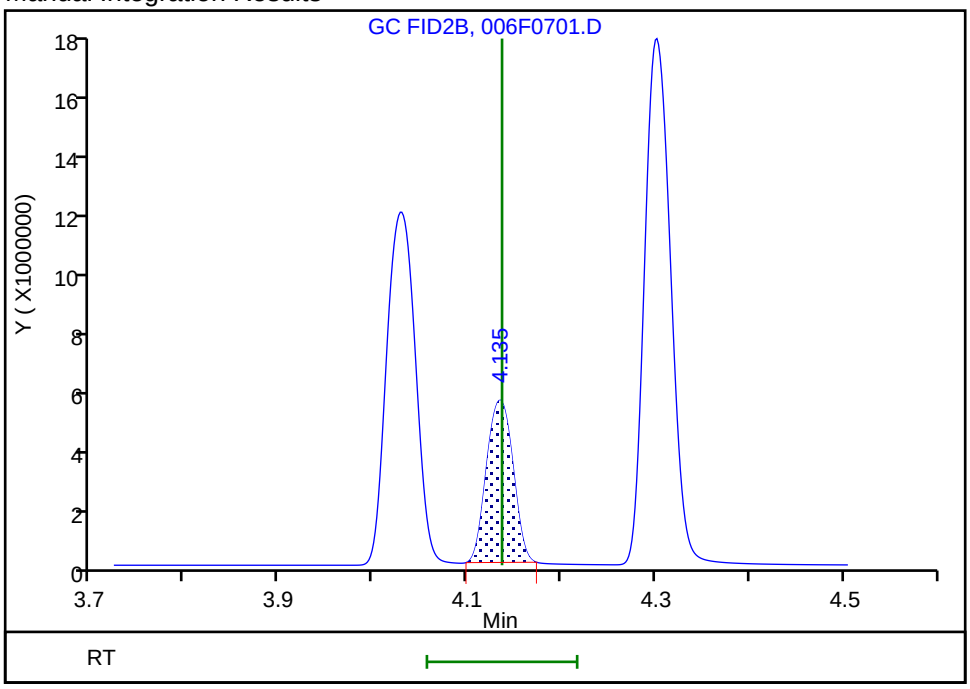

Reviewer: meierg, 17-May-2020 07:16:23
Audit Action: Manually Integrated Audit Reason: Shouldering

Eurofins TestAmerica, Denver
Target Compound Quantitation Report

Data File:	\\chromfs\Denver\ChromData\VGC_J\20200516-91574.b\007F0801.D				
Lims ID:	IC L8				
Client ID:					
Sample Type:	IC	Calib Level:	8		
Inject. Date:	16-May-2020 12:52:27	ALS Bottle#:	7	Worklist Smp#:	13
Purge Vol:	18.000 mL	Dil. Factor:	1.0000		
Sample Info:	IC 8				
Operator ID:	MEIERG	Instrument ID:	VGC_J		
Sublist:	chrom-RSK_J*sub5				
Method:	\\chromfs\Denver\ChromData\VGC_J\20200516-91574.b\RSK_J.m				
Limit Group:	GCV - RSK 175				
Method Label:	DV-GC-0025: Dissolved Gases in Water by RSK-175				
Last Update:	17-May-2020 08:59:50	Calib Date:	16-May-2020 13:08:56		
Integrator:	Falcon				
Quant Method:	External Standard	Quant By:	Initial Calibration		
Last ICal File:	\\chromfs\Denver\ChromData\VGC_J\20200516-91574.b\009F0901.D				
Column 1 :	Rt-Alumina BOND/KCl (0.53 mm)		Det: GC FID1A		
Column 2 :	HP-PLOT/Q (0.53 mm)		Det: GC FID2B		
Process Host:	CTX0312				

Col	RT (min.)	Exp RT (min.)	Dlt RT (min.)	Response	Cal Amt ug/l	OnCol Amt ug/l	Flags
2 Methane							
1	1.248	1.250	-0.002	256592942	1806.9	1784.9	
2	3.168	3.172	-0.004	121745624	1806.9	1778.4	
						RPD = 0.36	

Reagents:

RSK175methane_00010 Amount Added: 50.00 Units: uL

Report Date: 17-May-2020 08:59:50 Chrom Revision: 2.3 05-May-2020 17:48:18

Eurofins TestAmerica, Denver

Data File: \\chromfs\Denver\ChromData\VGC_J\20200516-91574.b\007F0801.D

Injection Date:	16-May-2020 12:52:27	Instrument ID:	VGC_J	Operator ID:	MEIERG
Lims ID:	IC L8			Worklist Smp#:	13
Client ID:					
Purge Vol:	18.000 mL	Dil. Factor:	1.0000	ALS Bottle#:	7
Method:	RSK_J	Limit Group:	GCV - RSK 175		

Column: Rt-Alumina BOND/KCl (0.53 mm) Y Scaling: Method Defined: Scale to the Nth Largest Target: 1

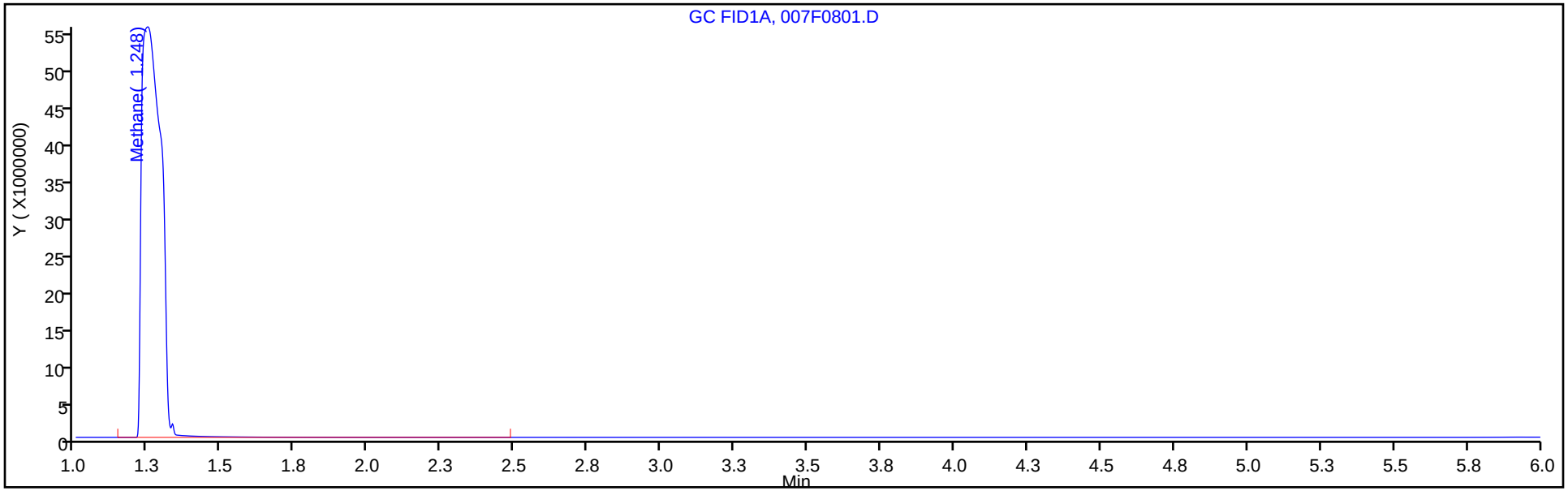

Column: HP-PLOT/Q (0.53 mm) Y Scaling: Method Defined: Scale to the Nth Largest Target: 1

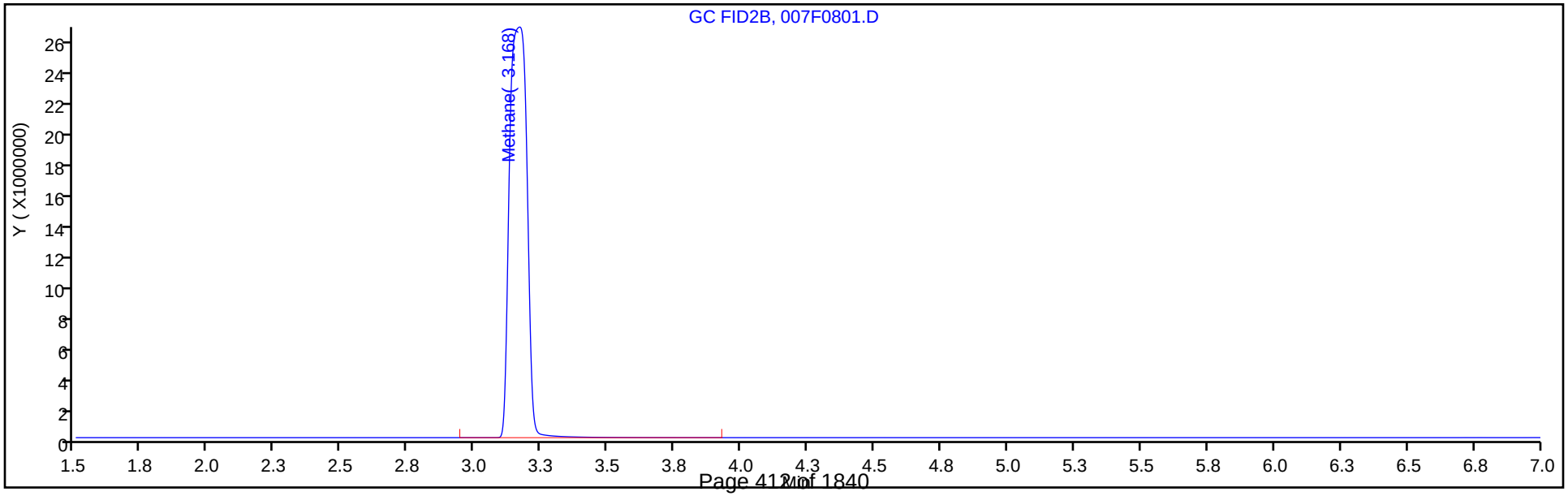

Eurofins TestAmerica, Denver
Target Compound Quantitation Report

Data File:	\\chromfs\Denver\ChromData\VGC_J\20200516-91574.b\009F0901.D				
Lims ID:	IC L9				
Client ID:					
Sample Type:	IC	Calib Level:	9		
Inject. Date:	16-May-2020 13:08:56	ALS Bottle#:	9	Worklist Smp#:	14
Purge Vol:	18.000 mL	Dil. Factor:	1.0000		
Sample Info:	IC 9				
Operator ID:	MEIERG	Instrument ID:	VGC_J		
Sublist:	chrom-RSK_J*sub5				
Method:	\\chromfs\Denver\ChromData\VGC_J\20200516-91574.b\RSK_J.m				
Limit Group:	GCV - RSK 175				
Method Label:	DV-GC-0025: Dissolved Gases in Water by RSK-175				
Last Update:	17-May-2020 08:59:50	Calib Date:	16-May-2020 13:08:56		
Integrator:	Falcon				
Quant Method:	External Standard	Quant By:	Initial Calibration		
Last ICal File:	\\chromfs\Denver\ChromData\VGC_J\20200516-91574.b\009F0901.D				
Column 1 :	Rt-Alumina BOND/KCl (0.53 mm)		Det: GC FID1A		
Column 2 :	HP-PLOT/Q (0.53 mm)		Det: GC FID2B		
Process Host:	CTX0312				

Col	RT (min.)	Exp RT (min.)	Dlt RT (min.)	Response	Cal Amt ug/l	OnCol Amt ug/l	Flags
2 Methane							
1	1.245	1.250	-0.005	1008615918	7227.8	7016.9	
2	3.160	3.172	-0.012	484781088	7227.8	7082.2	
						RPD = 0.93	

Reagents:

RSK175methane_00010 Amount Added: 200.00 Units: uL

Report Date: 17-May-2020 08:59:50 Chrom Revision: 2.3 05-May-2020 17:48:18

Eurofins TestAmerica, Denver

Data File: \\chromfs\Denver\ChromData\VGC_J\20200516-91574.b\009F0901.D

Injection Date:	16-May-2020 13:08:56	Instrument ID:	VGC_J	Operator ID:	MEIERG
Lims ID:	IC L9			Worklist Smp#:	14
Client ID:					
Purge Vol:	18.000 mL	Dil. Factor:	1.0000	ALS Bottle#:	9
Method:	RSK_J	Limit Group:	GCV - RSK 175		

Column: Rt-Alumina BOND/KCl (0.53 mm) Y Scaling: Method Defined: Scale to the Nth Largest Target: 1

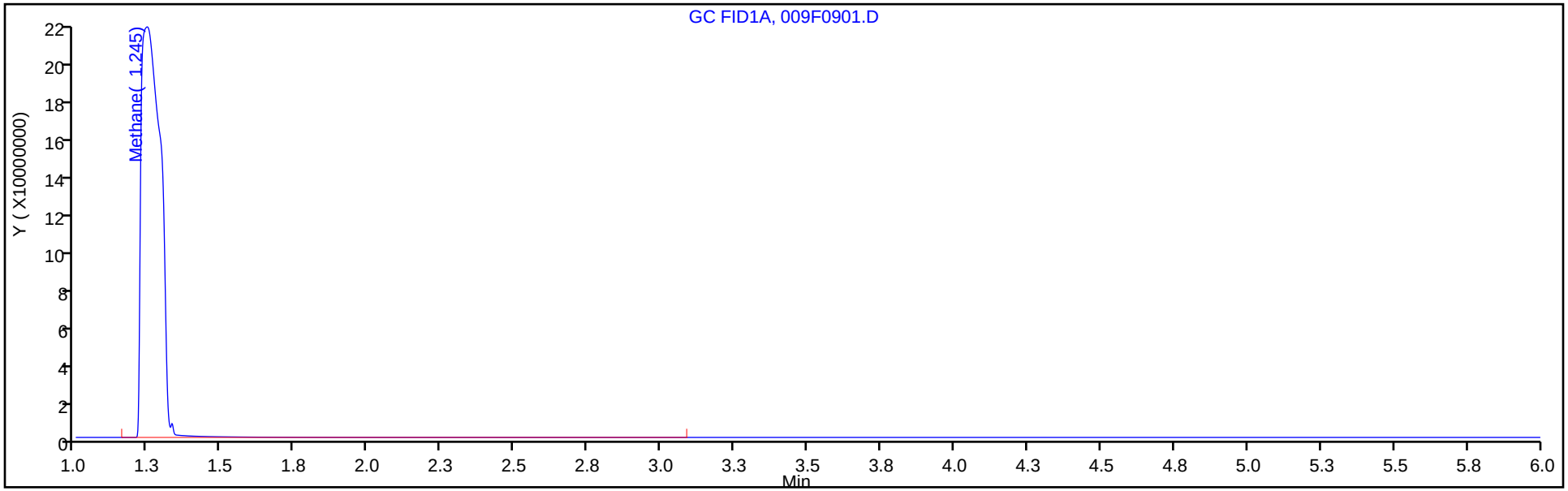

Column: HP-PLOT/Q (0.53 mm) Y Scaling: Method Defined: Scale to the Nth Largest Target: 1

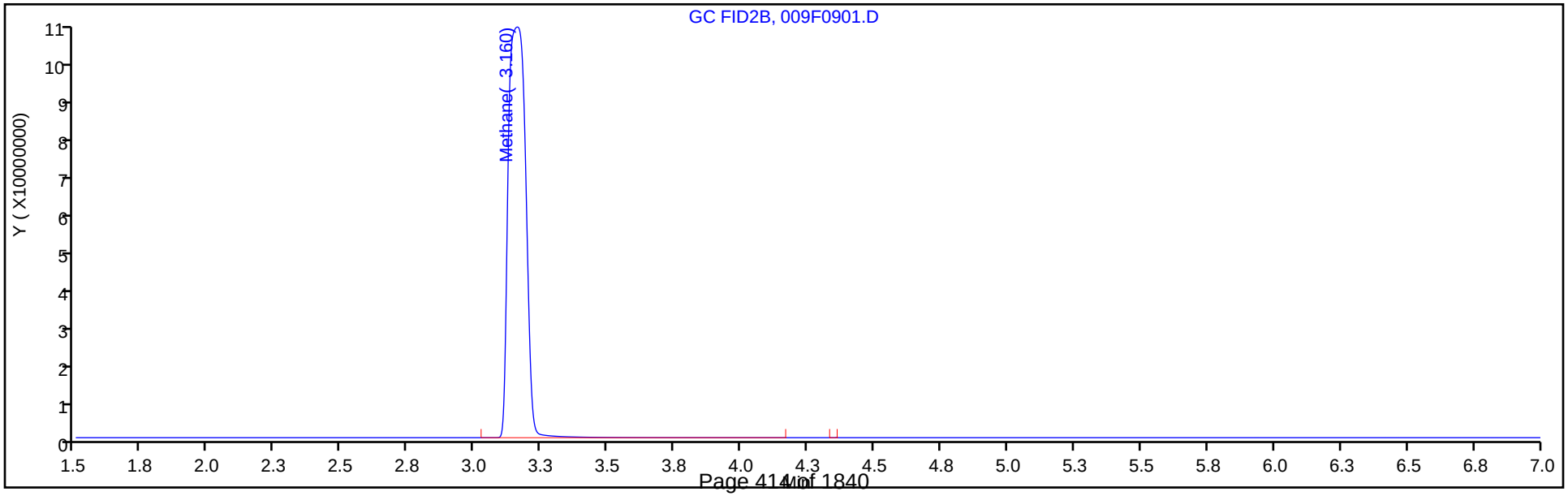

FORM VII
GC VOA CONTINUING CALIBRATION DATA

Lab Name: Eurofins TestAmerica, Denver Job No.: 280-137110-1

SDG No.:

Lab Sample ID: ICV 280-495152/16 Calibration Date: 05/16/2020 13:25

Instrument ID: VGC_J Calib Start Date: 05/16/2020 10:57

GC Column: Rt-Alumina KCl ID: 0.53(mm) Calib End Date: 05/16/2020 13:08

Lab File ID: 010F1001.D Conc. Units: ug/L Heated Purge: (Y/N) N

ANALYTE	CURVE TYPE	AVE CF	CF	MIN CF	CALC AMOUNT	SPIKE AMOUNT	%D	MAX %D
Methane	Lin2		158281		80.1	73.0	9.7	20.0
Ethane	Ave	136043	153595		155	137	12.9	20.0
Ethylene	Ave	110213	122313		142	128	11.0	20.0
Acetylene	Ave	34294	36540		126	119	6.5	20.0

FORM VII
GC VOA CONTINUING CALIBRATION RETENTION TIME SUMMARY

Lab Name: Eurofins TestAmerica, Denver Job No.: 280-137110-1

SDG No.:

Lab Sample ID: ICV 280-495152/16 Calibration Date: 05/16/2020 13:25

Instrument ID: VGC_J Calib Start Date: 05/16/2020 10:57

GC Column: Rt-Alumina KCl ID: 0.53(mm) Calib End Date: 05/16/2020 13:08

Lab File ID: 010F1001.D Heated Purge: (Y/N) N

Analyte	RT	RT WINDOW	
		FROM	TO
Methane	1.25	1.21	1.29
Ethane	1.51	1.46	1.56
Ethylene	1.79	1.74	1.84
Acetylene	4.01	3.94	4.10

Eurofins TestAmerica, Denver
Target Compound Quantitation Report

Data File: \\chromfs\Denver\ChromData\VGC_J\20200516-91574.b\010F1001.D
Lims ID: ICV
Client ID:
Sample Type: ICV
Inject. Date: 16-May-2020 13:25:26 ALS Bottle#: 10 Worklist Smp#: 16
Purge Vol: 18.000 mL Dil. Factor: 1.0000
Sample Info: ICV
Operator ID: MEIERG Instrument ID: VGC_J
Sublist:

Method: \\chromfs\Denver\ChromData\VGC_J\20200516-91574.b\RSK_J.m
Limit Group: GCV - RSK 175
Method Label: DV-GC-0025: Dissolved Gases in Water by RSK-175
Last Update: 17-May-2020 09:03:52 Calib Date: 16-May-2020 13:08:56
Integrator: Falcon
Quant Method: External Standard Quant By: Initial Calibration
Last ICal File: \\chromfs\Denver\ChromData\VGC_J\20200516-91574.b\009F0901.D

Column 1 : Rt-Alumina BOND/KCl (0.53 mm) Det: GC FID1A
Column 2 : HP-PLOT/Q (0.53 mm) Det: GC FID2B
Process Host: CTX0312

Col	RT (min.)	Exp RT (min.)	Dlt RT (min.)	Response	Cal Amt ug/l	OnCol Amt ug/l	Flags
2 Methane							
1	1.249	1.250	-0.001	11555066	73.0	80.1	
2	3.171	3.172	-0.001	5497214	73.0	80.1	
						RPD = 0.01	
3 Ethane							
1	1.513	1.511	0.002	21020301	136.9	154.5	
2	4.305	4.305	0.000	9395211	136.9	153.9	
						RPD = 0.41	
4 Ethylene							
1	1.791	1.793	-0.002	15615273	127.7	141.7	
2	4.031	4.032	-0.001	6823571	127.7	142.4	
						RPD = 0.47	
5 Propane							
1	2.524	2.528	-0.004	32214966	200.7	224.9	
2	5.930	5.928	0.002	14336595	200.7	228.9	
						RPD = 1.77	
6 Acetylene							M
1	4.008	4.015	-0.007	4330795	118.5	126.3	
2	4.136	4.137	-0.001	2842552	118.5	131.6	M
						RPD = 4.10	
7 Butane							Ma
1	4.279	4.286	-0.007	38944801	264.5	295.2	M
2	7.373	7.375	-0.002	18966689	264.5	297.4	a
						RPD = 0.73	
8 isobutylene							
1	5.156	5.163	-0.007	25717354	255.4	288.1	
2	7.226	7.227	-0.001	12003603	255.4	288.8	
						RPD = 0.26	

QC Flag Legend

Review Flags

M - Manually Integrated

a - User Assigned ID

Reagents:

RSK7gasMathes_00027 Amount Added: 200.00 Units: uL

Report Date: 17-May-2020 09:03:52 Chrom Revision: 2.3 05-May-2020 17:48:18

Eurofins TestAmerica, Denver

Data File: \\chromfs\Denver\ChromData\VGC_J\20200516-91574.b\010F1001.D

Injection Date:	16-May-2020 13:25:26	Instrument ID:	VGC_J	Operator ID:	MEIERG
Lims ID:	ICV			Worklist Smp#:	16
Client ID:					
Purge Vol:	18.000 mL	Dil. Factor:	1.0000	ALS Bottle#:	10
Method:	RSK_J	Limit Group:	GCV - RSK 175		

Column: Rt-Alumina BOND/KCl (0.53 mm) Y Scaling: Method Defined: Scale to the Nth Largest Target: 1

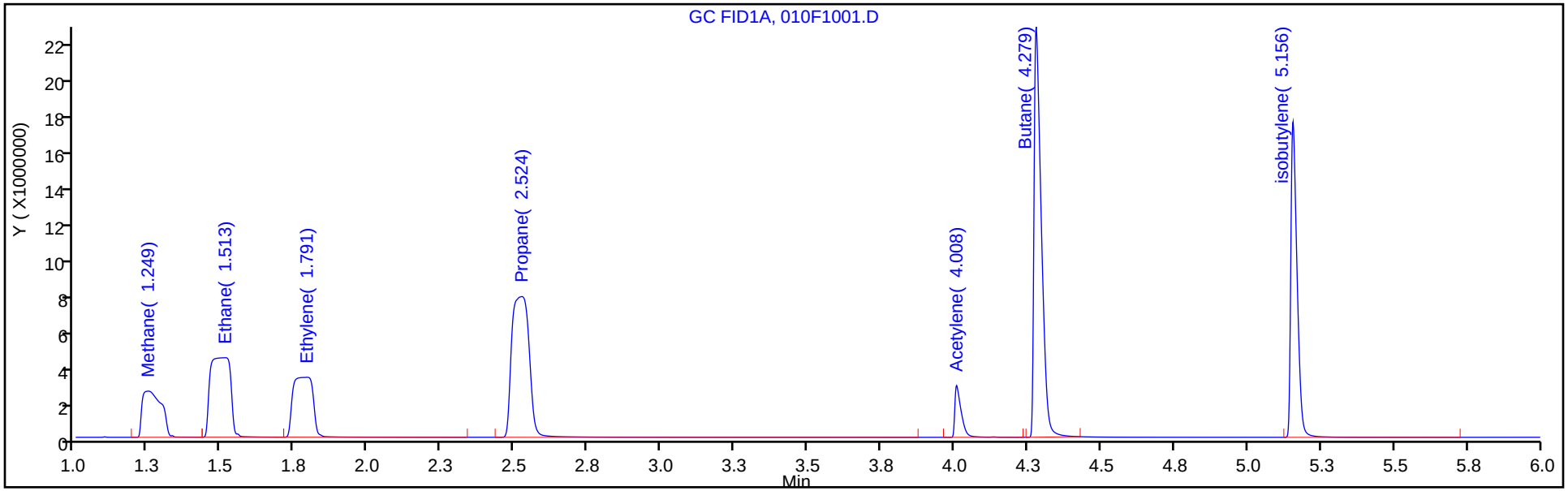

Column: HP-PLOT/Q (0.53 mm) Y Scaling: Method Defined: Scale to the Nth Largest Target: 1

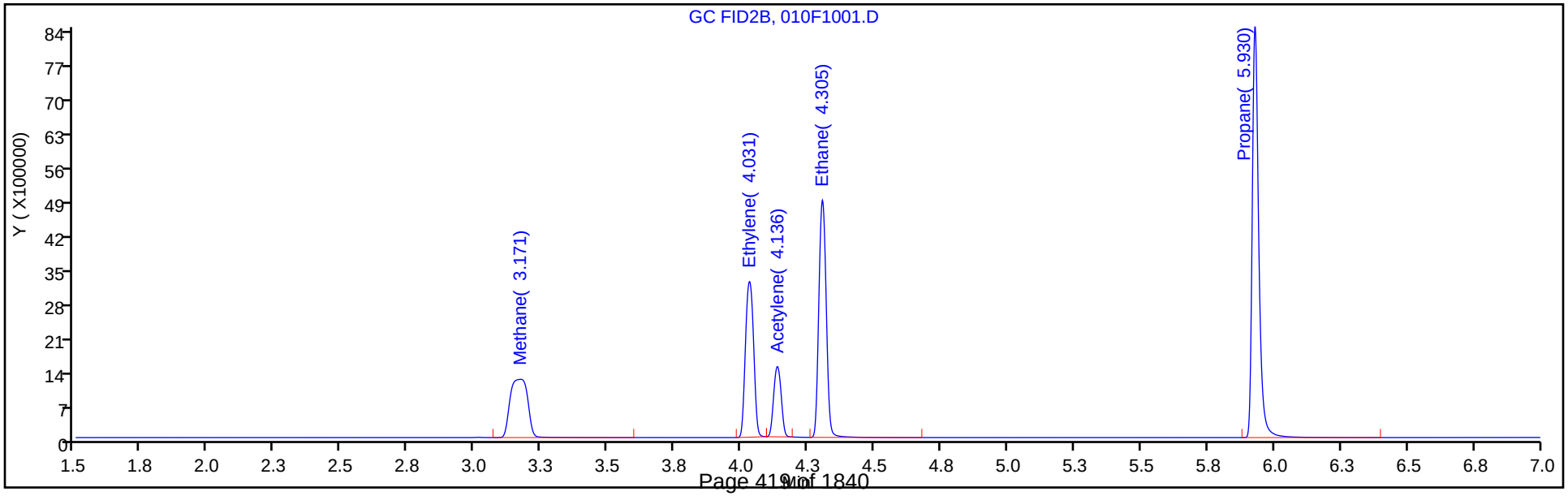

FORM VII
GC VOA CONTINUING CALIBRATION DATA

Lab Name: Eurofins TestAmerica, Denver Job No.: 280-137110-1

SDG No.:

Lab Sample ID: ICV 280-495152/16 Calibration Date: 05/16/2020 13:25

Instrument ID: VGC_J Calib Start Date: 05/16/2020 10:57

GC Column: HP-Plot Q ID: 0.53(mm) Calib End Date: 05/16/2020 13:08

Lab File ID: 010F1001.D Conc. Units: ug/L Heated Purge: (Y/N) N

ANALYTE	CURVE TYPE	AVE CF	CF	MIN CF	CALC AMOUNT	SPIKE AMOUNT	%D	MAX %D
Methane	Lin2		75301		80.1	73.0	9.7	20.0
Ethylene	Ave	47934	53448		142	128	11.5	20.0
Acetylene	Ave	21605	23983		132	119	11.0	20.0
Ethane	Ave	61056	68651		154	137	12.4	20.0

FORM VII
GC VOA CONTINUING CALIBRATION RETENTION TIME SUMMARY

Lab Name: Eurofins TestAmerica, Denver Job No.: 280-137110-1

SDG No.:

Lab Sample ID: ICV 280-495152/16 Calibration Date: 05/16/2020 13:25

Instrument ID: VGC_J Calib Start Date: 05/16/2020 10:57

GC Column: HP-Plot Q ID: 0.53(mm) Calib End Date: 05/16/2020 13:08

Lab File ID: 010F1001.D Heated Purge: (Y/N) N

Analyte	RT	RT WINDOW	
		FROM	TO
Methane	3.17	3.13	3.21
Ethylene	4.03	3.98	4.08
Acetylene	4.14	4.06	4.22
Ethane	4.31	4.26	4.36

Eurofins TestAmerica, Denver
Target Compound Quantitation Report

Data File: \\chromfs\Denver\ChromData\VGC_J\20200516-91574.b\010F1001.D
Lims ID: ICV
Client ID:
Sample Type: ICV
Inject. Date: 16-May-2020 13:25:26 ALS Bottle#: 10 Worklist Smp#: 16
Purge Vol: 18.000 mL Dil. Factor: 1.0000
Sample Info: ICV
Operator ID: MEIERG Instrument ID: VGC_J
Sublist:

Method: \\chromfs\Denver\ChromData\VGC_J\20200516-91574.b\RSK_J.m
Limit Group: GCV - RSK 175
Method Label: DV-GC-0025: Dissolved Gases in Water by RSK-175
Last Update: 17-May-2020 09:03:52 Calib Date: 16-May-2020 13:08:56
Integrator: Falcon
Quant Method: External Standard Quant By: Initial Calibration
Last ICal File: \\chromfs\Denver\ChromData\VGC_J\20200516-91574.b\009F0901.D

Column 1 : Rt-Alumina BOND/KCl (0.53 mm) Det: GC FID1A
Column 2 : HP-PLOT/Q (0.53 mm) Det: GC FID2B
Process Host: CTX0312

Col	RT (min.)	Exp RT (min.)	Dlt RT (min.)	Response	Cal Amt ug/l	OnCol Amt ug/l	Flags
2 Methane							
1	1.249	1.250	-0.001	11555066	73.0	80.1	
2	3.171	3.172	-0.001	5497214	73.0	80.1	
						RPD = 0.01	
3 Ethane							
1	1.513	1.511	0.002	21020301	136.9	154.5	
2	4.305	4.305	0.000	9395211	136.9	153.9	
						RPD = 0.41	
4 Ethylene							
1	1.791	1.793	-0.002	15615273	127.7	141.7	
2	4.031	4.032	-0.001	6823571	127.7	142.4	
						RPD = 0.47	
5 Propane							
1	2.524	2.528	-0.004	32214966	200.7	224.9	
2	5.930	5.928	0.002	14336595	200.7	228.9	
						RPD = 1.77	
6 Acetylene							M
1	4.008	4.015	-0.007	4330795	118.5	126.3	
2	4.136	4.137	-0.001	2842552	118.5	131.6	M
						RPD = 4.10	
7 Butane							Ma
1	4.279	4.286	-0.007	38944801	264.5	295.2	M
2	7.373	7.375	-0.002	18966689	264.5	297.4	a
						RPD = 0.73	
8 isobutylene							
1	5.156	5.163	-0.007	25717354	255.4	288.1	
2	7.226	7.227	-0.001	12003603	255.4	288.8	
						RPD = 0.26	

QC Flag Legend

Review Flags

M - Manually Integrated

a - User Assigned ID

Reagents:

RSK7gasMathes_00027 Amount Added: 200.00 Units: uL

Report Date: 17-May-2020 09:03:52 Chrom Revision: 2.3 05-May-2020 17:48:18

Eurofins TestAmerica, Denver

Data File: \\chromfs\Denver\ChromData\VGC_J\20200516-91574.b\010F1001.D

Injection Date:	16-May-2020 13:25:26	Instrument ID:	VGC_J	Operator ID:	MEIERG
Lims ID:	ICV			Worklist Smp#:	16
Client ID:					
Purge Vol:	18.000 mL	Dil. Factor:	1.0000	ALS Bottle#:	10
Method:	RSK_J	Limit Group:	GCV - RSK 175		

Column: Rt-Alumina BOND/KCl (0.53 mm) Y Scaling: Method Defined: Scale to the Nth Largest Target: 1

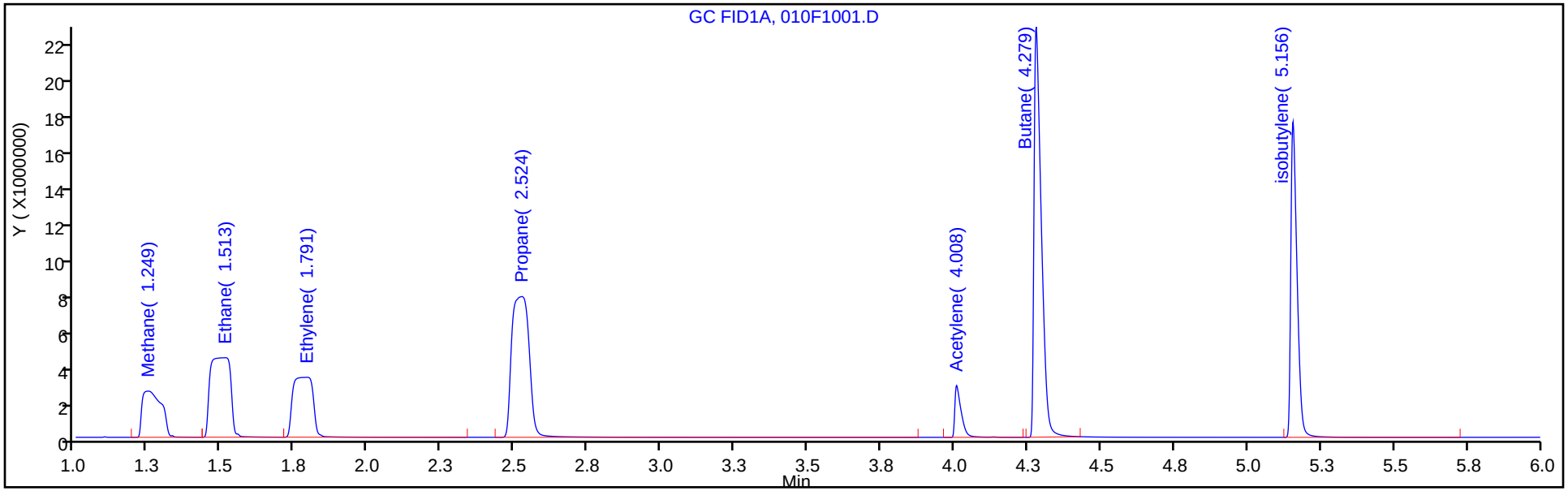

Column: HP-PLOT/Q (0.53 mm) Y Scaling: Method Defined: Scale to the Nth Largest Target: 1

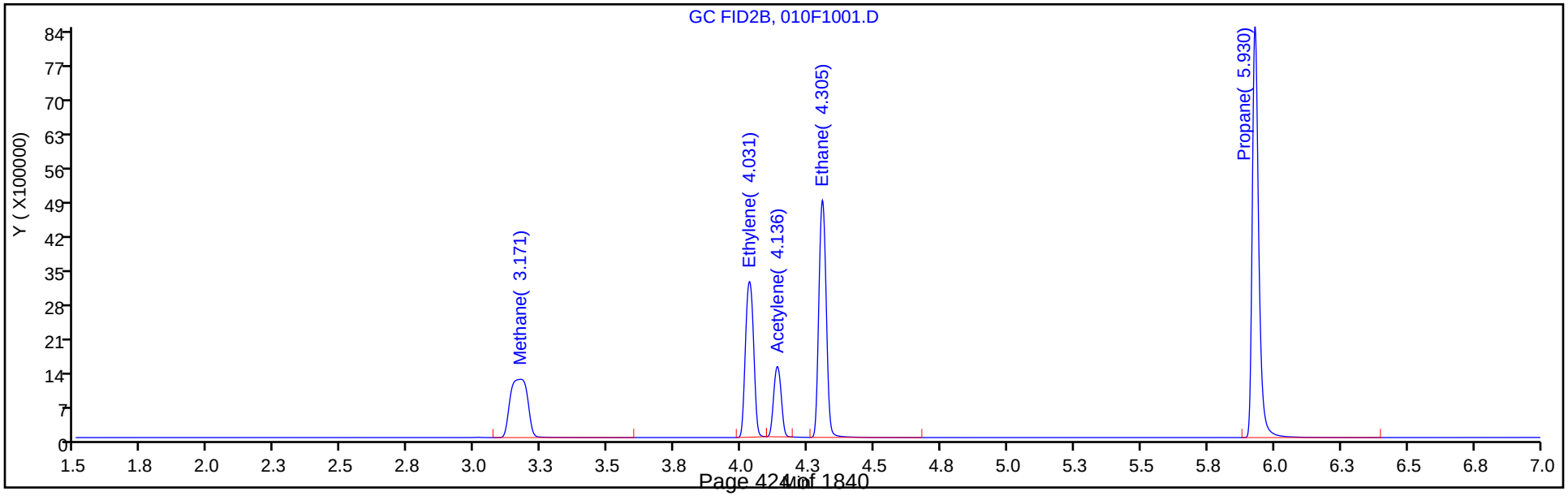

Manual Integration/User Assign Peak Report

Eurofins TestAmerica, Denver

Data File: \\chromfs\Denver\ChromData\VGC_J\20200516-91574.b\010F1001.D
Injection Date: 16-May-2020 13:25:26 Instrument ID: VGC_J
Lims ID: ICV
Client ID:
Operator ID: MEIERG ALS Bottle#: 10 Worklist Smp#: 16
Purge Vol: 18.000 mL Dil. Factor: 1.0000
Method: RSK_J Limit Group: GCV - RSK 175
Column: HP-PLOT/Q (0.53 mm) Detector GC FID2B

6 Acetylene, CAS: 74-86-2

Signal: 2

Processing Integration Results

RT: 4.14
Area: 9809067
Amount: 454.0080
Amount Units: ug/l

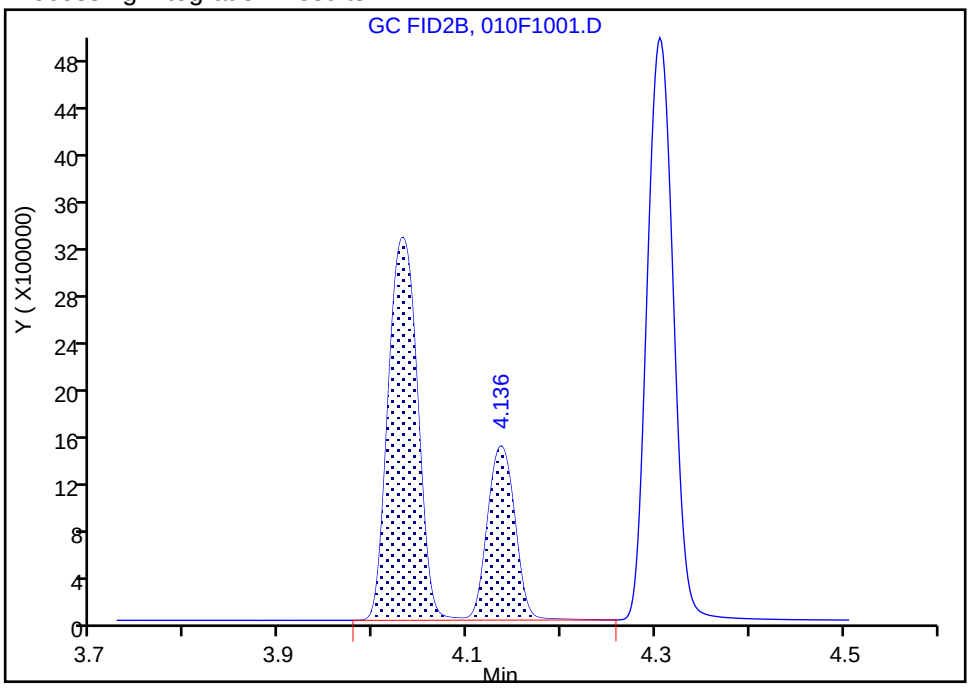

Manual Integration Results

RT: 4.14
Area: 2842552
Amount: 131.5662
Amount Units: ug/l

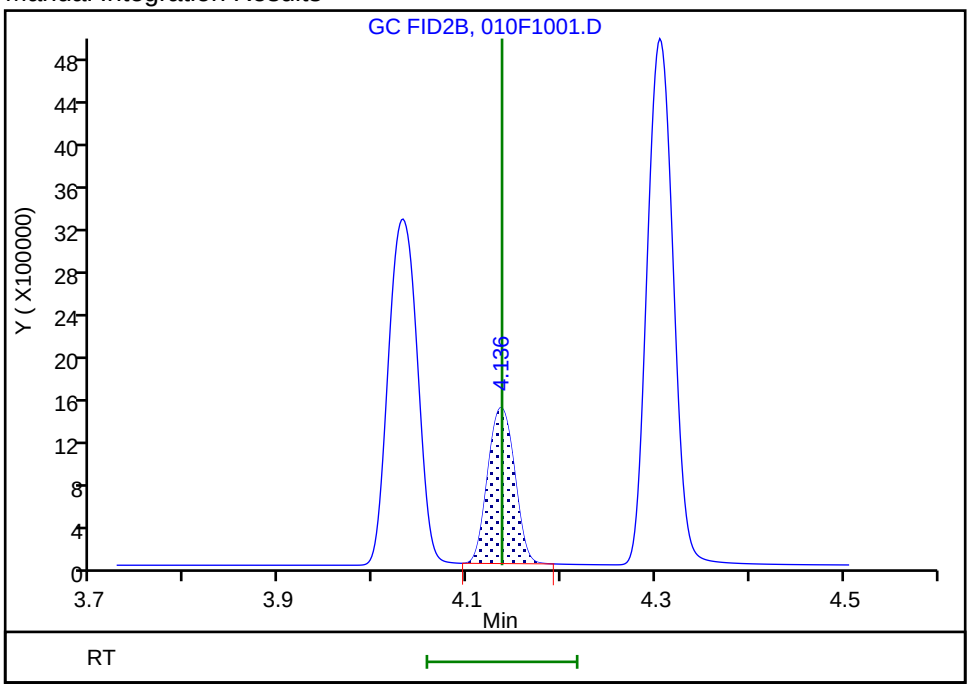

Reviewer: meierg, 17-May-2020 07:28:53
Audit Action: Manually Integrated Audit Reason: Shouldering

FORM VII
GC VOA CONTINUING CALIBRATION DATA

Lab Name: Eurofins TestAmerica, Denver Job No.: 280-137110-1

SDG No.:

Lab Sample ID: CCVRT 280-497247/4 Calibration Date: 06/03/2020 11:03

Instrument ID: VGC_J Calib Start Date: 05/16/2020 10:57

GC Column: Rt-Alumina KCl ID: 0.53(mm) Calib End Date: 05/16/2020 13:08

Lab File ID: 004F0401.D Conc. Units: ug/L Heated Purge: (Y/N) N

ANALYTE	CURVE TYPE	AVE CF	CF	MIN CF	CALC AMOUNT	SPIKE AMOUNT	%D	MAX %D
Methane	Lin2		158899		80.4	73.0	10.1	20.0
Ethane	Ave	136043	152908		154	137	12.4	20.0
Ethylene	Ave	110213	125872		146	128	14.2	20.0
Acetylene	Ave	34294	36893		128	119	7.6	20.0

FORM VII
GC VOA CONTINUING CALIBRATION RETENTION TIME SUMMARY

Lab Name: Eurofins TestAmerica, Denver Job No.: 280-137110-1

SDG No.:

Lab Sample ID: CCVRT 280-497247/4 Calibration Date: 06/03/2020 11:03

Instrument ID: VGC_J Calib Start Date: 05/16/2020 10:57

GC Column: Rt-Alumina KCl ID: 0.53(mm) Calib End Date: 05/16/2020 13:08

Lab File ID: 004F0401.D Heated Purge: (Y/N) N

Analyte	RT	RT WINDOW	
		FROM	TO
Methane	1.25	1.21	1.29
Ethane	1.50	1.45	1.55
Ethylene	1.76	1.71	1.81
Acetylene	3.89	3.81	3.97

Eurofins TestAmerica, Denver
Target Compound Quantitation Report

Data File: \\chromfs\Denver\ChromData\VGC_J\20200603-92068.b\004F0401.D
Lims ID: ccvrt
Client ID:
Sample Type: CCVRT
Inject. Date: 03-Jun-2020 11:03:31 ALS Bottle#: 4 Worklist Smp#: 4
Purge Vol: 18.000 mL Dil. Factor: 1.0000
Sample Info: CCV
Operator ID: SCIANNAC Instrument ID: VGC_J
Sublist: chrom-RSK_J*sub5

Method: \\chromfs\Denver\ChromData\VGC_J\20200603-92068.b\RSK_J.m
Limit Group: GCV - RSK 175
Method Label: DV-GC-0025: Dissolved Gases in Water by RSK-175
Last Update: 05-Jun-2020 13:56:27 Calib Date: 16-May-2020 13:08:56
Integrator: Falcon
Quant Method: External Standard Quant By: Initial Calibration
Last ICal File: \\chromfs\Denver\ChromData\VGC_J\20200516-91574.b\009F0901.D

Column 1 : Rt-Alumina BOND/KCl (0.53 mm) Det: GC FID1A
Column 2 : HP-PLOT/Q (0.53 mm) Det: GC FID2B
Process Host: CTX1025

First Level Reviewer: sciannac Date: 03-Jun-2020 12:50:18

Col	RT (min.)	Exp RT (min.)	Dlt RT (min.)	Response	Cal Amt ug/l	OnCol Amt ug/l	Flags
2 Methane							
1	1.250	1.250	0.000	11600168	73.0	80.4	
2	3.161	3.161	0.000	5554229	73.0	80.9	
						RPD = 0.65	
3 Ethane							
1	1.500	1.500	0.000	20926335	136.9	153.8	
2	4.296	4.296	0.000	9427549	136.9	154.4	
						RPD = 0.38	
4 Ethylene							Ma
1	1.758	1.758	0.000	16069673	127.7	145.8	
2	4.023	4.023	0.000	7138347	127.7	148.9	M
						RPD = 2.11	
5 Propane							
1	2.433	2.433	0.000	32812769	200.7	229.1	
2	5.918	5.918	0.000	14715691	200.7	235.0	
						RPD = 2.54	
6 Acetylene							Ma
1	3.886	3.886	0.000	4372610	118.5	127.5	a
2	4.128	4.128	0.000	2958163	118.5	136.9	M
						RPD = 7.12	
7 Butane							
1	4.181	4.181	0.000	40265992	264.5	305.2	
2	7.363	7.363	0.000	19624676	264.5	307.7	
						RPD = 0.80	
8 isobutylene							
1	5.083	5.083	0.000	27463718	255.4	307.7	
2	7.216	7.216	0.000	12911219	255.4	310.7	
						RPD = 0.98	

QC Flag Legend

Review Flags

M - Manually Integrated

a - User Assigned ID

Reagents:

RSK7gasMathes_00031 Amount Added: 200.00 Units: uL

Report Date: 05-Jun-2020 13:56:27 Chrom Revision: 2.3 05-May-2020 17:48:18

Eurofins TestAmerica, Denver

Data File: \\chromfs\Denver\ChromData\VGC_J\20200603-92068.b\004F0401.D

Injection Date:	03-Jun-2020 11:03:31	Instrument ID:	VGC_J	Operator ID:	SCIANNAC
Lims ID:	ccvrt			Worklist Smp#:	4
Client ID:					
Purge Vol:	18.000 mL	Dil. Factor:	1.0000	ALS Bottle#:	4
Method:	RSK_J	Limit Group:	GCV - RSK 175		

Column: Rt-Alumina BOND/KCl (0.53 mm) Y Scaling: Method Defined: Scale to the Nth Largest Target: 1

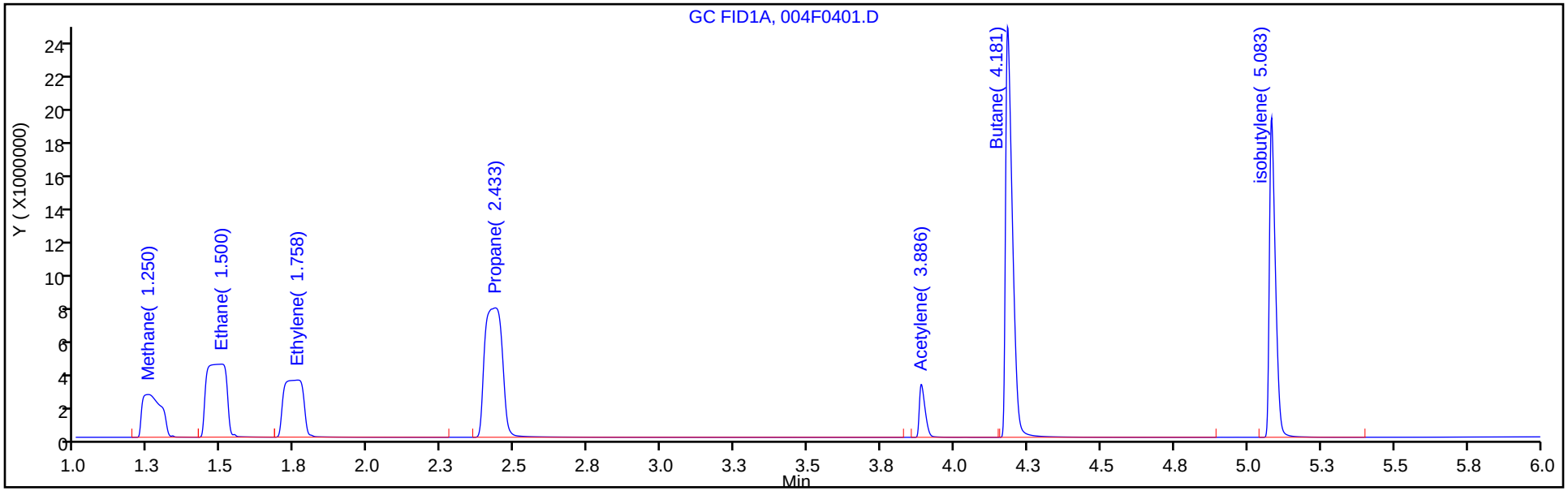

Column: HP-PLOT/Q (0.53 mm) Y Scaling: Method Defined: Scale to the Nth Largest Target: 1

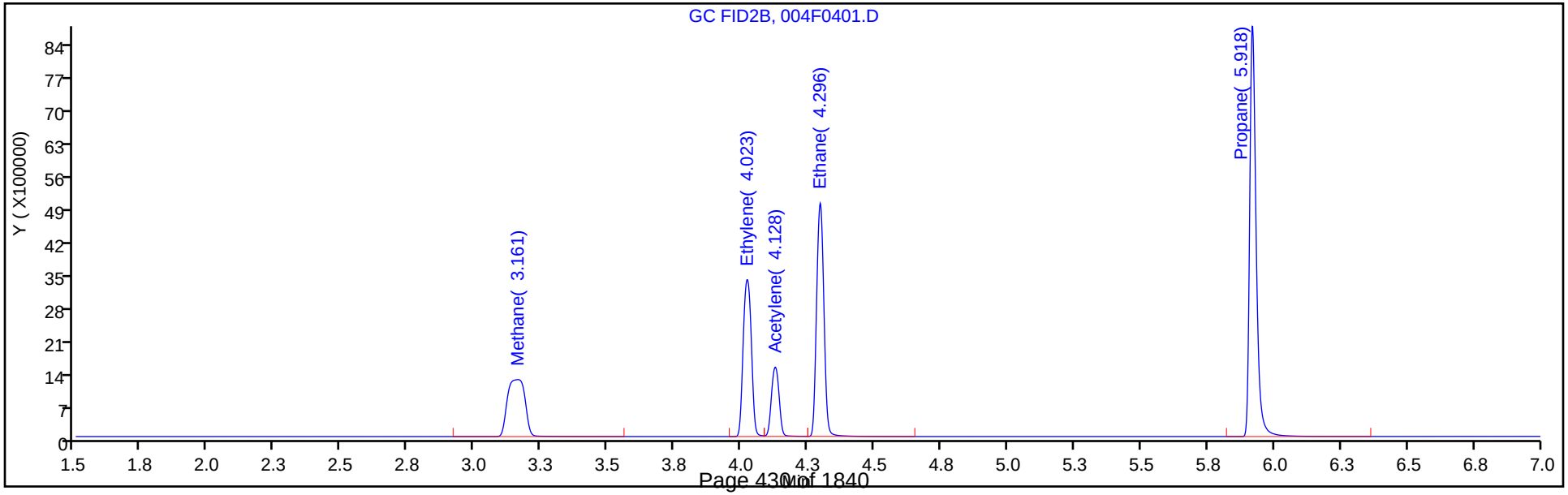

Manual Integration/User Assign Peak Report

Eurofins TestAmerica, Denver

Data File: \\chromfs\Denver\ChromData\VGC_J\20200603-92068.b\004F0401.D
Injection Date: 03-Jun-2020 11:03:31 Instrument ID: VGC_J
Lims ID: ccvrt
Client ID:
Operator ID: SCIANNAC ALS Bottle#: 4 Worklist Smp#: 4
Purge Vol: 18.000 mL Dil. Factor: 1.0000
Method: RSK_J Limit Group: GCV - RSK 175
Column: Rt-Alumina BOND/KCl (0.53 mm) Detector GC FID1A

6 Acetylene, CAS: 74-86-2

Signal: 1

Not Detected
Expected RT: 3.89

Processing Integration Results

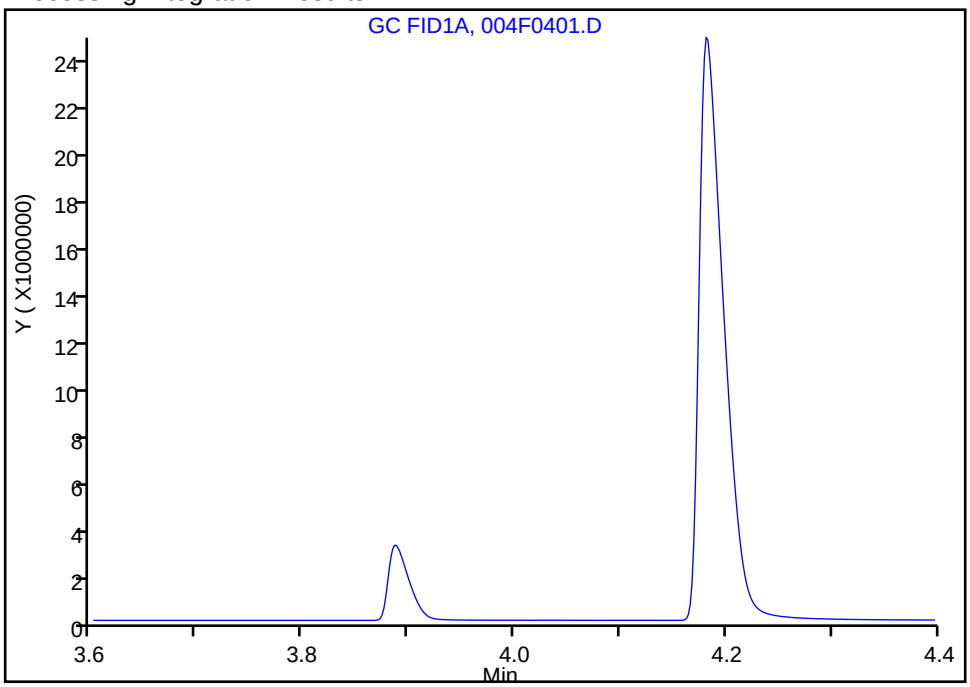

Manual Integration Results

RT: 3.89
Area: 4372610
Amount: 127.5026
Amount Units: ug/l

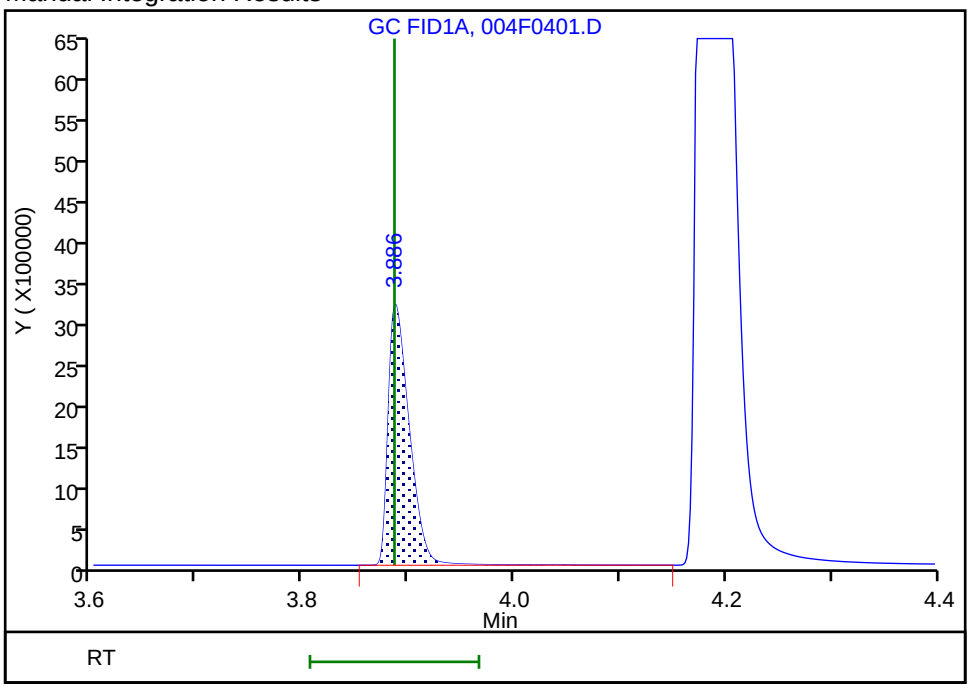

Reviewer: sciannac, 03-Jun-2020 12:47:05
Audit Action: Assigned Compound ID Audit Reason: Split Peak

FORM VII
GC VOA CONTINUING CALIBRATION DATA

Lab Name: Eurofins TestAmerica, Denver Job No.: 280-137110-1

SDG No.:

Lab Sample ID: CCVRT 280-497247/4 Calibration Date: 06/03/2020 11:03

Instrument ID: VGC_J Calib Start Date: 05/16/2020 10:57

GC Column: HP-Plot Q ID: 0.53(mm) Calib End Date: 05/16/2020 13:08

Lab File ID: 004F0401.D Conc. Units: ug/L Heated Purge: (Y/N) N

ANALYTE	CURVE TYPE	AVE CF	CF	MIN CF	CALC AMOUNT	SPIKE AMOUNT	%D	MAX %D
Methane	Lin2		76082		80.9	73.0	10.8	20.0
Ethylene	Ave	47934	55914		149	128	16.6	20.0
Acetylene	Ave	21605	24959		137	119	15.5	20.0
Ethane	Ave	61056	68887		154	137	12.8	20.0

FORM VII
GC VOA CONTINUING CALIBRATION RETENTION TIME SUMMARY

Lab Name: Eurofins TestAmerica, Denver Job No.: 280-137110-1

SDG No.:

Lab Sample ID: CCVRT 280-497247/4 Calibration Date: 06/03/2020 11:03

Instrument ID: VGC_J Calib Start Date: 05/16/2020 10:57

GC Column: HP-Plot Q ID: 0.53(mm) Calib End Date: 05/16/2020 13:08

Lab File ID: 004F0401.D Heated Purge: (Y/N) N

Analyte	RT	RT WINDOW	
		FROM	TO
Methane	3.16	3.12	3.20
Ethylene	4.02	3.97	4.07
Acetylene	4.13	4.05	4.21
Ethane	4.30	4.25	4.35

Eurofins TestAmerica, Denver
Target Compound Quantitation Report

Data File: \\chromfs\Denver\ChromData\VGC_J\20200603-92068.b\004F0401.D
Lims ID: ccvrt
Client ID:
Sample Type: CCVRT
Inject. Date: 03-Jun-2020 11:03:31 ALS Bottle#: 4 Worklist Smp#: 4
Purge Vol: 18.000 mL Dil. Factor: 1.0000
Sample Info: CCV
Operator ID: SCIANNAC Instrument ID: VGC_J
Sublist: chrom-RSK_J*sub5

Method: \\chromfs\Denver\ChromData\VGC_J\20200603-92068.b\RSK_J.m
Limit Group: GCV - RSK 175
Method Label: DV-GC-0025: Dissolved Gases in Water by RSK-175
Last Update: 05-Jun-2020 13:56:27 Calib Date: 16-May-2020 13:08:56
Integrator: Falcon
Quant Method: External Standard Quant By: Initial Calibration
Last ICal File: \\chromfs\Denver\ChromData\VGC_J\20200516-91574.b\009F0901.D

Column 1 : Rt-Alumina BOND/KCl (0.53 mm) Det: GC FID1A
Column 2 : HP-PLOT/Q (0.53 mm) Det: GC FID2B
Process Host: CTX1025

First Level Reviewer: sciannac Date: 03-Jun-2020 12:50:18

Col	RT (min.)	Exp RT (min.)	Dlt RT (min.)	Response	Cal Amt ug/l	OnCol Amt ug/l	Flags
2 Methane							
1	1.250	1.250	0.000	11600168	73.0	80.4	
2	3.161	3.161	0.000	5554229	73.0	80.9	
						RPD = 0.65	
3 Ethane							
1	1.500	1.500	0.000	20926335	136.9	153.8	
2	4.296	4.296	0.000	9427549	136.9	154.4	
						RPD = 0.38	
4 Ethylene							Ma
1	1.758	1.758	0.000	16069673	127.7	145.8	
2	4.023	4.023	0.000	7138347	127.7	148.9	M
						RPD = 2.11	
5 Propane							
1	2.433	2.433	0.000	32812769	200.7	229.1	
2	5.918	5.918	0.000	14715691	200.7	235.0	
						RPD = 2.54	
6 Acetylene							Ma
1	3.886	3.886	0.000	4372610	118.5	127.5	a
2	4.128	4.128	0.000	2958163	118.5	136.9	M
						RPD = 7.12	
7 Butane							
1	4.181	4.181	0.000	40265992	264.5	305.2	
2	7.363	7.363	0.000	19624676	264.5	307.7	
						RPD = 0.80	
8 isobutylene							
1	5.083	5.083	0.000	27463718	255.4	307.7	
2	7.216	7.216	0.000	12911219	255.4	310.7	
						RPD = 0.98	

QC Flag Legend

Review Flags

M - Manually Integrated

a - User Assigned ID

Reagents:

RSK7gasMathes_00031 Amount Added: 200.00 Units: uL

Report Date: 05-Jun-2020 13:56:27 Chrom Revision: 2.3 05-May-2020 17:48:18

Eurofins TestAmerica, Denver

Data File: \\chromfs\Denver\ChromData\VGC_J\20200603-92068.b\004F0401.D

Injection Date:	03-Jun-2020 11:03:31	Instrument ID:	VGC_J	Operator ID:	SCIANNAC
Lims ID:	ccvrt			Worklist Smp#:	4
Client ID:					
Purge Vol:	18.000 mL	Dil. Factor:	1.0000	ALS Bottle#:	4
Method:	RSK_J	Limit Group:	GCV - RSK 175		

Column: Rt-Alumina BOND/KCl (0.53 mm) Y Scaling: Method Defined: Scale to the Nth Largest Target: 1

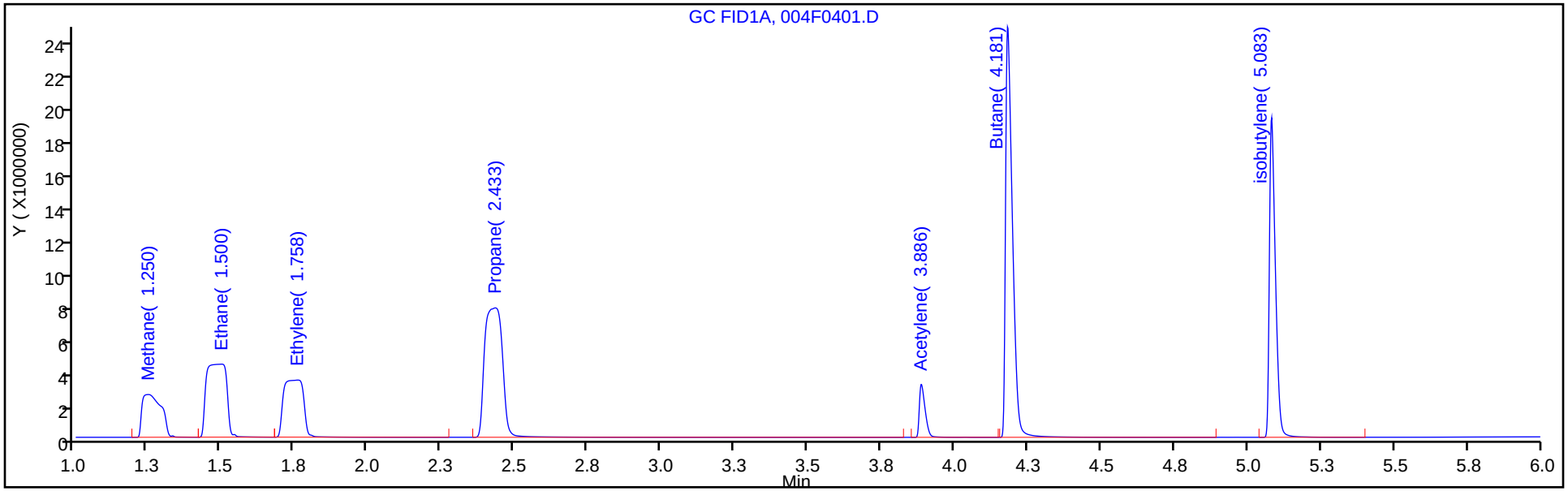

Column: HP-PLOT/Q (0.53 mm) Y Scaling: Method Defined: Scale to the Nth Largest Target: 1

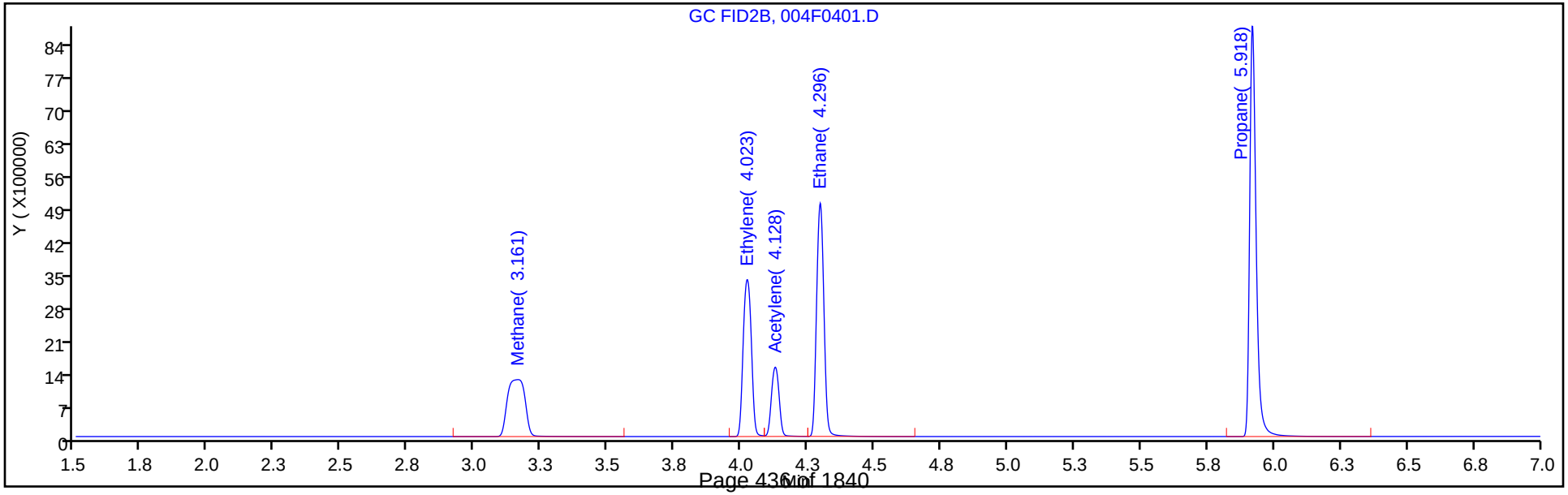

Manual Integration/User Assign Peak Report

Eurofins TestAmerica, Denver

Data File:	\\chromfs\Denver\ChromData\VGC_J\20200603-92068.b\004F0401.D				
Injection Date:	03-Jun-2020 11:03:31	Instrument ID:	VGC_J		
Lims ID:	ccvrt				
Client ID:					
Operator ID:	SCIANNAC	ALS Bottle#:	4	Worklist Smp#:	4
Purge Vol:	18.000 mL	Dil. Factor:	1.0000		
Method:	RSK_J	Limit Group:	GCV - RSK 175		
Column:	HP-PLOT/Q (0.53 mm)	Detector	GC FID2B		

4 Ethylene, CAS: 74-85-1

Signal: 2

Processing Integration Results

RT: 4.02
Area: 10096422
Amount: 210.6331
Amount Units: ug/l

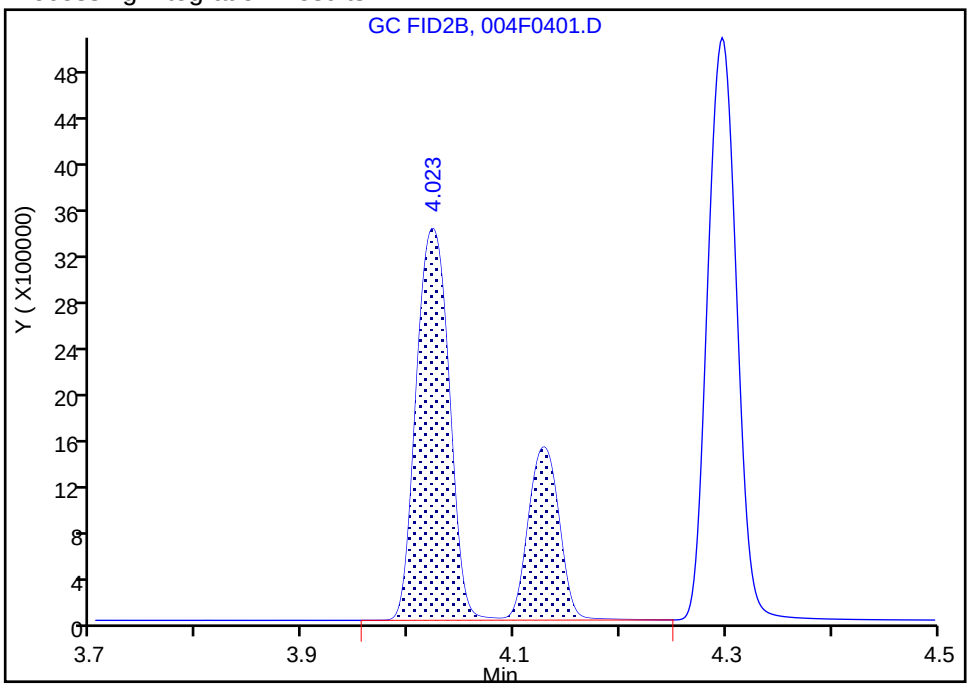

Manual Integration Results

RT: 4.02
Area: 7138347
Amount: 148.9213
Amount Units: ug/l

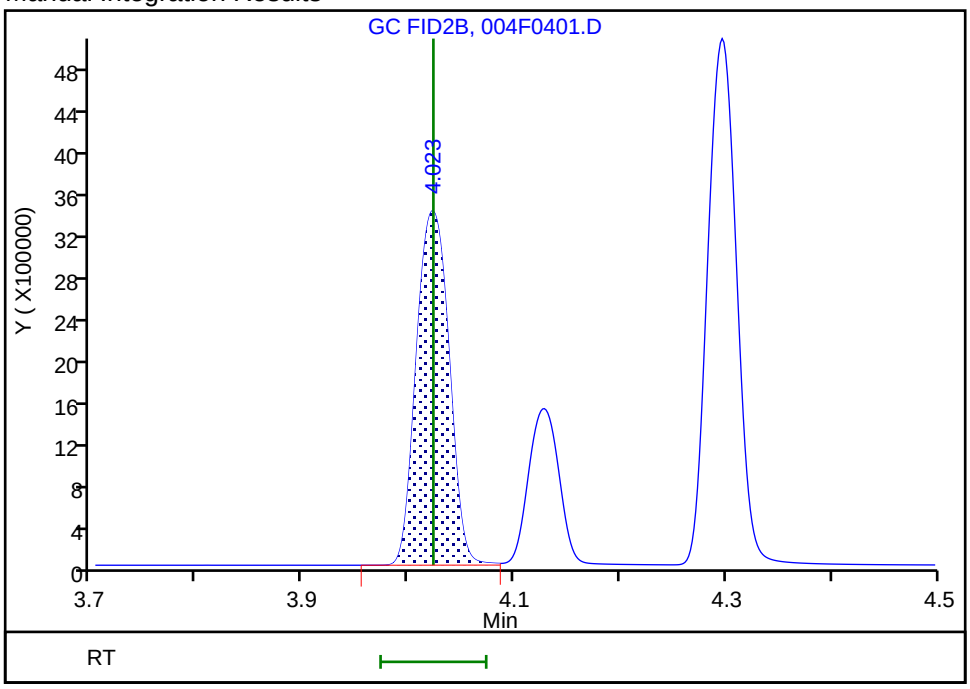

Reviewer: sciannac, 03-Jun-2020 12:47:53
Audit Action: Manually Integrated/Assigned Compound ID Audit Reason: Split Peak

Manual Integration/User Assign Peak Report

Eurofins TestAmerica, Denver

Data File: \\chromfs\Denver\ChromData\VGC_J\20200603-92068.b\004F0401.D
Injection Date: 03-Jun-2020 11:03:31 Instrument ID: VGC_J
Lims ID: ccvrt
Client ID:
Operator ID: SCIANNAC ALS Bottle#: 4 Worklist Smp#: 4
Purge Vol: 18.000 mL Dil. Factor: 1.0000
Method: RSK_J Limit Group: GCV - RSK 175
Column: HP-PLOT/Q (0.53 mm) Detector GC FID2B

6 Acetylene, CAS: 74-86-2

Signal: 2

Not Detected
Expected RT: 4.13

Processing Integration Results

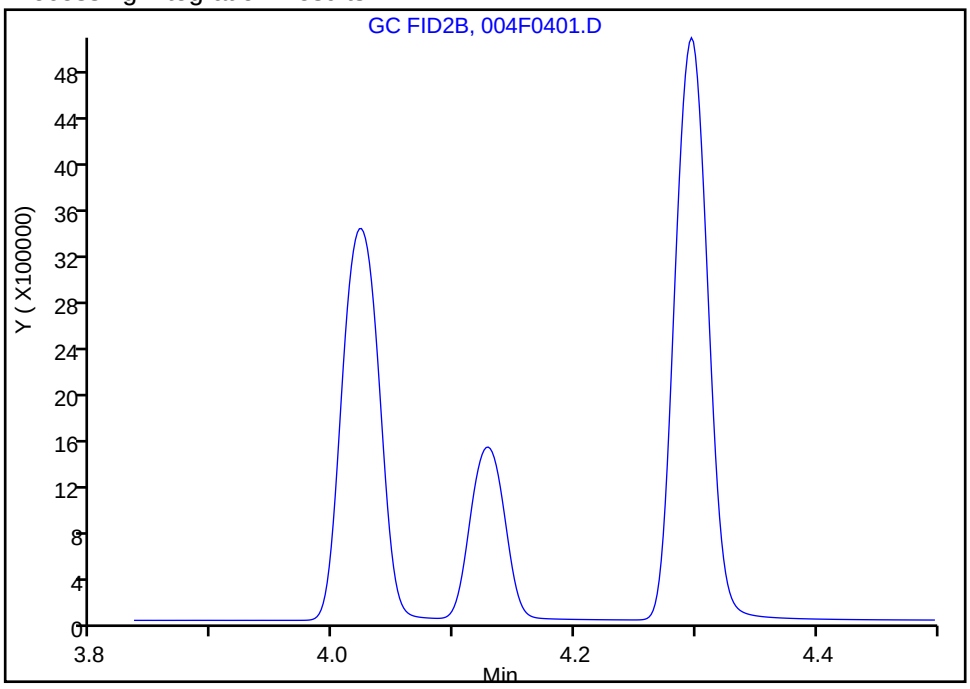

Manual Integration Results

RT: 4.13
Area: 2958163
Amount: 136.9172
Amount Units: ug/l

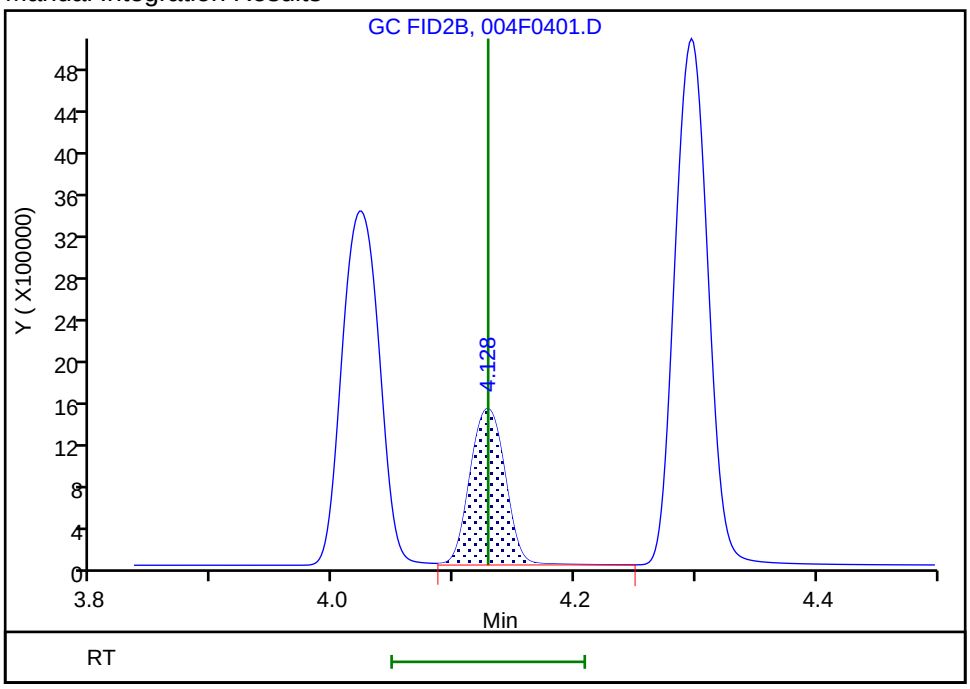

Reviewer: sciannac, 03-Jun-2020 12:47:42
Audit Action: Split an Integrated Peak Audit Reason: Split Peak

FORM VII
GC VOA CONTINUING CALIBRATION DATA

Lab Name: Eurofins TestAmerica, Denver Job No.: 280-137110-1

SDG No.:

Lab Sample ID: CCV 280-497247/32 Calibration Date: 06/03/2020 14:24

Instrument ID: VGC_J Calib Start Date: 05/16/2020 10:57

GC Column: Rt-Alumina KCl ID: 0.53(mm) Calib End Date: 05/16/2020 13:08

Lab File ID: 008F0101.D Conc. Units: ug/L Heated Purge: (Y/N) N

ANALYTE	CURVE TYPE	AVE CF	CF	MIN CF	CALC AMOUNT	SPIKE AMOUNT	%D	MAX %D
Methane	Lin2		137580		69.5	73.0	-4.7	20.0
Ethane	Ave	136043	135689		136	137	-0.3	20.0
Ethylene	Ave	110213	110454		128	128	0.2	20.0
Acetylene	Ave	34294	34536		119	119	0.7	20.0

FORM VII
GC VOA CONTINUING CALIBRATION RETENTION TIME SUMMARY

Lab Name: Eurofins TestAmerica, Denver Job No.: 280-137110-1

SDG No.:

Lab Sample ID: CCV 280-497247/32 Calibration Date: 06/03/2020 14:24

Instrument ID: VGC_J Calib Start Date: 05/16/2020 10:57

GC Column: Rt-Alumina KCl ID: 0.53(mm) Calib End Date: 05/16/2020 13:08

Lab File ID: 008F0101.D Heated Purge: (Y/N) N

Analyte	RT	RT WINDOW	
		FROM	TO
Methane	1.27	1.21	1.29
Ethane	1.51	1.45	1.55
Ethylene	1.78	1.71	1.81
Acetylene	3.90	3.81	3.97

Eurofins TestAmerica, Denver
Target Compound Quantitation Report

Data File: \\chromfs\Denver\ChromData\VGC_J\20200603-92068.b\008F0101.D
Lims ID: ccv
Client ID:
Sample Type: CCV
Inject. Date: 03-Jun-2020 14:24:12 ALS Bottle#: 8 Worklist Smp#: 32
Purge Vol: 18.000 mL Dil. Factor: 1.0000
Sample Info: CCV
Operator ID: SCIANNAC Instrument ID: VGC_J
Sublist: chrom-RSK_J*sub5

Method: \\chromfs\Denver\ChromData\VGC_J\20200603-92068.b\RSK_J.m
Limit Group: GCV - RSK 175
Method Label: DV-GC-0025: Dissolved Gases in Water by RSK-175
Last Update: 05-Jun-2020 13:56:29 Calib Date: 16-May-2020 13:08:56
Integrator: Falcon
Quant Method: External Standard Quant By: Initial Calibration
Last ICal File: \\chromfs\Denver\ChromData\VGC_J\20200516-91574.b\009F0901.D

Column 1 : Rt-Alumina BOND/KCl (0.53 mm) Det: GC FID1A
Column 2 : HP-PLOT/Q (0.53 mm) Det: GC FID2B
Process Host: CTX1025

First Level Reviewer: sciannac Date: 05-Jun-2020 13:21:16

Col	RT (min.)	Exp RT (min.)	Dlt RT (min.)	Response	Cal Amt ug/l	OnCol Amt ug/l	Flags
2 Methane							a
1	1.265	1.250	0.015	10043823	73.0	69.5	a
2	3.207	3.161	0.046	4735482	73.0	68.9	a
						RPD = 0.88	
3 Ethane							
1	1.513	1.500	0.013	18569762	136.9	136.5	
2	4.324	4.296	0.028	8222205	136.9	134.7	
						RPD = 1.35	
4 Ethylene							Ma
1	1.778	1.758	0.020	14101290	127.7	127.9	
2	4.054	4.023	0.031	6150860	127.7	128.3	M
						RPD = 0.29	
5 Propane							
1	2.465	2.433	0.032	28699904	200.7	200.3	
2	5.937	5.918	0.019	12655080	200.7	202.1	
						RPD = 0.85	
6 Acetylene							Ma
1	3.903	3.886	0.017	4093276	118.5	119.4	a
2	4.157	4.128	0.029	2729892	118.5	126.4	M
						RPD = 5.69	
7 Butane							a
1	0.000	4.181	-4.181	0	264.5	0	
2	7.377	7.363	0.014	17122293	264.5	268.5	
						RPD = 200.00	
8 isobutylene							Ma
1	5.100	5.083	0.017	23789251	255.4	266.5	M
2	7.230	7.216	0.014	10696753	255.4	257.4	M
						RPD = 3.48	

QC Flag Legend

Review Flags

M - Manually Integrated

a - User Assigned ID

Reagents:

RSK7gasMathes_00031 Amount Added: 200.00 Units: uL

Report Date: 05-Jun-2020 13:56:29 Chrom Revision: 2.3 05-May-2020 17:48:18

Eurofins TestAmerica, Denver

Data File: \\chromfs\Denver\ChromData\VGC_J\20200603-92068.b\008F0101.D

Injection Date:	03-Jun-2020 14:24:12	Instrument ID:	VGC_J	Operator ID:	SCIANNAC
Lims ID:	ccv			Worklist Smp#:	32
Client ID:					
Purge Vol:	18.000 mL	Dil. Factor:	1.0000	ALS Bottle#:	8
Method:	RSK_J	Limit Group:	GCV - RSK 175		

Column: Rt-Alumina BOND/KCl (0.53 mm) Y Scaling: Method Defined: Scale to the Nth Largest Target: 1

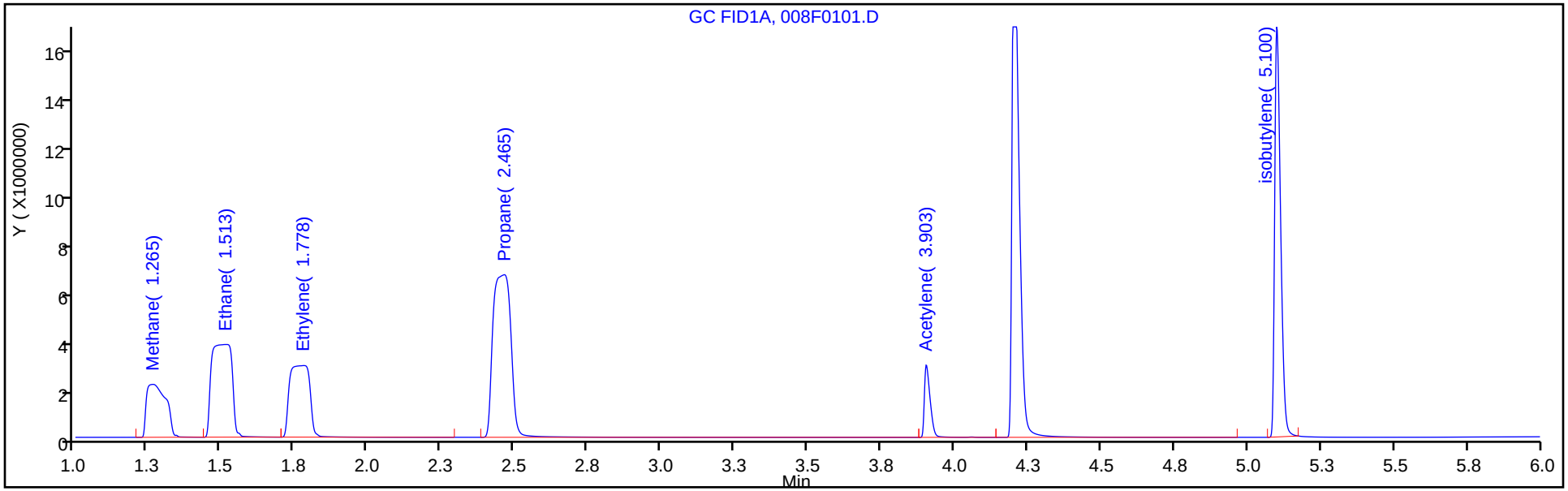

Column: HP-PLOT/Q (0.53 mm) Y Scaling: Method Defined: Scale to the Nth Largest Target: 1

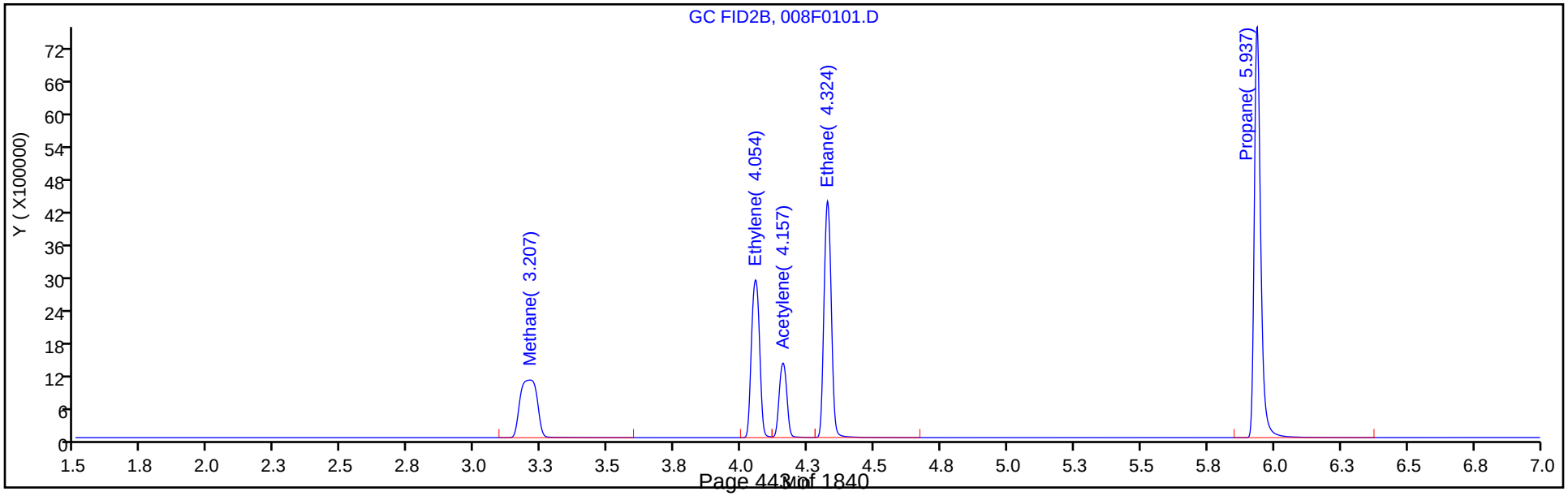

Manual Integration/User Assign Peak Report

Eurofins TestAmerica, Denver

Data File: \\chromfs\Denver\ChromData\VGC_J\20200603-92068.b\008F0101.D
Injection Date: 03-Jun-2020 14:24:12 Instrument ID: VGC_J
Lims ID: ccv
Client ID:
Operator ID: SCIANNAC ALS Bottle#: 8 Worklist Smp#: 32
Purge Vol: 18.000 mL Dil. Factor: 1.0000
Method: RSK_J Limit Group: GCV - RSK 175
Column: Rt-Alumina BOND/KCl (0.53 mm) Detector GC FID1A

2 Methane, CAS: 74-82-8

Signal: 1

Not Detected
Expected RT: 1.25

Processing Integration Results

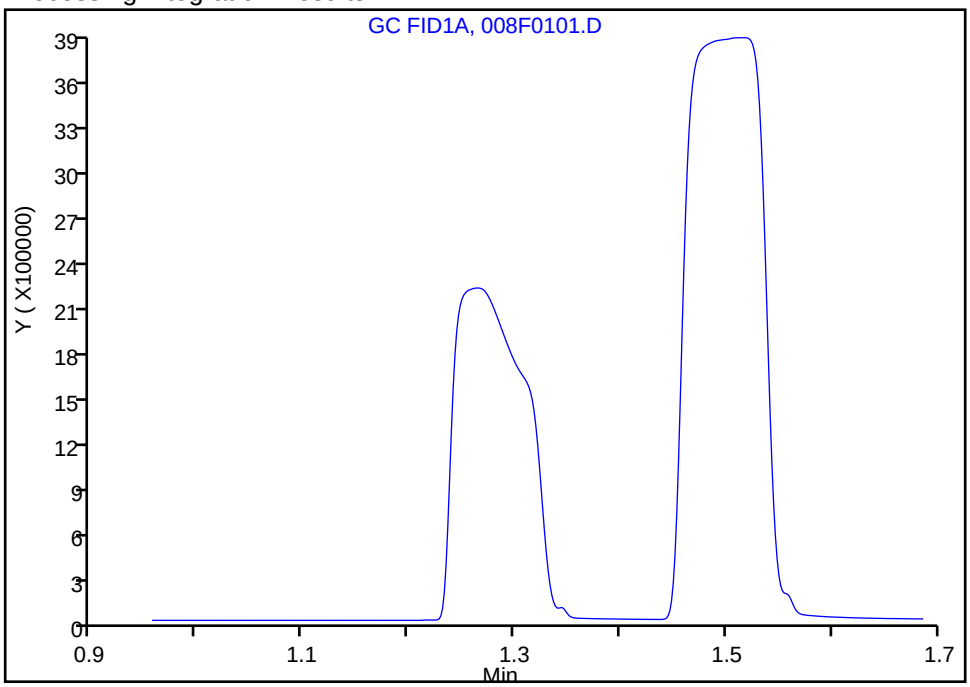

Manual Integration Results

RT: 1.27
Area: 10043823
Amount: 69.538753
Amount Units: ug/l

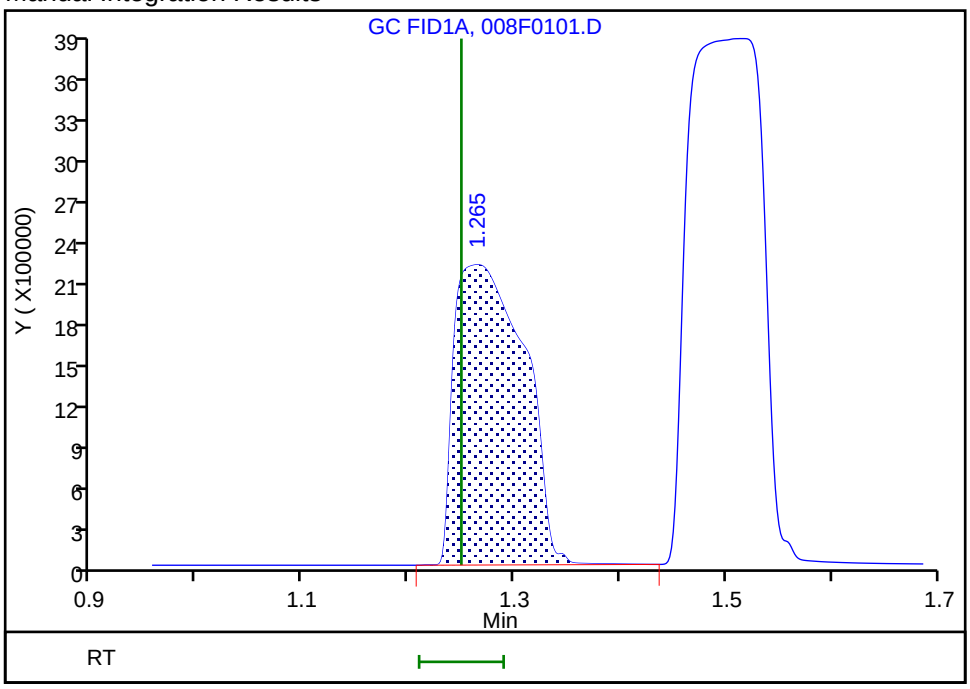

Reviewer: sciannac, 05-Jun-2020 13:11:26
Audit Action: Assigned Compound ID Audit Reason:

Manual Integration/User Assign Peak Report

Eurofins TestAmerica, Denver

Data File: \\chromfs\Denver\ChromData\VGC_J\20200603-92068.b\008F0101.D
Injection Date: 03-Jun-2020 14:24:12 Instrument ID: VGC_J
Lims ID: ccv
Client ID:
Operator ID: SCIANNAC ALS Bottle#: 8 Worklist Smp#: 32
Purge Vol: 18.000 mL Dil. Factor: 1.0000
Method: RSK_J Limit Group: GCV - RSK 175
Column: Rt-Alumina BOND/KCl (0.53 mm) Detector GC FID1A

6 Acetylene, CAS: 74-86-2

Signal: 1

Not Detected
Expected RT: 3.89

Processing Integration Results

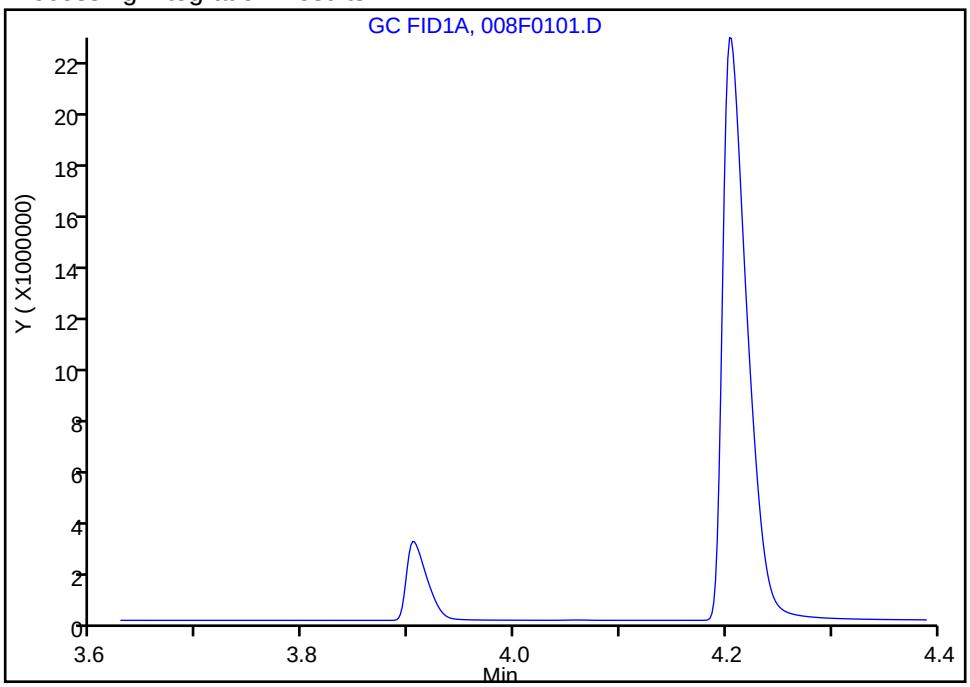

Manual Integration Results

RT: 3.90
Area: 4093276
Amount: 119.3574
Amount Units: ug/l

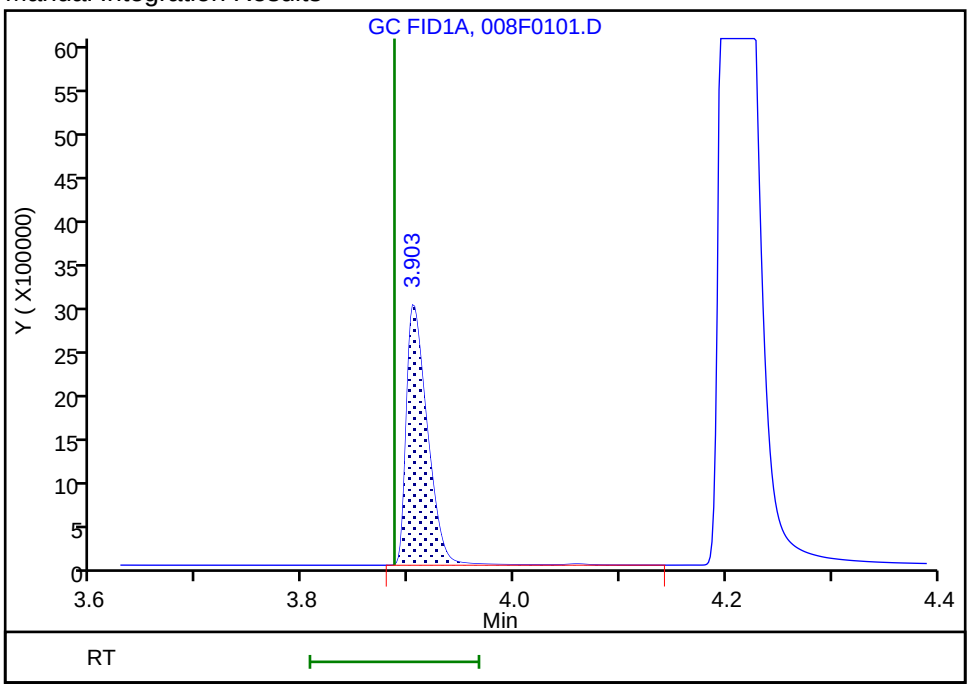

Reviewer: sciannac, 05-Jun-2020 13:12:28
Audit Action: Assigned Compound ID Audit Reason: Split Peak

FORM VII
GC VOA CONTINUING CALIBRATION DATA

Lab Name: Eurofins TestAmerica, Denver Job No.: 280-137110-1

SDG No.:

Lab Sample ID: CCV 280-497247/32 Calibration Date: 06/03/2020 14:24

Instrument ID: VGC_J Calib Start Date: 05/16/2020 10:57

GC Column: HP-Plot Q ID: 0.53(mm) Calib End Date: 05/16/2020 13:08

Lab File ID: 008F0101.D Conc. Units: ug/L Heated Purge: (Y/N) N

ANALYTE	CURVE TYPE	AVE CF	CF	MIN CF	CALC AMOUNT	SPIKE AMOUNT	%D	MAX %D
Methane	Lin2		64867		68.9	73.0	-5.6	20.0
Ethylene	Ave	47934	48179		128	128	0.5	20.0
Acetylene	Ave	21605	23033		126	119	6.6	20.0
Ethane	Ave	61056	60079		135	137	-1.6	20.0

FORM VII
GC VOA CONTINUING CALIBRATION RETENTION TIME SUMMARY

Lab Name: Eurofins TestAmerica, Denver Job No.: 280-137110-1

SDG No.:

Lab Sample ID: CCV 280-497247/32 Calibration Date: 06/03/2020 14:24

Instrument ID: VGC_J Calib Start Date: 05/16/2020 10:57

GC Column: HP-Plot Q ID: 0.53(mm) Calib End Date: 05/16/2020 13:08

Lab File ID: 008F0101.D Heated Purge: (Y/N) N

Analyte	RT	RT WINDOW	
		FROM	TO
Methane	3.21	3.12	3.20
Ethylene	4.05	3.97	4.07
Acetylene	4.16	4.05	4.21
Ethane	4.32	4.25	4.35

Eurofins TestAmerica, Denver
Target Compound Quantitation Report

Data File: \\chromfs\Denver\ChromData\VGC_J\20200603-92068.b\008F0101.D
Lims ID: ccv
Client ID:
Sample Type: CCV
Inject. Date: 03-Jun-2020 14:24:12 ALS Bottle#: 8 Worklist Smp#: 32
Purge Vol: 18.000 mL Dil. Factor: 1.0000
Sample Info: CCV
Operator ID: SCIANNAC Instrument ID: VGC_J
Sublist: chrom-RSK_J*sub5

Method: \\chromfs\Denver\ChromData\VGC_J\20200603-92068.b\RSK_J.m
Limit Group: GCV - RSK 175
Method Label: DV-GC-0025: Dissolved Gases in Water by RSK-175
Last Update: 05-Jun-2020 13:56:29 Calib Date: 16-May-2020 13:08:56
Integrator: Falcon
Quant Method: External Standard Quant By: Initial Calibration
Last ICal File: \\chromfs\Denver\ChromData\VGC_J\20200516-91574.b\009F0901.D

Column 1 : Rt-Alumina BOND/KCl (0.53 mm) Det: GC FID1A
Column 2 : HP-PLOT/Q (0.53 mm) Det: GC FID2B
Process Host: CTX1025

First Level Reviewer: sciannac Date: 05-Jun-2020 13:21:16

Col	RT (min.)	Exp RT (min.)	Dlt RT (min.)	Response	Cal Amt ug/l	OnCol Amt ug/l	Flags
2 Methane							a
1	1.265	1.250	0.015	10043823	73.0	69.5	a
2	3.207	3.161	0.046	4735482	73.0	68.9	a
						RPD = 0.88	
3 Ethane							
1	1.513	1.500	0.013	18569762	136.9	136.5	
2	4.324	4.296	0.028	8222205	136.9	134.7	
						RPD = 1.35	
4 Ethylene							Ma
1	1.778	1.758	0.020	14101290	127.7	127.9	
2	4.054	4.023	0.031	6150860	127.7	128.3	M
						RPD = 0.29	
5 Propane							
1	2.465	2.433	0.032	28699904	200.7	200.3	
2	5.937	5.918	0.019	12655080	200.7	202.1	
						RPD = 0.85	
6 Acetylene							Ma
1	3.903	3.886	0.017	4093276	118.5	119.4	a
2	4.157	4.128	0.029	2729892	118.5	126.4	M
						RPD = 5.69	
7 Butane							a
1	0.000	4.181	-4.181	0	264.5	0	
2	7.377	7.363	0.014	17122293	264.5	268.5	
						RPD = 200.00	
8 isobutylene							Ma
1	5.100	5.083	0.017	23789251	255.4	266.5	M
2	7.230	7.216	0.014	10696753	255.4	257.4	M
						RPD = 3.48	

QC Flag Legend

Review Flags

M - Manually Integrated

a - User Assigned ID

Reagents:

RSK7gasMathes_00031 Amount Added: 200.00 Units: uL

Report Date: 05-Jun-2020 13:56:30 Chrom Revision: 2.3 05-May-2020 17:48:18

Eurofins TestAmerica, Denver

Data File: \\chromfs\Denver\ChromData\VGC_J\20200603-92068.b\008F0101.D

Injection Date:	03-Jun-2020 14:24:12	Instrument ID:	VGC_J	Operator ID:	SCIANNAC
Lims ID:	ccv			Worklist Smp#:	32
Client ID:					
Purge Vol:	18.000 mL	Dil. Factor:	1.0000	ALS Bottle#:	8
Method:	RSK_J	Limit Group:	GCV - RSK 175		

Column: Rt-Alumina BOND/KCl (0.53 mm) Y Scaling: Method Defined: Scale to the Nth Largest Target: 1

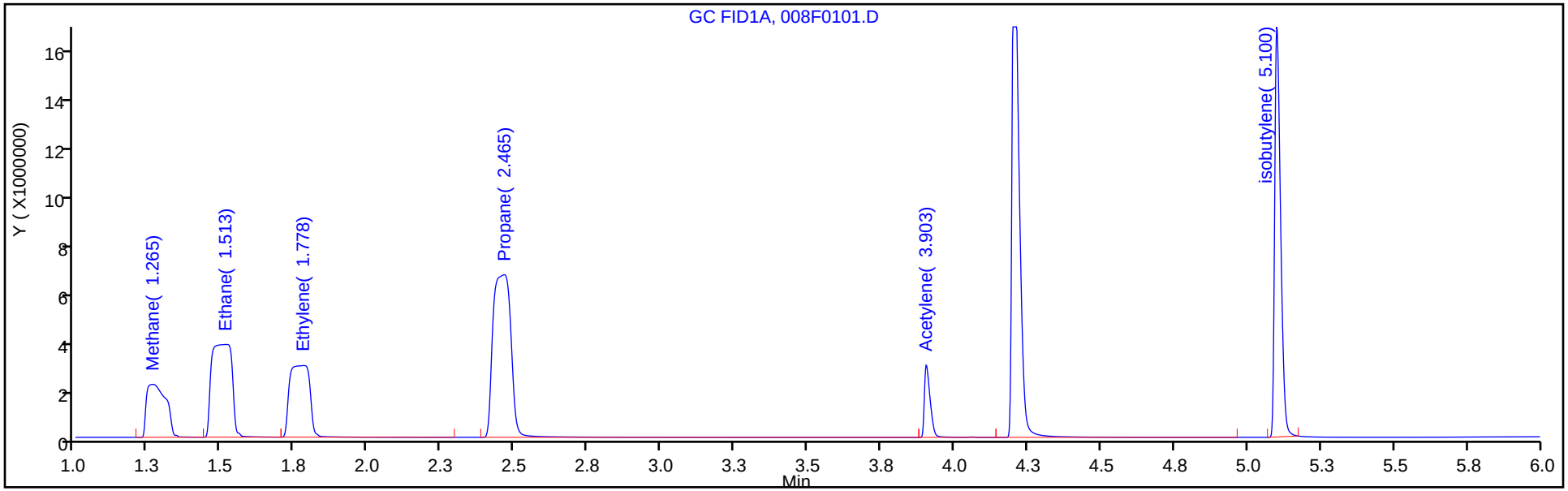

Column: HP-PLOT/Q (0.53 mm) Y Scaling: Method Defined: Scale to the Nth Largest Target: 1

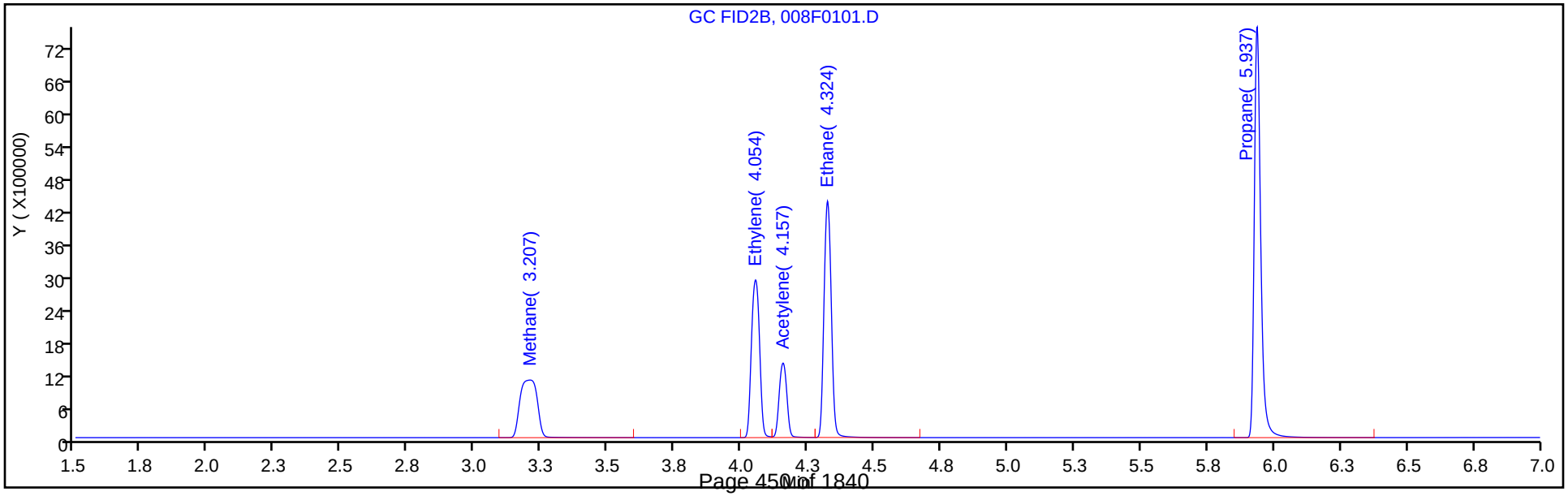

Manual Integration/User Assign Peak Report

Eurofins TestAmerica, Denver

Data File: \\chromfs\Denver\ChromData\VGC_J\20200603-92068.b\008F0101.D
Injection Date: 03-Jun-2020 14:24:12 Instrument ID: VGC_J
Lims ID: ccv
Client ID:
Operator ID: SCIANNAC ALS Bottle#: 8 Worklist Smp#: 32
Purge Vol: 18.000 mL Dil. Factor: 1.0000
Method: RSK_J Limit Group: GCV - RSK 175
Column: HP-PLOT/Q (0.53 mm) Detector GC FID2B

2 Methane, CAS: 74-82-8

Signal: 2

Not Detected
Expected RT: 3.16

Processing Integration Results

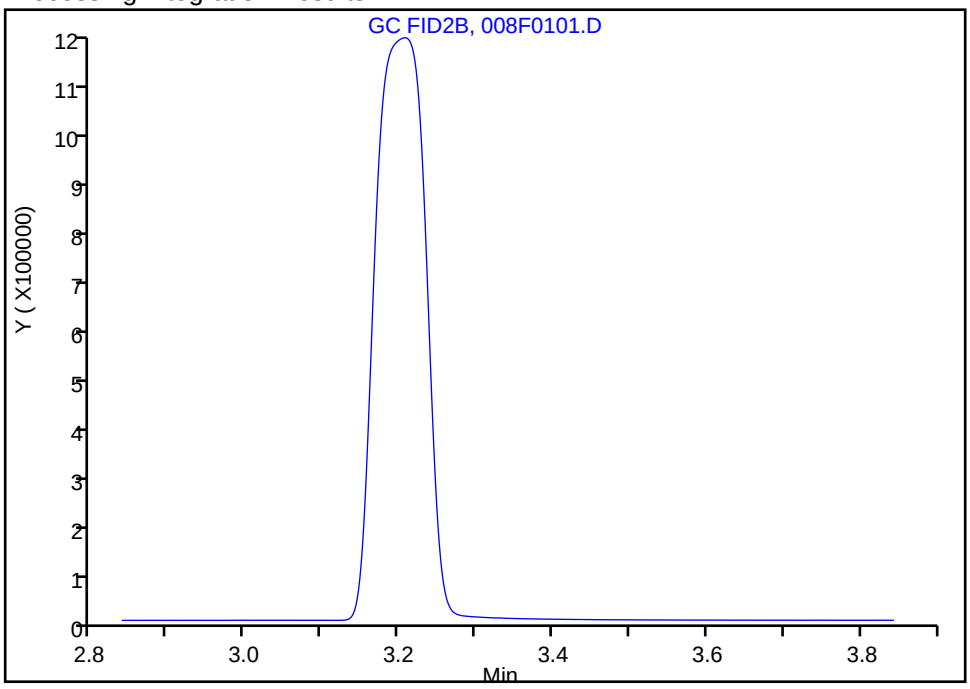

Manual Integration Results

RT: 3.21
Area: 4735482
Amount: 68.930694
Amount Units: ug/l

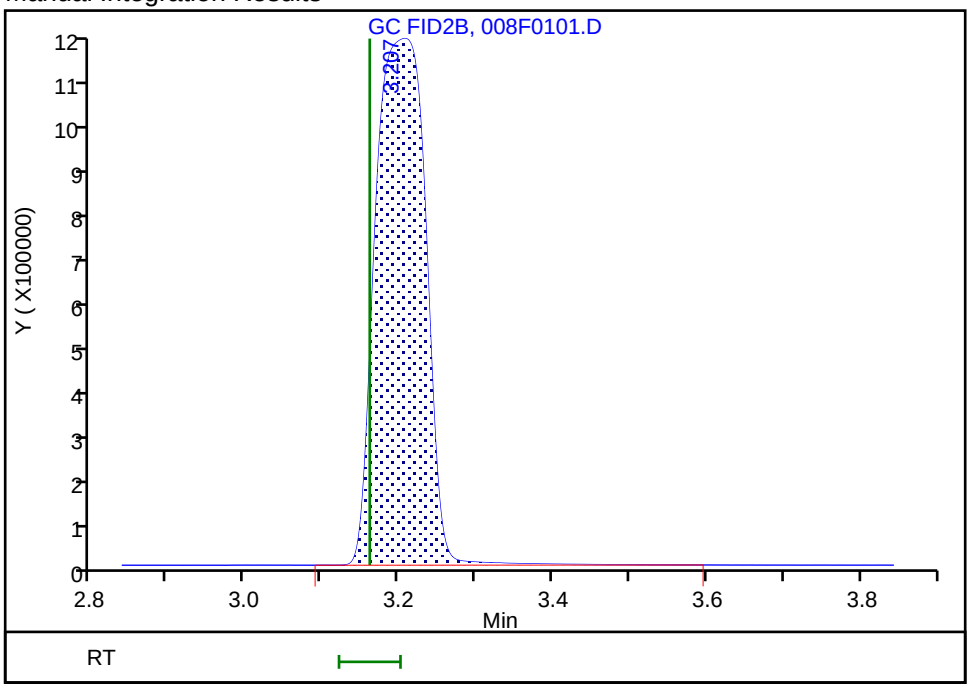

Reviewer: sciannac, 05-Jun-2020 13:11:34
Audit Action: Assigned Compound ID Audit Reason:

Manual Integration/User Assign Peak Report

Eurofins TestAmerica, Denver

Data File: \\chromfs\Denver\ChromData\VGC_J\20200603-92068.b\008F0101.D
Injection Date: 03-Jun-2020 14:24:12 Instrument ID: VGC_J
Lims ID: ccv
Client ID:
Operator ID: SCIANNAC ALS Bottle#: 8 Worklist Smp#: 32
Purge Vol: 18.000 mL Dil. Factor: 1.0000
Method: RSK_J Limit Group: GCV - RSK 175
Column: HP-PLOT/Q (0.53 mm) Detector GC FID2B

4 Ethylene, CAS: 74-85-1

Signal: 2

Processing Integration Results

RT: 4.05
Area: 8880779
Amount: 185.2721
Amount Units: ug/l

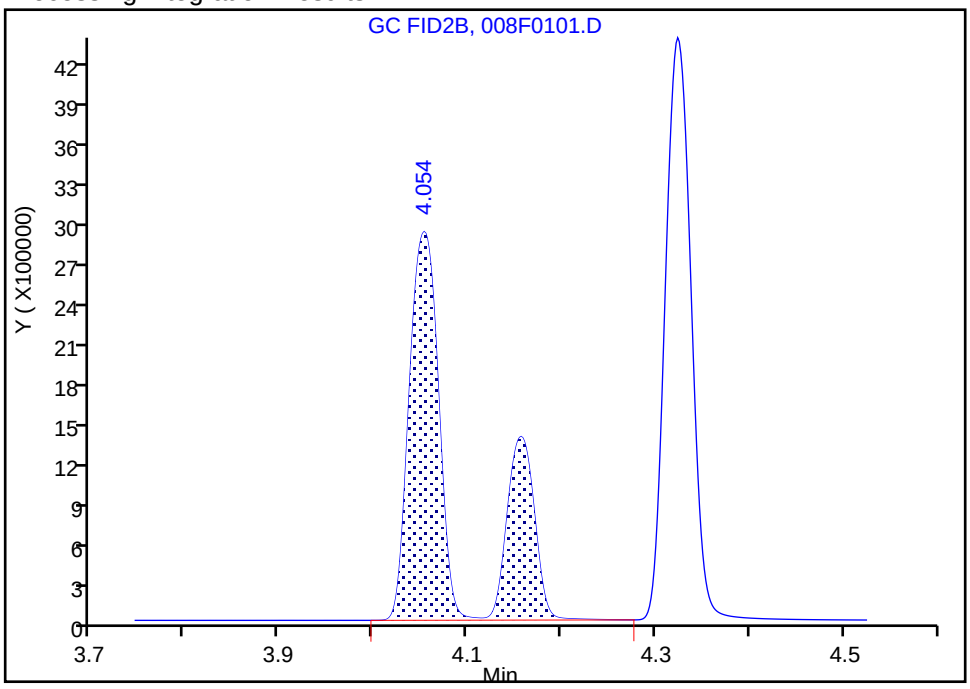

Manual Integration Results

RT: 4.05
Area: 6150860
Amount: 128.3202
Amount Units: ug/l

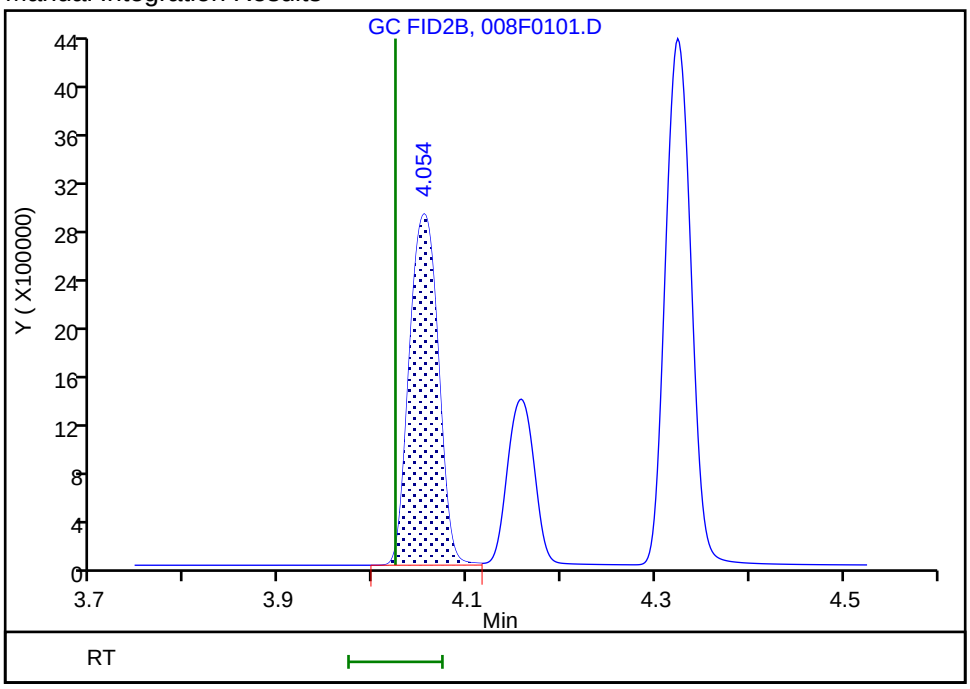

Reviewer: sciannac, 05-Jun-2020 13:12:12
Audit Action: Manually Integrated/Assigned Compound ID Audit Reason: Split Peak

Manual Integration/User Assign Peak Report

Eurofins TestAmerica, Denver

Data File: \\chromfs\Denver\ChromData\VGC_J\20200603-92068.b\008F0101.D
Injection Date: 03-Jun-2020 14:24:12 Instrument ID: VGC_J
Lims ID: ccv
Client ID:
Operator ID: SCIANNAC ALS Bottle#: 8 Worklist Smp#: 32
Purge Vol: 18.000 mL Dil. Factor: 1.0000
Method: RSK_J Limit Group: GCV - RSK 175
Column: HP-PLOT/Q (0.53 mm) Detector GC FID2B

6 Acetylene, CAS: 74-86-2

Signal: 2

Not Detected
Expected RT: 4.13

Processing Integration Results

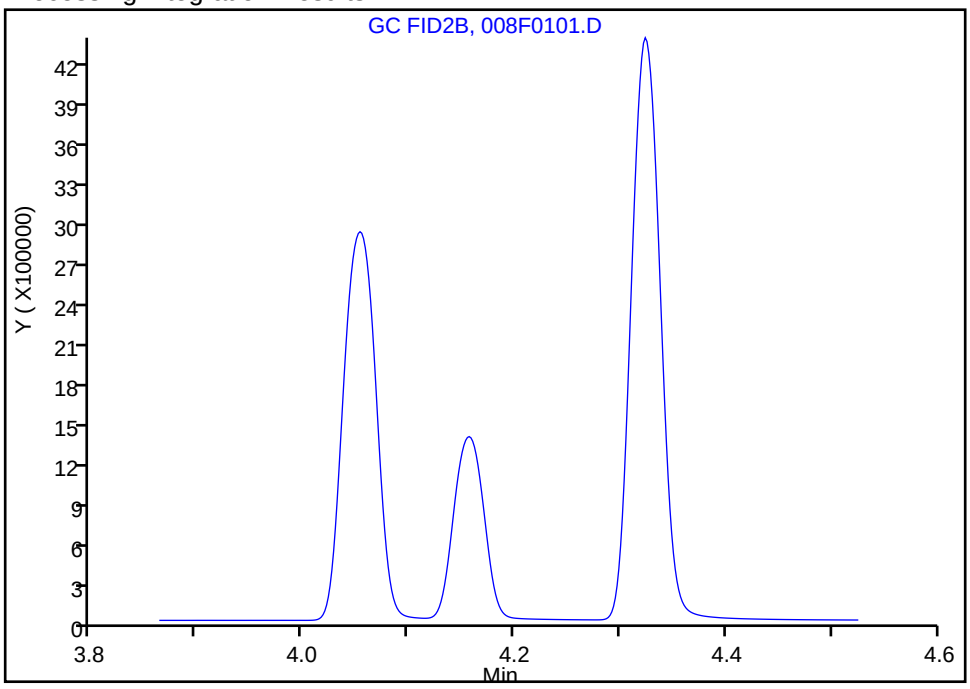

Manual Integration Results

RT: 4.16
Area: 2729892
Amount: 126.3517
Amount Units: ug/l

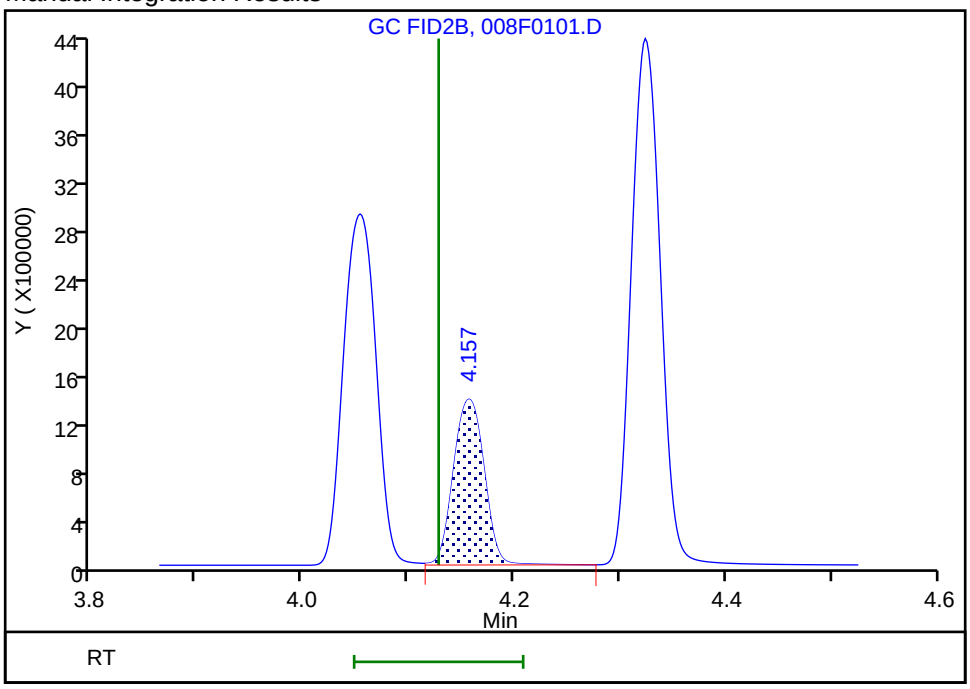

Reviewer: sciannac, 05-Jun-2020 13:12:26
Audit Action: Manually Integrated/Assigned Compound ID Audit Reason: Split Peak

FORM VII
GC VOA CONTINUING CALIBRATION DATA

Lab Name: Eurofins TestAmerica, Denver Job No.: 280-137110-1

SDG No.:

Lab Sample ID: CCV 280-497247/21 Calibration Date: 06/03/2020 19:01

Instrument ID: VGC_J Calib Start Date: 05/16/2020 10:57

GC Column: Rt-Alumina KCl ID: 0.53(mm) Calib End Date: 05/16/2020 13:08

Lab File ID: 025F1801.D Conc. Units: ug/L Heated Purge: (Y/N) N

ANALYTE	CURVE TYPE	AVE CF	CF	MIN CF	CALC AMOUNT	SPIKE AMOUNT	%D	MAX %D
Methane	Lin2		135447		68.5	73.0	-6.2	20.0
Ethane	Ave	136043	133782		135	137	-1.7	20.0
Ethylene	Ave	110213	108988		126	128	-1.1	20.0
Acetylene	Ave	34294	34737		120	119	1.3	20.0

FORM VII
GC VOA CONTINUING CALIBRATION RETENTION TIME SUMMARY

Lab Name: Eurofins TestAmerica, Denver Job No.: 280-137110-1

SDG No.:

Lab Sample ID: CCV 280-497247/21 Calibration Date: 06/03/2020 19:01

Instrument ID: VGC_J Calib Start Date: 05/16/2020 10:57

GC Column: Rt-Alumina KCl ID: 0.53(mm) Calib End Date: 05/16/2020 13:08

Lab File ID: 025F1801.D Heated Purge: (Y/N) N

Analyte	RT	RT WINDOW	
		FROM	TO
Methane	1.25	1.21	1.29
Ethane	1.50	1.45	1.55
Ethylene	1.77	1.71	1.81
Acetylene	3.90	3.81	3.97

Eurofins TestAmerica, Denver
Target Compound Quantitation Report

Data File: \\chromfs\Denver\ChromData\VGC_J\20200603-92068.b\025F1801.D
Lims ID: ccv
Client ID:
Sample Type: CCV
Inject. Date: 03-Jun-2020 19:01:24 ALS Bottle#: 25 Worklist Smp#: 21
Purge Vol: 18.000 mL Dil. Factor: 1.0000
Sample Info: CCV
Operator ID: SCIANNAC Instrument ID: VGC_J
Sublist: chrom-RSK_J*sub5

Method: \\chromfs\Denver\ChromData\VGC_J\20200603-92068.b\RSK_J.m
Limit Group: GCV - RSK 175
Method Label: DV-GC-0025: Dissolved Gases in Water by RSK-175
Last Update: 05-Jun-2020 13:56:38 Calib Date: 16-May-2020 13:08:56
Integrator: Falcon
Quant Method: External Standard Quant By: Initial Calibration
Last ICal File: \\chromfs\Denver\ChromData\VGC_J\20200516-91574.b\009F0901.D

Column 1 : Rt-Alumina BOND/KCl (0.53 mm) Det: GC FID1A
Column 2 : HP-PLOT/Q (0.53 mm) Det: GC FID2B
Process Host: CTX1025

First Level Reviewer: sciannac Date: 05-Jun-2020 13:50:39

Col	RT (min.)	Exp RT (min.)	Dlt RT (min.)	Response	Cal Amt ug/l	OnCol Amt ug/l	Flags
2 Methane							
1	1.252	1.250	0.002	9888086	73.0	68.5	
2	3.171	3.161	0.010	4719551	73.0	68.7	
						RPD = 0.35	
3 Ethane							
1	1.504	1.500	0.004	18308840	136.9	134.6	
2	4.301	4.296	0.005	8209089	136.9	134.5	
						RPD = 0.10	
4 Ethylene							a
1	1.767	1.758	0.009	13914165	127.7	126.2	
2	0.000	4.023	-4.023	0	127.7	0	
						RPD = 200.00	
5 Propane							
1	2.449	2.433	0.016	28172712	200.7	196.7	
2	5.924	5.918	0.006	12577133	200.7	200.8	
						RPD = 2.09	
6 Acetylene							Ma
1	3.904	3.886	0.018	4117122	118.5	120.1	a
2	4.134	4.128	0.006	2680144	118.5	124.0	M
						RPD = 3.27	
7 Butane							
1	4.197	4.181	0.016	34756081	264.5	263.5	
2	7.368	7.363	0.005	16782436	264.5	263.2	
						RPD = 0.13	
8 isobutylene							
1	5.097	5.083	0.014	23601880	255.4	264.4	
2	7.219	7.216	0.003	11029701	255.4	265.4	
						RPD = 0.38	

QC Flag Legend

Review Flags

M - Manually Integrated

a - User Assigned ID

Reagents:

RSK7gasMathes_00031 Amount Added: 200.00 Units: uL

Report Date: 05-Jun-2020 13:56:38 Chrom Revision: 2.3 05-May-2020 17:48:18

Eurofins TestAmerica, Denver

Data File: \\chromfs\Denver\ChromData\VGC_J\20200603-92068.b\025F1801.D

Injection Date:	03-Jun-2020 19:01:24	Instrument ID:	VGC_J	Operator ID:	SCIANNAC
Lims ID:	ccv			Worklist Smp#:	21
Client ID:					
Purge Vol:	18.000 mL	Dil. Factor:	1.0000	ALS Bottle#:	25
Method:	RSK_J	Limit Group:	GCV - RSK 175		

Column: Rt-Alumina BOND/KCl (0.53 mm) Y Scaling: Method Defined: Scale to the Nth Largest Target: 1

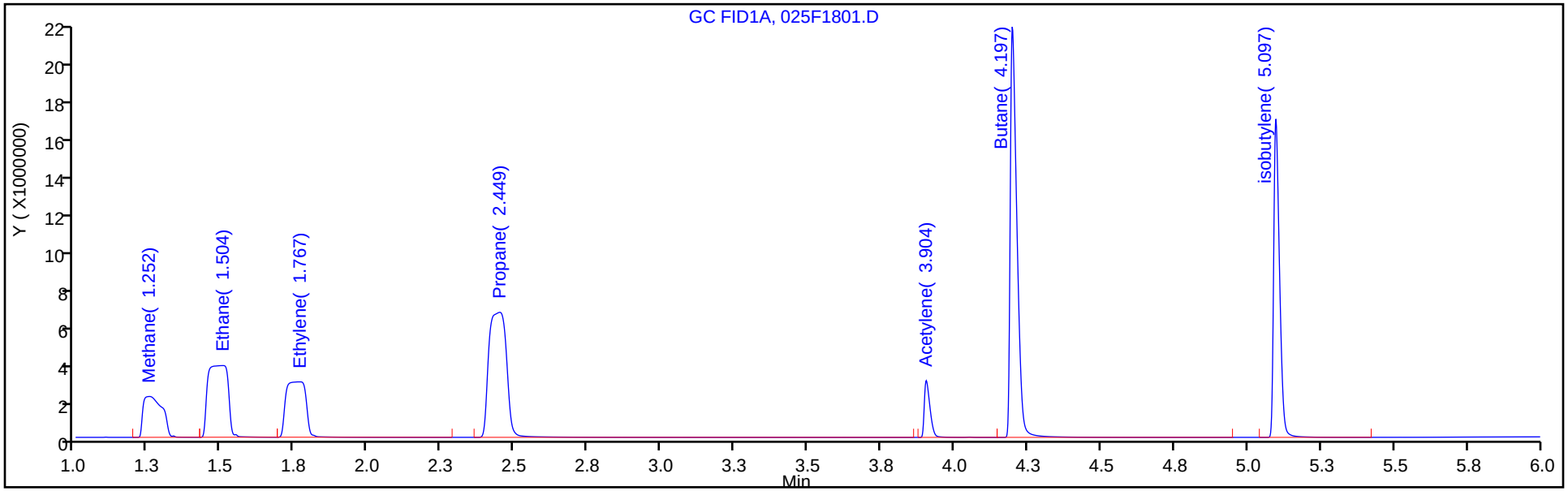

Column: HP-PLOT/Q (0.53 mm) Y Scaling: Method Defined: Scale to the Nth Largest Target: 1

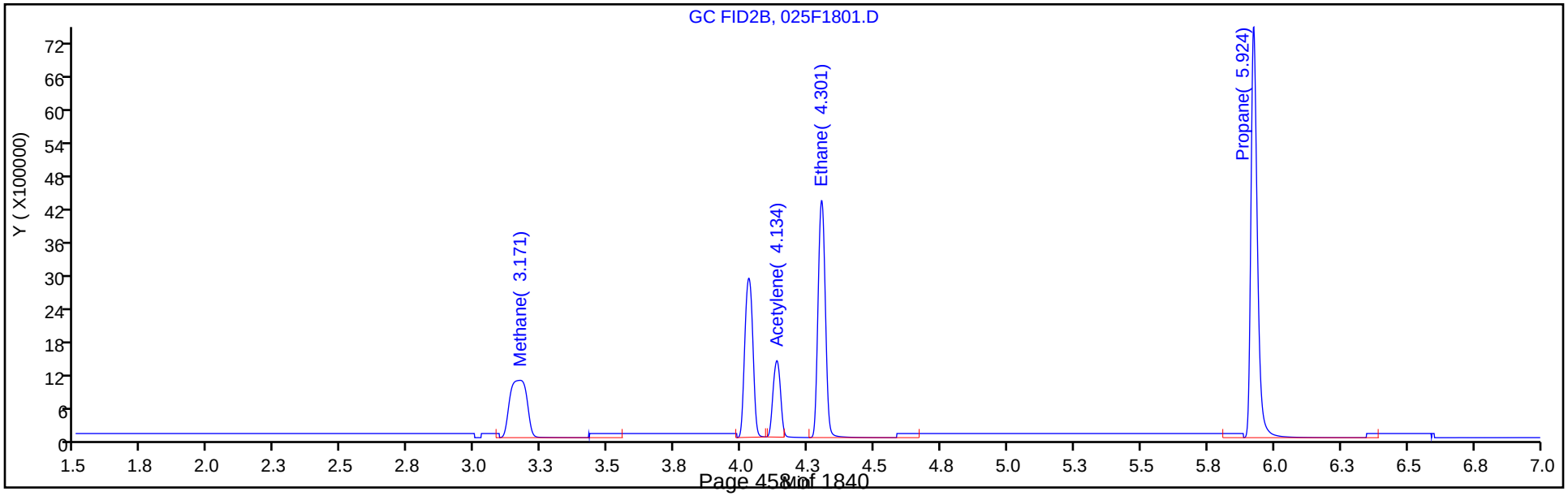

Manual Integration/User Assign Peak Report

Eurofins TestAmerica, Denver

Data File:	\\chromfs\Denver\ChromData\VGC_J\20200603-92068.b\025F1801.D				
Injection Date:	03-Jun-2020 19:01:24	Instrument ID:	VGC_J		
Lims ID:	ccv				
Client ID:					
Operator ID:	SCIANNAC	ALS Bottle#:	25	Worklist Smp#:	21
Purge Vol:	18.000 mL	Dil. Factor:	1.0000		
Method:	RSK_J	Limit Group:	GCV - RSK 175		
Column:	Rt-Alumina BOND/KCl (0.53 mm)	Detector	GC FID1A		

6 Acetylene, CAS: 74-86-2

Signal: 1

Not Detected
Expected RT: 3.89

Processing Integration Results

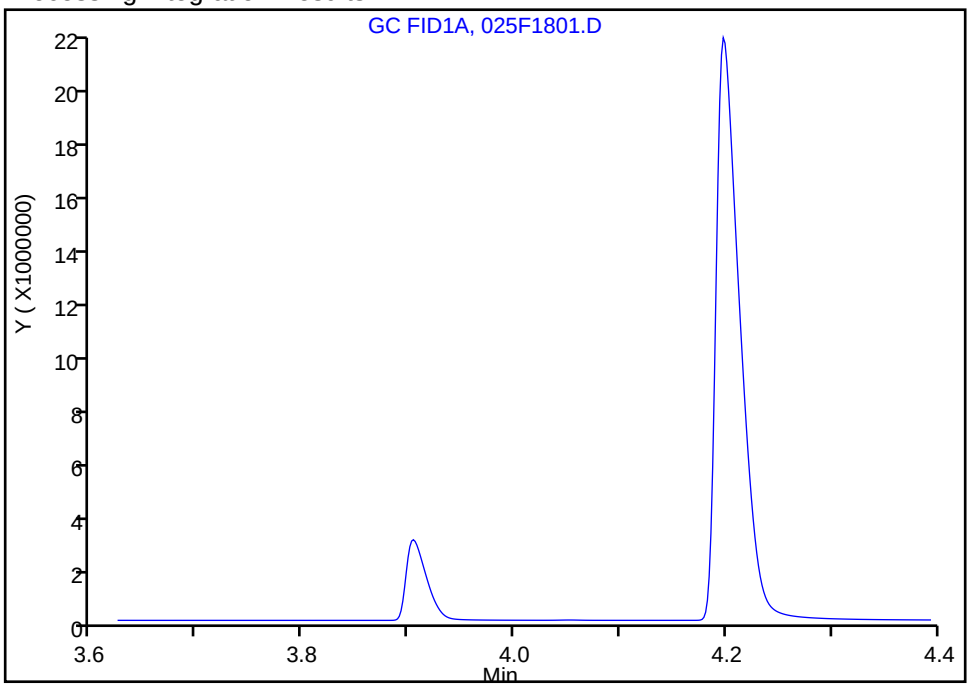

Manual Integration Results

RT: 3.90
Area: 4117122
Amount: 120.0528
Amount Units: ug/l

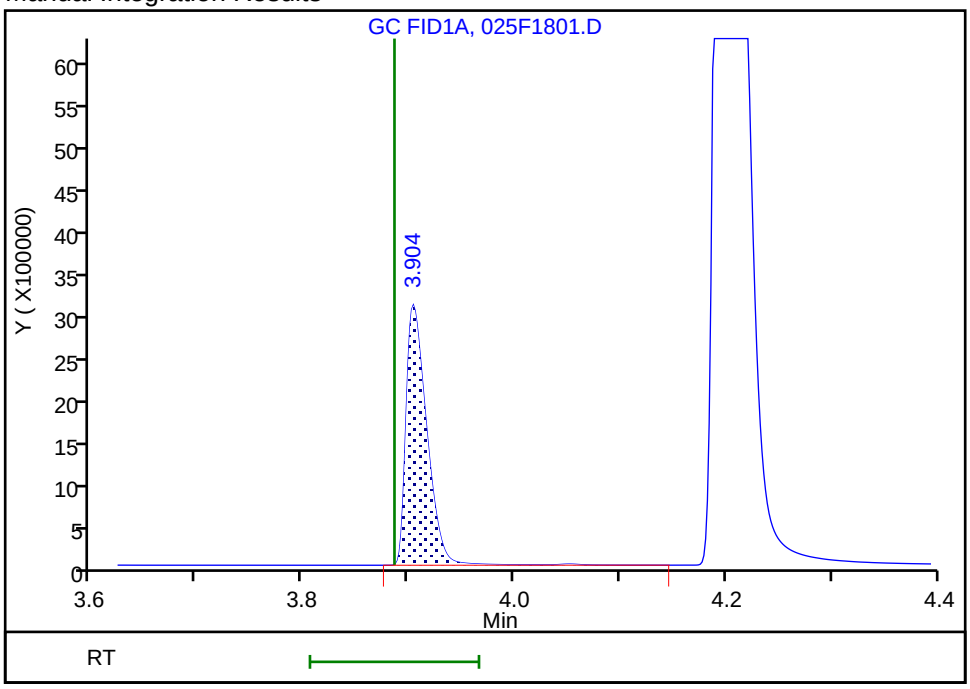

Reviewer: sciannac, 05-Jun-2020 13:49:26
Audit Action: Assigned Compound ID Audit Reason: Peak not integrated

FORM VII
GC VOA CONTINUING CALIBRATION DATA

Lab Name: Eurofins TestAmerica, Denver Job No.: 280-137110-1

SDG No.:

Lab Sample ID: CCV 280-497247/21 Calibration Date: 06/03/2020 19:01

Instrument ID: VGC_J Calib Start Date: 05/16/2020 10:57

GC Column: HP-Plot Q ID: 0.53(mm) Calib End Date: 05/16/2020 13:08

Lab File ID: 025F1801.D Conc. Units: ug/L Heated Purge: (Y/N) N

ANALYTE	CURVE TYPE	AVE CF	CF	MIN CF	CALC AMOUNT	SPIKE AMOUNT	%D	MAX %D
Ethylene	Ave	47934	47820		1.40	128	-0.2	20.0
Methane	Lin2		64648		68.7	73.0	-5.9	20.0
Acetylene	Ave	21605	22613		124	119	4.7	20.0
Ethane	Ave	61056	59984		134	137	-1.8	20.0

FORM VII
GC VOA CONTINUING CALIBRATION RETENTION TIME SUMMARY

Lab Name: Eurofins TestAmerica, Denver Job No.: 280-137110-1

SDG No.:

Lab Sample ID: CCV 280-497247/21 Calibration Date: 06/03/2020 19:01

Instrument ID: VGC_J Calib Start Date: 05/16/2020 10:57

GC Column: HP-Plot Q ID: 0.53(mm) Calib End Date: 05/16/2020 13:08

Lab File ID: 025F1801.D Heated Purge: (Y/N) N

Analyte	RT	RT WINDOW	
		FROM	TO
Ethylene	0.00	3.97	4.07
Methane	3.17	3.12	3.20
Acetylene	4.13	4.05	4.21
Ethane	4.30	4.25	4.35

Eurofins TestAmerica, Denver
Target Compound Quantitation Report

Data File: \\chromfs\Denver\ChromData\VGC_J\20200603-92068.b\025F1801.D
Lims ID: ccv
Client ID:
Sample Type: CCV
Inject. Date: 03-Jun-2020 19:01:24 ALS Bottle#: 25 Worklist Smp#: 21
Purge Vol: 18.000 mL Dil. Factor: 1.0000
Sample Info: CCV
Operator ID: SCIANNAC Instrument ID: VGC_J
Sublist: chrom-RSK_J*sub5

Method: \\chromfs\Denver\ChromData\VGC_J\20200603-92068.b\RSK_J.m
Limit Group: GCV - RSK 175
Method Label: DV-GC-0025: Dissolved Gases in Water by RSK-175
Last Update: 05-Jun-2020 13:56:38 Calib Date: 16-May-2020 13:08:56
Integrator: Falcon
Quant Method: External Standard Quant By: Initial Calibration
Last ICal File: \\chromfs\Denver\ChromData\VGC_J\20200516-91574.b\009F0901.D

Column 1 : Rt-Alumina BOND/KCl (0.53 mm) Det: GC FID1A
Column 2 : HP-PLOT/Q (0.53 mm) Det: GC FID2B
Process Host: CTX1025

First Level Reviewer: sciannac Date: 05-Jun-2020 13:50:39

Col	RT (min.)	Exp RT (min.)	Dlt RT (min.)	Response	Cal Amt ug/l	OnCol Amt ug/l	Flags
2 Methane							
1	1.252	1.250	0.002	9888086	73.0	68.5	
2	3.171	3.161	0.010	4719551	73.0	68.7	
						RPD = 0.35	
3 Ethane							
1	1.504	1.500	0.004	18308840	136.9	134.6	
2	4.301	4.296	0.005	8209089	136.9	134.5	
						RPD = 0.10	
4 Ethylene							a
1	1.767	1.758	0.009	13914165	127.7	126.2	
2	0.000	4.023	-4.023	0	127.7	0	
						RPD = 200.00	
5 Propane							
1	2.449	2.433	0.016	28172712	200.7	196.7	
2	5.924	5.918	0.006	12577133	200.7	200.8	
						RPD = 2.09	
6 Acetylene							Ma
1	3.904	3.886	0.018	4117122	118.5	120.1	a
2	4.134	4.128	0.006	2680144	118.5	124.0	M
						RPD = 3.27	
7 Butane							
1	4.197	4.181	0.016	34756081	264.5	263.5	
2	7.368	7.363	0.005	16782436	264.5	263.2	
						RPD = 0.13	
8 isobutylene							
1	5.097	5.083	0.014	23601880	255.4	264.4	
2	7.219	7.216	0.003	11029701	255.4	265.4	
						RPD = 0.38	

QC Flag Legend

Review Flags

M - Manually Integrated

a - User Assigned ID

Reagents:

RSK7gasMathes_00031 Amount Added: 200.00 Units: uL

Report Date: 05-Jun-2020 13:56:38 Chrom Revision: 2.3 05-May-2020 17:48:18

Eurofins TestAmerica, Denver

Data File: \\chromfs\Denver\ChromData\VGC_J\20200603-92068.b\025F1801.D

Injection Date:	03-Jun-2020 19:01:24	Instrument ID:	VGC_J	Operator ID:	SCIANNAC
Lims ID:	ccv			Worklist Smp#:	21
Client ID:					
Purge Vol:	18.000 mL	Dil. Factor:	1.0000	ALS Bottle#:	25
Method:	RSK_J	Limit Group:	GCV - RSK 175		

Column: Rt-Alumina BOND/KCl (0.53 mm) Y Scaling: Method Defined: Scale to the Nth Largest Target: 1

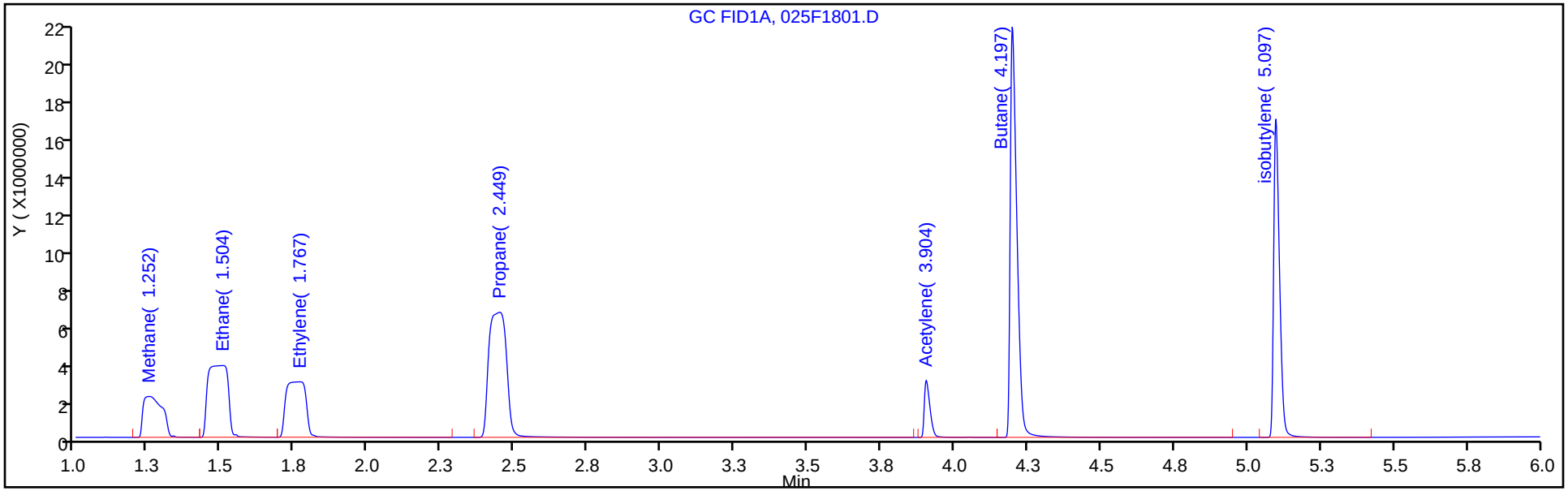

Column: HP-PLOT/Q (0.53 mm) Y Scaling: Method Defined: Scale to the Nth Largest Target: 1

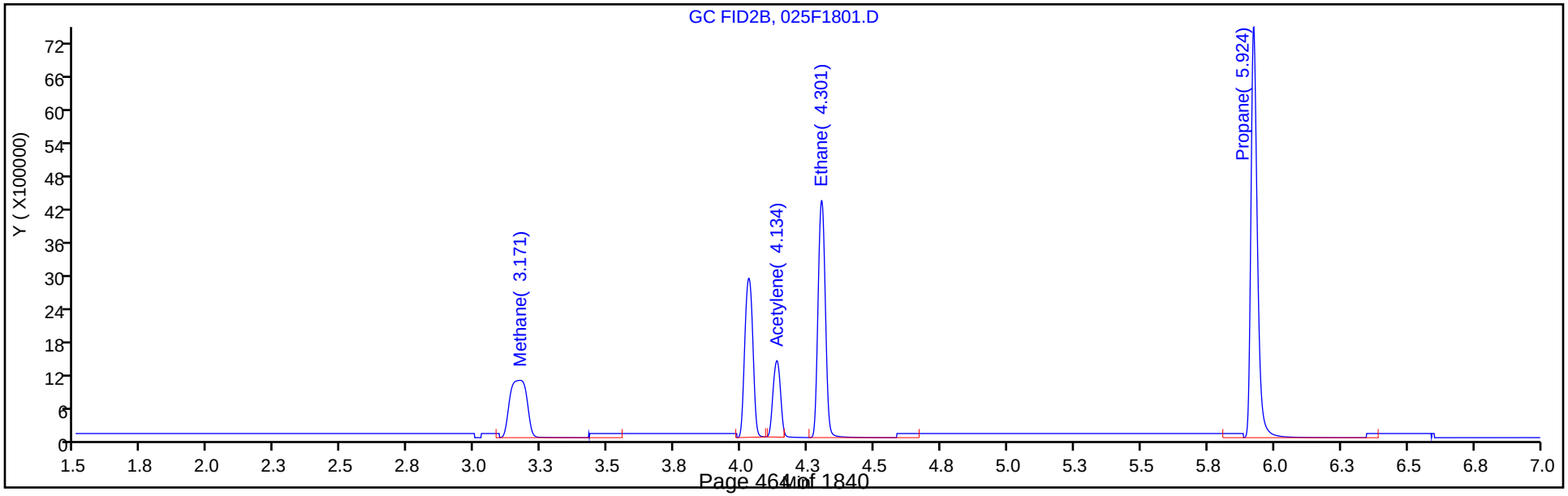

Manual Integration/User Assign Peak Report

Eurofins TestAmerica, Denver

Data File: \\chromfs\Denver\ChromData\VGC_J\20200603-92068.b\025F1801.D
Injection Date: 03-Jun-2020 19:01:24 Instrument ID: VGC_J
Lims ID: ccv
Client ID:
Operator ID: SCIANNAC ALS Bottle#: 25 Worklist Smp#: 21
Purge Vol: 18.000 mL Dil. Factor: 1.0000
Method: RSK_J Limit Group: GCV - RSK 175
Column: HP-PLOT/Q (0.53 mm) Detector GC FID2B

6 Acetylene, CAS: 74-86-2

Signal: 2

Not Detected
Expected RT: 4.13

Processing Integration Results

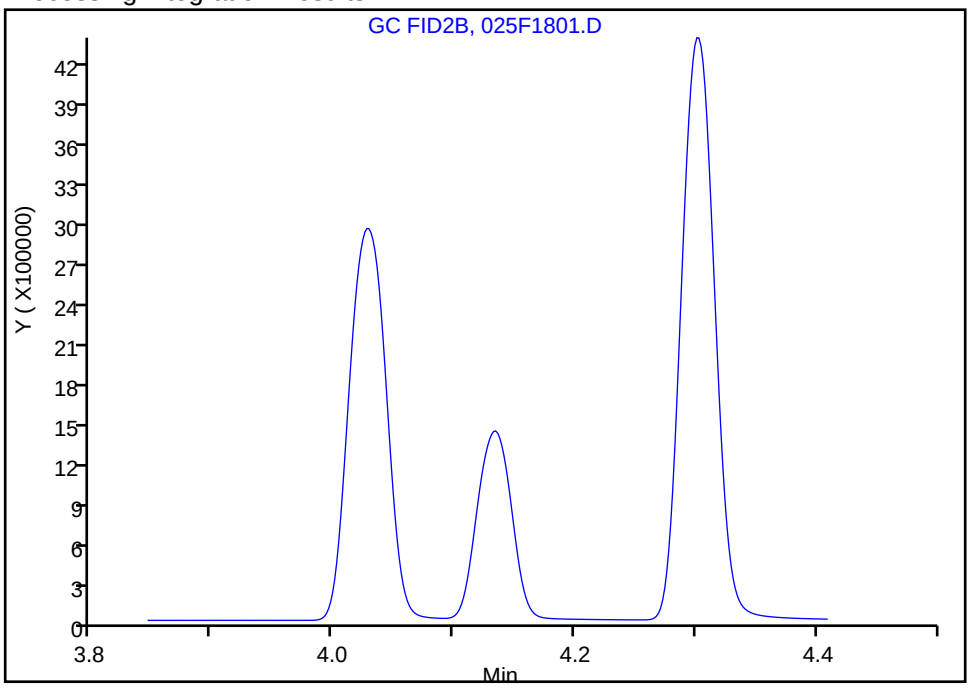

Manual Integration Results

RT: 4.13
Area: 2680144
Amount: 124.0492
Amount Units: ug/l

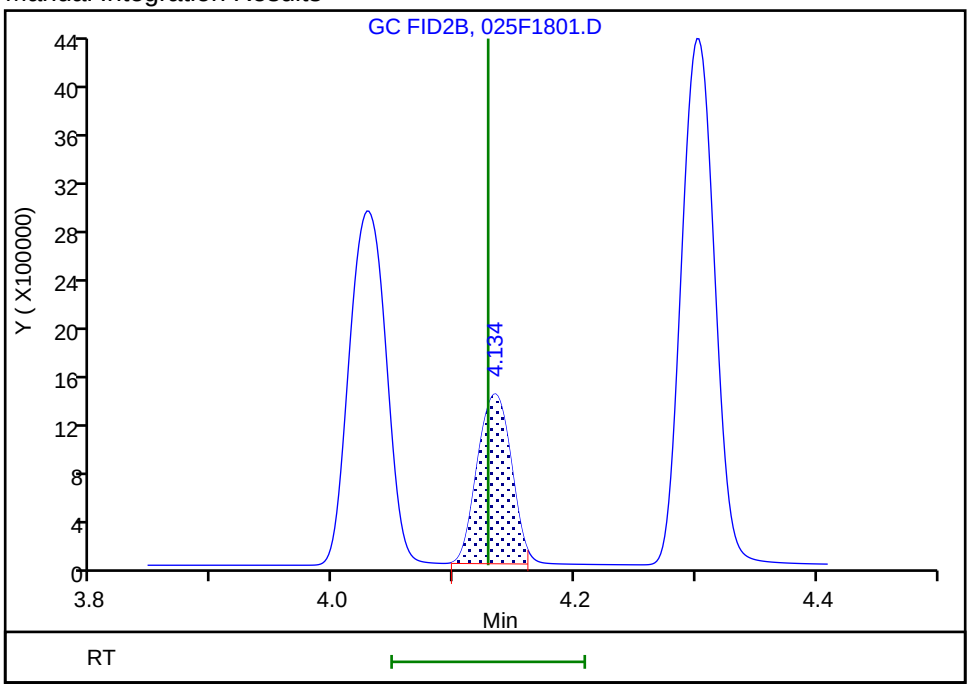

Reviewer: sciannac, 05-Jun-2020 13:50:29
Audit Action: Assigned New Baseline Audit Reason: Peak not integrated

FORM VII
GC VOA CONTINUING CALIBRATION DATA

Lab Name: Eurofins TestAmerica, Denver Job No.: 280-137110-1

SDG No.:

Lab Sample ID: CCV 280-497247/31 Calibration Date: 06/03/2020 21:45

Instrument ID: VGC_J Calib Start Date: 05/16/2020 10:57

GC Column: Rt-Alumina KCl ID: 0.53(mm) Calib End Date: 05/16/2020 13:08

Lab File ID: 035F2801.D Conc. Units: ug/L Heated Purge: (Y/N) N

ANALYTE	CURVE TYPE	AVE CF	CF	MIN CF	CALC AMOUNT	SPIKE AMOUNT	%D	MAX %D
Methane	Lin2		138635		70.1	73.0	-4.0	20.0
Ethane	Ave	136043	136070		137	137	0.0	20.0
Ethylene	Ave	110213	110923		128	128	0.6	20.0
Acetylene	Ave	34294	35858		124	119	4.6	20.0

FORM VII
GC VOA CONTINUING CALIBRATION RETENTION TIME SUMMARY

Lab Name: Eurofins TestAmerica, Denver Job No.: 280-137110-1

SDG No.:

Lab Sample ID: CCV 280-497247/31 Calibration Date: 06/03/2020 21:45

Instrument ID: VGC_J Calib Start Date: 05/16/2020 10:57

GC Column: Rt-Alumina KCl ID: 0.53(mm) Calib End Date: 05/16/2020 13:08

Lab File ID: 035F2801.D Heated Purge: (Y/N) N

Analyte	RT	RT WINDOW	
		FROM	TO
Methane	1.25	1.21	1.29
Ethane	1.50	1.45	1.55
Ethylene	1.76	1.71	1.81
Acetylene	3.90	3.81	3.97

Eurofins TestAmerica, Denver
Target Compound Quantitation Report

Data File: \\chromfs\Denver\ChromData\VGC_J\20200603-92068.b\035F2801.D
Lims ID: ccv
Client ID:
Sample Type: CCV
Inject. Date: 03-Jun-2020 21:45:01 ALS Bottle#: 35 Worklist Smp#: 31
Purge Vol: 18.000 mL Dil. Factor: 1.0000
Sample Info: CCV
Operator ID: SCIANNAC Instrument ID: VGC_J
Sublist: chrom-RSK_J*sub5

Method: \\chromfs\Denver\ChromData\VGC_J\20200603-92068.b\RSK_J.m
Limit Group: GCV - RSK 175
Method Label: DV-GC-0025: Dissolved Gases in Water by RSK-175
Last Update: 05-Jun-2020 13:56:44 Calib Date: 16-May-2020 13:08:56
Integrator: Falcon
Quant Method: External Standard Quant By: Initial Calibration
Last ICal File: \\chromfs\Denver\ChromData\VGC_J\20200516-91574.b\009F0901.D

Column 1 : Rt-Alumina BOND/KCl (0.53 mm) Det: GC FID1A
Column 2 : HP-PLOT/Q (0.53 mm) Det: GC FID2B
Process Host: CTX1025

First Level Reviewer: sciannac Date: 05-Jun-2020 13:54:51

Col	RT (min.)	Exp RT (min.)	Dlt RT (min.)	Response	Cal Amt ug/l	OnCol Amt ug/l	Flags
2 Methane							
1	1.249	1.250	-0.001	10120807	73.0	70.1	
2	3.162	3.161	0.001	4831265	73.0	70.3	
						RPD = 0.36	
3 Ethane							
1	1.501	1.500	0.001	18621969	136.9	136.9	
2	4.297	4.296	0.001	8360091	136.9	136.9	
						RPD = 0.03	
4 Ethylene							Ma
1	1.762	1.758	0.004	14161168	127.7	128.5	
2	4.024	4.023	0.001	6264478	127.7	130.7	M
						RPD = 1.70	
5 Propane							
1	2.442	2.433	0.009	28511761	200.7	199.0	
2	5.922	5.918	0.004	12746650	200.7	203.5	
						RPD = 2.23	
6 Acetylene							Ma
1	3.901	3.886	0.015	4249942	118.5	123.9	a
2	4.129	4.128	0.001	2881890	118.5	133.4	M
						RPD = 7.35	
7 Butane							
1	4.196	4.181	0.015	34693962	264.5	263.0	
2	7.366	7.363	0.003	16776860	264.5	263.1	
						RPD = 0.02	
8 isobutylene							
1	5.096	5.083	0.013	23620619	255.4	264.6	
2	7.219	7.216	0.003	11058851	255.4	266.1	
						RPD = 0.57	

QC Flag Legend

Review Flags

M - Manually Integrated

a - User Assigned ID

Reagents:

RSK7gasMathes_00031 Amount Added: 200.00 Units: uL

Report Date: 05-Jun-2020 13:56:44 Chrom Revision: 2.3 05-May-2020 17:48:18

Eurofins TestAmerica, Denver

Data File: \\chromfs\Denver\ChromData\VGC_J\20200603-92068.b\035F2801.D

Injection Date:	03-Jun-2020 21:45:01	Instrument ID:	VGC_J	Operator ID:	SCIANNAC
Lims ID:	ccv			Worklist Smp#:	31
Client ID:					
Purge Vol:	18.000 mL	Dil. Factor:	1.0000	ALS Bottle#:	35
Method:	RSK_J	Limit Group:	GCV - RSK 175		

Column: Rt-Alumina BOND/KCl (0.53 mm) Y Scaling: Method Defined: Scale to the Nth Largest Target: 1

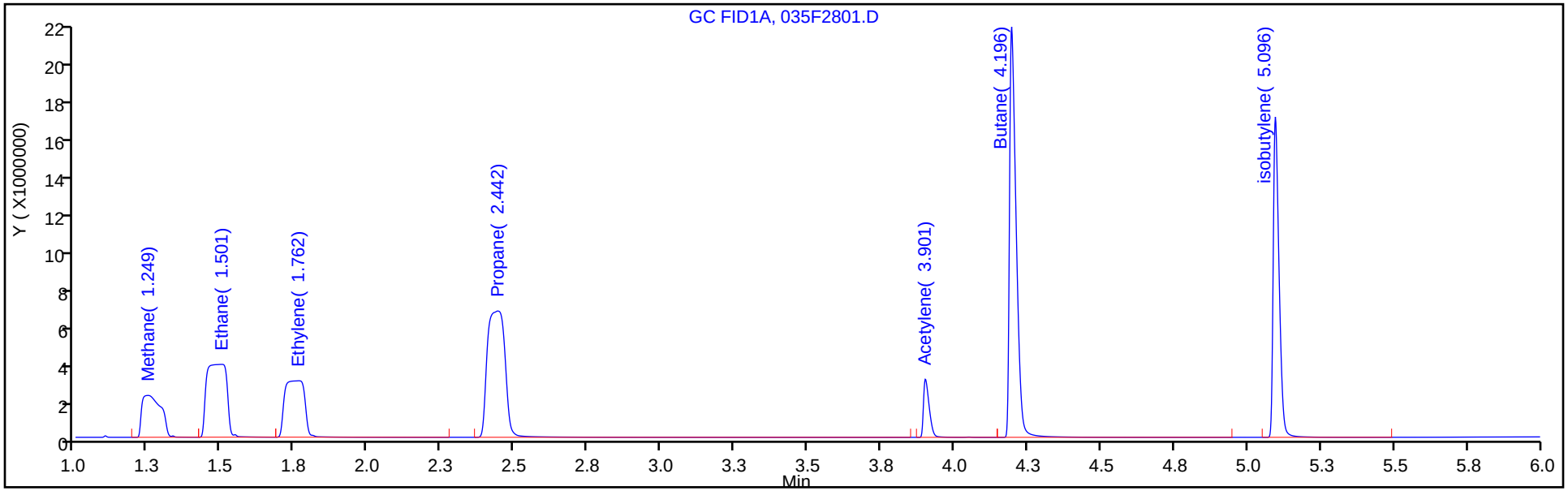

Column: HP-PLOT/Q (0.53 mm) Y Scaling: Method Defined: Scale to the Nth Largest Target: 1

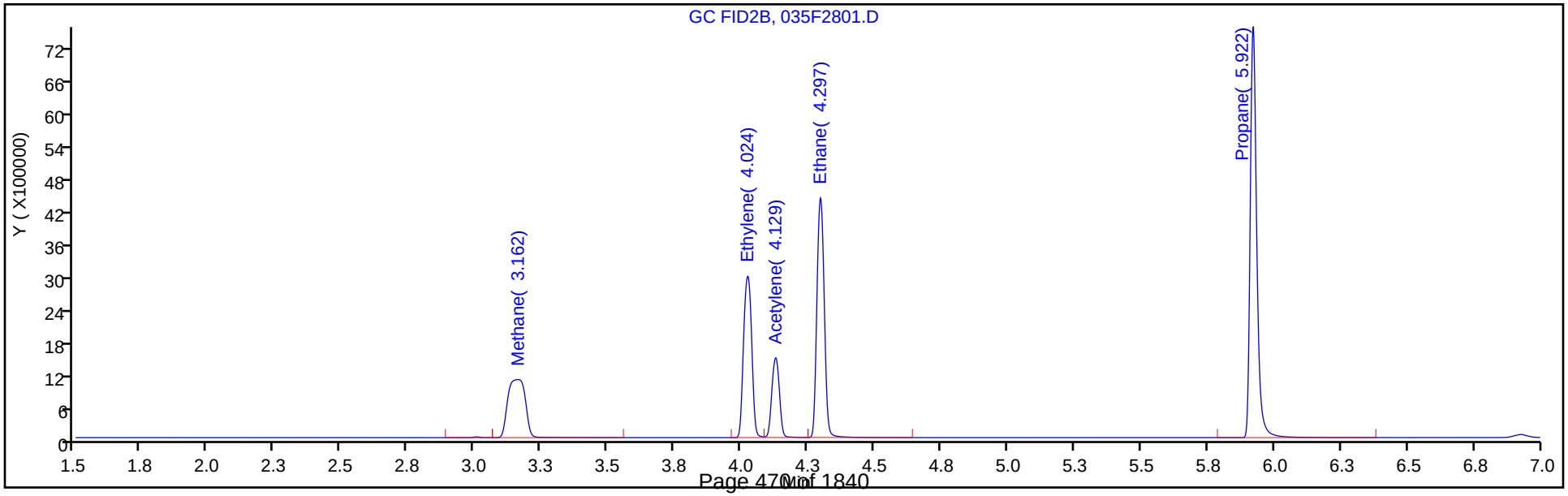

Manual Integration/User Assign Peak Report

Eurofins TestAmerica, Denver

Data File: \\chromfs\Denver\ChromData\VGC_J\20200603-92068.b\035F2801.D
Injection Date: 03-Jun-2020 21:45:01 Instrument ID: VGC_J
Lims ID: ccv
Client ID:
Operator ID: SCIANNAC ALS Bottle#: 35 Worklist Smp#: 31
Purge Vol: 18.000 mL Dil. Factor: 1.0000
Method: RSK_J Limit Group: GCV - RSK 175
Column: Rt-Alumina BOND/KCl (0.53 mm) Detector GC FID1A

6 Acetylene, CAS: 74-86-2

Signal: 1

Not Detected
Expected RT: 3.89

Processing Integration Results

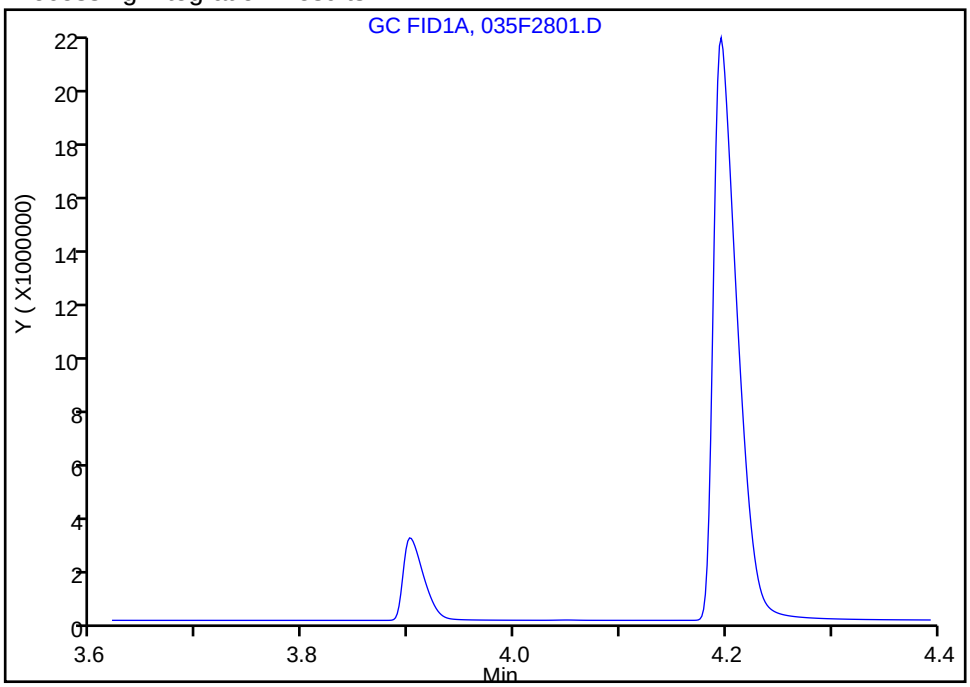

Manual Integration Results

RT: 3.90
Area: 4249942
Amount: 123.9257
Amount Units: ug/l

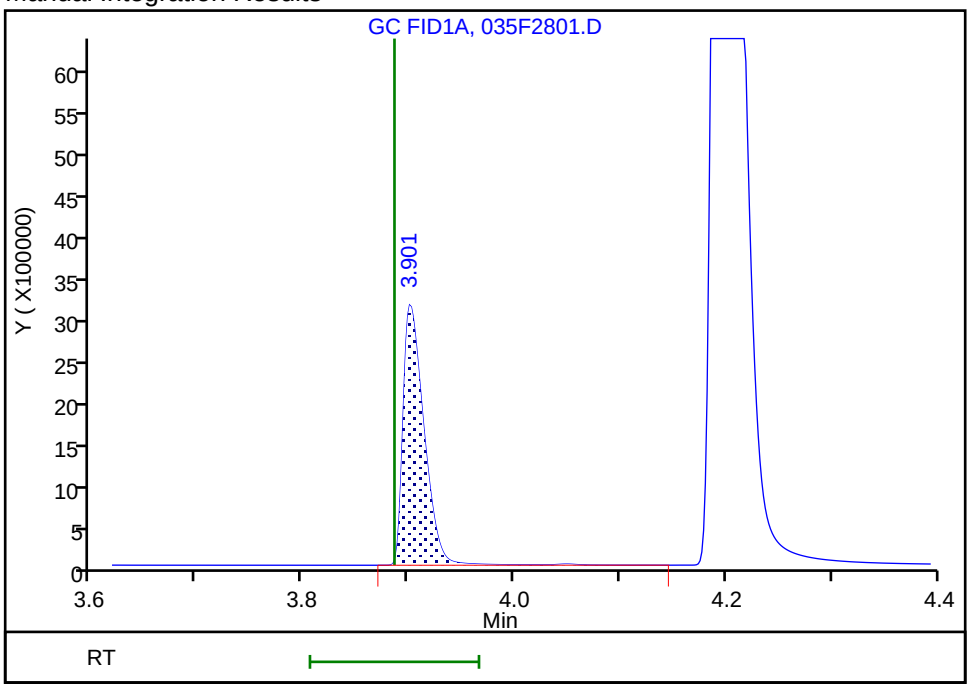

Reviewer: sciannac, 05-Jun-2020 13:54:42
Audit Action: Assigned Compound ID Audit Reason: Split Peak

FORM VII
GC VOA CONTINUING CALIBRATION DATA

Lab Name: Eurofins TestAmerica, Denver Job No.: 280-137110-1

SDG No.:

Lab Sample ID: CCV 280-497247/31 Calibration Date: 06/03/2020 21:45

Instrument ID: VGC_J Calib Start Date: 05/16/2020 10:57

GC Column: HP-Plot Q ID: 0.53(mm) Calib End Date: 05/16/2020 13:08

Lab File ID: 035F2801.D Conc. Units: ug/L Heated Purge: (Y/N) N

ANALYTE	CURVE TYPE	AVE CF	CF	MIN CF	CALC AMOUNT	SPIKE AMOUNT	%D	MAX %D
Methane	Lin2		66179		70.3	73.0	-3.7	20.0
Ethylene	Ave	47934	49069		131	128	2.4	20.0
Acetylene	Ave	21605	24315		133	119	12.5	20.0
Ethane	Ave	61056	61087		137	137	0.0	20.0

FORM VII
GC VOA CONTINUING CALIBRATION RETENTION TIME SUMMARY

Lab Name: Eurofins TestAmerica, Denver Job No.: 280-137110-1

SDG No.:

Lab Sample ID: CCV 280-497247/31 Calibration Date: 06/03/2020 21:45

Instrument ID: VGC_J Calib Start Date: 05/16/2020 10:57

GC Column: HP-Plot Q ID: 0.53(mm) Calib End Date: 05/16/2020 13:08

Lab File ID: 035F2801.D Heated Purge: (Y/N) N

Analyte	RT	RT WINDOW	
		FROM	TO
Methane	3.16	3.12	3.20
Ethylene	4.02	3.97	4.07
Acetylene	4.13	4.05	4.21
Ethane	4.30	4.25	4.35

Eurofins TestAmerica, Denver
Target Compound Quantitation Report

Data File: \\chromfs\Denver\ChromData\VGC_J\20200603-92068.b\035F2801.D
Lims ID: ccv
Client ID:
Sample Type: CCV
Inject. Date: 03-Jun-2020 21:45:01 ALS Bottle#: 35 Worklist Smp#: 31
Purge Vol: 18.000 mL Dil. Factor: 1.0000
Sample Info: CCV
Operator ID: SCIANNAC Instrument ID: VGC_J
Sublist: chrom-RSK_J*sub5

Method: \\chromfs\Denver\ChromData\VGC_J\20200603-92068.b\RSK_J.m
Limit Group: GCV - RSK 175
Method Label: DV-GC-0025: Dissolved Gases in Water by RSK-175
Last Update: 05-Jun-2020 13:56:44 Calib Date: 16-May-2020 13:08:56
Integrator: Falcon
Quant Method: External Standard Quant By: Initial Calibration
Last ICal File: \\chromfs\Denver\ChromData\VGC_J\20200516-91574.b\009F0901.D

Column 1 : Rt-Alumina BOND/KCl (0.53 mm) Det: GC FID1A
Column 2 : HP-PLOT/Q (0.53 mm) Det: GC FID2B
Process Host: CTX1025

First Level Reviewer: sciannac Date: 05-Jun-2020 13:54:51

Col	RT (min.)	Exp RT (min.)	Dlt RT (min.)	Response	Cal Amt ug/l	OnCol Amt ug/l	Flags
2 Methane							
1	1.249	1.250	-0.001	10120807	73.0	70.1	
2	3.162	3.161	0.001	4831265	73.0	70.3	
						RPD = 0.36	
3 Ethane							
1	1.501	1.500	0.001	18621969	136.9	136.9	
2	4.297	4.296	0.001	8360091	136.9	136.9	
						RPD = 0.03	
4 Ethylene							Ma
1	1.762	1.758	0.004	14161168	127.7	128.5	
2	4.024	4.023	0.001	6264478	127.7	130.7	M
						RPD = 1.70	
5 Propane							
1	2.442	2.433	0.009	28511761	200.7	199.0	
2	5.922	5.918	0.004	12746650	200.7	203.5	
						RPD = 2.23	
6 Acetylene							Ma
1	3.901	3.886	0.015	4249942	118.5	123.9	a
2	4.129	4.128	0.001	2881890	118.5	133.4	M
						RPD = 7.35	
7 Butane							
1	4.196	4.181	0.015	34693962	264.5	263.0	
2	7.366	7.363	0.003	16776860	264.5	263.1	
						RPD = 0.02	
8 isobutylene							
1	5.096	5.083	0.013	23620619	255.4	264.6	
2	7.219	7.216	0.003	11058851	255.4	266.1	
						RPD = 0.57	

QC Flag Legend

Review Flags

M - Manually Integrated

a - User Assigned ID

Reagents:

RSK7gasMathes_00031 Amount Added: 200.00 Units: uL

Report Date: 05-Jun-2020 13:56:44 Chrom Revision: 2.3 05-May-2020 17:48:18

Eurofins TestAmerica, Denver

Data File: \\chromfs\Denver\ChromData\VGC_J\20200603-92068.b\035F2801.D

Injection Date:	03-Jun-2020 21:45:01	Instrument ID:	VGC_J	Operator ID:	SCIANNAC
Lims ID:	ccv			Worklist Smp#:	31
Client ID:					
Purge Vol:	18.000 mL	Dil. Factor:	1.0000	ALS Bottle#:	35
Method:	RSK_J	Limit Group:	GCV - RSK 175		

Column: Rt-Alumina BOND/KCl (0.53 mm) Y Scaling: Method Defined: Scale to the Nth Largest Target: 1

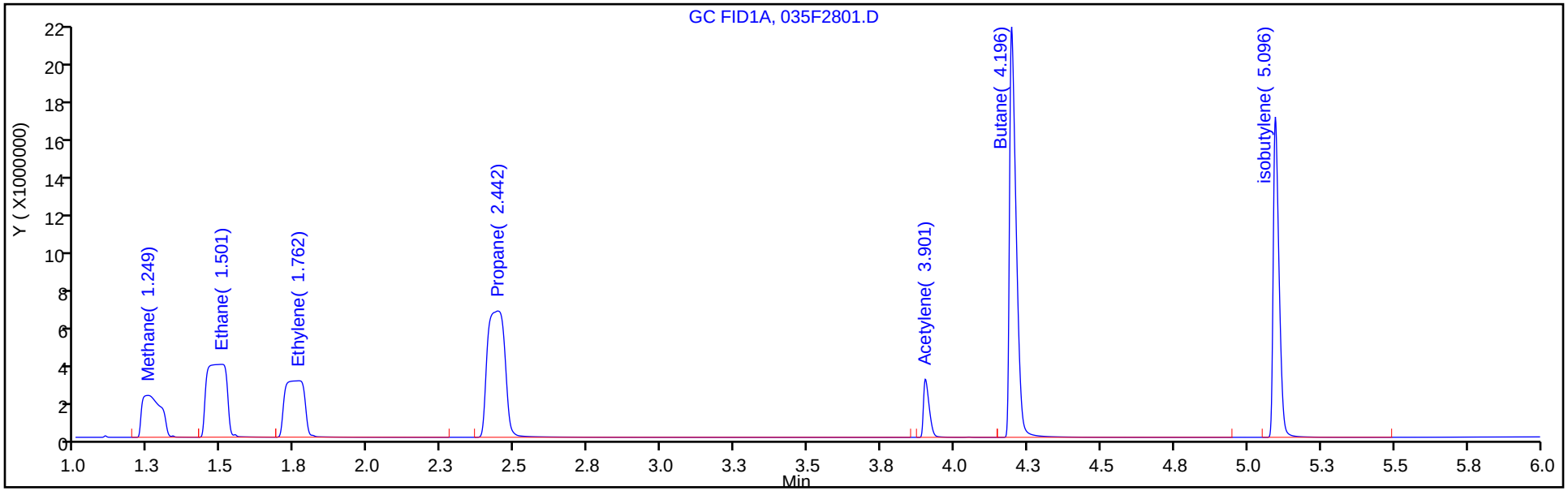

Column: HP-PLOT/Q (0.53 mm) Y Scaling: Method Defined: Scale to the Nth Largest Target: 1

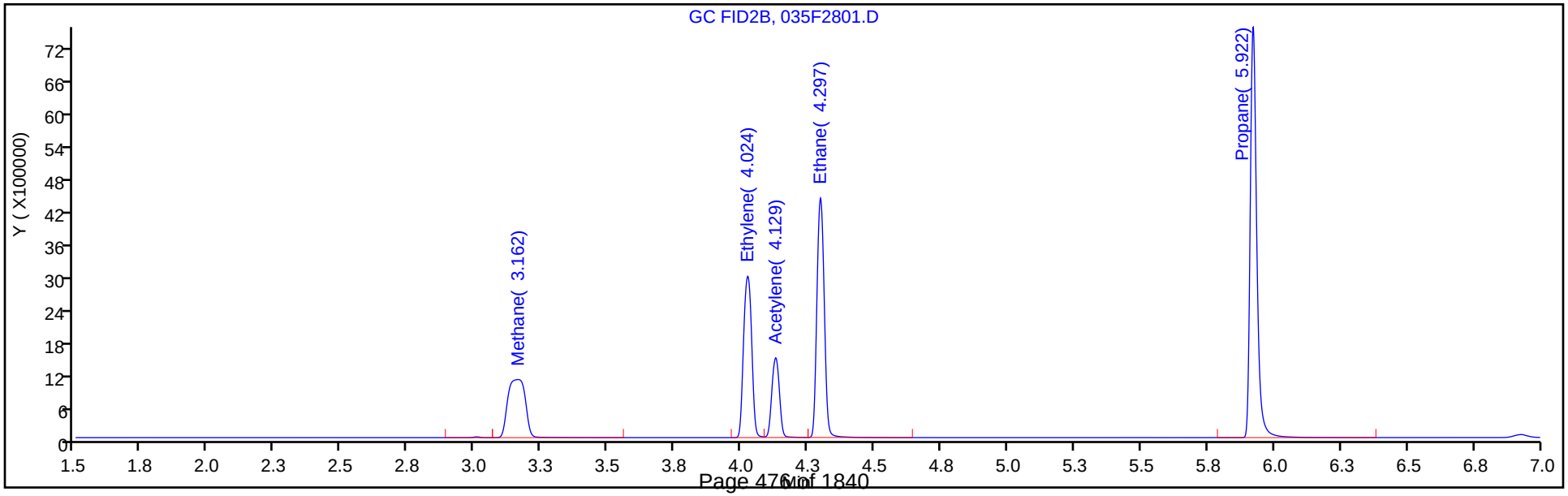

Manual Integration/User Assign Peak Report

Eurofins TestAmerica, Denver

Data File: \\chromfs\Denver\ChromData\VGC_J\20200603-92068.b\035F2801.D
Injection Date: 03-Jun-2020 21:45:01 Instrument ID: VGC_J
Lims ID: ccv
Client ID:
Operator ID: SCIANNAC ALS Bottle#: 35 Worklist Smp#: 31
Purge Vol: 18.000 mL Dil. Factor: 1.0000
Method: RSK_J Limit Group: GCV - RSK 175
Column: HP-PLOT/Q (0.53 mm) Detector GC FID2B

4 Ethylene, CAS: 74-85-1

Signal: 2

Processing Integration Results

RT: 4.02
Area: 9146435
Amount: 190.8143
Amount Units: ug/l

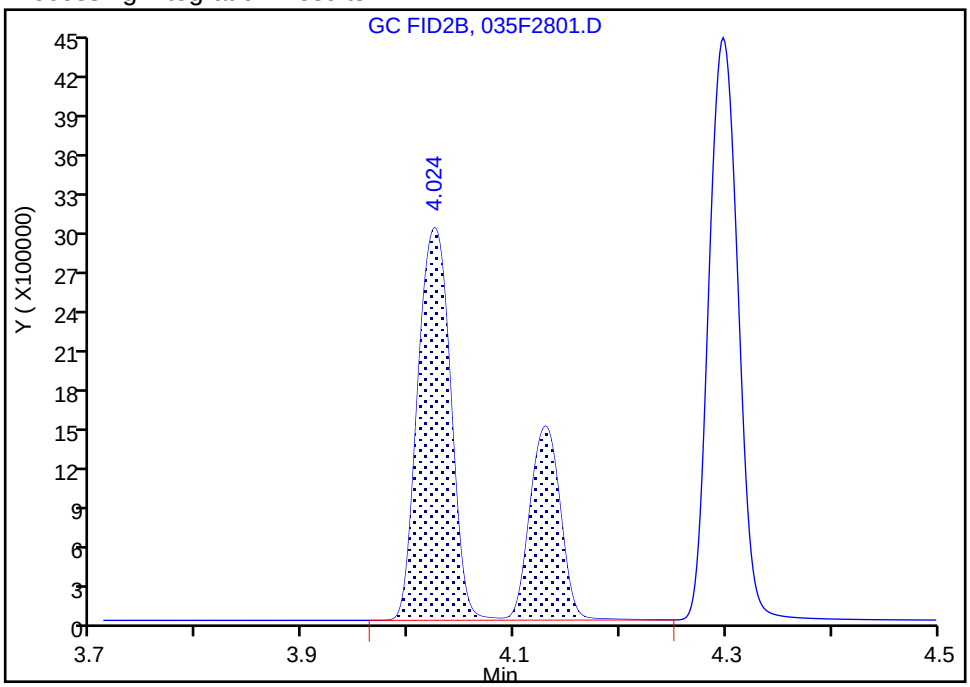

Manual Integration Results

RT: 4.02
Area: 6264478
Amount: 130.6905
Amount Units: ug/l

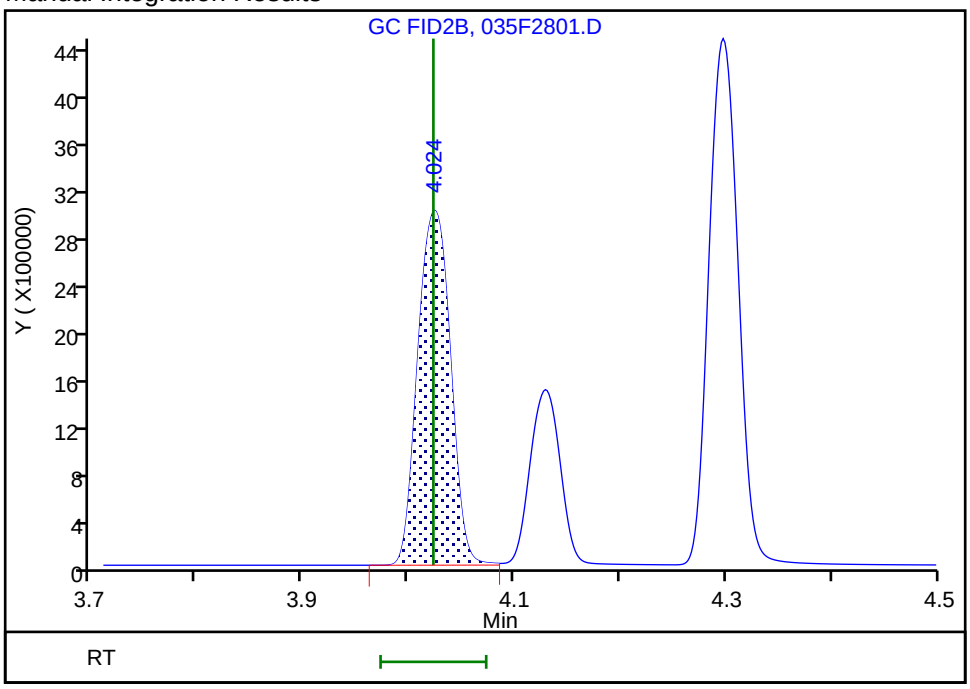

Reviewer: sciannac, 05-Jun-2020 13:54:32
Audit Action: Manually Integrated/Assigned Compound ID Audit Reason: Split Peak

Manual Integration/User Assign Peak Report

Eurofins TestAmerica, Denver

Data File: \\chromfs\Denver\ChromData\VGC_J\20200603-92068.b\035F2801.D
Injection Date: 03-Jun-2020 21:45:01 Instrument ID: VGC_J
Lims ID: ccv
Client ID:
Operator ID: SCIANNAC ALS Bottle#: 35 Worklist Smp#: 31
Purge Vol: 18.000 mL Dil. Factor: 1.0000
Method: RSK_J Limit Group: GCV - RSK 175
Column: HP-PLOT/Q (0.53 mm) Detector GC FID2B

6 Acetylene, CAS: 74-86-2

Signal: 2

Not Detected
Expected RT: 4.13

Processing Integration Results

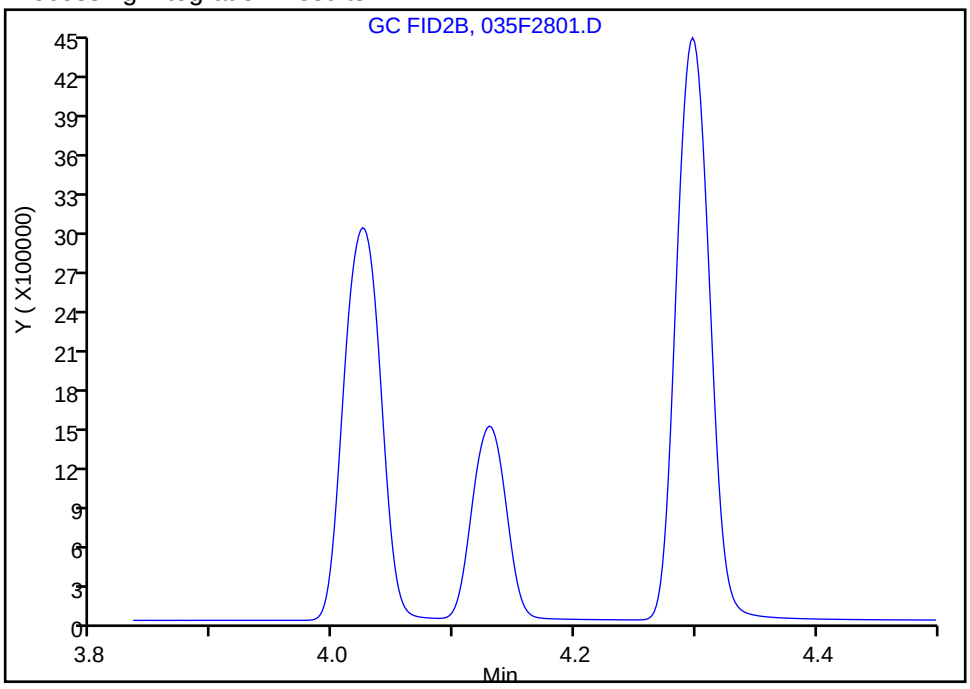

Manual Integration Results

RT: 4.13
Area: 2881890
Amount: 133.3869
Amount Units: ug/l

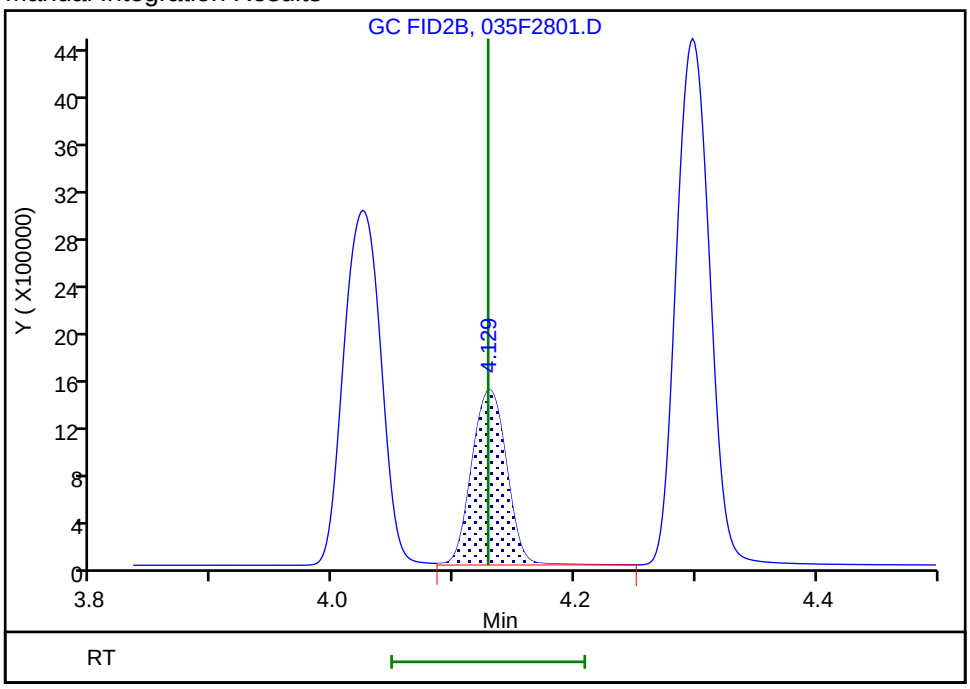

Reviewer: sciannac, 05-Jun-2020 13:54:40
Audit Action: Manually Integrated/Assigned Compound ID Audit Reason: Split Peak

FORM VII
GC VOA CONTINUING CALIBRATION DATA

Lab Name: Eurofins TestAmerica, Denver Job No.: 280-137110-1

SDG No.:

Lab Sample ID: CCVRT 280-498179/38 Calibration Date: 06/10/2020 12:11

Instrument ID: VGC_J Calib Start Date: 05/16/2020 10:57

GC Column: Rt-Alumina KCl ID: 0.53(mm) Calib End Date: 05/16/2020 13:08

Lab File ID: 008F0801.D Conc. Units: ug/L Heated Purge: (Y/N) N

ANALYTE	CURVE TYPE	AVE CF	CF	MIN CF	CALC AMOUNT	SPIKE AMOUNT	%D	MAX %D
Methane	Lin2		141693		71.6	73.0	-1.9	20.0
Ethane	Ave	136043	139465		140	137	2.5	20.0
Ethylene	Ave	110213	113374		131	128	2.9	20.0
Acetylene	Ave	34294	34508		119	119	0.6	20.0

FORM VII
GC VOA CONTINUING CALIBRATION RETENTION TIME SUMMARY

Lab Name: Eurofins TestAmerica, Denver Job No.: 280-137110-1

SDG No.:

Lab Sample ID: CCVRT 280-498179/38 Calibration Date: 06/10/2020 12:11

Instrument ID: VGC_J Calib Start Date: 05/16/2020 10:57

GC Column: Rt-Alumina KCl ID: 0.53(mm) Calib End Date: 05/16/2020 13:08

Lab File ID: 008F0801.D Heated Purge: (Y/N) N

Analyte	RT	RT WINDOW	
		FROM	TO
Methane	1.25	1.21	1.29
Ethane	1.50	1.45	1.55
Ethylene	1.78	1.73	1.83
Acetylene	3.93	3.85	4.01

FORM VII
GC VOA CONTINUING CALIBRATION DATA

Lab Name: Eurofins TestAmerica, Denver Job No.: 280-137110-1

SDG No.:

Lab Sample ID: CCVRT 280-498179/38 Calibration Date: 06/10/2020 12:11

Instrument ID: VGC_J Calib Start Date: 05/16/2020 10:57

GC Column: HP-Plot Q ID: 0.53(mm) Calib End Date: 05/16/2020 13:08

Lab File ID: 008F0801.D Conc. Units: ug/L Heated Purge: (Y/N) N

ANALYTE	CURVE TYPE	AVE CF	CF	MIN CF	CALC AMOUNT	SPIKE AMOUNT	%D	MAX %D
Methane	Lin2		67550		71.8	73.0	-1.7	20.0
Ethylene	Ave	47934	49653		132	128	3.6	20.0
Acetylene	Ave	21605	23176		127	119	7.3	20.0
Ethane	Ave	61056	62729		141	137	2.7	20.0

FORM VII
GC VOA CONTINUING CALIBRATION RETENTION TIME SUMMARY

Lab Name: Eurofins TestAmerica, Denver Job No.: 280-137110-1

SDG No.:

Lab Sample ID: CCVRT 280-498179/38 Calibration Date: 06/10/2020 12:11

Instrument ID: VGC_J Calib Start Date: 05/16/2020 10:57

GC Column: HP-Plot Q ID: 0.53(mm) Calib End Date: 05/16/2020 13:08

Lab File ID: 008F0801.D Heated Purge: (Y/N) N

Analyte	RT	RT WINDOW	
		FROM	TO
Methane	3.18	3.14	3.22
Ethylene	4.04	3.99	4.09
Acetylene	4.14	4.06	4.22
Ethane	4.31	4.26	4.36

FORM VII
GC VOA CONTINUING CALIBRATION DATA

Lab Name: Eurofins TestAmerica, Denver Job No.: 280-137110-1

SDG No.:

Lab Sample ID: CCV 280-498179/21 Calibration Date: 06/10/2020 17:02

Instrument ID: VGC_J Calib Start Date: 05/16/2020 10:57

GC Column: Rt-Alumina KCl ID: 0.53(mm) Calib End Date: 05/16/2020 13:08

Lab File ID: 026F2501.D Conc. Units: ug/L Heated Purge: (Y/N) N

ANALYTE	CURVE TYPE	AVE CF	CF	MIN CF	CALC AMOUNT	SPIKE AMOUNT	%D	MAX %D
Methane	Lin2		149074		75.4	73.0	3.3	20.0
Ethane	Ave	136043	147022		148	137	8.1	20.0
Ethylene	Ave	110213	117841		137	128	6.9	20.0
Acetylene	Ave	34294	35112		121	119	2.4	20.0

FORM VII
GC VOA CONTINUING CALIBRATION RETENTION TIME SUMMARY

Lab Name: Eurofins TestAmerica, Denver Job No.: 280-137110-1

SDG No.:

Lab Sample ID: CCV 280-498179/21 Calibration Date: 06/10/2020 17:02

Instrument ID: VGC_J Calib Start Date: 05/16/2020 10:57

GC Column: Rt-Alumina KCl ID: 0.53(mm) Calib End Date: 05/16/2020 13:08

Lab File ID: 026F2501.D Heated Purge: (Y/N) N

Analyte	RT	RT WINDOW	
		FROM	TO
Methane	1.25	1.21	1.29
Ethane	1.50	1.46	1.56
Ethylene	1.77	1.73	1.83
Acetylene	3.93	3.85	4.01

Eurofins TestAmerica, Denver
Target Compound Quantitation Report

Data File: \\chromfs\Denver\ChromData\VGC_J\20200610-92287.b\026F2501.D
Lims ID: ccv
Client ID:
Sample Type: CCV
Inject. Date: 10-Jun-2020 17:02:50 ALS Bottle#: 26 Worklist Smp#: 21
Purge Vol: 18.000 mL Dil. Factor: 1.0000
Sample Info: ccv
Operator ID: SCIANNAC Instrument ID: VGC_J
Sublist: chrom-RSK_J*sub5

Method: \\chromfs\Denver\ChromData\VGC_J\20200610-92287.b\RSK_J.m
Limit Group: GCV - RSK 175
Method Label: DV-GC-0025: Dissolved Gases in Water by RSK-175
Last Update: 11-Jun-2020 14:44:55 Calib Date: 16-May-2020 13:08:56
Integrator: Falcon
Quant Method: External Standard Quant By: Initial Calibration
Last ICal File: \\chromfs\Denver\ChromData\VGC_J\20200516-91574.b\009F0901.D

Column 1 : Rt-Alumina BOND/KCl (0.53 mm) Det: GC FID1A
Column 2 : HP-PLOT/Q (0.53 mm) Det: GC FID2B
Process Host: CTX1012

First Level Reviewer: sciannac Date: 11-Jun-2020 07:57:46

Col	RT (min.)	Exp RT (min.)	Dlt RT (min.)	Response	Cal Amt ug/l	OnCol Amt ug/l	Flags
2 Methane							
1	1.248	1.252	-0.004	10882905	73.0	75.4	
2	3.158	3.167	-0.009	5227593	73.0	76.1	
						RPD = 0.98	
3 Ethane							
1	1.503	1.507	-0.004	20120765	136.9	147.9	
2	4.293	4.301	-0.008	9078291	136.9	148.7	
						RPD = 0.53	
4 Ethylene							Ma
1	1.773	1.779	-0.006	15044399	127.7	136.5	
2	4.020	4.027	-0.007	6695959	127.7	139.7	M
						RPD = 2.31	
5 Propane							
1	2.458	2.465	-0.007	31056088	200.7	216.8	
2	5.918	5.922	-0.004	13953919	200.7	222.8	
						RPD = 2.73	
6 Acetylene							Ma
1	3.928	3.930	-0.002	4161509	118.5	121.3	a
2	4.125	4.132	-0.007	2822711	118.5	130.6	M
						RPD = 7.38	
7 Butane							Ma
1	0.000	4.217	-4.217	0	264.5	0	
2	7.363	7.366	-0.003	18843097	264.5	295.5	M
						RPD = 200.00	
8 isobutylene							Ma
1	5.116	5.119	-0.003	25610262	255.4	286.9	M
2	7.215	7.219	-0.004	12072918	255.4	290.5	M
						RPD = 1.25	

QC Flag Legend

Review Flags

M - Manually Integrated

a - User Assigned ID

Reagents:

RSK7gasMathes_00031 Amount Added: 200.00 Units: uL

Report Date: 11-Jun-2020 14:44:56 Chrom Revision: 2.3 10-Jun-2020 22:46:48

Eurofins TestAmerica, Denver

Data File: \\chromfs\Denver\ChromData\VGC_J\20200610-92287.b\026F2501.D

Injection Date:	10-Jun-2020 17:02:50	Instrument ID:	VGC_J	Operator ID:	SCIANNAC
Lims ID:	ccv			Worklist Smp#:	21
Client ID:					
Purge Vol:	18.000 mL	Dil. Factor:	1.0000	ALS Bottle#:	26
Method:	RSK_J	Limit Group:	GCV - RSK 175		

Column: Rt-Alumina BOND/KCl (0.53 mm) Y Scaling: Method Defined: Scale to the Nth Largest Target: 1

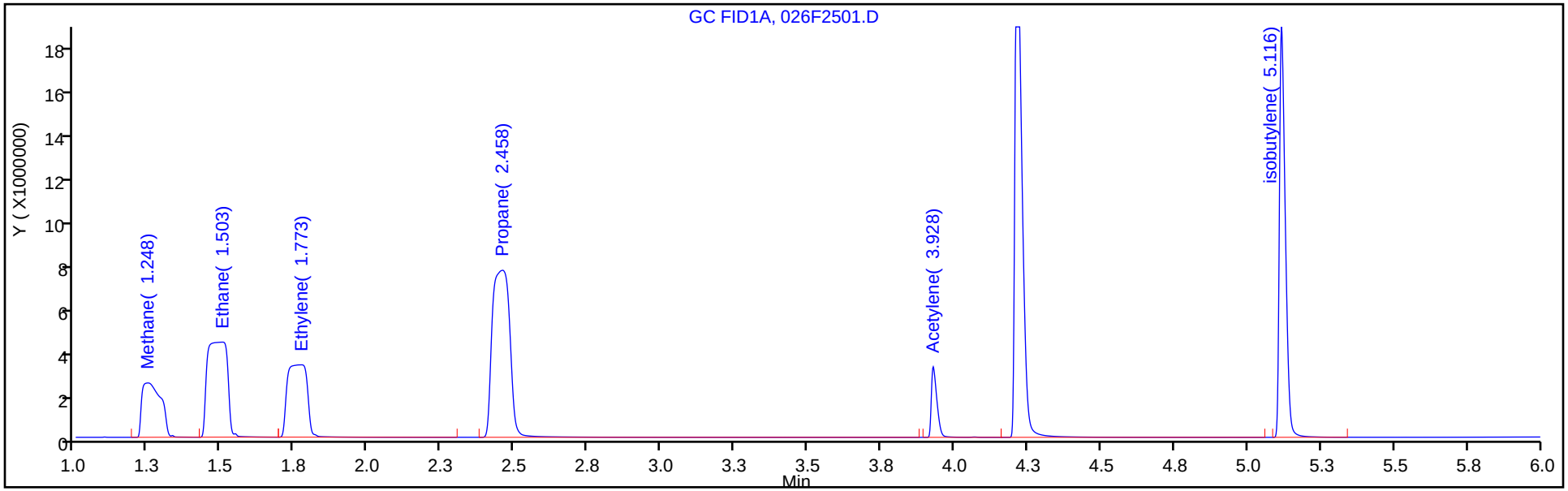

Column: HP-PLOT/Q (0.53 mm) Y Scaling: Method Defined: Scale to the Nth Largest Target: 1

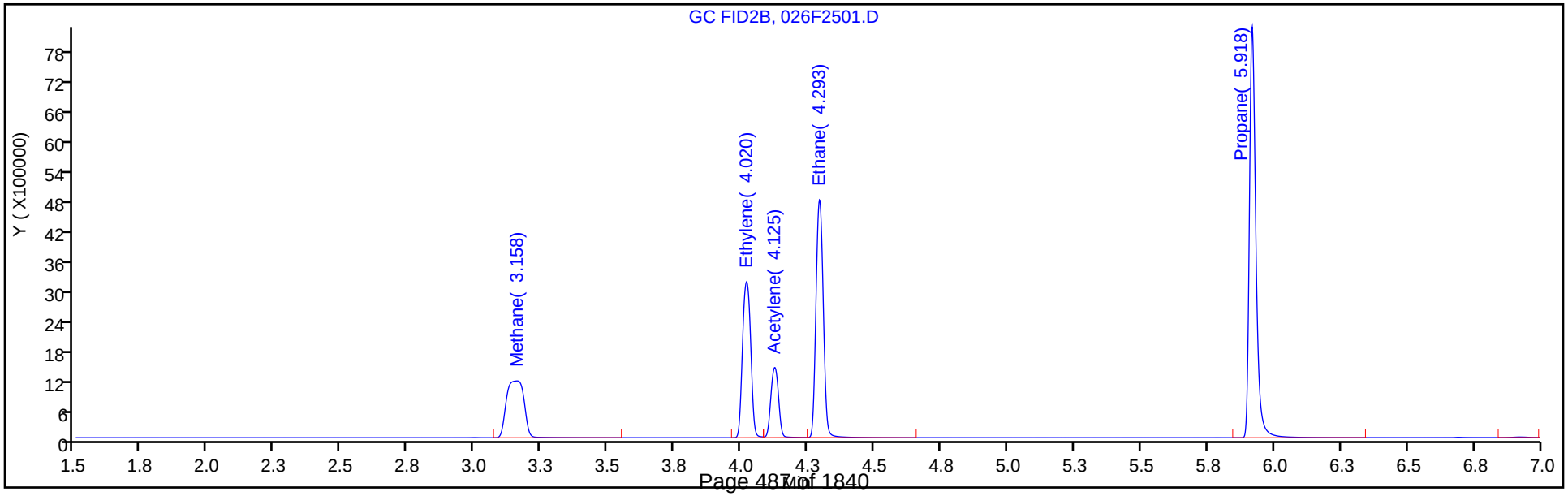

Manual Integration/User Assign Peak Report

Eurofins TestAmerica, Denver

Data File: \\chromfs\Denver\ChromData\VGC_J\20200610-92287.b\026F2501.D
Injection Date: 10-Jun-2020 17:02:50 Instrument ID: VGC_J
Lims ID: ccv
Client ID:
Operator ID: SCIANNAC ALS Bottle#: 26 Worklist Smp#: 21
Purge Vol: 18.000 mL Dil. Factor: 1.0000
Method: RSK_J Limit Group: GCV - RSK 175
Column: Rt-Alumina BOND/KCl (0.53 mm) Detector GC FID1A

6 Acetylene, CAS: 74-86-2

Signal: 1

Not Detected
Expected RT: 3.93

Processing Integration Results

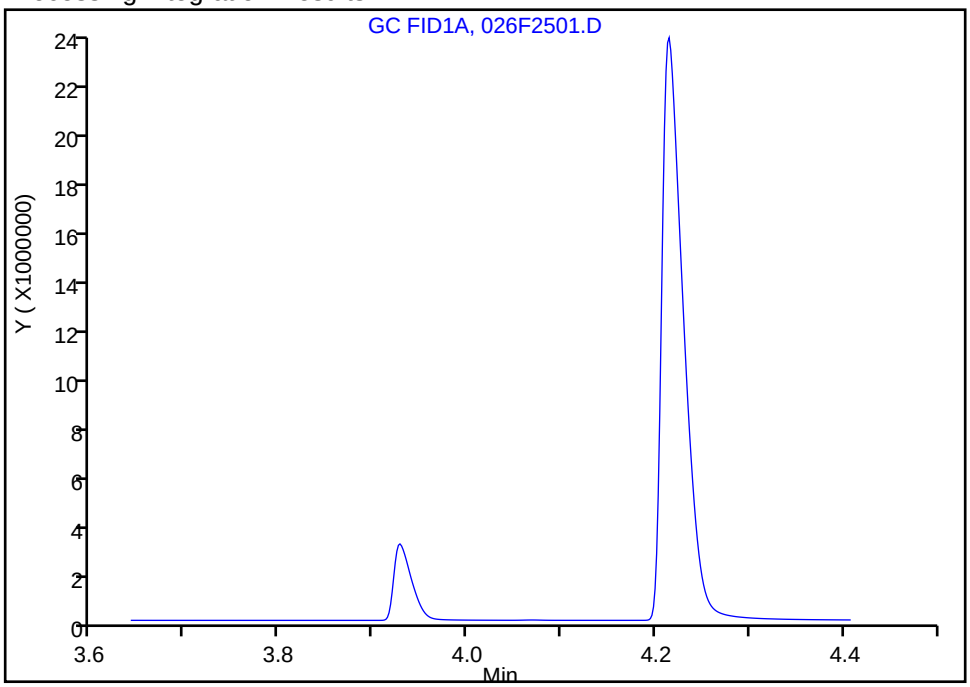

Manual Integration Results

RT: 3.93
Area: 4161509
Amount: 121.3471
Amount Units: ug/l

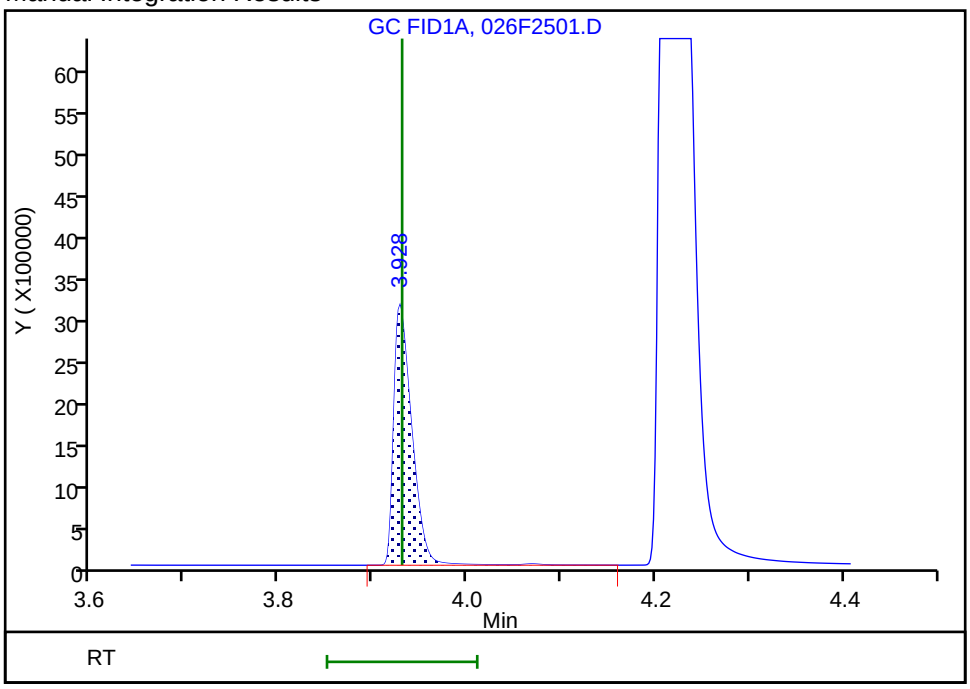

Reviewer: sciannac, 11-Jun-2020 07:56:25
Audit Action: Assigned Compound ID Audit Reason: Split Peak

FORM VII
GC VOA CONTINUING CALIBRATION DATA

Lab Name: Eurofins TestAmerica, Denver Job No.: 280-137110-1

SDG No.:

Lab Sample ID: CCV 280-498179/21 Calibration Date: 06/10/2020 17:02

Instrument ID: VGC_J Calib Start Date: 05/16/2020 10:57

GC Column: HP-Plot Q ID: 0.53(mm) Calib End Date: 05/16/2020 13:08

Lab File ID: 026F2501.D Conc. Units: ug/L Heated Purge: (Y/N) N

ANALYTE	CURVE TYPE	AVE CF	CF	MIN CF	CALC AMOUNT	SPIKE AMOUNT	%D	MAX %D
Methane	Lin2		71608		76.1	73.0	4.3	20.0
Ethylene	Ave	47934	52449		140	128	9.4	20.0
Acetylene	Ave	21605	23816		131	119	10.2	20.0
Ethane	Ave	61056	66335		149	137	8.6	20.0

FORM VII
GC VOA CONTINUING CALIBRATION RETENTION TIME SUMMARY

Lab Name: Eurofins TestAmerica, Denver Job No.: 280-137110-1

SDG No.:

Lab Sample ID: CCV 280-498179/21 Calibration Date: 06/10/2020 17:02

Instrument ID: VGC_J Calib Start Date: 05/16/2020 10:57

GC Column: HP-Plot Q ID: 0.53(mm) Calib End Date: 05/16/2020 13:08

Lab File ID: 026F2501.D Heated Purge: (Y/N) N

Analyte	RT	RT WINDOW	
		FROM	TO
Methane	3.16	3.13	3.21
Ethylene	4.02	3.98	4.08
Acetylene	4.13	4.05	4.21
Ethane	4.29	4.25	4.35

Eurofins TestAmerica, Denver
Target Compound Quantitation Report

Data File: \\chromfs\Denver\ChromData\VGC_J\20200610-92287.b\026F2501.D
Lims ID: ccv
Client ID:
Sample Type: CCV
Inject. Date: 10-Jun-2020 17:02:50 ALS Bottle#: 26 Worklist Smp#: 21
Purge Vol: 18.000 mL Dil. Factor: 1.0000
Sample Info: ccv
Operator ID: SCIANNAC Instrument ID: VGC_J
Sublist: chrom-RSK_J*sub5

Method: \\chromfs\Denver\ChromData\VGC_J\20200610-92287.b\RSK_J.m
Limit Group: GCV - RSK 175
Method Label: DV-GC-0025: Dissolved Gases in Water by RSK-175
Last Update: 11-Jun-2020 14:44:55 Calib Date: 16-May-2020 13:08:56
Integrator: Falcon
Quant Method: External Standard Quant By: Initial Calibration
Last ICal File: \\chromfs\Denver\ChromData\VGC_J\20200516-91574.b\009F0901.D

Column 1 : Rt-Alumina BOND/KCl (0.53 mm) Det: GC FID1A
Column 2 : HP-PLOT/Q (0.53 mm) Det: GC FID2B
Process Host: CTX1012

First Level Reviewer: sciannac Date: 11-Jun-2020 07:57:46

Col	RT (min.)	Exp RT (min.)	Dlt RT (min.)	Response	Cal Amt ug/l	OnCol Amt ug/l	Flags
2 Methane							
1	1.248	1.252	-0.004	10882905	73.0	75.4	
2	3.158	3.167	-0.009	5227593	73.0	76.1	
						RPD = 0.98	
3 Ethane							
1	1.503	1.507	-0.004	20120765	136.9	147.9	
2	4.293	4.301	-0.008	9078291	136.9	148.7	
						RPD = 0.53	
4 Ethylene							Ma
1	1.773	1.779	-0.006	15044399	127.7	136.5	
2	4.020	4.027	-0.007	6695959	127.7	139.7	M
						RPD = 2.31	
5 Propane							
1	2.458	2.465	-0.007	31056088	200.7	216.8	
2	5.918	5.922	-0.004	13953919	200.7	222.8	
						RPD = 2.73	
6 Acetylene							Ma
1	3.928	3.930	-0.002	4161509	118.5	121.3	a
2	4.125	4.132	-0.007	2822711	118.5	130.6	M
						RPD = 7.38	
7 Butane							Ma
1	0.000	4.217	-4.217	0	264.5	0	
2	7.363	7.366	-0.003	18843097	264.5	295.5	M
						RPD = 200.00	
8 isobutylene							Ma
1	5.116	5.119	-0.003	25610262	255.4	286.9	M
2	7.215	7.219	-0.004	12072918	255.4	290.5	M
						RPD = 1.25	

QC Flag Legend

Review Flags

M - Manually Integrated

a - User Assigned ID

Reagents:

RSK7gasMathes_00031 Amount Added: 200.00 Units: uL

Report Date: 11-Jun-2020 14:44:56 Chrom Revision: 2.3 10-Jun-2020 22:46:48

Eurofins TestAmerica, Denver

Data File: \\chromfs\Denver\ChromData\VGC_J\20200610-92287.b\026F2501.D

Injection Date:	10-Jun-2020 17:02:50	Instrument ID:	VGC_J	Operator ID:	SCIANNAC
Lims ID:	ccv			Worklist Smp#:	21
Client ID:					
Purge Vol:	18.000 mL	Dil. Factor:	1.0000	ALS Bottle#:	26
Method:	RSK_J	Limit Group:	GCV - RSK 175		

Column: Rt-Alumina BOND/KCl (0.53 mm) Y Scaling: Method Defined: Scale to the Nth Largest Target: 1

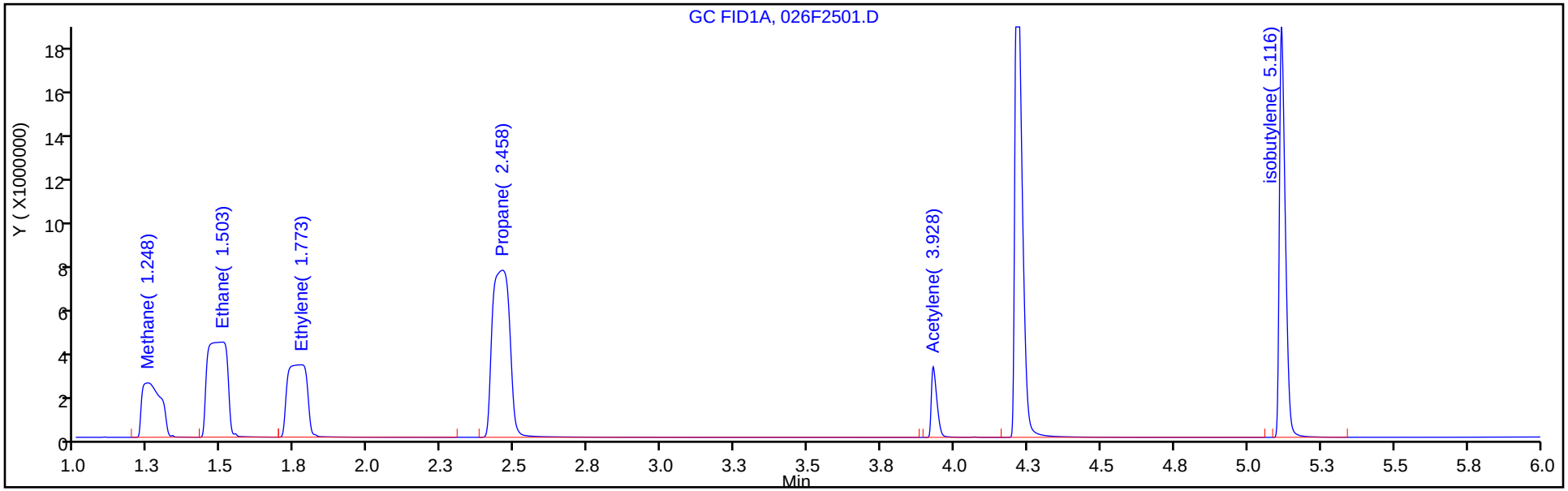

Column: HP-PLOT/Q (0.53 mm) Y Scaling: Method Defined: Scale to the Nth Largest Target: 1

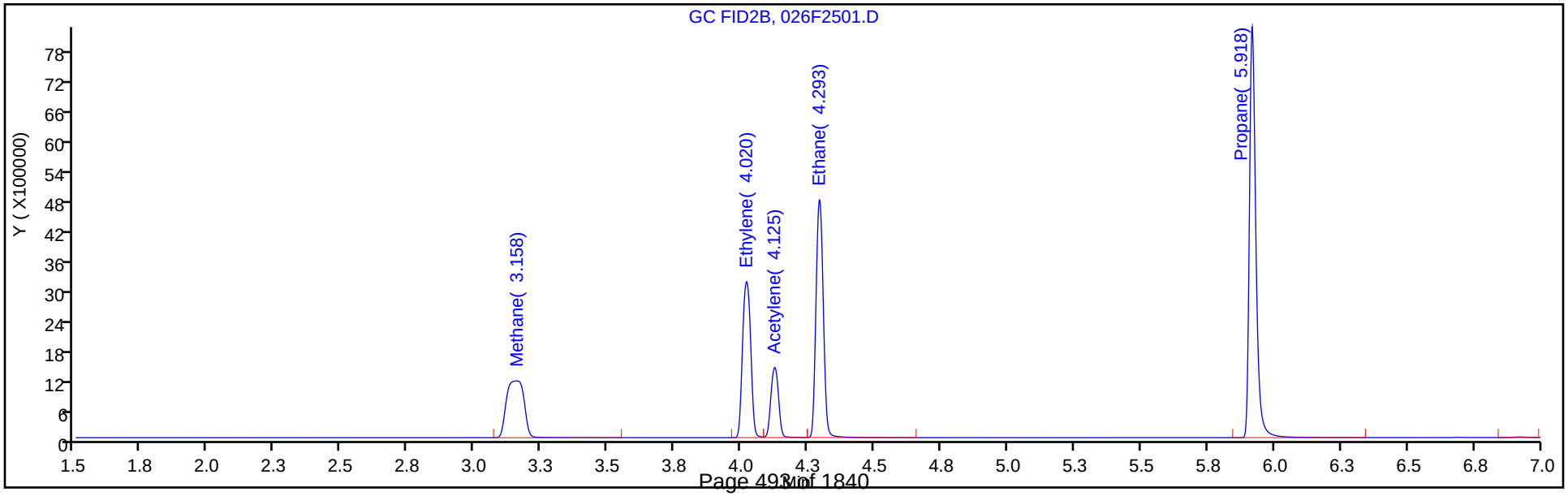

Manual Integration/User Assign Peak Report

Eurofins TestAmerica, Denver

Data File: \\chromfs\Denver\ChromData\VGC_J\20200610-92287.b\026F2501.D
Injection Date: 10-Jun-2020 17:02:50 Instrument ID: VGC_J
Lims ID: ccv
Client ID:
Operator ID: SCIANNAC ALS Bottle#: 26 Worklist Smp#: 21
Purge Vol: 18.000 mL Dil. Factor: 1.0000
Method: RSK_J Limit Group: GCV - RSK 175
Column: HP-PLOT/Q (0.53 mm) Detector GC FID2B

4 Ethylene, CAS: 74-85-1

Signal: 2

Processing Integration Results

RT: 4.02
Area: 9518696
Amount: 198.5804
Amount Units: ug/l

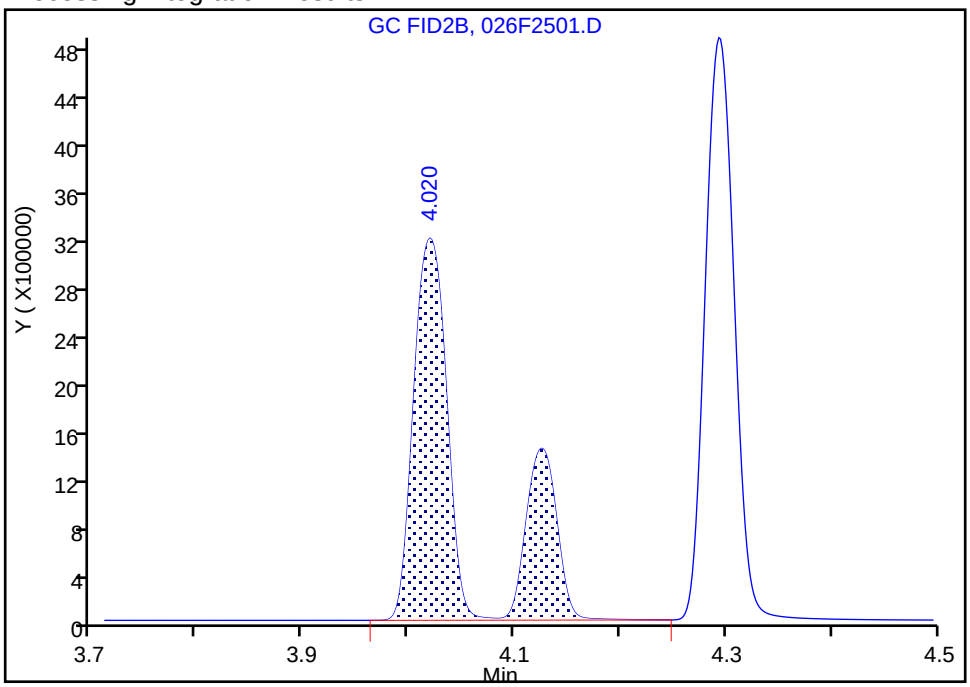

Manual Integration Results

RT: 4.02
Area: 6695959
Amount: 139.6921
Amount Units: ug/l

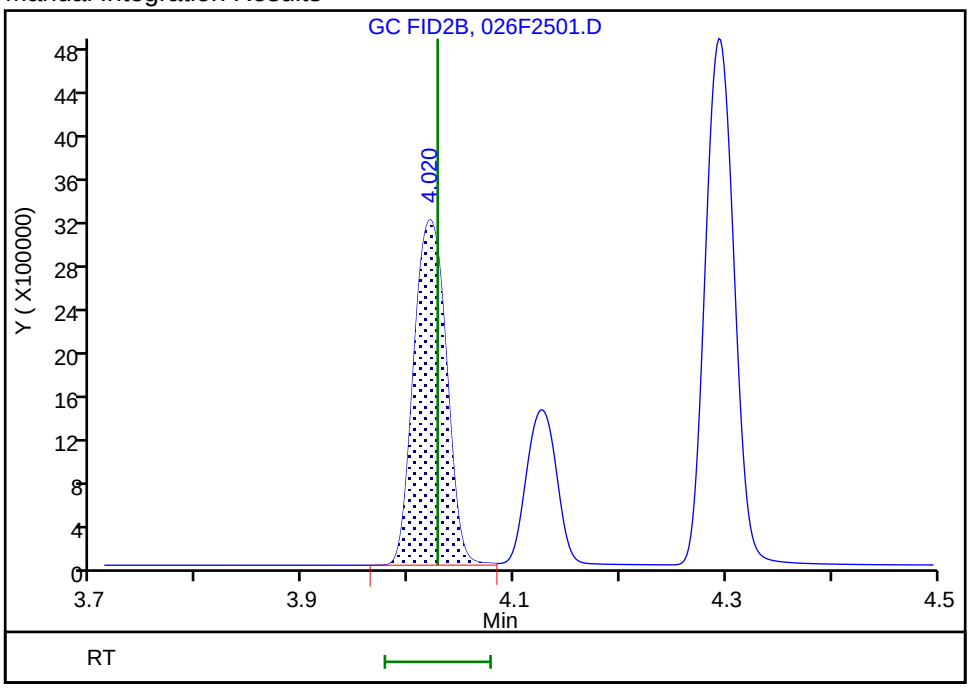

Reviewer: sciannac, 11-Jun-2020 07:56:19
Audit Action: Manually Integrated/Assigned Compound ID Audit Reason: Split Peak

Manual Integration/User Assign Peak Report

Eurofins TestAmerica, Denver

Data File: \\chromfs\Denver\ChromData\VGC_J\20200610-92287.b\026F2501.D
Injection Date: 10-Jun-2020 17:02:50 Instrument ID: VGC_J
Lims ID: ccv
Client ID:
Operator ID: SCIANNAC ALS Bottle#: 26 Worklist Smp#: 21
Purge Vol: 18.000 mL Dil. Factor: 1.0000
Method: RSK_J Limit Group: GCV - RSK 175
Column: HP-PLOT/Q (0.53 mm) Detector GC FID2B

6 Acetylene, CAS: 74-86-2

Signal: 2

Not Detected
Expected RT: 4.13

Processing Integration Results

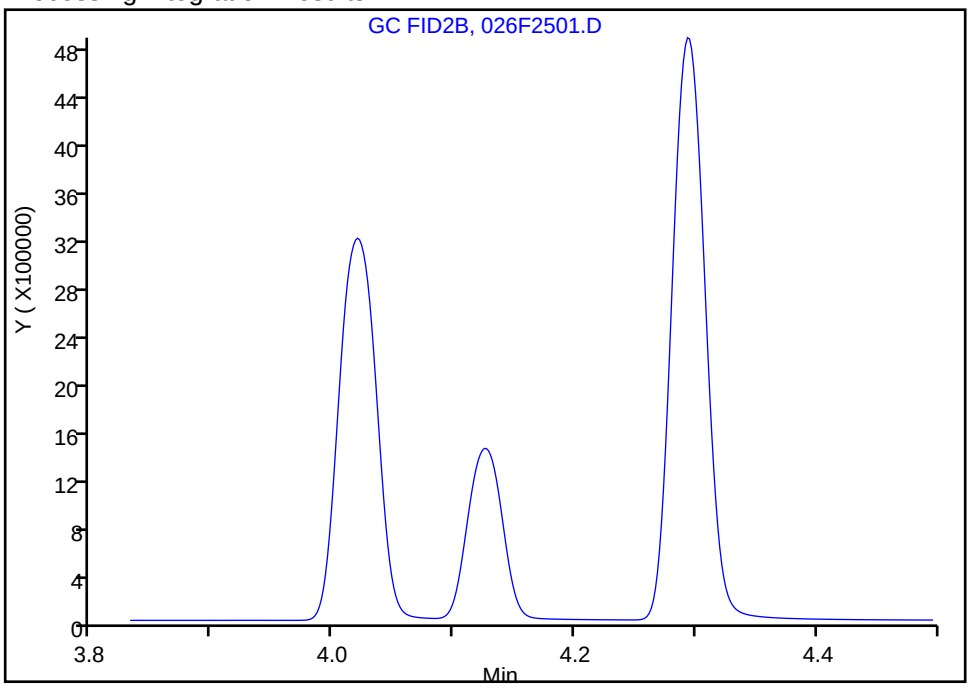

Manual Integration Results

RT: 4.12
Area: 2822711
Amount: 130.6478
Amount Units: ug/l

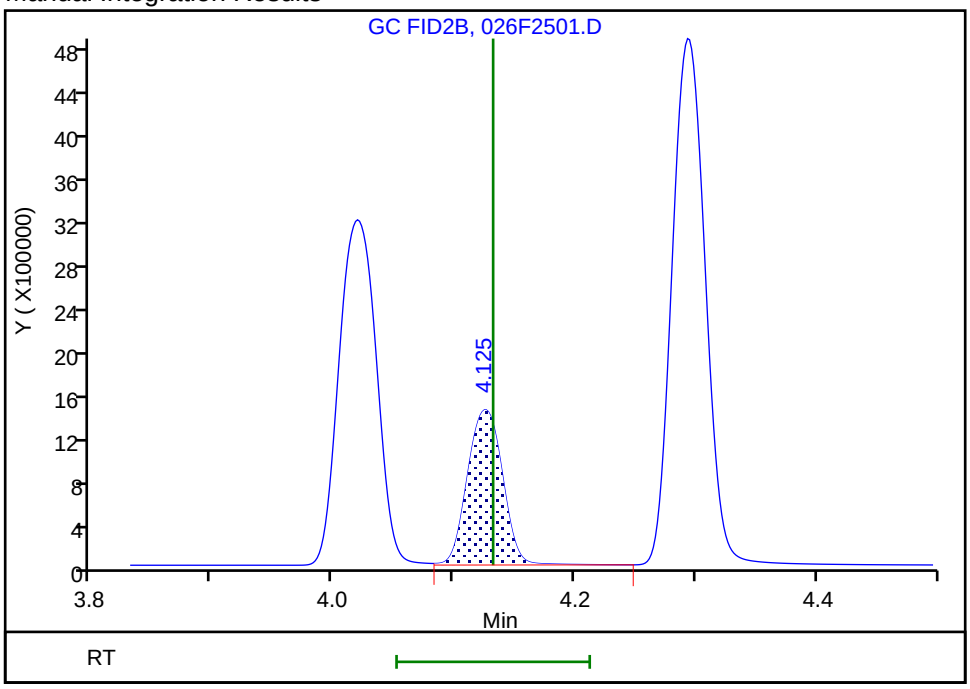

Reviewer: sciannac, 11-Jun-2020 07:56:23
Audit Action: Manually Integrated/Assigned Compound ID Audit Reason: Split Peak

FORM VII
GC VOA CONTINUING CALIBRATION DATA

Lab Name: Eurofins TestAmerica, Denver Job No.: 280-137110-1

SDG No.:

Lab Sample ID: CCV 280-498179/33 Calibration Date: 06/10/2020 20:18

Instrument ID: VGC_J Calib Start Date: 05/16/2020 10:57

GC Column: Rt-Alumina KCl ID: 0.53(mm) Calib End Date: 05/16/2020 13:08

Lab File ID: 038F3701.D Conc. Units: ug/L Heated Purge: (Y/N) N

ANALYTE	CURVE TYPE	AVE CF	CF	MIN CF	CALC AMOUNT	SPIKE AMOUNT	%D	MAX %D
Methane	Lin2		149889		75.8	73.0	3.8	20.0
Ethane	Ave	136043	146909		148	137	8.0	20.0
Ethylene	Ave	110213	116618		135	128	5.8	20.0
Acetylene	Ave	34294	34330		119	119	0.1	20.0

FORM VII
GC VOA CONTINUING CALIBRATION RETENTION TIME SUMMARY

Lab Name: Eurofins TestAmerica, Denver Job No.: 280-137110-1

SDG No.:

Lab Sample ID: CCV 280-498179/33 Calibration Date: 06/10/2020 20:18

Instrument ID: VGC_J Calib Start Date: 05/16/2020 10:57

GC Column: Rt-Alumina KCl ID: 0.53(mm) Calib End Date: 05/16/2020 13:08

Lab File ID: 038F3701.D Heated Purge: (Y/N) N

Analyte	RT	RT WINDOW	
		FROM	TO
Methane	1.26	1.21	1.29
Ethane	1.51	1.45	1.55
Ethylene	1.78	1.72	1.82
Acetylene	3.93	3.85	4.01

Eurofins TestAmerica, Denver
Target Compound Quantitation Report

Data File: \\chromfs\Denver\ChromData\VGC_J\20200610-92287.b\038F3701.D
Lims ID: ccv
Client ID:
Sample Type: CCV
Inject. Date: 10-Jun-2020 20:18:29 ALS Bottle#: 38 Worklist Smp#: 33
Purge Vol: 18.000 mL Dil. Factor: 1.0000
Sample Info: ccv
Operator ID: SCIANNAC Instrument ID: VGC_J
Sublist: chrom-RSK_J*sub5

Method: \\chromfs\Denver\ChromData\VGC_J\20200610-92287.b\RSK_J.m
Limit Group: GCV - RSK 175
Method Label: DV-GC-0025: Dissolved Gases in Water by RSK-175
Last Update: 11-Jun-2020 08:20:45 Calib Date: 16-May-2020 13:08:56
Integrator: Falcon
Quant Method: External Standard Quant By: Initial Calibration
Last ICal File: \\chromfs\Denver\ChromData\VGC_J\20200516-91574.b\009F0901.D

Column 1 : Rt-Alumina BOND/KCl (0.53 mm) Det: GC FID1A
Column 2 : HP-PLOT/Q (0.53 mm) Det: GC FID2B
Process Host: CTX1028

First Level Reviewer: sciannac Date: 11-Jun-2020 08:08:54

Col	RT (min.)	Exp RT (min.)	Dlt RT (min.)	Response	Cal Amt ug/l	OnCol Amt ug/l	Flags
2 Methane							
1	1.256	1.248	0.008	10942381	73.0	75.8	
2	3.174	3.160	0.014	5264217	73.0	76.7	
						RPD = 1.13	
3 Ethane							M
1	1.512	1.503	0.009	20105273	136.9	147.8	
2	4.304	4.295	0.009	9009914	136.9	147.6	M
						RPD = 0.15	
4 Ethylene							Ma
1	1.784	1.773	0.011	14888181	127.7	135.1	
2	4.031	4.022	0.009	6582533	127.7	137.3	M
						RPD = 1.65	
5 Propane							
1	2.474	2.462	0.012	30967807	200.7	216.2	
2	5.926	5.919	0.007	13926725	200.7	222.4	
						RPD = 2.82	
6 Acetylene							M
1	3.934	3.930	0.004	4068903	118.5	118.6	
2	4.136	4.132	0.004	2771666	118.5	128.3	M
						RPD = 7.81	
7 Butane							
1	4.221	4.215	0.006	37992155	264.5	288.0	
2	7.368	7.364	0.004	18493349	264.5	290.0	
						RPD = 0.68	
8 isobutylene							
1	5.121	5.118	0.003	24838263	255.4	278.2	
2	7.221	7.215	0.006	11709668	255.4	281.8	
						RPD = 1.26	

QC Flag Legend

Review Flags

M - Manually Integrated

a - User Assigned ID

Reagents:

RSK7gasMathes_00031 Amount Added: 200.00 Units: uL

Report Date: 11-Jun-2020 08:20:45 Chrom Revision: 2.3 10-Jun-2020 22:46:48

Eurofins TestAmerica, Denver

Data File: \\chromfs\Denver\ChromData\VGC_J\20200610-92287.b\038F3701.D

Injection Date:	10-Jun-2020 20:18:29	Instrument ID:	VGC_J	Operator ID:	SCIANNAC
Lims ID:	ccv			Worklist Smp#:	33
Client ID:					
Purge Vol:	18.000 mL	Dil. Factor:	1.0000	ALS Bottle#:	38
Method:	RSK_J	Limit Group:	GCV - RSK 175		

Column: Rt-Alumina BOND/KCl (0.53 mm) Y Scaling: Method Defined: Scale to the Nth Largest Target: 1

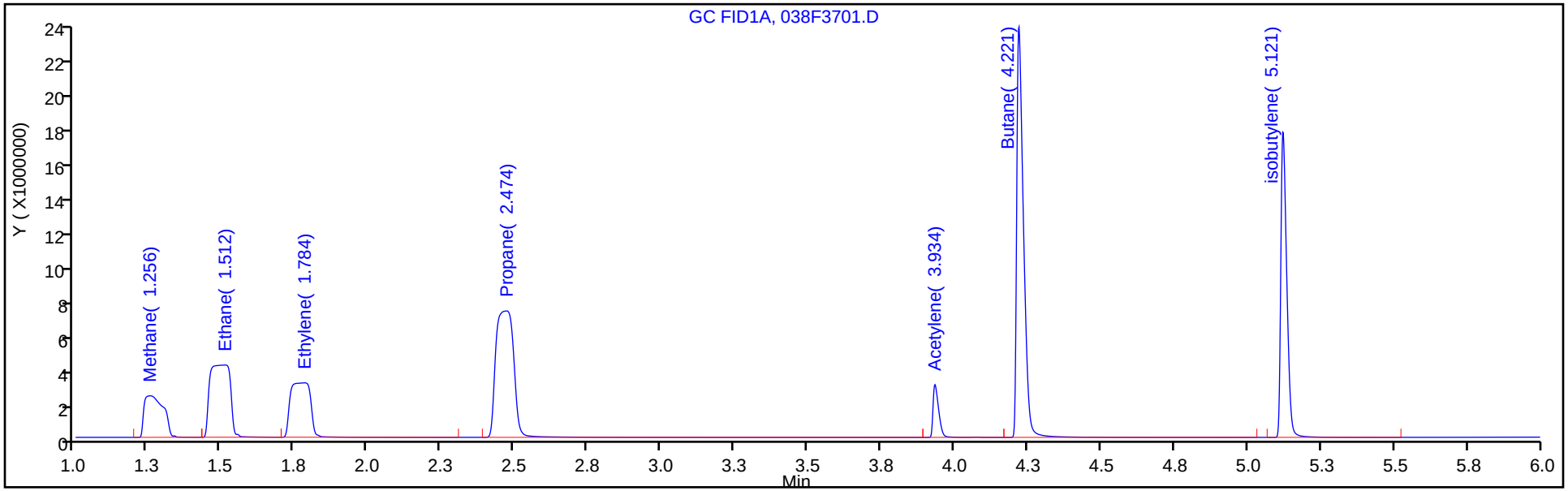

Column: HP-PLOT/Q (0.53 mm) Y Scaling: Method Defined: Scale to the Nth Largest Target: 1

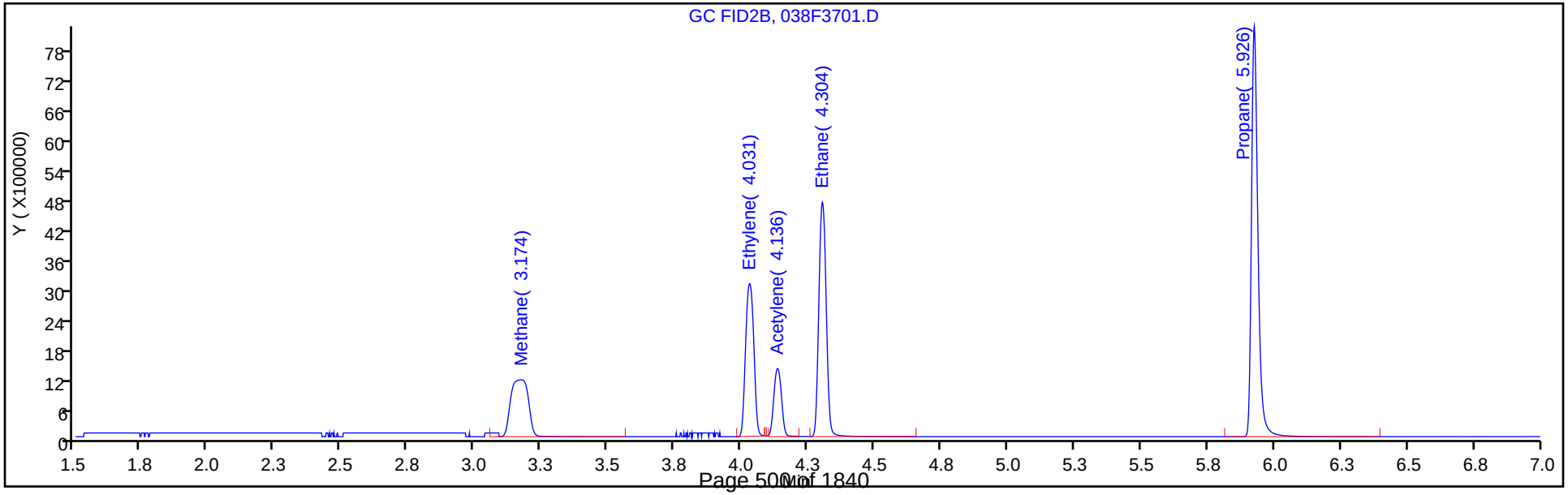

FORM VII
GC VOA CONTINUING CALIBRATION DATA

Lab Name: Eurofins TestAmerica, Denver Job No.: 280-137110-1

SDG No.:

Lab Sample ID: CCV 280-498179/33 Calibration Date: 06/10/2020 20:18

Instrument ID: VGC_J Calib Start Date: 05/16/2020 10:57

GC Column: HP-Plot Q ID: 0.53(mm) Calib End Date: 05/16/2020 13:08

Lab File ID: 038F3701.D Conc. Units: ug/L Heated Purge: (Y/N) N

ANALYTE	CURVE TYPE	AVE CF	CF	MIN CF	CALC AMOUNT	SPIKE AMOUNT	%D	MAX %D
Methane	Lin2		72109		76.7	73.0	5.0	20.0
Ethylene	Ave	47934	51560		137	128	7.6	20.0
Acetylene	Ave	21605	23385		128	119	8.2	20.0
Ethane	Ave	61056	65835		148	137	7.8	20.0

FORM VII
GC VOA CONTINUING CALIBRATION RETENTION TIME SUMMARY

Lab Name: Eurofins TestAmerica, Denver Job No.: 280-137110-1

SDG No.:

Lab Sample ID: CCV 280-498179/33 Calibration Date: 06/10/2020 20:18

Instrument ID: VGC_J Calib Start Date: 05/16/2020 10:57

GC Column: HP-Plot Q ID: 0.53(mm) Calib End Date: 05/16/2020 13:08

Lab File ID: 038F3701.D Heated Purge: (Y/N) N

Analyte	RT	RT WINDOW	
		FROM	TO
Methane	3.17	3.12	3.20
Ethylene	4.03	3.97	4.07
Acetylene	4.14	4.05	4.21
Ethane	4.30	4.25	4.35

Eurofins TestAmerica, Denver
Target Compound Quantitation Report

Data File: \\chromfs\Denver\ChromData\VGC_J\20200610-92287.b\038F3701.D
Lims ID: ccv
Client ID:
Sample Type: CCV
Inject. Date: 10-Jun-2020 20:18:29 ALS Bottle#: 38 Worklist Smp#: 33
Purge Vol: 18.000 mL Dil. Factor: 1.0000
Sample Info: ccv
Operator ID: SCIANNAC Instrument ID: VGC_J
Sublist: chrom-RSK_J*sub5

Method: \\chromfs\Denver\ChromData\VGC_J\20200610-92287.b\RSK_J.m
Limit Group: GCV - RSK 175
Method Label: DV-GC-0025: Dissolved Gases in Water by RSK-175
Last Update: 11-Jun-2020 08:20:45 Calib Date: 16-May-2020 13:08:56
Integrator: Falcon
Quant Method: External Standard Quant By: Initial Calibration
Last ICal File: \\chromfs\Denver\ChromData\VGC_J\20200516-91574.b\009F0901.D

Column 1 : Rt-Alumina BOND/KCl (0.53 mm) Det: GC FID1A
Column 2 : HP-PLOT/Q (0.53 mm) Det: GC FID2B
Process Host: CTX1028

First Level Reviewer: sciannac Date: 11-Jun-2020 08:08:54

Col	RT (min.)	Exp RT (min.)	Dlt RT (min.)	Response	Cal Amt ug/l	OnCol Amt ug/l	Flags
2 Methane							
1	1.256	1.248	0.008	10942381	73.0	75.8	
2	3.174	3.160	0.014	5264217	73.0	76.7	
						RPD = 1.13	
3 Ethane							M
1	1.512	1.503	0.009	20105273	136.9	147.8	
2	4.304	4.295	0.009	9009914	136.9	147.6	M
						RPD = 0.15	
4 Ethylene							Ma
1	1.784	1.773	0.011	14888181	127.7	135.1	
2	4.031	4.022	0.009	6582533	127.7	137.3	M
						RPD = 1.65	
5 Propane							
1	2.474	2.462	0.012	30967807	200.7	216.2	
2	5.926	5.919	0.007	13926725	200.7	222.4	
						RPD = 2.82	
6 Acetylene							M
1	3.934	3.930	0.004	4068903	118.5	118.6	
2	4.136	4.132	0.004	2771666	118.5	128.3	M
						RPD = 7.81	
7 Butane							
1	4.221	4.215	0.006	37992155	264.5	288.0	
2	7.368	7.364	0.004	18493349	264.5	290.0	
						RPD = 0.68	
8 isobutylene							
1	5.121	5.118	0.003	24838263	255.4	278.2	
2	7.221	7.215	0.006	11709668	255.4	281.8	
						RPD = 1.26	

QC Flag Legend

Review Flags

M - Manually Integrated

a - User Assigned ID

Reagents:

RSK7gasMathes_00031 Amount Added: 200.00 Units: uL

Report Date: 11-Jun-2020 08:20:45 Chrom Revision: 2.3 10-Jun-2020 22:46:48

Eurofins TestAmerica, Denver

Data File: \\chromfs\Denver\ChromData\VGC_J\20200610-92287.b\038F3701.D

Injection Date:	10-Jun-2020 20:18:29	Instrument ID:	VGC_J	Operator ID:	SCIANNAC
Lims ID:	ccv			Worklist Smp#:	33
Client ID:					
Purge Vol:	18.000 mL	Dil. Factor:	1.0000	ALS Bottle#:	38
Method:	RSK_J	Limit Group:	GCV - RSK 175		

Column: Rt-Alumina BOND/KCl (0.53 mm) Y Scaling: Method Defined: Scale to the Nth Largest Target: 1

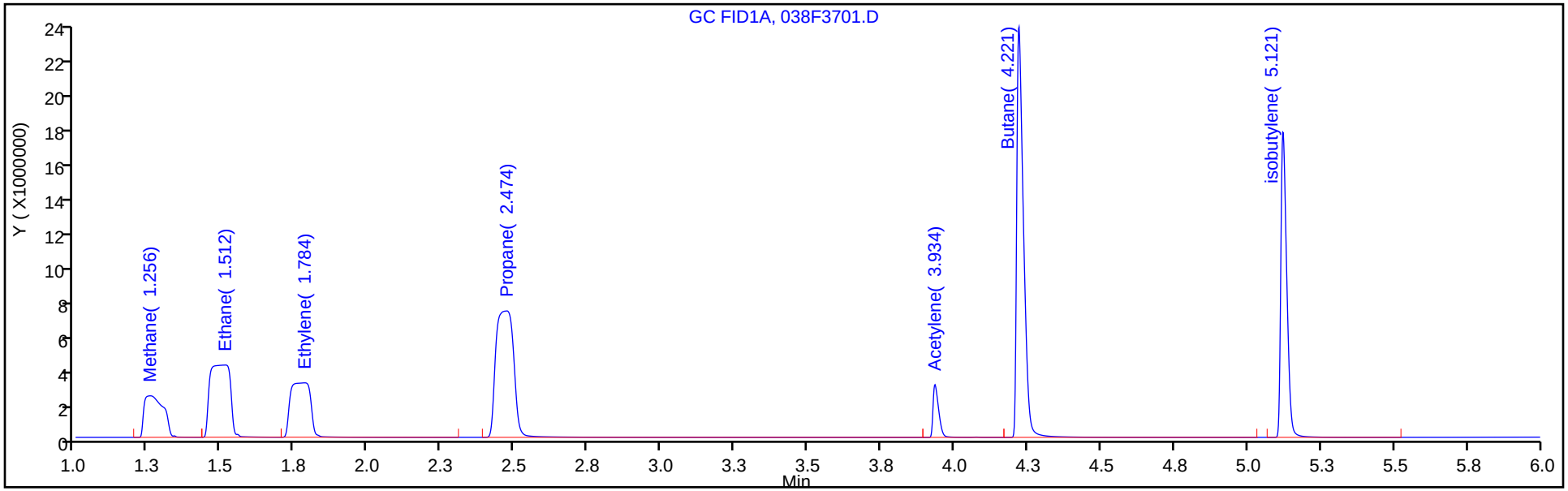

Column: HP-PLOT/Q (0.53 mm) Y Scaling: Method Defined: Scale to the Nth Largest Target: 1

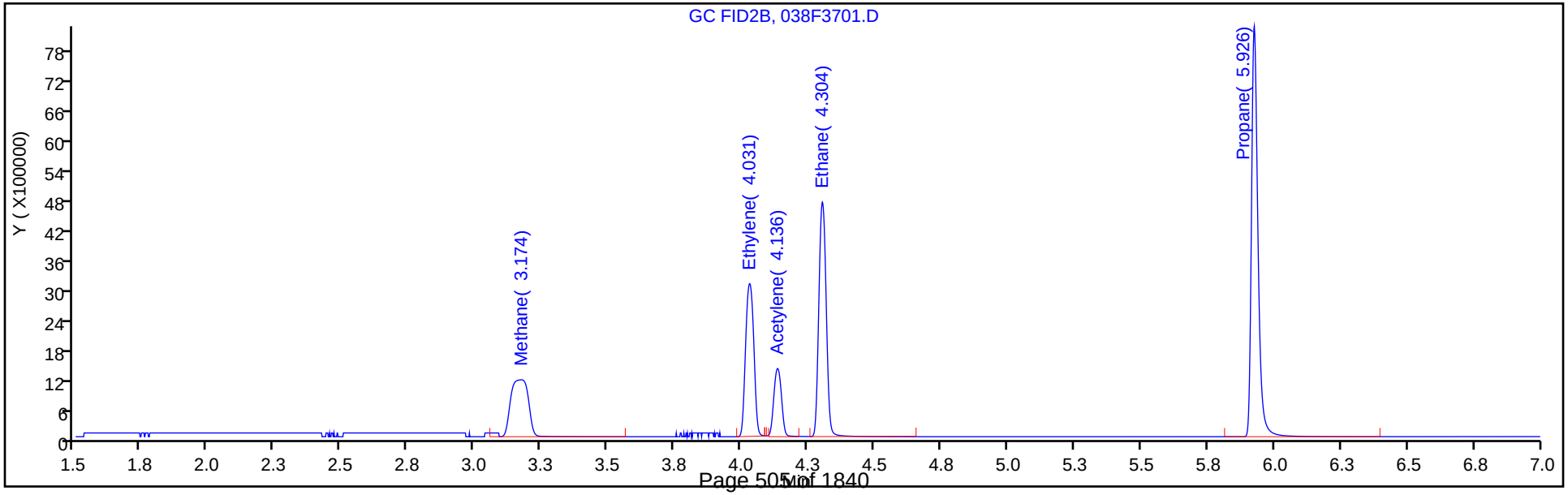

Manual Integration/User Assign Peak Report

Eurofins TestAmerica, Denver

Data File: \\chromfs\Denver\ChromData\VGC_J\20200610-92287.b\038F3701.D
Injection Date: 10-Jun-2020 20:18:29 Instrument ID: VGC_J
Lims ID: ccv
Client ID:
Operator ID: SCIANNAC ALS Bottle#: 38 Worklist Smp#: 33
Purge Vol: 18.000 mL Dil. Factor: 1.0000
Method: RSK_J Limit Group: GCV - RSK 175
Column: HP-PLOT/Q (0.53 mm) Detector GC FID2B

4 Ethylene, CAS: 74-85-1

Signal: 2

Processing Integration Results

RT: 4.03
Area: 6583161
Amount: 137.3389
Amount Units: ug/l

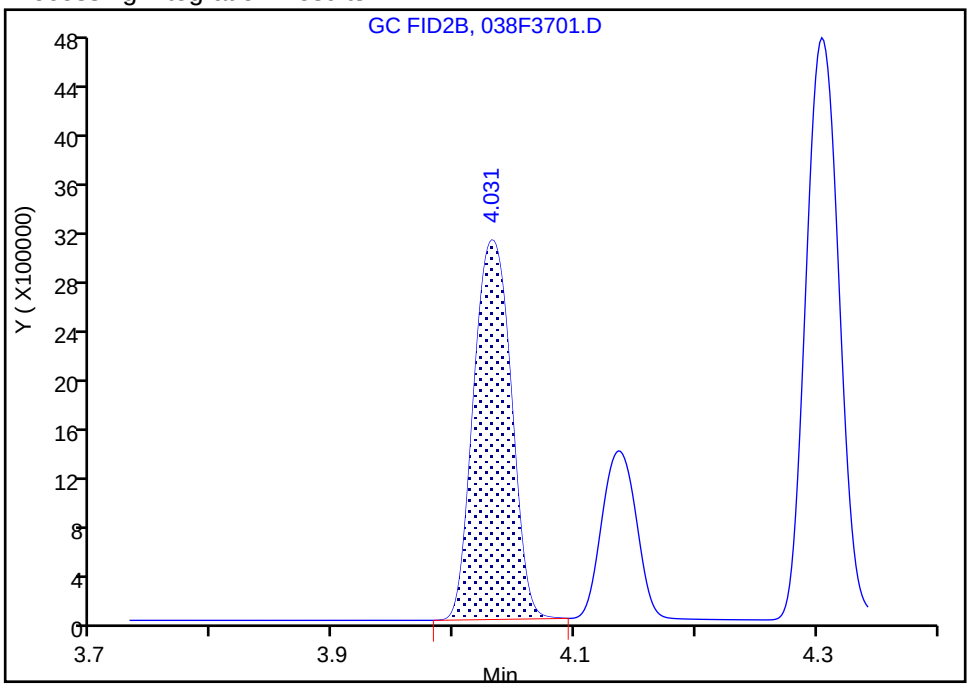

Manual Integration Results

RT: 4.03
Area: 6582533
Amount: 137.3258
Amount Units: ug/l

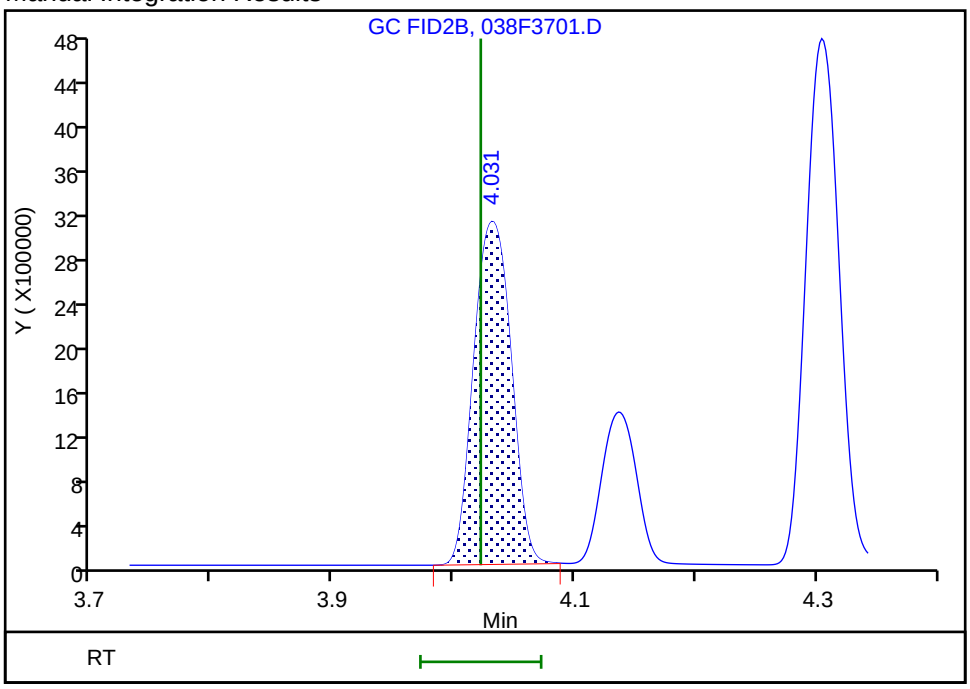

Reviewer: sciannac, 11-Jun-2020 08:08:45
Audit Action: Manually Integrated/Assigned Compound ID Audit Reason: Split Peak

Manual Integration/User Assign Peak Report

Eurofins TestAmerica, Denver

Data File: \\chromfs\Denver\ChromData\VGC_J\20200610-92287.b\038F3701.D
Injection Date: 10-Jun-2020 20:18:29 Instrument ID: VGC_J
Lims ID: ccv
Client ID:
Operator ID: SCIANNAC ALS Bottle#: 38 Worklist Smp#: 33
Purge Vol: 18.000 mL Dil. Factor: 1.0000
Method: RSK_J Limit Group: GCV - RSK 175
Column: HP-PLOT/Q (0.53 mm) Detector GC FID2B

6 Acetylene, CAS: 74-86-2

Signal: 2

Processing Integration Results

RT: 4.14
Area: 9394525
Amount: 434.8211
Amount Units: ug/l

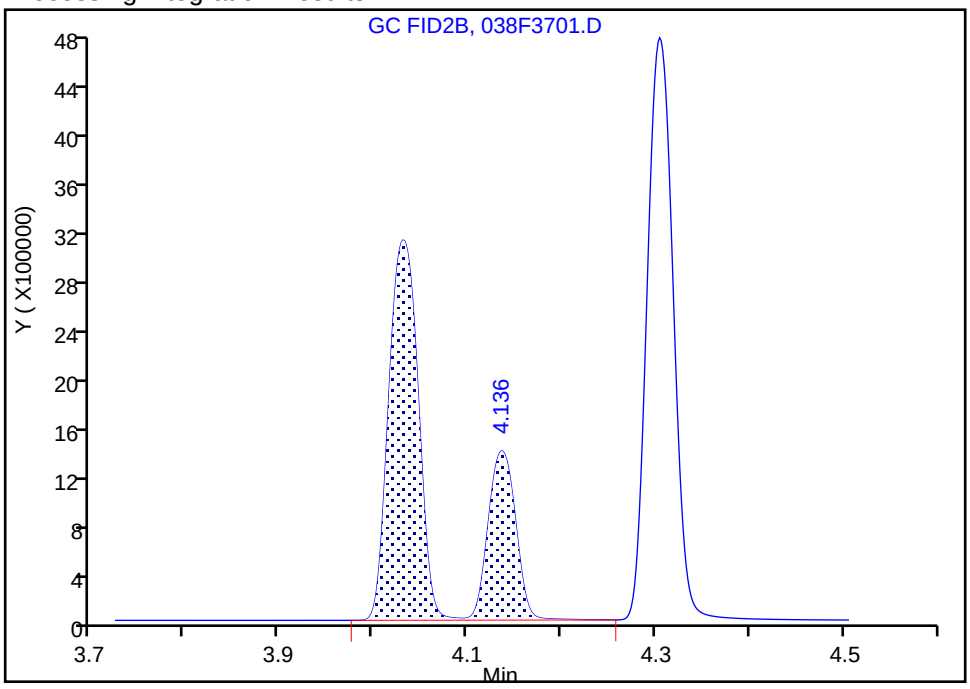

Manual Integration Results

RT: 4.14
Area: 2771666
Amount: 128.2852
Amount Units: ug/l

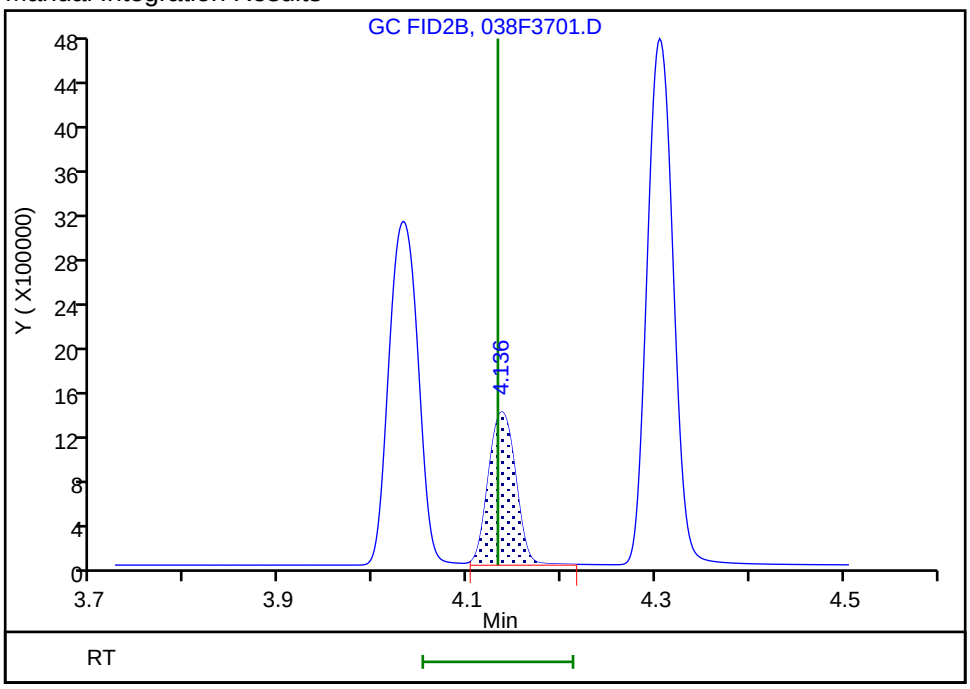

Reviewer: sciannac, 11-Jun-2020 08:08:24
Audit Action: Assigned New Baseline Audit Reason: Split Peak

Manual Integration/User Assign Peak Report

Eurofins TestAmerica, Denver

Data File:	\\chromfs\Denver\ChromData\VGC_J\20200610-92287.b\038F3701.D				
Injection Date:	10-Jun-2020 20:18:29	Instrument ID:	VGC_J		
Lims ID:	ccv				
Client ID:					
Operator ID:	SCIANNAC	ALS Bottle#:	38	Worklist Smp#:	33
Purge Vol:	18.000 mL	Dil. Factor:	1.0000		
Method:	RSK_J	Limit Group:	GCV - RSK 175		
Column:	HP-PLOT/Q (0.53 mm)	Detector	GC FID2B		

3 Ethane, CAS: 74-84-0

Signal: 2

Processing Integration Results

RT: 4.30
Area: 9079547
Amount: 148.7074
Amount Units: ug/l

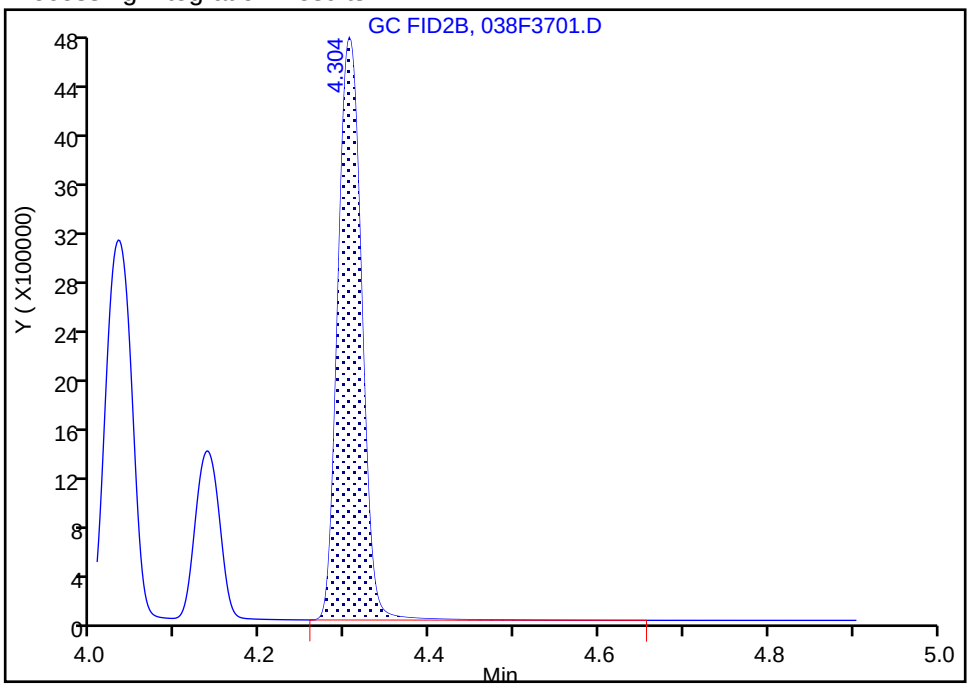

Manual Integration Results

RT: 4.30
Area: 9009914
Amount: 147.5669
Amount Units: ug/l

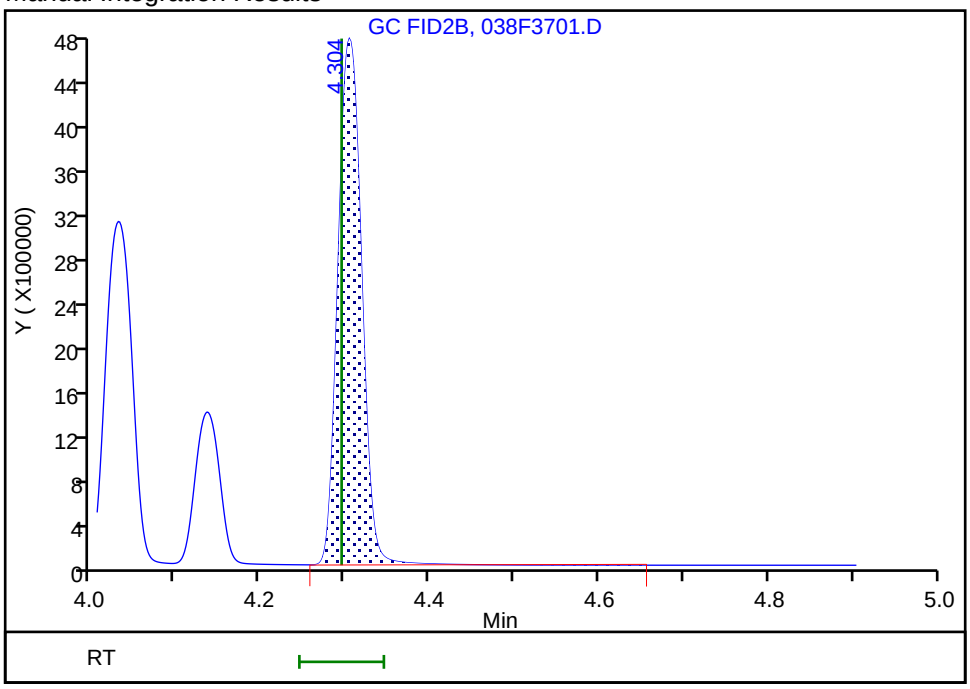

Reviewer: sciannac, 11-Jun-2020 08:08:20

Audit Action: Assigned New Baseline Audit Reason: Split Peak

FORM VII
GC VOA CONTINUING CALIBRATION DATA

Lab Name: Eurofins TestAmerica, Denver Job No.: 280-137110-1

SDG No.:

Lab Sample ID: CCVRT 280-498346/4 Calibration Date: 06/11/2020 10:58

Instrument ID: VGC_J Calib Start Date: 05/16/2020 10:57

GC Column: Rt-Alumina KCl ID: 0.53(mm) Calib End Date: 05/16/2020 13:08

Lab File ID: 004F0401.D Conc. Units: ug/L Heated Purge: (Y/N) N

ANALYTE	CURVE TYPE	AVE CF	CF	MIN CF	CALC AMOUNT	SPIKE AMOUNT	%D	MAX %D
Methane	Lin2		153143		77.4	73.0	6.1	20.0
Ethane	Ave	136043	151913		153	137	11.7	20.0
Ethylene	Ave	110213	124039		144	128	12.5	20.0
Acetylene	Ave	34294	36553		126	119	6.6	20.0

FORM VII
GC VOA CONTINUING CALIBRATION RETENTION TIME SUMMARY

Lab Name: Eurofins TestAmerica, Denver Job No.: 280-137110-1

SDG No.:

Lab Sample ID: CCVRT 280-498346/4 Calibration Date: 06/11/2020 10:58

Instrument ID: VGC_J Calib Start Date: 05/16/2020 10:57

GC Column: Rt-Alumina KCl ID: 0.53(mm) Calib End Date: 05/16/2020 13:08

Lab File ID: 004F0401.D Heated Purge: (Y/N) N

Analyte	RT	RT WINDOW	
		FROM	TO
Methane	1.25	1.21	1.29
Ethane	1.51	1.46	1.56
Ethylene	1.78	1.73	1.83
Acetylene	3.94	3.86	4.02

Eurofins TestAmerica, Denver
Target Compound Quantitation Report

Data File: \\chromfs\Denver\ChromData\VGC_J\20200611-92320.b\004F0401.D
Lims ID: ccvrt
Client ID:
Sample Type: CCVRT
Inject. Date: 11-Jun-2020 10:58:19 ALS Bottle#: 4 Worklist Smp#: 4
Purge Vol: 18.000 mL Dil. Factor: 1.0000
Sample Info: ccv
Operator ID: SCIANNAC Instrument ID: VGC_J
Sublist: chrom-RSK_J*sub5

Method: \\chromfs\Denver\ChromData\VGC_J\20200611-92320.b\RSK_J.m
Limit Group: GCV - RSK 175
Method Label: DV-GC-0025: Dissolved Gases in Water by RSK-175
Last Update: 12-Jun-2020 10:45:54 Calib Date: 16-May-2020 13:08:56
Integrator: Falcon
Quant Method: External Standard Quant By: Initial Calibration
Last ICal File: \\chromfs\Denver\ChromData\VGC_J\20200516-91574.b\009F0901.D

Column 1 : Rt-Alumina BOND/KCl (0.53 mm) Det: GC FID1A
Column 2 : HP-PLOT/Q (0.53 mm) Det: GC FID2B
Process Host: CTX1019

First Level Reviewer: sciannac Date: 11-Jun-2020 12:12:42

Col	RT (min.)	Exp RT (min.)	Dlt RT (min.)	Response	Cal Amt ug/l	OnCol Amt ug/l	Flags
2 Methane							
1	1.250	1.250	0.000	11179944	73.0	77.4	
2	3.162	3.162	0.000	5412965	73.0	78.8	
						RPD = 1.77	
3 Ethane							M
1	1.505	1.505	0.000	20790171	136.9	152.8	
2	4.297	4.297	0.000	9511792	136.9	155.8	M
						RPD = 1.92	
4 Ethylene							Ma
1	1.777	1.777	0.000	15835652	127.7	143.7	
2	4.024	4.024	0.000	7107372	127.7	148.3	M
						RPD = 3.15	
5 Propane							
1	2.467	2.467	0.000	31825025	200.7	222.2	
2	5.920	5.920	0.000	14400384	200.7	229.9	
						RPD = 3.43	
6 Acetylene							Ma
1	3.935	3.935	0.000	4332365	118.5	126.3	a
2	4.129	4.129	0.000	2951697	118.5	136.6	M
						RPD = 7.83	
7 Butane							
1	4.220	4.220	0.000	38942662	264.5	295.2	
2	7.365	7.365	0.000	19090992	264.5	299.3	
						RPD = 1.39	
8 isobutylene							
1	5.123	5.123	0.000	27009489	255.4	302.6	
2	7.219	7.219	0.000	12823187	255.4	308.6	
						RPD = 1.96	

QC Flag Legend

Review Flags

M - Manually Integrated

a - User Assigned ID

Reagents:

RSK7gasMathes_00031 Amount Added: 200.00 Units: uL

Report Date: 12-Jun-2020 10:45:54 Chrom Revision: 2.3 10-Jun-2020 22:46:48

Eurofins TestAmerica, Denver

Data File: \\chromfs\Denver\ChromData\VGC_J\20200611-92320.b\004F0401.D

Injection Date:	11-Jun-2020 10:58:19	Instrument ID:	VGC_J	Operator ID:	SCIANNAC
Lims ID:	ccvrt			Worklist Smp#:	4
Client ID:					
Purge Vol:	18.000 mL	Dil. Factor:	1.0000	ALS Bottle#:	4
Method:	RSK_J	Limit Group:	GCV - RSK 175		

Column: Rt-Alumina BOND/KCl (0.53 mm) Y Scaling: Method Defined: Scale to the Nth Largest Target: 1

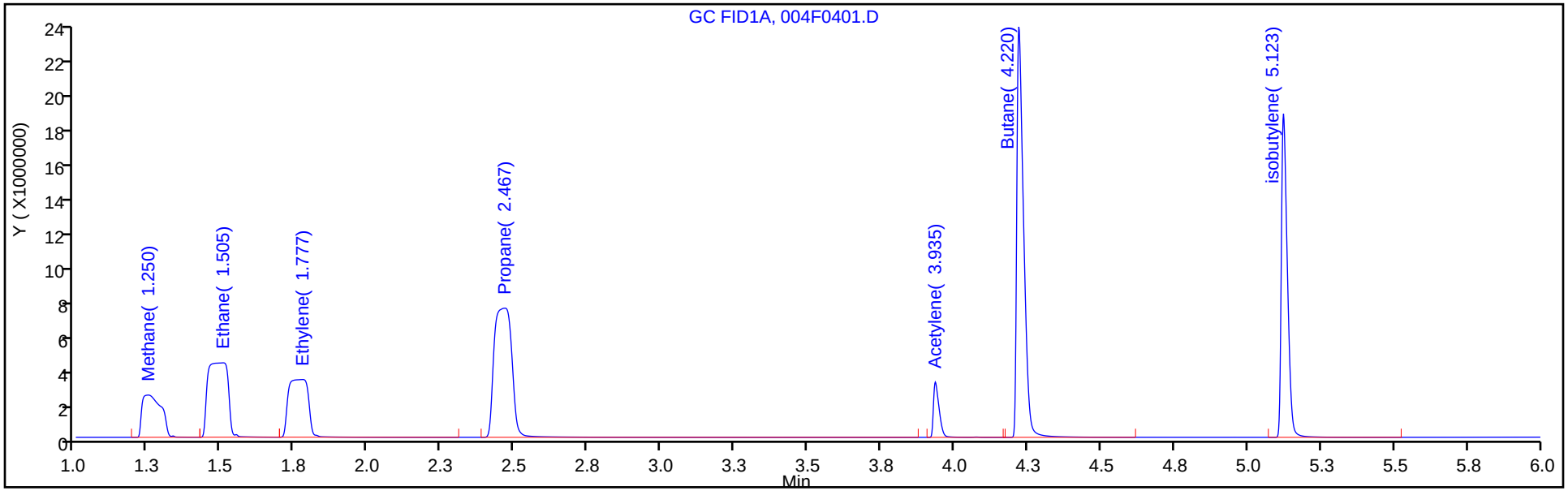

Column: HP-PLOT/Q (0.53 mm) Y Scaling: Method Defined: Scale to the Nth Largest Target: 1

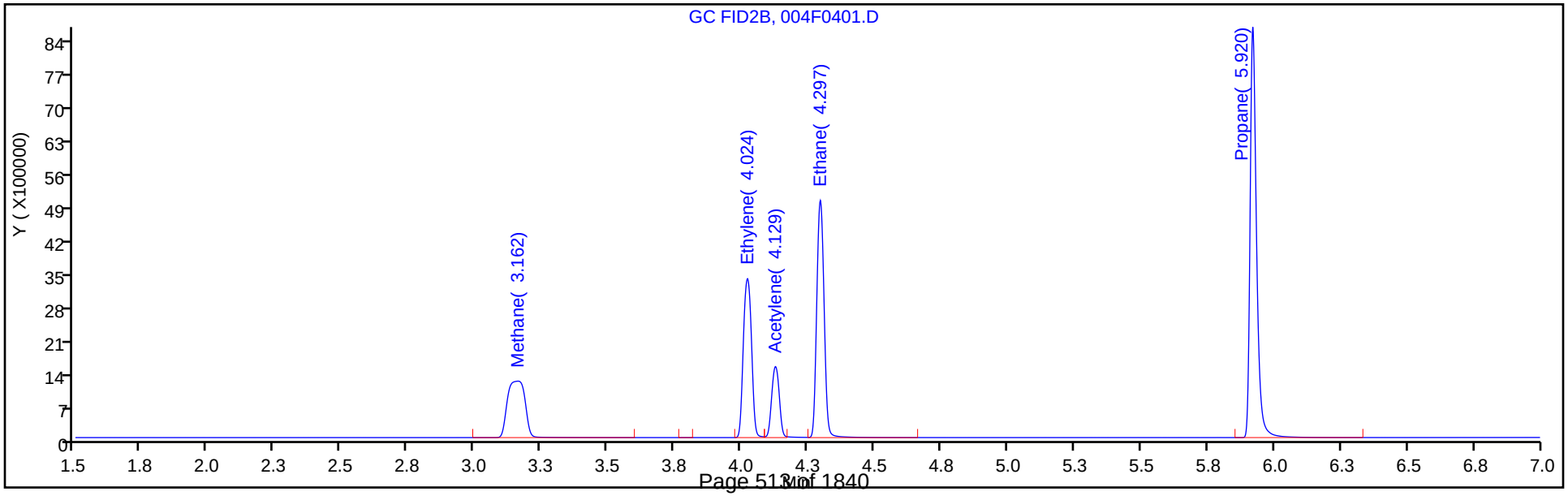

Manual Integration/User Assign Peak Report

Eurofins TestAmerica, Denver

Data File: \\chromfs\Denver\ChromData\VGC_J\20200611-92320.b\004F0401.D
Injection Date: 11-Jun-2020 10:58:19 Instrument ID: VGC_J
Lims ID: ccvrt
Client ID:
Operator ID: SCIANNAC ALS Bottle#: 4 Worklist Smp#: 4
Purge Vol: 18.000 mL Dil. Factor: 1.0000
Method: RSK_J Limit Group: GCV - RSK 175
Column: Rt-Alumina BOND/KCl (0.53 mm) Detector GC FID1A

6 Acetylene, CAS: 74-86-2

Signal: 1

Not Detected
Expected RT: 3.93

Processing Integration Results

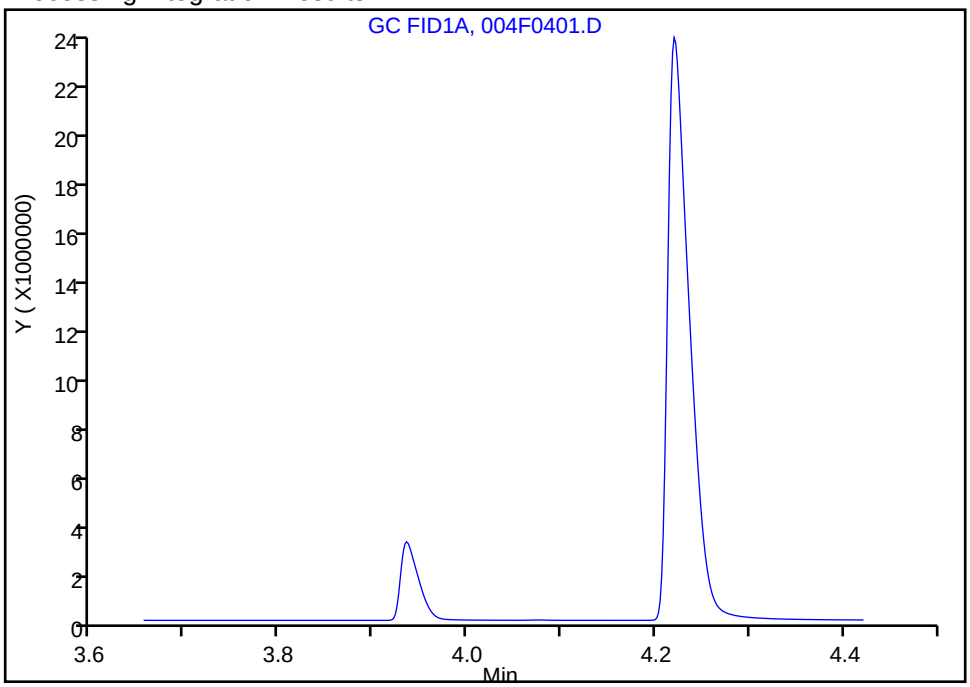

Manual Integration Results

RT: 3.93
Area: 4332365
Amount: 126.3291
Amount Units: ug/l

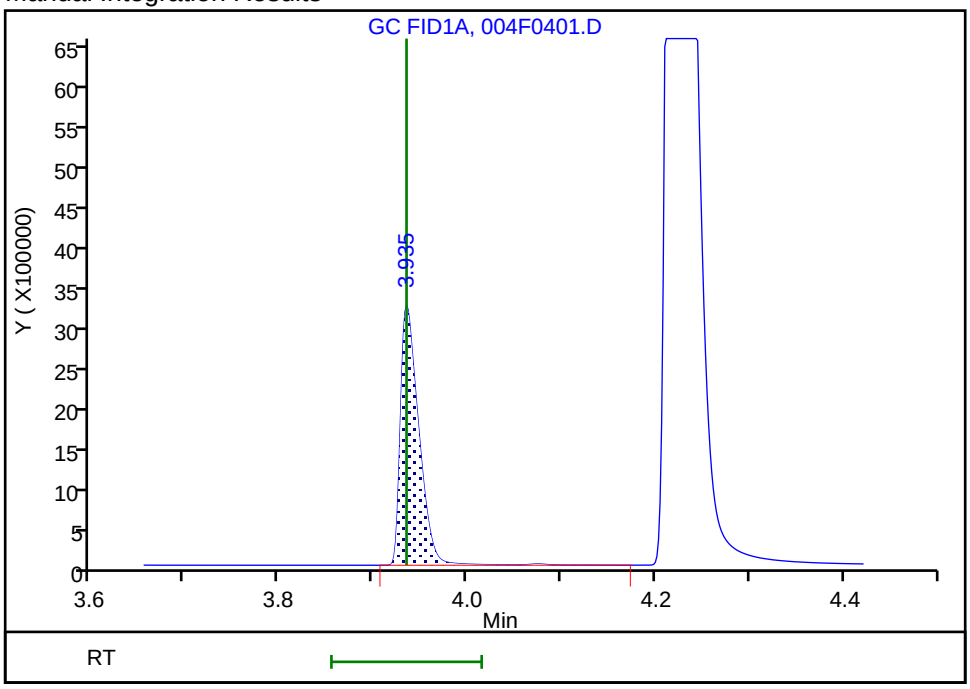

Reviewer: sciannac, 11-Jun-2020 12:09:40
Audit Action: Assigned Compound ID Audit Reason: Split Peak

FORM VII
GC VOA CONTINUING CALIBRATION DATA

Lab Name: Eurofins TestAmerica, Denver Job No.: 280-137110-1

SDG No.:

Lab Sample ID: CCVRT 280-498346/4 Calibration Date: 06/11/2020 10:58

Instrument ID: VGC_J Calib Start Date: 05/16/2020 10:57

GC Column: HP-Plot Q ID: 0.53(mm) Calib End Date: 05/16/2020 13:08

Lab File ID: 004F0401.D Conc. Units: ug/L Heated Purge: (Y/N) N

ANALYTE	CURVE TYPE	AVE CF	CF	MIN CF	CALC AMOUNT	SPIKE AMOUNT	%D	MAX %D
Methane	Lin2		74147		78.8	73.0	8.0	20.0
Ethylene	Ave	47934	55671		148	128	16.1	20.0
Acetylene	Ave	21605	24904		137	119	15.3	20.0
Ethane	Ave	61056	69502		156	137	13.8	20.0

FORM VII
GC VOA CONTINUING CALIBRATION RETENTION TIME SUMMARY

Lab Name: Eurofins TestAmerica, Denver Job No.: 280-137110-1

SDG No.:

Lab Sample ID: CCVRT 280-498346/4 Calibration Date: 06/11/2020 10:58

Instrument ID: VGC_J Calib Start Date: 05/16/2020 10:57

GC Column: HP-Plot Q ID: 0.53(mm) Calib End Date: 05/16/2020 13:08

Lab File ID: 004F0401.D Heated Purge: (Y/N) N

Analyte	RT	RT WINDOW	
		FROM	TO
Methane	3.16	3.12	3.20
Ethylene	4.02	3.97	4.07
Acetylene	4.13	4.05	4.21
Ethane	4.30	4.25	4.35

Eurofins TestAmerica, Denver
Target Compound Quantitation Report

Data File: \\chromfs\Denver\ChromData\VGC_J\20200611-92320.b\004F0401.D
Lims ID: ccvrt
Client ID:
Sample Type: CCVRT
Inject. Date: 11-Jun-2020 10:58:19 ALS Bottle#: 4 Worklist Smp#: 4
Purge Vol: 18.000 mL Dil. Factor: 1.0000
Sample Info: ccv
Operator ID: SCIANNAC Instrument ID: VGC_J
Sublist: chrom-RSK_J*sub5

Method: \\chromfs\Denver\ChromData\VGC_J\20200611-92320.b\RSK_J.m
Limit Group: GCV - RSK 175
Method Label: DV-GC-0025: Dissolved Gases in Water by RSK-175
Last Update: 12-Jun-2020 10:45:54 Calib Date: 16-May-2020 13:08:56
Integrator: Falcon
Quant Method: External Standard Quant By: Initial Calibration
Last ICal File: \\chromfs\Denver\ChromData\VGC_J\20200516-91574.b\009F0901.D

Column 1 : Rt-Alumina BOND/KCl (0.53 mm) Det: GC FID1A
Column 2 : HP-PLOT/Q (0.53 mm) Det: GC FID2B
Process Host: CTX1019

First Level Reviewer: sciannac Date: 11-Jun-2020 12:12:42

Col	RT (min.)	Exp RT (min.)	Dlt RT (min.)	Response	Cal Amt ug/l	OnCol Amt ug/l	Flags
2 Methane							
1	1.250	1.250	0.000	11179944	73.0	77.4	
2	3.162	3.162	0.000	5412965	73.0	78.8	
						RPD = 1.77	
3 Ethane							M
1	1.505	1.505	0.000	20790171	136.9	152.8	
2	4.297	4.297	0.000	9511792	136.9	155.8	M
						RPD = 1.92	
4 Ethylene							Ma
1	1.777	1.777	0.000	15835652	127.7	143.7	
2	4.024	4.024	0.000	7107372	127.7	148.3	M
						RPD = 3.15	
5 Propane							
1	2.467	2.467	0.000	31825025	200.7	222.2	
2	5.920	5.920	0.000	14400384	200.7	229.9	
						RPD = 3.43	
6 Acetylene							Ma
1	3.935	3.935	0.000	4332365	118.5	126.3	a
2	4.129	4.129	0.000	2951697	118.5	136.6	M
						RPD = 7.83	
7 Butane							
1	4.220	4.220	0.000	38942662	264.5	295.2	
2	7.365	7.365	0.000	19090992	264.5	299.3	
						RPD = 1.39	
8 isobutylene							
1	5.123	5.123	0.000	27009489	255.4	302.6	
2	7.219	7.219	0.000	12823187	255.4	308.6	
						RPD = 1.96	

QC Flag Legend

Review Flags

M - Manually Integrated

a - User Assigned ID

Reagents:

RSK7gasMathes_00031 Amount Added: 200.00 Units: uL

Report Date: 12-Jun-2020 10:45:54 Chrom Revision: 2.3 10-Jun-2020 22:46:48

Eurofins TestAmerica, Denver

Data File: \\chromfs\Denver\ChromData\VGC_J\20200611-92320.b\004F0401.D

Injection Date:	11-Jun-2020 10:58:19	Instrument ID:	VGC_J	Operator ID:	SCIANNAC
Lims ID:	ccvrt			Worklist Smp#:	4
Client ID:					
Purge Vol:	18.000 mL	Dil. Factor:	1.0000	ALS Bottle#:	4
Method:	RSK_J	Limit Group:	GCV - RSK 175		

Column: Rt-Alumina BOND/KCl (0.53 mm) Y Scaling: Method Defined: Scale to the Nth Largest Target: 1

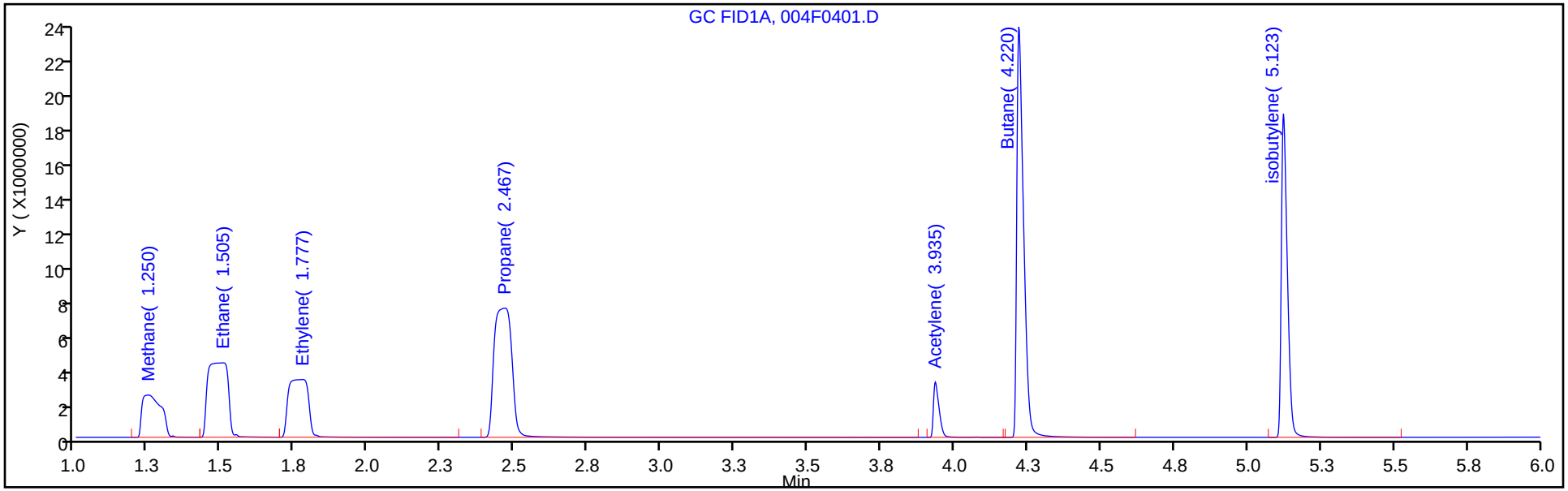

Column: HP-PLOT/Q (0.53 mm) Y Scaling: Method Defined: Scale to the Nth Largest Target: 1

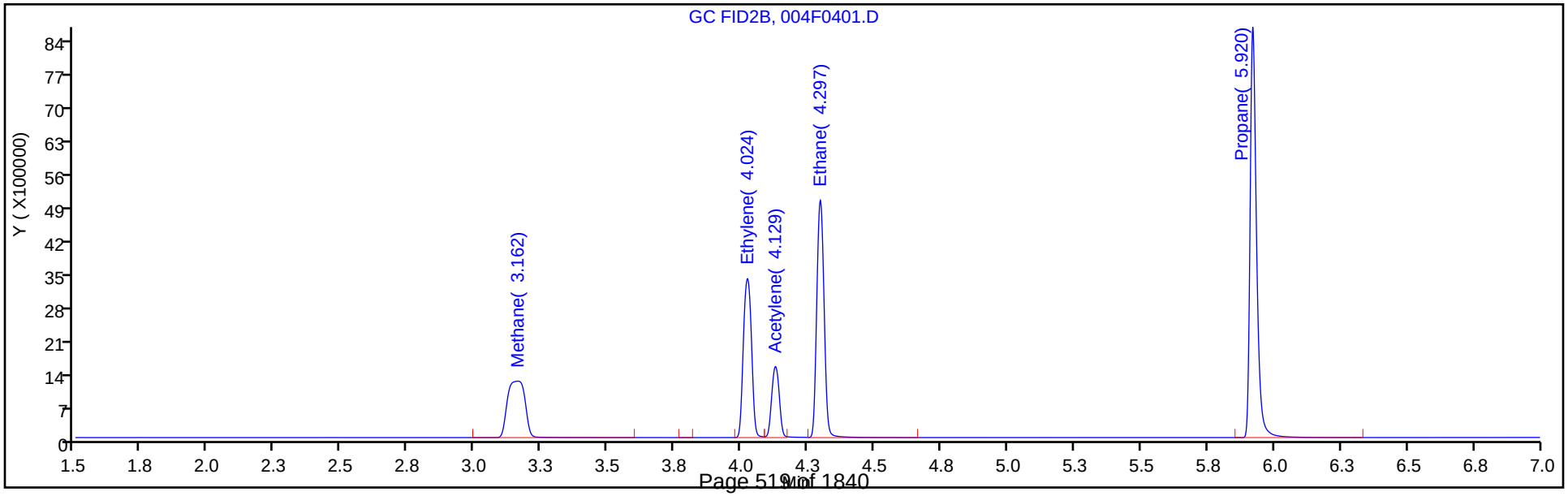

Manual Integration/User Assign Peak Report

Eurofins TestAmerica, Denver

Data File: \\chromfs\Denver\ChromData\VGC_J\20200611-92320.b\004F0401.D
Injection Date: 11-Jun-2020 10:58:19 Instrument ID: VGC_J
Lims ID: ccvrt
Client ID:
Operator ID: SCIANNAC ALS Bottle#: 4 Worklist Smp#: 4
Purge Vol: 18.000 mL Dil. Factor: 1.0000
Method: RSK_J Limit Group: GCV - RSK 175
Column: HP-PLOT/Q (0.53 mm) Detector GC FID2B

4 Ethylene, CAS: 74-85-1

Signal: 2

Processing Integration Results

RT: 4.02
Area: 10062470
Amount: 209.9247
Amount Units: ug/l

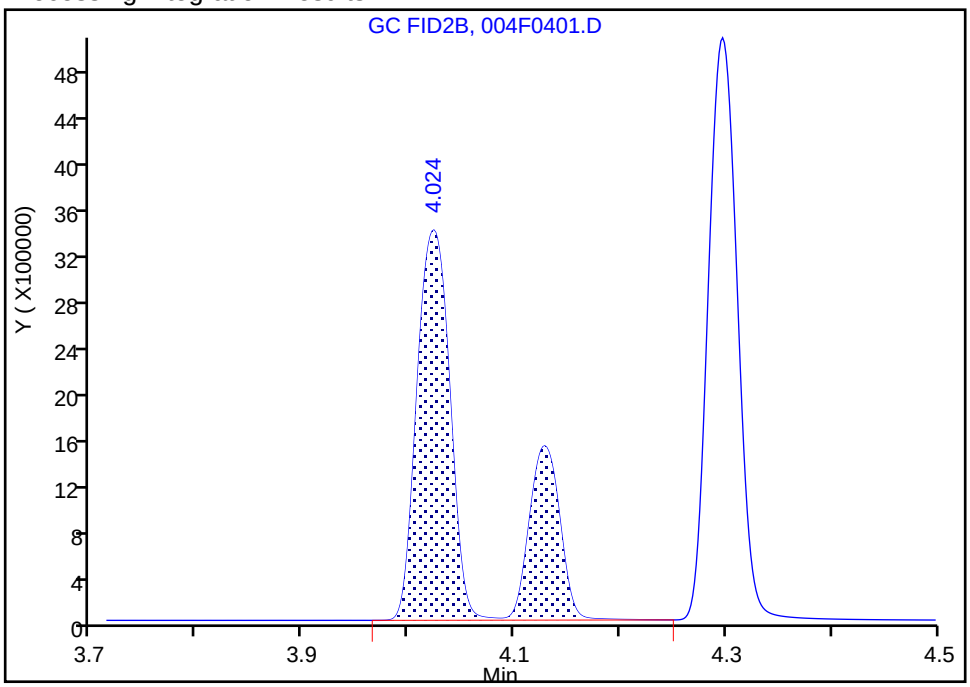

Manual Integration Results

RT: 4.02
Area: 7107372
Amount: 148.2750
Amount Units: ug/l

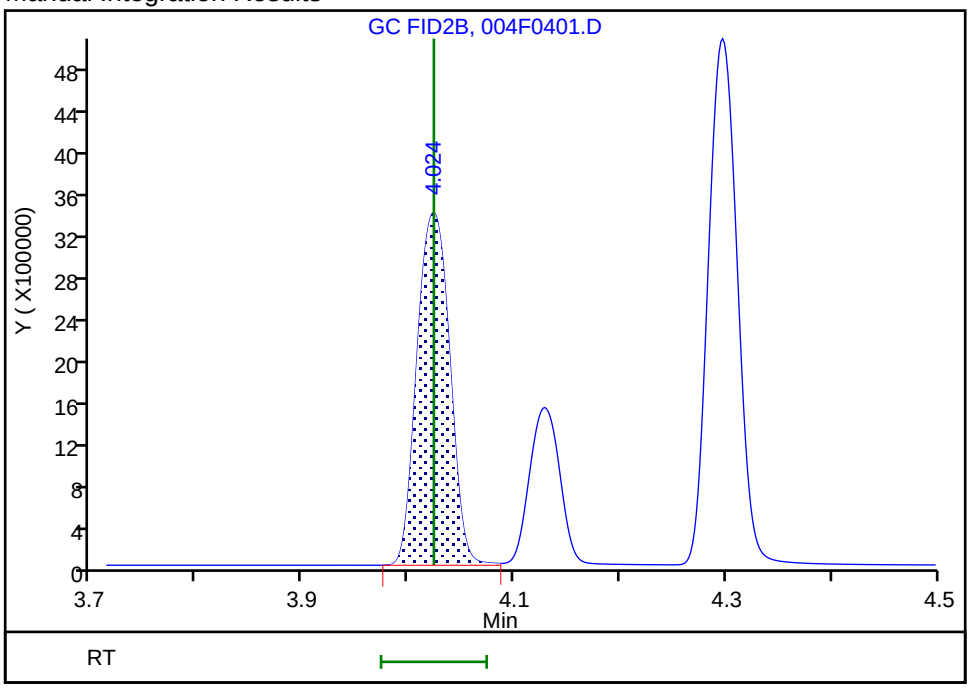

Reviewer: sciannac, 11-Jun-2020 12:12:20
Audit Action: Split an Integrated Peak Audit Reason: Split Peak

Manual Integration/User Assign Peak Report

Eurofins TestAmerica, Denver

Data File: \\chromfs\Denver\ChromData\VGC_J\20200611-92320.b\004F0401.D
Injection Date: 11-Jun-2020 10:58:19 Instrument ID: VGC_J
Lims ID: ccvrt
Client ID:
Operator ID: SCIANNAC ALS Bottle#: 4 Worklist Smp#: 4
Purge Vol: 18.000 mL Dil. Factor: 1.0000
Method: RSK_J Limit Group: GCV - RSK 175
Column: HP-PLOT/Q (0.53 mm) Detector GC FID2B

6 Acetylene, CAS: 74-86-2

Signal: 2

Not Detected
Expected RT: 4.13

Processing Integration Results

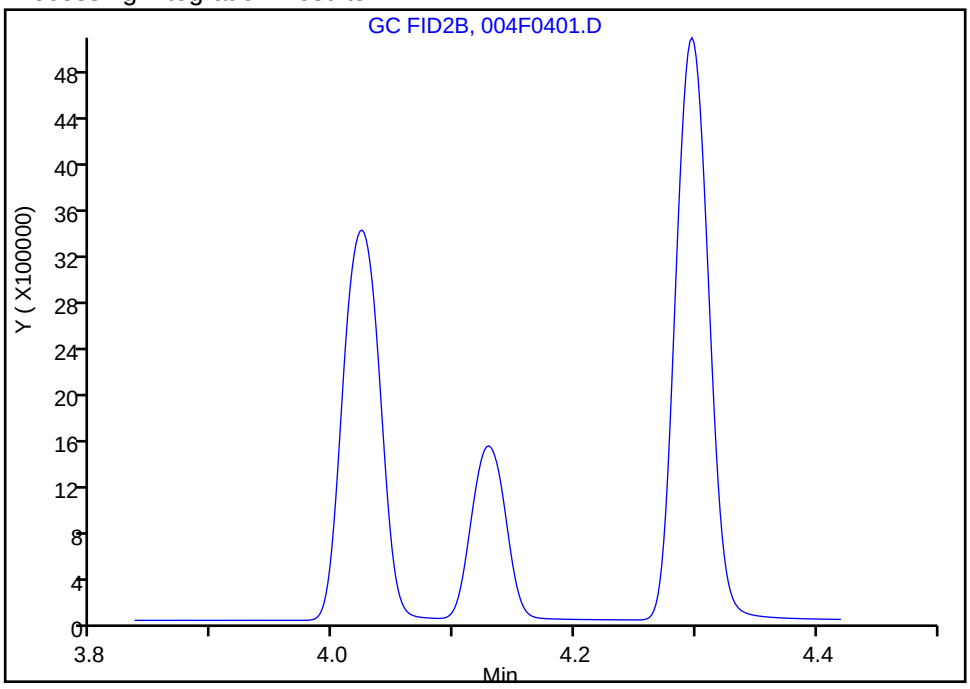

Manual Integration Results

RT: 4.13
Area: 2951697
Amount: 136.6179
Amount Units: ug/l

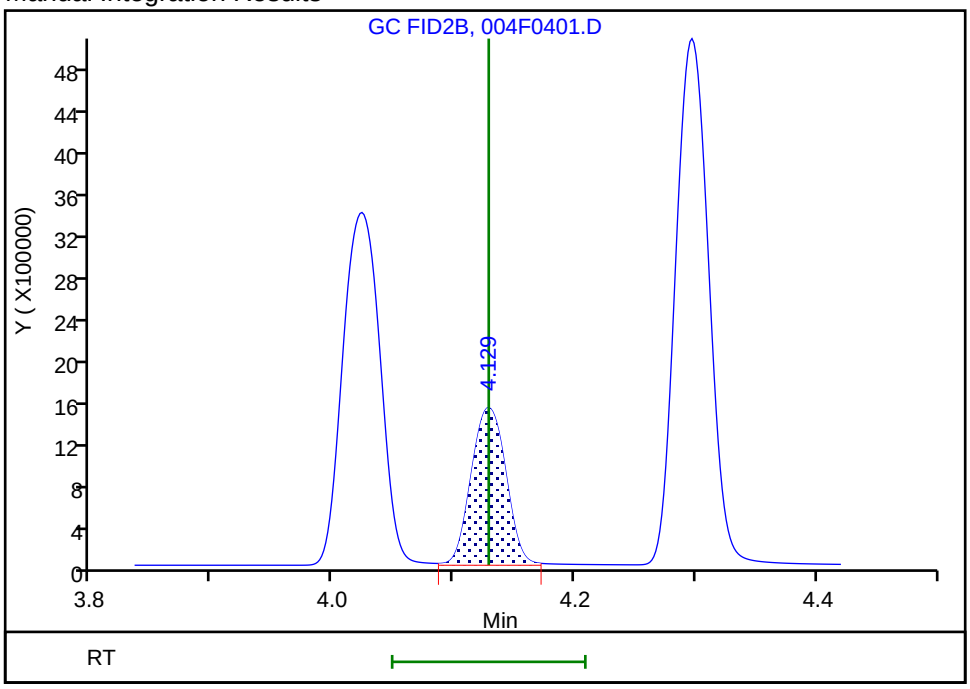

Reviewer: sciannac, 11-Jun-2020 12:12:27
Audit Action: Manually Integrated/Assigned Compound ID Audit Reason: Split Peak

Manual Integration/User Assign Peak Report

Eurofins TestAmerica, Denver

Data File: \\chromfs\Denver\ChromData\VGC_J\20200611-92320.b\004F0401.D
Injection Date: 11-Jun-2020 10:58:19 Instrument ID: VGC_J
Lims ID: ccvrt
Client ID:
Operator ID: SCIANNAC ALS Bottle#: 4 Worklist Smp#: 4
Purge Vol: 18.000 mL Dil. Factor: 1.0000
Method: RSK_J Limit Group: GCV - RSK 175
Column: HP-PLOT/Q (0.53 mm) Detector GC FID2B

3 Ethane, CAS: 74-84-0

Signal: 2

Processing Integration Results

RT: 4.30
Area: 9445929
Amount: 154.7081
Amount Units: ug/l

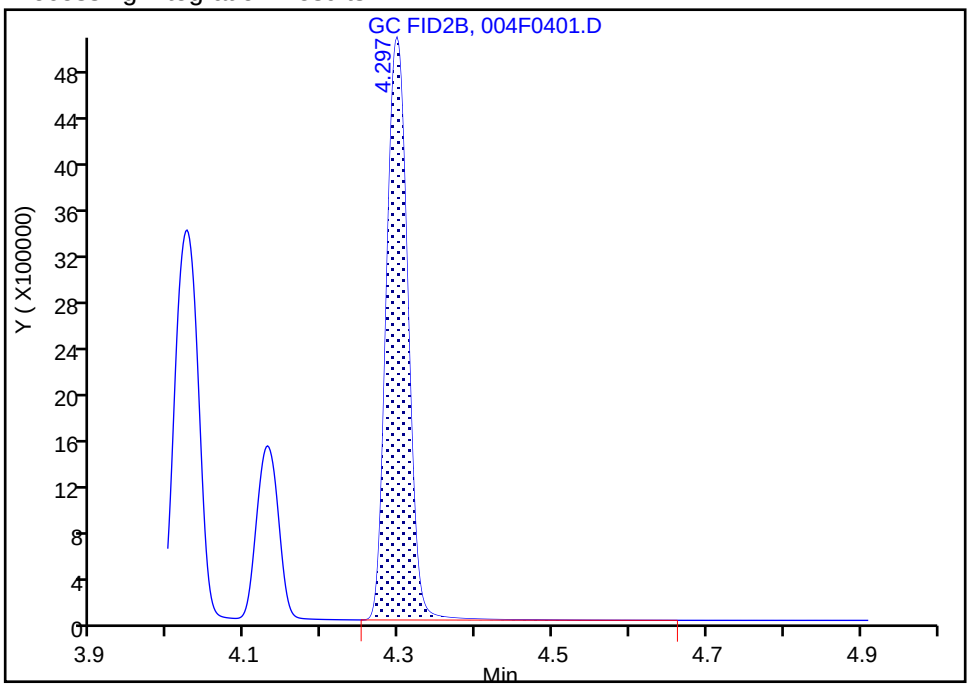

Manual Integration Results

RT: 4.30
Area: 9511792
Amount: 155.7868
Amount Units: ug/l

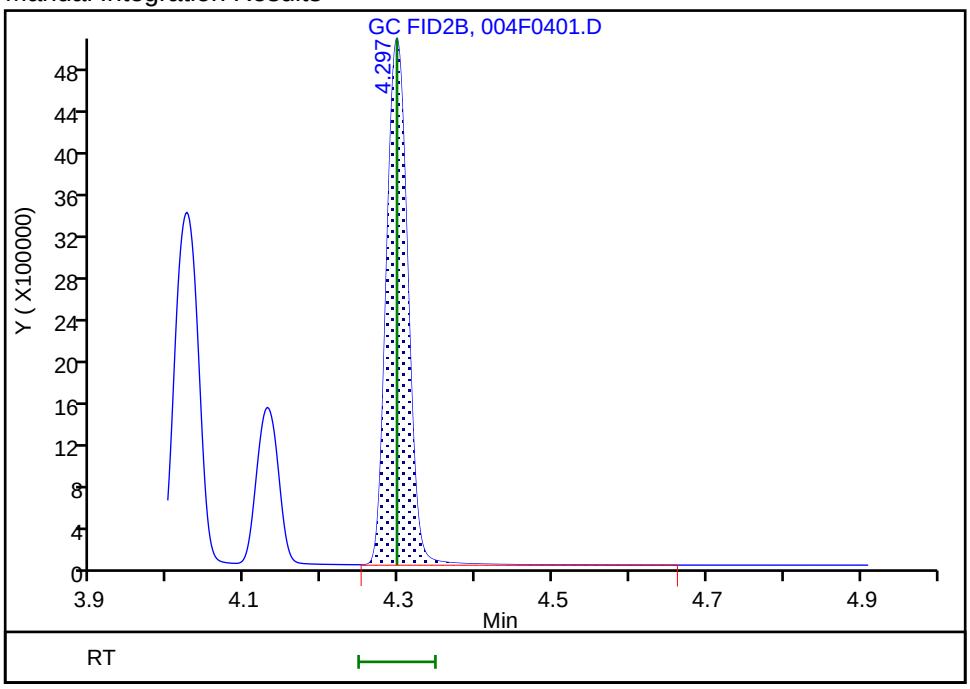

Reviewer: sciannac, 11-Jun-2020 12:11:44
Audit Action: Assigned New Baseline Audit Reason: Peak not integrated

FORM VII
GC VOA CONTINUING CALIBRATION DATA

Lab Name: Eurofins TestAmerica, Denver Job No.: 280-137110-1

SDG No.:

Lab Sample ID: CCV 280-498346/21 Calibration Date: 06/11/2020 17:19

Instrument ID: VGC_J Calib Start Date: 05/16/2020 10:57

GC Column: Rt-Alumina KCl ID: 0.53(mm) Calib End Date: 05/16/2020 13:08

Lab File ID: 023F1501.D Conc. Units: ug/L Heated Purge: (Y/N) N

ANALYTE	CURVE TYPE	AVE CF	CF	MIN CF	CALC AMOUNT	SPIKE AMOUNT	%D	MAX %D
Methane	Lin2		131558		66.5	73.0	-8.9	20.0
Ethane	Ave	136043	132560		133	137	-2.6	20.0
Ethylene	Ave	110213	107652		125	128	-2.3	20.0
Acetylene	Ave	34294	33801		117	119	-1.4	20.0

FORM VII
GC VOA CONTINUING CALIBRATION RETENTION TIME SUMMARY

Lab Name: Eurofins TestAmerica, Denver Job No.: 280-137110-1

SDG No.:

Lab Sample ID: CCV 280-498346/21 Calibration Date: 06/11/2020 17:19

Instrument ID: VGC_J Calib Start Date: 05/16/2020 10:57

GC Column: Rt-Alumina KCl ID: 0.53(mm) Calib End Date: 05/16/2020 13:08

Lab File ID: 023F1501.D Heated Purge: (Y/N) N

Analyte	RT	RT WINDOW	
		FROM	TO
Methane	1.25	1.21	1.29
Ethane	1.51	1.45	1.55
Ethylene	1.78	1.72	1.82
Acetylene	3.94	3.86	4.02

Eurofins TestAmerica, Denver
Target Compound Quantitation Report

Data File: \\chromfs\Denver\ChromData\VGC_J\20200611-92320.b\023F1501.D
Lims ID: ccv
Client ID:
Sample Type: CCV
Inject. Date: 11-Jun-2020 17:19:25 ALS Bottle#: 23 Worklist Smp#: 21
Purge Vol: 18.000 mL Dil. Factor: 1.0000
Sample Info: ccv
Operator ID: SCIANNAC Instrument ID: VGC_J
Sublist: chrom-RSK_J*sub5

Method: \\chromfs\Denver\ChromData\VGC_J\20200611-92320.b\RSK_J.m
Limit Group: GCV - RSK 175
Method Label: DV-GC-0025: Dissolved Gases in Water by RSK-175
Last Update: 12-Jun-2020 10:46:04 Calib Date: 16-May-2020 13:08:56
Integrator: Falcon
Quant Method: External Standard Quant By: Initial Calibration
Last ICal File: \\chromfs\Denver\ChromData\VGC_J\20200516-91574.b\009F0901.D

Column 1 : Rt-Alumina BOND/KCl (0.53 mm) Det: GC FID1A
Column 2 : HP-PLOT/Q (0.53 mm) Det: GC FID2B
Process Host: CTX1019

First Level Reviewer: sciannac Date: 11-Jun-2020 17:52:00

Col	RT (min.)	Exp RT (min.)	Dlt RT (min.)	Response	Cal Amt ug/l	OnCol Amt ug/l	Flags
2 Methane							
1	1.252	1.246	0.006	9604165	73.0	66.5	
2	3.164	3.155	0.009	4638570	73.0	67.5	
						RPD = 1.54	
3 Ethane							
1	1.505	1.500	0.005	18141592	136.9	133.4	
2	4.299	4.293	0.006	8204884	136.9	134.4	
						RPD = 0.77	
4 Ethylene							Ma
1	1.779	1.773	0.006	13743522	127.7	124.7	
2	4.026	4.018	0.008	6136089	127.7	128.0	M
						RPD = 2.62	
5 Propane							
1	2.469	2.461	0.008	28146733	200.7	196.5	
2	5.922	5.917	0.005	12677823	200.7	202.4	
						RPD = 2.98	
6 Acetylene							Ma
1	3.937	3.935	0.002	4006167	118.5	116.8	a
2	4.131	4.125	0.006	2724740	118.5	126.1	M
						RPD = 7.65	
7 Butane							
1	4.222	4.218	0.004	35233578	264.5	267.1	
2	7.366	7.362	0.004	17186077	264.5	269.5	
						RPD = 0.89	
8 isobutylene							
1	5.125	5.123	0.002	24043525	255.4	269.3	
2	7.219	7.215	0.004	11359799	255.4	273.3	
						RPD = 1.48	

QC Flag Legend

Review Flags

M - Manually Integrated

a - User Assigned ID

Reagents:

RSK7gasMathes_00031 Amount Added: 200.00 Units: uL

Report Date: 12-Jun-2020 10:46:04 Chrom Revision: 2.3 10-Jun-2020 22:46:48

Eurofins TestAmerica, Denver

Data File: \\chromfs\Denver\ChromData\VGC_J\20200611-92320.b\023F1501.D

Injection Date:	11-Jun-2020 17:19:25	Instrument ID:	VGC_J	Operator ID:	SCIANNAC
Lims ID:	ccv			Worklist Smp#:	21
Client ID:					
Purge Vol:	18.000 mL	Dil. Factor:	1.0000	ALS Bottle#:	23
Method:	RSK_J	Limit Group:	GCV - RSK 175		

Column: Rt-Alumina BOND/KCl (0.53 mm) Y Scaling: Method Defined: Scale to the Nth Largest Target: 1

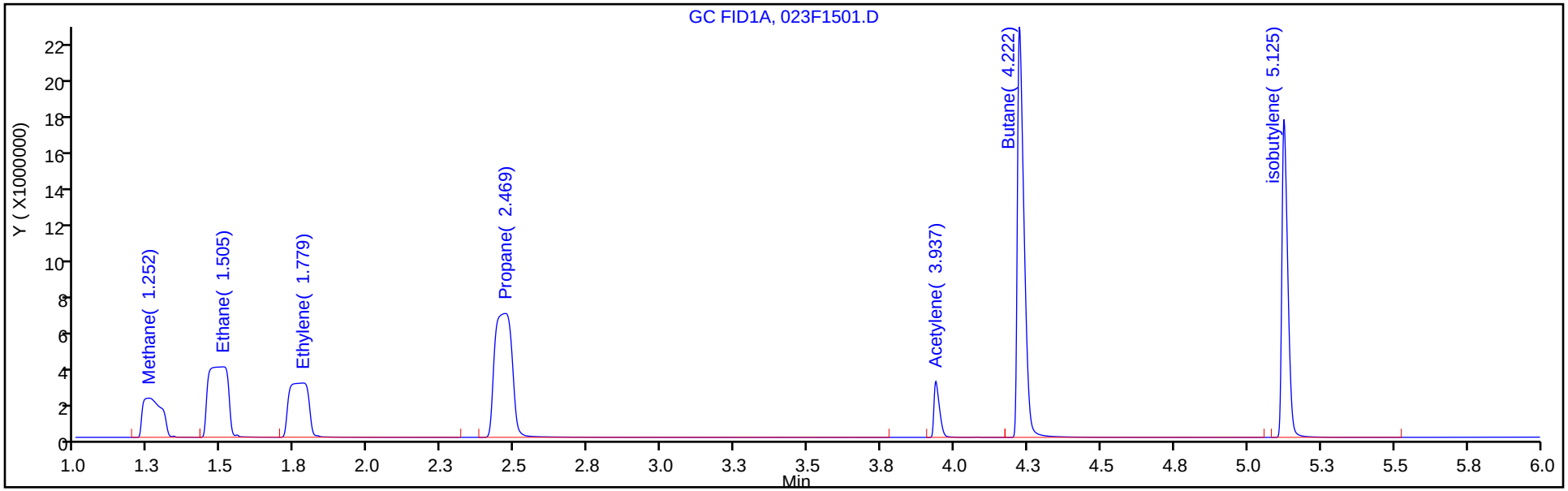

Column: HP-PLOT/Q (0.53 mm) Y Scaling: Method Defined: Scale to the Nth Largest Target: 1

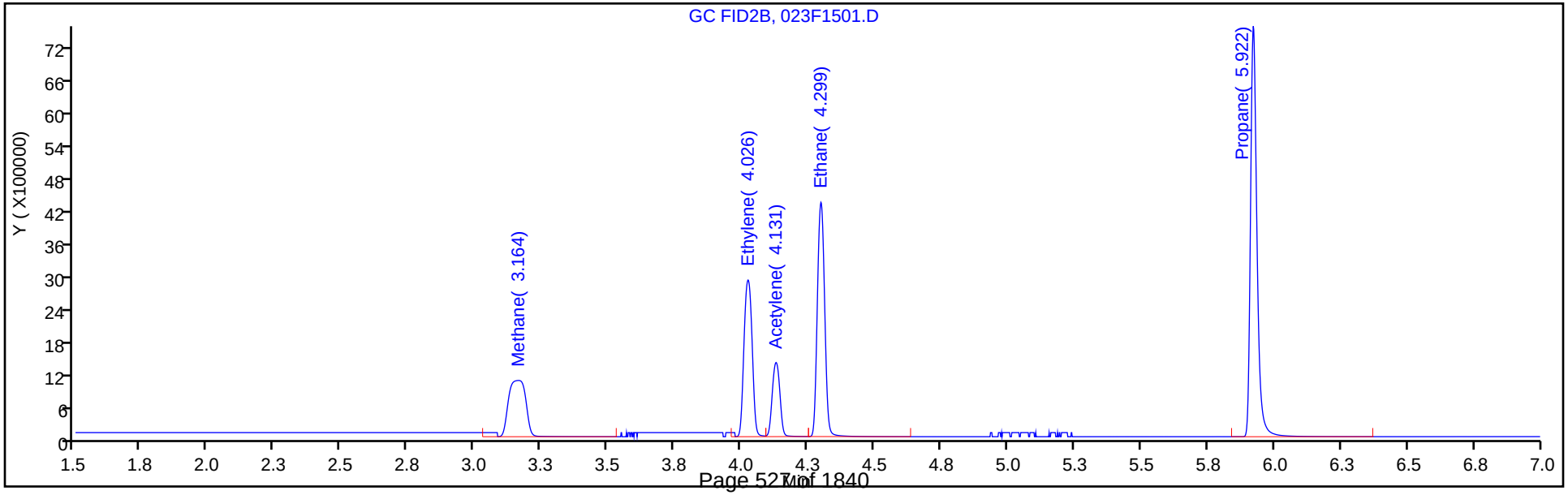

Manual Integration/User Assign Peak Report

Eurofins TestAmerica, Denver

Data File: \\chromfs\Denver\ChromData\VGC_J\20200611-92320.b\023F1501.D
Injection Date: 11-Jun-2020 17:19:25 Instrument ID: VGC_J
Lims ID: ccv
Client ID:
Operator ID: SCIANNAC ALS Bottle#: 23 Worklist Smp#: 21
Purge Vol: 18.000 mL Dil. Factor: 1.0000
Method: RSK_J Limit Group: GCV - RSK 175
Column: Rt-Alumina BOND/KCl (0.53 mm) Detector GC FID1A

6 Acetylene, CAS: 74-86-2

Signal: 1

Not Detected
Expected RT: 3.93

Processing Integration Results

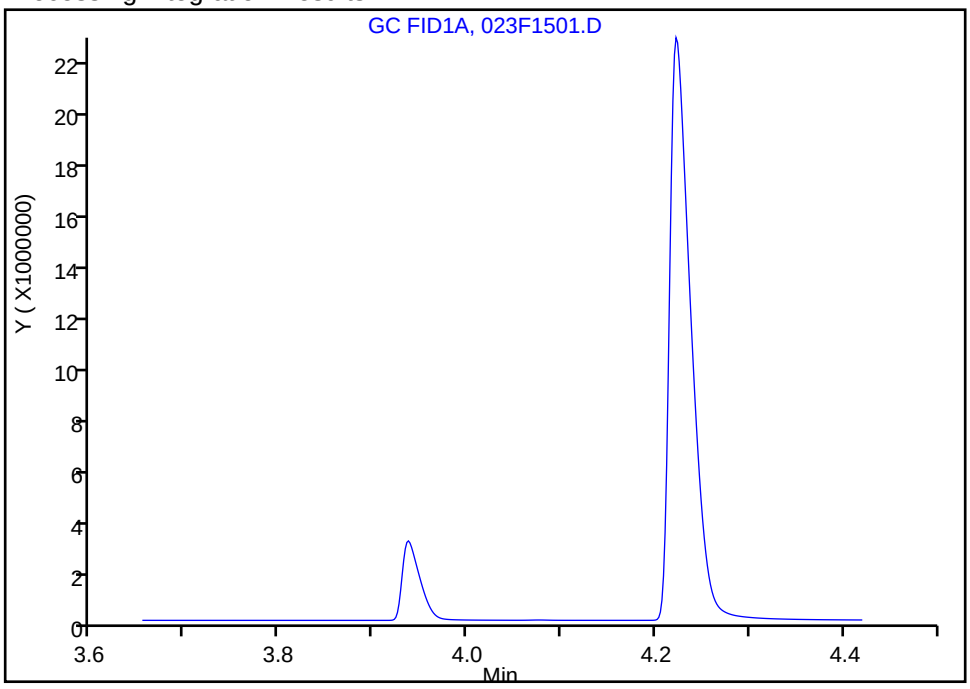

Manual Integration Results

RT: 3.94
Area: 4006167
Amount: 116.8174
Amount Units: ug/l

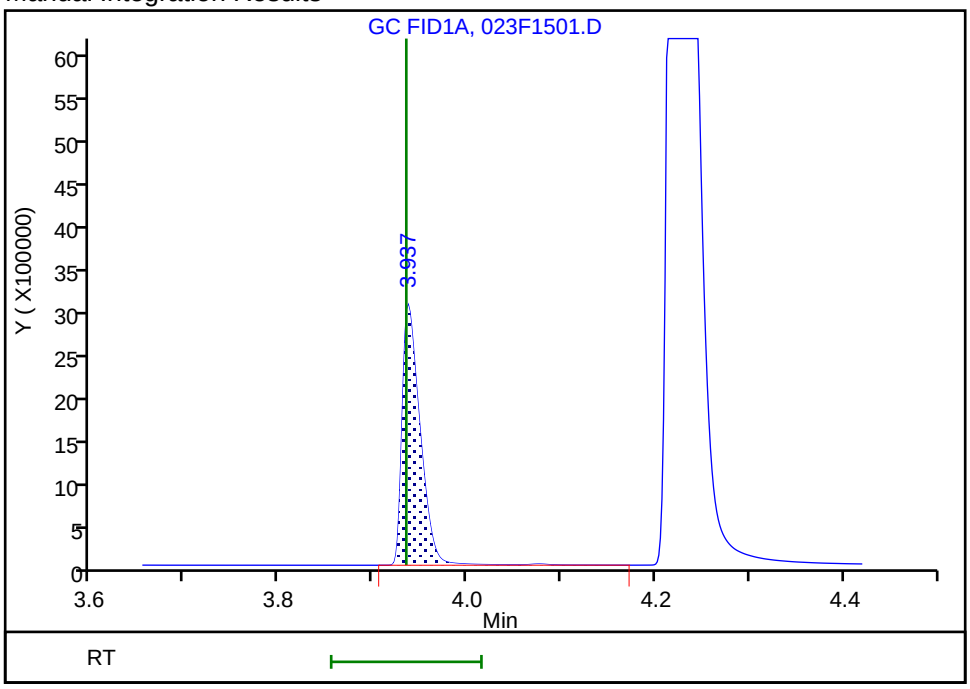

Reviewer: sciannac, 11-Jun-2020 20:55:55
Audit Action: Assigned Compound ID Audit Reason: Split Peak

FORM VII
GC VOA CONTINUING CALIBRATION DATA

Lab Name: Eurofins TestAmerica, Denver Job No.: 280-137110-1

SDG No.:

Lab Sample ID: CCV 280-498346/21 Calibration Date: 06/11/2020 17:19

Instrument ID: VGC_J Calib Start Date: 05/16/2020 10:57

GC Column: HP-Plot Q ID: 0.53(mm) Calib End Date: 05/16/2020 13:08

Lab File ID: 023F1501.D Conc. Units: ug/L Heated Purge: (Y/N) N

ANALYTE	CURVE TYPE	AVE CF	CF	MIN CF	CALC AMOUNT	SPIKE AMOUNT	%D	MAX %D
Methane	Lin2		63539		67.5	73.0	-7.5	20.0
Ethylene	Ave	47934	48063		128	128	0.3	20.0
Acetylene	Ave	21605	22989		126	119	6.4	20.0
Ethane	Ave	61056	59953		134	137	-1.8	20.0

FORM VII
GC VOA CONTINUING CALIBRATION RETENTION TIME SUMMARY

Lab Name: Eurofins TestAmerica, Denver Job No.: 280-137110-1

SDG No.:

Lab Sample ID: CCV 280-498346/21 Calibration Date: 06/11/2020 17:19

Instrument ID: VGC_J Calib Start Date: 05/16/2020 10:57

GC Column: HP-Plot Q ID: 0.53(mm) Calib End Date: 05/16/2020 13:08

Lab File ID: 023F1501.D Heated Purge: (Y/N) N

Analyte	RT	RT WINDOW	
		FROM	TO
Methane	3.16	3.12	3.20
Ethylene	4.03	3.97	4.07
Acetylene	4.13	4.05	4.21
Ethane	4.30	4.24	4.34

Eurofins TestAmerica, Denver
Target Compound Quantitation Report

Data File: \\chromfs\Denver\ChromData\VGC_J\20200611-92320.b\023F1501.D
Lims ID: ccv
Client ID:
Sample Type: CCV
Inject. Date: 11-Jun-2020 17:19:25 ALS Bottle#: 23 Worklist Smp#: 21
Purge Vol: 18.000 mL Dil. Factor: 1.0000
Sample Info: ccv
Operator ID: SCIANNAC Instrument ID: VGC_J
Sublist: chrom-RSK_J*sub5

Method: \\chromfs\Denver\ChromData\VGC_J\20200611-92320.b\RSK_J.m
Limit Group: GCV - RSK 175
Method Label: DV-GC-0025: Dissolved Gases in Water by RSK-175
Last Update: 12-Jun-2020 10:46:04 Calib Date: 16-May-2020 13:08:56
Integrator: Falcon
Quant Method: External Standard Quant By: Initial Calibration
Last ICal File: \\chromfs\Denver\ChromData\VGC_J\20200516-91574.b\009F0901.D

Column 1 : Rt-Alumina BOND/KCl (0.53 mm) Det: GC FID1A
Column 2 : HP-PLOT/Q (0.53 mm) Det: GC FID2B
Process Host: CTX1019

First Level Reviewer: sciannac Date: 11-Jun-2020 17:52:00

Col	RT (min.)	Exp RT (min.)	Dlt RT (min.)	Response	Cal Amt ug/l	OnCol Amt ug/l	Flags
2 Methane							
1	1.252	1.246	0.006	9604165	73.0	66.5	
2	3.164	3.155	0.009	4638570	73.0	67.5	
						RPD = 1.54	
3 Ethane							
1	1.505	1.500	0.005	18141592	136.9	133.4	
2	4.299	4.293	0.006	8204884	136.9	134.4	
						RPD = 0.77	
4 Ethylene							Ma
1	1.779	1.773	0.006	13743522	127.7	124.7	
2	4.026	4.018	0.008	6136089	127.7	128.0	M
						RPD = 2.62	
5 Propane							
1	2.469	2.461	0.008	28146733	200.7	196.5	
2	5.922	5.917	0.005	12677823	200.7	202.4	
						RPD = 2.98	
6 Acetylene							Ma
1	3.937	3.935	0.002	4006167	118.5	116.8	a
2	4.131	4.125	0.006	2724740	118.5	126.1	M
						RPD = 7.65	
7 Butane							
1	4.222	4.218	0.004	35233578	264.5	267.1	
2	7.366	7.362	0.004	17186077	264.5	269.5	
						RPD = 0.89	
8 isobutylene							
1	5.125	5.123	0.002	24043525	255.4	269.3	
2	7.219	7.215	0.004	11359799	255.4	273.3	
						RPD = 1.48	

QC Flag Legend

Review Flags

M - Manually Integrated

a - User Assigned ID

Reagents:

RSK7gasMathes_00031 Amount Added: 200.00 Units: uL

Report Date: 12-Jun-2020 10:46:04 Chrom Revision: 2.3 10-Jun-2020 22:46:48

Eurofins TestAmerica, Denver

Data File: \\chromfs\Denver\ChromData\VGC_J\20200611-92320.b\023F1501.D

Injection Date:	11-Jun-2020 17:19:25	Instrument ID:	VGC_J	Operator ID:	SCIANNAC
Lims ID:	ccv			Worklist Smp#:	21
Client ID:					
Purge Vol:	18.000 mL	Dil. Factor:	1.0000	ALS Bottle#:	23
Method:	RSK_J	Limit Group:	GCV - RSK 175		

Column: Rt-Alumina BOND/KCl (0.53 mm) Y Scaling: Method Defined: Scale to the Nth Largest Target: 1

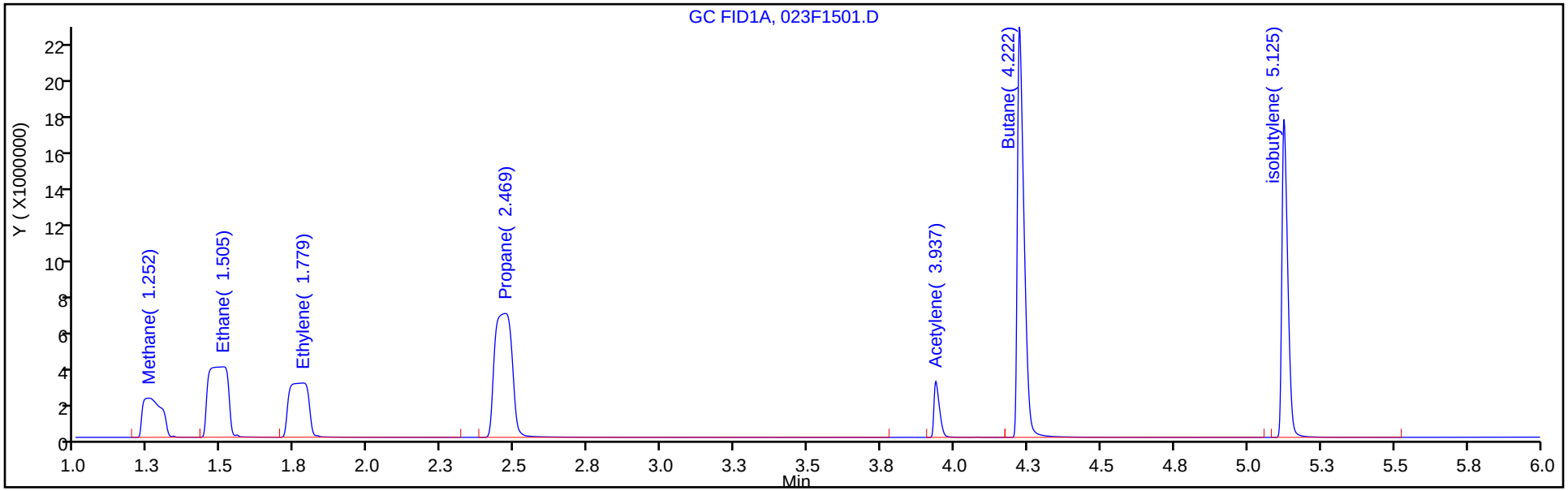

Column: HP-PLOT/Q (0.53 mm) Y Scaling: Method Defined: Scale to the Nth Largest Target: 1

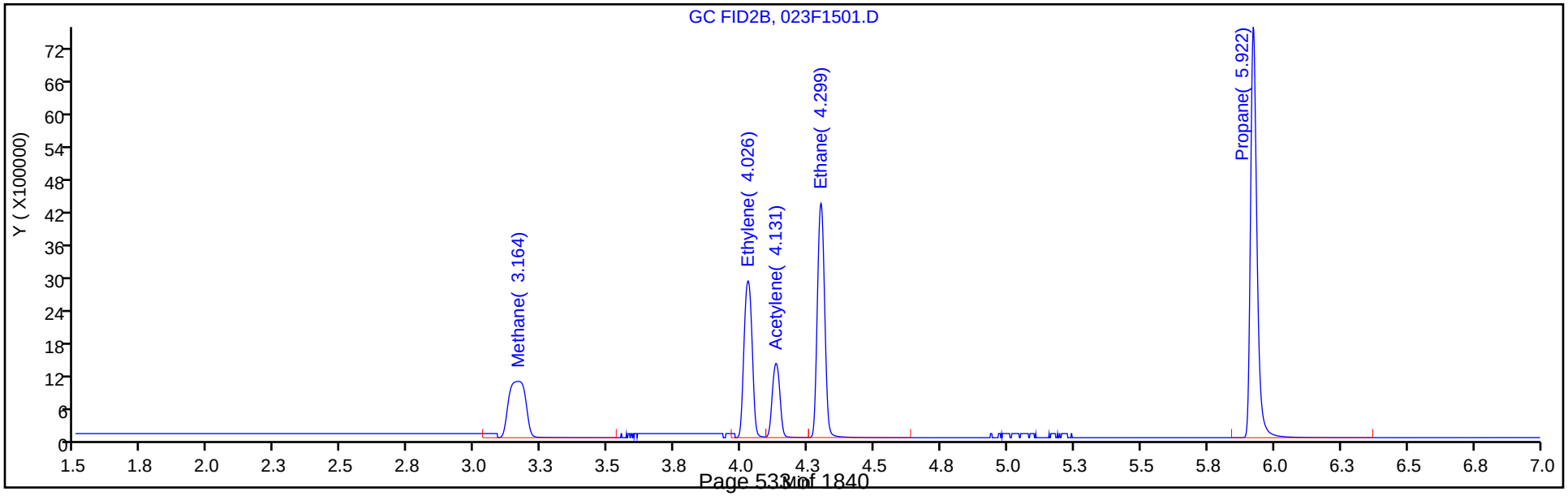

Manual Integration/User Assign Peak Report

Eurofins TestAmerica, Denver

Data File:	\\chromfs\Denver\ChromData\VGC_J\20200611-92320.b\023F1501.D				
Injection Date:	11-Jun-2020 17:19:25	Instrument ID:	VGC_J		
Lims ID:	ccv				
Client ID:					
Operator ID:	SCIANNAC	ALS Bottle#:	23	Worklist Smp#:	21
Purge Vol:	18.000 mL	Dil. Factor:	1.0000		
Method:	RSK_J	Limit Group:	GCV - RSK 175		
Column:	HP-PLOT/Q (0.53 mm)	Detector	GC FID2B		

4 Ethylene, CAS: 74-85-1

Signal: 2

Processing Integration Results

RT: 4.03
Area: 8860776
Amount: 184.8548
Amount Units: ug/l

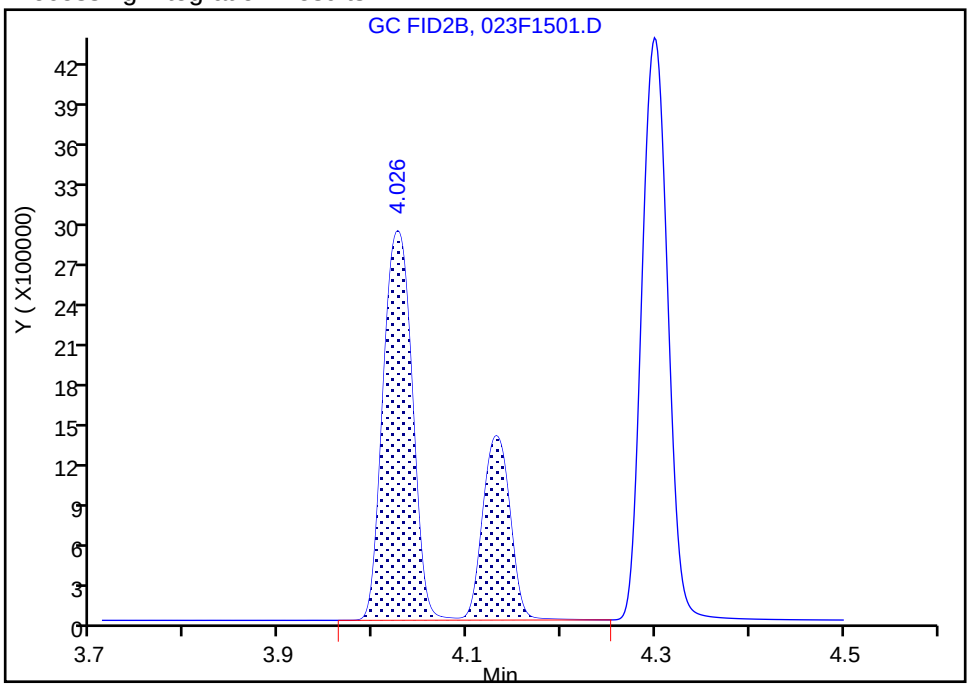

Manual Integration Results

RT: 4.03
Area: 6136089
Amount: 128.0120
Amount Units: ug/l

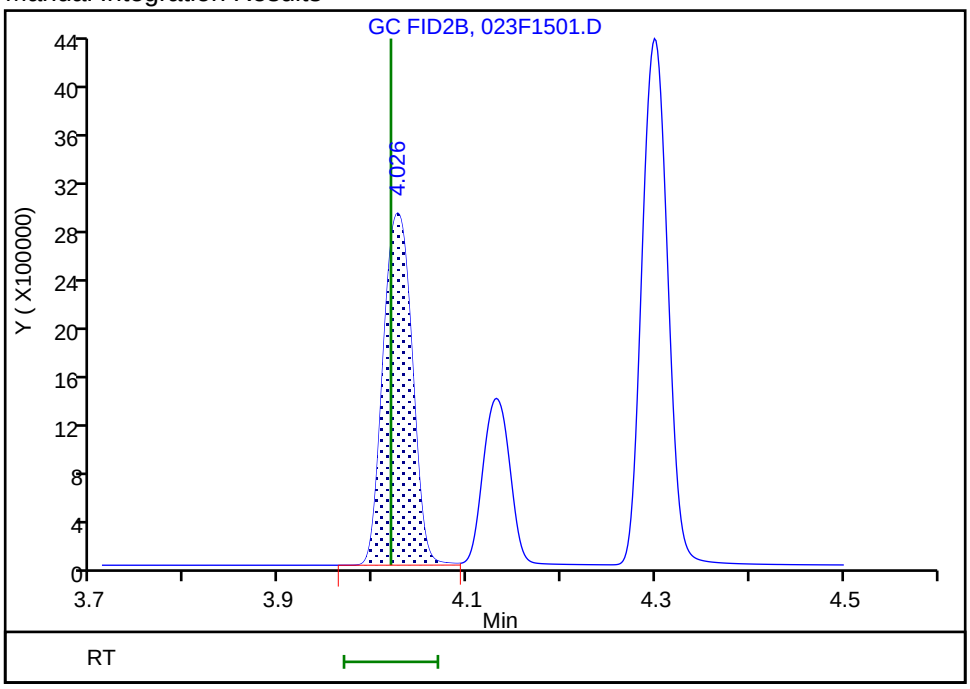

Reviewer: sciannac, 11-Jun-2020 20:55:44

Audit Action: Manually Integrated/Assigned Compound ID Audit Reason: Split Peak

Manual Integration/User Assign Peak Report

Eurofins TestAmerica, Denver

Data File: \\chromfs\Denver\ChromData\VGC_J\20200611-92320.b\023F1501.D
Injection Date: 11-Jun-2020 17:19:25 Instrument ID: VGC_J
Lims ID: ccv
Client ID:
Operator ID: SCIANNAC ALS Bottle#: 23 Worklist Smp#: 21
Purge Vol: 18.000 mL Dil. Factor: 1.0000
Method: RSK_J Limit Group: GCV - RSK 175
Column: HP-PLOT/Q (0.53 mm) Detector GC FID2B

6 Acetylene, CAS: 74-86-2

Signal: 2

Not Detected
Expected RT: 4.12

Processing Integration Results

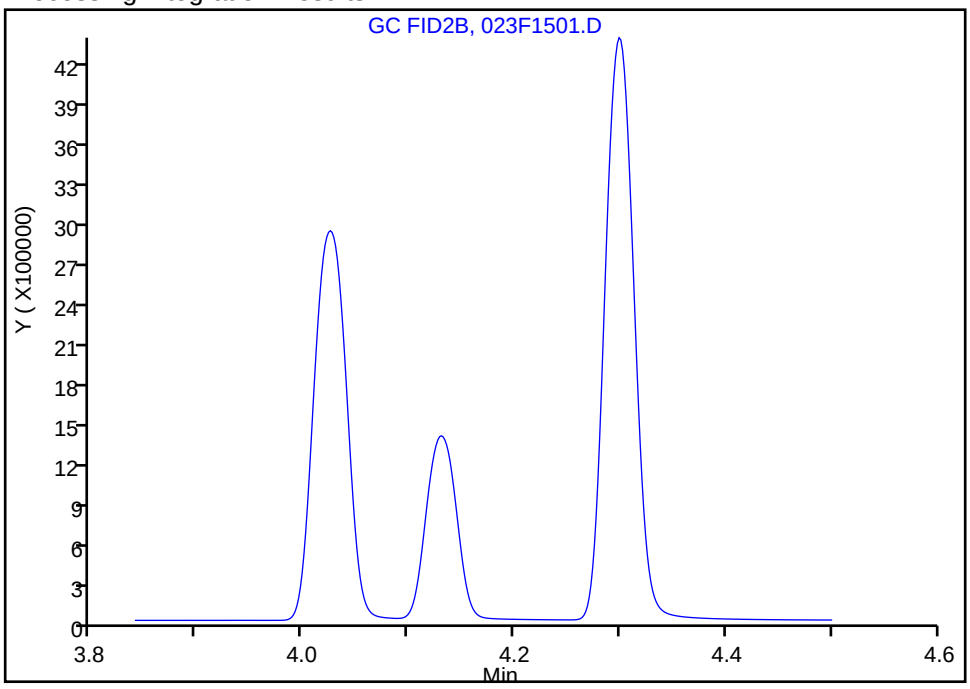

Manual Integration Results

RT: 4.13
Area: 2724740
Amount: 126.1133
Amount Units: ug/l

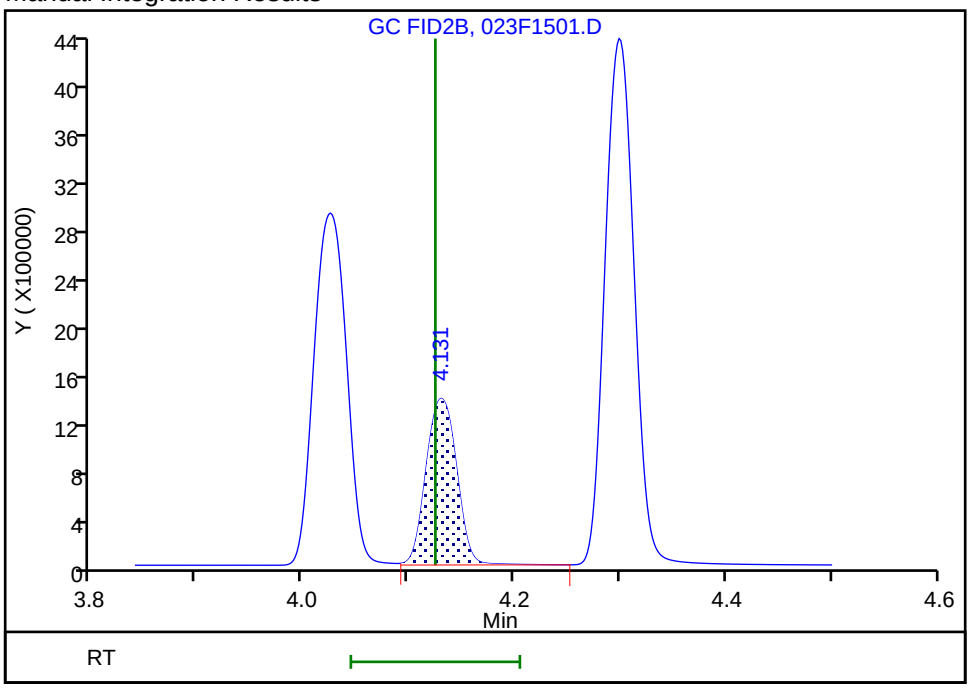

Reviewer: sciannac, 11-Jun-2020 20:55:50
Audit Action: Manually Integrated/Assigned Compound ID Audit Reason: Split Peak

FORM I
GC VOA ORGANICS ANALYSIS DATA SHEET

Lab Name: Eurofins TestAmerica, Denver Job No.: 280-137110-1

SDG No.:

Client Sample ID: Lab Sample ID: MB 280-497247/7

Matrix: Water Lab File ID: 007F0701.D

Analysis Method: RSK-175 Date Collected:

Sample wt/vol: 18(mL) Date Analyzed: 06/03/2020 11:52

Soil Aliquot Vol: Dilution Factor: 1

Soil Extract Vol.: GC Column: HP-Plot Q ID: 0.53(mm)

% Moisture: Level: (low/med) Low

Analysis Batch No.: 497247 Units: mg/L

CAS NO.	COMPOUND NAME	RESULT	Q	LOQ	LOD	DL
74-82-8	Methane	0.0020	U	0.0050	0.0020	0.00063

Eurofins TestAmerica, Denver
Target Compound Quantitation Report

Data File: \\chromfs\Denver\ChromData\VGC_J\20200603-92068.b\007F0701.D
Lims ID: mb
Client ID:
Sample Type: MB
Inject. Date: 03-Jun-2020 11:52:57 ALS Bottle#: 7 Worklist Smp#: 7
Purge Vol: 18.000 mL Dil. Factor: 1.0000
Sample Info: MB
Operator ID: SCIANNAC Instrument ID: VGC_J

Method: \\chromfs\Denver\ChromData\VGC_J\20200603-92068.b\RSK_J.m
Limit Group: GCV - RSK 175
Method Label: DV-GC-0025: Dissolved Gases in Water by RSK-175
Last Update: 05-Jun-2020 13:56:27 Calib Date: 16-May-2020 13:08:56
Integrator: Falcon
Quant Method: External Standard Quant By: Initial Calibration
Last ICal File: \\chromfs\Denver\ChromData\VGC_J\20200516-91574.b\009F0901.D

Column 1 : Rt-Alumina BOND/KCl (0.53 mm) Det: GC FID1A
Column 2 : HP-PLOT/Q (0.53 mm) Det: GC FID2B
Process Host: CTX1025

First Level Reviewer: sciannac Date: 03-Jun-2020 12:44:13

Col	RT (min.)	Exp RT (min.)	Dlt RT (min.)	Response	Cal Amt ug/l	OnCol Amt ug/l	Flags
$ 1 1,1,1-Trifluoroethane							
1		4.098				ND	
2		5.458					
2 Methane							
1		1.250				ND	
2		3.161					
3 Ethane							
1		1.500				ND	
2		4.296					
4 Ethylene							
1		1.758				ND	
2		4.023					
5 Propane							
1		2.433				ND	
2		5.918					
6 Acetylene							
1		3.886				ND	
2		4.128					
7 Butane							
1		4.181				ND	
2		7.363					
8 isobutylene							
1		5.083				ND	
2		7.216					

Report Date: 05-Jun-2020 13:56:29 Chrom Revision: 2.3 05-May-2020 17:48:18

Eurofins TestAmerica, Denver

Data File: \\chromfs\Denver\ChromData\VGC_J\20200603-92068.b\007F0701.D

Injection Date:	03-Jun-2020 11:52:57	Instrument ID:	VGC_J	Operator ID:	SCIANNAC
Lims ID:	mb			Worklist Smp#:	7
Client ID:					
Purge Vol:	18.000 mL	Dil. Factor:	1.0000	ALS Bottle#:	7
Method:	RSK_J	Limit Group:	GCV - RSK 175		

Column: Rt-Alumina BOND/KCl (0.53 mm) Y Scaling: Method Defined: Scale to the Nth Largest Target: 1

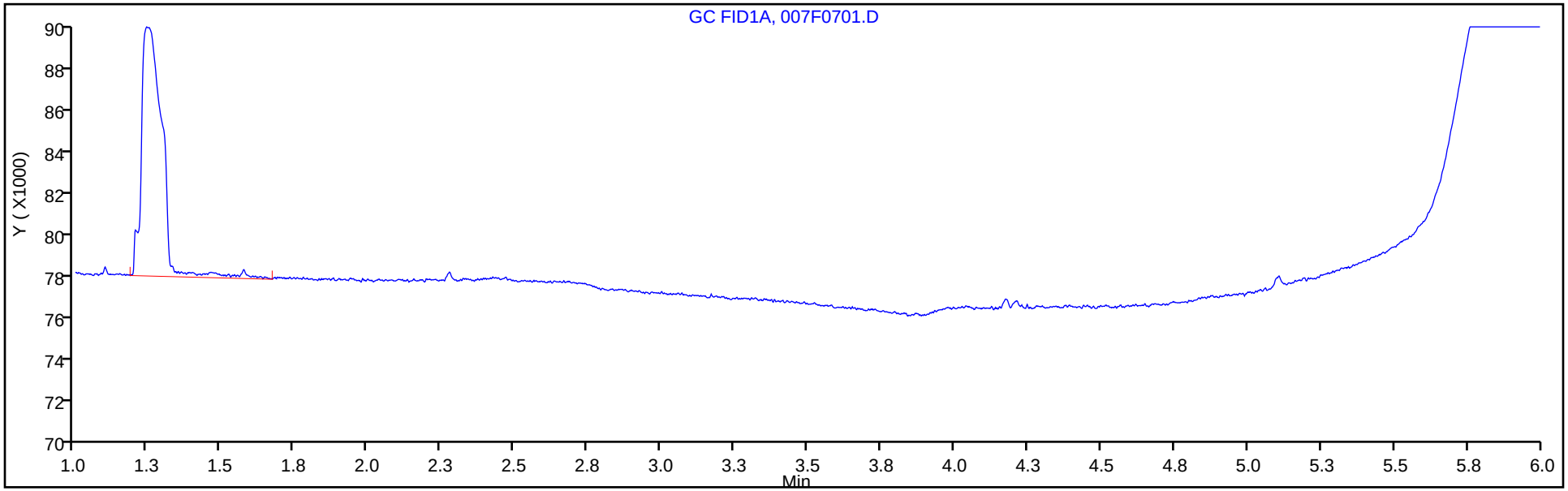

Column: HP-PLOT/Q (0.53 mm) Y Scaling: Method Defined: Scale to the Nth Largest Target: 1

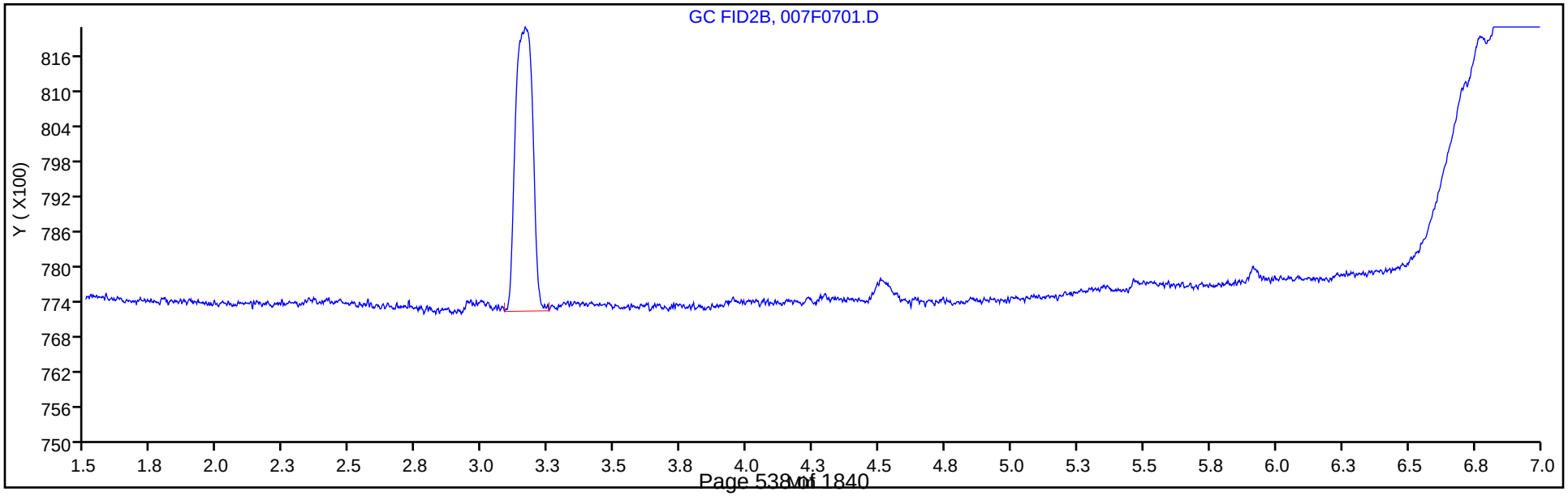

FORM I
GC VOA ORGANICS ANALYSIS DATA SHEET

Lab Name: Eurofins TestAmerica, Denver Job No.: 280-137110-1

SDG No.:

Client Sample ID: Lab Sample ID: MB 280-497247/34

Matrix: Water Lab File ID: 011F0401.D

Analysis Method: RSK-175 Date Collected:

Sample wt/vol: 18(mL) Date Analyzed: 06/03/2020 15:12

Soil Aliquot Vol: Dilution Factor: 1

Soil Extract Vol.: GC Column: HP-Plot Q ID: 0.53(mm)

% Moisture: Level: (low/med) Low

Analysis Batch No.: 497247 Units: mg/L

CAS NO.	COMPOUND NAME	RESULT	Q	LOQ	LOD	DL
74-82-8	Methane	0.0020	U	0.0050	0.0020	0.00063

Eurofins TestAmerica, Denver
Target Compound Quantitation Report

Data File: \\chromfs\Denver\ChromData\VGC_J\20200603-92068.b\011F0401.D
Lims ID: mb
Client ID:
Sample Type: MB
Inject. Date: 03-Jun-2020 15:12:58 ALS Bottle#: 11 Worklist Smp#: 34
Purge Vol: 18.000 mL Dil. Factor: 1.0000
Sample Info: MB
Operator ID: SCIANNAC Instrument ID: VGC_J

Method: \\chromfs\Denver\ChromData\VGC_J\20200603-92068.b\RSK_J.m
Limit Group: GCV - RSK 175
Method Label: DV-GC-0025: Dissolved Gases in Water by RSK-175
Last Update: 05-Jun-2020 14:14:44 Calib Date: 16-May-2020 13:08:56
Integrator: Falcon
Quant Method: External Standard Quant By: Initial Calibration
Last ICal File: \\chromfs\Denver\ChromData\VGC_J\20200516-91574.b\009F0901.D

Column 1 : Rt-Alumina BOND/KCl (0.53 mm) Det: GC FID1A
Column 2 : HP-PLOT/Q (0.53 mm) Det: GC FID2B
Process Host: CTX1025

Col	RT (min.)	Exp RT (min.)	Dlt RT (min.)	Response	Cal Amt ug/l	OnCol Amt ug/l	Flags
$ 1 1,1,1-Trifluoroethane							
1		4.098				ND	
2		5.458					
2 Methane							
1		1.250				ND	
2		3.161					
3 Ethane							
1		1.500				ND	
2		4.296					
4 Ethylene							
1		1.758				ND	
2		4.023					
5 Propane							
1		2.433				ND	
2		5.918					
6 Acetylene							
1		3.886				ND	
2		4.128					
7 Butane							
1		4.181				ND	
2		7.363					
8 isobutylene							
1		5.083				ND	
2		7.216					

Report Date: 05-Jun-2020 14:14:44 Chrom Revision: 2.3 05-May-2020 17:48:18

Eurofins TestAmerica, Denver

Data File: \\chromfs\Denver\ChromData\VGC_J\20200603-92068.b\011F0401.D

Injection Date:	03-Jun-2020 15:12:58	Instrument ID:	VGC_J	Operator ID:	SCIANNAC
Lims ID:	mb			Worklist Smp#:	34
Client ID:					
Purge Vol:	18.000 mL	Dil. Factor:	1.0000	ALS Bottle#:	11
Method:	RSK_J	Limit Group:	GCV - RSK 175		

Column: Rt-Alumina BOND/KCl (0.53 mm) Y Scaling: Method Defined: Scale to the Nth Largest Target: 1

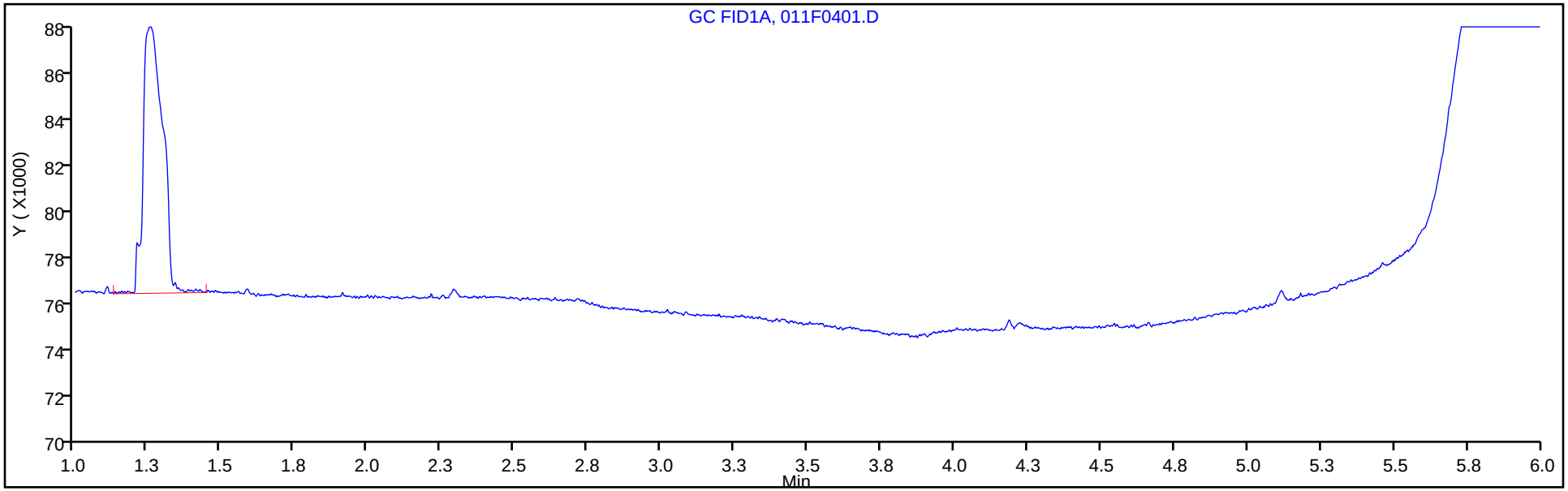

Column: HP-PLOT/Q (0.53 mm) Y Scaling: Method Defined: Scale to the Nth Largest Target: 1

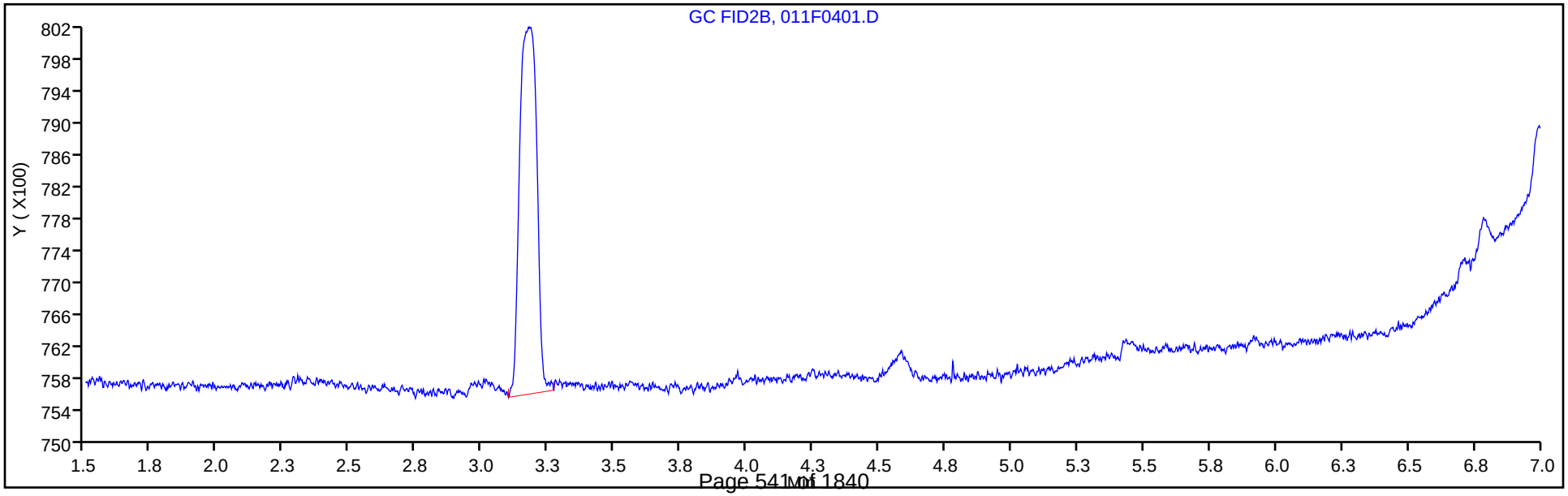

FORM I
GC VOA ORGANICS ANALYSIS DATA SHEET

Lab Name: Eurofins TestAmerica, Denver Job No.: 280-137110-1

SDG No.:

Client Sample ID: Lab Sample ID: MB 280-498179/41

Matrix: Water Lab File ID: 012F1101.D

Analysis Method: RSK-175 Date Collected:

Sample wt/vol: 18(mL) Date Analyzed: 06/10/2020 13:01

Soil Aliquot Vol: Dilution Factor: 1

Soil Extract Vol.: GC Column: HP-Plot Q ID: 0.53(mm)

% Moisture: Level: (low/med) Low

Analysis Batch No.: 498179 Units: mg/L

CAS NO.	COMPOUND NAME	RESULT	Q	LOQ	LOD	DL
74-82-8	Methane	0.0020	U	0.0050	0.0020	0.00063

Eurofins TestAmerica, Denver
Target Compound Quantitation Report

Data File: \\chromfs\Denver\ChromData\VGC_J\20200610-92287.b\012F1101.D
Lims ID: mb
Client ID:
Sample Type: MB
Inject. Date: 10-Jun-2020 13:01:16 ALS Bottle#: 12 Worklist Smp#: 41
Purge Vol: 18.000 mL Dil. Factor: 1.0000
Sample Info: mb
Operator ID: SCIANNAC Instrument ID: VGC_J

Method: \\chromfs\Denver\ChromData\VGC_J\20200610-92287.b\RSK_J.m
Limit Group: GCV - RSK 175
Method Label: DV-GC-0025: Dissolved Gases in Water by RSK-175
Last Update: 11-Jun-2020 14:42:02 Calib Date: 16-May-2020 13:08:56
Integrator: Falcon
Quant Method: External Standard Quant By: Initial Calibration
Last ICal File: \\chromfs\Denver\ChromData\VGC_J\20200516-91574.b\009F0901.D

Column 1 : Rt-Alumina BOND/KCl (0.53 mm) Det: GC FID1A
Column 2 : HP-PLOT/Q (0.53 mm) Det: GC FID2B
Process Host: CTX1012

First Level Reviewer: ornelasg Date: 11-Jun-2020 14:43:19

Col	RT (min.)	Exp RT (min.)	Dlt RT (min.)	Response	Cal Amt ug/l	OnCol Amt ug/l	Flags
$ 1 1,1,1-Trifluoroethane							
1		4.098				ND	
2		5.458					
2 Methane							
1		1.252				ND	
2		3.167					
3 Ethane							
1		1.507				ND	
2		4.301					
4 Ethylene							
1		1.779				ND	
2		4.027					
5 Propane							
1		2.465				ND	
2		5.922					
6 Acetylene							
1		3.930				ND	
2		4.132					
7 Butane							
1		4.217				ND	
2		7.366					
8 isobutylene							
1		5.119				ND	
2		7.219					

Report Date: 11-Jun-2020 14:43:19 Chrom Revision: 2.3 10-Jun-2020 22:46:48

Eurofins TestAmerica, Denver

Data File: \\chromfs\Denver\ChromData\VGC_J\20200610-92287.b\012F1101.D

Injection Date:	10-Jun-2020 13:01:16	Instrument ID:	VGC_J	Operator ID:	SCIANNAC
Lims ID:	mb			Worklist Smp#:	41
Client ID:					
Purge Vol:	18.000 mL	Dil. Factor:	1.0000	ALS Bottle#:	12
Method:	RSK_J	Limit Group:	GCV - RSK 175		

Column: Rt-Alumina BOND/KCl (0.53 mm) Y Scaling: Method Defined: Scale to the Nth Largest Target: 1

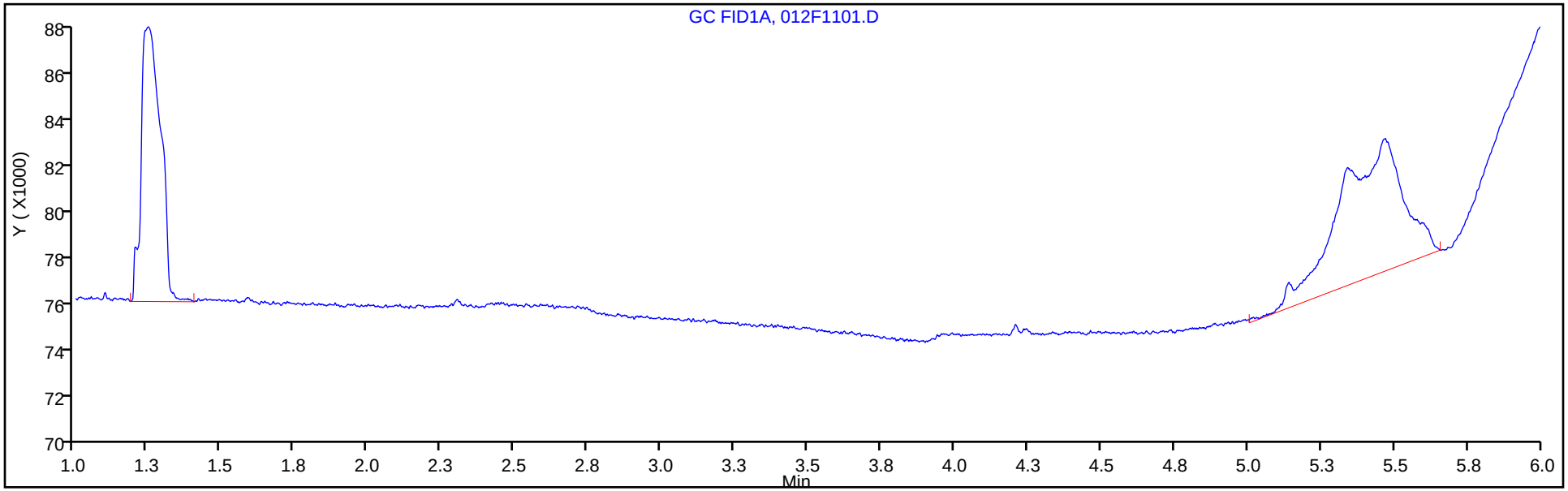

Column: HP-PLOT/Q (0.53 mm) Y Scaling: Method Defined: Scale to the Nth Largest Target: 1

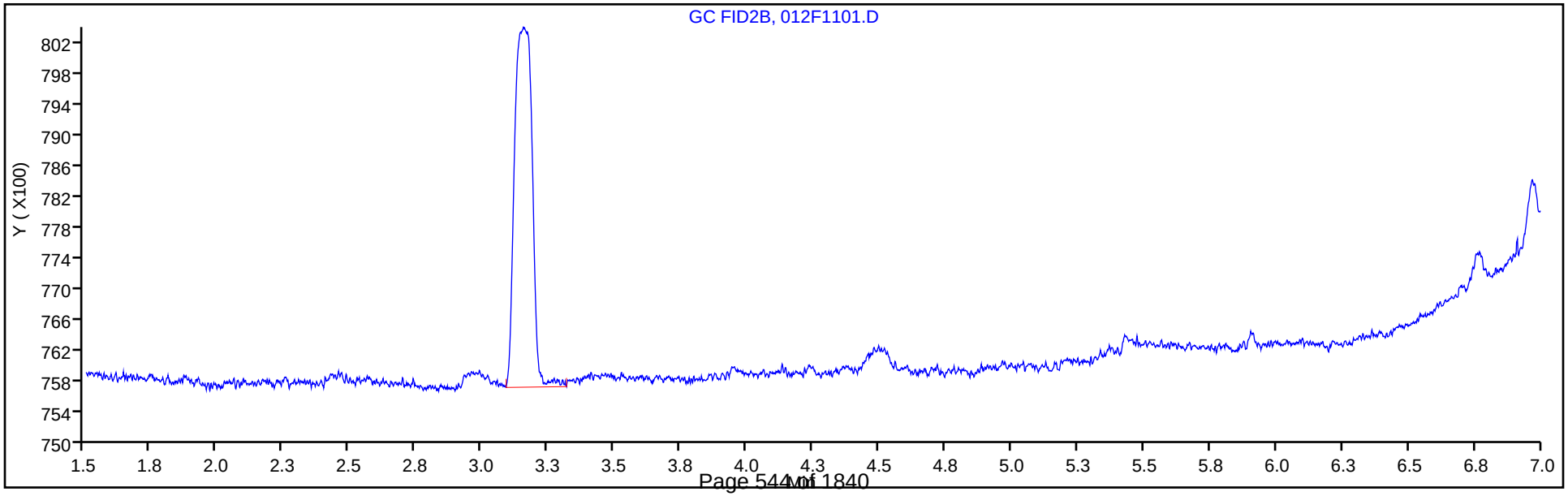

FORM I
GC VOA ORGANICS ANALYSIS DATA SHEET

Lab Name: Eurofins TestAmerica, Denver Job No.: 280-137110-1

SDG No.:

Client Sample ID: Lab Sample ID: MB 280-498346/7

Matrix: Water Lab File ID: 007F0701.D

Analysis Method: RSK-175 Date Collected:

Sample wt/vol: 18(mL) Date Analyzed: 06/11/2020 11:47

Soil Aliquot Vol: Dilution Factor: 1

Soil Extract Vol.: GC Column: HP-Plot Q ID: 0.53(mm)

% Moisture: Level: (low/med) Low

Analysis Batch No.: 498346 Units: mg/L

CAS NO.	COMPOUND NAME	RESULT	Q	LOQ	LOD	DL
74-82-8	Methane	0.0020	U	0.0050	0.0020	0.00063

Eurofins TestAmerica, Denver
Target Compound Quantitation Report

Data File: \\chromfs\Denver\ChromData\VGC_J\20200611-92320.b\007F0701.D
Lims ID: mb
Client ID:
Sample Type: MB
Inject. Date: 11-Jun-2020 11:47:57 ALS Bottle#: 7 Worklist Smp#: 7
Purge Vol: 18.000 mL Dil. Factor: 1.0000
Sample Info: mb
Operator ID: SCIANNAC Instrument ID: VGC_J

Method: \\chromfs\Denver\ChromData\VGC_J\20200611-92320.b\RSK_J.m
Limit Group: GCV - RSK 175
Method Label: DV-GC-0025: Dissolved Gases in Water by RSK-175
Last Update: 12-Jun-2020 10:45:55 Calib Date: 16-May-2020 13:08:56
Integrator: Falcon
Quant Method: External Standard Quant By: Initial Calibration
Last ICal File: \\chromfs\Denver\ChromData\VGC_J\20200516-91574.b\009F0901.D

Column 1 : Rt-Alumina BOND/KCl (0.53 mm) Det: GC FID1A
Column 2 : HP-PLOT/Q (0.53 mm) Det: GC FID2B
Process Host: CTX1019

First Level Reviewer: sciannac Date: 11-Jun-2020 12:08:23

Col	RT (min.)	Exp RT (min.)	Dlt RT (min.)	Response	Cal Amt ug/l	OnCol Amt ug/l	Flags
$ 1 1,1,1-Trifluoroethane							
1		4.098				ND	
2		5.458					
2 Methane							
1		1.246			73.0	ND	
2		3.155					
3 Ethane							
1		1.500			ND	ND	
2		4.293					
4 Ethylene							
1		1.773			ND	ND	
2		4.018					
5 Propane							
1		2.461			ND	ND	
2		5.917					
6 Acetylene							
1		3.935			ND	ND	
2		4.125					
7 Butane							
1		4.218			ND	ND	
2		7.362					
8 isobutylene							
1		5.123			ND	ND	
2		7.215					

QC Flag Legend

Processing Flags

ND - Not Detected or Marked ND

Reagents:

RSK7gasMathes_00031 Amount Added: 200.00 Units: uL

Report Date: 12-Jun-2020 10:45:56 Chrom Revision: 2.3 10-Jun-2020 22:46:48

Eurofins TestAmerica, Denver

Data File: \\chromfs\Denver\ChromData\VGC_J\20200611-92320.b\007F0701.D

Injection Date:	11-Jun-2020 11:47:57	Instrument ID:	VGC_J	Operator ID:	SCIANNAC
Lims ID:	mb			Worklist Smp#:	7
Client ID:					
Purge Vol:	18.000 mL	Dil. Factor:	1.0000	ALS Bottle#:	7
Method:	RSK_J	Limit Group:	GCV - RSK 175		

Column: Rt-Alumina BOND/KCl (0.53 mm) Y Scaling: Method Defined: Scale to the Nth Largest Target: 1

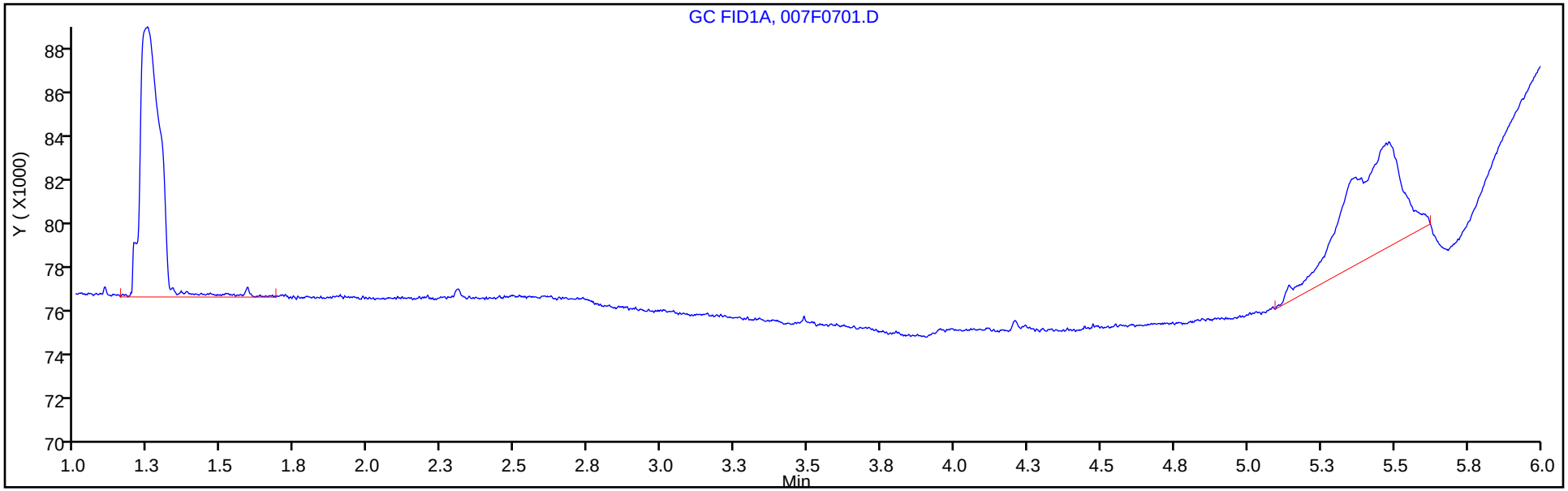

Column: HP-PLOT/Q (0.53 mm) Y Scaling: Method Defined: Scale to the Nth Largest Target: 1

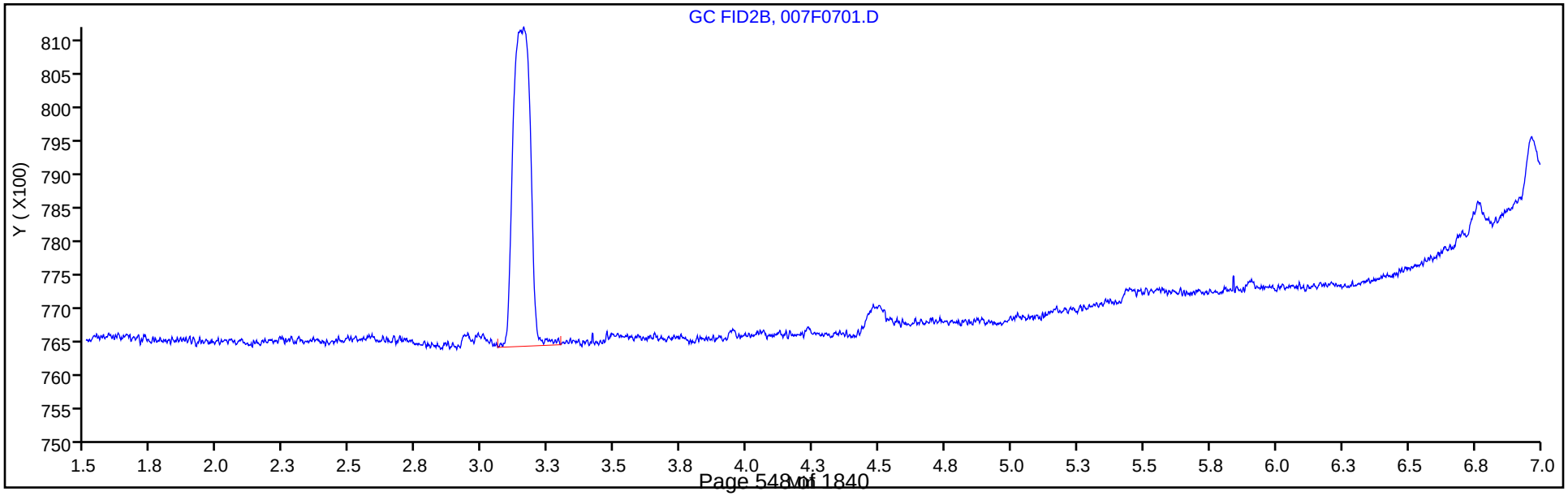

FORM I
GC VOA ORGANICS ANALYSIS DATA SHEET

Lab Name: Eurofins TestAmerica, Denver Job No.: 280-137110-1

SDG No.:

Client Sample ID: Lab Sample ID: LCS 280-497247/33

Matrix: Water Lab File ID: 009F0201.D

Analysis Method: RSK-175 Date Collected:

Sample wt/vol: 18(mL) Date Analyzed: 06/03/2020 14:40

Soil Aliquot Vol: Dilution Factor: 1

Soil Extract Vol.: GC Column: HP-Plot Q ID: 0.53(mm)

% Moisture: Level: (low/med) Low

Analysis Batch No.: 497247 Units: mg/L

CAS NO.	COMPOUND NAME	RESULT	Q	LOQ	LOD	DL
74-82-8	Methane	0.0705		0.0050	0.0020	0.00063

Eurofins TestAmerica, Denver
Target Compound Quantitation Report

Data File: \\chromfs\Denver\ChromData\VGC_J\20200603-92068.b\009F0201.D
Lims ID: lcs
Client ID:
Sample Type: LCS
Inject. Date: 03-Jun-2020 14:40:23 ALS Bottle#: 9 Worklist Smp#: 33
Purge Vol: 18.000 mL Dil. Factor: 1.0000
Sample Info: LCS
Operator ID: SCIANNAC Instrument ID: VGC_J

Method: \\chromfs\Denver\ChromData\VGC_J\20200603-92068.b\RSK_J.m
Limit Group: GCV - RSK 175
Method Label: DV-GC-0025: Dissolved Gases in Water by RSK-175
Last Update: 05-Jun-2020 13:56:29 Calib Date: 16-May-2020 13:08:56
Integrator: Falcon
Quant Method: External Standard Quant By: Initial Calibration
Last ICal File: \\chromfs\Denver\ChromData\VGC_J\20200516-91574.b\009F0901.D

Column 1 : Rt-Alumina BOND/KCl (0.53 mm) Det: GC FID1A
Column 2 : HP-PLOT/Q (0.53 mm) Det: GC FID2B
Process Host: CTX1025

First Level Reviewer: sciannac Date: 05-Jun-2020 13:27:58

Col	RT (min.)	Exp RT (min.)	Dlt RT (min.)	Response	Cal Amt ug/l	OnCol Amt ug/l	Flags
2 Methane							
1	1.261	1.250	0.011	10213276	73.0	70.7	
2	3.188	3.161	0.027	4845776	73.0	70.5	
						RPD = 0.25	
3 Ethane							
1	1.513	1.500	0.013	18347954	136.9	134.9	
2	4.315	4.296	0.019	8182022	136.9	134.0	
						RPD = 0.64	
4 Ethylene							Ma
1	1.780	1.758	0.022	14273643	127.7	129.5	
2	4.043	4.023	0.020	6224414	127.7	129.9	M
						RPD = 0.27	
5 Propane							
1	2.461	2.433	0.028	28768105	200.7	200.8	
2	5.931	5.918	0.013	12783764	200.7	204.1	
						RPD = 1.63	
6 Acetylene							M
1	3.910	3.886	0.024	4153841	118.5	121.1	
2	4.146	4.128	0.018	2725238	118.5	126.1	M
						RPD = 4.05	
7 Butane							
1	4.203	4.181	0.022	35473341	264.5	268.9	
2	7.373	7.363	0.010	17033750	264.5	267.1	
						RPD = 0.68	
8 isobutylene							
1	5.100	5.083	0.017	24075526	255.4	269.7	
2	7.226	7.216	0.010	11197840	255.4	269.4	
						RPD = 0.09	

QC Flag Legend

Review Flags

M - Manually Integrated

a - User Assigned ID

Reagents:

RSK7gasMathes_00027 Amount Added: 200.00 Units: uL

Report Date: 05-Jun-2020 13:56:30 Chrom Revision: 2.3 05-May-2020 17:48:18

Eurofins TestAmerica, Denver

Data File: \\chromfs\Denver\ChromData\VGC_J\20200603-92068.b\009F0201.D

Injection Date:	03-Jun-2020 14:40:23	Instrument ID:	VGC_J	Operator ID:	SCIANNAC
Lims ID:	lcs			Worklist Smp#:	33
Client ID:					
Purge Vol:	18.000 mL	Dil. Factor:	1.0000	ALS Bottle#:	9
Method:	RSK_J	Limit Group:	GCV - RSK 175		

Column: Rt-Alumina BOND/KCl (0.53 mm) Y Scaling: Method Defined: Scale to the Nth Largest Target: 1

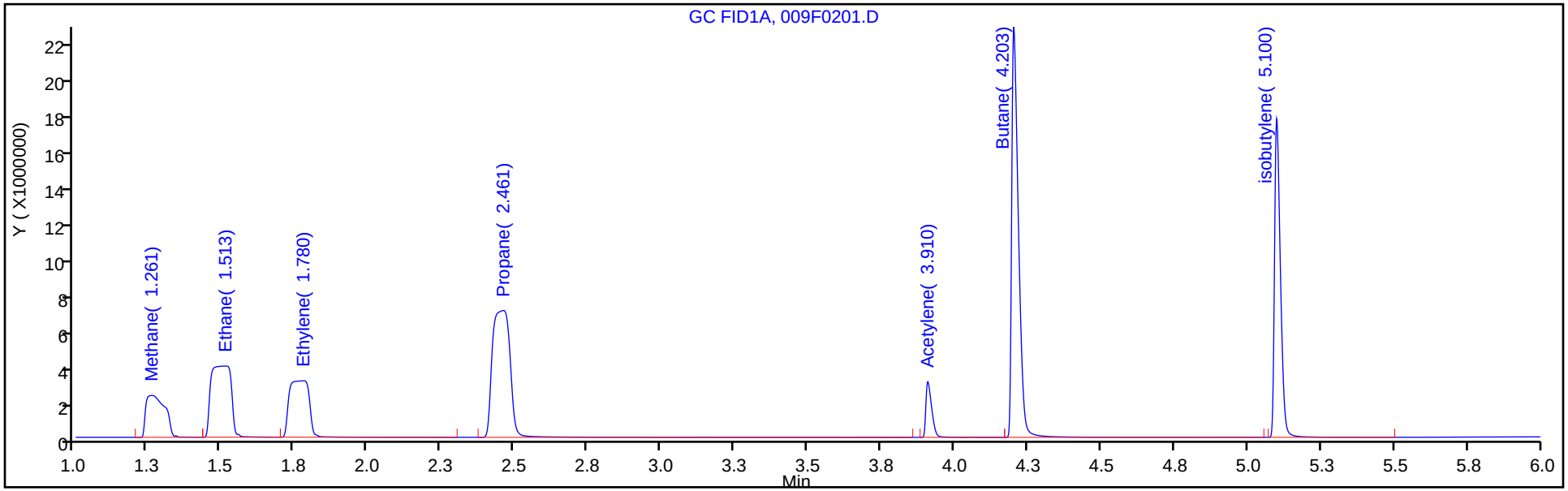

Column: HP-PLOT/Q (0.53 mm) Y Scaling: Method Defined: Scale to the Nth Largest Target: 1

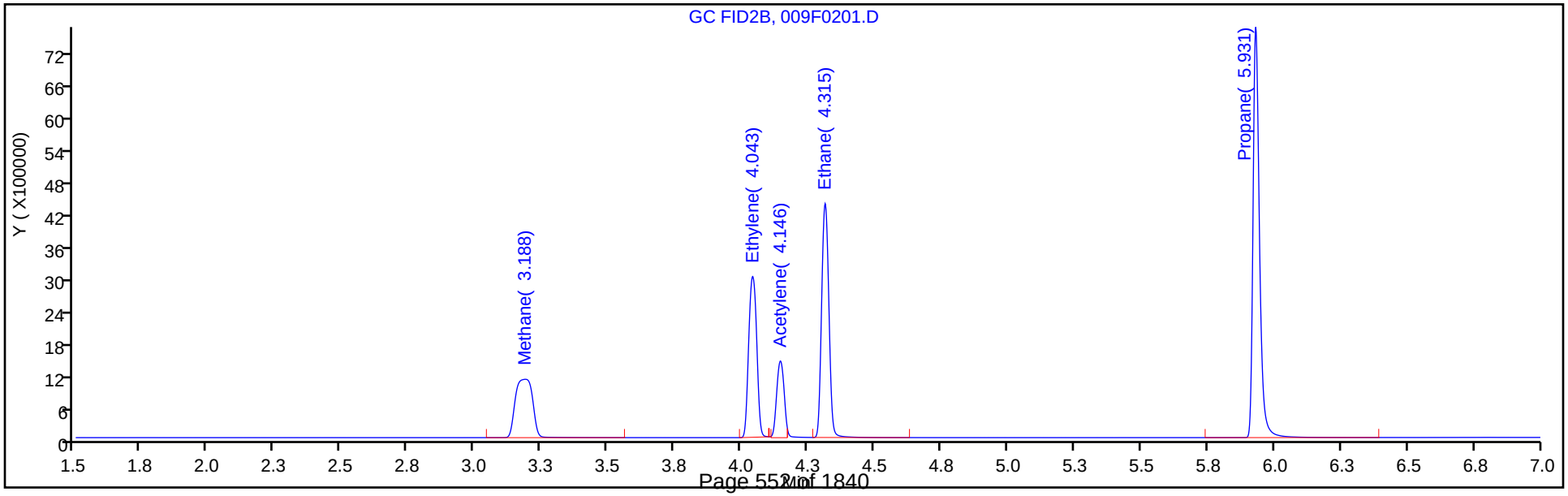

FORM I
GC VOA ORGANICS ANALYSIS DATA SHEET

Lab Name: Eurofins TestAmerica, Denver Job No.: 280-137110-1

SDG No.:

Client Sample ID: Lab Sample ID: LCS 280-498179/39

Matrix: Water Lab File ID: 010F0901.D

Analysis Method: RSK-175 Date Collected:

Sample wt/vol: 18(mL) Date Analyzed: 06/10/2020 12:28

Soil Aliquot Vol: Dilution Factor: 1

Soil Extract Vol.: GC Column: HP-Plot Q ID: 0.53(mm)

% Moisture: Level: (low/med) Low

Analysis Batch No.: 498179 Units: mg/L

CAS NO.	COMPOUND NAME	RESULT	Q	LOQ	LOD	DL
74-82-8	Methane	0.0661		0.0050	0.0020	0.00063

Eurofins TestAmerica, Denver
Target Compound Quantitation Report

Data File: \\chromfs\Denver\ChromData\VGC_J\20200610-92287.b\010F0901.D
Lims ID: lcs
Client ID:
Sample Type: LCS
Inject. Date: 10-Jun-2020 12:28:15 ALS Bottle#: 10 Worklist Smp#: 39
Purge Vol: 18.000 mL Dil. Factor: 1.0000
Sample Info: lcs
Operator ID: SCIANNAC Instrument ID: VGC_J

Method: \\chromfs\Denver\ChromData\VGC_J\20200610-92287.b\RSK_J.m
Limit Group: GCV - RSK 175
Method Label: DV-GC-0025: Dissolved Gases in Water by RSK-175
Last Update: 11-Jun-2020 08:20:31 Calib Date: 16-May-2020 13:08:56
Integrator: Falcon
Quant Method: External Standard Quant By: Initial Calibration
Last ICal File: \\chromfs\Denver\ChromData\VGC_J\20200516-91574.b\009F0901.D

Column 1 : Rt-Alumina BOND/KCl (0.53 mm) Det: GC FID1A
Column 2 : HP-PLOT/Q (0.53 mm) Det: GC FID2B
Process Host: CTX1028

First Level Reviewer: sciannac Date: 10-Jun-2020 13:10:08

Col	RT (min.)	Exp RT (min.)	Dlt RT (min.)	Response	Cal Amt ug/l	OnCol Amt ug/l	Flags
2 Methane							
1	1.251	1.248	0.003	9455804	73.0	65.4	
2	3.167	3.160	0.007	4543255	73.0	66.1	
						RPD = 1.03	
3 Ethane							
1	1.506	1.503	0.003	17541685	136.9	128.9	
2	4.300	4.295	0.005	7908297	136.9	129.5	
						RPD = 0.45	
4 Ethylene							Ma
1	1.778	1.773	0.005	13628479	127.7	123.7	
2	4.027	4.022	0.005	6040955	127.7	126.0	M
						RPD = 1.90	
5 Propane							
1	2.466	2.462	0.004	26926744	200.7	188.0	
2	5.922	5.919	0.003	12090874	200.7	193.1	
						RPD = 2.67	
6 Acetylene							Ma
1	3.936	3.930	0.006	4182899	118.5	122.0	a
2	4.132	4.132	0.000	2840775	118.5	131.5	M
						RPD = 7.51	
7 Butane							
1	4.223	4.215	0.008	33438707	264.5	253.5	
2	7.367	7.364	0.003	16243172	264.5	254.7	
						RPD = 0.47	
8 isobutylene							Ma
1	5.125	5.118	0.007	23099496	255.4	258.8	M
2	7.220	7.215	0.005	10933562	255.4	263.1	a
						RPD = 1.66	

QC Flag Legend

Review Flags

M - Manually Integrated

a - User Assigned ID

Reagents:

RSK7gasMathes_00031 Amount Added: 200.00 Units: uL

Report Date: 11-Jun-2020 08:20:31 Chrom Revision: 2.3 10-Jun-2020 22:46:48

Eurofins TestAmerica, Denver

Data File: \\chromfs\Denver\ChromData\VGC_J\20200610-92287.b\010F0901.D

Injection Date:	10-Jun-2020 12:28:15	Instrument ID:	VGC_J	Operator ID:	SCIANNAC
Lims ID:	lcs			Worklist Smp#:	39
Client ID:					
Purge Vol:	18.000 mL	Dil. Factor:	1.0000	ALS Bottle#:	10
Method:	RSK_J	Limit Group:	GCV - RSK 175		

Column: Rt-Alumina BOND/KCl (0.53 mm) Y Scaling: Method Defined: Scale to the Nth Largest Target: 1

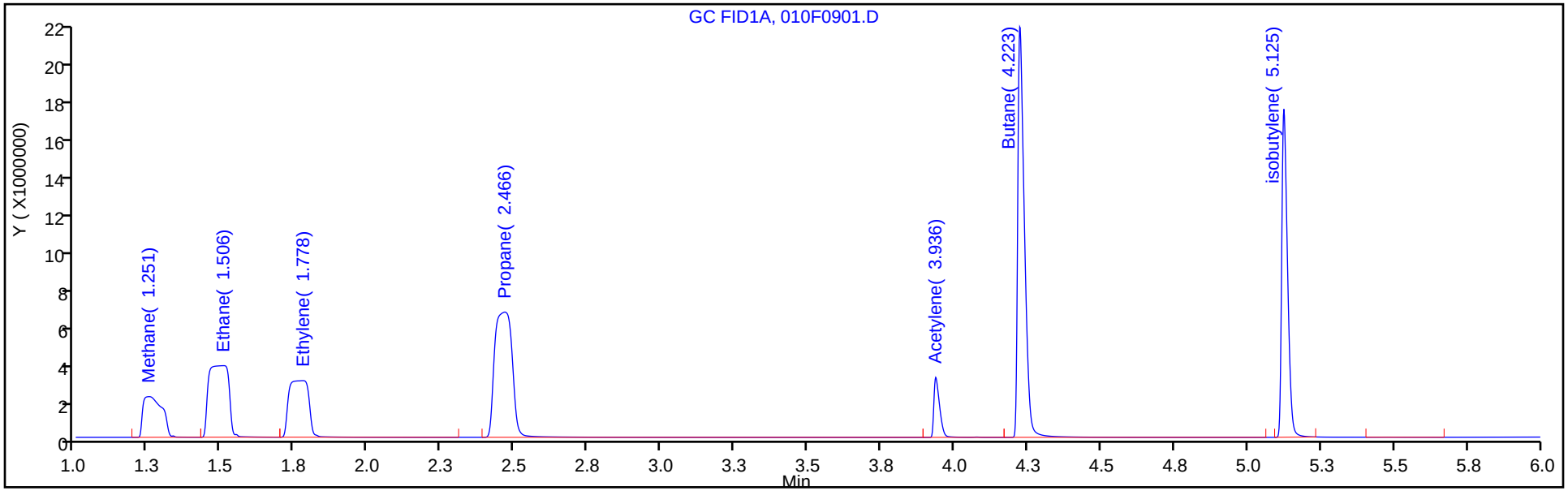

Column: HP-PLOT/Q (0.53 mm) Y Scaling: Method Defined: Scale to the Nth Largest Target: 1

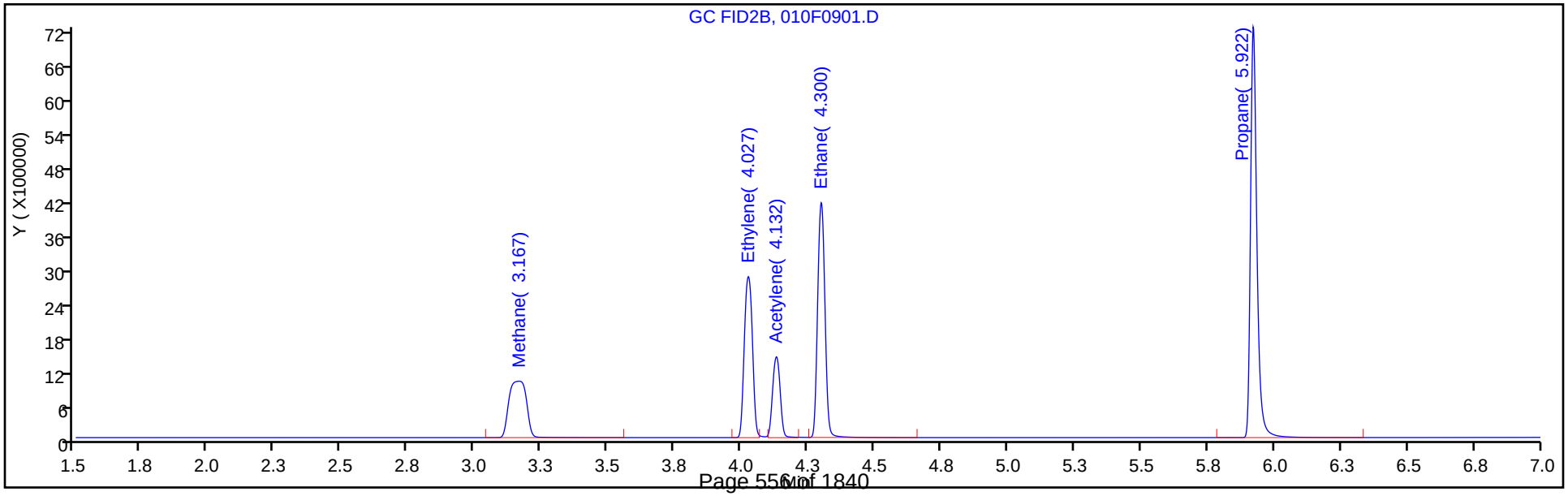

FORM I
GC VOA ORGANICS ANALYSIS DATA SHEET

Lab Name: Eurofins TestAmerica, Denver Job No.: 280-137110-1

SDG No.:

Client Sample ID: Lab Sample ID: LCS 280-498346/5

Matrix: Water Lab File ID: 005F0501.D

Analysis Method: RSK-175 Date Collected:

Sample wt/vol: 18(mL) Date Analyzed: 06/11/2020 11:14

Soil Aliquot Vol: Dilution Factor: 1

Soil Extract Vol.: GC Column: HP-Plot Q ID: 0.53(mm)

% Moisture: Level: (low/med) Low

Analysis Batch No.: 498346 Units: mg/L

CAS NO.	COMPOUND NAME	RESULT	Q	LOQ	LOD	DL
74-82-8	Methane	0.0785		0.0050	0.0020	0.00063

Eurofins TestAmerica, Denver
Target Compound Quantitation Report

Data File: \\chromfs\Denver\ChromData\VGC_J\20200611-92320.b\005F0501.D
Lims ID: lcs
Client ID:
Sample Type: LCS
Inject. Date: 11-Jun-2020 11:14:52 ALS Bottle#: 5 Worklist Smp#: 5
Purge Vol: 18.000 mL Dil. Factor: 1.0000
Sample Info: lcs
Operator ID: SCIANNAC Instrument ID: VGC_J

Method: \\chromfs\Denver\ChromData\VGC_J\20200611-92320.b\RSK_J.m
Limit Group: GCV - RSK 175
Method Label: DV-GC-0025: Dissolved Gases in Water by RSK-175
Last Update: 12-Jun-2020 16:29:37 Calib Date: 16-May-2020 13:08:56
Integrator: Falcon
Quant Method: External Standard Quant By: Initial Calibration
Last ICal File: \\chromfs\Denver\ChromData\VGC_J\20200516-91574.b\009F0901.D

Column 1 : Rt-Alumina BOND/KCl (0.53 mm) Det: GC FID1A
Column 2 : HP-PLOT/Q (0.53 mm) Det: GC FID2B
Process Host: CTX1019

First Level Reviewer: sciannac Date: 11-Jun-2020 12:15:41

Col	RT (min.)	Exp RT (min.)	Dlt RT (min.)	Response	Cal Amt ug/l	OnCol Amt ug/l	Flags
2 Methane							
1	1.249	1.246	0.003	11161381	73.0	77.3	
2	3.160	3.155	0.005	5390805	73.0	78.5	
						RPD = 1.53	
3 Ethane							M
1	1.506	1.500	0.006	20694359	136.9	152.1	
2	4.295	4.293	0.002	9422727	136.9	154.3	M
						RPD = 1.44	
4 Ethylene							Ma
1	1.774	1.773	0.001	15602088	127.7	141.6	
2	4.021	4.018	0.003	7001302	127.7	146.1	M
						RPD = 3.13	
5 Propane							
1	2.466	2.461	0.005	31763827	200.7	221.7	
2	5.918	5.917	0.001	14346544	200.7	229.1	
						RPD = 3.25	
6 Acetylene							Ma
1	3.936	3.935	0.001	4177458	118.5	121.8	a
2	4.126	4.125	0.001	2862312	118.5	132.5	M
						RPD = 8.39	
7 Butane							Ma
1	4.219	4.218	0.001	39012093	264.5	295.7	a
2	7.363	7.362	0.001	19057506	264.5	298.8	M
						RPD = 1.03	
8 isobutylene							Ma
1	5.123	5.123	0.000	26505101	255.4	296.9	M
2	7.215	7.215	0.000	12495338	255.4	300.7	M
						RPD = 1.26	

QC Flag Legend

Review Flags

M - Manually Integrated

a - User Assigned ID

Reagents:

RSK7gasMathes_00031 Amount Added: 200.00 Units: uL

Report Date: 12-Jun-2020 16:32:32 Chrom Revision: 2.3 10-Jun-2020 22:46:48

Eurofins TestAmerica, Denver

Data File: \\chromfs\Denver\ChromData\VGC_J\20200611-92320.b\005F0501.D

Injection Date:	11-Jun-2020 11:14:52	Instrument ID:	VGC_J	Operator ID:	SCIANNAC
Lims ID:	lcs			Worklist Smp#:	5
Client ID:					
Purge Vol:	18.000 mL	Dil. Factor:	1.0000	ALS Bottle#:	5
Method:	RSK_J	Limit Group:	GCV - RSK 175		

Column: Rt-Alumina BOND/KCl (0.53 mm) Y Scaling: Method Defined: Scale to the Nth Largest Target: 1

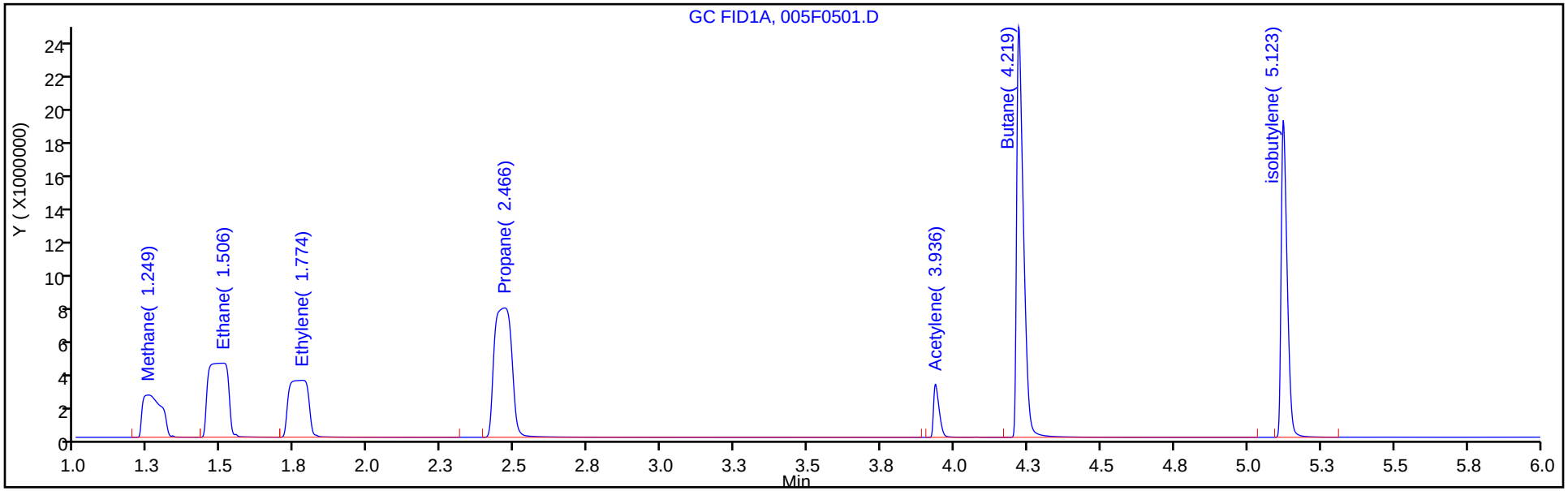

Column: HP-PLOT/Q (0.53 mm) Y Scaling: Method Defined: Scale to the Nth Largest Target: 1

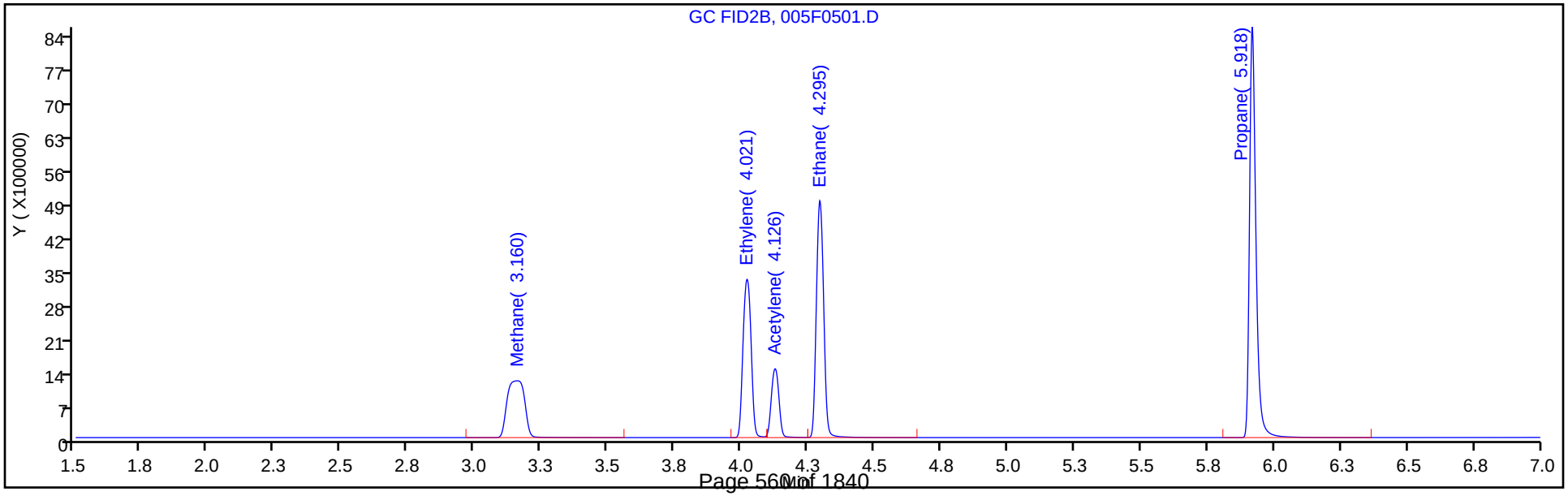

FORM I
GC VOA ORGANICS ANALYSIS DATA SHEET

Lab Name: Eurofins TestAmerica, Denver Job No.: 280-137110-1

SDG No.:

Client Sample ID: Lab Sample ID: LCSD 280-497247/35

Matrix: Water Lab File ID: 010F0301.D

Analysis Method: RSK-175 Date Collected:

Sample wt/vol: 18(mL) Date Analyzed: 06/03/2020 14:56

Soil Aliquot Vol: Dilution Factor: 1

Soil Extract Vol.: GC Column: HP-Plot Q ID: 0.53(mm)

% Moisture: Level: (low/med) Low

Analysis Batch No.: 497247 Units: mg/L

CAS NO.	COMPOUND NAME	RESULT	Q	LOQ	LOD	DL
74-82-8	Methane	0.0704		0.0050	0.0020	0.00063

Eurofins TestAmerica, Denver
Target Compound Quantitation Report

Data File: \\chromfs\Denver\ChromData\VGC_J\20200603-92068.b\010F0301.D
Lims ID: lcsd
Client ID:
Sample Type: LCSD
Inject. Date: 03-Jun-2020 14:56:40 ALS Bottle#: 10 Worklist Smp#: 35
Purge Vol: 18.000 mL Dil. Factor: 1.0000
Sample Info: LCSD
Operator ID: SCIANNAC Instrument ID: VGC_J

Method: \\chromfs\Denver\ChromData\VGC_J\20200603-92068.b\RSK_J.m
Limit Group: GCV - RSK 175
Method Label: DV-GC-0025: Dissolved Gases in Water by RSK-175
Last Update: 05-Jun-2020 13:56:29 Calib Date: 16-May-2020 13:08:56
Integrator: Falcon
Quant Method: External Standard Quant By: Initial Calibration
Last ICal File: \\chromfs\Denver\ChromData\VGC_J\20200516-91574.b\009F0901.D

Column 1 : Rt-Alumina BOND/KCl (0.53 mm) Det: GC FID1A
Column 2 : HP-PLOT/Q (0.53 mm) Det: GC FID2B
Process Host: CTX1025

First Level Reviewer: sciannac Date: 05-Jun-2020 13:29:33

Col	RT (min.)	Exp RT (min.)	Dlt RT (min.)	Response	Cal Amt ug/l	OnCol Amt ug/l	Flags
2 Methane							
1	1.260	1.250	0.010	10161593	73.0	70.4	
2	3.181	3.161	0.020	4835005	73.0	70.4	
						RPD = 0.04	
3 Ethane							M
1	1.510	1.500	0.010	18276245	136.9	134.3	
2	4.311	4.296	0.015	8150597	136.9	133.5	M
						RPD = 0.63	
4 Ethylene							Ma
1	1.775	1.758	0.017	14299387	127.7	129.7	
2	4.040	4.023	0.017	6251241	127.7	130.4	M
						RPD = 0.52	
5 Propane							
1	2.453	2.433	0.020	28646150	200.7	200.0	
2	5.928	5.918	0.010	12749812	200.7	203.6	
						RPD = 1.78	
6 Acetylene							M
1	3.908	3.886	0.022	4267278	118.5	124.4	
2	4.143	4.128	0.015	2861294	118.5	132.4	M
						RPD = 6.23	
7 Butane							
1	4.201	4.181	0.020	35339157	264.5	267.9	
2	7.371	7.363	0.008	17025112	264.5	267.0	
						RPD = 0.35	
8 isobutylene							
1	5.100	5.083	0.017	24177660	255.4	270.8	
2	7.225	7.216	0.009	11258373	255.4	270.9	
						RPD = 0.02	

QC Flag Legend

Review Flags

M - Manually Integrated

a - User Assigned ID

Reagents:

RSK7gasMathes_00027 Amount Added: 200.00 Units: uL

Report Date: 05-Jun-2020 13:56:31 Chrom Revision: 2.3 05-May-2020 17:48:18

Eurofins TestAmerica, Denver

Data File: \\chromfs\Denver\ChromData\VGC_J\20200603-92068.b\010F0301.D

Injection Date:	03-Jun-2020 14:56:40	Instrument ID:	VGC_J	Operator ID:	SCIANNAC
Lims ID:	lcsd			Worklist Smp#:	35
Client ID:					
Purge Vol:	18.000 mL	Dil. Factor:	1.0000	ALS Bottle#:	10
Method:	RSK_J	Limit Group:	GCV - RSK 175		

Column: Rt-Alumina BOND/KCl (0.53 mm) Y Scaling: Method Defined: Scale to the Nth Largest Target: 1

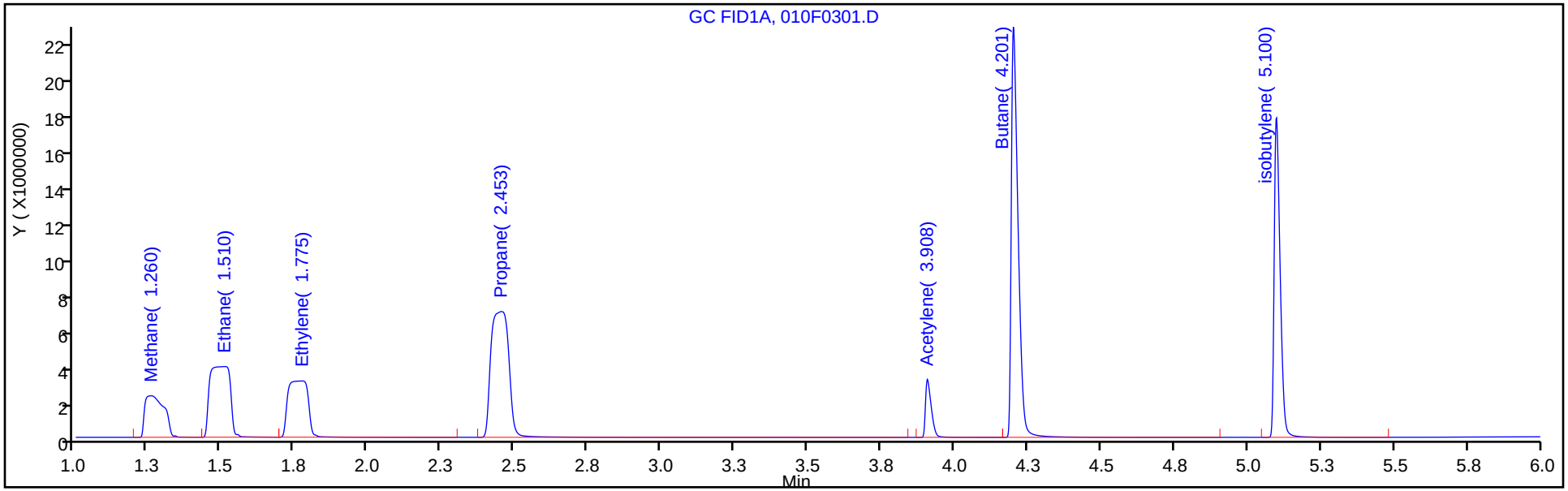

Column: HP-PLOT/Q (0.53 mm) Y Scaling: Method Defined: Scale to the Nth Largest Target: 1

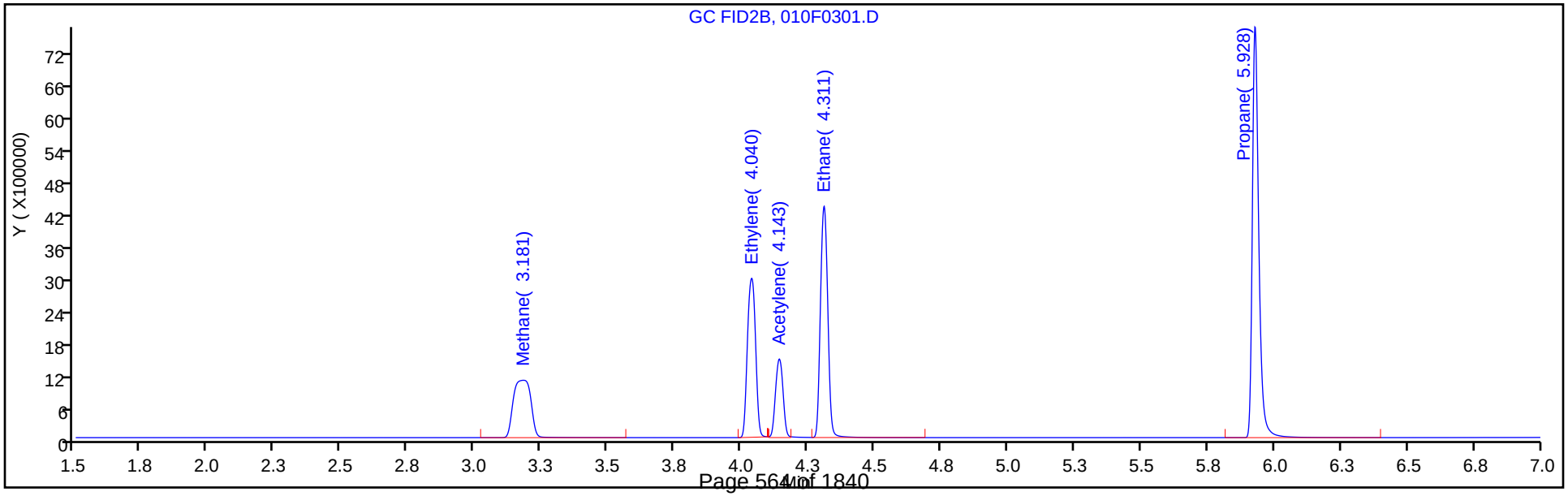

FORM I
GC VOA ORGANICS ANALYSIS DATA SHEET

Lab Name: Eurofins TestAmerica, Denver Job No.: 280-137110-1

SDG No.:

Client Sample ID: Lab Sample ID: LCSD 280-498179/40

Matrix: Water Lab File ID: 011F1001.D

Analysis Method: RSK-175 Date Collected:

Sample wt/vol: 18(mL) Date Analyzed: 06/10/2020 12:44

Soil Aliquot Vol: Dilution Factor: 1

Soil Extract Vol.: GC Column: HP-Plot Q ID: 0.53(mm)

% Moisture: Level: (low/med) Low

Analysis Batch No.: 498179 Units: mg/L

CAS NO.	COMPOUND NAME	RESULT	Q	LOQ	LOD	DL
74-82-8	Methane	0.0748		0.0050	0.0020	0.00063

Eurofins TestAmerica, Denver
Target Compound Quantitation Report

Data File: \\chromfs\Denver\ChromData\VGC_J\20200610-92287.b\011F1001.D
Lims ID: lcsd
Client ID:
Sample Type: LCSD
Inject. Date: 10-Jun-2020 12:44:45 ALS Bottle#: 11 Worklist Smp#: 40
Purge Vol: 18.000 mL Dil. Factor: 1.0000
Sample Info: lcsd
Operator ID: SCIANNAC Instrument ID: VGC_J

Method: \\chromfs\Denver\ChromData\VGC_J\20200610-92287.b\RSK_J.m
Limit Group: GCV - RSK 175
Method Label: DV-GC-0025: Dissolved Gases in Water by RSK-175
Last Update: 11-Jun-2020 08:20:31 Calib Date: 16-May-2020 13:08:56
Integrator: Falcon
Quant Method: External Standard Quant By: Initial Calibration
Last ICal File: \\chromfs\Denver\ChromData\VGC_J\20200516-91574.b\009F0901.D

Column 1 : Rt-Alumina BOND/KCl (0.53 mm) Det: GC FID1A
Column 2 : HP-PLOT/Q (0.53 mm) Det: GC FID2B
Process Host: CTX1028

First Level Reviewer: sciannac Date: 10-Jun-2020 13:04:06

Col	RT (min.)	Exp RT (min.)	Dlt RT (min.)	Response	Cal Amt ug/l	OnCol Amt ug/l	Flags
2 Methane							
1	1.249	1.248	0.001	10691667	73.0	74.0	
2	3.162	3.160	0.002	5139925	73.0	74.8	
						RPD = 1.07	
3 Ethane							
1	1.502	1.503	-0.001	19762131	136.9	145.3	
2	4.297	4.295	0.002	8923534	136.9	146.2	
						RPD = 0.61	
4 Ethylene							Ma
1	1.770	1.773	-0.003	14953571	127.7	135.7	
2	4.024	4.022	0.002	6667782	127.7	139.1	M
						RPD = 2.49	
5 Propane							
1	2.465	2.462	0.003	30463919	200.7	212.7	
2	5.921	5.919	0.002	13702263	200.7	218.8	
						RPD = 2.84	
6 Acetylene							Ma
1	3.934	3.930	0.004	4363051	118.5	127.2	a
2	4.129	4.132	-0.003	2953187	118.5	136.7	M
						RPD = 7.17	
7 Butane							
1	4.220	4.215	0.005	37885939	264.5	287.2	
2	7.366	7.364	0.002	18439059	264.5	289.1	
						RPD = 0.66	
8 isobutylene							
1	5.122	5.118	0.004	25556514	255.4	286.3	
2	7.219	7.215	0.004	12004261	255.4	288.8	
						RPD = 0.89	

QC Flag Legend

Review Flags

M - Manually Integrated

a - User Assigned ID

Reagents:

RSK7gasMathes_00031 Amount Added: 200.00 Units: uL

Report Date: 11-Jun-2020 08:20:32 Chrom Revision: 2.3 10-Jun-2020 22:46:48

Eurofins TestAmerica, Denver

Data File: \\chromfs\Denver\ChromData\VGC_J\20200610-92287.b\011F1001.D

Injection Date:	10-Jun-2020 12:44:45	Instrument ID:	VGC_J	Operator ID:	SCIANNAC
Lims ID:	lcsd			Worklist Smp#:	40
Client ID:					
Purge Vol:	18.000 mL	Dil. Factor:	1.0000	ALS Bottle#:	11
Method:	RSK_J	Limit Group:	GCV - RSK 175		

Column: Rt-Alumina BOND/KCl (0.53 mm) Y Scaling: Method Defined: Scale to the Nth Largest Target: 1

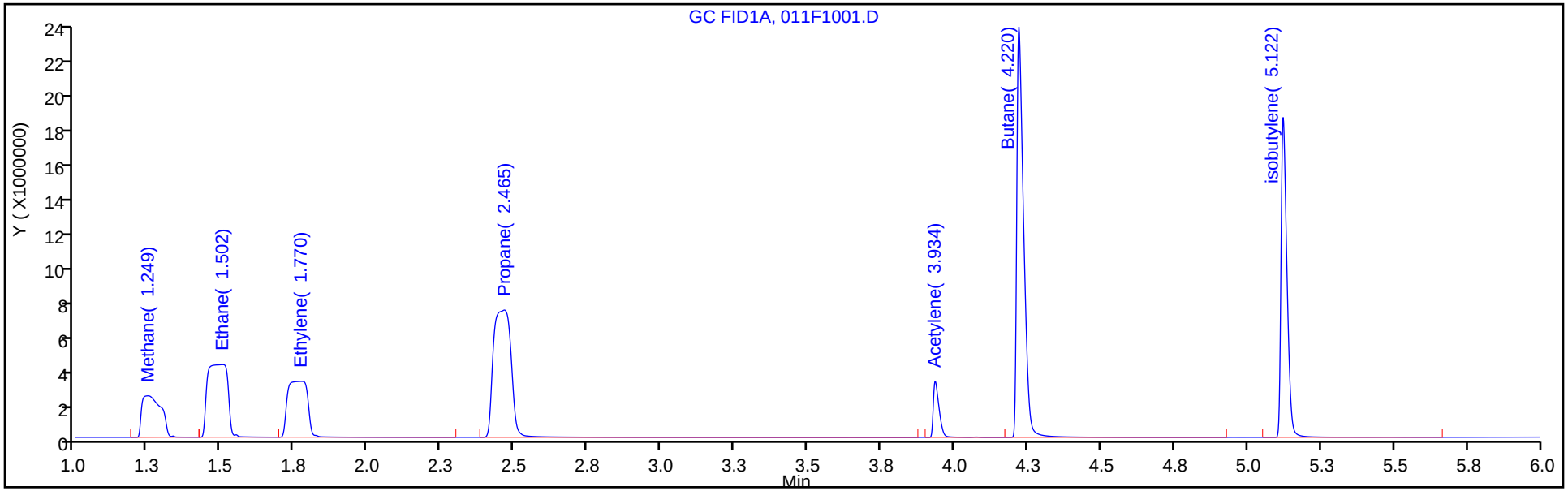

Column: HP-PLOT/Q (0.53 mm) Y Scaling: Method Defined: Scale to the Nth Largest Target: 1

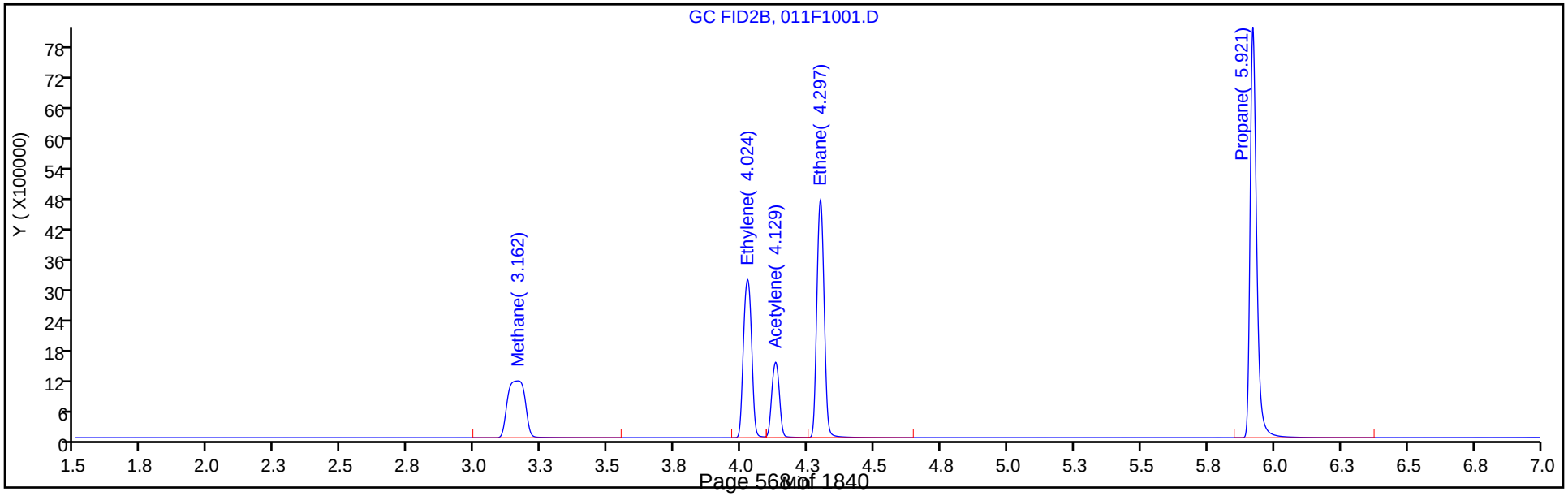

FORM I
GC VOA ORGANICS ANALYSIS DATA SHEET

Lab Name: Eurofins TestAmerica, Denver Job No.: 280-137110-1

SDG No.:

Client Sample ID: Lab Sample ID: LCSD 280-498346/6

Matrix: Water Lab File ID: 006F0601.D

Analysis Method: RSK-175 Date Collected:

Sample wt/vol: 18(mL) Date Analyzed: 06/11/2020 11:31

Soil Aliquot Vol: Dilution Factor: 1

Soil Extract Vol.: GC Column: HP-Plot Q ID: 0.53(mm)

% Moisture: Level: (low/med) Low

Analysis Batch No.: 498346 Units: mg/L

CAS NO.	COMPOUND NAME	RESULT	Q	LOQ	LOD	DL
74-82-8	Methane	0.0790		0.0050	0.0020	0.00063

Eurofins TestAmerica, Denver
Target Compound Quantitation Report

Data File: \\chromfs\Denver\ChromData\VGC_J\20200611-92320.b\006F0601.D
Lims ID: lcsd
Client ID:
Sample Type: LCSD
Inject. Date: 11-Jun-2020 11:31:24 ALS Bottle#: 6 Worklist Smp#: 6
Purge Vol: 18.000 mL Dil. Factor: 1.0000
Sample Info: lcsd
Operator ID: SCIANNAC Instrument ID: VGC_J

Method: \\chromfs\Denver\ChromData\VGC_J\20200611-92320.b\RSK_J.m
Limit Group: GCV - RSK 175
Method Label: DV-GC-0025: Dissolved Gases in Water by RSK-175
Last Update: 12-Jun-2020 17:12:16 Calib Date: 16-May-2020 13:08:56
Integrator: Falcon
Quant Method: External Standard Quant By: Initial Calibration
Last ICal File: \\chromfs\Denver\ChromData\VGC_J\20200516-91574.b\009F0901.D

Column 1 : Rt-Alumina BOND/KCl (0.53 mm) Det: GC FID1A
Column 2 : HP-PLOT/Q (0.53 mm) Det: GC FID2B
Process Host: CTX1019

First Level Reviewer: sciannac Date: 12-Jun-2020 17:08:13

Col	RT (min.)	Exp RT (min.)	Dlt RT (min.)	Response	Cal Amt ug/l	OnCol Amt ug/l	Flags
2 Methane							
1	1.246	1.246	0.000	11222015	73.0	77.7	
2	3.155	3.155	0.000	5423734	73.0	79.0	
						RPD = 1.60	
3 Ethane							
1	1.500	1.500	0.000	20781750	136.9	152.8	
2	4.293	4.293	0.000	9435134	136.9	154.5	
						RPD = 1.15	
4 Ethylene							Ma
1	1.773	1.773	0.000	15591852	127.7	141.5	
2	4.018	4.018	0.000	6985089	127.7	145.7	M
						RPD = 2.96	
5 Propane							
1	2.461	2.461	0.000	31992561	200.7	223.3	
2	5.917	5.917	0.000	14465051	200.7	231.0	
						RPD = 3.36	
6 Acetylene							Ma
1	3.935	3.935	0.000	4297256	118.5	125.3	a
2	4.125	4.125	0.000	2937723	118.5	136.0	M
						RPD = 8.16	
7 Butane							
1	4.218	4.218	0.000	39546156	264.5	299.8	
2	7.362	7.362	0.000	19370216	264.5	303.7	
						RPD = 1.30	
8 isobutylene							
1	5.123	5.123	0.000	26677098	255.4	298.8	
2	7.215	7.215	0.000	12612381	255.4	303.5	
						RPD = 1.54	

QC Flag Legend

Review Flags

M - Manually Integrated

a - User Assigned ID

Reagents:

RSK7gasMathes_00031 Amount Added: 200.00 Units: uL

Report Date: 12-Jun-2020 17:12:34 Chrom Revision: 2.3 10-Jun-2020 22:46:48

Eurofins TestAmerica, Denver

Data File: \\chromfs\Denver\ChromData\VGC_J\20200611-92320.b\006F0601.D

Injection Date:	11-Jun-2020 11:31:24	Instrument ID:	VGC_J	Operator ID:	SCIANNAC
Lims ID:	lcsd			Worklist Smp#:	6
Client ID:					
Purge Vol:	18.000 mL	Dil. Factor:	1.0000	ALS Bottle#:	6
Method:	RSK_J	Limit Group:	GCV - RSK 175		

Column: Rt-Alumina BOND/KCl (0.53 mm) Y Scaling: Method Defined: Scale to the Nth Largest Target: 1

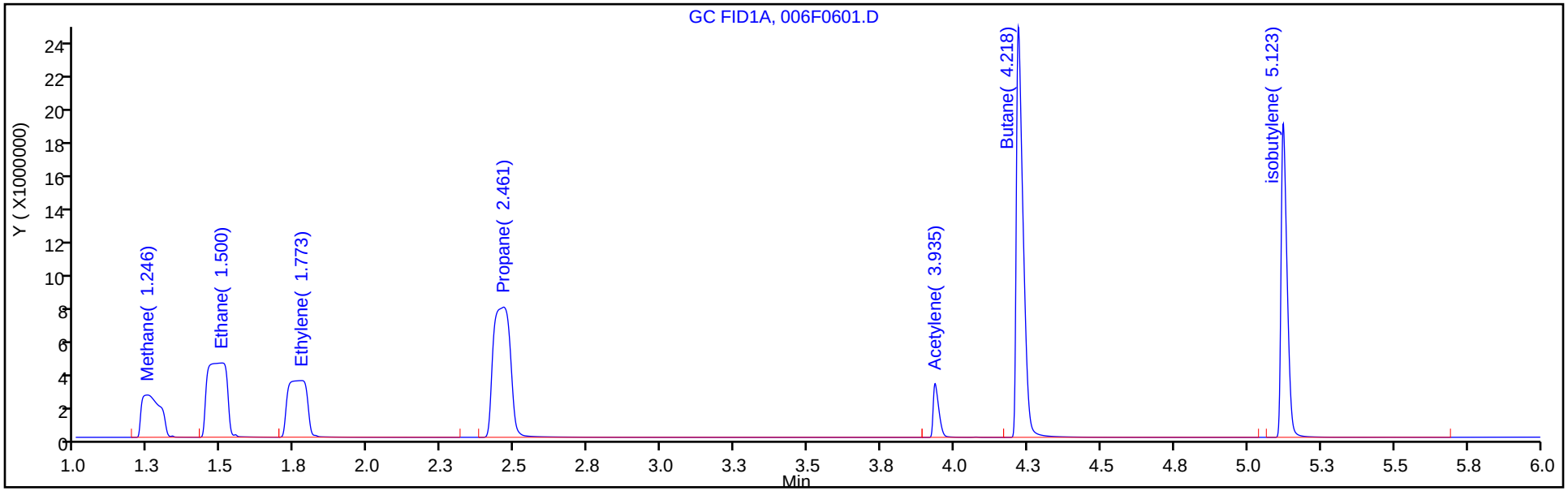

Column: HP-PLOT/Q (0.53 mm) Y Scaling: Method Defined: Scale to the Nth Largest Target: 1

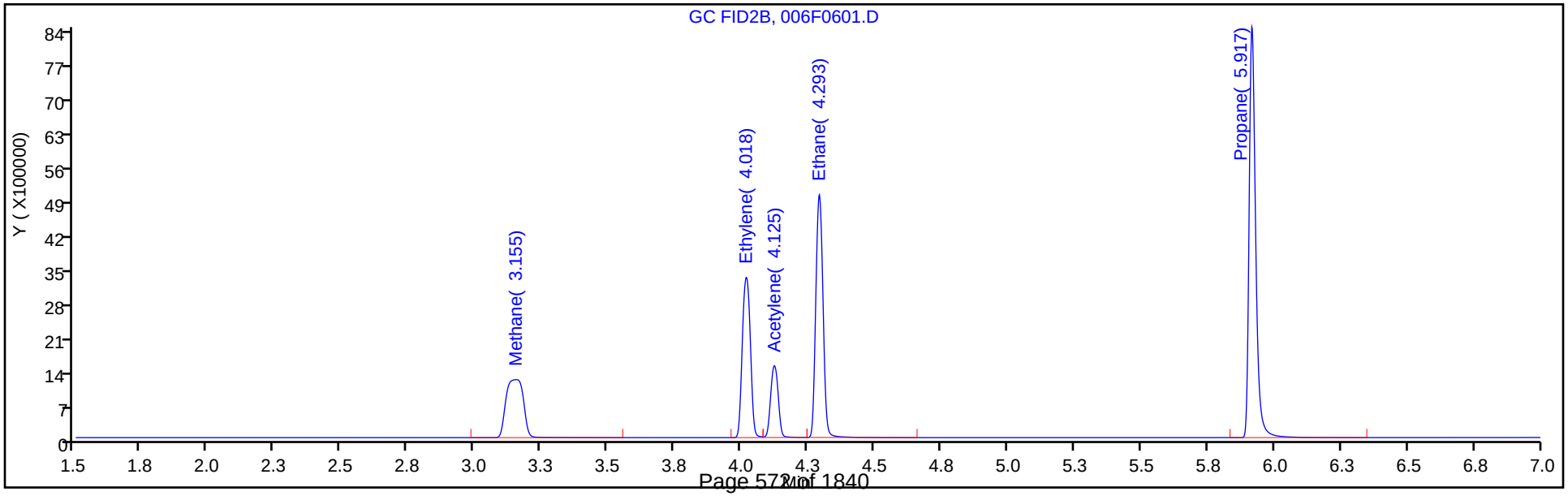

FORM I
GC VOA ORGANICS ANALYSIS DATA SHEET

Lab Name: Eurofins TestAmerica, Denver Job No.: 280-137110-1

SDG No.:

Client Sample ID: EW7-PM29B-3-35 MS Lab Sample ID: 280-137110-7 MS

Matrix: Water Lab File ID: 014F1301.D

Analysis Method: RSK-175 Date Collected: 05/30/2020 12:40

Sample wt/vol: 18(mL) Date Analyzed: 06/10/2020 13:44

Soil Aliquot Vol: Dilution Factor: 6

Soil Extract Vol.: GC Column: HP-Plot Q ID: 0.53(mm)

% Moisture: Level: (low/med) Low

Analysis Batch No.: 498179 Units: mg/L

CAS NO.	COMPOUND NAME	RESULT	Q	LOQ	LOD	DL
74-82-8	Methane	18.5	4 D M	0.030	0.012	0.0038

Eurofins TestAmerica, Denver
Target Compound Quantitation Report

Data File: \\chromfs\Denver\ChromData\VGC_J\20200610-92287.b\014F1301.D
Lims ID: 280-137110-I-7 MS
Client ID: EW7-PM29B-3-35
Sample Type: MS
Inject. Date: 10-Jun-2020 13:44:42 ALS Bottle#: 14 Worklist Smp#: 9
Purge Vol: 18.000 mL Dil. Factor: 6.0000
Sample Info: 280-137110-I-7
Operator ID: SCIANNAC Instrument ID: VGC_J

Method: \\chromfs\Denver\ChromData\VGC_J\20200610-92287.b\RSK_J.m
Limit Group: GCV - RSK 175
Method Label: DV-GC-0025: Dissolved Gases in Water by RSK-175
Last Update: 11-Jun-2020 09:11:52 Calib Date: 16-May-2020 13:08:56
Integrator: Falcon
Quant Method: External Standard Quant By: Initial Calibration
Last ICal File: \\chromfs\Denver\ChromData\VGC_J\20200516-91574.b\009F0901.D

Column 1 : Rt-Alumina BOND/KCl (0.53 mm) Det: GC FID1A
Column 2 : HP-PLOT/Q (0.53 mm) Det: GC FID2B
Process Host: CTX1028

First Level Reviewer: sciannac Date: 11-Jun-2020 08:00:20

Col	RT (min.)	Exp RT (min.)	Dlt RT (min.)	Response	Cal Amt ug/l	OnCol Amt ug/l	Flags
$ 1 1,1,1-Trifluoroethane							
1		4.098				ND	
2		5.458					
2 Methane							Ma
1	1.232	1.248	-0.016	455672892	73.0	3169.9	
2	3.154	3.160	-0.006	211069353	73.0	3083.4	M
						RPD = 2.77	
3 Ethane							
1	1.474	1.503	-0.029	18928714	136.9	139.1	
2	4.296	4.295	0.001	8462859	136.9	138.6	
						RPD = 0.38	
4 Ethylene							Ma
1	1.739	1.773	-0.034	14933920	127.7	135.5	
2	4.021	4.022	-0.001	6461610	127.7	134.8	M
						RPD = 0.52	
5 Propane							
1	2.435	2.462	-0.027	29138337	200.7	203.4	
2	5.919	5.919	0.000	12811110	200.7	204.6	
						RPD = 0.56	
6 Acetylene							Ma
1	3.932	3.930	0.002	3984551	118.5	116.2	a
2	4.127	4.132	-0.005	2556413	118.5	118.3	M
						RPD = 1.82	
7 Butane							
1	4.220	4.215	0.005	35565611	264.5	269.6	
2	7.366	7.364	0.002	16918921	264.5	265.3	
						RPD = 1.62	

Col	RT (min.)	Exp RT (min.)	Dlt RT (min.)	Response	Cal Amt ug/l	OnCol Amt ug/l	Flags
8 isobutylene							
1	5.124	5.118	0.006	25697218	255.4	287.9	
2	7.218	7.215	0.003	11839619	255.4	284.9	
						RPD = 1.04	

QC Flag Legend

Review Flags

M - Manually Integrated

a - User Assigned ID

Reagents:

RSK7gasMathes_00031 Amount Added: 200.00 Units: uL

Report Date: 11-Jun-2020 09:12:04 Chrom Revision: 2.3 10-Jun-2020 22:46:48

Eurofins TestAmerica, Denver

Data File: \\chromfs\Denver\ChromData\VGC_J\20200610-92287.b\014F1301.D

Injection Date:	10-Jun-2020 13:44:42	Instrument ID:	VGC_J	Operator ID:	SCIANNAC
Lims ID:	280-137110-I-7 MS			Worklist Smp#:	9
Client ID:	EW7-PM29B-3-35				
Purge Vol:	18.000 mL	Dil. Factor:	6.0000	ALS Bottle#:	14
Method:	RSK_J	Limit Group:	GCV - RSK 175		

Column: Rt-Alumina BOND/KCl (0.53 mm) Y Scaling: Method Defined: Scale to the Nth Largest Target: 1

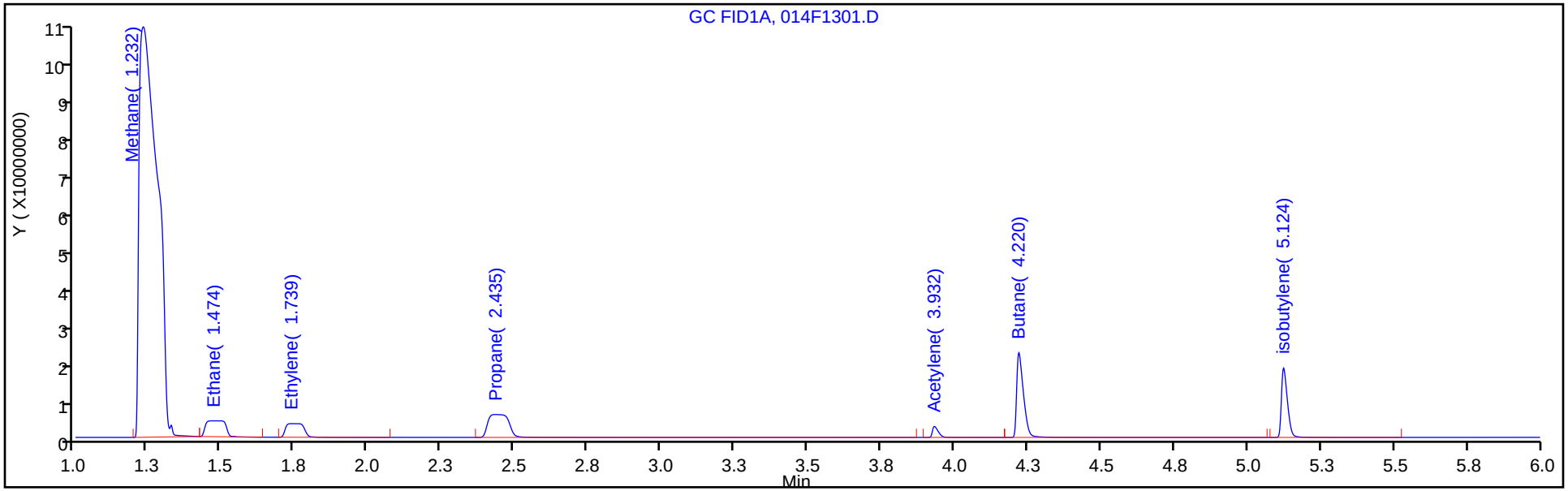

Column: HP-PLOT/Q (0.53 mm) Y Scaling: Method Defined: Scale to the Nth Largest Target: 1

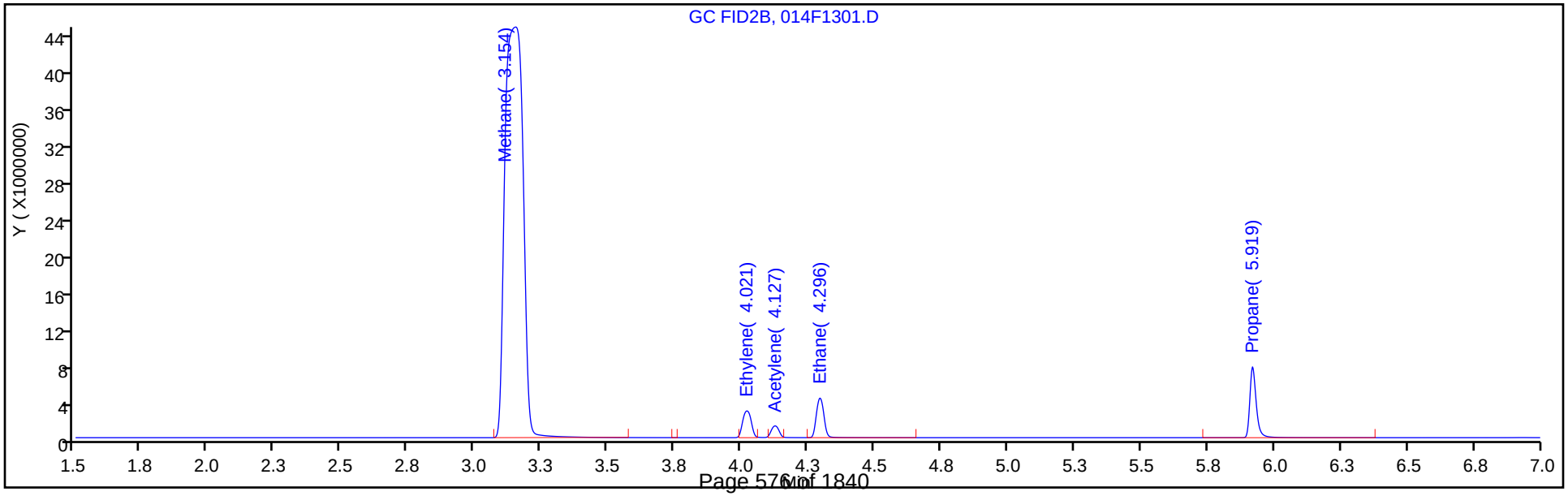

Manual Integration/User Assign Peak Report

Eurofins TestAmerica, Denver

Data File:	\\chromfs\Denver\ChromData\VGC_J\20200610-92287.b\014F1301.D				
Injection Date:	10-Jun-2020 13:44:42	Instrument ID:	VGC_J		
Lims ID:	280-137110-I-7 MS				
Client ID:	EW7-PM29B-3-35				
Operator ID:	SCIANNAC	ALS Bottle#:	14	Worklist Smp#:	9
Purge Vol:	18.000 mL	Dil. Factor:	6.0000		
Method:	RSK_J	Limit Group:	GCV - RSK 175		
Column:	HP-PLOT/Q (0.53 mm)	Detector	GC FID2B		

2 Methane, CAS: 74-82-8

Signal: 2

Processing Integration Results

RT: 3.15
Area: 211517921
Amount: 3089.9404
Amount Units: ug/l

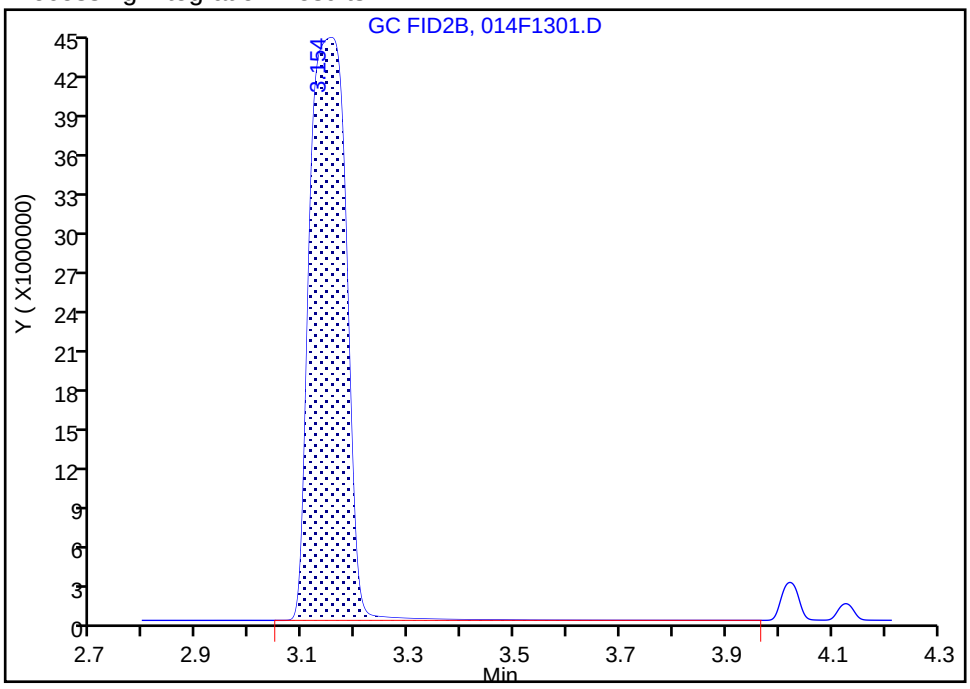

Manual Integration Results

RT: 3.15
Area: 211069353
Amount: 3083.3870
Amount Units: ug/l

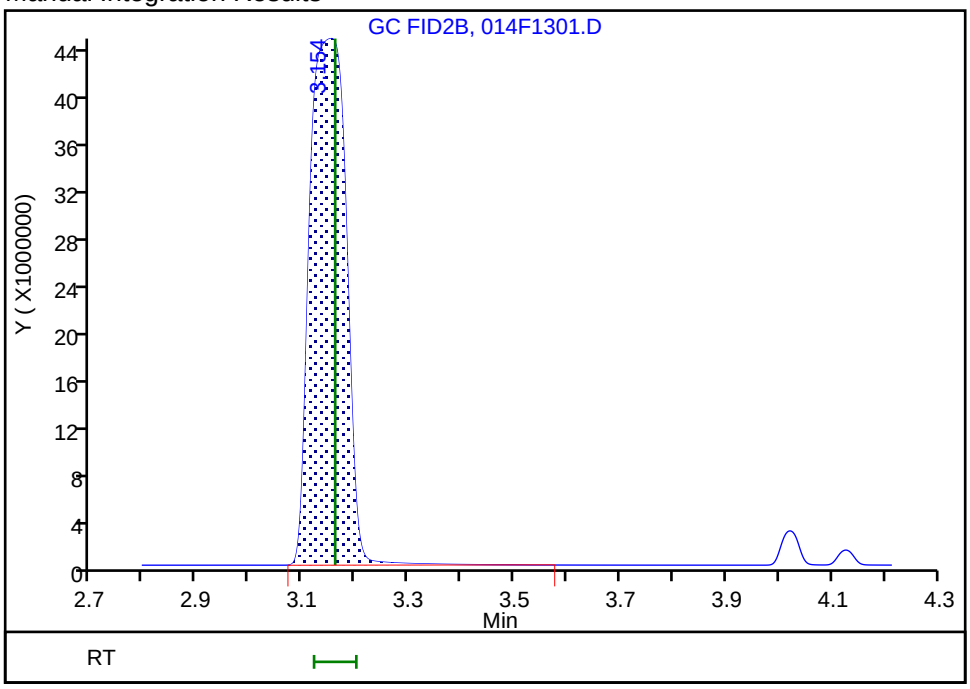

Reviewer: sciannac, 11-Jun-2020 09:11:42

Audit Action: Manually Integrated/Assigned Compound ID Audit Reason: Split Peak

FORM I
GC VOA ORGANICS ANALYSIS DATA SHEET

Lab Name: Eurofins TestAmerica, Denver Job No.: 280-137110-1

SDG No.:

Client Sample ID: EW7-PM29B-3-35 MSD Lab Sample ID: 280-137110-7 MSD

Matrix: Water Lab File ID: 015F1401.D

Analysis Method: RSK-175 Date Collected: 05/30/2020 12:40

Sample wt/vol: 18(mL) Date Analyzed: 06/10/2020 14:01

Soil Aliquot Vol: Dilution Factor: 6

Soil Extract Vol.: GC Column: HP-Plot Q ID: 0.53(mm)

% Moisture: Level: (low/med) Low

Analysis Batch No.: 498179 Units: mg/L

CAS NO.	COMPOUND NAME	RESULT	Q	LOQ	LOD	DL
74-82-8	Methane	15.1	4 D	0.030	0.012	0.0038

Eurofins TestAmerica, Denver
Target Compound Quantitation Report

Data File: \\chromfs\Denver\ChromData\VGC_J\20200610-92287.b\015F1401.D
Lims ID: 280-137110-I-7 MSD
Client ID: EW7-PM29B-3-35
Sample Type: MSD
Inject. Date: 10-Jun-2020 14:01:12 ALS Bottle#: 15 Worklist Smp#: 10
Purge Vol: 18.000 mL Dil. Factor: 6.0000
Sample Info: 280-137110-I-7
Operator ID: SCIANNAC Instrument ID: VGC_J

Method: \\chromfs\Denver\ChromData\VGC_J\20200610-92287.b\RSK_J.m
Limit Group: GCV - RSK 175
Method Label: DV-GC-0025: Dissolved Gases in Water by RSK-175
Last Update: 11-Jun-2020 09:11:52 Calib Date: 16-May-2020 13:08:56
Integrator: Falcon
Quant Method: External Standard Quant By: Initial Calibration
Last ICal File: \\chromfs\Denver\ChromData\VGC_J\20200516-91574.b\009F0901.D

Column 1 : Rt-Alumina BOND/KCl (0.53 mm) Det: GC FID1A
Column 2 : HP-PLOT/Q (0.53 mm) Det: GC FID2B
Process Host: CTX1028

First Level Reviewer: sciannac Date: 11-Jun-2020 08:04:30

Col	RT (min.)	Exp RT (min.)	Dlt RT (min.)	Response	Cal Amt ug/l	OnCol Amt ug/l	Flags
$ 1 1,1,1-Trifluoroethane							
1		4.098				ND	
2		5.458					
2 Methane							
1	1.231	1.248	-0.017	369197887	73.0	2568.3	
2	3.152	3.160	-0.008	172011159	73.0	2512.8	
						RPD = 2.19	
3 Ethane							
1	1.471	1.503	-0.032	19509268	136.9	143.4	
2	4.293	4.295	-0.002	8741628	136.9	143.2	
						RPD = 0.16	
4 Ethylene							Ma
1	1.741	1.773	-0.032	15302952	127.7	138.8	
2	4.020	4.022	-0.002	6720945	127.7	140.2	M
						RPD = 0.98	
5 Propane							
1	2.435	2.462	-0.027	30156404	200.7	210.5	
2	5.918	5.919	-0.001	13299233	200.7	212.3	
						RPD = 0.87	
6 Acetylene							Ma
1	3.930	3.930	0.000	4136807	118.5	120.6	a
2	4.125	4.132	-0.007	2750419	118.5	127.3	M
						RPD = 5.38	
7 Butane							Ma
1	0.000	4.215	-4.215	0	264.5	0	
2	7.365	7.364	0.001	17303750	264.5	271.3	M
						RPD = 200.00	

Col	RT (min.)	Exp RT (min.)	Dlt RT (min.)	Response	Cal Amt ug/l	OnCol Amt ug/l	Flags
8 isobutylene							Ma
1	5.121	5.118	0.003	26499189	255.4	296.8	M
2	7.217	7.215	0.002	10320216	255.4	248.3	M
						RPD = 17.80	

QC Flag Legend

Review Flags

M - Manually Integrated

a - User Assigned ID

Reagents:

RSK7gasMathes_00031 Amount Added: 200.00 Units: uL

Report Date: 11-Jun-2020 09:12:04 Chrom Revision: 2.3 10-Jun-2020 22:46:48

Eurofins TestAmerica, Denver

Data File: \\chromfs\Denver\ChromData\VGC_J\20200610-92287.b\015F1401.D

Injection Date:	10-Jun-2020 14:01:12	Instrument ID:	VGC_J	Operator ID:	SCIANNAC
Lims ID:	280-137110-I-7 MSD			Worklist Smp#:	10
Client ID:	EW7-PM29B-3-35				
Purge Vol:	18.000 mL	Dil. Factor:	6.0000	ALS Bottle#:	15
Method:	RSK_J	Limit Group:	GCV - RSK 175		

Column: Rt-Alumina BOND/KCl (0.53 mm) Y Scaling: Method Defined: Scale to the Nth Largest Target: 1

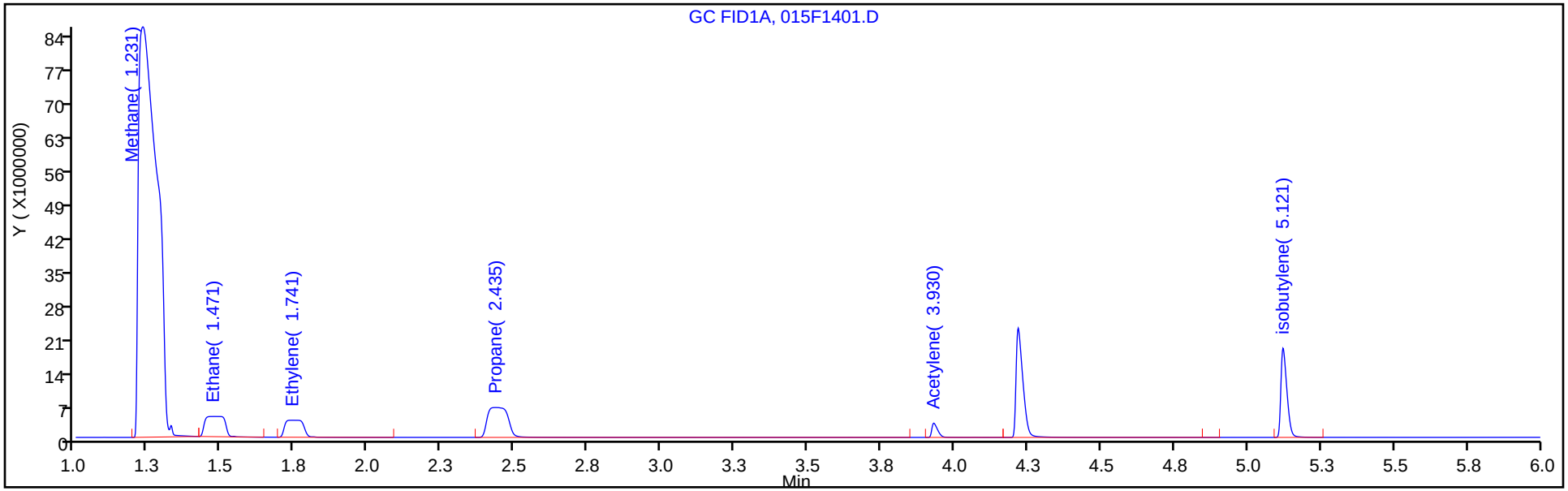

Column: HP-PLOT/Q (0.53 mm) Y Scaling: Method Defined: Scale to the Nth Largest Target: 1

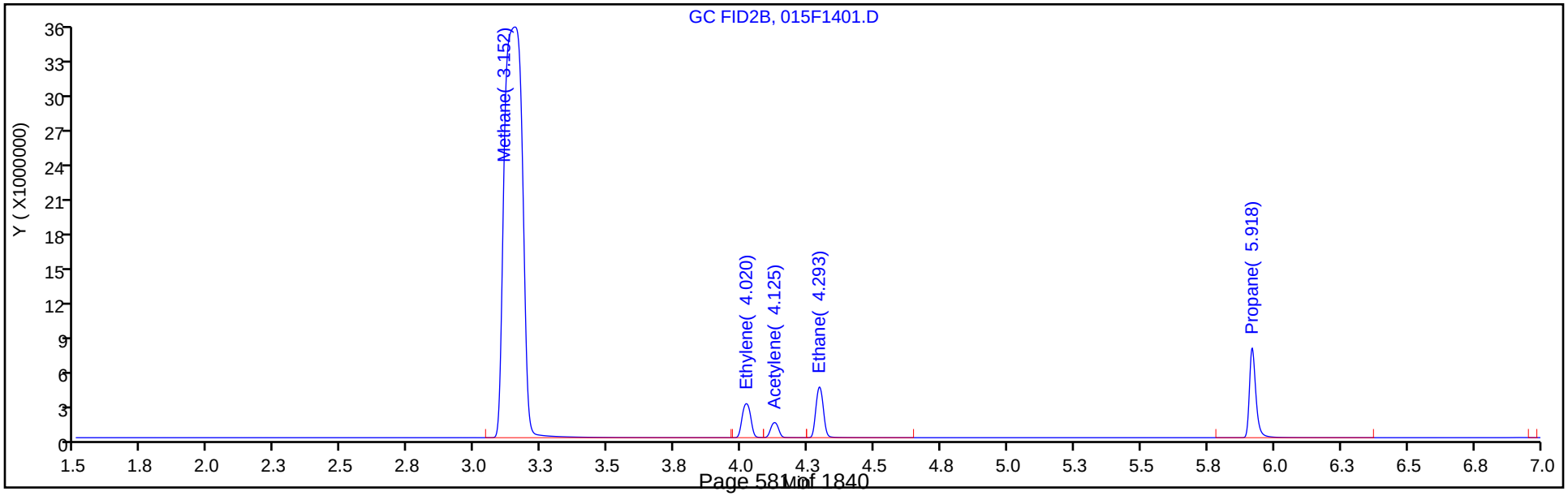

FORM I
GC VOA ORGANICS ANALYSIS DATA SHEET

Lab Name: Eurofins TestAmerica, Denver Job No.: 280-137110-1

SDG No.:

Client Sample ID: G0075-20A DU Lab Sample ID: 280-137110-6 DU

Matrix: Water Lab File ID: 027F2001.D

Analysis Method: RSK-175 Date Collected: 06/01/2020 12:25

Sample wt/vol: 18(mL) Date Analyzed: 06/03/2020 19:34

Soil Aliquot Vol: Dilution Factor: 1

Soil Extract Vol.: GC Column: HP-Plot Q ID: 0.53(mm)

% Moisture: Level: (low/med) Low

Analysis Batch No.: 497247 Units: mg/L

CAS NO.	COMPOUND NAME	RESULT	Q	LOQ	LOD	DL
74-82-8	Methane	0.0020	U	0.0050	0.0020	0.00063

Eurofins TestAmerica, Denver
Target Compound Quantitation Report

Data File: \\chromfs\Denver\ChromData\VGC_J\20200603-92068.b\027F2001.D
Lims ID: 280-137110-H-6 DU
Client ID:
Sample Type: DU
Inject. Date: 03-Jun-2020 19:34:02 ALS Bottle#: 27 Worklist Smp#: 23
Purge Vol: 18.000 mL Dil. Factor: 1.0000
Sample Info: 280-137110-h-6
Operator ID: SCIANNAC Instrument ID: VGC_J

Method: \\chromfs\Denver\ChromData\VGC_J\20200603-92068.b\RSK_J.m
Limit Group: GCV - RSK 175
Method Label: DV-GC-0025: Dissolved Gases in Water by RSK-175
Last Update: 05-Jun-2020 13:56:38 Calib Date: 16-May-2020 13:08:56
Integrator: Falcon
Quant Method: External Standard Quant By: Initial Calibration
Last ICal File: \\chromfs\Denver\ChromData\VGC_J\20200516-91574.b\009F0901.D

Column 1 : Rt-Alumina BOND/KCl (0.53 mm) Det: GC FID1A
Column 2 : HP-PLOT/Q (0.53 mm) Det: GC FID2B
Process Host: CTX1025

First Level Reviewer: sciannac Date: 05-Jun-2020 13:51:02

Col	RT (min.)	Exp RT (min.)	Dlt RT (min.)	Response	Cal Amt ug/l	OnCol Amt ug/l	Flags
$ 1 1,1,1-Trifluoroethane							
1		4.098				ND	
2		5.458					
2 Methane							
1		1.250				ND	
2		3.161					
3 Ethane							
1		1.500				ND	
2		4.296					
4 Ethylene							
1		1.758				ND	
2		4.023					
5 Propane							
1		2.433				ND	
2		5.918					
6 Acetylene							
1		3.886				ND	
2		4.128					
7 Butane							
1		4.181				ND	
2		7.363					
8 isobutylene							
1		5.083				ND	
2		7.216					

Report Date: 05-Jun-2020 13:56:40 Chrom Revision: 2.3 05-May-2020 17:48:18

Eurofins TestAmerica, Denver

Data File: \\chromfs\Denver\ChromData\VGC_J\20200603-92068.b\027F2001.D

Injection Date:	03-Jun-2020 19:34:02	Instrument ID:	VGC_J	Operator ID:	SCIANNAC
Lims ID:	280-137110-H-6 DU			Worklist Smp#:	23
Client ID:					
Purge Vol:	18.000 mL	Dil. Factor:	1.0000	ALS Bottle#:	27
Method:	RSK_J	Limit Group:	GCV - RSK 175		

Column: Rt-Alumina BOND/KCl (0.53 mm) Y Scaling: Method Defined: Scale to the Nth Largest Target: 1

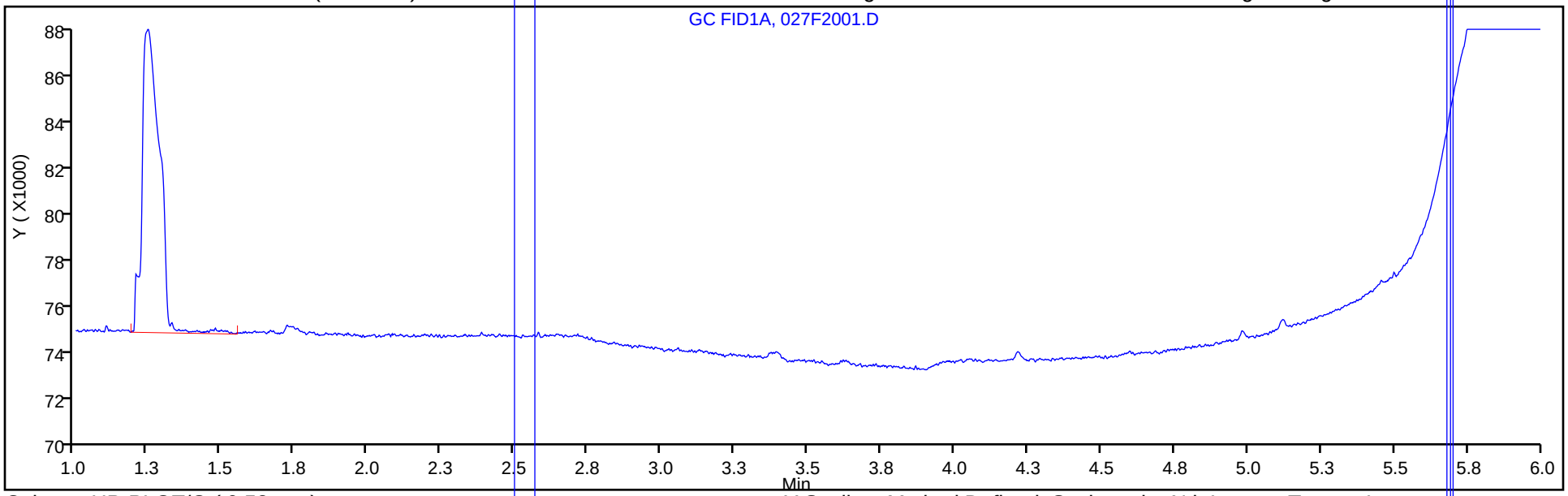

Column: HP-PLOT/Q (0.53 mm) Y Scaling: Method Defined: Scale to the Nth Largest Target: 1

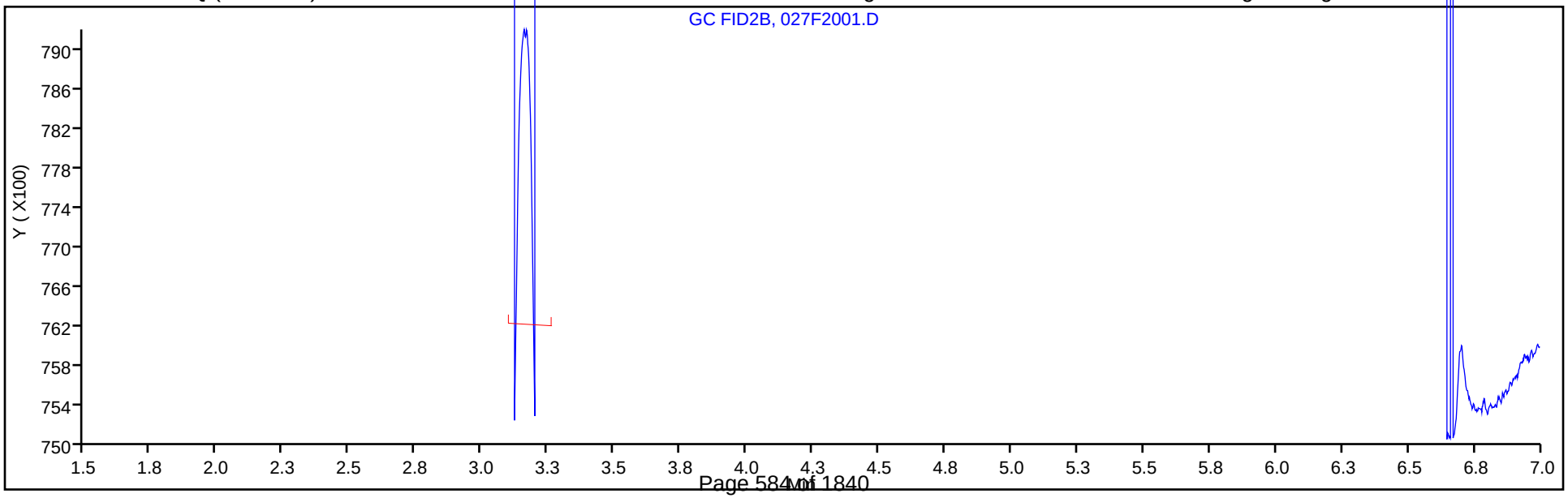

GC VOA ANALYSIS RUN LOG

Lab Name: Eurofins TestAmerica, Denver Job No.: 280-137110-1

SDG No.:

Instrument ID: VGC_J Start Date: 05/16/2020 10:57

Analysis Batch Number: 495152 End Date: 05/16/2020 13:25

LAB SAMPLE ID	CLIENT SAMPLE ID	DATE ANALYZED	DILUTION FACTOR	LAB FILE ID	COLUMN ID
IC 280-495152/6		05/16/2020 10:57	1	001F0101.D	Rt-Alumina KCl 0.53(mm)
IC 280-495152/6		05/16/2020 10:57	1	001F0101.D	HP-Plot Q 0.53(mm)
IC 280-495152/7		05/16/2020 11:13	1	001F0201.D	Rt-Alumina KCl 0.53(mm)
IC 280-495152/7		05/16/2020 11:13	1	001F0201.D	HP-Plot Q 0.53(mm)
IC 280-495152/8		05/16/2020 11:30	1	002F0301.D	Rt-Alumina KCl 0.53(mm)
IC 280-495152/8		05/16/2020 11:30	1	002F0301.D	HP-Plot Q 0.53(mm)
IC 280-495152/9		05/16/2020 11:46	1	003F0401.D	Rt-Alumina KCl 0.53(mm)
IC 280-495152/9		05/16/2020 11:46	1	003F0401.D	HP-Plot Q 0.53(mm)
ICRT 280-495152/10		05/16/2020 12:02	1	004F0501.D	Rt-Alumina KCl 0.53(mm)
ICRT 280-495152/10		05/16/2020 12:02	1	004F0501.D	HP-Plot Q 0.53(mm)
IC 280-495152/11		05/16/2020 12:19	1	005F0601.D	Rt-Alumina KCl 0.53(mm)
IC 280-495152/11		05/16/2020 12:19	1	005F0601.D	HP-Plot Q 0.53(mm)
IC 280-495152/12		05/16/2020 12:35	1	006F0701.D	Rt-Alumina KCl 0.53(mm)
IC 280-495152/12		05/16/2020 12:35	1	006F0701.D	HP-Plot Q 0.53(mm)
IC 280-495152/13		05/16/2020 12:52	1	007F0801.D	Rt-Alumina KCl 0.53(mm)
IC 280-495152/13		05/16/2020 12:52	1	007F0801.D	HP-Plot Q 0.53(mm)
IC 280-495152/14		05/16/2020 13:08	1	009F0901.D	Rt-Alumina KCl 0.53(mm)
IC 280-495152/14		05/16/2020 13:08	1	009F0901.D	HP-Plot Q 0.53(mm)
ICV 280-495152/16		05/16/2020 13:25	1	010F1001.D	Rt-Alumina KCl 0.53(mm)
ICV 280-495152/16		05/16/2020 13:25	1	010F1001.D	HP-Plot Q 0.53(mm)

GC VOA ANALYSIS RUN LOG

Lab Name: Eurofins TestAmerica, Denver Job No.: 280-137110-1

SDG No.:

Instrument ID: VGC_J Start Date: 06/03/2020 11:03

Analysis Batch Number: 497247 End Date: 06/03/2020 21:45

LAB SAMPLE ID	CLIENT SAMPLE ID	DATE ANALYZED	DILUTION FACTOR	LAB FILE ID	COLUMN ID
CCVRT 280-497247/4		06/03/2020 11:03	1	004F0401.D	Rt-Alumina KCl 0.53(mm)
CCVRT 280-497247/4		06/03/2020 11:03	1	004F0401.D	HP-Plot Q 0.53(mm)
ZZZZZ		06/03/2020 11:20	1		Rt-Alumina KCl 0.53(mm)
ZZZZZ		06/03/2020 11:20	1		HP-Plot Q 0.53(mm)
ZZZZZ		06/03/2020 11:36	1		Rt-Alumina KCl 0.53(mm)
ZZZZZ		06/03/2020 11:36	1		HP-Plot Q 0.53(mm)
MB 280-497247/7		06/03/2020 11:52	1	007F0701.D	Rt-Alumina KCl 0.53(mm)
MB 280-497247/7		06/03/2020 11:52	1	007F0701.D	HP-Plot Q 0.53(mm)
CCV 280-497247/32		06/03/2020 14:24	1	008F0101.D	Rt-Alumina KCl 0.53(mm)
CCV 280-497247/32		06/03/2020 14:24	1	008F0101.D	HP-Plot Q 0.53(mm)
LCS 280-497247/33		06/03/2020 14:40	1	009F0201.D	Rt-Alumina KCl 0.53(mm)
LCS 280-497247/33		06/03/2020 14:40	1	009F0201.D	HP-Plot Q 0.53(mm)
LCSD 280-497247/35		06/03/2020 14:56	1	010F0301.D	Rt-Alumina KCl 0.53(mm)
LCSD 280-497247/35		06/03/2020 14:56	1	010F0301.D	HP-Plot Q 0.53(mm)
MB 280-497247/34		06/03/2020 15:12	1	011F0401.D	Rt-Alumina KCl 0.53(mm)
MB 280-497247/34		06/03/2020 15:12	1	011F0401.D	HP-Plot Q 0.53(mm)
ZZZZZ		06/03/2020 15:29	1		Rt-Alumina KCl 0.53(mm)
ZZZZZ		06/03/2020 15:29	1		HP-Plot Q 0.53(mm)
ZZZZZ		06/03/2020 15:45	1		Rt-Alumina KCl 0.53(mm)
ZZZZZ		06/03/2020 15:45	1		HP-Plot Q 0.53(mm)
ZZZZZ		06/03/2020 16:01	1		Rt-Alumina KCl 0.53(mm)
ZZZZZ		06/03/2020 16:01	1		HP-Plot Q 0.53(mm)
ZZZZZ		06/03/2020 16:18	1		Rt-Alumina KCl 0.53(mm)
ZZZZZ		06/03/2020 16:18	1		HP-Plot Q 0.53(mm)
ZZZZZ		06/03/2020 16:34	3		Rt-Alumina KCl 0.53(mm)
ZZZZZ		06/03/2020 16:34	3		HP-Plot Q 0.53(mm)
ZZZZZ		06/03/2020 16:50	3		Rt-Alumina KCl 0.53(mm)
ZZZZZ		06/03/2020 16:50	3		HP-Plot Q 0.53(mm)
ZZZZZ		06/03/2020 17:07	6		Rt-Alumina KCl 0.53(mm)
ZZZZZ		06/03/2020 17:07	6		HP-Plot Q 0.53(mm)
ZZZZZ		06/03/2020 17:23	6		Rt-Alumina KCl 0.53(mm)
ZZZZZ		06/03/2020 17:23	6		HP-Plot Q 0.53(mm)
ZZZZZ		06/03/2020 17:39	1		Rt-Alumina KCl 0.53(mm)
ZZZZZ		06/03/2020 17:39	1		HP-Plot Q 0.53(mm)
280-137110-2		06/03/2020 17:56	1	021F1401.D	Rt-Alumina KCl 0.53(mm)
280-137110-2		06/03/2020 17:56	1	021F1401.D	HP-Plot Q 0.53(mm)
ZZZZZ		06/03/2020 18:12	1		Rt-Alumina KCl 0.53(mm)
ZZZZZ		06/03/2020 18:12	1		HP-Plot Q 0.53(mm)
ZZZZZ		06/03/2020 18:28	1		Rt-Alumina KCl 0.53(mm)
ZZZZZ		06/03/2020 18:28	1		HP-Plot Q 0.53(mm)
280-137110-5		06/03/2020 18:45	1	024F1701.D	Rt-Alumina KCl 0.53(mm)
280-137110-5		06/03/2020 18:45	1	024F1701.D	HP-Plot Q 0.53(mm)
CCV 280-497247/21		06/03/2020 19:01	1	025F1801.D	Rt-Alumina KCl 0.53(mm)
CCV 280-497247/21		06/03/2020 19:01	1	025F1801.D	HP-Plot Q 0.53(mm)
280-137110-6		06/03/2020 19:17	1	026F1901.D	Rt-Alumina KCl 0.53(mm)

RSK-175

GC VOA ANALYSIS RUN LOG

Lab Name: Eurofins TestAmerica, Denver Job No.: 280-137110-1

SDG No.:

Instrument ID: VGC_J Start Date: 06/03/2020 11:03

Analysis Batch Number: 497247 End Date: 06/03/2020 21:45

LAB SAMPLE ID	CLIENT SAMPLE ID	DATE ANALYZED	DILUTION FACTOR	LAB FILE ID	COLUMN ID
280-137110-6		06/03/2020 19:17	1	026F1901.D	HP-Plot Q 0.53(mm)
280-137110-6 DU		06/03/2020 19:34	1	027F2001.D	Rt-Alumina KCl 0.53(mm)
280-137110-6 DU		06/03/2020 19:34	1	027F2001.D	HP-Plot Q 0.53(mm)
ZZZZZ		06/03/2020 19:50	1		Rt-Alumina KCl 0.53(mm)
ZZZZZ		06/03/2020 19:50	1		HP-Plot Q 0.53(mm)
280-137110-9		06/03/2020 20:06	1	029F2201.D	Rt-Alumina KCl 0.53(mm)
280-137110-9		06/03/2020 20:06	1	029F2201.D	HP-Plot Q 0.53(mm)
ZZZZZ		06/03/2020 20:23	1		Rt-Alumina KCl 0.53(mm)
ZZZZZ		06/03/2020 20:23	1		HP-Plot Q 0.53(mm)
ZZZZZ		06/03/2020 20:39	1		Rt-Alumina KCl 0.53(mm)
ZZZZZ		06/03/2020 20:39	1		HP-Plot Q 0.53(mm)
ZZZZZ		06/03/2020 20:55	1		Rt-Alumina KCl 0.53(mm)
ZZZZZ		06/03/2020 20:55	1		HP-Plot Q 0.53(mm)
ZZZZZ		06/03/2020 21:12	1		Rt-Alumina KCl 0.53(mm)
ZZZZZ		06/03/2020 21:12	1		HP-Plot Q 0.53(mm)
ZZZZZ		06/03/2020 21:28	1		Rt-Alumina KCl 0.53(mm)
ZZZZZ		06/03/2020 21:28	1		HP-Plot Q 0.53(mm)
CCV 280-497247/31		06/03/2020 21:45	1	035F2801.D	Rt-Alumina KCl 0.53(mm)
CCV 280-497247/31		06/03/2020 21:45	1	035F2801.D	HP-Plot Q 0.53(mm)

GC VOA ANALYSIS RUN LOG

Lab Name: Eurofins TestAmerica, Denver Job No.: 280-137110-1

SDG No.:

Instrument ID: VGC_J Start Date: 06/10/2020 12:11

Analysis Batch Number: 498179 End Date: 06/10/2020 20:18

LAB SAMPLE ID	CLIENT SAMPLE ID	DATE ANALYZED	DILUTION FACTOR	LAB FILE ID	COLUMN ID
CCVRT 280-498179/5		06/10/2020 12:11	1		Rt-Alumina KCl 0.53(mm)
CCVRT 280-498179/5		06/10/2020 12:11	1		HP-Plot Q 0.53(mm)
CCVRT 280-498179/38		06/10/2020 12:11	1	008F0801.D	Rt-Alumina KCl 0.53(mm)
CCVRT 280-498179/38		06/10/2020 12:11	1	008F0801.D	HP-Plot Q 0.53(mm)
LCS 280-498179/39		06/10/2020 12:28	1	010F0901.D	Rt-Alumina KCl 0.53(mm)
LCS 280-498179/39		06/10/2020 12:28	1	010F0901.D	HP-Plot Q 0.53(mm)
LCSD 280-498179/40		06/10/2020 12:44	1	011F1001.D	Rt-Alumina KCl 0.53(mm)
LCSD 280-498179/40		06/10/2020 12:44	1	011F1001.D	HP-Plot Q 0.53(mm)
MB 280-498179/41		06/10/2020 13:01	1	012F1101.D	Rt-Alumina KCl 0.53(mm)
MB 280-498179/41		06/10/2020 13:01	1	012F1101.D	HP-Plot Q 0.53(mm)
280-137110-7		06/10/2020 13:28	6	013F1201.D	Rt-Alumina KCl 0.53(mm)
280-137110-7		06/10/2020 13:28	6	013F1201.D	HP-Plot Q 0.53(mm)
280-137110-7 MS		06/10/2020 13:44	6	014F1301.D	Rt-Alumina KCl 0.53(mm)
280-137110-7 MS		06/10/2020 13:44	6	014F1301.D	HP-Plot Q 0.53(mm)
280-137110-7 MSD		06/10/2020 14:01	6	015F1401.D	Rt-Alumina KCl 0.53(mm)
280-137110-7 MSD		06/10/2020 14:01	6	015F1401.D	HP-Plot Q 0.53(mm)
ZZZZZ		06/10/2020 14:17	3		Rt-Alumina KCl 0.53(mm)
ZZZZZ		06/10/2020 14:17	3		HP-Plot Q 0.53(mm)
ZZZZZ		06/10/2020 14:34	3		Rt-Alumina KCl 0.53(mm)
ZZZZZ		06/10/2020 14:34	3		HP-Plot Q 0.53(mm)
ZZZZZ		06/10/2020 14:50	3		Rt-Alumina KCl 0.53(mm)
ZZZZZ		06/10/2020 14:50	3		HP-Plot Q 0.53(mm)
ZZZZZ		06/10/2020 15:07	3		Rt-Alumina KCl 0.53(mm)
ZZZZZ		06/10/2020 15:07	3		HP-Plot Q 0.53(mm)
ZZZZZ		06/10/2020 15:23	3		Rt-Alumina KCl 0.53(mm)
ZZZZZ		06/10/2020 15:23	3		HP-Plot Q 0.53(mm)
ZZZZZ		06/10/2020 15:40	1		Rt-Alumina KCl 0.53(mm)
ZZZZZ		06/10/2020 15:40	1		HP-Plot Q 0.53(mm)
ZZZZZ		06/10/2020 15:56	1		Rt-Alumina KCl 0.53(mm)
ZZZZZ		06/10/2020 15:56	1		HP-Plot Q 0.53(mm)
ZZZZZ		06/10/2020 16:13	1		Rt-Alumina KCl 0.53(mm)
ZZZZZ		06/10/2020 16:13	1		HP-Plot Q 0.53(mm)
280-137110-1		06/10/2020 16:29	3	024F2301.D	Rt-Alumina KCl 0.53(mm)
280-137110-1		06/10/2020 16:29	3	024F2301.D	HP-Plot Q 0.53(mm)
280-137110-3		06/10/2020 16:46	6	025F2401.D	Rt-Alumina KCl 0.53(mm)
280-137110-3		06/10/2020 16:46	6	025F2401.D	HP-Plot Q 0.53(mm)
CCV 280-498179/21		06/10/2020 17:02	1	026F2501.D	Rt-Alumina KCl 0.53(mm)
CCV 280-498179/21		06/10/2020 17:02	1	026F2501.D	HP-Plot Q 0.53(mm)
280-137110-4		06/10/2020 17:19	6	027F2601.D	Rt-Alumina KCl 0.53(mm)
280-137110-4		06/10/2020 17:19	6	027F2601.D	HP-Plot Q 0.53(mm)
280-137110-8		06/10/2020 17:35	3	028F2701.D	Rt-Alumina KCl 0.53(mm)
280-137110-8		06/10/2020 17:35	3	028F2701.D	HP-Plot Q 0.53(mm)
280-137110-10		06/10/2020 17:52	3	029F2801.D	Rt-Alumina KCl 0.53(mm)
280-137110-10		06/10/2020 17:52	3	029F2801.D	HP-Plot Q 0.53(mm)
280-137110-11		06/10/2020 18:08	3	030F2901.D	Rt-Alumina KCl 0.53(mm)

RSK-175

GC VOA ANALYSIS RUN LOG

Lab Name: Eurofins TestAmerica, Denver Job No.: 280-137110-1

SDG No.:

Instrument ID: VGC_J Start Date: 06/10/2020 12:11

Analysis Batch Number: 498179 End Date: 06/10/2020 20:18

LAB SAMPLE ID	CLIENT SAMPLE ID	DATE ANALYZED	DILUTION FACTOR	LAB FILE ID	COLUMN ID
280-137110-11		06/10/2020 18:08	3	030F2901.D	HP-Plot Q 0.53(mm)
280-137110-12		06/10/2020 18:24	3	031F3001.D	Rt-Alumina KCl 0.53(mm)
280-137110-12		06/10/2020 18:24	3	031F3001.D	HP-Plot Q 0.53(mm)
280-137110-13		06/10/2020 18:41	6	032F3101.D	Rt-Alumina KCl 0.53(mm)
280-137110-13		06/10/2020 18:41	6	032F3101.D	HP-Plot Q 0.53(mm)
280-137110-14		06/10/2020 18:57	6	033F3201.D	Rt-Alumina KCl 0.53(mm)
280-137110-14		06/10/2020 18:57	6	033F3201.D	HP-Plot Q 0.53(mm)
ZZZZZ		06/10/2020 19:13	1		Rt-Alumina KCl 0.53(mm)
ZZZZZ		06/10/2020 19:13	1		HP-Plot Q 0.53(mm)
ZZZZZ		06/10/2020 19:29	1		Rt-Alumina KCl 0.53(mm)
ZZZZZ		06/10/2020 19:29	1		HP-Plot Q 0.53(mm)
ZZZZZ		06/10/2020 19:45	1		Rt-Alumina KCl 0.53(mm)
ZZZZZ		06/10/2020 19:45	1		HP-Plot Q 0.53(mm)
ZZZZZ		06/10/2020 20:02	1		Rt-Alumina KCl 0.53(mm)
ZZZZZ		06/10/2020 20:02	1		HP-Plot Q 0.53(mm)
CCV 280-498179/33		06/10/2020 20:18	1	038F3701.D	Rt-Alumina KCl 0.53(mm)
CCV 280-498179/33		06/10/2020 20:18	1	038F3701.D	HP-Plot Q 0.53(mm)

GC VOA ANALYSIS RUN LOG

Lab Name: Eurofins TestAmerica, Denver Job No.: 280-137110-1

SDG No.:

Instrument ID: VGC_J Start Date: 06/11/2020 10:58

Analysis Batch Number: 498346 End Date: 06/11/2020 21:07

LAB SAMPLE ID	CLIENT SAMPLE ID	DATE ANALYZED	DILUTION FACTOR	LAB FILE ID	COLUMN ID
CCVRT 280-498346/4		06/11/2020 10:58	1	004F0401.D	Rt-Alumina KCl 0.53(mm)
CCVRT 280-498346/4		06/11/2020 10:58	1	004F0401.D	HP-Plot Q 0.53(mm)
LCS 280-498346/5		06/11/2020 11:14	1	005F0501.D	Rt-Alumina KCl 0.53(mm)
LCS 280-498346/5		06/11/2020 11:14	1	005F0501.D	HP-Plot Q 0.53(mm)
LCSD 280-498346/6		06/11/2020 11:31	1	006F0601.D	Rt-Alumina KCl 0.53(mm)
LCSD 280-498346/6		06/11/2020 11:31	1	006F0601.D	HP-Plot Q 0.53(mm)
MB 280-498346/7		06/11/2020 11:47	1	007F0701.D	Rt-Alumina KCl 0.53(mm)
MB 280-498346/7		06/11/2020 11:47	1	007F0701.D	HP-Plot Q 0.53(mm)
ZZZZZ		06/11/2020 13:27	1		Rt-Alumina KCl 0.53(mm)
ZZZZZ		06/11/2020 13:27	1		HP-Plot Q 0.53(mm)
ZZZZZ		06/11/2020 13:43	1		Rt-Alumina KCl 0.53(mm)
ZZZZZ		06/11/2020 13:43	1		HP-Plot Q 0.53(mm)
ZZZZZ		06/11/2020 14:00	1		Rt-Alumina KCl 0.53(mm)
ZZZZZ		06/11/2020 14:00	1		HP-Plot Q 0.53(mm)
ZZZZZ		06/11/2020 14:17	1		Rt-Alumina KCl 0.53(mm)
ZZZZZ		06/11/2020 14:17	1		HP-Plot Q 0.53(mm)
ZZZZZ		06/11/2020 14:34	3		Rt-Alumina KCl 0.53(mm)
ZZZZZ		06/11/2020 14:34	3		HP-Plot Q 0.53(mm)
ZZZZZ		06/11/2020 14:51	3		Rt-Alumina KCl 0.53(mm)
ZZZZZ		06/11/2020 14:51	3		HP-Plot Q 0.53(mm)
280-137110-10		06/11/2020 15:08	3	015F0701.D	Rt-Alumina KCl 0.53(mm)
280-137110-10		06/11/2020 15:08	3	015F0701.D	HP-Plot Q 0.53(mm)
280-137110-10		06/11/2020 15:24	6	016F0801.D	Rt-Alumina KCl 0.53(mm)
280-137110-10		06/11/2020 15:24	6	016F0801.D	HP-Plot Q 0.53(mm)
ZZZZZ		06/11/2020 15:41	3		Rt-Alumina KCl 0.53(mm)
ZZZZZ		06/11/2020 15:41	3		HP-Plot Q 0.53(mm)
ZZZZZ		06/11/2020 15:57	3		Rt-Alumina KCl 0.53(mm)
ZZZZZ		06/11/2020 15:57	3		HP-Plot Q 0.53(mm)
ZZZZZ		06/11/2020 16:14	1		Rt-Alumina KCl 0.53(mm)
ZZZZZ		06/11/2020 16:14	1		HP-Plot Q 0.53(mm)
ZZZZZ		06/11/2020 16:30	1		Rt-Alumina KCl 0.53(mm)
ZZZZZ		06/11/2020 16:30	1		HP-Plot Q 0.53(mm)
ZZZZZ		06/11/2020 16:46	1		Rt-Alumina KCl 0.53(mm)
ZZZZZ		06/11/2020 16:46	1		HP-Plot Q 0.53(mm)
ZZZZZ		06/11/2020 17:03	1		Rt-Alumina KCl 0.53(mm)
ZZZZZ		06/11/2020 17:03	1		HP-Plot Q 0.53(mm)
CCV 280-498346/21		06/11/2020 17:19	1	023F1501.D	Rt-Alumina KCl 0.53(mm)
CCV 280-498346/21		06/11/2020 17:19	1	023F1501.D	HP-Plot Q 0.53(mm)
ZZZZZ		06/11/2020 17:35	1		Rt-Alumina KCl 0.53(mm)
ZZZZZ		06/11/2020 17:35	1		HP-Plot Q 0.53(mm)
ZZZZZ		06/11/2020 17:51	1		Rt-Alumina KCl 0.53(mm)
ZZZZZ		06/11/2020 17:51	1		HP-Plot Q 0.53(mm)
ZZZZZ		06/11/2020 18:08	1		Rt-Alumina KCl 0.53(mm)
ZZZZZ		06/11/2020 18:08	1		HP-Plot Q 0.53(mm)
ZZZZZ		06/11/2020 18:24	1		Rt-Alumina KCl 0.53(mm)

RSK-175

GC VOA ANALYSIS RUN LOG

Lab Name: Eurofins TestAmerica, Denver Job No.: 280-137110-1

SDG No.:

Instrument ID: VGC_J Start Date: 06/11/2020 10:58

Analysis Batch Number: 498346 End Date: 06/11/2020 21:07

LAB SAMPLE ID	CLIENT SAMPLE ID	DATE ANALYZED	DILUTION FACTOR	LAB FILE ID	COLUMN ID
ZZZZZ		06/11/2020 18:24	1		HP-Plot Q 0.53(mm)
ZZZZZ		06/11/2020 18:40	1		Rt-Alumina KCl 0.53(mm)
ZZZZZ		06/11/2020 18:40	1		HP-Plot Q 0.53(mm)
ZZZZZ		06/11/2020 18:57	1		Rt-Alumina KCl 0.53(mm)
ZZZZZ		06/11/2020 18:57	1		HP-Plot Q 0.53(mm)
ZZZZZ		06/11/2020 19:13	1		Rt-Alumina KCl 0.53(mm)
ZZZZZ		06/11/2020 19:13	1		HP-Plot Q 0.53(mm)
ZZZZZ		06/11/2020 19:29	1		Rt-Alumina KCl 0.53(mm)
ZZZZZ		06/11/2020 19:29	1		HP-Plot Q 0.53(mm)
ZZZZZ		06/11/2020 19:46	1		Rt-Alumina KCl 0.53(mm)
ZZZZZ		06/11/2020 19:46	1		HP-Plot Q 0.53(mm)
ZZZZZ		06/11/2020 20:02	1		Rt-Alumina KCl 0.53(mm)
ZZZZZ		06/11/2020 20:02	1		HP-Plot Q 0.53(mm)
ZZZZZ		06/11/2020 20:18	1		Rt-Alumina KCl 0.53(mm)
ZZZZZ		06/11/2020 20:18	1		HP-Plot Q 0.53(mm)
ZZZZZ		06/11/2020 20:35	1		Rt-Alumina KCl 0.53(mm)
ZZZZZ		06/11/2020 20:35	1		HP-Plot Q 0.53(mm)
ZZZZZ		06/11/2020 20:51	1		Rt-Alumina KCl 0.53(mm)
ZZZZZ		06/11/2020 20:51	1		HP-Plot Q 0.53(mm)
CCV 280-498346/35		06/11/2020 21:07	1		Rt-Alumina KCl 0.53(mm)
CCV 280-498346/35		06/11/2020 21:07	1		HP-Plot Q 0.53(mm)

GC VOA BATCH WORKSHEET

Lab Name: Eurofins TestAmerica, Denver Job No.: 280-137110-1

SDG No.:

Batch Number: 497247 Batch Start Date: 06/03/20 11:03 Batch Analyst: Scianna, Charles A

Batch Method: RSK-175 Batch End Date:

Lab Sample ID	Client Sample ID	Method Chain	Basis	InitialAmount	FinalAmount	Initial pH	RSK7gasMathes 00027	RSK7gasMathes 00031	AnalysisComment
CCVRT 280-497247/4		RSK-175		18 mL	18 mL	5 SU		200 uL	
MB 280-497247/7		RSK-175		18 mL	18 mL	5 SU			
280-137110-H-2	EW7-PM25A-3-25	RSK-175	T	18 mL	18 mL	< 2 SU			
280-137110-H-5	G0079-20A	RSK-175	T	18 mL	18 mL	< 2 SU			
CCV 280-497247/21		RSK-175		18 mL	18 mL	5 SU		200 uL	
280-137110-H-6	G0075-20A	RSK-175	T	18 mL	18 mL	< 2 SU			
280-137110-H-6 DU	G0075-20A	RSK-175	T	18 mL	18 mL	< 2 SU			
280-137110-H-9	EW7-PM26A-3-25	RSK-175	T	18 mL	18 mL	< 2 SU			
CCV 280-497247/31		RSK-175		18 mL	18 mL	5 SU		200 uL	Please order squence by time.
CCV 280-497247/32		RSK-175		18 mL	18 mL	5 SU		200 uL	
LCS 280-497247/33		RSK-175		18 mL	18 mL	5 SU	200 uL		
MB 280-497247/34		RSK-175		18 mL	18 mL	5 SU			
LCSD 280-497247/35		RSK-175		18 mL	18 mL	5 SU	200 uL		

Batch Notes	

Basis	Basis Description
T	Total/NA

The pound sign (#) in the amount added field denotes that the reagent was used undiluted. All calculations are performed using the stated concentration for this reagent.

GC VOA BATCH WORKSHEET

Lab Name: Eurofins TestAmerica, Denver Job No.: 280-137110-1

SDG No.:

Batch Number: 498179 Batch Start Date: 06/10/20 12:11 Batch Analyst: Scianna, Charles A

Batch Method: RSK-175 Batch End Date:

Lab Sample ID	Client Sample ID	Method Chain	Basis	InitialAmount	FinalAmount	Initial pH	RSK7gasMathes 00031	AnalysisComment	
280-137110-I-7	EW7-PM29B-3-35	RSK-175	T	18 mL	18 mL	< 2 SU			
280-137110-I-7 MS	EW7-PM29B-3-35	RSK-175	T	18 mL	18 mL	< 2 SU	200 uL		
280-137110-I-7 MSD	EW7-PM29B-3-35	RSK-175	T	18 mL	18 mL	< 2 SU	200 uL		
280-137110-G-1	EW7-PM28B-3-35	RSK-175	T	18 mL	18 mL	< 2 SU			
280-137110-H-3	EW7-PM25B-3-25	RSK-175	T	18 mL	18 mL	< 2 SU			
CCV 280-498179/21		RSK-175		18 mL	18 mL	5 SU	200 uL		
280-137110-G-4	EW7-PM23B-3-35	RSK-175	T	18 mL	18 mL	< 2 SU			
280-137110-G-8	EW7-PM28A-3-25	RSK-175	T	18 mL	18 mL	< 2 SU			
280-137110-H-10	EW7-PM26B-3-35	RSK-175	T	18 mL	18 mL	< 2 SU			
280-137110-H-11	EW7-PM523A-3-25	RSK-175	T	18 mL	18 mL	< 2 SU			
280-137110-I-12	EW7-PM23A-3-25	RSK-175	T	18 mL	18 mL	< 2 SU		headspace	
280-137110-G-13	EW7-PM27B-3-35	RSK-175	T	18 mL	18 mL	< 2 SU		headspace	
280-137110-I-14	EW7-PM29A-3-25	RSK-175	T	18 mL	18 mL	< 2 SU			
CCV 280-498179/33		RSK-175		18 mL	18 mL	5 SU	200 uL		
CCVRT 280-498179/38		RSK-175		18 mL	18 mL	5 SU	200 uL		
LCS 280-498179/39		RSK-175		18 mL	18 mL	5 SU	200 uL		
LCSD 280-498179/40		RSK-175		18 mL	18 mL	5 SU	200 uL		
MB 280-498179/41		RSK-175		18 mL	18 mL	5 SU			

Batch Notes	

Basis	Basis Description
T	Total/NA

The pound sign (#) in the amount added field denotes that the reagent was used undiluted. All calculations are performed using the stated concentration for this reagent.

GC VOA BATCH WORKSHEET

Lab Name: Eurofins TestAmerica, Denver Job No.: 280-137110-1

SDG No.:

Batch Number: 498346 Batch Start Date: 06/11/20 10:58 Batch Analyst: Scianna, Charles A

Batch Method: RSK-175 Batch End Date:

Lab Sample ID	Client Sample ID	Method Chain	Basis	InitialAmount	FinalAmount	Initial pH	RSK7gasMathes 00031		
CCVRT 280-498346/4		RSK-175		18 mL	18 mL	5 SU	200 uL		
LCS 280-498346/5		RSK-175		18 mL	18 mL	5 SU	200 uL		
LCSD 280-498346/6		RSK-175		18 mL	18 mL	5 SU	200 uL		
MB 280-498346/7		RSK-175		18 mL	18 mL	5 SU			
280-137110-G-10	EW7-PM26B-3-35	RSK-175	T	18 mL	18 mL	< 2 SU			
CCV 280-498346/21		RSK-175		18 mL	18 mL	5 SU	200 uL		
280-137110-G-10	EW7-PM26B-3-35	RSK-175	T	18 mL	18 mL	< 2 SU			

Batch Notes	

Basis	Basis Description
T	Total/NA

The pound sign (#) in the amount added field denotes that the reagent was used undiluted. All calculations are performed using the stated concentration for this reagent.

8330A_DOD5

Nitroaromatics and Nitramines (HPLC)

FORM II
HPLC/IC SURROGATE RECOVERY

Lab Name: Eurofins TestAmerica, Denver Job No.: 280-137110-1

SDG No.:

Matrix: Water Level: Low

GC Column (1): UltraCarb5u ID: 4.6 (mm) GC Column (2): Luna-phenyl 4.6 (mm)

Client Sample ID	Lab Sample ID	12DNB1 #	12DNB2 #
EW7-PM28B-3-35	280-137110-1		160 Q
EW7-PM28B-3-35	280-137110-1	0 Q M	
EW7-PM25A-3-25	280-137110-2		157 Q
EW7-PM25A-3-25	280-137110-2	0 Q M	
EW7-PM25B-3-25	280-137110-3		138 Q
EW7-PM25B-3-25	280-137110-3	792 Q	
EW7-PM23B-3-35	280-137110-4		115
EW7-PM23B-3-35	280-137110-4	0 Q M	
G0079-20A	280-137110-5		104
G0079-20A	280-137110-5	105 M	
G0075-20A	280-137110-6	106 M	
EW7-PM29B-3-35	280-137110-7		120 Q
EW7-PM29B-3-35	280-137110-7	0 M Q	
EW7-PM29B-3-35 RE	280-137110-7 RE		56 Q
EW7-PM29B-3-35 RE	280-137110-7 RE	677 M Q	
EW7-PM28A-3-25	280-137110-8		103 M
EW7-PM28A-3-25	280-137110-8	0 Q M	
EW7-PM26A-3-25	280-137110-9		113
EW7-PM26A-3-25	280-137110-9	128 M Q	
EW7-PM26B-3-35	280-137110-10		121 Q
EW7-PM26B-3-35	280-137110-10	0 Q M	
EW7-PM523A-3-25	280-137110-11		103
EW7-PM523A-3-25	280-137110-11	134 Q	
EW7-PM23A-3-25	280-137110-12		104
EW7-PM23A-3-25	280-137110-12	138 M Q	
EW7-PM27B-3-35	280-137110-13		96 M
EW7-PM27B-3-35	280-137110-13	337 M Q	
EW7-PM29A-3-25	280-137110-14		98
EW7-PM29A-3-25	280-137110-14	486 M Q	
	MB 280-497326/1-A	102	
	MB 280-498875/1-A	100	
	LCS 280-497326/2-A	106	
	LCS 280-497326/4-A	110	

	QC LIMITS
12DNB = 1,2-Dinitrobenzene	83-119

Column to be used to flag recovery values

FORM II 8330A

FORM II
HPLC/IC SURROGATE RECOVERY

Lab Name: Eurofins TestAmerica, Denver Job No.: 280-137110-1

SDG No.:

Matrix: Water Level: Low

GC Column (1): UltraCarb5u ID: 4.6 (mm) GC Column (2): Luna-phenyl 4.6 (mm)

Client Sample ID	Lab Sample ID	12DNB1 #	12DNB2 #
	LCS 280-498875/2-A	95	
	LCS 280-498875/3-A	94	
	LCSD 280-497326/3-A	105	
EW7-PM29B-3-35 MS	280-137110-7 MS	0 Q M	
EW7-PM29B-3-35 MS RE	280-137110-7 MS RE		84
EW7-PM29B-3-35 MS RE	280-137110-7 MS RE	632 M Q	
EW7-PM29B-3-35 MSD	280-137110-7 MSD	0 Q M	
EW7-PM29B-3-35 MSD RE	280-137110-7 MSD RE		69 Q
EW7-PM29B-3-35 MSD RE	280-137110-7 MSD RE	702 M Q	

	QC LIMITS
12DNB = 1,2-Dinitrobenzene	83-119

Column to be used to flag recovery values

FORM II 8330A

FORM III
HPLC/IC LAB CONTROL SAMPLE RECOVERY

Lab Name: Eurofins TestAmerica, Denver Job No.: 280-137110-1

SDG No.:

Matrix: Water Level: Low Lab File ID: 06160013.D

Lab ID: LCS 280-497326/2-A Client ID:

COMPOUND	SPIKE ADDED (ug/L)	LCS CONCENTRATION (ug/L)	LCS % REC	QC LIMITS REC	#
1,3,5-Trinitrobenzene	2.00	2.36	118	73-125	
1,3-Dinitrobenzene	2.00	2.25	113	78-120	
2,4,6-Trinitrotoluene	2.00	2.29	115	71-123	
2,4-Dinitrotoluene	2.00	2.15	107	78-120	
2,6-Dinitrotoluene	2.00	2.13	107	77-127	
2-Amino-4,6-dinitrotoluene	2.00	2.10	105	79-120	
2-Nitrotoluene	2.00	1.95	97	70-127	
3-Nitrotoluene	2.00	2.16	108	73-125	
4-Amino-2,6-dinitrotoluene	2.00	1.89	95	76-125	
4-Nitrotoluene	2.00	2.06	103	71-127	
HMX	2.00	2.22	111	65-135	M
Nitrobenzene	2.00	2.21	111	65-134	
RDX	2.00	2.09	105	68-130	
Tetryl	2.00	2.04	102	64-128	

Column to be used to flag recovery and RPD values

FORM III 8330A

FORM III
HPLC/IC LAB CONTROL SAMPLE RECOVERY

Lab Name: Eurofins TestAmerica, Denver Job No.: 280-137110-1

SDG No.:

Matrix: Water Level: Low Lab File ID: 06150035.D

Lab ID: LCS 280-497326/4-A Client ID:

COMPOUND	SPIKE ADDED (ug/L)	LCS CONCENTRATION (ug/L)	LCS % REC	QC LIMITS REC	#
MNX	2.33	2.25	97	57-132	

Column to be used to flag recovery and RPD values

FORM III 8330A

FORM III
HPLC/IC LAB CONTROL SAMPLE RECOVERY

Lab Name: Eurofins TestAmerica, Denver Job No.: 280-137110-1

SDG No.:

Matrix: Water Level: Low Lab File ID: 06170017.D

Lab ID: LCS 280-498875/2-A Client ID:

COMPOUND	SPIKE ADDED (ug/L)	LCS CONCENTRATION (ug/L)	LCS % REC	QC LIMITS REC	#
1,3,5-Trinitrobenzene	2.00	2.35	118	73-125	
1,3-Dinitrobenzene	2.00	2.23	111	78-120	
2,4,6-Trinitrotoluene	2.00	2.28	114	71-123	
2,4-Dinitrotoluene	2.00	2.08	104	78-120	
2,6-Dinitrotoluene	2.00	2.10	105	77-127	
2-Amino-4,6-dinitrotoluene	2.00	2.03	101	79-120	
2-Nitrotoluene	2.00	1.74	87	70-127	
3-Nitrotoluene	2.00	1.91	96	73-125	
4-Amino-2,6-dinitrotoluene	2.00	1.82	91	76-125	
4-Nitrotoluene	2.00	1.88	94	71-127	
HMX	2.00	2.23	112	65-135	M
Nitrobenzene	2.00	2.08	104	65-134	
RDX	2.00	2.12	106	68-130	
Tetryl	2.00	2.04	102	64-128	

Column to be used to flag recovery and RPD values

FORM III 8330A

FORM III
HPLC/IC LAB CONTROL SAMPLE RECOVERY

Lab Name: Eurofins TestAmerica, Denver Job No.: 280-137110-1

SDG No.:

Matrix: Water Level: Low Lab File ID: 06170018.D

Lab ID: LCS 280-498875/3-A Client ID:

COMPOUND	SPIKE ADDED (ug/L)	LCS CONCENTRATION (ug/L)	LCS % REC	QC LIMITS REC	#
MNX	2.33	2.23	96	57-132	

Column to be used to flag recovery and RPD values

FORM III 8330A

FORM III
HPLC/IC LAB CONTROL SAMPLE DUPLICATE RECOVERY

Lab Name: Eurofins TestAmerica, Denver Job No.: 280-137110-1

SDG No.:

Matrix: Water Level: Low Lab File ID: 06150034.D

Lab ID: LCSD 280-497326/3-A Client ID:

COMPOUND	SPIKE ADDED (ug/L)	LCSD CONCENTRATION (ug/L)	LCSD % REC	% RPD	QC LIMITS RPD	QC LIMITS REC	#
1,3,5-Trinitrobenzene	2.00	2.43	121	3	30	73-125	
1,3-Dinitrobenzene	2.00	2.26	113	0	30	78-120	
2,4,6-Trinitrotoluene	2.00	2.33	117	2	30	71-123	
2,4-Dinitrotoluene	2.00	2.12	106	1	30	78-120	
2,6-Dinitrotoluene	2.00	2.19	110	3	30	77-127	
2-Amino-4,6-dinitrotoluene	2.00	2.04	102	3	30	79-120	
2-Nitrotoluene	2.00	1.85	92	5	30	70-127	
3-Nitrotoluene	2.00	2.02	101	6	30	73-125	
4-Amino-2,6-dinitrotoluene	2.00	1.84	92	3	30	76-125	
4-Nitrotoluene	2.00	1.86	93	10	30	71-127	
HMX	2.00	2.19	109	1	30	65-135	M
Nitrobenzene	2.00	2.17	108	2	30	65-134	
RDX	2.00	2.14	107	2	30	68-130	
Tetryl	2.00	2.18	109	7	30	64-128	

Column to be used to flag recovery and RPD values

FORM III 8330A

FORM III
HPLC/IC MATRIX SPIKE RECOVERY

Lab Name: Eurofins TestAmerica, Denver Job No.: 280-137110-1

SDG No.:

Matrix: Water Level: Low Lab File ID: 06150046.D

Lab ID: 280-137110-7 MS Client ID: EW7-PM29B-3-35 MS

COMPOUND	SPIKE ADDED (ug/L)	SAMPLE CONCENTRATION (ug/L)	MS CONCENTRATION (ug/L)	MS % REC	QC LIMITS REC	#
MNX	2.51	59	51.9	-268	57-132	4 D M

Column to be used to flag recovery and RPD values

FORM III 8330A

FORM III
HPLC/IC MATRIX SPIKE RECOVERY

Lab Name: Eurofins TestAmerica, Denver Job No.: 280-137110-1

SDG No.:

Matrix: Water Level: Low Lab File ID: 06170031.D

Lab ID: 280-137110-7 MS RE Client ID: EW7-PM29B-3-35 MS RE

COMPOUND	SPIKE ADDED (ug/L)	SAMPLE CONCENTRATION (ug/L)	MS CONCENTRATION (ug/L)	MS % REC	QC LIMITS REC	#
1,3,5-Trinitrobenzene	2.19	2.1 U	3.75	172	73-125	H J1 D M Q
1,3-Dinitrobenzene	2.19	1.3	2.65	60	78-120	H J1 D Q
2,4,6-Trinitrotoluene	2.19	1.1 U	1.1 U	0	71-123	H J1 M Q
2-Amino-4,6-dinitrotoluene	2.19	1.1 U	1.1 U	0	79-120	H J1 M Q
2-Nitrotoluene	2.19	2.1 U	2.2 U	0	70-127	H J1 M Q
3-Nitrotoluene	2.19	4.2 U	4.4 U	0	73-125	H J1 Q
4-Amino-2,6-dinitrotoluene	2.19	1.3 U	1.3 U	0	76-125	H J1 M Q
4-Nitrotoluene	2.19	4.2 U	4.4 U	0	71-127	H J1 M Q
HMX	2.19	2.1 U	3.49	160	65-135	H J1 D M Q
Nitrobenzene	2.19	2.1 U	2.2 U	0	65-134	H J1 M Q
RDX	2.19	38	90.5	2399	68-130	H 4 D M Q
Tetryl	2.19	1.1 U	1.1 U	0	64-128	H J1 M Q

Column to be used to flag recovery and RPD values

FORM III 8330A

FORM III
HPLC/IC MATRIX SPIKE RECOVERY

Lab Name: Eurofins TestAmerica, Denver Job No.: 280-137110-1

SDG No.:

Matrix: Water Level: Low Lab File ID: 024-8701.D

Lab ID: 280-137110-7 MS RE Client ID: EW7-PM29B-3-35 MS RE

COMPOUND	SPIKE ADDED (ug/L)	SAMPLE CONCENTRATION (ug/L)	MS CONCENTRATION (ug/L)	MS % REC	QC LIMITS REC	#
2,4-Dinitrotoluene	2.19	0.85 U	2.53	116	78-120	H D M
2,6-Dinitrotoluene	2.19	0.85 U	1.30	59	77-127	H D M J1

Column to be used to flag recovery and RPD values

FORM III 8330A

FORM III
HPLC/IC MATRIX SPIKE DUPLICATE RECOVERY

Lab Name: Eurofins TestAmerica, Denver Job No.: 280-137110-1

SDG No.:

Matrix: Water Level: Low Lab File ID: 06150047.D

Lab ID: 280-137110-7 MSD Client ID: EW7-PM29B-3-35 MSD

COMPOUND	SPIKE ADDED (ug/L)	MSD CONCENTRATION (ug/L)	MSD % REC	% RPD	QC LIMITS RPD	QC LIMITS REC	#
MNX	2.57	59.2	21	13	30	57-132	4 D M

Column to be used to flag recovery and RPD values

FORM III 8330A

FORM III
HPLC/IC MATRIX SPIKE DUPLICATE RECOVERY

Lab Name: Eurofins TestAmerica, Denver Job No.: 280-137110-1

SDG No.:

Matrix: Water Level: Low Lab File ID: 06170032.D

Lab ID: 280-137110-7 MSD RE Client ID: EW7-PM29B-3-35 MSD RE

COMPOUND	SPIKE ADDED (ug/L)	MSD CONCENTRATION (ug/L)	MSD % REC	% RPD	QC LIMITS RPD	QC LIMITS REC	#
1,3,5-Trinitrobenzene	2.23	3.53	158	6	30	73-125	H J1 D M Q
1,3-Dinitrobenzene	2.23	1.1 U	0	200	30	78-120	H M J1 Q
2,4,6-Trinitrotoluene	2.23	1.1 U	0	NC	30	71-123	H M J1 Q
2-Amino-4,6-dinitrotoluene	2.23	1.1 U	0	NC	30	79-120	H J1 Q
2-Nitrotoluene	2.23	2.2 U	0	NC	30	70-127	H M J1 Q
3-Nitrotoluene	2.23	4.5 U	0	NC	30	73-125	H J1 Q
4-Amino-2,6-dinitrotoluene	2.23	1.3 U	0	NC	30	76-125	H M J1 Q
4-Nitrotoluene	2.23	4.5 U	0	NC	30	71-127	H M J1 Q
HMX	2.23	2.2 U	0	200	30	65-135	H J1 Q
Nitrobenzene	2.23	2.2 U	0	NC	30	65-134	H M J1 Q
RDX	2.23	41.8	166	74	30	68-130	H 4 D M Q J1
Tetryl	2.23	1.1 U	0	NC	30	64-128	H M J1 Q

Column to be used to flag recovery and RPD values

FORM III 8330A

FORM III
HPLC/IC MATRIX SPIKE DUPLICATE RECOVERY

Lab Name: Eurofins TestAmerica, Denver Job No.: 280-137110-1

SDG No.:

Matrix: Water Level: Low Lab File ID: 025-8801.D

Lab ID: 280-137110-7 MSD RE Client ID: EW7-PM29B-3-35 MSD RE

COMPOUND	SPIKE ADDED (ug/L)	MSD CONCENTRATION (ug/L)	MSD % REC	% RPD	QC LIMITS RPD	QC LIMITS REC	#
2,4-Dinitrotoluene	2.23	2.66	119	5	30	78-120	H D M Q
2,6-Dinitrotoluene	2.23	0.756 J	34	53	30	77-127	H D M J1 Q

Column to be used to flag recovery and RPD values

FORM III 8330A

FORM IV
HPLC/IC METHOD BLANK SUMMARY

Lab Name: Eurofins TestAmerica, Denver Job No.: 280-137110-1

SDG No.:

Lab Sample ID: MB 280-497326/1-A

Matrix: Water Date Extracted: 06/04/2020 10:29

Lab File ID:(1) 06150032.D Lab File ID:(2)

Date Analyzed:(1) 06/16/2020 02:31 Date Analyzed:(2)

Instrument ID:(1) CHHPLC_X3 Instrument ID:(2) CHHPLC_G2_LUNA

GC Column:(1) UltraCarb5uO ID: 4.6(mm) GC Column:(2) Luna-phenylh ID: 4.6(mm)

THIS METHOD BLANK APPLIES TO THE FOLLOWING SAMPLES:

CLIENT SAMPLE ID	LAB SAMPLE ID	DATE ANALYZED 1	DATE ANALYZED 2
	LCSD 280-497326/3-A	06/16/2020 03:17	
	LCS 280-497326/4-A	06/16/2020 03:40	
EW7-PM28B-3-35	280-137110-1	06/16/2020 04:03	06/18/2020 16:04
EW7-PM25A-3-25	280-137110-2	06/16/2020 04:26	06/18/2020 16:39
EW7-PM23B-3-35	280-137110-4	06/16/2020 05:12	06/18/2020 17:49
G0079-20A	280-137110-5	06/16/2020 05:35	06/18/2020 18:24
G0075-20A	280-137110-6	06/16/2020 05:58	
EW7-PM29B-3-35	280-137110-7	06/16/2020 07:31	06/18/2020 18:59
EW7-PM29B-3-35 MS	280-137110-7 MS	06/16/2020 07:54	
EW7-PM29B-3-35 MSD	280-137110-7 MSD	06/16/2020 08:17	
EW7-PM28A-3-25	280-137110-8	06/16/2020 08:40	06/18/2020 20:44
EW7-PM26A-3-25	280-137110-9	06/16/2020 09:03	06/18/2020 21:19
EW7-PM26B-3-35	280-137110-10	06/16/2020 09:26	06/18/2020 23:04
EW7-PM523A-3-25	280-137110-11	06/16/2020 09:49	06/18/2020 23:39
EW7-PM23A-3-25	280-137110-12	06/16/2020 10:12	06/19/2020 00:14
EW7-PM27B-3-35	280-137110-13	06/16/2020 10:35	06/19/2020 00:49
	LCS 280-497326/2-A	06/16/2020 21:12	
EW7-PM25B-3-25	280-137110-3	06/16/2020 21:35	06/18/2020 17:14
EW7-PM29A-3-25	280-137110-14	06/16/2020 21:58	06/19/2020 01:24

FORM IV
HPLC/IC METHOD BLANK SUMMARY

Lab Name: Eurofins TestAmerica, Denver Job No.: 280-137110-1

SDG No.:

Lab Sample ID: MB 280-498875/1-A

Matrix: Water Date Extracted: 06/16/2020 10:10

Lab File ID:(1) 016-1601.D Lab File ID:(2)

Date Analyzed:(1) 06/17/2020 22:16 Date Analyzed:(2)

Instrument ID:(1) CHHPLC_X3 Instrument ID:(2) CHHPLC_G2_LUNA

GC Column:(1) UltraCarb5uO ID: 4.6(mm) GC Column:(2) Luna-phenylh ID: 4.6(mm)

THIS METHOD BLANK APPLIES TO THE FOLLOWING SAMPLES:

CLIENT SAMPLE ID	LAB SAMPLE ID	DATE ANALYZED 1	DATE ANALYZED 2
	LCS 280-498875/2-A	06/17/2020 22:39	
	LCS 280-498875/3-A	06/17/2020 23:02	
EW7-PM29B-3-35 RE	280-137110-7 RE	06/18/2020 03:38	06/19/2020 17:10
EW7-PM29B-3-35 MS RE	280-137110-7 MS RE	06/18/2020 04:01	06/19/2020 17:45
EW7-PM29B-3-35 MSD RE	280-137110-7 MSD RE	06/18/2020 04:24	06/19/2020 18:20

FORM X
IDENTIFICATION SUMMARY

Lab Name: Eurofins TestAmerica, Denver Job No.: 280-137110-1

SDG No.:

Client Sample ID: EW7-PM25B-3-25 Lab Sample ID: 280-137110-3

Instrument ID (1): CHHPLC_X3 Instrument ID (2): CHHPLC_G2_LUNA

Date Analyzed (1): 06/16/2020 21:35 Date Analyzed (2): 06/18/2020 17:14

GC Column (1): UltraCarb5uOD ID: 4.6(mm) GC Column (2): Luna-phenylhe ID: 4.6(mm)

ANALYTE	COL	PEAK	RT	RT WINDOW		CONCENTRATION		RPD
				FROM	TO	PEAK	MEAN	
MNX	1		7.38	7.24	7.54	56		140.1
	2		7.92	7.73	8.03	9.9		
RDX	1		7.76	7.64	7.94	57		189.6
	2		9.42	9.22	9.52	1.5		

FORM X
IDENTIFICATION SUMMARY

Lab Name: Eurofins TestAmerica, Denver Job No.: 280-137110-1

SDG No.:

Client Sample ID: G0079-20A Lab Sample ID: 280-137110-5

Instrument ID (1): CHHPLC_X3 Instrument ID (2): CHHPLC_G2_LUNA

Date Analyzed (1): 06/16/2020 05:35 Date Analyzed (2): 06/18/2020 18:24

GC Column (1): UltraCarb5uOD ID: 4.6(mm) GC Column (2): Luna-phenylhe ID: 4.6(mm)

ANALYTE	COL	PEAK	RT	RT WINDOW		CONCENTRATION		RPD
				FROM	TO	PEAK	MEAN	
4-Nitrotoluene	1		13.29	13.12	13.42	0.22		26.0
	2		17.03	16.87	17.17	0.28		

FORM X
IDENTIFICATION SUMMARY

Lab Name: Eurofins TestAmerica, Denver Job No.: 280-137110-1

SDG No.:

Client Sample ID: EW7-PM29B-3-35 Lab Sample ID: 280-137110-7

Instrument ID (1): CHHPLC_X3 Instrument ID (2): CHHPLC_G2_LUNA

Date Analyzed (1): 06/16/2020 07:31 Date Analyzed (2): 06/18/2020 18:59

GC Column (1): UltraCarb5uOD ID: 4.6(mm) GC Column (2): Luna-phenylhe ID: 4.6(mm)

ANALYTE	COL	PEAK	RT	RT WINDOW		CONCENTRATION		RPD
				FROM	TO	PEAK	MEAN	
MNX	1		7.39	7.24	7.54	59		158.9
	2		7.85	7.73	8.03	6.7		
RDX	1		7.77	7.64	7.94	44		190.6
	2		9.38	9.22	9.52	1.1		

FORM X
IDENTIFICATION SUMMARY

Lab Name: Eurofins TestAmerica, Denver Job No.: 280-137110-1

SDG No.:

Client Sample ID: EW7-PM29B-3-35 RE Lab Sample ID: 280-137110-7 RE

Instrument ID (1): CHHPLC_X3 Instrument ID (2): CHHPLC_G2_LUNA

Date Analyzed (1): 06/18/2020 03:38 Date Analyzed (2): 06/19/2020 17:10

GC Column (1): UltraCarb5uOD ID: 4.6(mm) GC Column (2): Luna-phenylhe ID: 4.6(mm)

ANALYTE	COL	PEAK	RT	RT WINDOW		CONCENTRATION		RPD
				FROM	TO	PEAK	MEAN	
RDX	1		7.77	7.64	7.94	38		180.2
	2		9.39	9.22	9.52	2.0		

FORM X
IDENTIFICATION SUMMARY

Lab Name: Eurofins TestAmerica, Denver Job No.: 280-137110-1

SDG No.:

Client Sample ID: EW7-PM29B-3-35 MS RE Lab Sample ID: 280-137110-7 MS RE

Instrument ID (1): CHHPLC_X3 Instrument ID (2): CHHPLC_G2_LUNA

Date Analyzed (1): 06/18/2020 04:01 Date Analyzed (2): 06/19/2020 17:45

GC Column (1): UltraCarb5uOD ID: 4.6(mm) GC Column (2): Luna-phenylhe ID: 4.6(mm)

ANALYTE	COL	PEAK	RT	RT WINDOW		CONCENTRATION		RPD
				FROM	TO	PEAK	MEAN	
RDX	1		7.77	7.64	7.94	90.5		183.0
	2		9.40	9.22	9.52	4.02		
1,3,5-Trinitrobenzene	1		8.95	8.78	9.08	3.75		30.7
	2		19.13	18.97	19.27	2.75		
1,3-Dinitrobenzene	1		9.61	9.43	9.73	2.65		7.0
	2		15.78	15.64	15.94	2.84		

FORM X
IDENTIFICATION SUMMARY

Lab Name: Eurofins TestAmerica, Denver Job No.: 280-137110-1

SDG No.:

Client Sample ID: EW7-PM29B-3-35 MSD RE Lab Sample ID: 280-137110-7 MSD RE

Instrument ID (1): CHHPLC_X3 Instrument ID (2): CHHPLC_G2_LUNA

Date Analyzed (1): 06/18/2020 04:24 Date Analyzed (2): 06/19/2020 18:20

GC Column (1): UltraCarb5uOD ID: 4.6(mm) GC Column (2): Luna-phenylhe ID: 4.6(mm)

ANALYTE	COL	PEAK	RT	RT WINDOW		CONCENTRATION		RPD
				FROM	TO	PEAK	MEAN	
RDX	1		7.78	7.64	7.94	41.8		162.4
	2		9.38	9.22	9.52	4.33		
1,3,5-Trinitrobenzene	1		8.96	8.78	9.08	3.53		40.3
	2		19.10	18.97	19.27	2.35		

FORM X
IDENTIFICATION SUMMARY

Lab Name: Eurofins TestAmerica, Denver Job No.: 280-137110-1

SDG No.:

Client Sample ID: EW7-PM28A-3-25 Lab Sample ID: 280-137110-8

Instrument ID (1): CHHPLC_X3 Instrument ID (2): CHHPLC_G2_LUNA

Date Analyzed (1): 06/16/2020 08:40 Date Analyzed (2): 06/18/2020 20:44

GC Column (1): UltraCarb5uOD ID: 4.6(mm) GC Column (2): Luna-phenylhe ID: 4.6(mm)

ANALYTE	COL	PEAK	RT	RT WINDOW		CONCENTRATION		RPD
				FROM	TO	PEAK	MEAN	
RDX	1		7.77	7.64	7.94	15		176.7
	2		9.39	9.22	9.52	0.93		

FORM X
IDENTIFICATION SUMMARY

Lab Name: Eurofins TestAmerica, Denver Job No.: 280-137110-1

SDG No.:

Client Sample ID: EW7-PM26A-3-25 Lab Sample ID: 280-137110-9

Instrument ID (1): CHHPLC_X3 Instrument ID (2): CHHPLC_G2_LUNA

Date Analyzed (1): 06/16/2020 09:03 Date Analyzed (2): 06/18/2020 21:19

GC Column (1): UltraCarb5uOD ID: 4.6(mm) GC Column (2): Luna-phenylhe ID: 4.6(mm)

ANALYTE	COL	PEAK	RT	RT WINDOW		CONCENTRATION		RPD
				FROM	TO	PEAK	MEAN	
RDX	1		7.78	7.64	7.94	0.46		1.9
	2		9.38	9.22	9.52	0.45		
1,3,5-Trinitrobenzene	1		8.94	8.78	9.08	0.24		34.7
	2		19.15	18.99	19.29	0.35		
2,4,6-Trinitrotoluene	1		11.27	11.12	11.32	0.87		4.4
	2		24.89	24.73	25.03	0.91		

FORM X
IDENTIFICATION SUMMARY

Lab Name: Eurofins TestAmerica, Denver Job No.: 280-137110-1

SDG No.:

Client Sample ID: EW7-PM26B-3-35 Lab Sample ID: 280-137110-10

Instrument ID (1): CHHPLC_X3 Instrument ID (2): CHHPLC_G2_LUNA

Date Analyzed (1): 06/16/2020 09:26 Date Analyzed (2): 06/18/2020 23:04

GC Column (1): UltraCarb5uOD ID: 4.6(mm) GC Column (2): Luna-phenylhe ID: 4.6(mm)

ANALYTE	COL	PEAK	RT	RT WINDOW		CONCENTRATION		RPD
				FROM	TO	PEAK	MEAN	
RDX	1		7.77	7.64	7.94	34		178.3
	2		9.42	9.22	9.52	1.9		

FORM X
IDENTIFICATION SUMMARY

Lab Name: Eurofins TestAmerica, Denver Job No.: 280-137110-1

SDG No.:

Client Sample ID: EW7-PM523A-3-25 Lab Sample ID: 280-137110-11

Instrument ID (1): CHHPLC_X3 Instrument ID (2): CHHPLC_G2_LUNA

Date Analyzed (1): 06/16/2020 09:49 Date Analyzed (2): 06/18/2020 23:39

GC Column (1): UltraCarb5uOD ID: 4.6(mm) GC Column (2): Luna-phenylhe ID: 4.6(mm)

ANALYTE	COL	PEAK	RT	RT WINDOW		CONCENTRATION		RPD
				FROM	TO	PEAK	MEAN	
HMX	1		6.76	6.57	6.87	6.4		175.7
	2		7.16	7.00	7.30	0.41		
2-Amino-4,6-dinitrotoluene	1		11.70	11.57	11.77	1.3		59.3
	2		18.36	18.25	18.55	0.68		

FORM X
IDENTIFICATION SUMMARY

Lab Name: Eurofins TestAmerica, Denver Job No.: 280-137110-1

SDG No.:

Client Sample ID: EW7-PM23A-3-25 Lab Sample ID: 280-137110-12

Instrument ID (1): CHHPLC_X3 Instrument ID (2): CHHPLC_G2_LUNA

Date Analyzed (1): 06/16/2020 10:12 Date Analyzed (2): 06/19/2020 00:14

GC Column (1): UltraCarb5uOD ID: 4.6(mm) GC Column (2): Luna-phenylhe ID: 4.6(mm)

ANALYTE	COL	PEAK	RT	RT WINDOW		CONCENTRATION		RPD
				FROM	TO	PEAK	MEAN	
HMX	1		6.75	6.57	6.87	5.3		167.6
	2		7.14	7.00	7.30	0.46		
2-Amino-4,6-dinitrotoluene	1		11.69	11.57	11.77	1.1		49.4
	2		18.36	18.25	18.55	0.65		

FORM X
IDENTIFICATION SUMMARY

Lab Name: Eurofins TestAmerica, Denver Job No.: 280-137110-1

SDG No.:

Client Sample ID: EW7-PM27B-3-35 Lab Sample ID: 280-137110-13

Instrument ID (1): CHHPLC_X3 Instrument ID (2): CHHPLC_G2_LUNA

Date Analyzed (1): 06/16/2020 10:35 Date Analyzed (2): 06/19/2020 00:49

GC Column (1): UltraCarb5uOD ID: 4.6(mm) GC Column (2): Luna-phenylhe ID: 4.6(mm)

ANALYTE	COL	PEAK	RT	RT WINDOW		CONCENTRATION		RPD
				FROM	TO	PEAK	MEAN	
RDX	1		7.76	7.64	7.94	17		175.4
	2		9.39	9.22	9.52	1.1		

FORM X
IDENTIFICATION SUMMARY

Lab Name: Eurofins TestAmerica, Denver Job No.: 280-137110-1

SDG No.:

Client Sample ID: EW7-PM29A-3-25 Lab Sample ID: 280-137110-14

Instrument ID (1): CHHPLC_X3 Instrument ID (2): CHHPLC_G2_LUNA

Date Analyzed (1): 06/16/2020 21:58 Date Analyzed (2): 06/19/2020 01:24

GC Column (1): UltraCarb5uOD ID: 4.6(mm) GC Column (2): Luna-phenylhe ID: 4.6(mm)

ANALYTE	COL	PEAK	RT	RT WINDOW		CONCENTRATION		RPD
				FROM	TO	PEAK	MEAN	
RDX	1		7.76	7.64	7.94	26		179.6
	2		9.46	9.22	9.52	1.4		

FORM I
HPLC/IC ORGANICS ANALYSIS DATA SHEET

Lab Name: Eurofins TestAmerica, Denver Job No.: 280-137110-1

SDG No.:

Client Sample ID: EW7-PM28B-3-35 Lab Sample ID: 280-137110-1

Matrix: Water Lab File ID: 06150036.D

Analysis Method: 8330A Date Collected: 05/30/2020 16:15

Extraction Method: 3535 Date Extracted: 06/04/2020 10:29

Sample wt/vol: 467.1(mL) Date Analyzed: 06/16/2020 04:03

Con. Extract Vol.: 5(mL) Dilution Factor: 10

Injection Volume: 100(uL) GC Column: UltraCarb5uODS ID: 4.6(mm)

% Moisture: GPC Cleanup:(Y/N) N

Analysis Batch No.: 498591 Units: ug/L

CAS NO.	COMPOUND NAME	RESULT	Q	LOQ	LOD	DL
99-35-4	1,3,5-Trinitrobenzene	2.1	U Q M	2.2	2.1	0.90
99-65-0	1,3-Dinitrobenzene	1.1	U Q	1.2	1.1	0.39
118-96-7	2,4,6-Trinitrotoluene	1.1	U Q	1.2	1.1	0.48
121-14-2	2,4-Dinitrotoluene	0.86	U Q	1.1	0.86	0.29
606-20-2	2,6-Dinitrotoluene	0.86	U Q	1.1	0.86	0.43
35572-78-2	2-Amino-4,6-dinitrotoluene	1.1	U Q	1.2	1.1	0.54
88-72-2	2-Nitrotoluene	2.1	U Q	2.2	2.1	0.92
99-08-1	3-Nitrotoluene	4.3	U Q	4.3	4.3	2.1
19406-51-0	4-Amino-2,6-dinitrotoluene	1.3	U Q	1.6	1.3	0.62
99-99-0	4-Nitrotoluene	4.3	U Q	4.4	4.3	1.1
2691-41-0	HMX	2.1	U Q M	2.2	2.1	0.94
98-95-3	Nitrobenzene	2.1	U Q M	2.2	2.1	0.97
479-45-8	Tetryl	1.1	U Q	1.2	1.1	0.34

CAS NO.	SURROGATE	%REC	Q	LIMITS
528-29-0	1,2-Dinitrobenzene	0	Q M	83-119

Eurofins TestAmerica, Denver
Target Compound Quantitation Report

Data File:	\\chromfs\Denver\ChromData\CHHPLC_X\20200612-92376.b\06150036.D				
Lims ID:	280-137110-A-1-A				
Client ID:	EW7-PM28B-3-35				
Sample Type:	Client				
Inject. Date:	16-Jun-2020 04:03:46	ALS Bottle#:	36	Worklist Smp#:	36
Injection Vol:	100.0 ul	Dil. Factor:	10.0000		
Sample Info:	280-137110-A-1-A				
Misc. Info.:	280-0092376-036				
Operator ID:	JZ	Instrument ID:	CHHPLC_X3		
Method:	\\chromfs\Denver\ChromData\CHHPLC_X\20200612-92376.b\8330_X3.m				
Limit Group:	GCSV - 8330				
Last Update:	16-Jun-2020 21:25:32	Calib Date:	18-Mar-2020 14:39:27		
Integrator:	Falcon				
Quant Method:	External Standard	Quant By:	Initial Calibration		
Last ICal File:	\\chromna\Denver\ChromData\CHHPLC_X\20200318-90159.b\03180015.D				
Column 1 :	UltraCarb5uODS (20) (4.60 mm)		Det: LC DAD1B, 254 nm		
Process Host:	CTX1024				
First Level Reviewer: zhangji		Date:	16-Jun-2020 15:30:09		

Compound	Det	RT (min.)	Exp RT (min.)	Dlt RT (min.)	Response	OnCol Amt ug/mL	Flags
3 HMX	1		6.716			ND	U
6 MNX	1	7.394	7.394	0.000	28828	0.1818	M
7 RDX	1	7.768	7.789	-0.021	17285	0.1482	M
$ 9 1,2-Dinitrobenzene	1		8.749			ND	U
10 1,3,5-Trinitrobenzene	1		8.929			ND	U
11 1,3-Dinitrobenzene	1		9.575			ND	
12 Nitrobenzene	1		9.949			ND	U
14 Tetryl	1		10.249			ND	
16 2,4,6-Trinitrotoluene	1		11.222			ND	
17 4-Amino-2,6-dinitrotoluene	1		11.375			ND	
18 2-Amino-4,6-dinitrotoluene	1		11.669			ND	
19 2,6-Dinitrotoluene	1		11.809			ND	
20 2,4-Dinitrotoluene	1		12.009			ND	
21 o-Nitrotoluene	1		12.829			ND	
22 p-Nitrotoluene	1		13.269			ND	
23 m-Nitrotoluene	1		13.862			ND	

QC Flag Legend

Review Flags

M - Manually Integrated

U - Marked Undetected

Report Date: 16-Jun-2020 21:25:33 Chrom Revision: 2.3 10-Jun-2020 22:46:48

Eurofins TestAmerica, Denver

Data File: \\chromfs\denver\chromdata\chhplc_x\20200612-92376.b\06150036.d

Injection Date:	16-Jun-2020 04:03:46	Instrument ID:	CHHPLC_X3	Operator ID:	JZ
Lims ID:	280-137110-A-1-A	Lab Sample ID:	280-137110-1	Worklist Smp#:	36
Client ID:	EW7-PM28B-3-35				
Injection Vol:	100.0 ul	Dil. Factor:	10.0000	ALS Bottle#:	36
Method:	8330_X3	Limit Group:	GCSV - 8330		

Column: UltraCarb5uODS (20) (4.60 mm) Y Scaling: Method Defined: Scale to the Nth Largest Target: 1

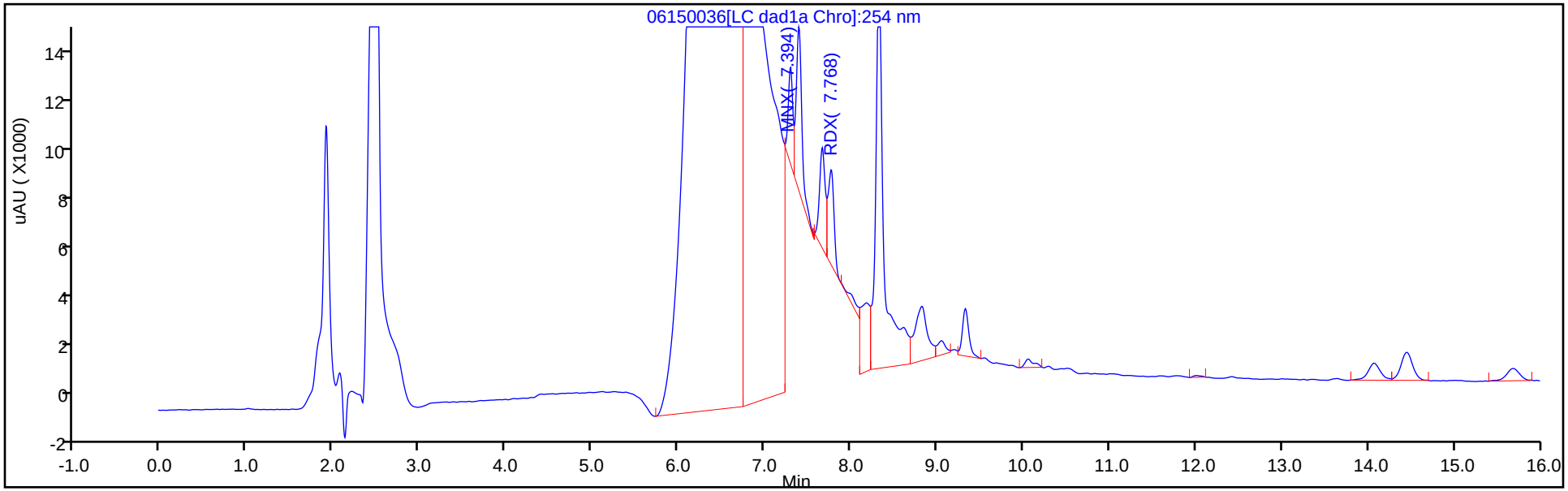

Y Scaling: Method Defined: Scale to the Nth Largest Target: 1

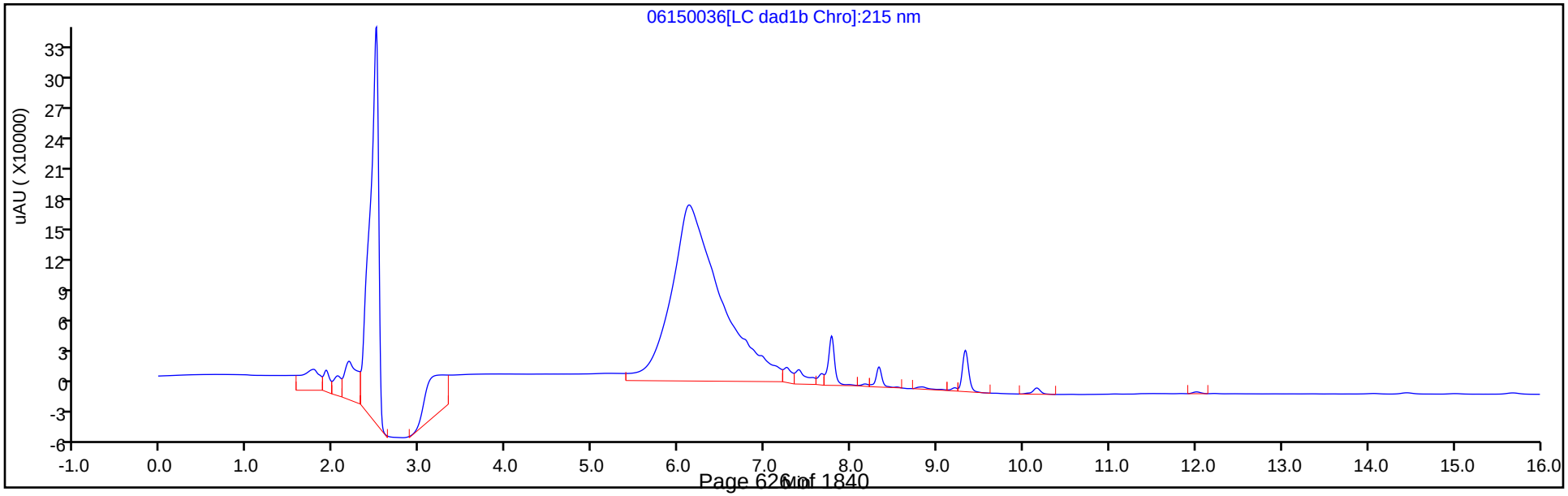

User Disabled Compound Report

Eurofins TestAmerica, Denver

Data File:	\\chromfs\denver\chromdata\chhplc_x\20200612-92376.b\06150036.d				
Injection Date:	16-Jun-2020 04:03:46	Instrument ID:	CHHPLC_X3		
Lims ID:	280-137110-A-1-A	Lab Sample ID:	280-137110-1		
Client ID:	EW7-PM28B-3-35				
Operator ID:	JZ	ALS Bottle#:	36	Worklist Smp#:	36
Injection Vol:	100.0 ul	Dil. Factor:	10.0000		
Method:	8330_X3	Limit Group:	GCSV - 8330		
Column:	UltraCarb5uODS (20) (4.60 mm)	Detector	LC DAD1B, 254 nm		

$ 9 1,2-Dinitrobenzene, CAS: 528-29-0, Signal: 1

RT: 8.82
Response: 21686
Amount: 0.156904

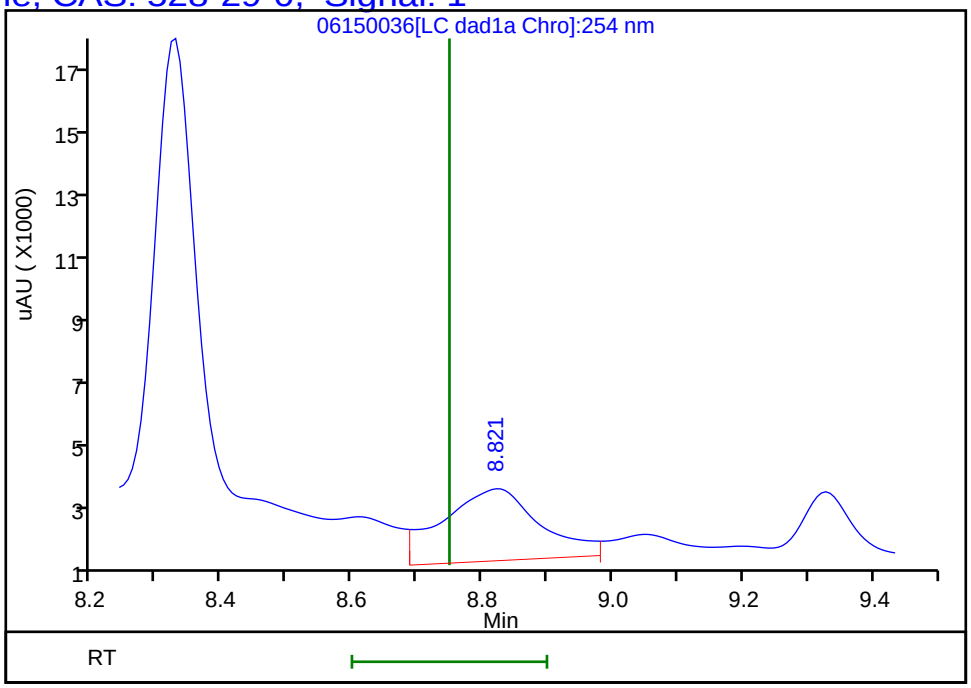

Reviewer: zhangji, 16-Jun-2020 15:30:09
Audit Action: Marked Compound Undetected Audit Reason: Invalid Compound ID

User Disabled Compound Report

Eurofins TestAmerica, Denver

Data File: \\chromfs\denver\chromdata\chhplc_x\20200612-92376.b\06150036.d

Injection Date:	16-Jun-2020 04:03:46	Instrument ID:	CHHPLC_X3		
Lims ID:	280-137110-A-1-A	Lab Sample ID:	280-137110-1		
Client ID:	EW7-PM28B-3-35				
Operator ID:	JZ	ALS Bottle#:	36	Worklist Smp#:	36
Injection Vol:	100.0 ul	Dil. Factor:	10.0000		
Method:	8330_X3	Limit Group:	GCSV - 8330		
Column:	UltraCarb5uODS (20) (4.60 mm)	Detector	LC DAD1B, 254 nm		

10 1,3,5-Trinitrobenzene, CAS: 99-35-4, Signal: 1

RT: 9.05
Response: 3653
Amount: 0.015861

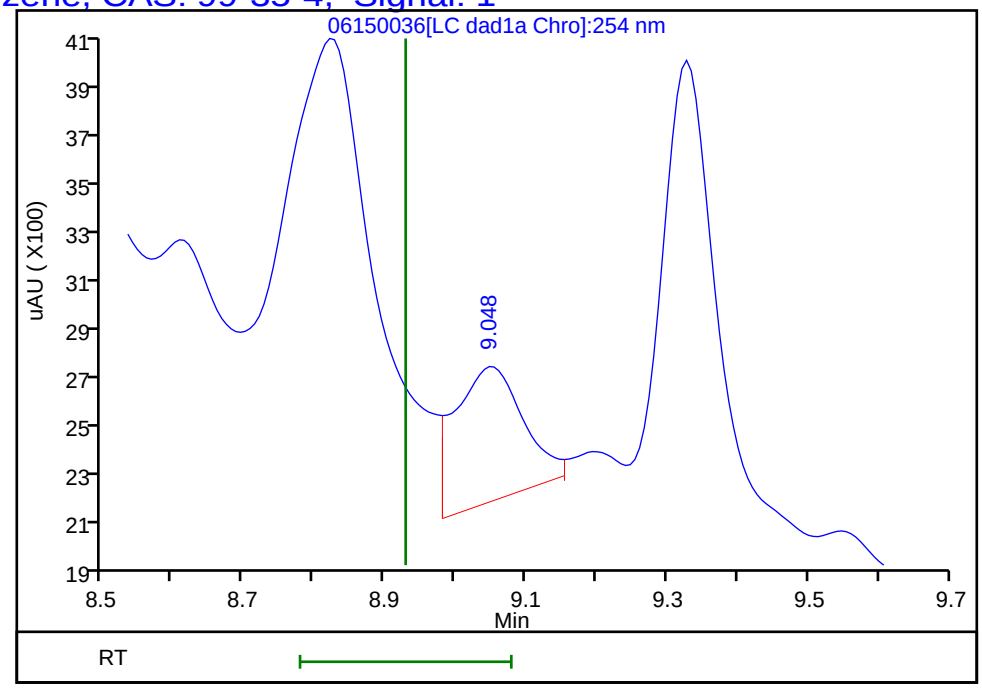

Reviewer: zhangji, 16-Jun-2020 15:30:09
Audit Action: Marked Compound Undetected Audit Reason: Invalid Compound ID

User Disabled Compound Report

Eurofins TestAmerica, Denver

Data File: \\chromfs\denver\chromdata\chhplc_x\20200612-92376.b\06150036.d

Injection Date:	16-Jun-2020 04:03:46	Instrument ID:	CHHPLC_X3		
Lims ID:	280-137110-A-1-A	Lab Sample ID:	280-137110-1		
Client ID:	EW7-PM28B-3-35				
Operator ID:	JZ	ALS Bottle#:	36	Worklist Smp#:	36
Injection Vol:	100.0 ul	Dil. Factor:	10.0000		
Method:	8330_X3	Limit Group:	GCSV - 8330		
Column:	UltraCarb5uODS (20) (4.60 mm)	Detector	LC DAD1B, 254 nm		

3 HMX, CAS: 2691-41-0, Signal: 1

RT: 6.77
Response: 425361
Amount: 4.948235

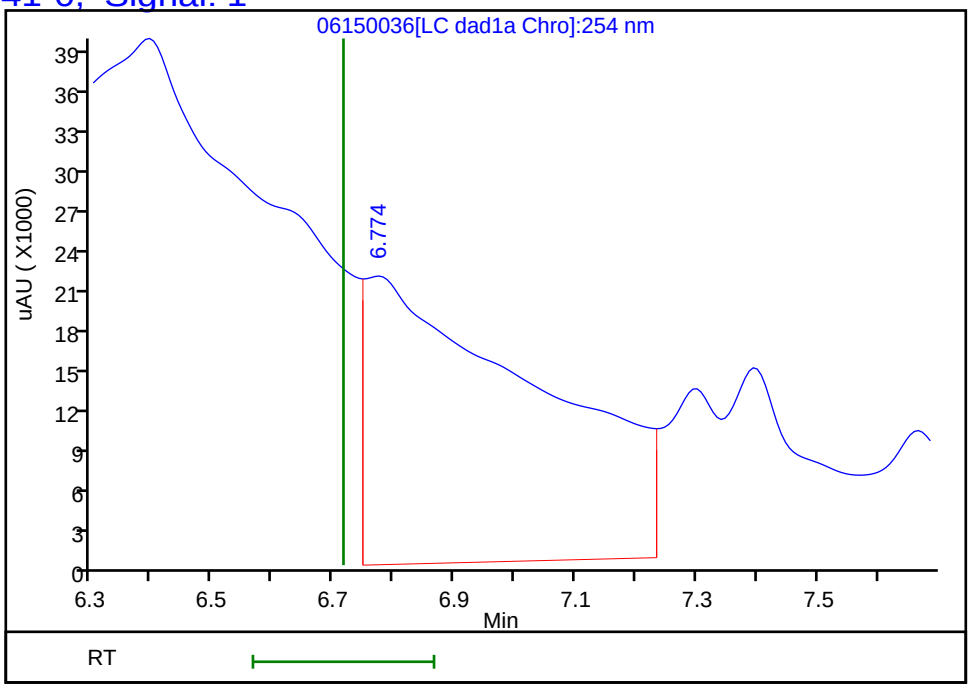

Reviewer: zhangji, 16-Jun-2020 15:30:09
Audit Action: Marked Compound Undetected Audit Reason: Invalid Compound ID

Manual Integration/User Assign Peak Report

Eurofins TestAmerica, Denver

Data File:	\\chromfs\denver\chromdata\chhplc_x\20200612-92376.b\06150036.d				
Injection Date:	16-Jun-2020 04:03:46	Instrument ID:	CHHPLC_X3		
Lims ID:	280-137110-A-1-A	Lab Sample ID:	280-137110-1		
Client ID:	EW7-PM28B-3-35				
Operator ID:	JZ	ALS Bottle#:	36	Worklist Smp#:	36
Injection Vol:	100.0 ul	Dil. Factor:	10.0000		
Method:	8330_X3	Limit Group:	GCSV - 8330		
Column:	UltraCarb5uODS (20) (4.60 mm)	Detector	LC DAD1B, 254 nm		

6 MNX, CAS: 5755-27-1

Signal: 1

Processing Integration Results

RT: 7.39
Area: 124427
Amount: 0.784810
Amount Units: ug/mL

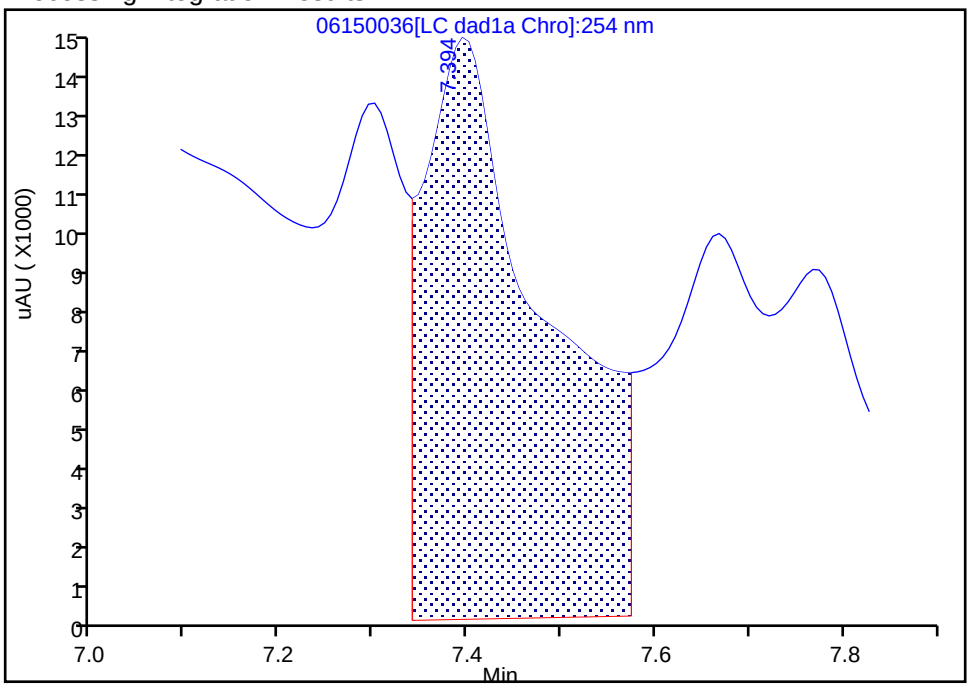

Manual Integration Results

RT: 7.39
Area: 28828
Amount: 0.181829
Amount Units: ug/mL

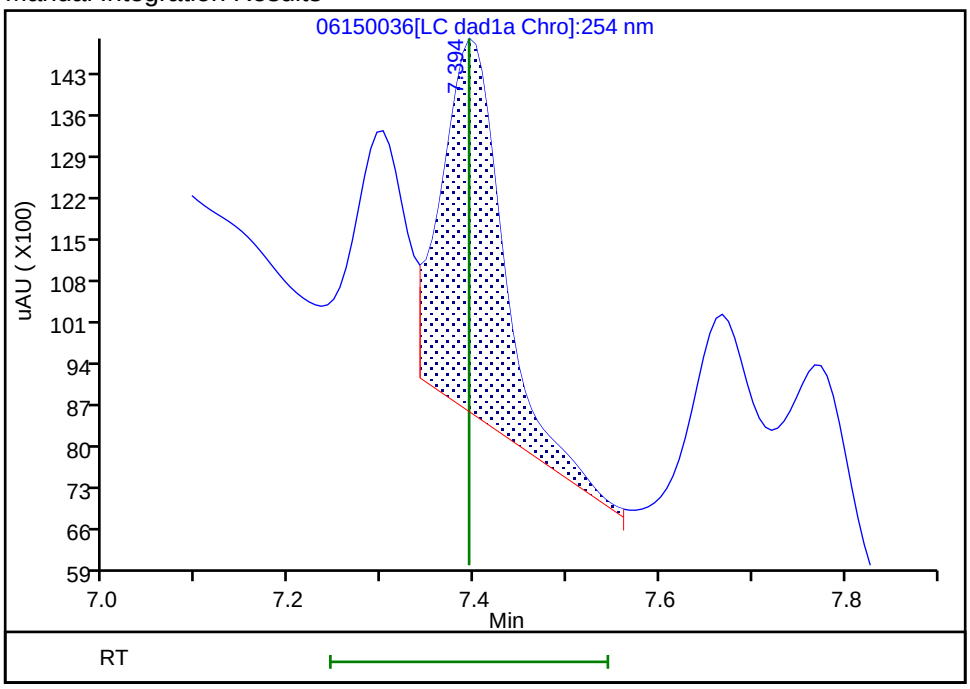

Reviewer: zhangji, 16-Jun-2020 15:30:05

Audit Action: Split an Integrated Peak Audit Reason: Baseline

User Disabled Compound Report

Eurofins TestAmerica, Denver

Data File: \\chromfs\denver\chromdata\chhplc_x\20200612-92376.b\06150036.d

Injection Date:	16-Jun-2020 04:03:46	Instrument ID:	CHHPLC_X3		
Lims ID:	280-137110-A-1-A	Lab Sample ID:	280-137110-1		
Client ID:	EW7-PM28B-3-35				
Operator ID:	JZ	ALS Bottle#:	36	Worklist Smp#:	36
Injection Vol:	100.0 ul	Dil. Factor:	10.0000		
Method:	8330_X3	Limit Group:	GCSV - 8330		
Column:	UltraCarb5uODS (20) (4.60 mm)	Detector	LC DAD1B, 254 nm		

12 Nitrobenzene, CAS: 98-95-3, Signal: 1

RT: 10.05
Response: 2357
Amount: 0.011761

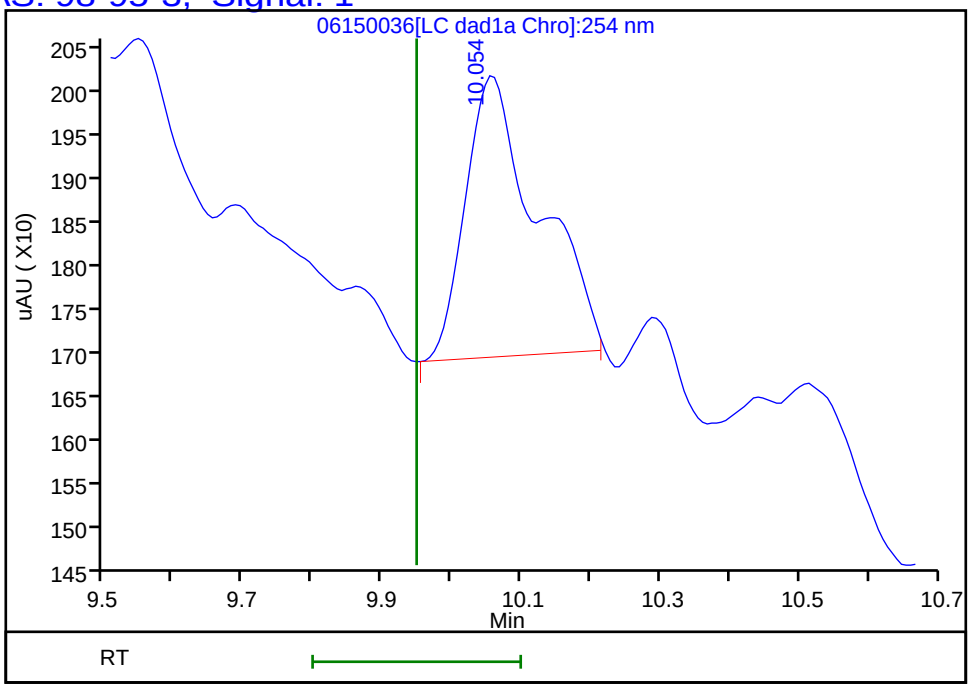

Reviewer: zhangji, 16-Jun-2020 15:30:09

Audit Action: Marked Compound Undetected Audit Reason: Invalid Compound ID

Manual Integration/User Assign Peak Report

Eurofins TestAmerica, Denver

Data File:	\\chromfs\denver\chromdata\chhplc_x\20200612-92376.b\06150036.d				
Injection Date:	16-Jun-2020 04:03:46	Instrument ID:	CHHPLC_X3		
Lims ID:	280-137110-A-1-A	Lab Sample ID:	280-137110-1		
Client ID:	EW7-PM28B-3-35				
Operator ID:	JZ	ALS Bottle#:	36	Worklist Smp#:	36
Injection Vol:	100.0 ul	Dil. Factor:	10.0000		
Method:	8330_X3	Limit Group:	GCSV - 8330		
Column:	UltraCarb5uODS (20) (4.60 mm)	Detector	LC DAD1B, 254 nm		

7 RDX, CAS: 121-82-4

Signal: 1

Processing Integration Results

RT: 7.77
Area: 98445
Amount: 0.844202
Amount Units: ug/mL

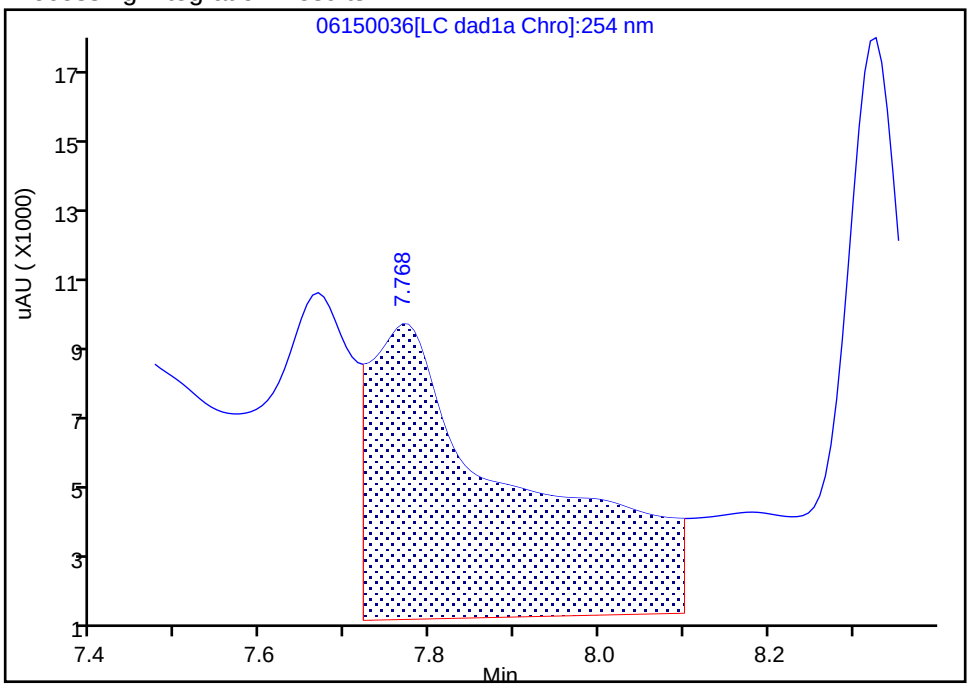

Manual Integration Results

RT: 7.77
Area: 17285
Amount: 0.148225
Amount Units: ug/mL

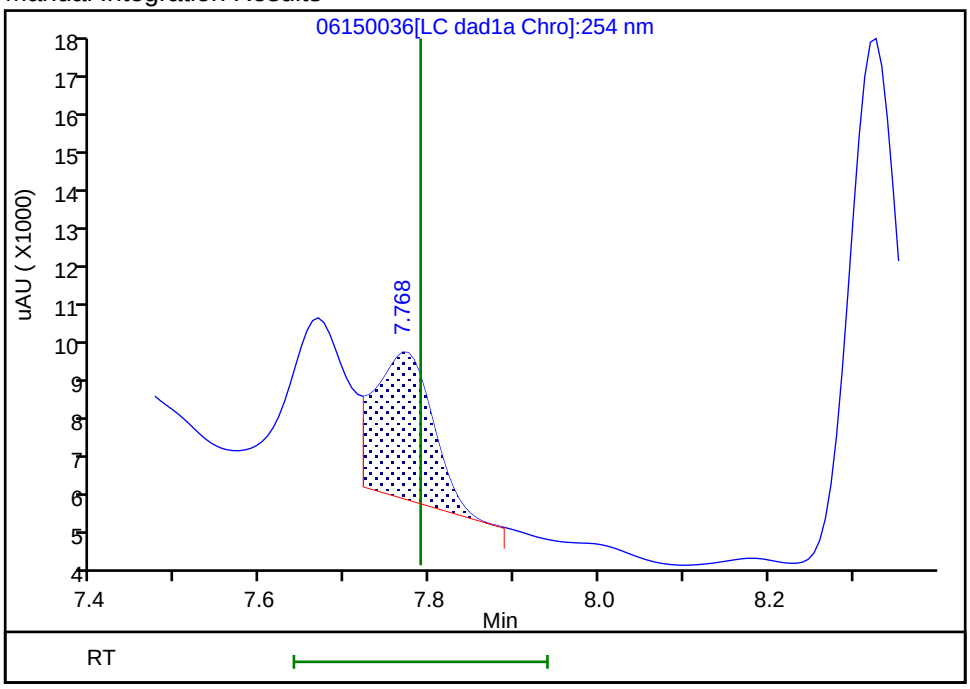

Reviewer: zhangji, 16-Jun-2020 15:29:59
Audit Action: Split an Integrated Peak Audit Reason: Baseline

FORM I
HPLC/IC ORGANICS ANALYSIS DATA SHEET

Lab Name: Eurofins TestAmerica, Denver Job No.: 280-137110-1

SDG No.:

Client Sample ID: EW7-PM28B-3-35 Lab Sample ID: 280-137110-1

Matrix: Water Lab File ID: 06170045.D

Analysis Method: 8330A Date Collected: 05/30/2020 16:15

Extraction Method: 3535 Date Extracted: 06/04/2020 10:29

Sample wt/vol: 467.1(mL) Date Analyzed: 06/18/2020 16:04

Con. Extract Vol.: 5(mL) Dilution Factor: 10

Injection Volume: 100(uL) GC Column: Luna-phenylhex ID: 4.6(mm)

% Moisture: GPC Cleanup:(Y/N) N

Analysis Batch No.: 499146 Units: ug/L

CAS NO.	COMPOUND NAME	RESULT	Q	LOQ	LOD	DL
5755-27-1	MNX	4.3	U	21	4.3	1.6
121-82-4	RDX	2.1	U Q	2.2	2.1	0.55

CAS NO.	SURROGATE	%REC	Q	LIMITS
528-29-0	1,2-Dinitrobenzene	160	*Q*	83-119

Eurofins TestAmerica, Denver
Target Compound Quantitation Report

Data File: \\chromfs\Denver\ChromData\G2_LUNA\20200617-92518.b\06170045.D
Lims ID: 280-137110-A-1-A
Client ID: EW7-PM28B-3-35
Sample Type: Client
Inject. Date: 18-Jun-2020 16:04:32 ALS Bottle#: 45 Worklist Smp#: 45
Injection Vol: 100.0 ul Dil. Factor: 10.0000
Sample Info: 280-137110-A-1-A
Misc. Info.: 280-0092518-045
Operator ID: JZ Instrument ID: CHHPLC_G2_LUNA

Method: \\chromfs\Denver\ChromData\G2_LUNA\20200617-92518.b\G2_8330_Luna.m
Limit Group: GCSV - 8330
Last Update: 19-Jun-2020 16:25:28 Calib Date: 15-May-2020 02:11:20
Integrator: Falcon
Quant Method: External Standard Quant By: Initial Calibration
Last ICal File: \\chromfs\Denver\ChromData\G2_LUNA\20200514-91518.b\05140024.D

Column 1 : Luna-Phenyl hexyl (4.60 mm) Det: LC DAD1A, 254 nm
Process Host: CTX1007

First Level Reviewer: zhangji Date: 18-Jun-2020 17:35:44

	Compound	Det	RT (min.)	Exp RT (min.)	Dlt RT (min.)	Response	OnCol Amt ug/ml	Flags
	6 HMX	1		7.150			ND	
	7 MNX	1		7.876			ND	
	8 RDX	1		9.369			ND	
	9 Nitrobenzene	1		12.269			ND	
$	10 1,2-Dinitrobenzene	1	13.254	13.276	-0.022	10714	0.0320	
	12 1,3-Dinitrobenzene	1		15.809			ND	
	14 o-Nitrotoluene	1	16.654	16.743	-0.089	17939	0.0657	
	15 p-Nitrotoluene	1		17.023			ND	
	16 4-Amino-2,6-dinitrotoluene	1		17.463			ND	
	17 m-Nitrotoluene	1		17.956			ND	U
	18 2-Amino-4,6-dinitrotoluene	1		18.396			ND	
	19 1,3,5-Trinitrobenzene	1		19.136			ND	
	20 2,6-Dinitrotoluene	1		20.056			ND	
	21 2,4-Dinitrotoluene	1		20.570			ND	
	22 Tetryl	1		23.870			ND	
	23 2,4,6-Trinitrotoluene	1		24.883			ND	

QC Flag Legend

Review Flags
U - Marked Undetected

Report Date: 19-Jun-2020 16:25:36 Chrom Revision: 2.3 17-Jun-2020 19:07:08

Eurofins TestAmerica, Denver

Data File: \\chromfs\denver\chromdata\g2_luna\20200617-92518.b\06170045.d

Injection Date:	18-Jun-2020 16:04:32	Instrument ID:	CHHPLC_G2_LUNA	Operator ID:	JZ
Lims ID:	280-137110-A-1-A	Lab Sample ID:	280-137110-1	Worklist Smp#:	45
Client ID:	EW7-PM28B-3-35				
Injection Vol:	100.0 ul	Dil. Factor:	10.0000	ALS Bottle#:	45
Method:	G2_8330_Luna	Limit Group:	GCSV - 8330		

Column: Luna-Phenyl hexyl (4.60 mm) Y Scaling: Method Defined: Scale to the Nth Largest Peak: 1

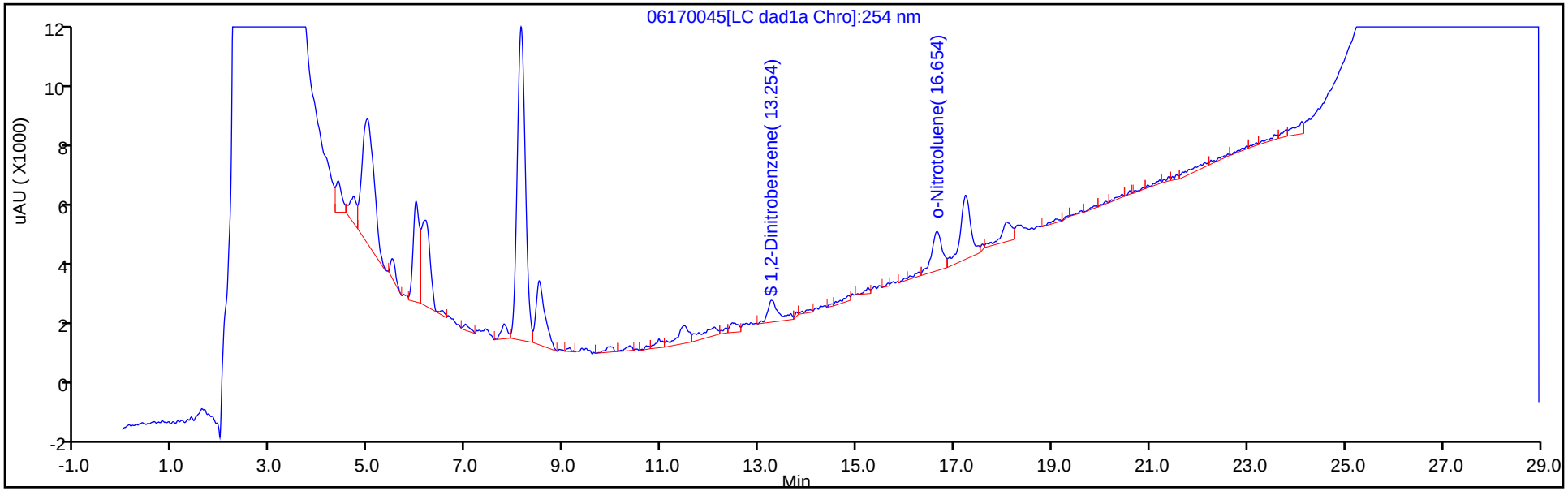

Y Scaling: Method Defined: Scale to the Nth Largest Peak: 1

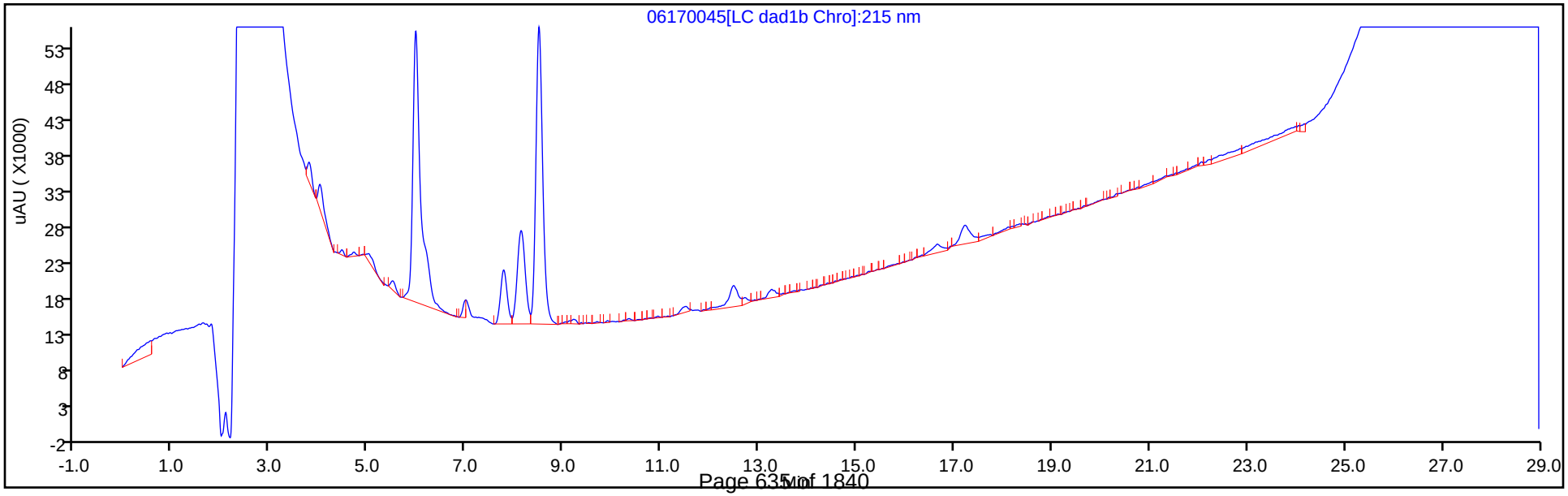

Eurofins TestAmerica, Denver
Recovery Report

Data File:	\\chromfs\Denver\ChromData\G2_LUNA\20200617-92518.b\06170045.D				
Lims ID:	280-137110-A-1-A				
Client ID:	EW7-PM28B-3-35				
Sample Type:	Client				
Inject. Date:	18-Jun-2020 16:04:32	ALS Bottle#:	45	Worklist Smp#:	45
Injection Vol:	100.0 ul	Dil. Factor:	10.0000		
Sample Info:	280-137110-A-1-A				
Misc. Info.:	280-0092518-045				
Operator ID:	JZ	Instrument ID:	CHHPLC_G2_LUNA		
Method:	\\chromfs\Denver\ChromData\G2_LUNA\20200617-92518.b\G2_8330_Luna.m				
Limit Group:	GCSV - 8330				
Last Update:	19-Jun-2020 16:25:28	Calib Date:	15-May-2020 02:11:20		
Integrator:	Falcon				
Quant Method:	External Standard	Quant By:	Initial Calibration		
Last ICal File:	\\chromfs\Denver\ChromData\G2_LUNA\20200514-91518.b\05140024.D				
Column 1 :	Luna-Phenyl hexyl (4.60 mm)		Det: LC DAD1A, 254 nm		
Process Host:	CTX1007				
First Level Reviewer: zhangji		Date:	18-Jun-2020 17:35:44		

Compound	Amount Added	Amount Recovered	% Rec.
$ 10 1,2-Dinitrobenzene	0.2000	0.0320	16.01

User Disabled Compound Report

Eurofins TestAmerica, Denver

Data File:	\\chromfs\denver\chromdata\g2_luna\20200617-92518.b\06170045.d				
Injection Date:	18-Jun-2020 16:04:32	Instrument ID:	CHHPLC_G2_LUNA		
Lims ID:	280-137110-A-1-A	Lab Sample ID:	280-137110-1		
Client ID:	EW7-PM28B-3-35				
Operator ID:	JZ	ALS Bottle#:	45	Worklist Smp#:	45
Injection Vol:	100.0 ul	Dil. Factor:	10.0000		
Method:	G2_8330_Luna	Limit Group:	GCSV - 8330		
Column:	Luna-Phenyl hexyl (4.60 mm)	Detector	LC DAD1A, 254 nm		

17 m-Nitrotoluene, CAS: 99-08-1, Signal: 1

RT: 18.08
Response: 9596
Amount: 0.032166

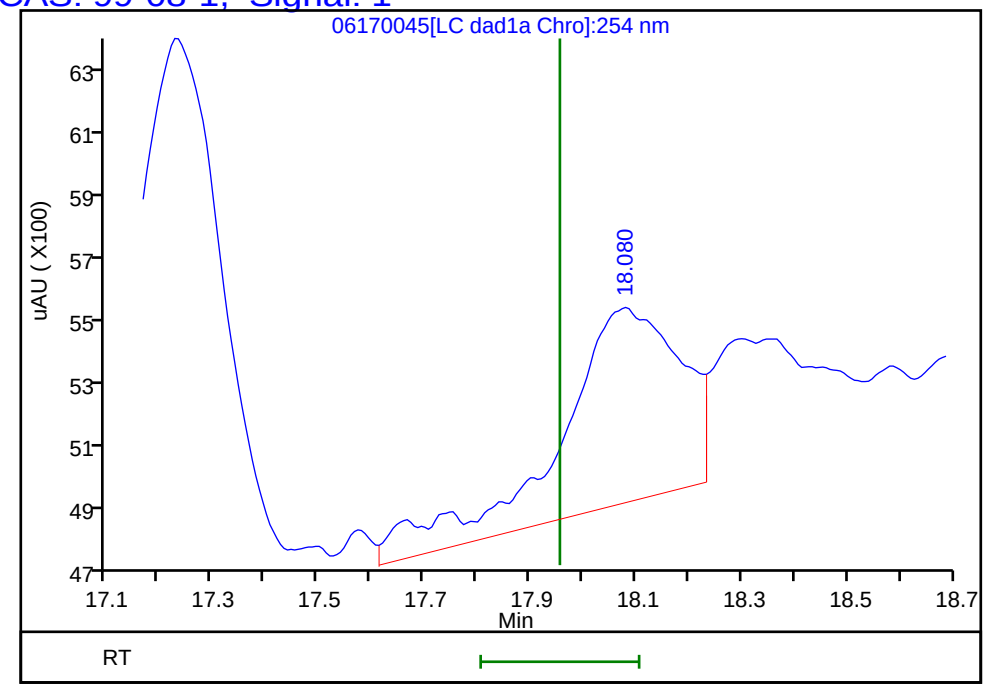

Reviewer: zhangji, 18-Jun-2020 17:35:44
Audit Action: Marked Compound Undetected Audit Reason: Invalid Compound ID

FORM I
HPLC/IC ORGANICS ANALYSIS DATA SHEET

Lab Name: Eurofins TestAmerica, Denver Job No.: 280-137110-1

SDG No.:

Client Sample ID: EW7-PM25A-3-25 Lab Sample ID: 280-137110-2

Matrix: Water Lab File ID: 06150037.D

Analysis Method: 8330A Date Collected: 05/31/2020 09:10

Extraction Method: 3535 Date Extracted: 06/04/2020 10:29

Sample wt/vol: 452.8(mL) Date Analyzed: 06/16/2020 04:26

Con. Extract Vol.: 5(mL) Dilution Factor: 1

Injection Volume: 100(uL) GC Column: UltraCarb5uODS ID: 4.6(mm)

% Moisture: GPC Cleanup:(Y/N) N

Analysis Batch No.: 498591 Units: ug/L

CAS NO.	COMPOUND NAME	RESULT	Q	LOQ	LOD	DL
99-35-4	1,3,5-Trinitrobenzene	0.22	U Q M	0.23	0.22	0.093
118-96-7	2,4,6-Trinitrotoluene	0.11	U Q M	0.12	0.11	0.050
606-20-2	2,6-Dinitrotoluene	0.088	U Q	0.11	0.088	0.044
35572-78-2	2-Amino-4,6-dinitrotoluene	0.11	U Q M	0.12	0.11	0.056
88-72-2	2-Nitrotoluene	0.22	U Q	0.23	0.22	0.094
99-08-1	3-Nitrotoluene	0.44	U Q	0.44	0.44	0.22
19406-51-0	4-Amino-2,6-dinitrotoluene	0.13	U Q M	0.17	0.13	0.064
99-99-0	4-Nitrotoluene	0.44	U Q	0.45	0.44	0.11
2691-41-0	HMX	0.22	U Q	0.23	0.22	0.097
98-95-3	Nitrobenzene	0.22	U Q M	0.23	0.22	0.10
479-45-8	Tetryl	0.11	U Q M	0.12	0.11	0.035

CAS NO.	SURROGATE	%REC	Q	LIMITS
528-29-0	1,2-Dinitrobenzene	0	Q M	83-119

Eurofins TestAmerica, Denver
Target Compound Quantitation Report

Data File:	\\chromfs\Denver\ChromData\CHHPLC_X\20200612-92376.b\06150037.D				
Lims ID:	280-137110-A-2-A				
Client ID:	EW7-PM25A-3-25				
Sample Type:	Client				
Inject. Date:	16-Jun-2020 04:26:49	ALS Bottle#:	37	Worklist Smp#:	37
Injection Vol:	100.0 ul	Dil. Factor:	1.0000		
Sample Info:	280-137110-A-2-A				
Misc. Info.:	280-0092376-037				
Operator ID:	JZ	Instrument ID:	CHHPLC_X3		
Method:	\\chromfs\Denver\ChromData\CHHPLC_X\20200612-92376.b\8330_X3.m				
Limit Group:	GCSV - 8330				
Last Update:	16-Jun-2020 21:25:32	Calib Date:	18-Mar-2020 14:39:27		
Integrator:	Falcon				
Quant Method:	External Standard	Quant By:	Initial Calibration		
Last ICal File:	\\chromna\Denver\ChromData\CHHPLC_X\20200318-90159.b\03180015.D				
Column 1 :	UltraCarb5uODS (20) (4.60 mm)		Det: LC DAD1B, 254 nm		
Process Host:	CTX1024				
First Level Reviewer: zhangji		Date:	16-Jun-2020 15:31:03		

Compound	Det	RT (min.)	Exp RT (min.)	Dlt RT (min.)	Response	OnCol Amt ug/mL	Flags
3 HMX	1		6.716			ND	
6 MNX	1	7.385	7.394	-0.009	314532	1.98	M
7 RDX	1	7.765	7.789	-0.024	216210	1.85	M
$ 9 1,2-Dinitrobenzene	1		8.749			ND	U
10 1,3,5-Trinitrobenzene	1		8.929			ND	U
11 1,3-Dinitrobenzene	1	9.565	9.575	-0.010	4676	0.0152	
12 Nitrobenzene	1		9.949			ND	U
14 Tetryl	1		10.249			ND	U
16 2,4,6-Trinitrotoluene	1		11.222			ND	U
17 4-Amino-2,6-dinitrotoluene	1		11.375			ND	U
18 2-Amino-4,6-dinitrotoluene	1		11.669			ND	U
19 2,6-Dinitrotoluene	1		11.809			ND	
20 2,4-Dinitrotoluene	1	11.991	12.009	-0.018	15091	0.0497	
21 o-Nitrotoluene	1		12.829			ND	
22 p-Nitrotoluene	1		13.269			ND	
23 m-Nitrotoluene	1		13.862			ND	

QC Flag Legend

Review Flags

M - Manually Integrated

U - Marked Undetected

Report Date: 16-Jun-2020 21:25:34 Chrom Revision: 2.3 10-Jun-2020 22:46:48

Eurofins TestAmerica, Denver

Data File: \\chromfs\denver\chromdata\chhplc_x\20200612-92376.b\06150037.d

Injection Date:	16-Jun-2020 04:26:49	Instrument ID:	CHHPLC_X3	Operator ID:	JZ
Lims ID:	280-137110-A-2-A	Lab Sample ID:	280-137110-2	Worklist Smp#:	37
Client ID:	EW7-PM25A-3-25				
Injection Vol:	100.0 ul	Dil. Factor:	1.0000	ALS Bottle#:	37
Method:	8330_X3	Limit Group:	GCSV - 8330		

Column: UltraCarb5uODS (20) (4.60 mm) Y Scaling: Method Defined: Scale to the Nth Largest Target: 1

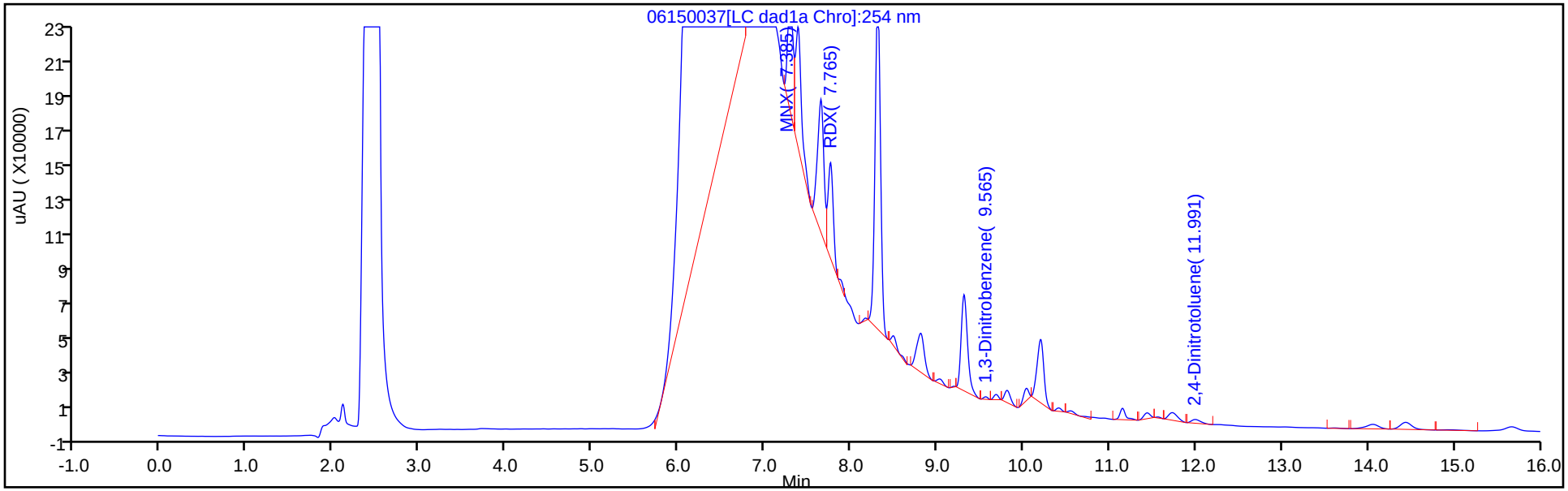

Y Scaling: Method Defined: Scale to the Nth Largest Target: 1

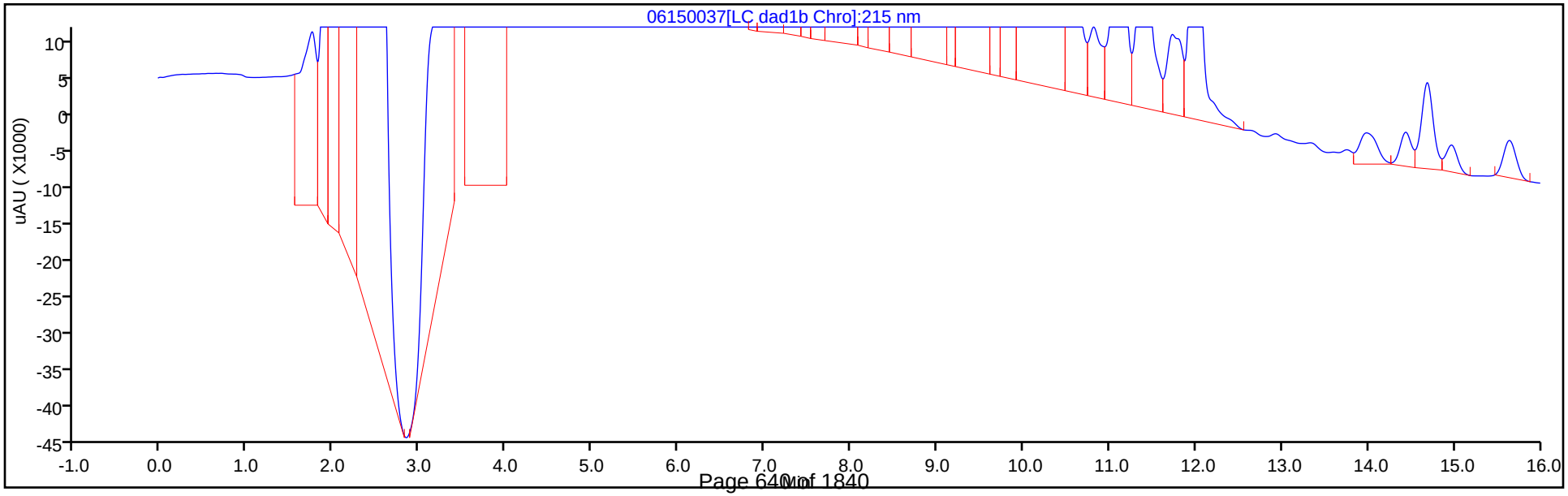

User Disabled Compound Report

Eurofins TestAmerica, Denver

Data File: \\chromfs\denver\chromdata\chhplc_x\20200612-92376.b\06150037.d

Injection Date:	16-Jun-2020 04:26:49	Instrument ID:	CHHPLC_X3		
Lims ID:	280-137110-A-2-A	Lab Sample ID:	280-137110-2		
Client ID:	EW7-PM25A-3-25				
Operator ID:	JZ	ALS Bottle#:	37	Worklist Smp#:	37
Injection Vol:	100.0 ul	Dil. Factor:	1.0000		
Method:	8330_X3	Limit Group:	GCSV - 8330		
Column:	UltraCarb5uODS (20) (4.60 mm)	Detector	LC DAD1B, 254 nm		

$ 9 1,2-Dinitrobenzene, CAS: 528-29-0, Signal: 1

RT: 8.81
Response: 133079
Amount: 0.962860

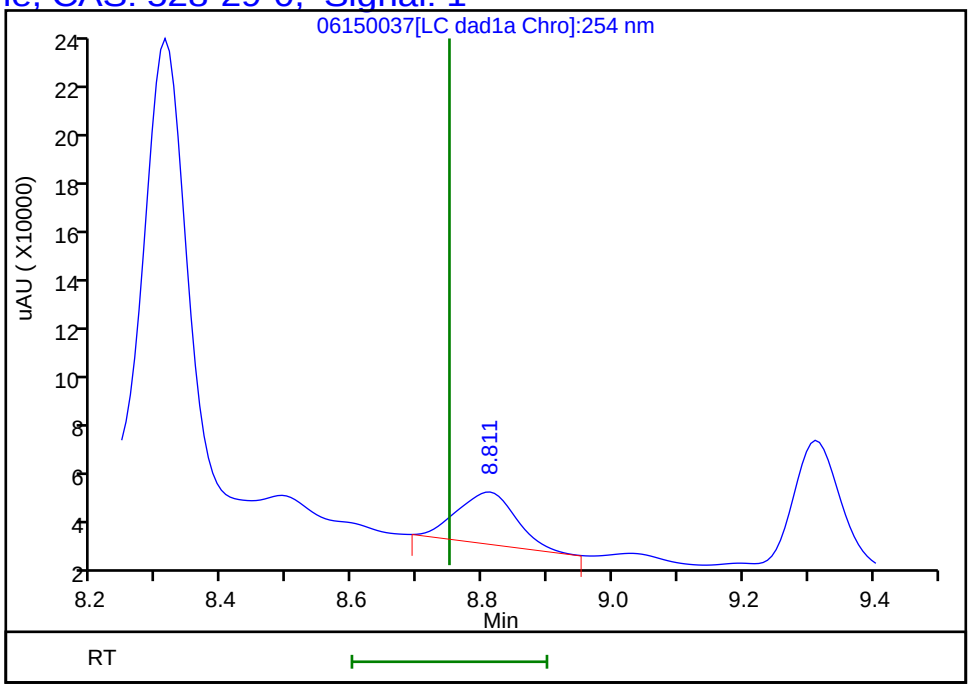

Reviewer: zhangji, 16-Jun-2020 15:31:03
Audit Action: Marked Compound Undetected Audit Reason: Invalid Compound ID

User Disabled Compound Report

Eurofins TestAmerica, Denver

Data File: \\chromfs\denver\chromdata\chhplc_x\20200612-92376.b\06150037.d

Injection Date:	16-Jun-2020 04:26:49	Instrument ID:	CHHPLC_X3		
Lims ID:	280-137110-A-2-A	Lab Sample ID:	280-137110-2		
Client ID:	EW7-PM25A-3-25				
Operator ID:	JZ	ALS Bottle#:	37	Worklist Smp#:	37
Injection Vol:	100.0 ul	Dil. Factor:	1.0000		
Method:	8330_X3	Limit Group:	GCSV - 8330		
Column:	UltraCarb5uODS (20) (4.60 mm)	Detector	LC DAD1B, 254 nm		

10 1,3,5-Trinitrobenzene, CAS: 99-35-4, Signal: 1

RT: 9.02
Response: 11800
Amount: 0.051236

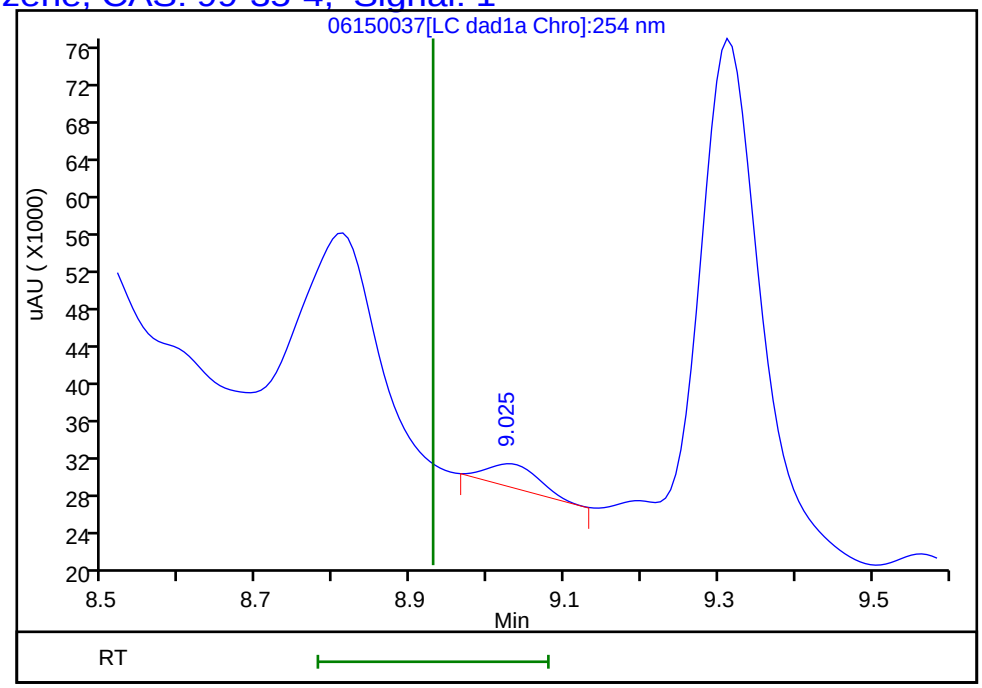

Reviewer: zhangji, 16-Jun-2020 15:31:03

Audit Action: Marked Compound Undetected Audit Reason: Invalid Compound ID

User Disabled Compound Report

Eurofins TestAmerica, Denver

Data File:	\\chromfs\denver\chromdata\chhplc_x\20200612-92376.b\06150037.d				
Injection Date:	16-Jun-2020 04:26:49	Instrument ID:	CHHPLC_X3		
Lims ID:	280-137110-A-2-A	Lab Sample ID:	280-137110-2		
Client ID:	EW7-PM25A-3-25				
Operator ID:	JZ	ALS Bottle#:	37	Worklist Smp#:	37
Injection Vol:	100.0 ul	Dil. Factor:	1.0000		
Method:	8330_X3	Limit Group:	GCSV - 8330		
Column:	UltraCarb5uODS (20) (4.60 mm)	Detector	LC DAD1B, 254 nm		

16 2,4,6-Trinitrotoluene, CAS: 118-96-7, Signal: 1

RT: 11.15
Response: 28636
Amount: 0.140351

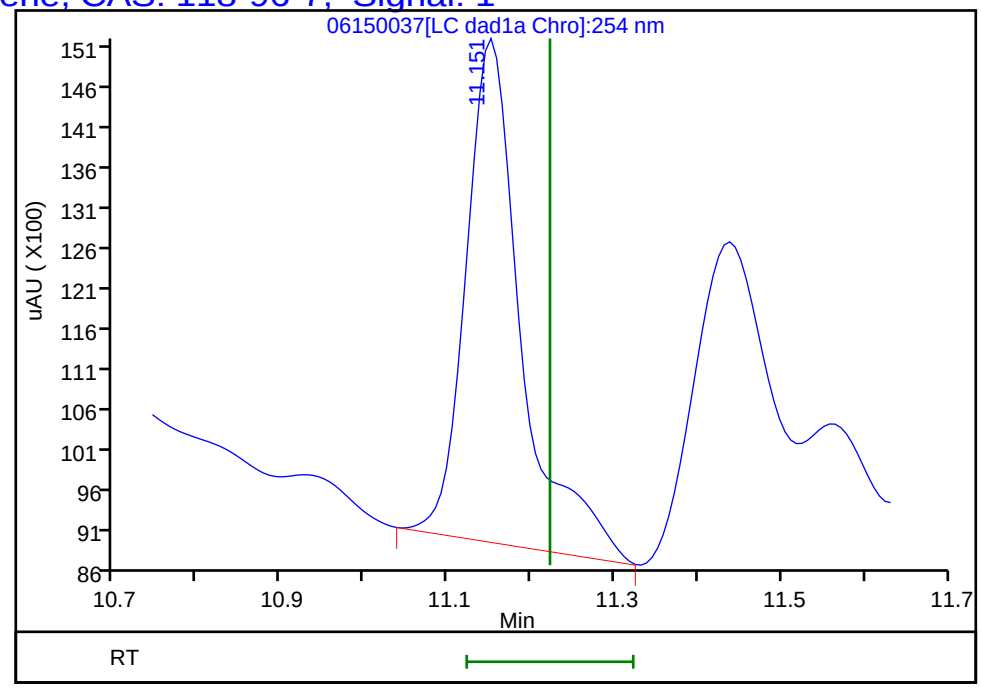

Reviewer: zhangji, 16-Jun-2020 15:31:03
Audit Action: Marked Compound Undetected Audit Reason: Invalid Compound ID

User Disabled Compound Report

Eurofins TestAmerica, Denver

Data File:	\\chromfs\denver\chromdata\chhplc_x\20200612-92376.b\06150037.d				
Injection Date:	16-Jun-2020 04:26:49	Instrument ID:	CHHPLC_X3		
Lims ID:	280-137110-A-2-A	Lab Sample ID:	280-137110-2		
Client ID:	EW7-PM25A-3-25				
Operator ID:	JZ	ALS Bottle#:	37	Worklist Smp#:	37
Injection Vol:	100.0 ul	Dil. Factor:	1.0000		
Method:	8330_X3	Limit Group:	GCSV - 8330		
Column:	UltraCarb5uODS (20) (4.60 mm)	Detector	LC DAD1B, 254 nm		

18 2-Amino-4,6-dinitrotoluene, CAS: 35572-78-2, Signal: 1

RT: 11.72
Response: 29970
Amount: 0.147769

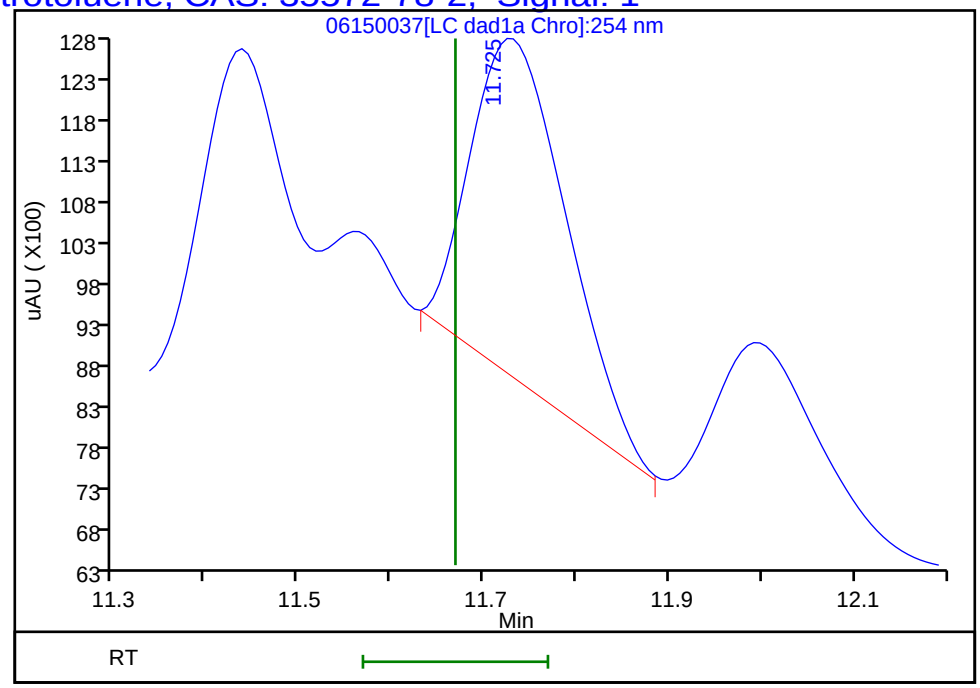

Reviewer: zhangji, 16-Jun-2020 15:31:03
Audit Action: Marked Compound Undetected Audit Reason: Invalid Compound ID

User Disabled Compound Report

Eurofins TestAmerica, Denver

Data File: \\chromfs\denver\chromdata\chhplc_x\20200612-92376.b\06150037.d

Injection Date:	16-Jun-2020 04:26:49	Instrument ID:	CHHPLC_X3		
Lims ID:	280-137110-A-2-A	Lab Sample ID:	280-137110-2		
Client ID:	EW7-PM25A-3-25				
Operator ID:	JZ	ALS Bottle#:	37	Worklist Smp#:	37
Injection Vol:	100.0 ul	Dil. Factor:	1.0000		
Method:	8330_X3	Limit Group:	GCSV - 8330		
Column:	UltraCarb5uODS (20) (4.60 mm)	Detector	LC DAD1B, 254 nm		

17 4-Amino-2,6-dinitrotoluene, CAS: 19406-51-0, Signal: 1

RT: 11.44
Response: 16172
Amount: 0.097188

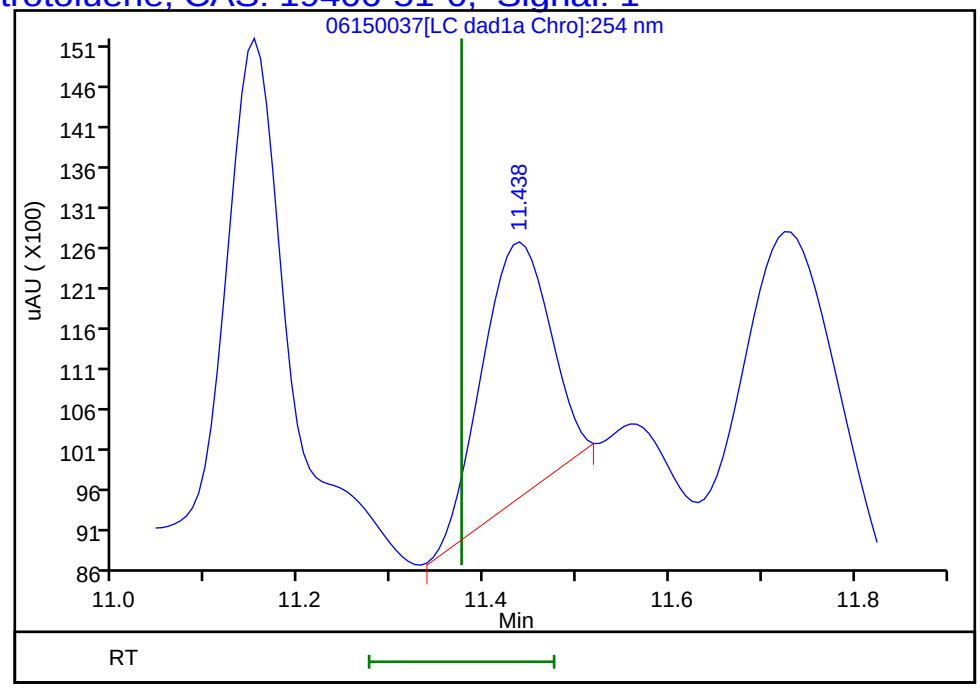

Reviewer: zhangji, 16-Jun-2020 15:31:03
Audit Action: Marked Compound Undetected Audit Reason: Invalid Compound ID

Manual Integration/User Assign Peak Report

Eurofins TestAmerica, Denver

Data File:	\\chromfs\denver\chromdata\chhplc_x\20200612-92376.b\06150037.d				
Injection Date:	16-Jun-2020 04:26:49	Instrument ID:	CHHPLC_X3		
Lims ID:	280-137110-A-2-A	Lab Sample ID:	280-137110-2		
Client ID:	EW7-PM25A-3-25				
Operator ID:	JZ	ALS Bottle#:	37	Worklist Smp#:	37
Injection Vol:	100.0 ul	Dil. Factor:	1.0000		
Method:	8330_X3	Limit Group:	GCSV - 8330		
Column:	UltraCarb5uODS (20) (4.60 mm)	Detector	LC DAD1B, 254 nm		

6 MNX, CAS: 5755-27-1

Signal: 1

Processing Integration Results

RT: 7.38
Area: 206060
Amount: 1.299701
Amount Units: ug/mL

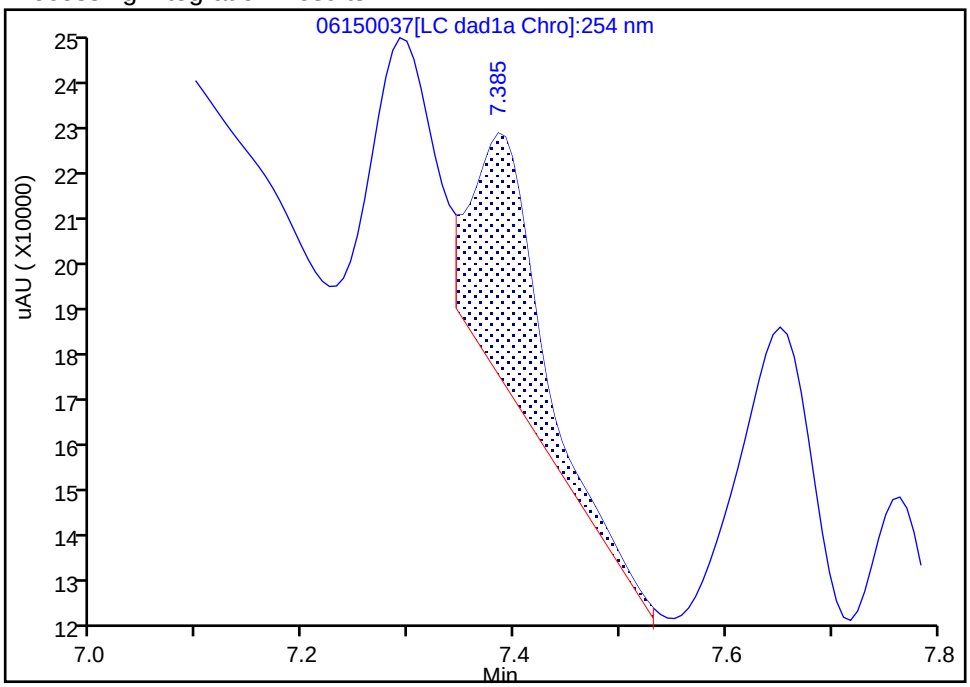

Manual Integration Results

RT: 7.38
Area: 314532
Amount: 1.983876
Amount Units: ug/mL

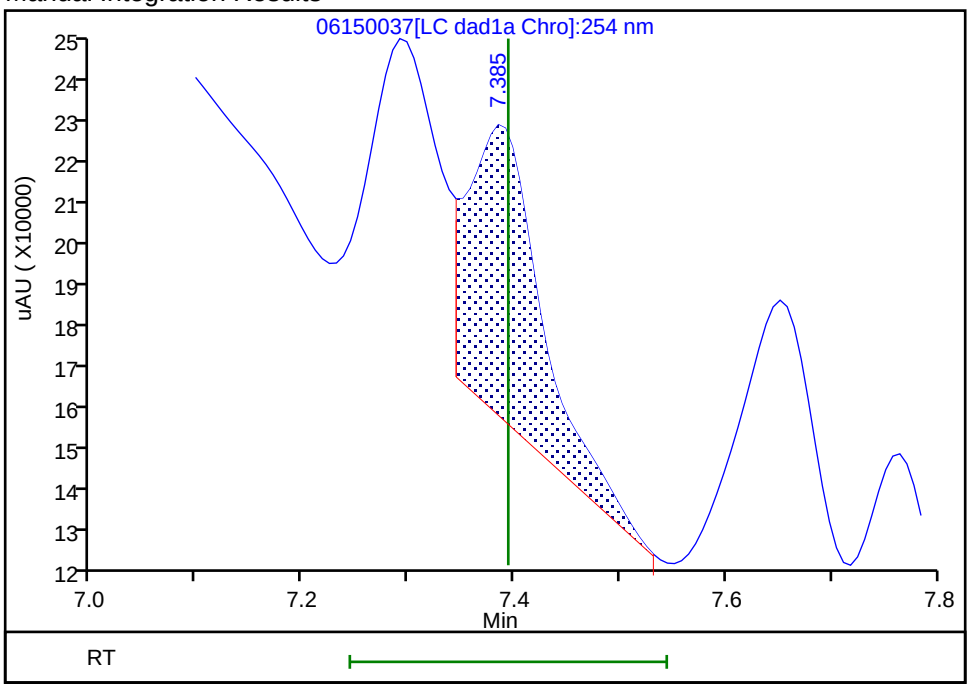

Reviewer: zhangji, 16-Jun-2020 15:30:40

Audit Action: Assigned New Baseline Audit Reason: Baseline

User Disabled Compound Report

Eurofins TestAmerica, Denver

Data File:	\\chromfs\denver\chromdata\chhplc_x\20200612-92376.b\06150037.d				
Injection Date:	16-Jun-2020 04:26:49	Instrument ID:	CHHPLC_X3		
Lims ID:	280-137110-A-2-A	Lab Sample ID:	280-137110-2		
Client ID:	EW7-PM25A-3-25				
Operator ID:	JZ	ALS Bottle#:	37	Worklist Smp#:	37
Injection Vol:	100.0 ul	Dil. Factor:	1.0000		
Method:	8330_X3	Limit Group:	GCSV - 8330		
Column:	UltraCarb5uODS (20) (4.60 mm)	Detector	LC DAD1B, 254 nm		

12 Nitrobenzene, CAS: 98-95-3, Signal: 1

RT: 10.04
Response: 27816
Amount: 0.138801

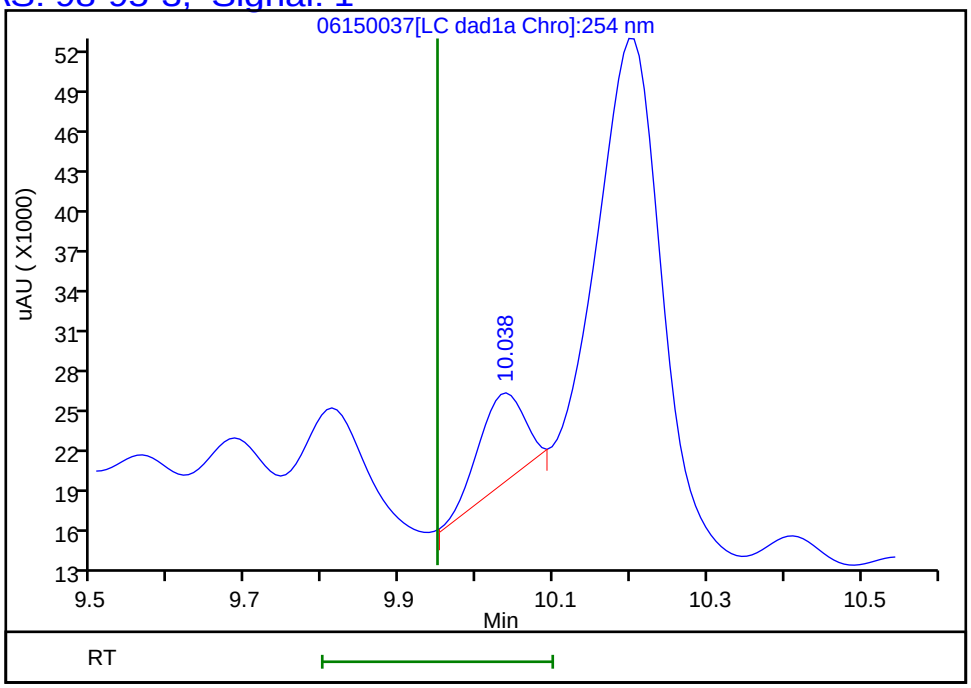

Reviewer: zhangji, 16-Jun-2020 15:31:03
Audit Action: Marked Compound Undetected Audit Reason: Invalid Compound ID

Manual Integration/User Assign Peak Report

Eurofins TestAmerica, Denver

Data File:	\\chromfs\denver\chromdata\chhplc_x\20200612-92376.b\06150037.d				
Injection Date:	16-Jun-2020 04:26:49	Instrument ID:	CHHPLC_X3		
Lims ID:	280-137110-A-2-A	Lab Sample ID:	280-137110-2		
Client ID:	EW7-PM25A-3-25				
Operator ID:	JZ	ALS Bottle#:	37	Worklist Smp#:	37
Injection Vol:	100.0 ul	Dil. Factor:	1.0000		
Method:	8330_X3	Limit Group:	GCSV - 8330		
Column:	UltraCarb5uODS (20) (4.60 mm)	Detector	LC DAD1B, 254 nm		

7 RDX, CAS: 121-82-4

Signal: 1

Processing Integration Results

RT: 7.76
Area: 187571
Amount: 1.608490
Amount Units: ug/mL

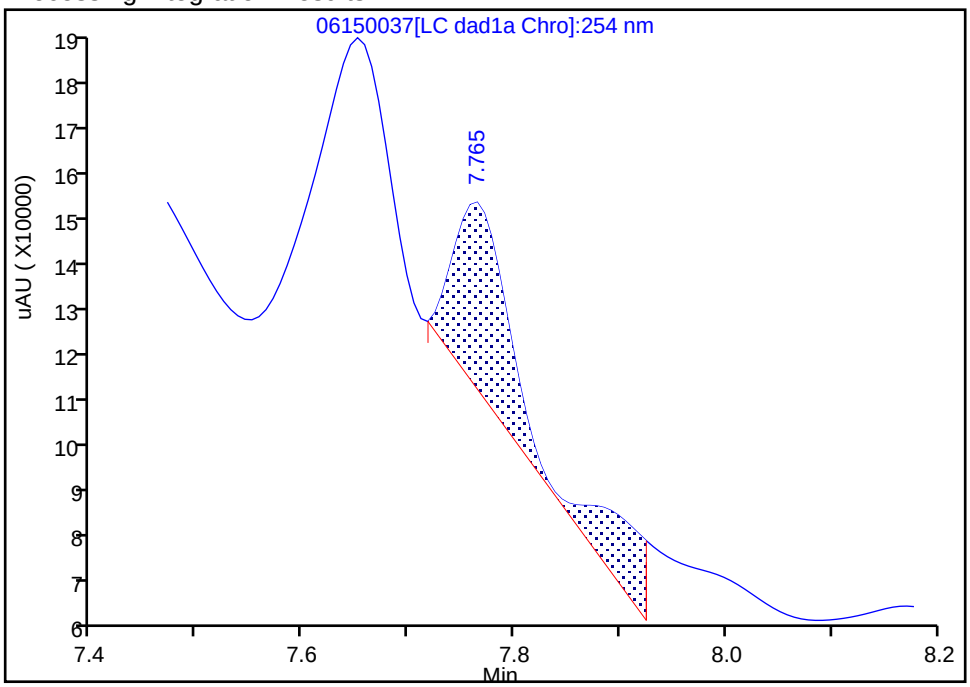

Manual Integration Results

RT: 7.76
Area: 216210
Amount: 1.854080
Amount Units: ug/mL

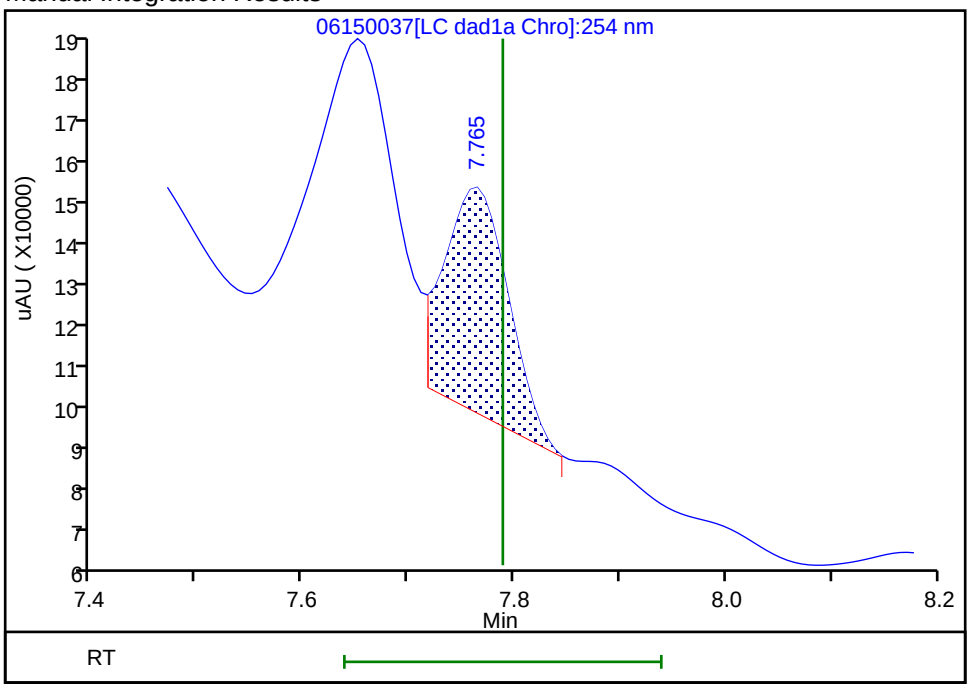

Reviewer: zhangji, 16-Jun-2020 15:30:51

Audit Action: Split an Integrated Peak Audit Reason: Baseline

User Disabled Compound Report

Eurofins TestAmerica, Denver

Data File: \\chromfs\denver\chromdata\chhplc_x\20200612-92376.b\06150037.d

Injection Date:	16-Jun-2020 04:26:49	Instrument ID:	CHHPLC_X3		
Lims ID:	280-137110-A-2-A	Lab Sample ID:	280-137110-2		
Client ID:	EW7-PM25A-3-25				
Operator ID:	JZ	ALS Bottle#:	37	Worklist Smp#:	37
Injection Vol:	100.0 ul	Dil. Factor:	1.0000		
Method:	8330_X3	Limit Group:	GCSV - 8330		
Column:	UltraCarb5uODS (20) (4.60 mm)	Detector	LC DAD1B, 254 nm		

14 Tetryl, CAS: 479-45-8, Signal: 1

RT: 10.20
Response: 190698
Amount: 1.077195

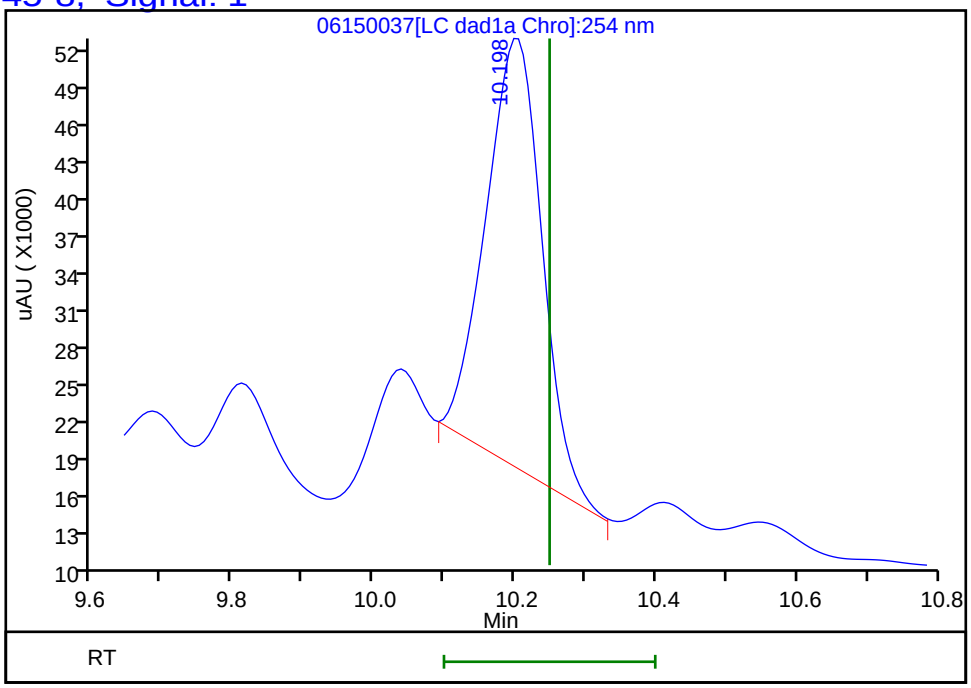

Reviewer: zhangji, 16-Jun-2020 15:31:03
Audit Action: Marked Compound Undetected Audit Reason: Invalid Compound ID

FORM I
HPLC/IC ORGANICS ANALYSIS DATA SHEET

Lab Name: Eurofins TestAmerica, Denver Job No.: 280-137110-1

SDG No.:

Client Sample ID: EW7-PM25A-3-25 Lab Sample ID: 280-137110-2

Matrix: Water Lab File ID: 06170046.D

Analysis Method: 8330A Date Collected: 05/31/2020 09:10

Extraction Method: 3535 Date Extracted: 06/04/2020 10:29

Sample wt/vol: 452.8(mL) Date Analyzed: 06/18/2020 16:39

Con. Extract Vol.: 5(mL) Dilution Factor: 1

Injection Volume: 100(uL) GC Column: Luna-phenylhex ID: 4.6(mm)

% Moisture: GPC Cleanup:(Y/N) N

Analysis Batch No.: 499146 Units: ug/L

CAS NO.	COMPOUND NAME	RESULT	Q	LOQ	LOD	DL
99-65-0	1,3-Dinitrobenzene	0.11	U Q	0.12	0.11	0.041
121-14-2	2,4-Dinitrotoluene	0.088	U Q	0.11	0.088	0.030
5755-27-1	MNX	0.44	U	2.2	0.44	0.17
121-82-4	RDX	0.22	U Q	0.23	0.22	0.057

CAS NO.	SURROGATE	%REC	Q	LIMITS
528-29-0	1,2-Dinitrobenzene	157	*Q*	83-119

Eurofins TestAmerica, Denver
Target Compound Quantitation Report

Data File: \\chromfs\Denver\ChromData\G2_LUNA\20200617-92518.b\06170046.D
Lims ID: 280-137110-A-2-A
Client ID: EW7-PM25A-3-25
Sample Type: Client
Inject. Date: 18-Jun-2020 16:39:30 ALS Bottle#: 46 Worklist Smp#: 46
Injection Vol: 100.0 ul Dil. Factor: 1.0000
Sample Info: 280-137110-A-2-A
Misc. Info.: 280-0092518-046
Operator ID: JZ Instrument ID: CHHPLC_G2_LUNA

Method: \\chromfs\Denver\ChromData\G2_LUNA\20200617-92518.b\G2_8330_Luna.m
Limit Group: GCSV - 8330
Last Update: 19-Jun-2020 16:25:28 Calib Date: 15-May-2020 02:11:20
Integrator: Falcon
Quant Method: External Standard Quant By: Initial Calibration
Last ICal File: \\chromfs\Denver\ChromData\G2_LUNA\20200514-91518.b\05140024.D

Column 1 : Luna-Phenyl hexyl (4.60 mm) Det: LC DAD1A, 254 nm
Process Host: CTX1007

First Level Reviewer: zhangji Date: 18-Jun-2020 19:24:44

	Compound	Det	RT (min.)	Exp RT (min.)	Dlt RT (min.)	Response	OnCol Amt ug/ml	Flags
	6 HMX	1	7.127	7.150	-0.023	21052	0.0889	
	7 MNX	1		7.876			ND	
	8 RDX	1		9.369			ND	
	9 Nitrobenzene	1		12.269			ND	
$	10 1,2-Dinitrobenzene	1	13.240	13.276	-0.036	88794	0.3137	
	12 1,3-Dinitrobenzene	1		15.809			ND	
	14 o-Nitrotoluene	1		16.743			ND	U
	15 p-Nitrotoluene	1		17.023			ND	
	16 4-Amino-2,6-dinitrotoluene	1		17.463			ND	U
	17 m-Nitrotoluene	1		17.956			ND	U
	18 2-Amino-4,6-dinitrotoluene	1	18.347	18.396	-0.049	78523	0.1688	
	19 1,3,5-Trinitrobenzene	1		19.136			ND	U
	20 2,6-Dinitrotoluene	1		20.056			ND	
	21 2,4-Dinitrotoluene	1		20.570			ND	
	22 Tetryl	1		23.870			ND	
	23 2,4,6-Trinitrotoluene	1	24.894	24.883	0.011	11428	0.0206	

QC Flag Legend

Review Flags
U - Marked Undetected

Report Date: 19-Jun-2020 16:25:36 Chrom Revision: 2.3 17-Jun-2020 19:07:08

Eurofins TestAmerica, Denver

Data File:	\\chromfs\denver\chromdata\g2_luna\20200617-92518.b\06170046.d				
Injection Date:	18-Jun-2020 16:39:30	Instrument ID:	CHHPLC_G2_LUNA	Operator ID:	JZ
Lims ID:	280-137110-A-2-A	Lab Sample ID:	280-137110-2	Worklist Smp#:	46
Client ID:	EW7-PM25A-3-25				
Injection Vol:	100.0 ul	Dil. Factor:	1.0000	ALS Bottle#:	46
Method:	G2_8330_Luna	Limit Group:	GCSV - 8330		

Column: Luna-Phenyl hexyl (4.60 mm) Y Scaling: Method Defined: Scale to the Nth Largest Peak: 1

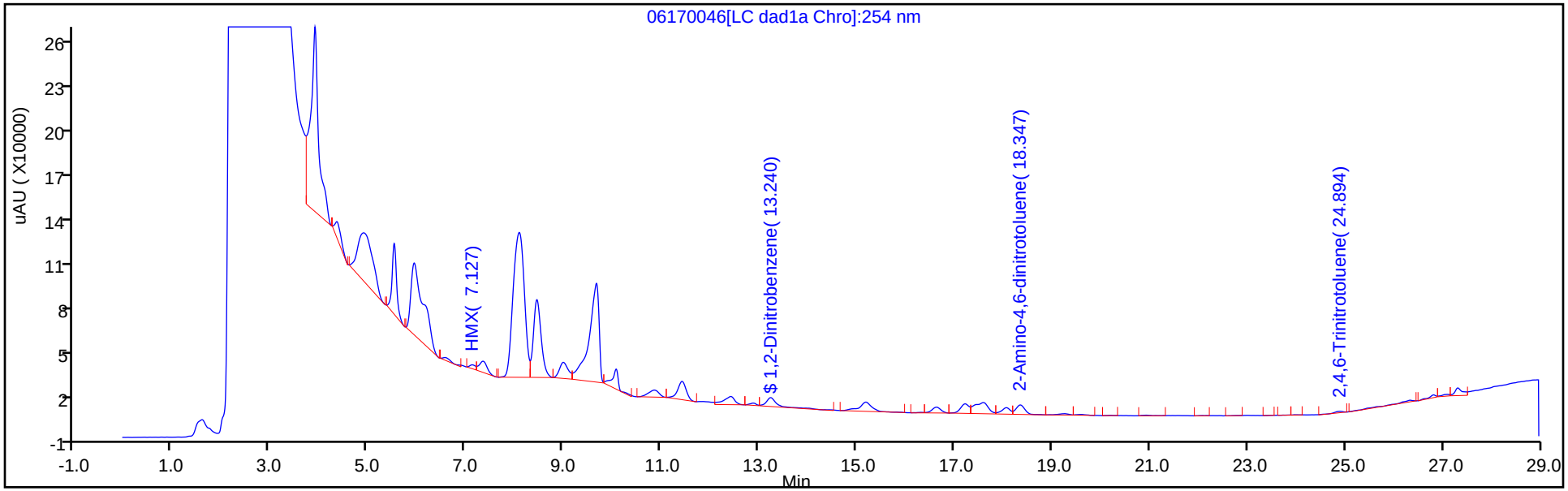

Y Scaling: Method Defined: Scale to the Nth Largest Peak: 1

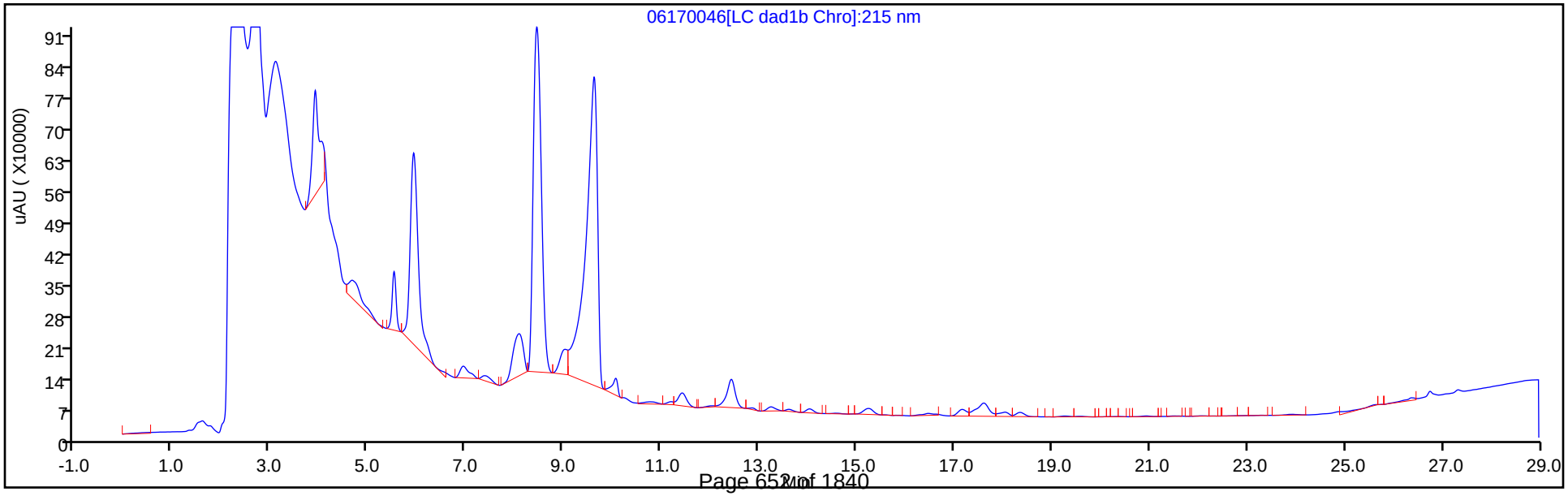

Eurofins TestAmerica, Denver
Recovery Report

Data File:	\\chromfs\Denver\ChromData\G2_LUNA\20200617-92518.b\06170046.D				
Lims ID:	280-137110-A-2-A				
Client ID:	EW7-PM25A-3-25				
Sample Type:	Client				
Inject. Date:	18-Jun-2020 16:39:30	ALS Bottle#:	46	Worklist Smp#:	46
Injection Vol:	100.0 ul	Dil. Factor:	1.0000		
Sample Info:	280-137110-A-2-A				
Misc. Info.:	280-0092518-046				
Operator ID:	JZ	Instrument ID:	CHHPLC_G2_LUNA		
Method:	\\chromfs\Denver\ChromData\G2_LUNA\20200617-92518.b\G2_8330_Luna.m				
Limit Group:	GCSV - 8330				
Last Update:	19-Jun-2020 16:25:28	Calib Date:	15-May-2020 02:11:20		
Integrator:	Falcon				
Quant Method:	External Standard	Quant By:	Initial Calibration		
Last ICal File:	\\chromfs\Denver\ChromData\G2_LUNA\20200514-91518.b\05140024.D				
Column 1 :	Luna-Phenyl hexyl (4.60 mm)		Det: LC DAD1A, 254 nm		
Process Host:	CTX1007				
First Level Reviewer: zhangji		Date:	18-Jun-2020 19:24:44		

Compound	Amount Added	Amount Recovered	% Rec.
$ 10 1,2-Dinitrobenzene	0.2000	0.3137	156.83

User Disabled Compound Report

Eurofins TestAmerica, Denver

Data File:	\\chromfs\denver\chromdata\g2_luna\20200617-92518.b\06170046.d				
Injection Date:	18-Jun-2020 16:39:30	Instrument ID:	CHHPLC_G2_LUNA		
Lims ID:	280-137110-A-2-A	Lab Sample ID:	280-137110-2		
Client ID:	EW7-PM25A-3-25				
Operator ID:	JZ	ALS Bottle#:	46	Worklist Smp#:	46
Injection Vol:	100.0 ul	Dil. Factor:	1.0000		
Method:	G2_8330_Luna	Limit Group:	GCSV - 8330		
Column:	Luna-Phenyl hexyl (4.60 mm)	Detector	LC DAD1A, 254 nm		

19 1,3,5-Trinitrobenzene, CAS: 99-35-4, Signal: 1

RT: 19.26
Response: 12483
Amount: 0.026422

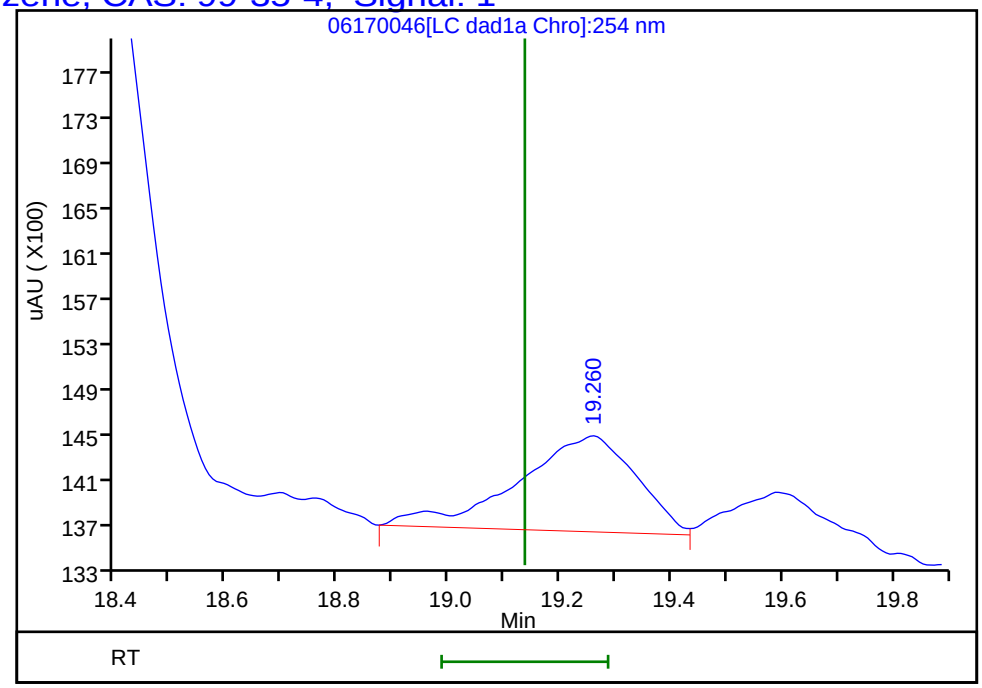

Reviewer: zhangji, 18-Jun-2020 19:24:44
Audit Action: Marked Compound Undetected Audit Reason: Invalid Compound ID

User Disabled Compound Report

Eurofins TestAmerica, Denver

Data File:	\\chromfs\denver\chromdata\g2_luna\20200617-92518.b\06170046.d				
Injection Date:	18-Jun-2020 16:39:30	Instrument ID:	CHHPLC_G2_LUNA		
Lims ID:	280-137110-A-2-A	Lab Sample ID:	280-137110-2		
Client ID:	EW7-PM25A-3-25				
Operator ID:	JZ	ALS Bottle#:	46	Worklist Smp#:	46
Injection Vol:	100.0 ul	Dil. Factor:	1.0000		
Method:	G2_8330_Luna	Limit Group:	GCSV - 8330		
Column:	Luna-Phenyl hexyl (4.60 mm)	Detector	LC DAD1A, 254 nm		

14 o-Nitrotoluene, CAS: 88-72-2, Signal: 1

RT: 16.63
Response: 47324
Amount: 0.173371

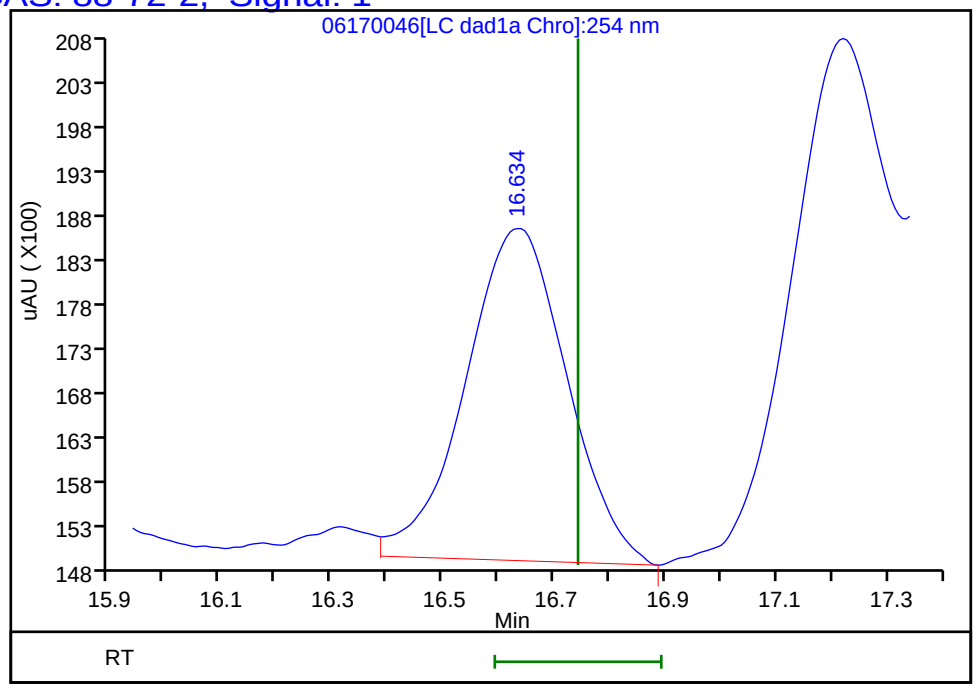

Reviewer: zhangji, 18-Jun-2020 19:24:44
Audit Action: Marked Compound Undetected Audit Reason: Invalid Compound ID

User Disabled Compound Report

Eurofins TestAmerica, Denver

Data File: \\chromfs\denver\chromdata\g2_luna\20200617-92518.b\06170046.d

Injection Date:	18-Jun-2020 16:39:30	Instrument ID:	CHHPLC_G2_LUNA		
Lims ID:	280-137110-A-2-A	Lab Sample ID:	280-137110-2		
Client ID:	EW7-PM25A-3-25				
Operator ID:	JZ	ALS Bottle#:	46	Worklist Smp#:	46
Injection Vol:	100.0 ul	Dil. Factor:	1.0000		
Method:	G2_8330_Luna	Limit Group:	GCSV - 8330		
Column:	Luna-Phenyl hexyl (4.60 mm)	Detector	LC DAD1A, 254 nm		

17 m-Nitrotoluene, CAS: 99-08-1, Signal: 1

RT: 18.07
Response: 51889
Amount: 0.173933

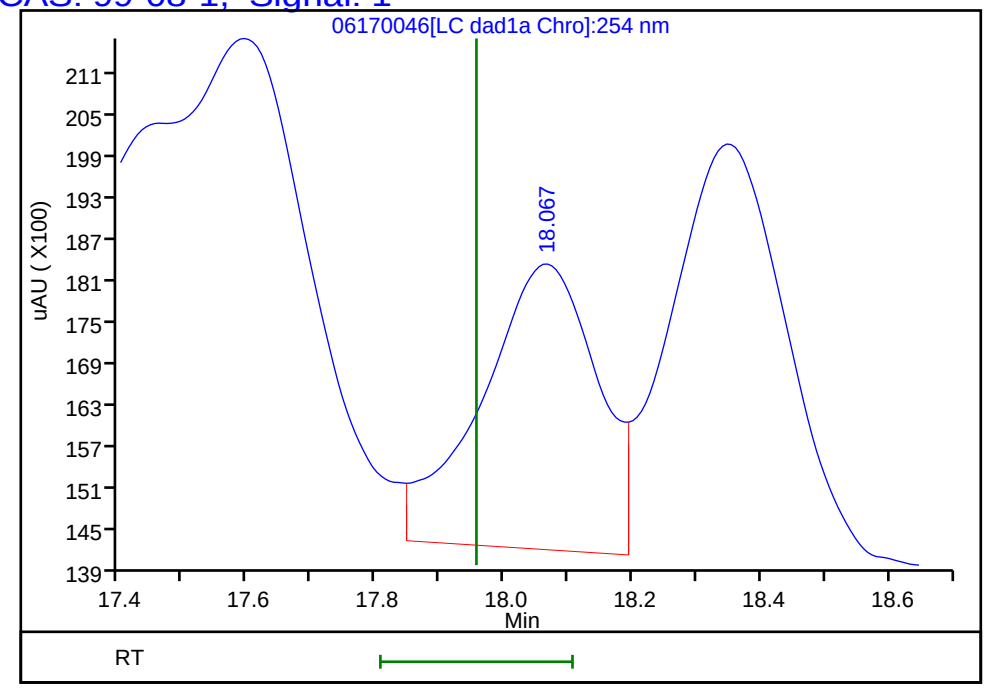

Reviewer: zhangji, 18-Jun-2020 19:24:44

Audit Action: Marked Compound Undetected Audit Reason: Invalid Compound ID

User Disabled Compound Report

Eurofins TestAmerica, Denver

Data File:	\\chromfs\denver\chromdata\g2_luna\20200617-92518.b\06170046.d				
Injection Date:	18-Jun-2020 16:39:30	Instrument ID:	CHHPLC_G2_LUNA		
Lims ID:	280-137110-A-2-A	Lab Sample ID:	280-137110-2		
Client ID:	EW7-PM25A-3-25				
Operator ID:	JZ	ALS Bottle#:	46	Worklist Smp#:	46
Injection Vol:	100.0 ul	Dil. Factor:	1.0000		
Method:	G2_8330_Luna	Limit Group:	GCSV - 8330		
Column:	Luna-Phenyl hexyl (4.60 mm)	Detector	LC DAD1A, 254 nm		

16 4-Amino-2,6-dinitrotoluene, CAS: 19406-51-0, Signal: 1

RT: 17.59
Response: 142108
Amount: 0.411627

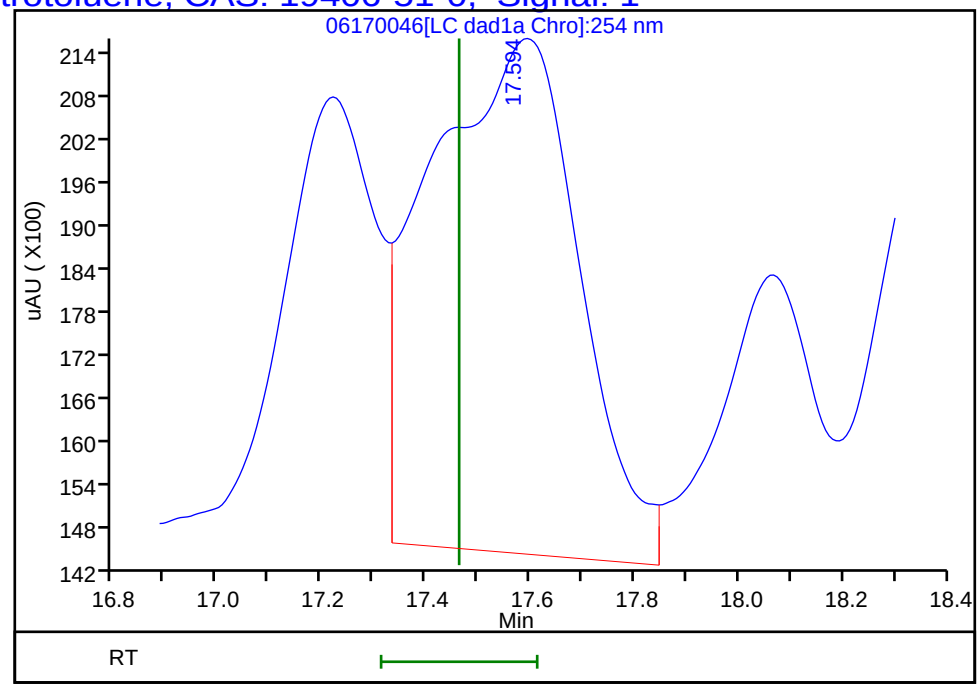

Reviewer: zhangji, 18-Jun-2020 19:24:44
Audit Action: Marked Compound Undetected Audit Reason: Invalid Compound ID

FORM I
HPLC/IC ORGANICS ANALYSIS DATA SHEET

Lab Name: Eurofins TestAmerica, Denver Job No.: 280-137110-1

SDG No.:

Client Sample ID: EW7-PM25B-3-25 Lab Sample ID: 280-137110-3

Matrix: Water Lab File ID: 06160014.D

Analysis Method: 8330A Date Collected: 05/31/2020 11:00

Extraction Method: 3535 Date Extracted: 06/04/2020 10:29

Sample wt/vol: 459.9(mL) Date Analyzed: 06/16/2020 21:35

Con. Extract Vol.: 5(mL) Dilution Factor: 10

Injection Volume: 100(uL) GC Column: UltraCarb5uODS ID: 4.6(mm)

% Moisture: GPC Cleanup:(Y/N) N

Analysis Batch No.: 498990 Units: ug/L

CAS NO.	COMPOUND NAME	RESULT	Q	LOQ	LOD	DL
99-35-4	1,3,5-Trinitrobenzene	2.2	U M Q	2.3	2.2	0.91
99-65-0	1,3-Dinitrobenzene	1.1	U M Q	1.2	1.1	0.40
118-96-7	2,4,6-Trinitrotoluene	1.1	U Q	1.2	1.1	0.49
121-14-2	2,4-Dinitrotoluene	0.87	U M Q	1.1	0.87	0.30
606-20-2	2,6-Dinitrotoluene	0.87	U Q	1.1	0.87	0.44
35572-78-2	2-Amino-4,6-dinitrotoluene	1.1	U M Q	1.2	1.1	0.55
88-72-2	2-Nitrotoluene	2.2	U Q	2.3	2.2	0.93
99-08-1	3-Nitrotoluene	4.3	U Q	4.3	4.3	2.1
19406-51-0	4-Amino-2,6-dinitrotoluene	1.3	U Q	1.6	1.3	0.63
99-99-0	4-Nitrotoluene	4.3	U Q	4.5	4.3	1.1
2691-41-0	HMX	2.2	U M Q	2.3	2.2	0.95
5755-27-1	MNX	56	D M J1	22	4.3	1.7
98-95-3	Nitrobenzene	2.2	U M Q	2.3	2.2	0.99
121-82-4	RDX	57	D M Q J1	2.3	2.2	0.56
479-45-8	Tetryl	1.1	U M Q	1.2	1.1	0.35

CAS NO.	SURROGATE	%REC	Q	LIMITS
528-29-0	1,2-Dinitrobenzene	792	Q	83-119

Eurofins TestAmerica, Denver
Target Compound Quantitation Report

Data File: \\chromfs\Denver\ChromData\CHHPLC_X\20200616-92483.b\06160014.D
Lims ID: 280-137110-A-3-A
Client ID: EW7-PM25B-3-25
Sample Type: Client
Inject. Date: 16-Jun-2020 21:35:43 ALS Bottle#: 14 Worklist Smp#: 14
Injection Vol: 100.0 ul Dil. Factor: 10.0000
Sample Info: 280-137110-A-3-A
Misc. Info.: 280-0092483-014
Operator ID: JZ Instrument ID: CHHPLC_X3

Method: \\chromfs\Denver\ChromData\CHHPLC_X\20200616-92483.b\8330_X3.m
Limit Group: GCSV - 8330
Last Update: 17-Jun-2020 17:24:20 Calib Date: 18-Mar-2020 14:39:27
Integrator: Falcon
Quant Method: External Standard Quant By: Initial Calibration
Last ICal File: \\chromna\Denver\ChromData\CHHPLC_X\20200318-90159.b\03180015.D

Column 1 : UltraCarb5uODS (20) (4.60 mm) Det: LC DAD1B, 254 nm
Process Host: CTX1005

First Level Reviewer: zhangji Date: 16-Jun-2020 22:02:01

Compound	Det	RT (min.)	Exp RT (min.)	Dlt RT (min.)	Response	OnCol Amt ug/mL	Flags
3 HMX	1		6.709			ND	U
6 MNX	1	7.384	7.394	-0.010	81763	0.5157	M
7 RDX	1	7.757	7.789	-0.032	61064	0.5236	M
$ 9 1,2-Dinitrobenzene	1	8.784	8.763	0.021	21887	0.1584	
10 1,3,5-Trinitrobenzene	1		8.936			ND	U
11 1,3-Dinitrobenzene	1		9.589			ND	U
12 Nitrobenzene	1		9.969			ND	U
14 Tetryl	1		10.282			ND	U
16 2,4,6-Trinitrotoluene	1		11.249			ND	
17 4-Amino-2,6-dinitrotoluene	1		11.416			ND	
18 2-Amino-4,6-dinitrotoluene	1		11.702			ND	U
19 2,6-Dinitrotoluene	1		11.849			ND	
20 2,4-Dinitrotoluene	1		12.049			ND	U
21 o-Nitrotoluene	1		12.876			ND	
22 p-Nitrotoluene	1		13.309			ND	
23 m-Nitrotoluene	1		13.902			ND	

QC Flag Legend

Review Flags
M - Manually Integrated
U - Marked Undetected

Report Date: 17-Jun-2020 17:24:22 Chrom Revision: 2.3 10-Jun-2020 22:46:48

Eurofins TestAmerica, Denver

Data File: \\chromfs\denver\chromdata\chhplc_x\20200616-92483.b\06160014.d

Injection Date:	16-Jun-2020 21:35:43	Instrument ID:	CHHPLC_X3	Operator ID:	JZ
Lims ID:	280-137110-A-3-A	Lab Sample ID:	280-137110-3	Worklist Smp#:	14
Client ID:	EW7-PM25B-3-25				
Injection Vol:	100.0 ul	Dil. Factor:	10.0000	ALS Bottle#:	14
Method:	8330_X3	Limit Group:	GCSV - 8330		

Column: UltraCarb5uODS (20) (4.60 mm) Y Scaling: Method Defined: Scale to the Nth Largest Target: 1

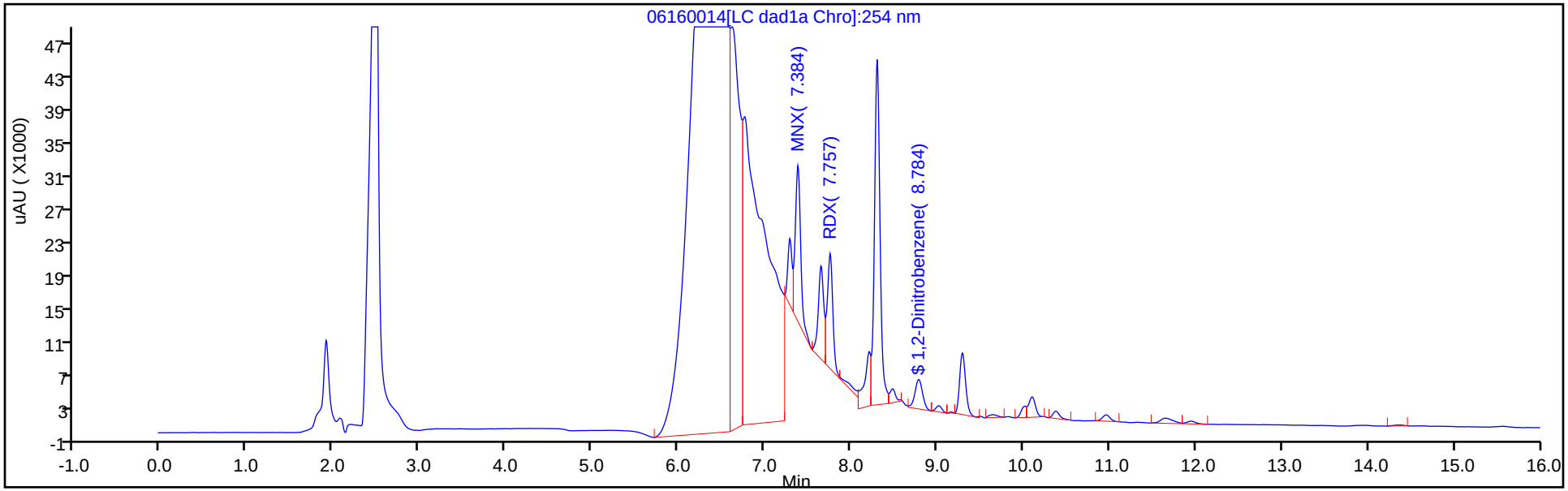

Y Scaling: Method Defined: Scale to the Nth Largest Target: 1

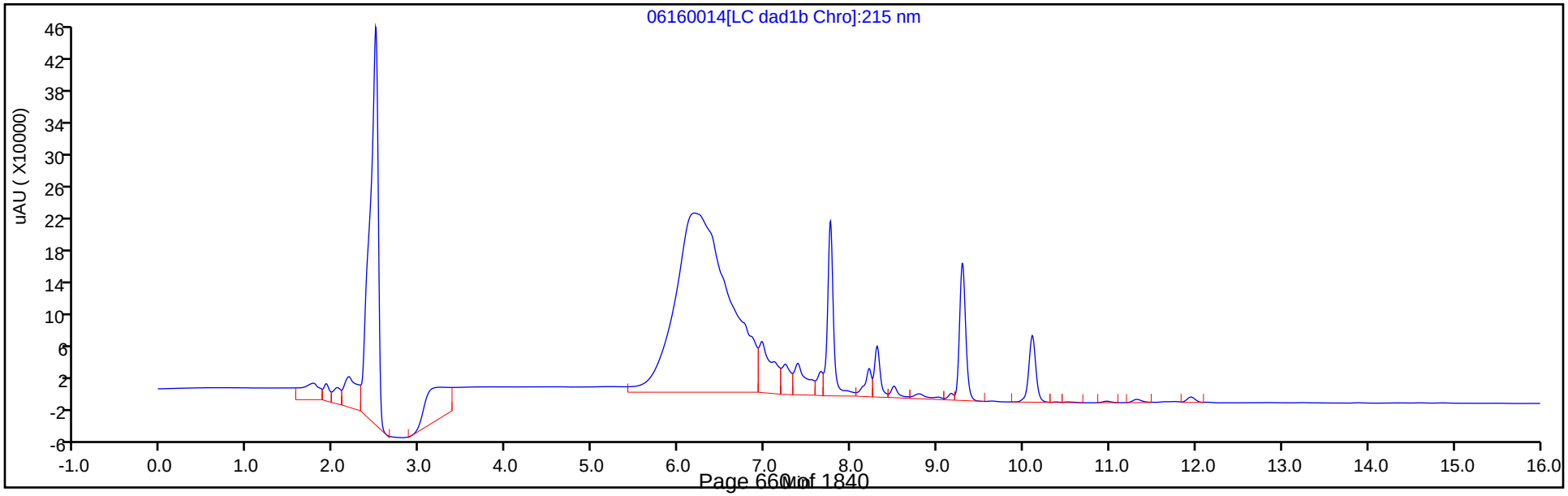

Eurofins TestAmerica, Denver
Recovery Report

Data File:	\\chromfs\Denver\ChromData\CHHPLC_X\20200616-92483.b\06160014.D				
Lims ID:	280-137110-A-3-A				
Client ID:	EW7-PM25B-3-25				
Sample Type:	Client				
Inject. Date:	16-Jun-2020 21:35:43	ALS Bottle#:	14	Worklist Smp#:	14
Injection Vol:	100.0 ul	Dil. Factor:	10.0000		
Sample Info:	280-137110-A-3-A				
Misc. Info.:	280-0092483-014				
Operator ID:	JZ	Instrument ID:	CHHPLC_X3		
Method:	\\chromfs\Denver\ChromData\CHHPLC_X\20200616-92483.b\8330_X3.m				
Limit Group:	GCSV - 8330				
Last Update:	17-Jun-2020 17:24:20	Calib Date:	18-Mar-2020 14:39:27		
Integrator:	Falcon				
Quant Method:	External Standard	Quant By:	Initial Calibration		
Last ICal File:	\\chromna\Denver\ChromData\CHHPLC_X\20200318-90159.b\03180015.D				
Column 1 :	UltraCarb5uODS (20) (4.60 mm)		Det: LC DAD1B, 254 nm		
Process Host:	CTX1005				
First Level Reviewer: zhangji		Date:	16-Jun-2020 22:02:01		

Compound	Amount Added	Amount Recovered	% Rec.
$ 9 1,2-Dinitrobenzene	0.2000	0.1584	79.18

User Disabled Compound Report

Eurofins TestAmerica, Denver

Data File: \\chromfs\denver\chromdata\chhplc_x\20200616-92483.b\06160014.d

Injection Date:	16-Jun-2020 21:35:43	Instrument ID:	CHHPLC_X3		
Lims ID:	280-137110-A-3-A	Lab Sample ID:	280-137110-3		
Client ID:	EW7-PM25B-3-25				
Operator ID:	JZ	ALS Bottle#:	14	Worklist Smp#:	14
Injection Vol:	100.0 ul	Dil. Factor:	10.0000		
Method:	8330_X3	Limit Group:	GCSV - 8330		
Column:	UltraCarb5uODS (20) (4.60 mm)	Detector	LC DAD1B, 254 nm		

10 1,3,5-Trinitrobenzene, CAS: 99-35-4, Signal: 1

RT: 9.02
Response: 3593
Amount: 0.015601

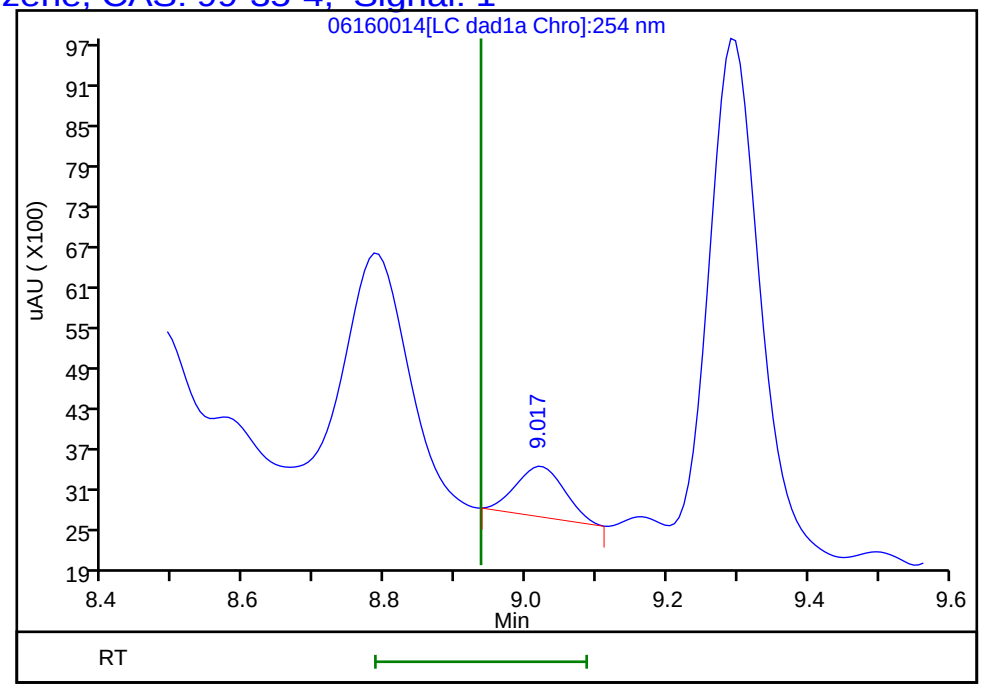

Reviewer: zhangji, 16-Jun-2020 22:02:01
Audit Action: Marked Compound Undetected Audit Reason: Invalid Compound ID

User Disabled Compound Report

Eurofins TestAmerica, Denver

Data File: \\chromfs\denver\chromdata\chhplc_x\20200616-92483.b\06160014.d

Injection Date:	16-Jun-2020 21:35:43	Instrument ID:	CHHPLC_X3		
Lims ID:	280-137110-A-3-A	Lab Sample ID:	280-137110-3		
Client ID:	EW7-PM25B-3-25				
Operator ID:	JZ	ALS Bottle#:	14	Worklist Smp#:	14
Injection Vol:	100.0 ul	Dil. Factor:	10.0000		
Method:	8330_X3	Limit Group:	GCSV - 8330		
Column:	UltraCarb5uODS (20) (4.60 mm)	Detector	LC DAD1B, 254 nm		

11 1,3-Dinitrobenzene, CAS: 99-65-0, Signal: 1

RT: 9.65
Response: 2337
Amount: 0.007620

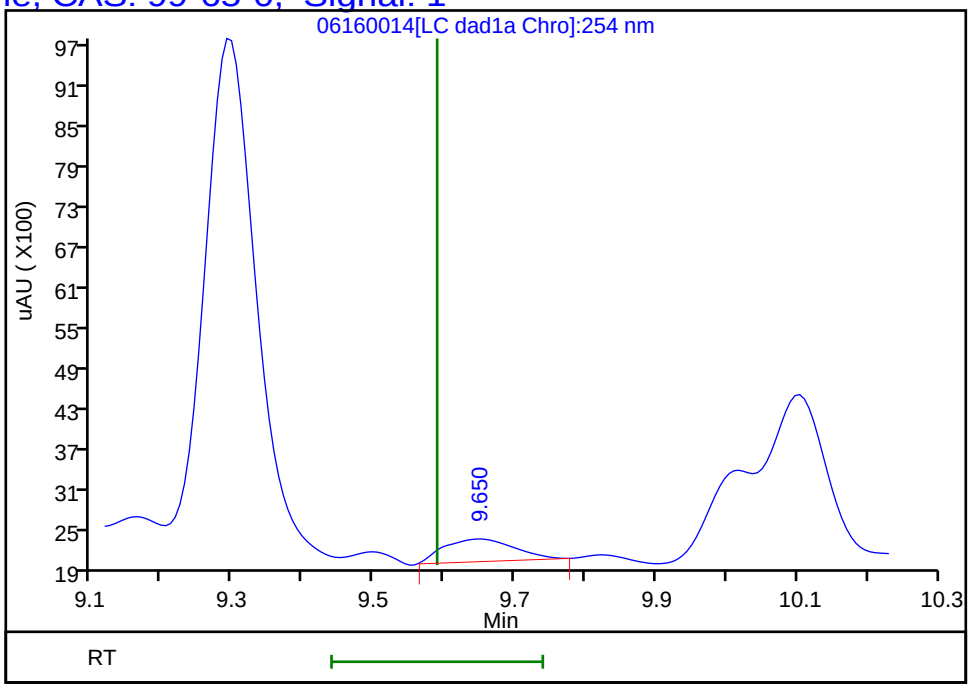

Reviewer: zhangji, 16-Jun-2020 22:02:01
Audit Action: Marked Compound Undetected Audit Reason: Invalid Compound ID

User Disabled Compound Report

Eurofins TestAmerica, Denver

Data File: \\chromfs\denver\chromdata\chhplc_x\20200616-92483.b\06160014.d

Injection Date:	16-Jun-2020 21:35:43	Instrument ID:	CHHPLC_X3		
Lims ID:	280-137110-A-3-A	Lab Sample ID:	280-137110-3		
Client ID:	EW7-PM25B-3-25				
Operator ID:	JZ	ALS Bottle#:	14	Worklist Smp#:	14
Injection Vol:	100.0 ul	Dil. Factor:	10.0000		
Method:	8330_X3	Limit Group:	GCSV - 8330		
Column:	UltraCarb5uODS (20) (4.60 mm)	Detector	LC DAD1B, 254 nm		

20 2,4-Dinitrotoluene, CAS: 121-14-2, Signal: 1

RT: 11.95
Response: 2320
Amount: 0.007642

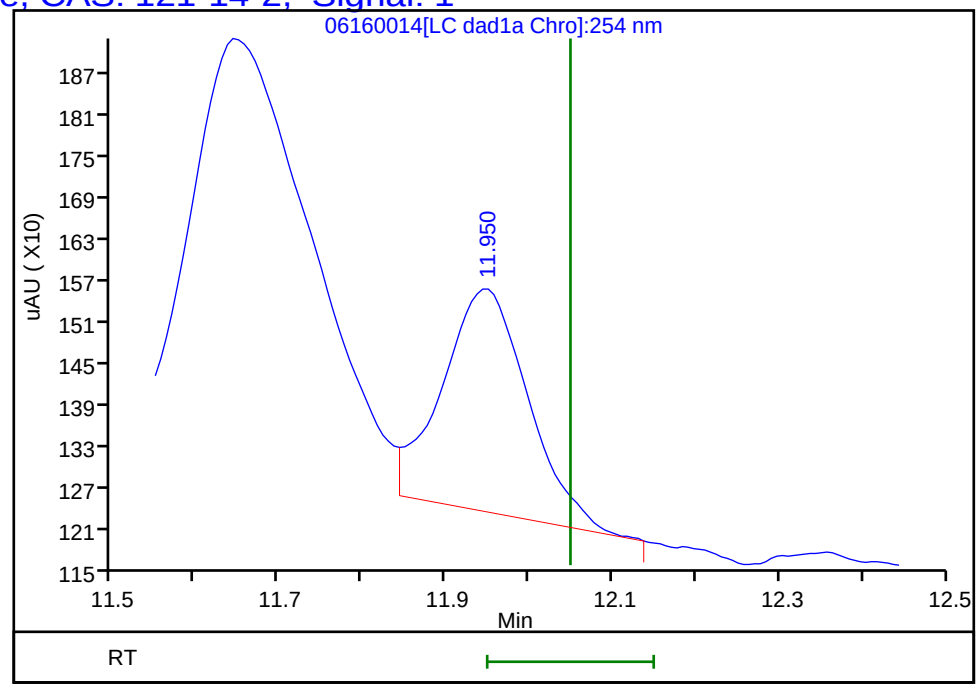

Reviewer: zhangji, 16-Jun-2020 22:02:01

Audit Action: Marked Compound Undetected Audit Reason: Invalid Compound ID

User Disabled Compound Report

Eurofins TestAmerica, Denver

Data File:	\\chromfs\denver\chromdata\chhplc_x\20200616-92483.b\06160014.d				
Injection Date:	16-Jun-2020 21:35:43	Instrument ID:	CHHPLC_X3		
Lims ID:	280-137110-A-3-A	Lab Sample ID:	280-137110-3		
Client ID:	EW7-PM25B-3-25				
Operator ID:	JZ	ALS Bottle#:	14	Worklist Smp#:	14
Injection Vol:	100.0 ul	Dil. Factor:	10.0000		
Method:	8330_X3	Limit Group:	GCSV - 8330		
Column:	UltraCarb5uODS (20) (4.60 mm)	Detector	LC DAD1B, 254 nm		

18 2-Amino-4,6-dinitrotoluene, CAS: 35572-78-2, Signal: 1

RT: 11.64
Response: 6319
Amount: 0.031156

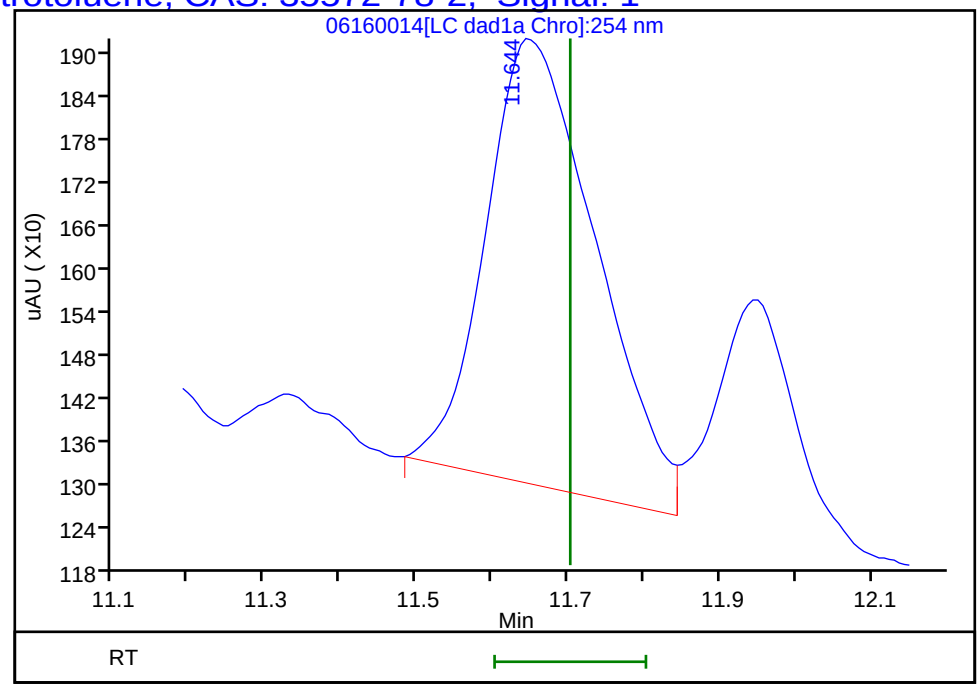

Reviewer: zhangji, 16-Jun-2020 22:02:01
Audit Action: Marked Compound Undetected Audit Reason: Invalid Compound ID

User Disabled Compound Report

Eurofins TestAmerica, Denver

Data File:	\\chromfs\denver\chromdata\chhplc_x\20200616-92483.b\06160014.d				
Injection Date:	16-Jun-2020 21:35:43	Instrument ID:	CHHPLC_X3		
Lims ID:	280-137110-A-3-A	Lab Sample ID:	280-137110-3		
Client ID:	EW7-PM25B-3-25				
Operator ID:	JZ	ALS Bottle#:	14	Worklist Smp#:	14
Injection Vol:	100.0 ul	Dil. Factor:	10.0000		
Method:	8330_X3	Limit Group:	GCSV - 8330		
Column:	UltraCarb5uODS (20) (4.60 mm)	Detector	LC DAD1B, 254 nm		

3 HMX, CAS: 2691-41-0, Signal: 1

RT: 6.76
Response: 697635
Amount: 8.115605

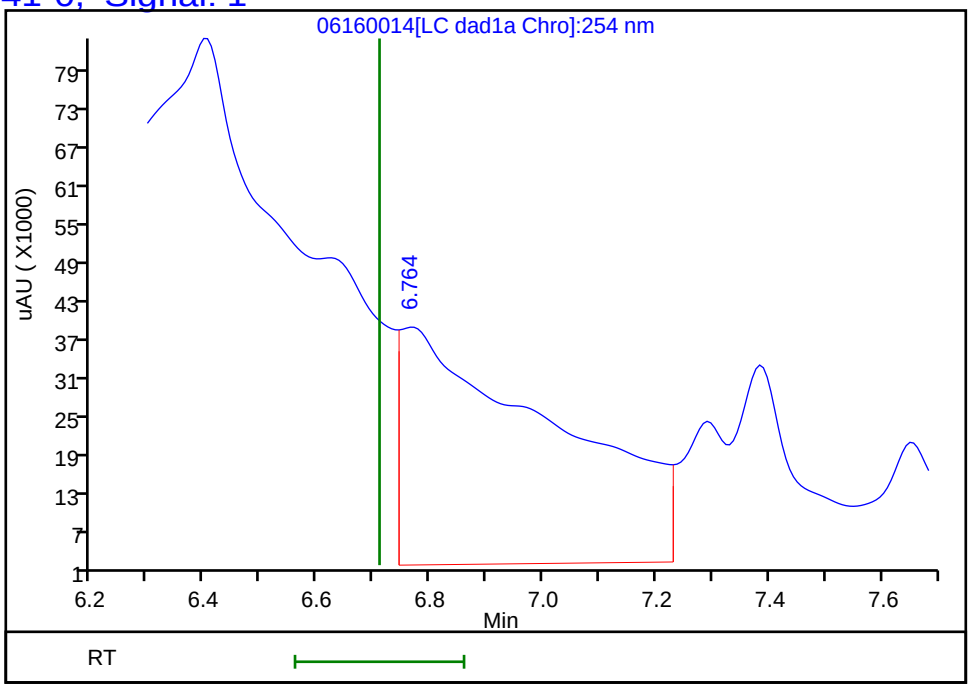

Reviewer: zhangji, 16-Jun-2020 22:02:01
Audit Action: Marked Compound Undetected Audit Reason: Invalid Compound ID

Manual Integration/User Assign Peak Report

Eurofins TestAmerica, Denver

Data File:	\\chromfs\denver\chromdata\chhplc_x\20200616-92483.b\06160014.d				
Injection Date:	16-Jun-2020 21:35:43	Instrument ID:	CHHPLC_X3		
Lims ID:	280-137110-A-3-A	Lab Sample ID:	280-137110-3		
Client ID:	EW7-PM25B-3-25				
Operator ID:	JZ	ALS Bottle#:	14	Worklist Smp#:	14
Injection Vol:	100.0 ul	Dil. Factor:	10.0000		
Method:	8330_X3	Limit Group:	GCSV - 8330		
Column:	UltraCarb5uODS (20) (4.60 mm)	Detector	LC DAD1B, 254 nm		

6 MNX, CAS: 5755-27-1

Signal: 1

Processing Integration Results

RT: 7.38
Area: 216119
Amount: 1.363147
Amount Units: ug/mL

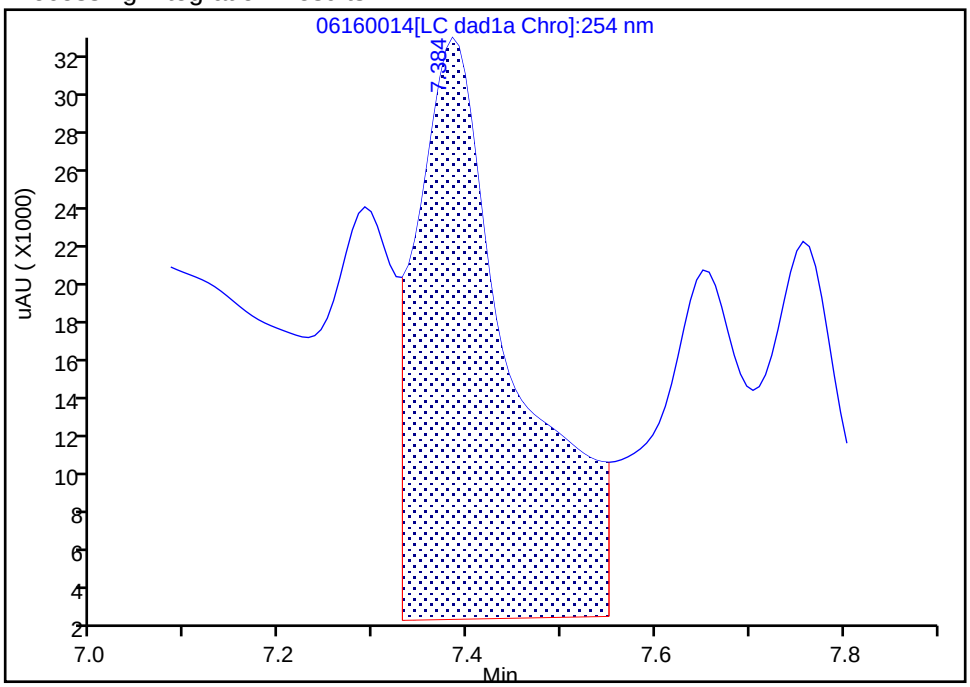

Manual Integration Results

RT: 7.38
Area: 81763
Amount: 0.515711
Amount Units: ug/mL

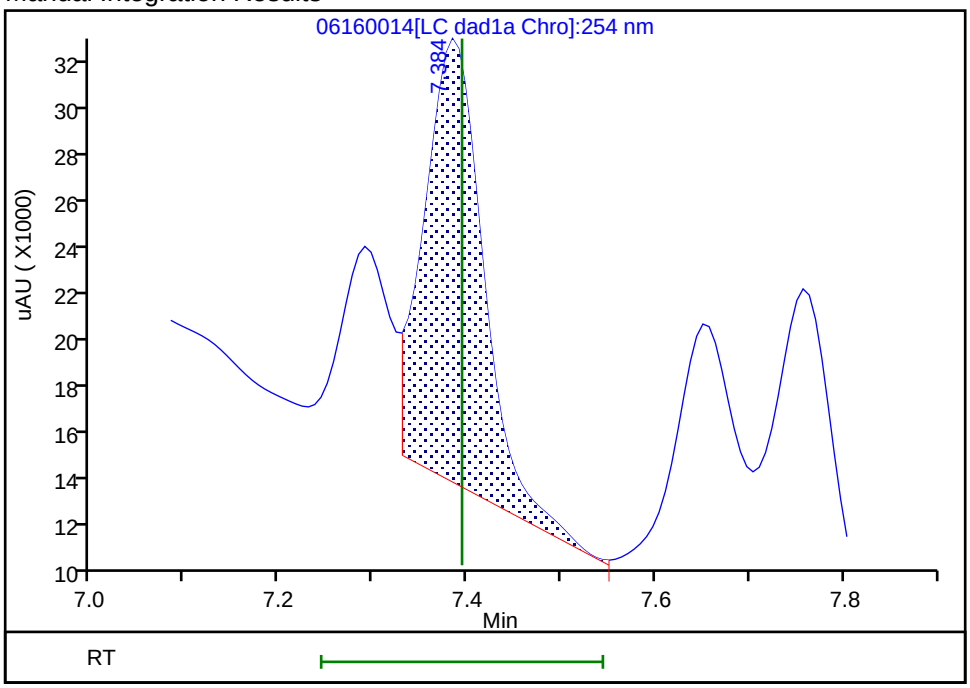

Reviewer: zhangji, 16-Jun-2020 22:01:32

Audit Action: Assigned New Baseline Audit Reason: Baseline

User Disabled Compound Report

Eurofins TestAmerica, Denver

Data File:	\\chromfs\denver\chromdata\chhplc_x\20200616-92483.b\06160014.d				
Injection Date:	16-Jun-2020 21:35:43	Instrument ID:	CHHPLC_X3		
Lims ID:	280-137110-A-3-A	Lab Sample ID:	280-137110-3		
Client ID:	EW7-PM25B-3-25				
Operator ID:	JZ	ALS Bottle#:	14	Worklist Smp#:	14
Injection Vol:	100.0 ul	Dil. Factor:	10.0000		
Method:	8330_X3	Limit Group:	GCSV - 8330		
Column:	UltraCarb5uODS (20) (4.60 mm)	Detector	LC DAD1B, 254 nm		

12 Nitrobenzene, CAS: 98-95-3, Signal: 1

RT: 10.02
Response: 5491
Amount: 0.027400

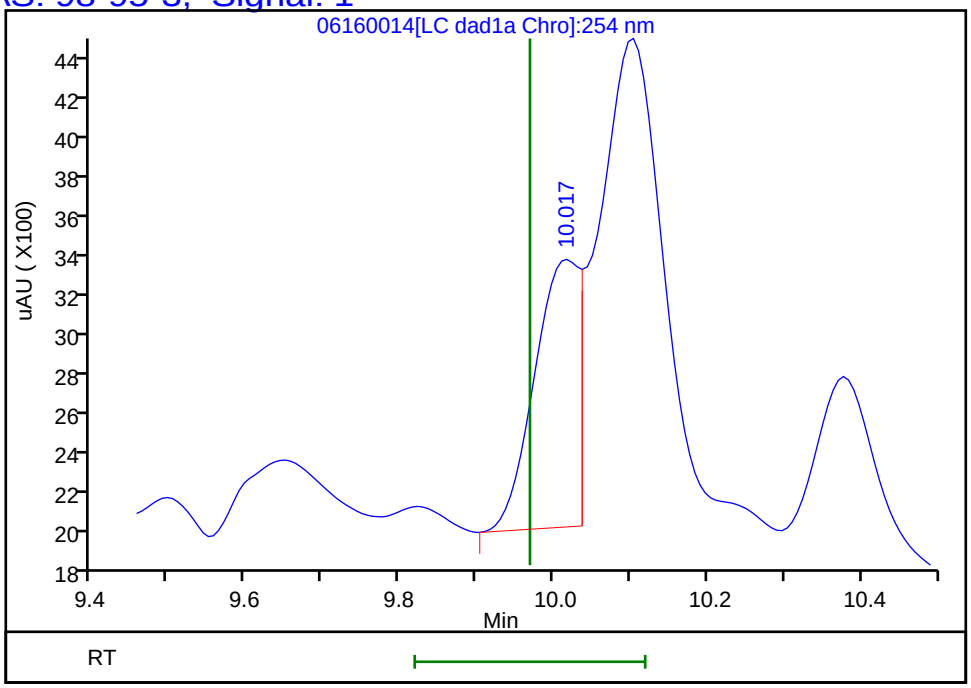

Reviewer: zhangji, 16-Jun-2020 22:02:01
Audit Action: Marked Compound Undetected Audit Reason: Invalid Compound ID

Manual Integration/User Assign Peak Report

Eurofins TestAmerica, Denver

Data File:	\\chromfs\denver\chromdata\chhplc_x\20200616-92483.b\06160014.d				
Injection Date:	16-Jun-2020 21:35:43	Instrument ID:	CHHPLC_X3		
Lims ID:	280-137110-A-3-A	Lab Sample ID:	280-137110-3		
Client ID:	EW7-PM25B-3-25				
Operator ID:	JZ	ALS Bottle#:	14	Worklist Smp#:	14
Injection Vol:	100.0 ul	Dil. Factor:	10.0000		
Method:	8330_X3	Limit Group:	GCSV - 8330		
Column:	UltraCarb5uODS (20) (4.60 mm)	Detector	LC DAD1B, 254 nm		

7 RDX, CAS: 121-82-4

Signal: 1

Processing Integration Results

RT: 7.76
Area: 149353
Amount: 1.280757
Amount Units: ug/mL

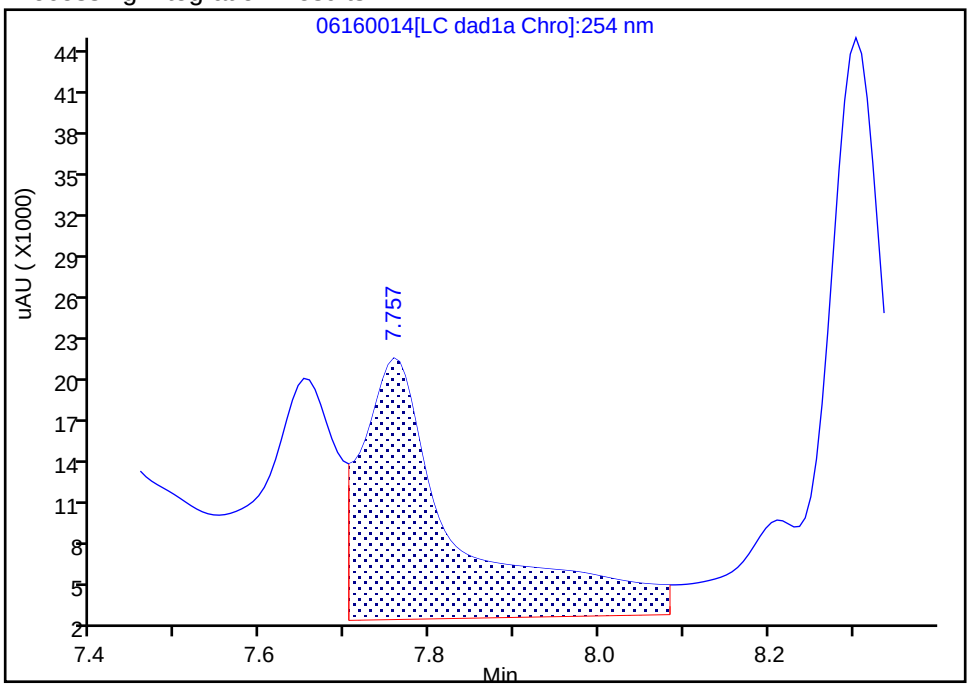

Manual Integration Results

RT: 7.76
Area: 61064
Amount: 0.523646
Amount Units: ug/mL

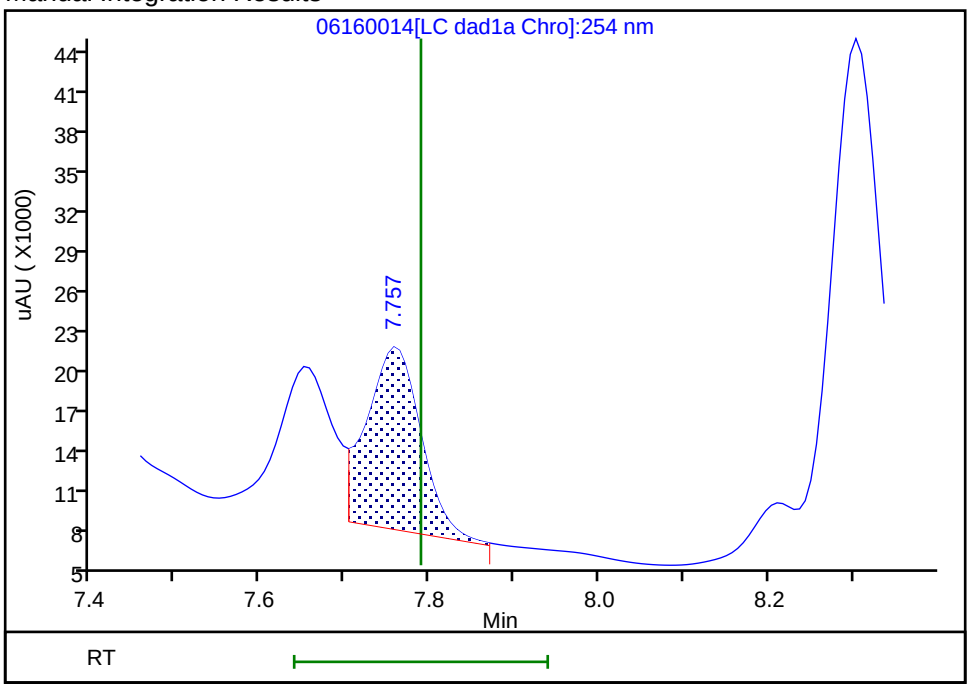

Reviewer: zhangji, 16-Jun-2020 22:01:39

Audit Action: Split an Integrated Peak Audit Reason: Baseline

User Disabled Compound Report

Eurofins TestAmerica, Denver

Data File:	\\chromfs\denver\chromdata\chhplc_x\20200616-92483.b\06160014.d				
Injection Date:	16-Jun-2020 21:35:43	Instrument ID:	CHHPLC_X3		
Lims ID:	280-137110-A-3-A	Lab Sample ID:	280-137110-3		
Client ID:	EW7-PM25B-3-25				
Operator ID:	JZ	ALS Bottle#:	14	Worklist Smp#:	14
Injection Vol:	100.0 ul	Dil. Factor:	10.0000		
Method:	8330_X3	Limit Group:	GCSV - 8330		
Column:	UltraCarb5uODS (20) (4.60 mm)	Detector	LC DAD1B, 254 nm		

14 Tetryl, CAS: 479-45-8, Signal: 1

RT: 10.38
Response: 4671
Amount: 0.026385

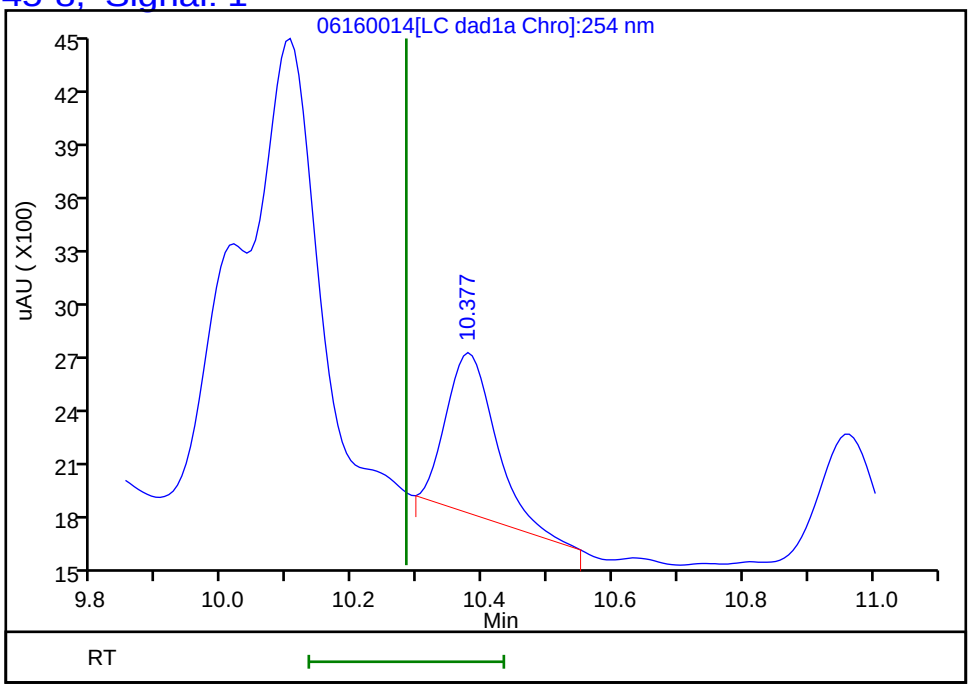

Reviewer: zhangji, 16-Jun-2020 22:02:01
Audit Action: Marked Compound Undetected Audit Reason: Invalid Compound ID

FORM I
HPLC/IC ORGANICS ANALYSIS DATA SHEET

Lab Name: Eurofins TestAmerica, Denver Job No.: 280-137110-1

SDG No.:

Client Sample ID: EW7-PM25B-3-25 Lab Sample ID: 280-137110-3

Matrix: Water Lab File ID: 06170047.D

Analysis Method: 8330A Date Collected: 05/31/2020 11:00

Extraction Method: 3535 Date Extracted: 06/04/2020 10:29

Sample wt/vol: 459.9(mL) Date Analyzed: 06/18/2020 17:14

Con. Extract Vol.: 5(mL) Dilution Factor: 10

Injection Volume: 100(uL) GC Column: Luna-phenylhex ID: 4.6(mm)

% Moisture: GPC Cleanup:(Y/N) N

Analysis Batch No.: 499146 Units: ug/L

CAS NO.	COMPOUND NAME	RESULT	Q	LOQ	LOD	DL
5755-27-1	*MNX*	*9.9*	*J J1 D*	*22*	4.3	*1.7*
121-82-4	*RDX*	*1.5*	*J J1 B D Q*	*2.3*	2.2	*0.56*

CAS NO.	SURROGATE	%REC	Q	LIMITS
528-29-0	1,2-Dinitrobenzene	138	*Q*	83-119

Eurofins TestAmerica, Denver
Target Compound Quantitation Report

Data File: \\chromfs\Denver\ChromData\G2_LUNA\20200617-92518.b\06170047.D
Lims ID: 280-137110-A-3-A
Client ID: EW7-PM25B-3-25
Sample Type: Client
Inject. Date: 18-Jun-2020 17:14:28 ALS Bottle#: 47 Worklist Smp#: 47
Injection Vol: 100.0 ul Dil. Factor: 10.0000
Sample Info: 280-137110-A-3-A
Misc. Info.: 280-0092518-047
Operator ID: JZ Instrument ID: CHHPLC_G2_LUNA

Method: \\chromfs\Denver\ChromData\G2_LUNA\20200617-92518.b\G2_8330_Luna.m
Limit Group: GCSV - 8330
Last Update: 19-Jun-2020 16:25:28 Calib Date: 15-May-2020 02:11:20
Integrator: Falcon
Quant Method: External Standard Quant By: Initial Calibration
Last ICal File: \\chromfs\Denver\ChromData\G2_LUNA\20200514-91518.b\05140024.D

Column 1 : Luna-Phenyl hexyl (4.60 mm) Det: LC DAD1A, 254 nm
Process Host: CTX1007

First Level Reviewer: zhangji Date: 18-Jun-2020 19:25:13

Compound	Det	RT (min.)	Exp RT (min.)	Dlt RT (min.)	Response	OnCol Amt ug/ml	Flags
6 HMX	1		7.150			ND	
7 MNX	1	7.923	7.876	0.047	29651	0.0908	
8 RDX	1	9.423	9.369	0.054	3423	0.0140	
9 Nitrobenzene	1		12.269			ND	
$ 10 1,2-Dinitrobenzene	1	13.263	13.276	-0.013	9474	0.0275	
12 1,3-Dinitrobenzene	1		15.809			ND	
14 o-Nitrotoluene	1	16.697	16.743	-0.046	8578	0.0314	
15 p-Nitrotoluene	1		17.023			ND	
16 4-Amino-2,6-dinitrotoluene	1		17.463			ND	
17 m-Nitrotoluene	1		17.956			ND	
18 2-Amino-4,6-dinitrotoluene	1		18.396			ND	
19 1,3,5-Trinitrobenzene	1		19.136			ND	U
20 2,6-Dinitrotoluene	1		20.056			ND	
21 2,4-Dinitrotoluene	1		20.570			ND	U
22 Tetryl	1		23.870			ND	U
23 2,4,6-Trinitrotoluene	1		24.883			ND	

QC Flag Legend

Review Flags
U - Marked Undetected

Report Date: 19-Jun-2020 16:25:36 Chrom Revision: 2.3 17-Jun-2020 19:07:08

Eurofins TestAmerica, Denver

Data File: \\chromfs\denver\chromdata\g2_luna\20200617-92518.b\06170047.d

Injection Date:	18-Jun-2020 17:14:28	Instrument ID:	CHHPLC_G2_LUNA	Operator ID:	JZ
Lims ID:	280-137110-A-3-A	Lab Sample ID:	280-137110-3	Worklist Smp#:	47
Client ID:	EW7-PM25B-3-25				
Injection Vol:	100.0 ul	Dil. Factor:	10.0000	ALS Bottle#:	47
Method:	G2_8330_Luna	Limit Group:	GCSV - 8330		

Column: Luna-Phenyl hexyl (4.60 mm) Y Scaling: Method Defined: Scale to the Nth Largest Peak: 1

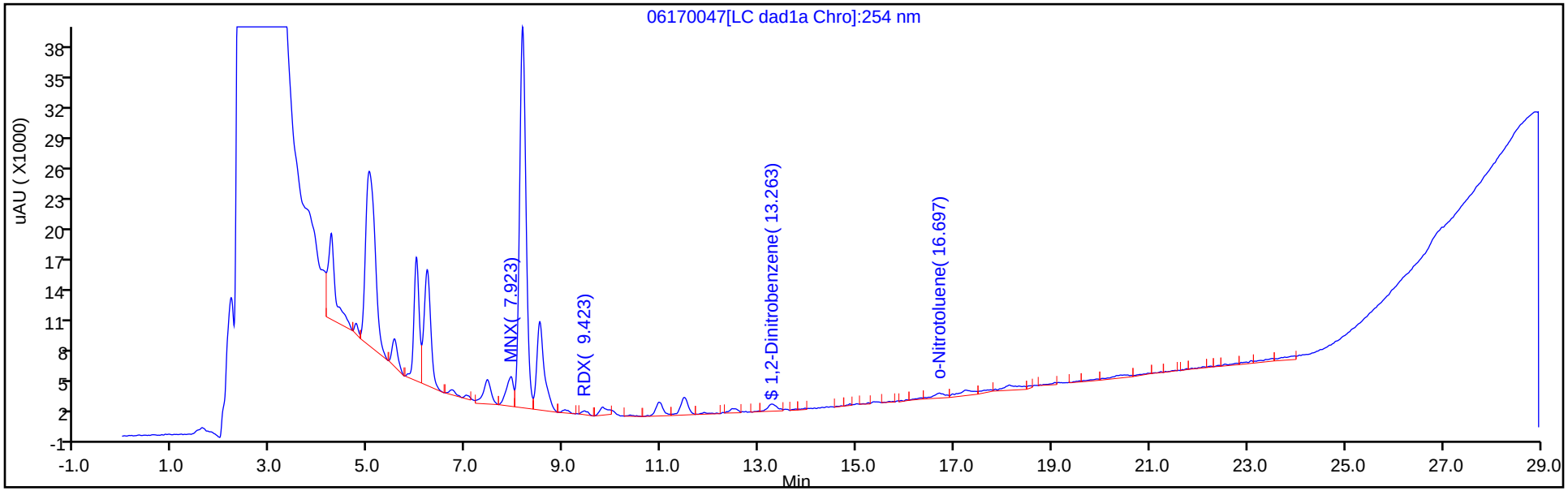

Y Scaling: Method Defined: Scale to the Nth Largest Peak: 1

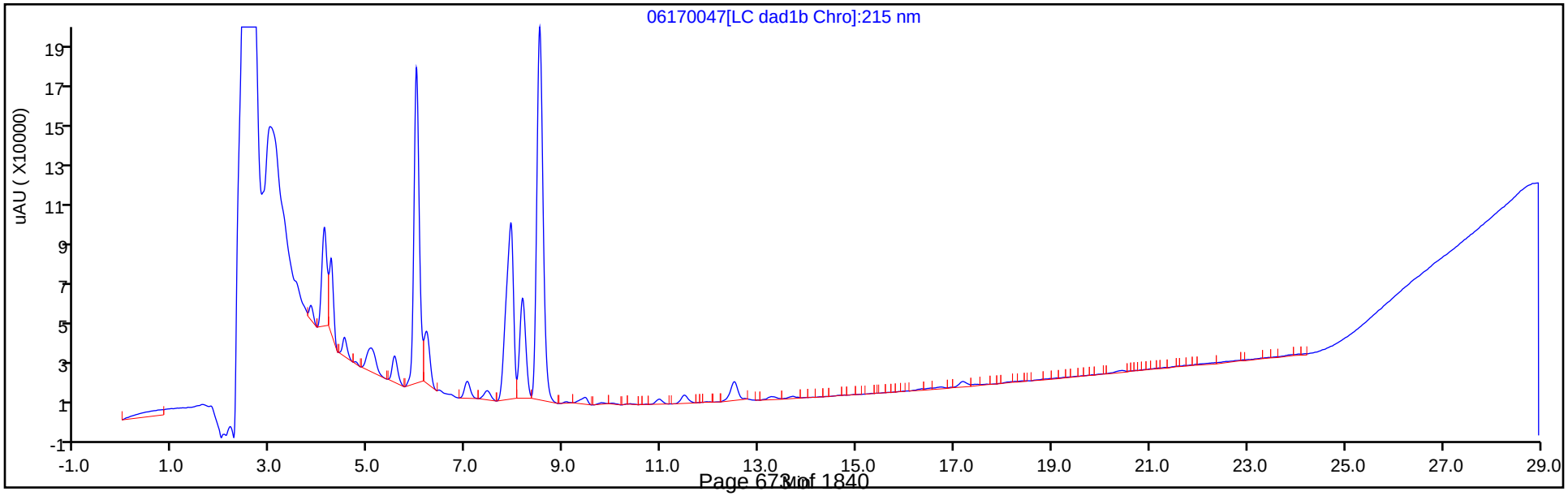

Eurofins TestAmerica, Denver
Recovery Report

Data File:	\\chromfs\Denver\ChromData\G2_LUNA\20200617-92518.b\06170047.D				
Lims ID:	280-137110-A-3-A				
Client ID:	EW7-PM25B-3-25				
Sample Type:	Client				
Inject. Date:	18-Jun-2020 17:14:28	ALS Bottle#:	47	Worklist Smp#:	47
Injection Vol:	100.0 ul	Dil. Factor:	10.0000		
Sample Info:	280-137110-A-3-A				
Misc. Info.:	280-0092518-047				
Operator ID:	JZ	Instrument ID:	CHHPLC_G2_LUNA		
Method:	\\chromfs\Denver\ChromData\G2_LUNA\20200617-92518.b\G2_8330_Luna.m				
Limit Group:	GCSV - 8330				
Last Update:	19-Jun-2020 16:25:28	Calib Date:	15-May-2020 02:11:20		
Integrator:	Falcon				
Quant Method:	External Standard	Quant By:	Initial Calibration		
Last ICal File:	\\chromfs\Denver\ChromData\G2_LUNA\20200514-91518.b\05140024.D				
Column 1 :	Luna-Phenyl hexyl (4.60 mm)		Det: LC DAD1A, 254 nm		
Process Host:	CTX1007				
First Level Reviewer: zhangji		Date:	18-Jun-2020 19:25:13		

Compound	Amount Added	Amount Recovered	% Rec.
$ 10 1,2-Dinitrobenzene	0.2000	0.0275	13.77

User Disabled Compound Report

Eurofins TestAmerica, Denver

Data File:	\\chromfs\denver\chromdata\g2_luna\20200617-92518.b\06170047.d				
Injection Date:	18-Jun-2020 17:14:28	Instrument ID:	CHHPLC_G2_LUNA		
Lims ID:	280-137110-A-3-A	Lab Sample ID:	280-137110-3		
Client ID:	EW7-PM25B-3-25				
Operator ID:	JZ	ALS Bottle#:	47	Worklist Smp#:	47
Injection Vol:	100.0 ul	Dil. Factor:	10.0000		
Method:	G2_8330_Luna	Limit Group:	GCSV - 8330		
Column:	Luna-Phenyl hexyl (4.60 mm)	Detector	LC DAD1A, 254 nm		

19 1,3,5-Trinitrobenzene, CAS: 99-35-4, Signal: 1

RT: 19.06
Response: 2105
Amount: 0.004455

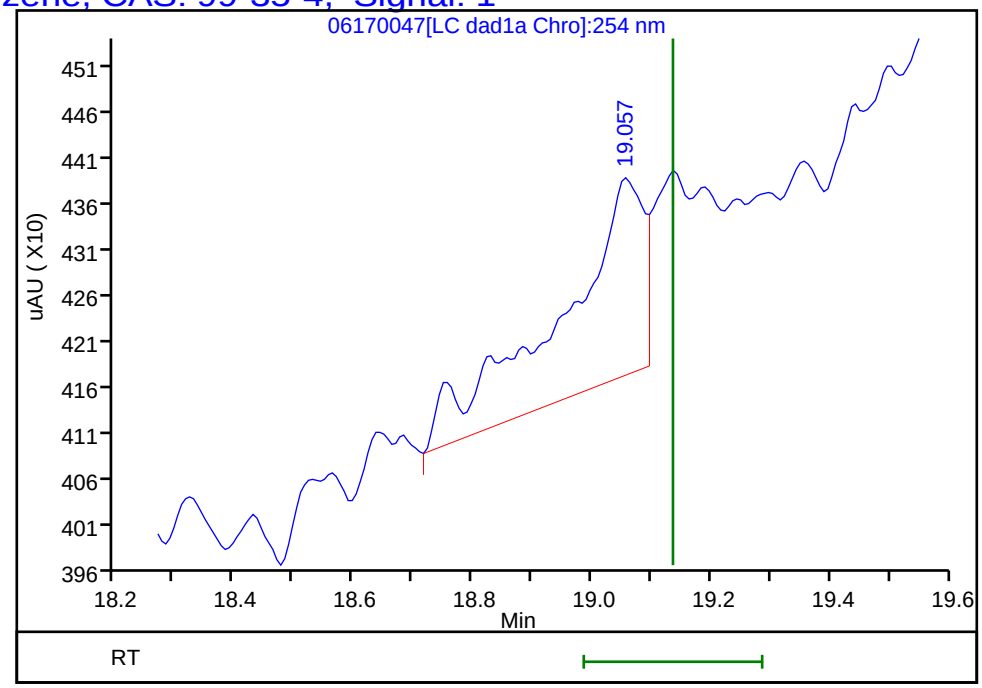

Reviewer: zhangji, 18-Jun-2020 19:25:13
Audit Action: Marked Compound Undetected Audit Reason: Invalid Compound ID

User Disabled Compound Report

Eurofins TestAmerica, Denver

Data File: \\chromfs\denver\chromdata\g2_luna\20200617-92518.b\06170047.d

Injection Date:	18-Jun-2020 17:14:28	Instrument ID:	CHHPLC_G2_LUNA		
Lims ID:	280-137110-A-3-A	Lab Sample ID:	280-137110-3		
Client ID:	EW7-PM25B-3-25				
Operator ID:	JZ	ALS Bottle#:	47	Worklist Smp#:	47
Injection Vol:	100.0 ul	Dil. Factor:	10.0000		
Method:	G2_8330_Luna	Limit Group:	GCSV - 8330		
Column:	Luna-Phenyl hexyl (4.60 mm)	Detector	LC DAD1A, 254 nm		

21 2,4-Dinitrotoluene, CAS: 121-14-2, Signal: 1

RT: 20.49
Response: 7603
Amount: 0.011878

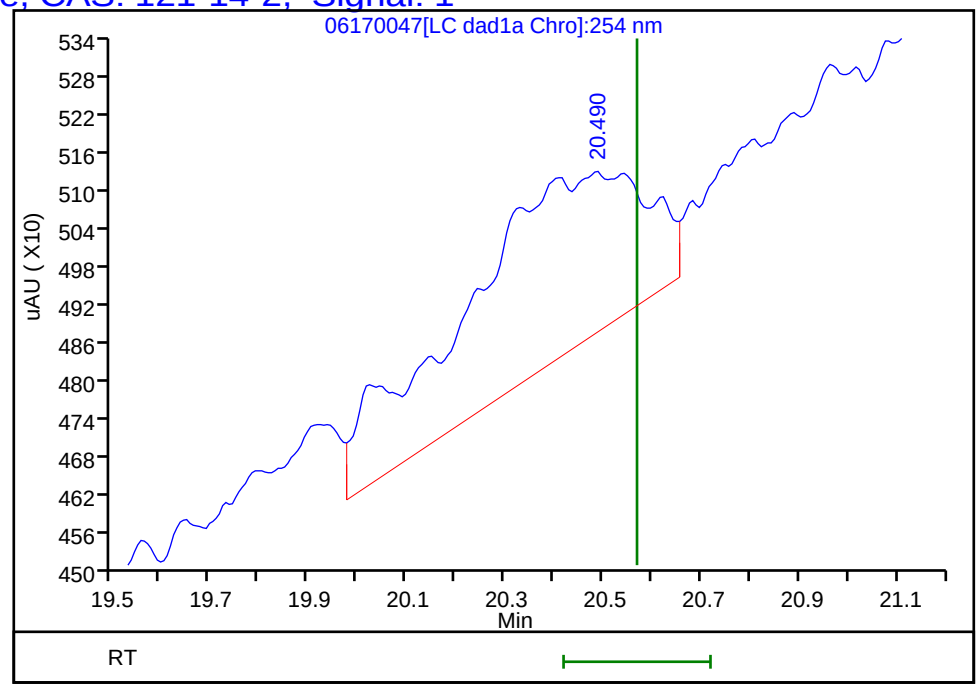

Reviewer: zhangji, 18-Jun-2020 19:25:13
Audit Action: Marked Compound Undetected Audit Reason: Invalid Compound ID

User Disabled Compound Report

Eurofins TestAmerica, Denver

Data File: \\chromfs\denver\chromdata\g2_luna\20200617-92518.b\06170047.d

Injection Date:	18-Jun-2020 17:14:28	Instrument ID:	CHHPLC_G2_LUNA		
Lims ID:	280-137110-A-3-A	Lab Sample ID:	280-137110-3		
Client ID:	EW7-PM25B-3-25				
Operator ID:	JZ	ALS Bottle#:	47	Worklist Smp#:	47
Injection Vol:	100.0 ul	Dil. Factor:	10.0000		
Method:	G2_8330_Luna	Limit Group:	GCSV - 8330		
Column:	Luna-Phenyl hexyl (4.60 mm)	Detector	LC DAD1A, 254 nm		

22 Tetryl, CAS: 479-45-8, Signal: 1

RT: 23.96
Response: 7394
Amount: 0.020055

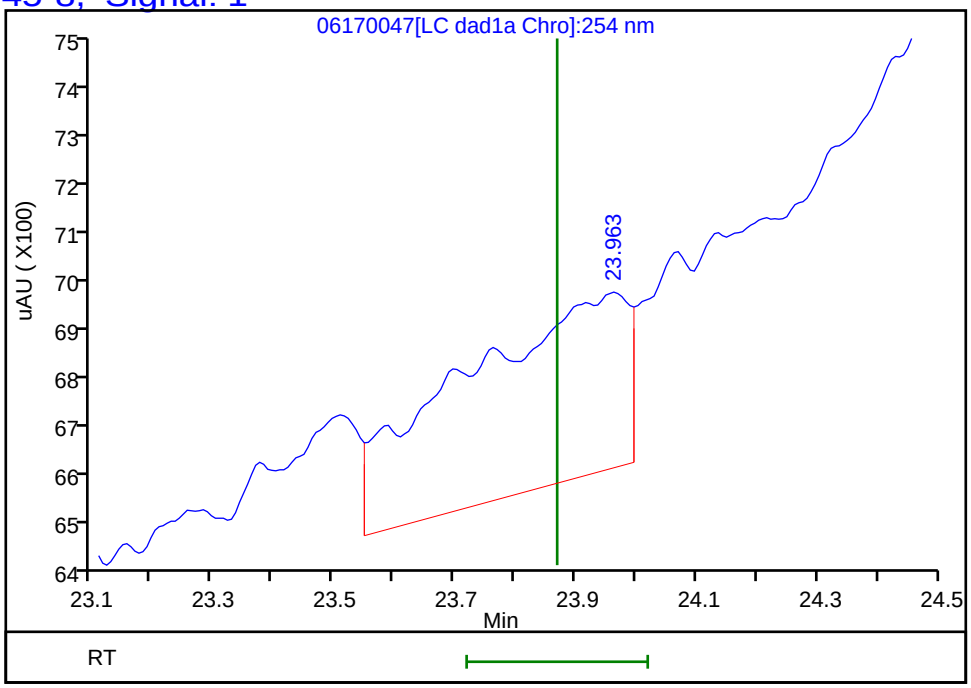

Reviewer: zhangji, 18-Jun-2020 19:25:13

Audit Action: Marked Compound Undetected Audit Reason: Invalid Compound ID

FORM I
HPLC/IC ORGANICS ANALYSIS DATA SHEET

Lab Name: Eurofins TestAmerica, Denver Job No.: 280-137110-1

SDG No.:

Client Sample ID: EW7-PM23B-3-35 Lab Sample ID: 280-137110-4

Matrix: Water Lab File ID: 06150039.D

Analysis Method: 8330A Date Collected: 05/31/2020 14:25

Extraction Method: 3535 Date Extracted: 06/04/2020 10:29

Sample wt/vol: 463(mL) Date Analyzed: 06/16/2020 05:12

Con. Extract Vol.: 5(mL) Dilution Factor: 10

Injection Volume: 100(uL) GC Column: UltraCarb5uODS ID: 4.6(mm)

% Moisture: GPC Cleanup:(Y/N) N

Analysis Batch No.: 498591 Units: ug/L

CAS NO.	COMPOUND NAME	RESULT	Q	LOQ	LOD	DL
99-35-4	1,3,5-Trinitrobenzene	2.2	U Q M	2.3	2.2	0.91
99-65-0	1,3-Dinitrobenzene	1.1	U Q M	1.2	1.1	0.40
118-96-7	2,4,6-Trinitrotoluene	1.1	U Q	1.2	1.1	0.49
35572-78-2	2-Amino-4,6-dinitrotoluene	1.1	U Q	1.2	1.1	0.55
88-72-2	2-Nitrotoluene	2.2	U Q	2.3	2.2	0.92
99-08-1	3-Nitrotoluene	4.3	U Q	4.3	4.3	2.1
19406-51-0	4-Amino-2,6-dinitrotoluene	1.3	U Q	1.6	1.3	0.62
99-99-0	4-Nitrotoluene	4.3	U Q	4.4	4.3	1.1
2691-41-0	HMX	2.2	U Q	2.3	2.2	0.95
98-95-3	Nitrobenzene	2.2	U Q M	2.3	2.2	0.98
479-45-8	Tetryl	1.1	U Q M	1.2	1.1	0.34

CAS NO.	SURROGATE	%REC	Q	LIMITS
528-29-0	1,2-Dinitrobenzene	0	Q M	83-119

Eurofins TestAmerica, Denver
Target Compound Quantitation Report

Data File: \\chromfs\Denver\ChromData\CHHPLC_X\20200612-92376.b\06150039.D
Lims ID: 280-137110-A-4-A
Client ID: EW7-PM23B-3-35
Sample Type: Client
Inject. Date: 16-Jun-2020 05:12:52 ALS Bottle#: 39 Worklist Smp#: 39
Injection Vol: 100.0 ul Dil. Factor: 10.0000
Sample Info: 280-137110-A-4-A
Misc. Info.: 280-0092376-039
Operator ID: JZ Instrument ID: CHHPLC_X3

Method: \\chromfs\Denver\ChromData\CHHPLC_X\20200612-92376.b\8330_X3.m
Limit Group: GCSV - 8330
Last Update: 16-Jun-2020 21:25:24 Calib Date: 18-Mar-2020 14:39:27
Integrator: Falcon
Quant Method: External Standard Quant By: Initial Calibration
Last ICal File: \\chromna\Denver\ChromData\CHHPLC_X\20200318-90159.b\03180015.D

Column 1 : UltraCarb5uODS (20) (4.60 mm) Det: LC DAD1B, 254 nm
Process Host: CTX1024

First Level Reviewer: zhangji Date: 16-Jun-2020 15:33:04

	Compound	Det	RT (min.)	Exp RT (min.)	Dlt RT (min.)	Response	OnCol Amt ug/mL	Flags
	3 HMX	1		6.716			ND	
	6 MNX	1	7.393	7.394	-0.001	179386	1.13	M
	7 RDX	1	7.773	7.789	-0.016	79934	0.6855	M
$	9 1,2-Dinitrobenzene	1		8.749			ND	U
	10 1,3,5-Trinitrobenzene	1		8.929			ND	U
	11 1,3-Dinitrobenzene	1		9.575			ND	U
	12 Nitrobenzene	1		9.949			ND	U
	14 Tetryl	1		10.249			ND	U
	16 2,4,6-Trinitrotoluene	1		11.222			ND	
	17 4-Amino-2,6-dinitrotoluene	1		11.375			ND	
	18 2-Amino-4,6-dinitrotoluene	1		11.669			ND	
	19 2,6-Dinitrotoluene	1	11.806	11.809	-0.003	2431	0.0163	M
	20 2,4-Dinitrotoluene	1	12.013	12.009	0.004	3356	0.0111	M
	21 o-Nitrotoluene	1		12.829			ND	
	22 p-Nitrotoluene	1		13.269			ND	
	23 m-Nitrotoluene	1		13.862			ND	

QC Flag Legend

Review Flags
M - Manually Integrated
U - Marked Undetected

Report Date: 16-Jun-2020 21:25:24 Chrom Revision: 2.3 10-Jun-2020 22:46:48

Eurofins TestAmerica, Denver

Data File: \\chromfs\denver\chromdata\chhplc_x\20200612-92376.b\06150039.d

Injection Date:	16-Jun-2020 05:12:52	Instrument ID:	CHHPLC_X3	Operator ID:	JZ
Lims ID:	280-137110-A-4-A	Lab Sample ID:	280-137110-4	Worklist Smp#:	39
Client ID:	EW7-PM23B-3-35				
Injection Vol:	100.0 ul	Dil. Factor:	10.0000	ALS Bottle#:	39
Method:	8330_X3	Limit Group:	GCSV - 8330		

Column: UltraCarb5uODS (20) (4.60 mm) Y Scaling: Method Defined: Scale to the Nth Largest Target: 1

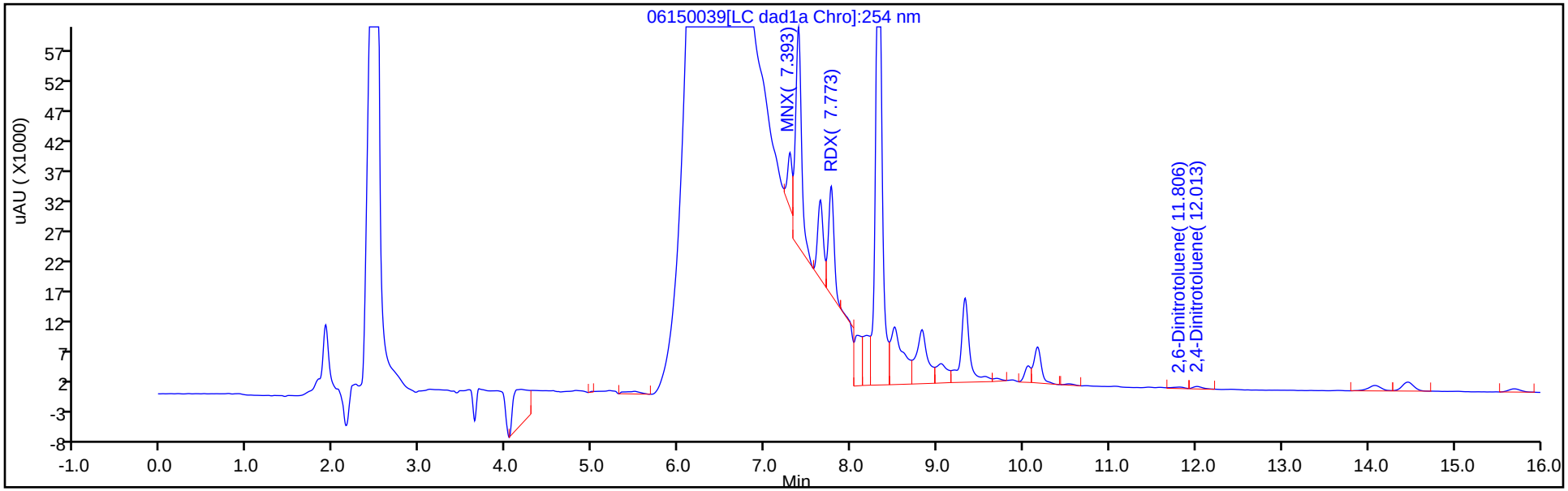

Y Scaling: Method Defined: Scale to the Nth Largest Target: 1

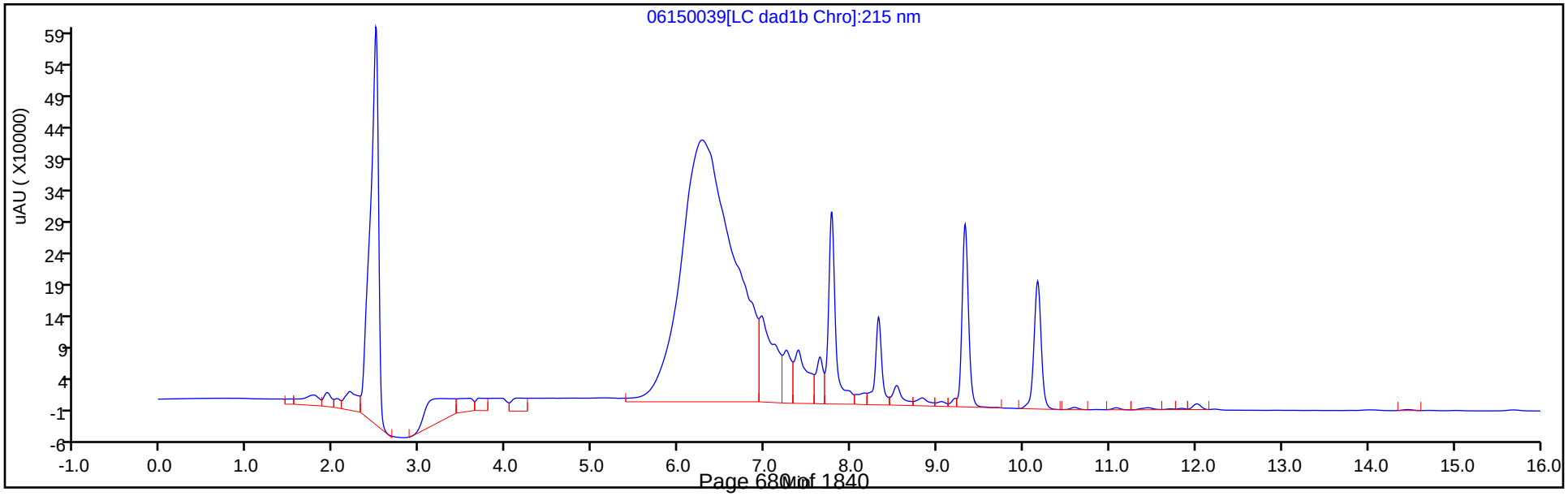

User Disabled Compound Report

Eurofins TestAmerica, Denver

Data File: \\chromfs\denver\chromdata\chhplc_x\20200612-92376.b\06150039.d

Injection Date:	16-Jun-2020 05:12:52	Instrument ID:	CHHPLC_X3		
Lims ID:	280-137110-A-4-A	Lab Sample ID:	280-137110-4		
Client ID:	EW7-PM23B-3-35				
Operator ID:	JZ	ALS Bottle#:	39	Worklist Smp#:	39
Injection Vol:	100.0 ul	Dil. Factor:	10.0000		
Method:	8330_X3	Limit Group:	GCSV - 8330		
Column:	UltraCarb5uODS (20) (4.60 mm)	Detector	LC DAD1B, 254 nm		

$ 9 1,2-Dinitrobenzene, CAS: 528-29-0, Signal: 1

RT: 8.83
Response: 82836
Amount: 0.599339

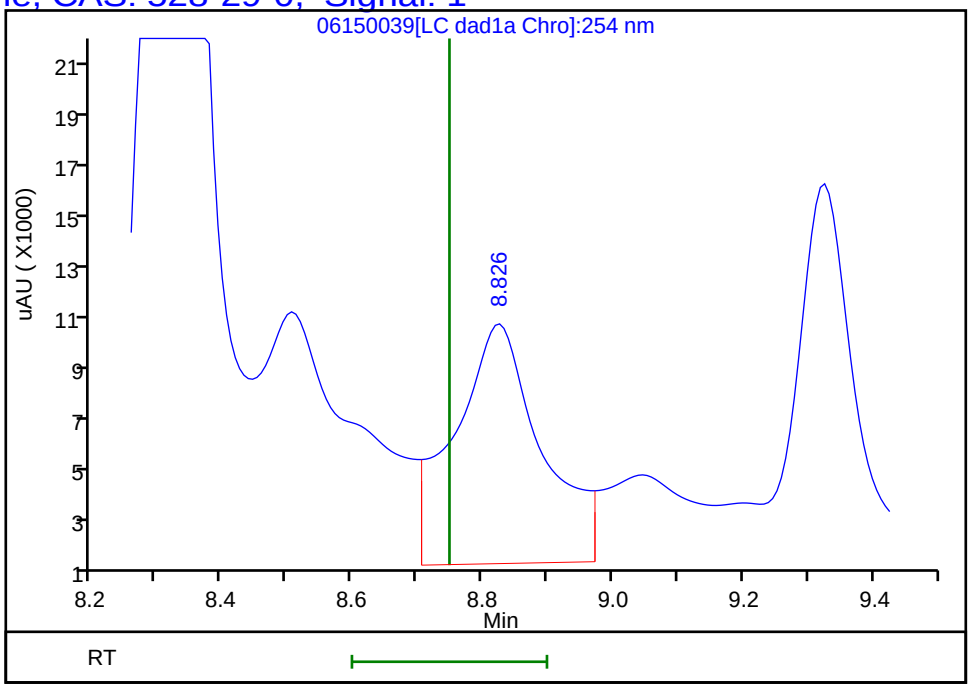

Reviewer: zhangji, 16-Jun-2020 15:33:04
Audit Action: Marked Compound Undetected Audit Reason: Invalid Compound ID

User Disabled Compound Report

Eurofins TestAmerica, Denver

Data File:	\\chromfs\denver\chromdata\chhplc_x\20200612-92376.b\06150039.d				
Injection Date:	16-Jun-2020 05:12:52	Instrument ID:	CHHPLC_X3		
Lims ID:	280-137110-A-4-A	Lab Sample ID:	280-137110-4		
Client ID:	EW7-PM23B-3-35				
Operator ID:	JZ	ALS Bottle#:	39	Worklist Smp#:	39
Injection Vol:	100.0 ul	Dil. Factor:	10.0000		
Method:	8330_X3	Limit Group:	GCSV - 8330		
Column:	UltraCarb5uODS (20) (4.60 mm)	Detector	LC DAD1B, 254 nm		

10 1,3,5-Trinitrobenzene, CAS: 99-35-4, Signal: 1

RT: 9.05
Response: 29664
Amount: 0.128801

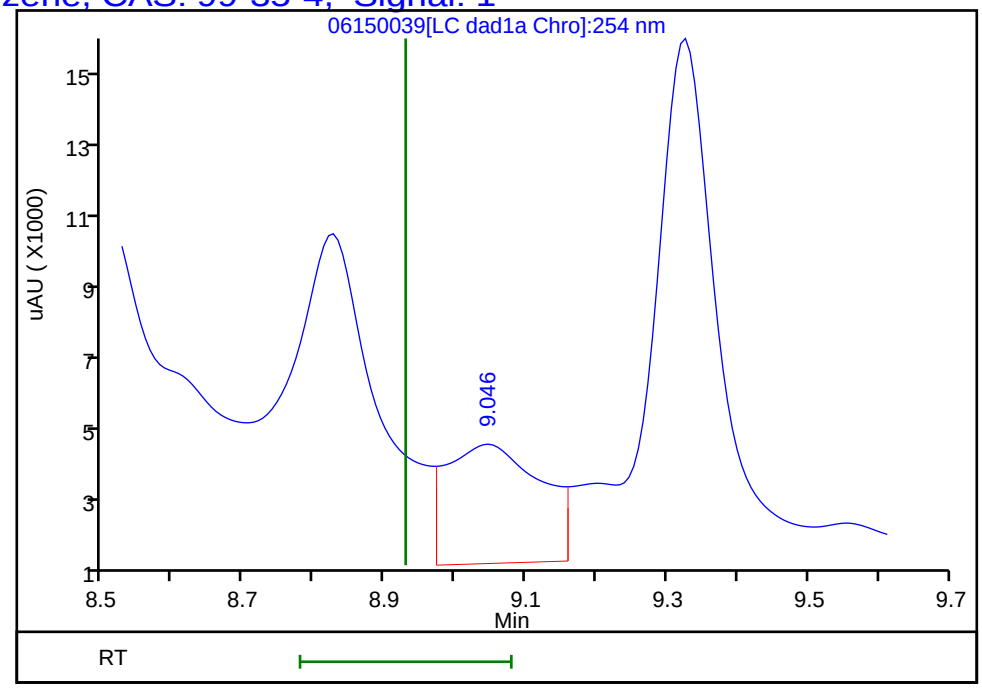

Reviewer: zhangji, 16-Jun-2020 15:33:04
Audit Action: Marked Compound Undetected Audit Reason: Invalid Compound ID

User Disabled Compound Report

Eurofins TestAmerica, Denver

Data File:	\\chromfs\denver\chromdata\chhplc_x\20200612-92376.b\06150039.d				
Injection Date:	16-Jun-2020 05:12:52	Instrument ID:	CHHPLC_X3		
Lims ID:	280-137110-A-4-A	Lab Sample ID:	280-137110-4		
Client ID:	EW7-PM23B-3-35				
Operator ID:	JZ	ALS Bottle#:	39	Worklist Smp#:	39
Injection Vol:	100.0 ul	Dil. Factor:	10.0000		
Method:	8330_X3	Limit Group:	GCSV - 8330		
Column:	UltraCarb5uODS (20) (4.60 mm)	Detector	LC DAD1B, 254 nm		

11 1,3-Dinitrobenzene, CAS: 99-65-0, Signal: 1

RT: 9.69
Response: 3113
Amount: 0.010150

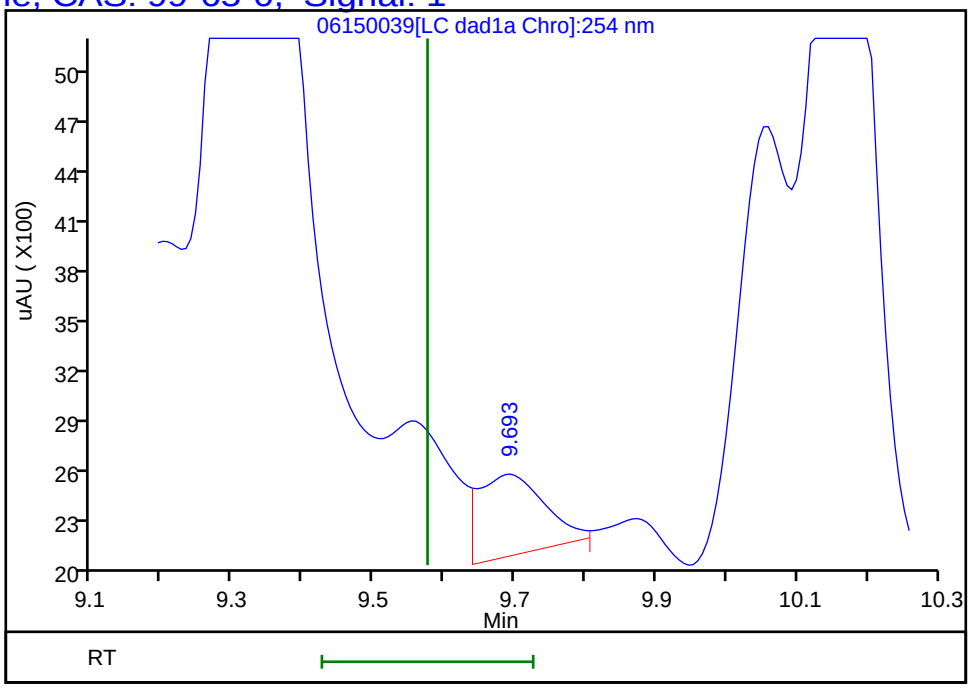

Reviewer: zhangji, 16-Jun-2020 15:33:04
Audit Action: Marked Compound Undetected Audit Reason: Invalid Compound ID

Eurofins TestAmerica, Denver

Data File:	\\chromfs\denver\chromdata\chhplc_x\20200612-92376.b\06150039.d				
Injection Date:	16-Jun-2020 05:12:52	Instrument ID:	CHHPLC_X3		
Lims ID:	280-137110-A-4-A	Lab Sample ID:	280-137110-4		
Client ID:	EW7-PM23B-3-35				
Operator ID:	JZ	ALS Bottle#:	39	Worklist Smp#:	39
Injection Vol:	100.0 ul	Dil. Factor:	10.0000		
Method:	8330_X3	Limit Group:	GCSV - 8330		
Column:	UltraCarb5uODS (20) (4.60 mm)	Detector	LC DAD1B, 254 nm		

20 2,4-Dinitrotoluene, CAS: 121-14-2

Signal: 1

Processing Integration Results

RT: 12.01
Area: 2572
Amount: 0.008472
Amount Units: ug/mL

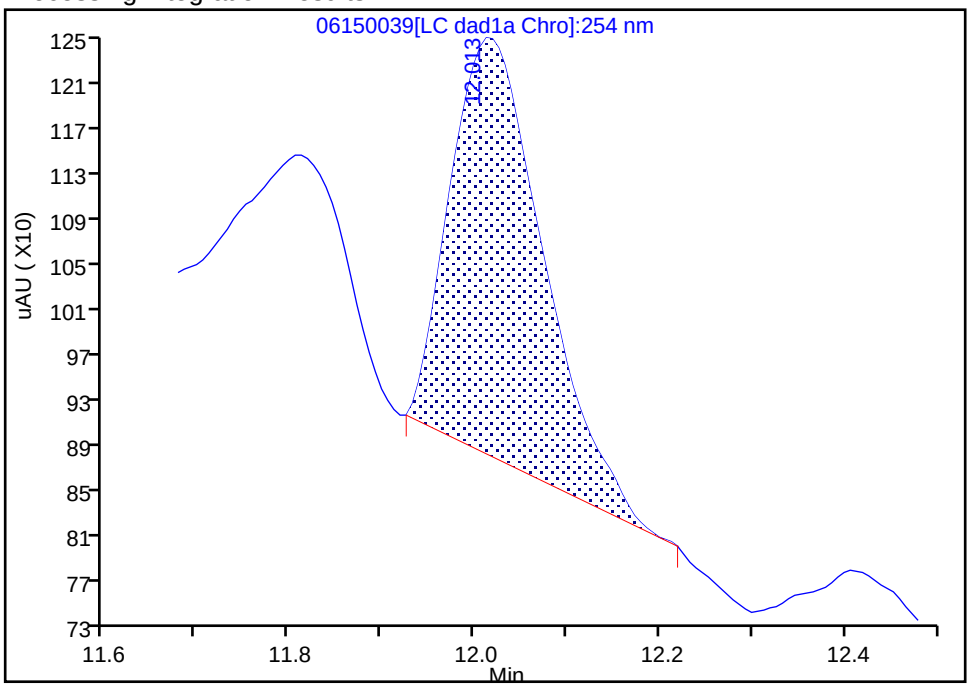

Manual Integration Results

RT: 12.01
Area: 3356
Amount: 0.011055
Amount Units: ug/mL

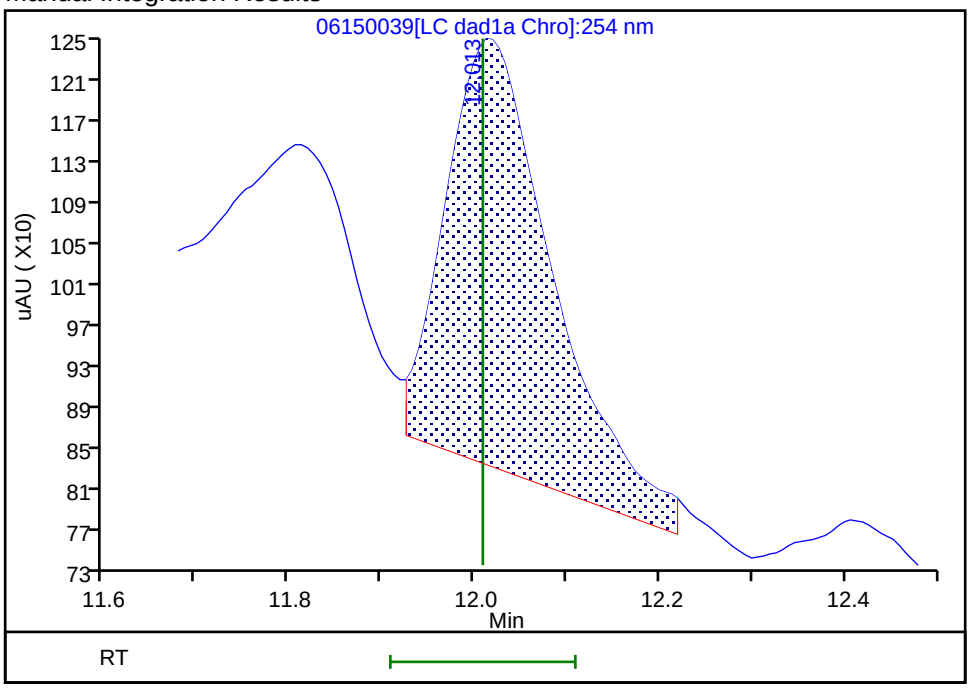

Reviewer: zhangji, 16-Jun-2020 15:33:02
Audit Action: Assigned New Baseline Audit Reason: Baseline

Manual Integration/User Assign Peak Report

Eurofins TestAmerica, Denver

Data File:	\\chromfs\denver\chromdata\chhplc_x\20200612-92376.b\06150039.d				
Injection Date:	16-Jun-2020 05:12:52	Instrument ID:	CHHPLC_X3		
Lims ID:	280-137110-A-4-A	Lab Sample ID:	280-137110-4		
Client ID:	EW7-PM23B-3-35				
Operator ID:	JZ	ALS Bottle#:	39	Worklist Smp#:	39
Injection Vol:	100.0 ul	Dil. Factor:	10.0000		
Method:	8330_X3	Limit Group:	GCSV - 8330		
Column:	UltraCarb5uODS (20) (4.60 mm)	Detector	LC DAD1B, 254 nm		

19 2,6-Dinitrotoluene, CAS: 606-20-2

Signal: 1

Processing Integration Results

RT: 11.81
Area: 1367
Amount: 0.009147
Amount Units: ug/mL

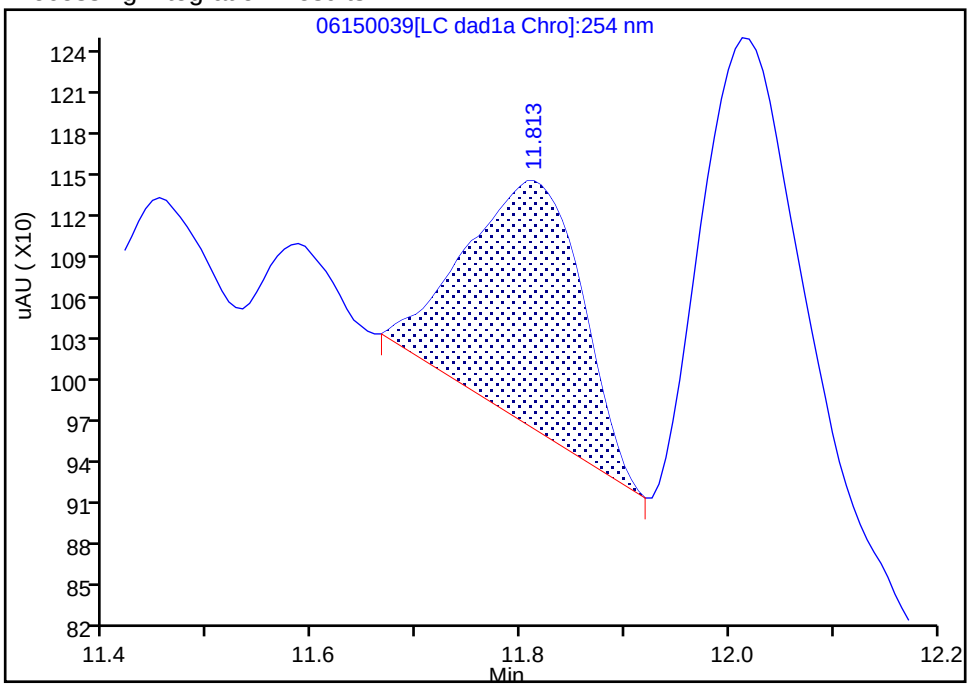

Manual Integration Results

RT: 11.81
Area: 2431
Amount: 0.016266
Amount Units: ug/mL

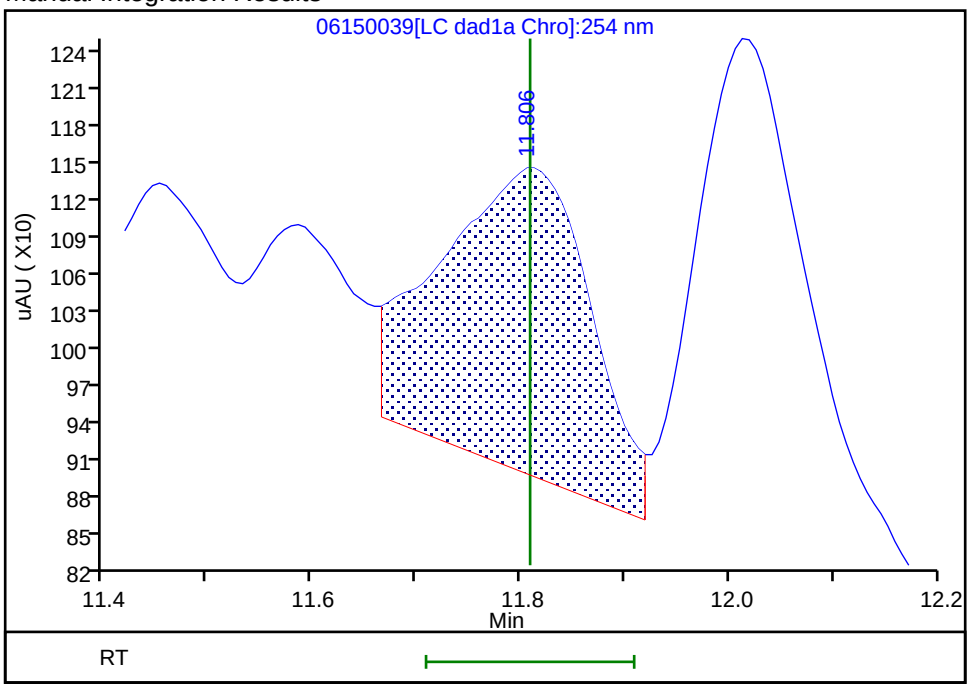

Reviewer: zhangji, 16-Jun-2020 15:33:02

Audit Action: Assigned New Baseline Audit Reason: Baseline

Manual Integration/User Assign Peak Report

Eurofins TestAmerica, Denver

Data File:	\\chromfs\denver\chromdata\chhplc_x\20200612-92376.b\06150039.d				
Injection Date:	16-Jun-2020 05:12:52	Instrument ID:	CHHPLC_X3		
Lims ID:	280-137110-A-4-A	Lab Sample ID:	280-137110-4		
Client ID:	EW7-PM23B-3-35				
Operator ID:	JZ	ALS Bottle#:	39	Worklist Smp#:	39
Injection Vol:	100.0 ul	Dil. Factor:	10.0000		
Method:	8330_X3	Limit Group:	GCSV - 8330		
Column:	UltraCarb5uODS (20) (4.60 mm)	Detector	LC DAD1B, 254 nm		

6 MNX, CAS: 5755-27-1

Signal: 1

Processing Integration Results

RT: 7.39
Area: 499318
Amount: 3.149393
Amount Units: ug/mL

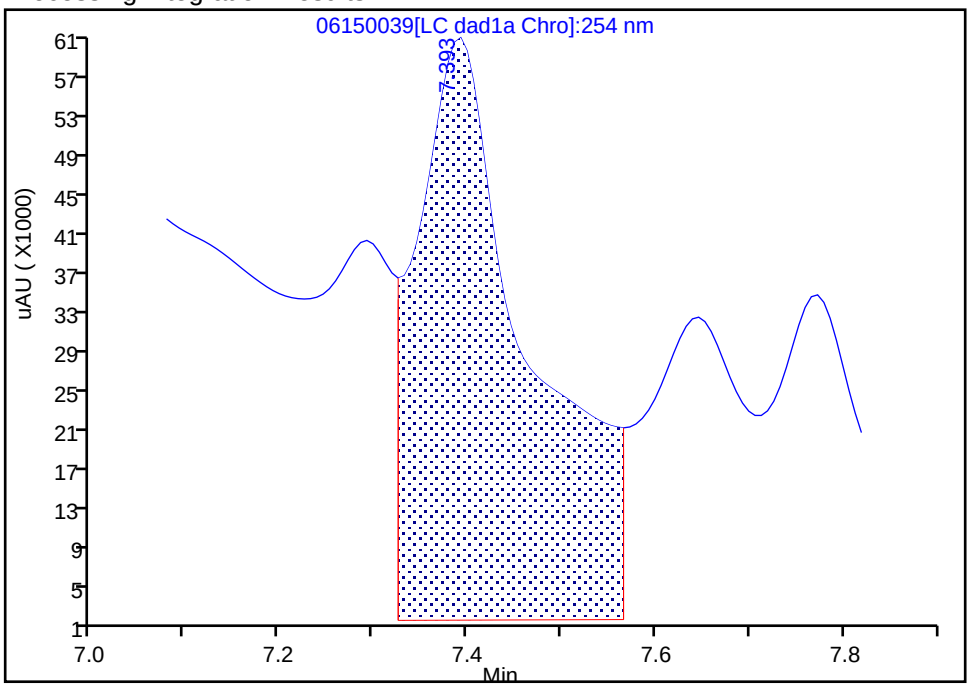

Manual Integration Results

RT: 7.39
Area: 179386
Amount: 1.131457
Amount Units: ug/mL

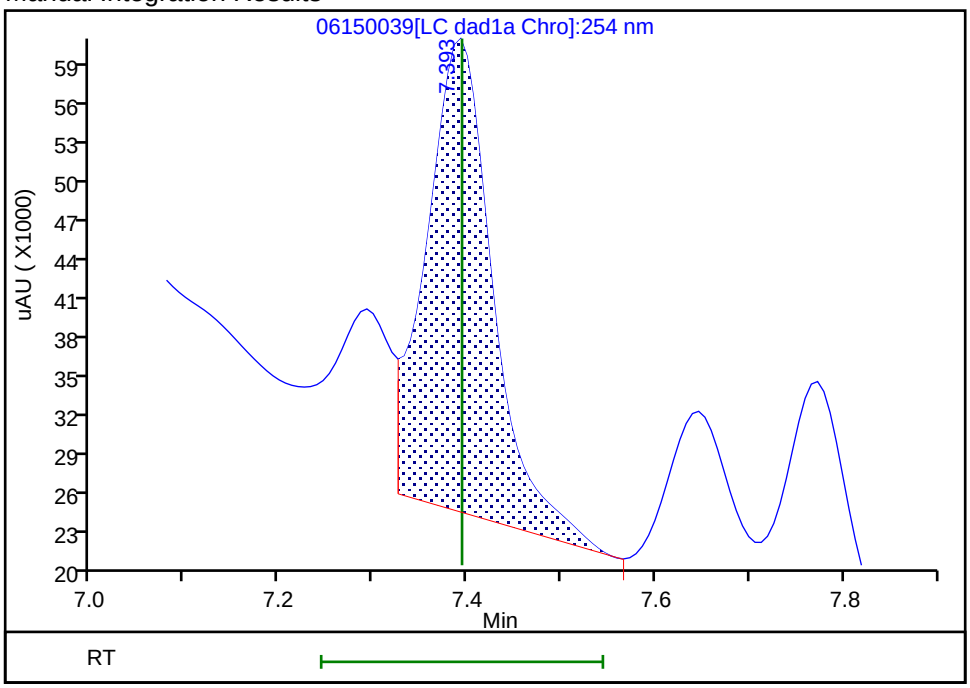

Reviewer: zhangji, 16-Jun-2020 15:32:30

Audit Action: Assigned New Baseline Audit Reason: Baseline

User Disabled Compound Report

Eurofins TestAmerica, Denver

Data File:	\\chromfs\denver\chromdata\chhplc_x\20200612-92376.b\06150039.d				
Injection Date:	16-Jun-2020 05:12:52	Instrument ID:	CHHPLC_X3		
Lims ID:	280-137110-A-4-A	Lab Sample ID:	280-137110-4		
Client ID:	EW7-PM23B-3-35				
Operator ID:	JZ	ALS Bottle#:	39	Worklist Smp#:	39
Injection Vol:	100.0 ul	Dil. Factor:	10.0000		
Method:	8330_X3	Limit Group:	GCSV - 8330		
Column:	UltraCarb5uODS (20) (4.60 mm)	Detector	LC DAD1B, 254 nm		

12 Nitrobenzene, CAS: 98-95-3, Signal: 1

RT: 10.06
Response: 13337
Amount: 0.066551

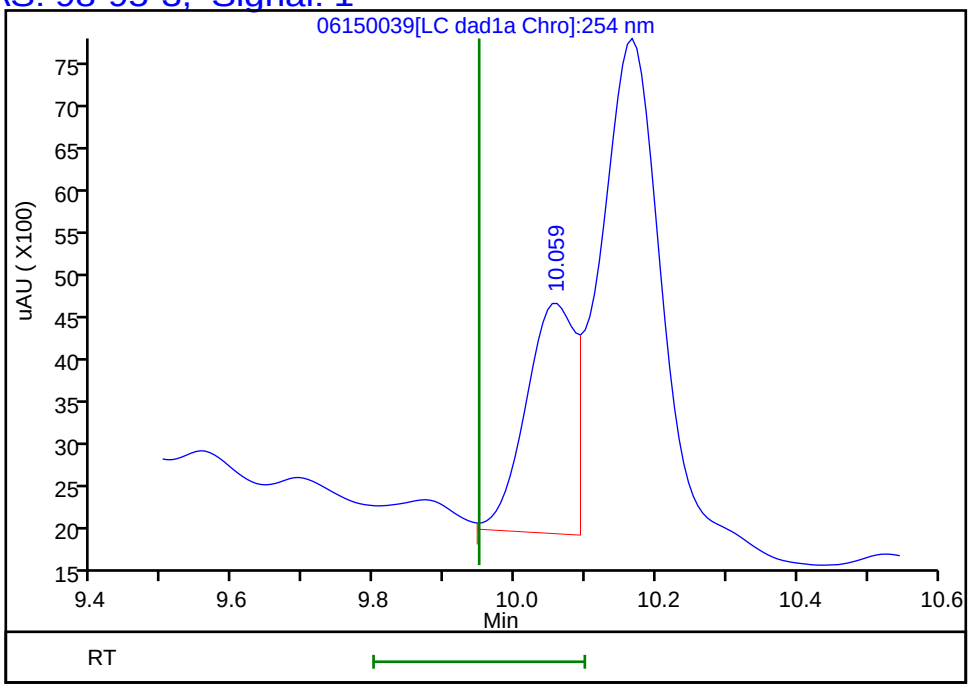

Reviewer: zhangji, 16-Jun-2020 15:33:04
Audit Action: Marked Compound Undetected Audit Reason: Invalid Compound ID

Manual Integration/User Assign Peak Report

Eurofins TestAmerica, Denver

Data File:	\\chromfs\denver\chromdata\chhplc_x\20200612-92376.b\06150039.d				
Injection Date:	16-Jun-2020 05:12:52	Instrument ID:	CHHPLC_X3		
Lims ID:	280-137110-A-4-A	Lab Sample ID:	280-137110-4		
Client ID:	EW7-PM23B-3-35				
Operator ID:	JZ	ALS Bottle#:	39	Worklist Smp#:	39
Injection Vol:	100.0 ul	Dil. Factor:	10.0000		
Method:	8330_X3	Limit Group:	GCSV - 8330		
Column:	UltraCarb5uODS (20) (4.60 mm)	Detector	LC DAD1B, 254 nm		

7 RDX, CAS: 121-82-4

Signal: 1

Processing Integration Results

RT: 7.77
Area: 327856
Amount: 2.811486
Amount Units: ug/mL

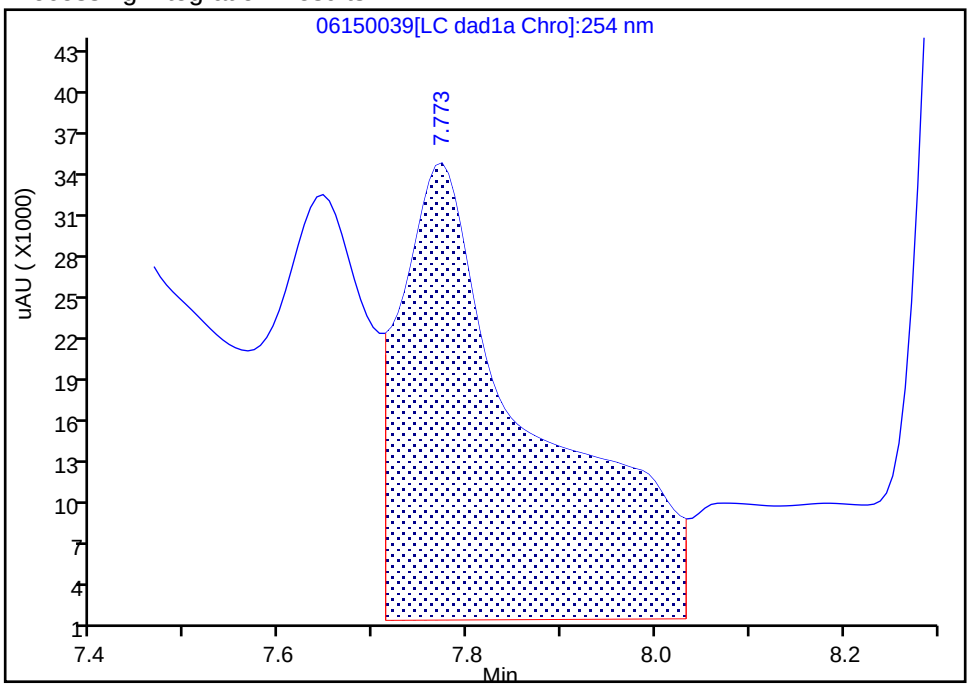

Manual Integration Results

RT: 7.77
Area: 79934
Amount: 0.685463
Amount Units: ug/mL

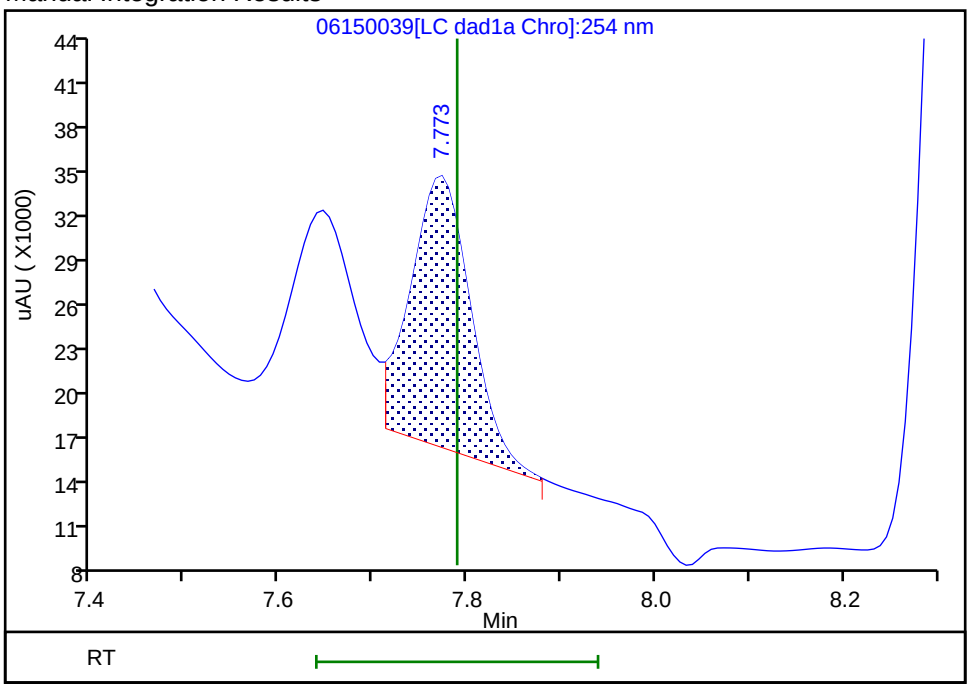

Reviewer: zhangji, 16-Jun-2020 15:32:34

Audit Action: Split an Integrated Peak Audit Reason: Baseline

User Disabled Compound Report

Eurofins TestAmerica, Denver

Data File: \\chromfs\denver\chromdata\chhplc_x\20200612-92376.b\06150039.d

Injection Date:	16-Jun-2020 05:12:52	Instrument ID:	CHHPLC_X3		
Lims ID:	280-137110-A-4-A	Lab Sample ID:	280-137110-4		
Client ID:	EW7-PM23B-3-35				
Operator ID:	JZ	ALS Bottle#:	39	Worklist Smp#:	39
Injection Vol:	100.0 ul	Dil. Factor:	10.0000		
Method:	8330_X3	Limit Group:	GCSV - 8330		
Column:	UltraCarb5uODS (20) (4.60 mm)	Detector	LC DAD1B, 254 nm		

14 Tetryl, CAS: 479-45-8, Signal: 1

RT: 10.17
Response: 36304
Amount: 0.205070

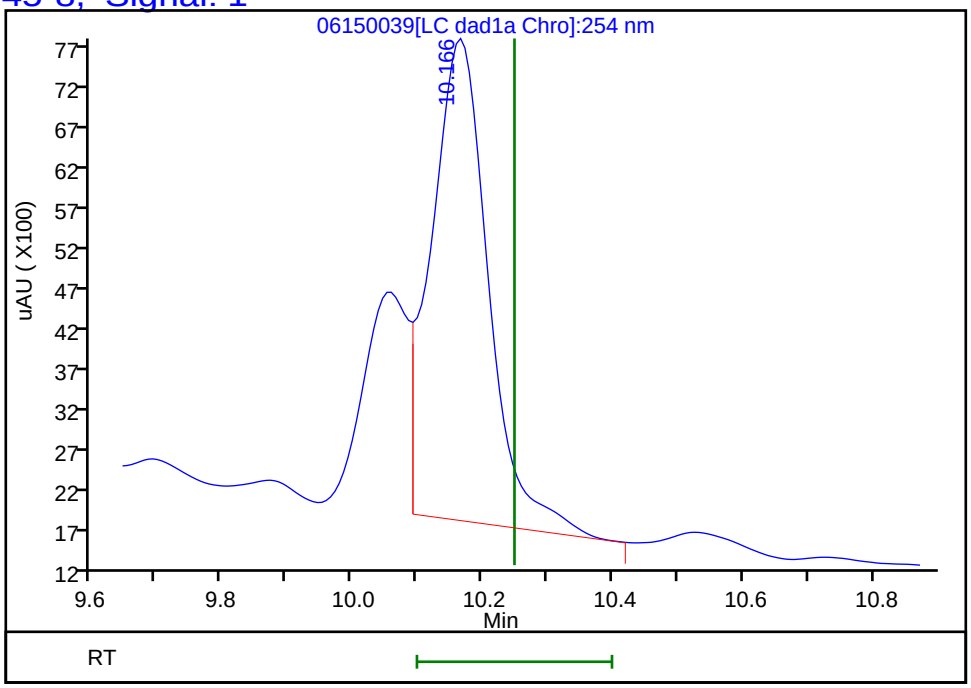

Reviewer: zhangji, 16-Jun-2020 15:33:04
Audit Action: Marked Compound Undetected Audit Reason: Invalid Compound ID

FORM I
HPLC/IC ORGANICS ANALYSIS DATA SHEET

Lab Name: Eurofins TestAmerica, Denver Job No.: 280-137110-1

SDG No.:

Client Sample ID: EW7-PM23B-3-35 Lab Sample ID: 280-137110-4

Matrix: Water Lab File ID: 06170048.D

Analysis Method: 8330A Date Collected: 05/31/2020 14:25

Extraction Method: 3535 Date Extracted: 06/04/2020 10:29

Sample wt/vol: 463(mL) Date Analyzed: 06/18/2020 17:49

Con. Extract Vol.: 5(mL) Dilution Factor: 10

Injection Volume: 100(uL) GC Column: Luna-phenylhex ID: 4.6(mm)

% Moisture: GPC Cleanup:(Y/N) N

Analysis Batch No.: 499146 Units: ug/L

CAS NO.	COMPOUND NAME	RESULT	Q	LOQ	LOD	DL
121-14-2	2,4-Dinitrotoluene	0.86	U	1.1	0.86	0.30
606-20-2	2,6-Dinitrotoluene	0.86	U Q	1.1	0.86	0.43
5755-27-1	MNX	4.3	U	22	4.3	1.7
121-82-4	RDX	2.2	U	2.3	2.2	0.56

CAS NO.	SURROGATE	%REC	Q	LIMITS
528-29-0	1,2-Dinitrobenzene	115		83-119

Eurofins TestAmerica, Denver
Target Compound Quantitation Report

Data File: \\chromfs\Denver\ChromData\G2_LUNA\20200617-92518.b\06170048.D
Lims ID: 280-137110-A-4-A
Client ID: EW7-PM23B-3-35
Sample Type: Client
Inject. Date: 18-Jun-2020 17:49:28 ALS Bottle#: 48 Worklist Smp#: 48
Injection Vol: 100.0 ul Dil. Factor: 10.0000
Sample Info: 280-137110-A-4-A
Misc. Info.: 280-0092518-048
Operator ID: JZ Instrument ID: CHHPLC_G2_LUNA

Method: \\chromfs\Denver\ChromData\G2_LUNA\20200617-92518.b\G2_8330_Luna.m
Limit Group: GCSV - 8330
Last Update: 19-Jun-2020 16:25:28 Calib Date: 15-May-2020 02:11:20
Integrator: Falcon
Quant Method: External Standard Quant By: Initial Calibration
Last ICal File: \\chromfs\Denver\ChromData\G2_LUNA\20200514-91518.b\05140024.D

Column 1 : Luna-Phenyl hexyl (4.60 mm) Det: LC DAD1A, 254 nm
Process Host: CTX1007

First Level Reviewer: zhangji Date: 18-Jun-2020 19:25:28

Compound	Det	RT (min.)	Exp RT (min.)	Dlt RT (min.)	Response	OnCol Amt ug/ml	Flags
6 HMX	1		7.150			ND	
7 MNX	1		7.876			ND	
8 RDX	1		9.369			ND	
9 Nitrobenzene	1		12.269			ND	
$ 10 1,2-Dinitrobenzene	1	13.284	13.276	0.008	8227	0.0230	
12 1,3-Dinitrobenzene	1		15.809			ND	
14 o-Nitrotoluene	1		16.743			ND	U
15 p-Nitrotoluene	1		17.023			ND	
16 4-Amino-2,6-dinitrotoluene	1		17.463			ND	
17 m-Nitrotoluene	1		17.956			ND	U
18 2-Amino-4,6-dinitrotoluene	1		18.396			ND	
19 1,3,5-Trinitrobenzene	1		19.136			ND	
20 2,6-Dinitrotoluene	1		20.056			ND	
21 2,4-Dinitrotoluene	1		20.570			ND	
22 Tetryl	1		23.870			ND	U
23 2,4,6-Trinitrotoluene	1		24.883			ND	

QC Flag Legend

Review Flags
U - Marked Undetected

Report Date: 19-Jun-2020 16:25:37 Chrom Revision: 2.3 17-Jun-2020 19:07:08

Eurofins TestAmerica, Denver

Data File: \\chromfs\denver\chromdata\g2_luna\20200617-92518.b\06170048.d

Injection Date:	18-Jun-2020 17:49:28	Instrument ID:	CHHPLC_G2_LUNA	Operator ID:	JZ
Lims ID:	280-137110-A-4-A	Lab Sample ID:	280-137110-4	Worklist Smp#:	48
Client ID:	EW7-PM23B-3-35				
Injection Vol:	100.0 ul	Dil. Factor:	10.0000	ALS Bottle#:	48
Method:	G2_8330_Luna	Limit Group:	GCSV - 8330		

Column: Luna-Phenyl hexyl (4.60 mm) Y Scaling: Method Defined: Scale to the Nth Largest Peak: 1

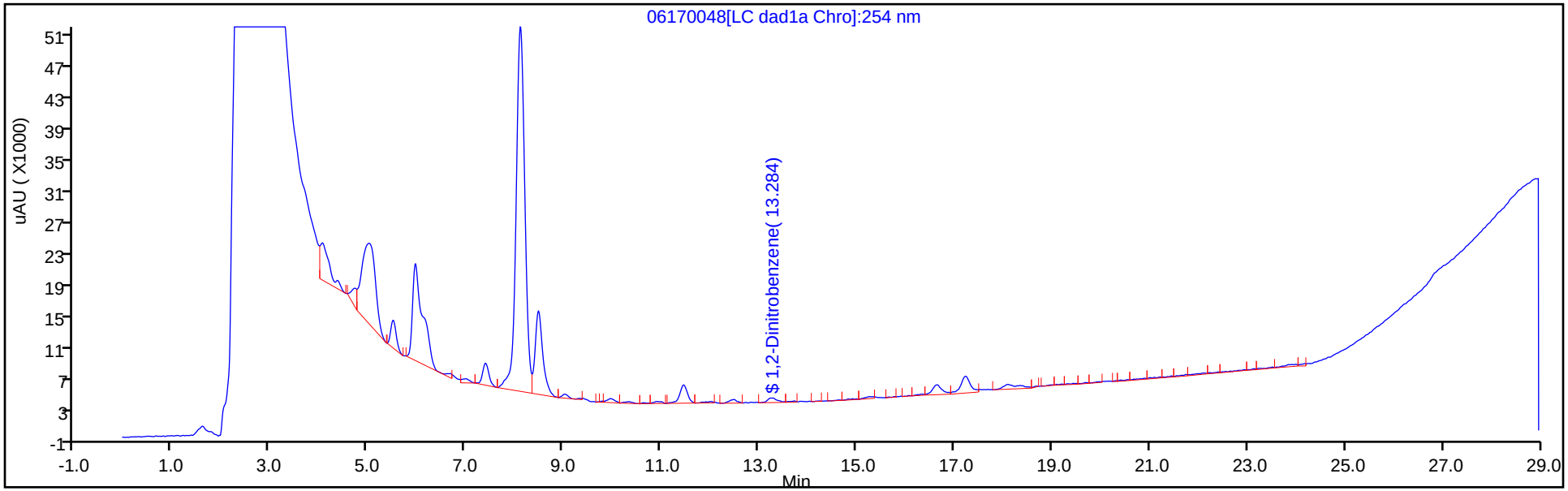

Y Scaling: Method Defined: Scale to the Nth Largest Peak: 1

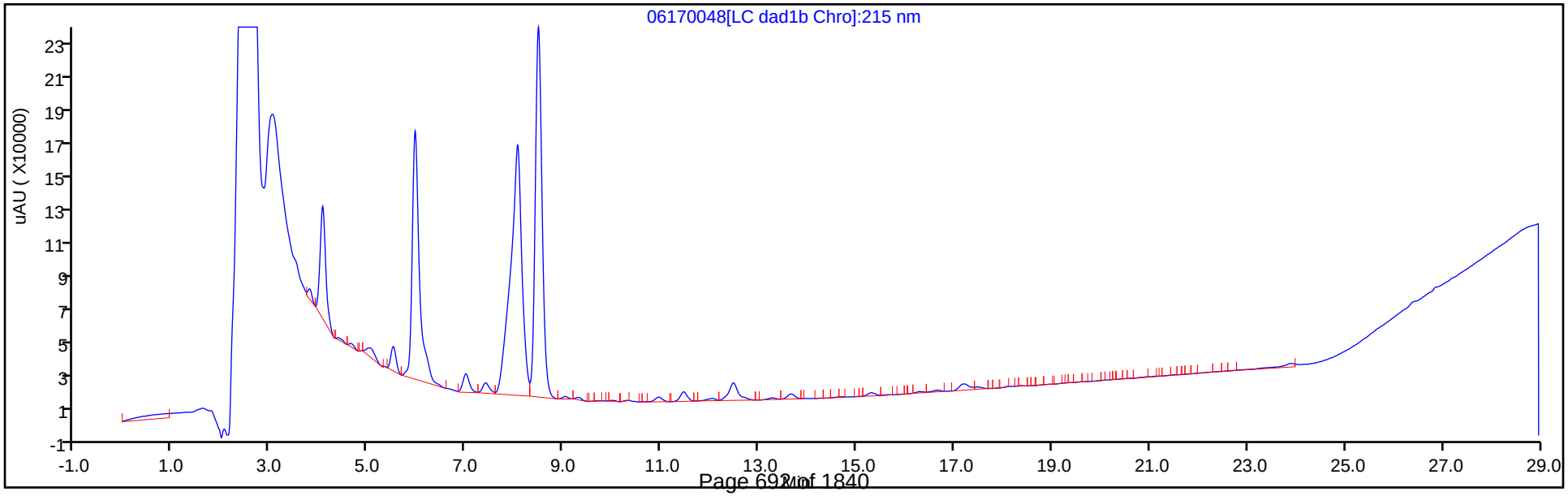

Eurofins TestAmerica, Denver
Recovery Report

Data File:	\\chromfs\Denver\ChromData\G2_LUNA\20200617-92518.b\06170048.D				
Lims ID:	280-137110-A-4-A				
Client ID:	EW7-PM23B-3-35				
Sample Type:	Client				
Inject. Date:	18-Jun-2020 17:49:28	ALS Bottle#:	48	Worklist Smp#:	48
Injection Vol:	100.0 ul	Dil. Factor:	10.0000		
Sample Info:	280-137110-A-4-A				
Misc. Info.:	280-0092518-048				
Operator ID:	JZ	Instrument ID:	CHHPLC_G2_LUNA		
Method:	\\chromfs\Denver\ChromData\G2_LUNA\20200617-92518.b\G2_8330_Luna.m				
Limit Group:	GCSV - 8330				
Last Update:	19-Jun-2020 16:25:28	Calib Date:	15-May-2020 02:11:20		
Integrator:	Falcon				
Quant Method:	External Standard	Quant By:	Initial Calibration		
Last ICal File:	\\chromfs\Denver\ChromData\G2_LUNA\20200514-91518.b\05140024.D				
Column 1 :	Luna-Phenyl hexyl (4.60 mm)		Det: LC DAD1A, 254 nm		
Process Host:	CTX1007				
First Level Reviewer: zhangji		Date:	18-Jun-2020 19:25:28		

Compound	Amount Added	Amount Recovered	% Rec.
$ 10 1,2-Dinitrobenzene	0.2000	0.0230	11.52

User Disabled Compound Report

Eurofins TestAmerica, Denver

Data File:	\\chromfs\denver\chromdata\g2_luna\20200617-92518.b\06170048.d				
Injection Date:	18-Jun-2020 17:49:28	Instrument ID:	CHHPLC_G2_LUNA		
Lims ID:	280-137110-A-4-A	Lab Sample ID:	280-137110-4		
Client ID:	EW7-PM23B-3-35				
Operator ID:	JZ	ALS Bottle#:	48	Worklist Smp#:	48
Injection Vol:	100.0 ul	Dil. Factor:	10.0000		
Method:	G2_8330_Luna	Limit Group:	GCSV - 8330		
Column:	Luna-Phenyl hexyl (4.60 mm)	Detector	LC DAD1A, 254 nm		

14 o-Nitrotoluene, CAS: 88-72-2, Signal: 1

RT: 16.65
Response: 17862
Amount: 0.065437

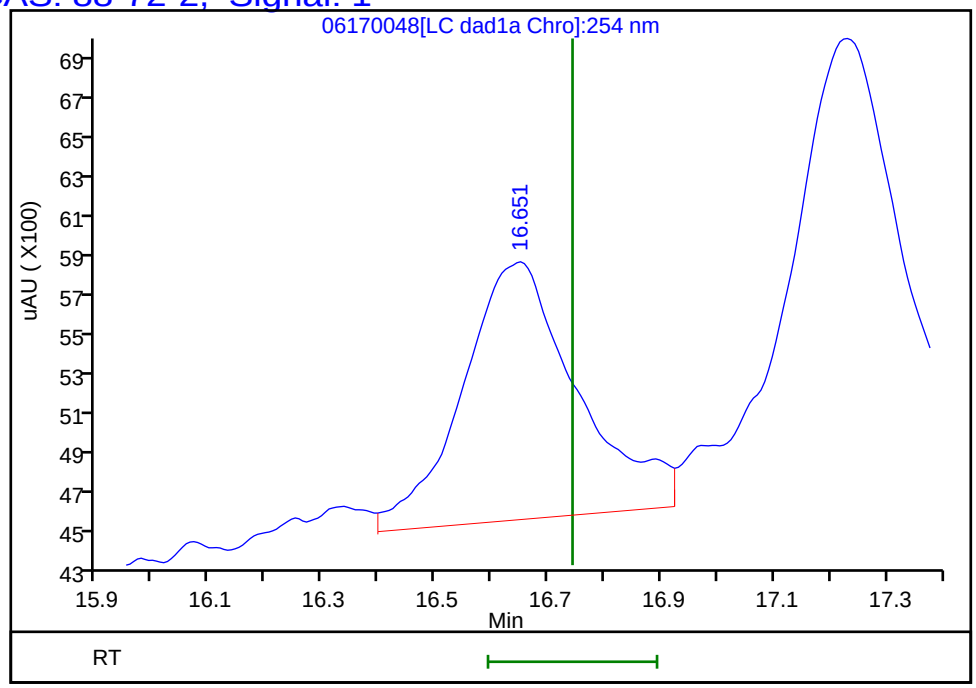

Reviewer: zhangji, 18-Jun-2020 19:25:28
Audit Action: Marked Compound Undetected Audit Reason: Invalid Compound ID

User Disabled Compound Report

Eurofins TestAmerica, Denver

Data File:	\\chromfs\denver\chromdata\g2_luna\20200617-92518.b\06170048.d				
Injection Date:	18-Jun-2020 17:49:28	Instrument ID:	CHHPLC_G2_LUNA		
Lims ID:	280-137110-A-4-A	Lab Sample ID:	280-137110-4		
Client ID:	EW7-PM23B-3-35				
Operator ID:	JZ	ALS Bottle#:	48	Worklist Smp#:	48
Injection Vol:	100.0 ul	Dil. Factor:	10.0000		
Method:	G2_8330_Luna	Limit Group:	GCSV - 8330		
Column:	Luna-Phenyl hexyl (4.60 mm)	Detector	LC DAD1A, 254 nm		

17 m-Nitrotoluene, CAS: 99-08-1, Signal: 1

RT: 18.10
Response: 13858
Amount: 0.046452

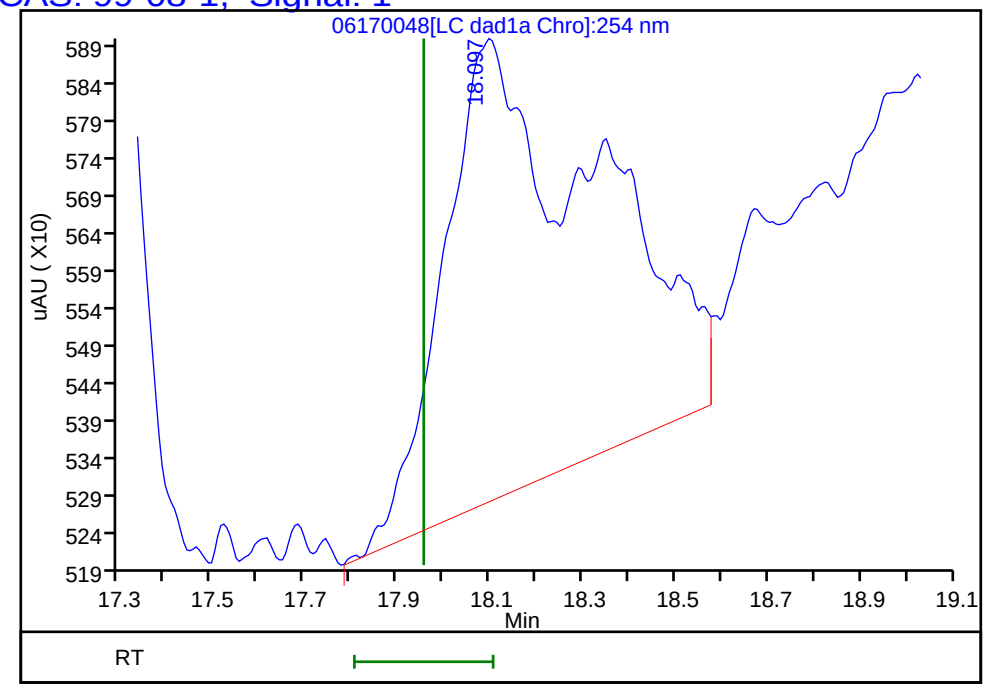

Reviewer: zhangji, 18-Jun-2020 19:25:28
Audit Action: Marked Compound Undetected Audit Reason: Invalid Compound ID

User Disabled Compound Report

Eurofins TestAmerica, Denver

Data File: \\chromfs\denver\chromdata\g2_luna\20200617-92518.b\06170048.d

Injection Date:	18-Jun-2020 17:49:28	Instrument ID:	CHHPLC_G2_LUNA		
Lims ID:	280-137110-A-4-A	Lab Sample ID:	280-137110-4		
Client ID:	EW7-PM23B-3-35				
Operator ID:	JZ	ALS Bottle#:	48	Worklist Smp#:	48
Injection Vol:	100.0 ul	Dil. Factor:	10.0000		
Method:	G2_8330_Luna	Limit Group:	GCSV - 8330		
Column:	Luna-Phenyl hexyl (4.60 mm)	Detector	LC DAD1A, 254 nm		

22 Tetryl, CAS: 479-45-8, Signal: 1

RT: 23.99
Response: 4902
Amount: 0.013296

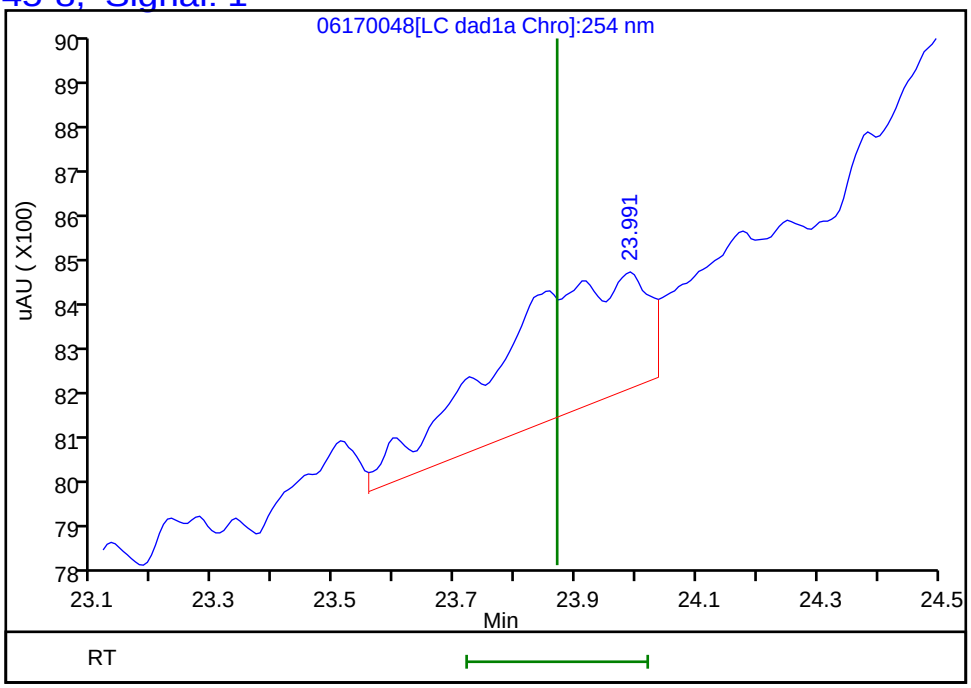

Reviewer: zhangji, 18-Jun-2020 19:25:28

Audit Action: Marked Compound Undetected Audit Reason: Invalid Compound ID

FORM I
HPLC/IC ORGANICS ANALYSIS DATA SHEET

Lab Name: Eurofins TestAmerica, Denver Job No.: 280-137110-1

SDG No.:

Client Sample ID: G0079-20A Lab Sample ID: 280-137110-5

Matrix: Water Lab File ID: 06150040.D

Analysis Method: 8330A Date Collected: 06/01/2020 11:15

Extraction Method: 3535 Date Extracted: 06/04/2020 10:29

Sample wt/vol: 464.1(mL) Date Analyzed: 06/16/2020 05:35

Con. Extract Vol.: 5(mL) Dilution Factor: 1

Injection Volume: 100(uL) GC Column: UltraCarb5uODS ID: 4.6(mm)

% Moisture: GPC Cleanup:(Y/N) N

Analysis Batch No.: 498591 Units: ug/L

CAS NO.	COMPOUND NAME	RESULT	Q	LOQ	LOD	DL
99-35-4	1,3,5-Trinitrobenzene	0.22	U	0.23	0.22	0.091
99-65-0	1,3-Dinitrobenzene	0.11	U	0.12	0.11	0.040
118-96-7	2,4,6-Trinitrotoluene	0.11	U	0.12	0.11	0.048
121-14-2	2,4-Dinitrotoluene	0.086	U	0.11	0.086	0.030
606-20-2	2,6-Dinitrotoluene	0.086	U	0.11	0.086	0.043
35572-78-2	2-Amino-4,6-dinitrotoluene	0.11	U	0.12	0.11	0.055
88-72-2	2-Nitrotoluene	0.22	U	0.23	0.22	0.092
99-08-1	3-Nitrotoluene	0.43	U	0.43	0.43	0.21
19406-51-0	4-Amino-2,6-dinitrotoluene	0.13	U	0.16	0.13	0.062
99-99-0	4-Nitrotoluene	0.22	J M	0.44	0.43	0.11
2691-41-0	HMX	0.22	U	0.23	0.22	0.094
5755-27-1	MNX	0.43	U	2.2	0.43	0.17
98-95-3	Nitrobenzene	0.22	U	0.23	0.22	0.098
121-82-4	RDX	0.22	U	0.23	0.22	0.055
479-45-8	Tetryl	0.11	U	0.12	0.11	0.034

CAS NO.	SURROGATE	%REC	Q	LIMITS
528-29-0	1,2-Dinitrobenzene	105	M	83-119

Eurofins TestAmerica, Denver
Target Compound Quantitation Report

Data File:	\\chromfs\Denver\ChromData\CHHPLC_X\20200612-92376.b\06150040.D				
Lims ID:	280-137110-A-5-A				
Client ID:	G0079-20A				
Sample Type:	Client				
Inject. Date:	16-Jun-2020 05:35:51	ALS Bottle#:	40	Worklist Smp#:	40
Injection Vol:	100.0 ul	Dil. Factor:	1.0000		
Sample Info:	280-137110-A-5-A				
Misc. Info.:	280-0092376-040				
Operator ID:	JZ	Instrument ID:	CHHPLC_X3		
Method:	\\chromfs\Denver\ChromData\CHHPLC_X\20200612-92376.b\8330_X3.m				
Limit Group:	GCSV - 8330				
Last Update:	16-Jun-2020 21:25:24	Calib Date:	18-Mar-2020 14:39:27		
Integrator:	Falcon				
Quant Method:	External Standard	Quant By:	Initial Calibration		
Last ICal File:	\\chromna\Denver\ChromData\CHHPLC_X\20200318-90159.b\03180015.D				
Column 1 :	UltraCarb5uODS (20) (4.60 mm)		Det: LC DAD1B, 254 nm		
Process Host:	CTX1024				
First Level Reviewer: zhangji		Date:	16-Jun-2020 15:33:33		

	Compound	Det	RT (min.)	Exp RT (min.)	Dlt RT (min.)	Response	OnCol Amt ug/mL	Flags
	3 HMX	1		6.716			ND	
	6 MNX	1		7.394			ND	
	7 RDX	1		7.789			ND	
$	9 1,2-Dinitrobenzene	1	8.772	8.749	0.023	28995	0.2098	M
	10 1,3,5-Trinitrobenzene	1		8.929			ND	
	11 1,3-Dinitrobenzene	1		9.575			ND	
	12 Nitrobenzene	1		9.949			ND	
	14 Tetryl	1		10.249			ND	
	16 2,4,6-Trinitrotoluene	1		11.222			ND	
	17 4-Amino-2,6-dinitrotoluene	1		11.375			ND	
	18 2-Amino-4,6-dinitrotoluene	1		11.669			ND	
	19 2,6-Dinitrotoluene	1		11.809			ND	
	20 2,4-Dinitrotoluene	1		12.009			ND	
	21 o-Nitrotoluene	1		12.829			ND	
	22 p-Nitrotoluene	1	13.286	13.269	0.017	2269	0.0201	M
	23 m-Nitrotoluene	1		13.862			ND	

QC Flag Legend

Review Flags

M - Manually Integrated

Report Date: 16-Jun-2020 21:25:25 Chrom Revision: 2.3 10-Jun-2020 22:46:48

Eurofins TestAmerica, Denver

Data File: \\chromfs\denver\chromdata\chhplc_x\20200612-92376.b\06150040.d

Injection Date:	16-Jun-2020 05:35:51	Instrument ID:	CHHPLC_X3	Operator ID:	JZ
Lims ID:	280-137110-A-5-A	Lab Sample ID:	280-137110-5	Worklist Smp#:	40
Client ID:	G0079-20A				
Injection Vol:	100.0 ul	Dil. Factor:	1.0000	ALS Bottle#:	40
Method:	8330_X3	Limit Group:	GCSV - 8330		

Column: UltraCarb5uODS (20) (4.60 mm) Y Scaling: Method Defined: Scale to the Nth Largest Target: 1

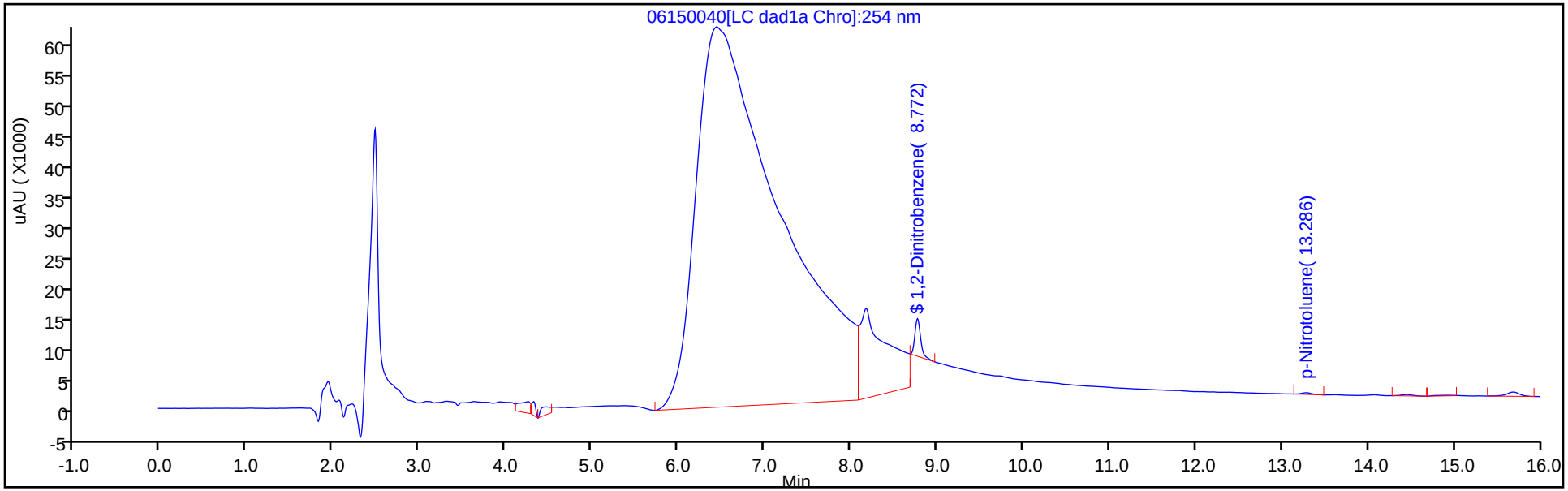

Y Scaling: Method Defined: Scale to the Nth Largest Target: 1

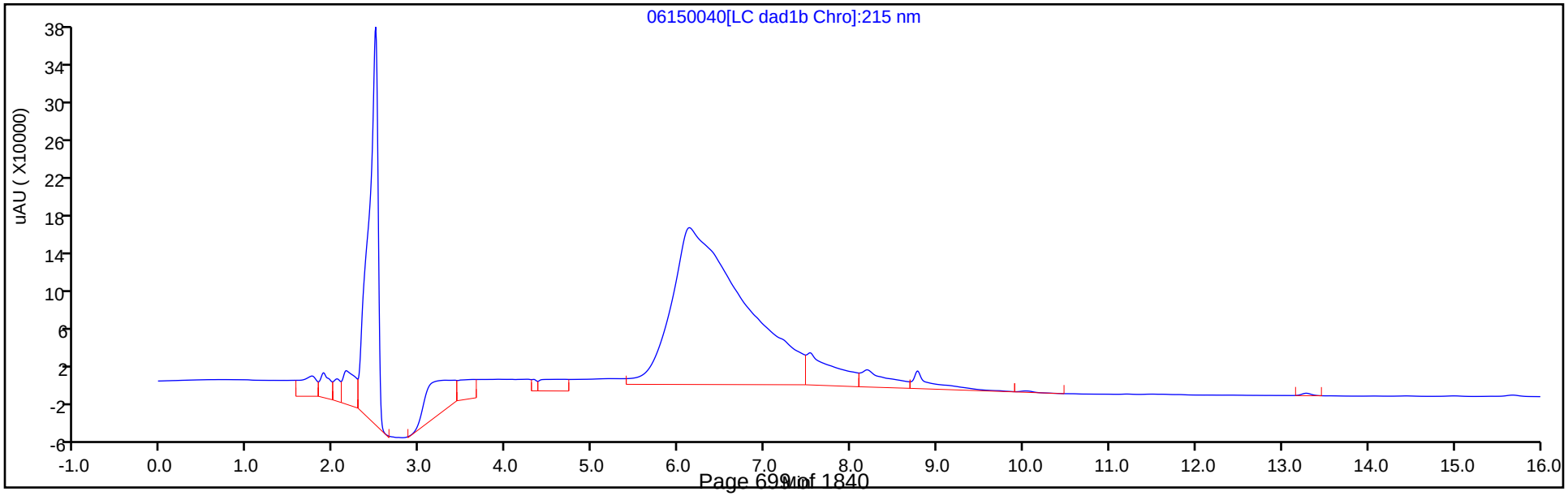

Eurofins TestAmerica, Denver
Recovery Report

Data File:	\\chromfs\Denver\ChromData\CHHPLC_X\20200612-92376.b\06150040.D				
Lims ID:	280-137110-A-5-A				
Client ID:	G0079-20A				
Sample Type:	Client				
Inject. Date:	16-Jun-2020 05:35:51	ALS Bottle#:	40	Worklist Smp#:	40
Injection Vol:	100.0 ul	Dil. Factor:	1.0000		
Sample Info:	280-137110-A-5-A				
Misc. Info.:	280-0092376-040				
Operator ID:	JZ	Instrument ID:	CHHPLC_X3		
Method:	\\chromfs\Denver\ChromData\CHHPLC_X\20200612-92376.b\8330_X3.m				
Limit Group:	GCSV - 8330				
Last Update:	16-Jun-2020 21:25:24	Calib Date:	18-Mar-2020 14:39:27		
Integrator:	Falcon				
Quant Method:	External Standard	Quant By:	Initial Calibration		
Last ICal File:	\\chromna\Denver\ChromData\CHHPLC_X\20200318-90159.b\03180015.D				
Column 1 :	UltraCarb5uODS (20) (4.60 mm)		Det: LC DAD1B, 254 nm		
Process Host:	CTX1024				
First Level Reviewer: zhangji		Date:	16-Jun-2020 15:33:33		

Compound	Amount Added	Amount Recovered	% Rec.
$ 9 1,2-Dinitrobenzene	0.2000	0.2098	104.89

Manual Integration/User Assign Peak Report

Eurofins TestAmerica, Denver

Data File:	\\chromfs\denver\chromdata\chhplc_x\20200612-92376.b\06150040.d				
Injection Date:	16-Jun-2020 05:35:51	Instrument ID:	CHHPLC_X3		
Lims ID:	280-137110-A-5-A	Lab Sample ID:	280-137110-5		
Client ID:	G0079-20A				
Operator ID:	JZ	ALS Bottle#:	40	Worklist Smp#:	40
Injection Vol:	100.0 ul	Dil. Factor:	1.0000		
Method:	8330_X3	Limit Group:	GCSV - 8330		
Column:	UltraCarb5uODS (20) (4.60 mm)	Detector	LC DAD1B, 254 nm		

$ 9 1,2-Dinitrobenzene, CAS: 528-29-0

Signal: 1

Processing Integration Results

RT: 8.77
Area: 199367
Amount: 1.442470
Amount Units: ug/mL

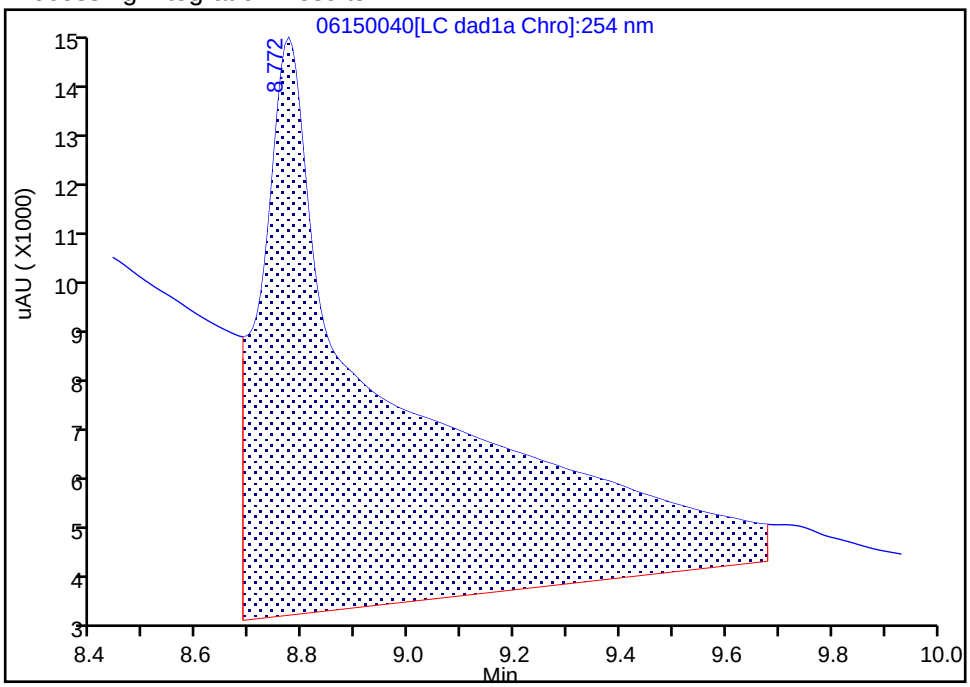

Manual Integration Results

RT: 8.77
Area: 28995
Amount: 0.209786
Amount Units: ug/mL

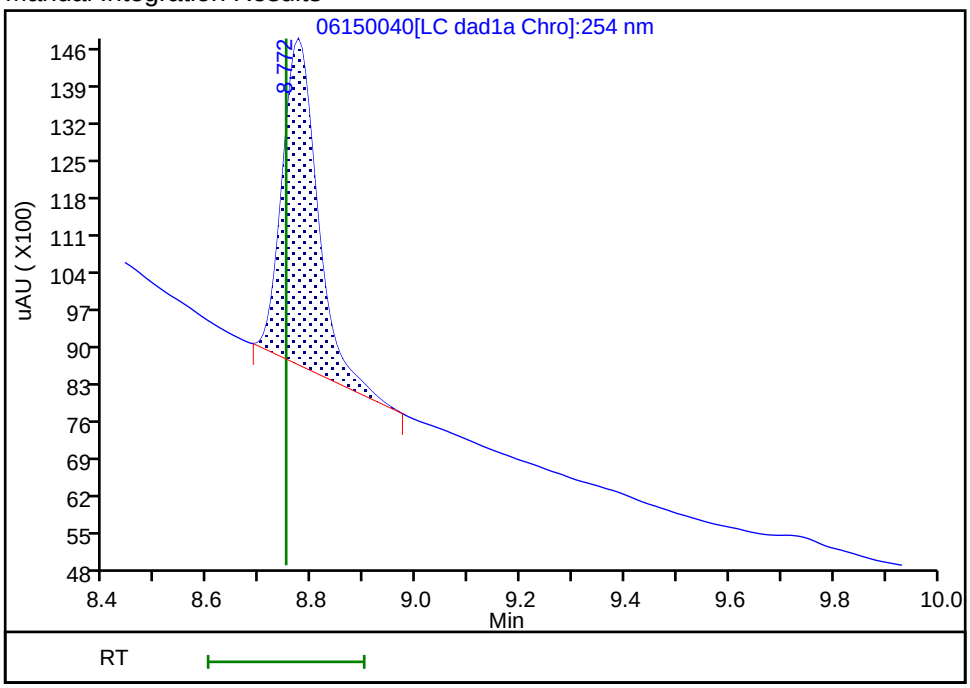

Reviewer: zhangji, 16-Jun-2020 15:33:15

Audit Action: Manually Integrated Audit Reason: Baseline

Manual Integration/User Assign Peak Report

Eurofins TestAmerica, Denver

Data File:	\\chromfs\denver\chromdata\chhplc_x\20200612-92376.b\06150040.d				
Injection Date:	16-Jun-2020 05:35:51	Instrument ID:	CHHPLC_X3		
Lims ID:	280-137110-A-5-A	Lab Sample ID:	280-137110-5		
Client ID:	G0079-20A				
Operator ID:	JZ	ALS Bottle#:	40	Worklist Smp#:	40
Injection Vol:	100.0 ul	Dil. Factor:	1.0000		
Method:	8330_X3	Limit Group:	GCSV - 8330		
Column:	UltraCarb5uODS (20) (4.60 mm)	Detector	LC DAD1B, 254 nm		

22 p-Nitrotoluene, CAS: 99-99-0

Signal: 1

Processing Integration Results

RT: 13.29
Area: 4404
Amount: 0.038972
Amount Units: ug/mL

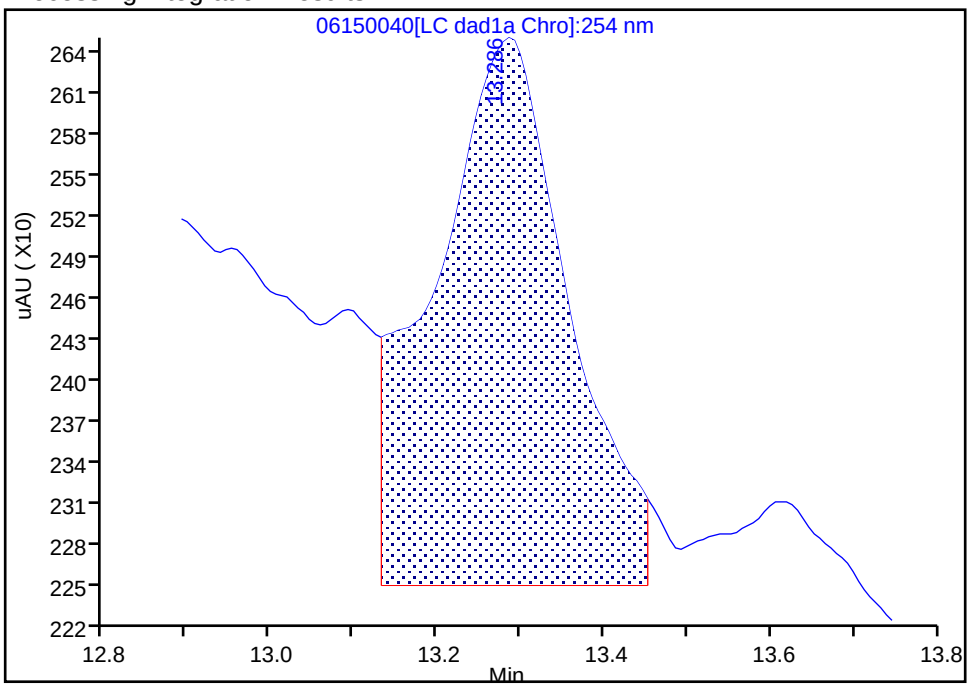

Manual Integration Results

RT: 13.29
Area: 2269
Amount: 0.020079
Amount Units: ug/mL

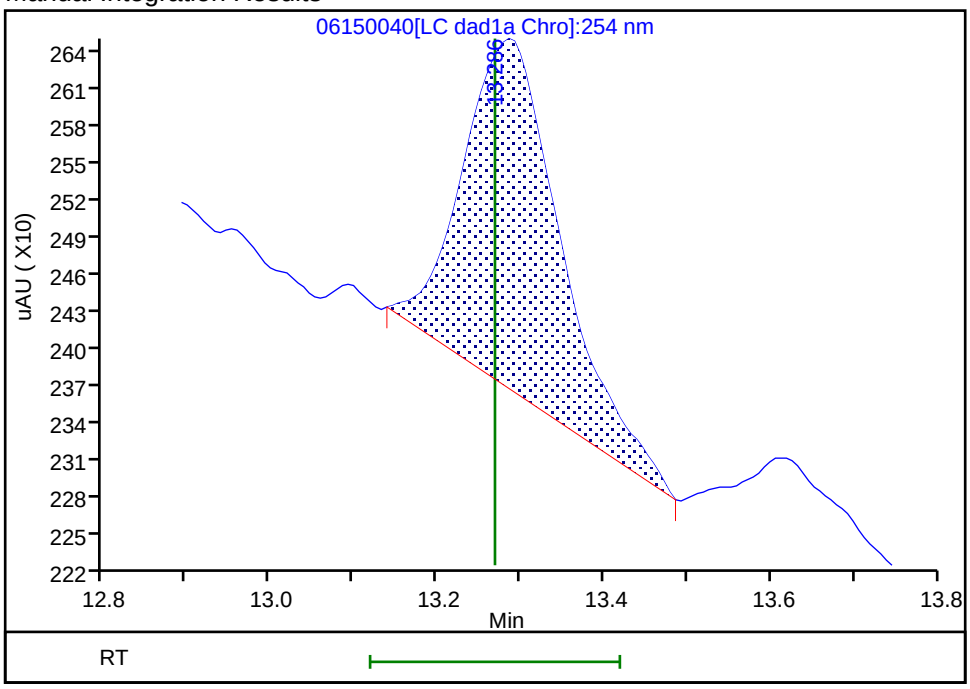

Reviewer: zhangji, 16-Jun-2020 15:33:20

Audit Action: Manually Integrated Audit Reason: Baseline

FORM I
HPLC/IC ORGANICS ANALYSIS DATA SHEET

Lab Name: Eurofins TestAmerica, Denver Job No.: 280-137110-1

SDG No.:

Client Sample ID: G0079-20A Lab Sample ID: 280-137110-5

Matrix: Water Lab File ID: 06170049.D

Analysis Method: 8330A Date Collected: 06/01/2020 11:15

Extraction Method: 3535 Date Extracted: 06/04/2020 10:29

Sample wt/vol: 464.1(mL) Date Analyzed: 06/18/2020 18:24

Con. Extract Vol.: 5(mL) Dilution Factor: 1

Injection Volume: 100(uL) GC Column: Luna-phenylhex ID: 4.6(mm)

% Moisture: GPC Cleanup:(Y/N) N

Analysis Batch No.: 499146 Units: ug/L

CAS NO.	SURROGATE	%REC	Q	LIMITS
528-29-0	1,2-Dinitrobenzene	104		83-119

Eurofins TestAmerica, Denver
Target Compound Quantitation Report

Data File: \\chromfs\Denver\ChromData\G2_LUNA\20200617-92518.b\06170049.D
Lims ID: 280-137110-A-5-A
Client ID: G0079-20A
Sample Type: Client
Inject. Date: 18-Jun-2020 18:24:25 ALS Bottle#: 49 Worklist Smp#: 49
Injection Vol: 100.0 ul Dil. Factor: 1.0000
Sample Info: 280-137110-A-5-A
Misc. Info.: 280-0092518-049
Operator ID: JZ Instrument ID: CHHPLC_G2_LUNA

Method: \\chromfs\Denver\ChromData\G2_LUNA\20200617-92518.b\G2_8330_Luna.m
Limit Group: GCSV - 8330
Last Update: 19-Jun-2020 16:25:28 Calib Date: 15-May-2020 02:11:20
Integrator: Falcon
Quant Method: External Standard Quant By: Initial Calibration
Last ICal File: \\chromfs\Denver\ChromData\G2_LUNA\20200514-91518.b\05140024.D

Column 1 : Luna-Phenyl hexyl (4.60 mm) Det: LC DAD1A, 254 nm
Process Host: CTX1007

First Level Reviewer: zhangji Date: 18-Jun-2020 19:25:41

	Compound	Det	RT (min.)	Exp RT (min.)	Dlt RT (min.)	Response	OnCol Amt ug/ml	Flags
	6 HMX	1		7.150			ND	
	7 MNX	1		7.876			ND	
	8 RDX	1		9.369			ND	
	9 Nitrobenzene	1		12.269			ND	
$	10 1,2-Dinitrobenzene	1	13.252	13.276	-0.024	59307	0.2073	
	12 1,3-Dinitrobenzene	1		15.809			ND	
	14 o-Nitrotoluene	1		16.743			ND	U
	15 p-Nitrotoluene	1	17.026	17.023	0.003	6282	0.0261	
	16 4-Amino-2,6-dinitrotoluene	1		17.463			ND	U
	17 m-Nitrotoluene	1		17.956			ND	U
	18 2-Amino-4,6-dinitrotoluene	1		18.396			ND	
	19 1,3,5-Trinitrobenzene	1		19.136			ND	U
	20 2,6-Dinitrotoluene	1		20.056			ND	
	21 2,4-Dinitrotoluene	1		20.570			ND	
	22 Tetryl	1		23.870			ND	U
	23 2,4,6-Trinitrotoluene	1		24.883			ND	

QC Flag Legend

Review Flags
U - Marked Undetected

Report Date: 19-Jun-2020 16:25:37 Chrom Revision: 2.3 17-Jun-2020 19:07:08

Eurofins TestAmerica, Denver

Data File: \\chromfs\denver\chromdata\g2_luna\20200617-92518.b\06170049.d

Injection Date:	18-Jun-2020 18:24:25	Instrument ID:	CHHPLC_G2_LUNA	Operator ID:	JZ
Lims ID:	280-137110-A-5-A	Lab Sample ID:	280-137110-5	Worklist Smp#:	49
Client ID:	G0079-20A				
Injection Vol:	100.0 ul	Dil. Factor:	1.0000	ALS Bottle#:	49
Method:	G2_8330_Luna	Limit Group:	GCSV - 8330		

Column: Luna-Phenyl hexyl (4.60 mm) Y Scaling: Method Defined: Scale to the Nth Largest Peak: 1

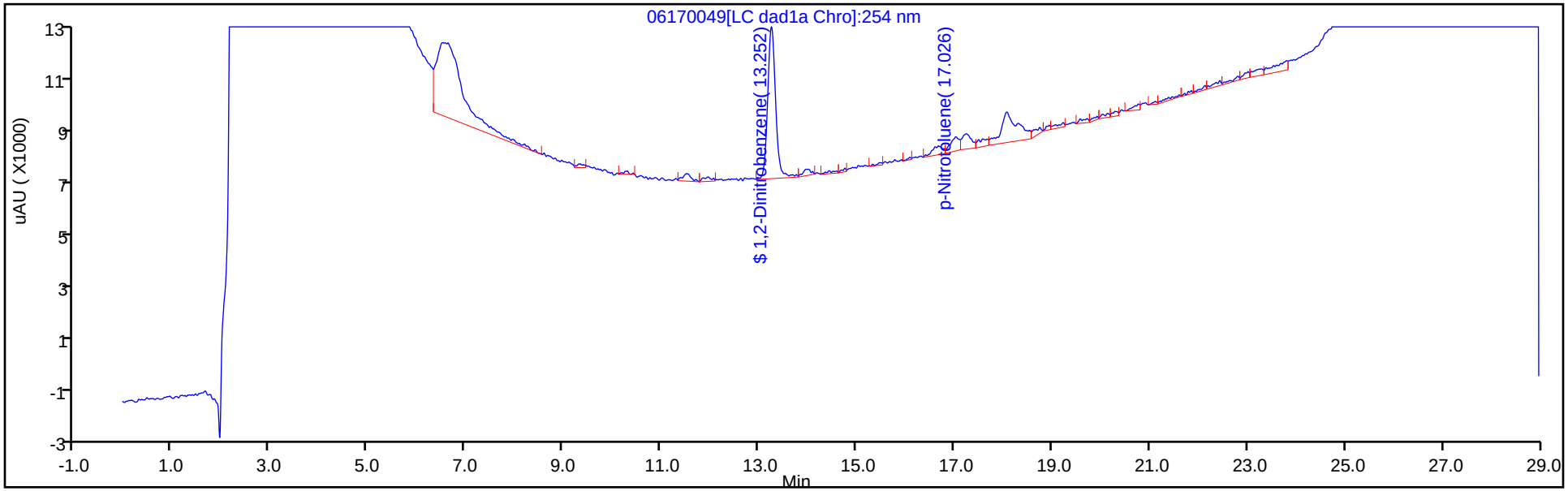

Y Scaling: Method Defined: Scale to the Nth Largest Peak: 1

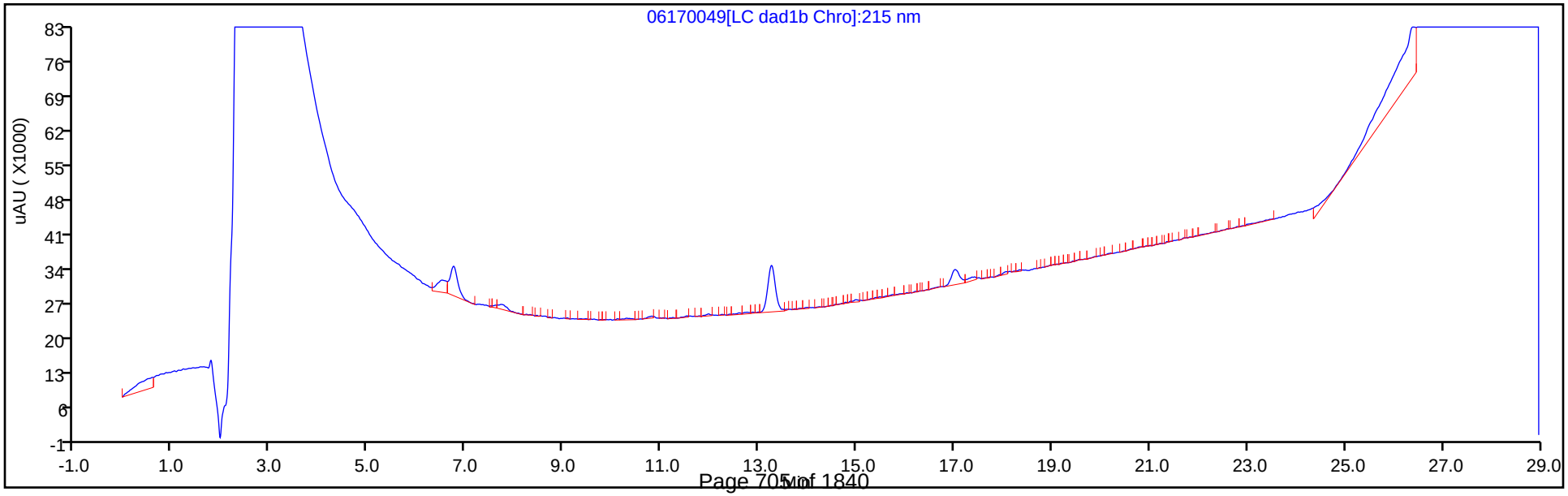

Eurofins TestAmerica, Denver
Recovery Report

Data File:	\\chromfs\Denver\ChromData\G2_LUNA\20200617-92518.b\06170049.D				
Lims ID:	280-137110-A-5-A				
Client ID:	G0079-20A				
Sample Type:	Client				
Inject. Date:	18-Jun-2020 18:24:25	ALS Bottle#:	49	Worklist Smp#:	49
Injection Vol:	100.0 ul	Dil. Factor:	1.0000		
Sample Info:	280-137110-A-5-A				
Misc. Info.:	280-0092518-049				
Operator ID:	JZ	Instrument ID:	CHHPLC_G2_LUNA		
Method:	\\chromfs\Denver\ChromData\G2_LUNA\20200617-92518.b\G2_8330_Luna.m				
Limit Group:	GCSV - 8330				
Last Update:	19-Jun-2020 16:25:28	Calib Date:	15-May-2020 02:11:20		
Integrator:	Falcon				
Quant Method:	External Standard	Quant By:	Initial Calibration		
Last ICal File:	\\chromfs\Denver\ChromData\G2_LUNA\20200514-91518.b\05140024.D				
Column 1 :	Luna-Phenyl hexyl (4.60 mm)		Det: LC DAD1A, 254 nm		
Process Host:	CTX1007				
First Level Reviewer: zhangji		Date:	18-Jun-2020 19:25:41		

Compound	Amount Added	Amount Recovered	% Rec.
$ 10 1,2-Dinitrobenzene	0.2000	0.2073	103.65

User Disabled Compound Report

Eurofins TestAmerica, Denver

Data File:	\\chromfs\denver\chromdata\g2_luna\20200617-92518.b\06170049.d				
Injection Date:	18-Jun-2020 18:24:25	Instrument ID:	CHHPLC_G2_LUNA		
Lims ID:	280-137110-A-5-A	Lab Sample ID:	280-137110-5		
Client ID:	G0079-20A				
Operator ID:	JZ	ALS Bottle#:	49	Worklist Smp#:	49
Injection Vol:	100.0 ul	Dil. Factor:	1.0000		
Method:	G2_8330_Luna	Limit Group:	GCSV - 8330		
Column:	Luna-Phenyl hexyl (4.60 mm)	Detector	LC DAD1A, 254 nm		

19 1,3,5-Trinitrobenzene, CAS: 99-35-4, Signal: 1

RT: 19.23
Response: 1898
Amount: 0.004017

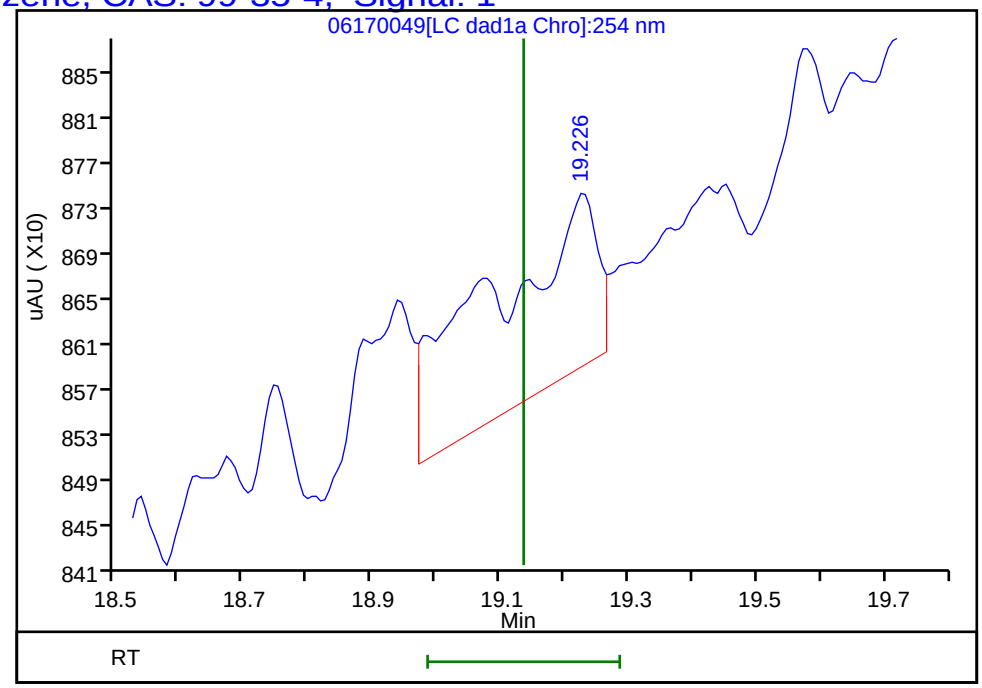

Reviewer: zhangji, 18-Jun-2020 19:25:41
Audit Action: Marked Compound Undetected Audit Reason: Invalid Compound ID

User Disabled Compound Report

Eurofins TestAmerica, Denver

Data File:	\\chromfs\denver\chromdata\g2_luna\20200617-92518.b\06170049.d				
Injection Date:	18-Jun-2020 18:24:25	Instrument ID:	CHHPLC_G2_LUNA		
Lims ID:	280-137110-A-5-A	Lab Sample ID:	280-137110-5		
Client ID:	G0079-20A				
Operator ID:	JZ	ALS Bottle#:	49	Worklist Smp#:	49
Injection Vol:	100.0 ul	Dil. Factor:	1.0000		
Method:	G2_8330_Luna	Limit Group:	GCSV - 8330		
Column:	Luna-Phenyl hexyl (4.60 mm)	Detector	LC DAD1A, 254 nm		

14 o-Nitrotoluene, CAS: 88-72-2, Signal: 1

RT: 16.61
Response: 4581
Amount: 0.016782

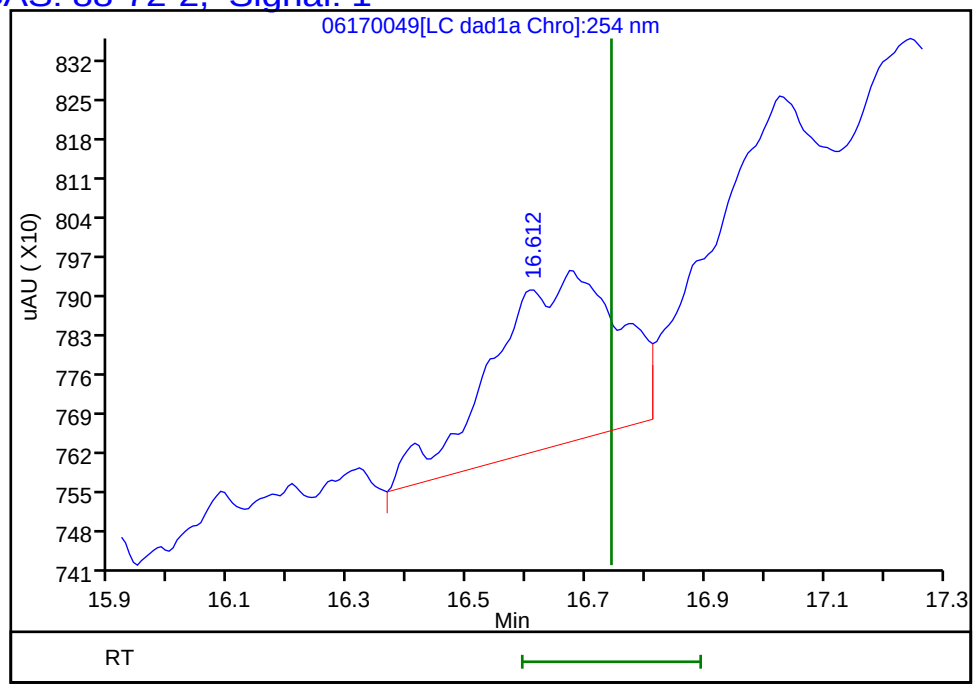

Reviewer: zhangji, 18-Jun-2020 19:25:41
Audit Action: Marked Compound Undetected Audit Reason: Invalid Compound ID

User Disabled Compound Report

Eurofins TestAmerica, Denver

Data File:	\\chromfs\denver\chromdata\g2_luna\20200617-92518.b\06170049.d				
Injection Date:	18-Jun-2020 18:24:25	Instrument ID:	CHHPLC_G2_LUNA		
Lims ID:	280-137110-A-5-A	Lab Sample ID:	280-137110-5		
Client ID:	G0079-20A				
Operator ID:	JZ	ALS Bottle#:	49	Worklist Smp#:	49
Injection Vol:	100.0 ul	Dil. Factor:	1.0000		
Method:	G2_8330_Luna	Limit Group:	GCSV - 8330		
Column:	Luna-Phenyl hexyl (4.60 mm)	Detector	LC DAD1A, 254 nm		

17 m-Nitrotoluene, CAS: 99-08-1, Signal: 1

RT: 18.07
Response: 25480
Amount: 0.085410

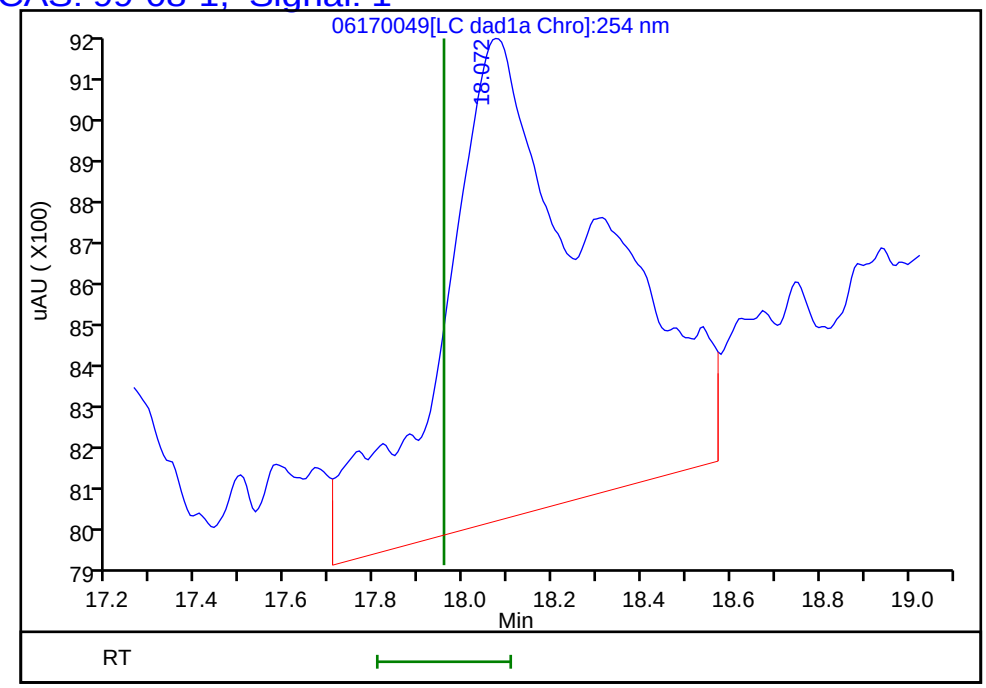

Reviewer: zhangji, 18-Jun-2020 19:25:41
Audit Action: Marked Compound Undetected Audit Reason: Invalid Compound ID

User Disabled Compound Report

Eurofins TestAmerica, Denver

Data File: \\chromfs\denver\chromdata\g2_luna\20200617-92518.b\06170049.d

Injection Date:	18-Jun-2020 18:24:25	Instrument ID:	CHHPLC_G2_LUNA		
Lims ID:	280-137110-A-5-A	Lab Sample ID:	280-137110-5		
Client ID:	G0079-20A				
Operator ID:	JZ	ALS Bottle#:	49	Worklist Smp#:	49
Injection Vol:	100.0 ul	Dil. Factor:	1.0000		
Method:	G2_8330_Luna	Limit Group:	GCSV - 8330		
Column:	Luna-Phenyl hexyl (4.60 mm)	Detector	LC DAD1A, 254 nm		

16 4-Amino-2,6-dinitrotoluene, CAS: 19406-51-0, Signal: 1

RT: 17.58
Response: 3540
Amount: 0.010254

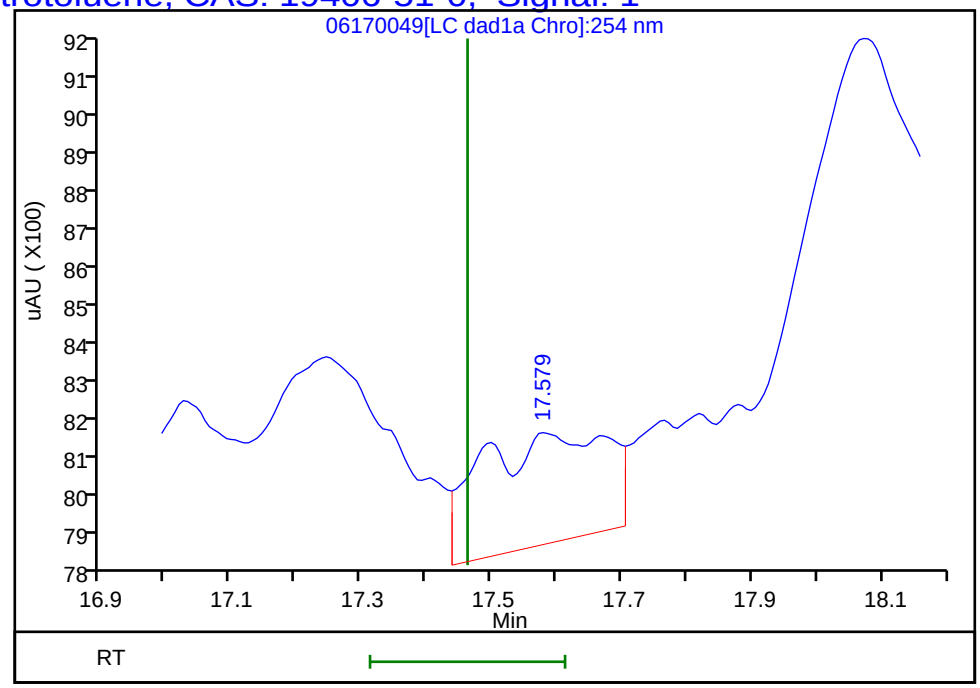

Reviewer: zhangji, 18-Jun-2020 19:25:41

Audit Action: Marked Compound Undetected Audit Reason: Invalid Compound ID

Report Date: 19-Jun-2020 16:25:37 Chrom Revision: 2.3 17-Jun-2020 19:07:08

User Disabled Compound Report

Eurofins TestAmerica, Denver

Data File: \\chromfs\denver\chromdata\g2_luna\20200617-92518.b\06170049.d

Injection Date:	18-Jun-2020 18:24:25	Instrument ID:	CHHPLC_G2_LUNA		
Lims ID:	280-137110-A-5-A	Lab Sample ID:	280-137110-5		
Client ID:	G0079-20A				
Operator ID:	JZ	ALS Bottle#:	49	Worklist Smp#:	49
Injection Vol:	100.0 ul	Dil. Factor:	1.0000		
Method:	G2_8330_Luna	Limit Group:	GCSV - 8330		
Column:	Luna-Phenyl hexyl (4.60 mm)	Detector	LC DAD1A, 254 nm		

22 Tetryl, CAS: 479-45-8, Signal: 1

RT: 23.81
Response: 6943
Amount: 0.018832

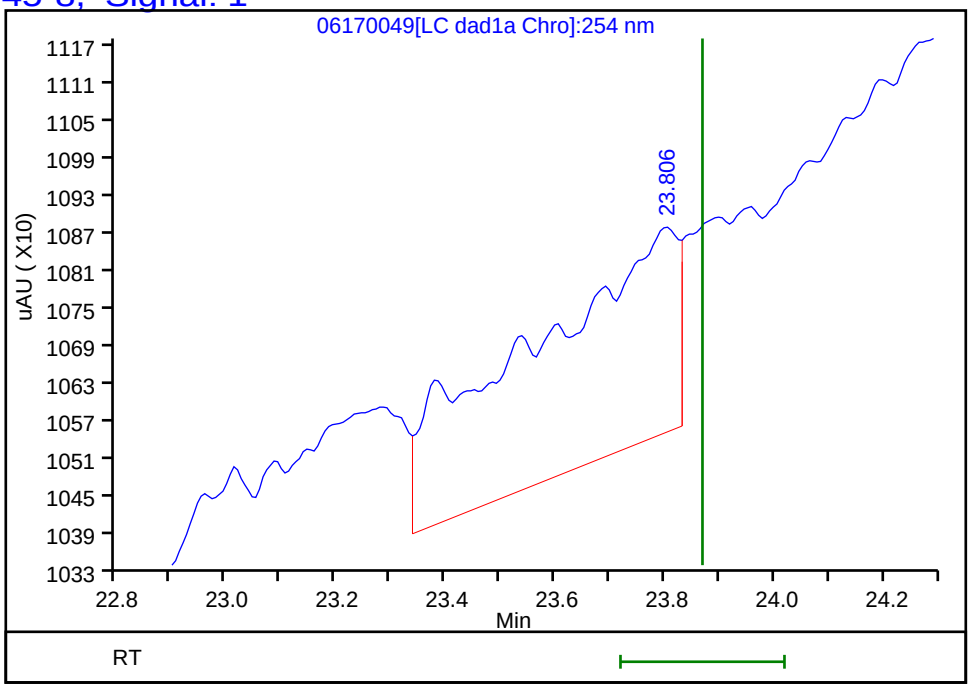

Reviewer: zhangji, 18-Jun-2020 19:25:41

Audit Action: Marked Compound Undetected Audit Reason: Invalid Compound ID

FORM I
HPLC/IC ORGANICS ANALYSIS DATA SHEET

Lab Name: Eurofins TestAmerica, Denver Job No.: 280-137110-1

SDG No.:

Client Sample ID: G0075-20A Lab Sample ID: 280-137110-6

Matrix: Water Lab File ID: 06150041.D

Analysis Method: 8330A Date Collected: 06/01/2020 12:25

Extraction Method: 3535 Date Extracted: 06/04/2020 10:29

Sample wt/vol: 472.8(mL) Date Analyzed: 06/16/2020 05:58

Con. Extract Vol.: 5(mL) Dilution Factor: 1

Injection Volume: 100(uL) GC Column: UltraCarb5uODS ID: 4.6(mm)

% Moisture: GPC Cleanup:(Y/N) N

Analysis Batch No.: 498591 Units: ug/L

CAS NO.	COMPOUND NAME	RESULT	Q	LOQ	LOD	DL
99-35-4	1,3,5-Trinitrobenzene	0.21	U	0.22	0.21	0.089
99-65-0	1,3-Dinitrobenzene	0.11	U	0.12	0.11	0.039
118-96-7	2,4,6-Trinitrotoluene	0.11	U	0.12	0.11	0.048
121-14-2	2,4-Dinitrotoluene	0.085	U	0.11	0.085	0.029
606-20-2	2,6-Dinitrotoluene	0.085	U M	0.11	0.085	0.042
35572-78-2	2-Amino-4,6-dinitrotoluene	0.11	U	0.12	0.11	0.054
88-72-2	2-Nitrotoluene	0.21	U	0.22	0.21	0.090
99-08-1	3-Nitrotoluene	0.42	U	0.42	0.42	0.21
19406-51-0	4-Amino-2,6-dinitrotoluene	0.13	U M	0.16	0.13	0.061
99-99-0	4-Nitrotoluene	0.42	U	0.43	0.42	0.11
2691-41-0	HMX	0.21	U	0.22	0.21	0.093
5755-27-1	MNX	0.42	U M	2.1	0.42	0.16
98-95-3	Nitrobenzene	0.21	U	0.22	0.21	0.096
121-82-4	RDX	0.21	U	0.22	0.21	0.054
479-45-8	Tetryl	0.11	U M	0.12	0.11	0.034

CAS NO.	SURROGATE	%REC	Q	LIMITS
528-29-0	1,2-Dinitrobenzene	106	M	83-119

Eurofins TestAmerica, Denver
Target Compound Quantitation Report

Data File: \\chromfs\Denver\ChromData\CHHPLC_X\20200612-92376.b\06150041.D
Lims ID: 280-137110-A-6-A
Client ID: G0075-20A
Sample Type: Client
Inject. Date: 16-Jun-2020 05:58:49 ALS Bottle#: 41 Worklist Smp#: 41
Injection Vol: 100.0 ul Dil. Factor: 1.0000
Sample Info: 280-137110-A-6-A
Misc. Info.: 280-0092376-041
Operator ID: JZ Instrument ID: CHHPLC_X3

Method: \\chromfs\Denver\ChromData\CHHPLC_X\20200612-92376.b\8330_X3.m
Limit Group: GCSV - 8330
Last Update: 16-Jun-2020 21:25:24 Calib Date: 18-Mar-2020 14:39:27
Integrator: Falcon
Quant Method: External Standard Quant By: Initial Calibration
Last ICal File: \\chromna\Denver\ChromData\CHHPLC_X\20200318-90159.b\03180015.D

Column 1 : UltraCarb5uODS (20) (4.60 mm) Det: LC DAD1B, 254 nm
Process Host: CTX1024

First Level Reviewer: zhangji Date: 16-Jun-2020 15:34:00

	Compound	Det	RT (min.)	Exp RT (min.)	Dlt RT (min.)	Response	OnCol Amt ug/mL	Flags
	3 HMX	1		6.716			ND	
	6 MNX	1		7.394			ND	U
	7 RDX	1		7.789			ND	
$	9 1,2-Dinitrobenzene	1	8.774	8.749	0.025	29185	0.2112	M
	10 1,3,5-Trinitrobenzene	1		8.929			ND	
	11 1,3-Dinitrobenzene	1		9.575			ND	
	12 Nitrobenzene	1		9.949			ND	
	14 Tetryl	1		10.249			ND	U
	16 2,4,6-Trinitrotoluene	1		11.222			ND	
	17 4-Amino-2,6-dinitrotoluene	1		11.375			ND	U
	18 2-Amino-4,6-dinitrotoluene	1		11.669			ND	
	19 2,6-Dinitrotoluene	1		11.809			ND	U
	20 2,4-Dinitrotoluene	1		12.009			ND	
	21 o-Nitrotoluene	1		12.829			ND	
	22 p-Nitrotoluene	1		13.269			ND	
	23 m-Nitrotoluene	1		13.862			ND	

QC Flag Legend

Review Flags
M - Manually Integrated
U - Marked Undetected

Report Date: 16-Jun-2020 21:25:25 Chrom Revision: 2.3 10-Jun-2020 22:46:48

Eurofins TestAmerica, Denver

Data File: \\chromfs\denver\chromdata\chhplc_x\20200612-92376.b\06150041.d

Injection Date:	16-Jun-2020 05:58:49	Instrument ID:	CHHPLC_X3	Operator ID:	JZ
Lims ID:	280-137110-A-6-A	Lab Sample ID:	280-137110-6	Worklist Smp#:	41
Client ID:	G0075-20A				
Injection Vol:	100.0 ul	Dil. Factor:	1.0000	ALS Bottle#:	41
Method:	8330_X3	Limit Group:	GCSV - 8330		

Column: UltraCarb5uODS (20) (4.60 mm) Y Scaling: Method Defined: Scale to the Nth Largest Target: 1

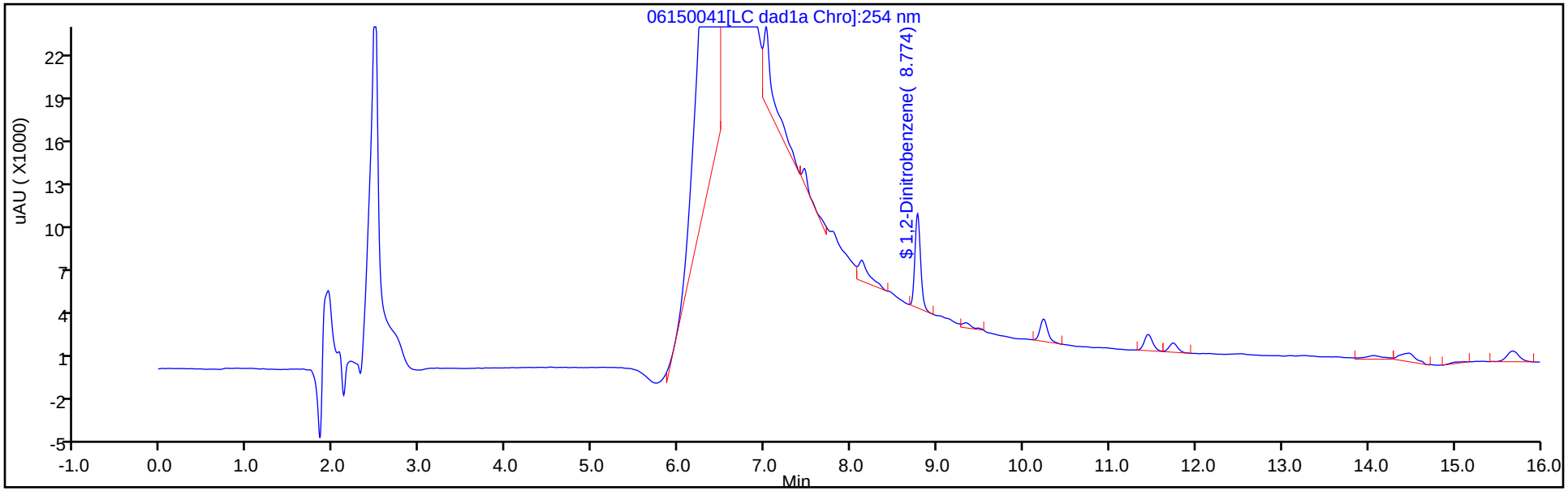

Y Scaling: Method Defined: Scale to the Nth Largest Target: 1

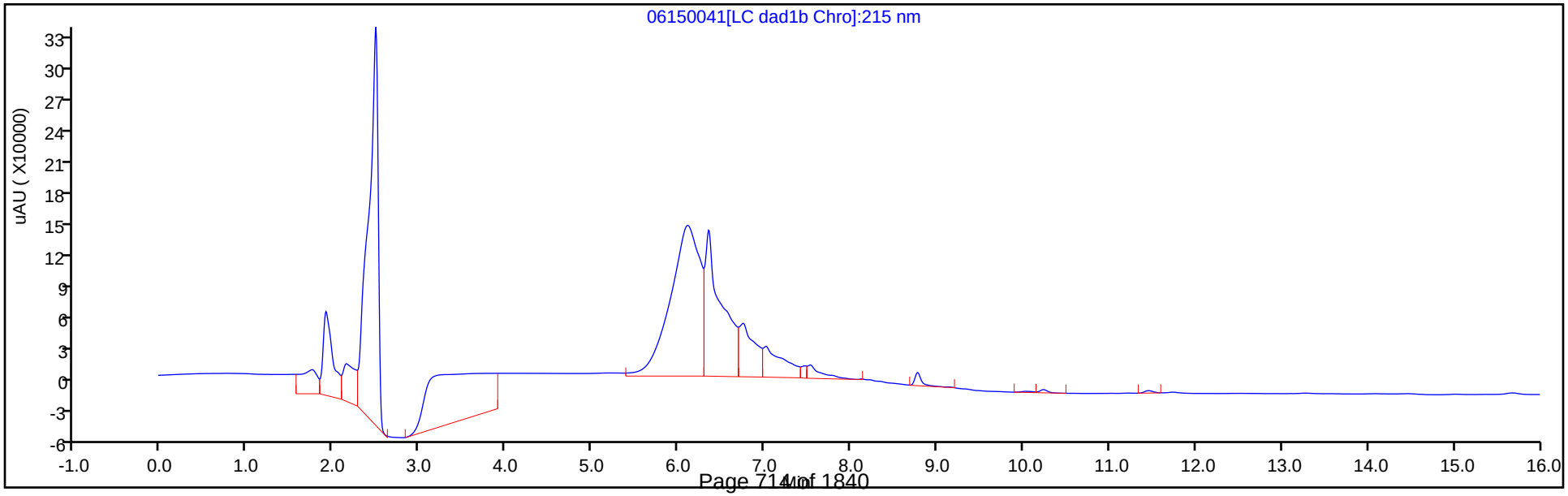

Eurofins TestAmerica, Denver
Recovery Report

Data File: \\chromfs\Denver\ChromData\CHHPLC_X\20200612-92376.b\06150041.D
Lims ID: 280-137110-A-6-A
Client ID: G0075-20A
Sample Type: Client
Inject. Date: 16-Jun-2020 05:58:49 ALS Bottle#: 41 Worklist Smp#: 41
Injection Vol: 100.0 ul Dil. Factor: 1.0000
Sample Info: 280-137110-A-6-A
Misc. Info.: 280-0092376-041
Operator ID: JZ Instrument ID: CHHPLC_X3

Method: \\chromfs\Denver\ChromData\CHHPLC_X\20200612-92376.b\8330_X3.m
Limit Group: GCSV - 8330
Last Update: 16-Jun-2020 21:25:24 Calib Date: 18-Mar-2020 14:39:27
Integrator: Falcon
Quant Method: External Standard Quant By: Initial Calibration
Last ICal File: \\chromna\Denver\ChromData\CHHPLC_X\20200318-90159.b\03180015.D

Column 1 : UltraCarb5uODS (20) (4.60 mm) Det: LC DAD1B, 254 nm
Process Host: CTX1024

First Level Reviewer: zhangji Date: 16-Jun-2020 15:34:00

Compound	Amount Added	Amount Recovered	% Rec.
$ 9 1,2-Dinitrobenzene	0.2000	0.2112	105.58

Manual Integration/User Assign Peak Report

Eurofins TestAmerica, Denver

Data File:	\\chromfs\denver\chromdata\chhplc_x\20200612-92376.b\06150041.d				
Injection Date:	16-Jun-2020 05:58:49	Instrument ID:	CHHPLC_X3		
Lims ID:	280-137110-A-6-A	Lab Sample ID:	280-137110-6		
Client ID:	G0075-20A				
Operator ID:	JZ	ALS Bottle#:	41	Worklist Smp#:	41
Injection Vol:	100.0 ul	Dil. Factor:	1.0000		
Method:	8330_X3	Limit Group:	GCSV - 8330		
Column:	UltraCarb5uODS (20) (4.60 mm)	Detector	LC DAD1B, 254 nm		

$ 9 1,2-Dinitrobenzene, CAS: 528-29-0

Signal: 1

Processing Integration Results

RT: 8.77
Area: 32620
Amount: 0.236014
Amount Units: ug/mL

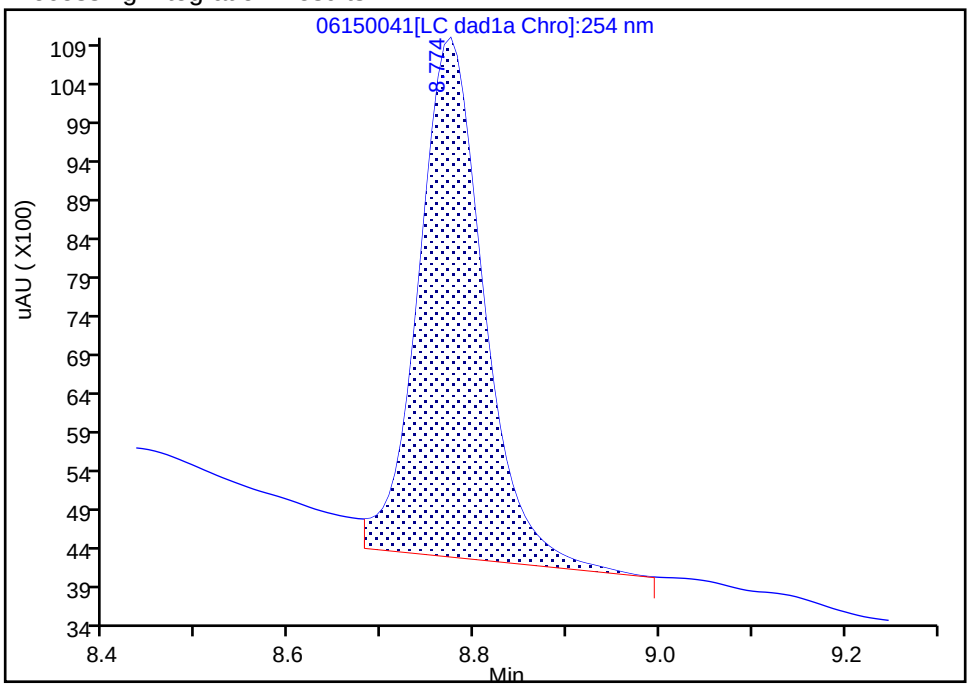

Manual Integration Results

RT: 8.77
Area: 29185
Amount: 0.211161
Amount Units: ug/mL

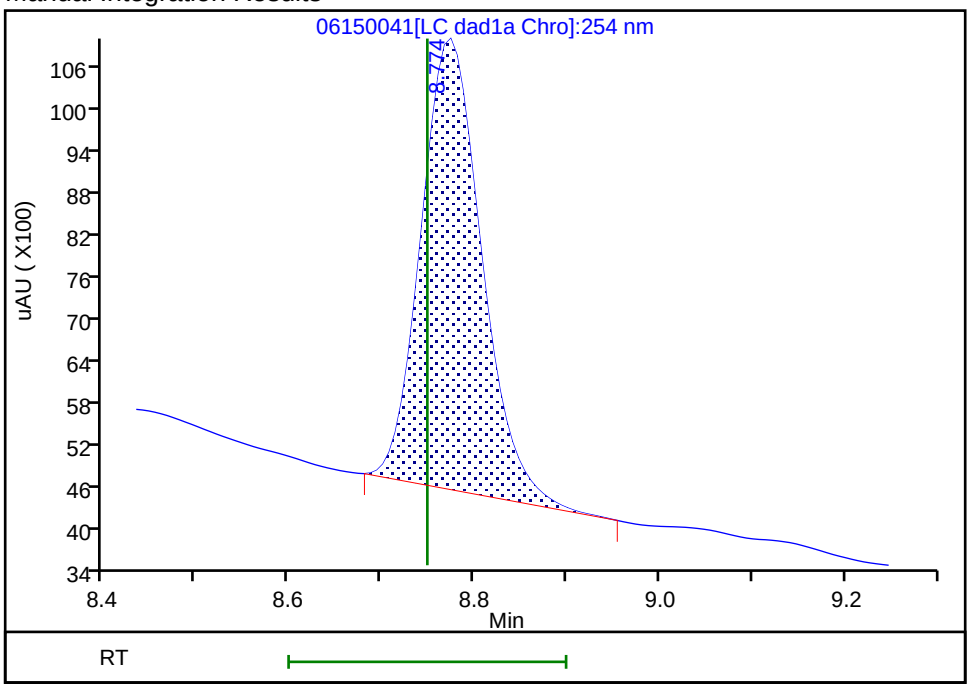

Reviewer: zhangji, 16-Jun-2020 15:33:58

Audit Action: Manually Integrated Audit Reason: Baseline

User Disabled Compound Report

Eurofins TestAmerica, Denver

Data File: \\chromfs\denver\chromdata\chhplc_x\20200612-92376.b\06150041.d

Injection Date:	16-Jun-2020 05:58:49	Instrument ID:	CHHPLC_X3		
Lims ID:	280-137110-A-6-A	Lab Sample ID:	280-137110-6		
Client ID:	G0075-20A				
Operator ID:	JZ	ALS Bottle#:	41	Worklist Smp#:	41
Injection Vol:	100.0 ul	Dil. Factor:	1.0000		
Method:	8330_X3	Limit Group:	GCSV - 8330		
Column:	UltraCarb5uODS (20) (4.60 mm)	Detector	LC DAD1B, 254 nm		

19 2,6-Dinitrotoluene, CAS: 606-20-2, Signal: 1

RT: 11.74
Response: 4313
Amount: 0.028859

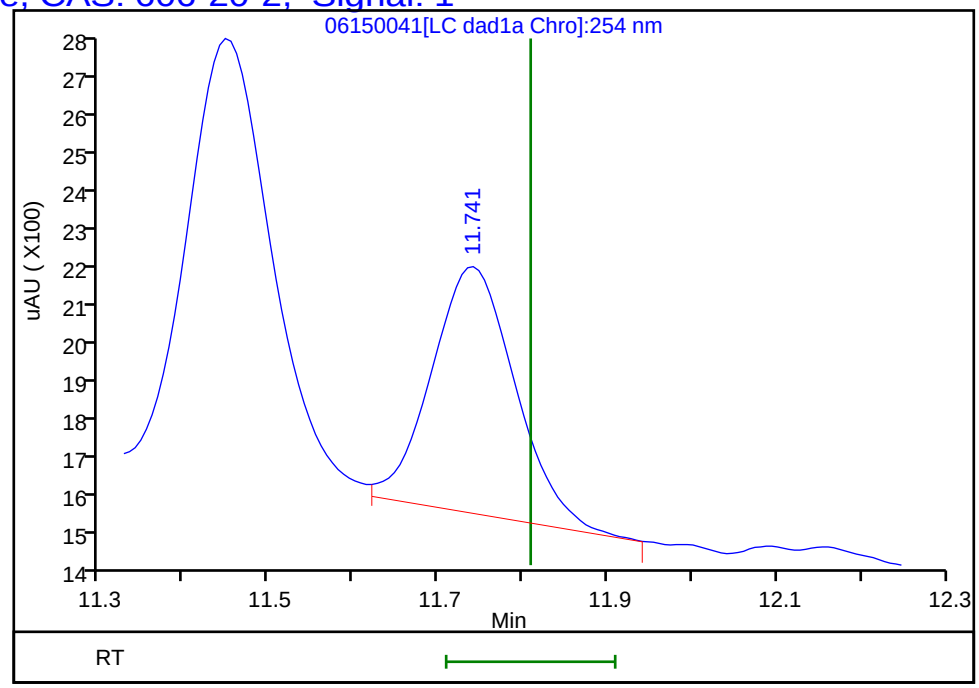

Reviewer: zhangji, 16-Jun-2020 15:34:00

Audit Action: Marked Compound Undetected Audit Reason: Invalid Compound ID

User Disabled Compound Report

Eurofins TestAmerica, Denver

Data File: \\chromfs\denver\chromdata\chhplc_x\20200612-92376.b\06150041.d

Injection Date:	16-Jun-2020 05:58:49	Instrument ID:	CHHPLC_X3		
Lims ID:	280-137110-A-6-A	Lab Sample ID:	280-137110-6		
Client ID:	G0075-20A				
Operator ID:	JZ	ALS Bottle#:	41	Worklist Smp#:	41
Injection Vol:	100.0 ul	Dil. Factor:	1.0000		
Method:	8330_X3	Limit Group:	GCSV - 8330		
Column:	UltraCarb5uODS (20) (4.60 mm)	Detector	LC DAD1B, 254 nm		

17 4-Amino-2,6-dinitrotoluene, CAS: 19406-51-0, Signal: 1

RT: 11.45
Response: 7515
Amount: 0.048654

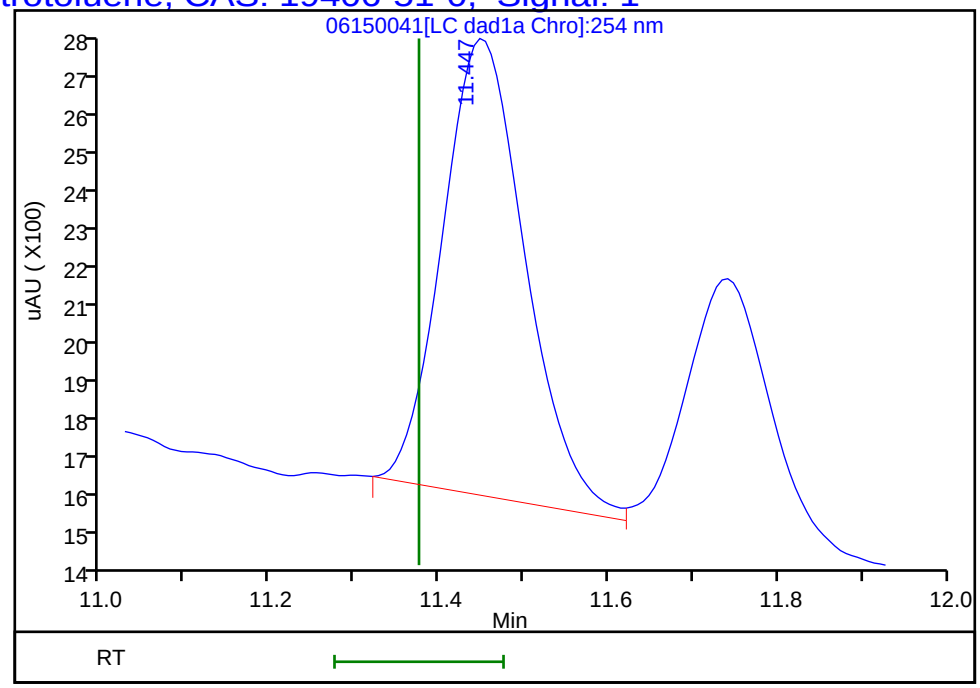

Reviewer: zhangji, 16-Jun-2020 15:34:00

Audit Action: Marked Compound Undetected Audit Reason: Invalid Compound ID

User Disabled Compound Report

Eurofins TestAmerica, Denver

Data File:	\\chromfs\denver\chromdata\chhplc_x\20200612-92376.b\06150041.d				
Injection Date:	16-Jun-2020 05:58:49	Instrument ID:	CHHPLC_X3		
Lims ID:	280-137110-A-6-A	Lab Sample ID:	280-137110-6		
Client ID:	G0075-20A				
Operator ID:	JZ	ALS Bottle#:	41	Worklist Smp#:	41
Injection Vol:	100.0 ul	Dil. Factor:	1.0000		
Method:	8330_X3	Limit Group:	GCSV - 8330		
Column:	UltraCarb5uODS (20) (4.60 mm)	Detector	LC DAD1B, 254 nm		

6 MNX, CAS: 5755-27-1, Signal: 1

RT: 7.46
Response: 5646
Amount: 0.035612

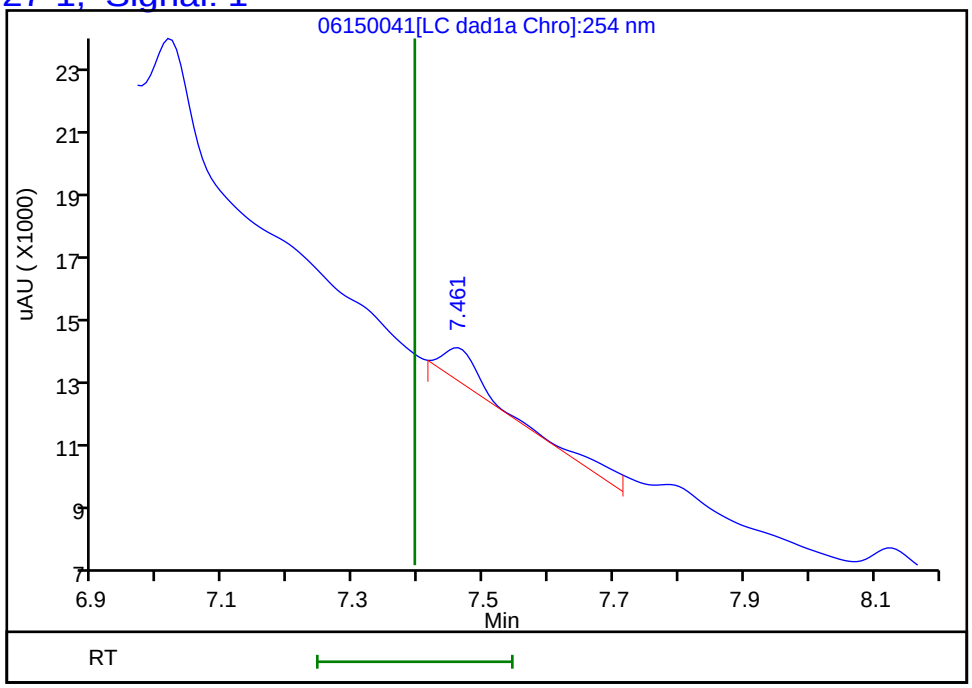

Reviewer: zhangji, 16-Jun-2020 15:34:00
Audit Action: Marked Compound Undetected Audit Reason: Invalid Compound ID

User Disabled Compound Report

Eurofins TestAmerica, Denver

Data File:	\\chromfs\denver\chromdata\chhplc_x\20200612-92376.b\06150041.d				
Injection Date:	16-Jun-2020 05:58:49	Instrument ID:	CHHPLC_X3		
Lims ID:	280-137110-A-6-A	Lab Sample ID:	280-137110-6		
Client ID:	G0075-20A				
Operator ID:	JZ	ALS Bottle#:	41	Worklist Smp#:	41
Injection Vol:	100.0 ul	Dil. Factor:	1.0000		
Method:	8330_X3	Limit Group:	GCSV - 8330		
Column:	UltraCarb5uODS (20) (4.60 mm)	Detector	LC DAD1B, 254 nm		

14 Tetryl, CAS: 479-45-8, Signal: 1

RT: 10.23
Response: 9394
Amount: 0.053064

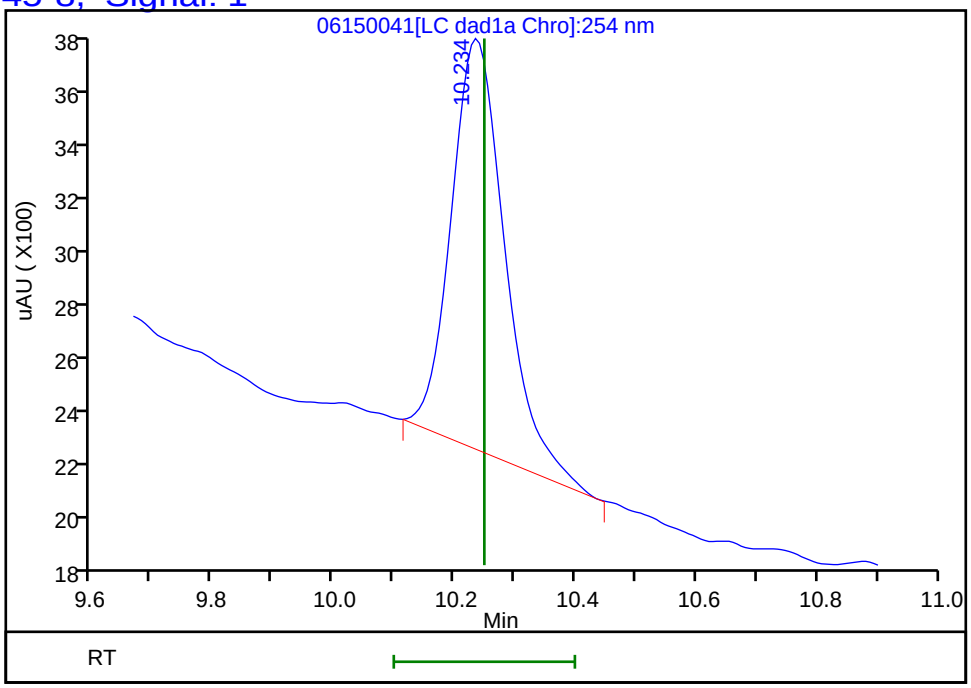

Reviewer: zhangji, 16-Jun-2020 15:34:00
Audit Action: Marked Compound Undetected Audit Reason: Invalid Compound ID

FORM I
HPLC/IC ORGANICS ANALYSIS DATA SHEET

Lab Name: Eurofins TestAmerica, Denver Job No.: 280-137110-1

SDG No.:

Client Sample ID: EW7-PM29B-3-35 Lab Sample ID: 280-137110-7

Matrix: Water Lab File ID: 06150045.D

Analysis Method: 8330A Date Collected: 05/30/2020 12:40

Extraction Method: 3535 Date Extracted: 06/04/2020 10:29

Sample wt/vol: 470.5(mL) Date Analyzed: 06/16/2020 07:31

Con. Extract Vol.: 5(mL) Dilution Factor: 10

Injection Volume: 100(uL) GC Column: UltraCarb5uODS ID: 4.6(mm)

% Moisture: GPC Cleanup:(Y/N) N

Analysis Batch No.: 498591 Units: ug/L

CAS NO.	COMPOUND NAME	RESULT	Q	LOQ	LOD	DL
99-35-4	1,3,5-Trinitrobenzene	2.1	U M Q	2.2	2.1	0.89
99-65-0	1,3-Dinitrobenzene	1.1	U Q	1.2	1.1	0.39
118-96-7	2,4,6-Trinitrotoluene	1.1	U Q	1.2	1.1	0.48
35572-78-2	2-Amino-4,6-dinitrotoluene	1.1	U Q	1.2	1.1	0.54
88-72-2	2-Nitrotoluene	2.1	U Q	2.2	2.1	0.91
99-08-1	3-Nitrotoluene	4.3	U Q	4.3	4.3	2.1
19406-51-0	4-Amino-2,6-dinitrotoluene	1.3	U Q	1.6	1.3	0.61
99-99-0	4-Nitrotoluene	4.3	U Q	4.4	4.3	1.1
2691-41-0	HMX	2.1	U Q	2.2	2.1	0.93
5755-27-1	MNX	59	J1 D M	21	4.3	1.6
98-95-3	Nitrobenzene	2.1	U M Q	2.2	2.1	0.97
121-82-4	RDX	44	Q D M J1	2.2	2.1	0.55
479-45-8	Tetryl	1.1	U Q	1.2	1.1	0.34

CAS NO.	SURROGATE	%REC	Q	LIMITS
528-29-0	1,2-Dinitrobenzene	0	M Q	83-119

Eurofins TestAmerica, Denver
Target Compound Quantitation Report

Data File: \\chromfs\Denver\ChromData\CHHPLC_X\20200612-92376.b\06150045.D
Lims ID: 280-137110-A-7-A
Client ID: EW7-PM29B-3-35
Sample Type: Client
Inject. Date: 16-Jun-2020 07:31:05 ALS Bottle#: 45 Worklist Smp#: 45
Injection Vol: 100.0 ul Dil. Factor: 10.0000
Sample Info: 280-137110-A-7-A
Misc. Info.: 280-0092376-045
Operator ID: JZ Instrument ID: CHHPLC_X3

Method: \\chromfs\Denver\ChromData\CHHPLC_X\20200612-92376.b\8330_X3.m
Limit Group: GCSV - 8330
Last Update: 16-Jun-2020 21:25:26 Calib Date: 18-Mar-2020 14:39:27
Integrator: Falcon
Quant Method: External Standard Quant By: Initial Calibration
Last ICal File: \\chromna\Denver\ChromData\CHHPLC_X\20200318-90159.b\03180015.D

Column 1 : UltraCarb5uODS (20) (4.60 mm) Det: LC DAD1B, 254 nm
Process Host: CTX1024

First Level Reviewer: zhangji Date: 16-Jun-2020 15:34:52

	Compound	Det	RT (min.)	Exp RT (min.)	Dlt RT (min.)	Response	OnCol Amt ug/mL	Flags
1	2,6-diamino-4-nitrotoluene	1		6.576			ND	
2	TNX	1		6.621			ND	
3	HMX	1		6.716			ND	
4	2,4-diamino-6-nitrotoluene	1		6.762			ND	
5	DNX	1		6.947			ND	
6	MNX	1	7.391	7.394	-0.003	87536	0.5521	M
7	RDX	1	7.771	7.789	-0.018	48245	0.4137	M
8	2,4,6-Trinitrophenol	1		8.082			ND	
$ 9	1,2-Dinitrobenzene	1		8.749			ND	U
10	1,3,5-Trinitrobenzene	1		8.929			ND	U
11	1,3-Dinitrobenzene	1		9.575			ND	
12	Nitrobenzene	1		9.949			ND	U
13	3,5-Dinitroaniline	1		10.215			ND	U
14	Tetryl	1		10.249			ND	
15	Nitroglycerin	2		10.762			ND	
16	2,4,6-Trinitrotoluene	1		11.222			ND	
17	4-Amino-2,6-dinitrotoluene	1		11.375			ND	
18	2-Amino-4,6-dinitrotoluene	1		11.669			ND	
19	2,6-Dinitrotoluene	1	11.791	11.809	-0.018	5425	0.0363	M
20	2,4-Dinitrotoluene	1	12.011	12.009	0.002	2701	0.008897	M
21	o-Nitrotoluene	1		12.829			ND	
22	p-Nitrotoluene	1		13.269			ND	
23	m-Nitrotoluene	1		13.862			ND	
24	PETN	2		14.949			ND	
25	Ammonium Picrate	1		0.000			ND	

QC Flag Legend

Review Flags

M - Manually Integrated

U - Marked Undetected

Report Date: 16-Jun-2020 21:25:27 Chrom Revision: 2.3 10-Jun-2020 22:46:48

Eurofins TestAmerica, Denver

Data File: \\chromfs\denver\chromdata\chhplc_x\20200612-92376.b\06150045.d

Injection Date:	16-Jun-2020 07:31:05	Instrument ID:	CHHPLC_X3	Operator ID:	JZ
Lims ID:	280-137110-A-7-A	Lab Sample ID:	280-137110-7	Worklist Smp#:	45
Client ID:	EW7-PM29B-3-35				
Injection Vol:	100.0 ul	Dil. Factor:	10.0000	ALS Bottle#:	45
Method:	8330_X3	Limit Group:	GCSV - 8330		

Column: UltraCarb5uODS (20) (4.60 mm) Y Scaling: Method Defined: Scale to the Nth Largest Target: 1

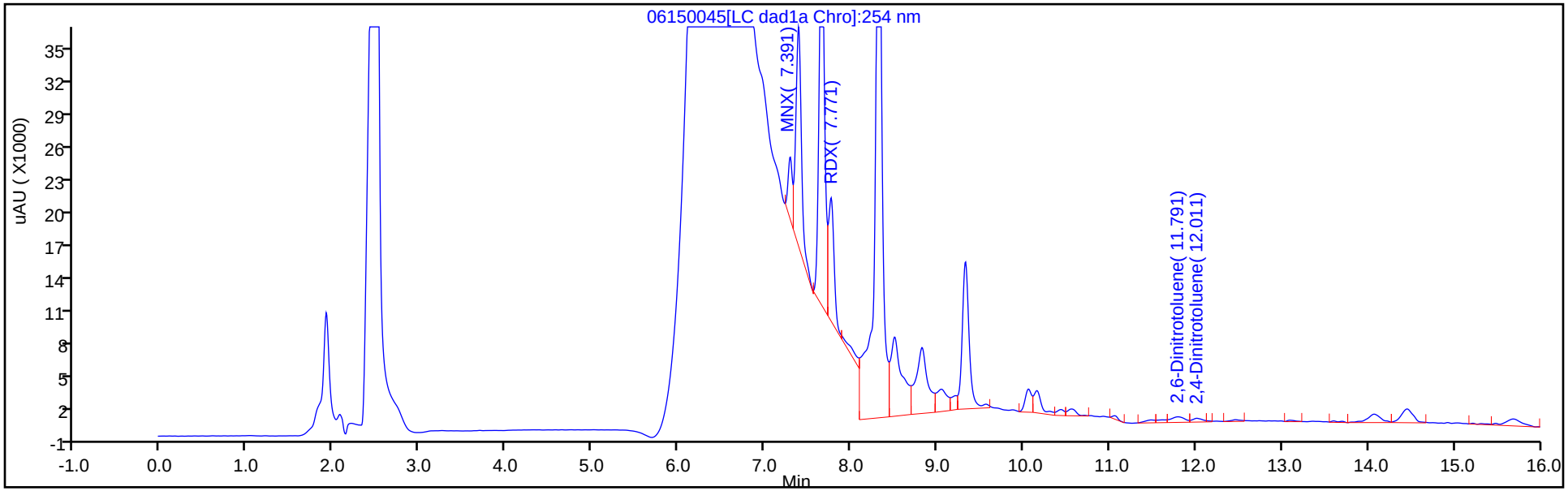

Y Scaling: Method Defined: Scale to the Nth Largest Target: 1

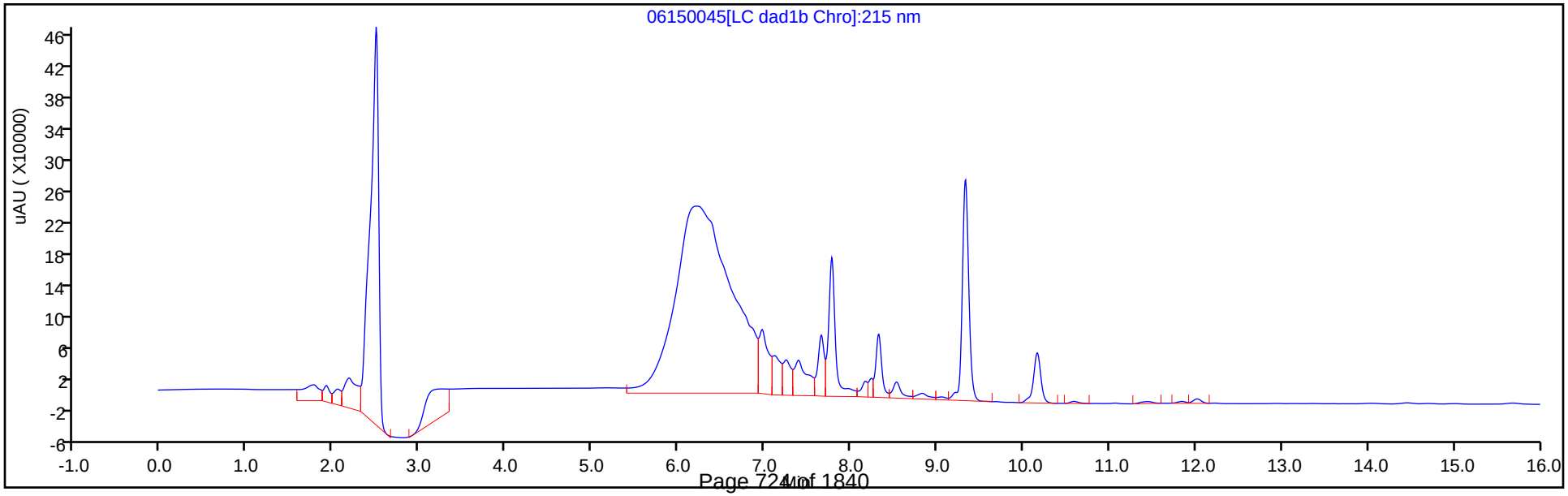

User Disabled Compound Report

Eurofins TestAmerica, Denver

Data File:	\\chromfs\denver\chromdata\chhplc_x\20200612-92376.b\06150045.d				
Injection Date:	16-Jun-2020 07:31:05	Instrument ID:	CHHPLC_X3		
Lims ID:	280-137110-A-7-A	Lab Sample ID:	280-137110-7		
Client ID:	EW7-PM29B-3-35				
Operator ID:	JZ	ALS Bottle#:	45	Worklist Smp#:	45
Injection Vol:	100.0 ul	Dil. Factor:	10.0000		
Method:	8330_X3	Limit Group:	GCSV - 8330		
Column:	UltraCarb5uODS (20) (4.60 mm)	Detector	LC DAD1B, 254 nm		

$ 9 1,2-Dinitrobenzene, CAS: 528-29-0, Signal: 1

RT: 8.82
Response: 55725
Amount: 0.403184

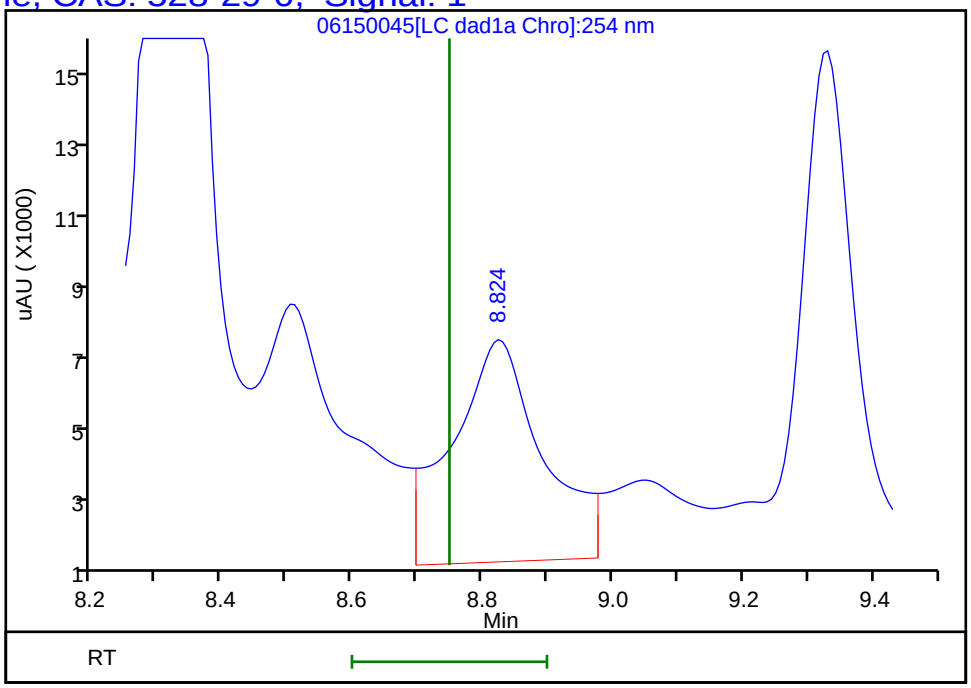

Reviewer: zhangji, 16-Jun-2020 15:34:52
Audit Action: Marked Compound Undetected Audit Reason: Invalid Compound ID

User Disabled Compound Report

Eurofins TestAmerica, Denver

Data File: \\chromfs\denver\chromdata\chhplc_x\20200612-92376.b\06150045.d

Injection Date:	16-Jun-2020 07:31:05	Instrument ID:	CHHPLC_X3		
Lims ID:	280-137110-A-7-A	Lab Sample ID:	280-137110-7		
Client ID:	EW7-PM29B-3-35				
Operator ID:	JZ	ALS Bottle#:	45	Worklist Smp#:	45
Injection Vol:	100.0 ul	Dil. Factor:	10.0000		
Method:	8330_X3	Limit Group:	GCSV - 8330		
Column:	UltraCarb5uODS (20) (4.60 mm)	Detector	LC DAD1B, 254 nm		

10 1,3,5-Trinitrobenzene, CAS: 99-35-4, Signal: 1

RT: 9.05
Response: 17011
Amount: 0.073862

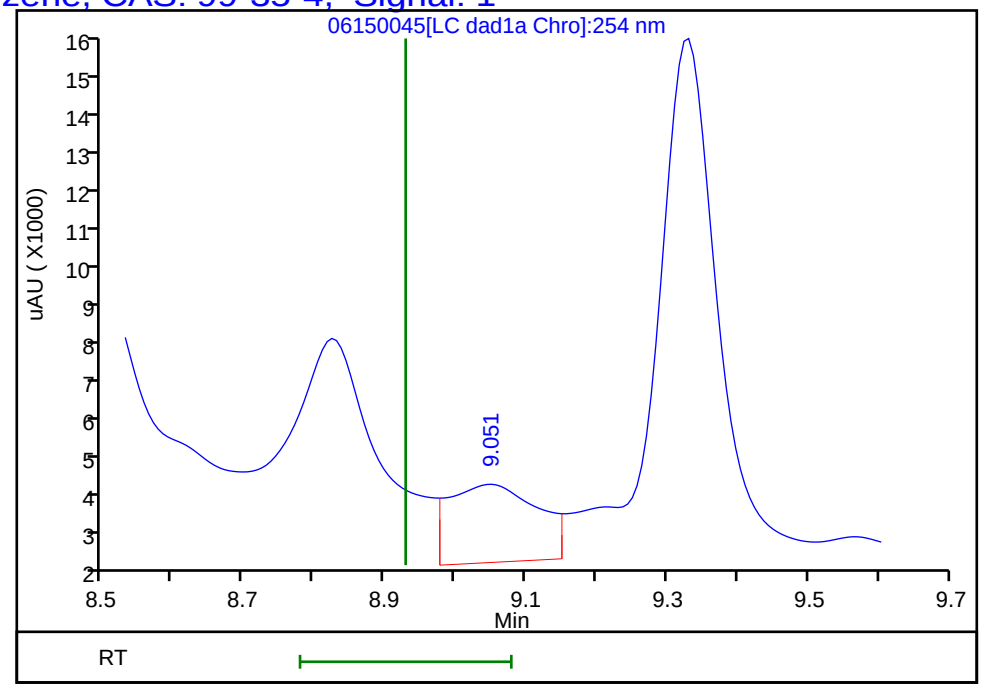

Reviewer: zhangji, 16-Jun-2020 15:34:52

Audit Action: Marked Compound Undetected Audit Reason: Invalid Compound ID

Manual Integration/User Assign Peak Report

Eurofins TestAmerica, Denver

Data File:	\\chromfs\denver\chromdata\chhplc_x\20200612-92376.b\06150045.d				
Injection Date:	16-Jun-2020 07:31:05	Instrument ID:	CHHPLC_X3		
Lims ID:	280-137110-A-7-A	Lab Sample ID:	280-137110-7		
Client ID:	EW7-PM29B-3-35				
Operator ID:	JZ	ALS Bottle#:	45	Worklist Smp#:	45
Injection Vol:	100.0 ul	Dil. Factor:	10.0000		
Method:	8330_X3	Limit Group:	GCSV - 8330		
Column:	UltraCarb5uODS (20) (4.60 mm)	Detector	LC DAD1B, 254 nm		

20 2,4-Dinitrotoluene, CAS: 121-14-2

Signal: 1

Processing Integration Results

RT: 12.01
Area: 2217
Amount: 0.007303
Amount Units: ug/mL

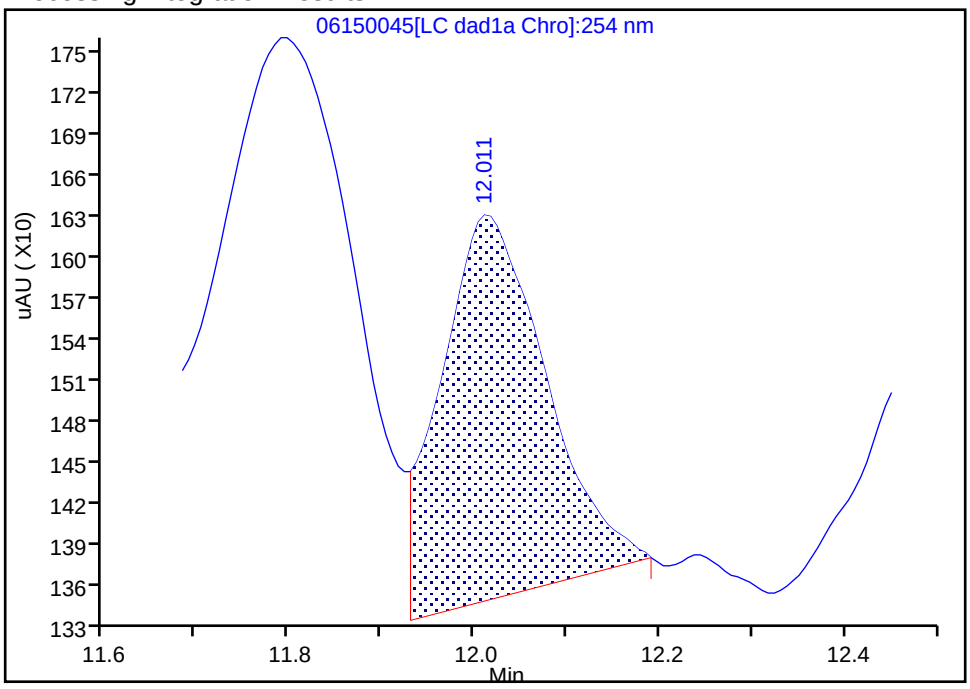

Manual Integration Results

RT: 12.01
Area: 2701
Amount: 0.008897
Amount Units: ug/mL

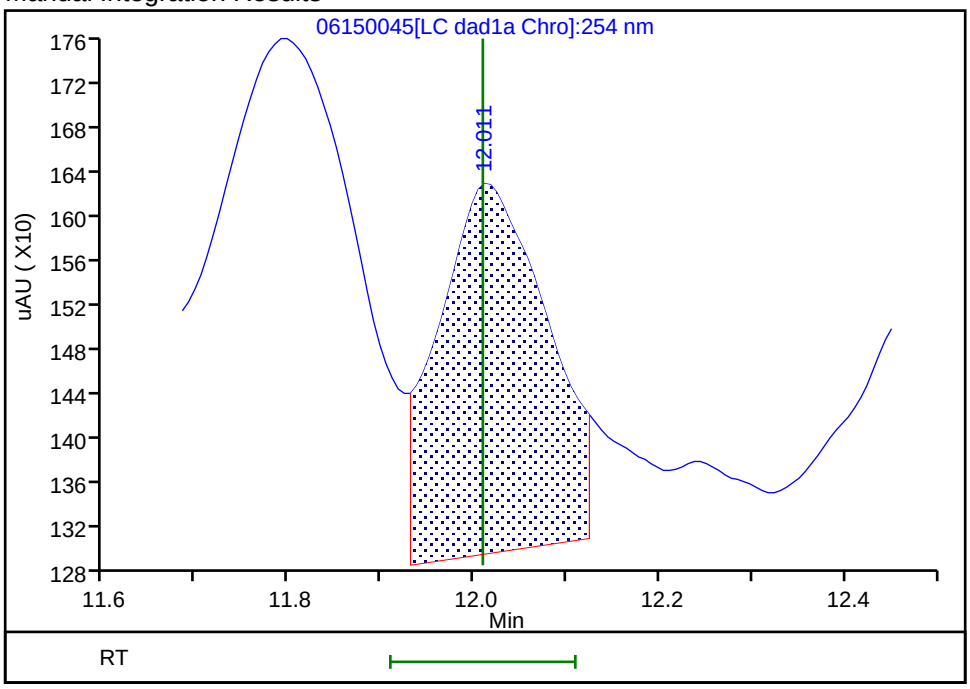

Reviewer: zhangji, 16-Jun-2020 15:34:50

Audit Action: Split an Integrated Peak Audit Reason: Baseline

Manual Integration/User Assign Peak Report

Eurofins TestAmerica, Denver

Data File:	\\chromfs\denver\chromdata\chhplc_x\20200612-92376.b\06150045.d				
Injection Date:	16-Jun-2020 07:31:05	Instrument ID:	CHHPLC_X3		
Lims ID:	280-137110-A-7-A	Lab Sample ID:	280-137110-7		
Client ID:	EW7-PM29B-3-35				
Operator ID:	JZ	ALS Bottle#:	45	Worklist Smp#:	45
Injection Vol:	100.0 ul	Dil. Factor:	10.0000		
Method:	8330_X3	Limit Group:	GCSV - 8330		
Column:	UltraCarb5uODS (20) (4.60 mm)	Detector	LC DAD1B, 254 nm		

19 2,6-Dinitrotoluene, CAS: 606-20-2

Signal: 1

Processing Integration Results

RT: 11.80
Area: 6474
Amount: 0.043318
Amount Units: ug/mL

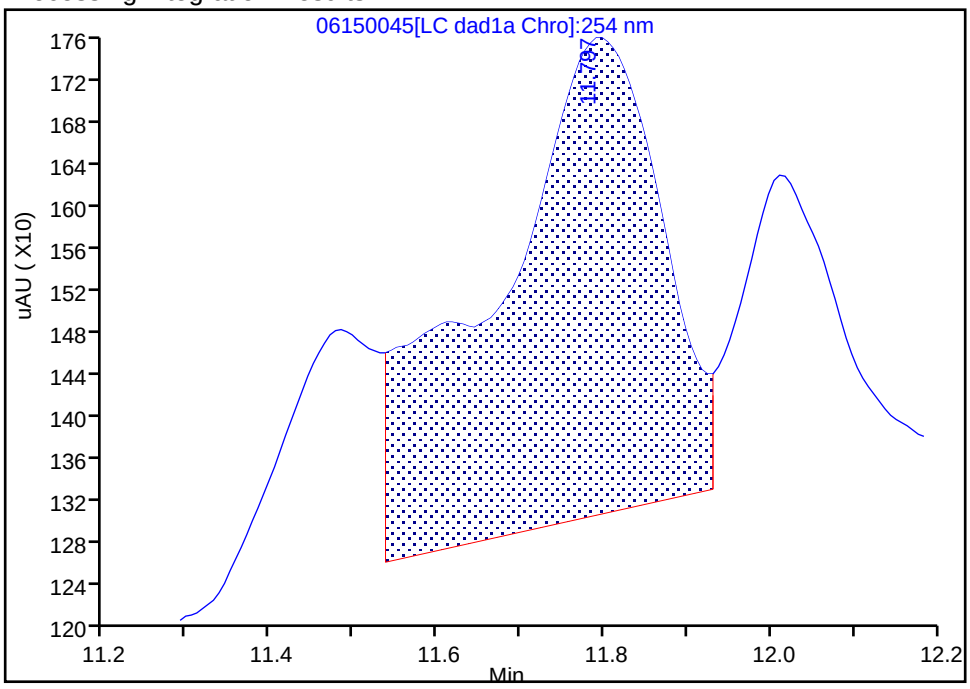

Manual Integration Results

RT: 11.79
Area: 5425
Amount: 0.036299
Amount Units: ug/mL

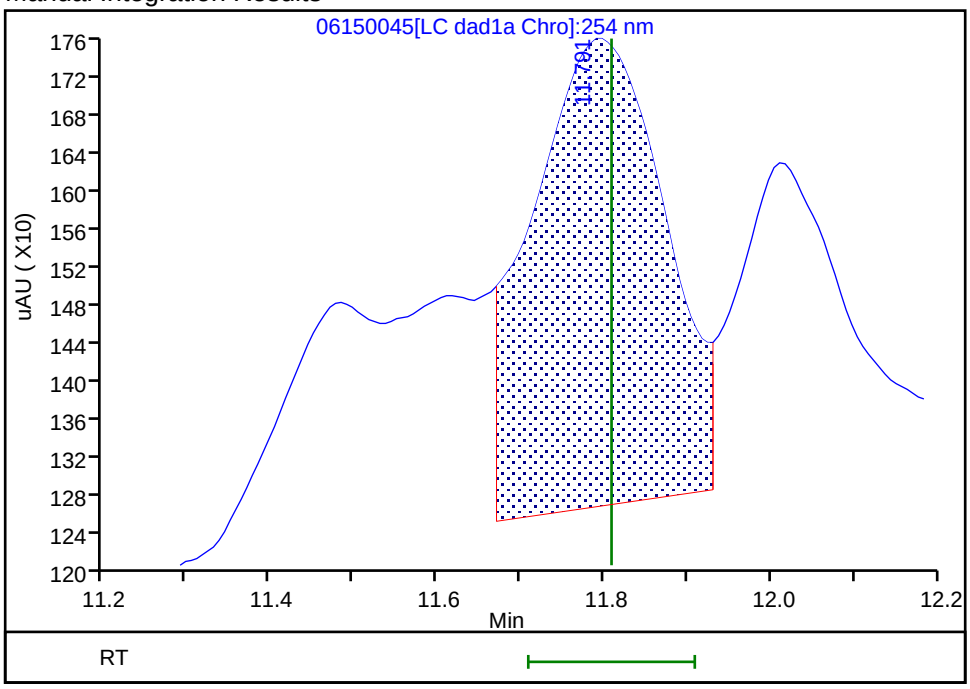

Reviewer: zhangji, 16-Jun-2020 15:34:48

Audit Action: Split an Integrated Peak Audit Reason: Baseline

Manual Integration/User Assign Peak Report

Eurofins TestAmerica, Denver

Data File:	\\chromfs\denver\chromdata\chhplc_x\20200612-92376.b\06150045.d				
Injection Date:	16-Jun-2020 07:31:05	Instrument ID:	CHHPLC_X3		
Lims ID:	280-137110-A-7-A	Lab Sample ID:	280-137110-7		
Client ID:	EW7-PM29B-3-35				
Operator ID:	JZ	ALS Bottle#:	45	Worklist Smp#:	45
Injection Vol:	100.0 ul	Dil. Factor:	10.0000		
Method:	8330_X3	Limit Group:	GCSV - 8330		
Column:	UltraCarb5uODS (20) (4.60 mm)	Detector	LC DAD1B, 254 nm		

6 MNX, CAS: 5755-27-1

Signal: 1

Processing Integration Results

RT: 7.39
Area: 287638
Amount: 1.814245
Amount Units: ug/mL

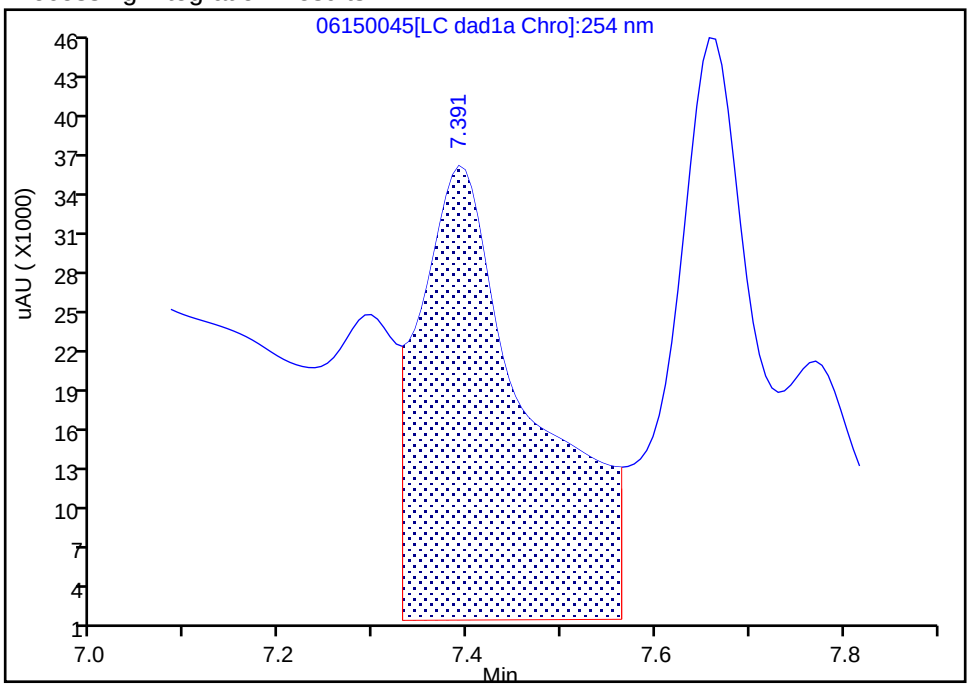

Manual Integration Results

RT: 7.39
Area: 87536
Amount: 0.552124
Amount Units: ug/mL

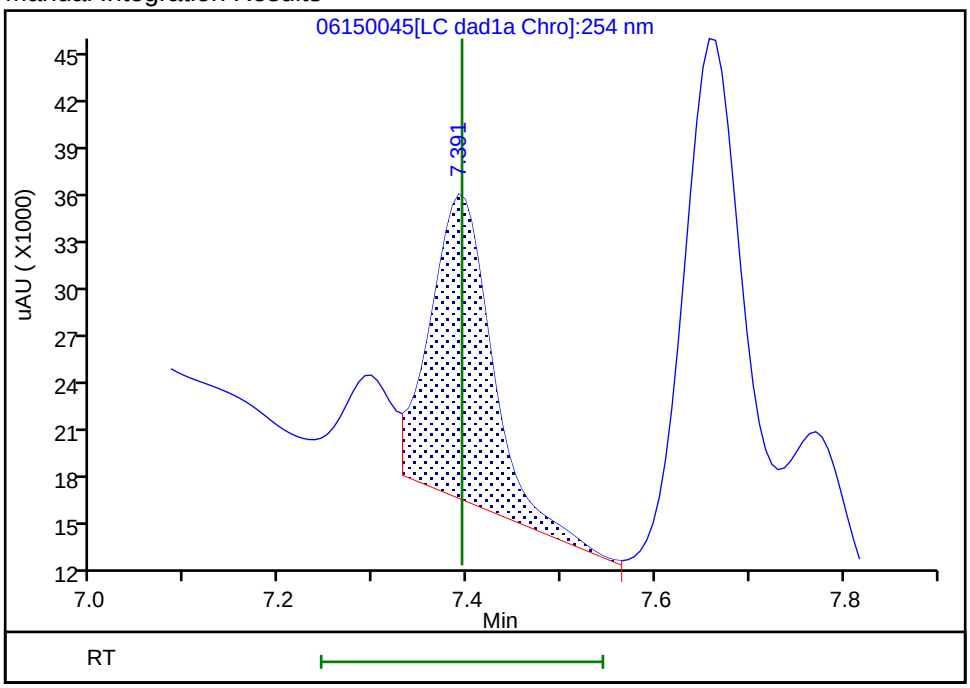

Reviewer: zhangji, 16-Jun-2020 15:34:11
Audit Action: Assigned New Baseline Audit Reason: Baseline

User Disabled Compound Report

Eurofins TestAmerica, Denver

Data File:	\\chromfs\denver\chromdata\chhplc_x\20200612-92376.b\06150045.d				
Injection Date:	16-Jun-2020 07:31:05	Instrument ID:	CHHPLC_X3		
Lims ID:	280-137110-A-7-A	Lab Sample ID:	280-137110-7		
Client ID:	EW7-PM29B-3-35				
Operator ID:	JZ	ALS Bottle#:	45	Worklist Smp#:	45
Injection Vol:	100.0 ul	Dil. Factor:	10.0000		
Method:	8330_X3	Limit Group:	GCSV - 8330		
Column:	UltraCarb5uODS (20) (4.60 mm)	Detector	LC DAD1B, 254 nm		

12 Nitrobenzene, CAS: 98-95-3, Signal: 1

RT: 10.06
Response: 10716
Amount: 0.053472

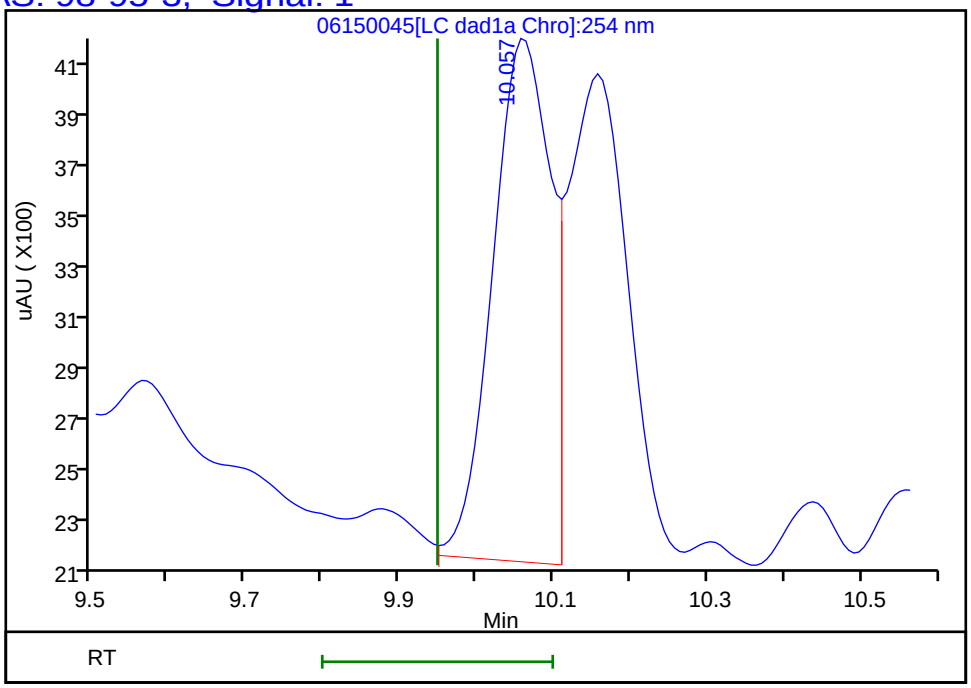

Reviewer: zhangji, 16-Jun-2020 15:34:52
Audit Action: Marked Compound Undetected Audit Reason: Invalid Compound ID

Manual Integration/User Assign Peak Report

Eurofins TestAmerica, Denver

Data File:	\\chromfs\denver\chromdata\chhplc_x\20200612-92376.b\06150045.d				
Injection Date:	16-Jun-2020 07:31:05	Instrument ID:	CHHPLC_X3		
Lims ID:	280-137110-A-7-A	Lab Sample ID:	280-137110-7		
Client ID:	EW7-PM29B-3-35				
Operator ID:	JZ	ALS Bottle#:	45	Worklist Smp#:	45
Injection Vol:	100.0 ul	Dil. Factor:	10.0000		
Method:	8330_X3	Limit Group:	GCSV - 8330		
Column:	UltraCarb5uODS (20) (4.60 mm)	Detector	LC DAD1B, 254 nm		

7 RDX, CAS: 121-82-4

Signal: 1

Processing Integration Results

RT: 7.77
Area: 207256
Amount: 1.777296
Amount Units: ug/mL

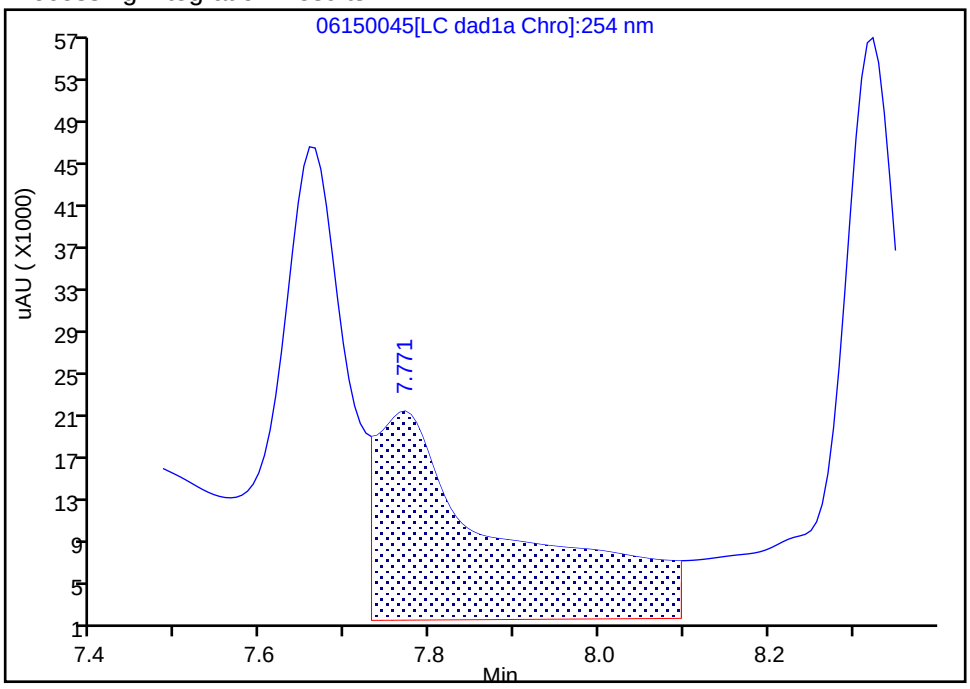

Manual Integration Results

RT: 7.77
Area: 48245
Amount: 0.413719
Amount Units: ug/mL

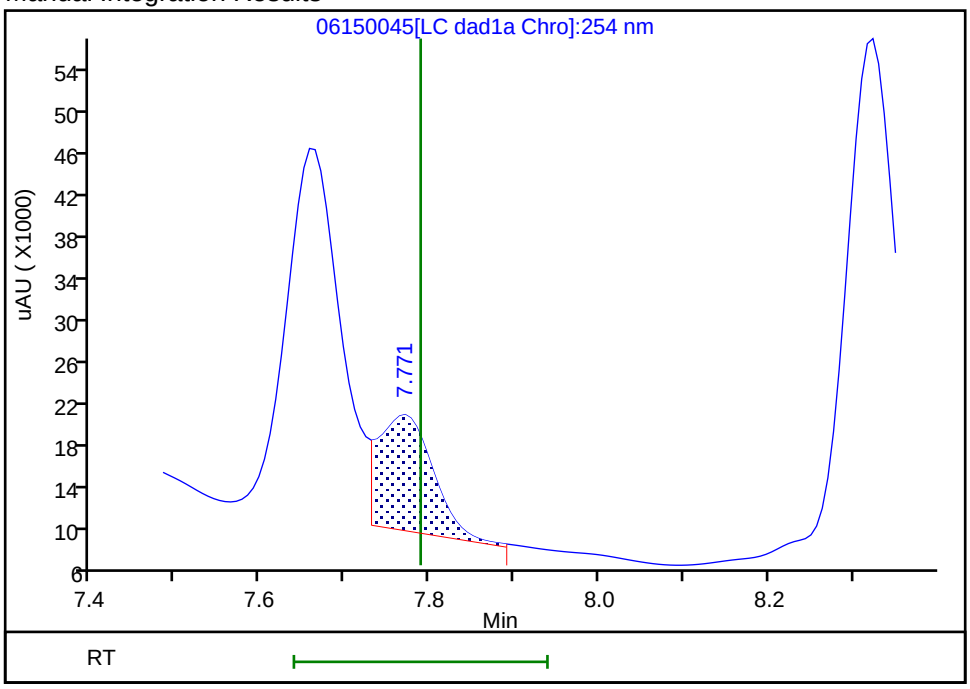

Reviewer: zhangji, 16-Jun-2020 15:34:19
Audit Action: Split an Integrated Peak Audit Reason: Baseline

FORM I
HPLC/IC ORGANICS ANALYSIS DATA SHEET

Lab Name: Eurofins TestAmerica, Denver | Job No.: 280-137110-1

SDG No.:

Client Sample ID: EW7-PM29B-3-35 RE | Lab Sample ID: 280-137110-7 RE

Matrix: Water | Lab File ID: 06170030.D

Analysis Method: 8330A | Date Collected: 05/30/2020 12:40

Extraction Method: 3535 | Date Extracted: 06/16/2020 10:10

Sample wt/vol: 470.6(mL) | Date Analyzed: 06/18/2020 03:38

Con. Extract Vol.: 5(mL) | Dilution Factor: 10

Injection Volume: 100(uL) | GC Column: UltraCarb5uODS ID: 4.6(mm)

% Moisture: | GPC Cleanup:(Y/N) N

Analysis Batch No.: 499165 | Units: ug/L

CAS NO.	COMPOUND NAME	RESULT	Q	LOQ	LOD	DL
99-35-4	*1,3,5-Trinitrobenzene*	*2.1*	*U H J1 M Q*	*2.2*	2.1	*0.89*
99-65-0	*1,3-Dinitrobenzene*	*1.3*	*H J1 D M Q*	*1.2*	1.1	*0.39*
118-96-7	*2,4,6-Trinitrotoluene*	*1.1*	*U H J1 Q*	*1.2*	1.1	*0.48*
35572-78-2	*2-Amino-4,6-dinitrotoluene*	*1.1*	*U H J1 Q*	*1.2*	1.1	*0.54*
88-72-2	*2-Nitrotoluene*	*2.1*	*U H J1 Q*	*2.2*	2.1	*0.91*
99-08-1	*3-Nitrotoluene*	*4.2*	*U H J1 Q*	*4.2*	4.2	*2.1*
19406-51-0	*4-Amino-2,6-dinitrotoluene*	*1.3*	*U H J1 M Q*	*1.6*	1.3	*0.61*
99-99-0	*4-Nitrotoluene*	*4.2*	*U H J1 Q*	*4.4*	4.2	*1.1*
2691-41-0	*HMX*	*2.1*	*U H J1 Q*	*2.2*	2.1	*0.93*
98-95-3	*Nitrobenzene*	*2.1*	*U H J1 M Q*	*2.2*	2.1	*0.97*
121-82-4	*RDX*	*38*	*J1 H D M Q*	*2.2*	2.1	*0.55*
479-45-8	*Tetryl*	*1.1*	*U H J1 Q*	*1.2*	1.1	*0.34*

CAS NO.	SURROGATE	%REC	Q	LIMITS
528-29-0	1,2-Dinitrobenzene	677	*M Q*	83-119

Eurofins TestAmerica, Denver
Target Compound Quantitation Report

Data File: \\chromfs\Denver\ChromData\CHHPLC_X\20200617-92523.b\06170030.D
Lims ID: 280-137110-B-7-A
Client ID: EW7-PM29B-3-35
Sample Type: Client
Inject. Date: 18-Jun-2020 03:38:46 ALS Bottle#: 30 Worklist Smp#: 30
Injection Vol: 100.0 ul Dil. Factor: 10.0000
Sample Info: 280-137110-B-7-A
Misc. Info.: 280-0092523-030
Operator ID: JZ Instrument ID: CHHPLC_X3

Method: \\chromfs\Denver\ChromData\CHHPLC_X\20200617-92523.b\8330_X3.m
Limit Group: GCSV - 8330
Last Update: 18-Jun-2020 20:46:08 Calib Date: 18-Mar-2020 14:39:27
Integrator: Falcon
Quant Method: External Standard Quant By: Initial Calibration
Last ICal File: \\chromna\Denver\ChromData\CHHPLC_X\20200318-90159.b\03180015.D

Column 1 : UltraCarb5uODS (20) (4.60 mm) Det: LC DAD1B, 254 nm
Process Host: CTX1013

First Level Reviewer: zhangji Date: 18-Jun-2020 19:54:00

	Compound	Det	RT (min.)	Exp RT (min.)	Dlt RT (min.)	Response	OnCol Amt ug/mL	Flags
1	2,6-diamino-4-nitrotoluene	1		6.579			ND	
2	TNX	1		6.626			ND	
3	HMX	1		6.725			ND	
4	2,4-diamino-6-nitrotoluene	1		6.759			ND	
5	DNX	1		6.953			ND	MU
6	MNX	1	7.398	7.400	-0.002	86434	0.5452	M
7	RDX	1	7.771	7.792	-0.021	41816	0.3586	M
8	2,4,6-Trinitrophenol	1		8.099			ND	U
$ 9	1,2-Dinitrobenzene	1	8.818	8.752	0.066	18719	0.1354	M
10	1,3,5-Trinitrobenzene	1		8.932			ND	MU
11	1,3-Dinitrobenzene	1	9.551	9.578	-0.027	3881	0.0127	M
12	Nitrobenzene	1		9.952			ND	MU
13	3,5-Dinitroaniline	1		10.212			ND	
14	Tetryl	1		10.258			ND	
15	Nitroglycerin	2		10.778			ND	
16	2,4,6-Trinitrotoluene	1		11.238			ND	
17	4-Amino-2,6-dinitrotoluene	1		11.398			ND	U
18	2-Amino-4,6-dinitrotoluene	1		11.692			ND	
19	2,6-Dinitrotoluene	1	11.817	11.838	-0.021	2835	0.0190	
20	2,4-Dinitrotoluene	1	12.024	12.038	-0.014	1634	0.005382	
21	o-Nitrotoluene	1		12.865			ND	
22	p-Nitrotoluene	1		13.292			ND	
23	m-Nitrotoluene	1		13.885			ND	
24	PETN	2		14.965			ND	
25	Ammonium Picrate	1		0.000			ND	

QC Flag Legend

Review Flags

M - Manually Integrated

U - Marked Undetected

Report Date: 18-Jun-2020 20:46:12 Chrom Revision: 2.3 17-Jun-2020 19:07:08

Eurofins TestAmerica, Denver

Data File: \\chromfs\denver\chromdata\chhplc_x\20200617-92523.b\06170030.d

Injection Date:	18-Jun-2020 03:38:46	Instrument ID:	CHHPLC_X3	Operator ID:	JZ
Lims ID:	280-137110-B-7-A	Lab Sample ID:		Worklist Smp#:	30
Client ID:	EW7-PM29B-3-35				
Injection Vol:	100.0 ul	Dil. Factor:	10.0000	ALS Bottle#:	30
Method:	8330_X3	Limit Group:	GCSV - 8330		

Column: UltraCarb5uODS (20) (4.60 mm) Y Scaling: Method Defined: Scale to the Nth Largest Target: 1

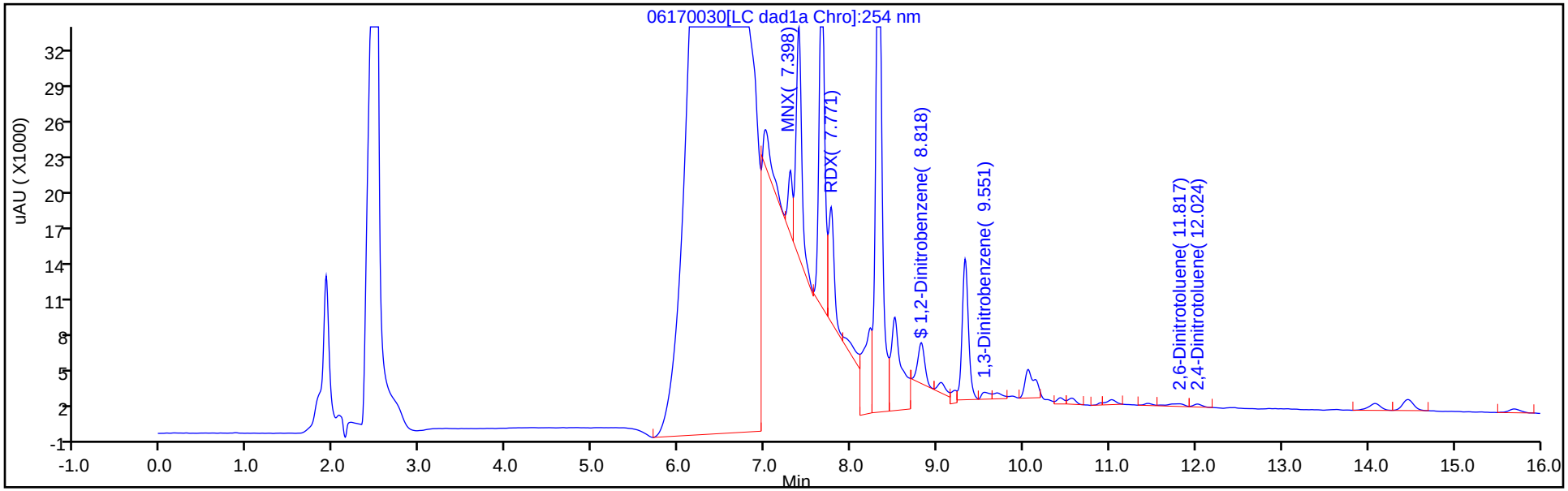

Y Scaling: Method Defined: Scale to the Nth Largest Target: 1

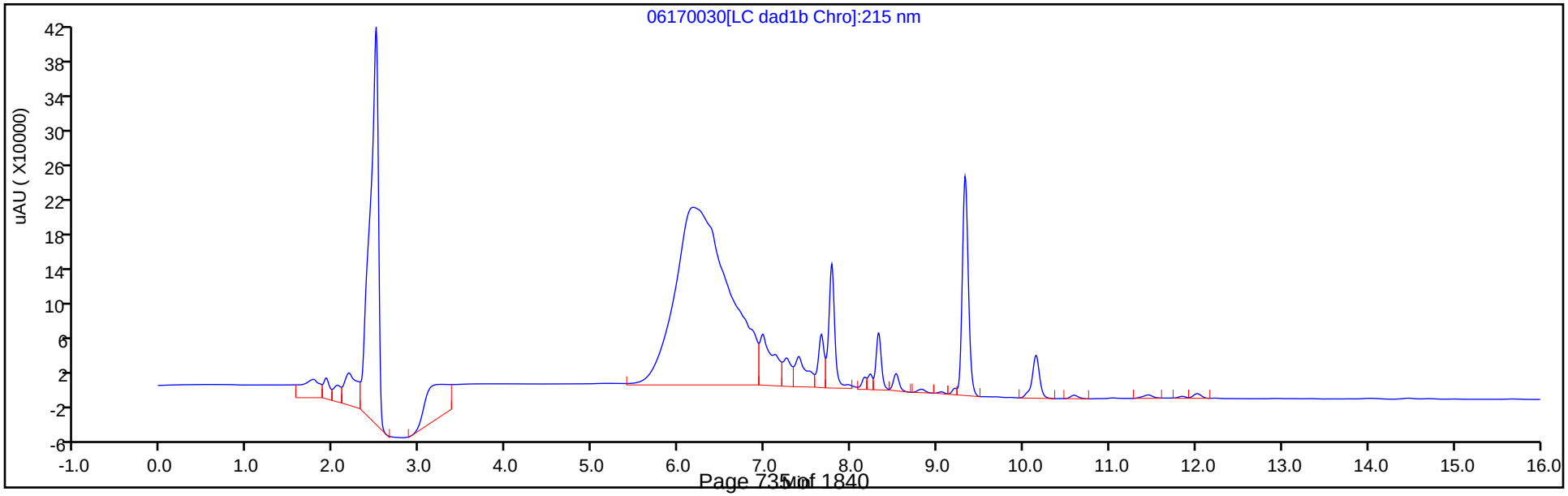

Eurofins TestAmerica, Denver
Recovery Report

Data File:	\\chromfs\Denver\ChromData\CHHPLC_X\20200617-92523.b\06170030.D				
Lims ID:	280-137110-B-7-A				
Client ID:	EW7-PM29B-3-35				
Sample Type:	Client				
Inject. Date:	18-Jun-2020 03:38:46	ALS Bottle#:	30	Worklist Smp#:	30
Injection Vol:	100.0 ul	Dil. Factor:	10.0000		
Sample Info:	280-137110-B-7-A				
Misc. Info.:	280-0092523-030				
Operator ID:	JZ	Instrument ID:	CHHPLC_X3		
Method:	\\chromfs\Denver\ChromData\CHHPLC_X\20200617-92523.b\8330_X3.m				
Limit Group:	GCSV - 8330				
Last Update:	18-Jun-2020 20:46:08	Calib Date:	18-Mar-2020 14:39:27		
Integrator:	Falcon				
Quant Method:	External Standard	Quant By:	Initial Calibration		
Last ICal File:	\\chromna\Denver\ChromData\CHHPLC_X\20200318-90159.b\03180015.D				
Column 1 :	UltraCarb5uODS (20) (4.60 mm)		Det: LC DAD1B, 254 nm		
Process Host:	CTX1013				
First Level Reviewer: zhangji		Date:	18-Jun-2020 19:54:00		

Compound	Amount Added	Amount Recovered	% Rec.
$ 9 1,2-Dinitrobenzene	0.2000	0.1354	67.72

Manual Integration/User Assign Peak Report

Eurofins TestAmerica, Denver

Data File:	\\chromfs\denver\chromdata\chhplc_x\20200617-92523.b\06170030.d				
Injection Date:	18-Jun-2020 03:38:46	Instrument ID:	CHHPLC_X3		
Lims ID:	280-137110-B-7-A	Lab Sample ID:			
Client ID:	EW7-PM29B-3-35				
Operator ID:	JZ	ALS Bottle#:	30	Worklist Smp#:	30
Injection Vol:	100.0 ul	Dil. Factor:	10.0000		
Method:	8330_X3	Limit Group:	GCSV - 8330		
Column:	UltraCarb5uODS (20) (4.60 mm)	Detector	LC DAD1B, 254 nm		

$ 9 1,2-Dinitrobenzene, CAS: 528-29-0

Signal: 1

Processing Integration Results

RT: 8.82
Area: 49183
Amount: 0.355851
Amount Units: ug/mL

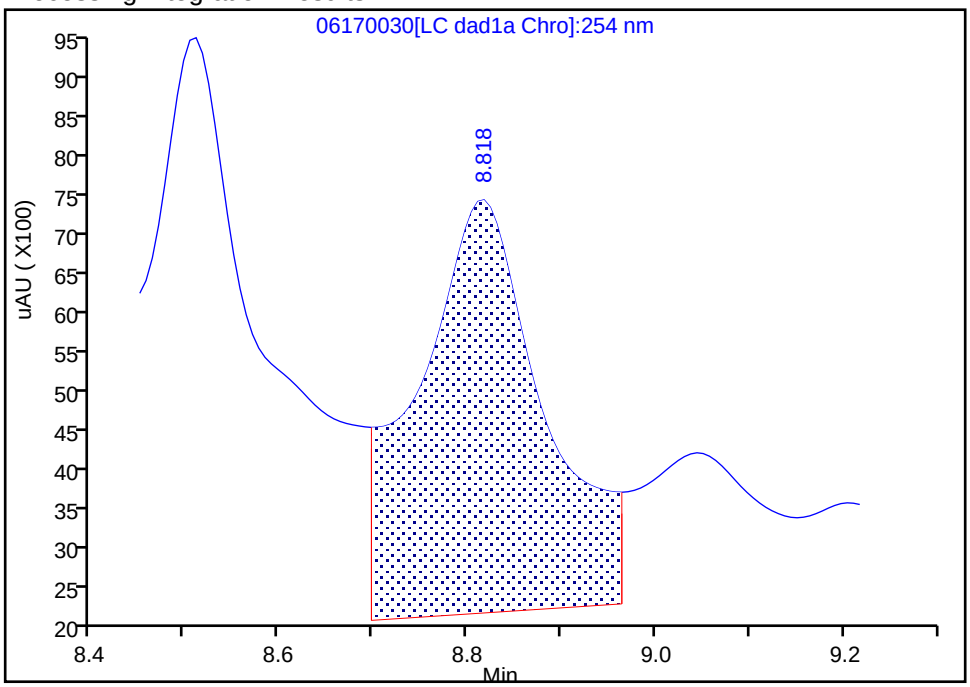

Manual Integration Results

RT: 8.82
Area: 18719
Amount: 0.135437
Amount Units: ug/mL

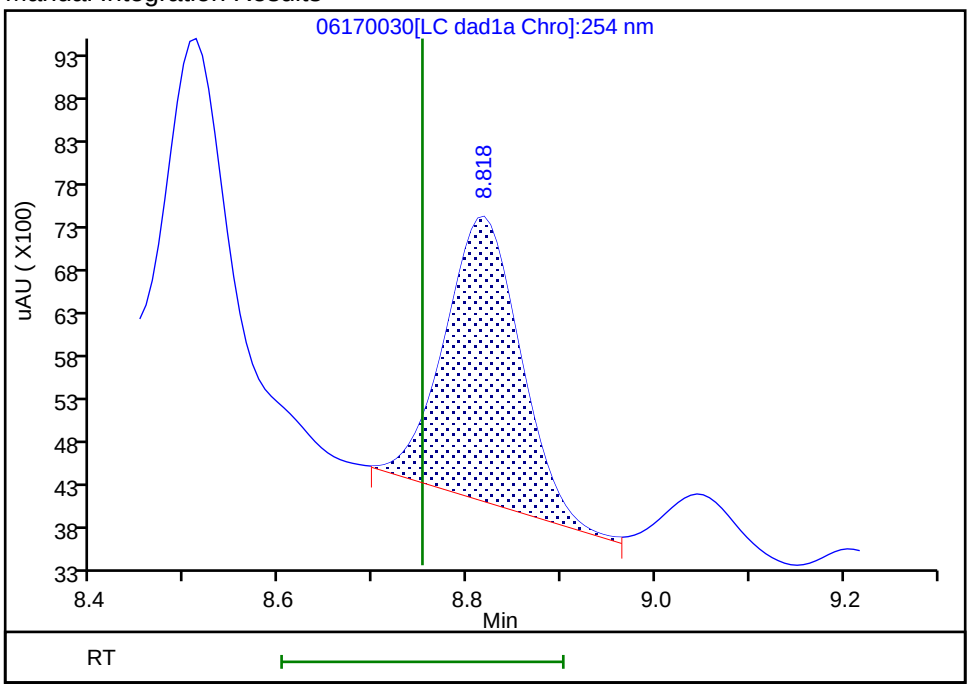

Reviewer: zhangji, 18-Jun-2020 19:53:38
Audit Action: Assigned New Baseline Audit Reason: Baseline

User Disabled Compound Report

Eurofins TestAmerica, Denver

Data File:	\\chromfs\denver\chromdata\chhplc_x\20200617-92523.b\06170030.d				
Injection Date:	18-Jun-2020 03:38:46	Instrument ID:	CHHPLC_X3		
Lims ID:	280-137110-B-7-A	Lab Sample ID:			
Client ID:	EW7-PM29B-3-35				
Operator ID:	JZ	ALS Bottle#:	30	Worklist Smp#:	30
Injection Vol:	100.0 ul	Dil. Factor:	10.0000		
Method:	8330_X3	Limit Group:	GCSV - 8330		
Column:	UltraCarb5uODS (20) (4.60 mm)	Detector	LC DAD1B, 254 nm		

10 1,3,5-Trinitrobenzene, CAS: 99-35-4, Signal: 1

RT: 9.04
Response: 16365
Amount: 0.071057

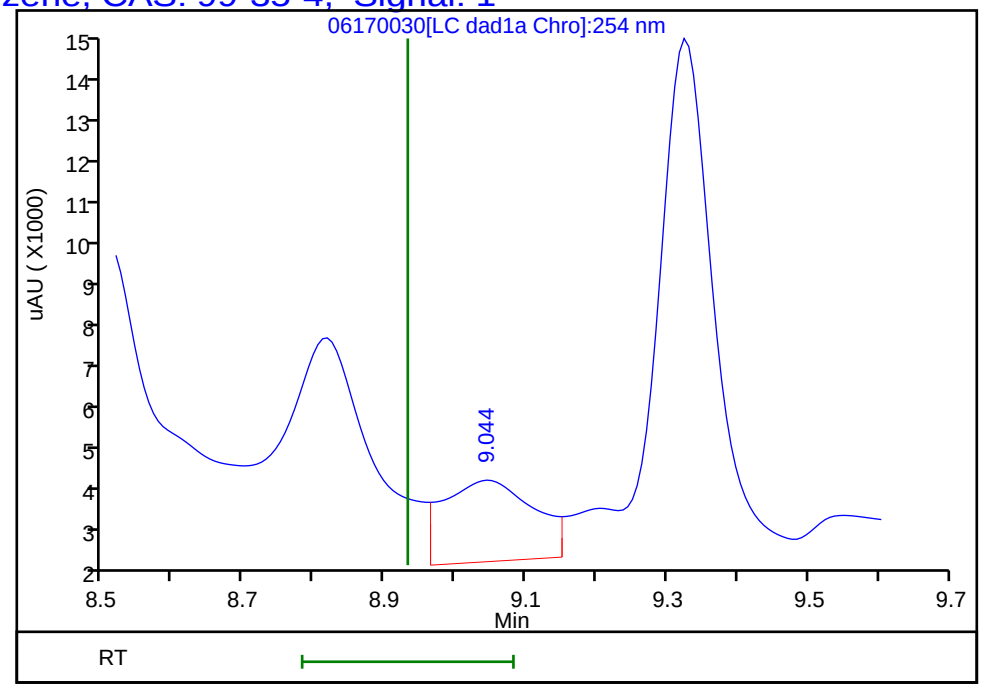

Reviewer: zhangji, 18-Jun-2020 19:54:00
Audit Action: Marked Compound Undetected Audit Reason: Invalid Compound ID

Manual Integration/User Assign Peak Report

Eurofins TestAmerica, Denver

Data File:	\\chromfs\denver\chromdata\chhplc_x\20200617-92523.b\06170030.d				
Injection Date:	18-Jun-2020 03:38:46	Instrument ID:	CHHPLC_X3		
Lims ID:	280-137110-B-7-A	Lab Sample ID:			
Client ID:	EW7-PM29B-3-35				
Operator ID:	JZ	ALS Bottle#:	30	Worklist Smp#:	30
Injection Vol:	100.0 ul	Dil. Factor:	10.0000		
Method:	8330_X3	Limit Group:	GCSV - 8330		
Column:	UltraCarb5uODS (20) (4.60 mm)	Detector	LC DAD1B, 254 nm		

11 1,3-Dinitrobenzene, CAS: 99-65-0

Signal: 1

Processing Integration Results

RT: 9.55
Area: 4534
Amount: 0.014784
Amount Units: ug/mL

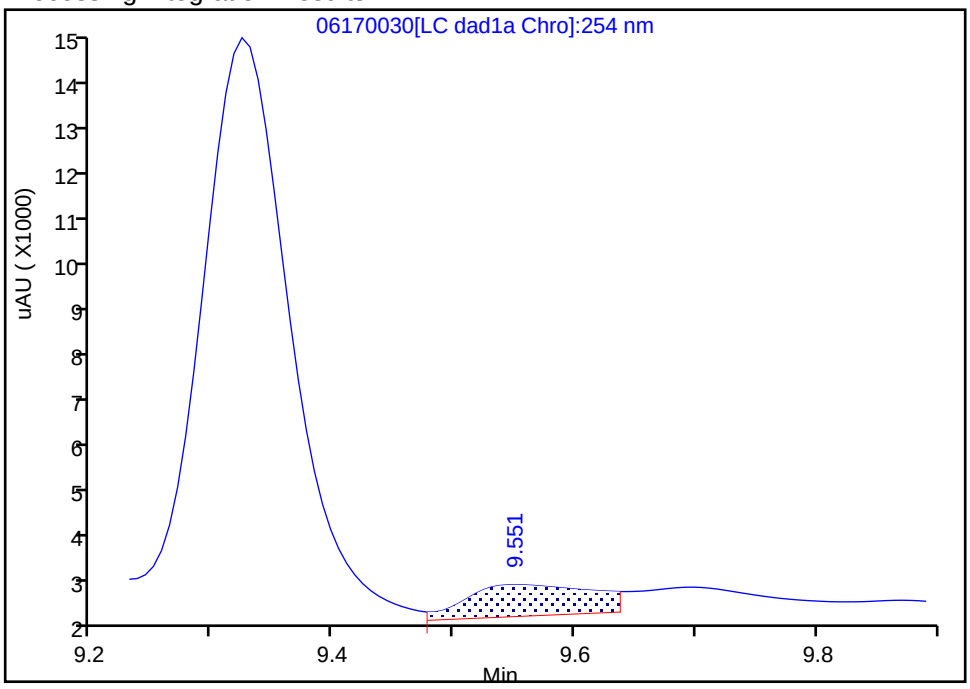

Manual Integration Results

RT: 9.55
Area: 3881
Amount: 0.012655
Amount Units: ug/mL

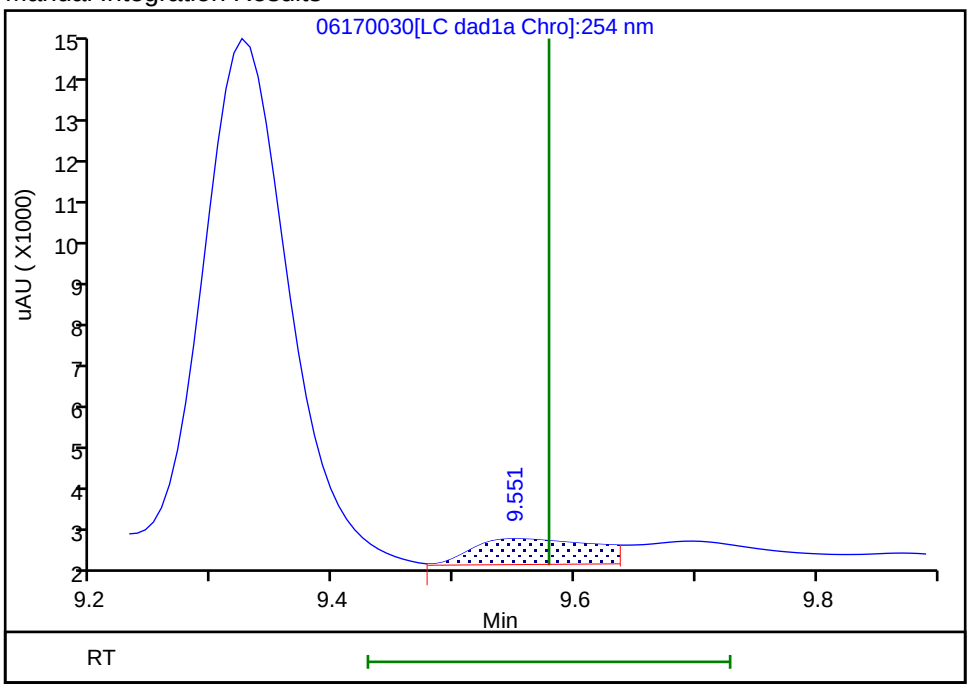

Reviewer: zhangji, 18-Jun-2020 19:53:51
Audit Action: Assigned New Baseline Audit Reason: Baseline

User Disabled Compound Report

Eurofins TestAmerica, Denver

Data File: \\chromfs\denver\chromdata\chhplc_x\20200617-92523.b\06170030.d

Injection Date:	18-Jun-2020 03:38:46	Instrument ID:	CHHPLC_X3		
Lims ID:	280-137110-B-7-A	Lab Sample ID:			
Client ID:	EW7-PM29B-3-35				
Operator ID:	JZ	ALS Bottle#:	30	Worklist Smp#:	30
Injection Vol:	100.0 ul	Dil. Factor:	10.0000		
Method:	8330_X3	Limit Group:	GCSV - 8330		
Column:	UltraCarb5uODS (20) (4.60 mm)	Detector	LC DAD1B, 254 nm		

17 4-Amino-2,6-dinitrotoluene, CAS: 19406-51-0, Signal: 1

RT: 11.44
Response: 1096
Amount: 0.012668

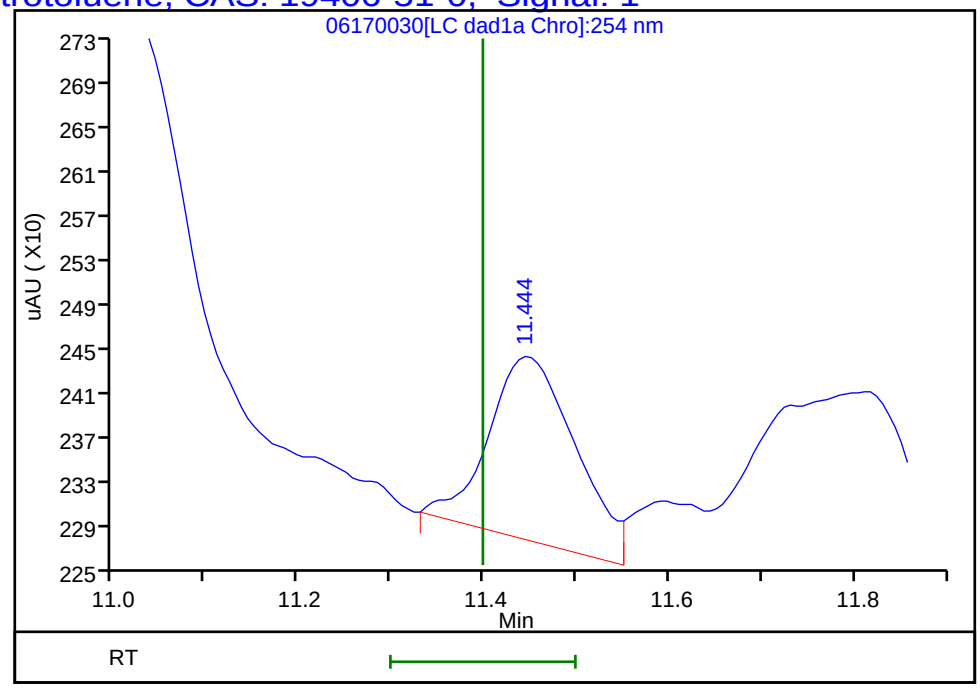

Reviewer: zhangji, 18-Jun-2020 19:54:00

Audit Action: Marked Compound Undetected Audit Reason: Invalid Compound ID

Manual Integration/User Assign Peak Report

Eurofins TestAmerica, Denver

Data File:	\\chromfs\denver\chromdata\chhplc_x\20200617-92523.b\06170030.d				
Injection Date:	18-Jun-2020 03:38:46	Instrument ID:	CHHPLC_X3		
Lims ID:	280-137110-B-7-A	Lab Sample ID:			
Client ID:	EW7-PM29B-3-35				
Operator ID:	JZ	ALS Bottle#:	30	Worklist Smp#:	30
Injection Vol:	100.0 ul	Dil. Factor:	10.0000		
Method:	8330_X3	Limit Group:	GCSV - 8330		
Column:	UltraCarb5uODS (20) (4.60 mm)	Detector	LC DAD1B, 254 nm		

6 MNX, CAS: 5755-27-1

Signal: 1

Processing Integration Results

RT: 7.40
Area: 259229
Amount: 1.635058
Amount Units: ug/mL

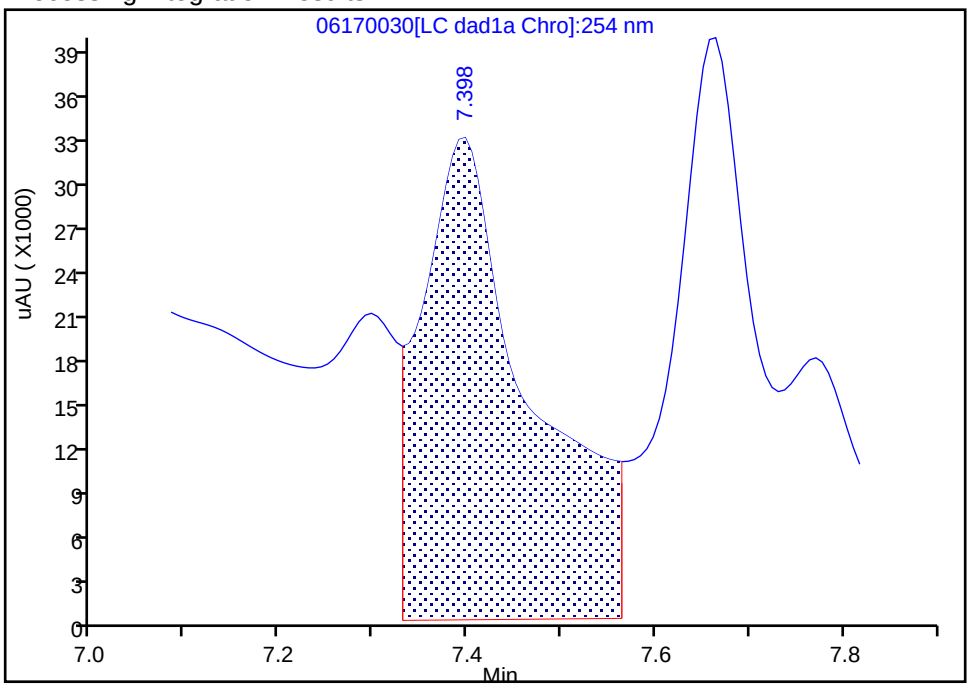

Manual Integration Results

RT: 7.40
Area: 86434
Amount: 0.545173
Amount Units: ug/mL

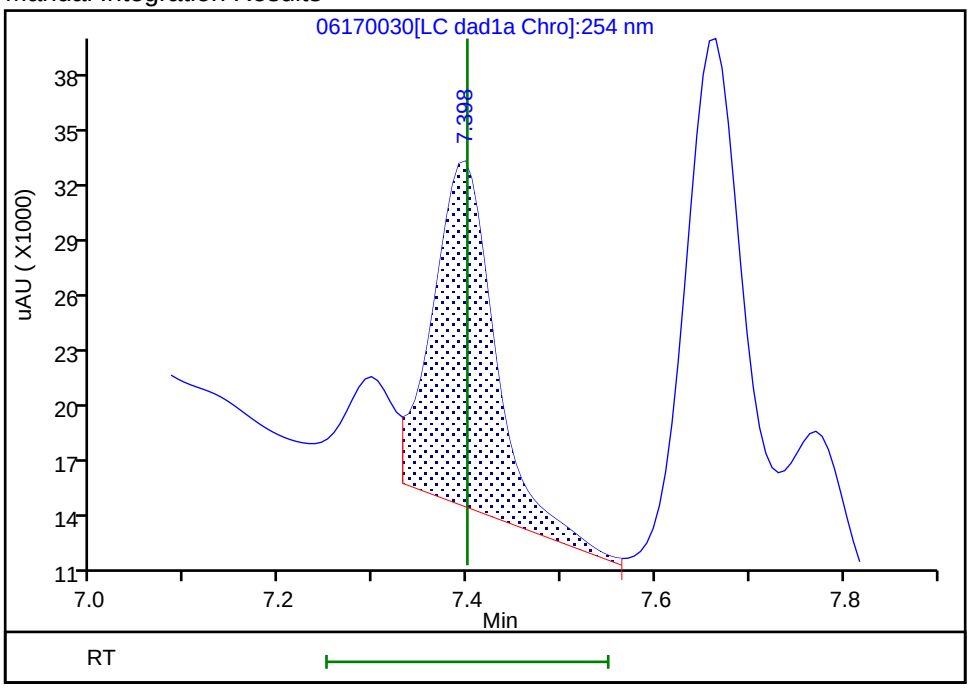

Reviewer: zhangji, 18-Jun-2020 19:53:11
Audit Action: Assigned New Baseline Audit Reason: Baseline

User Disabled Compound Report

Eurofins TestAmerica, Denver

Data File:	\\chromfs\denver\chromdata\chhplc_x\20200617-92523.b\06170030.d				
Injection Date:	18-Jun-2020 03:38:46	Instrument ID:	CHHPLC_X3		
Lims ID:	280-137110-B-7-A	Lab Sample ID:			
Client ID:	EW7-PM29B-3-35				
Operator ID:	JZ	ALS Bottle#:	30	Worklist Smp#:	30
Injection Vol:	100.0 ul	Dil. Factor:	10.0000		
Method:	8330_X3	Limit Group:	GCSV - 8330		
Column:	UltraCarb5uODS (20) (4.60 mm)	Detector	LC DAD1B, 254 nm		

12 Nitrobenzene, CAS: 98-95-3, Signal: 1

RT: 10.06
Response: 16713
Amount: 0.083397

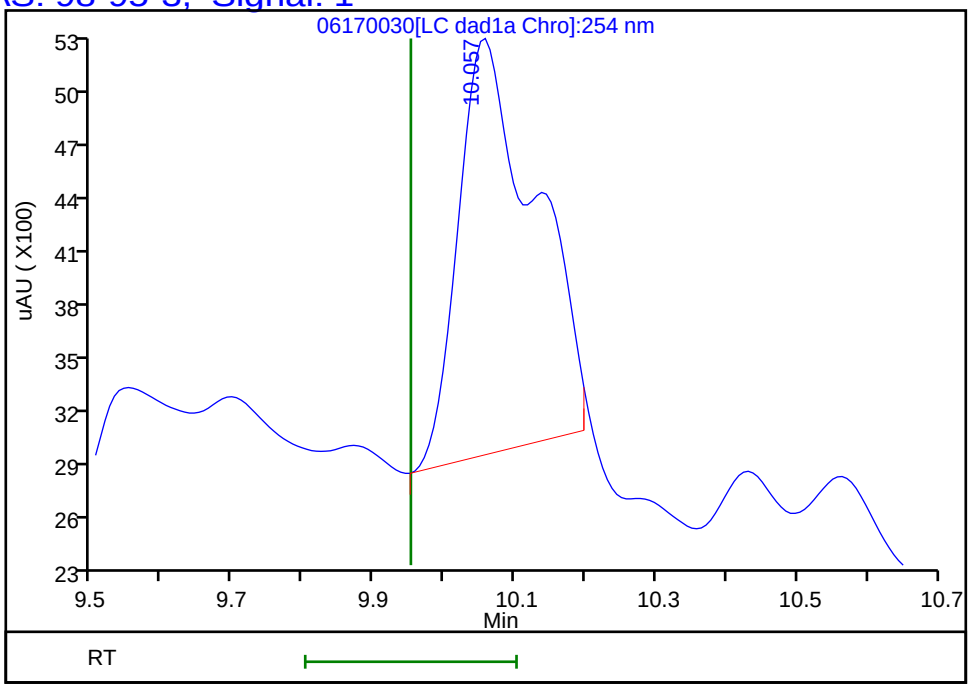

Reviewer: zhangji, 18-Jun-2020 19:54:00
Audit Action: Assigned New Baseline Audit Reason: Baseline

Manual Integration/User Assign Peak Report

Eurofins TestAmerica, Denver

Data File:	\\chromfs\denver\chromdata\chhplc_x\20200617-92523.b\06170030.d				
Injection Date:	18-Jun-2020 03:38:46	Instrument ID:	CHHPLC_X3		
Lims ID:	280-137110-B-7-A	Lab Sample ID:			
Client ID:	EW7-PM29B-3-35				
Operator ID:	JZ	ALS Bottle#:	30	Worklist Smp#:	30
Injection Vol:	100.0 ul	Dil. Factor:	10.0000		
Method:	8330_X3	Limit Group:	GCSV - 8330		
Column:	UltraCarb5uODS (20) (4.60 mm)	Detector	LC DAD1B, 254 nm		

7 RDX, CAS: 121-82-4

Signal: 1

Processing Integration Results

RT: 7.77
Area: 186080
Amount: 1.595704
Amount Units: ug/mL

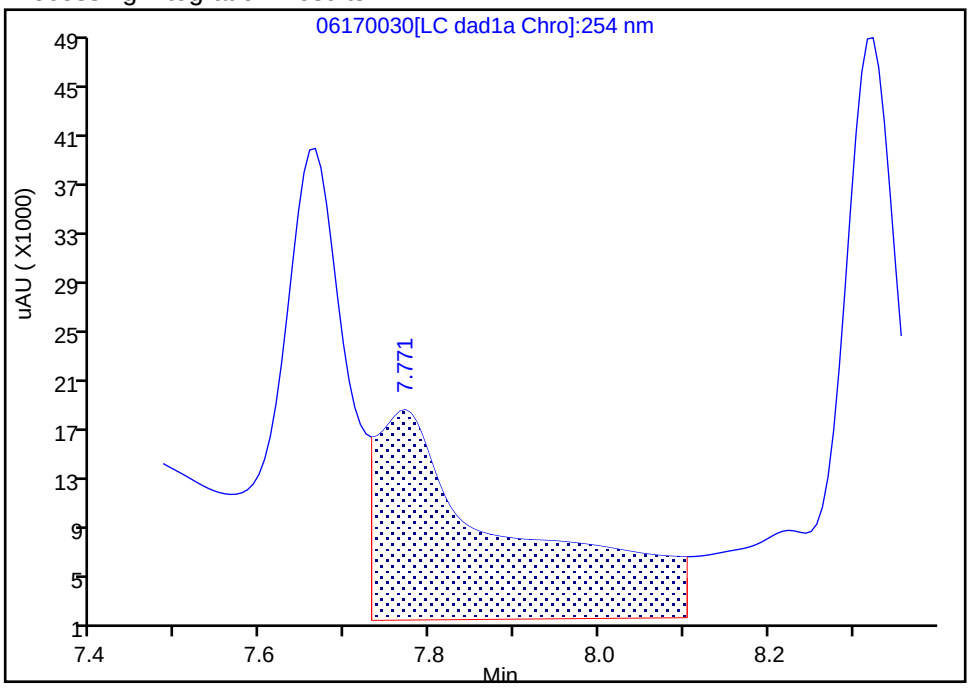

Manual Integration Results

RT: 7.77
Area: 41816
Amount: 0.358588
Amount Units: ug/mL

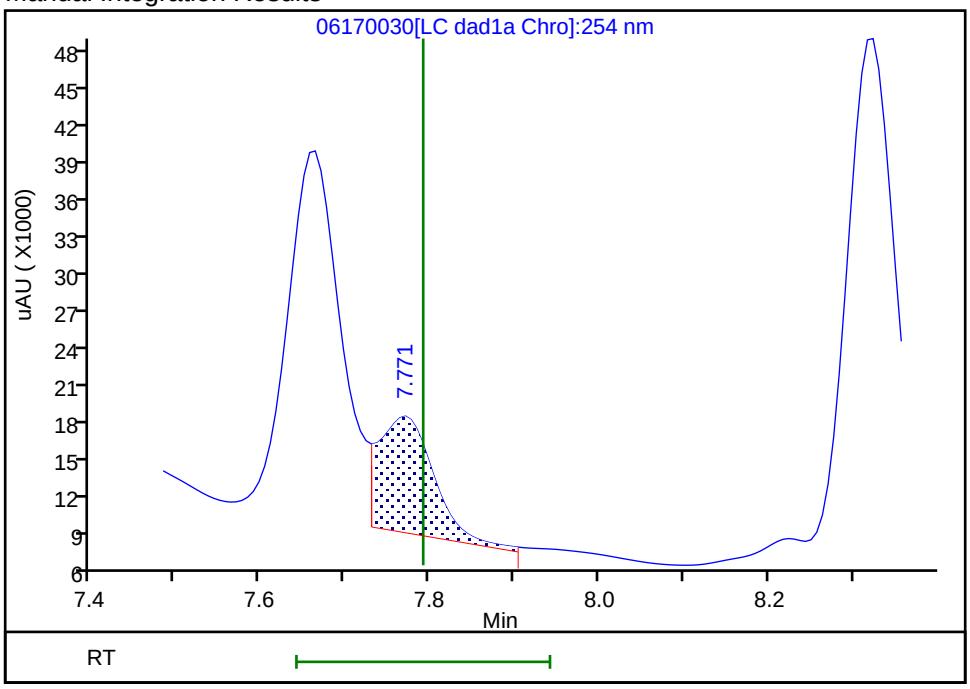

Reviewer: zhangji, 18-Jun-2020 19:53:18

Audit Action: Split an Integrated Peak Audit Reason: Baseline

FORM I
HPLC/IC ORGANICS ANALYSIS DATA SHEET

Lab Name: Eurofins TestAmerica, Denver Job No.: 280-137110-1

SDG No.:

Client Sample ID: EW7-PM29B-3-35 Lab Sample ID: 280-137110-7

Matrix: Water Lab File ID: 06170050.D

Analysis Method: 8330A Date Collected: 05/30/2020 12:40

Extraction Method: 3535 Date Extracted: 06/04/2020 10:29

Sample wt/vol: 470.5(mL) Date Analyzed: 06/18/2020 18:59

Con. Extract Vol.: 5(mL) Dilution Factor: 10

Injection Volume: 100(uL) GC Column: Luna-phenylhex ID: 4.6(mm)

% Moisture: GPC Cleanup:(Y/N) N

Analysis Batch No.: 499146 Units: ug/L

CAS NO.	COMPOUND NAME	RESULT	Q	LOQ	LOD	DL
121-14-2	2,4-Dinitrotoluene	0.85	U Q	1.1	0.85	0.29
606-20-2	2,6-Dinitrotoluene	0.85	U Q	1.1	0.85	0.43
5755-27-1	*MNX*	*6.7*	*J J1 D*	*21*	4.3	*1.6*
121-82-4	*RDX*	*1.1*	*J J1 B D Q*	*2.2*	2.1	*0.55*

CAS NO.	SURROGATE	%REC	Q	LIMITS
528-29-0	1,2-Dinitrobenzene	120	*Q*	83-119

Eurofins TestAmerica, Denver
Target Compound Quantitation Report

Data File: \\chromfs\Denver\ChromData\G2_LUNA\20200617-92518.b\06170050.D
Lims ID: 280-137110-A-7-A
Client ID: EW7-PM29B-3-35
Sample Type: Client
Inject. Date: 18-Jun-2020 18:59:30 ALS Bottle#: 50 Worklist Smp#: 50
Injection Vol: 100.0 ul Dil. Factor: 10.0000
Sample Info: 280-137110-A-7-A
Misc. Info.: 280-0092518-050
Operator ID: JZ Instrument ID: CHHPLC_G2_LUNA

Method: \\chromfs\Denver\ChromData\G2_LUNA\20200617-92518.b\G2_8330_Luna.m
Limit Group: GCSV - 8330
Last Update: 19-Jun-2020 16:25:28 Calib Date: 15-May-2020 02:11:20
Integrator: Falcon
Quant Method: External Standard Quant By: Initial Calibration
Last ICal File: \\chromfs\Denver\ChromData\G2_LUNA\20200514-91518.b\05140024.D

Column 1 : Luna-Phenyl hexyl (4.60 mm) Det: LC DAD1A, 254 nm
Process Host: CTX1007

First Level Reviewer: zhangji Date: 19-Jun-2020 16:08:31

Compound	Det	RT (min.)	Exp RT (min.)	Dlt RT (min.)	Response	OnCol Amt ug/ml	Flags
1 2,6-diamino-4-nitrotoluene	1		4.403			ND	
2 2,4-diamino-6-nitrotoluene	1	4.999	5.016	-0.017	130584	0.5259	
3 TNX	1	5.512	5.509	0.003	21555	0.0495	
4 DNX	1		6.336			ND	
6 HMX	1		7.150			ND	
7 MNX	1	7.845	7.876	-0.031	22293	0.0633	
5 2,4,6-Trinitrophenol	1	8.492	8.476	0.016	124643	0.6431	
8 RDX	1	9.378	9.369	0.009	2422	0.0099	
9 Nitrobenzene	1		12.269			ND	
$ 10 1,2-Dinitrobenzene	1	13.252	13.276	-0.024	8468	0.0239	
11 3,5-Dinitroaniline	1		15.209			ND	
12 1,3-Dinitrobenzene	1		15.809			ND	
13 Nitroglycerin	2		16.056			ND	
14 o-Nitrotoluene	1		16.743			ND	U
15 p-Nitrotoluene	1		17.023			ND	
16 4-Amino-2,6-dinitrotoluene	1		17.463			ND	
17 m-Nitrotoluene	1		17.956			ND	
18 2-Amino-4,6-dinitrotoluene	1	18.358	18.396	-0.038	6406	0.0138	
19 1,3,5-Trinitrobenzene	1		19.136			ND	U
20 2,6-Dinitrotoluene	1		20.056			ND	
21 2,4-Dinitrotoluene	1		20.570			ND	
22 Tetryl	1		23.870			ND	U
23 2,4,6-Trinitrotoluene	1		24.883			ND	
24 PETN	2		25.430			ND	
25 Ammonium Picrate	1		0.000			ND	

QC Flag Legend

Review Flags

U - Marked Undetected

Report Date: 19-Jun-2020 16:25:38 Chrom Revision: 2.3 17-Jun-2020 19:07:08

Eurofins TestAmerica, Denver

Data File: \\chromfs\denver\chromdata\g2_luna\20200617-92518.b\06170050.d

Injection Date:	18-Jun-2020 18:59:30	Instrument ID:	CHHPLC_G2_LUNA	Operator ID:	JZ
Lims ID:	280-137110-A-7-A	Lab Sample ID:	280-137110-7	Worklist Smp#:	50
Client ID:	EW7-PM29B-3-35				
Injection Vol:	100.0 ul	Dil. Factor:	10.0000	ALS Bottle#:	50
Method:	G2_8330_Luna	Limit Group:	GCSV - 8330		

Column: Luna-Phenyl hexyl (4.60 mm) Y Scaling: Method Defined: Scale to the Nth Largest Peak: 1

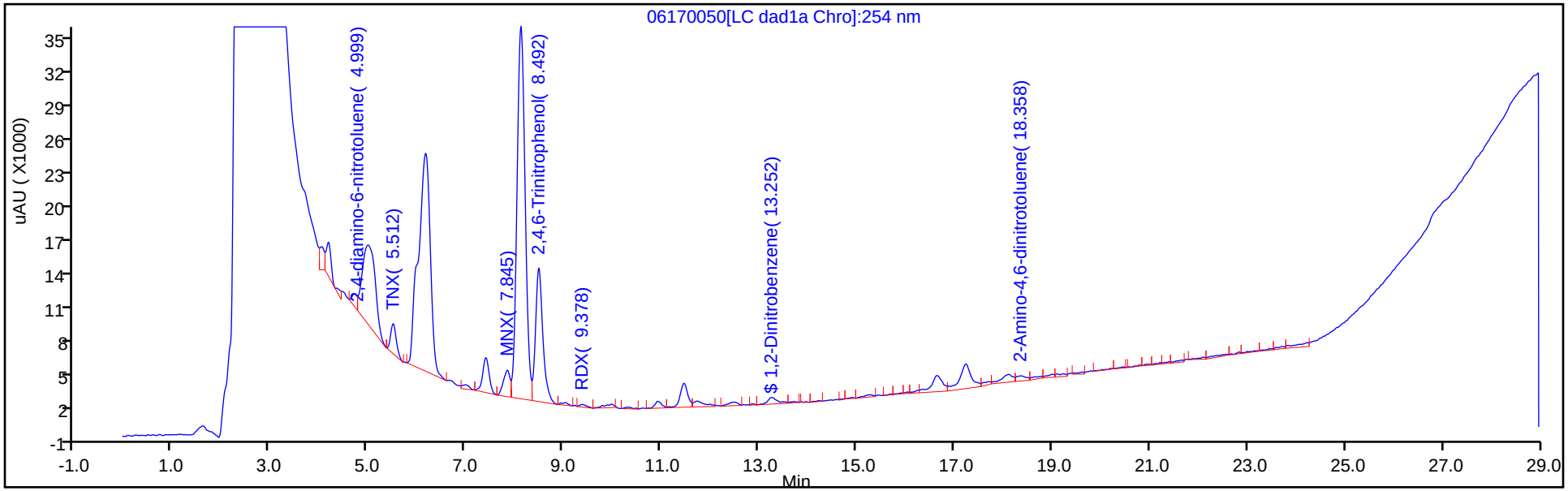

Y Scaling: Method Defined: Scale to the Nth Largest Peak: 1

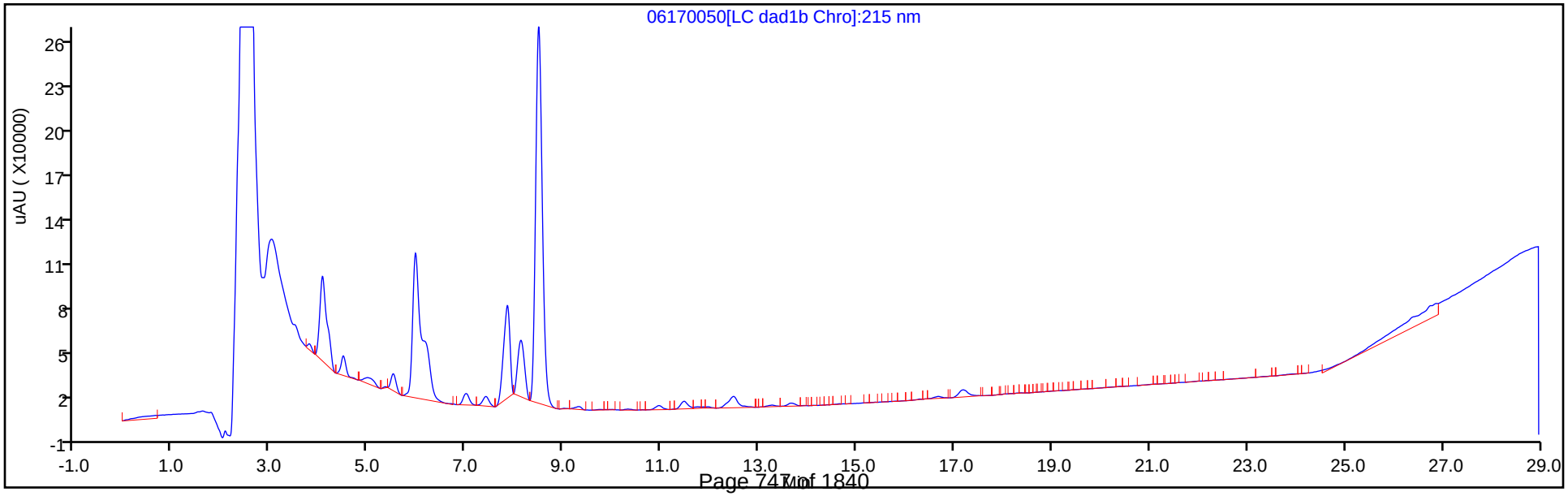

Eurofins TestAmerica, Denver
Recovery Report

Data File:	\\chromfs\Denver\ChromData\G2_LUNA\20200617-92518.b\06170050.D				
Lims ID:	280-137110-A-7-A				
Client ID:	EW7-PM29B-3-35				
Sample Type:	Client				
Inject. Date:	18-Jun-2020 18:59:30	ALS Bottle#:	50	Worklist Smp#:	50
Injection Vol:	100.0 ul	Dil. Factor:	10.0000		
Sample Info:	280-137110-A-7-A				
Misc. Info.:	280-0092518-050				
Operator ID:	JZ	Instrument ID:	CHHPLC_G2_LUNA		
Method:	\\chromfs\Denver\ChromData\G2_LUNA\20200617-92518.b\G2_8330_Luna.m				
Limit Group:	GCSV - 8330				
Last Update:	19-Jun-2020 16:25:28	Calib Date:	15-May-2020 02:11:20		
Integrator:	Falcon				
Quant Method:	External Standard	Quant By:	Initial Calibration		
Last ICal File:	\\chromfs\Denver\ChromData\G2_LUNA\20200514-91518.b\05140024.D				
Column 1 :	Luna-Phenyl hexyl (4.60 mm)		Det: LC DAD1A, 254 nm		
Process Host:	CTX1007				
First Level Reviewer: zhangji		Date:	19-Jun-2020 16:08:31		

Compound	Amount Added	Amount Recovered	% Rec.
$ 10 1,2-Dinitrobenzene	0.2000	0.0239	11.96

User Disabled Compound Report

Eurofins TestAmerica, Denver

Data File:	\\chromfs\denver\chromdata\g2_luna\20200617-92518.b\06170050.d				
Injection Date:	18-Jun-2020 18:59:30	Instrument ID:	CHHPLC_G2_LUNA		
Lims ID:	280-137110-A-7-A	Lab Sample ID:	280-137110-7		
Client ID:	EW7-PM29B-3-35				
Operator ID:	JZ	ALS Bottle#:	50	Worklist Smp#:	50
Injection Vol:	100.0 ul	Dil. Factor:	10.0000		
Method:	G2_8330_Luna	Limit Group:	GCSV - 8330		
Column:	Luna-Phenyl hexyl (4.60 mm)	Detector	LC DAD1A, 254 nm		

19 1,3,5-Trinitrobenzene, CAS: 99-35-4, Signal: 1

RT: 19.25
Response: 3201
Amount: 0.006775

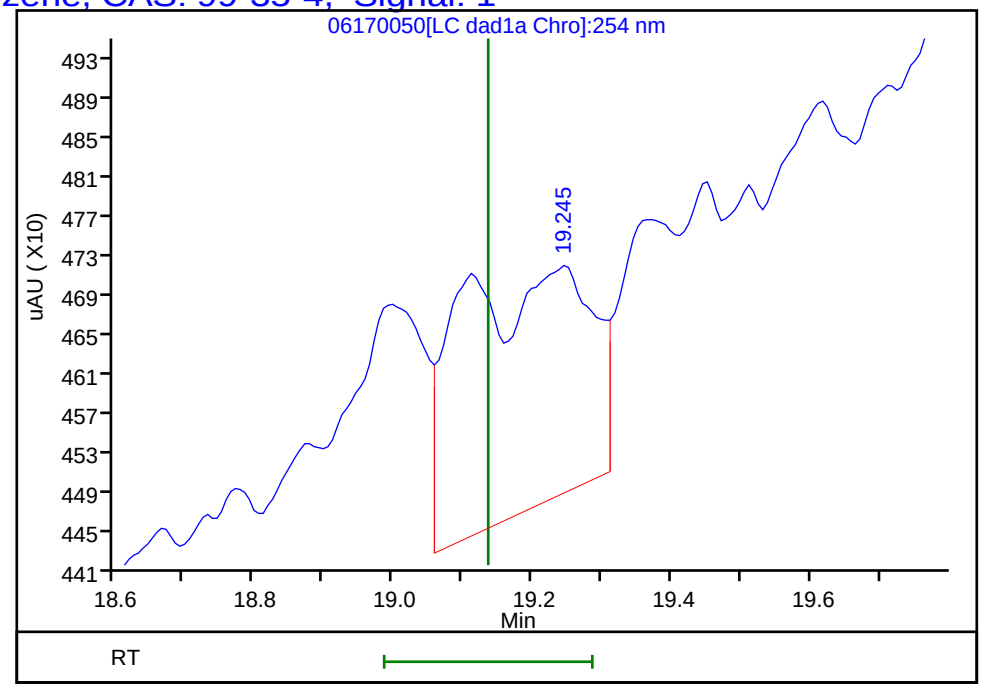

Reviewer: zhangji, 19-Jun-2020 16:08:31
Audit Action: Marked Compound Undetected Audit Reason: Invalid Compound ID

User Disabled Compound Report

Eurofins TestAmerica, Denver

Data File:	\\chromfs\denver\chromdata\g2_luna\20200617-92518.b\06170050.d				
Injection Date:	18-Jun-2020 18:59:30	Instrument ID:	CHHPLC_G2_LUNA		
Lims ID:	280-137110-A-7-A	Lab Sample ID:	280-137110-7		
Client ID:	EW7-PM29B-3-35				
Operator ID:	JZ	ALS Bottle#:	50	Worklist Smp#:	50
Injection Vol:	100.0 ul	Dil. Factor:	10.0000		
Method:	G2_8330_Luna	Limit Group:	GCSV - 8330		
Column:	Luna-Phenyl hexyl (4.60 mm)	Detector	LC DAD1A, 254 nm		

14 o-Nitrotoluene, CAS: 88-72-2, Signal: 1

RT: 16.65
Response: 23219
Amount: 0.085062

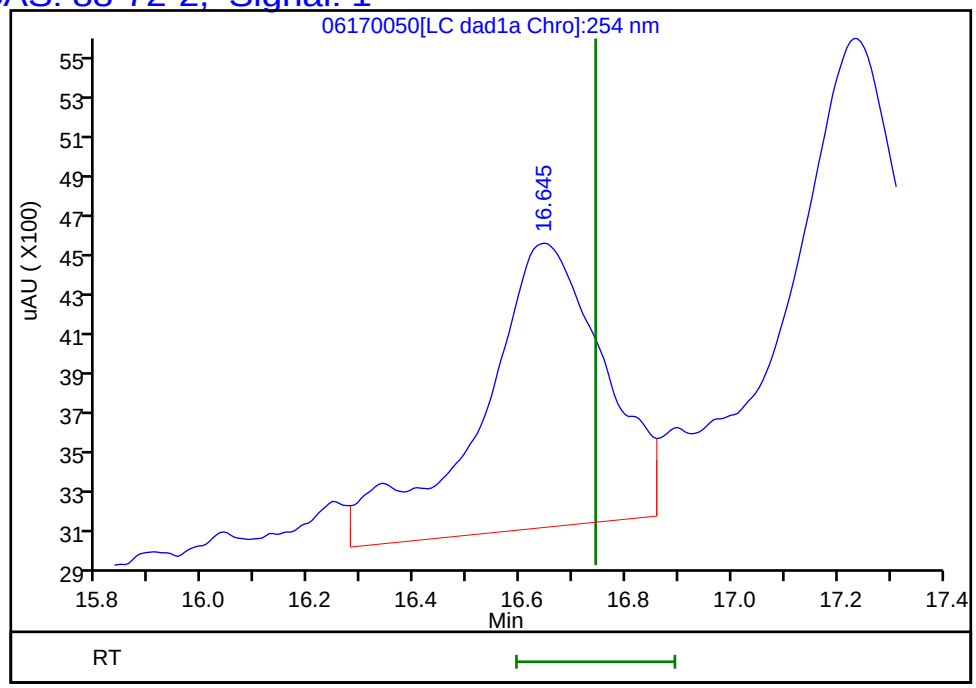

Reviewer: zhangji, 19-Jun-2020 16:08:31
Audit Action: Marked Compound Undetected Audit Reason: Invalid Compound ID

User Disabled Compound Report

Eurofins TestAmerica, Denver

Data File:	\\chromfs\denver\chromdata\g2_luna\20200617-92518.b\06170050.d				
Injection Date:	18-Jun-2020 18:59:30	Instrument ID:	CHHPLC_G2_LUNA		
Lims ID:	280-137110-A-7-A	Lab Sample ID:	280-137110-7		
Client ID:	EW7-PM29B-3-35				
Operator ID:	JZ	ALS Bottle#:	50	Worklist Smp#:	50
Injection Vol:	100.0 ul	Dil. Factor:	10.0000		
Method:	G2_8330_Luna	Limit Group:	GCSV - 8330		
Column:	Luna-Phenyl hexyl (4.60 mm)	Detector	LC DAD1A, 254 nm		

22 Tetryl, CAS: 479-45-8, Signal: 1

RT: 23.79
Response: 2374
Amount: 0.006439

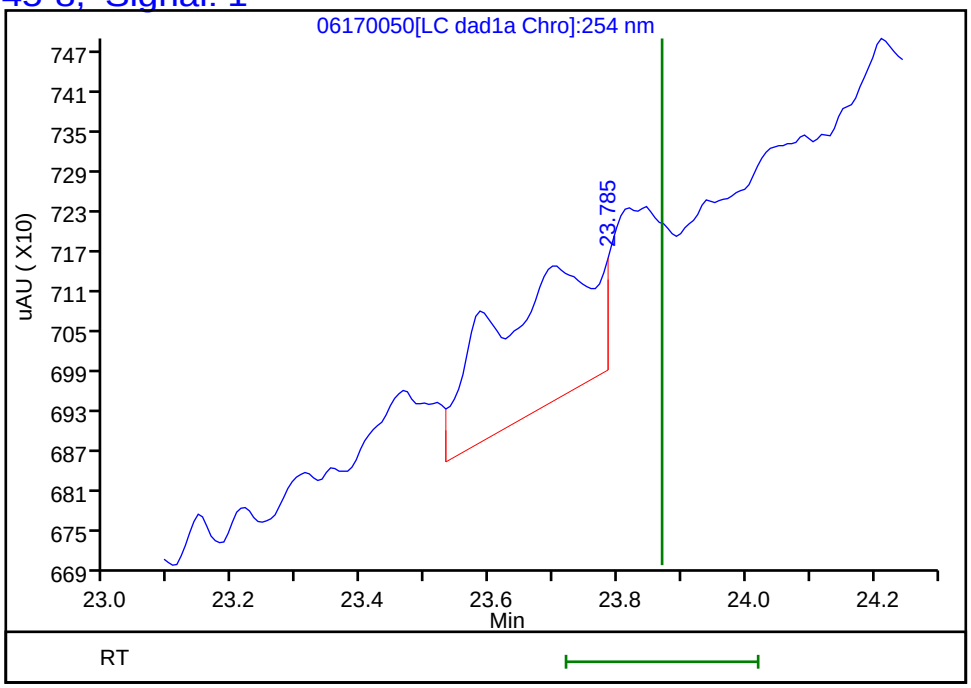

Reviewer: zhangji, 19-Jun-2020 16:08:31
Audit Action: Marked Compound Undetected Audit Reason: Invalid Compound ID

FORM I
HPLC/IC ORGANICS ANALYSIS DATA SHEET

Lab Name: Eurofins TestAmerica, Denver Job No.: 280-137110-1

SDG No.:

Client Sample ID: EW7-PM29B-3-35 RE Lab Sample ID: 280-137110-7 RE

Matrix: Water Lab File ID: 023-8601.D

Analysis Method: 8330A Date Collected: 05/30/2020 12:40

Extraction Method: 3535 Date Extracted: 06/16/2020 10:10

Sample wt/vol: 470.6(mL) Date Analyzed: 06/19/2020 17:10

Con. Extract Vol.: 5(mL) Dilution Factor: 10

Injection Volume: 100(uL) GC Column: Luna-phenylhex ID: 4.6(mm)

% Moisture: GPC Cleanup:(Y/N) N

Analysis Batch No.: 499350 Units: ug/L

CAS NO.	COMPOUND NAME	RESULT	Q	LOQ	LOD	DL
121-14-2	*2,4-Dinitrotoluene*	*0.85*	*U H Q*	*1.1*	0.85	*0.29*
606-20-2	*2,6-Dinitrotoluene*	*0.85*	*U H Q J1*	*1.1*	0.85	*0.43*
5755-27-1	*MNX*	*4.2*	*U H*	*21*	4.2	*1.6*
121-82-4	*RDX*	*2.0*	*J H J1 D Q*	*2.2*	2.1	*0.55*

CAS NO.	SURROGATE	%REC	Q	LIMITS
528-29-0	1,2-Dinitrobenzene	56	*Q*	83-119

Eurofins TestAmerica, Denver
Target Compound Quantitation Report

Data File: \\chromfs\Denver\ChromData\G2_LUNA\20200618-92563.b\023-8601.D
Lims ID: 280-137110-B-7-A
Client ID: EW7-PM29B-3-35
Sample Type: Client
Inject. Date: 19-Jun-2020 17:10:13 ALS Bottle#: 23 Worklist Smp#: 23
Injection Vol: 100.0 ul Dil. Factor: 10.0000
Sample Info: 280-137110-B-7-A
Misc. Info.: 280-0092563-023
Operator ID: JZ Instrument ID: CHHPLC_G2_LUNA

Method: \\chromfs\Denver\ChromData\G2_LUNA\20200618-92563.b\G2_8330_Luna.m
Limit Group: GCSV - 8330
Last Update: 20-Jun-2020 11:15:30 Calib Date: 15-May-2020 02:11:20
Integrator: Falcon
Quant Method: External Standard Quant By: Initial Calibration
Last ICal File: \\chromfs\Denver\ChromData\G2_LUNA\20200514-91518.b\05140024.D

Column 1 : Luna-Phenyl hexyl (4.60 mm) Det: LC DAD1A, 254 nm
Process Host: CTX1011

First Level Reviewer: zhangji Date: 19-Jun-2020 17:48:06

	Compound	Det	RT (min.)	Exp RT (min.)	Dlt RT (min.)	Response	OnCol Amt ug/ml	Flags
	1 2,6-diamino-4-nitrotoluene	1		4.395			ND	
	2 2,4-diamino-6-nitrotoluene	1	4.973	4.941	0.032	145974	0.5907	
	3 TNX	1		5.509			ND	U
	4 DNX	1		6.336			ND	
	6 HMX	1		7.155			ND	
	7 MNX	1		7.876			ND	
	5 2,4,6-Trinitrophenol	1	8.473	8.528	-0.055	117657	0.6071	
	8 RDX	1	9.393	9.368	0.025	4561	0.0187	
	9 Nitrobenzene	1		12.261			ND	
$	10 1,2-Dinitrobenzene	1	13.233	13.268	-0.035	4968	0.0113	
	11 3,5-Dinitroaniline	1		15.208			ND	
	12 1,3-Dinitrobenzene	1		15.794			ND	
	13 Nitroglycerin	2		16.021			ND	
	14 o-Nitrotoluene	1	16.640	16.721	-0.081	16677	0.0611	
	15 p-Nitrotoluene	1		17.008			ND	
	16 4-Amino-2,6-dinitrotoluene	1		17.454			ND	
	17 m-Nitrotoluene	1		17.934			ND	
	18 2-Amino-4,6-dinitrotoluene	1	18.320	18.394	-0.074	2960	0.006363	
	19 1,3,5-Trinitrobenzene	1		19.121			ND	
	20 2,6-Dinitrotoluene	1		20.048			ND	
	21 2,4-Dinitrotoluene	1		20.555			ND	
	22 Tetryl	1		23.861			ND	U
	23 2,4,6-Trinitrotoluene	1		24.875			ND	
	24 PETN	2		25.408			ND	
	25 Ammonium Picrate	1		0.000			ND	

QC Flag Legend

Review Flags

U - Marked Undetected

Report Date: 20-Jun-2020 11:15:39 Chrom Revision: 2.3 17-Jun-2020 19:07:08

Eurofins TestAmerica, Denver

Data File: \\chromfs\denver\chromdata\g2_luna\20200618-92563.b\023-8601.d

Injection Date:	19-Jun-2020 17:10:13	Instrument ID:	CHHPLC_G2_LUNA	Operator ID:	JZ
Lims ID:	280-137110-B-7-A	Lab Sample ID:	280-137110-7	Worklist Smp#:	23
Client ID:	EW7-PM29B-3-35				
Injection Vol:	100.0 ul	Dil. Factor:	10.0000	ALS Bottle#:	23
Method:	G2_8330_Luna	Limit Group:	GCSV - 8330		

Column: Luna-Phenyl hexyl (4.60 mm) Y Scaling: Method Defined: Scale to the Nth Largest Peak: 1

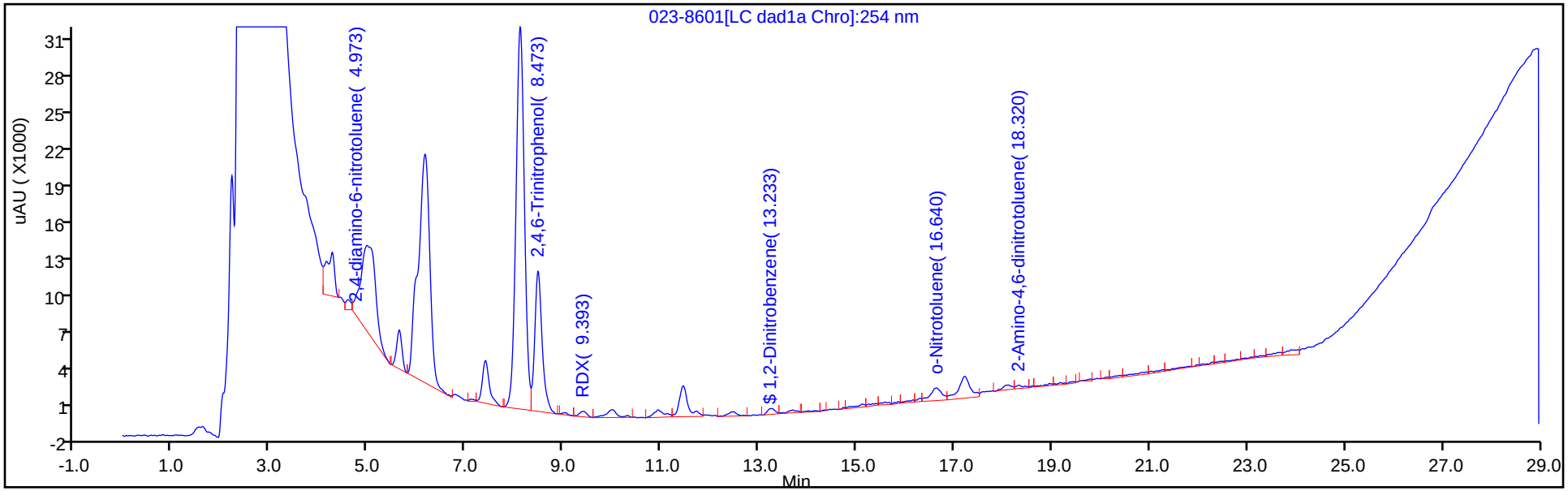

Y Scaling: Method Defined: Scale to the Nth Largest Peak: 1

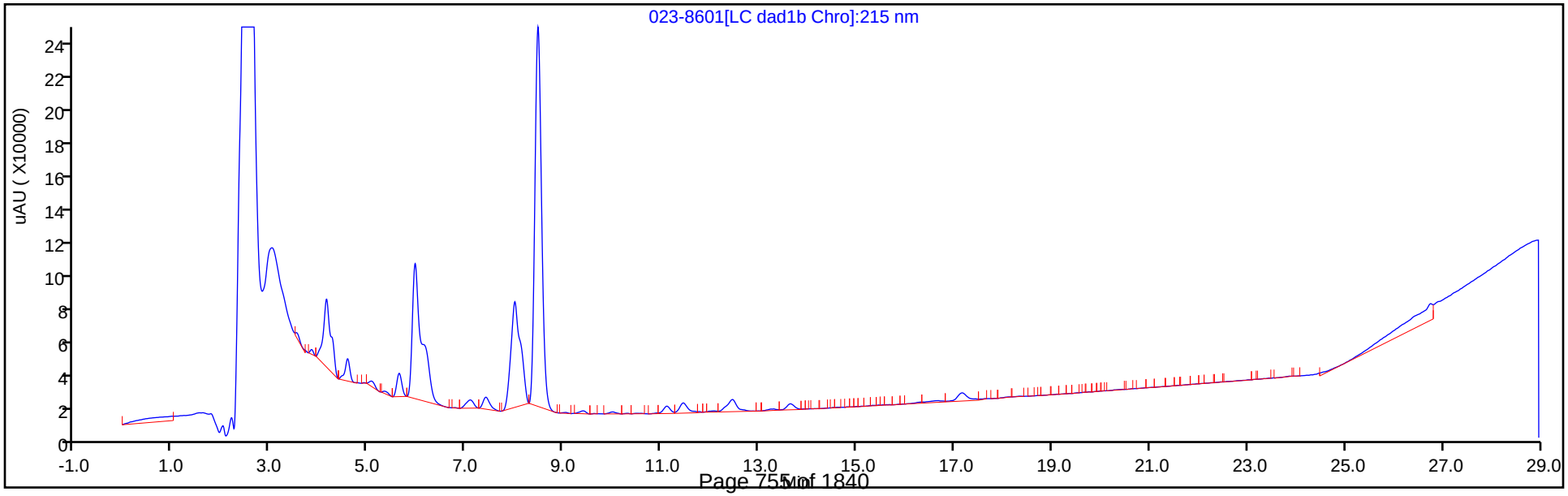

Eurofins TestAmerica, Denver
Recovery Report

Data File:	\\chromfs\Denver\ChromData\G2_LUNA\20200618-92563.b\023-8601.D				
Lims ID:	280-137110-B-7-A				
Client ID:	EW7-PM29B-3-35				
Sample Type:	Client				
Inject. Date:	19-Jun-2020 17:10:13	ALS Bottle#:	23	Worklist Smp#:	23
Injection Vol:	100.0 ul	Dil. Factor:	10.0000		
Sample Info:	280-137110-B-7-A				
Misc. Info.:	280-0092563-023				
Operator ID:	JZ	Instrument ID:	CHHPLC_G2_LUNA		
Method:	\\chromfs\Denver\ChromData\G2_LUNA\20200618-92563.b\G2_8330_Luna.m				
Limit Group:	GCSV - 8330				
Last Update:	20-Jun-2020 11:15:30	Calib Date:	15-May-2020 02:11:20		
Integrator:	Falcon				
Quant Method:	External Standard	Quant By:	Initial Calibration		
Last ICal File:	\\chromfs\Denver\ChromData\G2_LUNA\20200514-91518.b\05140024.D				
Column 1 :	Luna-Phenyl hexyl (4.60 mm)		Det: LC DAD1A, 254 nm		
Process Host:	CTX1011				
First Level Reviewer: zhangji		Date:	19-Jun-2020 17:48:06		

Compound	Amount Added	Amount Recovered	% Rec.
$ 10 1,2-Dinitrobenzene	0.2000	0.0113	5.64

User Disabled Compound Report

Eurofins TestAmerica, Denver

Data File:	\\chromfs\denver\chromdata\g2_luna\20200618-92563.b\023-8601.d				
Injection Date:	19-Jun-2020 17:10:13	Instrument ID:	CHHPLC_G2_LUNA		
Lims ID:	280-137110-B-7-A	Lab Sample ID:	280-137110-7		
Client ID:	EW7-PM29B-3-35				
Operator ID:	JZ	ALS Bottle#:	23	Worklist Smp#:	23
Injection Vol:	100.0 ul	Dil. Factor:	10.0000		
Method:	G2_8330_Luna	Limit Group:	GCSV - 8330		
Column:	Luna-Phenyl hexyl (4.60 mm)	Detector	LC DAD1A, 254 nm		

22 Tetryl, CAS: 479-45-8, Signal: 1

RT: 23.90
Response: 6836
Amount: 0.018542

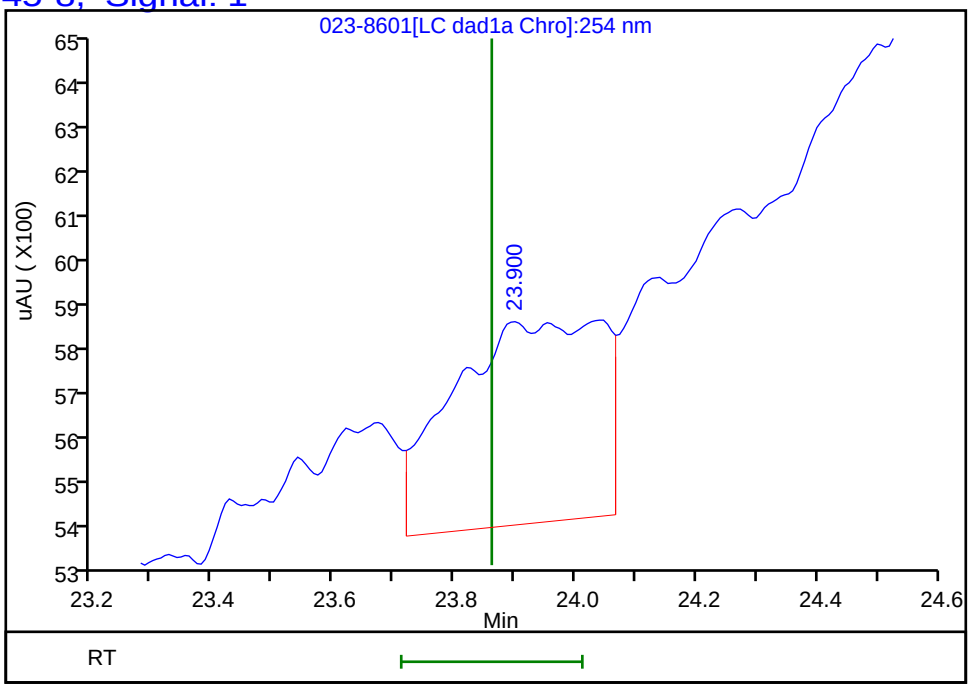

Reviewer: zhangji, 19-Jun-2020 17:49:00
Audit Action: Marked Compound Undetected Audit Reason: Invalid Compound ID

FORM I
HPLC/IC ORGANICS ANALYSIS DATA SHEET

Lab Name: Eurofins TestAmerica, Denver Job No.: 280-137110-1

SDG No.:

Client Sample ID: EW7-PM28A-3-25 Lab Sample ID: 280-137110-8

Matrix: Water Lab File ID: 06150048.D

Analysis Method: 8330A Date Collected: 05/30/2020 14:30

Extraction Method: 3535 Date Extracted: 06/04/2020 10:29

Sample wt/vol: 463.6(mL) Date Analyzed: 06/16/2020 08:40

Con. Extract Vol.: 5(mL) Dilution Factor: 1

Injection Volume: 100(uL) GC Column: UltraCarb5uODS ID: 4.6(mm)

% Moisture: GPC Cleanup:(Y/N) N

Analysis Batch No.: 498591 Units: ug/L

CAS NO.	COMPOUND NAME	RESULT	Q	LOQ	LOD	DL
99-35-4	1,3,5-Trinitrobenzene	0.22	U Q M	0.23	0.22	0.091
118-96-7	2,4,6-Trinitrotoluene	0.11	U Q M	0.12	0.11	0.049
606-20-2	2,6-Dinitrotoluene	0.086	U Q	0.11	0.086	0.043
35572-78-2	2-Amino-4,6-dinitrotoluene	0.11	U Q M	0.12	0.11	0.055
88-72-2	2-Nitrotoluene	0.22	U Q	0.23	0.22	0.092
99-08-1	3-Nitrotoluene	0.43	U Q	0.43	0.43	0.21
19406-51-0	4-Amino-2,6-dinitrotoluene	0.13	U Q M	0.16	0.13	0.062
99-99-0	4-Nitrotoluene	0.43	U Q M	0.44	0.43	0.11
2691-41-0	HMX	0.22	U Q M	0.23	0.22	0.094
98-95-3	Nitrobenzene	0.22	U Q M	0.23	0.22	0.098
121-82-4	RDX	15	Q M J1	0.23	0.22	0.056
479-45-8	Tetryl	0.11	U Q M	0.12	0.11	0.034

CAS NO.	SURROGATE	%REC	Q	LIMITS
528-29-0	1,2-Dinitrobenzene	0	Q M	83-119

Eurofins TestAmerica, Denver
Target Compound Quantitation Report

Data File:	\\chromfs\Denver\ChromData\CHHPLC_X\20200612-92376.b\06150048.D				
Lims ID:	280-137110-A-8-A				
Client ID:	EW7-PM28A-3-25				
Sample Type:	Client				
Inject. Date:	16-Jun-2020 08:40:08	ALS Bottle#:	48	Worklist Smp#:	48
Injection Vol:	100.0 ul	Dil. Factor:	1.0000		
Sample Info:	280-137110-A-8-A				
Misc. Info.:	280-0092376-048				
Operator ID:	JZ	Instrument ID:	CHHPLC_X3		
Method:	\\chromfs\Denver\ChromData\CHHPLC_X\20200612-92376.b\8330_X3.m				
Limit Group:	GCSV - 8330				
Last Update:	16-Jun-2020 21:25:26	Calib Date:	18-Mar-2020 14:39:27		
Integrator:	Falcon				
Quant Method:	External Standard	Quant By:	Initial Calibration		
Last ICal File:	\\chromna\Denver\ChromData\CHHPLC_X\20200318-90159.b\03180015.D				
Column 1 :	UltraCarb5uODS (20) (4.60 mm)		Det: LC DAD1B, 254 nm		
Process Host:	CTX1024				
First Level Reviewer: zhangji		Date:	16-Jun-2020 15:43:20		

Compound	Det	RT (min.)	Exp RT (min.)	Dlt RT (min.)	Response	OnCol Amt ug/mL	Flags
3 HMX	1		6.716			ND	U
6 MNX	1	7.389	7.394	-0.005	138605	0.8742	M
7 RDX	1	7.769	7.789	-0.020	161986	1.39	M
$ 9 1,2-Dinitrobenzene	1		8.749			ND	U
10 1,3,5-Trinitrobenzene	1		8.929			ND	MU
11 1,3-Dinitrobenzene	1	9.549	9.575	-0.026	3764	0.0123	M
12 Nitrobenzene	1		9.949			ND	U
14 Tetryl	1		10.249			ND	U
16 2,4,6-Trinitrotoluene	1		11.222			ND	U
17 4-Amino-2,6-dinitrotoluene	1		11.375			ND	U
18 2-Amino-4,6-dinitrotoluene	1		11.669			ND	U
19 2,6-Dinitrotoluene	1		11.809			ND	
20 2,4-Dinitrotoluene	1	12.022	12.009	0.013	8279	0.0273	
21 o-Nitrotoluene	1		12.829			ND	
22 p-Nitrotoluene	1		13.269			ND	U
23 m-Nitrotoluene	1		13.862			ND	

QC Flag Legend

Review Flags

M - Manually Integrated

U - Marked Undetected

Report Date: 16-Jun-2020 21:25:28 Chrom Revision: 2.3 10-Jun-2020 22:46:48

Eurofins TestAmerica, Denver

Data File: \\chromfs\denver\chromdata\chhplc_x\20200612-92376.b\06150048.d

Injection Date:	16-Jun-2020 08:40:08	Instrument ID:	CHHPLC_X3	Operator ID:	JZ
Lims ID:	280-137110-A-8-A	Lab Sample ID:	280-137110-8	Worklist Smp#:	48
Client ID:	EW7-PM28A-3-25				
Injection Vol:	100.0 ul	Dil. Factor:	1.0000	ALS Bottle#:	48
Method:	8330_X3	Limit Group:	GCSV - 8330		

Column: UltraCarb5uODS (20) (4.60 mm) Y Scaling: Method Defined: Scale to the Nth Largest Target: 1

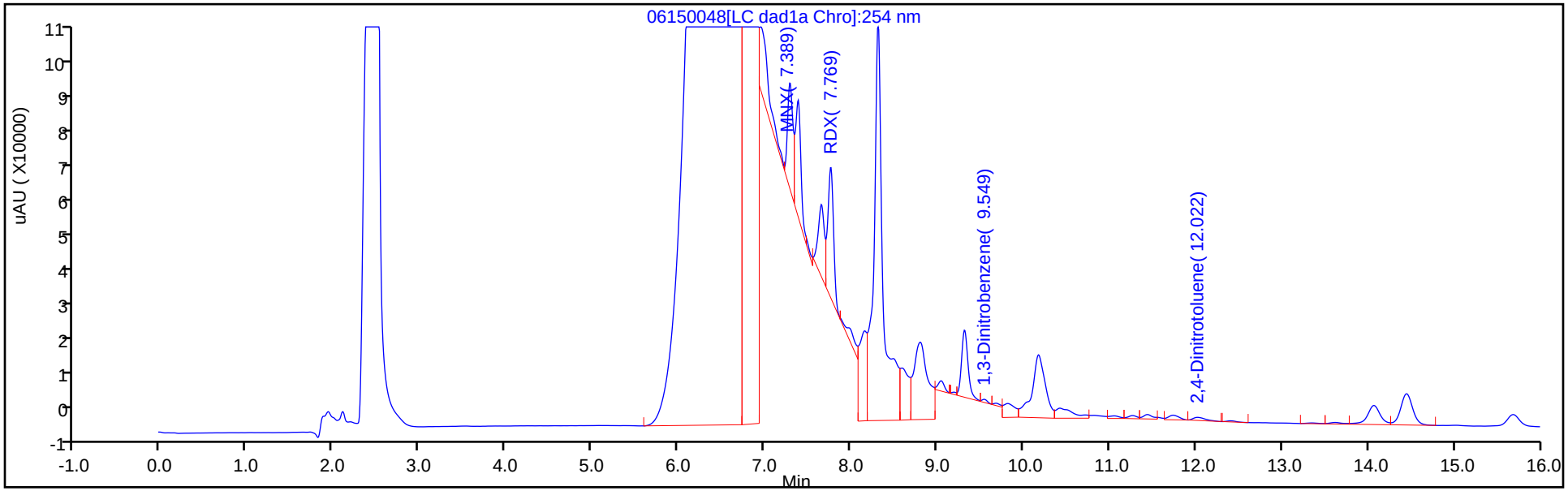

Y Scaling: Method Defined: Scale to the Nth Largest Target: 1

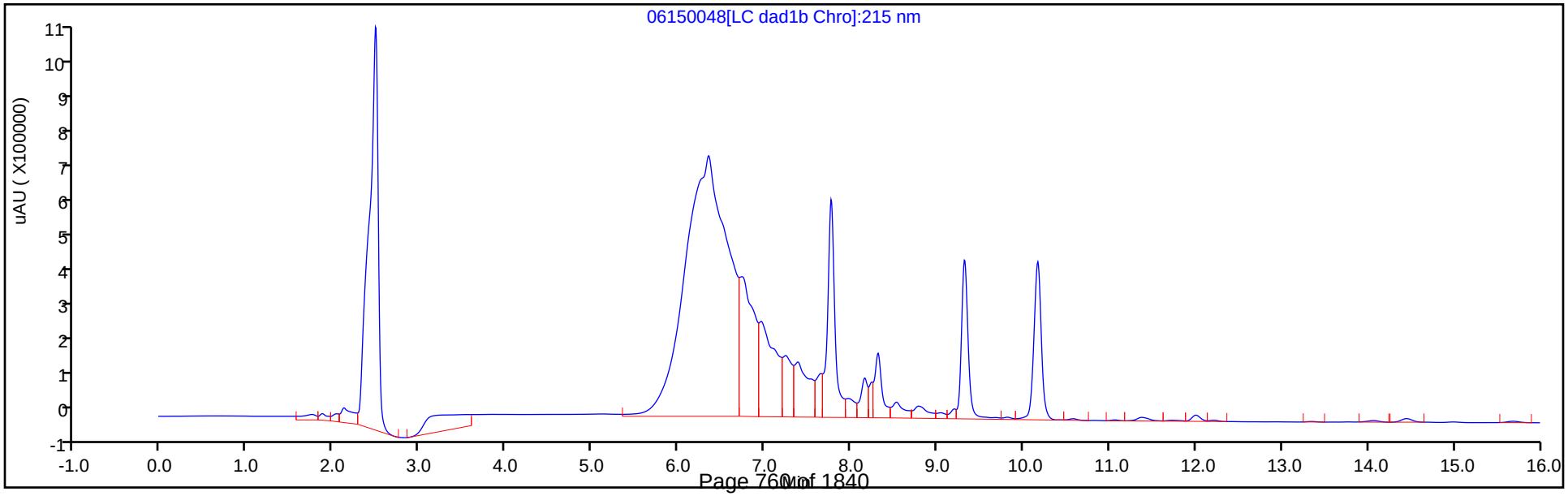

User Disabled Compound Report

Eurofins TestAmerica, Denver

Data File: \\chromfs\denver\chromdata\chhplc_x\20200612-92376.b\06150048.d

Injection Date:	16-Jun-2020 08:40:08	Instrument ID:	CHHPLC_X3		
Lims ID:	280-137110-A-8-A	Lab Sample ID:	280-137110-8		
Client ID:	EW7-PM28A-3-25				
Operator ID:	JZ	ALS Bottle#:	48	Worklist Smp#:	48
Injection Vol:	100.0 ul	Dil. Factor:	1.0000		
Method:	8330_X3	Limit Group:	GCSV - 8330		
Column:	UltraCarb5uODS (20) (4.60 mm)	Detector	LC DAD1B, 254 nm		

$ 9 1,2-Dinitrobenzene, CAS: 528-29-0, Signal: 1

RT: 8.80
Response: 238002
Amount: 1.722004

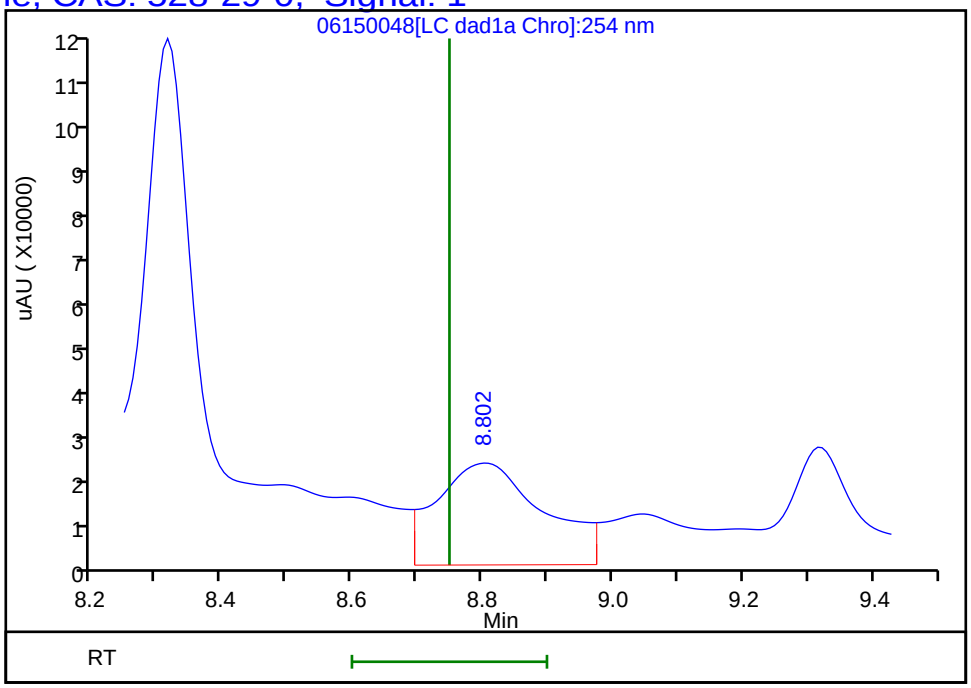

Reviewer: zhangji, 16-Jun-2020 15:43:20
Audit Action: Marked Compound Undetected Audit Reason: Invalid Compound ID

User Disabled Compound Report

Eurofins TestAmerica, Denver

Data File:	\\chromfs\denver\chromdata\chhplc_x\20200612-92376.b\06150048.d				
Injection Date:	16-Jun-2020 08:40:08	Instrument ID:	CHHPLC_X3		
Lims ID:	280-137110-A-8-A	Lab Sample ID:	280-137110-8		
Client ID:	EW7-PM28A-3-25				
Operator ID:	JZ	ALS Bottle#:	48	Worklist Smp#:	48
Injection Vol:	100.0 ul	Dil. Factor:	1.0000		
Method:	8330_X3	Limit Group:	GCSV - 8330		
Column:	UltraCarb5uODS (20) (4.60 mm)	Detector	LC DAD1B, 254 nm		

10 1,3,5-Trinitrobenzene, CAS: 99-35-4, Signal: 1

RT: 9.05
Response: 94795
Amount: 0.411599

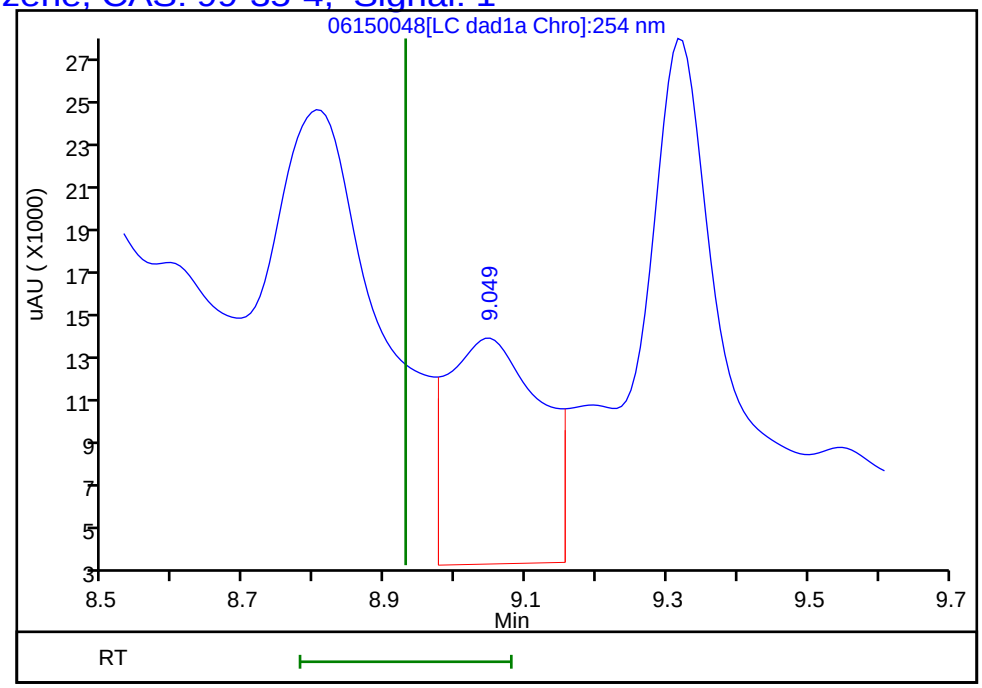

Reviewer: zhangji, 16-Jun-2020 15:43:20
Audit Action: Assigned New Baseline Audit Reason: Baseline

Manual Integration/User Assign Peak Report

Eurofins TestAmerica, Denver

Data File:	\\chromfs\denver\chromdata\chhplc_x\20200612-92376.b\06150048.d				
Injection Date:	16-Jun-2020 08:40:08	Instrument ID:	CHHPLC_X3		
Lims ID:	280-137110-A-8-A	Lab Sample ID:	280-137110-8		
Client ID:	EW7-PM28A-3-25				
Operator ID:	JZ	ALS Bottle#:	48	Worklist Smp#:	48
Injection Vol:	100.0 ul	Dil. Factor:	1.0000		
Method:	8330_X3	Limit Group:	GCSV - 8330		
Column:	UltraCarb5uODS (20) (4.60 mm)	Detector	LC DAD1B, 254 nm		

11 1,3-Dinitrobenzene, CAS: 99-65-0

Signal: 1

Processing Integration Results

RT: 9.55
Area: 36236
Amount: 0.118154
Amount Units: ug/mL

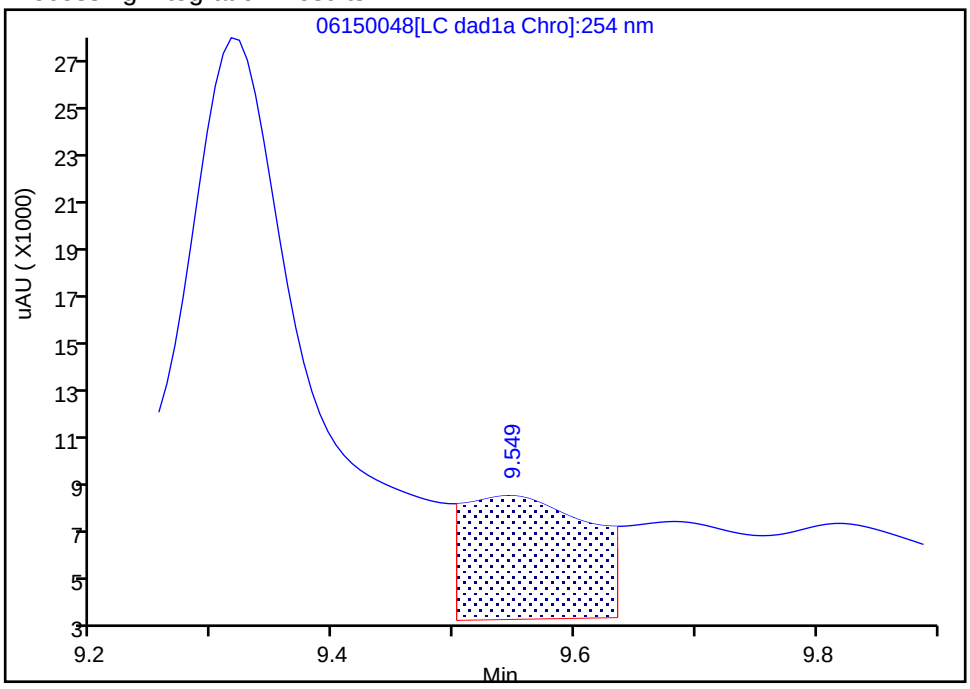

Manual Integration Results

RT: 9.55
Area: 3764
Amount: 0.012273
Amount Units: ug/mL

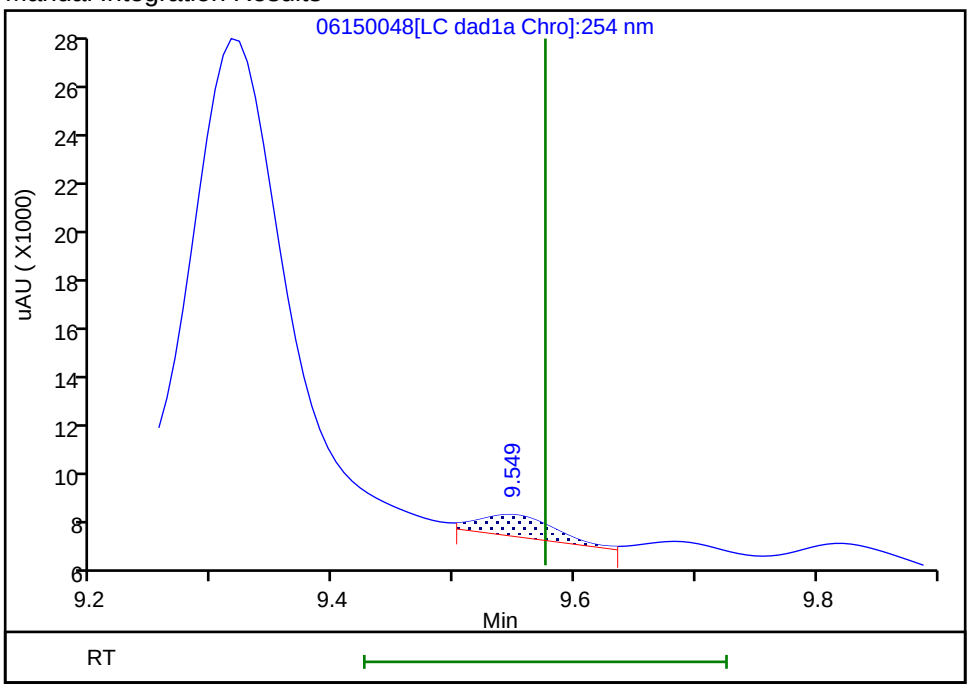

Reviewer: zhangji, 16-Jun-2020 15:43:18
Audit Action: Assigned New Baseline Audit Reason: Baseline

User Disabled Compound Report

Eurofins TestAmerica, Denver

Data File:	\\chromfs\denver\chromdata\chhplc_x\20200612-92376.b\06150048.d				
Injection Date:	16-Jun-2020 08:40:08	Instrument ID:	CHHPLC_X3		
Lims ID:	280-137110-A-8-A	Lab Sample ID:	280-137110-8		
Client ID:	EW7-PM28A-3-25				
Operator ID:	JZ	ALS Bottle#:	48	Worklist Smp#:	48
Injection Vol:	100.0 ul	Dil. Factor:	1.0000		
Method:	8330_X3	Limit Group:	GCSV - 8330		
Column:	UltraCarb5uODS (20) (4.60 mm)	Detector	LC DAD1B, 254 nm		

16 2,4,6-Trinitrotoluene, CAS: 118-96-7, Signal: 1

RT: 11.27
Response: 5902
Amount: 0.028927

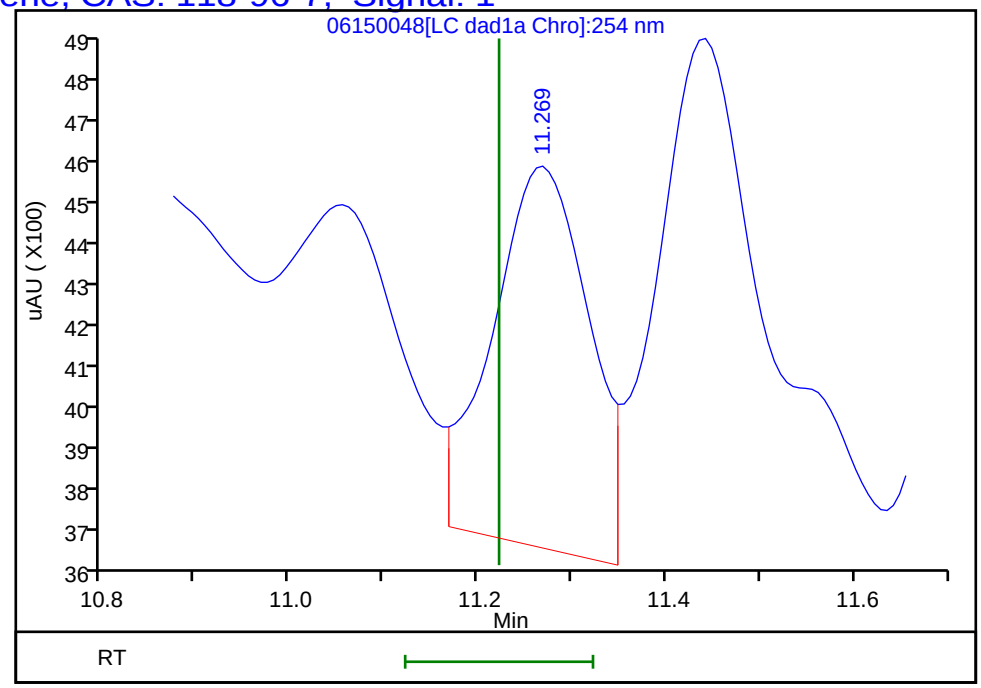

Reviewer: zhangji, 16-Jun-2020 15:43:20
Audit Action: Marked Compound Undetected Audit Reason: Invalid Compound ID

User Disabled Compound Report

Eurofins TestAmerica, Denver

Data File:	\\chromfs\denver\chromdata\chhplc_x\20200612-92376.b\06150048.d				
Injection Date:	16-Jun-2020 08:40:08	Instrument ID:	CHHPLC_X3		
Lims ID:	280-137110-A-8-A	Lab Sample ID:	280-137110-8		
Client ID:	EW7-PM28A-3-25				
Operator ID:	JZ	ALS Bottle#:	48	Worklist Smp#:	48
Injection Vol:	100.0 ul	Dil. Factor:	1.0000		
Method:	8330_X3	Limit Group:	GCSV - 8330		
Column:	UltraCarb5uODS (20) (4.60 mm)	Detector	LC DAD1B, 254 nm		

18 2-Amino-4,6-dinitrotoluene, CAS: 35572-78-2, Signal: 1

RT: 11.74
Response: 10822
Amount: 0.053359

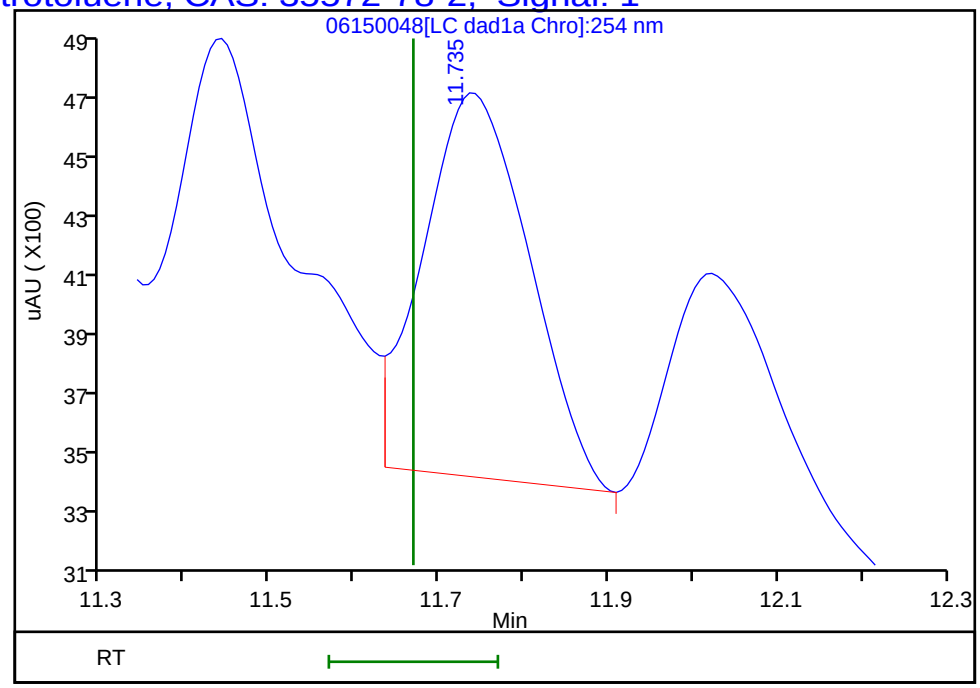

Reviewer: zhangji, 16-Jun-2020 15:43:20
Audit Action: Marked Compound Undetected Audit Reason: Invalid Compound ID

User Disabled Compound Report

Eurofins TestAmerica, Denver

Data File:	\\chromfs\denver\chromdata\chhplc_x\20200612-92376.b\06150048.d				
Injection Date:	16-Jun-2020 08:40:08	Instrument ID:	CHHPLC_X3		
Lims ID:	280-137110-A-8-A	Lab Sample ID:	280-137110-8		
Client ID:	EW7-PM28A-3-25				
Operator ID:	JZ	ALS Bottle#:	48	Worklist Smp#:	48
Injection Vol:	100.0 ul	Dil. Factor:	1.0000		
Method:	8330_X3	Limit Group:	GCSV - 8330		
Column:	UltraCarb5uODS (20) (4.60 mm)	Detector	LC DAD1B, 254 nm		

17 4-Amino-2,6-dinitrotoluene, CAS: 19406-51-0, Signal: 1

RT: 11.44
Response: 9119
Amount: 0.057647

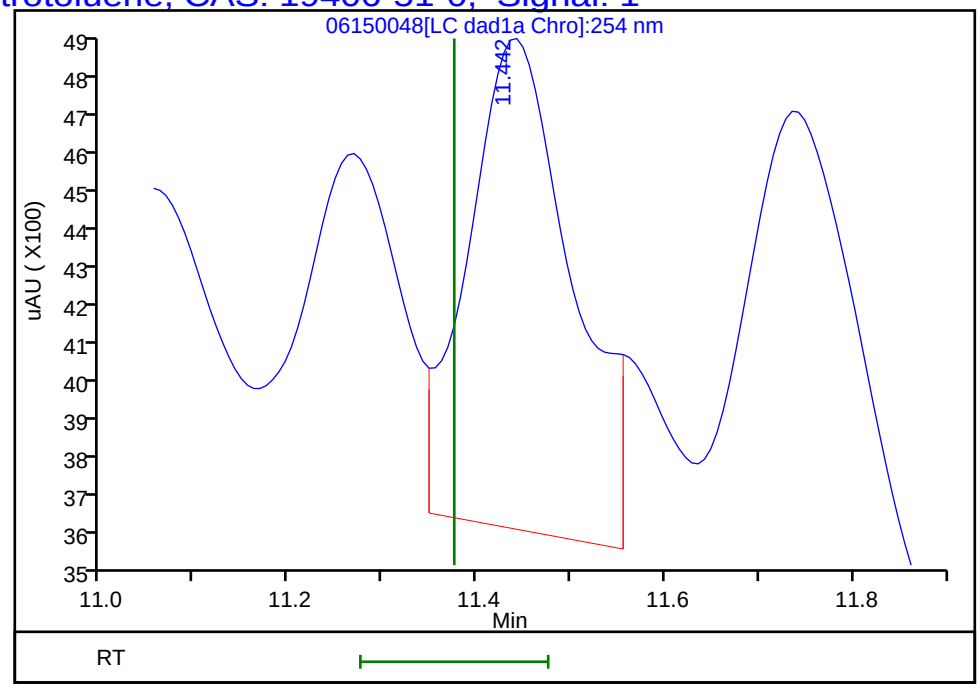

Reviewer: zhangji, 16-Jun-2020 15:43:20
Audit Action: Marked Compound Undetected Audit Reason: Invalid Compound ID

User Disabled Compound Report

Eurofins TestAmerica, Denver

Data File: \\chromfs\denver\chromdata\chhplc_x\20200612-92376.b\06150048.d

Injection Date:	16-Jun-2020 08:40:08	Instrument ID:	CHHPLC_X3		
Lims ID:	280-137110-A-8-A	Lab Sample ID:	280-137110-8		
Client ID:	EW7-PM28A-3-25				
Operator ID:	JZ	ALS Bottle#:	48	Worklist Smp#:	48
Injection Vol:	100.0 ul	Dil. Factor:	1.0000		
Method:	8330_X3	Limit Group:	GCSV - 8330		
Column:	UltraCarb5uODS (20) (4.60 mm)	Detector	LC DAD1B, 254 nm		

22 p-Nitrotoluene, CAS: 99-99-0, Signal: 1

RT: 13.35
Response: 1911
Amount: 0.016911

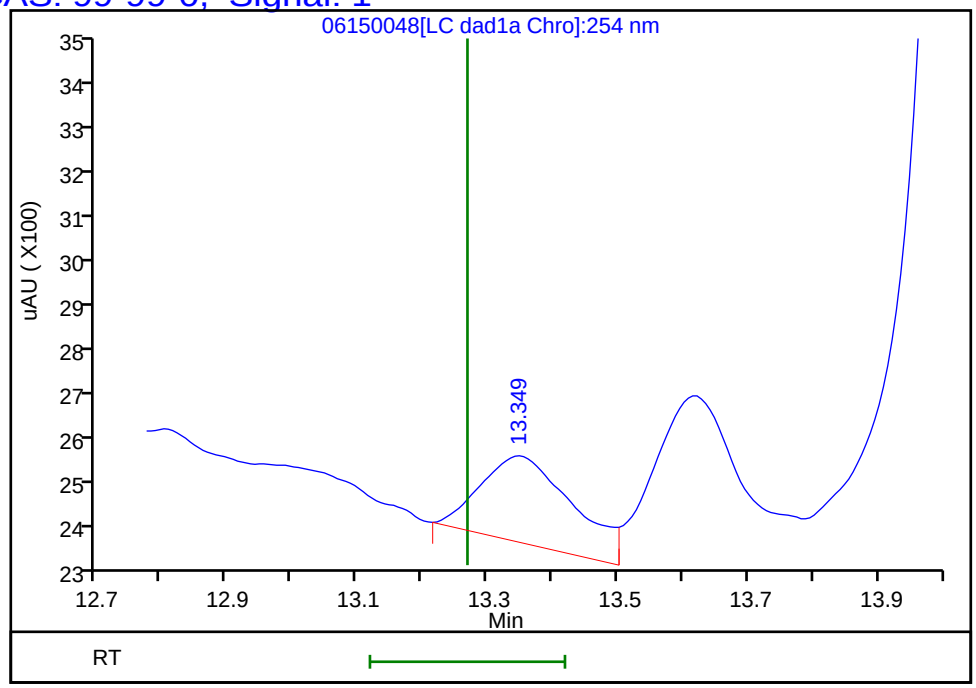

Reviewer: zhangji, 16-Jun-2020 15:43:20
Audit Action: Marked Compound Undetected Audit Reason: Invalid Compound ID

User Disabled Compound Report

Eurofins TestAmerica, Denver

Data File:	\\chromfs\denver\chromdata\chhplc_x\20200612-92376.b\06150048.d				
Injection Date:	16-Jun-2020 08:40:08	Instrument ID:	CHHPLC_X3		
Lims ID:	280-137110-A-8-A	Lab Sample ID:	280-137110-8		
Client ID:	EW7-PM28A-3-25				
Operator ID:	JZ	ALS Bottle#:	48	Worklist Smp#:	48
Injection Vol:	100.0 ul	Dil. Factor:	1.0000		
Method:	8330_X3	Limit Group:	GCSV - 8330		
Column:	UltraCarb5uODS (20) (4.60 mm)	Detector	LC DAD1B, 254 nm		

3 HMX, CAS: 2691-41-0, Signal: 1

RT: 6.76
Response: 1538432
Amount: 17.896617

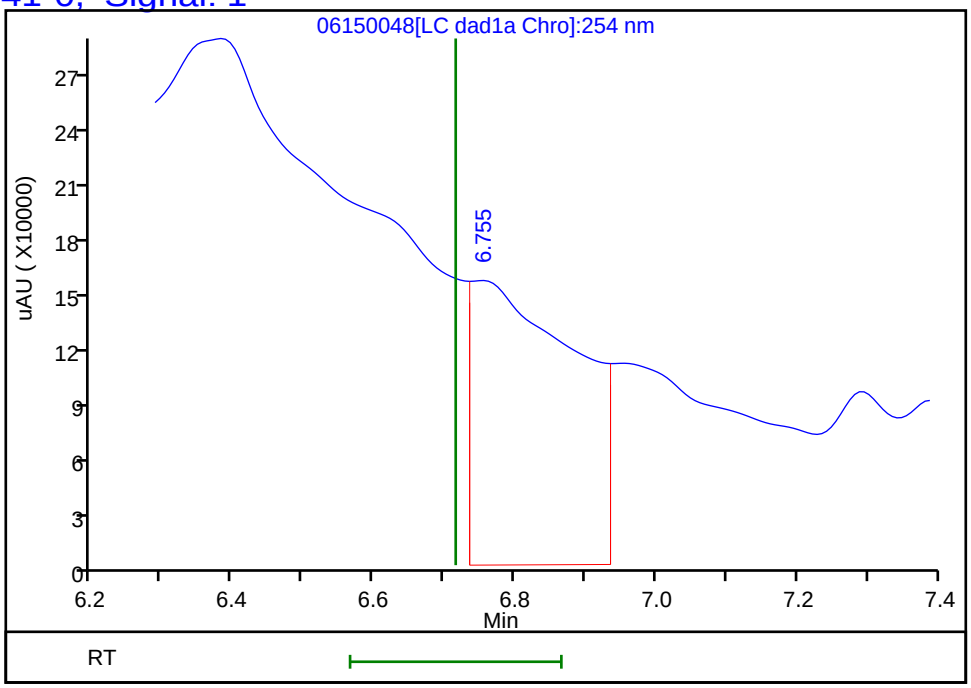

Reviewer: zhangji, 16-Jun-2020 15:43:20
Audit Action: Marked Compound Undetected Audit Reason: Invalid Compound ID

Manual Integration/User Assign Peak Report

Eurofins TestAmerica, Denver

Data File:	\\chromfs\denver\chromdata\chhplc_x\20200612-92376.b\06150048.d				
Injection Date:	16-Jun-2020 08:40:08	Instrument ID:	CHHPLC_X3		
Lims ID:	280-137110-A-8-A	Lab Sample ID:	280-137110-8		
Client ID:	EW7-PM28A-3-25				
Operator ID:	JZ	ALS Bottle#:	48	Worklist Smp#:	48
Injection Vol:	100.0 ul	Dil. Factor:	1.0000		
Method:	8330_X3	Limit Group:	GCSV - 8330		
Column:	UltraCarb5uODS (20) (4.60 mm)	Detector	LC DAD1B, 254 nm		

6 MNX, CAS: 5755-27-1

Signal: 1

Processing Integration Results

RT: 7.39
Area: 794504
Amount: 5.011246
Amount Units: ug/mL

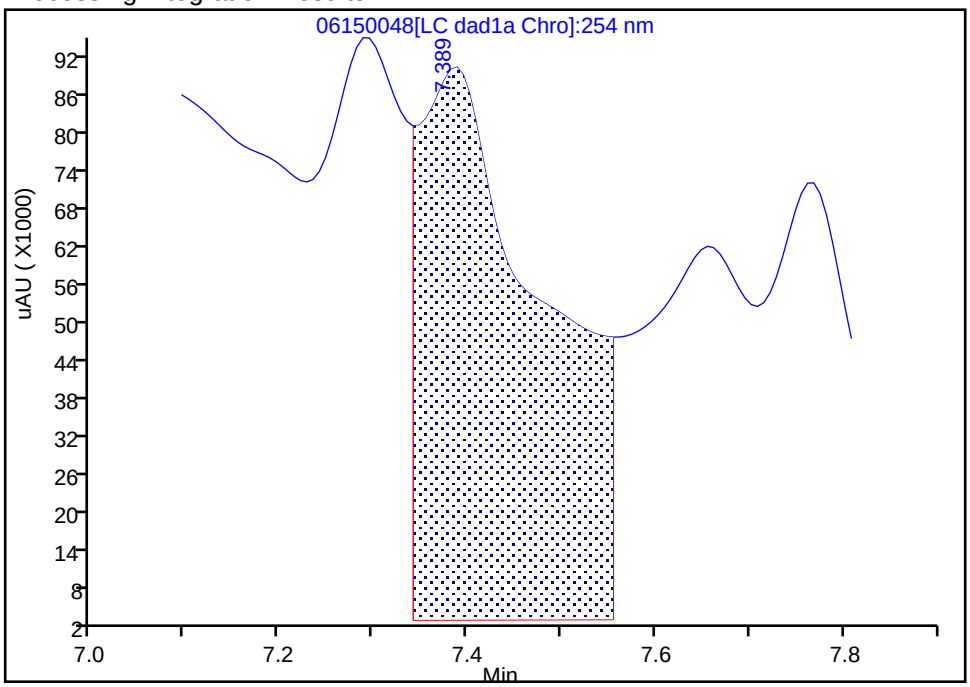

Manual Integration Results

RT: 7.39
Area: 138605
Amount: 0.874236
Amount Units: ug/mL

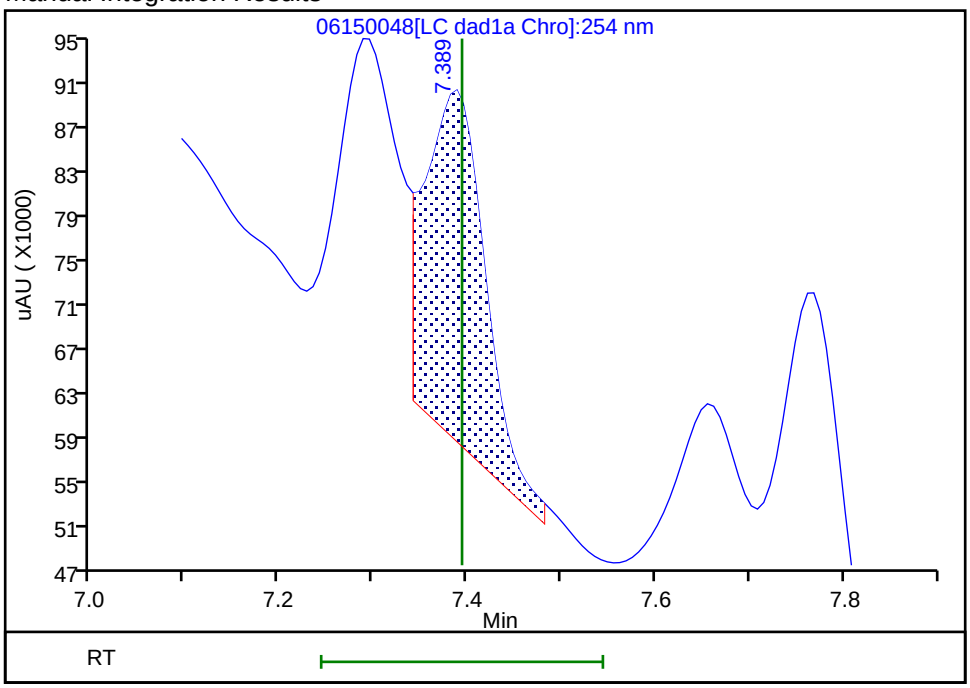

Reviewer: zhangji, 16-Jun-2020 15:43:05

Audit Action: Split an Integrated Peak Audit Reason: Baseline

User Disabled Compound Report

Eurofins TestAmerica, Denver

Data File: \\chromfs\denver\chromdata\chhplc_x\20200612-92376.b\06150048.d

Injection Date:	16-Jun-2020 08:40:08	Instrument ID:	CHHPLC_X3		
Lims ID:	280-137110-A-8-A	Lab Sample ID:	280-137110-8		
Client ID:	EW7-PM28A-3-25				
Operator ID:	JZ	ALS Bottle#:	48	Worklist Smp#:	48
Injection Vol:	100.0 ul	Dil. Factor:	1.0000		
Method:	8330_X3	Limit Group:	GCSV - 8330		
Column:	UltraCarb5uODS (20) (4.60 mm)	Detector	LC DAD1B, 254 nm		

12 Nitrobenzene, CAS: 98-95-3, Signal: 1

RT: 9.82
Response: 35479
Amount: 0.177039

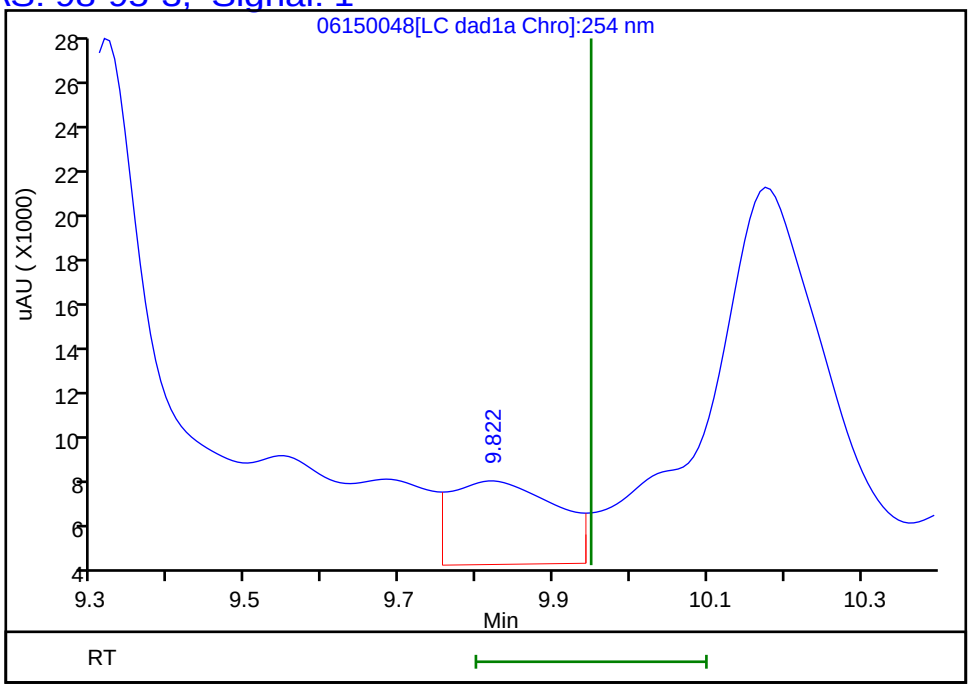

Reviewer: zhangji, 16-Jun-2020 15:43:20
Audit Action: Marked Compound Undetected Audit Reason: Invalid Compound ID

Manual Integration/User Assign Peak Report

Eurofins TestAmerica, Denver

Data File:	\\chromfs\denver\chromdata\chhplc_x\20200612-92376.b\06150048.d				
Injection Date:	16-Jun-2020 08:40:08	Instrument ID:	CHHPLC_X3		
Lims ID:	280-137110-A-8-A	Lab Sample ID:	280-137110-8		
Client ID:	EW7-PM28A-3-25				
Operator ID:	JZ	ALS Bottle#:	48	Worklist Smp#:	48
Injection Vol:	100.0 ul	Dil. Factor:	1.0000		
Method:	8330_X3	Limit Group:	GCSV - 8330		
Column:	UltraCarb5uODS (20) (4.60 mm)	Detector	LC DAD1B, 254 nm		

7 RDX, CAS: 121-82-4

Signal: 1

Processing Integration Results

RT: 7.77
Area: 785381
Amount: 6.734931
Amount Units: ug/mL

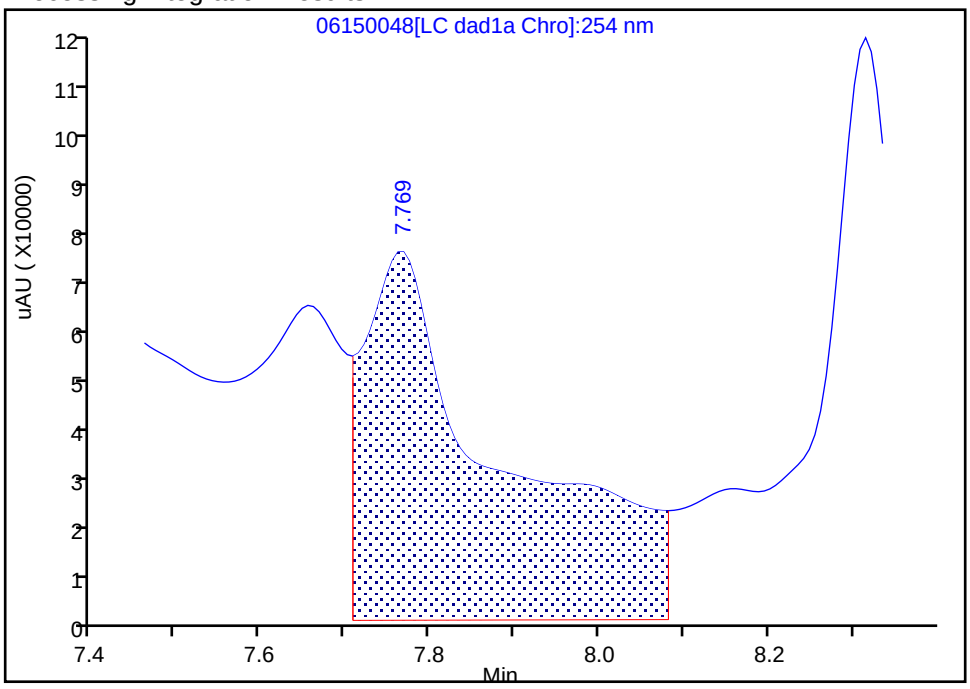

Manual Integration Results

RT: 7.77
Area: 161986
Amount: 1.389090
Amount Units: ug/mL

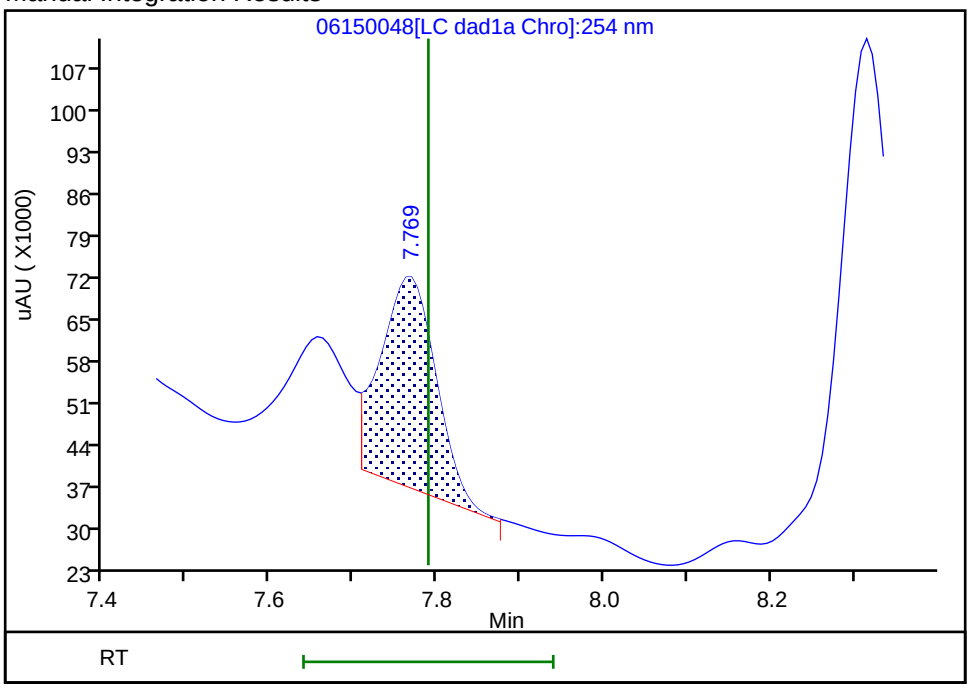

Reviewer: zhangji, 16-Jun-2020 15:43:00
Audit Action: Split an Integrated Peak Audit Reason: Baseline

User Disabled Compound Report

Eurofins TestAmerica, Denver

Data File: \\chromfs\denver\chromdata\chhplc_x\20200612-92376.b\06150048.d

Injection Date:	16-Jun-2020 08:40:08	Instrument ID:	CHHPLC_X3		
Lims ID:	280-137110-A-8-A	Lab Sample ID:	280-137110-8		
Client ID:	EW7-PM28A-3-25				
Operator ID:	JZ	ALS Bottle#:	48	Worklist Smp#:	48
Injection Vol:	100.0 ul	Dil. Factor:	1.0000		
Method:	8330_X3	Limit Group:	GCSV - 8330		
Column:	UltraCarb5uODS (20) (4.60 mm)	Detector	LC DAD1B, 254 nm		

14 Tetryl, CAS: 479-45-8, Signal: 1

RT: 10.18
Response: 185045
Amount: 1.045263

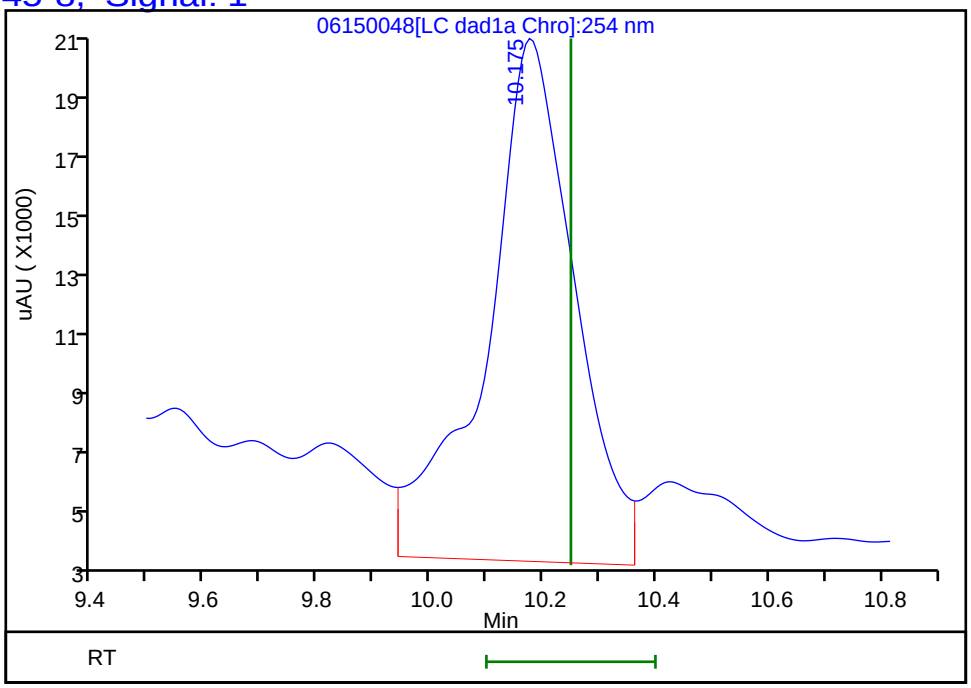

Reviewer: zhangji, 16-Jun-2020 15:43:20

Audit Action: Marked Compound Undetected Audit Reason: Invalid Compound ID

FORM I
HPLC/IC ORGANICS ANALYSIS DATA SHEET

Lab Name: Eurofins TestAmerica, Denver Job No.: 280-137110-1

SDG No.:

Client Sample ID: EW7-PM28A-3-25 Lab Sample ID: 280-137110-8

Matrix: Water Lab File ID: 06170053.D

Analysis Method: 8330A Date Collected: 05/30/2020 14:30

Extraction Method: 3535 Date Extracted: 06/04/2020 10:29

Sample wt/vol: 463.6(mL) Date Analyzed: 06/18/2020 20:44

Con. Extract Vol.: 5(mL) Dilution Factor: 1

Injection Volume: 100(uL) GC Column: Luna-phenylhex ID: 4.6(mm)

% Moisture: GPC Cleanup:(Y/N) N

Analysis Batch No.: 499146 Units: ug/L

CAS NO.	COMPOUND NAME	RESULT	Q	LOQ	LOD	DL
99-65-0	1,3-Dinitrobenzene	0.11	U	0.12	0.11	0.040
121-14-2	2,4-Dinitrotoluene	0.086	U	0.11	0.086	0.030
5755-27-1	MNX	0.43	U	2.2	0.43	0.17
121-82-4	*RDX*	*0.93*	*B J1*	*0.23*	0.22	*0.056*

CAS NO.	SURROGATE	%REC	Q	LIMITS
528-29-0	1,2-Dinitrobenzene	103	*M*	83-119

Eurofins TestAmerica, Denver
Target Compound Quantitation Report

Data File: \\chromfs\Denver\ChromData\G2_LUNA\20200617-92518.b\06170053.D
Lims ID: 280-137110-A-8-A
Client ID: EW7-PM28A-3-25
Sample Type: Client
Inject. Date: 18-Jun-2020 20:44:29 ALS Bottle#: 53 Worklist Smp#: 53
Injection Vol: 100.0 ul Dil. Factor: 10.0000
Sample Info: 280-137110-A-8-A
Misc. Info.: 280-0092518-053
Operator ID: JZ Instrument ID: CHHPLC_G2_LUNA

Method: \\chromfs\Denver\ChromData\G2_LUNA\20200617-92518.b\G2_8330_Luna.m
Limit Group: GCSV - 8330
Last Update: 19-Jun-2020 16:25:28 Calib Date: 15-May-2020 02:11:20
Integrator: Falcon
Quant Method: External Standard Quant By: Initial Calibration
Last ICal File: \\chromfs\Denver\ChromData\G2_LUNA\20200514-91518.b\05140024.D

Column 1 : Luna-Phenyl hexyl (4.60 mm) Det: LC DAD1A, 254 nm
Process Host: CTX1007

First Level Reviewer: zhangji Date: 19-Jun-2020 16:22:04

	Compound	Det	RT (min.)	Exp RT (min.)	Dlt RT (min.)	Response	OnCol Amt ug/ml	Flags
	6 HMX	1		7.150			ND	
	7 MNX	1		7.876			ND	
	8 RDX	1	9.392	9.369	0.023	20985	0.0859	
	9 Nitrobenzene	1		12.269			ND	
$	10 1,2-Dinitrobenzene	1	13.252	13.276	-0.024	59040	0.2063	M
	12 1,3-Dinitrobenzene	1		15.809			ND	
	14 o-Nitrotoluene	1		16.743			ND	U
	15 p-Nitrotoluene	1		17.023			ND	
	16 4-Amino-2,6-dinitrotoluene	1		17.463			ND	
	17 m-Nitrotoluene	1		17.956			ND	U
	18 2-Amino-4,6-dinitrotoluene	1	18.339	18.396	-0.057	35904	0.0772	
	19 1,3,5-Trinitrobenzene	1		19.136			ND	
	20 2,6-Dinitrotoluene	1		20.056			ND	
	21 2,4-Dinitrotoluene	1		20.570			ND	
	22 Tetryl	1		23.870			ND	
	23 2,4,6-Trinitrotoluene	1	24.886	24.883	0.003	8010	0.0121	M

QC Flag Legend

Review Flags
M - Manually Integrated
U - Marked Undetected

Report Date: 19-Jun-2020 16:25:39 Chrom Revision: 2.3 17-Jun-2020 19:07:08

Eurofins TestAmerica, Denver

Data File: \\chromfs\denver\chromdata\g2_luna\20200617-92518.b\06170053.d

Injection Date:	18-Jun-2020 20:44:29	Instrument ID:	CHHPLC_G2_LUNA	Operator ID:	JZ
Lims ID:	280-137110-A-8-A	Lab Sample ID:	280-137110-8	Worklist Smp#:	53
Client ID:	EW7-PM28A-3-25				
Injection Vol:	100.0 ul	Dil. Factor:	10.0000	ALS Bottle#:	53
Method:	G2_8330_Luna	Limit Group:	GCSV - 8330		

Column: Luna-Phenyl hexyl (4.60 mm) Y Scaling: Method Defined: Scale to the Nth Largest Peak: 1

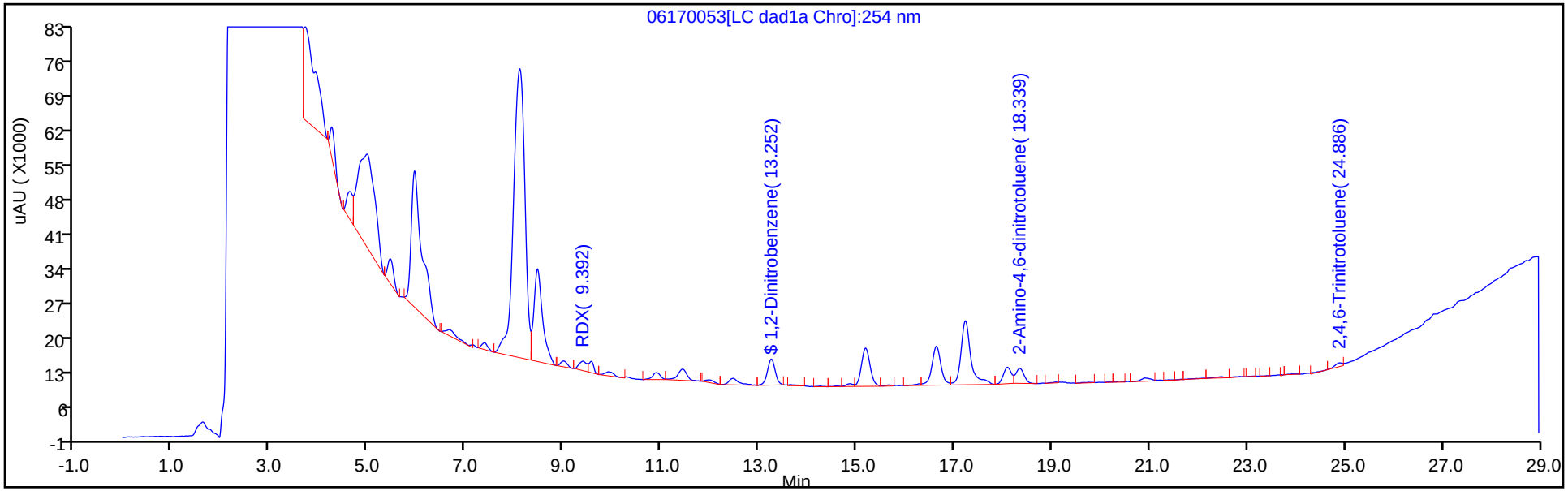

Y Scaling: Method Defined: Scale to the Nth Largest Peak: 1

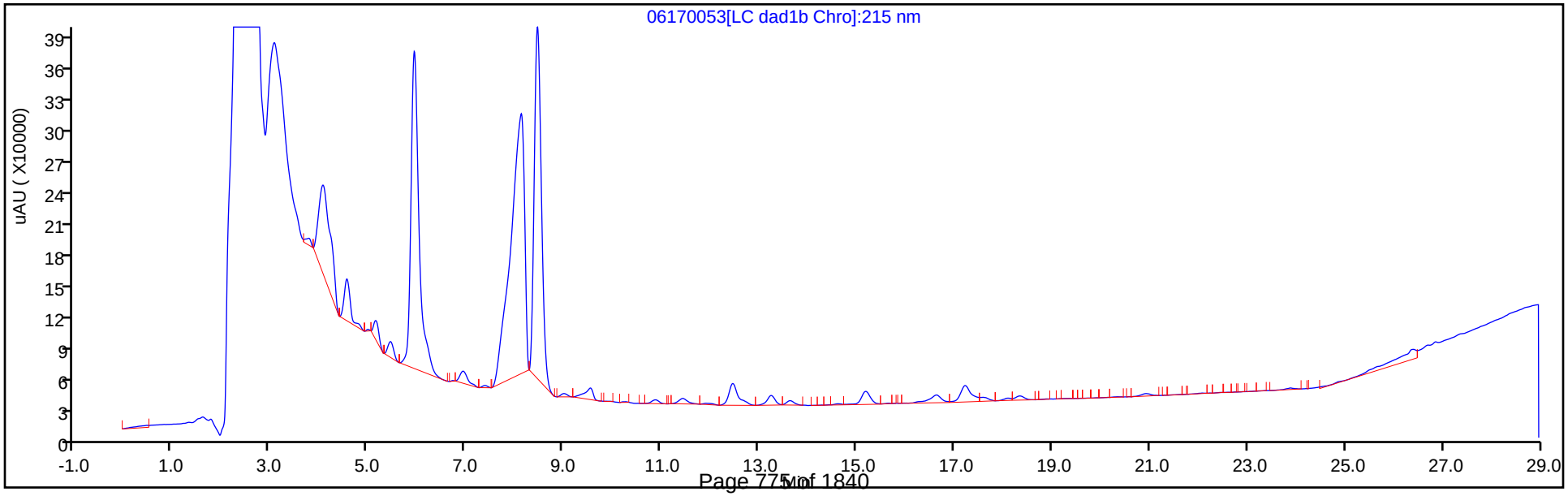

Eurofins TestAmerica, Denver
Recovery Report

Data File:	\\chromfs\Denver\ChromData\G2_LUNA\20200617-92518.b\06170053.D				
Lims ID:	280-137110-A-8-A				
Client ID:	EW7-PM28A-3-25				
Sample Type:	Client				
Inject. Date:	18-Jun-2020 20:44:29	ALS Bottle#:	53	Worklist Smp#:	53
Injection Vol:	100.0 ul	Dil. Factor:	10.0000		
Sample Info:	280-137110-A-8-A				
Misc. Info.:	280-0092518-053				
Operator ID:	JZ	Instrument ID:	CHHPLC_G2_LUNA		
Method:	\\chromfs\Denver\ChromData\G2_LUNA\20200617-92518.b\G2_8330_Luna.m				
Limit Group:	GCSV - 8330				
Last Update:	19-Jun-2020 16:25:28	Calib Date:	15-May-2020 02:11:20		
Integrator:	Falcon				
Quant Method:	External Standard	Quant By:	Initial Calibration		
Last ICal File:	\\chromfs\Denver\ChromData\G2_LUNA\20200514-91518.b\05140024.D				
Column 1 :	Luna-Phenyl hexyl (4.60 mm)		Det: LC DAD1A, 254 nm		
Process Host:	CTX1007				
First Level Reviewer: zhangji		Date:	19-Jun-2020 16:22:04		

Compound	Amount Added	Amount Recovered	% Rec.
$ 10 1,2-Dinitrobenzene	0.2000	0.2063	103.17

Manual Integration/User Assign Peak Report

Eurofins TestAmerica, Denver

Data File:	\\chromfs\denver\chromdata\g2_luna\20200617-92518.b\06170053.d				
Injection Date:	18-Jun-2020 20:44:29	Instrument ID:	CHHPLC_G2_LUNA		
Lims ID:	280-137110-A-8-A	Lab Sample ID:	280-137110-8		
Client ID:	EW7-PM28A-3-25				
Operator ID:	JZ	ALS Bottle#:	53	Worklist Smp#:	53
Injection Vol:	100.0 ul	Dil. Factor:	10.0000		
Method:	G2_8330_Luna	Limit Group:	GCSV - 8330		
Column:	Luna-Phenyl hexyl (4.60 mm)	Detector	LC DAD1A, 254 nm		

$ 10 1,2-Dinitrobenzene, CAS: 528-29-0

Signal: 1

Processing Integration Results

RT: 13.25
Area: 62400
Amount: 0.218452
Amount Units: ug/ml

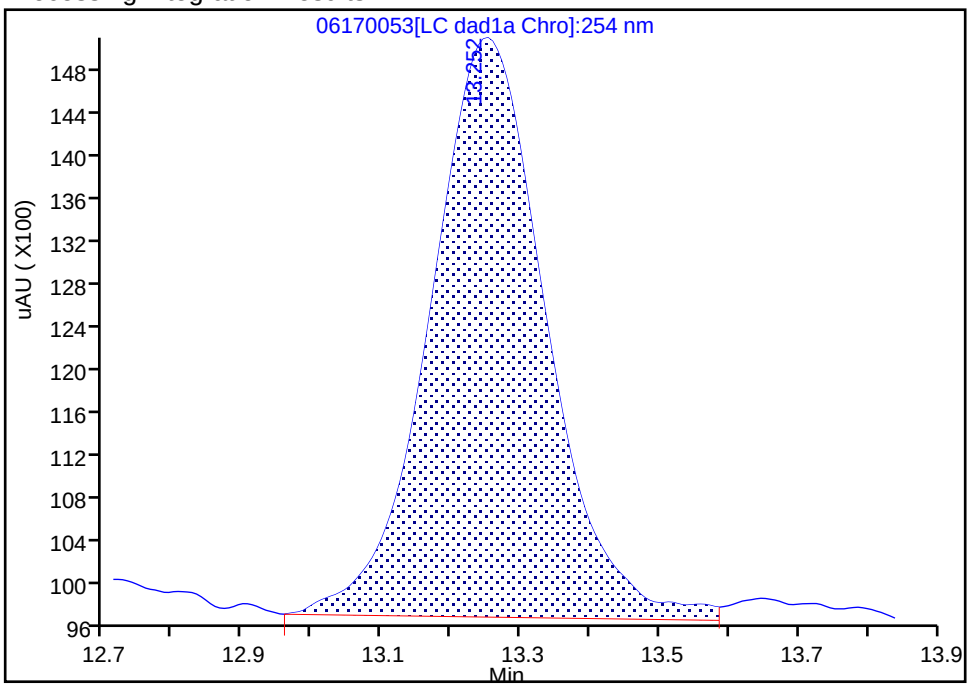

Manual Integration Results

RT: 13.25
Area: 59040
Amount: 0.206332
Amount Units: ug/ml

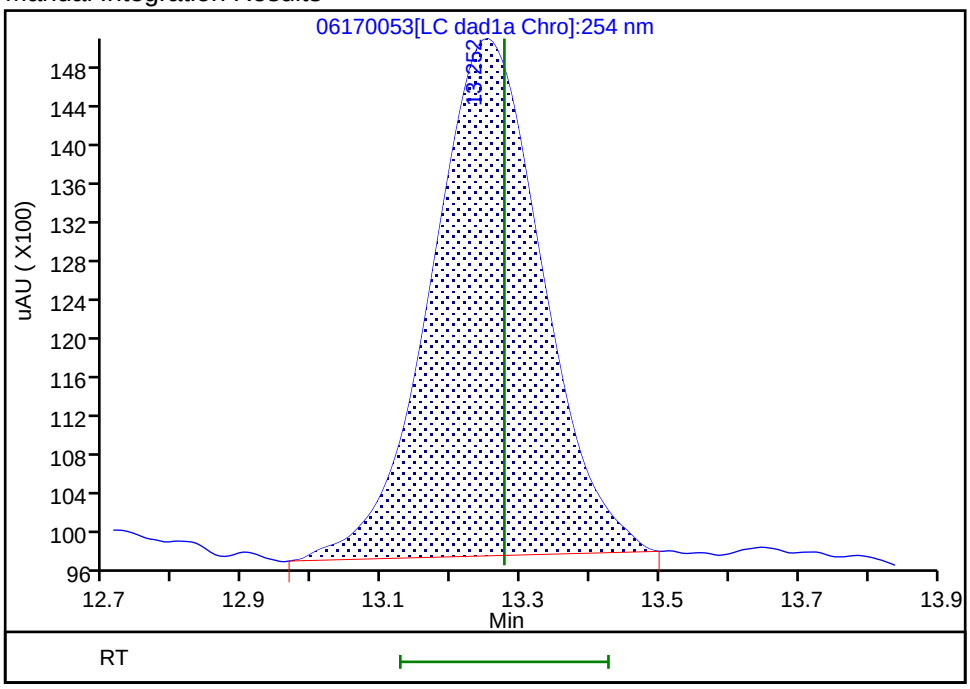

Reviewer: zhangji, 19-Jun-2020 16:22:02

Audit Action: Manually Integrated Audit Reason: Baseline

Manual Integration/User Assign Peak Report

Eurofins TestAmerica, Denver

Data File:	\\chromfs\denver\chromdata\g2_luna\20200617-92518.b\06170053.d				
Injection Date:	18-Jun-2020 20:44:29	Instrument ID:	CHHPLC_G2_LUNA		
Lims ID:	280-137110-A-8-A	Lab Sample ID:	280-137110-8		
Client ID:	EW7-PM28A-3-25				
Operator ID:	JZ	ALS Bottle#:	53	Worklist Smp#:	53
Injection Vol:	100.0 ul	Dil. Factor:	10.0000		
Method:	G2_8330_Luna	Limit Group:	GCSV - 8330		
Column:	Luna-Phenyl hexyl (4.60 mm)	Detector	LC DAD1A, 254 nm		

23 2,4,6-Trinitrotoluene, CAS: 118-96-7

Signal: 1

Processing Integration Results

RT: 24.89
Area: 9850
Amount: 0.016663
Amount Units: ug/ml

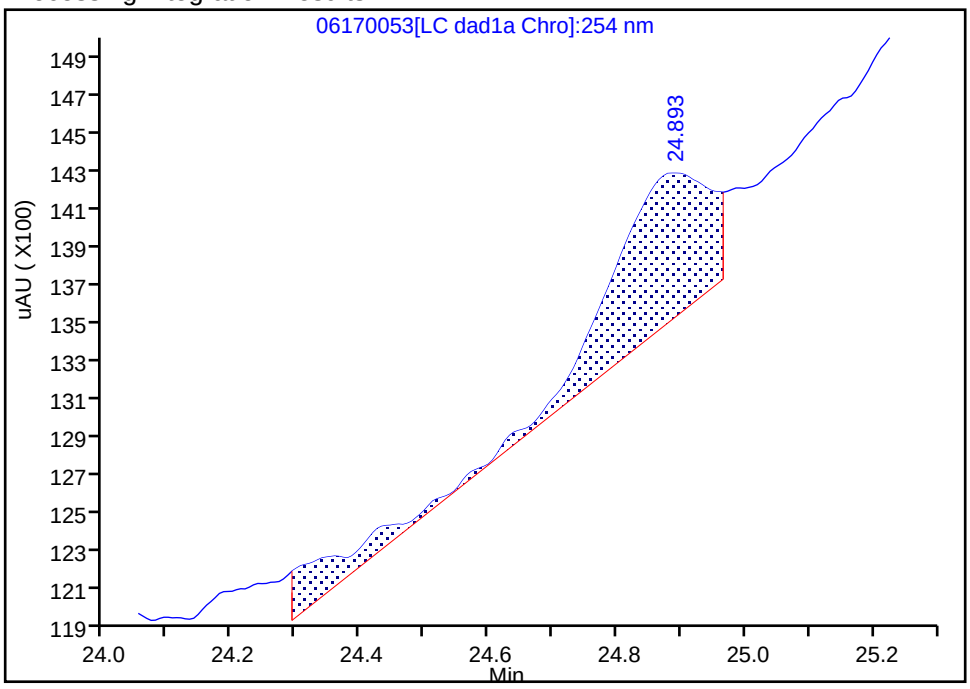

Manual Integration Results

RT: 24.89
Area: 8010
Amount: 0.012081
Amount Units: ug/ml

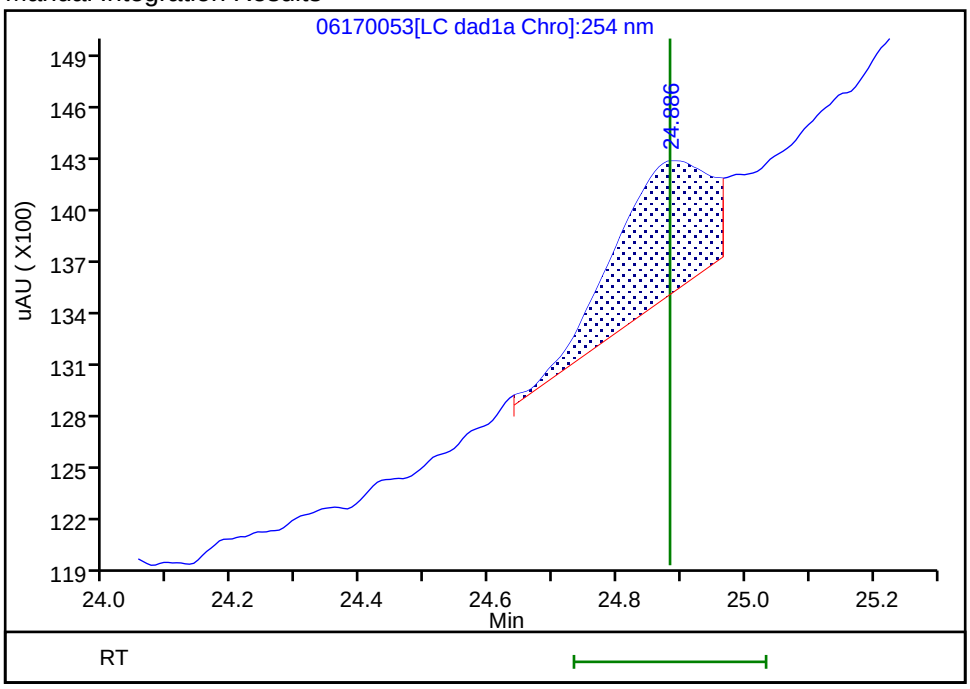

Reviewer: zhangji, 19-Jun-2020 16:21:56

Audit Action: Split an Integrated Peak Audit Reason: Baseline

User Disabled Compound Report

Eurofins TestAmerica, Denver

Data File:	\\chromfs\denver\chromdata\g2_luna\20200617-92518.b\06170053.d				
Injection Date:	18-Jun-2020 20:44:29	Instrument ID:	CHHPLC_G2_LUNA		
Lims ID:	280-137110-A-8-A	Lab Sample ID:	280-137110-8		
Client ID:	EW7-PM28A-3-25				
Operator ID:	JZ	ALS Bottle#:	53	Worklist Smp#:	53
Injection Vol:	100.0 ul	Dil. Factor:	10.0000		
Method:	G2_8330_Luna	Limit Group:	GCSV - 8330		
Column:	Luna-Phenyl hexyl (4.60 mm)	Detector	LC DAD1A, 254 nm		

14 o-Nitrotoluene, CAS: 88-72-2, Signal: 1

RT: 16.63
Response: 102214
Amount: 0.374459

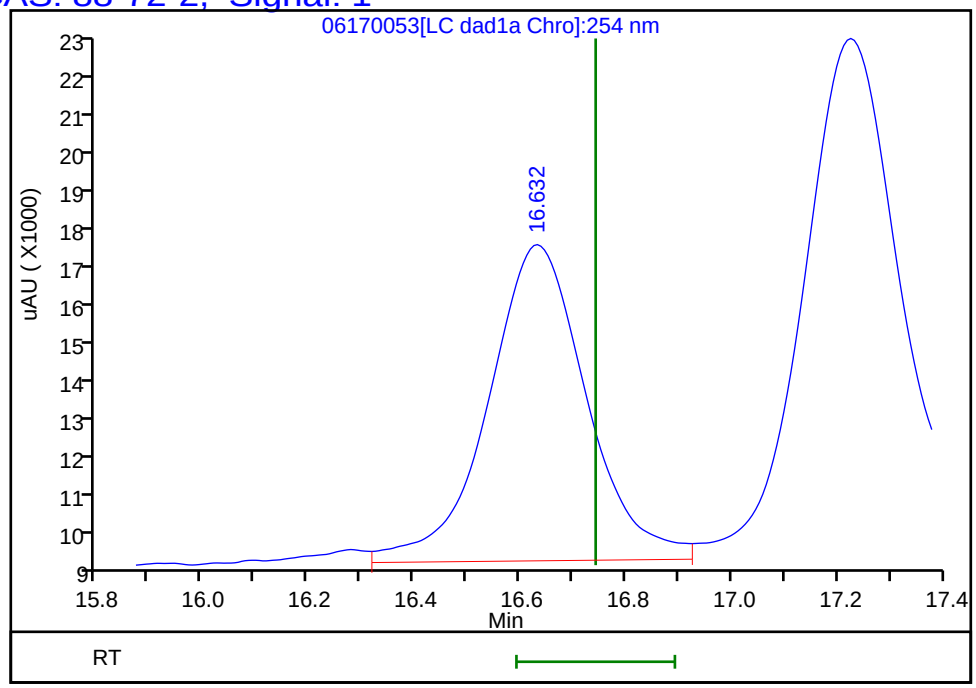

Reviewer: zhangji, 19-Jun-2020 16:22:04
Audit Action: Marked Compound Undetected Audit Reason: Invalid Compound ID

User Disabled Compound Report

Eurofins TestAmerica, Denver

Data File:	\\chromfs\denver\chromdata\g2_luna\20200617-92518.b\06170053.d				
Injection Date:	18-Jun-2020 20:44:29	Instrument ID:	CHHPLC_G2_LUNA		
Lims ID:	280-137110-A-8-A	Lab Sample ID:	280-137110-8		
Client ID:	EW7-PM28A-3-25				
Operator ID:	JZ	ALS Bottle#:	53	Worklist Smp#:	53
Injection Vol:	100.0 ul	Dil. Factor:	10.0000		
Method:	G2_8330_Luna	Limit Group:	GCSV - 8330		
Column:	Luna-Phenyl hexyl (4.60 mm)	Detector	LC DAD1A, 254 nm		

17 m-Nitrotoluene, CAS: 99-08-1, Signal: 1

RT: 18.09
Response: 38692
Amount: 0.129697

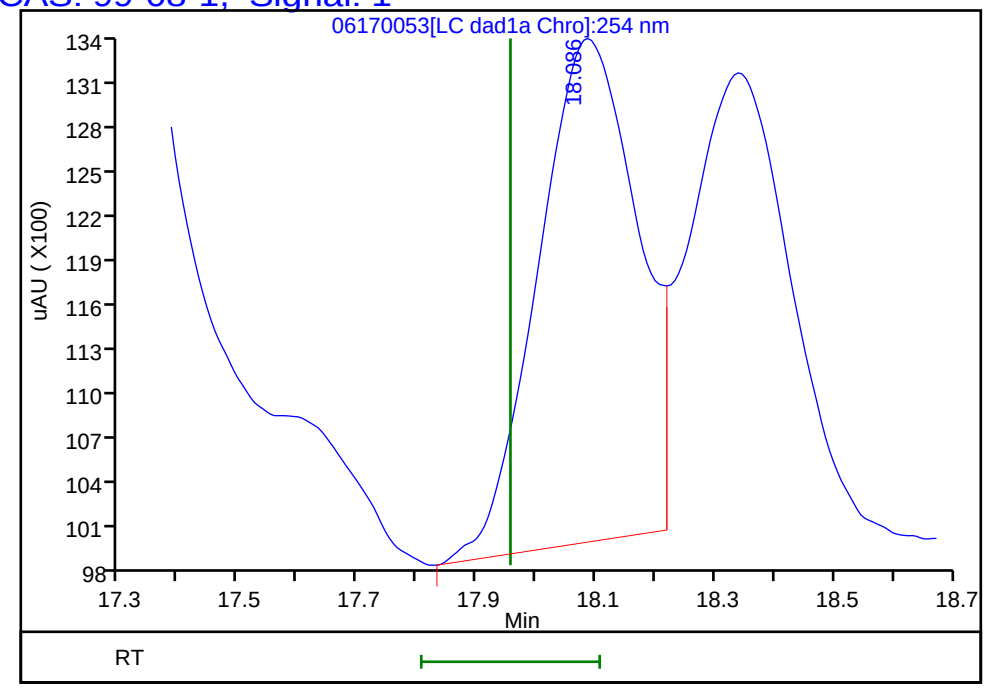

Reviewer: zhangji, 19-Jun-2020 16:22:04
Audit Action: Marked Compound Undetected Audit Reason: Invalid Compound ID

FORM I
HPLC/IC ORGANICS ANALYSIS DATA SHEET

Lab Name: Eurofins TestAmerica, Denver Job No.: 280-137110-1

SDG No.:

Client Sample ID: EW7-PM26A-3-25 Lab Sample ID: 280-137110-9

Matrix: Water Lab File ID: 06150049.D

Analysis Method: 8330A Date Collected: 05/31/2020 16:00

Extraction Method: 3535 Date Extracted: 06/04/2020 10:29

Sample wt/vol: 465.4(mL) Date Analyzed: 06/16/2020 09:03

Con. Extract Vol.: 5(mL) Dilution Factor: 1

Injection Volume: 100(uL) GC Column: UltraCarb5uODS ID: 4.6(mm)

% Moisture: GPC Cleanup:(Y/N) N

Analysis Batch No.: 498591 Units: ug/L

CAS NO.	COMPOUND NAME	RESULT	Q	LOQ	LOD	DL
99-35-4	1,3,5-Trinitrobenzene	0.24	M Q	0.23	0.21	0.090
99-65-0	1,3-Dinitrobenzene	0.11	U M Q	0.12	0.11	0.040
118-96-7	2,4,6-Trinitrotoluene	0.87	Q	0.12	0.11	0.048
121-14-2	2,4-Dinitrotoluene	0.086	U Q	0.11	0.086	0.029
606-20-2	2,6-Dinitrotoluene	0.086	U Q	0.11	0.086	0.043
35572-78-2	2-Amino-4,6-dinitrotoluene	0.11	U M Q	0.12	0.11	0.054
88-72-2	2-Nitrotoluene	0.21	U Q	0.23	0.21	0.092
99-08-1	3-Nitrotoluene	0.43	U Q	0.43	0.43	0.21
19406-51-0	4-Amino-2,6-dinitrotoluene	0.13	U M Q	0.16	0.13	0.062
99-99-0	4-Nitrotoluene	0.43	U Q	0.44	0.43	0.11
2691-41-0	HMX	0.21	U Q	0.23	0.21	0.094
5755-27-1	MNX	0.43	U M	2.1	0.43	0.17
121-82-4	RDX	0.46	M Q	0.23	0.21	0.055
479-45-8	Tetryl	0.11	U M Q	0.12	0.11	0.034

CAS NO.	SURROGATE	%REC	Q	LIMITS
528-29-0	1,2-Dinitrobenzene	128	M Q	83-119

Eurofins TestAmerica, Denver
Target Compound Quantitation Report

Data File:	\\chromfs\Denver\ChromData\CHHPLC_X\20200612-92376.b\06150049.D				
Lims ID:	280-137110-A-9-A				
Client ID:	EW7-PM26A-3-25				
Sample Type:	Client				
Inject. Date:	16-Jun-2020 09:03:12	ALS Bottle#:	49	Worklist Smp#:	49
Injection Vol:	100.0 ul	Dil. Factor:	1.0000		
Sample Info:	280-137110-A-9-A				
Misc. Info.:	280-0092376-049				
Operator ID:	JZ	Instrument ID:	CHHPLC_X3		
Method:	\\chromfs\Denver\ChromData\CHHPLC_X\20200612-92376.b\8330_X3.m				
Limit Group:	GCSV - 8330				
Last Update:	16-Jun-2020 21:25:26	Calib Date:	18-Mar-2020 14:39:27		
Integrator:	Falcon				
Quant Method:	External Standard	Quant By:	Initial Calibration		
Last ICal File:	\\chromna\Denver\ChromData\CHHPLC_X\20200318-90159.b\03180015.D				
Column 1 :	UltraCarb5uODS (20) (4.60 mm)		Det: LC DAD1B, 254 nm		
Process Host:	CTX1024				
First Level Reviewer: zhangji		Date:	16-Jun-2020 15:53:27		

	Compound	Det	RT (min.)	Exp RT (min.)	Dlt RT (min.)	Response	OnCol Amt ug/mL	Flags
	3 HMX	1		6.716			ND	
	6 MNX	1		7.394			ND	U
	7 RDX	1	7.784	7.789	-0.005	4955	0.0425	M
$	9 1,2-Dinitrobenzene	1	8.771	8.749	0.022	35313	0.2555	M
	10 1,3,5-Trinitrobenzene	1	8.944	8.929	0.015	5244	0.0228	M
	11 1,3-Dinitrobenzene	1		9.575			ND	U
	12 Nitrobenzene	1	9.991	9.949	0.042	2797	0.0140	
	14 Tetryl	1		10.249			ND	U
	16 2,4,6-Trinitrotoluene	1	11.271	11.222	0.049	16587	0.0813	
	17 4-Amino-2,6-dinitrotoluene	1		11.375			ND	U
	18 2-Amino-4,6-dinitrotoluene	1		11.669			ND	U
	19 2,6-Dinitrotoluene	1		11.809			ND	
	20 2,4-Dinitrotoluene	1		12.009			ND	
	21 o-Nitrotoluene	1		12.829			ND	
	22 p-Nitrotoluene	1		13.269			ND	
	23 m-Nitrotoluene	1		13.862			ND	

QC Flag Legend

Review Flags

M - Manually Integrated

U - Marked Undetected

Report Date: 16-Jun-2020 21:25:28 Chrom Revision: 2.3 10-Jun-2020 22:46:48

Eurofins TestAmerica, Denver

Data File: \\chromfs\denver\chromdata\chhplc_x\20200612-92376.b\06150049.d

Injection Date:	16-Jun-2020 09:03:12	Instrument ID:	CHHPLC_X3	Operator ID:	JZ
Lims ID:	280-137110-A-9-A	Lab Sample ID:	280-137110-9	Worklist Smp#:	49
Client ID:	EW7-PM26A-3-25				
Injection Vol:	100.0 ul	Dil. Factor:	1.0000	ALS Bottle#:	49
Method:	8330_X3	Limit Group:	GCSV - 8330		

Column: UltraCarb5uODS (20) (4.60 mm) Y Scaling: Method Defined: Scale to the Nth Largest Target: 1

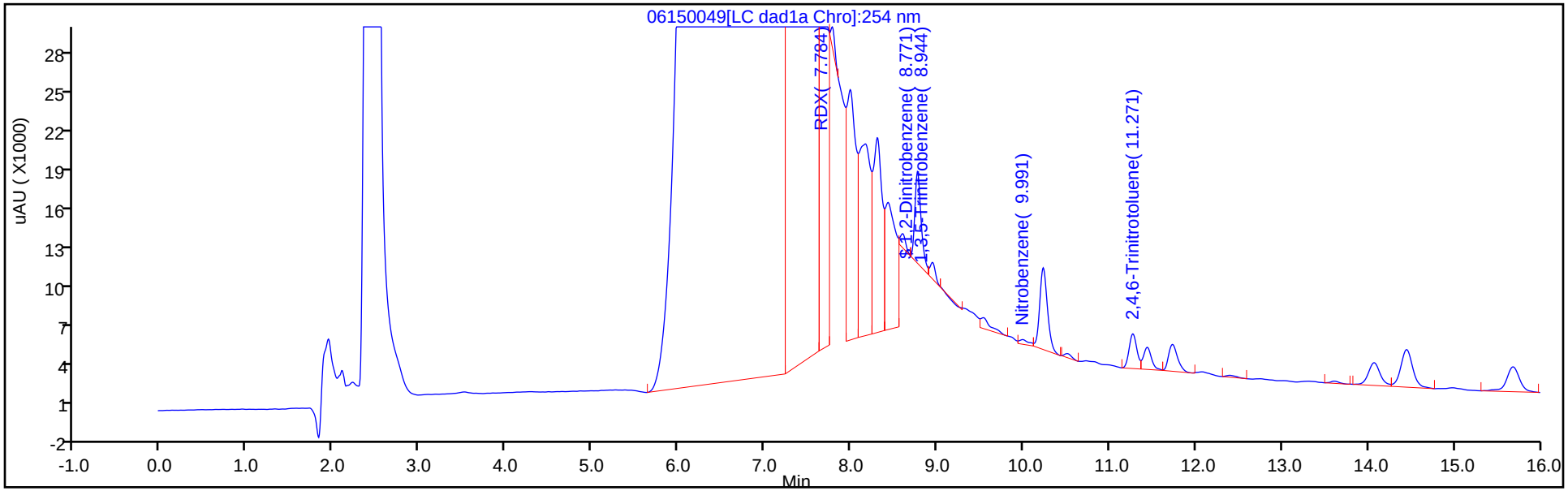

Y Scaling: Method Defined: Scale to the Nth Largest Target: 1

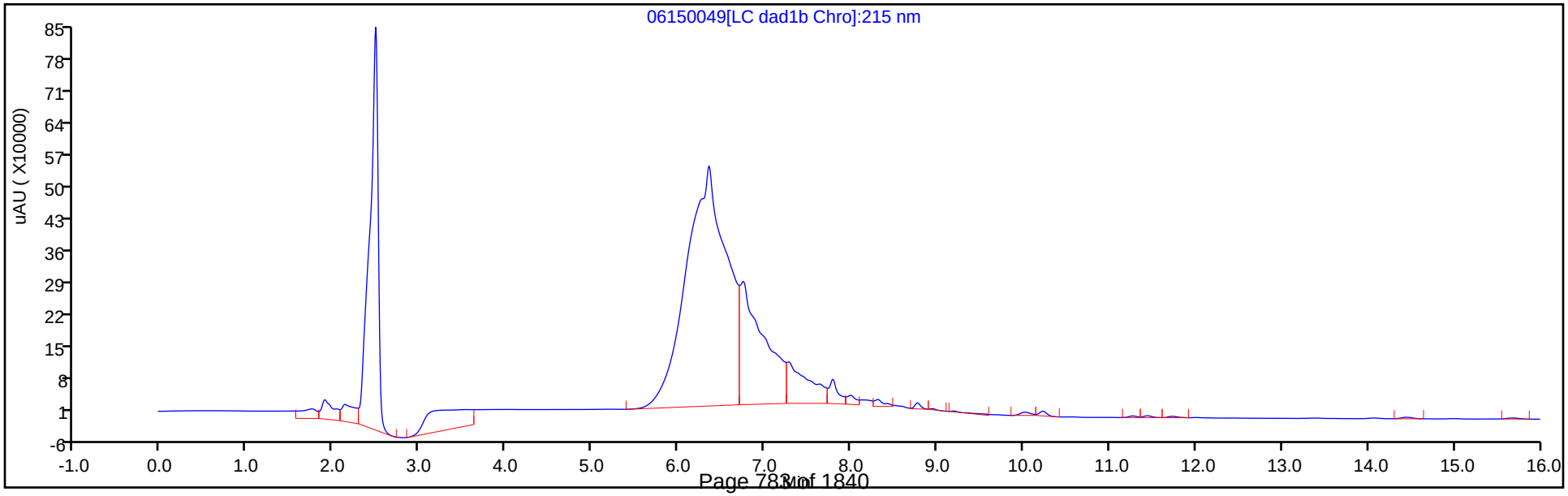

Eurofins TestAmerica, Denver
Recovery Report

Data File:	\\chromfs\Denver\ChromData\CHHPLC_X\20200612-92376.b\06150049.D				
Lims ID:	280-137110-A-9-A				
Client ID:	EW7-PM26A-3-25				
Sample Type:	Client				
Inject. Date:	16-Jun-2020 09:03:12	ALS Bottle#:	49	Worklist Smp#:	49
Injection Vol:	100.0 ul	Dil. Factor:	1.0000		
Sample Info:	280-137110-A-9-A				
Misc. Info.:	280-0092376-049				
Operator ID:	JZ	Instrument ID:	CHHPLC_X3		
Method:	\\chromfs\Denver\ChromData\CHHPLC_X\20200612-92376.b\8330_X3.m				
Limit Group:	GCSV - 8330				
Last Update:	16-Jun-2020 21:25:26	Calib Date:	18-Mar-2020 14:39:27		
Integrator:	Falcon				
Quant Method:	External Standard	Quant By:	Initial Calibration		
Last ICal File:	\\chromna\Denver\ChromData\CHHPLC_X\20200318-90159.b\03180015.D				
Column 1 :	UltraCarb5uODS (20) (4.60 mm)		Det: LC DAD1B, 254 nm		
Process Host:	CTX1024				

First Level Reviewer: zhangji Date: 16-Jun-2020 15:53:27

Compound	Amount Added	Amount Recovered	% Rec.
$ 9 1,2-Dinitrobenzene	0.2000	0.2555	127.75

Manual Integration/User Assign Peak Report

Eurofins TestAmerica, Denver

Data File:	\\chromfs\denver\chromdata\chhplc_x\20200612-92376.b\06150049.d				
Injection Date:	16-Jun-2020 09:03:12	Instrument ID:	CHHPLC_X3		
Lims ID:	280-137110-A-9-A	Lab Sample ID:	280-137110-9		
Client ID:	EW7-PM26A-3-25				
Operator ID:	JZ	ALS Bottle#:	49	Worklist Smp#:	49
Injection Vol:	100.0 ul	Dil. Factor:	1.0000		
Method:	8330_X3	Limit Group:	GCSV - 8330		
Column:	UltraCarb5uODS (20) (4.60 mm)	Detector	LC DAD1B, 254 nm		

$ 9 1,2-Dinitrobenzene, CAS: 528-29-0

Signal: 1

Processing Integration Results

RT: 8.77
Area: 89542
Amount: 0.647859
Amount Units: ug/mL

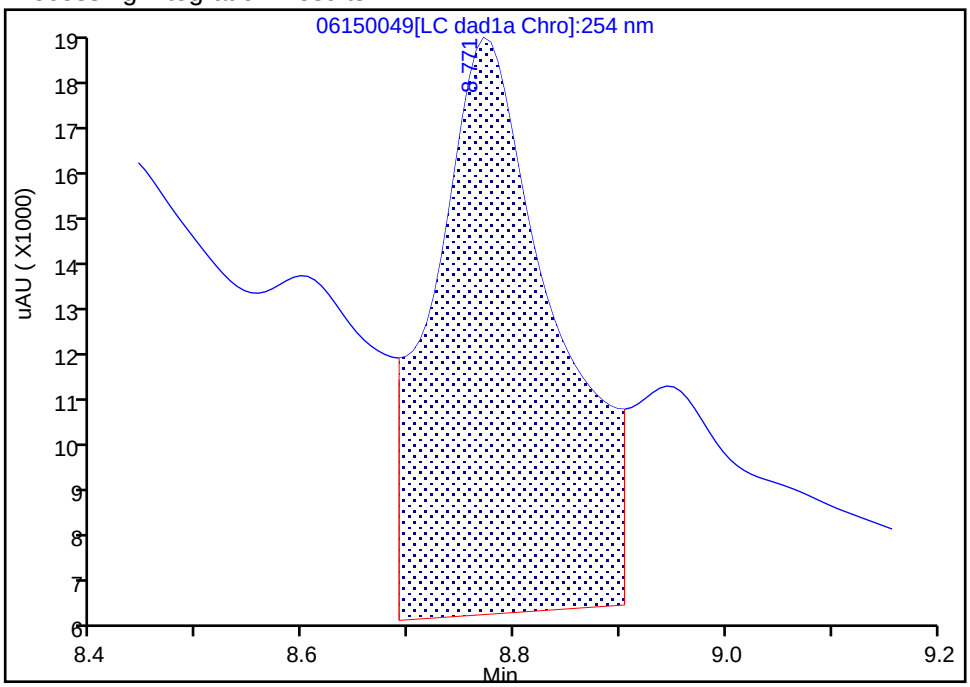

Manual Integration Results

RT: 8.77
Area: 35313
Amount: 0.255498
Amount Units: ug/mL

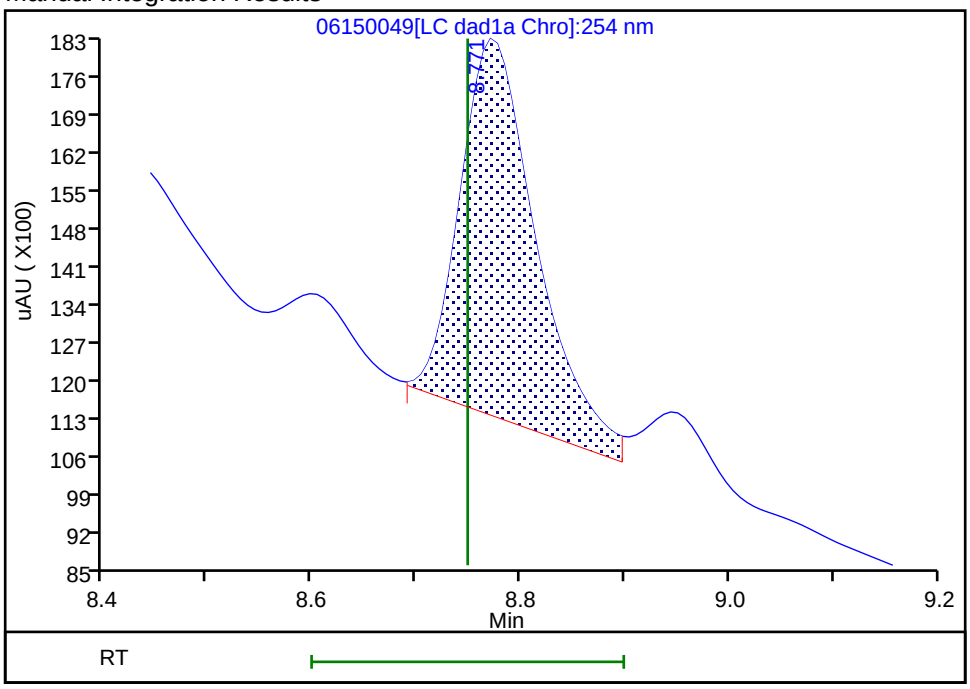

Reviewer: zhangji, 16-Jun-2020 15:52:11

Audit Action: Assigned New Baseline Audit Reason: Baseline

Manual Integration/User Assign Peak Report

Eurofins TestAmerica, Denver

Data File:	\\chromfs\denver\chromdata\chhplc_x\20200612-92376.b\06150049.d				
Injection Date:	16-Jun-2020 09:03:12	Instrument ID:	CHHPLC_X3		
Lims ID:	280-137110-A-9-A	Lab Sample ID:	280-137110-9		
Client ID:	EW7-PM26A-3-25				
Operator ID:	JZ	ALS Bottle#:	49	Worklist Smp#:	49
Injection Vol:	100.0 ul	Dil. Factor:	1.0000		
Method:	8330_X3	Limit Group:	GCSV - 8330		
Column:	UltraCarb5uODS (20) (4.60 mm)	Detector	LC DAD1B, 254 nm		

10 1,3,5-Trinitrobenzene, CAS: 99-35-4

Signal: 1

Processing Integration Results

RT: 8.94
Area: 45267
Amount: 0.196549
Amount Units: ug/mL

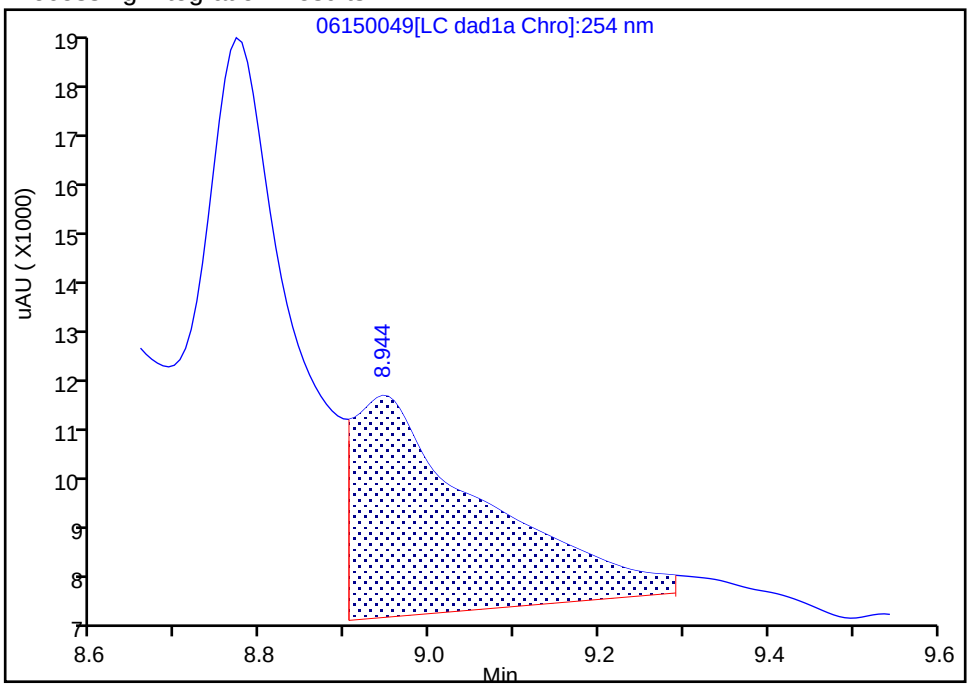

Manual Integration Results

RT: 8.94
Area: 5244
Amount: 0.022769
Amount Units: ug/mL

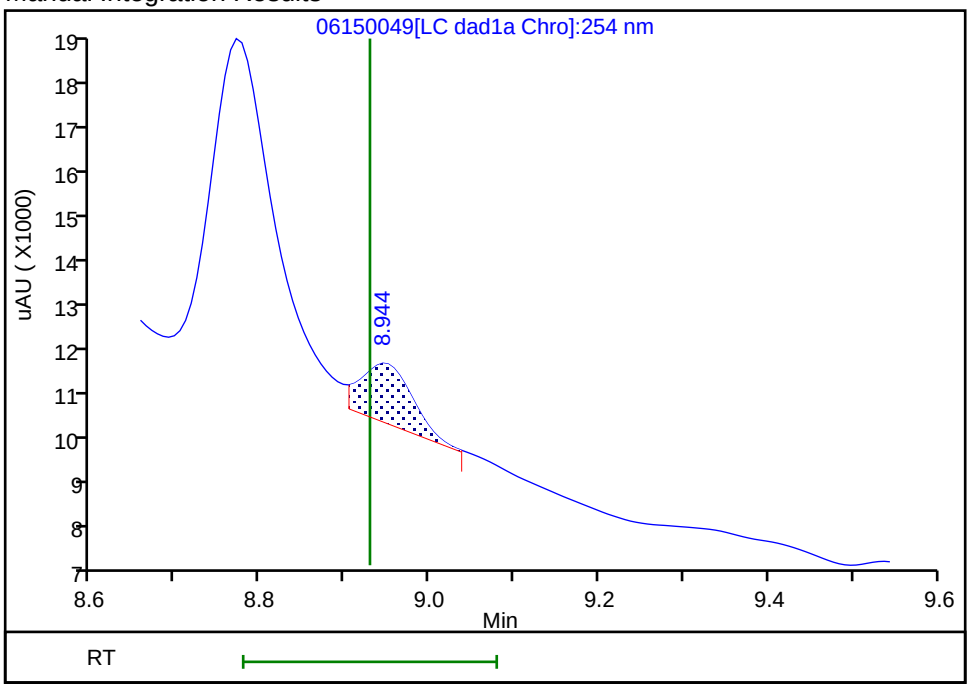

Reviewer: zhangji, 16-Jun-2020 15:52:14

Audit Action: Split an Integrated Peak Audit Reason: Baseline

User Disabled Compound Report

Eurofins TestAmerica, Denver

Data File:	\\chromfs\denver\chromdata\chhplc_x\20200612-92376.b\06150049.d				
Injection Date:	16-Jun-2020 09:03:12	Instrument ID:	CHHPLC_X3		
Lims ID:	280-137110-A-9-A	Lab Sample ID:	280-137110-9		
Client ID:	EW7-PM26A-3-25				
Operator ID:	JZ	ALS Bottle#:	49	Worklist Smp#:	49
Injection Vol:	100.0 ul	Dil. Factor:	1.0000		
Method:	8330_X3	Limit Group:	GCSV - 8330		
Column:	UltraCarb5uODS (20) (4.60 mm)	Detector	LC DAD1B, 254 nm		

11 1,3-Dinitrobenzene, CAS: 99-65-0, Signal: 1

RT: 9.54
Response: 6513
Amount: 0.021237

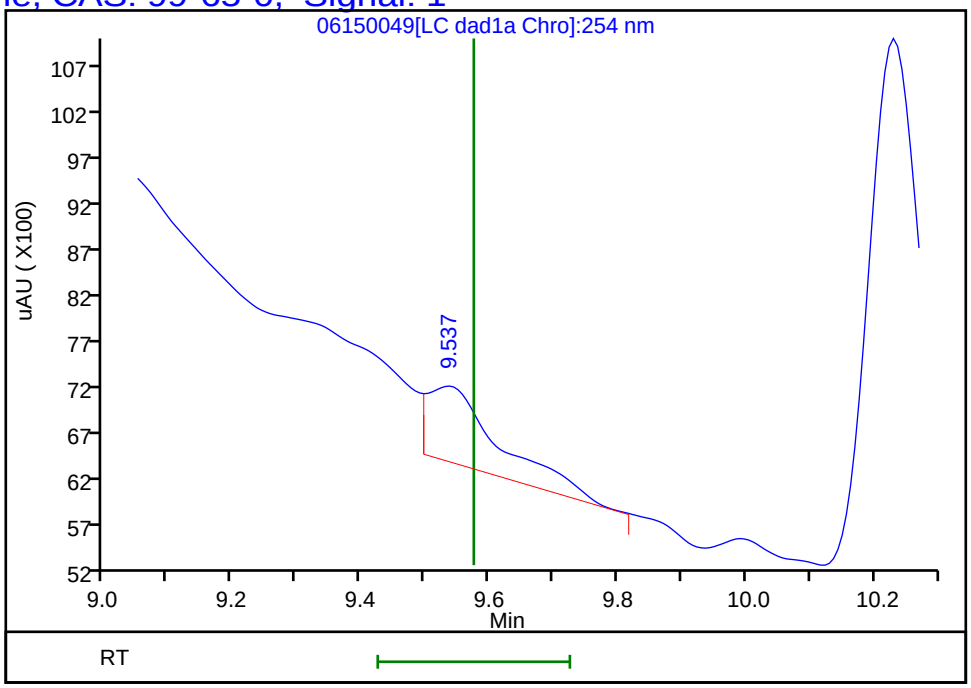

Reviewer: zhangji, 16-Jun-2020 15:53:27
Audit Action: Marked Compound Undetected Audit Reason: Invalid Compound ID

User Disabled Compound Report

Eurofins TestAmerica, Denver

Data File:	\\chromfs\denver\chromdata\chhplc_x\20200612-92376.b\06150049.d				
Injection Date:	16-Jun-2020 09:03:12	Instrument ID:	CHHPLC_X3		
Lims ID:	280-137110-A-9-A	Lab Sample ID:	280-137110-9		
Client ID:	EW7-PM26A-3-25				
Operator ID:	JZ	ALS Bottle#:	49	Worklist Smp#:	49
Injection Vol:	100.0 ul	Dil. Factor:	1.0000		
Method:	8330_X3	Limit Group:	GCSV - 8330		
Column:	UltraCarb5uODS (20) (4.60 mm)	Detector	LC DAD1B, 254 nm		

18 2-Amino-4,6-dinitrotoluene, CAS: 35572-78-2, Signal: 1

RT: 11.73
Response: 14922
Amount: 0.073574

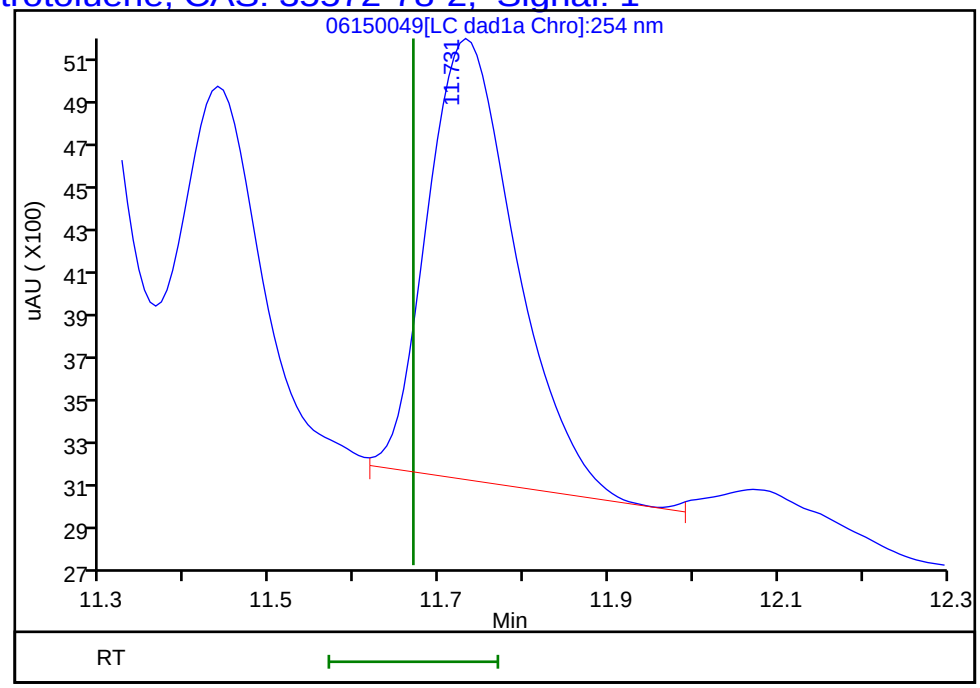

Reviewer: zhangji, 16-Jun-2020 15:53:27
Audit Action: Marked Compound Undetected Audit Reason: Invalid Compound ID

User Disabled Compound Report

Eurofins TestAmerica, Denver

Data File:	\\chromfs\denver\chromdata\chhplc_x\20200612-92376.b\06150049.d				
Injection Date:	16-Jun-2020 09:03:12	Instrument ID:	CHHPLC_X3		
Lims ID:	280-137110-A-9-A	Lab Sample ID:	280-137110-9		
Client ID:	EW7-PM26A-3-25				
Operator ID:	JZ	ALS Bottle#:	49	Worklist Smp#:	49
Injection Vol:	100.0 ul	Dil. Factor:	1.0000		
Method:	8330_X3	Limit Group:	GCSV - 8330		
Column:	UltraCarb5uODS (20) (4.60 mm)	Detector	LC DAD1B, 254 nm		

17 4-Amino-2,6-dinitrotoluene, CAS: 19406-51-0, Signal: 1

RT: 11.44
Response: 10963
Amount: 0.067985

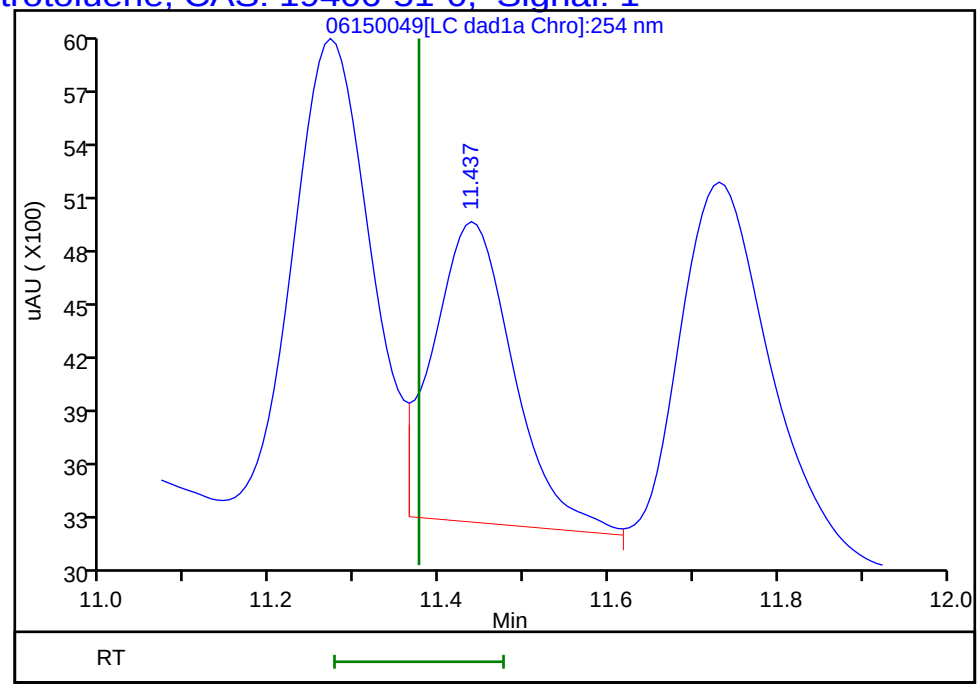

Reviewer: zhangji, 16-Jun-2020 15:53:27
Audit Action: Marked Compound Undetected Audit Reason: Invalid Compound ID

User Disabled Compound Report

Eurofins TestAmerica, Denver

Data File: \\chromfs\denver\chromdata\chhplc_x\20200612-92376.b\06150049.d

Injection Date:	16-Jun-2020 09:03:12	Instrument ID:	CHHPLC_X3		
Lims ID:	280-137110-A-9-A	Lab Sample ID:	280-137110-9		
Client ID:	EW7-PM26A-3-25				
Operator ID:	JZ	ALS Bottle#:	49	Worklist Smp#:	49
Injection Vol:	100.0 ul	Dil. Factor:	1.0000		
Method:	8330_X3	Limit Group:	GCSV - 8330		
Column:	UltraCarb5uODS (20) (4.60 mm)	Detector	LC DAD1B, 254 nm		

6 MNX, CAS: 5755-27-1, Signal: 1

RT: 7.29
Response: 970519
Amount: 6.121441

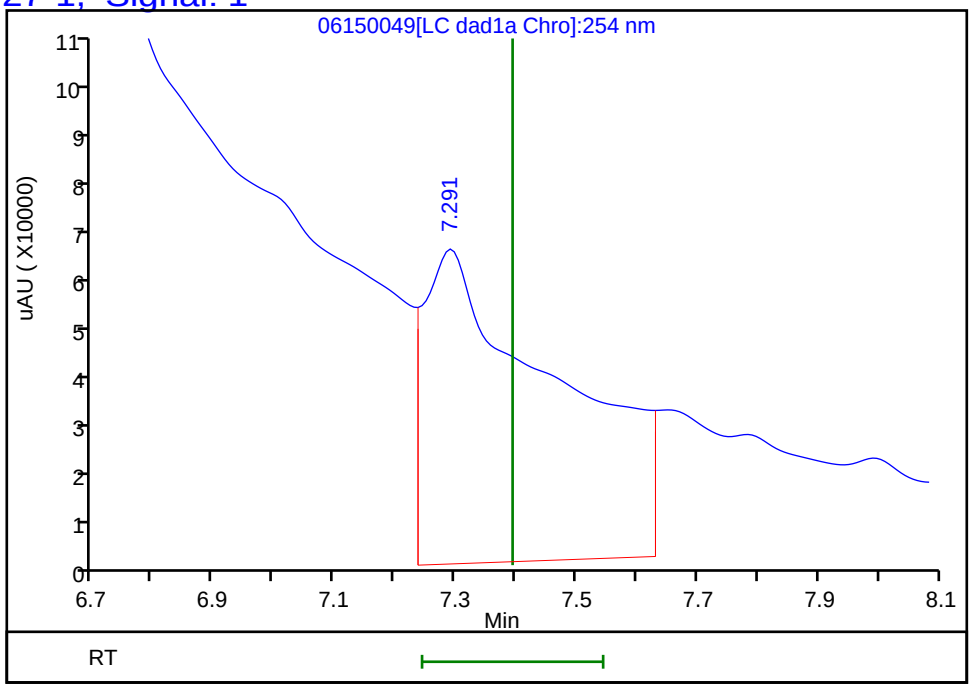

Reviewer: zhangji, 16-Jun-2020 15:53:27
Audit Action: Marked Compound Undetected Audit Reason: Invalid Compound ID

Manual Integration/User Assign Peak Report

Eurofins TestAmerica, Denver

Data File:	\\chromfs\denver\chromdata\chhplc_x\20200612-92376.b\06150049.d				
Injection Date:	16-Jun-2020 09:03:12	Instrument ID:	CHHPLC_X3		
Lims ID:	280-137110-A-9-A	Lab Sample ID:	280-137110-9		
Client ID:	EW7-PM26A-3-25				
Operator ID:	JZ	ALS Bottle#:	49	Worklist Smp#:	49
Injection Vol:	100.0 ul	Dil. Factor:	1.0000		
Method:	8330_X3	Limit Group:	GCSV - 8330		
Column:	UltraCarb5uODS (20) (4.60 mm)	Detector	LC DAD1B, 254 nm		

7 RDX, CAS: 121-82-4

Signal: 1

Processing Integration Results

RT: 7.78
Area: 240820
Amount: 2.065120
Amount Units: ug/mL

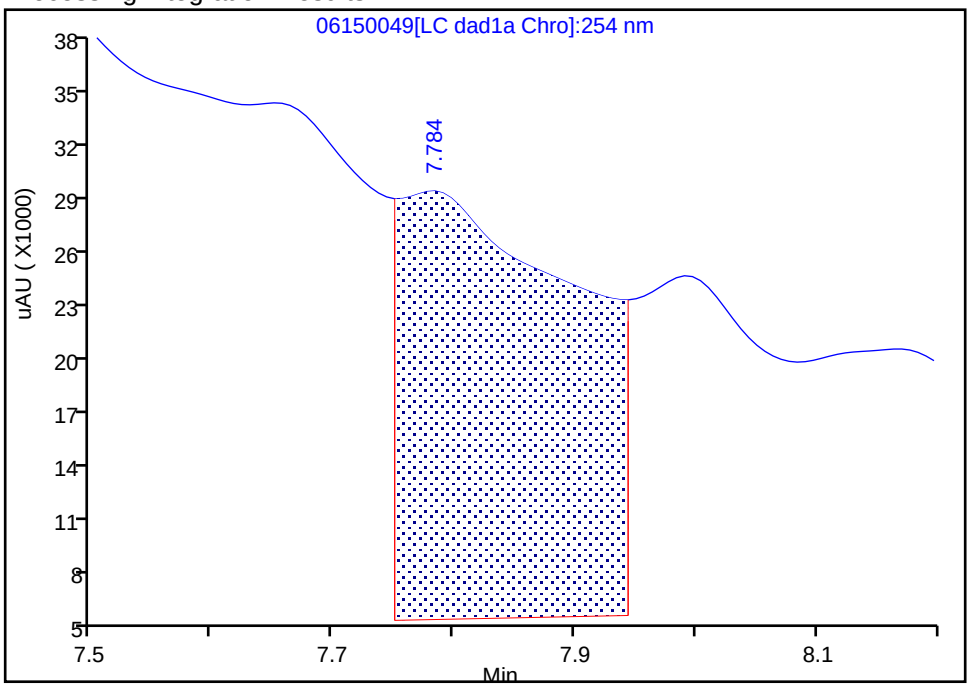

Manual Integration Results

RT: 7.78
Area: 4955
Amount: 0.042491
Amount Units: ug/mL

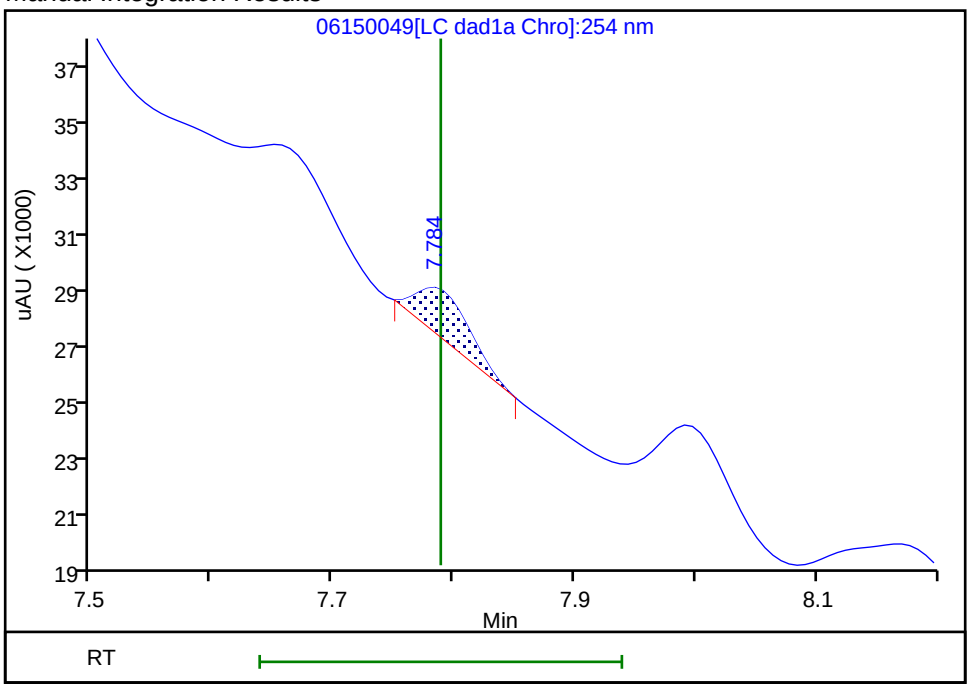

Reviewer: zhangji, 16-Jun-2020 15:51:55

Audit Action: Manually Integrated Audit Reason: Baseline

User Disabled Compound Report

Eurofins TestAmerica, Denver

Data File: \\chromfs\denver\chromdata\chhplc_x\20200612-92376.b\06150049.d

Injection Date:	16-Jun-2020 09:03:12	Instrument ID:	CHHPLC_X3		
Lims ID:	280-137110-A-9-A	Lab Sample ID:	280-137110-9		
Client ID:	EW7-PM26A-3-25				
Operator ID:	JZ	ALS Bottle#:	49	Worklist Smp#:	49
Injection Vol:	100.0 ul	Dil. Factor:	1.0000		
Method:	8330_X3	Limit Group:	GCSV - 8330		
Column:	UltraCarb5uODS (20) (4.60 mm)	Detector	LC DAD1B, 254 nm		

14 Tetryl, CAS: 479-45-8, Signal: 1

RT: 10.23
Response: 38782
Amount: 0.219068

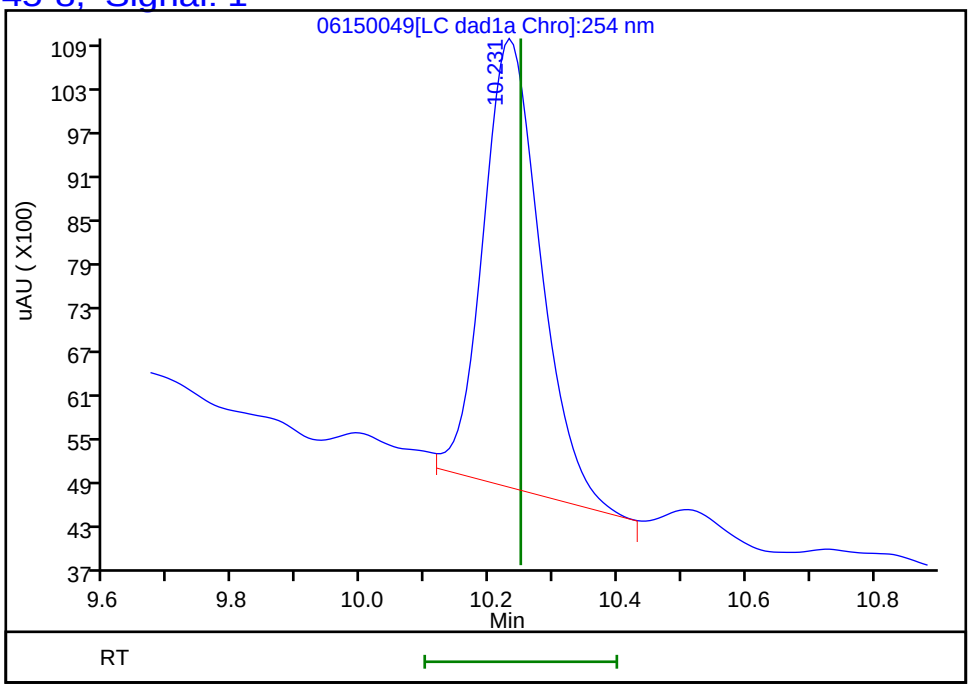

Reviewer: zhangji, 16-Jun-2020 15:53:27

Audit Action: Marked Compound Undetected Audit Reason: Invalid Compound ID

FORM I
HPLC/IC ORGANICS ANALYSIS DATA SHEET

Lab Name: Eurofins TestAmerica, Denver Job No.: 280-137110-1

SDG No.:

Client Sample ID: EW7-PM26A-3-25 Lab Sample ID: 280-137110-9

Matrix: Water Lab File ID: 06170054.D

Analysis Method: 8330A Date Collected: 05/31/2020 16:00

Extraction Method: 3535 Date Extracted: 06/04/2020 10:29

Sample wt/vol: 465.4(mL) Date Analyzed: 06/18/2020 21:19

Con. Extract Vol.: 5(mL) Dilution Factor: 1

Injection Volume: 100(uL) GC Column: Luna-phenylhex ID: 4.6(mm)

% Moisture: GPC Cleanup:(Y/N) N

Analysis Batch No.: 499146 Units: ug/L

CAS NO.	COMPOUND NAME	RESULT	Q	LOQ	LOD	DL
98-95-3	Nitrobenzene	0.21	U	0.23	0.21	0.098

CAS NO.	SURROGATE	%REC	Q	LIMITS
528-29-0	1,2-Dinitrobenzene	113		83-119

Eurofins TestAmerica, Denver
Target Compound Quantitation Report

Data File: \\chromfs\Denver\ChromData\G2_LUNA\20200617-92518.b\06170054.D
Lims ID: 280-137110-A-9-A
Client ID: EW7-PM26A-3-25
Sample Type: Client
Inject. Date: 18-Jun-2020 21:19:31 ALS Bottle#: 54 Worklist Smp#: 54
Injection Vol: 100.0 ul Dil. Factor: 1.0000
Sample Info: 280-137110-A-9-A
Misc. Info.: 280-0092518-054
Operator ID: JZ Instrument ID: CHHPLC_G2_LUNA

Method: \\chromfs\Denver\ChromData\G2_LUNA\20200617-92518.b\G2_8330_Luna.m
Limit Group: GCSV - 8330
Last Update: 19-Jun-2020 16:25:28 Calib Date: 15-May-2020 02:11:20
Integrator: Falcon
Quant Method: External Standard Quant By: Initial Calibration
Last ICal File: \\chromfs\Denver\ChromData\G2_LUNA\20200514-91518.b\05140024.D

Column 1 : Luna-Phenyl hexyl (4.60 mm) Det: LC DAD1A, 254 nm
Process Host: CTX1007

First Level Reviewer: zhangji Date: 19-Jun-2020 16:22:35

	Compound	Det	RT (min.)	Exp RT (min.)	Dlt RT (min.)	Response	OnCol Amt ug/ml	Flags
	6 HMX	1	7.143	7.150	-0.007	11167	0.0330	M
	7 MNX	1		7.876			ND	U
	8 RDX	1	9.376	9.369	0.007	10192	0.0417	
	9 Nitrobenzene	1		12.269			ND	
$	10 1,2-Dinitrobenzene	1	13.270	13.276	-0.006	64630	0.2265	
	12 1,3-Dinitrobenzene	1		15.809			ND	U
	14 o-Nitrotoluene	1		16.743			ND	U
	15 p-Nitrotoluene	1		17.023			ND	
	16 4-Amino-2,6-dinitrotoluene	1		17.463			ND	
	17 m-Nitrotoluene	1		17.956			ND	U
	18 2-Amino-4,6-dinitrotoluene	1	18.370	18.396	-0.026	45271	0.0973	
	19 1,3,5-Trinitrobenzene	1	19.150	19.136	0.014	15266	0.0323	
	20 2,6-Dinitrotoluene	1		20.056			ND	
	21 2,4-Dinitrotoluene	1		20.570			ND	
	22 Tetryl	1		23.870			ND	
	23 2,4,6-Trinitrotoluene	1	24.890	24.883	0.007	37290	0.0850	

QC Flag Legend

Review Flags
M - Manually Integrated
U - Marked Undetected

Report Date: 19-Jun-2020 16:25:39 Chrom Revision: 2.3 17-Jun-2020 19:07:08

Eurofins TestAmerica, Denver

Data File:	\\chromfs\denver\chromdata\g2_luna\20200617-92518.b\06170054.d				
Injection Date:	18-Jun-2020 21:19:31	Instrument ID:	CHHPLC_G2_LUNA	Operator ID:	JZ
Lims ID:	280-137110-A-9-A	Lab Sample ID:	280-137110-9	Worklist Smp#:	54
Client ID:	EW7-PM26A-3-25				
Injection Vol:	100.0 ul	Dil. Factor:	1.0000	ALS Bottle#:	54
Method:	G2_8330_Luna	Limit Group:	GCSV - 8330		

Column: Luna-Phenyl hexyl (4.60 mm) Y Scaling: Method Defined: Scale to the Nth Largest Peak: 1

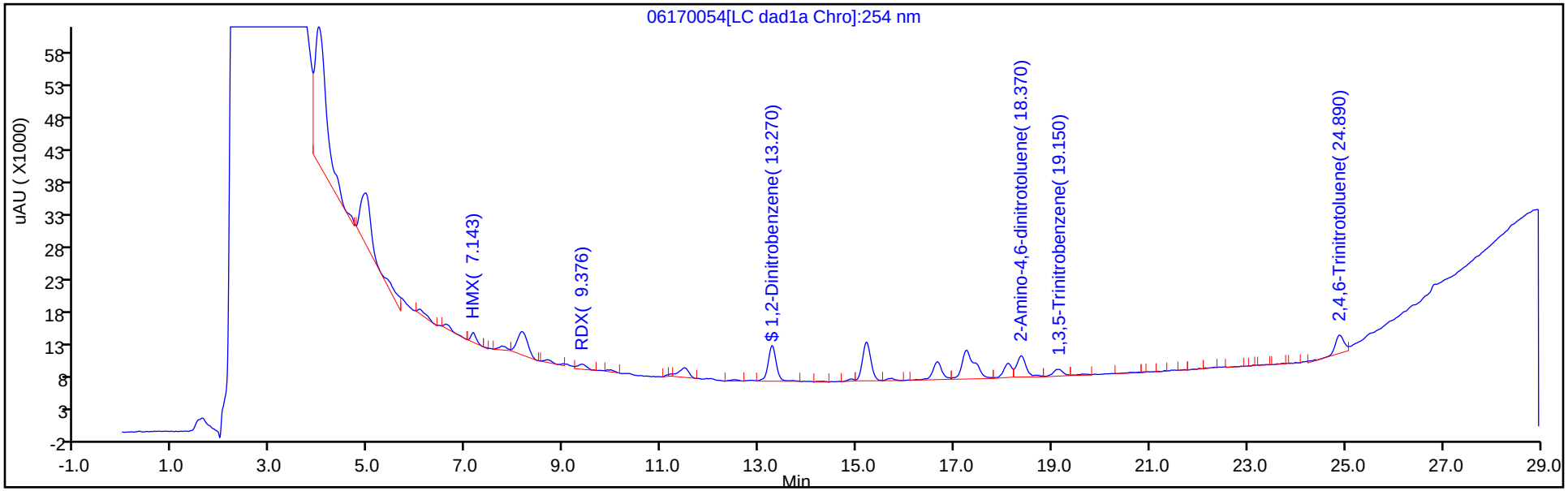

Y Scaling: Method Defined: Scale to the Nth Largest Peak: 1

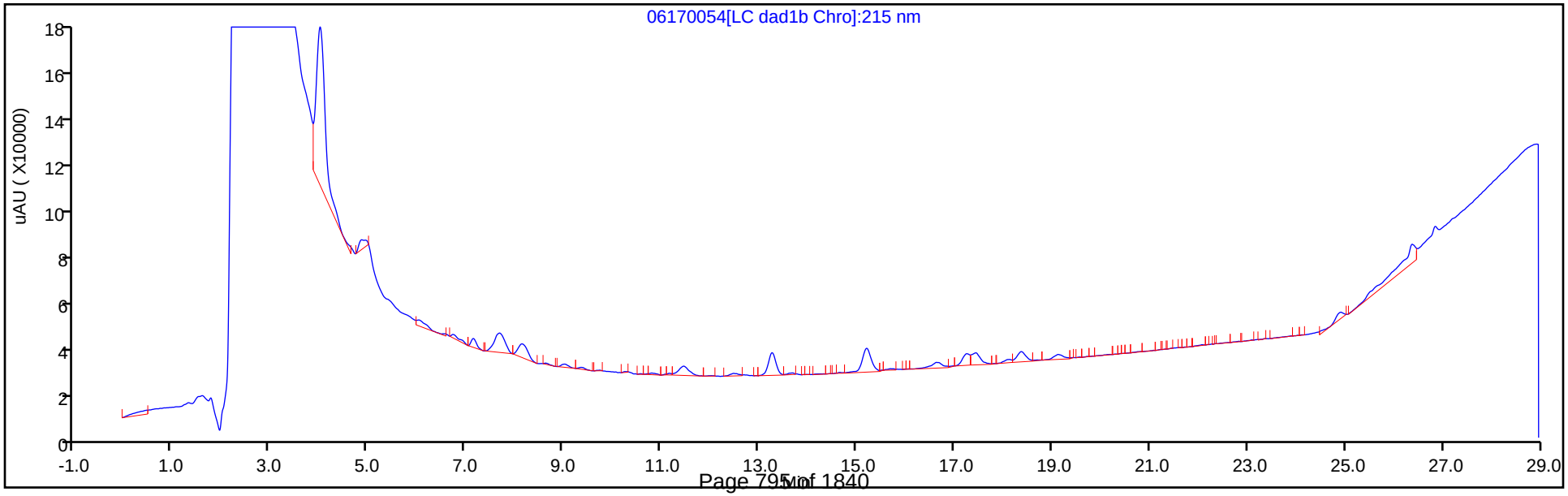

Eurofins TestAmerica, Denver
Recovery Report

Data File:	\\chromfs\Denver\ChromData\G2_LUNA\20200617-92518.b\06170054.D				
Lims ID:	280-137110-A-9-A				
Client ID:	EW7-PM26A-3-25				
Sample Type:	Client				
Inject. Date:	18-Jun-2020 21:19:31	ALS Bottle#:	54	Worklist Smp#:	54
Injection Vol:	100.0 ul	Dil. Factor:	1.0000		
Sample Info:	280-137110-A-9-A				
Misc. Info.:	280-0092518-054				
Operator ID:	JZ	Instrument ID:	CHHPLC_G2_LUNA		
Method:	\\chromfs\Denver\ChromData\G2_LUNA\20200617-92518.b\G2_8330_Luna.m				
Limit Group:	GCSV - 8330				
Last Update:	19-Jun-2020 16:25:28	Calib Date:	15-May-2020 02:11:20		
Integrator:	Falcon				
Quant Method:	External Standard	Quant By:	Initial Calibration		
Last ICal File:	\\chromfs\Denver\ChromData\G2_LUNA\20200514-91518.b\05140024.D				
Column 1 :	Luna-Phenyl hexyl (4.60 mm)		Det: LC DAD1A, 254 nm		
Process Host:	CTX1007				
First Level Reviewer: zhangji		Date:	19-Jun-2020 16:22:35		

Compound	Amount Added	Amount Recovered	% Rec.
$ 10 1,2-Dinitrobenzene	0.2000	0.2265	113.25

User Disabled Compound Report

Eurofins TestAmerica, Denver

Data File: \\chromfs\denver\chromdata\g2_luna\20200617-92518.b\06170054.d

Injection Date:	18-Jun-2020 21:19:31	Instrument ID:	CHHPLC_G2_LUNA		
Lims ID:	280-137110-A-9-A	Lab Sample ID:	280-137110-9		
Client ID:	EW7-PM26A-3-25				
Operator ID:	JZ	ALS Bottle#:	54	Worklist Smp#:	54
Injection Vol:	100.0 ul	Dil. Factor:	1.0000		
Method:	G2_8330_Luna	Limit Group:	GCSV - 8330		
Column:	Luna-Phenyl hexyl (4.60 mm)	Detector	LC DAD1A, 254 nm		

12 1,3-Dinitrobenzene, CAS: 99-65-0, Signal: 1

RT: 15.72
Response: 3963
Amount: 0.005878

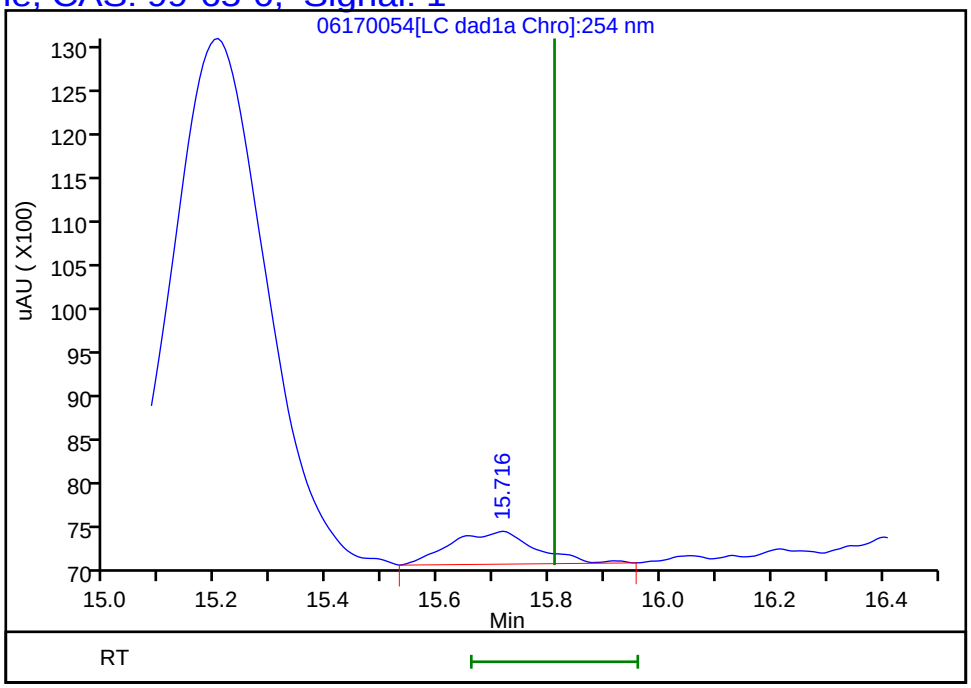

Reviewer: zhangji, 19-Jun-2020 16:22:35

Audit Action: Marked Compound Undetected Audit Reason: Invalid Compound ID

User Disabled Compound Report

Eurofins TestAmerica, Denver

Data File:	\\chromfs\denver\chromdata\g2_luna\20200617-92518.b\06170054.d				
Injection Date:	18-Jun-2020 21:19:31	Instrument ID:	CHHPLC_G2_LUNA		
Lims ID:	280-137110-A-9-A	Lab Sample ID:	280-137110-9		
Client ID:	EW7-PM26A-3-25				
Operator ID:	JZ	ALS Bottle#:	54	Worklist Smp#:	54
Injection Vol:	100.0 ul	Dil. Factor:	1.0000		
Method:	G2_8330_Luna	Limit Group:	GCSV - 8330		
Column:	Luna-Phenyl hexyl (4.60 mm)	Detector	LC DAD1A, 254 nm		

14 o-Nitrotoluene, CAS: 88-72-2, Signal: 1

RT: 16.66
Response: 36734
Amount: 0.134574

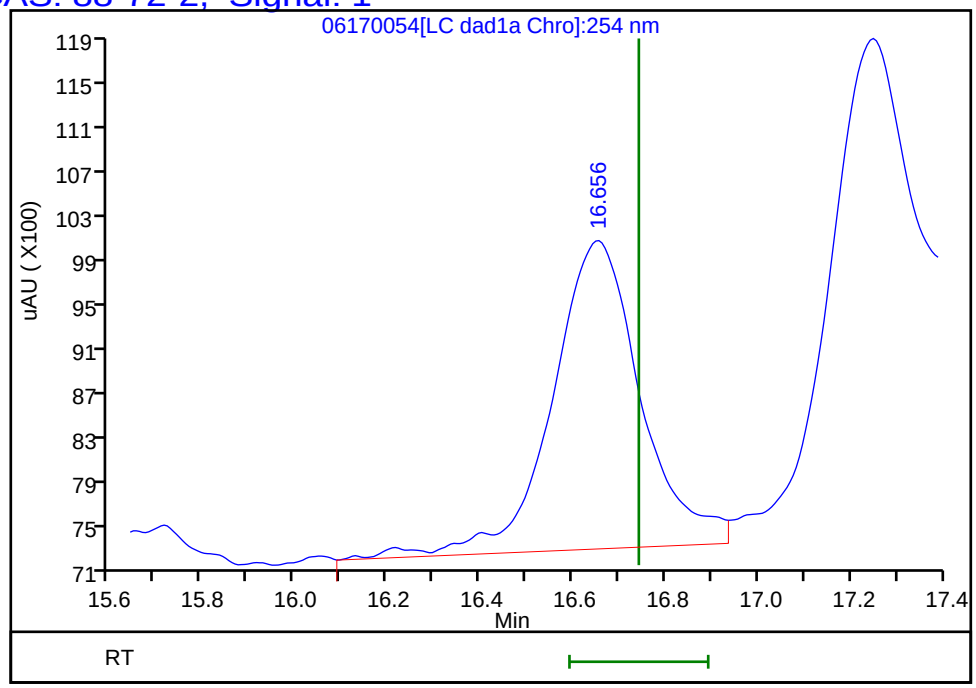

Reviewer: zhangji, 19-Jun-2020 16:22:35
Audit Action: Marked Compound Undetected Audit Reason: Invalid Compound ID

User Disabled Compound Report

Eurofins TestAmerica, Denver

Data File: \\chromfs\denver\chromdata\g2_luna\20200617-92518.b\06170054.d

Injection Date:	18-Jun-2020 21:19:31	Instrument ID:	CHHPLC_G2_LUNA		
Lims ID:	280-137110-A-9-A	Lab Sample ID:	280-137110-9		
Client ID:	EW7-PM26A-3-25				
Operator ID:	JZ	ALS Bottle#:	54	Worklist Smp#:	54
Injection Vol:	100.0 ul	Dil. Factor:	1.0000		
Method:	G2_8330_Luna	Limit Group:	GCSV - 8330		
Column:	Luna-Phenyl hexyl (4.60 mm)	Detector	LC DAD1A, 254 nm		

17 m-Nitrotoluene, CAS: 99-08-1, Signal: 1

RT: 18.10
Response: 25361
Amount: 0.085011

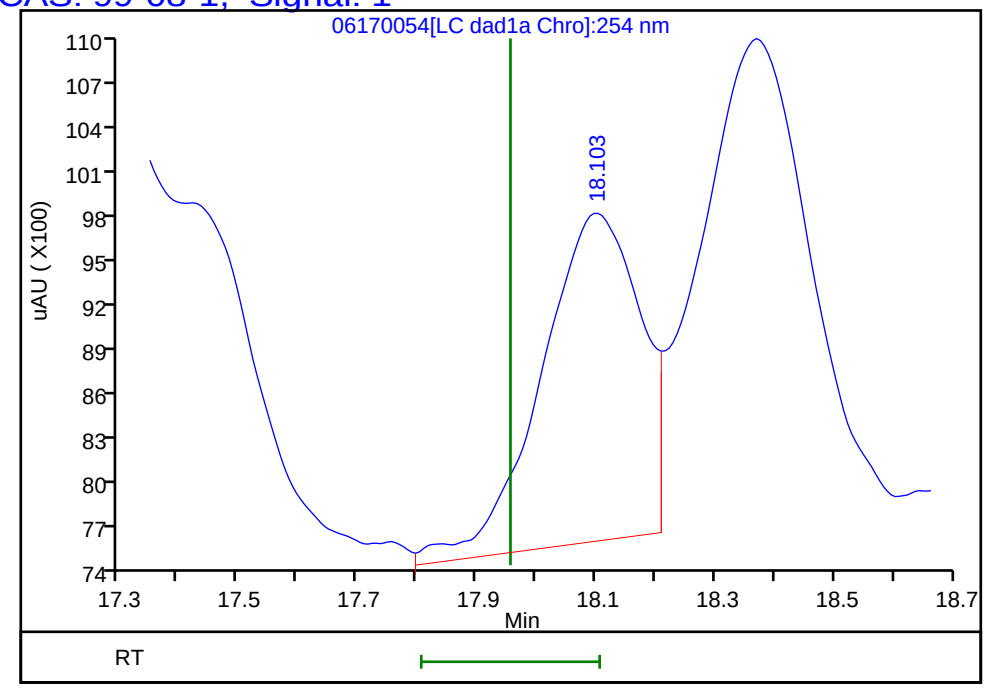

Reviewer: zhangji, 19-Jun-2020 16:22:35

Audit Action: Marked Compound Undetected Audit Reason: Invalid Compound ID

Manual Integration/User Assign Peak Report

Eurofins TestAmerica, Denver

Data File:	\\chromfs\denver\chromdata\g2_luna\20200617-92518.b\06170054.d				
Injection Date:	18-Jun-2020 21:19:31	Instrument ID:	CHHPLC_G2_LUNA		
Lims ID:	280-137110-A-9-A	Lab Sample ID:	280-137110-9		
Client ID:	EW7-PM26A-3-25				
Operator ID:	JZ	ALS Bottle#:	54	Worklist Smp#:	54
Injection Vol:	100.0 ul	Dil. Factor:	1.0000		
Method:	G2_8330_Luna	Limit Group:	GCSV - 8330		
Column:	Luna-Phenyl hexyl (4.60 mm)	Detector	LC DAD1A, 254 nm		

6 HMX, CAS: 2691-41-0

Signal: 1

Processing Integration Results

RT: 7.14
Area: 11745
Amount: 0.036274
Amount Units: ug/ml

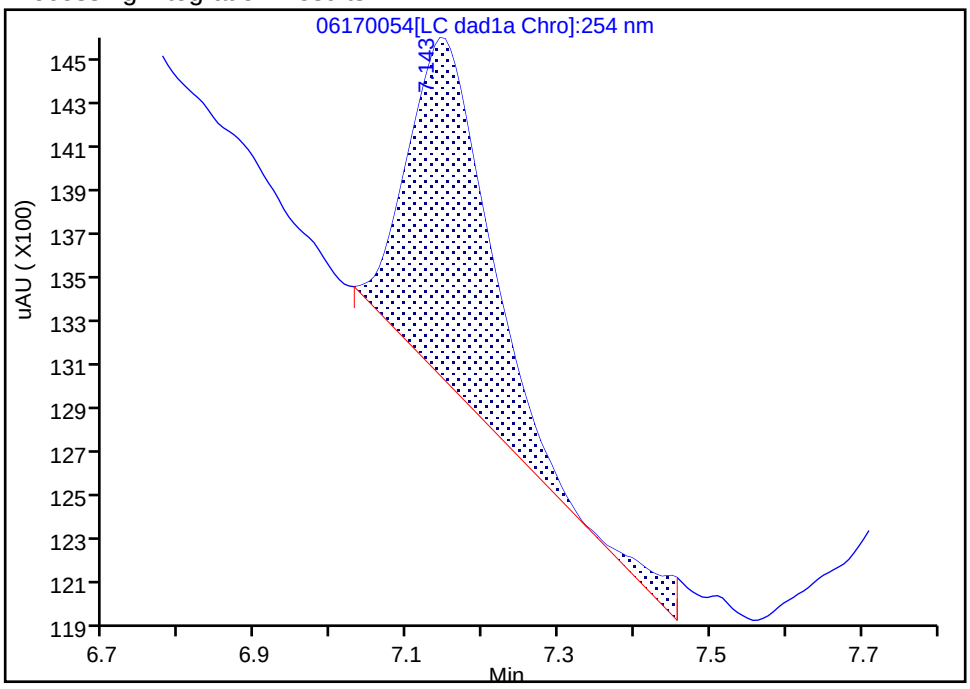

Manual Integration Results

RT: 7.14
Area: 11167
Amount: 0.033009
Amount Units: ug/ml

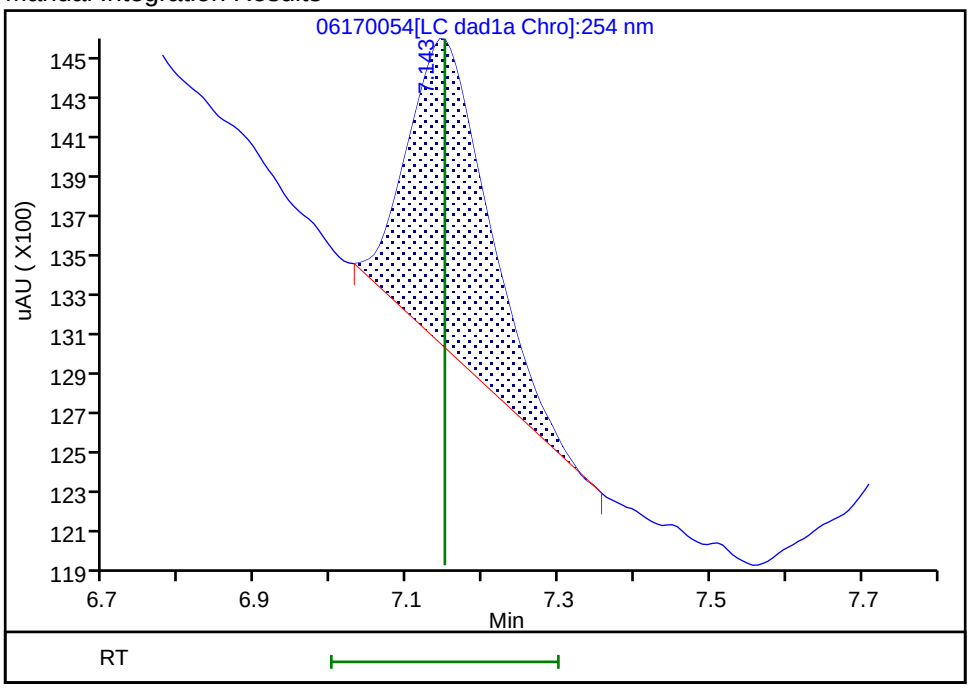

Reviewer: zhangji, 19-Jun-2020 16:22:12

Audit Action: Split an Integrated Peak Audit Reason: Baseline

User Disabled Compound Report

Eurofins TestAmerica, Denver

Data File: \\chromfs\denver\chromdata\g2_luna\20200617-92518.b\06170054.d

Injection Date:	18-Jun-2020 21:19:31	Instrument ID:	CHHPLC_G2_LUNA		
Lims ID:	280-137110-A-9-A	Lab Sample ID:	280-137110-9		
Client ID:	EW7-PM26A-3-25				
Operator ID:	JZ	ALS Bottle#:	54	Worklist Smp#:	54
Injection Vol:	100.0 ul	Dil. Factor:	1.0000		
Method:	G2_8330_Luna	Limit Group:	GCSV - 8330		
Column:	Luna-Phenyl hexyl (4.60 mm)	Detector	LC DAD1A, 254 nm		

7 MNX, CAS: 5755-27-1, Signal: 1

RT: 7.74
Response: 6995
Amount: 0.005944

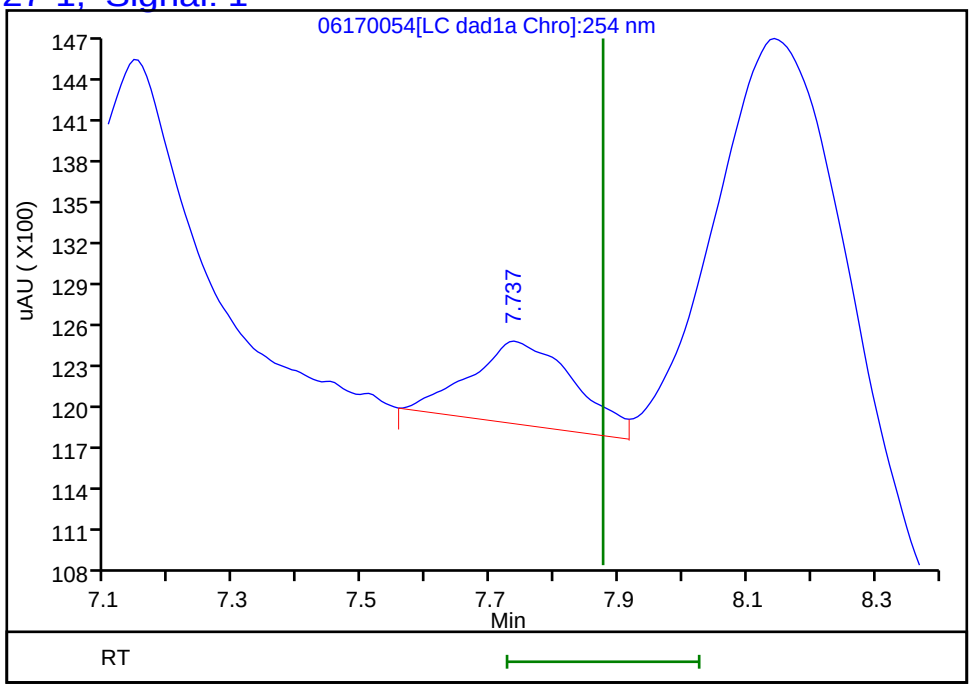

Reviewer: zhangji, 19-Jun-2020 16:22:35
Audit Action: Marked Compound Undetected Audit Reason: Invalid Compound ID

FORM I
HPLC/IC ORGANICS ANALYSIS DATA SHEET

Lab Name: Eurofins TestAmerica, Denver Job No.: 280-137110-1

SDG No.:

Client Sample ID: EW7-PM26B-3-35 Lab Sample ID: 280-137110-10

Matrix: Water Lab File ID: 06150050.D

Analysis Method: 8330A Date Collected: 06/01/2020 09:40

Extraction Method: 3535 Date Extracted: 06/04/2020 10:29

Sample wt/vol: 457.4(mL) Date Analyzed: 06/16/2020 09:26

Con. Extract Vol.: 5(mL) Dilution Factor: 10

Injection Volume: 100(uL) GC Column: UltraCarb5uODS ID: 4.6(mm)

% Moisture: GPC Cleanup:(Y/N) N

Analysis Batch No.: 498591 Units: ug/L

CAS NO.	COMPOUND NAME	RESULT	Q	LOQ	LOD	DL
99-35-4	1,3,5-Trinitrobenzene	2.2	U Q M	2.3	2.2	0.92
99-65-0	1,3-Dinitrobenzene	1.1	U Q M	1.2	1.1	0.40
118-96-7	2,4,6-Trinitrotoluene	1.1	U Q	1.2	1.1	0.49
35572-78-2	2-Amino-4,6-dinitrotoluene	1.1	U Q	1.2	1.1	0.55
88-72-2	2-Nitrotoluene	2.2	U Q	2.3	2.2	0.93
99-08-1	3-Nitrotoluene	4.4	U Q	4.4	4.4	2.1
19406-51-0	4-Amino-2,6-dinitrotoluene	1.3	U Q	1.6	1.3	0.63
99-99-0	4-Nitrotoluene	4.4	U Q	4.5	4.4	1.1
2691-41-0	HMX	2.2	U Q	2.3	2.2	0.96
98-95-3	Nitrobenzene	2.2	U Q M	2.3	2.2	0.99
121-82-4	RDX	34	Q D M J1	2.3	2.2	0.56
479-45-8	Tetryl	1.1	U Q M	1.2	1.1	0.35

CAS NO.	SURROGATE	%REC	Q	LIMITS
528-29-0	1,2-Dinitrobenzene	0	Q M	83-119

Eurofins TestAmerica, Denver
Target Compound Quantitation Report

Data File: \\chromfs\Denver\ChromData\CHHPLC_X\20200612-92376.b\06150050.D
Lims ID: 280-137110-A-10-A
Client ID: EW7-PM26B-3-35
Sample Type: Client
Inject. Date: 16-Jun-2020 09:26:11 ALS Bottle#: 50 Worklist Smp#: 50
Injection Vol: 100.0 ul Dil. Factor: 10.0000
Sample Info: 280-137110-A-10-
Misc. Info.: 280-0092376-050
Operator ID: JZ Instrument ID: CHHPLC_X3

Method: \\chromfs\Denver\ChromData\CHHPLC_X\20200612-92376.b\8330_X3.m
Limit Group: GCSV - 8330
Last Update: 16-Jun-2020 21:25:26 Calib Date: 18-Mar-2020 14:39:27
Integrator: Falcon
Quant Method: External Standard Quant By: Initial Calibration
Last ICal File: \\chromna\Denver\ChromData\CHHPLC_X\20200318-90159.b\03180015.D

Column 1 : UltraCarb5uODS (20) (4.60 mm) Det: LC DAD1B, 254 nm
Process Host: CTX1024

First Level Reviewer: zhangji Date: 16-Jun-2020 15:54:29

	Compound	Det	RT (min.)	Exp RT (min.)	Dlt RT (min.)	Response	OnCol Amt ug/mL	Flags
	3 HMX	1		6.716			ND	
	6 MNX	1	7.387	7.394	-0.007	31185	0.1967	M
	7 RDX	1	7.767	7.789	-0.022	35997	0.3087	M
$	9 1,2-Dinitrobenzene	1		8.749			ND	U
	10 1,3,5-Trinitrobenzene	1		8.929			ND	U
	11 1,3-Dinitrobenzene	1		9.575			ND	U
	12 Nitrobenzene	1		9.949			ND	U
	14 Tetryl	1		10.249			ND	U
	16 2,4,6-Trinitrotoluene	1		11.222			ND	
	17 4-Amino-2,6-dinitrotoluene	1		11.375			ND	
	18 2-Amino-4,6-dinitrotoluene	1		11.669			ND	
	19 2,6-Dinitrotoluene	1	11.780	11.809	-0.029	1284	0.008591	
	20 2,4-Dinitrotoluene	1	12.007	12.009	-0.002	2710	0.008927	
	21 o-Nitrotoluene	1		12.829			ND	
	22 p-Nitrotoluene	1		13.269			ND	
	23 m-Nitrotoluene	1		13.862			ND	

QC Flag Legend

Review Flags
M - Manually Integrated
U - Marked Undetected

Report Date: 16-Jun-2020 21:25:29 Chrom Revision: 2.3 10-Jun-2020 22:46:48

Eurofins TestAmerica, Denver

Data File: \\chromfs\denver\chromdata\chhplc_x\20200612-92376.b\06150050.d

Injection Date:	16-Jun-2020 09:26:11	Instrument ID:	CHHPLC_X3	Operator ID:	JZ
Lims ID:	280-137110-A-10-A	Lab Sample ID:	280-137110-10	Worklist Smp#:	50
Client ID:	EW7-PM26B-3-35				
Injection Vol:	100.0 ul	Dil. Factor:	10.0000	ALS Bottle#:	50
Method:	8330_X3	Limit Group:	GCSV - 8330		

Column: UltraCarb5uODS (20) (4.60 mm) Y Scaling: Method Defined: Scale to the Nth Largest Target: 1

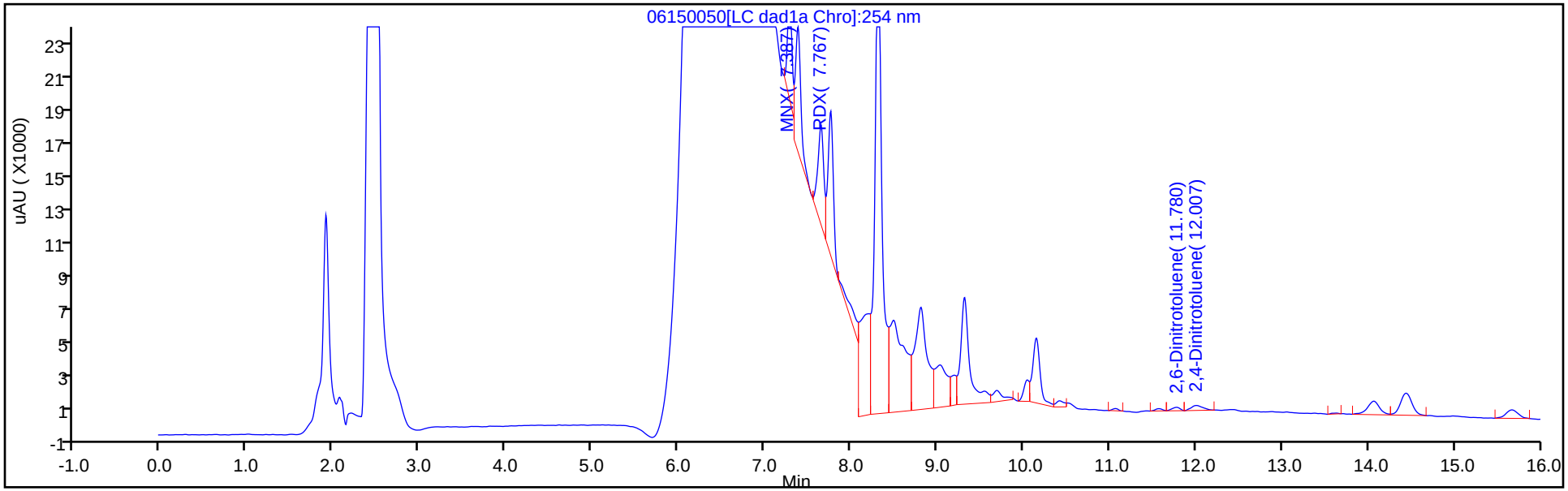

Y Scaling: Method Defined: Scale to the Nth Largest Target: 1

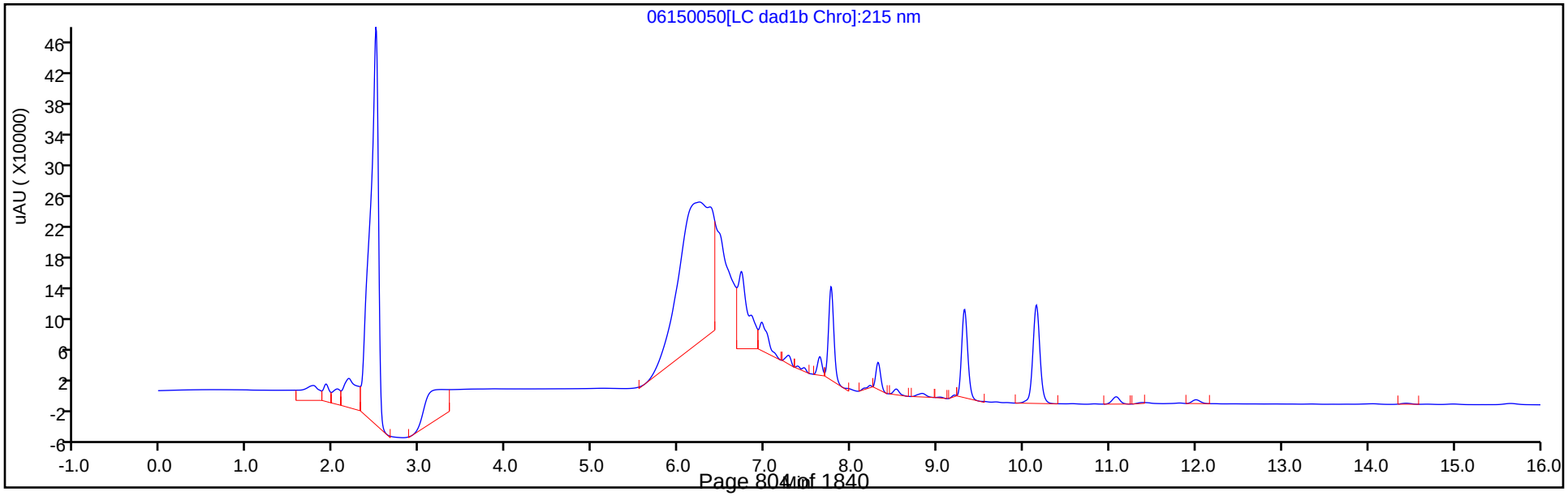

User Disabled Compound Report

Eurofins TestAmerica, Denver

Data File: \\chromfs\denver\chromdata\chhplc_x\20200612-92376.b\06150050.d

Injection Date:	16-Jun-2020 09:26:11	Instrument ID:	CHHPLC_X3		
Lims ID:	280-137110-A-10-A	Lab Sample ID:	280-137110-10		
Client ID:	EW7-PM26B-3-35				
Operator ID:	JZ	ALS Bottle#:	50	Worklist Smp#:	50
Injection Vol:	100.0 ul	Dil. Factor:	10.0000		
Method:	8330_X3	Limit Group:	GCSV - 8330		
Column:	UltraCarb5uODS (20) (4.60 mm)	Detector	LC DAD1B, 254 nm		

$ 9 1,2-Dinitrobenzene, CAS: 528-29-0, Signal: 1

RT: 8.81
Response: 59595
Amount: 0.431185

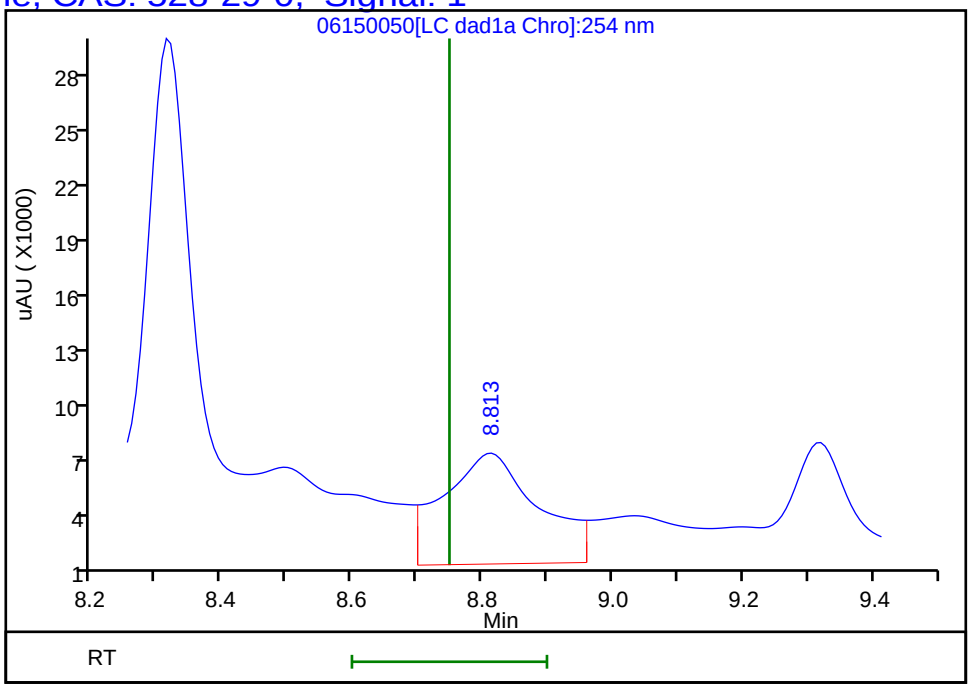

Reviewer: zhangji, 16-Jun-2020 15:54:29

Audit Action: Marked Compound Undetected Audit Reason: Invalid Compound ID

User Disabled Compound Report

Eurofins TestAmerica, Denver

Data File: \\chromfs\denver\chromdata\chhplc_x\20200612-92376.b\06150050.d

Injection Date:	16-Jun-2020 09:26:11	Instrument ID:	CHHPLC_X3		
Lims ID:	280-137110-A-10-A	Lab Sample ID:	280-137110-10		
Client ID:	EW7-PM26B-3-35				
Operator ID:	JZ	ALS Bottle#:	50	Worklist Smp#:	50
Injection Vol:	100.0 ul	Dil. Factor:	10.0000		
Method:	8330_X3	Limit Group:	GCSV - 8330		
Column:	UltraCarb5uODS (20) (4.60 mm)	Detector	LC DAD1B, 254 nm		

10 1,3,5-Trinitrobenzene, CAS: 99-35-4, Signal: 1

RT: 9.03
Response: 24617
Amount: 0.106887

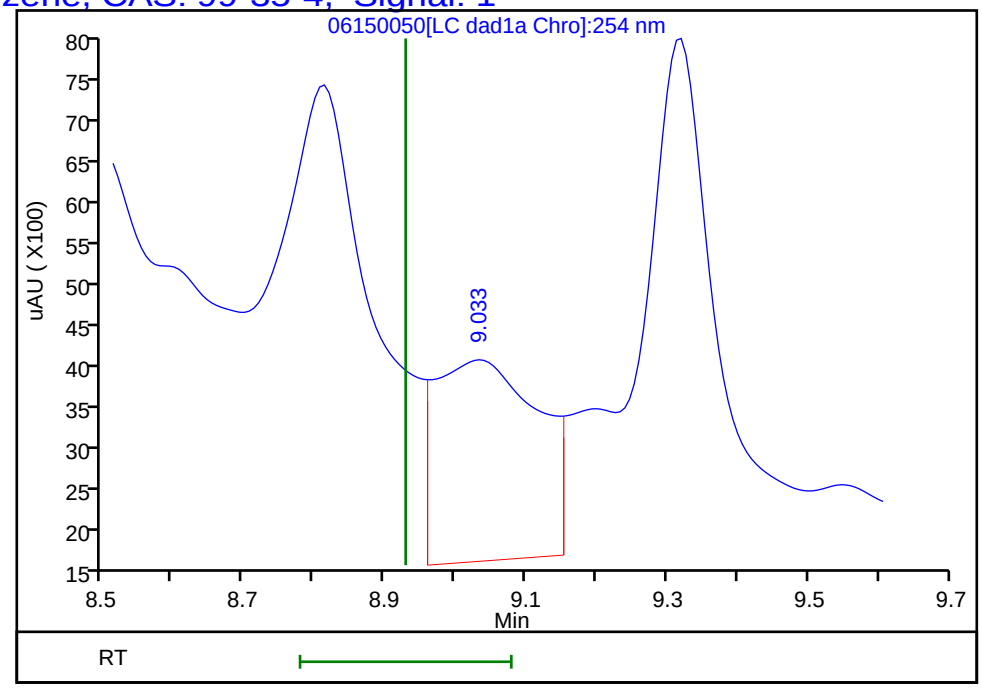

Reviewer: zhangji, 16-Jun-2020 15:54:29
Audit Action: Marked Compound Undetected Audit Reason: Invalid Compound ID

User Disabled Compound Report

Eurofins TestAmerica, Denver

Data File: \\chromfs\denver\chromdata\chhplc_x\20200612-92376.b\06150050.d

Injection Date:	16-Jun-2020 09:26:11	Instrument ID:	CHHPLC_X3		
Lims ID:	280-137110-A-10-A	Lab Sample ID:	280-137110-10		
Client ID:	EW7-PM26B-3-35				
Operator ID:	JZ	ALS Bottle#:	50	Worklist Smp#:	50
Injection Vol:	100.0 ul	Dil. Factor:	10.0000		
Method:	8330_X3	Limit Group:	GCSV - 8330		
Column:	UltraCarb5uODS (20) (4.60 mm)	Detector	LC DAD1B, 254 nm		

11 1,3-Dinitrobenzene, CAS: 99-65-0, Signal: 1

RT: 9.69
Response: 5264
Amount: 0.017164

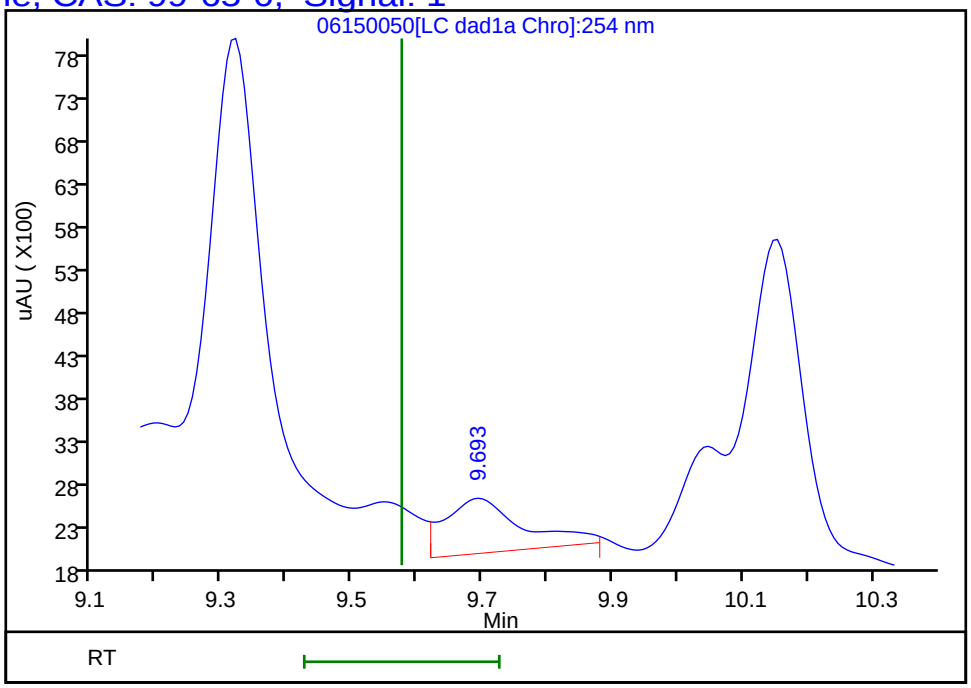

Reviewer: zhangji, 16-Jun-2020 15:54:29

Audit Action: Marked Compound Undetected Audit Reason: Invalid Compound ID

Manual Integration/User Assign Peak Report

Eurofins TestAmerica, Denver

Data File:	\\chromfs\denver\chromdata\chhplc_x\20200612-92376.b\06150050.d				
Injection Date:	16-Jun-2020 09:26:11	Instrument ID:	CHHPLC_X3		
Lims ID:	280-137110-A-10-A	Lab Sample ID:	280-137110-10		
Client ID:	EW7-PM26B-3-35				
Operator ID:	JZ	ALS Bottle#:	50	Worklist Smp#:	50
Injection Vol:	100.0 ul	Dil. Factor:	10.0000		
Method:	8330_X3	Limit Group:	GCSV - 8330		
Column:	UltraCarb5uODS (20) (4.60 mm)	Detector	LC DAD1B, 254 nm		

6 MNX, CAS: 5755-27-1

Signal: 1

Processing Integration Results

RT: 7.39
Area: 223086
Amount: 1.407090
Amount Units: ug/mL

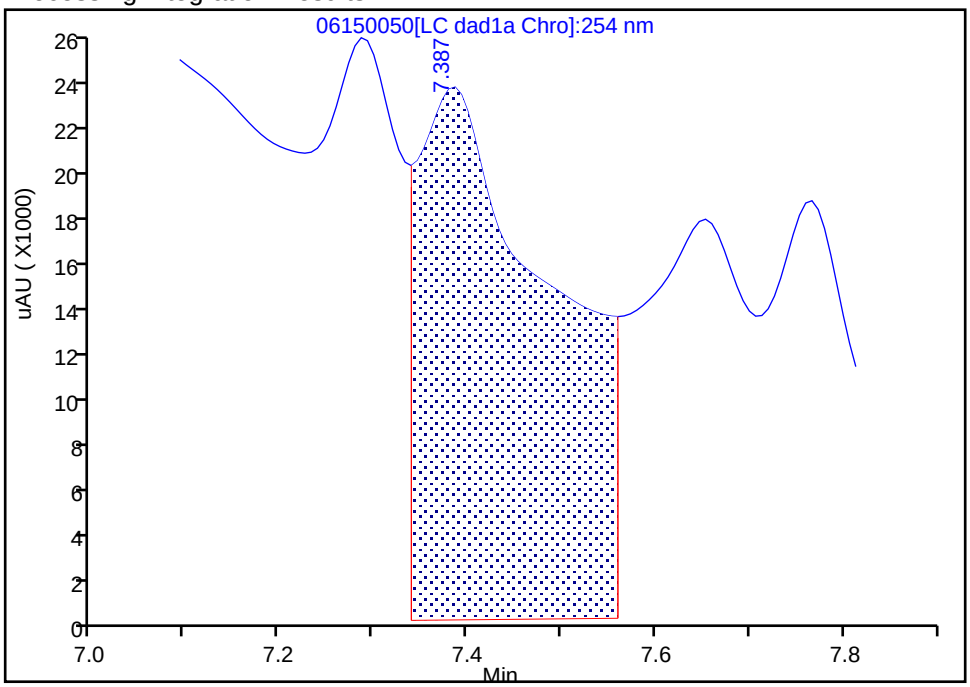

Manual Integration Results

RT: 7.39
Area: 31185
Amount: 0.196696
Amount Units: ug/mL

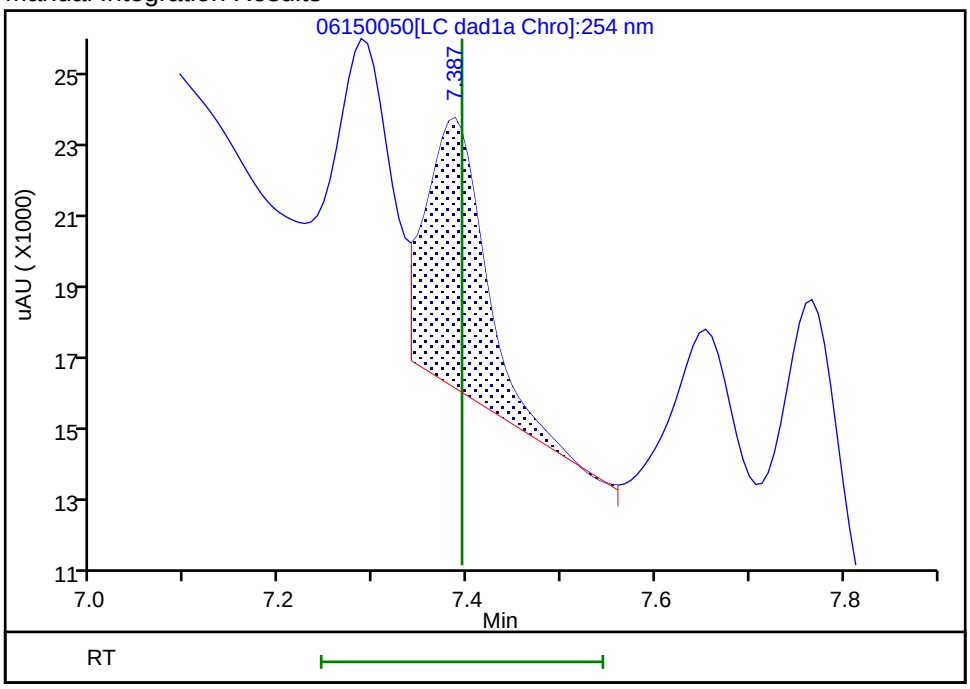

Reviewer: zhangji, 16-Jun-2020 15:54:03
Audit Action: Assigned New Baseline Audit Reason: Baseline

User Disabled Compound Report

Eurofins TestAmerica, Denver

Data File: \\chromfs\denver\chromdata\chhplc_x\20200612-92376.b\06150050.d

Injection Date:	16-Jun-2020 09:26:11	Instrument ID:	CHHPLC_X3		
Lims ID:	280-137110-A-10-A	Lab Sample ID:	280-137110-10		
Client ID:	EW7-PM26B-3-35				
Operator ID:	JZ	ALS Bottle#:	50	Worklist Smp#:	50
Injection Vol:	100.0 ul	Dil. Factor:	10.0000		
Method:	8330_X3	Limit Group:	GCSV - 8330		
Column:	UltraCarb5uODS (20) (4.60 mm)	Detector	LC DAD1B, 254 nm		

12 Nitrobenzene, CAS: 98-95-3, Signal: 1

RT: 10.05
Response: 5386
Amount: 0.026876

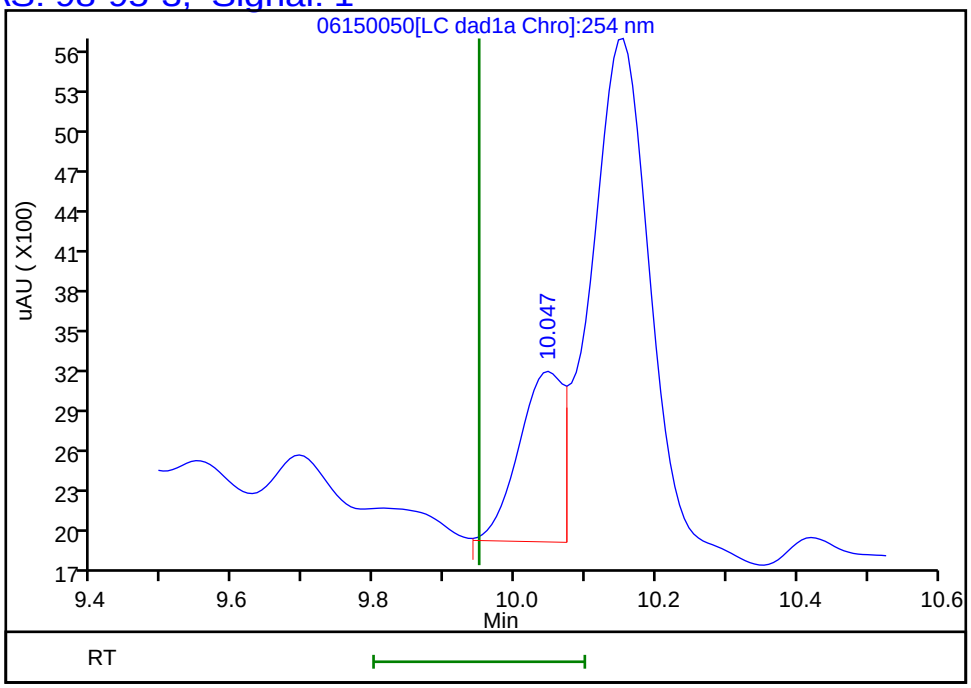

Reviewer: zhangji, 16-Jun-2020 15:54:29

Audit Action: Marked Compound Undetected Audit Reason: Invalid Compound ID

Manual Integration/User Assign Peak Report

Eurofins TestAmerica, Denver

Data File:	\\chromfs\denver\chromdata\chhplc_x\20200612-92376.b\06150050.d				
Injection Date:	16-Jun-2020 09:26:11	Instrument ID:	CHHPLC_X3		
Lims ID:	280-137110-A-10-A	Lab Sample ID:	280-137110-10		
Client ID:	EW7-PM26B-3-35				
Operator ID:	JZ	ALS Bottle#:	50	Worklist Smp#:	50
Injection Vol:	100.0 ul	Dil. Factor:	10.0000		
Method:	8330_X3	Limit Group:	GCSV - 8330		
Column:	UltraCarb5uODS (20) (4.60 mm)	Detector	LC DAD1B, 254 nm		

7 RDX, CAS: 121-82-4

Signal: 1

Processing Integration Results

RT: 7.77
Area: 210682
Amount: 1.806676
Amount Units: ug/mL

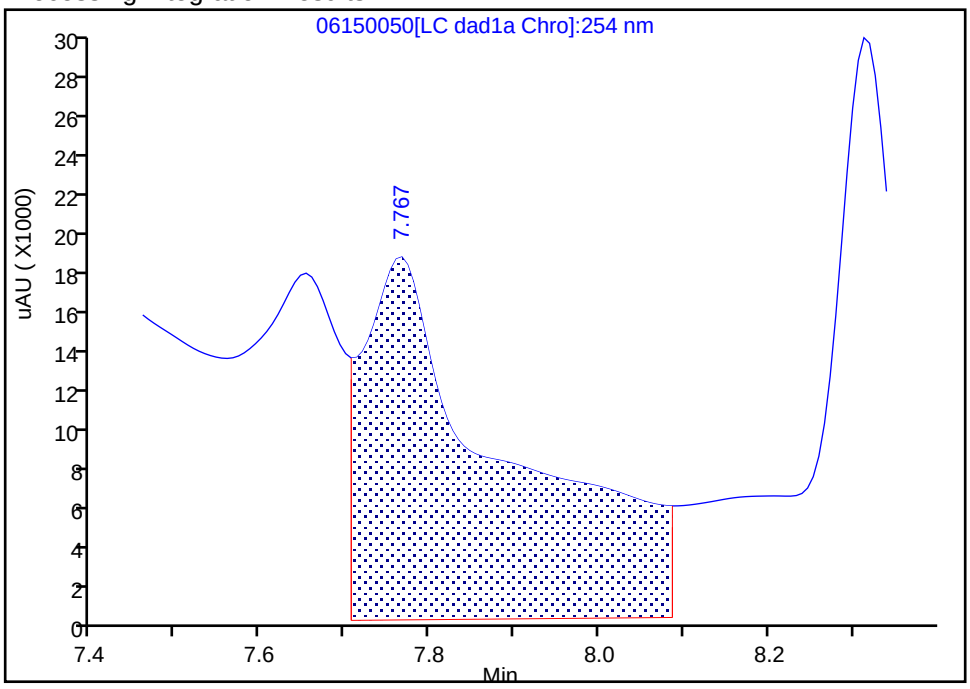

Manual Integration Results

RT: 7.77
Area: 35997
Amount: 0.308688
Amount Units: ug/mL

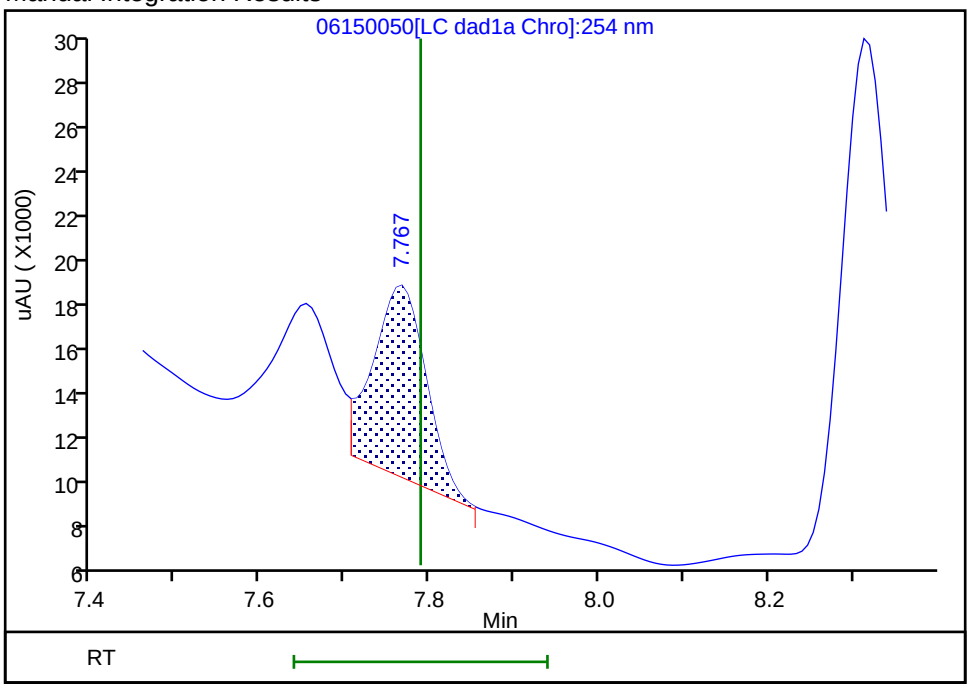

Reviewer: zhangji, 16-Jun-2020 15:54:07
Audit Action: Split an Integrated Peak Audit Reason: Baseline

User Disabled Compound Report

Eurofins TestAmerica, Denver

Data File: \\chromfs\denver\chromdata\chhplc_x\20200612-92376.b\06150050.d

Injection Date:	16-Jun-2020 09:26:11	Instrument ID:	CHHPLC_X3		
Lims ID:	280-137110-A-10-A	Lab Sample ID:	280-137110-10		
Client ID:	EW7-PM26B-3-35				
Operator ID:	JZ	ALS Bottle#:	50	Worklist Smp#:	50
Injection Vol:	100.0 ul	Dil. Factor:	10.0000		
Method:	8330_X3	Limit Group:	GCSV - 8330		
Column:	UltraCarb5uODS (20) (4.60 mm)	Detector	LC DAD1B, 254 nm		

14 Tetryl, CAS: 479-45-8, Signal: 1

RT: 10.15
Response: 22622
Amount: 0.127785

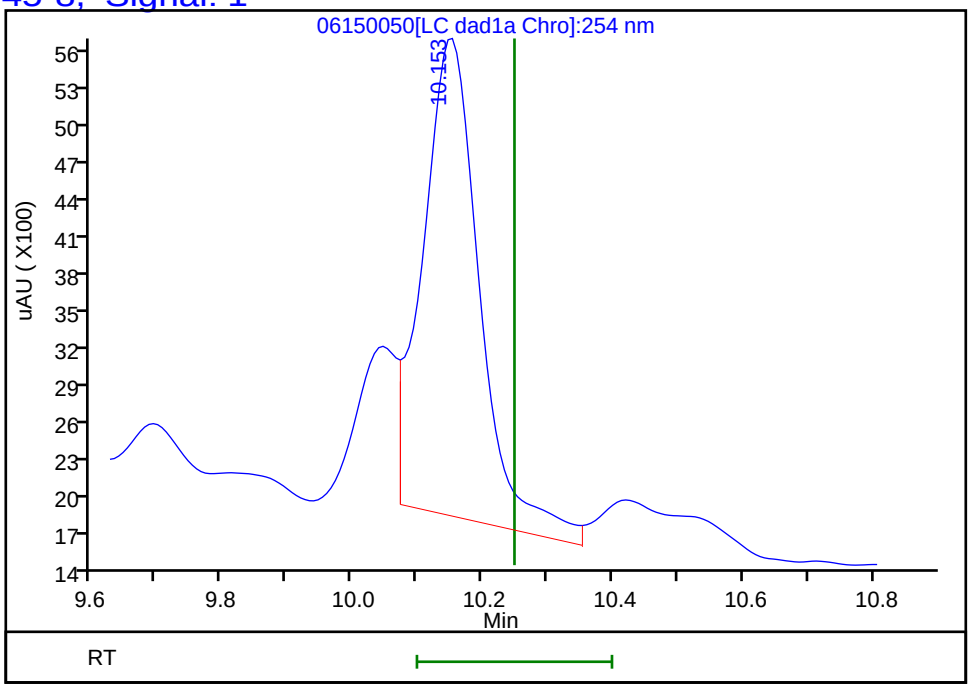

Reviewer: zhangji, 16-Jun-2020 15:54:29

Audit Action: Marked Compound Undetected Audit Reason: Invalid Compound ID

FORM I
HPLC/IC ORGANICS ANALYSIS DATA SHEET

Lab Name: Eurofins TestAmerica, Denver Job No.: 280-137110-1

SDG No.:

Client Sample ID: EW7-PM26B-3-35 Lab Sample ID: 280-137110-10

Matrix: Water Lab File ID: 06170057.D

Analysis Method: 8330A Date Collected: 06/01/2020 09:40

Extraction Method: 3535 Date Extracted: 06/04/2020 10:29

Sample wt/vol: 457.4(mL) Date Analyzed: 06/18/2020 23:04

Con. Extract Vol.: 5(mL) Dilution Factor: 10

Injection Volume: 100(uL) GC Column: Luna-phenylhex ID: 4.6(mm)

% Moisture: GPC Cleanup:(Y/N) N

Analysis Batch No.: 499146 Units: ug/L

CAS NO.	COMPOUND NAME	RESULT	Q	LOQ	LOD	DL
121-14-2	2,4-Dinitrotoluene	0.87	U Q	1.1	0.87	0.30
606-20-2	2,6-Dinitrotoluene	0.87	U Q	1.1	0.87	0.44
5755-27-1	MNX	4.4	U	22	4.4	1.7
121-82-4	*RDX*	*1.9*	*J J1 B D Q*	*2.3*	2.2	*0.56*

CAS NO.	SURROGATE	%REC	Q	LIMITS
528-29-0	1,2-Dinitrobenzene	121	*Q*	83-119

Eurofins TestAmerica, Denver
Target Compound Quantitation Report

Data File:	\\chromfs\Denver\ChromData\G2_LUNA\20200617-92518.b\06170057.D				
Lims ID:	280-137110-A-10-A				
Client ID:	EW7-PM26B-3-35				
Sample Type:	Client				
Inject. Date:	18-Jun-2020 23:04:38	ALS Bottle#:	57	Worklist Smp#:	57
Injection Vol:	100.0 ul	Dil. Factor:	10.0000		
Sample Info:	280-137110-A-10-				
Misc. Info.:	280-0092518-057				
Operator ID:	JZ	Instrument ID:	CHHPLC_G2_LUNA		
Method:	\\chromfs\Denver\ChromData\G2_LUNA\20200617-92518.b\G2_8330_Luna.m				
Limit Group:	GCSV - 8330				
Last Update:	19-Jun-2020 16:25:40	Calib Date:	15-May-2020 02:11:20		
Integrator:	Falcon				
Quant Method:	External Standard	Quant By:	Initial Calibration		
Last ICal File:	\\chromfs\Denver\ChromData\G2_LUNA\20200514-91518.b\05140024.D				
Column 1 :	Luna-Phenyl hexyl (4.60 mm)		Det: LC DAD1A, 254 nm		
Process Host:	CTX1007				
First Level Reviewer: zhangji		Date:	19-Jun-2020 16:22:55		

Compound	Det	RT (min.)	Exp RT (min.)	Dlt RT (min.)	Response	OnCol Amt ug/ml	Flags
6 HMX	1		7.150			ND	
7 MNX	1		7.876			ND	
8 RDX	1	9.415	9.369	0.046	4334	0.0177	
9 Nitrobenzene	1		12.269			ND	
$ 10 1,2-Dinitrobenzene	1	13.275	13.276	-0.001	8550	0.0242	
12 1,3-Dinitrobenzene	1		15.809			ND	
14 o-Nitrotoluene	1	16.669	16.743	-0.074	23767	0.0871	
15 p-Nitrotoluene	1		17.023			ND	
16 4-Amino-2,6-dinitrotoluene	1		17.463			ND	
17 m-Nitrotoluene	1		17.956			ND	
18 2-Amino-4,6-dinitrotoluene	1	18.342	18.396	-0.054	6102	0.0131	
19 1,3,5-Trinitrobenzene	1		19.136			ND	
20 2,6-Dinitrotoluene	1		20.056			ND	
21 2,4-Dinitrotoluene	1		20.570			ND	
22 Tetryl	1		23.870			ND	
23 2,4,6-Trinitrotoluene	1		24.883			ND	

Report Date: 19-Jun-2020 16:25:40 Chrom Revision: 2.3 17-Jun-2020 19:07:08

Eurofins TestAmerica, Denver

Data File:	\\chromfs\denver\chromdata\g2_luna\20200617-92518.b\06170057.d				
Injection Date:	18-Jun-2020 23:04:38	Instrument ID:	CHHPLC_G2_LUNA	Operator ID:	JZ
Lims ID:	280-137110-A-10-A	Lab Sample ID:	280-137110-10	Worklist Smp#:	57
Client ID:	EW7-PM26B-3-35				
Injection Vol:	100.0 ul	Dil. Factor:	10.0000	ALS Bottle#:	57
Method:	G2_8330_Luna	Limit Group:	GCSV - 8330		

Column: Luna-Phenyl hexyl (4.60 mm) Y Scaling: Method Defined: Scale to the Nth Largest Peak: 1

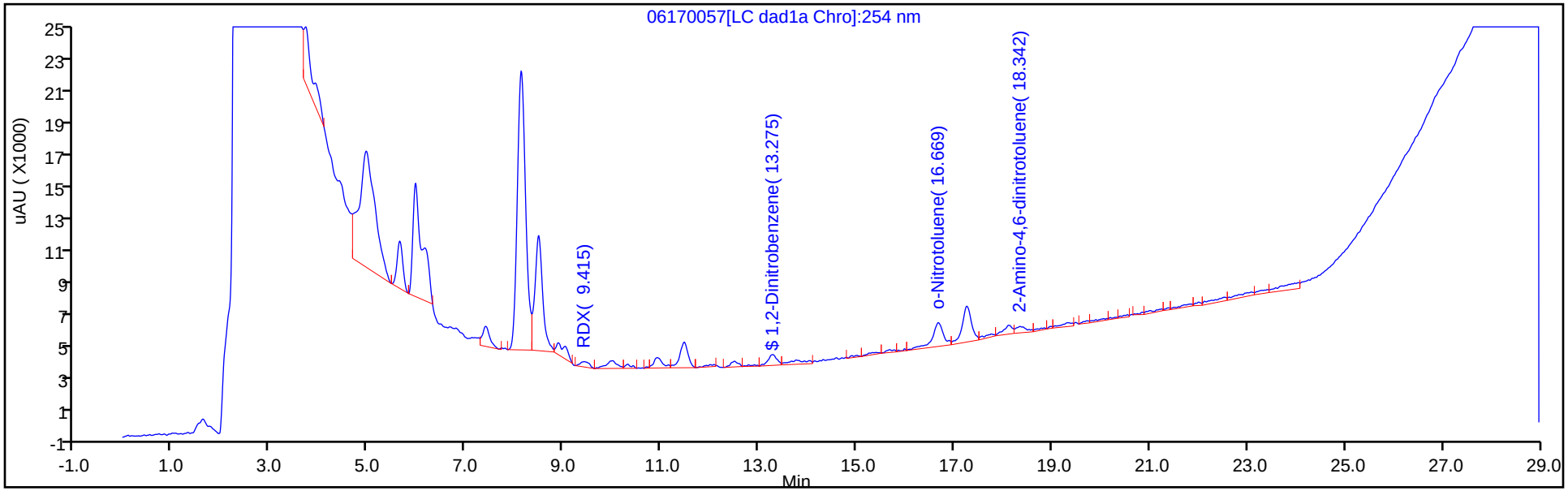

Y Scaling: Method Defined: Scale to the Nth Largest Peak: 1

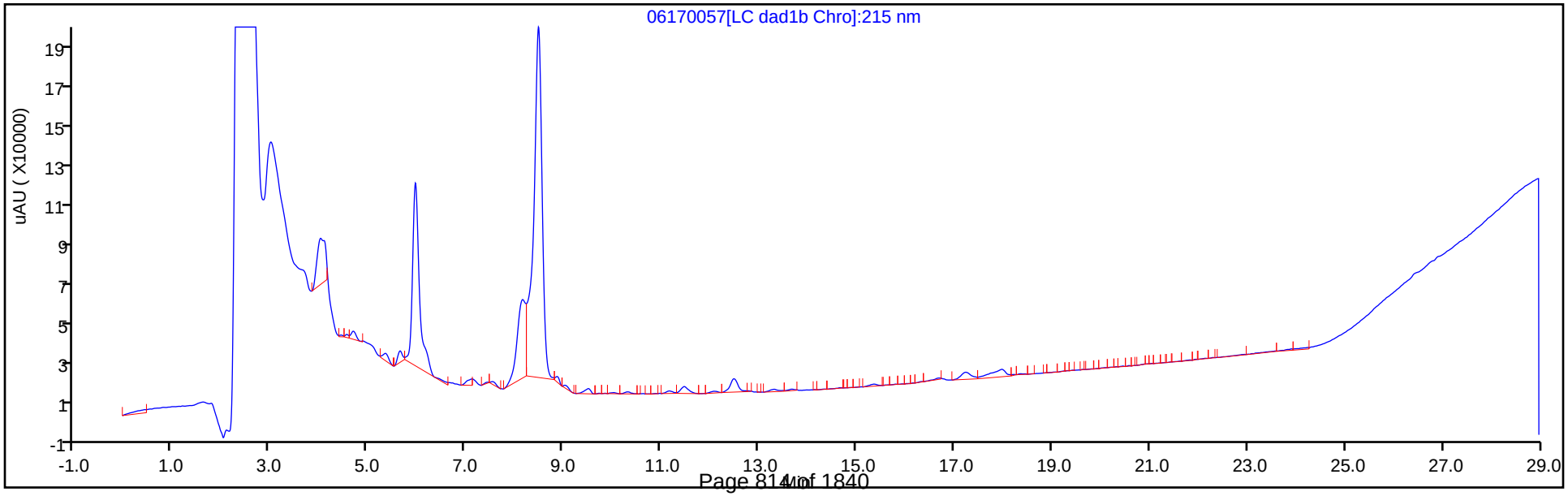

Eurofins TestAmerica, Denver
Recovery Report

Data File:	\\chromfs\Denver\ChromData\G2_LUNA\20200617-92518.b\06170057.D				
Lims ID:	280-137110-A-10-A				
Client ID:	EW7-PM26B-3-35				
Sample Type:	Client				
Inject. Date:	18-Jun-2020 23:04:38	ALS Bottle#:	57	Worklist Smp#:	57
Injection Vol:	100.0 ul	Dil. Factor:	10.0000		
Sample Info:	280-137110-A-10-				
Misc. Info.:	280-0092518-057				
Operator ID:	JZ	Instrument ID:	CHHPLC_G2_LUNA		
Method:	\\chromfs\Denver\ChromData\G2_LUNA\20200617-92518.b\G2_8330_Luna.m				
Limit Group:	GCSV - 8330				
Last Update:	19-Jun-2020 16:25:40	Calib Date:	15-May-2020 02:11:20		
Integrator:	Falcon				
Quant Method:	External Standard	Quant By:	Initial Calibration		
Last ICal File:	\\chromfs\Denver\ChromData\G2_LUNA\20200514-91518.b\05140024.D				
Column 1 :	Luna-Phenyl hexyl (4.60 mm)		Det: LC DAD1A, 254 nm		
Process Host:	CTX1007				
First Level Reviewer: zhangji		Date:	19-Jun-2020 16:22:55		

Compound	Amount Added	Amount Recovered	% Rec.
$ 10 1,2-Dinitrobenzene	0.2000	0.0242	12.10

FORM I
HPLC/IC ORGANICS ANALYSIS DATA SHEET

Lab Name: Eurofins TestAmerica, Denver Job No.: 280-137110-1

SDG No.:

Client Sample ID: EW7-PM523A-3-25 Lab Sample ID: 280-137110-11

Matrix: Water Lab File ID: 06150051.D

Analysis Method: 8330A Date Collected: 05/31/2020 08:00

Extraction Method: 3535 Date Extracted: 06/04/2020 10:29

Sample wt/vol: 456.3(mL) Date Analyzed: 06/16/2020 09:49

Con. Extract Vol.: 5(mL) Dilution Factor: 1

Injection Volume: 100(uL) GC Column: UltraCarb5uODS ID: 4.6(mm)

% Moisture: GPC Cleanup:(Y/N) N

Analysis Batch No.: 498591 Units: ug/L

CAS NO.	COMPOUND NAME	RESULT	Q	LOQ	LOD	DL
99-35-4	1,3,5-Trinitrobenzene	0.22	U M Q	0.23	0.22	0.092
99-65-0	1,3-Dinitrobenzene	0.11	U M Q	0.12	0.11	0.040
118-96-7	2,4,6-Trinitrotoluene	0.11	U Q	0.12	0.11	0.049
121-14-2	2,4-Dinitrotoluene	0.088	U Q	0.11	0.088	0.030
606-20-2	2,6-Dinitrotoluene	0.088	U Q	0.11	0.088	0.044
35572-78-2	2-Amino-4,6-dinitrotoluene	1.3	Q J1	0.12	0.11	0.056
88-72-2	2-Nitrotoluene	0.22	U Q	0.23	0.22	0.094
99-08-1	3-Nitrotoluene	0.44	U Q	0.44	0.44	0.21
19406-51-0	4-Amino-2,6-dinitrotoluene	0.13	U M Q	0.16	0.13	0.063
99-99-0	4-Nitrotoluene	0.44	U Q	0.45	0.44	0.11
2691-41-0	HMX	6.4	M Q J1	0.23	0.22	0.096
5755-27-1	MNX	0.44	U M	2.2	0.44	0.17
98-95-3	Nitrobenzene	0.22	U Q	0.23	0.22	0.10
121-82-4	RDX	0.22	U M Q	0.23	0.22	0.056
479-45-8	Tetryl	0.11	U M Q	0.12	0.11	0.035

CAS NO.	SURROGATE	%REC	Q	LIMITS
528-29-0	1,2-Dinitrobenzene	134	Q	83-119

Eurofins TestAmerica, Denver
Target Compound Quantitation Report

Data File:	\\chromfs\Denver\ChromData\CHHPLC_X\20200612-92376.b\06150051.D				
Lims ID:	280-137110-A-11-A				
Client ID:	EW7-PM523A-3-25				
Sample Type:	Client				
Inject. Date:	16-Jun-2020 09:49:11	ALS Bottle#:	51	Worklist Smp#:	51
Injection Vol:	100.0 ul	Dil. Factor:	1.0000		
Sample Info:	280-137110-A-11-				
Misc. Info.:	280-0092376-051				
Operator ID:	JZ	Instrument ID:	CHHPLC_X3		
Method:	\\chromfs\Denver\ChromData\CHHPLC_X\20200612-92376.b\8330_X3.m				
Limit Group:	GCSV - 8330				
Last Update:	16-Jun-2020 21:25:26	Calib Date:	18-Mar-2020 14:39:27		
Integrator:	Falcon				
Quant Method:	External Standard	Quant By:	Initial Calibration		
Last ICal File:	\\chromna\Denver\ChromData\CHHPLC_X\20200318-90159.b\03180015.D				
Column 1 :	UltraCarb5uODS (20) (4.60 mm)		Det: LC DAD1B, 254 nm		
Process Host:	CTX1024				
First Level Reviewer: zhangji		Date:	16-Jun-2020 16:10:32		

Compound	Det	RT (min.)	Exp RT (min.)	Dlt RT (min.)	Response	OnCol Amt ug/mL	Flags
3 HMX	1	6.758	6.716	0.042	49866	0.5801	M
6 MNX	1		7.394			ND	U
7 RDX	1		7.789			ND	U
$ 9 1,2-Dinitrobenzene	1	8.764	8.749	0.015	37126	0.2686	
10 1,3,5-Trinitrobenzene	1		8.929			ND	U
11 1,3-Dinitrobenzene	1		9.575			ND	U
12 Nitrobenzene	1		9.949			ND	
14 Tetryl	1		10.249			ND	U
16 2,4,6-Trinitrotoluene	1		11.222			ND	
17 4-Amino-2,6-dinitrotoluene	1		11.375			ND	U
18 2-Amino-4,6-dinitrotoluene	1	11.704	11.669	0.035	23150	0.1141	
19 2,6-Dinitrotoluene	1		11.809			ND	
20 2,4-Dinitrotoluene	1		12.009			ND	
21 o-Nitrotoluene	1		12.829			ND	
22 p-Nitrotoluene	1		13.269			ND	
23 m-Nitrotoluene	1		13.862			ND	

QC Flag Legend

Review Flags

M - Manually Integrated

U - Marked Undetected

Report Date: 16-Jun-2020 21:25:29 Chrom Revision: 2.3 10-Jun-2020 22:46:48

Eurofins TestAmerica, Denver

Data File: \\chromfs\denver\chromdata\chhplc_x\20200612-92376.b\06150051.d

Injection Date:	16-Jun-2020 09:49:11	Instrument ID:	CHHPLC_X3	Operator ID:	JZ
Lims ID:	280-137110-A-11-A	Lab Sample ID:	280-137110-11	Worklist Smp#:	51
Client ID:	EW7-PM523A-3-25				
Injection Vol:	100.0 ul	Dil. Factor:	1.0000	ALS Bottle#:	51
Method:	8330_X3	Limit Group:	GCSV - 8330		

Column: UltraCarb5uODS (20) (4.60 mm) Y Scaling: Method Defined: Scale to the Nth Largest Target: 1

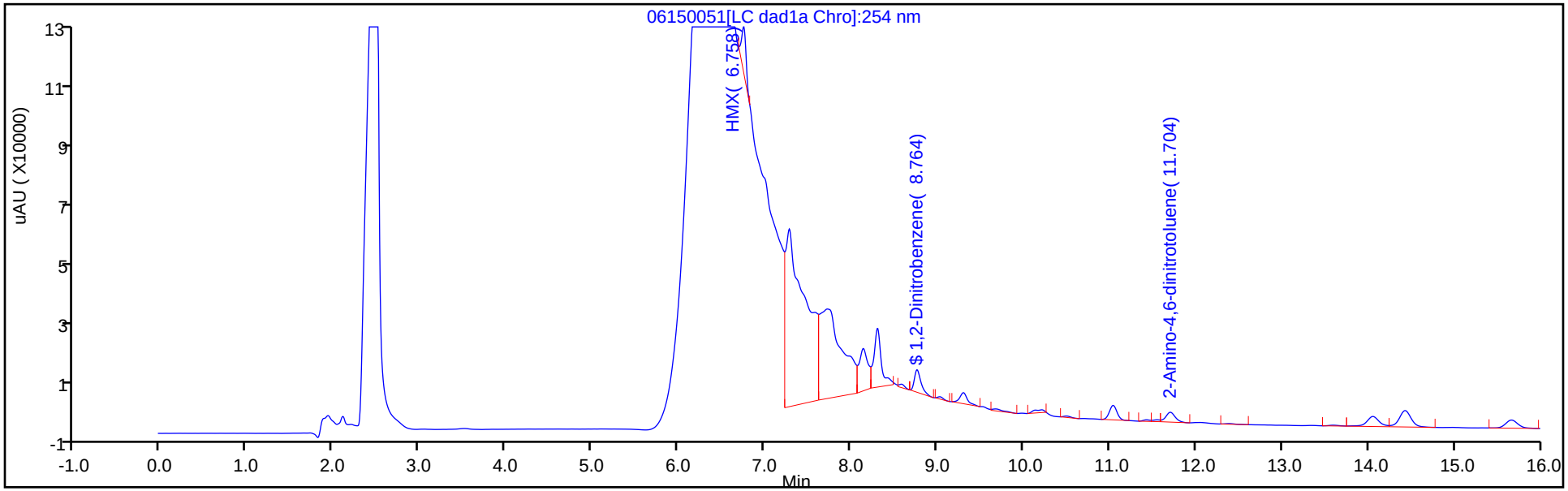

Y Scaling: Method Defined: Scale to the Nth Largest Target: 1

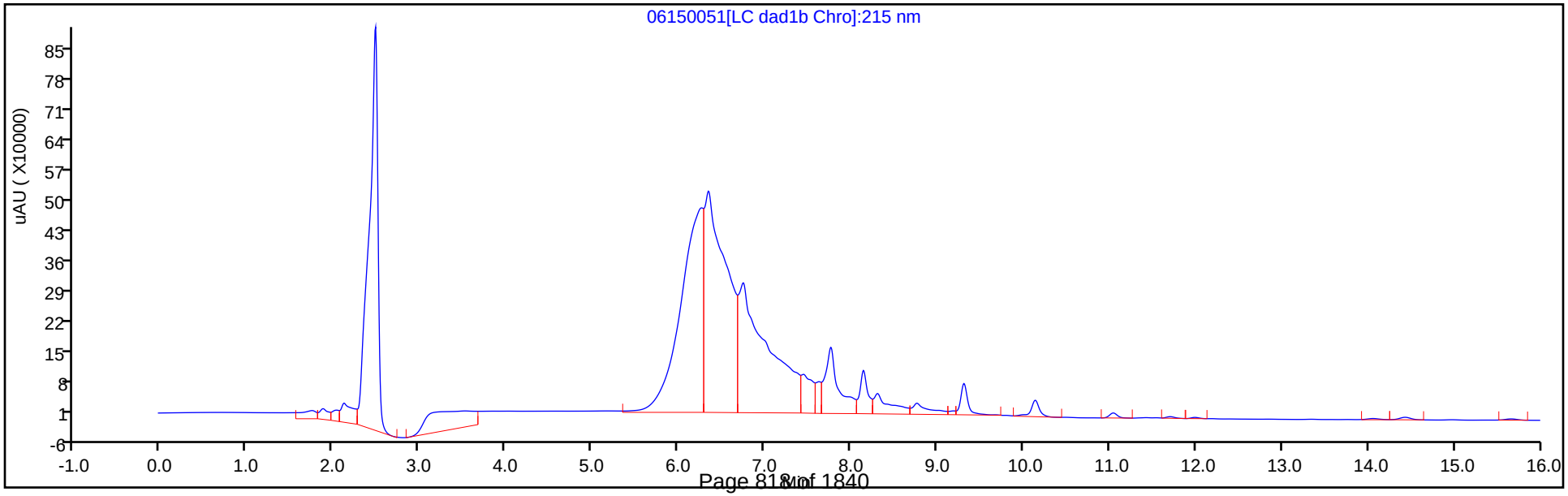

Eurofins TestAmerica, Denver
Recovery Report

Data File:	\\chromfs\Denver\ChromData\CHHPLC_X\20200612-92376.b\06150051.D				
Lims ID:	280-137110-A-11-A				
Client ID:	EW7-PM523A-3-25				
Sample Type:	Client				
Inject. Date:	16-Jun-2020 09:49:11	ALS Bottle#:	51	Worklist Smp#:	51
Injection Vol:	100.0 ul	Dil. Factor:	1.0000		
Sample Info:	280-137110-A-11-				
Misc. Info.:	280-0092376-051				
Operator ID:	JZ	Instrument ID:	CHHPLC_X3		
Method:	\\chromfs\Denver\ChromData\CHHPLC_X\20200612-92376.b\8330_X3.m				
Limit Group:	GCSV - 8330				
Last Update:	16-Jun-2020 21:25:26	Calib Date:	18-Mar-2020 14:39:27		
Integrator:	Falcon				
Quant Method:	External Standard	Quant By:	Initial Calibration		
Last ICal File:	\\chromna\Denver\ChromData\CHHPLC_X\20200318-90159.b\03180015.D				
Column 1 :	UltraCarb5uODS (20) (4.60 mm)		Det: LC DAD1B, 254 nm		
Process Host:	CTX1024				
First Level Reviewer: zhangji		Date:	16-Jun-2020 16:10:32		

Compound	Amount Added	Amount Recovered	% Rec.
$ 9 1,2-Dinitrobenzene	0.2000	0.2686	134.31

User Disabled Compound Report

Eurofins TestAmerica, Denver

Data File: \\chromfs\denver\chromdata\chhplc_x\20200612-92376.b\06150051.d

Injection Date:	16-Jun-2020 09:49:11	Instrument ID:	CHHPLC_X3		
Lims ID:	280-137110-A-11-A	Lab Sample ID:	280-137110-11		
Client ID:	EW7-PM523A-3-25				
Operator ID:	JZ	ALS Bottle#:	51	Worklist Smp#:	51
Injection Vol:	100.0 ul	Dil. Factor:	1.0000		
Method:	8330_X3	Limit Group:	GCSV - 8330		
Column:	UltraCarb5uODS (20) (4.60 mm)	Detector	LC DAD1B, 254 nm		

10 1,3,5-Trinitrobenzene, CAS: 99-35-4, Signal: 1

RT: 9.03
Response: 3097
Amount: 0.013447

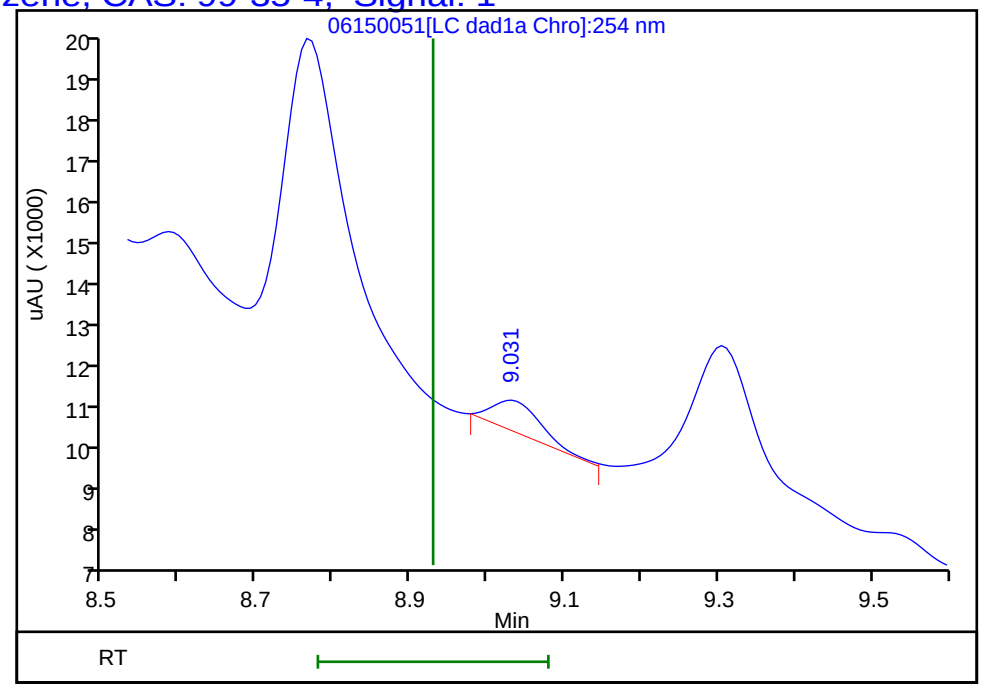

Reviewer: zhangji, 16-Jun-2020 16:10:32
Audit Action: Marked Compound Undetected Audit Reason: Invalid Compound ID

User Disabled Compound Report

Eurofins TestAmerica, Denver

Data File: \\chromfs\denver\chromdata\chhplc_x\20200612-92376.b\06150051.d

Injection Date:	16-Jun-2020 09:49:11	Instrument ID:	CHHPLC_X3		
Lims ID:	280-137110-A-11-A	Lab Sample ID:	280-137110-11		
Client ID:	EW7-PM523A-3-25				
Operator ID:	JZ	ALS Bottle#:	51	Worklist Smp#:	51
Injection Vol:	100.0 ul	Dil. Factor:	1.0000		
Method:	8330_X3	Limit Group:	GCSV - 8330		
Column:	UltraCarb5uODS (20) (4.60 mm)	Detector	LC DAD1B, 254 nm		

11 1,3-Dinitrobenzene, CAS: 99-65-0, Signal: 1

RT: 9.68
Response: 5194
Amount: 0.016936

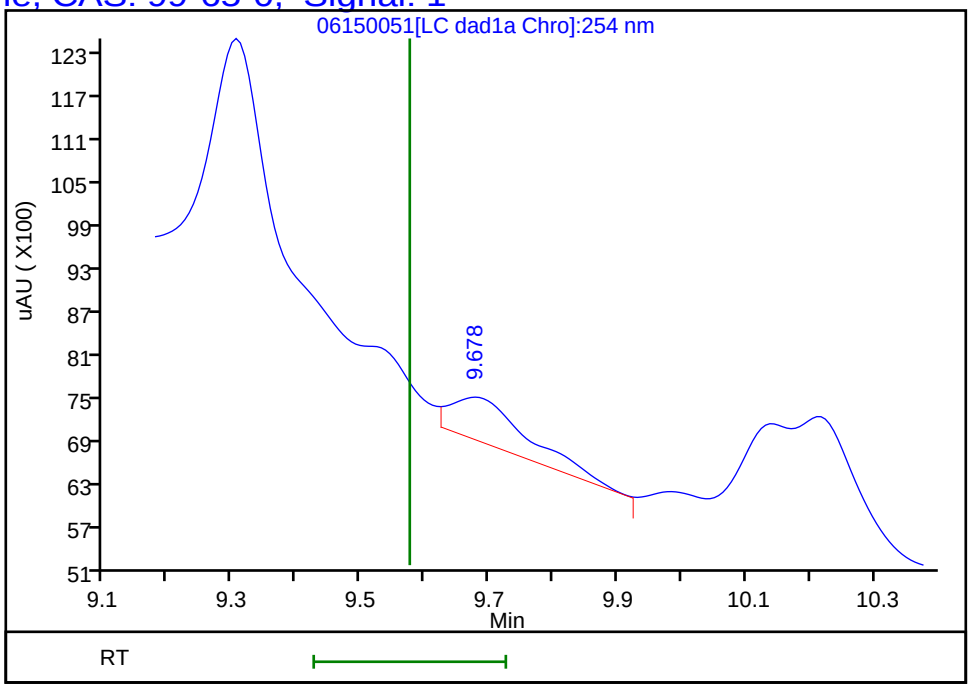

Reviewer: zhangji, 16-Jun-2020 16:10:32
Audit Action: Marked Compound Undetected Audit Reason: Invalid Compound ID

User Disabled Compound Report

Eurofins TestAmerica, Denver

Data File: \\chromfs\denver\chromdata\chhplc_x\20200612-92376.b\06150051.d

Injection Date:	16-Jun-2020 09:49:11	Instrument ID:	CHHPLC_X3		
Lims ID:	280-137110-A-11-A	Lab Sample ID:	280-137110-11		
Client ID:	EW7-PM523A-3-25				
Operator ID:	JZ	ALS Bottle#:	51	Worklist Smp#:	51
Injection Vol:	100.0 ul	Dil. Factor:	1.0000		
Method:	8330_X3	Limit Group:	GCSV - 8330		
Column:	UltraCarb5uODS (20) (4.60 mm)	Detector	LC DAD1B, 254 nm		

17 4-Amino-2,6-dinitrotoluene, CAS: 19406-51-0, Signal: 1

RT: 11.43
Response: 2554
Amount: 0.020842

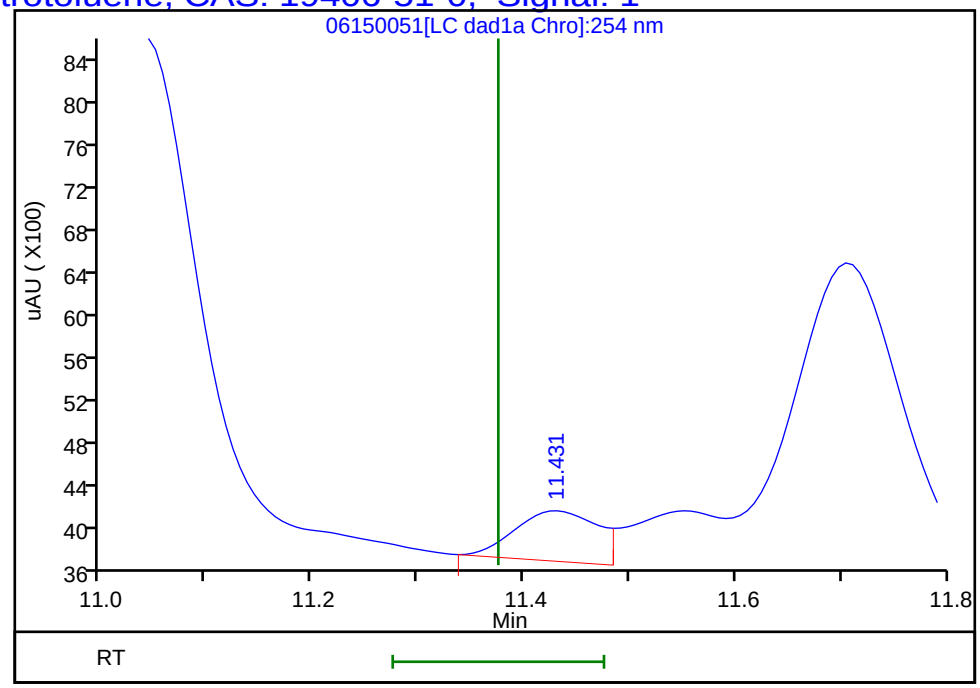

Reviewer: zhangji, 16-Jun-2020 16:10:32

Audit Action: Marked Compound Undetected Audit Reason: Invalid Compound ID

Manual Integration/User Assign Peak Report

Eurofins TestAmerica, Denver

Data File:	\\chromfs\denver\chromdata\chhplc_x\20200612-92376.b\06150051.d				
Injection Date:	16-Jun-2020 09:49:11	Instrument ID:	CHHPLC_X3		
Lims ID:	280-137110-A-11-A	Lab Sample ID:	280-137110-11		
Client ID:	EW7-PM523A-3-25				
Operator ID:	JZ	ALS Bottle#:	51	Worklist Smp#:	51
Injection Vol:	100.0 ul	Dil. Factor:	1.0000		
Method:	8330_X3	Limit Group:	GCSV - 8330		
Column:	UltraCarb5uODS (20) (4.60 mm)	Detector	LC DAD1B, 254 nm		

3 HMX, CAS: 2691-41-0

Signal: 1

Processing Integration Results

RT: 6.76
Area: 2451827
Amount: 28.522164
Amount Units: ug/mL

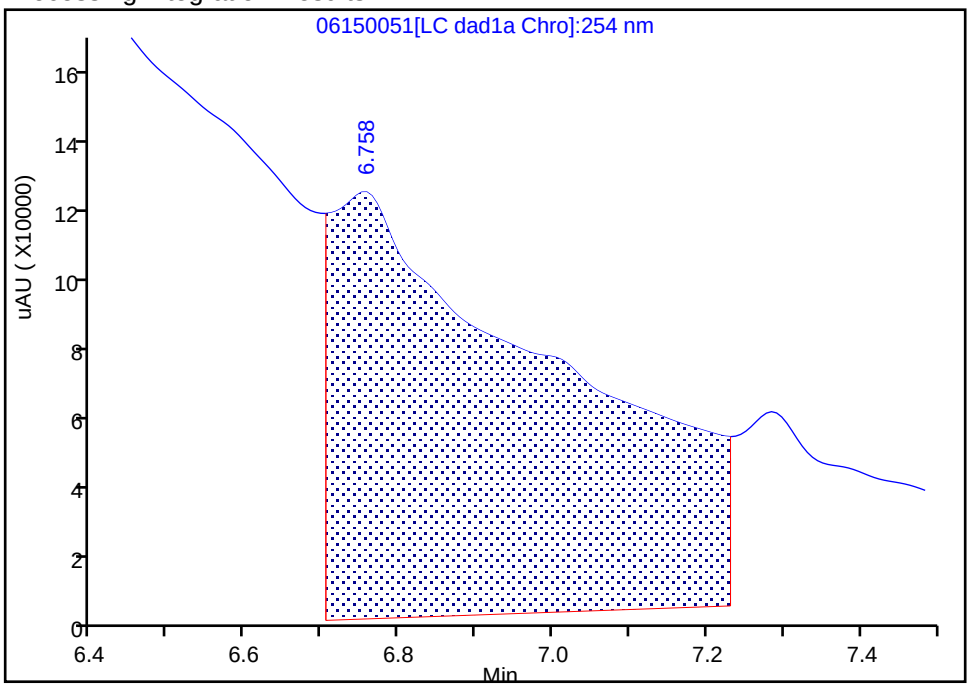

Manual Integration Results

RT: 6.76
Area: 49866
Amount: 0.580092
Amount Units: ug/mL

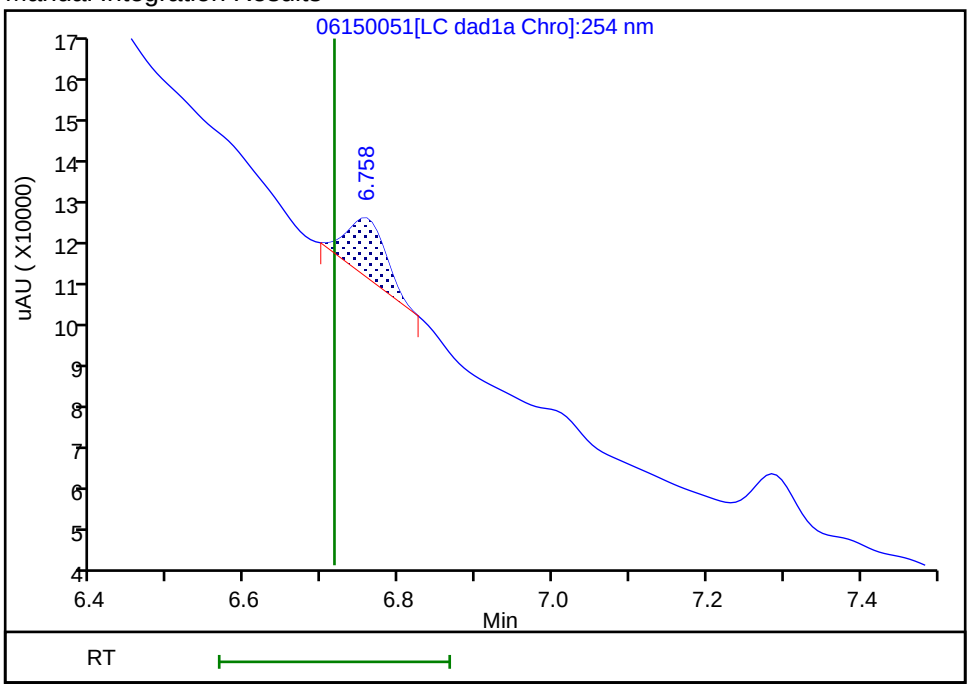

Reviewer: zhangji, 16-Jun-2020 16:10:07

Audit Action: Manually Integrated Audit Reason: Baseline

User Disabled Compound Report

Eurofins TestAmerica, Denver

Data File: \\chromfs\denver\chromdata\chhplc_x\20200612-92376.b\06150051.d

Injection Date:	16-Jun-2020 09:49:11	Instrument ID:	CHHPLC_X3		
Lims ID:	280-137110-A-11-A	Lab Sample ID:	280-137110-11		
Client ID:	EW7-PM523A-3-25				
Operator ID:	JZ	ALS Bottle#:	51	Worklist Smp#:	51
Injection Vol:	100.0 ul	Dil. Factor:	1.0000		
Method:	8330_X3	Limit Group:	GCSV - 8330		
Column:	UltraCarb5uODS (20) (4.60 mm)	Detector	LC DAD1B, 254 nm		

6 MNX, CAS: 5755-27-1, Signal: 1

RT: 7.28
Response: 864572
Amount: 5.453192

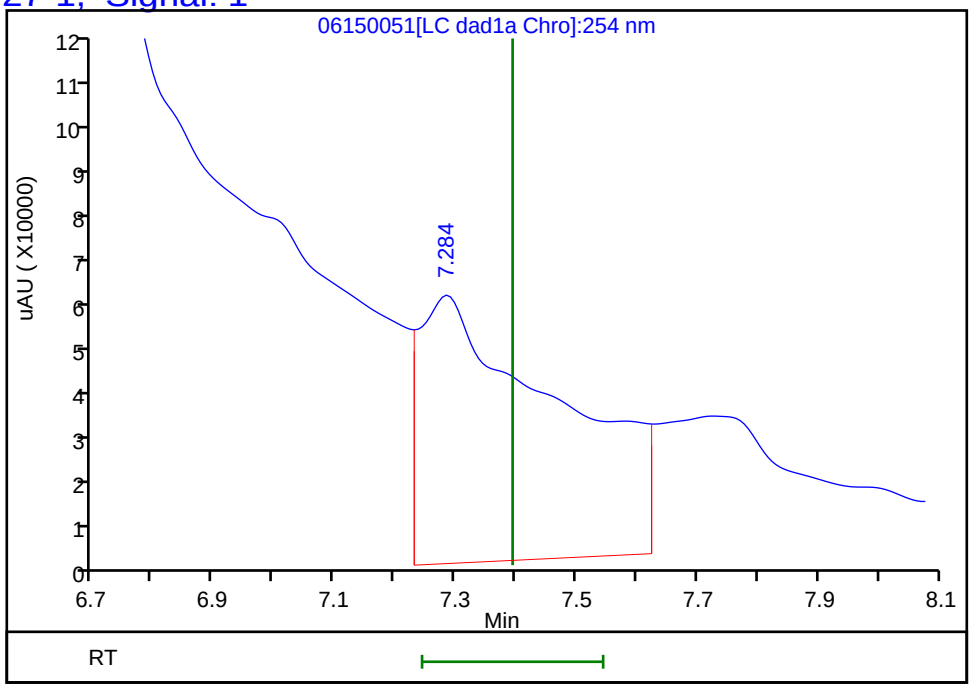

Reviewer: zhangji, 16-Jun-2020 16:10:32

Audit Action: Marked Compound Undetected Audit Reason: Invalid Compound ID

User Disabled Compound Report

Eurofins TestAmerica, Denver

Data File:	\\chromfs\denver\chromdata\chhplc_x\20200612-92376.b\06150051.d				
Injection Date:	16-Jun-2020 09:49:11	Instrument ID:	CHHPLC_X3		
Lims ID:	280-137110-A-11-A	Lab Sample ID:	280-137110-11		
Client ID:	EW7-PM523A-3-25				
Operator ID:	JZ	ALS Bottle#:	51	Worklist Smp#:	51
Injection Vol:	100.0 ul	Dil. Factor:	1.0000		
Method:	8330_X3	Limit Group:	GCSV - 8330		
Column:	UltraCarb5uODS (20) (4.60 mm)	Detector	LC DAD1B, 254 nm		

7 RDX, CAS: 121-82-4, Signal: 1

RT: 7.72
Response: 492353
Amount: 4.222108

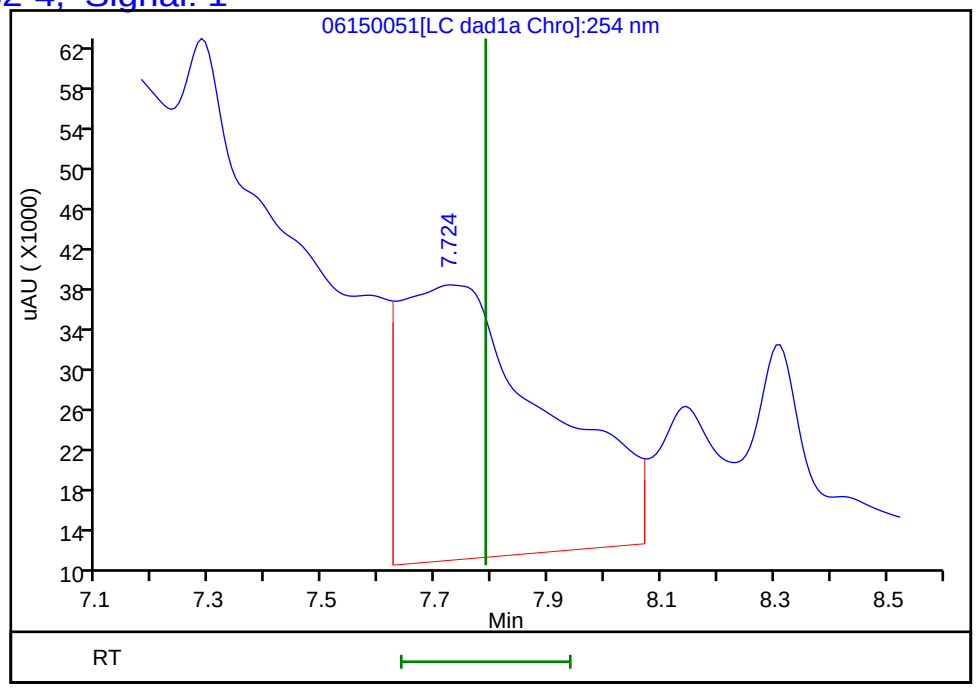

Reviewer: zhangji, 16-Jun-2020 16:10:32
Audit Action: Marked Compound Undetected Audit Reason: Invalid Compound ID

User Disabled Compound Report

Eurofins TestAmerica, Denver

Data File:	\\chromfs\denver\chromdata\chhplc_x\20200612-92376.b\06150051.d				
Injection Date:	16-Jun-2020 09:49:11	Instrument ID:	CHHPLC_X3		
Lims ID:	280-137110-A-11-A	Lab Sample ID:	280-137110-11		
Client ID:	EW7-PM523A-3-25				
Operator ID:	JZ	ALS Bottle#:	51	Worklist Smp#:	51
Injection Vol:	100.0 ul	Dil. Factor:	1.0000		
Method:	8330_X3	Limit Group:	GCSV - 8330		
Column:	UltraCarb5uODS (20) (4.60 mm)	Detector	LC DAD1B, 254 nm		

14 Tetryl, CAS: 479-45-8, Signal: 1

RT: 10.14
Response: 7488
Amount: 0.042297

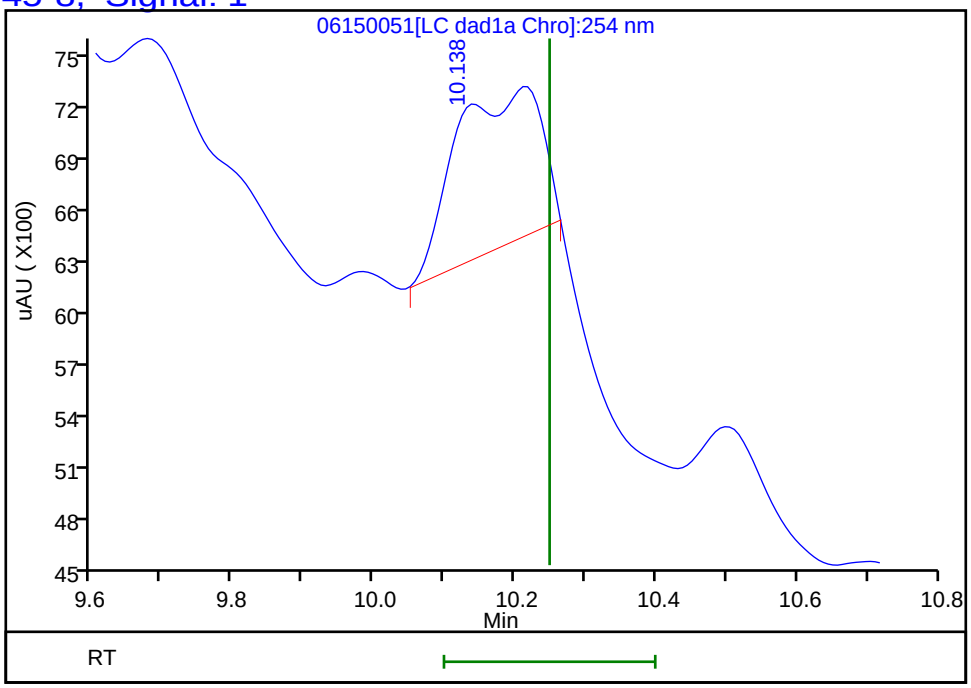

Reviewer: zhangji, 16-Jun-2020 16:10:32
Audit Action: Marked Compound Undetected Audit Reason: Invalid Compound ID

FORM I
HPLC/IC ORGANICS ANALYSIS DATA SHEET

Lab Name: Eurofins TestAmerica, Denver Job No.: 280-137110-1

SDG No.:

Client Sample ID: EW7-PM523A-3-25 Lab Sample ID: 280-137110-11

Matrix: Water Lab File ID: 06170058.D

Analysis Method: 8330A Date Collected: 05/31/2020 08:00

Extraction Method: 3535 Date Extracted: 06/04/2020 10:29

Sample wt/vol: 456.3(mL) Date Analyzed: 06/18/2020 23:39

Con. Extract Vol.: 5(mL) Dilution Factor: 1

Injection Volume: 100(uL) GC Column: Luna-phenylhex ID: 4.6(mm)

% Moisture: GPC Cleanup:(Y/N) N

Analysis Batch No.: 499146 Units: ug/L

CAS NO.	COMPOUND NAME	RESULT	Q	LOQ	LOD	DL
35572-78-2	*2-Amino-4,6-dinitrotoluene*	*0.68*	*J1*	*0.12*	0.11	*0.056*
2691-41-0	*HMX*	*0.41*	*J1*	*0.23*	0.22	*0.096*

CAS NO.	SURROGATE	%REC	Q	LIMITS
528-29-0	1,2-Dinitrobenzene	103		83-119

Eurofins TestAmerica, Denver
Target Compound Quantitation Report

Data File: \\chromfs\Denver\ChromData\G2_LUNA\20200617-92518.b\06170058.D
Lims ID: 280-137110-A-11-A
Client ID: EW7-PM523A-3-25
Sample Type: Client
Inject. Date: 18-Jun-2020 23:39:36 ALS Bottle#: 58 Worklist Smp#: 58
Injection Vol: 100.0 ul Dil. Factor: 1.0000
Sample Info: 280-137110-A-11-
Misc. Info.: 280-0092518-058
Operator ID: JZ Instrument ID: CHHPLC_G2_LUNA

Method: \\chromfs\Denver\ChromData\G2_LUNA\20200617-92518.b\G2_8330_Luna.m
Limit Group: GCSV - 8330
Last Update: 19-Jun-2020 16:25:40 Calib Date: 15-May-2020 02:11:20
Integrator: Falcon
Quant Method: External Standard Quant By: Initial Calibration
Last ICal File: \\chromfs\Denver\ChromData\G2_LUNA\20200514-91518.b\05140024.D

Column 1 : Luna-Phenyl hexyl (4.60 mm) Det: LC DAD1A, 254 nm
Process Host: CTX1007

First Level Reviewer: zhangji Date: 19-Jun-2020 16:23:10

Compound	Det	RT (min.)	Exp RT (min.)	Dlt RT (min.)	Response	OnCol Amt ug/ml	Flags
6 HMX	1	7.158	7.150	0.008	11972	0.0376	
7 MNX	1		7.876			ND	
8 RDX	1	9.378	9.369	0.009	12303	0.0503	
9 Nitrobenzene	1		12.269			ND	
$ 10 1,2-Dinitrobenzene	1	13.278	13.276	0.002	58768	0.2054	
12 1,3-Dinitrobenzene	1		15.809			ND	
14 o-Nitrotoluene	1	16.658	16.743	-0.085	55277	0.2025	
15 p-Nitrotoluene	1		17.023			ND	
16 4-Amino-2,6-dinitrotoluene	1		17.463			ND	
17 m-Nitrotoluene	1		17.956			ND	
18 2-Amino-4,6-dinitrotoluene	1	18.358	18.396	-0.038	28810	0.0619	
19 1,3,5-Trinitrobenzene	1		19.136			ND	U
20 2,6-Dinitrotoluene	1		20.056			ND	
21 2,4-Dinitrotoluene	1		20.570			ND	
22 Tetryl	1		23.870			ND	
23 2,4,6-Trinitrotoluene	1		24.883			ND	

QC Flag Legend

Review Flags
U - Marked Undetected

Report Date: 19-Jun-2020 16:25:41 Chrom Revision: 2.3 17-Jun-2020 19:07:08

Eurofins TestAmerica, Denver

Data File: \\chromfs\denver\chromdata\g2_luna\20200617-92518.b\06170058.d

Injection Date:	18-Jun-2020 23:39:36	Instrument ID:	CHHPLC_G2_LUNA	Operator ID:	JZ
Lims ID:	280-137110-A-11-A	Lab Sample ID:	280-137110-11	Worklist Smp#:	58
Client ID:	EW7-PM523A-3-25				
Injection Vol:	100.0 ul	Dil. Factor:	1.0000	ALS Bottle#:	58
Method:	G2_8330_Luna	Limit Group:	GCSV - 8330		

Column: Luna-Phenyl hexyl (4.60 mm) Y Scaling: Method Defined: Scale to the Nth Largest Peak: 1

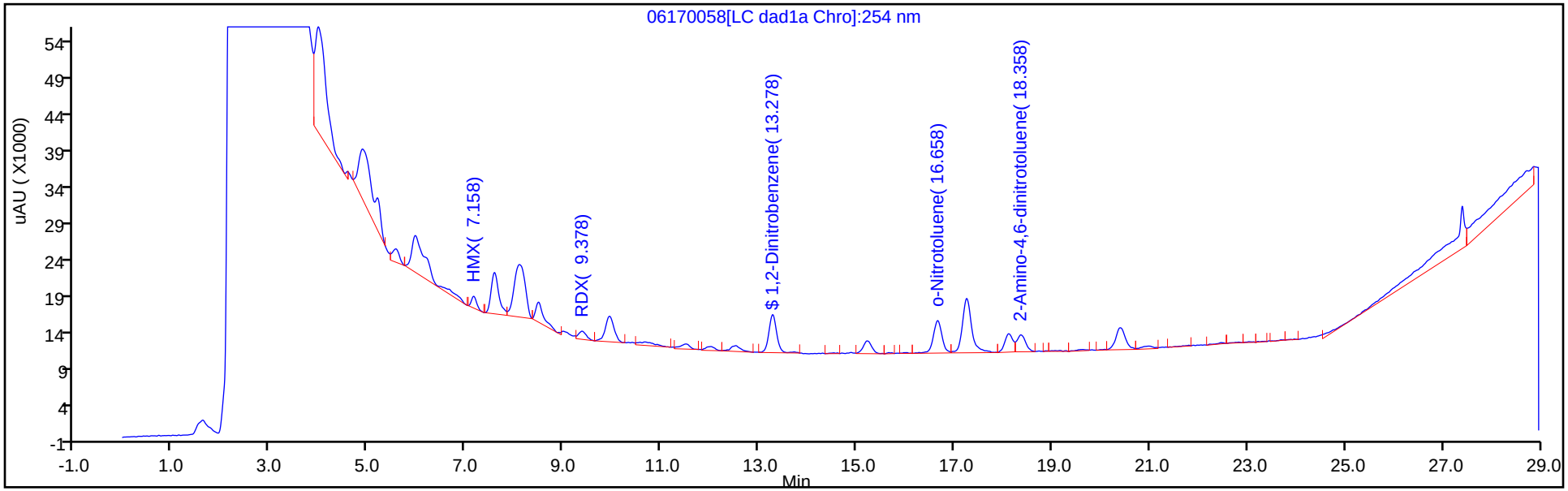

Y Scaling: Method Defined: Scale to the Nth Largest Peak: 1

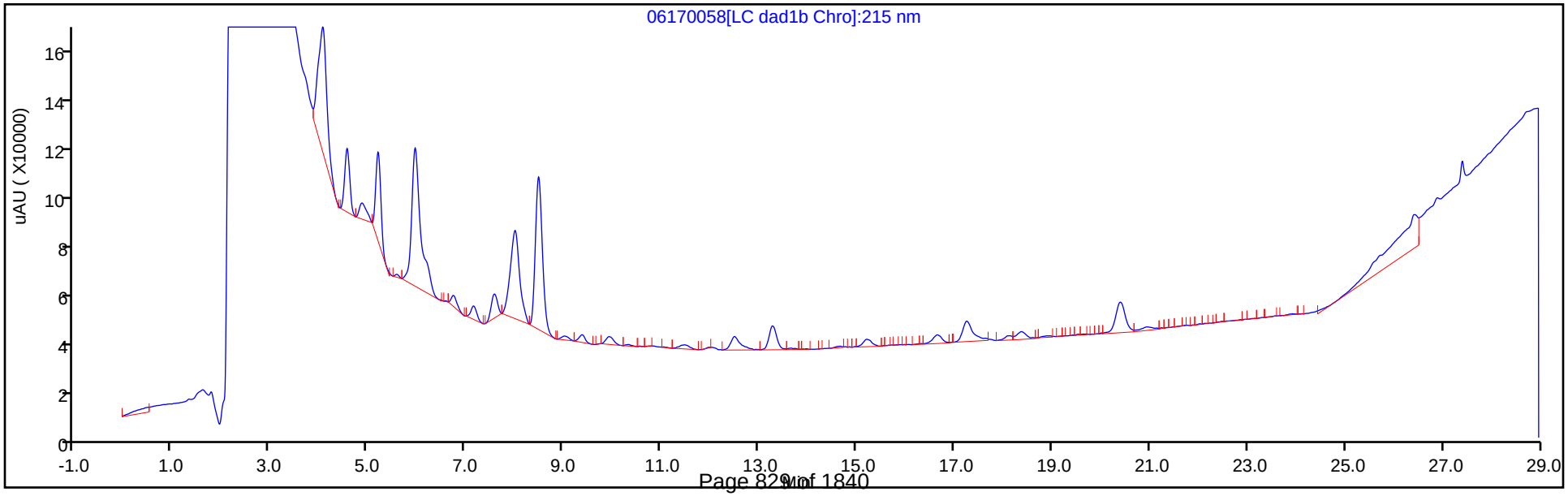

Eurofins TestAmerica, Denver
Recovery Report

Data File:	\\chromfs\Denver\ChromData\G2_LUNA\20200617-92518.b\06170058.D				
Lims ID:	280-137110-A-11-A				
Client ID:	EW7-PM523A-3-25				
Sample Type:	Client				
Inject. Date:	18-Jun-2020 23:39:36	ALS Bottle#:	58	Worklist Smp#:	58
Injection Vol:	100.0 ul	Dil. Factor:	1.0000		
Sample Info:	280-137110-A-11-				
Misc. Info.:	280-0092518-058				
Operator ID:	JZ	Instrument ID:	CHHPLC_G2_LUNA		
Method:	\\chromfs\Denver\ChromData\G2_LUNA\20200617-92518.b\G2_8330_Luna.m				
Limit Group:	GCSV - 8330				
Last Update:	19-Jun-2020 16:25:40	Calib Date:	15-May-2020 02:11:20		
Integrator:	Falcon				
Quant Method:	External Standard	Quant By:	Initial Calibration		
Last ICal File:	\\chromfs\Denver\ChromData\G2_LUNA\20200514-91518.b\05140024.D				
Column 1 :	Luna-Phenyl hexyl (4.60 mm)		Det: LC DAD1A, 254 nm		
Process Host:	CTX1007				
First Level Reviewer: zhangji		Date:	19-Jun-2020 16:23:10		

Compound	Amount Added	Amount Recovered	% Rec.
$ 10 1,2-Dinitrobenzene	0.2000	0.2054	102.68

User Disabled Compound Report

Eurofins TestAmerica, Denver

Data File:	\\chromfs\denver\chromdata\g2_luna\20200617-92518.b\06170058.d				
Injection Date:	18-Jun-2020 23:39:36	Instrument ID:	CHHPLC_G2_LUNA		
Lims ID:	280-137110-A-11-A	Lab Sample ID:	280-137110-11		
Client ID:	EW7-PM523A-3-25				
Operator ID:	JZ	ALS Bottle#:	58	Worklist Smp#:	58
Injection Vol:	100.0 ul	Dil. Factor:	1.0000		
Method:	G2_8330_Luna	Limit Group:	GCSV - 8330		
Column:	Luna-Phenyl hexyl (4.60 mm)	Detector	LC DAD1A, 254 nm		

19 1,3,5-Trinitrobenzene, CAS: 99-35-4, Signal: 1

RT: 19.16
Response: 1848
Amount: 0.003912

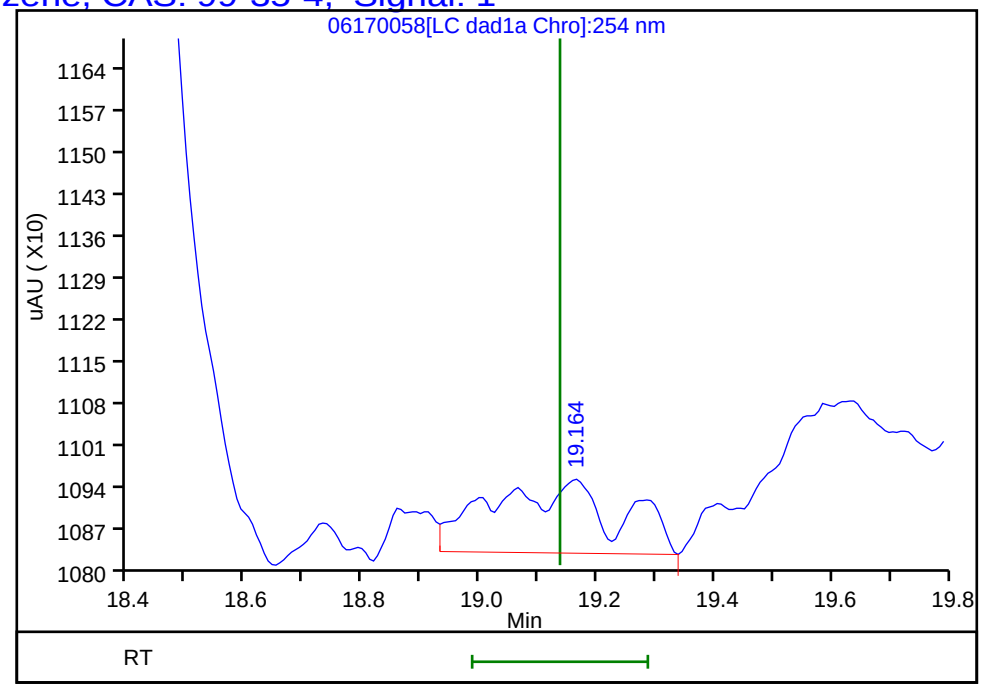

Reviewer: zhangji, 19-Jun-2020 16:23:10
Audit Action: Marked Compound Undetected Audit Reason: Invalid Compound ID

FORM I
HPLC/IC ORGANICS ANALYSIS DATA SHEET

Lab Name: Eurofins TestAmerica, Denver Job No.: 280-137110-1

SDG No.:

Client Sample ID: EW7-PM23A-3-25 Lab Sample ID: 280-137110-12

Matrix: Water Lab File ID: 06150052.D

Analysis Method: 8330A Date Collected: 05/31/2020 12:30

Extraction Method: 3535 Date Extracted: 06/04/2020 10:29

Sample wt/vol: 450.7(mL) Date Analyzed: 06/16/2020 10:12

Con. Extract Vol.: 5(mL) Dilution Factor: 1

Injection Volume: 100(uL) GC Column: UltraCarb5uODS ID: 4.6(mm)

% Moisture: GPC Cleanup:(Y/N) N

Analysis Batch No.: 498591 Units: ug/L

CAS NO.	COMPOUND NAME	RESULT	Q	LOQ	LOD	DL
99-35-4	1,3,5-Trinitrobenzene	0.22	U M Q	0.23	0.22	0.093
99-65-0	1,3-Dinitrobenzene	0.11	U M Q	0.12	0.11	0.041
118-96-7	2,4,6-Trinitrotoluene	0.11	U Q	0.12	0.11	0.050
121-14-2	2,4-Dinitrotoluene	0.089	U Q	0.11	0.089	0.030
606-20-2	2,6-Dinitrotoluene	0.089	U Q	0.11	0.089	0.044
35572-78-2	2-Amino-4,6-dinitrotoluene	1.1	M Q J1	0.12	0.11	0.056
88-72-2	2-Nitrotoluene	0.22	U Q	0.23	0.22	0.095
99-08-1	3-Nitrotoluene	0.44	U Q	0.44	0.44	0.22
99-99-0	4-Nitrotoluene	0.44	U Q	0.45	0.44	0.11
2691-41-0	HMX	5.3	M Q J1	0.23	0.22	0.097
5755-27-1	MNX	0.44	U M	2.2	0.44	0.17
98-95-3	Nitrobenzene	0.22	U Q	0.23	0.22	0.10
121-82-4	RDX	0.22	U M Q	0.23	0.22	0.057
479-45-8	Tetryl	0.11	U M Q	0.12	0.11	0.035

CAS NO.	SURROGATE	%REC	Q	LIMITS
528-29-0	1,2-Dinitrobenzene	138	M Q	83-119

Eurofins TestAmerica, Denver
Target Compound Quantitation Report

Data File: \\chromfs\Denver\ChromData\CHHPLC_X\20200612-92376.b\06150052.D
Lims ID: 280-137110-A-12-A
Client ID: EW7-PM23A-3-25
Sample Type: Client
Inject. Date: 16-Jun-2020 10:12:07 ALS Bottle#: 52 Worklist Smp#: 52
Injection Vol: 100.0 ul Dil. Factor: 1.0000
Sample Info: 280-137110-A-12-
Misc. Info.: 280-0092376-052
Operator ID: JZ Instrument ID: CHHPLC_X3

Method: \\chromfs\Denver\ChromData\CHHPLC_X\20200612-92376.b\8330_X3.m
Limit Group: GCSV - 8330
Last Update: 16-Jun-2020 21:25:26 Calib Date: 18-Mar-2020 14:39:27
Integrator: Falcon
Quant Method: External Standard Quant By: Initial Calibration
Last ICal File: \\chromna\Denver\ChromData\CHHPLC_X\20200318-90159.b\03180015.D

Column 1 : UltraCarb5uODS (20) (4.60 mm) Det: LC DAD1B, 254 nm
Process Host: CTX1024

First Level Reviewer: zhangji Date: 16-Jun-2020 16:12:00

	Compound	Det	RT (min.)	Exp RT (min.)	Dlt RT (min.)	Response	OnCol Amt ug/mL	Flags
	3 HMX	1	6.754	6.716	0.038	40720	0.4737	M
	6 MNX	1		7.394			ND	U
	7 RDX	1		7.789			ND	U
$	9 1,2-Dinitrobenzene	1	8.754	8.749	0.005	38119	0.2758	M
	10 1,3,5-Trinitrobenzene	1		8.929			ND	U
	11 1,3-Dinitrobenzene	1		9.575			ND	U
	12 Nitrobenzene	1		9.949			ND	
	14 Tetryl	1		10.249			ND	U
	16 2,4,6-Trinitrotoluene	1		11.222			ND	
	17 4-Amino-2,6-dinitrotoluene	1	11.414	11.375	0.039	2515	0.0206	M
	18 2-Amino-4,6-dinitrotoluene	1	11.687	11.669	0.018	19555	0.0964	M
	19 2,6-Dinitrotoluene	1		11.809			ND	
	20 2,4-Dinitrotoluene	1		12.009			ND	
	21 o-Nitrotoluene	1		12.829			ND	
	22 p-Nitrotoluene	1		13.269			ND	
	23 m-Nitrotoluene	1		13.862			ND	

QC Flag Legend

Review Flags
M - Manually Integrated
U - Marked Undetected

Report Date: 16-Jun-2020 21:25:30 Chrom Revision: 2.3 10-Jun-2020 22:46:48

Eurofins TestAmerica, Denver

Data File: \\chromfs\denver\chromdata\chhplc_x\20200612-92376.b\06150052.d

Injection Date:	16-Jun-2020 10:12:07	Instrument ID:	CHHPLC_X3	Operator ID:	JZ
Lims ID:	280-137110-A-12-A	Lab Sample ID:	280-137110-12	Worklist Smp#:	52
Client ID:	EW7-PM23A-3-25				
Injection Vol:	100.0 ul	Dil. Factor:	1.0000	ALS Bottle#:	52
Method:	8330_X3	Limit Group:	GCSV - 8330		

Column: UltraCarb5uODS (20) (4.60 mm) Y Scaling: Method Defined: Scale to the Nth Largest Target: 1

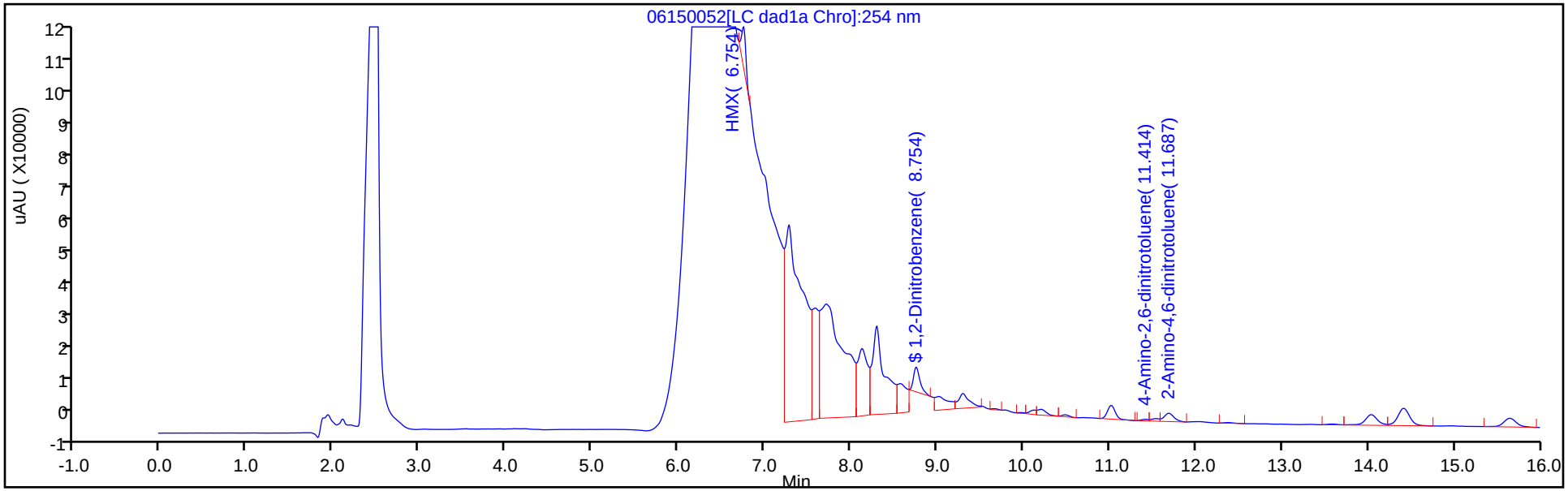

Y Scaling: Method Defined: Scale to the Nth Largest Target: 1

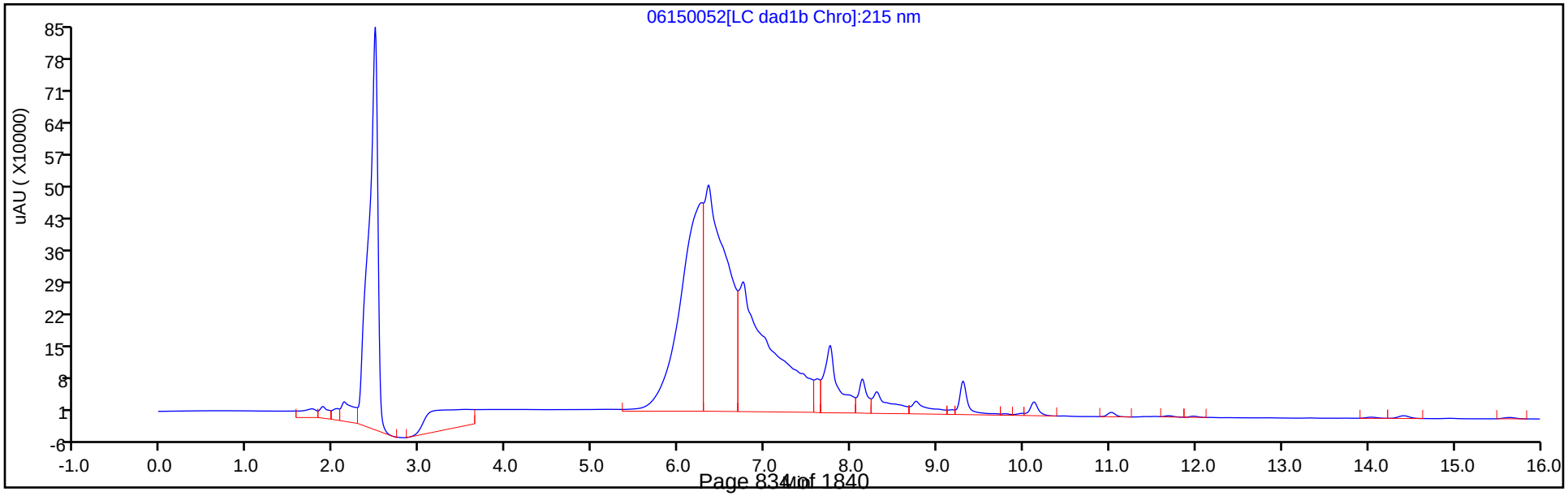

Eurofins TestAmerica, Denver
Recovery Report

Data File:	\\chromfs\Denver\ChromData\CHHPLC_X\20200612-92376.b\06150052.D				
Lims ID:	280-137110-A-12-A				
Client ID:	EW7-PM23A-3-25				
Sample Type:	Client				
Inject. Date:	16-Jun-2020 10:12:07	ALS Bottle#:	52	Worklist Smp#:	52
Injection Vol:	100.0 ul	Dil. Factor:	1.0000		
Sample Info:	280-137110-A-12-				
Misc. Info.:	280-0092376-052				
Operator ID:	JZ	Instrument ID:	CHHPLC_X3		
Method:	\\chromfs\Denver\ChromData\CHHPLC_X\20200612-92376.b\8330_X3.m				
Limit Group:	GCSV - 8330				
Last Update:	16-Jun-2020 21:25:26	Calib Date:	18-Mar-2020 14:39:27		
Integrator:	Falcon				
Quant Method:	External Standard	Quant By:	Initial Calibration		
Last ICal File:	\\chromna\Denver\ChromData\CHHPLC_X\20200318-90159.b\03180015.D				
Column 1 :	UltraCarb5uODS (20) (4.60 mm)		Det: LC DAD1B, 254 nm		
Process Host:	CTX1024				
First Level Reviewer: zhangji		Date:	16-Jun-2020 16:12:00		

Compound	Amount Added	Amount Recovered	% Rec.
$ 9 1,2-Dinitrobenzene	0.2000	0.2758	137.90

Manual Integration/User Assign Peak Report

Eurofins TestAmerica, Denver

Data File:	\\chromfs\denver\chromdata\chhplc_x\20200612-92376.b\06150052.d				
Injection Date:	16-Jun-2020 10:12:07	Instrument ID:	CHHPLC_X3		
Lims ID:	280-137110-A-12-A	Lab Sample ID:	280-137110-12		
Client ID:	EW7-PM23A-3-25				
Operator ID:	JZ	ALS Bottle#:	52	Worklist Smp#:	52
Injection Vol:	100.0 ul	Dil. Factor:	1.0000		
Method:	8330_X3	Limit Group:	GCSV - 8330		
Column:	UltraCarb5uODS (20) (4.60 mm)	Detector	LC DAD1B, 254 nm		

$ 9 1,2-Dinitrobenzene, CAS: 528-29-0

Signal: 1

Processing Integration Results

RT: 8.75
Area: 128169
Amount: 0.927335
Amount Units: ug/mL

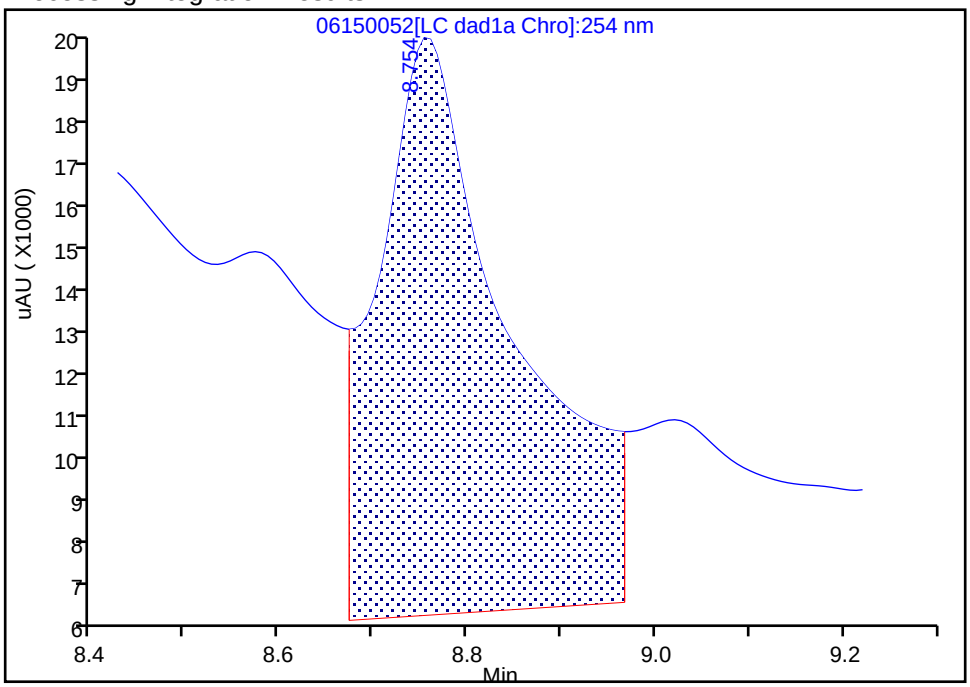

Manual Integration Results

RT: 8.75
Area: 38119
Amount: 0.275801
Amount Units: ug/mL

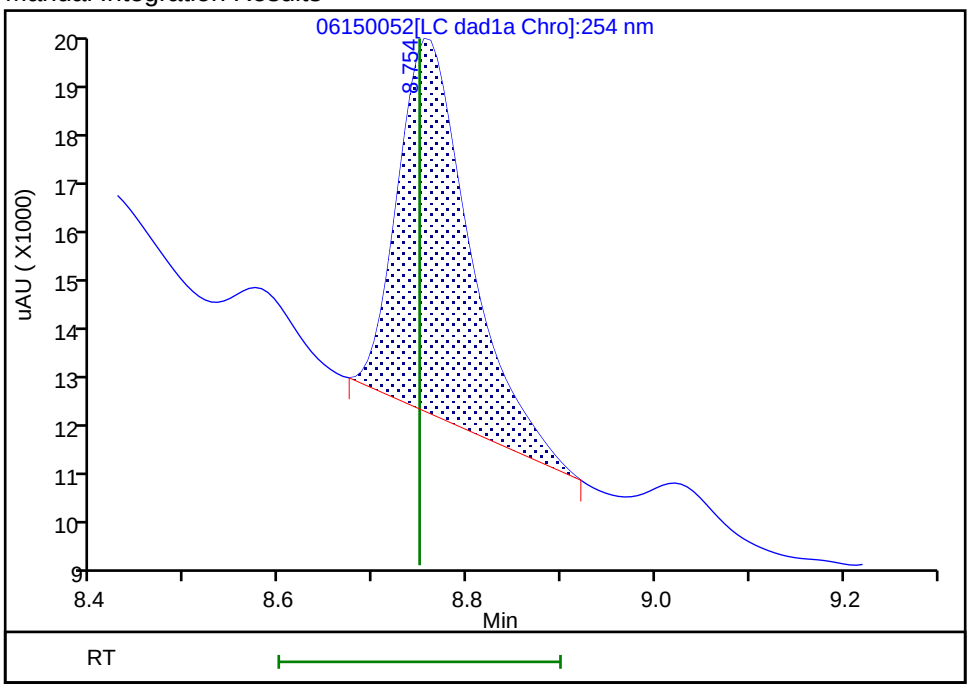

Reviewer: zhangji, 16-Jun-2020 16:10:48

Audit Action: Manually Integrated Audit Reason: Baseline

User Disabled Compound Report

Eurofins TestAmerica, Denver

Data File:	\\chromfs\denver\chromdata\chhplc_x\20200612-92376.b\06150052.d				
Injection Date:	16-Jun-2020 10:12:07	Instrument ID:	CHHPLC_X3		
Lims ID:	280-137110-A-12-A	Lab Sample ID:	280-137110-12		
Client ID:	EW7-PM23A-3-25				
Operator ID:	JZ	ALS Bottle#:	52	Worklist Smp#:	52
Injection Vol:	100.0 ul	Dil. Factor:	1.0000		
Method:	8330_X3	Limit Group:	GCSV - 8330		
Column:	UltraCarb5uODS (20) (4.60 mm)	Detector	LC DAD1B, 254 nm		

10 1,3,5-Trinitrobenzene, CAS: 99-35-4, Signal: 1

RT: 9.02
Response: 42988
Amount: 0.186654

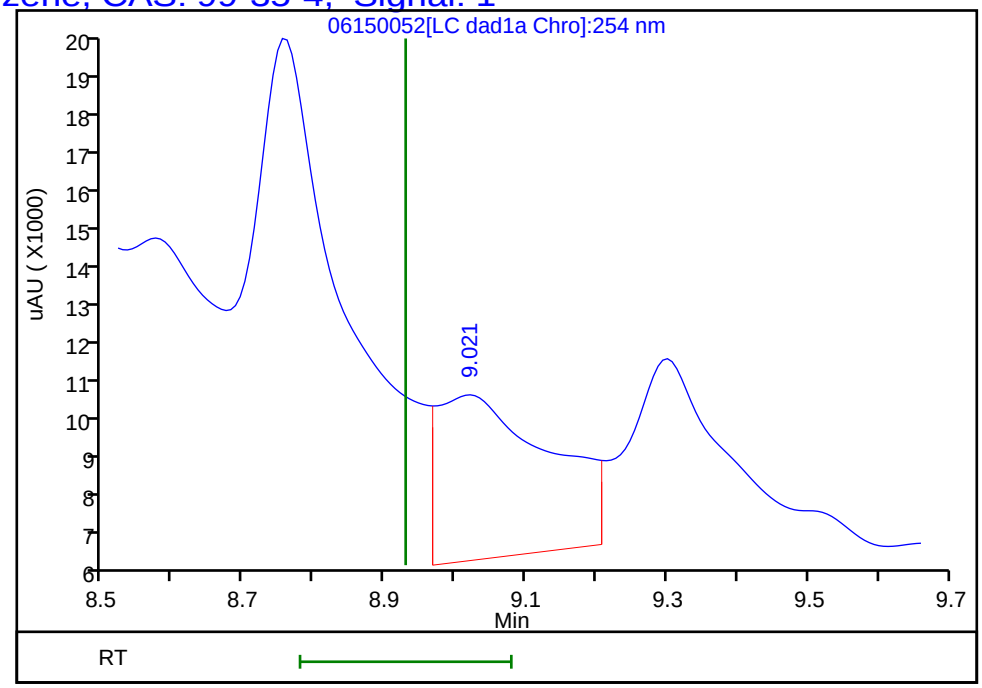

Reviewer: zhangji, 16-Jun-2020 16:12:00
Audit Action: Marked Compound Undetected Audit Reason: Invalid Compound ID

User Disabled Compound Report

Eurofins TestAmerica, Denver

Data File: \\chromfs\denver\chromdata\chhplc_x\20200612-92376.b\06150052.d

Injection Date:	16-Jun-2020 10:12:07	Instrument ID:	CHHPLC_X3		
Lims ID:	280-137110-A-12-A	Lab Sample ID:	280-137110-12		
Client ID:	EW7-PM23A-3-25				
Operator ID:	JZ	ALS Bottle#:	52	Worklist Smp#:	52
Injection Vol:	100.0 ul	Dil. Factor:	1.0000		
Method:	8330_X3	Limit Group:	GCSV - 8330		
Column:	UltraCarb5uODS (20) (4.60 mm)	Detector	LC DAD1B, 254 nm		

11 1,3-Dinitrobenzene, CAS: 99-65-0, Signal: 1

RT: 9.66
Response: 1606
Amount: 0.005237

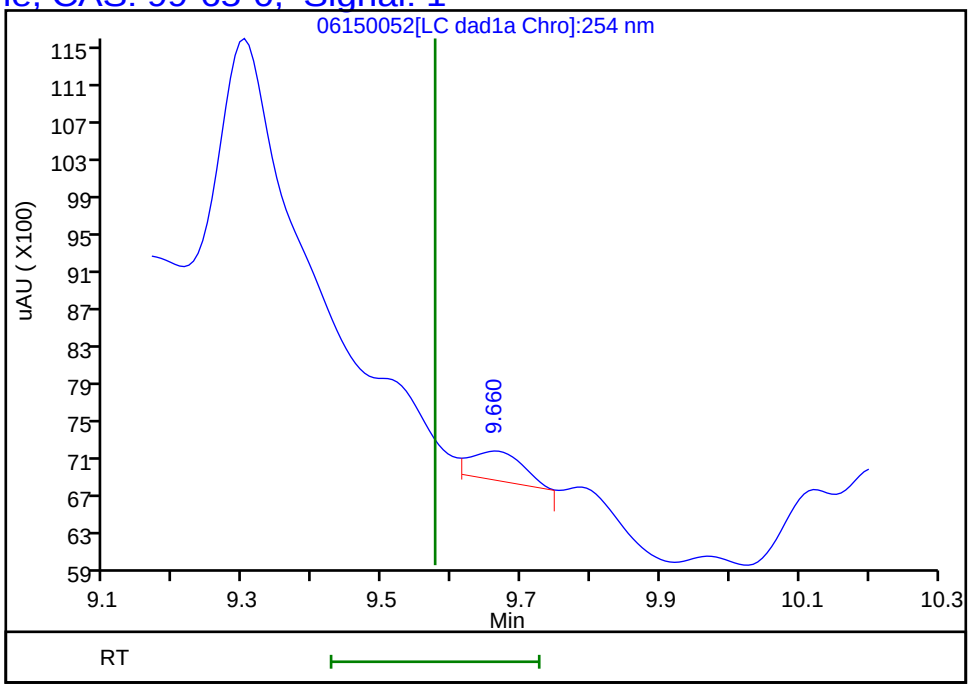

Reviewer: zhangji, 16-Jun-2020 16:12:00
Audit Action: Marked Compound Undetected Audit Reason: Invalid Compound ID

Manual Integration/User Assign Peak Report

Eurofins TestAmerica, Denver

Data File:	\\chromfs\denver\chromdata\chhplc_x\20200612-92376.b\06150052.d				
Injection Date:	16-Jun-2020 10:12:07	Instrument ID:	CHHPLC_X3		
Lims ID:	280-137110-A-12-A	Lab Sample ID:	280-137110-12		
Client ID:	EW7-PM23A-3-25				
Operator ID:	JZ	ALS Bottle#:	52	Worklist Smp#:	52
Injection Vol:	100.0 ul	Dil. Factor:	1.0000		
Method:	8330_X3	Limit Group:	GCSV - 8330		
Column:	UltraCarb5uODS (20) (4.60 mm)	Detector	LC DAD1B, 254 nm		

18 2-Amino-4,6-dinitrotoluene, CAS: 35572-78-2

Signal: 1

Processing Integration Results

RT: 11.69
Area: 18405
Amount: 0.090747
Amount Units: ug/mL

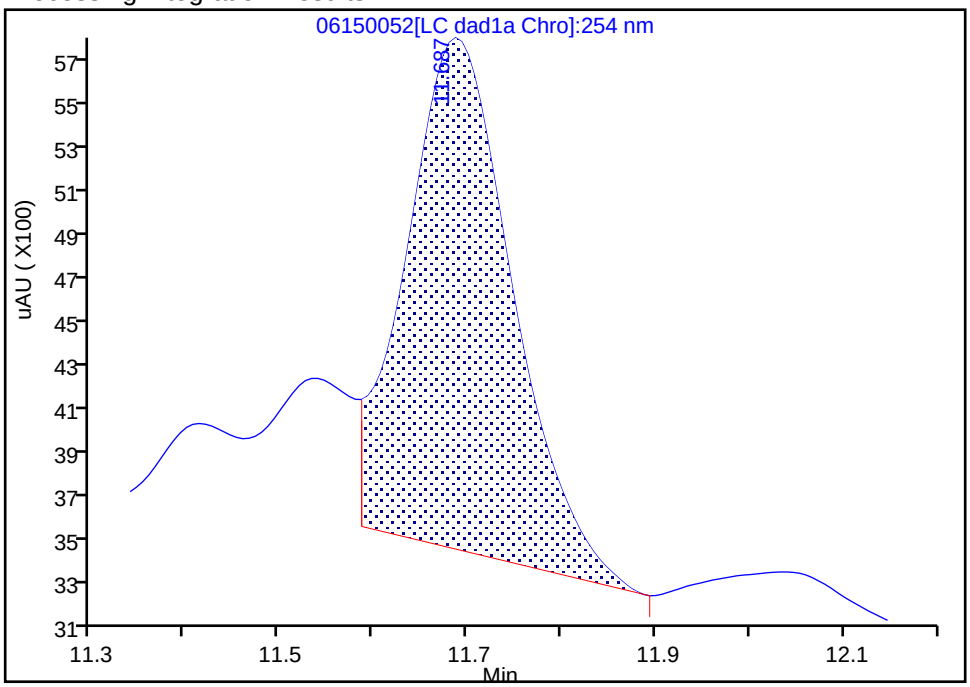

Manual Integration Results

RT: 11.69
Area: 19555
Amount: 0.096417
Amount Units: ug/mL

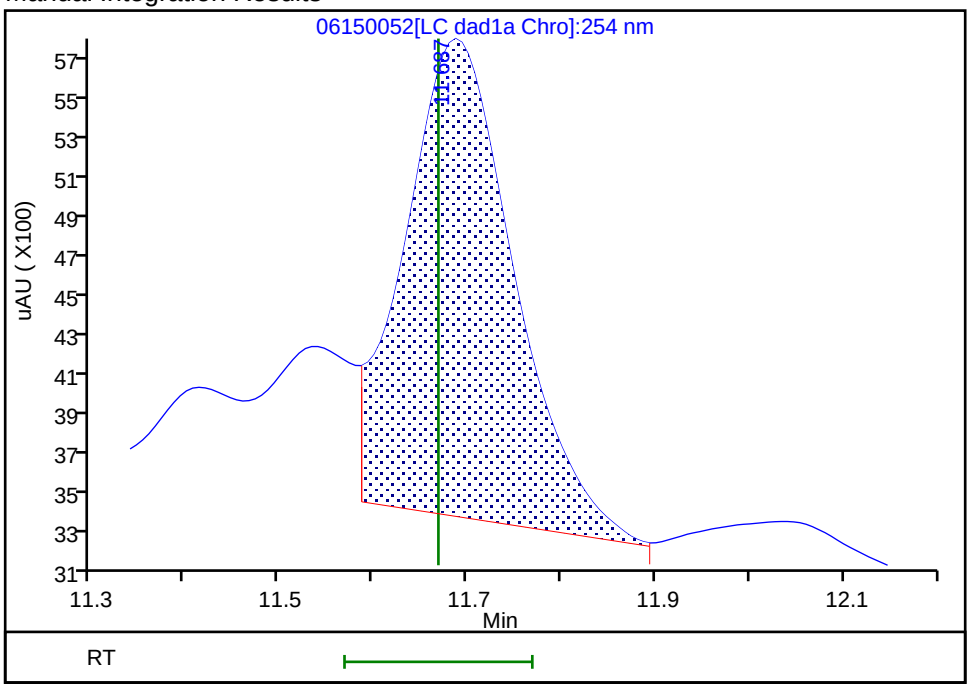

Reviewer: zhangji, 16-Jun-2020 16:11:09

Audit Action: Assigned New Baseline Audit Reason: Baseline

Manual Integration/User Assign Peak Report

Eurofins TestAmerica, Denver

Data File:	\\chromfs\denver\chromdata\chhplc_x\20200612-92376.b\06150052.d				
Injection Date:	16-Jun-2020 10:12:07	Instrument ID:	CHHPLC_X3		
Lims ID:	280-137110-A-12-A	Lab Sample ID:	280-137110-12		
Client ID:	EW7-PM23A-3-25				
Operator ID:	JZ	ALS Bottle#:	52	Worklist Smp#:	52
Injection Vol:	100.0 ul	Dil. Factor:	1.0000		
Method:	8330_X3	Limit Group:	GCSV - 8330		
Column:	UltraCarb5uODS (20) (4.60 mm)	Detector	LC DAD1B, 254 nm		

17 4-Amino-2,6-dinitrotoluene, CAS: 19406-51-0

Signal: 1

Processing Integration Results

RT: 11.41
Area: 1801
Amount: 0.016620
Amount Units: ug/mL

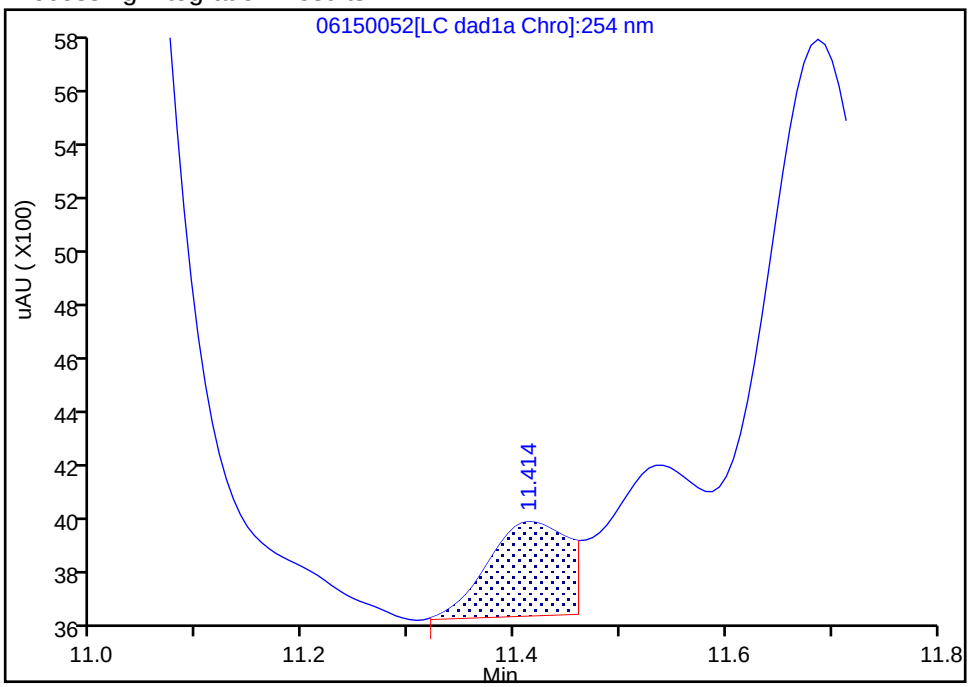

Manual Integration Results

RT: 11.41
Area: 2515
Amount: 0.020623
Amount Units: ug/mL

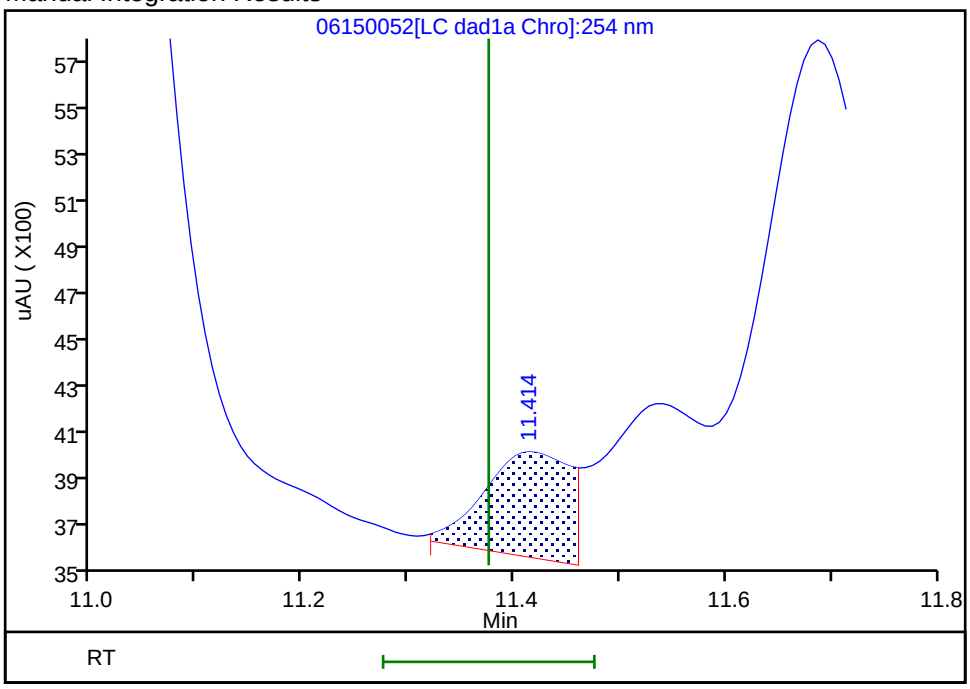

Reviewer: zhangji, 16-Jun-2020 16:11:09

Audit Action: Assigned New Baseline Audit Reason: Baseline

Manual Integration/User Assign Peak Report

Eurofins TestAmerica, Denver

Data File:	\\chromfs\denver\chromdata\chhplc_x\20200612-92376.b\06150052.d				
Injection Date:	16-Jun-2020 10:12:07	Instrument ID:	CHHPLC_X3		
Lims ID:	280-137110-A-12-A	Lab Sample ID:	280-137110-12		
Client ID:	EW7-PM23A-3-25				
Operator ID:	JZ	ALS Bottle#:	52	Worklist Smp#:	52
Injection Vol:	100.0 ul	Dil. Factor:	1.0000		
Method:	8330_X3	Limit Group:	GCSV - 8330		
Column:	UltraCarb5uODS (20) (4.60 mm)	Detector	LC DAD1B, 254 nm		

3 HMX, CAS: 2691-41-0

Signal: 1

Processing Integration Results

RT: 6.75
Area: 2416996
Amount: 28.116974
Amount Units: ug/mL

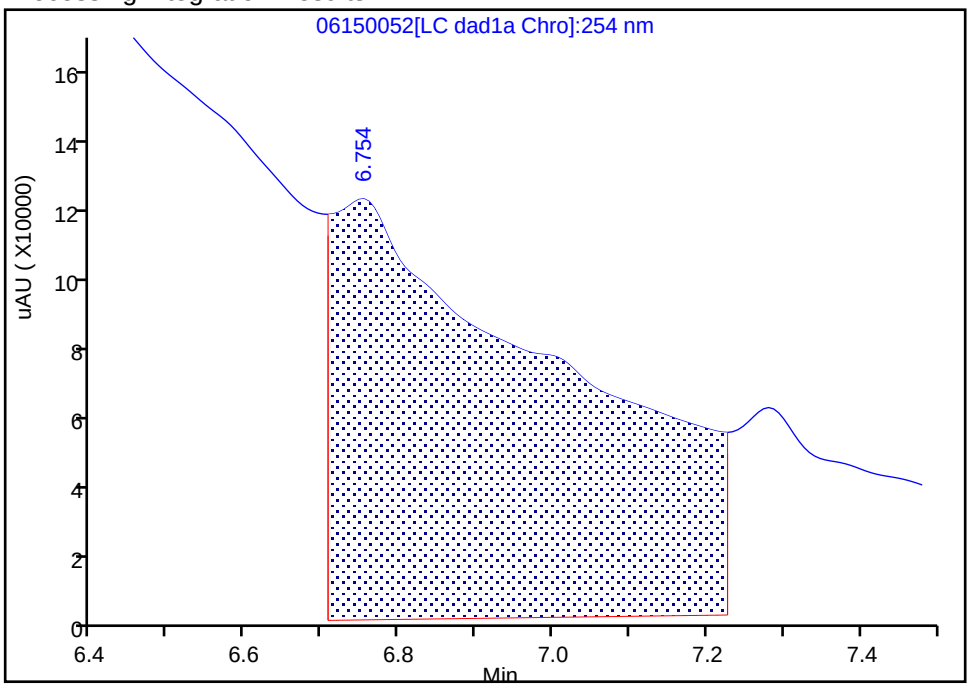

Manual Integration Results

RT: 6.75
Area: 40720
Amount: 0.473697
Amount Units: ug/mL

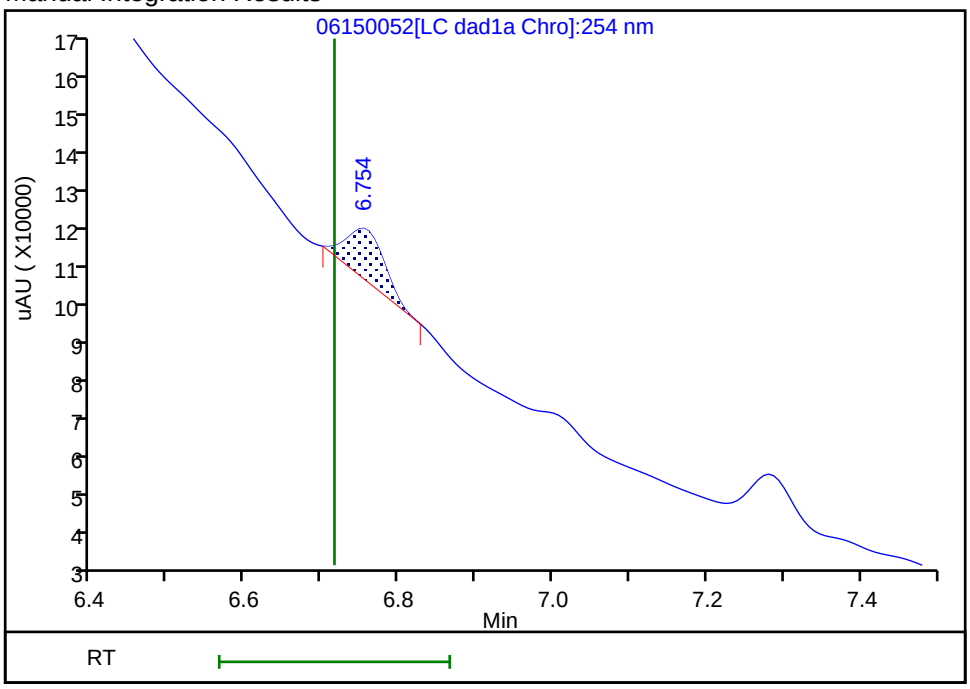

Reviewer: zhangji, 16-Jun-2020 16:11:55
Audit Action: Manually Integrated Audit Reason: Baseline

User Disabled Compound Report

Eurofins TestAmerica, Denver

Data File:	\\chromfs\denver\chromdata\chhplc_x\20200612-92376.b\06150052.d				
Injection Date:	16-Jun-2020 10:12:07	Instrument ID:	CHHPLC_X3		
Lims ID:	280-137110-A-12-A	Lab Sample ID:	280-137110-12		
Client ID:	EW7-PM23A-3-25				
Operator ID:	JZ	ALS Bottle#:	52	Worklist Smp#:	52
Injection Vol:	100.0 ul	Dil. Factor:	1.0000		
Method:	8330_X3	Limit Group:	GCSV - 8330		
Column:	UltraCarb5uODS (20) (4.60 mm)	Detector	LC DAD1B, 254 nm		

6 MNX, CAS: 5755-27-1, Signal: 1

RT: 7.28
Response: 818346
Amount: 5.161627

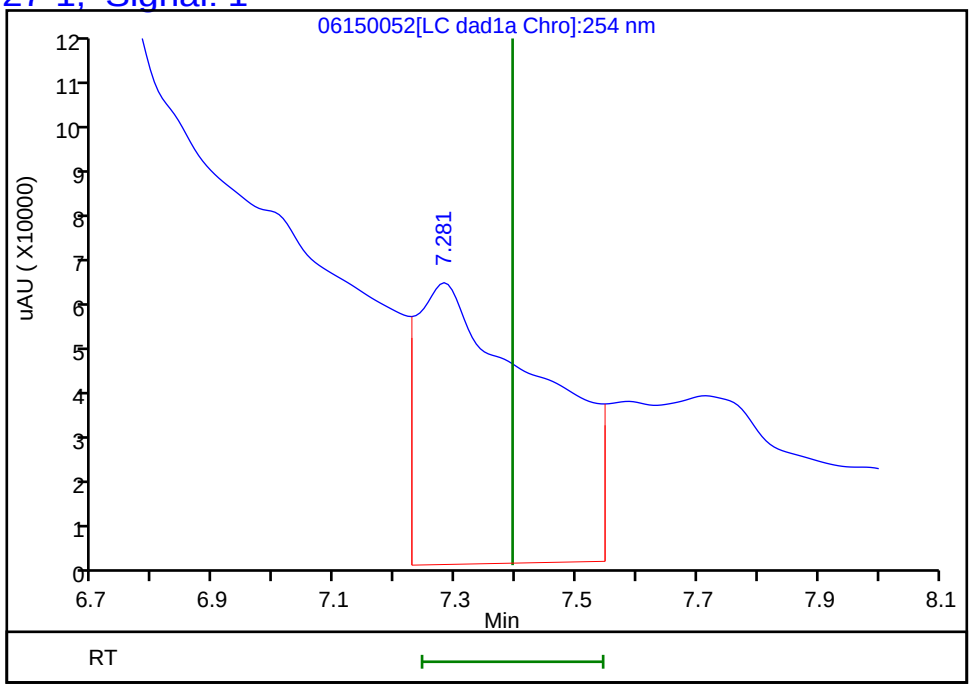

Reviewer: zhangji, 16-Jun-2020 16:12:00
Audit Action: Marked Compound Undetected Audit Reason: Invalid Compound ID

User Disabled Compound Report

Eurofins TestAmerica, Denver

Data File:	\\chromfs\denver\chromdata\chhplc_x\20200612-92376.b\06150052.d				
Injection Date:	16-Jun-2020 10:12:07	Instrument ID:	CHHPLC_X3		
Lims ID:	280-137110-A-12-A	Lab Sample ID:	280-137110-12		
Client ID:	EW7-PM23A-3-25				
Operator ID:	JZ	ALS Bottle#:	52	Worklist Smp#:	52
Injection Vol:	100.0 ul	Dil. Factor:	1.0000		
Method:	8330_X3	Limit Group:	GCSV - 8330		
Column:	UltraCarb5uODS (20) (4.60 mm)	Detector	LC DAD1B, 254 nm		

7 RDX, CAS: 121-82-4, Signal: 1

RT: 7.71
Response: 618936
Amount: 5.307604

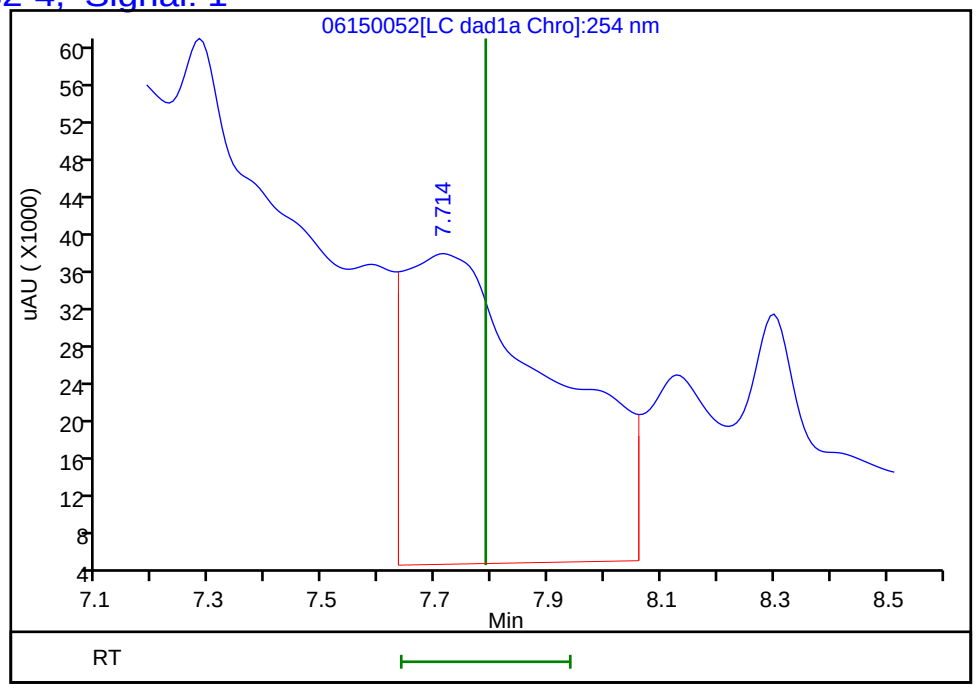

Reviewer: zhangji, 16-Jun-2020 16:12:00
Audit Action: Marked Compound Undetected Audit Reason: Invalid Compound ID

User Disabled Compound Report

Eurofins TestAmerica, Denver

Data File: \\chromfs\denver\chromdata\chhplc_x\20200612-92376.b\06150052.d

Injection Date:	16-Jun-2020 10:12:07	Instrument ID:	CHHPLC_X3		
Lims ID:	280-137110-A-12-A	Lab Sample ID:	280-137110-12		
Client ID:	EW7-PM23A-3-25				
Operator ID:	JZ	ALS Bottle#:	52	Worklist Smp#:	52
Injection Vol:	100.0 ul	Dil. Factor:	1.0000		
Method:	8330_X3	Limit Group:	GCSV - 8330		
Column:	UltraCarb5uODS (20) (4.60 mm)	Detector	LC DAD1B, 254 nm		

14 Tetryl, CAS: 479-45-8, Signal: 1

RT: 10.21
Response: 11703
Amount: 0.066107

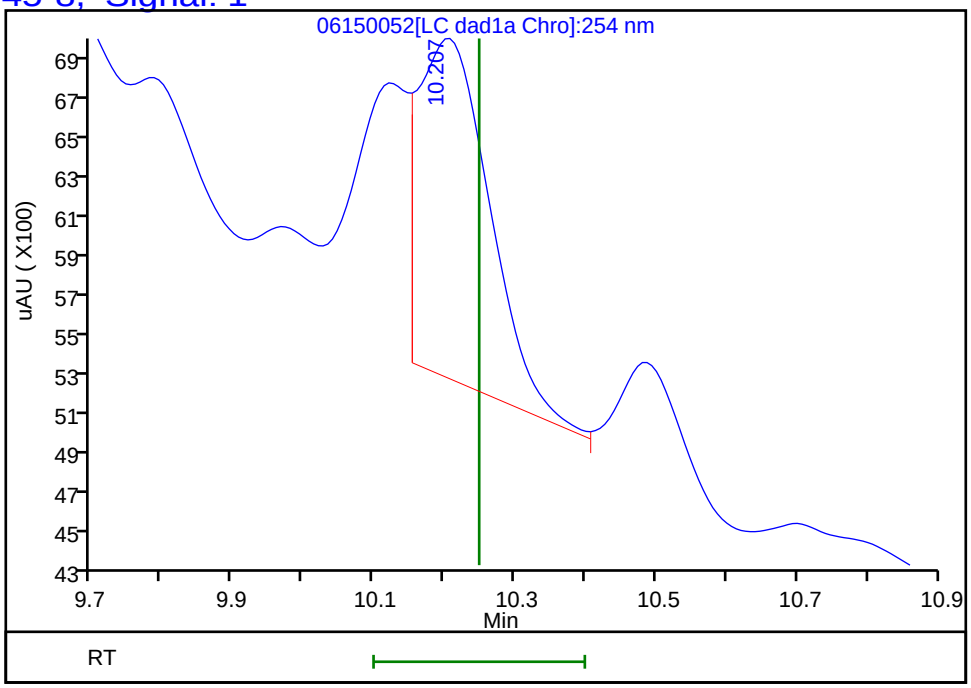

Reviewer: zhangji, 16-Jun-2020 16:12:00
Audit Action: Marked Compound Undetected Audit Reason: Invalid Compound ID

FORM I
HPLC/IC ORGANICS ANALYSIS DATA SHEET

Lab Name: Eurofins TestAmerica, Denver Job No.: 280-137110-1

SDG No.:

Client Sample ID: EW7-PM23A-3-25 Lab Sample ID: 280-137110-12

Matrix: Water Lab File ID: 06170059.D

Analysis Method: 8330A Date Collected: 05/31/2020 12:30

Extraction Method: 3535 Date Extracted: 06/04/2020 10:29

Sample wt/vol: 450.7(mL) Date Analyzed: 06/19/2020 00:14

Con. Extract Vol.: 5(mL) Dilution Factor: 1

Injection Volume: 100(uL) GC Column: Luna-phenylhex ID: 4.6(mm)

% Moisture: GPC Cleanup:(Y/N) N

Analysis Batch No.: 499146 Units: ug/L

CAS NO.	COMPOUND NAME	RESULT	Q	LOQ	LOD	DL
35572-78-2	*2-Amino-4,6-dinitrotoluene*	*0.65*	*J1*	*0.12*	0.11	*0.056*
19406-51-0	4-Amino-2,6-dinitrotoluene	0.13	U	0.17	0.13	0.064
2691-41-0	*HMX*	*0.46*	*J1*	*0.23*	0.22	*0.097*

CAS NO.	SURROGATE	%REC	Q	LIMITS
528-29-0	1,2-Dinitrobenzene	104		83-119

Eurofins TestAmerica, Denver
Target Compound Quantitation Report

Data File: \\chromfs\Denver\ChromData\G2_LUNA\20200617-92518.b\06170059.D
Lims ID: 280-137110-A-12-A
Client ID: EW7-PM23A-3-25
Sample Type: Client
Inject. Date: 19-Jun-2020 00:14:36 ALS Bottle#: 59 Worklist Smp#: 59
Injection Vol: 100.0 ul Dil. Factor: 1.0000
Sample Info: 280-137110-A-12-
Misc. Info.: 280-0092518-059
Operator ID: JZ Instrument ID: CHHPLC_G2_LUNA

Method: \\chromfs\Denver\ChromData\G2_LUNA\20200617-92518.b\G2_8330_Luna.m
Limit Group: GCSV - 8330
Last Update: 19-Jun-2020 16:25:40 Calib Date: 15-May-2020 02:11:20
Integrator: Falcon
Quant Method: External Standard Quant By: Initial Calibration
Last ICal File: \\chromfs\Denver\ChromData\G2_LUNA\20200514-91518.b\05140024.D

Column 1 : Luna-Phenyl hexyl (4.60 mm) Det: LC DAD1A, 254 nm
Process Host: CTX1007

First Level Reviewer: zhangji Date: 19-Jun-2020 16:23:21

	Compound	Det	RT (min.)	Exp RT (min.)	Dlt RT (min.)	Response	OnCol Amt ug/ml	Flags
	6 HMX	1	7.138	7.150	-0.012	12715	0.0418	
	7 MNX	1		7.876			ND	
	8 RDX	1	9.358	9.369	-0.011	7085	0.0290	
	9 Nitrobenzene	1		12.269			ND	
$	10 1,2-Dinitrobenzene	1	13.271	13.276	-0.005	59767	0.2090	
	12 1,3-Dinitrobenzene	1		15.809			ND	
	14 o-Nitrotoluene	1		16.743			ND	U
	15 p-Nitrotoluene	1		17.023			ND	
	16 4-Amino-2,6-dinitrotoluene	1		17.463			ND	
	17 m-Nitrotoluene	1		17.956			ND	U
	18 2-Amino-4,6-dinitrotoluene	1	18.358	18.396	-0.038	27073	0.0582	
	19 1,3,5-Trinitrobenzene	1		19.136			ND	
	20 2,6-Dinitrotoluene	1		20.056			ND	
	21 2,4-Dinitrotoluene	1		20.570			ND	
	22 Tetryl	1		23.870			ND	
	23 2,4,6-Trinitrotoluene	1		24.883			ND	

QC Flag Legend

Review Flags
U - Marked Undetected

Report Date: 19-Jun-2020 16:25:41 Chrom Revision: 2.3 17-Jun-2020 19:07:08

Eurofins TestAmerica, Denver

Data File: \\chromfs\denver\chromdata\g2_luna\20200617-92518.b\06170059.d

Injection Date:	19-Jun-2020 00:14:36	Instrument ID:	CHHPLC_G2_LUNA	Operator ID:	JZ
Lims ID:	280-137110-A-12-A	Lab Sample ID:	280-137110-12	Worklist Smp#:	59
Client ID:	EW7-PM23A-3-25				
Injection Vol:	100.0 ul	Dil. Factor:	1.0000	ALS Bottle#:	59
Method:	G2_8330_Luna	Limit Group:	GCSV - 8330		

Column: Luna-Phenyl hexyl (4.60 mm) Y Scaling: Method Defined: Scale to the Nth Largest Peak: 1

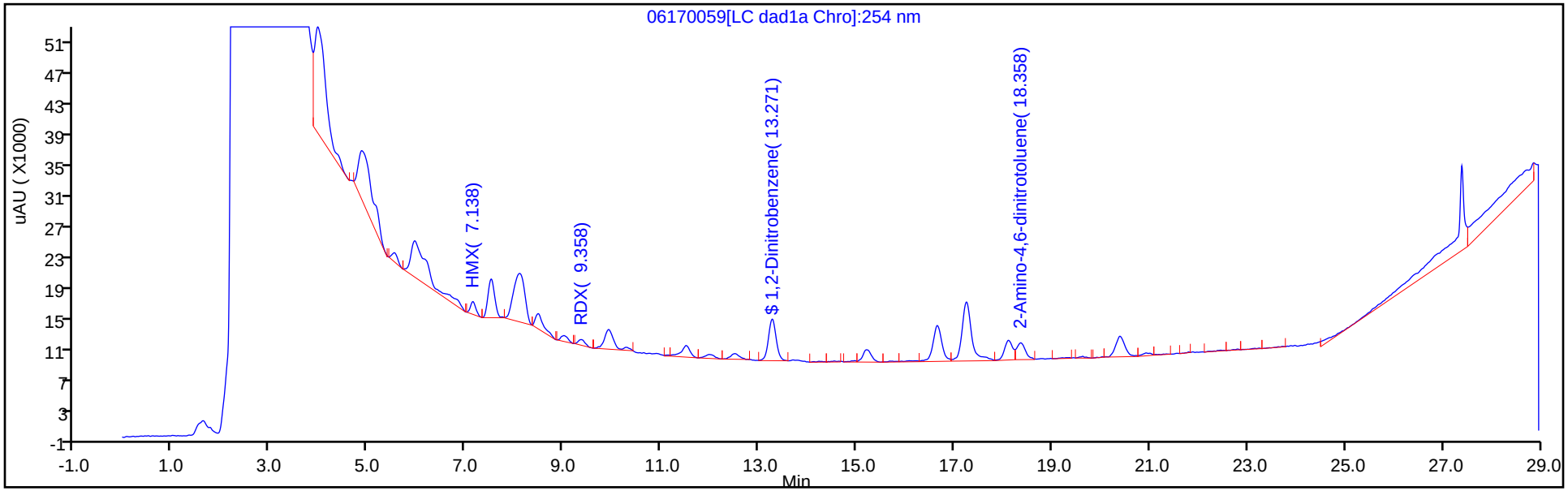

Y Scaling: Method Defined: Scale to the Nth Largest Peak: 1

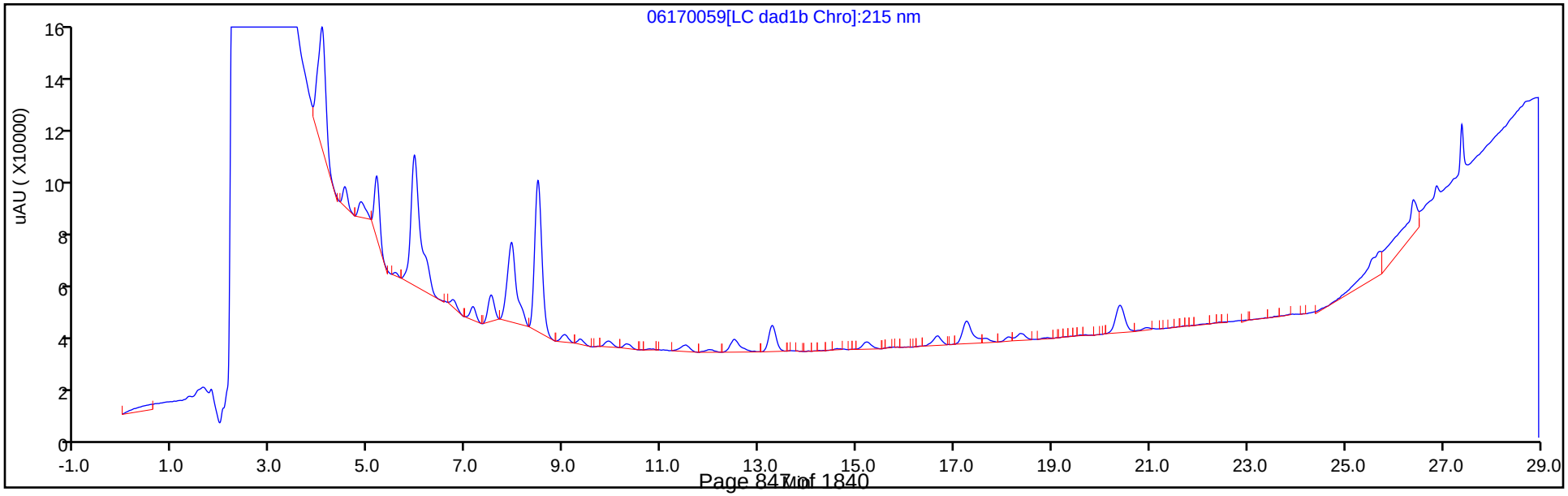

Eurofins TestAmerica, Denver
Recovery Report

Data File:	\\chromfs\Denver\ChromData\G2_LUNA\20200617-92518.b\06170059.D				
Lims ID:	280-137110-A-12-A				
Client ID:	EW7-PM23A-3-25				
Sample Type:	Client				
Inject. Date:	19-Jun-2020 00:14:36	ALS Bottle#:	59	Worklist Smp#:	59
Injection Vol:	100.0 ul	Dil. Factor:	1.0000		
Sample Info:	280-137110-A-12-				
Misc. Info.:	280-0092518-059				
Operator ID:	JZ	Instrument ID:	CHHPLC_G2_LUNA		
Method:	\\chromfs\Denver\ChromData\G2_LUNA\20200617-92518.b\G2_8330_Luna.m				
Limit Group:	GCSV - 8330				
Last Update:	19-Jun-2020 16:25:40	Calib Date:	15-May-2020 02:11:20		
Integrator:	Falcon				
Quant Method:	External Standard	Quant By:	Initial Calibration		
Last ICal File:	\\chromfs\Denver\ChromData\G2_LUNA\20200514-91518.b\05140024.D				
Column 1 :	Luna-Phenyl hexyl (4.60 mm)		Det: LC DAD1A, 254 nm		
Process Host:	CTX1007				
First Level Reviewer: zhangji		Date:	19-Jun-2020 16:23:21		

Compound	Amount Added	Amount Recovered	% Rec.
$ 10 1,2-Dinitrobenzene	0.2000	0.2090	104.48

User Disabled Compound Report

Eurofins TestAmerica, Denver

Data File:	\\chromfs\denver\chromdata\g2_luna\20200617-92518.b\06170059.d				
Injection Date:	19-Jun-2020 00:14:36	Instrument ID:	CHHPLC_G2_LUNA		
Lims ID:	280-137110-A-12-A	Lab Sample ID:	280-137110-12		
Client ID:	EW7-PM23A-3-25				
Operator ID:	JZ	ALS Bottle#:	59	Worklist Smp#:	59
Injection Vol:	100.0 ul	Dil. Factor:	1.0000		
Method:	G2_8330_Luna	Limit Group:	GCSV - 8330		
Column:	Luna-Phenyl hexyl (4.60 mm)	Detector	LC DAD1A, 254 nm		

14 o-Nitrotoluene, CAS: 88-72-2, Signal: 1

RT: 16.65
Response: 59298
Amount: 0.217237

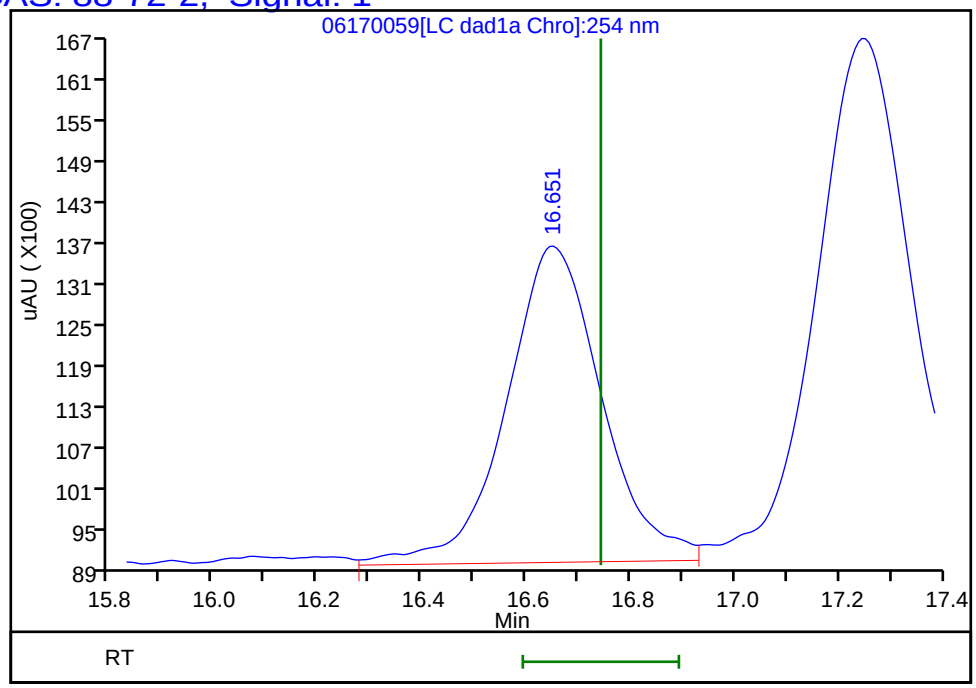

Reviewer: zhangji, 19-Jun-2020 16:23:21
Audit Action: Marked Compound Undetected Audit Reason: Invalid Compound ID

User Disabled Compound Report

Eurofins TestAmerica, Denver

Data File: \\chromfs\denver\chromdata\g2_luna\20200617-92518.b\06170059.d

Injection Date:	19-Jun-2020 00:14:36	Instrument ID:	CHHPLC_G2_LUNA		
Lims ID:	280-137110-A-12-A	Lab Sample ID:	280-137110-12		
Client ID:	EW7-PM23A-3-25				
Operator ID:	JZ	ALS Bottle#:	59	Worklist Smp#:	59
Injection Vol:	100.0 ul	Dil. Factor:	1.0000		
Method:	G2_8330_Luna	Limit Group:	GCSV - 8330		
Column:	Luna-Phenyl hexyl (4.60 mm)	Detector	LC DAD1A, 254 nm		

17 m-Nitrotoluene, CAS: 99-08-1, Signal: 1

RT: 18.10
Response: 30177
Amount: 0.101154

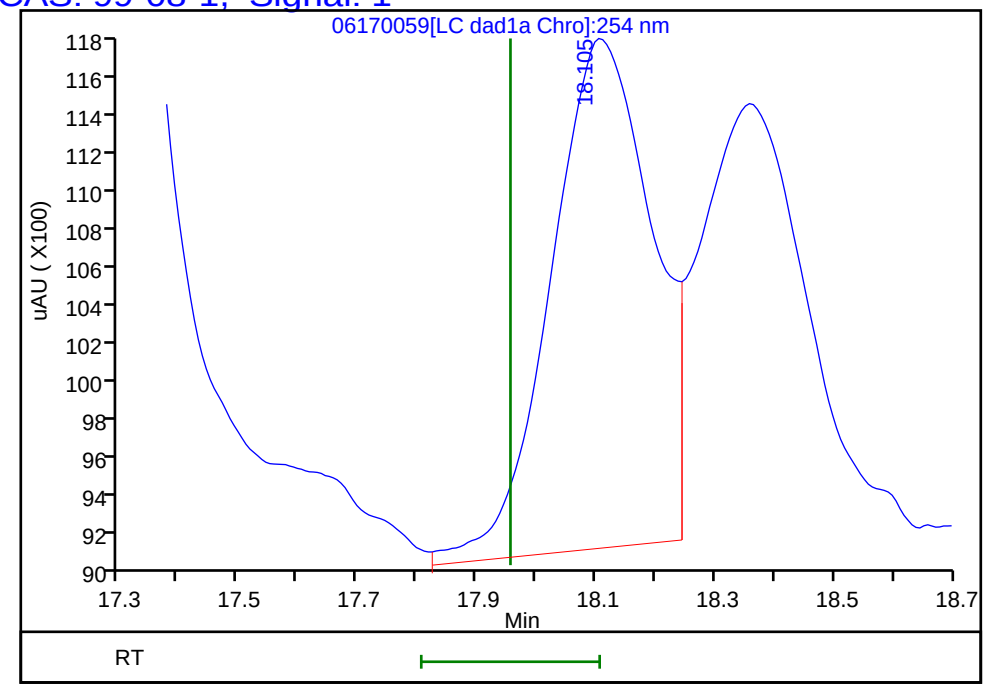

Reviewer: zhangji, 19-Jun-2020 16:23:21
Audit Action: Marked Compound Undetected Audit Reason: Invalid Compound ID

FORM I
HPLC/IC ORGANICS ANALYSIS DATA SHEET

Lab Name: Eurofins TestAmerica, Denver Job No.: 280-137110-1

SDG No.:

Client Sample ID: EW7-PM27B-3-35 Lab Sample ID: 280-137110-13

Matrix: Water Lab File ID: 06150053.D

Analysis Method: 8330A Date Collected: 05/30/2020 09:20

Extraction Method: 3535 Date Extracted: 06/04/2020 10:29

Sample wt/vol: 448.8(mL) Date Analyzed: 06/16/2020 10:35

Con. Extract Vol.: 5(mL) Dilution Factor: 1

Injection Volume: 100(uL) GC Column: UltraCarb5uODS ID: 4.6(mm)

% Moisture: GPC Cleanup:(Y/N) N

Analysis Batch No.: 498591 Units: ug/L

CAS NO.	COMPOUND NAME	RESULT	Q	LOQ	LOD	DL
99-65-0	1,3-Dinitrobenzene	0.15	M Q	0.12	0.11	0.041
118-96-7	2,4,6-Trinitrotoluene	0.11	U Q	0.12	0.11	0.050
35572-78-2	2-Amino-4,6-dinitrotoluene	0.11	U Q	0.12	0.11	0.056
88-72-2	2-Nitrotoluene	0.22	U Q	0.23	0.22	0.095
99-08-1	3-Nitrotoluene	0.45	U Q	0.45	0.45	0.22
19406-51-0	4-Amino-2,6-dinitrotoluene	0.13	U Q	0.17	0.13	0.064
99-99-0	4-Nitrotoluene	0.45	U M Q	0.46	0.45	0.11
2691-41-0	HMX	0.22	U Q	0.23	0.22	0.098
98-95-3	Nitrobenzene	0.22	U M Q	0.23	0.22	0.10
121-82-4	RDX	17	M Q J1	0.23	0.22	0.057
479-45-8	Tetryl	0.11	U M Q	0.12	0.11	0.035

CAS NO.	SURROGATE	%REC	Q	LIMITS
528-29-0	1,2-Dinitrobenzene	337	M Q	83-119

Eurofins TestAmerica, Denver
Target Compound Quantitation Report

Data File:	\\chromfs\Denver\ChromData\CHHPLC_X\20200612-92376.b\06150053.D				
Lims ID:	280-137110-A-13-A				
Client ID:	EW7-PM27B-3-35				
Sample Type:	Client				
Inject. Date:	16-Jun-2020 10:35:05	ALS Bottle#:	53	Worklist Smp#:	53
Injection Vol:	100.0 ul	Dil. Factor:	1.0000		
Sample Info:	280-137110-A-13-				
Misc. Info.:	280-0092376-053				
Operator ID:	JZ	Instrument ID:	CHHPLC_X3		
Method:	\\chromfs\Denver\ChromData\CHHPLC_X\20200612-92376.b\8330_X3.m				
Limit Group:	GCSV - 8330				
Last Update:	16-Jun-2020 21:25:26	Calib Date:	18-Mar-2020 14:39:27		
Integrator:	Falcon				
Quant Method:	External Standard	Quant By:	Initial Calibration		
Last ICal File:	\\chromna\Denver\ChromData\CHHPLC_X\20200318-90159.b\03180015.D				
Column 1 :	UltraCarb5uODS (20) (4.60 mm)		Det: LC DAD1B, 254 nm		
Process Host:	CTX1024				
First Level Reviewer: zhangji		Date:	16-Jun-2020 16:17:12		

Compound	Det	RT (min.)	Exp RT (min.)	Dlt RT (min.)	Response	OnCol Amt ug/mL	Flags
3 HMX	1		6.716			ND	
6 MNX	1	7.386	7.394	-0.008	267011	1.68	M
7 RDX	1	7.759	7.789	-0.030	182963	1.57	M
$ 9 1,2-Dinitrobenzene	1	8.799	8.749	0.050	93062	0.6733	M
10 1,3,5-Trinitrobenzene	1		8.929			ND	MU
11 1,3-Dinitrobenzene	1	9.539	9.575	-0.036	4139	0.0135	M
12 Nitrobenzene	1		9.949			ND	U
14 Tetryl	1		10.249			ND	U
16 2,4,6-Trinitrotoluene	1		11.222			ND	
17 4-Amino-2,6-dinitrotoluene	1		11.375			ND	
18 2-Amino-4,6-dinitrotoluene	1		11.669			ND	
19 2,6-Dinitrotoluene	1	11.772	11.809	-0.037	7573	0.0507	M
20 2,4-Dinitrotoluene	1	11.999	12.009	-0.010	9473	0.0312	M
21 o-Nitrotoluene	1		12.829			ND	
22 p-Nitrotoluene	1		13.269			ND	U
23 m-Nitrotoluene	1		13.862			ND	

QC Flag Legend

Review Flags

M - Manually Integrated

U - Marked Undetected

Report Date: 16-Jun-2020 21:25:30 Chrom Revision: 2.3 10-Jun-2020 22:46:48

Eurofins TestAmerica, Denver

Data File:	\\chromfs\denver\chromdata\chhplc_x\20200612-92376.b\06150053.d				
Injection Date:	16-Jun-2020 10:35:05	Instrument ID:	CHHPLC_X3	Operator ID:	JZ
Lims ID:	280-137110-A-13-A	Lab Sample ID:	280-137110-13	Worklist Smp#:	53
Client ID:	EW7-PM27B-3-35				
Injection Vol:	100.0 ul	Dil. Factor:	1.0000	ALS Bottle#:	53
Method:	8330_X3	Limit Group:	GCSV - 8330		

Column: UltraCarb5uODS (20) (4.60 mm) Y Scaling: Method Defined: Scale to the Nth Largest Target: 1

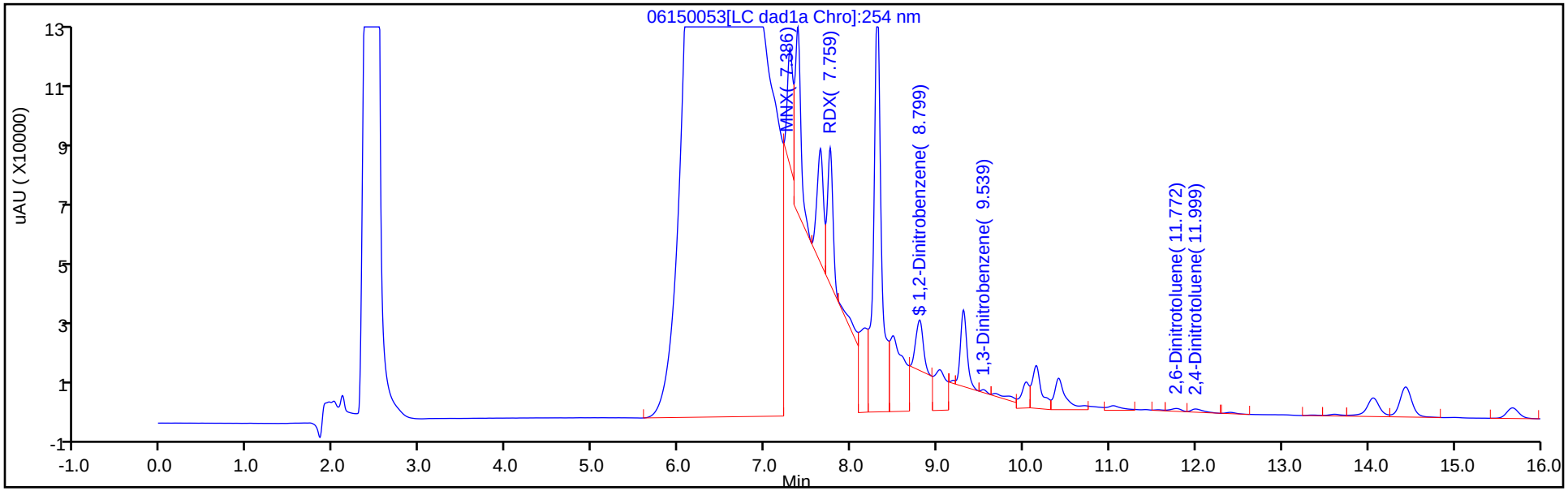

Y Scaling: Method Defined: Scale to the Nth Largest Target: 1

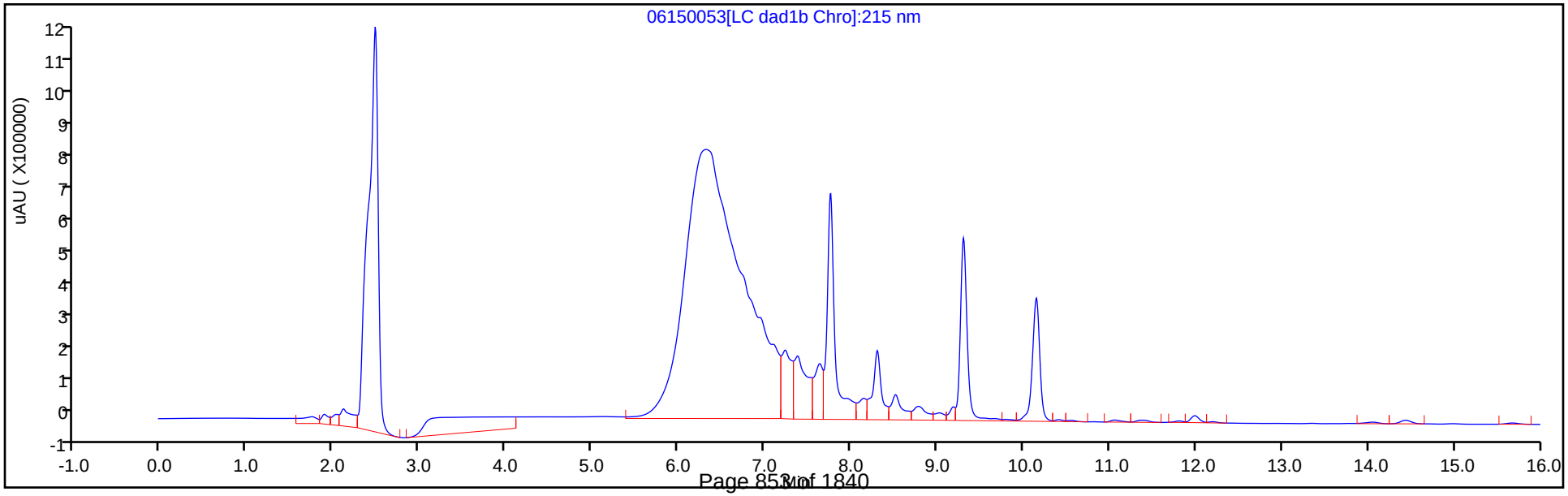

Eurofins TestAmerica, Denver
Recovery Report

Data File:	\\chromfs\Denver\ChromData\CHHPLC_X\20200612-92376.b\06150053.D				
Lims ID:	280-137110-A-13-A				
Client ID:	EW7-PM27B-3-35				
Sample Type:	Client				
Inject. Date:	16-Jun-2020 10:35:05	ALS Bottle#:	53	Worklist Smp#:	53
Injection Vol:	100.0 ul	Dil. Factor:	1.0000		
Sample Info:	280-137110-A-13-				
Misc. Info.:	280-0092376-053				
Operator ID:	JZ	Instrument ID:	CHHPLC_X3		
Method:	\\chromfs\Denver\ChromData\CHHPLC_X\20200612-92376.b\8330_X3.m				
Limit Group:	GCSV - 8330				
Last Update:	16-Jun-2020 21:25:26	Calib Date:	18-Mar-2020 14:39:27		
Integrator:	Falcon				
Quant Method:	External Standard	Quant By:	Initial Calibration		
Last ICal File:	\\chromna\Denver\ChromData\CHHPLC_X\20200318-90159.b\03180015.D				
Column 1 :	UltraCarb5uODS (20) (4.60 mm)		Det: LC DAD1B, 254 nm		
Process Host:	CTX1024				
First Level Reviewer: zhangji		Date:	16-Jun-2020 16:17:12		

Compound	Amount Added	Amount Recovered	% Rec.
$ 9 1,2-Dinitrobenzene	0.2000	0.6733	336.66

Manual Integration/User Assign Peak Report

Eurofins TestAmerica, Denver

Data File:	\\chromfs\denver\chromdata\chhplc_x\20200612-92376.b\06150053.d				
Injection Date:	16-Jun-2020 10:35:05	Instrument ID:	CHHPLC_X3		
Lims ID:	280-137110-A-13-A	Lab Sample ID:	280-137110-13		
Client ID:	EW7-PM27B-3-35				
Operator ID:	JZ	ALS Bottle#:	53	Worklist Smp#:	53
Injection Vol:	100.0 ul	Dil. Factor:	1.0000		
Method:	8330_X3	Limit Group:	GCSV - 8330		
Column:	UltraCarb5uODS (20) (4.60 mm)	Detector	LC DAD1B, 254 nm		

$ 9 1,2-Dinitrobenzene, CAS: 528-29-0

Signal: 1

Processing Integration Results

RT: 8.80
Area: 286489
Amount: 2.072820
Amount Units: ug/mL

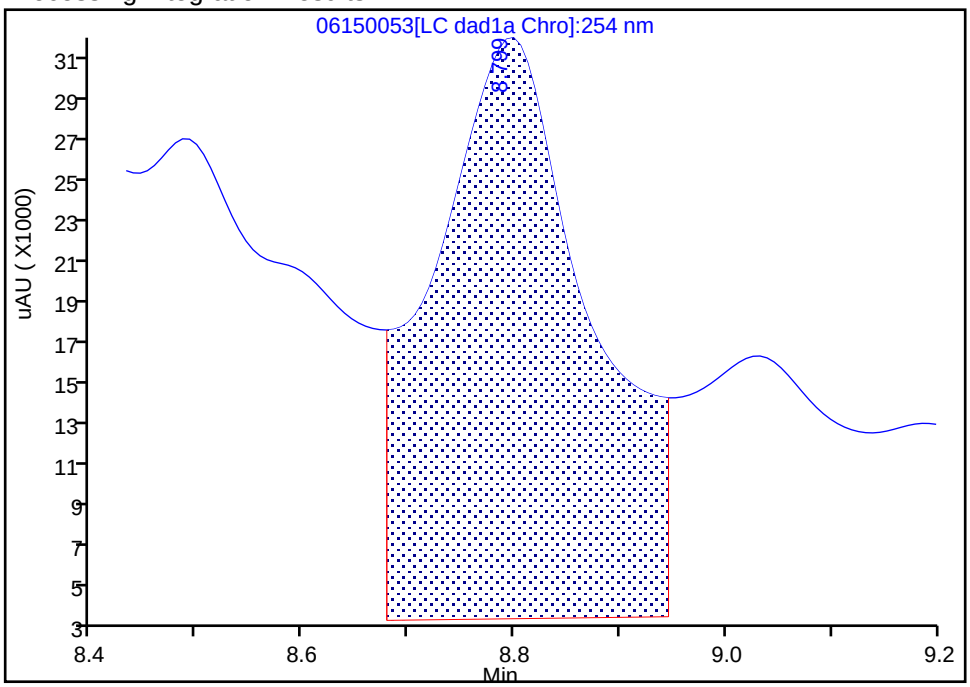

Manual Integration Results

RT: 8.80
Area: 93062
Amount: 0.673327
Amount Units: ug/mL

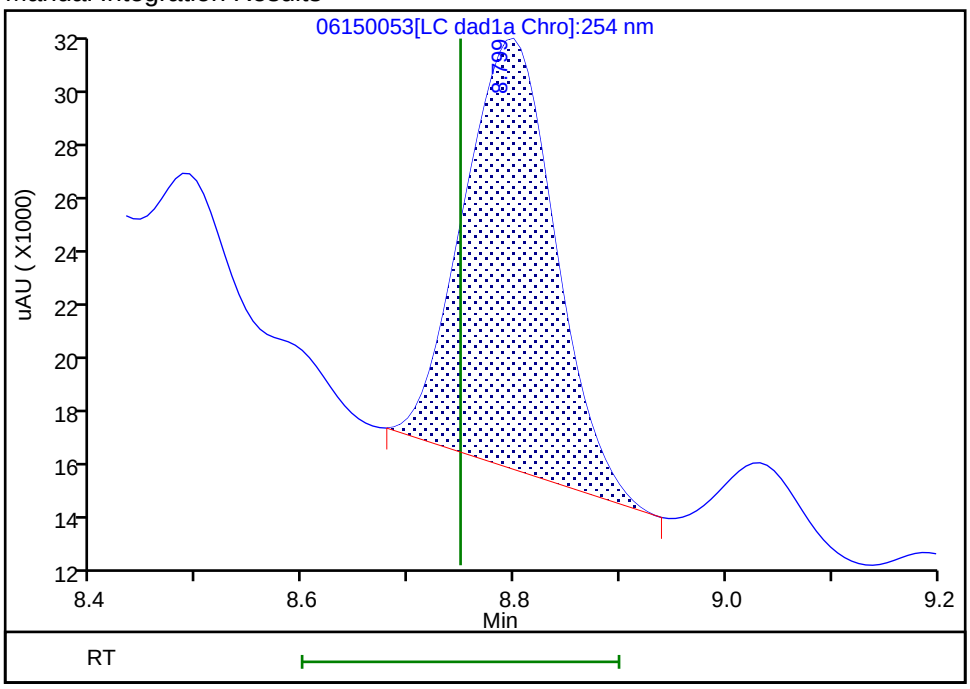

Reviewer: zhangji, 16-Jun-2020 16:12:14

Audit Action: Manually Integrated Audit Reason: Baseline

User Disabled Compound Report

Eurofins TestAmerica, Denver

Data File:	\\chromfs\denver\chromdata\chhplc_x\20200612-92376.b\06150053.d				
Injection Date:	16-Jun-2020 10:35:05	Instrument ID:	CHHPLC_X3		
Lims ID:	280-137110-A-13-A	Lab Sample ID:	280-137110-13		
Client ID:	EW7-PM27B-3-35				
Operator ID:	JZ	ALS Bottle#:	53	Worklist Smp#:	53
Injection Vol:	100.0 ul	Dil. Factor:	1.0000		
Method:	8330_X3	Limit Group:	GCSV - 8330		
Column:	UltraCarb5uODS (20) (4.60 mm)	Detector	LC DAD1B, 254 nm		

10 1,3,5-Trinitrobenzene, CAS: 99-35-4, Signal: 1

RT: 9.03
Response: 123516
Amount: 0.536306

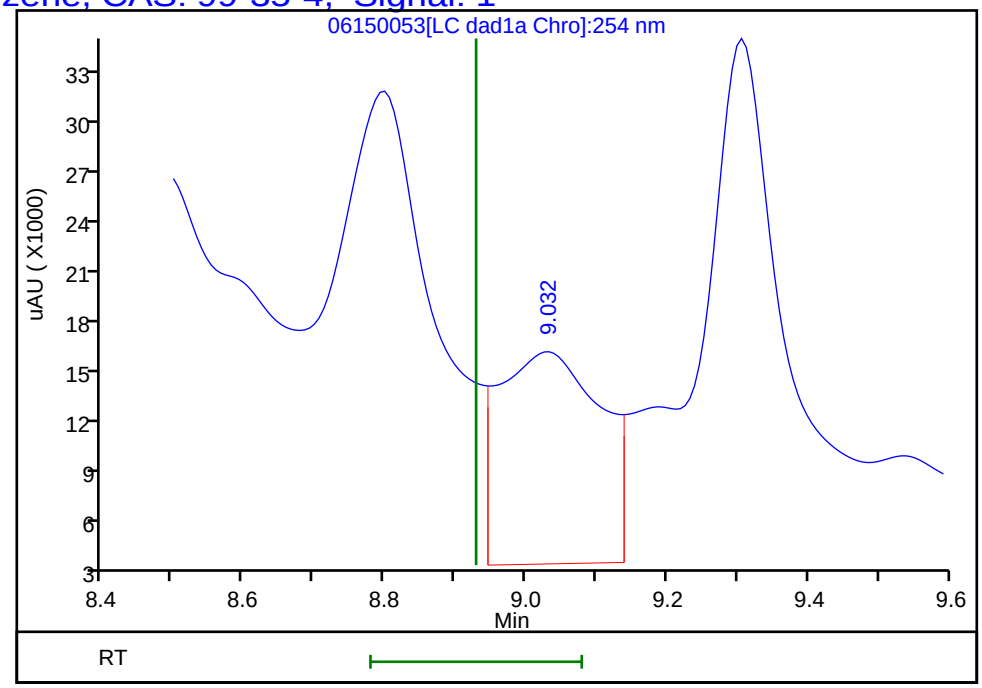

Reviewer: zhangji, 16-Jun-2020 16:17:12
Audit Action: Assigned New Baseline Audit Reason: Baseline

Manual Integration/User Assign Peak Report

Eurofins TestAmerica, Denver

Data File:	\\chromfs\denver\chromdata\chhplc_x\20200612-92376.b\06150053.d				
Injection Date:	16-Jun-2020 10:35:05	Instrument ID:	CHHPLC_X3		
Lims ID:	280-137110-A-13-A	Lab Sample ID:	280-137110-13		
Client ID:	EW7-PM27B-3-35				
Operator ID:	JZ	ALS Bottle#:	53	Worklist Smp#:	53
Injection Vol:	100.0 ul	Dil. Factor:	1.0000		
Method:	8330_X3	Limit Group:	GCSV - 8330		
Column:	UltraCarb5uODS (20) (4.60 mm)	Detector	LC DAD1B, 254 nm		

11 1,3-Dinitrobenzene, CAS: 99-65-0

Signal: 1

Processing Integration Results

RT: 9.54
Area: 45017
Amount: 0.146785
Amount Units: ug/mL

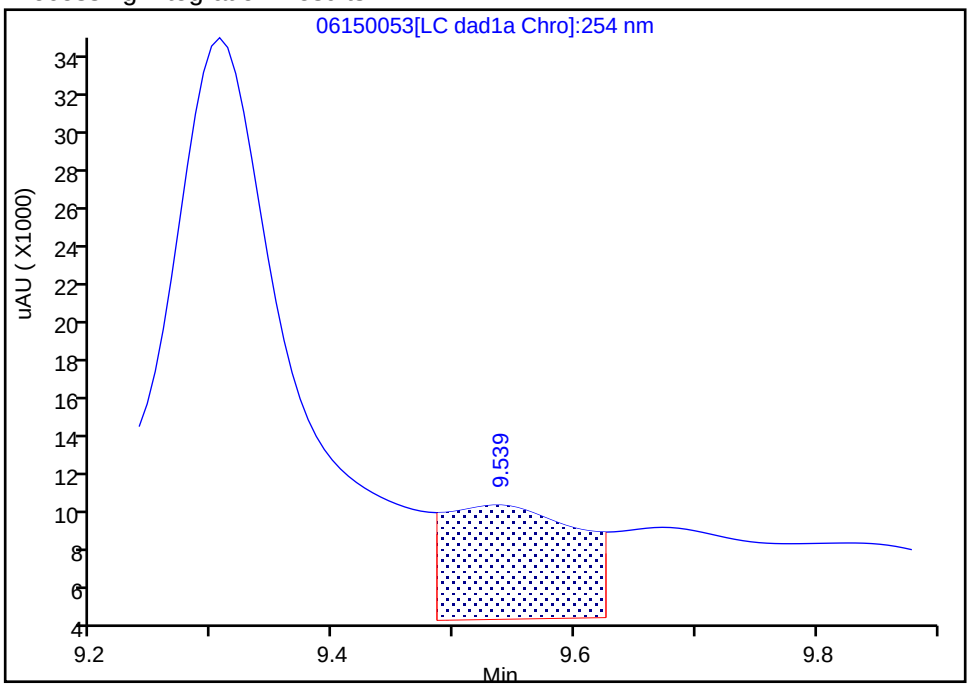

Manual Integration Results

RT: 9.54
Area: 4139
Amount: 0.013496
Amount Units: ug/mL

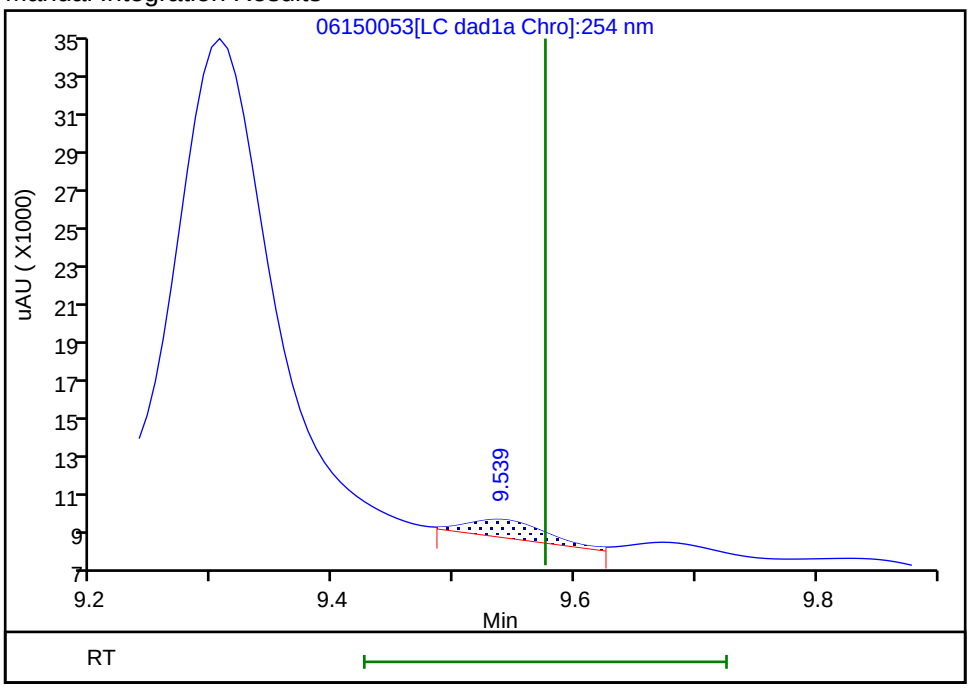

Reviewer: zhangji, 16-Jun-2020 16:16:49
Audit Action: Assigned New Baseline Audit Reason: Baseline

Manual Integration/User Assign Peak Report

Eurofins TestAmerica, Denver

Data File:	\\chromfs\denver\chromdata\chhplc_x\20200612-92376.b\06150053.d				
Injection Date:	16-Jun-2020 10:35:05	Instrument ID:	CHHPLC_X3		
Lims ID:	280-137110-A-13-A	Lab Sample ID:	280-137110-13		
Client ID:	EW7-PM27B-3-35				
Operator ID:	JZ	ALS Bottle#:	53	Worklist Smp#:	53
Injection Vol:	100.0 ul	Dil. Factor:	1.0000		
Method:	8330_X3	Limit Group:	GCSV - 8330		
Column:	UltraCarb5uODS (20) (4.60 mm)	Detector	LC DAD1B, 254 nm		

20 2,4-Dinitrotoluene, CAS: 121-14-2

Signal: 1

Processing Integration Results

RT: 12.00
Area: 8661
Amount: 0.028529
Amount Units: ug/mL

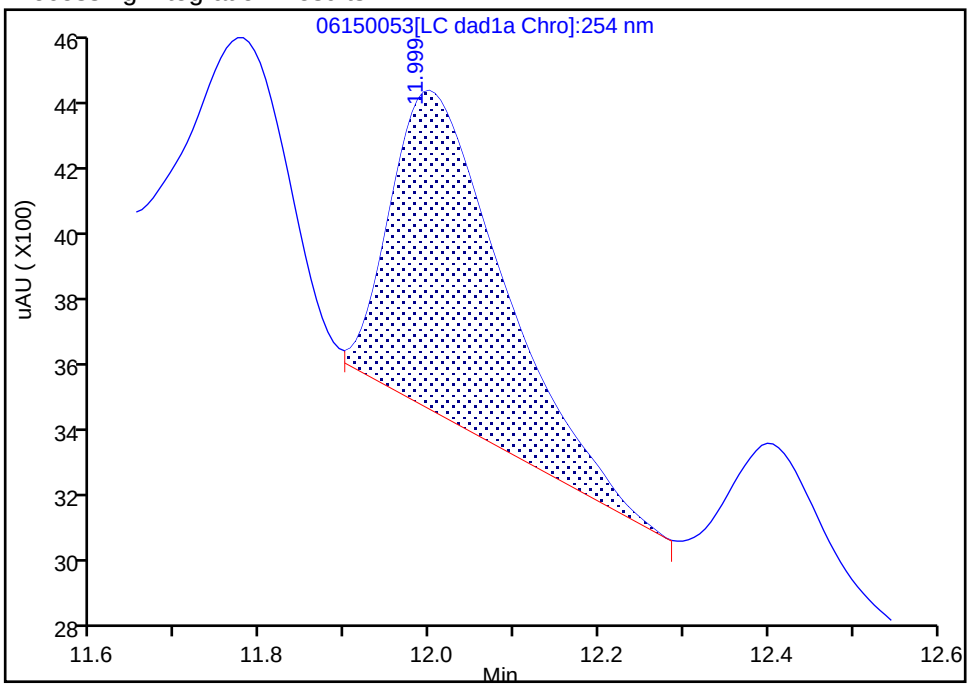

Manual Integration Results

RT: 12.00
Area: 9473
Amount: 0.031204
Amount Units: ug/mL

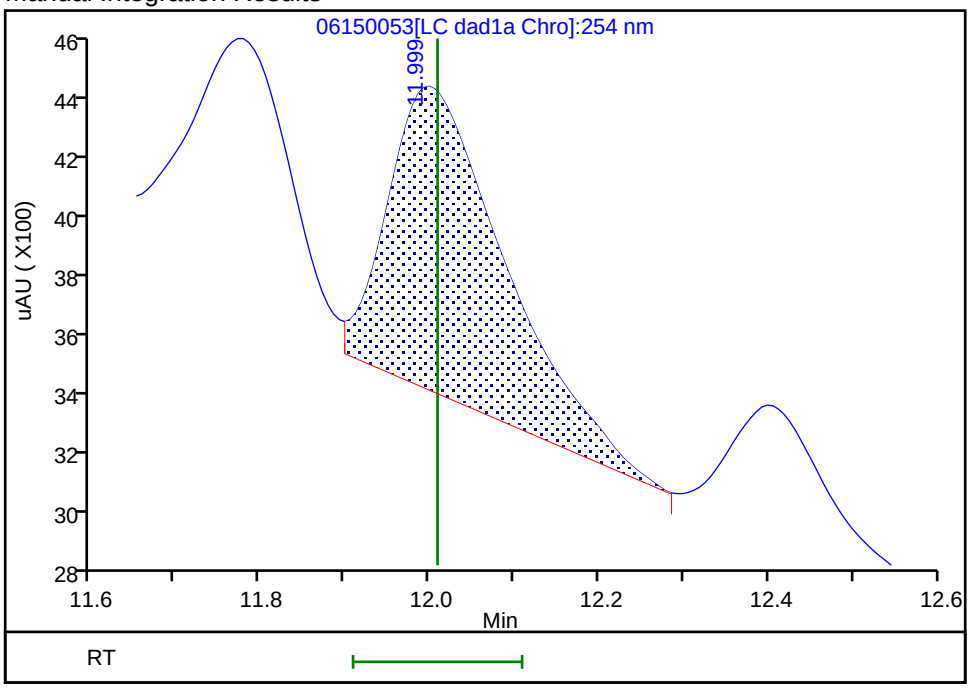

Reviewer: zhangji, 16-Jun-2020 16:16:58

Audit Action: Assigned New Baseline Audit Reason: Baseline

Manual Integration/User Assign Peak Report

Eurofins TestAmerica, Denver

Data File:	\\chromfs\denver\chromdata\chhplc_x\20200612-92376.b\06150053.d				
Injection Date:	16-Jun-2020 10:35:05	Instrument ID:	CHHPLC_X3		
Lims ID:	280-137110-A-13-A	Lab Sample ID:	280-137110-13		
Client ID:	EW7-PM27B-3-35				
Operator ID:	JZ	ALS Bottle#:	53	Worklist Smp#:	53
Injection Vol:	100.0 ul	Dil. Factor:	1.0000		
Method:	8330_X3	Limit Group:	GCSV - 8330		
Column:	UltraCarb5uODS (20) (4.60 mm)	Detector	LC DAD1B, 254 nm		

19 2,6-Dinitrotoluene, CAS: 606-20-2

Signal: 1

Processing Integration Results

RT: 11.78
Area: 7672
Amount: 0.051334
Amount Units: ug/mL

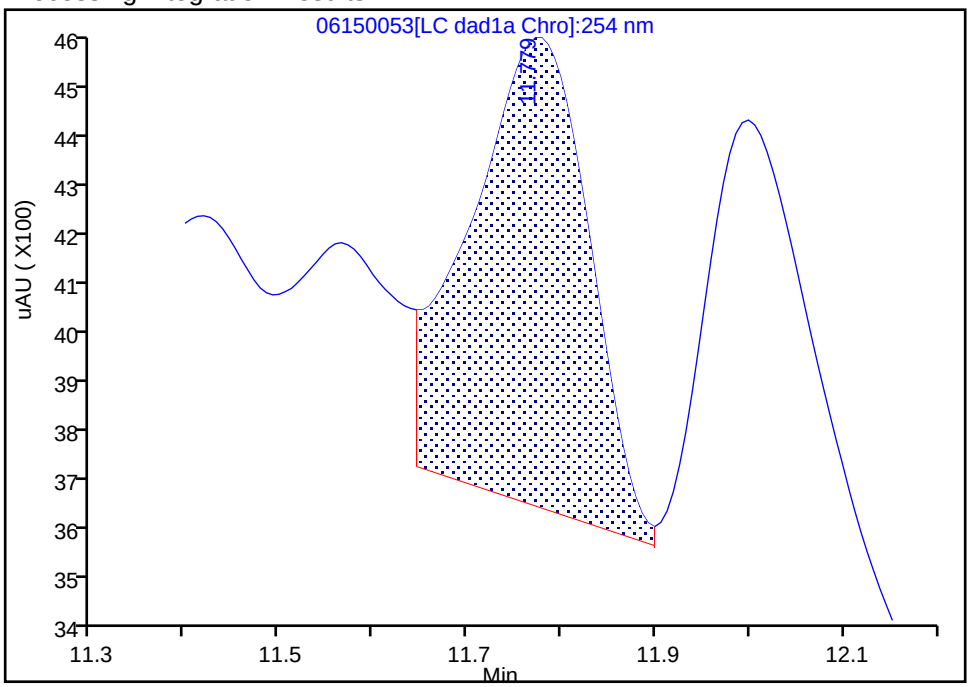

Manual Integration Results

RT: 11.77
Area: 7573
Amount: 0.050672
Amount Units: ug/mL

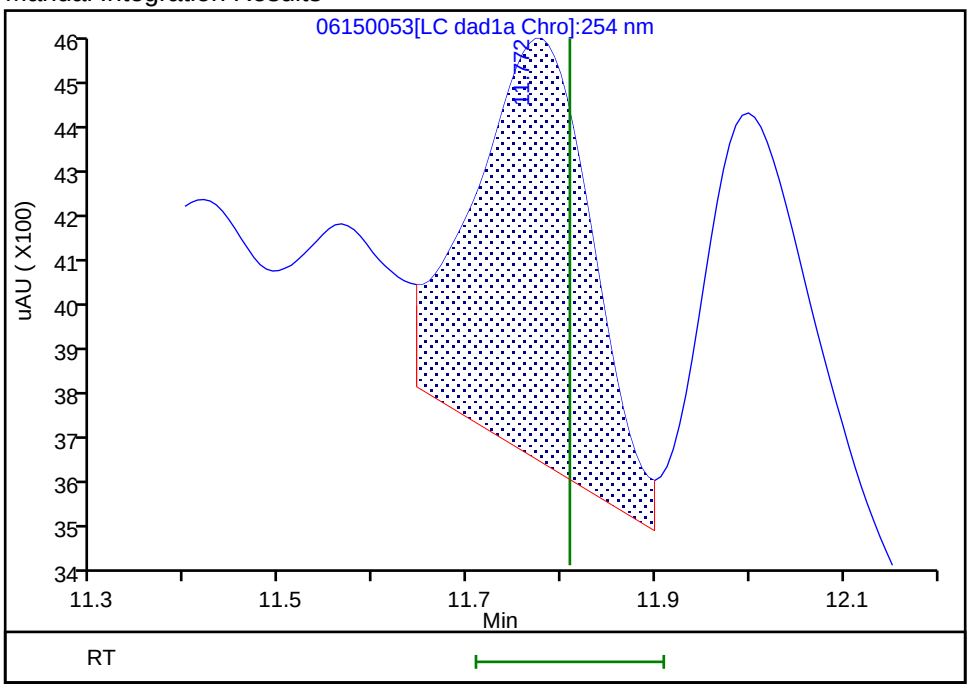

Reviewer: zhangji, 16-Jun-2020 16:16:58

Audit Action: Assigned New Baseline Audit Reason: Baseline

User Disabled Compound Report

Eurofins TestAmerica, Denver

Data File:	\\chromfs\denver\chromdata\chhplc_x\20200612-92376.b\06150053.d				
Injection Date:	16-Jun-2020 10:35:05	Instrument ID:	CHHPLC_X3		
Lims ID:	280-137110-A-13-A	Lab Sample ID:	280-137110-13		
Client ID:	EW7-PM27B-3-35				
Operator ID:	JZ	ALS Bottle#:	53	Worklist Smp#:	53
Injection Vol:	100.0 ul	Dil. Factor:	1.0000		
Method:	8330_X3	Limit Group:	GCSV - 8330		
Column:	UltraCarb5uODS (20) (4.60 mm)	Detector	LC DAD1B, 254 nm		

22 p-Nitrotoluene, CAS: 99-99-0, Signal: 1

RT: 13.35
Response: 1741
Amount: 0.015406

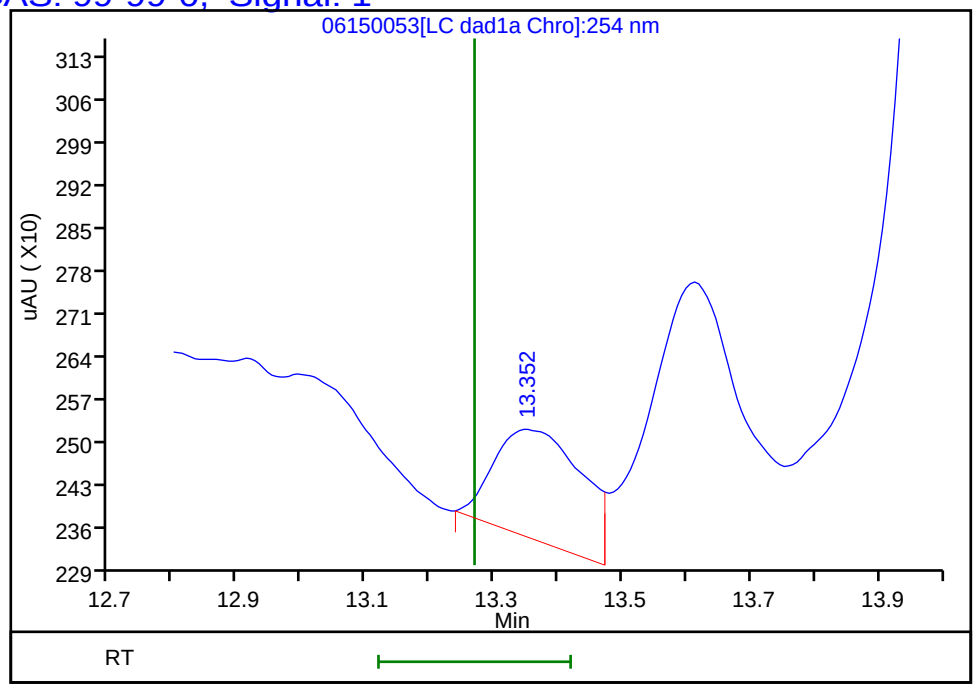

Reviewer: zhangji, 16-Jun-2020 16:17:12
Audit Action: Marked Compound Undetected Audit Reason: Invalid Compound ID

Manual Integration/User Assign Peak Report

Eurofins TestAmerica, Denver

Data File:	\\chromfs\denver\chromdata\chhplc_x\20200612-92376.b\06150053.d				
Injection Date:	16-Jun-2020 10:35:05	Instrument ID:	CHHPLC_X3		
Lims ID:	280-137110-A-13-A	Lab Sample ID:	280-137110-13		
Client ID:	EW7-PM27B-3-35				
Operator ID:	JZ	ALS Bottle#:	53	Worklist Smp#:	53
Injection Vol:	100.0 ul	Dil. Factor:	1.0000		
Method:	8330_X3	Limit Group:	GCSV - 8330		
Column:	UltraCarb5uODS (20) (4.60 mm)	Detector	LC DAD1B, 254 nm		

6 MNX, CAS: 5755-27-1

Signal: 1

Processing Integration Results

RT: 7.39
Area: 982008
Amount: 6.193907
Amount Units: ug/mL

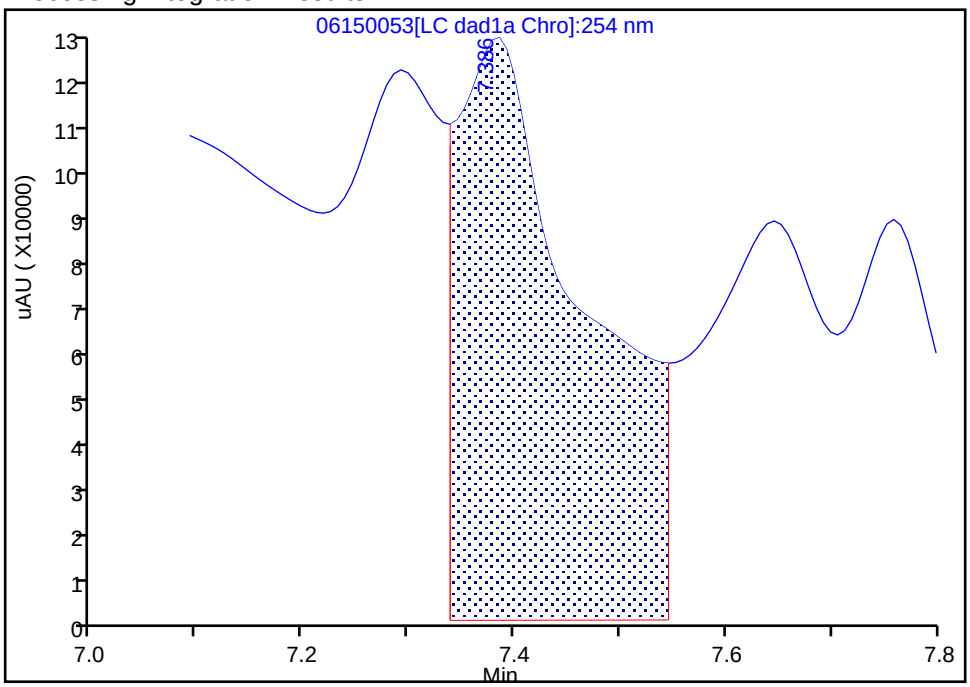

Manual Integration Results

RT: 7.39
Area: 267011
Amount: 1.684142
Amount Units: ug/mL

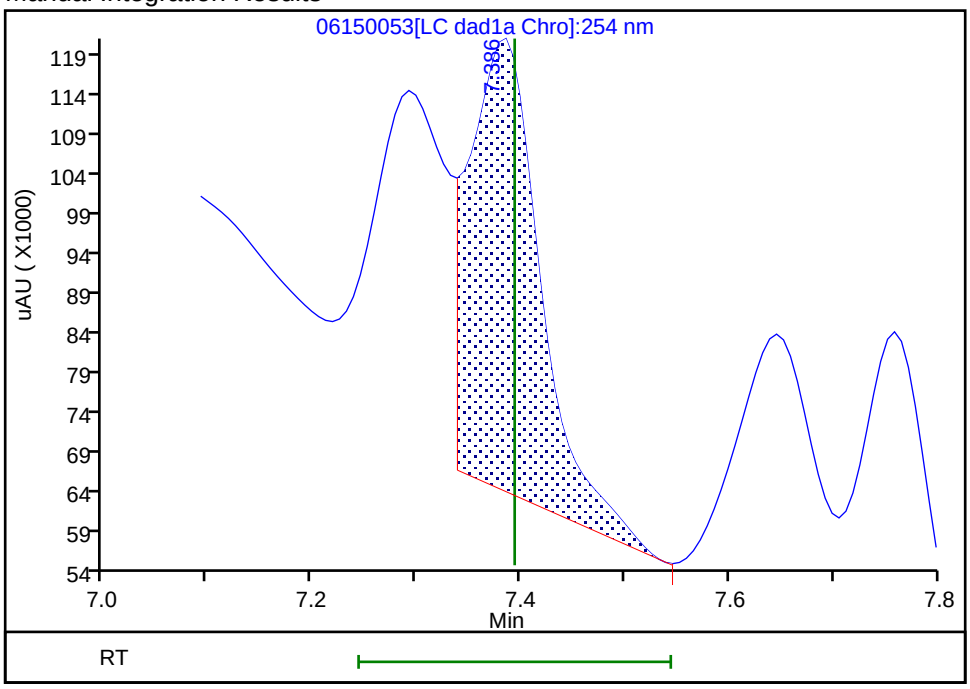

Reviewer: zhangji, 16-Jun-2020 16:16:31

Audit Action: Assigned New Baseline Audit Reason: Baseline

User Disabled Compound Report

Eurofins TestAmerica, Denver

Data File: \\chromfs\denver\chromdata\chhplc_x\20200612-92376.b\06150053.d

Injection Date:	16-Jun-2020 10:35:05	Instrument ID:	CHHPLC_X3		
Lims ID:	280-137110-A-13-A	Lab Sample ID:	280-137110-13		
Client ID:	EW7-PM27B-3-35				
Operator ID:	JZ	ALS Bottle#:	53	Worklist Smp#:	53
Injection Vol:	100.0 ul	Dil. Factor:	1.0000		
Method:	8330_X3	Limit Group:	GCSV - 8330		
Column:	UltraCarb5uODS (20) (4.60 mm)	Detector	LC DAD1B, 254 nm		

12 Nitrobenzene, CAS: 98-95-3, Signal: 1

RT: 10.03
Response: 52422
Amount: 0.261583

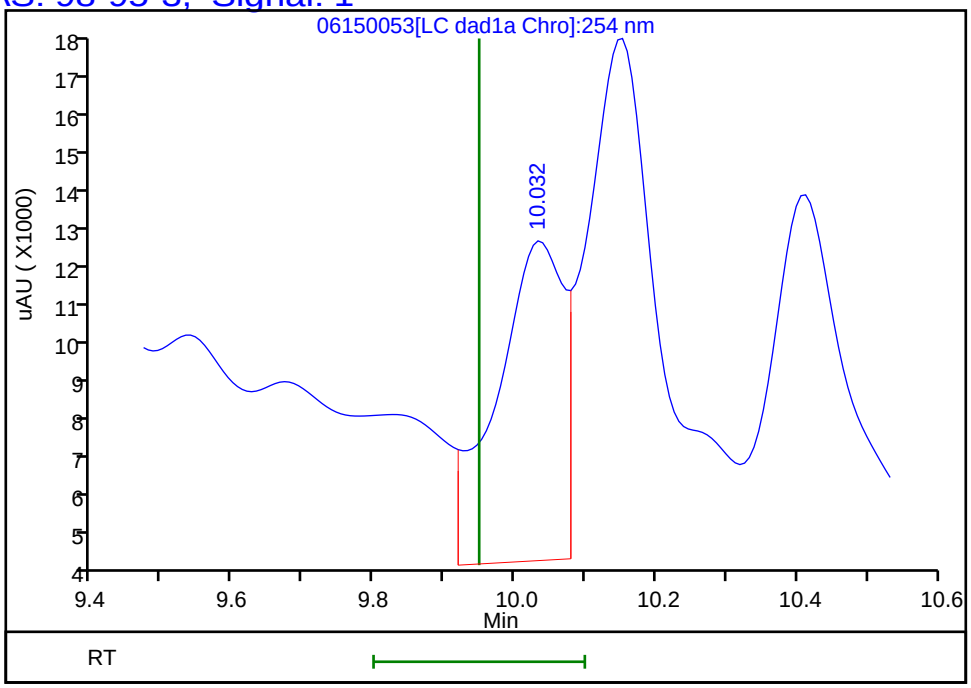

Reviewer: zhangji, 16-Jun-2020 16:17:12
Audit Action: Marked Compound Undetected Audit Reason: Invalid Compound ID

Manual Integration/User Assign Peak Report

Eurofins TestAmerica, Denver

Data File:	\\chromfs\denver\chromdata\chhplc_x\20200612-92376.b\06150053.d				
Injection Date:	16-Jun-2020 10:35:05	Instrument ID:	CHHPLC_X3		
Lims ID:	280-137110-A-13-A	Lab Sample ID:	280-137110-13		
Client ID:	EW7-PM27B-3-35				
Operator ID:	JZ	ALS Bottle#:	53	Worklist Smp#:	53
Injection Vol:	100.0 ul	Dil. Factor:	1.0000		
Method:	8330_X3	Limit Group:	GCSV - 8330		
Column:	UltraCarb5uODS (20) (4.60 mm)	Detector	LC DAD1B, 254 nm		

7 RDX, CAS: 121-82-4

Signal: 1

Processing Integration Results

RT: 7.76
Area: 925523
Amount: 7.936700
Amount Units: ug/mL

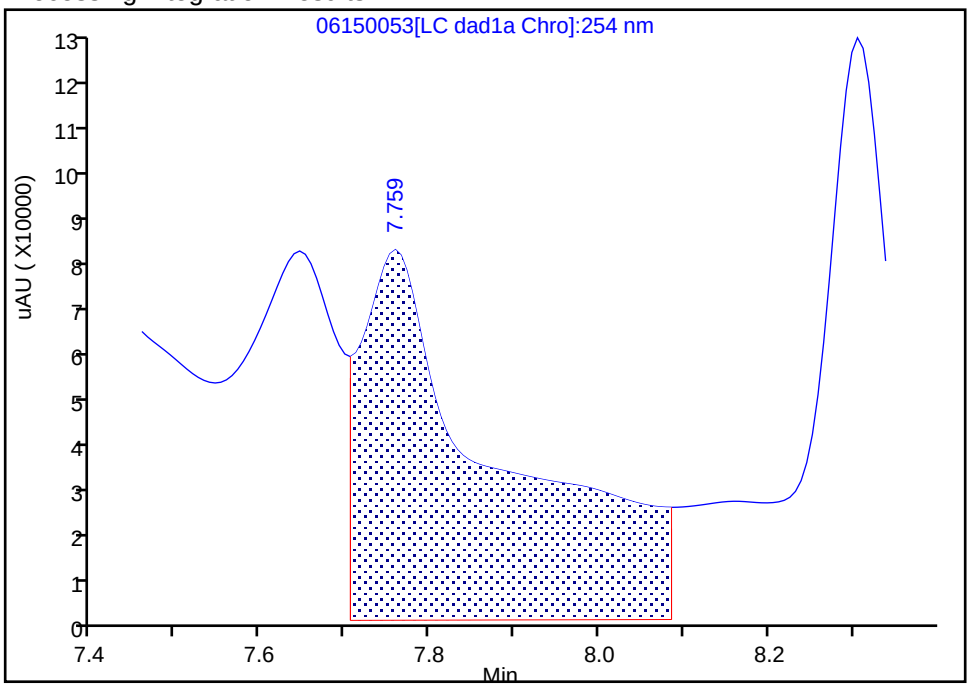

Manual Integration Results

RT: 7.76
Area: 182963
Amount: 1.568975
Amount Units: ug/mL

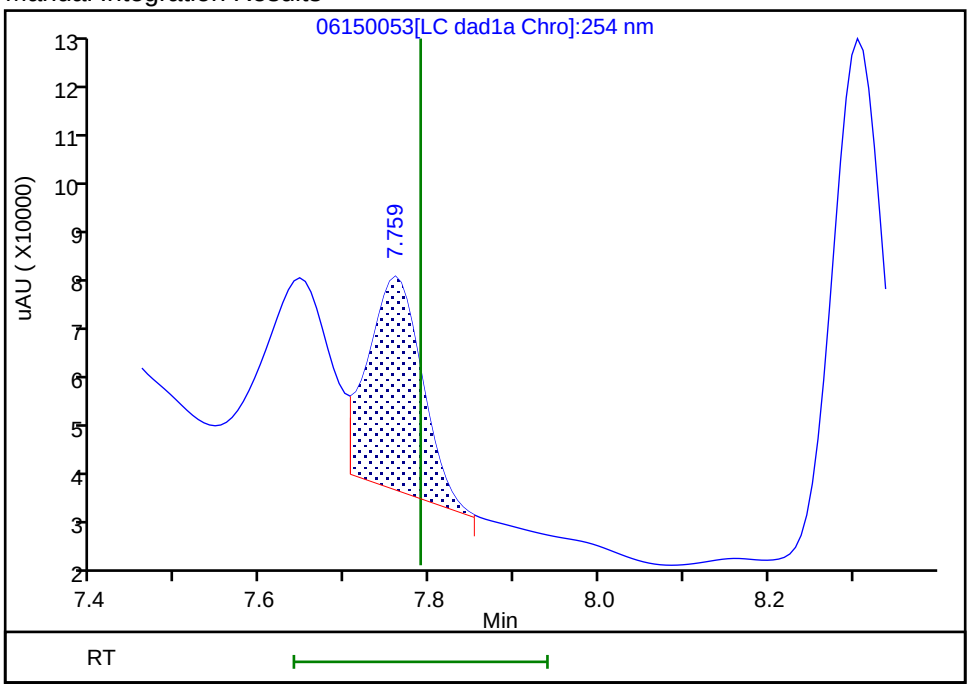

Reviewer: zhangji, 16-Jun-2020 16:16:35
Audit Action: Split an Integrated Peak Audit Reason: Baseline

User Disabled Compound Report

Eurofins TestAmerica, Denver

Data File: \\chromfs\denver\chromdata\chhplc_x\20200612-92376.b\06150053.d

Injection Date:	16-Jun-2020 10:35:05	Instrument ID:	CHHPLC_X3		
Lims ID:	280-137110-A-13-A	Lab Sample ID:	280-137110-13		
Client ID:	EW7-PM27B-3-35				
Operator ID:	JZ	ALS Bottle#:	53	Worklist Smp#:	53
Injection Vol:	100.0 ul	Dil. Factor:	1.0000		
Method:	8330_X3	Limit Group:	GCSV - 8330		
Column:	UltraCarb5uODS (20) (4.60 mm)	Detector	LC DAD1B, 254 nm		

14 Tetryl, CAS: 479-45-8, Signal: 1

RT: 10.15
Response: 99211
Amount: 0.560413

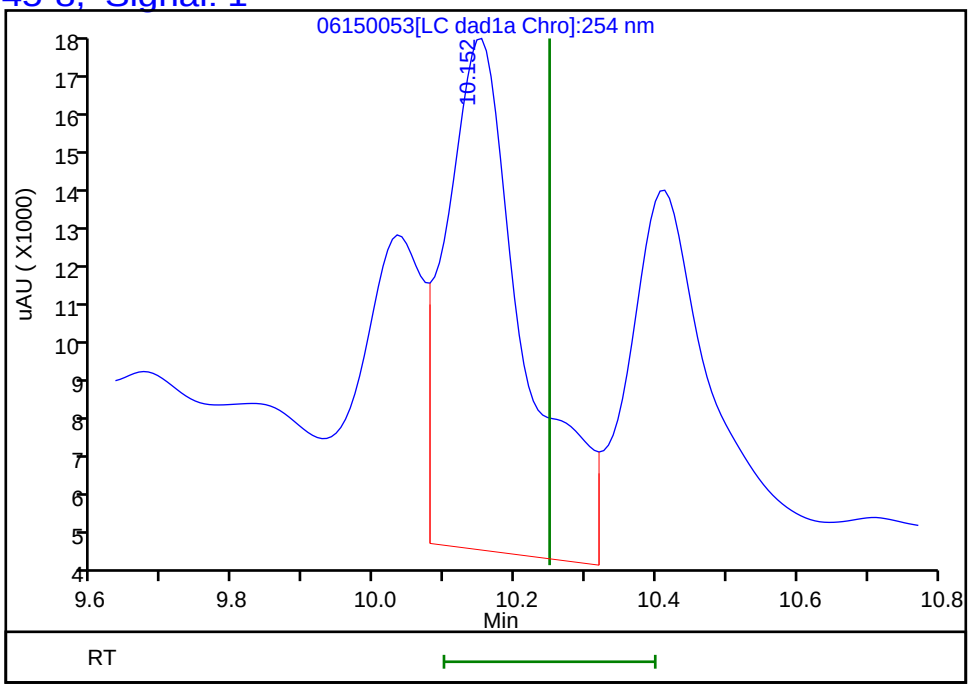

Reviewer: zhangji, 16-Jun-2020 16:17:12

Audit Action: Marked Compound Undetected Audit Reason: Invalid Compound ID

FORM I
HPLC/IC ORGANICS ANALYSIS DATA SHEET

Lab Name: Eurofins TestAmerica, Denver Job No.: 280-137110-1

SDG No.:

Client Sample ID: EW7-PM27B-3-35 Lab Sample ID: 280-137110-13

Matrix: Water Lab File ID: 06170060.D

Analysis Method: 8330A Date Collected: 05/30/2020 09:20

Extraction Method: 3535 Date Extracted: 06/04/2020 10:29

Sample wt/vol: 448.8(mL) Date Analyzed: 06/19/2020 00:49

Con. Extract Vol.: 5(mL) Dilution Factor: 1

Injection Volume: 100(uL) GC Column: Luna-phenylhex ID: 4.6(mm)

% Moisture: GPC Cleanup:(Y/N) N

Analysis Batch No.: 499146 Units: ug/L

CAS NO.	COMPOUND NAME	RESULT	Q	LOQ	LOD	DL
99-35-4	1,3,5-Trinitrobenzene	0.22	U	0.23	0.22	0.094
121-14-2	2,4-Dinitrotoluene	0.089	U	0.11	0.089	0.031
606-20-2	2,6-Dinitrotoluene	0.089	U	0.11	0.089	0.045
5755-27-1	MNX	0.45	U	2.2	0.45	0.17
121-82-4	*RDX*	*1.1*	*B J1*	*0.23*	0.22	*0.057*

CAS NO.	SURROGATE	%REC	Q	LIMITS
528-29-0	1,2-Dinitrobenzene	96	*M*	83-119

Eurofins TestAmerica, Denver
Target Compound Quantitation Report

Data File: \\chromfs\Denver\ChromData\G2_LUNA\20200617-92518.b\06170060.D
Lims ID: 280-137110-A-13-A
Client ID: EW7-PM27B-3-35
Sample Type: Client
Inject. Date: 19-Jun-2020 00:49:43 ALS Bottle#: 60 Worklist Smp#: 60
Injection Vol: 100.0 ul Dil. Factor: 1.0000
Sample Info: 280-137110-A-13-
Misc. Info.: 280-0092518-060
Operator ID: JZ Instrument ID: CHHPLC_G2_LUNA

Method: \\chromfs\Denver\ChromData\G2_LUNA\20200617-92518.b\G2_8330_Luna.m
Limit Group: GCSV - 8330
Last Update: 19-Jun-2020 16:25:40 Calib Date: 15-May-2020 02:11:20
Integrator: Falcon
Quant Method: External Standard Quant By: Initial Calibration
Last ICal File: \\chromfs\Denver\ChromData\G2_LUNA\20200514-91518.b\05140024.D

Column 1 : Luna-Phenyl hexyl (4.60 mm) Det: LC DAD1A, 254 nm
Process Host: CTX1007

First Level Reviewer: zhangji Date: 19-Jun-2020 16:23:40

Compound	Det	RT (min.)	Exp RT (min.)	Dlt RT (min.)	Response	OnCol Amt ug/ml	Flags
6 HMX	1		7.150			ND	
7 MNX	1		7.876			ND	
8 RDX	1	9.385	9.369	0.016	25073	0.1026	
9 Nitrobenzene	1		12.269			ND	
$ 10 1,2-Dinitrobenzene	1	13.265	13.276	-0.011	55139	0.1923	M
12 1,3-Dinitrobenzene	1		15.809			ND	
14 o-Nitrotoluene	1		16.743			ND	U
15 p-Nitrotoluene	1		17.023			ND	
16 4-Amino-2,6-dinitrotoluene	1		17.463			ND	
17 m-Nitrotoluene	1		17.956			ND	U
18 2-Amino-4,6-dinitrotoluene	1	18.338	18.396	-0.058	27174	0.0584	
19 1,3,5-Trinitrobenzene	1		19.136			ND	
20 2,6-Dinitrotoluene	1		20.056			ND	
21 2,4-Dinitrotoluene	1		20.570			ND	
22 Tetryl	1		23.870			ND	
23 2,4,6-Trinitrotoluene	1		24.883			ND	

QC Flag Legend

Review Flags
M - Manually Integrated
U - Marked Undetected

Report Date: 19-Jun-2020 16:25:42 Chrom Revision: 2.3 17-Jun-2020 19:07:08

Eurofins TestAmerica, Denver

Data File:	\\chromfs\denver\chromdata\g2_luna\20200617-92518.b\06170060.d				
Injection Date:	19-Jun-2020 00:49:43	Instrument ID:	CHHPLC_G2_LUNA	Operator ID:	JZ
Lims ID:	280-137110-A-13-A	Lab Sample ID:	280-137110-13	Worklist Smp#:	60
Client ID:	EW7-PM27B-3-35				
Injection Vol:	100.0 ul	Dil. Factor:	1.0000	ALS Bottle#:	60
Method:	G2_8330_Luna	Limit Group:	GCSV - 8330		

Column: Luna-Phenyl hexyl (4.60 mm) Y Scaling: Method Defined: Scale to the Nth Largest Peak: 1

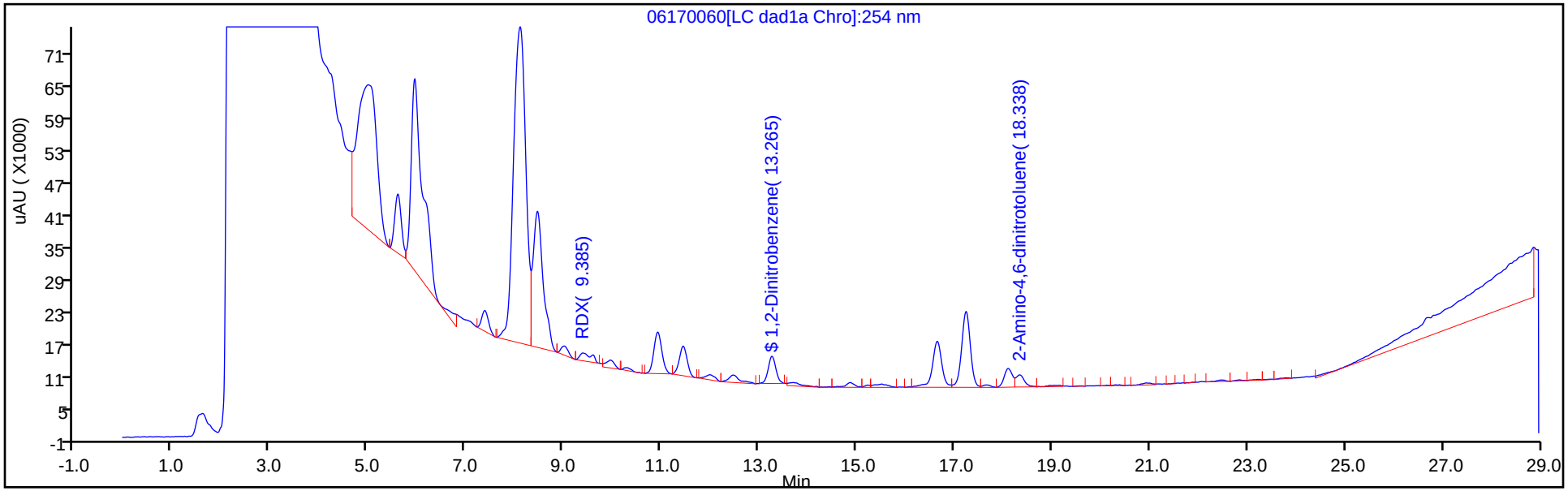

Y Scaling: Method Defined: Scale to the Nth Largest Peak: 1

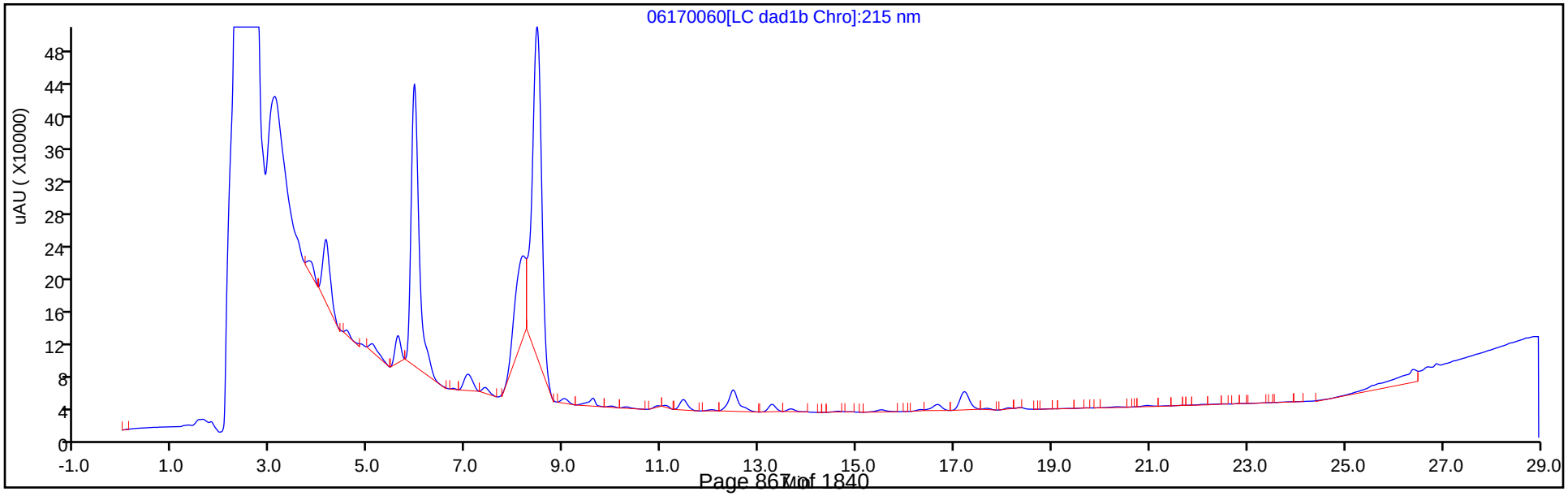

Eurofins TestAmerica, Denver
Recovery Report

Data File:	\\chromfs\Denver\ChromData\G2_LUNA\20200617-92518.b\06170060.D				
Lims ID:	280-137110-A-13-A				
Client ID:	EW7-PM27B-3-35				
Sample Type:	Client				
Inject. Date:	19-Jun-2020 00:49:43	ALS Bottle#:	60	Worklist Smp#:	60
Injection Vol:	100.0 ul	Dil. Factor:	1.0000		
Sample Info:	280-137110-A-13-				
Misc. Info.:	280-0092518-060				
Operator ID:	JZ	Instrument ID:	CHHPLC_G2_LUNA		
Method:	\\chromfs\Denver\ChromData\G2_LUNA\20200617-92518.b\G2_8330_Luna.m				
Limit Group:	GCSV - 8330				
Last Update:	19-Jun-2020 16:25:40	Calib Date:	15-May-2020 02:11:20		
Integrator:	Falcon				
Quant Method:	External Standard	Quant By:	Initial Calibration		
Last ICal File:	\\chromfs\Denver\ChromData\G2_LUNA\20200514-91518.b\05140024.D				
Column 1 :	Luna-Phenyl hexyl (4.60 mm)		Det: LC DAD1A, 254 nm		
Process Host:	CTX1007				
First Level Reviewer: zhangji		Date:	19-Jun-2020 16:23:40		

Compound	Amount Added	Amount Recovered	% Rec.
$ 10 1,2-Dinitrobenzene	0.2000	0.1923	96.13

Manual Integration/User Assign Peak Report

Eurofins TestAmerica, Denver

Data File:	\\chromfs\denver\chromdata\g2_luna\20200617-92518.b\06170060.d				
Injection Date:	19-Jun-2020 00:49:43	Instrument ID:	CHHPLC_G2_LUNA		
Lims ID:	280-137110-A-13-A	Lab Sample ID:	280-137110-13		
Client ID:	EW7-PM27B-3-35				
Operator ID:	JZ	ALS Bottle#:	60	Worklist Smp#:	60
Injection Vol:	100.0 ul	Dil. Factor:	1.0000		
Method:	G2_8330_Luna	Limit Group:	GCSV - 8330		
Column:	Luna-Phenyl hexyl (4.60 mm)	Detector	LC DAD1A, 254 nm		

$ 10 1,2-Dinitrobenzene, CAS: 528-29-0

Signal: 1

Processing Integration Results

RT: 13.26
Area: 63726
Amount: 0.223235
Amount Units: ug/ml

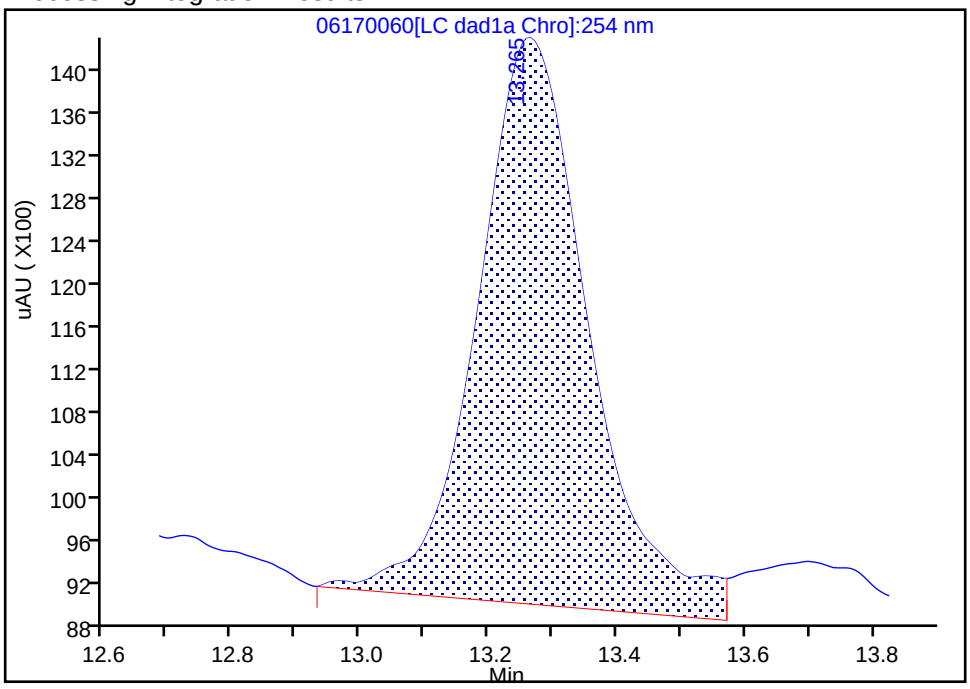

Manual Integration Results

RT: 13.26
Area: 55139
Amount: 0.192260
Amount Units: ug/ml

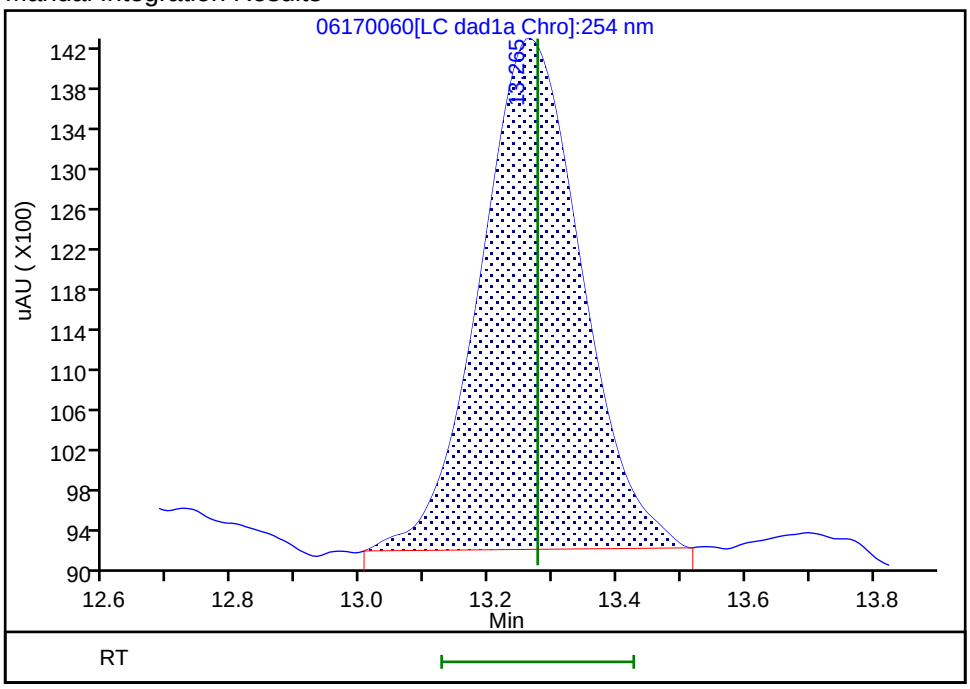

Reviewer: zhangji, 19-Jun-2020 16:23:38

Audit Action: Manually Integrated Audit Reason: Baseline

User Disabled Compound Report

Eurofins TestAmerica, Denver

Data File:	\\chromfs\denver\chromdata\g2_luna\20200617-92518.b\06170060.d				
Injection Date:	19-Jun-2020 00:49:43	Instrument ID:	CHHPLC_G2_LUNA		
Lims ID:	280-137110-A-13-A	Lab Sample ID:	280-137110-13		
Client ID:	EW7-PM27B-3-35				
Operator ID:	JZ	ALS Bottle#:	60	Worklist Smp#:	60
Injection Vol:	100.0 ul	Dil. Factor:	1.0000		
Method:	G2_8330_Luna	Limit Group:	GCSV - 8330		
Column:	Luna-Phenyl hexyl (4.60 mm)	Detector	LC DAD1A, 254 nm		

14 o-Nitrotoluene, CAS: 88-72-2, Signal: 1

RT: 16.65
Response: 114678
Amount: 0.420121

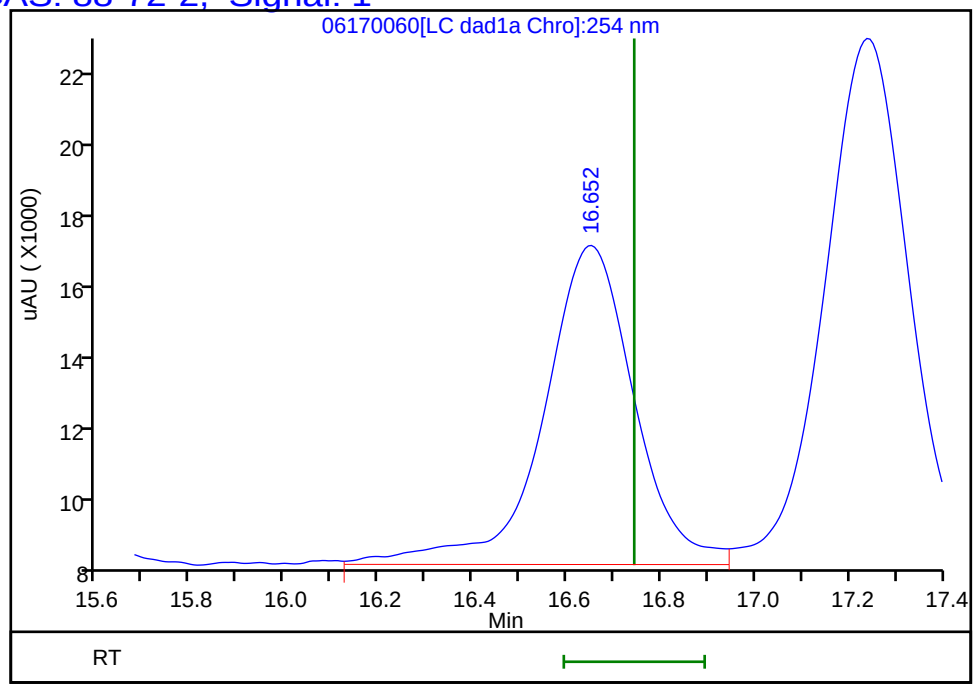

Reviewer: zhangji, 19-Jun-2020 16:23:40
Audit Action: Marked Compound Undetected Audit Reason: Invalid Compound ID

User Disabled Compound Report

Eurofins TestAmerica, Denver

Data File:	\\chromfs\denver\chromdata\g2_luna\20200617-92518.b\06170060.d				
Injection Date:	19-Jun-2020 00:49:43	Instrument ID:	CHHPLC_G2_LUNA		
Lims ID:	280-137110-A-13-A	Lab Sample ID:	280-137110-13		
Client ID:	EW7-PM27B-3-35				
Operator ID:	JZ	ALS Bottle#:	60	Worklist Smp#:	60
Injection Vol:	100.0 ul	Dil. Factor:	1.0000		
Method:	G2_8330_Luna	Limit Group:	GCSV - 8330		
Column:	Luna-Phenyl hexyl (4.60 mm)	Detector	LC DAD1A, 254 nm		

17 m-Nitrotoluene, CAS: 99-08-1, Signal: 1

RT: 18.10
Response: 40910
Amount: 0.137131

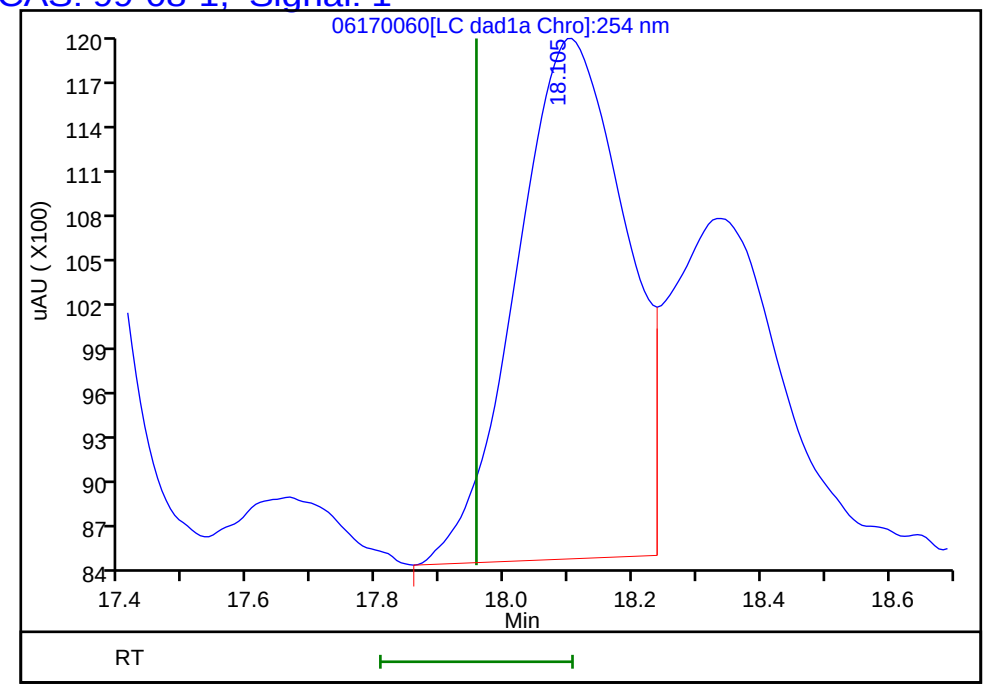

Reviewer: zhangji, 19-Jun-2020 16:23:40
Audit Action: Marked Compound Undetected Audit Reason: Invalid Compound ID

FORM I
HPLC/IC ORGANICS ANALYSIS DATA SHEET

Lab Name: Eurofins TestAmerica, Denver Job No.: 280-137110-1

SDG No.:

Client Sample ID: EW7-PM29A-3-25 Lab Sample ID: 280-137110-14

Matrix: Water Lab File ID: 06160015.D

Analysis Method: 8330A Date Collected: 05/30/2020 10:50

Extraction Method: 3535 Date Extracted: 06/04/2020 10:29

Sample wt/vol: 466.9(mL) Date Analyzed: 06/16/2020 21:58

Con. Extract Vol.: 5(mL) Dilution Factor: 10

Injection Volume: 100(uL) GC Column: UltraCarb5uODS ID: 4.6(mm)

% Moisture: GPC Cleanup:(Y/N) N

Analysis Batch No.: 498990 Units: ug/L

CAS NO.	COMPOUND NAME	RESULT	Q	LOQ	LOD	DL
99-35-4	1,3,5-Trinitrobenzene	2.1	U M Q	2.2	2.1	0.90
99-65-0	1,3-Dinitrobenzene	1.1	U Q	1.2	1.1	0.40
118-96-7	2,4,6-Trinitrotoluene	1.1	U Q	1.2	1.1	0.48
121-14-2	2,4-Dinitrotoluene	0.86	U Q	1.1	0.86	0.29
606-20-2	2,6-Dinitrotoluene	0.86	U Q	1.1	0.86	0.43
35572-78-2	2-Amino-4,6-dinitrotoluene	1.1	U Q	1.2	1.1	0.54
88-72-2	2-Nitrotoluene	2.1	U Q	2.2	2.1	0.92
99-08-1	3-Nitrotoluene	4.3	U M Q	4.3	4.3	2.1
19406-51-0	4-Amino-2,6-dinitrotoluene	1.3	U Q	1.6	1.3	0.62
99-99-0	4-Nitrotoluene	4.3	U Q	4.4	4.3	1.1
2691-41-0	HMX	2.1	U Q	2.2	2.1	0.94
98-95-3	Nitrobenzene	2.1	U M Q	2.2	2.1	0.97
121-82-4	RDX	26	D M Q J1	2.2	2.1	0.55
479-45-8	Tetryl	1.1	U M Q	1.2	1.1	0.34

CAS NO.	SURROGATE	%REC	Q	LIMITS
528-29-0	1,2-Dinitrobenzene	486	M Q	83-119

Eurofins TestAmerica, Denver
Target Compound Quantitation Report

Data File: \\chromfs\Denver\ChromData\CHHPLC_X\20200616-92483.b\06160015.D
Lims ID: 280-137110-A-14-A
Client ID: EW7-PM29A-3-25
Sample Type: Client
Inject. Date: 16-Jun-2020 21:58:40 ALS Bottle#: 15 Worklist Smp#: 15
Injection Vol: 100.0 ul Dil. Factor: 10.0000
Sample Info: 280-137110-A-14-
Misc. Info.: 280-0092483-015
Operator ID: JZ Instrument ID: CHHPLC_X3

Method: \\chromfs\Denver\ChromData\CHHPLC_X\20200616-92483.b\8330_X3.m
Limit Group: GCSV - 8330
Last Update: 17-Jun-2020 17:24:20 Calib Date: 18-Mar-2020 14:39:27
Integrator: Falcon
Quant Method: External Standard Quant By: Initial Calibration
Last ICal File: \\chromna\Denver\ChromData\CHHPLC_X\20200318-90159.b\03180015.D

Column 1 : UltraCarb5uODS (20) (4.60 mm) Det: LC DAD1B, 254 nm
Process Host: CTX1005

First Level Reviewer: zhangji Date: 17-Jun-2020 14:05:25

	Compound	Det	RT (min.)	Exp RT (min.)	Dlt RT (min.)	Response	OnCol Amt ug/mL	Flags
	3 HMX	1		6.709			ND	
	6 MNX	1	7.389	7.394	-0.005	51501	0.3248	M
	7 RDX	1	7.763	7.789	-0.026	28558	0.2449	M
$	9 1,2-Dinitrobenzene	1	8.783	8.763	0.020	13431	0.0972	M
	10 1,3,5-Trinitrobenzene	1		8.936			ND	MU
	11 1,3-Dinitrobenzene	1		9.589			ND	
	12 Nitrobenzene	1		9.969			ND	U
	14 Tetryl	1		10.282			ND	U
	16 2,4,6-Trinitrotoluene	1		11.249			ND	
	17 4-Amino-2,6-dinitrotoluene	1		11.416			ND	
	18 2-Amino-4,6-dinitrotoluene	1		11.702			ND	
	19 2,6-Dinitrotoluene	1		11.849			ND	
	20 2,4-Dinitrotoluene	1		12.049			ND	
	21 o-Nitrotoluene	1		12.876			ND	
	22 p-Nitrotoluene	1		13.309			ND	
	23 m-Nitrotoluene	1		13.902			ND	U

QC Flag Legend

Review Flags
M - Manually Integrated
U - Marked Undetected

Report Date: 17-Jun-2020 17:24:22 Chrom Revision: 2.3 10-Jun-2020 22:46:48

Eurofins TestAmerica, Denver

Data File: \\chromfs\denver\chromdata\chhplc_x\20200616-92483.b\06160015.d

Injection Date:	16-Jun-2020 21:58:40	Instrument ID:	CHHPLC_X3	Operator ID:	JZ
Lims ID:	280-137110-A-14-A	Lab Sample ID:	280-137110-14	Worklist Smp#:	15
Client ID:	EW7-PM29A-3-25				
Injection Vol:	100.0 ul	Dil. Factor:	10.0000	ALS Bottle#:	15
Method:	8330_X3	Limit Group:	GCSV - 8330		

Column: UltraCarb5uODS (20) (4.60 mm) Y Scaling: Method Defined: Scale to the Nth Largest Target: 1

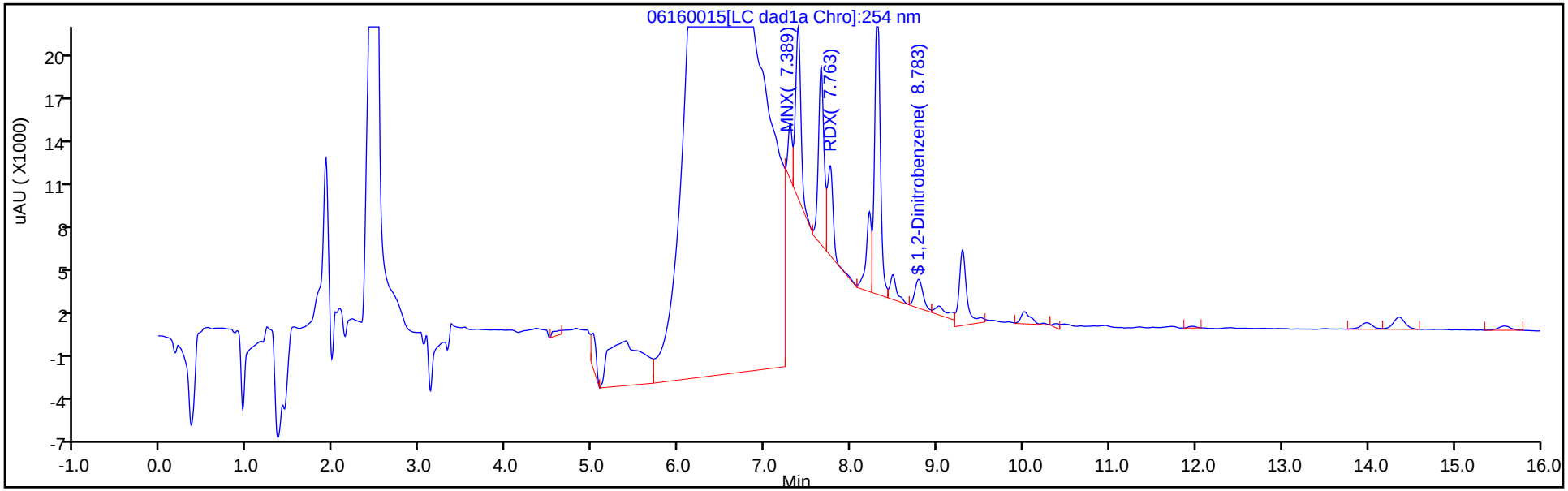

Y Scaling: Method Defined: Scale to the Nth Largest Target: 1

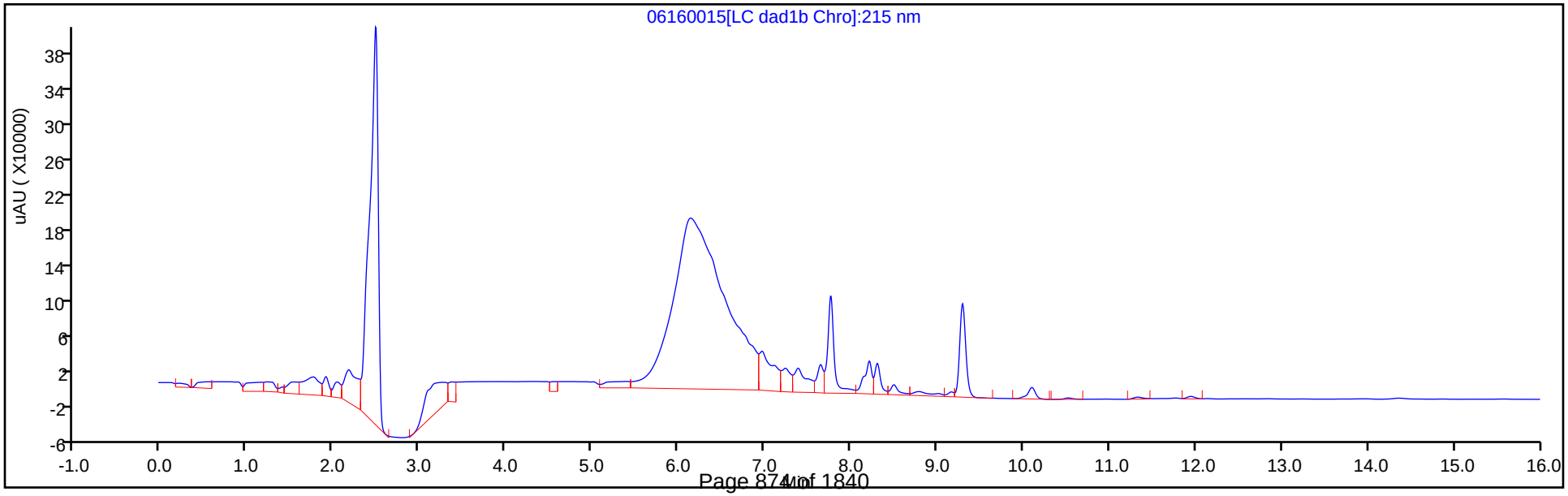

Eurofins TestAmerica, Denver
Recovery Report

Data File:	\\chromfs\Denver\ChromData\CHHPLC_X\20200616-92483.b\06160015.D				
Lims ID:	280-137110-A-14-A				
Client ID:	EW7-PM29A-3-25				
Sample Type:	Client				
Inject. Date:	16-Jun-2020 21:58:40	ALS Bottle#:	15	Worklist Smp#:	15
Injection Vol:	100.0 ul	Dil. Factor:	10.0000		
Sample Info:	280-137110-A-14-				
Misc. Info.:	280-0092483-015				
Operator ID:	JZ	Instrument ID:	CHHPLC_X3		
Method:	\\chromfs\Denver\ChromData\CHHPLC_X\20200616-92483.b\8330_X3.m				
Limit Group:	GCSV - 8330				
Last Update:	17-Jun-2020 17:24:20	Calib Date:	18-Mar-2020 14:39:27		
Integrator:	Falcon				
Quant Method:	External Standard	Quant By:	Initial Calibration		
Last ICal File:	\\chromna\Denver\ChromData\CHHPLC_X\20200318-90159.b\03180015.D				
Column 1 :	UltraCarb5uODS (20) (4.60 mm)		Det: LC DAD1B, 254 nm		
Process Host:	CTX1005				
First Level Reviewer: zhangji		Date:	17-Jun-2020 14:05:25		

Compound	Amount Added	Amount Recovered	% Rec.
$ 9 1,2-Dinitrobenzene	0.2000	0.0972	48.59

Manual Integration/User Assign Peak Report

Eurofins TestAmerica, Denver

Data File:	\\chromfs\denver\chromdata\chhplc_x\20200616-92483.b\06160015.d				
Injection Date:	16-Jun-2020 21:58:40	Instrument ID:	CHHPLC_X3		
Lims ID:	280-137110-A-14-A	Lab Sample ID:	280-137110-14		
Client ID:	EW7-PM29A-3-25				
Operator ID:	JZ	ALS Bottle#:	15	Worklist Smp#:	15
Injection Vol:	100.0 ul	Dil. Factor:	10.0000		
Method:	8330_X3	Limit Group:	GCSV - 8330		
Column:	UltraCarb5uODS (20) (4.60 mm)	Detector	LC DAD1B, 254 nm		

$ 9 1,2-Dinitrobenzene, CAS: 528-29-0

Signal: 1

Processing Integration Results

RT: 8.78
Area: 39335
Amount: 0.284599
Amount Units: ug/mL

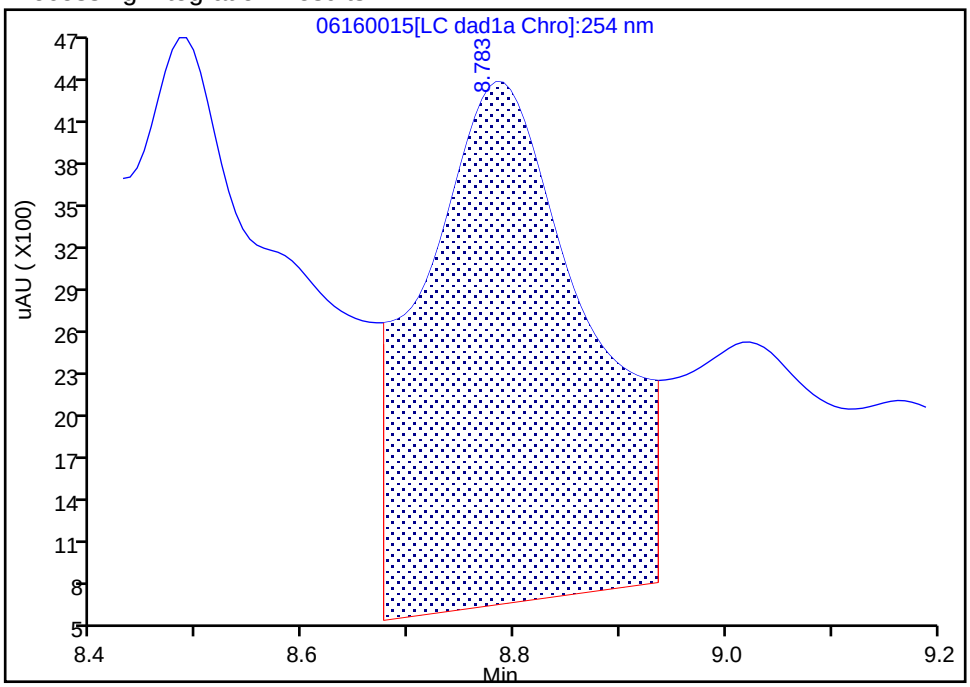

Manual Integration Results

RT: 8.78
Area: 13431
Amount: 0.097177
Amount Units: ug/mL

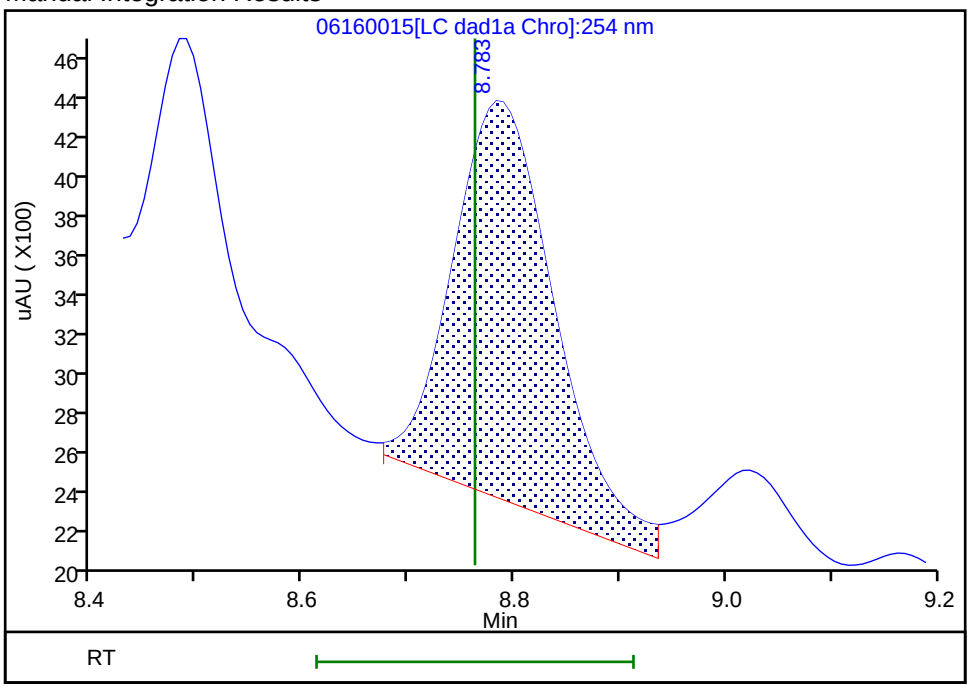

Reviewer: zhangji, 17-Jun-2020 14:05:17
Audit Action: Assigned New Baseline Audit Reason: Baseline

User Disabled Compound Report

Eurofins TestAmerica, Denver

Data File: \\chromfs\denver\chromdata\chhplc_x\20200616-92483.b\06160015.d

Injection Date:	16-Jun-2020 21:58:40	Instrument ID:	CHHPLC_X3		
Lims ID:	280-137110-A-14-A	Lab Sample ID:	280-137110-14		
Client ID:	EW7-PM29A-3-25				
Operator ID:	JZ	ALS Bottle#:	15	Worklist Smp#:	15
Injection Vol:	100.0 ul	Dil. Factor:	10.0000		
Method:	8330_X3	Limit Group:	GCSV - 8330		
Column:	UltraCarb5uODS (20) (4.60 mm)	Detector	LC DAD1B, 254 nm		

10 1,3,5-Trinitrobenzene, CAS: 99-35-4, Signal: 1

RT: 9.02
Response: 20520
Amount: 0.089098

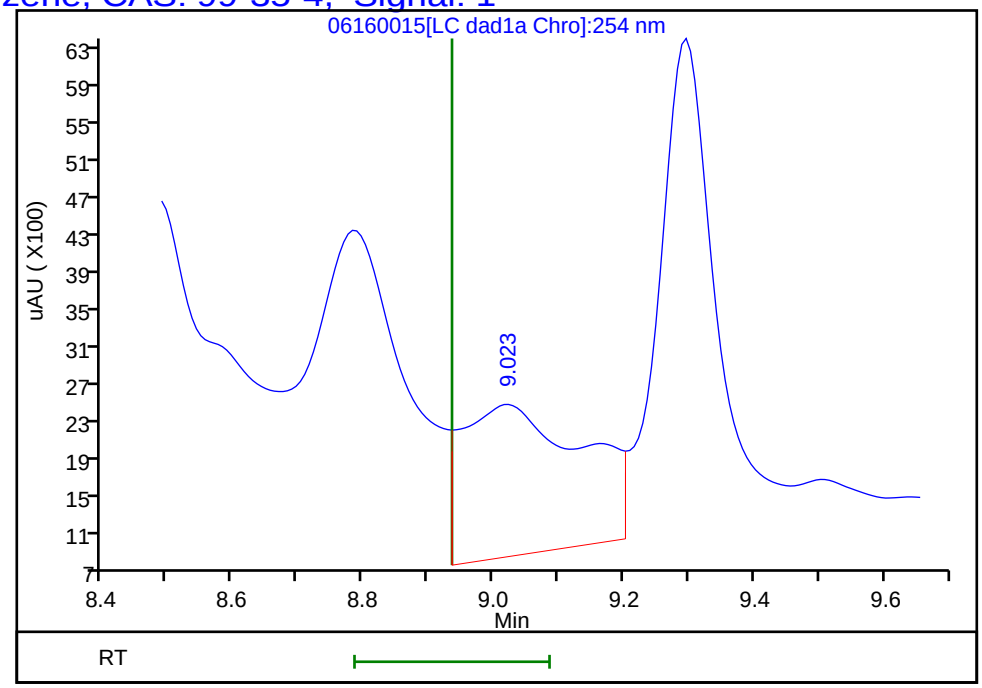

Reviewer: zhangji, 17-Jun-2020 14:05:25
Audit Action: Assigned New Baseline Audit Reason: Baseline

User Disabled Compound Report

Eurofins TestAmerica, Denver

Data File: \\chromfs\denver\chromdata\chhplc_x\20200616-92483.b\06160015.d

Injection Date:	16-Jun-2020 21:58:40	Instrument ID:	CHHPLC_X3		
Lims ID:	280-137110-A-14-A	Lab Sample ID:	280-137110-14		
Client ID:	EW7-PM29A-3-25				
Operator ID:	JZ	ALS Bottle#:	15	Worklist Smp#:	15
Injection Vol:	100.0 ul	Dil. Factor:	10.0000		
Method:	8330_X3	Limit Group:	GCSV - 8330		
Column:	UltraCarb5uODS (20) (4.60 mm)	Detector	LC DAD1B, 254 nm		

23 m-Nitrotoluene, CAS: 99-08-1, Signal: 1

RT: 13.99
Response: 4458
Amount: 0.031169

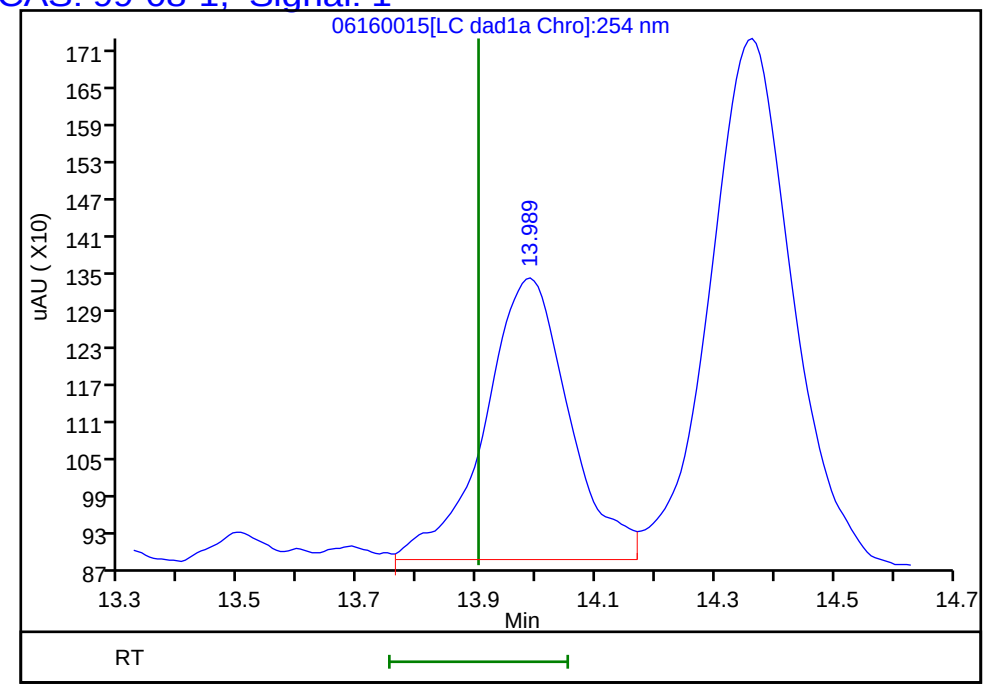

Reviewer: zhangji, 17-Jun-2020 14:05:25
Audit Action: Marked Compound Undetected Audit Reason: Invalid Compound ID

Manual Integration/User Assign Peak Report

Eurofins TestAmerica, Denver

Data File:	\\chromfs\denver\chromdata\chhplc_x\20200616-92483.b\06160015.d				
Injection Date:	16-Jun-2020 21:58:40	Instrument ID:	CHHPLC_X3		
Lims ID:	280-137110-A-14-A	Lab Sample ID:	280-137110-14		
Client ID:	EW7-PM29A-3-25				
Operator ID:	JZ	ALS Bottle#:	15	Worklist Smp#:	15
Injection Vol:	100.0 ul	Dil. Factor:	10.0000		
Method:	8330_X3	Limit Group:	GCSV - 8330		
Column:	UltraCarb5uODS (20) (4.60 mm)	Detector	LC DAD1B, 254 nm		

6 MNX, CAS: 5755-27-1

Signal: 1

Processing Integration Results

RT: 7.39
Area: 186447
Amount: 1.175994
Amount Units: ug/mL

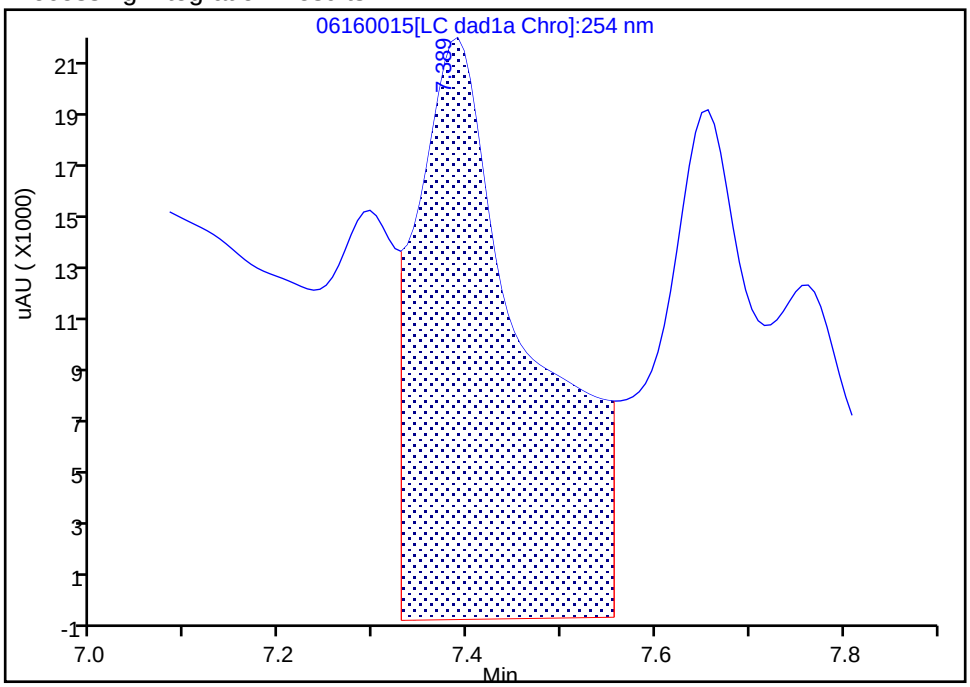

Manual Integration Results

RT: 7.39
Area: 51501
Amount: 0.324837
Amount Units: ug/mL

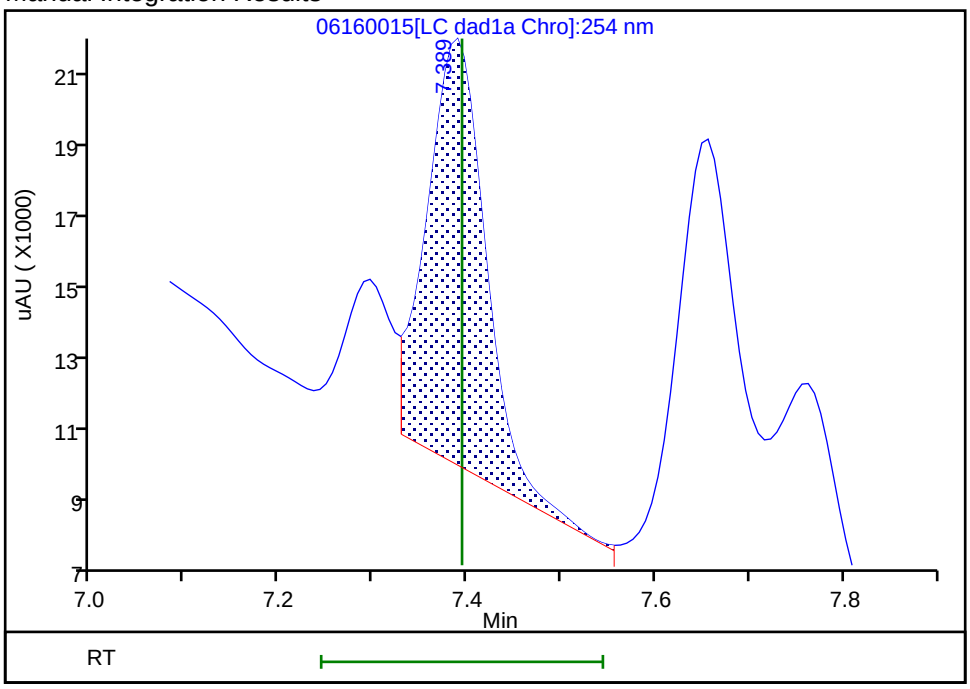

Reviewer: zhangji, 17-Jun-2020 14:04:54

Audit Action: Assigned New Baseline Audit Reason: Baseline

User Disabled Compound Report

Eurofins TestAmerica, Denver

Data File: \\chromfs\denver\chromdata\chhplc_x\20200616-92483.b\06160015.d

Injection Date:	16-Jun-2020 21:58:40	Instrument ID:	CHHPLC_X3		
Lims ID:	280-137110-A-14-A	Lab Sample ID:	280-137110-14		
Client ID:	EW7-PM29A-3-25				
Operator ID:	JZ	ALS Bottle#:	15	Worklist Smp#:	15
Injection Vol:	100.0 ul	Dil. Factor:	10.0000		
Method:	8330_X3	Limit Group:	GCSV - 8330		
Column:	UltraCarb5uODS (20) (4.60 mm)	Detector	LC DAD1B, 254 nm		

12 Nitrobenzene, CAS: 98-95-3, Signal: 1

RT: 10.02
Response: 6968
Amount: 0.034770

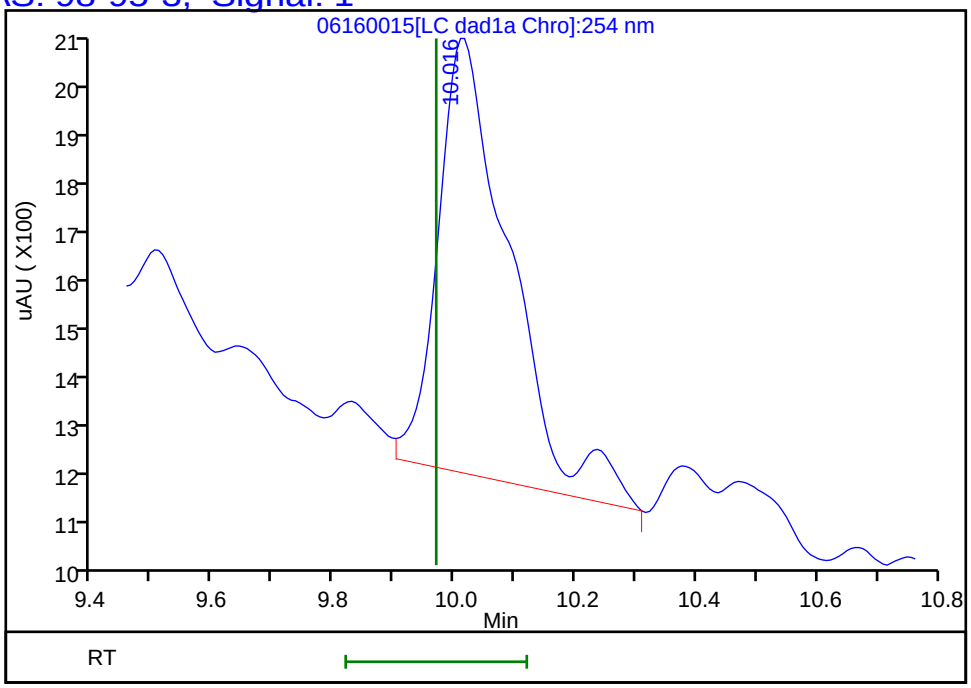

Reviewer: zhangji, 17-Jun-2020 14:05:25

Audit Action: Marked Compound Undetected Audit Reason: Invalid Compound ID

Manual Integration/User Assign Peak Report

Eurofins TestAmerica, Denver

Data File:	\\chromfs\denver\chromdata\chhplc_x\20200616-92483.b\06160015.d				
Injection Date:	16-Jun-2020 21:58:40	Instrument ID:	CHHPLC_X3		
Lims ID:	280-137110-A-14-A	Lab Sample ID:	280-137110-14		
Client ID:	EW7-PM29A-3-25				
Operator ID:	JZ	ALS Bottle#:	15	Worklist Smp#:	15
Injection Vol:	100.0 ul	Dil. Factor:	10.0000		
Method:	8330_X3	Limit Group:	GCSV - 8330		
Column:	UltraCarb5uODS (20) (4.60 mm)	Detector	LC DAD1B, 254 nm		

7 RDX, CAS: 121-82-4

Signal: 1

Processing Integration Results

RT: 7.76
Area: 142243
Amount: 1.219786
Amount Units: ug/mL

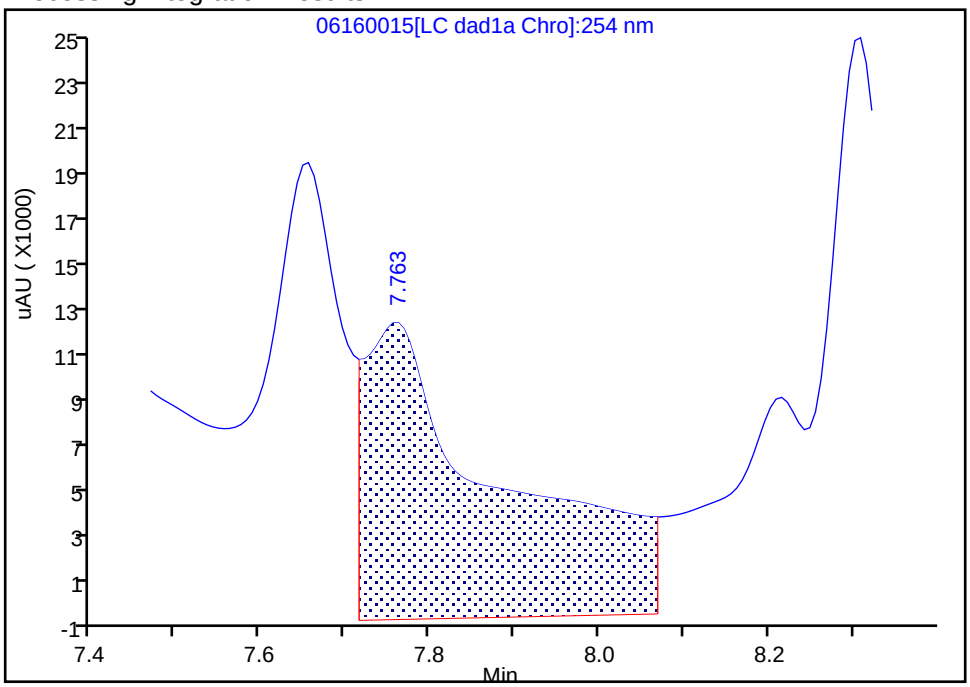

Manual Integration Results

RT: 7.76
Area: 28558
Amount: 0.244895
Amount Units: ug/mL

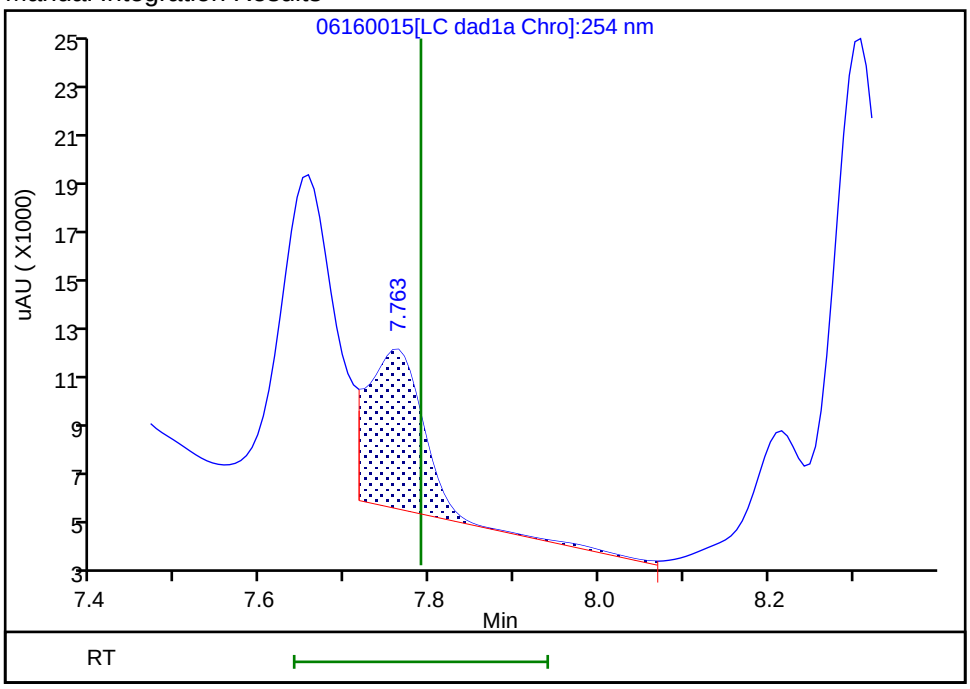

Reviewer: zhangji, 17-Jun-2020 14:04:58
Audit Action: Assigned New Baseline Audit Reason: Baseline

User Disabled Compound Report

Eurofins TestAmerica, Denver

Data File: \\chromfs\denver\chromdata\chhplc_x\20200616-92483.b\06160015.d

Injection Date:	16-Jun-2020 21:58:40	Instrument ID:	CHHPLC_X3		
Lims ID:	280-137110-A-14-A	Lab Sample ID:	280-137110-14		
Client ID:	EW7-PM29A-3-25				
Operator ID:	JZ	ALS Bottle#:	15	Worklist Smp#:	15
Injection Vol:	100.0 ul	Dil. Factor:	10.0000		
Method:	8330_X3	Limit Group:	GCSV - 8330		
Column:	UltraCarb5uODS (20) (4.60 mm)	Detector	LC DAD1B, 254 nm		

14 Tetryl, CAS: 479-45-8, Signal: 1

RT: 10.38
Response: 1446
Amount: 0.008168

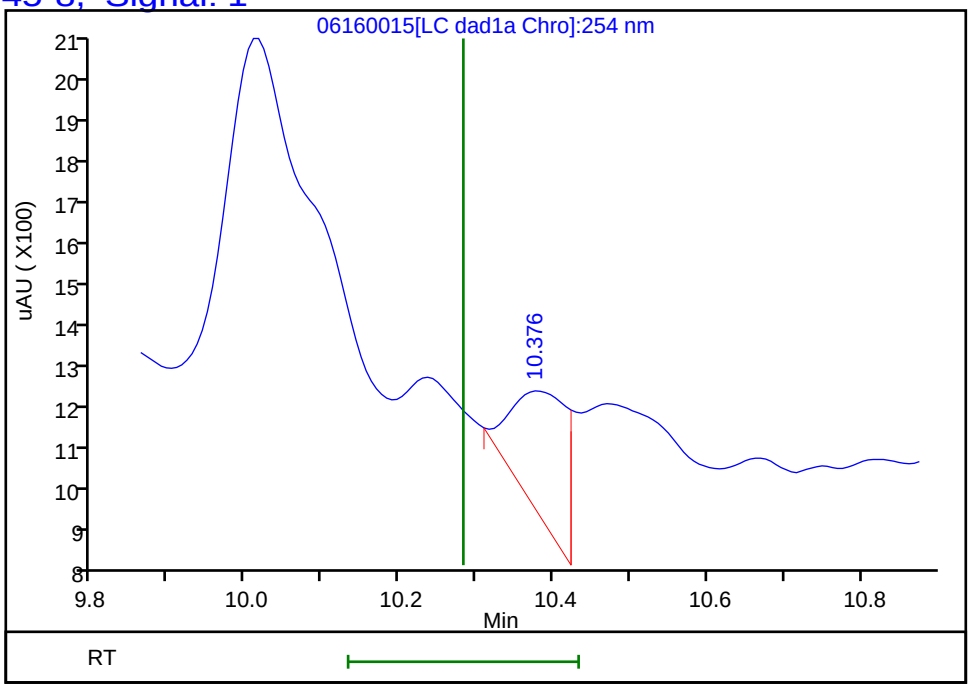

Reviewer: zhangji, 17-Jun-2020 14:05:25
Audit Action: Marked Compound Undetected Audit Reason: Invalid Compound ID

FORM I
HPLC/IC ORGANICS ANALYSIS DATA SHEET

Lab Name: Eurofins TestAmerica, Denver Job No.: 280-137110-1

SDG No.:

Client Sample ID: EW7-PM29A-3-25 Lab Sample ID: 280-137110-14

Matrix: Water Lab File ID: 06170061.D

Analysis Method: 8330A Date Collected: 05/30/2020 10:50

Extraction Method: 3535 Date Extracted: 06/04/2020 10:29

Sample wt/vol: 466.9(mL) Date Analyzed: 06/19/2020 01:24

Con. Extract Vol.: 5(mL) Dilution Factor: 10

Injection Volume: 100(uL) GC Column: Luna-phenylhex ID: 4.6(mm)

% Moisture: GPC Cleanup:(Y/N) N

Analysis Batch No.: 499146 Units: ug/L

CAS NO.	COMPOUND NAME	RESULT	Q	LOQ	LOD	DL
5755-27-1	MNX	4.3	U	21	4.3	1.6
121-82-4	*RDX*	*1.4*	*J B D J1*	*2.2*	2.1	*0.55*

CAS NO.	SURROGATE	%REC	Q	LIMITS
528-29-0	1,2-Dinitrobenzene	98		83-119

Eurofins TestAmerica, Denver
Target Compound Quantitation Report

Data File: \\chromfs\Denver\ChromData\G2_LUNA\20200617-92518.b\06170061.D
Lims ID: 280-137110-A-14-A
Client ID: EW7-PM29A-3-25
Sample Type: Client
Inject. Date: 19-Jun-2020 01:24:40 ALS Bottle#: 61 Worklist Smp#: 61
Injection Vol: 100.0 ul Dil. Factor: 10.0000
Sample Info: 280-137110-A-14-
Misc. Info.: 280-0092518-061
Operator ID: JZ Instrument ID: CHHPLC_G2_LUNA

Method: \\chromfs\Denver\ChromData\G2_LUNA\20200617-92518.b\G2_8330_Luna.m
Limit Group: GCSV - 8330
Last Update: 19-Jun-2020 16:25:40 Calib Date: 15-May-2020 02:11:20
Integrator: Falcon
Quant Method: External Standard Quant By: Initial Calibration
Last ICal File: \\chromfs\Denver\ChromData\G2_LUNA\20200514-91518.b\05140024.D

Column 1 : Luna-Phenyl hexyl (4.60 mm) Det: LC DAD1A, 254 nm
Process Host: CTX1007

First Level Reviewer: zhangji Date: 19-Jun-2020 16:23:50

	Compound	Det	RT (min.)	Exp RT (min.)	Dlt RT (min.)	Response	OnCol Amt ug/ml	Flags
	6 HMX	1		7.150			ND	
	7 MNX	1		7.876			ND	
	8 RDX	1	9.460	9.369	0.091	3213	0.0131	
	9 Nitrobenzene	1		12.269			ND	
$	10 1,2-Dinitrobenzene	1	13.300	13.276	0.024	7283	0.0196	
	12 1,3-Dinitrobenzene	1		15.809			ND	
	14 o-Nitrotoluene	1		16.743			ND	U
	15 p-Nitrotoluene	1		17.023			ND	
	16 4-Amino-2,6-dinitrotoluene	1		17.463			ND	
	17 m-Nitrotoluene	1		17.956			ND	
	18 2-Amino-4,6-dinitrotoluene	1	18.346	18.396	-0.050	4692	0.0101	
	19 1,3,5-Trinitrobenzene	1		19.136			ND	
	20 2,6-Dinitrotoluene	1		20.056			ND	
	21 2,4-Dinitrotoluene	1		20.570			ND	
	22 Tetryl	1		23.870			ND	
	23 2,4,6-Trinitrotoluene	1		24.883			ND	

QC Flag Legend

Review Flags
U - Marked Undetected

Report Date: 19-Jun-2020 16:25:42 Chrom Revision: 2.3 17-Jun-2020 19:07:08

Eurofins TestAmerica, Denver

Data File:	\\chromfs\denver\chromdata\g2_luna\20200617-92518.b\06170061.d				
Injection Date:	19-Jun-2020 01:24:40	Instrument ID:	CHHPLC_G2_LUNA	Operator ID:	JZ
Lims ID:	280-137110-A-14-A	Lab Sample ID:	280-137110-14	Worklist Smp#:	61
Client ID:	EW7-PM29A-3-25				
Injection Vol:	100.0 ul	Dil. Factor:	10.0000	ALS Bottle#:	61
Method:	G2_8330_Luna	Limit Group:	GCSV - 8330		

Column: Luna-Phenyl hexyl (4.60 mm) Y Scaling: Method Defined: Scale to the Nth Largest Peak: 1

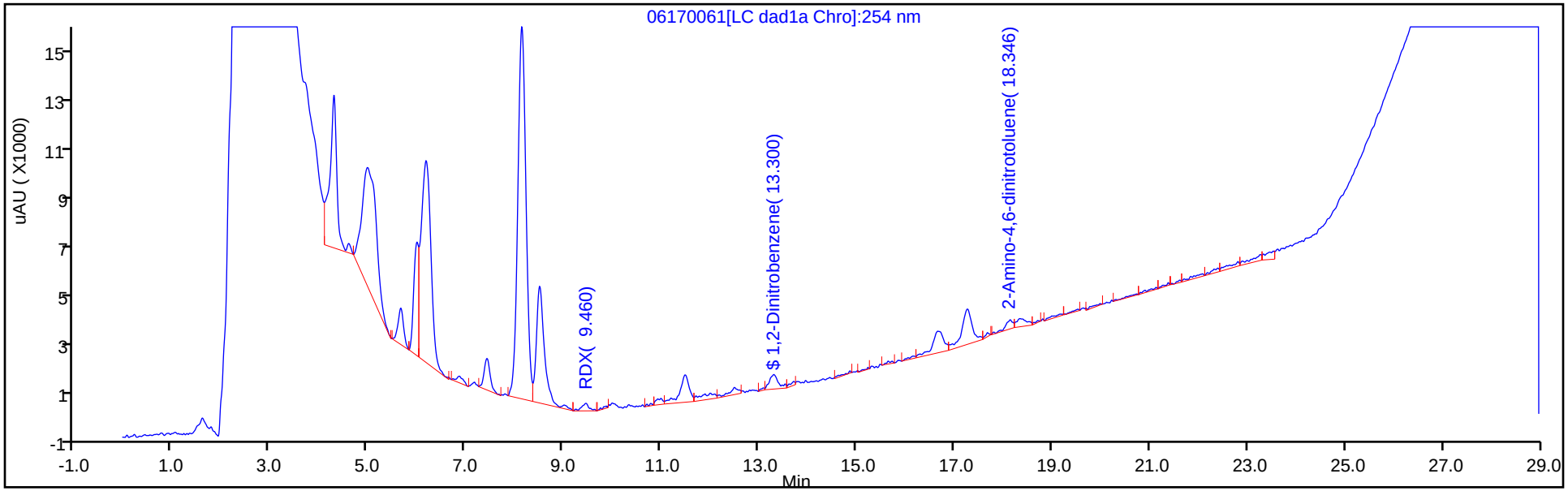

Y Scaling: Method Defined: Scale to the Nth Largest Peak: 1

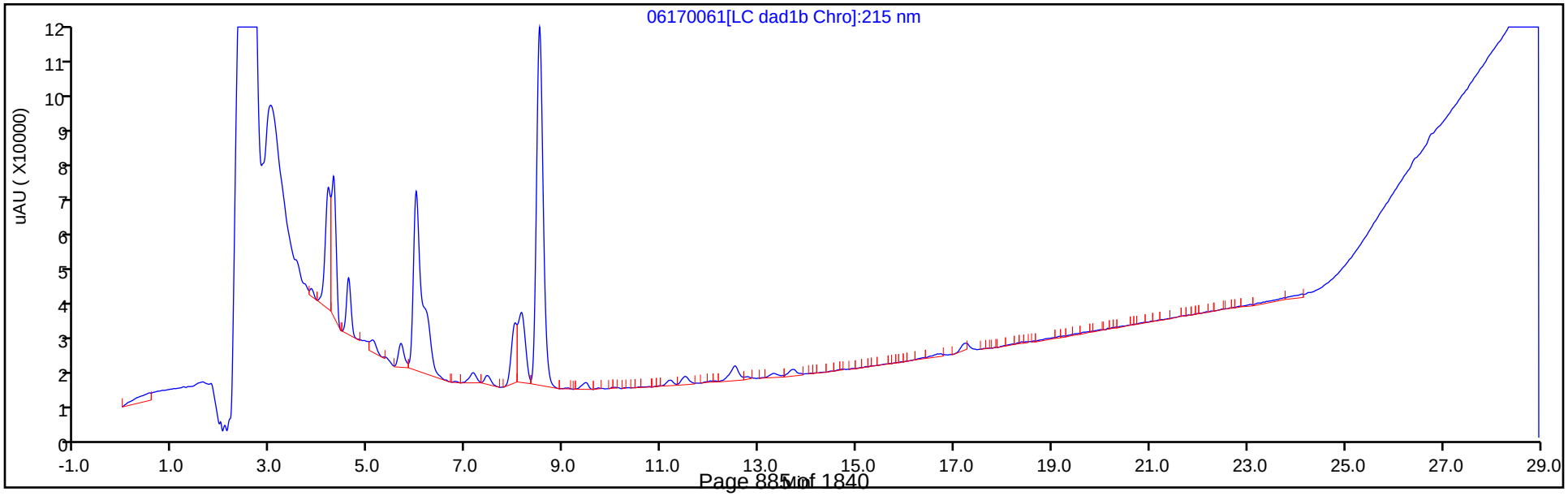

Eurofins TestAmerica, Denver
Recovery Report

Data File:	\\chromfs\Denver\ChromData\G2_LUNA\20200617-92518.b\06170061.D				
Lims ID:	280-137110-A-14-A				
Client ID:	EW7-PM29A-3-25				
Sample Type:	Client				
Inject. Date:	19-Jun-2020 01:24:40	ALS Bottle#:	61	Worklist Smp#:	61
Injection Vol:	100.0 ul	Dil. Factor:	10.0000		
Sample Info:	280-137110-A-14-				
Misc. Info.:	280-0092518-061				
Operator ID:	JZ	Instrument ID:	CHHPLC_G2_LUNA		
Method:	\\chromfs\Denver\ChromData\G2_LUNA\20200617-92518.b\G2_8330_Luna.m				
Limit Group:	GCSV - 8330				
Last Update:	19-Jun-2020 16:25:40	Calib Date:	15-May-2020 02:11:20		
Integrator:	Falcon				
Quant Method:	External Standard	Quant By:	Initial Calibration		
Last ICal File:	\\chromfs\Denver\ChromData\G2_LUNA\20200514-91518.b\05140024.D				
Column 1 :	Luna-Phenyl hexyl (4.60 mm)		Det: LC DAD1A, 254 nm		
Process Host:	CTX1007				
First Level Reviewer: zhangji		Date:	19-Jun-2020 16:23:50		

Compound	Amount Added	Amount Recovered	% Rec.
$ 10 1,2-Dinitrobenzene	0.2000	0.0196	9.82

User Disabled Compound Report

Eurofins TestAmerica, Denver

Data File:	\\chromfs\denver\chromdata\g2_luna\20200617-92518.b\06170061.d				
Injection Date:	19-Jun-2020 01:24:40	Instrument ID:	CHHPLC_G2_LUNA		
Lims ID:	280-137110-A-14-A	Lab Sample ID:	280-137110-14		
Client ID:	EW7-PM29A-3-25				
Operator ID:	JZ	ALS Bottle#:	61	Worklist Smp#:	61
Injection Vol:	100.0 ul	Dil. Factor:	10.0000		
Method:	G2_8330_Luna	Limit Group:	GCSV - 8330		
Column:	Luna-Phenyl hexyl (4.60 mm)	Detector	LC DAD1A, 254 nm		

14 o-Nitrotoluene, CAS: 88-72-2, Signal: 1

RT: 16.66
Response: 13913
Amount: 0.050970

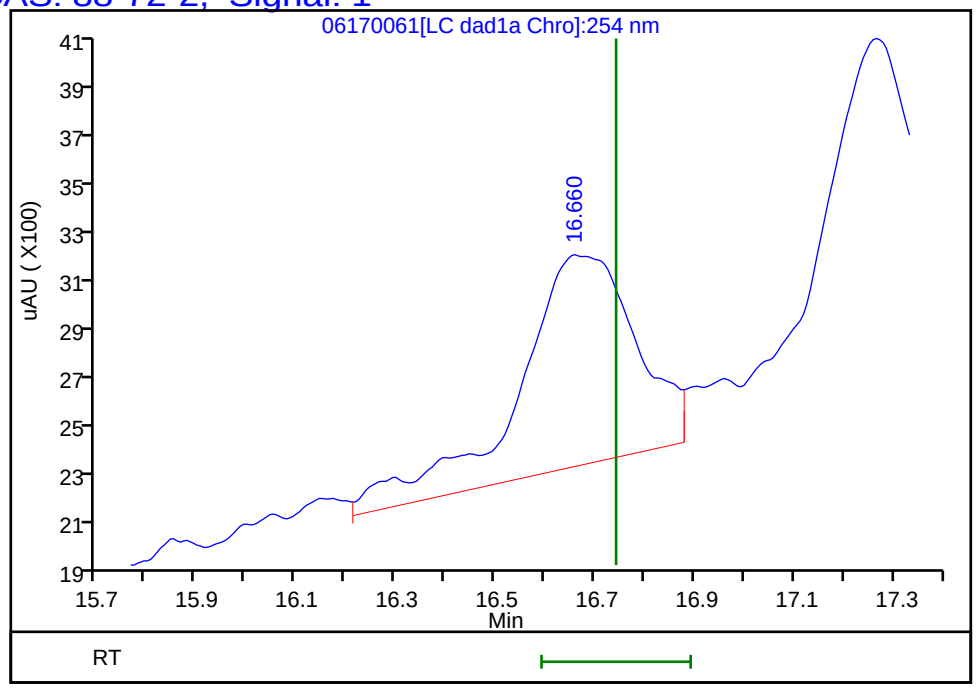

Reviewer: zhangji, 19-Jun-2020 16:23:50
Audit Action: Marked Compound Undetected Audit Reason: Invalid Compound ID

FORM VI
HPLC/IC BY EXTERNAL STANDARD - INITIAL CALIBRATION DATA
RETENTION TIME SUMMARY

Lab Name: Eurofins TestAmerica, Denver Job No.: 280-137110-1 Analy Batch No.: 494886

SDG No.:

Instrument ID: CHHPLC_G2_LUNA GC Column: Luna-phenyl ID: 4.6(mm) Heated Purge: (Y/N) N

Calibration Start Date: 05/14/2020 16:16 Calibration End Date: 05/14/2020 20:56 Calibration ID: 44234

Calibration Files:

LEVEL:	LAB SAMPLE ID:	LAB FILE ID:
Level 1	IC 280-494886/15	05140015.D
Level 2	IC 280-494886/14	05140014.D
Level 3	IC 280-494886/13	05140013.D
Level 4	IC 280-494886/12	05140012.D
Level 5	IC 280-494886/11	05140011.D
Level 6	IC 280-494886/10	05140010.D
Level 7	IC 280-494886/9	05140009.D
Level 8	IC 280-494886/8	05140008.D
Level 9	IC 280-494886/7	05140007.D

ANALYTE	LVL 1	LVL 2	LVL 3	LVL 4	LVL 5	LVL 6	LVL 7	LVL 8	LVL 9		RT WINDOW	AVG RT
Picric acid		6.322	6.331	6.308	6.300	6.267	6.235	6.195	+++++		6.150 - 6.450	6.280
HMX		6.982	6.984	6.994	6.986	6.987	6.982	6.968	6.916		6.836 - 7.136	6.975
RDX		9.095	9.184	9.181	9.173	9.173	9.162	9.148	9.076		9.023 - 9.323	9.149
Nitrobenzene		12.095	12.110	12.114	12.106	12.107	12.095	12.088	11.995		11.956 - 12.256	12.089
1,3-Dinitrobenzene		15.542	15.544	15.554	15.553	15.553	15.548	15.541	15.469		15.403 - 15.703	15.538
Nitroglycerin		15.855	15.844	15.848	15.853	15.853	15.842	15.848	15.782		15.703 - 16.003	15.841
2-Nitrotoluene		16.515	16.550	16.534	16.533	16.540	16.535	16.535	16.475		16.383 - 16.683	16.527
4-Nitrotoluene		16.795	16.837	16.828	16.820	16.820	16.808	16.815	16.715		16.670 - 16.970	16.805
4-Amino-2,6-dinitrotoluene		17.155	17.157	17.148	17.146	17.153	17.142	17.141	17.069		16.996 - 17.296	17.139
3-Nitrotoluene		17.748	17.724	17.741	17.753	17.747	17.742	17.741	17.782		17.603 - 17.903	17.747
2-Amino-4,6-dinitrotoluene		18.048	18.030	18.054	18.046	18.040	18.035	18.028	17.935		17.896 - 18.196	18.027
1,3,5-Trinitrobenzene		18.855	18.864	18.881	18.886	18.887	18.875	18.881	18.829		18.736 - 19.036	18.870
2,6-Dinitrotoluene	+++++	19.828	19.817	19.794	19.806	19.807	19.795	19.801	19.742		19.656 - 19.956	19.799
2,4-Dinitrotoluene	20.295	20.295	20.290	20.288	20.293	20.293	20.288	20.288	20.235		20.143 - 20.443	20.285
Tetryl		23.529	23.557	23.548	23.553	23.553	23.542	23.555	23.516		23.403 - 23.703	23.544
2,4,6-Trinitrotoluene		24.682	24.637	24.654	24.653	24.647	24.642	24.648	24.616		24.503 - 24.803	24.647
PETN		+++++	25.277	25.281	25.280	25.280	25.275	25.281	25.269		25.130 - 25.430	25.278
1,2-Dinitrobenzene		13.022	13.037	13.048	13.040	13.040	13.028	13.028	12.949		12.890 - 13.190	13.024

FORM VI
HPLC/IC BY EXTERNAL STANDARD - INITIAL CALIBRATION DATA
CURVE EVALUATION

Lab Name: Eurofins TestAmerica, Denver Job No.: 280-137110-1 Analy Batch No.: 494886

SDG No.:

Instrument ID: CHHPLC_G2_LUNA GC Column: Luna-phenyl ID: 4.6(mm) Heated Purge: (Y/N) N

Calibration Start Date: 05/14/2020 16:16 Calibration End Date: 05/14/2020 20:56 Calibration ID: 44234

Calibration Files:

LEVEL:	LAB SAMPLE ID:	LAB FILE ID:
Level 1	IC 280-494886/15	05140015.D
Level 2	IC 280-494886/14	05140014.D
Level 3	IC 280-494886/13	05140013.D
Level 4	IC 280-494886/12	05140012.D
Level 5	IC 280-494886/11	05140011.D
Level 6	IC 280-494886/10	05140010.D
Level 7	IC 280-494886/9	05140009.D
Level 8	IC 280-494886/8	05140008.D
Level 9	IC 280-494886/7	05140007.D

ANALYTE	CF				CURVE TYPE	COEFFICIENT			#	MIN CF	%RSD	#	MAX %RSD	R^2 OR COD	#	MIN R^2 OR COD
	LVL 1 LVL 5 LVL 9	LVL 2 LVL 6	LVL 3 LVL 7	LVL 4 LVL 8		B	M1	M2								
Picric acid	194456 +++++	227320 170053	189240 169399	231700 174504	Ave		193810.153				13.5		20.0			
HMX	216260 175837	400720 186210	252920 179567	242940 183992	Lin2	5323.97093	177012.867							0.9900		0.9900
RDX	250504 220101	251440 221363	302380 217280	272330 219481	Ave		244359.838				12.7		20.0			
Nitrobenzene	422566 420057	411355 413613	566215 420302	425090 434621	Ave		439227.211				11.8		20.0			
1,3-Dinitrobenzene	687780 651230	649900 645107	741737 661018	688743 667994	Ave		674188.610				4.7		20.0			
Nitroglycerin	132151 128856	106184 127479	128084 121758	141489 128426	Ave		126803.331				7.9		20.0			
2-Nitrotoluene	252584 263350	272480 263733	320060 259206	290620 261684	Ave		272964.527				8.1		20.0			
4-Nitrotoluene	237944 205745	214531 233965	309222 235547	259042 231055	Ave		240881.296				13.2		20.0			

Note: The M1 coefficient is the same as Ave CF for an Ave curve type.

FORM VI
HPLC/IC BY EXTERNAL STANDARD - INITIAL CALIBRATION DATA
CURVE EVALUATION

Lab Name: Eurofins TestAmerica, Denver Job No.: 280-137110-1 Analy Batch No.: 494886

SDG No.:

Instrument ID: CHHPLC_G2_LUNA GC Column: Luna-phenyl ID: 4.6(mm) Heated Purge: (Y/N) N

Calibration Start Date: 05/14/2020 16:16 Calibration End Date: 05/14/2020 20:56 Calibration ID: 44234

ANALYTE	CF				CURVE TYPE	COEFFICIENT			#	MIN CF	%RSD	#	MAX %RSD	R^2 OR COD	#	MIN R^2 OR COD
	LVL 1 LVL 5 LVL 9	LVL 2 LVL 6	LVL 3 LVL 7	LVL 4 LVL 8		B	M1	M2								
4-Amino-2,6-dinitrotoluene	316356 338348	374386 325764	441918 319452	324156 321498	Ave		345234.619				12.5		20.0			
3-Nitrotoluene	284364 280237	276523 288039	385215 286309	305554 280373	Ave		298326.800				12.1		20.0			
2-Amino-4,6-dinitrotoluene	449641 452344	413386 446609	577331 454954	473367 454056	Ave		465211.017				10.4		20.0			
1,3,5-Trinitrobenzene	473888 459025	432016 445838	531916 461195	509261 466466	Ave		472450.766				7.0		20.0			
2,6-Dinitrotoluene	+++++ 296084 293622	462869 294056	380618 294513	345209 297272	Lin2	4435.95604	289218.236							0.9990		0.9900
2,4-Dinitrotoluene	636653 610554 606816	669761 610082	743068 605778	672311 605997	Ave		640113.339				7.4		20.0			
Tetryl	368208 349575	394172 348927	403234 350489	384701 350116	Ave		368677.570				6.1		20.0			
2,4,6-Trinitrotoluene	399076 406271	460040 393653	565060 401302	430359 406644	Lin1	3158.03416	401610.023							0.9990		0.9900
PETN	135296 128081	+++++ 139434	204240 136840	132172 136576	Lin1	27366.0232	129287.517							0.9980		0.9900
1,2-Dinitrobenzene	249500 288347	337440 268080	374880 263961	306830 274673	Lin1	1839.02265	277228.024							0.9970		0.9900

Note: The M1 coefficient is the same as Ave CF for an Ave curve type.

FORM VI
HPLC/IC BY EXTERNAL STANDARD - INITIAL CALIBRATION DATA
RESPONSE AND CONCENTRATION

Lab Name: Eurofins TestAmerica, Denver Job No.: 280-137110-1 Analy Batch No.: 494886

SDG No.:

Instrument ID: CHHPLC_G2_LUNA GC Column: Luna-phenyl ID: 4.6(mm) Heated Purge: (Y/N) N

Calibration Start Date: 05/14/2020 16:16 Calibration End Date: 05/14/2020 20:56 Calibration ID: 44234

Calibration Files:

LEVEL:	LAB SAMPLE ID:	LAB FILE ID:
Level 1	IC 280-494886/15	05140015.D
Level 2	IC 280-494886/14	05140014.D
Level 3	IC 280-494886/13	05140013.D
Level 4	IC 280-494886/12	05140012.D
Level 5	IC 280-494886/11	05140011.D
Level 6	IC 280-494886/10	05140010.D
Level 7	IC 280-494886/9	05140009.D
Level 8	IC 280-494886/8	05140008.D
Level 9	IC 280-494886/7	05140007.D

ANALYTE	CURVE TYPE	RESPONSE					CONCENTRATION (UG/ML)				
		LVL 1 LVL 6	LVL 2 LVL 7	LVL 3 LVL 8	LVL 4 LVL 9	LVL 5	LVL 6	LVL 2 LVL 7	LVL 3 LVL 8	LVL 4 LVL 9	LVL 5
Picric acid	Ave	68021	5683 118579	9462 174504	23170 +++++	48614	0.400	0.0250 0.700	0.0500 1.00	0.100 +++++	0.250
HMX	Lin2	74484	10018 125697	12646 183992	24294 439592	54065	0.400	0.0250 0.700	0.0500 1.00	0.100 2.50	0.250
RDX	Ave	88545	6286 152096	15119 219481	27233 550253	62626	0.400	0.0250 0.700	0.0500 1.00	0.100 2.50	0.250
Nitrobenzene	Ave	166107	10325 295388	28424 436359	42679 1054344	106064	0.402	0.0251 0.703	0.0502 1.00	0.100 2.51	0.251
1,3-Dinitrobenzene	Ave	258559	16280 463638	37161 669330	69012 1631331	172289	0.401	0.0251 0.701	0.0501 1.00	0.100 2.51	0.251
Nitroglycerin	Ave	509915	26546 852305	64042 1284256	141489 3221406	330378	4.00	0.250 7.00	0.500 10.0	1.00 25.0	2.50
2-Nitrotoluene	Ave	105493	6812 181444	16003 261684	29062 658375	63146	0.400	0.0250 0.700	0.0500 1.00	0.100 2.50	0.250
4-Nitrotoluene	Ave	93773	5374 165213	15492 231517	25956 515391	59605	0.401	0.0251 0.701	0.0501 1.00	0.100 2.51	0.251
4-Amino-2,6-dinitrotoluene	Ave	130436	9369 223840	22118 321819	32448 846716	79168	0.400	0.0250 0.701	0.0501 1.00	0.100 2.50	0.250
3-Nitrotoluene	Ave	115331	6920 200617	19280 280653	30586 701292	71162	0.400	0.0250 0.701	0.0501 1.00	0.100 2.50	0.250
2-Amino-4,6-dinitrotoluene	Ave	179358	10376 319742	28982 455872	47526 1135384	112860	0.402	0.0251 0.703	0.0502 1.00	0.100 2.51	0.251
1,3,5-Trinitrobenzene	Ave	178692	10822 323482	26649 467399	51028 1149858	118709	0.401	0.0251 0.701	0.0501 1.00	0.100 2.51	0.251
2,6-Dinitrotoluene	Lin2	+++++ 118093	11618 206984	19107 298461	34659 736990	74317	+++++ 0.402	0.0251 0.703	0.0502 1.00	0.100 2.51	0.251
2,4-Dinitrotoluene	Ave	7990 245009	16811 425741	37302 608421	67500 1523108	153249	0.0126 0.402	0.0251 0.703	0.0502 1.00	0.100 2.51	0.251

FORM VI
HPLC/IC BY EXTERNAL STANDARD - INITIAL CALIBRATION DATA
RESPONSE AND CONCENTRATION

Lab Name: Eurofins TestAmerica, Denver Job No.: 280-137110-1 Analy Batch No.: 494886

SDG No.:

Instrument ID: CHHPLC_G2_LUNA GC Column: Luna-phenyl ID: 4.6(mm) Heated Purge: (Y/N) N

Calibration Start Date: 05/14/2020 16:16 Calibration End Date: 05/14/2020 20:56 Calibration ID: 44234

ANALYTE	CURVE TYPE	RESPONSE					CONCENTRATION (UG/ML)				
		LVL 1 LVL 6	LVL 2 LVL 7	LVL 3 LVL 8	LVL 4 LVL 9	LVL 5	LVL 6	LVL 2 LVL 7	LVL 3 LVL 8	LVL 4 LVL 9	LVL 5
Tetryl	Ave	139850	9874 245833	20202 350816	38547 875686	92236	0.401	0.0251 0.701	0.0501 1.00	0.100 2.51	0.251
2,4,6-Trinitrotoluene	Lin1	158091	11547 282035	28366 408271	43208 1019741	100168	0.402	0.0251 0.703	0.0502 1.00	0.100 2.51	0.251
PETN	Lin1	557734	+++++ 957879	102120 1365764	132172 3202028	338241	4.00	+++++ 7.00	0.500 10.0	1.00 25.0	2.50
1,2-Dinitrobenzene	Lin1	107232	8436 184773	18744 274673	30683 720867	62375	0.400	0.0250 0.700	0.0500 1.00	0.100 2.50	0.250

Curve Type Legend:

Ave = Average
Lin1 = Linear 1/conc
Lin2 = Linear 1/conc^2

Eurofins TestAmerica, Denver
Target Compound Quantitation Report

Data File: \\chromfs\Denver\ChromData\G2_LUNA\20200514-91518.b\05140007.D
Lims ID: IC FULL 9
Client ID:
Sample Type: IC Calib Level: 9
Inject. Date: 14-May-2020 16:16:43 ALS Bottle#: 7 Worklist Smp#: 7
Injection Vol: 100.0 ul Dil. Factor: 1.0000
Sample Info: IC FULL 9
Misc. Info.: 280-0091518-007
Operator ID: CB Instrument ID: CHHPLC_G2_LUNA
Sublist: chrom-G2_8330_Luna*sub6

Method: \\chromfs\Denver\ChromData\G2_LUNA\20200514-91518.b\G2_8330_Luna.m
Limit Group: GCSV - 8330
Last Update: 15-May-2020 12:00:54 Calib Date: 15-May-2020 02:11:20
Integrator: Falcon
Quant Method: External Standard Quant By: Initial Calibration
Last ICal File: \\chromfs\Denver\ChromData\G2_LUNA\20200514-91518.b\05140024.D

Column 1 : Luna-Phenyl hexyl (4.60 mm) Det: LC DAD1A, 254 nm
Process Host: CTX0318

First Level Reviewer: zhangji Date: 14-May-2020 17:09:51

	Compound	Det	RT (min.)	Exp RT (min.)	Dlt RT (min.)	Response	Cal Amt ug/ml	OnCol Amt ug/ml	Flags
1	2,6-diamino-4-nitrotoluene	1	4.302	4.366	-0.064	946682	2.50	2.21	M
2	2,4-diamino-6-nitrotoluene	1	4.769	4.880	-0.111	410736	2.50	1.70	M
5	2,4,6-Trinitrophenol	1	6.096	6.300	-0.204	359637	2.50	1.86	
6	HMX	1	6.916	6.986	-0.070	439592	2.50	2.45	
8	RDX	1	9.076	9.173	-0.097	550253	2.50	2.25	
9	Nitrobenzene	1	11.995	12.106	-0.111	1054344	2.51	2.40	
$ 10	1,2-Dinitrobenzene	1	12.949	13.040	-0.091	720867	2.50	2.59	
11	3,5-Dinitroaniline	1	14.795	14.886	-0.091	1218279	2.50	2.51	a
12	1,3-Dinitrobenzene	1	15.469	15.553	-0.084	1631331	2.51	2.42	
13	Nitroglycerin	2	15.782	15.853	-0.071	3221406	25.0	25.4	
14	o-Nitrotoluene	1	16.475	16.533	-0.058	658375	2.50	2.41	a
15	p-Nitrotoluene	1	16.715	16.820	-0.105	515391	2.51	2.14	a
16	4-Amino-2,6-dinitrotoluene	1	17.069	17.146	-0.077	846716	2.50	2.45	a
17	m-Nitrotoluene	1	17.782	17.753	0.029	701292	2.50	2.35	Ma
18	2-Amino-4,6-dinitrotoluene	1	17.935	18.046	-0.111	1135384	2.51	2.44	Ma
19	1,3,5-Trinitrobenzene	1	18.829	18.886	-0.057	1149858	2.51	2.43	a
20	2,6-Dinitrotoluene	1	19.742	19.806	-0.064	736990	2.51	2.53	a
21	2,4-Dinitrotoluene	1	20.235	20.293	-0.058	1523108	2.51	2.38	a
22	Tetryl	1	23.516	23.553	-0.037	875686	2.51	2.38	a
23	2,4,6-Trinitrotoluene	1	24.616	24.653	-0.037	1019741	2.51	2.53	a
24	PETN	2	25.269	25.280	-0.011	3202028	25.0	24.6	

QC Flag Legend

Review Flags

M - Manually Integrated

a - User Assigned ID

Reagents:

8330IntermStk_00064	Amount Added: 250.00	Units: uL
8330_ADDs_00026	Amount Added: 125.00	Units: uL

Report Date: 15-May-2020 12:00:54 Chrom Revision: 2.3 05-May-2020 17:48:18

Eurofins TestAmerica, Denver

Data File: \\chromfs\denver\chromdata\g2_luna\20200514-91518.b\05140007.d

Injection Date:	14-May-2020 16:16:43	Instrument ID:	CHHPLC_G2_LUNA	Operator ID:	CB
Lims ID:	IC FULL 9			Worklist Smp#:	7
Client ID:					
Injection Vol:	100.0 ul	Dil. Factor:	1.0000	ALS Bottle#:	7
Method:	G2_8330_Luna	Limit Group:	GCSV - 8330		

Column: Luna-Phenyl hexyl (4.60 mm) Y Scaling: Method Defined: Scale to the Nth Largest Peak: 1

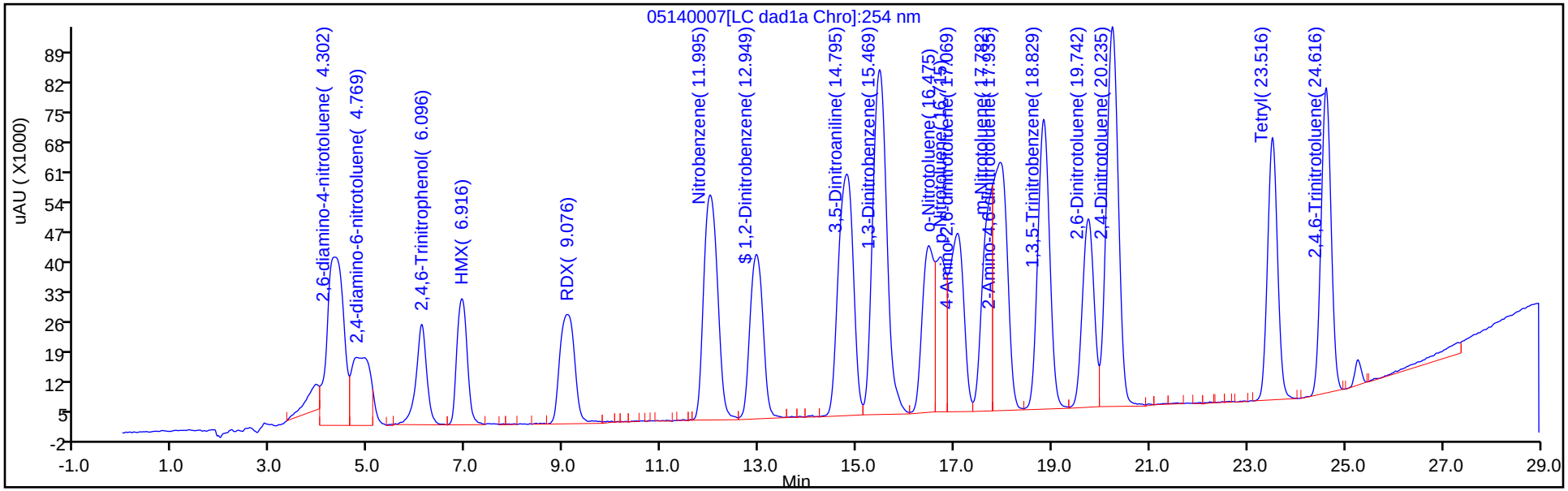

Y Scaling: Method Defined: Scale to the Nth Largest Peak: 1

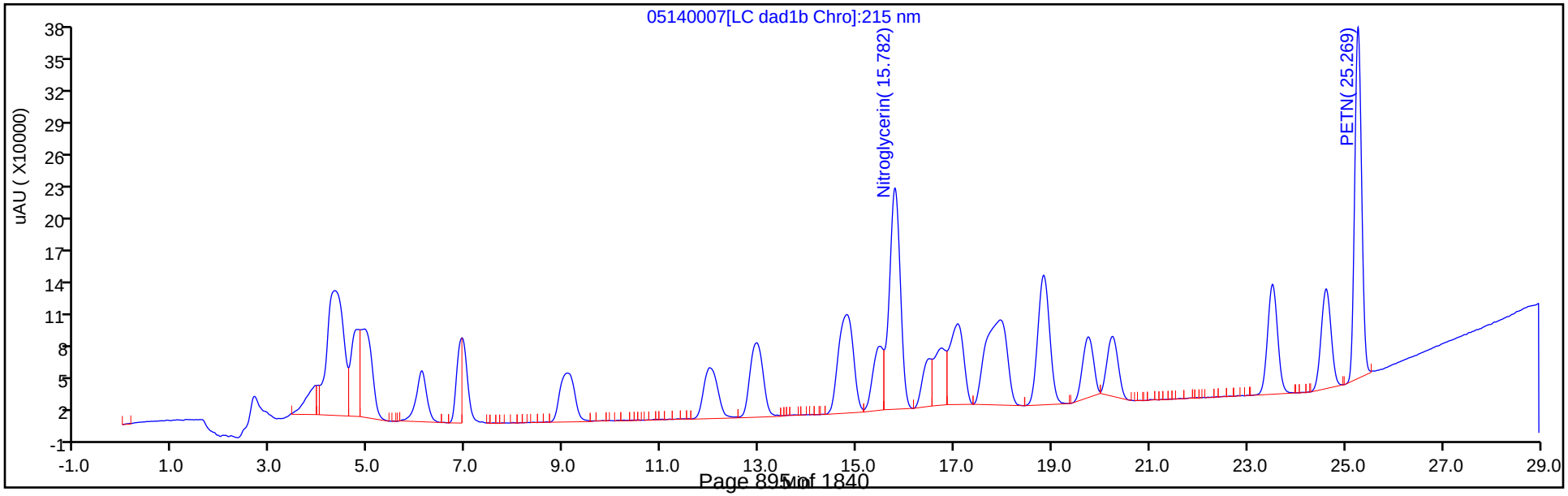

Manual Integration/User Assign Peak Report

Eurofins TestAmerica, Denver

Data File: \\chromfs\denver\chromdata\g2_luna\20200514-91518.b\05140007.d
Injection Date: 14-May-2020 16:16:43 Instrument ID: CHHPLC_G2_LUNA
Lims ID: IC FULL 9
Client ID:
Operator ID: CB ALS Bottle#: 7 Worklist Smp#: 7
Injection Vol: 100.0 ul Dil. Factor: 1.0000
Method: G2_8330_Luna Limit Group: GCSV - 8330
Column: Luna-Phenyl hexyl (4.60 mm) Detector LC DAD1A, 254 nm

14 o-Nitrotoluene, CAS: 88-72-2

Signal: 1

Processing Integration Results

RT: 16.72
Area: 515391
Amount: 1.955872
Amount Units: ug/ml

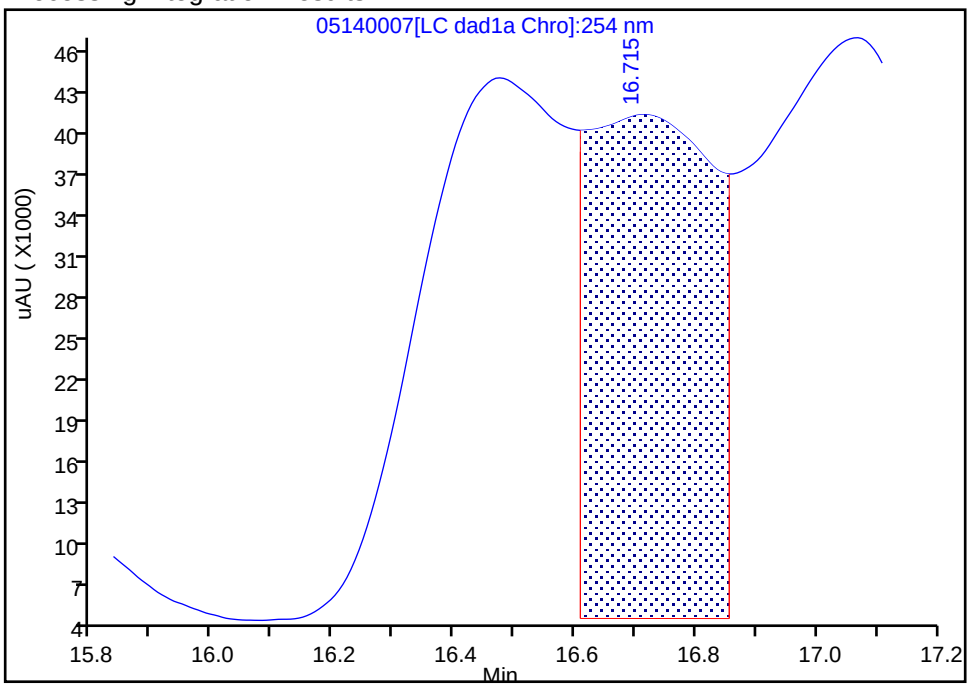

Manual Integration Results

RT: 16.48
Area: 658375
Amount: 2.411943
Amount Units: ug/ml

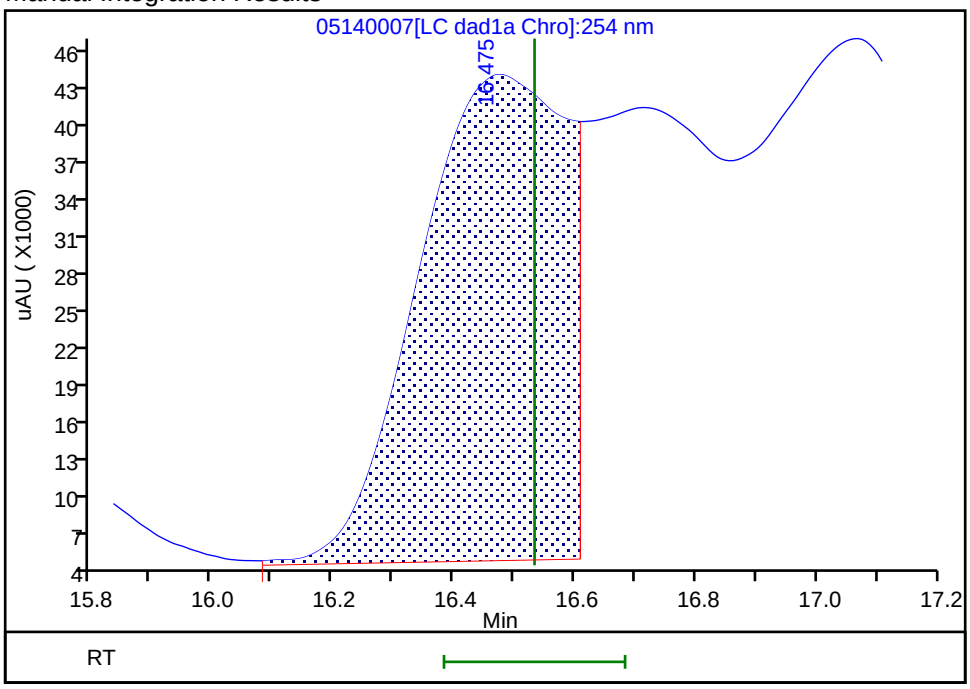

Reviewer: zhangji, 14-May-2020 17:09:15
Audit Action: Assigned Compound ID Audit Reason: Split Peak

Manual Integration/User Assign Peak Report

Eurofins TestAmerica, Denver

Data File:	\\chromfs\denver\chromdata\g2_luna\20200514-91518.b\05140007.d				
Injection Date:	14-May-2020 16:16:43	Instrument ID:	CHHPLC_G2_LUNA		
Lims ID:	IC FULL 9				
Client ID:					
Operator ID:	CB	ALS Bottle#:	7	Worklist Smp#:	7
Injection Vol:	100.0 ul	Dil. Factor:	1.0000		
Method:	G2_8330_Luna	Limit Group:	GCSV - 8330		
Column:	Luna-Phenyl hexyl (4.60 mm)	Detector	LC DAD1A, 254 nm		

15 p-Nitrotoluene, CAS: 99-99-0

Signal: 1

Processing Integration Results

RT: 17.07
Area: 846716
Amount: 4.099164
Amount Units: ug/ml

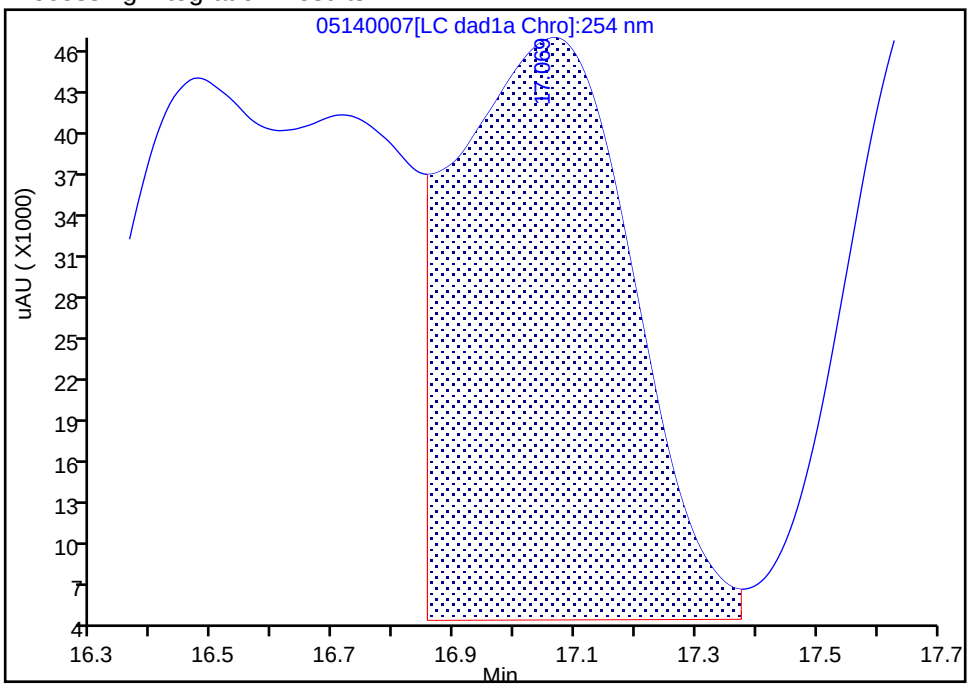

Manual Integration Results

RT: 16.72
Area: 515391
Amount: 2.139606
Amount Units: ug/ml

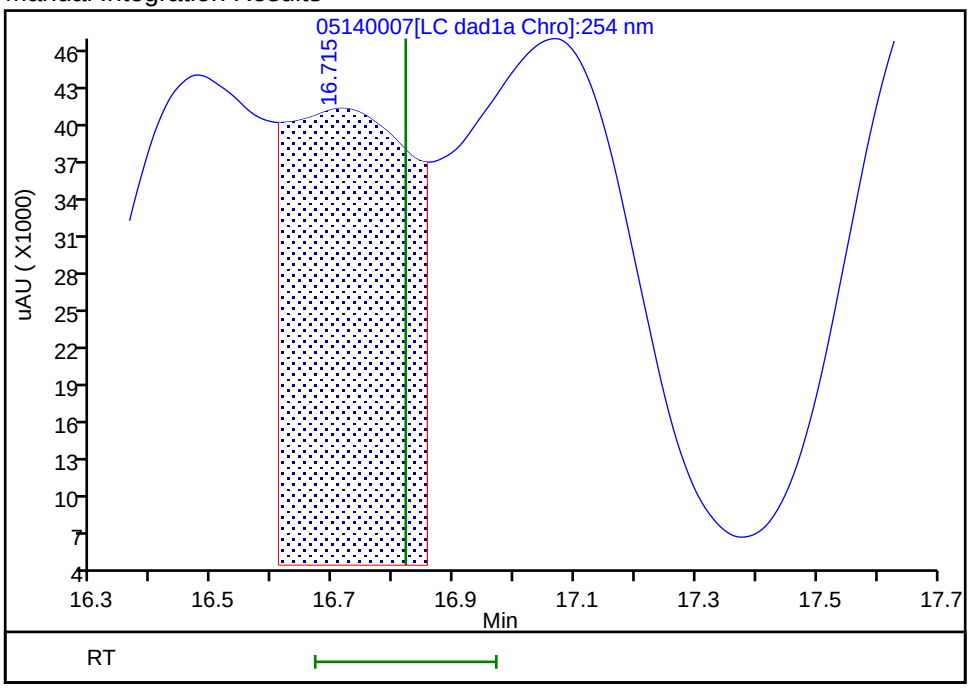

Reviewer: zhangji, 14-May-2020 17:09:12
Audit Action: Assigned Compound ID Audit Reason: Split Peak

Manual Integration/User Assign Peak Report

Eurofins TestAmerica, Denver

Data File:	\\chromfs\denver\chromdata\g2_luna\20200514-91518.b\05140007.d				
Injection Date:	14-May-2020 16:16:43	Instrument ID:	CHHPLC_G2_LUNA		
Lims ID:	IC FULL 9				
Client ID:					
Operator ID:	CB	ALS Bottle#:	7	Worklist Smp#:	7
Injection Vol:	100.0 ul	Dil. Factor:	1.0000		
Method:	G2_8330_Luna	Limit Group:	GCSV - 8330		
Column:	Luna-Phenyl hexyl (4.60 mm)	Detector	LC DAD1A, 254 nm		

16 4-Amino-2,6-dinitrotoluene, CAS: 19406-51-0

Signal: 1

Processing Integration Results

RT: 16.48
Area: 658375
Amount: 2.145710
Amount Units: ug/ml

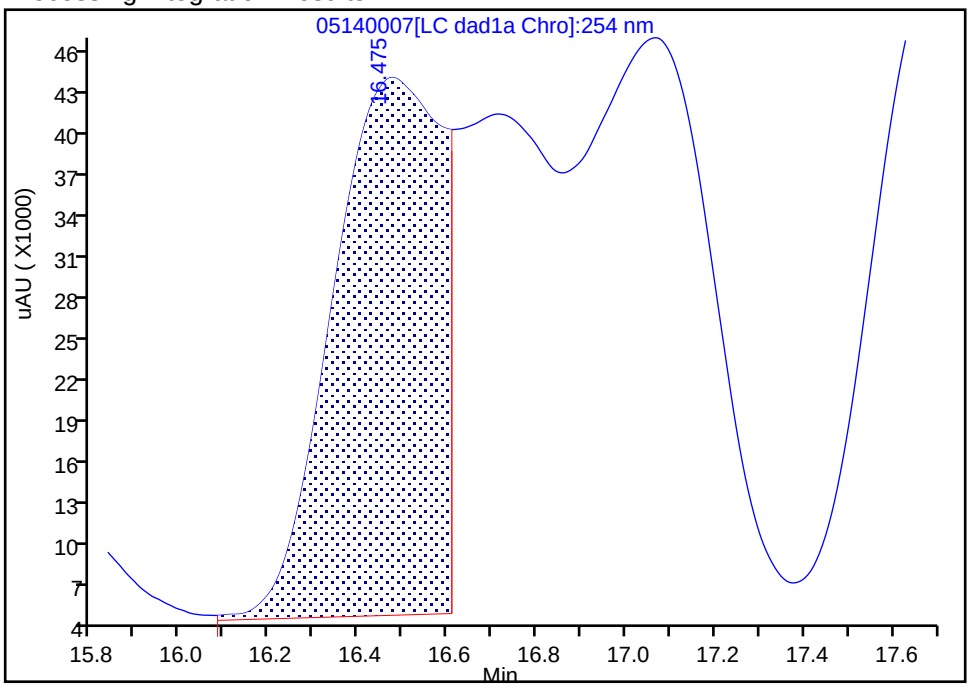

Manual Integration Results

RT: 17.07
Area: 846716
Amount: 2.452581
Amount Units: ug/ml

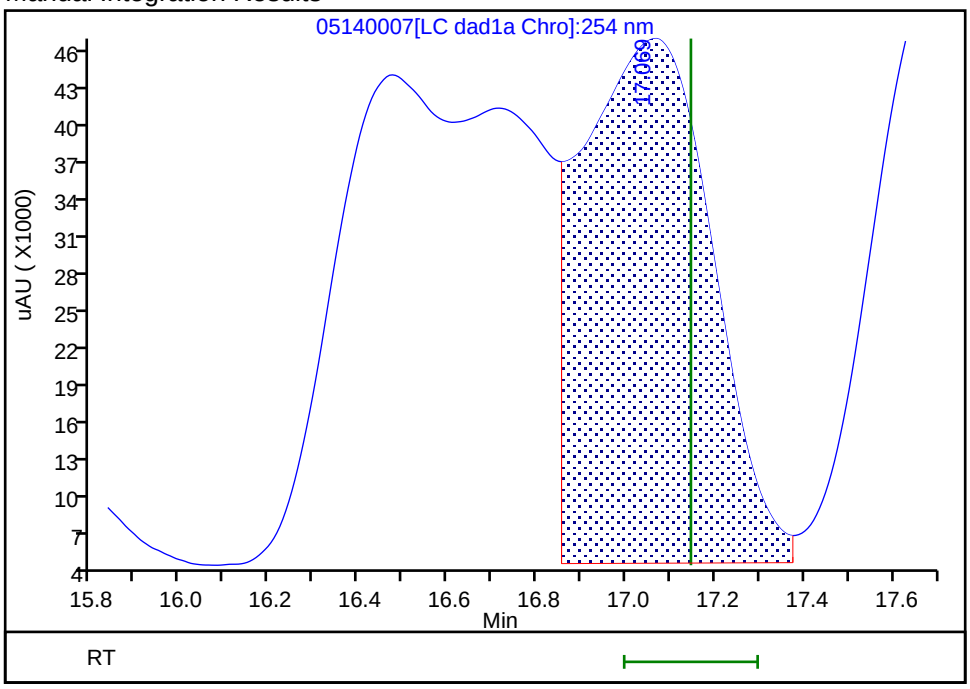

Reviewer: zhangji, 14-May-2020 17:08:59

Audit Action: Assigned Compound ID Audit Reason: Split Peak

Manual Integration/User Assign Peak Report

Eurofins TestAmerica, Denver

Data File:	\\chromfs\denver\chromdata\g2_luna\20200514-91518.b\05140007.d				
Injection Date:	14-May-2020 16:16:43	Instrument ID:	CHHPLC_G2_LUNA		
Lims ID:	IC FULL 9				
Client ID:					
Operator ID:	CB	ALS Bottle#:	7	Worklist Smp#:	7
Injection Vol:	100.0 ul	Dil. Factor:	1.0000		
Method:	G2_8330_Luna	Limit Group:	GCSV - 8330		
Column:	Luna-Phenyl hexyl (4.60 mm)	Detector	LC DAD1A, 254 nm		

17 m-Nitrotoluene, CAS: 99-08-1

Signal: 1

Processing Integration Results

RT: 17.94
Area: 1836650
Amount: 6.513789
Amount Units: ug/ml

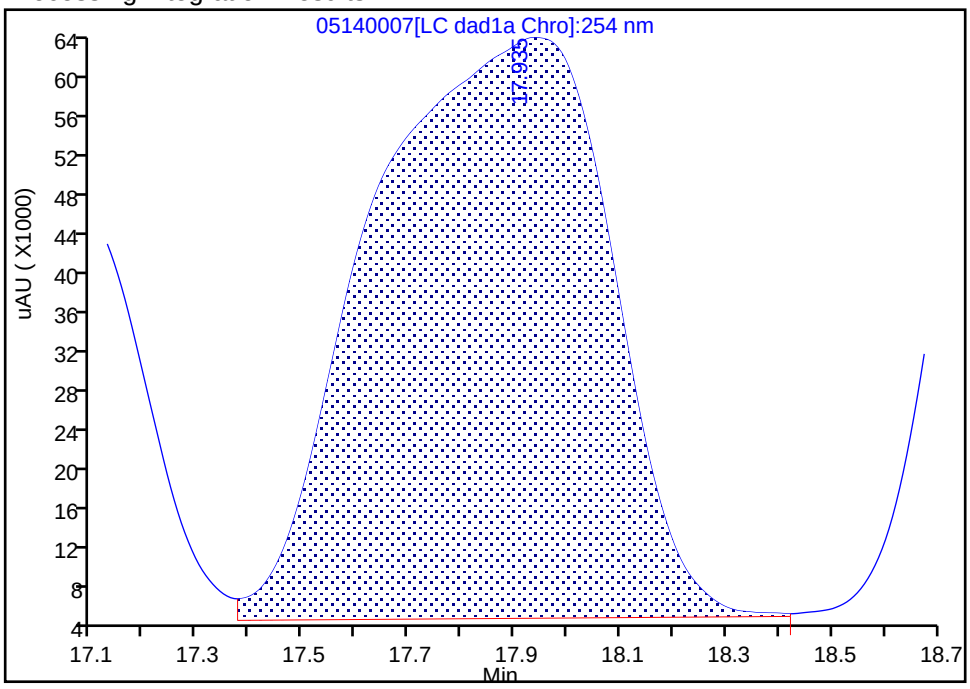

Manual Integration Results

RT: 17.78
Area: 701292
Amount: 2.350751
Amount Units: ug/ml

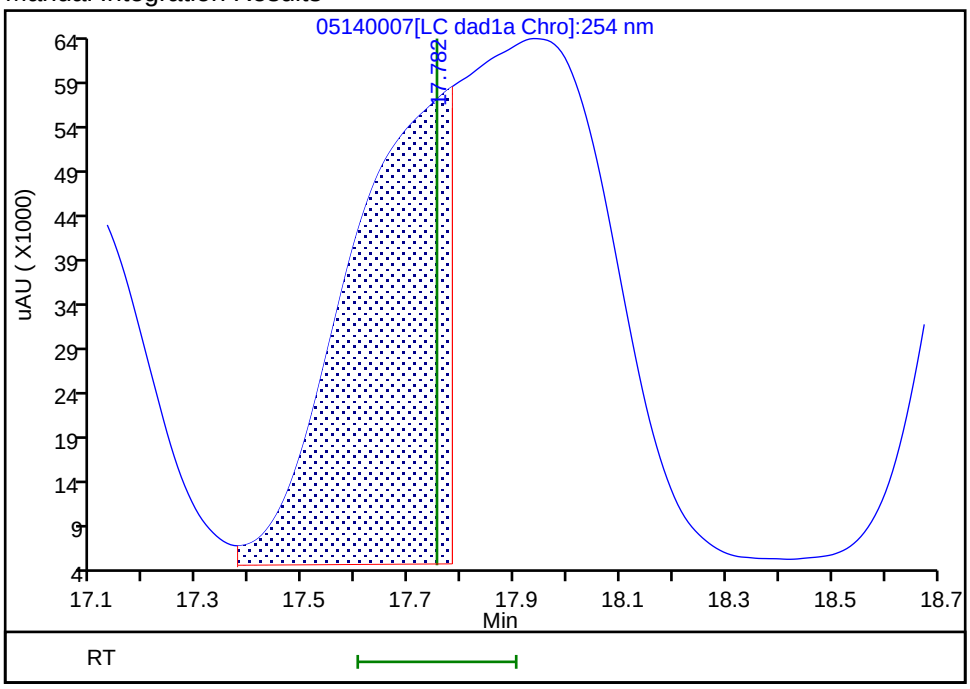

Reviewer: zhangji, 14-May-2020 17:08:45

Audit Action: Manually Integrated/Assigned Compound ID Audit Reason: Split Peak

Manual Integration/User Assign Peak Report

Eurofins TestAmerica, Denver

Data File:	\\chromfs\denver\chromdata\g2_luna\20200514-91518.b\05140007.d				
Injection Date:	14-May-2020 16:16:43	Instrument ID:	CHHPLC_G2_LUNA		
Lims ID:	IC FULL 9				
Client ID:					
Operator ID:	CB	ALS Bottle#:	7	Worklist Smp#:	7
Injection Vol:	100.0 ul	Dil. Factor:	1.0000		
Method:	G2_8330_Luna	Limit Group:	GCSV - 8330		
Column:	Luna-Phenyl hexyl (4.60 mm)	Detector	LC DAD1A, 254 nm		

18 2-Amino-4,6-dinitrotoluene, CAS: 35572-78-2

Signal: 1

Not Detected
Expected RT: 18.05

Processing Integration Results

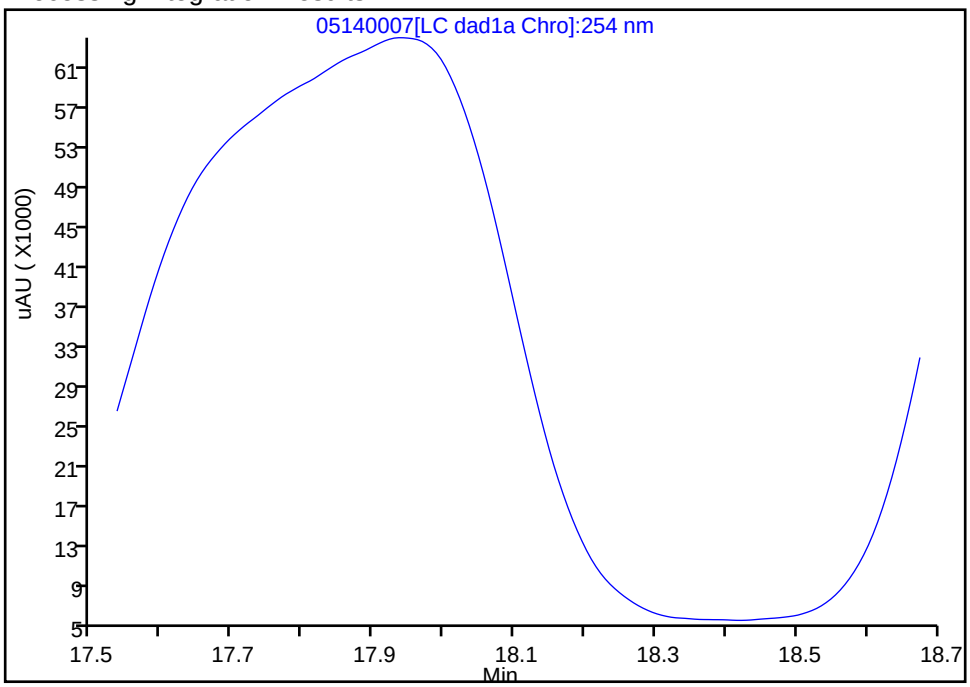

Manual Integration Results

RT: 17.94
Area: 1135384
Amount: 2.440578
Amount Units: ug/ml

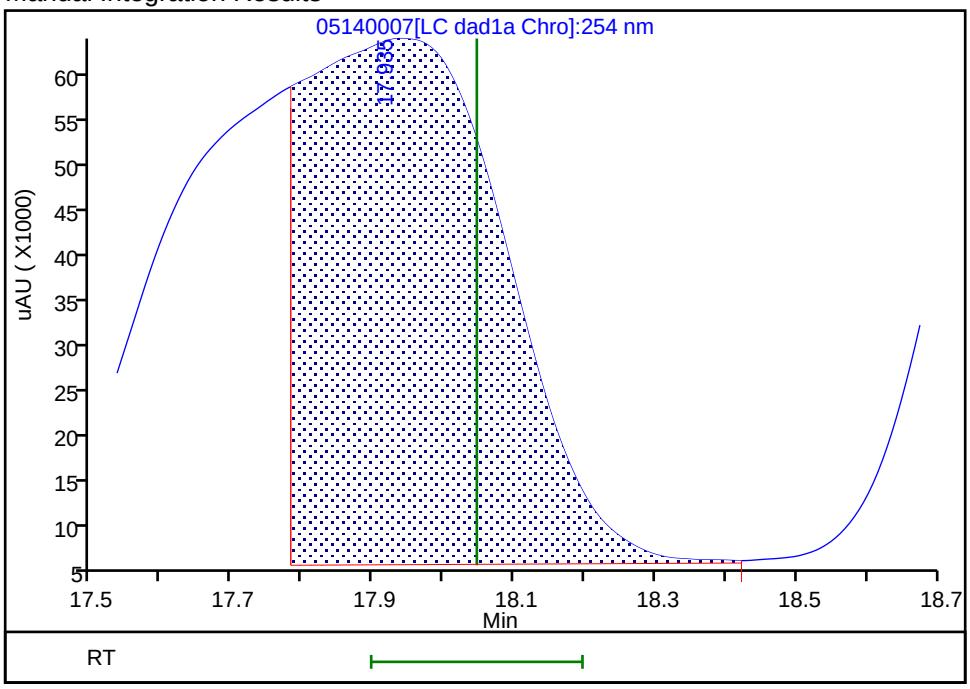

Reviewer: zhangji, 14-May-2020 17:08:40
Audit Action: Split an Integrated Peak Audit Reason: Split Peak

Manual Integration/User Assign Peak Report

Eurofins TestAmerica, Denver

Data File:	\\chromfs\denver\chromdata\g2_luna\20200514-91518.b\05140007.d				
Injection Date:	14-May-2020 16:16:43	Instrument ID:	CHHPLC_G2_LUNA		
Lims ID:	IC FULL 9				
Client ID:					
Operator ID:	CB	ALS Bottle#:	7	Worklist Smp#:	7
Injection Vol:	100.0 ul	Dil. Factor:	1.0000		
Method:	G2_8330_Luna	Limit Group:	GCSV - 8330		
Column:	Luna-Phenyl hexyl (4.60 mm)	Detector	LC DAD1A, 254 nm		

19 1,3,5-Trinitrobenzene, CAS: 99-35-4

Signal: 1

Not Detected
Expected RT: 18.89

Processing Integration Results

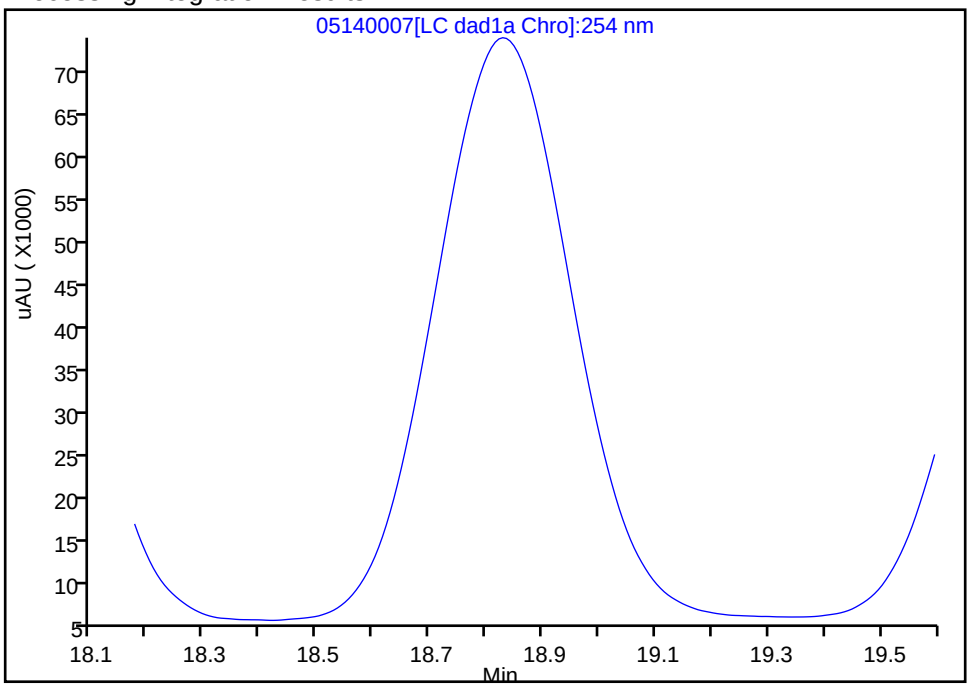

Manual Integration Results

RT: 18.83
Area: 1149858
Amount: 2.433816
Amount Units: ug/ml

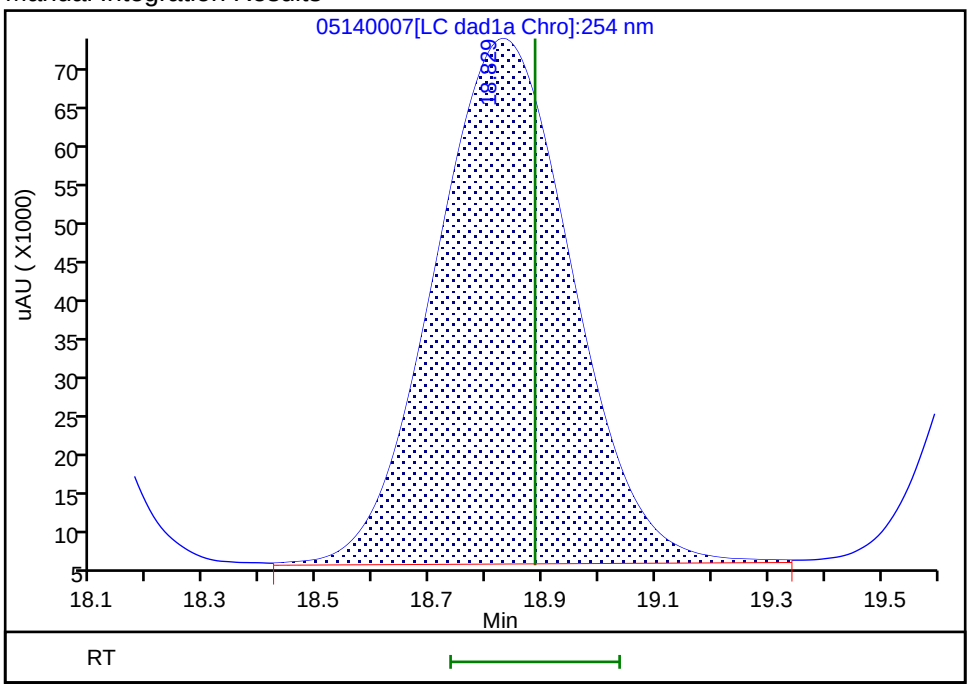

Reviewer: zhangji, 14-May-2020 17:08:26
Audit Action: Assigned Compound ID Audit Reason:

Manual Integration/User Assign Peak Report

Eurofins TestAmerica, Denver

Data File:	\\chromfs\denver\chromdata\g2_luna\20200514-91518.b\05140007.d				
Injection Date:	14-May-2020 16:16:43	Instrument ID:	CHHPLC_G2_LUNA		
Lims ID:	IC FULL 9				
Client ID:					
Operator ID:	CB	ALS Bottle#:	7	Worklist Smp#:	7
Injection Vol:	100.0 ul	Dil. Factor:	1.0000		
Method:	G2_8330_Luna	Limit Group:	GCSV - 8330		
Column:	Luna-Phenyl hexyl (4.60 mm)	Detector	LC DAD1A, 254 nm		

20 2,6-Dinitrotoluene, CAS: 606-20-2

Signal: 1

Processing Integration Results

RT: 20.24
Area: 1523108
Amount: 2.510000
Amount Units: ug/ml

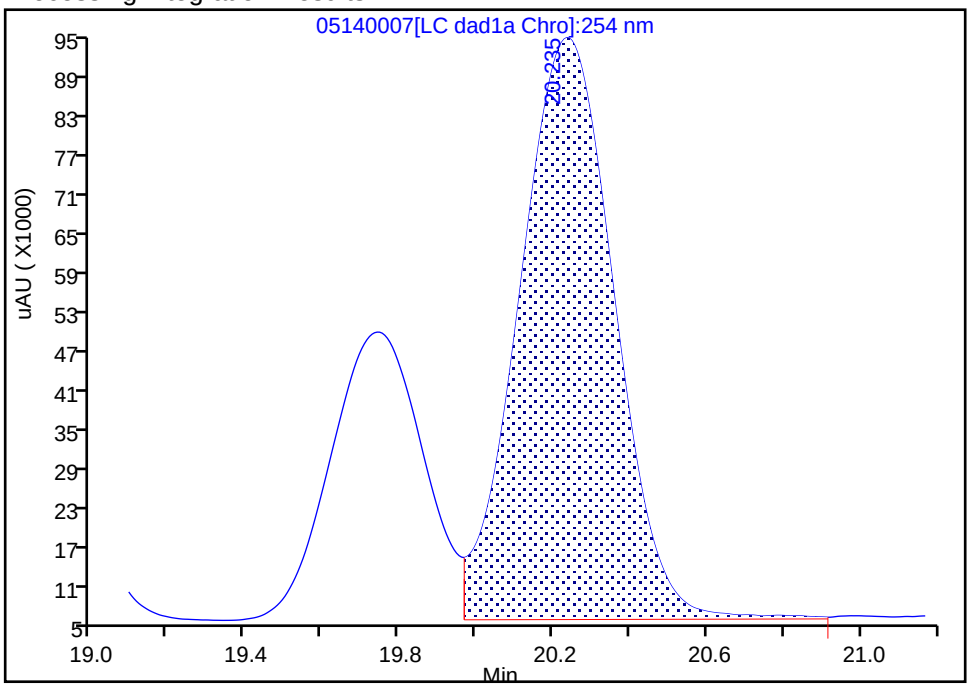

Manual Integration Results

RT: 19.74
Area: 736990
Amount: 2.532876
Amount Units: ug/ml

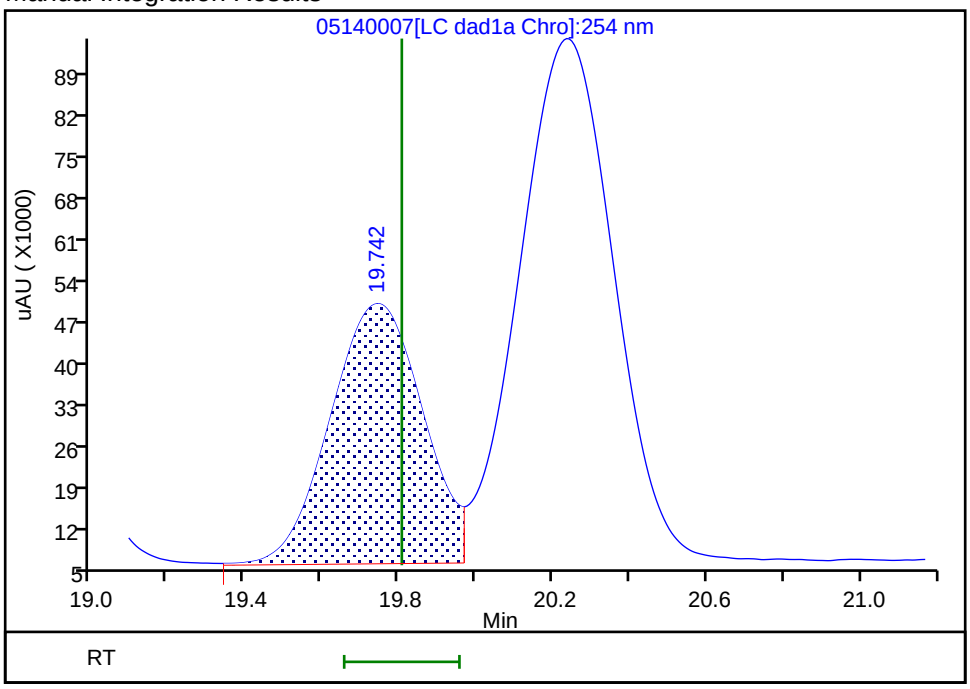

Reviewer: zhangji, 14-May-2020 17:08:23
Audit Action: Assigned Compound ID Audit Reason:

Manual Integration/User Assign Peak Report

Eurofins TestAmerica, Denver

Data File:	\\chromfs\denver\chromdata\g2_luna\20200514-91518.b\05140007.d				
Injection Date:	14-May-2020 16:16:43	Instrument ID:	CHHPLC_G2_LUNA		
Lims ID:	IC FULL 9				
Client ID:					
Operator ID:	CB	ALS Bottle#:	7	Worklist Smp#:	7
Injection Vol:	100.0 ul	Dil. Factor:	1.0000		
Method:	G2_8330_Luna	Limit Group:	GCSV - 8330		
Column:	Luna-Phenyl hexyl (4.60 mm)	Detector	LC DAD1A, 254 nm		

21 2,4-Dinitrotoluene, CAS: 121-14-2

Signal: 1

Not Detected
Expected RT: 20.29

Processing Integration Results

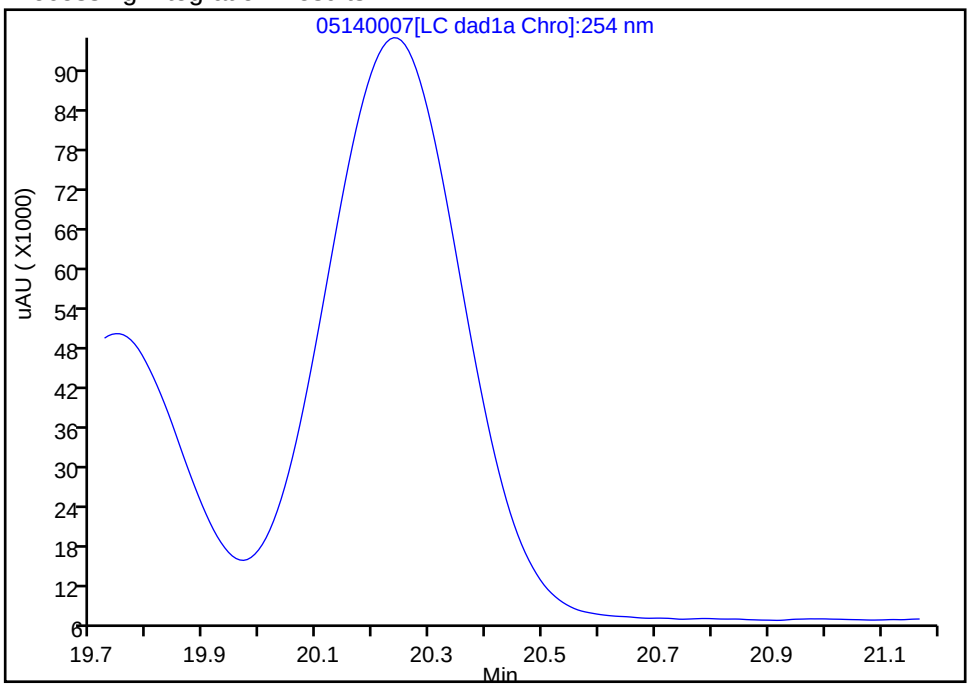

Manual Integration Results

RT: 20.24
Area: 1523108
Amount: 2.379435
Amount Units: ug/ml

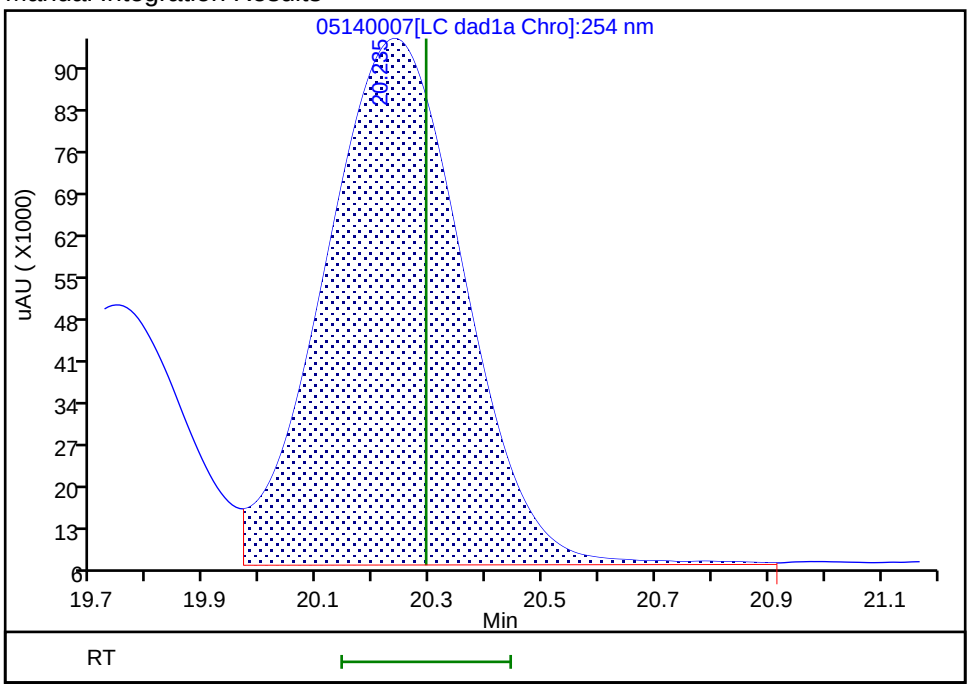

Reviewer: zhangji, 14-May-2020 17:08:20
Audit Action: Assigned Compound ID Audit Reason:

Manual Integration/User Assign Peak Report

Eurofins TestAmerica, Denver

Data File:	\\chromfs\denver\chromdata\g2_luna\20200514-91518.b\05140007.d				
Injection Date:	14-May-2020 16:16:43	Instrument ID:	CHHPLC_G2_LUNA		
Lims ID:	IC FULL 9				
Client ID:					
Operator ID:	CB	ALS Bottle#:	7	Worklist Smp#:	7
Injection Vol:	100.0 ul	Dil. Factor:	1.0000		
Method:	G2_8330_Luna	Limit Group:	GCSV - 8330		
Column:	Luna-Phenyl hexyl (4.60 mm)	Detector	LC DAD1A, 254 nm		

22 Tetryl, CAS: 479-45-8

Signal: 1

Not Detected
Expected RT: 23.55

Processing Integration Results

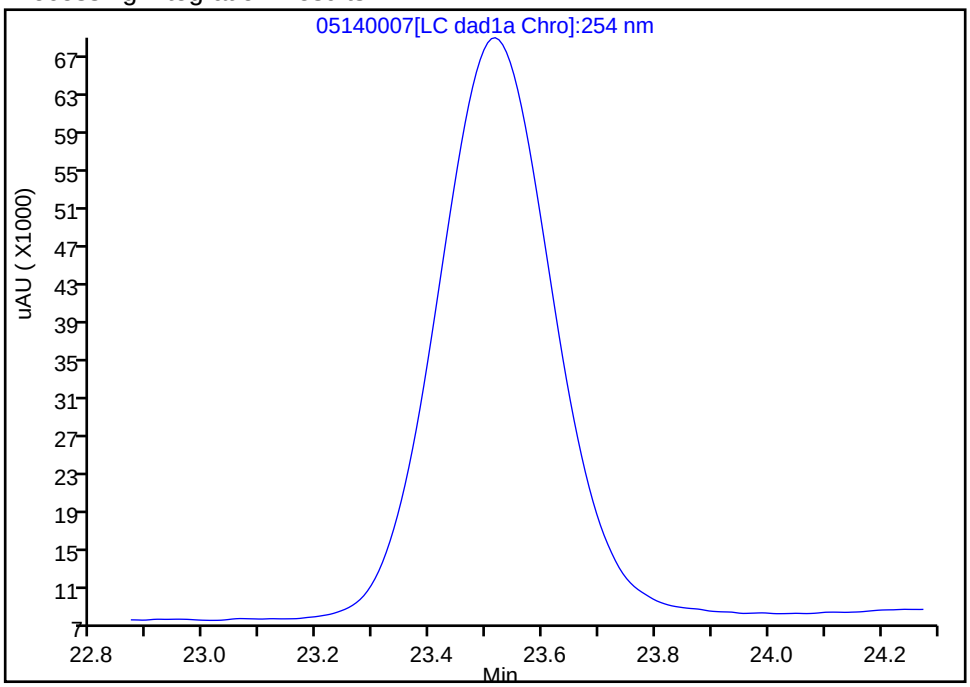

Manual Integration Results

RT: 23.52
Area: 875686
Amount: 2.375208
Amount Units: ug/ml

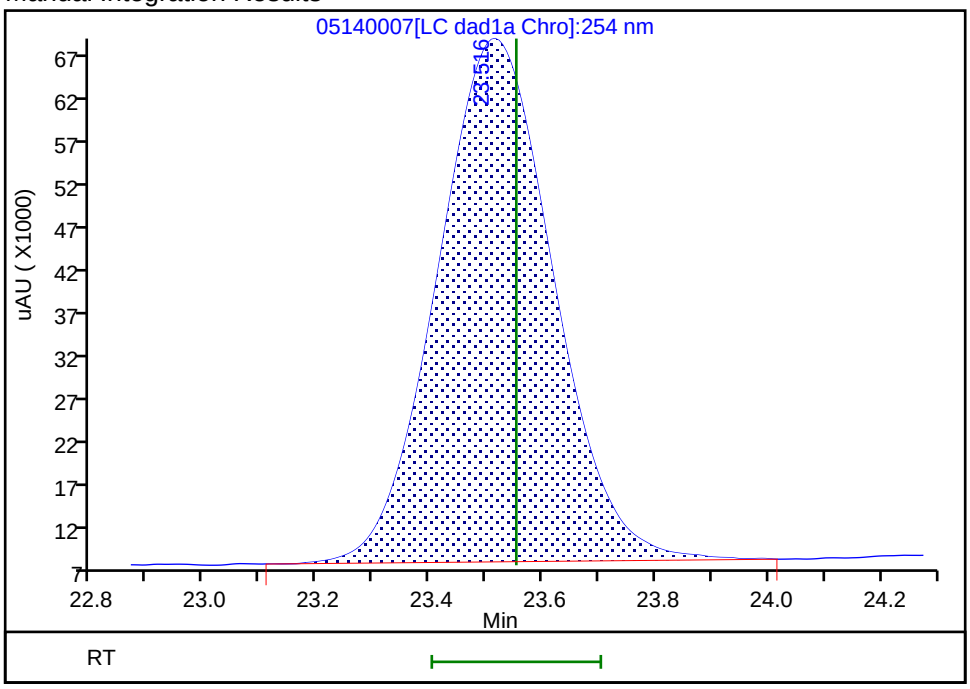

Reviewer: zhangji, 14-May-2020 17:08:11
Audit Action: Assigned Compound ID Audit Reason:

Manual Integration/User Assign Peak Report

Eurofins TestAmerica, Denver

Data File:	\\chromfs\denver\chromdata\g2_luna\20200514-91518.b\05140007.d				
Injection Date:	14-May-2020 16:16:43	Instrument ID:	CHHPLC_G2_LUNA		
Lims ID:	IC FULL 9				
Client ID:					
Operator ID:	CB	ALS Bottle#:	7	Worklist Smp#:	7
Injection Vol:	100.0 ul	Dil. Factor:	1.0000		
Method:	G2_8330_Luna	Limit Group:	GCSV - 8330		
Column:	Luna-Phenyl hexyl (4.60 mm)	Detector	LC DAD1A, 254 nm		

23 2,4,6-Trinitrotoluene, CAS: 118-96-7

Signal: 1

Processing Integration Results

RT: 25.26
Area: 53117
Amount: 0.098897
Amount Units: ug/ml

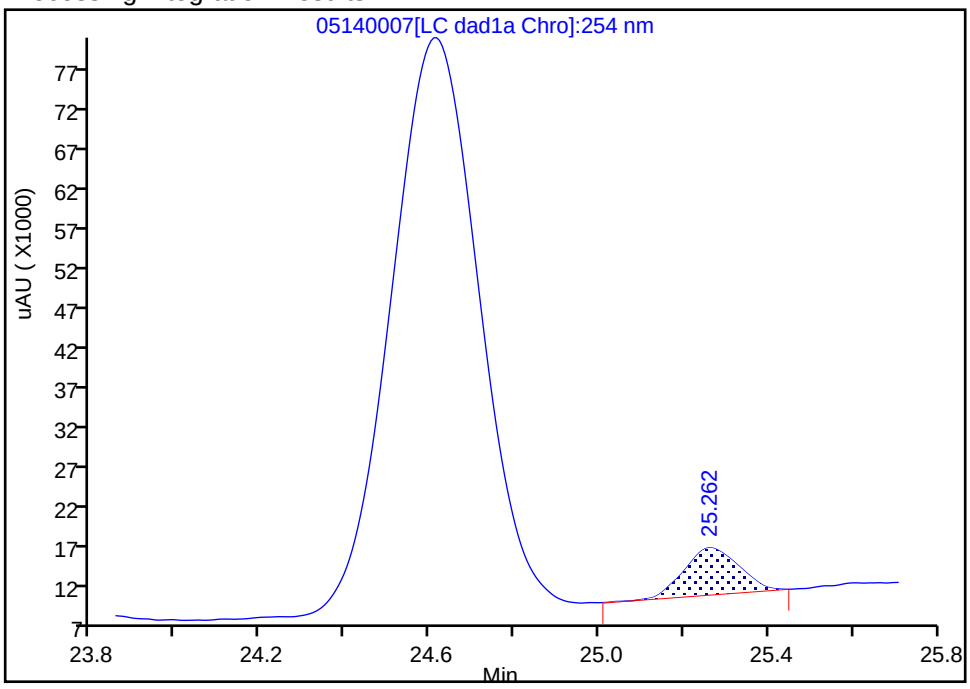

Manual Integration Results

RT: 24.62
Area: 1019741
Amount: 2.531269
Amount Units: ug/ml

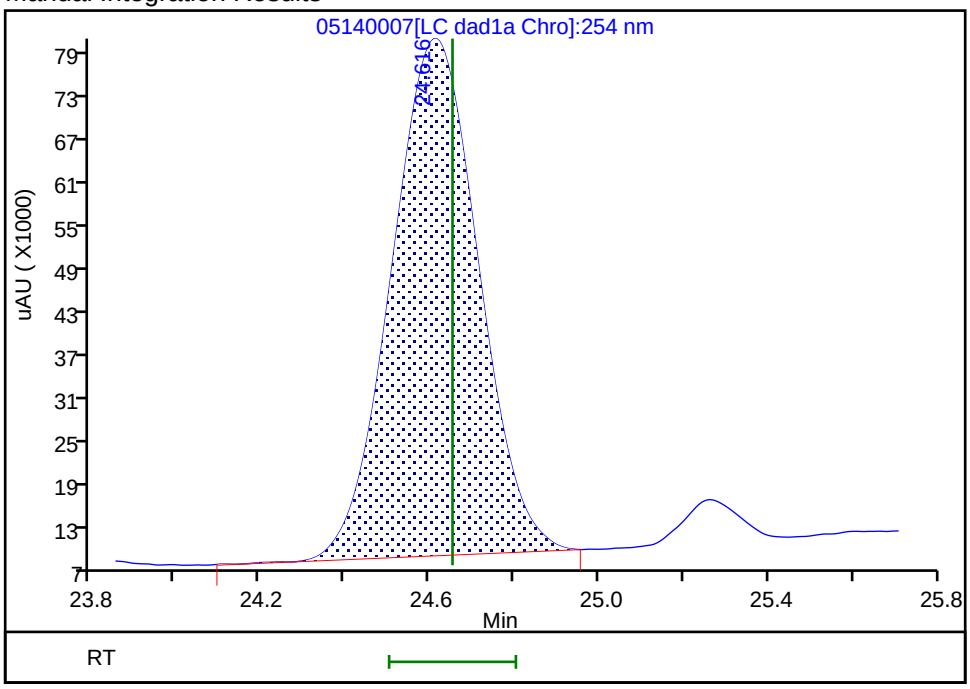

Reviewer: zhangji, 14-May-2020 17:08:08
Audit Action: Assigned Compound ID Audit Reason:

Eurofins TestAmerica, Denver
Target Compound Quantitation Report

Data File: \\chromfs\Denver\ChromData\G2_LUNA\20200514-91518.b\05140008.D
Lims ID: IC FULL 8
Client ID:
Sample Type: IC Calib Level: 8
Inject. Date: 14-May-2020 16:51:43 ALS Bottle#: 8 Worklist Smp#: 8
Injection Vol: 100.0 ul Dil. Factor: 1.0000
Sample Info: IC FULL 8
Misc. Info.: 280-0091518-008
Operator ID: CB Instrument ID: CHHPLC_G2_LUNA
Sublist: chrom-G2_8330_Luna*sub6

Method: \\chromfs\Denver\ChromData\G2_LUNA\20200514-91518.b\G2_8330_Luna.m
Limit Group: GCSV - 8330
Last Update: 15-May-2020 12:00:55 Calib Date: 15-May-2020 02:11:20
Integrator: Falcon
Quant Method: External Standard Quant By: Initial Calibration
Last ICal File: \\chromfs\Denver\ChromData\G2_LUNA\20200514-91518.b\05140024.D

Column 1 : Luna-Phenyl hexyl (4.60 mm) Det: LC DAD1A, 254 nm
Process Host: CTX0318

First Level Reviewer: zhangji Date: 15-May-2020 11:19:25

	Compound	Det	RT (min.)	Exp RT (min.)	Dlt RT (min.)	Response	Cal Amt ug/ml	OnCol Amt ug/ml	Flags
	1 2,6-diamino-4-nitrotoluene	1	4.315	4.366	-0.051	424864	1.00	0.9896	M
	2 2,4-diamino-6-nitrotoluene	1	4.908	4.880	0.028	226554	1.00	0.9296	M
	5 2,4,6-Trinitrophenol	1	6.195	6.300	-0.105	174504	1.00	0.9004	
	6 HMX	1	6.968	6.986	-0.018	183992	1.00	1.01	
	8 RDX	1	9.148	9.173	-0.025	219481	1.00	0.8982	
	9 Nitrobenzene	1	12.088	12.106	-0.018	436359	1.00	0.99	
$	10 1,2-Dinitrobenzene	1	13.028	13.040	-0.012	274673	1.00	0.9842	M
	11 3,5-Dinitroaniline	1	14.868	14.886	-0.018	495596	1.00	1.02	
	12 1,3-Dinitrobenzene	1	15.541	15.553	-0.012	669330	1.00	0.99	
	13 Nitroglycerin	2	15.848	15.853	-0.005	1284256	10.0	10.1	
	14 o-Nitrotoluene	1	16.535	16.533	0.002	261684	1.00	0.9587	
	15 p-Nitrotoluene	1	16.815	16.820	-0.005	231517	1.00	0.9611	
	16 4-Amino-2,6-dinitrotoluene	1	17.141	17.146	-0.005	321819	1.00	0.9322	
	17 m-Nitrotoluene	1	17.741	17.753	-0.012	280653	1.00	0.9408	
	18 2-Amino-4,6-dinitrotoluene	1	18.028	18.046	-0.018	455872	1.00	0.9799	
	19 1,3,5-Trinitrobenzene	1	18.881	18.886	-0.005	467399	1.00	0.9893	
	20 2,6-Dinitrotoluene	1	19.801	19.806	-0.005	298461	1.00	1.02	
	21 2,4-Dinitrotoluene	1	20.288	20.293	-0.005	608421	1.00	0.9505	
	22 Tetryl	1	23.555	23.553	0.002	350816	1.00	0.9516	
	23 2,4,6-Trinitrotoluene	1	24.648	24.653	-0.005	408271	1.00	1.01	
	24 PETN	2	25.281	25.280	0.001	1365764	10.0	10.4	

QC Flag Legend

Review Flags
M - Manually Integrated

Reagents:

8330IntermStk_00064	Amount Added: 100.00	Units: uL
8330_ADDs_00026	Amount Added: 50.00	Units: uL

Report Date: 15-May-2020 12:00:55 Chrom Revision: 2.3 05-May-2020 17:48:18

Eurofins TestAmerica, Denver

Data File: \\chromfs\denver\chromdata\g2_luna\20200514-91518.b\05140008.d

Injection Date:	14-May-2020 16:51:43	Instrument ID:	CHHPLC_G2_LUNA	Operator ID:	CB
Lims ID:	IC FULL 8			Worklist Smp#:	8
Client ID:					
Injection Vol:	100.0 ul	Dil. Factor:	1.0000	ALS Bottle#:	8
Method:	G2_8330_Luna	Limit Group:	GCSV - 8330		

Column: Luna-Phenyl hexyl (4.60 mm) Y Scaling: Method Defined: Scale to the Nth Largest Peak: 1

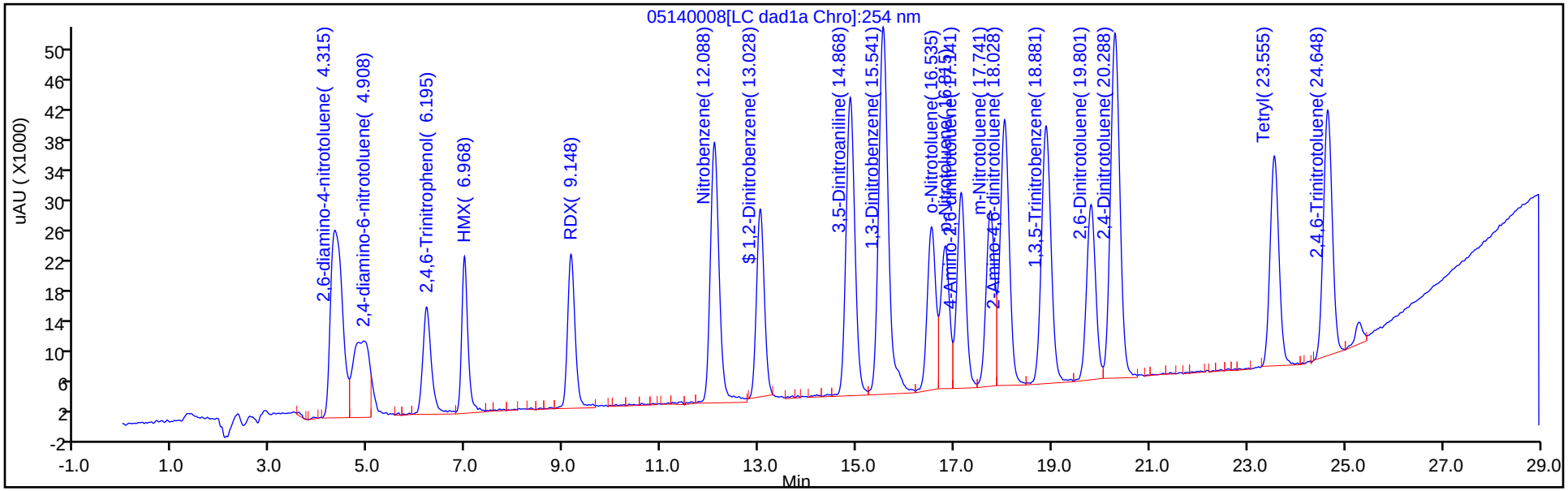

Y Scaling: Method Defined: Scale to the Nth Largest Peak: 1

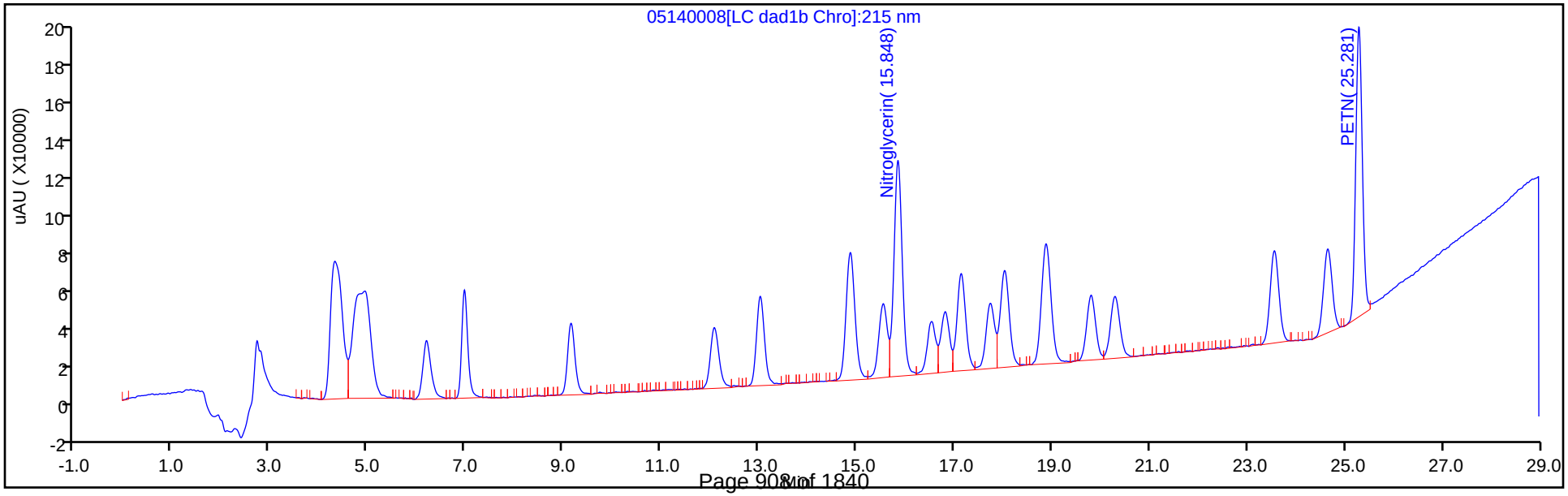

Manual Integration/User Assign Peak Report

Eurofins TestAmerica, Denver

Data File:	\\chromfs\denver\chromdata\g2_luna\20200514-91518.b\05140008.d				
Injection Date:	14-May-2020 16:51:43	Instrument ID:	CHHPLC_G2_LUNA		
Lims ID:	IC FULL 8				
Client ID:					
Operator ID:	CB	ALS Bottle#:	8	Worklist Smp#:	8
Injection Vol:	100.0 ul	Dil. Factor:	1.0000		
Method:	G2_8330_Luna	Limit Group:	GCSV - 8330		
Column:	Luna-Phenyl hexyl (4.60 mm)	Detector	LC DAD1A, 254 nm		

$ 10 1,2-Dinitrobenzene, CAS: 528-29-0

Signal: 1

Processing Integration Results

RT: 13.03
Area: 297550
Amount: 0.923853
Amount Units: ug/ml

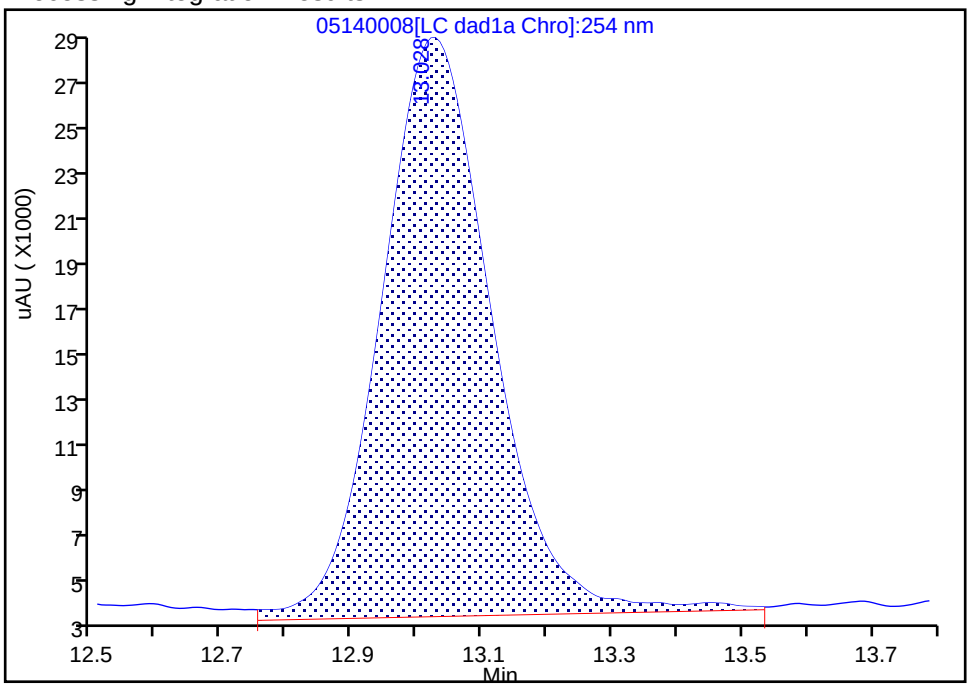

Manual Integration Results

RT: 13.03
Area: 274673
Amount: 0.984150
Amount Units: ug/ml

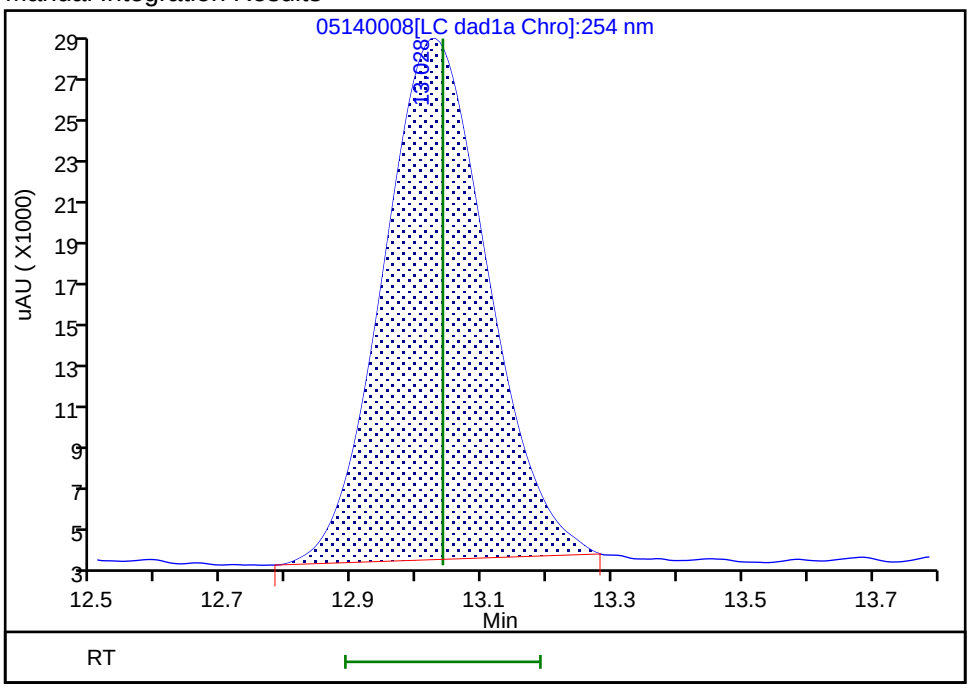

Reviewer: zhangji, 15-May-2020 11:34:32

Audit Action: Manually Integrated Audit Reason: Baseline

Eurofins TestAmerica, Denver
Target Compound Quantitation Report

Data File: \\chromfs\Denver\ChromData\G2_LUNA\20200514-91518.b\05140009.D
Lims ID: IC FULL 7
Client ID:
Sample Type: IC Calib Level: 7
Inject. Date: 14-May-2020 17:26:40 ALS Bottle#: 9 Worklist Smp#: 9
Injection Vol: 100.0 ul Dil. Factor: 1.0000
Sample Info: IC FULL 7
Misc. Info.: 280-0091518-009
Operator ID: CB Instrument ID: CHHPLC_G2_LUNA
Sublist: chrom-G2_8330_Luna*sub6

Method: \\chromfs\Denver\ChromData\G2_LUNA\20200514-91518.b\G2_8330_Luna.m
Limit Group: GCSV - 8330
Last Update: 15-May-2020 12:00:55 Calib Date: 15-May-2020 02:11:20
Integrator: Falcon
Quant Method: External Standard Quant By: Initial Calibration
Last ICal File: \\chromfs\Denver\ChromData\G2_LUNA\20200514-91518.b\05140024.D

Column 1 : Luna-Phenyl hexyl (4.60 mm) Det: LC DAD1A, 254 nm
Process Host: CTX0318

First Level Reviewer: zhangji Date: 15-May-2020 11:20:09

	Compound	Det	RT (min.)	Exp RT (min.)	Dlt RT (min.)	Response	Cal Amt ug/ml	OnCol Amt ug/ml	Flags
1	2,6-diamino-4-nitrotoluene	1	4.342	4.366	-0.024	272072	0.7000	0.6337	
2	2,4-diamino-6-nitrotoluene	1	4.915	4.880	0.035	176663	0.7000	0.7197	
5	2,4,6-Trinitrophenol	1	6.235	6.300	-0.065	118579	0.7000	0.6118	
6	HMX	1	6.982	6.986	-0.004	125697	0.7000	0.6800	
8	RDX	1	9.162	9.173	-0.011	152096	0.7000	0.6224	
9	Nitrobenzene	1	12.095	12.106	-0.011	295388	0.7028	0.6725	
$ 10	1,2-Dinitrobenzene	1	13.028	13.040	-0.012	184773	0.7000	0.6599	M
11	3,5-Dinitroaniline	1	14.875	14.886	-0.011	320559	0.7000	0.6552	
12	1,3-Dinitrobenzene	1	15.548	15.553	-0.005	463638	0.7014	0.6877	
13	Nitroglycerin	2	15.842	15.853	-0.011	852305	7.00	6.72	
14	o-Nitrotoluene	1	16.535	16.533	0.002	181444	0.7000	0.6647	
15	p-Nitrotoluene	1	16.808	16.820	-0.012	165213	0.7014	0.6859	
16	4-Amino-2,6-dinitrotoluene	1	17.142	17.146	-0.004	223840	0.7007	0.6484	
17	m-Nitrotoluene	1	17.742	17.753	-0.011	200617	0.7007	0.6725	
18	2-Amino-4,6-dinitrotoluene	1	18.035	18.046	-0.011	319742	0.7028	0.6873	
19	1,3,5-Trinitrobenzene	1	18.875	18.886	-0.011	323482	0.7014	0.6847	
20	2,6-Dinitrotoluene	1	19.795	19.806	-0.011	206984	0.7028	0.7003	
21	2,4-Dinitrotoluene	1	20.288	20.293	-0.005	425741	0.7028	0.6651	
22	Tetryl	1	23.542	23.553	-0.011	245833	0.7014	0.6668	
23	2,4,6-Trinitrotoluene	1	24.642	24.653	-0.011	282035	0.7028	0.6944	
24	PETN	2	25.275	25.280	-0.005	957879	7.00	7.20	

QC Flag Legend

Review Flags
M - Manually Integrated

Reagents:

8330_ADDs_00026	Amount Added:	35.00	Units: uL
8330IntermStk_00064	Amount Added:	70.00	Units: uL

Report Date: 15-May-2020 12:00:55 Chrom Revision: 2.3 05-May-2020 17:48:18

Eurofins TestAmerica, Denver

Data File: \\chromfs\denver\chromdata\g2_luna\20200514-91518.b\05140009.d

Injection Date:	14-May-2020 17:26:40	Instrument ID:	CHHPLC_G2_LUNA	Operator ID:	CB
Lims ID:	IC FULL 7			Worklist Smp#:	9
Client ID:					
Injection Vol:	100.0 ul	Dil. Factor:	1.0000	ALS Bottle#:	9
Method:	G2_8330_Luna	Limit Group:	GCSV - 8330		

Column: Luna-Phenyl hexyl (4.60 mm) Y Scaling: Method Defined: Scale to the Nth Largest Peak: 1

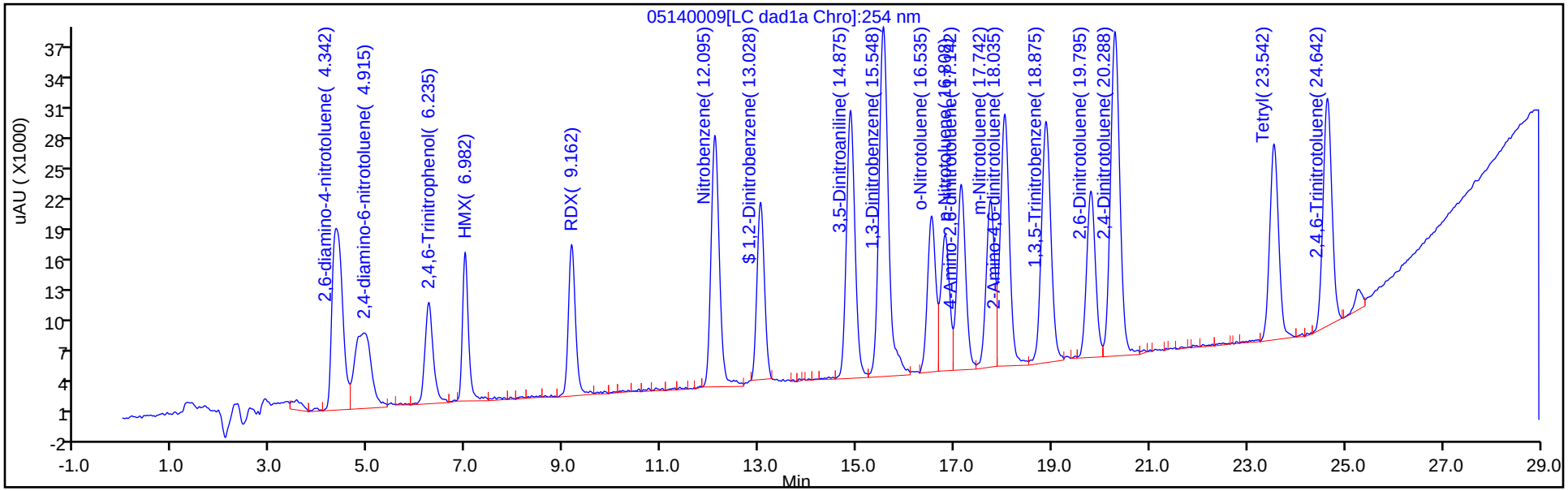

Y Scaling: Method Defined: Scale to the Nth Largest Peak: 1

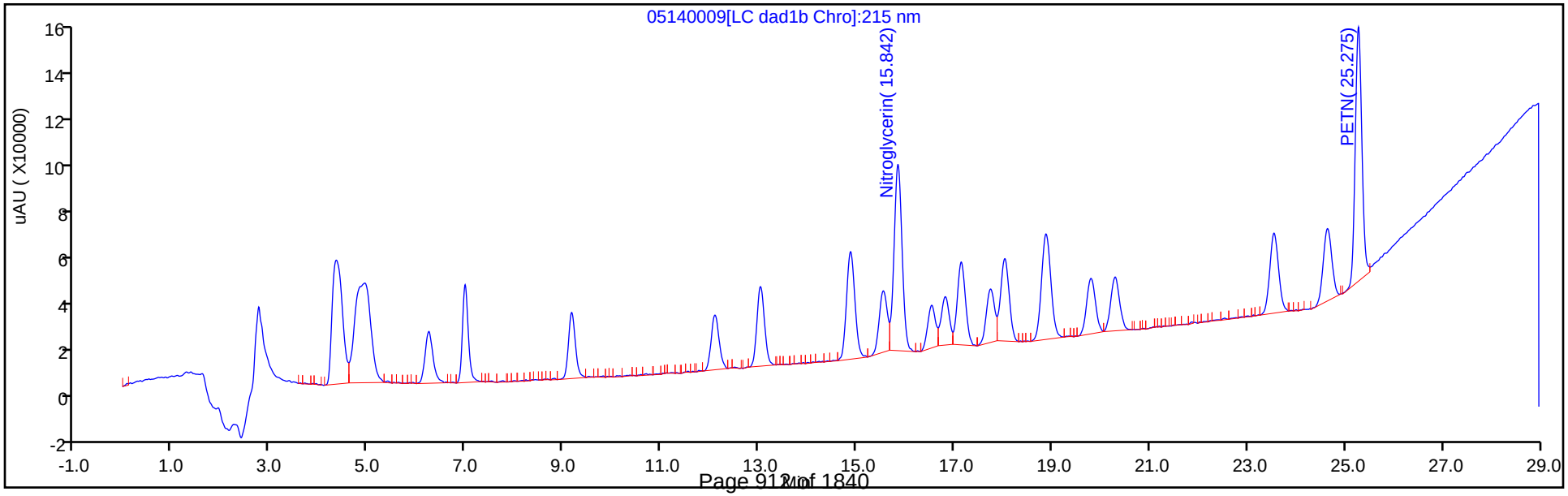

Manual Integration/User Assign Peak Report

Eurofins TestAmerica, Denver

Data File:	\\chromfs\denver\chromdata\g2_luna\20200514-91518.b\05140009.d				
Injection Date:	14-May-2020 17:26:40	Instrument ID:	CHHPLC_G2_LUNA		
Lims ID:	IC FULL 7				
Client ID:					
Operator ID:	CB	ALS Bottle#:	9	Worklist Smp#:	9
Injection Vol:	100.0 ul	Dil. Factor:	1.0000		
Method:	G2_8330_Luna	Limit Group:	GCSV - 8330		
Column:	Luna-Phenyl hexyl (4.60 mm)	Detector	LC DAD1A, 254 nm		

$ 10 1,2-Dinitrobenzene, CAS: 528-29-0

Signal: 1

Processing Integration Results

RT: 13.03
Area: 203295
Amount: 0.637674
Amount Units: ug/ml

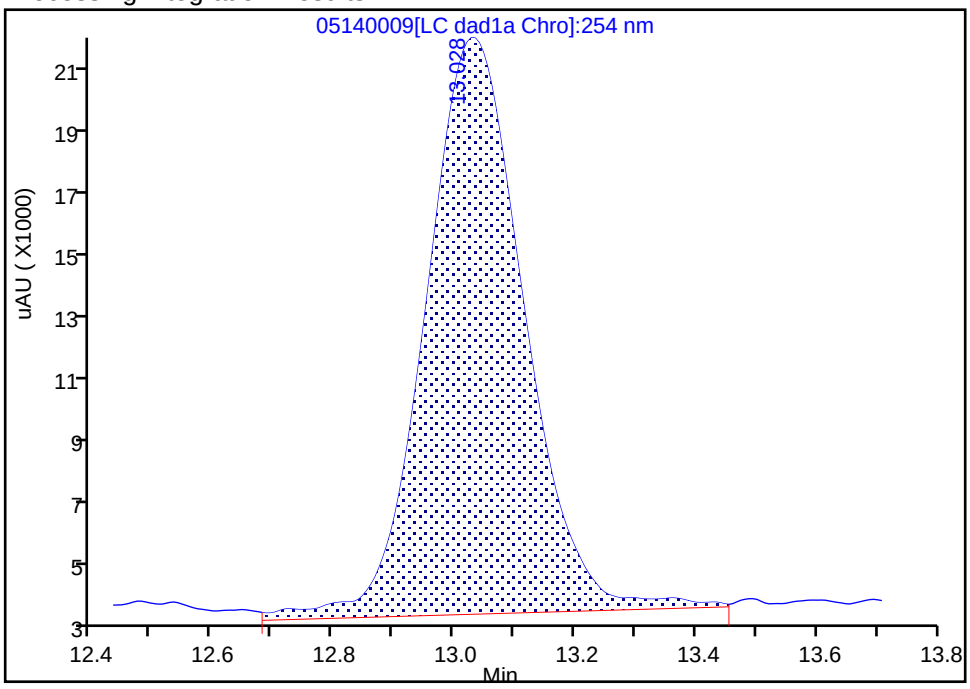

Manual Integration Results

RT: 13.03
Area: 184773
Amount: 0.659868
Amount Units: ug/ml

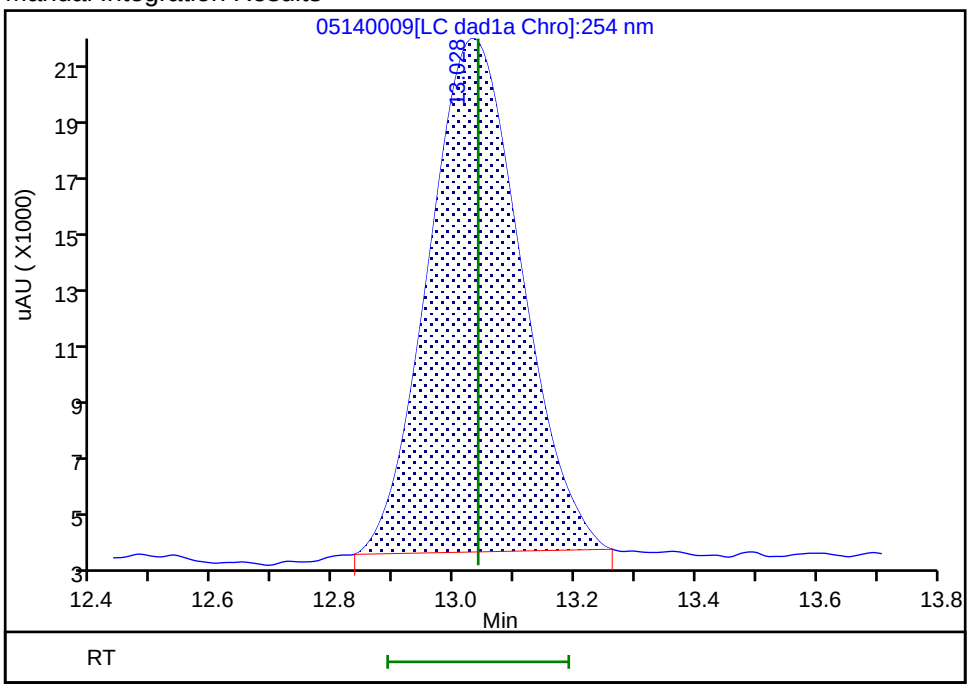

Reviewer: zhangji, 15-May-2020 11:34:40

Audit Action: Manually Integrated Audit Reason: Baseline

Eurofins TestAmerica, Denver
Target Compound Quantitation Report

Data File: \\chromfs\Denver\ChromData\G2_LUNA\20200514-91518.b\05140010.D
Lims ID: IC FULL 6
Client ID:
Sample Type: IC Calib Level: 6
Inject. Date: 14-May-2020 18:01:41 ALS Bottle#: 10 Worklist Smp#: 10
Injection Vol: 100.0 ul Dil. Factor: 1.0000
Sample Info: IC FULL 6
Misc. Info.: 280-0091518-010
Operator ID: CB Instrument ID: CHHPLC_G2_LUNA
Sublist: chrom-G2_8330_Luna*sub6

Method: \\chromfs\Denver\ChromData\G2_LUNA\20200514-91518.b\G2_8330_Luna.m
Limit Group: GCSV - 8330
Last Update: 15-May-2020 12:00:56 Calib Date: 15-May-2020 02:11:20
Integrator: Falcon
Quant Method: External Standard Quant By: Initial Calibration
Last ICal File: \\chromfs\Denver\ChromData\G2_LUNA\20200514-91518.b\05140024.D

Column 1 : Luna-Phenyl hexyl (4.60 mm) Det: LC DAD1A, 254 nm
Process Host: CTX0318

First Level Reviewer: zhangji Date: 15-May-2020 11:52:49

	Compound	Det	RT (min.)	Exp RT (min.)	Dlt RT (min.)	Response	Cal Amt ug/ml	OnCol Amt ug/ml	Flags
1	2,6-diamino-4-nitrotoluene	1	4.347	4.366	-0.019	161291	0.4000	0.3757	M
2	2,4-diamino-6-nitrotoluene	1	4.940	4.880	0.060	100170	0.4000	0.3980	M
5	2,4,6-Trinitrophenol	1	6.267	6.300	-0.033	68021	0.4000	0.3510	a
6	HMX	1	6.987	6.986	0.001	74484	0.4000	0.3907	
8	RDX	1	9.173	9.173	0.000	88545	0.4000	0.3624	
9	Nitrobenzene	1	12.107	12.106	0.001	166107	0.4016	0.3782	
$ 10	1,2-Dinitrobenzene	1	13.040	13.040	0.000	107232	0.4000	0.3802	M
11	3,5-Dinitroaniline	1	14.887	14.886	0.001	190015	0.4000	0.3861	M
12	1,3-Dinitrobenzene	1	15.553	15.553	0.000	258559	0.4008	0.3835	M
13	Nitroglycerin	2	15.853	15.853	0.000	509915	4.00	4.02	
14	o-Nitrotoluene	1	16.540	16.533	0.007	105493	0.4000	0.3865	M
15	p-Nitrotoluene	1	16.820	16.820	0.000	93773	0.4008	0.3893	M
16	4-Amino-2,6-dinitrotoluene	1	17.153	17.146	0.007	130436	0.4004	0.3778	M
17	m-Nitrotoluene	1	17.747	17.753	-0.006	115331	0.4004	0.3866	M
18	2-Amino-4,6-dinitrotoluene	1	18.040	18.046	-0.006	179358	0.4016	0.3855	M
19	1,3,5-Trinitrobenzene	1	18.887	18.886	0.001	178692	0.4008	0.3782	
20	2,6-Dinitrotoluene	1	19.807	19.806	0.001	118093	0.4016	0.3930	M
21	2,4-Dinitrotoluene	1	20.293	20.293	0.000	245009	0.4016	0.3828	M
22	Tetryl	1	23.553	23.553	0.000	139850	0.4008	0.3793	
23	2,4,6-Trinitrotoluene	1	24.647	24.653	-0.006	158091	0.4016	0.3858	
24	PETN	2	25.280	25.280	0.000	557734	4.00	4.10	M

QC Flag Legend

Review Flags

M - Manually Integrated

a - User Assigned ID

Reagents:

8330IntermStk_00064	Amount Added:	40.00	Units: uL
8330_ADDs_00026	Amount Added:	20.00	Units: uL

Report Date: 15-May-2020 12:00:56 Chrom Revision: 2.3 05-May-2020 17:48:18

Eurofins TestAmerica, Denver

Data File: \\chromfs\denver\chromdata\g2_luna\20200514-91518.b\05140010.d

Injection Date:	14-May-2020 18:01:41	Instrument ID:	CHHPLC_G2_LUNA	Operator ID:	CB
Lims ID:	IC FULL 6			Worklist Smp#:	10
Client ID:					
Injection Vol:	100.0 ul	Dil. Factor:	1.0000	ALS Bottle#:	10
Method:	G2_8330_Luna	Limit Group:	GCSV - 8330		

Column: Luna-Phenyl hexyl (4.60 mm) Y Scaling: Method Defined: Scale to the Nth Largest Peak: 1

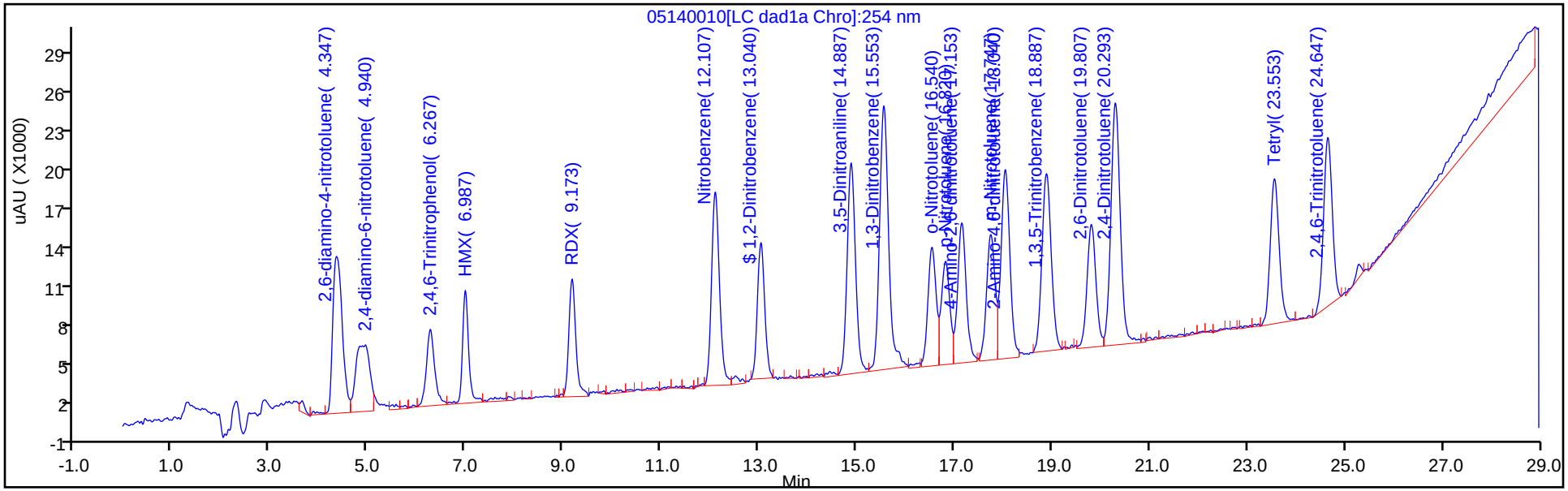

Y Scaling: Method Defined: Scale to the Nth Largest Peak: 1

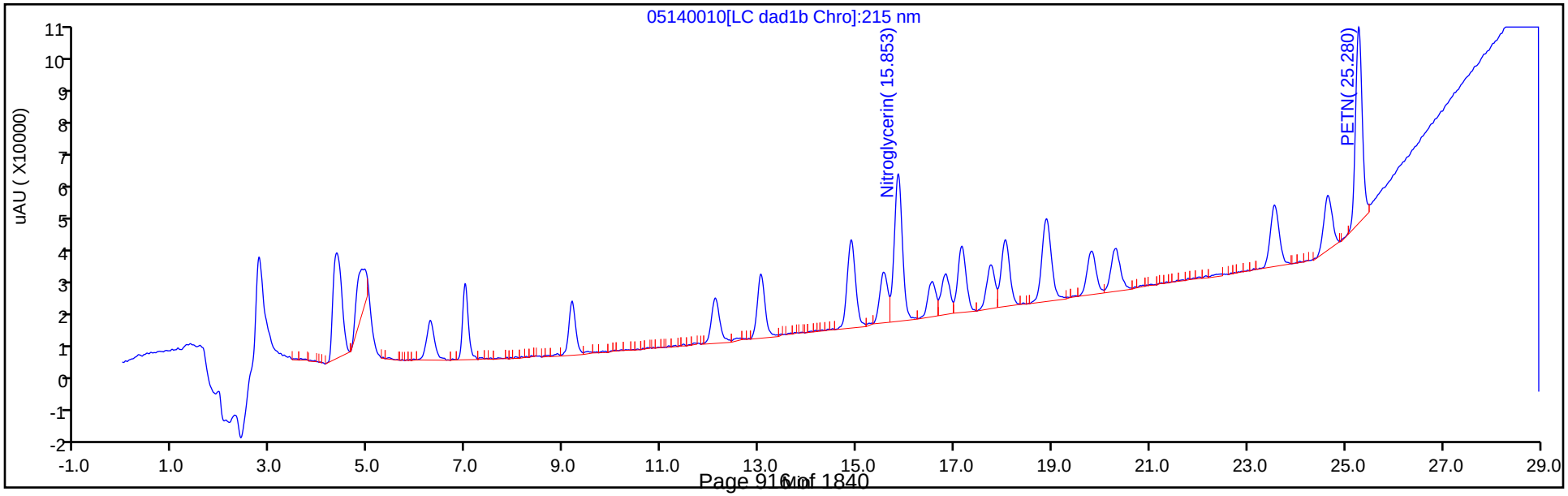

Manual Integration/User Assign Peak Report

Eurofins TestAmerica, Denver

Data File:	\\chromfs\denver\chromdata\g2_luna\20200514-91518.b\05140010.d				
Injection Date:	14-May-2020 18:01:41	Instrument ID:	CHHPLC_G2_LUNA		
Lims ID:	IC FULL 6				
Client ID:					
Operator ID:	CB	ALS Bottle#:	10	Worklist Smp#:	10
Injection Vol:	100.0 ul	Dil. Factor:	1.0000		
Method:	G2_8330_Luna	Limit Group:	GCSV - 8330		
Column:	Luna-Phenyl hexyl (4.60 mm)	Detector	LC DAD1A, 254 nm		

5 2,4,6-Trinitrophenol, CAS: 88-89-1

Signal: 1

Not Detected
Expected RT: 6.30

Processing Integration Results

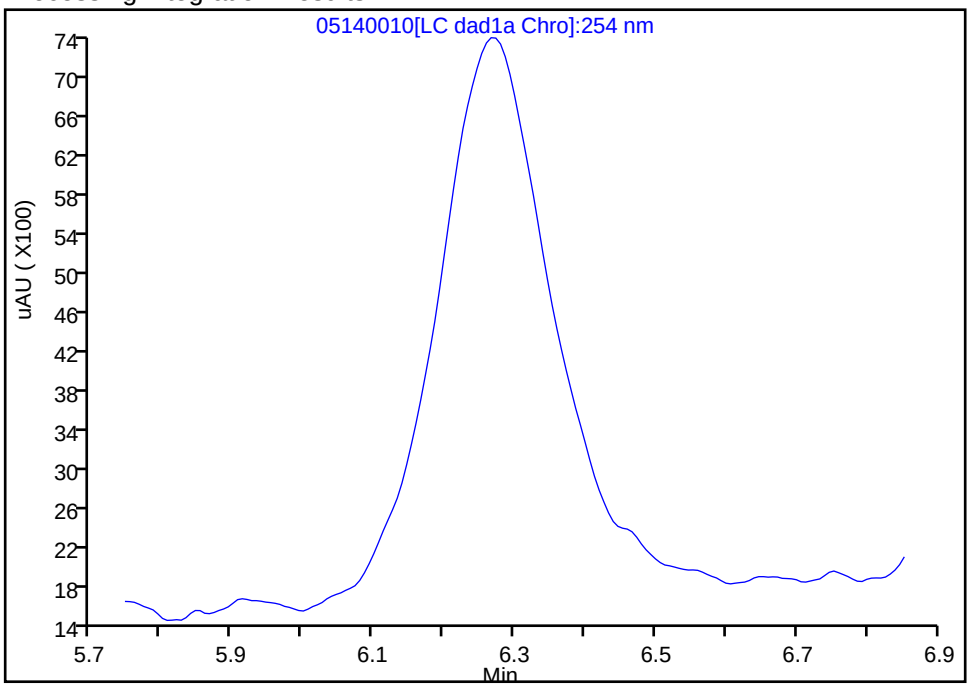

Manual Integration Results

RT: 6.27
Area: 68021
Amount: 0.350967
Amount Units: ug/ml

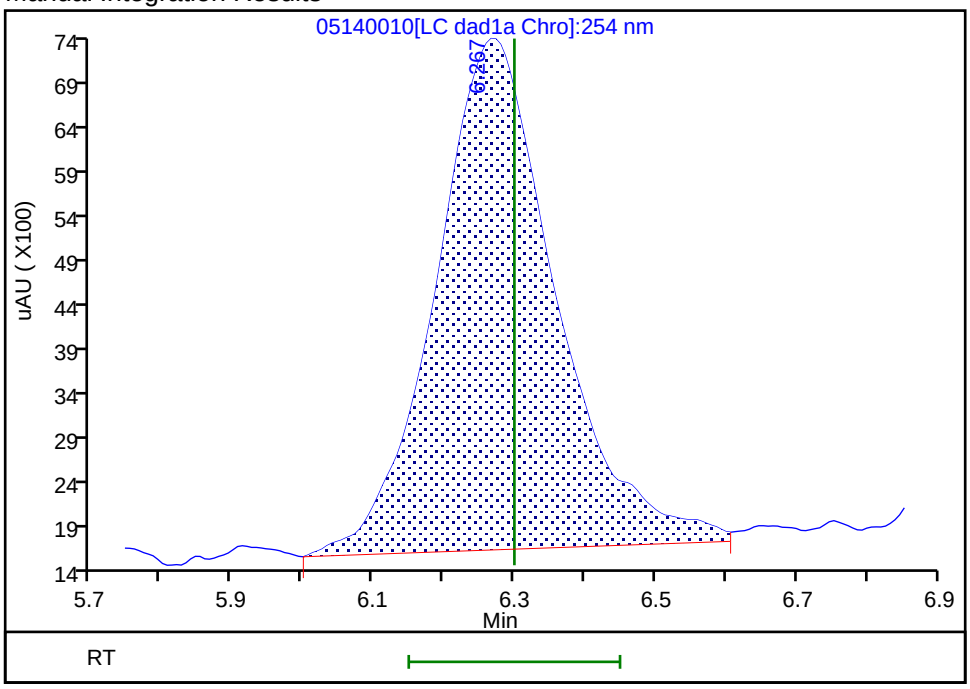

Reviewer: zhangji, 15-May-2020 11:20:14
Audit Action: Assigned Compound ID Audit Reason:

Manual Integration/User Assign Peak Report

Eurofins TestAmerica, Denver

Data File:	\\chromfs\denver\chromdata\g2_luna\20200514-91518.b\05140010.d				
Injection Date:	14-May-2020 18:01:41	Instrument ID:	CHHPLC_G2_LUNA		
Lims ID:	IC FULL 6				
Client ID:					
Operator ID:	CB	ALS Bottle#:	10	Worklist Smp#:	10
Injection Vol:	100.0 ul	Dil. Factor:	1.0000		
Method:	G2_8330_Luna	Limit Group:	GCSV - 8330		
Column:	Luna-Phenyl hexyl (4.60 mm)	Detector	LC DAD1A, 254 nm		

$ 10 1,2-Dinitrobenzene, CAS: 528-29-0

Signal: 1

Processing Integration Results

RT: 13.04
Area: 114682
Amount: 0.364039
Amount Units: ug/ml

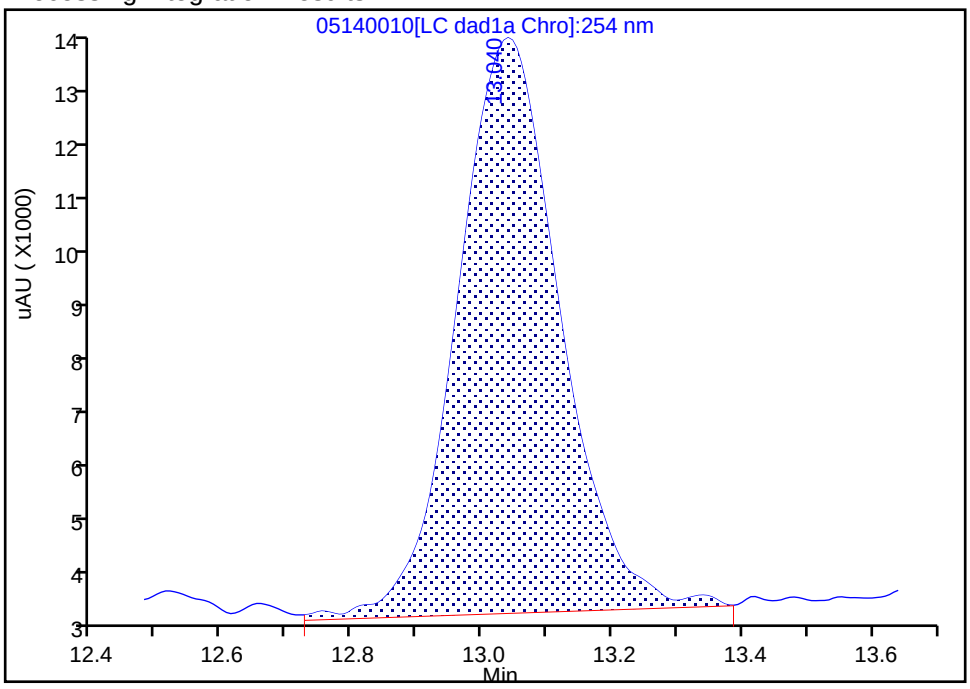

Manual Integration Results

RT: 13.04
Area: 107232
Amount: 0.380167
Amount Units: ug/ml

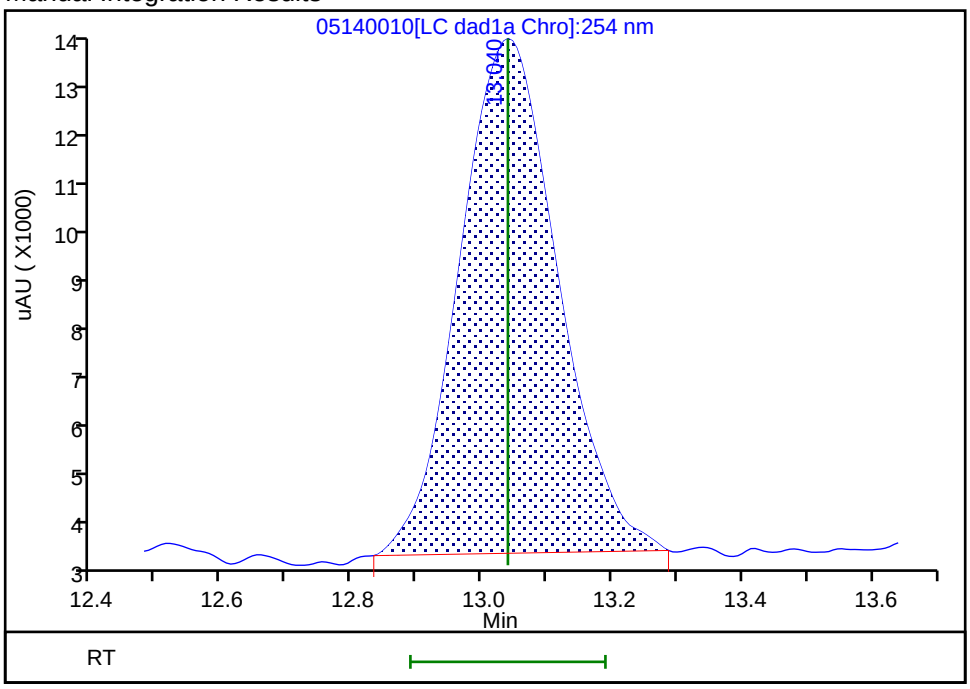

Reviewer: zhangji, 15-May-2020 11:34:50

Audit Action: Manually Integrated Audit Reason: Baseline

Manual Integration/User Assign Peak Report

Eurofins TestAmerica, Denver

Data File:	\\chromfs\denver\chromdata\g2_luna\20200514-91518.b\05140010.d				
Injection Date:	14-May-2020 18:01:41	Instrument ID:	CHHPLC_G2_LUNA		
Lims ID:	IC FULL 6				
Client ID:					
Operator ID:	CB	ALS Bottle#:	10	Worklist Smp#:	10
Injection Vol:	100.0 ul	Dil. Factor:	1.0000		
Method:	G2_8330_Luna	Limit Group:	GCSV - 8330		
Column:	Luna-Phenyl hexyl (4.60 mm)	Detector	LC DAD1A, 254 nm		

12 1,3-Dinitrobenzene, CAS: 99-65-0

Signal: 1

Processing Integration Results

RT: 15.55
Area: 255534
Amount: 0.374138
Amount Units: ug/ml

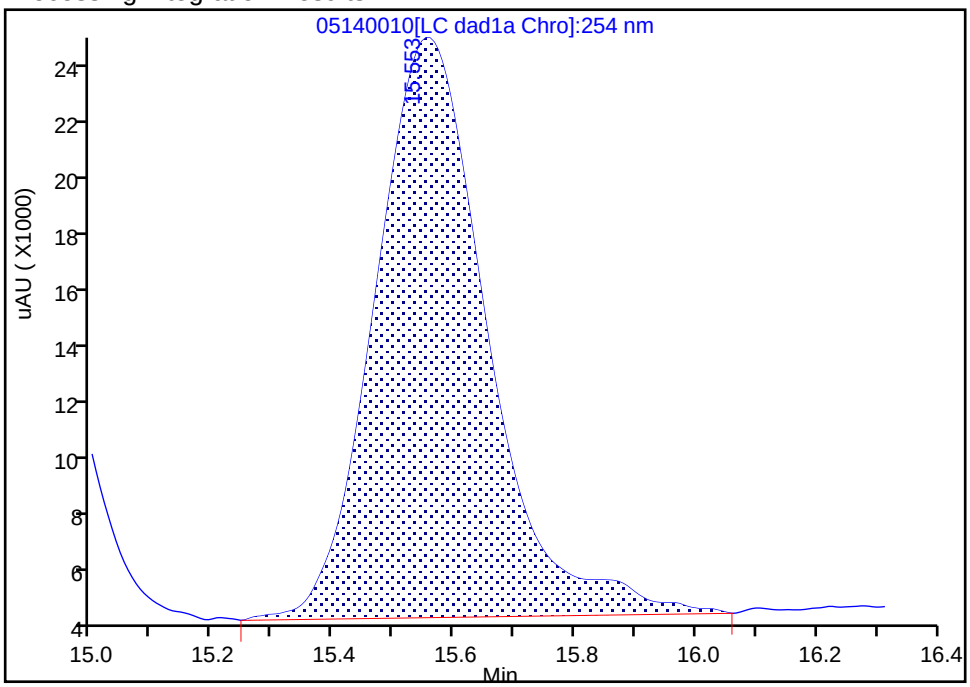

Manual Integration Results

RT: 15.55
Area: 258559
Amount: 0.383511
Amount Units: ug/ml

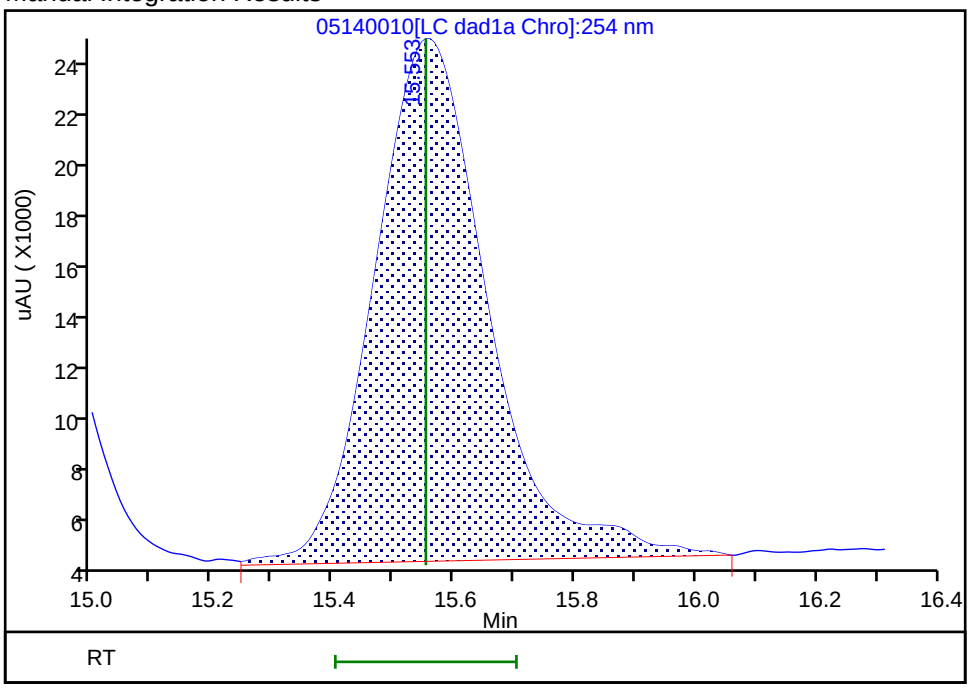

Reviewer: zhangji, 15-May-2020 11:20:35

Audit Action: Assigned New Baseline Audit Reason: Baseline

Manual Integration/User Assign Peak Report

Eurofins TestAmerica, Denver

Data File:	\\chromfs\denver\chromdata\g2_luna\20200514-91518.b\05140010.d				
Injection Date:	14-May-2020 18:01:41	Instrument ID:	CHHPLC_G2_LUNA		
Lims ID:	IC FULL 6				
Client ID:					
Operator ID:	CB	ALS Bottle#:	10	Worklist Smp#:	10
Injection Vol:	100.0 ul	Dil. Factor:	1.0000		
Method:	G2_8330_Luna	Limit Group:	GCSV - 8330		
Column:	Luna-Phenyl hexyl (4.60 mm)	Detector	LC DAD1A, 254 nm		

14 o-Nitrotoluene, CAS: 88-72-2

Signal: 1

Processing Integration Results

RT: 16.54
Area: 63784
Amount: 0.238403
Amount Units: ug/ml

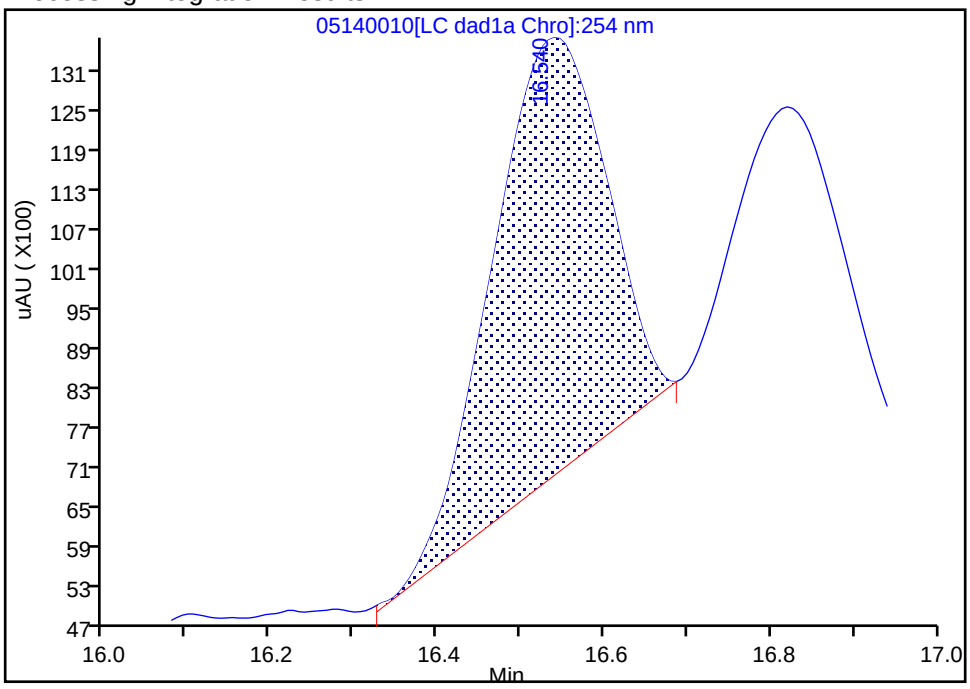

Manual Integration Results

RT: 16.54
Area: 105493
Amount: 0.386471
Amount Units: ug/ml

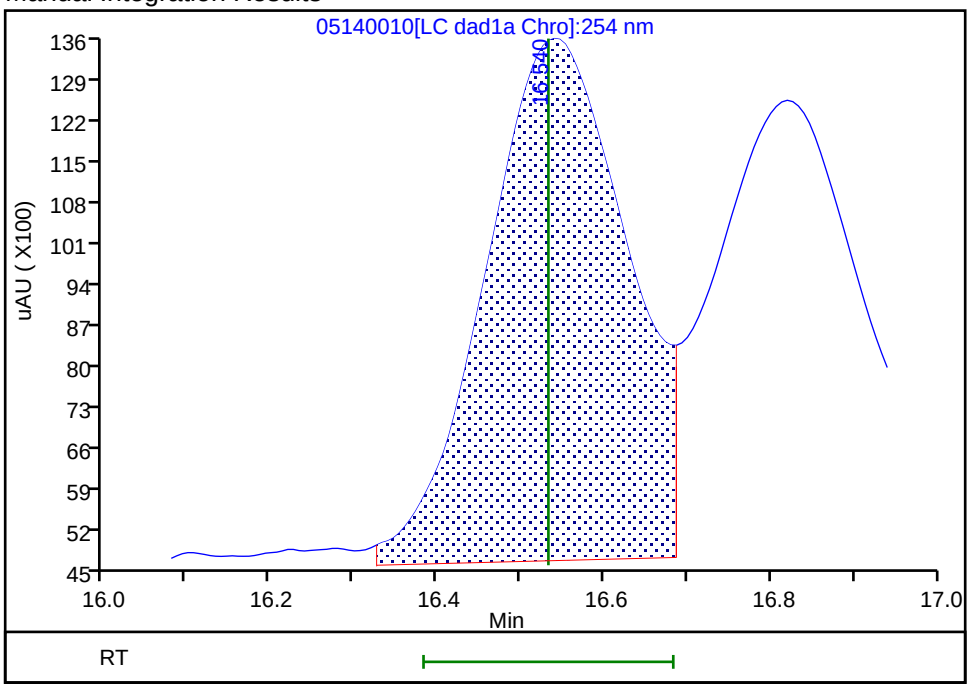

Reviewer: zhangji, 15-May-2020 11:20:32
Audit Action: Assigned New Baseline Audit Reason: Baseline

Manual Integration/User Assign Peak Report

Eurofins TestAmerica, Denver

Data File:	\\chromfs\denver\chromdata\g2_luna\20200514-91518.b\05140010.d				
Injection Date:	14-May-2020 18:01:41	Instrument ID:	CHHPLC_G2_LUNA		
Lims ID:	IC FULL 6				
Client ID:					
Operator ID:	CB	ALS Bottle#:	10	Worklist Smp#:	10
Injection Vol:	100.0 ul	Dil. Factor:	1.0000		
Method:	G2_8330_Luna	Limit Group:	GCSV - 8330		
Column:	Luna-Phenyl hexyl (4.60 mm)	Detector	LC DAD1A, 254 nm		

15 p-Nitrotoluene, CAS: 99-99-0

Signal: 1

Processing Integration Results

RT: 16.82
Area: 42038
Amount: 0.176152
Amount Units: ug/ml

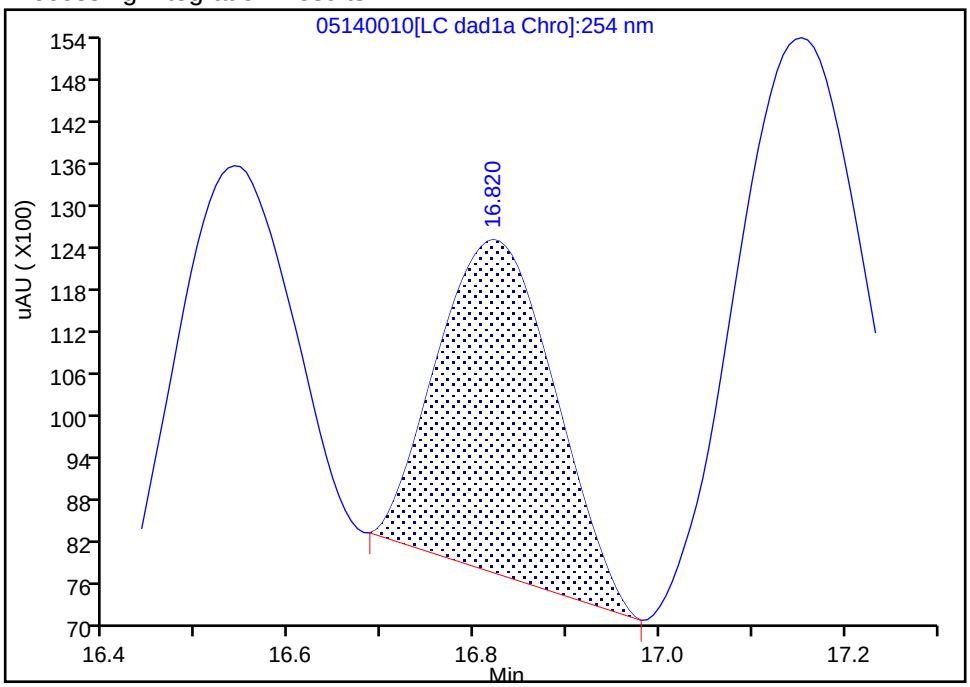

Manual Integration Results

RT: 16.82
Area: 93773
Amount: 0.389291
Amount Units: ug/ml

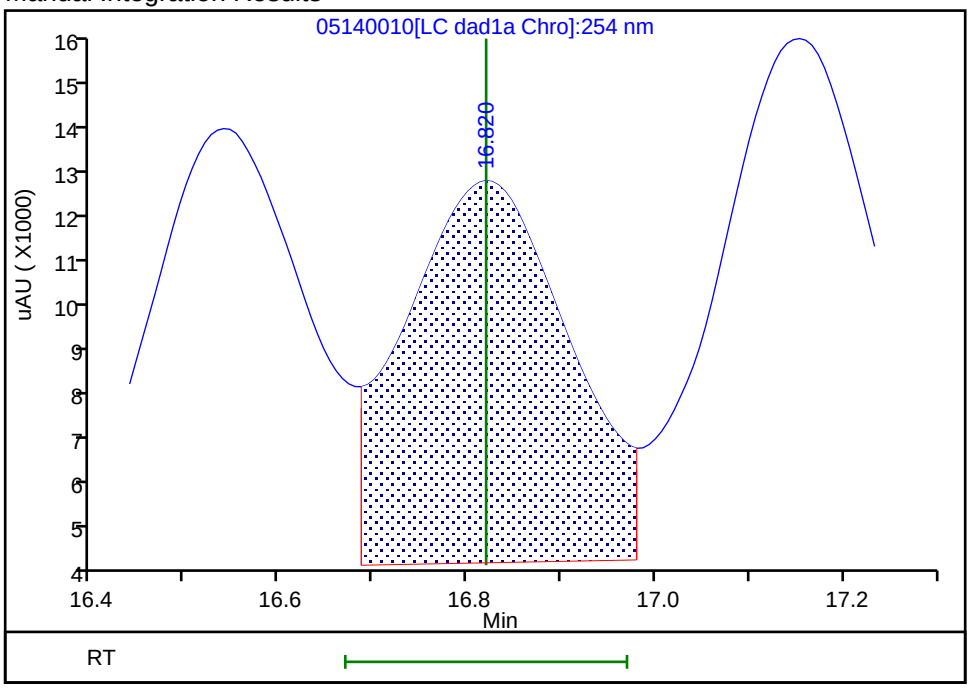

Reviewer: zhangji, 15-May-2020 11:20:32

Audit Action: Assigned New Baseline Audit Reason: Baseline

Manual Integration/User Assign Peak Report

Eurofins TestAmerica, Denver

Data File:	\\chromfs\denver\chromdata\g2_luna\20200514-91518.b\05140010.d				
Injection Date:	14-May-2020 18:01:41	Instrument ID:	CHHPLC_G2_LUNA		
Lims ID:	IC FULL 6				
Client ID:					
Operator ID:	CB	ALS Bottle#:	10	Worklist Smp#:	10
Injection Vol:	100.0 ul	Dil. Factor:	1.0000		
Method:	G2_8330_Luna	Limit Group:	GCSV - 8330		
Column:	Luna-Phenyl hexyl (4.60 mm)	Detector	LC DAD1A, 254 nm		

16 4-Amino-2,6-dinitrotoluene, CAS: 19406-51-0

Signal: 1

Processing Integration Results

RT: 17.15
Area: 95002
Amount: 0.278639
Amount Units: ug/ml

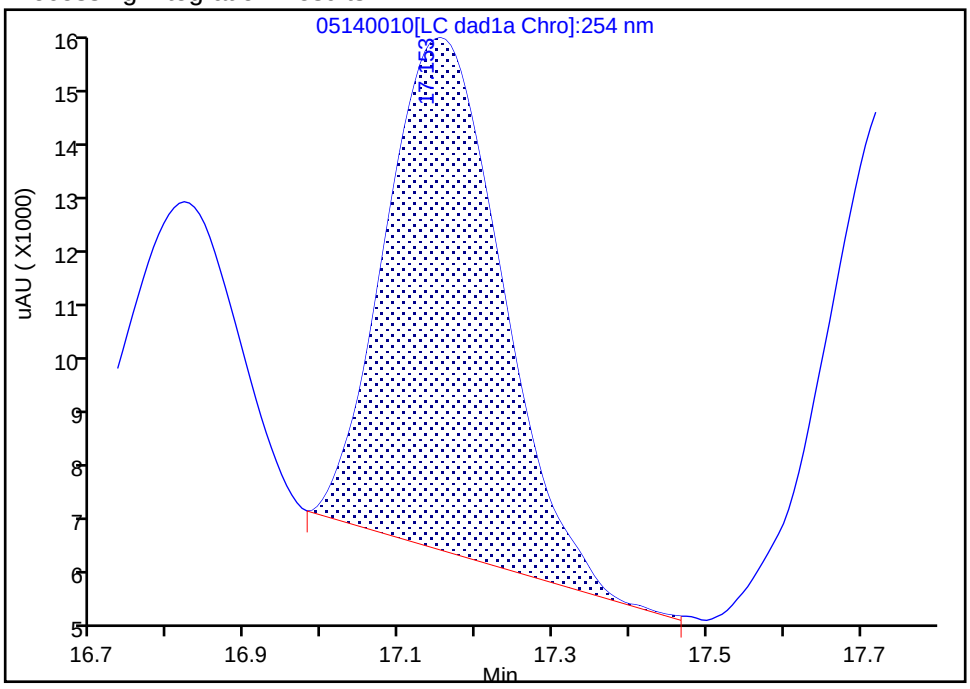

Manual Integration Results

RT: 17.15
Area: 130436
Amount: 0.377818
Amount Units: ug/ml

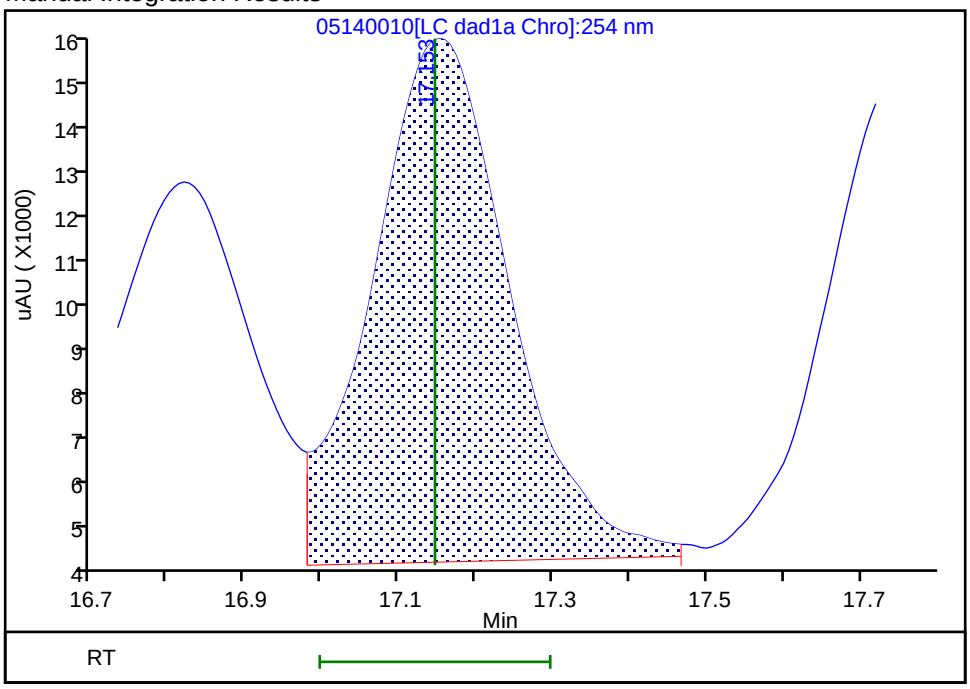

Reviewer: zhangji, 15-May-2020 11:20:32
Audit Action: Assigned New Baseline Audit Reason: Baseline

Manual Integration/User Assign Peak Report

Eurofins TestAmerica, Denver

Data File:	\\chromfs\denver\chromdata\g2_luna\20200514-91518.b\05140010.d				
Injection Date:	14-May-2020 18:01:41	Instrument ID:	CHHPLC_G2_LUNA		
Lims ID:	IC FULL 6				
Client ID:					
Operator ID:	CB	ALS Bottle#:	10	Worklist Smp#:	10
Injection Vol:	100.0 ul	Dil. Factor:	1.0000		
Method:	G2_8330_Luna	Limit Group:	GCSV - 8330		
Column:	Luna-Phenyl hexyl (4.60 mm)	Detector	LC DAD1A, 254 nm		

17 m-Nitrotoluene, CAS: 99-08-1

Signal: 1

Processing Integration Results

RT: 17.75
Area: 65895
Amount: 0.232967
Amount Units: ug/ml

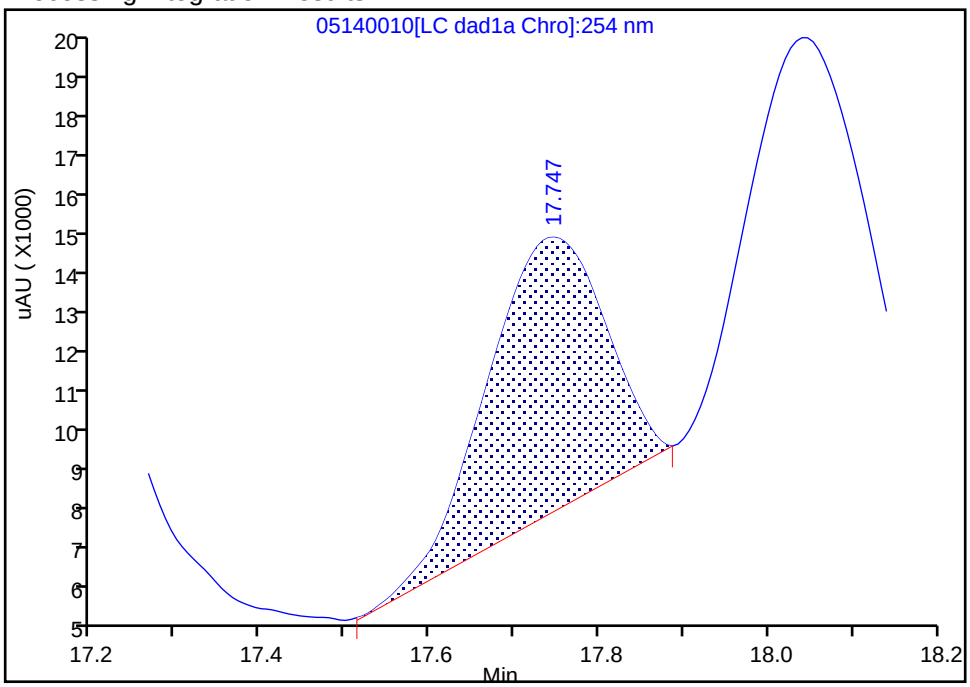

Manual Integration Results

RT: 17.75
Area: 115331
Amount: 0.386593
Amount Units: ug/ml

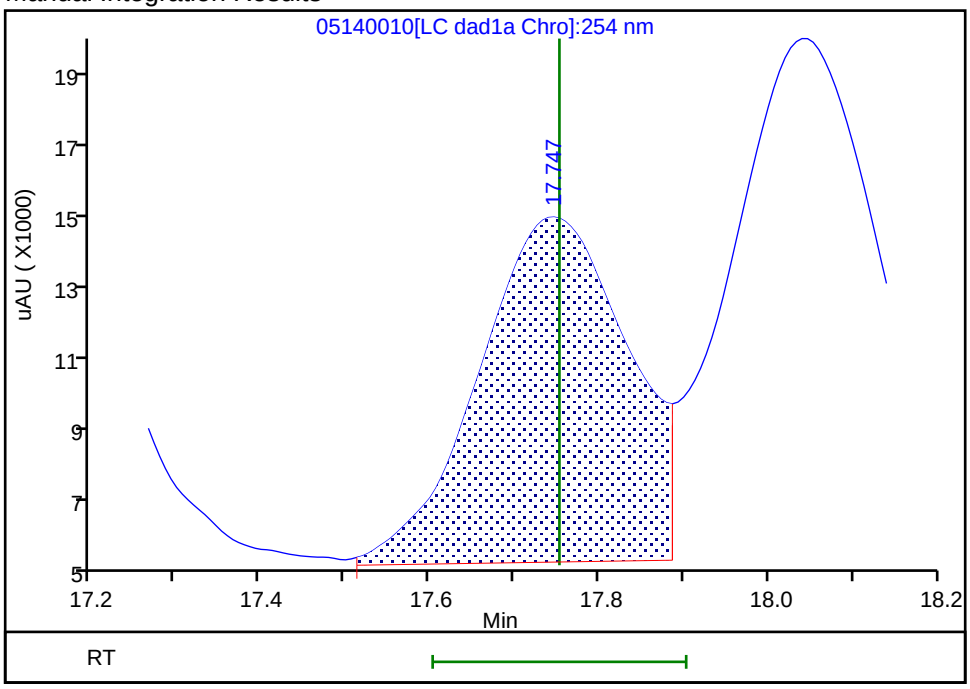

Reviewer: zhangji, 15-May-2020 11:20:32
Audit Action: Assigned New Baseline Audit Reason: Baseline

Manual Integration/User Assign Peak Report

Eurofins TestAmerica, Denver

Data File:	\\chromfs\denver\chromdata\g2_luna\20200514-91518.b\05140010.d				
Injection Date:	14-May-2020 18:01:41	Instrument ID:	CHHPLC_G2_LUNA		
Lims ID:	IC FULL 6				
Client ID:					
Operator ID:	CB	ALS Bottle#:	10	Worklist Smp#:	10
Injection Vol:	100.0 ul	Dil. Factor:	1.0000		
Method:	G2_8330_Luna	Limit Group:	GCSV - 8330		
Column:	Luna-Phenyl hexyl (4.60 mm)	Detector	LC DAD1A, 254 nm		

18 2-Amino-4,6-dinitrotoluene, CAS: 35572-78-2

Signal: 1

Processing Integration Results

RT: 18.04
Area: 120261
Amount: 0.277181
Amount Units: ug/ml

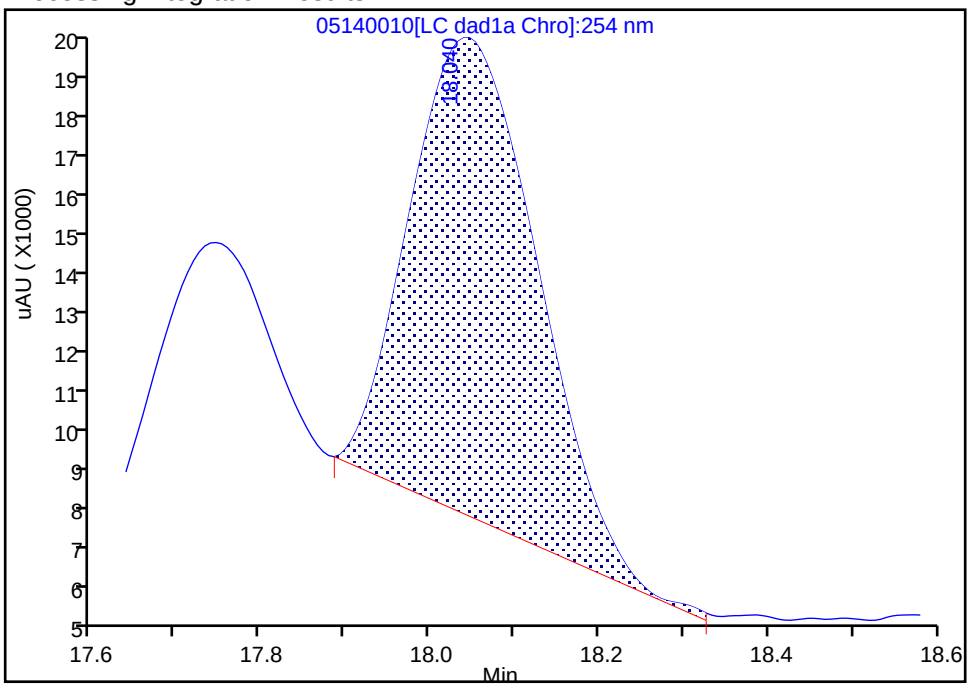

Manual Integration Results

RT: 18.04
Area: 179358
Amount: 0.385541
Amount Units: ug/ml

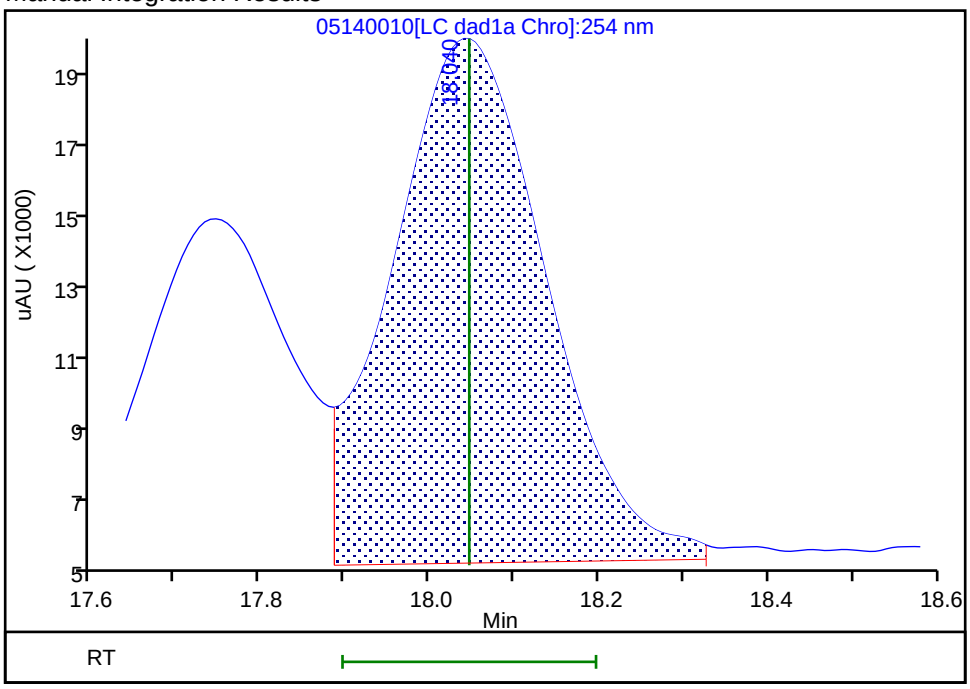

Reviewer: zhangji, 15-May-2020 11:20:32
Audit Action: Assigned New Baseline Audit Reason: Baseline

Manual Integration/User Assign Peak Report

Eurofins TestAmerica, Denver

Data File:	\\chromfs\denver\chromdata\g2_luna\20200514-91518.b\05140010.d				
Injection Date:	14-May-2020 18:01:41	Instrument ID:	CHHPLC_G2_LUNA		
Lims ID:	IC FULL 6				
Client ID:					
Operator ID:	CB	ALS Bottle#:	10	Worklist Smp#:	10
Injection Vol:	100.0 ul	Dil. Factor:	1.0000		
Method:	G2_8330_Luna	Limit Group:	GCSV - 8330		
Column:	Luna-Phenyl hexyl (4.60 mm)	Detector	LC DAD1A, 254 nm		

20 2,6-Dinitrotoluene, CAS: 606-20-2

Signal: 1

Processing Integration Results

RT: 19.81
Area: 105710
Amount: 0.311662
Amount Units: ug/ml

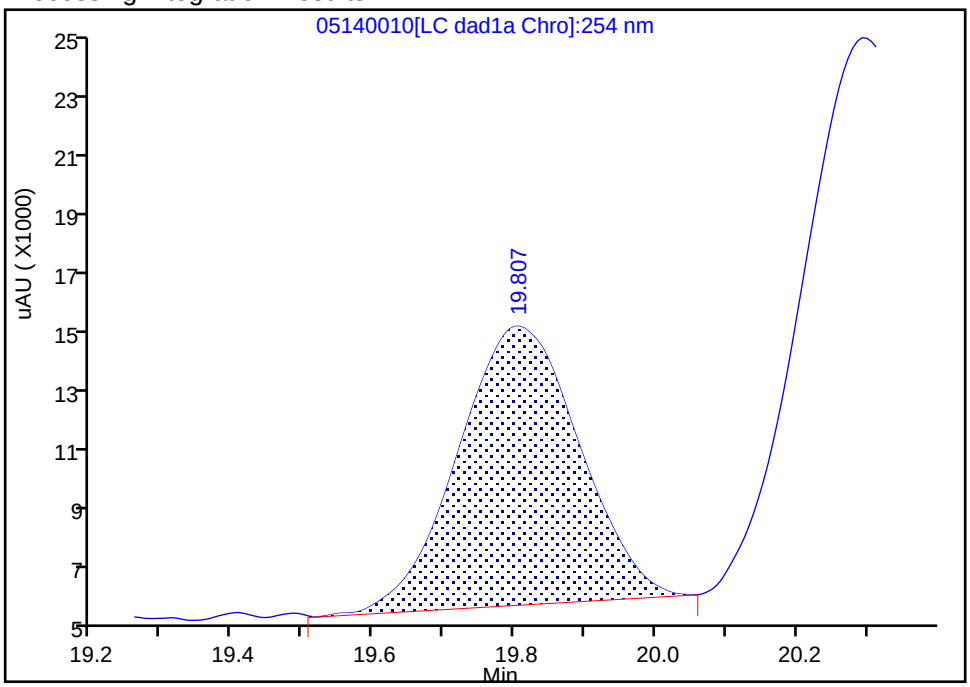

Manual Integration Results

RT: 19.81
Area: 118093
Amount: 0.392980
Amount Units: ug/ml

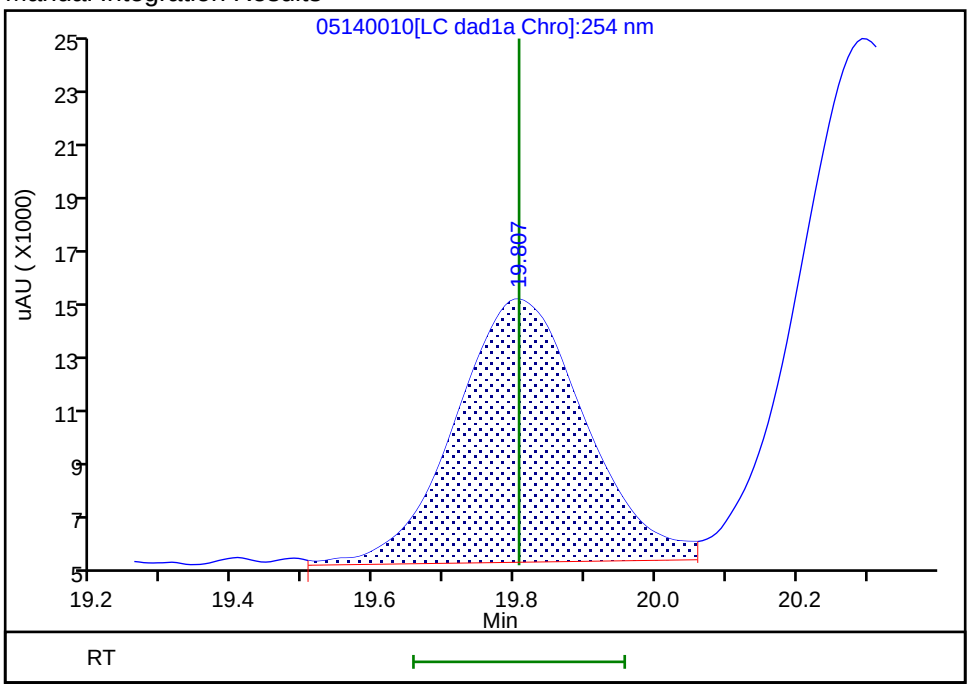

Reviewer: zhangji, 15-May-2020 11:20:40
Audit Action: Assigned New Baseline Audit Reason: Baseline

Manual Integration/User Assign Peak Report

Eurofins TestAmerica, Denver

Data File:	\\chromfs\denver\chromdata\g2_luna\20200514-91518.b\05140010.d				
Injection Date:	14-May-2020 18:01:41	Instrument ID:	CHHPLC_G2_LUNA		
Lims ID:	IC FULL 6				
Client ID:					
Operator ID:	CB	ALS Bottle#:	10	Worklist Smp#:	10
Injection Vol:	100.0 ul	Dil. Factor:	1.0000		
Method:	G2_8330_Luna	Limit Group:	GCSV - 8330		
Column:	Luna-Phenyl hexyl (4.60 mm)	Detector	LC DAD1A, 254 nm		

21 2,4-Dinitrotoluene, CAS: 121-14-2

Signal: 1

Processing Integration Results

RT: 20.29
Area: 226951
Amount: 0.348081
Amount Units: ug/ml

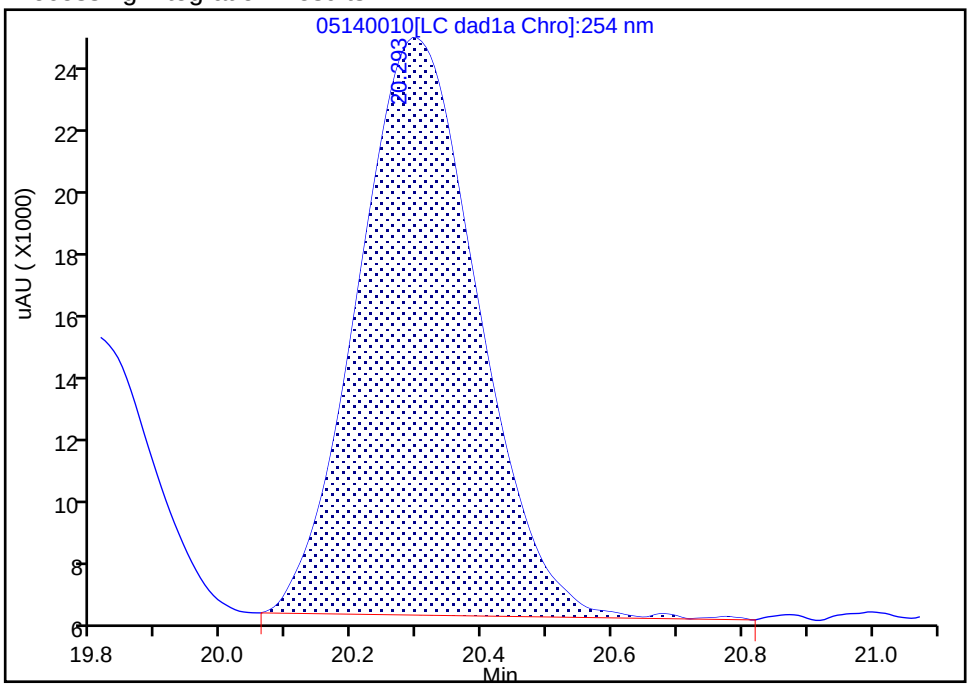

Manual Integration Results

RT: 20.29
Area: 245009
Amount: 0.382759
Amount Units: ug/ml

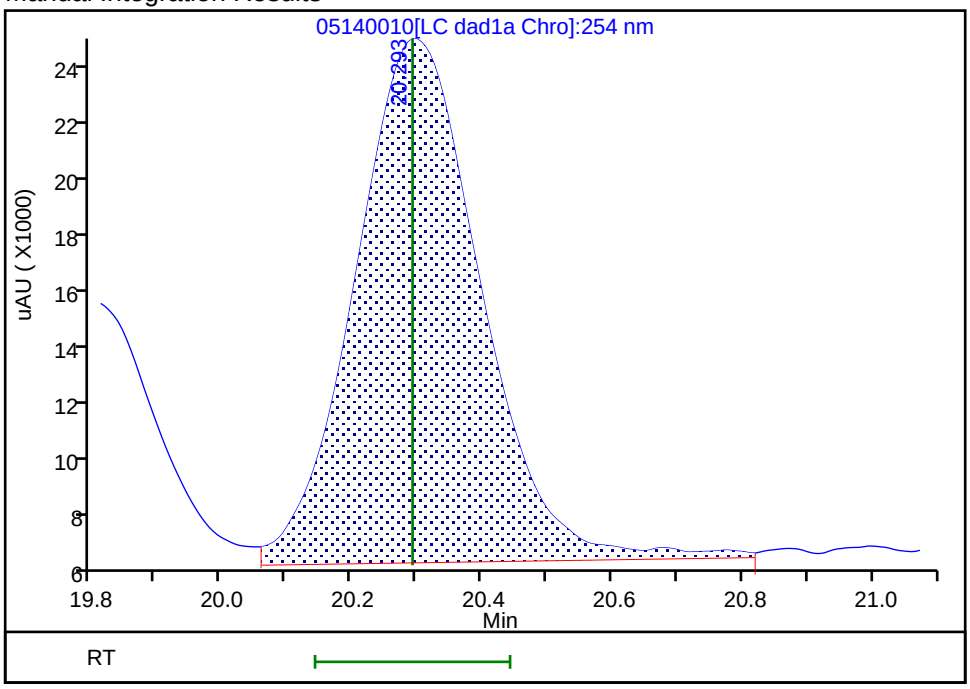

Reviewer: zhangji, 15-May-2020 11:20:40

Audit Action: Assigned New Baseline Audit Reason: Baseline

Manual Integration/User Assign Peak Report

Eurofins TestAmerica, Denver

Data File: \\chromfs\denver\chromdata\g2_luna\20200514-91518.b\05140010.d
Injection Date: 14-May-2020 18:01:41 Instrument ID: CHHPLC_G2_LUNA
Lims ID: IC FULL 6
Client ID:
Operator ID: CB ALS Bottle#: 10 Worklist Smp#: 10
Injection Vol: 100.0 ul Dil. Factor: 1.0000
Method: G2_8330_Luna Limit Group: GCSV - 8330
Column: Detector LC DAD1B, 215 nm

24 PETN, CAS: 78-11-5

Signal: 1

Processing Integration Results

RT: 25.28
Area: 559852
Amount: 4.200524
Amount Units: ug/ml

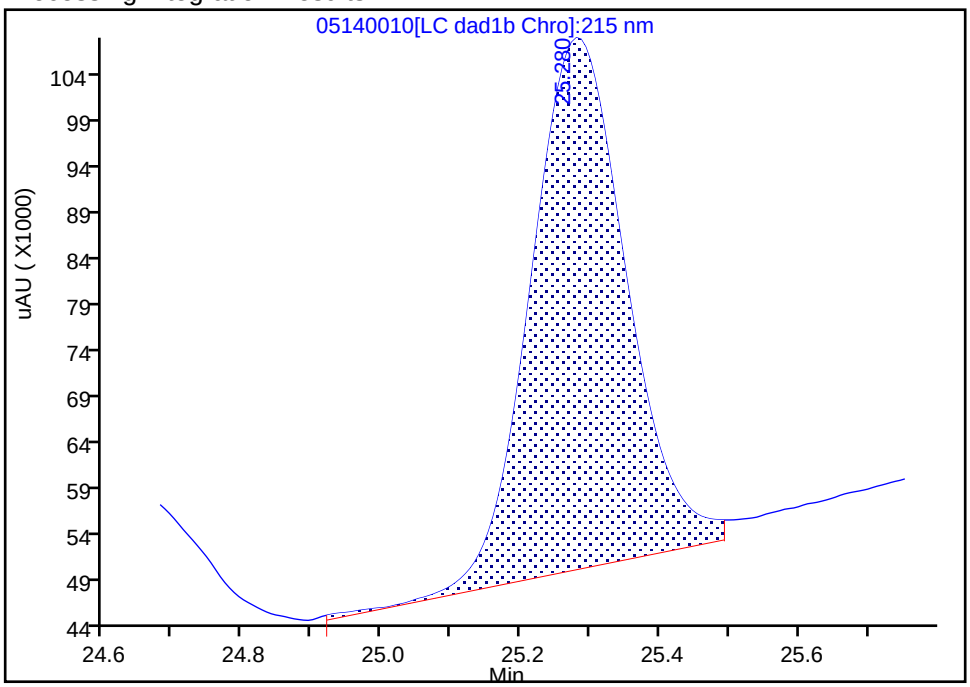

Manual Integration Results

RT: 25.28
Area: 557734
Amount: 4.102237
Amount Units: ug/ml

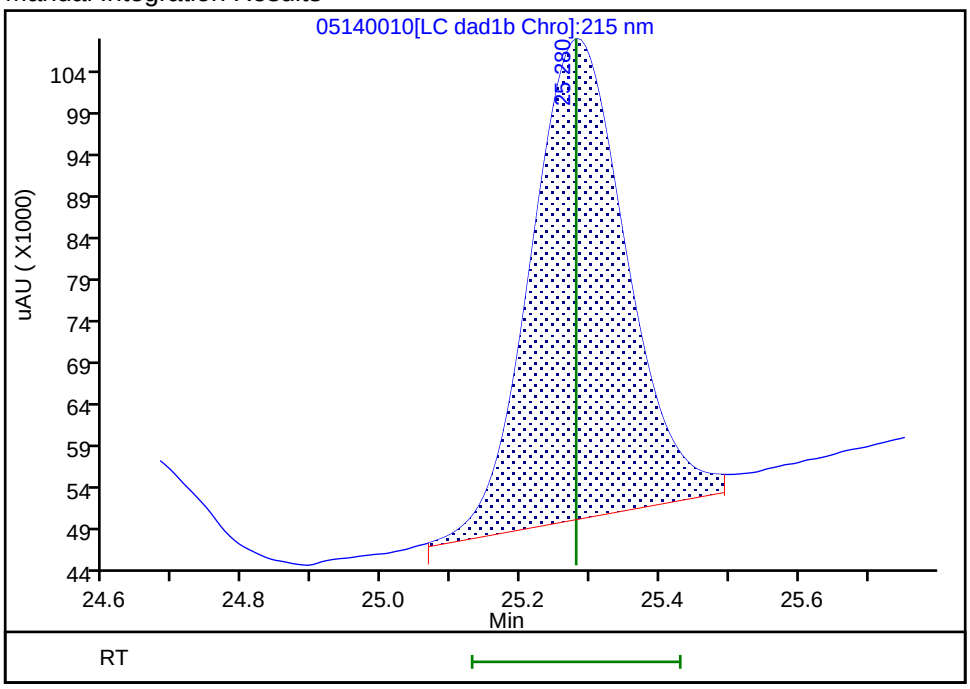

Reviewer: zhangji, 15-May-2020 11:25:18
Audit Action: Split an Integrated Peak Audit Reason: Peak Tail

Eurofins TestAmerica, Denver
Target Compound Quantitation Report

Data File: \\chromfs\Denver\ChromData\G2_LUNA\20200514-91518.b\05140011.D
Lims ID: IC FULL 5
Client ID:
Sample Type: IC Calib Level: 5
Inject. Date: 14-May-2020 18:36:40 ALS Bottle#: 11 Worklist Smp#: 11
Injection Vol: 100.0 ul Dil. Factor: 1.0000
Sample Info: IC FULL 5
Misc. Info.: 280-0091518-011
Operator ID: CB Instrument ID: CHHPLC_G2_LUNA
Sublist: chrom-G2_8330_Luna*sub6

Method: \\chromfs\Denver\ChromData\G2_LUNA\20200514-91518.b\G2_8330_Luna.m
Limit Group: GCSV - 8330
Last Update: 15-May-2020 12:00:56 Calib Date: 15-May-2020 02:11:20
Integrator: Falcon
Quant Method: External Standard Quant By: Initial Calibration
Last ICal File: \\chromfs\Denver\ChromData\G2_LUNA\20200514-91518.b\05140024.D

Column 1 : Luna-Phenyl hexyl (4.60 mm) Det: LC DAD1A, 254 nm
Process Host: CTX0318

First Level Reviewer: zhangji Date: 15-May-2020 11:20:54

Compound	Det	RT (min.)	Exp RT (min.)	Dlt RT (min.)	Response	Cal Amt ug/ml	OnCol Amt ug/ml	Flags
1 2,6-diamino-4-nitrotoluene	1	4.366	4.366	0.000	106754	0.2500	0.2487	
2 2,4-diamino-6-nitrotoluene	1	4.880	4.880	0.000	74938	0.2500	0.2919	
5 2,4,6-Trinitrophenol	1	6.300	6.300	0.000	48614	0.2500	0.2508	a
6 HMX	1	6.986	6.986	0.000	54065	0.2500	0.2754	
8 RDX	1	9.173	9.173	0.000	62626	0.2500	0.2563	
9 Nitrobenzene	1	12.106	12.106	0.000	106064	0.2510	0.2415	
$ 10 1,2-Dinitrobenzene	1	13.040	13.040	0.000	62375	0.2500	0.2184	M
11 3,5-Dinitroaniline	1	14.886	14.886	0.000	130301	0.2500	0.2629	
12 1,3-Dinitrobenzene	1	15.553	15.553	0.000	172289	0.2505	0.2556	
13 Nitroglycerin	2	15.853	15.853	0.000	330378	2.50	2.61	M
14 o-Nitrotoluene	1	16.533	16.533	0.000	63146	0.2500	0.2313	
15 p-Nitrotoluene	1	16.820	16.820	0.000	59605	0.2505	0.2474	
16 4-Amino-2,6-dinitrotoluene	1	17.146	17.146	0.000	79168	0.2503	0.2293	
17 m-Nitrotoluene	1	17.753	17.753	0.000	71162	0.2503	0.2385	
18 2-Amino-4,6-dinitrotoluene	1	18.046	18.046	0.000	112860	0.2510	0.2426	
19 1,3,5-Trinitrobenzene	1	18.886	18.886	0.000	118709	0.2505	0.2513	
20 2,6-Dinitrotoluene	1	19.806	19.806	0.000	74317	0.2510	0.2416	
21 2,4-Dinitrotoluene	1	20.293	20.293	0.000	153249	0.2510	0.2394	
22 Tetryl	1	23.553	23.553	0.000	92236	0.2505	0.2502	
23 2,4,6-Trinitrotoluene	1	24.653	24.653	0.000	100168	0.2510	0.2416	
24 PETN	2	25.280	25.280	0.000	338241	2.50	2.40	M

QC Flag Legend

Review Flags

M - Manually Integrated

a - User Assigned ID

Reagents:

8330IntermStk_00064	Amount Added:	25.00	Units: uL
8330_ADDs_00026	Amount Added:	12.50	Units: uL

Report Date: 15-May-2020 12:00:57 Chrom Revision: 2.3 05-May-2020 17:48:18

Eurofins TestAmerica, Denver

Data File: \\chromfs\denver\chromdata\g2_luna\20200514-91518.b\05140011.d

Injection Date:	14-May-2020 18:36:40	Instrument ID:	CHHPLC_G2_LUNA	Operator ID:	CB
Lims ID:	IC FULL 5			Worklist Smp#:	11
Client ID:					
Injection Vol:	100.0 ul	Dil. Factor:	1.0000	ALS Bottle#:	11
Method:	G2_8330_Luna	Limit Group:	GCSV - 8330		

Column: Luna-Phenyl hexyl (4.60 mm) Y Scaling: Method Defined: Scale to the Nth Largest Peak: 1

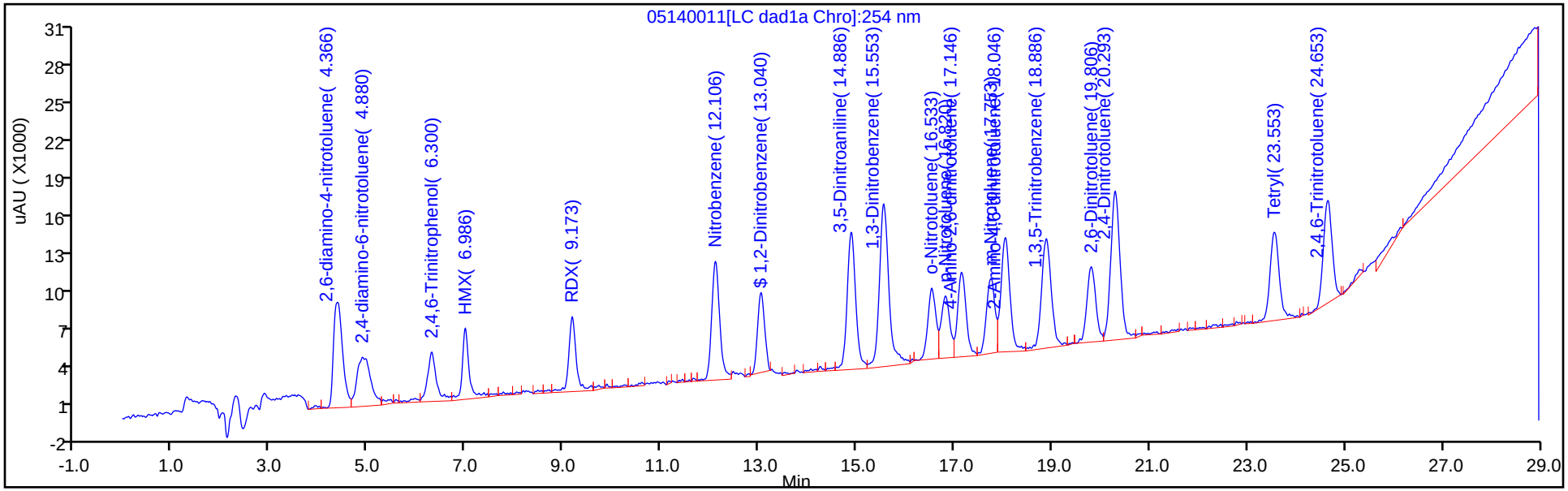

Y Scaling: Method Defined: Scale to the Nth Largest Peak: 1

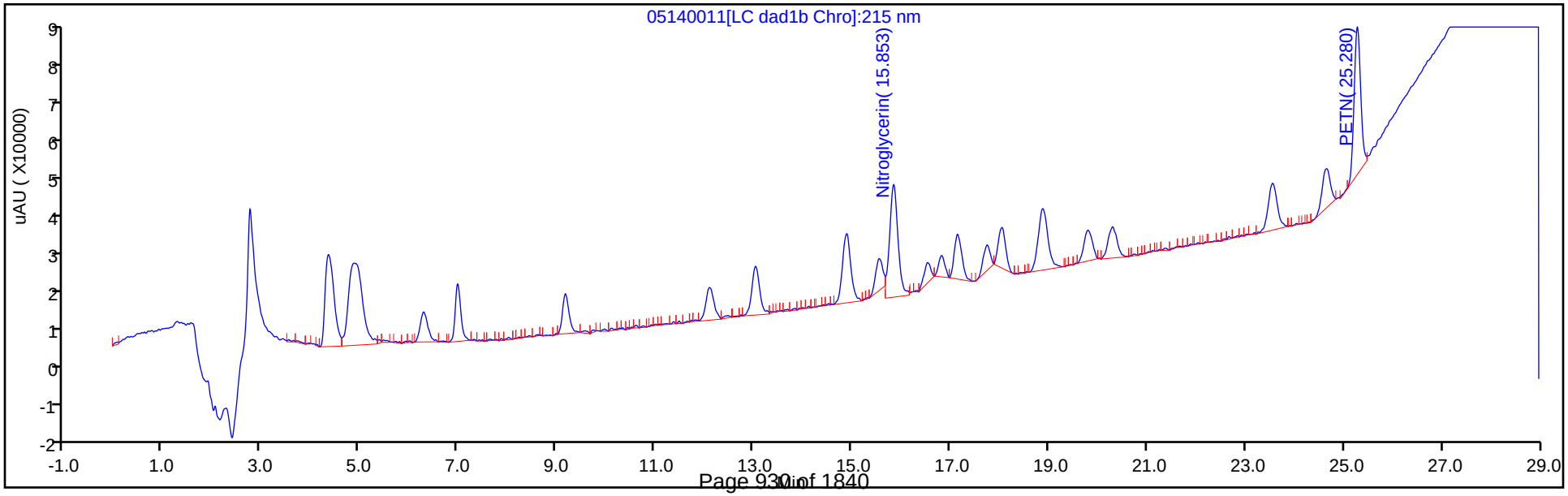

Manual Integration/User Assign Peak Report

Eurofins TestAmerica, Denver

Data File: \\chromfs\denver\chromdata\g2_luna\20200514-91518.b\05140011.d
Injection Date: 14-May-2020 18:36:40 Instrument ID: CHHPLC_G2_LUNA
Lims ID: IC FULL 5
Client ID:
Operator ID: CB ALS Bottle#: 11 Worklist Smp#: 11
Injection Vol: 100.0 ul Dil. Factor: 1.0000
Method: G2_8330_Luna Limit Group: GCSV - 8330
Column: Luna-Phenyl hexyl (4.60 mm) Detector LC DAD1A, 254 nm

5 2,4,6-Trinitrophenol, CAS: 88-89-1

Signal: 1

Processing Integration Results

RT: 5.96
Area: 4251
Amount: 0.036696
Amount Units: ug/ml

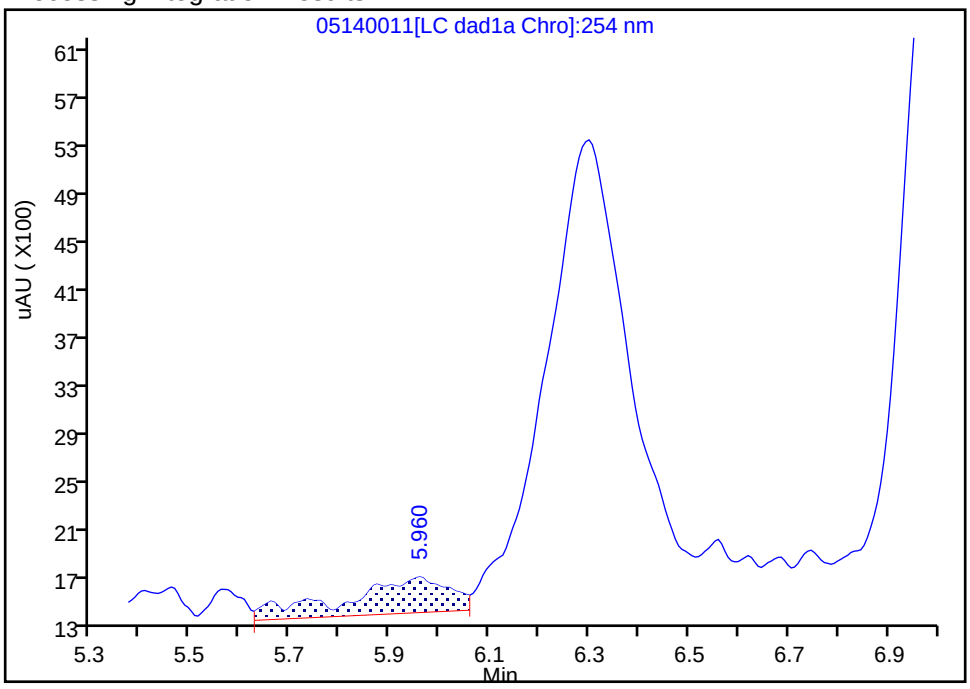

Manual Integration Results

RT: 6.30
Area: 48614
Amount: 0.250833
Amount Units: ug/ml

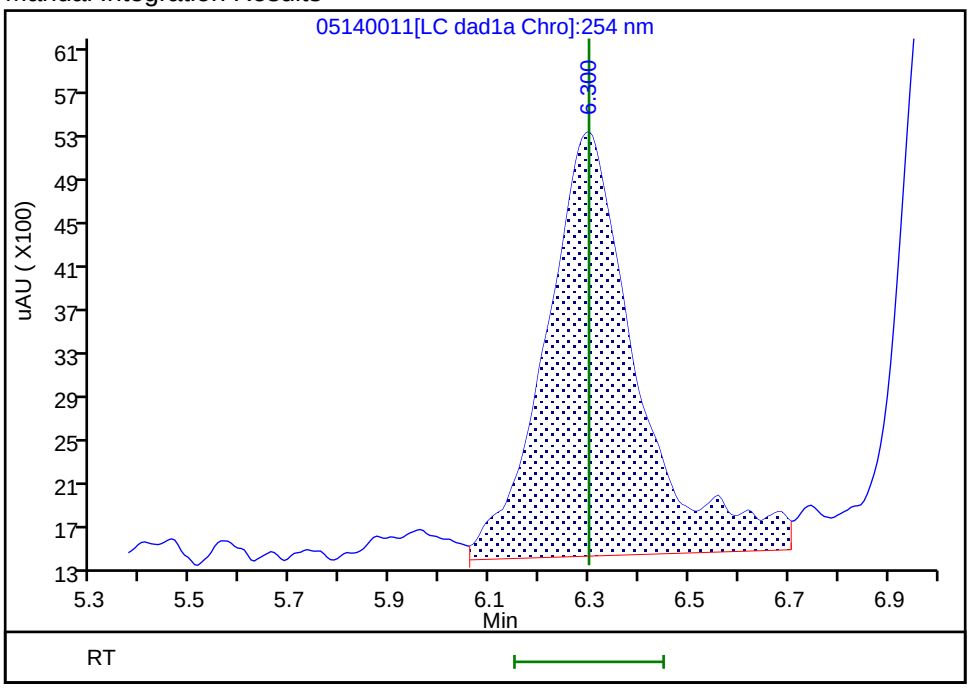

Reviewer: zhangji, 15-May-2020 11:20:52
Audit Action: Assigned Compound ID Audit Reason:

Manual Integration/User Assign Peak Report

Eurofins TestAmerica, Denver

Data File:	\\chromfs\denver\chromdata\g2_luna\20200514-91518.b\05140011.d				
Injection Date:	14-May-2020 18:36:40	Instrument ID:	CHHPLC_G2_LUNA		
Lims ID:	IC FULL 5				
Client ID:					
Operator ID:	CB	ALS Bottle#:	11	Worklist Smp#:	11
Injection Vol:	100.0 ul	Dil. Factor:	1.0000		
Method:	G2_8330_Luna	Limit Group:	GCSV - 8330		
Column:	Luna-Phenyl hexyl (4.60 mm)	Detector	LC DAD1A, 254 nm		

$ 10 1,2-Dinitrobenzene, CAS: 528-29-0

Signal: 1

Processing Integration Results

RT: 13.04
Area: 73345
Amount: 0.234804
Amount Units: ug/ml

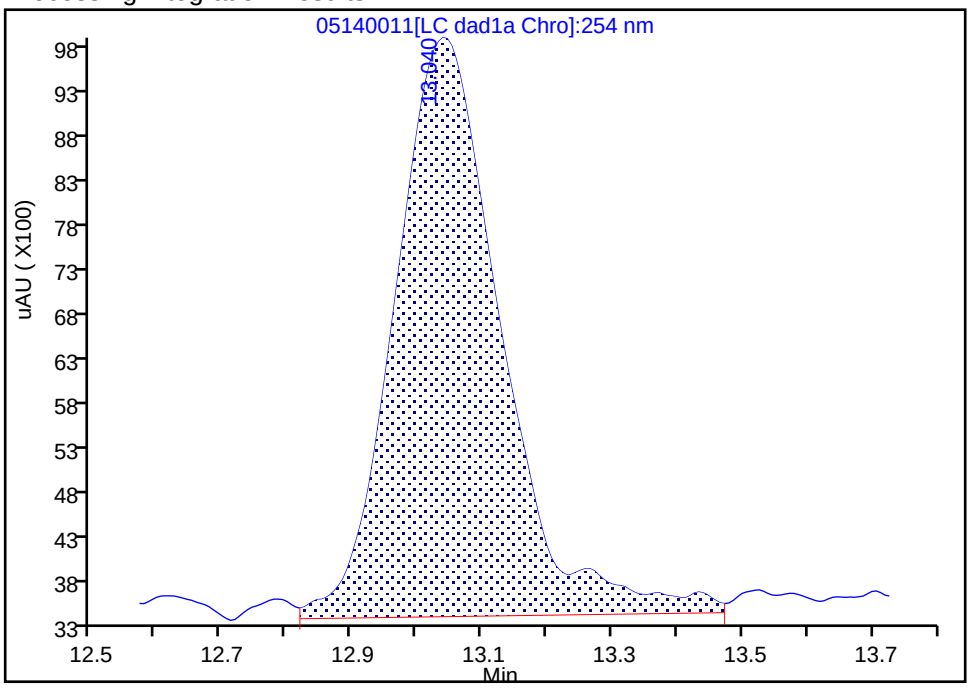

Manual Integration Results

RT: 13.04
Area: 62375
Amount: 0.218362
Amount Units: ug/ml

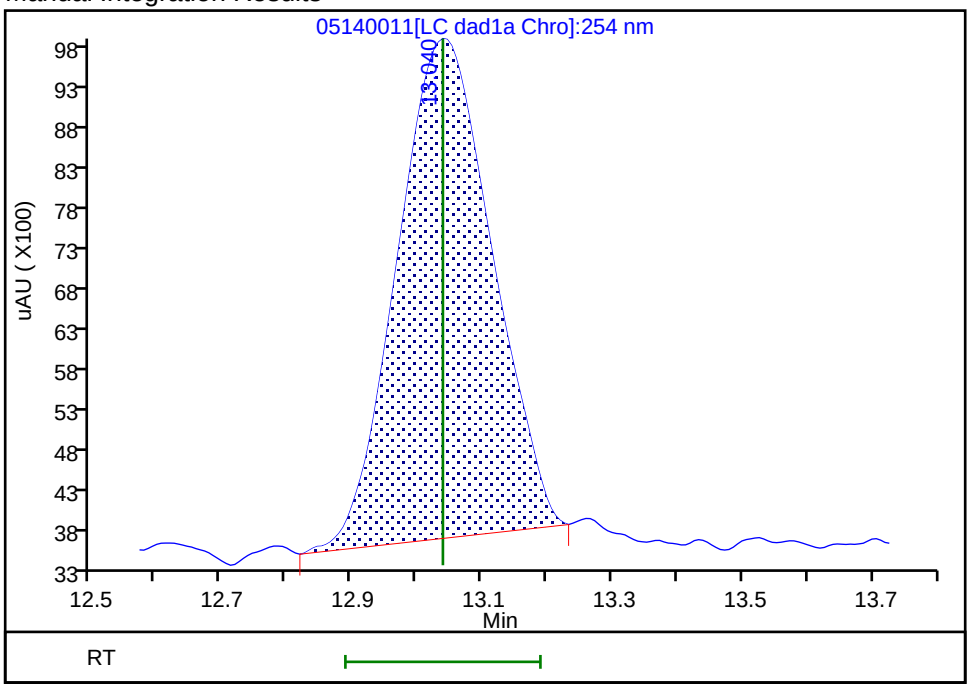

Reviewer: zhangji, 15-May-2020 11:35:01

Audit Action: Manually Integrated Audit Reason: Baseline

Manual Integration/User Assign Peak Report

Eurofins TestAmerica, Denver

Data File:	\\chromfs\denver\chromdata\g2_luna\20200514-91518.b\05140011.d				
Injection Date:	14-May-2020 18:36:40	Instrument ID:	CHHPLC_G2_LUNA		
Lims ID:	IC FULL 5				
Client ID:					
Operator ID:	CB	ALS Bottle#:	11	Worklist Smp#:	11
Injection Vol:	100.0 ul	Dil. Factor:	1.0000		
Method:	G2_8330_Luna	Limit Group:	GCSV - 8330		
Column:		Detector	LC DAD1B, 215 nm		

13 Nitroglycerin, CAS: 55-63-0

Signal: 1

Processing Integration Results

RT: 15.85
Area: 276053
Amount: 2.464482
Amount Units: ug/ml

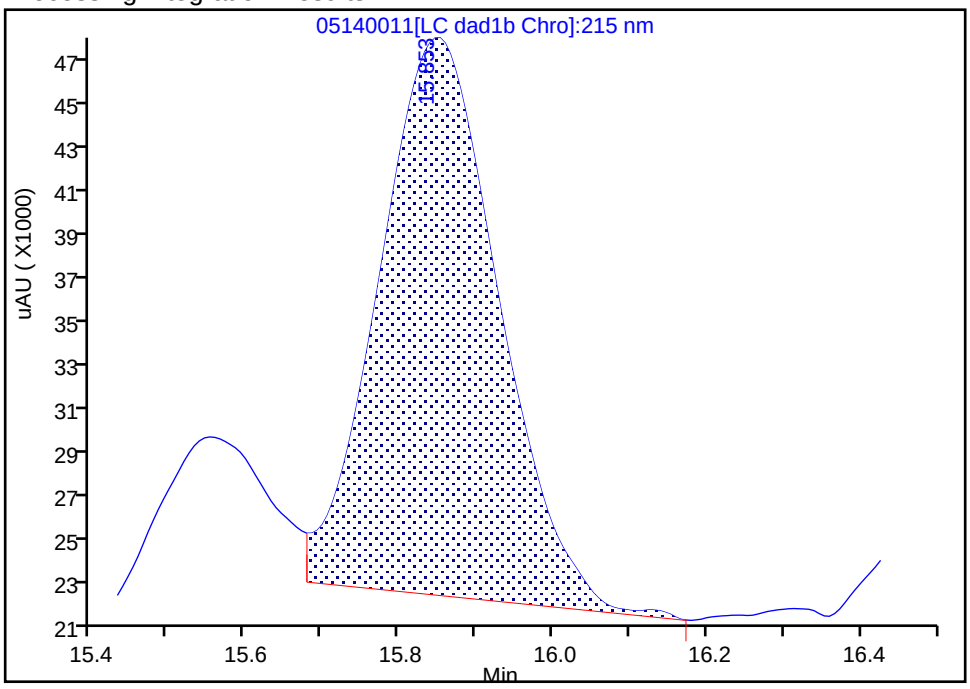

Manual Integration Results

RT: 15.85
Area: 330378
Amount: 2.605436
Amount Units: ug/ml

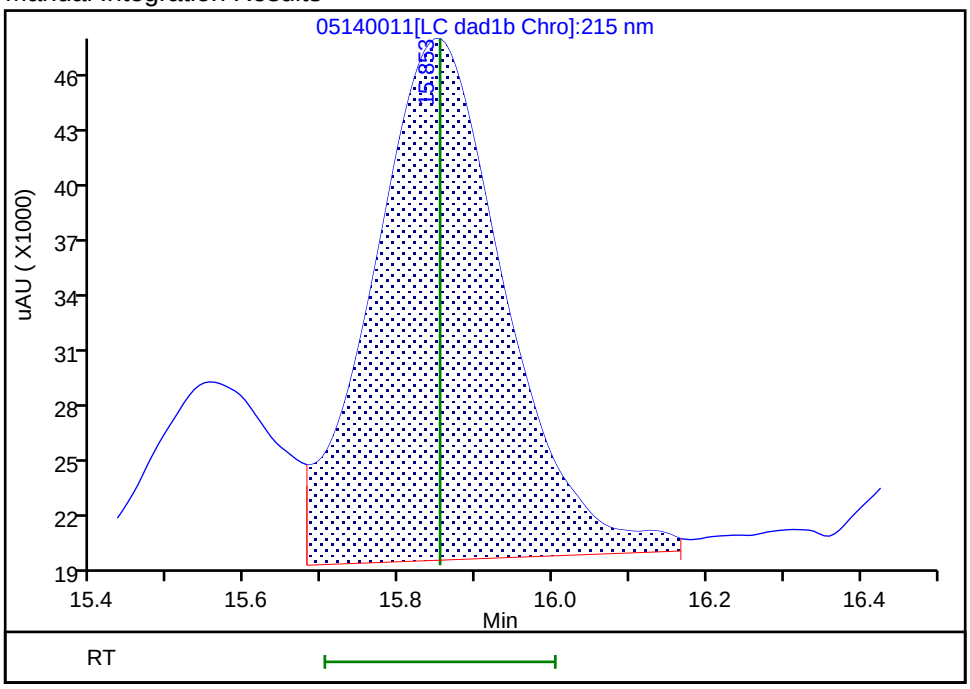

Reviewer: zhangji, 15-May-2020 11:32:11

Audit Action: Manually Integrated Audit Reason: Baseline

Manual Integration/User Assign Peak Report

Eurofins TestAmerica, Denver

Data File: \\chromfs\denver\chromdata\g2_luna\20200514-91518.b\05140011.d
Injection Date: 14-May-2020 18:36:40 Instrument ID: CHHPLC_G2_LUNA
Lims ID: IC FULL 5
Client ID:
Operator ID: CB ALS Bottle#: 11 Worklist Smp#: 11
Injection Vol: 100.0 ul Dil. Factor: 1.0000
Method: G2_8330_Luna Limit Group: GCSV - 8330
Column: Detector LC DAD1B, 215 nm

24 PETN, CAS: 78-11-5

Signal: 1

Processing Integration Results

RT: 25.28
Area: 339815
Amount: 2.534573
Amount Units: ug/ml

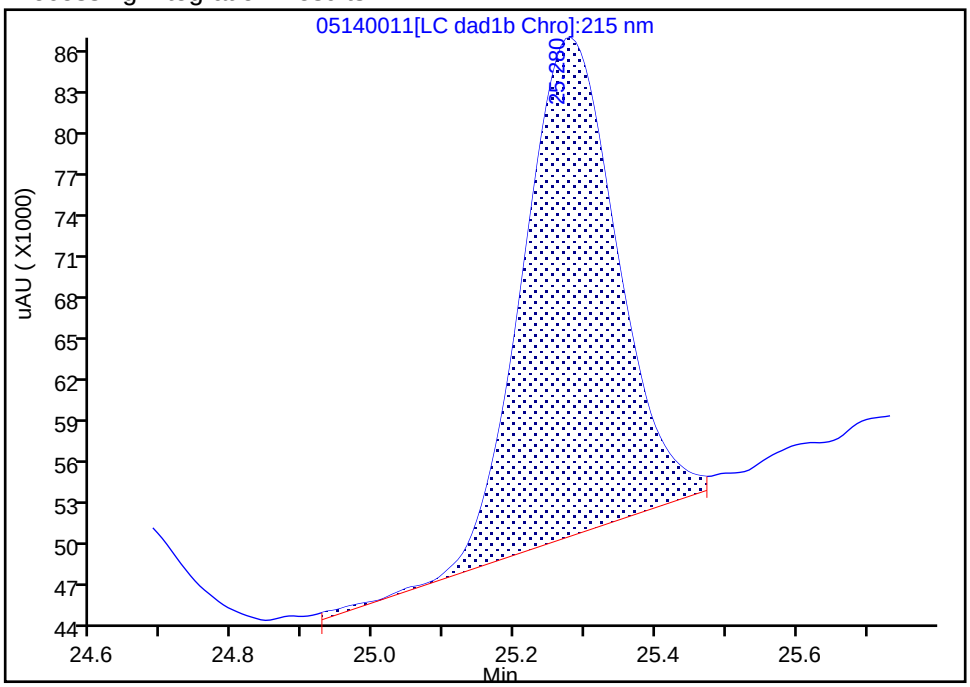

Manual Integration Results

RT: 25.28
Area: 338241
Amount: 2.404524
Amount Units: ug/ml

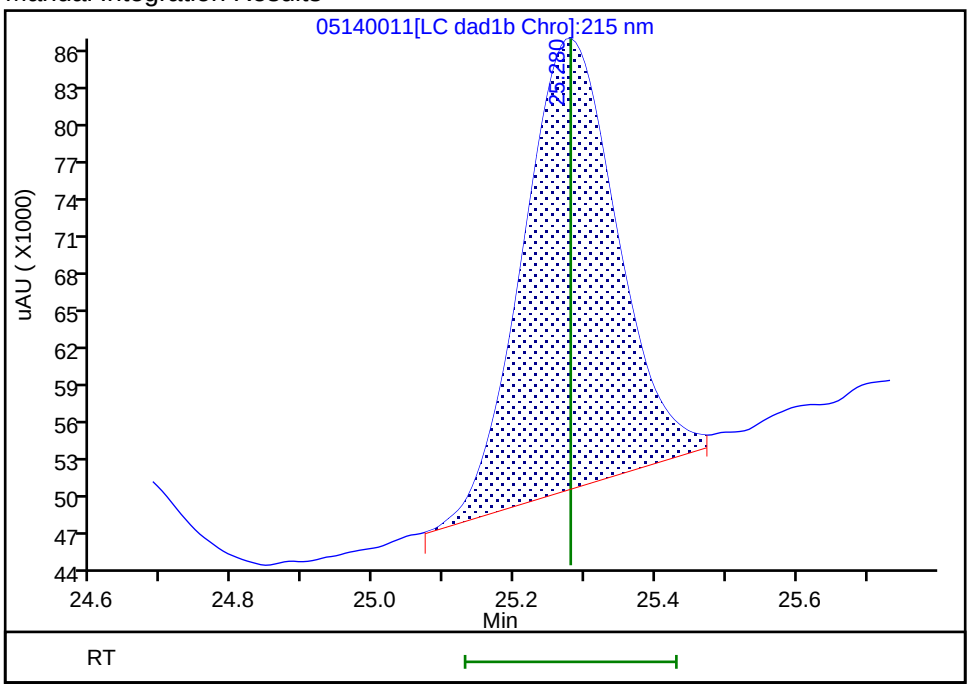

Reviewer: zhangji, 15-May-2020 11:25:08
Audit Action: Split an Integrated Peak Audit Reason: Peak Tail

Eurofins TestAmerica, Denver
Target Compound Quantitation Report

Data File: \\chromfs\Denver\ChromData\G2_LUNA\20200514-91518.b\05140012.D
Lims ID: IC FULL 4
Client ID:
Sample Type: IC Calib Level: 4
Inject. Date: 14-May-2020 19:11:37 ALS Bottle#: 12 Worklist Smp#: 12
Injection Vol: 100.0 ul Dil. Factor: 1.0000
Sample Info: IC FULL 4
Misc. Info.: 280-0091518-012
Operator ID: CB Instrument ID: CHHPLC_G2_LUNA
Sublist: chrom-G2_8330_Luna*sub6

Method: \\chromfs\Denver\ChromData\G2_LUNA\20200514-91518.b\G2_8330_Luna.m
Limit Group: GCSV - 8330
Last Update: 15-May-2020 12:00:57 Calib Date: 15-May-2020 02:11:20
Integrator: Falcon
Quant Method: External Standard Quant By: Initial Calibration
Last ICal File: \\chromfs\Denver\ChromData\G2_LUNA\20200514-91518.b\05140024.D

Column 1 : Luna-Phenyl hexyl (4.60 mm) Det: LC DAD1A, 254 nm
Process Host: CTX0318

First Level Reviewer: zhangji Date: 15-May-2020 11:21:52

	Compound	Det	RT (min.)	Exp RT (min.)	Dlt RT (min.)	Response	Cal Amt ug/ml	OnCol Amt ug/ml	Flags
1	2,6-diamino-4-nitrotoluene	1	4.361	4.366	-0.005	44739	0.1000	0.1042	
2	2,4-diamino-6-nitrotoluene	1	4.941	4.880	0.061	33889	0.1000	0.1193	
5	2,4,6-Trinitrophenol	1	6.308	6.300	0.008	23170	0.1000	0.1195	a
6	HMX	1	6.994	6.986	0.008	24294	0.1000	0.1072	
8	RDX	1	9.181	9.173	0.008	27233	0.1000	0.1114	
9	Nitrobenzene	1	12.114	12.106	0.008	42679	0.1004	0.0972	
$ 10	1,2-Dinitrobenzene	1	13.048	13.040	0.008	30683	0.1000	0.1040	
11	3,5-Dinitroaniline	1	14.901	14.886	0.015	51716	0.1000	0.1009	M
12	1,3-Dinitrobenzene	1	15.554	15.553	0.001	69012	0.1002	0.1024	M
13	Nitroglycerin	2	15.848	15.853	-0.005	141489	1.00	1.12	M
14	o-Nitrotoluene	1	16.534	16.533	0.001	29062	0.1000	0.1065	M
15	p-Nitrotoluene	1	16.828	16.820	0.008	25956	0.1002	0.1078	M
16	4-Amino-2,6-dinitrotoluene	1	17.148	17.146	0.002	32448	0.1001	0.0940	M
17	m-Nitrotoluene	1	17.741	17.753	-0.012	30586	0.1001	0.1025	M
18	2-Amino-4,6-dinitrotoluene	1	18.054	18.046	0.008	47526	0.1004	0.1022	M
19	1,3,5-Trinitrobenzene	1	18.881	18.886	-0.005	51028	0.1002	0.1080	M
20	2,6-Dinitrotoluene	1	19.794	19.806	-0.012	34659	0.1004	0.1045	M
21	2,4-Dinitrotoluene	1	20.288	20.293	-0.005	67500	0.1004	0.1055	M
22	Tetryl	1	23.548	23.553	-0.005	38547	0.1002	0.1046	
23	2,4,6-Trinitrotoluene	1	24.654	24.653	0.001	43208	0.1004	0.0997	
24	PETN	2	25.281	25.280	0.001	132172	1.00	0.8106	M

QC Flag Legend

Review Flags

M - Manually Integrated

a - User Assigned ID

Reagents:

8330IntermStk_00064	Amount Added:	10.00	Units: uL
8330_ADDs_00026	Amount Added:	5.00	Units: uL

Report Date: 15-May-2020 12:00:57 Chrom Revision: 2.3 05-May-2020 17:48:18

Eurofins TestAmerica, Denver

Data File: \\chromfs\denver\chromdata\g2_luna\20200514-91518.b\05140012.d

Injection Date:	14-May-2020 19:11:37	Instrument ID:	CHHPLC_G2_LUNA	Operator ID:	CB
Lims ID:	IC FULL 4			Worklist Smp#:	12
Client ID:					
Injection Vol:	100.0 ul	Dil. Factor:	1.0000	ALS Bottle#:	12
Method:	G2_8330_Luna	Limit Group:	GCSV - 8330		

Column: Luna-Phenyl hexyl (4.60 mm) Y Scaling: Method Defined: Scale to the Nth Largest Peak: 1

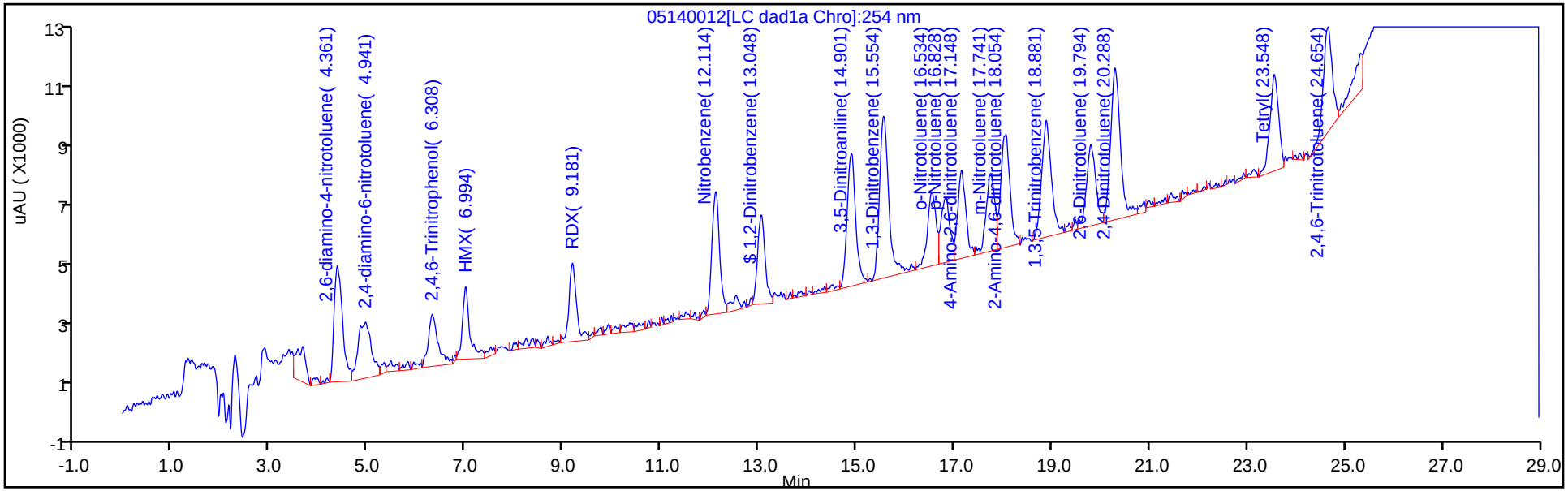

Y Scaling: Method Defined: Scale to the Nth Largest Peak: 1

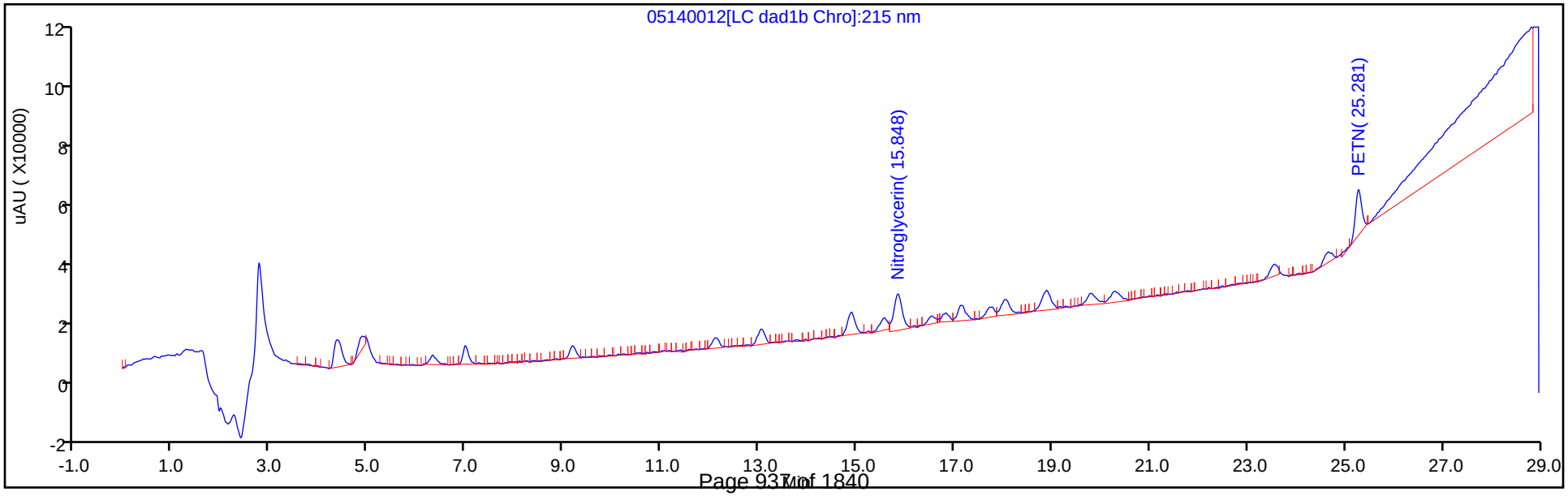

Manual Integration/User Assign Peak Report

Eurofins TestAmerica, Denver

Data File:	\\chromfs\denver\chromdata\g2_luna\20200514-91518.b\05140012.d				
Injection Date:	14-May-2020 19:11:37	Instrument ID:	CHHPLC_G2_LUNA		
Lims ID:	IC FULL 4				
Client ID:					
Operator ID:	CB	ALS Bottle#:	12	Worklist Smp#:	12
Injection Vol:	100.0 ul	Dil. Factor:	1.0000		
Method:	G2_8330_Luna	Limit Group:	GCSV - 8330		
Column:	Luna-Phenyl hexyl (4.60 mm)	Detector	LC DAD1A, 254 nm		

5 2,4,6-Trinitrophenol, CAS: 88-89-1

Signal: 1

Processing Integration Results

RT: 5.93
Area: 1700
Amount: 0.010784
Amount Units: ug/ml

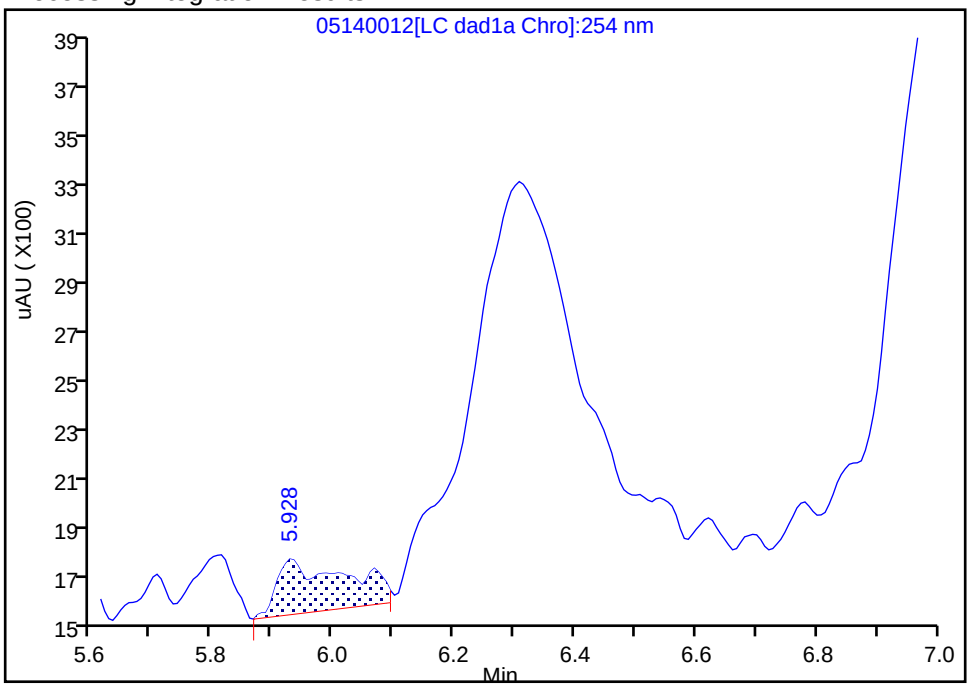

Manual Integration Results

RT: 6.31
Area: 23170
Amount: 0.119550
Amount Units: ug/ml

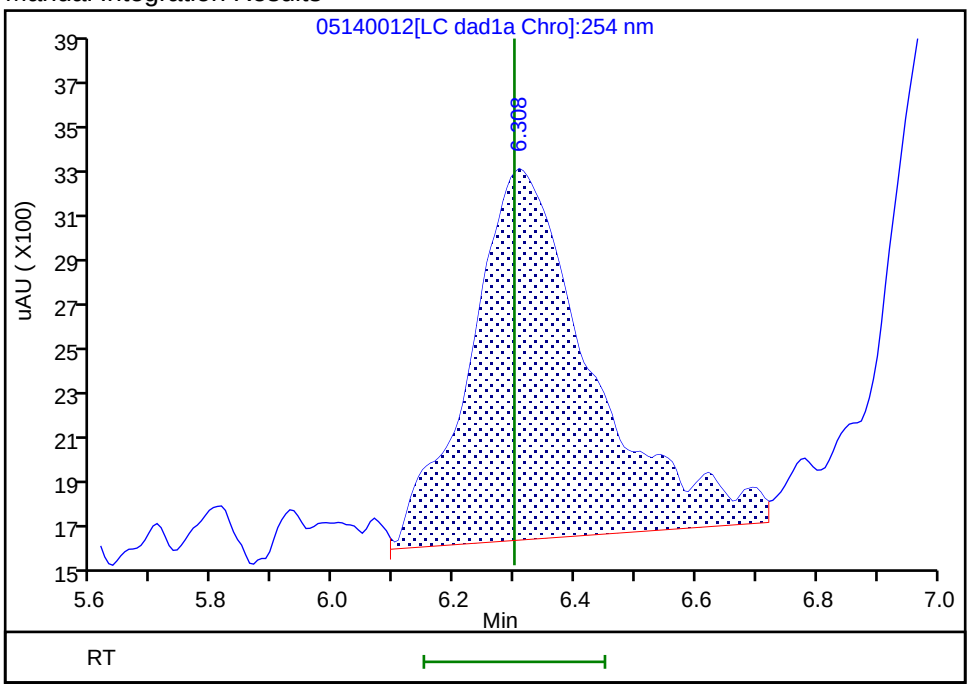

Reviewer: zhangji, 15-May-2020 11:22:21
Audit Action: Assigned Compound ID Audit Reason:

Manual Integration/User Assign Peak Report

Eurofins TestAmerica, Denver

Data File:	\\chromfs\denver\chromdata\g2_luna\20200514-91518.b\05140012.d				
Injection Date:	14-May-2020 19:11:37	Instrument ID:	CHHPLC_G2_LUNA		
Lims ID:	IC FULL 4				
Client ID:					
Operator ID:	CB	ALS Bottle#:	12	Worklist Smp#:	12
Injection Vol:	100.0 ul	Dil. Factor:	1.0000		
Method:	G2_8330_Luna	Limit Group:	GCSV - 8330		
Column:	Luna-Phenyl hexyl (4.60 mm)	Detector	LC DAD1A, 254 nm		

12 1,3-Dinitrobenzene, CAS: 99-65-0

Signal: 1

Processing Integration Results

RT: 15.55
Area: 81626
Amount: 0.119366
Amount Units: ug/ml

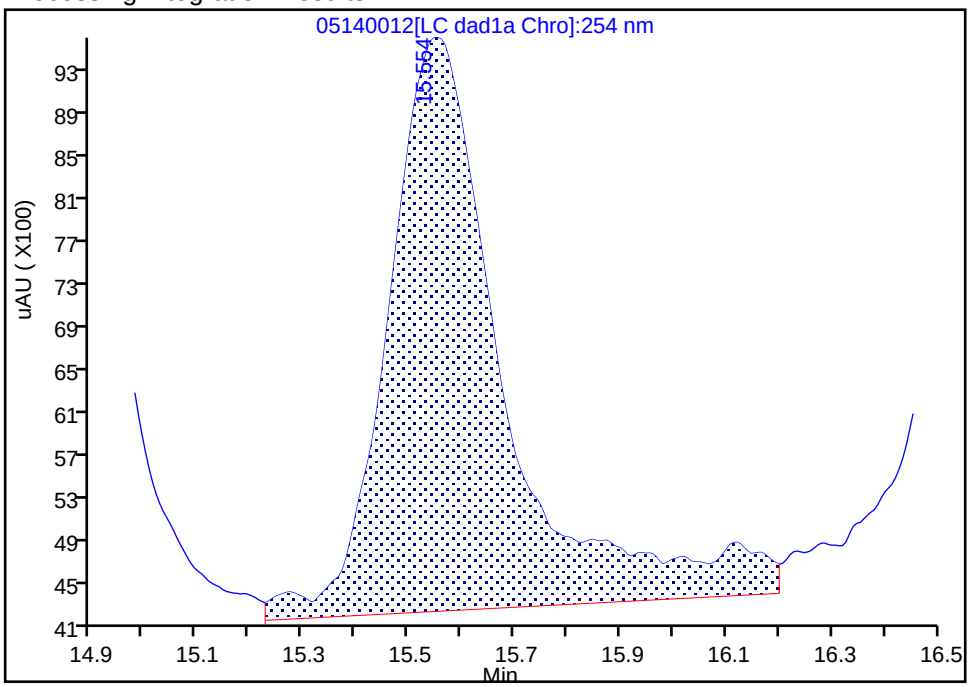

Manual Integration Results

RT: 15.55
Area: 69012
Amount: 0.102363
Amount Units: ug/ml

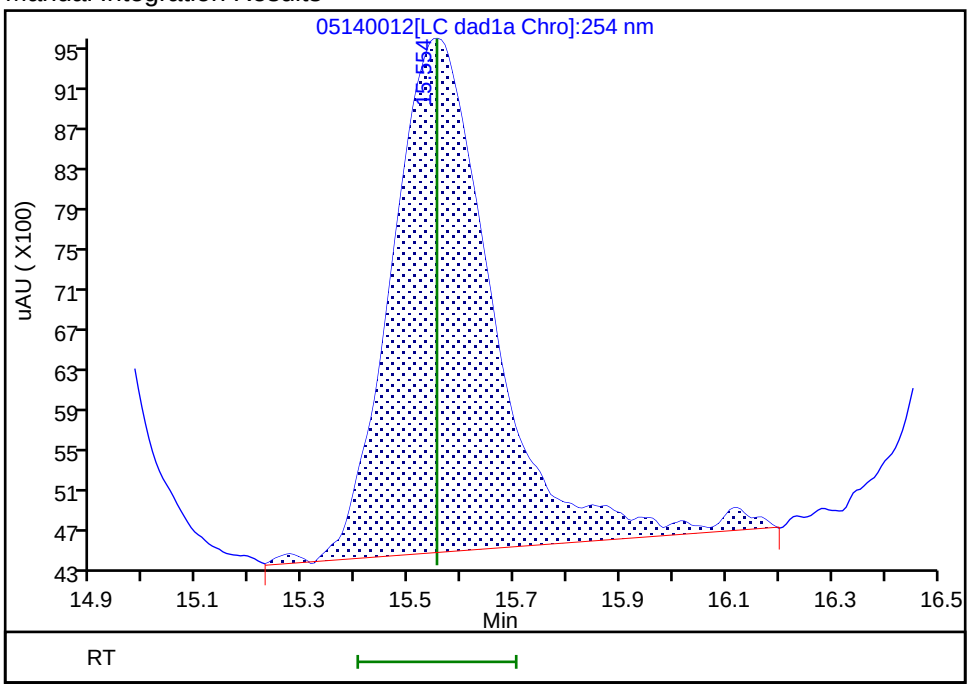

Reviewer: zhangji, 15-May-2020 11:21:48

Audit Action: Assigned New Baseline Audit Reason: Baseline

Manual Integration/User Assign Peak Report

Eurofins TestAmerica, Denver

Data File:	\\chromfs\denver\chromdata\g2_luna\20200514-91518.b\05140012.d				
Injection Date:	14-May-2020 19:11:37	Instrument ID:	CHHPLC_G2_LUNA		
Lims ID:	IC FULL 4				
Client ID:					
Operator ID:	CB	ALS Bottle#:	12	Worklist Smp#:	12
Injection Vol:	100.0 ul	Dil. Factor:	1.0000		
Method:	G2_8330_Luna	Limit Group:	GCSV - 8330		
Column:		Detector	LC DAD1B, 215 nm		

13 Nitroglycerin, CAS: 55-63-0

Signal: 1

Processing Integration Results

RT: 15.85
Area: 125471
Amount: 1.093631
Amount Units: ug/ml

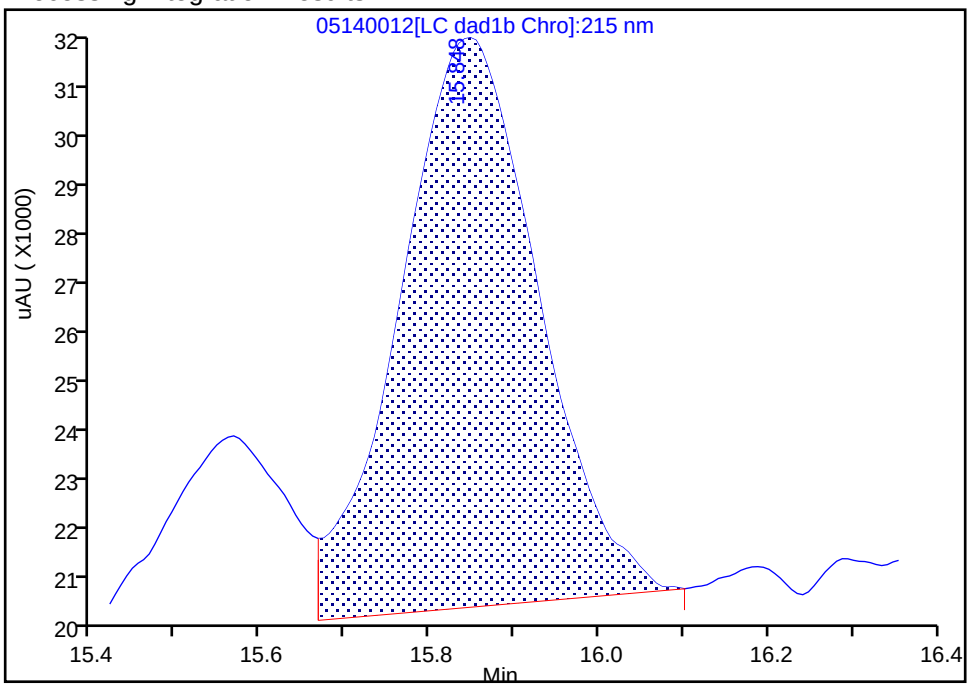

Manual Integration Results

RT: 15.85
Area: 141489
Amount: 1.115815
Amount Units: ug/ml

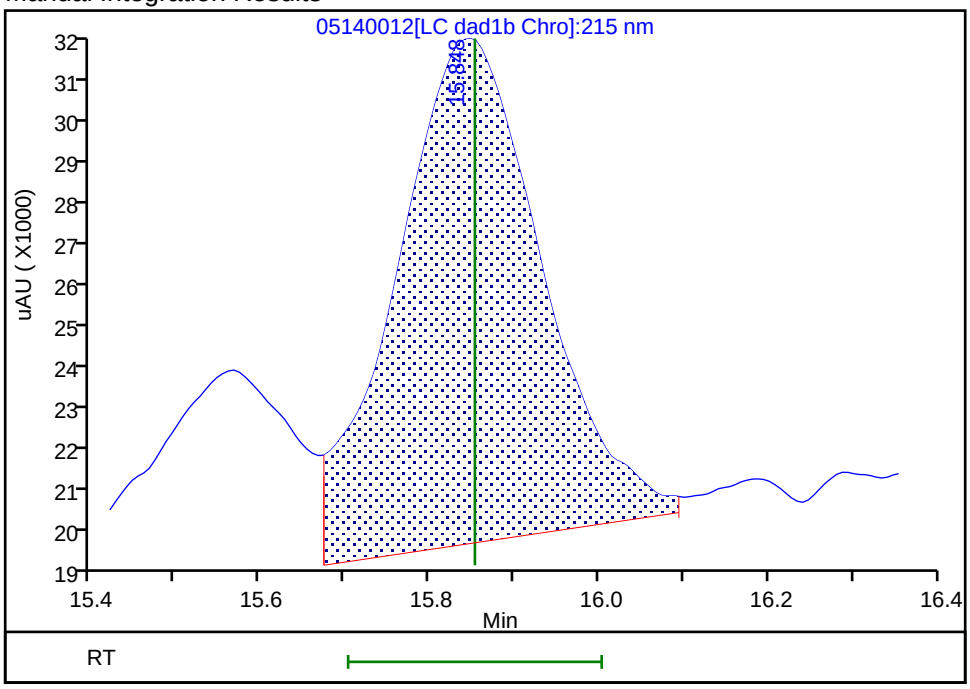

Reviewer: zhangji, 15-May-2020 11:32:25

Audit Action: Manually Integrated Audit Reason: Baseline

Manual Integration/User Assign Peak Report

Eurofins TestAmerica, Denver

Data File:	\\chromfs\denver\chromdata\g2_luna\20200514-91518.b\05140012.d				
Injection Date:	14-May-2020 19:11:37	Instrument ID:	CHHPLC_G2_LUNA		
Lims ID:	IC FULL 4				
Client ID:					
Operator ID:	CB	ALS Bottle#:	12	Worklist Smp#:	12
Injection Vol:	100.0 ul	Dil. Factor:	1.0000		
Method:	G2_8330_Luna	Limit Group:	GCSV - 8330		
Column:	Luna-Phenyl hexyl (4.60 mm)	Detector	LC DAD1A, 254 nm		

14 o-Nitrotoluene, CAS: 88-72-2

Signal: 1

Processing Integration Results

RT: 16.53
Area: 33080
Amount: 0.118510
Amount Units: ug/ml

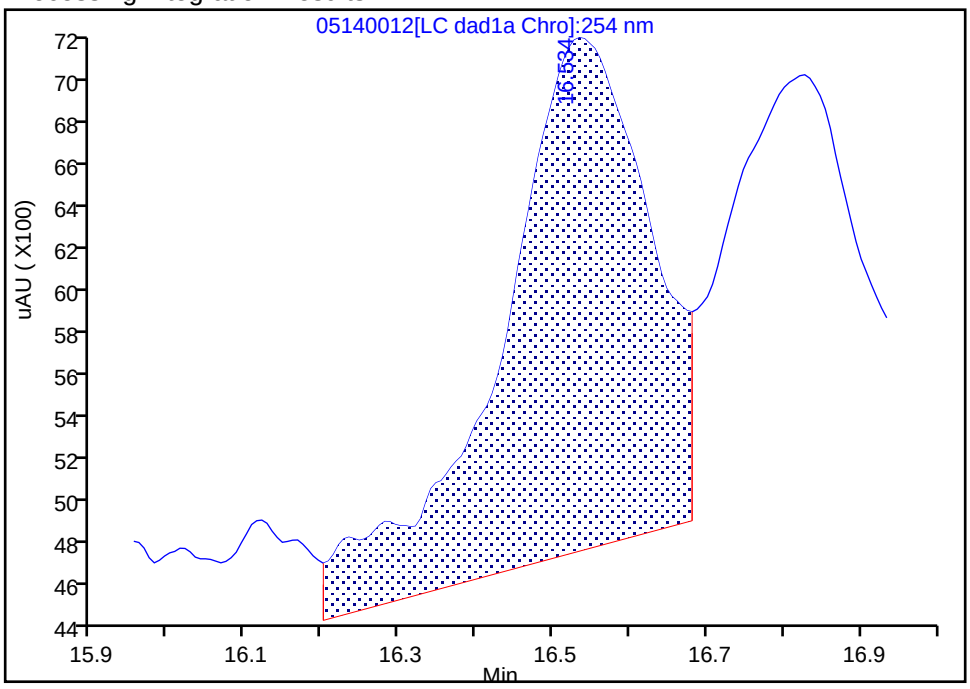

Manual Integration Results

RT: 16.53
Area: 29062
Amount: 0.106468
Amount Units: ug/ml

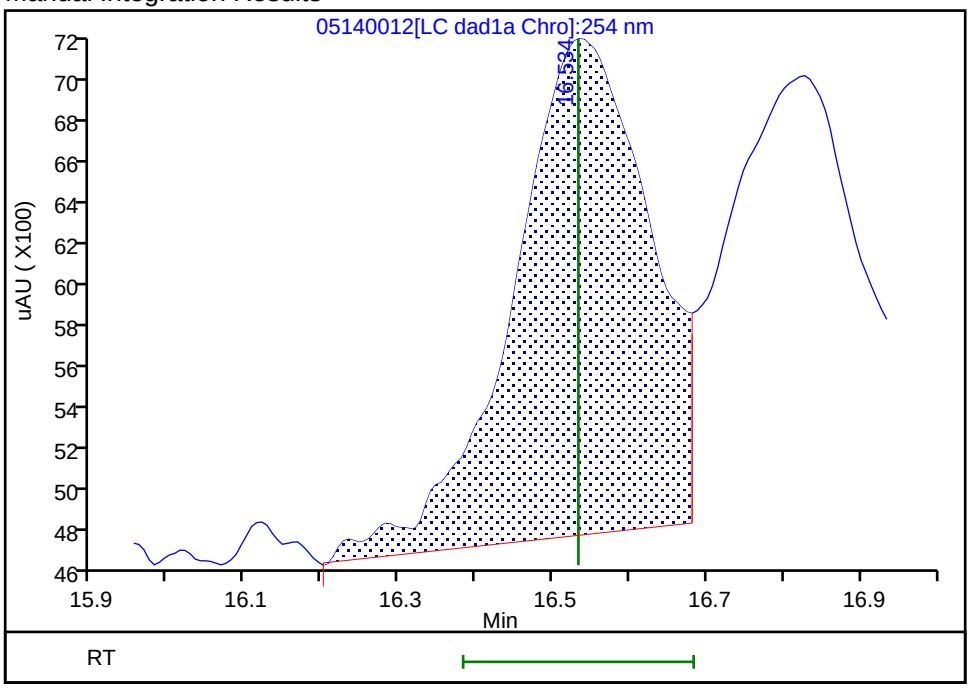

Reviewer: zhangji, 15-May-2020 11:21:48

Audit Action: Assigned New Baseline Audit Reason: Baseline

Manual Integration/User Assign Peak Report

Eurofins TestAmerica, Denver

Data File:	\\chromfs\denver\chromdata\g2_luna\20200514-91518.b\05140012.d				
Injection Date:	14-May-2020 19:11:37	Instrument ID:	CHHPLC_G2_LUNA		
Lims ID:	IC FULL 4				
Client ID:					
Operator ID:	CB	ALS Bottle#:	12	Worklist Smp#:	12
Injection Vol:	100.0 ul	Dil. Factor:	1.0000		
Method:	G2_8330_Luna	Limit Group:	GCSV - 8330		
Column:	Luna-Phenyl hexyl (4.60 mm)	Detector	LC DAD1A, 254 nm		

15 p-Nitrotoluene, CAS: 99-99-0

Signal: 1

Processing Integration Results

RT: 16.83
Area: 26887
Amount: 0.106277
Amount Units: ug/ml

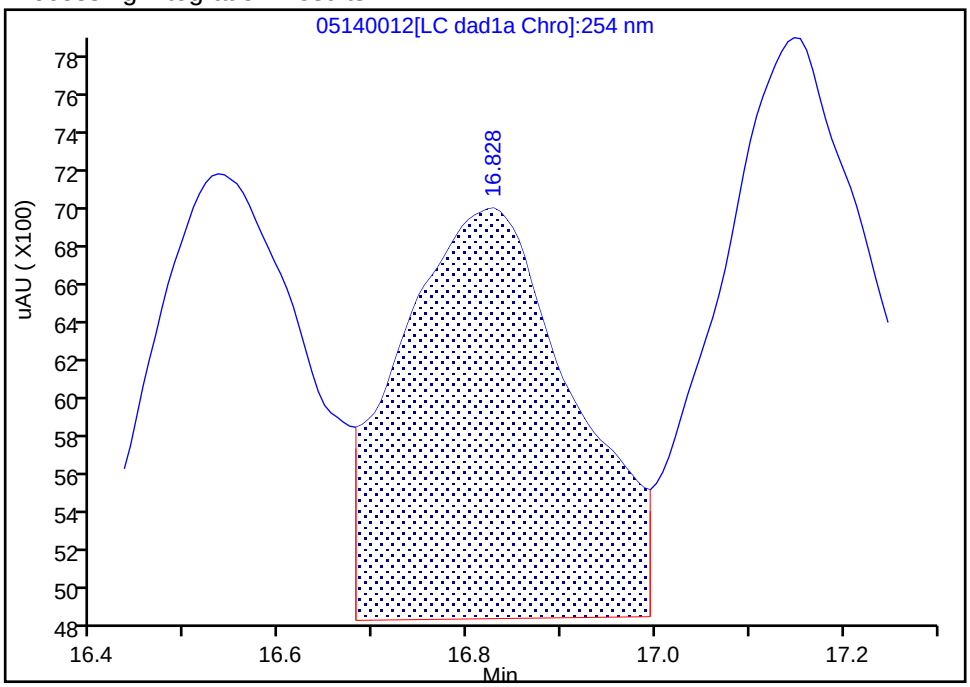

Manual Integration Results

RT: 16.83
Area: 25956
Amount: 0.107754
Amount Units: ug/ml

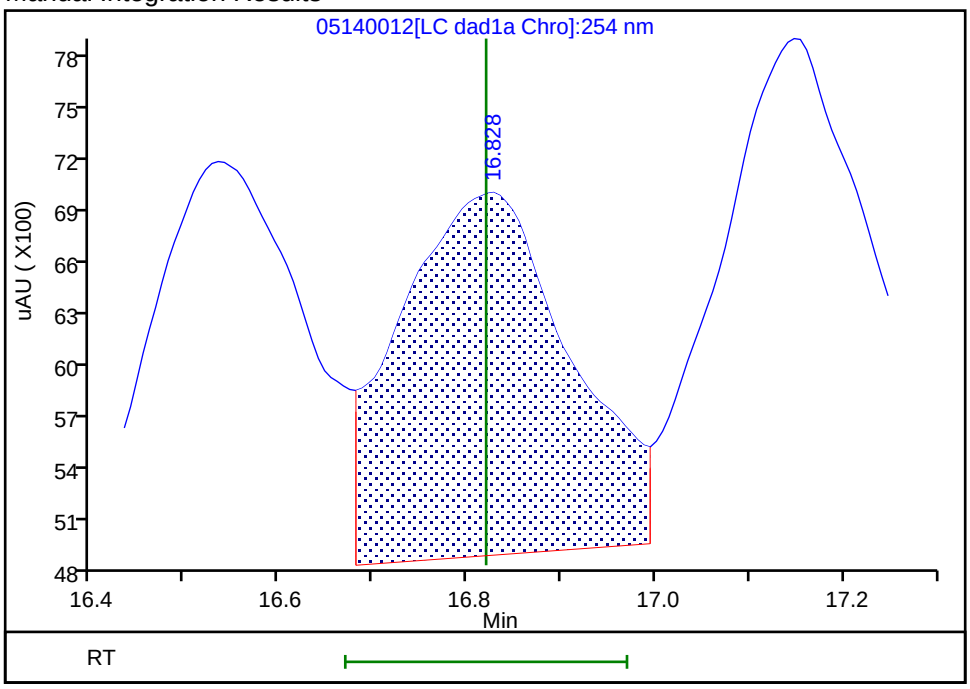

Reviewer: zhangji, 15-May-2020 11:21:48

Audit Action: Assigned New Baseline Audit Reason: Baseline

Manual Integration/User Assign Peak Report

Eurofins TestAmerica, Denver

Data File:	\\chromfs\denver\chromdata\g2_luna\20200514-91518.b\05140012.d				
Injection Date:	14-May-2020 19:11:37	Instrument ID:	CHHPLC_G2_LUNA		
Lims ID:	IC FULL 4				
Client ID:					
Operator ID:	CB	ALS Bottle#:	12	Worklist Smp#:	12
Injection Vol:	100.0 ul	Dil. Factor:	1.0000		
Method:	G2_8330_Luna	Limit Group:	GCSV - 8330		
Column:	Luna-Phenyl hexyl (4.60 mm)	Detector	LC DAD1A, 254 nm		

16 4-Amino-2,6-dinitrotoluene, CAS: 19406-51-0

Signal: 1

Processing Integration Results

RT: 17.15
Area: 35863
Amount: 0.102237
Amount Units: ug/ml

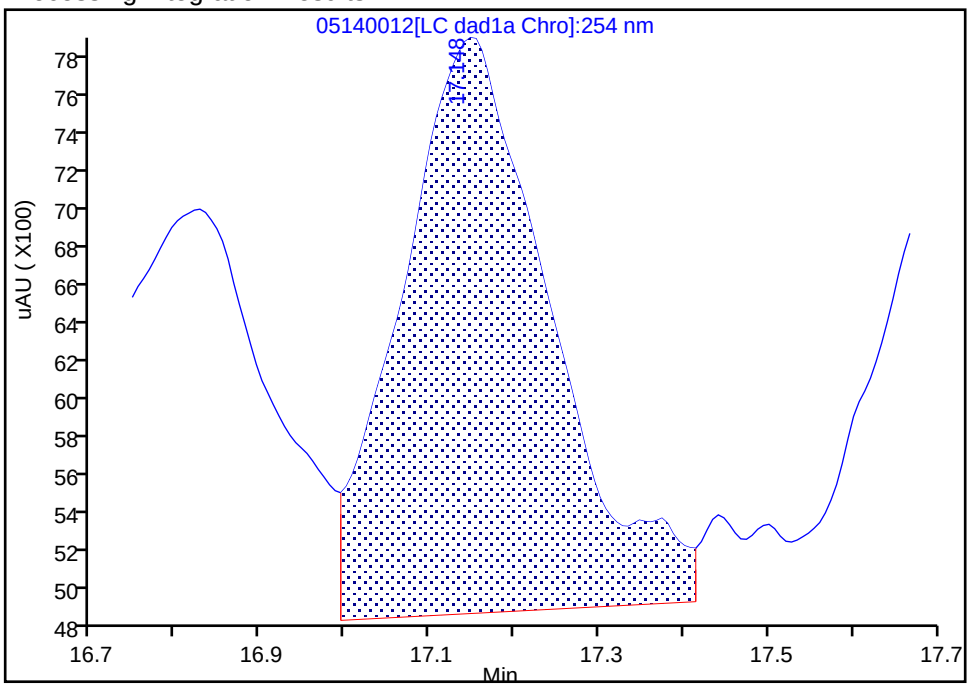

Manual Integration Results

RT: 17.15
Area: 32448
Amount: 0.093988
Amount Units: ug/ml

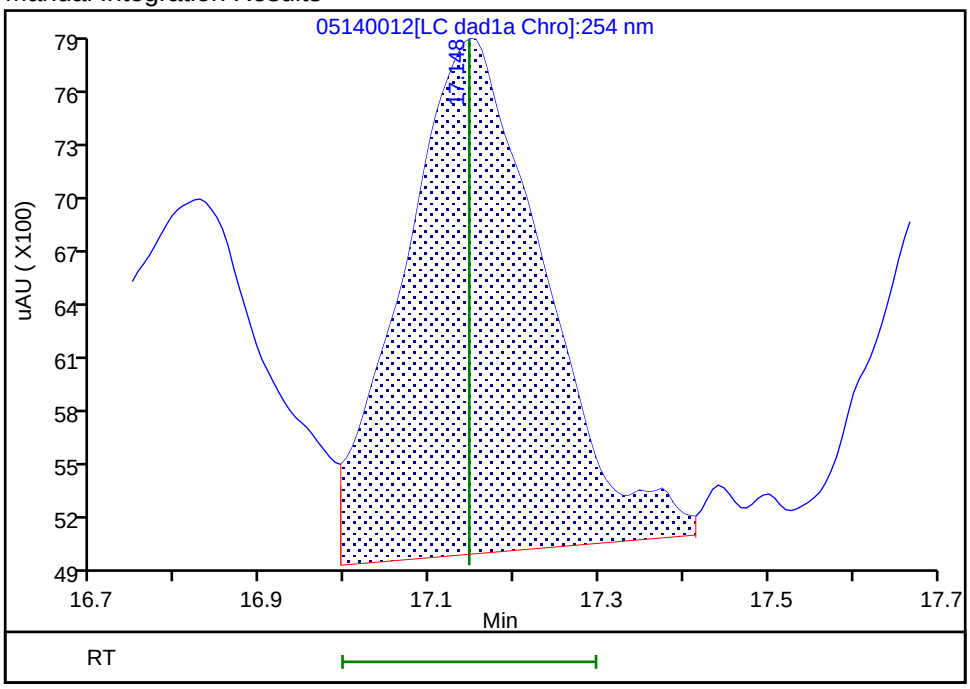

Reviewer: zhangji, 15-May-2020 11:21:48

Audit Action: Assigned New Baseline Audit Reason: Baseline

Manual Integration/User Assign Peak Report

Eurofins TestAmerica, Denver

Data File:	\\chromfs\denver\chromdata\g2_luna\20200514-91518.b\05140012.d				
Injection Date:	14-May-2020 19:11:37	Instrument ID:	CHHPLC_G2_LUNA		
Lims ID:	IC FULL 4				
Client ID:					
Operator ID:	CB	ALS Bottle#:	12	Worklist Smp#:	12
Injection Vol:	100.0 ul	Dil. Factor:	1.0000		
Method:	G2_8330_Luna	Limit Group:	GCSV - 8330		
Column:	Luna-Phenyl hexyl (4.60 mm)	Detector	LC DAD1A, 254 nm		

17 m-Nitrotoluene, CAS: 99-08-1

Signal: 1

Processing Integration Results

RT: 17.74
Area: 34712
Amount: 0.117045
Amount Units: ug/ml

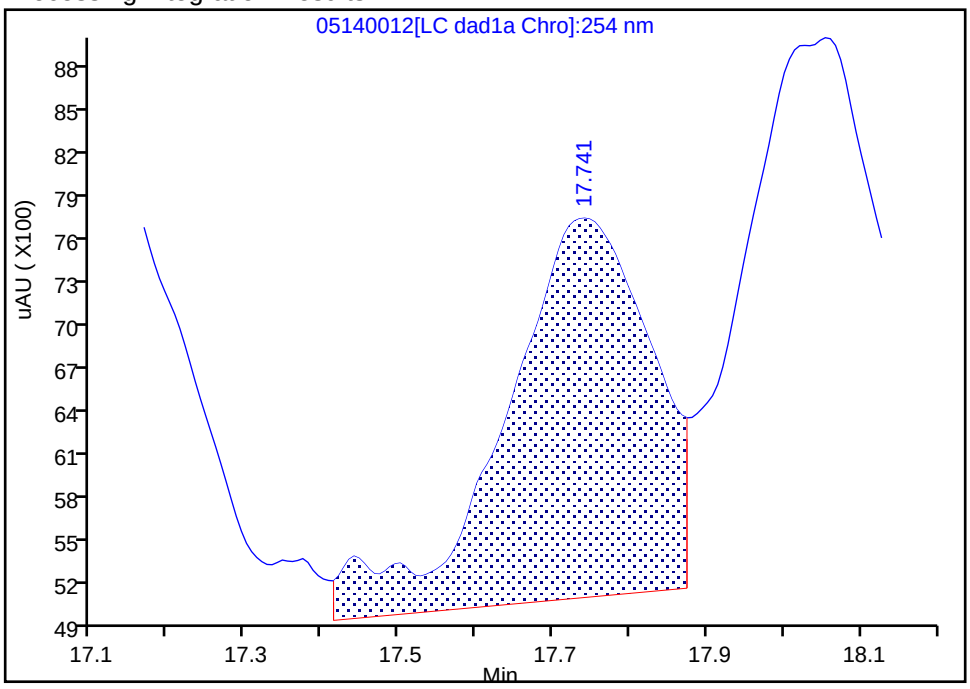

Manual Integration Results

RT: 17.74
Area: 30586
Amount: 0.102525
Amount Units: ug/ml

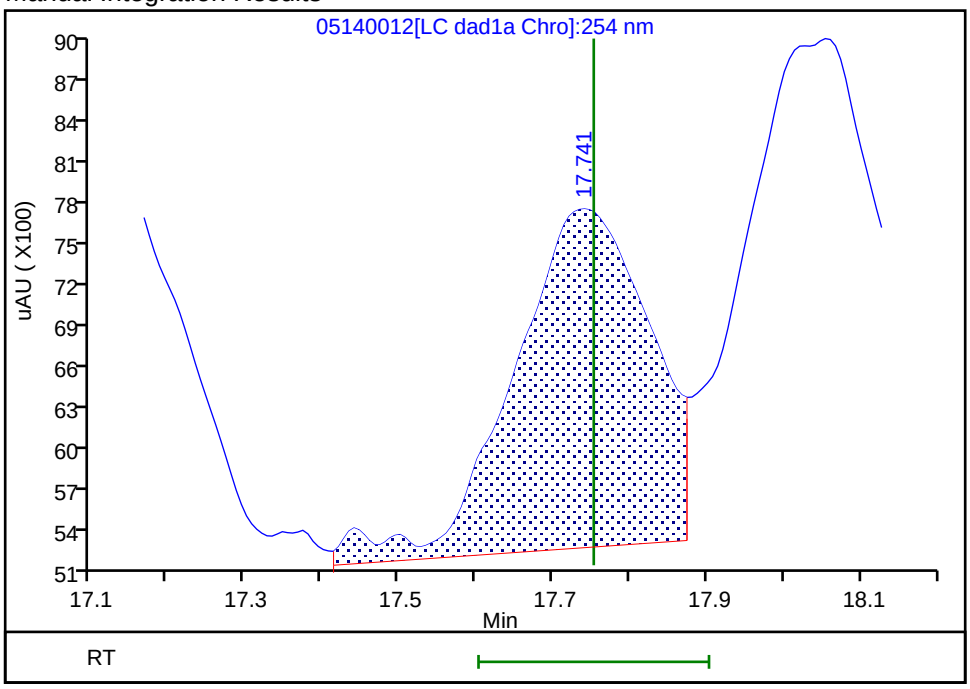

Reviewer: zhangji, 15-May-2020 11:21:48

Audit Action: Assigned New Baseline Audit Reason: Baseline

Manual Integration/User Assign Peak Report

Eurofins TestAmerica, Denver

Data File:	\\chromfs\denver\chromdata\g2_luna\20200514-91518.b\05140012.d				
Injection Date:	14-May-2020 19:11:37	Instrument ID:	CHHPLC_G2_LUNA		
Lims ID:	IC FULL 4				
Client ID:					
Operator ID:	CB	ALS Bottle#:	12	Worklist Smp#:	12
Injection Vol:	100.0 ul	Dil. Factor:	1.0000		
Method:	G2_8330_Luna	Limit Group:	GCSV - 8330		
Column:	Luna-Phenyl hexyl (4.60 mm)	Detector	LC DAD1A, 254 nm		

18 2-Amino-4,6-dinitrotoluene, CAS: 35572-78-2

Signal: 1

Processing Integration Results

RT: 18.05
Area: 52538
Amount: 0.110599
Amount Units: ug/ml

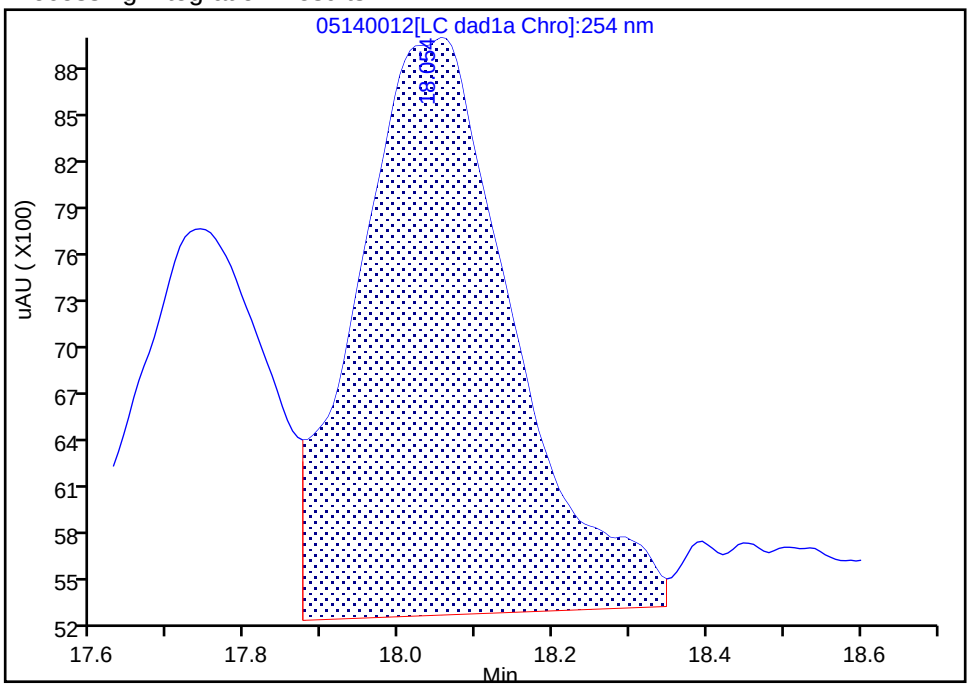

Manual Integration Results

RT: 18.05
Area: 47526
Amount: 0.102160
Amount Units: ug/ml

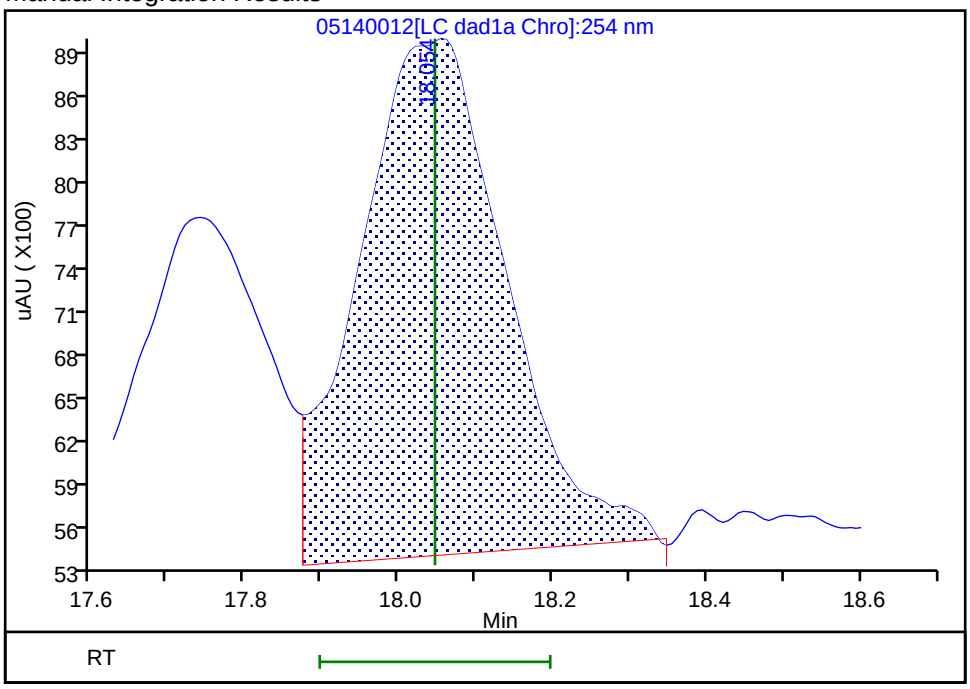

Reviewer: zhangji, 15-May-2020 11:21:48

Audit Action: Assigned New Baseline Audit Reason: Baseline

Manual Integration/User Assign Peak Report

Eurofins TestAmerica, Denver

Data File:	\\chromfs\denver\chromdata\g2_luna\20200514-91518.b\05140012.d				
Injection Date:	14-May-2020 19:11:37	Instrument ID:	CHHPLC_G2_LUNA		
Lims ID:	IC FULL 4				
Client ID:					
Operator ID:	CB	ALS Bottle#:	12	Worklist Smp#:	12
Injection Vol:	100.0 ul	Dil. Factor:	1.0000		
Method:	G2_8330_Luna	Limit Group:	GCSV - 8330		
Column:	Luna-Phenyl hexyl (4.60 mm)	Detector	LC DAD1A, 254 nm		

19 1,3,5-Trinitrobenzene, CAS: 99-35-4

Signal: 1

Processing Integration Results

RT: 18.88
Area: 52433
Amount: 0.109995
Amount Units: ug/ml

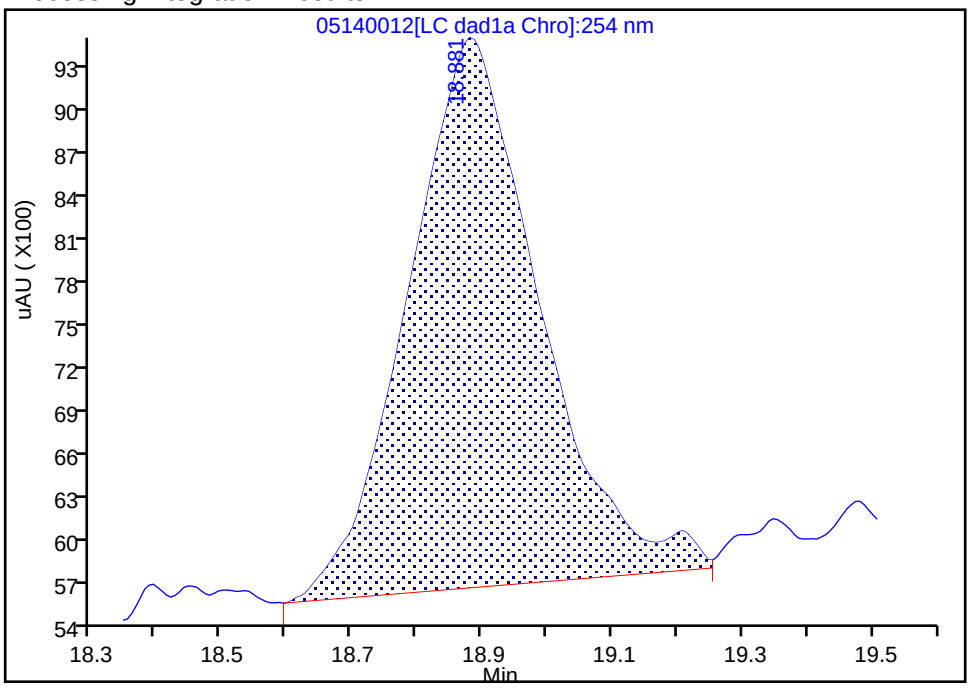

Manual Integration Results

RT: 18.88
Area: 51028
Amount: 0.108007
Amount Units: ug/ml

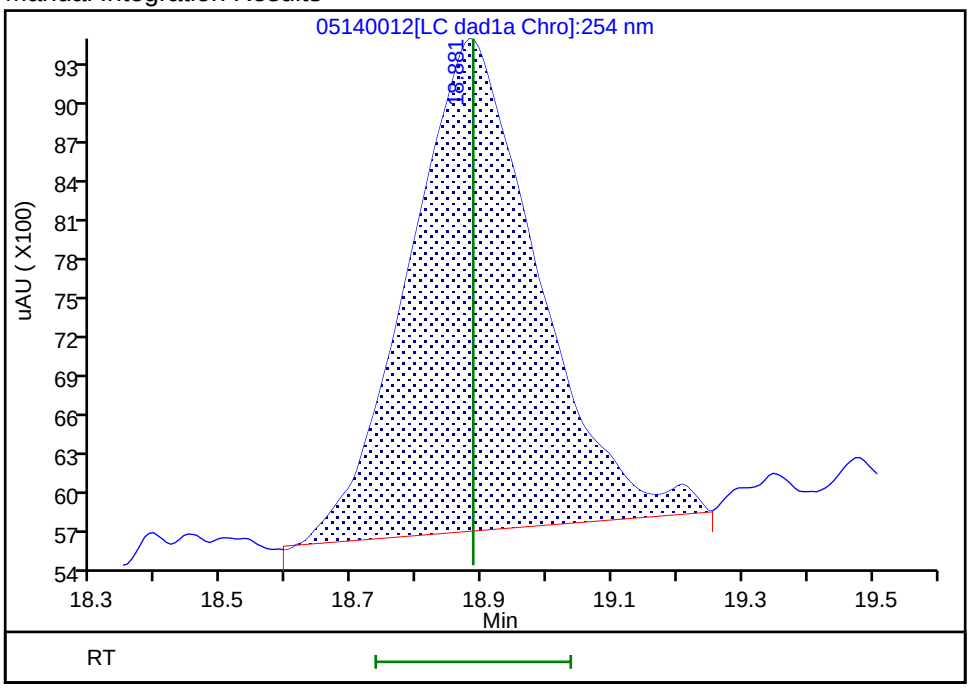

Reviewer: zhangji, 15-May-2020 11:21:48

Audit Action: Assigned New Baseline Audit Reason: Baseline

Manual Integration/User Assign Peak Report

Eurofins TestAmerica, Denver

Data File:	\\chromfs\denver\chromdata\g2_luna\20200514-91518.b\05140012.d				
Injection Date:	14-May-2020 19:11:37	Instrument ID:	CHHPLC_G2_LUNA		
Lims ID:	IC FULL 4				
Client ID:					
Operator ID:	CB	ALS Bottle#:	12	Worklist Smp#:	12
Injection Vol:	100.0 ul	Dil. Factor:	1.0000		
Method:	G2_8330_Luna	Limit Group:	GCSV - 8330		
Column:	Luna-Phenyl hexyl (4.60 mm)	Detector	LC DAD1A, 254 nm		

20 2,6-Dinitrotoluene, CAS: 606-20-2

Signal: 1

Processing Integration Results

RT: 19.79
Area: 35123
Amount: 0.102517
Amount Units: ug/ml

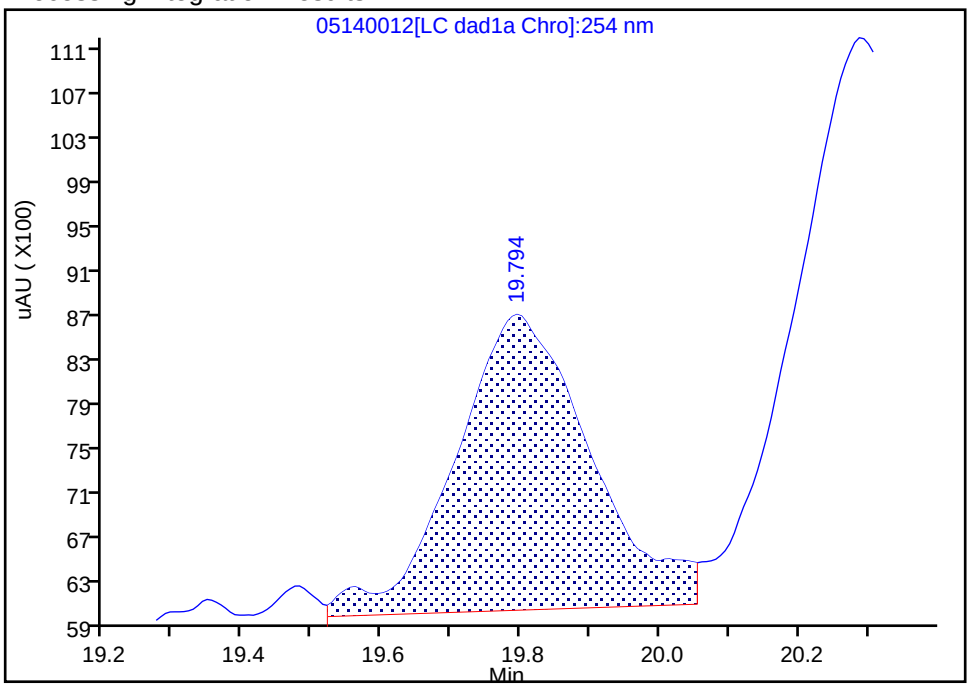

Manual Integration Results

RT: 19.79
Area: 34659
Amount: 0.104499
Amount Units: ug/ml

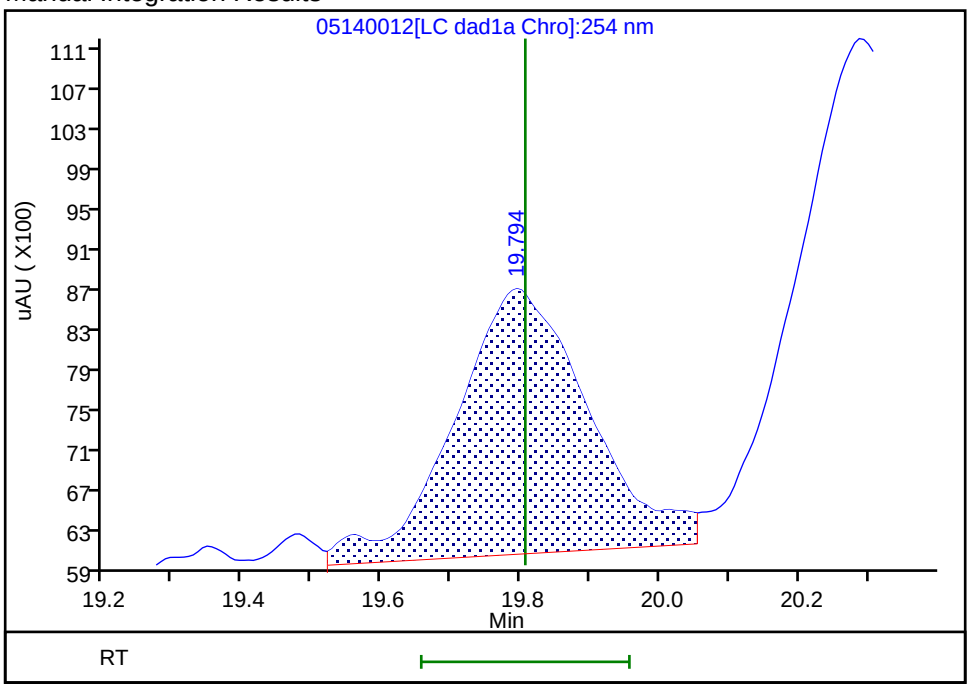

Reviewer: zhangji, 15-May-2020 11:21:48

Audit Action: Assigned New Baseline Audit Reason: Baseline

Manual Integration/User Assign Peak Report

Eurofins TestAmerica, Denver

Data File:	\\chromfs\denver\chromdata\g2_luna\20200514-91518.b\05140012.d				
Injection Date:	14-May-2020 19:11:37	Instrument ID:	CHHPLC_G2_LUNA		
Lims ID:	IC FULL 4				
Client ID:					
Operator ID:	CB	ALS Bottle#:	12	Worklist Smp#:	12
Injection Vol:	100.0 ul	Dil. Factor:	1.0000		
Method:	G2_8330_Luna	Limit Group:	GCSV - 8330		
Column:	Luna-Phenyl hexyl (4.60 mm)	Detector	LC DAD1A, 254 nm		

21 2,4-Dinitrotoluene, CAS: 121-14-2

Signal: 1

Processing Integration Results

RT: 20.29
Area: 69455
Amount: 0.105715
Amount Units: ug/ml

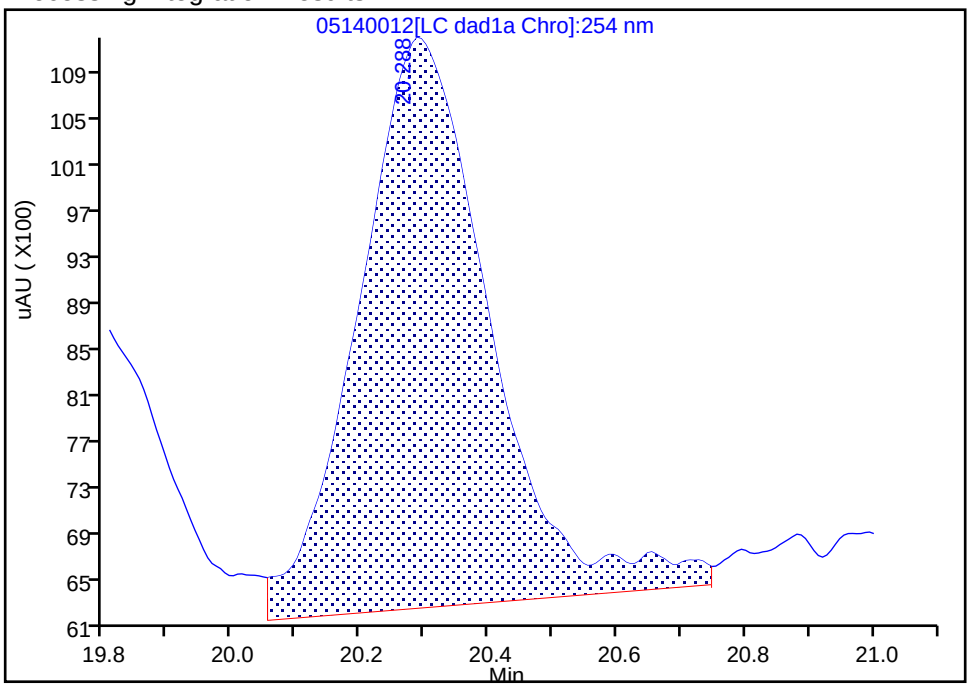

Manual Integration Results

RT: 20.29
Area: 67500
Amount: 0.105450
Amount Units: ug/ml

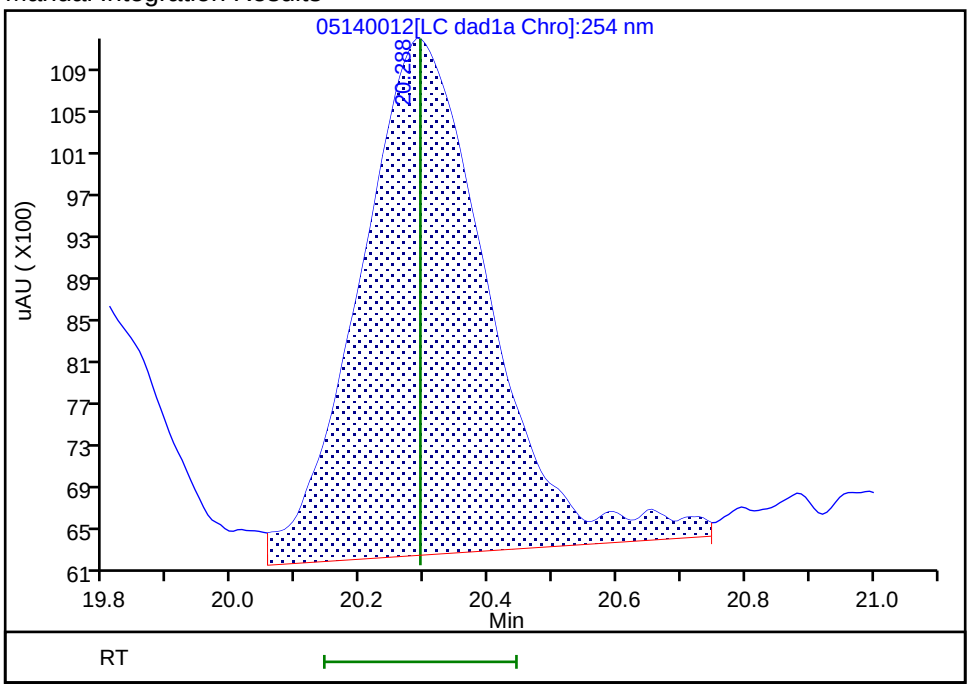

Reviewer: zhangji, 15-May-2020 11:21:48
Audit Action: Assigned New Baseline Audit Reason: Baseline

Manual Integration/User Assign Peak Report

Eurofins TestAmerica, Denver

Data File: \\chromfs\denver\chromdata\g2_luna\20200514-91518.b\05140012.d
Injection Date: 14-May-2020 19:11:37 Instrument ID: CHHPLC_G2_LUNA
Lims ID: IC FULL 4
Client ID:
Operator ID: CB ALS Bottle#: 12 Worklist Smp#: 12
Injection Vol: 100.0 ul Dil. Factor: 1.0000
Method: G2_8330_Luna Limit Group: GCSV - 8330
Column: Detector LC DAD1B, 215 nm

24 PETN, CAS: 78-11-5

Signal: 1

Processing Integration Results

RT: 25.28
Area: 139443
Amount: 1.011611
Amount Units: ug/ml

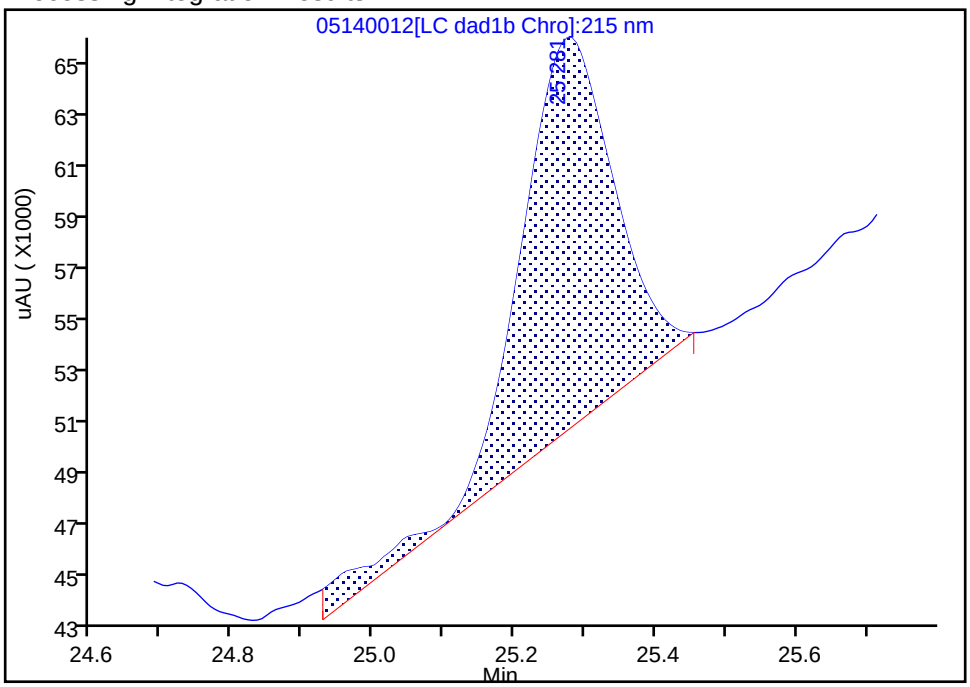

Manual Integration Results

RT: 25.28
Area: 132172
Amount: 0.810643
Amount Units: ug/ml

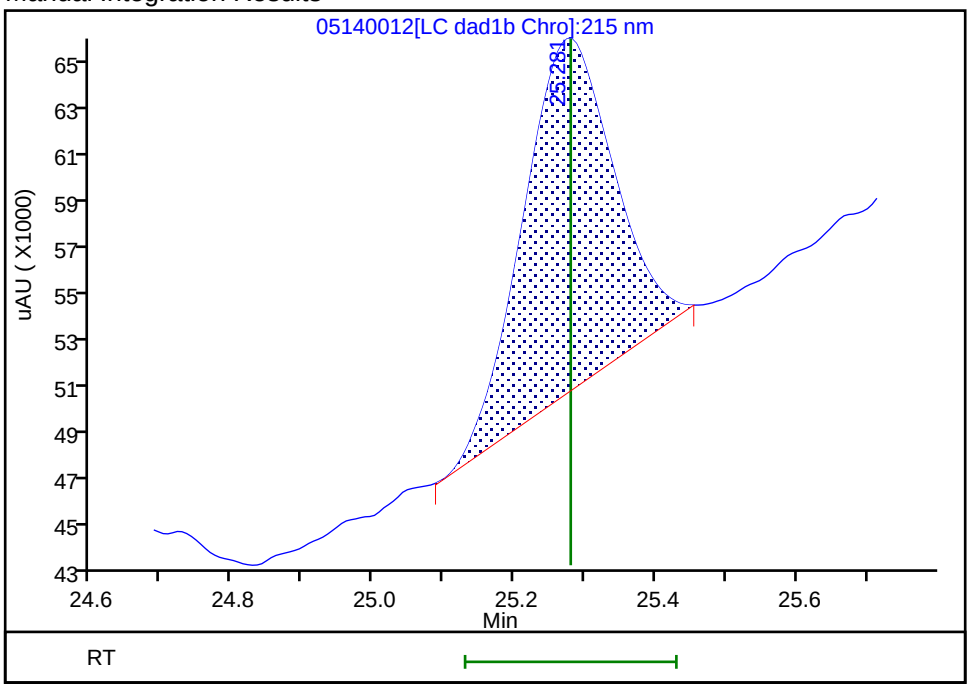

Reviewer: zhangji, 15-May-2020 11:24:59
Audit Action: Split an Integrated Peak Audit Reason: Peak Tail

Eurofins TestAmerica, Denver
Target Compound Quantitation Report

Data File: \\chromfs\Denver\ChromData\G2_LUNA\20200514-91518.b\05140013.D
Lims ID: IC FULL 3
Client ID:
Sample Type: IC Calib Level: 3
Inject. Date: 14-May-2020 19:46:37 ALS Bottle#: 13 Worklist Smp#: 13
Injection Vol: 100.0 ul Dil. Factor: 1.0000
Sample Info: IC FULL 3
Misc. Info.: 280-0091518-013
Operator ID: CB Instrument ID: CHHPLC_G2_LUNA
Sublist: chrom-G2_8330_Luna*sub6

Method: \\chromfs\Denver\ChromData\G2_LUNA\20200514-91518.b\G2_8330_Luna.m
Limit Group: GCSV - 8330
Last Update: 15-May-2020 12:00:58 Calib Date: 15-May-2020 02:11:20
Integrator: Falcon
Quant Method: External Standard Quant By: Initial Calibration
Last ICal File: \\chromfs\Denver\ChromData\G2_LUNA\20200514-91518.b\05140024.D

Column 1 : Luna-Phenyl hexyl (4.60 mm) Det: LC DAD1A, 254 nm
Process Host: CTX0318

First Level Reviewer: zhangji Date: 15-May-2020 11:22:17

Compound	Det	RT (min.)	Exp RT (min.)	Dlt RT (min.)	Response	Cal Amt ug/ml	OnCol Amt ug/ml	Flags
1 2,6-diamino-4-nitrotoluene	1	4.357	4.366	-0.009	22969	0.0500	0.0535	
2 2,4-diamino-6-nitrotoluene	1	4.851	4.880	-0.029	16562	0.0500	0.0464	
5 2,4,6-Trinitrophenol	1	6.331	6.300	0.031	9462	0.0500	0.0488	a
6 HMX	1	6.984	6.986	-0.002	12646	0.0500	0.0414	
8 RDX	1	9.184	9.173	0.011	15119	0.0500	0.0619	
9 Nitrobenzene	1	12.110	12.106	0.004	28424	0.0502	0.0647	
$ 10 1,2-Dinitrobenzene	1	13.037	13.040	-0.003	18744	0.0500	0.0610	M
11 3,5-Dinitroaniline	1	14.890	14.886	0.004	27916	0.0500	0.0518	M
12 1,3-Dinitrobenzene	1	15.544	15.553	-0.009	37161	0.0501	0.0551	M
13 Nitroglycerin	2	15.844	15.853	-0.009	64042	0.5000	0.5050	M
14 o-Nitrotoluene	1	16.550	16.533	0.017	16003	0.0500	0.0586	M
15 p-Nitrotoluene	1	16.837	16.820	0.017	15492	0.0501	0.0643	M
16 4-Amino-2,6-dinitrotoluene	1	17.157	17.146	0.011	22118	0.0501	0.0641	M
17 m-Nitrotoluene	1	17.724	17.753	-0.029	19280	0.0501	0.0646	M
18 2-Amino-4,6-dinitrotoluene	1	18.030	18.046	-0.016	28982	0.0502	0.0623	M
19 1,3,5-Trinitrobenzene	1	18.864	18.886	-0.022	26649	0.0501	0.0564	M
20 2,6-Dinitrotoluene	1	19.817	19.806	0.011	19107	0.0502	0.0507	M
21 2,4-Dinitrotoluene	1	20.290	20.293	-0.003	37302	0.0502	0.0583	M
22 Tetryl	1	23.557	23.553	0.004	20202	0.0501	0.0548	
23 2,4,6-Trinitrotoluene	1	24.637	24.653	-0.016	28366	0.0502	0.0628	
24 PETN	2	25.277	25.280	-0.003	102120	0.5000	0.5782	M

QC Flag Legend

Review Flags

M - Manually Integrated

a - User Assigned ID

Reagents:

8330IntermStk_00064	Amount Added:	5.00	Units: uL
8330_ADDs_00026	Amount Added:	2.50	Units: uL

Report Date: 15-May-2020 12:00:58 Chrom Revision: 2.3 05-May-2020 17:48:18

Eurofins TestAmerica, Denver

Data File: \\chromfs\denver\chromdata\g2_luna\20200514-91518.b\05140013.d

Injection Date:	14-May-2020 19:46:37	Instrument ID:	CHHPLC_G2_LUNA	Operator ID:	CB
Lims ID:	IC FULL 3			Worklist Smp#:	13
Client ID:					
Injection Vol:	100.0 ul	Dil. Factor:	1.0000	ALS Bottle#:	13
Method:	G2_8330_Luna	Limit Group:	GCSV - 8330		

Column: Luna-Phenyl hexyl (4.60 mm) Y Scaling: Method Defined: Scale to the Nth Largest Peak: 1

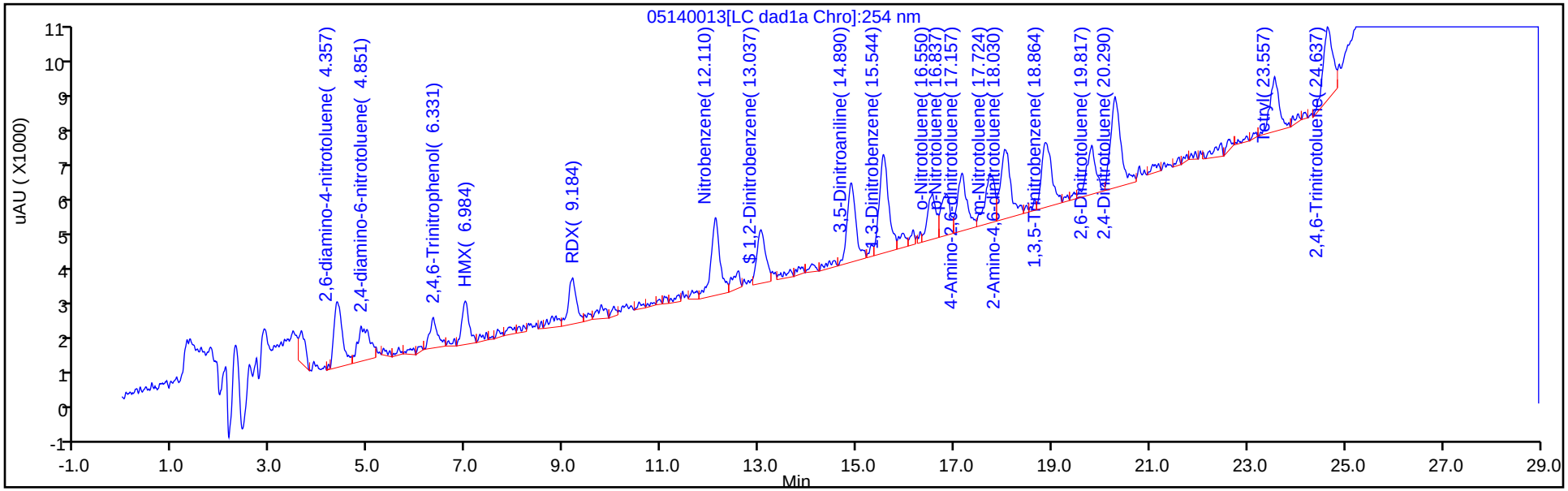

Y Scaling: Method Defined: Scale to the Nth Largest Peak: 1

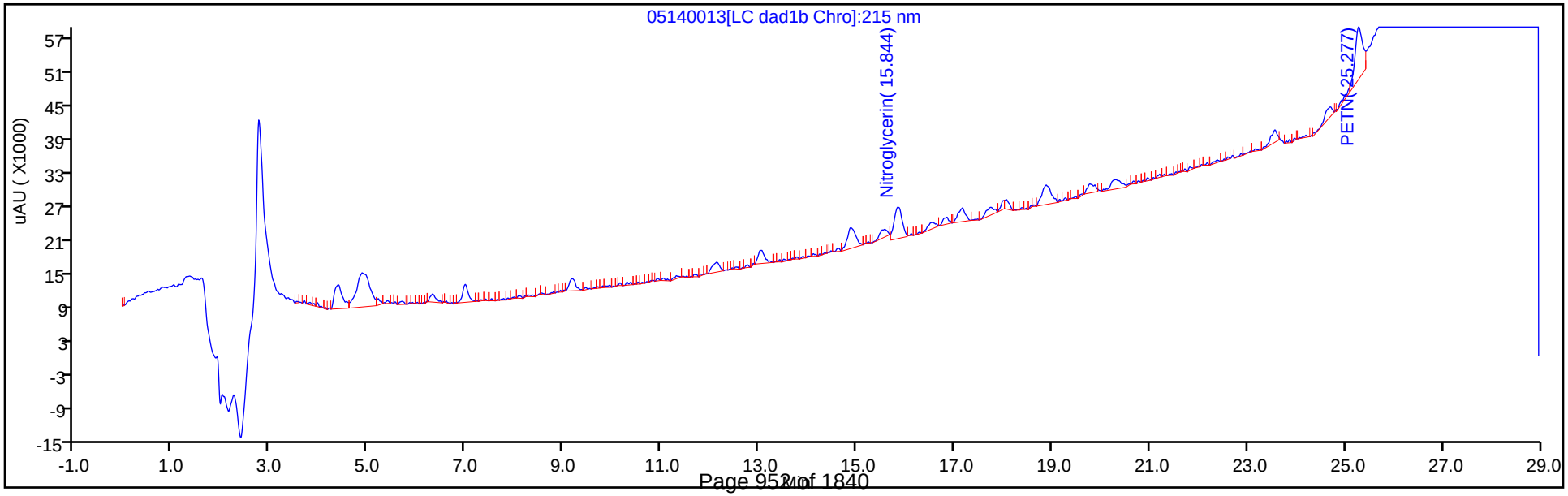

Manual Integration/User Assign Peak Report

Eurofins TestAmerica, Denver

Data File:	\\chromfs\denver\chromdata\g2_luna\20200514-91518.b\05140013.d				
Injection Date:	14-May-2020 19:46:37	Instrument ID:	CHHPLC_G2_LUNA		
Lims ID:	IC FULL 3				
Client ID:					
Operator ID:	CB	ALS Bottle#:	13	Worklist Smp#:	13
Injection Vol:	100.0 ul	Dil. Factor:	1.0000		
Method:	G2_8330_Luna	Limit Group:	GCSV - 8330		
Column:	Luna-Phenyl hexyl (4.60 mm)	Detector	LC DAD1A, 254 nm		

5 2,4,6-Trinitrophenol, CAS: 88-89-1

Signal: 1

Processing Integration Results

RT: 5.86
Area: 1615
Amount: 0.011701
Amount Units: ug/ml

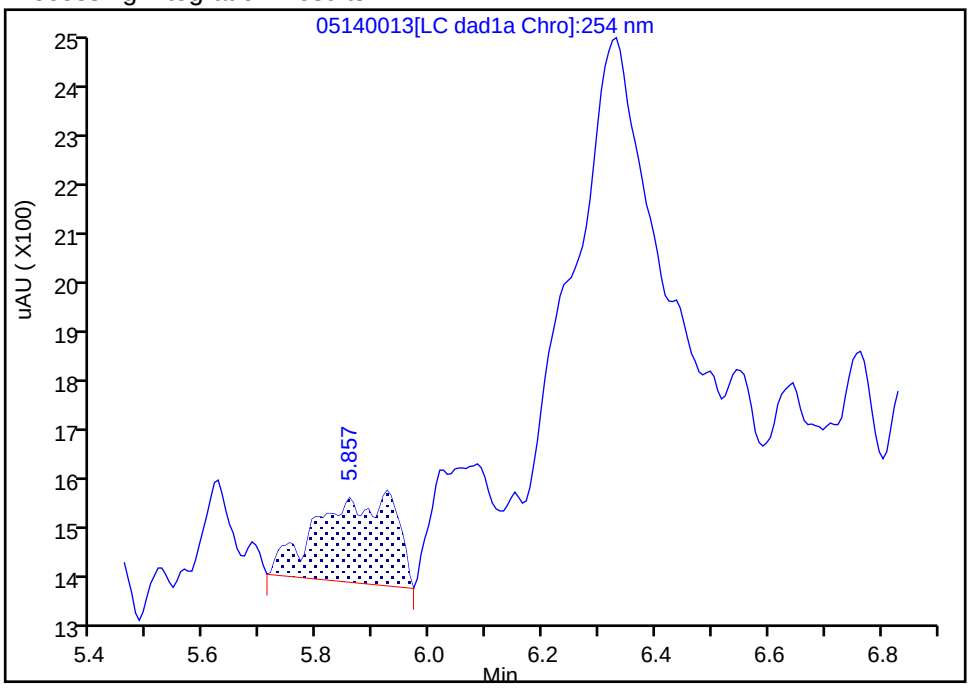

Manual Integration Results

RT: 6.33
Area: 9462
Amount: 0.048821
Amount Units: ug/ml

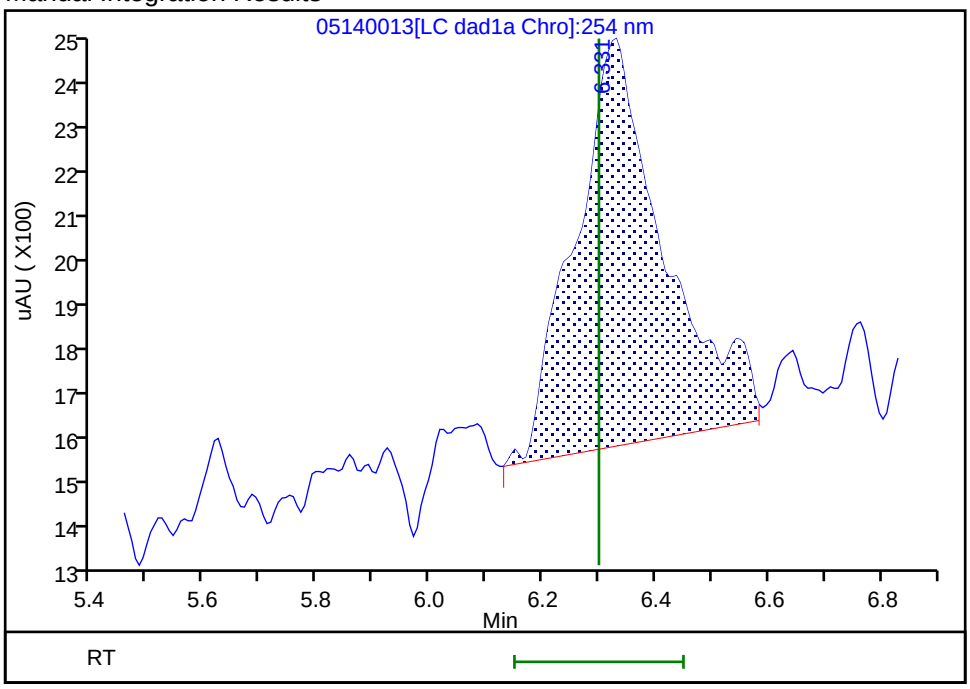

Reviewer: zhangji, 15-May-2020 11:22:16
Audit Action: Assigned Compound ID Audit Reason: Baseline

Manual Integration/User Assign Peak Report

Eurofins TestAmerica, Denver

Data File:	\\chromfs\denver\chromdata\g2_luna\20200514-91518.b\05140013.d				
Injection Date:	14-May-2020 19:46:37	Instrument ID:	CHHPLC_G2_LUNA		
Lims ID:	IC FULL 3				
Client ID:					
Operator ID:	CB	ALS Bottle#:	13	Worklist Smp#:	13
Injection Vol:	100.0 ul	Dil. Factor:	1.0000		
Method:	G2_8330_Luna	Limit Group:	GCSV - 8330		
Column:	Luna-Phenyl hexyl (4.60 mm)	Detector	LC DAD1A, 254 nm		

$ 10 1,2-Dinitrobenzene, CAS: 528-29-0

Signal: 1

Processing Integration Results

RT: 13.04
Area: 21320
Amount: 0.066490
Amount Units: ug/ml

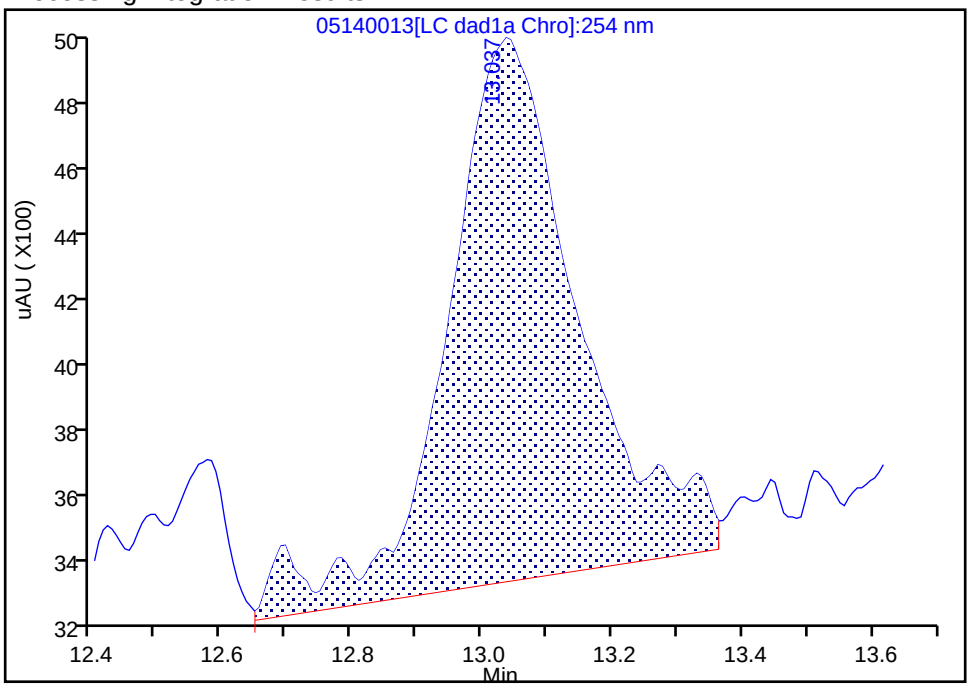

Manual Integration Results

RT: 13.04
Area: 18744
Amount: 0.060979
Amount Units: ug/ml

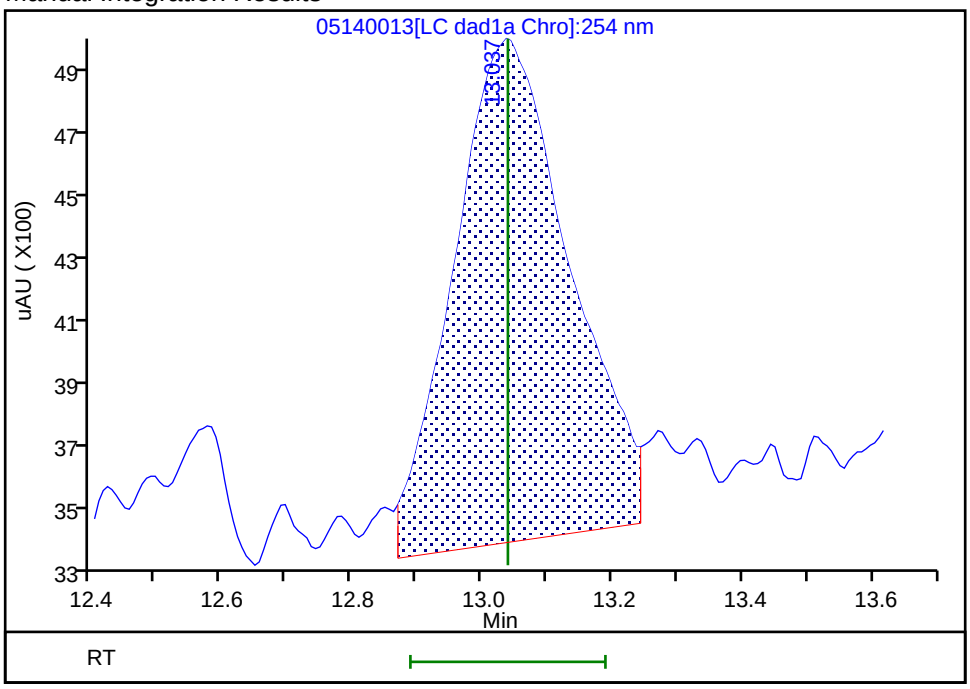

Reviewer: zhangji, 15-May-2020 11:35:23

Audit Action: Manually Integrated Audit Reason: Baseline

Manual Integration/User Assign Peak Report

Eurofins TestAmerica, Denver

Data File:	\\chromfs\denver\chromdata\g2_luna\20200514-91518.b\05140013.d				
Injection Date:	14-May-2020 19:46:37	Instrument ID:	CHHPLC_G2_LUNA		
Lims ID:	IC FULL 3				
Client ID:					
Operator ID:	CB	ALS Bottle#:	13	Worklist Smp#:	13
Injection Vol:	100.0 ul	Dil. Factor:	1.0000		
Method:	G2_8330_Luna	Limit Group:	GCSV - 8330		
Column:	Luna-Phenyl hexyl (4.60 mm)	Detector	LC DAD1A, 254 nm		

12 1,3-Dinitrobenzene, CAS: 99-65-0

Signal: 1

Processing Integration Results

RT: 15.54
Area: 33327
Amount: 0.049753
Amount Units: ug/ml

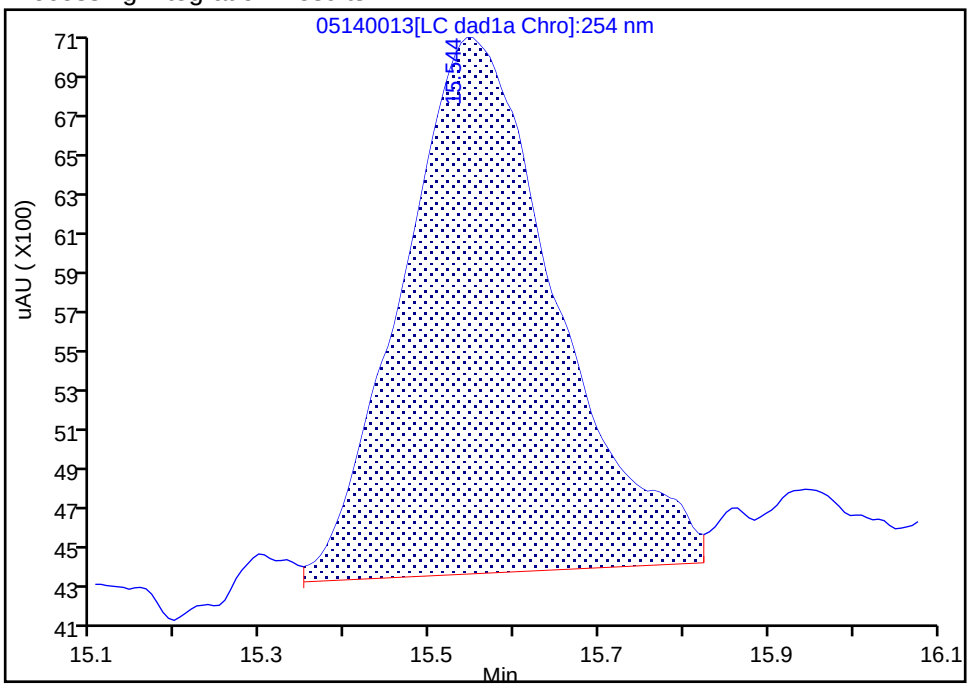

Manual Integration Results

RT: 15.54
Area: 37161
Amount: 0.055120
Amount Units: ug/ml

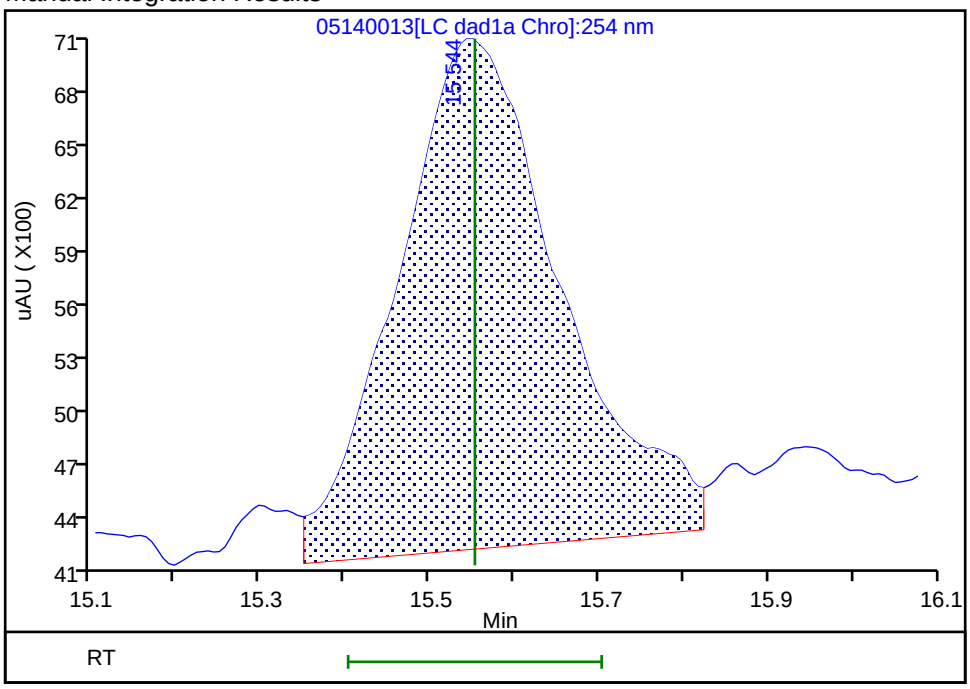

Reviewer: zhangji, 15-May-2020 11:22:04
Audit Action: Assigned New Baseline Audit Reason: Baseline

Manual Integration/User Assign Peak Report

Eurofins TestAmerica, Denver

Data File:	\\chromfs\denver\chromdata\g2_luna\20200514-91518.b\05140013.d				
Injection Date:	14-May-2020 19:46:37	Instrument ID:	CHHPLC_G2_LUNA		
Lims ID:	IC FULL 3				
Client ID:					
Operator ID:	CB	ALS Bottle#:	13	Worklist Smp#:	13
Injection Vol:	100.0 ul	Dil. Factor:	1.0000		
Method:	G2_8330_Luna	Limit Group:	GCSV - 8330		
Column:		Detector	LC DAD1B, 215 nm		

13 Nitroglycerin, CAS: 55-63-0

Signal: 1

Processing Integration Results

RT: 15.84
Area: 23753
Amount: 0.203485
Amount Units: ug/ml

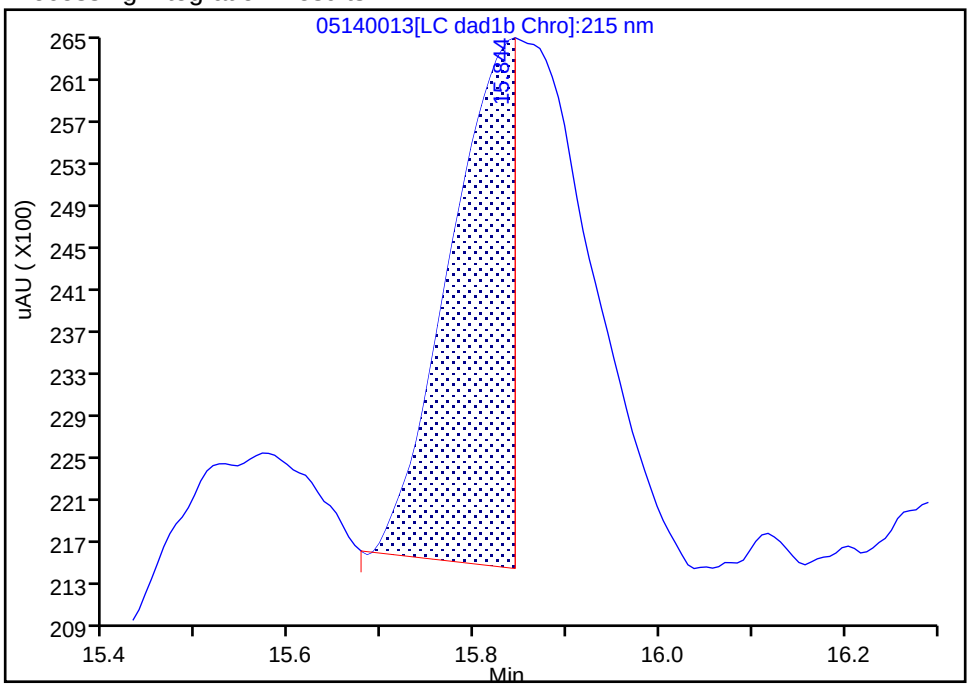

Manual Integration Results

RT: 15.84
Area: 64042
Amount: 0.505050
Amount Units: ug/ml

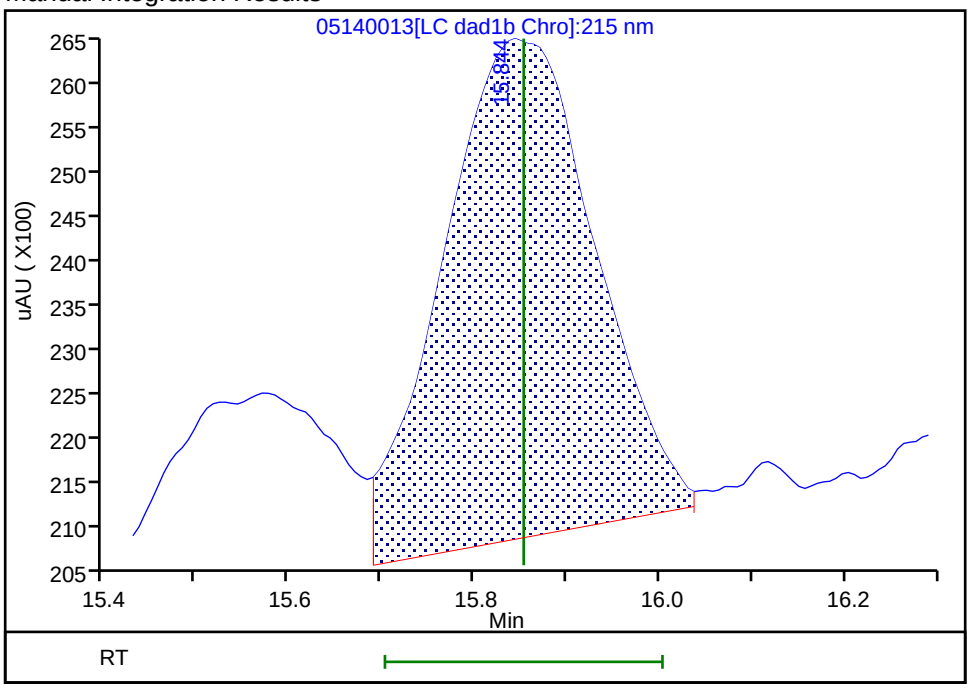

Reviewer: zhangji, 15-May-2020 11:32:41

Audit Action: Manually Integrated Audit Reason: Incomplete Integration

Manual Integration/User Assign Peak Report

Eurofins TestAmerica, Denver

Data File:	\\chromfs\denver\chromdata\g2_luna\20200514-91518.b\05140013.d				
Injection Date:	14-May-2020 19:46:37	Instrument ID:	CHHPLC_G2_LUNA		
Lims ID:	IC FULL 3				
Client ID:					
Operator ID:	CB	ALS Bottle#:	13	Worklist Smp#:	13
Injection Vol:	100.0 ul	Dil. Factor:	1.0000		
Method:	G2_8330_Luna	Limit Group:	GCSV - 8330		
Column:	Luna-Phenyl hexyl (4.60 mm)	Detector	LC DAD1A, 254 nm		

14 o-Nitrotoluene, CAS: 88-72-2

Signal: 1

Processing Integration Results

RT: 16.55
Area: 13586
Amount: 0.049463
Amount Units: ug/ml

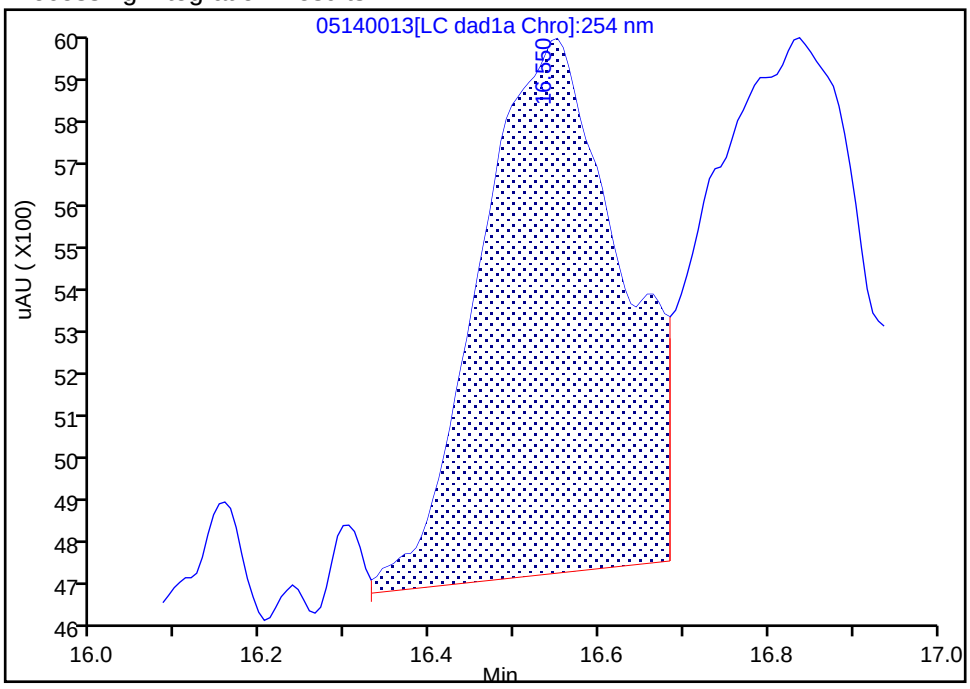

Manual Integration Results

RT: 16.55
Area: 16003
Amount: 0.058627
Amount Units: ug/ml

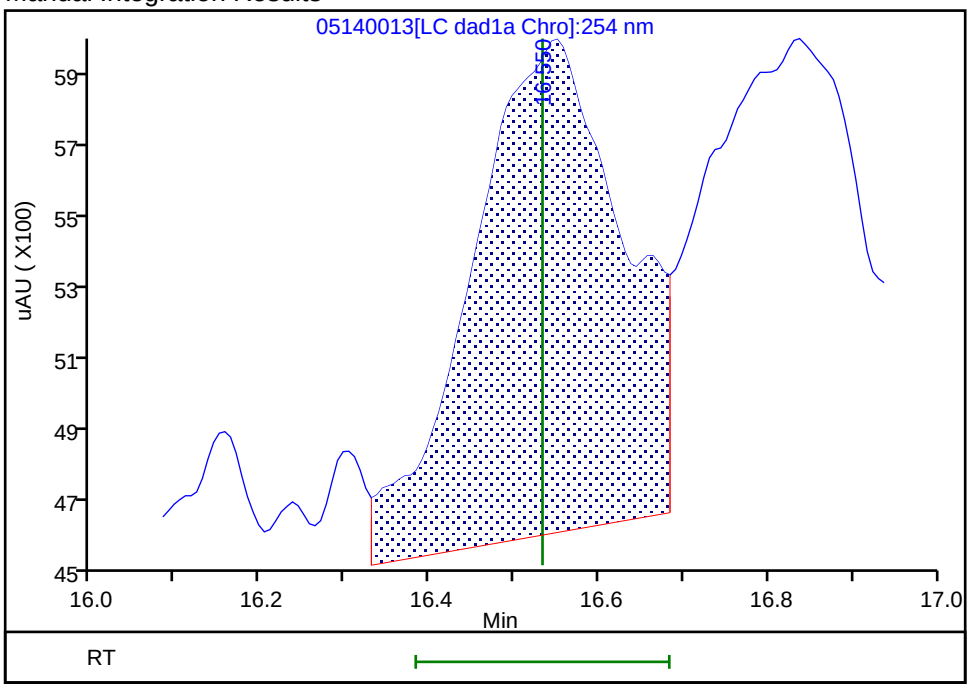

Reviewer: zhangji, 15-May-2020 11:22:04
Audit Action: Assigned New Baseline Audit Reason: Baseline

Manual Integration/User Assign Peak Report

Eurofins TestAmerica, Denver

Data File:	\\chromfs\denver\chromdata\g2_luna\20200514-91518.b\05140013.d				
Injection Date:	14-May-2020 19:46:37	Instrument ID:	CHHPLC_G2_LUNA		
Lims ID:	IC FULL 3				
Client ID:					
Operator ID:	CB	ALS Bottle#:	13	Worklist Smp#:	13
Injection Vol:	100.0 ul	Dil. Factor:	1.0000		
Method:	G2_8330_Luna	Limit Group:	GCSV - 8330		
Column:	Luna-Phenyl hexyl (4.60 mm)	Detector	LC DAD1A, 254 nm		

15 p-Nitrotoluene, CAS: 99-99-0

Signal: 1

Processing Integration Results

RT: 16.84
Area: 14394
Amount: 0.057129
Amount Units: ug/ml

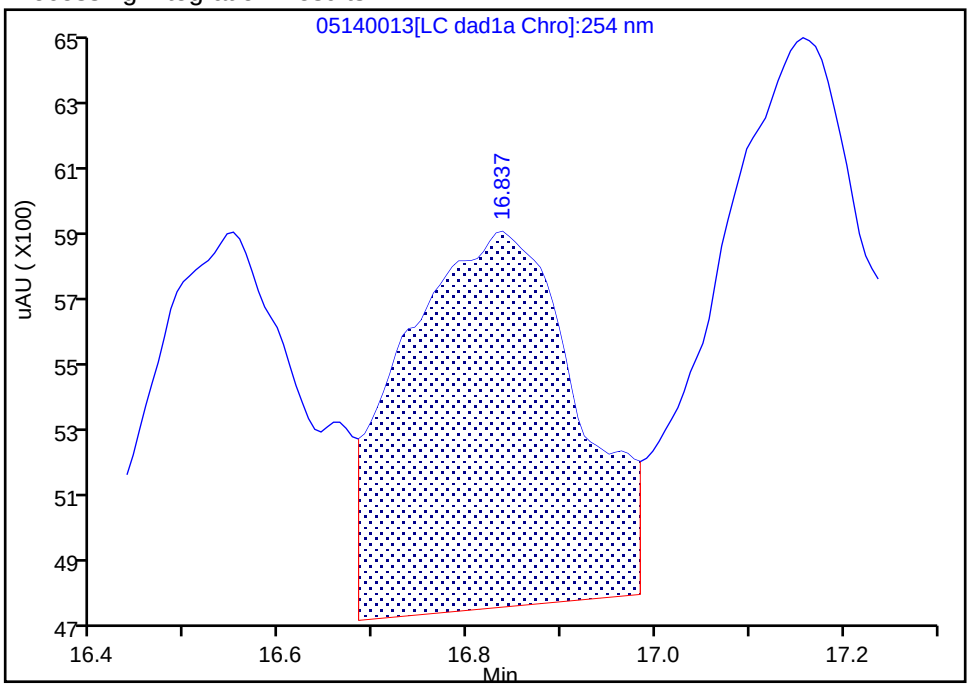

Manual Integration Results

RT: 16.84
Area: 15492
Amount: 0.064314
Amount Units: ug/ml

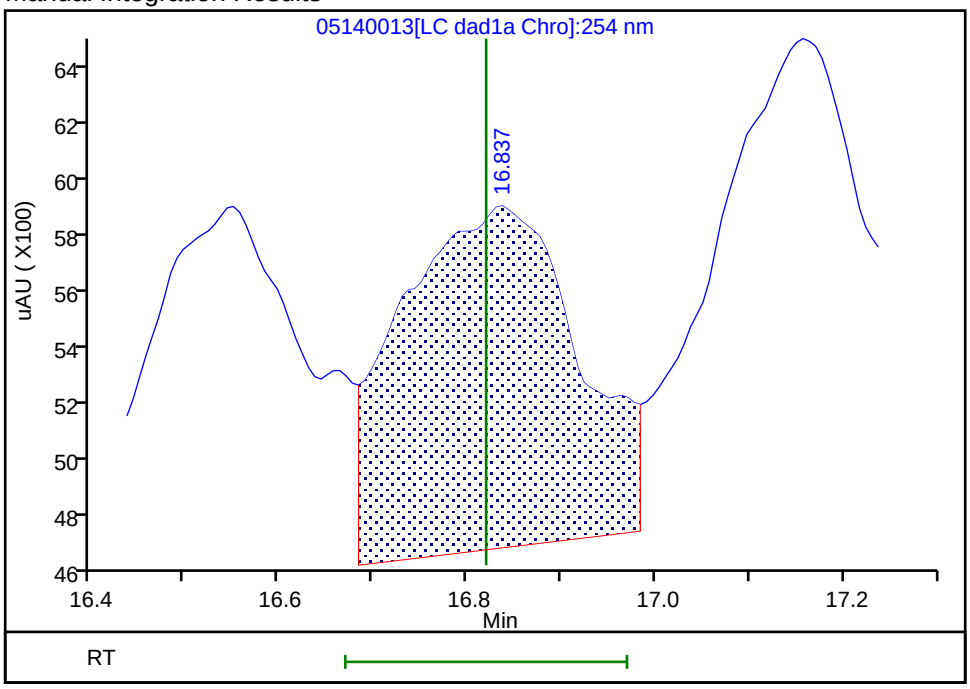

Reviewer: zhangji, 15-May-2020 11:22:04
Audit Action: Assigned New Baseline Audit Reason: Baseline

Manual Integration/User Assign Peak Report

Eurofins TestAmerica, Denver

Data File:	\\chromfs\denver\chromdata\g2_luna\20200514-91518.b\05140013.d				
Injection Date:	14-May-2020 19:46:37	Instrument ID:	CHHPLC_G2_LUNA		
Lims ID:	IC FULL 3				
Client ID:					
Operator ID:	CB	ALS Bottle#:	13	Worklist Smp#:	13
Injection Vol:	100.0 ul	Dil. Factor:	1.0000		
Method:	G2_8330_Luna	Limit Group:	GCSV - 8330		
Column:	Luna-Phenyl hexyl (4.60 mm)	Detector	LC DAD1A, 254 nm		

16 4-Amino-2,6-dinitrotoluene, CAS: 19406-51-0

Signal: 1

Processing Integration Results

RT: 17.16
Area: 21749
Amount: 0.062679
Amount Units: ug/ml

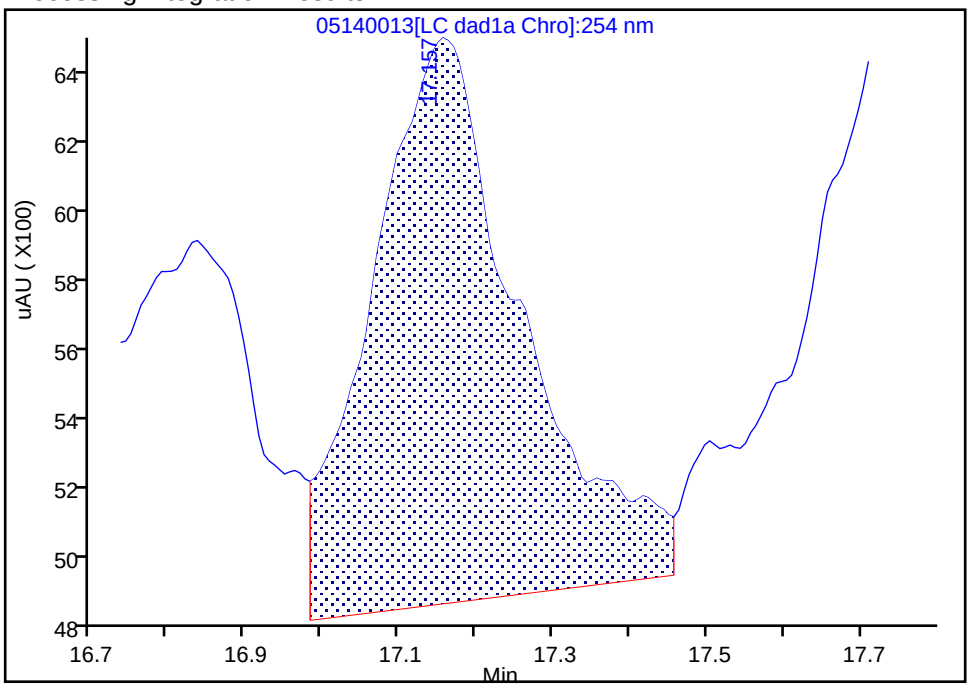

Manual Integration Results

RT: 17.16
Area: 22118
Amount: 0.064067
Amount Units: ug/ml

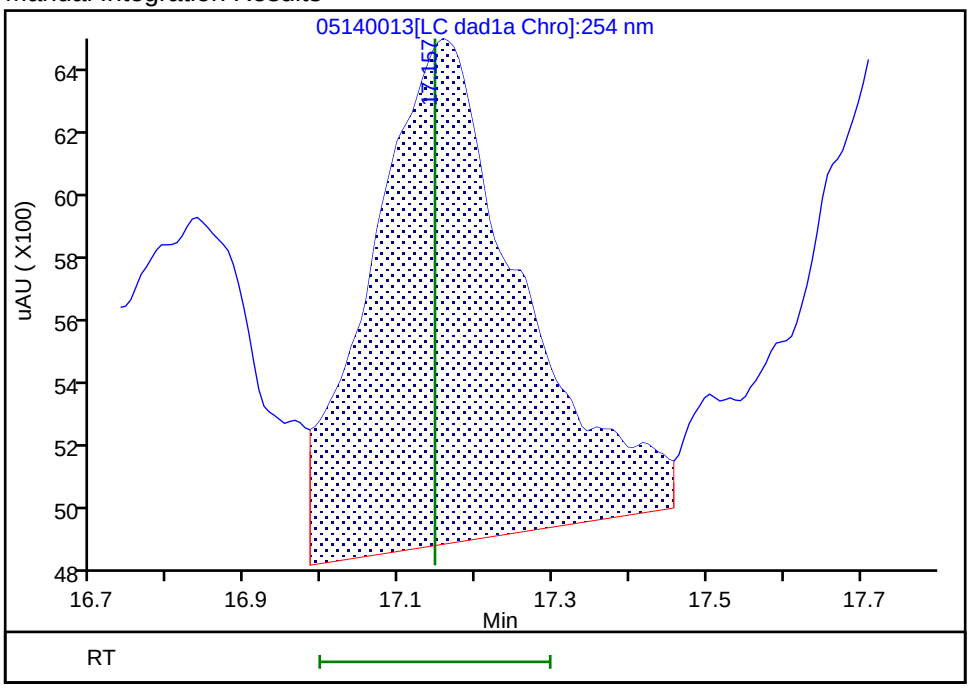

Reviewer: zhangji, 15-May-2020 11:22:04

Audit Action: Assigned New Baseline Audit Reason: Baseline

Manual Integration/User Assign Peak Report

Eurofins TestAmerica, Denver

Data File:	\\chromfs\denver\chromdata\g2_luna\20200514-91518.b\05140013.d				
Injection Date:	14-May-2020 19:46:37	Instrument ID:	CHHPLC_G2_LUNA		
Lims ID:	IC FULL 3				
Client ID:					
Operator ID:	CB	ALS Bottle#:	13	Worklist Smp#:	13
Injection Vol:	100.0 ul	Dil. Factor:	1.0000		
Method:	G2_8330_Luna	Limit Group:	GCSV - 8330		
Column:	Luna-Phenyl hexyl (4.60 mm)	Detector	LC DAD1A, 254 nm		

17 m-Nitrotoluene, CAS: 99-08-1

Signal: 1

Processing Integration Results

RT: 17.72
Area: 18317
Amount: 0.062732
Amount Units: ug/ml

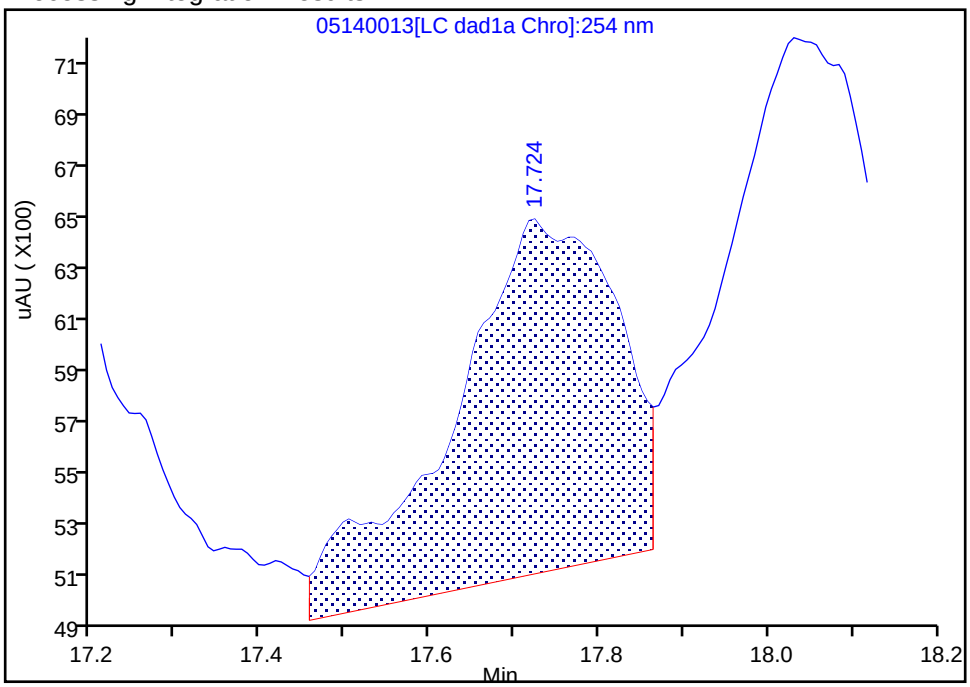

Manual Integration Results

RT: 17.72
Area: 19280
Amount: 0.064627
Amount Units: ug/ml

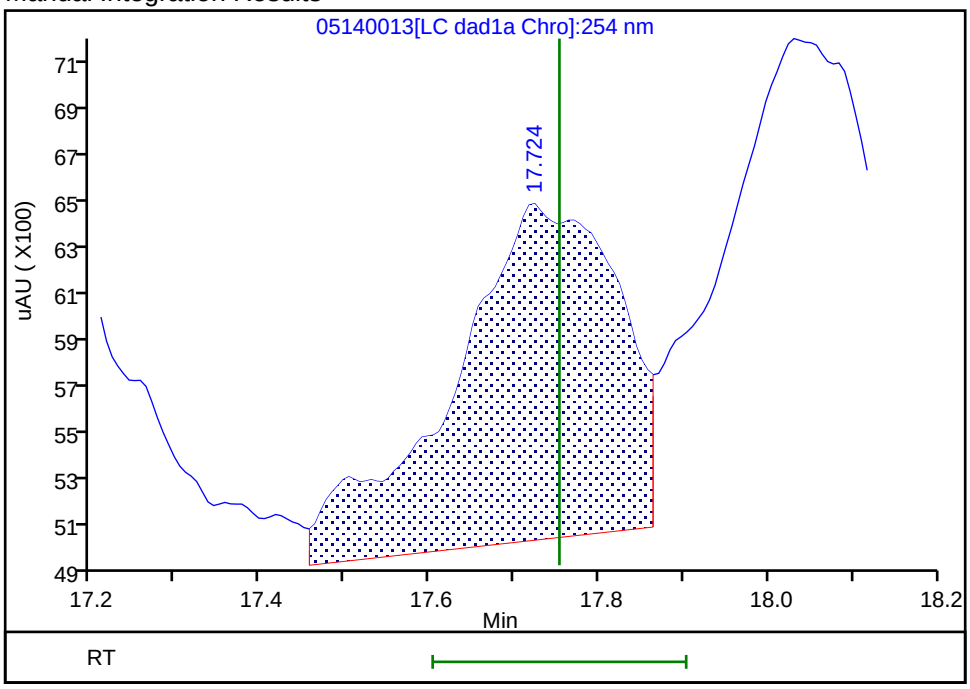

Reviewer: zhangji, 15-May-2020 11:22:04
Audit Action: Assigned New Baseline Audit Reason: Baseline

Manual Integration/User Assign Peak Report

Eurofins TestAmerica, Denver

Data File:	\\chromfs\denver\chromdata\g2_luna\20200514-91518.b\05140013.d				
Injection Date:	14-May-2020 19:46:37	Instrument ID:	CHHPLC_G2_LUNA		
Lims ID:	IC FULL 3				
Client ID:					
Operator ID:	CB	ALS Bottle#:	13	Worklist Smp#:	13
Injection Vol:	100.0 ul	Dil. Factor:	1.0000		
Method:	G2_8330_Luna	Limit Group:	GCSV - 8330		
Column:	Luna-Phenyl hexyl (4.60 mm)	Detector	LC DAD1A, 254 nm		

18 2-Amino-4,6-dinitrotoluene, CAS: 35572-78-2

Signal: 1

Processing Integration Results

RT: 18.03
Area: 27239
Amount: 0.055134
Amount Units: ug/ml

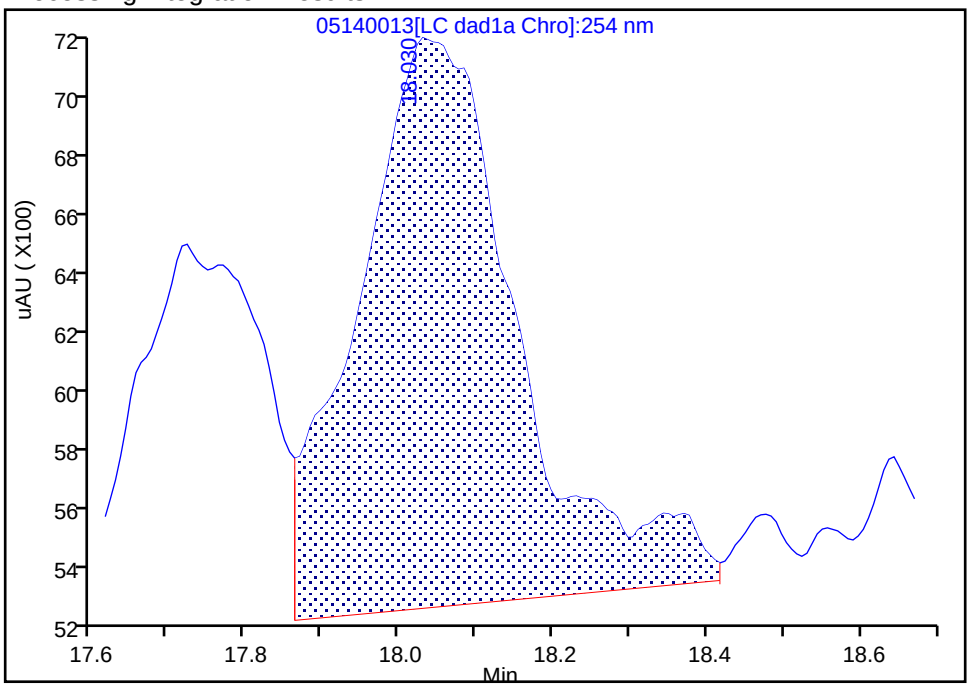

Manual Integration Results

RT: 18.03
Area: 28982
Amount: 0.062299
Amount Units: ug/ml

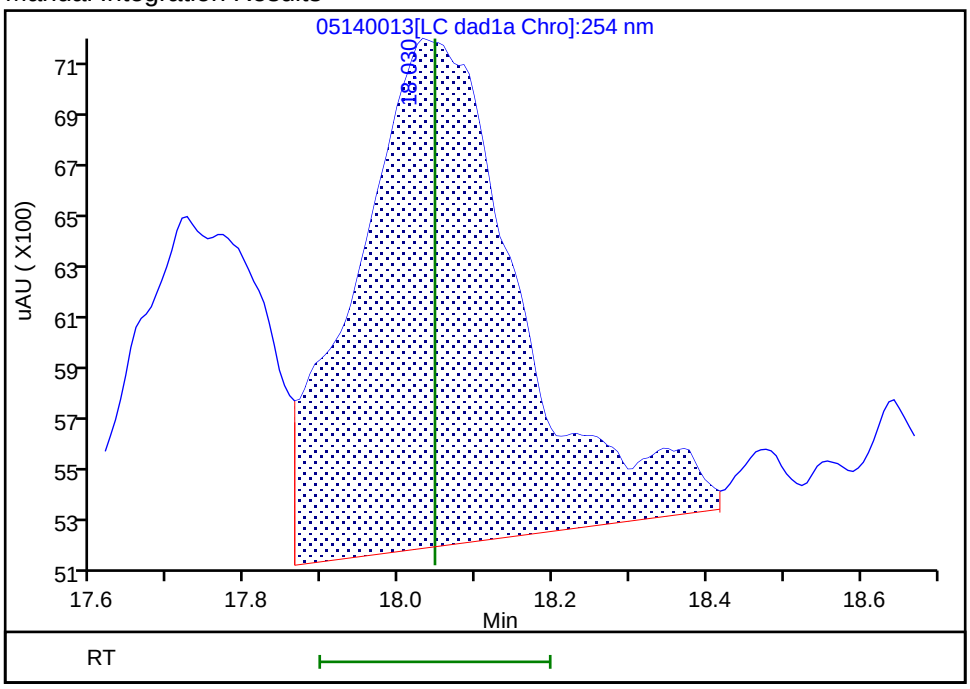

Reviewer: zhangji, 15-May-2020 11:22:04

Audit Action: Assigned New Baseline Audit Reason: Baseline

Manual Integration/User Assign Peak Report

Eurofins TestAmerica, Denver

Data File:	\\chromfs\denver\chromdata\g2_luna\20200514-91518.b\05140013.d				
Injection Date:	14-May-2020 19:46:37	Instrument ID:	CHHPLC_G2_LUNA		
Lims ID:	IC FULL 3				
Client ID:					
Operator ID:	CB	ALS Bottle#:	13	Worklist Smp#:	13
Injection Vol:	100.0 ul	Dil. Factor:	1.0000		
Method:	G2_8330_Luna	Limit Group:	GCSV - 8330		
Column:	Luna-Phenyl hexyl (4.60 mm)	Detector	LC DAD1A, 254 nm		

19 1,3,5-Trinitrobenzene, CAS: 99-35-4

Signal: 1

Processing Integration Results

RT: 18.86
Area: 25370
Amount: 0.053396
Amount Units: ug/ml

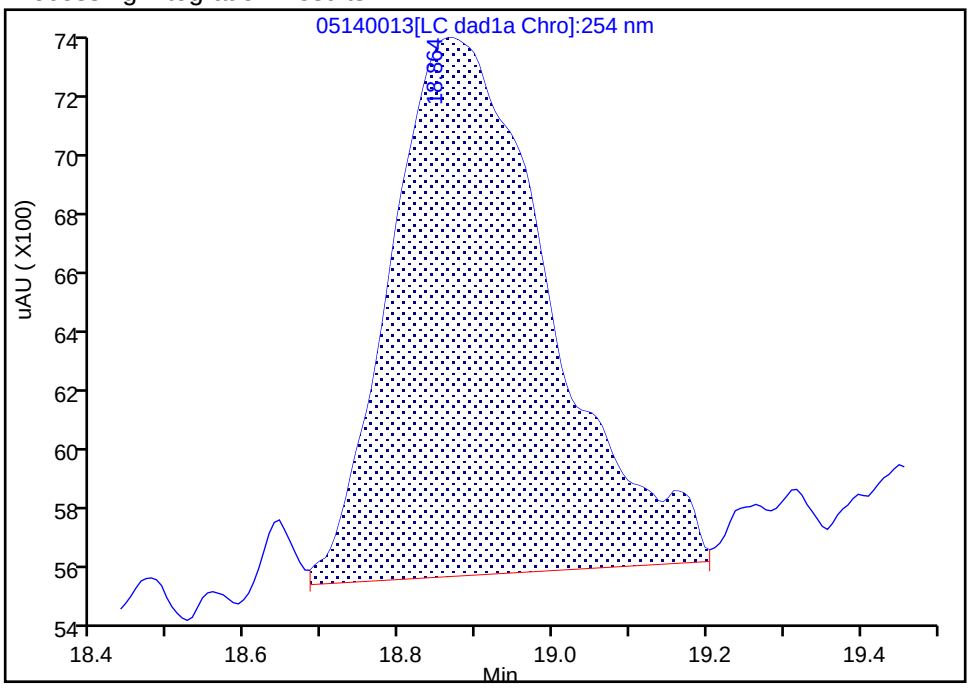

Manual Integration Results

RT: 18.86
Area: 26649
Amount: 0.056406
Amount Units: ug/ml

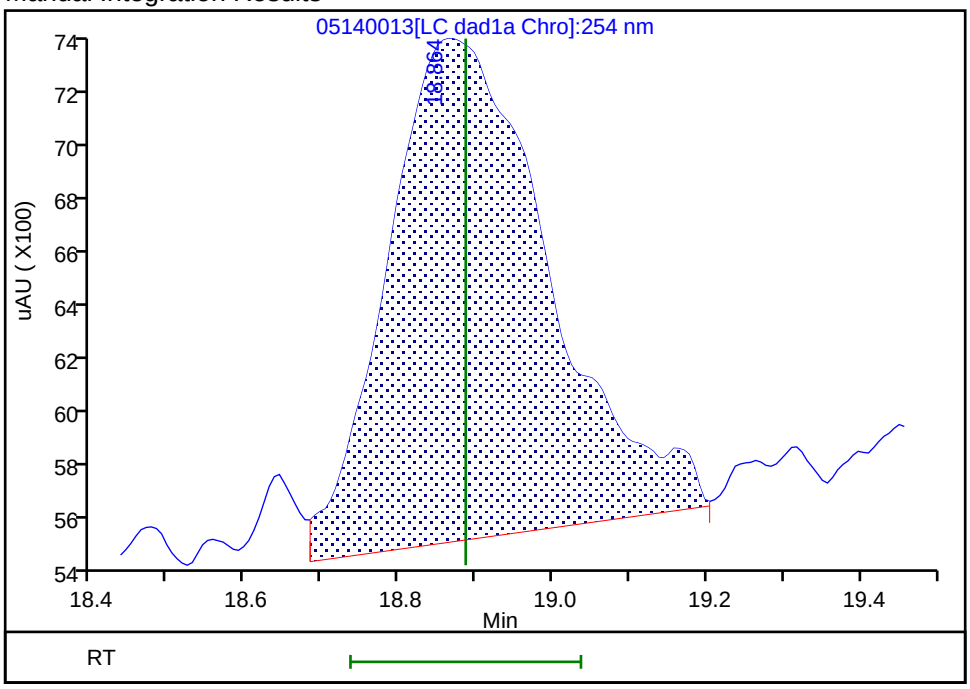

Reviewer: zhangji, 15-May-2020 11:22:04

Audit Action: Assigned New Baseline Audit Reason: Baseline

Manual Integration/User Assign Peak Report

Eurofins TestAmerica, Denver

Data File:	\\chromfs\denver\chromdata\g2_luna\20200514-91518.b\05140013.d				
Injection Date:	14-May-2020 19:46:37	Instrument ID:	CHHPLC_G2_LUNA		
Lims ID:	IC FULL 3				
Client ID:					
Operator ID:	CB	ALS Bottle#:	13	Worklist Smp#:	13
Injection Vol:	100.0 ul	Dil. Factor:	1.0000		
Method:	G2_8330_Luna	Limit Group:	GCSV - 8330		
Column:	Luna-Phenyl hexyl (4.60 mm)	Detector	LC DAD1A, 254 nm		

20 2,6-Dinitrotoluene, CAS: 606-20-2

Signal: 1

Processing Integration Results

RT: 19.82
Area: 19664
Amount: 0.057481
Amount Units: ug/ml

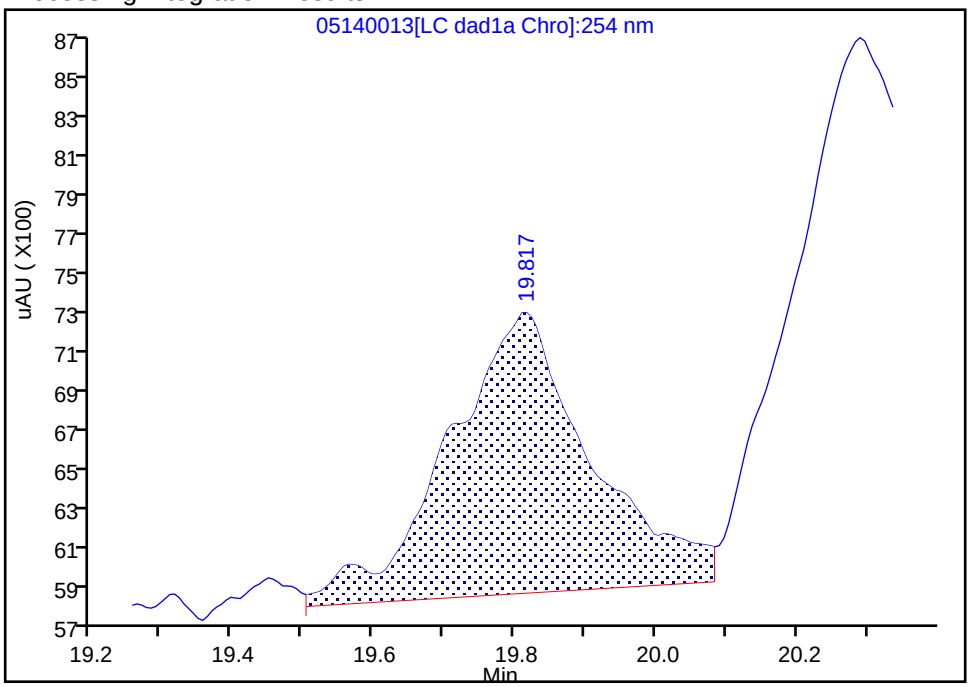

Manual Integration Results

RT: 19.82
Area: 19107
Amount: 0.050727
Amount Units: ug/ml

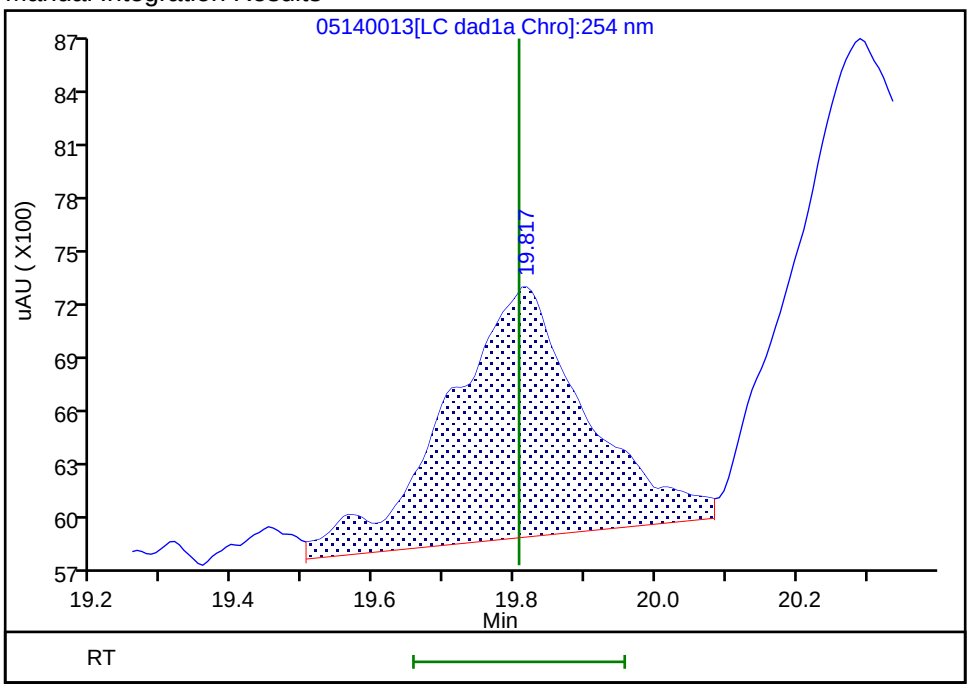

Reviewer: zhangji, 15-May-2020 11:22:04
Audit Action: Assigned New Baseline Audit Reason: Baseline

Manual Integration/User Assign Peak Report

Eurofins TestAmerica, Denver

Data File:	\\chromfs\denver\chromdata\g2_luna\20200514-91518.b\05140013.d				
Injection Date:	14-May-2020 19:46:37	Instrument ID:	CHHPLC_G2_LUNA		
Lims ID:	IC FULL 3				
Client ID:					
Operator ID:	CB	ALS Bottle#:	13	Worklist Smp#:	13
Injection Vol:	100.0 ul	Dil. Factor:	1.0000		
Method:	G2_8330_Luna	Limit Group:	GCSV - 8330		
Column:	Luna-Phenyl hexyl (4.60 mm)	Detector	LC DAD1A, 254 nm		

21 2,4-Dinitrotoluene, CAS: 121-14-2

Signal: 1

Processing Integration Results

RT: 20.29
Area: 41123
Amount: 0.062799
Amount Units: ug/ml

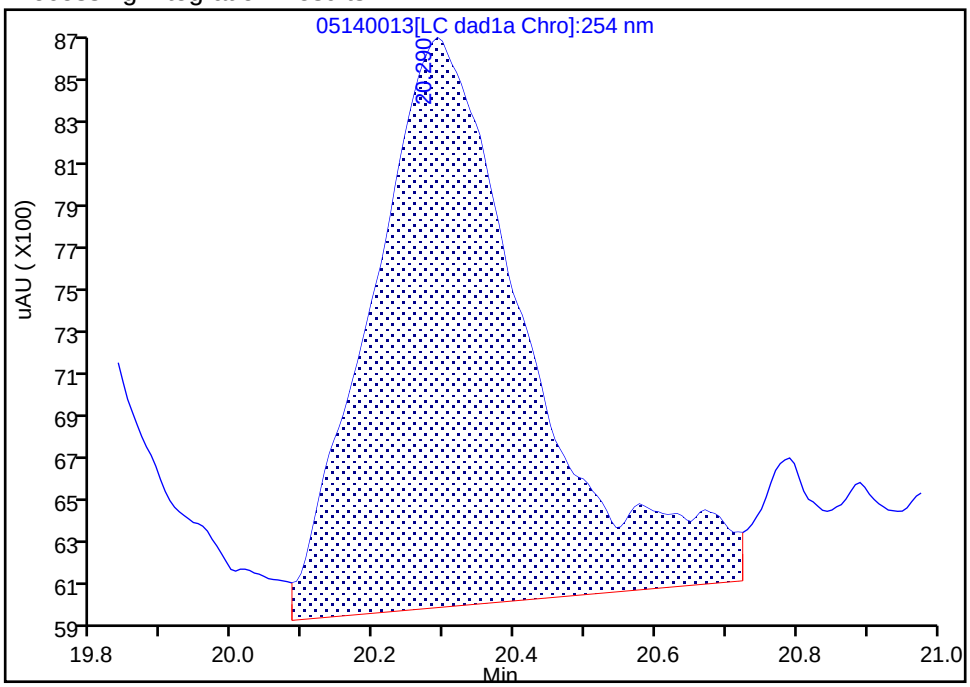

Manual Integration Results

RT: 20.29
Area: 37302
Amount: 0.058274
Amount Units: ug/ml

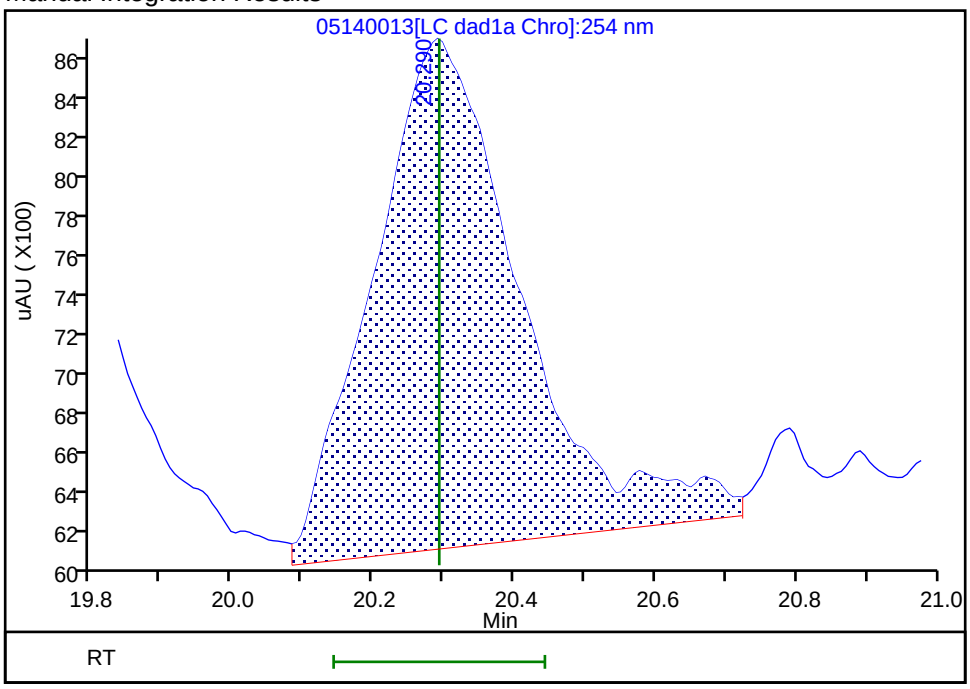

Reviewer: zhangji, 15-May-2020 11:22:04
Audit Action: Assigned New Baseline Audit Reason: Baseline

Manual Integration/User Assign Peak Report

Eurofins TestAmerica, Denver

Data File: \\chromfs\denver\chromdata\g2_luna\20200514-91518.b\05140013.d
Injection Date: 14-May-2020 19:46:37 Instrument ID: CHHPLC_G2_LUNA
Lims ID: IC FULL 3
Client ID:
Operator ID: CB ALS Bottle#: 13 Worklist Smp#: 13
Injection Vol: 100.0 ul Dil. Factor: 1.0000
Method: G2_8330_Luna Limit Group: GCSV - 8330
Column: Detector LC DAD1B, 215 nm

24 PETN, CAS: 78-11-5

Signal: 1

Processing Integration Results

RT: 25.28
Area: 109947
Amount: 0.773174
Amount Units: ug/ml

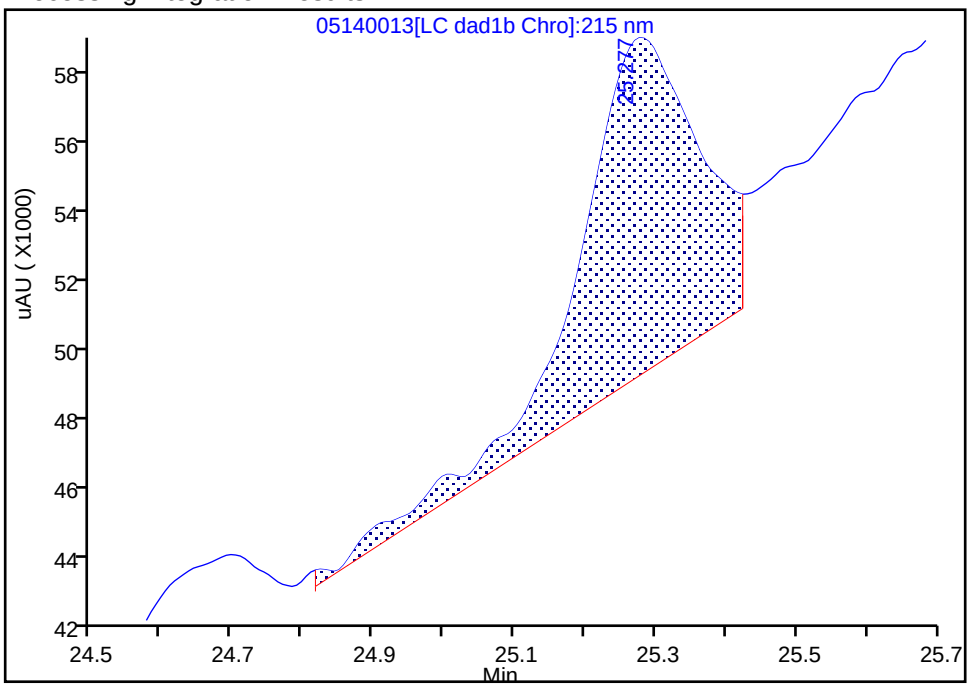

Manual Integration Results

RT: 25.28
Area: 102120
Amount: 0.578199
Amount Units: ug/ml

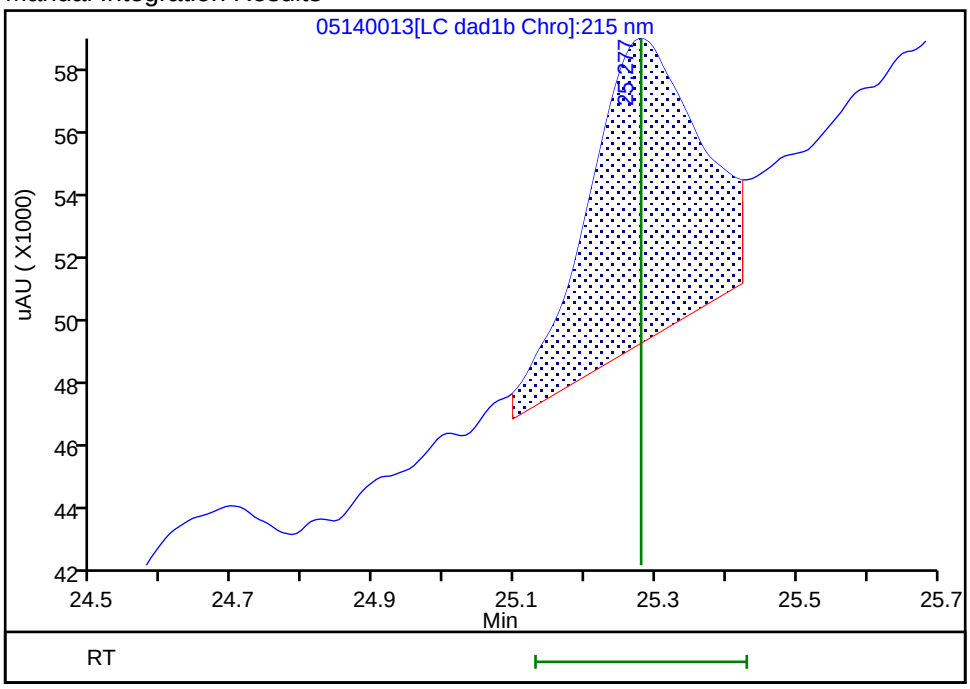

Reviewer: zhangji, 15-May-2020 11:24:48
Audit Action: Split an Integrated Peak Audit Reason: Peak Tail

Eurofins TestAmerica, Denver
Target Compound Quantitation Report

Data File: \\chromfs\Denver\ChromData\G2_LUNA\20200514-91518.b\05140014.D
Lims ID: IC FULL 2
Client ID:
Sample Type: IC Calib Level: 2
Inject. Date: 14-May-2020 20:21:33 ALS Bottle#: 14 Worklist Smp#: 14
Injection Vol: 100.0 ul Dil. Factor: 1.0000
Sample Info: IC FULL 2
Misc. Info.: 280-0091518-014
Operator ID: CB Instrument ID: CHHPLC_G2_LUNA
Sublist: chrom-G2_8330_Luna*sub6

Method: \\chromfs\Denver\ChromData\G2_LUNA\20200514-91518.b\G2_8330_Luna.m
Limit Group: GCSV - 8330
Last Update: 15-May-2020 12:00:58 Calib Date: 15-May-2020 02:11:20
Integrator: Falcon
Quant Method: External Standard Quant By: Initial Calibration
Last ICal File: \\chromfs\Denver\ChromData\G2_LUNA\20200514-91518.b\05140024.D

Column 1 : Luna-Phenyl hexyl (4.60 mm) Det: LC DAD1A, 254 nm
Process Host: CTX0318

First Level Reviewer: zhangji Date: 15-May-2020 11:22:32

Compound	Det	RT (min.)	Exp RT (min.)	Dlt RT (min.)	Response	Cal Amt ug/ml	OnCol Amt ug/ml	Flags
1 2,6-diamino-4-nitrotoluene	1	4.375	4.366	0.009	10106	0.0200	0.0235	
2 2,4-diamino-6-nitrotoluene	1	4.855	4.880	-0.025	9147	0.0200	0.0152	
5 2,4,6-Trinitrophenol	1	6.322	6.300	0.022	5683	0.0250	0.0293	a
6 HMX	1	6.982	6.986	-0.004	10018	0.0250	0.0265	
8 RDX	1	9.095	9.173	-0.078	6286	0.0250	0.0257	
9 Nitrobenzene	1	12.095	12.106	-0.011	10325	0.0251	0.0235	
$ 10 1,2-Dinitrobenzene	1	13.022	13.040	-0.018	8436	0.0250	0.0238	M
11 3,5-Dinitroaniline	1	14.862	14.886	-0.024	12305	0.0200	0.0197	
12 1,3-Dinitrobenzene	1	15.542	15.553	-0.011	16280	0.0251	0.0241	
13 Nitroglycerin	2	15.855	15.853	0.002	26546	0.2500	0.2093	
14 o-Nitrotoluene	1	16.515	16.533	-0.018	6812	0.0250	0.0250	
15 p-Nitrotoluene	1	16.795	16.820	-0.025	5374	0.0251	0.0223	
16 4-Amino-2,6-dinitrotoluene	1	17.155	17.146	0.009	9369	0.0250	0.0271	
17 m-Nitrotoluene	1	17.748	17.753	-0.005	6920	0.0250	0.0232	
18 2-Amino-4,6-dinitrotoluene	1	18.048	18.046	0.002	10376	0.0251	0.0223	
19 1,3,5-Trinitrobenzene	1	18.855	18.886	-0.031	10822	0.0251	0.0229	
20 2,6-Dinitrotoluene	1	19.828	19.806	0.022	11618	0.0251	0.0248	
21 2,4-Dinitrotoluene	1	20.295	20.293	0.002	16811	0.0251	0.0263	
22 Tetryl	1	23.529	23.553	-0.024	9874	0.0251	0.0268	
23 2,4,6-Trinitrotoluene	1	24.682	24.653	0.029	11547	0.0251	0.0209	
24 PETN	2	25.282	25.280	0.002	20453	0.2500	-0.0535	M

QC Flag Legend

Review Flags

M - Manually Integrated

a - User Assigned ID

Reagents:

8330IntermStk_00064	Amount Added:	2.50	Units: uL
8330_ADDs_00026	Amount Added:	1.00	Units: uL

Report Date: 15-May-2020 12:00:59 Chrom Revision: 2.3 05-May-2020 17:48:18

Eurofins TestAmerica, Denver

Data File: \\chromfs\denver\chromdata\g2_luna\20200514-91518.b\05140014.d

Injection Date:	14-May-2020 20:21:33	Instrument ID:	CHHPLC_G2_LUNA	Operator ID:	CB
Lims ID:	IC FULL 2			Worklist Smp#:	14
Client ID:					
Injection Vol:	100.0 ul	Dil. Factor:	1.0000	ALS Bottle#:	14
Method:	G2_8330_Luna	Limit Group:	GCSV - 8330		

Column: Luna-Phenyl hexyl (4.60 mm) Y Scaling: Method Defined: Scale to the Nth Largest Peak: 1

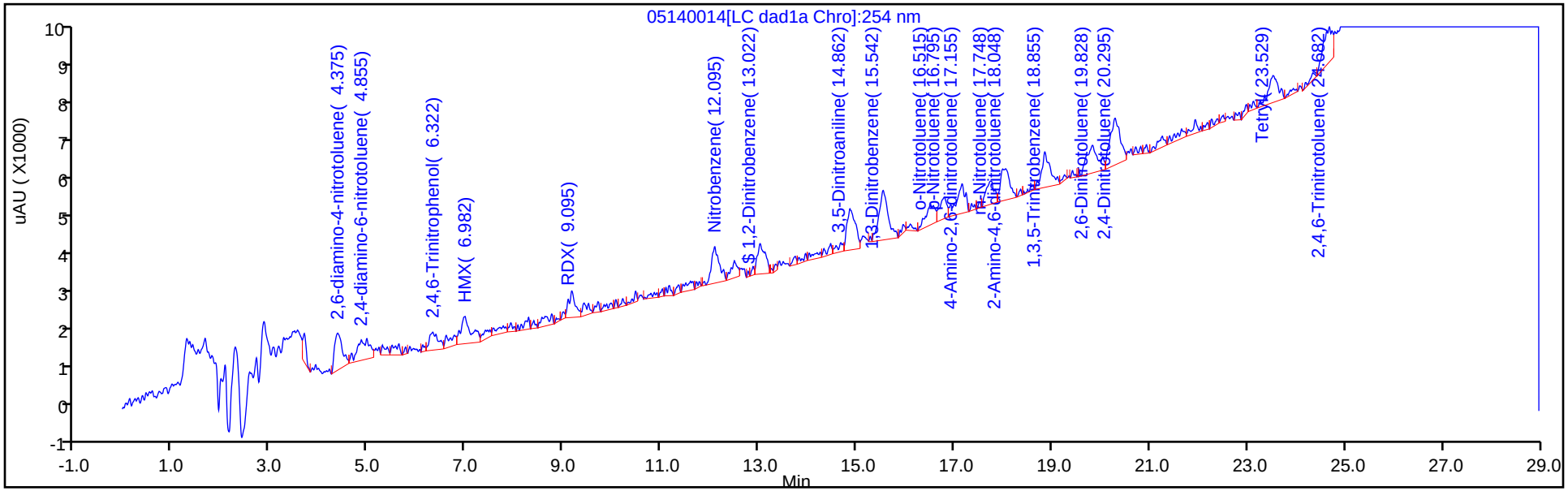

Y Scaling: Method Defined: Scale to the Nth Largest Peak: 1

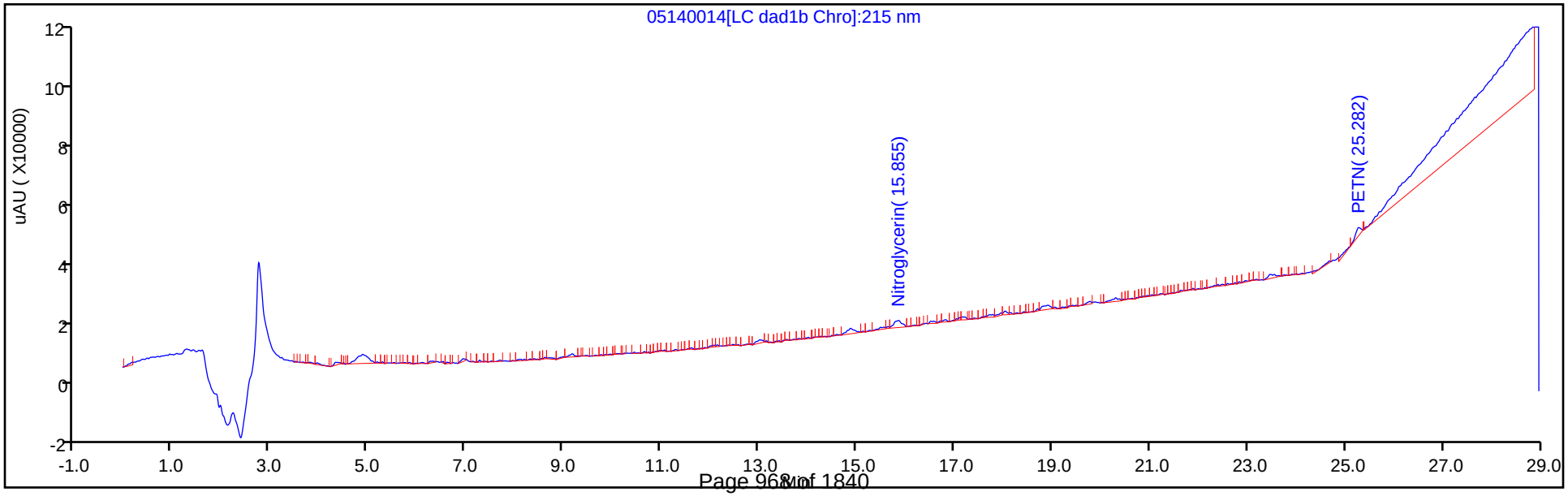

Manual Integration/User Assign Peak Report

Eurofins TestAmerica, Denver

Data File:	\\chromfs\denver\chromdata\g2_luna\20200514-91518.b\05140014.d				
Injection Date:	14-May-2020 20:21:33	Instrument ID:	CHHPLC_G2_LUNA		
Lims ID:	IC FULL 2				
Client ID:					
Operator ID:	CB	ALS Bottle#:	14	Worklist Smp#:	14
Injection Vol:	100.0 ul	Dil. Factor:	1.0000		
Method:	G2_8330_Luna	Limit Group:	GCSV - 8330		
Column:	Luna-Phenyl hexyl (4.60 mm)	Detector	LC DAD1A, 254 nm		

5 2,4,6-Trinitrophenol, CAS: 88-89-1

Signal: 1

Not Detected
Expected RT: 6.30

Processing Integration Results

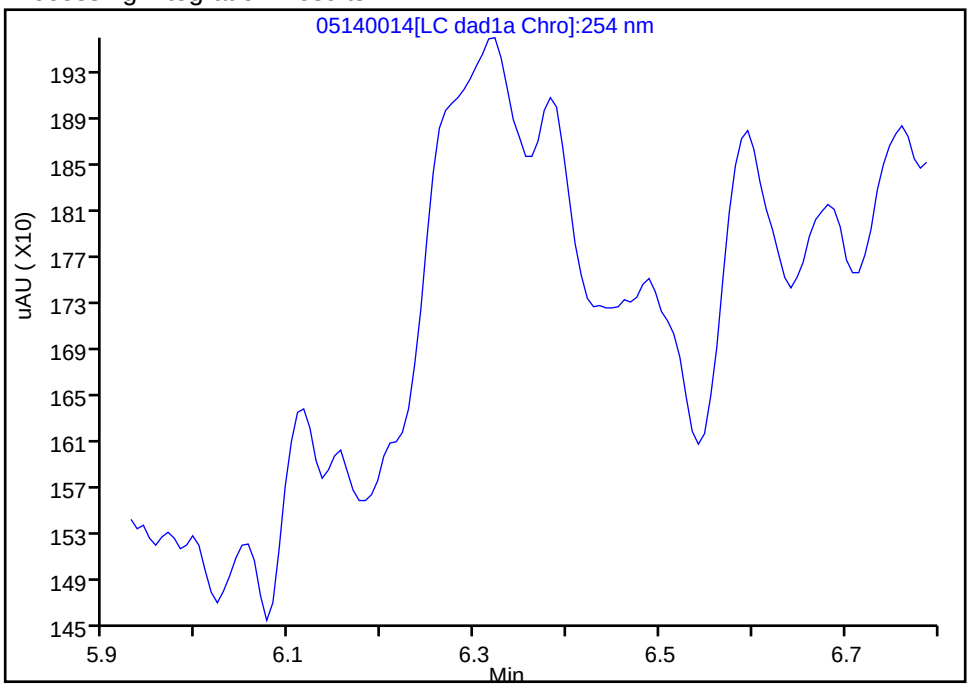

Manual Integration Results

RT: 6.32
Area: 5683
Amount: 0.029323
Amount Units: ug/ml

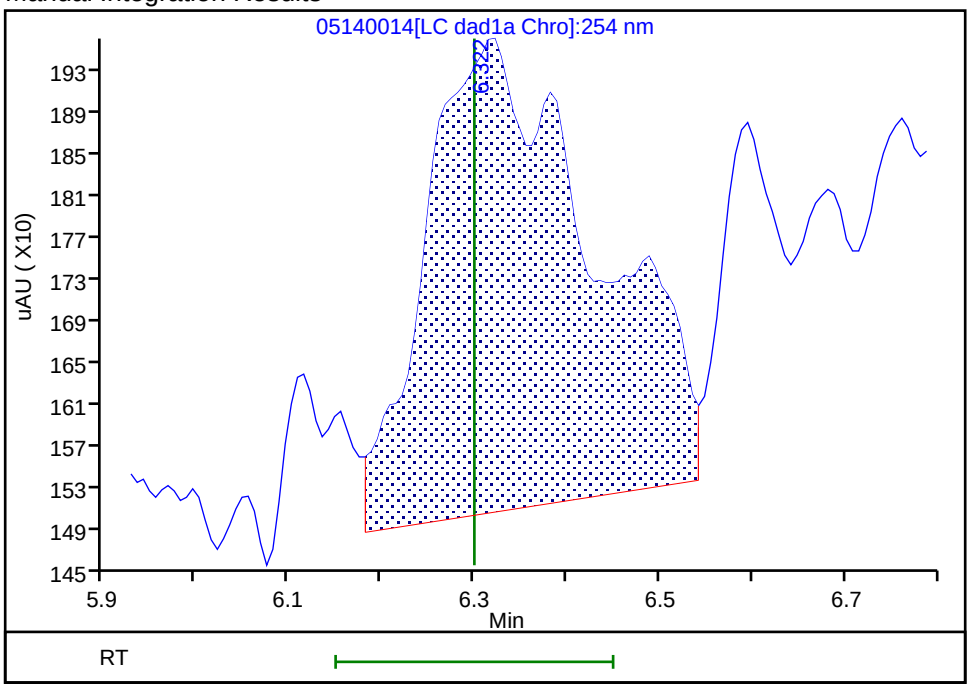

Reviewer: zhangji, 15-May-2020 11:22:29
Audit Action: Assigned Compound ID Audit Reason:

Manual Integration/User Assign Peak Report

Eurofins TestAmerica, Denver

Data File: \\chromfs\denver\chromdata\g2_luna\20200514-91518.b\05140014.d
Injection Date: 14-May-2020 20:21:33 Instrument ID: CHHPLC_G2_LUNA
Lims ID: IC FULL 2
Client ID:
Operator ID: CB ALS Bottle#: 14 Worklist Smp#: 14
Injection Vol: 100.0 ul Dil. Factor: 1.0000
Method: G2_8330_Luna Limit Group: GCSV - 8330
Column: Luna-Phenyl hexyl (4.60 mm) Detector LC DAD1A, 254 nm

$ 10 1,2-Dinitrobenzene, CAS: 528-29-0

Signal: 1

Processing Integration Results

RT: 13.02
Area: 8831
Amount: 0.029561
Amount Units: ug/ml

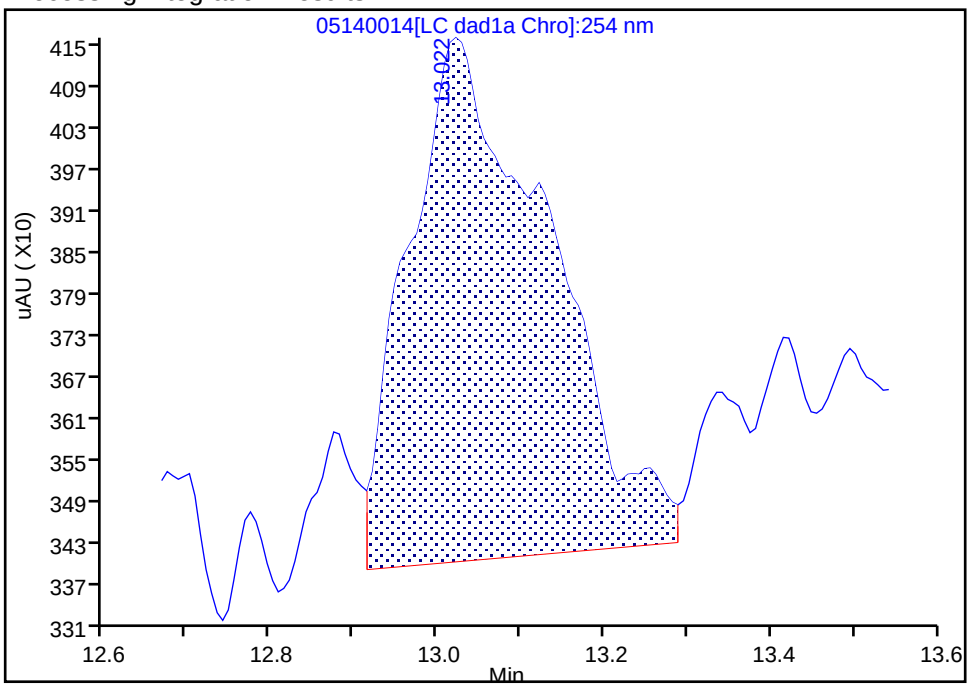

Manual Integration Results

RT: 13.02
Area: 8436
Amount: 0.023796
Amount Units: ug/ml

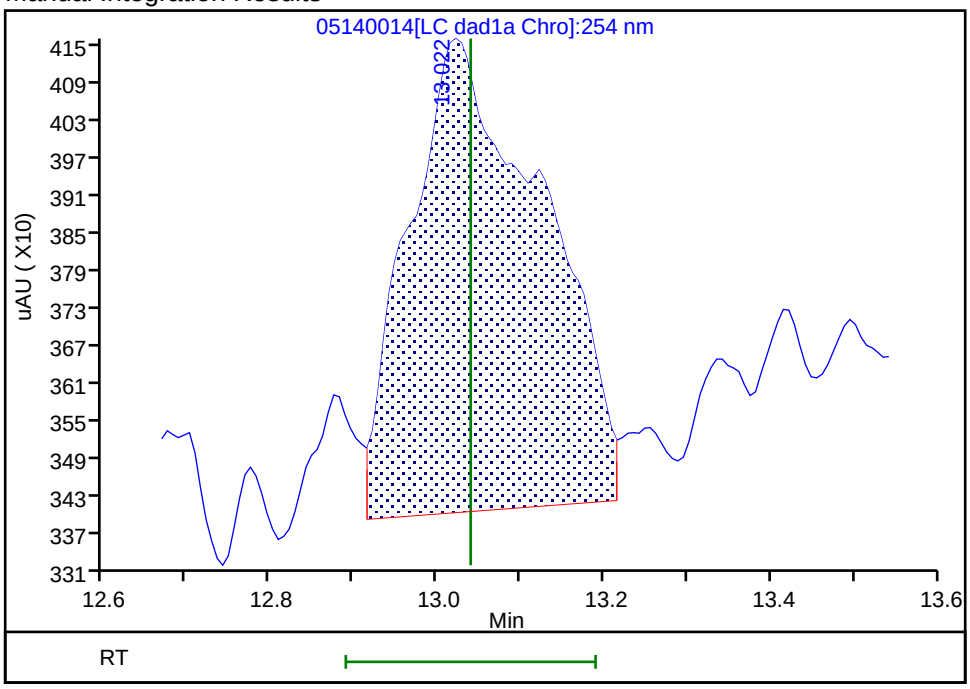

Reviewer: zhangji, 15-May-2020 11:35:34
Audit Action: Split an Integrated Peak Audit Reason: Split Peak

Manual Integration/User Assign Peak Report

Eurofins TestAmerica, Denver

Data File: \\chromfs\denver\chromdata\g2_luna\20200514-91518.b\05140014.d
Injection Date: 14-May-2020 20:21:33 Instrument ID: CHHPLC_G2_LUNA
Lims ID: IC FULL 2
Client ID:
Operator ID: CB ALS Bottle#: 14 Worklist Smp#: 14
Injection Vol: 100.0 ul Dil. Factor: 1.0000
Method: G2_8330_Luna Limit Group: GCSV - 8330
Column: Detector LC DAD1B, 215 nm

24 PETN, CAS: 78-11-5

Signal: 1

Processing Integration Results

RT: 25.28
Area: 31007
Amount: 0.129673
Amount Units: ug/ml

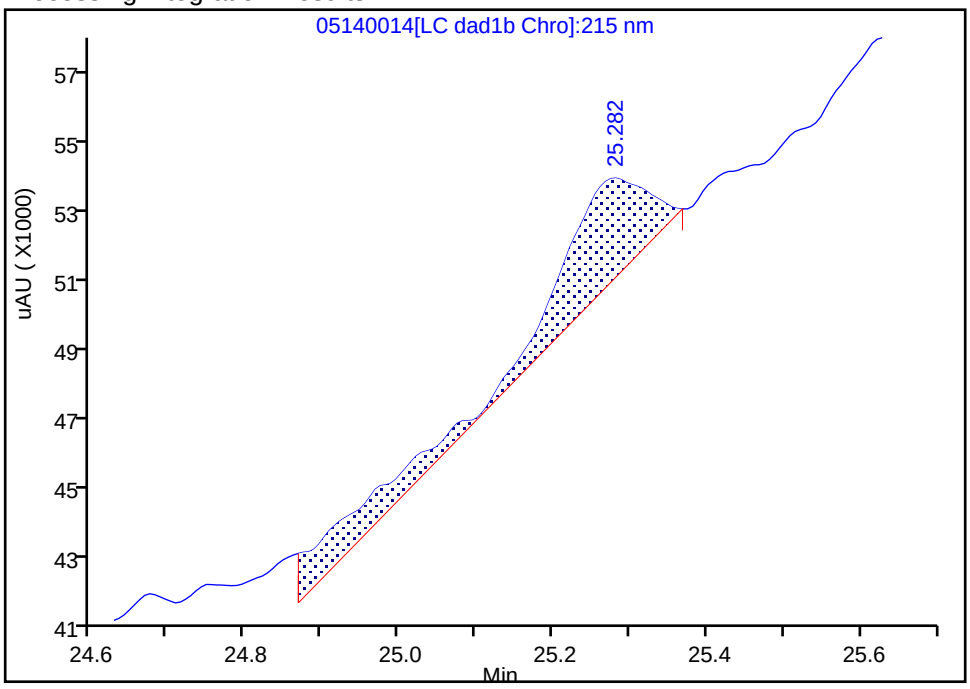

Manual Integration Results

RT: 25.28
Area: 20453
Amount: -0.053470
Amount Units: ug/ml

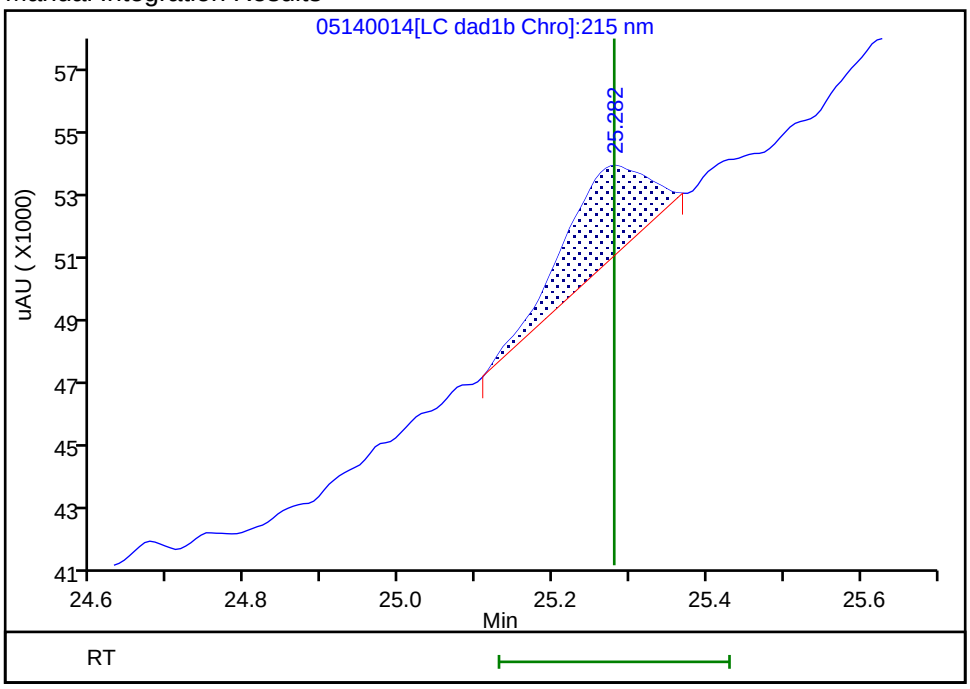

Reviewer: zhangji, 15-May-2020 11:24:34
Audit Action: Split an Integrated Peak Audit Reason: Split Peak

Eurofins TestAmerica, Denver
Target Compound Quantitation Report

Data File: \\chromfs\Denver\ChromData\G2_LUNA\20200514-91518.b\05140015.D
Lims ID: IC FULL 1
Client ID:
Sample Type: IC Calib Level: 1
Inject. Date: 14-May-2020 20:56:30 ALS Bottle#: 15 Worklist Smp#: 15
Injection Vol: 100.0 ul Dil. Factor: 1.0000
Sample Info: IC FULL 1
Misc. Info.: 280-0091518-015
Operator ID: CB Instrument ID: CHHPLC_G2_LUNA
Sublist: chrom-G2_8330_Luna*sub6

Method: \\chromfs\Denver\ChromData\G2_LUNA\20200514-91518.b\G2_8330_Luna.m
Limit Group: GCSV - 8330
Last Update: 15-May-2020 12:00:59 Calib Date: 15-May-2020 02:11:20
Integrator: Falcon
Quant Method: External Standard Quant By: Initial Calibration
Last ICal File: \\chromfs\Denver\ChromData\G2_LUNA\20200514-91518.b\05140024.D

Column 1 : Luna-Phenyl hexyl (4.60 mm) Det: LC DAD1A, 254 nm
Process Host: CTX0318

First Level Reviewer: zhangji Date: 15-May-2020 11:24:04

Compound	Det	RT (min.)	Exp RT (min.)	Dlt RT (min.)	Response	Cal Amt ug/ml	OnCol Amt ug/ml	Flags
1 2,6-diamino-4-nitrotoluene	1		4.366			ND	ND	U
2 2,4-diamino-6-nitrotoluene	1		4.880			ND	ND	U
5 2,4,6-Trinitrophenol	1		6.300			ND	ND	U
6 HMX	1		6.986			ND	ND	U
8 RDX	1		9.173			ND	ND	U
9 Nitrobenzene	1		12.106			ND	ND	U
$ 10 1,2-Dinitrobenzene	1		13.040			ND	ND	U
11 3,5-Dinitroaniline	1		14.886			ND	ND	U
12 1,3-Dinitrobenzene	1		15.553			ND	ND	U
13 Nitroglycerin	2		15.853			ND	ND	U
14 o-Nitrotoluene	1		16.533			ND	ND	U
15 p-Nitrotoluene	1		16.820			ND	ND	U
16 4-Amino-2,6-dinitrotoluene	1		17.146			ND	ND	U
17 m-Nitrotoluene	1		17.753			ND	ND	U
18 2-Amino-4,6-dinitrotoluene	1		18.046			ND	ND	U
19 1,3,5-Trinitrobenzene	1		18.886			ND	ND	U
20 2,6-Dinitrotoluene	1	19.755	19.806	-0.051	4758	0.0126	0.001113	M
21 2,4-Dinitrotoluene	1	20.295	20.293	0.002	7990	0.0126	0.0125	M
22 Tetryl	1		23.553			ND	ND	U
23 2,4,6-Trinitrotoluene	1		24.653			ND	ND	U
24 PETN	2		25.280			ND	ND	U

QC Flag Legend

Processing Flags

ND - Not Detected or Marked ND

Review Flags
M - Manually Integrated
U - Marked Undetected

Reagents:

8330IntermStk_00064	Amount Added:	1.25	Units: uL
8330_ADDs_00026	Amount Added:	0.50	Units: uL

Report Date: 15-May-2020 12:00:59 Chrom Revision: 2.3 05-May-2020 17:48:18

Eurofins TestAmerica, Denver

Data File: \\chromfs\denver\chromdata\g2_luna\20200514-91518.b\05140015.d

Injection Date:	14-May-2020 20:56:30	Instrument ID:	CHHPLC_G2_LUNA	Operator ID:	CB
Lims ID:	IC FULL 1			Worklist Smp#:	15
Client ID:					
Injection Vol:	100.0 ul	Dil. Factor:	1.0000	ALS Bottle#:	15
Method:	G2_8330_Luna	Limit Group:	GCSV - 8330		

Column: Luna-Phenyl hexyl (4.60 mm) Y Scaling: Method Defined: Scale to the Nth Largest Peak: 1

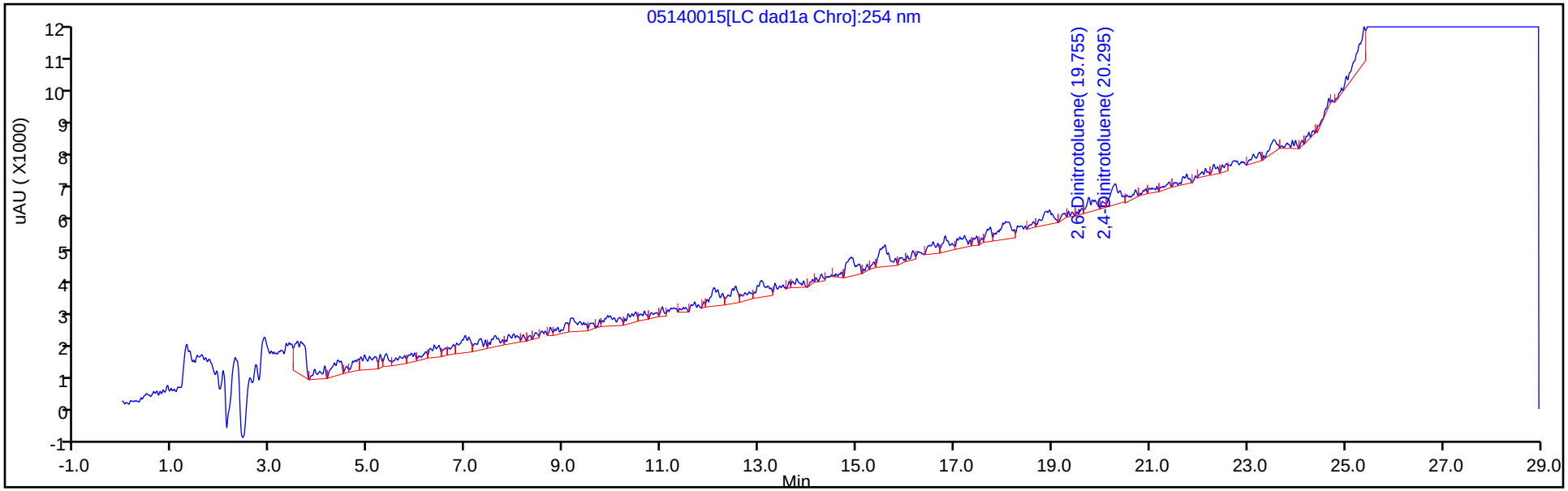

Y Scaling: Method Defined: Scale to the Nth Largest Peak: 1

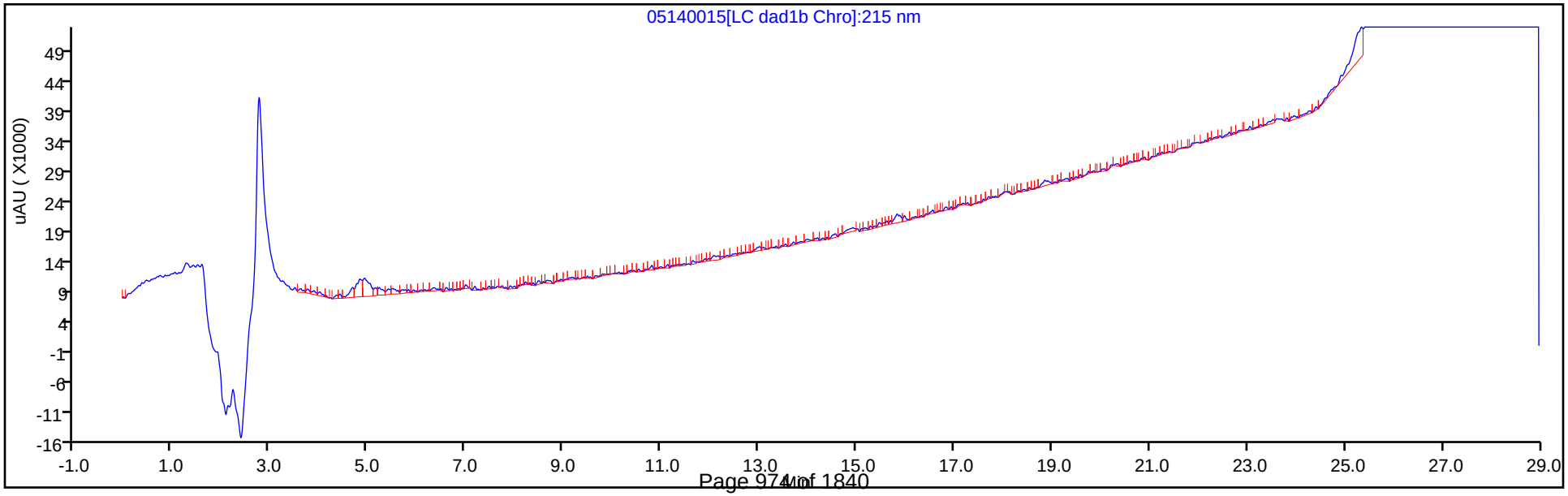

Manual Integration/User Assign Peak Report

Eurofins TestAmerica, Denver

Data File:	\\chromfs\denver\chromdata\g2_luna\20200514-91518.b\05140015.d				
Injection Date:	14-May-2020 20:56:30	Instrument ID:	CHHPLC_G2_LUNA		
Lims ID:	IC FULL 1				
Client ID:					
Operator ID:	CB	ALS Bottle#:	15	Worklist Smp#:	15
Injection Vol:	100.0 ul	Dil. Factor:	1.0000		
Method:	G2_8330_Luna	Limit Group:	GCSV - 8330		
Column:	Luna-Phenyl hexyl (4.60 mm)	Detector	LC DAD1A, 254 nm		

20 2,6-Dinitrotoluene, CAS: 606-20-2

Signal: 1

Processing Integration Results

RT: 19.76
Area: 5064
Amount: 0.014857
Amount Units: ug/ml

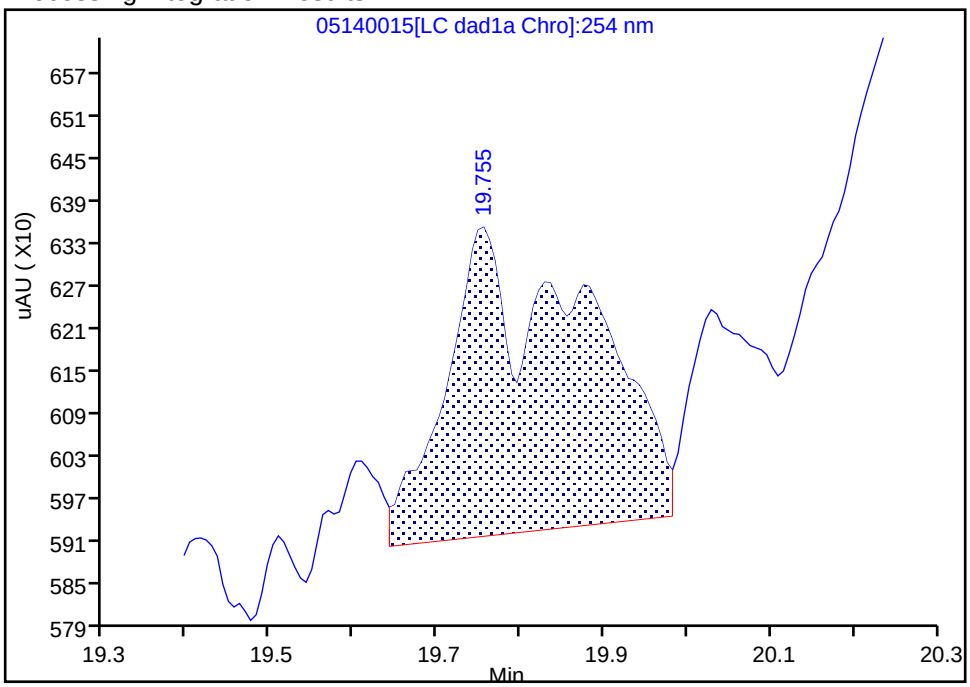

Manual Integration Results

RT: 19.76
Area: 4758
Amount: 0.001113
Amount Units: ug/ml

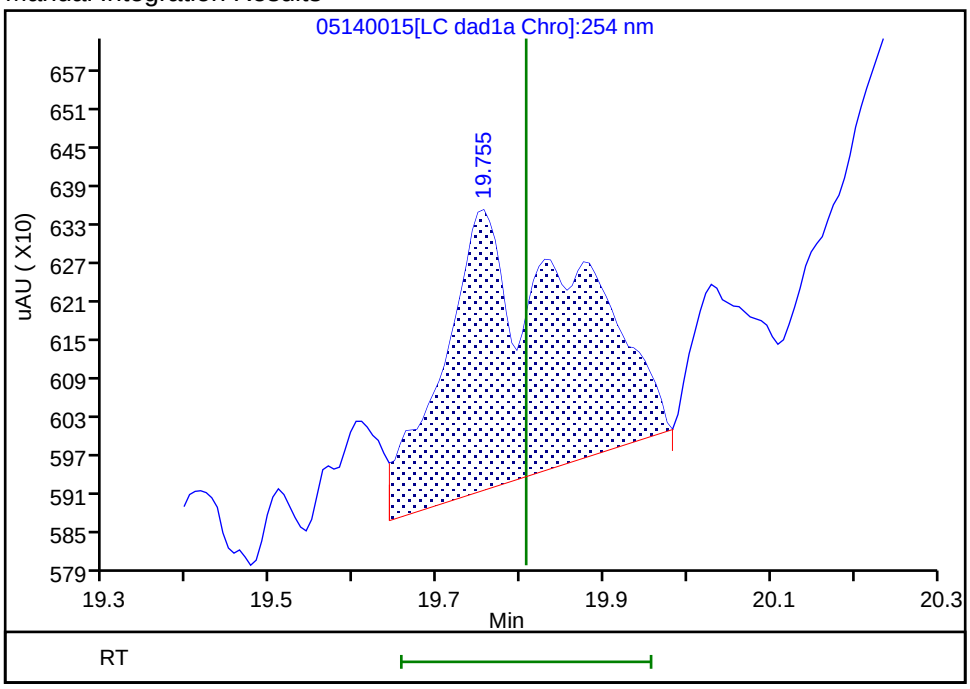

Reviewer: zhangji, 15-May-2020 11:30:41
Audit Action: Assigned New Baseline Audit Reason: Baseline

Manual Integration/User Assign Peak Report

Eurofins TestAmerica, Denver

Data File:	\\chromfs\denver\chromdata\g2_luna\20200514-91518.b\05140015.d				
Injection Date:	14-May-2020 20:56:30	Instrument ID:	CHHPLC_G2_LUNA		
Lims ID:	IC FULL 1				
Client ID:					
Operator ID:	CB	ALS Bottle#:	15	Worklist Smp#:	15
Injection Vol:	100.0 ul	Dil. Factor:	1.0000		
Method:	G2_8330_Luna	Limit Group:	GCSV - 8330		
Column:	Luna-Phenyl hexyl (4.60 mm)	Detector	LC DAD1A, 254 nm		

21 2,4-Dinitrotoluene, CAS: 121-14-2

Signal: 1

Processing Integration Results

RT: 20.30
Area: 8698
Amount: 0.013456
Amount Units: ug/ml

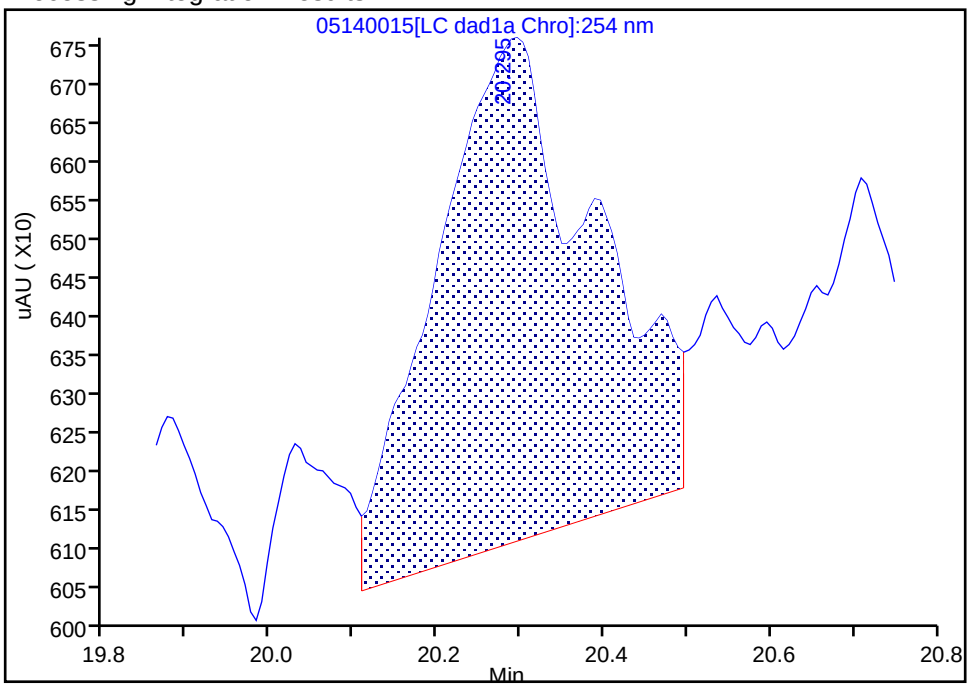

Manual Integration Results

RT: 20.30
Area: 7990
Amount: 0.012482
Amount Units: ug/ml

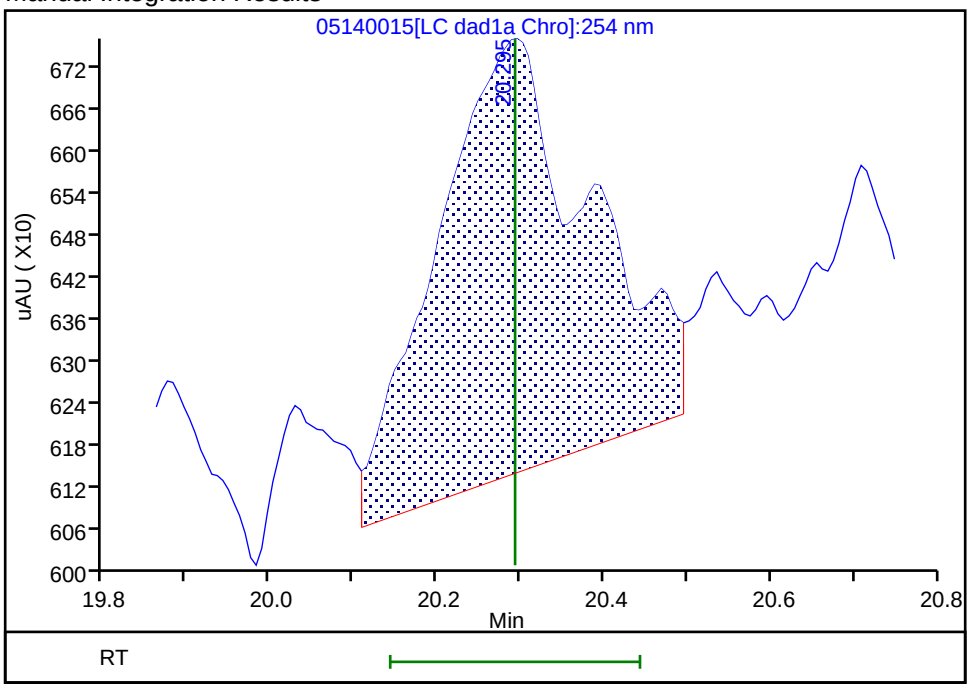

Reviewer: zhangji, 15-May-2020 11:30:41

Audit Action: Assigned New Baseline Audit Reason: Baseline

FORM VI
HPLC/IC BY EXTERNAL STANDARD - INITIAL CALIBRATION DATA
RETENTION TIME SUMMARY

Lab Name: Eurofins TestAmerica, Denver Job No.: 280-137110-1 Analy Batch No.: 494886

SDG No.:

Instrument ID: CHHPLC_G2_LUNA GC Column: Luna-phenyl ID: 4.6(mm) Heated Purge: (Y/N) N

Calibration Start Date: 05/14/2020 22:06 Calibration End Date: 05/15/2020 02:46 Calibration ID: 44235

Calibration Files:

LEVEL:	LAB SAMPLE ID:	LAB FILE ID:
Level 1	IC 280-494886/24	05140024.D
Level 2	IC 280-494886/23	05140023.D
Level 3	IC 280-494886/22	05140022.D
Level 4	IC 280-494886/21	05140021.D
Level 5	IC 280-494886/20	05140020.D
Level 6	IC 280-494886/19	05140019.D
Level 7	IC 280-494886/18	05140018.D
Level 8	IC 280-494886/17	05140017.D

ANALYTE	LVL 1	LVL 2	LVL 3	LVL 4	LVL 5	LVL 6	LVL 7	LVL 8			RT WINDOW	AVG RT
TNX	5.430	5.411	5.420	5.417	5.419	5.416	5.408	5.395			5.267 - 5.567	5.415
DNX	6.217	6.224	6.226	6.231	6.226	6.223	6.214	6.202			6.081 - 6.381	6.220
MNX	7.737	7.744	7.740	7.744	7.739	7.736	7.728	7.709			7.594 - 7.894	7.735

FORM VI
HPLC/IC BY EXTERNAL STANDARD - INITIAL CALIBRATION DATA
CURVE EVALUATION

Lab Name: Eurofins TestAmerica, Denver Job No.: 280-137110-1 Analy Batch No.: 494886

SDG No.:

Instrument ID: CHHPLC_G2_LUNA GC Column: Luna-phenyl ID: 4.6(mm) Heated Purge: (Y/N) N

Calibration Start Date: 05/14/2020 22:06 Calibration End Date: 05/15/2020 02:46 Calibration ID: 44235

Calibration Files:

LEVEL:	LAB SAMPLE ID:	LAB FILE ID:
Level 1	IC 280-494886/24	05140024.D
Level 2	IC 280-494886/23	05140023.D
Level 3	IC 280-494886/22	05140022.D
Level 4	IC 280-494886/21	05140021.D
Level 5	IC 280-494886/20	05140020.D
Level 6	IC 280-494886/19	05140019.D
Level 7	IC 280-494886/18	05140018.D
Level 8	IC 280-494886/17	05140017.D

ANALYTE	CF				CURVE TYPE	COEFFICIENT			#	MIN CF	%RSD	#	MAX %RSD	R^2 OR COD	#	MIN R^2 OR COD
	LVL 1 LVL 5	LVL 2 LVL 6	LVL 3 LVL 7	LVL 4 LVL 8		B	M1	M2								
TNX	552048 411823	425974 414575	452338 409749	404831 415188	Ave		435815.884				11.3		20.0			
DNX	380619 318914	320939 302202	322807 308244	308000 307920	Ave		321205.643				7.8		20.0			
MNX	510454 287059	337087 281216	295227 270908	285954 281272	Lin2	5408.61434	266896.431							0.9970		0.9900

Note: The M1 coefficient is the same as Ave CF for an Ave curve type.

FORM VI
HPLC/IC BY EXTERNAL STANDARD - INITIAL CALIBRATION DATA
RESPONSE AND CONCENTRATION

Lab Name: Eurofins TestAmerica, Denver Job No.: 280-137110-1 Analy Batch No.: 494886

SDG No.:

Instrument ID: CHHPLC_G2_LUNA GC Column: Luna-phenyl ID: 4.6(mm) Heated Purge: (Y/N) N

Calibration Start Date: 05/14/2020 22:06 Calibration End Date: 05/15/2020 02:46 Calibration ID: 44235

Calibration Files:

LEVEL:	LAB SAMPLE ID:	LAB FILE ID:
Level 1	IC 280-494886/24	05140024.D
Level 2	IC 280-494886/23	05140023.D
Level 3	IC 280-494886/22	05140022.D
Level 4	IC 280-494886/21	05140021.D
Level 5	IC 280-494886/20	05140020.D
Level 6	IC 280-494886/19	05140019.D
Level 7	IC 280-494886/18	05140018.D
Level 8	IC 280-494886/17	05140017.D

ANALYTE	CURVE TYPE	RESPONSE					CONCENTRATION (UG/ML)				
		LVL 1 LVL 6	LVL 2 LVL 7	LVL 3 LVL 8	LVL 4	LVL 5	LVL 1 LVL 6	LVL 2 LVL 7	LVL 3 LVL 8	LVL 4	LVL 5
TNX	Ave	11052 290493	21320 410159	45279 1039009	101309	164894	0.0200 0.701	0.0501 1.00	0.100 2.50	0.250	0.400
DNX	Ave	7620 211753	16063 308552	32313 770570	77077	127693	0.0200 0.701	0.0501 1.00	0.100 2.50	0.250	0.400
MNX	Lin2	11914 229725	19669 316150	34453 820612	83427	133999	0.0233 0.817	0.0584 1.17	0.117 2.92	0.292	0.467

Curve Type Legend:

Ave = Average
Lin2 = Linear 1/conc^2

Eurofins TestAmerica, Denver
Target Compound Quantitation Report

Data File: \\chromfs\Denver\ChromData\G2_LUNA\20200514-91518.b\05140017.D
Lims ID: IC DMT 9
Client ID:
Sample Type: IC Calib Level: 9
Inject. Date: 14-May-2020 22:06:26 ALS Bottle#: 17 Worklist Smp#: 17
Injection Vol: 100.0 ul Dil. Factor: 1.0000
Sample Info: IC DMT 9
Misc. Info.: 280-0091518-017
Operator ID: CB Instrument ID: CHHPLC_G2_LUNA
Sublist: chrom-G2_8330_Luna*sub13

Method: \\chromfs\Denver\ChromData\G2_LUNA\20200514-91518.b\G2_8330_Luna.m
Limit Group: GCSV - 8330
Last Update: 15-May-2020 12:01:02 Calib Date: 15-May-2020 02:11:20
Integrator: Falcon
Quant Method: External Standard Quant By: Initial Calibration
Last ICal File: \\chromfs\Denver\ChromData\G2_LUNA\20200514-91518.b\05140024.D

Column 1 : Luna-Phenyl hexyl (4.60 mm) Det: LC DAD1A, 254 nm
Process Host: CTX0318

First Level Reviewer: zhangji Date: 15-May-2020 11:36:21

Compound	Det	RT (min.)	Exp RT (min.)	Dlt RT (min.)	Response	Cal Amt ug/ml	OnCol Amt ug/ml	Flags
3 TNX	1	5.395	5.417	-0.022	1039009	2.50	2.38	
4 DNX	1	6.202	6.231	-0.029	770570	2.50	2.40	
7 MNX	1	7.709	7.744	-0.035	820612	2.92	3.05	a

QC Flag Legend

Review Flags
a - User Assigned ID

Reagents:

8330 DMT_00006 Amount Added: 125.00 Units: uL

Report Date: 15-May-2020 12:01:02 Chrom Revision: 2.3 05-May-2020 17:48:18

Eurofins TestAmerica, Denver

Data File: \\chromfs\denver\chromdata\g2_luna\20200514-91518.b\05140017.d

Injection Date:	14-May-2020 22:06:26	Instrument ID:	CHHPLC_G2_LUNA	Operator ID:	CB
Lims ID:	IC DMT 9			Worklist Smp#:	17
Client ID:					
Injection Vol:	100.0 ul	Dil. Factor:	1.0000	ALS Bottle#:	17
Method:	G2_8330_Luna	Limit Group:	GCSV - 8330		

Column: Luna-Phenyl hexyl (4.60 mm) Y Scaling: Method Defined: Scale to the Nth Largest Peak: 1

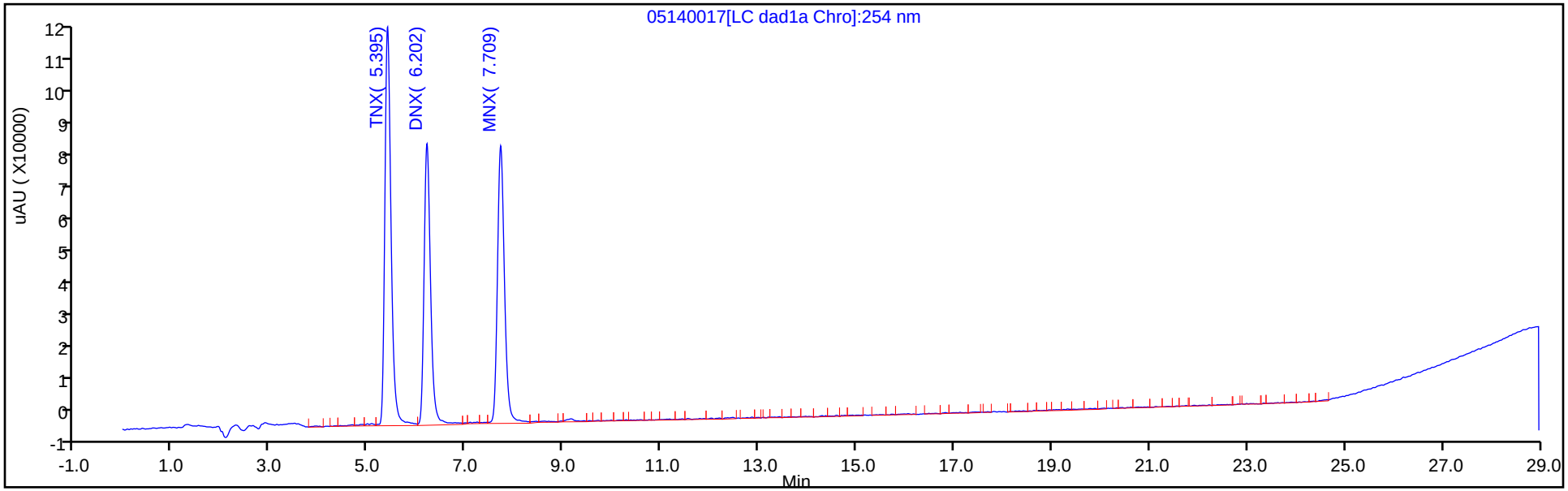

Y Scaling: Method Defined: Scale to the Nth Largest Peak: 1

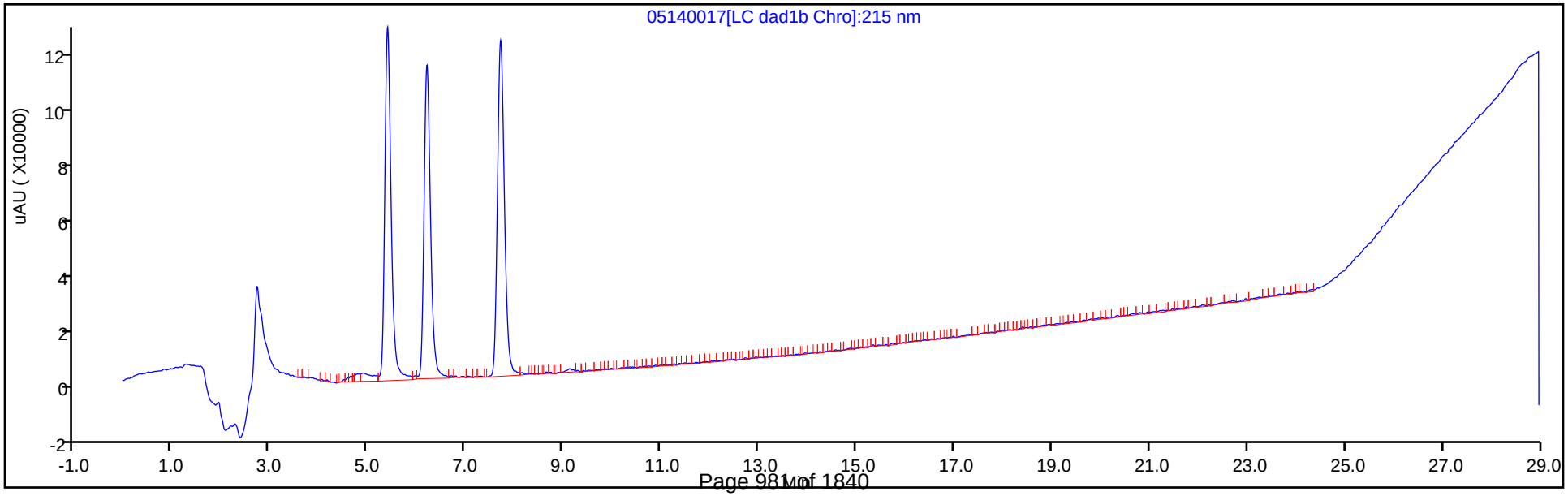

Manual Integration/User Assign Peak Report

Eurofins TestAmerica, Denver

Data File:	\\chromfs\denver\chromdata\g2_luna\20200514-91518.b\05140017.d				
Injection Date:	14-May-2020 22:06:26	Instrument ID:	CHHPLC_G2_LUNA		
Lims ID:	IC DMT 9				
Client ID:					
Operator ID:	CB	ALS Bottle#:	17	Worklist Smp#:	17
Injection Vol:	100.0 ul	Dil. Factor:	1.0000		
Method:	G2_8330_Luna	Limit Group:	GCSV - 8330		
Column:	Luna-Phenyl hexyl (4.60 mm)	Detector	LC DAD1A, 254 nm		

7 MNX, CAS: 5755-27-1

Signal: 1

Not Detected
Expected RT: 7.74

Processing Integration Results

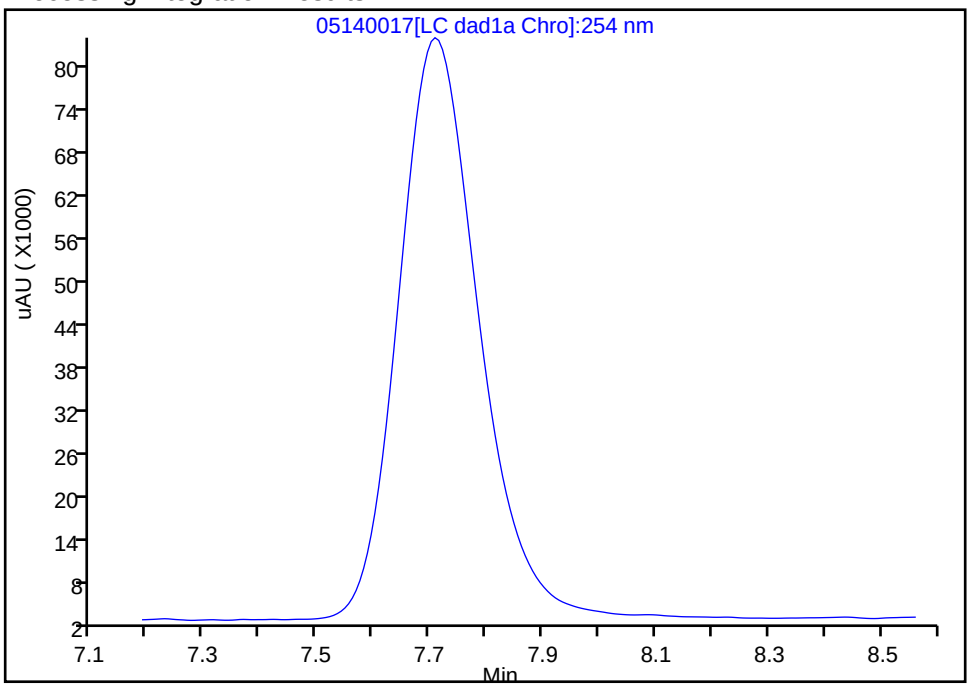

Manual Integration Results

RT: 7.71
Area: 820612
Amount: 3.054381
Amount Units: ug/ml

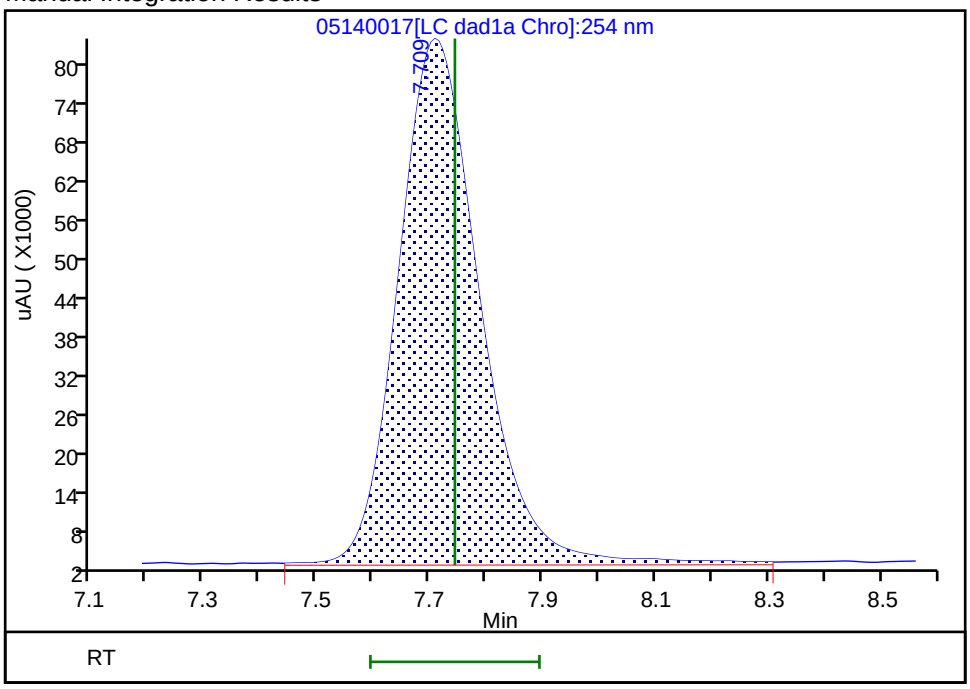

Reviewer: zhangji, 15-May-2020 11:36:42
Audit Action: Assigned Compound ID Audit Reason:

Eurofins TestAmerica, Denver
Target Compound Quantitation Report

Data File: \\chromfs\Denver\ChromData\G2_LUNA\20200514-91518.b\05140018.D
Lims ID: IC DMT 8
Client ID:
Sample Type: IC Calib Level: 8
Inject. Date: 14-May-2020 22:41:23 ALS Bottle#: 18 Worklist Smp#: 18
Injection Vol: 100.0 ul Dil. Factor: 1.0000
Sample Info: IC DMT 8
Misc. Info.: 280-0091518-018
Operator ID: CB Instrument ID: CHHPLC_G2_LUNA
Sublist: chrom-G2_8330_Luna*sub13

Method: \\chromfs\Denver\ChromData\G2_LUNA\20200514-91518.b\G2_8330_Luna.m
Limit Group: GCSV - 8330
Last Update: 15-May-2020 12:01:02 Calib Date: 15-May-2020 02:11:20
Integrator: Falcon
Quant Method: External Standard Quant By: Initial Calibration
Last ICal File: \\chromfs\Denver\ChromData\G2_LUNA\20200514-91518.b\05140024.D

Column 1 : Luna-Phenyl hexyl (4.60 mm) Det: LC DAD1A, 254 nm
Process Host: CTX0318

First Level Reviewer: zhangji Date: 15-May-2020 11:36:48

Compound	Det	RT (min.)	Exp RT (min.)	Dlt RT (min.)	Response	Cal Amt ug/ml	OnCol Amt ug/ml	Flags
3 TNX	1	5.408	5.417	-0.009	410159	1.00	0.9411	
4 DNX	1	6.214	6.231	-0.017	308552	1.00	0.9606	
7 MNX	1	7.728	7.744	-0.016	316150	1.17	1.16	a

QC Flag Legend

Review Flags
a - User Assigned ID

Reagents:

8330 DMT_00006 Amount Added: 50.00 Units: uL

Report Date: 15-May-2020 12:01:03 Chrom Revision: 2.3 05-May-2020 17:48:18

Eurofins TestAmerica, Denver

Data File: \\chromfs\denver\chromdata\g2_luna\20200514-91518.b\05140018.d

Injection Date:	14-May-2020 22:41:23	Instrument ID:	CHHPLC_G2_LUNA	Operator ID:	CB
Lims ID:	IC DMT 8			Worklist Smp#:	18
Client ID:					
Injection Vol:	100.0 ul	Dil. Factor:	1.0000	ALS Bottle#:	18
Method:	G2_8330_Luna	Limit Group:	GCSV - 8330		

Column: Luna-Phenyl hexyl (4.60 mm) Y Scaling: Method Defined: Scale to the Nth Largest Peak: 1

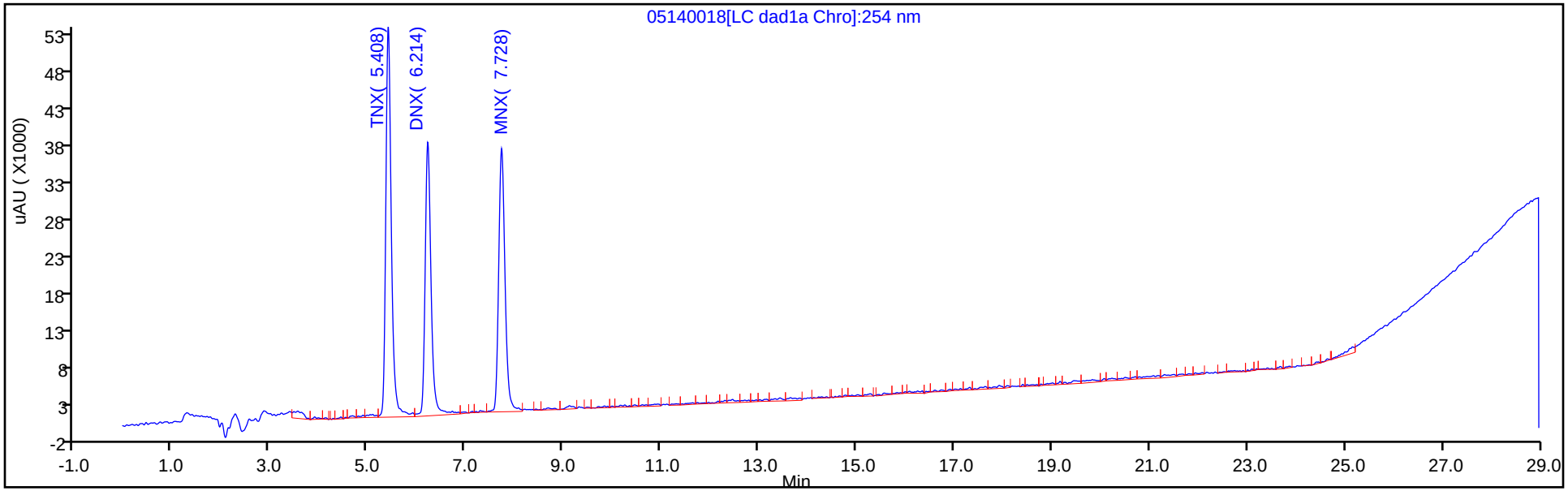

Y Scaling: Method Defined: Scale to the Nth Largest Peak: 1

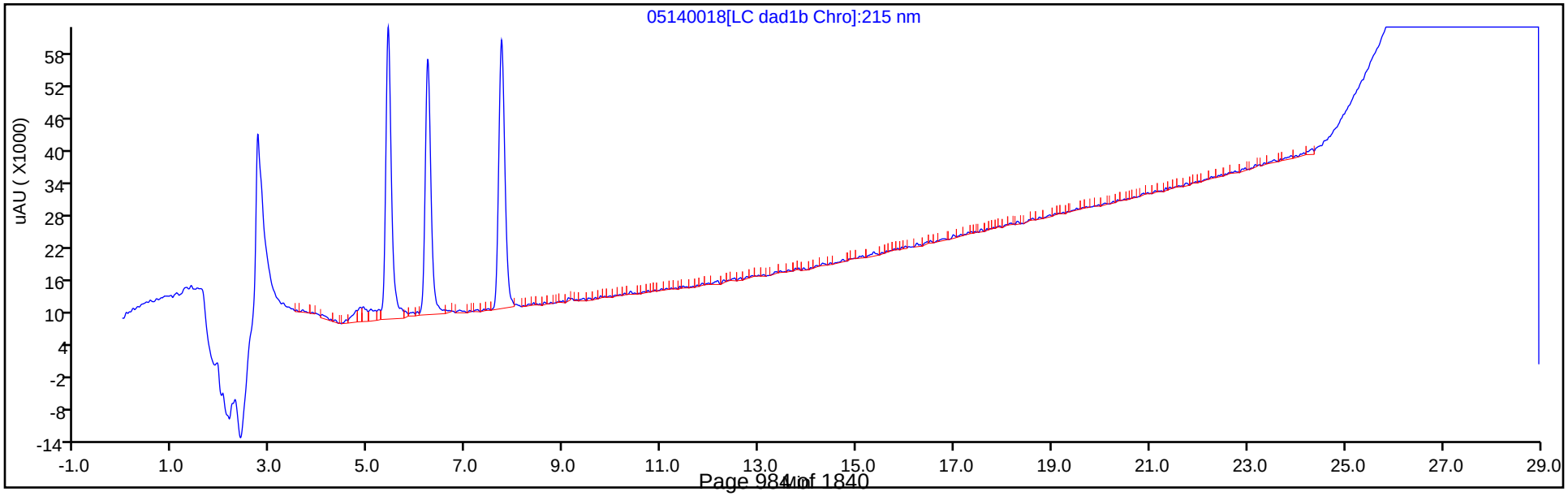

Manual Integration/User Assign Peak Report

Eurofins TestAmerica, Denver

Data File:	\\chromfs\denver\chromdata\g2_luna\20200514-91518.b\05140018.d				
Injection Date:	14-May-2020 22:41:23	Instrument ID:	CHHPLC_G2_LUNA		
Lims ID:	IC DMT 8				
Client ID:					
Operator ID:	CB	ALS Bottle#:	18	Worklist Smp#:	18
Injection Vol:	100.0 ul	Dil. Factor:	1.0000		
Method:	G2_8330_Luna	Limit Group:	GCSV - 8330		
Column:	Luna-Phenyl hexyl (4.60 mm)	Detector	LC DAD1A, 254 nm		

7 MNX, CAS: 5755-27-1

Signal: 1

Not Detected
Expected RT: 7.74

Processing Integration Results

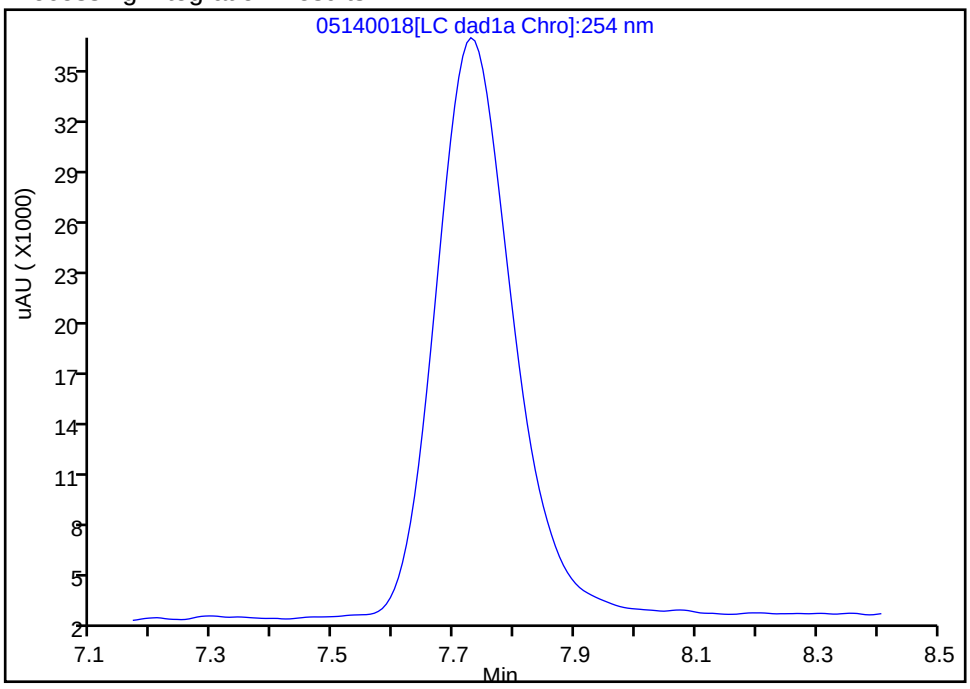

Manual Integration Results

RT: 7.73
Area: 316150
Amount: 1.164277
Amount Units: ug/ml

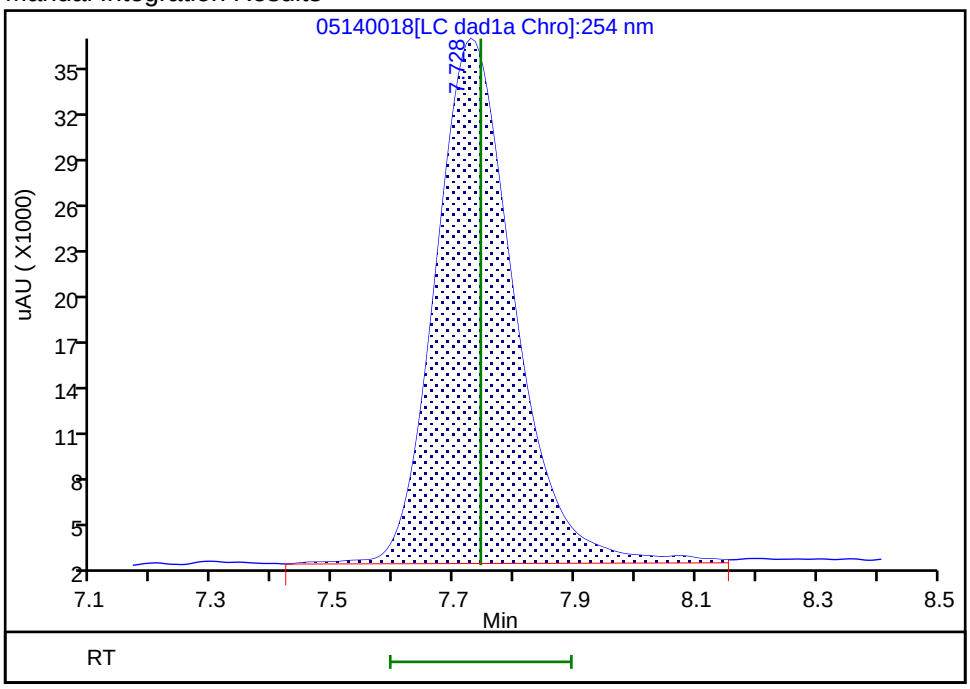

Reviewer: zhangji, 15-May-2020 11:36:46
Audit Action: Assigned Compound ID Audit Reason:

Eurofins TestAmerica, Denver
Target Compound Quantitation Report

Data File:	\\chromfs\Denver\ChromData\G2_LUNA\20200514-91518.b\05140019.D				
Lims ID:	IC DMT 7				
Client ID:					
Sample Type:	IC	Calib Level:	7		
Inject. Date:	14-May-2020 23:16:26	ALS Bottle#:	19	Worklist Smp#:	19
Injection Vol:	100.0 ul	Dil. Factor:	1.0000		
Sample Info:	IC DMT 7				
Misc. Info.:	280-0091518-019				
Operator ID:	CB	Instrument ID:	CHHPLC_G2_LUNA		
Sublist:	chrom-G2_8330_Luna*sub13				
Method:	\\chromfs\Denver\ChromData\G2_LUNA\20200514-91518.b\G2_8330_Luna.m				
Limit Group:	GCSV - 8330				
Last Update:	15-May-2020 12:01:03	Calib Date:	15-May-2020 02:11:20		
Integrator:	Falcon				
Quant Method:	External Standard	Quant By:	Initial Calibration		
Last ICal File:	\\chromfs\Denver\ChromData\G2_LUNA\20200514-91518.b\05140024.D				
Column 1 :	Luna-Phenyl hexyl (4.60 mm)		Det: LC DAD1A, 254 nm		
Process Host:	CTX0318				
First Level Reviewer: zhangji		Date:	15-May-2020 11:36:56		

Compound	Det	RT (min.)	Exp RT (min.)	Dlt RT (min.)	Response	Cal Amt ug/ml	OnCol Amt ug/ml	Flags
3 TNX	1	5.416	5.417	-0.001	290493	0.7007	0.6665	
4 DNX	1	6.223	6.231	-0.008	211753	0.7007	0.6592	
7 MNX	1	7.736	7.744	-0.008	229725	0.8169	0.8405	a

QC Flag Legend

Review Flags
a - User Assigned ID

Reagents:

8330 DMT_00006 Amount Added: 35.00 Units: uL

Report Date: 15-May-2020 12:01:03 Chrom Revision: 2.3 05-May-2020 17:48:18

Eurofins TestAmerica, Denver

Data File: \\chromfs\denver\chromdata\g2_luna\20200514-91518.b\05140019.d

Injection Date:	14-May-2020 23:16:26	Instrument ID:	CHHPLC_G2_LUNA	Operator ID:	CB
Lims ID:	IC DMT 7			Worklist Smp#:	19
Client ID:					
Injection Vol:	100.0 ul	Dil. Factor:	1.0000	ALS Bottle#:	19
Method:	G2_8330_Luna	Limit Group:	GCSV - 8330		

Column: Luna-Phenyl hexyl (4.60 mm) Y Scaling: Method Defined: Scale to the Nth Largest Peak: 1

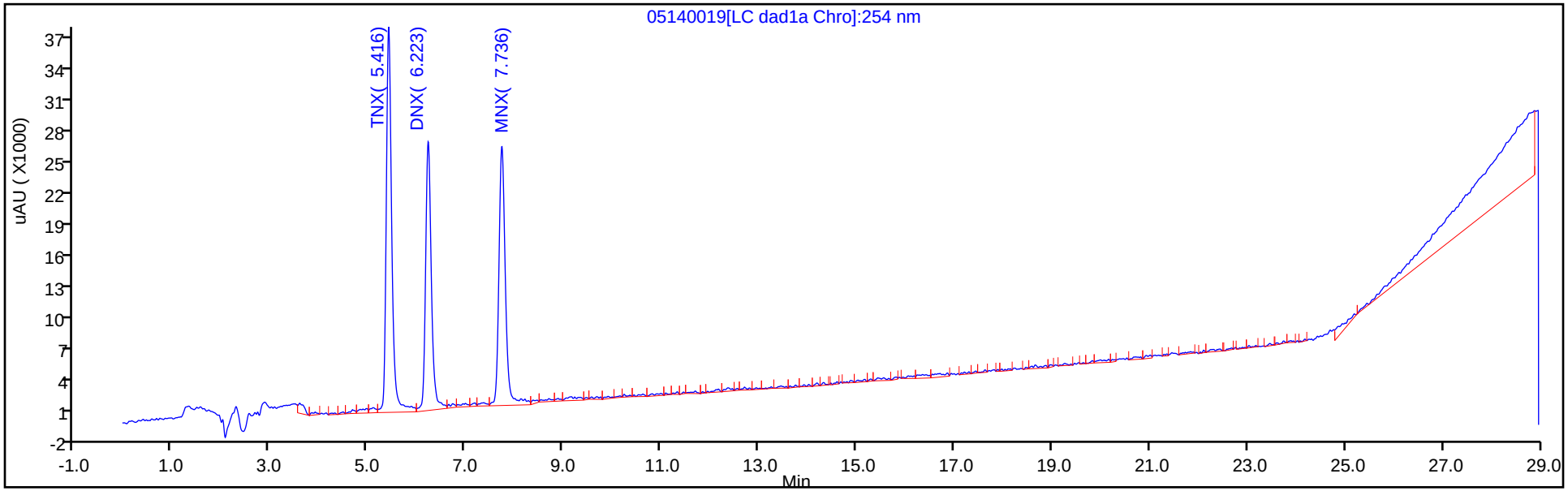

Y Scaling: Method Defined: Scale to the Nth Largest Peak: 1

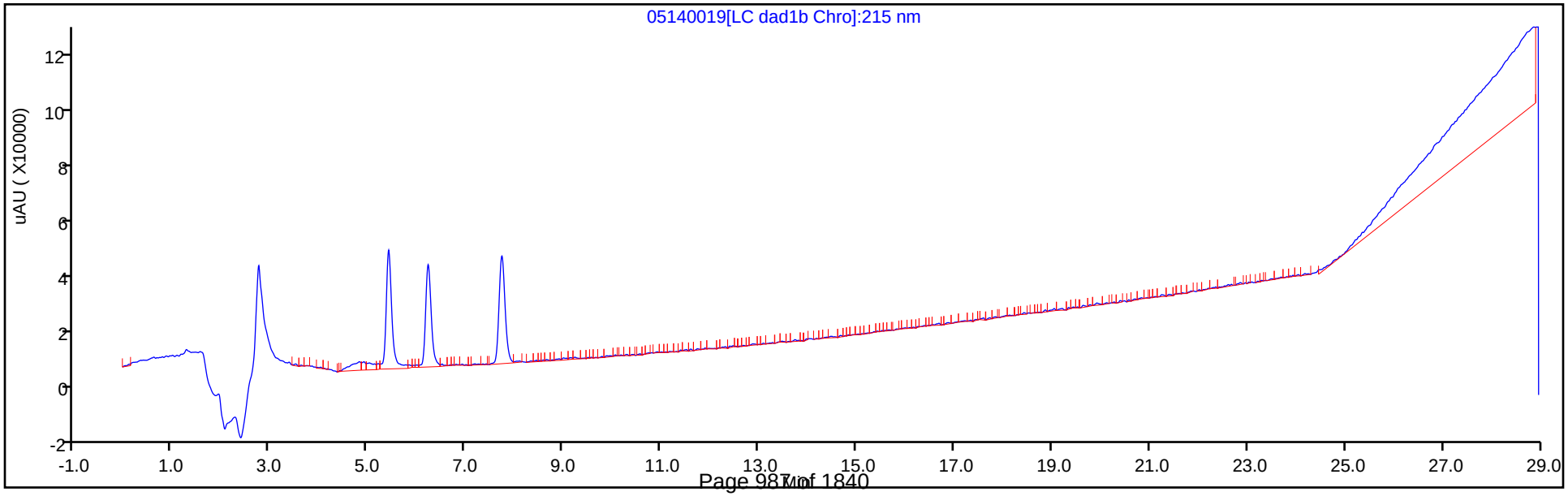

Manual Integration/User Assign Peak Report

Eurofins TestAmerica, Denver

Data File:	\\chromfs\denver\chromdata\g2_luna\20200514-91518.b\05140019.d				
Injection Date:	14-May-2020 23:16:26	Instrument ID:	CHHPLC_G2_LUNA		
Lims ID:	IC DMT 7				
Client ID:					
Operator ID:	CB	ALS Bottle#:	19	Worklist Smp#:	19
Injection Vol:	100.0 ul	Dil. Factor:	1.0000		
Method:	G2_8330_Luna	Limit Group:	GCSV - 8330		
Column:	Luna-Phenyl hexyl (4.60 mm)	Detector	LC DAD1A, 254 nm		

7 MNX, CAS: 5755-27-1

Signal: 1

Not Detected
Expected RT: 7.74

Processing Integration Results

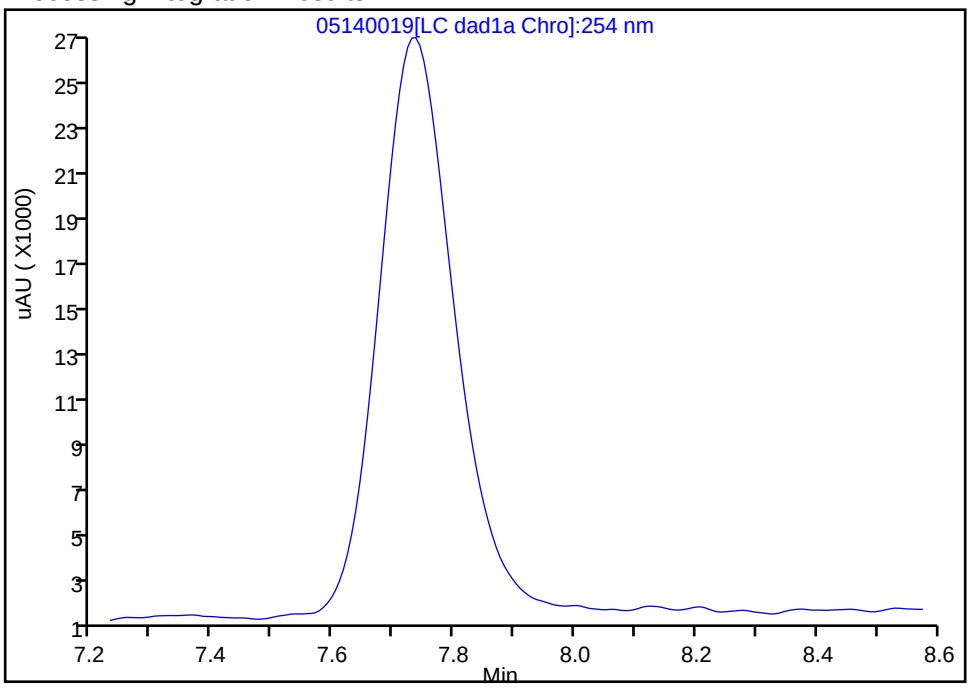

Manual Integration Results

RT: 7.74
Area: 229725
Amount: 0.840462
Amount Units: ug/ml

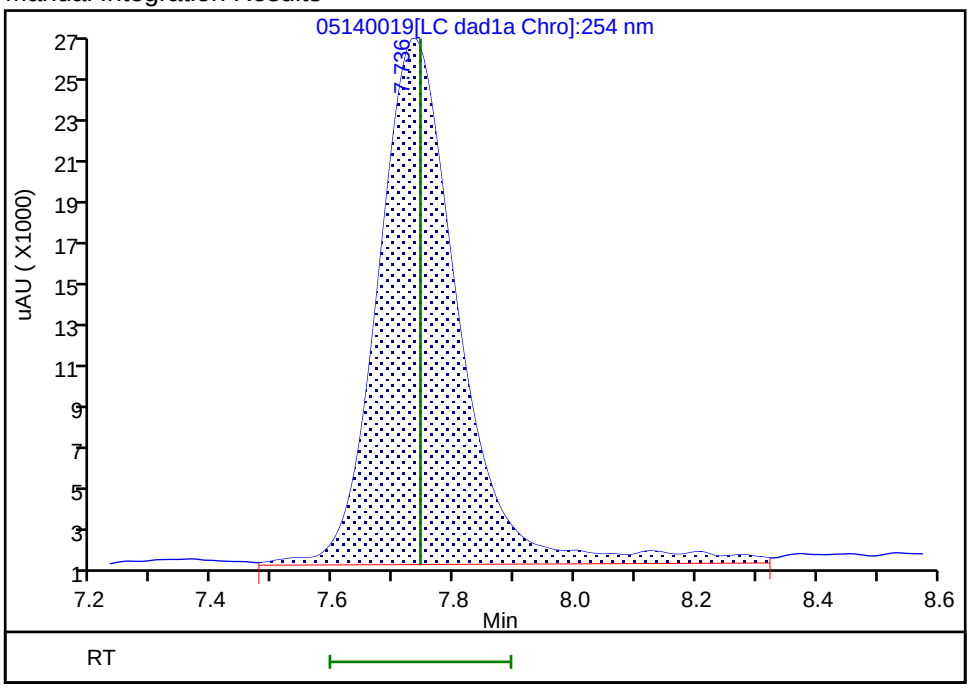

Reviewer: zhangji, 15-May-2020 11:36:55
Audit Action: Assigned Compound ID Audit Reason:

Eurofins TestAmerica, Denver
Target Compound Quantitation Report

Data File: \\chromfs\Denver\ChromData\G2_LUNA\20200514-91518.b\05140020.D
Lims ID: IC DMT 6
Client ID:
Sample Type: IC Calib Level: 6
Inject. Date: 14-May-2020 23:51:28 ALS Bottle#: 20 Worklist Smp#: 20
Injection Vol: 100.0 ul Dil. Factor: 1.0000
Sample Info: IC DMT 6
Misc. Info.: 280-0091518-020
Operator ID: CB Instrument ID: CHHPLC_G2_LUNA
Sublist: chrom-G2_8330_Luna*sub13

Method: \\chromfs\Denver\ChromData\G2_LUNA\20200514-91518.b\G2_8330_Luna.m
Limit Group: GCSV - 8330
Last Update: 15-May-2020 12:01:03 Calib Date: 15-May-2020 02:11:20
Integrator: Falcon
Quant Method: External Standard Quant By: Initial Calibration
Last ICal File: \\chromfs\Denver\ChromData\G2_LUNA\20200514-91518.b\05140024.D

Column 1 : Luna-Phenyl hexyl (4.60 mm) Det: LC DAD1A, 254 nm
Process Host: CTX0318

First Level Reviewer: zhangji Date: 15-May-2020 11:37:01

Compound	Det	RT (min.)	Exp RT (min.)	Dlt RT (min.)	Response	Cal Amt ug/ml	OnCol Amt ug/ml	Flags
3 TNX	1	5.419	5.417	0.002	164894	0.4004	0.3784	
4 DNX	1	6.226	6.231	-0.005	127693	0.4004	0.3975	
7 MNX	1	7.739	7.744	-0.005	133999	0.4668	0.4818	a

QC Flag Legend

Review Flags
a - User Assigned ID

Reagents:

8330 DMT_00006 Amount Added: 20.00 Units: uL

Report Date: 15-May-2020 12:01:04 Chrom Revision: 2.3 05-May-2020 17:48:18

Eurofins TestAmerica, Denver

Data File: \\chromfs\denver\chromdata\g2_luna\20200514-91518.b\05140020.d

Injection Date:	14-May-2020 23:51:28	Instrument ID:	CHHPLC_G2_LUNA	Operator ID:	CB
Lims ID:	IC DMT 6			Worklist Smp#:	20
Client ID:					
Injection Vol:	100.0 ul	Dil. Factor:	1.0000	ALS Bottle#:	20
Method:	G2_8330_Luna	Limit Group:	GCSV - 8330		

Column: Luna-Phenyl hexyl (4.60 mm) Y Scaling: Method Defined: Scale to the Nth Largest Peak: 1

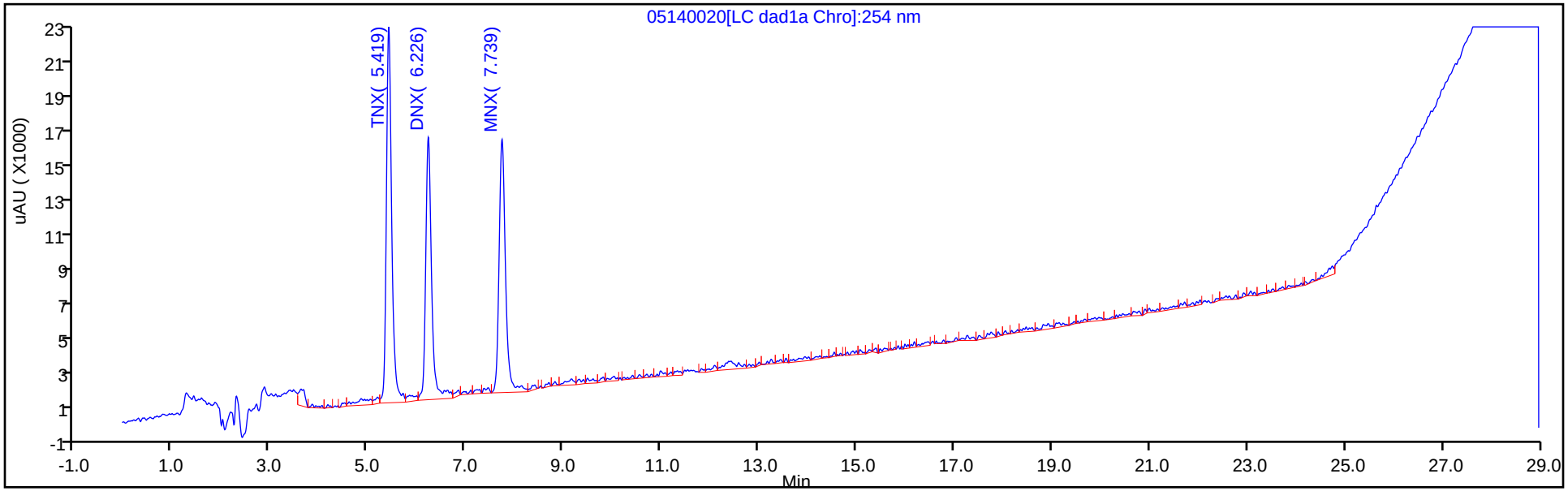

Y Scaling: Method Defined: Scale to the Nth Largest Peak: 1

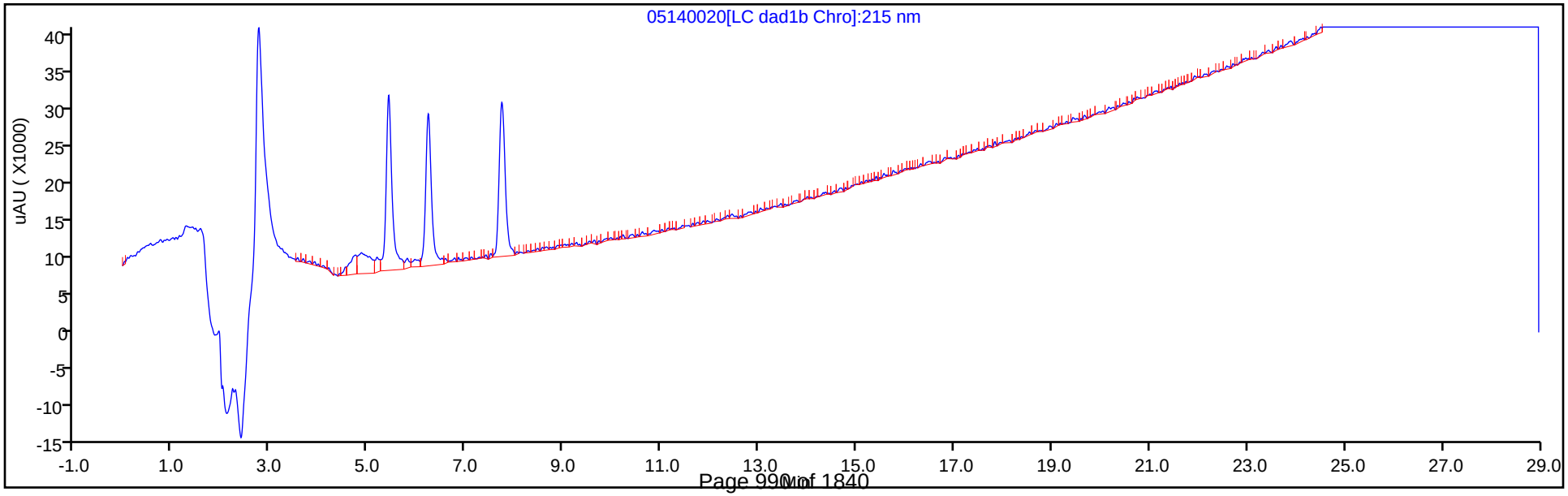

Manual Integration/User Assign Peak Report

Eurofins TestAmerica, Denver

Data File:	\\chromfs\denver\chromdata\g2_luna\20200514-91518.b\05140020.d				
Injection Date:	14-May-2020 23:51:28	Instrument ID:	CHHPLC_G2_LUNA		
Lims ID:	IC DMT 6				
Client ID:					
Operator ID:	CB	ALS Bottle#:	20	Worklist Smp#:	20
Injection Vol:	100.0 ul	Dil. Factor:	1.0000		
Method:	G2_8330_Luna	Limit Group:	GCSV - 8330		
Column:	Luna-Phenyl hexyl (4.60 mm)	Detector	LC DAD1A, 254 nm		

7 MNX, CAS: 5755-27-1

Signal: 1

Not Detected
Expected RT: 7.74

Processing Integration Results

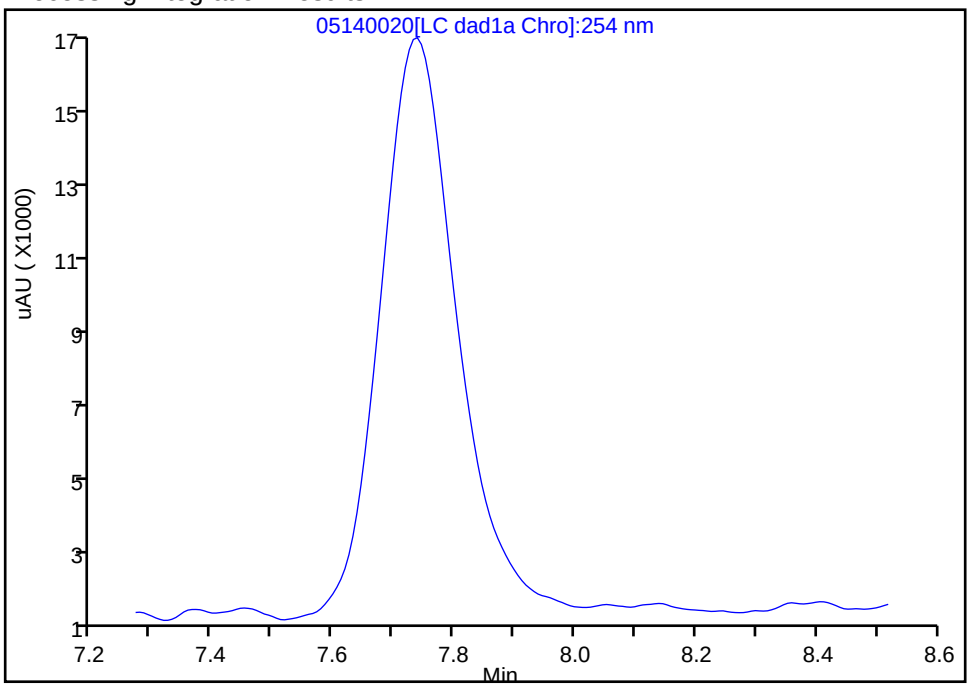

Manual Integration Results

RT: 7.74
Area: 133999
Amount: 0.481799
Amount Units: ug/ml

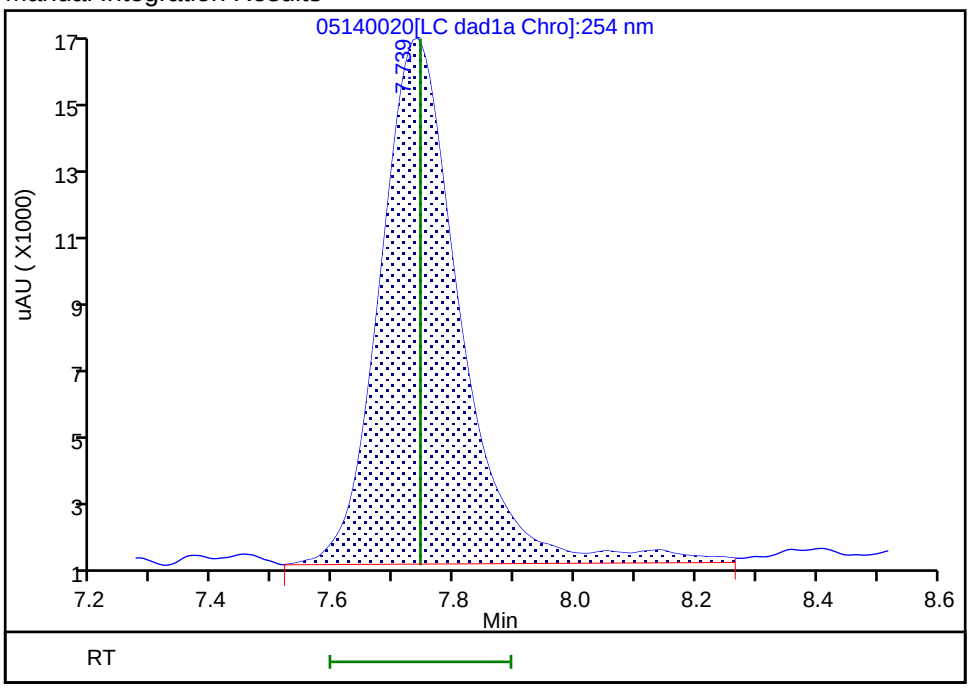

Reviewer: zhangji, 15-May-2020 11:36:59
Audit Action: Assigned Compound ID Audit Reason:

Eurofins TestAmerica, Denver
Target Compound Quantitation Report

Data File:	\\chromfs\Denver\ChromData\G2_LUNA\20200514-91518.b\05140021.D				
Lims ID:	IC DMT 5				
Client ID:					
Sample Type:	IC	Calib Level:	5		
Inject. Date:	15-May-2020 00:26:25	ALS Bottle#:	21	Worklist Smp#:	21
Injection Vol:	100.0 ul	Dil. Factor:	1.0000		
Sample Info:	IC DMT 5				
Misc. Info.:	280-0091518-021				
Operator ID:	CB	Instrument ID:	CHHPLC_G2_LUNA		
Sublist:	chrom-G2_8330_Luna*sub13				
Method:	\\chromfs\Denver\ChromData\G2_LUNA\20200514-91518.b\G2_8330_Luna.m				
Limit Group:	GCSV - 8330				
Last Update:	15-May-2020 12:01:04	Calib Date:	15-May-2020 02:11:20		
Integrator:	Falcon				
Quant Method:	External Standard	Quant By:	Initial Calibration		
Last ICal File:	\\chromfs\Denver\ChromData\G2_LUNA\20200514-91518.b\05140024.D				
Column 1 :	Luna-Phenyl hexyl (4.60 mm)		Det: LC DAD1A, 254 nm		
Process Host:	CTX0318				

Compound	Det	RT (min.)	Exp RT (min.)	Dlt RT (min.)	Response	Cal Amt ug/ml	OnCol Amt ug/ml	Flags
3 TNX	1	5.417	5.417	0.000	101309	0.2503	0.2325	
4 DNX	1	6.231	6.231	0.000	77077	0.2503	0.2400	
7 MNX	1	7.744	7.744	0.000	83427	0.2918	0.2923	

Reagents:

8330 DMT_00006 Amount Added: 12.50 Units: uL

Report Date: 15-May-2020 12:01:04 Chrom Revision: 2.3 05-May-2020 17:48:18

Eurofins TestAmerica, Denver

Data File: \\chromfs\denver\chromdata\g2_luna\20200514-91518.b\05140021.d

Injection Date:	15-May-2020 00:26:25	Instrument ID:	CHHPLC_G2_LUNA	Operator ID:	CB
Lims ID:	IC DMT 5			Worklist Smp#:	21
Client ID:					
Injection Vol:	100.0 ul	Dil. Factor:	1.0000	ALS Bottle#:	21
Method:	G2_8330_Luna	Limit Group:	GCSV - 8330		

Column: Luna-Phenyl hexyl (4.60 mm) Y Scaling: Method Defined: Scale to the Nth Largest Peak: 1

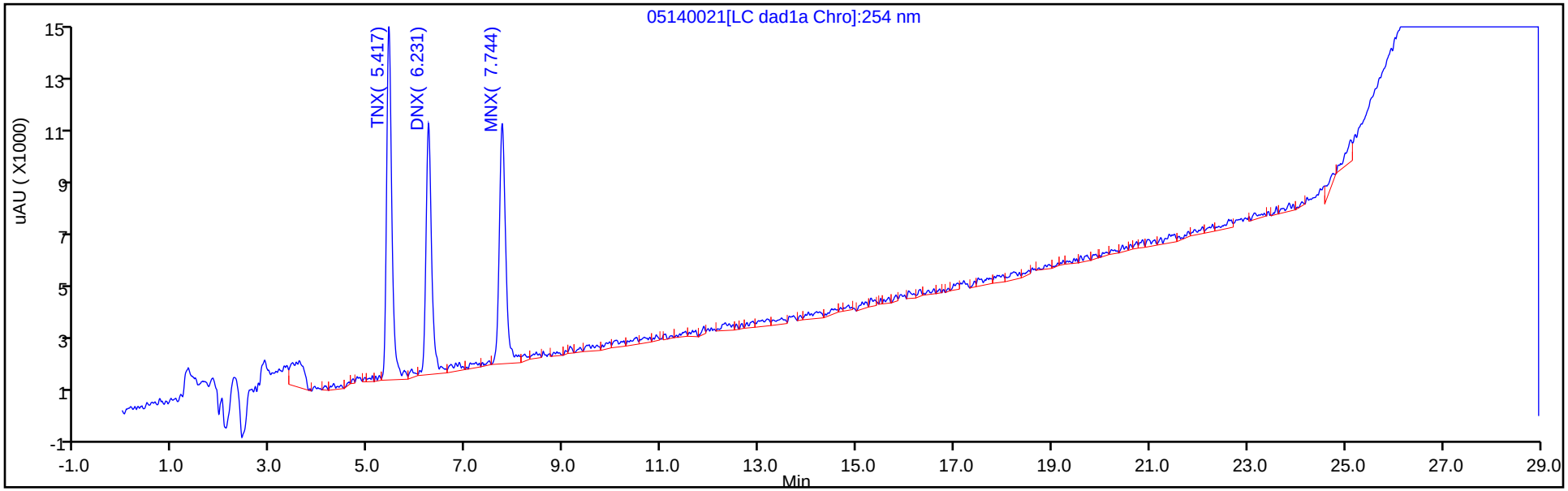

Y Scaling: Method Defined: Scale to the Nth Largest Peak: 1

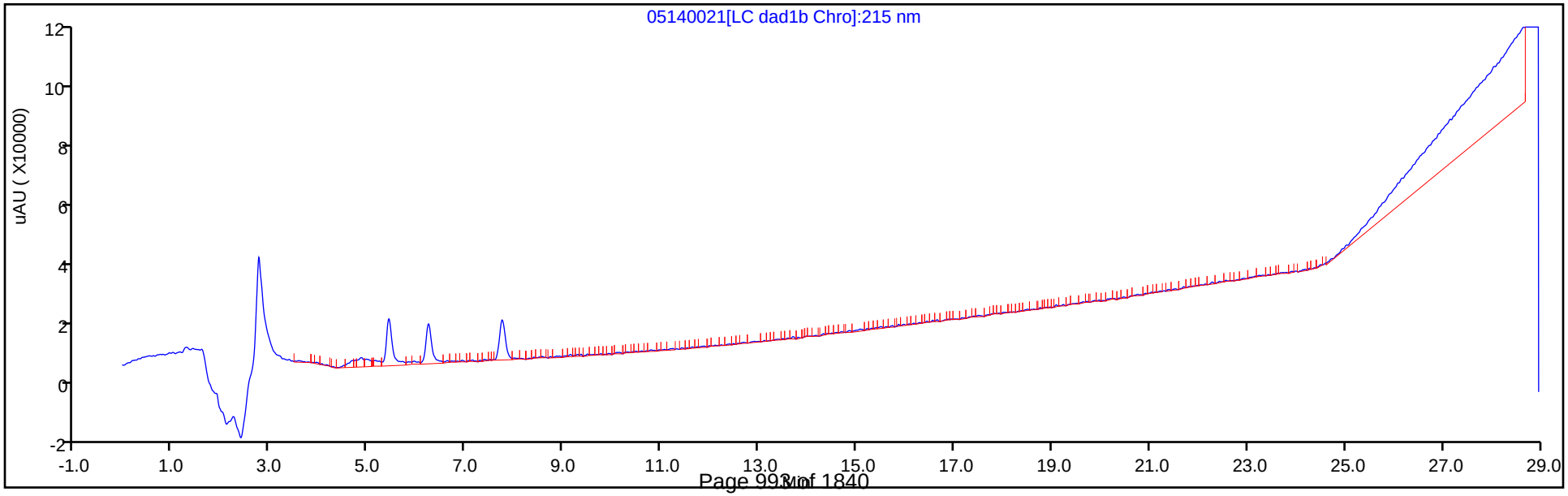

Eurofins TestAmerica, Denver
Target Compound Quantitation Report

Data File:	\\chromfs\Denver\ChromData\G2_LUNA\20200514-91518.b\05140022.D				
Lims ID:	IC DMT 4				
Client ID:					
Sample Type:	IC	Calib Level:	4		
Inject. Date:	15-May-2020 01:01:25	ALS Bottle#:	22	Worklist Smp#:	22
Injection Vol:	100.0 ul	Dil. Factor:	1.0000		
Sample Info:	IC DMT 4				
Misc. Info.:	280-0091518-022				
Operator ID:	CB	Instrument ID:	CHHPLC_G2_LUNA		
Sublist:	chrom-G2_8330_Luna*sub13				
Method:	\\chromfs\Denver\ChromData\G2_LUNA\20200514-91518.b\G2_8330_Luna.m				
Limit Group:	GCSV - 8330				
Last Update:	15-May-2020 12:01:04	Calib Date:	15-May-2020 02:11:20		
Integrator:	Falcon				
Quant Method:	External Standard	Quant By:	Initial Calibration		
Last ICal File:	\\chromfs\Denver\ChromData\G2_LUNA\20200514-91518.b\05140024.D				
Column 1 :	Luna-Phenyl hexyl (4.60 mm)		Det: LC DAD1A, 254 nm		
Process Host:	CTX0318				

Compound	Det	RT (min.)	Exp RT (min.)	Dlt RT (min.)	Response	Cal Amt ug/ml	OnCol Amt ug/ml	Flags
3 TNX	1	5.420	5.417	0.003	45279	0.1001	0.1039	
4 DNX	1	6.226	6.231	-0.005	32313	0.1001	0.1006	
7 MNX	1	7.740	7.744	-0.004	34453	0.1167	0.1088	

Reagents:

8330 DMT_00006 Amount Added: 5.00 Units: uL

Report Date: 15-May-2020 12:01:04 Chrom Revision: 2.3 05-May-2020 17:48:18

Eurofins TestAmerica, Denver

Data File: \\chromfs\denver\chromdata\g2_luna\20200514-91518.b\05140022.d

Injection Date:	15-May-2020 01:01:25	Instrument ID:	CHHPLC_G2_LUNA	Operator ID:	CB
Lims ID:	IC DMT 4			Worklist Smp#:	22
Client ID:					
Injection Vol:	100.0 ul	Dil. Factor:	1.0000	ALS Bottle#:	22
Method:	G2_8330_Luna	Limit Group:	GCSV - 8330		

Column: Luna-Phenyl hexyl (4.60 mm) Y Scaling: Method Defined: Scale to the Nth Largest Peak: 1

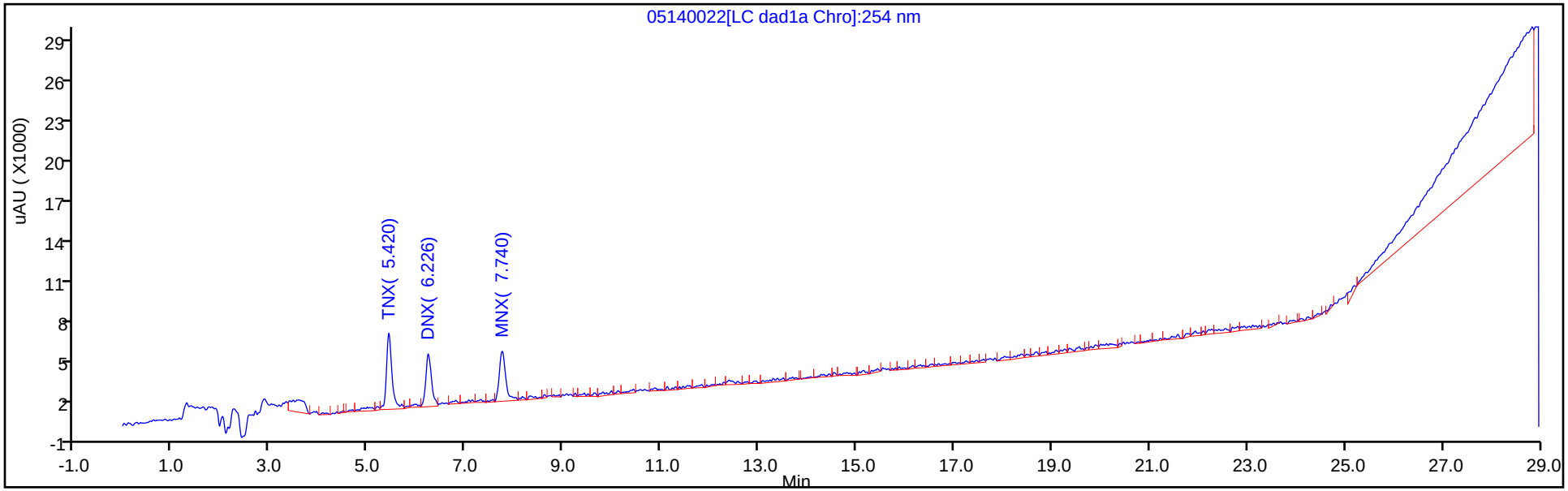

Y Scaling: Method Defined: Scale to the Nth Largest Peak: 1

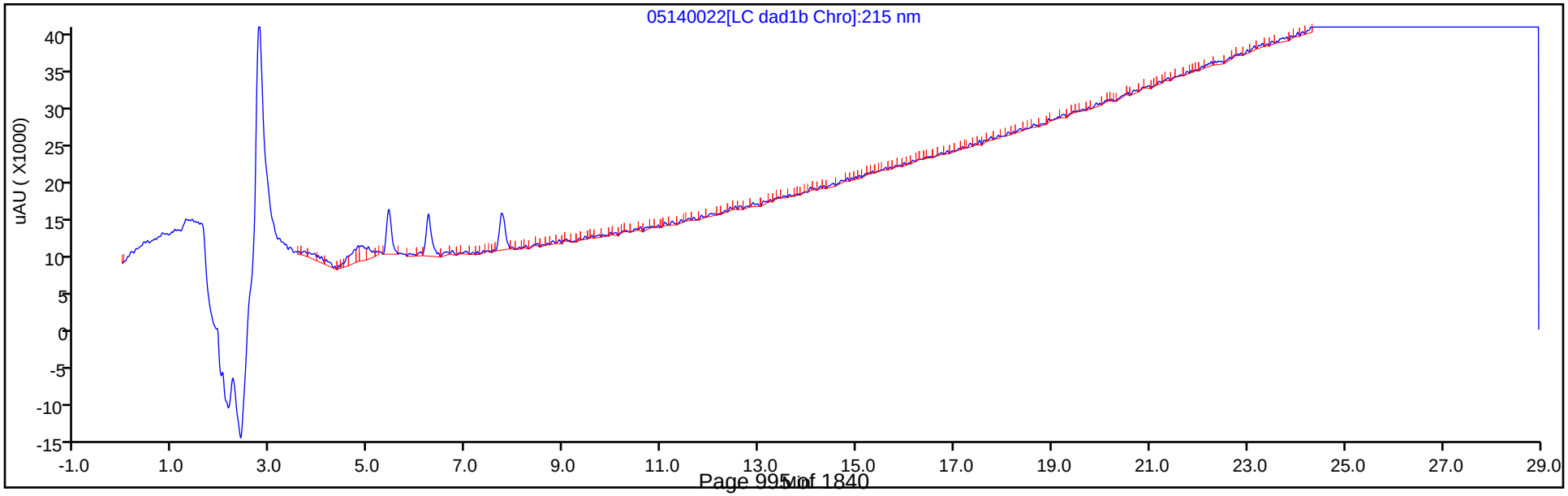

Eurofins TestAmerica, Denver
Target Compound Quantitation Report

Data File:	\\chromfs\Denver\ChromData\G2_LUNA\20200514-91518.b\05140023.D				
Lims ID:	IC DMT 3				
Client ID:					
Sample Type:	IC	Calib Level:	3		
Inject. Date:	15-May-2020 01:36:23	ALS Bottle#:	23	Worklist Smp#:	23
Injection Vol:	100.0 ul	Dil. Factor:	1.0000		
Sample Info:	IC DMT 3				
Misc. Info.:	280-0091518-023				
Operator ID:	CB	Instrument ID:	CHHPLC_G2_LUNA		
Sublist:	chrom-G2_8330_Luna*sub13				
Method:	\\chromfs\Denver\ChromData\G2_LUNA\20200514-91518.b\G2_8330_Luna.m				
Limit Group:	GCSV - 8330				
Last Update:	15-May-2020 12:01:05	Calib Date:	15-May-2020 02:11:20		
Integrator:	Falcon				
Quant Method:	External Standard	Quant By:	Initial Calibration		
Last ICal File:	\\chromfs\Denver\ChromData\G2_LUNA\20200514-91518.b\05140024.D				
Column 1 :	Luna-Phenyl hexyl (4.60 mm)		Det: LC DAD1A, 254 nm		
Process Host:	CTX0318				

Compound	Det	RT (min.)	Exp RT (min.)	Dlt RT (min.)	Response	Cal Amt ug/ml	OnCol Amt ug/ml	Flags
3 TNX	1	5.411	5.417	-0.006	21320	0.0501	0.0489	
4 DNX	1	6.224	6.231	-0.007	16063	0.0501	0.0500	
7 MNX	1	7.744	7.744	0.000	19669	0.0584	0.0534	

Reagents:

8330 DMT_00006 Amount Added: 2.50 Units: uL

Report Date: 15-May-2020 12:01:05 Chrom Revision: 2.3 05-May-2020 17:48:18

Eurofins TestAmerica, Denver

Data File: \\chromfs\denver\chromdata\g2_luna\20200514-91518.b\05140023.d

Injection Date:	15-May-2020 01:36:23	Instrument ID:	CHHPLC_G2_LUNA	Operator ID:	CB
Lims ID:	IC DMT 3			Worklist Smp#:	23
Client ID:					
Injection Vol:	100.0 ul	Dil. Factor:	1.0000	ALS Bottle#:	23
Method:	G2_8330_Luna	Limit Group:	GCSV - 8330		

Column: Luna-Phenyl hexyl (4.60 mm) Y Scaling: Method Defined: Scale to the Nth Largest Peak: 1

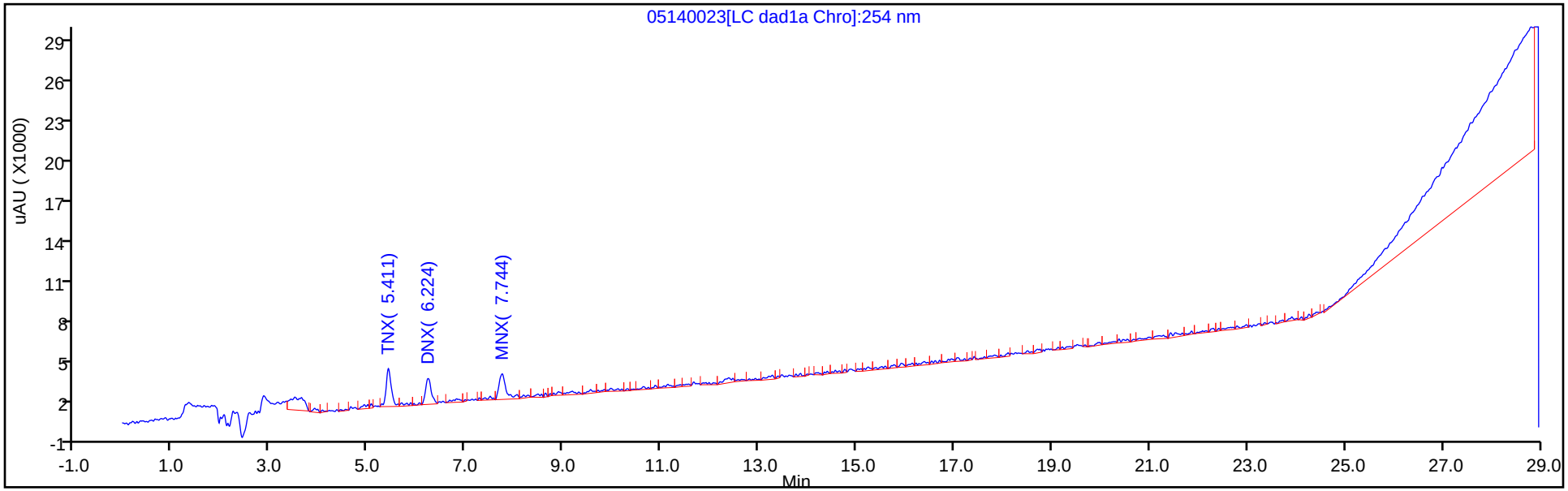

Y Scaling: Method Defined: Scale to the Nth Largest Peak: 1

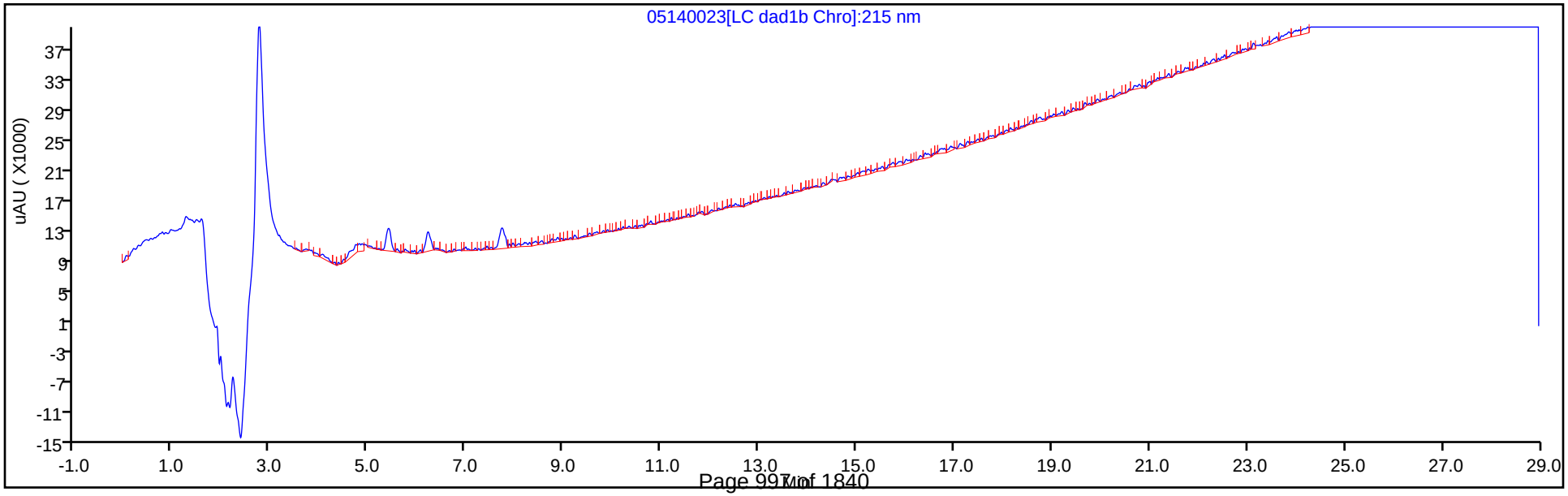

Eurofins TestAmerica, Denver
Target Compound Quantitation Report

Data File:	\\chromfs\Denver\ChromData\G2_LUNA\20200514-91518.b\05140024.D				
Lims ID:	IC DMT 2				
Client ID:					
Sample Type:	IC	Calib Level:	2		
Inject. Date:	15-May-2020 02:11:20	ALS Bottle#:	24	Worklist Smp#:	24
Injection Vol:	100.0 ul	Dil. Factor:	1.0000		
Sample Info:	IC DMT 2				
Misc. Info.:	280-0091518-024				
Operator ID:	CB	Instrument ID:	CHHPLC_G2_LUNA		
Sublist:	chrom-G2_8330_Luna*sub13				
Method:	\\chromfs\Denver\ChromData\G2_LUNA\20200514-91518.b\G2_8330_Luna.m				
Limit Group:	GCSV - 8330				
Last Update:	15-May-2020 12:01:05	Calib Date:	15-May-2020 02:11:20		
Integrator:	Falcon				
Quant Method:	External Standard	Quant By:	Initial Calibration		
Last ICal File:	\\chromfs\Denver\ChromData\G2_LUNA\20200514-91518.b\05140024.D				
Column 1 :	Luna-Phenyl hexyl (4.60 mm)		Det: LC DAD1A, 254 nm		
Process Host:	CTX0318				

Compound	Det	RT (min.)	Exp RT (min.)	Dlt RT (min.)	Response	Cal Amt ug/ml	OnCol Amt ug/ml	Flags
3 TNX	1	5.430	5.417	0.013	11052	0.0200	0.0254	
4 DNX	1	6.217	6.231	-0.014	7620	0.0200	0.0237	
7 MNX	1	7.737	7.744	-0.007	11914	0.0233	0.0244	

Reagents:

8330 DMT_00006 Amount Added: 1.00 Units: uL

Report Date: 15-May-2020 12:01:05 Chrom Revision: 2.3 05-May-2020 17:48:18

Eurofins TestAmerica, Denver

Data File: \\chromfs\denver\chromdata\g2_luna\20200514-91518.b\05140024.d

Injection Date:	15-May-2020 02:11:20	Instrument ID:	CHHPLC_G2_LUNA	Operator ID:	CB
Lims ID:	IC DMT 2			Worklist Smp#:	24
Client ID:					
Injection Vol:	100.0 ul	Dil. Factor:	1.0000	ALS Bottle#:	24
Method:	G2_8330_Luna	Limit Group:	GCSV - 8330		

Column: Luna-Phenyl hexyl (4.60 mm) Y Scaling: Method Defined: Scale to the Nth Largest Peak: 1

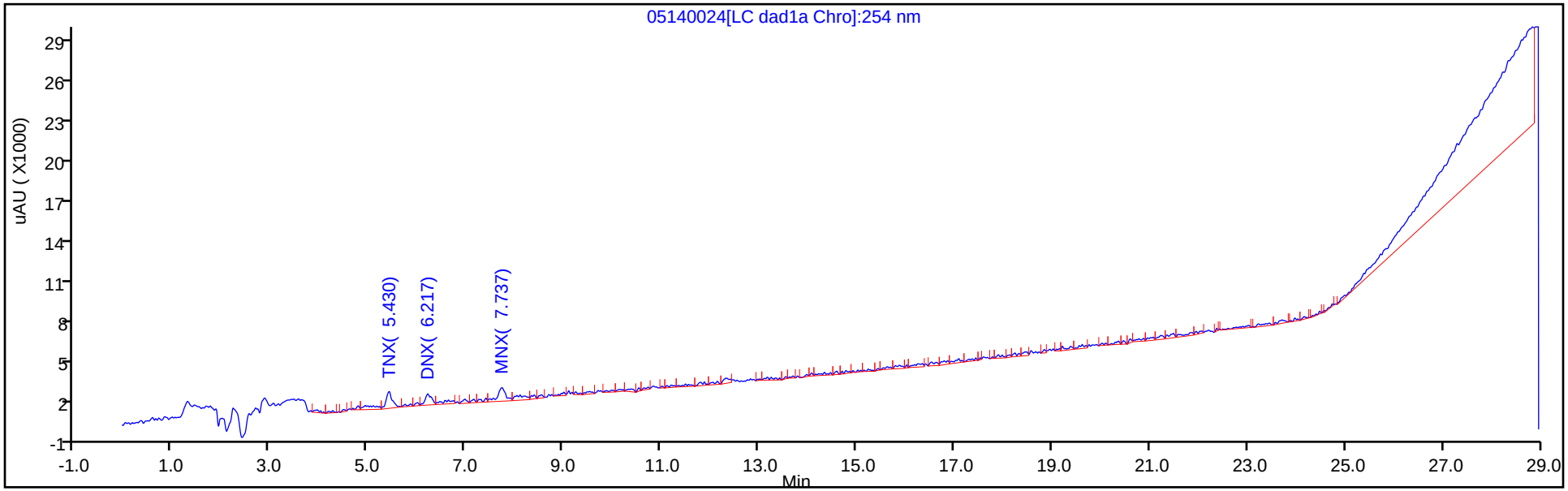

Y Scaling: Method Defined: Scale to the Nth Largest Peak: 1

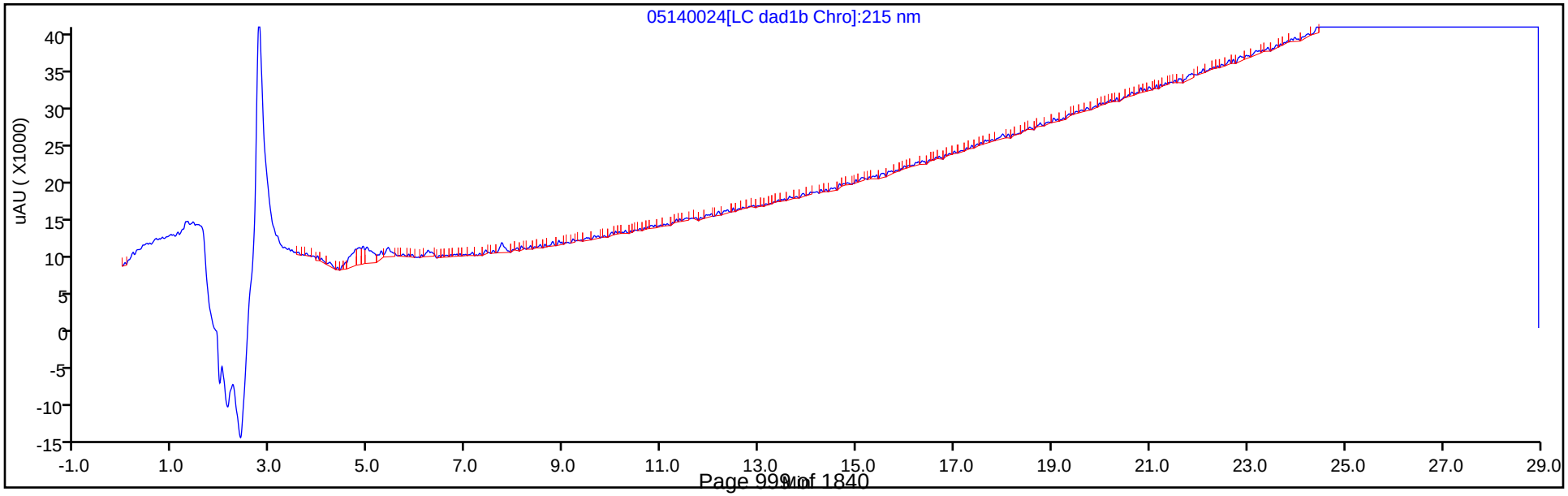

FORM VI
HPLC/IC BY EXTERNAL STANDARD - INITIAL CALIBRATION DATA
RETENTION TIME SUMMARY

Lab Name: Eurofins TestAmerica, Denver Job No.: 280-137110-1 Analy Batch No.: 487658

SDG No.:

Instrument ID: CHHPLC_X3 GC Column: UltraCarb5u ID: 4.6(mm) Heated Purge: (Y/N) N

Calibration Start Date: 03/04/2020 14:07 Calibration End Date: 03/04/2020 16:47 Calibration ID: 42562

Calibration Files:

LEVEL:	LAB SAMPLE ID:	LAB FILE ID:
Level 1	IC 280-487658/14	03040014.D
Level 2	IC 280-487658/13	03040013.D
Level 3	IC 280-487658/12	03040012.D
Level 4	IC 280-487658/11	03040011.D
Level 5	IC 280-487658/10	03040010.D
Level 6	IC 280-487658/9	03040009.D
Level 7	IC 280-487658/8	03040008.D
Level 8	IC 280-487658/7	03040007.D

ANALYTE	LVL 1	LVL 2	LVL 3	LVL 4	LVL 5	LVL 6	LVL 7	LVL 8			RT WINDOW	AVG RT
HMX	6.682	6.684	6.682	6.683	6.684	6.683	6.685	6.682			6.533 - 6.833	6.683
RDX	7.755	7.750	7.749	7.750	7.758	7.756	7.759	7.748			7.600 - 7.900	7.753
Picric acid	8.082	8.077	8.069	8.063	8.058	8.043	8.032	7.982			7.906 - 8.206	8.051
1,3,5-Trinitrobenzene	8.882	8.884	8.882	8.883	8.884	8.883	8.885	8.875			8.733 - 9.033	8.882
1,3-Dinitrobenzene	9.535	9.530	9.529	9.536	9.531	9.529	9.532	9.522			9.379 - 9.679	9.531
Nitrobenzene	9.922	9.917	9.915	9.923	9.917	9.916	9.912	9.908			9.766 - 10.066	9.916
Tetryl	10.215	10.217	10.215	10.216	10.217	10.216	10.212	10.208			10.066 - 10.366	10.215
Nitroglycerin	10.728	10.730	10.722	10.730	10.731	10.729	10.719	10.708			10.579 - 10.879	10.725
2,4,6-Trinitrotoluene	11.182	11.183	11.175	11.183	11.184	11.182	11.172	11.175			11.083 - 11.283	11.180
4-Amino-2,6-dinitrotoluene	11.342	11.337	11.329	11.336	11.344	11.336	11.325	11.322			11.236 - 11.436	11.334
2-Amino-4,6-dinitrotoluene	11.622	11.623	11.615	11.623	11.631	11.622	11.612	11.608			11.523 - 11.723	11.620
2,6-Dinitrotoluene	11.788	11.790	11.782	11.790	11.791	11.789	11.779	11.775			11.689 - 11.889	11.786
2,4-Dinitrotoluene	11.988	11.983	11.975	11.983	11.991	11.982	11.972	11.968			11.883 - 12.083	11.980
o-Nitrotoluene	12.828	12.830	12.822	12.830	12.831	12.822	12.819	12.815			12.679 - 12.979	12.825
p-Nitrotoluene	13.268	13.263	13.255	13.263	13.271	13.262	13.252	13.248			13.119 - 13.419	13.260
m-Nitrotoluene	13.868	13.863	13.855	13.863	13.871	13.856	13.852	13.842			13.713 - 14.013	13.859
PETN	14.962	14.963	14.962	14.963	14.971	14.956	14.952	14.942			14.819 - 15.119	14.959
1,2-Dinitrobenzene	8.715	8.710	8.709	8.710	8.711	8.709	8.712	8.702			8.560 - 8.860	8.710

FORM VI
HPLC/IC BY EXTERNAL STANDARD - INITIAL CALIBRATION DATA
CURVE EVALUATION

Lab Name: Eurofins TestAmerica, Denver Job No.: 280-137110-1 Analy Batch No.: 487658

SDG No.:

Instrument ID: CHHPLC_X3 GC Column: UltraCarb5u ID: 4.6(mm) Heated Purge: (Y/N) N

Calibration Start Date: 03/04/2020 14:07 Calibration End Date: 03/04/2020 16:47 Calibration ID: 42562

Calibration Files:

LEVEL:	LAB SAMPLE ID:	LAB FILE ID:
Level 1	IC 280-487658/14	03040014.D
Level 2	IC 280-487658/13	03040013.D
Level 3	IC 280-487658/12	03040012.D
Level 4	IC 280-487658/11	03040011.D
Level 5	IC 280-487658/10	03040010.D
Level 6	IC 280-487658/9	03040009.D
Level 7	IC 280-487658/8	03040008.D
Level 8	IC 280-487658/7	03040007.D

ANALYTE	CF				CURVE TYPE	COEFFICIENT			#	MIN CF	%RSD	#	MAX %RSD	R^2 OR COD	#	MIN R^2 OR COD
	LVL 1 LVL 5	LVL 2 LVL 6	LVL 3 LVL 7	LVL 4 LVL 8		B	M1	M2								
HMX	76000 92195	84000 92901	90690 91886	91556 94192	Ave		89177.5536				6.9		20.0			
RDX	135800 113668	121280 113474	118060 112538	114104 114027	Ave		117868.823				6.6		20.0			
Picric acid	85600 87078	86880 87800	86250 87686	86696 89985	Ave		87246.8375				1.5		20.0			
1,3,5-Trinitrobenzene	241317 243301	243114 244799	242255 243367	242443 247077	Ave		243459.240				0.7		20.0			
1,3-Dinitrobenzene	317016 326305	319760 327946	324012 325028	322762 331181	Ave		324251.264				1.4		20.0			
Nitrobenzene	213496 213700	206972 215276	212400 212102	209502 218063	Ave		212688.862				1.6		20.0			
Tetryl	201248 192630	193054 193253	192365 192871	189457 196083	Ave		193870.110				1.8		20.0			
Nitroglycerin	65725 73511	68592 73876	71710 73303	73524 74137	Ave		71797.3561				4.2		20.0			
2,4,6-Trinitrotoluene	221713 220022	223725 219599	219920 221109	216454 224745	Ave		220910.986				1.2		20.0			
4-Amino-2,6-dinitrotoluene	172827 171731	179960 174551	170849 170344	174965 172519	Ave		173468.308				1.8		20.0			
2-Amino-4,6-dinitrotoluene	221713 216511	215040 216363	215538 218189	214008 222947	Ave		217538.754				1.5		20.0			
2,6-Dinitrotoluene	159512 159933	160657 161471	158845 155997	160088 158732	Ave		159404.313				1.0		20.0			
2,4-Dinitrotoluene	316285 321230	320458 323479	317131 322066	320327 328339	Ave		321164.424				1.2		20.0			
o-Nitrotoluene	165800 137323	156020 137486	142550 135008	137560 138961	Ave		143838.427				7.7		20.0			

Note: The M1 coefficient is the same as Ave CF for an Ave curve type.

FORM VI
HPLC/IC BY EXTERNAL STANDARD - INITIAL CALIBRATION DATA
CURVE EVALUATION

Lab Name: Eurofins TestAmerica, Denver Job No.: 280-137110-1 Analy Batch No.: 487658

SDG No.:

Instrument ID: CHHPLC_X3 GC Column: UltraCarb5u ID: 4.6(mm) Heated Purge: (Y/N) N

Calibration Start Date: 03/04/2020 14:07 Calibration End Date: 03/04/2020 16:47 Calibration ID: 42562

ANALYTE	CF				CURVE TYPE	COEFFICIENT			#	MIN CF	%RSD	#	MAX %RSD	R^2 OR COD	#	MIN R^2 OR COD
	LVL 1 LVL 5	LVL 2 LVL 6	LVL 3 LVL 7	LVL 4 LVL 8		B	M1	M2								
p-Nitrotoluene	127495 118346	123273 118529	119112 116856	118255 120524	Ave		120298.779				2.9		20.0			
m-Nitrotoluene	160639 152110	161319 152488	152188 149787	150997 154421	Ave		154243.594				2.8		20.0			
PETN	66740 82493	74332 83187	80671 82517	81690 84015	Ave		79455.6132				7.5		20.0			
1,2-Dinitrobenzene	149050 144823	148380 145561	145890 144385	144548 147083	Ave		146215.016				1.2		20.0			

Note: The M1 coefficient is the same as Ave CF for an Ave curve type.

FORM VI
HPLC/IC BY EXTERNAL STANDARD - INITIAL CALIBRATION DATA
RESPONSE AND CONCENTRATION

Lab Name: Eurofins TestAmerica, Denver Job No.: 280-137110-1 Analy Batch No.: 487658

SDG No.:

Instrument ID: CHHPLC_X3 GC Column: UltraCarb5u ID: 4.6(mm) Heated Purge: (Y/N) N

Calibration Start Date: 03/04/2020 14:07 Calibration End Date: 03/04/2020 16:47 Calibration ID: 42562

Calibration Files:

LEVEL:	LAB SAMPLE ID:	LAB FILE ID:
Level 1	IC 280-487658/14	03040014.D
Level 2	IC 280-487658/13	03040013.D
Level 3	IC 280-487658/12	03040012.D
Level 4	IC 280-487658/11	03040011.D
Level 5	IC 280-487658/10	03040010.D
Level 6	IC 280-487658/9	03040009.D
Level 7	IC 280-487658/8	03040008.D
Level 8	IC 280-487658/7	03040007.D

ANALYTE	CURVE TYPE	RESPONSE					CONCENTRATION (UG/ML)				
		LVL 1 LVL 6	LVL 2 LVL 7	LVL 3 LVL 8	LVL 4	LVL 5	LVL 1 LVL 6	LVL 2 LVL 7	LVL 3 LVL 8	LVL 4	LVL 5
HMX	Ave	1520 65031	4200 91886	9069 235480	22889	36878	0.0200 0.700	0.0500 1.00	0.100 2.50	0.250	0.400
RDX	Ave	2716 79432	6064 112538	11806 285067	28526	45467	0.0200 0.700	0.0500 1.00	0.100 2.50	0.250	0.400
Picric acid	Ave	1712 61460	4344 87686	8625 224963	21674	34831	0.0200 0.700	0.0500 1.00	0.100 2.50	0.250	0.400
1,3,5-Trinitrobenzene	Ave	4836 171702	12180 243854	24274 618928	60732	97515	0.0200 0.701	0.0501 1.00	0.100 2.51	0.251	0.401
1,3-Dinitrobenzene	Ave	6353 230021	16020 325678	32466 829608	80852	130783	0.0200 0.701	0.0501 1.00	0.100 2.51	0.251	0.401
Nitrobenzene	Ave	4287 151296	10390 212950	21325 547337	52585	85822	0.0201 0.703	0.0502 1.00	0.100 2.51	0.251	0.402
Tetryl	Ave	4033 135548	9672 193257	19275 491187	47459	77206	0.0200 0.701	0.0501 1.00	0.100 2.51	0.251	0.401
Nitroglycerin	Ave	13145 517135	34296 733033	71710 1853418	183811	294044	0.200 7.00	0.500 10.0	1.00 25.0	2.50	4.00
2,4,6-Trinitrotoluene	Ave	4452 154334	11231 221993	22080 564111	54330	88361	0.0201 0.703	0.0502 1.00	0.100 2.51	0.251	0.402
4-Amino-2,6-dinitrotoluene	Ave	3460 122308	9007 170514	17102 431730	43785	68761	0.0200 0.701	0.0501 1.00	0.100 2.50	0.250	0.400
2-Amino-4,6-dinitrotoluene	Ave	4452 152060	10795 219062	21640 559598	53716	86951	0.0201 0.703	0.0502 1.00	0.100 2.51	0.251	0.402
2,6-Dinitrotoluene	Ave	3203 113482	8065 156621	15948 398417	40182	64229	0.0201 0.703	0.0502 1.00	0.100 2.51	0.251	0.402
2,4-Dinitrotoluene	Ave	6351 227341	16087 323354	31840 824132	80402	129006	0.0201 0.703	0.0502 1.00	0.100 2.51	0.251	0.402
o-Nitrotoluene	Ave	3316 96240	7801 135008	14255 347403	34390	54929	0.0200 0.700	0.0500 1.00	0.100 2.50	0.250	0.400
p-Nitrotoluene	Ave	2555 83136	6176 117090	11935 301912	29623	47433	0.0200 0.701	0.0501 1.00	0.100 2.51	0.251	0.401

FORM VI
HPLC/IC BY EXTERNAL STANDARD - INITIAL CALIBRATION DATA
RESPONSE AND CONCENTRATION

Lab Name: Eurofins TestAmerica, Denver Job No.: 280-137110-1 Analy Batch No.: 487658

SDG No.:

Instrument ID: CHHPLC_X3 GC Column: UltraCarb5u ID: 4.6(mm) Heated Purge: (Y/N) N

Calibration Start Date: 03/04/2020 14:07 Calibration End Date: 03/04/2020 16:47 Calibration ID: 42562

ANALYTE	CURVE TYPE	RESPONSE					CONCENTRATION (UG/ML)				
		LVL 1 LVL 6	LVL 2 LVL 7	LVL 3 LVL 8	LVL 4	LVL 5	LVL 1 LVL 6	LVL 2 LVL 7	LVL 3 LVL 8	LVL 4	LVL 5
m-Nitrotoluene	Ave	3216 106848	8074 149937	15234 386438	37787	60905	0.0200 0.701	0.0501 1.00	0.100 2.50	0.250	0.400
PETN	Ave	13348 582311	37166 825168	80671 2100383	204225	329970	0.200 7.00	0.500 10.0	1.00 25.0	2.50	4.00
1,2-Dinitrobenzene	Ave	2981 101893	7419 144385	14589 367708	36137	57929	0.0200 0.700	0.0500 1.00	0.100 2.50	0.250	0.400

Curve Type Legend:
Ave = Average

Eurofins TestAmerica, Denver
Target Compound Quantitation Report

Data File: \\chromna\Denver\ChromData\CHHPLC_X\20200304-89779.b\03040007.D
Lims ID: IC MAIN L8
Client ID:
Sample Type: IC Calib Level: 8
Inject. Date: 04-Mar-2020 14:07:07 ALS Bottle#: 7 Worklist Smp#: 7
Injection Vol: 100.0 ul Dil. Factor: 1.0000
Sample Info: IC MAIN L8
Misc. Info.: 280-0089779-007
Operator ID: CB Instrument ID: CHHPLC_X3
Sublist: chrom-8330_X3*sub9

Method: \\chromna\Denver\ChromData\CHHPLC_X\20200304-89779.b\8330_X3.m
Limit Group: GCSV - 8330
Last Update: 06-Mar-2020 10:24:59 Calib Date: 04-Mar-2020 23:40:46
Integrator: Falcon
Quant Method: External Standard Quant By: Initial Calibration
Last ICal File: \\chromna\Denver\ChromData\CHHPLC_X\20200304-89779.b\03040032.D

Column 1 : UltraCarb5uODS (20) (4.60 mm) Det: LC DAD1B, 254 nm
Process Host: CTX0308

First Level Reviewer: beckerc Date: 05-Mar-2020 08:21:11

Compound	Det	RT (min.)	Exp RT (min.)	Dlt RT (min.)	Response	Cal Amt ug/mL	OnCol Amt ug/mL	Flags
3 HMX	1	6.682	6.683	-0.001	235480	2.50	2.64	M
7 RDX	1	7.748	7.750	-0.002	285067	2.50	2.42	
8 2,4,6-Trinitrophenol	1	7.982	8.056	-0.074	224963	2.50	2.58	
$ 9 1,2-Dinitrobenzene	1	8.702	8.710	-0.008	367708	2.50	2.51	
10 1,3,5-Trinitrobenzene	1	8.875	8.883	-0.008	618928	2.51	2.54	
11 1,3-Dinitrobenzene	1	9.522	9.529	-0.007	829608	2.51	2.56	
12 Nitrobenzene	1	9.908	9.916	-0.008	547337	2.51	2.57	
14 Tetryl	1	10.208	10.216	-0.008	491187	2.51	2.53	
15 Nitroglycerin	2	10.708	10.729	-0.021	1853418	25.0	25.8	
16 2,4,6-Trinitrotoluene	1	11.175	11.183	-0.008	564111	2.51	2.55	
17 4-Amino-2,6-dinitrotoluene	1	11.322	11.336	-0.014	431730	2.50	2.49	
18 2-Amino-4,6-dinitrotoluene	1	11.608	11.623	-0.015	559598	2.51	2.57	
19 2,6-Dinitrotoluene	1	11.775	11.789	-0.014	398417	2.51	2.50	
20 2,4-Dinitrotoluene	1	11.968	11.983	-0.015	824132	2.51	2.57	
21 o-Nitrotoluene	1	12.815	12.829	-0.014	347403	2.50	2.42	
22 p-Nitrotoluene	1	13.248	13.269	-0.021	301912	2.51	2.51	
23 m-Nitrotoluene	1	13.842	13.863	-0.021	386438	2.50	2.51	
24 PETN	2	14.942	14.969	-0.027	2100383	25.0	26.4	

QC Flag Legend

Review Flags
M - Manually Integrated

Reagents:

8330IntermStk_00061 Amount Added: 250.00 Units: uL

Report Date: 06-Mar-2020 10:24:59 Chrom Revision: 2.3 19-Feb-2020 16:45:46

Eurofins TestAmerica, Denver

Data File: \\chromna\denver\chromdata\chhplc_x\20200304-89779.b\03040007.d

Injection Date:	04-Mar-2020 14:07:07	Instrument ID:	CHHPLC_X3	Operator ID:	CB
Lims ID:	IC MAIN L8			Worklist Smp#:	7
Client ID:					
Injection Vol:	100.0 ul	Dil. Factor:	1.0000	ALS Bottle#:	7
Method:	8330_X3	Limit Group:	GCSV - 8330		

Column: UltraCarb5uODS (20) (4.60 mm) Y Scaling: Method Defined: Scale to the Nth Largest Target: 1

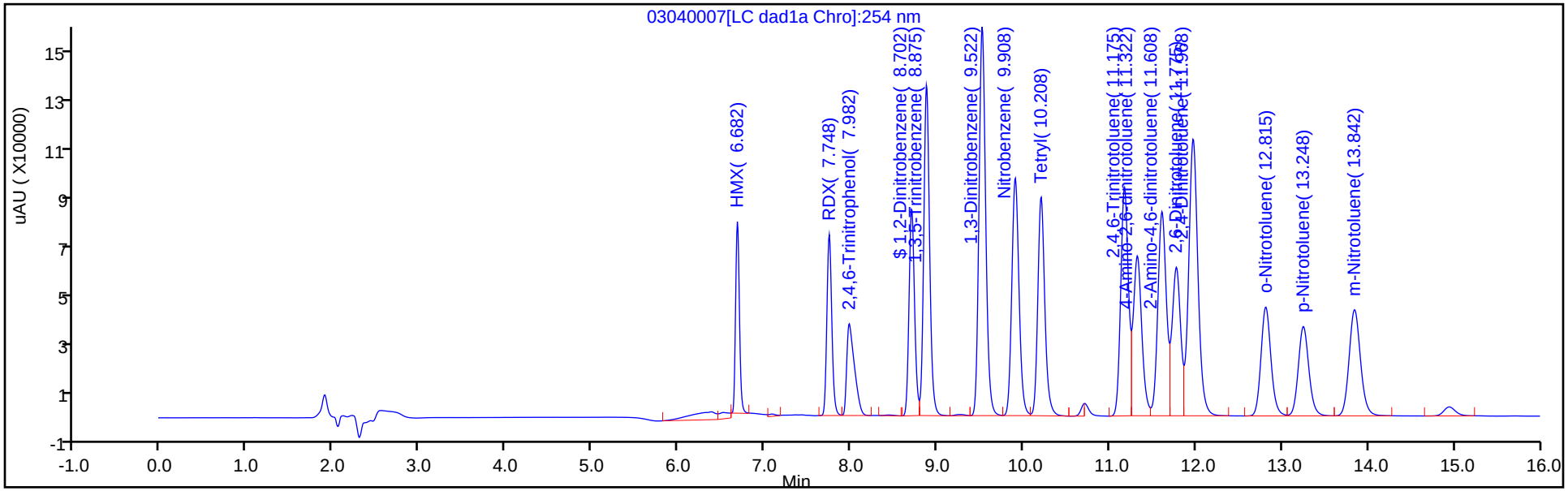

Y Scaling: Method Defined: Scale to the Nth Largest Target: 1

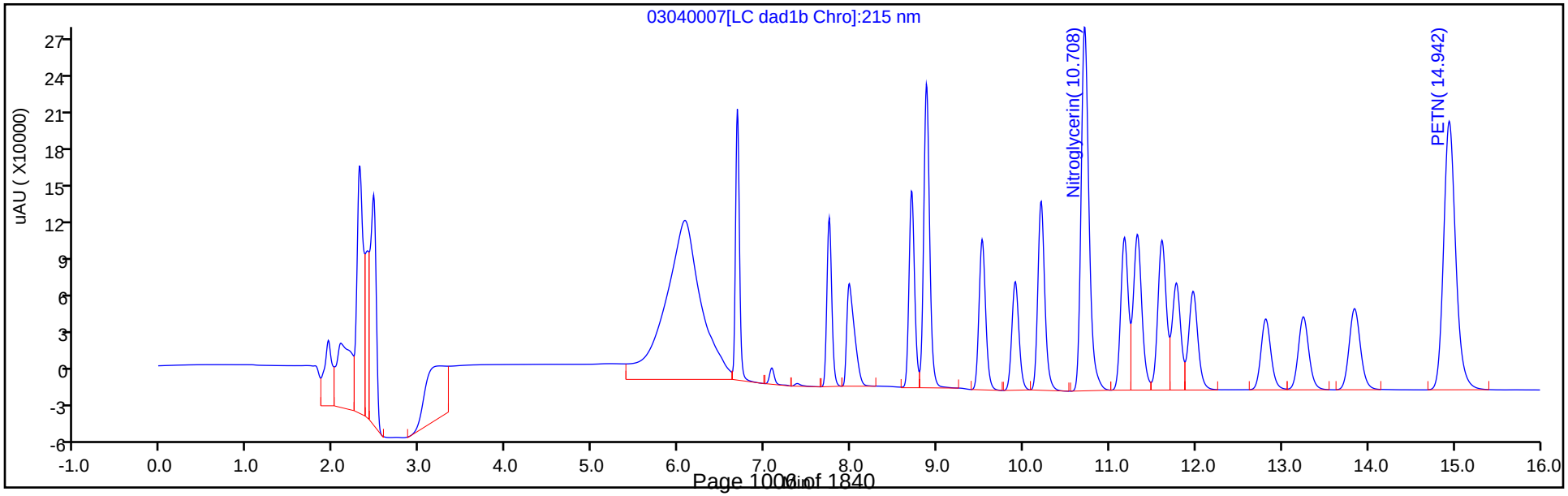

Manual Integration/User Assign Peak Report

Eurofins TestAmerica, Denver

Data File:	\\chromna\denver\chromdata\chhplc_x\20200304-89779.b\03040007.d				
Injection Date:	04-Mar-2020 14:07:07	Instrument ID:	CHHPLC_X3		
Lims ID:	IC MAIN L8				
Client ID:					
Operator ID:	CB	ALS Bottle#:	7	Worklist Smp#:	7
Injection Vol:	100.0 ul	Dil. Factor:	1.0000		
Method:	8330_X3	Limit Group:	GCSV - 8330		
Column:	UltraCarb5uODS (20) (4.60 mm)	Detector	LC DAD1B, 254 nm		

3 HMX, CAS: 2691-41-0

Signal: 1

Processing Integration Results

RT: 6.68
Area: 273190
Amount: 2.501188
Amount Units: ug/mL

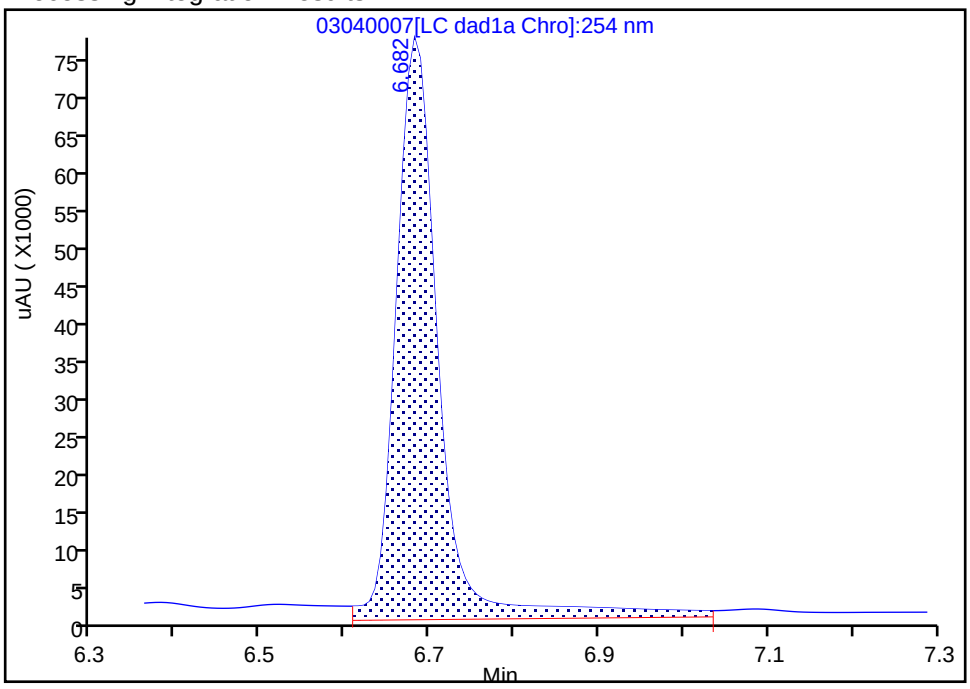

Manual Integration Results

RT: 6.68
Area: 235480
Amount: 2.640575
Amount Units: ug/mL

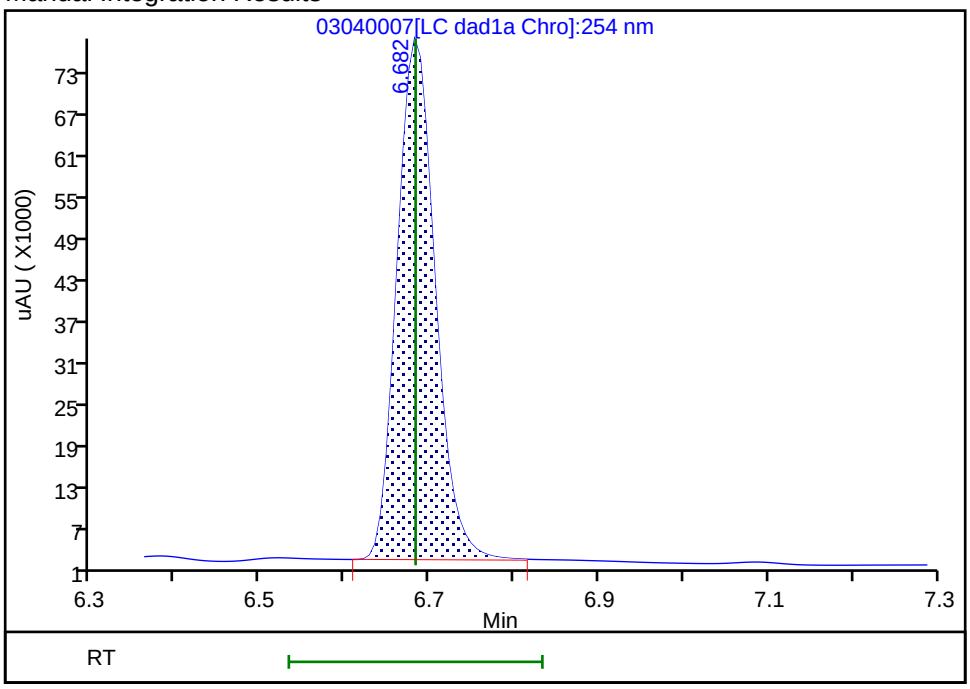

Reviewer: beckerc, 05-Mar-2020 08:19:14
Audit Action: Manually Integrated Audit Reason: Baseline

Eurofins TestAmerica, Denver
Target Compound Quantitation Report

Data File: \\chromna\Denver\ChromData\CHHPLC_X\20200304-89779.b\03040008.D
Lims ID: IC MAIN L7
Client ID:
Sample Type: IC Calib Level: 7
Inject. Date: 04-Mar-2020 14:30:11 ALS Bottle#: 8 Worklist Smp#: 8
Injection Vol: 100.0 ul Dil. Factor: 1.0000
Sample Info: IC MAIN L7
Misc. Info.: 280-0089779-008
Operator ID: CB Instrument ID: CHHPLC_X3
Sublist: chrom-8330_X3*sub9

Method: \\chromna\Denver\ChromData\CHHPLC_X\20200304-89779.b\8330_X3.m
Limit Group: GCSV - 8330
Last Update: 06-Mar-2020 10:25:01 Calib Date: 04-Mar-2020 23:40:46
Integrator: Falcon
Quant Method: External Standard Quant By: Initial Calibration
Last ICal File: \\chromna\Denver\ChromData\CHHPLC_X\20200304-89779.b\03040032.D

Column 1 : UltraCarb5uODS (20) (4.60 mm) Det: LC DAD1B, 254 nm
Process Host: CTX0308

First Level Reviewer: beckerc Date: 05-Mar-2020 08:21:29

Compound	Det	RT (min.)	Exp RT (min.)	Dlt RT (min.)	Response	Cal Amt ug/mL	OnCol Amt ug/mL	Flags
3 HMX	1	6.685	6.683	0.002	91886	1.00	1.03	M
7 RDX	1	7.759	7.750	0.009	112538	1.00	0.9548	
8 2,4,6-Trinitrophenol	1	8.032	8.056	-0.024	87686	1.00	1.01	
$ 9 1,2-Dinitrobenzene	1	8.712	8.710	0.002	144385	1.00	0.9875	
10 1,3,5-Trinitrobenzene	1	8.885	8.883	0.002	243854	1.00	1.00	
11 1,3-Dinitrobenzene	1	9.532	9.529	0.003	325678	1.00	1.00	
12 Nitrobenzene	1	9.912	9.916	-0.004	212950	1.00	1.00	
14 Tetryl	1	10.212	10.216	-0.004	193257	1.00	1.00	
15 Nitroglycerin	2	10.719	10.729	-0.010	733033	10.0	10.2	
16 2,4,6-Trinitrotoluene	1	11.172	11.183	-0.011	221993	1.00	1.00	
17 4-Amino-2,6-dinitrotoluene	1	11.325	11.336	-0.011	170514	1.00	0.9830	
18 2-Amino-4,6-dinitrotoluene	1	11.612	11.623	-0.011	219062	1.00	1.01	
19 2,6-Dinitrotoluene	1	11.779	11.789	-0.010	156621	1.00	0.9825	
20 2,4-Dinitrotoluene	1	11.972	11.983	-0.011	323354	1.00	1.01	
21 o-Nitrotoluene	1	12.819	12.829	-0.010	135008	1.00	0.9386	
22 p-Nitrotoluene	1	13.252	13.269	-0.017	117090	1.00	0.9733	
23 m-Nitrotoluene	1	13.852	13.863	-0.011	149937	1.00	0.9721	
24 PETN	2	14.952	14.969	-0.017	825168	10.0	10.4	

QC Flag Legend

Review Flags
M - Manually Integrated

Reagents:

8330IntermStk_00061 Amount Added: 100.00 Units: uL

Report Date: 06-Mar-2020 10:25:02 Chrom Revision: 2.3 19-Feb-2020 16:45:46

Eurofins TestAmerica, Denver

Data File: \\chromna\denver\chromdata\chhplc_x\20200304-89779.b\03040008.d

Injection Date:	04-Mar-2020 14:30:11	Instrument ID:	CHHPLC_X3	Operator ID:	CB
Lims ID:	IC MAIN L7			Worklist Smp#:	8
Client ID:					
Injection Vol:	100.0 ul	Dil. Factor:	1.0000	ALS Bottle#:	8
Method:	8330_X3	Limit Group:	GCSV - 8330		

Column: UltraCarb5uODS (20) (4.60 mm) Y Scaling: Method Defined: Scale to the Nth Largest Target: 1

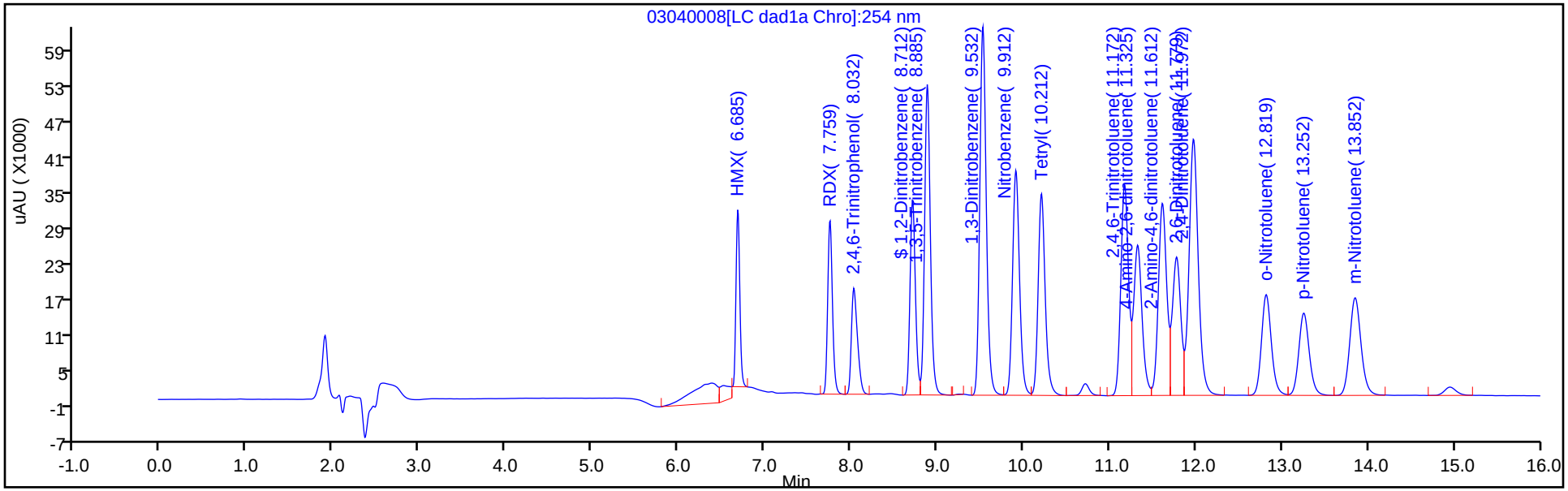

Y Scaling: Method Defined: Scale to the Nth Largest Target: 1

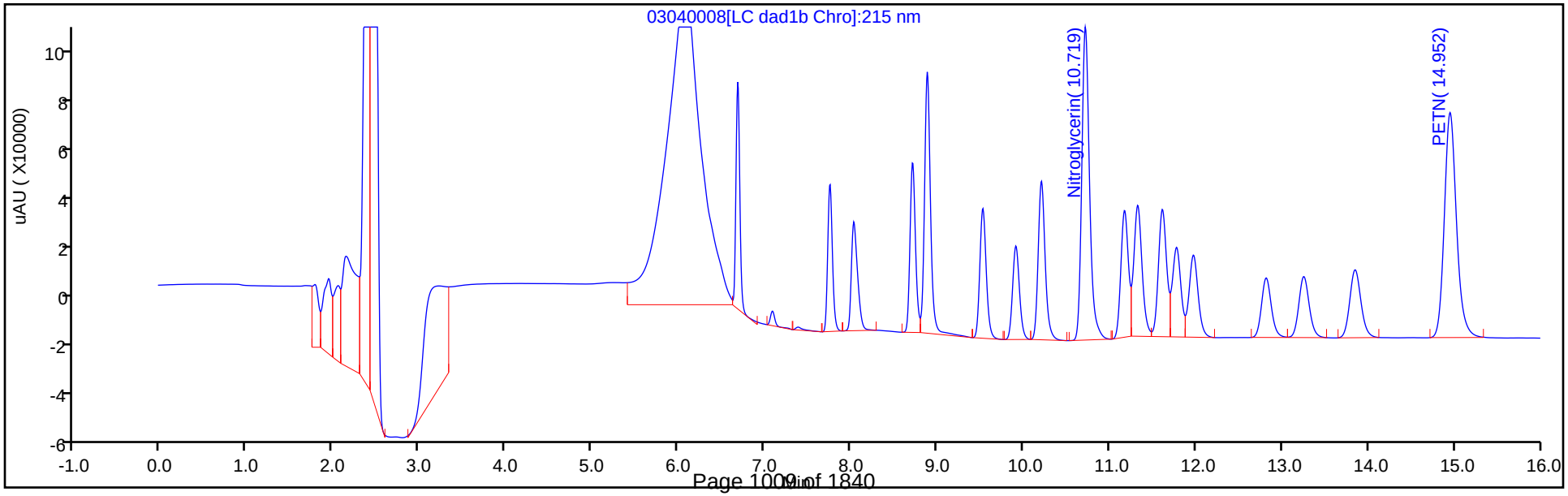

Manual Integration/User Assign Peak Report

Eurofins TestAmerica, Denver

Data File: \\chromna\denver\chromdata\chhplc_x\20200304-89779.b\03040008.d
Injection Date: 04-Mar-2020 14:30:11 Instrument ID: CHHPLC_X3
Lims ID: IC MAIN L7
Client ID:
Operator ID: CB ALS Bottle#: 8 Worklist Smp#: 8
Injection Vol: 100.0 ul Dil. Factor: 1.0000
Method: 8330_X3 Limit Group: GCSV - 8330
Column: UltraCarb5uODS (20) (4.60 mm) Detector LC DAD1B, 254 nm

3 HMX, CAS: 2691-41-0

Signal: 1

Processing Integration Results

RT: 6.69
Area: 125872
Amount: 0.749140
Amount Units: ug/mL

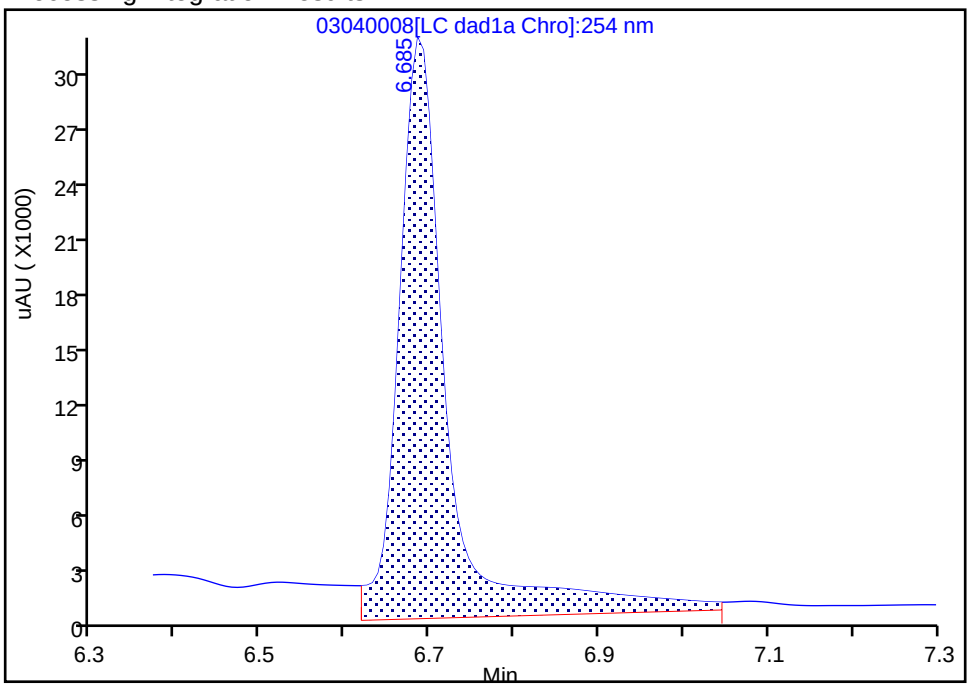

Manual Integration Results

RT: 6.69
Area: 91886
Amount: 1.030371
Amount Units: ug/mL

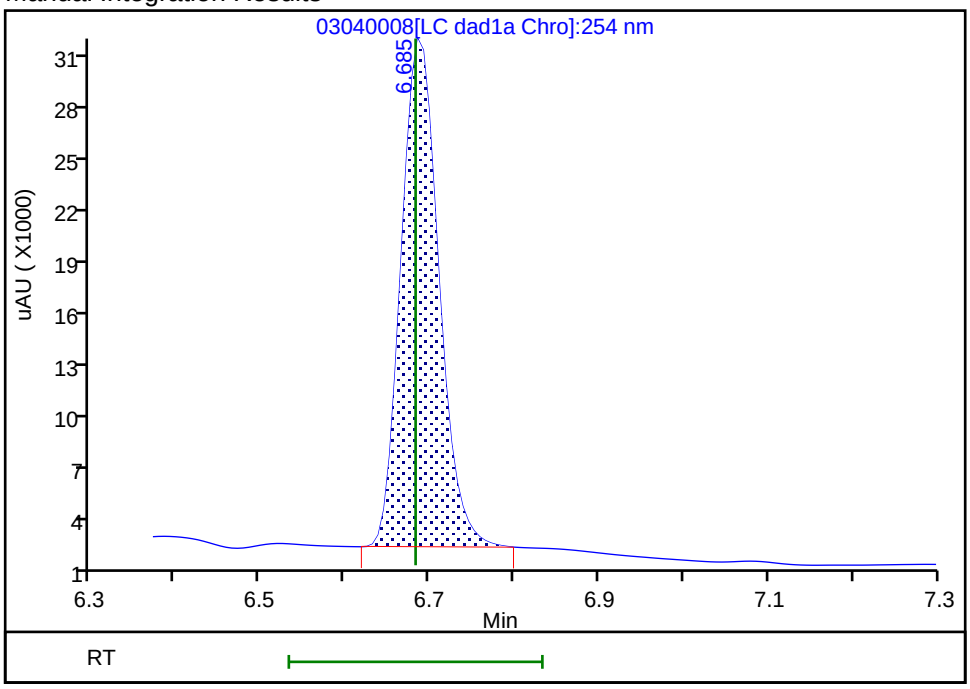

Reviewer: beckerc, 05-Mar-2020 08:21:25
Audit Action: Manually Integrated Audit Reason: Baseline

Eurofins TestAmerica, Denver
Target Compound Quantitation Report

Data File: \\chromna\Denver\ChromData\CHHPLC_X\20200304-89779.b\03040009.D
Lims ID: IC MAIN L6
Client ID:
Sample Type: IC Calib Level: 6
Inject. Date: 04-Mar-2020 14:53:07 ALS Bottle#: 9 Worklist Smp#: 9
Injection Vol: 100.0 ul Dil. Factor: 1.0000
Sample Info: IC MAIN L6
Misc. Info.: 280-0089779-009
Operator ID: CB Instrument ID: CHHPLC_X3
Sublist: chrom-8330_X3*sub9

Method: \\chromna\Denver\ChromData\CHHPLC_X\20200304-89779.b\8330_X3.m
Limit Group: GCSV - 8330
Last Update: 06-Mar-2020 10:25:02 Calib Date: 04-Mar-2020 23:40:46
Integrator: Falcon
Quant Method: External Standard Quant By: Initial Calibration
Last ICal File: \\chromna\Denver\ChromData\CHHPLC_X\20200304-89779.b\03040032.D

Column 1 : UltraCarb5uODS (20) (4.60 mm) Det: LC DAD1B, 254 nm
Process Host: CTX0308

First Level Reviewer: beckerc Date: 05-Mar-2020 08:21:45

Compound	Det	RT (min.)	Exp RT (min.)	Dlt RT (min.)	Response	Cal Amt ug/mL	OnCol Amt ug/mL	Flags
3 HMX	1	6.683	6.683	0.000	65031	0.7000	0.7292	M
7 RDX	1	7.756	7.750	0.006	79432	0.7000	0.6739	
8 2,4,6-Trinitrophenol	1	8.043	8.056	-0.013	61460	0.7000	0.7044	
$ 9 1,2-Dinitrobenzene	1	8.709	8.710	-0.001	101893	0.7000	0.6969	
10 1,3,5-Trinitrobenzene	1	8.883	8.883	0.000	171702	0.7014	0.7053	
11 1,3-Dinitrobenzene	1	9.529	9.529	0.000	230021	0.7014	0.7094	
12 Nitrobenzene	1	9.916	9.916	0.000	151296	0.7028	0.7113	
14 Tetryl	1	10.216	10.216	0.000	135548	0.7014	0.6992	
15 Nitroglycerin	2	10.729	10.729	0.000	517135	7.00	7.20	
16 2,4,6-Trinitrotoluene	1	11.182	11.183	-0.001	154334	0.7028	0.6986	
17 4-Amino-2,6-dinitrotoluene	1	11.336	11.336	0.000	122308	0.7007	0.7051	
18 2-Amino-4,6-dinitrotoluene	1	11.622	11.623	-0.001	152060	0.7028	0.6990	
19 2,6-Dinitrotoluene	1	11.789	11.789	0.000	113482	0.7028	0.7119	
20 2,4-Dinitrotoluene	1	11.982	11.983	-0.001	227341	0.7028	0.7079	
21 o-Nitrotoluene	1	12.822	12.829	-0.007	96240	0.7000	0.6691	
22 p-Nitrotoluene	1	13.262	13.269	-0.007	83136	0.7014	0.6911	
23 m-Nitrotoluene	1	13.856	13.863	-0.007	106848	0.7007	0.6927	
24 PETN	2	14.956	14.969	-0.013	582311	7.00	7.33	

QC Flag Legend

Review Flags
M - Manually Integrated

Reagents:

8330IntermStk_00061 Amount Added: 70.00 Units: uL

Report Date: 06-Mar-2020 10:25:02 Chrom Revision: 2.3 19-Feb-2020 16:45:46

Eurofins TestAmerica, Denver

Data File: \\chromna\denver\chromdata\chhplc_x\20200304-89779.b\03040009.d

Injection Date:	04-Mar-2020 14:53:07	Instrument ID:	CHHPLC_X3	Operator ID:	CB
Lims ID:	IC MAIN L6			Worklist Smp#:	9
Client ID:					
Injection Vol:	100.0 ul	Dil. Factor:	1.0000	ALS Bottle#:	9
Method:	8330_X3	Limit Group:	GCSV - 8330		

Column: UltraCarb5uODS (20) (4.60 mm) Y Scaling: Method Defined: Scale to the Nth Largest Target: 1

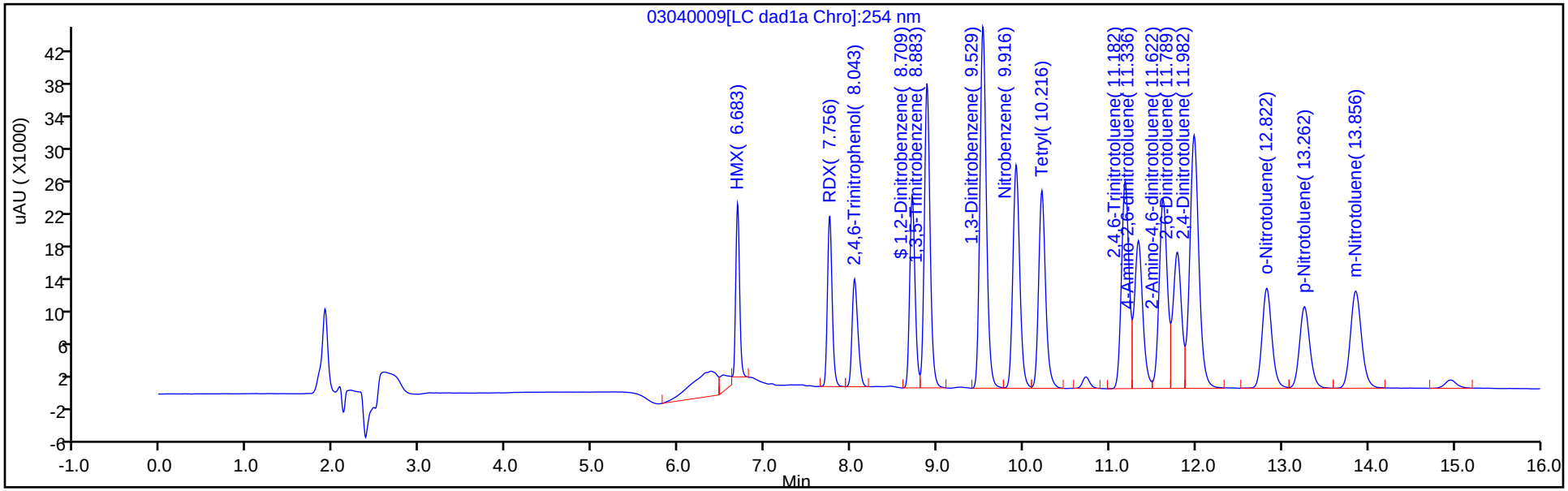

Y Scaling: Method Defined: Scale to the Nth Largest Target: 1

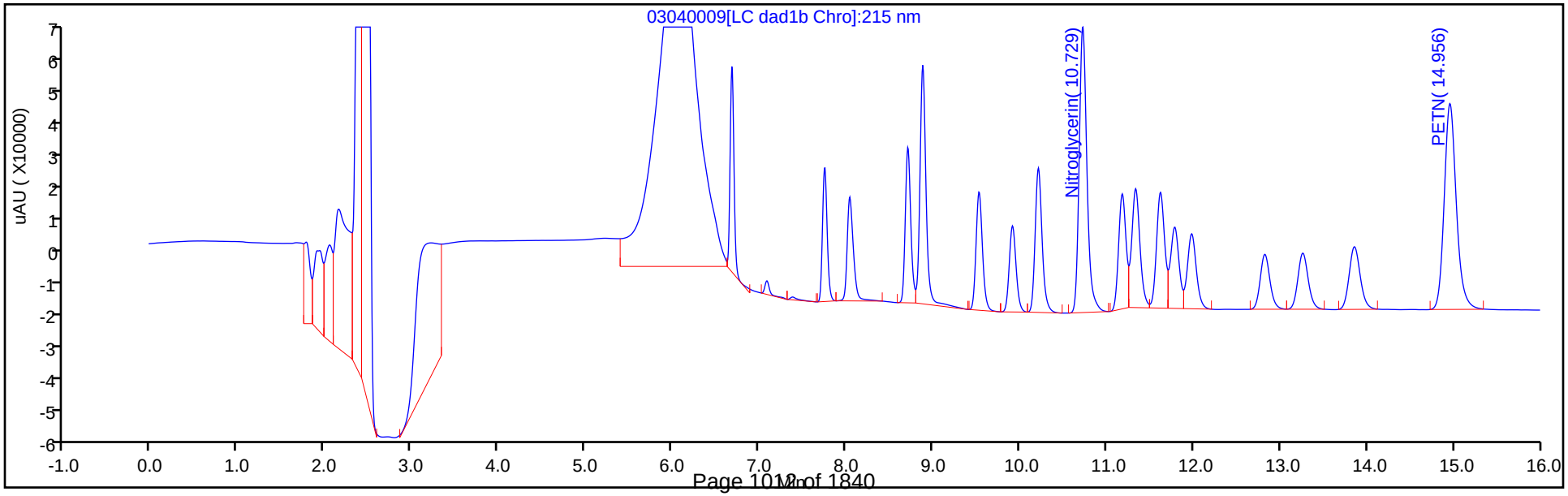

Manual Integration/User Assign Peak Report

Eurofins TestAmerica, Denver

Data File: \\chromna\denver\chromdata\chhplc_x\20200304-89779.b\03040009.d
Injection Date: 04-Mar-2020 14:53:07 Instrument ID: CHHPLC_X3
Lims ID: IC MAIN L6
Client ID:
Operator ID: CB ALS Bottle#: 9 Worklist Smp#: 9
Injection Vol: 100.0 ul Dil. Factor: 1.0000
Method: 8330_X3 Limit Group: GCSV - 8330
Column: UltraCarb5uODS (20) (4.60 mm) Detector LC DAD1B, 254 nm

3 HMX, CAS: 2691-41-0

Signal: 1

Processing Integration Results

RT: 6.68
Area: 73442
Amount: 0.448436
Amount Units: ug/mL

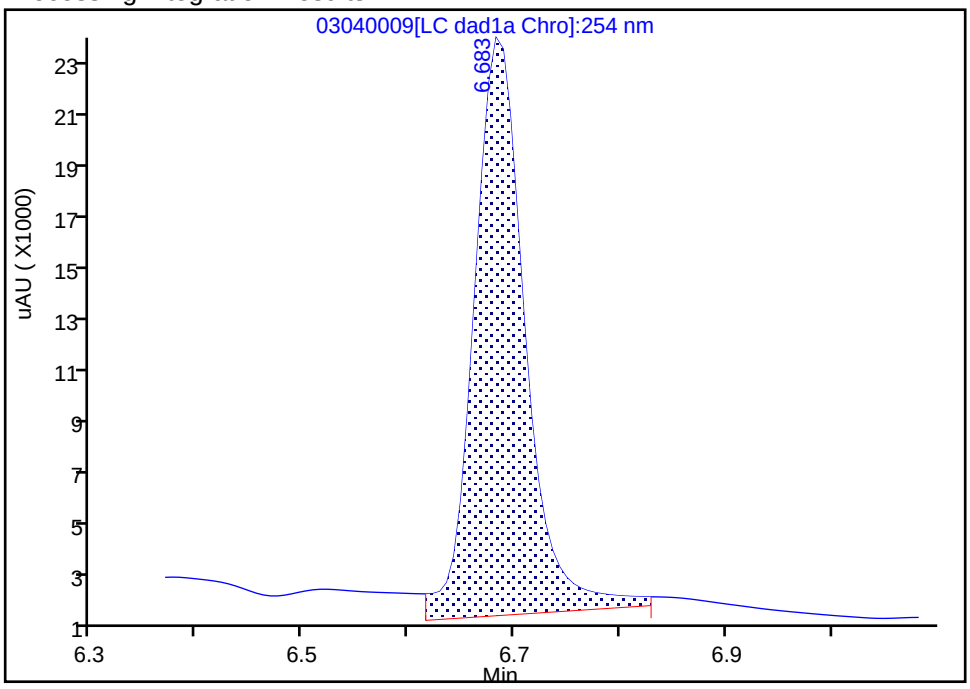

Manual Integration Results

RT: 6.68
Area: 65031
Amount: 0.729231
Amount Units: ug/mL

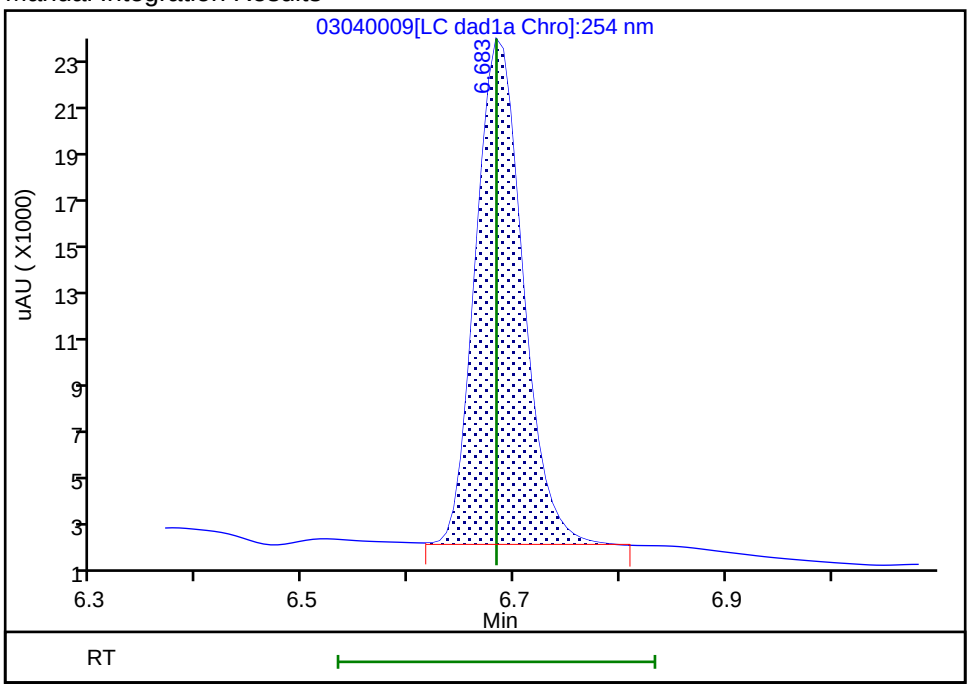

Reviewer: beckerc, 05-Mar-2020 08:21:40
Audit Action: Manually Integrated Audit Reason: Baseline

Eurofins TestAmerica, Denver
Target Compound Quantitation Report

Data File: \\chromna\Denver\ChromData\CHHPLC_X\20200304-89779.b\03040010.D
Lims ID: IC MAIN L5
Client ID:
Sample Type: IC Calib Level: 5
Inject. Date: 04-Mar-2020 15:16:04 ALS Bottle#: 10 Worklist Smp#: 10
Injection Vol: 100.0 ul Dil. Factor: 1.0000
Sample Info: IC MAIN L5
Misc. Info.: 280-0089779-010
Operator ID: CB Instrument ID: CHHPLC_X3
Sublist: chrom-8330_X3*sub9

Method: \\chromna\Denver\ChromData\CHHPLC_X\20200304-89779.b\8330_X3.m
Limit Group: GCSV - 8330
Last Update: 06-Mar-2020 10:25:03 Calib Date: 04-Mar-2020 23:40:46
Integrator: Falcon
Quant Method: External Standard Quant By: Initial Calibration
Last ICal File: \\chromna\Denver\ChromData\CHHPLC_X\20200304-89779.b\03040032.D

Column 1 : UltraCarb5uODS (20) (4.60 mm) Det: LC DAD1B, 254 nm
Process Host: CTX0308

First Level Reviewer: beckerc Date: 05-Mar-2020 08:22:03

	Compound	Det	RT (min.)	Exp RT (min.)	Dlt RT (min.)	Response	Cal Amt ug/mL	OnCol Amt ug/mL	Flags
	3 HMX	1	6.684	6.683	0.001	36878	0.4000	0.4135	M
	7 RDX	1	7.758	7.750	0.008	45467	0.4000	0.3857	
	8 2,4,6-Trinitrophenol	1	8.058	8.056	0.002	34831	0.4000	0.3992	
$	9 1,2-Dinitrobenzene	1	8.711	8.710	0.001	57929	0.4000	0.3962	
	10 1,3,5-Trinitrobenzene	1	8.884	8.883	0.001	97515	0.4008	0.4005	
	11 1,3-Dinitrobenzene	1	9.531	9.529	0.002	130783	0.4008	0.4033	
	12 Nitrobenzene	1	9.917	9.916	0.001	85822	0.4016	0.4035	
	14 Tetryl	1	10.217	10.216	0.001	77206	0.4008	0.3982	
	15 Nitroglycerin	2	10.731	10.729	0.002	294044	4.00	4.10	
	16 2,4,6-Trinitrotoluene	1	11.184	11.183	0.001	88361	0.4016	0.4000	
	17 4-Amino-2,6-dinitrotoluene	1	11.344	11.336	0.008	68761	0.4004	0.3964	
	18 2-Amino-4,6-dinitrotoluene	1	11.631	11.623	0.008	86951	0.4016	0.3997	
	19 2,6-Dinitrotoluene	1	11.791	11.789	0.002	64229	0.4016	0.4029	
	20 2,4-Dinitrotoluene	1	11.991	11.983	0.008	129006	0.4016	0.4017	
	21 o-Nitrotoluene	1	12.831	12.829	0.002	54929	0.4000	0.3819	
	22 p-Nitrotoluene	1	13.271	13.269	0.002	47433	0.4008	0.3943	
	23 m-Nitrotoluene	1	13.871	13.863	0.008	60905	0.4004	0.3949	
	24 PETN	2	14.971	14.969	0.002	329970	4.00	4.15	

QC Flag Legend

Review Flags
M - Manually Integrated

Reagents:

8330IntermStk_00061 Amount Added: 40.00 Units: uL

Report Date: 06-Mar-2020 10:25:04 Chrom Revision: 2.3 19-Feb-2020 16:45:46

Eurofins TestAmerica, Denver

Data File: \\chromna\denver\chromdata\chhplc_x\20200304-89779.b\03040010.d

Injection Date:	04-Mar-2020 15:16:04	Instrument ID:	CHHPLC_X3	Operator ID:	CB
Lims ID:	IC MAIN L5			Worklist Smp#:	10
Client ID:					
Injection Vol:	100.0 ul	Dil. Factor:	1.0000	ALS Bottle#:	10
Method:	8330_X3	Limit Group:	GCSV - 8330		

Column: UltraCarb5uODS (20) (4.60 mm) Y Scaling: Method Defined: Scale to the Nth Largest Target: 1

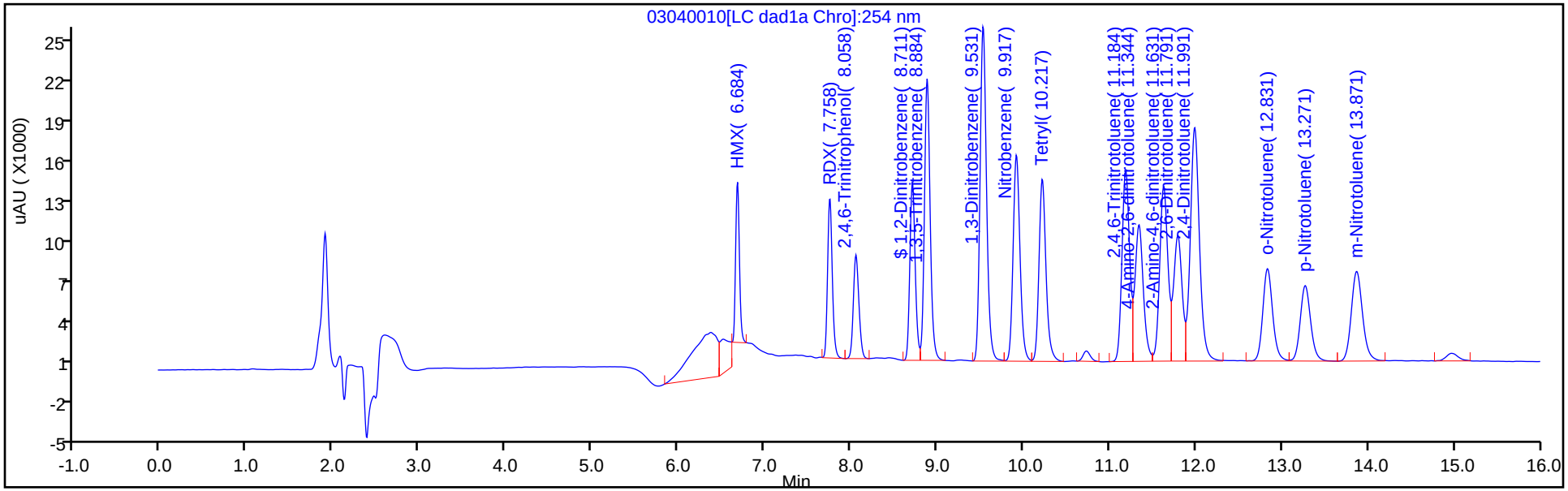

Y Scaling: Method Defined: Scale to the Nth Largest Target: 1

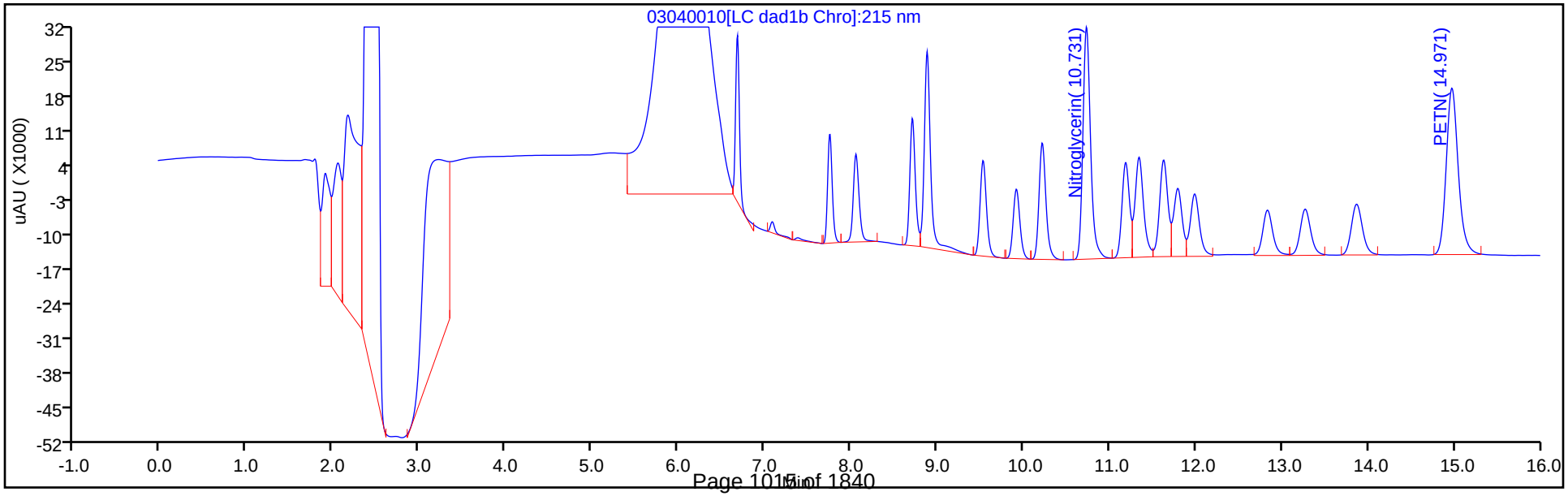

Manual Integration/User Assign Peak Report

Eurofins TestAmerica, Denver

Data File:	\\chromna\denver\chromdata\chhplc_x\20200304-89779.b\03040010.d				
Injection Date:	04-Mar-2020 15:16:04	Instrument ID:	CHHPLC_X3		
Lims ID:	IC MAIN L5				
Client ID:					
Operator ID:	CB	ALS Bottle#:	10	Worklist Smp#:	10
Injection Vol:	100.0 ul	Dil. Factor:	1.0000		
Method:	8330_X3	Limit Group:	GCSV - 8330		
Column:	UltraCarb5uODS (20) (4.60 mm)	Detector	LC DAD1B, 254 nm		

3 HMX, CAS: 2691-41-0

Signal: 1

Processing Integration Results

RT: 6.68
Area: 70815
Amount: 0.436397
Amount Units: ug/mL

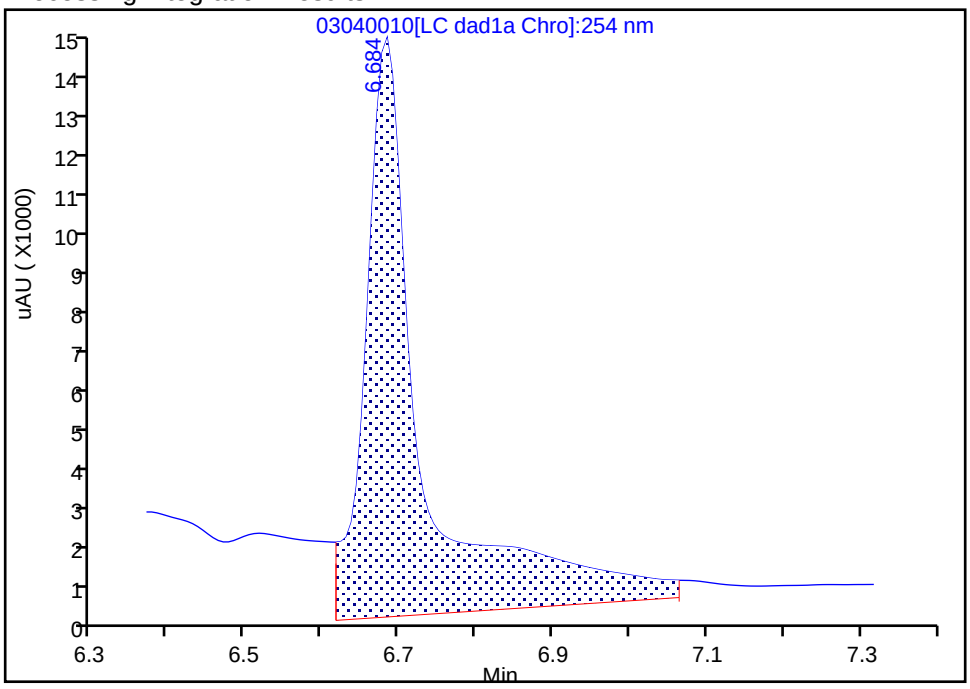

Manual Integration Results

RT: 6.68
Area: 36878
Amount: 0.413535
Amount Units: ug/mL

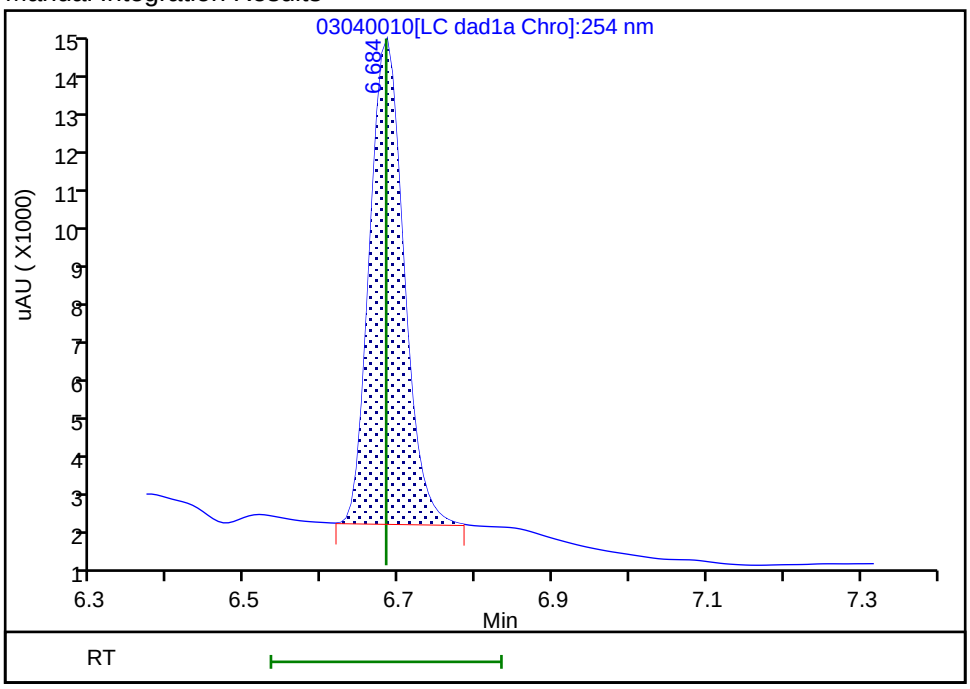

Reviewer: beckerc, 05-Mar-2020 08:21:59
Audit Action: Manually Integrated Audit Reason: Baseline

Eurofins TestAmerica, Denver
Target Compound Quantitation Report

Data File: \\chromna\Denver\ChromData\CHHPLC_X\20200304-89779.b\03040011.D
Lims ID: IC MAIN L4
Client ID:
Sample Type: IC Calib Level: 4
Inject. Date: 04-Mar-2020 15:39:01 ALS Bottle#: 11 Worklist Smp#: 11
Injection Vol: 100.0 ul Dil. Factor: 1.0000
Sample Info: IC MAIN L4
Misc. Info.: 280-0089779-011
Operator ID: CB Instrument ID: CHHPLC_X3
Sublist: chrom-8330_X3*sub9

Method: \\chromna\Denver\ChromData\CHHPLC_X\20200304-89779.b\8330_X3.m
Limit Group: GCSV - 8330
Last Update: 06-Mar-2020 10:25:05 Calib Date: 04-Mar-2020 23:40:46
Integrator: Falcon
Quant Method: External Standard Quant By: Initial Calibration
Last ICal File: \\chromna\Denver\ChromData\CHHPLC_X\20200304-89779.b\03040032.D

Column 1 : UltraCarb5uODS (20) (4.60 mm) Det: LC DAD1B, 254 nm
Process Host: CTX0308

First Level Reviewer: beckerc Date: 05-Mar-2020 08:22:21

Compound	Det	RT (min.)	Exp RT (min.)	Dlt RT (min.)	Response	Cal Amt ug/mL	OnCol Amt ug/mL	Flags
3 HMX	1	6.683	6.683	0.000	22889	0.2500	0.2567	M
7 RDX	1	7.750	7.750	0.000	28526	0.2500	0.2420	
8 2,4,6-Trinitrophenol	1	8.063	8.056	0.007	21674	0.2500	0.2484	
$ 9 1,2-Dinitrobenzene	1	8.710	8.710	0.000	36137	0.2500	0.2471	
10 1,3,5-Trinitrobenzene	1	8.883	8.883	0.000	60732	0.2505	0.2495	
11 1,3-Dinitrobenzene	1	9.536	9.529	0.007	80852	0.2505	0.2493	
12 Nitrobenzene	1	9.923	9.916	0.007	52585	0.2510	0.2472	
14 Tetryl	1	10.216	10.216	0.000	47459	0.2505	0.2448	
15 Nitroglycerin	2	10.730	10.729	0.001	183811	2.50	2.56	
16 2,4,6-Trinitrotoluene	1	11.183	11.183	0.000	54330	0.2510	0.2459	
17 4-Amino-2,6-dinitrotoluene	1	11.336	11.336	0.000	43785	0.2503	0.2524	
18 2-Amino-4,6-dinitrotoluene	1	11.623	11.623	0.000	53716	0.2510	0.2469	
19 2,6-Dinitrotoluene	1	11.790	11.789	0.001	40182	0.2510	0.2521	
20 2,4-Dinitrotoluene	1	11.983	11.983	0.000	80402	0.2510	0.2503	
21 o-Nitrotoluene	1	12.830	12.829	0.001	34390	0.2500	0.2391	
22 p-Nitrotoluene	1	13.263	13.269	-0.006	29623	0.2505	0.2462	
23 m-Nitrotoluene	1	13.863	13.863	0.000	37787	0.2503	0.2450	
24 PETN	2	14.963	14.969	-0.006	204225	2.50	2.57	

QC Flag Legend

Review Flags
M - Manually Integrated

Reagents:

8330IntermStk_00061 Amount Added: 25.00 Units: uL

Report Date: 06-Mar-2020 10:25:05 Chrom Revision: 2.3 19-Feb-2020 16:45:46

Eurofins TestAmerica, Denver

Data File: \\chromna\denver\chromdata\chhplc_x\20200304-89779.b\03040011.d

Injection Date:	04-Mar-2020 15:39:01	Instrument ID:	CHHPLC_X3	Operator ID:	CB
Lims ID:	IC MAIN L4			Worklist Smp#:	11
Client ID:					
Injection Vol:	100.0 ul	Dil. Factor:	1.0000	ALS Bottle#:	11
Method:	8330_X3	Limit Group:	GCSV - 8330		

Column: UltraCarb5uODS (20) (4.60 mm) Y Scaling: Method Defined: Scale to the Nth Largest Target: 1

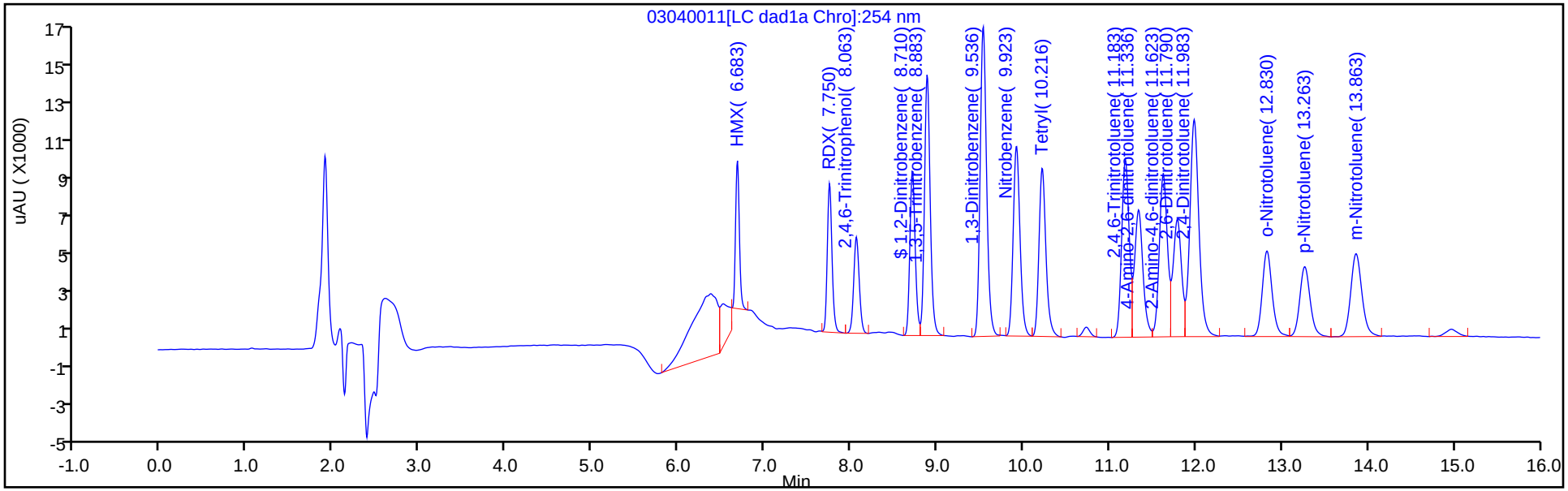

Y Scaling: Method Defined: Scale to the Nth Largest Target: 1

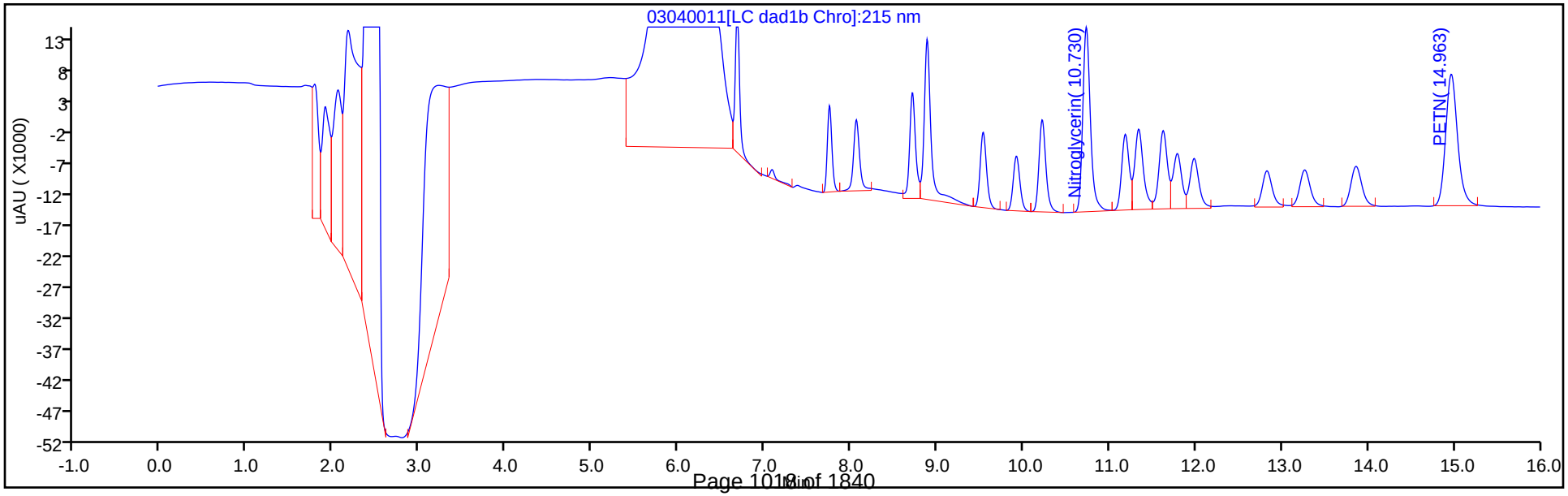

Manual Integration/User Assign Peak Report

Eurofins TestAmerica, Denver

Data File:	\\chromna\denver\chromdata\chhplc_x\20200304-89779.b\03040011.d				
Injection Date:	04-Mar-2020 15:39:01	Instrument ID:	CHHPLC_X3		
Lims ID:	IC MAIN L4				
Client ID:					
Operator ID:	CB	ALS Bottle#:	11	Worklist Smp#:	11
Injection Vol:	100.0 ul	Dil. Factor:	1.0000		
Method:	8330_X3	Limit Group:	GCSV - 8330		
Column:	UltraCarb5uODS (20) (4.60 mm)	Detector	LC DAD1B, 254 nm		

3 HMX, CAS: 2691-41-0

Signal: 1

Processing Integration Results

RT: 6.68
Area: 33992
Amount: 0.316859
Amount Units: ug/mL

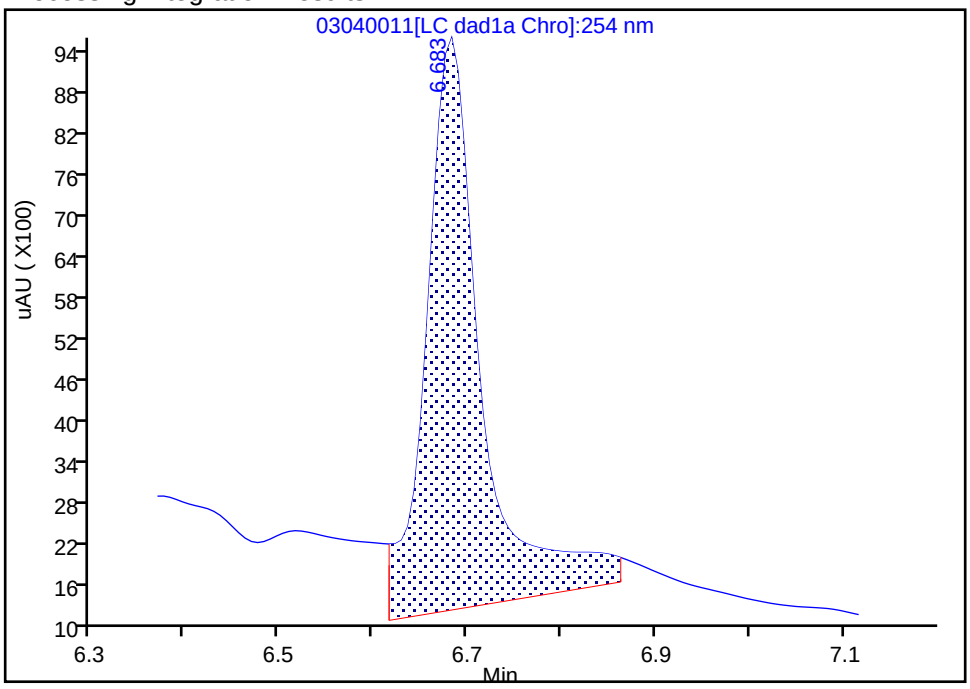

Manual Integration Results

RT: 6.68
Area: 22889
Amount: 0.256668
Amount Units: ug/mL

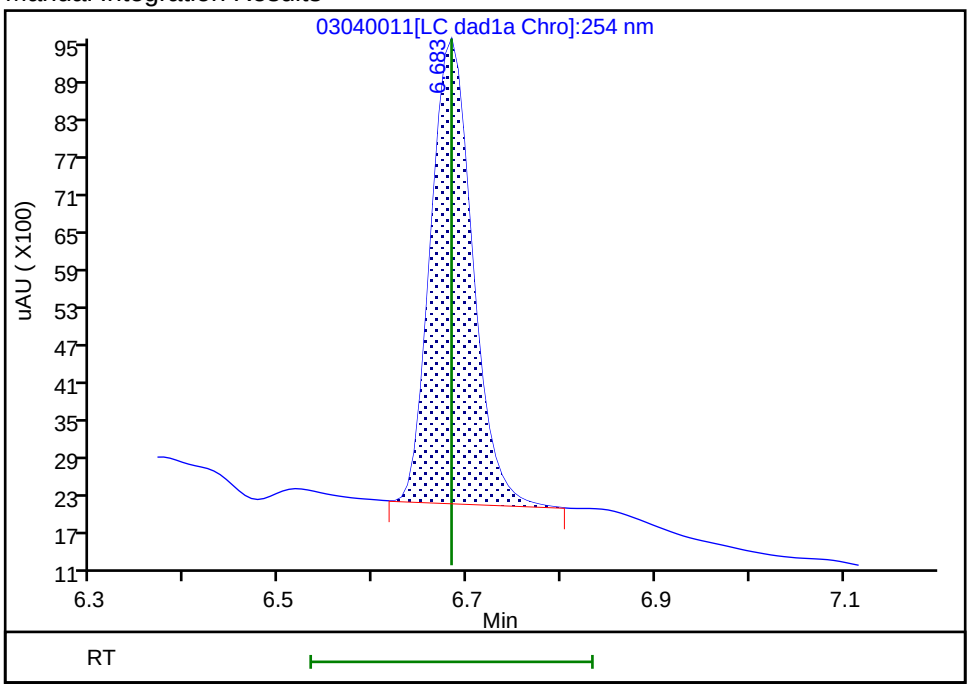

Reviewer: beckerc, 05-Mar-2020 08:22:17

Audit Action: Manually Integrated Audit Reason: Baseline

Eurofins TestAmerica, Denver
Target Compound Quantitation Report

Data File: \\chromna\Denver\ChromData\CHHPLC_X\20200304-89779.b\03040012.D
Lims ID: IC MAIN L3
Client ID:
Sample Type: IC Calib Level: 3
Inject. Date: 04-Mar-2020 16:01:56 ALS Bottle#: 12 Worklist Smp#: 12
Injection Vol: 100.0 ul Dil. Factor: 1.0000
Sample Info: IC MAIN L3
Misc. Info.: 280-0089779-012
Operator ID: CB Instrument ID: CHHPLC_X3
Sublist: chrom-8330_X3*sub9

Method: \\chromna\Denver\ChromData\CHHPLC_X\20200304-89779.b\8330_X3.m
Limit Group: GCSV - 8330
Last Update: 06-Mar-2020 10:25:06 Calib Date: 04-Mar-2020 23:40:46
Integrator: Falcon
Quant Method: External Standard Quant By: Initial Calibration
Last ICal File: \\chromna\Denver\ChromData\CHHPLC_X\20200304-89779.b\03040032.D

Column 1 : UltraCarb5uODS (20) (4.60 mm) Det: LC DAD1B, 254 nm
Process Host: CTX0308

First Level Reviewer: beckerc Date: 05-Mar-2020 08:22:43

Compound	Det	RT (min.)	Exp RT (min.)	Dlt RT (min.)	Response	Cal Amt ug/mL	OnCol Amt ug/mL	Flags
3 HMX	1	6.682	6.683	-0.001	9069	0.1000	0.1017	M
7 RDX	1	7.749	7.750	-0.001	11806	0.1000	0.1002	
8 2,4,6-Trinitrophenol	1	8.069	8.056	0.013	8625	0.1000	0.0989	
$ 9 1,2-Dinitrobenzene	1	8.709	8.710	-0.001	14589	0.1000	0.0998	
10 1,3,5-Trinitrobenzene	1	8.882	8.883	-0.001	24274	0.1002	0.0997	
11 1,3-Dinitrobenzene	1	9.529	9.529	0.000	32466	0.1002	0.1001	
12 Nitrobenzene	1	9.915	9.916	-0.001	21325	0.1004	0.1003	
14 Tetryl	1	10.215	10.216	-0.001	19275	0.1002	0.0994	
15 Nitroglycerin	2	10.722	10.729	-0.007	71710	1.00	1.00	
16 2,4,6-Trinitrotoluene	1	11.175	11.183	-0.008	22080	0.1004	0.0999	
17 4-Amino-2,6-dinitrotoluene	1	11.329	11.336	-0.007	17102	0.1001	0.0986	
18 2-Amino-4,6-dinitrotoluene	1	11.615	11.623	-0.008	21640	0.1004	0.0995	
19 2,6-Dinitrotoluene	1	11.782	11.789	-0.007	15948	0.1004	0.1000	
20 2,4-Dinitrotoluene	1	11.975	11.983	-0.008	31840	0.1004	0.0991	
21 o-Nitrotoluene	1	12.822	12.829	-0.007	14255	0.1000	0.0991	
22 p-Nitrotoluene	1	13.255	13.269	-0.014	11935	0.1002	0.0992	
23 m-Nitrotoluene	1	13.855	13.863	-0.008	15234	0.1001	0.0988	
24 PETN	2	14.962	14.969	-0.007	80671	1.00	1.02	

QC Flag Legend

Review Flags
M - Manually Integrated

Reagents:

8330IntermStk_00061 Amount Added: 10.00 Units: uL

Report Date: 06-Mar-2020 10:25:06 Chrom Revision: 2.3 19-Feb-2020 16:45:46

Eurofins TestAmerica, Denver

Data File: \\chromna\denver\chromdata\chhplc_x\20200304-89779.b\03040012.d

Injection Date:	04-Mar-2020 16:01:56	Instrument ID:	CHHPLC_X3	Operator ID:	CB
Lims ID:	IC MAIN L3			Worklist Smp#:	12
Client ID:					
Injection Vol:	100.0 ul	Dil. Factor:	1.0000	ALS Bottle#:	12
Method:	8330_X3	Limit Group:	GCSV - 8330		

Column: UltraCarb5uODS (20) (4.60 mm) Y Scaling: Method Defined: Scale to the Nth Largest Target: 1

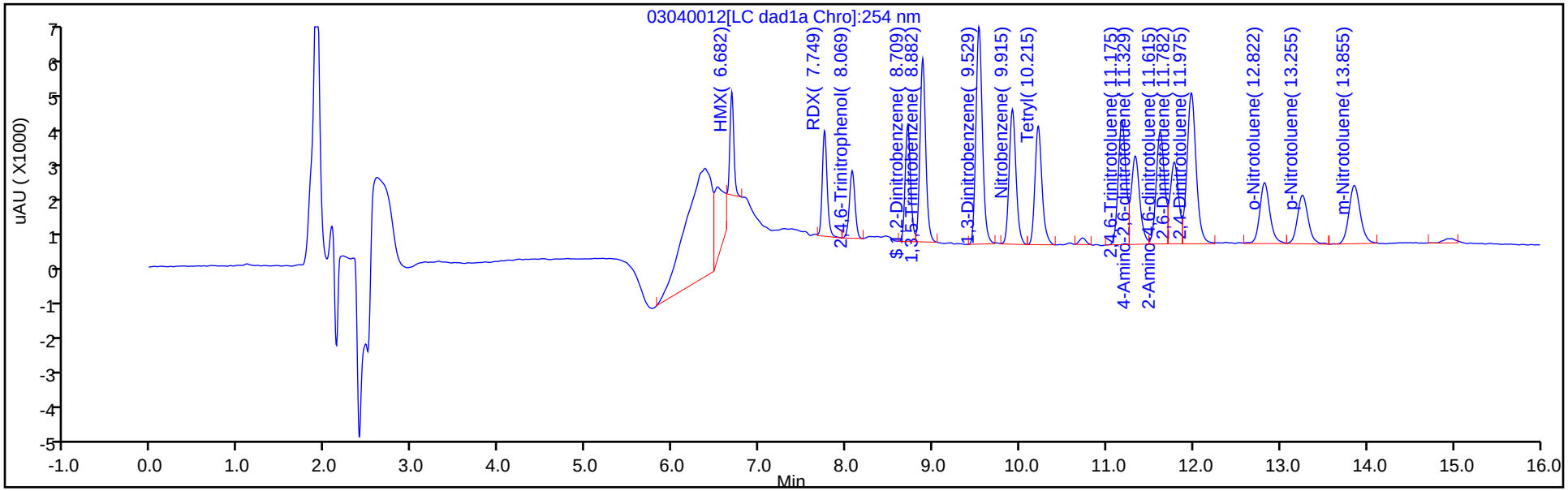

Y Scaling: Method Defined: Scale to the Nth Largest Target: 1

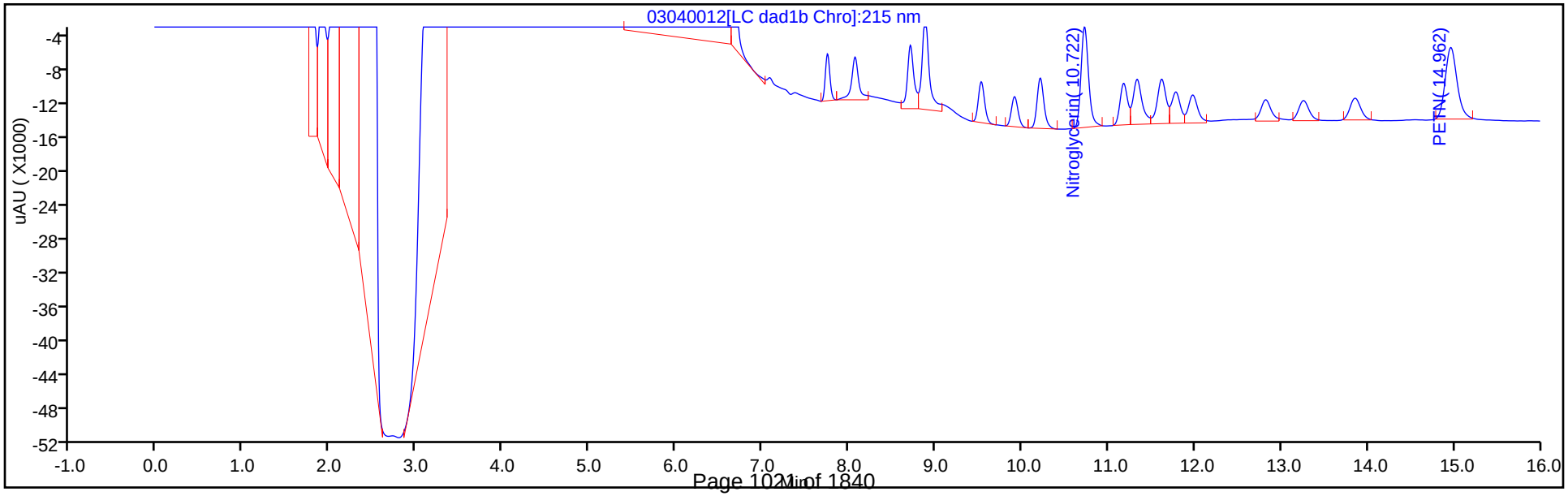

Manual Integration/User Assign Peak Report

Eurofins TestAmerica, Denver

Data File:	\\chromna\denver\chromdata\chhplc_x\20200304-89779.b\03040012.d				
Injection Date:	04-Mar-2020 16:01:56	Instrument ID:	CHHPLC_X3		
Lims ID:	IC MAIN L3				
Client ID:					
Operator ID:	CB	ALS Bottle#:	12	Worklist Smp#:	12
Injection Vol:	100.0 ul	Dil. Factor:	1.0000		
Method:	8330_X3	Limit Group:	GCSV - 8330		
Column:	UltraCarb5uODS (20) (4.60 mm)	Detector	LC DAD1B, 254 nm		

3 HMX, CAS: 2691-41-0

Signal: 1

Processing Integration Results

RT: 6.68
Area: 18300
Amount: 0.148246
Amount Units: ug/mL

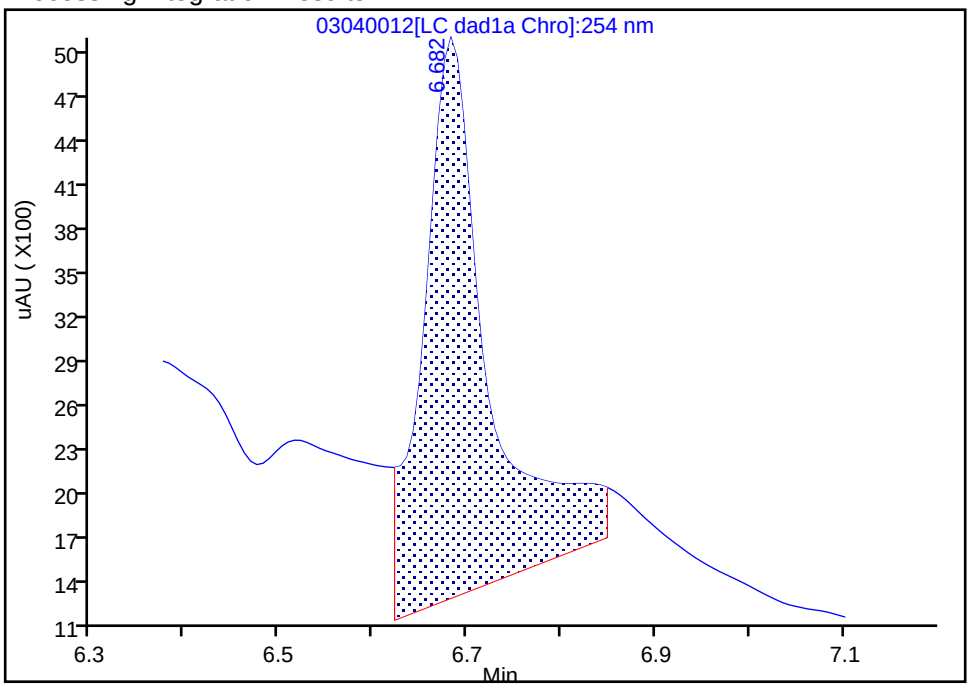

Manual Integration Results

RT: 6.68
Area: 9069
Amount: 0.101696
Amount Units: ug/mL

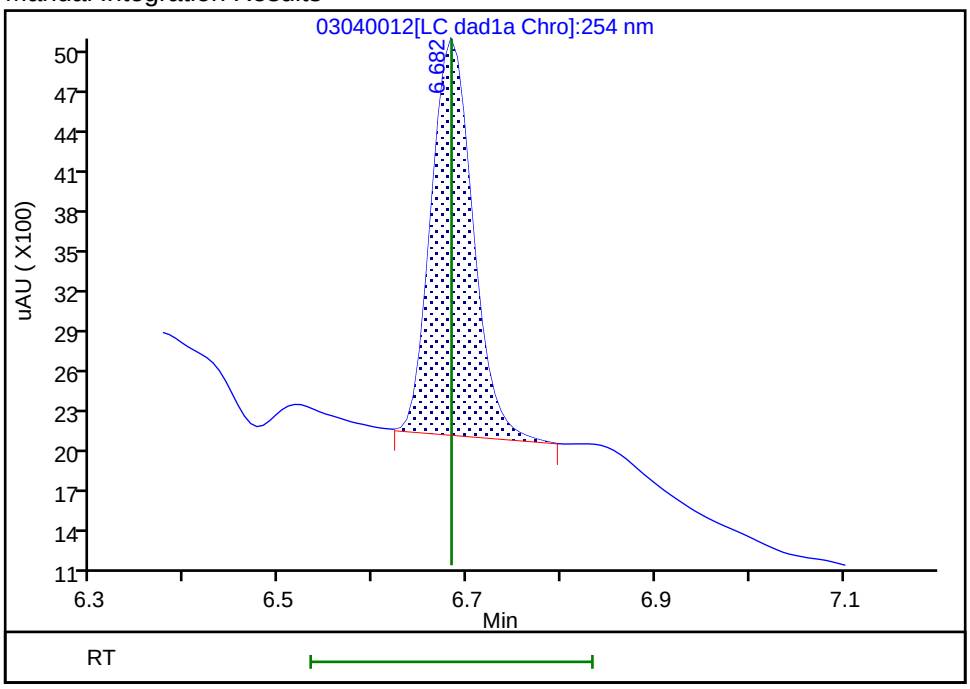

Reviewer: beckerc, 05-Mar-2020 08:22:39

Audit Action: Manually Integrated Audit Reason: Baseline

Eurofins TestAmerica, Denver
Target Compound Quantitation Report

Data File: \\chromna\Denver\ChromData\CHHPLC_X\20200304-89779.b\03040013.D
Lims ID: IC MAIN L2
Client ID:
Sample Type: IC Calib Level: 2
Inject. Date: 04-Mar-2020 16:24:51 ALS Bottle#: 13 Worklist Smp#: 13
Injection Vol: 100.0 ul Dil. Factor: 1.0000
Sample Info: IC MAIN L2
Misc. Info.: 280-0089779-013
Operator ID: CB Instrument ID: CHHPLC_X3
Sublist: chrom-8330_X3*sub9

Method: \\chromna\Denver\ChromData\CHHPLC_X\20200304-89779.b\8330_X3.m
Limit Group: GCSV - 8330
Last Update: 06-Mar-2020 10:25:07 Calib Date: 04-Mar-2020 23:40:46
Integrator: Falcon
Quant Method: External Standard Quant By: Initial Calibration
Last ICal File: \\chromna\Denver\ChromData\CHHPLC_X\20200304-89779.b\03040032.D

Column 1 : UltraCarb5uODS (20) (4.60 mm) Det: LC DAD1B, 254 nm
Process Host: CTX0308

First Level Reviewer: beckerc Date: 05-Mar-2020 08:23:01

Compound	Det	RT (min.)	Exp RT (min.)	Dlt RT (min.)	Response	Cal Amt ug/mL	OnCol Amt ug/mL	Flags
3 HMX	1	6.684	6.683	0.001	4200	0.0500	0.0471	M
7 RDX	1	7.750	7.750	0.000	6064	0.0500	0.0514	
8 2,4,6-Trinitrophenol	1	8.077	8.056	0.021	4344	0.0500	0.0498	
$ 9 1,2-Dinitrobenzene	1	8.710	8.710	0.000	7419	0.0500	0.0507	
10 1,3,5-Trinitrobenzene	1	8.884	8.883	0.001	12180	0.0501	0.0500	
11 1,3-Dinitrobenzene	1	9.530	9.529	0.001	16020	0.0501	0.0494	
12 Nitrobenzene	1	9.917	9.916	0.001	10390	0.0502	0.0489	
14 Tetryl	1	10.217	10.216	0.001	9672	0.0501	0.0499	
15 Nitroglycerin	2	10.730	10.729	0.001	34296	0.5000	0.4777	
16 2,4,6-Trinitrotoluene	1	11.183	11.183	0.000	11231	0.0502	0.0508	
17 4-Amino-2,6-dinitrotoluene	1	11.337	11.336	0.001	9007	0.0501	0.0519	
18 2-Amino-4,6-dinitrotoluene	1	11.623	11.623	0.000	10795	0.0502	0.0496	
19 2,6-Dinitrotoluene	1	11.790	11.789	0.001	8065	0.0502	0.0506	
20 2,4-Dinitrotoluene	1	11.983	11.983	0.000	16087	0.0502	0.0501	
21 o-Nitrotoluene	1	12.830	12.829	0.001	7801	0.0500	0.0542	
22 p-Nitrotoluene	1	13.263	13.269	-0.006	6176	0.0501	0.0513	
23 m-Nitrotoluene	1	13.863	13.863	0.000	8074	0.0501	0.0523	
24 PETN	2	14.963	14.969	-0.006	37166	0.5000	0.4678	

QC Flag Legend

Review Flags
M - Manually Integrated

Reagents:

8330IntermStk_00061 Amount Added: 5.00 Units: uL

Report Date: 06-Mar-2020 10:25:07 Chrom Revision: 2.3 19-Feb-2020 16:45:46

Eurofins TestAmerica, Denver

Data File: \\chromna\denver\chromdata\chhplc_x\20200304-89779.b\03040013.d

Injection Date:	04-Mar-2020 16:24:51	Instrument ID:	CHHPLC_X3	Operator ID:	CB
Lims ID:	IC MAIN L2			Worklist Smp#:	13
Client ID:					
Injection Vol:	100.0 ul	Dil. Factor:	1.0000	ALS Bottle#:	13
Method:	8330_X3	Limit Group:	GCSV - 8330		

Column: UltraCarb5uODS (20) (4.60 mm) Y Scaling: Method Defined: Scale to the Nth Largest Target: 1

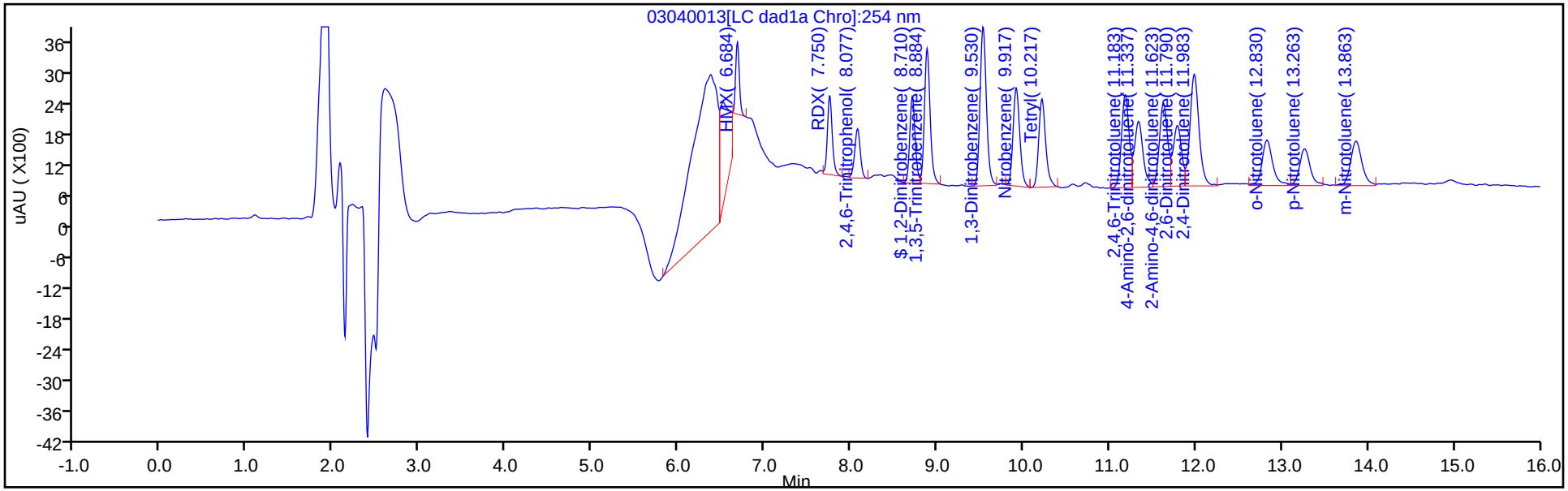

Y Scaling: Method Defined: Scale to the Nth Largest Target: 1

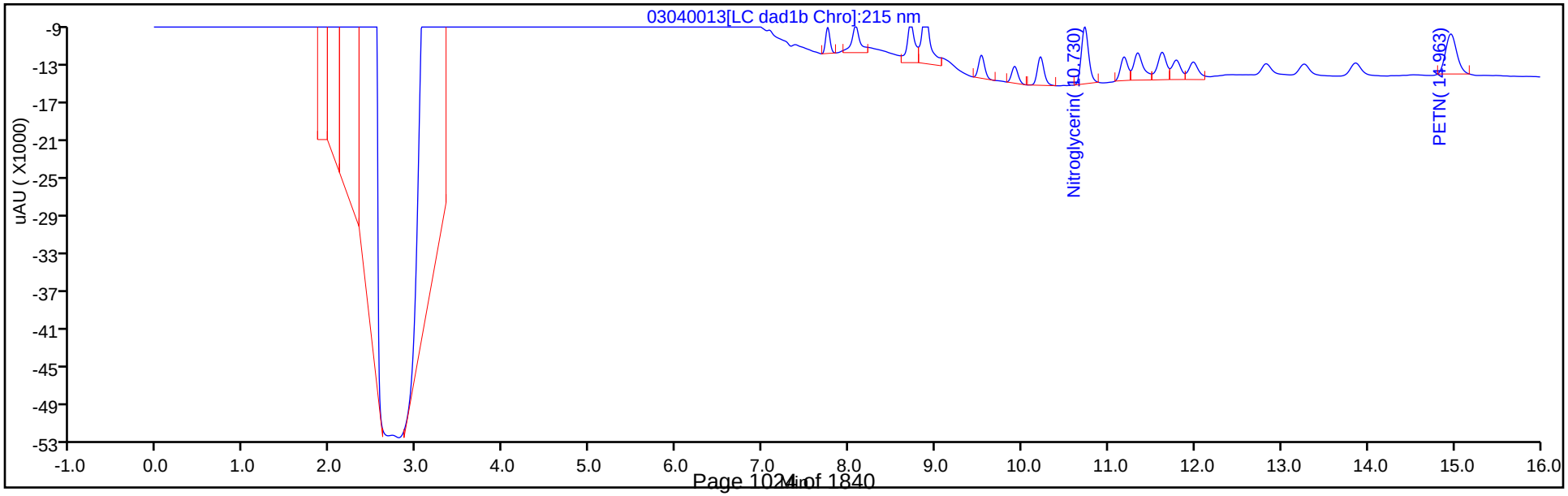

Manual Integration/User Assign Peak Report

Eurofins TestAmerica, Denver

Data File:	\\chromna\denver\chromdata\chhplc_x\20200304-89779.b\03040013.d				
Injection Date:	04-Mar-2020 16:24:51	Instrument ID:	CHHPLC_X3		
Lims ID:	IC MAIN L2				
Client ID:					
Operator ID:	CB	ALS Bottle#:	13	Worklist Smp#:	13
Injection Vol:	100.0 ul	Dil. Factor:	1.0000		
Method:	8330_X3	Limit Group:	GCSV - 8330		
Column:	UltraCarb5uODS (20) (4.60 mm)	Detector	LC DAD1B, 254 nm		

3 HMX, CAS: 2691-41-0

Signal: 1

Processing Integration Results

RT: 6.68
Area: 10197
Amount: 0.075771
Amount Units: ug/mL

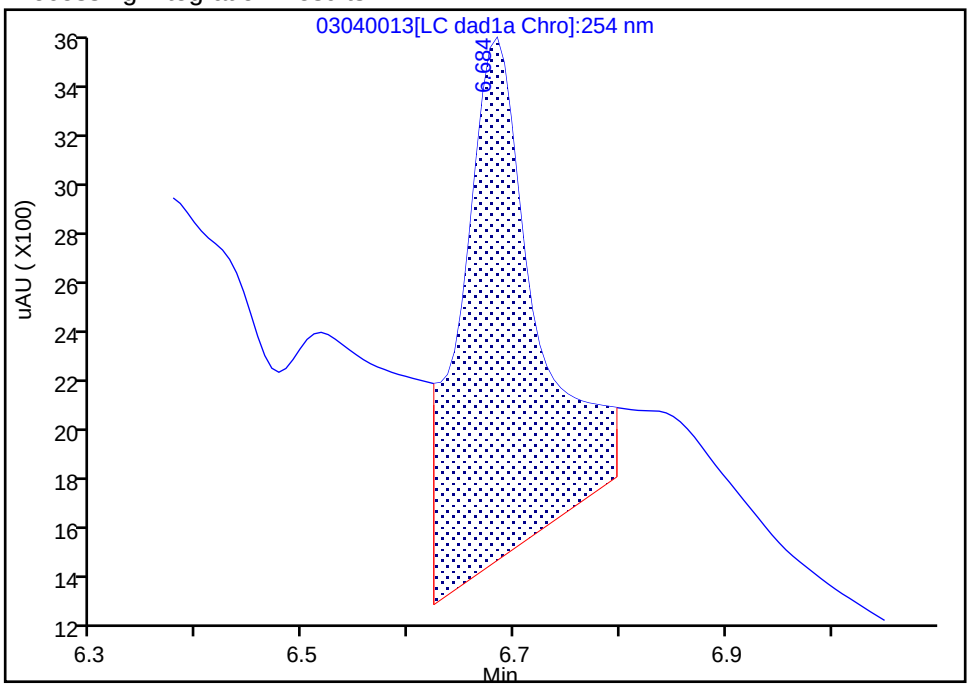

Manual Integration Results

RT: 6.68
Area: 4200
Amount: 0.047097
Amount Units: ug/mL

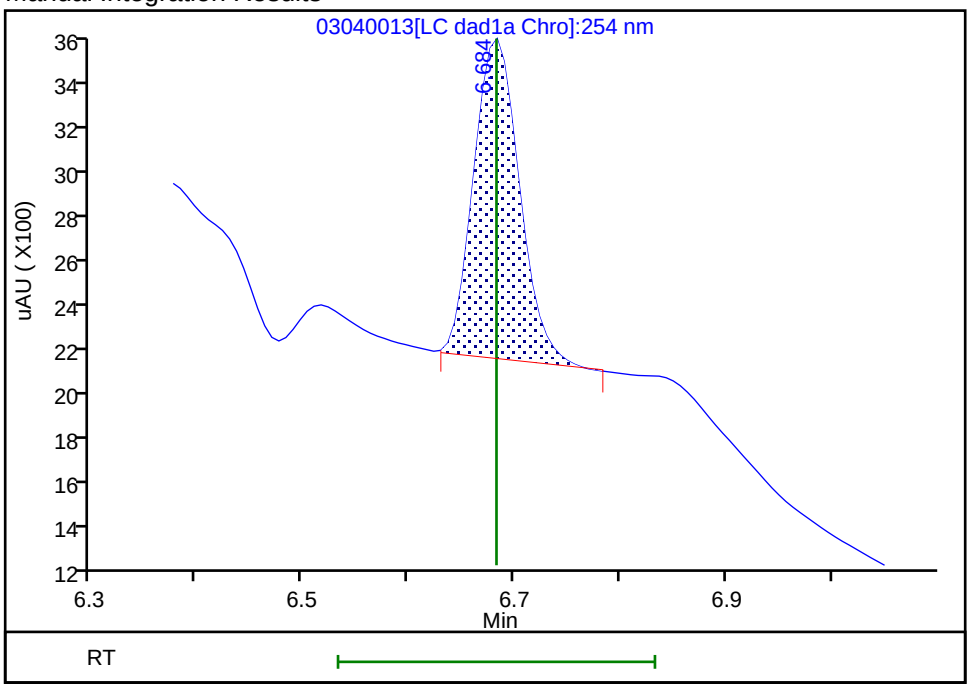

Reviewer: beckerc, 05-Mar-2020 08:22:58

Audit Action: Manually Integrated Audit Reason: Baseline

Eurofins TestAmerica, Denver
Target Compound Quantitation Report

Data File: \\chromna\Denver\ChromData\CHHPLC_X\20200304-89779.b\03040014.D
Lims ID: IC MAIN L1
Client ID:
Sample Type: IC Calib Level: 1
Inject. Date: 04-Mar-2020 16:47:48 ALS Bottle#: 14 Worklist Smp#: 14
Injection Vol: 100.0 ul Dil. Factor: 1.0000
Sample Info: IC MAIN L1
Misc. Info.: 280-0089779-014
Operator ID: CB Instrument ID: CHHPLC_X3
Sublist: chrom-8330_X3*sub9

Method: \\chromna\Denver\ChromData\CHHPLC_X\20200304-89779.b\8330_X3.m
Limit Group: GCSV - 8330
Last Update: 06-Mar-2020 10:25:08 Calib Date: 04-Mar-2020 23:40:46
Integrator: Falcon
Quant Method: External Standard Quant By: Initial Calibration
Last ICal File: \\chromna\Denver\ChromData\CHHPLC_X\20200304-89779.b\03040032.D

Column 1 : UltraCarb5uODS (20) (4.60 mm) Det: LC DAD1B, 254 nm
Process Host: CTX0308

First Level Reviewer: beckerc Date: 05-Mar-2020 08:23:37

Compound	Det	RT (min.)	Exp RT (min.)	Dlt RT (min.)	Response	Cal Amt ug/mL	OnCol Amt ug/mL	Flags
3 HMX	1	6.682	6.683	-0.001	1520	0.0200	0.0170	M
7 RDX	1	7.755	7.750	0.005	2716	0.0200	0.0230	
8 2,4,6-Trinitrophenol	1	8.082	8.056	0.026	1712	0.0200	0.0196	
$ 9 1,2-Dinitrobenzene	1	8.715	8.710	0.005	2981	0.0200	0.0204	
10 1,3,5-Trinitrobenzene	1	8.882	8.883	-0.001	4836	0.0200	0.0199	
11 1,3-Dinitrobenzene	1	9.535	9.529	0.006	6353	0.0200	0.0196	
12 Nitrobenzene	1	9.922	9.916	0.006	4287	0.0201	0.0202	
14 Tetryl	1	10.215	10.216	-0.001	4033	0.0200	0.0208	
15 Nitroglycerin	2	10.728	10.729	-0.001	13145	0.2000	0.1831	
16 2,4,6-Trinitrotoluene	1	11.182	11.183	-0.001	4452	0.0201	0.0202	
17 4-Amino-2,6-dinitrotoluene	1	11.342	11.336	0.006	3460	0.0200	0.0199	
18 2-Amino-4,6-dinitrotoluene	1	11.622	11.623	-0.001	4452	0.0201	0.0205	M
19 2,6-Dinitrotoluene	1	11.788	11.789	-0.001	3203	0.0201	0.0201	M
20 2,4-Dinitrotoluene	1	11.988	11.983	0.005	6351	0.0201	0.0198	
21 o-Nitrotoluene	1	12.828	12.829	-0.001	3316	0.0200	0.0231	
22 p-Nitrotoluene	1	13.268	13.269	-0.001	2555	0.0200	0.0212	
23 m-Nitrotoluene	1	13.868	13.863	0.005	3216	0.0200	0.0209	
24 PETN	2	14.962	14.969	-0.007	13348	0.2000	0.1680	

QC Flag Legend

Review Flags
M - Manually Integrated

Reagents:

8330IntermStk_00061 Amount Added: 2.00 Units: uL

Report Date: 06-Mar-2020 10:25:09 Chrom Revision: 2.3 19-Feb-2020 16:45:46

Eurofins TestAmerica, Denver

Data File: \\chromna\denver\chromdata\chhplc_x\20200304-89779.b\03040014.d

Injection Date:	04-Mar-2020 16:47:48	Instrument ID:	CHHPLC_X3	Operator ID:	CB
Lims ID:	IC MAIN L1			Worklist Smp#:	14
Client ID:					
Injection Vol:	100.0 ul	Dil. Factor:	1.0000	ALS Bottle#:	14
Method:	8330_X3	Limit Group:	GCSV - 8330		

Column: UltraCarb5uODS (20) (4.60 mm) Y Scaling: Method Defined: Scale to the Nth Largest Target: 1

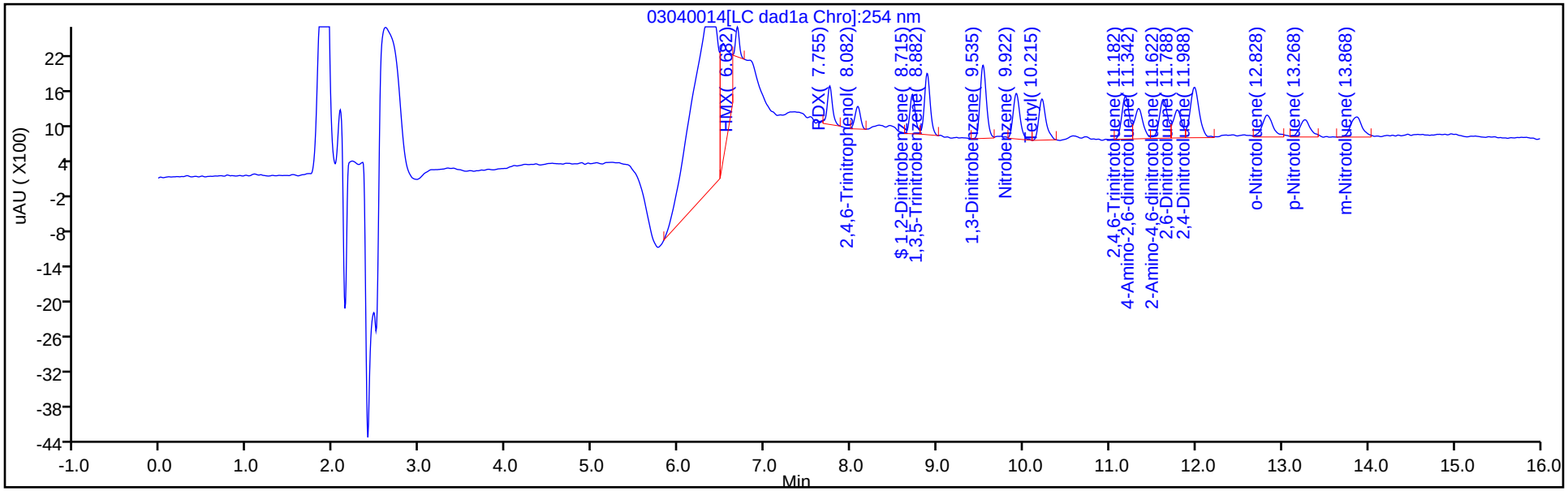

Y Scaling: Method Defined: Scale to the Nth Largest Target: 1

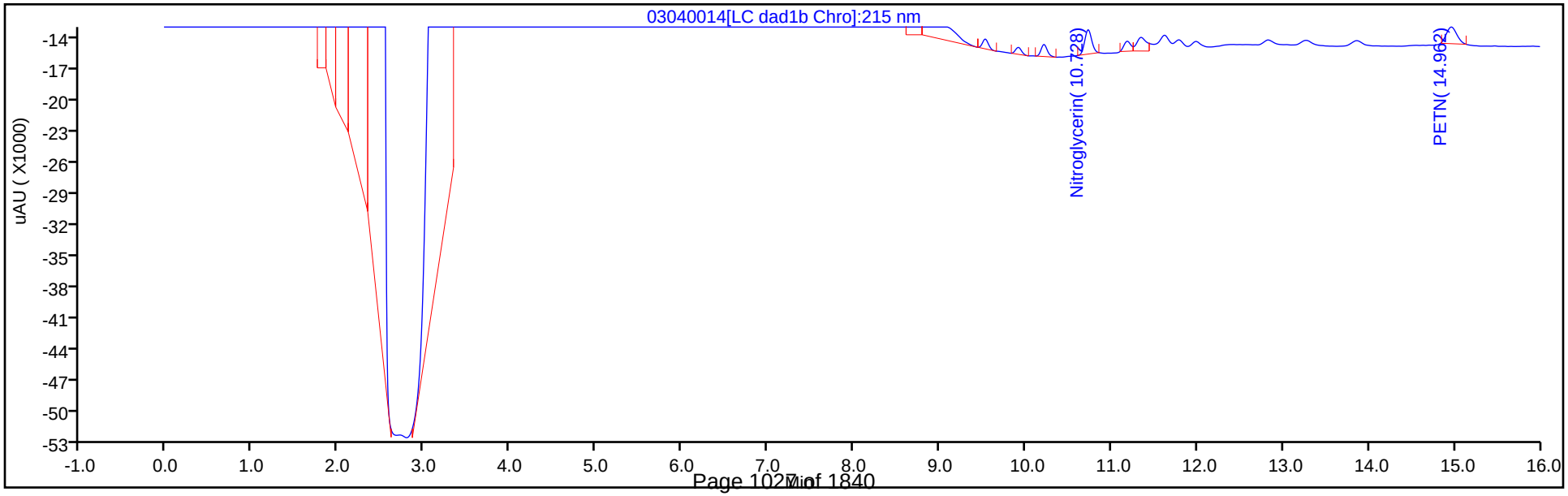

Manual Integration/User Assign Peak Report

Eurofins TestAmerica, Denver

Data File:	\\chromna\denver\chromdata\chhplc_x\20200304-89779.b\03040014.d				
Injection Date:	04-Mar-2020 16:47:48	Instrument ID:	CHHPLC_X3		
Lims ID:	IC MAIN L1				
Client ID:					
Operator ID:	CB	ALS Bottle#:	14	Worklist Smp#:	14
Injection Vol:	100.0 ul	Dil. Factor:	1.0000		
Method:	8330_X3	Limit Group:	GCSV - 8330		
Column:	UltraCarb5uODS (20) (4.60 mm)	Detector	LC DAD1B, 254 nm		

3 HMX, CAS: 2691-41-0

Signal: 1

Processing Integration Results

RT: 6.68
Area: 6385
Amount: 0.053394
Amount Units: ug/mL

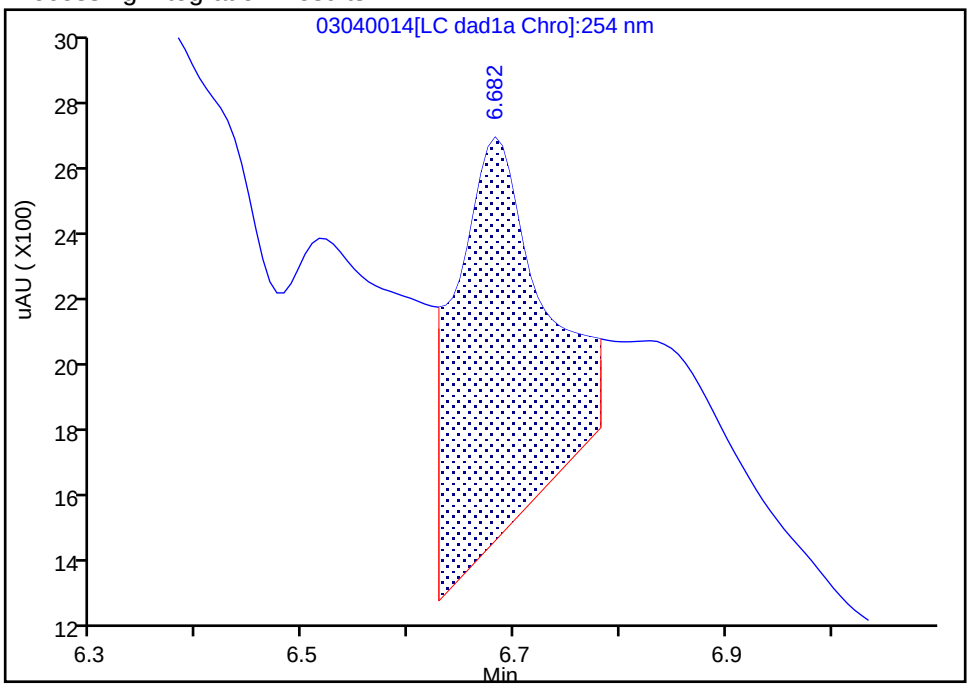

Manual Integration Results

RT: 6.68
Area: 1520
Amount: 0.017045
Amount Units: ug/mL

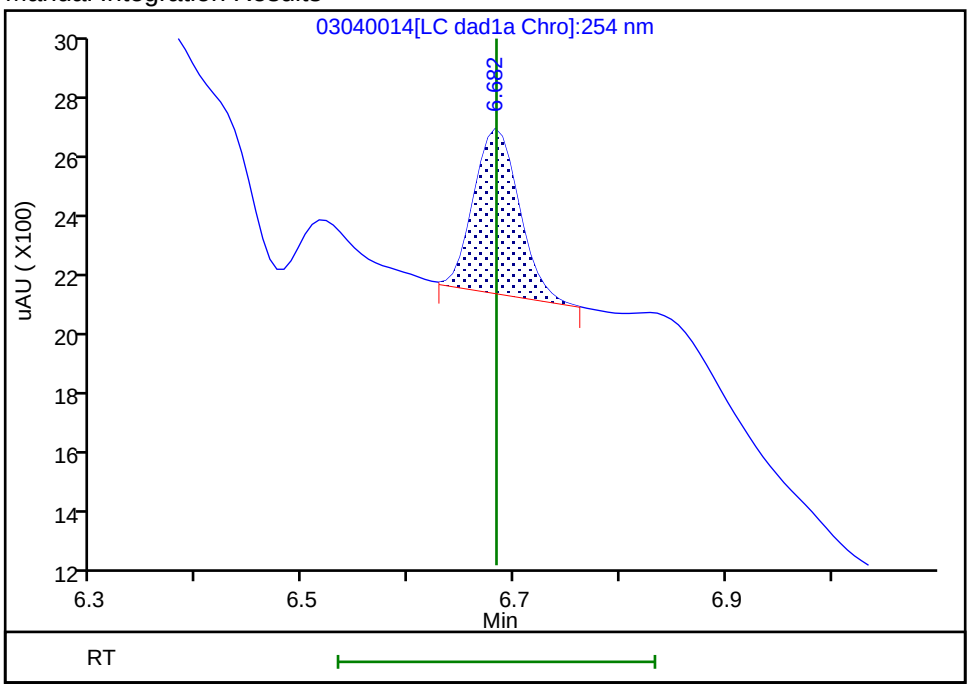

Reviewer: beckerc, 05-Mar-2020 08:23:15

Audit Action: Manually Integrated Audit Reason: Baseline

Manual Integration/User Assign Peak Report

Eurofins TestAmerica, Denver

Data File:	\\chromna\denver\chromdata\chhplc_x\20200304-89779.b\03040014.d				
Injection Date:	04-Mar-2020 16:47:48	Instrument ID:	CHHPLC_X3		
Lims ID:	IC MAIN L1				
Client ID:					
Operator ID:	CB	ALS Bottle#:	14	Worklist Smp#:	14
Injection Vol:	100.0 ul	Dil. Factor:	1.0000		
Method:	8330_X3	Limit Group:	GCSV - 8330		
Column:	UltraCarb5uODS (20) (4.60 mm)	Detector	LC DAD1B, 254 nm		

18 2-Amino-4,6-dinitrotoluene, CAS: 35572-78-2

Signal: 1

Processing Integration Results

RT: 11.62
Area: 7655
Amount: 0.026996
Amount Units: ug/mL

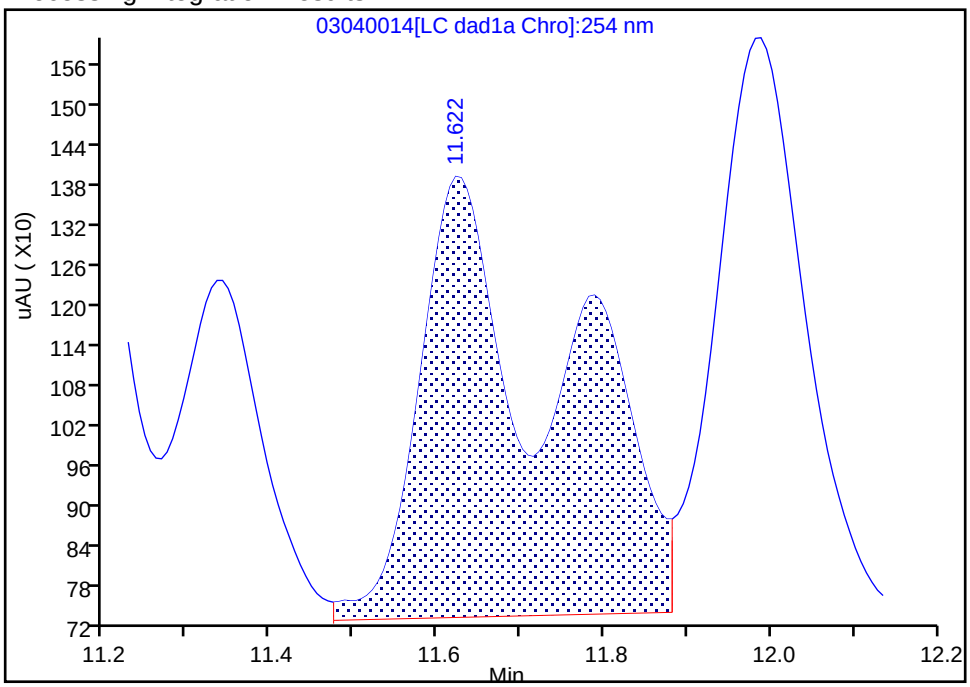

Manual Integration Results

RT: 11.62
Area: 4452
Amount: 0.020465
Amount Units: ug/mL

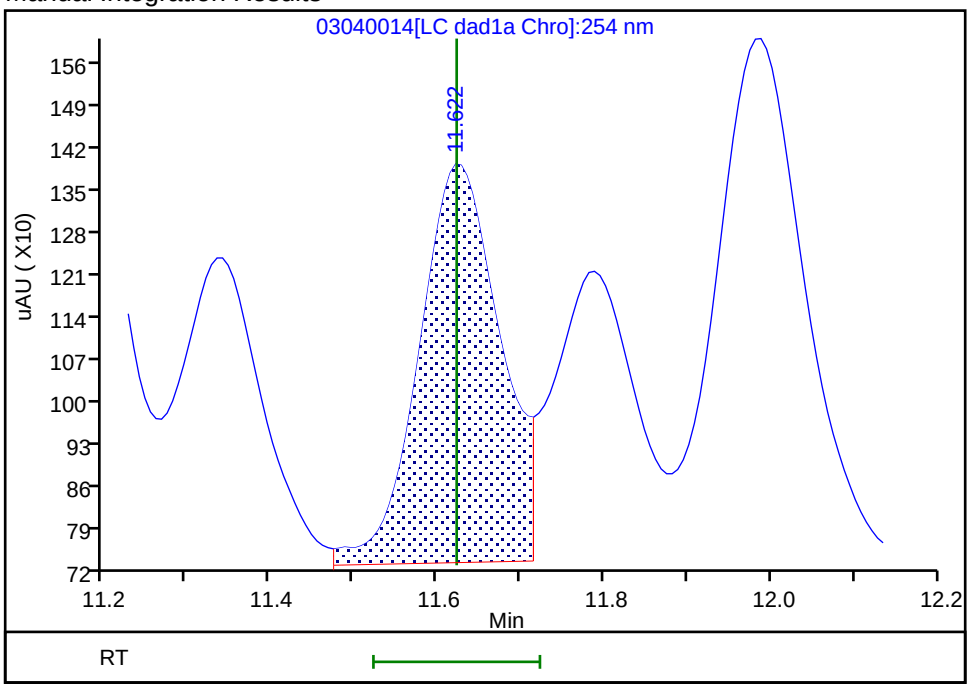

Reviewer: beckerc, 05-Mar-2020 08:23:29
Audit Action: Split an Integrated Peak Audit Reason: Baseline

FORM VI
HPLC/IC BY EXTERNAL STANDARD - INITIAL CALIBRATION DATA
RETENTION TIME SUMMARY

Lab Name: Eurofins TestAmerica, Denver Job No.: 280-137110-1 Analy Batch No.: 487658

SDG No.:

Instrument ID: CHHPLC_X3 GC Column: UltraCarb5u ID: 4.6(mm) Heated Purge: (Y/N) N

Calibration Start Date: 03/04/2020 21:00 Calibration End Date: 03/04/2020 23:40 Calibration ID: 42564

Calibration Files:

LEVEL:	LAB SAMPLE ID:	LAB FILE ID:
Level 1	IC 280-487658/32	03040032.D
Level 2	IC 280-487658/31	03040031.D
Level 3	IC 280-487658/30	03040030.D
Level 4	IC 280-487658/29	03040029.D
Level 5	IC 280-487658/28	03040028.D
Level 6	IC 280-487658/27	03040027.D
Level 7	IC 280-487658/26	03040026.D
Level 8	IC 280-487658/25	03040025.D

ANALYTE	LVL 1	LVL 2	LVL 3	LVL 4	LVL 5	LVL 6	LVL 7	LVL 8			RT WINDOW	AVG RT
TNX	6.592	6.588	6.589	6.591	6.591	6.591	6.591	6.590			6.491 - 6.691	6.590
DNX	6.912	6.914	6.915	6.918	6.917	6.918	6.918	6.916			6.818 - 7.018	6.916
MNX	7.359	7.354	7.355	7.358	7.357	7.358	7.358	7.356			7.208 - 7.508	7.357

FORM VI
HPLC/IC BY EXTERNAL STANDARD - INITIAL CALIBRATION DATA
CURVE EVALUATION

Lab Name: Eurofins TestAmerica, Denver Job No.: 280-137110-1 Analy Batch No.: 487658

SDG No.:

Instrument ID: CHHPLC_X3 GC Column: UltraCarb5u ID: 4.6(mm) Heated Purge: (Y/N) N

Calibration Start Date: 03/04/2020 21:00 Calibration End Date: 03/04/2020 23:40 Calibration ID: 42564

Calibration Files:

LEVEL:	LAB SAMPLE ID:	LAB FILE ID:
Level 1	IC 280-487658/32	03040032.D
Level 2	IC 280-487658/31	03040031.D
Level 3	IC 280-487658/30	03040030.D
Level 4	IC 280-487658/29	03040029.D
Level 5	IC 280-487658/28	03040028.D
Level 6	IC 280-487658/27	03040027.D
Level 7	IC 280-487658/26	03040026.D
Level 8	IC 280-487658/25	03040025.D

ANALYTE	CF				CURVE TYPE	COEFFICIENT			#	MIN CF	%RSD	#	MAX %RSD	R^2 OR COD	#	MIN R^2 OR COD
	LVL 1 LVL 5	LVL 2 LVL 6	LVL 3 LVL 7	LVL 4 LVL 8		B	M1	M2								
TNX	216933 212722	213207 212002	209810 219067	231497 225632	Ave		217608.702				3.5		20.0			
DNX	117133 161214	137942 160624	149221 163997	167576 165720	Ave		152928.307				11.5		20.0			
MNX	175621 156707	161285 152355	156238 154895	157686 153564	Ave		158544.202				4.7		20.0			

Note: The M1 coefficient is the same as Ave CF for an Ave curve type.

FORM VI
HPLC/IC BY EXTERNAL STANDARD - INITIAL CALIBRATION DATA
RESPONSE AND CONCENTRATION

Lab Name: Eurofins TestAmerica, Denver Job No.: 280-137110-1 Analy Batch No.: 487658

SDG No.:

Instrument ID: CHHPLC_X3 GC Column: UltraCarb5u ID: 4.6(mm) Heated Purge: (Y/N) N

Calibration Start Date: 03/04/2020 21:00 Calibration End Date: 03/04/2020 23:40 Calibration ID: 42564

Calibration Files:

LEVEL:	LAB SAMPLE ID:	LAB FILE ID:
Level 1	IC 280-487658/32	03040032.D
Level 2	IC 280-487658/31	03040031.D
Level 3	IC 280-487658/30	03040030.D
Level 4	IC 280-487658/29	03040029.D
Level 5	IC 280-487658/28	03040028.D
Level 6	IC 280-487658/27	03040027.D
Level 7	IC 280-487658/26	03040026.D
Level 8	IC 280-487658/25	03040025.D

ANALYTE	CURVE TYPE	RESPONSE					CONCENTRATION (UG/ML)				
		LVL 1 LVL 6	LVL 2 LVL 7	LVL 3 LVL 8	LVL 4	LVL 5	LVL 1 LVL 6	LVL 2 LVL 7	LVL 3 LVL 8	LVL 4	LVL 5
TNX	Ave	4343 148550	10671 219286	21002 564643	57932	85174	0.0200 0.701	0.0501 1.00	0.100 2.50	0.250	0.400
DNX	Ave	2345 112549	6904 164161	14937 414714	41936	64550	0.0200 0.701	0.0501 1.00	0.100 2.50	0.250	0.400
MNX	Ave	4099 124459	9411 180763	18233 448024	46005	73151	0.0233 0.817	0.0584 1.17	0.117 2.92	0.292	0.467

Curve Type Legend:
Ave = Average

Eurofins TestAmerica, Denver
Target Compound Quantitation Report

Data File: \\chromna\Denver\ChromData\CHHPLC_X\20200304-89779.b\03040025.D
Lims ID: IC DMT L8
Client ID:
Sample Type: IC Calib Level: 8
Inject. Date: 04-Mar-2020 21:00:00 ALS Bottle#: 25 Worklist Smp#: 25
Injection Vol: 100.0 ul Dil. Factor: 1.0000
Sample Info: IC DMT L8
Misc. Info.: 280-0089779-025
Operator ID: CB Instrument ID: CHHPLC_X3
Sublist: chrom-8330_X3*sub17

Method: \\chromna\Denver\ChromData\CHHPLC_X\20200304-89779.b\8330_X3.m
Limit Group: GCSV - 8330
Last Update: 06-Mar-2020 10:25:20 Calib Date: 04-Mar-2020 23:40:46
Integrator: Falcon
Quant Method: External Standard Quant By: Initial Calibration
Last ICal File: \\chromna\Denver\ChromData\CHHPLC_X\20200304-89779.b\03040032.D

Column 1 : UltraCarb5uODS (20) (4.60 mm) Det: LC DAD1B, 254 nm
Process Host: CTX0308

First Level Reviewer: beckerc Date: 05-Mar-2020 08:30:04

Compound	Det	RT (min.)	Exp RT (min.)	Dlt RT (min.)	Response	Cal Amt ug/mL	OnCol Amt ug/mL	Flags
2 TNX	1	6.590	6.591	-0.001	564643	2.50	2.59	M
5 DNX	1	6.916	6.918	-0.002	414714	2.50	2.71	M
6 MNX	1	7.356	7.358	-0.002	448024	2.92	2.83	M

QC Flag Legend

Review Flags
M - Manually Integrated

Reagents:

8330 DMT_00005 Amount Added: 125.00 Units: uL

Report Date: 06-Mar-2020 10:25:21 Chrom Revision: 2.3 19-Feb-2020 16:45:46

Eurofins TestAmerica, Denver

Data File: \\chromna\denver\chromdata\chhplc_x\20200304-89779.b\03040025.d

Injection Date:	04-Mar-2020 21:00:00	Instrument ID:	CHHPLC_X3	Operator ID:	CB
Lims ID:	IC DMT L8			Worklist Smp#:	25
Client ID:					
Injection Vol:	100.0 ul	Dil. Factor:	1.0000	ALS Bottle#:	25
Method:	8330_X3	Limit Group:	GCSV - 8330		

Column: UltraCarb5uODS (20) (4.60 mm) Y Scaling: Method Defined: Scale to the Nth Largest Target: 1

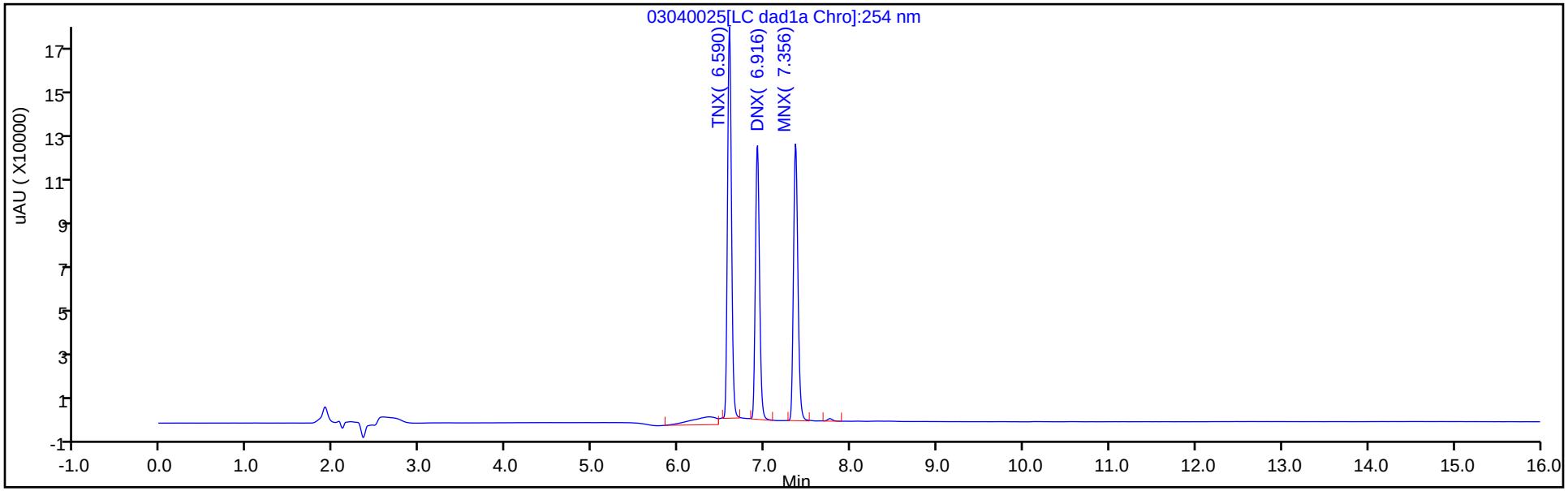

Y Scaling: Method Defined: Scale to the Nth Largest Target: 1

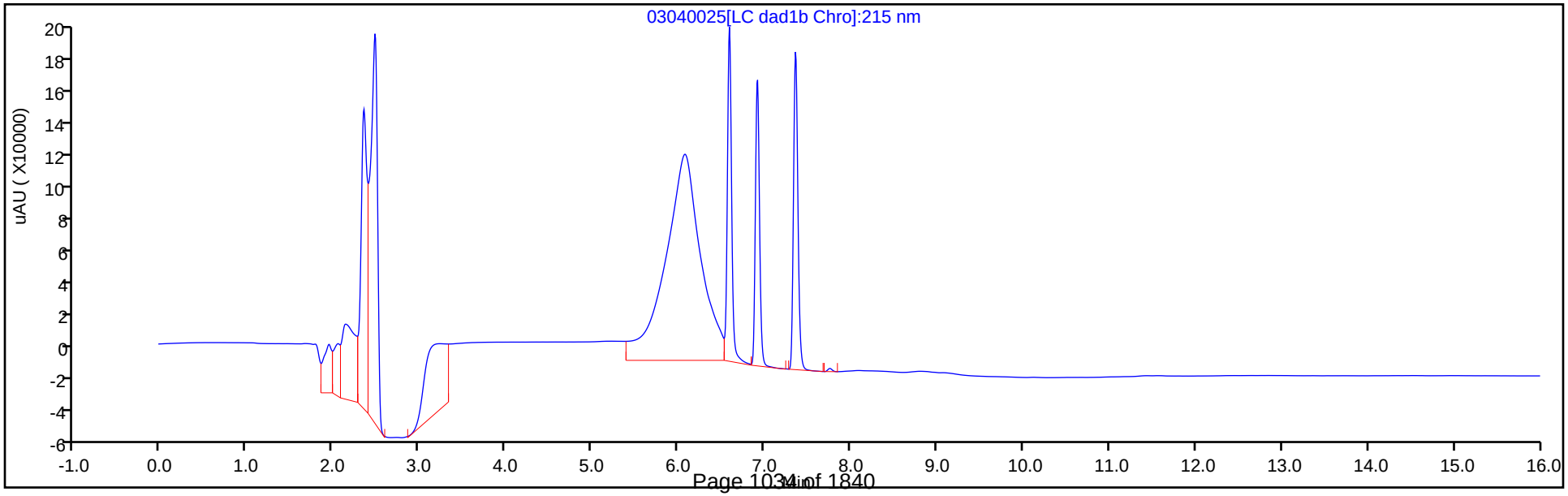

Manual Integration/User Assign Peak Report

Eurofins TestAmerica, Denver

Data File:	\\chromna\denver\chromdata\chhplc_x\20200304-89779.b\03040025.d				
Injection Date:	04-Mar-2020 21:00:00	Instrument ID:	CHHPLC_X3		
Lims ID:	IC DMT L8				
Client ID:					
Operator ID:	CB	ALS Bottle#:	25	Worklist Smp#:	25
Injection Vol:	100.0 ul	Dil. Factor:	1.0000		
Method:	8330_X3	Limit Group:	GCSV - 8330		
Column:	UltraCarb5uODS (20) (4.60 mm)	Detector	LC DAD1B, 254 nm		

2 TNX, CAS: 13980-04-6

Signal: 1

Processing Integration Results

RT: 6.59
Area: 620676
Amount: 2.450904
Amount Units: ug/mL

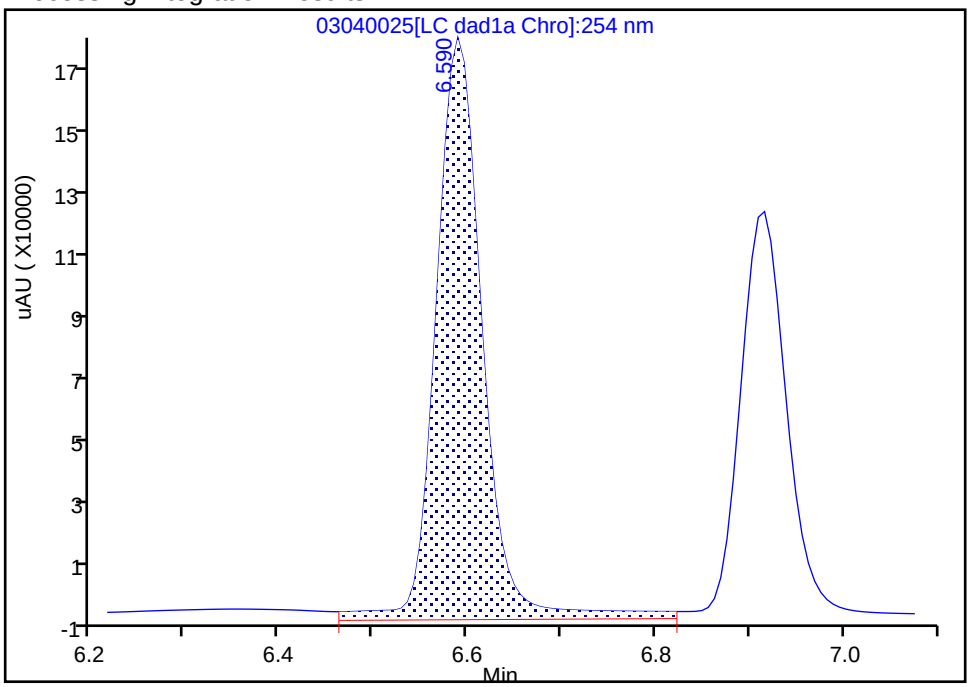

Manual Integration Results

RT: 6.59
Area: 564643
Amount: 2.594763
Amount Units: ug/mL

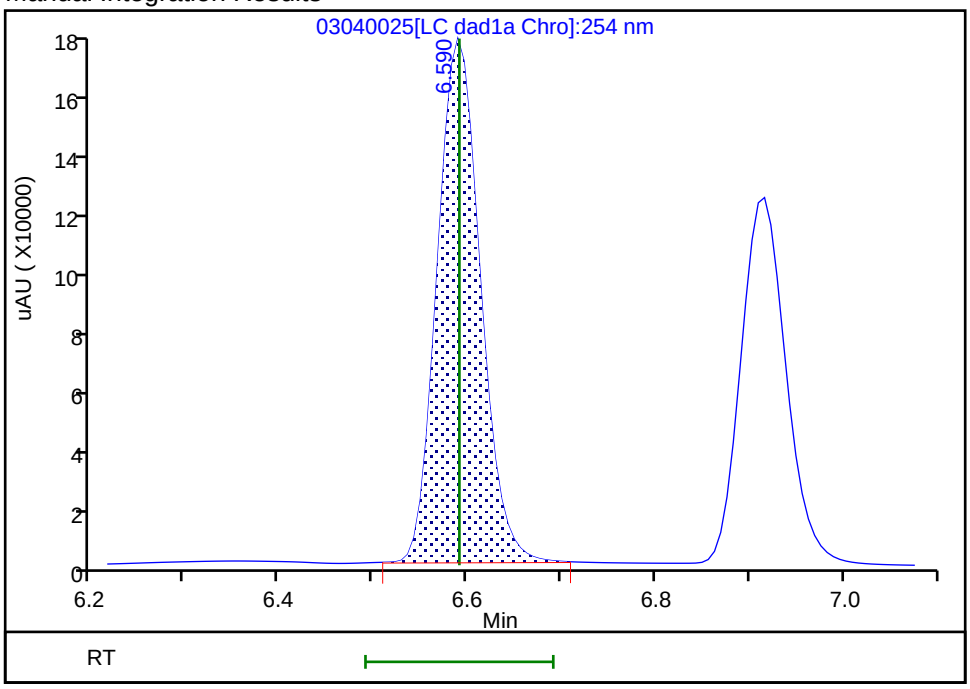

Reviewer: beckerc, 05-Mar-2020 08:29:45

Audit Action: Manually Integrated Audit Reason: Baseline

Manual Integration/User Assign Peak Report

Eurofins TestAmerica, Denver

Data File:	\\chromna\denver\chromdata\chhplc_x\20200304-89779.b\03040025.d				
Injection Date:	04-Mar-2020 21:00:00	Instrument ID:	CHHPLC_X3		
Lims ID:	IC DMT L8				
Client ID:					
Operator ID:	CB	ALS Bottle#:	25	Worklist Smp#:	25
Injection Vol:	100.0 ul	Dil. Factor:	1.0000		
Method:	8330_X3	Limit Group:	GCSV - 8330		
Column:	UltraCarb5uODS (20) (4.60 mm)	Detector	LC DAD1B, 254 nm		

5 DNX, CAS: 80251-29-2

Signal: 1

Processing Integration Results

RT: 6.92
Area: 445633
Amount: 2.254277
Amount Units: ug/mL

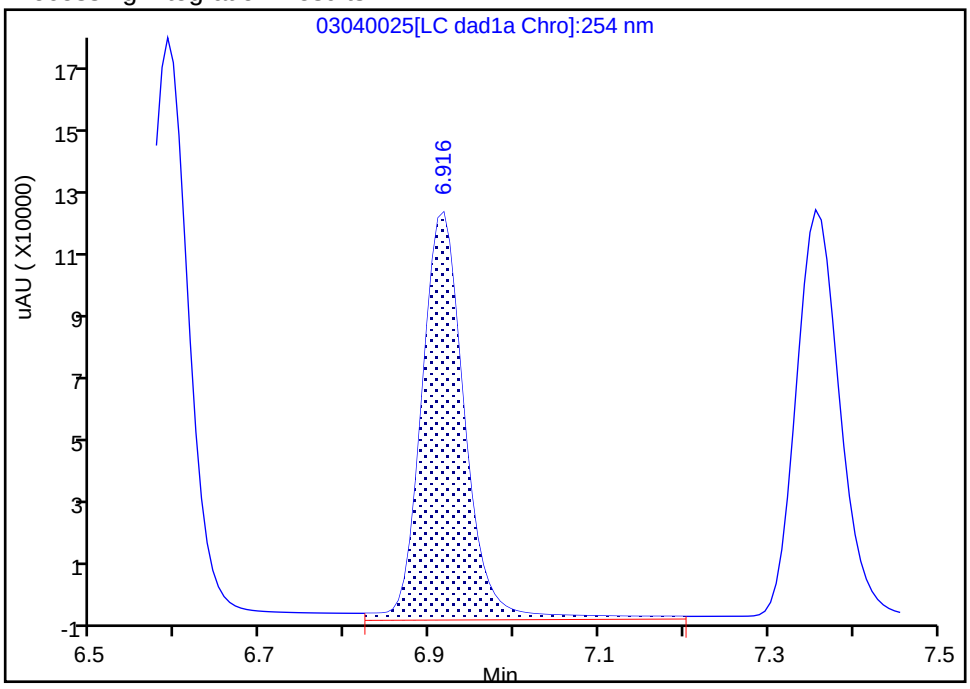

Manual Integration Results

RT: 6.92
Area: 414714
Amount: 2.711820
Amount Units: ug/mL

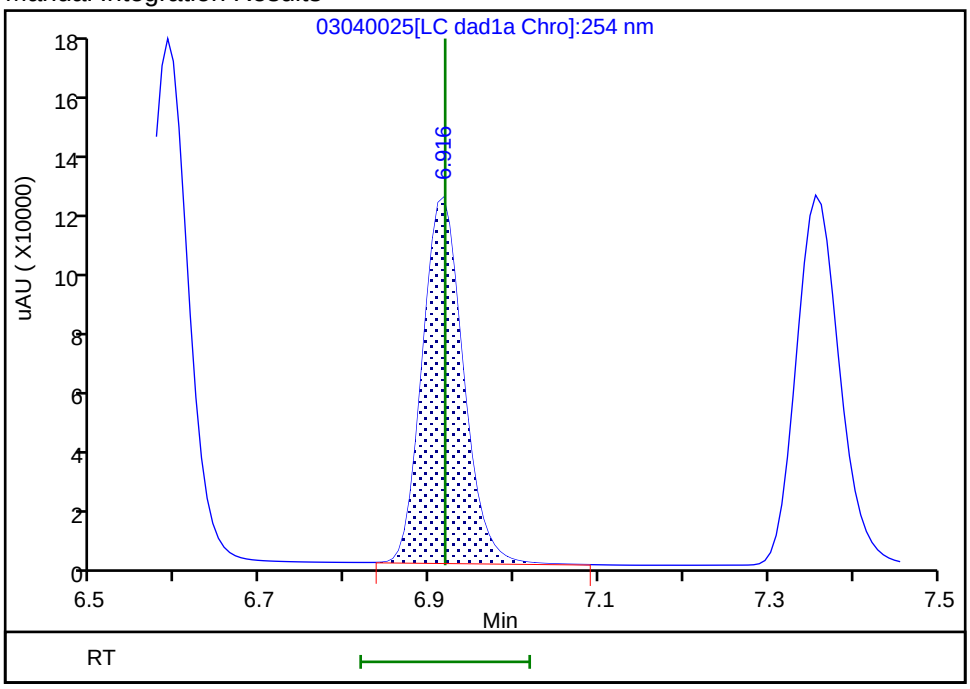

Reviewer: beckerc, 05-Mar-2020 08:29:52
Audit Action: Manually Integrated Audit Reason: Baseline

Manual Integration/User Assign Peak Report

Eurofins TestAmerica, Denver

Data File:	\\chromna\denver\chromdata\chhplc_x\20200304-89779.b\03040025.d				
Injection Date:	04-Mar-2020 21:00:00	Instrument ID:	CHHPLC_X3		
Lims ID:	IC DMT L8				
Client ID:					
Operator ID:	CB	ALS Bottle#:	25	Worklist Smp#:	25
Injection Vol:	100.0 ul	Dil. Factor:	1.0000		
Method:	8330_X3	Limit Group:	GCSV - 8330		
Column:	UltraCarb5uODS (20) (4.60 mm)	Detector	LC DAD1B, 254 nm		

6 MNX, CAS: 5755-27-1

Signal: 1

Processing Integration Results

RT: 7.36
Area: 461400
Amount: 2.899748
Amount Units: ug/mL

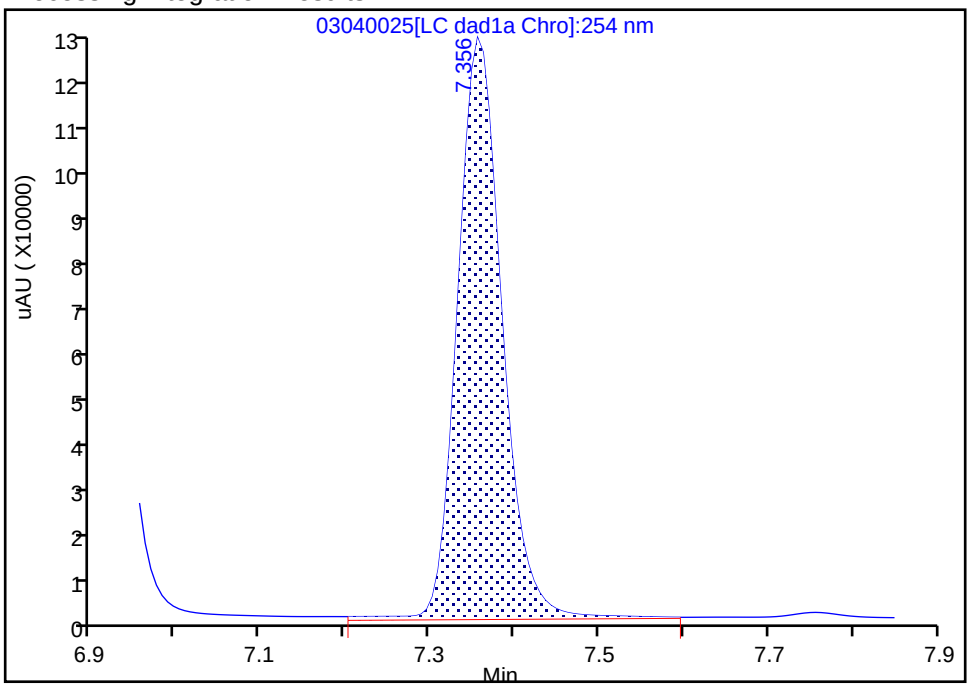

Manual Integration Results

RT: 7.36
Area: 448024
Amount: 2.825862
Amount Units: ug/mL

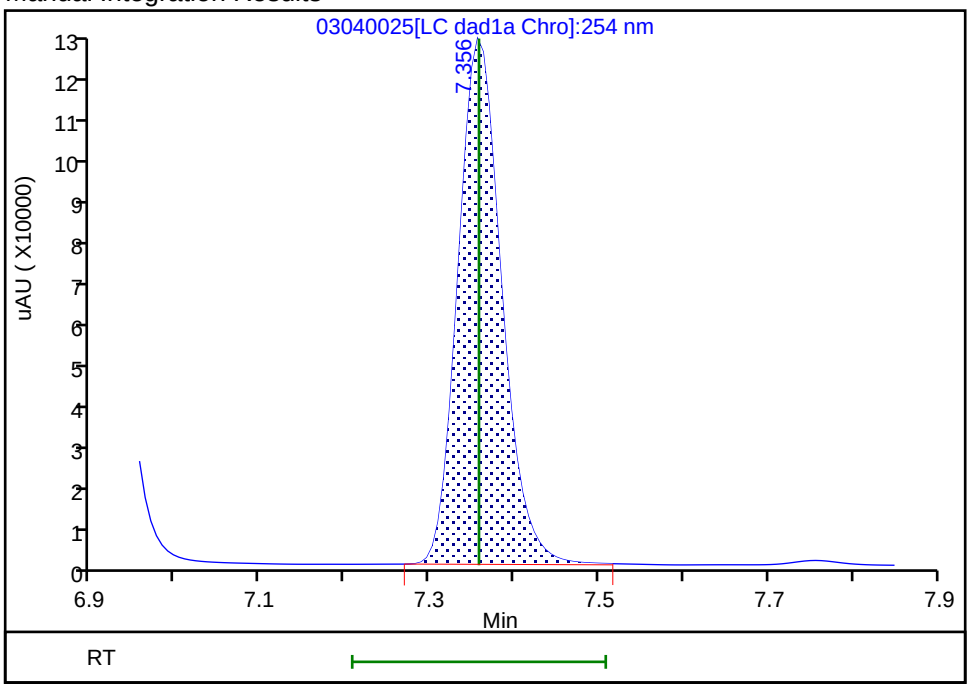

Reviewer: beckerc, 05-Mar-2020 08:30:00
Audit Action: Manually Integrated Audit Reason: Baseline

Eurofins TestAmerica, Denver
Target Compound Quantitation Report

Data File: \\chromna\Denver\ChromData\CHHPLC_X\20200304-89779.b\03040026.D
Lims ID: IC DMT L7
Client ID:
Sample Type: IC Calib Level: 7
Inject. Date: 04-Mar-2020 21:23:03 ALS Bottle#: 26 Worklist Smp#: 26
Injection Vol: 100.0 ul Dil. Factor: 1.0000
Sample Info: IC DMT L7
Misc. Info.: 280-0089779-026
Operator ID: CB Instrument ID: CHHPLC_X3
Sublist: chrom-8330_X3*sub17

Method: \\chromna\Denver\ChromData\CHHPLC_X\20200304-89779.b\8330_X3.m
Limit Group: GCSV - 8330
Last Update: 06-Mar-2020 10:25:21 Calib Date: 04-Mar-2020 23:40:46
Integrator: Falcon
Quant Method: External Standard Quant By: Initial Calibration
Last ICal File: \\chromna\Denver\ChromData\CHHPLC_X\20200304-89779.b\03040032.D

Column 1 : UltraCarb5uODS (20) (4.60 mm) Det: LC DAD1B, 254 nm
Process Host: CTX0308

First Level Reviewer: beckerc Date: 05-Mar-2020 08:30:32

Compound	Det	RT (min.)	Exp RT (min.)	Dlt RT (min.)	Response	Cal Amt ug/mL	OnCol Amt ug/mL	Flags
2 TNX	1	6.591	6.591	0.000	219286	1.00	1.01	M
5 DNX	1	6.918	6.918	0.000	164161	1.00	1.07	M
6 MNX	1	7.358	7.358	0.000	180763	1.17	1.14	

QC Flag Legend

Review Flags
M - Manually Integrated

Reagents:

8330 DMT_00005 Amount Added: 50.00 Units: uL

Report Date: 06-Mar-2020 10:25:22 Chrom Revision: 2.3 19-Feb-2020 16:45:46

Eurofins TestAmerica, Denver

Data File: \\chromna\denver\chromdata\chhplc_x\20200304-89779.b\03040026.d

Injection Date:	04-Mar-2020 21:23:03	Instrument ID:	CHHPLC_X3	Operator ID:	CB
Lims ID:	IC DMT L7			Worklist Smp#:	26
Client ID:					
Injection Vol:	100.0 ul	Dil. Factor:	1.0000	ALS Bottle#:	26
Method:	8330_X3	Limit Group:	GCSV - 8330		

Column: UltraCarb5uODS (20) (4.60 mm) Y Scaling: Method Defined: Scale to the Nth Largest Target: 1

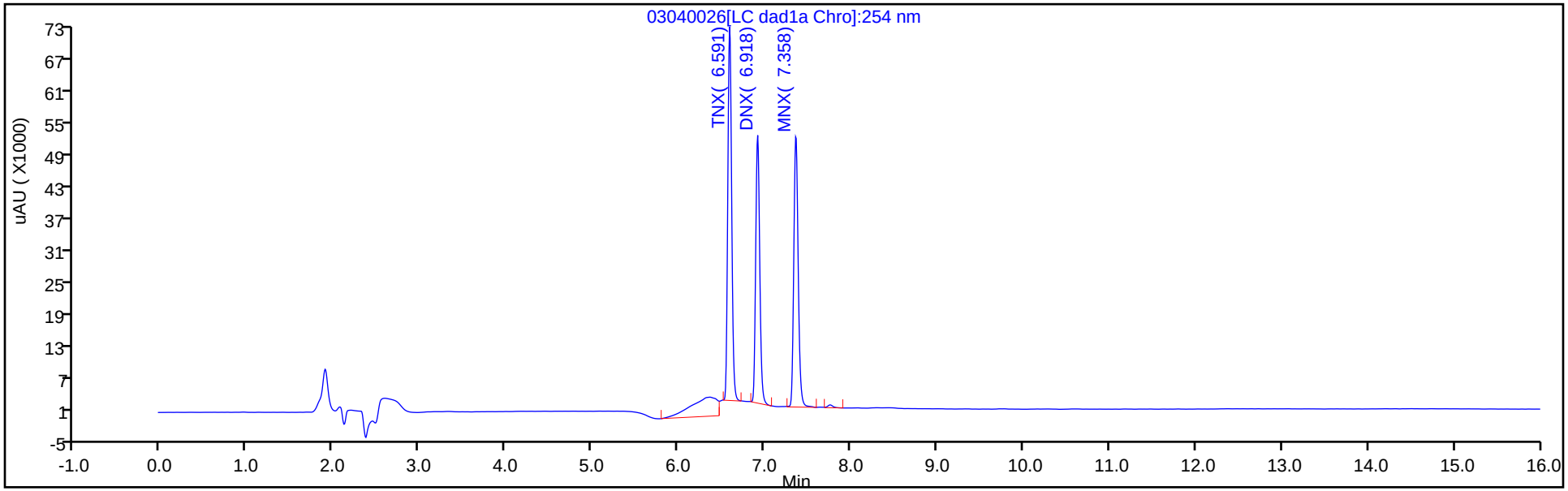

Y Scaling: Method Defined: Scale to the Nth Largest Target: 1

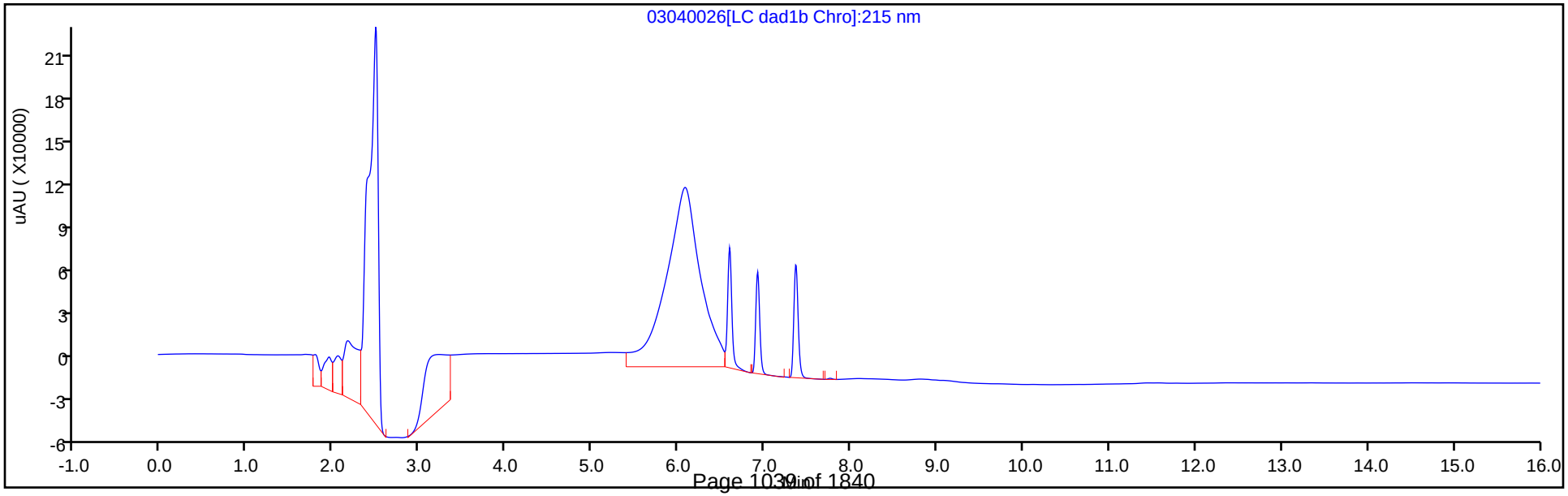

Manual Integration/User Assign Peak Report

Eurofins TestAmerica, Denver

Data File: \\chromna\denver\chromdata\chhplc_x\20200304-89779.b\03040026.d
Injection Date: 04-Mar-2020 21:23:03 Instrument ID: CHHPLC_X3
Lims ID: IC DMT L7
Client ID:
Operator ID: CB ALS Bottle#: 26 Worklist Smp#: 26
Injection Vol: 100.0 ul Dil. Factor: 1.0000
Method: 8330_X3 Limit Group: GCSV - 8330
Column: UltraCarb5uODS (20) (4.60 mm) Detector LC DAD1B, 254 nm

2 TNX, CAS: 13980-04-6

Signal: 1

Processing Integration Results

RT: 6.59
Area: 269369
Amount: 1.068967
Amount Units: ug/mL

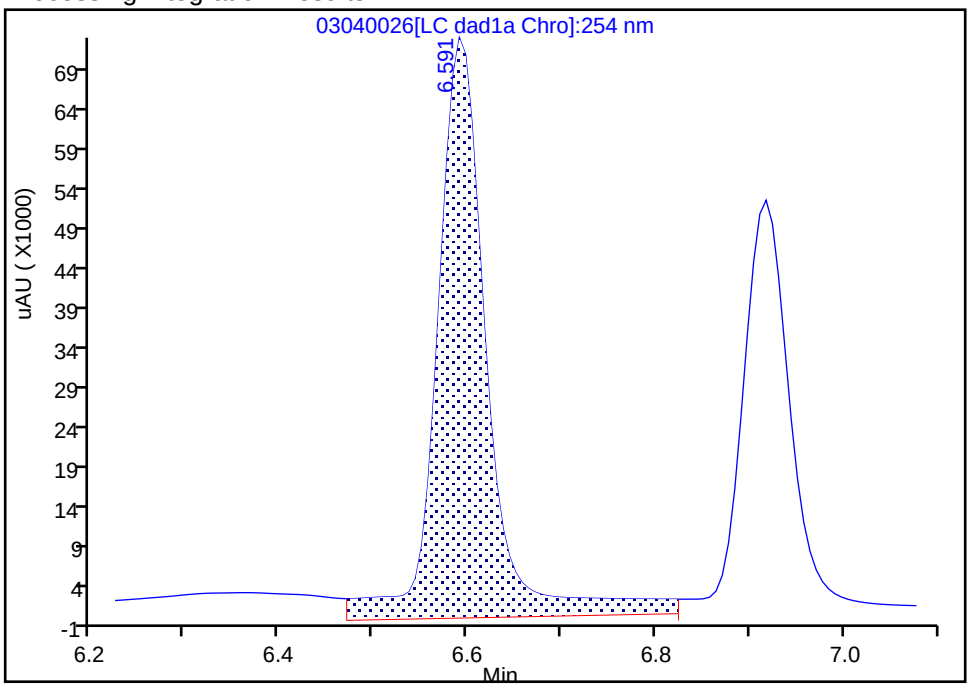

Manual Integration Results

RT: 6.59
Area: 219286
Amount: 1.007708
Amount Units: ug/mL

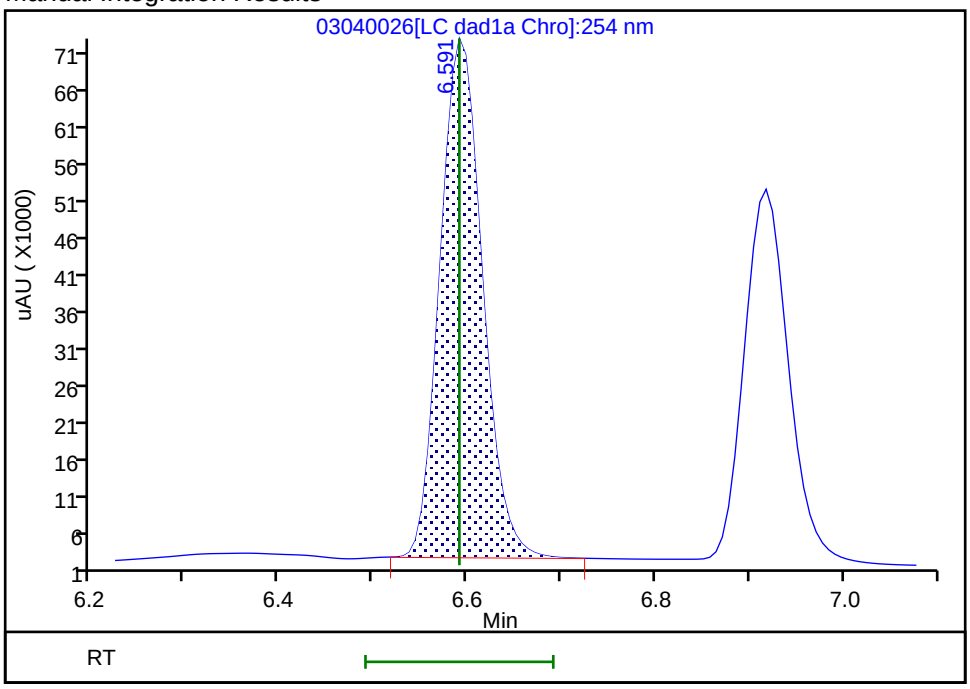

Reviewer: beckerc, 05-Mar-2020 08:30:20
Audit Action: Manually Integrated Audit Reason: Baseline

Manual Integration/User Assign Peak Report

Eurofins TestAmerica, Denver

Data File:	\\chromna\denver\chromdata\chhplc_x\20200304-89779.b\03040026.d				
Injection Date:	04-Mar-2020 21:23:03	Instrument ID:	CHHPLC_X3		
Lims ID:	IC DMT L7				
Client ID:					
Operator ID:	CB	ALS Bottle#:	26	Worklist Smp#:	26
Injection Vol:	100.0 ul	Dil. Factor:	1.0000		
Method:	8330_X3	Limit Group:	GCSV - 8330		
Column:	UltraCarb5uODS (20) (4.60 mm)	Detector	LC DAD1B, 254 nm		

5 DNX, CAS: 80251-29-2

Signal: 1

Processing Integration Results

RT: 6.92
Area: 184230
Amount: 0.939283
Amount Units: ug/mL

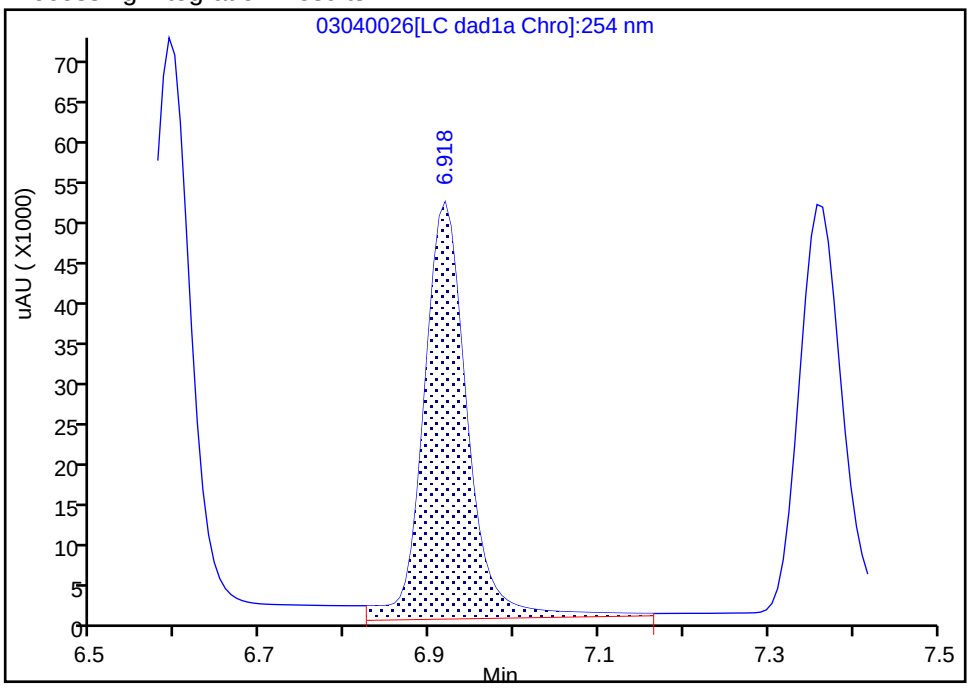

Manual Integration Results

RT: 6.92
Area: 164161
Amount: 1.073451
Amount Units: ug/mL

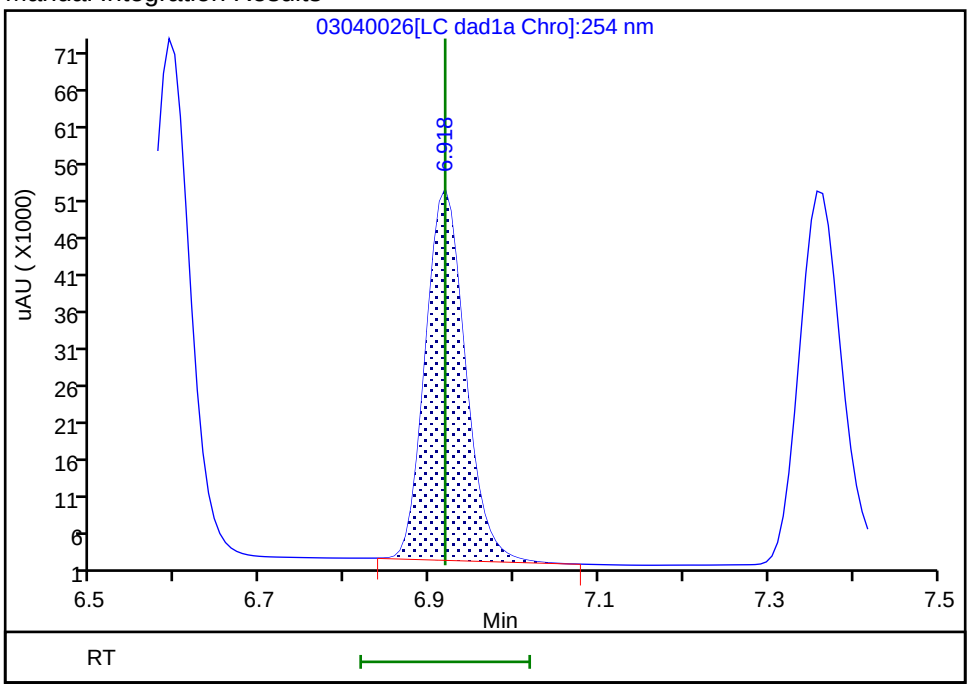

Reviewer: beckerc, 05-Mar-2020 08:30:26
Audit Action: Manually Integrated Audit Reason: Baseline

Eurofins TestAmerica, Denver
Target Compound Quantitation Report

Data File: \\chromna\Denver\ChromData\CHHPLC_X\20200304-89779.b\03040027.D
Lims ID: IC DMT L6
Client ID:
Sample Type: IC Calib Level: 6
Inject. Date: 04-Mar-2020 21:45:58 ALS Bottle#: 27 Worklist Smp#: 27
Injection Vol: 100.0 ul Dil. Factor: 1.0000
Sample Info: IC DMT L6
Misc. Info.: 280-0089779-027
Operator ID: CB Instrument ID: CHHPLC_X3
Sublist: chrom-8330_X3*sub17

Method: \\chromna\Denver\ChromData\CHHPLC_X\20200304-89779.b\8330_X3.m
Limit Group: GCSV - 8330
Last Update: 06-Mar-2020 10:25:23 Calib Date: 04-Mar-2020 23:40:46
Integrator: Falcon
Quant Method: External Standard Quant By: Initial Calibration
Last ICal File: \\chromna\Denver\ChromData\CHHPLC_X\20200304-89779.b\03040032.D

Column 1 : UltraCarb5uODS (20) (4.60 mm) Det: LC DAD1B, 254 nm
Process Host: CTX0308

First Level Reviewer: beckerc Date: 05-Mar-2020 08:30:53

Compound	Det	RT (min.)	Exp RT (min.)	Dlt RT (min.)	Response	Cal Amt ug/mL	OnCol Amt ug/mL	Flags
2 TNX	1	6.591	6.591	0.000	148550	0.7007	0.6826	M
5 DNX	1	6.918	6.918	0.000	112549	0.7007	0.7360	M
6 MNX	1	7.358	7.358	0.000	124459	0.8169	0.7850	

QC Flag Legend

Review Flags
M - Manually Integrated

Reagents:

8330 DMT_00005 Amount Added: 35.00 Units: uL

Report Date: 06-Mar-2020 10:25:23 Chrom Revision: 2.3 19-Feb-2020 16:45:46

Eurofins TestAmerica, Denver

Data File: \\chromna\denver\chromdata\chhplc_x\20200304-89779.b\03040027.d

Injection Date:	04-Mar-2020 21:45:58	Instrument ID:	CHHPLC_X3	Operator ID:	CB
Lims ID:	IC DMT L6			Worklist Smp#:	27
Client ID:					
Injection Vol:	100.0 ul	Dil. Factor:	1.0000	ALS Bottle#:	27
Method:	8330_X3	Limit Group:	GCSV - 8330		

Column: UltraCarb5uODS (20) (4.60 mm) Y Scaling: Method Defined: Scale to the Nth Largest Target: 1

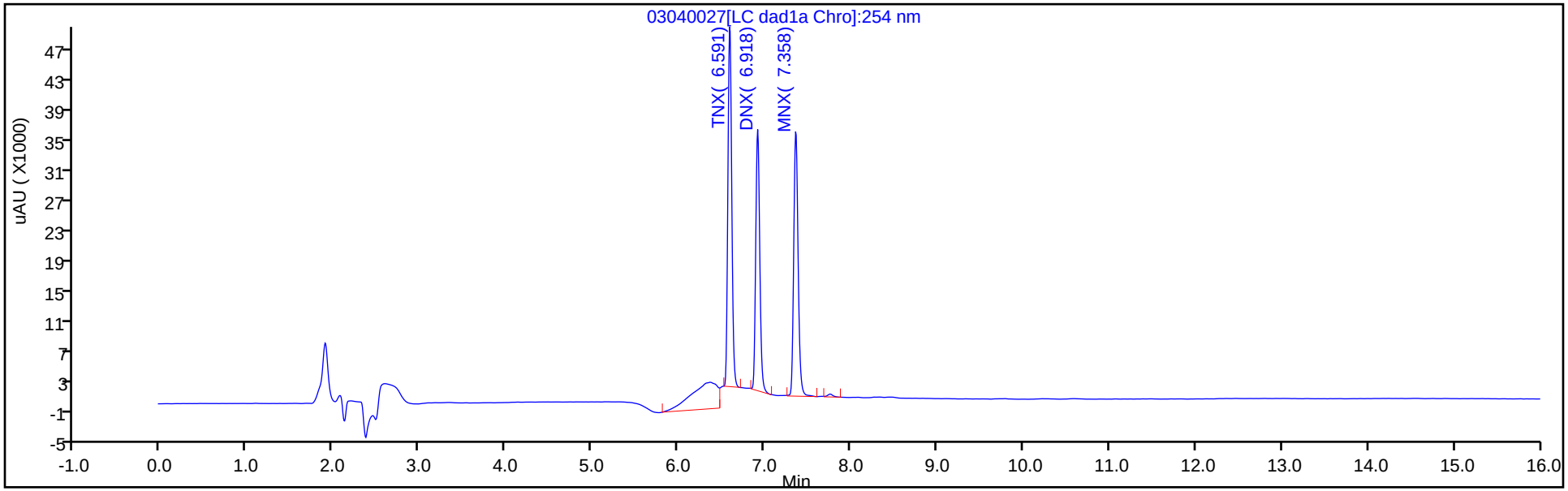

Y Scaling: Method Defined: Scale to the Nth Largest Target: 1

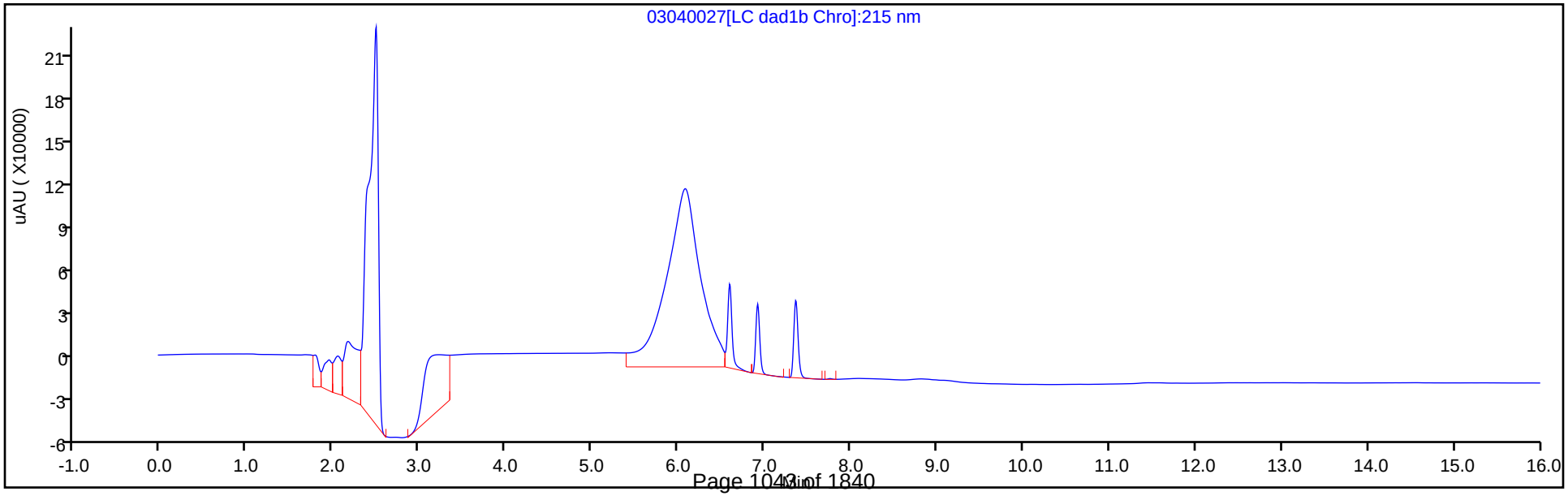

Manual Integration/User Assign Peak Report

Eurofins TestAmerica, Denver

Data File: \\chromna\denver\chromdata\chhplc_x\20200304-89779.b\03040027.d
Injection Date: 04-Mar-2020 21:45:58 Instrument ID: CHHPLC_X3
Lims ID: IC DMT L6
Client ID:
Operator ID: CB ALS Bottle#: 27 Worklist Smp#: 27
Injection Vol: 100.0 ul Dil. Factor: 1.0000
Method: 8330_X3 Limit Group: GCSV - 8330
Column: UltraCarb5uODS (20) (4.60 mm) Detector LC DAD1B, 254 nm

2 TNX, CAS: 13980-04-6

Signal: 1

Processing Integration Results

RT: 6.59
Area: 198883
Amount: 0.812342
Amount Units: ug/mL

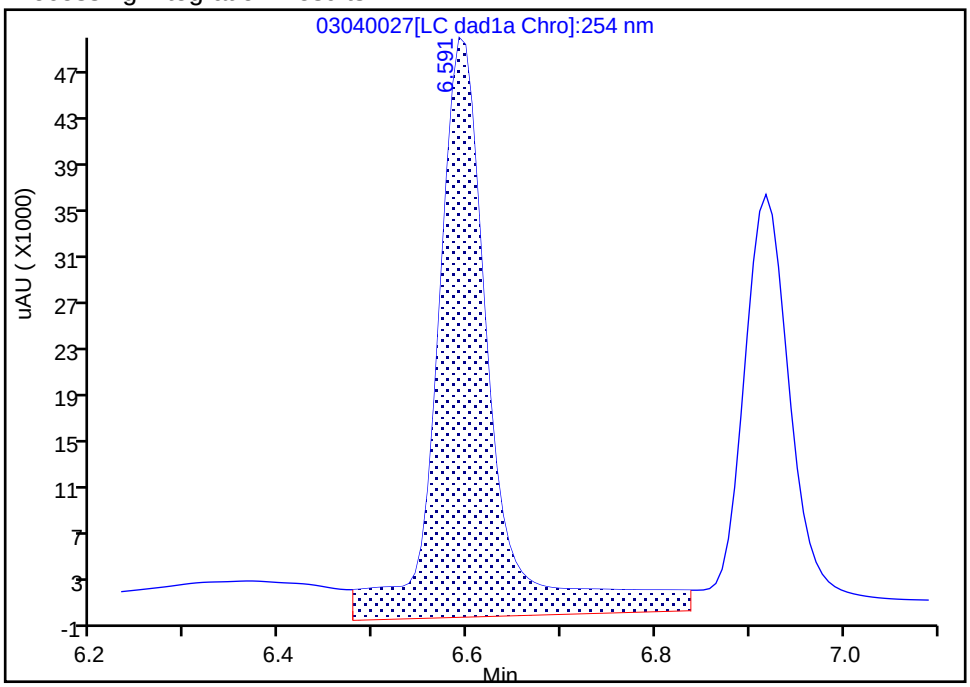

Manual Integration Results

RT: 6.59
Area: 148550
Amount: 0.682647
Amount Units: ug/mL

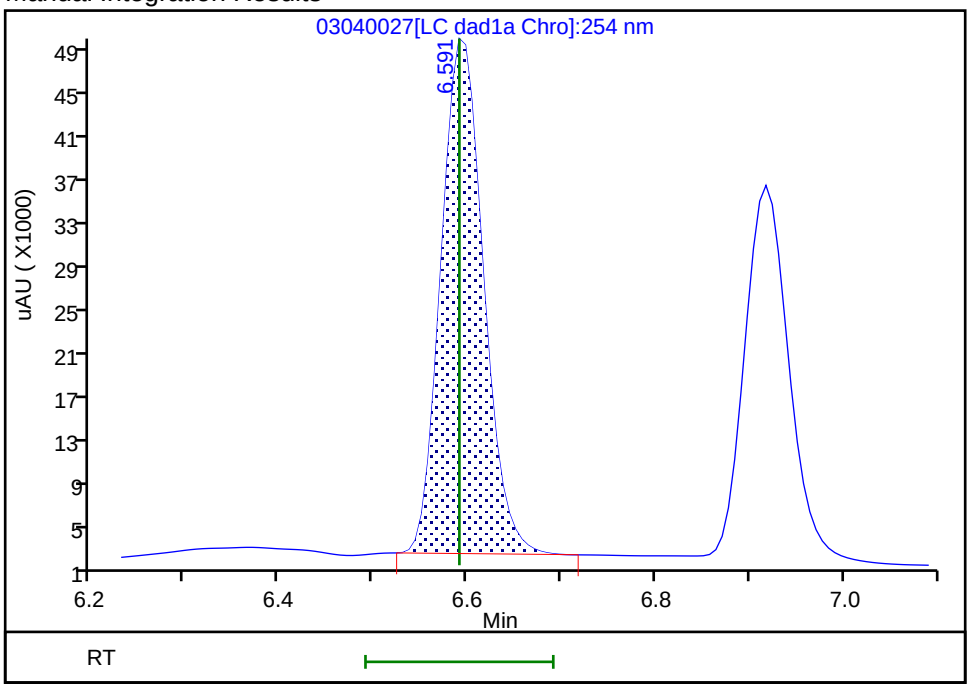

Reviewer: beckerc, 05-Mar-2020 08:30:45
Audit Action: Manually Integrated Audit Reason: Baseline

Manual Integration/User Assign Peak Report

Eurofins TestAmerica, Denver

Data File:	\\chromna\denver\chromdata\chhplc_x\20200304-89779.b\03040027.d				
Injection Date:	04-Mar-2020 21:45:58	Instrument ID:	CHHPLC_X3		
Lims ID:	IC DMT L6				
Client ID:					
Operator ID:	CB	ALS Bottle#:	27	Worklist Smp#:	27
Injection Vol:	100.0 ul	Dil. Factor:	1.0000		
Method:	8330_X3	Limit Group:	GCSV - 8330		
Column:	UltraCarb5uODS (20) (4.60 mm)	Detector	LC DAD1B, 254 nm		

5 DNX, CAS: 80251-29-2

Signal: 1

Processing Integration Results

RT: 6.92
Area: 130368
Amount: 0.673274
Amount Units: ug/mL

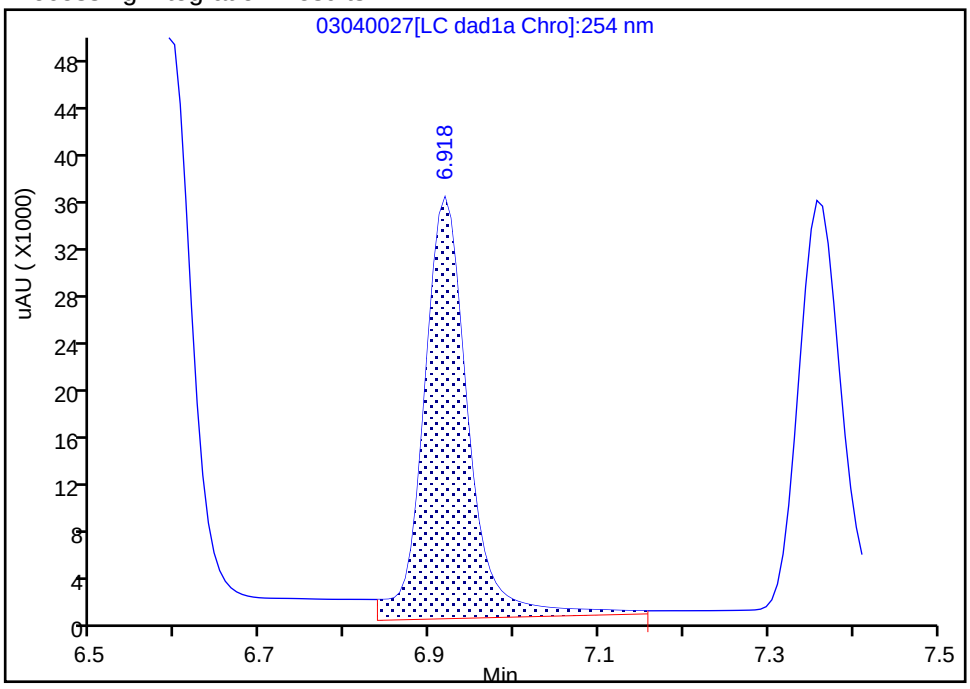

Manual Integration Results

RT: 6.92
Area: 112549
Amount: 0.735959
Amount Units: ug/mL

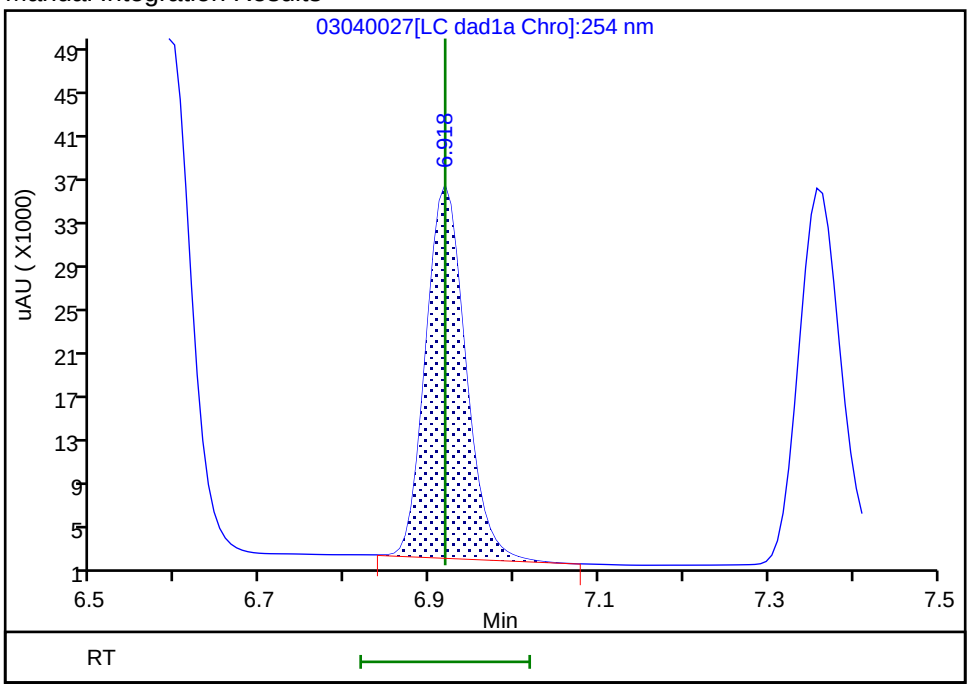

Reviewer: beckerc, 05-Mar-2020 08:30:49

Audit Action: Manually Integrated Audit Reason: Baseline

Eurofins TestAmerica, Denver
Target Compound Quantitation Report

Data File: \\chromna\Denver\ChromData\CHHPLC_X\20200304-89779.b\03040028.D
Lims ID: IC DMT L5
Client ID:
Sample Type: IC Calib Level: 5
Inject. Date: 04-Mar-2020 22:09:00 ALS Bottle#: 28 Worklist Smp#: 28
Injection Vol: 100.0 ul Dil. Factor: 1.0000
Sample Info: IC DMT L5
Misc. Info.: 280-0089779-028
Operator ID: CB Instrument ID: CHHPLC_X3
Sublist: chrom-8330_X3*sub17

Method: \\chromna\Denver\ChromData\CHHPLC_X\20200304-89779.b\8330_X3.m
Limit Group: GCSV - 8330
Last Update: 06-Mar-2020 10:25:24 Calib Date: 04-Mar-2020 23:40:46
Integrator: Falcon
Quant Method: External Standard Quant By: Initial Calibration
Last ICal File: \\chromna\Denver\ChromData\CHHPLC_X\20200304-89779.b\03040032.D

Column 1 : UltraCarb5uODS (20) (4.60 mm) Det: LC DAD1B, 254 nm
Process Host: CTX0308

First Level Reviewer: beckerc Date: 05-Mar-2020 08:31:18

Compound	Det	RT (min.)	Exp RT (min.)	Dlt RT (min.)	Response	Cal Amt ug/mL	OnCol Amt ug/mL	Flags
2 TNX	1	6.591	6.591	0.000	85174	0.4004	0.3914	M
5 DNX	1	6.917	6.918	-0.001	64550	0.4004	0.4221	M
6 MNX	1	7.357	7.358	-0.001	73151	0.4668	0.4614	

QC Flag Legend

Review Flags
M - Manually Integrated

Reagents:

8330 DMT_00005 Amount Added: 20.00 Units: uL

Report Date: 06-Mar-2020 10:25:24 Chrom Revision: 2.3 19-Feb-2020 16:45:46

Eurofins TestAmerica, Denver

Data File: \\chromna\denver\chromdata\chhplc_x\20200304-89779.b\03040028.d

Injection Date:	04-Mar-2020 22:09:00	Instrument ID:	CHHPLC_X3	Operator ID:	CB
Lims ID:	IC DMT L5			Worklist Smp#:	28
Client ID:					
Injection Vol:	100.0 ul	Dil. Factor:	1.0000	ALS Bottle#:	28
Method:	8330_X3	Limit Group:	GCSV - 8330		

Column: UltraCarb5uODS (20) (4.60 mm) Y Scaling: Method Defined: Scale to the Nth Largest Target: 1

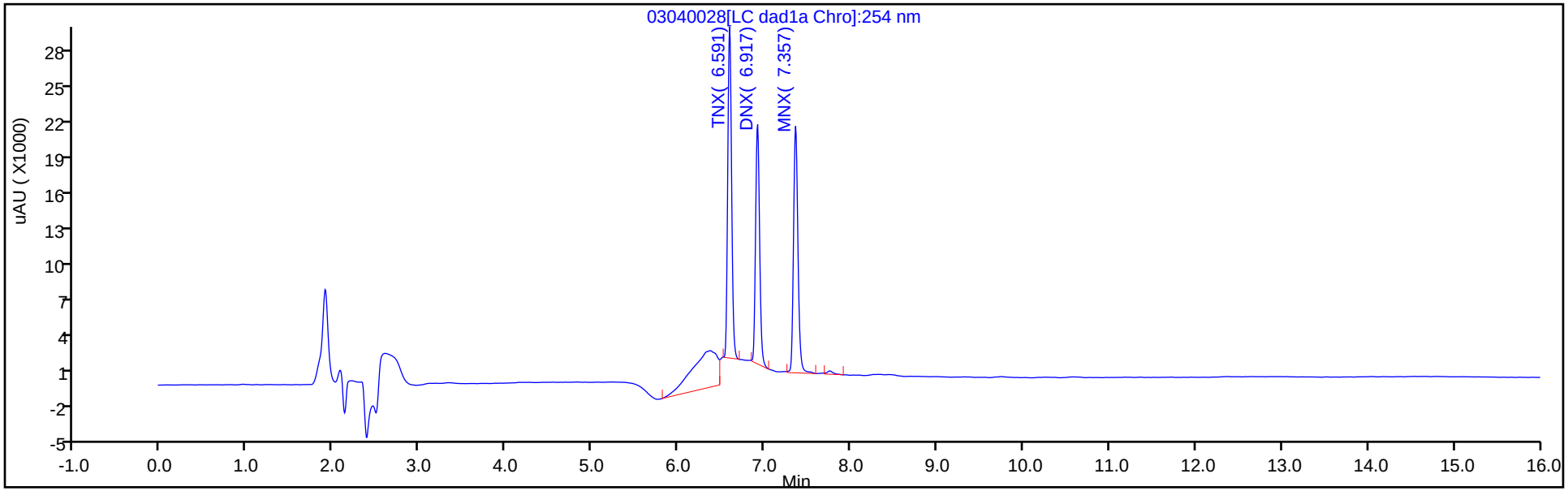

Y Scaling: Method Defined: Scale to the Nth Largest Target: 1

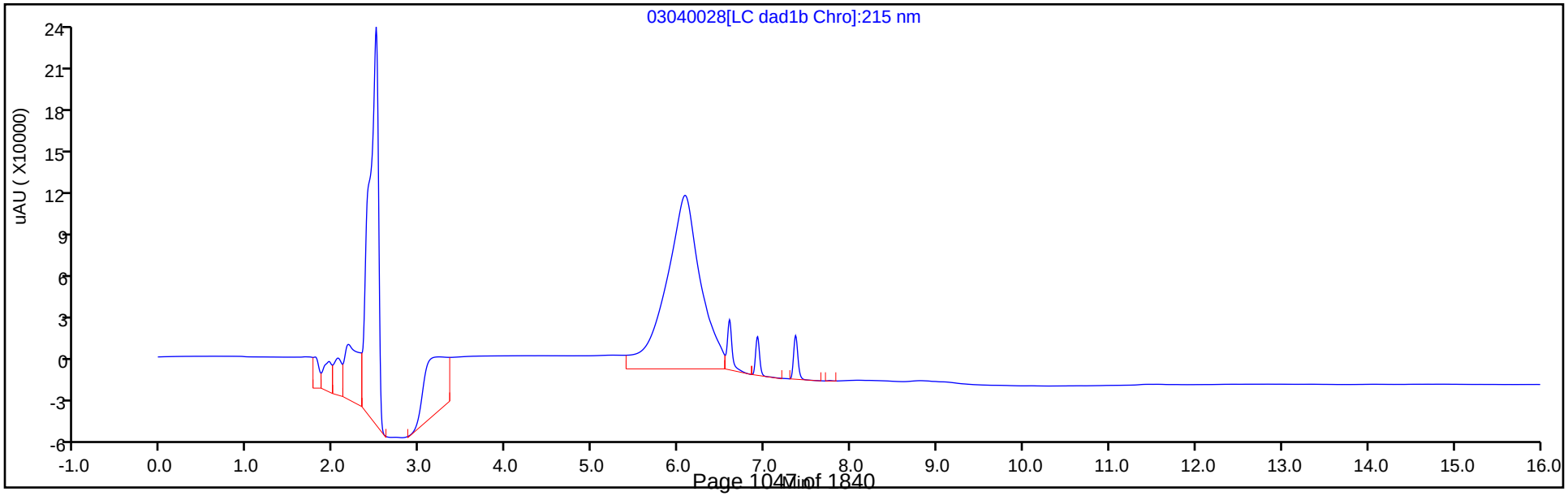

Manual Integration/User Assign Peak Report

Eurofins TestAmerica, Denver

Data File: \\chromna\denver\chromdata\chhplc_x\20200304-89779.b\03040028.d
Injection Date: 04-Mar-2020 22:09:00 Instrument ID: CHHPLC_X3
Lims ID: IC DMT L5
Client ID:
Operator ID: CB ALS Bottle#: 28 Worklist Smp#: 28
Injection Vol: 100.0 ul Dil. Factor: 1.0000
Method: 8330_X3 Limit Group: GCSV - 8330
Column: UltraCarb5uODS (20) (4.60 mm) Detector LC DAD1B, 254 nm

2 TNX, CAS: 13980-04-6

Signal: 1

Processing Integration Results

RT: 6.59
Area: 108455
Amount: 0.455381
Amount Units: ug/mL

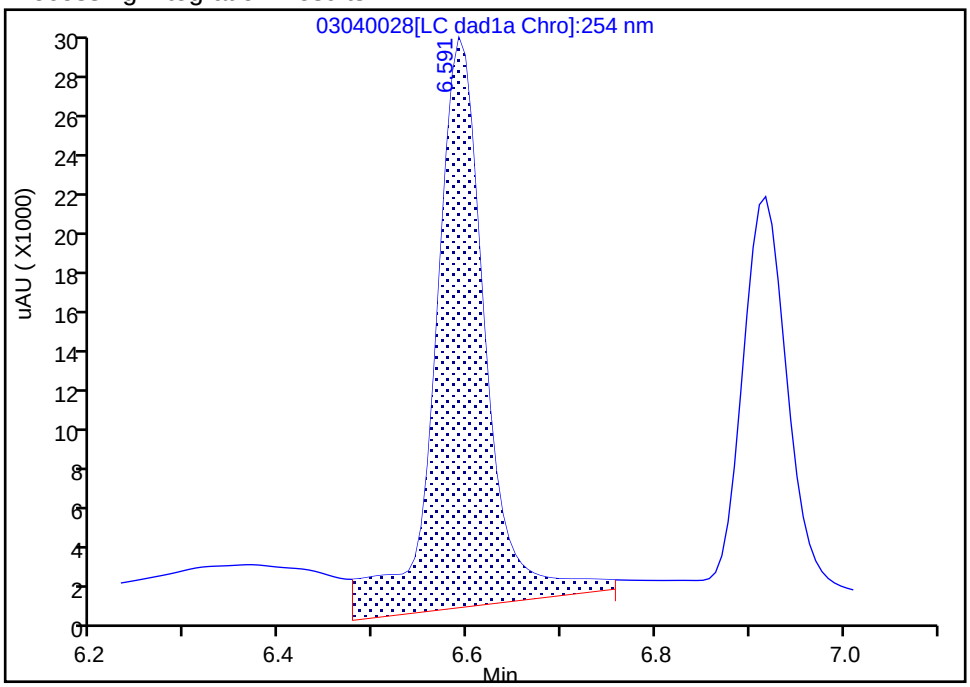

Manual Integration Results

RT: 6.59
Area: 85174
Amount: 0.391409
Amount Units: ug/mL

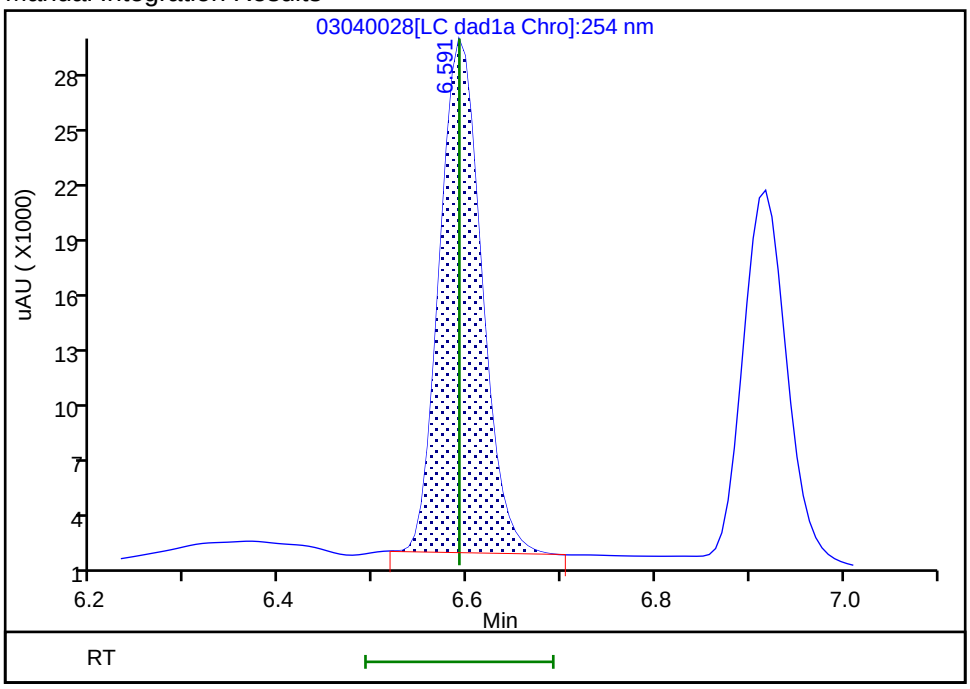

Reviewer: beckerc, 05-Mar-2020 08:31:08
Audit Action: Manually Integrated Audit Reason: Baseline

Manual Integration/User Assign Peak Report

Eurofins TestAmerica, Denver

Data File:	\\chromna\denver\chromdata\chhplc_x\20200304-89779.b\03040028.d				
Injection Date:	04-Mar-2020 22:09:00	Instrument ID:	CHHPLC_X3		
Lims ID:	IC DMT L5				
Client ID:					
Operator ID:	CB	ALS Bottle#:	28	Worklist Smp#:	28
Injection Vol:	100.0 ul	Dil. Factor:	1.0000		
Method:	8330_X3	Limit Group:	GCSV - 8330		
Column:	UltraCarb5uODS (20) (4.60 mm)	Detector	LC DAD1B, 254 nm		

5 DNX, CAS: 80251-29-2

Signal: 1

Processing Integration Results

RT: 6.92
Area: 67686
Amount: 0.396160
Amount Units: ug/mL

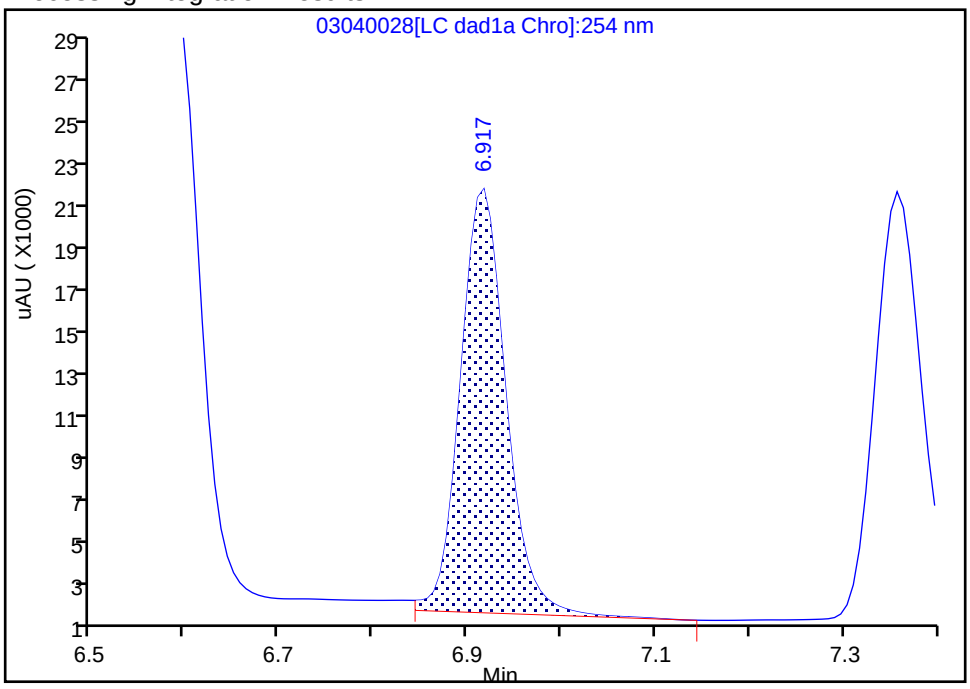

Manual Integration Results

RT: 6.92
Area: 64550
Amount: 0.422093
Amount Units: ug/mL

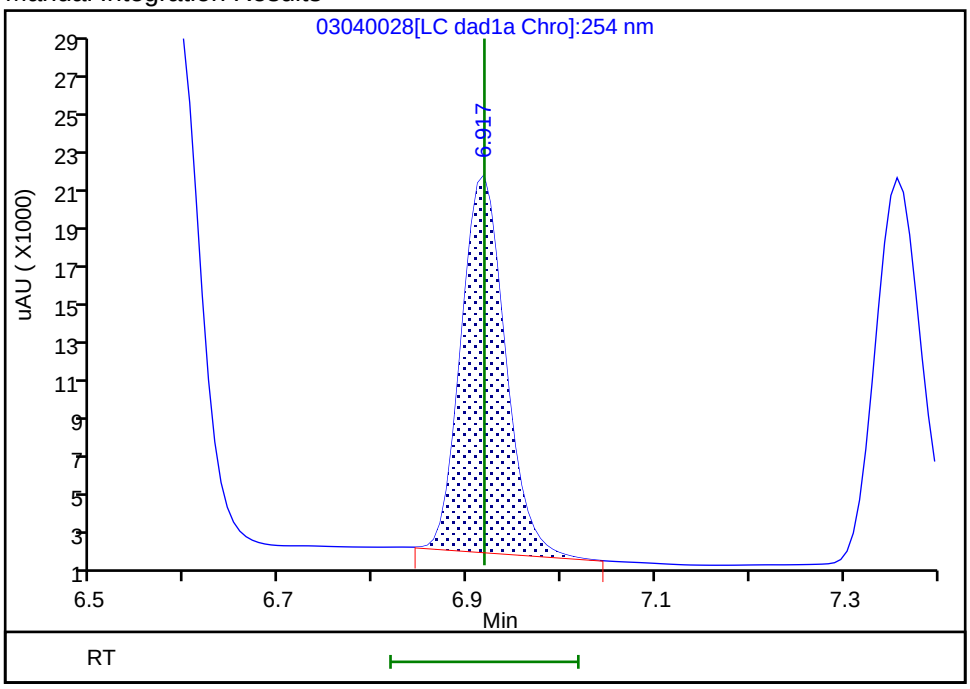

Reviewer: beckerc, 05-Mar-2020 08:31:13

Audit Action: Manually Integrated Audit Reason: Baseline

Eurofins TestAmerica, Denver
Target Compound Quantitation Report

Data File: \\chromna\Denver\ChromData\CHHPLC_X\20200304-89779.b\03040029.D
Lims ID: IC DMT L4
Client ID:
Sample Type: IC Calib Level: 4
Inject. Date: 04-Mar-2020 22:31:57 ALS Bottle#: 29 Worklist Smp#: 29
Injection Vol: 100.0 ul Dil. Factor: 1.0000
Sample Info: IC DMT L4
Misc. Info.: 280-0089779-029
Operator ID: CB Instrument ID: CHHPLC_X3
Sublist: chrom-8330_X3*sub17

Method: \\chromna\Denver\ChromData\CHHPLC_X\20200304-89779.b\8330_X3.m
Limit Group: GCSV - 8330
Last Update: 06-Mar-2020 10:25:24 Calib Date: 04-Mar-2020 23:40:46
Integrator: Falcon
Quant Method: External Standard Quant By: Initial Calibration
Last ICal File: \\chromna\Denver\ChromData\CHHPLC_X\20200304-89779.b\03040032.D

Column 1 : UltraCarb5uODS (20) (4.60 mm) Det: LC DAD1B, 254 nm
Process Host: CTX0308

First Level Reviewer: beckerc Date: 05-Mar-2020 08:31:44

Compound	Det	RT (min.)	Exp RT (min.)	Dlt RT (min.)	Response	Cal Amt ug/mL	OnCol Amt ug/mL	Flags
2 TNX	1	6.591	6.591	0.000	57932	0.2503	0.2662	M
5 DNX	1	6.918	6.918	0.000	41936	0.2503	0.2742	M
6 MNX	1	7.358	7.358	0.000	46005	0.2918	0.2902	

QC Flag Legend

Review Flags
M - Manually Integrated

Reagents:

8330 DMT_00005 Amount Added: 12.50 Units: uL

Report Date: 06-Mar-2020 10:25:25 Chrom Revision: 2.3 19-Feb-2020 16:45:46

Eurofins TestAmerica, Denver

Data File: \\chromna\denver\chromdata\chhplc_x\20200304-89779.b\03040029.d

Injection Date:	04-Mar-2020 22:31:57	Instrument ID:	CHHPLC_X3	Operator ID:	CB
Lims ID:	IC DMT L4			Worklist Smp#:	29
Client ID:					
Injection Vol:	100.0 ul	Dil. Factor:	1.0000	ALS Bottle#:	29
Method:	8330_X3	Limit Group:	GCSV - 8330		

Column: UltraCarb5uODS (20) (4.60 mm) Y Scaling: Method Defined: Scale to the Nth Largest Target: 1

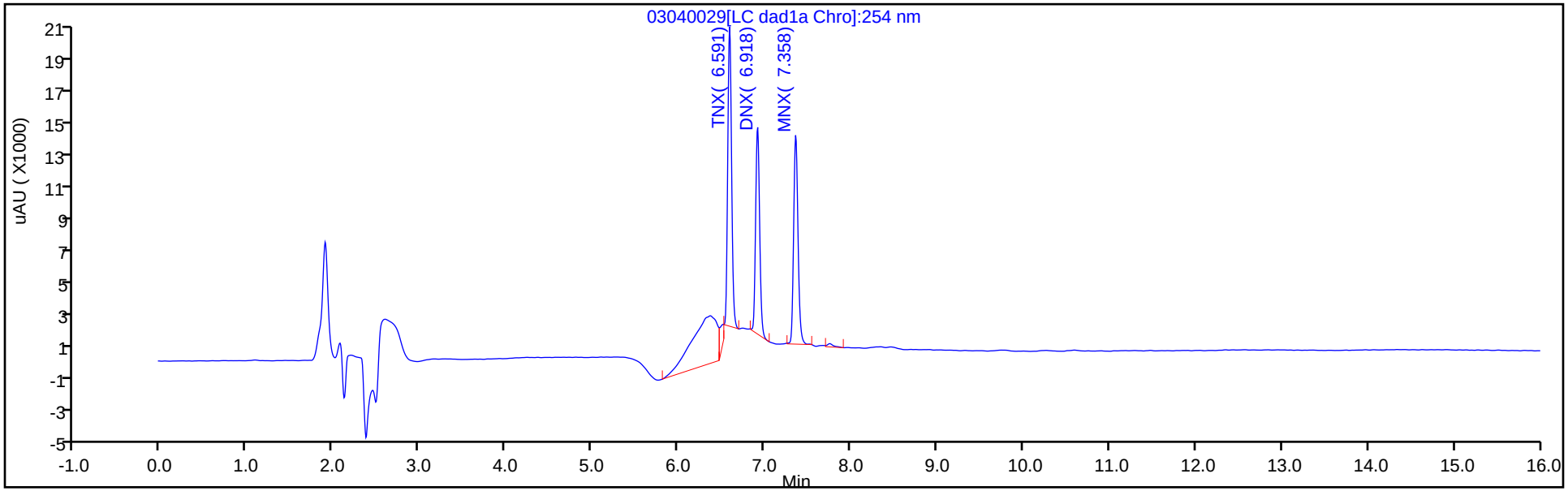

Y Scaling: Method Defined: Scale to the Nth Largest Target: 1

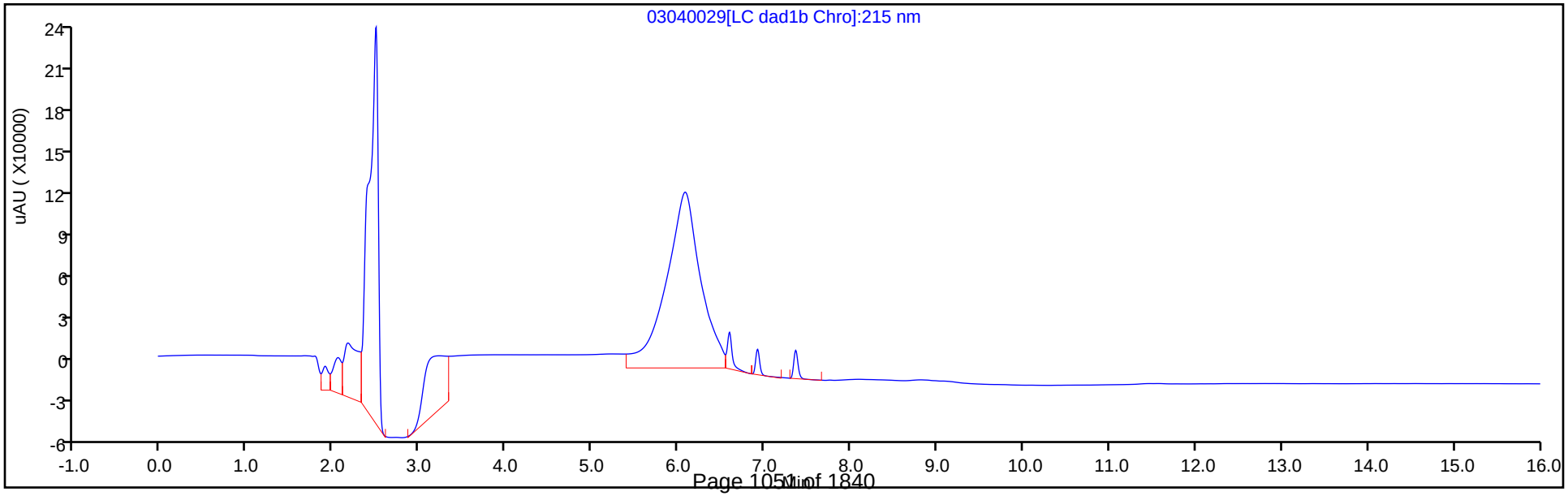

Manual Integration/User Assign Peak Report

Eurofins TestAmerica, Denver

Data File:	\\chromna\denver\chromdata\chhplc_x\20200304-89779.b\03040029.d				
Injection Date:	04-Mar-2020 22:31:57	Instrument ID:	CHHPLC_X3		
Lims ID:	IC DMT L4				
Client ID:					
Operator ID:	CB	ALS Bottle#:	29	Worklist Smp#:	29
Injection Vol:	100.0 ul	Dil. Factor:	1.0000		
Method:	8330_X3	Limit Group:	GCSV - 8330		
Column:	UltraCarb5uODS (20) (4.60 mm)	Detector	LC DAD1B, 254 nm		

2 TNX, CAS: 13980-04-6

Signal: 1

Processing Integration Results

RT: 6.59
Area: 65279
Amount: 0.274722
Amount Units: ug/mL

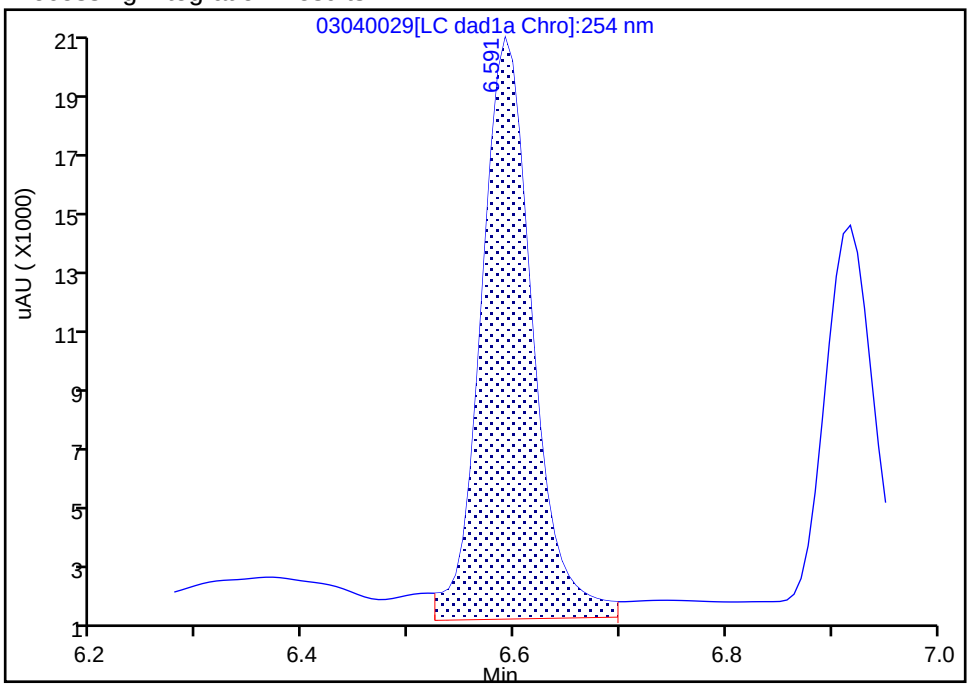

Manual Integration Results

RT: 6.59
Area: 57932
Amount: 0.266221
Amount Units: ug/mL

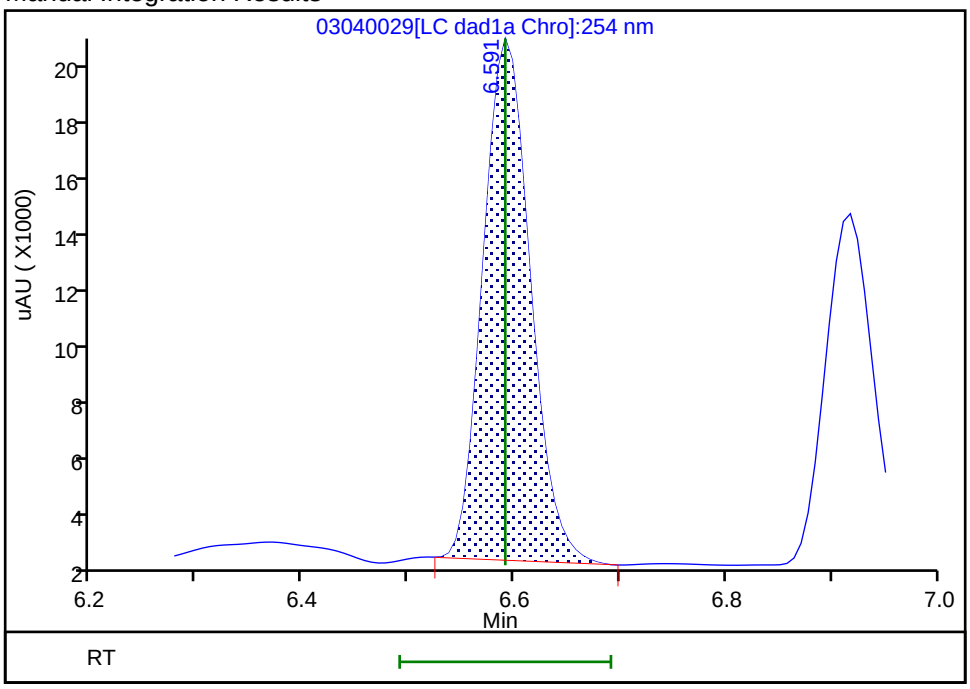

Reviewer: beckerc, 05-Mar-2020 08:31:35

Audit Action: Manually Integrated Audit Reason: Baseline

Manual Integration/User Assign Peak Report

Eurofins TestAmerica, Denver

Data File:	\\chromna\denver\chromdata\chhplc_x\20200304-89779.b\03040029.d				
Injection Date:	04-Mar-2020 22:31:57	Instrument ID:	CHHPLC_X3		
Lims ID:	IC DMT L4				
Client ID:					
Operator ID:	CB	ALS Bottle#:	29	Worklist Smp#:	29
Injection Vol:	100.0 ul	Dil. Factor:	1.0000		
Method:	8330_X3	Limit Group:	GCSV - 8330		
Column:	UltraCarb5uODS (20) (4.60 mm)	Detector	LC DAD1B, 254 nm		

5 DNX, CAS: 80251-29-2

Signal: 1

Processing Integration Results

RT: 6.92
Area: 45380
Amount: 0.263025
Amount Units: ug/mL

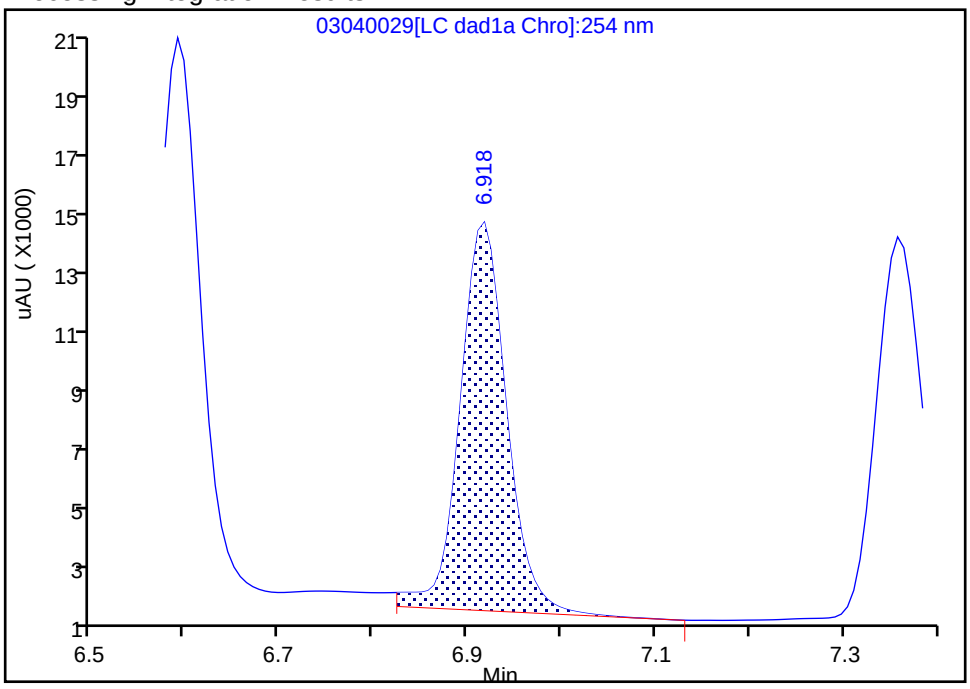

Manual Integration Results

RT: 6.92
Area: 41936
Amount: 0.274220
Amount Units: ug/mL

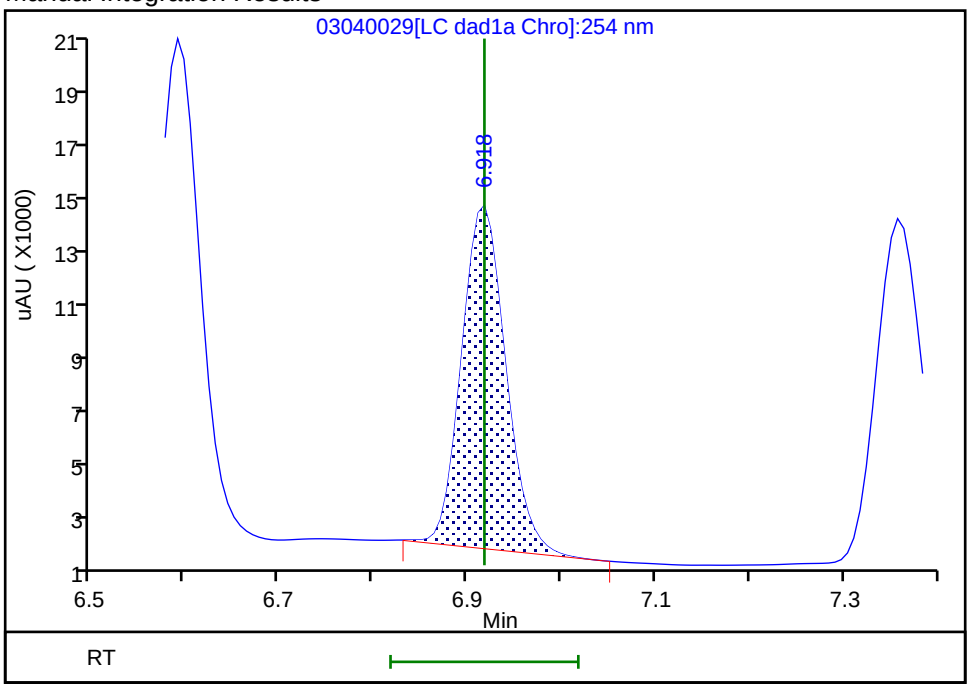

Reviewer: beckerc, 05-Mar-2020 08:31:40
Audit Action: Manually Integrated Audit Reason: Baseline

Eurofins TestAmerica, Denver
Target Compound Quantitation Report

Data File: \\chromna\Denver\ChromData\CHHPLC_X\20200304-89779.b\03040030.D
Lims ID: IC DMT L3
Client ID:
Sample Type: IC Calib Level: 3
Inject. Date: 04-Mar-2020 22:54:53 ALS Bottle#: 30 Worklist Smp#: 30
Injection Vol: 100.0 ul Dil. Factor: 1.0000
Sample Info: IC DMT L3
Misc. Info.: 280-0089779-030
Operator ID: CB Instrument ID: CHHPLC_X3
Sublist: chrom-8330_X3*sub17

Method: \\chromna\Denver\ChromData\CHHPLC_X\20200304-89779.b\8330_X3.m
Limit Group: GCSV - 8330
Last Update: 06-Mar-2020 10:25:25 Calib Date: 04-Mar-2020 23:40:46
Integrator: Falcon
Quant Method: External Standard Quant By: Initial Calibration
Last ICal File: \\chromna\Denver\ChromData\CHHPLC_X\20200304-89779.b\03040032.D

Column 1 : UltraCarb5uODS (20) (4.60 mm) Det: LC DAD1B, 254 nm
Process Host: CTX0308

First Level Reviewer: beckerc Date: 05-Mar-2020 08:32:08

Compound	Det	RT (min.)	Exp RT (min.)	Dlt RT (min.)	Response	Cal Amt ug/mL	OnCol Amt ug/mL	Flags
2 TNX	1	6.589	6.591	-0.002	21002	0.1001	0.0965	M
5 DNX	1	6.915	6.918	-0.003	14937	0.1001	0.0977	M
6 MNX	1	7.355	7.358	-0.003	18233	0.1167	0.1150	

QC Flag Legend

Review Flags
M - Manually Integrated

Reagents:

8330 DMT_00005 Amount Added: 5.00 Units: uL

Report Date: 06-Mar-2020 10:25:26 Chrom Revision: 2.3 19-Feb-2020 16:45:46

Eurofins TestAmerica, Denver

Data File: \\chromna\denver\chromdata\chhplc_x\20200304-89779.b\03040030.d

Injection Date:	04-Mar-2020 22:54:53	Instrument ID:	CHHPLC_X3	Operator ID:	CB
Lims ID:	IC DMT L3			Worklist Smp#:	30
Client ID:					
Injection Vol:	100.0 ul	Dil. Factor:	1.0000	ALS Bottle#:	30
Method:	8330_X3	Limit Group:	GCSV - 8330		

Column: UltraCarb5uODS (20) (4.60 mm) Y Scaling: Method Defined: Scale to the Nth Largest Target: 1

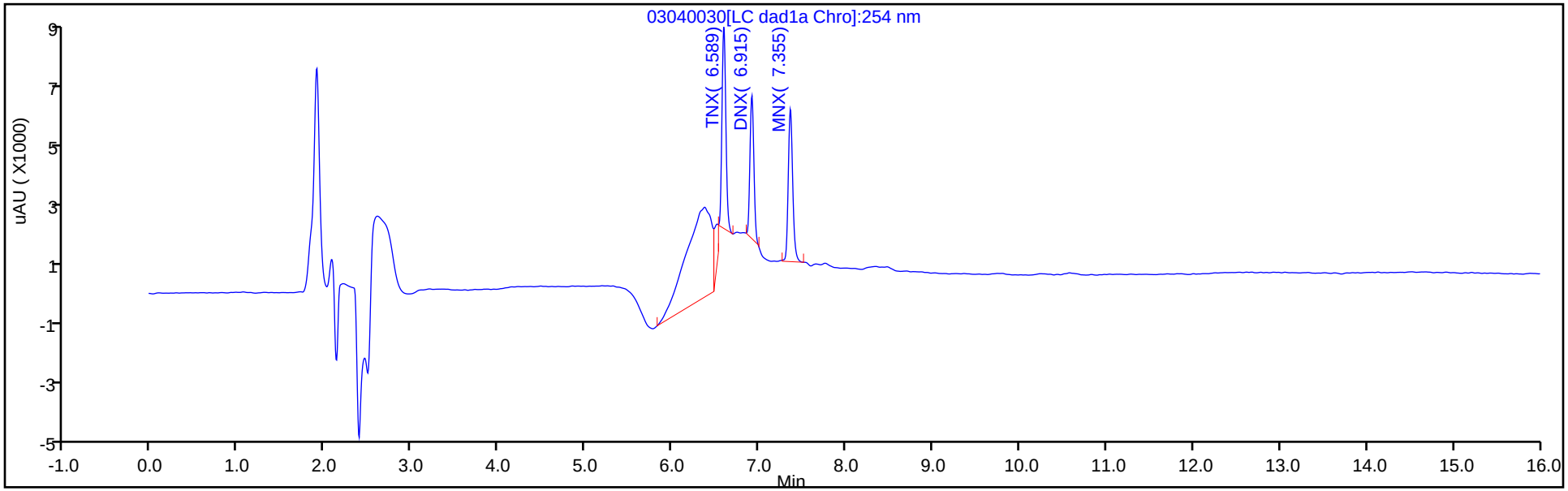

Y Scaling: Method Defined: Scale to the Nth Largest Target: 1

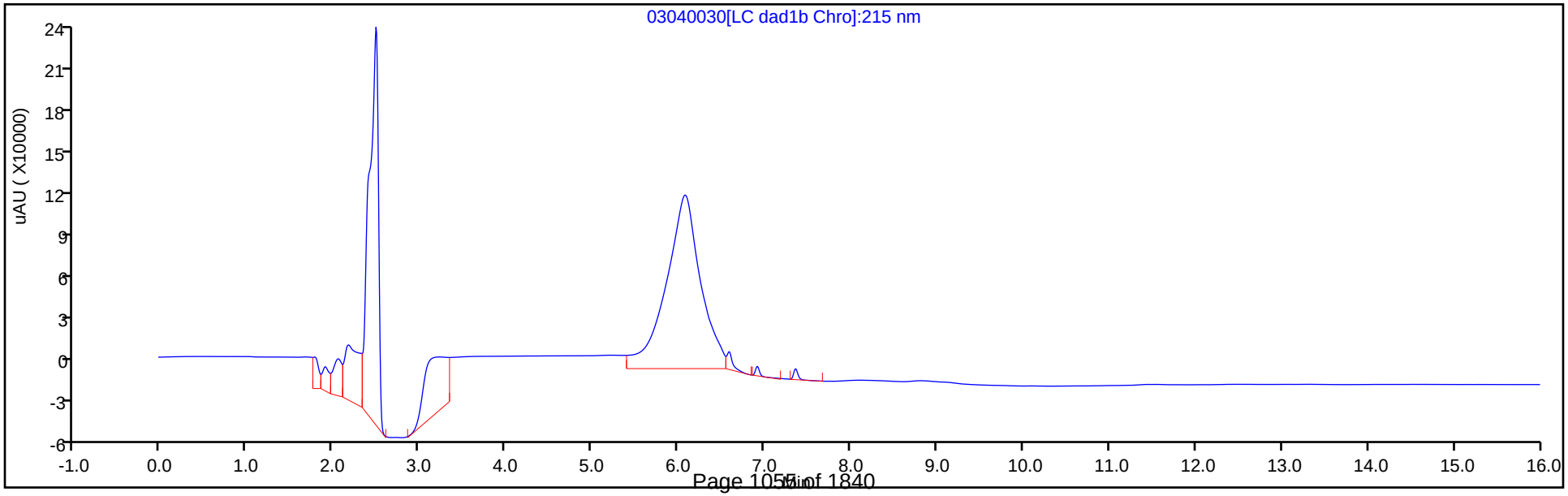

Manual Integration/User Assign Peak Report

Eurofins TestAmerica, Denver

Data File:	\\chromna\denver\chromdata\chhplc_x\20200304-89779.b\03040030.d				
Injection Date:	04-Mar-2020 22:54:53	Instrument ID:	CHHPLC_X3		
Lims ID:	IC DMT L3				
Client ID:					
Operator ID:	CB	ALS Bottle#:	30	Worklist Smp#:	30
Injection Vol:	100.0 ul	Dil. Factor:	1.0000		
Method:	8330_X3	Limit Group:	GCSV - 8330		
Column:	UltraCarb5uODS (20) (4.60 mm)	Detector	LC DAD1B, 254 nm		

2 TNX, CAS: 13980-04-6

Signal: 1

Processing Integration Results

RT: 6.59
Area: 27927
Amount: 0.102862
Amount Units: ug/mL

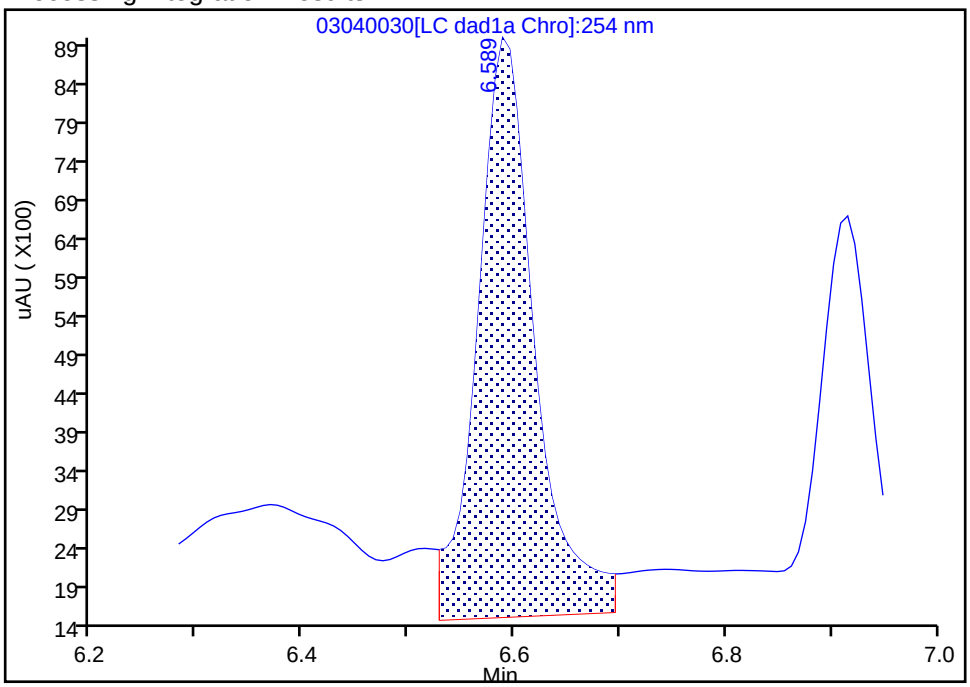

Manual Integration Results

RT: 6.59
Area: 21002
Amount: 0.096513
Amount Units: ug/mL

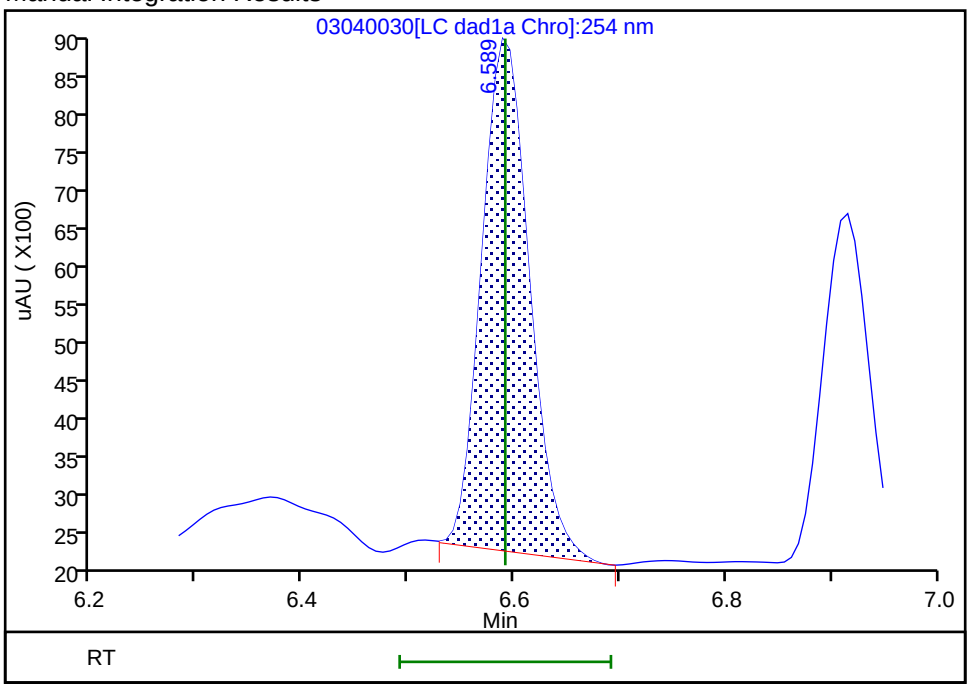

Reviewer: beckerc, 05-Mar-2020 08:31:59
Audit Action: Manually Integrated Audit Reason: Baseline

Manual Integration/User Assign Peak Report

Eurofins TestAmerica, Denver

Data File: \\chromna\denver\chromdata\chhplc_x\20200304-89779.b\03040030.d
Injection Date: 04-Mar-2020 22:54:53 Instrument ID: CHHPLC_X3
Lims ID: IC DMT L3
Client ID:
Operator ID: CB ALS Bottle#: 30 Worklist Smp#: 30
Injection Vol: 100.0 ul Dil. Factor: 1.0000
Method: 8330_X3 Limit Group: GCSV - 8330
Column: UltraCarb5uODS (20) (4.60 mm) Detector LC DAD1B, 254 nm

5 DNX, CAS: 80251-29-2

Signal: 1

Processing Integration Results

RT: 6.92
Area: 18794
Amount: 0.101797
Amount Units: ug/mL

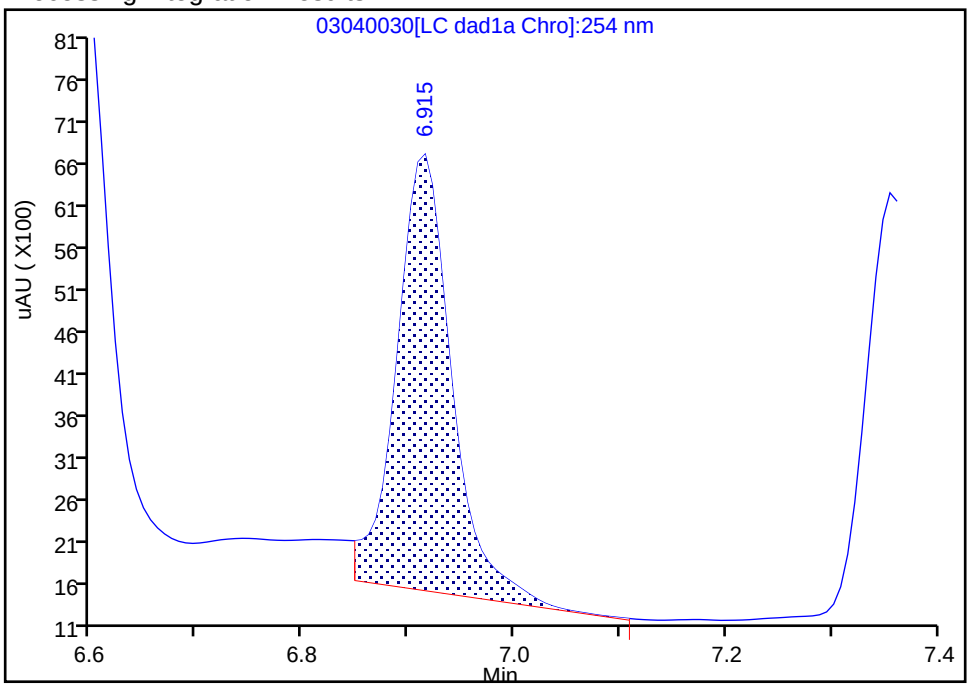

Manual Integration Results

RT: 6.92
Area: 14937
Amount: 0.097673
Amount Units: ug/mL

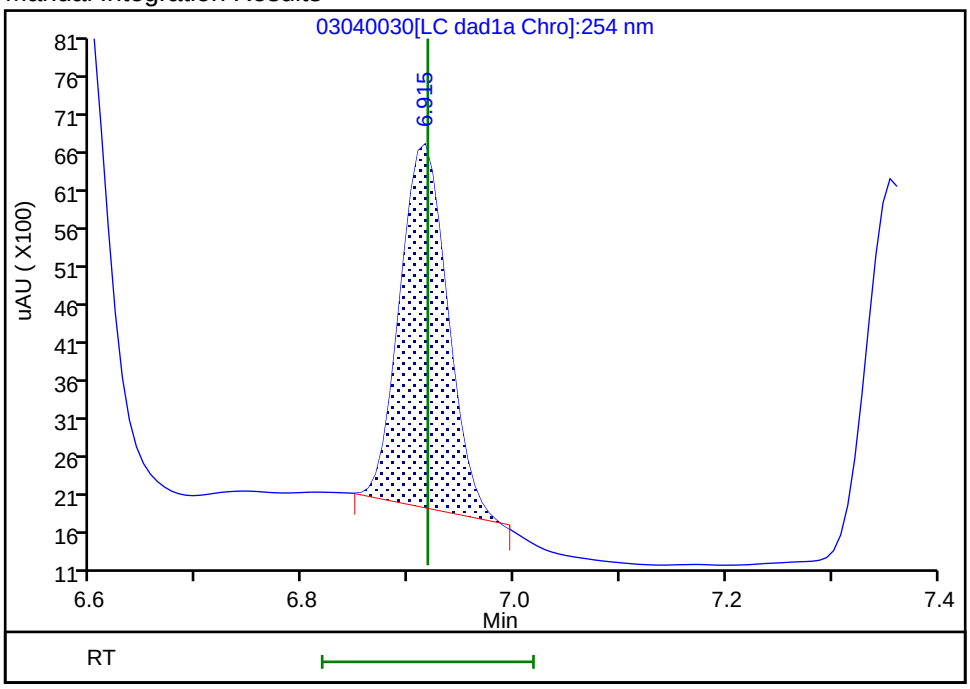

Reviewer: beckerc, 05-Mar-2020 08:32:04
Audit Action: Manually Integrated Audit Reason: Baseline

Eurofins TestAmerica, Denver
Target Compound Quantitation Report

Data File: \\chromna\Denver\ChromData\CHHPLC_X\20200304-89779.b\03040031.D
Lims ID: IC DMT L2
Client ID:
Sample Type: IC Calib Level: 2
Inject. Date: 04-Mar-2020 23:17:52 ALS Bottle#: 31 Worklist Smp#: 31
Injection Vol: 100.0 ul Dil. Factor: 1.0000
Sample Info: IC DMT L2
Misc. Info.: 280-0089779-031
Operator ID: CB Instrument ID: CHHPLC_X3
Sublist: chrom-8330_X3*sub17

Method: \\chromna\Denver\ChromData\CHHPLC_X\20200304-89779.b\8330_X3.m
Limit Group: GCSV - 8330
Last Update: 06-Mar-2020 10:25:26 Calib Date: 04-Mar-2020 23:40:46
Integrator: Falcon
Quant Method: External Standard Quant By: Initial Calibration
Last ICal File: \\chromna\Denver\ChromData\CHHPLC_X\20200304-89779.b\03040032.D

Column 1 : UltraCarb5uODS (20) (4.60 mm) Det: LC DAD1B, 254 nm
Process Host: CTX0308

First Level Reviewer: beckerc Date: 05-Mar-2020 08:32:31

Compound	Det	RT (min.)	Exp RT (min.)	Dlt RT (min.)	Response	Cal Amt ug/mL	OnCol Amt ug/mL	Flags
2 TNX	1	6.588	6.591	-0.003	10671	0.0501	0.0490	M
5 DNX	1	6.914	6.918	-0.004	6904	0.0501	0.0451	M
6 MNX	1	7.354	7.358	-0.004	9411	0.0584	0.0594	

QC Flag Legend

Review Flags
M - Manually Integrated

Reagents:

8330 DMT_00005 Amount Added: 2.50 Units: uL

Report Date: 06-Mar-2020 10:25:27 Chrom Revision: 2.3 19-Feb-2020 16:45:46

Eurofins TestAmerica, Denver

Data File: \\chromna\denver\chromdata\chhplc_x\20200304-89779.b\03040031.d

Injection Date:	04-Mar-2020 23:17:52	Instrument ID:	CHHPLC_X3	Operator ID:	CB
Lims ID:	IC DMT L2			Worklist Smp#:	31
Client ID:					
Injection Vol:	100.0 ul	Dil. Factor:	1.0000	ALS Bottle#:	31
Method:	8330_X3	Limit Group:	GCSV - 8330		

Column: UltraCarb5uODS (20) (4.60 mm) Y Scaling: Method Defined: Scale to the Nth Largest Target: 1

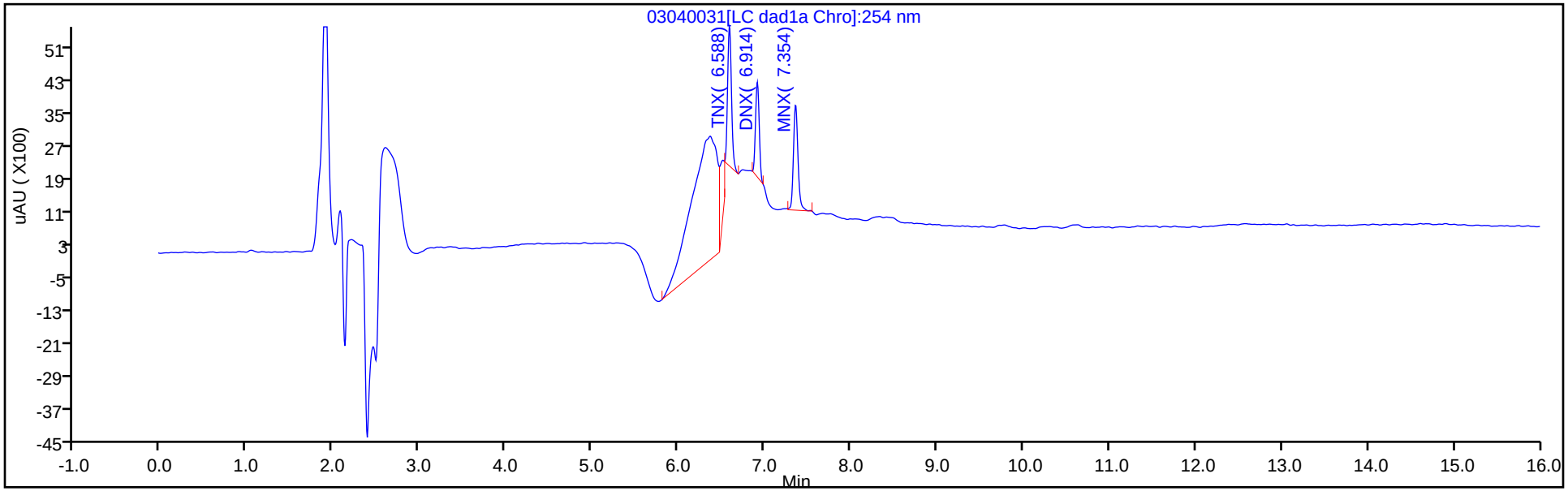

Y Scaling: Method Defined: Scale to the Nth Largest Target: 1

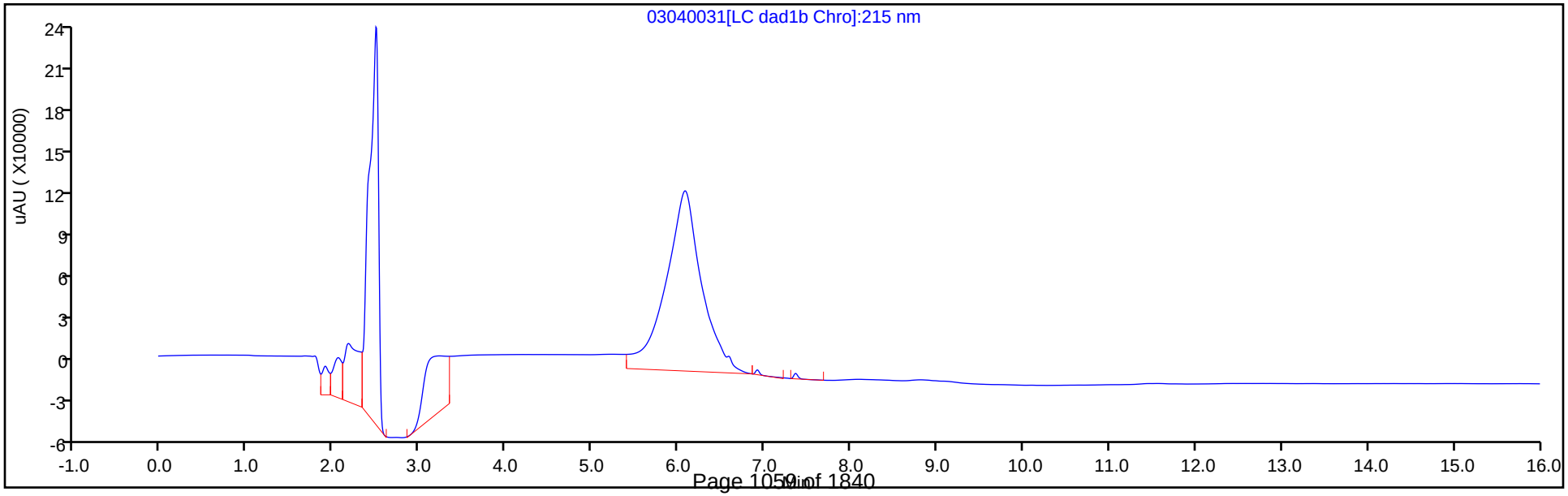

Manual Integration/User Assign Peak Report

Eurofins TestAmerica, Denver

Data File:	\\chromna\denver\chromdata\chhplc_x\20200304-89779.b\03040031.d				
Injection Date:	04-Mar-2020 23:17:52	Instrument ID:	CHHPLC_X3		
Lims ID:	IC DMT L2				
Client ID:					
Operator ID:	CB	ALS Bottle#:	31	Worklist Smp#:	31
Injection Vol:	100.0 ul	Dil. Factor:	1.0000		
Method:	8330_X3	Limit Group:	GCSV - 8330		
Column:	UltraCarb5uODS (20) (4.60 mm)	Detector	LC DAD1B, 254 nm		

2 TNX, CAS: 13980-04-6

Signal: 1

Processing Integration Results

RT: 6.59
Area: 17098
Amount: 0.055915
Amount Units: ug/mL

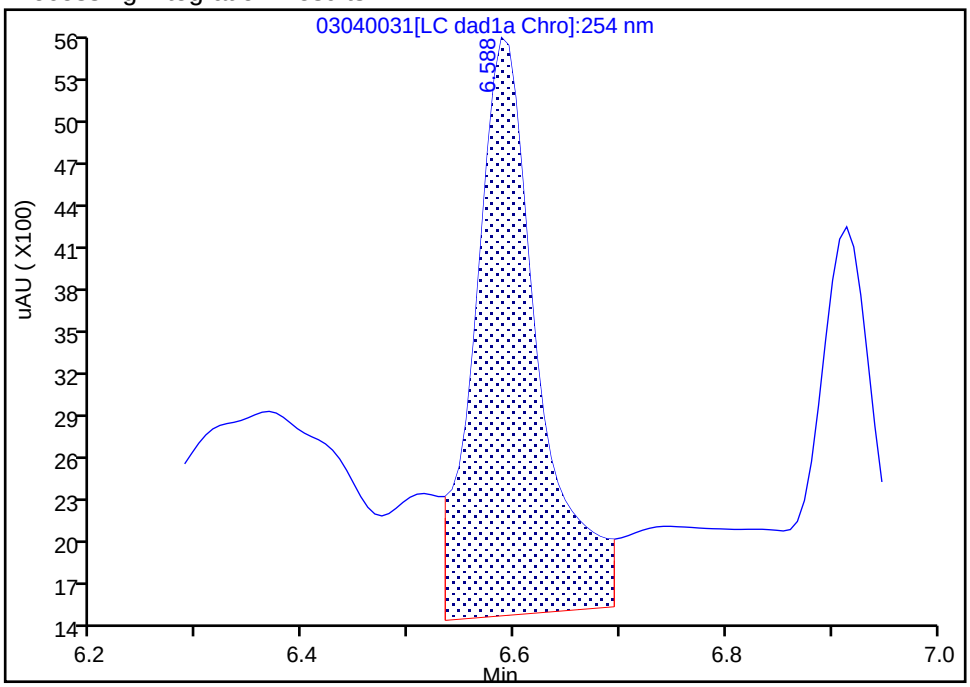

Manual Integration Results

RT: 6.59
Area: 10671
Amount: 0.049038
Amount Units: ug/mL

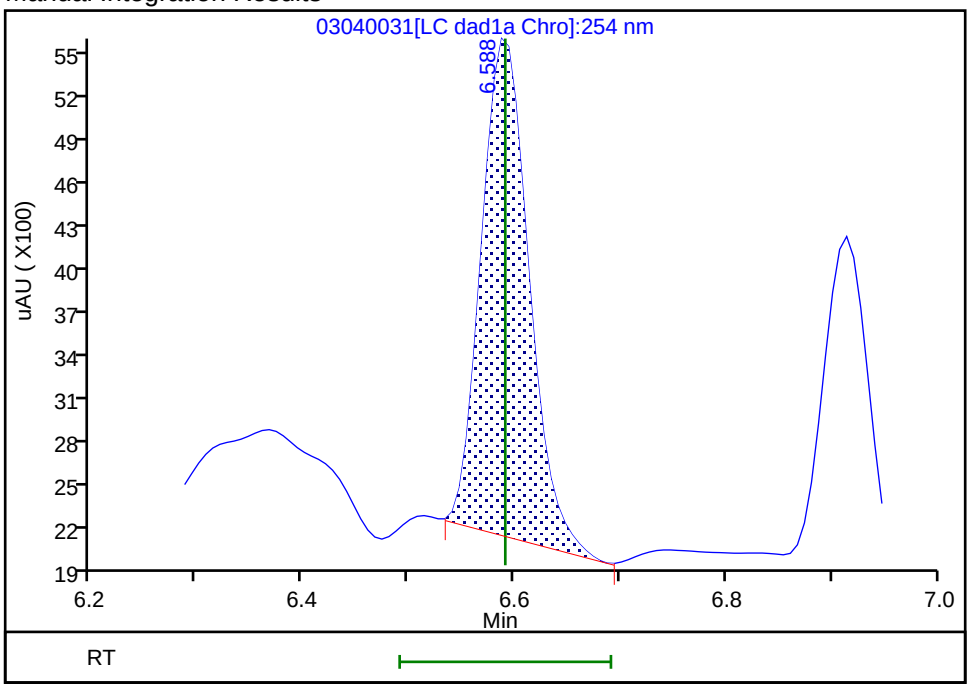

Reviewer: beckerc, 05-Mar-2020 08:32:24

Audit Action: Manually Integrated Audit Reason: Baseline

Manual Integration/User Assign Peak Report

Eurofins TestAmerica, Denver

Data File:	\\chromna\denver\chromdata\chhplc_x\20200304-89779.b\03040031.d				
Injection Date:	04-Mar-2020 23:17:52	Instrument ID:	CHHPLC_X3		
Lims ID:	IC DMT L2				
Client ID:					
Operator ID:	CB	ALS Bottle#:	31	Worklist Smp#:	31
Injection Vol:	100.0 ul	Dil. Factor:	1.0000		
Method:	8330_X3	Limit Group:	GCSV - 8330		
Column:	UltraCarb5uODS (20) (4.60 mm)	Detector	LC DAD1B, 254 nm		

5 DNX, CAS: 80251-29-2

Signal: 1

Processing Integration Results

RT: 6.91
Area: 11060
Amount: 0.055514
Amount Units: ug/mL

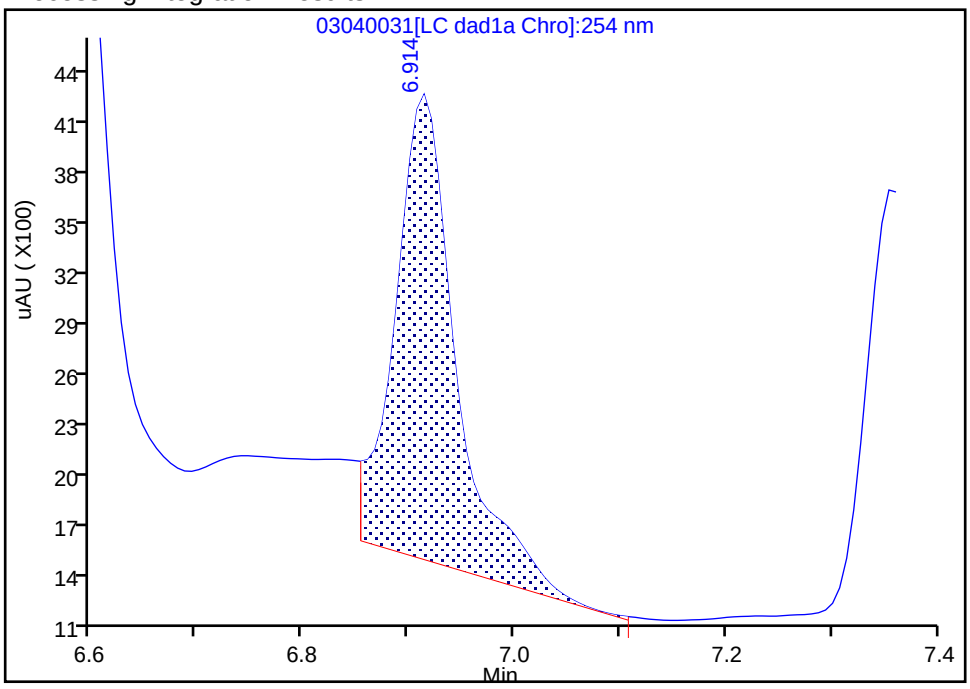

Manual Integration Results

RT: 6.91
Area: 6904
Amount: 0.045145
Amount Units: ug/mL

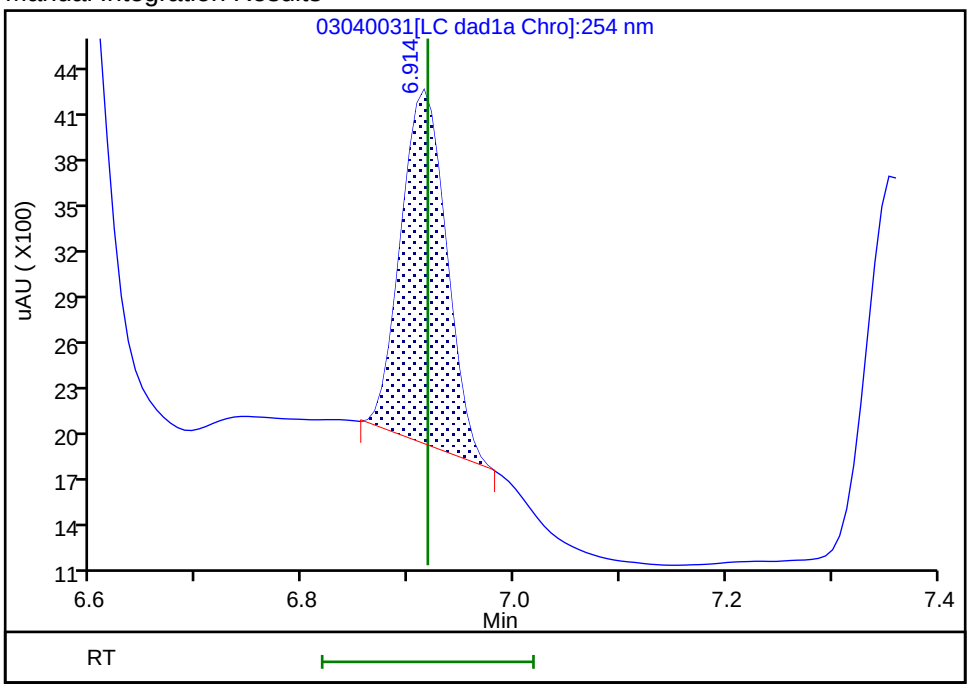

Reviewer: beckerc, 05-Mar-2020 08:32:28

Audit Action: Manually Integrated Audit Reason: Baseline

Eurofins TestAmerica, Denver
Target Compound Quantitation Report

Data File:	\\chromna\Denver\ChromData\CHHPLC_X\20200304-89779.b\03040032.D				
Lims ID:	IC DMT L1				
Client ID:					
Sample Type:	IC	Calib Level:	1		
Inject. Date:	04-Mar-2020 23:40:46	ALS Bottle#:	32	Worklist Smp#:	32
Injection Vol:	100.0 ul	Dil. Factor:	1.0000		
Sample Info:	IC DMT L1				
Misc. Info.:	280-0089779-032				
Operator ID:	CB	Instrument ID:	CHHPLC_X3		
Sublist:	chrom-8330_X3*sub17				
Method:	\\chromna\Denver\ChromData\CHHPLC_X\20200304-89779.b\8330_X3.m				
Limit Group:	GCSV - 8330				
Last Update:	06-Mar-2020 10:25:27	Calib Date:	04-Mar-2020 23:40:46		
Integrator:	Falcon				
Quant Method:	External Standard	Quant By:	Initial Calibration		
Last ICal File:	\\chromna\Denver\ChromData\CHHPLC_X\20200304-89779.b\03040032.D				
Column 1 :	UltraCarb5uODS (20) (4.60 mm)		Det: LC DAD1B, 254 nm		
Process Host:	CTX0308				
First Level Reviewer: beckerc		Date:	05-Mar-2020 08:32:54		

Compound	Det	RT (min.)	Exp RT (min.)	Dlt RT (min.)	Response	Cal Amt ug/mL	OnCol Amt ug/mL	Flags
2 TNX	1	6.592	6.591	0.001	4343	0.0200	0.0200	M
5 DNX	1	6.912	6.918	-0.006	2345	0.0200	0.0153	M
6 MNX	1	7.359	7.358	0.001	4099	0.0233	0.0259	

QC Flag Legend

Review Flags
M - Manually Integrated

Reagents:

8330 DMT_00005 Amount Added: 1.00 Units: uL

Report Date: 06-Mar-2020 10:25:28 Chrom Revision: 2.3 19-Feb-2020 16:45:46

Eurofins TestAmerica, Denver

Data File: \\chromna\denver\chromdata\chhplc_x\20200304-89779.b\03040032.d

Injection Date:	04-Mar-2020 23:40:46	Instrument ID:	CHHPLC_X3	Operator ID:	CB
Lims ID:	IC DMT L1			Worklist Smp#:	32
Client ID:					
Injection Vol:	100.0 ul	Dil. Factor:	1.0000	ALS Bottle#:	32
Method:	8330_X3	Limit Group:	GCSV - 8330		

Column: UltraCarb5uODS (20) (4.60 mm) Y Scaling: Method Defined: Scale to the Nth Largest Target: 1

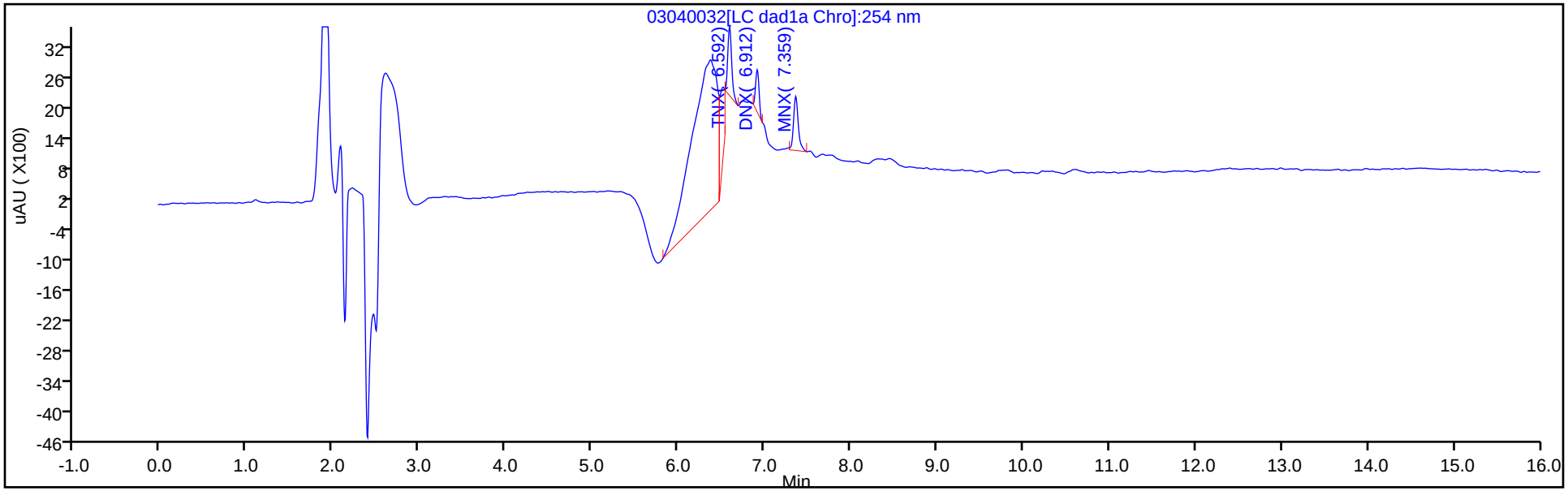

Y Scaling: Method Defined: Scale to the Nth Largest Target: 1

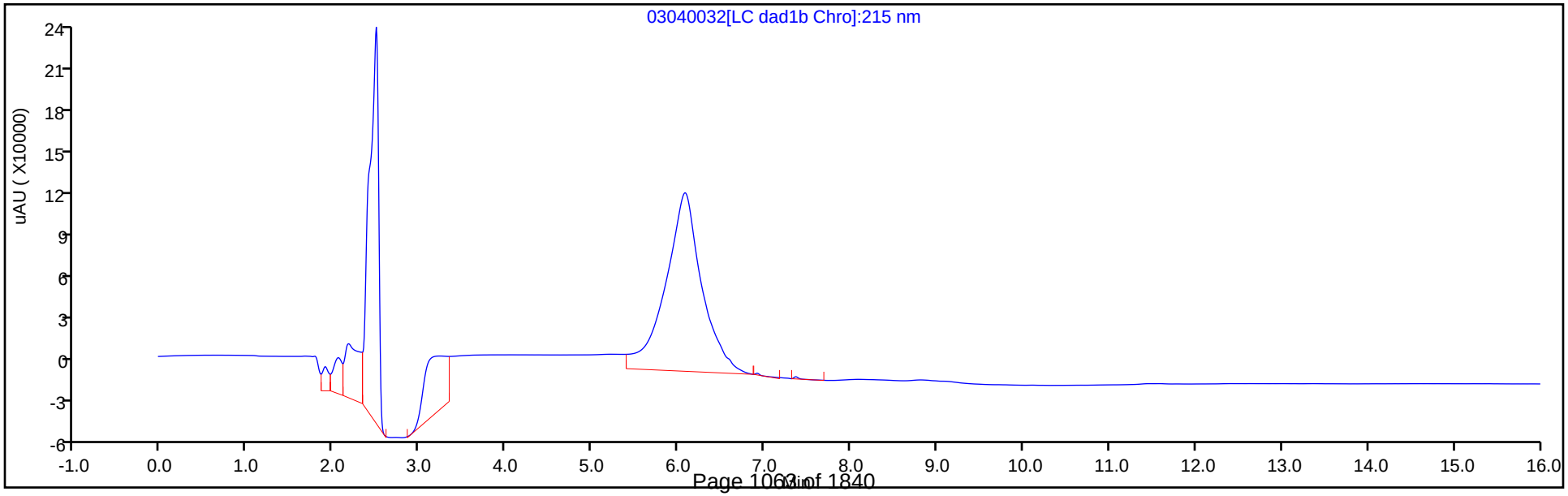

Manual Integration/User Assign Peak Report

Eurofins TestAmerica, Denver

Data File:	\\chromna\denver\chromdata\chhplc_x\20200304-89779.b\03040032.d				
Injection Date:	04-Mar-2020 23:40:46	Instrument ID:	CHHPLC_X3		
Lims ID:	IC DMT L1				
Client ID:					
Operator ID:	CB	ALS Bottle#:	32	Worklist Smp#:	32
Injection Vol:	100.0 ul	Dil. Factor:	1.0000		
Method:	8330_X3	Limit Group:	GCSV - 8330		
Column:	UltraCarb5uODS (20) (4.60 mm)	Detector	LC DAD1B, 254 nm		

2 TNX, CAS: 13980-04-6

Signal: 1

Processing Integration Results

RT: 6.59
Area: 10465
Amount: 0.032149
Amount Units: ug/mL

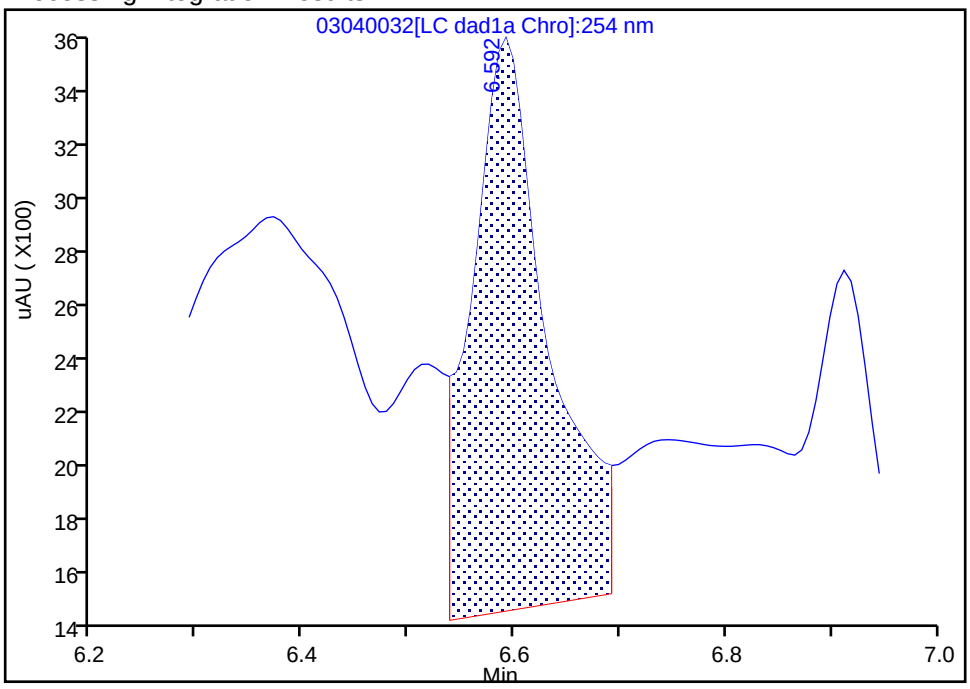

Manual Integration Results

RT: 6.59
Area: 4343
Amount: 0.019958
Amount Units: ug/mL

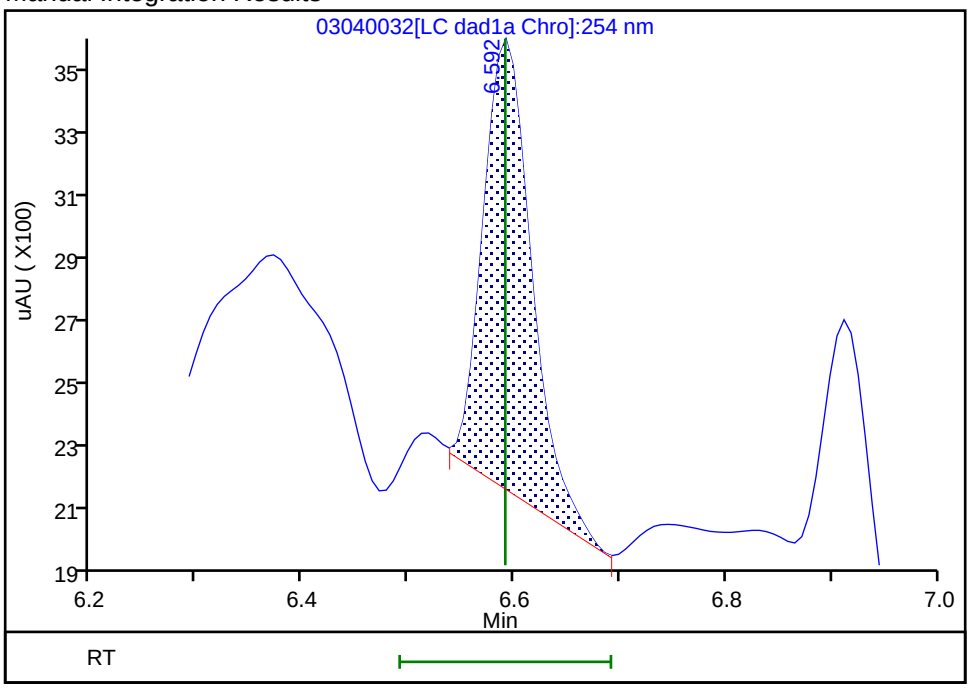

Reviewer: beckerc, 05-Mar-2020 08:32:43

Audit Action: Manually Integrated Audit Reason: Baseline

Manual Integration/User Assign Peak Report

Eurofins TestAmerica, Denver

Data File:	\\chromna\denver\chromdata\chhplc_x\20200304-89779.b\03040032.d				
Injection Date:	04-Mar-2020 23:40:46	Instrument ID:	CHHPLC_X3		
Lims ID:	IC DMT L1				
Client ID:					
Operator ID:	CB	ALS Bottle#:	32	Worklist Smp#:	32
Injection Vol:	100.0 ul	Dil. Factor:	1.0000		
Method:	8330_X3	Limit Group:	GCSV - 8330		
Column:	UltraCarb5uODS (20) (4.60 mm)	Detector	LC DAD1B, 254 nm		

5 DNX, CAS: 80251-29-2

Signal: 1

Processing Integration Results

RT: 6.91
Area: 5489
Amount: 0.028357
Amount Units: ug/mL

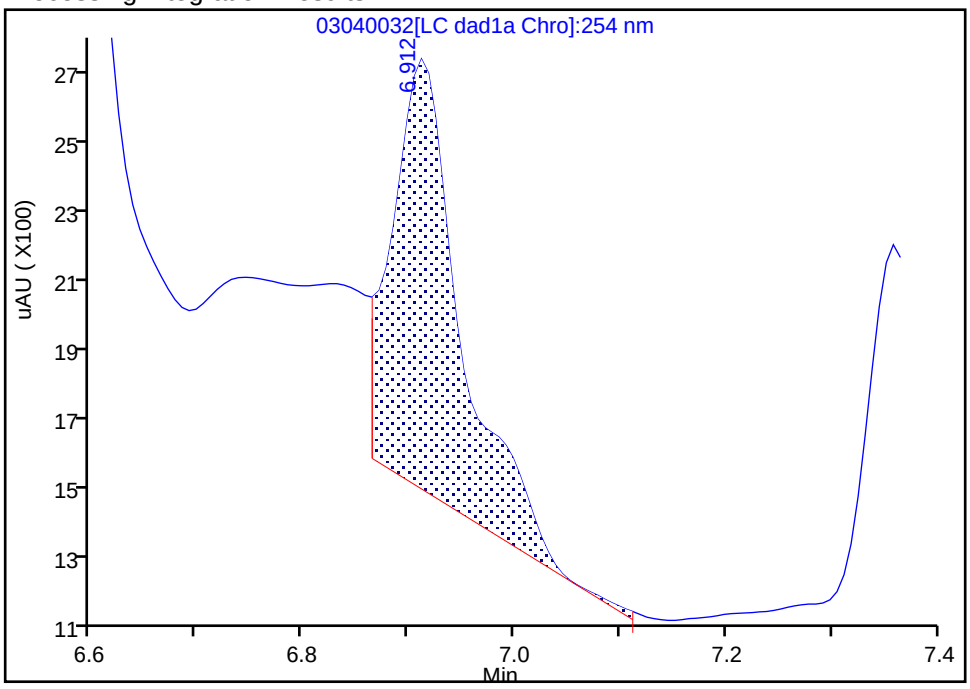

Manual Integration Results

RT: 6.91
Area: 2345
Amount: 0.015334
Amount Units: ug/mL

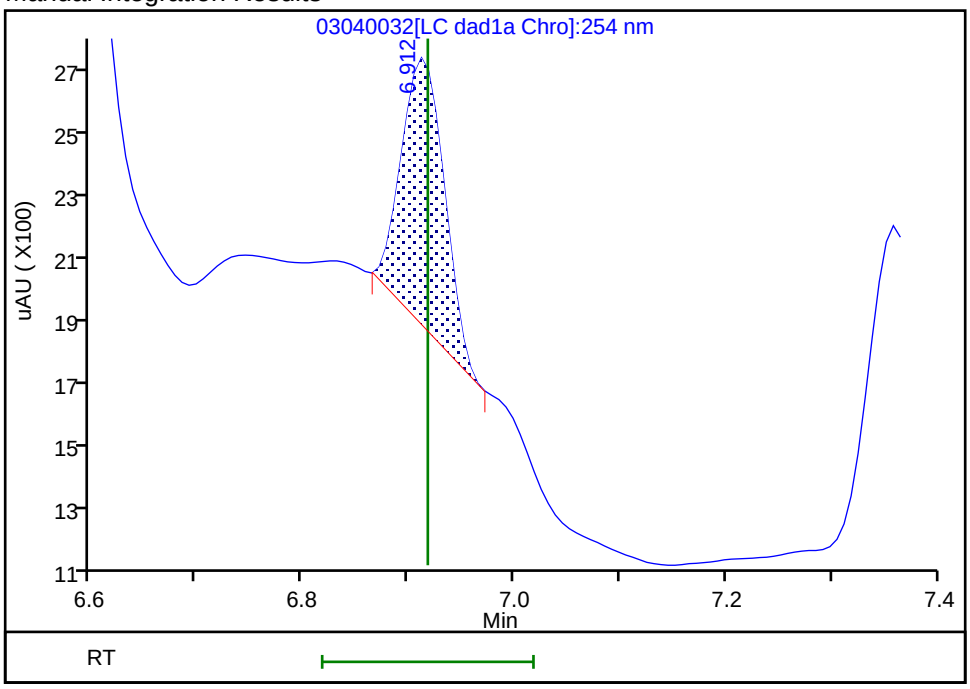

Reviewer: beckerc, 05-Mar-2020 08:32:46
Audit Action: Manually Integrated Audit Reason: Baseline

FORM VI
HPLC/IC BY EXTERNAL STANDARD - INITIAL CALIBRATION DATA
RETENTION TIME SUMMARY

Lab Name: Eurofins TestAmerica, Denver Job No.: 280-137110-1 Analy Batch No.: 489145

SDG No.:

Instrument ID: CHHPLC_X3 GC Column: UltraCarb5u ID: 4.6(mm) Heated Purge: (Y/N) N

Calibration Start Date: 03/18/2020 11:35 Calibration End Date: 03/18/2020 14:39 Calibration ID: 42934

Calibration Files:

LEVEL:	LAB SAMPLE ID:	LAB FILE ID:
Level 1	IC 280-489145/15	03180015.D
Level 2	IC 280-489145/14	03180014.D
Level 3	IC 280-489145/13	03180013.D
Level 4	IC 280-489145/12	03180012.D
Level 5	IC 280-489145/11	03180011.D
Level 6	IC 280-489145/10	03180010.D
Level 7	IC 280-489145/9	03180009.D
Level 8	IC 280-489145/8	03180008.D
Level 9	IC 280-489145/7	03180007.D

ANALYTE	LVL 1	LVL 2	LVL 3	LVL 4	LVL 5	LVL 6	LVL 7	LVL 8	LVL 9		RT WINDOW	AVG RT
HMX		6.689	6.687	6.689	6.688	6.687	6.687	6.687	6.678		6.539 - 6.839	6.687
RDX		7.755	7.753	7.749	7.754	7.754	7.754	7.754	7.745		7.599 - 7.899	7.752
Picric acid	8.082	8.082	8.080	8.076	8.068	8.054	8.041	8.034	7.978		7.926 - 8.226	8.055
1,3,5-Trinitrobenzene	8.888	8.889	8.887	8.883	8.888	8.887	8.881	8.887	8.878		8.733 - 9.033	8.885
1,3-Dinitrobenzene	9.535	9.535	9.533	9.529	9.534	9.527	9.527	9.534	9.525		9.379 - 9.679	9.531
Nitrobenzene	9.915	9.922	9.920	9.916	9.921	9.914	9.914	9.914	9.911		9.766 - 10.066	9.916
Tetryl	10.221	10.215	10.220	10.216	10.221	10.221	10.214	10.221	10.218		10.066 - 10.366	10.219
Nitroglycerin	10.735	10.735	10.733	10.729	10.734	10.734	10.727	10.727	10.725		10.579 - 10.879	10.731
2,4,6-Trinitrotoluene	11.195	11.189	11.186	11.183	11.194	11.187	11.181	11.187	11.185		11.083 - 11.283	11.187
4-Amino-2,6-dinitrotoluene	11.341	11.342	11.340	11.336	11.347	11.341	11.334	11.334	11.331		11.236 - 11.436	11.338
2-Amino-4,6-dinitrotoluene	11.635	11.629	11.633	11.623	11.634	11.627	11.621	11.621	11.618		11.523 - 11.723	11.627
2,6-Dinitrotoluene	11.795	11.789	11.793	11.783	11.794	11.787	11.781	11.787	11.785		11.683 - 11.883	11.788
2,4-Dinitrotoluene	11.995	11.989	11.986	11.983	11.987	11.987	11.981	11.981	11.978		11.883 - 12.083	11.985
2-Nitrotoluene	12.828	12.822	12.833	12.823	12.827	12.827	12.814	12.821	12.818		12.673 - 12.973	12.824
4-Nitrotoluene	13.268	13.269	13.260	13.256	13.261	13.261	13.254	13.254	13.251		13.106 - 13.406	13.259
3-Nitrotoluene	13.855	13.849	13.853	13.849	13.854	13.854	13.841	13.847	13.845		13.699 - 13.999	13.850
PETN		+++++	14.946	14.936	14.941	14.941	14.927	14.941	14.945		14.786 - 15.086	14.940
1,2-Dinitrobenzene	8.715	8.709	8.713	8.709	8.714	8.714	8.714	8.714	8.705		8.559 - 8.859	8.712

FORM VI
HPLC/IC BY EXTERNAL STANDARD - INITIAL CALIBRATION DATA
CURVE EVALUATION

Lab Name: Eurofins TestAmerica, Denver Job No.: 280-137110-1 Analy Batch No.: 489145

SDG No.:

Instrument ID: CHHPLC_X3 GC Column: UltraCarb5u ID: 4.6(mm) Heated Purge: (Y/N) N

Calibration Start Date: 03/18/2020 11:35 Calibration End Date: 03/18/2020 14:39 Calibration ID: 42934

Calibration Files:

LEVEL:	LAB SAMPLE ID:	LAB FILE ID:
Level 1	IC 280-489145/15	03180015.D
Level 2	IC 280-489145/14	03180014.D
Level 3	IC 280-489145/13	03180013.D
Level 4	IC 280-489145/12	03180012.D
Level 5	IC 280-489145/11	03180011.D
Level 6	IC 280-489145/10	03180010.D
Level 7	IC 280-489145/9	03180009.D
Level 8	IC 280-489145/8	03180008.D
Level 9	IC 280-489145/7	03180007.D

ANALYTE	CF				CURVE TYPE	COEFFICIENT			#	MIN CF	%RSD	#	MAX %RSD	R^2 OR COD	#	MIN R^2 OR COD
	LVL 1 LVL 5 LVL 9	LVL 2 LVL 6	LVL 3 LVL 7	LVL 4 LVL 8		B	M1	M2								
HMX	91008 92308	61440 91473	86460 91820	90800 92351	Ave		85962.1667				12.3		20.0			
RDX	112944 111897	112680 113215	121400 111841	117010 112730	Ave		116613.070				6.7		20.0			
Picric acid	86560 86468 88192	70960 86698	86100 86851	86470 87876	Ave		85130.5476				6.3		20.0			
1,3,5-Trinitrobenzene	192016 239677 242392	193413 242552	239242 242052	236826 244610	Ave		230308.873				9.3		20.0			
1,3-Dinitrobenzene	254770 321218 326628	250299 322290	322275 320369	318333 323988	Ave		306685.717				10.0		20.0			
Nitrobenzene	173386 209084 210856	165538 209462	208865 209202	207759 209472	Ave		200402.631				8.8		20.0			
Tetryl	132854 188850 191963	139401 190152	182355 189763	184900 193048	Ave		177031.954				13.3		20.0			
Nitroglycerin	54320 73708 72647	54804 73682	66982 72630	71269 73160	Ave		68133.4679				11.7		20.0			

Note: The M1 coefficient is the same as Ave CF for an Ave curve type.

FORM VI
HPLC/IC BY EXTERNAL STANDARD - INITIAL CALIBRATION DATA
CURVE EVALUATION

Lab Name: Eurofins TestAmerica, Denver Job No.: 280-137110-1 Analy Batch No.: 489145

SDG No.:

Instrument ID: CHHPLC_X3 GC Column: UltraCarb5u ID: 4.6(mm) Heated Purge: (Y/N) N

Calibration Start Date: 03/18/2020 11:35 Calibration End Date: 03/18/2020 14:39 Calibration ID: 42934

ANALYTE	CF				CURVE TYPE	COEFFICIENT			#	MIN CF	%RSD	#	MAX %RSD	R^2 OR COD	#	MIN R^2 OR COD
	LVL 1 LVL 5 LVL 9	LVL 2 LVL 6	LVL 3 LVL 7	LVL 4 LVL 8		B	M1	M2								
2,4,6-Trinitrotoluene	143984 216888 217948	171594 215762	214622 218499	217430 219552	Ave		204030.971				13.3		20.0			
4-Amino-2,6-dinitrotoluene	78402 173379 171541	137582 174883	169630 168893	172757 173075	Lin2	-1163.6365	178372.945							0.9980		0.9900
2-Amino-4,6-dinitrotoluene	169163 213685 217128	161195 213177	209223 213799	209592 218387	Ave		202816.698				10.7		20.0			
2,6-Dinitrotoluene	120159 159558 155029	119004 160244	157012 158940	158576 156549	Ave		149452.337				11.4		20.0			
2,4-Dinitrotoluene	250359 318972 321972	249960 319980	313566 317703	316753 322992	Ave		303584.095				10.0		20.0			
2-Nitrotoluene	129200 138416 134514	122720 134575	151060 133944	137330 133699	Ave		135050.876				5.6		20.0			
4-Nitrotoluene	86228 119058 116822	100160 116285	128064 116245	117874 116311	Ave		113005.083				10.9		20.0			
3-Nitrotoluene	112128 149894 149503	125035 150095	155005 148550	148232 148816	Ave		143028.635				10.0		20.0			
PETN	 80472 82059	+++++ 82077	74814 81281	78947 82446	Ave		78604.5748				6.9		20.0			
1,2-Dinitrobenzene	122480 142220 143478	119840 142918	144780 142683	141270 144242	Ave		138212.217				7.1		20.0			

Note: The M1 coefficient is the same as Ave CF for an Ave curve type.

FORM VI
HPLC/IC BY EXTERNAL STANDARD - INITIAL CALIBRATION DATA
RESPONSE AND CONCENTRATION

Lab Name: Eurofins TestAmerica, Denver Job No.: 280-137110-1 Analy Batch No.: 489145

SDG No.:

Instrument ID: CHHPLC_X3 GC Column: UltraCarb5u ID: 4.6(mm) Heated Purge: (Y/N) N

Calibration Start Date: 03/18/2020 11:35 Calibration End Date: 03/18/2020 14:39 Calibration ID: 42934

Calibration Files:

LEVEL:	LAB SAMPLE ID:	LAB FILE ID:
Level 1	IC 280-489145/15	03180015.D
Level 2	IC 280-489145/14	03180014.D
Level 3	IC 280-489145/13	03180013.D
Level 4	IC 280-489145/12	03180012.D
Level 5	IC 280-489145/11	03180011.D
Level 6	IC 280-489145/10	03180010.D
Level 7	IC 280-489145/9	03180009.D
Level 8	IC 280-489145/8	03180008.D
Level 9	IC 280-489145/7	03180007.D

ANALYTE	CURVE TYPE	RESPONSE					CONCENTRATION (UG/ML)				
		LVL 1 LVL 6	LVL 2 LVL 7	LVL 3 LVL 8	LVL 4 LVL 9	LVL 5	LVL 6	LVL 2 LVL 7	LVL 3 LVL 8	LVL 4 LVL 9	LVL 5
HMX	Ave	36589	1536 64274	4323 92351	9080 230770	22752	0.400	0.0250 0.700	0.0500 1.00	0.100 2.50	0.250
RDX	Ave	45286	2817 78289	6070 112730	11701 279743	28236	0.400	0.0250 0.700	0.0500 1.00	0.100 2.50	0.250
Picric acid	Ave	1082 34679	1774 60796	4305 87876	8647 220480	21617	0.0125 0.400	0.0250 0.700	0.0500 1.00	0.100 2.50	0.250
1,3,5-Trinitrobenzene	Ave	2405 97215	4845 169775	11986 245099	23730 607193	60039	0.0125 0.401	0.0251 0.701	0.0501 1.00	0.100 2.51	0.251
1,3-Dinitrobenzene	Ave	3191 129174	6270 224707	16146 324636	31897 818202	80465	0.0125 0.401	0.0251 0.701	0.0501 1.00	0.100 2.51	0.251
Nitrobenzene	Ave	2176 84120	4155 147027	10485 210310	20859 529249	52480	0.0126 0.402	0.0251 0.703	0.0502 1.00	0.100 2.51	0.251
Tetryl	Ave	1664 76213	3492 133100	9136 193434	18527 480867	47307	0.0125 0.401	0.0251 0.701	0.0501 1.00	0.100 2.51	0.251
Nitroglycerin	Ave	6790 294728	13701 508407	33491 731600	71269 1816166	184270	0.125 4.00	0.250 7.00	0.500 10.0	1.00 25.0	2.50
2,4,6-Trinitrotoluene	Ave	1807 86650	4307 153561	10774 220430	21830 547050	54439	0.0126 0.402	0.0251 0.703	0.0502 1.00	0.100 2.51	0.251
4-Amino-2,6-dinitrotoluene	Lin2	981 70023	3443 118343	8490 173248	17293 429281	43388	0.0125 0.400	0.0250 0.701	0.0501 1.00	0.100 2.50	0.250
2-Amino-4,6-dinitrotoluene	Ave	2123 85612	4046 150258	10503 219261	21043 544991	53635	0.0126 0.402	0.0251 0.703	0.0502 1.00	0.100 2.51	0.251
2,6-Dinitrotoluene	Ave	1508 64354	2987 111703	7882 157175	15921 389124	40049	0.0126 0.402	0.0251 0.703	0.0502 1.00	0.100 2.51	0.251
2,4-Dinitrotoluene	Ave	3142 128504	6274 223282	15741 324284	31802 808149	80062	0.0126 0.402	0.0251 0.703	0.0502 1.00	0.100 2.51	0.251
2-Nitrotoluene	Ave	1615 53830	3068 93761	7553 133699	13733 336284	34604	0.0125 0.400	0.0250 0.700	0.0500 1.00	0.100 2.50	0.250

FORM VI
HPLC/IC BY EXTERNAL STANDARD - INITIAL CALIBRATION DATA
RESPONSE AND CONCENTRATION

Lab Name: Eurofins TestAmerica, Denver Job No.: 280-137110-1 Analy Batch No.: 489145

SDG No.:

Instrument ID: CHHPLC_X3 GC Column: UltraCarb5u ID: 4.6(mm) Heated Purge: (Y/N) N

Calibration Start Date: 03/18/2020 11:35 Calibration End Date: 03/18/2020 14:39 Calibration ID: 42934

ANALYTE	CURVE TYPE	RESPONSE					CONCENTRATION (UG/ML)				
		LVL 1 LVL 6	LVL 2 LVL 7	LVL 3 LVL 8	LVL 4 LVL 9	LVL 5	LVL 1 LVL 6	LVL 2 LVL 7	LVL 3 LVL 8	LVL 4 LVL 9	LVL 5
4-Nitrotoluene	Ave	1080 46607	2509 81534	6416 116544	11811 292638	29824	0.0125 0.401	0.0251 0.701	0.0501 1.00	0.100 2.51	0.251
3-Nitrotoluene	Ave	1403 60098	3129 104089	7758 148965	14838 374131	37511	0.0125 0.400	0.0250 0.701	0.0501 1.00	0.100 2.50	0.250
PETN	Ave	 328307	+++++ 568970	37407 824461	78947 2051483	201180	 4.00	+++++ 7.00	0.500 10.0	1.00 25.0	2.50
1,2-Dinitrobenzene	Ave	1531 57167	2996 99878	7239 144242	14127 358694	35555	0.0125 0.400	0.0250 0.700	0.0500 1.00	0.100 2.50	0.250

Curve Type Legend:

Ave = Average
Lin2 = Linear 1/conc^2

Eurofins TestAmerica, Denver
Target Compound Quantitation Report

Data File: \\chromna\Denver\ChromData\CHHPLC_X\20200318-90159.b\03180007.D
Lims ID: IC MAIN L9
Client ID:
Sample Type: IC Calib Level: 9
Inject. Date: 18-Mar-2020 11:35:53 ALS Bottle#: 7 Worklist Smp#: 7
Injection Vol: 100.0 ul Dil. Factor: 1.0000
Sample Info: IC MAIN L9
Misc. Info.: 280-0090150-007
Operator ID: CB Instrument ID: CHHPLC_X3
Sublist: chrom-8330_X3*sub9

Method: \\chromna\Denver\ChromData\CHHPLC_X\20200318-90159.b\8330_X3.m
Limit Group: GCSV - 8330
Last Update: 26-Mar-2020 15:45:39 Calib Date: 18-Mar-2020 14:39:27
Integrator: Falcon
Quant Method: External Standard Quant By: Initial Calibration
Last ICal File: \\chromna\Denver\ChromData\CHHPLC_X\20200318-90159.b\03180015.D

Column 1 : UltraCarb5uODS (20) (4.60 mm) Det: LC DAD1B, 254 nm
Process Host: CTX0308

First Level Reviewer: beckerc Date: 19-Mar-2020 08:41:44

Compound	Det	RT (min.)	Exp RT (min.)	Dlt RT (min.)	Response	Cal Amt ug/mL	OnCol Amt ug/mL	Flags
3 HMX	1	6.678	6.689	-0.011	230770	2.50	2.68	M
7 RDX	1	7.745	7.749	-0.004	279743	2.50	2.40	
8 2,4,6-Trinitrophenol	1	7.978	8.076	-0.098	220480	2.50	2.59	
$ 9 1,2-Dinitrobenzene	1	8.705	8.709	-0.004	358694	2.50	2.60	
10 1,3,5-Trinitrobenzene	1	8.878	8.883	-0.005	607193	2.51	2.64	
11 1,3-Dinitrobenzene	1	9.525	9.529	-0.004	818202	2.51	2.67	M
12 Nitrobenzene	1	9.911	9.916	-0.005	529249	2.51	2.64	
14 Tetryl	1	10.218	10.216	0.002	480867	2.51	2.72	
15 Nitroglycerin	2	10.725	10.729	-0.004	1816166	25.0	26.7	
16 2,4,6-Trinitrotoluene	1	11.185	11.183	0.002	547050	2.51	2.68	
17 4-Amino-2,6-dinitrotoluene	1	11.331	11.336	-0.005	429281	2.50	2.41	
18 2-Amino-4,6-dinitrotoluene	1	11.618	11.623	-0.005	544991	2.51	2.69	
19 2,6-Dinitrotoluene	1	11.785	11.783	0.002	389124	2.51	2.60	
20 2,4-Dinitrotoluene	1	11.978	11.983	-0.005	808149	2.51	2.66	
21 o-Nitrotoluene	1	12.818	12.823	-0.005	336284	2.50	2.49	
22 p-Nitrotoluene	1	13.251	13.256	-0.005	292638	2.51	2.59	
23 m-Nitrotoluene	1	13.845	13.849	-0.004	374131	2.50	2.62	
24 PETN	2	14.945	14.936	0.009	2051483	25.0	26.1	

QC Flag Legend

Review Flags
M - Manually Integrated

Reagents:

8330IntermStk_00061 Amount Added: 250.00 Units: uL

Report Date: 26-Mar-2020 15:45:39 Chrom Revision: 2.3 11-Mar-2020 18:53:20

Eurofins TestAmerica, Denver

Data File: \\chromna\denver\chromdata\chhplc_x\20200318-90159.b\03180007.d

Injection Date:	18-Mar-2020 11:35:53	Instrument ID:	CHHPLC_X3	Operator ID:	CB
Lims ID:	IC MAIN L9			Worklist Smp#:	7
Client ID:					
Injection Vol:	100.0 ul	Dil. Factor:	1.0000	ALS Bottle#:	7
Method:	8330_X3	Limit Group:	GCSV - 8330		

Column: UltraCarb5uODS (20) (4.60 mm) Y Scaling: Method Defined: Scale to the Nth Largest Target: 1

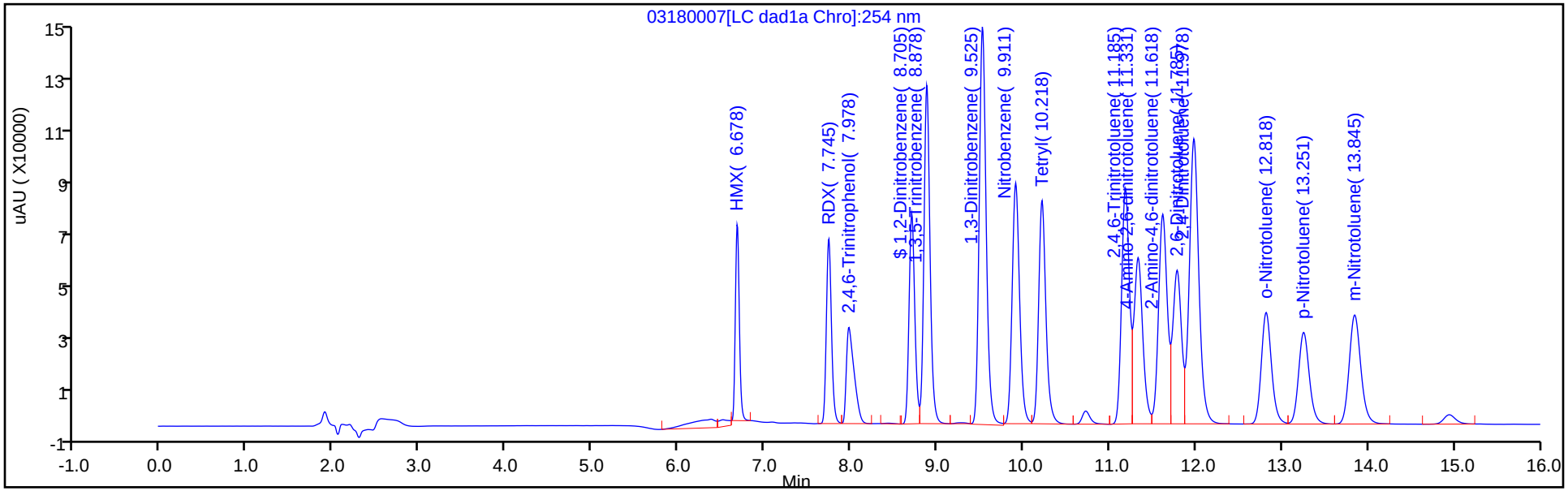

Y Scaling: Method Defined: Scale to the Nth Largest Target: 1

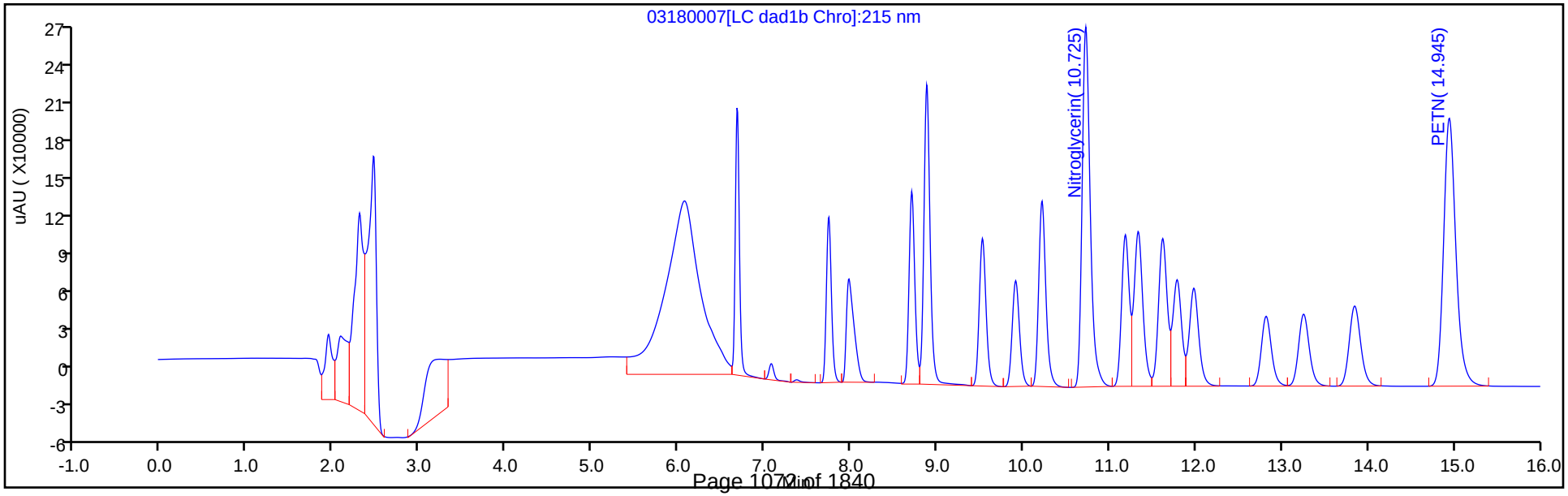

Manual Integration/User Assign Peak Report

Eurofins TestAmerica, Denver

Data File:	\\chromna\denver\chromdata\chhplc_x\20200318-90159.b\03180007.d				
Injection Date:	18-Mar-2020 11:35:53	Instrument ID:	CHHPLC_X3		
Lims ID:	IC MAIN L9				
Client ID:					
Operator ID:	CB	ALS Bottle#:	7	Worklist Smp#:	7
Injection Vol:	100.0 ul	Dil. Factor:	1.0000		
Method:	8330_X3	Limit Group:	GCSV - 8330		
Column:	UltraCarb5uODS (20) (4.60 mm)	Detector	LC DAD1B, 254 nm		

3 HMX, CAS: 2691-41-0

Signal: 1

Processing Integration Results

RT: 6.68
Area: 261160
Amount: 2.488946
Amount Units: ug/mL

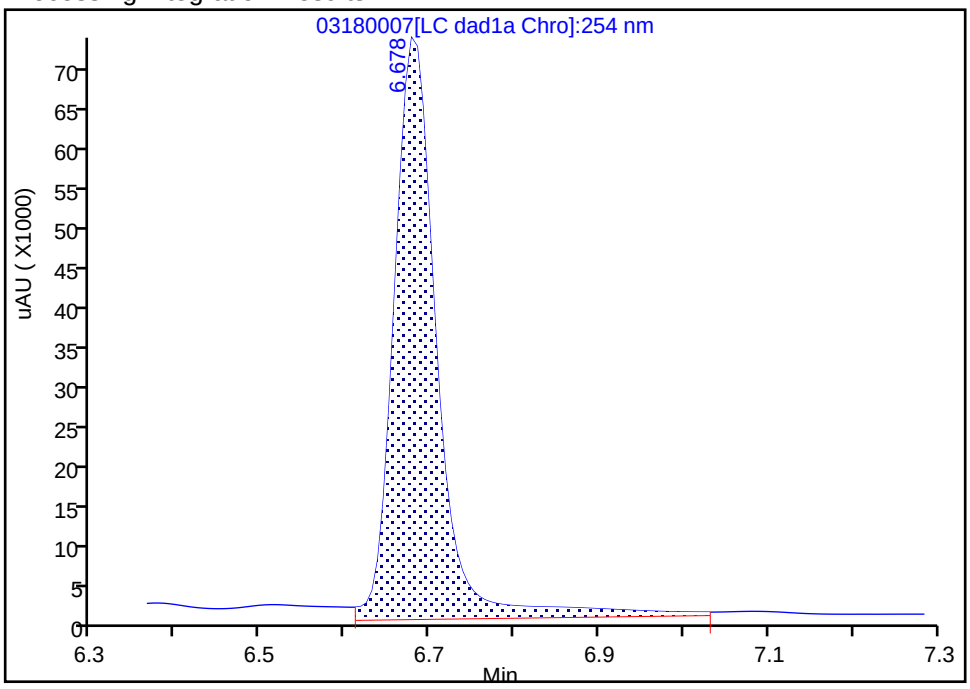

Manual Integration Results

RT: 6.68
Area: 230770
Amount: 2.684553
Amount Units: ug/mL

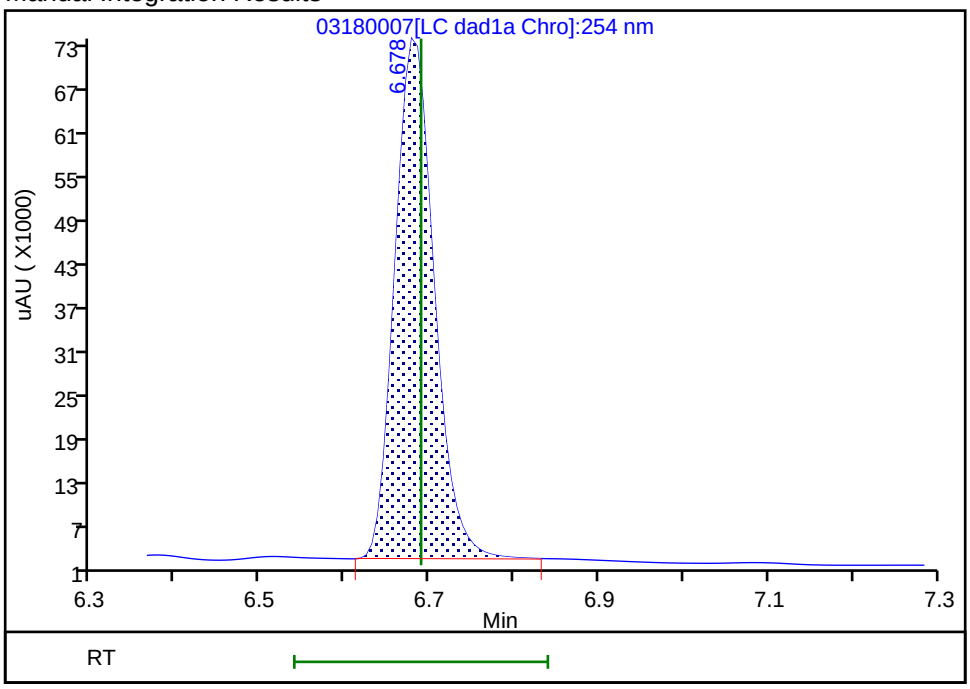

Reviewer: beckerc, 19-Mar-2020 08:41:25

Audit Action: Manually Integrated Audit Reason: Baseline

Manual Integration/User Assign Peak Report

Eurofins TestAmerica, Denver

Data File: \\chromna\denver\chromdata\chhplc_x\20200318-90159.b\03180007.d
Injection Date: 18-Mar-2020 11:35:53 Instrument ID: CHHPLC_X3
Lims ID: IC MAIN L9
Client ID:
Operator ID: CB ALS Bottle#: 7 Worklist Smp#: 7
Injection Vol: 100.0 ul Dil. Factor: 1.0000
Method: 8330_X3 Limit Group: GCSV - 8330
Column: UltraCarb5uODS (20) (4.60 mm) Detector LC DAD1B, 254 nm

11 1,3-Dinitrobenzene, CAS: 99-65-0

Signal: 1

Processing Integration Results

RT: 9.52
Area: 362918
Amount: 1.345398
Amount Units: ug/mL

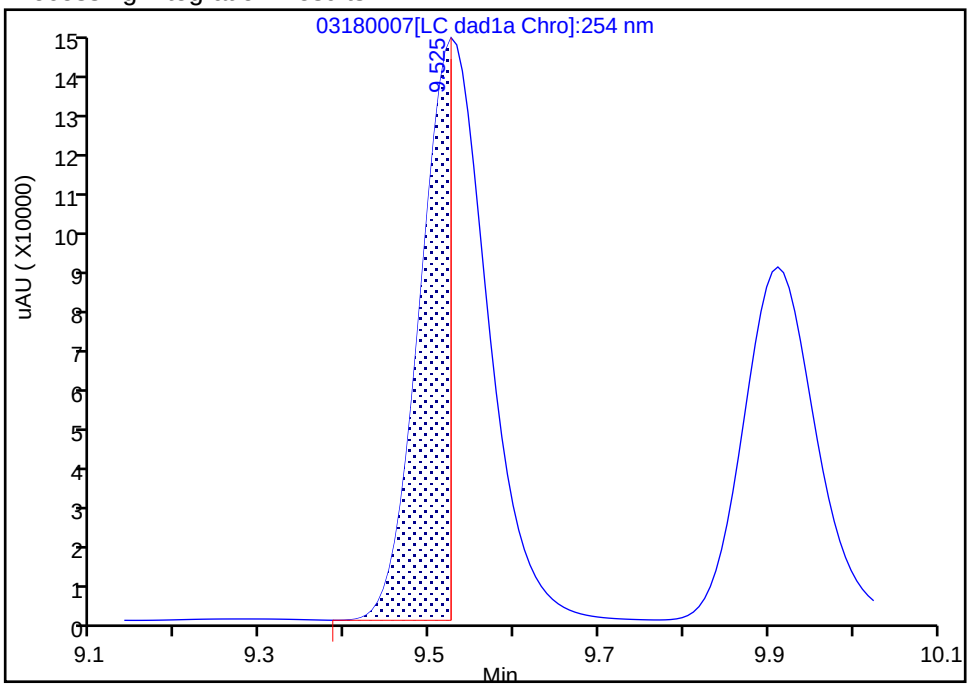

Manual Integration Results

RT: 9.52
Area: 818202
Amount: 2.667884
Amount Units: ug/mL

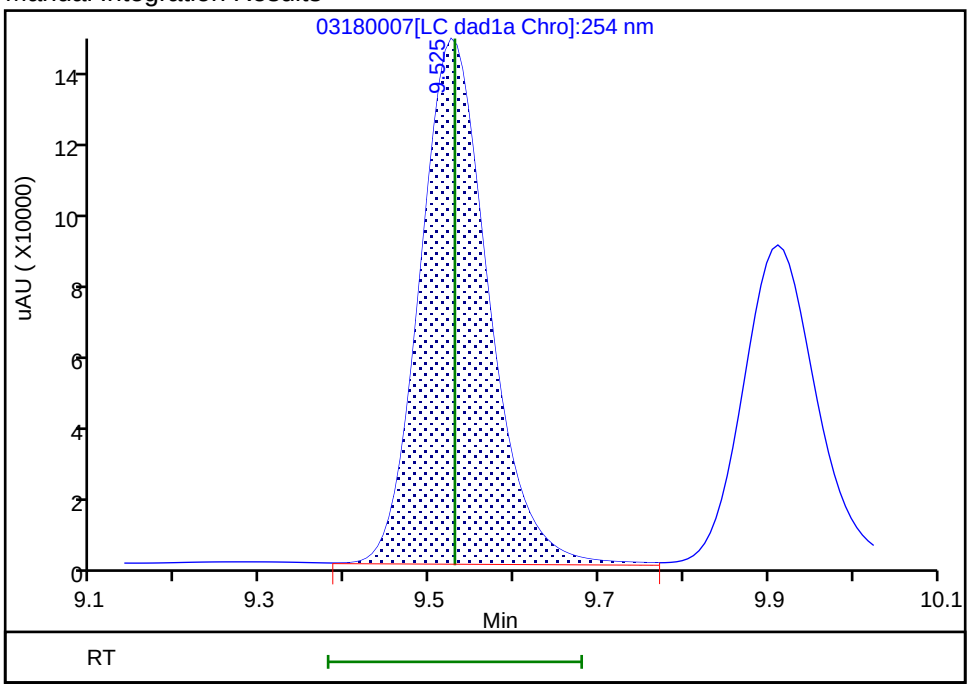

Reviewer: beckerc, 19-Mar-2020 08:41:39
Audit Action: Manually Integrated Audit Reason: Baseline

Eurofins TestAmerica, Denver
Target Compound Quantitation Report

Data File: \\chromna\Denver\ChromData\CHHPLC_X\20200318-90159.b\03180008.D
Lims ID: IC MAIN L8
Client ID:
Sample Type: IC Calib Level: 8
Inject. Date: 18-Mar-2020 11:58:50 ALS Bottle#: 8 Worklist Smp#: 8
Injection Vol: 100.0 ul Dil. Factor: 1.0000
Sample Info: IC MAIN L8
Misc. Info.: 280-0090150-008
Operator ID: CB Instrument ID: CHHPLC_X3
Sublist: chrom-8330_X3*sub9

Method: \\chromna\Denver\ChromData\CHHPLC_X\20200318-90159.b\8330_X3.m
Limit Group: GCSV - 8330
Last Update: 26-Mar-2020 15:45:40 Calib Date: 18-Mar-2020 14:39:27
Integrator: Falcon
Quant Method: External Standard Quant By: Initial Calibration
Last ICal File: \\chromna\Denver\ChromData\CHHPLC_X\20200318-90159.b\03180015.D

Column 1 : UltraCarb5uODS (20) (4.60 mm) Det: LC DAD1B, 254 nm
Process Host: CTX0308

First Level Reviewer: beckerc Date: 19-Mar-2020 08:42:12

Compound	Det	RT (min.)	Exp RT (min.)	Dlt RT (min.)	Response	Cal Amt ug/mL	OnCol Amt ug/mL	Flags
3 HMX	1	6.687	6.689	-0.002	92351	1.00	1.07	M
7 RDX	1	7.754	7.749	0.005	112730	1.00	0.9667	
8 2,4,6-Trinitrophenol	1	8.034	8.076	-0.042	87876	1.00	1.03	
$ 9 1,2-Dinitrobenzene	1	8.714	8.709	0.005	144242	1.00	1.04	
10 1,3,5-Trinitrobenzene	1	8.887	8.883	0.004	245099	1.00	1.06	
11 1,3-Dinitrobenzene	1	9.534	9.529	0.005	324636	1.00	1.06	
12 Nitrobenzene	1	9.914	9.916	-0.002	210310	1.00	1.05	
14 Tetryl	1	10.221	10.216	0.005	193434	1.00	1.09	
15 Nitroglycerin	2	10.727	10.729	-0.002	731600	10.0	10.7	
16 2,4,6-Trinitrotoluene	1	11.187	11.183	0.004	220430	1.00	1.08	
17 4-Amino-2,6-dinitrotoluene	1	11.334	11.336	-0.002	173248	1.00	0.9778	
18 2-Amino-4,6-dinitrotoluene	1	11.621	11.623	-0.002	219261	1.00	1.08	
19 2,6-Dinitrotoluene	1	11.787	11.783	0.004	157175	1.00	1.05	
20 2,4-Dinitrotoluene	1	11.981	11.983	-0.002	324284	1.00	1.07	
21 o-Nitrotoluene	1	12.821	12.823	-0.002	133699	1.00	0.9900	
22 p-Nitrotoluene	1	13.254	13.256	-0.002	116544	1.00	1.03	
23 m-Nitrotoluene	1	13.847	13.849	-0.002	148965	1.00	1.04	
24 PETN	2	14.941	14.936	0.005	824461	10.0	10.5	

QC Flag Legend

Review Flags
M - Manually Integrated

Reagents:

8330IntermStk_00061 Amount Added: 100.00 Units: uL

Report Date: 26-Mar-2020 15:45:40 Chrom Revision: 2.3 11-Mar-2020 18:53:20

Eurofins TestAmerica, Denver

Data File: \\chromna\denver\chromdata\chhplc_x\20200318-90159.b\03180008.d

Injection Date:	18-Mar-2020 11:58:50	Instrument ID:	CHHPLC_X3	Operator ID:	CB
Lims ID:	IC MAIN L8			Worklist Smp#:	8
Client ID:					
Injection Vol:	100.0 ul	Dil. Factor:	1.0000	ALS Bottle#:	8
Method:	8330_X3	Limit Group:	GCSV - 8330		

Column: UltraCarb5uODS (20) (4.60 mm) Y Scaling: Method Defined: Scale to the Nth Largest Target: 1

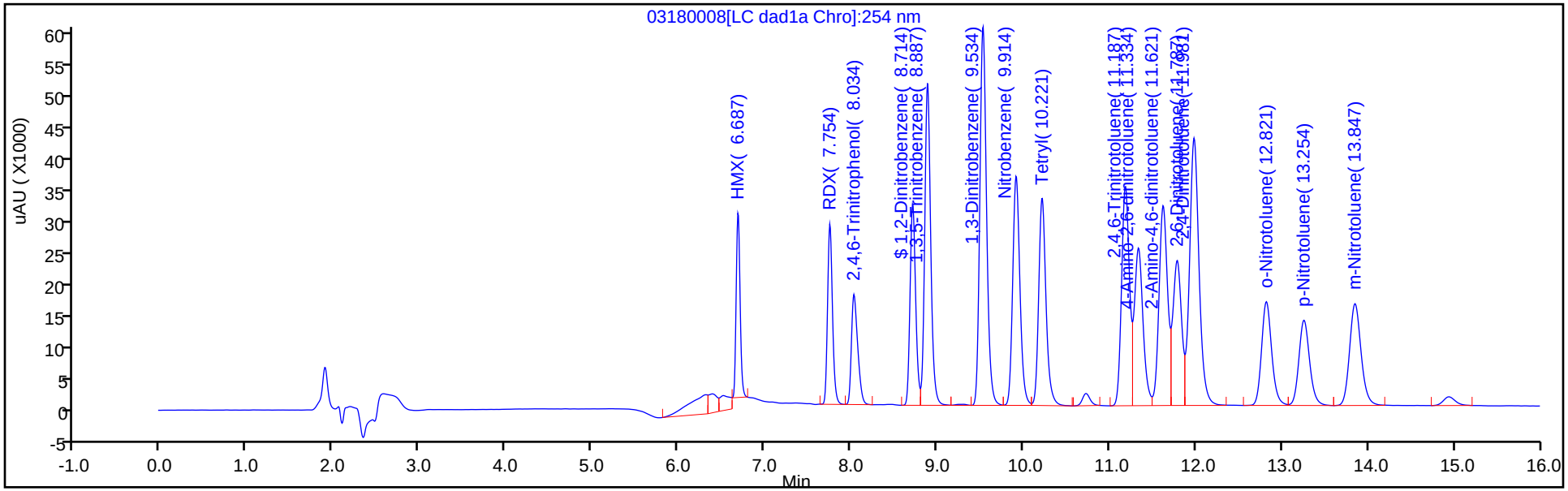

Y Scaling: Method Defined: Scale to the Nth Largest Target: 1

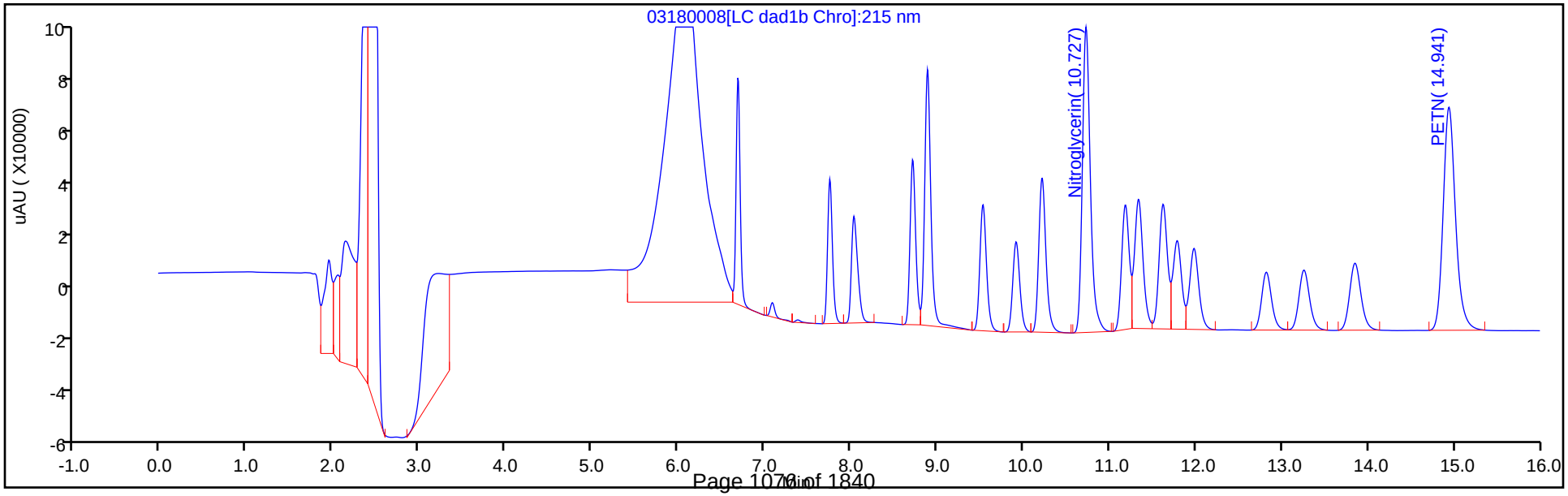

Manual Integration/User Assign Peak Report

Eurofins TestAmerica, Denver

Data File: \\chromna\denver\chromdata\chhplc_x\20200318-90159.b\03180008.d
Injection Date: 18-Mar-2020 11:58:50 Instrument ID: CHHPLC_X3
Lims ID: IC MAIN L8
Client ID:
Operator ID: CB ALS Bottle#: 8 Worklist Smp#: 8
Injection Vol: 100.0 ul Dil. Factor: 1.0000
Method: 8330_X3 Limit Group: GCSV - 8330
Column: UltraCarb5uODS (20) (4.60 mm) Detector LC DAD1B, 254 nm

3 HMX, CAS: 2691-41-0

Signal: 1

Processing Integration Results

RT: 6.69
Area: 128593
Amount: 1.149770
Amount Units: ug/mL

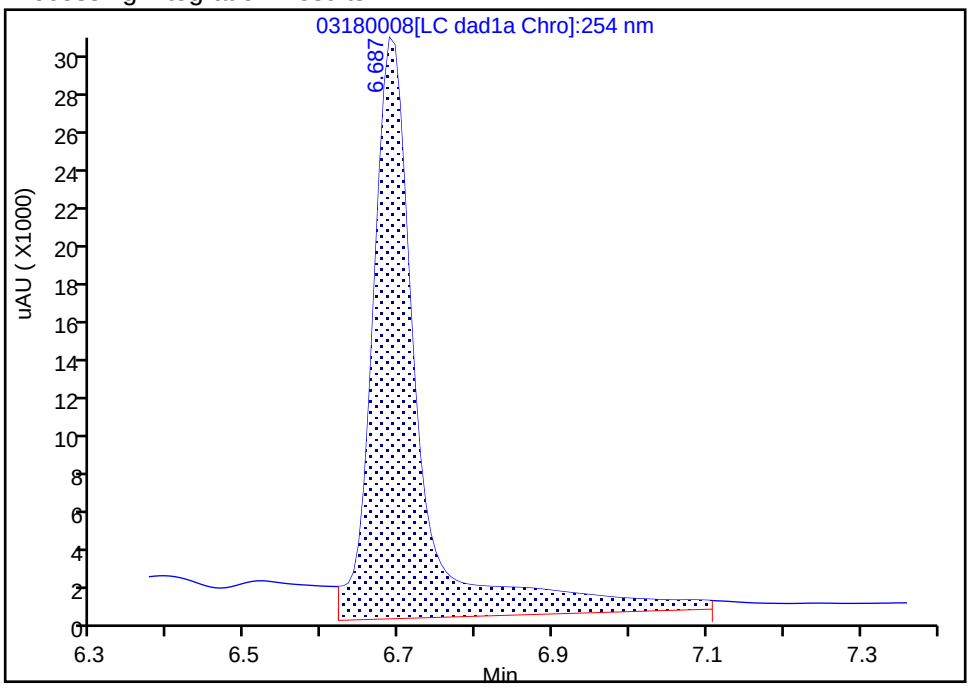

Manual Integration Results

RT: 6.69
Area: 92351
Amount: 1.074321
Amount Units: ug/mL

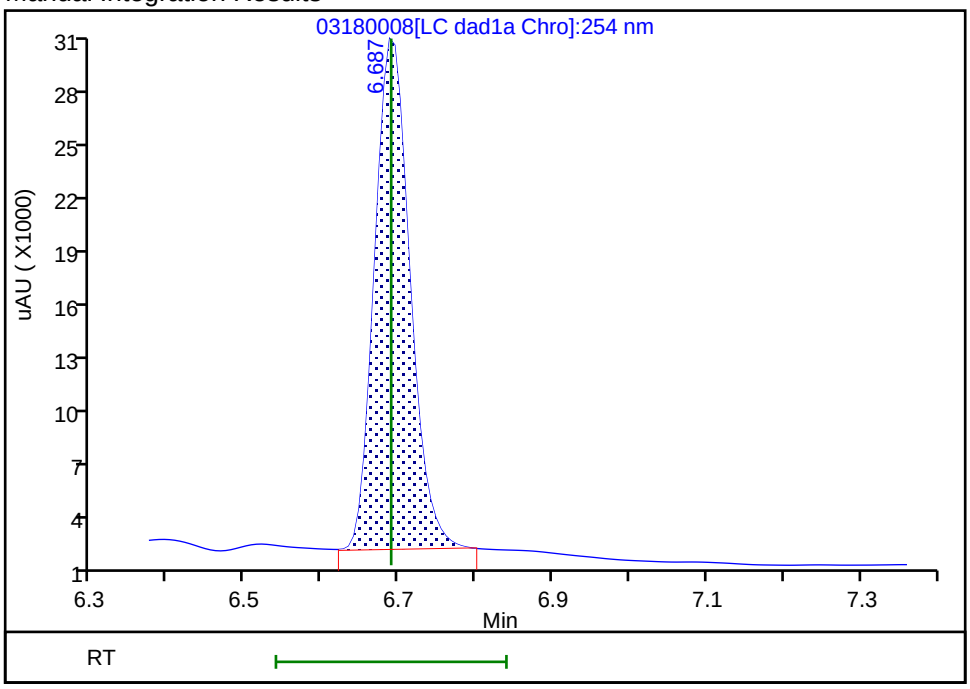

Reviewer: beckerc, 19-Mar-2020 08:41:59
Audit Action: Manually Integrated Audit Reason: Baseline

Report Date: 26-Mar-2020 15:45:41 Chrom Revision: 2.3 11-Mar-2020 18:53:20

Eurofins TestAmerica, Denver
Target Compound Quantitation Report

Data File: \\chromna\Denver\ChromData\CHHPLC_X\20200318-90159.b\03180009.D
Lims ID: IC MAIN L7
Client ID:
Sample Type: IC Calib Level: 7
Inject. Date: 18-Mar-2020 12:21:47 ALS Bottle#: 9 Worklist Smp#: 9
Injection Vol: 100.0 ul Dil. Factor: 1.0000
Sample Info: IC MAIN L7
Misc. Info.: 280-0090150-009
Operator ID: CB Instrument ID: CHHPLC_X3
Sublist: chrom-8330_X3*sub9

Method: \\chromna\Denver\ChromData\CHHPLC_X\20200318-90159.b\8330_X3.m
Limit Group: GCSV - 8330
Last Update: 26-Mar-2020 15:45:41 Calib Date: 18-Mar-2020 14:39:27
Integrator: Falcon
Quant Method: External Standard Quant By: Initial Calibration
Last ICal File: \\chromna\Denver\ChromData\CHHPLC_X\20200318-90159.b\03180015.D

Column 1 : UltraCarb5uODS (20) (4.60 mm) Det: LC DAD1B, 254 nm
Process Host: CTX0308

First Level Reviewer: beckerc Date: 19-Mar-2020 08:42:38

Compound	Det	RT (min.)	Exp RT (min.)	Dlt RT (min.)	Response	Cal Amt ug/mL	OnCol Amt ug/mL	Flags
3 HMX	1	6.687	6.689	-0.002	64274	0.7000	0.7477	M
7 RDX	1	7.754	7.749	0.005	78289	0.7000	0.6714	
8 2,4,6-Trinitrophenol	1	8.041	8.076	-0.035	60796	0.7000	0.7142	
$ 9 1,2-Dinitrobenzene	1	8.714	8.709	0.005	99878	0.7000	0.7226	
10 1,3,5-Trinitrobenzene	1	8.881	8.883	-0.002	169775	0.7014	0.7372	
11 1,3-Dinitrobenzene	1	9.527	9.529	-0.002	224707	0.7014	0.7327	
12 Nitrobenzene	1	9.914	9.916	-0.002	147027	0.7028	0.7337	
14 Tetryl	1	10.214	10.216	-0.002	133100	0.7014	0.7518	
15 Nitroglycerin	2	10.727	10.729	-0.002	508407	7.00	7.46	
16 2,4,6-Trinitrotoluene	1	11.181	11.183	-0.002	153561	0.7028	0.7526	
17 4-Amino-2,6-dinitrotoluene	1	11.334	11.336	-0.002	118343	0.7007	0.6700	
18 2-Amino-4,6-dinitrotoluene	1	11.621	11.623	-0.002	150258	0.7028	0.7409	
19 2,6-Dinitrotoluene	1	11.781	11.783	-0.002	111703	0.7028	0.7474	
20 2,4-Dinitrotoluene	1	11.981	11.983	-0.002	223282	0.7028	0.7355	
21 o-Nitrotoluene	1	12.814	12.823	-0.009	93761	0.7000	0.6943	
22 p-Nitrotoluene	1	13.254	13.256	-0.002	81534	0.7014	0.7215	
23 m-Nitrotoluene	1	13.841	13.849	-0.008	104089	0.7007	0.7277	
24 PETN	2	14.927	14.936	-0.009	568970	7.00	7.24	

QC Flag Legend

Review Flags
M - Manually Integrated

Reagents:

8330IntermStk_00061 Amount Added: 70.00 Units: uL

Report Date: 26-Mar-2020 15:45:41 Chrom Revision: 2.3 11-Mar-2020 18:53:20

Eurofins TestAmerica, Denver

Data File: \\chromna\denver\chromdata\chhplc_x\20200318-90159.b\03180009.d

Injection Date:	18-Mar-2020 12:21:47	Instrument ID:	CHHPLC_X3	Operator ID:	CB
Lims ID:	IC MAIN L7			Worklist Smp#:	9
Client ID:					
Injection Vol:	100.0 ul	Dil. Factor:	1.0000	ALS Bottle#:	9
Method:	8330_X3	Limit Group:	GCSV - 8330		

Column: UltraCarb5uODS (20) (4.60 mm) Y Scaling: Method Defined: Scale to the Nth Largest Target: 1

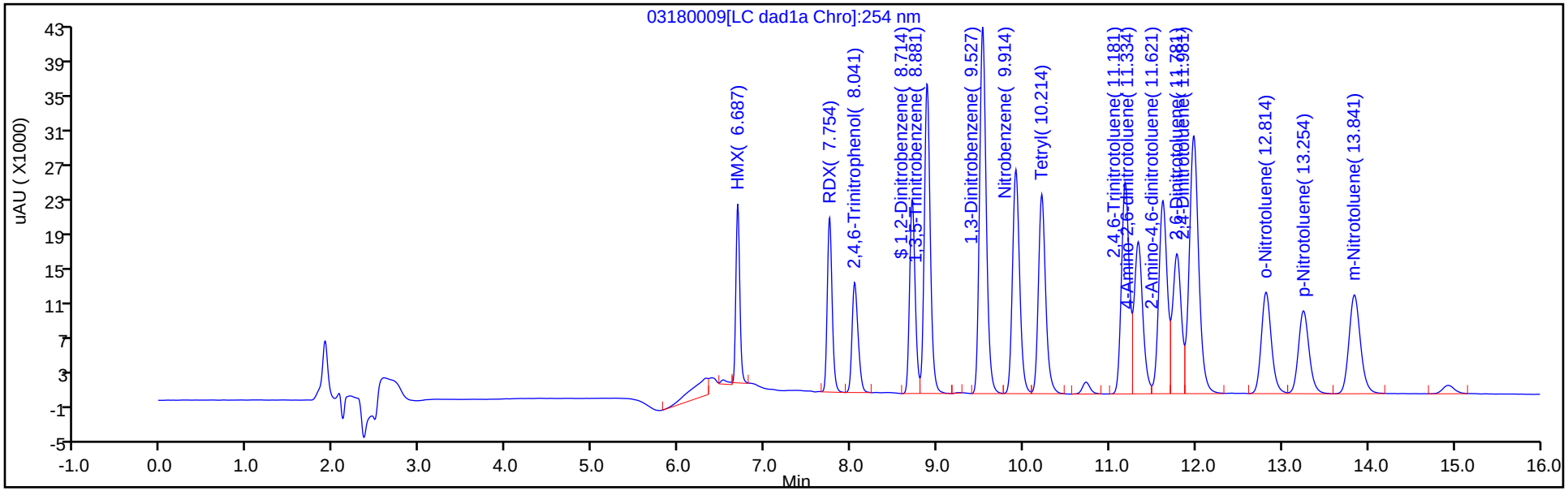

Y Scaling: Method Defined: Scale to the Nth Largest Target: 1

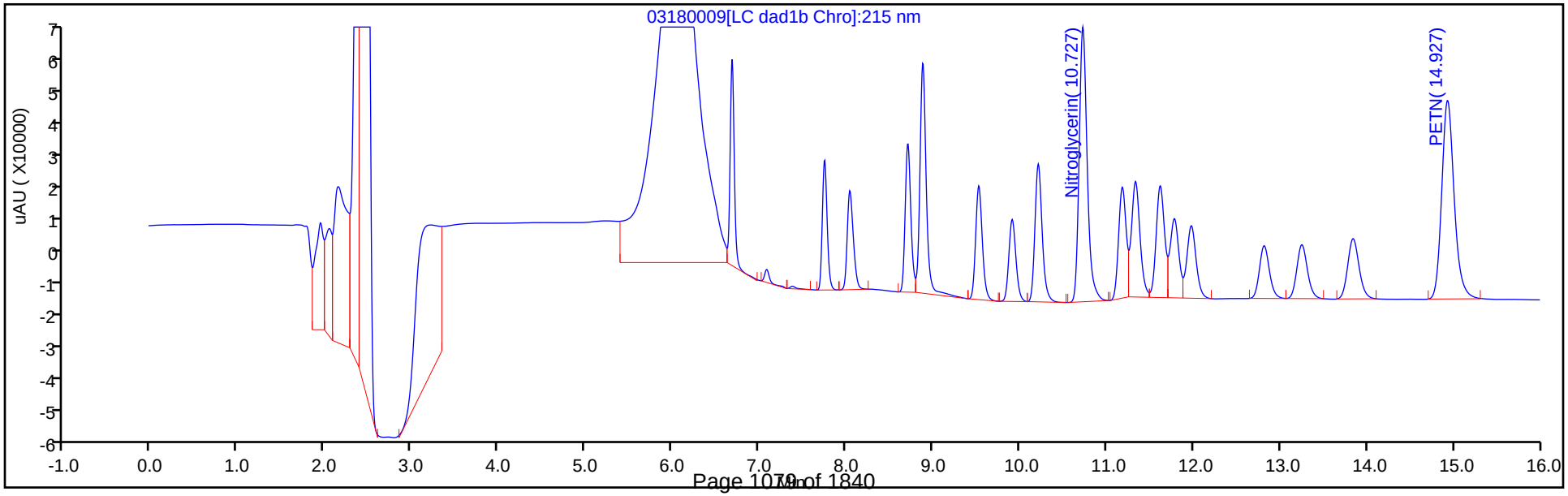

Manual Integration/User Assign Peak Report

Eurofins TestAmerica, Denver

Data File: \\chromna\denver\chromdata\chhplc_x\20200318-90159.b\03180009.d
Injection Date: 18-Mar-2020 12:21:47 Instrument ID: CHHPLC_X3
Lims ID: IC MAIN L7
Client ID:
Operator ID: CB ALS Bottle#: 9 Worklist Smp#: 9
Injection Vol: 100.0 ul Dil. Factor: 1.0000
Method: 8330_X3 Limit Group: GCSV - 8330
Column: UltraCarb5uODS (20) (4.60 mm) Detector LC DAD1B, 254 nm

3 HMX, CAS: 2691-41-0

Signal: 1

Processing Integration Results

RT: 6.69
Area: 70764
Amount: 0.364265
Amount Units: ug/mL

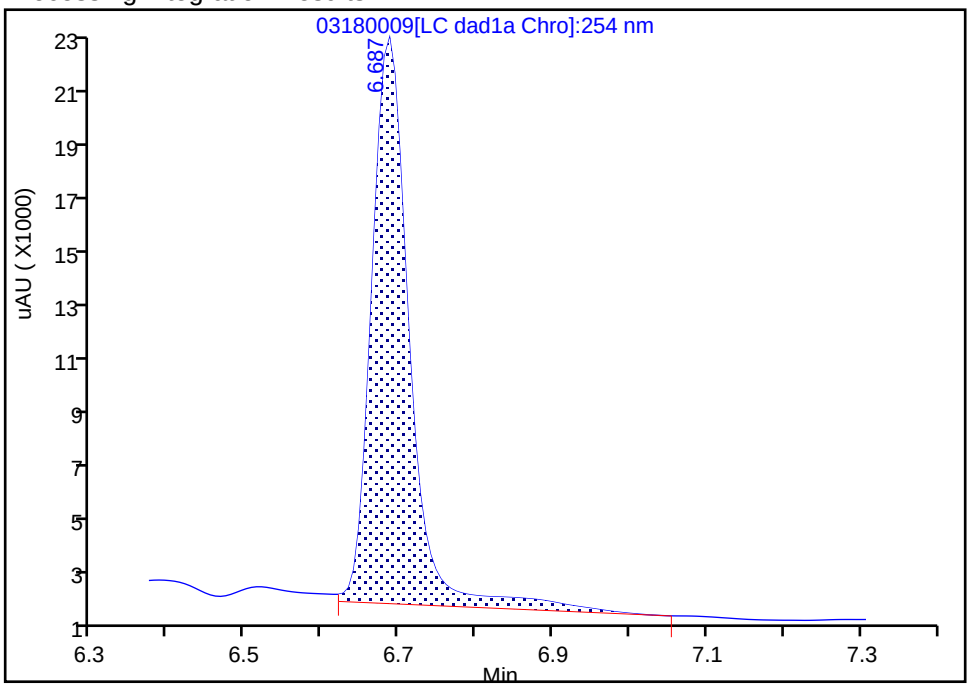

Manual Integration Results

RT: 6.69
Area: 64274
Amount: 0.747701
Amount Units: ug/mL

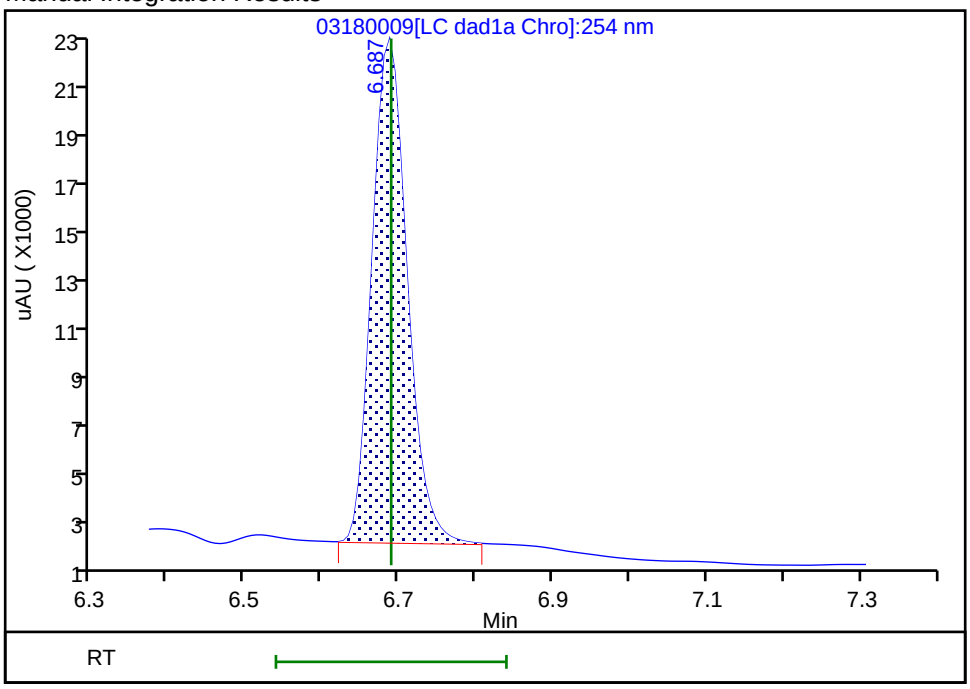

Reviewer: beckerc, 19-Mar-2020 08:42:26
Audit Action: Manually Integrated Audit Reason: Baseline

Report Date: 26-Mar-2020 15:45:42 Chrom Revision: 2.3 11-Mar-2020 18:53:20

Eurofins TestAmerica, Denver
Target Compound Quantitation Report

Data File: \\chromna\Denver\ChromData\CHHPLC_X\20200318-90159.b\03180010.D
Lims ID: IC MAIN L6
Client ID:
Sample Type: IC Calib Level: 6
Inject. Date: 18-Mar-2020 12:44:45 ALS Bottle#: 10 Worklist Smp#: 10
Injection Vol: 100.0 ul Dil. Factor: 1.0000
Sample Info: IC MAIN L6
Misc. Info.: 280-0090150-010
Operator ID: CB Instrument ID: CHHPLC_X3
Sublist: chrom-8330_X3*sub9

Method: \\chromna\Denver\ChromData\CHHPLC_X\20200318-90159.b\8330_X3.m
Limit Group: GCSV - 8330
Last Update: 26-Mar-2020 15:45:41 Calib Date: 18-Mar-2020 14:39:27
Integrator: Falcon
Quant Method: External Standard Quant By: Initial Calibration
Last ICal File: \\chromna\Denver\ChromData\CHHPLC_X\20200318-90159.b\03180015.D

Column 1 : UltraCarb5uODS (20) (4.60 mm) Det: LC DAD1B, 254 nm
Process Host: CTX0308

First Level Reviewer: beckerc Date: 19-Mar-2020 08:43:13

	Compound	Det	RT (min.)	Exp RT (min.)	Dlt RT (min.)	Response	Cal Amt ug/mL	OnCol Amt ug/mL	Flags
	3 HMX	1	6.687	6.689	-0.002	36589	0.4000	0.4256	M
	7 RDX	1	7.754	7.749	0.005	45286	0.4000	0.3883	
	8 2,4,6-Trinitrophenol	1	8.054	8.076	-0.022	34679	0.4000	0.4074	
$	9 1,2-Dinitrobenzene	1	8.714	8.709	0.005	57167	0.4000	0.4136	
	10 1,3,5-Trinitrobenzene	1	8.887	8.883	0.004	97215	0.4008	0.4221	
	11 1,3-Dinitrobenzene	1	9.527	9.529	-0.002	129174	0.4008	0.4212	
	12 Nitrobenzene	1	9.914	9.916	-0.002	84120	0.4016	0.4198	
	14 Tetryl	1	10.221	10.216	0.005	76213	0.4008	0.4305	
	15 Nitroglycerin	2	10.734	10.729	0.005	294728	4.00	4.33	
	16 2,4,6-Trinitrotoluene	1	11.187	11.183	0.004	86650	0.4016	0.4247	
	17 4-Amino-2,6-dinitrotoluene	1	11.341	11.336	0.005	70023	0.4004	0.3991	
	18 2-Amino-4,6-dinitrotoluene	1	11.627	11.623	0.004	85612	0.4016	0.4221	
	19 2,6-Dinitrotoluene	1	11.787	11.783	0.004	64354	0.4016	0.4306	
	20 2,4-Dinitrotoluene	1	11.987	11.983	0.004	128504	0.4016	0.4233	
	21 o-Nitrotoluene	1	12.827	12.823	0.004	53830	0.4000	0.3986	
	22 p-Nitrotoluene	1	13.261	13.256	0.005	46607	0.4008	0.4124	
	23 m-Nitrotoluene	1	13.854	13.849	0.005	60098	0.4004	0.4202	
	24 PETN	2	14.941	14.936	0.005	328307	4.00	4.18	

QC Flag Legend

Review Flags
M - Manually Integrated

Reagents:

8330IntermStk_00061 Amount Added: 40.00 Units: uL

Report Date: 26-Mar-2020 15:45:42 Chrom Revision: 2.3 11-Mar-2020 18:53:20

Eurofins TestAmerica, Denver

Data File: \\chromna\denver\chromdata\chhplc_x\20200318-90159.b\03180010.d

Injection Date:	18-Mar-2020 12:44:45	Instrument ID:	CHHPLC_X3	Operator ID:	CB
Lims ID:	IC MAIN L6			Worklist Smp#:	10
Client ID:					
Injection Vol:	100.0 ul	Dil. Factor:	1.0000	ALS Bottle#:	10
Method:	8330_X3	Limit Group:	GCSV - 8330		

Column: UltraCarb5uODS (20) (4.60 mm) Y Scaling: Method Defined: Scale to the Nth Largest Target: 1

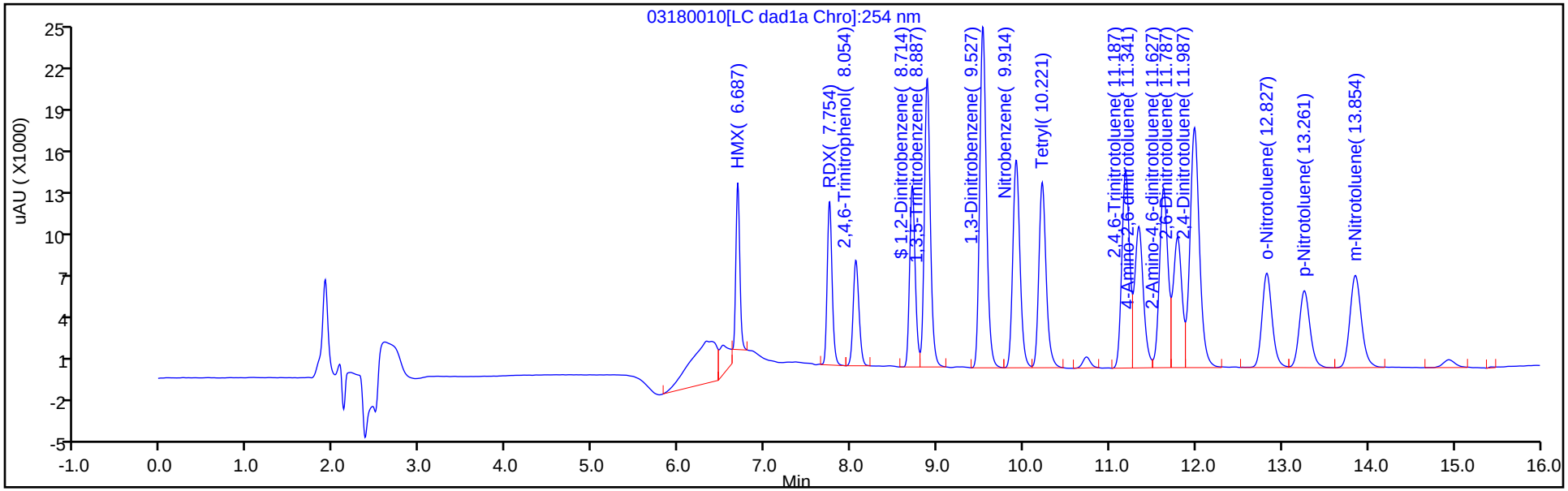

Y Scaling: Method Defined: Scale to the Nth Largest Target: 1

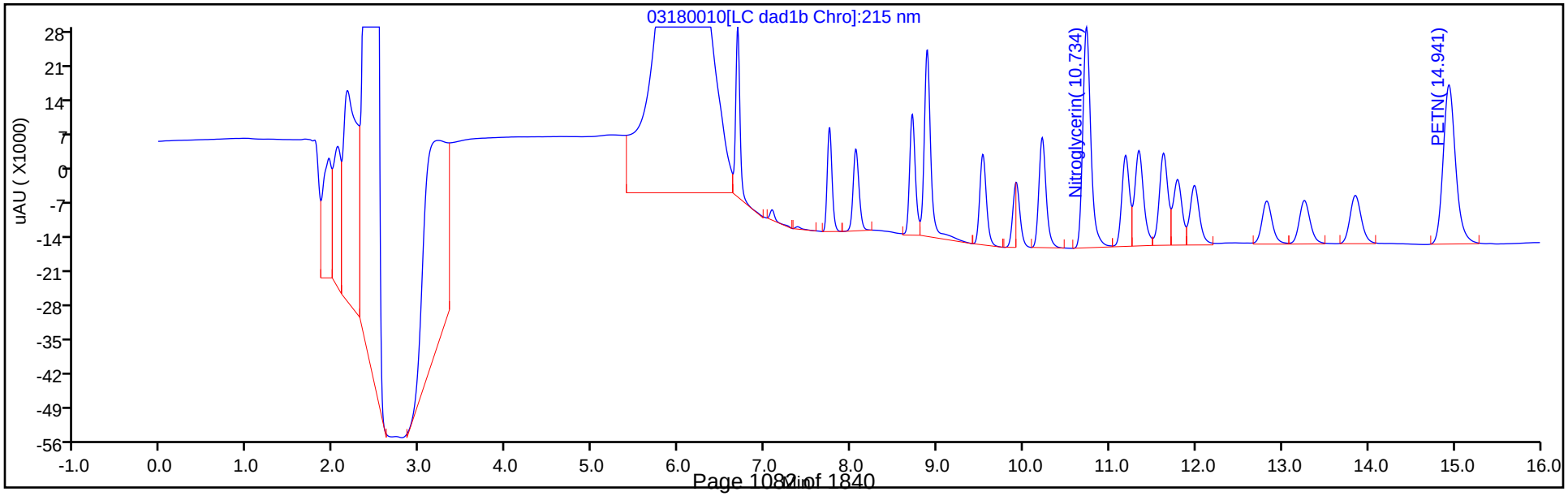

Manual Integration/User Assign Peak Report

Eurofins TestAmerica, Denver

Data File: \\chromna\denver\chromdata\chhplc_x\20200318-90159.b\03180010.d
Injection Date: 18-Mar-2020 12:44:45 Instrument ID: CHHPLC_X3
Lims ID: IC MAIN L6
Client ID:
Operator ID: CB ALS Bottle#: 10 Worklist Smp#: 10
Injection Vol: 100.0 ul Dil. Factor: 1.0000
Method: 8330_X3 Limit Group: GCSV - 8330
Column: UltraCarb5uODS (20) (4.60 mm) Detector LC DAD1B, 254 nm

3 HMX, CAS: 2691-41-0

Signal: 1

Processing Integration Results

RT: 6.69
Area: 45375
Amount: 0.234818
Amount Units: ug/mL

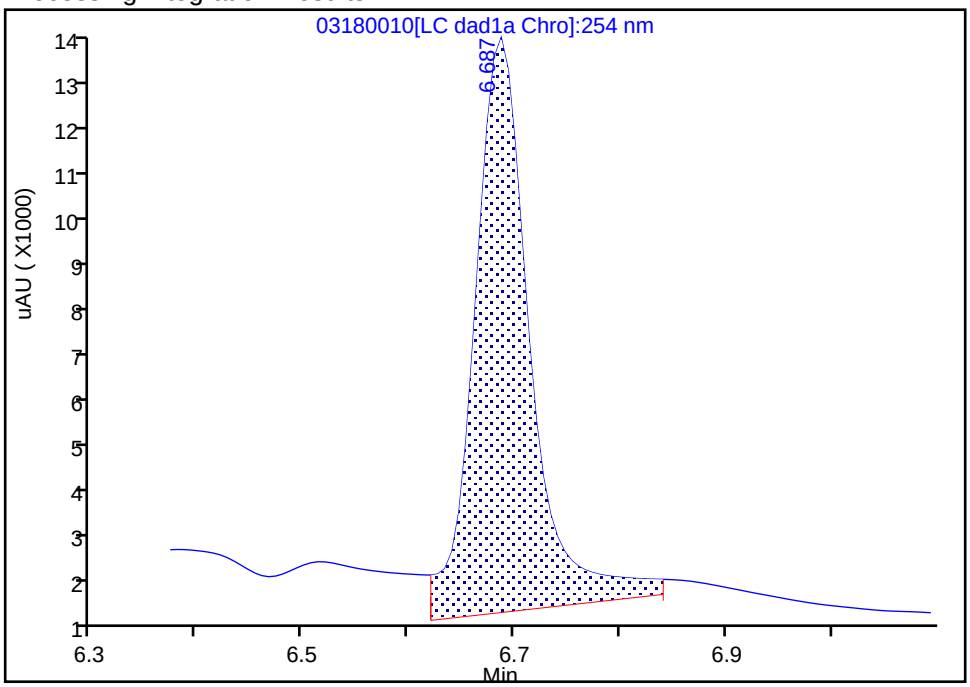

Manual Integration Results

RT: 6.69
Area: 36589
Amount: 0.425641
Amount Units: ug/mL

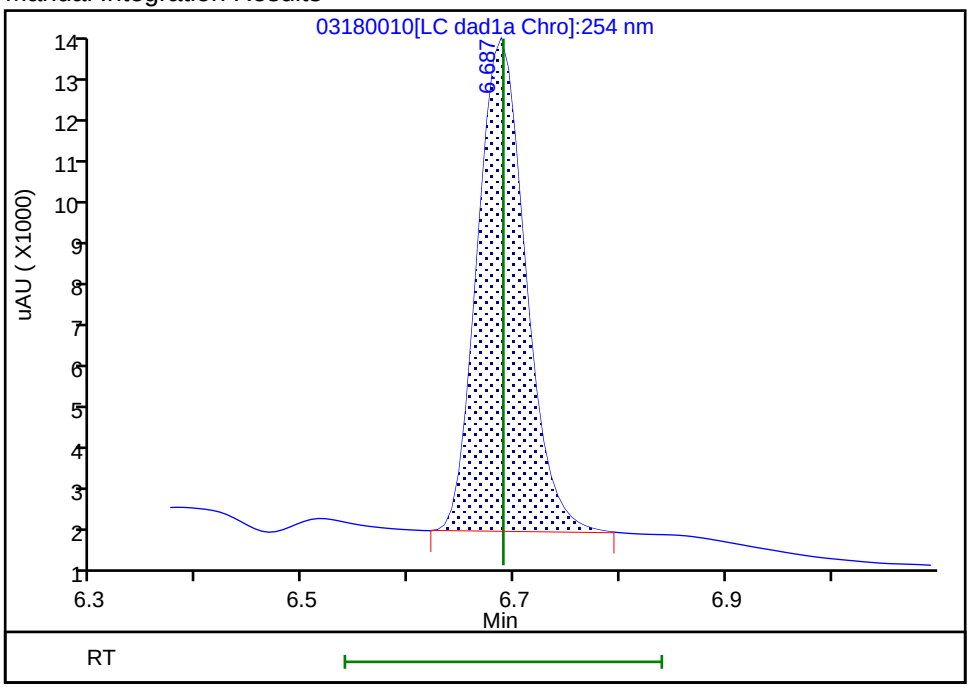

Reviewer: beckerc, 19-Mar-2020 08:42:54
Audit Action: Manually Integrated Audit Reason: Baseline

Eurofins TestAmerica, Denver
Target Compound Quantitation Report

Data File: \\chromna\Denver\ChromData\CHHPLC_X\20200318-90159.b\03180011.D
Lims ID: IC MAIN L5
Client ID:
Sample Type: IC Calib Level: 5
Inject. Date: 18-Mar-2020 13:07:42 ALS Bottle#: 11 Worklist Smp#: 11
Injection Vol: 100.0 ul Dil. Factor: 1.0000
Sample Info: IC MAIN L5
Misc. Info.: 280-0090150-011
Operator ID: CB Instrument ID: CHHPLC_X3
Sublist: chrom-8330_X3*sub9

Method: \\chromna\Denver\ChromData\CHHPLC_X\20200318-90159.b\8330_X3.m
Limit Group: GCSV - 8330
Last Update: 26-Mar-2020 15:45:42 Calib Date: 18-Mar-2020 14:39:27
Integrator: Falcon
Quant Method: External Standard Quant By: Initial Calibration
Last ICal File: \\chromna\Denver\ChromData\CHHPLC_X\20200318-90159.b\03180015.D

Column 1 : UltraCarb5uODS (20) (4.60 mm) Det: LC DAD1B, 254 nm
Process Host: CTX0308

First Level Reviewer: beckerc Date: 19-Mar-2020 08:43:30

	Compound	Det	RT (min.)	Exp RT (min.)	Dlt RT (min.)	Response	Cal Amt ug/mL	OnCol Amt ug/mL	Flags
	3 HMX	1	6.688	6.689	-0.001	22752	0.2500	0.2647	M
	7 RDX	1	7.754	7.749	0.005	28236	0.2500	0.2421	
	8 2,4,6-Trinitrophenol	1	8.068	8.076	-0.008	21617	0.2500	0.2539	
$	9 1,2-Dinitrobenzene	1	8.714	8.709	0.005	35555	0.2500	0.2572	
	10 1,3,5-Trinitrobenzene	1	8.888	8.883	0.005	60039	0.2505	0.2607	
	11 1,3-Dinitrobenzene	1	9.534	9.529	0.005	80465	0.2505	0.2624	
	12 Nitrobenzene	1	9.921	9.916	0.005	52480	0.2510	0.2619	
	14 Tetryl	1	10.221	10.216	0.005	47307	0.2505	0.2672	
	15 Nitroglycerin	2	10.734	10.729	0.005	184270	2.50	2.70	
	16 2,4,6-Trinitrotoluene	1	11.194	11.183	0.011	54439	0.2510	0.2668	
	17 4-Amino-2,6-dinitrotoluene	1	11.347	11.336	0.011	43388	0.2503	0.2498	
	18 2-Amino-4,6-dinitrotoluene	1	11.634	11.623	0.011	53635	0.2510	0.2645	
	19 2,6-Dinitrotoluene	1	11.794	11.783	0.011	40049	0.2510	0.2680	
	20 2,4-Dinitrotoluene	1	11.987	11.983	0.004	80062	0.2510	0.2637	
	21 o-Nitrotoluene	1	12.827	12.823	0.004	34604	0.2500	0.2562	
	22 p-Nitrotoluene	1	13.261	13.256	0.005	29824	0.2505	0.2639	
	23 m-Nitrotoluene	1	13.854	13.849	0.005	37511	0.2503	0.2623	
	24 PETN	2	14.941	14.936	0.005	201180	2.50	2.56	

QC Flag Legend

Review Flags
M - Manually Integrated

Reagents:

8330IntermStk_00061 Amount Added: 25.00 Units: uL

Report Date: 26-Mar-2020 15:45:42 Chrom Revision: 2.3 11-Mar-2020 18:53:20

Eurofins TestAmerica, Denver

Data File: \\chromna\denver\chromdata\chhplc_x\20200318-90159.b\03180011.d

Injection Date:	18-Mar-2020 13:07:42	Instrument ID:	CHHPLC_X3	Operator ID:	CB
Lims ID:	IC MAIN L5			Worklist Smp#:	11
Client ID:					
Injection Vol:	100.0 ul	Dil. Factor:	1.0000	ALS Bottle#:	11
Method:	8330_X3	Limit Group:	GCSV - 8330		

Column: UltraCarb5uODS (20) (4.60 mm) Y Scaling: Method Defined: Scale to the Nth Largest Target: 1

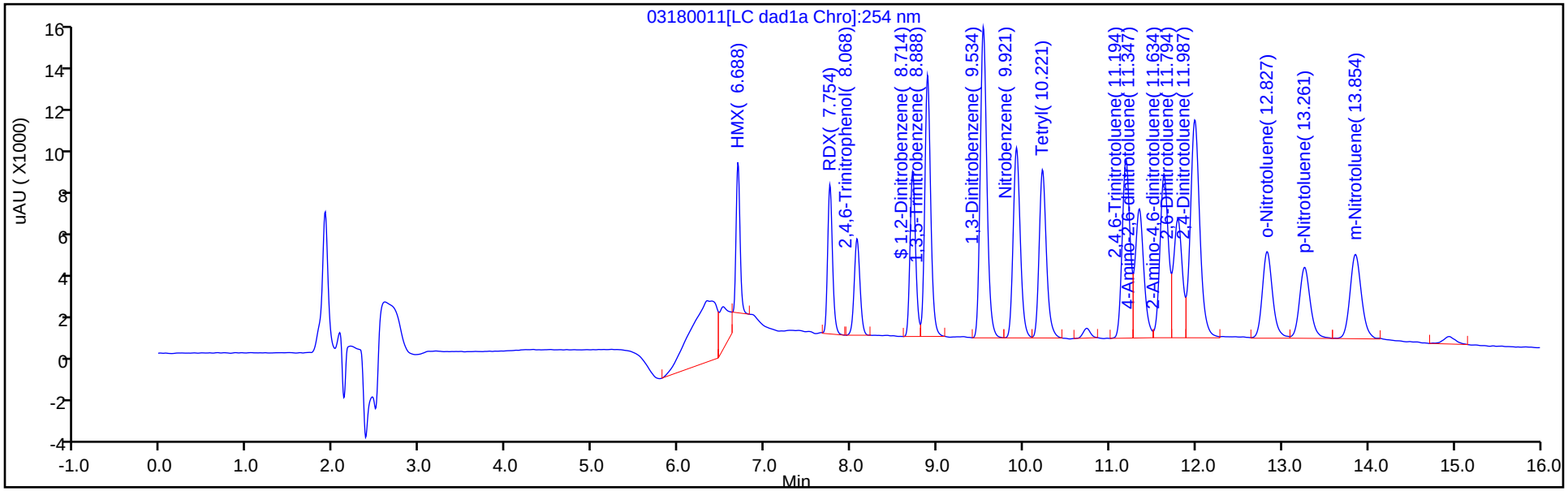

Y Scaling: Method Defined: Scale to the Nth Largest Target: 1

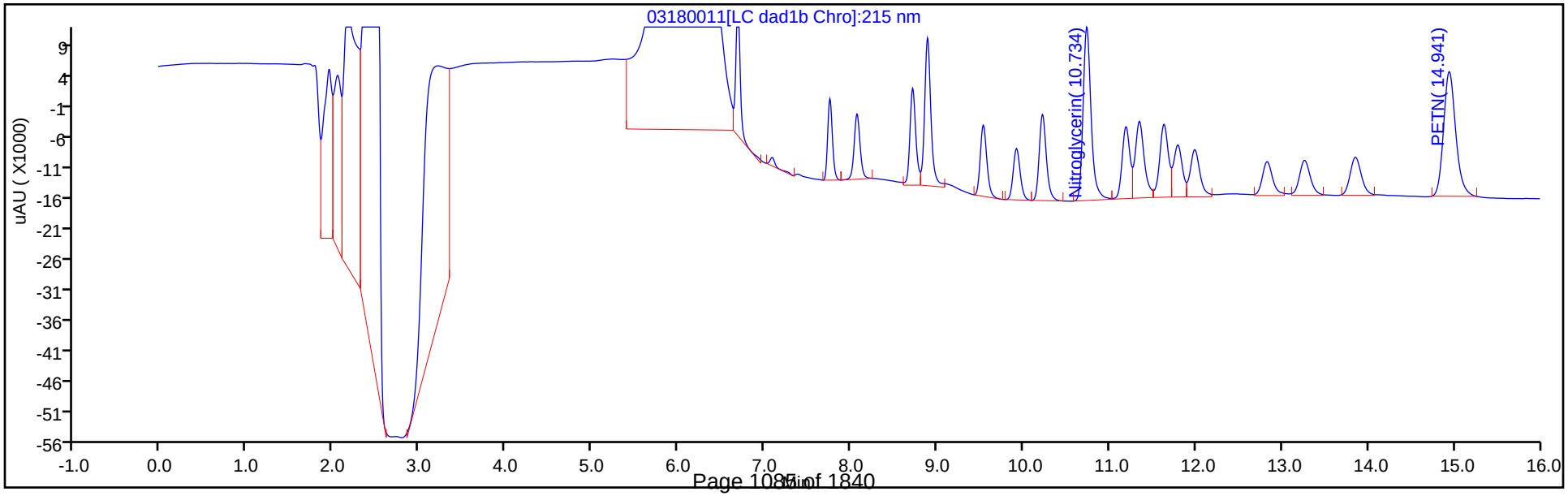

Manual Integration/User Assign Peak Report

Eurofins TestAmerica, Denver

Data File:	\\chromna\denver\chromdata\chhplc_x\20200318-90159.b\03180011.d				
Injection Date:	18-Mar-2020 13:07:42	Instrument ID:	CHHPLC_X3		
Lims ID:	IC MAIN L5				
Client ID:					
Operator ID:	CB	ALS Bottle#:	11	Worklist Smp#:	11
Injection Vol:	100.0 ul	Dil. Factor:	1.0000		
Method:	8330_X3	Limit Group:	GCSV - 8330		
Column:	UltraCarb5uODS (20) (4.60 mm)	Detector	LC DAD1B, 254 nm		

3 HMX, CAS: 2691-41-0

Signal: 1

Processing Integration Results

RT: 6.69
Area: 31475
Amount: 0.164968
Amount Units: ug/mL

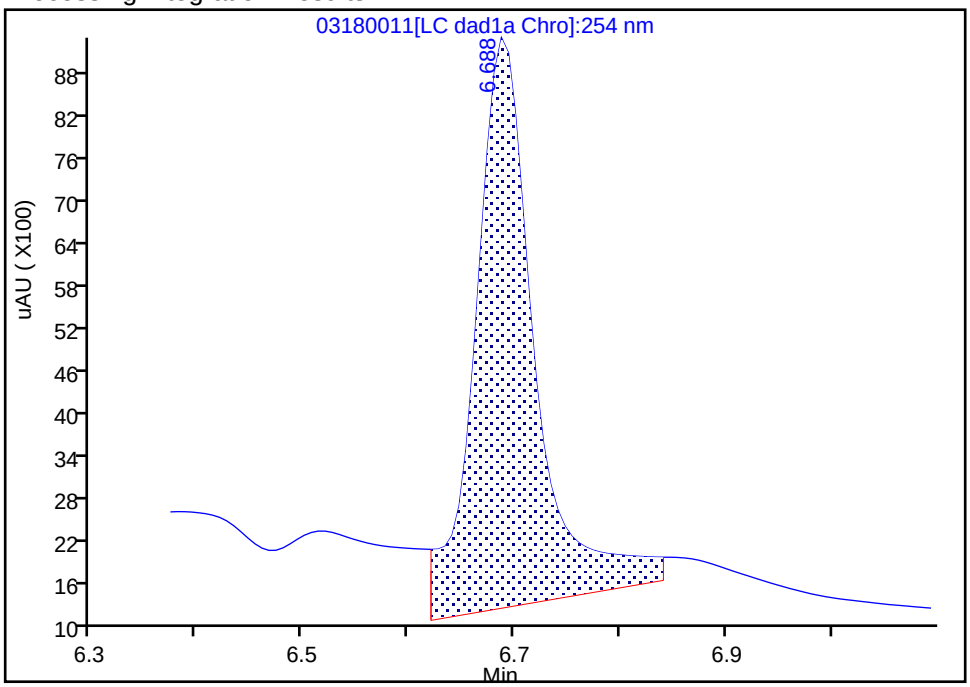

Manual Integration Results

RT: 6.69
Area: 22752
Amount: 0.264675
Amount Units: ug/mL

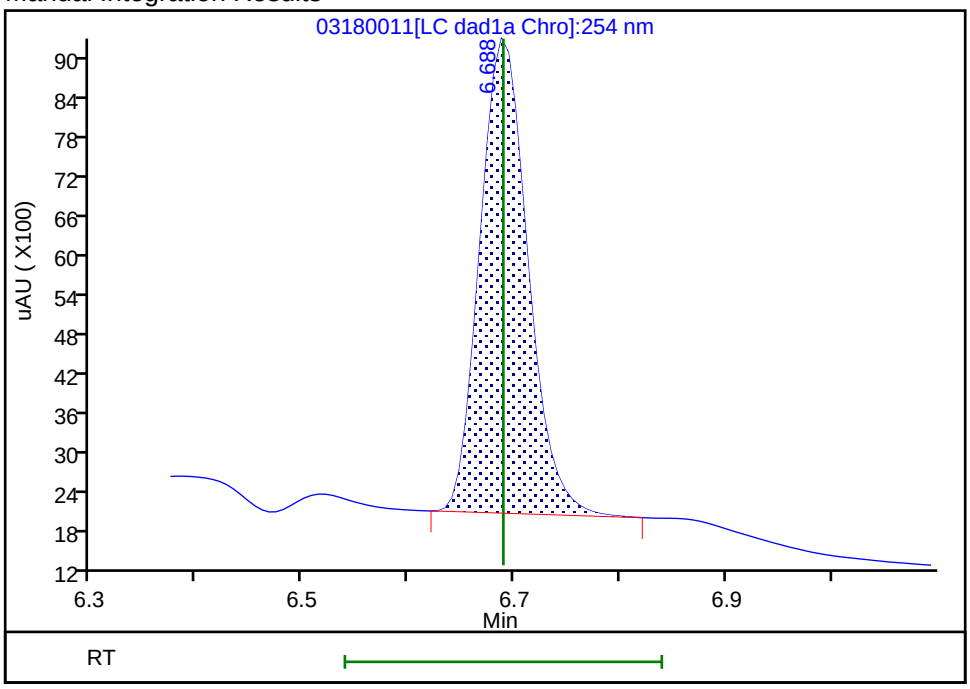

Reviewer: beckerc, 19-Mar-2020 08:43:23

Audit Action: Manually Integrated Audit Reason: Baseline

Eurofins TestAmerica, Denver
Target Compound Quantitation Report

Data File: \\chromna\Denver\ChromData\CHHPLC_X\20200318-90159.b\03180012.D
Lims ID: IC MAIN L4
Client ID:
Sample Type: IC Calib Level: 4
Inject. Date: 18-Mar-2020 13:30:35 ALS Bottle#: 12 Worklist Smp#: 12
Injection Vol: 100.0 ul Dil. Factor: 1.0000
Sample Info: IC MAIN L4
Misc. Info.: 280-0090150-012
Operator ID: CB Instrument ID: CHHPLC_X3
Sublist: chrom-8330_X3*sub9

Method: \\chromna\Denver\ChromData\CHHPLC_X\20200318-90159.b\8330_X3.m
Limit Group: GCSV - 8330
Last Update: 26-Mar-2020 15:45:43 Calib Date: 18-Mar-2020 14:39:27
Integrator: Falcon
Quant Method: External Standard Quant By: Initial Calibration
Last ICal File: \\chromna\Denver\ChromData\CHHPLC_X\20200318-90159.b\03180015.D

Column 1 : UltraCarb5uODS (20) (4.60 mm) Det: LC DAD1B, 254 nm
Process Host: CTX0308

First Level Reviewer: beckerc Date: 19-Mar-2020 08:43:47

	Compound	Det	RT (min.)	Exp RT (min.)	Dlt RT (min.)	Response	Cal Amt ug/mL	OnCol Amt ug/mL	Flags
	3 HMX	1	6.689	6.689	0.000	9080	0.1000	0.1056	M
	7 RDX	1	7.749	7.749	0.000	11701	0.1000	0.1003	
	8 2,4,6-Trinitrophenol	1	8.076	8.076	0.000	8647	0.1000	0.1016	
$	9 1,2-Dinitrobenzene	1	8.709	8.709	0.000	14127	0.1000	0.1022	
	10 1,3,5-Trinitrobenzene	1	8.883	8.883	0.000	23730	0.1002	0.1030	
	11 1,3-Dinitrobenzene	1	9.529	9.529	0.000	31897	0.1002	0.1040	
	12 Nitrobenzene	1	9.916	9.916	0.000	20859	0.1004	0.1041	
	14 Tetryl	1	10.216	10.216	0.000	18527	0.1002	0.1047	
	15 Nitroglycerin	2	10.729	10.729	0.000	71269	1.00	1.05	
	16 2,4,6-Trinitrotoluene	1	11.183	11.183	0.000	21830	0.1004	0.1070	
	17 4-Amino-2,6-dinitrotoluene	1	11.336	11.336	0.000	17293	0.1001	0.1035	
	18 2-Amino-4,6-dinitrotoluene	1	11.623	11.623	0.000	21043	0.1004	0.1038	
	19 2,6-Dinitrotoluene	1	11.783	11.783	0.000	15921	0.1004	0.1065	
	20 2,4-Dinitrotoluene	1	11.983	11.983	0.000	31802	0.1004	0.1048	
	21 o-Nitrotoluene	1	12.823	12.823	0.000	13733	0.1000	0.1017	
	22 p-Nitrotoluene	1	13.256	13.256	0.000	11811	0.1002	0.1045	
	23 m-Nitrotoluene	1	13.849	13.849	0.000	14838	0.1001	0.1037	
	24 PETN	2	14.936	14.936	0.000	78947	1.00	1.00	

QC Flag Legend

Review Flags
M - Manually Integrated

Reagents:

8330IntermStk_00061 Amount Added: 10.00 Units: uL

Report Date: 26-Mar-2020 15:45:43 Chrom Revision: 2.3 11-Mar-2020 18:53:20

Eurofins TestAmerica, Denver

Data File: \\chromna\denver\chromdata\chhplc_x\20200318-90159.b\03180012.d

Injection Date:	18-Mar-2020 13:30:35	Instrument ID:	CHHPLC_X3	Operator ID:	CB
Lims ID:	IC MAIN L4			Worklist Smp#:	12
Client ID:					
Injection Vol:	100.0 ul	Dil. Factor:	1.0000	ALS Bottle#:	12
Method:	8330_X3	Limit Group:	GCSV - 8330		

Column: UltraCarb5uODS (20) (4.60 mm) Y Scaling: Method Defined: Scale to the Nth Largest Target: 1

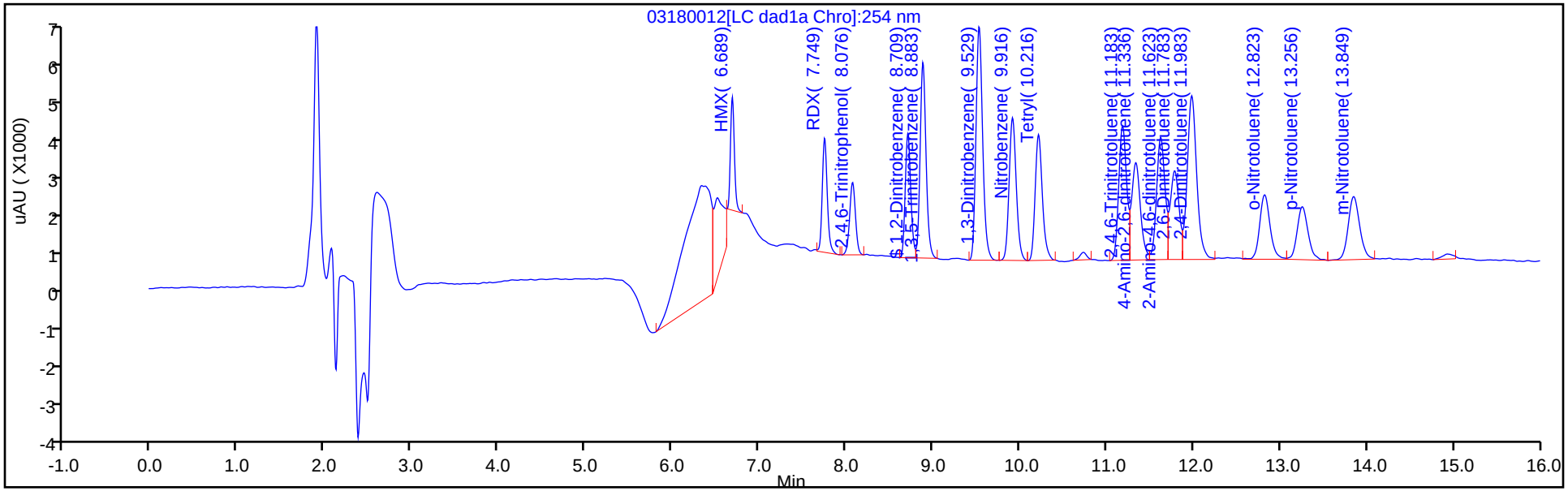

Y Scaling: Method Defined: Scale to the Nth Largest Target: 1

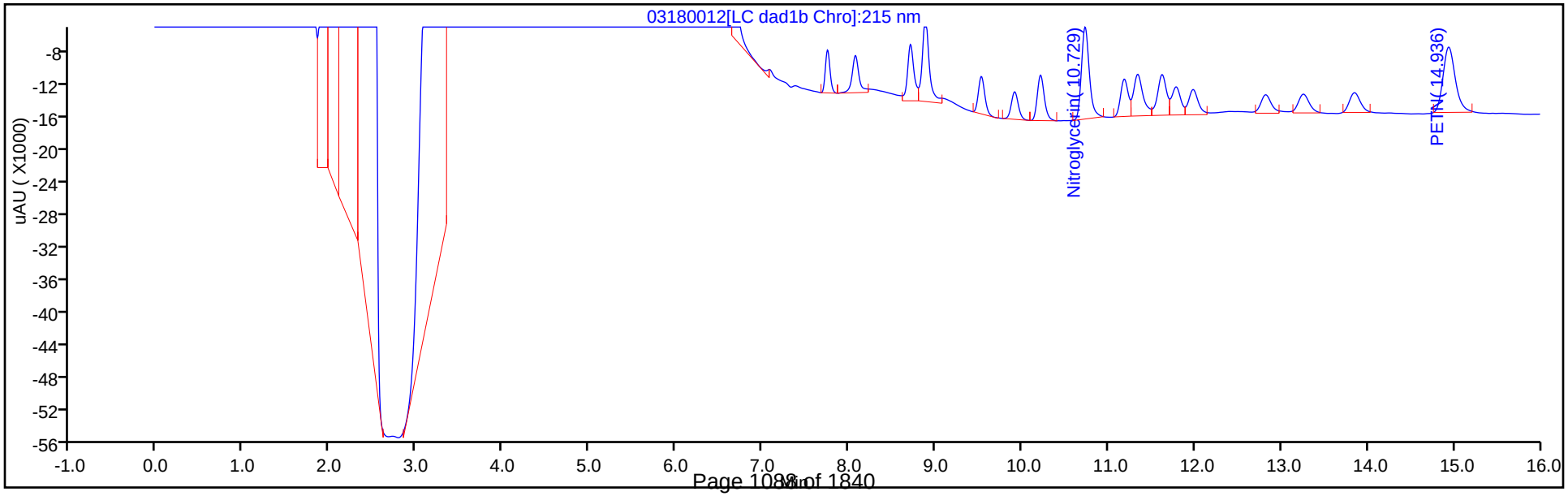

Manual Integration/User Assign Peak Report

Eurofins TestAmerica, Denver

Data File: \\chromna\denver\chromdata\chhplc_x\20200318-90159.b\03180012.d
Injection Date: 18-Mar-2020 13:30:35 Instrument ID: CHHPLC_X3
Lims ID: IC MAIN L4
Client ID:
Operator ID: CB ALS Bottle#: 12 Worklist Smp#: 12
Injection Vol: 100.0 ul Dil. Factor: 1.0000
Method: 8330_X3 Limit Group: GCSV - 8330
Column: UltraCarb5uODS (20) (4.60 mm) Detector LC DAD1B, 254 nm

3 HMX, CAS: 2691-41-0

Signal: 1

Processing Integration Results

RT: 6.69
Area: 16912
Amount: 0.090478
Amount Units: ug/mL

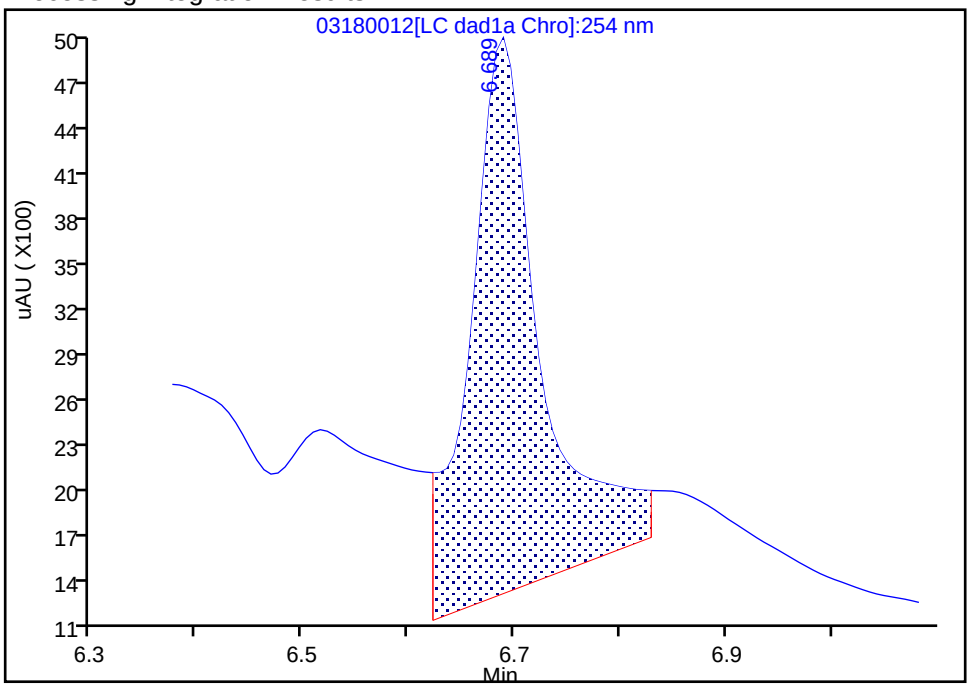

Manual Integration Results

RT: 6.69
Area: 9080
Amount: 0.105628
Amount Units: ug/mL

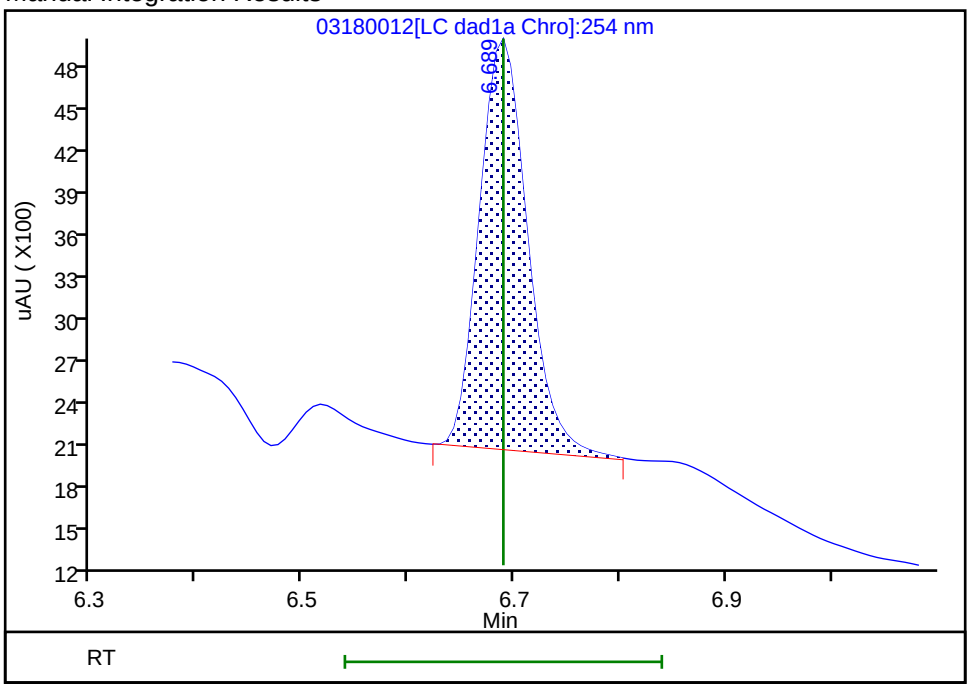

Reviewer: beckerc, 19-Mar-2020 08:43:42
Audit Action: Manually Integrated Audit Reason: Baseline

Eurofins TestAmerica, Denver
Target Compound Quantitation Report

Data File: \\chromna\Denver\ChromData\CHHPLC_X\20200318-90159.b\03180013.D
Lims ID: IC MAIN L3
Client ID:
Sample Type: IC Calib Level: 3
Inject. Date: 18-Mar-2020 13:53:37 ALS Bottle#: 13 Worklist Smp#: 13
Injection Vol: 100.0 ul Dil. Factor: 1.0000
Sample Info: IC MAIN L3
Misc. Info.: 280-0090150-013
Operator ID: CB Instrument ID: CHHPLC_X3
Sublist: chrom-8330_X3*sub9

Method: \\chromna\Denver\ChromData\CHHPLC_X\20200318-90159.b\8330_X3.m
Limit Group: GCSV - 8330
Last Update: 26-Mar-2020 15:45:44 Calib Date: 18-Mar-2020 14:39:27
Integrator: Falcon
Quant Method: External Standard Quant By: Initial Calibration
Last ICal File: \\chromna\Denver\ChromData\CHHPLC_X\20200318-90159.b\03180015.D

Column 1 : UltraCarb5uODS (20) (4.60 mm) Det: LC DAD1B, 254 nm
Process Host: CTX0308

First Level Reviewer: beckerc Date: 19-Mar-2020 08:44:05

Compound	Det	RT (min.)	Exp RT (min.)	Dlt RT (min.)	Response	Cal Amt ug/mL	OnCol Amt ug/mL	Flags
3 HMX	1	6.687	6.689	-0.002	4323	0.0500	0.0503	M
7 RDX	1	7.753	7.749	0.004	6070	0.0500	0.0521	
8 2,4,6-Trinitrophenol	1	8.080	8.076	0.004	4305	0.0500	0.0506	
$ 9 1,2-Dinitrobenzene	1	8.713	8.709	0.004	7239	0.0500	0.0524	
10 1,3,5-Trinitrobenzene	1	8.887	8.883	0.004	11986	0.0501	0.0520	
11 1,3-Dinitrobenzene	1	9.533	9.529	0.004	16146	0.0501	0.0526	
12 Nitrobenzene	1	9.920	9.916	0.004	10485	0.0502	0.0523	
14 Tetryl	1	10.220	10.216	0.004	9136	0.0501	0.0516	
15 Nitroglycerin	2	10.733	10.729	0.004	33491	0.5000	0.4915	
16 2,4,6-Trinitrotoluene	1	11.186	11.183	0.003	10774	0.0502	0.0528	
17 4-Amino-2,6-dinitrotoluene	1	11.340	11.336	0.004	8490	0.0501	0.0541	
18 2-Amino-4,6-dinitrotoluene	1	11.633	11.623	0.010	10503	0.0502	0.0518	
19 2,6-Dinitrotoluene	1	11.793	11.783	0.010	7882	0.0502	0.0527	
20 2,4-Dinitrotoluene	1	11.986	11.983	0.003	15741	0.0502	0.0519	
21 o-Nitrotoluene	1	12.833	12.823	0.010	7553	0.0500	0.0559	
22 p-Nitrotoluene	1	13.260	13.256	0.004	6416	0.0501	0.0568	
23 m-Nitrotoluene	1	13.853	13.849	0.004	7758	0.0501	0.0542	
24 PETN	2	14.946	14.936	0.010	37407	0.5000	0.4759	

QC Flag Legend

Review Flags
M - Manually Integrated

Reagents:

8330IntermStk_00061 Amount Added: 5.00 Units: uL

Report Date: 26-Mar-2020 15:45:44 Chrom Revision: 2.3 11-Mar-2020 18:53:20

Eurofins TestAmerica, Denver

Data File: \\chromna\denver\chromdata\chhplc_x\20200318-90159.b\03180013.d

Injection Date:	18-Mar-2020 13:53:37	Instrument ID:	CHHPLC_X3	Operator ID:	CB
Lims ID:	IC MAIN L3			Worklist Smp#:	13
Client ID:					
Injection Vol:	100.0 ul	Dil. Factor:	1.0000	ALS Bottle#:	13
Method:	8330_X3	Limit Group:	GCSV - 8330		

Column: UltraCarb5uODS (20) (4.60 mm) Y Scaling: Method Defined: Scale to the Nth Largest Target: 1

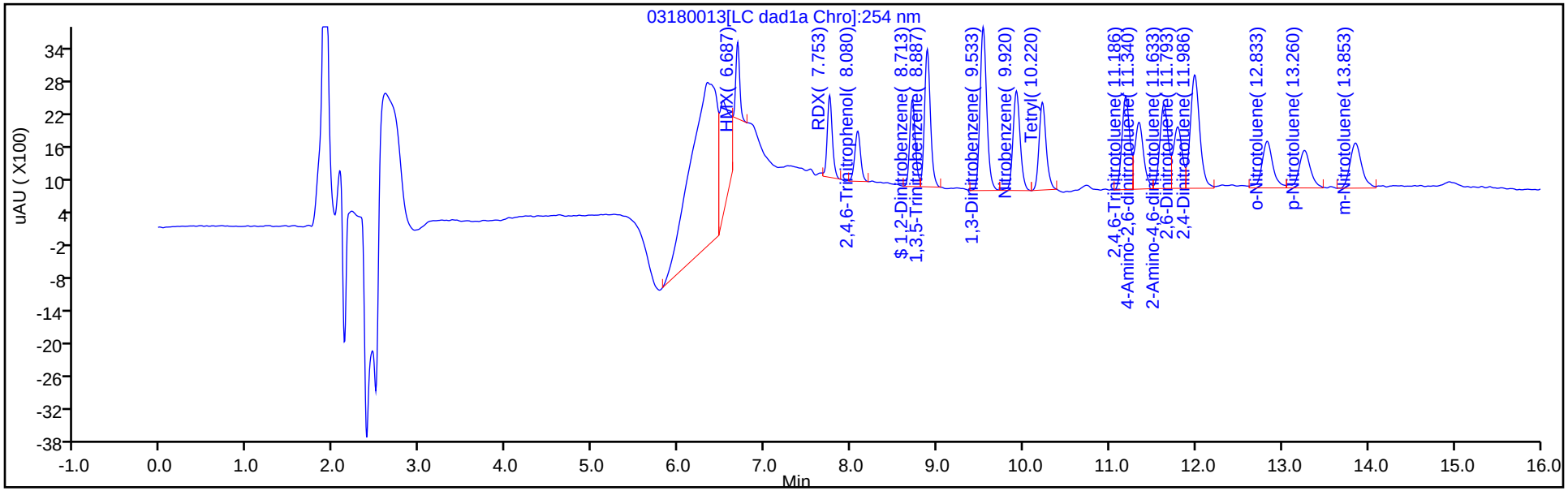

Y Scaling: Method Defined: Scale to the Nth Largest Target: 1

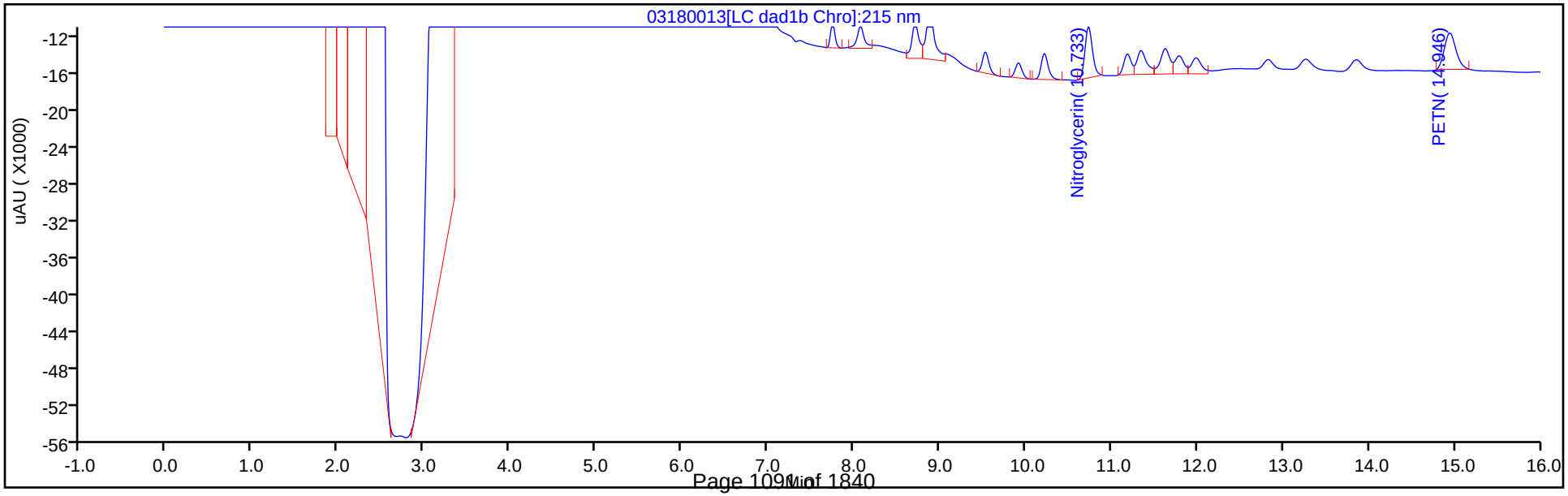

Manual Integration/User Assign Peak Report

Eurofins TestAmerica, Denver

Data File:	\\chromna\denver\chromdata\chhplc_x\20200318-90159.b\03180013.d				
Injection Date:	18-Mar-2020 13:53:37	Instrument ID:	CHHPLC_X3		
Lims ID:	IC MAIN L3				
Client ID:					
Operator ID:	CB	ALS Bottle#:	13	Worklist Smp#:	13
Injection Vol:	100.0 ul	Dil. Factor:	1.0000		
Method:	8330_X3	Limit Group:	GCSV - 8330		
Column:	UltraCarb5uODS (20) (4.60 mm)	Detector	LC DAD1B, 254 nm		

3 HMX, CAS: 2691-41-0

Signal: 1

Processing Integration Results

RT: 6.69
Area: 12509
Amount: 0.070190
Amount Units: ug/mL

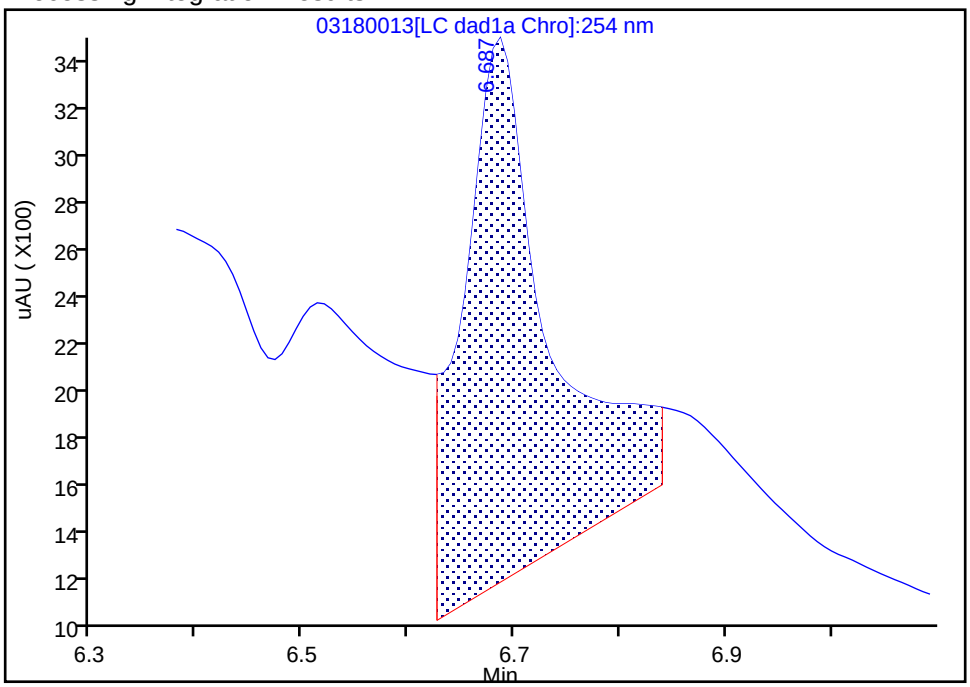

Manual Integration Results

RT: 6.69
Area: 4323
Amount: 0.050290
Amount Units: ug/mL

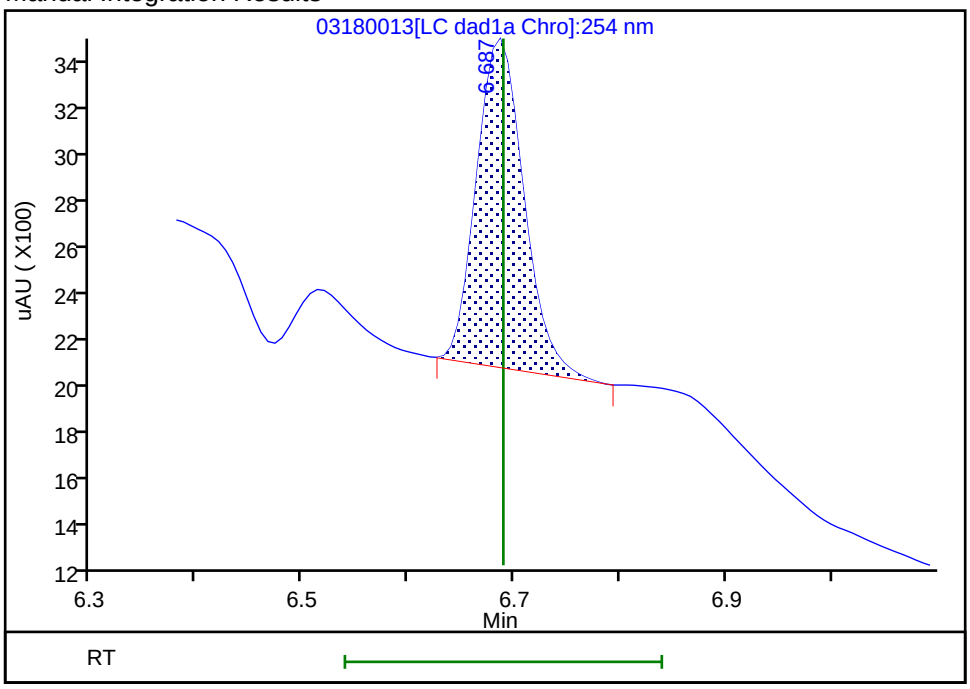

Reviewer: beckerc, 19-Mar-2020 08:44:00

Audit Action: Manually Integrated Audit Reason: Baseline

Report Date: 26-Mar-2020 15:45:45 Chrom Revision: 2.3 11-Mar-2020 18:53:20

Eurofins TestAmerica, Denver
Target Compound Quantitation Report

Data File: \\chromna\Denver\ChromData\CHHPLC_X\20200318-90159.b\03180014.D
Lims ID: IC MAIN L2
Client ID:
Sample Type: IC Calib Level: 2
Inject. Date: 18-Mar-2020 14:16:32 ALS Bottle#: 14 Worklist Smp#: 14
Injection Vol: 100.0 ul Dil. Factor: 1.0000
Sample Info: IC MAIN L2
Misc. Info.: 280-0090150-014
Operator ID: CB Instrument ID: CHHPLC_X3
Sublist: chrom-8330_X3*sub9

Method: \\chromna\Denver\ChromData\CHHPLC_X\20200318-90159.b\8330_X3.m
Limit Group: GCSV - 8330
Last Update: 26-Mar-2020 15:45:44 Calib Date: 18-Mar-2020 14:39:27
Integrator: Falcon
Quant Method: External Standard Quant By: Initial Calibration
Last ICal File: \\chromna\Denver\ChromData\CHHPLC_X\20200318-90159.b\03180015.D

Column 1 : UltraCarb5uODS (20) (4.60 mm) Det: LC DAD1B, 254 nm
Process Host: CTX0308

First Level Reviewer: beckerc Date: 19-Mar-2020 08:44:44

Compound	Det	RT (min.)	Exp RT (min.)	Dlt RT (min.)	Response	Cal Amt ug/mL	OnCol Amt ug/mL	Flags
3 HMX	1	6.689	6.689	0.000	1536	0.0250	0.0179	M
7 RDX	1	7.755	7.749	0.006	2817	0.0250	0.0242	
8 2,4,6-Trinitrophenol	1	8.082	8.076	0.006	1774	0.0250	0.0208	
$ 9 1,2-Dinitrobenzene	1	8.709	8.709	0.000	2996	0.0250	0.0217	
10 1,3,5-Trinitrobenzene	1	8.889	8.883	0.006	4845	0.0251	0.0210	
11 1,3-Dinitrobenzene	1	9.535	9.529	0.006	6270	0.0251	0.0204	
12 Nitrobenzene	1	9.922	9.916	0.006	4155	0.0251	0.0207	
14 Tetryl	1	10.215	10.216	-0.001	3492	0.0251	0.0197	
15 Nitroglycerin	2	10.735	10.729	0.006	13701	0.2500	0.2011	
16 2,4,6-Trinitrotoluene	1	11.189	11.183	0.006	4307	0.0251	0.0211	
17 4-Amino-2,6-dinitrotoluene	1	11.342	11.336	0.006	3443	0.0250	0.0258	
18 2-Amino-4,6-dinitrotoluene	1	11.629	11.623	0.006	4046	0.0251	0.0199	M
19 2,6-Dinitrotoluene	1	11.789	11.783	0.006	2987	0.0251	0.0200	M
20 2,4-Dinitrotoluene	1	11.989	11.983	0.006	6274	0.0251	0.0207	
21 o-Nitrotoluene	1	12.822	12.823	-0.001	3068	0.0250	0.0227	
22 p-Nitrotoluene	1	13.269	13.256	0.013	2509	0.0251	0.0222	
23 m-Nitrotoluene	1	13.849	13.849	0.000	3129	0.0250	0.0219	
24 PETN	2	14.942	14.936	0.006	11624	0.2500	0.1479	

QC Flag Legend

Review Flags
M - Manually Integrated

Reagents:

8330IntermStk_00061 Amount Added: 2.50 Units: uL

Report Date: 26-Mar-2020 15:45:45 Chrom Revision: 2.3 11-Mar-2020 18:53:20

Eurofins TestAmerica, Denver

Data File: \\chromna\denver\chromdata\chhplc_x\20200318-90159.b\03180014.d

Injection Date:	18-Mar-2020 14:16:32	Instrument ID:	CHHPLC_X3	Operator ID:	CB
Lims ID:	IC MAIN L2			Worklist Smp#:	14
Client ID:					
Injection Vol:	100.0 ul	Dil. Factor:	1.0000	ALS Bottle#:	14
Method:	8330_X3	Limit Group:	GCSV - 8330		

Column: UltraCarb5uODS (20) (4.60 mm) Y Scaling: Method Defined: Scale to the Nth Largest Target: 1

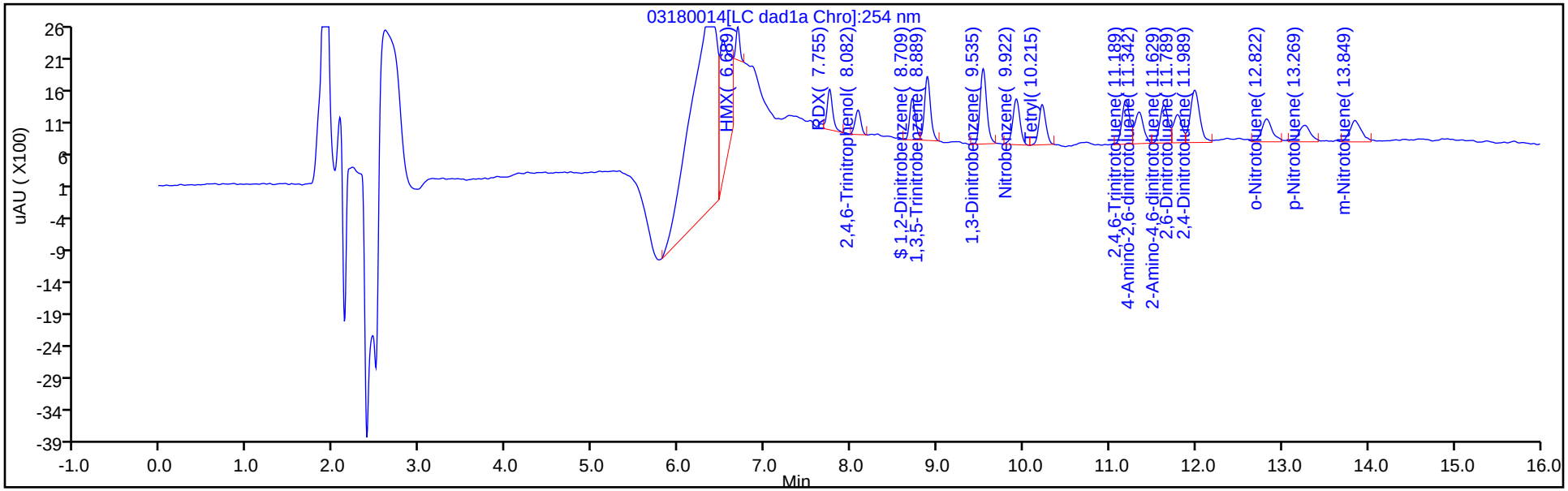

Y Scaling: Method Defined: Scale to the Nth Largest Target: 1

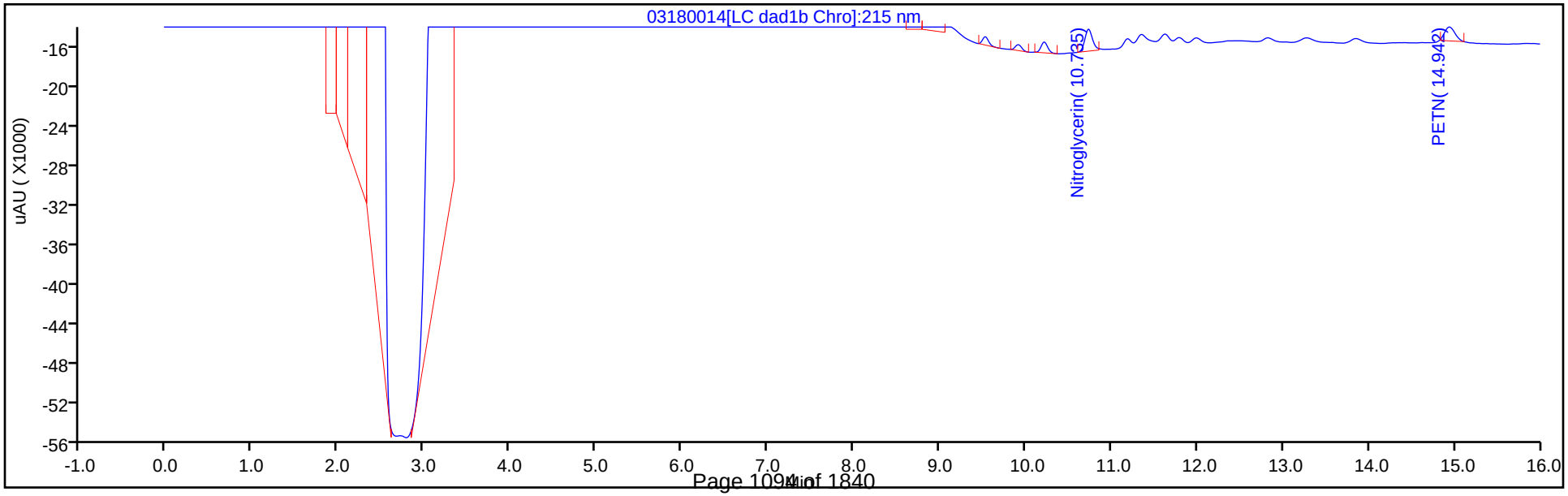

Manual Integration/User Assign Peak Report

Eurofins TestAmerica, Denver

Data File: \\chromna\denver\chromdata\chhplc_x\20200318-90159.b\03180014.d
Injection Date: 18-Mar-2020 14:16:32 Instrument ID: CHHPLC_X3
Lims ID: IC MAIN L2
Client ID:
Operator ID: CB ALS Bottle#: 14 Worklist Smp#: 14
Injection Vol: 100.0 ul Dil. Factor: 1.0000
Method: 8330_X3 Limit Group: GCSV - 8330
Column: UltraCarb5uODS (20) (4.60 mm) Detector LC DAD1B, 254 nm

3 HMX, CAS: 2691-41-0

Signal: 1

Processing Integration Results

RT: 6.69
Area: 11606
Amount: 0.072526
Amount Units: ug/mL

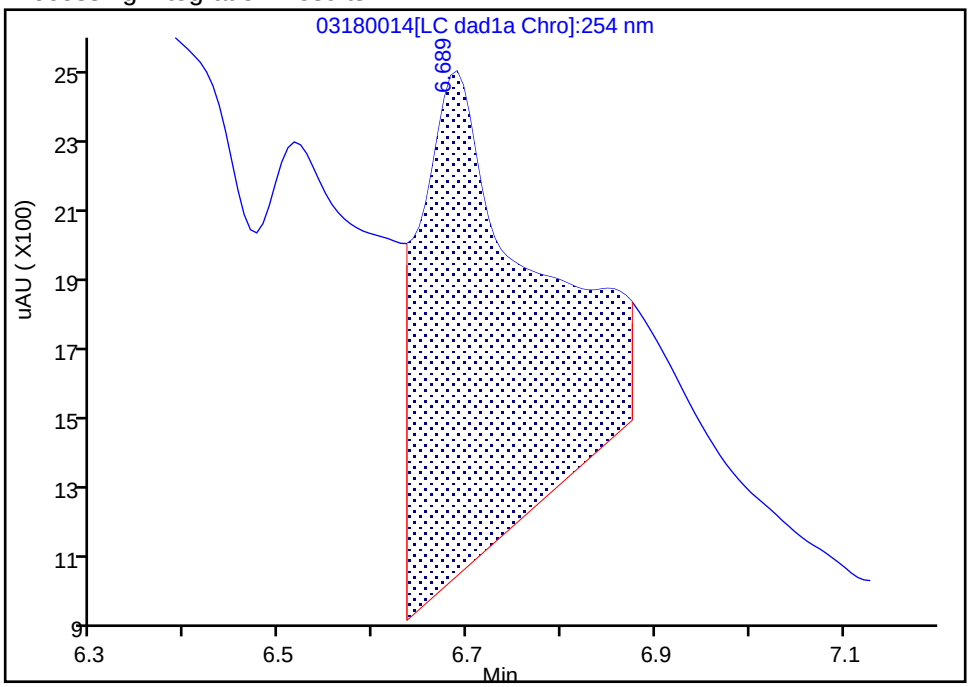

Manual Integration Results

RT: 6.69
Area: 1536
Amount: 0.017868
Amount Units: ug/mL

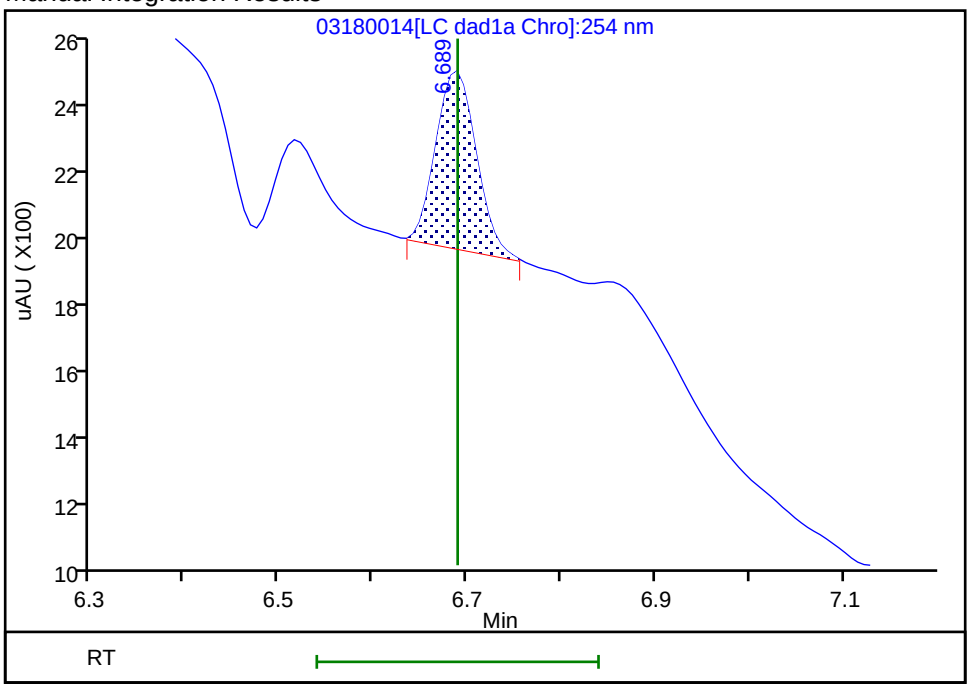

Reviewer: beckerc, 19-Mar-2020 08:44:20
Audit Action: Manually Integrated Audit Reason: Baseline

Manual Integration/User Assign Peak Report

Eurofins TestAmerica, Denver

Data File: \\chromna\denver\chromdata\chhplc_x\20200318-90159.b\03180014.d
Injection Date: 18-Mar-2020 14:16:32 Instrument ID: CHHPLC_X3
Lims ID: IC MAIN L2
Client ID:
Operator ID: CB ALS Bottle#: 14 Worklist Smp#: 14
Injection Vol: 100.0 ul Dil. Factor: 1.0000
Method: 8330_X3 Limit Group: GCSV - 8330
Column: UltraCarb5uODS (20) (4.60 mm) Detector LC DAD1B, 254 nm

18 2-Amino-4,6-dinitrotoluene, CAS: 35572-78-2

Signal: 1

Processing Integration Results

RT: 11.63
Area: 7030
Amount: 0.030654
Amount Units: ug/mL

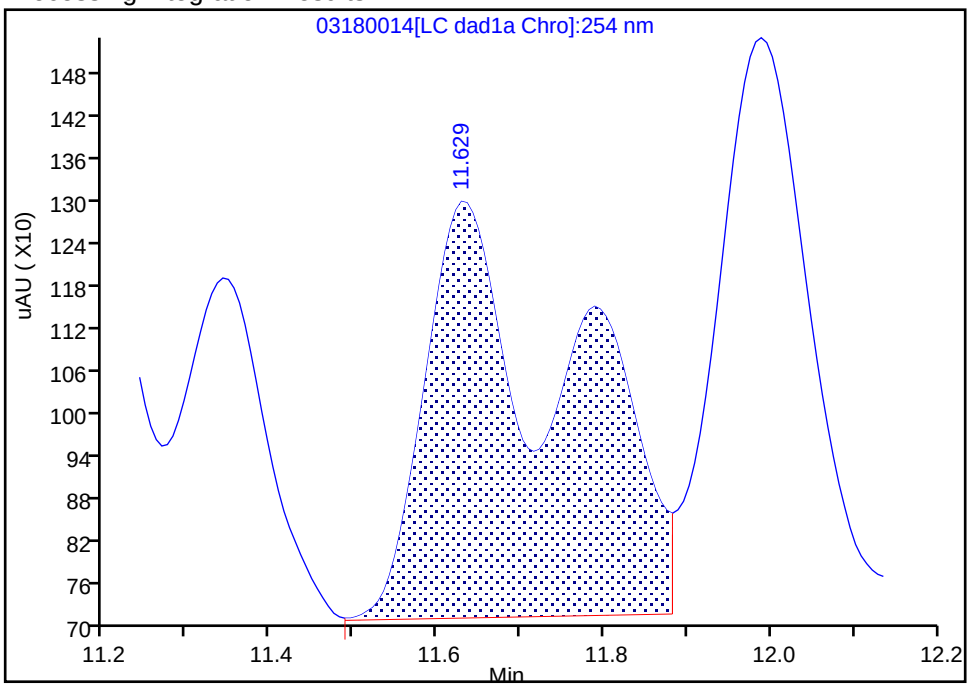

Manual Integration Results

RT: 11.63
Area: 4046
Amount: 0.019949
Amount Units: ug/mL

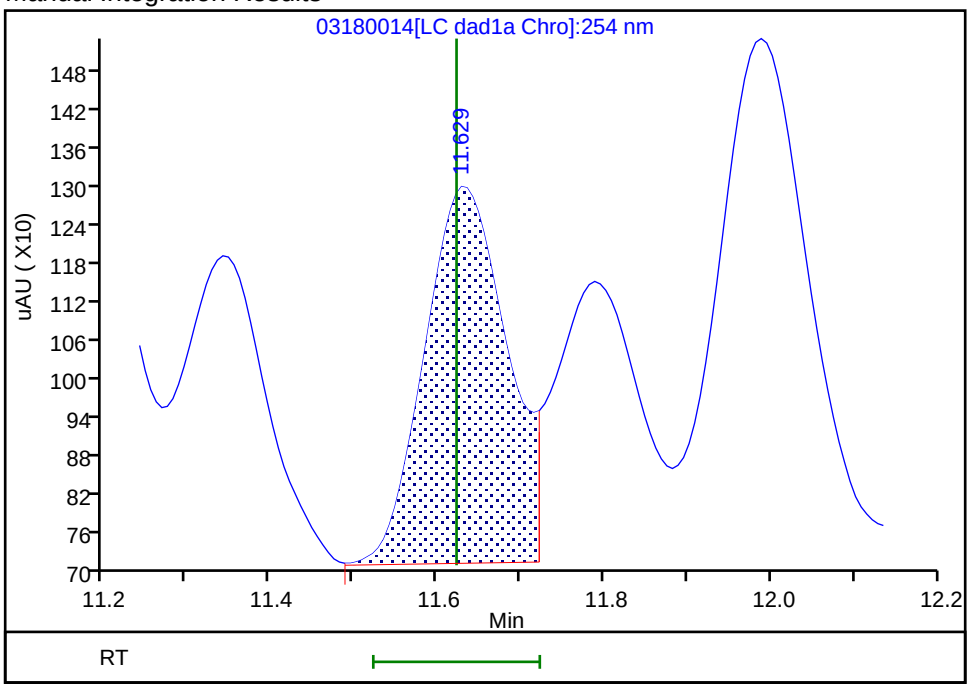

Reviewer: beckerc, 19-Mar-2020 08:44:36
Audit Action: Split an Integrated Peak Audit Reason: Baseline

Report Date: 26-Mar-2020 15:45:46 Chrom Revision: 2.3 11-Mar-2020 18:53:20

Eurofins TestAmerica, Denver
Target Compound Quantitation Report

Data File: \\chromna\Denver\ChromData\CHHPLC_X\20200318-90159.b\03180015.D
Lims ID: IC MAIN L1
Client ID:
Sample Type: IC Calib Level: 1
Inject. Date: 18-Mar-2020 14:39:27 ALS Bottle#: 15 Worklist Smp#: 15
Injection Vol: 100.0 ul Dil. Factor: 1.0000
Sample Info: IC MAIN L1
Misc. Info.: 280-0090150-015
Operator ID: CB Instrument ID: CHHPLC_X3
Sublist: chrom-8330_X3*sub9

Method: \\chromna\Denver\ChromData\CHHPLC_X\20200318-90159.b\8330_X3.m
Limit Group: GCSV - 8330
Last Update: 26-Mar-2020 15:45:45 Calib Date: 18-Mar-2020 14:39:27
Integrator: Falcon
Quant Method: External Standard Quant By: Initial Calibration
Last ICal File: \\chromna\Denver\ChromData\CHHPLC_X\20200318-90159.b\03180015.D

Column 1 : UltraCarb5uODS (20) (4.60 mm) Det: LC DAD1B, 254 nm
Process Host: CTX0308

First Level Reviewer: beckerc Date: 19-Mar-2020 08:46:42

	Compound	Det	RT (min.)	Exp RT (min.)	Dlt RT (min.)	Response	Cal Amt ug/mL	OnCol Amt ug/mL	Flags
	3 HMX	1		6.689			ND	ND	MU
	7 RDX	1		7.749			ND	ND	MU
	8 2,4,6-Trinitrophenol	1	8.082	8.076	0.006	1082	0.0125	0.0127	M
$	9 1,2-Dinitrobenzene	1	8.715	8.709	0.006	1531	0.0125	0.0111	
	10 1,3,5-Trinitrobenzene	1	8.888	8.883	0.005	2405	0.0125	0.0104	
	11 1,3-Dinitrobenzene	1	9.535	9.529	0.006	3191	0.0125	0.0104	
	12 Nitrobenzene	1	9.915	9.916	-0.001	2176	0.0126	0.0109	
	14 Tetryl	1	10.221	10.216	0.005	1664	0.0125	0.009399	
	15 Nitroglycerin	2	10.735	10.729	0.006	6790	0.1250	0.0997	
	16 2,4,6-Trinitrotoluene	1	11.195	11.183	0.012	1807	0.0126	0.008856	
	17 4-Amino-2,6-dinitrotoluene	1	11.341	11.336	0.005	981	0.0125	0.0120	
	18 2-Amino-4,6-dinitrotoluene	1	11.635	11.623	0.012	2123	0.0126	0.0105	M
	19 2,6-Dinitrotoluene	1	11.795	11.783	0.012	1508	0.0126	0.0101	M
	20 2,4-Dinitrotoluene	1	11.995	11.983	0.012	3142	0.0126	0.0103	
	21 o-Nitrotoluene	1	12.828	12.823	0.005	1615	0.0125	0.0120	
	22 p-Nitrotoluene	1	13.268	13.256	0.012	1080	0.0125	0.009557	
	23 m-Nitrotoluene	1	13.855	13.849	0.006	1403	0.0125	0.009809	
	24 PETN	2		14.936			ND	ND	MU

QC Flag Legend

Processing Flags
ND - Not Detected or Marked ND
Review Flags
M - Manually Integrated
U - Marked Undetected

Reagents:

8330IntermStk_00061 Amount Added: 1.25 Units: uL

Report Date: 26-Mar-2020 15:45:46 Chrom Revision: 2.3 11-Mar-2020 18:53:20

Eurofins TestAmerica, Denver

Data File: \\chromna\denver\chromdata\chhplc_x\20200318-90159.b\03180015.d

Injection Date:	18-Mar-2020 14:39:27	Instrument ID:	CHHPLC_X3	Operator ID:	CB
Lims ID:	IC MAIN L1			Worklist Smp#:	15
Client ID:					
Injection Vol:	100.0 ul	Dil. Factor:	1.0000	ALS Bottle#:	15
Method:	8330_X3	Limit Group:	GCSV - 8330		

Column: UltraCarb5uODS (20) (4.60 mm) Y Scaling: Method Defined: Scale to the Nth Largest Target: 1

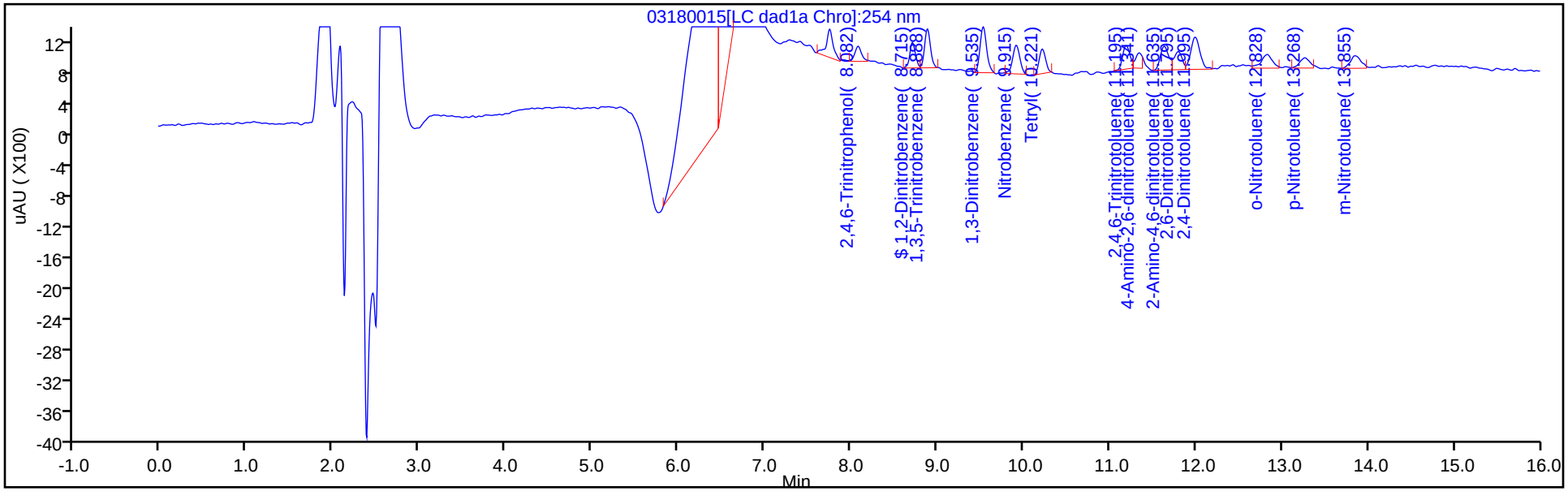

Y Scaling: Method Defined: Scale to the Nth Largest Target: 1

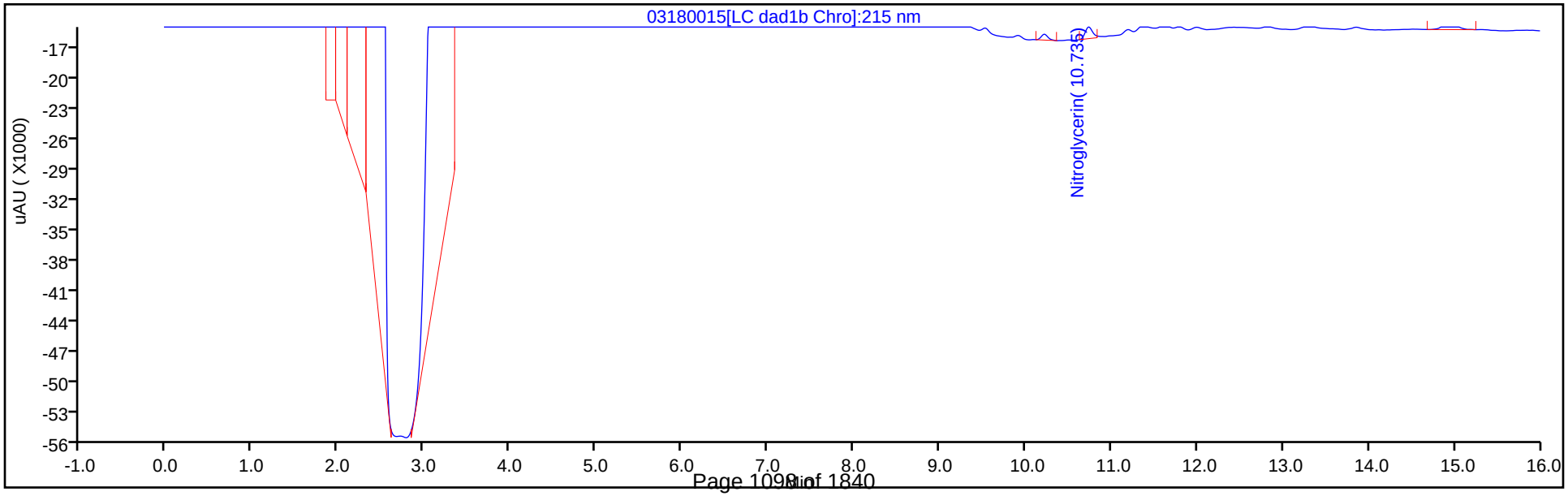

Manual Integration/User Assign Peak Report

Eurofins TestAmerica, Denver

Data File: \\chromna\denver\chromdata\chhplc_x\20200318-90159.b\03180015.d
Injection Date: 18-Mar-2020 14:39:27 Instrument ID: CHHPLC_X3
Lims ID: IC MAIN L1
Client ID:
Operator ID: CB ALS Bottle#: 15 Worklist Smp#: 15
Injection Vol: 100.0 ul Dil. Factor: 1.0000
Method: 8330_X3 Limit Group: GCSV - 8330
Column: UltraCarb5uODS (20) (4.60 mm) Detector LC DAD1B, 254 nm

18 2-Amino-4,6-dinitrotoluene, CAS: 35572-78-2

Signal: 1

Processing Integration Results

RT: 11.63
Area: 3626
Amount: 0.016777
Amount Units: ug/mL

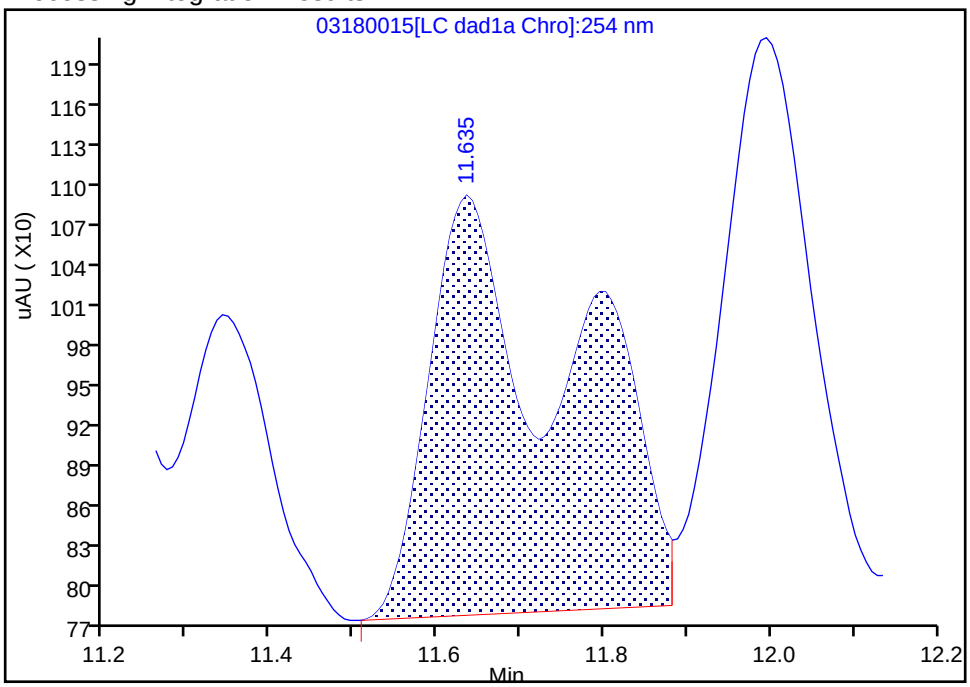

Manual Integration Results

RT: 11.63
Area: 2123
Amount: 0.010468
Amount Units: ug/mL

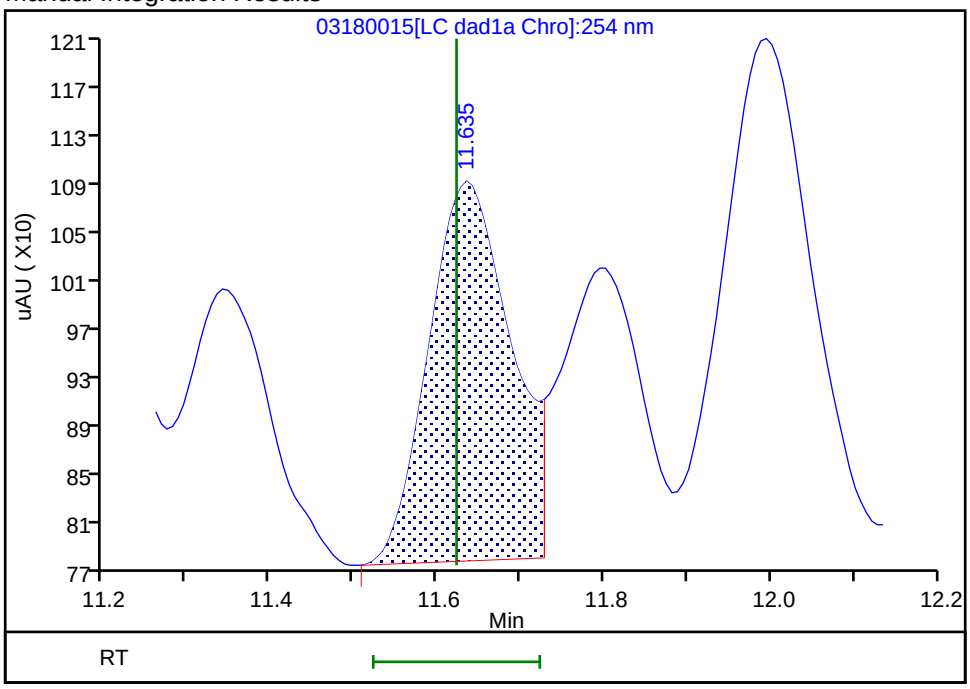

Reviewer: beckerc, 19-Mar-2020 08:46:18
Audit Action: Split an Integrated Peak Audit Reason: Baseline

FORM VII
HPLC/IC CONTINUING CALIBRATION DATA

Lab Name: Eurofins TestAmerica, Denver Job No.: 280-137110-1

SDG No.:

Lab Sample ID: ICV 280-494886/16 Calibration Date: 05/14/2020 21:31

Instrument ID: CHHPLC_G2_LUNA Calib Start Date: 05/14/2020 16:16

GC Column: Luna-phenylhex ID: 4.60(mm) Calib End Date: 05/14/2020 20:56

Lab File ID: 05140016.D Conc. Units: ug/L

ANALYTE	CURVE TYPE	AVE CF	CF	MIN CF	CALC AMOUNT	SPIKE AMOUNT	%D	MAX %D
Picric acid	Ave	193810	184585		381	400	-4.8	15.0
HMX	Lin2		178815		374	400	-6.5	15.0
RDX	Ave	244360	211628		346	400	-13.4	15.0
Nitrobenzene	Ave	439227	438053		399	400	-0.3	15.0
1,3-Dinitrobenzene	Ave	674189	636963		378	400	-5.5	15.0
Nitroglycerin	Ave	126803	122258		3860	4000	-3.6	15.0
2-Nitrotoluene	Ave	272965	263495		386	400	-3.5	15.0
4-Nitrotoluene	Ave	240881	229805		382	400	-4.6	15.0
4-Amino-2,6-dinitrotoluene	Ave	345235	318460		369	400	-7.8	15.0
3-Nitrotoluene	Ave	298327	286883		385	400	-3.8	15.0
2-Amino-4,6-dinitrotoluene	Ave	465211	446188		384	400	-4.1	15.0
1,3,5-Trinitrobenzene	Ave	472451	495920		420	400	5.0	15.0
2,6-Dinitrotoluene	Lin2		302720		403	400	0.8	15.0
2,4-Dinitrotoluene	Ave	640113	590383		369	400	-7.8	15.0
Tetryl	Ave	368678	347680		377	400	-5.7	15.0
2,4,6-Trinitrotoluene	Lin1		390228		381	400	-4.8	15.0
PETN	Lin1		124707		3650	4000	-8.8	15.0
1,2-Dinitrobenzene	Lin1		250760		355	400	-11.2	15.0

FORM VII
HPLC/IC CONTINUING CALIBRATION RETENTION TIME SUMMARY

Lab Name: Eurofins TestAmerica, Denver Job No.: 280-137110-1

SDG No.:

Lab Sample ID: ICV 280-494886/16 Calibration Date: 05/14/2020 21:31

Instrument ID: CHHPLC_G2_LUNA Calib Start Date: 05/14/2020 16:16

GC Column: Luna-phenylhex ID: 4.60(mm) Calib End Date: 05/14/2020 20:56

Lab File ID: 05140016.D

Analyte	RT	RT WINDOW	
		FROM	TO
Picric acid	6.23	6.15	6.45
HMX	6.95	6.84	7.14
RDX	9.12	9.02	9.32
Nitrobenzene	12.05	11.96	12.26
1,3-Dinitrobenzene	15.50	15.40	15.70
Nitroglycerin	15.81	15.70	16.00
2-Nitrotoluene	16.49	16.38	16.68
4-Nitrotoluene	16.77	16.67	16.97
4-Amino-2,6-dinitrotoluene	17.10	17.00	17.30
3-Nitrotoluene	17.69	17.60	17.90
2-Amino-4,6-dinitrotoluene	17.99	17.90	18.20
1,3,5-Trinitrobenzene	18.83	18.74	19.04
2,6-Dinitrotoluene	19.75	19.66	19.96
2,4-Dinitrotoluene	20.24	20.14	20.44
Tetryl	23.51	23.40	23.70
2,4,6-Trinitrotoluene	24.61	24.50	24.80
PETN	25.25	25.13	25.43
1,2-Dinitrobenzene	12.99	12.89	13.19

Eurofins TestAmerica, Denver
Target Compound Quantitation Report

Data File: \\chromfs\Denver\ChromData\G2_LUNA\20200514-91518.b\05140016.D
Lims ID: ICV FULL
Client ID:
Sample Type: ICV
Inject. Date: 14-May-2020 21:31:26 ALS Bottle#: 16 Worklist Smp#: 16
Injection Vol: 100.0 ul Dil. Factor: 1.0000
Sample Info: ICV FULL
Misc. Info.: 280-0091518-016
Operator ID: CB Instrument ID: CHHPLC_G2_LUNA
Sublist:

Method: \\chromfs\Denver\ChromData\G2_LUNA\20200514-91518.b\G2_8330_Luna.m
Limit Group: GCSV - 8330
Last Update: 15-May-2020 12:00:59 Calib Date: 14-May-2020 20:56:30
Integrator: Falcon
Quant Method: External Standard Quant By: Initial Calibration
Last ICal File: \\chromfs\Denver\ChromData\G2_LUNA\20200514-91518.b\05140015.D

Column 1 : Luna-Phenyl hexyl (4.60 mm) Det: LC DAD1A, 254 nm
Process Host: CTX0318

First Level Reviewer: zhangji Date: 15-May-2020 11:55:09

	Compound	Det	RT (min.)	Exp RT (min.)	Dlt RT (min.)	Response	Cal Amt ug/ml	OnCol Amt ug/ml	Flags
	1 2,6-diamino-4-nitrotoluene	1	4.307	4.366	-0.059	179307	0.4000	0.4177	M
	2 2,4-diamino-6-nitrotoluene	1	4.840	4.880	-0.040	97723	0.4000	0.3877	M
	5 2,4,6-Trinitrophenol	1	6.234	6.300	-0.066	73834	0.4000	0.3810	a
	6 HMX	1	6.954	6.986	-0.032	71526	0.4000	0.3740	
	8 RDX	1	9.120	9.173	-0.053	84651	0.4000	0.3464	
	9 Nitrobenzene	1	12.053	12.106	-0.053	175221	0.4000	0.3989	
$	10 1,2-Dinitrobenzene	1	12.987	13.040	-0.053	100304	0.4000	0.3552	
	11 3,5-Dinitroaniline	1	14.827	14.886	-0.059	185478	0.4000	0.3767	
	12 1,3-Dinitrobenzene	1	15.500	15.553	-0.053	254785	0.4000	0.3779	
	13 Nitroglycerin	2	15.807	15.853	-0.046	489033	4.00	3.86	
	14 o-Nitrotoluene	1	16.493	16.533	-0.040	105398	0.4000	0.3861	M
	15 p-Nitrotoluene	1	16.767	16.820	-0.053	91922	0.4000	0.3816	M
	16 4-Amino-2,6-dinitrotoluene	1	17.100	17.146	-0.046	127384	0.4000	0.3690	M
	17 m-Nitrotoluene	1	17.693	17.753	-0.060	114753	0.4000	0.3847	M
	18 2-Amino-4,6-dinitrotoluene	1	17.987	18.046	-0.059	178475	0.4000	0.3836	M
	19 1,3,5-Trinitrobenzene	1	18.833	18.886	-0.053	198368	0.4000	0.4199	M
	20 2,6-Dinitrotoluene	1	19.753	19.806	-0.053	121088	0.4000	0.4033	M
	21 2,4-Dinitrotoluene	1	20.240	20.293	-0.053	236153	0.4000	0.3689	M
	22 Tetryl	1	23.507	23.553	-0.046	139072	0.4000	0.3772	
	23 2,4,6-Trinitrotoluene	1	24.607	24.653	-0.046	156091	0.4000	0.3808	
	24 PETN	2	25.254	25.280	-0.026	498829	4.00	3.65	

QC Flag Legend

Review Flags

M - Manually Integrated

a - User Assigned ID

Reagents:

8330Surrogate_00114	Amount Added:	40.00	Units: uL
3,5-DNA LCS_00036	Amount Added:	40.00	Units: uL
8330 LCS_00098	Amount Added:	40.00	Units: uL
8330DiaminLCS_00038	Amount Added:	40.00	Units: uL

Report Date: 15-May-2020 12:01:01 Chrom Revision: 2.3 05-May-2020 17:48:18

Eurofins TestAmerica, Denver

Data File: \\chromfs\denver\chromdata\g2_luna\20200514-91518.b\05140016.d

Injection Date:	14-May-2020 21:31:26	Instrument ID:	CHHPLC_G2_LUNA	Operator ID:	CB
Lims ID:	ICV FULL			Worklist Smp#:	16
Client ID:					
Injection Vol:	100.0 ul	Dil. Factor:	1.0000	ALS Bottle#:	16
Method:	G2_8330_Luna	Limit Group:	GCSV - 8330		

Column: Luna-Phenyl hexyl (4.60 mm) Y Scaling: Method Defined: Scale to the Nth Largest Peak: 1

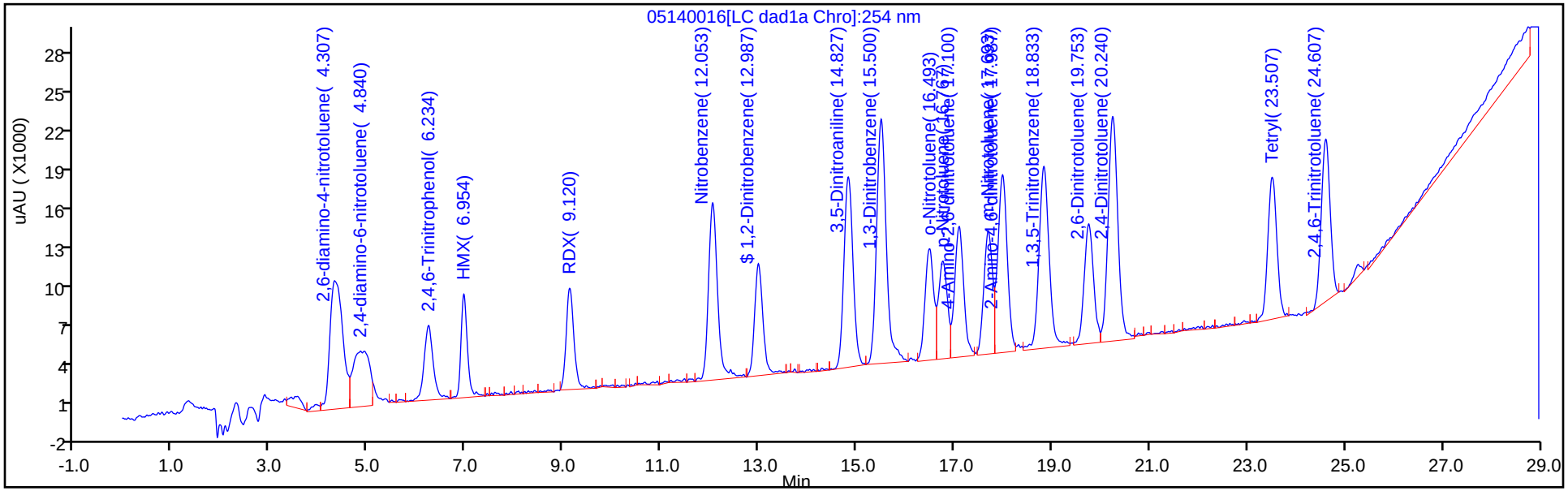

Y Scaling: Method Defined: Scale to the Nth Largest Peak: 1

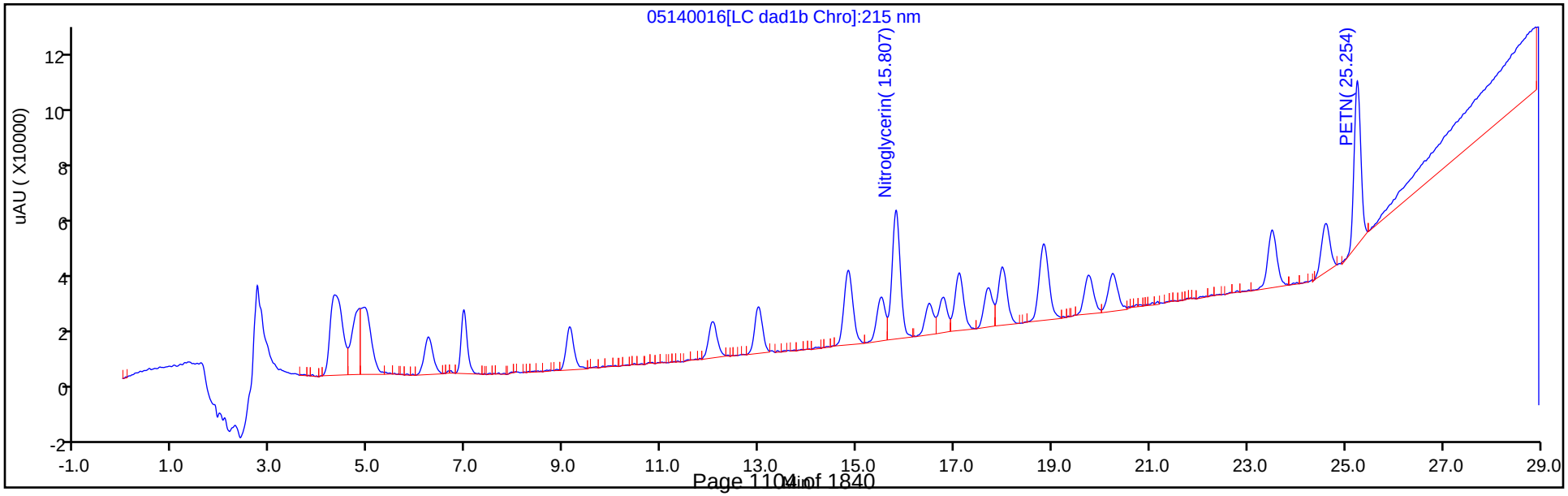

Manual Integration/User Assign Peak Report

Eurofins TestAmerica, Denver

Data File:	\\chromfs\denver\chromdata\g2_luna\20200514-91518.b\05140016.d				
Injection Date:	14-May-2020 21:31:26	Instrument ID:	CHHPLC_G2_LUNA		
Lims ID:	ICV FULL				
Client ID:					
Operator ID:	CB	ALS Bottle#:	16	Worklist Smp#:	16
Injection Vol:	100.0 ul	Dil. Factor:	1.0000		
Method:	G2_8330_Luna	Limit Group:	GCSV - 8330		
Column:	Luna-Phenyl hexyl (4.60 mm)	Detector	LC DAD1A, 254 nm		

5 2,4,6-Trinitrophenol, CAS: 88-89-1

Signal: 1

Not Detected
Expected RT: 6.30

Processing Integration Results

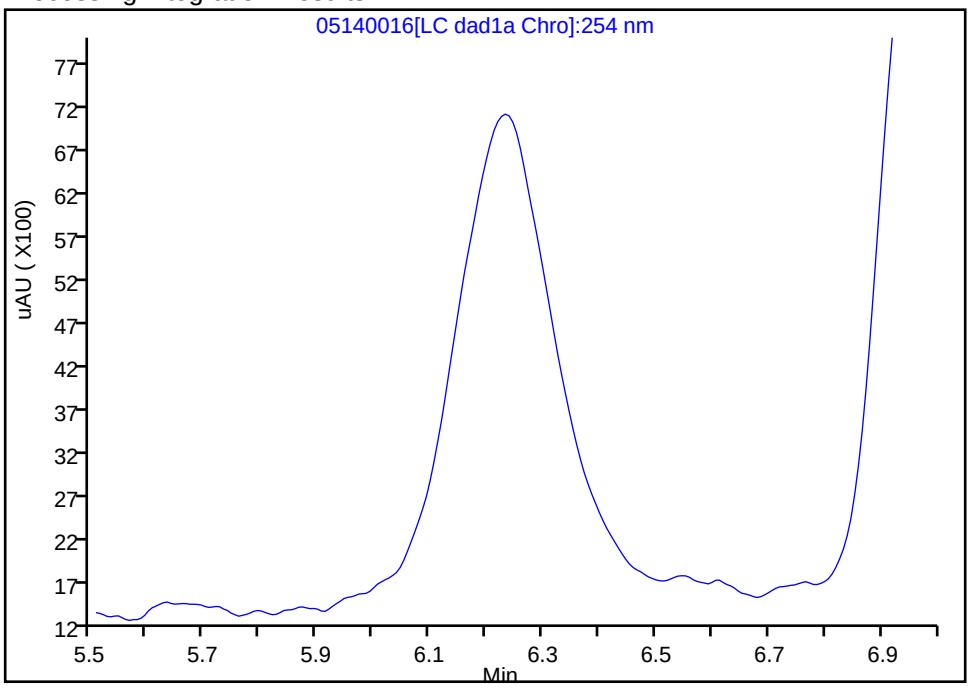

Manual Integration Results

RT: 6.23
Area: 73834
Amount: 0.380960
Amount Units: ug/ml

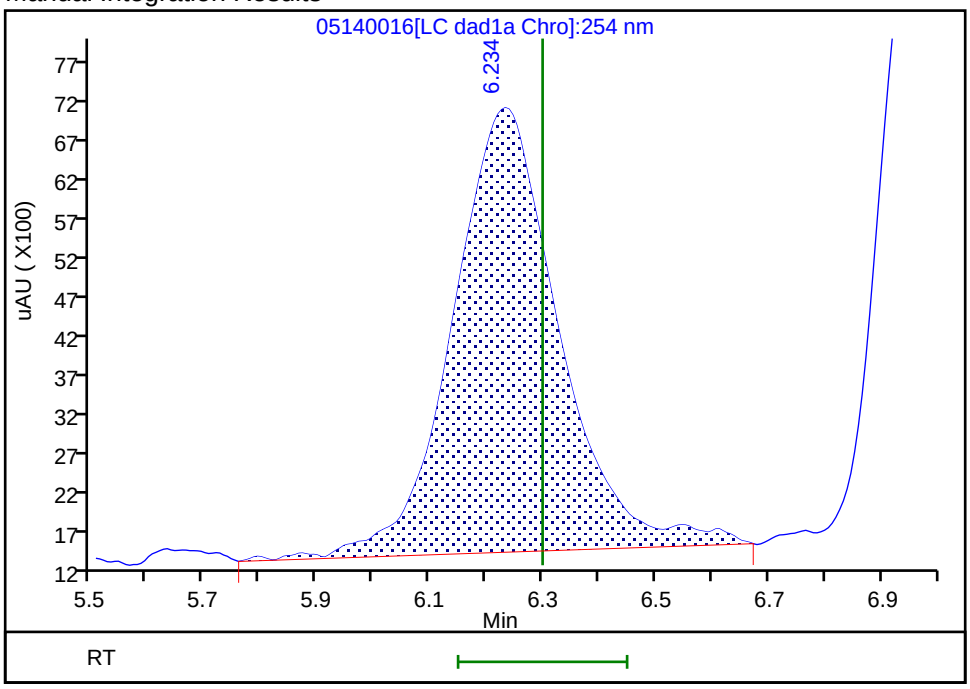

Reviewer: zhangji, 15-May-2020 11:14:55
Audit Action: Assigned Compound ID Audit Reason:

Manual Integration/User Assign Peak Report

Eurofins TestAmerica, Denver

Data File: \\chromfs\denver\chromdata\g2_luna\20200514-91518.b\05140016.d
Injection Date: 14-May-2020 21:31:26 Instrument ID: CHHPLC_G2_LUNA
Lims ID: ICV FULL
Client ID:
Operator ID: CB ALS Bottle#: 16 Worklist Smp#: 16
Injection Vol: 100.0 ul Dil. Factor: 1.0000
Method: G2_8330_Luna Limit Group: GCSV - 8330
Column: Luna-Phenyl hexyl (4.60 mm) Detector LC DAD1A, 254 nm

14 o-Nitrotoluene, CAS: 88-72-2

Signal: 1

Processing Integration Results

RT: 16.49
Area: 59335
Amount: 0.217373
Amount Units: ug/ml

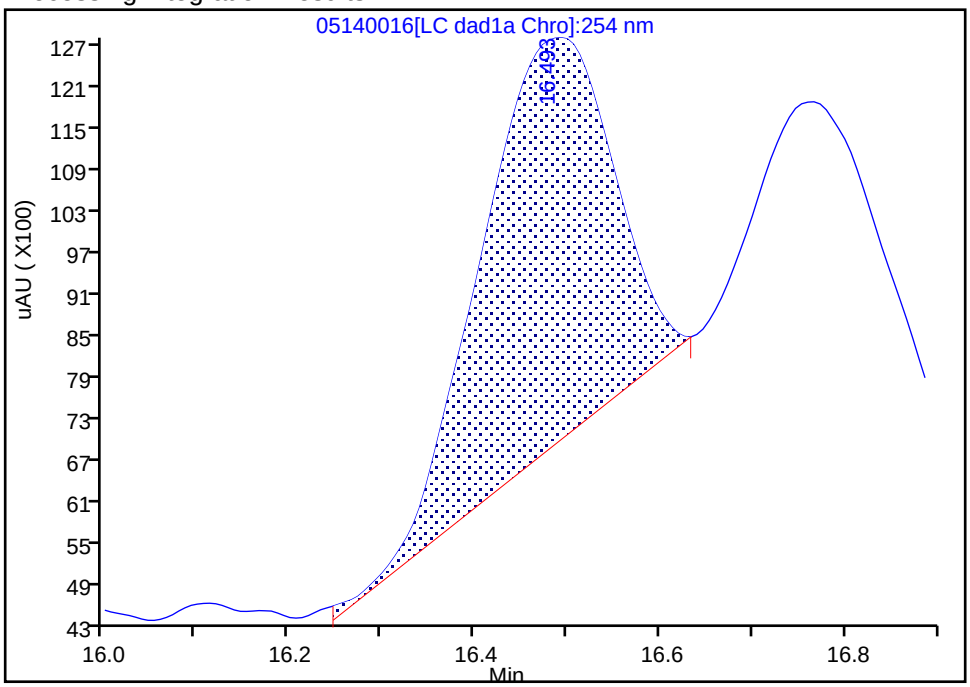

Manual Integration Results

RT: 16.49
Area: 105398
Amount: 0.386123
Amount Units: ug/ml

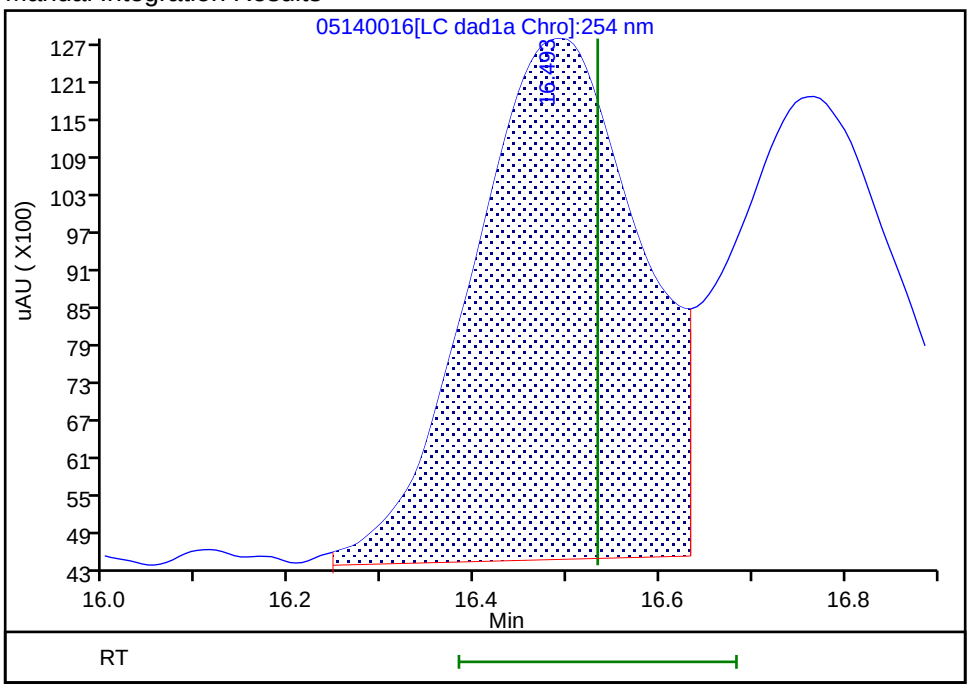

Reviewer: zhangji, 15-May-2020 11:33:24
Audit Action: Assigned New Baseline Audit Reason: Baseline

Manual Integration/User Assign Peak Report

Eurofins TestAmerica, Denver

Data File: \\chromfs\denver\chromdata\g2_luna\20200514-91518.b\05140016.d
Injection Date: 14-May-2020 21:31:26 Instrument ID: CHHPLC_G2_LUNA
Lims ID: ICV FULL
Client ID:
Operator ID: CB ALS Bottle#: 16 Worklist Smp#: 16
Injection Vol: 100.0 ul Dil. Factor: 1.0000
Method: G2_8330_Luna Limit Group: GCSV - 8330
Column: Luna-Phenyl hexyl (4.60 mm) Detector LC DAD1A, 254 nm

15 p-Nitrotoluene, CAS: 99-99-0

Signal: 1

Processing Integration Results

RT: 16.77
Area: 36452
Amount: 0.151328
Amount Units: ug/ml

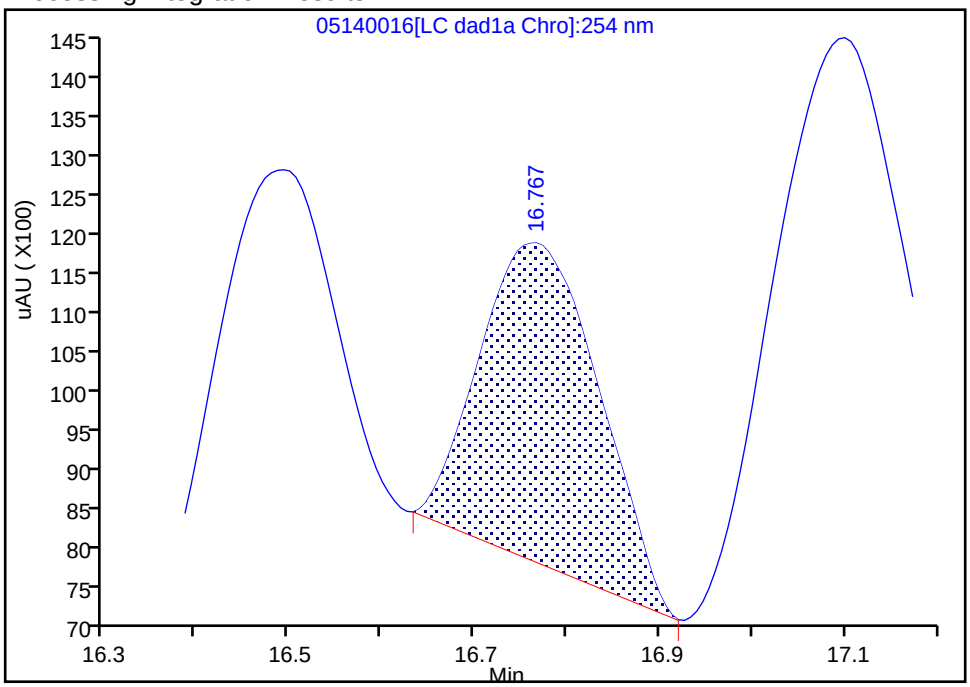

Manual Integration Results

RT: 16.77
Area: 91922
Amount: 0.381607
Amount Units: ug/ml

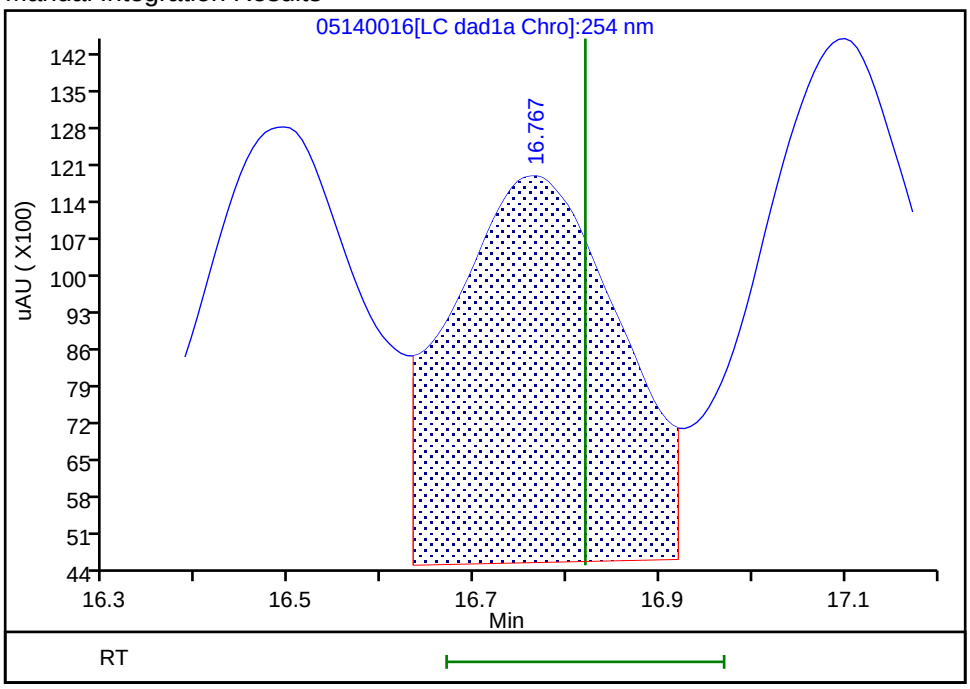

Reviewer: zhangji, 15-May-2020 11:33:24
Audit Action: Assigned New Baseline Audit Reason: Baseline

Manual Integration/User Assign Peak Report

Eurofins TestAmerica, Denver

Data File:	\\chromfs\denver\chromdata\g2_luna\20200514-91518.b\05140016.d				
Injection Date:	14-May-2020 21:31:26	Instrument ID:	CHHPLC_G2_LUNA		
Lims ID:	ICV FULL				
Client ID:					
Operator ID:	CB	ALS Bottle#:	16	Worklist Smp#:	16
Injection Vol:	100.0 ul	Dil. Factor:	1.0000		
Method:	G2_8330_Luna	Limit Group:	GCSV - 8330		
Column:	Luna-Phenyl hexyl (4.60 mm)	Detector	LC DAD1A, 254 nm		

16 4-Amino-2,6-dinitrotoluene, CAS: 19406-51-0

Signal: 1

Processing Integration Results

RT: 17.10
Area: 89570
Amount: 0.259447
Amount Units: ug/ml

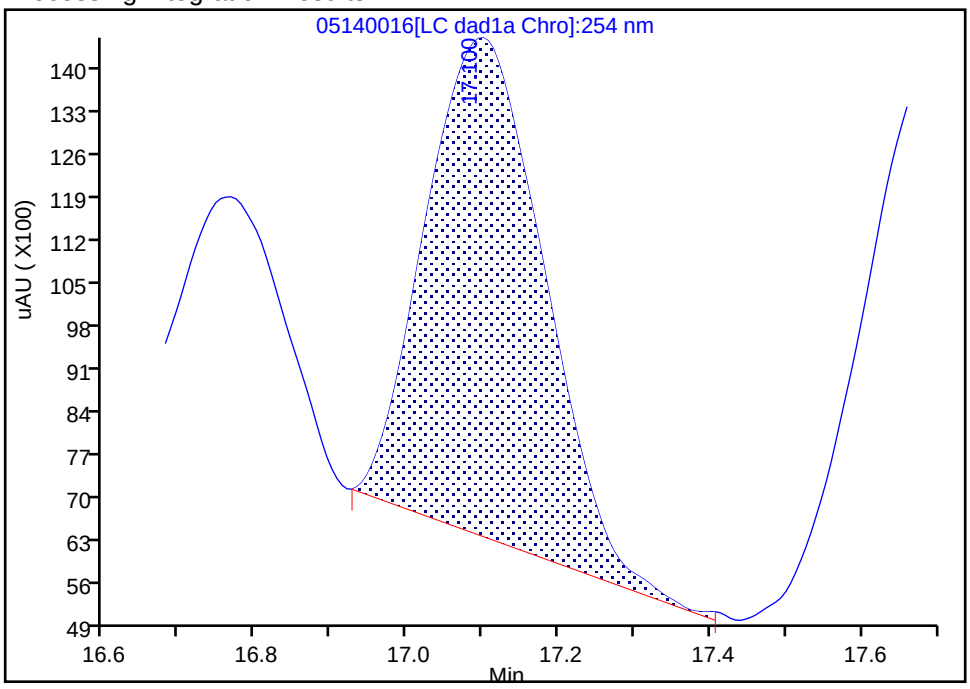

Manual Integration Results

RT: 17.10
Area: 127384
Amount: 0.368978
Amount Units: ug/ml

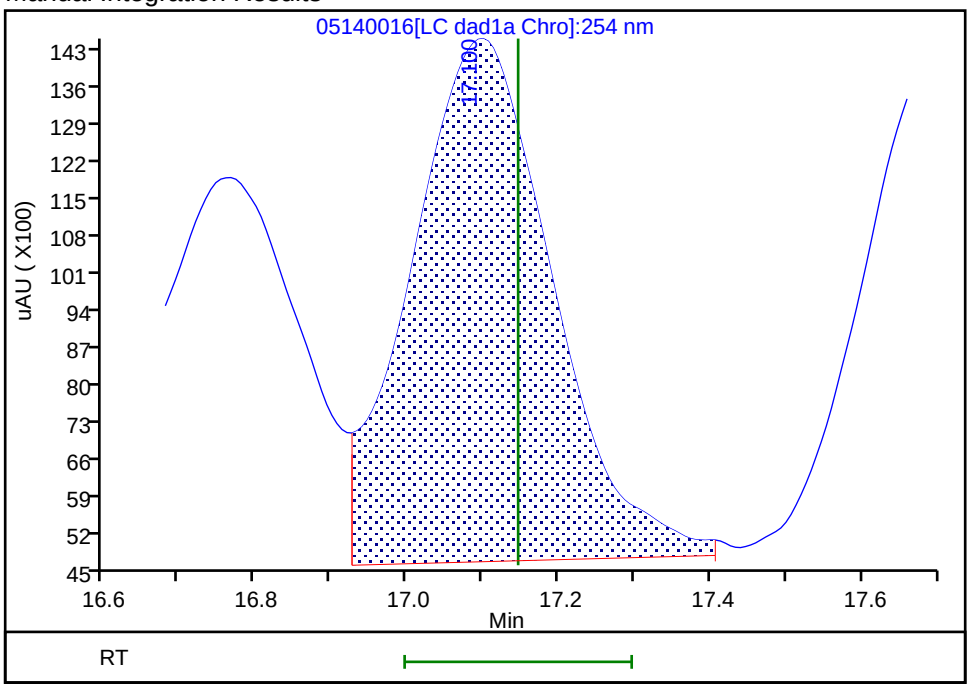

Reviewer: zhangji, 15-May-2020 11:33:24

Audit Action: Assigned New Baseline Audit Reason: Baseline

Manual Integration/User Assign Peak Report

Eurofins TestAmerica, Denver

Data File: \\chromfs\denver\chromdata\g2_luna\20200514-91518.b\05140016.d
Injection Date: 14-May-2020 21:31:26 Instrument ID: CHHPLC_G2_LUNA
Lims ID: ICV FULL
Client ID:
Operator ID: CB ALS Bottle#: 16 Worklist Smp#: 16
Injection Vol: 100.0 ul Dil. Factor: 1.0000
Method: G2_8330_Luna Limit Group: GCSV - 8330
Column: Luna-Phenyl hexyl (4.60 mm) Detector LC DAD1A, 254 nm

17 m-Nitrotoluene, CAS: 99-08-1

Signal: 1

Processing Integration Results

RT: 17.69
Area: 60008
Amount: 0.201149
Amount Units: ug/ml

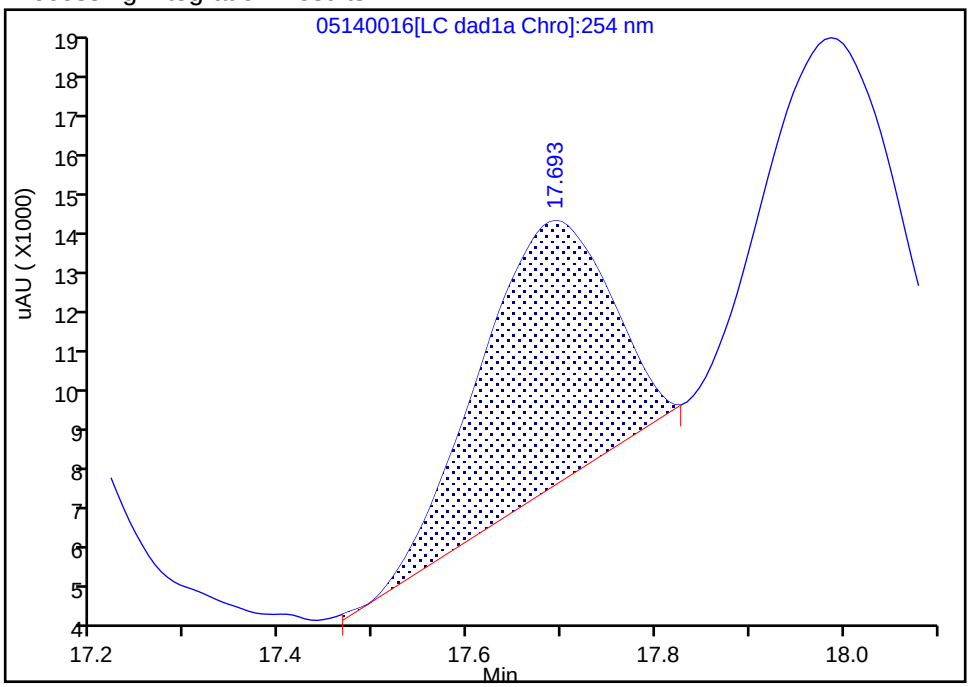

Manual Integration Results

RT: 17.69
Area: 114753
Amount: 0.384655
Amount Units: ug/ml

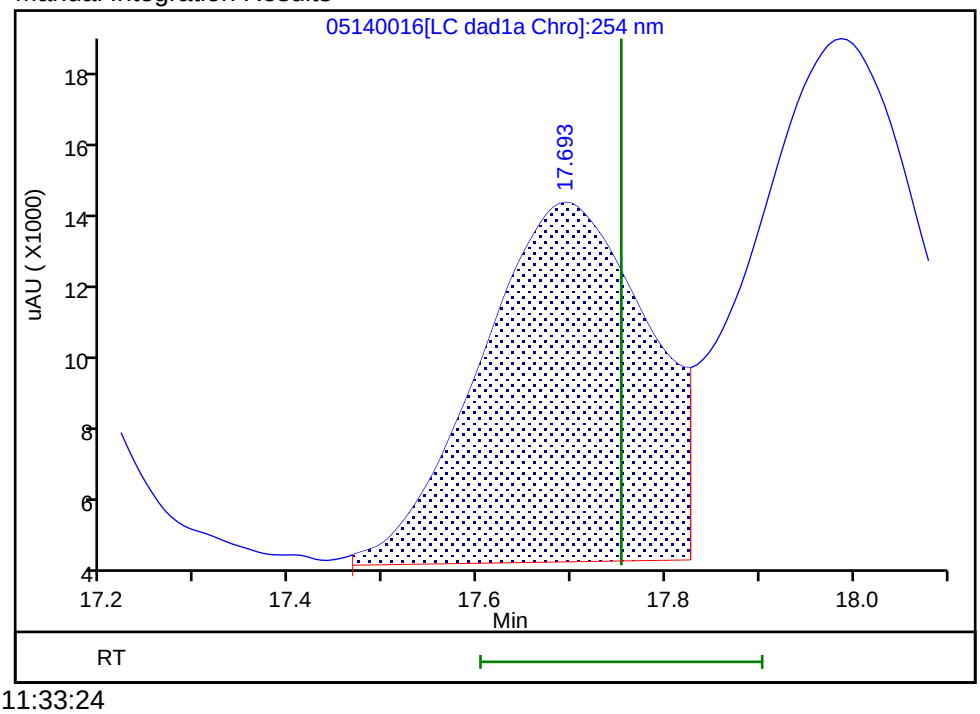

Reviewer: zhangji, 15-May-2020 11:33:24
Audit Action: Assigned New Baseline Audit Reason: Baseline

Manual Integration/User Assign Peak Report

Eurofins TestAmerica, Denver

Data File: \\chromfs\denver\chromdata\g2_luna\20200514-91518.b\05140016.d
Injection Date: 14-May-2020 21:31:26 Instrument ID: CHHPLC_G2_LUNA
Lims ID: ICV FULL
Client ID:
Operator ID: CB ALS Bottle#: 16 Worklist Smp#: 16
Injection Vol: 100.0 ul Dil. Factor: 1.0000
Method: G2_8330_Luna Limit Group: GCSV - 8330
Column: Luna-Phenyl hexyl (4.60 mm) Detector LC DAD1A, 254 nm

18 2-Amino-4,6-dinitrotoluene, CAS: 35572-78-2

Signal: 1

Processing Integration Results

RT: 17.99
Area: 111749
Amount: 0.240211
Amount Units: ug/ml

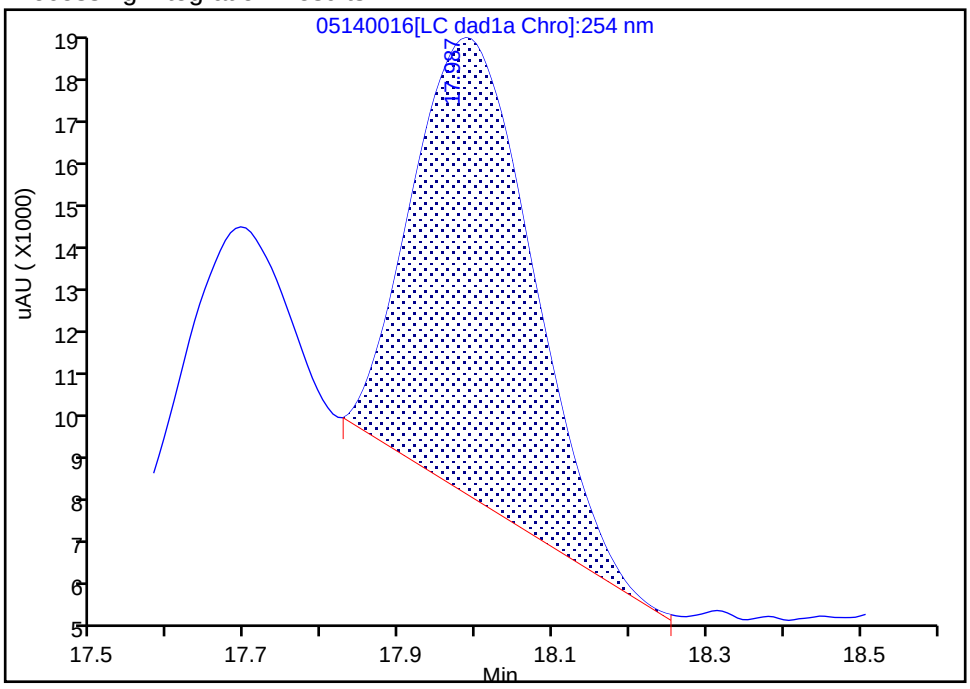

Manual Integration Results

RT: 17.99
Area: 178475
Amount: 0.383643
Amount Units: ug/ml

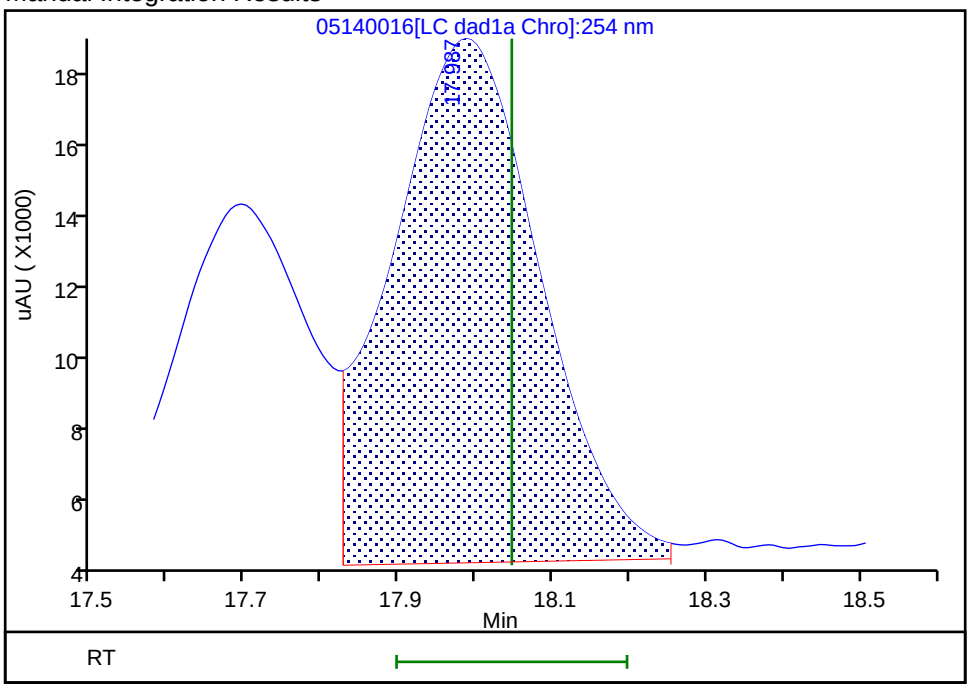

Reviewer: zhangji, 15-May-2020 11:33:24
Audit Action: Assigned New Baseline Audit Reason: Baseline

Manual Integration/User Assign Peak Report

Eurofins TestAmerica, Denver

Data File:	\\chromfs\denver\chromdata\g2_luna\20200514-91518.b\05140016.d				
Injection Date:	14-May-2020 21:31:26	Instrument ID:	CHHPLC_G2_LUNA		
Lims ID:	ICV FULL				
Client ID:					
Operator ID:	CB	ALS Bottle#:	16	Worklist Smp#:	16
Injection Vol:	100.0 ul	Dil. Factor:	1.0000		
Method:	G2_8330_Luna	Limit Group:	GCSV - 8330		
Column:	Luna-Phenyl hexyl (4.60 mm)	Detector	LC DAD1A, 254 nm		

19 1,3,5-Trinitrobenzene, CAS: 99-35-4

Signal: 1

Processing Integration Results

RT: 18.83
Area: 187655
Amount: 0.397195
Amount Units: ug/ml

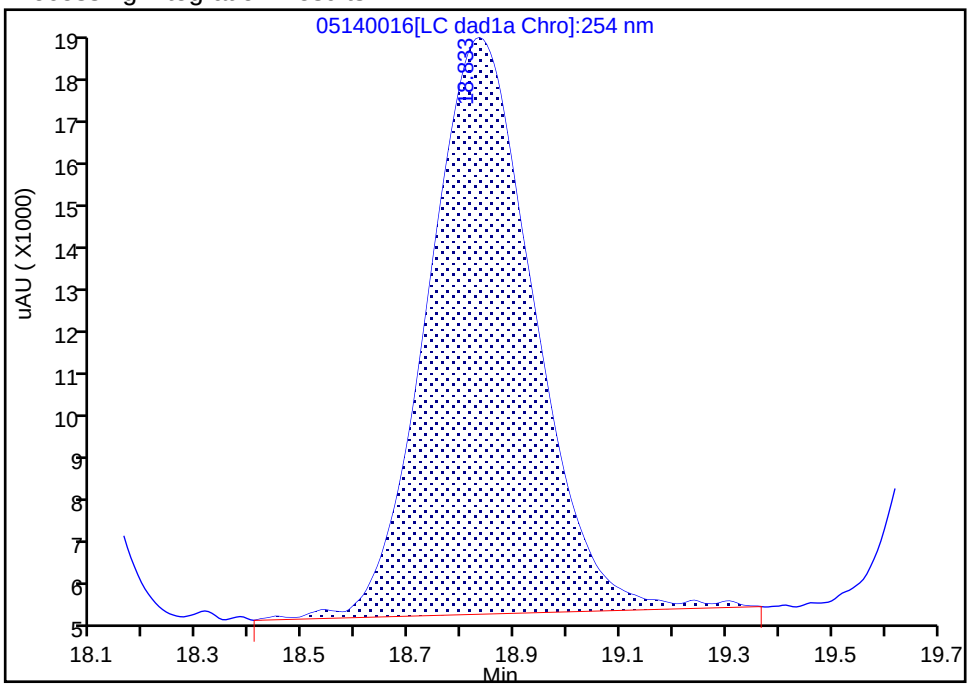

Manual Integration Results

RT: 18.83
Area: 198368
Amount: 0.419870
Amount Units: ug/ml

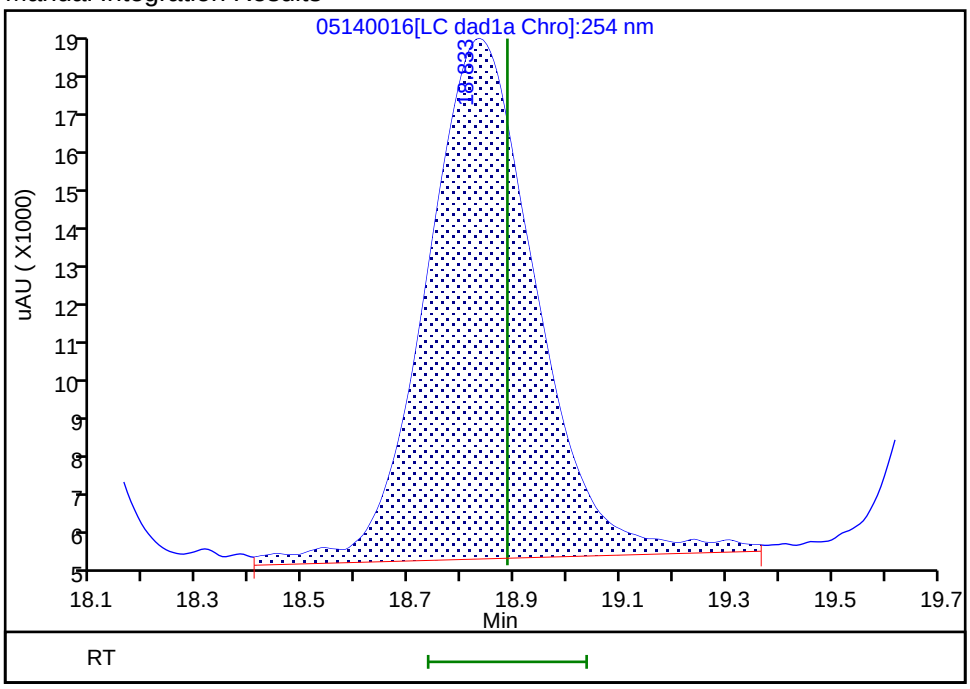

Reviewer: zhangji, 15-May-2020 11:33:24

Audit Action: Assigned New Baseline Audit Reason: Baseline

Manual Integration/User Assign Peak Report

Eurofins TestAmerica, Denver

Data File:	\\chromfs\denver\chromdata\g2_luna\20200514-91518.b\05140016.d				
Injection Date:	14-May-2020 21:31:26	Instrument ID:	CHHPLC_G2_LUNA		
Lims ID:	ICV FULL				
Client ID:					
Operator ID:	CB	ALS Bottle#:	16	Worklist Smp#:	16
Injection Vol:	100.0 ul	Dil. Factor:	1.0000		
Method:	G2_8330_Luna	Limit Group:	GCSV - 8330		
Column:	Luna-Phenyl hexyl (4.60 mm)	Detector	LC DAD1A, 254 nm		

20 2,6-Dinitrotoluene, CAS: 606-20-2

Signal: 1

Processing Integration Results

RT: 19.75
Area: 106845
Amount: 0.315968
Amount Units: ug/ml

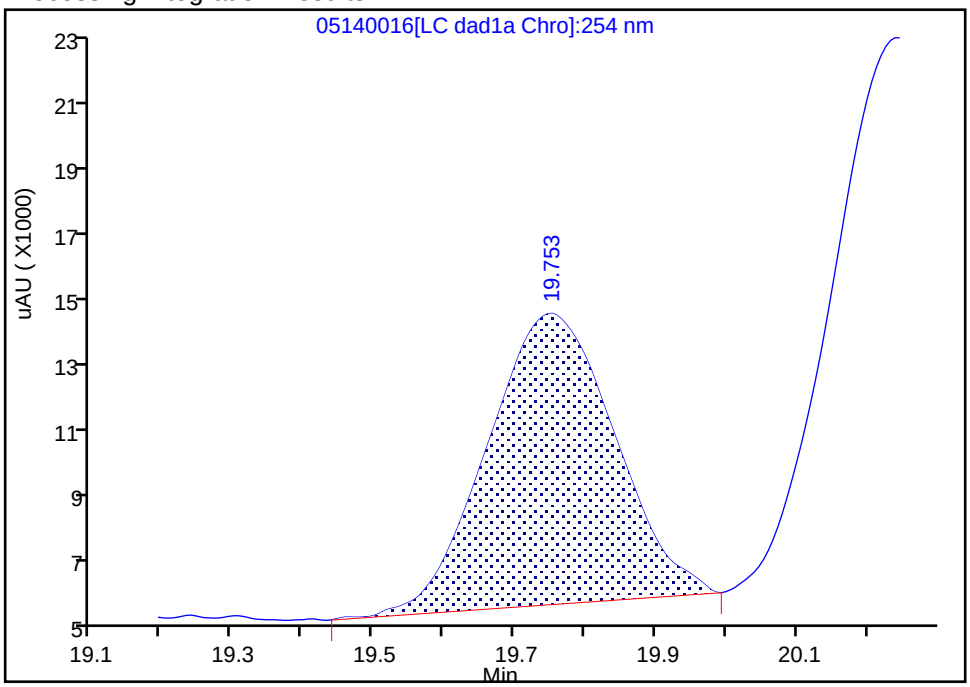

Manual Integration Results

RT: 19.75
Area: 121088
Amount: 0.403336
Amount Units: ug/ml

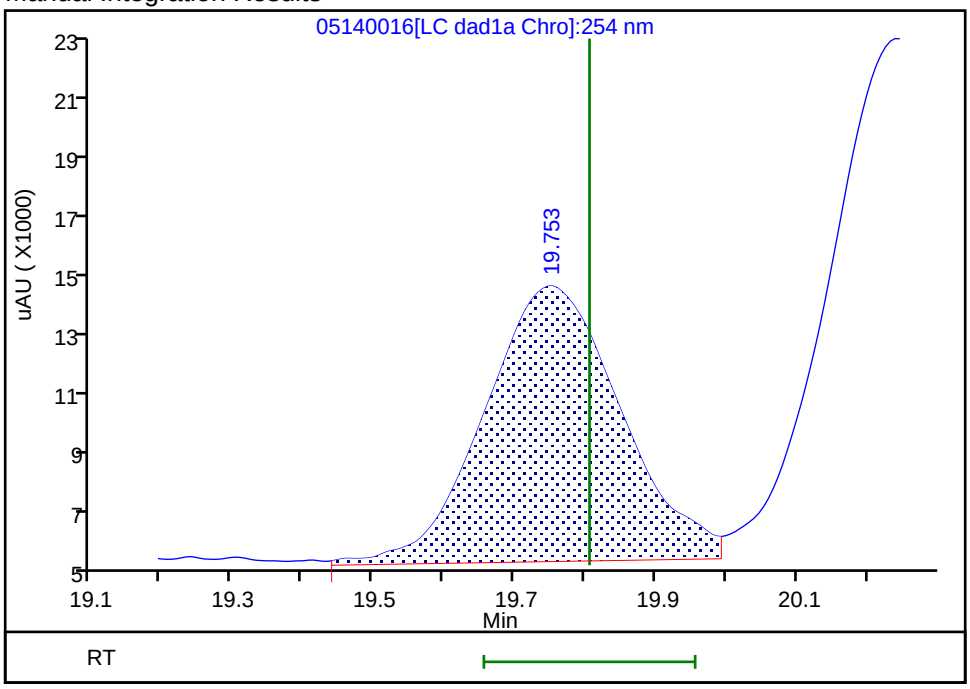

Reviewer: zhangji, 15-May-2020 11:33:24
Audit Action: Assigned New Baseline Audit Reason: Baseline

Manual Integration/User Assign Peak Report

Eurofins TestAmerica, Denver

Data File:	\\chromfs\denver\chromdata\g2_luna\20200514-91518.b\05140016.d				
Injection Date:	14-May-2020 21:31:26	Instrument ID:	CHHPLC_G2_LUNA		
Lims ID:	ICV FULL				
Client ID:					
Operator ID:	CB	ALS Bottle#:	16	Worklist Smp#:	16
Injection Vol:	100.0 ul	Dil. Factor:	1.0000		
Method:	G2_8330_Luna	Limit Group:	GCSV - 8330		
Column:	Luna-Phenyl hexyl (4.60 mm)	Detector	LC DAD1A, 254 nm		

21 2,4-Dinitrotoluene, CAS: 121-14-2

Signal: 1

Processing Integration Results

RT: 20.24
Area: 217350
Amount: 0.339549
Amount Units: ug/ml

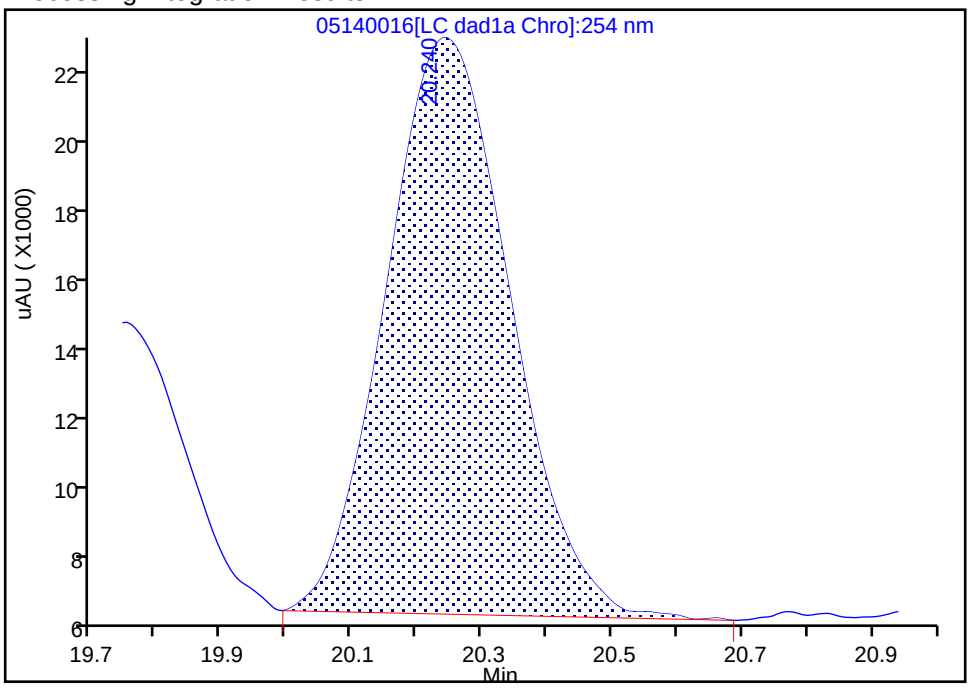

Manual Integration Results

RT: 20.24
Area: 236153
Amount: 0.368924
Amount Units: ug/ml

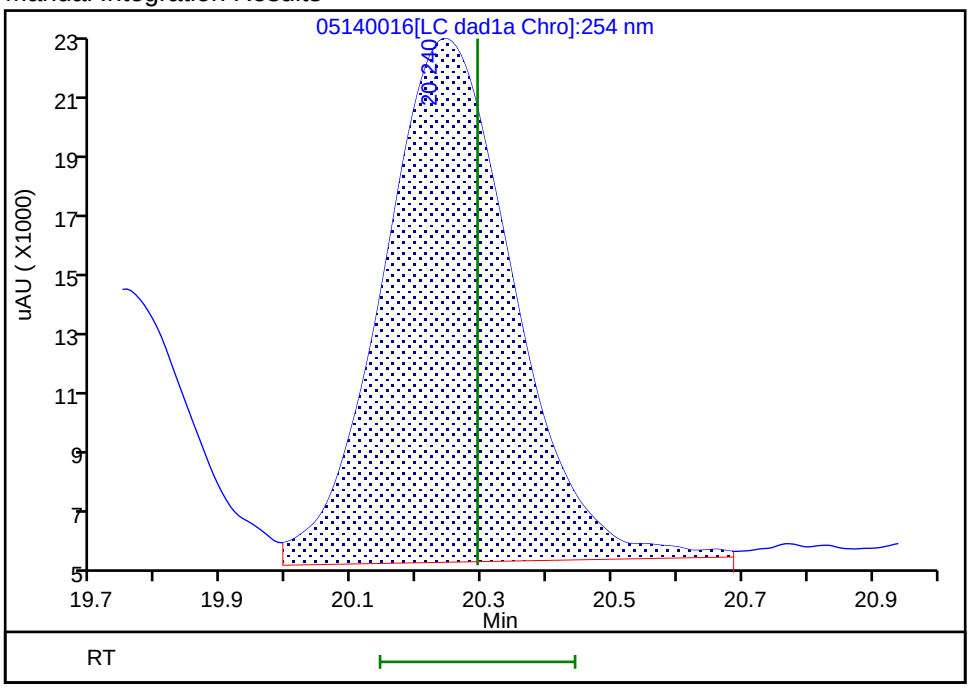

Reviewer: zhangji, 15-May-2020 11:33:24

Audit Action: Assigned New Baseline Audit Reason: Baseline

FORM VII
HPLC/IC CONTINUING CALIBRATION DATA

Lab Name: Eurofins TestAmerica, Denver Job No.: 280-137110-1

SDG No.:

Lab Sample ID: ICV 280-494886/26 Calibration Date: 05/15/2020 03:21

Instrument ID: CHHPLC_G2_LUNA Calib Start Date: 05/14/2020 22:06

GC Column: Luna-phenylhex ID: 4.60(mm) Calib End Date: 05/15/2020 02:46

Lab File ID: 05140026.D Conc. Units: ug/L

ANALYTE	CURVE TYPE	AVE CF	CF	MIN CF	CALC AMOUNT	SPIKE AMOUNT	%D	MAX %D
TNX	Ave	435816	391496		360	400	-10.2	15.0
DNX	Ave	321206	289486		361	400	-9.9	15.0
MNX	Lin2		268209		449	467	-3.8	15.0

FORM VII
HPLC/IC CONTINUING CALIBRATION RETENTION TIME SUMMARY

Lab Name: Eurofins TestAmerica, Denver Job No.: 280-137110-1

SDG No.:

Lab Sample ID: ICV 280-494886/26 Calibration Date: 05/15/2020 03:21

Instrument ID: CHHPLC_G2_LUNA Calib Start Date: 05/14/2020 22:06

GC Column: Luna-phenylhex ID: 4.60(mm) Calib End Date: 05/15/2020 02:46

Lab File ID: 05140026.D

Analyte	RT	RT WINDOW	
		FROM	TO
TNX	5.41	5.27	5.57
DNX	6.22	6.08	6.38
MNX	7.73	7.59	7.89

Eurofins TestAmerica, Denver
Target Compound Quantitation Report

Data File: \\chromfs\Denver\ChromData\G2_LUNA\20200514-91518.b\05140026.D
Lims ID: ICV DMT
Client ID:
Sample Type: ICV
Inject. Date: 15-May-2020 03:21:17 ALS Bottle#: 26 Worklist Smp#: 26
Injection Vol: 100.0 ul Dil. Factor: 1.0000
Sample Info: ICV DMT
Misc. Info.: 280-0091518-026
Operator ID: CB Instrument ID: CHHPLC_G2_LUNA
Sublist:

Method: \\chromfs\Denver\ChromData\G2_LUNA\20200514-91518.b\G2_8330_Luna.m
Limit Group: GCSV - 8330
Last Update: 15-May-2020 12:01:05 Calib Date: 15-May-2020 02:11:20
Integrator: Falcon
Quant Method: External Standard Quant By: Initial Calibration
Last ICal File: \\chromfs\Denver\ChromData\G2_LUNA\20200514-91518.b\05140024.D

Column 1 : Luna-Phenyl hexyl (4.60 mm) Det: LC DAD1A, 254 nm
Process Host: CTX0318

First Level Reviewer: zhangji Date: 15-May-2020 11:38:34

Compound	Det	RT (min.)	Exp RT (min.)	Dlt RT (min.)	Response	Cal Amt ug/ml	OnCol Amt ug/ml	Flags
3 TNX	1	5.408	5.417	-0.009	156755	0.4004	0.3597	
4 DNX	1	6.215	6.231	-0.016	115910	0.4004	0.3609	
7 MNX	1	7.728	7.744	-0.016	125200	0.4668	0.4488	

Reagents:

8330_OP_DMT_00008 Amount Added: 40.00 Units: uL

Report Date: 15-May-2020 12:01:06 Chrom Revision: 2.3 05-May-2020 17:48:18

Eurofins TestAmerica, Denver

Data File: \\chromfs\denver\chromdata\g2_luna\20200514-91518.b\05140026.d

Injection Date:	15-May-2020 03:21:17	Instrument ID:	CHHPLC_G2_LUNA	Operator ID:	CB
Lims ID:	ICV DMT			Worklist Smp#:	26
Client ID:					
Injection Vol:	100.0 ul	Dil. Factor:	1.0000	ALS Bottle#:	26
Method:	G2_8330_Luna	Limit Group:	GCSV - 8330		

Column: Luna-Phenyl hexyl (4.60 mm) Y Scaling: Method Defined: Scale to the Nth Largest Peak: 1

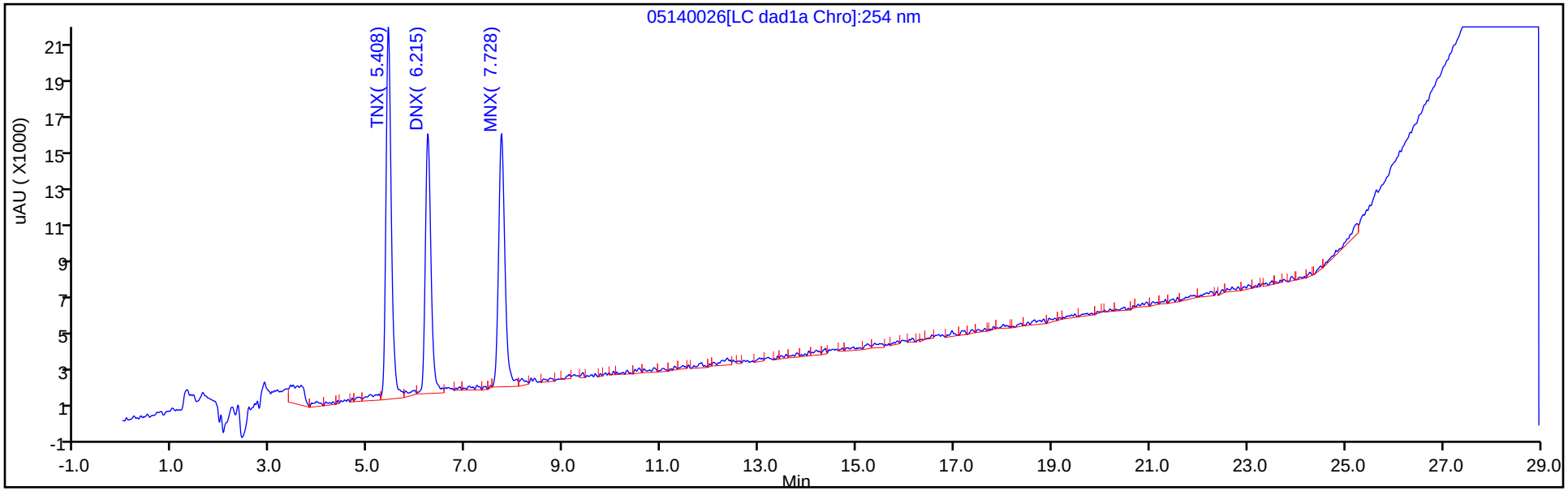

Y Scaling: Method Defined: Scale to the Nth Largest Peak: 1

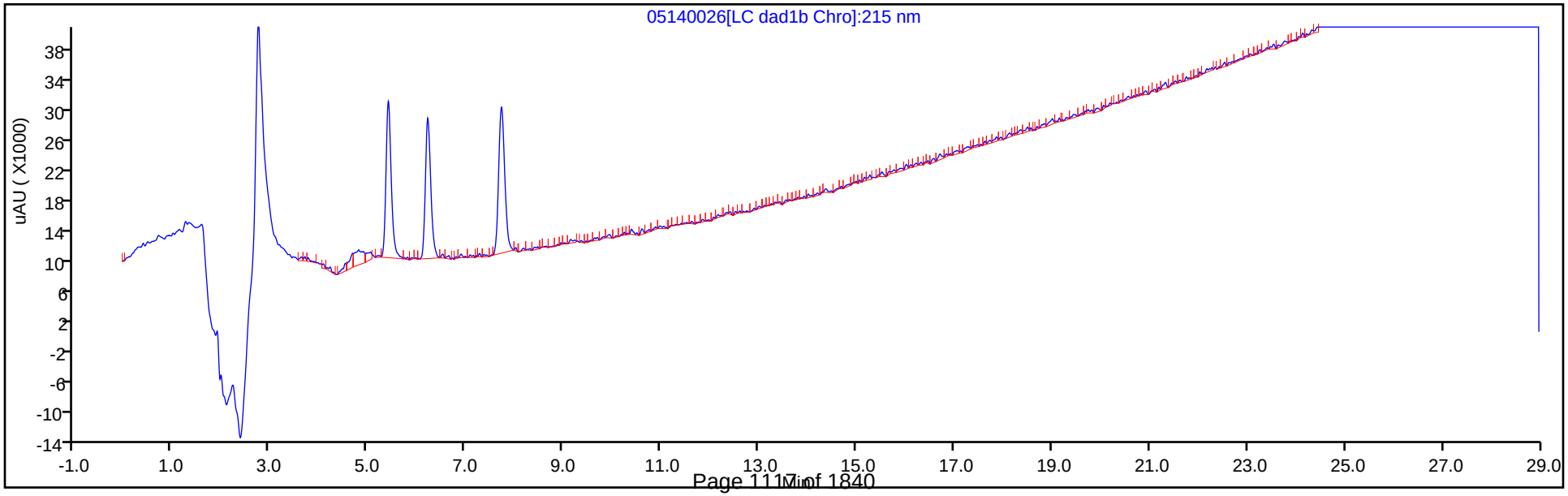

FORM VII
HPLC/IC CONTINUING CALIBRATION DATA

Lab Name: Eurofins TestAmerica, Denver Job No.: 280-137110-1

SDG No.:

Lab Sample ID: CCV 280-499146/43 Calibration Date: 06/18/2020 14:54

Instrument ID: CHHPLC_G2_LUNA Calib Start Date: 05/14/2020 16:16

GC Column: Luna-phenylhex ID: 4.60(mm) Calib End Date: 05/14/2020 20:56

Lab File ID: 06170043.D Conc. Units: ug/L

ANALYTE	CURVE TYPE	AVE CF	CF	MIN CF	CALC AMOUNT	SPIKE AMOUNT	%D	MAX %D
HMX	Lin2		184052		230	250	-8.1	15.0
Picric acid	Ave	193810	169484		219	250	-12.6	15.0
RDX	Ave	244360	226588		232	250	-7.3	15.0
Nitrobenzene	Ave	439227	431375		247	251	-1.8	15.0
1,3-Dinitrobenzene	Ave	674189	697142		259	251	3.4	15.0
Nitroglycerin	Ave	126803	134653		2650	2500	6.2	15.0
2-Nitrotoluene	Ave	272965	281480		258	250	3.1	15.0
4-Nitrotoluene	Ave	240881	249481		259	251	3.6	15.0
4-Amino-2,6-dinitrotoluene	Ave	345235	357506		259	250	3.6	15.0
3-Nitrotoluene	Ave	298327	319489		268	250	7.1	15.0
2-Amino-4,6-dinitrotoluene	Ave	465211	486849		263	251	4.7	15.0
1,3,5-Trinitrobenzene	Ave	472451	542802		288	251	14.9	15.0
2,6-Dinitrotoluene	Lin2		361920		299	251	19.0*	15.0
2,4-Dinitrotoluene	Ave	640113	652988		256	251	2.0	15.0
Tetryl	Ave	368678	353253		240	251	-4.2	15.0
2,4,6-Trinitrotoluene	Lin1		397135		240	251	-4.2	15.0
PETN	Lin1		143335		2560	2500	2.4	15.0
1,2-Dinitrobenzene	Lin1		299428		263	250	5.4	15.0

FORM VII
HPLC/IC CONTINUING CALIBRATION RETENTION TIME SUMMARY

Lab Name: Eurofins TestAmerica, Denver Job No.: 280-137110-1

SDG No.:

Lab Sample ID: CCV 280-499146/43 Calibration Date: 06/18/2020 14:54

Instrument ID: CHHPLC_G2_LUNA Calib Start Date: 05/14/2020 16:16

GC Column: Luna-phenylhex ID: 4.60(mm) Calib End Date: 05/14/2020 20:56

Lab File ID: 06170043.D

Analyte	RT	RT WINDOW	
		FROM	TO
HMX	7.13	7.00	7.30
Picric acid	8.36	8.33	8.63
RDX	9.34	9.22	9.52
Nitrobenzene	12.24	12.12	12.42
1,3-Dinitrobenzene	15.77	15.66	15.96
Nitroglycerin	16.00	15.91	16.21
2-Nitrotoluene	16.70	16.59	16.89
4-Nitrotoluene	16.98	16.87	17.17
4-Amino-2,6-dinitrotoluene	17.42	17.31	17.61
3-Nitrotoluene	17.91	17.81	18.11
2-Amino-4,6-dinitrotoluene	18.35	18.25	18.55
1,3,5-Trinitrobenzene	19.10	18.99	19.29
2,6-Dinitrotoluene	20.02	19.91	20.21
2,4-Dinitrotoluene	20.53	20.42	20.72
Tetryl	23.83	23.72	24.02
2,4,6-Trinitrotoluene	24.86	24.73	25.03
PETN	25.40	25.28	25.58
1,2-Dinitrobenzene	13.24	13.13	13.43

Eurofins TestAmerica, Denver
Target Compound Quantitation Report

Data File: \\chromfs\Denver\ChromData\G2_LUNA\20200617-92518.b\06170043.D
Lims ID: CCV
Client ID:
Sample Type: CCV
Inject. Date: 18-Jun-2020 14:54:30 ALS Bottle#: 7 Worklist Smp#: 43
Injection Vol: 100.0 ul Dil. Factor: 1.0000
Sample Info: CCV
Misc. Info.: 280-0092518-043
Operator ID: JZ Instrument ID: CHHPLC_G2_LUNA
Sublist: chrom-G2_8330_Luna*sub6

Method: \\chromfs\Denver\ChromData\G2_LUNA\20200617-92518.b\G2_8330_Luna.m
Limit Group: GCSV - 8330
Last Update: 18-Jun-2020 17:36:14 Calib Date: 15-May-2020 02:11:20
Integrator: Falcon
Quant Method: External Standard Quant By: Initial Calibration
Last ICal File: \\chromfs\Denver\ChromData\G2_LUNA\20200514-91518.b\05140024.D

Column 1 : Luna-Phenyl hexyl (4.60 mm) Det: LC DAD1A, 254 nm
Process Host: CTX1013

First Level Reviewer: zhangji Date: 18-Jun-2020 17:35:15

Compound	Det	RT (min.)	Exp RT (min.)	Dlt RT (min.)	Response	Cal Amt ug/ml	OnCol Amt ug/ml	Flags
1 2,6-diamino-4-nitrotoluene	1	4.383	4.403	-0.020	109016	0.2500	0.2539	M
2 2,4-diamino-6-nitrotoluene	1	4.983	5.016	-0.033	66711	0.2500	0.2573	M
6 HMX	1	7.130	7.150	-0.020	46013	0.2500	0.2299	
5 2,4,6-Trinitrophenol	1	8.363	8.476	-0.113	42371	0.2500	0.2186	
8 RDX	1	9.343	9.369	-0.026	56647	0.2500	0.2318	
9 Nitrobenzene	1	12.237	12.269	-0.032	108275	0.2510	0.2465	
$ 10 1,2-Dinitrobenzene	1	13.237	13.276	-0.039	74857	0.2500	0.2634	
11 3,5-Dinitroaniline	1	15.170	15.209	-0.039	129623	0.2500	0.2615	M
12 1,3-Dinitrobenzene	1	15.770	15.809	-0.039	174634	0.2505	0.2590	M
13 Nitroglycerin	2	16.003	16.056	-0.053	336633	2.50	2.65	
14 o-Nitrotoluene	1	16.697	16.743	-0.046	70370	0.2500	0.2578	M
15 p-Nitrotoluene	1	16.983	17.023	-0.040	62495	0.2505	0.2594	M
16 4-Amino-2,6-dinitrotoluene	1	17.417	17.463	-0.046	89466	0.2503	0.2591	M
17 m-Nitrotoluene	1	17.910	17.956	-0.046	79952	0.2503	0.2680	M
18 2-Amino-4,6-dinitrotoluene	1	18.350	18.396	-0.046	122199	0.2510	0.2627	M
19 1,3,5-Trinitrobenzene	1	19.097	19.136	-0.039	135972	0.2505	0.2878	M
20 2,6-Dinitrotoluene	1	20.023	20.056	-0.033	90842	0.2510	0.2988	M
21 2,4-Dinitrotoluene	1	20.530	20.570	-0.039	163900	0.2510	0.2560	M
22 Tetryl	1	23.830	23.870	-0.040	88490	0.2505	0.2400	
23 2,4,6-Trinitrotoluene	1	24.857	24.883	-0.026	99681	0.2510	0.2403	
24 PETN	2	25.397	25.430	-0.033	358338	2.50	2.56	

QC Flag Legend

Review Flags
M - Manually Integrated

Reagents:

8330IntermStk_00064	Amount Added:	25.00	Units: uL
8330_ADDs_00027	Amount Added:	12.50	Units: uL

Report Date: 18-Jun-2020 17:36:14 Chrom Revision: 2.3 17-Jun-2020 19:07:08

Eurofins TestAmerica, Denver

Data File: \\chromfs\denver\chromdata\g2_luna\20200617-92518.b\06170043.d

Injection Date:	18-Jun-2020 14:54:30	Instrument ID:	CHHPLC_G2_LUNA	Operator ID:	JZ
Lims ID:	CCV			Worklist Smp#:	43
Client ID:					
Injection Vol:	100.0 ul	Dil. Factor:	1.0000	ALS Bottle#:	7
Method:	G2_8330_Luna	Limit Group:	GCSV - 8330		

Column: Luna-Phenyl hexyl (4.60 mm) Y Scaling: Method Defined: Scale to the Nth Largest Peak: 1

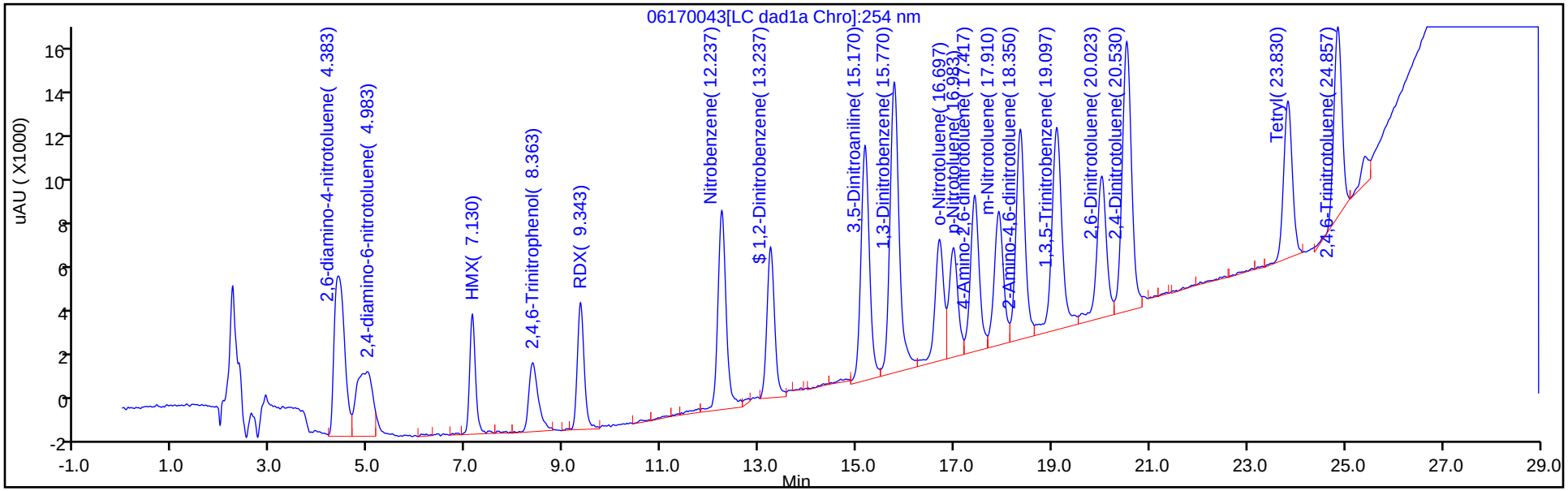

Y Scaling: Method Defined: Scale to the Nth Largest Peak: 1

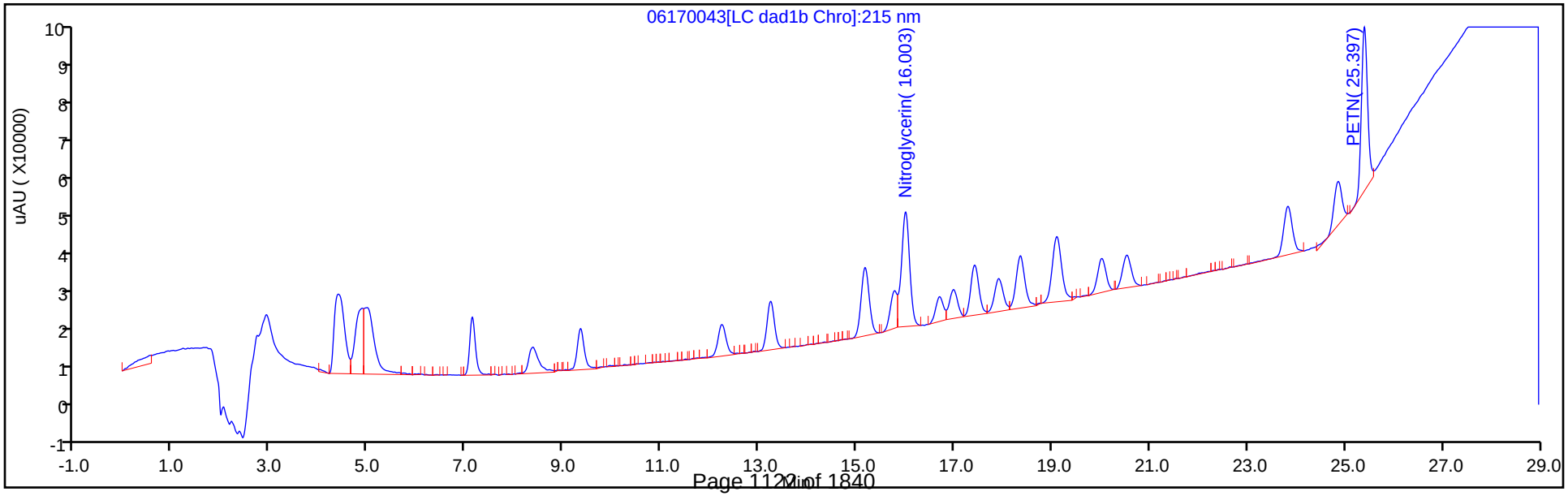

Manual Integration/User Assign Peak Report

Eurofins TestAmerica, Denver

Data File:	\\chromfs\denver\chromdata\g2_luna\20200617-92518.b\06170043.d				
Injection Date:	18-Jun-2020 14:54:30	Instrument ID:	CHHPLC_G2_LUNA		
Lims ID:	CCV				
Client ID:					
Operator ID:	JZ	ALS Bottle#:	7	Worklist Smp#:	43
Injection Vol:	100.0 ul	Dil. Factor:	1.0000		
Method:	G2_8330_Luna	Limit Group:	GCSV - 8330		
Column:	Luna-Phenyl hexyl (4.60 mm)	Detector	LC DAD1A, 254 nm		

12 1,3-Dinitrobenzene, CAS: 99-65-0

Signal: 1

Processing Integration Results

RT: 15.77
Area: 169549
Amount: 0.251486
Amount Units: ug/ml

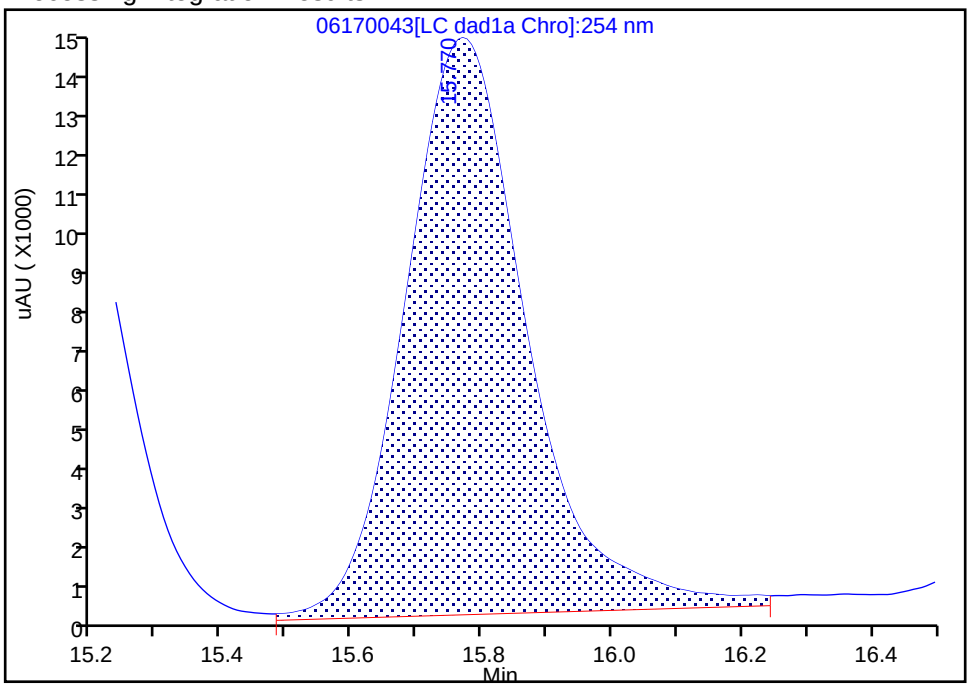

Manual Integration Results

RT: 15.77
Area: 174634
Amount: 0.259028
Amount Units: ug/ml

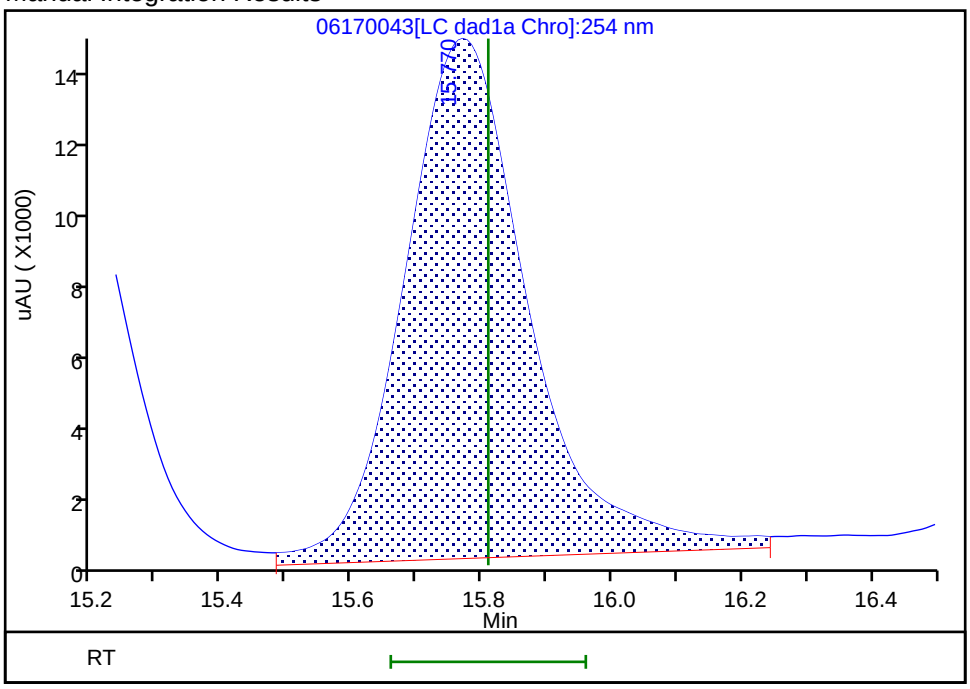

Reviewer: zhangji, 18-Jun-2020 17:35:12

Audit Action: Assigned New Baseline Audit Reason: Baseline

Manual Integration/User Assign Peak Report

Eurofins TestAmerica, Denver

Data File:	\\chromfs\denver\chromdata\g2_luna\20200617-92518.b\06170043.d				
Injection Date:	18-Jun-2020 14:54:30	Instrument ID:	CHHPLC_G2_LUNA		
Lims ID:	CCV				
Client ID:					
Operator ID:	JZ	ALS Bottle#:	7	Worklist Smp#:	43
Injection Vol:	100.0 ul	Dil. Factor:	1.0000		
Method:	G2_8330_Luna	Limit Group:	GCSV - 8330		
Column:	Luna-Phenyl hexyl (4.60 mm)	Detector	LC DAD1A, 254 nm		

14 o-Nitrotoluene, CAS: 88-72-2

Signal: 1

Processing Integration Results

RT: 16.70
Area: 62144
Amount: 0.227663
Amount Units: ug/ml

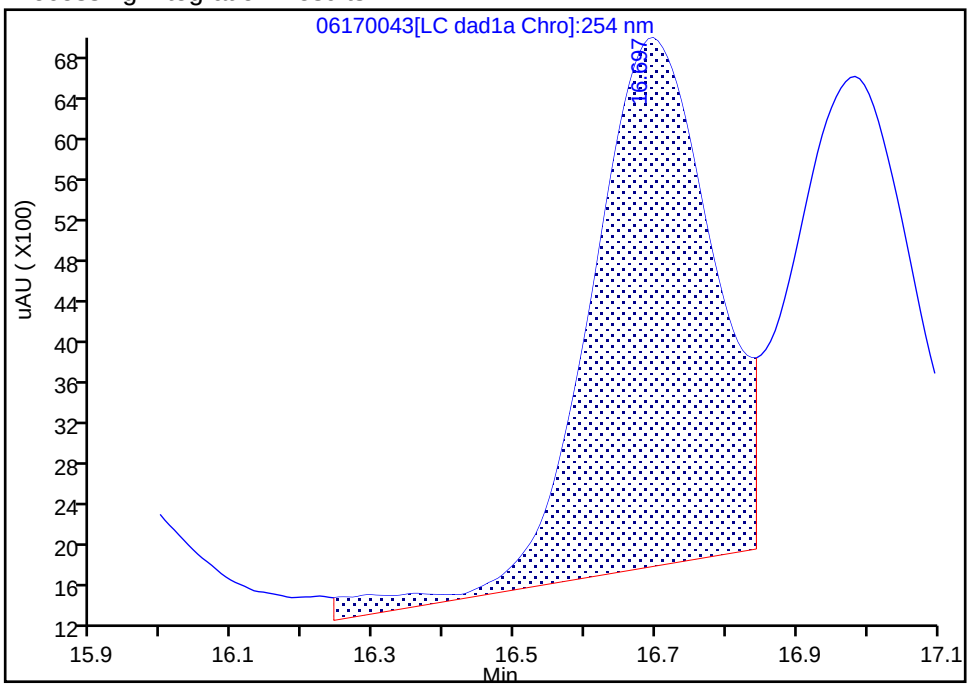

Manual Integration Results

RT: 16.70
Area: 70370
Amount: 0.257799
Amount Units: ug/ml

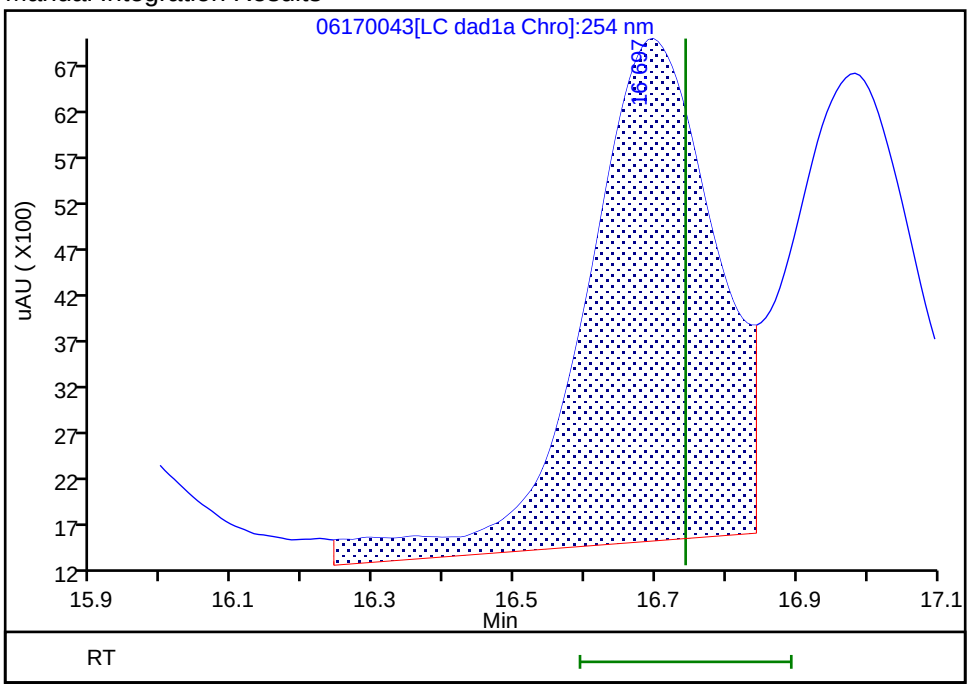

Reviewer: zhangji, 18-Jun-2020 17:35:12

Audit Action: Assigned New Baseline Audit Reason: Baseline

Manual Integration/User Assign Peak Report

Eurofins TestAmerica, Denver

Data File:	\\chromfs\denver\chromdata\g2_luna\20200617-92518.b\06170043.d				
Injection Date:	18-Jun-2020 14:54:30	Instrument ID:	CHHPLC_G2_LUNA		
Lims ID:	CCV				
Client ID:					
Operator ID:	JZ	ALS Bottle#:	7	Worklist Smp#:	43
Injection Vol:	100.0 ul	Dil. Factor:	1.0000		
Method:	G2_8330_Luna	Limit Group:	GCSV - 8330		
Column:	Luna-Phenyl hexyl (4.60 mm)	Detector	LC DAD1A, 254 nm		

15 p-Nitrotoluene, CAS: 99-99-0

Signal: 1

Processing Integration Results

RT: 16.98
Area: 55456
Amount: 0.230221
Amount Units: ug/ml

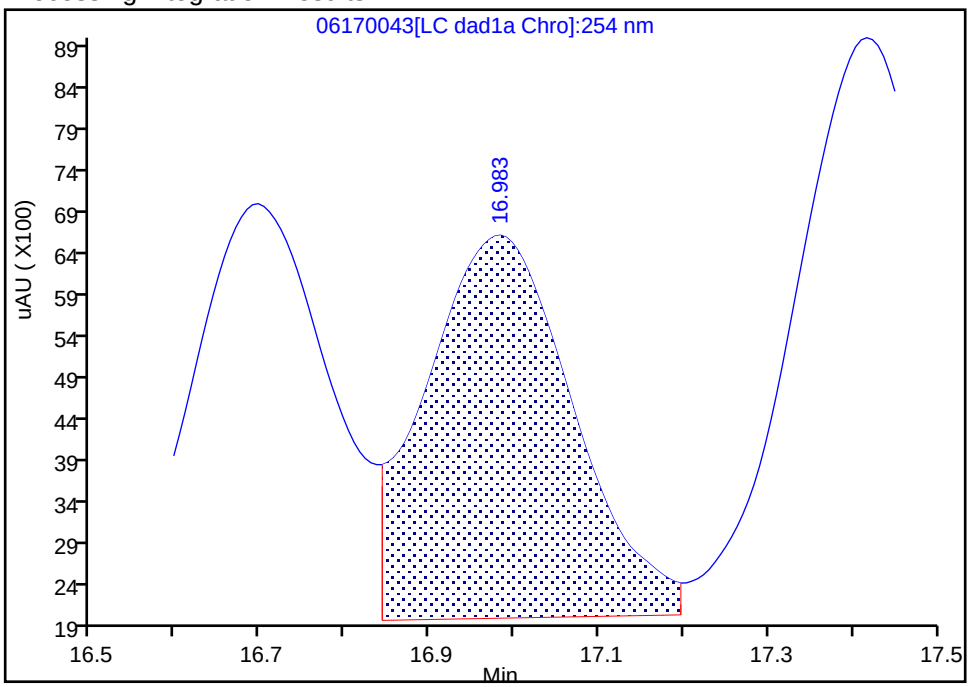

Manual Integration Results

RT: 16.98
Area: 62495
Amount: 0.259443
Amount Units: ug/ml

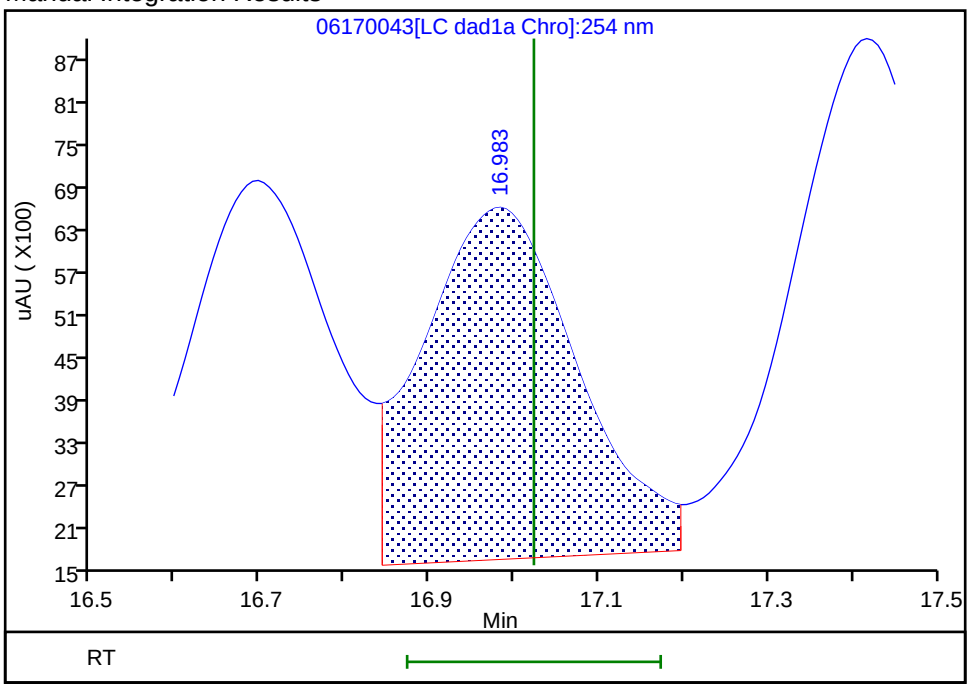

Reviewer: zhangji, 18-Jun-2020 17:35:12
Audit Action: Assigned New Baseline Audit Reason: Baseline

Manual Integration/User Assign Peak Report

Eurofins TestAmerica, Denver

Data File:	\\chromfs\denver\chromdata\g2_luna\20200617-92518.b\06170043.d				
Injection Date:	18-Jun-2020 14:54:30	Instrument ID:	CHHPLC_G2_LUNA		
Lims ID:	CCV				
Client ID:					
Operator ID:	JZ	ALS Bottle#:	7	Worklist Smp#:	43
Injection Vol:	100.0 ul	Dil. Factor:	1.0000		
Method:	G2_8330_Luna	Limit Group:	GCSV - 8330		
Column:	Luna-Phenyl hexyl (4.60 mm)	Detector	LC DAD1A, 254 nm		

16 4-Amino-2,6-dinitrotoluene, CAS: 19406-51-0

Signal: 1

Processing Integration Results

RT: 17.42
Area: 82677
Amount: 0.239481
Amount Units: ug/ml

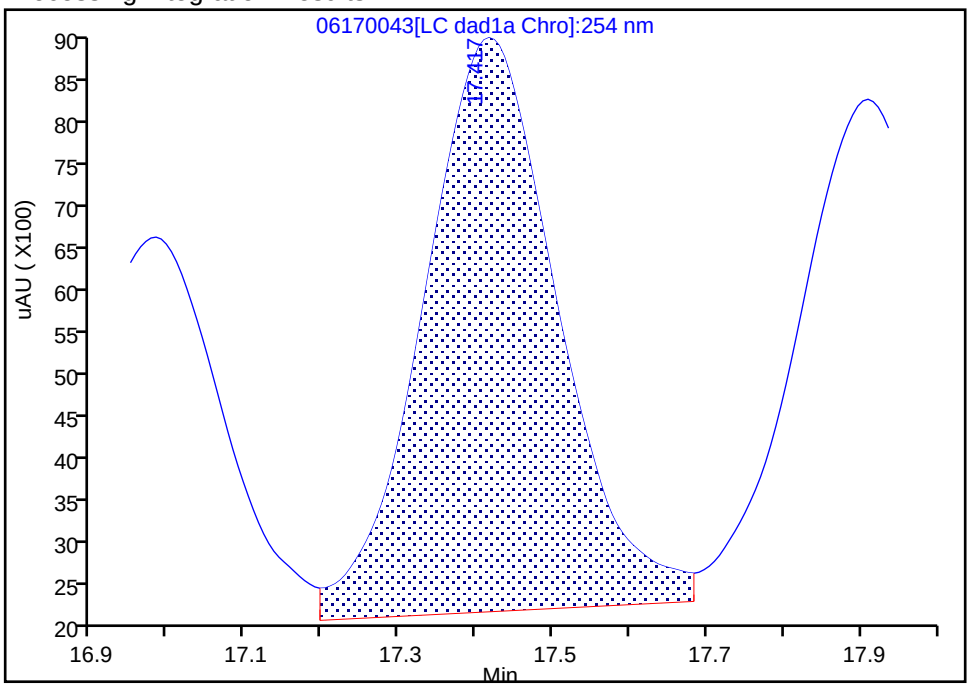

Manual Integration Results

RT: 17.42
Area: 89466
Amount: 0.259146
Amount Units: ug/ml

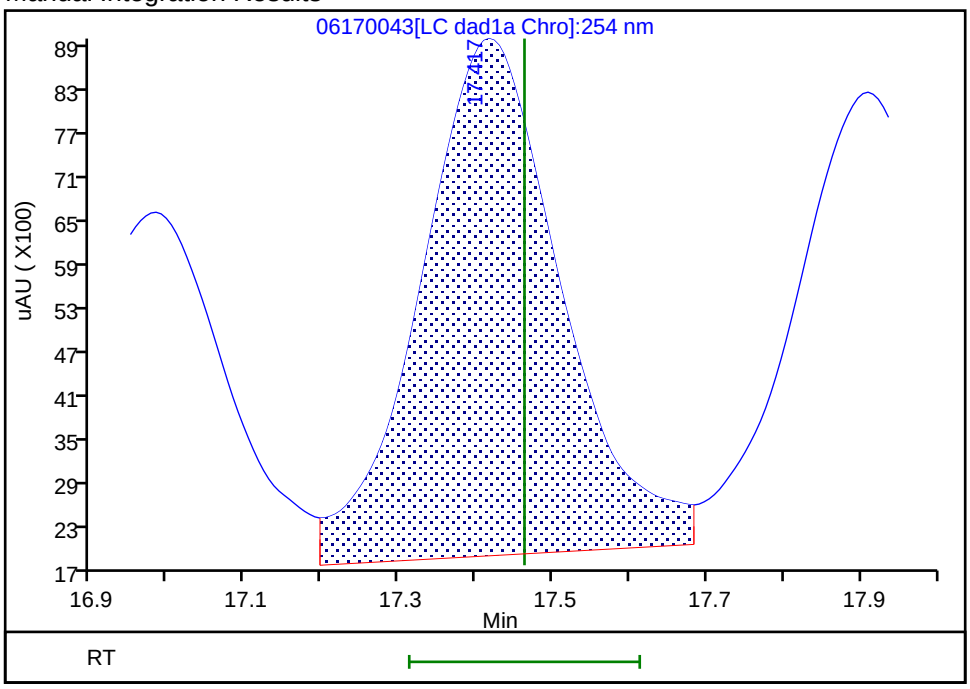

Reviewer: zhangji, 18-Jun-2020 17:35:12

Audit Action: Assigned New Baseline Audit Reason: Baseline

Manual Integration/User Assign Peak Report

Eurofins TestAmerica, Denver

Data File:	\\chromfs\denver\chromdata\g2_luna\20200617-92518.b\06170043.d				
Injection Date:	18-Jun-2020 14:54:30	Instrument ID:	CHHPLC_G2_LUNA		
Lims ID:	CCV				
Client ID:					
Operator ID:	JZ	ALS Bottle#:	7	Worklist Smp#:	43
Injection Vol:	100.0 ul	Dil. Factor:	1.0000		
Method:	G2_8330_Luna	Limit Group:	GCSV - 8330		
Column:	Luna-Phenyl hexyl (4.60 mm)	Detector	LC DAD1A, 254 nm		

17 m-Nitrotoluene, CAS: 99-08-1

Signal: 1

Processing Integration Results

RT: 17.91
Area: 73846
Amount: 0.247534
Amount Units: ug/ml

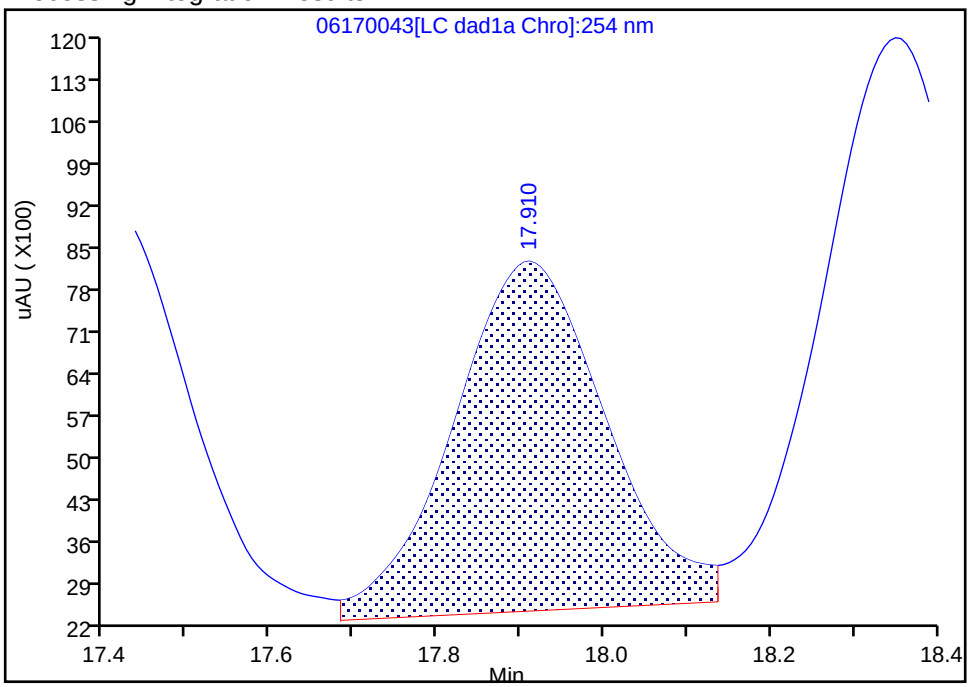

Manual Integration Results

RT: 17.91
Area: 79952
Amount: 0.268001
Amount Units: ug/ml

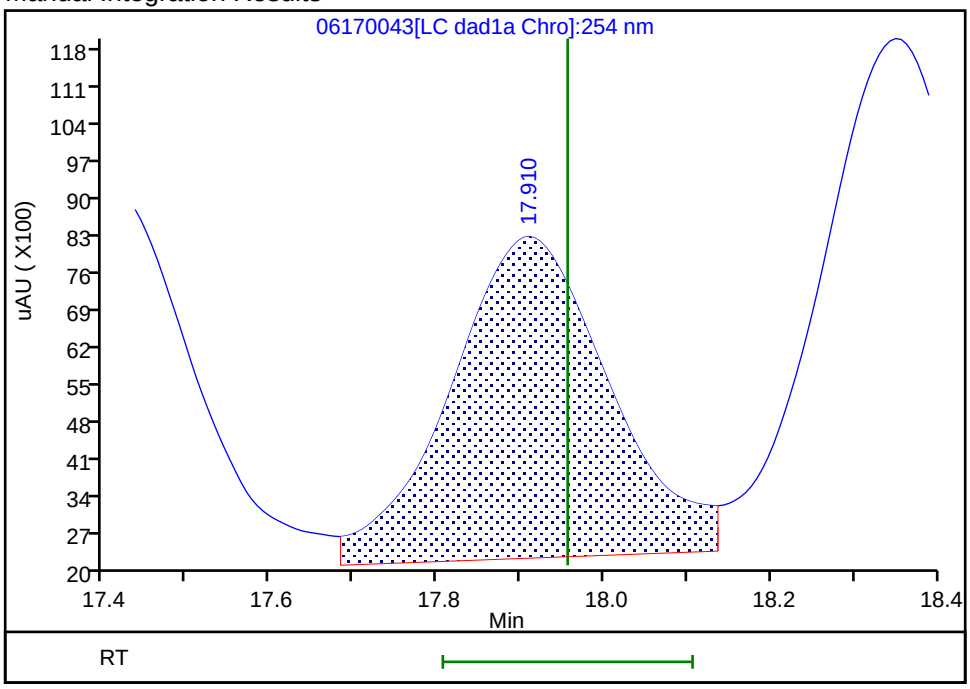

Reviewer: zhangji, 18-Jun-2020 17:35:12
Audit Action: Assigned New Baseline Audit Reason: Baseline

Manual Integration/User Assign Peak Report

Eurofins TestAmerica, Denver

Data File:	\\chromfs\denver\chromdata\g2_luna\20200617-92518.b\06170043.d				
Injection Date:	18-Jun-2020 14:54:30	Instrument ID:	CHHPLC_G2_LUNA		
Lims ID:	CCV				
Client ID:					
Operator ID:	JZ	ALS Bottle#:	7	Worklist Smp#:	43
Injection Vol:	100.0 ul	Dil. Factor:	1.0000		
Method:	G2_8330_Luna	Limit Group:	GCSV - 8330		
Column:	Luna-Phenyl hexyl (4.60 mm)	Detector	LC DAD1A, 254 nm		

18 2-Amino-4,6-dinitrotoluene, CAS: 35572-78-2

Signal: 1

Processing Integration Results

RT: 18.35
Area: 115839
Amount: 0.249003
Amount Units: ug/ml

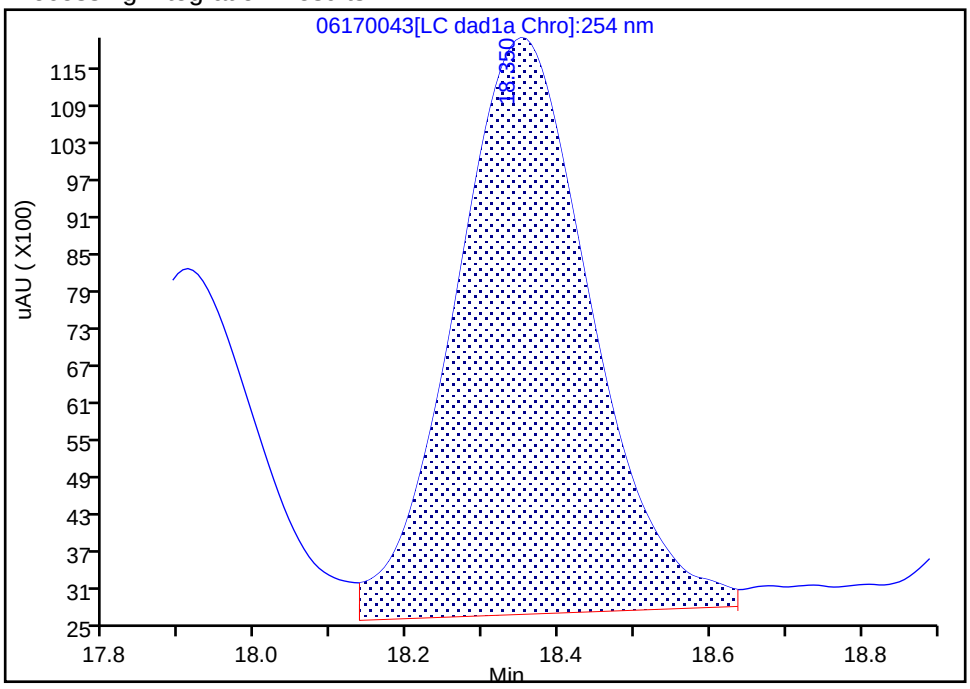

Manual Integration Results

RT: 18.35
Area: 122199
Amount: 0.262674
Amount Units: ug/ml

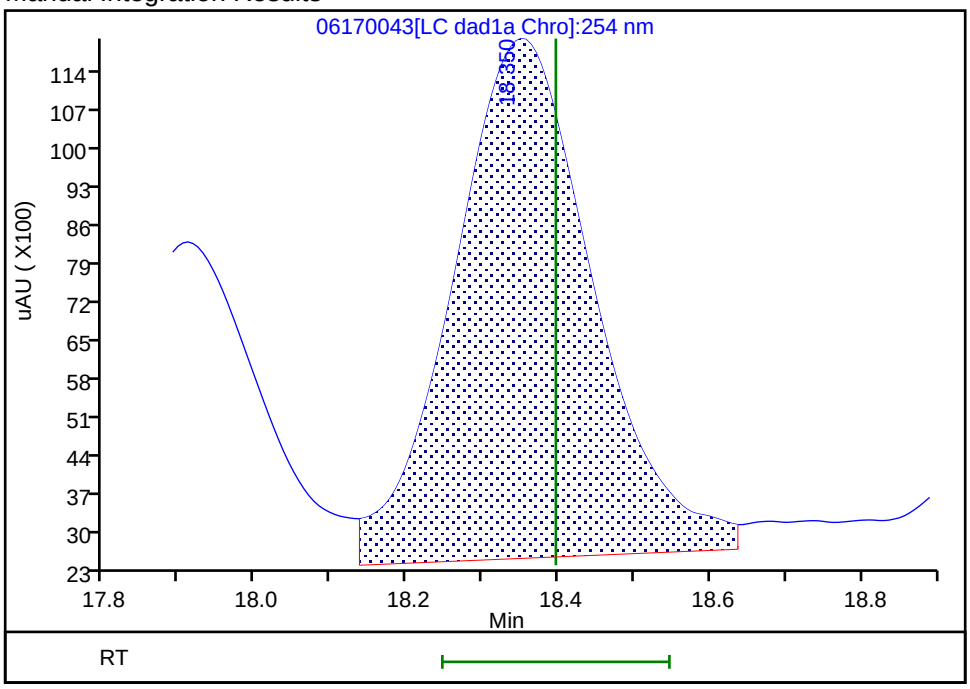

Reviewer: zhangji, 18-Jun-2020 17:35:12

Audit Action: Assigned New Baseline Audit Reason: Baseline

Manual Integration/User Assign Peak Report

Eurofins TestAmerica, Denver

Data File:	\\chromfs\denver\chromdata\g2_luna\20200617-92518.b\06170043.d				
Injection Date:	18-Jun-2020 14:54:30	Instrument ID:	CHHPLC_G2_LUNA		
Lims ID:	CCV				
Client ID:					
Operator ID:	JZ	ALS Bottle#:	7	Worklist Smp#:	43
Injection Vol:	100.0 ul	Dil. Factor:	1.0000		
Method:	G2_8330_Luna	Limit Group:	GCSV - 8330		
Column:	Luna-Phenyl hexyl (4.60 mm)	Detector	LC DAD1A, 254 nm		

19 1,3,5-Trinitrobenzene, CAS: 99-35-4

Signal: 1

Processing Integration Results

RT: 19.10
Area: 128763
Amount: 0.272543
Amount Units: ug/ml

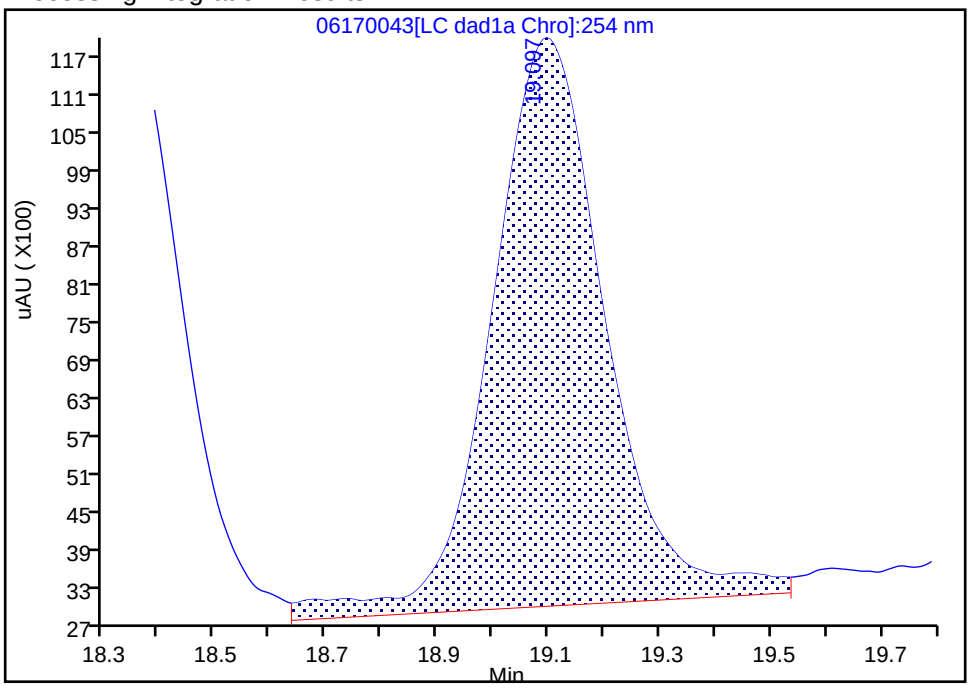

Manual Integration Results

RT: 19.10
Area: 135972
Amount: 0.287801
Amount Units: ug/ml

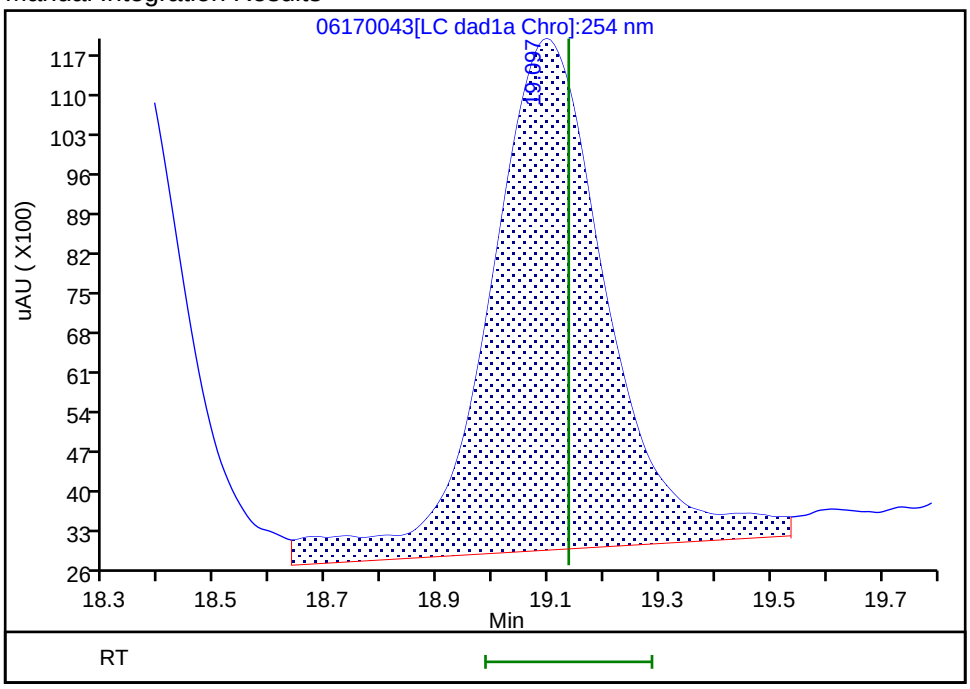

Reviewer: zhangji, 18-Jun-2020 17:35:12

Audit Action: Assigned New Baseline Audit Reason: Baseline

Manual Integration/User Assign Peak Report

Eurofins TestAmerica, Denver

Data File:	\\chromfs\denver\chromdata\g2_luna\20200617-92518.b\06170043.d				
Injection Date:	18-Jun-2020 14:54:30	Instrument ID:	CHHPLC_G2_LUNA		
Lims ID:	CCV				
Client ID:					
Operator ID:	JZ	ALS Bottle#:	7	Worklist Smp#:	43
Injection Vol:	100.0 ul	Dil. Factor:	1.0000		
Method:	G2_8330_Luna	Limit Group:	GCSV - 8330		
Column:	Luna-Phenyl hexyl (4.60 mm)	Detector	LC DAD1A, 254 nm		

20 2,6-Dinitrotoluene, CAS: 606-20-2

Signal: 1

Processing Integration Results

RT: 20.02
Area: 81778
Amount: 0.267418
Amount Units: ug/ml

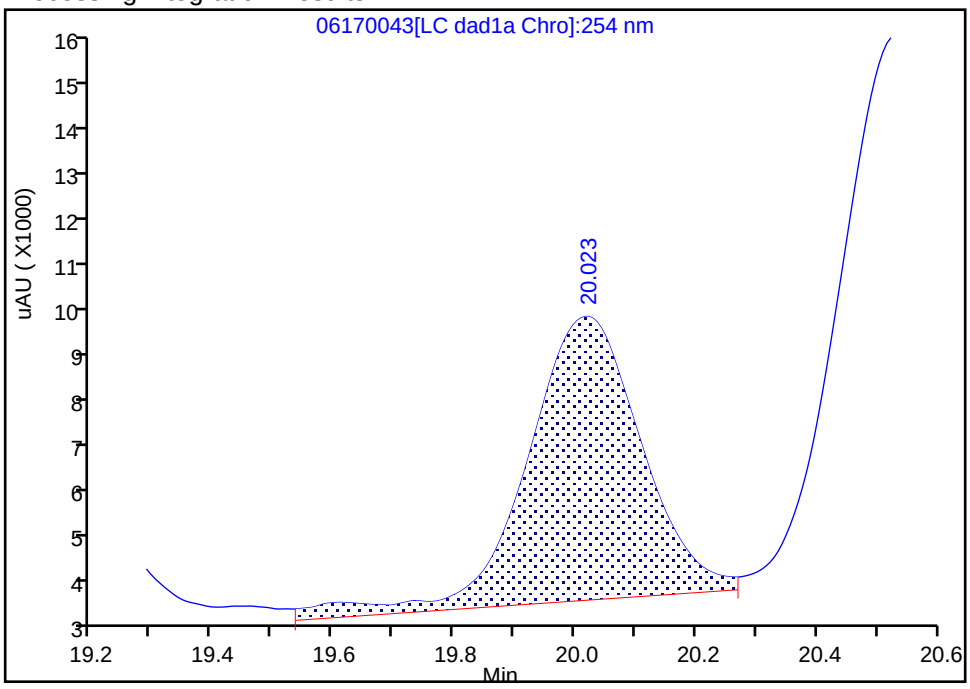

Manual Integration Results

RT: 20.02
Area: 90842
Amount: 0.298757
Amount Units: ug/ml

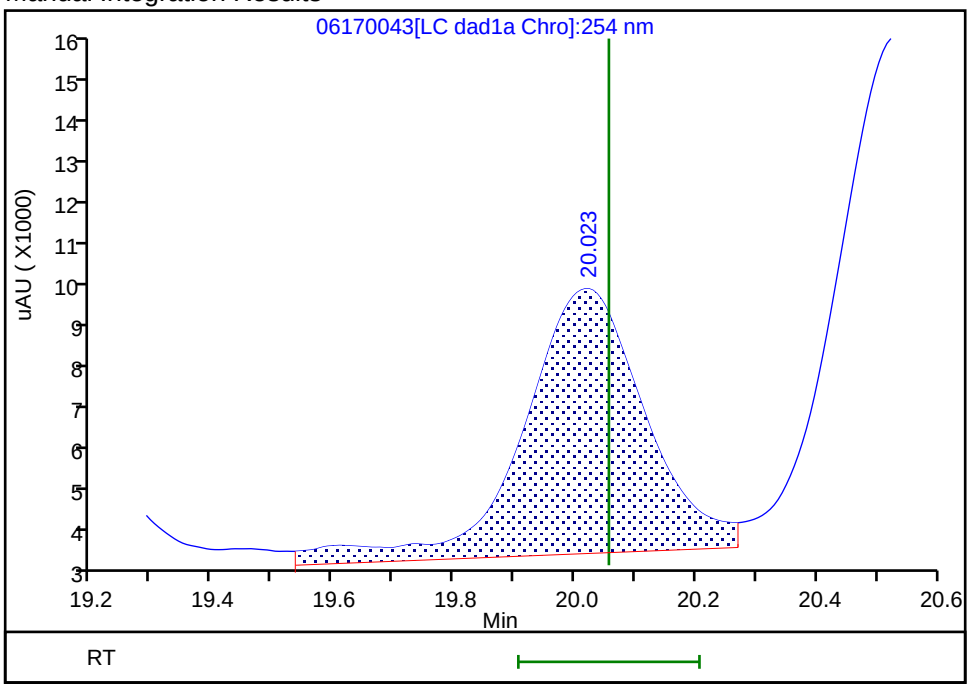

Reviewer: zhangji, 18-Jun-2020 17:35:12
Audit Action: Assigned New Baseline Audit Reason: Baseline

Manual Integration/User Assign Peak Report

Eurofins TestAmerica, Denver

Data File:	\\chromfs\denver\chromdata\g2_luna\20200617-92518.b\06170043.d				
Injection Date:	18-Jun-2020 14:54:30	Instrument ID:	CHHPLC_G2_LUNA		
Lims ID:	CCV				
Client ID:					
Operator ID:	JZ	ALS Bottle#:	7	Worklist Smp#:	43
Injection Vol:	100.0 ul	Dil. Factor:	1.0000		
Method:	G2_8330_Luna	Limit Group:	GCSV - 8330		
Column:	Luna-Phenyl hexyl (4.60 mm)	Detector	LC DAD1A, 254 nm		

21 2,4-Dinitrotoluene, CAS: 121-14-2

Signal: 1

Processing Integration Results

RT: 20.53
Area: 154354
Amount: 0.241135
Amount Units: ug/ml

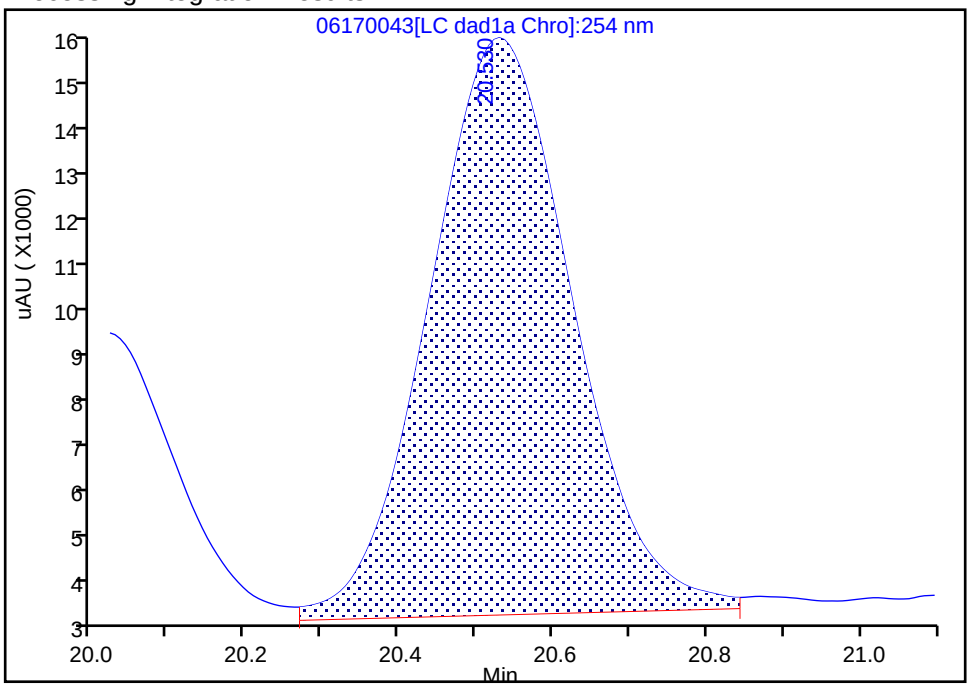

Manual Integration Results

RT: 20.53
Area: 163900
Amount: 0.256048
Amount Units: ug/ml

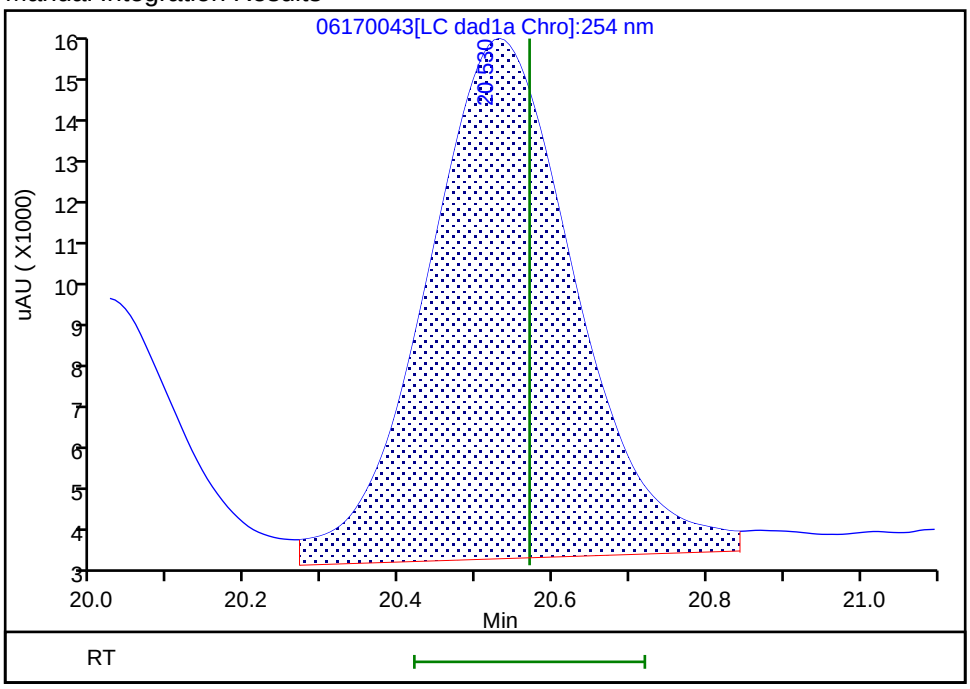

Reviewer: zhangji, 18-Jun-2020 17:35:12
Audit Action: Assigned New Baseline Audit Reason: Baseline

FORM VII
HPLC/IC CONTINUING CALIBRATION DATA

Lab Name: Eurofins TestAmerica, Denver Job No.: 280-137110-1

SDG No.:

Lab Sample ID: CCV 280-499146/44 Calibration Date: 06/18/2020 15:29

Instrument ID: CHHPLC_G2_LUNA Calib Start Date: 05/14/2020 22:06

GC Column: Luna-phenylhex ID: 4.60(mm) Calib End Date: 05/15/2020 02:46

Lab File ID: 06170044.D Conc. Units: ug/L

ANALYTE	CURVE TYPE	AVE CF	CF	MIN CF	CALC AMOUNT	SPIKE AMOUNT	%D	MAX %D
TNX	Ave	435816	396492		228	250	-9.0	15.0
DNX	Ave	321206	304448		237	250	-5.2	15.0
MNX	Lin2		285467		292	292	0.0	15.0

FORM VII
HPLC/IC CONTINUING CALIBRATION RETENTION TIME SUMMARY

Lab Name: Eurofins TestAmerica, Denver Job No.: 280-137110-1

SDG No.:

Lab Sample ID: CCV 280-499146/44 Calibration Date: 06/18/2020 15:29

Instrument ID: CHHPLC_G2_LUNA Calib Start Date: 05/14/2020 22:06

GC Column: Luna-phenylhex ID: 4.60(mm) Calib End Date: 05/15/2020 02:46

Lab File ID: 06170044.D

Analyte	RT	RT WINDOW	
		FROM	TO
TNX	5.52	5.36	5.66
DNX	6.36	6.19	6.49
MNX	7.91	7.73	8.03

Eurofins TestAmerica, Denver
Target Compound Quantitation Report

Data File: \\chromfs\Denver\ChromData\G2_LUNA\20200617-92518.b\06170044.D
Lims ID: CCV DMT
Client ID:
Sample Type: CCV
Inject. Date: 18-Jun-2020 15:29:32 ALS Bottle#: 8 Worklist Smp#: 44
Injection Vol: 100.0 ul Dil. Factor: 1.0000
Sample Info: CCV DMT
Misc. Info.: 280-0092518-044
Operator ID: JZ Instrument ID: CHHPLC_G2_LUNA
Sublist: chrom-G2_8330_Luna*sub13

Method: \\chromfs\Denver\ChromData\G2_LUNA\20200617-92518.b\G2_8330_Luna.m
Limit Group: GCSV - 8330
Last Update: 18-Jun-2020 17:36:13 Calib Date: 15-May-2020 02:11:20
Integrator: Falcon
Quant Method: External Standard Quant By: Initial Calibration
Last ICal File: \\chromfs\Denver\ChromData\G2_LUNA\20200514-91518.b\05140024.D

Column 1 : Luna-Phenyl hexyl (4.60 mm) Det: LC DAD1A, 254 nm
Process Host: CTX1013

First Level Reviewer: zhangji Date: 18-Jun-2020 17:35:27

Compound	Det	RT (min.)	Exp RT (min.)	Dlt RT (min.)	Response	Cal Amt ug/ml	OnCol Amt ug/ml	Flags
3 TNX	1	5.518	5.509	0.009	99222	0.2503	0.2277	
4 DNX	1	6.358	6.336	0.022	76188	0.2503	0.2372	
7 MNX	1	7.911	7.876	0.035	83285	0.2918	0.2918	

Reagents:

8330 DMT_00006 Amount Added: 12.50 Units: uL

Report Date: 18-Jun-2020 17:36:13 Chrom Revision: 2.3 17-Jun-2020 19:07:08

Eurofins TestAmerica, Denver

Data File: \\chromfs\denver\chromdata\g2_luna\20200617-92518.b\06170044.d

Injection Date:	18-Jun-2020 15:29:32	Instrument ID:	CHHPLC_G2_LUNA	Operator ID:	JZ
Lims ID:	CCV DMT			Worklist Smp#:	44
Client ID:					
Injection Vol:	100.0 ul	Dil. Factor:	1.0000	ALS Bottle#:	8
Method:	G2_8330_Luna	Limit Group:	GCSV - 8330		

Column: Luna-Phenyl hexyl (4.60 mm) Y Scaling: Method Defined: Scale to the Nth Largest Peak: 1

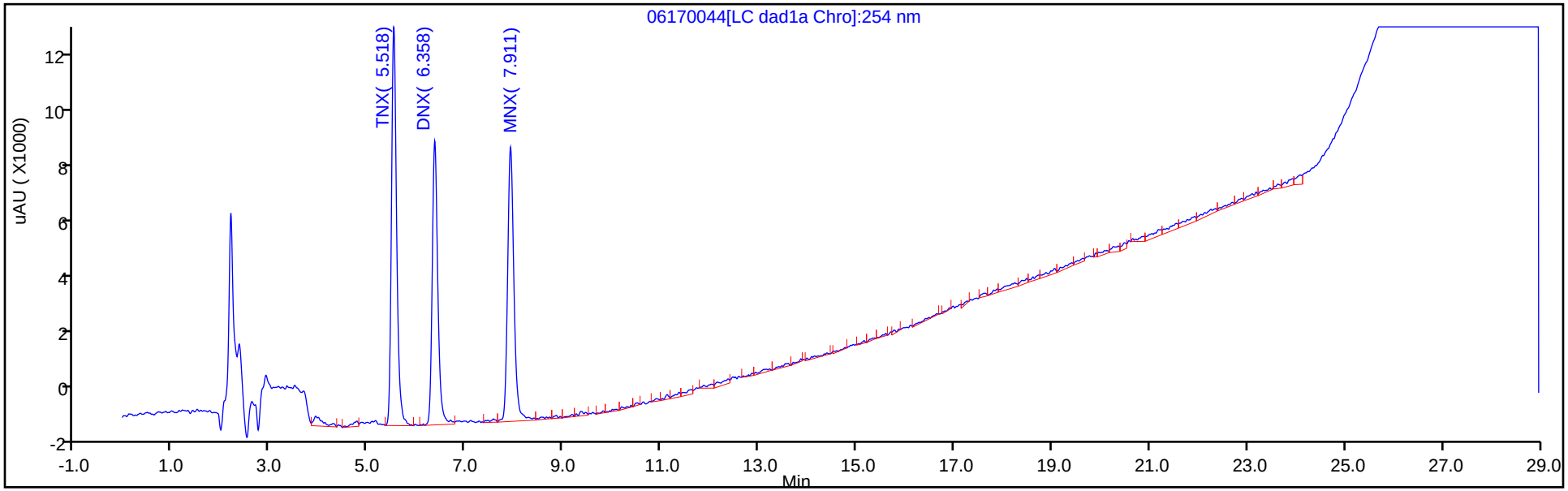

Y Scaling: Method Defined: Scale to the Nth Largest Peak: 1

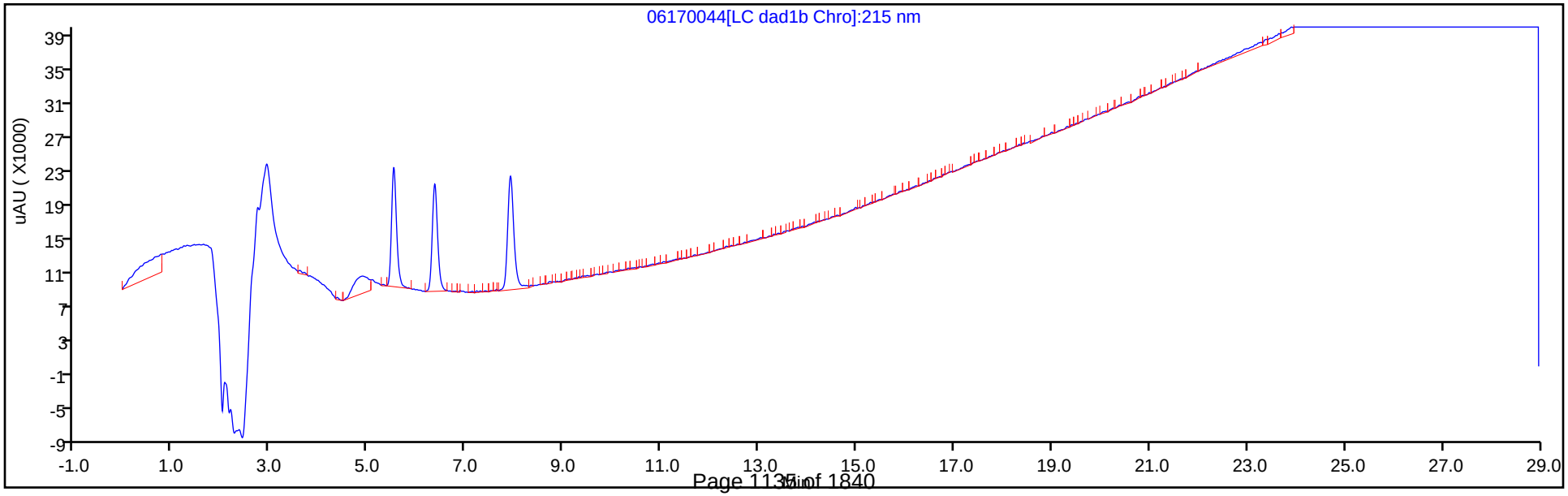

FORM VII
HPLC/IC CONTINUING CALIBRATION DATA

Lab Name: Eurofins TestAmerica, Denver Job No.: 280-137110-1

SDG No.:

Lab Sample ID: CCV 280-499146/55 Calibration Date: 06/18/2020 21:54

Instrument ID: CHHPLC_G2_LUNA Calib Start Date: 05/14/2020 16:16

GC Column: Luna-phenylhex ID: 4.60(mm) Calib End Date: 05/14/2020 20:56

Lab File ID: 06170055.D Conc. Units: ug/L

ANALYTE	CURVE TYPE	AVE CF	CF	MIN CF	CALC AMOUNT	SPIKE AMOUNT	%D	MAX %D
HMX	Lin2		180616		225	250	-10.0	15.0
Picric acid	Ave	193810	176360		227	250	-9.0	15.0
RDX	Ave	244360	222396		228	250	-9.0	15.0
Nitrobenzene	Ave	439227	406833		232	251	-7.4	15.0
1,3-Dinitrobenzene	Ave	674189	655481		244	251	-2.8	15.0
Nitroglycerin	Ave	126803	128922		2540	2500	1.7	15.0
2-Nitrotoluene	Ave	272965	241480		221	250	-11.5	15.0
4-Nitrotoluene	Ave	240881	228152		237	251	-5.3	15.0
4-Amino-2,6-dinitrotoluene	Ave	345235	323137		234	250	-6.4	15.0
3-Nitrotoluene	Ave	298327	287281		241	250	-3.7	15.0
2-Amino-4,6-dinitrotoluene	Ave	465211	453586		245	251	-2.5	15.0
1,3,5-Trinitrobenzene	Ave	472451	470786		250	251	-0.4	15.0
2,6-Dinitrotoluene	Lin2		300159		245	251	-2.3	15.0
2,4-Dinitrotoluene	Ave	640113	609773		239	251	-4.7	15.0
Tetryl	Ave	368678	354483		241	251	-3.9	15.0
2,4,6-Trinitrotoluene	Lin1		397219		240	251	-4.2	15.0
PETN	Lin1		142994		2550	2500	2.1	15.0
1,2-Dinitrobenzene	Lin1		289232		254	250	1.7	15.0

FORM VII
HPLC/IC CONTINUING CALIBRATION RETENTION TIME SUMMARY

Lab Name: Eurofins TestAmerica, Denver Job No.: 280-137110-1

SDG No.:

Lab Sample ID: CCV 280-499146/55 Calibration Date: 06/18/2020 21:54

Instrument ID: CHHPLC_G2_LUNA Calib Start Date: 05/14/2020 16:16

GC Column: Luna-phenylhex ID: 4.60(mm) Calib End Date: 05/14/2020 20:56

Lab File ID: 06170055.D

Analyte	RT	RT WINDOW	
		FROM	TO
HMX	7.15	7.00	7.30
Picric acid	8.41	8.33	8.63
RDX	9.37	9.22	9.52
Nitrobenzene	12.27	12.12	12.42
1,3-Dinitrobenzene	15.81	15.66	15.96
Nitroglycerin	16.04	15.91	16.21
2-Nitrotoluene	16.74	16.59	16.89
4-Nitrotoluene	17.03	16.87	17.17
4-Amino-2,6-dinitrotoluene	17.47	17.31	17.61
3-Nitrotoluene	17.95	17.81	18.11
2-Amino-4,6-dinitrotoluene	18.40	18.25	18.55
1,3,5-Trinitrobenzene	19.15	18.99	19.29
2,6-Dinitrotoluene	20.07	19.91	20.21
2,4-Dinitrotoluene	20.58	20.42	20.72
Tetryl	23.89	23.72	24.02
2,4,6-Trinitrotoluene	24.90	24.73	25.03
PETN	25.43	25.28	25.58
1,2-Dinitrobenzene	13.28	13.13	13.43

Eurofins TestAmerica, Denver
Target Compound Quantitation Report

Data File: \\chromfs\Denver\ChromData\G2_LUNA\20200617-92518.b\06170055.D
Lims ID: CCV
Client ID:
Sample Type: CCV
Inject. Date: 18-Jun-2020 21:54:33 ALS Bottle#: 5 Worklist Smp#: 55
Injection Vol: 100.0 ul Dil. Factor: 1.0000
Sample Info: CCV
Misc. Info.: 280-0092518-055
Operator ID: JZ Instrument ID: CHHPLC_G2_LUNA
Sublist: chrom-G2_8330_Luna*sub6

Method: \\chromfs\Denver\ChromData\G2_LUNA\20200617-92518.b\G2_8330_Luna.m
Limit Group: GCSV - 8330
Last Update: 19-Jun-2020 16:25:39 Calib Date: 15-May-2020 02:11:20
Integrator: Falcon
Quant Method: External Standard Quant By: Initial Calibration
Last ICal File: \\chromfs\Denver\ChromData\G2_LUNA\20200514-91518.b\05140024.D

Column 1 : Luna-Phenyl hexyl (4.60 mm) Det: LC DAD1A, 254 nm
Process Host: CTX1007

First Level Reviewer: zhangji Date: 19-Jun-2020 14:53:15

Compound	Det	RT (min.)	Exp RT (min.)	Dlt RT (min.)	Response	Cal Amt ug/ml	OnCol Amt ug/ml	Flags
1 2,6-diamino-4-nitrotoluene	1	4.399	4.403	-0.004	107594	0.2500	0.2506	M
2 2,4-diamino-6-nitrotoluene	1	4.986	5.016	-0.030	64505	0.2500	0.2480	M
6 HMX	1	7.146	7.150	-0.004	45154	0.2500	0.2250	
5 2,4,6-Trinitrophenol	1	8.406	8.476	-0.070	44090	0.2500	0.2275	
8 RDX	1	9.373	9.369	0.004	55599	0.2500	0.2275	
9 Nitrobenzene	1	12.273	12.269	0.004	102115	0.2510	0.2325	
$ 10 1,2-Dinitrobenzene	1	13.279	13.276	0.003	72308	0.2500	0.2542	
11 3,5-Dinitroaniline	1	15.213	15.209	0.004	121359	0.2500	0.2445	
12 1,3-Dinitrobenzene	1	15.806	15.809	-0.003	164198	0.2505	0.2435	
13 Nitroglycerin	2	16.039	16.056	-0.017	322305	2.50	2.54	
14 o-Nitrotoluene	1	16.739	16.743	-0.004	60370	0.2500	0.2212	M
15 p-Nitrotoluene	1	17.026	17.023	0.003	57152	0.2505	0.2373	M
16 4-Amino-2,6-dinitrotoluene	1	17.466	17.463	0.003	80865	0.2503	0.2342	M
17 m-Nitrotoluene	1	17.953	17.956	-0.003	71892	0.2503	0.2410	M
18 2-Amino-4,6-dinitrotoluene	1	18.399	18.396	0.003	113850	0.2510	0.2447	M
19 1,3,5-Trinitrobenzene	1	19.146	19.136	0.010	117932	0.2505	0.2496	M
20 2,6-Dinitrotoluene	1	20.066	20.056	0.010	75340	0.2510	0.2452	M
21 2,4-Dinitrotoluene	1	20.579	20.570	0.010	153053	0.2510	0.2391	M
22 Tetryl	1	23.886	23.870	0.016	88798	0.2505	0.2409	
23 2,4,6-Trinitrotoluene	1	24.899	24.883	0.016	99702	0.2510	0.2404	
24 PETN	2	25.433	25.430	0.003	357485	2.50	2.55	

QC Flag Legend

Review Flags
M - Manually Integrated

Reagents:

8330IntermStk_00064	Amount Added:	25.00	Units: uL
8330_ADDs_00027	Amount Added:	12.50	Units: uL

Report Date: 19-Jun-2020 16:25:39 Chrom Revision: 2.3 17-Jun-2020 19:07:08

Eurofins TestAmerica, Denver

Data File: \\chromfs\denver\chromdata\g2_luna\20200617-92518.b\06170055.d

Injection Date:	18-Jun-2020 21:54:33	Instrument ID:	CHHPLC_G2_LUNA	Operator ID:	JZ
Lims ID:	CCV			Worklist Smp#:	55
Client ID:					
Injection Vol:	100.0 ul	Dil. Factor:	1.0000	ALS Bottle#:	5
Method:	G2_8330_Luna	Limit Group:	GCSV - 8330		

Column: Luna-Phenyl hexyl (4.60 mm) Y Scaling: Method Defined: Scale to the Nth Largest Peak: 1

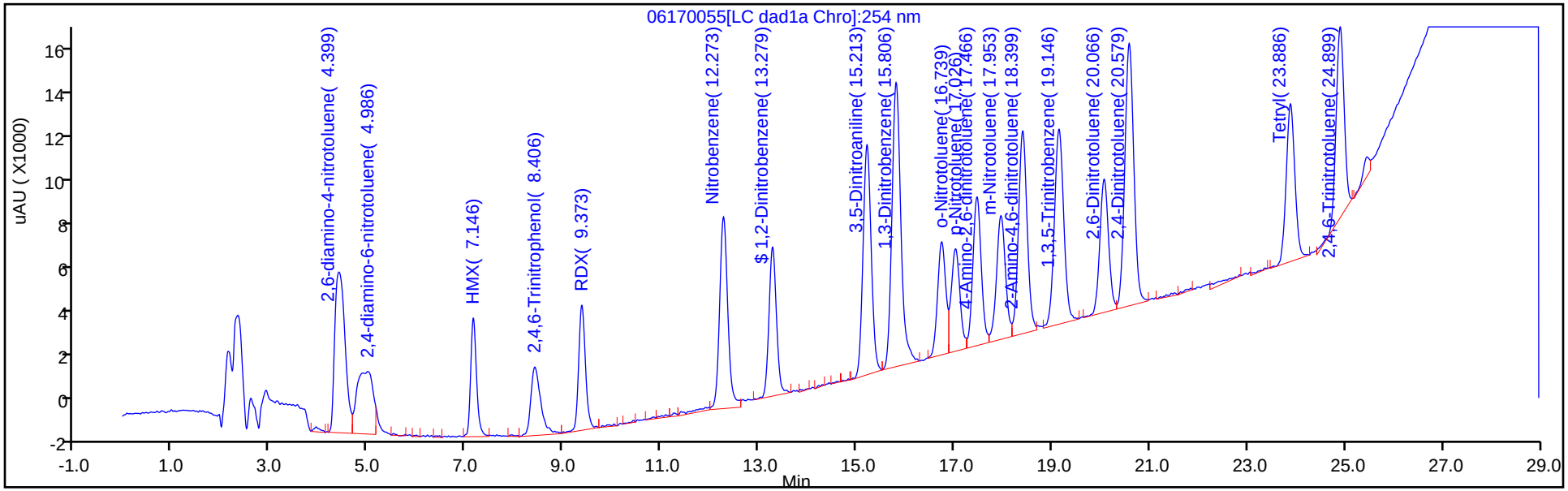

Y Scaling: Method Defined: Scale to the Nth Largest Peak: 1

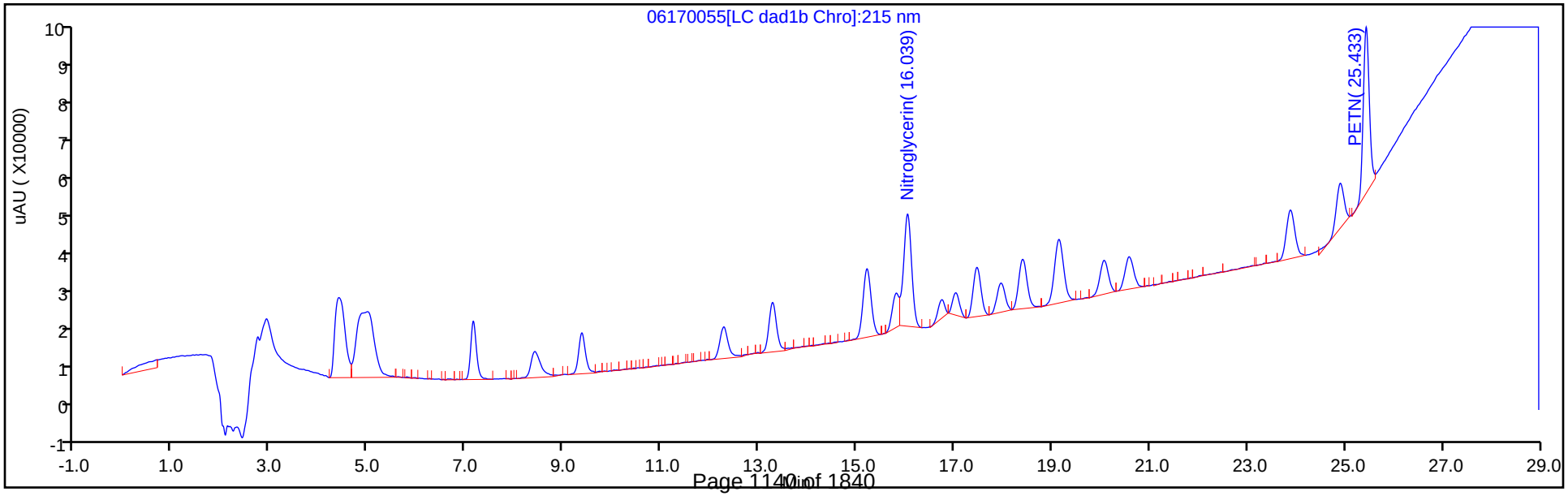

Manual Integration/User Assign Peak Report

Eurofins TestAmerica, Denver

Data File:	\\chromfs\denver\chromdata\g2_luna\20200617-92518.b\06170055.d				
Injection Date:	18-Jun-2020 21:54:33	Instrument ID:	CHHPLC_G2_LUNA		
Lims ID:	CCV				
Client ID:					
Operator ID:	JZ	ALS Bottle#:	5	Worklist Smp#:	55
Injection Vol:	100.0 ul	Dil. Factor:	1.0000		
Method:	G2_8330_Luna	Limit Group:	GCSV - 8330		
Column:	Luna-Phenyl hexyl (4.60 mm)	Detector	LC DAD1A, 254 nm		

14 o-Nitrotoluene, CAS: 88-72-2

Signal: 1

Processing Integration Results

RT: 16.74
Area: 45496
Amount: 0.166674
Amount Units: ug/ml

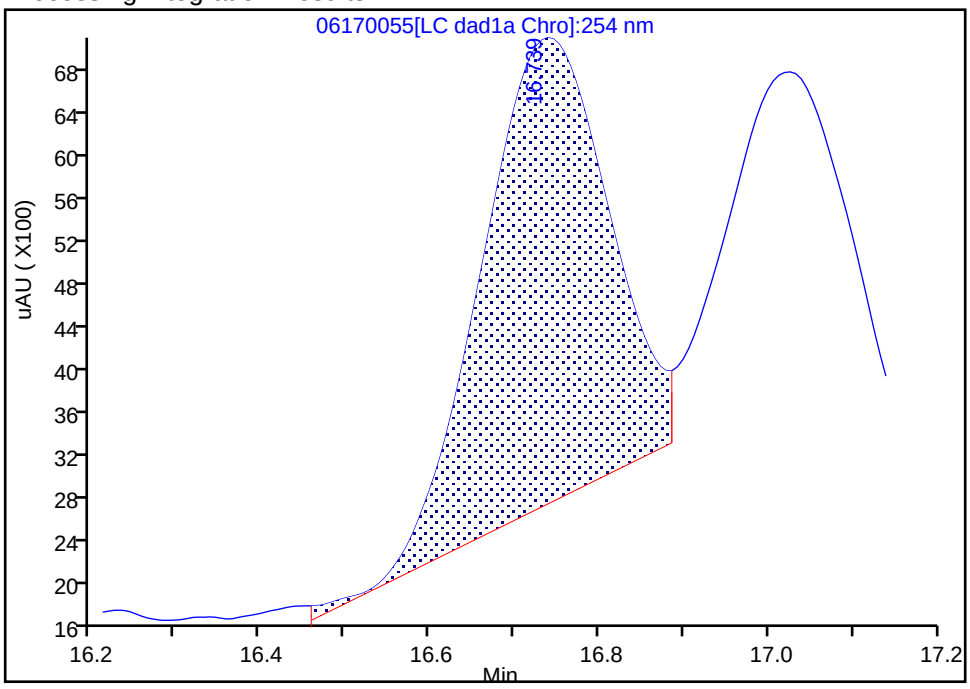

Manual Integration Results

RT: 16.74
Area: 60370
Amount: 0.221164
Amount Units: ug/ml

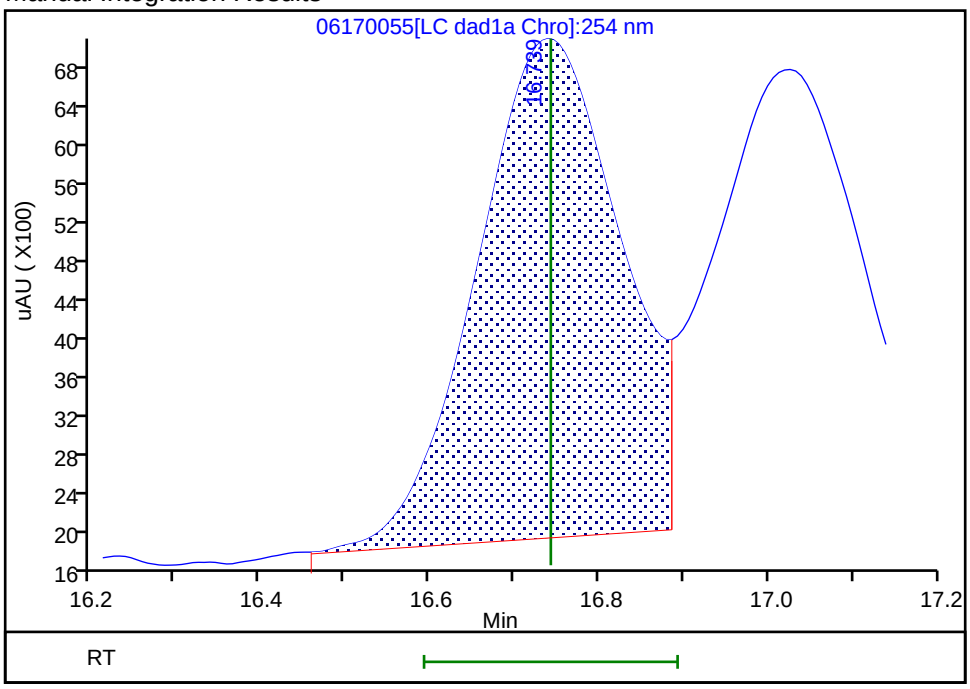

Reviewer: zhangji, 19-Jun-2020 14:49:15

Audit Action: Assigned New Baseline Audit Reason: Baseline

Manual Integration/User Assign Peak Report

Eurofins TestAmerica, Denver

Data File:	\\chromfs\denver\chromdata\g2_luna\20200617-92518.b\06170055.d				
Injection Date:	18-Jun-2020 21:54:33	Instrument ID:	CHHPLC_G2_LUNA		
Lims ID:	CCV				
Client ID:					
Operator ID:	JZ	ALS Bottle#:	5	Worklist Smp#:	55
Injection Vol:	100.0 ul	Dil. Factor:	1.0000		
Method:	G2_8330_Luna	Limit Group:	GCSV - 8330		
Column:	Luna-Phenyl hexyl (4.60 mm)	Detector	LC DAD1A, 254 nm		

15 p-Nitrotoluene, CAS: 99-99-0

Signal: 1

Processing Integration Results

RT: 17.03
Area: 38619
Amount: 0.160324
Amount Units: ug/ml

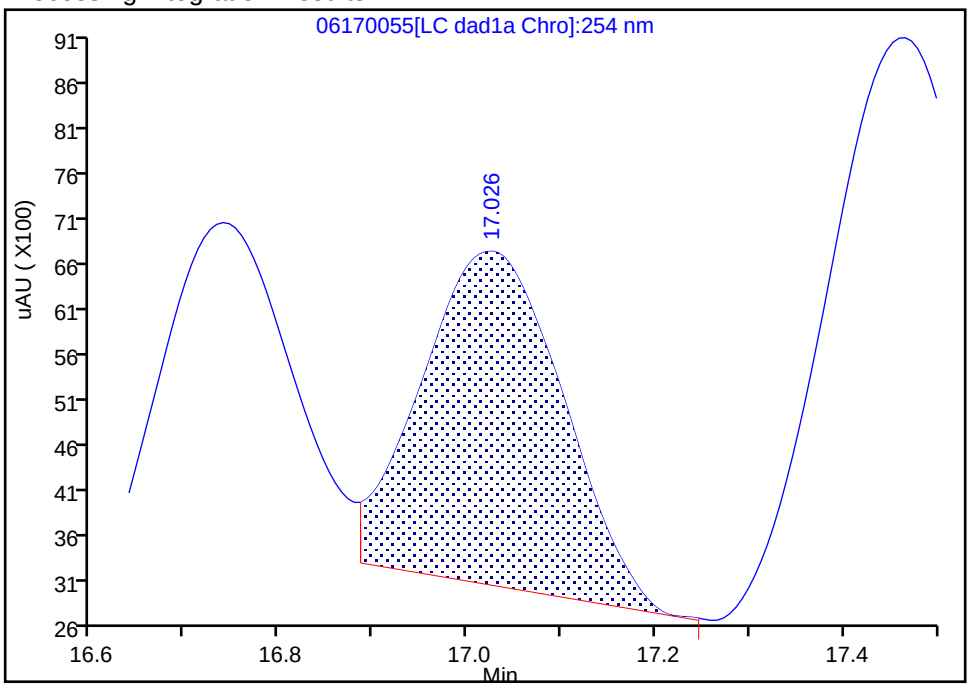

Manual Integration Results

RT: 17.03
Area: 57152
Amount: 0.237262
Amount Units: ug/ml

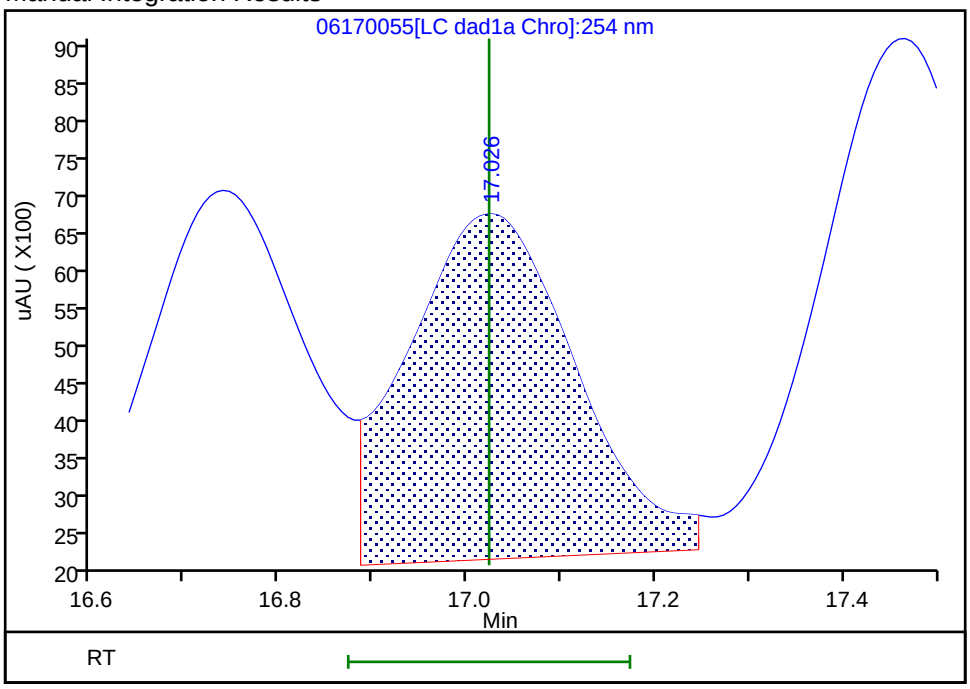

Reviewer: zhangji, 19-Jun-2020 14:49:15

Audit Action: Assigned New Baseline Audit Reason: Baseline

Manual Integration/User Assign Peak Report

Eurofins TestAmerica, Denver

Data File:	\\chromfs\denver\chromdata\g2_luna\20200617-92518.b\06170055.d				
Injection Date:	18-Jun-2020 21:54:33	Instrument ID:	CHHPLC_G2_LUNA		
Lims ID:	CCV				
Client ID:					
Operator ID:	JZ	ALS Bottle#:	5	Worklist Smp#:	55
Injection Vol:	100.0 ul	Dil. Factor:	1.0000		
Method:	G2_8330_Luna	Limit Group:	GCSV - 8330		
Column:	Luna-Phenyl hexyl (4.60 mm)	Detector	LC DAD1A, 254 nm		

16 4-Amino-2,6-dinitrotoluene, CAS: 19406-51-0

Signal: 1

Processing Integration Results

RT: 17.47
Area: 70654
Amount: 0.204655
Amount Units: ug/ml

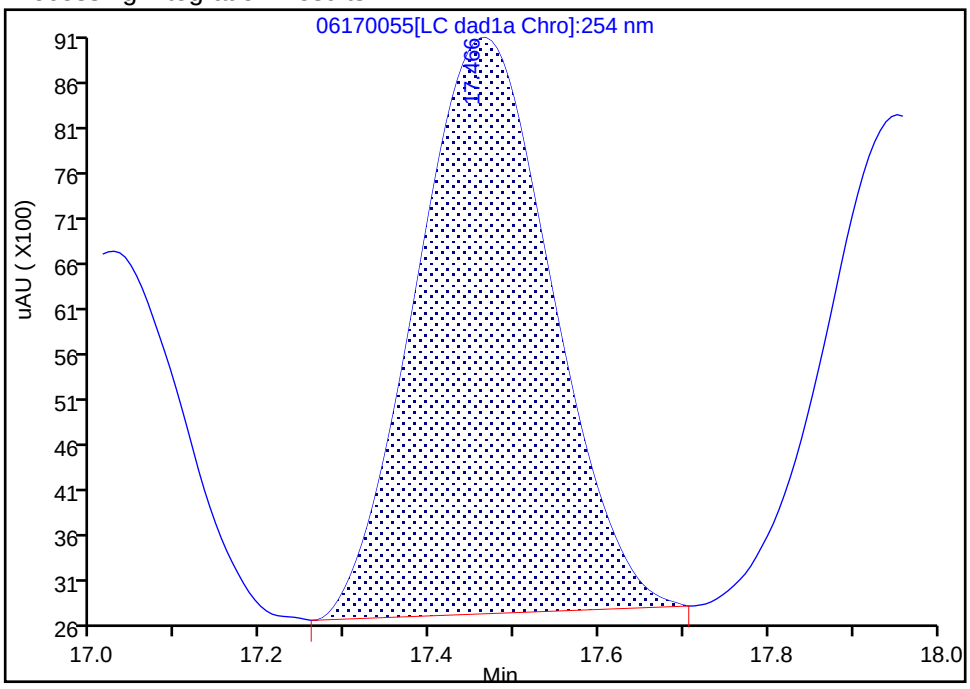

Manual Integration Results

RT: 17.47
Area: 80865
Amount: 0.234232
Amount Units: ug/ml

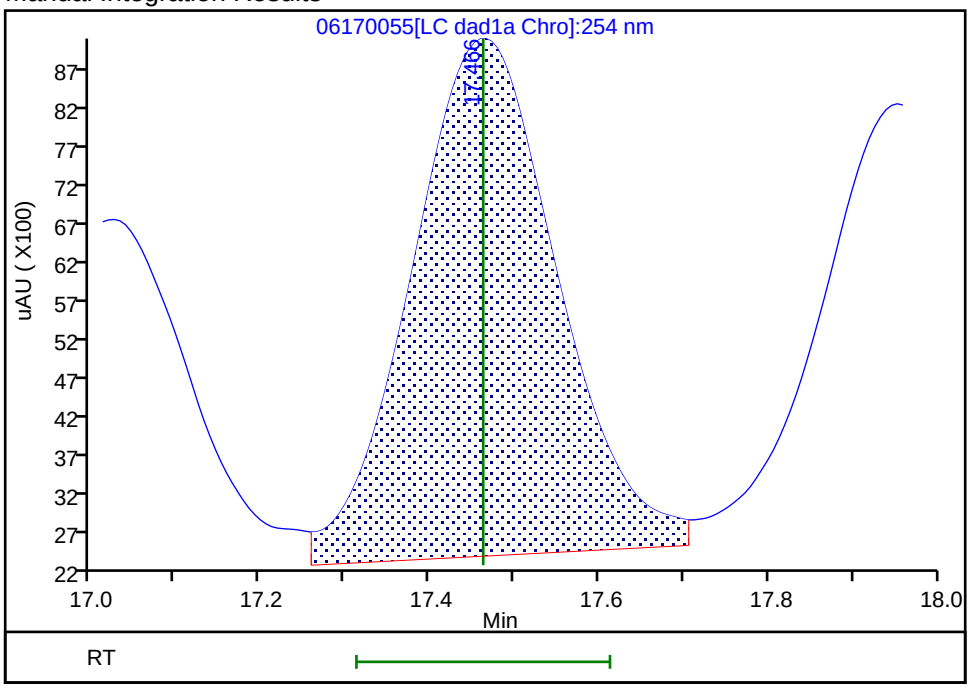

Reviewer: zhangji, 19-Jun-2020 14:49:15

Audit Action: Assigned New Baseline Audit Reason: Baseline

Manual Integration/User Assign Peak Report

Eurofins TestAmerica, Denver

Data File:	\\chromfs\denver\chromdata\g2_luna\20200617-92518.b\06170055.d				
Injection Date:	18-Jun-2020 21:54:33	Instrument ID:	CHHPLC_G2_LUNA		
Lims ID:	CCV				
Client ID:					
Operator ID:	JZ	ALS Bottle#:	5	Worklist Smp#:	55
Injection Vol:	100.0 ul	Dil. Factor:	1.0000		
Method:	G2_8330_Luna	Limit Group:	GCSV - 8330		
Column:	Luna-Phenyl hexyl (4.60 mm)	Detector	LC DAD1A, 254 nm		

17 m-Nitrotoluene, CAS: 99-08-1

Signal: 1

Processing Integration Results

RT: 17.95
Area: 59166
Amount: 0.198326
Amount Units: ug/ml

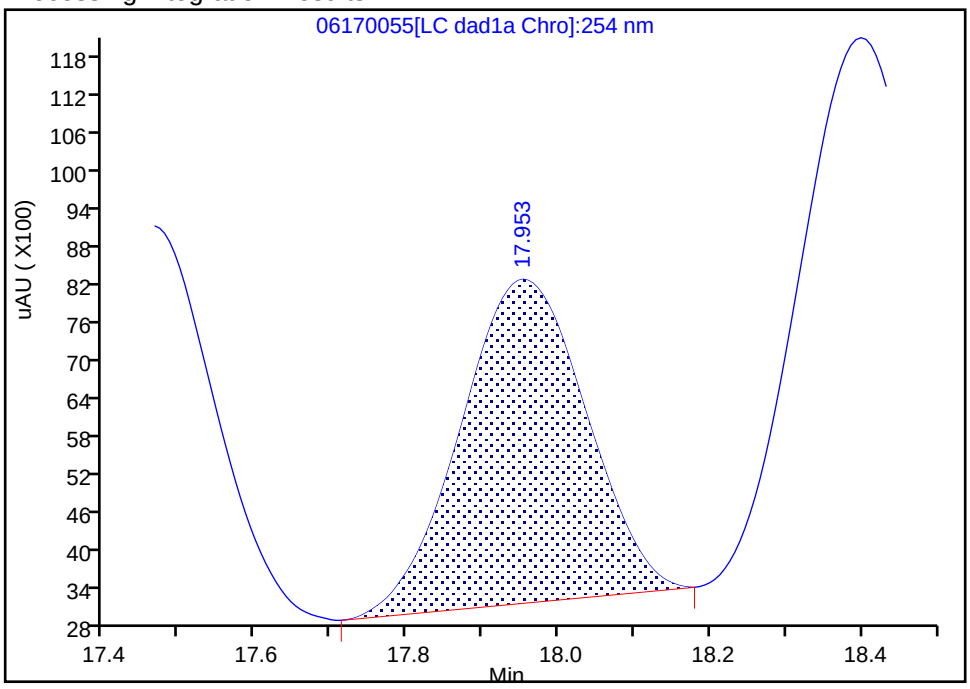

Manual Integration Results

RT: 17.95
Area: 71892
Amount: 0.240984
Amount Units: ug/ml

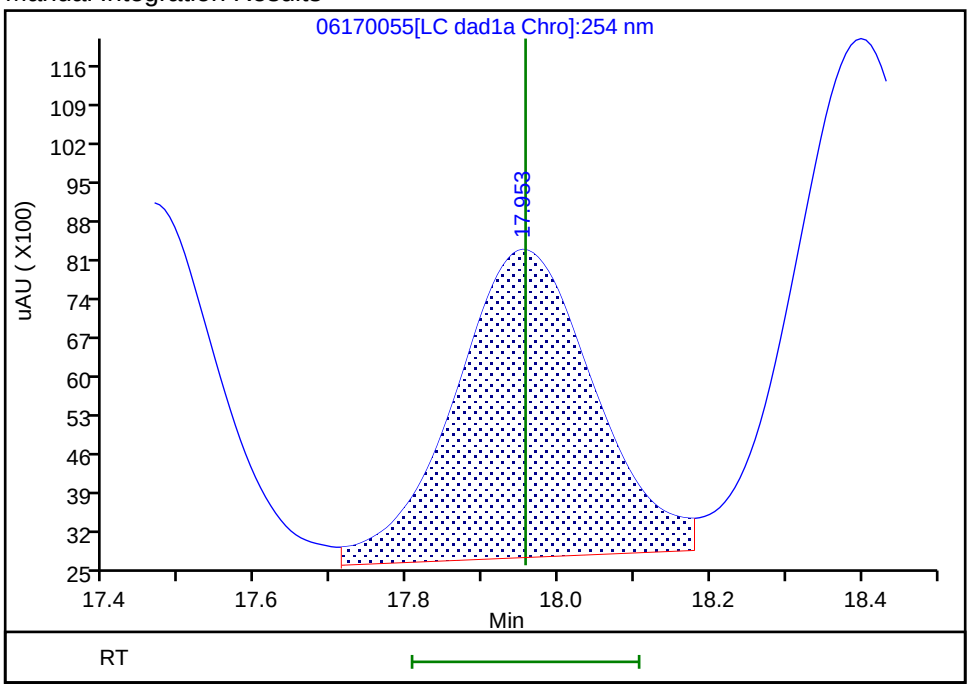

Reviewer: zhangji, 19-Jun-2020 14:49:15

Audit Action: Assigned New Baseline Audit Reason: Baseline

Manual Integration/User Assign Peak Report

Eurofins TestAmerica, Denver

Data File:	\\chromfs\denver\chromdata\g2_luna\20200617-92518.b\06170055.d				
Injection Date:	18-Jun-2020 21:54:33	Instrument ID:	CHHPLC_G2_LUNA		
Lims ID:	CCV				
Client ID:					
Operator ID:	JZ	ALS Bottle#:	5	Worklist Smp#:	55
Injection Vol:	100.0 ul	Dil. Factor:	1.0000		
Method:	G2_8330_Luna	Limit Group:	GCSV - 8330		
Column:	Luna-Phenyl hexyl (4.60 mm)	Detector	LC DAD1A, 254 nm		

18 2-Amino-4,6-dinitrotoluene, CAS: 35572-78-2

Signal: 1

Processing Integration Results

RT: 18.40
Area: 102632
Amount: 0.220614
Amount Units: ug/ml

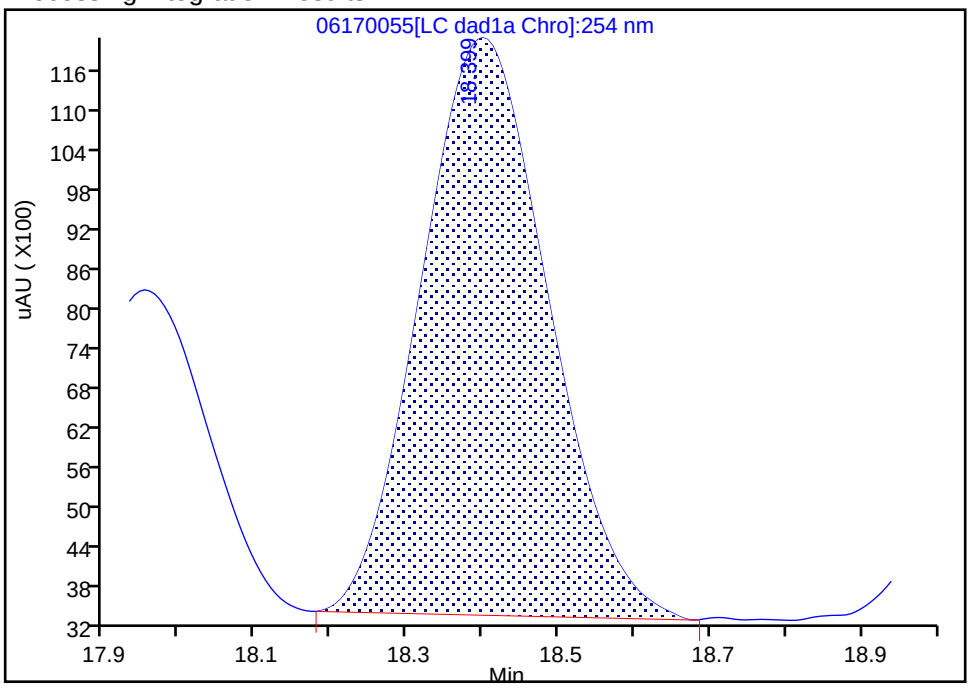

Manual Integration Results

RT: 18.40
Area: 113850
Amount: 0.244728
Amount Units: ug/ml

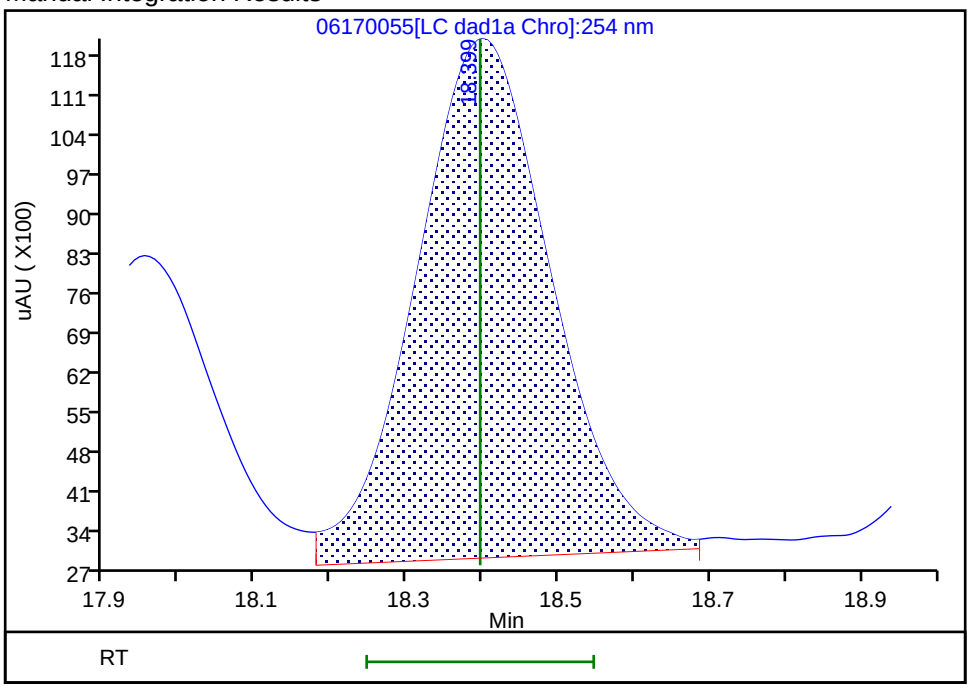

Reviewer: zhangji, 19-Jun-2020 14:49:15

Audit Action: Assigned New Baseline Audit Reason: Baseline

Manual Integration/User Assign Peak Report

Eurofins TestAmerica, Denver

Data File:	\\chromfs\denver\chromdata\g2_luna\20200617-92518.b\06170055.d				
Injection Date:	18-Jun-2020 21:54:33	Instrument ID:	CHHPLC_G2_LUNA		
Lims ID:	CCV				
Client ID:					
Operator ID:	JZ	ALS Bottle#:	5	Worklist Smp#:	55
Injection Vol:	100.0 ul	Dil. Factor:	1.0000		
Method:	G2_8330_Luna	Limit Group:	GCSV - 8330		
Column:	Luna-Phenyl hexyl (4.60 mm)	Detector	LC DAD1A, 254 nm		

19 1,3,5-Trinitrobenzene, CAS: 99-35-4

Signal: 1

Processing Integration Results

RT: 19.15
Area: 115776
Amount: 0.245054
Amount Units: ug/ml

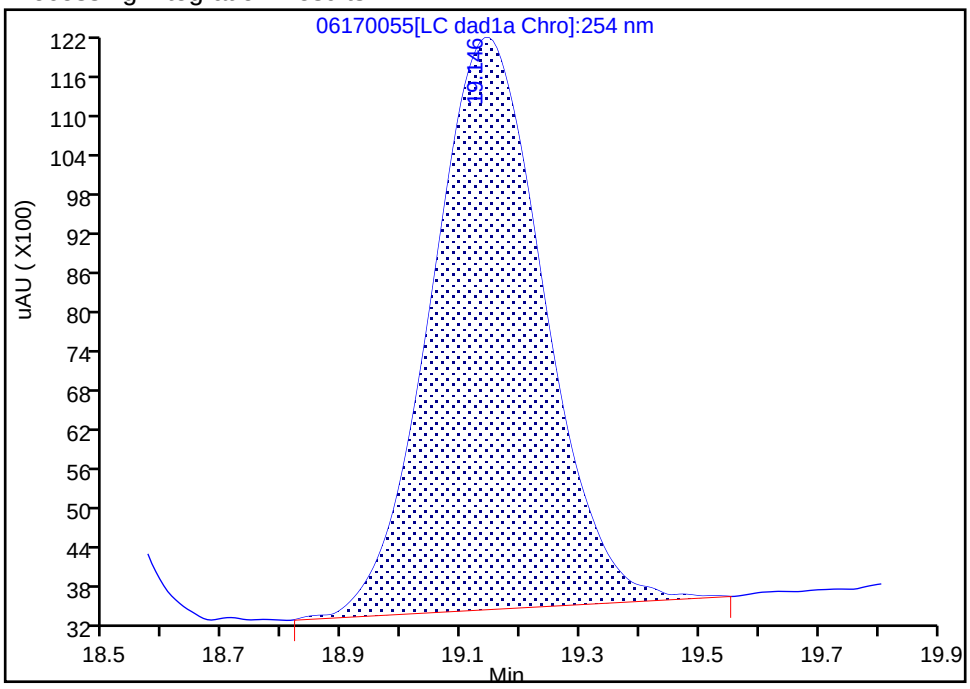

Manual Integration Results

RT: 19.15
Area: 117932
Amount: 0.249618
Amount Units: ug/ml

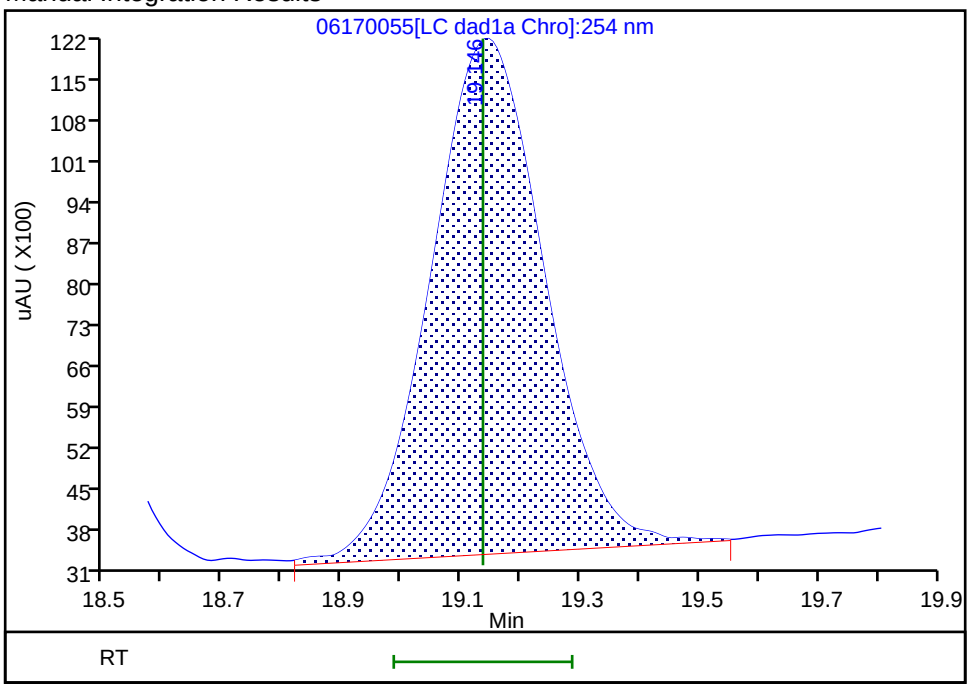

Reviewer: zhangji, 19-Jun-2020 14:49:15

Audit Action: Assigned New Baseline Audit Reason: Baseline

Manual Integration/User Assign Peak Report

Eurofins TestAmerica, Denver

Data File:	\\chromfs\denver\chromdata\g2_luna\20200617-92518.b\06170055.d				
Injection Date:	18-Jun-2020 21:54:33	Instrument ID:	CHHPLC_G2_LUNA		
Lims ID:	CCV				
Client ID:					
Operator ID:	JZ	ALS Bottle#:	5	Worklist Smp#:	55
Injection Vol:	100.0 ul	Dil. Factor:	1.0000		
Method:	G2_8330_Luna	Limit Group:	GCSV - 8330		
Column:	Luna-Phenyl hexyl (4.60 mm)	Detector	LC DAD1A, 254 nm		

20 2,6-Dinitrotoluene, CAS: 606-20-2

Signal: 1

Processing Integration Results

RT: 20.07
Area: 71668
Amount: 0.232461
Amount Units: ug/ml

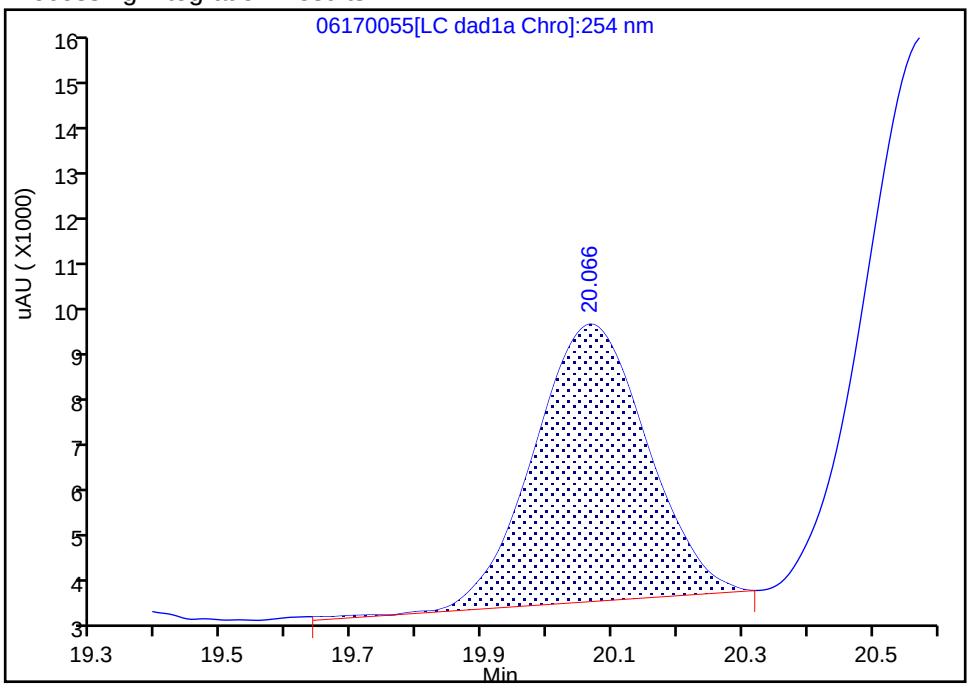

Manual Integration Results

RT: 20.07
Area: 75340
Amount: 0.245158
Amount Units: ug/ml

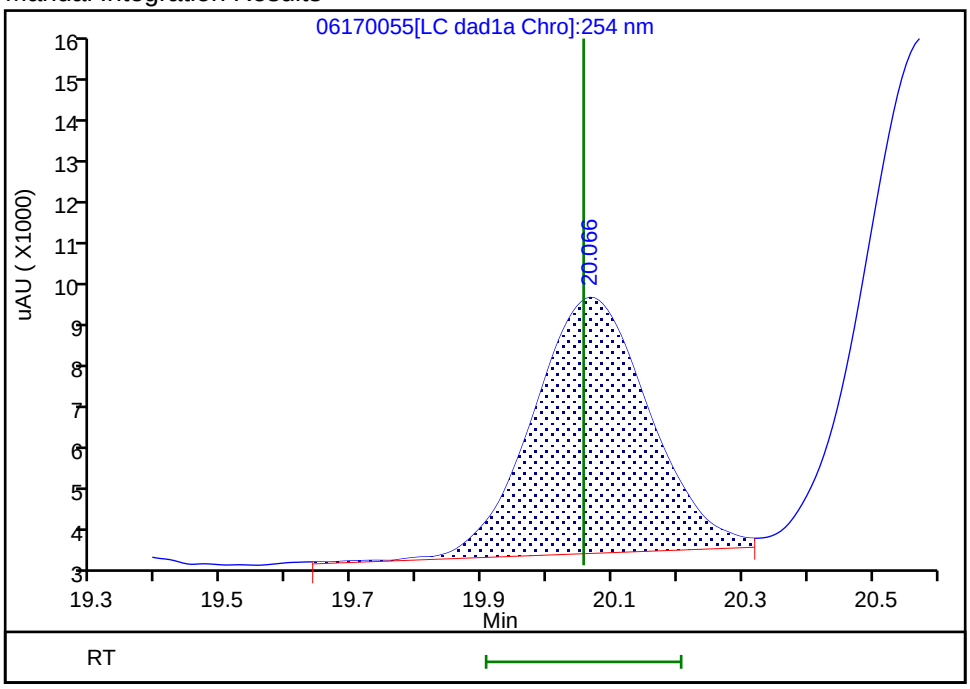

Reviewer: zhangji, 19-Jun-2020 14:49:15
Audit Action: Assigned New Baseline Audit Reason: Baseline

Manual Integration/User Assign Peak Report

Eurofins TestAmerica, Denver

Data File:	\\chromfs\denver\chromdata\g2_luna\20200617-92518.b\06170055.d				
Injection Date:	18-Jun-2020 21:54:33	Instrument ID:	CHHPLC_G2_LUNA		
Lims ID:	CCV				
Client ID:					
Operator ID:	JZ	ALS Bottle#:	5	Worklist Smp#:	55
Injection Vol:	100.0 ul	Dil. Factor:	1.0000		
Method:	G2_8330_Luna	Limit Group:	GCSV - 8330		
Column:	Luna-Phenyl hexyl (4.60 mm)	Detector	LC DAD1A, 254 nm		

21 2,4-Dinitrotoluene, CAS: 121-14-2

Signal: 1

Processing Integration Results

RT: 20.58
Area: 148075
Amount: 0.231326
Amount Units: ug/ml

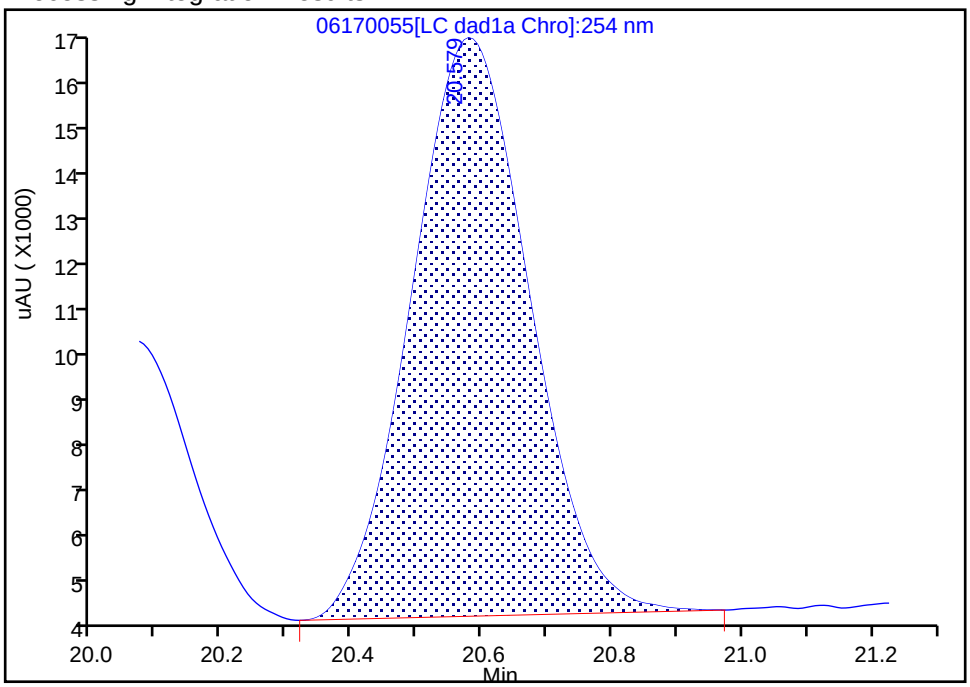

Manual Integration Results

RT: 20.58
Area: 153053
Amount: 0.239103
Amount Units: ug/ml

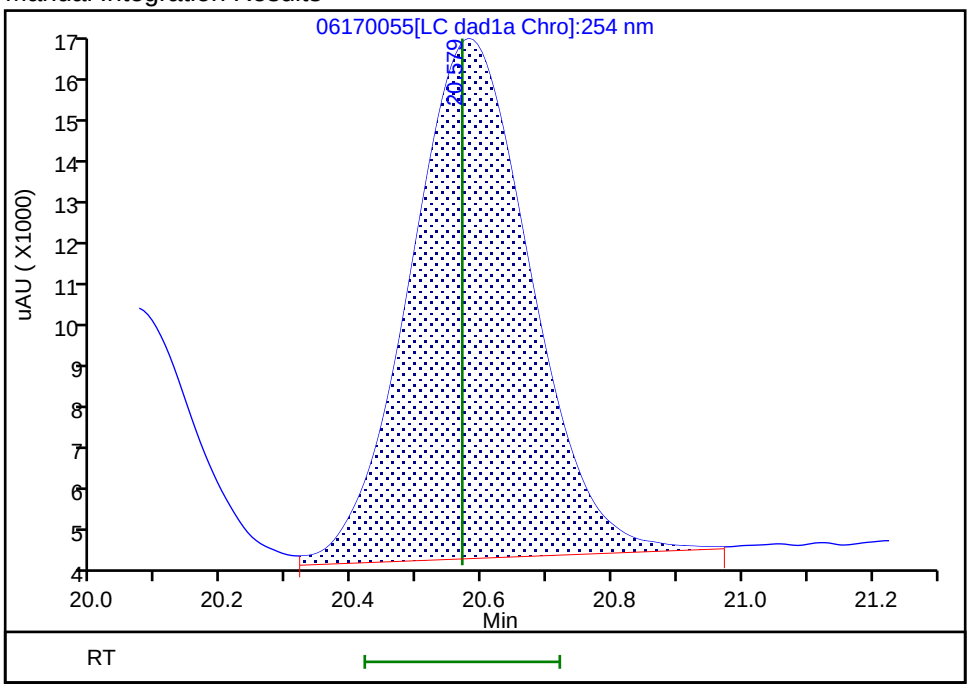

Reviewer: zhangji, 19-Jun-2020 14:49:15

Audit Action: Assigned New Baseline Audit Reason: Baseline

FORM VII
HPLC/IC CONTINUING CALIBRATION DATA

Lab Name: Eurofins TestAmerica, Denver Job No.: 280-137110-1

SDG No.:

Lab Sample ID: CCV 280-499146/56 Calibration Date: 06/18/2020 22:29

Instrument ID: CHHPLC_G2_LUNA Calib Start Date: 05/14/2020 22:06

GC Column: Luna-phenylhex ID: 4.60(mm) Calib End Date: 05/15/2020 02:46

Lab File ID: 06170056.D Conc. Units: ug/L

ANALYTE	CURVE TYPE	AVE CF	CF	MIN CF	CALC AMOUNT	SPIKE AMOUNT	%D	MAX %D
TNX	Ave	435816	384631		221	250	-11.7	15.0
DNX	Ave	321206	297259		232	250	-7.5	15.0
MNX	Lin2		277409		283	292	-3.0	15.0

FORM VII
HPLC/IC CONTINUING CALIBRATION RETENTION TIME SUMMARY

Lab Name: Eurofins TestAmerica, Denver Job No.: 280-137110-1

SDG No.:

Lab Sample ID: CCV 280-499146/56 Calibration Date: 06/18/2020 22:29

Instrument ID: CHHPLC_G2_LUNA Calib Start Date: 05/14/2020 22:06

GC Column: Luna-phenylhex ID: 4.60(mm) Calib End Date: 05/15/2020 02:46

Lab File ID: 06170056.D

Analyte	RT	RT WINDOW	
		FROM	TO
TNX	5.52	5.36	5.66
DNX	6.36	6.19	6.49
MNX	7.92	7.73	8.03

Eurofins TestAmerica, Denver
Target Compound Quantitation Report

Data File:	\\chromfs\Denver\ChromData\G2_LUNA\20200617-92518.b\06170056.D				
Lims ID:	CCV DMT				
Client ID:					
Sample Type:	CCV				
Inject. Date:	18-Jun-2020 22:29:32	ALS Bottle#:	6	Worklist Smp#:	56
Injection Vol:	100.0 ul	Dil. Factor:	1.0000		
Sample Info:	CCV DMT				
Misc. Info.:	280-0092518-056				
Operator ID:	JZ	Instrument ID:	CHHPLC_G2_LUNA		
Sublist:	chrom-G2_8330_Luna*sub13				
Method:	\\chromfs\Denver\ChromData\G2_LUNA\20200617-92518.b\G2_8330_Luna.m				
Limit Group:	GCSV - 8330				
Last Update:	19-Jun-2020 16:25:40	Calib Date:	15-May-2020 02:11:20		
Integrator:	Falcon				
Quant Method:	External Standard	Quant By:	Initial Calibration		
Last ICal File:	\\chromfs\Denver\ChromData\G2_LUNA\20200514-91518.b\05140024.D				
Column 1 :	Luna-Phenyl hexyl (4.60 mm)		Det: LC DAD1A, 254 nm		
Process Host:	CTX1007				
First Level Reviewer: zhangji		Date:	19-Jun-2020 14:53:31		

Compound	Det	RT (min.)	Exp RT (min.)	Dlt RT (min.)	Response	Cal Amt ug/ml	OnCol Amt ug/ml	Flags
3 TNX	1	5.521	5.509	0.012	96254	0.2503	0.2209	M
4 DNX	1	6.361	6.336	0.025	74389	0.2503	0.2316	
7 MNX	1	7.921	7.876	0.045	80934	0.2918	0.2830	

QC Flag Legend

Review Flags
M - Manually Integrated

Reagents:

8330 DMT_00006 Amount Added: 12.50 Units: uL

Report Date: 19-Jun-2020 16:25:40 Chrom Revision: 2.3 17-Jun-2020 19:07:08

Eurofins TestAmerica, Denver

Data File: \\chromfs\denver\chromdata\g2_luna\20200617-92518.b\06170056.d

Injection Date:	18-Jun-2020 22:29:32	Instrument ID:	CHHPLC_G2_LUNA	Operator ID:	JZ
Lims ID:	CCV DMT			Worklist Smp#:	56
Client ID:					
Injection Vol:	100.0 ul	Dil. Factor:	1.0000	ALS Bottle#:	6
Method:	G2_8330_Luna	Limit Group:	GCSV - 8330		

Column: Luna-Phenyl hexyl (4.60 mm) Y Scaling: Method Defined: Scale to the Nth Largest Peak: 1

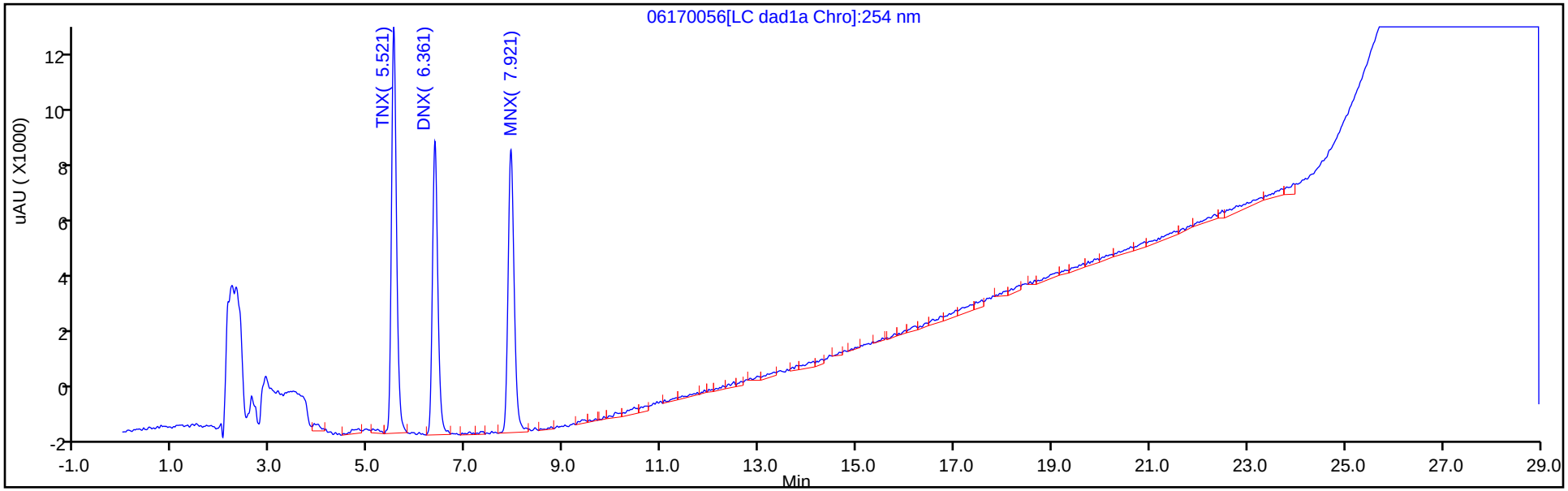

Y Scaling: Method Defined: Scale to the Nth Largest Peak: 1

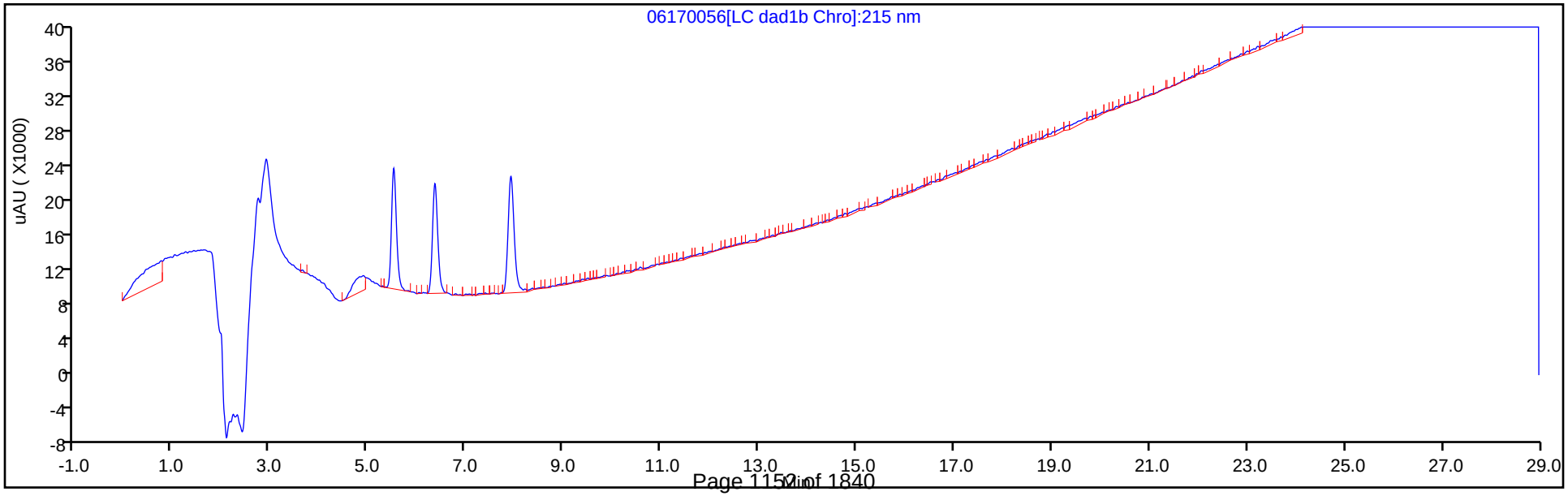

Manual Integration/User Assign Peak Report

Eurofins TestAmerica, Denver

Data File:	\\chromfs\denver\chromdata\g2_luna\20200617-92518.b\06170056.d				
Injection Date:	18-Jun-2020 22:29:32	Instrument ID:	CHHPLC_G2_LUNA		
Lims ID:	CCV DMT				
Client ID:					
Operator ID:	JZ	ALS Bottle#:	6	Worklist Smp#:	56
Injection Vol:	100.0 ul	Dil. Factor:	1.0000		
Method:	G2_8330_Luna	Limit Group:	GCSV - 8330		
Column:	Luna-Phenyl hexyl (4.60 mm)	Detector	LC DAD1A, 254 nm		

3 TNX, CAS: 13980-04-6

Signal: 1

Processing Integration Results

RT: 5.52
Area: 43971
Amount: 0.100894
Amount Units: ug/ml

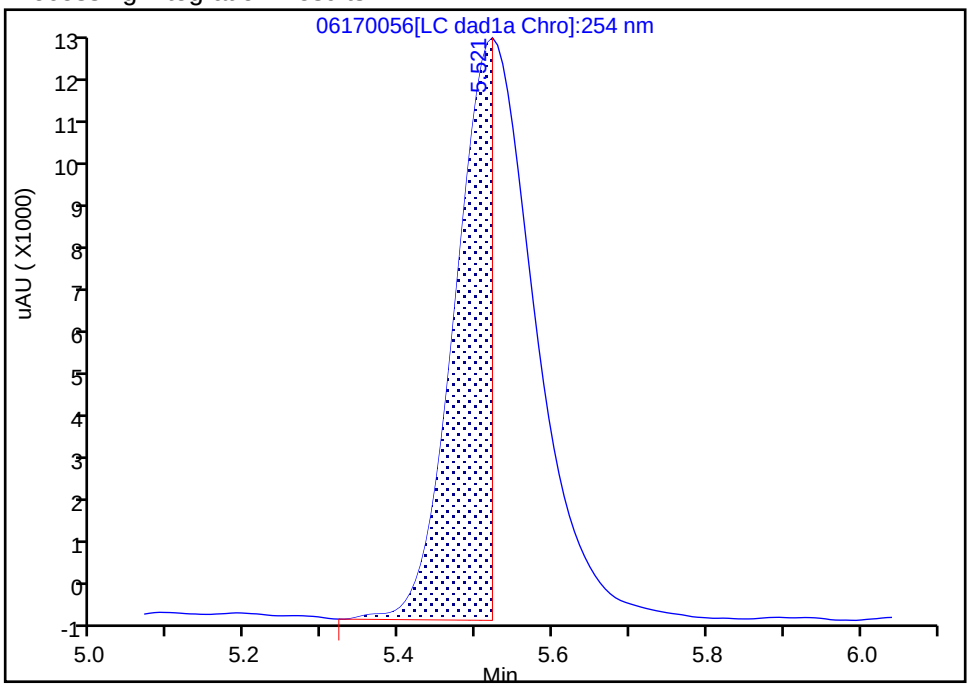

Manual Integration Results

RT: 5.52
Area: 96254
Amount: 0.220859
Amount Units: ug/ml

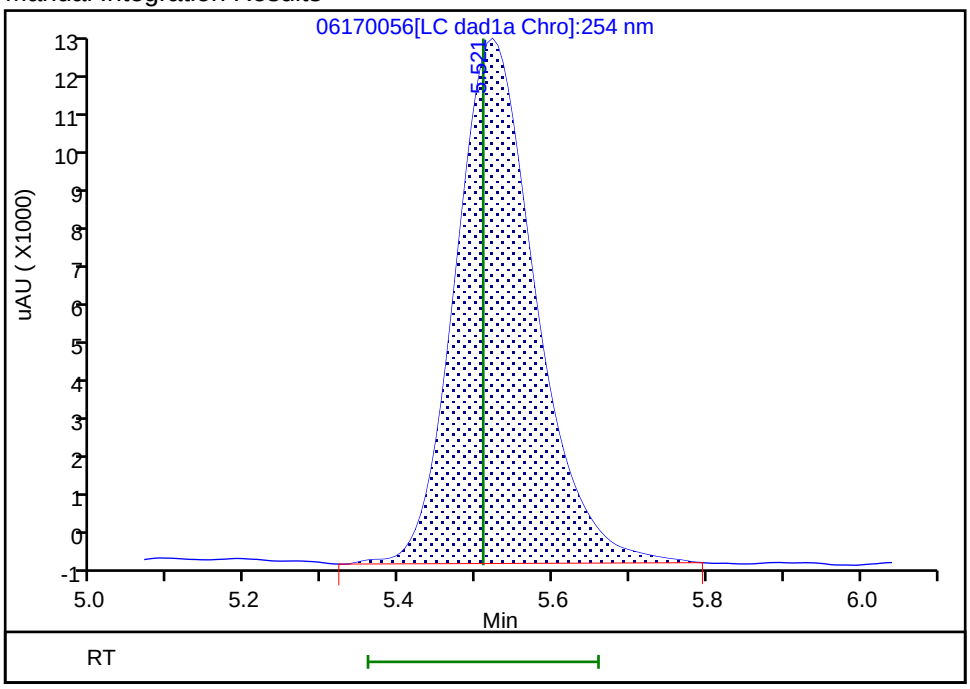

Reviewer: zhangji, 19-Jun-2020 14:53:28

Audit Action: Manually Integrated Audit Reason: Baseline

FORM VII
HPLC/IC CONTINUING CALIBRATION DATA

Lab Name: Eurofins TestAmerica, Denver Job No.: 280-137110-1

SDG No.:

Lab Sample ID: CCV 280-499146/65 Calibration Date: 06/19/2020 03:44

Instrument ID: CHHPLC_G2_LUNA Calib Start Date: 05/14/2020 16:16

GC Column: Luna-phenylhex ID: 4.60(mm) Calib End Date: 05/14/2020 20:56

Lab File ID: 06170065.D Conc. Units: ug/L

ANALYTE	CURVE TYPE	AVE CF	CF	MIN CF	CALC AMOUNT	SPIKE AMOUNT	%D	MAX %D
HMX	Lin2		184044		230	250	-8.1	15.0
Picric acid	Ave	193810	175184		226	250	-9.6	15.0
RDX	Ave	244360	223020		228	250	-8.7	15.0
Nitrobenzene	Ave	439227	405920		232	251	-7.6	15.0
1,3-Dinitrobenzene	Ave	674189	656591		244	251	-2.6	15.0
Nitroglycerin	Ave	126803	138430		2730	2500	9.2	15.0
2-Nitrotoluene	Ave	272965	221124		203	250	-19.0*	15.0
4-Nitrotoluene	Ave	240881	214263		223	251	-11.1	15.0
4-Amino-2,6-dinitrotoluene	Ave	345235	315209		228	250	-8.7	15.0
3-Nitrotoluene	Ave	298327	265678		223	250	-10.9	15.0
2-Amino-4,6-dinitrotoluene	Ave	465211	452829		244	251	-2.7	15.0
1,3,5-Trinitrobenzene	Ave	472451	479605		254	251	1.5	15.0
2,6-Dinitrotoluene	Lin2		303534		248	251	-1.2	15.0
2,4-Dinitrotoluene	Ave	640113	613689		241	251	-4.1	15.0
Tetryl	Ave	368678	349058		237	251	-5.3	15.0
2,4,6-Trinitrotoluene	Lin1		393418		238	251	-5.2	15.0
PETN	Lin1		142899		2550	2500	2.1	15.0
1,2-Dinitrobenzene	Lin1		306660		270	250	8.0	15.0

FORM VII
HPLC/IC CONTINUING CALIBRATION RETENTION TIME SUMMARY

Lab Name: Eurofins TestAmerica, Denver Job No.: 280-137110-1

SDG No.:

Lab Sample ID: CCV 280-499146/65 Calibration Date: 06/19/2020 03:44

Instrument ID: CHHPLC_G2_LUNA Calib Start Date: 05/14/2020 16:16

GC Column: Luna-phenylhex ID: 4.60(mm) Calib End Date: 05/14/2020 20:56

Lab File ID: 06170065.D

Analyte	RT	RT WINDOW	
		FROM	TO
HMX	7.14	7.00	7.30
Picric acid	8.43	8.33	8.63
RDX	9.36	9.22	9.52
Nitrobenzene	12.26	12.12	12.42
1,3-Dinitrobenzene	15.79	15.66	15.96
Nitroglycerin	16.03	15.91	16.21
2-Nitrotoluene	16.73	16.59	16.89
4-Nitrotoluene	17.01	16.87	17.17
4-Amino-2,6-dinitrotoluene	17.45	17.31	17.61
3-Nitrotoluene	17.93	17.81	18.11
2-Amino-4,6-dinitrotoluene	18.39	18.25	18.55
1,3,5-Trinitrobenzene	19.13	18.99	19.29
2,6-Dinitrotoluene	20.05	19.91	20.21
2,4-Dinitrotoluene	20.56	20.42	20.72
Tetryl	23.87	23.72	24.02
2,4,6-Trinitrotoluene	24.88	24.73	25.03
PETN	25.41	25.28	25.58
1,2-Dinitrobenzene	13.27	13.13	13.43

Eurofins TestAmerica, Denver
Target Compound Quantitation Report

Data File: \\chromfs\Denver\ChromData\G2_LUNA\20200617-92518.b\06170065.D
Lims ID: CCV
Client ID:
Sample Type: CCV
Inject. Date: 19-Jun-2020 03:44:50 ALS Bottle#: 5 Worklist Smp#: 65
Injection Vol: 100.0 ul Dil. Factor: 1.0000
Sample Info: CCV
Misc. Info.: 280-0092518-065
Operator ID: JZ Instrument ID: CHHPLC_G2_LUNA
Sublist: chrom-G2_8330_Luna*sub6

Method: \\chromfs\Denver\ChromData\G2_LUNA\20200617-92518.b\G2_8330_Luna.m
Limit Group: GCSV - 8330
Last Update: 19-Jun-2020 21:00:49 Calib Date: 15-May-2020 02:11:20
Integrator: Falcon
Quant Method: External Standard Quant By: Initial Calibration
Last ICal File: \\chromfs\Denver\ChromData\G2_LUNA\20200514-91518.b\05140024.D

Column 1 : Luna-Phenyl hexyl (4.60 mm) Det: LC DAD1A, 254 nm
Process Host: CTX1007

Compound	Det	RT (min.)	Exp RT (min.)	Dlt RT (min.)	Response	Cal Amt ug/ml	OnCol Amt ug/ml	Flags
1 2,6-diamino-4-nitrotoluene	1	4.394	4.403	-0.009	106412	0.2500	0.2479	M
2 2,4-diamino-6-nitrotoluene	1	4.974	5.016	-0.042	64409	0.2500	0.2476	M
6 HMX	1	7.140	7.150	-0.010	46011	0.2500	0.2299	
5 2,4,6-Trinitrophenol	1	8.434	8.476	-0.042	43796	0.2500	0.2260	
8 RDX	1	9.360	9.369	-0.009	55755	0.2500	0.2282	
9 Nitrobenzene	1	12.260	12.269	-0.009	101886	0.2510	0.2320	
$ 10 1,2-Dinitrobenzene	1	13.267	13.276	-0.009	76665	0.2500	0.2699	
11 3,5-Dinitroaniline	1	15.207	15.209	-0.002	122491	0.2500	0.2468	
12 1,3-Dinitrobenzene	1	15.793	15.809	-0.016	164476	0.2505	0.2440	
13 Nitroglycerin	2	16.027	16.056	-0.029	346075	2.50	2.73	M
14 o-Nitrotoluene	1	16.727	16.743	-0.016	55281	0.2500	0.2025	M
15 p-Nitrotoluene	1	17.007	17.023	-0.016	53673	0.2505	0.2228	M
16 4-Amino-2,6-dinitrotoluene	1	17.453	17.463	-0.010	78881	0.2503	0.2285	M
17 m-Nitrotoluene	1	17.933	17.956	-0.023	66486	0.2503	0.2229	M
18 2-Amino-4,6-dinitrotoluene	1	18.387	18.396	-0.009	113660	0.2510	0.2443	M
19 1,3,5-Trinitrobenzene	1	19.127	19.136	-0.009	120141	0.2505	0.2543	M
20 2,6-Dinitrotoluene	1	20.053	20.056	-0.003	76187	0.2510	0.2481	M
21 2,4-Dinitrotoluene	1	20.560	20.570	-0.009	154036	0.2510	0.2406	M
22 Tetryl	1	23.867	23.870	-0.003	87439	0.2505	0.2372	
23 2,4,6-Trinitrotoluene	1	24.880	24.883	-0.003	98748	0.2510	0.2380	
24 PETN	2	25.414	25.430	-0.016	357247	2.50	2.55	

QC Flag Legend

Review Flags
M - Manually Integrated

Reagents:

8330IntermStk_00064 Amount Added: 25.00 Units: uL
8330_ADDs_00027 Amount Added: 12.50 Units: uL

Report Date: 19-Jun-2020 21:00:50 Chrom Revision: 2.3 17-Jun-2020 19:07:08

Eurofins TestAmerica, Denver

Data File: \\chromfs\denver\chromdata\g2_luna\20200617-92518.b\06170065.d

Injection Date:	19-Jun-2020 03:44:50	Instrument ID:	CHHPLC_G2_LUNA	Operator ID:	JZ
Lims ID:	CCV			Worklist Smp#:	65
Client ID:					
Injection Vol:	100.0 ul	Dil. Factor:	1.0000	ALS Bottle#:	5
Method:	G2_8330_Luna	Limit Group:	GCSV - 8330		

Column: Luna-Phenyl hexyl (4.60 mm) Y Scaling: Method Defined: Scale to the Nth Largest Peak: 1

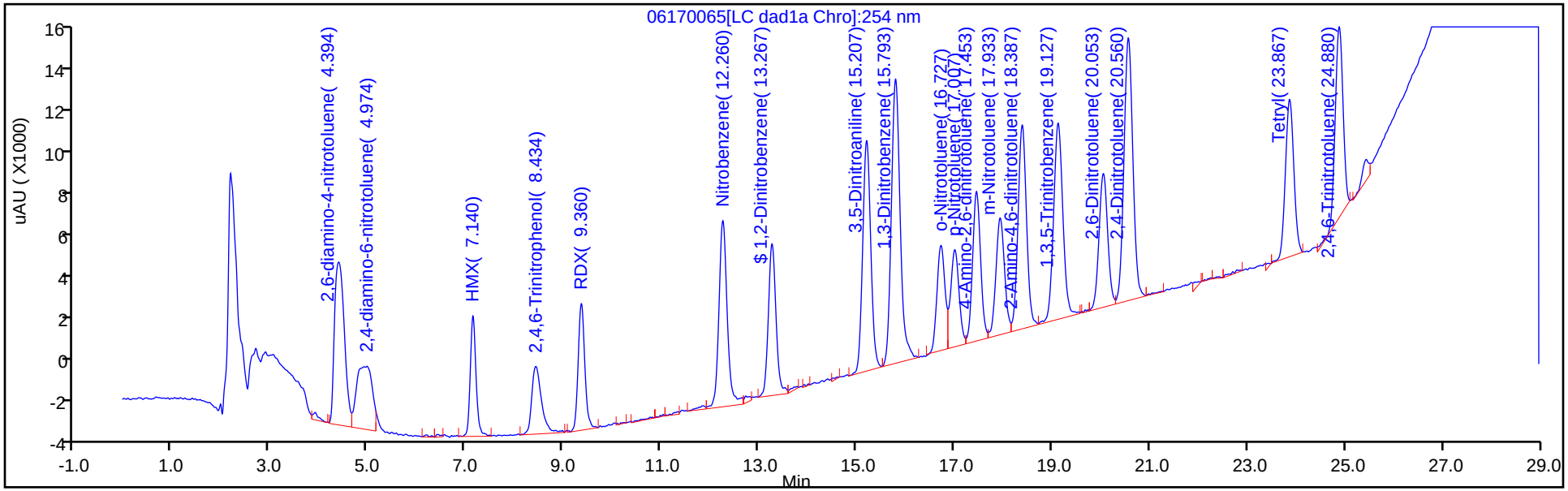

Y Scaling: Method Defined: Scale to the Nth Largest Peak: 1

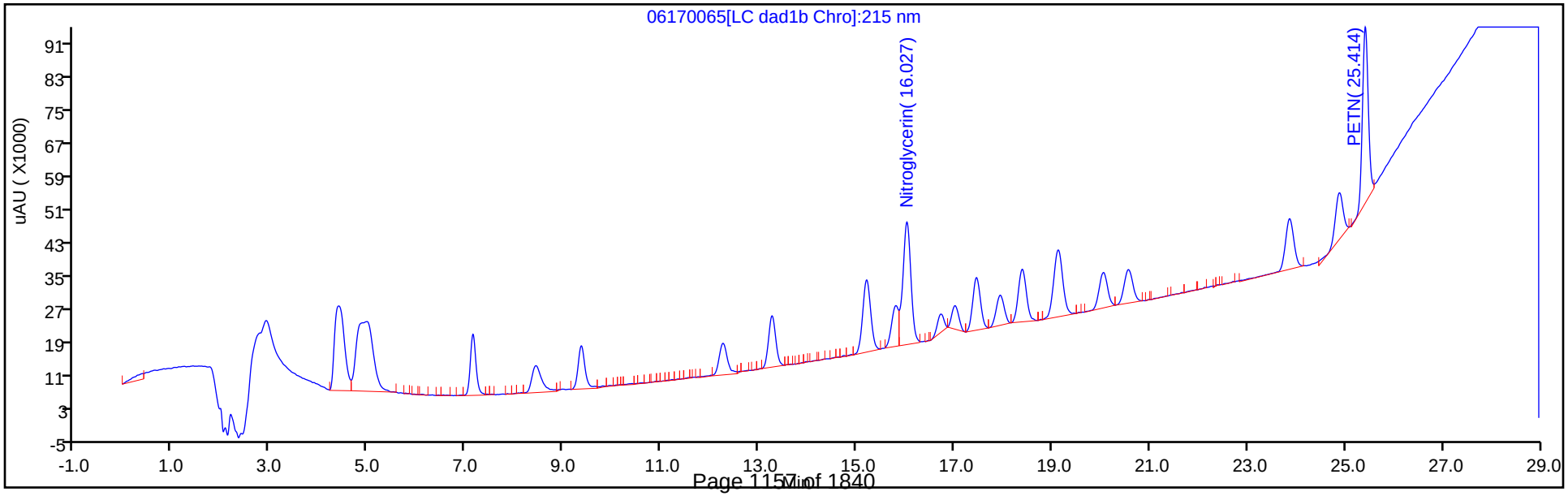

Manual Integration/User Assign Peak Report

Eurofins TestAmerica, Denver

Data File:	\\chromfs\denver\chromdata\g2_luna\20200617-92518.b\06170065.d				
Injection Date:	19-Jun-2020 03:44:50	Instrument ID:	CHHPLC_G2_LUNA		
Lims ID:	CCV				
Client ID:					
Operator ID:	JZ	ALS Bottle#:	5	Worklist Smp#:	65
Injection Vol:	100.0 ul	Dil. Factor:	1.0000		
Method:	G2_8330_Luna	Limit Group:	GCSV - 8330		
Column:		Detector	LC DAD1B, 215 nm		

13 Nitroglycerin, CAS: 55-63-0

Signal: 1

Processing Integration Results

RT: 16.03
Area: 288577
Amount: 2.275784
Amount Units: ug/ml

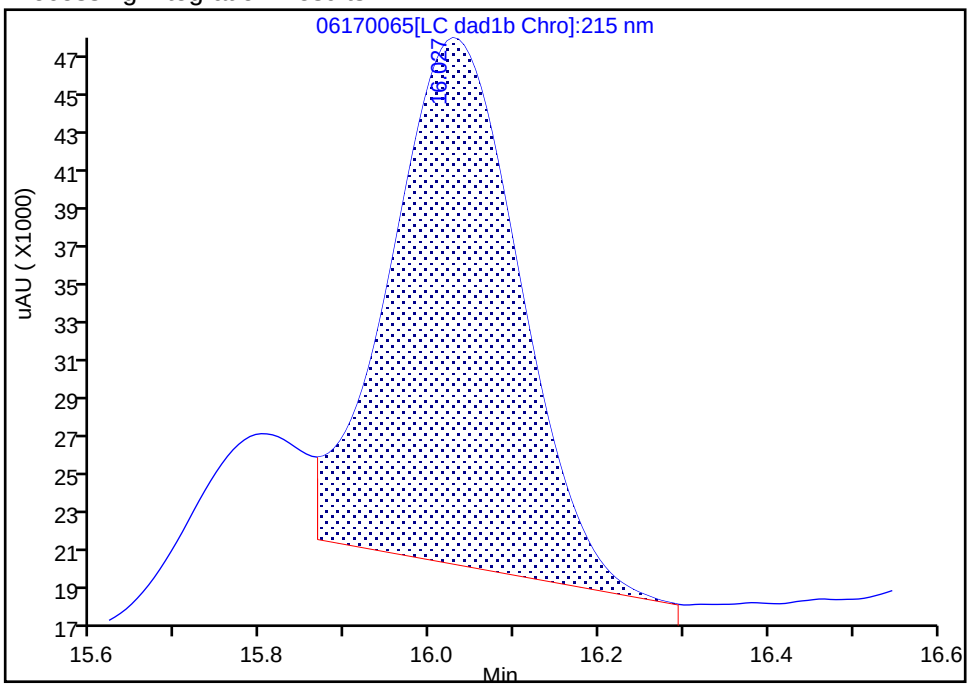

Manual Integration Results

RT: 16.03
Area: 346075
Amount: 2.729226
Amount Units: ug/ml

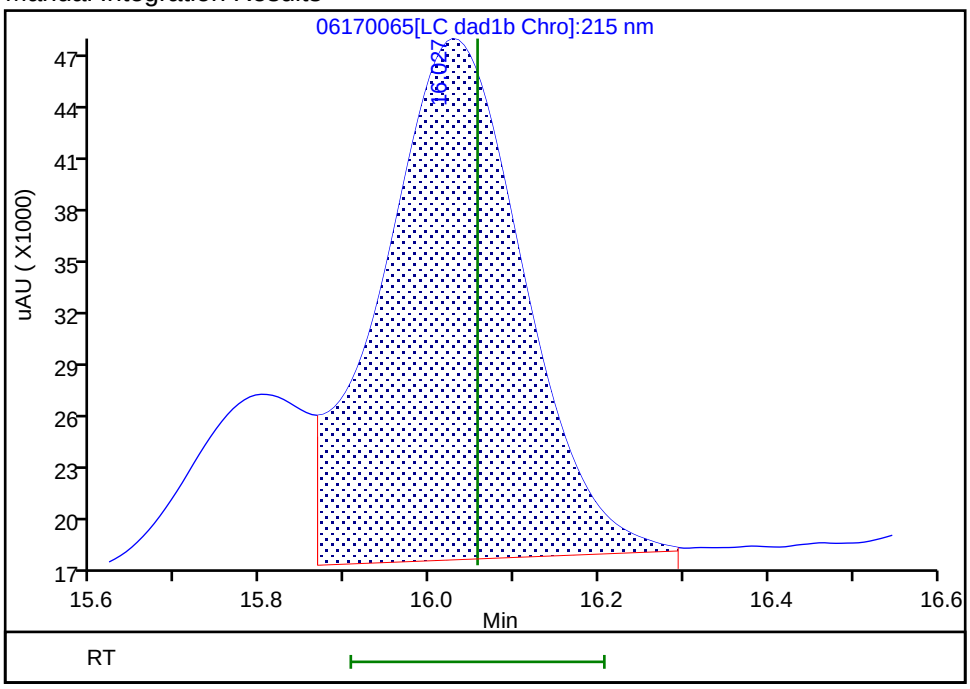

Reviewer: zhangji, 19-Jun-2020 14:53:58
Audit Action: Assigned New Baseline Audit Reason: Baseline

Manual Integration/User Assign Peak Report

Eurofins TestAmerica, Denver

Data File:	\\chromfs\denver\chromdata\g2_luna\20200617-92518.b\06170065.d				
Injection Date:	19-Jun-2020 03:44:50	Instrument ID:	CHHPLC_G2_LUNA		
Lims ID:	CCV				
Client ID:					
Operator ID:	JZ	ALS Bottle#:	5	Worklist Smp#:	65
Injection Vol:	100.0 ul	Dil. Factor:	1.0000		
Method:	G2_8330_Luna	Limit Group:	GCSV - 8330		
Column:	Luna-Phenyl hexyl (4.60 mm)	Detector	LC DAD1A, 254 nm		

14 o-Nitrotoluene, CAS: 88-72-2

Signal: 1

Processing Integration Results

RT: 16.73
Area: 46516
Amount: 0.170410
Amount Units: ug/ml

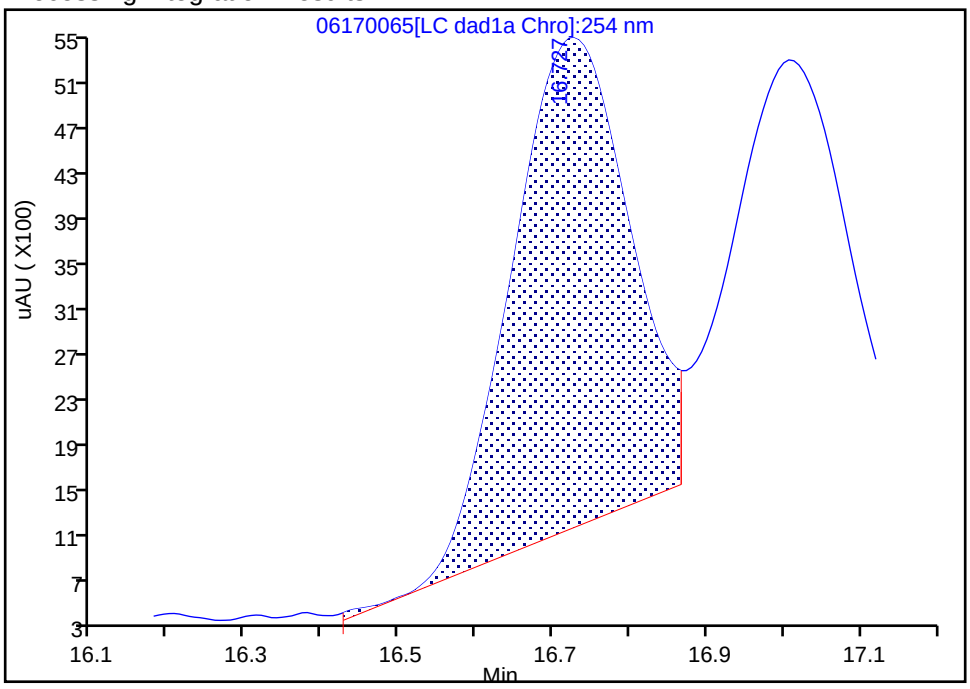

Manual Integration Results

RT: 16.73
Area: 55281
Amount: 0.202521
Amount Units: ug/ml

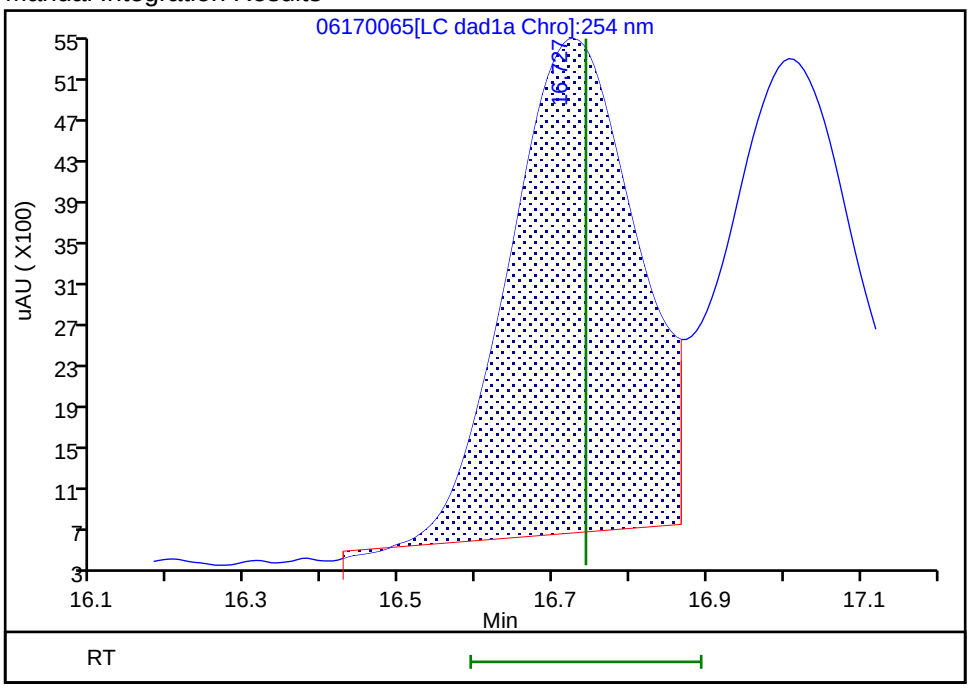

Reviewer: zhangji, 19-Jun-2020 14:53:53

Audit Action: Assigned New Baseline Audit Reason: Baseline

Manual Integration/User Assign Peak Report

Eurofins TestAmerica, Denver

Data File:	\\chromfs\denver\chromdata\g2_luna\20200617-92518.b\06170065.d				
Injection Date:	19-Jun-2020 03:44:50	Instrument ID:	CHHPLC_G2_LUNA		
Lims ID:	CCV				
Client ID:					
Operator ID:	JZ	ALS Bottle#:	5	Worklist Smp#:	65
Injection Vol:	100.0 ul	Dil. Factor:	1.0000		
Method:	G2_8330_Luna	Limit Group:	GCSV - 8330		
Column:	Luna-Phenyl hexyl (4.60 mm)	Detector	LC DAD1A, 254 nm		

15 p-Nitrotoluene, CAS: 99-99-0

Signal: 1

Processing Integration Results

RT: 17.01
Area: 42167
Amount: 0.175053
Amount Units: ug/ml

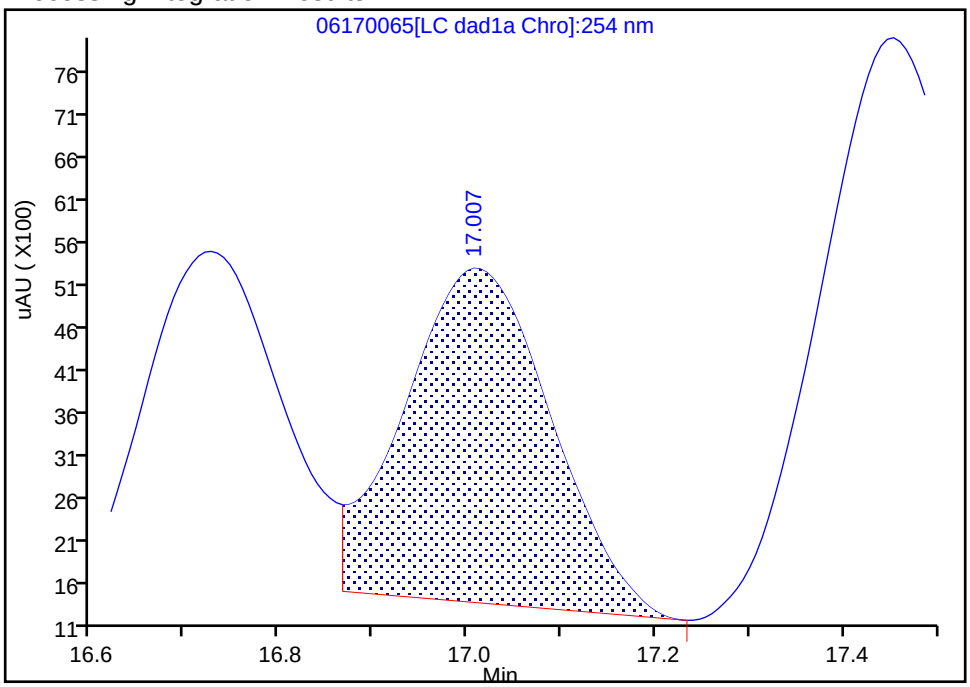

Manual Integration Results

RT: 17.01
Area: 53673
Amount: 0.222819
Amount Units: ug/ml

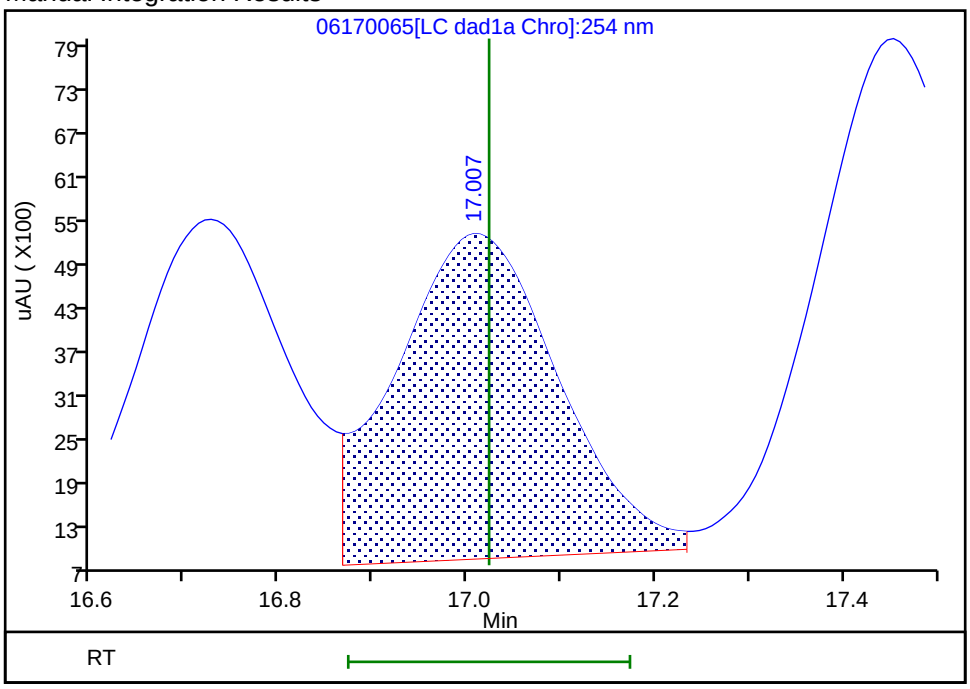

Reviewer: zhangji, 19-Jun-2020 14:53:53
Audit Action: Assigned New Baseline Audit Reason: Baseline

Manual Integration/User Assign Peak Report

Eurofins TestAmerica, Denver

Data File:	\\chromfs\denver\chromdata\g2_luna\20200617-92518.b\06170065.d				
Injection Date:	19-Jun-2020 03:44:50	Instrument ID:	CHHPLC_G2_LUNA		
Lims ID:	CCV				
Client ID:					
Operator ID:	JZ	ALS Bottle#:	5	Worklist Smp#:	65
Injection Vol:	100.0 ul	Dil. Factor:	1.0000		
Method:	G2_8330_Luna	Limit Group:	GCSV - 8330		
Column:	Luna-Phenyl hexyl (4.60 mm)	Detector	LC DAD1A, 254 nm		

16 4-Amino-2,6-dinitrotoluene, CAS: 19406-51-0

Signal: 1

Processing Integration Results

RT: 17.45
Area: 72449
Amount: 0.209854
Amount Units: ug/ml

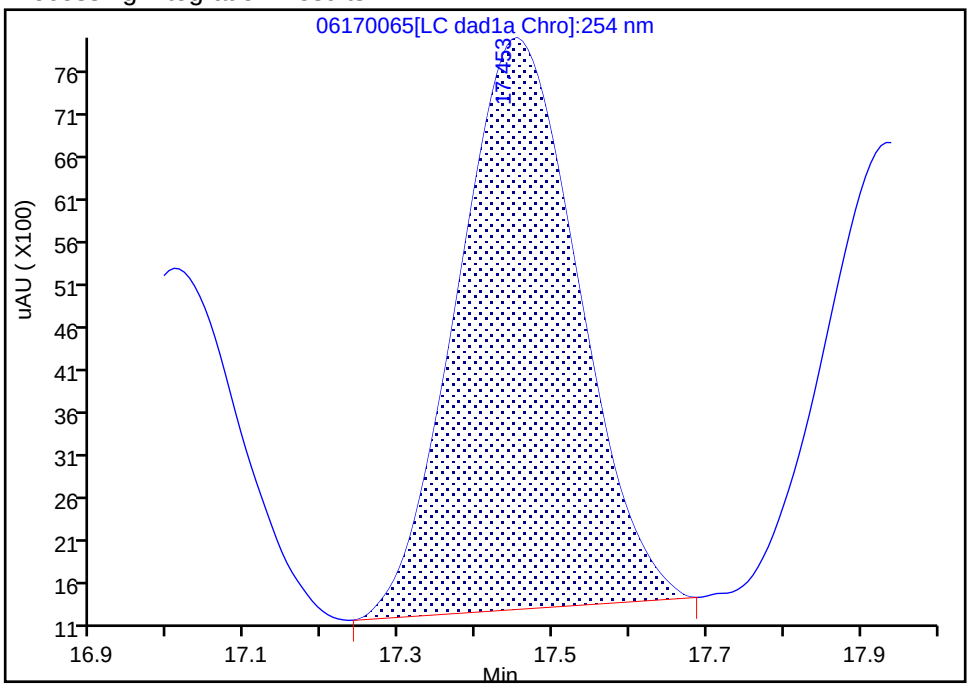

Manual Integration Results

RT: 17.45
Area: 78881
Amount: 0.228485
Amount Units: ug/ml

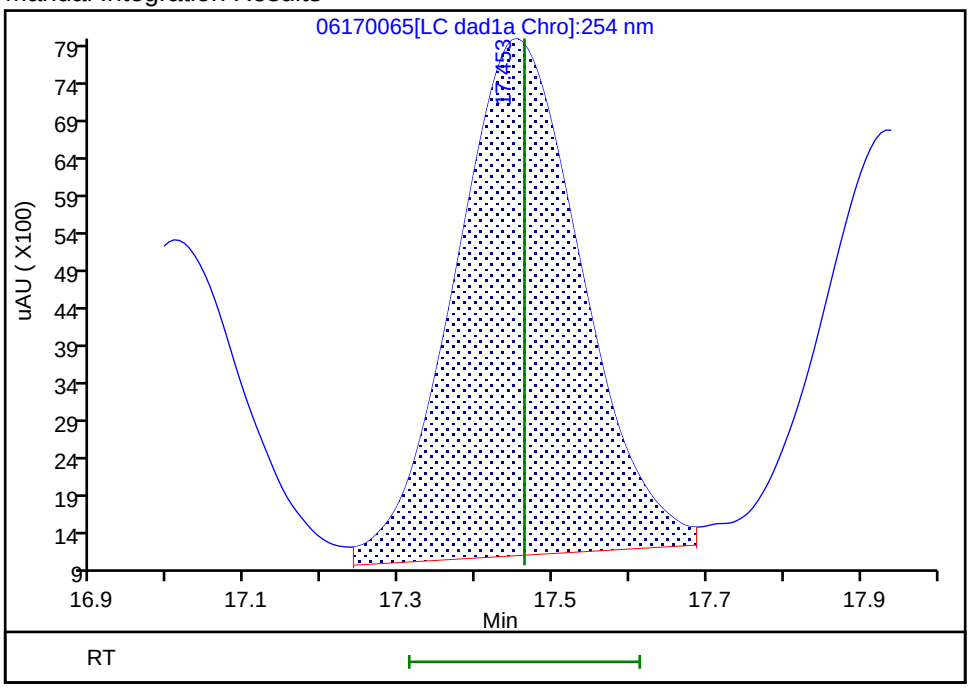

Reviewer: zhangji, 19-Jun-2020 14:53:53

Audit Action: Assigned New Baseline Audit Reason: Baseline

Manual Integration/User Assign Peak Report

Eurofins TestAmerica, Denver

Data File:	\\chromfs\denver\chromdata\g2_luna\20200617-92518.b\06170065.d				
Injection Date:	19-Jun-2020 03:44:50	Instrument ID:	CHHPLC_G2_LUNA		
Lims ID:	CCV				
Client ID:					
Operator ID:	JZ	ALS Bottle#:	5	Worklist Smp#:	65
Injection Vol:	100.0 ul	Dil. Factor:	1.0000		
Method:	G2_8330_Luna	Limit Group:	GCSV - 8330		
Column:	Luna-Phenyl hexyl (4.60 mm)	Detector	LC DAD1A, 254 nm		

17 m-Nitrotoluene, CAS: 99-08-1

Signal: 1

Processing Integration Results

RT: 17.93
Area: 57694
Amount: 0.193392
Amount Units: ug/ml

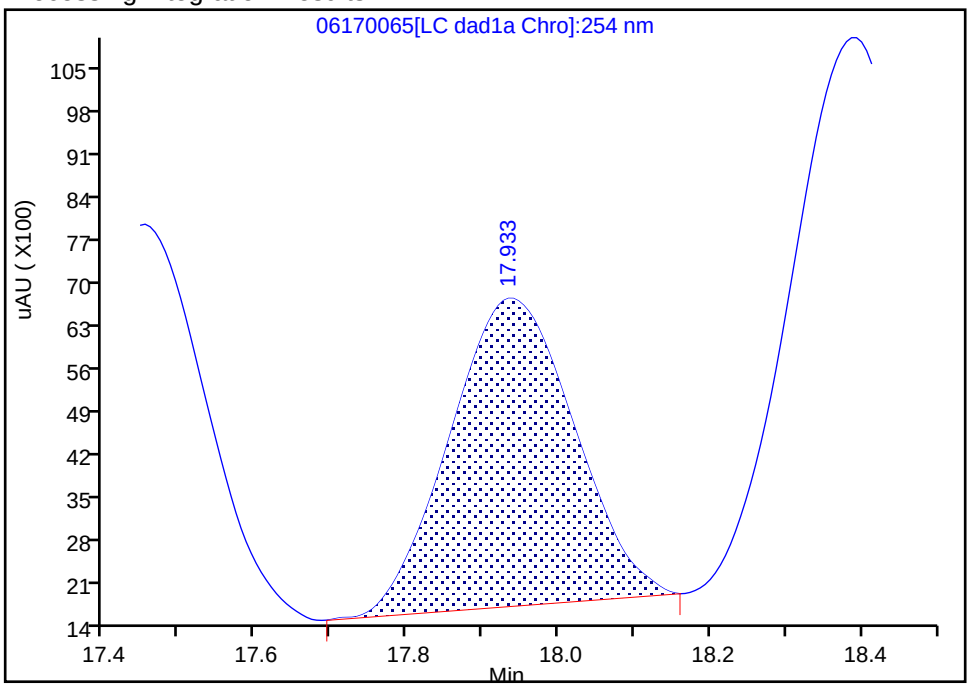

Manual Integration Results

RT: 17.93
Area: 66486
Amount: 0.222863
Amount Units: ug/ml

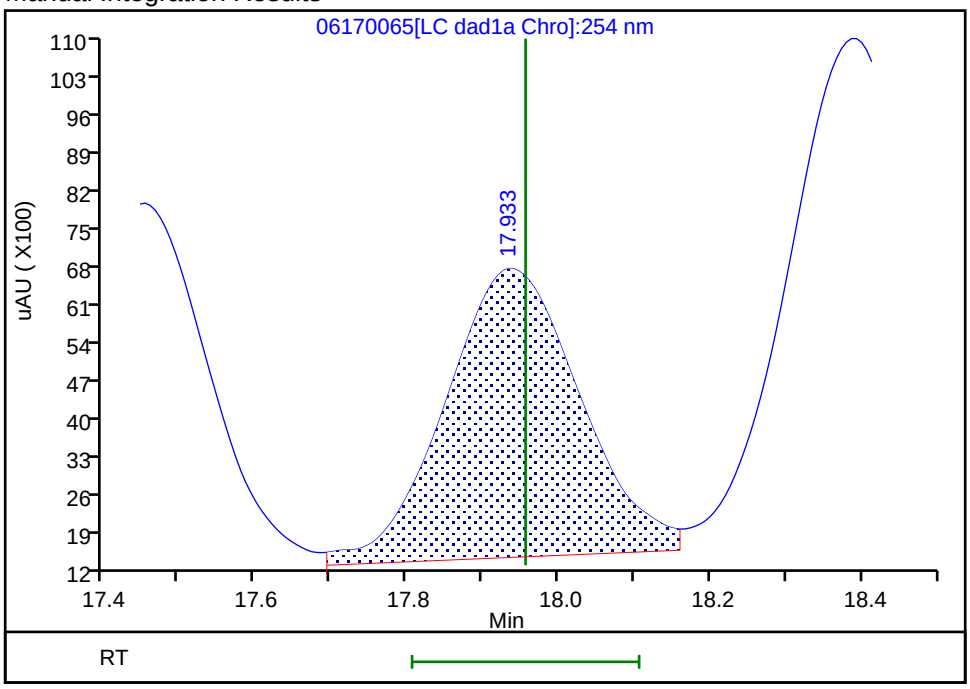

Reviewer: zhangji, 19-Jun-2020 14:53:53
Audit Action: Assigned New Baseline Audit Reason: Baseline

Manual Integration/User Assign Peak Report

Eurofins TestAmerica, Denver

Data File:	\\chromfs\denver\chromdata\g2_luna\20200617-92518.b\06170065.d				
Injection Date:	19-Jun-2020 03:44:50	Instrument ID:	CHHPLC_G2_LUNA		
Lims ID:	CCV				
Client ID:					
Operator ID:	JZ	ALS Bottle#:	5	Worklist Smp#:	65
Injection Vol:	100.0 ul	Dil. Factor:	1.0000		
Method:	G2_8330_Luna	Limit Group:	GCSV - 8330		
Column:	Luna-Phenyl hexyl (4.60 mm)	Detector	LC DAD1A, 254 nm		

18 2-Amino-4,6-dinitrotoluene, CAS: 35572-78-2

Signal: 1

Processing Integration Results

RT: 18.39
Area: 106385
Amount: 0.228681
Amount Units: ug/ml

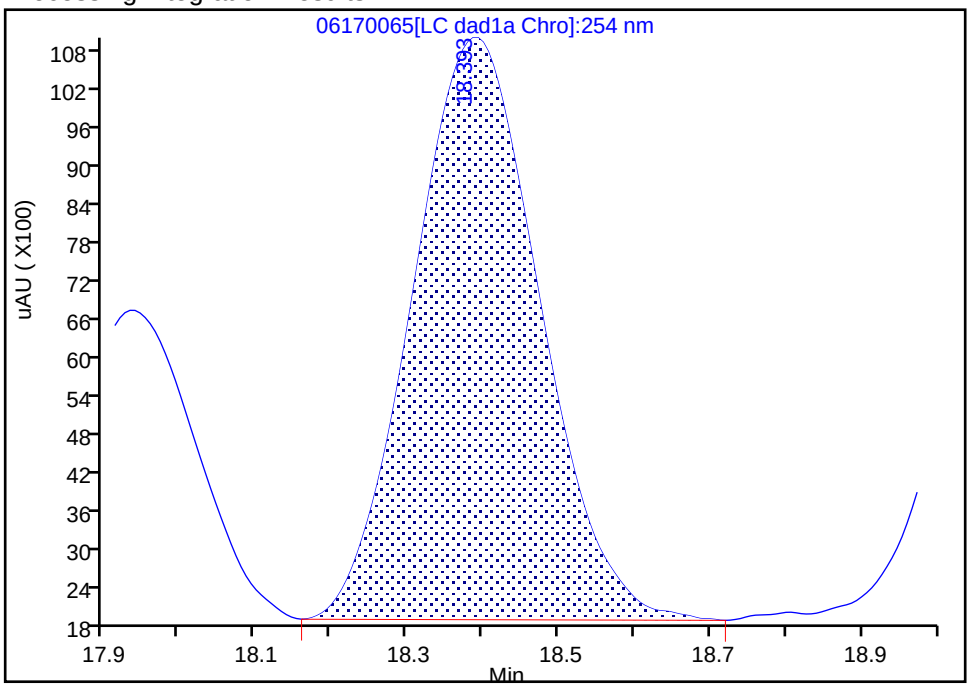

Manual Integration Results

RT: 18.39
Area: 113660
Amount: 0.244319
Amount Units: ug/ml

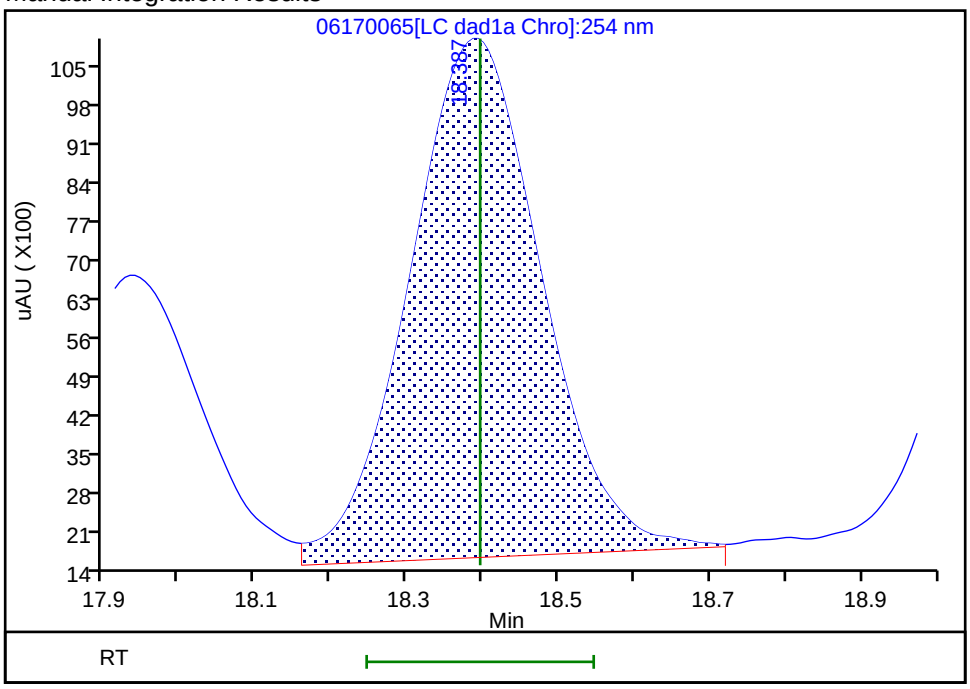

Reviewer: zhangji, 19-Jun-2020 14:53:53

Audit Action: Assigned New Baseline Audit Reason: Baseline

Manual Integration/User Assign Peak Report

Eurofins TestAmerica, Denver

Data File:	\\chromfs\denver\chromdata\g2_luna\20200617-92518.b\06170065.d				
Injection Date:	19-Jun-2020 03:44:50	Instrument ID:	CHHPLC_G2_LUNA		
Lims ID:	CCV				
Client ID:					
Operator ID:	JZ	ALS Bottle#:	5	Worklist Smp#:	65
Injection Vol:	100.0 ul	Dil. Factor:	1.0000		
Method:	G2_8330_Luna	Limit Group:	GCSV - 8330		
Column:	Luna-Phenyl hexyl (4.60 mm)	Detector	LC DAD1A, 254 nm		

19 1,3,5-Trinitrobenzene, CAS: 99-35-4

Signal: 1

Processing Integration Results

RT: 19.13
Area: 118144
Amount: 0.250066
Amount Units: ug/ml

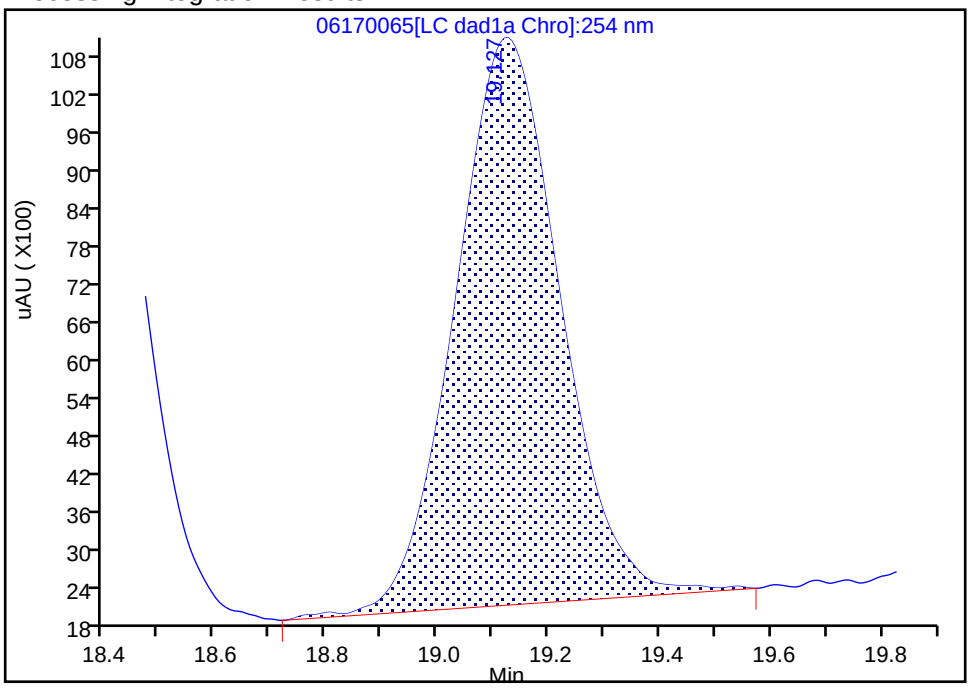

Manual Integration Results

RT: 19.13
Area: 120141
Amount: 0.254293
Amount Units: ug/ml

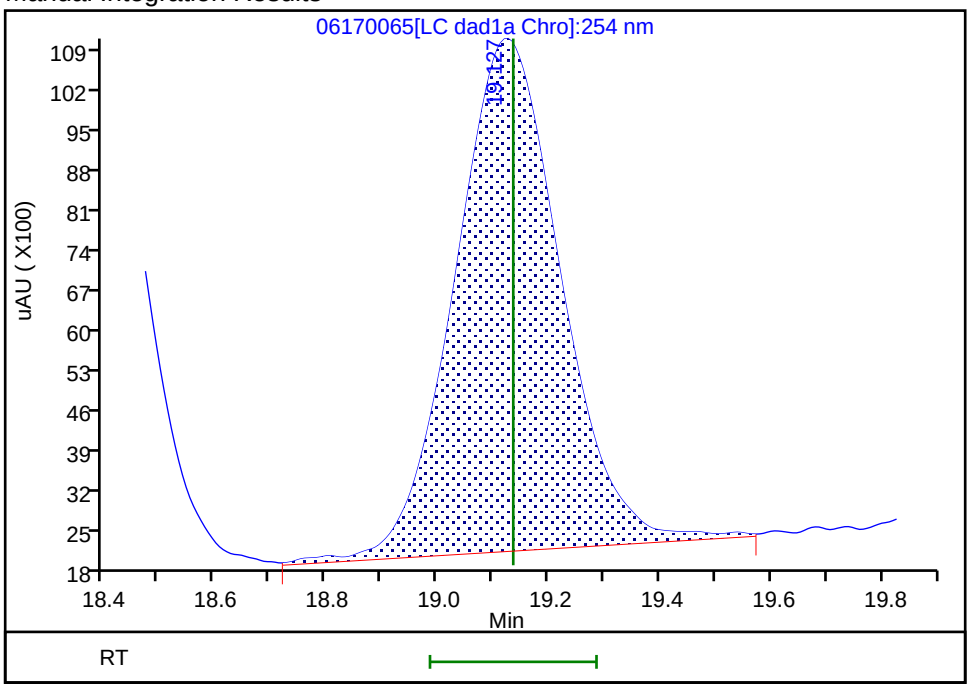

Reviewer: zhangji, 19-Jun-2020 14:53:53

Audit Action: Assigned New Baseline Audit Reason: Baseline

Manual Integration/User Assign Peak Report

Eurofins TestAmerica, Denver

Data File:	\\chromfs\denver\chromdata\g2_luna\20200617-92518.b\06170065.d				
Injection Date:	19-Jun-2020 03:44:50	Instrument ID:	CHHPLC_G2_LUNA		
Lims ID:	CCV				
Client ID:					
Operator ID:	JZ	ALS Bottle#:	5	Worklist Smp#:	65
Injection Vol:	100.0 ul	Dil. Factor:	1.0000		
Method:	G2_8330_Luna	Limit Group:	GCSV - 8330		
Column:	Luna-Phenyl hexyl (4.60 mm)	Detector	LC DAD1A, 254 nm		

20 2,6-Dinitrotoluene, CAS: 606-20-2

Signal: 1

Processing Integration Results

RT: 20.05
Area: 73435
Amount: 0.238571
Amount Units: ug/ml

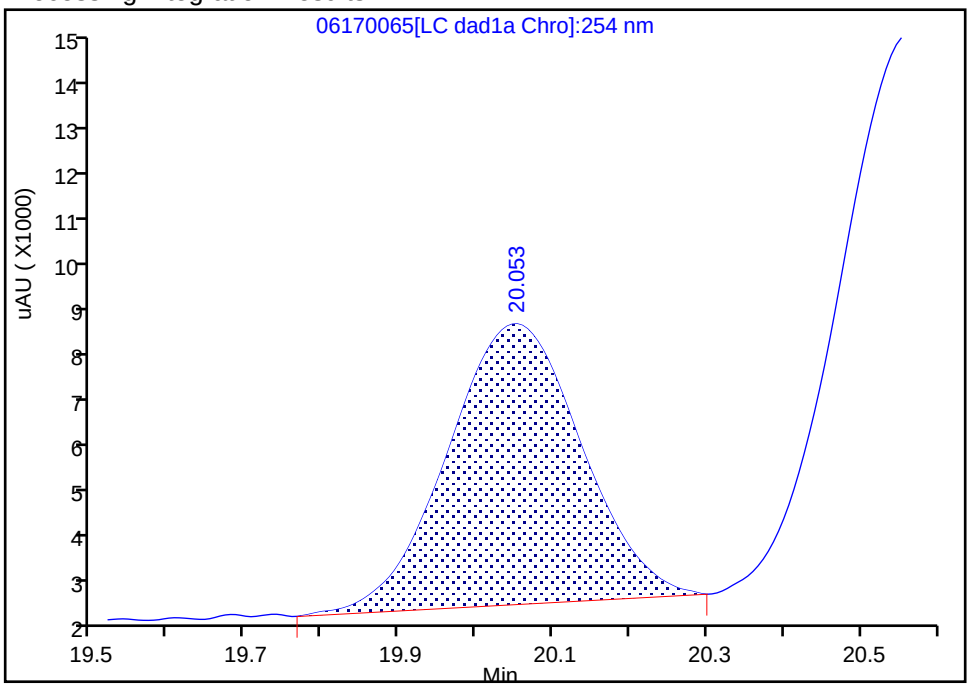

Manual Integration Results

RT: 20.05
Area: 76187
Amount: 0.248086
Amount Units: ug/ml

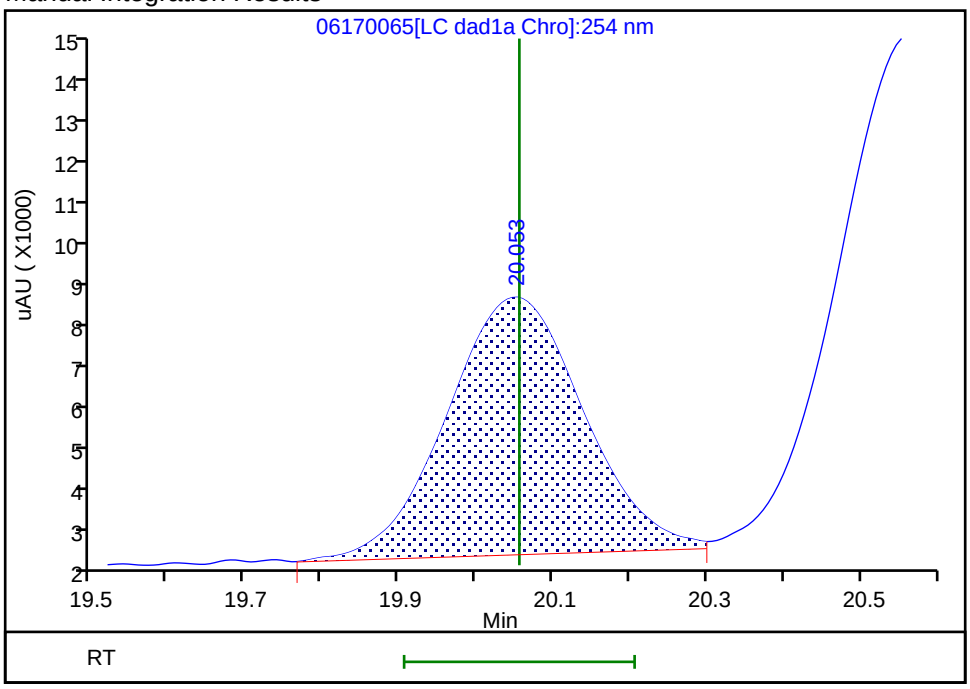

Reviewer: zhangji, 19-Jun-2020 14:53:53
Audit Action: Assigned New Baseline Audit Reason: Baseline

Manual Integration/User Assign Peak Report

Eurofins TestAmerica, Denver

Data File:	\\chromfs\denver\chromdata\g2_luna\20200617-92518.b\06170065.d				
Injection Date:	19-Jun-2020 03:44:50	Instrument ID:	CHHPLC_G2_LUNA		
Lims ID:	CCV				
Client ID:					
Operator ID:	JZ	ALS Bottle#:	5	Worklist Smp#:	65
Injection Vol:	100.0 ul	Dil. Factor:	1.0000		
Method:	G2_8330_Luna	Limit Group:	GCSV - 8330		
Column:	Luna-Phenyl hexyl (4.60 mm)	Detector	LC DAD1A, 254 nm		

21 2,4-Dinitrotoluene, CAS: 121-14-2

Signal: 1

Processing Integration Results

RT: 20.56
Area: 150690
Amount: 0.235411
Amount Units: ug/ml

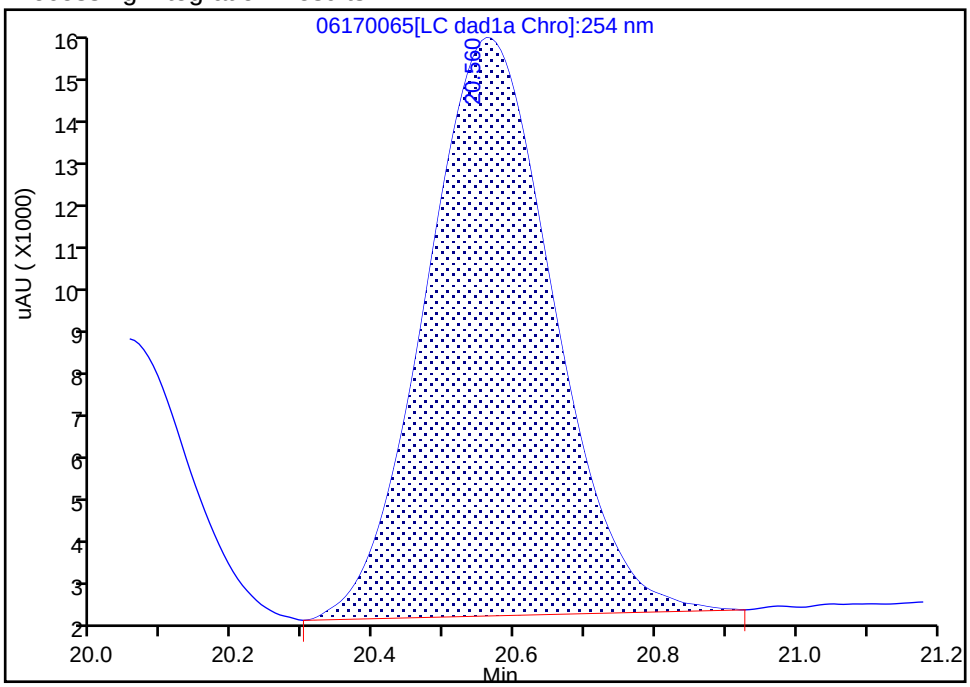

Manual Integration Results

RT: 20.56
Area: 154036
Amount: 0.240639
Amount Units: ug/ml

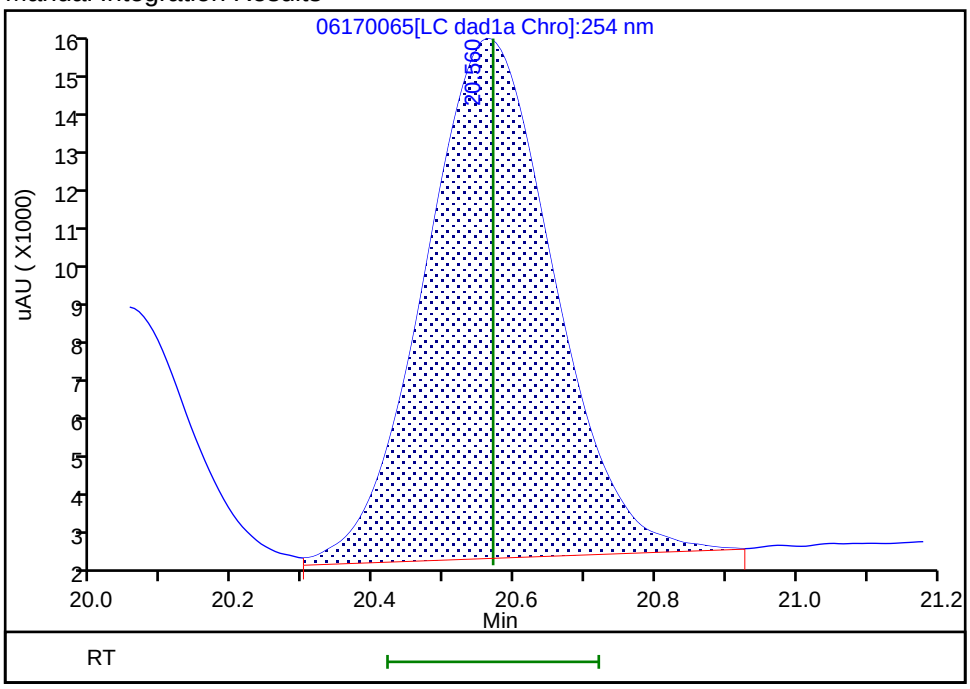

Reviewer: zhangji, 19-Jun-2020 14:53:53
Audit Action: Assigned New Baseline Audit Reason: Baseline

FORM VII
HPLC/IC CONTINUING CALIBRATION DATA

Lab Name: Eurofins TestAmerica, Denver Job No.: 280-137110-1

SDG No.:

Lab Sample ID: CCV 280-499146/66 Calibration Date: 06/19/2020 04:19

Instrument ID: CHHPLC_G2_LUNA Calib Start Date: 05/14/2020 22:06

GC Column: Luna-phenylhex ID: 4.60(mm) Calib End Date: 05/15/2020 02:46

Lab File ID: 06170066.D Conc. Units: ug/L

ANALYTE	CURVE TYPE	AVE CF	CF	MIN CF	CALC AMOUNT	SPIKE AMOUNT	%D	MAX %D
TNX	Ave	435816	379688		218	250	-12.9	15.0
DNX	Ave	321206	295836		230	250	-7.9	15.0
MNX	Lin2		285196		291	292	-0.0	15.0

FORM VII
HPLC/IC CONTINUING CALIBRATION RETENTION TIME SUMMARY

Lab Name: Eurofins TestAmerica, Denver Job No.: 280-137110-1

SDG No.:

Lab Sample ID: CCV 280-499146/66 Calibration Date: 06/19/2020 04:19

Instrument ID: CHHPLC_G2_LUNA Calib Start Date: 05/14/2020 22:06

GC Column: Luna-phenylhex ID: 4.60(mm) Calib End Date: 05/15/2020 02:46

Lab File ID: 06170066.D

Analyte	RT	RT WINDOW	
		FROM	TO
TNX	5.52	5.36	5.66
DNX	6.36	6.19	6.49
MNX	7.92	7.73	8.03

Eurofins TestAmerica, Denver
Target Compound Quantitation Report

Data File:	\\chromfs\Denver\ChromData\G2_LUNA\20200617-92518.b\06170066.D				
Lims ID:	CCV DMT				
Client ID:					
Sample Type:	CCV				
Inject. Date:	19-Jun-2020 04:19:47	ALS Bottle#:	6	Worklist Smp#:	66
Injection Vol:	100.0 ul	Dil. Factor:	1.0000		
Sample Info:	CCV DMT				
Misc. Info.:	280-0092518-066				
Operator ID:	JZ	Instrument ID:	CHHPLC_G2_LUNA		
Sublist:	chrom-G2_8330_Luna*sub13				
Method:	\\chromfs\Denver\ChromData\G2_LUNA\20200617-92518.b\G2_8330_Luna.m				
Limit Group:	GCSV - 8330				
Last Update:	19-Jun-2020 16:25:44	Calib Date:	15-May-2020 02:11:20		
Integrator:	Falcon				
Quant Method:	External Standard	Quant By:	Initial Calibration		
Last ICal File:	\\chromfs\Denver\ChromData\G2_LUNA\20200514-91518.b\05140024.D				
Column 1 :	Luna-Phenyl hexyl (4.60 mm)		Det: LC DAD1A, 254 nm		
Process Host:	CTX1007				

Compound	Det	RT (min.)	Exp RT (min.)	Dlt RT (min.)	Response	Cal Amt ug/ml	OnCol Amt ug/ml	Flags
3 TNX	1	5.524	5.509	0.015	95017	0.2503	0.2180	
4 DNX	1	6.364	6.336	0.028	74033	0.2503	0.2305	
7 MNX	1	7.917	7.876	0.041	83206	0.2918	0.2915	

Reagents:

8330 DMT_00006 Amount Added: 12.50 Units: uL

Report Date: 19-Jun-2020 16:25:44 Chrom Revision: 2.3 17-Jun-2020 19:07:08

Eurofins TestAmerica, Denver

Data File: \\chromfs\denver\chromdata\g2_luna\20200617-92518.b\06170066.d

Injection Date:	19-Jun-2020 04:19:47	Instrument ID:	CHHPLC_G2_LUNA	Operator ID:	JZ
Lims ID:	CCV DMT			Worklist Smp#:	66
Client ID:					
Injection Vol:	100.0 ul	Dil. Factor:	1.0000	ALS Bottle#:	6
Method:	G2_8330_Luna	Limit Group:	GCSV - 8330		

Column: Luna-Phenyl hexyl (4.60 mm) Y Scaling: Method Defined: Scale to the Nth Largest Peak: 1

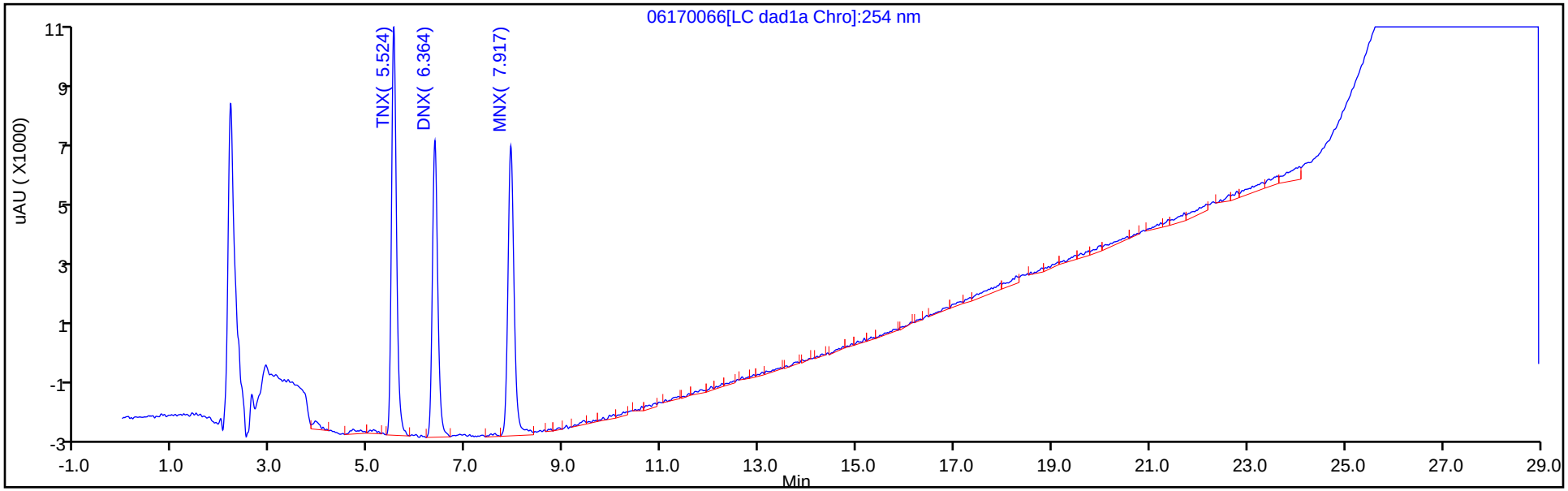

Y Scaling: Method Defined: Scale to the Nth Largest Peak: 1

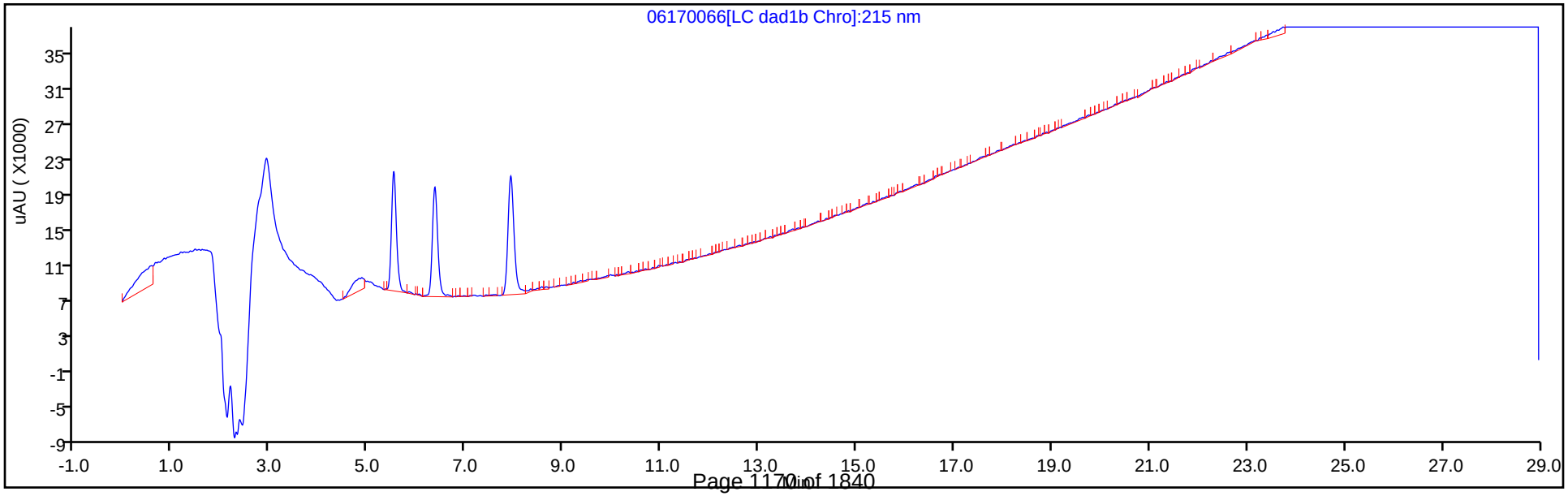

FORM VII
HPLC/IC CONTINUING CALIBRATION DATA

Lab Name: Eurofins TestAmerica, Denver Job No.: 280-137110-1

SDG No.:

Lab Sample ID: CCV 280-499350/19 Calibration Date: 06/19/2020 14:50

Instrument ID: CHHPLC_G2_LUNA Calib Start Date: 05/14/2020 16:16

GC Column: Luna-phenylhex ID: 4.60(mm) Calib End Date: 05/14/2020 20:56

Lab File ID: 007-8201.D Conc. Units: ug/L

ANALYTE	CURVE TYPE	AVE CF	CF	MIN CF	CALC AMOUNT	SPIKE AMOUNT	%D	MAX %D
HMX	Lin2		179768		224	250	-10.5	15.0
Picric acid	Ave	193810	175792		227	250	-9.3	15.0
RDX	Ave	244360	220812		226	250	-9.6	15.0
Nitrobenzene	Ave	439227	423446		242	251	-3.6	15.0
1,3-Dinitrobenzene	Ave	674189	642144		239	251	-4.8	15.0
Nitroglycerin	Ave	126803	103861		2050	2500	-18.1*	15.0
2-Nitrotoluene	Ave	272965	248188		227	250	-9.1	15.0
4-Nitrotoluene	Ave	240881	230387		240	251	-4.4	15.0
4-Amino-2,6-dinitrotoluene	Ave	345235	311940		226	250	-9.6	15.0
3-Nitrotoluene	Ave	298327	286969		241	250	-3.8	15.0
2-Amino-4,6-dinitrotoluene	Ave	465211	432888		234	251	-6.9	15.0
1,3,5-Trinitrobenzene	Ave	472451	450834		239	251	-4.6	15.0
2,6-Dinitrotoluene	Lin2		287442		234	251	-6.7	15.0
2,4-Dinitrotoluene	Ave	640113	595458		233	251	-7.0	15.0
Tetryl	Ave	368678	338559		230	251	-8.2	15.0
2,4,6-Trinitrotoluene	Lin1		395422		239	251	-4.7	15.0
PETN	Lin1		140637		2510	2500	0.3	15.0
1,2-Dinitrobenzene	Lin1		282492		248	250	-0.8	15.0

FORM VII
HPLC/IC CONTINUING CALIBRATION RETENTION TIME SUMMARY

Lab Name: Eurofins TestAmerica, Denver Job No.: 280-137110-1

SDG No.:

Lab Sample ID: CCV 280-499350/19 Calibration Date: 06/19/2020 14:50

Instrument ID: CHHPLC_G2_LUNA Calib Start Date: 05/14/2020 16:16

GC Column: Luna-phenylhex ID: 4.60(mm) Calib End Date: 05/14/2020 20:56

Lab File ID: 007-8201.D

Analyte	RT	RT WINDOW	
		FROM	TO
HMX	7.13	7.01	7.31
Picric acid	8.47	8.38	8.68
RDX	9.34	9.22	9.52
Nitrobenzene	12.24	12.11	12.41
1,3-Dinitrobenzene	15.78	15.64	15.94
Nitroglycerin	16.01	15.87	16.17
2-Nitrotoluene	16.71	16.57	16.87
4-Nitrotoluene	16.99	16.86	17.16
4-Amino-2,6-dinitrotoluene	17.43	17.30	17.60
3-Nitrotoluene	17.91	17.78	18.08
2-Amino-4,6-dinitrotoluene	18.37	18.24	18.54
1,3,5-Trinitrobenzene	19.11	18.97	19.27
2,6-Dinitrotoluene	20.03	19.90	20.20
2,4-Dinitrotoluene	20.55	20.41	20.71
Tetryl	23.85	23.71	24.01
2,4,6-Trinitrotoluene	24.87	24.73	25.03
PETN	25.41	25.26	25.56
1,2-Dinitrobenzene	13.25	13.12	13.42

Eurofins TestAmerica, Denver
Target Compound Quantitation Report

Data File: \\chromfs\Denver\ChromData\G2_LUNA\20200618-92563.b\007-8201.D
Lims ID: CCV
Client ID:
Sample Type: CCV
Inject. Date: 19-Jun-2020 14:50:12 ALS Bottle#: 7 Worklist Smp#: 19
Injection Vol: 100.0 ul Dil. Factor: 1.0000
Sample Info: CCV
Misc. Info.: 280-0092563-019
Operator ID: JZ Instrument ID: CHHPLC_G2_LUNA
Sublist: chrom-G2_8330_Luna*sub6

Method: \\chromfs\Denver\ChromData\G2_LUNA\20200618-92563.b\G2_8330_Luna.m
Limit Group: GCSV - 8330
Last Update: 19-Jun-2020 20:25:58 Calib Date: 15-May-2020 02:11:20
Integrator: Falcon
Quant Method: External Standard Quant By: Initial Calibration
Last ICal File: \\chromfs\Denver\ChromData\G2_LUNA\20200514-91518.b\05140024.D

Column 1 : Luna-Phenyl hexyl (4.60 mm) Det: LC DAD1A, 254 nm
Process Host: CTX1007

First Level Reviewer: zhangji Date: 19-Jun-2020 16:40:55

Compound	Det	RT (min.)	Exp RT (min.)	Dlt RT (min.)	Response	Cal Amt ug/ml	OnCol Amt ug/ml	Flags
1 2,6-diamino-4-nitrotoluene	1	4.371	4.395	-0.024	103147	0.2500	0.2403	
2 2,4-diamino-6-nitrotoluene	1	4.971	4.941	0.030	69228	0.2500	0.2679	
6 HMX	1	7.131	7.155	-0.024	44942	0.2500	0.2238	
5 2,4,6-Trinitrophenol	1	8.471	8.528	-0.057	43948	0.2500	0.2268	
8 RDX	1	9.338	9.368	-0.030	55203	0.2500	0.2259	
9 Nitrobenzene	1	12.238	12.261	-0.023	106285	0.2510	0.2420	
$ 10 1,2-Dinitrobenzene	1	13.245	13.268	-0.023	70623	0.2500	0.2481	
11 3,5-Dinitroaniline	1	15.185	15.208	-0.023	115351	0.2500	0.2321	
12 1,3-Dinitrobenzene	1	15.778	15.794	-0.016	160857	0.2505	0.2386	
13 Nitroglycerin	2	16.005	16.021	-0.016	259652	2.50	2.05	
14 o-Nitrotoluene	1	16.705	16.721	-0.016	62047	0.2500	0.2273	M
15 p-Nitrotoluene	1	16.985	17.008	-0.023	57712	0.2505	0.2396	M
16 4-Amino-2,6-dinitrotoluene	1	17.431	17.454	-0.023	78063	0.2503	0.2261	M
17 m-Nitrotoluene	1	17.911	17.934	-0.023	71814	0.2503	0.2407	M
18 2-Amino-4,6-dinitrotoluene	1	18.371	18.394	-0.023	108655	0.2510	0.2336	M
19 1,3,5-Trinitrobenzene	1	19.105	19.121	-0.016	112934	0.2505	0.2390	M
20 2,6-Dinitrotoluene	1	20.031	20.048	-0.017	72148	0.2510	0.2341	M
21 2,4-Dinitrotoluene	1	20.545	20.555	-0.009	149460	0.2510	0.2335	M
22 Tetryl	1	23.851	23.861	-0.010	84809	0.2505	0.2300	
23 2,4,6-Trinitrotoluene	1	24.865	24.875	-0.010	99251	0.2510	0.2393	
24 PETN	2	25.405	25.408	-0.003	351593	2.50	2.51	

QC Flag Legend

Review Flags
M - Manually Integrated

Reagents:

8330IntermStk_00064	Amount Added:	25.00	Units: uL
8330_ADDs_00027	Amount Added:	12.50	Units: uL

Report Date: 19-Jun-2020 20:25:58 Chrom Revision: 2.3 17-Jun-2020 19:07:08

Eurofins TestAmerica, Denver

Data File: \\chromfs\denver\chromdata\g2_luna\20200618-92563.b\007-8201.d

Injection Date:	19-Jun-2020 14:50:12	Instrument ID:	CHHPLC_G2_LUNA	Operator ID:	JZ
Lims ID:	CCV			Worklist Smp#:	19
Client ID:					
Injection Vol:	100.0 ul	Dil. Factor:	1.0000	ALS Bottle#:	7
Method:	G2_8330_Luna	Limit Group:	GCSV - 8330		

Column: Luna-Phenyl hexyl (4.60 mm) Y Scaling: Method Defined: Scale to the Nth Largest Peak: 1

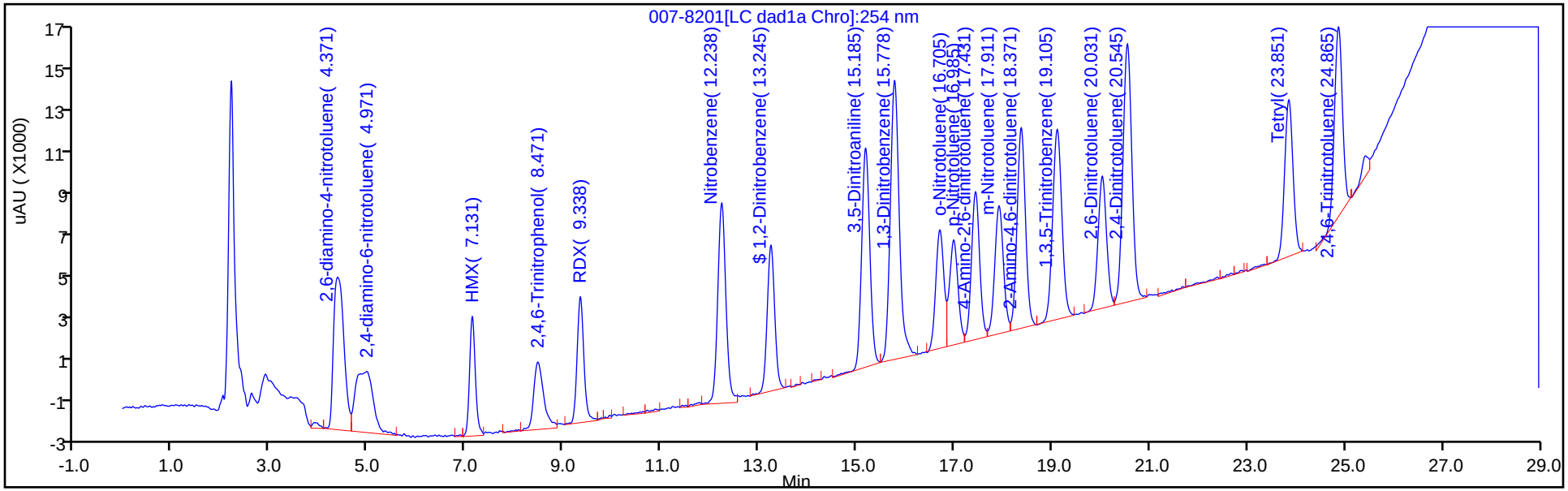

Y Scaling: Method Defined: Scale to the Nth Largest Peak: 1

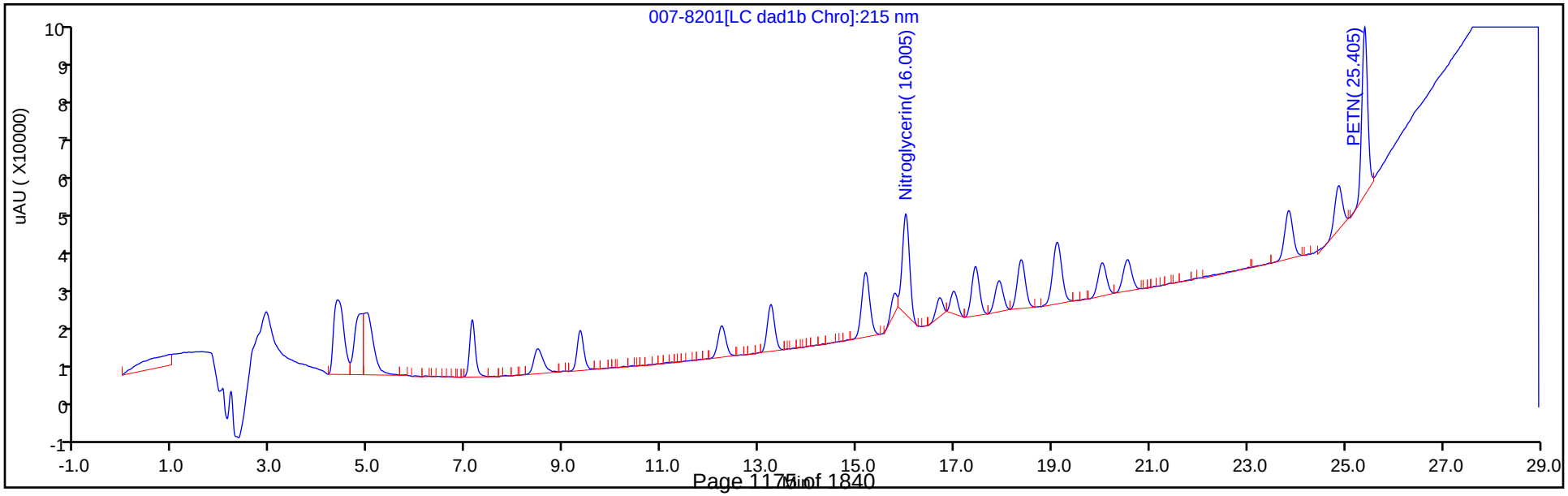

Manual Integration/User Assign Peak Report

Eurofins TestAmerica, Denver

Data File:	\\chromfs\denver\chromdata\g2_luna\20200618-92563.b\007-8201.d				
Injection Date:	19-Jun-2020 14:50:12	Instrument ID:	CHHPLC_G2_LUNA		
Lims ID:	CCV				
Client ID:					
Operator ID:	JZ	ALS Bottle#:	7	Worklist Smp#:	19
Injection Vol:	100.0 ul	Dil. Factor:	1.0000		
Method:	G2_8330_Luna	Limit Group:	GCSV - 8330		
Column:	Luna-Phenyl hexyl (4.60 mm)	Detector	LC DAD1A, 254 nm		

14 o-Nitrotoluene, CAS: 88-72-2

Signal: 1

Processing Integration Results

RT: 16.70
Area: 49920
Amount: 0.182881
Amount Units: ug/ml

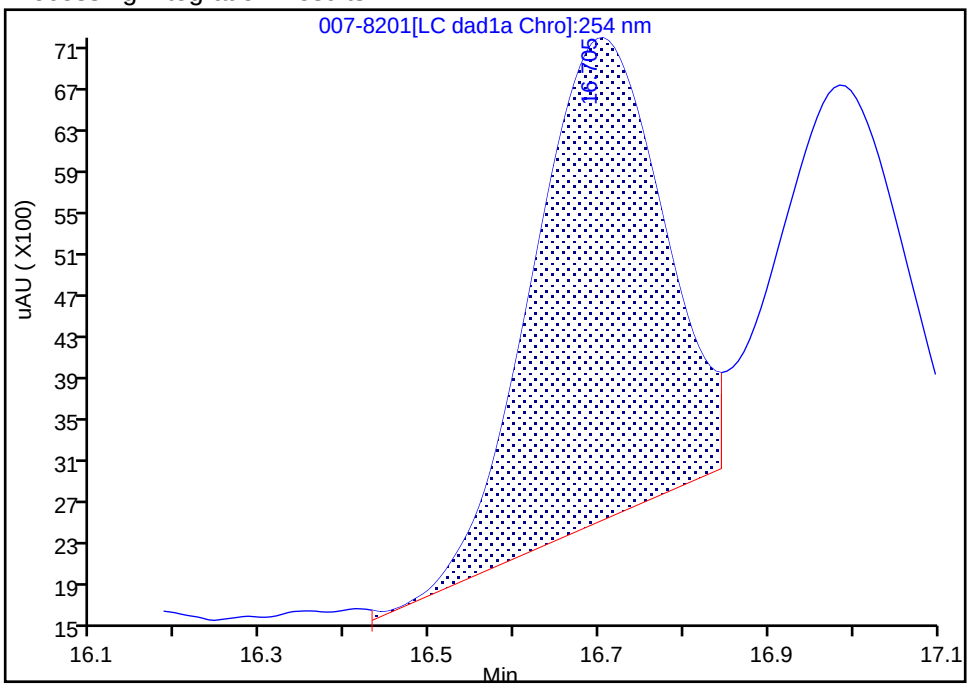

Manual Integration Results

RT: 16.70
Area: 62047
Amount: 0.227308
Amount Units: ug/ml

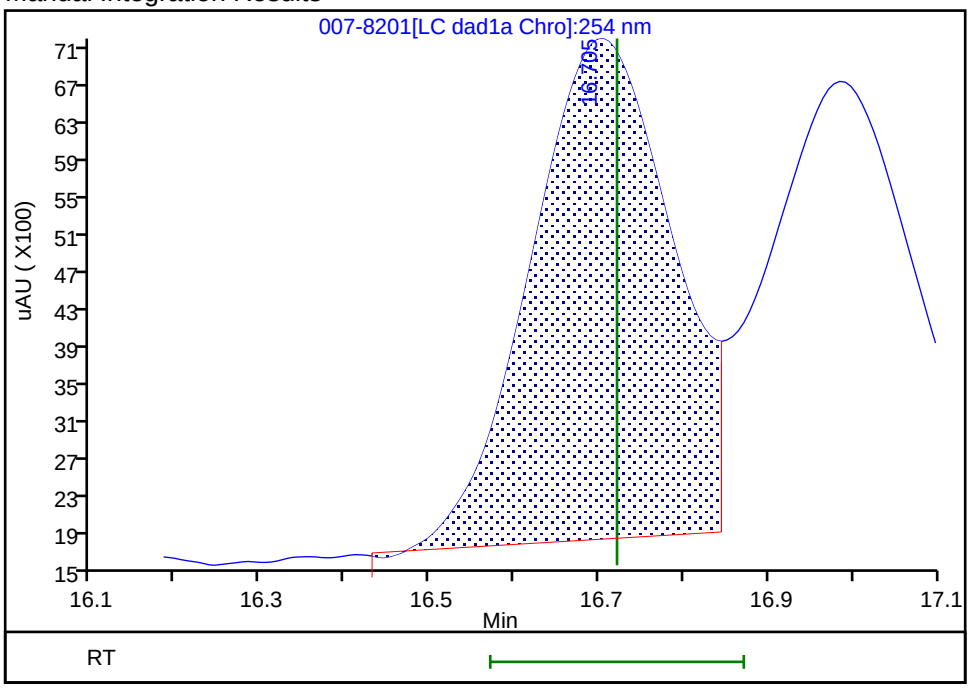

Reviewer: zhangji, 19-Jun-2020 16:40:50

Audit Action: Assigned New Baseline Audit Reason: Baseline

Manual Integration/User Assign Peak Report

Eurofins TestAmerica, Denver

Data File:	\\chromfs\denver\chromdata\g2_luna\20200618-92563.b\007-8201.d				
Injection Date:	19-Jun-2020 14:50:12	Instrument ID:	CHHPLC_G2_LUNA		
Lims ID:	CCV				
Client ID:					
Operator ID:	JZ	ALS Bottle#:	7	Worklist Smp#:	19
Injection Vol:	100.0 ul	Dil. Factor:	1.0000		
Method:	G2_8330_Luna	Limit Group:	GCSV - 8330		
Column:	Luna-Phenyl hexyl (4.60 mm)	Detector	LC DAD1A, 254 nm		

15 p-Nitrotoluene, CAS: 99-99-0

Signal: 1

Processing Integration Results

RT: 16.98
Area: 42528
Amount: 0.176552
Amount Units: ug/ml

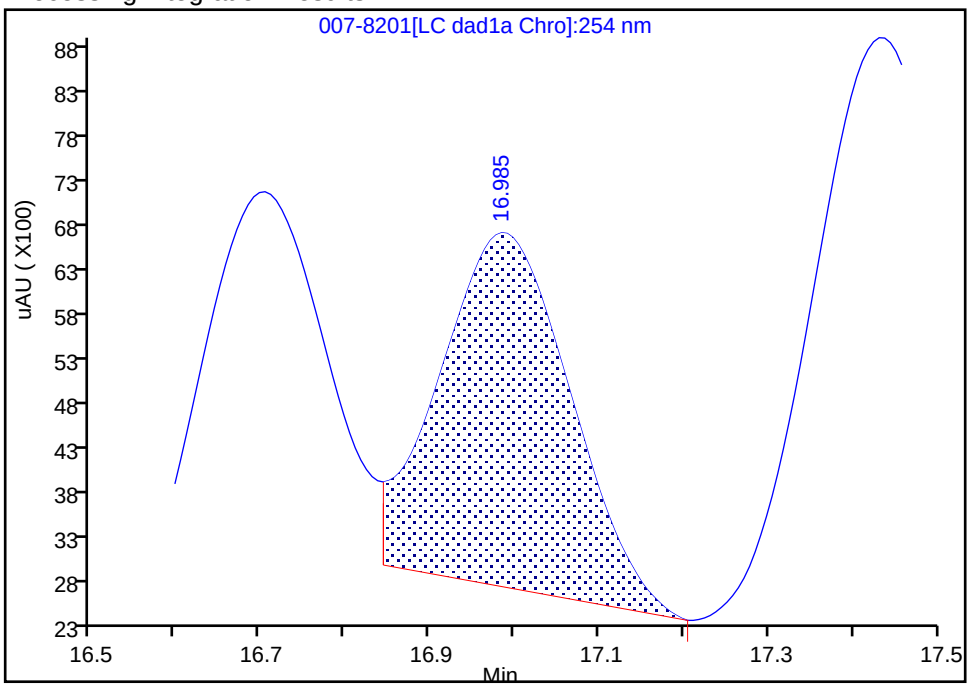

Manual Integration Results

RT: 16.98
Area: 57712
Amount: 0.239587
Amount Units: ug/ml

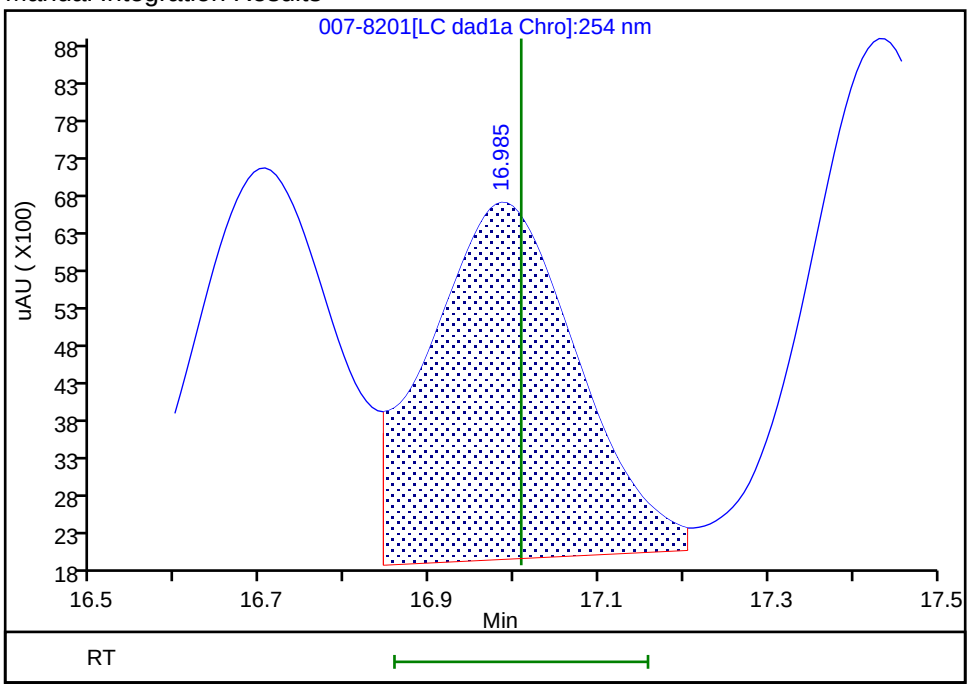

Reviewer: zhangji, 19-Jun-2020 16:40:50
Audit Action: Assigned New Baseline Audit Reason: Baseline

Manual Integration/User Assign Peak Report

Eurofins TestAmerica, Denver

Data File:	\\chromfs\denver\chromdata\g2_luna\20200618-92563.b\007-8201.d				
Injection Date:	19-Jun-2020 14:50:12	Instrument ID:	CHHPLC_G2_LUNA		
Lims ID:	CCV				
Client ID:					
Operator ID:	JZ	ALS Bottle#:	7	Worklist Smp#:	19
Injection Vol:	100.0 ul	Dil. Factor:	1.0000		
Method:	G2_8330_Luna	Limit Group:	GCSV - 8330		
Column:	Luna-Phenyl hexyl (4.60 mm)	Detector	LC DAD1A, 254 nm		

16 4-Amino-2,6-dinitrotoluene, CAS: 19406-51-0

Signal: 1

Processing Integration Results

RT: 17.43
Area: 70584
Amount: 0.204452
Amount Units: ug/ml

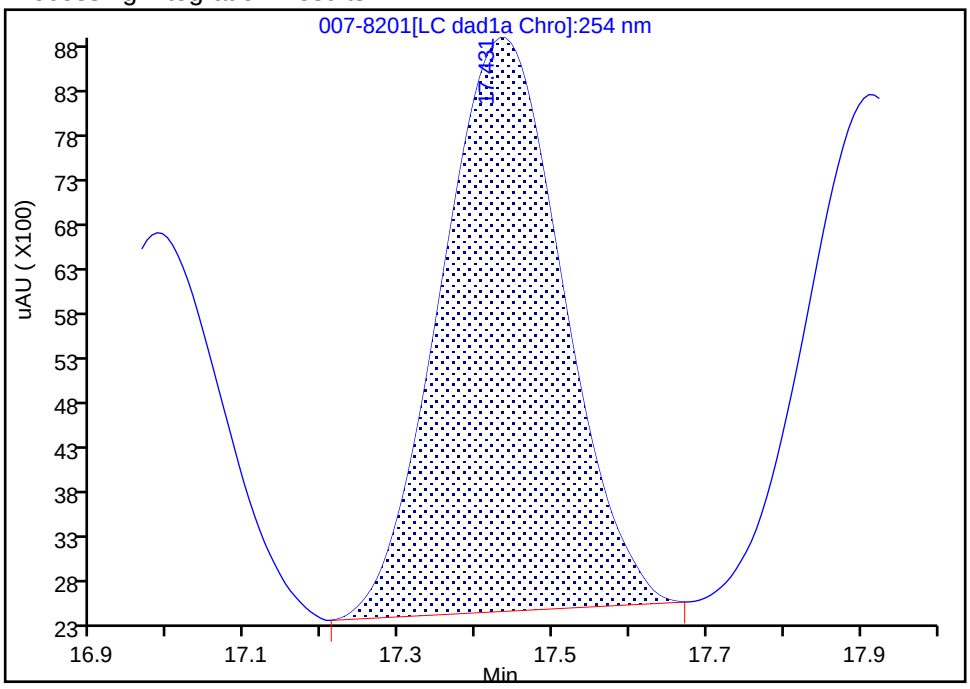

Manual Integration Results

RT: 17.43
Area: 78063
Amount: 0.226116
Amount Units: ug/ml

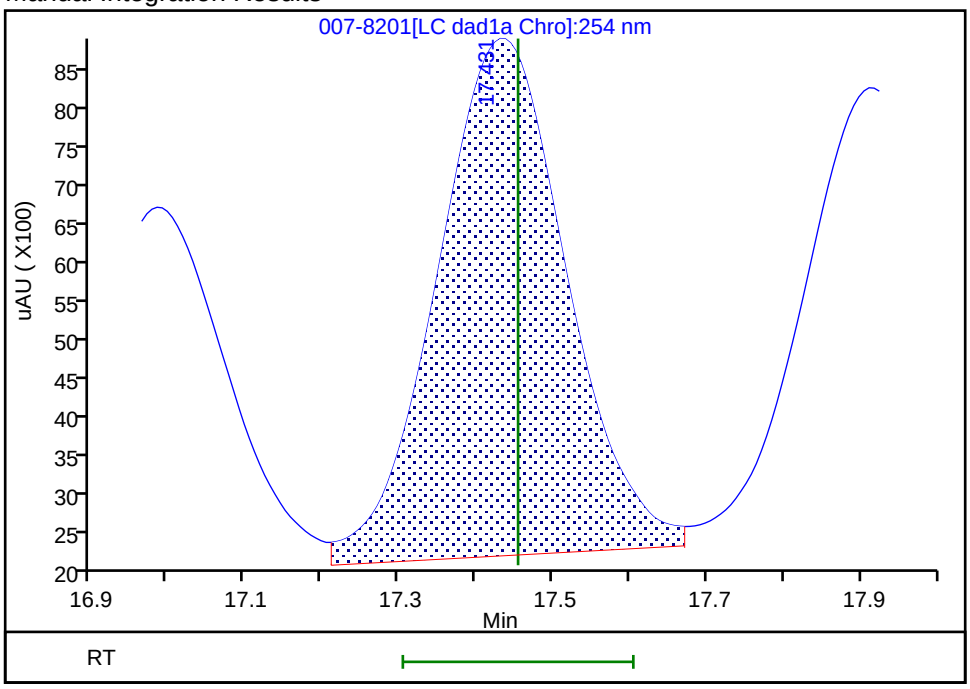

Reviewer: zhangji, 19-Jun-2020 16:40:50

Audit Action: Assigned New Baseline Audit Reason: Baseline

Manual Integration/User Assign Peak Report

Eurofins TestAmerica, Denver

Data File:	\\chromfs\denver\chromdata\g2_luna\20200618-92563.b\007-8201.d				
Injection Date:	19-Jun-2020 14:50:12	Instrument ID:	CHHPLC_G2_LUNA		
Lims ID:	CCV				
Client ID:					
Operator ID:	JZ	ALS Bottle#:	7	Worklist Smp#:	19
Injection Vol:	100.0 ul	Dil. Factor:	1.0000		
Method:	G2_8330_Luna	Limit Group:	GCSV - 8330		
Column:	Luna-Phenyl hexyl (4.60 mm)	Detector	LC DAD1A, 254 nm		

17 m-Nitrotoluene, CAS: 99-08-1

Signal: 1

Processing Integration Results

RT: 17.91
Area: 63386
Amount: 0.212472
Amount Units: ug/ml

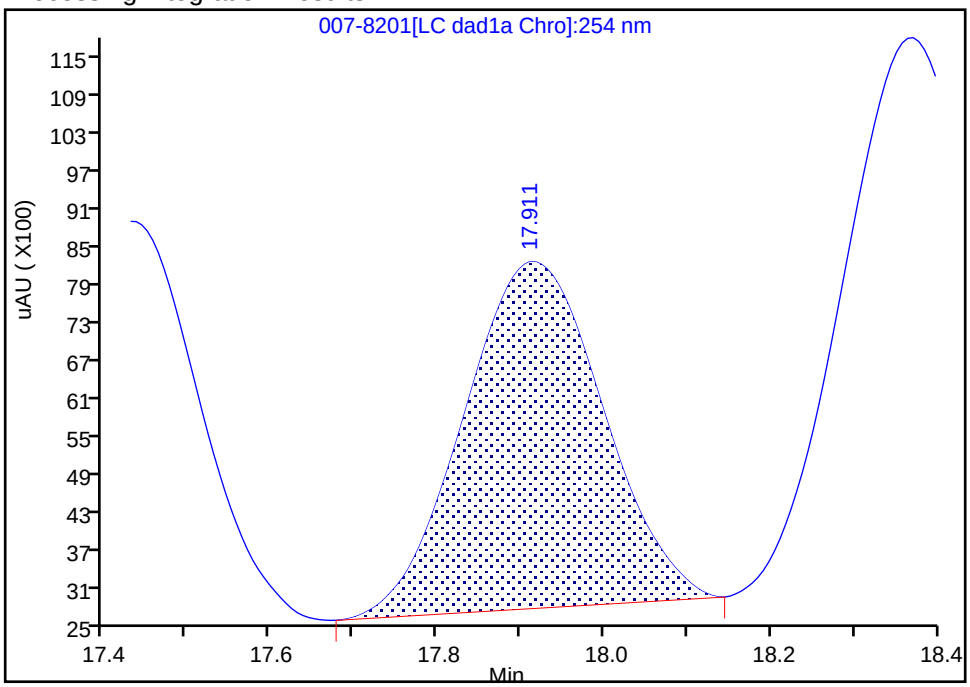

Manual Integration Results

RT: 17.91
Area: 71814
Amount: 0.240723
Amount Units: ug/ml

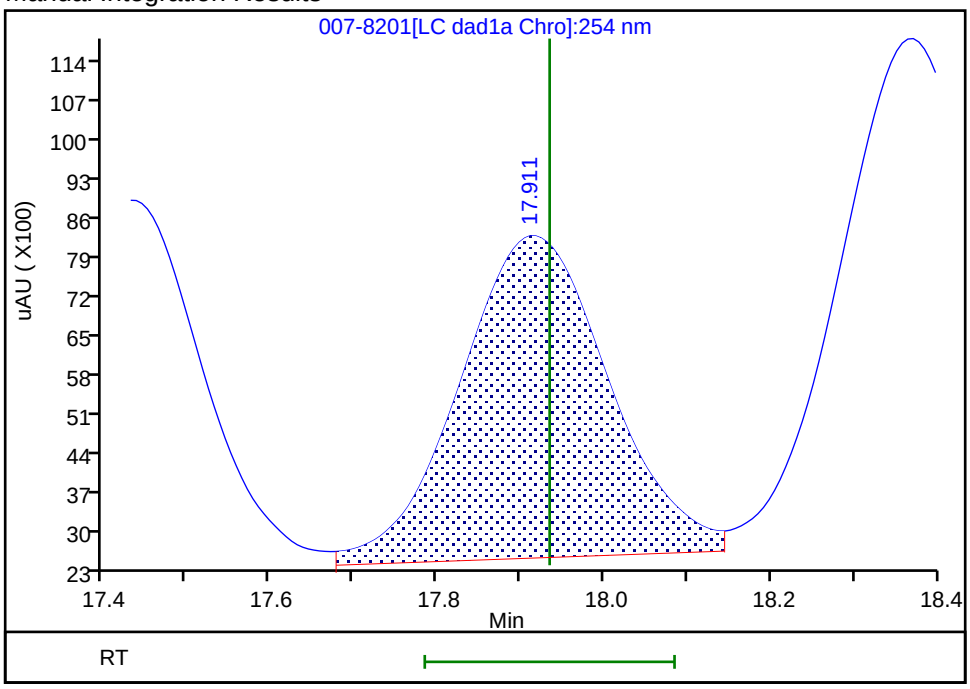

Reviewer: zhangji, 19-Jun-2020 16:40:50
Audit Action: Assigned New Baseline Audit Reason: Baseline

Manual Integration/User Assign Peak Report

Eurofins TestAmerica, Denver

Data File:	\\chromfs\denver\chromdata\g2_luna\20200618-92563.b\007-8201.d				
Injection Date:	19-Jun-2020 14:50:12	Instrument ID:	CHHPLC_G2_LUNA		
Lims ID:	CCV				
Client ID:					
Operator ID:	JZ	ALS Bottle#:	7	Worklist Smp#:	19
Injection Vol:	100.0 ul	Dil. Factor:	1.0000		
Method:	G2_8330_Luna	Limit Group:	GCSV - 8330		
Column:	Luna-Phenyl hexyl (4.60 mm)	Detector	LC DAD1A, 254 nm		

18 2-Amino-4,6-dinitrotoluene, CAS: 35572-78-2

Signal: 1

Processing Integration Results

RT: 18.37
Area: 103309
Amount: 0.222069
Amount Units: ug/ml

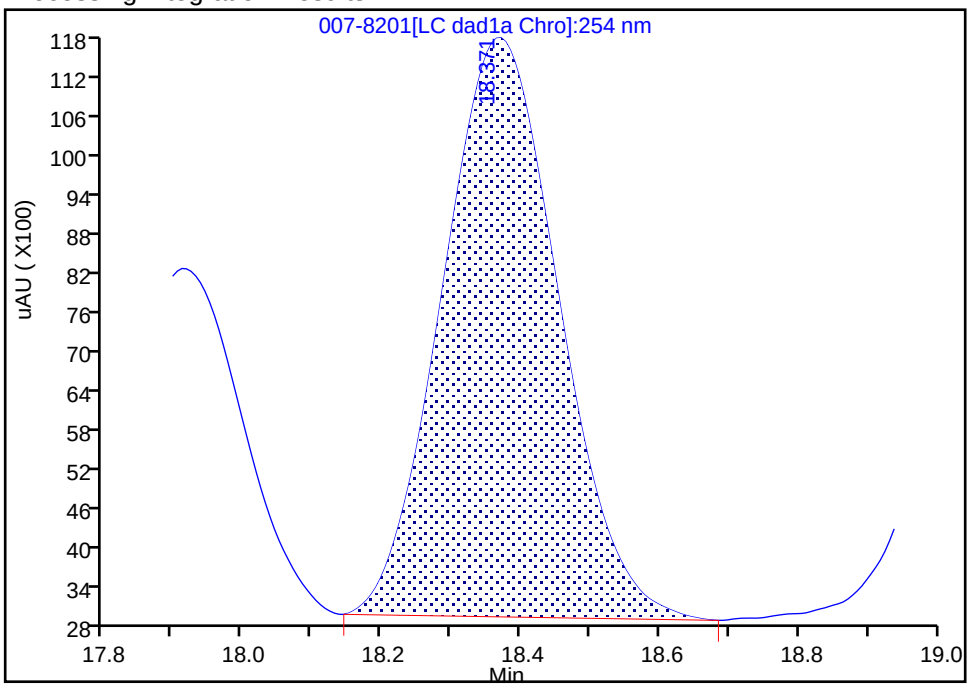

Manual Integration Results

RT: 18.37
Area: 108655
Amount: 0.233561
Amount Units: ug/ml

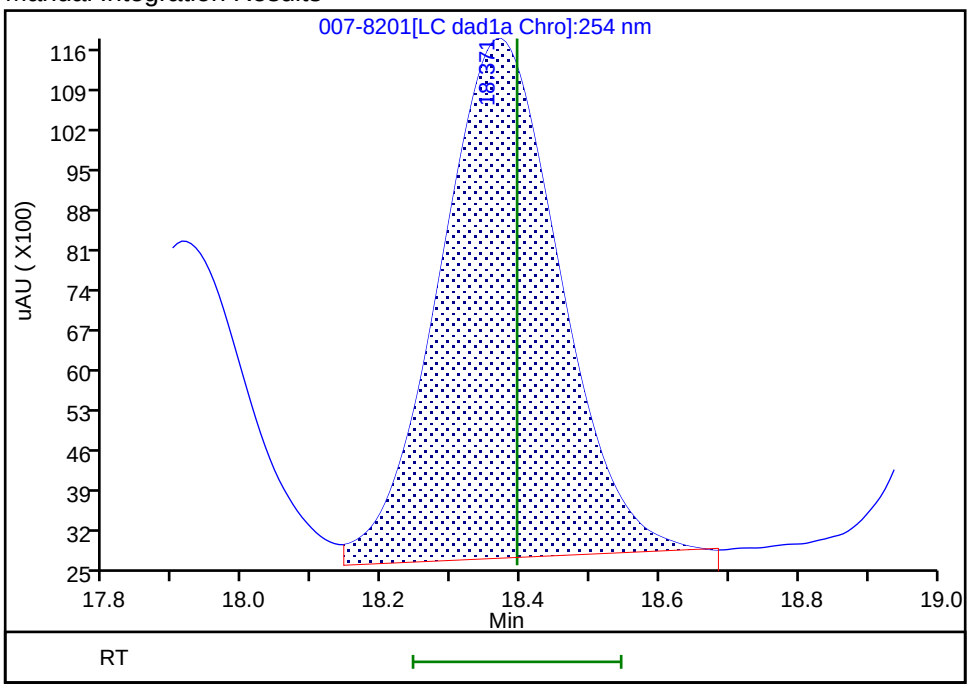

Reviewer: zhangji, 19-Jun-2020 16:40:50

Audit Action: Assigned New Baseline Audit Reason: Baseline

Manual Integration/User Assign Peak Report

Eurofins TestAmerica, Denver

Data File:	\\chromfs\denver\chromdata\g2_luna\20200618-92563.b\007-8201.d				
Injection Date:	19-Jun-2020 14:50:12	Instrument ID:	CHHPLC_G2_LUNA		
Lims ID:	CCV				
Client ID:					
Operator ID:	JZ	ALS Bottle#:	7	Worklist Smp#:	19
Injection Vol:	100.0 ul	Dil. Factor:	1.0000		
Method:	G2_8330_Luna	Limit Group:	GCSV - 8330		
Column:	Luna-Phenyl hexyl (4.60 mm)	Detector	LC DAD1A, 254 nm		

19 1,3,5-Trinitrobenzene, CAS: 99-35-4

Signal: 1

Processing Integration Results

RT: 19.10
Area: 113048
Amount: 0.239280
Amount Units: ug/ml

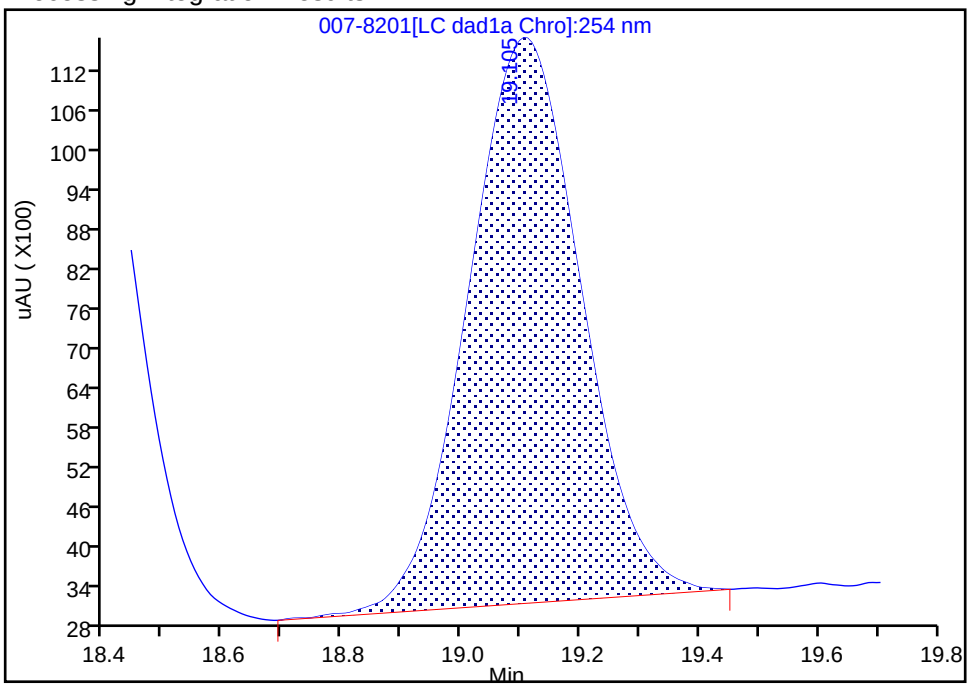

Manual Integration Results

RT: 19.10
Area: 112934
Amount: 0.239039
Amount Units: ug/ml

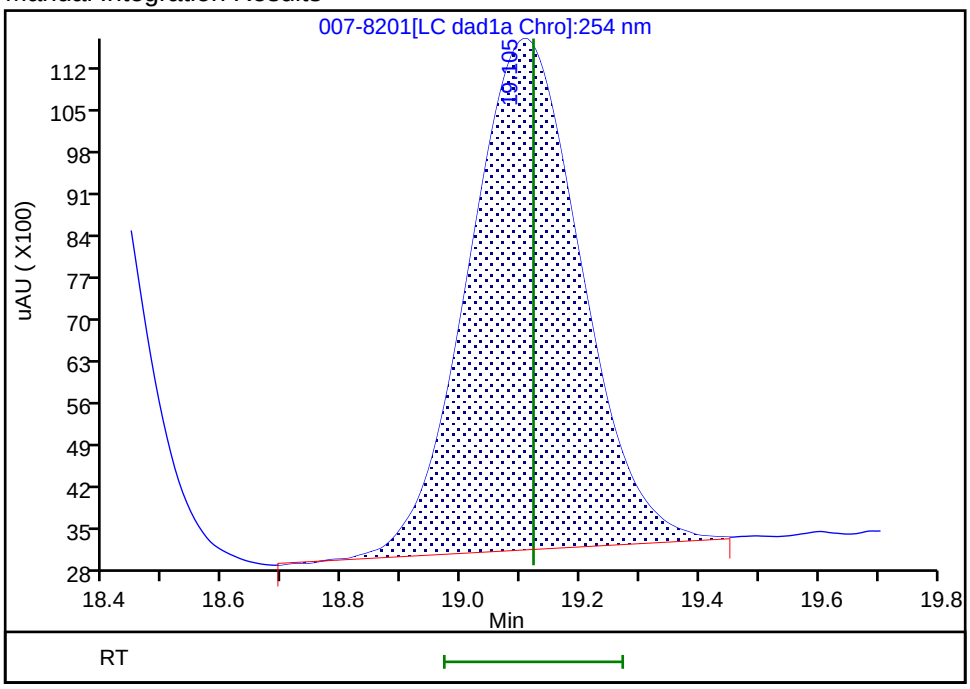

Reviewer: zhangji, 19-Jun-2020 16:40:50

Audit Action: Assigned New Baseline Audit Reason: Baseline

Manual Integration/User Assign Peak Report

Eurofins TestAmerica, Denver

Data File:	\\chromfs\denver\chromdata\g2_luna\20200618-92563.b\007-8201.d				
Injection Date:	19-Jun-2020 14:50:12	Instrument ID:	CHHPLC_G2_LUNA		
Lims ID:	CCV				
Client ID:					
Operator ID:	JZ	ALS Bottle#:	7	Worklist Smp#:	19
Injection Vol:	100.0 ul	Dil. Factor:	1.0000		
Method:	G2_8330_Luna	Limit Group:	GCSV - 8330		
Column:	Luna-Phenyl hexyl (4.60 mm)	Detector	LC DAD1A, 254 nm		

20 2,6-Dinitrotoluene, CAS: 606-20-2

Signal: 1

Processing Integration Results

RT: 20.03
Area: 70197
Amount: 0.227375
Amount Units: ug/ml

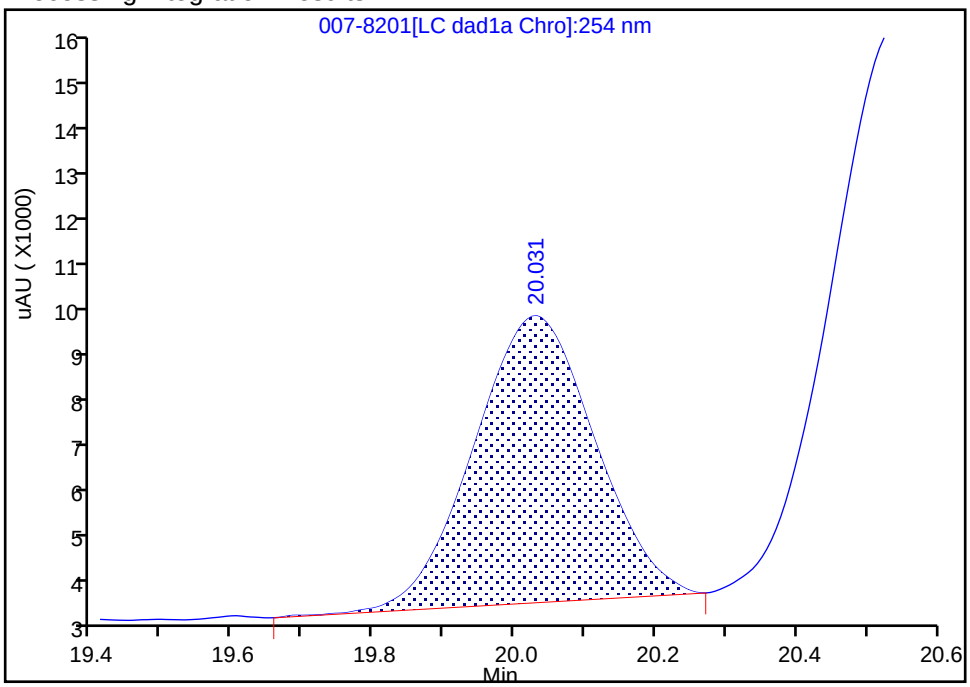

Manual Integration Results

RT: 20.03
Area: 72148
Amount: 0.234121
Amount Units: ug/ml

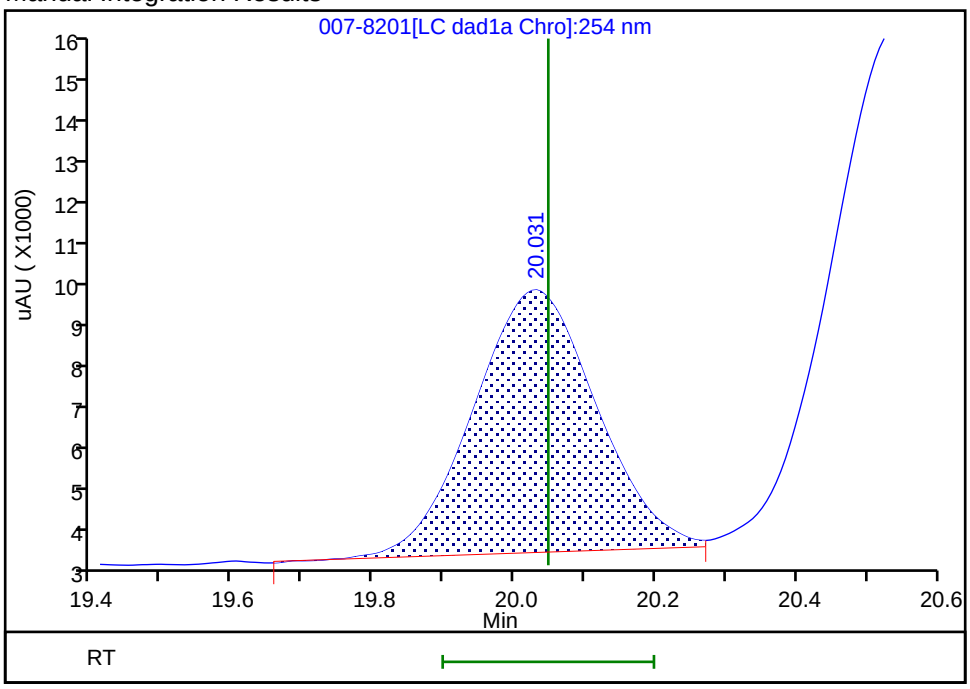

Reviewer: zhangji, 19-Jun-2020 16:40:50
Audit Action: Assigned New Baseline Audit Reason: Baseline

Manual Integration/User Assign Peak Report

Eurofins TestAmerica, Denver

Data File:	\\chromfs\denver\chromdata\g2_luna\20200618-92563.b\007-8201.d				
Injection Date:	19-Jun-2020 14:50:12	Instrument ID:	CHHPLC_G2_LUNA		
Lims ID:	CCV				
Client ID:					
Operator ID:	JZ	ALS Bottle#:	7	Worklist Smp#:	19
Injection Vol:	100.0 ul	Dil. Factor:	1.0000		
Method:	G2_8330_Luna	Limit Group:	GCSV - 8330		
Column:	Luna-Phenyl hexyl (4.60 mm)	Detector	LC DAD1A, 254 nm		

21 2,4-Dinitrotoluene, CAS: 121-14-2

Signal: 1

Processing Integration Results

RT: 20.54
Area: 145980
Amount: 0.228053
Amount Units: ug/ml

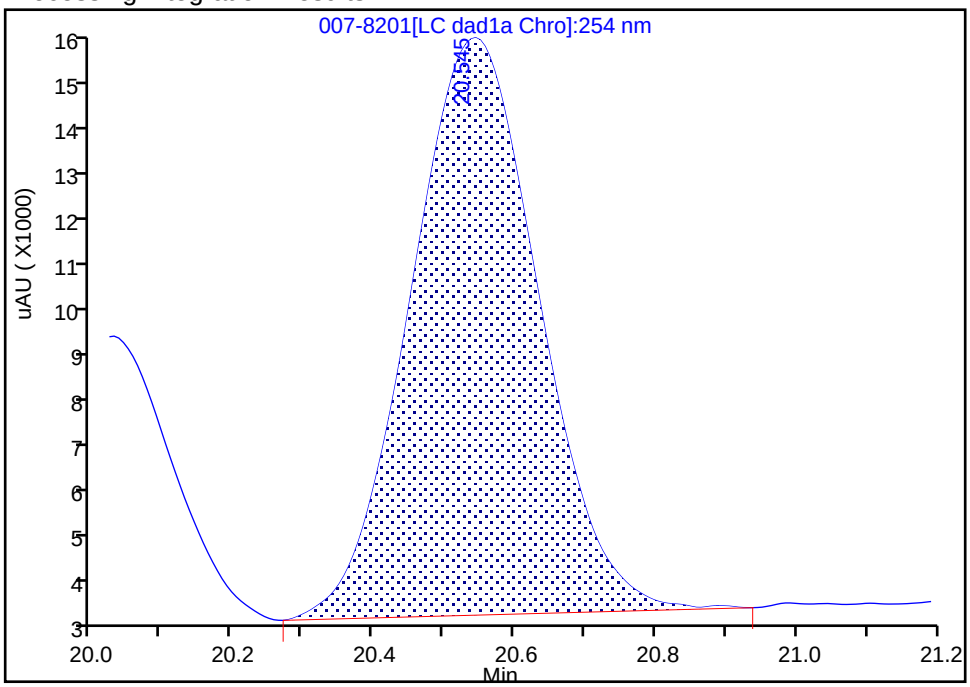

Manual Integration Results

RT: 20.54
Area: 149460
Amount: 0.233490
Amount Units: ug/ml

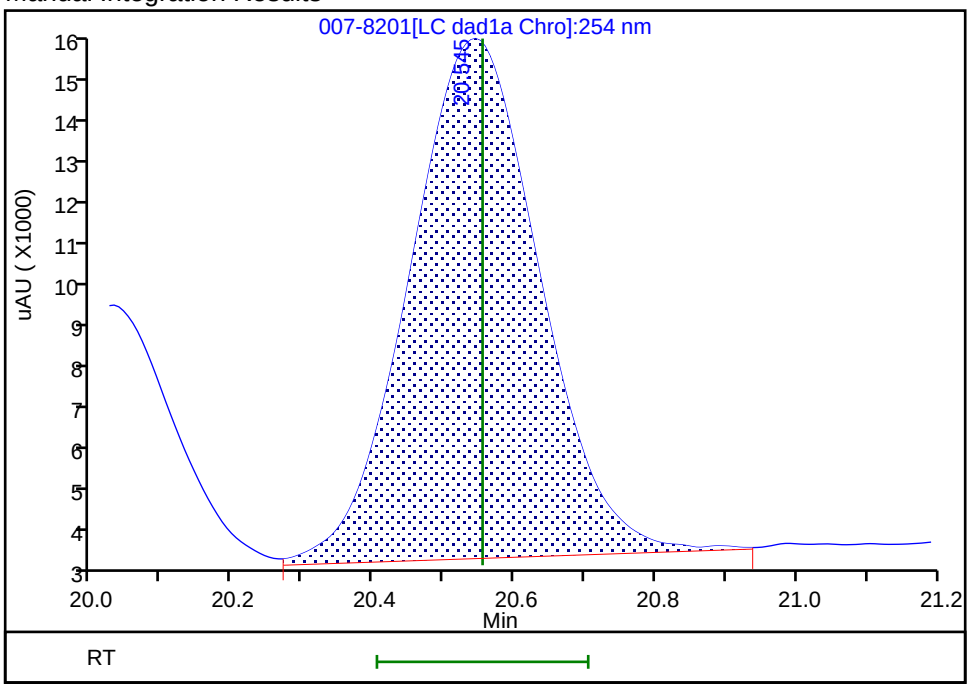

Reviewer: zhangji, 19-Jun-2020 16:40:50

Audit Action: Assigned New Baseline Audit Reason: Baseline

FORM VII
HPLC/IC CONTINUING CALIBRATION DATA

Lab Name: Eurofins TestAmerica, Denver Job No.: 280-137110-1

SDG No.:

Lab Sample ID: CCV 280-499350/20 Calibration Date: 06/19/2020 15:25

Instrument ID: CHHPLC_G2_LUNA Calib Start Date: 05/14/2020 22:06

GC Column: Luna-phenylhex ID: 4.60(mm) Calib End Date: 05/15/2020 02:46

Lab File ID: 008-8301.D Conc. Units: ug/L

ANALYTE	CURVE TYPE	AVE CF	CF	MIN CF	CALC AMOUNT	SPIKE AMOUNT	%D	MAX %D
TNX	Ave	435816	408484		235	250	-6.3	15.0
DNX	Ave	321206	305055		238	250	-5.0	15.0
MNX	Lin2		283332		289	292	-0.8	15.0

FORM VII
HPLC/IC CONTINUING CALIBRATION RETENTION TIME SUMMARY

Lab Name: Eurofins TestAmerica, Denver Job No.: 280-137110-1

SDG No.:

Lab Sample ID: CCV 280-499350/20 Calibration Date: 06/19/2020 15:25

Instrument ID: CHHPLC_G2_LUNA Calib Start Date: 05/14/2020 22:06

GC Column: Luna-phenylhex ID: 4.60(mm) Calib End Date: 05/15/2020 02:46

Lab File ID: 008-8301.D

Analyte	RT	RT WINDOW	
		FROM	TO
TNX	5.52	5.36	5.66
DNX	6.36	6.19	6.49
MNX	7.92	7.73	8.03

Eurofins TestAmerica, Denver
Target Compound Quantitation Report

Data File:	\\chromfs\Denver\ChromData\G2_LUNA\20200618-92563.b\008-8301.D				
Lims ID:	CCV DMT				
Client ID:					
Sample Type:	CCV				
Inject. Date:	19-Jun-2020 15:25:13	ALS Bottle#:	8	Worklist Smp#:	20
Injection Vol:	100.0 ul	Dil. Factor:	1.0000		
Sample Info:	CCV DMT				
Misc. Info.:	280-0092563-020				
Operator ID:	JZ	Instrument ID:	CHHPLC_G2_LUNA		
Sublist:	chrom-G2_8330_Luna*sub13				
Method:	\\chromfs\Denver\ChromData\G2_LUNA\20200618-92563.b\G2_8330_Luna.m				
Limit Group:	GCSV - 8330				
Last Update:	19-Jun-2020 20:25:59	Calib Date:	15-May-2020 02:11:20		
Integrator:	Falcon				
Quant Method:	External Standard	Quant By:	Initial Calibration		
Last ICal File:	\\chromfs\Denver\ChromData\G2_LUNA\20200514-91518.b\05140024.D				
Column 1 :	Luna-Phenyl hexyl (4.60 mm)		Det: LC DAD1A, 254 nm		
Process Host:	CTX1007				

Compound	Det	RT (min.)	Exp RT (min.)	Dlt RT (min.)	Response	Cal Amt ug/ml	OnCol Amt ug/ml	Flags
3 TNX	1	5.517	5.509	0.008	102223	0.2503	0.2346	
4 DNX	1	6.357	6.336	0.021	76340	0.2503	0.2377	
7 MNX	1	7.917	7.876	0.041	82662	0.2918	0.2895	

Reagents:

8330 DMT_00006 Amount Added: 12.50 Units: uL

Report Date: 19-Jun-2020 20:25:59 Chrom Revision: 2.3 17-Jun-2020 19:07:08

Eurofins TestAmerica, Denver

Data File:	\\chromfs\denver\chromdata\g2_luna\20200618-92563.b\008-8301.d				
Injection Date:	19-Jun-2020 15:25:13	Instrument ID:	CHHPLC_G2_LUNA	Operator ID:	JZ
Lims ID:	CCV DMT			Worklist Smp#:	20
Client ID:					
Injection Vol:	100.0 ul	Dil. Factor:	1.0000	ALS Bottle#:	8
Method:	G2_8330_Luna	Limit Group:	GCSV - 8330		

Column: Luna-Phenyl hexyl (4.60 mm) Y Scaling: Method Defined: Scale to the Nth Largest Peak: 1

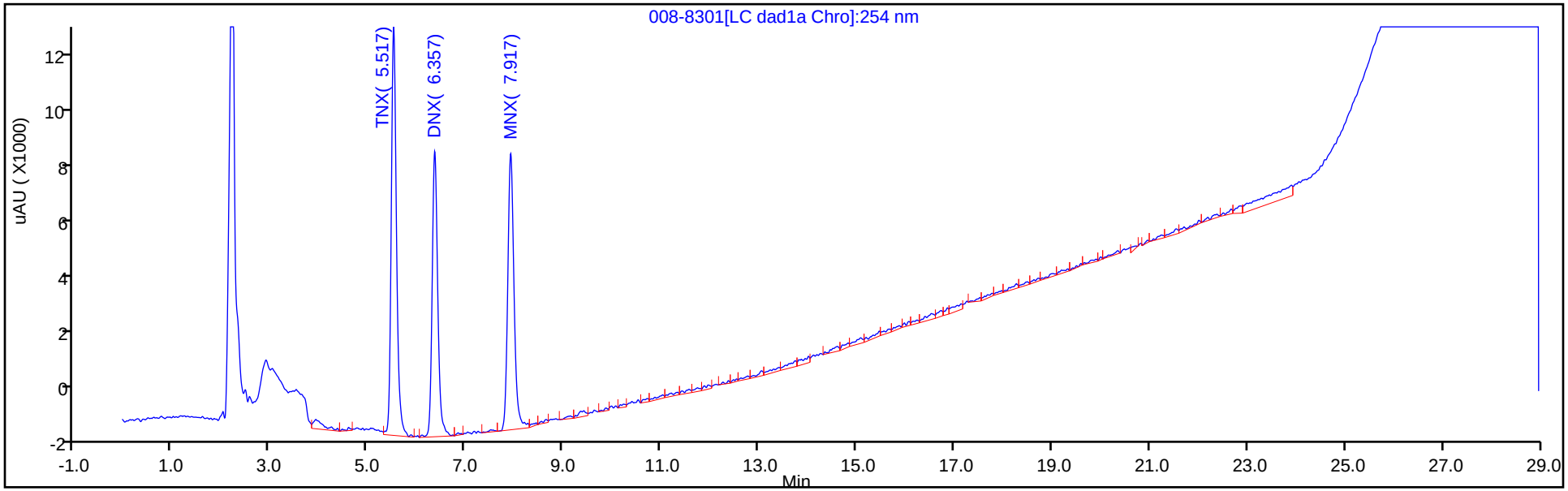

Y Scaling: Method Defined: Scale to the Nth Largest Peak: 1

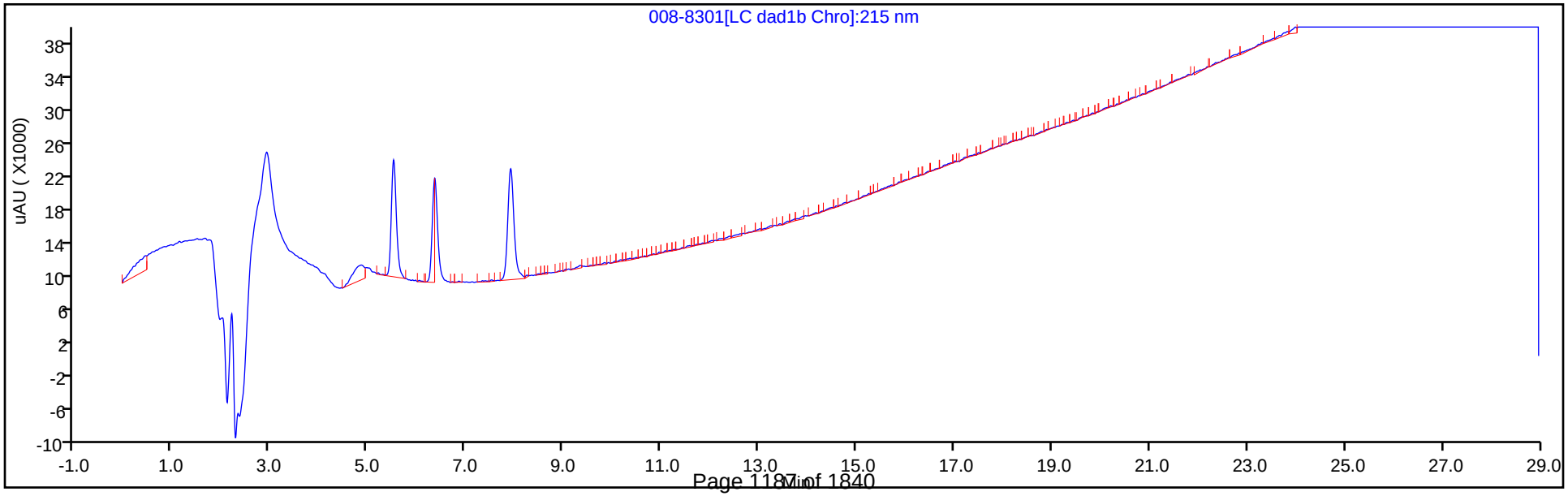

FORM VII
HPLC/IC CONTINUING CALIBRATION DATA

Lab Name: Eurofins TestAmerica, Denver Job No.: 280-137110-1

SDG No.:

Lab Sample ID: CCV 280-499350/31 Calibration Date: 06/19/2020 21:50

Instrument ID: CHHPLC_G2_LUNA Calib Start Date: 05/14/2020 16:16

GC Column: Luna-phenylhex ID: 4.60(mm) Calib End Date: 05/14/2020 20:56

Lab File ID: 007-9401.D Conc. Units: ug/L

ANALYTE	CURVE TYPE	AVE CF	CF	MIN CF	CALC AMOUNT	SPIKE AMOUNT	%D	MAX %D
HMX	Lin2		179504		223	250	-10.6	15.0
Picric acid	Ave	193810	172964		223	250	-10.8	15.0
RDX	Ave	244360	235792		241	250	-3.5	15.0
Nitrobenzene	Ave	439227	403227		230	251	-8.2	15.0
1,3-Dinitrobenzene	Ave	674189	653557		243	251	-3.1	15.0
Nitroglycerin	Ave	126803	137416		2710	2500	8.4	15.0
2-Nitrotoluene	Ave	272965	241912		222	250	-11.4	15.0
4-Nitrotoluene	Ave	240881	217892		227	251	-9.5	15.0
4-Amino-2,6-dinitrotoluene	Ave	345235	309962		225	250	-10.2	15.0
3-Nitrotoluene	Ave	298327	286430		240	250	-4.0	15.0
2-Amino-4,6-dinitrotoluene	Ave	465211	441865		238	251	-5.0	15.0
1,3,5-Trinitrobenzene	Ave	472451	477972		253	251	1.2	15.0
2,6-Dinitrotoluene	Lin2		303259		248	251	-1.3	15.0
2,4-Dinitrotoluene	Ave	640113	617586		242	251	-3.5	15.0
Tetryl	Ave	368678	355713		242	251	-3.5	15.0
2,4,6-Trinitrotoluene	Lin1		395299		239	251	-4.7	15.0
PETN	Lin1		142341		2540	2500	1.6	15.0
1,2-Dinitrobenzene	Lin1		289984		255	250	1.9	15.0

FORM VII
HPLC/IC CONTINUING CALIBRATION RETENTION TIME SUMMARY

Lab Name: Eurofins TestAmerica, Denver Job No.: 280-137110-1

SDG No.:

Lab Sample ID: CCV 280-499350/31 Calibration Date: 06/19/2020 21:50

Instrument ID: CHHPLC_G2_LUNA Calib Start Date: 05/14/2020 16:16

GC Column: Luna-phenylhex ID: 4.60(mm) Calib End Date: 05/14/2020 20:56

Lab File ID: 007-9401.D

Analyte	RT	RT WINDOW	
		FROM	TO
HMX	7.18	7.01	7.31
Picric acid	8.50	8.38	8.68
RDX	9.41	9.22	9.52
Nitrobenzene	12.32	12.11	12.41
1,3-Dinitrobenzene	15.86	15.64	15.94
Nitroglycerin	16.10	15.87	16.17
2-Nitrotoluene	16.80	16.57	16.87
4-Nitrotoluene	17.08	16.86	17.16
4-Amino-2,6-dinitrotoluene	17.53	17.30	17.60
3-Nitrotoluene	18.02	17.78	18.08
2-Amino-4,6-dinitrotoluene	18.46	18.24	18.54
1,3,5-Trinitrobenzene	19.20	18.97	19.27
2,6-Dinitrotoluene	20.13	19.90	20.20
2,4-Dinitrotoluene	20.64	20.41	20.71
Tetryl	23.94	23.71	24.01
2,4,6-Trinitrotoluene	24.96	24.73	25.03
PETN	25.48	25.26	25.56
1,2-Dinitrobenzene	13.33	13.12	13.42

Eurofins TestAmerica, Denver
Target Compound Quantitation Report

Data File: \\chromfs\Denver\ChromData\G2_LUNA\20200618-92563.b\007-9401.D
Lims ID: CCV
Client ID:
Sample Type: CCV
Inject. Date: 19-Jun-2020 21:50:02 ALS Bottle#: 7 Worklist Smp#: 31
Injection Vol: 100.0 ul Dil. Factor: 1.0000
Sample Info: CCV
Misc. Info.: 280-0092563-031
Operator ID: JZ Instrument ID: CHHPLC_G2_LUNA
Sublist: chrom-G2_8330_Luna*sub6

Method: \\chromfs\Denver\ChromData\G2_LUNA\20200618-92563.b\G2_8330_Luna.m
Limit Group: GCSV - 8330
Last Update: 20-Jun-2020 11:15:43 Calib Date: 15-May-2020 02:11:20
Integrator: Falcon
Quant Method: External Standard Quant By: Initial Calibration
Last ICal File: \\chromfs\Denver\ChromData\G2_LUNA\20200514-91518.b\05140024.D

Column 1 : Luna-Phenyl hexyl (4.60 mm) Det: LC DAD1A, 254 nm
Process Host: CTX1011

First Level Reviewer: zhangji Date: 20-Jun-2020 10:54:37

Compound	Det	RT (min.)	Exp RT (min.)	Dlt RT (min.)	Response	Cal Amt ug/ml	OnCol Amt ug/ml	Flags
1 2,6-diamino-4-nitrotoluene	1	4.410	4.395	0.015	104779	0.2500	0.2441	M
2 2,4-diamino-6-nitrotoluene	1	5.010	4.941	0.069	69997	0.2500	0.2711	M
6 HMX	1	7.183	7.155	0.028	44876	0.2500	0.2234	
5 2,4,6-Trinitrophenol	1	8.497	8.528	-0.031	43241	0.2500	0.2231	
8 RDX	1	9.410	9.368	0.042	58948	0.2500	0.2412	
9 Nitrobenzene	1	12.317	12.261	0.056	101210	0.2510	0.2304	
$ 10 1,2-Dinitrobenzene	1	13.330	13.268	0.062	72496	0.2500	0.2549	
11 3,5-Dinitroaniline	1	15.270	15.208	0.062	116395	0.2500	0.2343	
12 1,3-Dinitrobenzene	1	15.863	15.794	0.069	163716	0.2505	0.2428	
13 Nitroglycerin	2	16.103	16.021	0.082	343541	2.50	2.71	M
14 o-Nitrotoluene	1	16.797	16.721	0.076	60478	0.2500	0.2216	
15 p-Nitrotoluene	1	17.083	17.008	0.075	54582	0.2505	0.2266	
16 4-Amino-2,6-dinitrotoluene	1	17.530	17.454	0.076	77568	0.2503	0.2247	
17 m-Nitrotoluene	1	18.017	17.934	0.083	71679	0.2503	0.2403	
18 2-Amino-4,6-dinitrotoluene	1	18.463	18.394	0.069	110908	0.2510	0.2384	
19 1,3,5-Trinitrobenzene	1	19.203	19.121	0.082	119732	0.2505	0.2534	
20 2,6-Dinitrotoluene	1	20.130	20.048	0.082	76118	0.2510	0.2478	
21 2,4-Dinitrotoluene	1	20.643	20.555	0.089	155014	0.2510	0.2422	
22 Tetryl	1	23.943	23.861	0.082	89106	0.2505	0.2417	
23 2,4,6-Trinitrotoluene	1	24.957	24.875	0.082	99220	0.2510	0.2392	
24 PETN	2	25.477	25.408	0.069	355853	2.50	2.54	

QC Flag Legend

Review Flags
M - Manually Integrated

Reagents:

8330IntermStk_00064	Amount Added:	25.00	Units: uL
8330_ADDs_00027	Amount Added:	12.50	Units: uL

Report Date: 20-Jun-2020 11:15:43 Chrom Revision: 2.3 17-Jun-2020 19:07:08

Eurofins TestAmerica, Denver

Data File: \\chromfs\denver\chromdata\g2_luna\20200618-92563.b\007-9401.d

Injection Date:	19-Jun-2020 21:50:02	Instrument ID:	CHHPLC_G2_LUNA	Operator ID:	JZ
Lims ID:	CCV			Worklist Smp#:	31
Client ID:					
Injection Vol:	100.0 ul	Dil. Factor:	1.0000	ALS Bottle#:	7
Method:	G2_8330_Luna	Limit Group:	GCSV - 8330		

Column: Luna-Phenyl hexyl (4.60 mm) Y Scaling: Method Defined: Scale to the Nth Largest Peak: 1

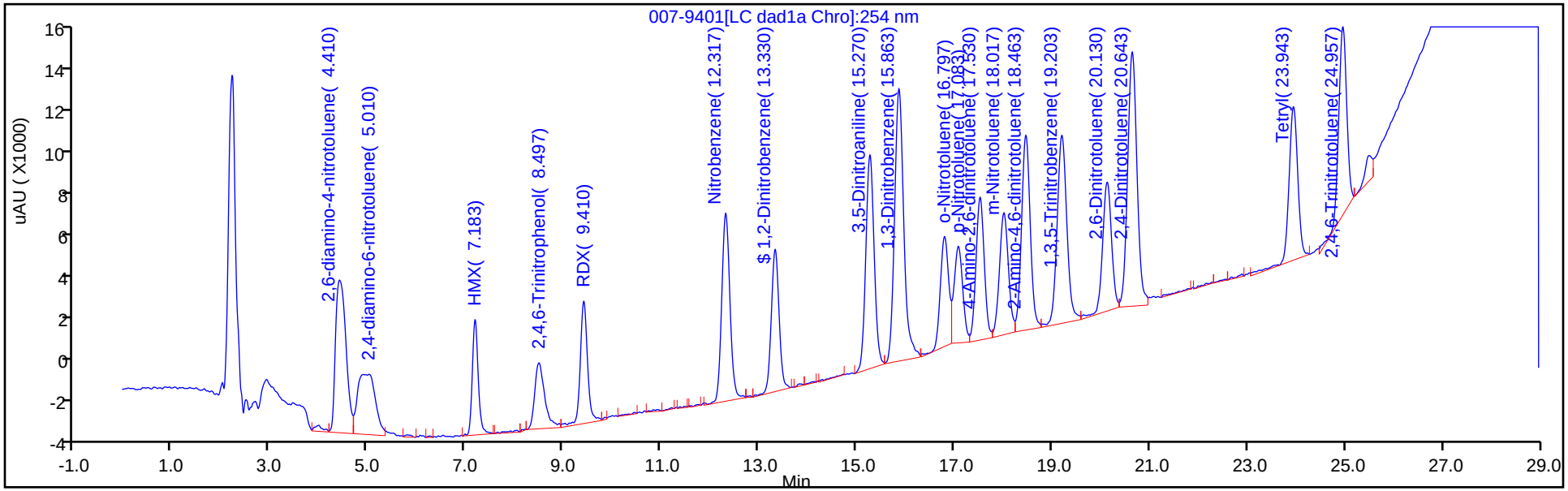

Y Scaling: Method Defined: Scale to the Nth Largest Peak: 1

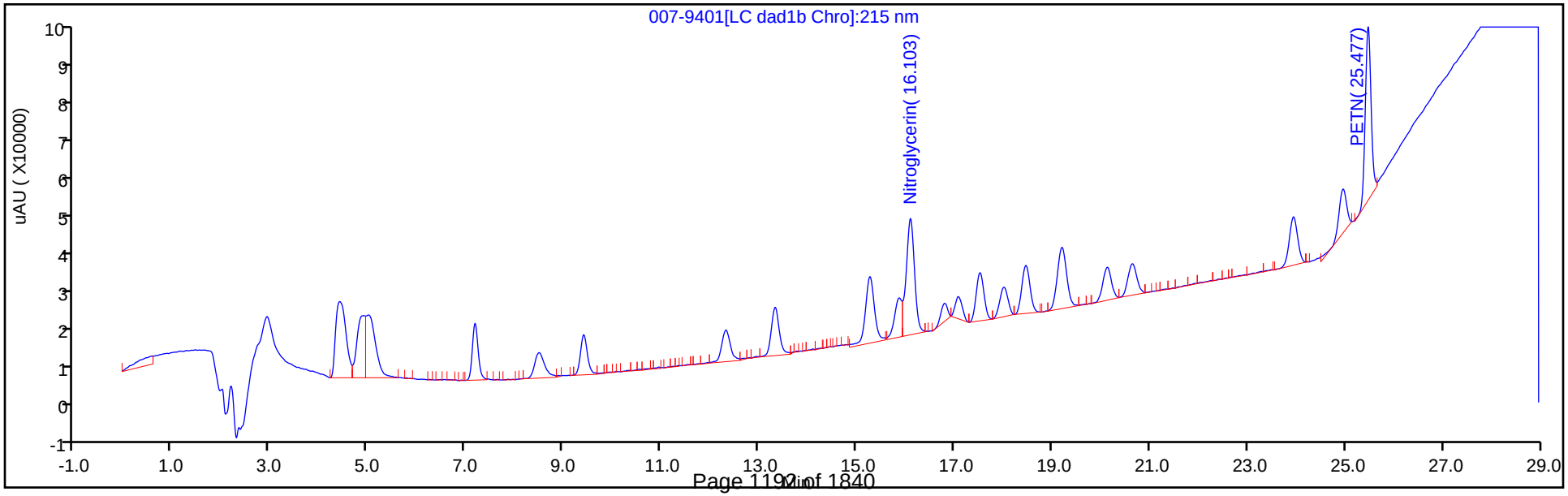

Manual Integration/User Assign Peak Report

Eurofins TestAmerica, Denver

Data File:	\\chromfs\denver\chromdata\g2_luna\20200618-92563.b\007-9401.d				
Injection Date:	19-Jun-2020 21:50:02	Instrument ID:	CHHPLC_G2_LUNA		
Lims ID:	CCV				
Client ID:					
Operator ID:	JZ	ALS Bottle#:	7	Worklist Smp#:	31
Injection Vol:	100.0 ul	Dil. Factor:	1.0000		
Method:	G2_8330_Luna	Limit Group:	GCSV - 8330		
Column:		Detector	LC DAD1B, 215 nm		

13 Nitroglycerin, CAS: 55-63-0

Signal: 1

Processing Integration Results

RT: 16.10
Area: 300430
Amount: 2.369260
Amount Units: ug/ml

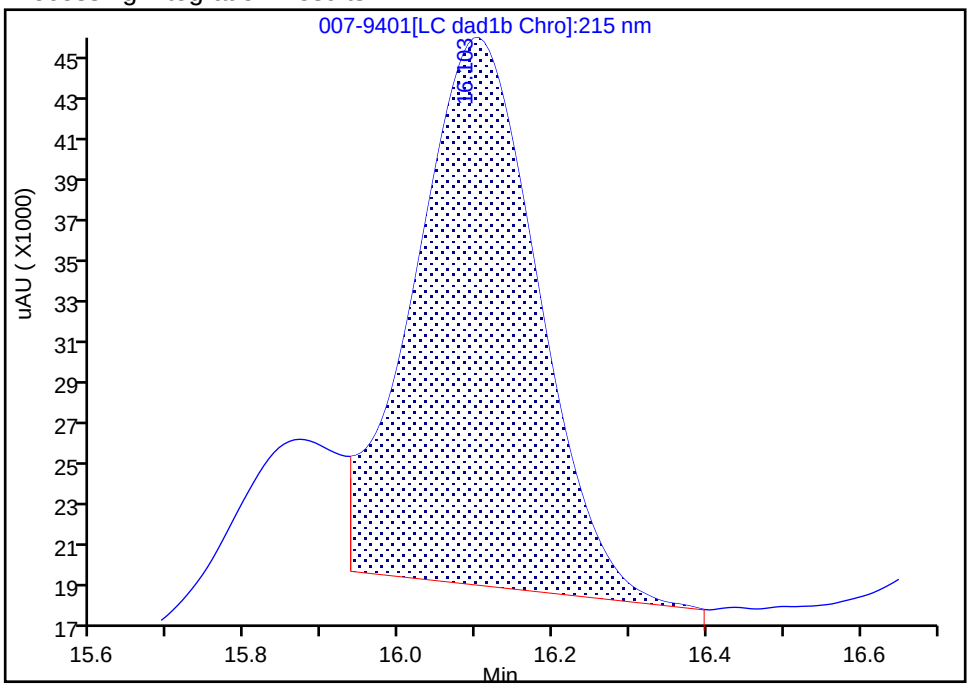

Manual Integration Results

RT: 16.10
Area: 343541
Amount: 2.709243
Amount Units: ug/ml

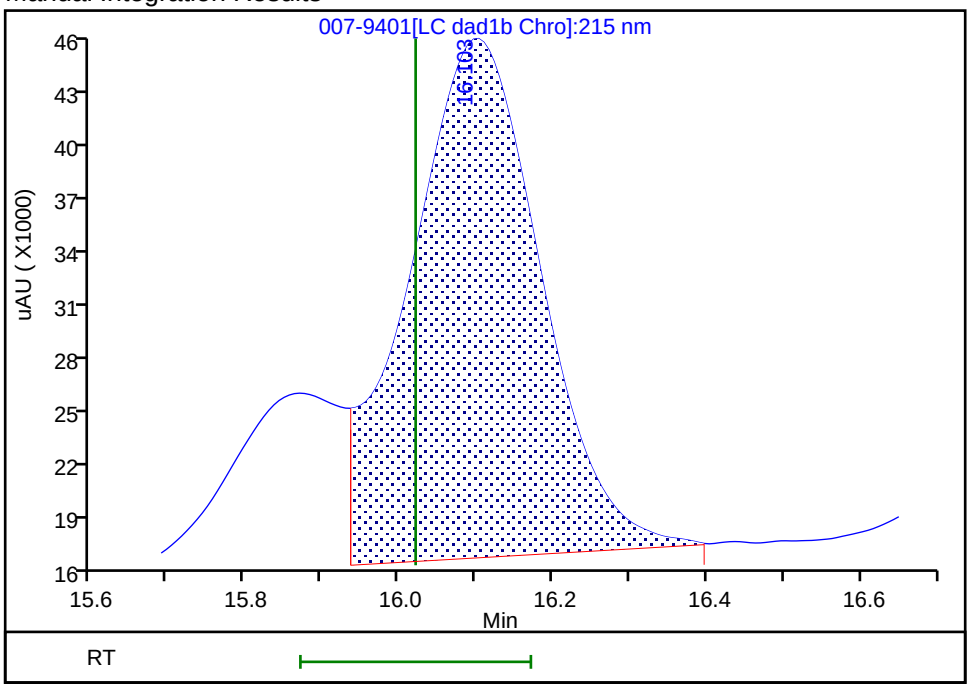

Reviewer: zhangji, 20-Jun-2020 10:54:36
Audit Action: Assigned New Baseline Audit Reason: Baseline

FORM VII
HPLC/IC CONTINUING CALIBRATION DATA

Lab Name: Eurofins TestAmerica, Denver Job No.: 280-137110-1

SDG No.:

Lab Sample ID: CCV 280-499350/32 Calibration Date: 06/19/2020 22:25

Instrument ID: CHHPLC_G2_LUNA Calib Start Date: 05/14/2020 22:06

GC Column: Luna-phenylhex ID: 4.60(mm) Calib End Date: 05/15/2020 02:46

Lab File ID: 008-9501.D Conc. Units: ug/L

ANALYTE	CURVE TYPE	AVE CF	CF	MIN CF	CALC AMOUNT	SPIKE AMOUNT	%D	MAX %D
TNX	Ave	435816	395560		227	250	-9.2	15.0
DNX	Ave	321206	299145		233	250	-6.9	15.0
MNX	Lin2		269272		274	292	-6.1	15.0

FORM VII
HPLC/IC CONTINUING CALIBRATION RETENTION TIME SUMMARY

Lab Name: Eurofins TestAmerica, Denver Job No.: 280-137110-1

SDG No.:

Lab Sample ID: CCV 280-499350/32 Calibration Date: 06/19/2020 22:25

Instrument ID: CHHPLC_G2_LUNA Calib Start Date: 05/14/2020 22:06

GC Column: Luna-phenylhex ID: 4.60(mm) Calib End Date: 05/15/2020 02:46

Lab File ID: 008-9501.D

Analyte	RT	RT WINDOW	
		FROM	TO
TNX	5.54	5.36	5.66
DNX	6.39	6.19	6.49
MNX	7.95	7.73	8.03

Eurofins TestAmerica, Denver
Target Compound Quantitation Report

Data File:	\\chromfs\Denver\ChromData\G2_LUNA\20200618-92563.b\008-9501.D				
Lims ID:	CCV DMT				
Client ID:					
Sample Type:	CCV				
Inject. Date:	19-Jun-2020 22:25:05	ALS Bottle#:	8	Worklist Smp#:	32
Injection Vol:	100.0 ul	Dil. Factor:	1.0000		
Sample Info:	CCV DMT				
Misc. Info.:	280-0092563-032				
Operator ID:	JZ	Instrument ID:	CHHPLC_G2_LUNA		
Sublist:	chrom-G2_8330_Luna*sub13				
Method:	\\chromfs\Denver\ChromData\G2_LUNA\20200618-92563.b\G2_8330_Luna.m				
Limit Group:	GCSV - 8330				
Last Update:	20-Jun-2020 11:15:43	Calib Date:	15-May-2020 02:11:20		
Integrator:	Falcon				
Quant Method:	External Standard	Quant By:	Initial Calibration		
Last ICal File:	\\chromfs\Denver\ChromData\G2_LUNA\20200514-91518.b\05140024.D				
Column 1 :	Luna-Phenyl hexyl (4.60 mm)		Det: LC DAD1A, 254 nm		
Process Host:	CTX1011				
First Level Reviewer: zhangji		Date:	20-Jun-2020 10:54:50		

Compound	Det	RT (min.)	Exp RT (min.)	Dlt RT (min.)	Response	Cal Amt ug/ml	OnCol Amt ug/ml	Flags
3 TNX	1	5.544	5.509	0.035	98989	0.2503	0.2271	
4 DNX	1	6.391	6.336	0.055	74861	0.2503	0.2331	
7 MNX	1	7.951	7.876	0.075	78560	0.2918	0.2741	M

QC Flag Legend

Review Flags
M - Manually Integrated

Reagents:

8330 DMT_00006 Amount Added: 12.50 Units: uL

Report Date: 20-Jun-2020 11:15:43 Chrom Revision: 2.3 17-Jun-2020 19:07:08

Eurofins TestAmerica, Denver

Data File: \\chromfs\denver\chromdata\g2_luna\20200618-92563.b\008-9501.d

Injection Date:	19-Jun-2020 22:25:05	Instrument ID:	CHHPLC_G2_LUNA	Operator ID:	JZ
Lims ID:	CCV DMT			Worklist Smp#:	32
Client ID:					
Injection Vol:	100.0 ul	Dil. Factor:	1.0000	ALS Bottle#:	8
Method:	G2_8330_Luna	Limit Group:	GCSV - 8330		

Column: Luna-Phenyl hexyl (4.60 mm) Y Scaling: Method Defined: Scale to the Nth Largest Peak: 1

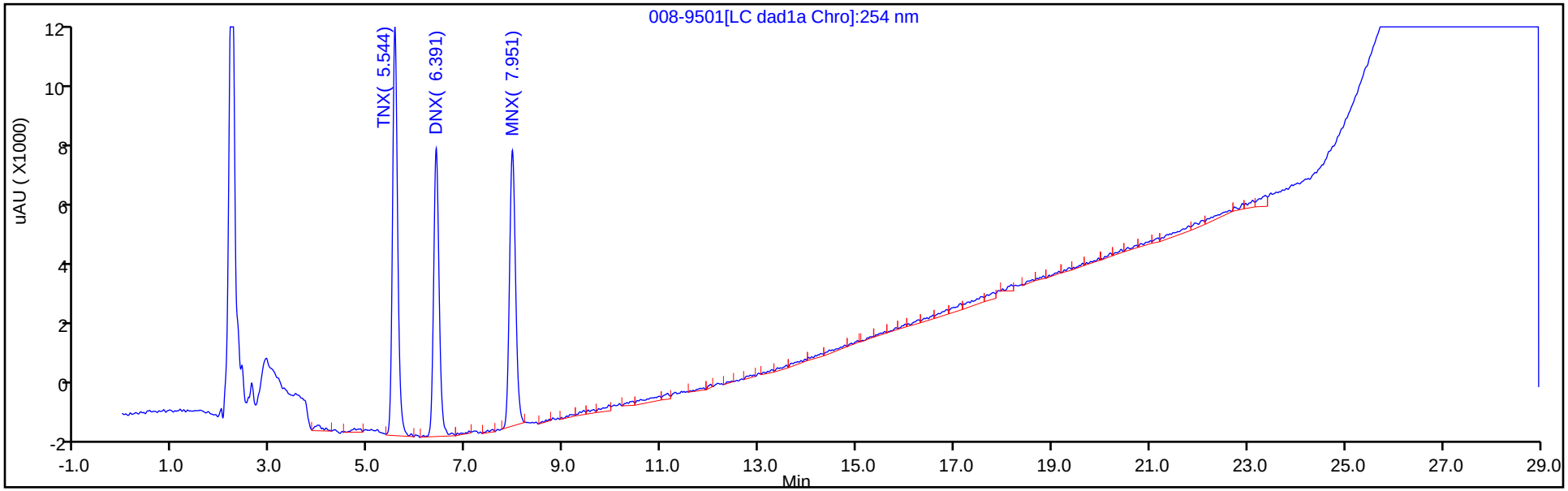

Y Scaling: Method Defined: Scale to the Nth Largest Peak: 1

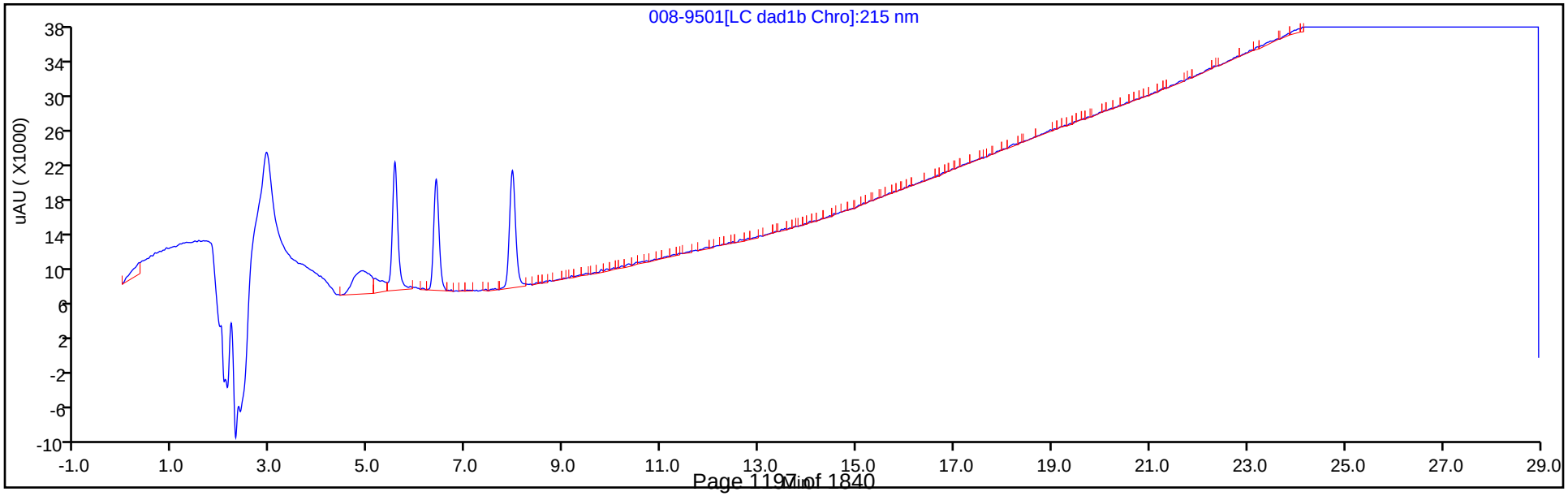

Manual Integration/User Assign Peak Report

Eurofins TestAmerica, Denver

Data File:	\\chromfs\denver\chromdata\g2_luna\20200618-92563.b\008-9501.d				
Injection Date:	19-Jun-2020 22:25:05	Instrument ID:	CHHPLC_G2_LUNA		
Lims ID:	CCV DMT				
Client ID:					
Operator ID:	JZ	ALS Bottle#:	8	Worklist Smp#:	32
Injection Vol:	100.0 ul	Dil. Factor:	1.0000		
Method:	G2_8330_Luna	Limit Group:	GCSV - 8330		
Column:	Luna-Phenyl hexyl (4.60 mm)	Detector	LC DAD1A, 254 nm		

7 MNX, CAS: 5755-27-1

Signal: 1

Processing Integration Results

RT: 7.95
Area: 83685
Amount: 0.293284
Amount Units: ug/ml

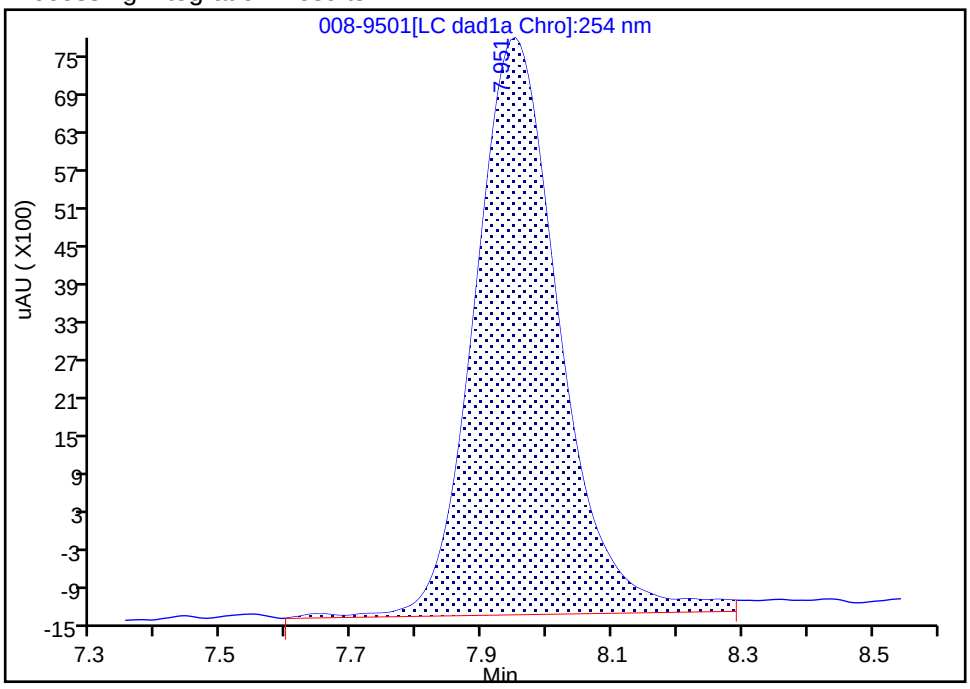

Manual Integration Results

RT: 7.95
Area: 78560
Amount: 0.274082
Amount Units: ug/ml

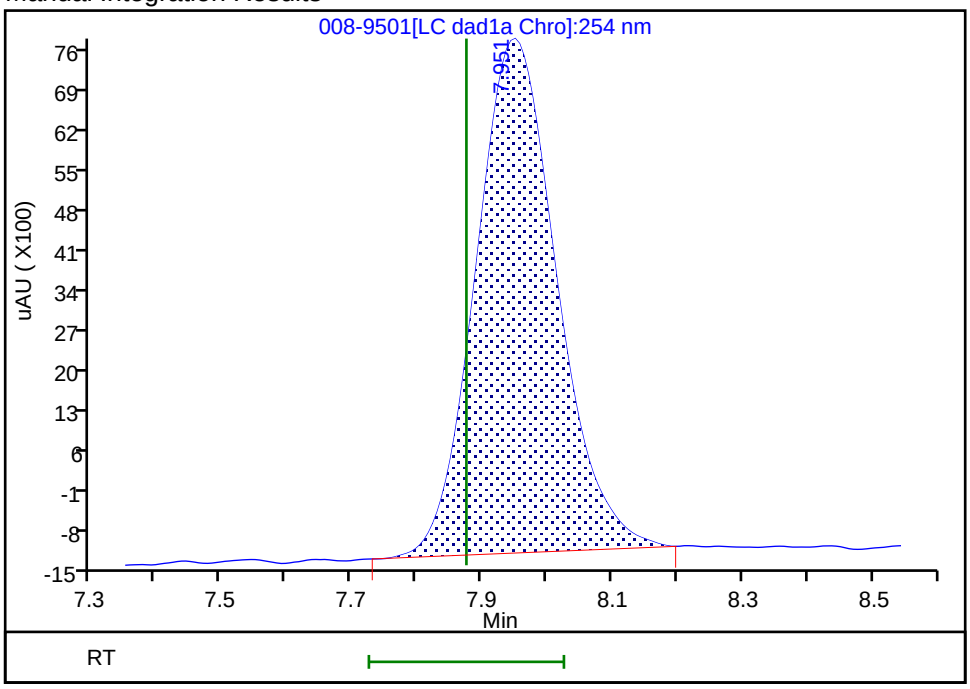

Reviewer: zhangji, 20-Jun-2020 10:54:48

Audit Action: Manually Integrated Audit Reason: Baseline

FORM VII
HPLC/IC CONTINUING CALIBRATION DATA

Lab Name: Eurofins TestAmerica, Denver Job No.: 280-137110-1

SDG No.:

Lab Sample ID: ICV 280-487658/15 Calibration Date: 03/04/2020 17:10

Instrument ID: CHHPLC_X3 Calib Start Date: 03/04/2020 14:07

GC Column: UltraCarb5uODS ID: 4.60(mm) Calib End Date: 03/04/2020 16:47

Lab File ID: 03040015.D Conc. Units: ug/L

ANALYTE	CURVE TYPE	AVE CF	CF	MIN CF	CALC AMOUNT	SPIKE AMOUNT	%D	MAX %D
HMX	Ave	89178	84438		379	400	-5.3	15.0
RDX	Ave	117869	105313		357	400	-10.7	15.0
Picric acid	Ave	87247	85318		391	400	-2.2	15.0
1,3,5-Trinitrobenzene	Ave	243459	237765		391	400	-2.3	15.0
1,3-Dinitrobenzene	Ave	324251	307115		379	400	-5.3	15.0
Nitrobenzene	Ave	212689	202485		381	400	-4.8	15.0
Tetryl	Ave	193870	175735		363	400	-9.4	15.0
Nitroglycerin	Ave	71797	66747		3720	4000	-7.0	15.0
2,4,6-Trinitrotoluene	Ave	220911	205103		371	400	-7.2	15.0
4-Amino-2,6-dinitrotoluene	Ave	173468	158943		367	400	-8.4	15.0
2-Amino-4,6-dinitrotoluene	Ave	217539	202095		372	400	-7.1	15.0
2,6-Dinitrotoluene	Ave	159404	150648		378	400	-5.5	15.0
2,4-Dinitrotoluene	Ave	321164	290578		362	400	-9.5	15.0
o-Nitrotoluene	Ave	143838	128300		357	400	-10.8	15.0
p-Nitrotoluene	Ave	120299	111828		372	400	-7.0	15.0
m-Nitrotoluene	Ave	154244	144728		375	400	-6.2	15.0
PETN	Ave	79456	76256		3840	4000	-4.0	15.0
1,2-Dinitrobenzene	Ave	146215	131020		358	400	-10.4	15.0

FORM VII
HPLC/IC CONTINUING CALIBRATION RETENTION TIME SUMMARY

Lab Name: Eurofins TestAmerica, Denver Job No.: 280-137110-1

SDG No.:

Lab Sample ID: ICV 280-487658/15 Calibration Date: 03/04/2020 17:10

Instrument ID: CHHPLC_X3 Calib Start Date: 03/04/2020 14:07

GC Column: UltraCarb5uODS ID: 4.60(mm) Calib End Date: 03/04/2020 16:47

Lab File ID: 03040015.D

Analyte	RT	RT WINDOW	
		FROM	TO
HMX	6.68	6.53	6.83
RDX	7.75	7.60	7.90
Picric acid	8.06	7.91	8.21
1,3,5-Trinitrobenzene	8.88	8.73	9.03
1,3-Dinitrobenzene	9.53	9.38	9.68
Nitrobenzene	9.92	9.77	10.07
Tetryl	10.22	10.07	10.37
Nitroglycerin	10.73	10.58	10.88
2,4,6-Trinitrotoluene	11.18	11.08	11.28
4-Amino-2,6-dinitrotoluene	11.34	11.24	11.44
2-Amino-4,6-dinitrotoluene	11.62	11.52	11.72
2,6-Dinitrotoluene	11.79	11.69	11.89
2,4-Dinitrotoluene	11.98	11.88	12.08
o-Nitrotoluene	12.83	12.68	12.98
p-Nitrotoluene	13.27	13.12	13.42
m-Nitrotoluene	13.86	13.71	14.01
PETN	14.97	14.82	15.12
1,2-Dinitrobenzene	8.71	8.56	8.86

Eurofins TestAmerica, Denver
Target Compound Quantitation Report

Data File: \\chromna\Denver\ChromData\CHHPLC_X\20200304-89779.b\03040015.D
Lims ID: ICV MAIN
Client ID:
Sample Type: ICV
Inject. Date: 04-Mar-2020 17:10:41 ALS Bottle#: 15 Worklist Smp#: 15
Injection Vol: 100.0 ul Dil. Factor: 1.0000
Sample Info: ICV MAIN
Misc. Info.: 280-0089779-015
Operator ID: CB Instrument ID: CHHPLC_X3
Sublist:

Method: \\chromna\Denver\ChromData\CHHPLC_X\20200304-89779.b\8330_X3.m
Limit Group: GCSV - 8330
Last Update: 06-Mar-2020 10:25:10 Calib Date: 04-Mar-2020 16:47:48
Integrator: Falcon
Quant Method: External Standard Quant By: Initial Calibration
Last ICal File: \\chromna\Denver\ChromData\CHHPLC_X\20200304-89779.b\03040014.D

Column 1 : UltraCarb5uODS (20) (4.60 mm) Det: LC DAD1B, 254 nm
Process Host: CTX0308

First Level Reviewer: beckerc Date: 05-Mar-2020 08:23:55

	Compound	Det	RT (min.)	Exp RT (min.)	Dlt RT (min.)	Response	Cal Amt ug/mL	OnCol Amt ug/mL	Flags
	3 HMX	1	6.683	6.683	0.000	33775	0.4000	0.3787	M
	7 RDX	1	7.750	7.750	0.000	42125	0.4000	0.3574	
	8 2,4,6-Trinitrophenol	1	8.056	8.056	0.000	34127	0.4000	0.3912	
$	9 1,2-Dinitrobenzene	1	8.710	8.710	0.000	52408	0.4000	0.3584	
	10 1,3,5-Trinitrobenzene	1	8.883	8.883	0.000	95106	0.4000	0.3906	
	11 1,3-Dinitrobenzene	1	9.529	9.529	0.000	122846	0.4000	0.3789	
	12 Nitrobenzene	1	9.916	9.916	0.000	80994	0.4000	0.3808	
	14 Tetryl	1	10.216	10.216	0.000	70294	0.4000	0.3626	
	15 Nitroglycerin	2	10.729	10.729	0.000	266988	4.00	3.72	
	16 2,4,6-Trinitrotoluene	1	11.183	11.183	0.000	82041	0.4000	0.3714	
	17 4-Amino-2,6-dinitrotoluene	1	11.336	11.336	0.000	63577	0.4000	0.3665	
	18 2-Amino-4,6-dinitrotoluene	1	11.623	11.623	0.000	80838	0.4000	0.3716	
	19 2,6-Dinitrotoluene	1	11.789	11.789	0.000	60259	0.4000	0.3780	
	20 2,4-Dinitrotoluene	1	11.983	11.983	0.000	116231	0.4000	0.3619	
	21 o-Nitrotoluene	1	12.829	12.829	0.000	51320	0.4000	0.3568	
	22 p-Nitrotoluene	1	13.269	13.269	0.000	44731	0.4000	0.3718	
	23 m-Nitrotoluene	1	13.863	13.863	0.000	57891	0.4000	0.3753	
	24 PETN	2	14.969	14.969	0.000	305025	4.00	3.84	

QC Flag Legend

Review Flags
M - Manually Integrated

Reagents:

8330Surrogate_00110 Amount Added: 40.00 Units: uL
8330 LCS_00095 Amount Added: 40.00 Units: uL

Report Date: 06-Mar-2020 10:25:10 Chrom Revision: 2.3 19-Feb-2020 16:45:46

Eurofins TestAmerica, Denver

Data File: \\chromna\denver\chromdata\chhplc_x\20200304-89779.b\03040015.d

Injection Date:	04-Mar-2020 17:10:41	Instrument ID:	CHHPLC_X3	Operator ID:	CB
Lims ID:	ICV MAIN			Worklist Smp#:	15
Client ID:					
Injection Vol:	100.0 ul	Dil. Factor:	1.0000	ALS Bottle#:	15
Method:	8330_X3	Limit Group:	GCSV - 8330		

Column: UltraCarb5uODS (20) (4.60 mm) Y Scaling: Method Defined: Scale to the Nth Largest Target: 1

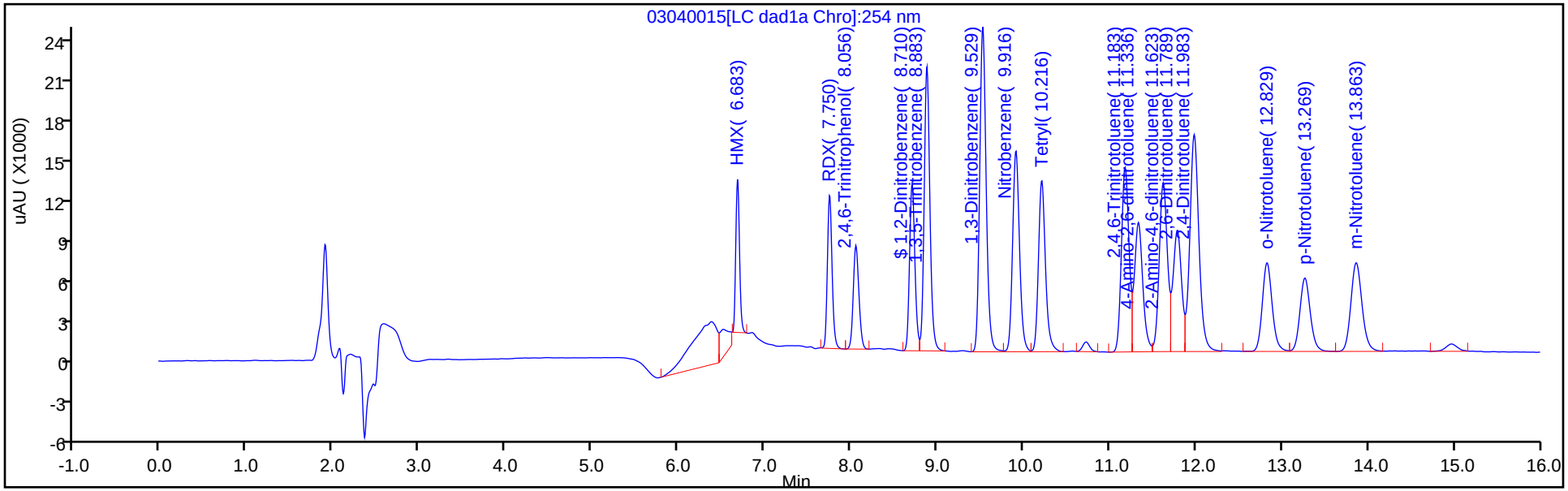

Y Scaling: Method Defined: Scale to the Nth Largest Target: 1

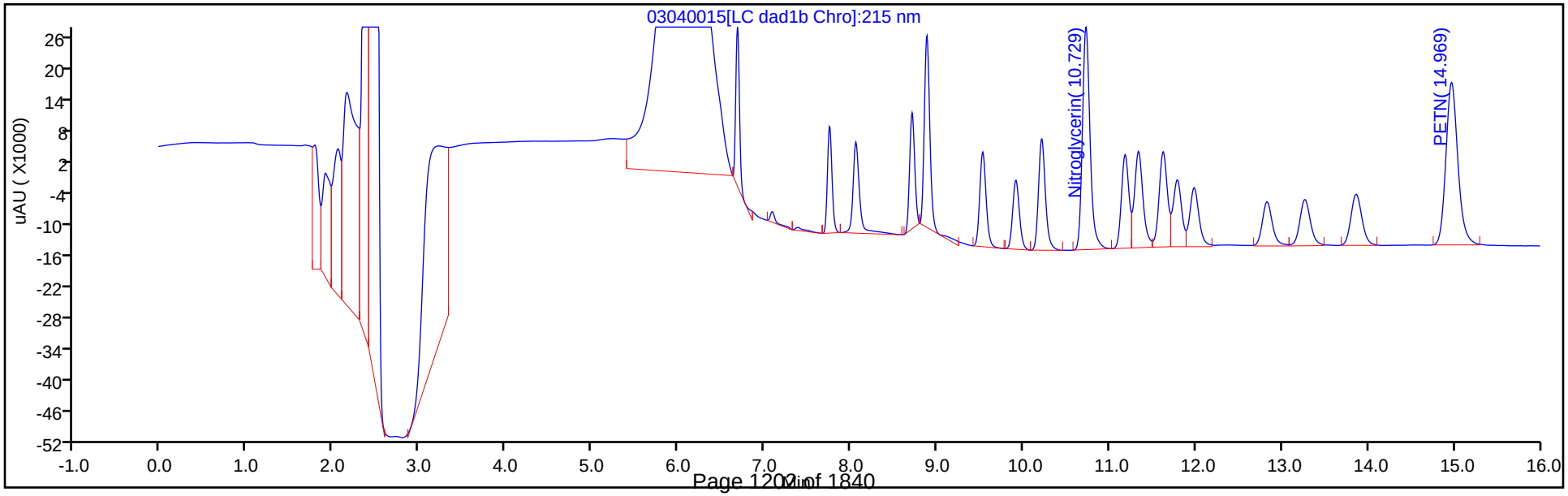

Manual Integration/User Assign Peak Report

Eurofins TestAmerica, Denver

Data File:	\\chromna\denver\chromdata\chhplc_x\20200304-89779.b\03040015.d				
Injection Date:	04-Mar-2020 17:10:41	Instrument ID:	CHHPLC_X3		
Lims ID:	ICV MAIN				
Client ID:					
Operator ID:	CB	ALS Bottle#:	15	Worklist Smp#:	15
Injection Vol:	100.0 ul	Dil. Factor:	1.0000		
Method:	8330_X3	Limit Group:	GCSV - 8330		
Column:	UltraCarb5uODS (20) (4.60 mm)	Detector	LC DAD1B, 254 nm		

3 HMX, CAS: 2691-41-0

Signal: 1

Processing Integration Results

RT: 6.68
Area: 41329
Amount: 0.463446
Amount Units: ug/mL

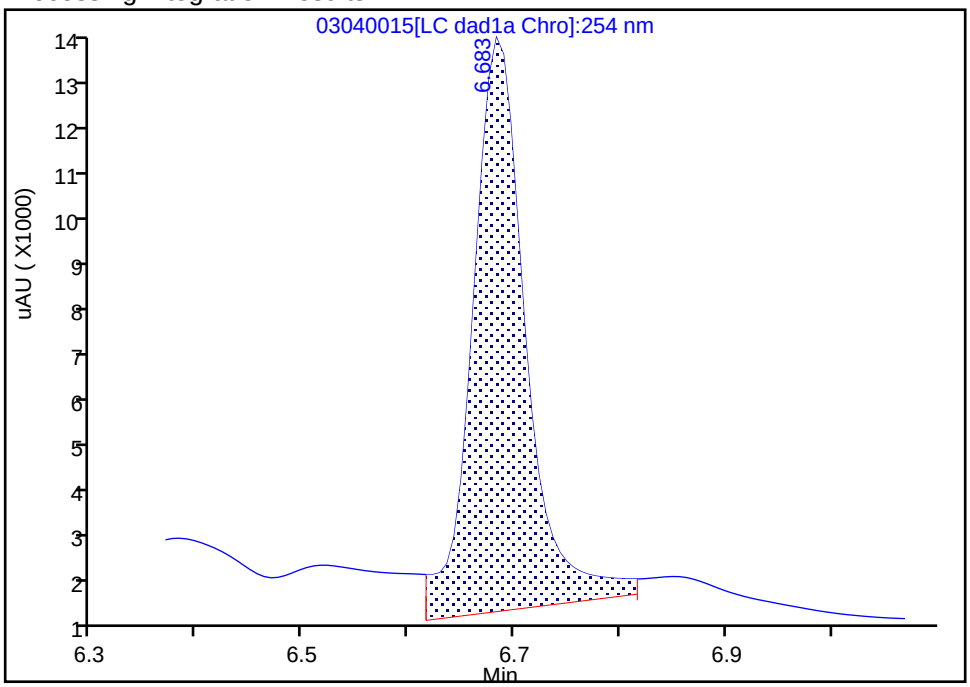

Manual Integration Results

RT: 6.68
Area: 33775
Amount: 0.378739
Amount Units: ug/mL

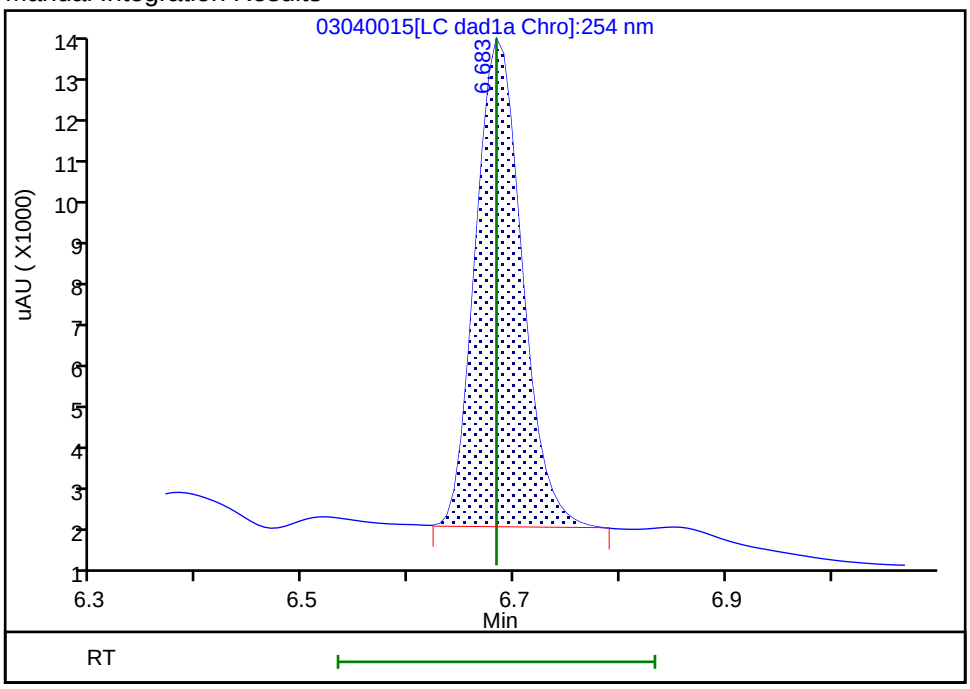

Reviewer: beckerc, 05-Mar-2020 08:23:51

Audit Action: Manually Integrated Audit Reason: Baseline

FORM VII
HPLC/IC CONTINUING CALIBRATION DATA

Lab Name: Eurofins TestAmerica, Denver Job No.: 280-137110-1

SDG No.:

Lab Sample ID: ICV 280-487658/33 Calibration Date: 03/05/2020 00:03

Instrument ID: CHHPLC_X3 Calib Start Date: 03/04/2020 21:00

GC Column: UltraCarb5uODS ID: 4.60(mm) Calib End Date: 03/04/2020 23:40

Lab File ID: 03040033.D Conc. Units: ug/L

ANALYTE	CURVE TYPE	AVE CF	CF	MIN CF	CALC AMOUNT	SPIKE AMOUNT	%D	MAX %D
TNX	Ave	217609	189186		348	400	-13.1	15.0
DNX	Ave	152928	145270		380	400	-5.0	15.0
MNX	Ave	158544	136780		403	467	-13.7	15.0

FORM VII
HPLC/IC CONTINUING CALIBRATION RETENTION TIME SUMMARY

Lab Name: Eurofins TestAmerica, Denver Job No.: 280-137110-1

SDG No.:

Lab Sample ID: ICV 280-487658/33 Calibration Date: 03/05/2020 00:03

Instrument ID: CHHPLC_X3 Calib Start Date: 03/04/2020 21:00

GC Column: UltraCarb5uODS ID: 4.60(mm) Calib End Date: 03/04/2020 23:40

Lab File ID: 03040033.D

Analyte	RT	RT WINDOW	
		FROM	TO
TNX	6.59	6.49	6.69
DNX	6.91	6.81	7.01
MNX	7.36	7.21	7.51

Eurofins TestAmerica, Denver
Target Compound Quantitation Report

Data File: \\chromna\Denver\ChromData\CHHPLC_X\20200304-89779.b\03040033.D
Lims ID: ICV DMT
Client ID:
Sample Type: ICV
Inject. Date: 05-Mar-2020 00:03:48 ALS Bottle#: 33 Worklist Smp#: 33
Injection Vol: 100.0 ul Dil. Factor: 1.0000
Sample Info: ICV DMT
Misc. Info.: 280-0089779-033
Operator ID: CB Instrument ID: CHHPLC_X3
Sublist:

Method: \\chromna\Denver\ChromData\CHHPLC_X\20200304-89779.b\8330_X3.m
Limit Group: GCSV - 8330
Last Update: 06-Mar-2020 10:25:28 Calib Date: 04-Mar-2020 23:40:46
Integrator: Falcon
Quant Method: External Standard Quant By: Initial Calibration
Last ICal File: \\chromna\Denver\ChromData\CHHPLC_X\20200304-89779.b\03040032.D

Column 1 : UltraCarb5uODS (20) (4.60 mm) Det: LC DAD1B, 254 nm
Process Host: CTX0308

First Level Reviewer: beckerc Date: 05-Mar-2020 08:37:53

Compound	Det	RT (min.)	Exp RT (min.)	Dlt RT (min.)	Response	Cal Amt ug/mL	OnCol Amt ug/mL	Flags
2 TNX	1	6.594	6.594	0.000	75750	0.4004	0.3481	M
5 DNX	1	6.914	6.914	0.000	58166	0.4004	0.3803	M
6 MNX	1	7.361	7.361	0.000	63849	0.4668	0.4027	

QC Flag Legend

Review Flags
M - Manually Integrated

Reagents:

8330_OP_DMT_00006 Amount Added: 40.00 Units: uL

Report Date: 06-Mar-2020 10:25:29 Chrom Revision: 2.3 19-Feb-2020 16:45:46

Eurofins TestAmerica, Denver

Data File: \\chromna\denver\chromdata\chhplc_x\20200304-89779.b\03040033.d

Injection Date:	05-Mar-2020 00:03:48	Instrument ID:	CHHPLC_X3	Operator ID:	CB
Lims ID:	ICV DMT			Worklist Smp#:	33
Client ID:					
Injection Vol:	100.0 ul	Dil. Factor:	1.0000	ALS Bottle#:	33
Method:	8330_X3	Limit Group:	GCSV - 8330		

Column: UltraCarb5uODS (20) (4.60 mm) Y Scaling: Method Defined: Scale to the Nth Largest Target: 1

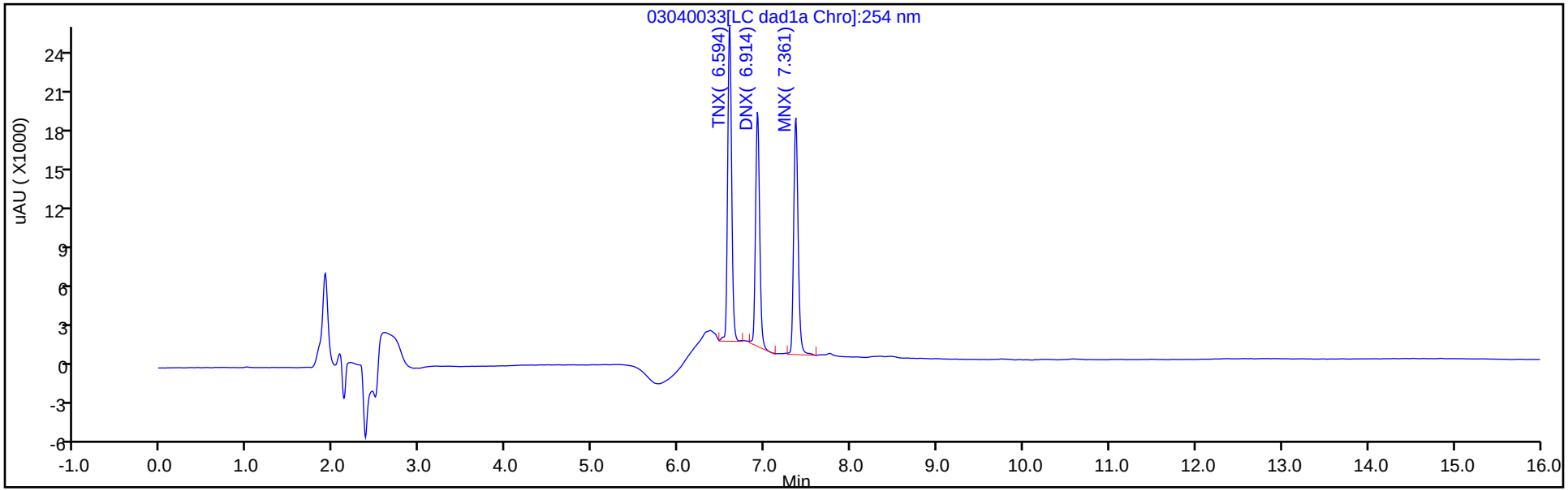

Y Scaling: Method Defined: Scale to the Nth Largest Target: 1

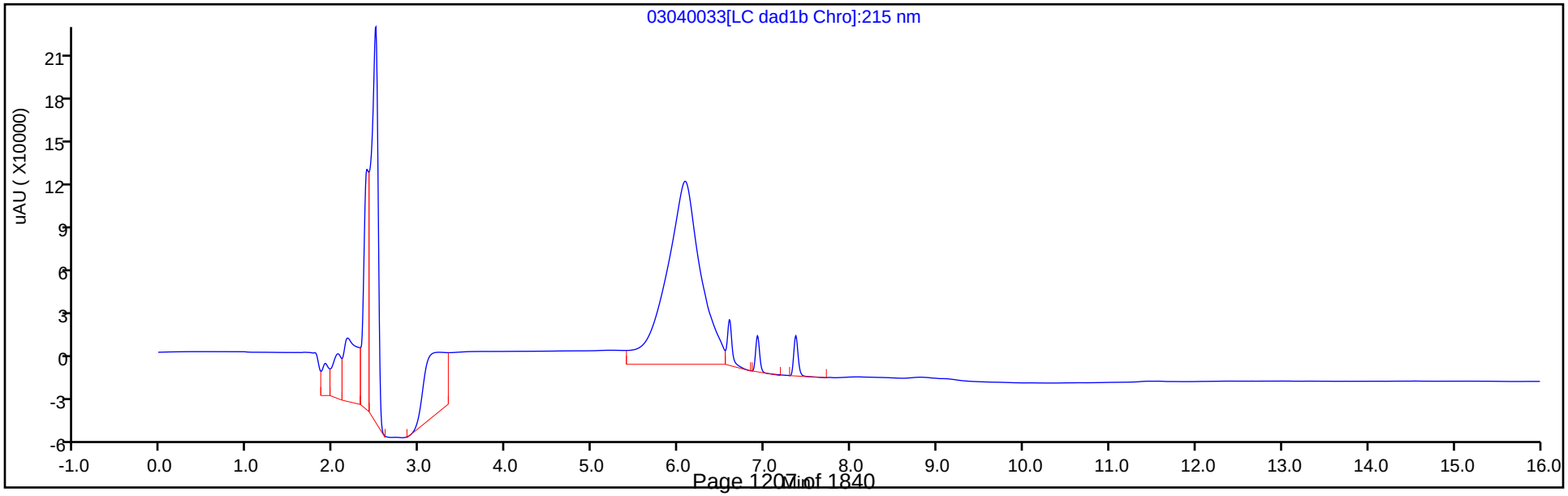

Manual Integration/User Assign Peak Report

Eurofins TestAmerica, Denver

Data File:	\\chromna\denver\chromdata\chhplc_x\20200304-89779.b\03040033.d				
Injection Date:	05-Mar-2020 00:03:48	Instrument ID:	CHHPLC_X3		
Lims ID:	ICV DMT				
Client ID:					
Operator ID:	CB	ALS Bottle#:	33	Worklist Smp#:	33
Injection Vol:	100.0 ul	Dil. Factor:	1.0000		
Method:	8330_X3	Limit Group:	GCSV - 8330		
Column:	UltraCarb5uODS (20) (4.60 mm)	Detector	LC DAD1B, 254 nm		

2 TNX, CAS: 13980-04-6

Signal: 1

Processing Integration Results

RT: 6.59
Area: 91215
Amount: 0.419170
Amount Units: ug/mL

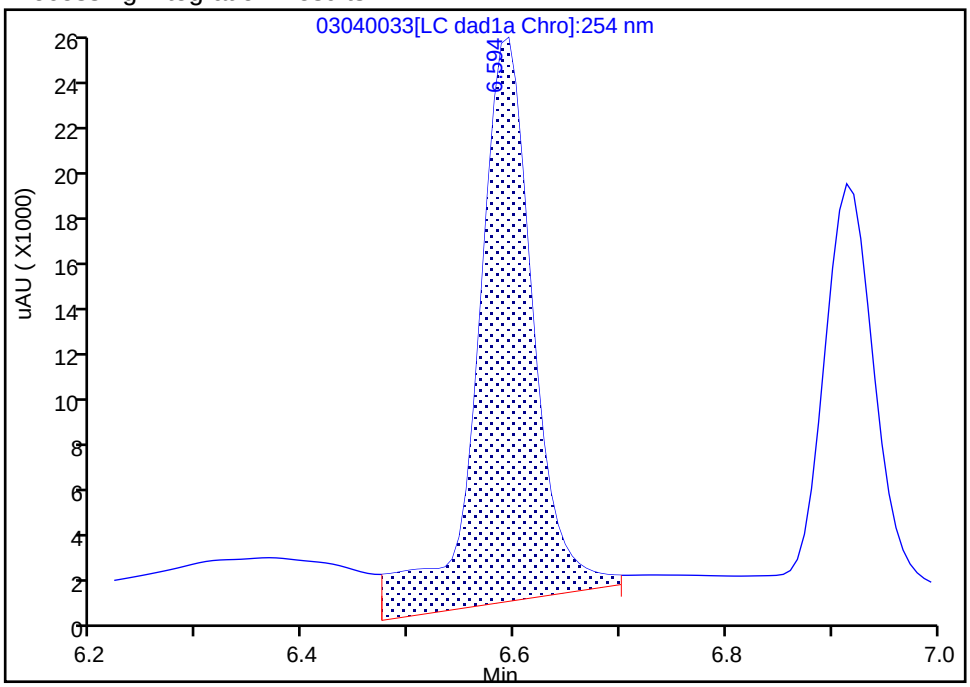

Manual Integration Results

RT: 6.59
Area: 75750
Amount: 0.348102
Amount Units: ug/mL

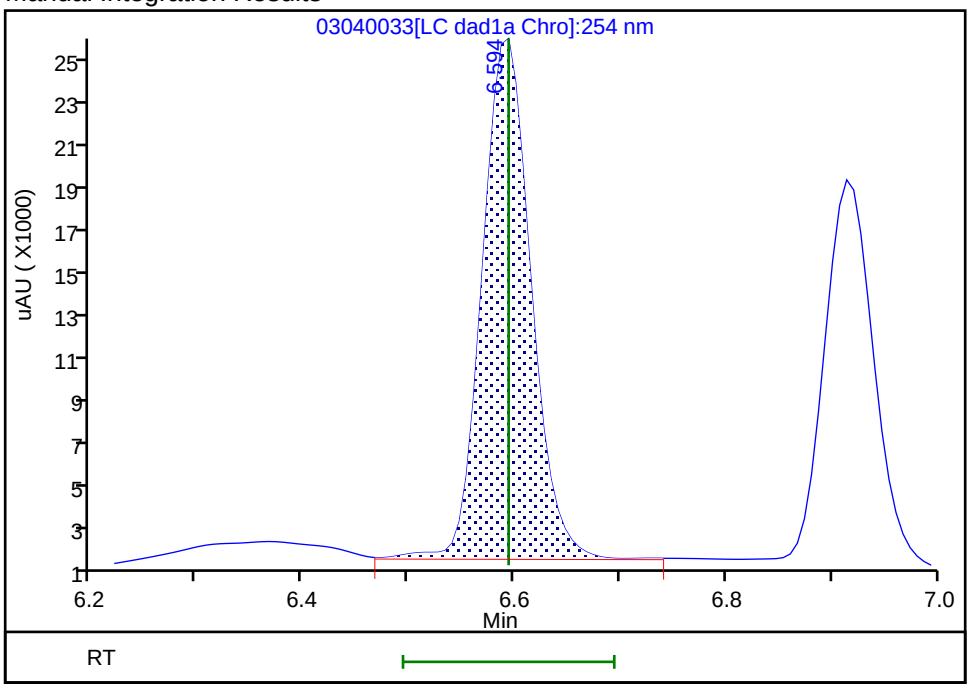

Reviewer: beckerc, 05-Mar-2020 08:37:32
Audit Action: Manually Integrated Audit Reason: Baseline

Manual Integration/User Assign Peak Report

Eurofins TestAmerica, Denver

Data File:	\\chromna\denver\chromdata\chhplc_x\20200304-89779.b\03040033.d				
Injection Date:	05-Mar-2020 00:03:48	Instrument ID:	CHHPLC_X3		
Lims ID:	ICV DMT				
Client ID:					
Operator ID:	CB	ALS Bottle#:	33	Worklist Smp#:	33
Injection Vol:	100.0 ul	Dil. Factor:	1.0000		
Method:	8330_X3	Limit Group:	GCSV - 8330		
Column:	UltraCarb5uODS (20) (4.60 mm)	Detector	LC DAD1B, 254 nm		

5 DNX, CAS: 80251-29-2

Signal: 1

Processing Integration Results

RT: 6.91
Area: 60901
Amount: 0.398232
Amount Units: ug/mL

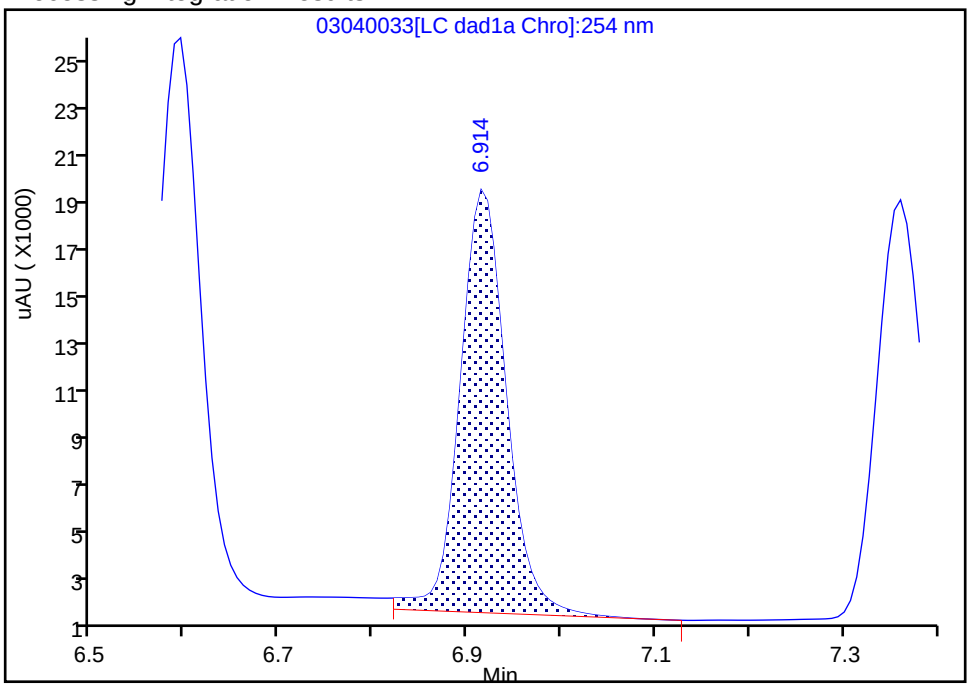

Manual Integration Results

RT: 6.91
Area: 58166
Amount: 0.380348
Amount Units: ug/mL

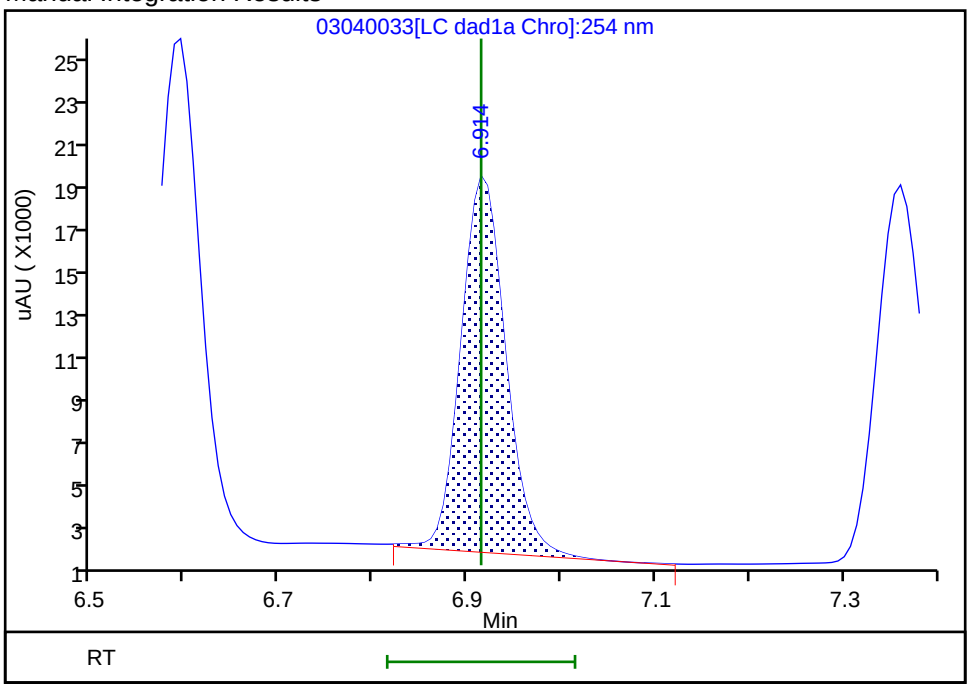

Reviewer: beckerc, 05-Mar-2020 08:37:39

Audit Action: Manually Integrated Audit Reason: Baseline

FORM VII
HPLC/IC CONTINUING CALIBRATION DATA

Lab Name: Eurofins TestAmerica, Denver Job No.: 280-137110-1

SDG No.:

Lab Sample ID: ICV 280-489145/16 Calibration Date: 03/18/2020 15:02

Instrument ID: CHHPLC_X3 Calib Start Date: 03/18/2020 11:35

GC Column: UltraCarb5uODS ID: 4.60(mm) Calib End Date: 03/18/2020 14:39

Lab File ID: 03180016.D Conc. Units: ug/L

ANALYTE	CURVE TYPE	AVE CF	CF	MIN CF	CALC AMOUNT	SPIKE AMOUNT	%D	MAX %D
HMX	Ave	85962	85080		396	400	-1.0	15.0
RDX	Ave	116613	105640		362	400	-9.4	15.0
Picric acid	Ave	85131	85323		401	400	0.2	15.0
1,3,5-Trinitrobenzene	Ave	230309	238740		415	400	3.7	15.0
1,3-Dinitrobenzene	Ave	306686	307370		401	400	0.2	15.0
Nitrobenzene	Ave	200403	202493		404	400	1.0	15.0
Tetryl	Ave	177032	175175		396	400	-1.0	15.0
Nitroglycerin	Ave	68133	67461		3960	4000	-1.0	15.0
2,4,6-Trinitrotoluene	Ave	204031	204823		402	400	0.4	15.0
4-Amino-2,6-dinitrotoluene	Lin2		159183		363	400	-9.1	15.0
2-Amino-4,6-dinitrotoluene	Ave	202817	202785		400	400	-0.0	15.0
2,6-Dinitrotoluene	Ave	149452	151720		406	400	1.5	15.0
2,4-Dinitrotoluene	Ave	303584	291863		385	400	-3.9	15.0
2-Nitrotoluene	Ave	135051	128890		382	400	-4.6	15.0
4-Nitrotoluene	Ave	113005	112495		398	400	-0.5	15.0
3-Nitrotoluene	Ave	143029	145235		406	400	1.5	15.0
PETN	Ave	78605	75679		3850	4000	-3.7	15.0
1,2-Dinitrobenzene	Ave	138212	136648		395	400	-1.1	15.0

FORM VII
HPLC/IC CONTINUING CALIBRATION RETENTION TIME SUMMARY

Lab Name: Eurofins TestAmerica, Denver Job No.: 280-137110-1

SDG No.:

Lab Sample ID: ICV 280-489145/16 Calibration Date: 03/18/2020 15:02

Instrument ID: CHHPLC_X3 Calib Start Date: 03/18/2020 11:35

GC Column: UltraCarb5uODS ID: 4.60(mm) Calib End Date: 03/18/2020 14:39

Lab File ID: 03180016.D

Analyte	RT	RT WINDOW	
		FROM	TO
HMX	6.69	6.54	6.84
RDX	7.75	7.60	7.90
Picric acid	8.06	7.91	8.21
1,3,5-Trinitrobenzene	8.89	8.74	9.04
1,3-Dinitrobenzene	9.53	9.38	9.68
Nitrobenzene	9.92	9.77	10.07
Tetryl	10.22	10.07	10.37
Nitroglycerin	10.73	10.58	10.88
2,4,6-Trinitrotoluene	11.18	11.08	11.28
4-Amino-2,6-dinitrotoluene	11.34	11.24	11.44
2-Amino-4,6-dinitrotoluene	11.63	11.53	11.73
2,6-Dinitrotoluene	11.79	11.69	11.89
2,4-Dinitrotoluene	11.98	11.88	12.08
2-Nitrotoluene	12.82	12.67	12.97
4-Nitrotoluene	13.26	13.11	13.41
3-Nitrotoluene	13.85	13.70	14.00
PETN	14.94	14.79	15.09
1,2-Dinitrobenzene	8.71	8.56	8.86

Eurofins TestAmerica, Denver
Target Compound Quantitation Report

Data File: \\chromna\Denver\ChromData\CHHPLC_X\20200318-90159.b\03180016.D
Lims ID: ICV MAIN
Client ID:
Sample Type: ICV
Inject. Date: 18-Mar-2020 15:02:22 ALS Bottle#: 16 Worklist Smp#: 16
Injection Vol: 100.0 ul Dil. Factor: 1.0000
Sample Info: ICV MAIN
Misc. Info.: 280-0090150-016
Operator ID: CB Instrument ID: CHHPLC_X3
Sublist:

Method: \\chromna\Denver\ChromData\CHHPLC_X\20200318-90159.b\8330_X3.m
Limit Group: GCSV - 8330
Last Update: 26-Mar-2020 15:45:46 Calib Date: 18-Mar-2020 14:39:27
Integrator: Falcon
Quant Method: External Standard Quant By: Initial Calibration
Last ICal File: \\chromna\Denver\ChromData\CHHPLC_X\20200318-90159.b\03180015.D

Column 1 : UltraCarb5uODS (20) (4.60 mm) Det: LC DAD1B, 254 nm
Process Host: CTX0308

First Level Reviewer: beckerc Date: 19-Mar-2020 08:47:14

Compound	Det	RT (min.)	Exp RT (min.)	Dlt RT (min.)	Response	Cal Amt ug/mL	OnCol Amt ug/mL	Flags
3 HMX	1	6.685	6.685	0.000	34032	0.4000	0.3959	M
7 RDX	1	7.751	7.751	0.000	42256	0.4000	0.3624	
8 2,4,6-Trinitrophenol	1	8.058	8.058	0.000	34129	0.4000	0.4009	
$ 9 1,2-Dinitrobenzene	1	8.711	8.711	0.000	54659	0.4000	0.3955	
10 1,3,5-Trinitrobenzene	1	8.885	8.885	0.000	95496	0.4000	0.4146	
11 1,3-Dinitrobenzene	1	9.531	9.531	0.000	122948	0.4000	0.4009	
12 Nitrobenzene	1	9.918	9.918	0.000	80997	0.4000	0.4042	
14 Tetryl	1	10.218	10.218	0.000	70070	0.4000	0.3958	
15 Nitroglycerin	2	10.731	10.731	0.000	269842	4.00	3.96	
16 2,4,6-Trinitrotoluene	1	11.184	11.184	0.000	81929	0.4000	0.4016	
17 4-Amino-2,6-dinitrotoluene	1	11.344	11.344	0.000	63673	0.4000	0.3635	
18 2-Amino-4,6-dinitrotoluene	1	11.631	11.631	0.000	81114	0.4000	0.3999	
19 2,6-Dinitrotoluene	1	11.791	11.791	0.000	60688	0.4000	0.4061	
20 2,4-Dinitrotoluene	1	11.984	11.984	0.000	116745	0.4000	0.3846	
21 o-Nitrotoluene	1	12.824	12.824	0.000	51556	0.4000	0.3818	
22 p-Nitrotoluene	1	13.264	13.264	0.000	44998	0.4000	0.3982	
23 m-Nitrotoluene	1	13.851	13.851	0.000	58094	0.4000	0.4062	
24 PETN	2	14.938	14.938	0.000	302716	4.00	3.85	

QC Flag Legend

Review Flags
M - Manually Integrated

Reagents:

8330Surrogate_00110 Amount Added: 40.00 Units: uL
8330 LCS_00095 Amount Added: 40.00 Units: uL

Report Date: 26-Mar-2020 15:45:47 Chrom Revision: 2.3 11-Mar-2020 18:53:20

Eurofins TestAmerica, Denver

Data File: \\chromna\denver\chromdata\chhplc_x\20200318-90159.b\03180016.d

Injection Date:	18-Mar-2020 15:02:22	Instrument ID:	CHHPLC_X3	Operator ID:	CB
Lims ID:	ICV MAIN			Worklist Smp#:	16
Client ID:					
Injection Vol:	100.0 ul	Dil. Factor:	1.0000	ALS Bottle#:	16
Method:	8330_X3	Limit Group:	GCSV - 8330		

Column: UltraCarb5uODS (20) (4.60 mm) Y Scaling: Method Defined: Scale to the Nth Largest Target: 1

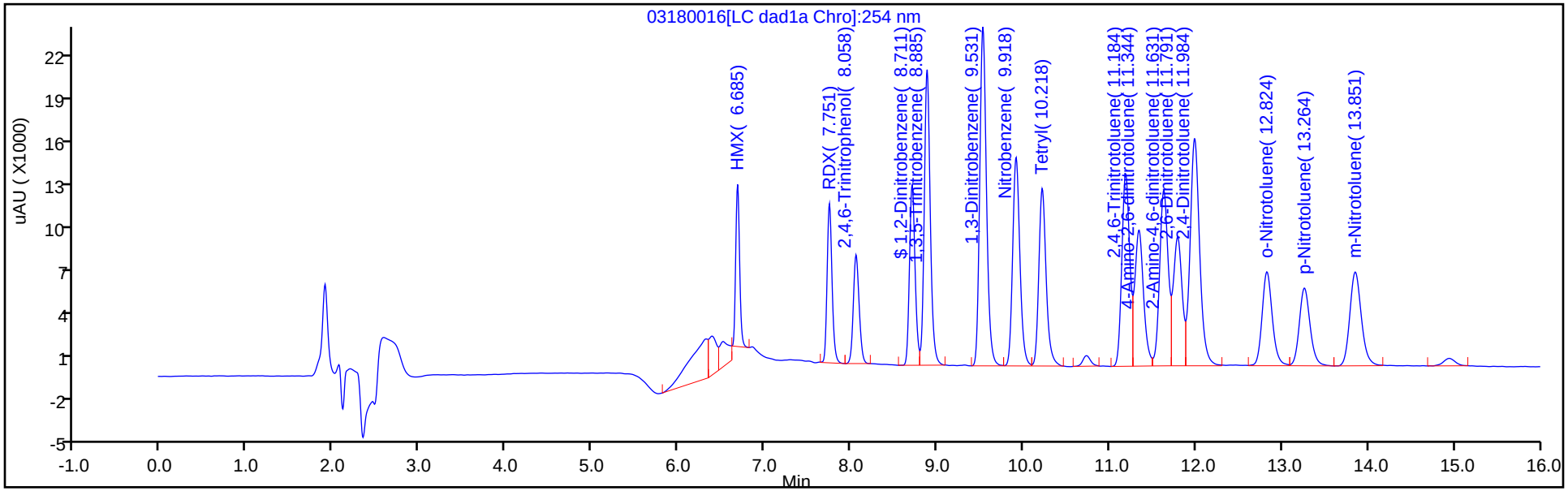

Y Scaling: Method Defined: Scale to the Nth Largest Target: 1

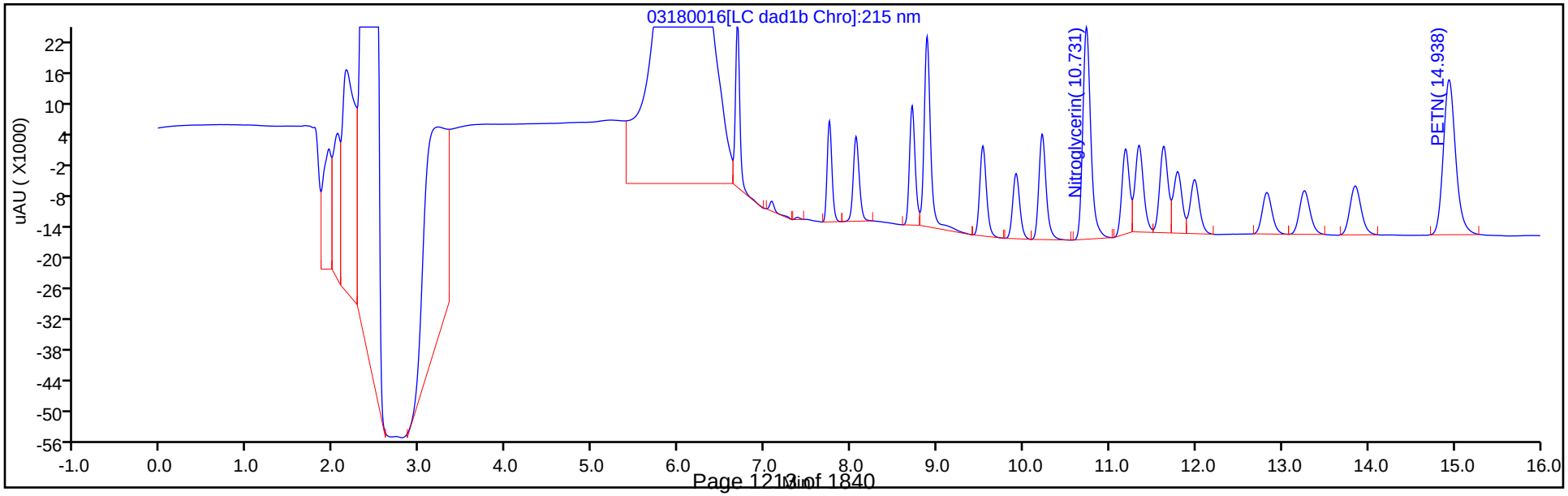

Manual Integration/User Assign Peak Report

Eurofins TestAmerica, Denver

Data File:	\\chromna\denver\chromdata\chhplc_x\20200318-90159.b\03180016.d				
Injection Date:	18-Mar-2020 15:02:22	Instrument ID:	CHHPLC_X3		
Lims ID:	ICV MAIN				
Client ID:					
Operator ID:	CB	ALS Bottle#:	16	Worklist Smp#:	16
Injection Vol:	100.0 ul	Dil. Factor:	1.0000		
Method:	8330_X3	Limit Group:	GCSV - 8330		
Column:	UltraCarb5uODS (20) (4.60 mm)	Detector	LC DAD1B, 254 nm		

3 HMX, CAS: 2691-41-0

Signal: 1

Processing Integration Results

RT: 6.68
Area: 41406
Amount: 0.494354
Amount Units: ug/mL

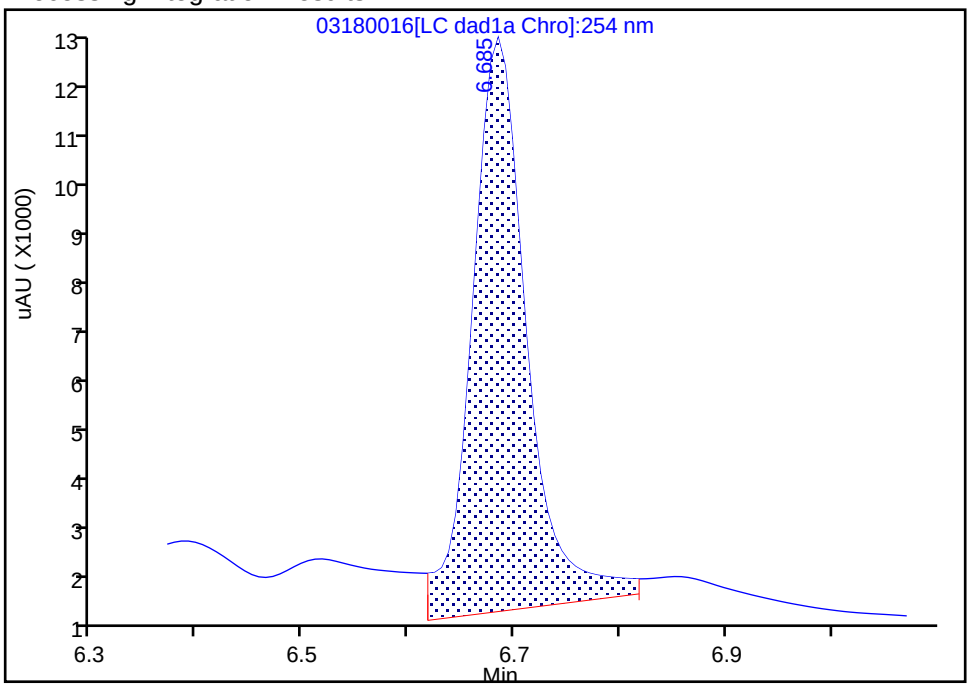

Manual Integration Results

RT: 6.68
Area: 34032
Amount: 0.395895
Amount Units: ug/mL

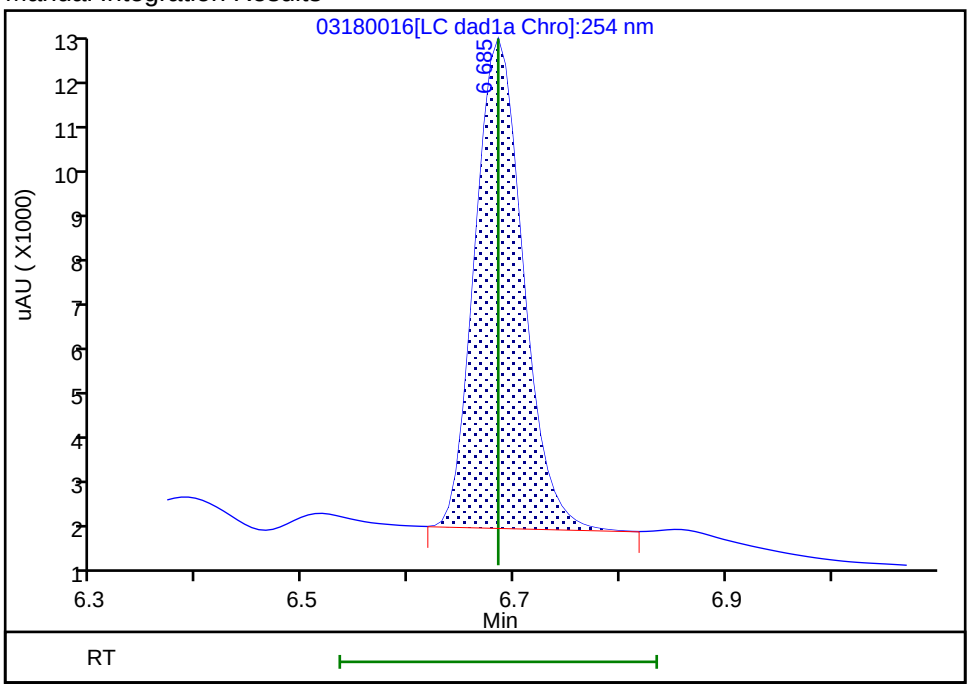

Reviewer: beckerc, 19-Mar-2020 08:47:09

Audit Action: Manually Integrated Audit Reason: Baseline

FORM VII
HPLC/IC CONTINUING CALIBRATION DATA

Lab Name: Eurofins TestAmerica, Denver Job No.: 280-137110-1

SDG No.:

Lab Sample ID: CCV 280-498591/29 Calibration Date: 06/16/2020 01:22

Instrument ID: CHHPLC_X3 Calib Start Date: 03/18/2020 11:35

GC Column: UltraCarb5uODS ID: 4.60(mm) Calib End Date: 03/18/2020 14:39

Lab File ID: 06150029.D Conc. Units: ug/L

ANALYTE	CURVE TYPE	AVE CF	CF	MIN CF	CALC AMOUNT	SPIKE AMOUNT	%D	MAX %D
HMX	Ave	85962	89728		261	250	4.4	15.0
RDX	Ave	116613	111680		239	250	-4.2	15.0
Picric acid	Ave	85131	87664		257	250	3.0	15.0
1,3,5-Trinitrobenzene	Ave	230309	243892		265	251	5.9	15.0
1,3-Dinitrobenzene	Ave	306686	326599		267	251	6.5	15.0
Nitrobenzene	Ave	200403	208163		261	251	3.9	15.0
Tetryl	Ave	177032	184874		262	251	4.4	15.0
Nitroglycerin	Ave	68133	73310		2690	2500	7.6	15.0
2,4,6-Trinitrotoluene	Ave	204031	218964		269	251	7.3	15.0
4-Amino-2,6-dinitrotoluene	Lin2		168811		243	250	-2.8	15.0
2-Amino-4,6-dinitrotoluene	Ave	202817	211028		261	251	4.0	15.0
2,6-Dinitrotoluene	Ave	149452	163984		275	251	9.7	15.0
2,4-Dinitrotoluene	Ave	303584	319327		264	251	5.2	15.0
2-Nitrotoluene	Ave	135051	134716		249	250	-0.2	15.0
4-Nitrotoluene	Ave	113005	116639		259	251	3.2	15.0
3-Nitrotoluene	Ave	143029	147580		258	250	3.2	15.0
PETN	Ave	78605	85503		2720	2500	8.8	15.0
1,2-Dinitrobenzene	Ave	138212	146752		265	250	6.2	15.0

FORM VII
HPLC/IC CONTINUING CALIBRATION RETENTION TIME SUMMARY

Lab Name: Eurofins TestAmerica, Denver Job No.: 280-137110-1

SDG No.:

Lab Sample ID: CCV 280-498591/29 Calibration Date: 06/16/2020 01:22

Instrument ID: CHHPLC_X3 Calib Start Date: 03/18/2020 11:35

GC Column: UltraCarb5uODS ID: 4.60(mm) Calib End Date: 03/18/2020 14:39

Lab File ID: 06150029.D

Analyte	RT	RT WINDOW	
		FROM	TO
HMX	6.72	6.57	6.87
RDX	7.80	7.64	7.94
Picric acid	8.11	7.93	8.23
1,3,5-Trinitrobenzene	8.95	8.78	9.08
1,3-Dinitrobenzene	9.61	9.43	9.73
Nitrobenzene	9.98	9.80	10.10
Tetryl	10.29	10.10	10.40
Nitroglycerin	10.81	10.61	10.91
2,4,6-Trinitrotoluene	11.27	11.12	11.32
4-Amino-2,6-dinitrotoluene	11.44	11.28	11.48
2-Amino-4,6-dinitrotoluene	11.73	11.57	11.77
2,6-Dinitrotoluene	11.87	11.71	11.91
2,4-Dinitrotoluene	12.07	11.91	12.11
2-Nitrotoluene	12.90	12.68	12.98
4-Nitrotoluene	13.33	13.12	13.42
3-Nitrotoluene	13.93	13.71	14.01
PETN	15.03	14.80	15.10
1,2-Dinitrobenzene	8.77	8.60	8.90

Eurofins TestAmerica, Denver
Target Compound Quantitation Report

Data File: \\chromfs\Denver\ChromData\CHHPLC_X\20200612-92376.b\06150029.D
Lims ID: CCV INT
Client ID:
Sample Type: CCV
Inject. Date: 16-Jun-2020 01:22:36 ALS Bottle#: 7 Worklist Smp#: 29
Injection Vol: 100.0 ul Dil. Factor: 1.0000
Sample Info: CCV INT
Misc. Info.: 280-0092376-029
Operator ID: JZ Instrument ID: CHHPLC_X3
Sublist: chrom-8330_X3*sub9

Method: \\chromfs\Denver\ChromData\CHHPLC_X\20200612-92376.b\8330_X3.m
Limit Group: GCSV - 8330
Last Update: 16-Jun-2020 21:25:31 Calib Date: 18-Mar-2020 14:39:27
Integrator: Falcon
Quant Method: External Standard Quant By: Initial Calibration
Last ICal File: \\chromna\Denver\ChromData\CHHPLC_X\20200318-90159.b\03180015.D

Column 1 : UltraCarb5uODS (20) (4.60 mm) Det: LC DAD1B, 254 nm
Process Host: CTX1024

First Level Reviewer: zhangji Date: 16-Jun-2020 15:10:53

Compound	Det	RT (min.)	Exp RT (min.)	Dlt RT (min.)	Response	Cal Amt ug/mL	OnCol Amt ug/mL	Flags
3 HMX	1	6.720	6.716	0.004	22432	0.2500	0.2610	M
7 RDX	1	7.800	7.789	0.011	27920	0.2500	0.2394	
8 2,4,6-Trinitrophenol	1	8.106	8.082	0.024	21916	0.2500	0.2574	
$ 9 1,2-Dinitrobenzene	1	8.773	8.749	0.024	36688	0.2500	0.2654	
10 1,3,5-Trinitrobenzene	1	8.953	8.929	0.024	61095	0.2505	0.2653	
11 1,3-Dinitrobenzene	1	9.606	9.575	0.031	81813	0.2505	0.2668	
12 Nitrobenzene	1	9.979	9.949	0.030	52249	0.2510	0.2607	
14 Tetryl	1	10.293	10.249	0.044	46311	0.2505	0.2616	
15 Nitroglycerin	2	10.806	10.762	0.044	183275	2.50	2.69	
16 2,4,6-Trinitrotoluene	1	11.273	11.222	0.051	54960	0.2510	0.2694	
17 4-Amino-2,6-dinitrotoluene	1	11.439	11.375	0.064	42245	0.2503	0.2434	
18 2-Amino-4,6-dinitrotoluene	1	11.733	11.669	0.064	52968	0.2510	0.2612	
19 2,6-Dinitrotoluene	1	11.866	11.809	0.057	41160	0.2510	0.2754	
20 2,4-Dinitrotoluene	1	12.073	12.009	0.064	80151	0.2510	0.2640	
21 o-Nitrotoluene	1	12.899	12.829	0.070	33679	0.2500	0.2494	
22 p-Nitrotoluene	1	13.333	13.269	0.064	29218	0.2505	0.2586	
23 m-Nitrotoluene	1	13.933	13.862	0.071	36932	0.2503	0.2582	
24 PETN	2	15.033	14.949	0.084	213758	2.50	2.72	

QC Flag Legend

Review Flags
M - Manually Integrated

Reagents:

8330IntermStk_00061 Amount Added: 25.00 Units: uL

Report Date: 16-Jun-2020 21:25:31 Chrom Revision: 2.3 10-Jun-2020 22:46:48

Eurofins TestAmerica, Denver

Data File: \\chromfs\denver\chromdata\chhplc_x\20200612-92376.b\06150029.d

Injection Date:	16-Jun-2020 01:22:36	Instrument ID:	CHHPLC_X3	Operator ID:	JZ
Lims ID:	CCV INT			Worklist Smp#:	29
Client ID:					
Injection Vol:	100.0 ul	Dil. Factor:	1.0000	ALS Bottle#:	7
Method:	8330_X3	Limit Group:	GCSV - 8330		

Column: UltraCarb5uODS (20) (4.60 mm) Y Scaling: Method Defined: Scale to the Nth Largest Target: 1

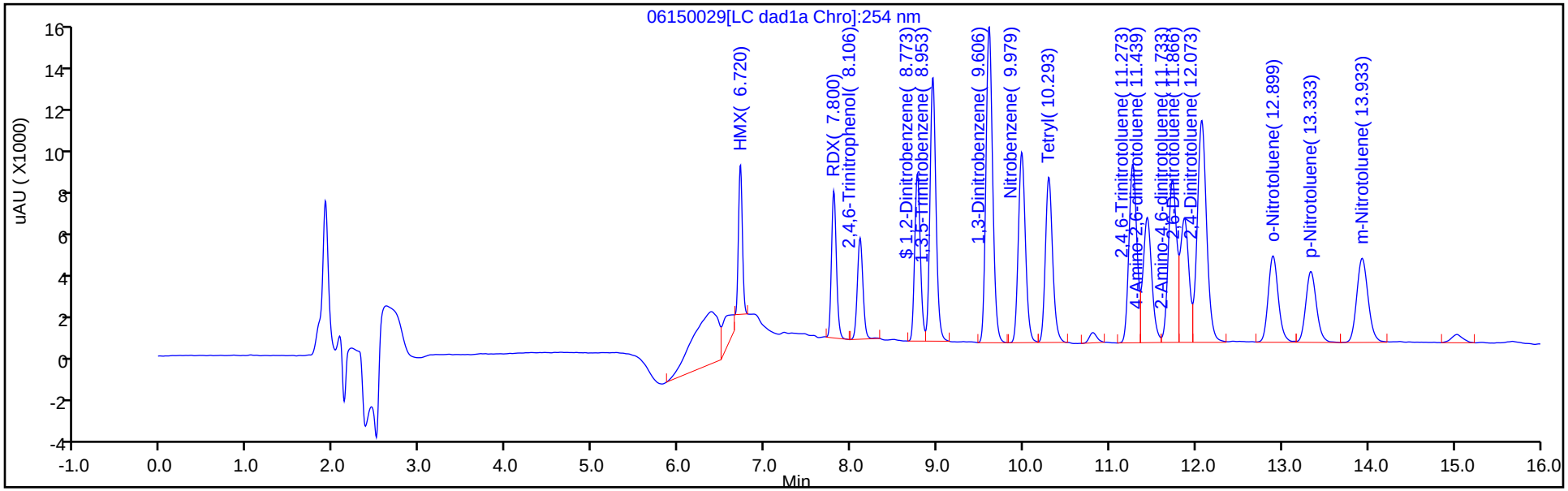

Y Scaling: Method Defined: Scale to the Nth Largest Target: 1

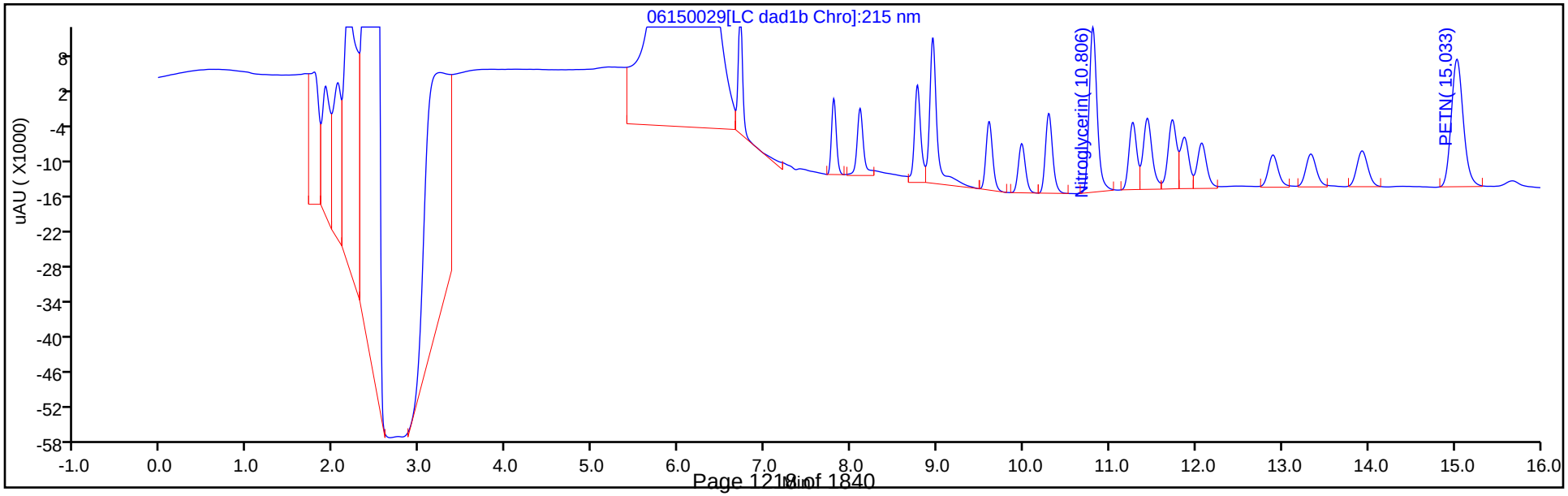

Manual Integration/User Assign Peak Report

Eurofins TestAmerica, Denver

Data File:	\\chromfs\denver\chromdata\chhplc_x\20200612-92376.b\06150029.d				
Injection Date:	16-Jun-2020 01:22:36	Instrument ID:	CHHPLC_X3		
Lims ID:	CCV INT				
Client ID:					
Operator ID:	JZ	ALS Bottle#:	7	Worklist Smp#:	29
Injection Vol:	100.0 ul	Dil. Factor:	1.0000		
Method:	8330_X3	Limit Group:	GCSV - 8330		
Column:	UltraCarb5uODS (20) (4.60 mm)	Detector	LC DAD1B, 254 nm		

3 HMX, CAS: 2691-41-0

Signal: 1

Processing Integration Results

RT: 6.72
Area: 28698
Amount: 0.333845
Amount Units: ug/mL

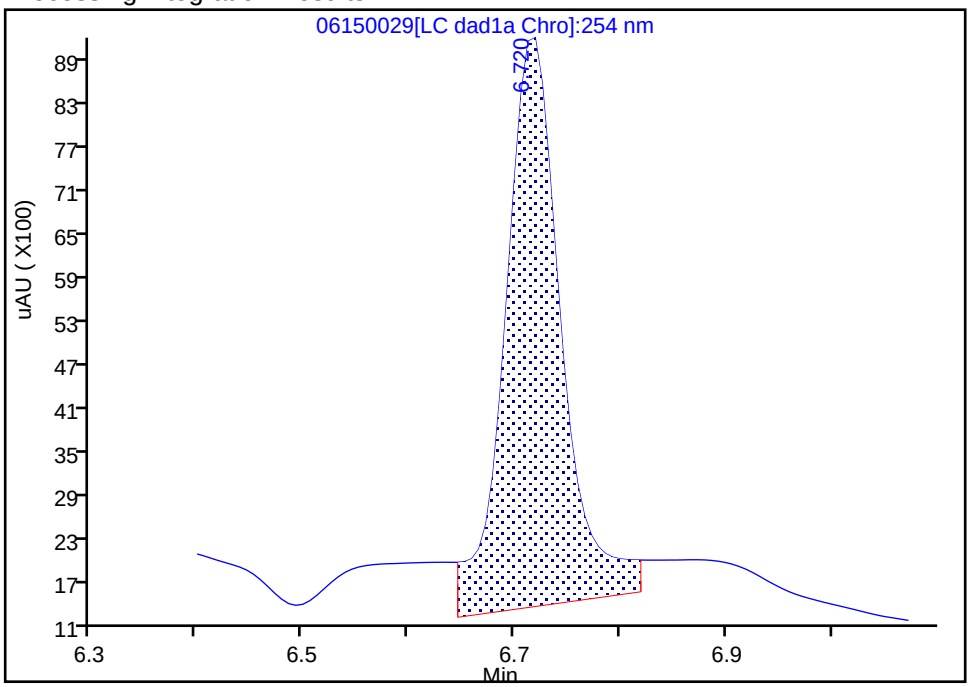

Manual Integration Results

RT: 6.72
Area: 22432
Amount: 0.260952
Amount Units: ug/mL

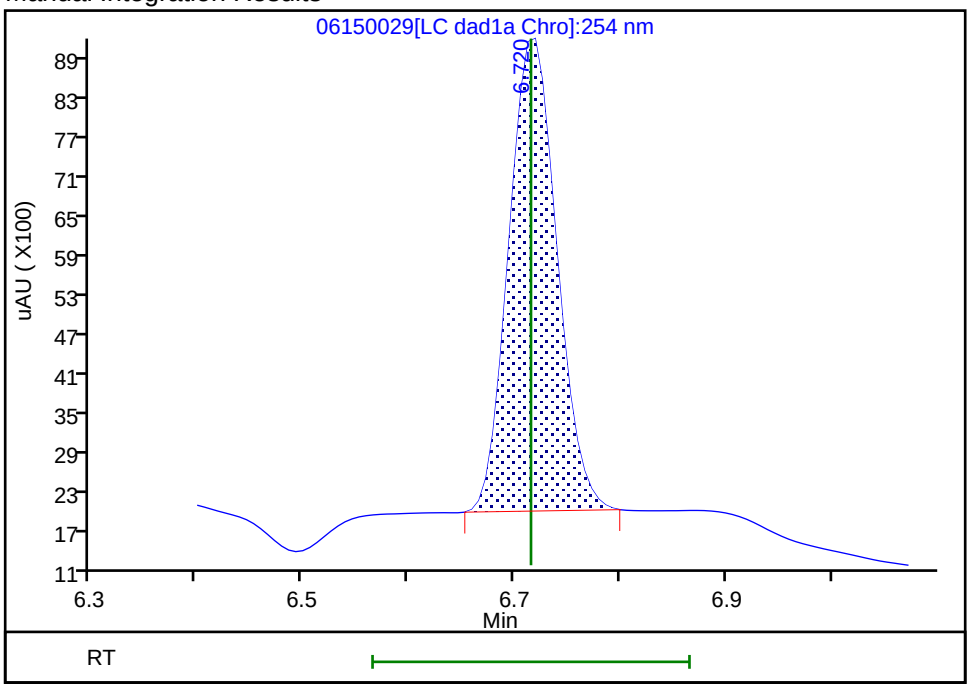

Reviewer: zhangji, 16-Jun-2020 15:10:50

Audit Action: Manually Integrated Audit Reason: Baseline

FORM VII
HPLC/IC CONTINUING CALIBRATION DATA

Lab Name: Eurofins TestAmerica, Denver Job No.: 280-137110-1

SDG No.:

Lab Sample ID: CCV 280-498591/31 Calibration Date: 06/16/2020 02:08

Instrument ID: CHHPLC_X3 Calib Start Date: 03/04/2020 21:00

GC Column: UltraCarb5uODS ID: 4.60(mm) Calib End Date: 03/04/2020 23:40

Lab File ID: 06150031.D Conc. Units: ug/L

ANALYTE	CURVE TYPE	AVE CF	CF	MIN CF	CALC AMOUNT	SPIKE AMOUNT	%D	MAX %D
TNX	Ave	217609	202298		233	250	-7.0	15.0
DNX	Ave	152928	144823		237	250	-5.3	15.0
MNX	Ave	158544	136435		251	292	-13.9	15.0

FORM VII
HPLC/IC CONTINUING CALIBRATION RETENTION TIME SUMMARY

Lab Name: Eurofins TestAmerica, Denver Job No.: 280-137110-1

SDG No.:

Lab Sample ID: CCV 280-498591/31 Calibration Date: 06/16/2020 02:08

Instrument ID: CHHPLC_X3 Calib Start Date: 03/04/2020 21:00

GC Column: UltraCarb5uODS ID: 4.60(mm) Calib End Date: 03/04/2020 23:40

Lab File ID: 06150031.D

Analyte	RT	RT WINDOW	
		FROM	TO
TNX	6.62	6.52	6.72
DNX	6.95	6.85	7.05
MNX	7.40	7.24	7.54

Eurofins TestAmerica, Denver
Target Compound Quantitation Report

Data File:	\\chromfs\Denver\ChromData\CHHPLC_X\20200612-92376.b\06150031.D				
Lims ID:	CCV DMT				
Client ID:					
Sample Type:	CCV				
Inject. Date:	16-Jun-2020 02:08:57	ALS Bottle#:	9	Worklist Smp#:	31
Injection Vol:	100.0 ul	Dil. Factor:	1.0000		
Sample Info:	CCV DMT				
Misc. Info.:	280-0092376-031				
Operator ID:	JZ	Instrument ID:	CHHPLC_X3		
Sublist:	chrom-8330_X3*sub17				
Method:	\\chromfs\Denver\ChromData\CHHPLC_X\20200612-92376.b\8330_X3.m				
Limit Group:	GCSV - 8330				
Last Update:	16-Jun-2020 21:25:32	Calib Date:	18-Mar-2020 14:39:27		
Integrator:	Falcon				
Quant Method:	External Standard	Quant By:	Initial Calibration		
Last ICal File:	\\chromna\Denver\ChromData\CHHPLC_X\20200318-90159.b\03180015.D				
Column 1 :	UltraCarb5uODS (20) (4.60 mm)		Det: LC DAD1B, 254 nm		
Process Host:	CTX1024				
First Level Reviewer: zhangji		Date:	16-Jun-2020 20:53:38		

Compound	Det	RT (min.)	Exp RT (min.)	Dlt RT (min.)	Response	Cal Amt ug/mL	OnCol Amt ug/mL	Flags
2 TNX	1	6.618	6.621	-0.003	50625	0.2503	0.2326	M
5 DNX	1	6.945	6.947	-0.002	36242	0.2503	0.2370	M
6 MNX	1	7.398	7.394	0.004	39805	0.2918	0.2511	

QC Flag Legend

Review Flags
M - Manually Integrated

Reagents:

8330 DMT_00006 Amount Added: 12.50 Units: uL

Report Date: 16-Jun-2020 21:25:32 Chrom Revision: 2.3 10-Jun-2020 22:46:48

Eurofins TestAmerica, Denver

Data File: \\chromfs\denver\chromdata\chhplc_x\20200612-92376.b\06150031.d

Injection Date:	16-Jun-2020 02:08:57	Instrument ID:	CHHPLC_X3	Operator ID:	JZ
Lims ID:	CCV DMT			Worklist Smp#:	31
Client ID:					
Injection Vol:	100.0 ul	Dil. Factor:	1.0000	ALS Bottle#:	9
Method:	8330_X3	Limit Group:	GCSV - 8330		

Column: UltraCarb5uODS (20) (4.60 mm) Y Scaling: Method Defined: Scale to the Nth Largest Target: 1

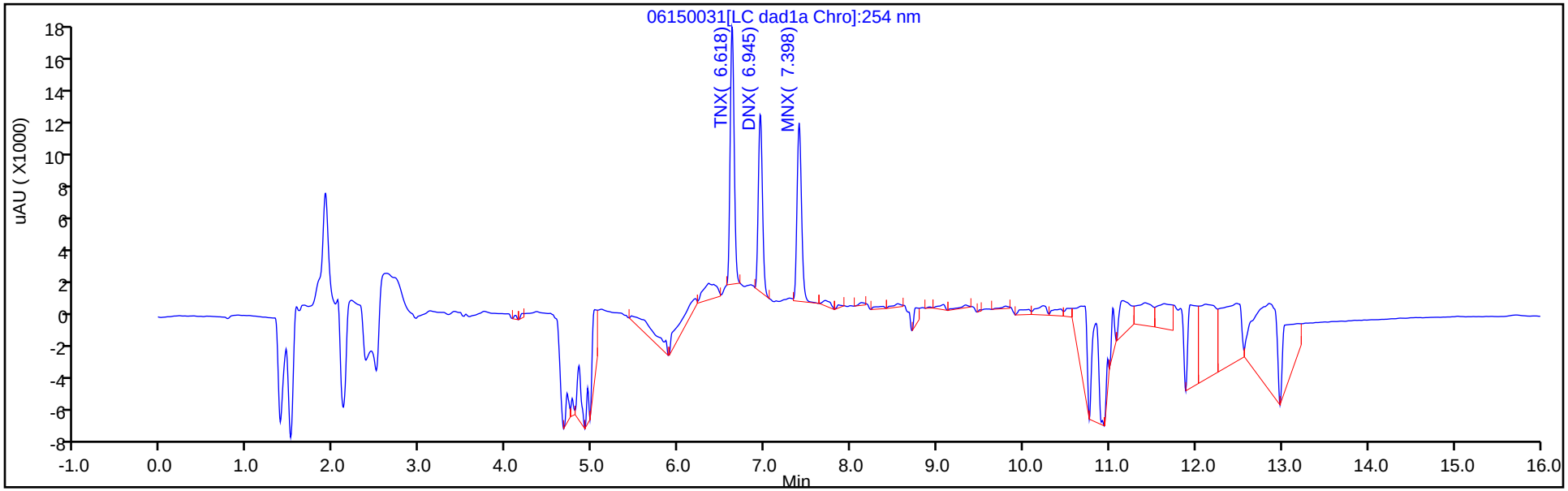

Y Scaling: Method Defined: Scale to the Nth Largest Target: 1

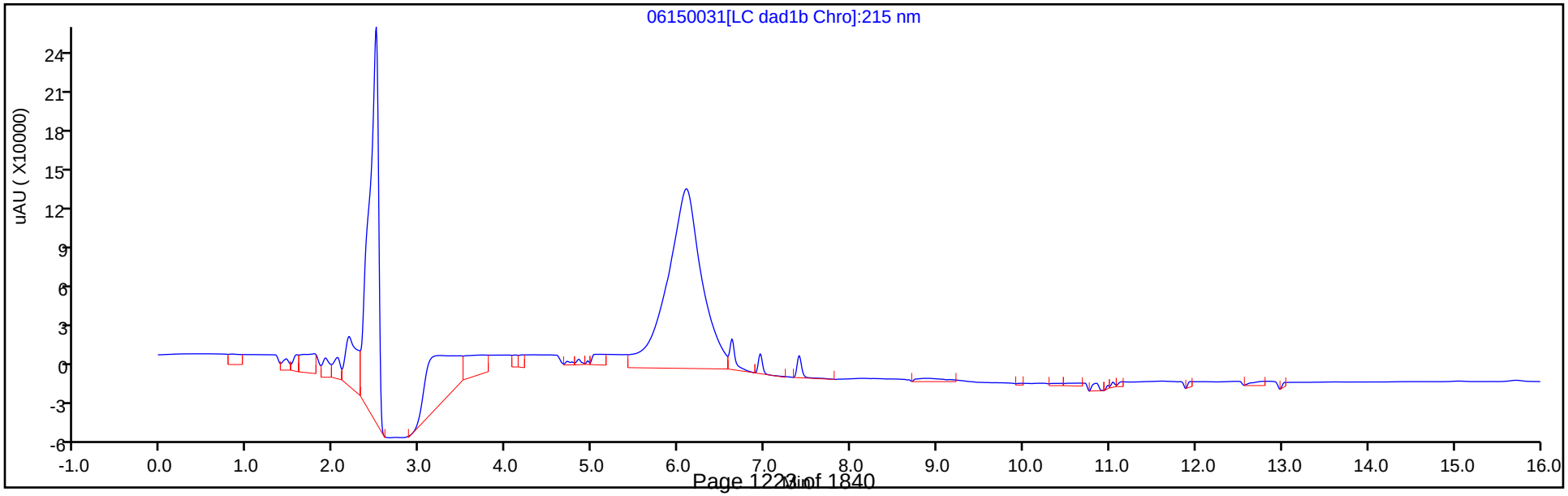

Manual Integration/User Assign Peak Report

Eurofins TestAmerica, Denver

Data File:	\\chromfs\denver\chromdata\chhplc_x\20200612-92376.b\06150031.d				
Injection Date:	16-Jun-2020 02:08:57	Instrument ID:	CHHPLC_X3		
Lims ID:	CCV DMT				
Client ID:					
Operator ID:	JZ	ALS Bottle#:	9	Worklist Smp#:	31
Injection Vol:	100.0 ul	Dil. Factor:	1.0000		
Method:	8330_X3	Limit Group:	GCSV - 8330		
Column:	UltraCarb5uODS (20) (4.60 mm)	Detector	LC DAD1B, 254 nm		

2 TNX, CAS: 13980-04-6

Signal: 1

Processing Integration Results

RT: 6.62
Area: 57855
Amount: 0.265867
Amount Units: ug/mL

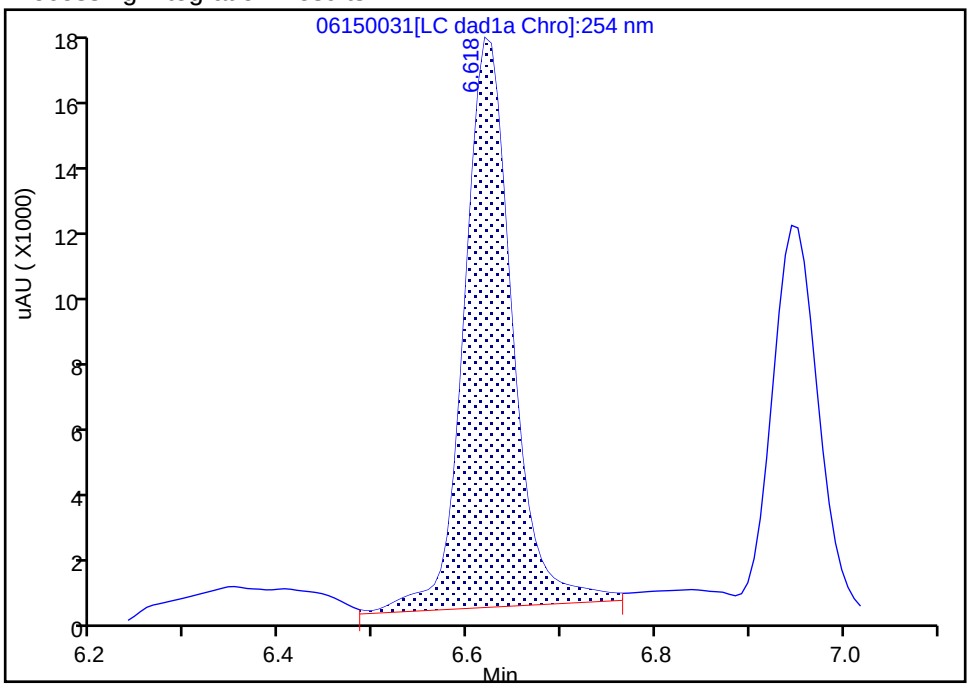

Manual Integration Results

RT: 6.62
Area: 50625
Amount: 0.232642
Amount Units: ug/mL

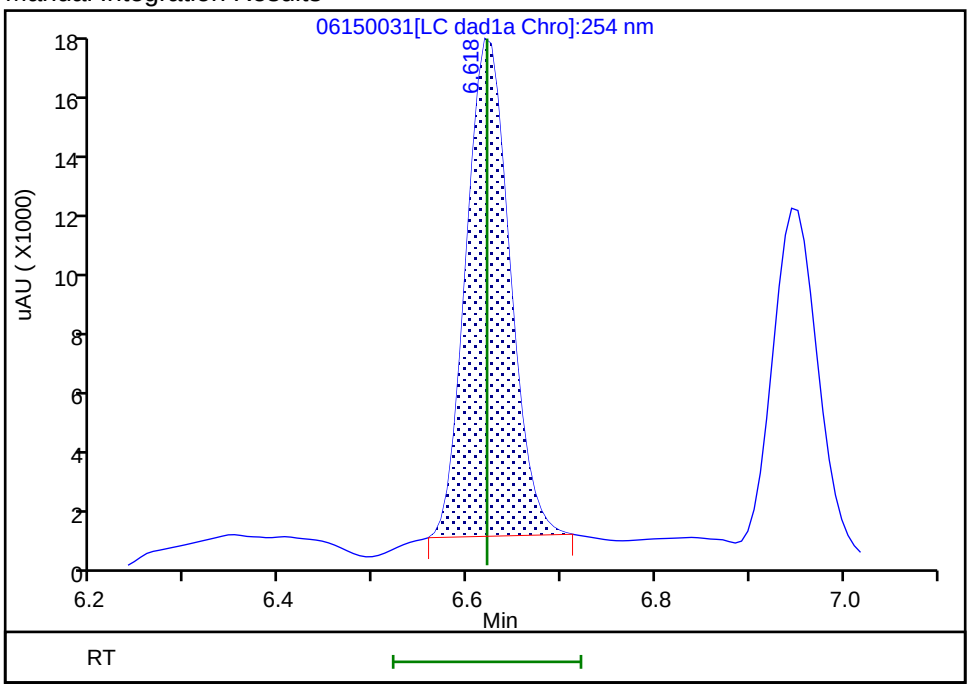

Reviewer: zhangji, 16-Jun-2020 20:53:32

Audit Action: Manually Integrated Audit Reason: Baseline

Manual Integration/User Assign Peak Report

Eurofins TestAmerica, Denver

Data File:	\\chromfs\denver\chromdata\chhplc_x\20200612-92376.b\06150031.d				
Injection Date:	16-Jun-2020 02:08:57	Instrument ID:	CHHPLC_X3		
Lims ID:	CCV DMT				
Client ID:					
Operator ID:	JZ	ALS Bottle#:	9	Worklist Smp#:	31
Injection Vol:	100.0 ul	Dil. Factor:	1.0000		
Method:	8330_X3	Limit Group:	GCSV - 8330		
Column:	UltraCarb5uODS (20) (4.60 mm)	Detector	LC DAD1B, 254 nm		

5 DNX, CAS: 80251-29-2

Signal: 1

Processing Integration Results

RT: 6.95
Area: 38959
Amount: 0.254753
Amount Units: ug/mL

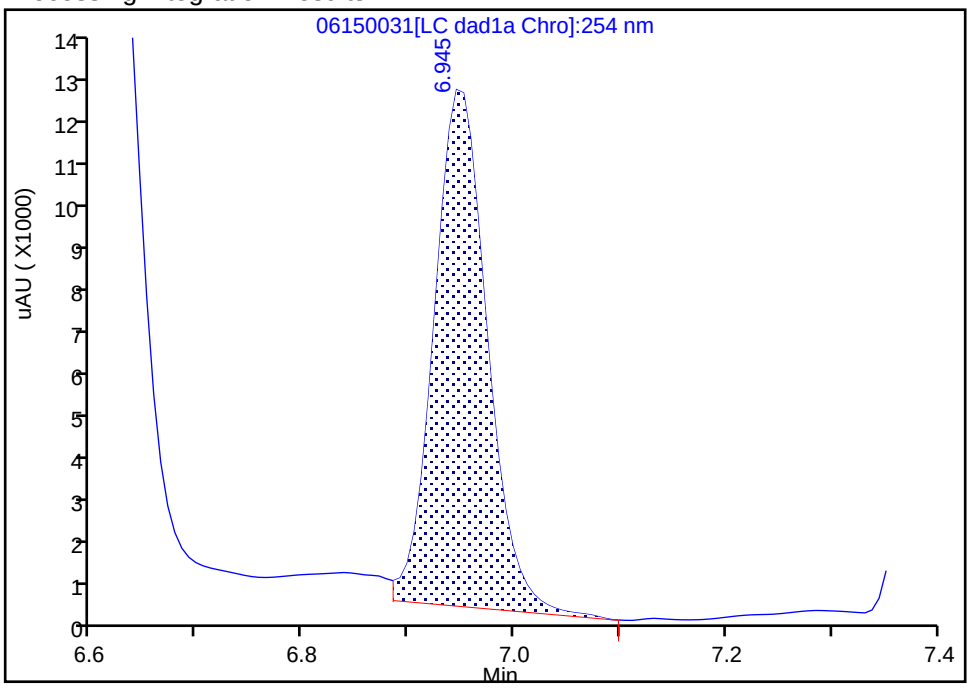

Manual Integration Results

RT: 6.95
Area: 36242
Amount: 0.236987
Amount Units: ug/mL

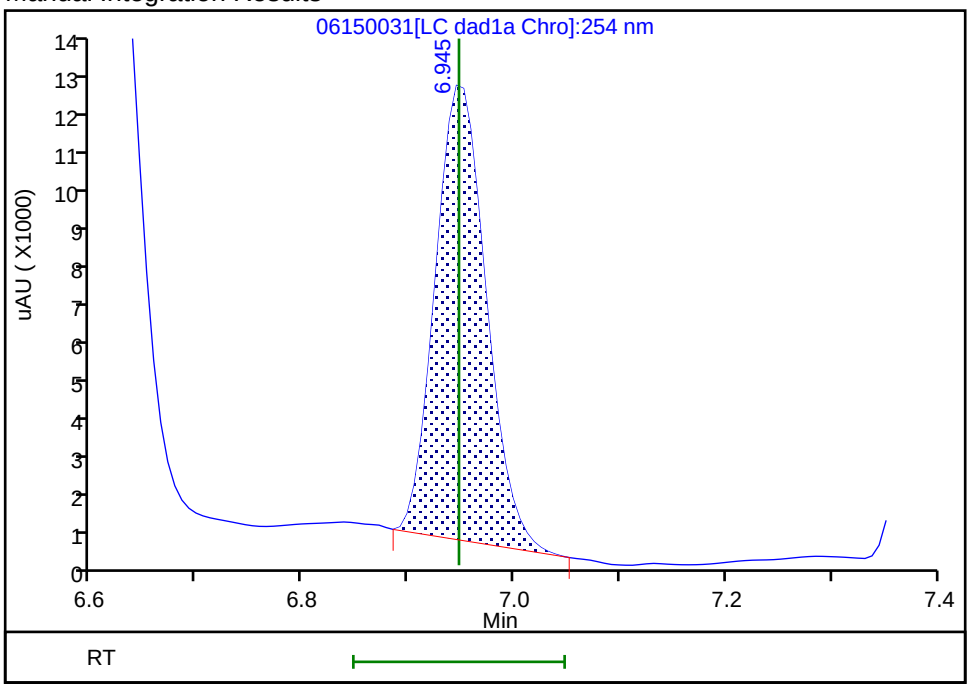

Reviewer: zhangji, 16-Jun-2020 20:53:36
Audit Action: Manually Integrated Audit Reason: Baseline

FORM VII
HPLC/IC CONTINUING CALIBRATION DATA

Lab Name: Eurofins TestAmerica, Denver Job No.: 280-137110-1

SDG No.:

Lab Sample ID: CCV 280-498591/42 Calibration Date: 06/16/2020 06:21

Instrument ID: CHHPLC_X3 Calib Start Date: 03/18/2020 11:35

GC Column: UltraCarb5uODS ID: 4.60(mm) Calib End Date: 03/18/2020 14:39

Lab File ID: 06150042.D Conc. Units: ug/L

ANALYTE	CURVE TYPE	AVE CF	CF	MIN CF	CALC AMOUNT	SPIKE AMOUNT	%D	MAX %D
HMX	Ave	85962	89348		260	250	3.9	15.0
RDX	Ave	116613	112264		241	250	-3.7	15.0
Picric acid	Ave	85131	87008		256	250	2.2	15.0
1,3,5-Trinitrobenzene	Ave	230309	244391		266	251	6.1	15.0
1,3-Dinitrobenzene	Ave	306686	332192		271	251	8.3	15.0
Nitrobenzene	Ave	200403	215629		270	251	7.6	15.0
Tetryl	Ave	177032	201984		286	251	14.1	15.0
Nitroglycerin	Ave	68133	71984		2640	2500	5.7	15.0
2,4,6-Trinitrotoluene	Ave	204031	231912		285	251	13.7	15.0
4-Amino-2,6-dinitrotoluene	Lin2		178250		257	250	2.5	15.0
2-Amino-4,6-dinitrotoluene	Ave	202817	216211		268	251	6.6	15.0
2,6-Dinitrotoluene	Ave	149452	169255		284	251	13.3	15.0
2,4-Dinitrotoluene	Ave	303584	325869		269	251	7.3	15.0
2-Nitrotoluene	Ave	135051	136292		252	250	0.9	15.0
4-Nitrotoluene	Ave	113005	117034		259	251	3.6	15.0
3-Nitrotoluene	Ave	143029	146805		257	250	2.6	15.0
PETN	Ave	78605	85484		2720	2500	8.8	15.0
1,2-Dinitrobenzene	Ave	138212	145860		264	250	5.5	15.0

FORM VII
HPLC/IC CONTINUING CALIBRATION RETENTION TIME SUMMARY

Lab Name: Eurofins TestAmerica, Denver Job No.: 280-137110-1

SDG No.:

Lab Sample ID: CCV 280-498591/42 Calibration Date: 06/16/2020 06:21

Instrument ID: CHHPLC_X3 Calib Start Date: 03/18/2020 11:35

GC Column: UltraCarb5uODS ID: 4.60(mm) Calib End Date: 03/18/2020 14:39

Lab File ID: 06150042.D

Analyte	RT	RT WINDOW	
		FROM	TO
HMX	6.72	6.57	6.87
RDX	7.81	7.64	7.94
Picric acid	8.11	7.93	8.23
1,3,5-Trinitrobenzene	8.95	8.78	9.08
1,3-Dinitrobenzene	9.61	9.43	9.73
Nitrobenzene	9.99	9.80	10.10
Tetryl	10.30	10.10	10.40
Nitroglycerin	10.81	10.61	10.91
2,4,6-Trinitrotoluene	11.27	11.12	11.32
4-Amino-2,6-dinitrotoluene	11.45	11.28	11.48
2-Amino-4,6-dinitrotoluene	11.74	11.57	11.77
2,6-Dinitrotoluene	11.87	11.71	11.91
2,4-Dinitrotoluene	12.08	11.91	12.11
2-Nitrotoluene	12.91	12.68	12.98
4-Nitrotoluene	13.35	13.12	13.42
3-Nitrotoluene	13.94	13.71	14.01
PETN	15.04	14.80	15.10
1,2-Dinitrobenzene	8.77	8.60	8.90

Eurofins TestAmerica, Denver
Target Compound Quantitation Report

Data File: \\chromfs\Denver\ChromData\CHHPLC_X\20200612-92376.b\06150042.D
Lims ID: CCV INT
Client ID:
Sample Type: CCV
Inject. Date: 16-Jun-2020 06:21:49 ALS Bottle#: 7 Worklist Smp#: 42
Injection Vol: 100.0 ul Dil. Factor: 1.0000
Sample Info: CCV INT
Misc. Info.: 280-0092376-042
Operator ID: JZ Instrument ID: CHHPLC_X3
Sublist: chrom-8330_X3*sub9

Method: \\chromfs\Denver\ChromData\CHHPLC_X\20200612-92376.b\8330_X3.m
Limit Group: GCSV - 8330
Last Update: 16-Jun-2020 21:25:25 Calib Date: 18-Mar-2020 14:39:27
Integrator: Falcon
Quant Method: External Standard Quant By: Initial Calibration
Last ICal File: \\chromna\Denver\ChromData\CHHPLC_X\20200318-90159.b\03180015.D

Column 1 : UltraCarb5uODS (20) (4.60 mm) Det: LC DAD1B, 254 nm
Process Host: CTX1024

First Level Reviewer: zhangji Date: 16-Jun-2020 15:38:02

	Compound	Det	RT (min.)	Exp RT (min.)	Dlt RT (min.)	Response	Cal Amt ug/mL	OnCol Amt ug/mL	Flags
	3 HMX	1	6.719	6.716	0.003	22337	0.2500	0.2598	M
	7 RDX	1	7.806	7.789	0.017	28066	0.2500	0.2407	
	8 2,4,6-Trinitrophenol	1	8.113	8.082	0.031	21752	0.2500	0.2555	
$	9 1,2-Dinitrobenzene	1	8.773	8.749	0.024	36465	0.2500	0.2638	
	10 1,3,5-Trinitrobenzene	1	8.953	8.929	0.024	61220	0.2505	0.2658	
	11 1,3-Dinitrobenzene	1	9.606	9.575	0.031	83214	0.2505	0.2713	
	12 Nitrobenzene	1	9.986	9.949	0.037	54123	0.2510	0.2701	
	14 Tetryl	1	10.299	10.249	0.050	50597	0.2505	0.2858	
	15 Nitroglycerin	2	10.813	10.762	0.051	179959	2.50	2.64	
	16 2,4,6-Trinitrotoluene	1	11.273	11.222	0.051	58210	0.2510	0.2853	
	17 4-Amino-2,6-dinitrotoluene	1	11.446	11.375	0.071	44607	0.2503	0.2566	
	18 2-Amino-4,6-dinitrotoluene	1	11.739	11.669	0.070	54269	0.2510	0.2676	
	19 2,6-Dinitrotoluene	1	11.873	11.809	0.064	42483	0.2510	0.2843	
	20 2,4-Dinitrotoluene	1	12.079	12.009	0.070	81793	0.2510	0.2694	
	21 o-Nitrotoluene	1	12.906	12.829	0.077	34073	0.2500	0.2523	
	22 p-Nitrotoluene	1	13.346	13.269	0.077	29317	0.2505	0.2594	
	23 m-Nitrotoluene	1	13.939	13.862	0.077	36738	0.2503	0.2569	
	24 PETN	2	15.039	14.949	0.090	213710	2.50	2.72	

QC Flag Legend

Review Flags
M - Manually Integrated

Reagents:

8330IntermStk_00061 Amount Added: 25.00 Units: uL

Report Date: 16-Jun-2020 21:25:26 Chrom Revision: 2.3 10-Jun-2020 22:46:48

Eurofins TestAmerica, Denver

Data File: \\chromfs\denver\chromdata\chhplc_x\20200612-92376.b\06150042.d

Injection Date:	16-Jun-2020 06:21:49	Instrument ID:	CHHPLC_X3	Operator ID:	JZ
Lims ID:	CCV INT			Worklist Smp#:	42
Client ID:					
Injection Vol:	100.0 ul	Dil. Factor:	1.0000	ALS Bottle#:	7
Method:	8330_X3	Limit Group:	GCSV - 8330		

Column: UltraCarb5uODS (20) (4.60 mm) Y Scaling: Method Defined: Scale to the Nth Largest Target: 1

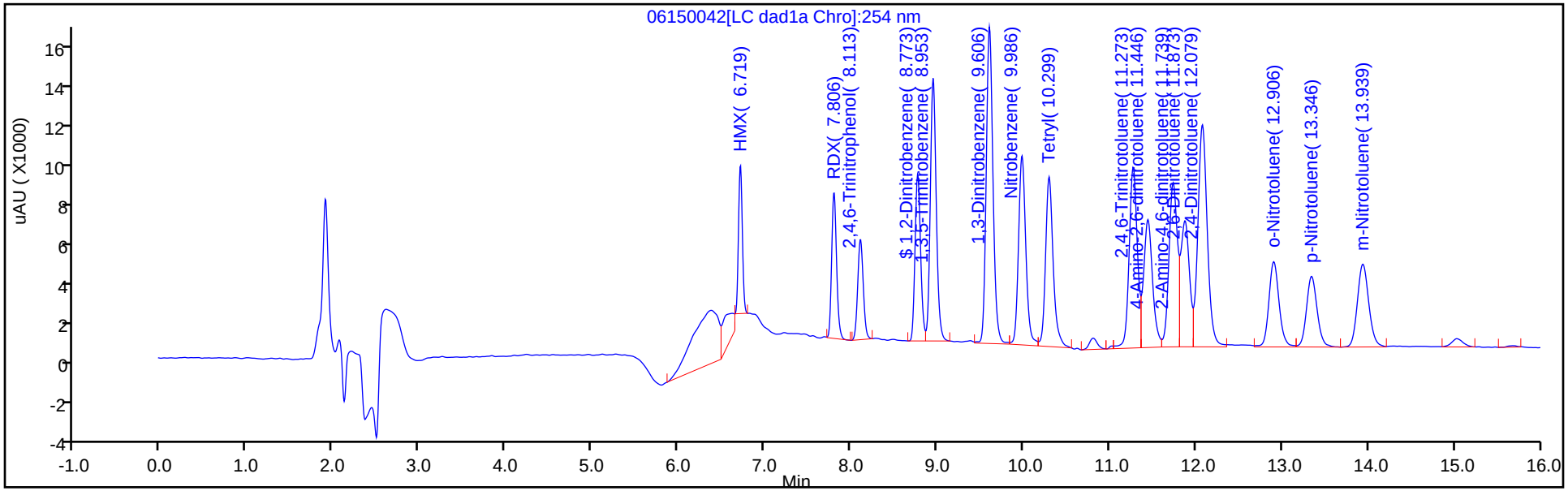

Y Scaling: Method Defined: Scale to the Nth Largest Target: 1

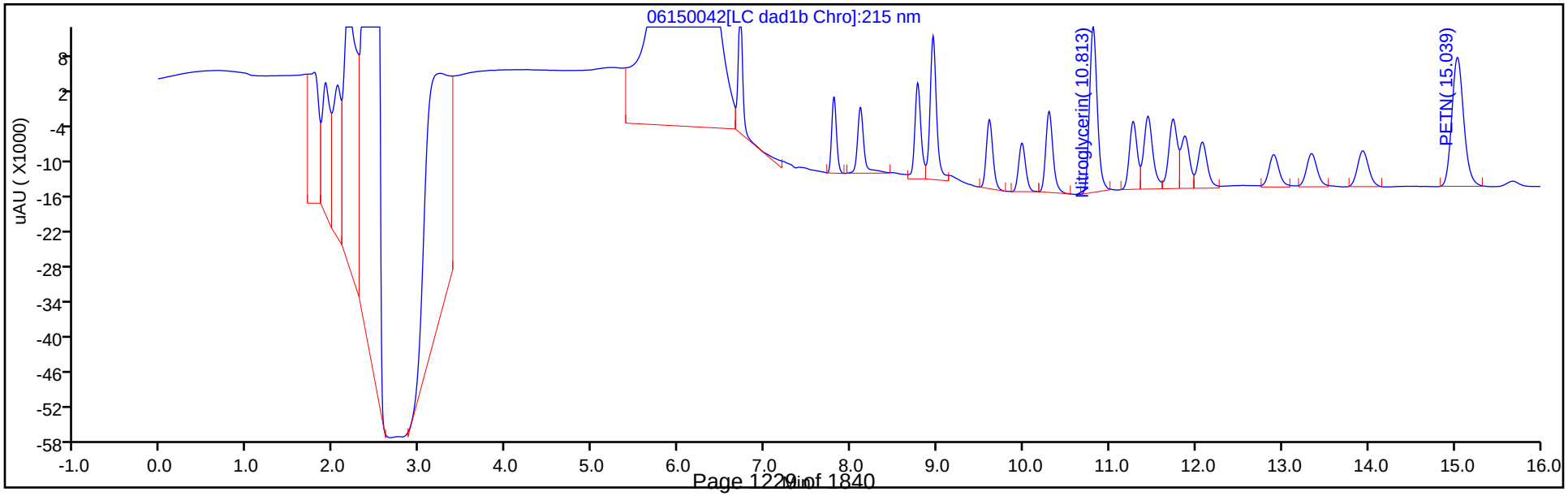

Manual Integration/User Assign Peak Report

Eurofins TestAmerica, Denver

Data File:	\\chromfs\denver\chromdata\chhplc_x\20200612-92376.b\06150042.d				
Injection Date:	16-Jun-2020 06:21:49	Instrument ID:	CHHPLC_X3		
Lims ID:	CCV INT				
Client ID:					
Operator ID:	JZ	ALS Bottle#:	7	Worklist Smp#:	42
Injection Vol:	100.0 ul	Dil. Factor:	1.0000		
Method:	8330_X3	Limit Group:	GCSV - 8330		
Column:	UltraCarb5uODS (20) (4.60 mm)	Detector	LC DAD1B, 254 nm		

3 HMX, CAS: 2691-41-0

Signal: 1

Processing Integration Results

RT: 6.72
Area: 27318
Amount: 0.317791
Amount Units: ug/mL

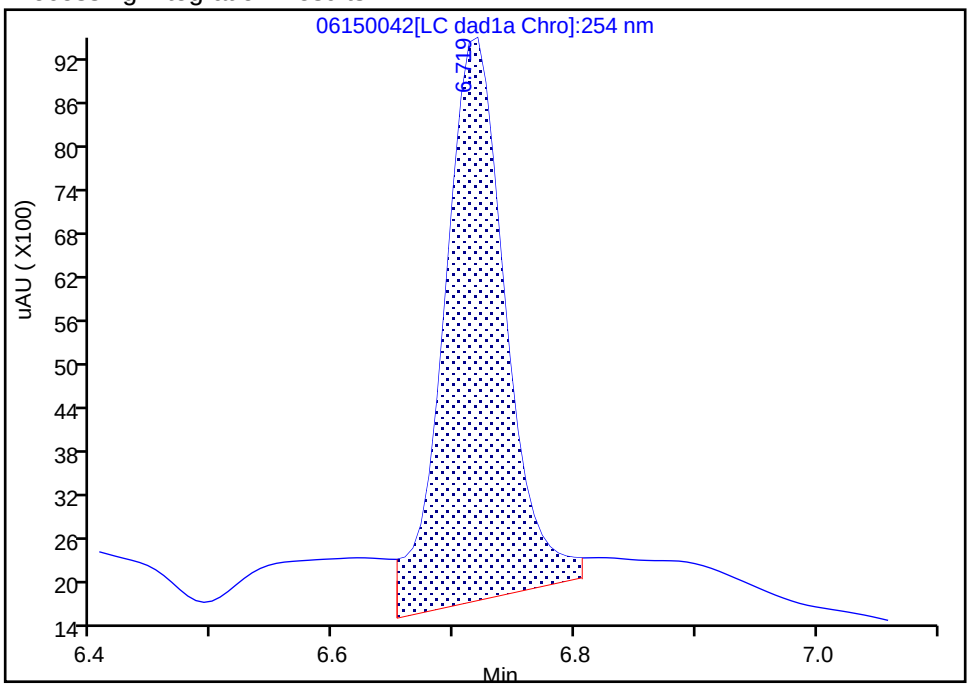

Manual Integration Results

RT: 6.72
Area: 22337
Amount: 0.259847
Amount Units: ug/mL

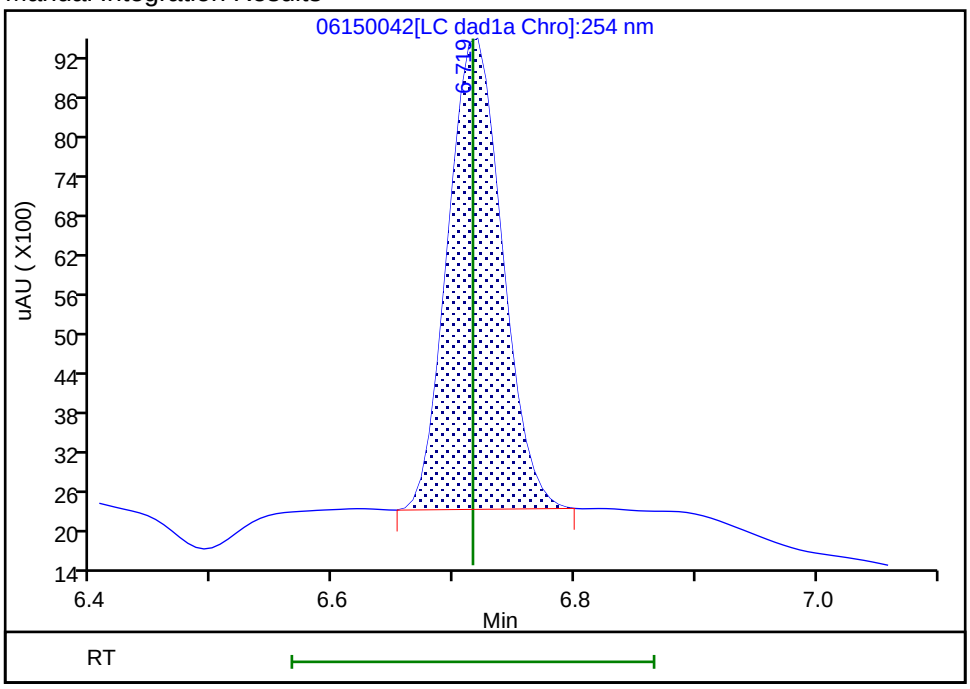

Reviewer: zhangji, 16-Jun-2020 15:38:00

Audit Action: Manually Integrated Audit Reason: Baseline

FORM VII
HPLC/IC CONTINUING CALIBRATION DATA

Lab Name: Eurofins TestAmerica, Denver Job No.: 280-137110-1

SDG No.:

Lab Sample ID: CCV 280-498591/44 Calibration Date: 06/16/2020 07:08

Instrument ID: CHHPLC_X3 Calib Start Date: 03/04/2020 21:00

GC Column: UltraCarb5uODS ID: 4.60(mm) Calib End Date: 03/04/2020 23:40

Lab File ID: 06150044.D Conc. Units: ug/L

ANALYTE	CURVE TYPE	AVE CF	CF	MIN CF	CALC AMOUNT	SPIKE AMOUNT	%D	MAX %D
TNX	Ave	217609	198529		228	250	-8.8	15.0
DNX	Ave	152928	148523		243	250	-2.9	15.0
MNX	Ave	158544	139808		257	292	-11.8	15.0

FORM VII
HPLC/IC CONTINUING CALIBRATION RETENTION TIME SUMMARY

Lab Name: Eurofins TestAmerica, Denver Job No.: 280-137110-1

SDG No.:

Lab Sample ID: CCV 280-498591/44 Calibration Date: 06/16/2020 07:08

Instrument ID: CHHPLC_X3 Calib Start Date: 03/04/2020 21:00

GC Column: UltraCarb5uODS ID: 4.60(mm) Calib End Date: 03/04/2020 23:40

Lab File ID: 06150044.D

Analyte	RT	RT WINDOW	
		FROM	TO
TNX	6.63	6.52	6.72
DNX	6.95	6.85	7.05
MNX	7.40	7.24	7.54

Eurofins TestAmerica, Denver
Target Compound Quantitation Report

Data File:	\\chromfs\Denver\ChromData\CHHPLC_X\20200612-92376.b\06150044.D				
Lims ID:	CCV DMT				
Client ID:					
Sample Type:	CCV				
Inject. Date:	16-Jun-2020 07:08:06	ALS Bottle#:	9	Worklist Smp#:	44
Injection Vol:	100.0 ul	Dil. Factor:	1.0000		
Sample Info:	CCV DMT				
Misc. Info.:	280-0092376-044				
Operator ID:	JZ	Instrument ID:	CHHPLC_X3		
Sublist:	chrom-8330_X3*sub17				
Method:	\\chromfs\Denver\ChromData\CHHPLC_X\20200612-92376.b\8330_X3.m				
Limit Group:	GCSV - 8330				
Last Update:	16-Jun-2020 21:25:26	Calib Date:	18-Mar-2020 14:39:27		
Integrator:	Falcon				
Quant Method:	External Standard	Quant By:	Initial Calibration		
Last ICal File:	\\chromna\Denver\ChromData\CHHPLC_X\20200318-90159.b\03180015.D				
Column 1 :	UltraCarb5uODS (20) (4.60 mm)		Det: LC DAD1B, 254 nm		
Process Host:	CTX1024				
First Level Reviewer: zhangji		Date:	16-Jun-2020 15:37:48		

Compound	Det	RT (min.)	Exp RT (min.)	Dlt RT (min.)	Response	Cal Amt ug/mL	OnCol Amt ug/mL	Flags
2 TNX	1	6.626	6.621	0.005	49682	0.2503	0.2283	M
5 DNX	1	6.952	6.947	0.005	37168	0.2503	0.2430	M
6 MNX	1	7.399	7.394	0.005	40789	0.2918	0.2573	

QC Flag Legend

Review Flags
M - Manually Integrated

Reagents:

8330 DMT_00006 Amount Added: 12.50 Units: uL

Report Date: 16-Jun-2020 21:25:26 Chrom Revision: 2.3 10-Jun-2020 22:46:48

Eurofins TestAmerica, Denver

Data File: \\chromfs\denver\chromdata\chhplc_x\20200612-92376.b\06150044.d

Injection Date:	16-Jun-2020 07:08:06	Instrument ID:	CHHPLC_X3	Operator ID:	JZ
Lims ID:	CCV DMT			Worklist Smp#:	44
Client ID:					
Injection Vol:	100.0 ul	Dil. Factor:	1.0000	ALS Bottle#:	9
Method:	8330_X3	Limit Group:	GCSV - 8330		

Column: UltraCarb5uODS (20) (4.60 mm) Y Scaling: Method Defined: Scale to the Nth Largest Target: 1

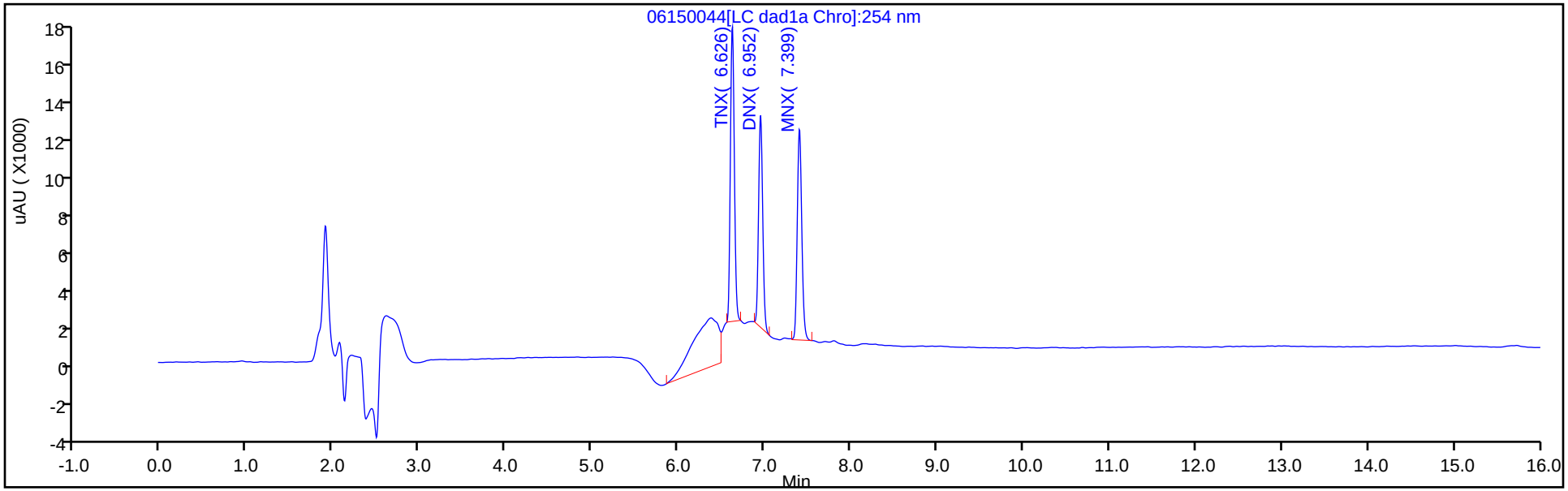

Y Scaling: Method Defined: Scale to the Nth Largest Target: 1

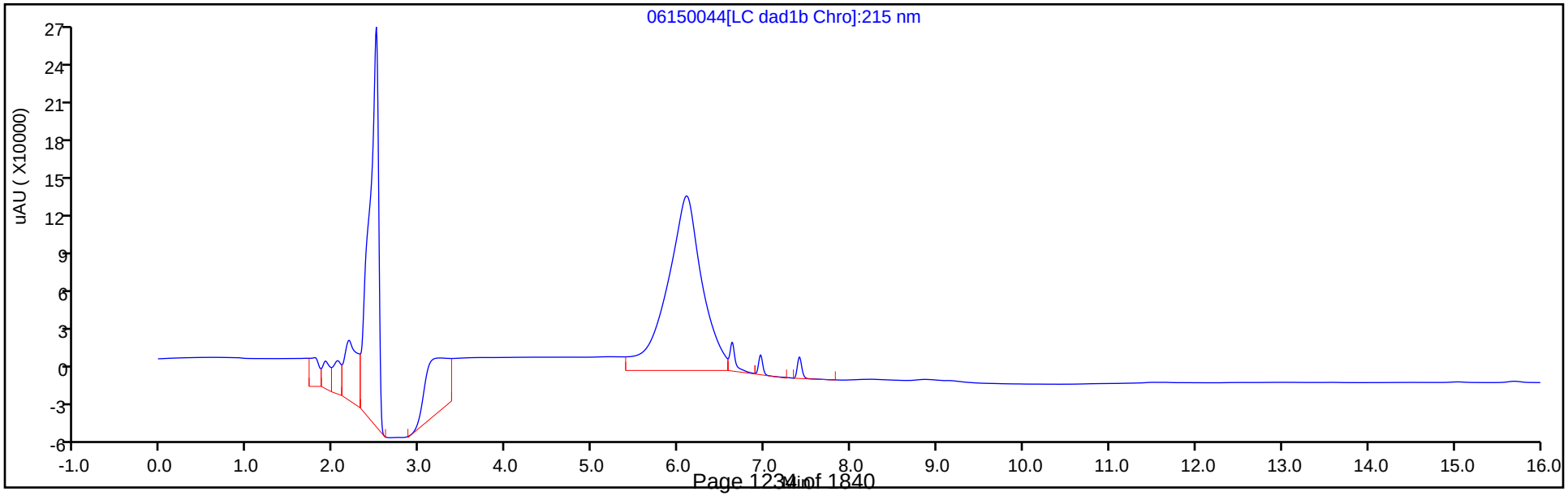

Manual Integration/User Assign Peak Report

Eurofins TestAmerica, Denver

Data File:	\\chromfs\denver\chromdata\chhplc_x\20200612-92376.b\06150044.d				
Injection Date:	16-Jun-2020 07:08:06	Instrument ID:	CHHPLC_X3		
Lims ID:	CCV DMT				
Client ID:					
Operator ID:	JZ	ALS Bottle#:	9	Worklist Smp#:	44
Injection Vol:	100.0 ul	Dil. Factor:	1.0000		
Method:	8330_X3	Limit Group:	GCSV - 8330		
Column:	UltraCarb5uODS (20) (4.60 mm)	Detector	LC DAD1B, 254 nm		

2 TNX, CAS: 13980-04-6

Signal: 1

Processing Integration Results

RT: 6.63
Area: 71036
Amount: 0.326439
Amount Units: ug/mL

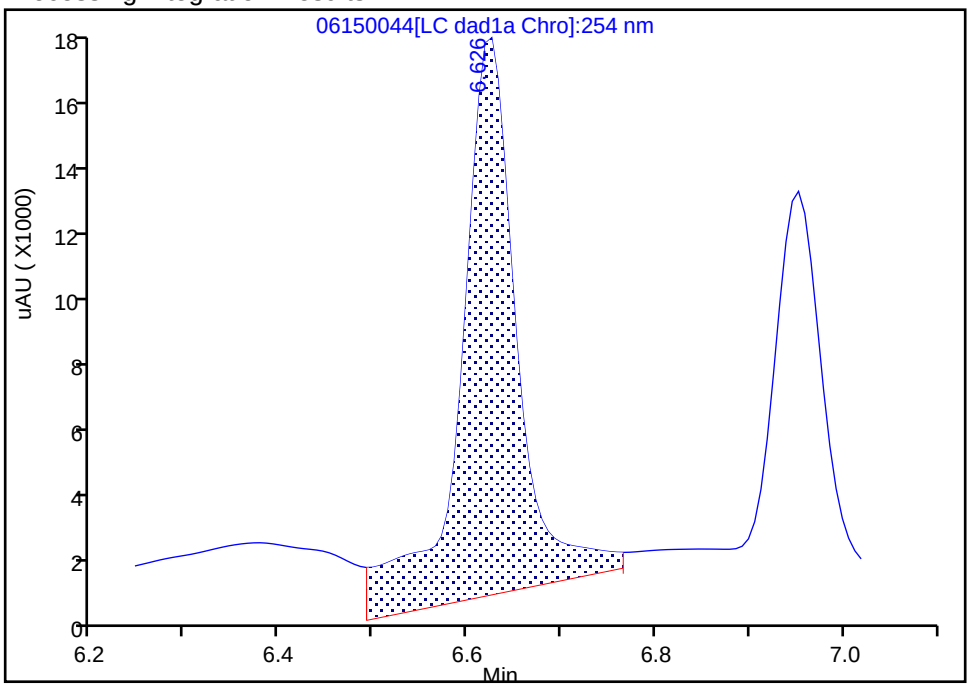

Manual Integration Results

RT: 6.63
Area: 49682
Amount: 0.228309
Amount Units: ug/mL

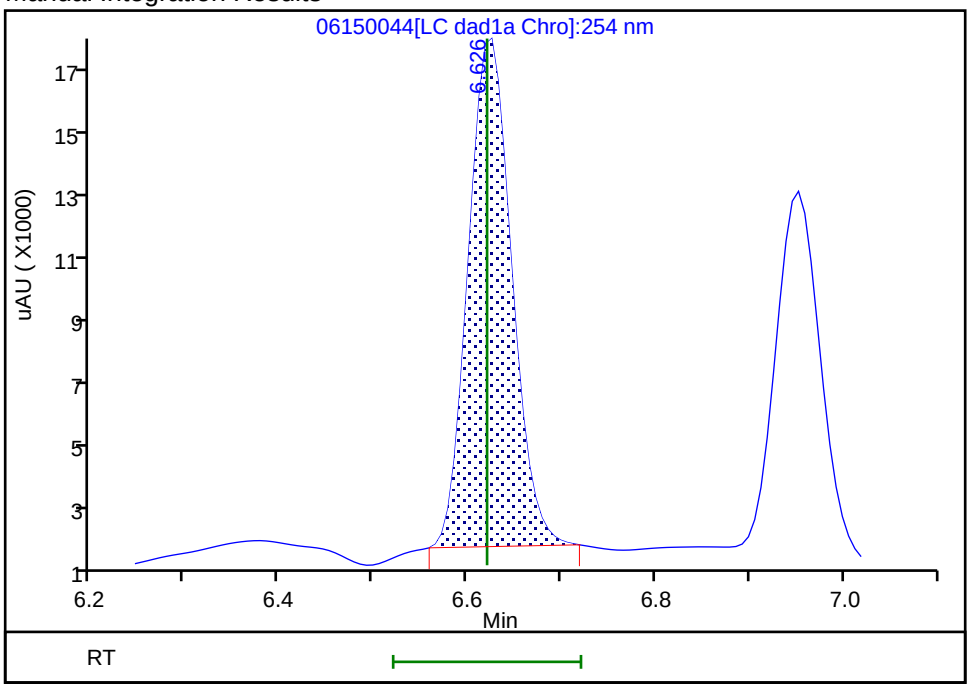

Reviewer: zhangji, 16-Jun-2020 15:35:23
Audit Action: Manually Integrated Audit Reason: Baseline

Manual Integration/User Assign Peak Report

Eurofins TestAmerica, Denver

Data File:	\\chromfs\denver\chromdata\chhplc_x\20200612-92376.b\06150044.d				
Injection Date:	16-Jun-2020 07:08:06	Instrument ID:	CHHPLC_X3		
Lims ID:	CCV DMT				
Client ID:					
Operator ID:	JZ	ALS Bottle#:	9	Worklist Smp#:	44
Injection Vol:	100.0 ul	Dil. Factor:	1.0000		
Method:	8330_X3	Limit Group:	GCSV - 8330		
Column:	UltraCarb5uODS (20) (4.60 mm)	Detector	LC DAD1B, 254 nm		

5 DNX, CAS: 80251-29-2

Signal: 1

Processing Integration Results

RT: 6.95
Area: 40155
Amount: 0.262574
Amount Units: ug/mL

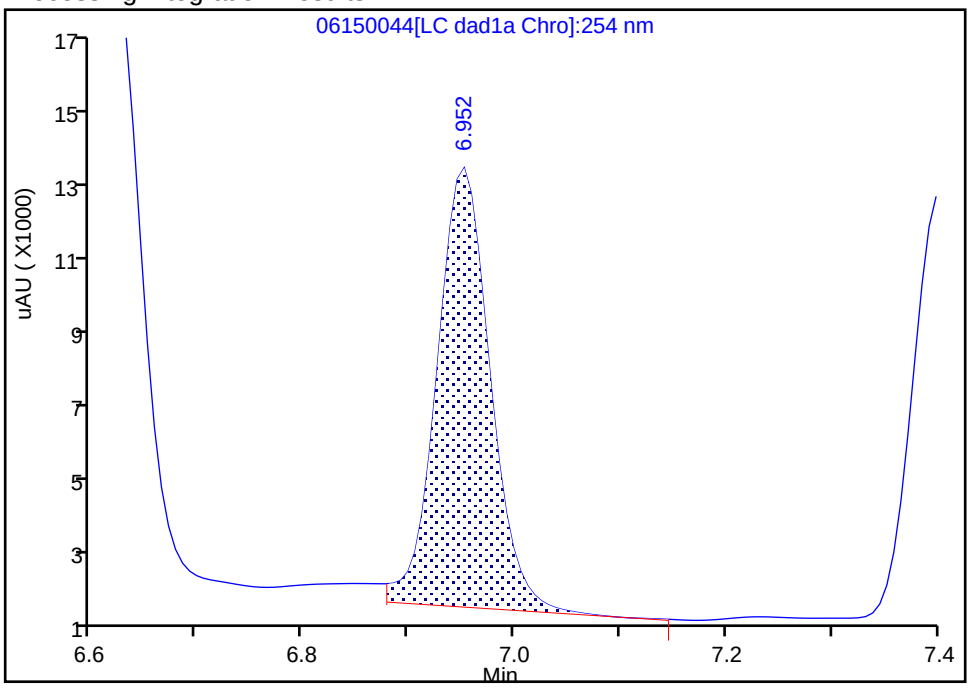

Manual Integration Results

RT: 6.95
Area: 37168
Amount: 0.243042
Amount Units: ug/mL

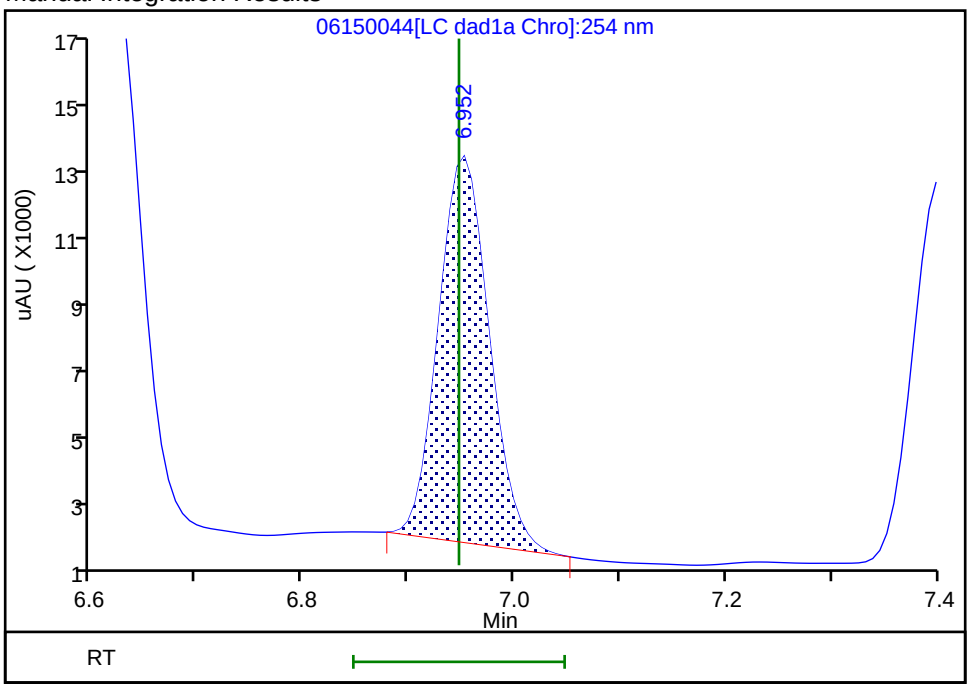

Reviewer: zhangji, 16-Jun-2020 15:35:27

Audit Action: Manually Integrated Audit Reason: Baseline

FORM VII
HPLC/IC CONTINUING CALIBRATION DATA

Lab Name: Eurofins TestAmerica, Denver Job No.: 280-137110-1

SDG No.:

Lab Sample ID: CCV 280-498591/61 Calibration Date: 06/16/2020 13:39

Instrument ID: CHHPLC_X3 Calib Start Date: 03/18/2020 11:35

GC Column: UltraCarb5uODS ID: 4.60(mm) Calib End Date: 03/18/2020 14:39

Lab File ID: 06150061.D Conc. Units: ug/L

ANALYTE	CURVE TYPE	AVE CF	CF	MIN CF	CALC AMOUNT	SPIKE AMOUNT	%D	MAX %D
HMX	Ave	85962	89392		260	250	4.0	15.0
RDX	Ave	116613	111592		239	250	-4.3	15.0
Picric acid	Ave	85131	86024		253	250	1.0	15.0
1,3,5-Trinitrobenzene	Ave	230309	243485		265	251	5.7	15.0
1,3-Dinitrobenzene	Ave	306686	324914		265	251	5.9	15.0
Nitrobenzene	Ave	200403	198183		248	251	-1.1	15.0
Tetryl	Ave	177032	183533		260	251	3.7	15.0
Nitroglycerin	Ave	68133	73049		2680	2500	7.2	15.0
2,4,6-Trinitrotoluene	Ave	204031	219968		271	251	7.8	15.0
4-Amino-2,6-dinitrotoluene	Lin2		166106		240	250	-4.3	15.0
2-Amino-4,6-dinitrotoluene	Ave	202817	213335		264	251	5.2	15.0
2,6-Dinitrotoluene	Ave	149452	158829		267	251	6.3	15.0
2,4-Dinitrotoluene	Ave	303584	321096		265	251	5.8	15.0
2-Nitrotoluene	Ave	135051	131048		243	250	-3.0	15.0
4-Nitrotoluene	Ave	113005	115269		256	251	2.0	15.0
3-Nitrotoluene	Ave	143029	128092		224	250	-10.4	15.0
PETN	Ave	78605	87566		2790	2500	11.4	15.0
1,2-Dinitrobenzene	Ave	138212	146036		264	250	5.7	15.0

FORM VII
HPLC/IC CONTINUING CALIBRATION RETENTION TIME SUMMARY

Lab Name: Eurofins TestAmerica, Denver Job No.: 280-137110-1

SDG No.:

Lab Sample ID: CCV 280-498591/61 Calibration Date: 06/16/2020 13:39

Instrument ID: CHHPLC_X3 Calib Start Date: 03/18/2020 11:35

GC Column: UltraCarb5uODS ID: 4.60(mm) Calib End Date: 03/18/2020 14:39

Lab File ID: 06150061.D

Analyte	RT	RT WINDOW	
		FROM	TO
HMX	6.71	6.57	6.87
RDX	7.80	7.64	7.94
Picric acid	8.10	7.93	8.23
1,3,5-Trinitrobenzene	8.94	8.78	9.08
1,3-Dinitrobenzene	9.60	9.43	9.73
Nitrobenzene	9.97	9.80	10.10
Tetryl	10.29	10.10	10.40
Nitroglycerin	10.80	10.61	10.91
2,4,6-Trinitrotoluene	11.26	11.12	11.32
4-Amino-2,6-dinitrotoluene	11.42	11.28	11.48
2-Amino-4,6-dinitrotoluene	11.72	11.57	11.77
2,6-Dinitrotoluene	11.86	11.71	11.91
2,4-Dinitrotoluene	12.06	11.91	12.11
2-Nitrotoluene	12.88	12.68	12.98
4-Nitrotoluene	13.32	13.12	13.42
3-Nitrotoluene	13.92	13.71	14.01
PETN	15.02	14.80	15.10
1,2-Dinitrobenzene	8.76	8.60	8.90

Eurofins TestAmerica, Denver
Target Compound Quantitation Report

Data File: \\chromfs\Denver\ChromData\CHHPLC_X\20200612-92376.b\06150061.D
Lims ID: CCV INT
Client ID:
Sample Type: CCV
Inject. Date: 16-Jun-2020 13:39:48 ALS Bottle#: 7 Worklist Smp#: 61
Injection Vol: 100.0 ul Dil. Factor: 1.0000
Sample Info: CCV INT
Misc. Info.: 280-0092376-061
Operator ID: JZ Instrument ID: CHHPLC_X3
Sublist: chrom-8330_X3*sub9

Method: \\chromfs\Denver\ChromData\CHHPLC_X\20200612-92376.b\8330_X3.m
Limit Group: GCSV - 8330
Last Update: 16-Jun-2020 21:25:23 Calib Date: 18-Mar-2020 14:39:27
Integrator: Falcon
Quant Method: External Standard Quant By: Initial Calibration
Last ICal File: \\chromna\Denver\ChromData\CHHPLC_X\20200318-90159.b\03180015.D

Column 1 : UltraCarb5uODS (20) (4.60 mm) Det: LC DAD1B, 254 nm
Process Host: CTX1024

First Level Reviewer: zhangji Date: 16-Jun-2020 15:01:55

Compound	Det	RT (min.)	Exp RT (min.)	Dlt RT (min.)	Response	Cal Amt ug/mL	OnCol Amt ug/mL	Flags
3 HMX	1	6.709	6.716	-0.007	22348	0.2500	0.2600	M
7 RDX	1	7.795	7.789	0.006	27898	0.2500	0.2392	
8 2,4,6-Trinitrophenol	1	8.102	8.082	0.020	21506	0.2500	0.2526	
$ 9 1,2-Dinitrobenzene	1	8.762	8.749	0.013	36509	0.2500	0.2642	
10 1,3,5-Trinitrobenzene	1	8.942	8.929	0.013	60993	0.2505	0.2648	
11 1,3-Dinitrobenzene	1	9.595	9.575	0.020	81391	0.2505	0.2654	
12 Nitrobenzene	1	9.969	9.949	0.020	49744	0.2510	0.2482	
14 Tetryl	1	10.289	10.249	0.040	45975	0.2505	0.2597	
15 Nitroglycerin	2	10.795	10.762	0.033	182623	2.50	2.68	
16 2,4,6-Trinitrotoluene	1	11.255	11.222	0.033	55212	0.2510	0.2706	
17 4-Amino-2,6-dinitrotoluene	1	11.422	11.375	0.047	41568	0.2503	0.2396	
18 2-Amino-4,6-dinitrotoluene	1	11.715	11.669	0.046	53547	0.2510	0.2640	
19 2,6-Dinitrotoluene	1	11.855	11.809	0.046	39866	0.2510	0.2667	
20 2,4-Dinitrotoluene	1	12.055	12.009	0.046	80595	0.2510	0.2655	
21 o-Nitrotoluene	1	12.882	12.829	0.053	32762	0.2500	0.2426	
22 p-Nitrotoluene	1	13.322	13.269	0.053	28875	0.2505	0.2555	
23 m-Nitrotoluene	1	13.915	13.862	0.053	32055	0.2503	0.2241	
24 PETN	2	15.015	14.949	0.066	218916	2.50	2.79	

QC Flag Legend

Review Flags
M - Manually Integrated

Reagents:

8330IntermStk_00061 Amount Added: 25.00 Units: uL

Report Date: 16-Jun-2020 21:25:23 Chrom Revision: 2.3 10-Jun-2020 22:46:48

Eurofins TestAmerica, Denver

Data File: \\chromfs\denver\chromdata\chhplc_x\20200612-92376.b\06150061.d

Injection Date:	16-Jun-2020 13:39:48	Instrument ID:	CHHPLC_X3	Operator ID:	JZ
Lims ID:	CCV INT			Worklist Smp#:	61
Client ID:					
Injection Vol:	100.0 ul	Dil. Factor:	1.0000	ALS Bottle#:	7
Method:	8330_X3	Limit Group:	GCSV - 8330		

Column: UltraCarb5uODS (20) (4.60 mm) Y Scaling: Method Defined: Scale to the Nth Largest Target: 1

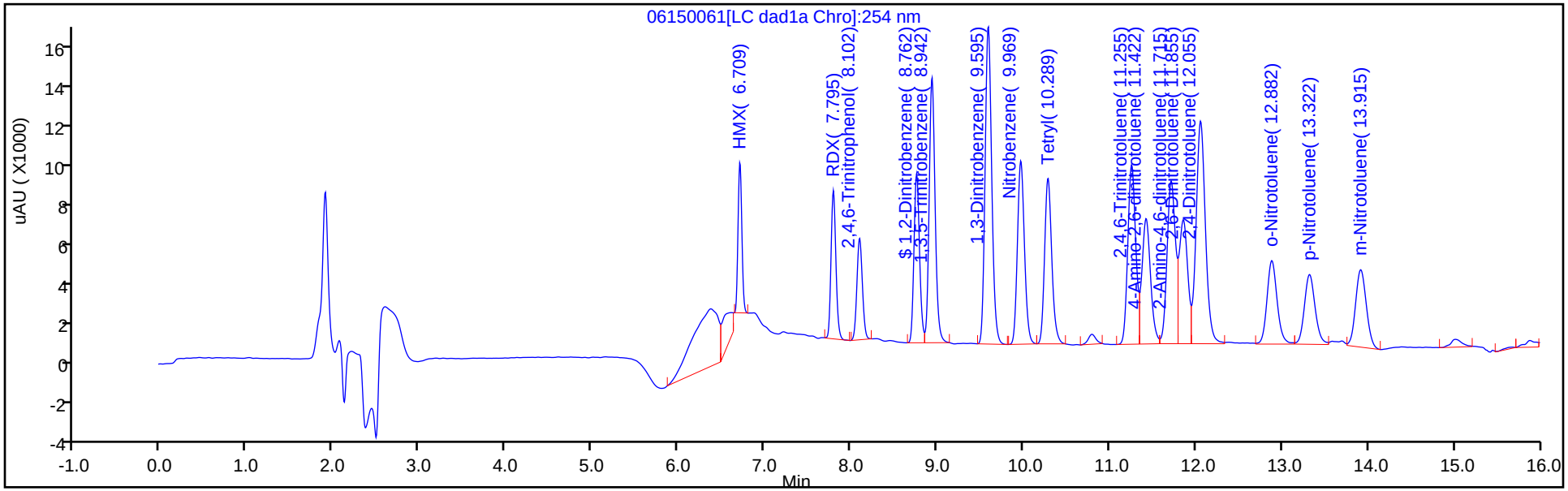

Y Scaling: Method Defined: Scale to the Nth Largest Target: 1

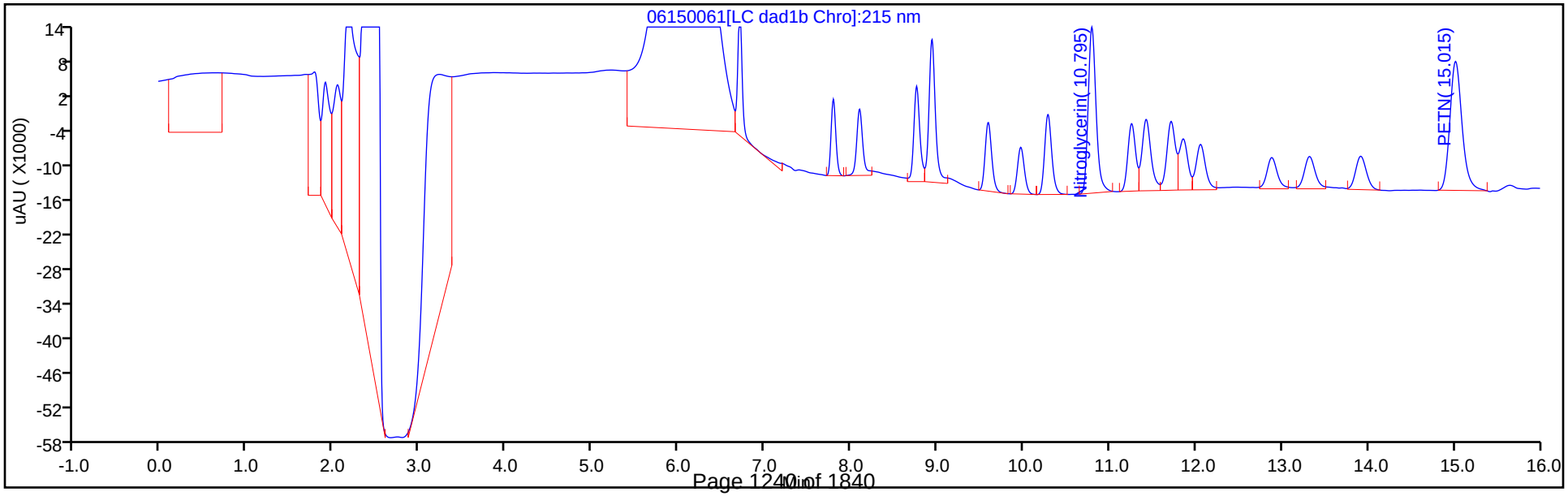

Manual Integration/User Assign Peak Report

Eurofins TestAmerica, Denver

Data File:	\\chromfs\denver\chromdata\chhplc_x\20200612-92376.b\06150061.d				
Injection Date:	16-Jun-2020 13:39:48	Instrument ID:	CHHPLC_X3		
Lims ID:	CCV INT				
Client ID:					
Operator ID:	JZ	ALS Bottle#:	7	Worklist Smp#:	61
Injection Vol:	100.0 ul	Dil. Factor:	1.0000		
Method:	8330_X3	Limit Group:	GCSV - 8330		
Column:	UltraCarb5uODS (20) (4.60 mm)	Detector	LC DAD1B, 254 nm		

3 HMX, CAS: 2691-41-0

Signal: 1

Processing Integration Results

RT: 6.71
Area: 29102
Amount: 0.338544
Amount Units: ug/mL

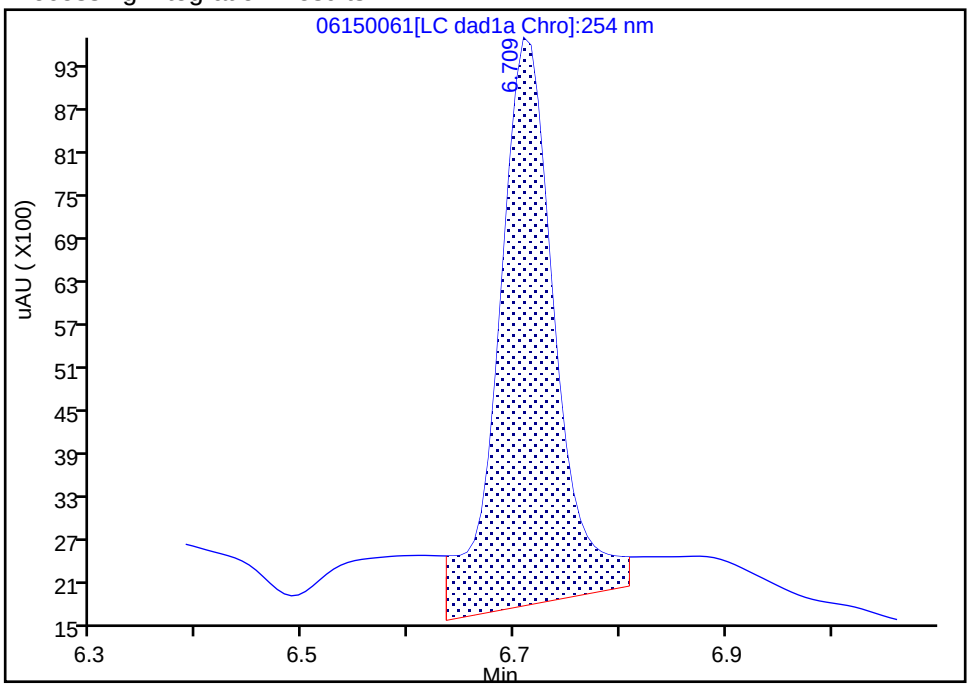

Manual Integration Results

RT: 6.71
Area: 22348
Amount: 0.259975
Amount Units: ug/mL

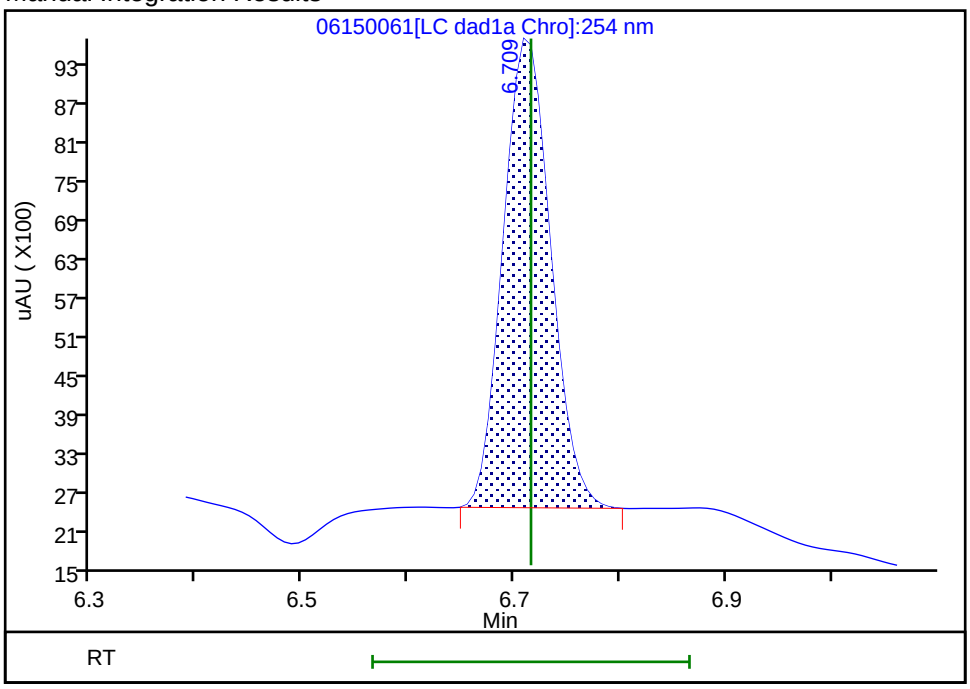

Reviewer: zhangji, 16-Jun-2020 15:01:51

Audit Action: Manually Integrated Audit Reason: Baseline

FORM VII
HPLC/IC CONTINUING CALIBRATION DATA

Lab Name: Eurofins TestAmerica, Denver Job No.: 280-137110-1

SDG No.:

Lab Sample ID: CCV 280-498591/63 Calibration Date: 06/16/2020 14:26

Instrument ID: CHHPLC_X3 Calib Start Date: 03/04/2020 21:00

GC Column: UltraCarb5uODS ID: 4.60(mm) Calib End Date: 03/04/2020 23:40

Lab File ID: 06150063.D Conc. Units: ug/L

ANALYTE	CURVE TYPE	AVE CF	CF	MIN CF	CALC AMOUNT	SPIKE AMOUNT	%D	MAX %D
TNX	Ave	217609	191796		221	250	-11.9	15.0
DNX	Ave	152928	144963		237	250	-5.2	15.0
MNX	Ave	158544	137847		254	292	-13.1	15.0

FORM VII
HPLC/IC CONTINUING CALIBRATION RETENTION TIME SUMMARY

Lab Name: Eurofins TestAmerica, Denver Job No.: 280-137110-1

SDG No.:

Lab Sample ID: CCV 280-498591/63 Calibration Date: 06/16/2020 14:26

Instrument ID: CHHPLC_X3 Calib Start Date: 03/04/2020 21:00

GC Column: UltraCarb5uODS ID: 4.60(mm) Calib End Date: 03/04/2020 23:40

Lab File ID: 06150063.D

Analyte	RT	RT WINDOW	
		FROM	TO
TNX	6.62	6.52	6.72
DNX	6.94	6.85	7.05
MNX	7.39	7.24	7.54

Eurofins TestAmerica, Denver
Target Compound Quantitation Report

Data File:	\\chromfs\Denver\ChromData\CHHPLC_X\20200612-92376.b\06150063.D				
Lims ID:	CCV DMT				
Client ID:					
Sample Type:	CCV				
Inject. Date:	16-Jun-2020 14:26:10	ALS Bottle#:	9	Worklist Smp#:	63
Injection Vol:	100.0 ul	Dil. Factor:	1.0000		
Sample Info:	CCV DMT				
Misc. Info.:	280-0092376-063				
Operator ID:	JZ	Instrument ID:	CHHPLC_X3		
Sublist:	chrom-8330_X3*sub17				
Method:	\\chromfs\Denver\ChromData\CHHPLC_X\20200612-92376.b\8330_X3.m				
Limit Group:	GCSV - 8330				
Last Update:	16-Jun-2020 21:25:24	Calib Date:	18-Mar-2020 14:39:27		
Integrator:	Falcon				
Quant Method:	External Standard	Quant By:	Initial Calibration		
Last ICal File:	\\chromna\Denver\ChromData\CHHPLC_X\20200318-90159.b\03180015.D				
Column 1 :	UltraCarb5uODS (20) (4.60 mm)		Det: LC DAD1B, 254 nm		
Process Host:	CTX1024				
First Level Reviewer: zhangji		Date:	16-Jun-2020 15:02:49		

Compound	Det	RT (min.)	Exp RT (min.)	Dlt RT (min.)	Response	Cal Amt ug/mL	OnCol Amt ug/mL	Flags
2 TNX	1	6.617	6.621	-0.004	47997	0.2503	0.2206	M
5 DNX	1	6.943	6.947	-0.004	36277	0.2503	0.2372	M
6 MNX	1	7.390	7.394	-0.004	40217	0.2918	0.2537	

QC Flag Legend

Review Flags
M - Manually Integrated

Reagents:

8330 DMT_00006 Amount Added: 12.50 Units: uL

Report Date: 16-Jun-2020 21:25:24 Chrom Revision: 2.3 10-Jun-2020 22:46:48

Eurofins TestAmerica, Denver

Data File: \\chromfs\denver\chromdata\chhplc_x\20200612-92376.b\06150063.d

Injection Date:	16-Jun-2020 14:26:10	Instrument ID:	CHHPLC_X3	Operator ID:	JZ
Lims ID:	CCV DMT			Worklist Smp#:	63
Client ID:					
Injection Vol:	100.0 ul	Dil. Factor:	1.0000	ALS Bottle#:	9
Method:	8330_X3	Limit Group:	GCSV - 8330		

Column: UltraCarb5uODS (20) (4.60 mm) Y Scaling: Method Defined: Scale to the Nth Largest Target: 1

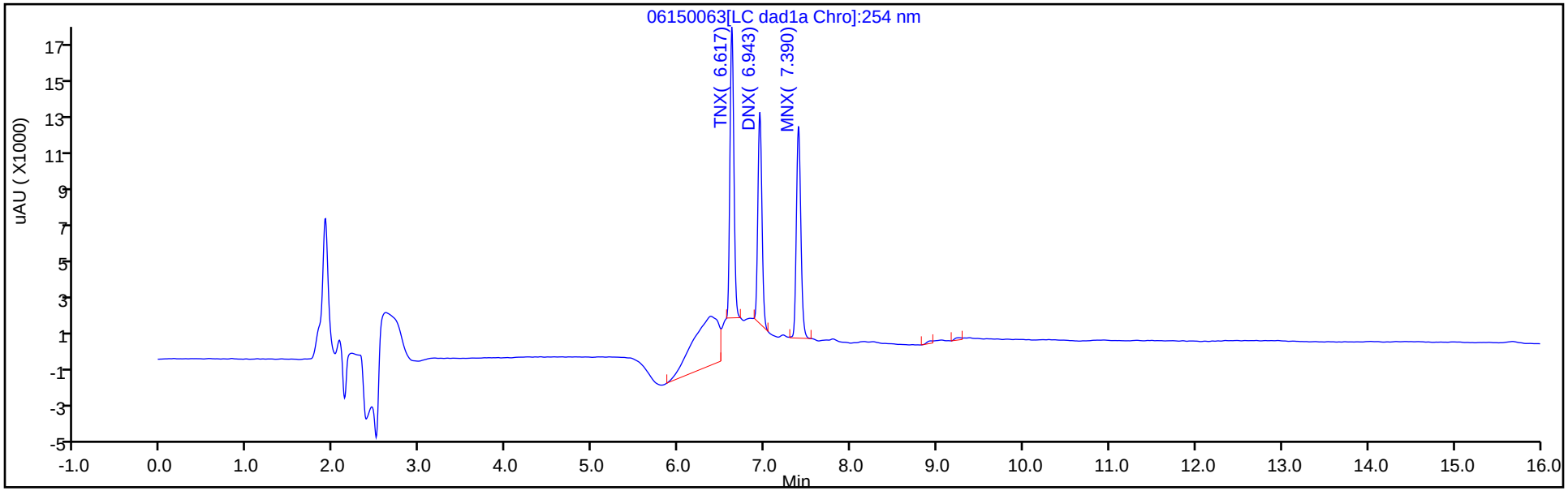

Y Scaling: Method Defined: Scale to the Nth Largest Target: 1

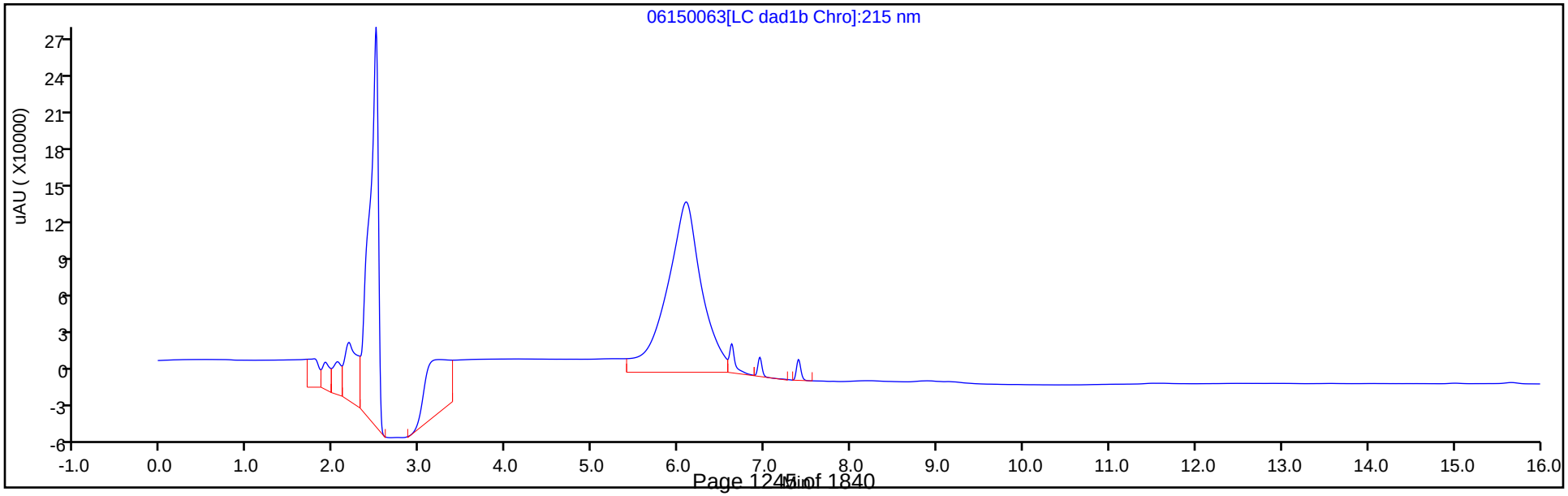

Manual Integration/User Assign Peak Report

Eurofins TestAmerica, Denver

Data File:	\\chromfs\denver\chromdata\chhplc_x\20200612-92376.b\06150063.d				
Injection Date:	16-Jun-2020 14:26:10	Instrument ID:	CHHPLC_X3		
Lims ID:	CCV DMT				
Client ID:					
Operator ID:	JZ	ALS Bottle#:	9	Worklist Smp#:	63
Injection Vol:	100.0 ul	Dil. Factor:	1.0000		
Method:	8330_X3	Limit Group:	GCSV - 8330		
Column:	UltraCarb5uODS (20) (4.60 mm)	Detector	LC DAD1B, 254 nm		

2 TNX, CAS: 13980-04-6

Signal: 1

Processing Integration Results

RT: 6.62
Area: 69714
Amount: 0.320364
Amount Units: ug/mL

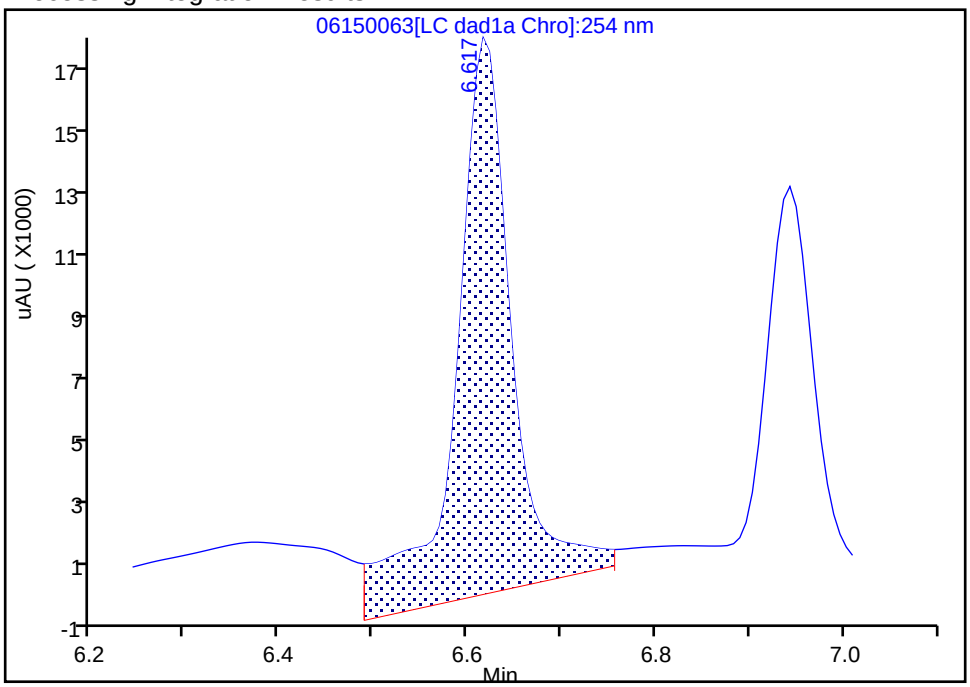

Manual Integration Results

RT: 6.62
Area: 47997
Amount: 0.220566
Amount Units: ug/mL

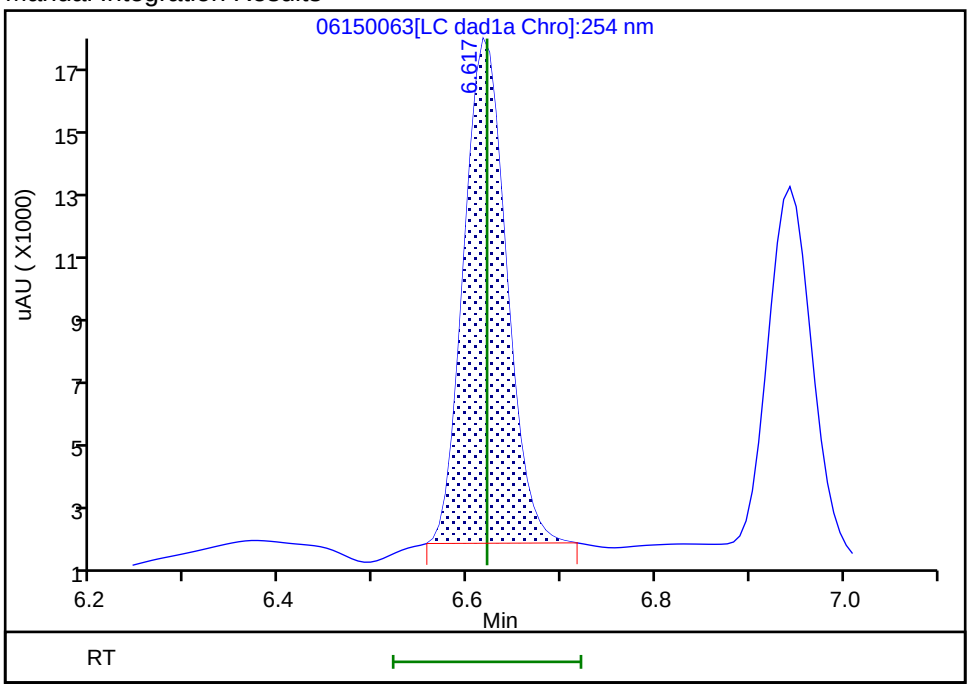

Reviewer: zhangji, 16-Jun-2020 15:02:35

Audit Action: Manually Integrated Audit Reason: Baseline

Manual Integration/User Assign Peak Report

Eurofins TestAmerica, Denver

Data File:	\\chromfs\denver\chromdata\chhplc_x\20200612-92376.b\06150063.d				
Injection Date:	16-Jun-2020 14:26:10	Instrument ID:	CHHPLC_X3		
Lims ID:	CCV DMT				
Client ID:					
Operator ID:	JZ	ALS Bottle#:	9	Worklist Smp#:	63
Injection Vol:	100.0 ul	Dil. Factor:	1.0000		
Method:	8330_X3	Limit Group:	GCSV - 8330		
Column:	UltraCarb5uODS (20) (4.60 mm)	Detector	LC DAD1B, 254 nm		

5 DNX, CAS: 80251-29-2

Signal: 1

Processing Integration Results

RT: 6.94
Area: 39960
Amount: 0.261299
Amount Units: ug/mL

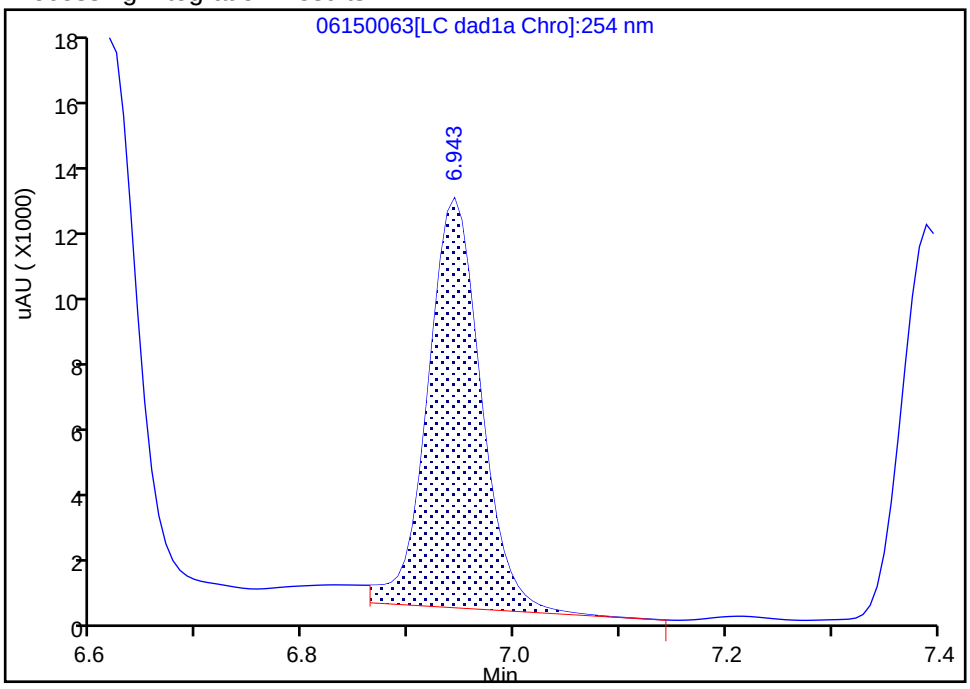

Manual Integration Results

RT: 6.94
Area: 36277
Amount: 0.237216
Amount Units: ug/mL

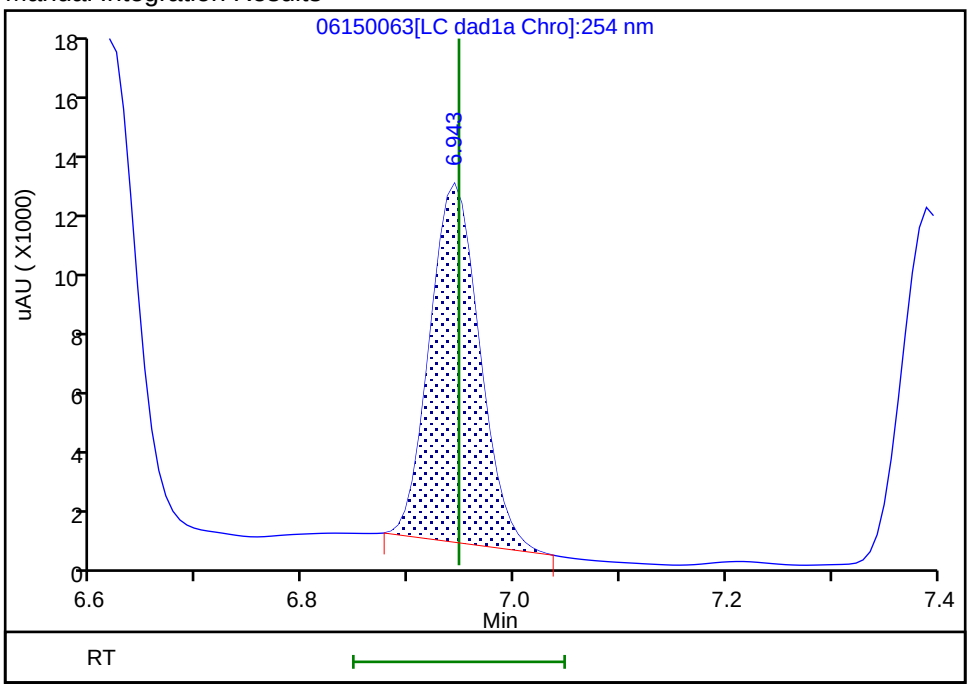

Reviewer: zhangji, 16-Jun-2020 15:02:40

Audit Action: Manually Integrated Audit Reason: Baseline

FORM VII
HPLC/IC CONTINUING CALIBRATION DATA

Lab Name: Eurofins TestAmerica, Denver Job No.: 280-137110-1

SDG No.:

Lab Sample ID: CCV 280-498990/7 Calibration Date: 06/16/2020 18:54

Instrument ID: CHHPLC_X3 Calib Start Date: 03/18/2020 11:35

GC Column: UltraCarb5uODS ID: 4.60(mm) Calib End Date: 03/18/2020 14:39

Lab File ID: 06160007.D Conc. Units: ug/L

ANALYTE	CURVE TYPE	AVE CF	CF	MIN CF	CALC AMOUNT	SPIKE AMOUNT	%D	MAX %D
HMX	Ave	85962	88640		258	250	3.1	15.0
RDX	Ave	116613	110372		237	250	-5.4	15.0
Picric acid	Ave	85131	83448		245	250	-2.0	15.0
1,3,5-Trinitrobenzene	Ave	230309	236407		257	251	2.6	15.0
1,3-Dinitrobenzene	Ave	306686	317501		259	251	3.5	15.0
Nitrobenzene	Ave	200403	205211		257	251	2.4	15.0
Tetryl	Ave	177032	178507		253	251	0.8	15.0
Nitroglycerin	Ave	68133	71298		2620	2500	4.6	15.0
2,4,6-Trinitrotoluene	Ave	204031	213131		262	251	4.5	15.0
4-Amino-2,6-dinitrotoluene	Lin2		167405		241	250	-3.5	15.0
2-Amino-4,6-dinitrotoluene	Ave	202817	208598		258	251	2.9	15.0
2,6-Dinitrotoluene	Ave	149452	158729		267	251	6.2	15.0
2,4-Dinitrotoluene	Ave	303584	310960		257	251	2.4	15.0
2-Nitrotoluene	Ave	135051	135484		251	250	0.3	15.0
4-Nitrotoluene	Ave	113005	115561		256	251	2.3	15.0
3-Nitrotoluene	Ave	143029	148052		259	250	3.5	15.0
PETN	Ave	78605	83360		2650	2500	6.0	15.0
1,2-Dinitrobenzene	Ave	138212	143972		260	250	4.2	15.0

FORM VII
HPLC/IC CONTINUING CALIBRATION RETENTION TIME SUMMARY

Lab Name: Eurofins TestAmerica, Denver Job No.: 280-137110-1

SDG No.:

Lab Sample ID: CCV 280-498990/7 Calibration Date: 06/16/2020 18:54

Instrument ID: CHHPLC_X3 Calib Start Date: 03/18/2020 11:35

GC Column: UltraCarb5uODS ID: 4.60(mm) Calib End Date: 03/18/2020 14:39

Lab File ID: 06160007.D

Analyte	RT	RT WINDOW	
		FROM	TO
HMX	6.71	6.56	6.86
RDX	7.79	7.64	7.94
Picric acid	8.09	7.94	8.24
1,3,5-Trinitrobenzene	8.94	8.79	9.09
1,3-Dinitrobenzene	9.59	9.44	9.74
Nitrobenzene	9.97	9.82	10.12
Tetryl	10.28	10.13	10.43
Nitroglycerin	10.79	10.64	10.94
2,4,6-Trinitrotoluene	11.25	11.15	11.35
4-Amino-2,6-dinitrotoluene	11.42	11.32	11.52
2-Amino-4,6-dinitrotoluene	11.70	11.60	11.80
2,6-Dinitrotoluene	11.85	11.75	11.95
2,4-Dinitrotoluene	12.05	11.95	12.15
2-Nitrotoluene	12.88	12.73	13.03
4-Nitrotoluene	13.31	13.16	13.46
3-Nitrotoluene	13.90	13.75	14.05
PETN	15.00	14.85	15.15
1,2-Dinitrobenzene	8.76	8.61	8.91

Eurofins TestAmerica, Denver
Target Compound Quantitation Report

Data File: \\chromfs\Denver\ChromData\CHHPLC_X\20200616-92483.b\06160007.D
Lims ID: CCV INT
Client ID:
Sample Type: CCV
Inject. Date: 16-Jun-2020 18:54:22 ALS Bottle#: 7 Worklist Smp#: 7
Injection Vol: 100.0 ul Dil. Factor: 1.0000
Sample Info: CCV INT
Misc. Info.: 280-0092483-007
Operator ID: JZ Instrument ID: CHHPLC_X3
Sublist: chrom-8330_X3*sub9

Method: \\chromfs\Denver\ChromData\CHHPLC_X\20200616-92483.b\8330_X3.m
Limit Group: GCSV - 8330
Last Update: 17-Jun-2020 17:24:19 Calib Date: 18-Mar-2020 14:39:27
Integrator: Falcon
Quant Method: External Standard Quant By: Initial Calibration
Last ICal File: \\chromna\Denver\ChromData\CHHPLC_X\20200318-90159.b\03180015.D

Column 1 : UltraCarb5uODS (20) (4.60 mm) Det: LC DAD1B, 254 nm
Process Host: CTX1005

First Level Reviewer: zhangji Date: 16-Jun-2020 19:43:56

Compound	Det	RT (min.)	Exp RT (min.)	Dlt RT (min.)	Response	Cal Amt ug/mL	OnCol Amt ug/mL	Flags
3 HMX	1	6.709	6.709	0.000	22160	0.2500	0.2578	M
7 RDX	1	7.789	7.789	0.000	27593	0.2500	0.2366	
8 2,4,6-Trinitrophenol	1	8.089	8.089	0.000	20862	0.2500	0.2451	
$ 9 1,2-Dinitrobenzene	1	8.763	8.763	0.000	35993	0.2500	0.2604	
10 1,3,5-Trinitrobenzene	1	8.936	8.936	0.000	59220	0.2505	0.2571	
11 1,3-Dinitrobenzene	1	9.589	9.589	0.000	79534	0.2505	0.2593	
12 Nitrobenzene	1	9.969	9.969	0.000	51508	0.2510	0.2570	
14 Tetryl	1	10.282	10.282	0.000	44716	0.2505	0.2526	
15 Nitroglycerin	2	10.789	10.789	0.000	178246	2.50	2.62	
16 2,4,6-Trinitrotoluene	1	11.249	11.249	0.000	53496	0.2510	0.2622	
17 4-Amino-2,6-dinitrotoluene	1	11.416	11.416	0.000	41893	0.2503	0.2414	
18 2-Amino-4,6-dinitrotoluene	1	11.702	11.702	0.000	52358	0.2510	0.2582	
19 2,6-Dinitrotoluene	1	11.849	11.849	0.000	39841	0.2510	0.2666	
20 2,4-Dinitrotoluene	1	12.049	12.049	0.000	78051	0.2510	0.2571	
21 o-Nitrotoluene	1	12.876	12.876	0.000	33871	0.2500	0.2508	
22 p-Nitrotoluene	1	13.309	13.309	0.000	28948	0.2505	0.2562	
23 m-Nitrotoluene	1	13.902	13.902	0.000	37050	0.2503	0.2590	
24 PETN	2	14.996	14.996	0.000	208399	2.50	2.65	

QC Flag Legend

Review Flags
M - Manually Integrated

Reagents:

8330IntermStk_00061 Amount Added: 25.00 Units: uL

Report Date: 17-Jun-2020 17:24:19 Chrom Revision: 2.3 10-Jun-2020 22:46:48

Eurofins TestAmerica, Denver

Data File: \\chromfs\denver\chromdata\chhplc_x\20200616-92483.b\06160007.d

Injection Date:	16-Jun-2020 18:54:22	Instrument ID:	CHHPLC_X3	Operator ID:	JZ
Lims ID:	CCV INT			Worklist Smp#:	7
Client ID:					
Injection Vol:	100.0 ul	Dil. Factor:	1.0000	ALS Bottle#:	7
Method:	8330_X3	Limit Group:	GCSV - 8330		

Column: UltraCarb5uODS (20) (4.60 mm) Y Scaling: Method Defined: Scale to the Nth Largest Target: 1

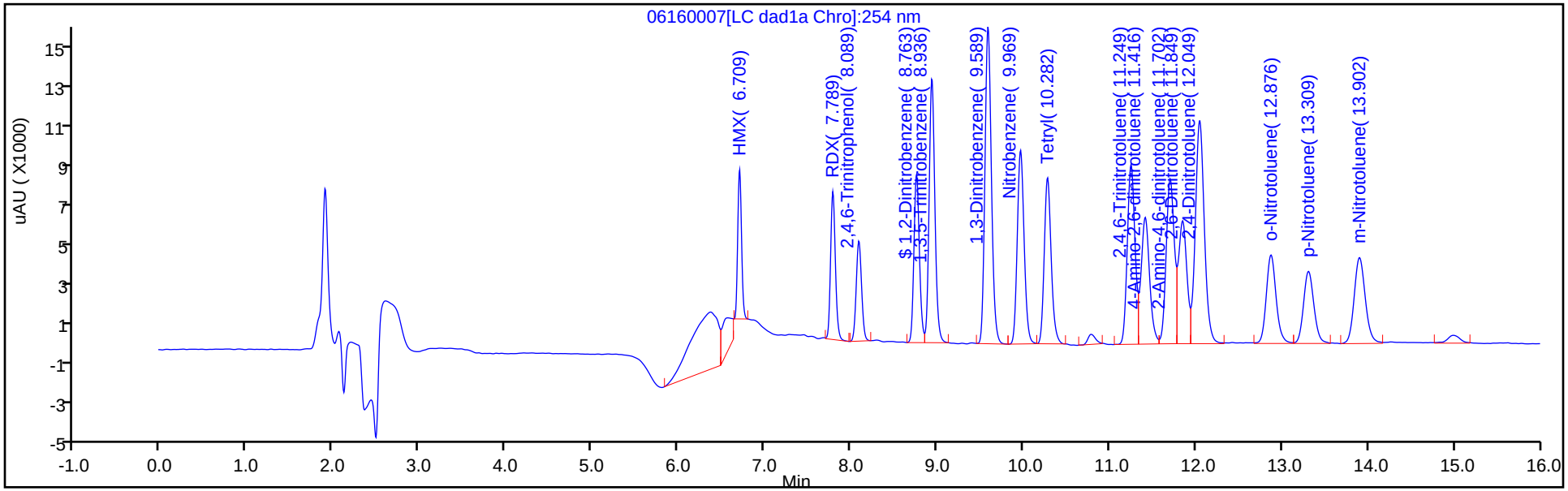

Y Scaling: Method Defined: Scale to the Nth Largest Target: 1

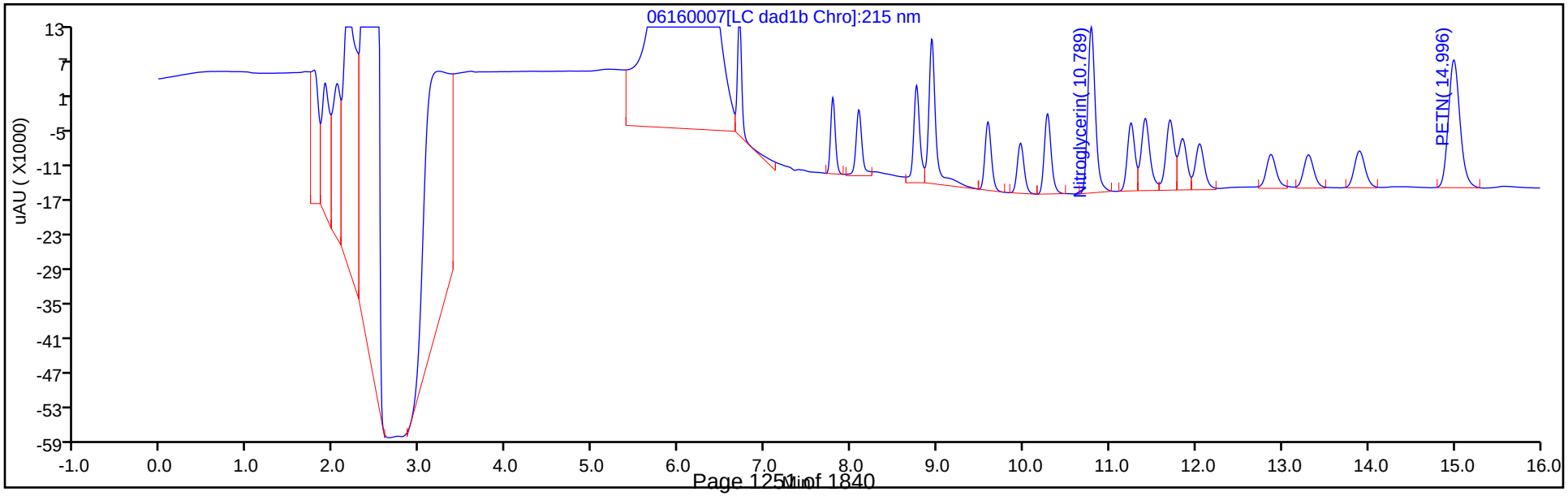

Manual Integration/User Assign Peak Report

Eurofins TestAmerica, Denver

Data File:	\\chromfs\denver\chromdata\chhplc_x\20200616-92483.b\06160007.d				
Injection Date:	16-Jun-2020 18:54:22	Instrument ID:	CHHPLC_X3		
Lims ID:	CCV INT				
Client ID:					
Operator ID:	JZ	ALS Bottle#:	7	Worklist Smp#:	7
Injection Vol:	100.0 ul	Dil. Factor:	1.0000		
Method:	8330_X3	Limit Group:	GCSV - 8330		
Column:	UltraCarb5uODS (20) (4.60 mm)	Detector	LC DAD1B, 254 nm		

3 HMX, CAS: 2691-41-0

Signal: 1

Processing Integration Results

RT: 6.71
Area: 31064
Amount: 0.361368
Amount Units: ug/mL

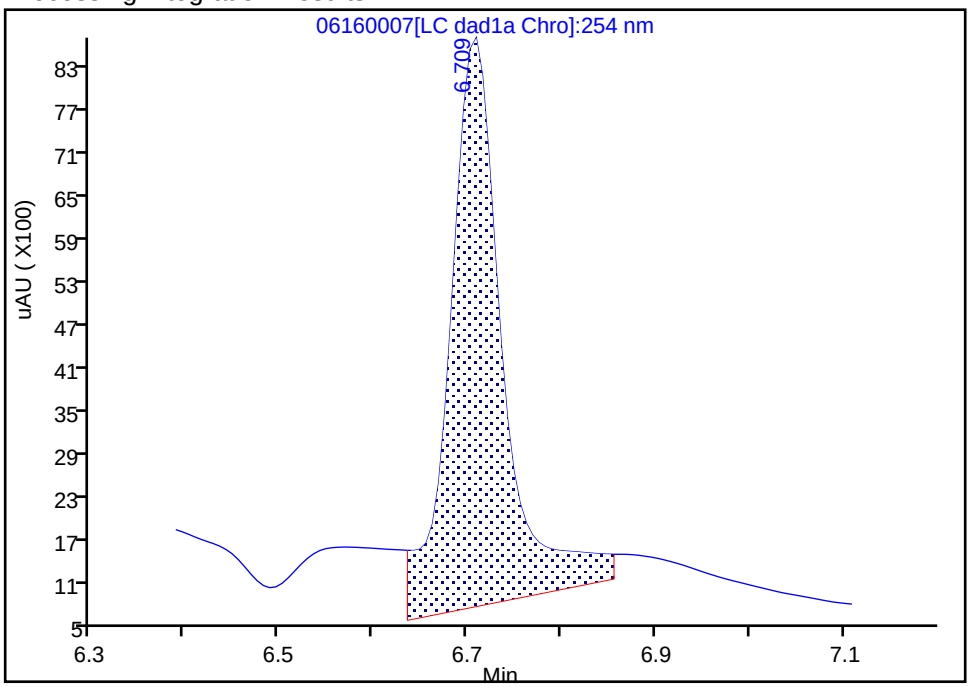

Manual Integration Results

RT: 6.71
Area: 22160
Amount: 0.257788
Amount Units: ug/mL

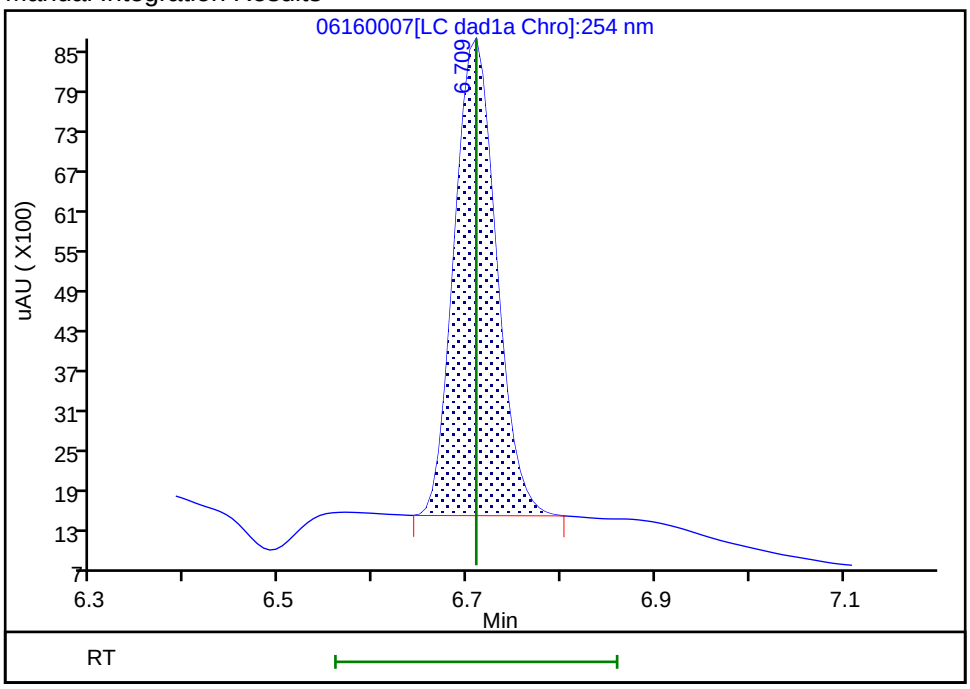

Reviewer: zhangji, 16-Jun-2020 19:27:22

Audit Action: Manually Integrated Audit Reason: Baseline

FORM VII
HPLC/IC CONTINUING CALIBRATION DATA

Lab Name: Eurofins TestAmerica, Denver Job No.: 280-137110-1

SDG No.:

Lab Sample ID: CCV 280-498990/9 Calibration Date: 06/16/2020 19:40

Instrument ID: CHHPLC_X3 Calib Start Date: 03/04/2020 21:00

GC Column: UltraCarb5uODS ID: 4.60(mm) Calib End Date: 03/04/2020 23:40

Lab File ID: 06160009.D Conc. Units: ug/L

ANALYTE	CURVE TYPE	AVE CF	CF	MIN CF	CALC AMOUNT	SPIKE AMOUNT	%D	MAX %D
TNX	Ave	217609	211445		243	250	-2.8	15.0
DNX	Ave	152928	156380		256	250	2.3	15.0
MNX	Ave	158544	145889		268	292	-8.0	15.0

FORM VII
HPLC/IC CONTINUING CALIBRATION RETENTION TIME SUMMARY

Lab Name: Eurofins TestAmerica, Denver Job No.: 280-137110-1

SDG No.:

Lab Sample ID: CCV 280-498990/9 Calibration Date: 06/16/2020 19:40

Instrument ID: CHHPLC_X3 Calib Start Date: 03/04/2020 21:00

GC Column: UltraCarb5uODS ID: 4.60(mm) Calib End Date: 03/04/2020 23:40

Lab File ID: 06160009.D

Analyte	RT	RT WINDOW	
		FROM	TO
TNX	6.62	6.52	6.72
DNX	6.94	6.85	7.05
MNX	7.39	7.24	7.54

Eurofins TestAmerica, Denver
Target Compound Quantitation Report

Data File: \\chromfs\Denver\ChromData\CHHPLC_X\20200616-92483.b\06160009.D
Lims ID: CCV DMT
Client ID:
Sample Type: CCV
Inject. Date: 16-Jun-2020 19:40:40 ALS Bottle#: 9 Worklist Smp#: 9
Injection Vol: 100.0 ul Dil. Factor: 1.0000
Sample Info: CCV DMT
Misc. Info.: 280-0092483-009
Operator ID: JZ Instrument ID: CHHPLC_X3
Sublist: chrom-8330_X3*sub17

Method: \\chromfs\Denver\ChromData\CHHPLC_X\20200616-92483.b\8330_X3.m
Limit Group: GCSV - 8330
Last Update: 17-Jun-2020 17:24:20 Calib Date: 18-Mar-2020 14:39:27
Integrator: Falcon
Quant Method: External Standard Quant By: Initial Calibration
Last ICal File: \\chromna\Denver\ChromData\CHHPLC_X\20200318-90159.b\03180015.D

Column 1 : UltraCarb5uODS (20) (4.60 mm) Det: LC DAD1B, 254 nm
Process Host: CTX1005

First Level Reviewer: zhangji Date: 16-Jun-2020 20:12:50

Compound	Det	RT (min.)	Exp RT (min.)	Dlt RT (min.)	Response	Cal Amt ug/mL	OnCol Amt ug/mL	Flags
2 TNX	1	6.621	6.621	0.000	52914	0.2503	0.2432	M
5 DNX	1	6.941	6.947	-0.006	39134	0.2503	0.2559	M
6 MNX	1	7.388	7.394	-0.006	42563	0.2918	0.2685	

QC Flag Legend

Review Flags
M - Manually Integrated

Reagents:

8330 DMT_00006 Amount Added: 12.50 Units: uL

Report Date: 17-Jun-2020 17:24:20 Chrom Revision: 2.3 10-Jun-2020 22:46:48

Eurofins TestAmerica, Denver

Data File: \\chromfs\denver\chromdata\chhplc_x\20200616-92483.b\06160009.d

Injection Date:	16-Jun-2020 19:40:40	Instrument ID:	CHHPLC_X3	Operator ID:	JZ
Lims ID:	CCV DMT			Worklist Smp#:	9
Client ID:					
Injection Vol:	100.0 ul	Dil. Factor:	1.0000	ALS Bottle#:	9
Method:	8330_X3	Limit Group:	GCSV - 8330		

Column: UltraCarb5uODS (20) (4.60 mm) Y Scaling: Method Defined: Scale to the Nth Largest Target: 1

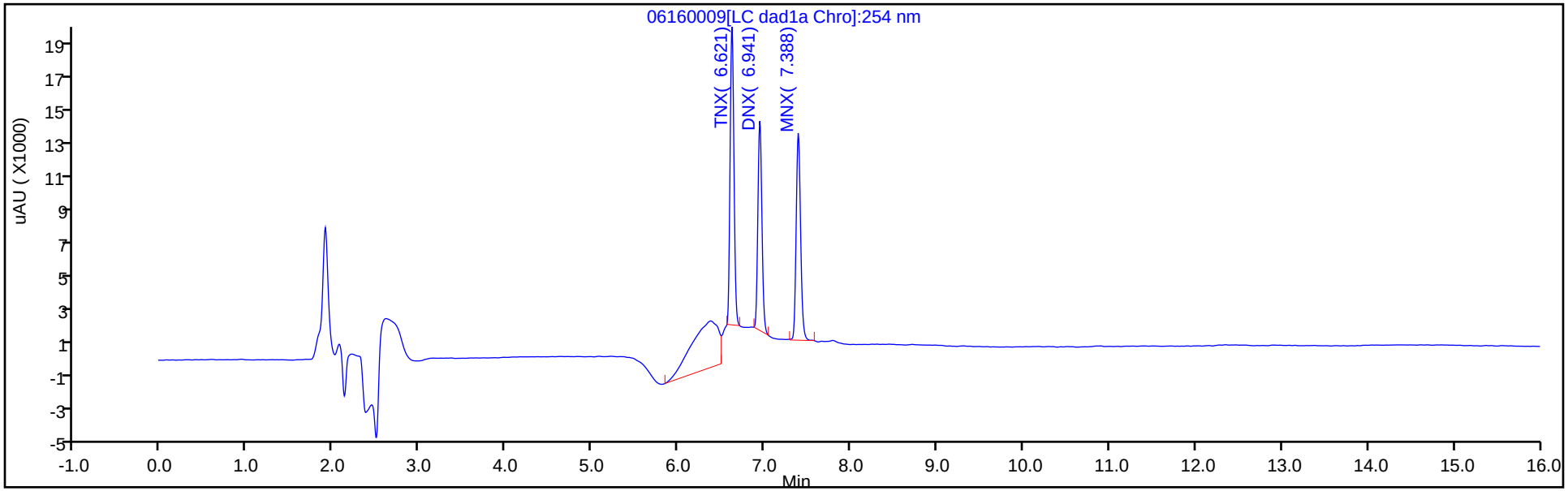

Y Scaling: Method Defined: Scale to the Nth Largest Target: 1

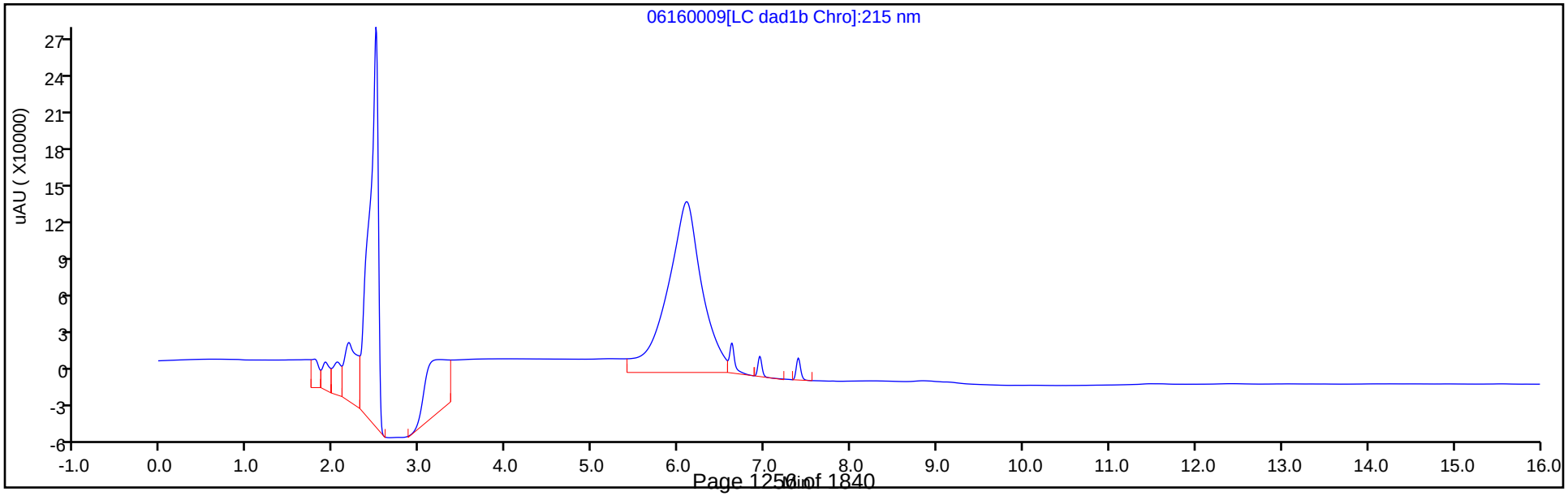

Manual Integration/User Assign Peak Report

Eurofins TestAmerica, Denver

Data File:	\\chromfs\denver\chromdata\chhplc_x\20200616-92483.b\06160009.d				
Injection Date:	16-Jun-2020 19:40:40	Instrument ID:	CHHPLC_X3		
Lims ID:	CCV DMT				
Client ID:					
Operator ID:	JZ	ALS Bottle#:	9	Worklist Smp#:	9
Injection Vol:	100.0 ul	Dil. Factor:	1.0000		
Method:	8330_X3	Limit Group:	GCSV - 8330		
Column:	UltraCarb5uODS (20) (4.60 mm)	Detector	LC DAD1B, 254 nm		

2 TNX, CAS: 13980-04-6

Signal: 1

Processing Integration Results

RT: 6.62
Area: 74337
Amount: 0.341609
Amount Units: ug/mL

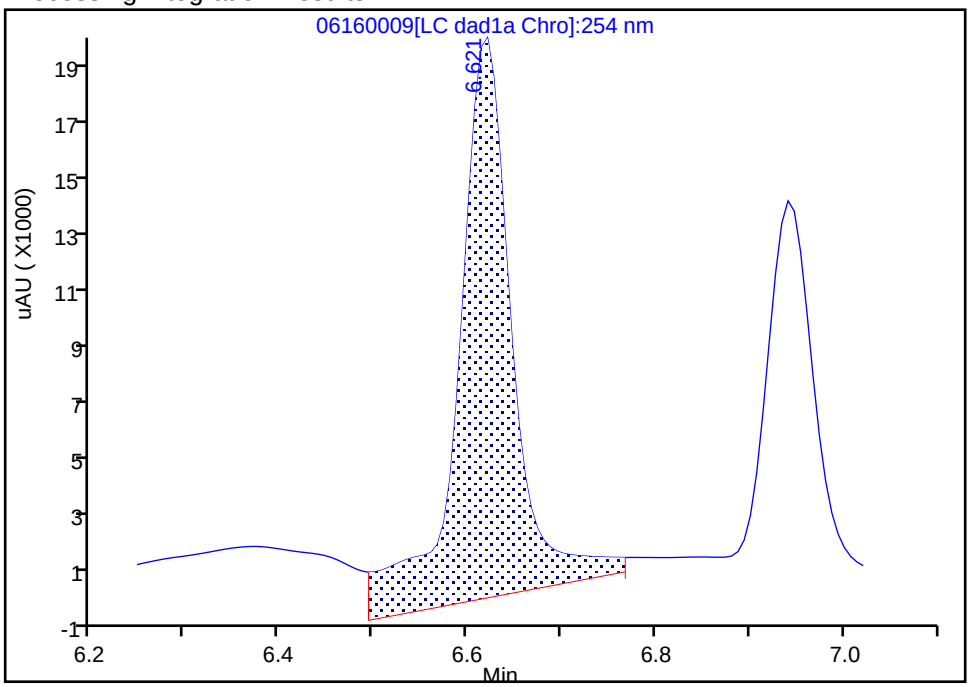

Manual Integration Results

RT: 6.62
Area: 52914
Amount: 0.243161
Amount Units: ug/mL

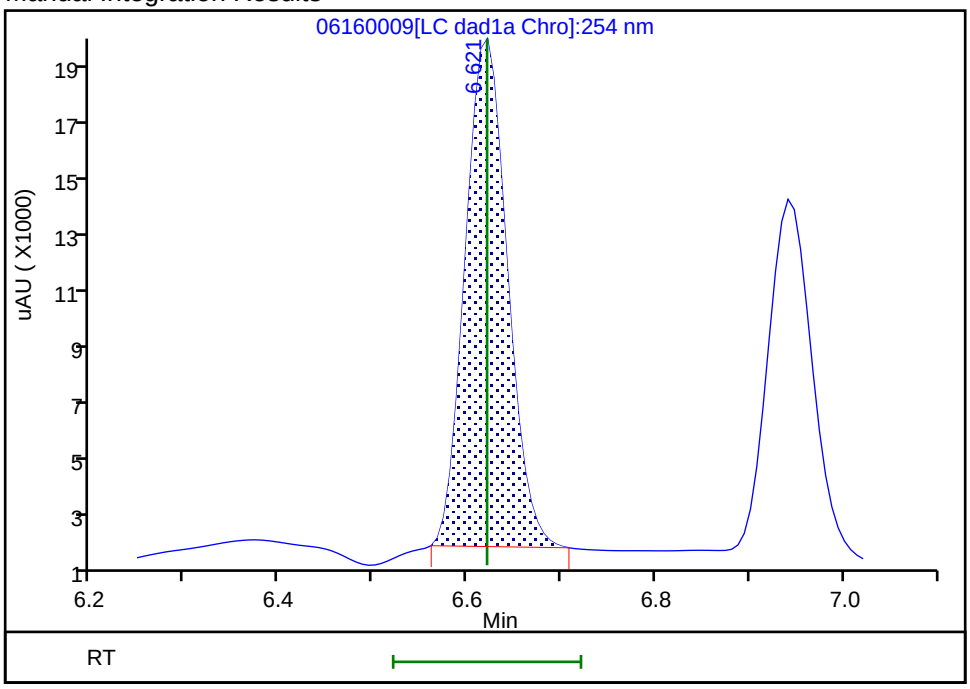

Reviewer: zhangji, 16-Jun-2020 20:12:41

Audit Action: Manually Integrated Audit Reason: Baseline

Manual Integration/User Assign Peak Report

Eurofins TestAmerica, Denver

Data File:	\\chromfs\denver\chromdata\chhplc_x\20200616-92483.b\06160009.d				
Injection Date:	16-Jun-2020 19:40:40	Instrument ID:	CHHPLC_X3		
Lims ID:	CCV DMT				
Client ID:					
Operator ID:	JZ	ALS Bottle#:	9	Worklist Smp#:	9
Injection Vol:	100.0 ul	Dil. Factor:	1.0000		
Method:	8330_X3	Limit Group:	GCSV - 8330		
Column:	UltraCarb5uODS (20) (4.60 mm)	Detector	LC DAD1B, 254 nm		

5 DNX, CAS: 80251-29-2

Signal: 1

Processing Integration Results

RT: 6.94
Area: 41692
Amount: 0.272624
Amount Units: ug/mL

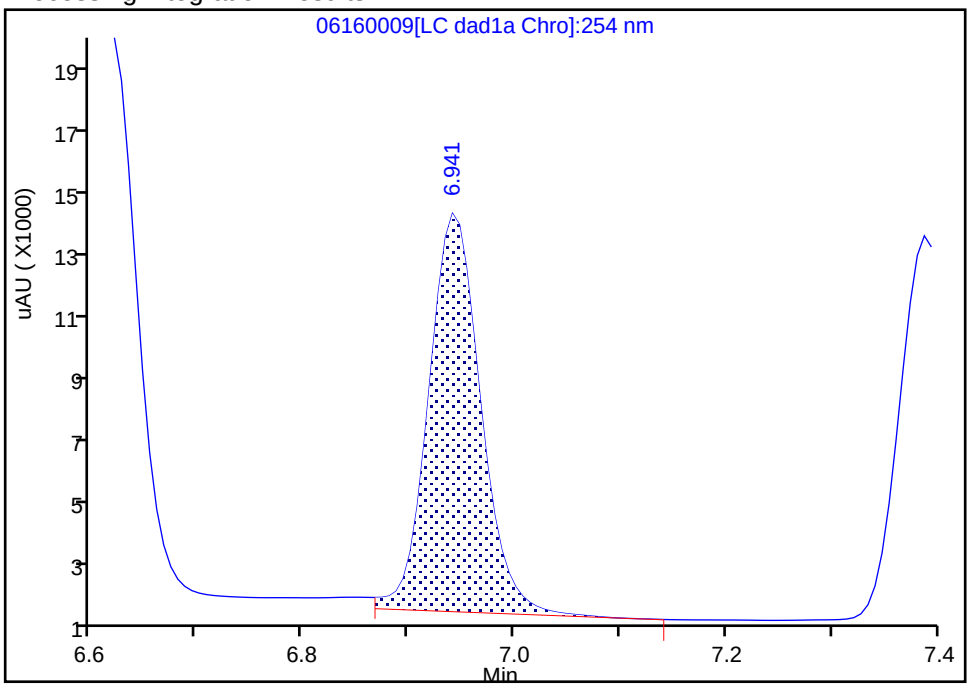

Manual Integration Results

RT: 6.94
Area: 39134
Amount: 0.255898
Amount Units: ug/mL

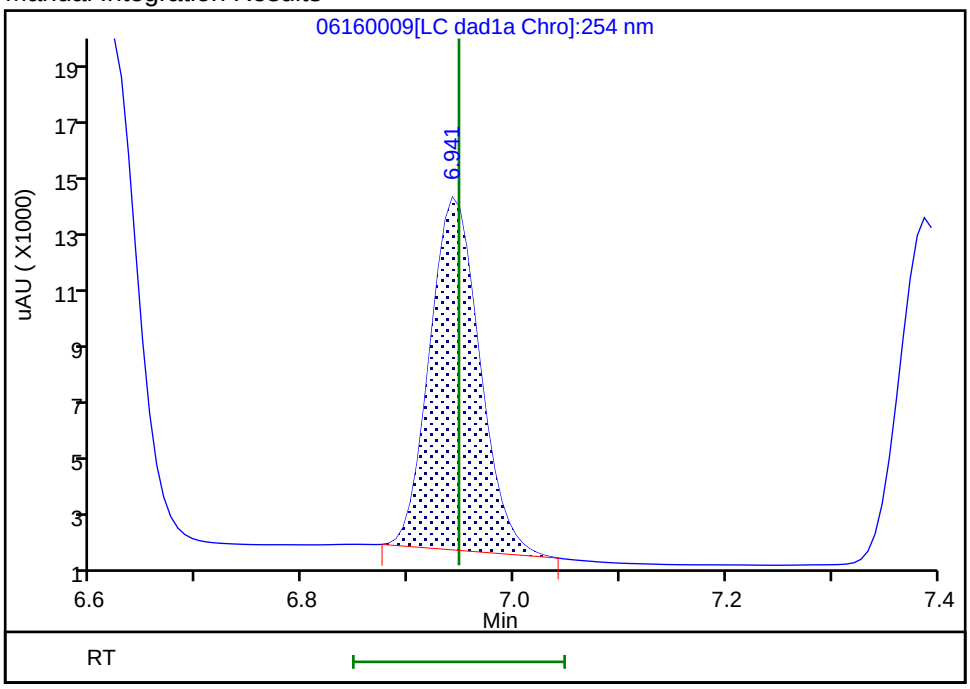

Reviewer: zhangji, 16-Jun-2020 20:12:45

Audit Action: Manually Integrated Audit Reason: Baseline

FORM VII
HPLC/IC CONTINUING CALIBRATION DATA

Lab Name: Eurofins TestAmerica, Denver Job No.: 280-137110-1

SDG No.:

Lab Sample ID: CCV 280-498990/19 Calibration Date: 06/16/2020 23:30

Instrument ID: CHHPLC_X3 Calib Start Date: 03/18/2020 11:35

GC Column: UltraCarb5uODS ID: 4.60(mm) Calib End Date: 03/18/2020 14:39

Lab File ID: 06160019.D Conc. Units: ug/L

ANALYTE	CURVE TYPE	AVE CF	CF	MIN CF	CALC AMOUNT	SPIKE AMOUNT	%D	MAX %D
HMX	Ave	85962	89776		261	250	4.4	15.0
RDX	Ave	116613	111560		239	250	-4.3	15.0
Picric acid	Ave	85131	85192		250	250	0.0	15.0
1,3,5-Trinitrobenzene	Ave	230309	240439		262	251	4.4	15.0
1,3-Dinitrobenzene	Ave	306686	321760		263	251	4.9	15.0
Nitrobenzene	Ave	200403	204880		257	251	2.2	15.0
Tetryl	Ave	177032	183577		260	251	3.7	15.0
Nitroglycerin	Ave	68133	72413		2660	2500	6.3	15.0
2,4,6-Trinitrotoluene	Ave	204031	216677		267	251	6.2	15.0
4-Amino-2,6-dinitrotoluene	Lin2		169391		244	250	-2.4	15.0
2-Amino-4,6-dinitrotoluene	Ave	202817	210143		260	251	3.6	15.0
2,6-Dinitrotoluene	Ave	149452	161725		272	251	8.2	15.0
2,4-Dinitrotoluene	Ave	303584	316474		262	251	4.2	15.0
2-Nitrotoluene	Ave	135051	132976		246	250	-1.5	15.0
4-Nitrotoluene	Ave	113005	128016		284	251	13.3	15.0
3-Nitrotoluene	Ave	143029	148336		260	250	3.7	15.0
PETN	Ave	78605	84075		2670	2500	7.0	15.0
1,2-Dinitrobenzene	Ave	138212	145160		263	250	5.0	15.0

FORM VII
HPLC/IC CONTINUING CALIBRATION RETENTION TIME SUMMARY

Lab Name: Eurofins TestAmerica, Denver Job No.: 280-137110-1

SDG No.:

Lab Sample ID: CCV 280-498990/19 Calibration Date: 06/16/2020 23:30

Instrument ID: CHHPLC_X3 Calib Start Date: 03/18/2020 11:35

GC Column: UltraCarb5uODS ID: 4.60(mm) Calib End Date: 03/18/2020 14:39

Lab File ID: 06160019.D

Analyte	RT	RT WINDOW	
		FROM	TO
HMX	6.73	6.56	6.86
RDX	7.81	7.64	7.94
Picric acid	8.12	7.94	8.24
1,3,5-Trinitrobenzene	8.95	8.79	9.09
1,3-Dinitrobenzene	9.60	9.44	9.74
Nitrobenzene	9.97	9.82	10.12
Tetryl	10.28	10.13	10.43
Nitroglycerin	10.79	10.64	10.94
2,4,6-Trinitrotoluene	11.25	11.15	11.35
4-Amino-2,6-dinitrotoluene	11.42	11.32	11.52
2-Amino-4,6-dinitrotoluene	11.71	11.60	11.80
2,6-Dinitrotoluene	11.85	11.75	11.95
2,4-Dinitrotoluene	12.05	11.95	12.15
2-Nitrotoluene	12.87	12.73	13.03
4-Nitrotoluene	13.30	13.16	13.46
3-Nitrotoluene	13.89	13.75	14.05
PETN	14.97	14.85	15.15
1,2-Dinitrobenzene	8.77	8.61	8.91

Eurofins TestAmerica, Denver
Target Compound Quantitation Report

Data File: \\chromfs\Denver\ChromData\CHHPLC_X\20200616-92483.b\06160019.D
Lims ID: CCV INT
Client ID:
Sample Type: CCV
Inject. Date: 16-Jun-2020 23:30:49 ALS Bottle#: 7 Worklist Smp#: 19
Injection Vol: 100.0 ul Dil. Factor: 1.0000
Sample Info: CCV INT
Misc. Info.: 280-0092483-019
Operator ID: JZ Instrument ID: CHHPLC_X3
Sublist: chrom-8330_X3*sub9

Method: \\chromfs\Denver\ChromData\CHHPLC_X\20200616-92483.b\8330_X3.m
Limit Group: GCSV - 8330
Last Update: 19-Jun-2020 20:59:20 Calib Date: 18-Mar-2020 14:39:27
Integrator: Falcon
Quant Method: External Standard Quant By: Initial Calibration
Last ICal File: \\chromna\Denver\ChromData\CHHPLC_X\20200318-90159.b\03180015.D

Column 1 : UltraCarb5uODS (20) (4.60 mm) Det: LC DAD1B, 254 nm
Process Host: CTX1007

	Compound	Det	RT (min.)	Exp RT (min.)	Dlt RT (min.)	Response	Cal Amt ug/mL	OnCol Amt ug/mL	Flags
	3 HMX	1	6.725	6.709	0.016	22444	0.2500	0.2611	M
	7 RDX	1	7.805	7.789	0.016	27890	0.2500	0.2392	
	8 2,4,6-Trinitrophenol	1	8.119	8.089	0.030	21298	0.2500	0.2502	
$	9 1,2-Dinitrobenzene	1	8.765	8.763	0.002	36290	0.2500	0.2626	
	10 1,3,5-Trinitrobenzene	1	8.945	8.936	0.009	60230	0.2505	0.2615	
	11 1,3-Dinitrobenzene	1	9.599	9.589	0.010	80601	0.2505	0.2628	
	12 Nitrobenzene	1	9.972	9.969	0.003	51425	0.2510	0.2566	
	14 Tetryl	1	10.279	10.282	-0.003	45986	0.2505	0.2598	
	15 Nitroglycerin	2	10.792	10.789	0.003	181033	2.50	2.66	
	16 2,4,6-Trinitrotoluene	1	11.252	11.249	0.003	54386	0.2510	0.2666	
	17 4-Amino-2,6-dinitrotoluene	1	11.419	11.416	0.003	42390	0.2503	0.2442	
	18 2-Amino-4,6-dinitrotoluene	1	11.712	11.702	0.010	52746	0.2510	0.2601	
	19 2,6-Dinitrotoluene	1	11.845	11.849	-0.004	40593	0.2510	0.2716	
	20 2,4-Dinitrotoluene	1	12.045	12.049	-0.004	79435	0.2510	0.2617	
	21 o-Nitrotoluene	1	12.865	12.876	-0.011	33244	0.2500	0.2462	
	22 p-Nitrotoluene	1	13.299	13.309	-0.010	32068	0.2505	0.2838	
	23 m-Nitrotoluene	1	13.885	13.902	-0.017	37121	0.2503	0.2595	
	24 PETN	2	14.972	14.996	-0.024	210187	2.50	2.67	

QC Flag Legend

Review Flags
M - Manually Integrated

Reagents:

8330IntermStk_00061 Amount Added: 25.00 Units: uL

Report Date: 19-Jun-2020 20:59:20 Chrom Revision: 2.3 17-Jun-2020 19:07:08

Eurofins TestAmerica, Denver

Data File: \\chromfs\denver\chromdata\chhplc_x\20200616-92483.b\06160019.d

Injection Date:	16-Jun-2020 23:30:49	Instrument ID:	CHHPLC_X3	Operator ID:	JZ
Lims ID:	CCV INT			Worklist Smp#:	19
Client ID:					
Injection Vol:	100.0 ul	Dil. Factor:	1.0000	ALS Bottle#:	7
Method:	8330_X3	Limit Group:	GCSV - 8330		

Column: UltraCarb5uODS (20) (4.60 mm) Y Scaling: Method Defined: Scale to the Nth Largest Target: 1

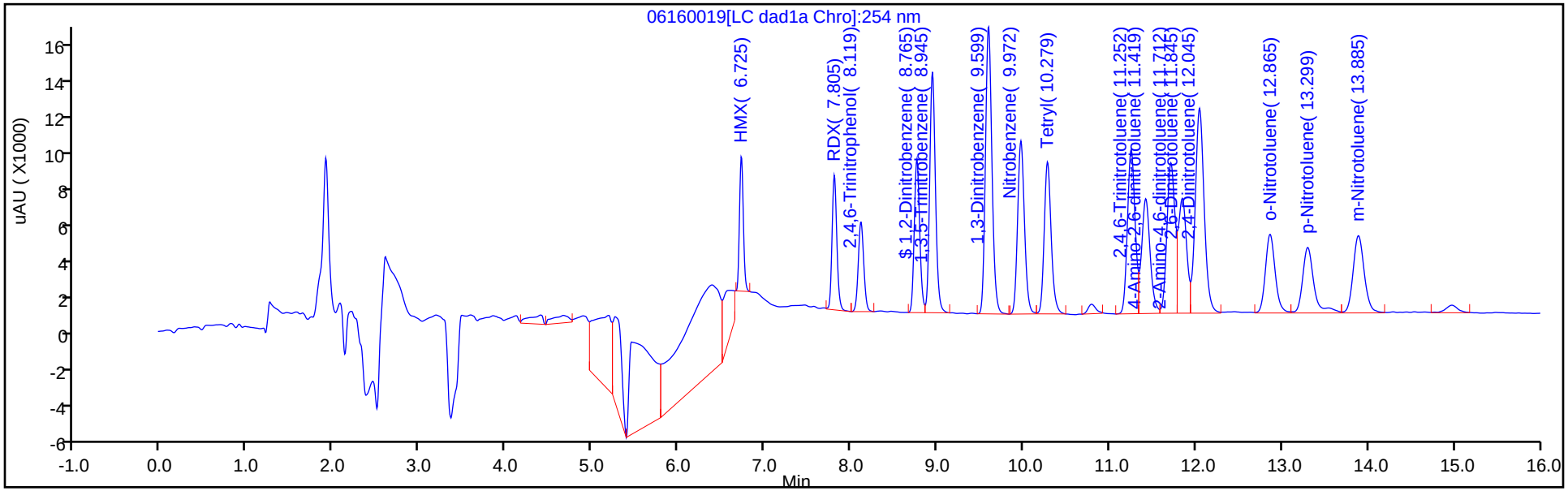

Y Scaling: Method Defined: Scale to the Nth Largest Target: 1

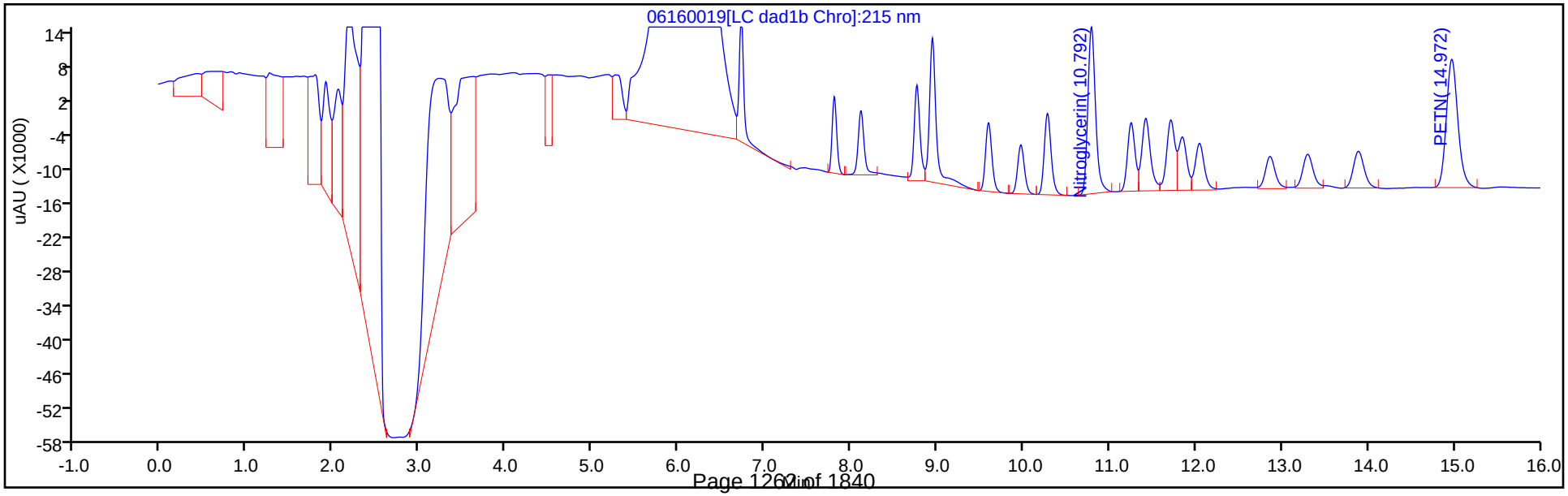

Manual Integration/User Assign Peak Report

Eurofins TestAmerica, Denver

Data File:	\\chromfs\denver\chromdata\chhplc_x\20200616-92483.b\06160019.d				
Injection Date:	16-Jun-2020 23:30:49	Instrument ID:	CHHPLC_X3		
Lims ID:	CCV INT				
Client ID:					
Operator ID:	JZ	ALS Bottle#:	7	Worklist Smp#:	19
Injection Vol:	100.0 ul	Dil. Factor:	1.0000		
Method:	8330_X3	Limit Group:	GCSV - 8330		
Column:	UltraCarb5uODS (20) (4.60 mm)	Detector	LC DAD1B, 254 nm		

3 HMX, CAS: 2691-41-0

Signal: 1

Processing Integration Results

RT: 6.73
Area: 35613
Amount: 0.414287
Amount Units: ug/mL

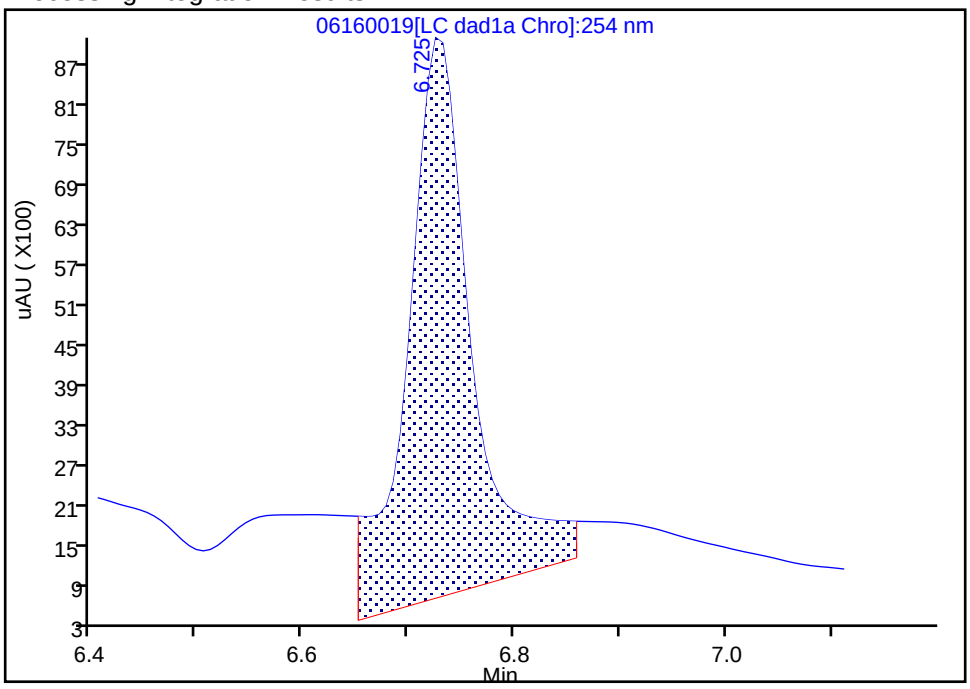

Manual Integration Results

RT: 6.73
Area: 22444
Amount: 0.261092
Amount Units: ug/mL

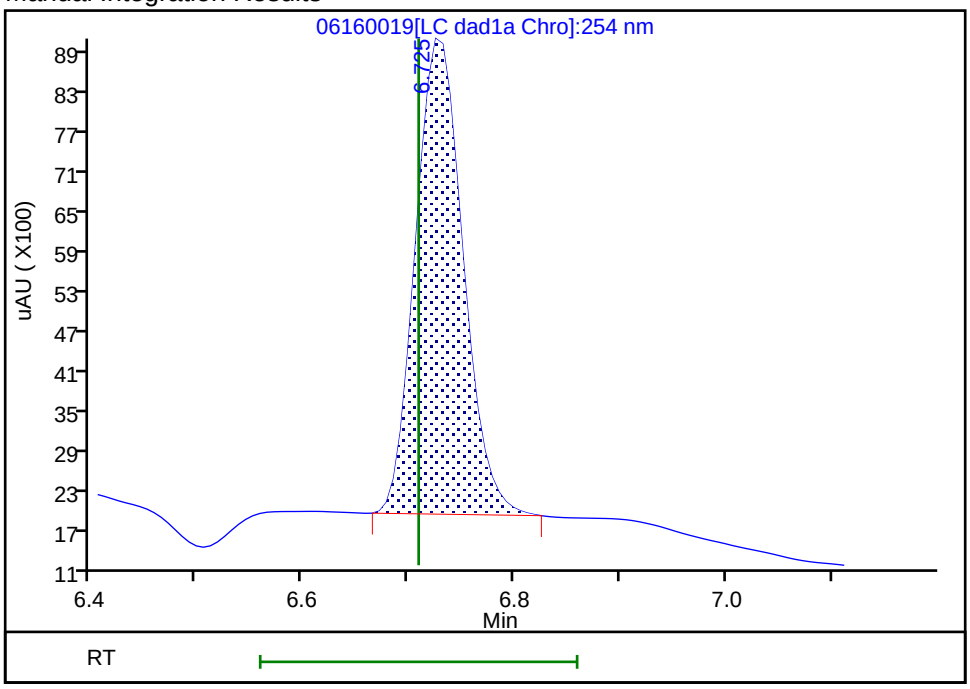

Reviewer: zhangji, 17-Jun-2020 13:57:49
Audit Action: Manually Integrated Audit Reason: Baseline

FORM VII
HPLC/IC CONTINUING CALIBRATION DATA

Lab Name: Eurofins TestAmerica, Denver Job No.: 280-137110-1

SDG No.:

Lab Sample ID: CCV 280-498990/21 Calibration Date: 06/17/2020 00:17

Instrument ID: CHHPLC_X3 Calib Start Date: 03/04/2020 21:00

GC Column: UltraCarb5uODS ID: 4.60(mm) Calib End Date: 03/04/2020 23:40

Lab File ID: 06160021.D Conc. Units: ug/L

ANALYTE	CURVE TYPE	AVE CF	CF	MIN CF	CALC AMOUNT	SPIKE AMOUNT	%D	MAX %D
TNX	Ave	217609	208831		240	250	-4.0	15.0
DNX	Ave	152928	168396		276	250	10.1	15.0
MNX	Ave	158544	146656		270	292	-7.5	15.0

FORM VII
HPLC/IC CONTINUING CALIBRATION RETENTION TIME SUMMARY

Lab Name: Eurofins TestAmerica, Denver Job No.: 280-137110-1

SDG No.:

Lab Sample ID: CCV 280-498990/21 Calibration Date: 06/17/2020 00:17

Instrument ID: CHHPLC_X3 Calib Start Date: 03/04/2020 21:00

GC Column: UltraCarb5uODS ID: 4.60(mm) Calib End Date: 03/04/2020 23:40

Lab File ID: 06160021.D

Analyte	RT	RT WINDOW	
		FROM	TO
TNX	6.63	6.52	6.72
DNX	6.95	6.85	7.05
MNX	7.40	7.24	7.54

Eurofins TestAmerica, Denver
Target Compound Quantitation Report

Data File:	\\chromfs\Denver\ChromData\CHHPLC_X\20200616-92483.b\06160021.D				
Lims ID:	CCV DMT				
Client ID:					
Sample Type:	CCV				
Inject. Date:	17-Jun-2020 00:17:13	ALS Bottle#:	9	Worklist Smp#:	21
Injection Vol:	100.0 ul	Dil. Factor:	1.0000		
Sample Info:	CCV DMT				
Misc. Info.:	280-0092483-021				
Operator ID:	JZ	Instrument ID:	CHHPLC_X3		
Sublist:	chrom-8330_X3*sub17				
Method:	\\chromfs\Denver\ChromData\CHHPLC_X\20200616-92483.b\8330_X3.m				
Limit Group:	GCSV - 8330				
Last Update:	17-Jun-2020 17:24:25	Calib Date:	18-Mar-2020 14:39:27		
Integrator:	Falcon				
Quant Method:	External Standard	Quant By:	Initial Calibration		
Last ICal File:	\\chromna\Denver\ChromData\CHHPLC_X\20200318-90159.b\03180015.D				
Column 1 :	UltraCarb5uODS (20) (4.60 mm)		Det: LC DAD1B, 254 nm		
Process Host:	CTX1005				
First Level Reviewer: zhangji		Date:	17-Jun-2020 13:59:10		

Compound	Det	RT (min.)	Exp RT (min.)	Dlt RT (min.)	Response	Cal Amt ug/mL	OnCol Amt ug/mL	Flags
2 TNX	1	6.632	6.621	0.011	52260	0.2503	0.2402	M
5 DNX	1	6.952	6.947	0.005	42141	0.2503	0.2756	
6 MNX	1	7.398	7.394	0.004	42787	0.2918	0.2699	

QC Flag Legend

Review Flags
M - Manually Integrated

Reagents:

8330 DMT_00006 Amount Added: 12.50 Units: uL

Report Date: 17-Jun-2020 17:24:25 Chrom Revision: 2.3 10-Jun-2020 22:46:48

Eurofins TestAmerica, Denver

Data File: \\chromfs\denver\chromdata\chhplc_x\20200616-92483.b\06160021.d

Injection Date:	17-Jun-2020 00:17:13	Instrument ID:	CHHPLC_X3	Operator ID:	JZ
Lims ID:	CCV DMT			Worklist Smp#:	21
Client ID:					
Injection Vol:	100.0 ul	Dil. Factor:	1.0000	ALS Bottle#:	9
Method:	8330_X3	Limit Group:	GCSV - 8330		

Column: UltraCarb5uODS (20) (4.60 mm) Y Scaling: Method Defined: Scale to the Nth Largest Target: 1

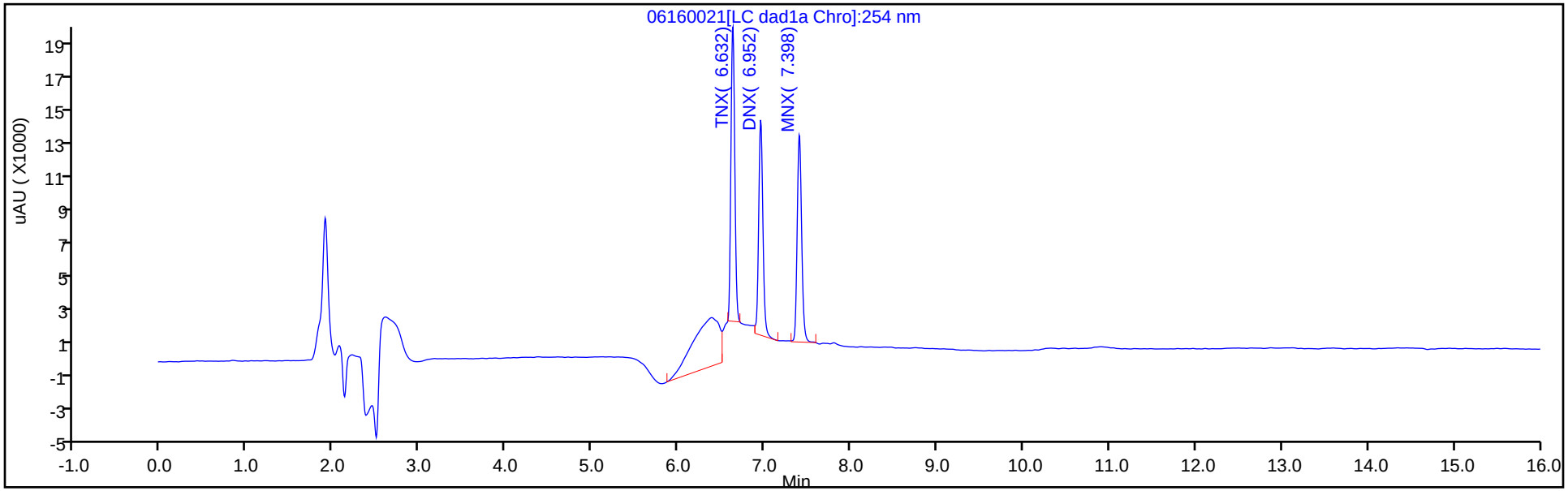

Y Scaling: Method Defined: Scale to the Nth Largest Target: 1

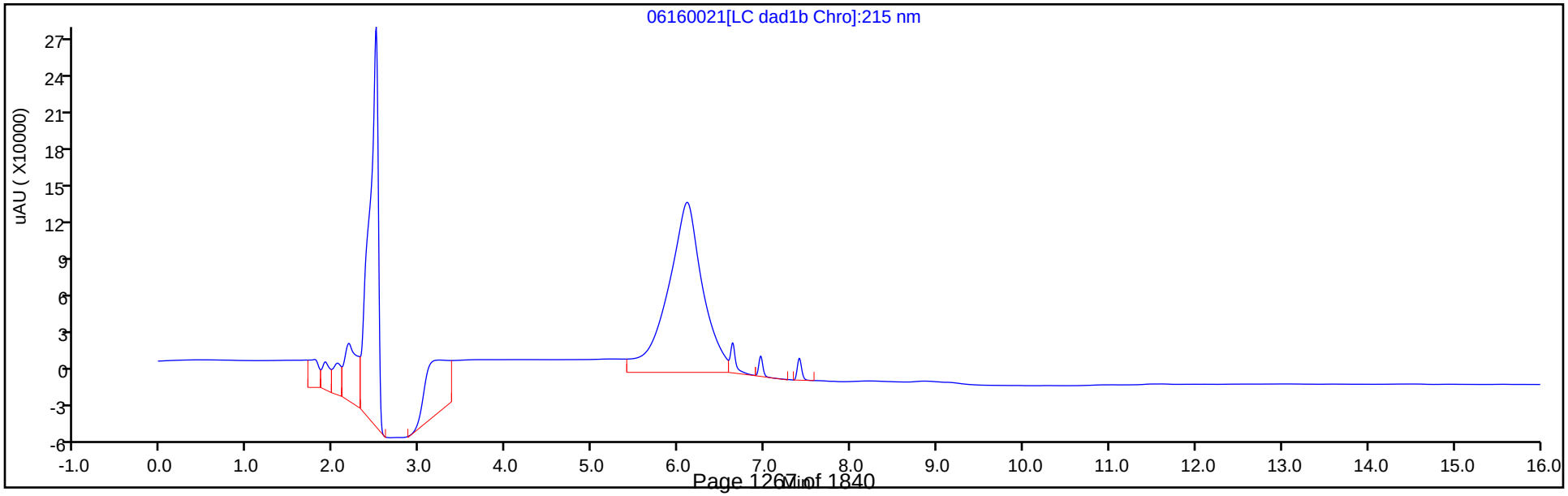

Manual Integration/User Assign Peak Report

Eurofins TestAmerica, Denver

Data File:	\\chromfs\denver\chromdata\chhplc_x\20200616-92483.b\06160021.d				
Injection Date:	17-Jun-2020 00:17:13	Instrument ID:	CHHPLC_X3		
Lims ID:	CCV DMT				
Client ID:					
Operator ID:	JZ	ALS Bottle#:	9	Worklist Smp#:	21
Injection Vol:	100.0 ul	Dil. Factor:	1.0000		
Method:	8330_X3	Limit Group:	GCSV - 8330		
Column:	UltraCarb5uODS (20) (4.60 mm)	Detector	LC DAD1B, 254 nm		

2 TNX, CAS: 13980-04-6

Signal: 1

Processing Integration Results

RT: 6.63
Area: 77173
Amount: 0.354641
Amount Units: ug/mL

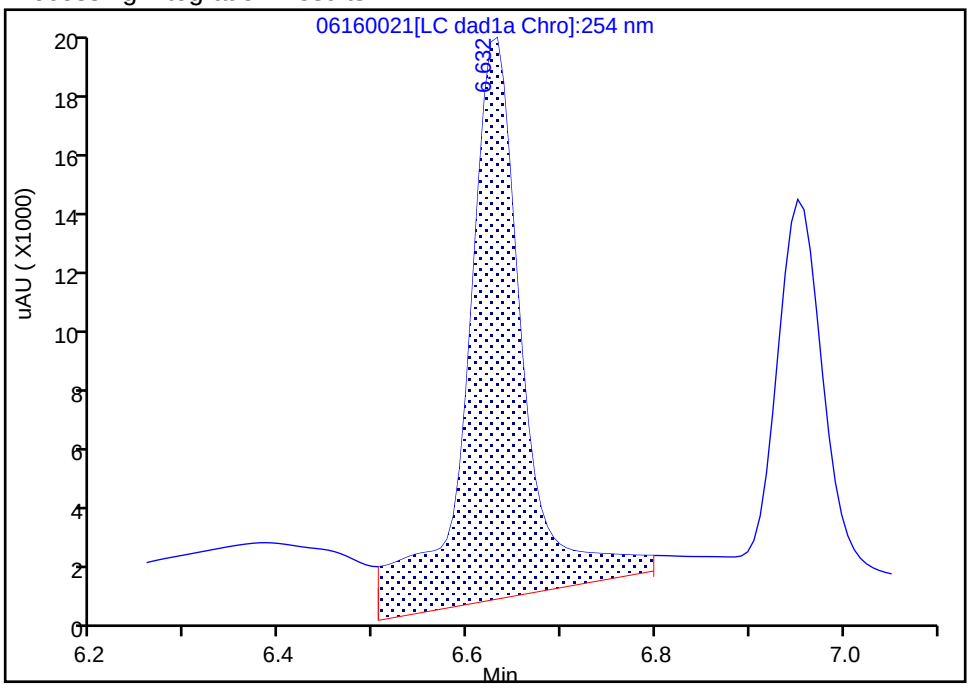

Manual Integration Results

RT: 6.63
Area: 52260
Amount: 0.240156
Amount Units: ug/mL

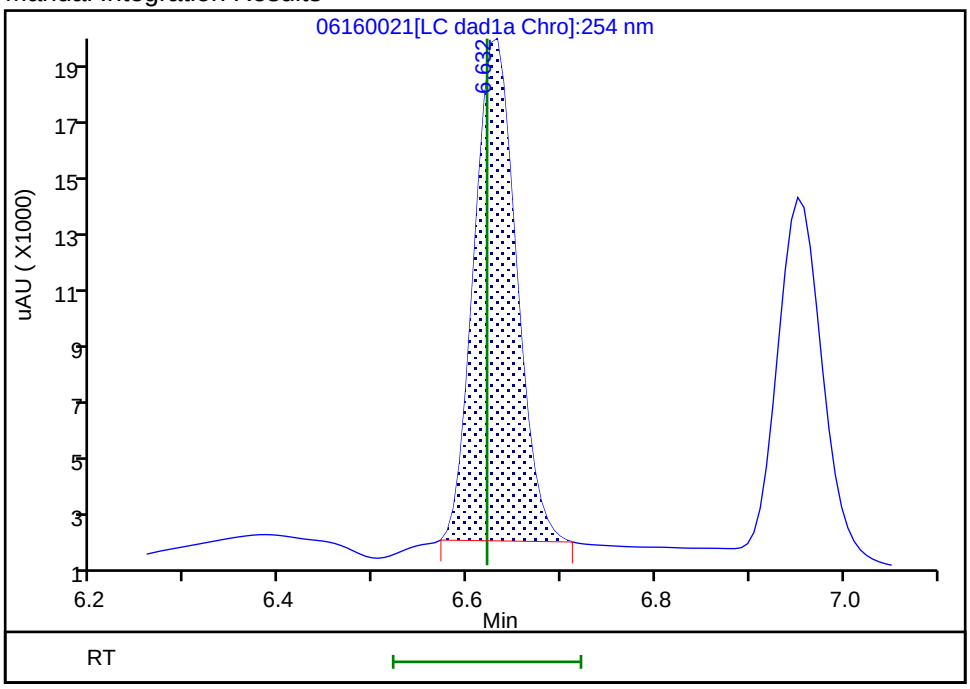

Reviewer: zhangji, 17-Jun-2020 13:58:16
Audit Action: Manually Integrated Audit Reason: Baseline

FORM VII
HPLC/IC CONTINUING CALIBRATION DATA

Lab Name: Eurofins TestAmerica, Denver Job No.: 280-137110-1

SDG No.:

Lab Sample ID: CCV 280-499165/14 Calibration Date: 06/17/2020 20:44

Instrument ID: CHHPLC_X3 Calib Start Date: 03/18/2020 11:35

GC Column: UltraCarb5uODS ID: 4.60(mm) Calib End Date: 03/18/2020 14:39

Lab File ID: 06170014.D Conc. Units: ug/L

ANALYTE	CURVE TYPE	AVE CF	CF	MIN CF	CALC AMOUNT	SPIKE AMOUNT	%D	MAX %D
HMX	Ave	85962	91260		265	250	6.2	15.0
RDX	Ave	116613	114044		244	250	-2.2	15.0
Picric acid	Ave	85131	86400		254	250	1.5	15.0
1,3,5-Trinitrobenzene	Ave	230309	242367		264	251	5.2	15.0
1,3-Dinitrobenzene	Ave	306686	325984		266	251	6.3	15.0
Nitrobenzene	Ave	200403	208096		261	251	3.8	15.0
Tetryl	Ave	177032	182383		258	251	3.0	15.0
Nitroglycerin	Ave	68133	74195		2720	2500	8.9	15.0
2,4,6-Trinitrotoluene	Ave	204031	217817		268	251	6.8	15.0
4-Amino-2,6-dinitrotoluene	Lin2		168400		243	250	-3.0	15.0
2-Amino-4,6-dinitrotoluene	Ave	202817	208773		258	251	2.9	15.0
2,6-Dinitrotoluene	Ave	149452	161426		271	251	8.0	15.0
2,4-Dinitrotoluene	Ave	303584	320363		265	251	5.5	15.0
2-Nitrotoluene	Ave	135051	133628		247	250	-1.1	15.0
4-Nitrotoluene	Ave	113005	116651		259	251	3.2	15.0
3-Nitrotoluene	Ave	143029	149558		262	250	4.6	15.0
PETN	Ave	78605	84402		2680	2500	7.4	15.0
1,2-Dinitrobenzene	Ave	138212	147576		267	250	6.8	15.0

FORM VII
HPLC/IC CONTINUING CALIBRATION RETENTION TIME SUMMARY

Lab Name: Eurofins TestAmerica, Denver Job No.: 280-137110-1

SDG No.:

Lab Sample ID: CCV 280-499165/14 Calibration Date: 06/17/2020 20:44

Instrument ID: CHHPLC_X3 Calib Start Date: 03/18/2020 11:35

GC Column: UltraCarb5uODS ID: 4.60(mm) Calib End Date: 03/18/2020 14:39

Lab File ID: 06170014.D

Analyte	RT	RT WINDOW	
		FROM	TO
HMX	6.72	6.58	6.88
RDX	7.80	7.64	7.94
Picric acid	8.12	7.95	8.25
1,3,5-Trinitrobenzene	8.95	8.78	9.08
1,3-Dinitrobenzene	9.61	9.43	9.73
Nitrobenzene	9.99	9.80	10.10
Tetryl	10.30	10.11	10.41
Nitroglycerin	10.82	10.63	10.93
2,4,6-Trinitrotoluene	11.26	11.14	11.34
4-Amino-2,6-dinitrotoluene	11.43	11.30	11.50
2-Amino-4,6-dinitrotoluene	11.72	11.59	11.79
2,6-Dinitrotoluene	11.85	11.74	11.94
2,4-Dinitrotoluene	12.05	11.94	12.14
2-Nitrotoluene	12.86	12.72	13.02
4-Nitrotoluene	13.30	13.14	13.44
3-Nitrotoluene	13.90	13.74	14.04
PETN	15.00	14.82	15.12
1,2-Dinitrobenzene	8.78	8.60	8.90

Eurofins TestAmerica, Denver
Target Compound Quantitation Report

Data File: \\chromfs\Denver\ChromData\CHHPLC_X\20200617-92523.b\06170014.D
Lims ID: CCV INT
Client ID:
Sample Type: CCV
Inject. Date: 17-Jun-2020 20:44:10 ALS Bottle#: 7 Worklist Smp#: 14
Injection Vol: 100.0 ul Dil. Factor: 1.0000
Sample Info: CCV INT
Misc. Info.: 280-0092523-014
Operator ID: JZ Instrument ID: CHHPLC_X3
Sublist: chrom-8330_X3*sub9

Method: \\chromfs\Denver\ChromData\CHHPLC_X\20200617-92523.b\8330_X3.m
Limit Group: GCSV - 8330
Last Update: 18-Jun-2020 20:45:58 Calib Date: 18-Mar-2020 14:39:27
Integrator: Falcon
Quant Method: External Standard Quant By: Initial Calibration
Last ICal File: \\chromna\Denver\ChromData\CHHPLC_X\20200318-90159.b\03180015.D

Column 1 : UltraCarb5uODS (20) (4.60 mm) Det: LC DAD1B, 254 nm
Process Host: CTX1013

First Level Reviewer: zhangji Date: 17-Jun-2020 21:16:50

	Compound	Det	RT (min.)	Exp RT (min.)	Dlt RT (min.)	Response	Cal Amt ug/mL	OnCol Amt ug/mL	Flags
	3 HMX	1	6.715	6.725	-0.010	22815	0.2500	0.2654	M
	7 RDX	1	7.802	7.792	0.010	28511	0.2500	0.2445	
	8 2,4,6-Trinitrophenol	1	8.115	8.099	0.016	21600	0.2500	0.2537	
$	9 1,2-Dinitrobenzene	1	8.775	8.752	0.023	36894	0.2500	0.2669	
	10 1,3,5-Trinitrobenzene	1	8.948	8.932	0.016	60713	0.2505	0.2636	
	11 1,3-Dinitrobenzene	1	9.608	9.578	0.030	81659	0.2505	0.2663	
	12 Nitrobenzene	1	9.988	9.952	0.036	52232	0.2510	0.2606	
	14 Tetryl	1	10.301	10.258	0.043	45687	0.2505	0.2581	
	15 Nitroglycerin	2	10.815	10.778	0.037	185487	2.50	2.72	
	16 2,4,6-Trinitrotoluene	1	11.261	11.238	0.023	54672	0.2510	0.2680	
	17 4-Amino-2,6-dinitrotoluene	1	11.428	11.398	0.030	42142	0.2503	0.2428	
	18 2-Amino-4,6-dinitrotoluene	1	11.715	11.692	0.023	52402	0.2510	0.2584	
	19 2,6-Dinitrotoluene	1	11.848	11.838	0.010	40518	0.2510	0.2711	
	20 2,4-Dinitrotoluene	1	12.048	12.038	0.010	80411	0.2510	0.2649	
	21 o-Nitrotoluene	1	12.861	12.865	-0.004	33407	0.2500	0.2474	
	22 p-Nitrotoluene	1	13.301	13.292	0.009	29221	0.2505	0.2586	
	23 m-Nitrotoluene	1	13.895	13.885	0.010	37427	0.2503	0.2617	
	24 PETN	2	14.995	14.965	0.030	211006	2.50	2.68	

QC Flag Legend

Review Flags
M - Manually Integrated

Reagents:

8330IntermStk_00061 Amount Added: 25.00 Units: uL

Report Date: 18-Jun-2020 20:45:59 Chrom Revision: 2.3 17-Jun-2020 19:07:08

Eurofins TestAmerica, Denver

Data File: \\chromfs\denver\chromdata\chhplc_x\20200617-92523.b\06170014.d

Injection Date:	17-Jun-2020 20:44:10	Instrument ID:	CHHPLC_X3	Operator ID:	JZ
Lims ID:	CCV INT			Worklist Smp#:	14
Client ID:					
Injection Vol:	100.0 ul	Dil. Factor:	1.0000	ALS Bottle#:	7
Method:	8330_X3	Limit Group:	GCSV - 8330		

Column: UltraCarb5uODS (20) (4.60 mm) Y Scaling: Method Defined: Scale to the Nth Largest Target: 1

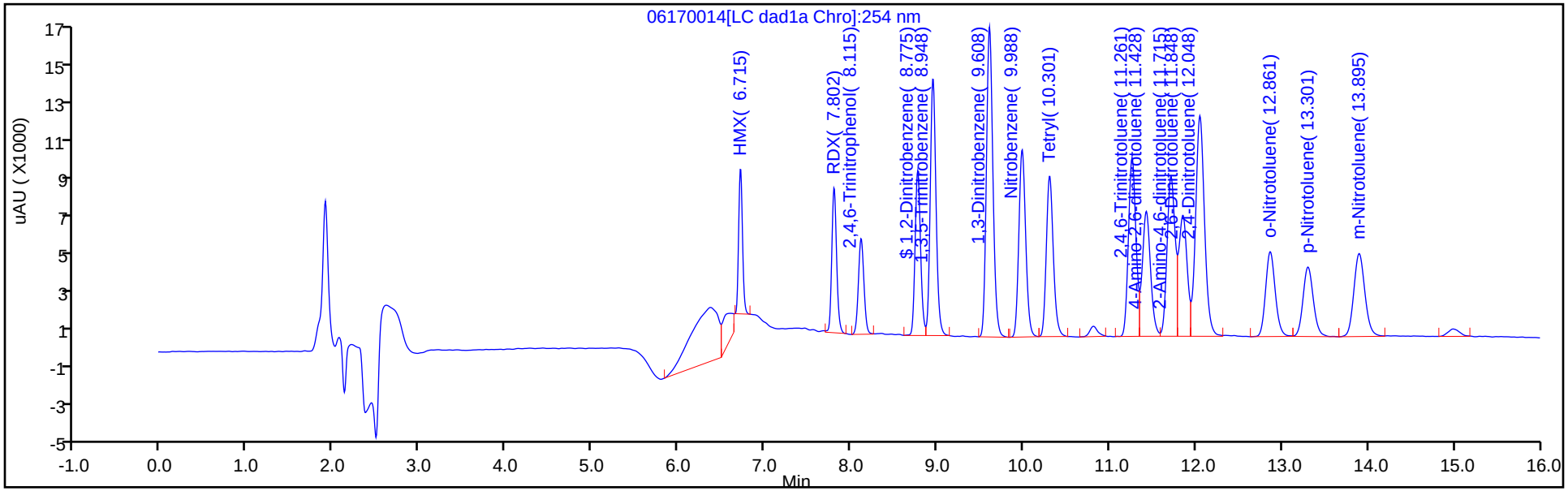

Y Scaling: Method Defined: Scale to the Nth Largest Target: 1

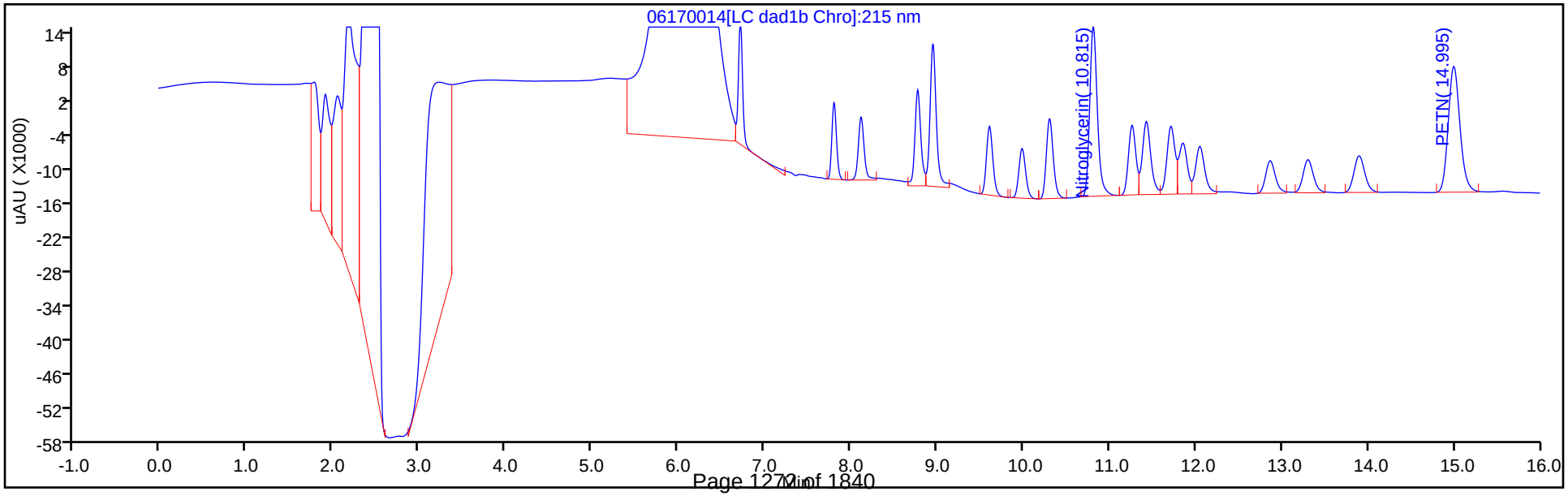

Manual Integration/User Assign Peak Report

Eurofins TestAmerica, Denver

Data File:	\\chromfs\denver\chromdata\chhplc_x\20200617-92523.b\06170014.d				
Injection Date:	17-Jun-2020 20:44:10	Instrument ID:	CHHPLC_X3		
Lims ID:	CCV INT				
Client ID:					
Operator ID:	JZ	ALS Bottle#:	7	Worklist Smp#:	14
Injection Vol:	100.0 ul	Dil. Factor:	1.0000		
Method:	8330_X3	Limit Group:	GCSV - 8330		
Column:	UltraCarb5uODS (20) (4.60 mm)	Detector	LC DAD1B, 254 nm		

3 HMX, CAS: 2691-41-0

Signal: 1

Processing Integration Results

RT: 6.71
Area: 30638
Amount: 0.356413
Amount Units: ug/mL

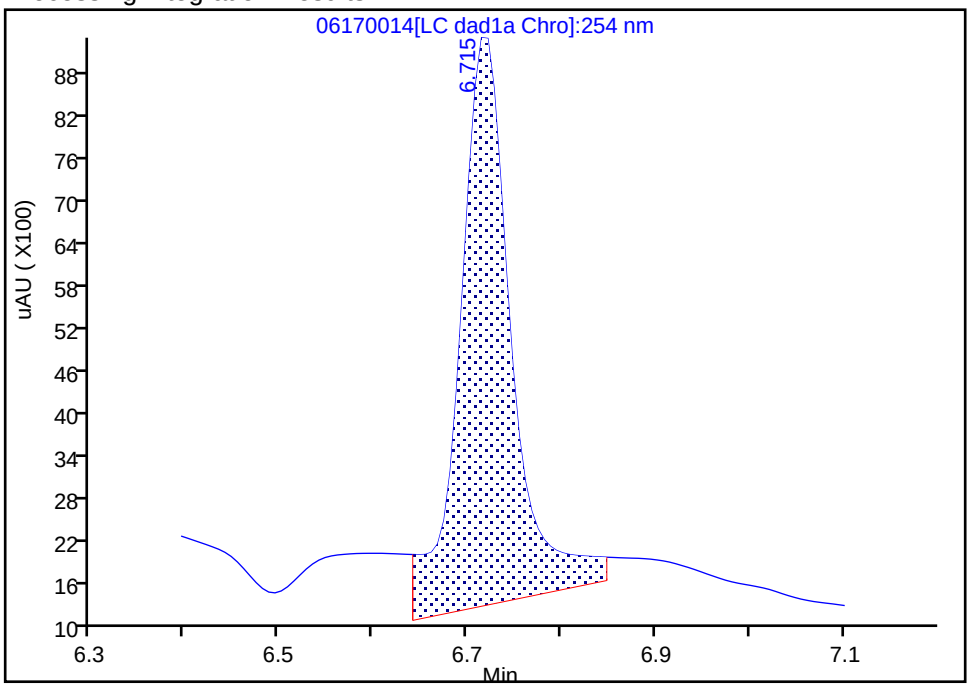

Manual Integration Results

RT: 6.71
Area: 22815
Amount: 0.265407
Amount Units: ug/mL

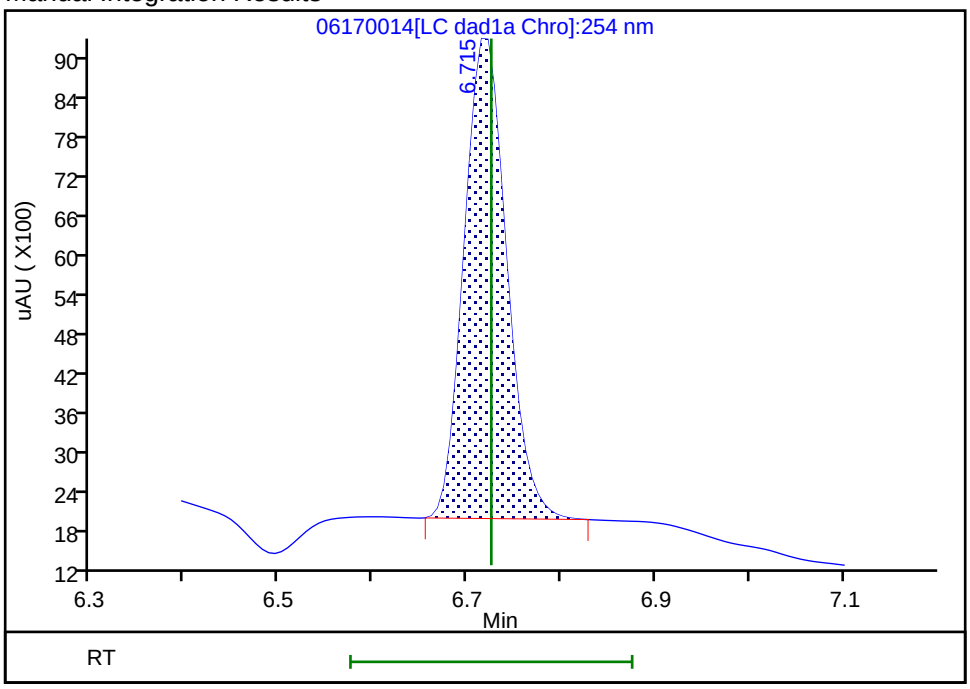

Reviewer: zhangji, 17-Jun-2020 21:16:47

Audit Action: Manually Integrated Audit Reason: Baseline

FORM VII
HPLC/IC CONTINUING CALIBRATION DATA

Lab Name: Eurofins TestAmerica, Denver Job No.: 280-137110-1

SDG No.:

Lab Sample ID: CCV 280-499165/15 Calibration Date: 06/17/2020 21:53

Instrument ID: CHHPLC_X3 Calib Start Date: 03/04/2020 21:00

GC Column: UltraCarb5uODS ID: 4.60(mm) Calib End Date: 03/04/2020 23:40

Lab File ID: 009-1501.D Conc. Units: ug/L

ANALYTE	CURVE TYPE	AVE CF	CF	MIN CF	CALC AMOUNT	SPIKE AMOUNT	%D	MAX %D
TNX	Ave	217609	209475		241	250	-3.7	15.0
DNX	Ave	152928	154849		253	250	1.3	15.0
MNX	Ave	158544	143997		265	292	-9.2	15.0

FORM VII
HPLC/IC CONTINUING CALIBRATION RETENTION TIME SUMMARY

Lab Name: Eurofins TestAmerica, Denver Job No.: 280-137110-1

SDG No.:

Lab Sample ID: CCV 280-499165/15 Calibration Date: 06/17/2020 21:53

Instrument ID: CHHPLC_X3 Calib Start Date: 03/04/2020 21:00

GC Column: UltraCarb5uODS ID: 4.60(mm) Calib End Date: 03/04/2020 23:40

Lab File ID: 009-1501.D

Analyte	RT	RT WINDOW	
		FROM	TO
TNX	6.63	6.53	6.73
DNX	6.96	6.85	7.05
MNX	7.40	7.25	7.55

Eurofins TestAmerica, Denver
Target Compound Quantitation Report

Data File:	\\chromfs\Denver\ChromData\CHHPLC_X\20200617-92523.b\009-1501.D				
Lims ID:	CCV DMT				
Client ID:					
Sample Type:	CCV				
Inject. Date:	17-Jun-2020 21:53:31	ALS Bottle#:	9	Worklist Smp#:	15
Injection Vol:	100.0 ul	Dil. Factor:	1.0000		
Sample Info:	CCV DMT				
Misc. Info.:	280-0092523-015				
Operator ID:	JZ	Instrument ID:	CHHPLC_X3		
Sublist:	chrom-8330_X3*sub17				
Method:	\\chromfs\Denver\ChromData\CHHPLC_X\20200617-92523.b\8330_X3.m				
Limit Group:	GCSV - 8330				
Last Update:	18-Jun-2020 20:46:00	Calib Date:	18-Mar-2020 14:39:27		
Integrator:	Falcon				
Quant Method:	External Standard	Quant By:	Initial Calibration		
Last ICal File:	\\chromna\Denver\ChromData\CHHPLC_X\20200318-90159.b\03180015.D				
Column 1 :	UltraCarb5uODS (20) (4.60 mm)		Det: LC DAD1B, 254 nm		
Process Host:	CTX1013				
First Level Reviewer: zhangji		Date:	18-Jun-2020 14:10:43		

Compound	Det	RT (min.)	Exp RT (min.)	Dlt RT (min.)	Response	Cal Amt ug/mL	OnCol Amt ug/mL	Flags
2 TNX	1	6.630	6.626	0.004	52421	0.2503	0.2409	M
5 DNX	1	6.957	6.953	0.004	38751	0.2503	0.2534	M
6 MNX	1	7.397	7.400	-0.003	42011	0.2918	0.2650	

QC Flag Legend

Review Flags
M - Manually Integrated

Reagents:

8330 DMT_00006 Amount Added: 12.50 Units: uL

Report Date: 18-Jun-2020 20:46:00 Chrom Revision: 2.3 17-Jun-2020 19:07:08

Eurofins TestAmerica, Denver

Data File: \\chromfs\denver\chromdata\chhplc_x\20200617-92523.b\009-1501.d

Injection Date:	17-Jun-2020 21:53:31	Instrument ID:	CHHPLC_X3	Operator ID:	JZ
Lims ID:	CCV DMT			Worklist Smp#:	15
Client ID:					
Injection Vol:	100.0 ul	Dil. Factor:	1.0000	ALS Bottle#:	9
Method:	8330_X3	Limit Group:	GCSV - 8330		

Column: UltraCarb5uODS (20) (4.60 mm)

Y Scaling: Method Defined: Scale to the Nth Largest Target: 1

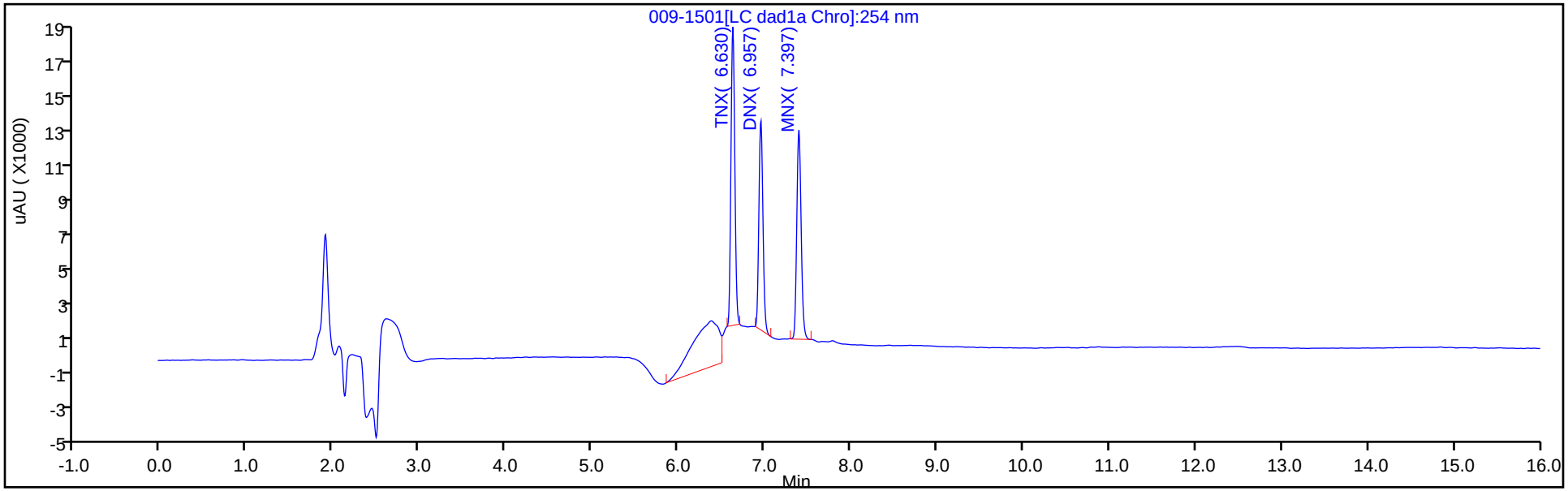

Y Scaling: Method Defined: Scale to the Nth Largest Target: 1

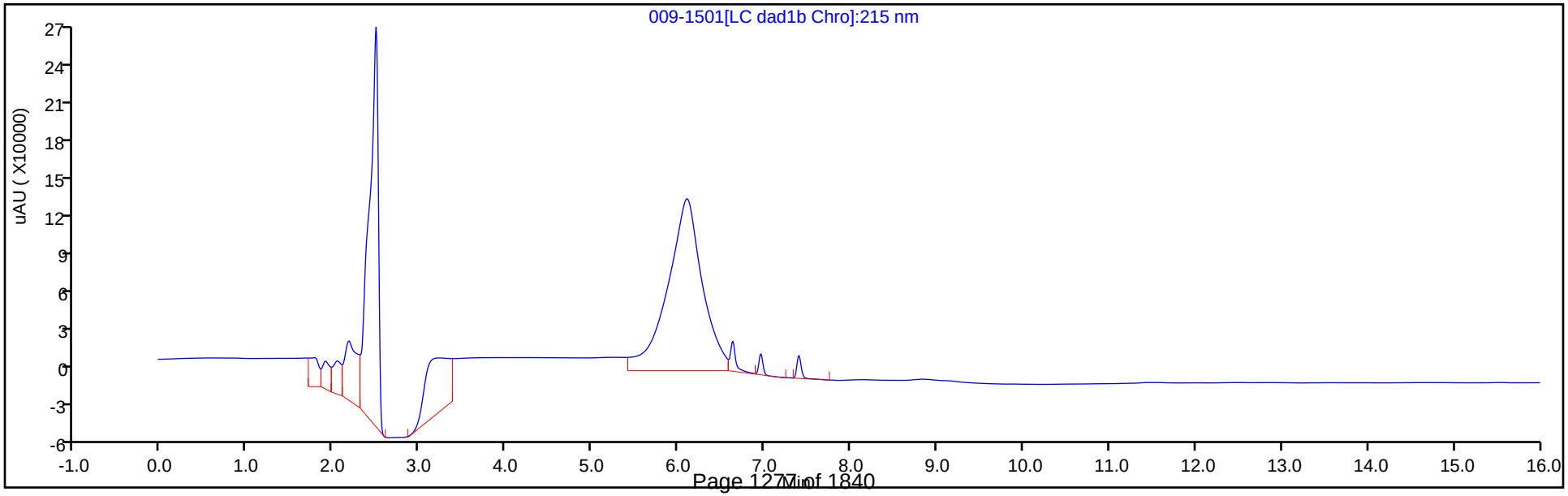

Manual Integration/User Assign Peak Report

Eurofins TestAmerica, Denver

Data File:	\\chromfs\denver\chromdata\chhplc_x\20200617-92523.b\009-1501.d				
Injection Date:	17-Jun-2020 21:53:31	Instrument ID:	CHHPLC_X3		
Lims ID:	CCV DMT				
Client ID:					
Operator ID:	JZ	ALS Bottle#:	9	Worklist Smp#:	15
Injection Vol:	100.0 ul	Dil. Factor:	1.0000		
Method:	8330_X3	Limit Group:	GCSV - 8330		
Column:	UltraCarb5uODS (20) (4.60 mm)	Detector	LC DAD1B, 254 nm		

2 TNX, CAS: 13980-04-6

Signal: 1

Processing Integration Results

RT: 6.63
Area: 71610
Amount: 0.329077
Amount Units: ug/mL

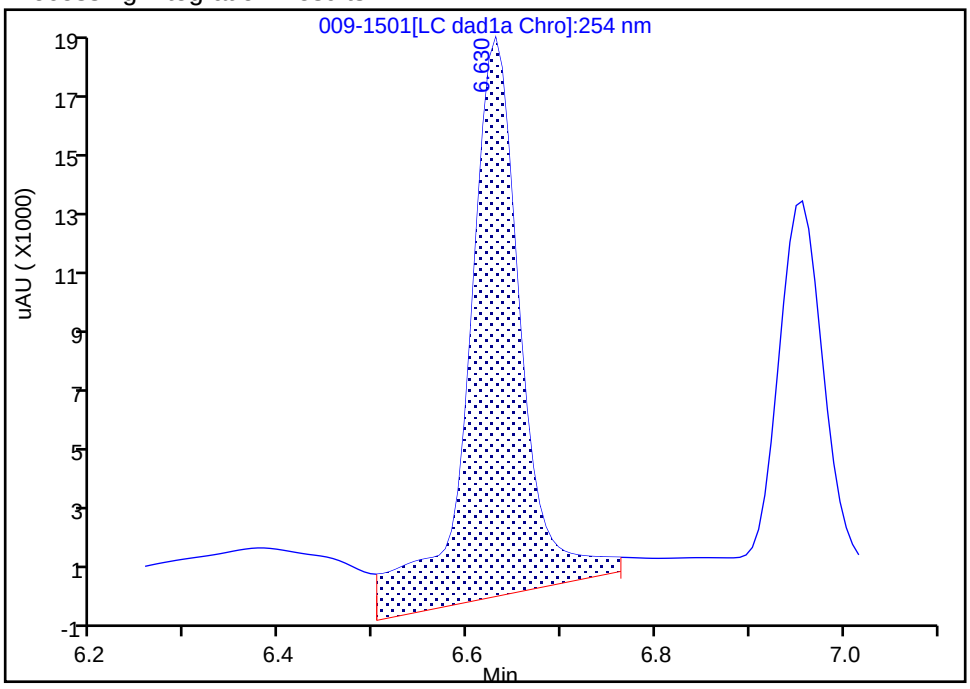

Manual Integration Results

RT: 6.63
Area: 52421
Amount: 0.240896
Amount Units: ug/mL

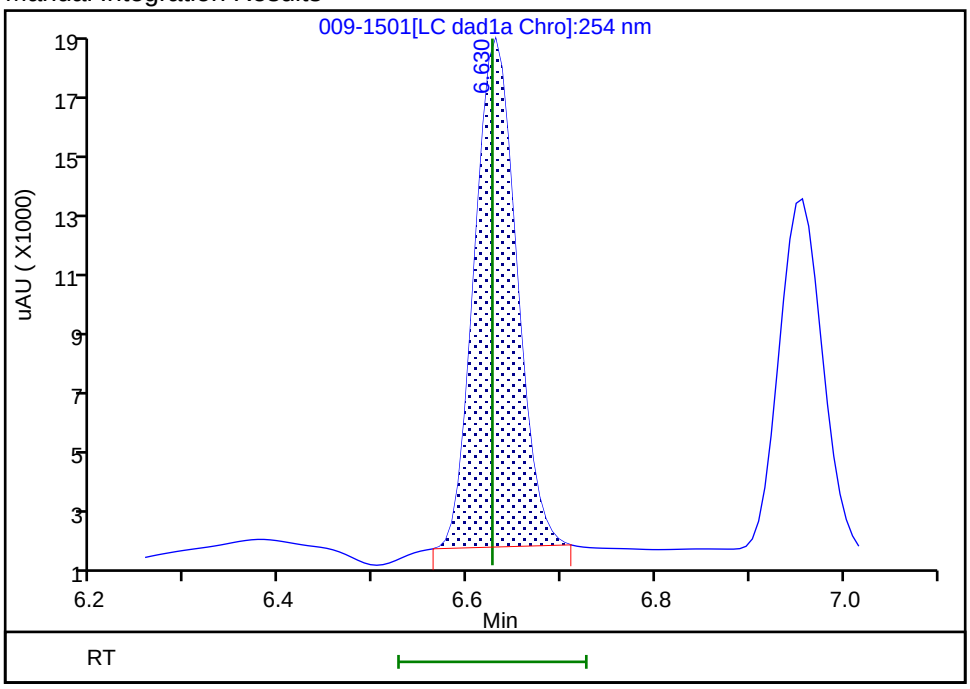

Reviewer: zhangji, 18-Jun-2020 14:10:37

Audit Action: Manually Integrated Audit Reason: Baseline

Manual Integration/User Assign Peak Report

Eurofins TestAmerica, Denver

Data File:	\\chromfs\denver\chromdata\chhplc_x\20200617-92523.b\009-1501.d				
Injection Date:	17-Jun-2020 21:53:31	Instrument ID:	CHHPLC_X3		
Lims ID:	CCV DMT				
Client ID:					
Operator ID:	JZ	ALS Bottle#:	9	Worklist Smp#:	15
Injection Vol:	100.0 ul	Dil. Factor:	1.0000		
Method:	8330_X3	Limit Group:	GCSV - 8330		
Column:	UltraCarb5uODS (20) (4.60 mm)	Detector	LC DAD1B, 254 nm		

5 DNX, CAS: 80251-29-2

Signal: 1

Processing Integration Results

RT: 6.96
Area: 41405
Amount: 0.270748
Amount Units: ug/mL

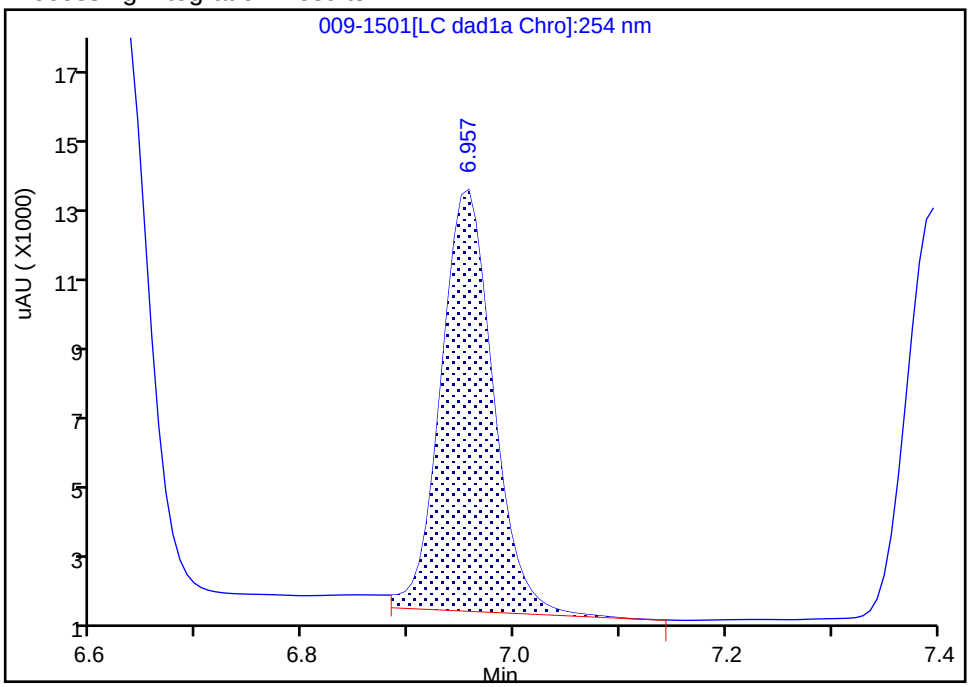

Manual Integration Results

RT: 6.96
Area: 38751
Amount: 0.253393
Amount Units: ug/mL

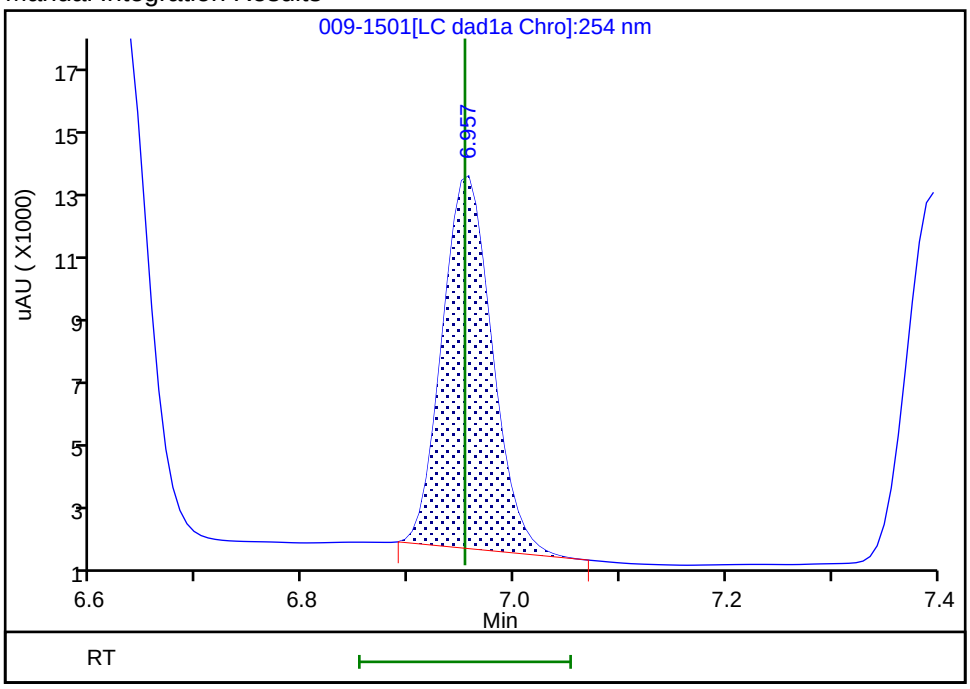

Reviewer: zhangji, 18-Jun-2020 14:10:41

Audit Action: Manually Integrated Audit Reason: Baseline

FORM VII
HPLC/IC CONTINUING CALIBRATION DATA

Lab Name: Eurofins TestAmerica, Denver Job No.: 280-137110-1

SDG No.:

Lab Sample ID: CCV 280-499165/26 Calibration Date: 06/18/2020 02:06

Instrument ID: CHHPLC_X3 Calib Start Date: 03/18/2020 11:35

GC Column: UltraCarb5uODS ID: 4.60(mm) Calib End Date: 03/18/2020 14:39

Lab File ID: 06170026.D Conc. Units: ug/L

ANALYTE	CURVE TYPE	AVE CF	CF	MIN CF	CALC AMOUNT	SPIKE AMOUNT	%D	MAX %D
HMX	Ave	85962	93288		271	250	8.5	15.0
RDX	Ave	116613	113456		243	250	-2.7	15.0
Picric acid	Ave	85131	85492		251	250	0.4	15.0
1,3,5-Trinitrobenzene	Ave	230309	244782		266	251	6.3	15.0
1,3-Dinitrobenzene	Ave	306686	327082		267	251	6.7	15.0
Nitrobenzene	Ave	200403	204936		257	251	2.3	15.0
Tetryl	Ave	177032	187058		265	251	5.7	15.0
Nitroglycerin	Ave	68133	73291		2690	2500	7.6	15.0
2,4,6-Trinitrotoluene	Ave	204031	222231		273	251	8.9	15.0
4-Amino-2,6-dinitrotoluene	Lin2		167221		241	250	-3.6	15.0
2-Amino-4,6-dinitrotoluene	Ave	202817	213777		265	251	5.4	15.0
2,6-Dinitrotoluene	Ave	149452	161032		270	251	7.7	15.0
2,4-Dinitrotoluene	Ave	303584	321534		266	251	5.9	15.0
2-Nitrotoluene	Ave	135051	133216		247	250	-1.4	15.0
4-Nitrotoluene	Ave	113005	115960		257	251	2.6	15.0
3-Nitrotoluene	Ave	143029	147145		257	250	2.9	15.0
PETN	Ave	78605	84214		2680	2500	7.1	15.0
1,2-Dinitrobenzene	Ave	138212	147048		266	250	6.4	15.0

FORM VII
HPLC/IC CONTINUING CALIBRATION RETENTION TIME SUMMARY

Lab Name: Eurofins TestAmerica, Denver Job No.: 280-137110-1

SDG No.:

Lab Sample ID: CCV 280-499165/26 Calibration Date: 06/18/2020 02:06

Instrument ID: CHHPLC_X3 Calib Start Date: 03/18/2020 11:35

GC Column: UltraCarb5uODS ID: 4.60(mm) Calib End Date: 03/18/2020 14:39

Lab File ID: 06170026.D

Analyte	RT	RT WINDOW	
		FROM	TO
HMX	6.72	6.58	6.88
RDX	7.80	7.64	7.94
Picric acid	8.11	7.95	8.25
1,3,5-Trinitrobenzene	8.95	8.78	9.08
1,3-Dinitrobenzene	9.60	9.43	9.73
Nitrobenzene	9.98	9.80	10.10
Tetryl	10.30	10.11	10.41
Nitroglycerin	10.81	10.63	10.93
2,4,6-Trinitrotoluene	11.28	11.14	11.34
4-Amino-2,6-dinitrotoluene	11.45	11.30	11.50
2-Amino-4,6-dinitrotoluene	11.74	11.59	11.79
2,6-Dinitrotoluene	11.88	11.74	11.94
2,4-Dinitrotoluene	12.08	11.94	12.14
2-Nitrotoluene	12.91	12.72	13.02
4-Nitrotoluene	13.35	13.14	13.44
3-Nitrotoluene	13.94	13.74	14.04
PETN	15.05	14.82	15.12
1,2-Dinitrobenzene	8.77	8.60	8.90

Eurofins TestAmerica, Denver
Target Compound Quantitation Report

Data File: \\chromfs\Denver\ChromData\CHHPLC_X\20200617-92523.b\06170026.D
Lims ID: CCV INT
Client ID:
Sample Type: CCV
Inject. Date: 18-Jun-2020 02:06:35 ALS Bottle#: 7 Worklist Smp#: 26
Injection Vol: 100.0 ul Dil. Factor: 1.0000
Sample Info: CCV INT
Misc. Info.: 280-0092523-026
Operator ID: JZ Instrument ID: CHHPLC_X3
Sublist: chrom-8330_X3*sub9

Method: \\chromfs\Denver\ChromData\CHHPLC_X\20200617-92523.b\8330_X3.m
Limit Group: GCSV - 8330
Last Update: 18-Jun-2020 20:46:08 Calib Date: 18-Mar-2020 14:39:27
Integrator: Falcon
Quant Method: External Standard Quant By: Initial Calibration
Last ICal File: \\chromna\Denver\ChromData\CHHPLC_X\20200318-90159.b\03180015.D

Column 1 : UltraCarb5uODS (20) (4.60 mm) Det: LC DAD1B, 254 nm
Process Host: CTX1013

First Level Reviewer: zhangji Date: 18-Jun-2020 19:50:28

Compound	Det	RT (min.)	Exp RT (min.)	Dlt RT (min.)	Response	Cal Amt ug/mL	OnCol Amt ug/mL	Flags
3 HMX	1	6.721	6.725	-0.004	23322	0.2500	0.2713	
7 RDX	1	7.801	7.792	0.009	28364	0.2500	0.2432	
8 2,4,6-Trinitrophenol	1	8.114	8.099	0.015	21373	0.2500	0.2511	
$ 9 1,2-Dinitrobenzene	1	8.767	8.752	0.015	36762	0.2500	0.2660	
10 1,3,5-Trinitrobenzene	1	8.947	8.932	0.015	61318	0.2505	0.2662	
11 1,3-Dinitrobenzene	1	9.600	9.578	0.022	81934	0.2505	0.2672	
12 Nitrobenzene	1	9.980	9.952	0.028	51439	0.2510	0.2567	M
14 Tetryl	1	10.300	10.258	0.042	46858	0.2505	0.2647	
15 Nitroglycerin	2	10.814	10.778	0.036	183227	2.50	2.69	
16 2,4,6-Trinitrotoluene	1	11.280	11.238	0.042	55780	0.2510	0.2734	
17 4-Amino-2,6-dinitrotoluene	1	11.454	11.398	0.056	41847	0.2503	0.2411	
18 2-Amino-4,6-dinitrotoluene	1	11.740	11.692	0.048	53658	0.2510	0.2646	
19 2,6-Dinitrotoluene	1	11.880	11.838	0.042	40419	0.2510	0.2704	
20 2,4-Dinitrotoluene	1	12.080	12.038	0.042	80705	0.2510	0.2658	
21 o-Nitrotoluene	1	12.907	12.865	0.042	33304	0.2500	0.2466	
22 p-Nitrotoluene	1	13.347	13.292	0.055	29048	0.2505	0.2571	
23 m-Nitrotoluene	1	13.940	13.885	0.055	36823	0.2503	0.2575	
24 PETN	2	15.054	14.965	0.089	210534	2.50	2.68	

QC Flag Legend

Review Flags
M - Manually Integrated

Reagents:

8330IntermStk_00061 Amount Added: 25.00 Units: uL

Report Date: 18-Jun-2020 20:46:08 Chrom Revision: 2.3 17-Jun-2020 19:07:08

Eurofins TestAmerica, Denver

Data File: \\chromfs\denver\chromdata\chhplc_x\20200617-92523.b\06170026.d

Injection Date:	18-Jun-2020 02:06:35	Instrument ID:	CHHPLC_X3	Operator ID:	JZ
Lims ID:	CCV INT			Worklist Smp#:	26
Client ID:					
Injection Vol:	100.0 ul	Dil. Factor:	1.0000	ALS Bottle#:	7
Method:	8330_X3	Limit Group:	GCSV - 8330		

Column: UltraCarb5uODS (20) (4.60 mm) Y Scaling: Method Defined: Scale to the Nth Largest Target: 1

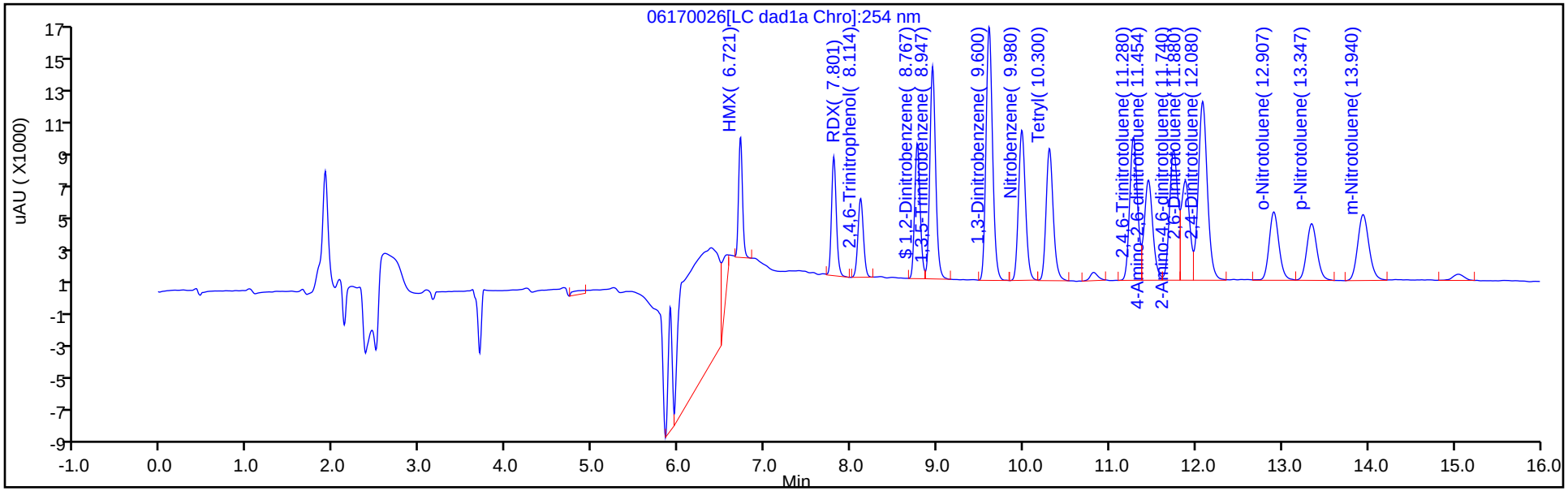

Y Scaling: Method Defined: Scale to the Nth Largest Target: 1

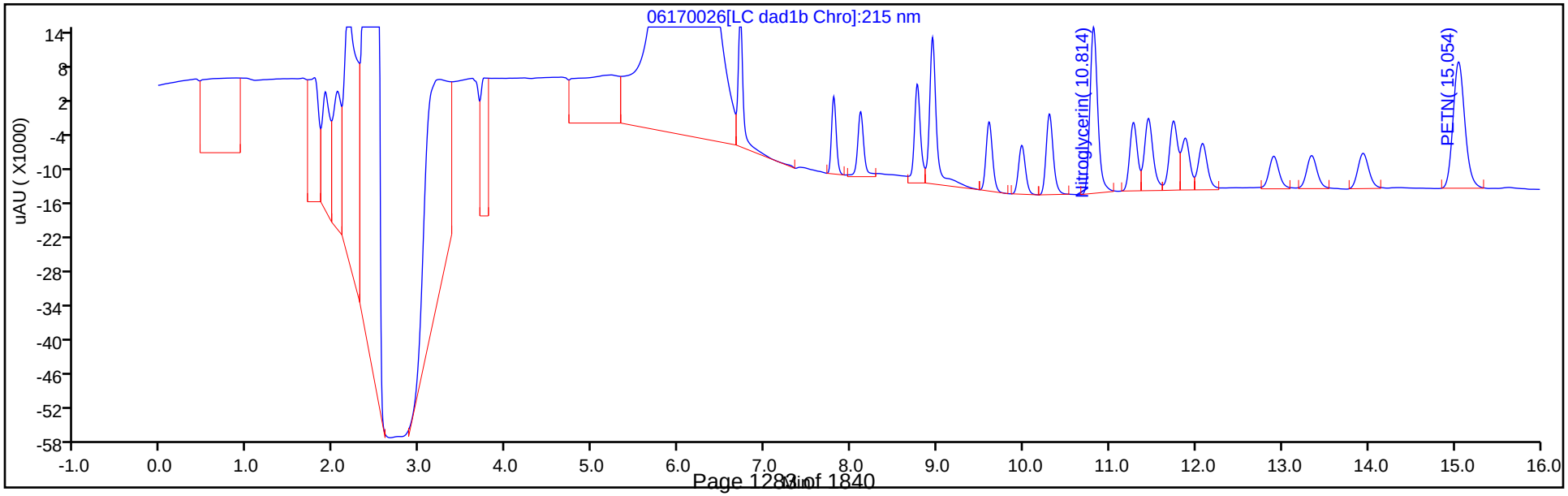

Manual Integration/User Assign Peak Report

Eurofins TestAmerica, Denver

Data File:	\\chromfs\denver\chromdata\chhplc_x\20200617-92523.b\06170026.d				
Injection Date:	18-Jun-2020 02:06:35	Instrument ID:	CHHPLC_X3		
Lims ID:	CCV INT				
Client ID:					
Operator ID:	JZ	ALS Bottle#:	7	Worklist Smp#:	26
Injection Vol:	100.0 ul	Dil. Factor:	1.0000		
Method:	8330_X3	Limit Group:	GCSV - 8330		
Column:	UltraCarb5uODS (20) (4.60 mm)	Detector	LC DAD1B, 254 nm		

12 Nitrobenzene, CAS: 98-95-3

Signal: 1

Processing Integration Results

RT: 9.98
Area: 22998
Amount: 0.114759
Amount Units: ug/mL

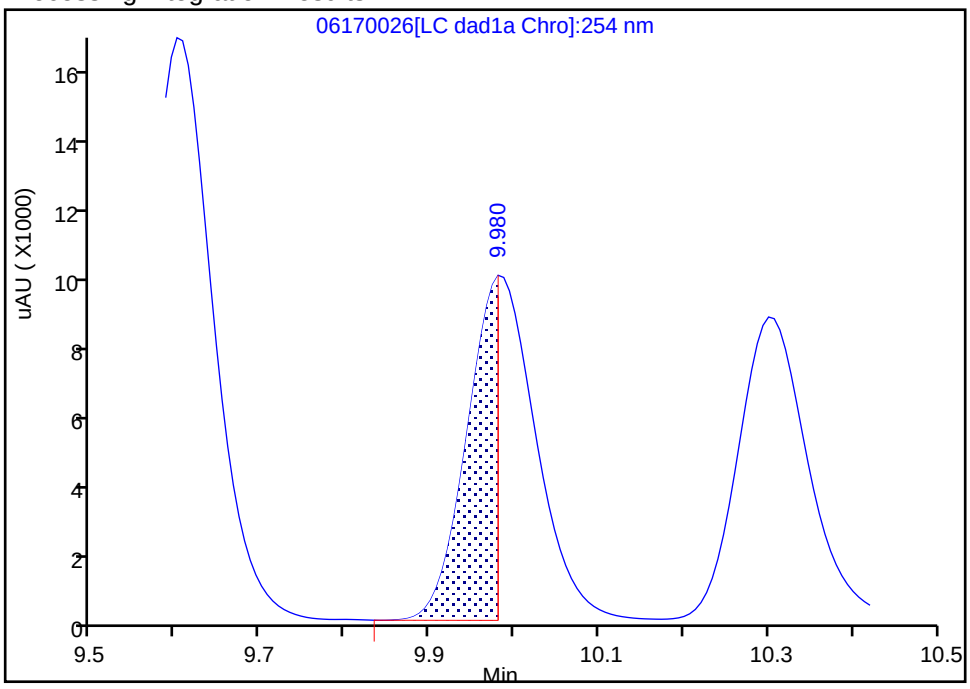

Manual Integration Results

RT: 9.98
Area: 51439
Amount: 0.256678
Amount Units: ug/mL

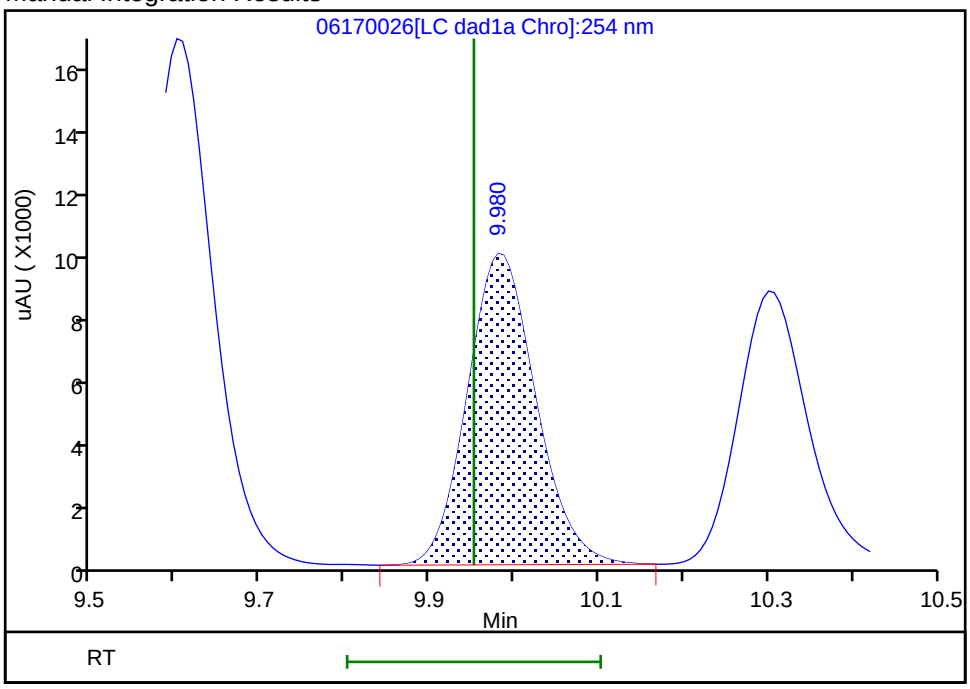

Reviewer: zhangji, 18-Jun-2020 19:50:26
Audit Action: Manually Integrated Audit Reason: Incomplete Integration

FORM VII
HPLC/IC CONTINUING CALIBRATION DATA

Lab Name: Eurofins TestAmerica, Denver Job No.: 280-137110-1

SDG No.:

Lab Sample ID: CCV 280-499165/27 Calibration Date: 06/18/2020 02:29

Instrument ID: CHHPLC_X3 Calib Start Date: 03/04/2020 21:00

GC Column: UltraCarb5uODS ID: 4.60(mm) Calib End Date: 03/04/2020 23:40

Lab File ID: 06170027.D Conc. Units: ug/L

ANALYTE	CURVE TYPE	AVE CF	CF	MIN CF	CALC AMOUNT	SPIKE AMOUNT	%D	MAX %D
TNX	Ave	217609	209586		241	250	-3.7	15.0
DNX	Ave	152928	151884		249	250	-0.7	15.0
MNX	Ave	158544	146804		270	292	-7.4	15.0

FORM VII
HPLC/IC CONTINUING CALIBRATION RETENTION TIME SUMMARY

Lab Name: Eurofins TestAmerica, Denver Job No.: 280-137110-1

SDG No.:

Lab Sample ID: CCV 280-499165/27 Calibration Date: 06/18/2020 02:29

Instrument ID: CHHPLC_X3 Calib Start Date: 03/04/2020 21:00

GC Column: UltraCarb5uODS ID: 4.60(mm) Calib End Date: 03/04/2020 23:40

Lab File ID: 06170027.D

Analyte	RT	RT WINDOW	
		FROM	TO
TNX	6.62	6.53	6.73
DNX	6.95	6.85	7.05
MNX	7.40	7.25	7.55

Eurofins TestAmerica, Denver
Target Compound Quantitation Report

Data File:	\\chromfs\Denver\ChromData\CHHPLC_X\20200617-92523.b\06170027.D				
Lims ID:	CCV DMT				
Client ID:					
Sample Type:	CCV				
Inject. Date:	18-Jun-2020 02:29:42	ALS Bottle#:	9	Worklist Smp#:	27
Injection Vol:	100.0 ul	Dil. Factor:	1.0000		
Sample Info:	CCV DMT				
Misc. Info.:	280-0092523-027				
Operator ID:	JZ	Instrument ID:	CHHPLC_X3		
Sublist:	chrom-8330_X3*sub17				
Method:	\\chromfs\Denver\ChromData\CHHPLC_X\20200617-92523.b\8330_X3.m				
Limit Group:	GCSV - 8330				
Last Update:	18-Jun-2020 20:46:08	Calib Date:	18-Mar-2020 14:39:27		
Integrator:	Falcon				
Quant Method:	External Standard	Quant By:	Initial Calibration		
Last ICal File:	\\chromna\Denver\ChromData\CHHPLC_X\20200318-90159.b\03180015.D				
Column 1 :	UltraCarb5uODS (20) (4.60 mm)		Det: LC DAD1B, 254 nm		
Process Host:	CTX1013				
First Level Reviewer: zhangji		Date:	18-Jun-2020 14:57:02		

Compound	Det	RT (min.)	Exp RT (min.)	Dlt RT (min.)	Response	Cal Amt ug/mL	OnCol Amt ug/mL	Flags
2 TNX	1	6.623	6.626	-0.003	52449	0.2503	0.2410	M
5 DNX	1	6.949	6.953	-0.004	38009	0.2503	0.2485	M
6 MNX	1	7.396	7.400	-0.004	42830	0.2918	0.2701	

QC Flag Legend

Review Flags
M - Manually Integrated

Reagents:

8330 DMT_00006 Amount Added: 12.50 Units: uL

Report Date: 18-Jun-2020 20:46:09 Chrom Revision: 2.3 17-Jun-2020 19:07:08

Eurofins TestAmerica, Denver

Data File: \\chromfs\denver\chromdata\chhplc_x\20200617-92523.b\06170027.d

Injection Date:	18-Jun-2020 02:29:42	Instrument ID:	CHHPLC_X3	Operator ID:	JZ
Lims ID:	CCV DMT			Worklist Smp#:	27
Client ID:					
Injection Vol:	100.0 ul	Dil. Factor:	1.0000	ALS Bottle#:	9
Method:	8330_X3	Limit Group:	GCSV - 8330		

Column: UltraCarb5uODS (20) (4.60 mm) Y Scaling: Method Defined: Scale to the Nth Largest Target: 1

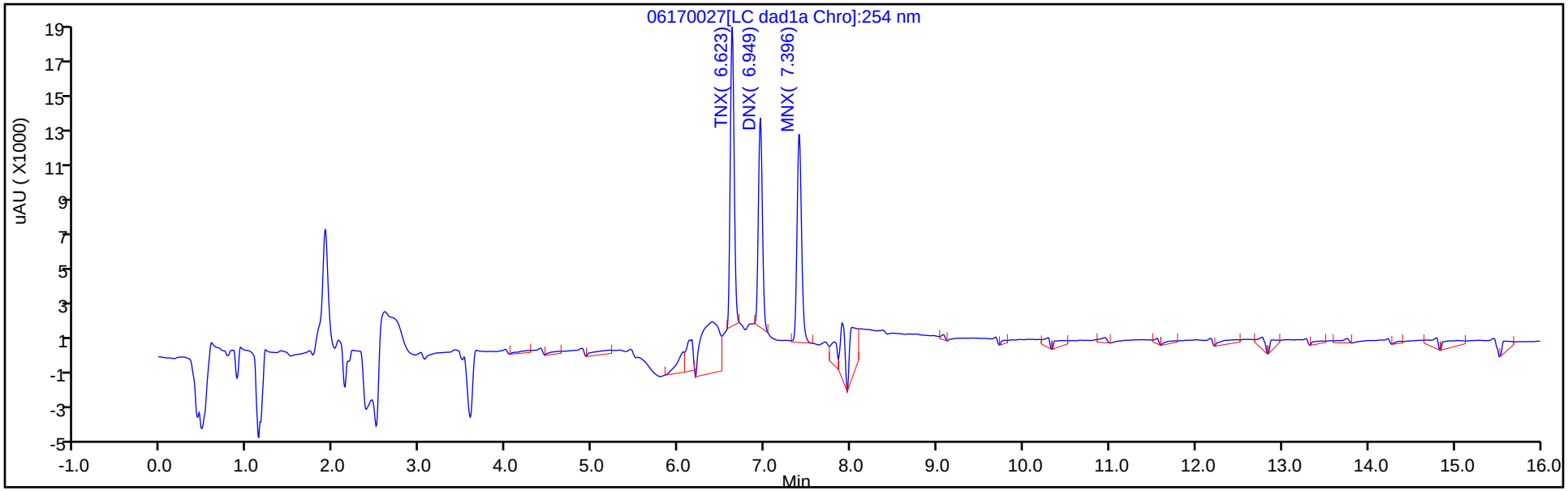

Y Scaling: Method Defined: Scale to the Nth Largest Target: 1

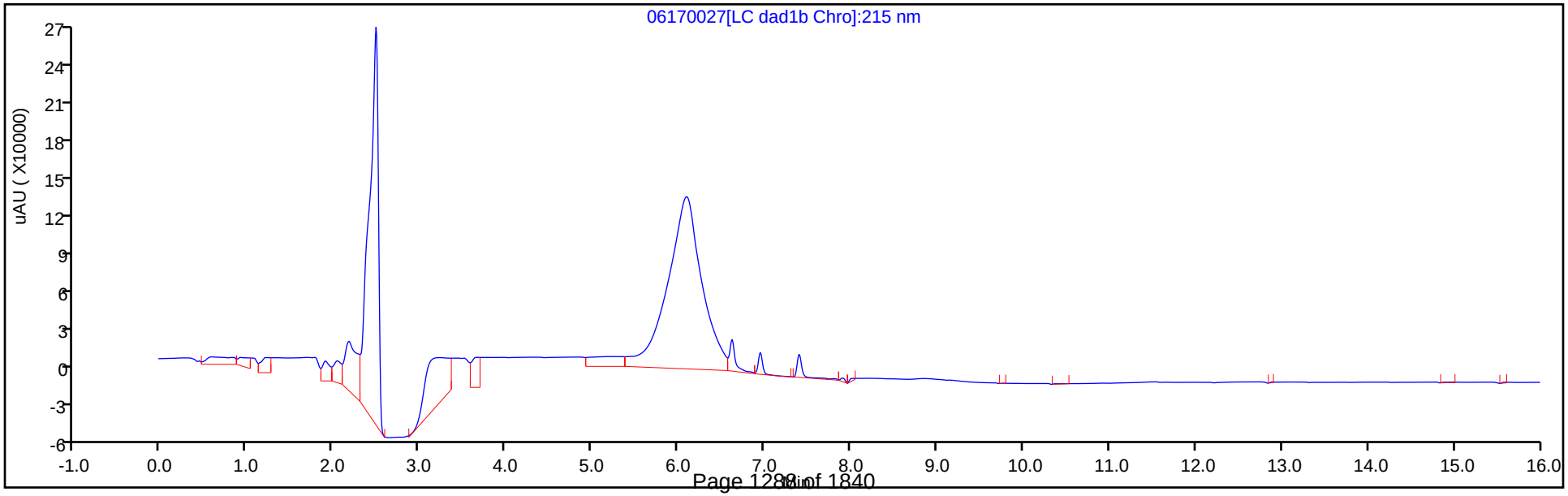

Manual Integration/User Assign Peak Report

Eurofins TestAmerica, Denver

Data File:	\\chromfs\denver\chromdata\chhplc_x\20200617-92523.b\06170027.d				
Injection Date:	18-Jun-2020 02:29:42	Instrument ID:	CHHPLC_X3		
Lims ID:	CCV DMT				
Client ID:					
Operator ID:	JZ	ALS Bottle#:	9	Worklist Smp#:	27
Injection Vol:	100.0 ul	Dil. Factor:	1.0000		
Method:	8330_X3	Limit Group:	GCSV - 8330		
Column:	UltraCarb5uODS (20) (4.60 mm)	Detector	LC DAD1B, 254 nm		

2 TNX, CAS: 13980-04-6

Signal: 1

Processing Integration Results

RT: 6.62
Area: 87391
Amount: 0.401597
Amount Units: ug/mL

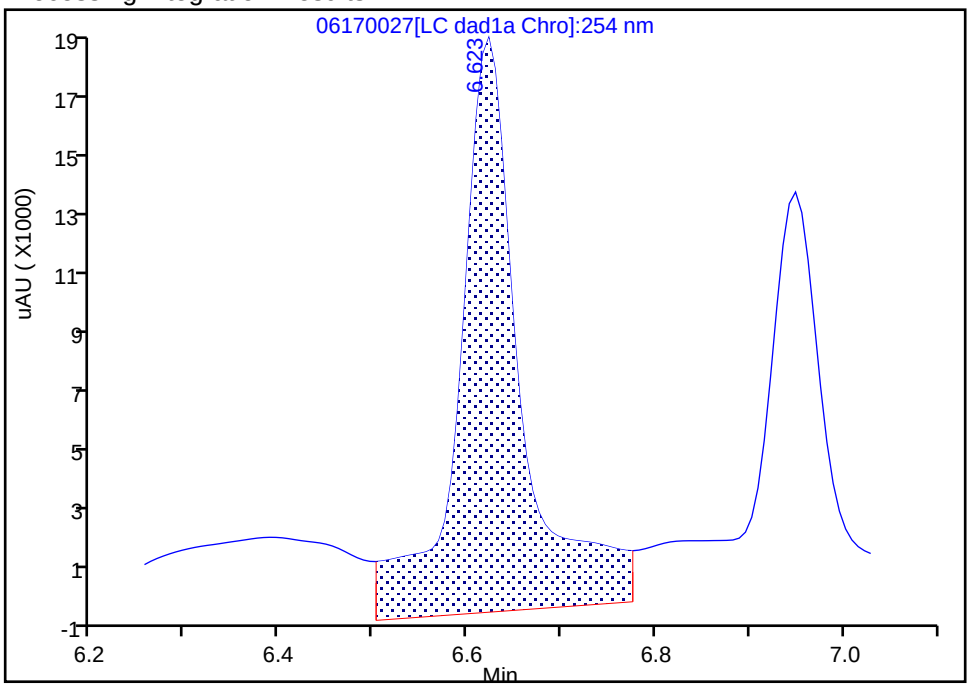

Manual Integration Results

RT: 6.62
Area: 52449
Amount: 0.241024
Amount Units: ug/mL

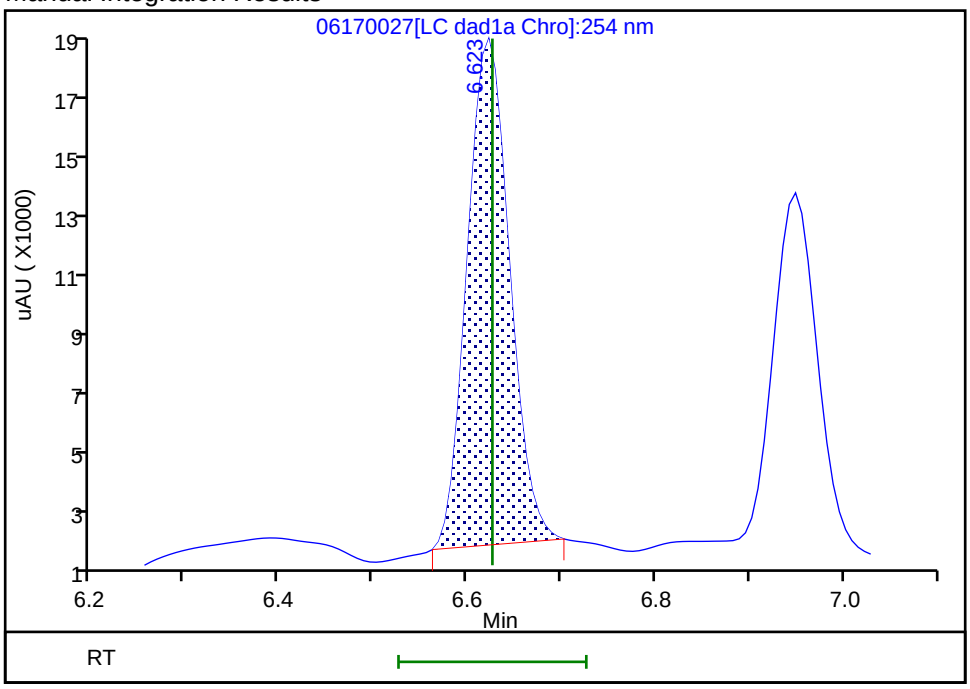

Reviewer: zhangji, 18-Jun-2020 14:56:56

Audit Action: Manually Integrated Audit Reason: Baseline

Manual Integration/User Assign Peak Report

Eurofins TestAmerica, Denver

Data File:	\\chromfs\denver\chromdata\chhplc_x\20200617-92523.b\06170027.d				
Injection Date:	18-Jun-2020 02:29:42	Instrument ID:	CHHPLC_X3		
Lims ID:	CCV DMT				
Client ID:					
Operator ID:	JZ	ALS Bottle#:	9	Worklist Smp#:	27
Injection Vol:	100.0 ul	Dil. Factor:	1.0000		
Method:	8330_X3	Limit Group:	GCSV - 8330		
Column:	UltraCarb5uODS (20) (4.60 mm)	Detector	LC DAD1B, 254 nm		

5 DNX, CAS: 80251-29-2

Signal: 1

Processing Integration Results

RT: 6.95
Area: 67853
Amount: 0.443692
Amount Units: ug/mL

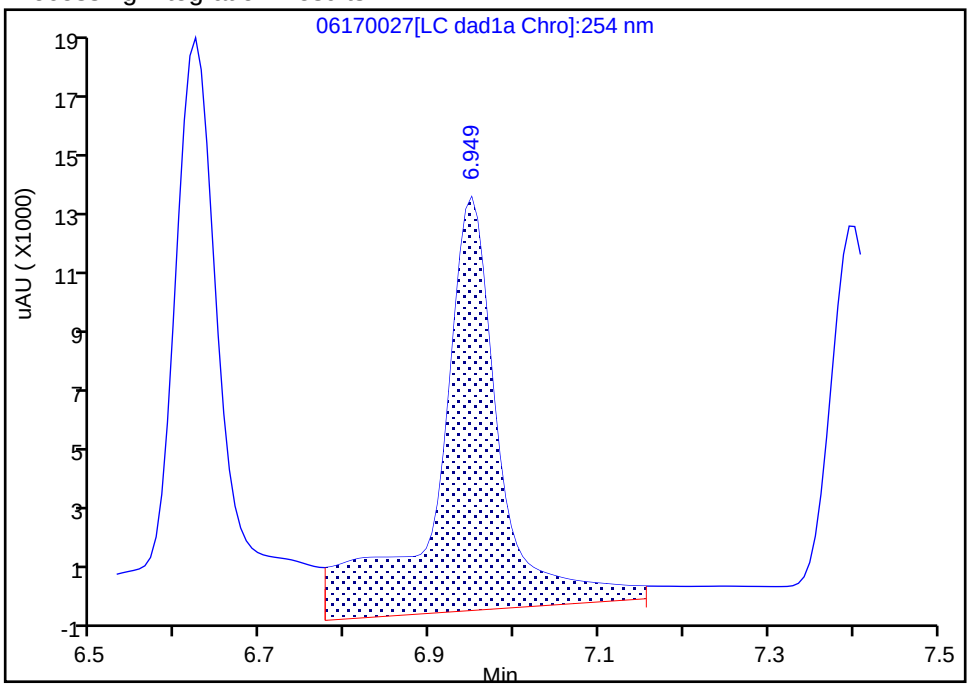

Manual Integration Results

RT: 6.95
Area: 38009
Amount: 0.248541
Amount Units: ug/mL

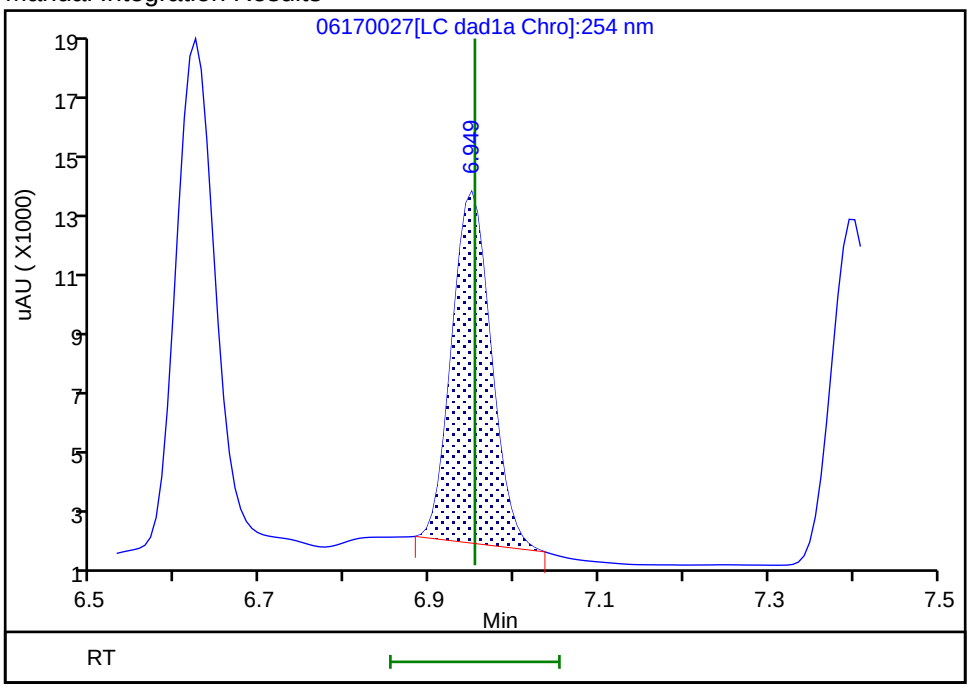

Reviewer: zhangji, 18-Jun-2020 14:57:00

Audit Action: Manually Integrated Audit Reason: Baseline

FORM VII
HPLC/IC CONTINUING CALIBRATION DATA

Lab Name: Eurofins TestAmerica, Denver Job No.: 280-137110-1

SDG No.:

Lab Sample ID: CCV 280-499165/38 Calibration Date: 06/18/2020 06:42

Instrument ID: CHHPLC_X3 Calib Start Date: 03/18/2020 11:35

GC Column: UltraCarb5uODS ID: 4.60(mm) Calib End Date: 03/18/2020 14:39

Lab File ID: 06170038.D Conc. Units: ug/L

ANALYTE	CURVE TYPE	AVE CF	CF	MIN CF	CALC AMOUNT	SPIKE AMOUNT	%D	MAX %D
HMX	Ave	85962	93220		271	250	8.4	15.0
RDX	Ave	116613	113792		244	250	-2.4	15.0
Picric acid	Ave	85131	87392		257	250	2.7	15.0
1,3,5-Trinitrobenzene	Ave	230309	244854		266	251	6.3	15.0
1,3-Dinitrobenzene	Ave	306686	328743		269	251	7.2	15.0
Nitrobenzene	Ave	200403	203610		255	251	1.6	15.0
Tetryl	Ave	177032	185465		262	251	4.8	15.0
Nitroglycerin	Ave	68133	73860		2710	2500	8.4	15.0
2,4,6-Trinitrotoluene	Ave	204031	223426		275	251	9.5	15.0
4-Amino-2,6-dinitrotoluene	Lin2		167329		241	250	-3.6	15.0
2-Amino-4,6-dinitrotoluene	Ave	202817	214988		266	251	6.0	15.0
2,6-Dinitrotoluene	Ave	149452	162179		272	251	8.5	15.0
2,4-Dinitrotoluene	Ave	303584	322649		267	251	6.3	15.0
2-Nitrotoluene	Ave	135051	130992		242	250	-3.0	15.0
4-Nitrotoluene	Ave	113005	114842		255	251	1.6	15.0
3-Nitrotoluene	Ave	143029	142725		250	250	-0.2	15.0
PETN	Ave	78605	85392		2720	2500	8.6	15.0
1,2-Dinitrobenzene	Ave	138212	147960		268	250	7.1	15.0

FORM VII
HPLC/IC CONTINUING CALIBRATION RETENTION TIME SUMMARY

Lab Name: Eurofins TestAmerica, Denver Job No.: 280-137110-1

SDG No.:

Lab Sample ID: CCV 280-499165/38 Calibration Date: 06/18/2020 06:42

Instrument ID: CHHPLC_X3 Calib Start Date: 03/18/2020 11:35

GC Column: UltraCarb5uODS ID: 4.60(mm) Calib End Date: 03/18/2020 14:39

Lab File ID: 06170038.D

Analyte	RT	RT WINDOW	
		FROM	TO
HMX	6.72	6.58	6.88
RDX	7.82	7.64	7.94
Picric acid	8.13	7.95	8.25
1,3,5-Trinitrobenzene	8.96	8.78	9.08
1,3-Dinitrobenzene	9.62	9.43	9.73
Nitrobenzene	10.00	9.80	10.10
Tetryl	10.31	10.11	10.41
Nitroglycerin	10.82	10.63	10.93
2,4,6-Trinitrotoluene	11.28	11.14	11.34
4-Amino-2,6-dinitrotoluene	11.46	11.30	11.50
2-Amino-4,6-dinitrotoluene	11.75	11.59	11.79
2,6-Dinitrotoluene	11.88	11.74	11.94
2,4-Dinitrotoluene	12.08	11.94	12.14
2-Nitrotoluene	12.90	12.72	13.02
4-Nitrotoluene	13.34	13.14	13.44
3-Nitrotoluene	13.94	13.74	14.04
PETN	15.02	14.82	15.12
1,2-Dinitrobenzene	8.78	8.60	8.90

Eurofins TestAmerica, Denver
Target Compound Quantitation Report

Data File: \\chromfs\Denver\ChromData\CHHPLC_X\20200617-92523.b\06170038.D
Lims ID: CCV INT
Client ID:
Sample Type: CCV
Inject. Date: 18-Jun-2020 06:42:41 ALS Bottle#: 7 Worklist Smp#: 38
Injection Vol: 100.0 ul Dil. Factor: 1.0000
Sample Info: CCV INT
Misc. Info.: 280-0092523-038
Operator ID: JZ Instrument ID: CHHPLC_X3
Sublist: chrom-8330_X3*sub9

Method: \\chromfs\Denver\ChromData\CHHPLC_X\20200617-92523.b\8330_X3.m
Limit Group: GCSV - 8330
Last Update: 18-Jun-2020 20:46:15 Calib Date: 18-Mar-2020 14:39:27
Integrator: Falcon
Quant Method: External Standard Quant By: Initial Calibration
Last ICal File: \\chromna\Denver\ChromData\CHHPLC_X\20200318-90159.b\03180015.D

Column 1 : UltraCarb5uODS (20) (4.60 mm) Det: LC DAD1B, 254 nm
Process Host: CTX1013

First Level Reviewer: zhangji Date: 18-Jun-2020 19:59:05

Compound	Det	RT (min.)	Exp RT (min.)	Dlt RT (min.)	Response	Cal Amt ug/mL	OnCol Amt ug/mL	Flags
3 HMX	1	6.723	6.725	-0.002	23305	0.2500	0.2711	
7 RDX	1	7.816	7.792	0.024	28448	0.2500	0.2440	
8 2,4,6-Trinitrophenol	1	8.129	8.099	0.030	21848	0.2500	0.2566	
$ 9 1,2-Dinitrobenzene	1	8.783	8.752	0.031	36990	0.2500	0.2676	
10 1,3,5-Trinitrobenzene	1	8.963	8.932	0.031	61336	0.2505	0.2663	
11 1,3-Dinitrobenzene	1	9.616	9.578	0.038	82350	0.2505	0.2685	
12 Nitrobenzene	1	9.996	9.952	0.044	51106	0.2510	0.2550	
14 Tetryl	1	10.309	10.258	0.051	46459	0.2505	0.2624	
15 Nitroglycerin	2	10.816	10.778	0.038	184651	2.50	2.71	
16 2,4,6-Trinitrotoluene	1	11.283	11.238	0.045	56080	0.2510	0.2749	
17 4-Amino-2,6-dinitrotoluene	1	11.456	11.398	0.058	41874	0.2503	0.2413	
18 2-Amino-4,6-dinitrotoluene	1	11.749	11.692	0.057	53962	0.2510	0.2661	
19 2,6-Dinitrotoluene	1	11.883	11.838	0.045	40707	0.2510	0.2724	
20 2,4-Dinitrotoluene	1	12.083	12.038	0.045	80985	0.2510	0.2668	
21 o-Nitrotoluene	1	12.903	12.865	0.038	32748	0.2500	0.2425	
22 p-Nitrotoluene	1	13.343	13.292	0.051	28768	0.2505	0.2546	
23 m-Nitrotoluene	1	13.936	13.885	0.051	35717	0.2503	0.2497	
24 PETN	2	15.023	14.965	0.058	213479	2.50	2.72	

Reagents:

8330IntermStk_00061 Amount Added: 25.00 Units: uL

Report Date: 18-Jun-2020 20:46:15 Chrom Revision: 2.3 17-Jun-2020 19:07:08

Eurofins TestAmerica, Denver

Data File: \\chromfs\denver\chromdata\chhplc_x\20200617-92523.b\06170038.d

Injection Date:	18-Jun-2020 06:42:41	Instrument ID:	CHHPLC_X3	Operator ID:	JZ
Lims ID:	CCV INT			Worklist Smp#:	38
Client ID:					
Injection Vol:	100.0 ul	Dil. Factor:	1.0000	ALS Bottle#:	7
Method:	8330_X3	Limit Group:	GCSV - 8330		

Column: UltraCarb5uODS (20) (4.60 mm) Y Scaling: Method Defined: Scale to the Nth Largest Target: 1

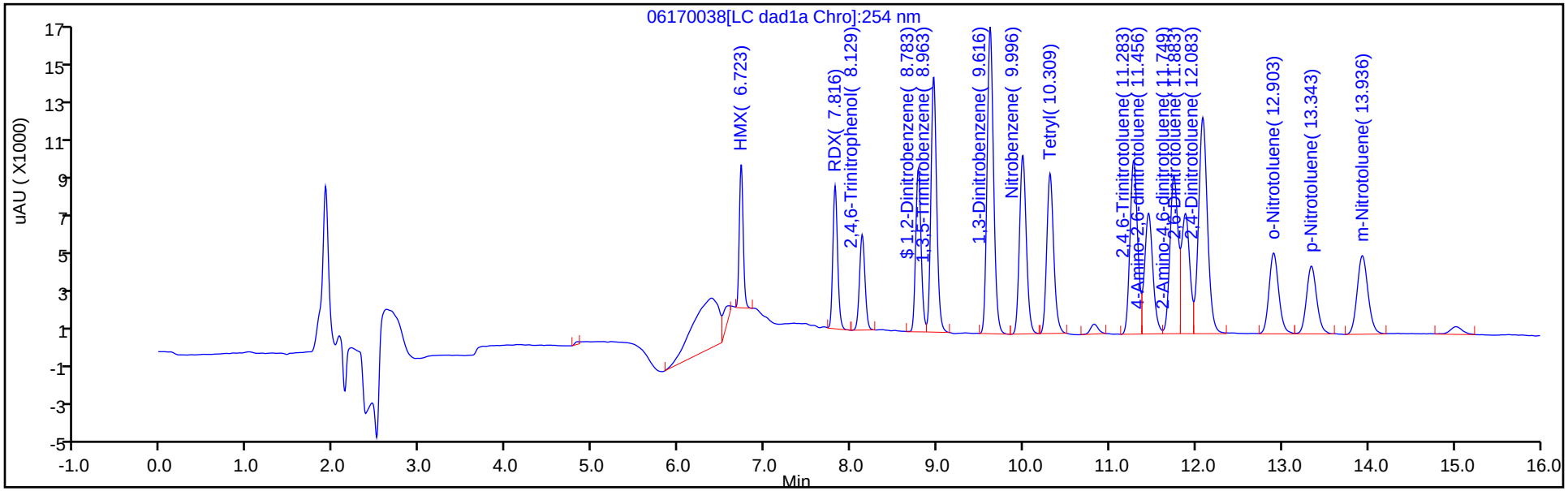

Y Scaling: Method Defined: Scale to the Nth Largest Target: 1

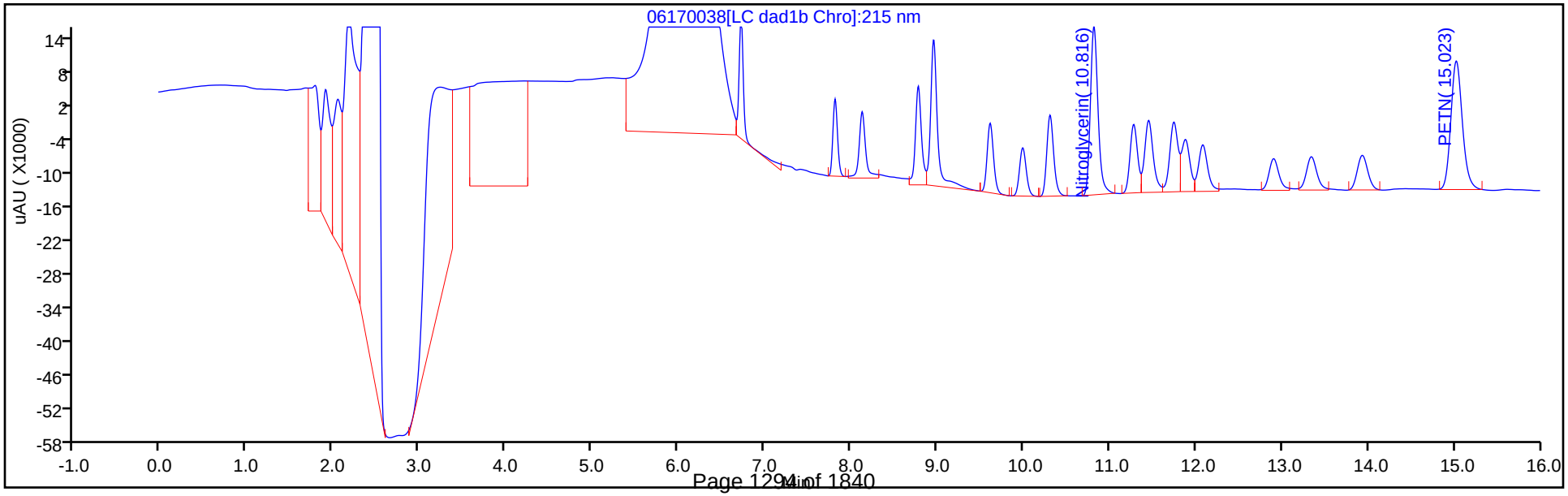

FORM VII
HPLC/IC CONTINUING CALIBRATION DATA

Lab Name: Eurofins TestAmerica, Denver Job No.: 280-137110-1

SDG No.:

Lab Sample ID: CCV 280-499165/39 Calibration Date: 06/18/2020 07:05

Instrument ID: CHHPLC_X3 Calib Start Date: 03/04/2020 21:00

GC Column: UltraCarb5uODS ID: 4.60(mm) Calib End Date: 03/04/2020 23:40

Lab File ID: 06170039.D Conc. Units: ug/L

ANALYTE	CURVE TYPE	AVE CF	CF	MIN CF	CALC AMOUNT	SPIKE AMOUNT	%D	MAX %D
TNX	Ave	217609	205826		237	250	-5.4	15.0
DNX	Ave	152928	153131		251	250	0.1	15.0
MNX	Ave	158544	144147		265	292	-9.1	15.0

FORM VII
HPLC/IC CONTINUING CALIBRATION RETENTION TIME SUMMARY

Lab Name: Eurofins TestAmerica, Denver Job No.: 280-137110-1

SDG No.:

Lab Sample ID: CCV 280-499165/39 Calibration Date: 06/18/2020 07:05

Instrument ID: CHHPLC_X3 Calib Start Date: 03/04/2020 21:00

GC Column: UltraCarb5uODS ID: 4.60(mm) Calib End Date: 03/04/2020 23:40

Lab File ID: 06170039.D

Analyte	RT	RT WINDOW	
		FROM	TO
TNX	6.63	6.53	6.73
DNX	6.96	6.85	7.05
MNX	7.40	7.25	7.55

Eurofins TestAmerica, Denver
Target Compound Quantitation Report

Data File: \\chromfs\Denver\ChromData\CHHPLC_X\20200617-92523.b\06170039.D
Lims ID: CCV DMT
Client ID:
Sample Type: CCV
Inject. Date: 18-Jun-2020 07:05:52 ALS Bottle#: 9 Worklist Smp#: 39
Injection Vol: 100.0 ul Dil. Factor: 1.0000
Sample Info: CCV DMT
Misc. Info.: 280-0092523-039
Operator ID: JZ Instrument ID: CHHPLC_X3
Sublist: chrom-8330_X3*sub17

Method: \\chromfs\Denver\ChromData\CHHPLC_X\20200617-92523.b\8330_X3.m
Limit Group: GCSV - 8330
Last Update: 18-Jun-2020 20:46:15 Calib Date: 18-Mar-2020 14:39:27
Integrator: Falcon
Quant Method: External Standard Quant By: Initial Calibration
Last ICal File: \\chromna\Denver\ChromData\CHHPLC_X\20200318-90159.b\03180015.D

Column 1 : UltraCarb5uODS (20) (4.60 mm) Det: LC DAD1B, 254 nm
Process Host: CTX1013

First Level Reviewer: zhangji Date: 18-Jun-2020 19:59:25

Compound	Det	RT (min.)	Exp RT (min.)	Dlt RT (min.)	Response	Cal Amt ug/mL	OnCol Amt ug/mL	Flags
2 TNX	1	6.631	6.626	0.005	51508	0.2503	0.2367	M
5 DNX	1	6.958	6.953	0.005	38321	0.2503	0.2506	M
6 MNX	1	7.404	7.400	0.004	42055	0.2918	0.2653	

QC Flag Legend

Review Flags
M - Manually Integrated

Reagents:

8330 DMT_00006 Amount Added: 12.50 Units: uL

Report Date: 18-Jun-2020 20:46:15 Chrom Revision: 2.3 17-Jun-2020 19:07:08

Eurofins TestAmerica, Denver

Data File: \\chromfs\denver\chromdata\chhplc_x\20200617-92523.b\06170039.d

Injection Date:	18-Jun-2020 07:05:52	Instrument ID:	CHHPLC_X3	Operator ID:	JZ
Lims ID:	CCV DMT			Worklist Smp#:	39
Client ID:					
Injection Vol:	100.0 ul	Dil. Factor:	1.0000	ALS Bottle#:	9
Method:	8330_X3	Limit Group:	GCSV - 8330		

Column: UltraCarb5uODS (20) (4.60 mm) Y Scaling: Method Defined: Scale to the Nth Largest Target: 1

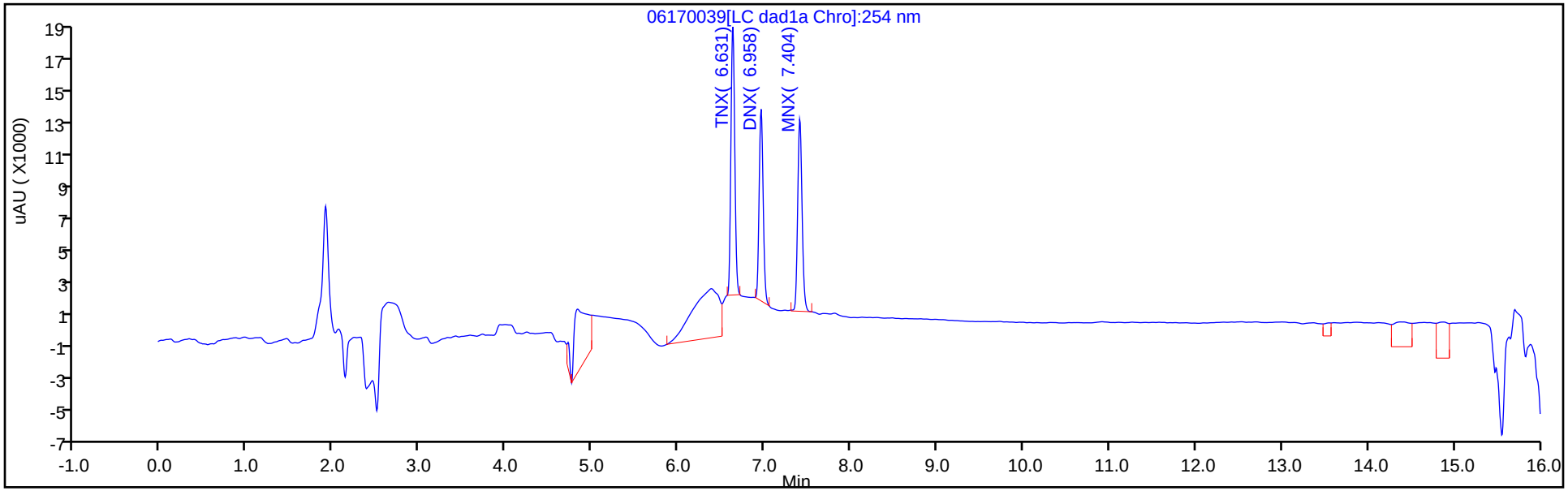

Y Scaling: Method Defined: Scale to the Nth Largest Target: 1

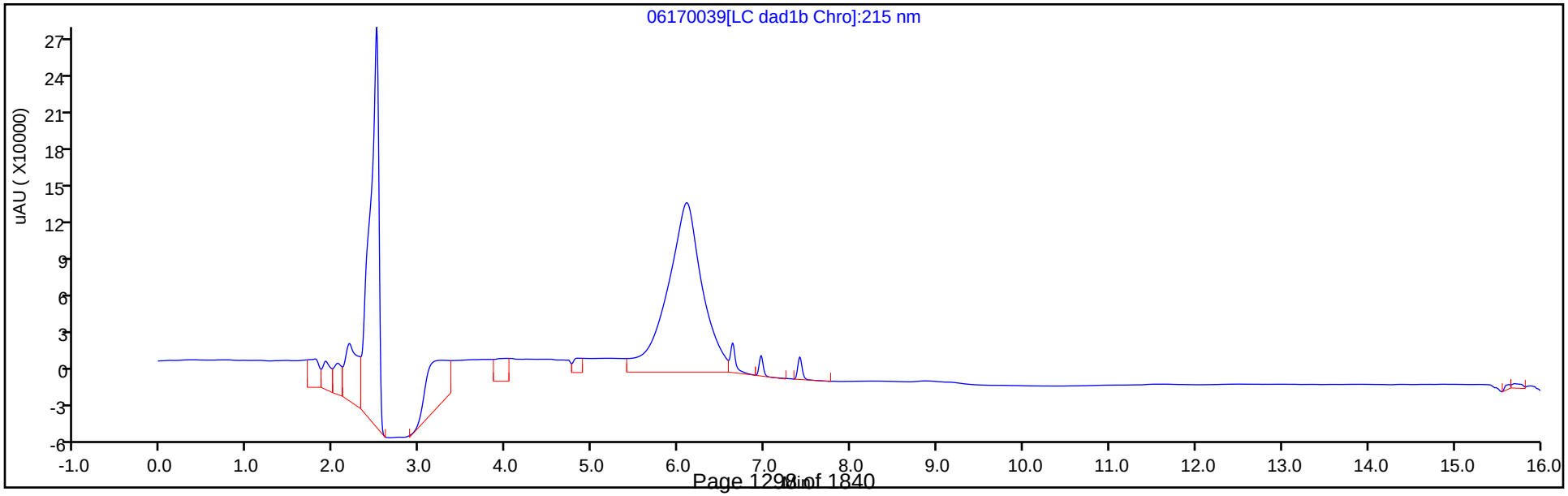

Manual Integration/User Assign Peak Report

Eurofins TestAmerica, Denver

Data File:	\\chromfs\denver\chromdata\chhplc_x\20200617-92523.b\06170039.d				
Injection Date:	18-Jun-2020 07:05:52	Instrument ID:	CHHPLC_X3		
Lims ID:	CCV DMT				
Client ID:					
Operator ID:	JZ	ALS Bottle#:	9	Worklist Smp#:	39
Injection Vol:	100.0 ul	Dil. Factor:	1.0000		
Method:	8330_X3	Limit Group:	GCSV - 8330		
Column:	UltraCarb5uODS (20) (4.60 mm)	Detector	LC DAD1B, 254 nm		

2 TNX, CAS: 13980-04-6

Signal: 1

Processing Integration Results

RT: 6.63
Area: 97095
Amount: 0.446191
Amount Units: ug/mL

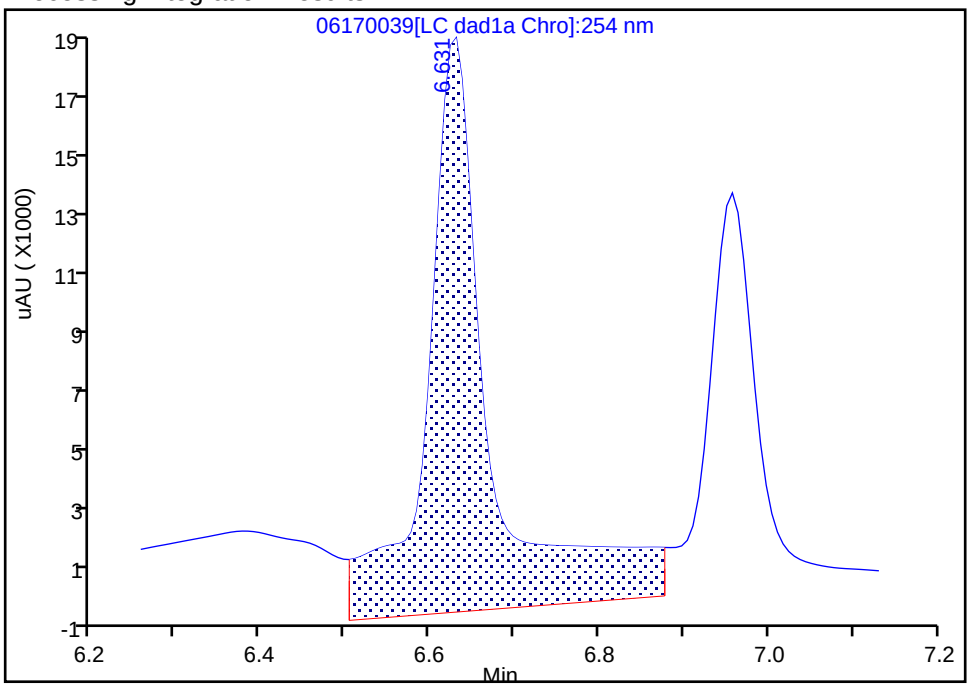

Manual Integration Results

RT: 6.63
Area: 51508
Amount: 0.236700
Amount Units: ug/mL

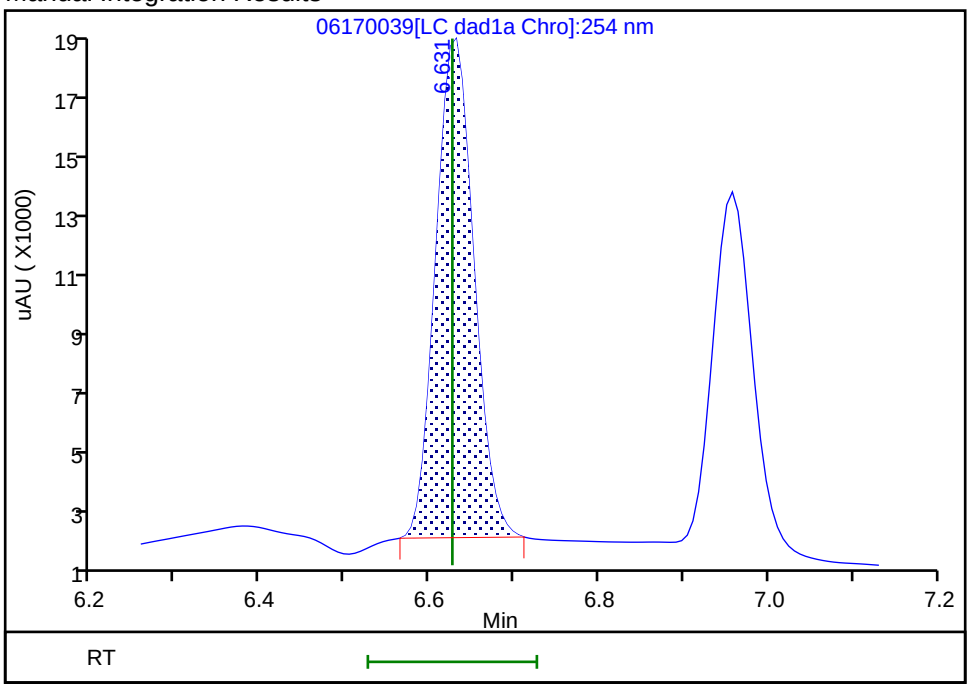

Reviewer: zhangji, 18-Jun-2020 19:59:19

Audit Action: Manually Integrated Audit Reason: Baseline

Manual Integration/User Assign Peak Report

Eurofins TestAmerica, Denver

Data File:	\\chromfs\denver\chromdata\chhplc_x\20200617-92523.b\06170039.d				
Injection Date:	18-Jun-2020 07:05:52	Instrument ID:	CHHPLC_X3		
Lims ID:	CCV DMT				
Client ID:					
Operator ID:	JZ	ALS Bottle#:	9	Worklist Smp#:	39
Injection Vol:	100.0 ul	Dil. Factor:	1.0000		
Method:	8330_X3	Limit Group:	GCSV - 8330		
Column:	UltraCarb5uODS (20) (4.60 mm)	Detector	LC DAD1B, 254 nm		

5 DNX, CAS: 80251-29-2

Signal: 1

Processing Integration Results

RT: 6.96
Area: 54027
Amount: 0.353283
Amount Units: ug/mL

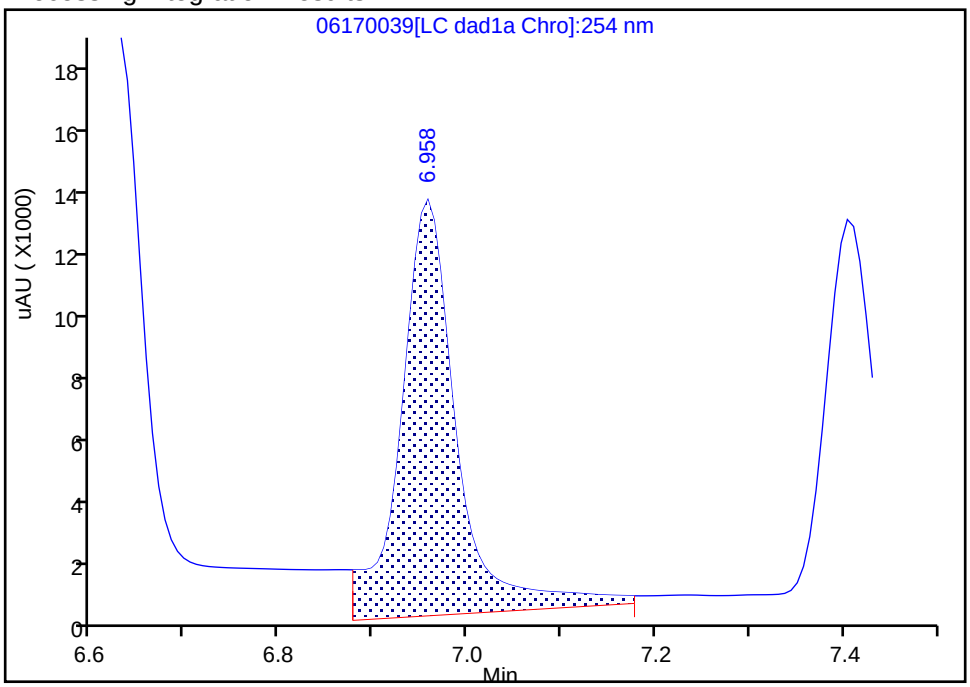

Manual Integration Results

RT: 6.96
Area: 38321
Amount: 0.250581
Amount Units: ug/mL

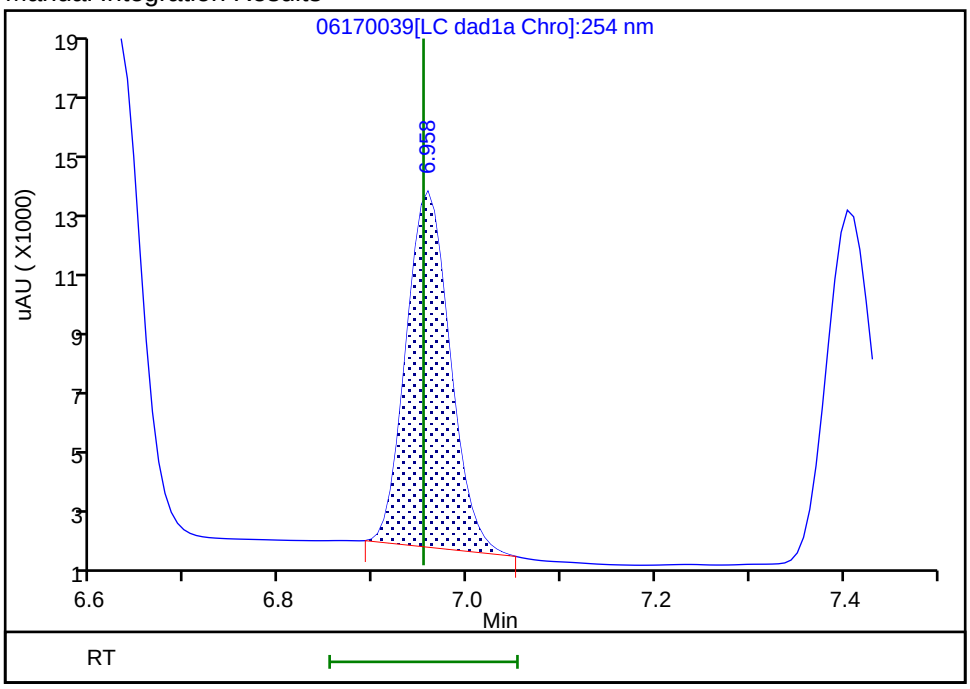

Reviewer: zhangji, 18-Jun-2020 19:59:22

Audit Action: Manually Integrated Audit Reason: Baseline

FORM I
HPLC/IC ORGANICS ANALYSIS DATA SHEET

Lab Name: Eurofins TestAmerica, Denver Job No.: 280-137110-1

SDG No.:

Client Sample ID: Lab Sample ID: MB 280-497326/1-A

Matrix: Water Lab File ID: 06150032.D

Analysis Method: 8330A Date Collected:

Extraction Method: 3535 Date Extracted: 06/04/2020 10:29

Sample wt/vol: 500(mL) Date Analyzed: 06/16/2020 02:31

Con. Extract Vol.: 5(mL) Dilution Factor: 1

Injection Volume: 100(uL) GC Column: UltraCarb5uODS ID: 4.6(mm)

% Moisture: GPC Cleanup:(Y/N) N

Analysis Batch No.: 498591 Units: ug/L

CAS NO.	COMPOUND NAME	RESULT	Q	LOQ	LOD	DL
99-35-4	1,3,5-Trinitrobenzene	0.20	U M	0.21	0.20	0.084
99-65-0	1,3-Dinitrobenzene	0.10	U	0.11	0.10	0.037
118-96-7	2,4,6-Trinitrotoluene	0.10	U	0.11	0.10	0.045
121-14-2	2,4-Dinitrotoluene	0.080	U	0.10	0.080	0.027
606-20-2	2,6-Dinitrotoluene	0.080	U	0.10	0.080	0.040
35572-78-2	2-Amino-4,6-dinitrotoluene	0.10	U	0.11	0.10	0.051
88-72-2	2-Nitrotoluene	0.20	U	0.21	0.20	0.086
99-08-1	3-Nitrotoluene	0.40	U M	0.40	0.40	0.20
19406-51-0	4-Amino-2,6-dinitrotoluene	0.12	U	0.15	0.12	0.058
99-99-0	4-Nitrotoluene	0.40	U	0.41	0.40	0.10
2691-41-0	HMX	0.20	U	0.21	0.20	0.088
5755-27-1	MNX	0.40	U M	2.0	0.40	0.15
98-95-3	Nitrobenzene	0.20	U	0.21	0.20	0.091
121-82-4	RDX	0.20	U	0.21	0.20	0.052
479-45-8	Tetryl	0.10	U	0.11	0.10	0.032

CAS NO.	SURROGATE	%REC	Q	LIMITS
528-29-0	1,2-Dinitrobenzene	102		83-119

Eurofins TestAmerica, Denver
Target Compound Quantitation Report

Data File: \\chromfs\Denver\ChromData\CHHPLC_X\20200612-92376.b\06150032.D
Lims ID: MB 280-497326/1-A
Client ID:
Sample Type: MB
Inject. Date: 16-Jun-2020 02:31:56 ALS Bottle#: 32 Worklist Smp#: 32
Injection Vol: 100.0 ul Dil. Factor: 1.0000
Sample Info: MB 280-497326/1-
Misc. Info.: 280-0092376-032
Operator ID: JZ Instrument ID: CHHPLC_X3

Method: \\chromfs\Denver\ChromData\CHHPLC_X\20200612-92376.b\8330_X3.m
Limit Group: GCSV - 8330
Last Update: 16-Jun-2020 21:25:32 Calib Date: 18-Mar-2020 14:39:27
Integrator: Falcon
Quant Method: External Standard Quant By: Initial Calibration
Last ICal File: \\chromna\Denver\ChromData\CHHPLC_X\20200318-90159.b\03180015.D

Column 1 : UltraCarb5uODS (20) (4.60 mm) Det: LC DAD1B, 254 nm
Process Host: CTX1024

First Level Reviewer: zhangji Date: 16-Jun-2020 20:53:50

Compound	Det	RT (min.)	Exp RT (min.)	Dlt RT (min.)	Response	Cal Amt ug/mL	OnCol Amt ug/mL	Flags
1 2,6-diamino-4-nitrotoluene	1		6.576				ND	U
2 TNX	1		6.621				ND	
3 HMX	1		6.716				ND	
4 2,4-diamino-6-nitrotoluene	1		6.762				ND	
5 DNX	1		6.947				ND	
6 MNX	1		7.394				ND	U
7 RDX	1		7.789				ND	
8 2,4,6-Trinitrophenol	1		8.082				ND	U
$ 9 1,2-Dinitrobenzene	1	8.772	8.749	0.023	28172	0.2000	0.2038	
10 1,3,5-Trinitrobenzene	1		8.929				ND	U
11 1,3-Dinitrobenzene	1		9.575				ND	
12 Nitrobenzene	1		9.949				ND	
13 3,5-Dinitroaniline	1		10.215				ND	
14 Tetryl	1		10.249				ND	
15 Nitroglycerin	2		10.762				ND	
16 2,4,6-Trinitrotoluene	1		11.222				ND	
17 4-Amino-2,6-dinitrotoluene	1		11.375				ND	
18 2-Amino-4,6-dinitrotoluene	1		11.669				ND	
19 2,6-Dinitrotoluene	1		11.809				ND	
20 2,4-Dinitrotoluene	1		12.009				ND	
21 o-Nitrotoluene	1		12.829				ND	
22 p-Nitrotoluene	1		13.269				ND	
23 m-Nitrotoluene	1		13.862				ND	U
24 PETN	2		14.949				ND	
25 Ammonium Picrate	1		0.000				ND	

QC Flag Legend

Review Flags

U - Marked Undetected

Report Date: 16-Jun-2020 21:25:32 Chrom Revision: 2.3 10-Jun-2020 22:46:48

Eurofins TestAmerica, Denver

Data File: \\chromfs\denver\chromdata\chhplc_x\20200612-92376.b\06150032.d

Injection Date:	16-Jun-2020 02:31:56	Instrument ID:	CHHPLC_X3	Operator ID:	JZ
Lims ID:	MB 280-497326/1-A			Worklist Smp#:	32
Client ID:					
Injection Vol:	100.0 ul	Dil. Factor:	1.0000	ALS Bottle#:	32
Method:	8330_X3	Limit Group:	GCSV - 8330		

Column: UltraCarb5uODS (20) (4.60 mm) Y Scaling: Method Defined: Scale to the Nth Largest Target: 1

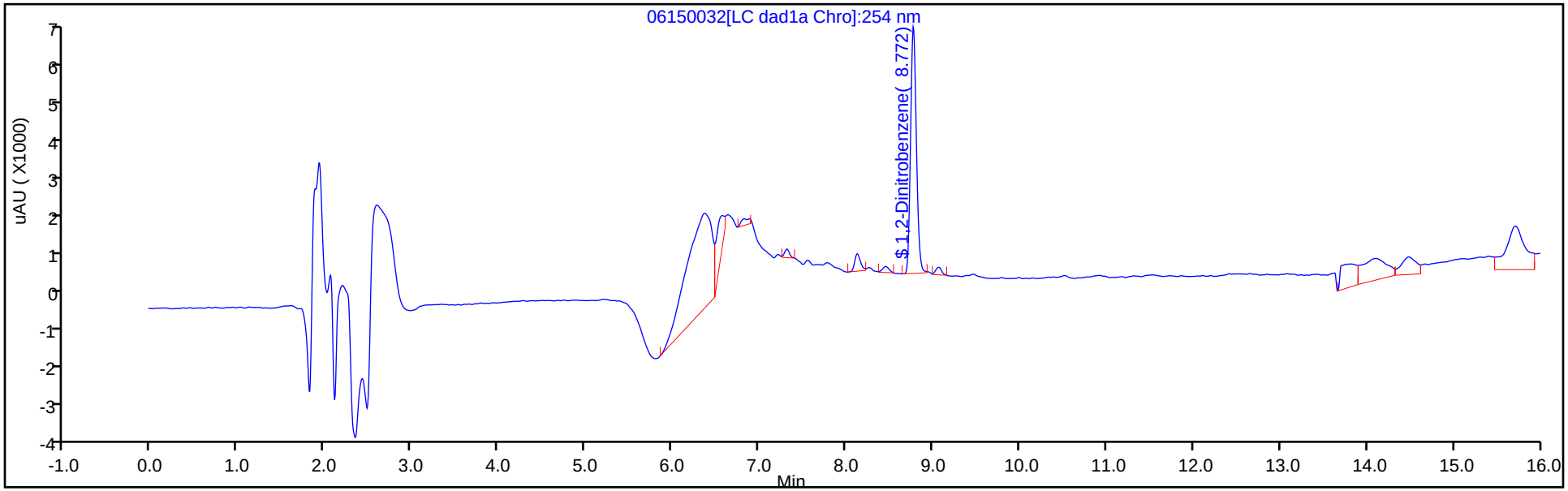

Y Scaling: Method Defined: Scale to the Nth Largest Target: 1

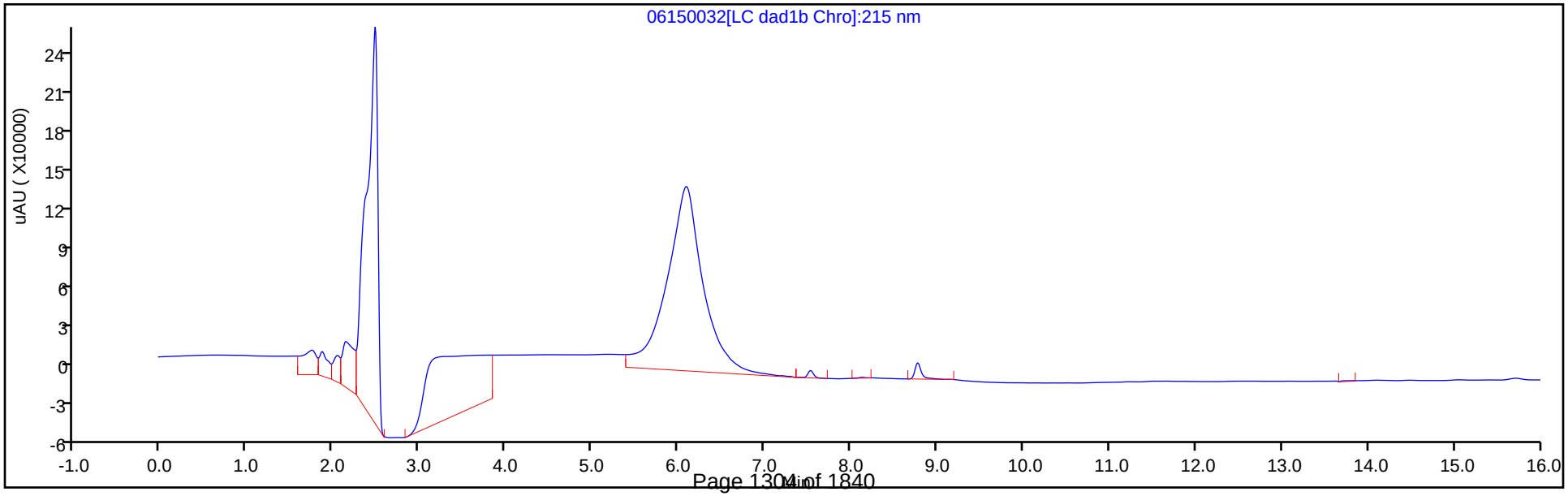

Eurofins TestAmerica, Denver
Recovery Report

Data File:	\\chromfs\Denver\ChromData\CHHPLC_X\20200612-92376.b\06150032.D				
Lims ID:	MB 280-497326/1-A				
Client ID:					
Sample Type:	MB				
Inject. Date:	16-Jun-2020 02:31:56	ALS Bottle#:	32	Worklist Smp#:	32
Injection Vol:	100.0 ul	Dil. Factor:	1.0000		
Sample Info:	MB 280-497326/1-				
Misc. Info.:	280-0092376-032				
Operator ID:	JZ	Instrument ID:	CHHPLC_X3		
Method:	\\chromfs\Denver\ChromData\CHHPLC_X\20200612-92376.b\8330_X3.m				
Limit Group:	GCSV - 8330				
Last Update:	16-Jun-2020 21:25:32	Calib Date:	18-Mar-2020 14:39:27		
Integrator:	Falcon				
Quant Method:	External Standard	Quant By:	Initial Calibration		
Last ICal File:	\\chromna\Denver\ChromData\CHHPLC_X\20200318-90159.b\03180015.D				
Column 1 :	UltraCarb5uODS (20) (4.60 mm)		Det: LC DAD1B, 254 nm		
Process Host:	CTX1024				
First Level Reviewer: zhangji		Date:	16-Jun-2020 20:53:50		

Compound	Amount Added	Amount Recovered	% Rec.
$ 9 1,2-Dinitrobenzene	0.2000	0.2038	101.92

User Disabled Compound Report

Eurofins TestAmerica, Denver

Data File: \\chromfs\denver\chromdata\chhplc_x\20200612-92376.b\06150032.d
Injection Date: 16-Jun-2020 02:31:56 Instrument ID: CHHPLC_X3
Lims ID: MB 280-497326/1-A
Client ID:
Operator ID: JZ ALS Bottle#: 32 Worklist Smp#: 32
Injection Vol: 100.0 ul Dil. Factor: 1.0000
Method: 8330_X3 Limit Group: GCSV - 8330

Column: UltraCarb5uODS (20) (4.60 mm) Detector LC DAD1B, 254 nm

10 1,3,5-Trinitrobenzene, CAS: 99-35-4, Signal: 1

RT: 9.07
Response: 895
Amount: 0.003886

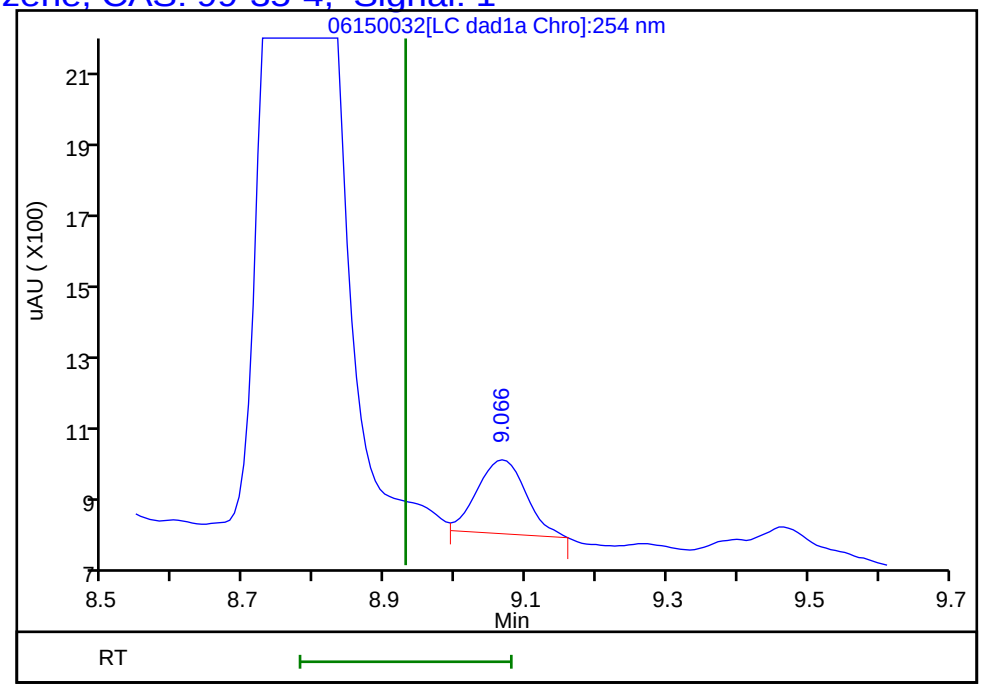

Reviewer: zhangji, 16-Jun-2020 20:53:50
Audit Action: Marked Compound Undetected Audit Reason: Invalid Compound ID

User Disabled Compound Report

Eurofins TestAmerica, Denver

Data File: \\chromfs\denver\chromdata\chhplc_x\20200612-92376.b\06150032.d
Injection Date: 16-Jun-2020 02:31:56 Instrument ID: CHHPLC_X3
Lims ID: MB 280-497326/1-A
Client ID:
Operator ID: JZ ALS Bottle#: 32 Worklist Smp#: 32
Injection Vol: 100.0 ul Dil. Factor: 1.0000
Method: 8330_X3 Limit Group: GCSV - 8330

Column: UltraCarb5uODS (20) (4.60 mm) Detector LC DAD1B, 254 nm

23 m-Nitrotoluene, CAS: 99-08-1, Signal: 1

RT: 13.81
Response: 7094
Amount: 0.049598

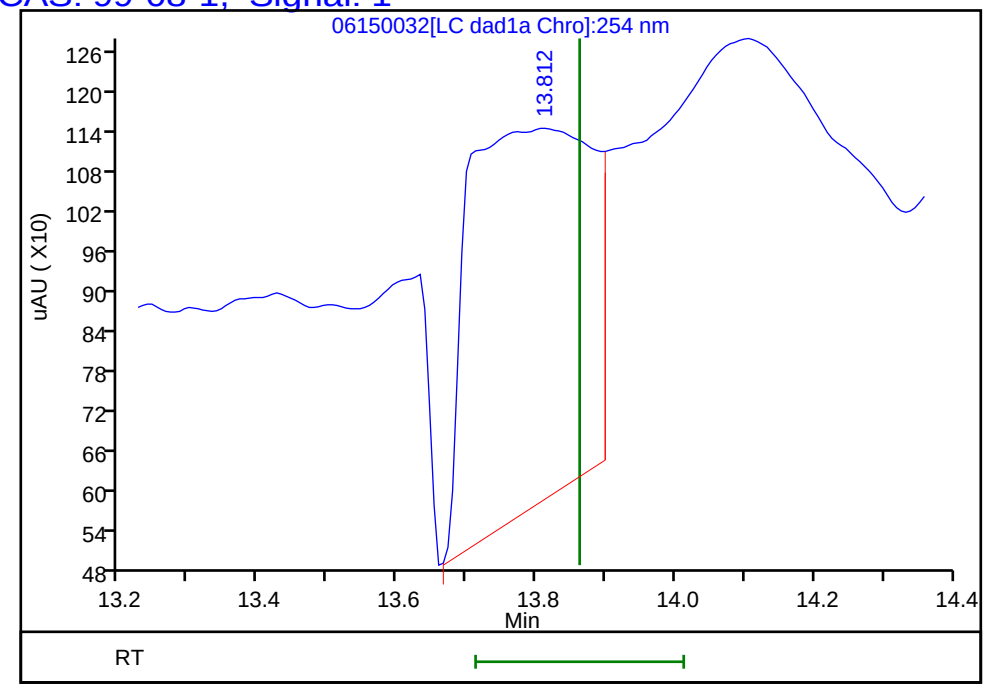

Reviewer: zhangji, 16-Jun-2020 20:53:50
Audit Action: Marked Compound Undetected Audit Reason: Invalid Compound ID

User Disabled Compound Report

Eurofins TestAmerica, Denver

Data File: \\chromfs\denver\chromdata\chhplc_x\20200612-92376.b\06150032.d
Injection Date: 16-Jun-2020 02:31:56 Instrument ID: CHHPLC_X3
Lims ID: MB 280-497326/1-A
Client ID:
Operator ID: JZ ALS Bottle#: 32 Worklist Smp#: 32
Injection Vol: 100.0 ul Dil. Factor: 1.0000
Method: 8330_X3 Limit Group: GCSV - 8330

Column: UltraCarb5uODS (20) (4.60 mm) Detector LC DAD1B, 254 nm

6 MNX, CAS: 5755-27-1, Signal: 1

RT: 7.32
Response: 816
Amount: 0.005147

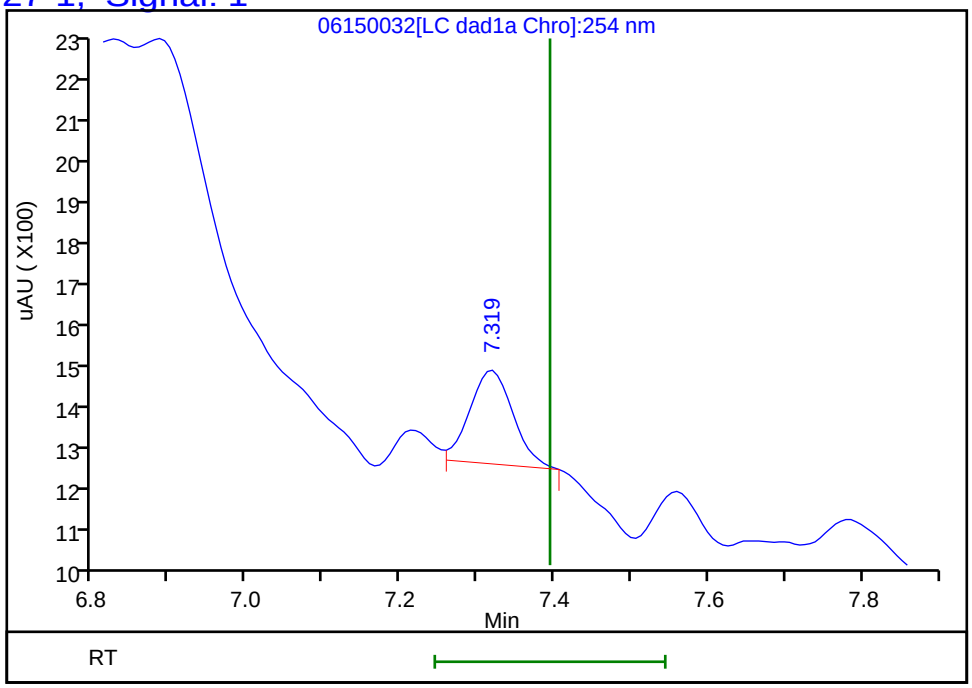

Reviewer: zhangji, 16-Jun-2020 20:53:50
Audit Action: Marked Compound Undetected Audit Reason: Invalid Compound ID

FORM I
HPLC/IC ORGANICS ANALYSIS DATA SHEET

Lab Name: Eurofins TestAmerica, Denver Job No.: 280-137110-1

SDG No.:

Client Sample ID: Lab Sample ID: MB 280-498875/1-A

Matrix: Water Lab File ID: 016-1601.D

Analysis Method: 8330A Date Collected:

Extraction Method: 3535 Date Extracted: 06/16/2020 10:10

Sample wt/vol: 500(mL) Date Analyzed: 06/17/2020 22:16

Con. Extract Vol.: 5(mL) Dilution Factor: 1

Injection Volume: 100(uL) GC Column: UltraCarb5uODS ID: 4.6(mm)

% Moisture: GPC Cleanup:(Y/N) N

Analysis Batch No.: 499165 Units: ug/L

CAS NO.	COMPOUND NAME	RESULT	Q	LOQ	LOD	DL
99-35-4	1,3,5-Trinitrobenzene	0.20	U	0.21	0.20	0.084
99-65-0	1,3-Dinitrobenzene	0.10	U	0.11	0.10	0.037
118-96-7	2,4,6-Trinitrotoluene	0.10	U	0.11	0.10	0.045
121-14-2	2,4-Dinitrotoluene	0.080	U	0.10	0.080	0.027
606-20-2	2,6-Dinitrotoluene	0.080	U	0.10	0.080	0.040
35572-78-2	2-Amino-4,6-dinitrotoluene	0.10	U	0.11	0.10	0.051
88-72-2	2-Nitrotoluene	0.20	U	0.21	0.20	0.086
99-08-1	3-Nitrotoluene	0.40	U	0.40	0.40	0.20
19406-51-0	4-Amino-2,6-dinitrotoluene	0.12	U	0.15	0.12	0.058
99-99-0	4-Nitrotoluene	0.40	U	0.41	0.40	0.10
2691-41-0	HMX	0.20	U	0.21	0.20	0.088
5755-27-1	MNX	0.40	U M	2.0	0.40	0.15
98-95-3	Nitrobenzene	0.20	U	0.21	0.20	0.091
121-82-4	RDX	0.20	U	0.21	0.20	0.052
479-45-8	Tetryl	0.10	U	0.11	0.10	0.032

CAS NO.	SURROGATE	%REC	Q	LIMITS
528-29-0	1,2-Dinitrobenzene	100		83-119

Eurofins TestAmerica, Denver
Target Compound Quantitation Report

Data File: \\chromfs\Denver\ChromData\CHHPLC_X\20200617-92523.b\016-1601.D
Lims ID: MB 280-498875/1-A
Client ID:
Sample Type: MB
Inject. Date: 17-Jun-2020 22:16:32 ALS Bottle#: 16 Worklist Smp#: 16
Injection Vol: 100.0 ul Dil. Factor: 1.0000
Sample Info: MB 280-498875/1-
Misc. Info.: 280-0092523-016
Operator ID: JZ Instrument ID: CHHPLC_X3

Method: \\chromfs\Denver\ChromData\CHHPLC_X\20200617-92523.b\8330_X3.m
Limit Group: GCSV - 8330
Last Update: 18-Jun-2020 20:46:00 Calib Date: 18-Mar-2020 14:39:27
Integrator: Falcon
Quant Method: External Standard Quant By: Initial Calibration
Last ICal File: \\chromna\Denver\ChromData\CHHPLC_X\20200318-90159.b\03180015.D

Column 1 : UltraCarb5uODS (20) (4.60 mm) Det: LC DAD1B, 254 nm
Process Host: CTX1013

First Level Reviewer: zhangji Date: 18-Jun-2020 14:10:49

	Compound	Det	RT (min.)	Exp RT (min.)	Dlt RT (min.)	Response	Cal Amt ug/mL	OnCol Amt ug/mL	Flags
	1 2,6-diamino-4-nitrotoluene	1		6.579				ND	U
	2 TNX	1		6.626				ND	
	3 HMX	1		6.725				ND	
	4 2,4-diamino-6-nitrotoluene	1		6.759				ND	
	5 DNX	1		6.953				ND	
	6 MNX	1		7.400				ND	U
	7 RDX	1		7.792				ND	
	8 2,4,6-Trinitrophenol	1		8.099				ND	
$	9 1,2-Dinitrobenzene	1	8.758	8.752	0.006	27577	0.2000	0.1995	
	10 1,3,5-Trinitrobenzene	1		8.932				ND	
	11 1,3-Dinitrobenzene	1		9.578				ND	
	12 Nitrobenzene	1		9.952				ND	
	13 3,5-Dinitroaniline	1		10.212				ND	
	14 Tetryl	1		10.258				ND	
	15 Nitroglycerin	2		10.778				ND	
	16 2,4,6-Trinitrotoluene	1		11.238				ND	
	17 4-Amino-2,6-dinitrotoluene	1		11.398				ND	
	18 2-Amino-4,6-dinitrotoluene	1		11.692				ND	
	19 2,6-Dinitrotoluene	1		11.838				ND	
	20 2,4-Dinitrotoluene	1		12.038				ND	
	21 o-Nitrotoluene	1		12.865				ND	
	22 p-Nitrotoluene	1		13.292				ND	
	23 m-Nitrotoluene	1		13.885				ND	
	24 PETN	2		14.965				ND	
	25 Ammonium Picrate	1		0.000				ND	

QC Flag Legend

Review Flags

U - Marked Undetected

Report Date: 18-Jun-2020 20:46:01 Chrom Revision: 2.3 17-Jun-2020 19:07:08

Eurofins TestAmerica, Denver

Data File: \\chromfs\denver\chromdata\chhplc_x\20200617-92523.b\016-1601.d

Injection Date:	17-Jun-2020 22:16:32	Instrument ID:	CHHPLC_X3	Operator ID:	JZ
Lims ID:	MB 280-498875/1-A			Worklist Smp#:	16
Client ID:					
Injection Vol:	100.0 ul	Dil. Factor:	1.0000	ALS Bottle#:	16
Method:	8330_X3	Limit Group:	GCSV - 8330		

Column: UltraCarb5uODS (20) (4.60 mm) Y Scaling: Method Defined: Scale to the Nth Largest Target: 1

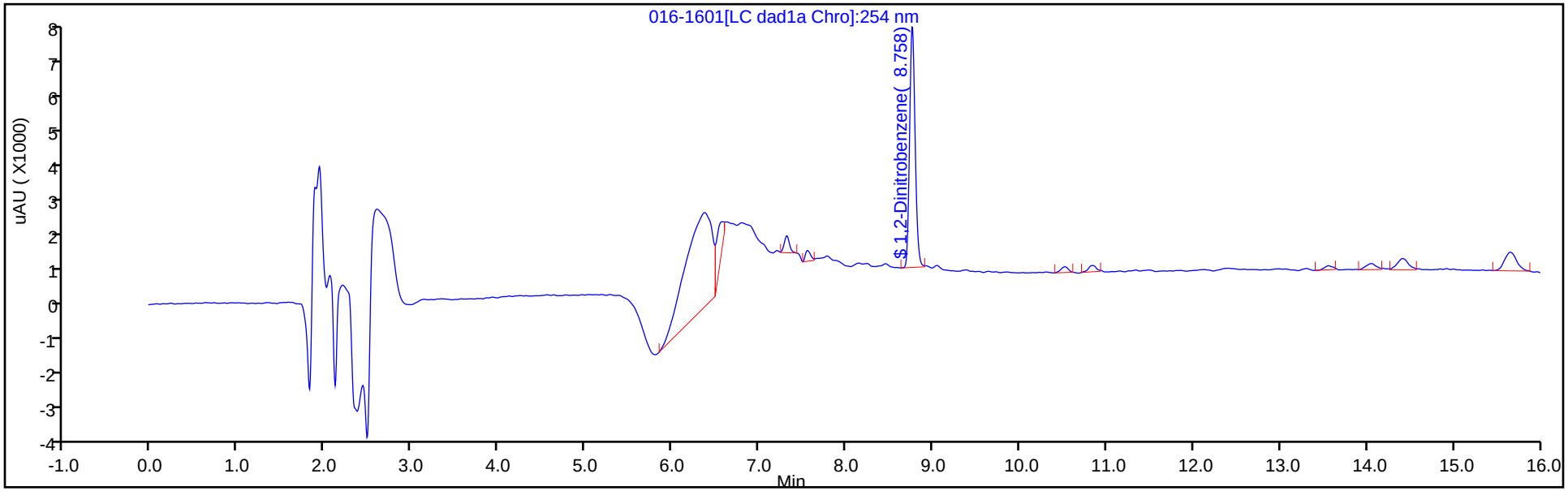

Y Scaling: Method Defined: Scale to the Nth Largest Target: 1

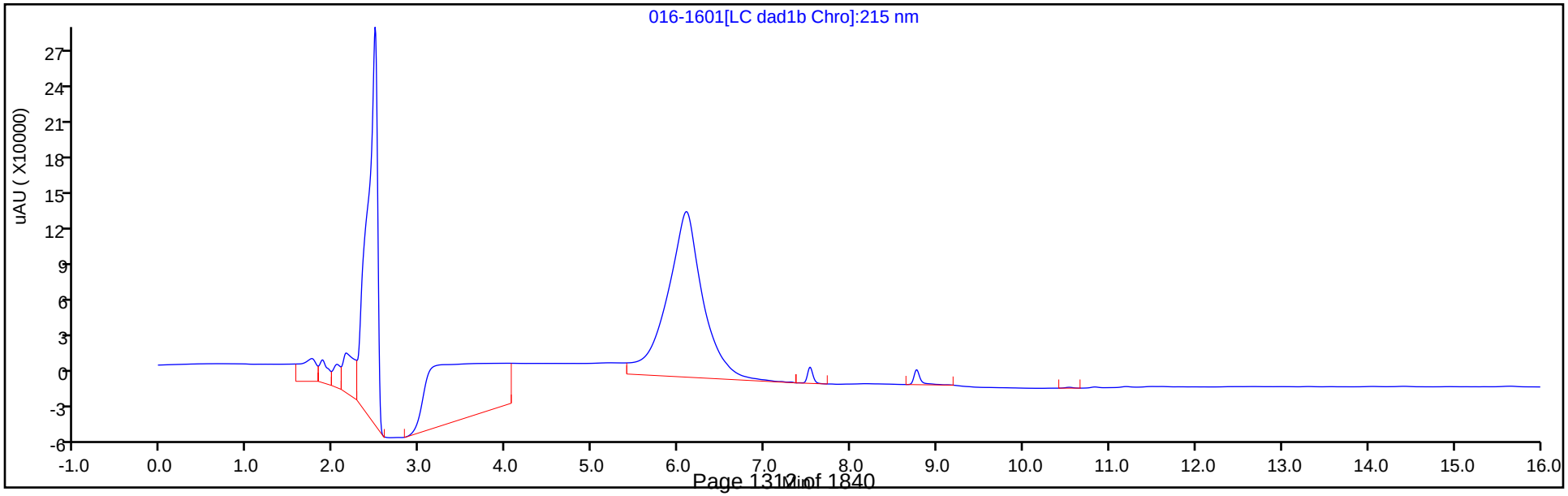

Eurofins TestAmerica, Denver
Recovery Report

Data File: \\chromfs\Denver\ChromData\CHHPLC_X\20200617-92523.b\016-1601.D
Lims ID: MB 280-498875/1-A
Client ID:
Sample Type: MB
Inject. Date: 17-Jun-2020 22:16:32 ALS Bottle#: 16 Worklist Smp#: 16
Injection Vol: 100.0 ul Dil. Factor: 1.0000
Sample Info: MB 280-498875/1-
Misc. Info.: 280-0092523-016
Operator ID: JZ Instrument ID: CHHPLC_X3

Method: \\chromfs\Denver\ChromData\CHHPLC_X\20200617-92523.b\8330_X3.m
Limit Group: GCSV - 8330
Last Update: 18-Jun-2020 20:46:00 Calib Date: 18-Mar-2020 14:39:27
Integrator: Falcon
Quant Method: External Standard Quant By: Initial Calibration
Last ICal File: \\chromna\Denver\ChromData\CHHPLC_X\20200318-90159.b\03180015.D

Column 1 : UltraCarb5uODS (20) (4.60 mm) Det: LC DAD1B, 254 nm
Process Host: CTX1013

First Level Reviewer: zhangji Date: 18-Jun-2020 14:10:49

Compound	Amount Added	Amount Recovered	% Rec.
$ 9 1,2-Dinitrobenzene	0.2000	0.1995	99.76

User Disabled Compound Report

Eurofins TestAmerica, Denver

Data File: \\chromfs\denver\chromdata\chhplc_x\20200617-92523.b\016-1601.d

Injection Date: 17-Jun-2020 22:16:32 Instrument ID: CHHPLC_X3

Lims ID: MB 280-498875/1-A

Client ID:

Operator ID: JZ ALS Bottle#: 16 Worklist Smp#: 16

Injection Vol: 100.0 ul Dil. Factor: 1.0000

Method: 8330_X3 Limit Group: GCSV - 8330

Column: UltraCarb5uODS (20) (4.60 mm) Detector LC DAD1B, 254 nm

6 MNX, CAS: 5755-27-1, Signal: 1

RT: 7.32

Response: 1821

Amount: 0.011486

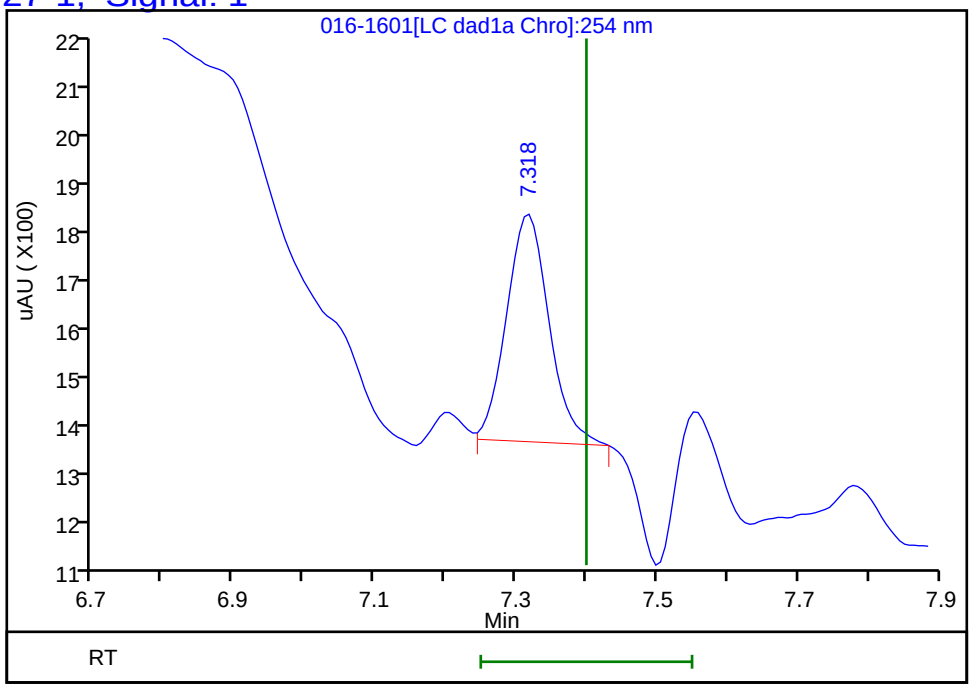

Reviewer: zhangji, 18-Jun-2020 14:10:49

Audit Action: Marked Compound Undetected Audit Reason: Invalid Compound ID

FORM I
HPLC/IC ORGANICS ANALYSIS DATA SHEET

Lab Name: Eurofins TestAmerica, Denver Job No.: 280-137110-1

SDG No.:

Client Sample ID: Lab Sample ID: LCS 280-497326/2-A

Matrix: Water Lab File ID: 06160013.D

Analysis Method: 8330A Date Collected:

Extraction Method: 3535 Date Extracted: 06/04/2020 10:29

Sample wt/vol: 500(mL) Date Analyzed: 06/16/2020 21:12

Con. Extract Vol.: 5(mL) Dilution Factor: 1

Injection Volume: 100(uL) GC Column: UltraCarb5uODS ID: 4.6(mm)

% Moisture: GPC Cleanup:(Y/N) N

Analysis Batch No.: 498990 Units: ug/L

CAS NO.	COMPOUND NAME	RESULT	Q	LOQ	LOD	DL
99-35-4	1,3,5-Trinitrobenzene	2.36		0.21	0.20	0.084
99-65-0	1,3-Dinitrobenzene	2.25		0.11	0.10	0.037
118-96-7	2,4,6-Trinitrotoluene	2.29		0.11	0.10	0.045
121-14-2	2,4-Dinitrotoluene	2.15		0.10	0.080	0.027
606-20-2	2,6-Dinitrotoluene	2.13		0.10	0.080	0.040
35572-78-2	2-Amino-4,6-dinitrotoluene	2.10		0.11	0.10	0.051
88-72-2	2-Nitrotoluene	1.95		0.21	0.20	0.086
99-08-1	3-Nitrotoluene	2.16		0.40	0.40	0.20
19406-51-0	4-Amino-2,6-dinitrotoluene	1.89		0.15	0.12	0.058
99-99-0	4-Nitrotoluene	2.06		0.41	0.40	0.10
2691-41-0	HMX	2.22	M	0.21	0.20	0.088
98-95-3	Nitrobenzene	2.21		0.21	0.20	0.091
121-82-4	RDX	2.09		0.21	0.20	0.052
479-45-8	Tetryl	2.04		0.11	0.10	0.032

CAS NO.	SURROGATE	%REC	Q	LIMITS
528-29-0	1,2-Dinitrobenzene	106		83-119

Eurofins TestAmerica, Denver
Target Compound Quantitation Report

Data File: \\chromfs\Denver\ChromData\CHHPLC_X\20200616-92483.b\06160013.D
Lims ID: LCS 280-497326/2-A
Client ID:
Sample Type: LCS
Inject. Date: 16-Jun-2020 21:12:44 ALS Bottle#: 13 Worklist Smp#: 13
Injection Vol: 100.0 ul Dil. Factor: 1.0000
Sample Info: LCS 280-497326/2
Misc. Info.: 280-0092483-013
Operator ID: JZ Instrument ID: CHHPLC_X3

Method: \\chromfs\Denver\ChromData\CHHPLC_X\20200616-92483.b\8330_X3.m
Limit Group: GCSV - 8330
Last Update: 17-Jun-2020 17:24:20 Calib Date: 18-Mar-2020 14:39:27
Integrator: Falcon
Quant Method: External Standard Quant By: Initial Calibration
Last ICal File: \\chromna\Denver\ChromData\CHHPLC_X\20200318-90159.b\03180015.D

Column 1 : UltraCarb5uODS (20) (4.60 mm) Det: LC DAD1B, 254 nm
Process Host: CTX1005

First Level Reviewer: zhangji Date: 16-Jun-2020 21:40:05

	Compound	Det	RT (min.)	Exp RT (min.)	Dlt RT (min.)	Response	Cal Amt ug/mL	OnCol Amt ug/mL	Flags
	3 HMX	1	6.720	6.709	0.011	19089	0.2000	0.2221	M
	7 RDX	1	7.787	7.789	-0.002	24374	0.2000	0.2090	
	8 2,4,6-Trinitrophenol	1	8.074	8.089	-0.015	19964	0.2000	0.2345	
$	9 1,2-Dinitrobenzene	1	8.740	8.763	-0.023	29410	0.2000	0.2128	
	10 1,3,5-Trinitrobenzene	1	8.927	8.936	-0.009	54355	0.2000	0.2360	
	11 1,3-Dinitrobenzene	1	9.567	9.589	-0.022	69123	0.2000	0.2254	
	12 Nitrobenzene	1	9.940	9.969	-0.029	44322	0.2000	0.2212	
	14 Tetryl	1	10.240	10.282	-0.042	36070	0.2000	0.2037	
	15 Nitroglycerin	2	10.754	10.789	-0.035	138614	2.00	2.03	
	16 2,4,6-Trinitrotoluene	1	11.220	11.249	-0.029	46745	0.2000	0.2291	
	17 4-Amino-2,6-dinitrotoluene	1	11.380	11.416	-0.036	32568	0.2000	0.1891	
	18 2-Amino-4,6-dinitrotoluene	1	11.674	11.702	-0.028	42652	0.2000	0.2103	
	19 2,6-Dinitrotoluene	1	11.814	11.849	-0.035	31847	0.2000	0.2131	
	20 2,4-Dinitrotoluene	1	12.014	12.049	-0.035	65163	0.2000	0.2146	
	21 o-Nitrotoluene	1	12.840	12.876	-0.036	26320	0.2000	0.1949	
	22 p-Nitrotoluene	1	13.280	13.309	-0.029	23236	0.2000	0.2056	
	23 m-Nitrotoluene	1	13.874	13.902	-0.028	30877	0.2000	0.2159	
	24 PETN	2	14.960	14.996	-0.036	159042	2.00	2.02	

QC Flag Legend

Review Flags
M - Manually Integrated

Report Date: 17-Jun-2020 17:24:22 Chrom Revision: 2.3 10-Jun-2020 22:46:48

Eurofins TestAmerica, Denver

Data File: \\chromfs\denver\chromdata\chhplc_x\20200616-92483.b\06160013.d

Injection Date:	16-Jun-2020 21:12:44	Instrument ID:	CHHPLC_X3	Operator ID:	JZ
Lims ID:	LCS 280-497326/2-A			Worklist Smp#:	13
Client ID:					
Injection Vol:	100.0 ul	Dil. Factor:	1.0000	ALS Bottle#:	13
Method:	8330_X3	Limit Group:	GCSV - 8330		

Column: UltraCarb5uODS (20) (4.60 mm) Y Scaling: Method Defined: Scale to the Nth Largest Target: 1

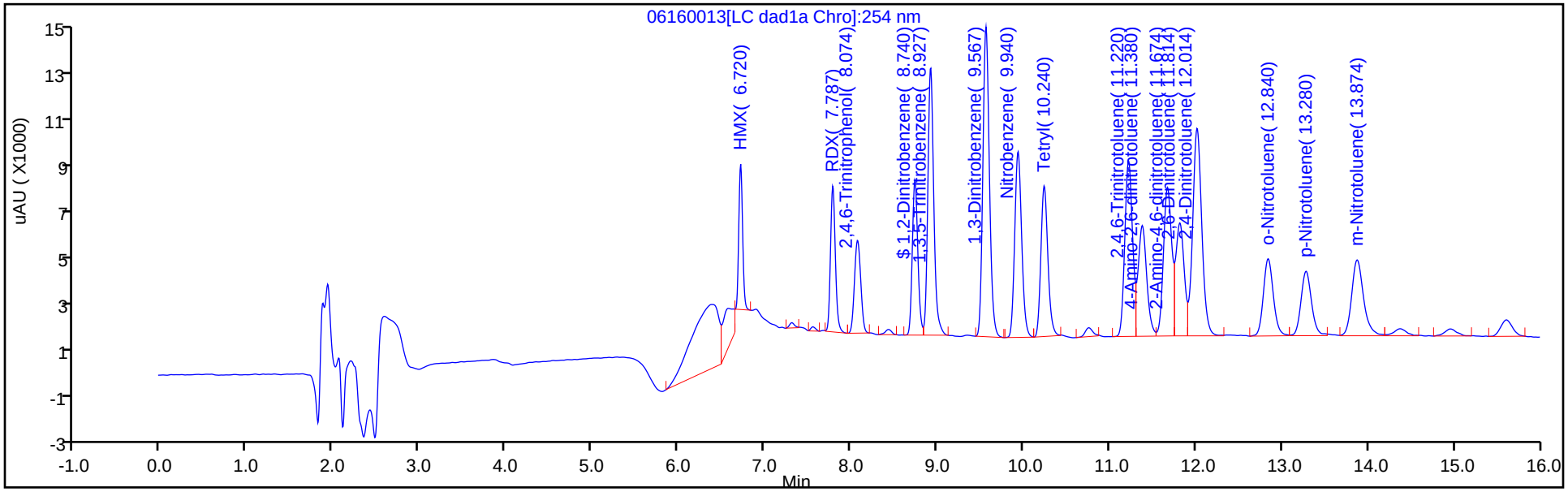

Y Scaling: Method Defined: Scale to the Nth Largest Target: 1

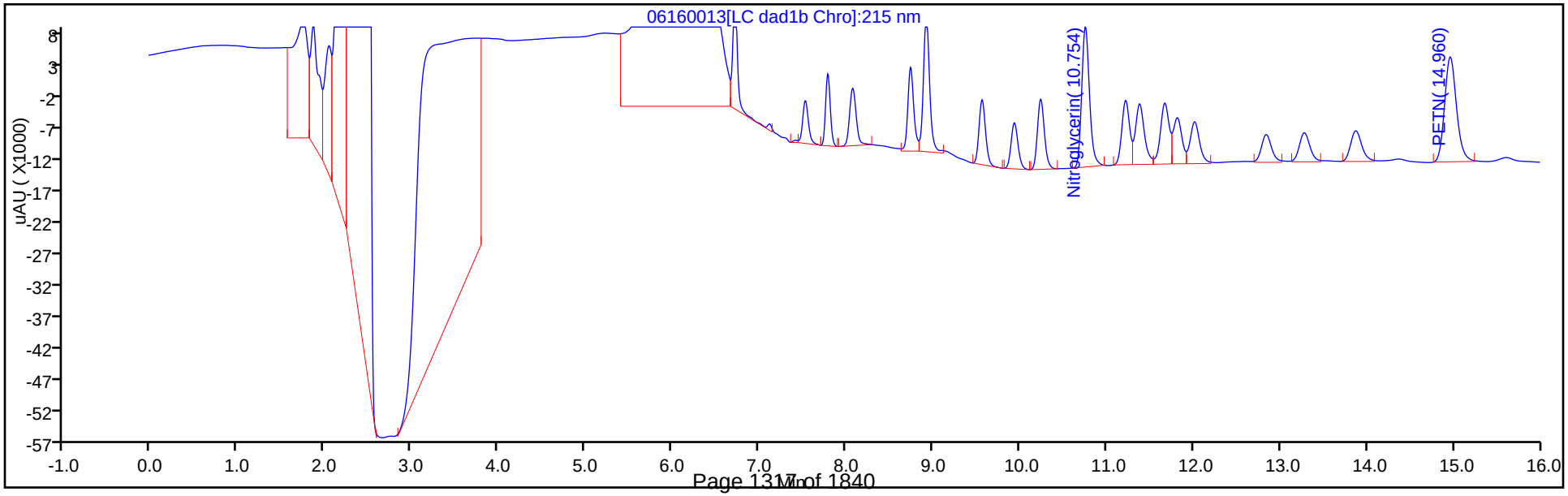

Eurofins TestAmerica, Denver
Recovery Report

Data File: \\chromfs\Denver\ChromData\CHHPLC_X\20200616-92483.b\06160013.D
Lims ID: LCS 280-497326/2-A
Client ID:
Sample Type: LCS
Inject. Date: 16-Jun-2020 21:12:44 ALS Bottle#: 13 Worklist Smp#: 13
Injection Vol: 100.0 ul Dil. Factor: 1.0000
Sample Info: LCS 280-497326/2
Misc. Info.: 280-0092483-013
Operator ID: JZ Instrument ID: CHHPLC_X3

Method: \\chromfs\Denver\ChromData\CHHPLC_X\20200616-92483.b\8330_X3.m
Limit Group: GCSV - 8330
Last Update: 17-Jun-2020 17:24:20 Calib Date: 18-Mar-2020 14:39:27
Integrator: Falcon
Quant Method: External Standard Quant By: Initial Calibration
Last ICal File: \\chromna\Denver\ChromData\CHHPLC_X\20200318-90159.b\03180015.D

Column 1 : UltraCarb5uODS (20) (4.60 mm) Det: LC DAD1B, 254 nm
Process Host: CTX1005

First Level Reviewer: zhangji Date: 16-Jun-2020 21:40:05

Compound	Amount Added	Amount Recovered	% Rec.
$ 9 1,2-Dinitrobenzene	0.2000	0.2128	106.39

Manual Integration/User Assign Peak Report

Eurofins TestAmerica, Denver

Data File:	\\chromfs\denver\chromdata\chhplc_x\20200616-92483.b\06160013.d				
Injection Date:	16-Jun-2020 21:12:44	Instrument ID:	CHHPLC_X3		
Lims ID:	LCS 280-497326/2-A				
Client ID:					
Operator ID:	JZ	ALS Bottle#:	13	Worklist Smp#:	13
Injection Vol:	100.0 ul	Dil. Factor:	1.0000		
Method:	8330_X3	Limit Group:	GCSV - 8330		
Column:	UltraCarb5uODS (20) (4.60 mm)	Detector	LC DAD1B, 254 nm		

3 HMX, CAS: 2691-41-0

Signal: 1

Processing Integration Results

RT: 6.72
Area: 26643
Amount: 0.309939
Amount Units: ug/mL

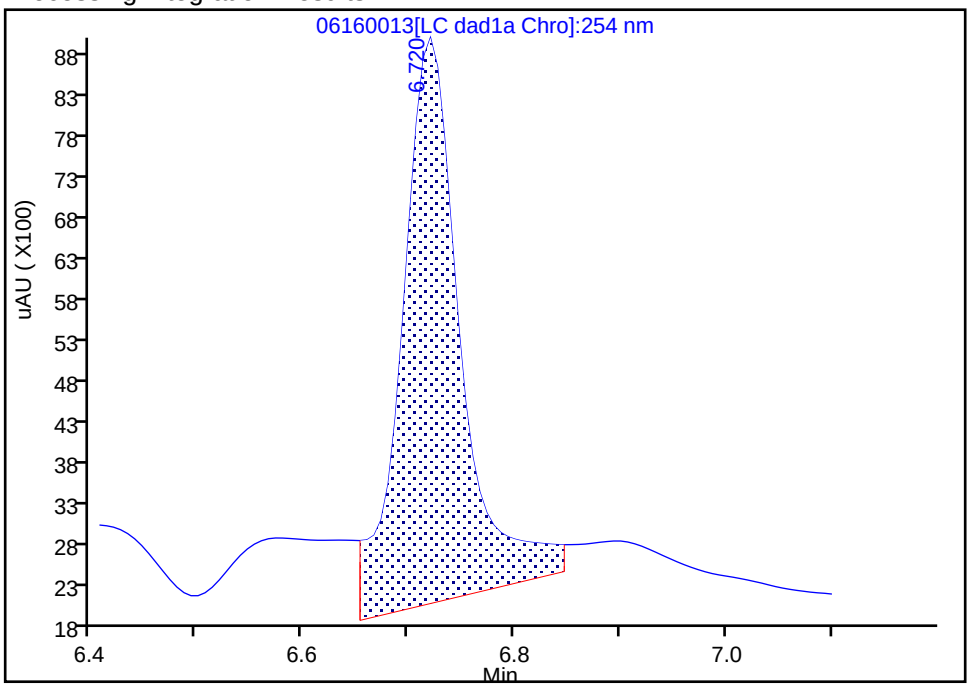

Manual Integration Results

RT: 6.72
Area: 19089
Amount: 0.222063
Amount Units: ug/mL

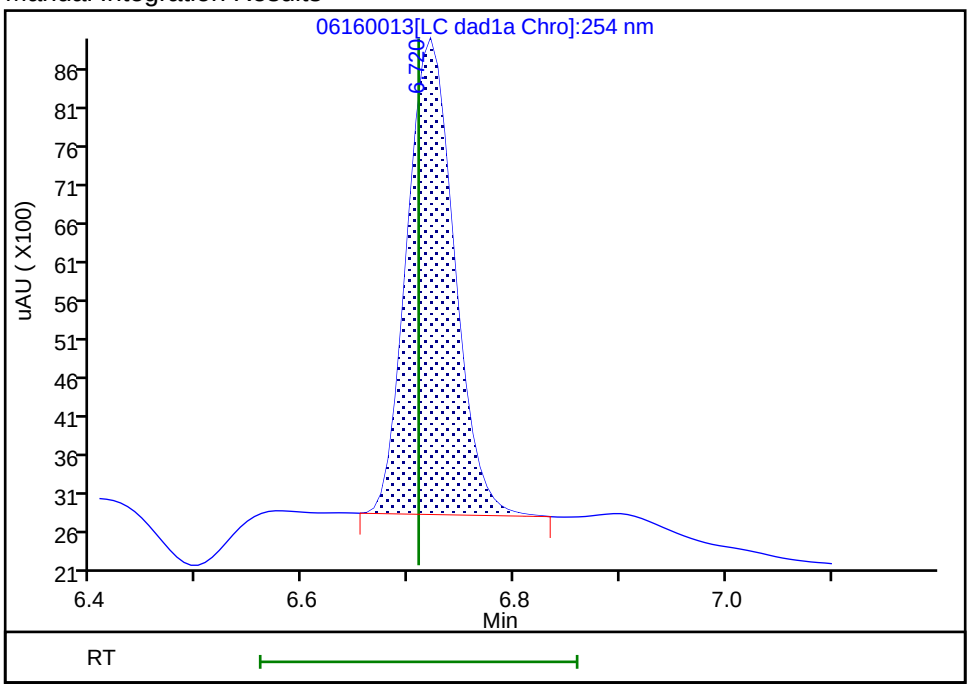

Reviewer: zhangji, 16-Jun-2020 21:40:02

Audit Action: Manually Integrated Audit Reason: Baseline

FORM I
HPLC/IC ORGANICS ANALYSIS DATA SHEET

Lab Name: Eurofins TestAmerica, Denver Job No.: 280-137110-1

SDG No.:

Client Sample ID: Lab Sample ID: LCS 280-497326/4-A

Matrix: Water Lab File ID: 06150035.D

Analysis Method: 8330A Date Collected:

Extraction Method: 3535 Date Extracted: 06/04/2020 10:29

Sample wt/vol: 500(mL) Date Analyzed: 06/16/2020 03:40

Con. Extract Vol.: 5(mL) Dilution Factor: 1

Injection Volume: 100(uL) GC Column: UltraCarb5uODS ID: 4.6(mm)

% Moisture: GPC Cleanup:(Y/N) N

Analysis Batch No.: 498591 Units: ug/L

CAS NO.	COMPOUND NAME	RESULT	Q	LOQ	LOD	DL
5755-27-1	MNX	2.25		2.0	0.40	0.15

CAS NO.	SURROGATE	%REC	Q	LIMITS
528-29-0	1,2-Dinitrobenzene	110		83-119

Eurofins TestAmerica, Denver
Target Compound Quantitation Report

Data File: \\chromfs\Denver\ChromData\CHHPLC_X\20200612-92376.b\06150035.D
Lims ID: LCS 280-497326/4-A
Client ID:
Sample Type: LCS
Inject. Date: 16-Jun-2020 03:40:48 ALS Bottle#: 35 Worklist Smp#: 35
Injection Vol: 100.0 ul Dil. Factor: 1.0000
Sample Info: LCS 280-497326/4
Misc. Info.: 280-0092376-035
Operator ID: JZ Instrument ID: CHHPLC_X3

Method: \\chromfs\Denver\ChromData\CHHPLC_X\20200612-92376.b\8330_X3.m
Limit Group: GCSV - 8330
Last Update: 16-Jun-2020 21:25:32 Calib Date: 18-Mar-2020 14:39:27
Integrator: Falcon
Quant Method: External Standard Quant By: Initial Calibration
Last ICal File: \\chromna\Denver\ChromData\CHHPLC_X\20200318-90159.b\03180015.D

Column 1 : UltraCarb5uODS (20) (4.60 mm) Det: LC DAD1B, 254 nm
Process Host: CTX1024

First Level Reviewer: zhangji Date: 16-Jun-2020 20:54:23

Compound	Det	RT (min.)	Exp RT (min.)	Dlt RT (min.)	Response	Cal Amt ug/mL	OnCol Amt ug/mL	Flags
2 TNX	1	6.618	6.621	-0.003	41882	0.2002	0.1925	M
5 DNX	1	6.945	6.947	-0.002	30966	0.2002	0.2025	M
6 MNX	1	7.398	7.394	0.004	35716	0.2334	0.2253	
$ 9 1,2-Dinitrobenzene	1	8.772	8.749	0.023	30396	0.2000	0.2199	

QC Flag Legend

Review Flags
M - Manually Integrated

Report Date: 16-Jun-2020 21:25:33 Chrom Revision: 2.3 10-Jun-2020 22:46:48

Eurofins TestAmerica, Denver

Data File: \\chromfs\denver\chromdata\chhplc_x\20200612-92376.b\06150035.d

Injection Date:	16-Jun-2020 03:40:48	Instrument ID:	CHHPLC_X3	Operator ID:	JZ
Lims ID:	LCS 280-497326/4-A			Worklist Smp#:	35
Client ID:					
Injection Vol:	100.0 ul	Dil. Factor:	1.0000	ALS Bottle#:	35
Method:	8330_X3	Limit Group:	GCSV - 8330		

Column: UltraCarb5uODS (20) (4.60 mm) Y Scaling: Method Defined: Scale to the Nth Largest Target: 1

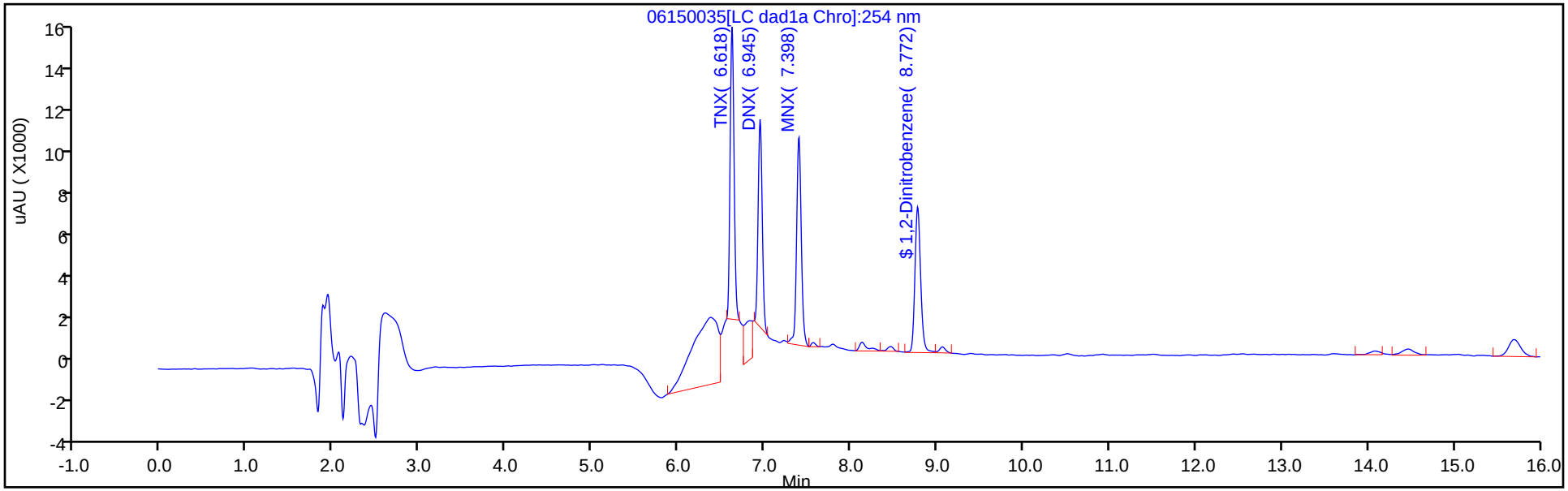

Y Scaling: Method Defined: Scale to the Nth Largest Target: 1

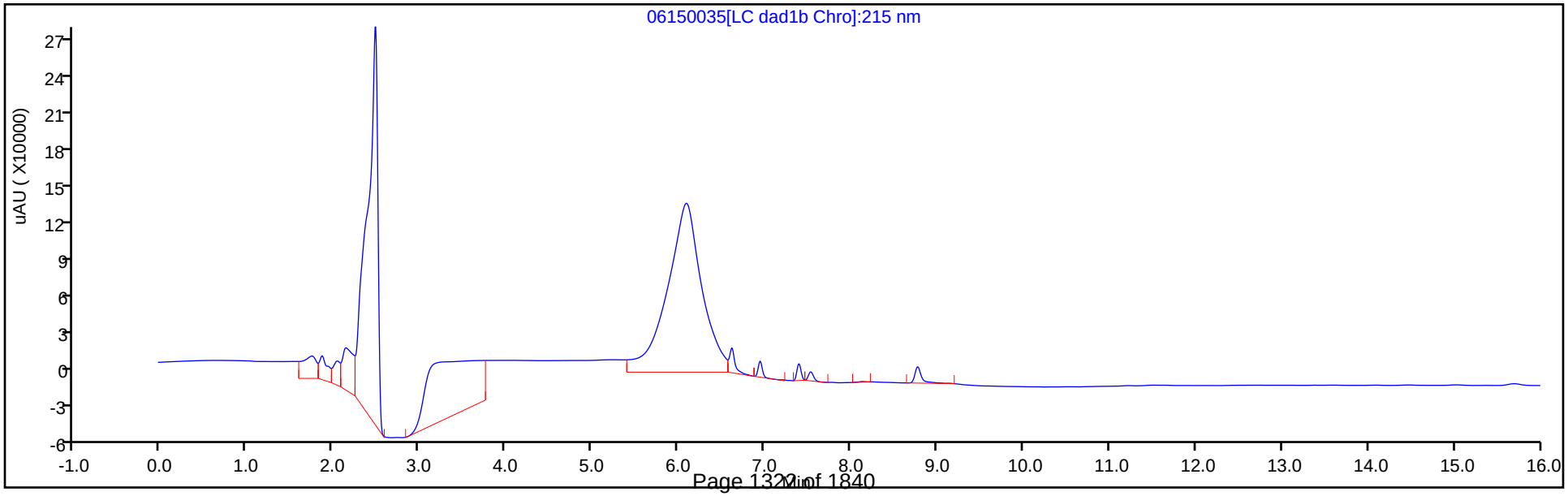

Eurofins TestAmerica, Denver
Recovery Report

Data File: \\chromfs\Denver\ChromData\CHHPLC_X\20200612-92376.b\06150035.D
Lims ID: LCS 280-497326/4-A
Client ID:
Sample Type: LCS
Inject. Date: 16-Jun-2020 03:40:48 ALS Bottle#: 35 Worklist Smp#: 35
Injection Vol: 100.0 ul Dil. Factor: 1.0000
Sample Info: LCS 280-497326/4
Misc. Info.: 280-0092376-035
Operator ID: JZ Instrument ID: CHHPLC_X3

Method: \\chromfs\Denver\ChromData\CHHPLC_X\20200612-92376.b\8330_X3.m
Limit Group: GCSV - 8330
Last Update: 16-Jun-2020 21:25:32 Calib Date: 18-Mar-2020 14:39:27
Integrator: Falcon
Quant Method: External Standard Quant By: Initial Calibration
Last ICal File: \\chromna\Denver\ChromData\CHHPLC_X\20200318-90159.b\03180015.D

Column 1 : UltraCarb5uODS (20) (4.60 mm) Det: LC DAD1B, 254 nm
Process Host: CTX1024

First Level Reviewer: zhangji Date: 16-Jun-2020 20:54:23

Compound	Amount Added	Amount Recovered	% Rec.
$ 9 1,2-Dinitrobenzene	0.2000	0.2199	109.96

FORM I
HPLC/IC ORGANICS ANALYSIS DATA SHEET

Lab Name: Eurofins TestAmerica, Denver Job No.: 280-137110-1

SDG No.:

Client Sample ID: Lab Sample ID: LCS 280-498875/2-A

Matrix: Water Lab File ID: 06170017.D

Analysis Method: 8330A Date Collected:

Extraction Method: 3535 Date Extracted: 06/16/2020 10:10

Sample wt/vol: 500(mL) Date Analyzed: 06/17/2020 22:39

Con. Extract Vol.: 5(mL) Dilution Factor: 1

Injection Volume: 100(uL) GC Column: UltraCarb5uODS ID: 4.6(mm)

% Moisture: GPC Cleanup:(Y/N) N

Analysis Batch No.: 499165 Units: ug/L

CAS NO.	COMPOUND NAME	RESULT	Q	LOQ	LOD	DL
99-35-4	1,3,5-Trinitrobenzene	2.35		0.21	0.20	0.084
99-65-0	1,3-Dinitrobenzene	2.23		0.11	0.10	0.037
118-96-7	2,4,6-Trinitrotoluene	2.28		0.11	0.10	0.045
121-14-2	2,4-Dinitrotoluene	2.08		0.10	0.080	0.027
606-20-2	2,6-Dinitrotoluene	2.10		0.10	0.080	0.040
35572-78-2	2-Amino-4,6-dinitrotoluene	2.03		0.11	0.10	0.051
88-72-2	2-Nitrotoluene	1.74		0.21	0.20	0.086
99-08-1	3-Nitrotoluene	1.91		0.40	0.40	0.20
19406-51-0	4-Amino-2,6-dinitrotoluene	1.82		0.15	0.12	0.058
99-99-0	4-Nitrotoluene	1.88		0.41	0.40	0.10
2691-41-0	HMX	2.23	M	0.21	0.20	0.088
98-95-3	Nitrobenzene	2.08		0.21	0.20	0.091
121-82-4	RDX	2.12		0.21	0.20	0.052
479-45-8	Tetryl	2.04		0.11	0.10	0.032

CAS NO.	SURROGATE	%REC	Q	LIMITS
528-29-0	1,2-Dinitrobenzene	95		83-119

Eurofins TestAmerica, Denver
Target Compound Quantitation Report

Data File: \\chromfs\Denver\ChromData\CHHPLC_X\20200617-92523.b\06170017.D
Lims ID: LCS 280-498875/2-A
Client ID:
Sample Type: LCS
Inject. Date: 17-Jun-2020 22:39:35 ALS Bottle#: 17 Worklist Smp#: 17
Injection Vol: 100.0 ul Dil. Factor: 1.0000
Sample Info: LCS 280-498875/2
Misc. Info.: 280-0092523-017
Operator ID: JZ Instrument ID: CHHPLC_X3

Method: \\chromfs\Denver\ChromData\CHHPLC_X\20200617-92523.b\8330_X3.m
Limit Group: GCSV - 8330
Last Update: 18-Jun-2020 20:46:00 Calib Date: 18-Mar-2020 14:39:27
Integrator: Falcon
Quant Method: External Standard Quant By: Initial Calibration
Last ICal File: \\chromna\Denver\ChromData\CHHPLC_X\20200318-90159.b\03180015.D

Column 1 : UltraCarb5uODS (20) (4.60 mm) Det: LC DAD1B, 254 nm
Process Host: CTX1013

First Level Reviewer: zhangji Date: 18-Jun-2020 19:41:50

	Compound	Det	RT (min.)	Exp RT (min.)	Dlt RT (min.)	Response	Cal Amt ug/mL	OnCol Amt ug/mL	Flags
	3 HMX	1	6.715	6.725	-0.010	19203	0.2000	0.2234	M
	7 RDX	1	7.802	7.792	0.010	24779	0.2000	0.2125	
	8 2,4,6-Trinitrophenol	1	8.102	8.099	0.003	19711	0.2000	0.2315	
$	9 1,2-Dinitrobenzene	1	8.769	8.752	0.017	26158	0.2000	0.1893	
	10 1,3,5-Trinitrobenzene	1	8.949	8.932	0.017	54233	0.2000	0.2355	
	11 1,3-Dinitrobenzene	1	9.602	9.578	0.024	68307	0.2000	0.2227	
	12 Nitrobenzene	1	9.982	9.952	0.030	41632	0.2000	0.2077	
	14 Tetryl	1	10.302	10.258	0.044	36120	0.2000	0.2040	
	15 Nitroglycerin	2	10.815	10.778	0.037	146237	2.00	2.15	
	16 2,4,6-Trinitrotoluene	1	11.269	11.238	0.031	46507	0.2000	0.2279	
	17 4-Amino-2,6-dinitrotoluene	1	11.442	11.398	0.044	31228	0.2000	0.1816	
	18 2-Amino-4,6-dinitrotoluene	1	11.735	11.692	0.043	41099	0.2000	0.2026	
	19 2,6-Dinitrotoluene	1	11.869	11.838	0.031	31401	0.2000	0.2101	
	20 2,4-Dinitrotoluene	1	12.069	12.038	0.031	63166	0.2000	0.2081	
	21 o-Nitrotoluene	1	12.895	12.865	0.030	23469	0.2000	0.1738	
	22 p-Nitrotoluene	1	13.335	13.292	0.043	21222	0.2000	0.1878	
	23 m-Nitrotoluene	1	13.929	13.885	0.044	27361	0.2000	0.1913	
	24 PETN	2	15.042	14.965	0.077	158945	2.00	2.02	

QC Flag Legend

Review Flags
M - Manually Integrated

Report Date: 18-Jun-2020 20:46:02 Chrom Revision: 2.3 17-Jun-2020 19:07:08

Eurofins TestAmerica, Denver

Data File: \\chromfs\denver\chromdata\chhplc_x\20200617-92523.b\06170017.d

Injection Date:	17-Jun-2020 22:39:35	Instrument ID:	CHHPLC_X3	Operator ID:	JZ
Lims ID:	LCS 280-498875/2-A			Worklist Smp#:	17
Client ID:					
Injection Vol:	100.0 ul	Dil. Factor:	1.0000	ALS Bottle#:	17
Method:	8330_X3	Limit Group:	GCSV - 8330		

Column: UltraCarb5uODS (20) (4.60 mm) Y Scaling: Method Defined: Scale to the Nth Largest Target: 1

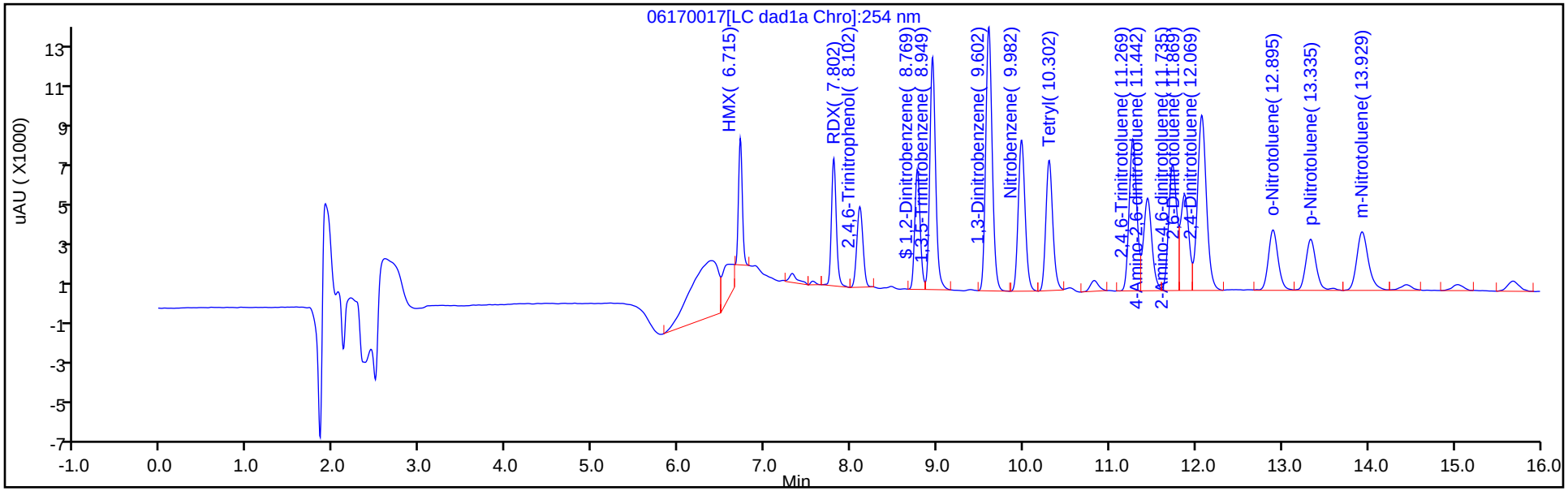

Y Scaling: Method Defined: Scale to the Nth Largest Target: 1

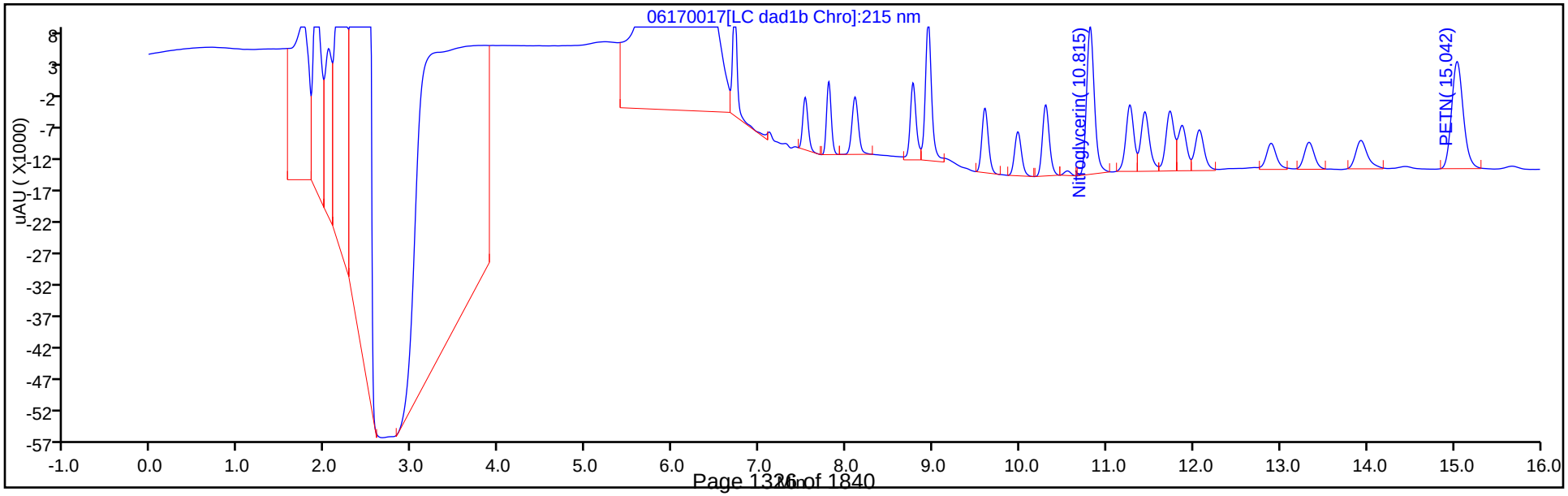

Eurofins TestAmerica, Denver
Recovery Report

Data File: \\chromfs\Denver\ChromData\CHHPLC_X\20200617-92523.b\06170017.D
Lims ID: LCS 280-498875/2-A
Client ID:
Sample Type: LCS
Inject. Date: 17-Jun-2020 22:39:35 ALS Bottle#: 17 Worklist Smp#: 17
Injection Vol: 100.0 ul Dil. Factor: 1.0000
Sample Info: LCS 280-498875/2
Misc. Info.: 280-0092523-017
Operator ID: JZ Instrument ID: CHHPLC_X3

Method: \\chromfs\Denver\ChromData\CHHPLC_X\20200617-92523.b\8330_X3.m
Limit Group: GCSV - 8330
Last Update: 18-Jun-2020 20:46:00 Calib Date: 18-Mar-2020 14:39:27
Integrator: Falcon
Quant Method: External Standard Quant By: Initial Calibration
Last ICal File: \\chromna\Denver\ChromData\CHHPLC_X\20200318-90159.b\03180015.D

Column 1 : UltraCarb5uODS (20) (4.60 mm) Det: LC DAD1B, 254 nm
Process Host: CTX1013

First Level Reviewer: zhangji Date: 18-Jun-2020 19:41:50

Compound	Amount Added	Amount Recovered	% Rec.
$ 9 1,2-Dinitrobenzene	0.2000	0.1893	94.63

Manual Integration/User Assign Peak Report

Eurofins TestAmerica, Denver

Data File:	\\chromfs\denver\chromdata\chhplc_x\20200617-92523.b\06170017.d				
Injection Date:	17-Jun-2020 22:39:35	Instrument ID:	CHHPLC_X3		
Lims ID:	LCS 280-498875/2-A				
Client ID:					
Operator ID:	JZ	ALS Bottle#:	17	Worklist Smp#:	17
Injection Vol:	100.0 ul	Dil. Factor:	1.0000		
Method:	8330_X3	Limit Group:	GCSV - 8330		
Column:	UltraCarb5uODS (20) (4.60 mm)	Detector	LC DAD1B, 254 nm		

3 HMX, CAS: 2691-41-0

Signal: 1

Processing Integration Results

RT: 6.72
Area: 30681
Amount: 0.356913
Amount Units: ug/mL

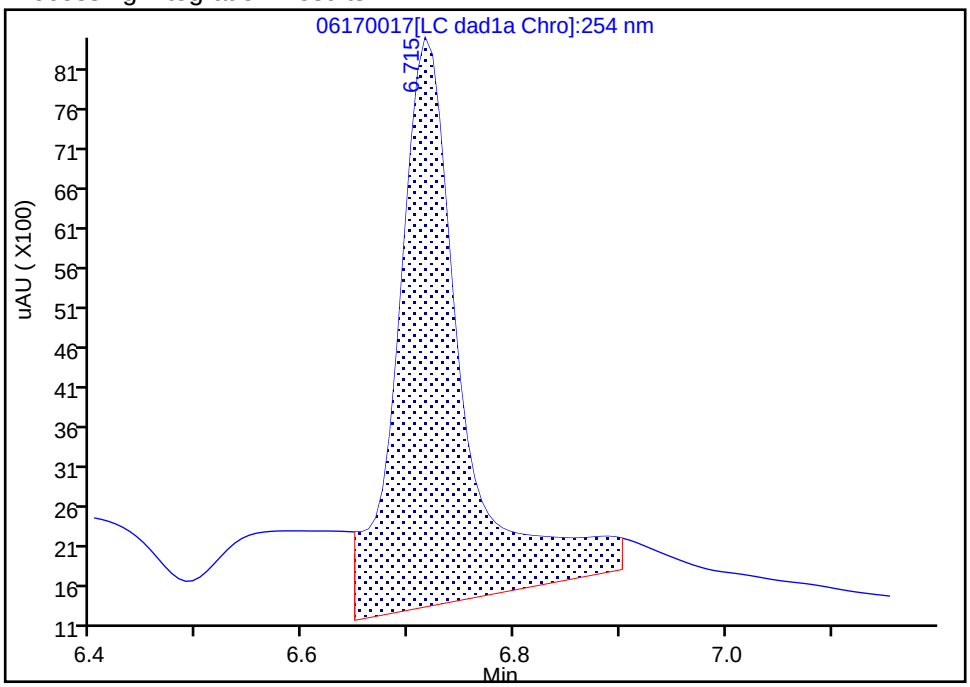

Manual Integration Results

RT: 6.72
Area: 19203
Amount: 0.223389
Amount Units: ug/mL

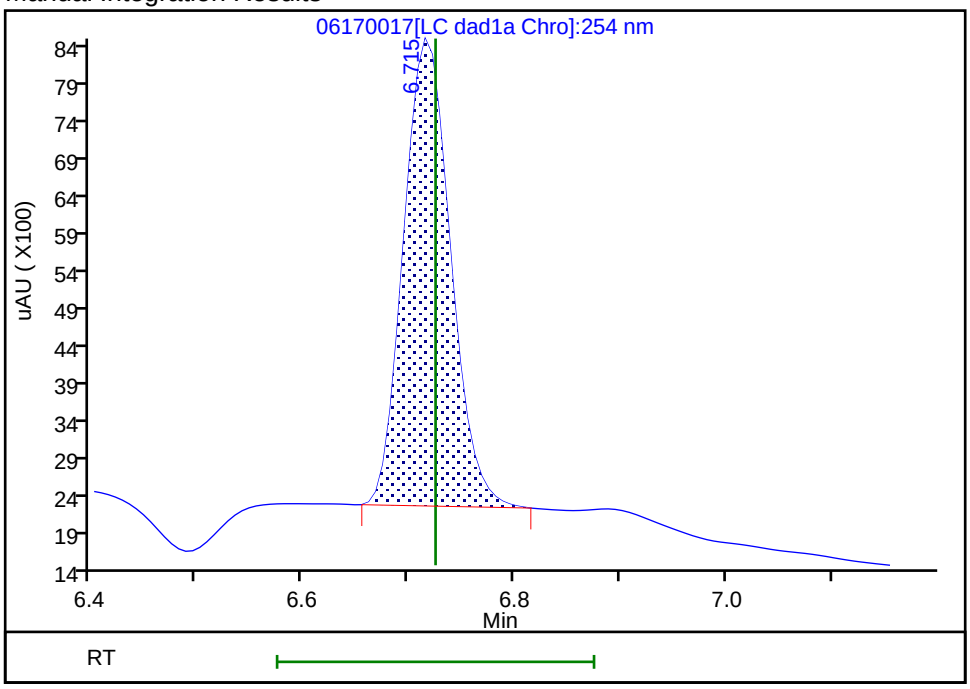

Reviewer: zhangji, 18-Jun-2020 19:41:48

Audit Action: Manually Integrated Audit Reason: Baseline

FORM I
HPLC/IC ORGANICS ANALYSIS DATA SHEET

Lab Name: Eurofins TestAmerica, Denver Job No.: 280-137110-1

SDG No.:

Client Sample ID: Lab Sample ID: LCS 280-498875/3-A

Matrix: Water Lab File ID: 06170018.D

Analysis Method: 8330A Date Collected:

Extraction Method: 3535 Date Extracted: 06/16/2020 10:10

Sample wt/vol: 500(mL) Date Analyzed: 06/17/2020 23:02

Con. Extract Vol.: 5(mL) Dilution Factor: 1

Injection Volume: 100(uL) GC Column: UltraCarb5uODS ID: 4.6(mm)

% Moisture: GPC Cleanup:(Y/N) N

Analysis Batch No.: 499165 Units: ug/L

CAS NO.	COMPOUND NAME	RESULT	Q	LOQ	LOD	DL
5755-27-1	MNX	2.23		2.0	0.40	0.15

CAS NO.	SURROGATE	%REC	Q	LIMITS
528-29-0	1,2-Dinitrobenzene	94		83-119

Eurofins TestAmerica, Denver
Target Compound Quantitation Report

Data File: \\chromfs\Denver\ChromData\CHHPLC_X\20200617-92523.b\06170018.D
Lims ID: LCS 280-498875/3-A
Client ID:
Sample Type: LCS
Inject. Date: 17-Jun-2020 23:02:41 ALS Bottle#: 18 Worklist Smp#: 18
Injection Vol: 100.0 ul Dil. Factor: 1.0000
Sample Info: LCS 280-498875/3
Misc. Info.: 280-0092523-018
Operator ID: JZ Instrument ID: CHHPLC_X3

Method: \\chromfs\Denver\ChromData\CHHPLC_X\20200617-92523.b\8330_X3.m
Limit Group: GCSV - 8330
Last Update: 18-Jun-2020 20:46:00 Calib Date: 18-Mar-2020 14:39:27
Integrator: Falcon
Quant Method: External Standard Quant By: Initial Calibration
Last ICal File: \\chromna\Denver\ChromData\CHHPLC_X\20200318-90159.b\03180015.D

Column 1 : UltraCarb5uODS (20) (4.60 mm) Det: LC DAD1B, 254 nm
Process Host: CTX1013

First Level Reviewer: zhangji Date: 18-Jun-2020 14:11:12

	Compound	Det	RT (min.)	Exp RT (min.)	Dlt RT (min.)	Response	Cal Amt ug/mL	OnCol Amt ug/mL	Flags
	2 TNX	1	6.618	6.626	-0.008	38899	0.2002	0.1788	M
	5 DNX	1	6.945	6.953	-0.008	29522	0.2002	0.1930	M
	6 MNX	1	7.392	7.400	-0.008	35361	0.2334	0.2230	
$	9 1,2-Dinitrobenzene	1	8.772	8.752	0.020	25960	0.2000	0.1878	

QC Flag Legend

Review Flags
M - Manually Integrated

Report Date: 18-Jun-2020 20:46:02 Chrom Revision: 2.3 17-Jun-2020 19:07:08

Eurofins TestAmerica, Denver

Data File: \\chromfs\denver\chromdata\chhplc_x\20200617-92523.b\06170018.d

Injection Date:	17-Jun-2020 23:02:41	Instrument ID:	CHHPLC_X3	Operator ID:	JZ
Lims ID:	LCS 280-498875/3-A			Worklist Smp#:	18
Client ID:					
Injection Vol:	100.0 ul	Dil. Factor:	1.0000	ALS Bottle#:	18
Method:	8330_X3	Limit Group:	GCSV - 8330		

Column: UltraCarb5uODS (20) (4.60 mm) Y Scaling: Method Defined: Scale to the Nth Largest Target: 1

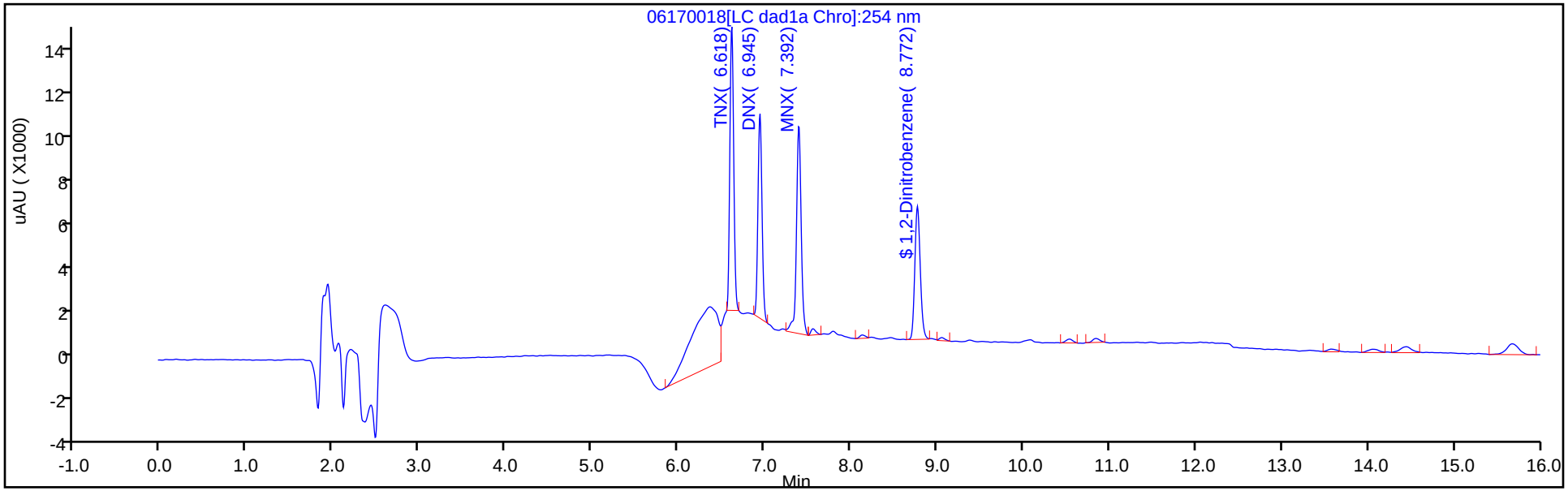

Y Scaling: Method Defined: Scale to the Nth Largest Target: 1

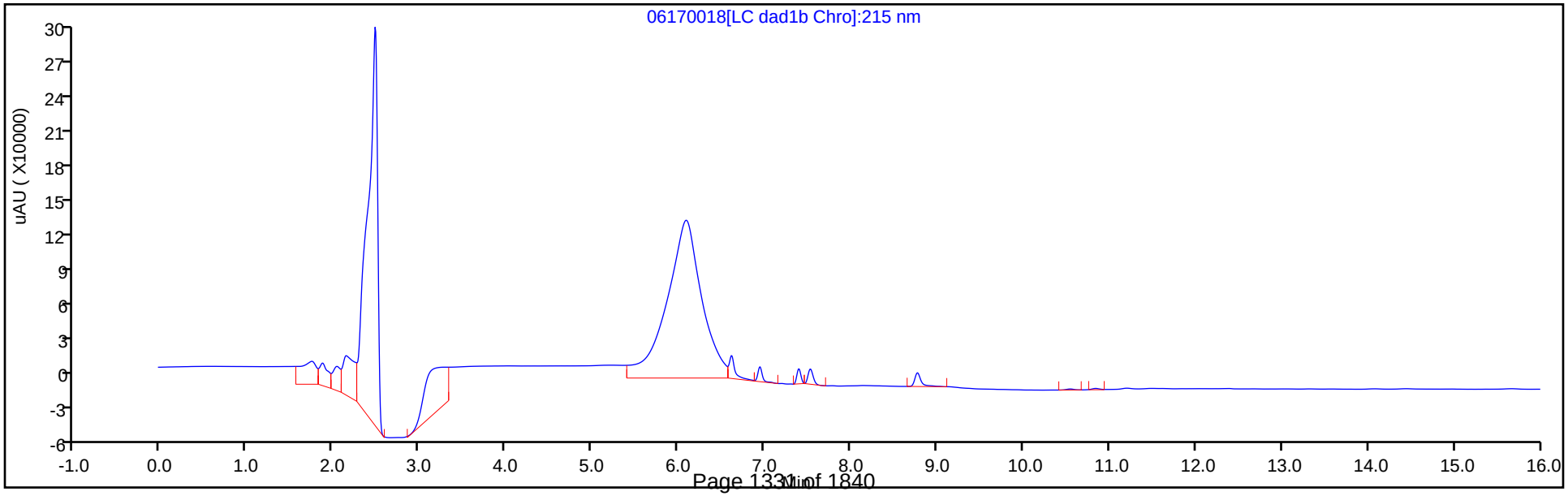

Eurofins TestAmerica, Denver
Recovery Report

Data File: \\chromfs\Denver\ChromData\CHHPLC_X\20200617-92523.b\06170018.D
Lims ID: LCS 280-498875/3-A
Client ID:
Sample Type: LCS
Inject. Date: 17-Jun-2020 23:02:41 ALS Bottle#: 18 Worklist Smp#: 18
Injection Vol: 100.0 ul Dil. Factor: 1.0000
Sample Info: LCS 280-498875/3
Misc. Info.: 280-0092523-018
Operator ID: JZ Instrument ID: CHHPLC_X3

Method: \\chromfs\Denver\ChromData\CHHPLC_X\20200617-92523.b\8330_X3.m
Limit Group: GCSV - 8330
Last Update: 18-Jun-2020 20:46:00 Calib Date: 18-Mar-2020 14:39:27
Integrator: Falcon
Quant Method: External Standard Quant By: Initial Calibration
Last ICal File: \\chromna\Denver\ChromData\CHHPLC_X\20200318-90159.b\03180015.D

Column 1 : UltraCarb5uODS (20) (4.60 mm) Det: LC DAD1B, 254 nm
Process Host: CTX1013

First Level Reviewer: zhangji Date: 18-Jun-2020 14:11:12

Compound	Amount Added	Amount Recovered	% Rec.
$ 9 1,2-Dinitrobenzene	0.2000	0.1878	93.91

FORM I
HPLC/IC ORGANICS ANALYSIS DATA SHEET

Lab Name: Eurofins TestAmerica, Denver Job No.: 280-137110-1

SDG No.:

Client Sample ID: Lab Sample ID: LCSD 280-497326/3-A

Matrix: Water Lab File ID: 06150034.D

Analysis Method: 8330A Date Collected:

Extraction Method: 3535 Date Extracted: 06/04/2020 10:29

Sample wt/vol: 500(mL) Date Analyzed: 06/16/2020 03:17

Con. Extract Vol.: 5(mL) Dilution Factor: 1

Injection Volume: 100(uL) GC Column: UltraCarb5uODS ID: 4.6(mm)

% Moisture: GPC Cleanup:(Y/N) N

Analysis Batch No.: 498591 Units: ug/L

CAS NO.	COMPOUND NAME	RESULT	Q	LOQ	LOD	DL
99-35-4	1,3,5-Trinitrobenzene	2.43		0.21	0.20	0.084
99-65-0	1,3-Dinitrobenzene	2.26		0.11	0.10	0.037
118-96-7	2,4,6-Trinitrotoluene	2.33		0.11	0.10	0.045
121-14-2	2,4-Dinitrotoluene	2.12		0.10	0.080	0.027
606-20-2	2,6-Dinitrotoluene	2.19		0.10	0.080	0.040
35572-78-2	2-Amino-4,6-dinitrotoluene	2.04		0.11	0.10	0.051
88-72-2	2-Nitrotoluene	1.85		0.21	0.20	0.086
99-08-1	3-Nitrotoluene	2.02		0.40	0.40	0.20
19406-51-0	4-Amino-2,6-dinitrotoluene	1.84		0.15	0.12	0.058
99-99-0	4-Nitrotoluene	1.86		0.41	0.40	0.10
2691-41-0	HMX	2.19	M	0.21	0.20	0.088
98-95-3	Nitrobenzene	2.17		0.21	0.20	0.091
121-82-4	RDX	2.14		0.21	0.20	0.052
479-45-8	Tetryl	2.18		0.11	0.10	0.032

CAS NO.	SURROGATE	%REC	Q	LIMITS
528-29-0	1,2-Dinitrobenzene	105		83-119

Eurofins TestAmerica, Denver
Target Compound Quantitation Report

Data File: \\chromfs\Denver\ChromData\CHHPLC_X\20200612-92376.b\06150034.D
Lims ID: LCSD 280-497326/3-A
Client ID:
Sample Type: LCSD
Inject. Date: 16-Jun-2020 03:17:51 ALS Bottle#: 34 Worklist Smp#: 34
Injection Vol: 100.0 ul Dil. Factor: 1.0000
Sample Info: LCSD 280-497326/
Misc. Info.: 280-0092376-034
Operator ID: JZ Instrument ID: CHHPLC_X3

Method: \\chromfs\Denver\ChromData\CHHPLC_X\20200612-92376.b\8330_X3.m
Limit Group: GCSV - 8330
Last Update: 16-Jun-2020 21:25:32 Calib Date: 18-Mar-2020 14:39:27
Integrator: Falcon
Quant Method: External Standard Quant By: Initial Calibration
Last ICal File: \\chromna\Denver\ChromData\CHHPLC_X\20200318-90159.b\03180015.D

Column 1 : UltraCarb5uODS (20) (4.60 mm) Det: LC DAD1B, 254 nm
Process Host: CTX1024

First Level Reviewer: zhangji Date: 16-Jun-2020 20:54:08

	Compound	Det	RT (min.)	Exp RT (min.)	Dlt RT (min.)	Response	Cal Amt ug/mL	OnCol Amt ug/mL	Flags
	3 HMX	1	6.719	6.716	0.003	18806	0.2000	0.2188	M
	7 RDX	1	7.799	7.789	0.010	24973	0.2000	0.2142	
	8 2,4,6-Trinitrophenol	1	8.092	8.082	0.010	21700	0.2000	0.2549	
$	9 1,2-Dinitrobenzene	1	8.772	8.749	0.023	29155	0.2000	0.2109	
	10 1,3,5-Trinitrobenzene	1	8.952	8.929	0.023	55868	0.2000	0.2426	
	11 1,3-Dinitrobenzene	1	9.598	9.575	0.023	69459	0.2000	0.2265	
	12 Nitrobenzene	1	9.978	9.949	0.029	43395	0.2000	0.2165	
	14 Tetryl	1	10.298	10.249	0.049	38673	0.2000	0.2185	
	15 Nitroglycerin	2	10.805	10.762	0.043	144552	2.00	2.12	
	16 2,4,6-Trinitrotoluene	1	11.272	11.222	0.050	47626	0.2000	0.2334	
	17 4-Amino-2,6-dinitrotoluene	1	11.438	11.375	0.063	31626	0.2000	0.1838	
	18 2-Amino-4,6-dinitrotoluene	1	11.732	11.669	0.063	41394	0.2000	0.2041	
	19 2,6-Dinitrotoluene	1	11.865	11.809	0.056	32738	0.2000	0.2191	
	20 2,4-Dinitrotoluene	1	12.072	12.009	0.063	64218	0.2000	0.2115	
	21 o-Nitrotoluene	1	12.898	12.829	0.069	24943	0.2000	0.1847	
	22 p-Nitrotoluene	1	13.338	13.269	0.069	21051	0.2000	0.1863	
	23 m-Nitrotoluene	1	13.932	13.862	0.070	28950	0.2000	0.2024	
	24 PETN	2	15.032	14.949	0.083	164947	2.00	2.10	

QC Flag Legend

Review Flags
M - Manually Integrated

Report Date: 16-Jun-2020 21:25:33 Chrom Revision: 2.3 10-Jun-2020 22:46:48

Eurofins TestAmerica, Denver

Data File: \\chromfs\denver\chromdata\chhplc_x\20200612-92376.b\06150034.d

Injection Date:	16-Jun-2020 03:17:51	Instrument ID:	CHHPLC_X3	Operator ID:	JZ
Lims ID:	LCSD 280-497326/3-A			Worklist Smp#:	34
Client ID:					
Injection Vol:	100.0 ul	Dil. Factor:	1.0000	ALS Bottle#:	34
Method:	8330_X3	Limit Group:	GCSV - 8330		

Column: UltraCarb5uODS (20) (4.60 mm) Y Scaling: Method Defined: Scale to the Nth Largest Target: 1

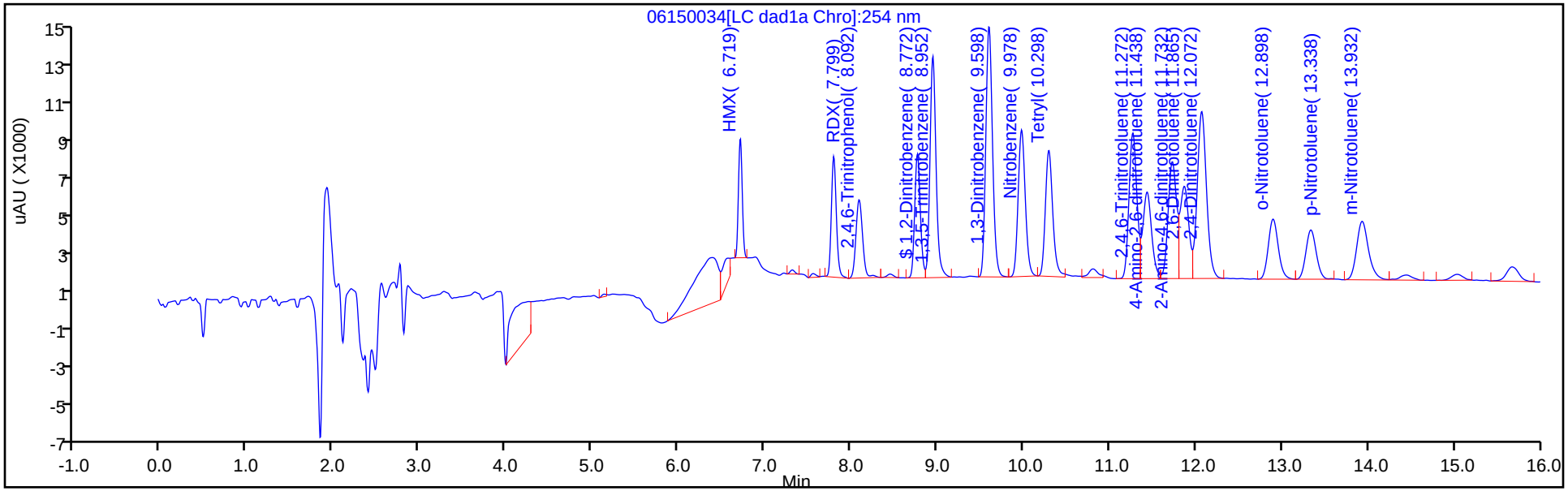

Y Scaling: Method Defined: Scale to the Nth Largest Target: 1

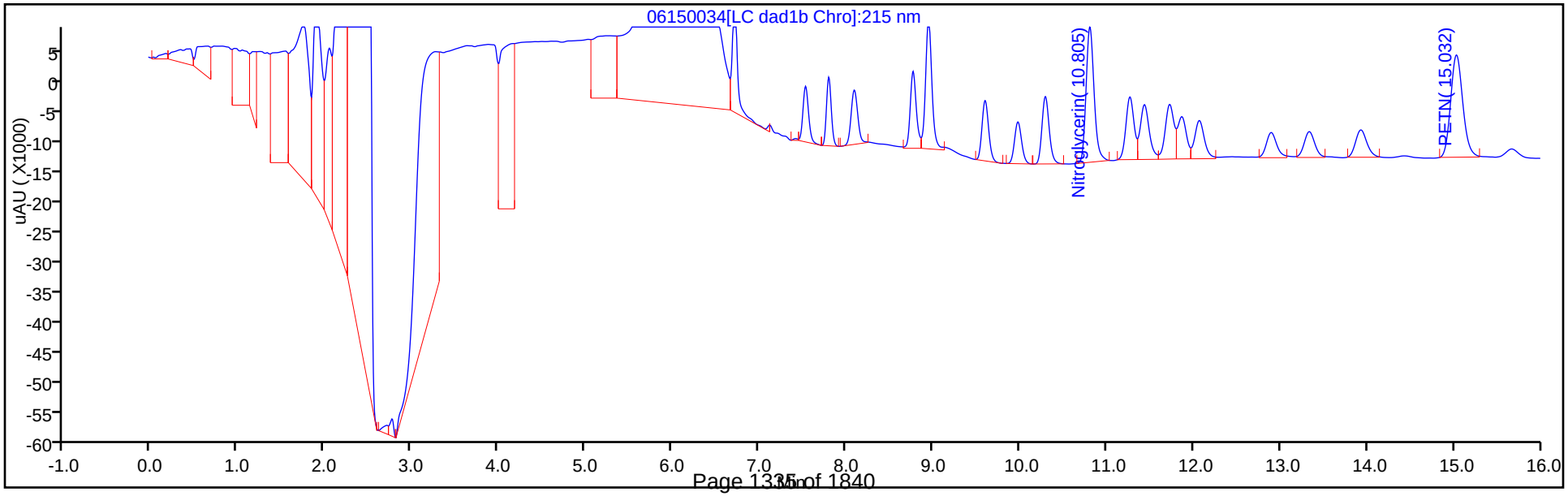

Eurofins TestAmerica, Denver
Recovery Report

Data File: \\chromfs\Denver\ChromData\CHHPLC_X\20200612-92376.b\06150034.D
Lims ID: LCSD 280-497326/3-A
Client ID:
Sample Type: LCSD
Inject. Date: 16-Jun-2020 03:17:51 ALS Bottle#: 34 Worklist Smp#: 34
Injection Vol: 100.0 ul Dil. Factor: 1.0000
Sample Info: LCSD 280-497326/
Misc. Info.: 280-0092376-034
Operator ID: JZ Instrument ID: CHHPLC_X3

Method: \\chromfs\Denver\ChromData\CHHPLC_X\20200612-92376.b\8330_X3.m
Limit Group: GCSV - 8330
Last Update: 16-Jun-2020 21:25:32 Calib Date: 18-Mar-2020 14:39:27
Integrator: Falcon
Quant Method: External Standard Quant By: Initial Calibration
Last ICal File: \\chromna\Denver\ChromData\CHHPLC_X\20200318-90159.b\03180015.D

Column 1 : UltraCarb5uODS (20) (4.60 mm) Det: LC DAD1B, 254 nm
Process Host: CTX1024

First Level Reviewer: zhangji Date: 16-Jun-2020 20:54:08

Compound	Amount Added	Amount Recovered	% Rec.
$ 9 1,2-Dinitrobenzene	0.2000	0.2109	105.47

Manual Integration/User Assign Peak Report

Eurofins TestAmerica, Denver

Data File:	\\chromfs\denver\chromdata\chhplc_x\20200612-92376.b\06150034.d				
Injection Date:	16-Jun-2020 03:17:51	Instrument ID:	CHHPLC_X3		
Lims ID:	LCSD 280-497326/3-A				
Client ID:					
Operator ID:	JZ	ALS Bottle#:	34	Worklist Smp#:	34
Injection Vol:	100.0 ul	Dil. Factor:	1.0000		
Method:	8330_X3	Limit Group:	GCSV - 8330		
Column:	UltraCarb5uODS (20) (4.60 mm)	Detector	LC DAD1B, 254 nm		

3 HMX, CAS: 2691-41-0

Signal: 1

Processing Integration Results

RT: 6.72
Area: 26272
Amount: 0.305623
Amount Units: ug/mL

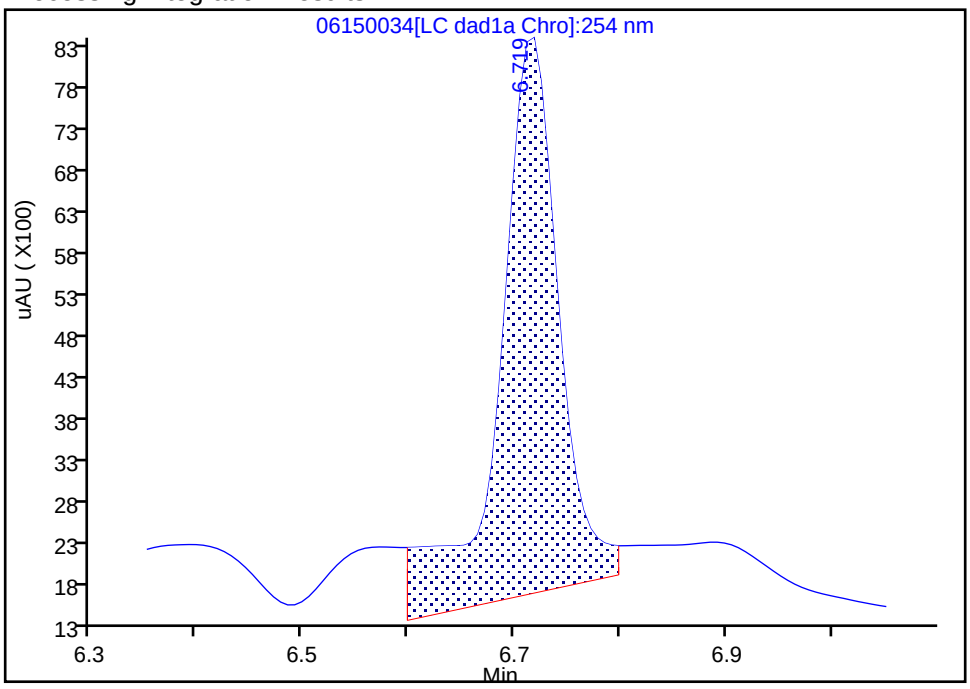

Manual Integration Results

RT: 6.72
Area: 18806
Amount: 0.218771
Amount Units: ug/mL

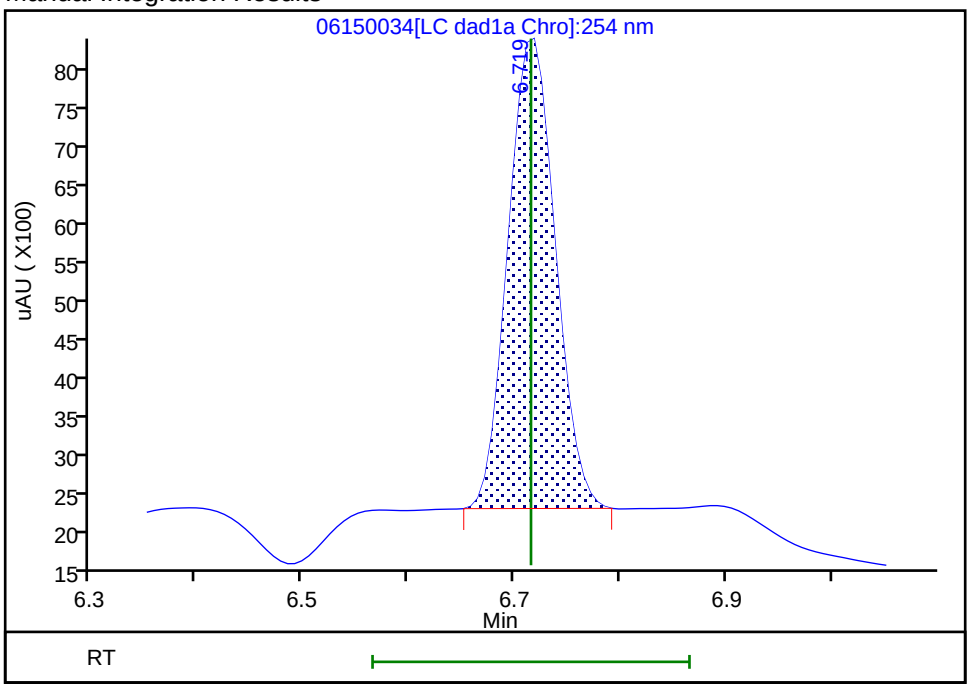

Reviewer: zhangji, 16-Jun-2020 20:54:07

Audit Action: Manually Integrated Audit Reason: Baseline

FORM I
HPLC/IC ORGANICS ANALYSIS DATA SHEET

Lab Name: Eurofins TestAmerica, Denver Job No.: 280-137110-1

SDG No.:

Client Sample ID: EW7-PM29B-3-35 MS Lab Sample ID: 280-137110-7 MS

Matrix: Water Lab File ID: 06150046.D

Analysis Method: 8330A Date Collected: 05/30/2020 12:40

Extraction Method: 3535 Date Extracted: 06/04/2020 10:29

Sample wt/vol: 464.1(mL) Date Analyzed: 06/16/2020 07:54

Con. Extract Vol.: 5(mL) Dilution Factor: 10

Injection Volume: 100(uL) GC Column: UltraCarb5uODS ID: 4.6(mm)

% Moisture: GPC Cleanup:(Y/N) N

Analysis Batch No.: 498591 Units: ug/L

CAS NO.	COMPOUND NAME	RESULT	Q	LOQ	LOD	DL
5755-27-1	MNX	51.9	4 D M	22	4.3	1.7

CAS NO.	SURROGATE	%REC	Q	LIMITS
528-29-0	1,2-Dinitrobenzene	0	Q M	83-119

Eurofins TestAmerica, Denver
Target Compound Quantitation Report

Data File: \\chromfs\Denver\ChromData\CHHPLC_X\20200612-92376.b\06150046.D
Lims ID: 280-137110-A-7-B MS
Client ID: EW7-PM29B-3-35
Sample Type: MS
Inject. Date: 16-Jun-2020 07:54:09 ALS Bottle#: 46 Worklist Smp#: 46
Injection Vol: 100.0 ul Dil. Factor: 10.0000
Sample Info: 280-137110-A-7-B
Misc. Info.: 280-0092376-046
Operator ID: JZ Instrument ID: CHHPLC_X3

Method: \\chromfs\Denver\ChromData\CHHPLC_X\20200612-92376.b\8330_X3.m
Limit Group: GCSV - 8330
Last Update: 16-Jun-2020 21:25:26 Calib Date: 18-Mar-2020 14:39:27
Integrator: Falcon
Quant Method: External Standard Quant By: Initial Calibration
Last ICal File: \\chromna\Denver\ChromData\CHHPLC_X\20200318-90159.b\03180015.D

Column 1 : UltraCarb5uODS (20) (4.60 mm) Det: LC DAD1B, 254 nm
Process Host: CTX1024

First Level Reviewer: zhangji Date: 16-Jun-2020 15:34:57

	Compound	Det	RT (min.)	Exp RT (min.)	Dlt RT (min.)	Response	Cal Amt ug/mL	OnCol Amt ug/mL	Flags
	1 2,6-diamino-4-nitrotoluene	1		6.576				ND	
	2 TNX	1		6.621			ND	ND	
	3 HMX	1		6.716				ND	
	4 2,4-diamino-6-nitrotoluene	1		6.762				ND	
	5 DNX	1		6.947			ND	ND	
	6 MNX	1	7.391	7.394	-0.003	76433	0.2334	0.4821	M
	7 RDX	1	7.771	7.789	-0.018	43426		0.3724	M
	8 2,4,6-Trinitrophenol	1		8.082				ND	
$	9 1,2-Dinitrobenzene	1		8.749			ND	ND	MU
	10 1,3,5-Trinitrobenzene	1		8.929				ND	MU
	11 1,3-Dinitrobenzene	1	9.564	9.575	-0.011	2407		0.007848	M
	12 Nitrobenzene	1		9.949				ND	MU
	13 3,5-Dinitroaniline	1		10.215				ND	MU
	14 Tetryl	1		10.249				ND	
	15 Nitroglycerin	2		10.762				ND	
	16 2,4,6-Trinitrotoluene	1		11.222				ND	
	17 4-Amino-2,6-dinitrotoluene	1		11.375				ND	
	18 2-Amino-4,6-dinitrotoluene	1		11.669				ND	
	19 2,6-Dinitrotoluene	1	11.804	11.809	-0.005	2824		0.0189	M
	20 2,4-Dinitrotoluene	1	12.017	12.009	0.008	1837		0.006051	M
	21 o-Nitrotoluene	1		12.829				ND	
	22 p-Nitrotoluene	1		13.269				ND	
	23 m-Nitrotoluene	1		13.862				ND	
	24 PETN	2		14.949				ND	
	25 Ammonium Picrate	1		0.000				ND	

QC Flag Legend

Processing Flags
ND - Not Detected or Marked ND

Review Flags
M - Manually Integrated
U - Marked Undetected

Report Date: 16-Jun-2020 21:25:27 Chrom Revision: 2.3 10-Jun-2020 22:46:48

Eurofins TestAmerica, Denver

Data File: \\chromfs\denver\chromdata\chhplc_x\20200612-92376.b\06150046.d

Injection Date:	16-Jun-2020 07:54:09	Instrument ID:	CHHPLC_X3	Operator ID:	JZ
Lims ID:	280-137110-A-7-B MS			Worklist Smp#:	46
Client ID:	EW7-PM29B-3-35				
Injection Vol:	100.0 ul	Dil. Factor:	10.0000	ALS Bottle#:	46
Method:	8330_X3	Limit Group:	GCSV - 8330		

Column: UltraCarb5uODS (20) (4.60 mm) Y Scaling: Method Defined: Scale to the Nth Largest Target: 1

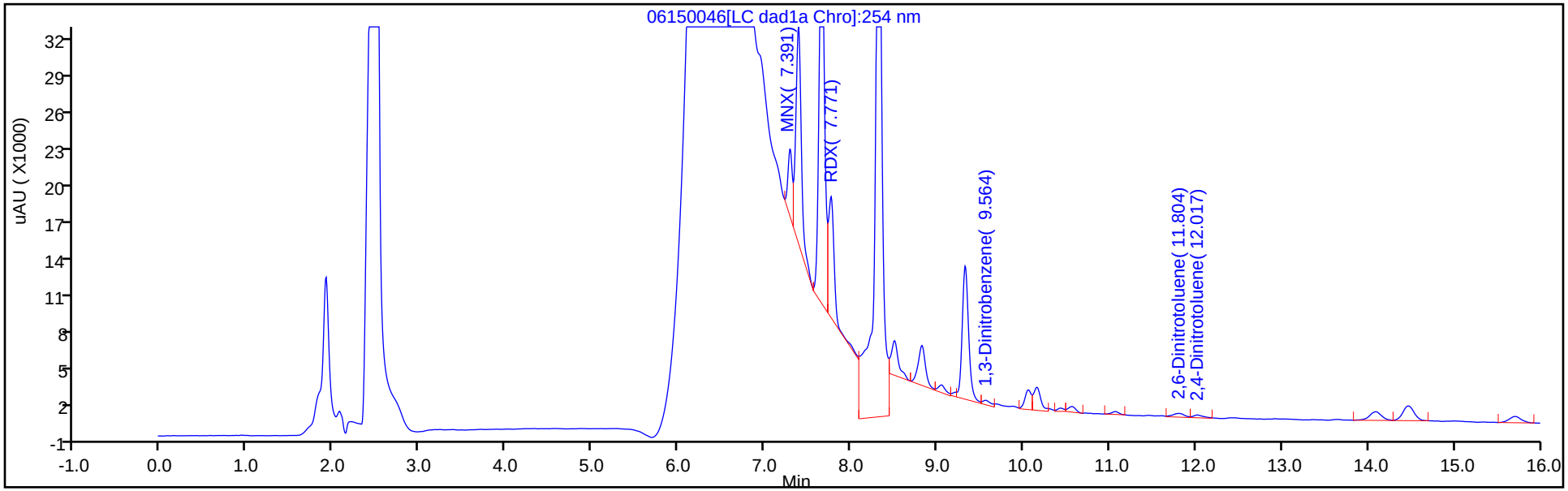

Y Scaling: Method Defined: Scale to the Nth Largest Target: 1

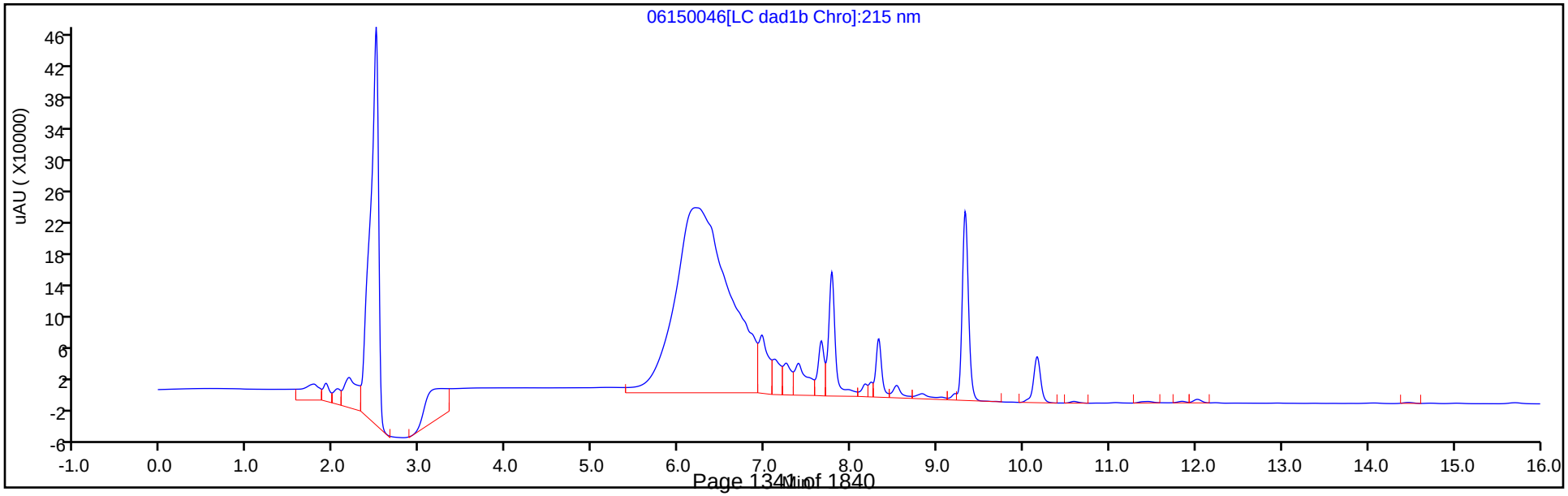

User Disabled Compound Report

Eurofins TestAmerica, Denver

Data File: \\chromfs\denver\chromdata\chhplc_x\20200612-92376.b\06150046.d
Injection Date: 16-Jun-2020 07:54:09 Instrument ID: CHHPLC_X3
Lims ID: 280-137110-A-7-B MS
Client ID: EW7-PM29B-3-35
Operator ID: JZ ALS Bottle#: 46 Worklist Smp#: 46
Injection Vol: 100.0 ul Dil. Factor: 10.0000
Method: 8330_X3 Limit Group: GCSV - 8330

Column: UltraCarb5uODS (20) (4.60 mm) Detector LC DAD1B, 254 nm

$ 9 1,2-Dinitrobenzene, CAS: 528-29-0, Signal: 1

RT: 8.82
Response: 54779
Amount: 0.396340

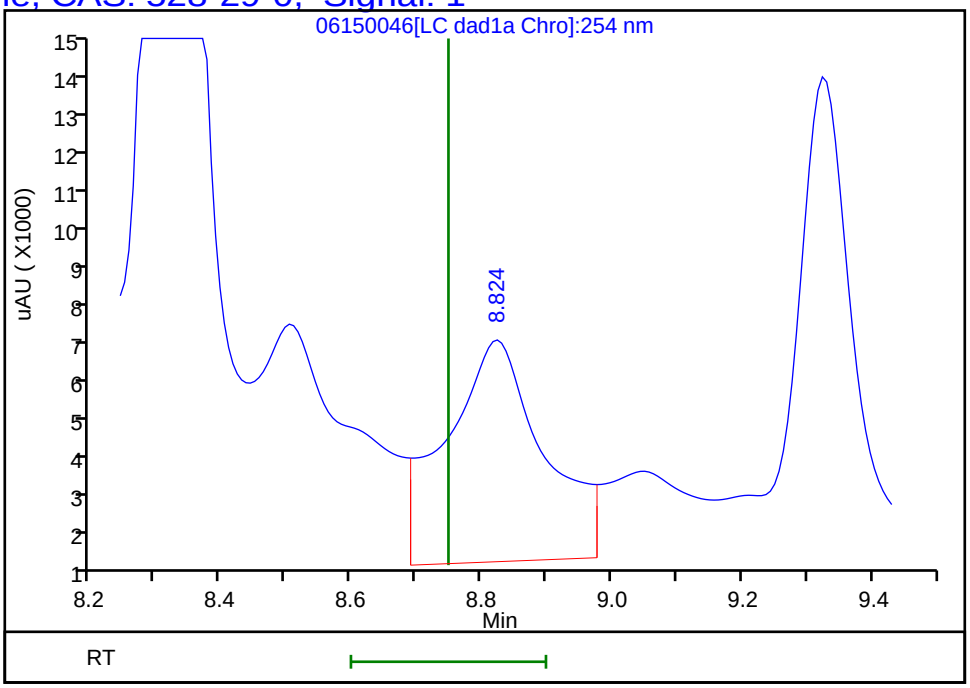

Reviewer: zhangji, 16-Jun-2020 15:41:43
Audit Action: Marked Compound Undetected Audit Reason: Invalid Compound ID

Manual Integration/User Assign Peak Report

Eurofins TestAmerica, Denver

Data File:	\\chromfs\denver\chromdata\chhplc_x\20200612-92376.b\06150046.d				
Injection Date:	16-Jun-2020 07:54:09	Instrument ID:	CHHPLC_X3		
Lims ID:	280-137110-A-7-B MS				
Client ID:	EW7-PM29B-3-35				
Operator ID:	JZ	ALS Bottle#:	46	Worklist Smp#:	46
Injection Vol:	100.0 ul	Dil. Factor:	10.0000		
Method:	8330_X3	Limit Group:	GCSV - 8330		
Column:	UltraCarb5uODS (20) (4.60 mm)	Detector	LC DAD1B, 254 nm		

6 MNX, CAS: 5755-27-1

Signal: 1

Processing Integration Results

RT: 7.39
Area: 259021
Amount: 1.633746
Amount Units: ug/mL

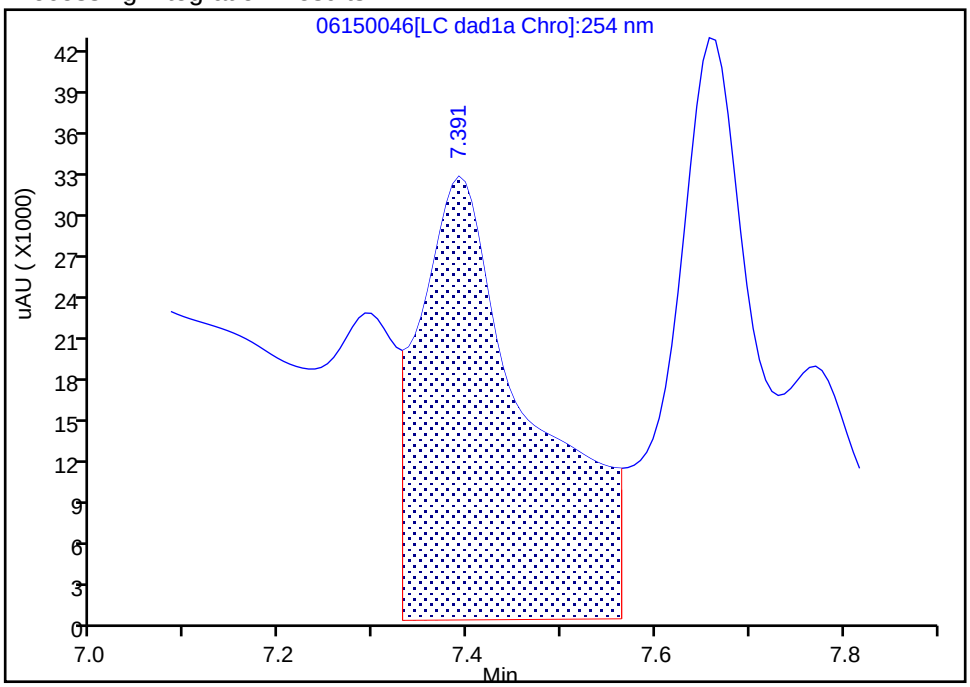

Manual Integration Results

RT: 7.39
Area: 76433
Amount: 0.482093
Amount Units: ug/mL

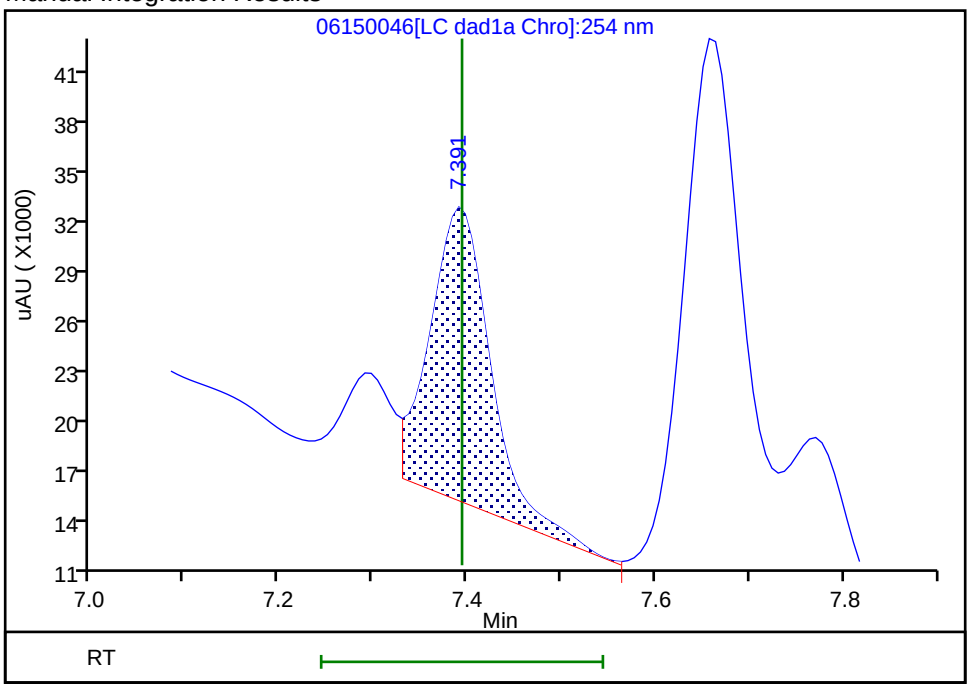

Reviewer: zhangji, 16-Jun-2020 15:40:55
Audit Action: Assigned New Baseline Audit Reason: Baseline

FORM I
HPLC/IC ORGANICS ANALYSIS DATA SHEET

Lab Name: Eurofins TestAmerica, Denver Job No.: 280-137110-1

SDG No.:

Client Sample ID: EW7-PM29B-3-35 MS RE Lab Sample ID: 280-137110-7 MS RE

Matrix: Water Lab File ID: 06170031.D

Analysis Method: 8330A Date Collected: 05/30/2020 12:40

Extraction Method: 3535 Date Extracted: 06/16/2020 10:10

Sample wt/vol: 457.6(mL) Date Analyzed: 06/18/2020 04:01

Con. Extract Vol.: 5(mL) Dilution Factor: 10

Injection Volume: 100(uL) GC Column: UltraCarb5uODS ID: 4.6(mm)

% Moisture: GPC Cleanup:(Y/N) N

Analysis Batch No.: 499165 Units: ug/L

CAS NO.	COMPOUND NAME	RESULT	Q	LOQ	LOD	DL
99-35-4	1,3,5-Trinitrobenzene	3.75	H J1 D M Q	2.3	2.2	0.92
99-65-0	1,3-Dinitrobenzene	2.65	H J1 D Q	1.2	1.1	0.40
118-96-7	2,4,6-Trinitrotoluene	1.1	U H J1 M Q	1.2	1.1	0.49
35572-78-2	2-Amino-4,6-dinitrotoluene	1.1	U H J1 M Q	1.2	1.1	0.55
88-72-2	2-Nitrotoluene	2.2	U H J1 M Q	2.3	2.2	0.93
99-08-1	3-Nitrotoluene	4.4	U H J1 Q	4.4	4.4	2.1
19406-51-0	4-Amino-2,6-dinitrotoluene	1.3	U H J1 M Q	1.6	1.3	0.63
99-99-0	4-Nitrotoluene	4.4	U H J1 M Q	4.5	4.4	1.1
2691-41-0	HMX	3.49	H J1 D M Q	2.3	2.2	0.96
98-95-3	Nitrobenzene	2.2	U H J1 M Q	2.3	2.2	0.99
121-82-4	RDX	90.5	H 4 D M Q	2.3	2.2	0.56
479-45-8	Tetryl	1.1	U H J1 M Q	1.2	1.1	0.35

CAS NO.	SURROGATE	%REC	Q	LIMITS
528-29-0	1,2-Dinitrobenzene	632	M Q	83-119

Eurofins TestAmerica, Denver
Target Compound Quantitation Report

Data File: \\chromfs\Denver\ChromData\CHHPLC_X\20200617-92523.b\06170031.D
Lims ID: 280-137110-B-7-B MS
Client ID: EW7-PM29B-3-35
Sample Type: MS
Inject. Date: 18-Jun-2020 04:01:47 ALS Bottle#: 31 Worklist Smp#: 31
Injection Vol: 100.0 ul Dil. Factor: 10.0000
Sample Info: 280-137110-B-7-B
Misc. Info.: 280-0092523-031
Operator ID: JZ Instrument ID: CHHPLC_X3

Method: \\chromfs\Denver\ChromData\CHHPLC_X\20200617-92523.b\8330_X3.m
Limit Group: GCSV - 8330
Last Update: 18-Jun-2020 20:46:08 Calib Date: 18-Mar-2020 14:39:27
Integrator: Falcon
Quant Method: External Standard Quant By: Initial Calibration
Last ICal File: \\chromna\Denver\ChromData\CHHPLC_X\20200318-90159.b\03180015.D

Column 1 : UltraCarb5uODS (20) (4.60 mm) Det: LC DAD1B, 254 nm
Process Host: CTX1013

First Level Reviewer: zhangji Date: 18-Jun-2020 19:55:29

	Compound	Det	RT (min.)	Exp RT (min.)	Dlt RT (min.)	Response	Cal Amt ug/mL	OnCol Amt ug/mL	Flags
	1 2,6-diamino-4-nitrotoluene	1		6.579				ND	
	2 TNX	1		6.626				ND	
	3 HMX	1	6.706	6.725	-0.019	2748	0.2000	0.0320	M
	4 2,4-diamino-6-nitrotoluene	1		6.759				ND	
	5 DNX	1		6.953				ND	
	6 MNX	1	7.392	7.400	-0.008	102451		0.6462	M
	7 RDX	1	7.772	7.792	-0.020	96615	0.2000	0.8285	M
	8 2,4,6-Trinitrophenol	1	8.079	8.099	-0.020	43415	0.2000	0.5100	M
$	9 1,2-Dinitrobenzene	1	8.819	8.752	0.067	17483	0.2000	0.1265	M
	10 1,3,5-Trinitrobenzene	1	8.952	8.932	0.020	7908	0.2000	0.0343	M
	11 1,3-Dinitrobenzene	1	9.606	9.578	0.028	7441	0.2000	0.0243	
	12 Nitrobenzene	1		9.952			ND	ND	U
	13 3,5-Dinitroaniline	1		10.212				ND	U
	14 Tetryl	1		10.258			ND	ND	U
	15 Nitroglycerin	2		10.778			ND	ND	U
	16 2,4,6-Trinitrotoluene	1		11.238			ND	ND	U
	17 4-Amino-2,6-dinitrotoluene	1		11.398			ND	ND	U
	18 2-Amino-4,6-dinitrotoluene	1		11.692			ND	ND	U
	19 2,6-Dinitrotoluene	1		11.838			ND	ND	
	20 2,4-Dinitrotoluene	1		12.038			ND	ND	U
	21 o-Nitrotoluene	1		12.865			ND	ND	U
	22 p-Nitrotoluene	1		13.292			ND	ND	U
	23 m-Nitrotoluene	1		13.885			ND	ND	
	24 PETN	2		14.965			ND	ND	U
	25 Ammonium Picrate	1		0.000				ND	

QC Flag Legend

Processing Flags
ND - Not Detected or Marked ND

Review Flags
M - Manually Integrated
U - Marked Undetected

Report Date: 18-Jun-2020 20:46:12 Chrom Revision: 2.3 17-Jun-2020 19:07:08

Eurofins TestAmerica, Denver

Data File:	\\chromfs\denver\chromdata\chhplc_x\20200617-92523.b\06170031.d				
Injection Date:	18-Jun-2020 04:01:47	Instrument ID:	CHHPLC_X3	Operator ID:	JZ
Lims ID:	280-137110-B-7-B MS			Worklist Smp#:	31
Client ID:	EW7-PM29B-3-35				
Injection Vol:	100.0 ul	Dil. Factor:	10.0000	ALS Bottle#:	31
Method:	8330_X3	Limit Group:	GCSV - 8330		

Column: UltraCarb5uODS (20) (4.60 mm) Y Scaling: Method Defined: Scale to the Nth Largest Target: 1

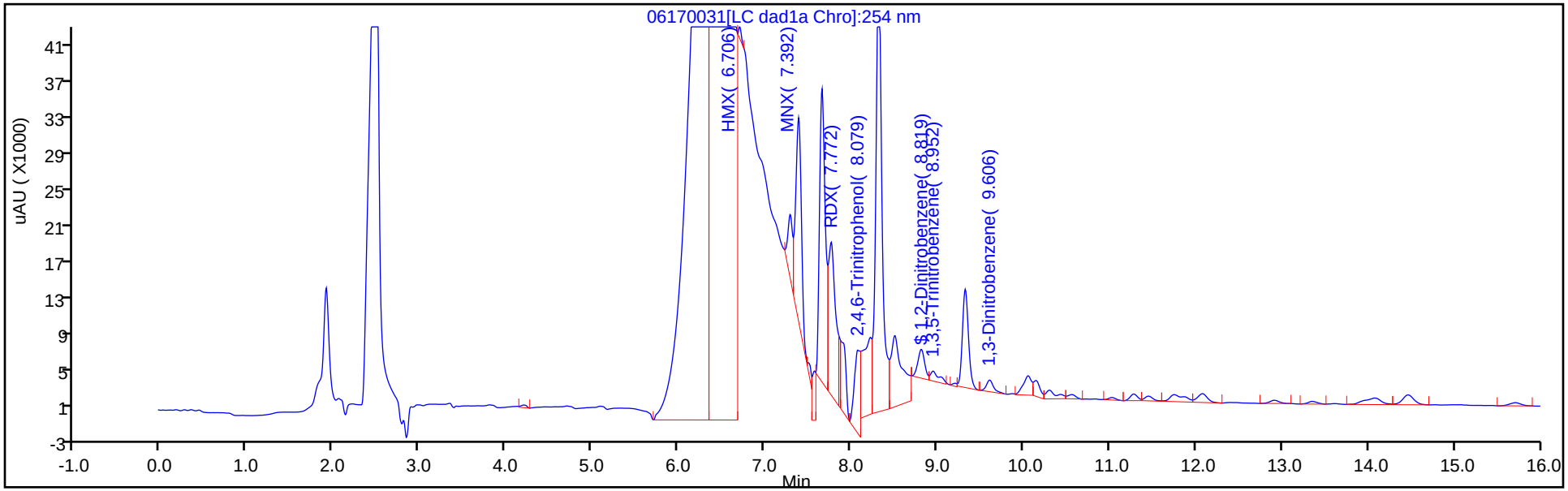

Y Scaling: Method Defined: Scale to the Nth Largest Target: 1

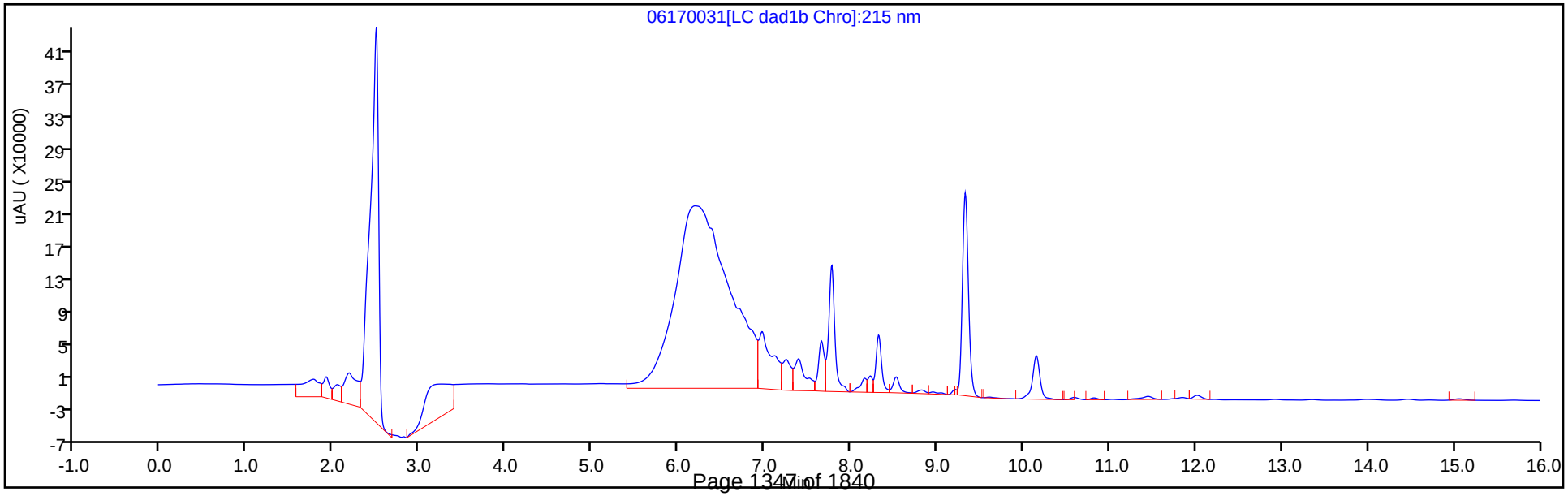

Eurofins TestAmerica, Denver
Recovery Report

Data File:	\\chromfs\Denver\ChromData\CHHPLC_X\20200617-92523.b\06170031.D				
Lims ID:	280-137110-B-7-B MS				
Client ID:	EW7-PM29B-3-35				
Sample Type:	MS				
Inject. Date:	18-Jun-2020 04:01:47	ALS Bottle#:	31	Worklist Smp#:	31
Injection Vol:	100.0 ul	Dil. Factor:	10.0000		
Sample Info:	280-137110-B-7-B				
Misc. Info.:	280-0092523-031				
Operator ID:	JZ	Instrument ID:	CHHPLC_X3		
Method:	\\chromfs\Denver\ChromData\CHHPLC_X\20200617-92523.b\8330_X3.m				
Limit Group:	GCSV - 8330				
Last Update:	18-Jun-2020 20:46:08	Calib Date:	18-Mar-2020 14:39:27		
Integrator:	Falcon				
Quant Method:	External Standard	Quant By:	Initial Calibration		
Last ICal File:	\\chromna\Denver\ChromData\CHHPLC_X\20200318-90159.b\03180015.D				
Column 1 :	UltraCarb5uODS (20) (4.60 mm)		Det: LC DAD1B, 254 nm		
Process Host:	CTX1013				
First Level Reviewer: zhangji		Date:	18-Jun-2020 19:55:29		

Compound	Amount Added	Amount Recovered	% Rec.
$ 9 1,2-Dinitrobenzene	0.2000	0.1265	63.25

Manual Integration/User Assign Peak Report

Eurofins TestAmerica, Denver

Data File:	\\chromfs\denver\chromdata\chhplc_x\20200617-92523.b\06170031.d				
Injection Date:	18-Jun-2020 04:01:47	Instrument ID:	CHHPLC_X3		
Lims ID:	280-137110-B-7-B MS				
Client ID:	EW7-PM29B-3-35				
Operator ID:	JZ	ALS Bottle#:	31	Worklist Smp#:	31
Injection Vol:	100.0 ul	Dil. Factor:	10.0000		
Method:	8330_X3	Limit Group:	GCSV - 8330		
Column:	UltraCarb5uODS (20) (4.60 mm)	Detector	LC DAD1B, 254 nm		

$ 9 1,2-Dinitrobenzene, CAS: 528-29-0

Signal: 1

Processing Integration Results

RT: 8.82
Area: 42215
Amount: 0.305436
Amount Units: ug/mL

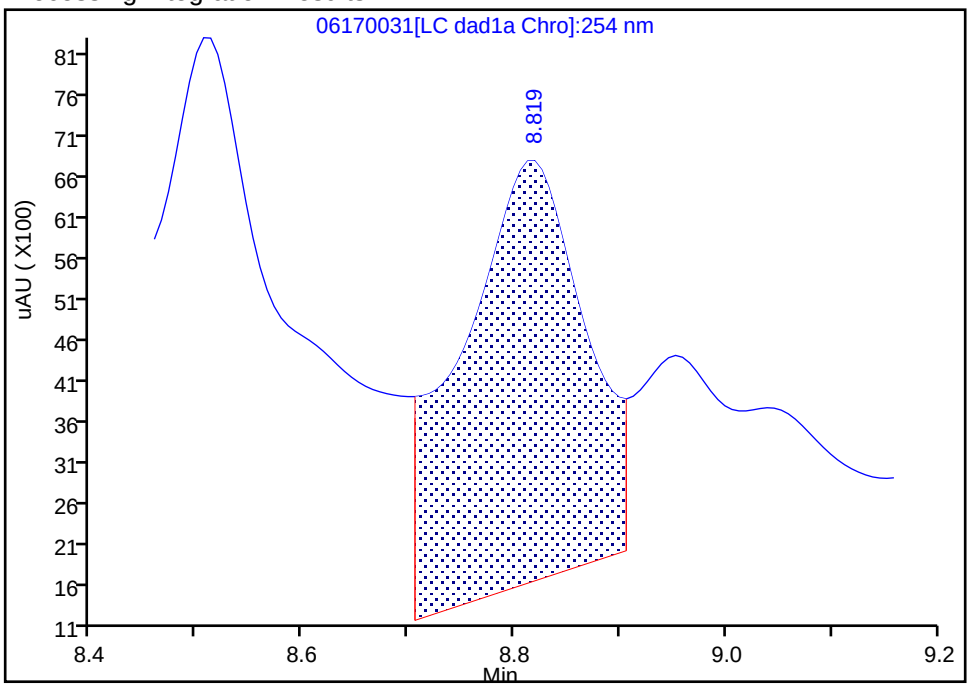

Manual Integration Results

RT: 8.82
Area: 17483
Amount: 0.126494
Amount Units: ug/mL

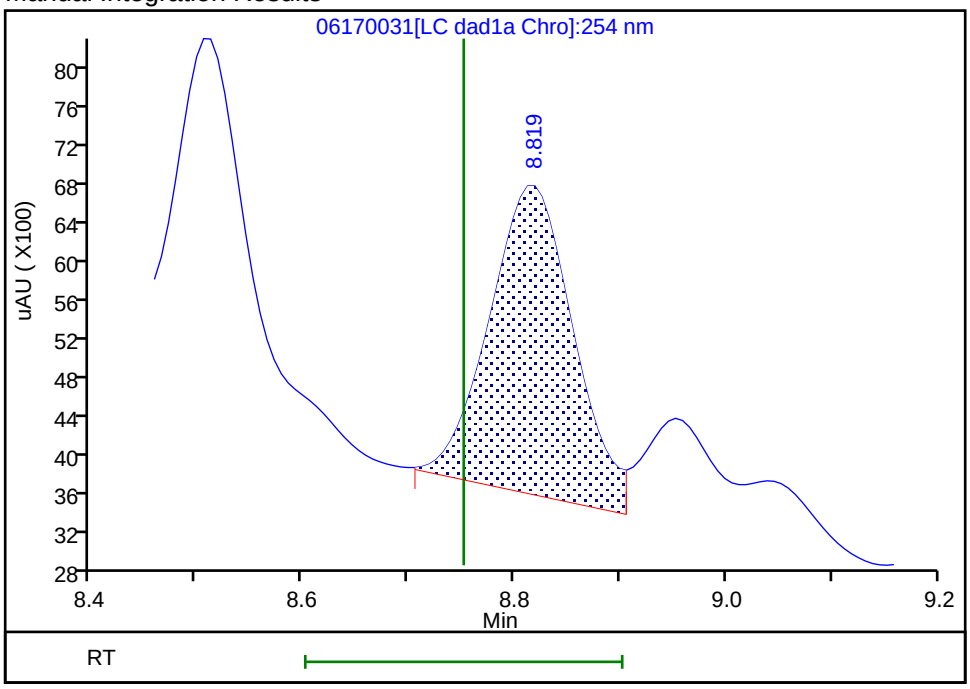

Reviewer: zhangji, 18-Jun-2020 19:55:07
Audit Action: Assigned New Baseline Audit Reason: Baseline

Manual Integration/User Assign Peak Report

Eurofins TestAmerica, Denver

Data File:	\\chromfs\denver\chromdata\chhplc_x\20200617-92523.b\06170031.d				
Injection Date:	18-Jun-2020 04:01:47	Instrument ID:	CHHPLC_X3		
Lims ID:	280-137110-B-7-B MS				
Client ID:	EW7-PM29B-3-35				
Operator ID:	JZ	ALS Bottle#:	31	Worklist Smp#:	31
Injection Vol:	100.0 ul	Dil. Factor:	10.0000		
Method:	8330_X3	Limit Group:	GCSV - 8330		
Column:	UltraCarb5uODS (20) (4.60 mm)	Detector	LC DAD1B, 254 nm		

10 1,3,5-Trinitrobenzene, CAS: 99-35-4

Signal: 1

Processing Integration Results

RT: 8.95
Area: 17556
Amount: 0.076228
Amount Units: ug/mL

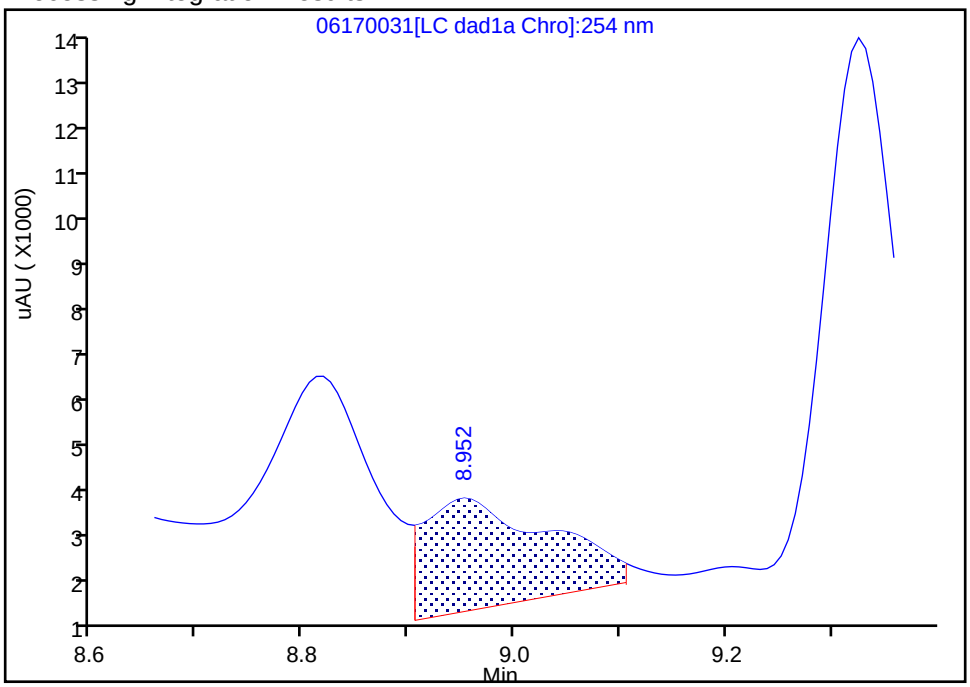

Manual Integration Results

RT: 8.95
Area: 7908
Amount: 0.034336
Amount Units: ug/mL

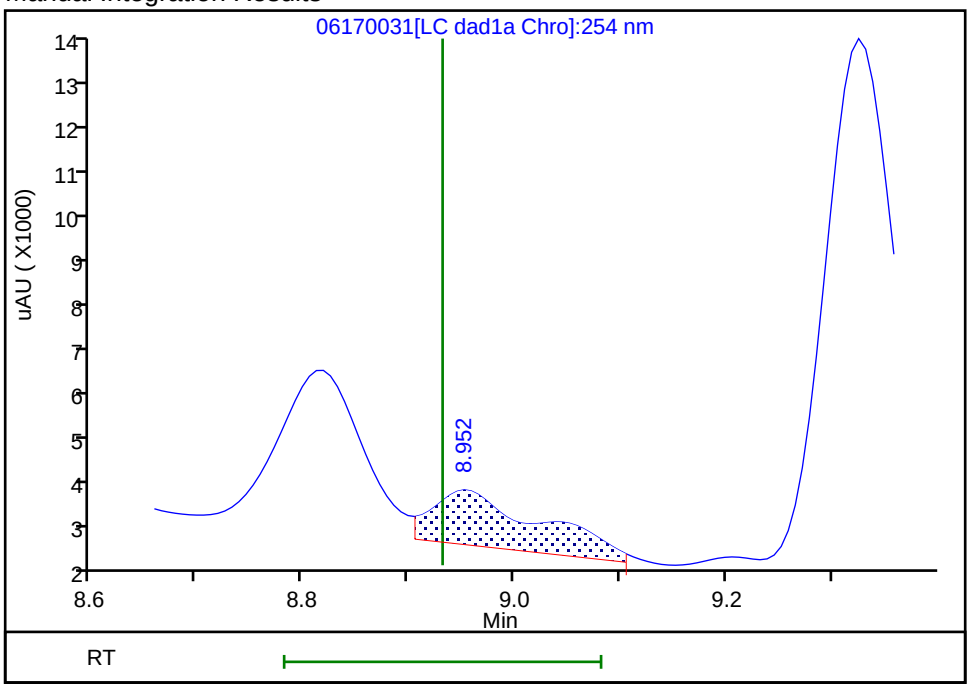

Reviewer: zhangji, 18-Jun-2020 19:55:07
Audit Action: Assigned New Baseline Audit Reason: Baseline

User Disabled Compound Report

Eurofins TestAmerica, Denver

Data File: \\chromfs\denver\chromdata\chhplc_x\20200617-92523.b\06170031.d
Injection Date: 18-Jun-2020 04:01:47 Instrument ID: CHHPLC_X3
Lims ID: 280-137110-B-7-B MS
Client ID: EW7-PM29B-3-35
Operator ID: JZ ALS Bottle#: 31 Worklist Smp#: 31
Injection Vol: 100.0 ul Dil. Factor: 10.0000
Method: 8330_X3 Limit Group: GCSV - 8330

Column: UltraCarb5uODS (20) (4.60 mm) Detector LC DAD1B, 254 nm

16 2,4,6-Trinitrotoluene, CAS: 118-96-7, Signal: 1

RT: 11.28
Response: 4398
Amount: 0.021556

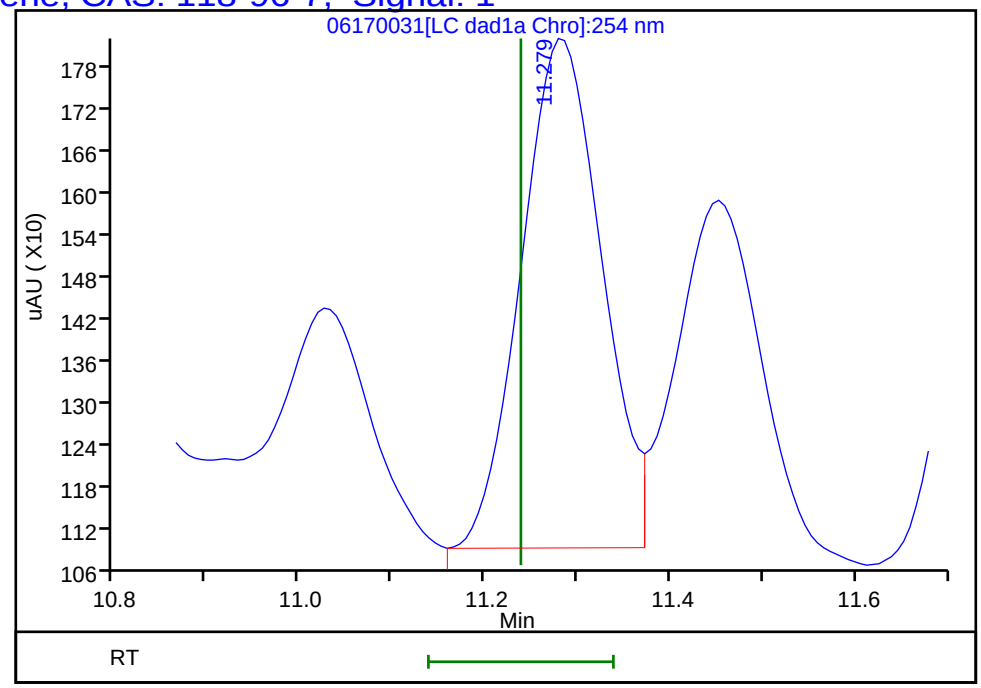

Reviewer: zhangji, 18-Jun-2020 19:55:29
Audit Action: Marked Compound Undetected Audit Reason: Invalid Compound ID

User Disabled Compound Report

Eurofins TestAmerica, Denver

Data File: \\chromfs\denver\chromdata\chhplc_x\20200617-92523.b\06170031.d
Injection Date: 18-Jun-2020 04:01:47 Instrument ID: CHHPLC_X3
Lims ID: 280-137110-B-7-B MS
Client ID: EW7-PM29B-3-35
Operator ID: JZ ALS Bottle#: 31 Worklist Smp#: 31
Injection Vol: 100.0 ul Dil. Factor: 10.0000
Method: 8330_X3 Limit Group: GCSV - 8330

Column: UltraCarb5uODS (20) (4.60 mm) Detector LC DAD1B, 254 nm

20 2,4-Dinitrotoluene, CAS: 121-14-2, Signal: 1

RT: 12.08
Response: 7888
Amount: 0.025983

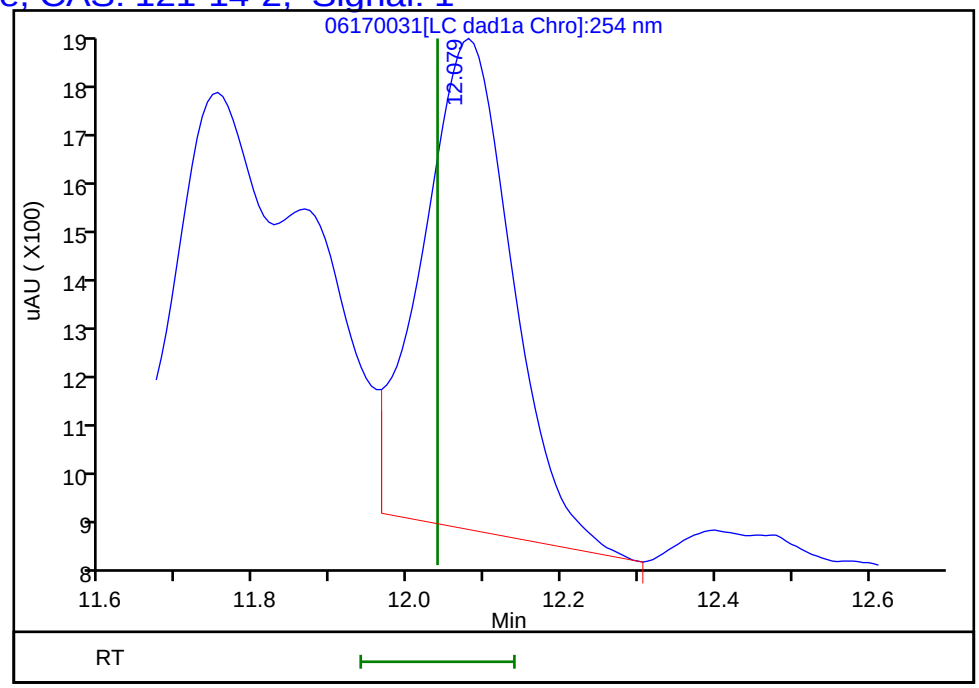

Reviewer: zhangji, 18-Jun-2020 19:55:29
Audit Action: Marked Compound Undetected Audit Reason: Invalid Compound ID

User Disabled Compound Report

Eurofins TestAmerica, Denver

Data File: \\chromfs\denver\chromdata\chhplc_x\20200617-92523.b\06170031.d
Injection Date: 18-Jun-2020 04:01:47 Instrument ID: CHHPLC_X3
Lims ID: 280-137110-B-7-B MS
Client ID: EW7-PM29B-3-35
Operator ID: JZ ALS Bottle#: 31 Worklist Smp#: 31
Injection Vol: 100.0 ul Dil. Factor: 10.0000
Method: 8330_X3 Limit Group: GCSV - 8330

Column: UltraCarb5uODS (20) (4.60 mm) Detector LC DAD1B, 254 nm

18 2-Amino-4,6-dinitrotoluene, CAS: 35572-78-2, Signal: 1

RT: 11.75
Response: 9343
Amount: 0.046066

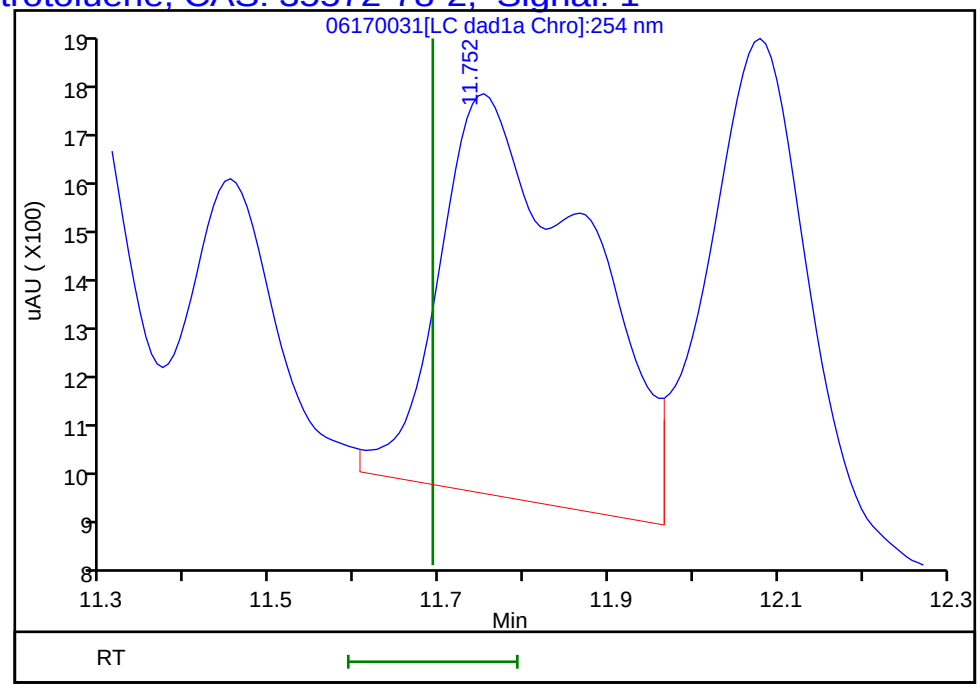

Reviewer: zhangji, 18-Jun-2020 19:55:29
Audit Action: Marked Compound Undetected Audit Reason: Invalid Compound ID

User Disabled Compound Report

Eurofins TestAmerica, Denver

Data File: \\chromfs\denver\chromdata\chhplc_x\20200617-92523.b\06170031.d
Injection Date: 18-Jun-2020 04:01:47 Instrument ID: CHHPLC_X3
Lims ID: 280-137110-B-7-B MS
Client ID: EW7-PM29B-3-35
Operator ID: JZ ALS Bottle#: 31 Worklist Smp#: 31
Injection Vol: 100.0 ul Dil. Factor: 10.0000
Method: 8330_X3 Limit Group: GCSV - 8330

Column: UltraCarb5uODS (20) (4.60 mm) Detector LC DAD1B, 254 nm

21 o-Nitrotoluene, CAS: 88-72-2, Signal: 1

RT: 12.91
Response: 2676
Amount: 0.019815

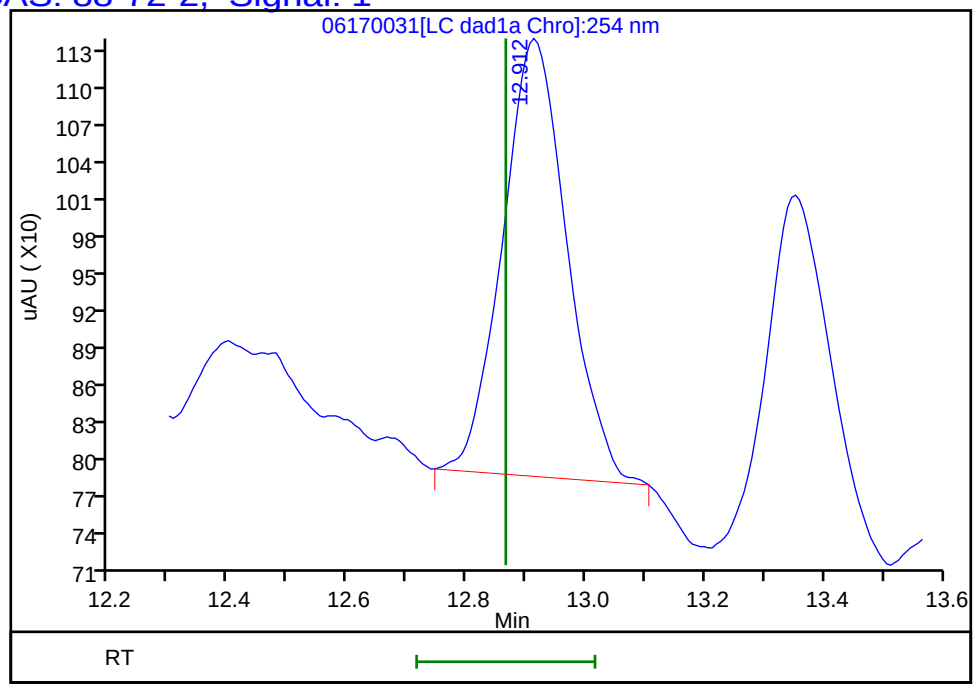

Reviewer: zhangji, 18-Jun-2020 19:55:29
Audit Action: Marked Compound Undetected Audit Reason: Invalid Compound ID

User Disabled Compound Report

Eurofins TestAmerica, Denver

Data File: \\chromfs\denver\chromdata\chhplc_x\20200617-92523.b\06170031.d
Injection Date: 18-Jun-2020 04:01:47 Instrument ID: CHHPLC_X3
Lims ID: 280-137110-B-7-B MS
Client ID: EW7-PM29B-3-35
Operator ID: JZ ALS Bottle#: 31 Worklist Smp#: 31
Injection Vol: 100.0 ul Dil. Factor: 10.0000
Method: 8330_X3 Limit Group: GCSV - 8330

Column: UltraCarb5uODS (20) (4.60 mm) Detector LC DAD1B, 254 nm

17 4-Amino-2,6-dinitrotoluene, CAS: 19406-51-0, Signal: 1

RT: 11.45
Response: 3470
Amount: 0.025977

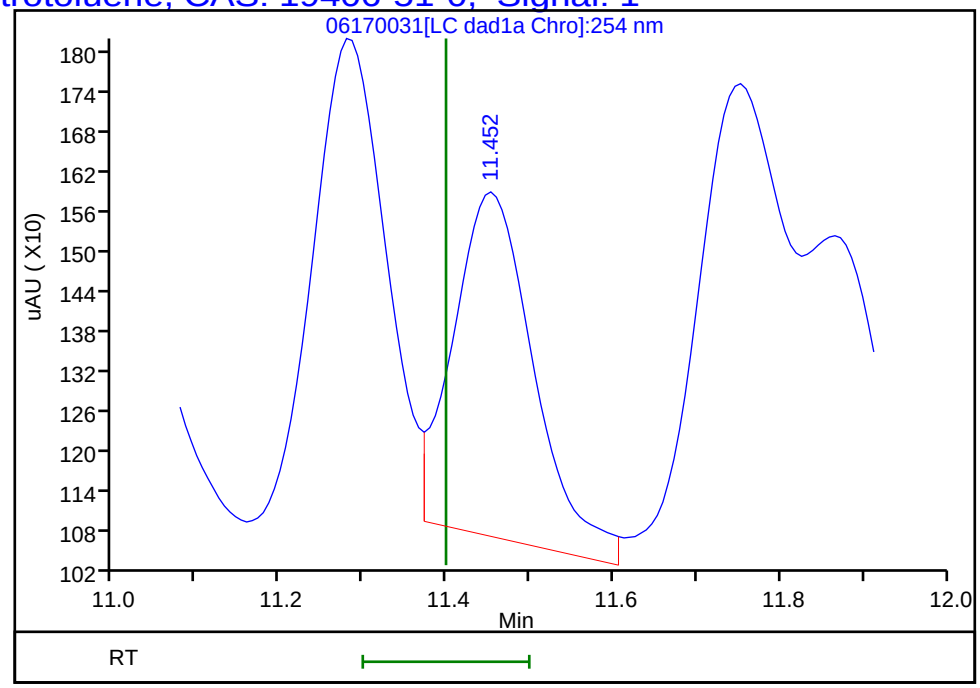

Reviewer: zhangji, 18-Jun-2020 19:55:29
Audit Action: Marked Compound Undetected Audit Reason: Invalid Compound ID

User Disabled Compound Report

Eurofins TestAmerica, Denver

Data File: \\chromfs\denver\chromdata\chhplc_x\20200617-92523.b\06170031.d
Injection Date: 18-Jun-2020 04:01:47 Instrument ID: CHHPLC_X3
Lims ID: 280-137110-B-7-B MS
Client ID: EW7-PM29B-3-35
Operator ID: JZ ALS Bottle#: 31 Worklist Smp#: 31
Injection Vol: 100.0 ul Dil. Factor: 10.0000
Method: 8330_X3 Limit Group: GCSV - 8330

Column: UltraCarb5uODS (20) (4.60 mm) Detector LC DAD1B, 254 nm

22 p-Nitrotoluene, CAS: 99-99-0, Signal: 1

RT: 13.35
Response: 2176
Amount: 0.019256

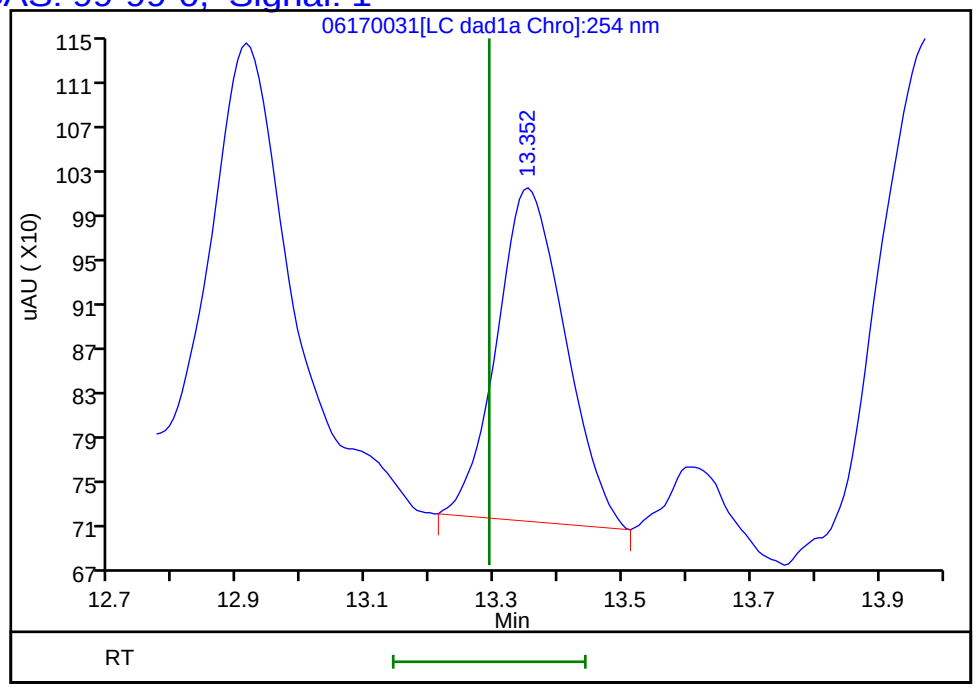

Reviewer: zhangji, 18-Jun-2020 19:55:29
Audit Action: Marked Compound Undetected Audit Reason: Invalid Compound ID

Manual Integration/User Assign Peak Report

Eurofins TestAmerica, Denver

Data File:	\\chromfs\denver\chromdata\chhplc_x\20200617-92523.b\06170031.d				
Injection Date:	18-Jun-2020 04:01:47	Instrument ID:	CHHPLC_X3		
Lims ID:	280-137110-B-7-B MS				
Client ID:	EW7-PM29B-3-35				
Operator ID:	JZ	ALS Bottle#:	31	Worklist Smp#:	31
Injection Vol:	100.0 ul	Dil. Factor:	10.0000		
Method:	8330_X3	Limit Group:	GCSV - 8330		
Column:	UltraCarb5uODS (20) (4.60 mm)	Detector	LC DAD1B, 254 nm		

3 HMX, CAS: 2691-41-0

Signal: 1

Processing Integration Results

RT: 6.71
Area: 965040
Amount: 11.226334
Amount Units: ug/mL

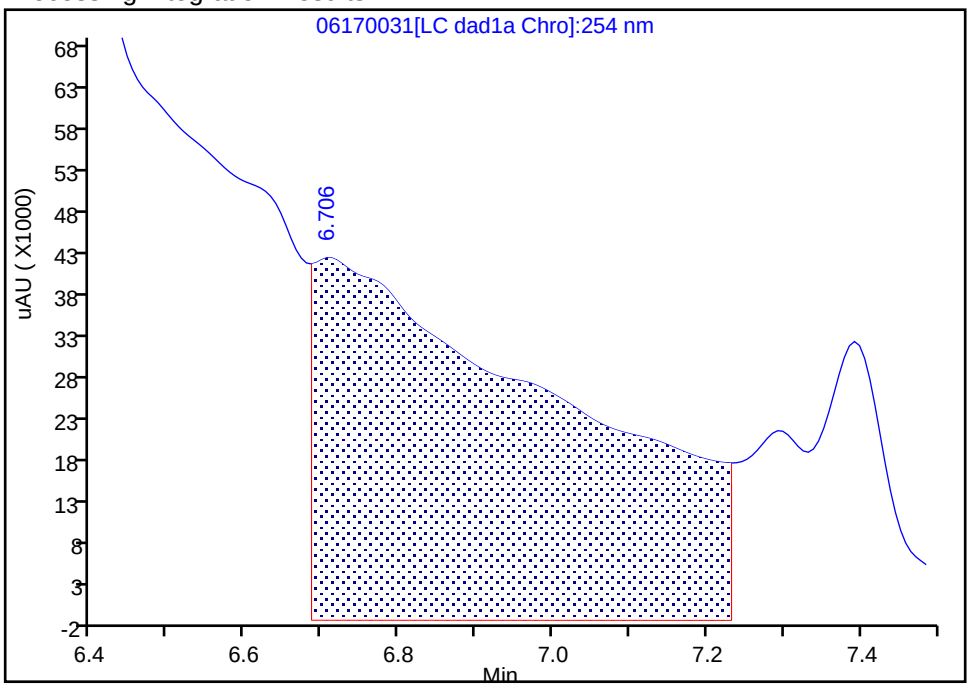

Manual Integration Results

RT: 6.71
Area: 2748
Amount: 0.031968
Amount Units: ug/mL

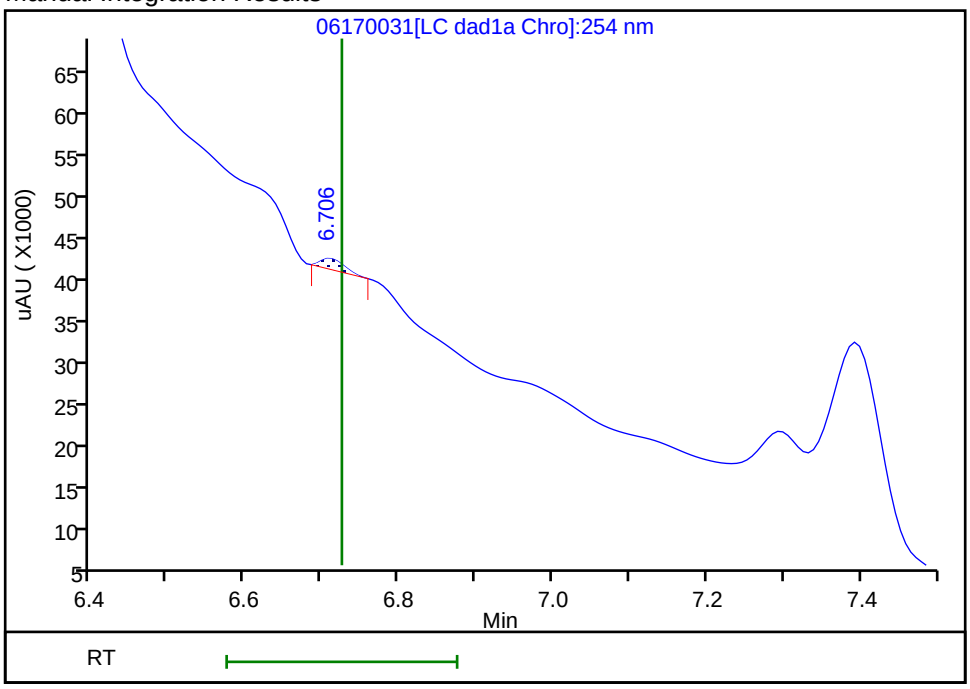

Reviewer: zhangji, 18-Jun-2020 19:54:10
Audit Action: Manually Integrated Audit Reason: Baseline

User Disabled Compound Report

Eurofins TestAmerica, Denver

Data File: \\chromfs\denver\chromdata\chhplc_x\20200617-92523.b\06170031.d
Injection Date: 18-Jun-2020 04:01:47 Instrument ID: CHHPLC_X3
Lims ID: 280-137110-B-7-B MS
Client ID: EW7-PM29B-3-35
Operator ID: JZ ALS Bottle#: 31 Worklist Smp#: 31
Injection Vol: 100.0 ul Dil. Factor: 10.0000
Method: 8330_X3 Limit Group: GCSV - 8330

Column: UltraCarb5uODS (20) (4.60 mm) Detector LC DAD1B, 254 nm

12 Nitrobenzene, CAS: 98-95-3, Signal: 1

RT: 10.05
Response: 14531
Amount: 0.072509

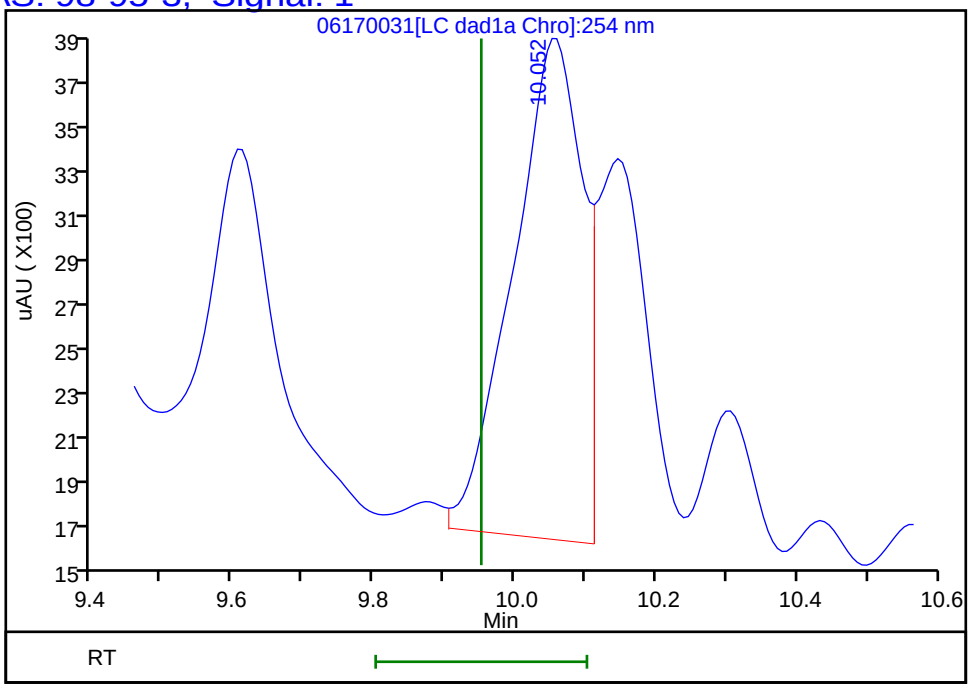

Reviewer: zhangji, 18-Jun-2020 19:55:29
Audit Action: Marked Compound Undetected Audit Reason: Invalid Compound ID

Manual Integration/User Assign Peak Report

Eurofins TestAmerica, Denver

Data File:	\\chromfs\denver\chromdata\chhplc_x\20200617-92523.b\06170031.d				
Injection Date:	18-Jun-2020 04:01:47	Instrument ID:	CHHPLC_X3		
Lims ID:	280-137110-B-7-B MS				
Client ID:	EW7-PM29B-3-35				
Operator ID:	JZ	ALS Bottle#:	31	Worklist Smp#:	31
Injection Vol:	100.0 ul	Dil. Factor:	10.0000		
Method:	8330_X3	Limit Group:	GCSV - 8330		
Column:	UltraCarb5uODS (20) (4.60 mm)	Detector	LC DAD1B, 254 nm		

7 RDX, CAS: 121-82-4

Signal: 1

Processing Integration Results

RT: 7.77
Area: 161225
Amount: 1.382564
Amount Units: ug/mL

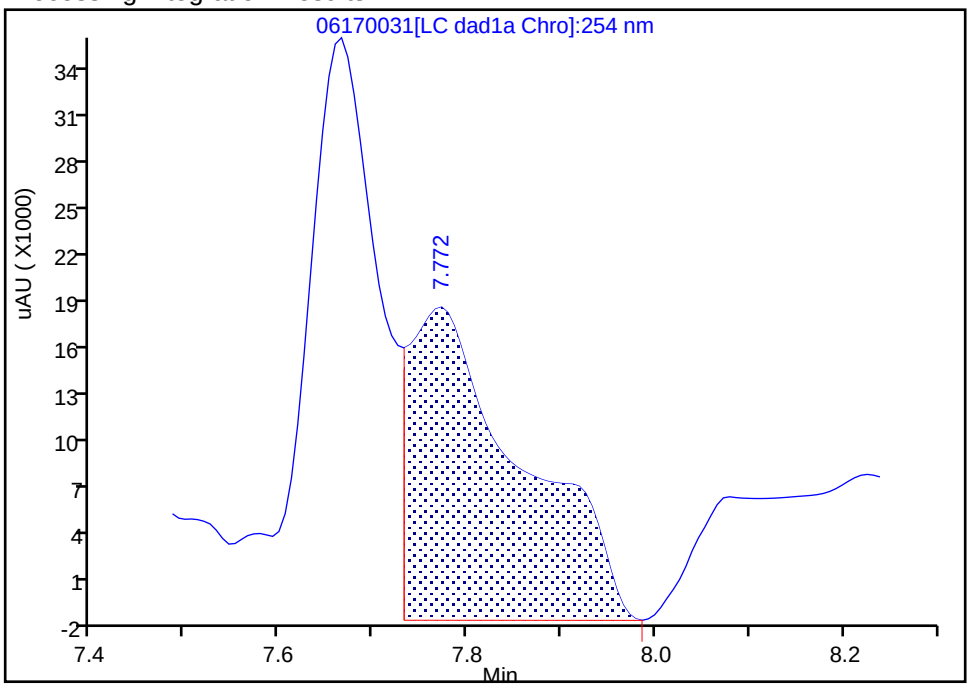

Manual Integration Results

RT: 7.77
Area: 96615
Amount: 0.828509
Amount Units: ug/mL

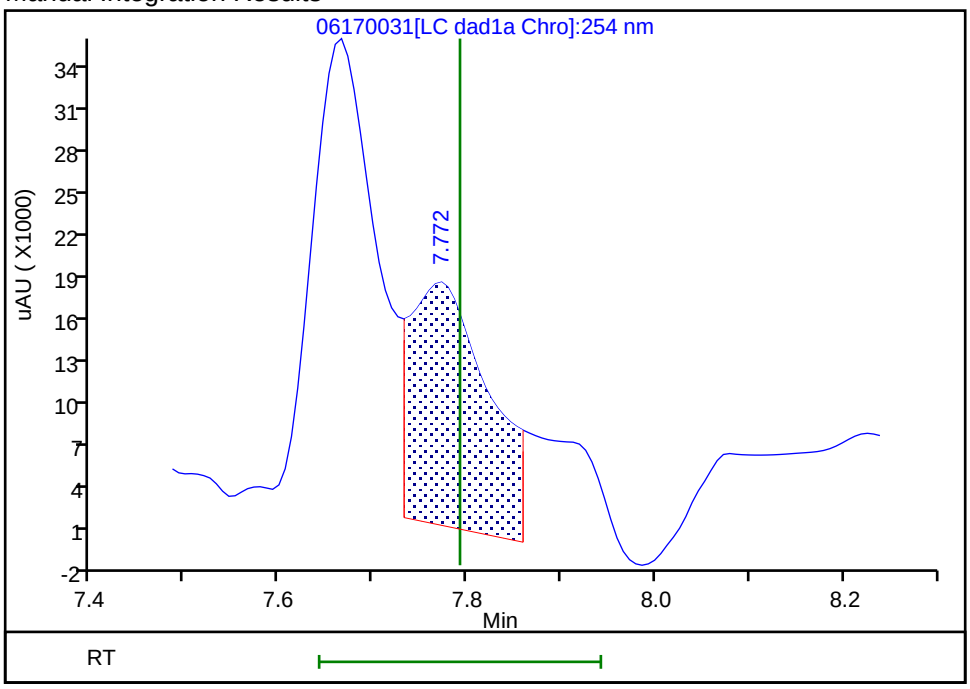

Reviewer: zhangji, 18-Jun-2020 19:54:42

Audit Action: Split an Integrated Peak Audit Reason: Baseline

User Disabled Compound Report

Eurofins TestAmerica, Denver

Data File: \\chromfs\denver\chromdata\chhplc_x\20200617-92523.b\06170031.d
Injection Date: 18-Jun-2020 04:01:47 Instrument ID: CHHPLC_X3
Lims ID: 280-137110-B-7-B MS
Client ID: EW7-PM29B-3-35
Operator ID: JZ ALS Bottle#: 31 Worklist Smp#: 31
Injection Vol: 100.0 ul Dil. Factor: 10.0000
Method: 8330_X3 Limit Group: GCSV - 8330

Column: UltraCarb5uODS (20) (4.60 mm) Detector LC DAD1B, 254 nm

14 Tetryl, CAS: 479-45-8, Signal: 1

RT: 10.31
Response: 8401
Amount: 0.047455

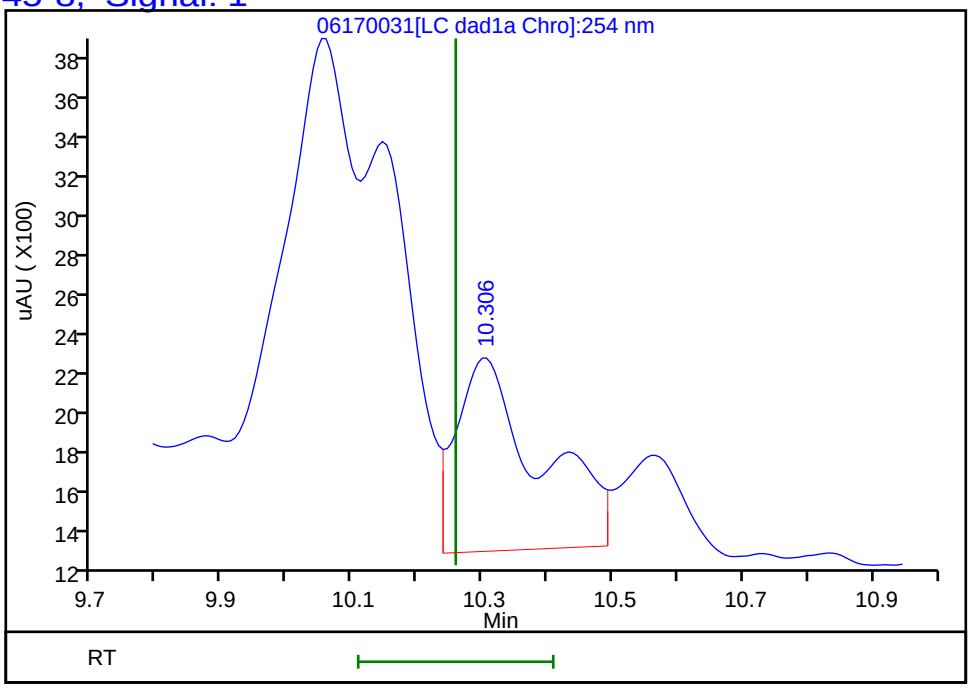

Reviewer: zhangji, 18-Jun-2020 19:55:29
Audit Action: Marked Compound Undetected Audit Reason: Invalid Compound ID

FORM I
HPLC/IC ORGANICS ANALYSIS DATA SHEET

Lab Name: Eurofins TestAmerica, Denver Job No.: 280-137110-1

SDG No.:

Client Sample ID: EW7-PM29B-3-35 MS RE Lab Sample ID: 280-137110-7 MS RE

Matrix: Water Lab File ID: 024-8701.D

Analysis Method: 8330A Date Collected: 05/30/2020 12:40

Extraction Method: 3535 Date Extracted: 06/16/2020 10:10

Sample wt/vol: 457.6(mL) Date Analyzed: 06/19/2020 17:45

Con. Extract Vol.: 5(mL) Dilution Factor: 10

Injection Volume: 100(uL) GC Column: Luna-phenylhex ID: 4.6(mm)

% Moisture: GPC Cleanup:(Y/N) N

Analysis Batch No.: 499350 Units: ug/L

CAS NO.	COMPOUND NAME	RESULT	Q	LOQ	LOD	DL
121-14-2	2,4-Dinitrotoluene	2.53	H D M	1.1	0.87	0.30
606-20-2	2,6-Dinitrotoluene	1.30	H D M J1	1.1	0.87	0.44

CAS NO.	SURROGATE	%REC	Q	LIMITS
528-29-0	1,2-Dinitrobenzene	84		83-119

Eurofins TestAmerica, Denver
Target Compound Quantitation Report

Data File: \\chromfs\Denver\ChromData\G2_LUNA\20200618-92563.b\024-8701.D
Lims ID: 280-137110-B-7-B MS
Client ID: EW7-PM29B-3-35
Sample Type: MS
Inject. Date: 19-Jun-2020 17:45:14 ALS Bottle#: 24 Worklist Smp#: 24
Injection Vol: 100.0 ul Dil. Factor: 10.0000
Sample Info: 280-137110-B-7-B
Misc. Info.: 280-0092563-024
Operator ID: JZ Instrument ID: CHHPLC_G2_LUNA

Method: \\chromfs\Denver\ChromData\G2_LUNA\20200618-92563.b\G2_8330_Luna.m
Limit Group: GCSV - 8330
Last Update: 20-Jun-2020 11:15:30 Calib Date: 15-May-2020 02:11:20
Integrator: Falcon
Quant Method: External Standard Quant By: Initial Calibration
Last ICal File: \\chromfs\Denver\ChromData\G2_LUNA\20200514-91518.b\05140024.D

Column 1 : Luna-Phenyl hexyl (4.60 mm) Det: LC DAD1A, 254 nm
Process Host: CTX1011

First Level Reviewer: zhangji Date: 19-Jun-2020 19:28:39

	Compound	Det	RT (min.)	Exp RT (min.)	Dlt RT (min.)	Response	Cal Amt ug/ml	OnCol Amt ug/ml	Flags
	1 2,6-diamino-4-nitrotoluene	1		4.395				ND	U
	2 2,4-diamino-6-nitrotoluene	1	4.970	4.941	0.029	137915		0.5568	
	3 TNX	1		5.509				ND	U
	4 DNX	1		6.336				ND	
	6 HMX	1	7.157	7.155	0.002	6565	0.2000	0.007011	
	7 MNX	1		7.876				ND	
	5 2,4,6-Trinitrophenol	1	8.490	8.528	-0.038	118405	0.2000	0.6109	
	8 RDX	1	9.396	9.368	0.028	8988	0.2000	0.0368	
	9 Nitrobenzene	1	12.256	12.261	-0.005	6815	0.2000	0.0155	
$	10 1,2-Dinitrobenzene	1	13.296	13.268	0.028	6480	0.2000	0.0167	
	11 3,5-Dinitroaniline	1	15.190	15.208	-0.018	2581		-0.000398	7M
	12 1,3-Dinitrobenzene	1	15.783	15.794	-0.011	17541	0.2000	0.0260	M
	13 Nitroglycerin	2	16.010	16.021	-0.011	22665	2.00	0.1787	
	14 o-Nitrotoluene	1	16.670	16.721	-0.051	17971	0.2000	0.0658	M
	15 p-Nitrotoluene	1		17.008			ND	ND	
	16 4-Amino-2,6-dinitrotoluene	1		17.454			ND	ND	
	17 m-Nitrotoluene	1	18.076	17.934	0.142	10451	0.2000	0.0350	M
	18 2-Amino-4,6-dinitrotoluene	1	18.363	18.394	-0.031	12540	0.2000	0.0270	M
	19 1,3,5-Trinitrobenzene	1	19.130	19.121	0.009	11909	0.2000	0.0252	M
	20 2,6-Dinitrotoluene	1	20.070	20.048	0.022	7866	0.2000	0.0119	M
	21 2,4-Dinitrotoluene	1	20.563	20.555	0.009	14827	0.2000	0.0232	M
	22 Tetryl	1	23.863	23.861	0.002	8008	0.2000	0.0217	
	23 2,4,6-Trinitrotoluene	1	24.890	24.875	0.015	10308	0.2000	0.0178	
	24 PETN	2	25.430	25.408	0.022	19311	2.00	-0.0623	7M
	25 Ammonium Picrate	1		0.000				ND	

QC Flag Legend

Processing Flags

ND - Not Detected or Marked ND

7 - Failed Limit of Detection

Review Flags

M - Manually Integrated

U - Marked Undetected

Report Date: 20-Jun-2020 11:15:40 Chrom Revision: 2.3 17-Jun-2020 19:07:08

Eurofins TestAmerica, Denver

Data File: \\chromfs\denver\chromdata\g2_luna\20200618-92563.b\024-8701.d

Injection Date:	19-Jun-2020 17:45:14	Instrument ID:	CHHPLC_G2_LUNA	Operator ID:	JZ
Lims ID:	280-137110-B-7-B MS			Worklist Smp#:	24
Client ID:	EW7-PM29B-3-35				
Injection Vol:	100.0 ul	Dil. Factor:	10.0000	ALS Bottle#:	24
Method:	G2_8330_Luna	Limit Group:	GCSV - 8330		

Column: Luna-Phenyl hexyl (4.60 mm) Y Scaling: Method Defined: Scale to the Nth Largest Peak: 1

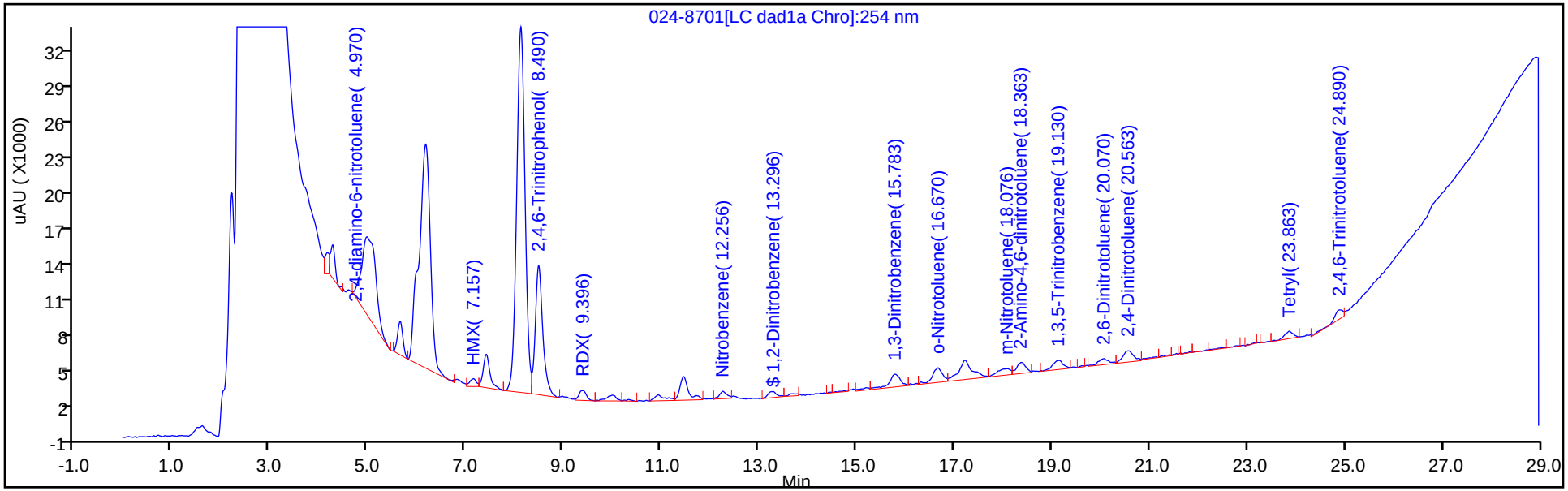

Y Scaling: Method Defined: Scale to the Nth Largest Peak: 1

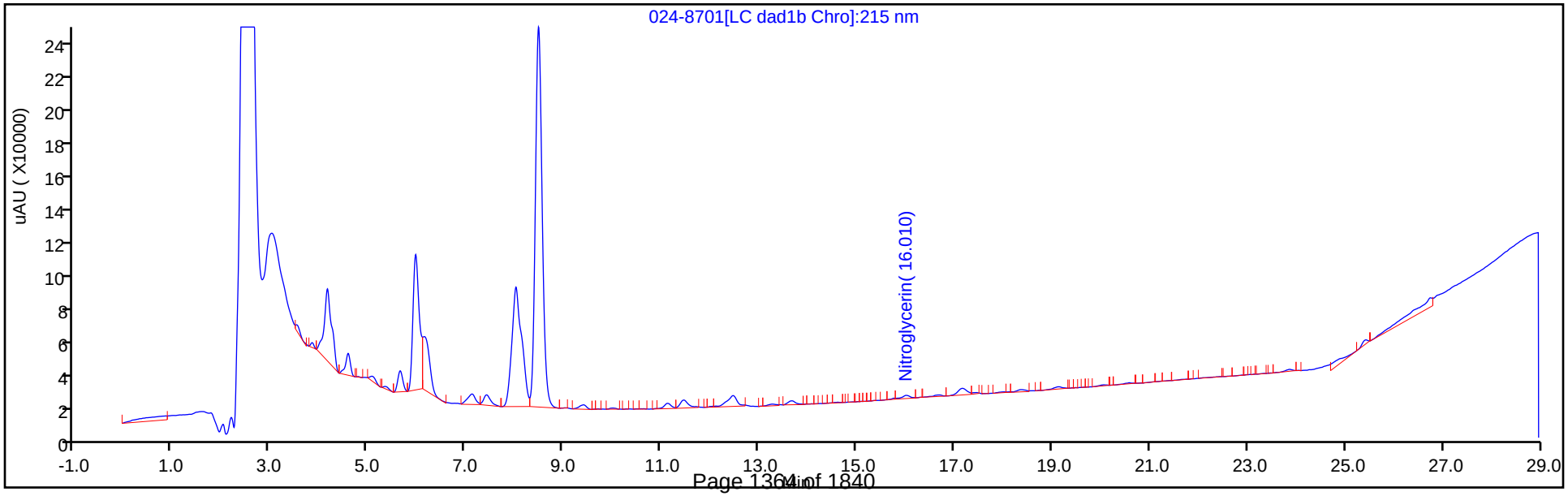

Eurofins TestAmerica, Denver
Recovery Report

Data File:	\\chromfs\Denver\ChromData\G2_LUNA\20200618-92563.b\024-8701.D				
Lims ID:	280-137110-B-7-B MS				
Client ID:	EW7-PM29B-3-35				
Sample Type:	MS				
Inject. Date:	19-Jun-2020 17:45:14	ALS Bottle#:	24	Worklist Smp#:	24
Injection Vol:	100.0 ul	Dil. Factor:	10.0000		
Sample Info:	280-137110-B-7-B				
Misc. Info.:	280-0092563-024				
Operator ID:	JZ	Instrument ID:	CHHPLC_G2_LUNA		
Method:	\\chromfs\Denver\ChromData\G2_LUNA\20200618-92563.b\G2_8330_Luna.m				
Limit Group:	GCSV - 8330				
Last Update:	20-Jun-2020 11:15:30	Calib Date:	15-May-2020 02:11:20		
Integrator:	Falcon				
Quant Method:	External Standard	Quant By:	Initial Calibration		
Last ICal File:	\\chromfs\Denver\ChromData\G2_LUNA\20200514-91518.b\05140024.D				
Column 1 :	Luna-Phenyl hexyl (4.60 mm)		Det: LC DAD1A, 254 nm		
Process Host:	CTX1011				
First Level Reviewer: zhangji		Date:	19-Jun-2020 19:28:39		

Compound	Amount Added	Amount Recovered	% Rec.
$ 10 1,2-Dinitrobenzene	0.2000	0.0167	8.37

Eurofins TestAmerica, Denver

Data File:	\\chromfs\denver\chromdata\g2_luna\20200618-92563.b\024-8701.d				
Injection Date:	19-Jun-2020 17:45:14	Instrument ID:	CHHPLC_G2_LUNA		
Lims ID:	280-137110-B-7-B MS				
Client ID:	EW7-PM29B-3-35				
Operator ID:	JZ	ALS Bottle#:	24	Worklist Smp#:	24
Injection Vol:	100.0 ul	Dil. Factor:	10.0000		
Method:	G2_8330_Luna	Limit Group:	GCSV - 8330		
Column:	Luna-Phenyl hexyl (4.60 mm)	Detector	LC DAD1A, 254 nm		

19 1,3,5-Trinitrobenzene, CAS: 99-35-4

Signal: 1

Processing Integration Results

RT: 19.13
Area: 10860
Amount: 0.022987
Amount Units: ug/ml

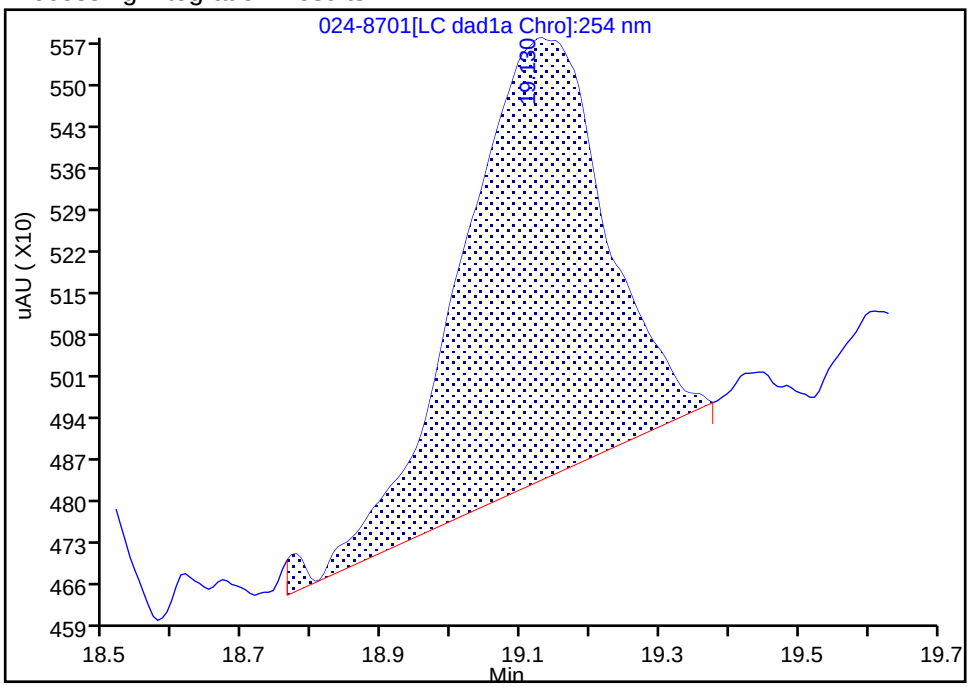

Manual Integration Results

RT: 19.13
Area: 11909
Amount: 0.025207
Amount Units: ug/ml

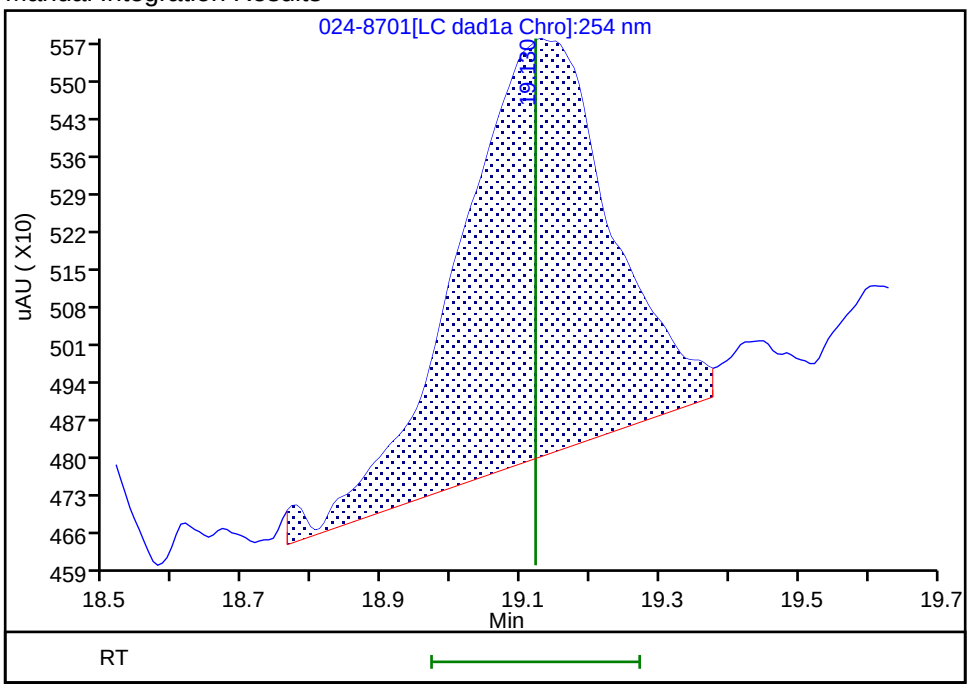

Reviewer: zhangji, 19-Jun-2020 19:28:37
Audit Action: Assigned New Baseline Audit Reason: Baseline

Manual Integration/User Assign Peak Report

Eurofins TestAmerica, Denver

Data File:	\\chromfs\denver\chromdata\g2_luna\20200618-92563.b\024-8701.d				
Injection Date:	19-Jun-2020 17:45:14	Instrument ID:	CHHPLC_G2_LUNA		
Lims ID:	280-137110-B-7-B MS				
Client ID:	EW7-PM29B-3-35				
Operator ID:	JZ	ALS Bottle#:	24	Worklist Smp#:	24
Injection Vol:	100.0 ul	Dil. Factor:	10.0000		
Method:	G2_8330_Luna	Limit Group:	GCSV - 8330		
Column:	Luna-Phenyl hexyl (4.60 mm)	Detector	LC DAD1A, 254 nm		

12 1,3-Dinitrobenzene, CAS: 99-65-0

Signal: 1

Processing Integration Results

RT: 15.79
Area: 19460
Amount: 0.028864
Amount Units: ug/ml

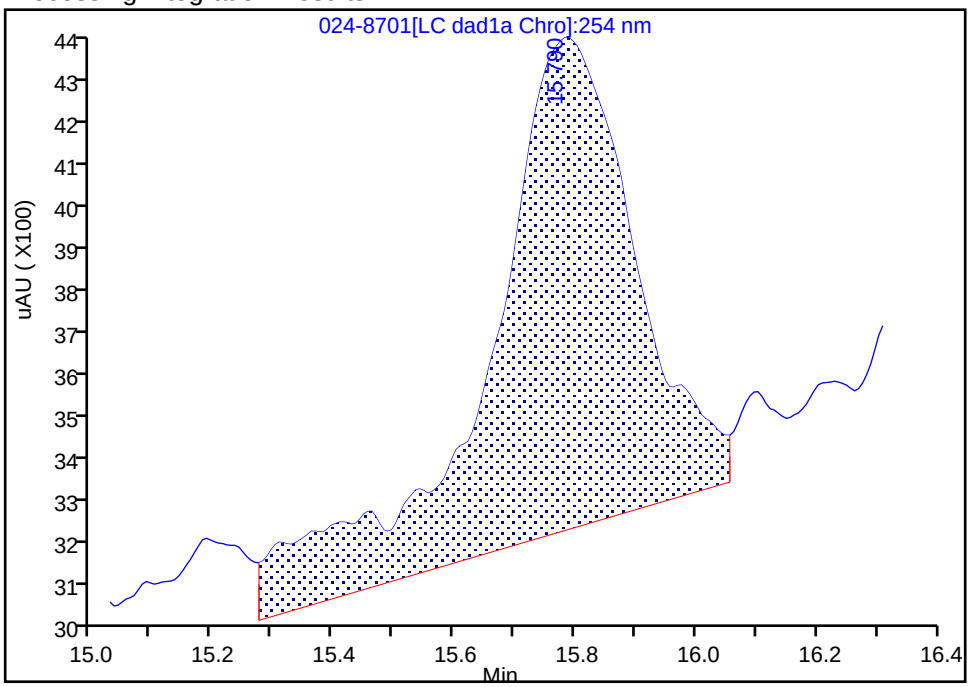

Manual Integration Results

RT: 15.78
Area: 17541
Amount: 0.026018
Amount Units: ug/ml

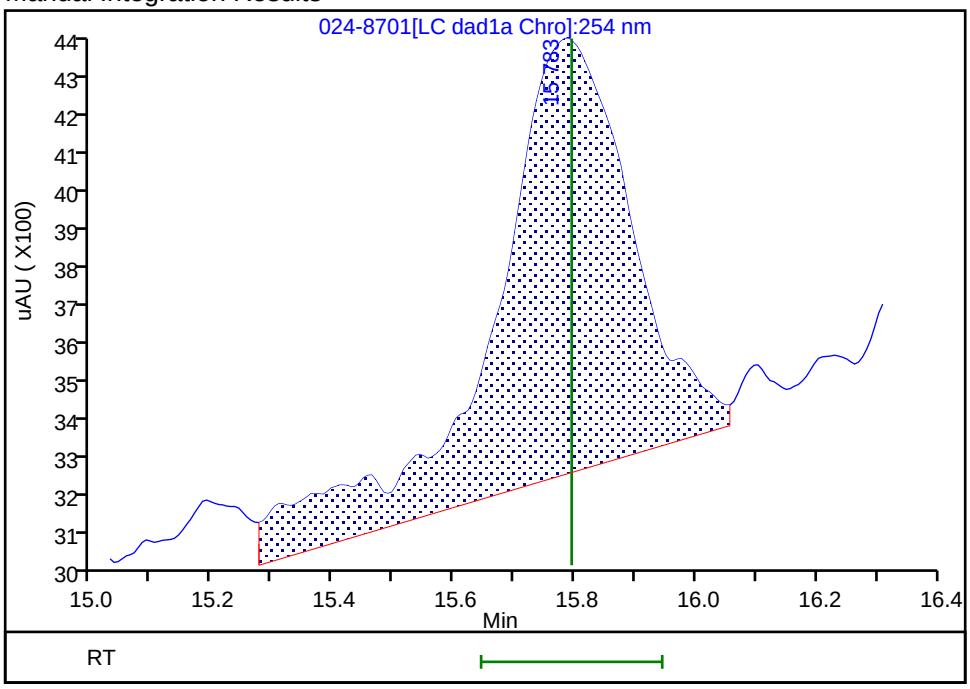

Reviewer: zhangji, 19-Jun-2020 19:28:37

Audit Action: Assigned New Baseline Audit Reason: Baseline

Manual Integration/User Assign Peak Report

Eurofins TestAmerica, Denver

Data File:	\\chromfs\denver\chromdata\g2_luna\20200618-92563.b\024-8701.d				
Injection Date:	19-Jun-2020 17:45:14	Instrument ID:	CHHPLC_G2_LUNA		
Lims ID:	280-137110-B-7-B MS				
Client ID:	EW7-PM29B-3-35				
Operator ID:	JZ	ALS Bottle#:	24	Worklist Smp#:	24
Injection Vol:	100.0 ul	Dil. Factor:	10.0000		
Method:	G2_8330_Luna	Limit Group:	GCSV - 8330		
Column:	Luna-Phenyl hexyl (4.60 mm)	Detector	LC DAD1A, 254 nm		

21 2,4-Dinitrotoluene, CAS: 121-14-2

Signal: 1

Processing Integration Results

RT: 20.57
Area: 12503
Amount: 0.019532
Amount Units: ug/ml

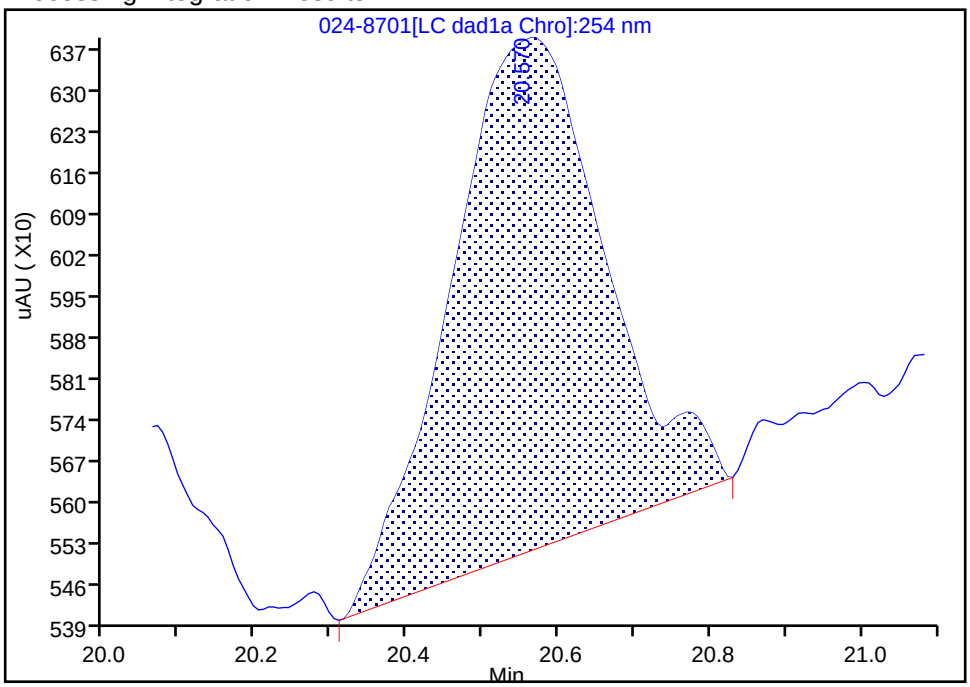

Manual Integration Results

RT: 20.56
Area: 14827
Amount: 0.023163
Amount Units: ug/ml

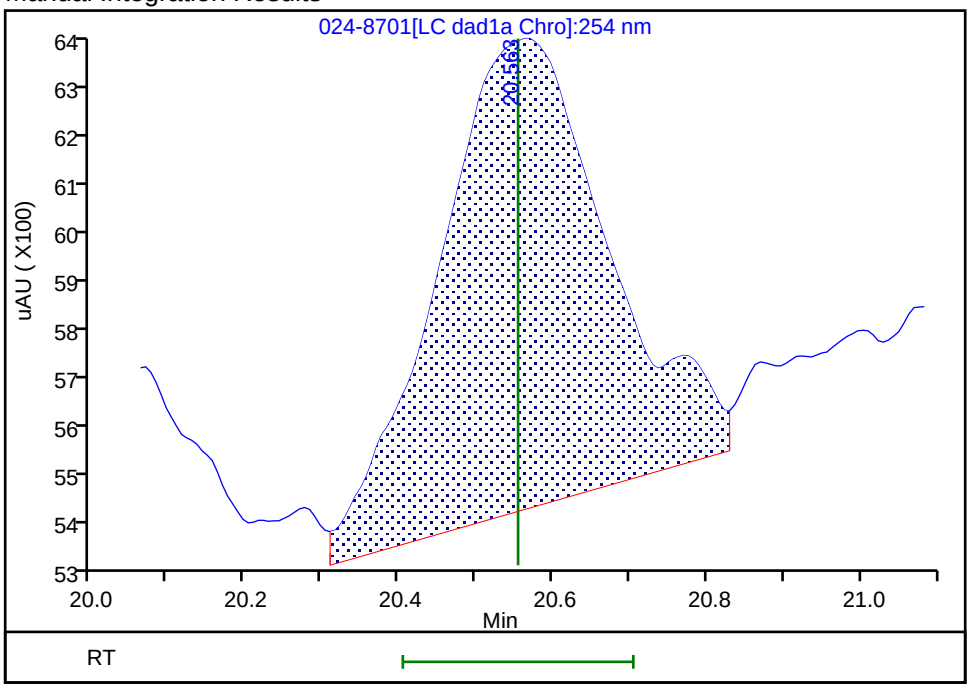

Reviewer: zhangji, 19-Jun-2020 19:28:37

Audit Action: Assigned New Baseline Audit Reason: Baseline

Manual Integration/User Assign Peak Report

Eurofins TestAmerica, Denver

Data File:	\\chromfs\denver\chromdata\g2_luna\20200618-92563.b\024-8701.d				
Injection Date:	19-Jun-2020 17:45:14	Instrument ID:	CHHPLC_G2_LUNA		
Lims ID:	280-137110-B-7-B MS				
Client ID:	EW7-PM29B-3-35				
Operator ID:	JZ	ALS Bottle#:	24	Worklist Smp#:	24
Injection Vol:	100.0 ul	Dil. Factor:	10.0000		
Method:	G2_8330_Luna	Limit Group:	GCSV - 8330		
Column:	Luna-Phenyl hexyl (4.60 mm)	Detector	LC DAD1A, 254 nm		

20 2,6-Dinitrotoluene, CAS: 606-20-2

Signal: 1

Processing Integration Results

RT: 20.07
Area: 6232
Amount: 0.006210
Amount Units: ug/ml

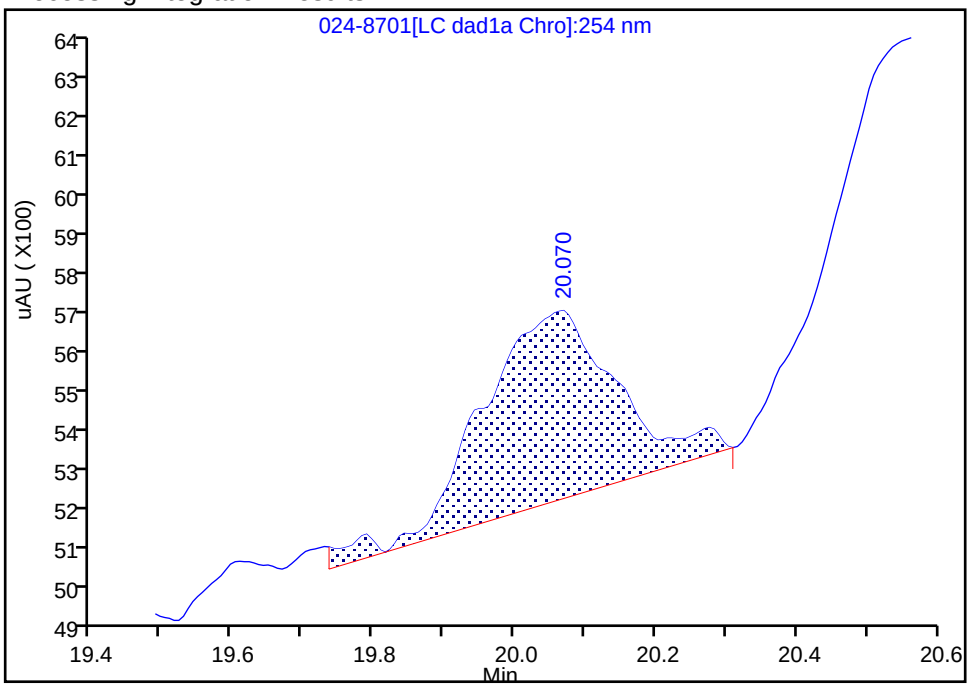

Manual Integration Results

RT: 20.07
Area: 7866
Amount: 0.011860
Amount Units: ug/ml

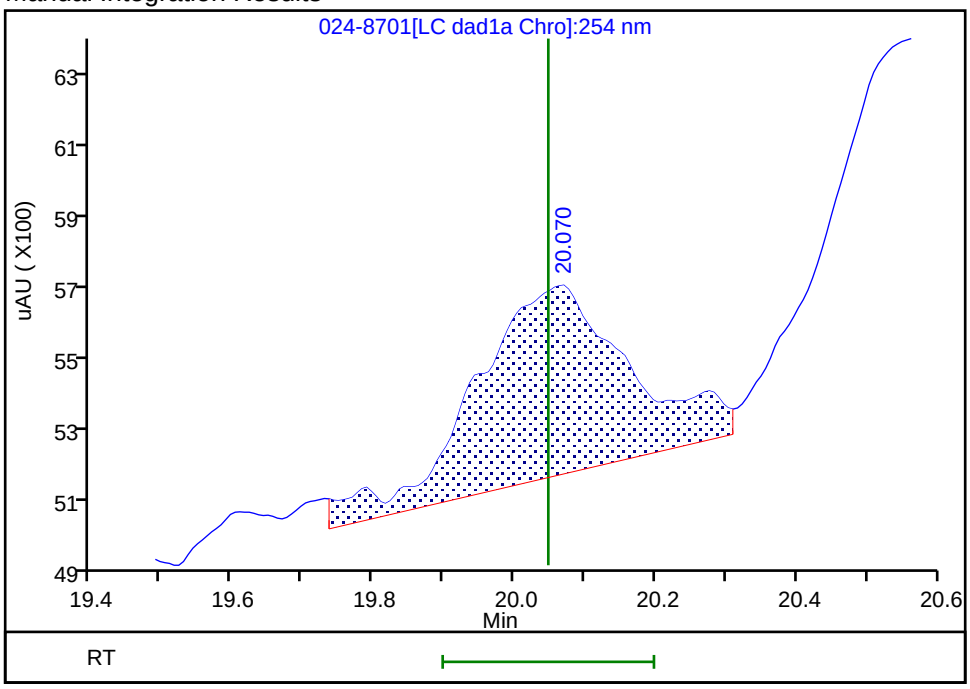

Reviewer: zhangji, 19-Jun-2020 19:28:37
Audit Action: Assigned New Baseline Audit Reason: Baseline

Manual Integration/User Assign Peak Report

Eurofins TestAmerica, Denver

Data File:	\\chromfs\denver\chromdata\g2_luna\20200618-92563.b\024-8701.d				
Injection Date:	19-Jun-2020 17:45:14	Instrument ID:	CHHPLC_G2_LUNA		
Lims ID:	280-137110-B-7-B MS				
Client ID:	EW7-PM29B-3-35				
Operator ID:	JZ	ALS Bottle#:	24	Worklist Smp#:	24
Injection Vol:	100.0 ul	Dil. Factor:	10.0000		
Method:	G2_8330_Luna	Limit Group:	GCSV - 8330		
Column:	Luna-Phenyl hexyl (4.60 mm)	Detector	LC DAD1A, 254 nm		

18 2-Amino-4,6-dinitrotoluene, CAS: 35572-78-2

Signal: 1

Processing Integration Results

RT: 18.37
Area: 14204
Amount: 0.030532
Amount Units: ug/ml

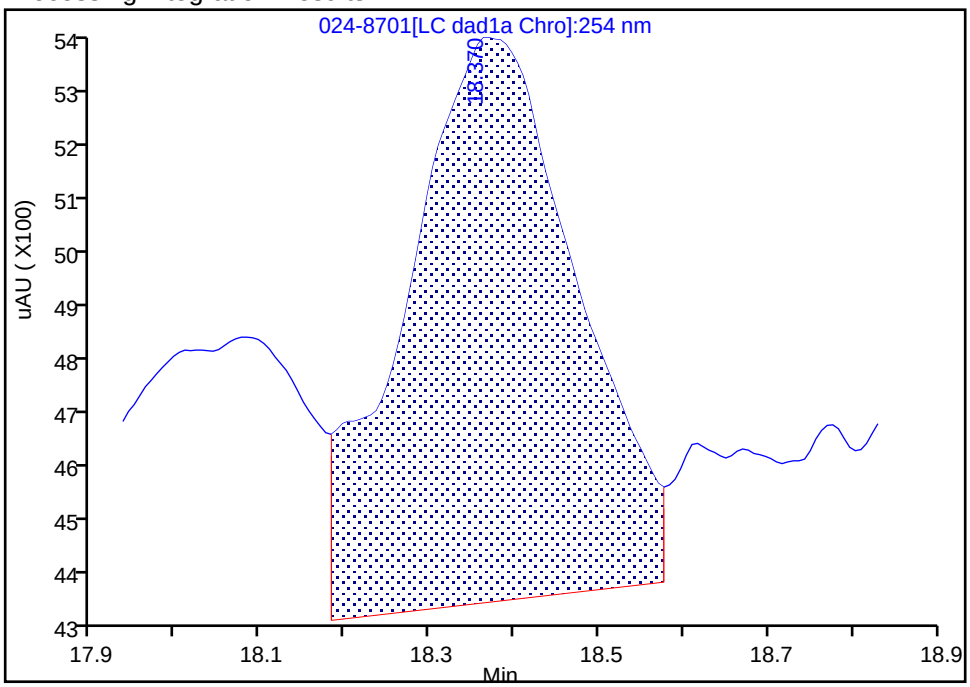

Manual Integration Results

RT: 18.36
Area: 12540
Amount: 0.026956
Amount Units: ug/ml

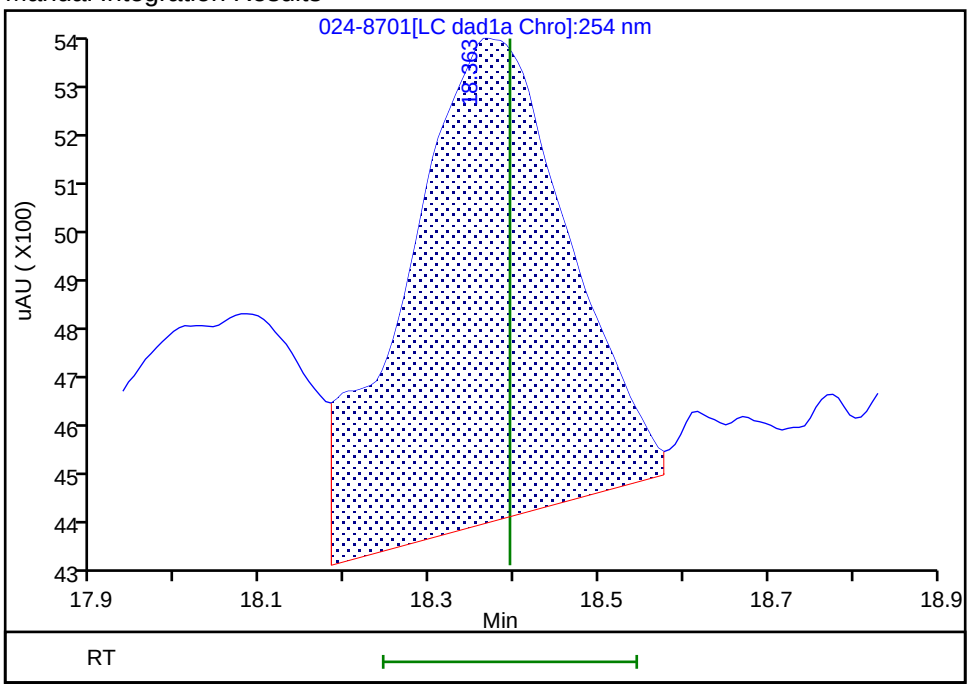

Reviewer: zhangji, 19-Jun-2020 19:28:37

Audit Action: Assigned New Baseline Audit Reason: Baseline

Manual Integration/User Assign Peak Report

Eurofins TestAmerica, Denver

Data File:	\\chromfs\denver\chromdata\g2_luna\20200618-92563.b\024-8701.d				
Injection Date:	19-Jun-2020 17:45:14	Instrument ID:	CHHPLC_G2_LUNA		
Lims ID:	280-137110-B-7-B MS				
Client ID:	EW7-PM29B-3-35				
Operator ID:	JZ	ALS Bottle#:	24	Worklist Smp#:	24
Injection Vol:	100.0 ul	Dil. Factor:	10.0000		
Method:	G2_8330_Luna	Limit Group:	GCSV - 8330		
Column:	Luna-Phenyl hexyl (4.60 mm)	Detector	LC DAD1A, 254 nm		

14 o-Nitrotoluene, CAS: 88-72-2

Signal: 1

Processing Integration Results

RT: 16.67
Area: 19627
Amount: 0.071903
Amount Units: ug/ml

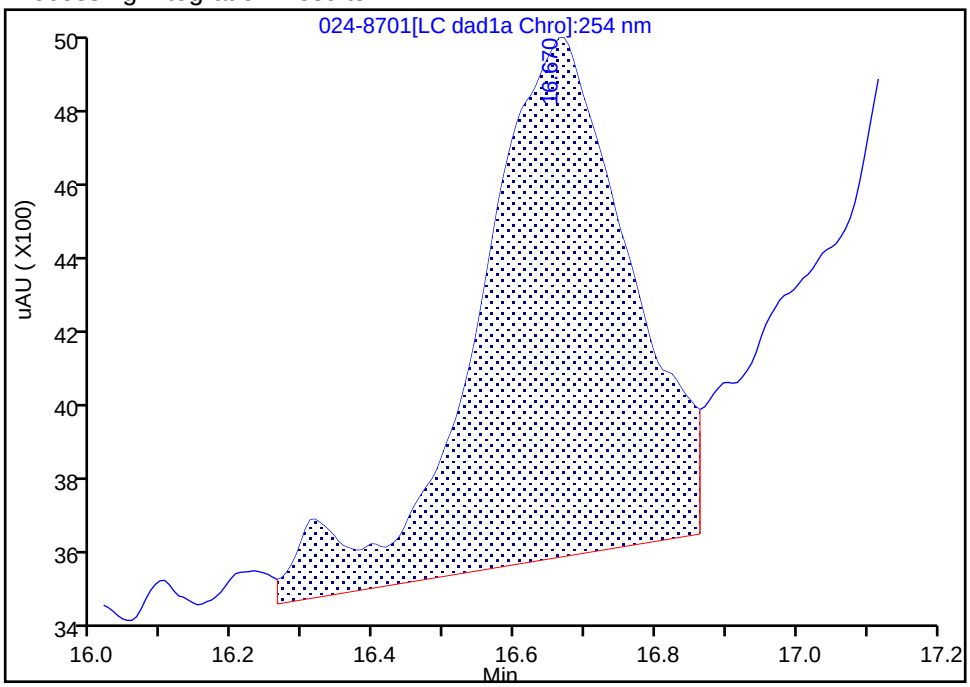

Manual Integration Results

RT: 16.67
Area: 17971
Amount: 0.065836
Amount Units: ug/ml

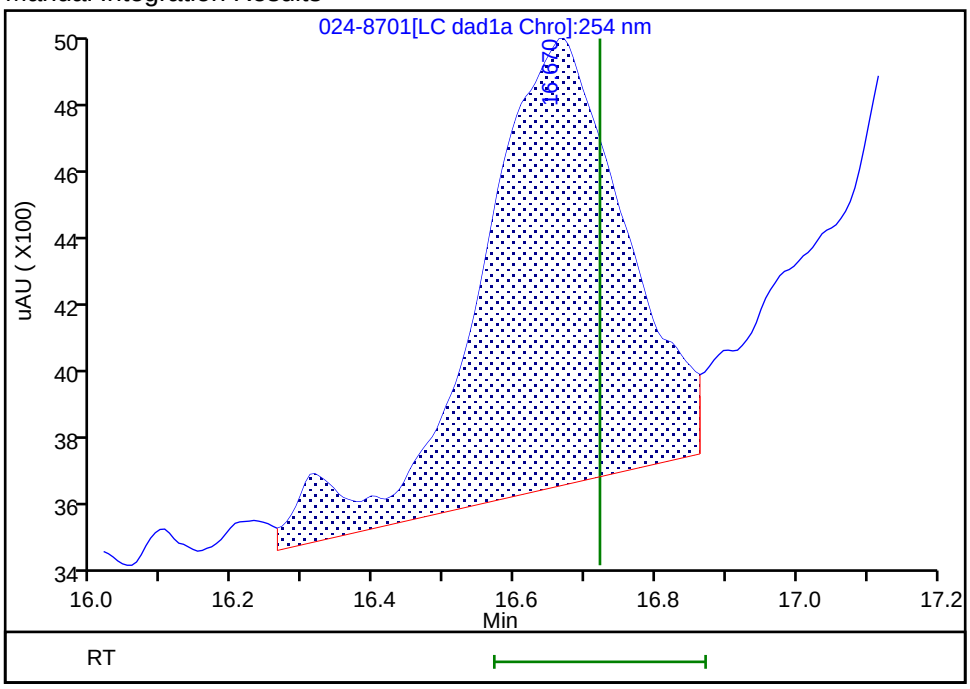

Reviewer: zhangji, 19-Jun-2020 19:28:37

Audit Action: Assigned New Baseline Audit Reason: Baseline

Manual Integration/User Assign Peak Report

Eurofins TestAmerica, Denver

Data File:	\\chromfs\denver\chromdata\g2_luna\20200618-92563.b\024-8701.d				
Injection Date:	19-Jun-2020 17:45:14	Instrument ID:	CHHPLC_G2_LUNA		
Lims ID:	280-137110-B-7-B MS				
Client ID:	EW7-PM29B-3-35				
Operator ID:	JZ	ALS Bottle#:	24	Worklist Smp#:	24
Injection Vol:	100.0 ul	Dil. Factor:	10.0000		
Method:	G2_8330_Luna	Limit Group:	GCSV - 8330		
Column:	Luna-Phenyl hexyl (4.60 mm)	Detector	LC DAD1A, 254 nm		

17 m-Nitrotoluene, CAS: 99-08-1

Signal: 1

Processing Integration Results

RT: 18.08
Area: 13958
Amount: 0.046788
Amount Units: ug/ml

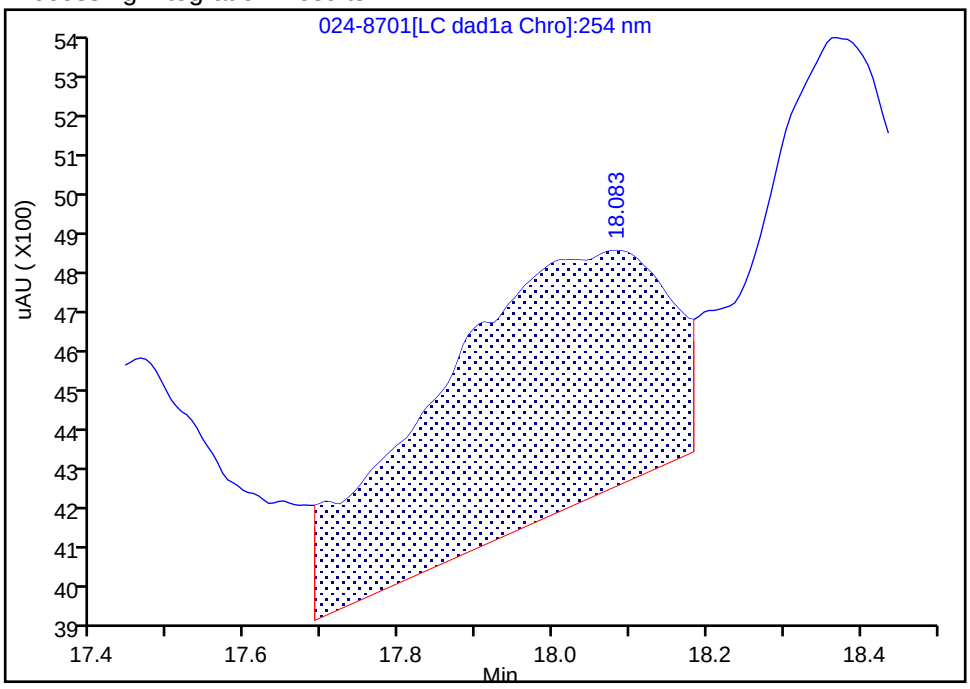

Manual Integration Results

RT: 18.08
Area: 10451
Amount: 0.035032
Amount Units: ug/ml

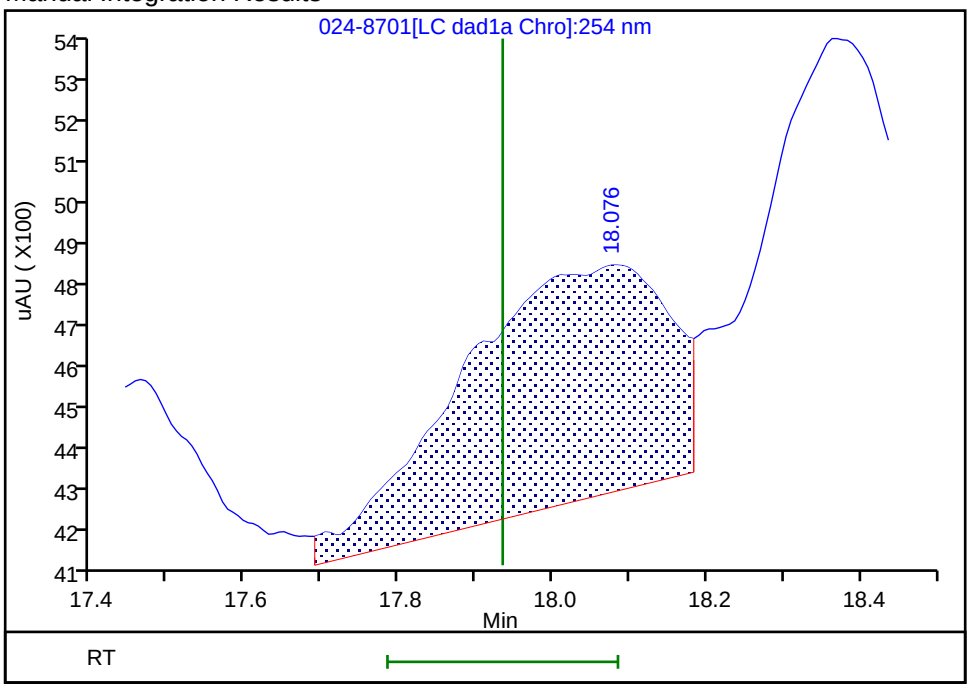

Reviewer: zhangji, 19-Jun-2020 19:28:37

Audit Action: Assigned New Baseline Audit Reason: Baseline

FORM I
HPLC/IC ORGANICS ANALYSIS DATA SHEET

Lab Name: Eurofins TestAmerica, Denver Job No.: 280-137110-1

SDG No.:

Client Sample ID: EW7-PM29B-3-35 MSD Lab Sample ID: 280-137110-7 MSD

Matrix: Water Lab File ID: 06150047.D

Analysis Method: 8330A Date Collected: 05/30/2020 12:40

Extraction Method: 3535 Date Extracted: 06/04/2020 10:29

Sample wt/vol: 454.8(mL) Date Analyzed: 06/16/2020 08:17

Con. Extract Vol.: 5(mL) Dilution Factor: 10

Injection Volume: 100(uL) GC Column: UltraCarb5uODS ID: 4.6(mm)

% Moisture: GPC Cleanup:(Y/N) N

Analysis Batch No.: 498591 Units: ug/L

CAS NO.	COMPOUND NAME	RESULT	Q	LOQ	LOD	DL
5755-27-1	MNX	59.2	4 D M	22	4.4	1.7

CAS NO.	SURROGATE	%REC	Q	LIMITS
528-29-0	1,2-Dinitrobenzene	0	Q M	83-119

Eurofins TestAmerica, Denver
Target Compound Quantitation Report

Data File: \\chromfs\Denver\ChromData\CHHPLC_X\20200612-92376.b\06150047.D
Lims ID: 280-137110-A-7-C MSD
Client ID: EW7-PM29B-3-35
Sample Type: MSD
Inject. Date: 16-Jun-2020 08:17:09 ALS Bottle#: 47 Worklist Smp#: 47
Injection Vol: 100.0 ul Dil. Factor: 10.0000
Sample Info: 280-137110-A-7-C
Misc. Info.: 280-0092376-047
Operator ID: JZ Instrument ID: CHHPLC_X3

Method: \\chromfs\Denver\ChromData\CHHPLC_X\20200612-92376.b\8330_X3.m
Limit Group: GCSV - 8330
Last Update: 16-Jun-2020 21:25:26 Calib Date: 18-Mar-2020 14:39:27
Integrator: Falcon
Quant Method: External Standard Quant By: Initial Calibration
Last ICal File: \\chromna\Denver\ChromData\CHHPLC_X\20200318-90159.b\03180015.D

Column 1 : UltraCarb5uODS (20) (4.60 mm) Det: LC DAD1B, 254 nm
Process Host: CTX1024

First Level Reviewer: zhangji Date: 16-Jun-2020 15:42:22

	Compound	Det	RT (min.)	Exp RT (min.)	Dlt RT (min.)	Response	Cal Amt ug/mL	OnCol Amt ug/mL	Flags
1	2,6-diamino-4-nitrotoluene	1		6.576				ND	
2	TNX	1		6.621			ND	ND	
3	HMX	1		6.716				ND	
4	2,4-diamino-6-nitrotoluene	1		6.762				ND	
5	DNX	1		6.947			ND	ND	
6	MNX	1	7.388	7.394	-0.006	85410	0.2334	0.5387	M
7	RDX	1	7.762	7.789	-0.027	44935		0.3853	M
8	2,4,6-Trinitrophenol	1		8.082				ND	
$ 9	1,2-Dinitrobenzene	1		8.749			ND	ND	U
10	1,3,5-Trinitrobenzene	1		8.929				ND	U
11	1,3-Dinitrobenzene	1		9.575				ND	
12	Nitrobenzene	1		9.949				ND	U
13	3,5-Dinitroaniline	1		10.215				ND	U
14	Tetryl	1		10.249				ND	
15	Nitroglycerin	2		10.762				ND	
16	2,4,6-Trinitrotoluene	1		11.222				ND	
17	4-Amino-2,6-dinitrotoluene	1		11.375				ND	
18	2-Amino-4,6-dinitrotoluene	1		11.669				ND	
19	2,6-Dinitrotoluene	1		11.809				ND	
20	2,4-Dinitrotoluene	1		12.009				ND	
21	o-Nitrotoluene	1		12.829				ND	
22	p-Nitrotoluene	1		13.269				ND	
23	m-Nitrotoluene	1		13.862				ND	
24	PETN	2		14.949				ND	
25	Ammonium Picrate	1		0.000				ND	

QC Flag Legend

Processing Flags
ND - Not Detected or Marked ND

Review Flags
M - Manually Integrated
U - Marked Undetected

Report Date: 16-Jun-2020 21:25:28 Chrom Revision: 2.3 10-Jun-2020 22:46:48

Eurofins TestAmerica, Denver

Data File:	\\chromfs\denver\chromdata\chhplc_x\20200612-92376.b\06150047.d				
Injection Date:	16-Jun-2020 08:17:09	Instrument ID:	CHHPLC_X3	Operator ID:	JZ
Lims ID:	280-137110-A-7-C MSD			Worklist Smp#:	47
Client ID:	EW7-PM29B-3-35				
Injection Vol:	100.0 ul	Dil. Factor:	10.0000	ALS Bottle#:	47
Method:	8330_X3	Limit Group:	GCSV - 8330		

Column: UltraCarb5uODS (20) (4.60 mm) Y Scaling: Method Defined: Scale to the Nth Largest Target: 1

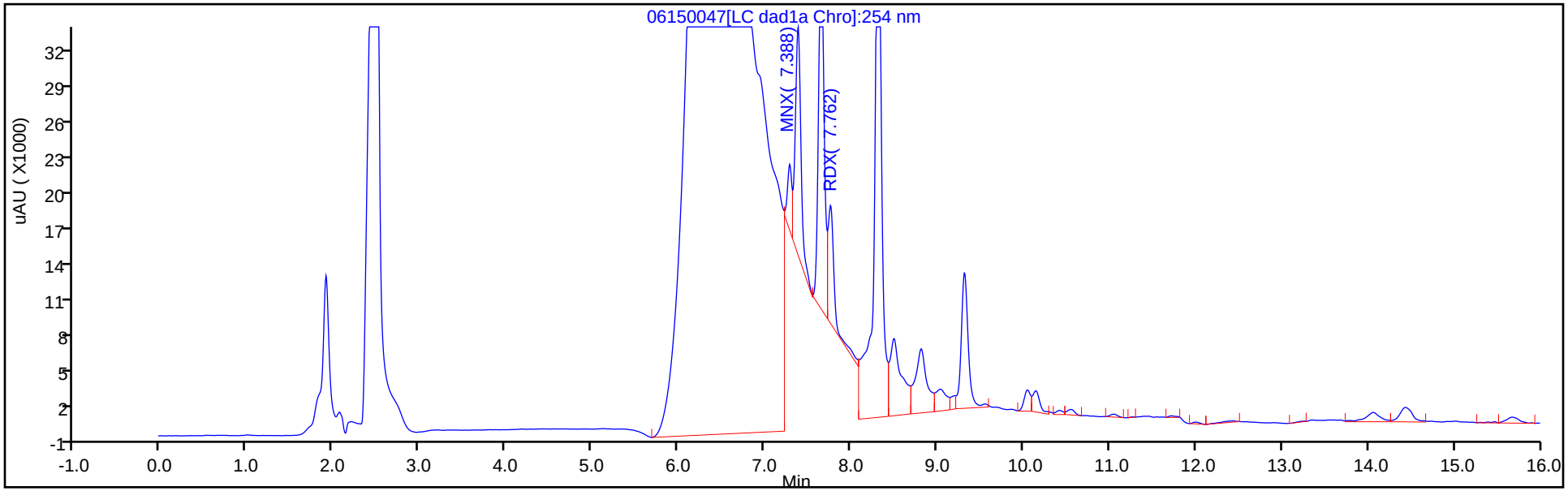

Y Scaling: Method Defined: Scale to the Nth Largest Target: 1

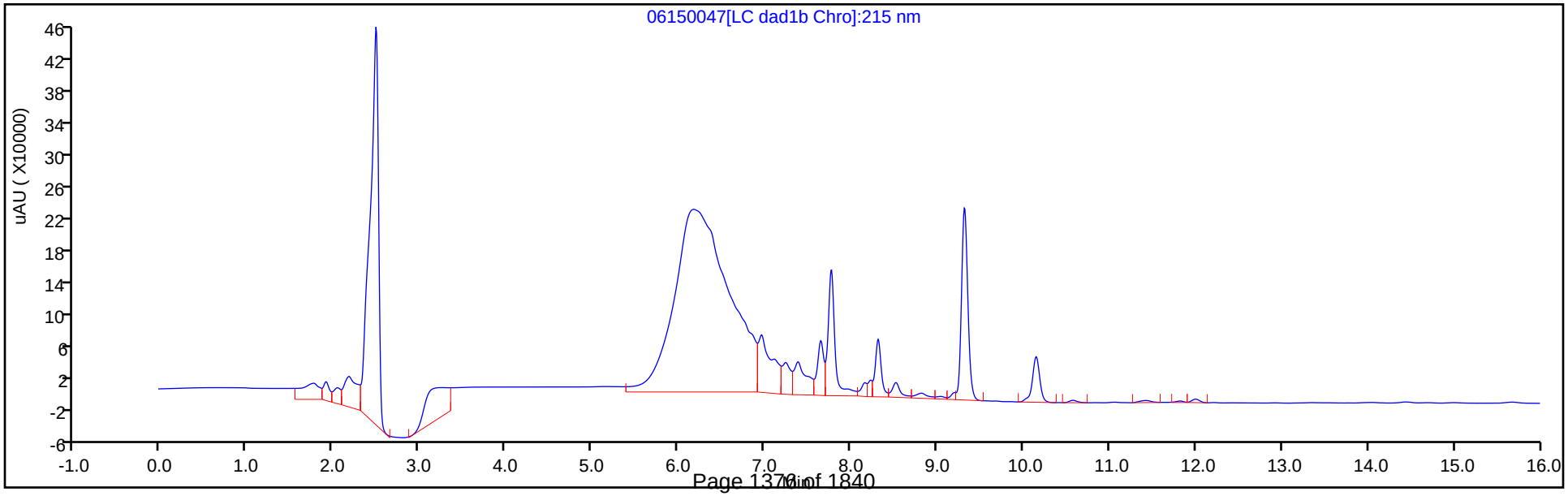

User Disabled Compound Report

Eurofins TestAmerica, Denver

Data File: \\chromfs\denver\chromdata\chhplc_x\20200612-92376.b\06150047.d
Injection Date: 16-Jun-2020 08:17:09 Instrument ID: CHHPLC_X3
Lims ID: 280-137110-A-7-C MSD
Client ID: EW7-PM29B-3-35
Operator ID: JZ ALS Bottle#: 47 Worklist Smp#: 47
Injection Vol: 100.0 ul Dil. Factor: 10.0000
Method: 8330_X3 Limit Group: GCSV - 8330

Column: UltraCarb5uODS (20) (4.60 mm) Detector LC DAD1B, 254 nm

$ 9 1,2-Dinitrobenzene, CAS: 528-29-0, Signal: 1

RT: 8.81
Response: 49273
Amount: 0.356502

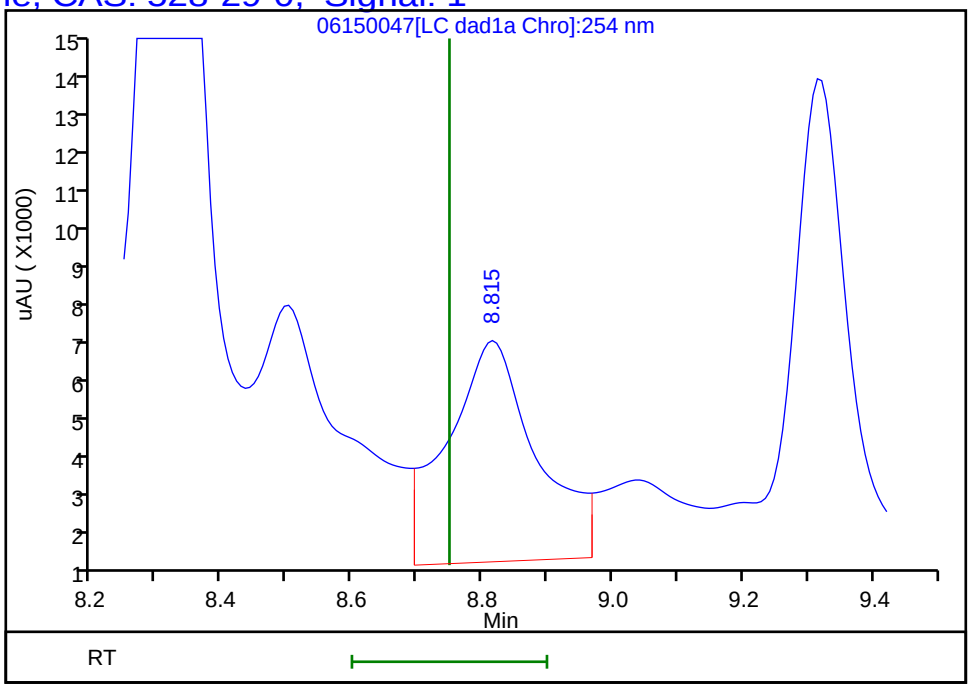

Reviewer: zhangji, 16-Jun-2020 15:42:22
Audit Action: Marked Compound Undetected Audit Reason: Invalid Compound ID

Manual Integration/User Assign Peak Report

Eurofins TestAmerica, Denver

Data File:	\\chromfs\denver\chromdata\chhplc_x\20200612-92376.b\06150047.d				
Injection Date:	16-Jun-2020 08:17:09	Instrument ID:	CHHPLC_X3		
Lims ID:	280-137110-A-7-C MSD				
Client ID:	EW7-PM29B-3-35				
Operator ID:	JZ	ALS Bottle#:	47	Worklist Smp#:	47
Injection Vol:	100.0 ul	Dil. Factor:	10.0000		
Method:	8330_X3	Limit Group:	GCSV - 8330		
Column:	UltraCarb5uODS (20) (4.60 mm)	Detector	LC DAD1B, 254 nm		

6 MNX, CAS: 5755-27-1

Signal: 1

Processing Integration Results

RT: 7.39
Area: 262139
Amount: 1.653413
Amount Units: ug/mL

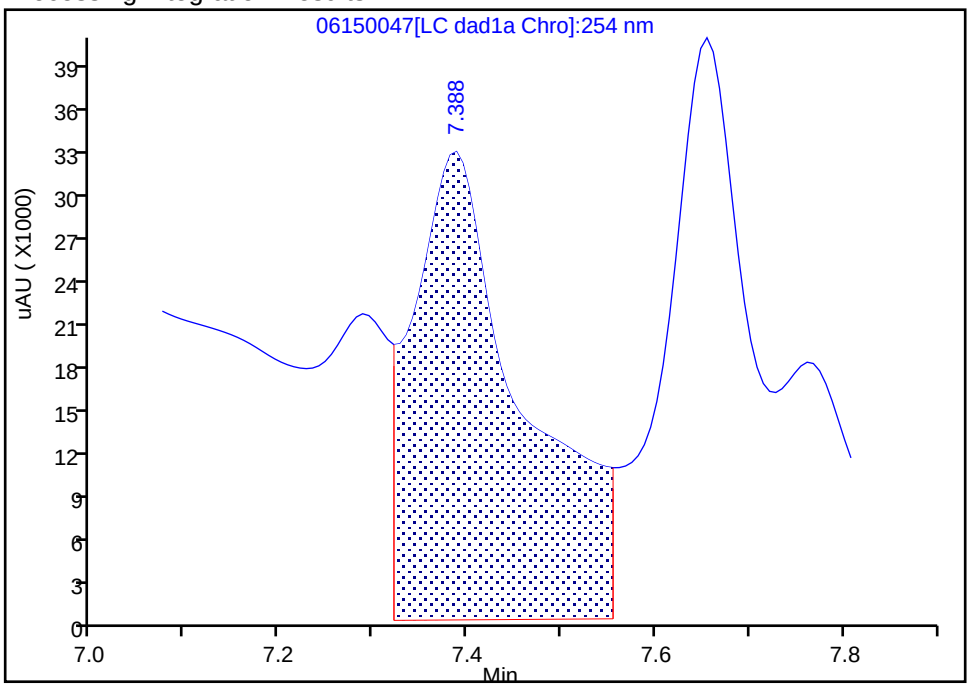

Manual Integration Results

RT: 7.39
Area: 85410
Amount: 0.538714
Amount Units: ug/mL

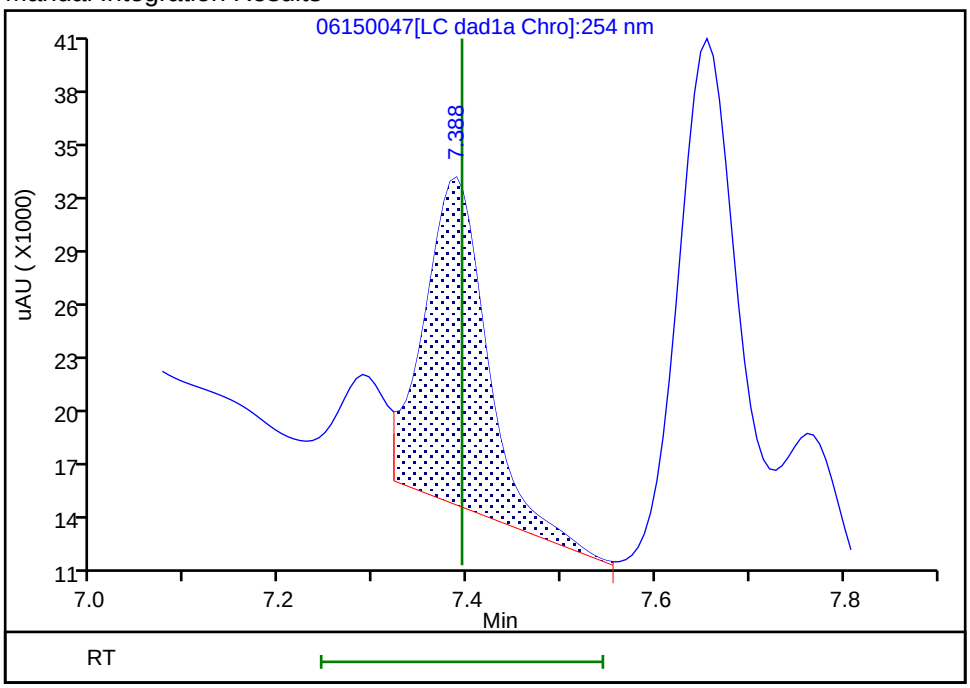

Reviewer: zhangji, 16-Jun-2020 15:41:56
Audit Action: Assigned New Baseline Audit Reason: Baseline

FORM I
HPLC/IC ORGANICS ANALYSIS DATA SHEET

Lab Name: Eurofins TestAmerica, Denver Job No.: 280-137110-1

SDG No.:

Client Sample ID: EW7-PM29B-3-35 MSD RE Lab Sample ID: 280-137110-7 MSD RE

Matrix: Water Lab File ID: 06170032.D

Analysis Method: 8330A Date Collected: 05/30/2020 12:40

Extraction Method: 3535 Date Extracted: 06/16/2020 10:10

Sample wt/vol: 449.2(mL) Date Analyzed: 06/18/2020 04:24

Con. Extract Vol.: 5(mL) Dilution Factor: 10

Injection Volume: 100(uL) GC Column: UltraCarb5uODS ID: 4.6(mm)

% Moisture: GPC Cleanup:(Y/N) N

Analysis Batch No.: 499165 Units: ug/L

CAS NO.	COMPOUND NAME	RESULT	Q	LOQ	LOD	DL
99-35-4	1,3,5-Trinitrobenzene	3.53	H J1 D M Q	2.3	2.2	0.94
99-65-0	1,3-Dinitrobenzene	1.1	U H M J1 Q	1.2	1.1	0.41
118-96-7	2,4,6-Trinitrotoluene	1.1	U H M J1 Q	1.2	1.1	0.50
35572-78-2	2-Amino-4,6-dinitrotoluene	1.1	U H J1 Q	1.2	1.1	0.56
88-72-2	2-Nitrotoluene	2.2	U H M J1 Q	2.3	2.2	0.95
99-08-1	3-Nitrotoluene	4.5	U H J1 Q	4.5	4.5	2.2
19406-51-0	4-Amino-2,6-dinitrotoluene	1.3	U H M J1 Q	1.7	1.3	0.64
99-99-0	4-Nitrotoluene	4.5	U H M J1 Q	4.6	4.5	1.1
2691-41-0	HMX	2.2	U H J1 Q	2.3	2.2	0.98
98-95-3	Nitrobenzene	2.2	U H M J1 Q	2.3	2.2	1.0
121-82-4	RDX	41.8	H 4 D M Q J1	2.3	2.2	0.57
479-45-8	Tetryl	1.1	U H M J1 Q	1.2	1.1	0.35

CAS NO.	SURROGATE	%REC	Q	LIMITS
528-29-0	1,2-Dinitrobenzene	702	M Q	83-119

Eurofins TestAmerica, Denver
Target Compound Quantitation Report

Data File: \\chromfs\Denver\ChromData\CHHPLC_X\20200617-92523.b\06170032.D
Lims ID: 280-137110-B-7-C MSD
Client ID: EW7-PM29B-3-35
Sample Type: MSD
Inject. Date: 18-Jun-2020 04:24:43 ALS Bottle#: 32 Worklist Smp#: 32
Injection Vol: 100.0 ul Dil. Factor: 10.0000
Sample Info: 280-137110-B-7-C
Misc. Info.: 280-0092523-032
Operator ID: JZ Instrument ID: CHHPLC_X3

Method: \\chromfs\Denver\ChromData\CHHPLC_X\20200617-92523.b\8330_X3.m
Limit Group: GCSV - 8330
Last Update: 18-Jun-2020 20:46:08 Calib Date: 18-Mar-2020 14:39:27
Integrator: Falcon
Quant Method: External Standard Quant By: Initial Calibration
Last ICal File: \\chromna\Denver\ChromData\CHHPLC_X\20200318-90159.b\03180015.D

Column 1 : UltraCarb5uODS (20) (4.60 mm) Det: LC DAD1B, 254 nm
Process Host: CTX1013

First Level Reviewer: zhangji Date: 18-Jun-2020 19:56:36

	Compound	Det	RT (min.)	Exp RT (min.)	Dlt RT (min.)	Response	Cal Amt ug/mL	OnCol Amt ug/mL	Flags
	1 2,6-diamino-4-nitrotoluene	1		6.579				ND	
	2 TNX	1		6.626				ND	
	3 HMX	1		6.725			ND	ND	
	4 2,4-diamino-6-nitrotoluene	1		6.759				ND	
	5 DNX	1		6.953				ND	
	6 MNX	1	7.398	7.400	-0.002	92914		0.5860	M
	7 RDX	1	7.778	7.792	-0.014	43781	0.2000	0.3754	M
	8 2,4,6-Trinitrophenol	1		8.099			ND	ND	U
$	9 1,2-Dinitrobenzene	1	8.825	8.752	0.073	19405	0.2000	0.1404	M
	10 1,3,5-Trinitrobenzene	1	8.958	8.932	0.026	7300	0.2000	0.0317	M
	11 1,3-Dinitrobenzene	1		9.578			ND	ND	U
	12 Nitrobenzene	1		9.952			ND	ND	U
	13 3,5-Dinitroaniline	1		10.212				ND	
	14 Tetryl	1		10.258			ND	ND	U
	15 Nitroglycerin	2		10.778			ND	ND	U
	16 2,4,6-Trinitrotoluene	1		11.238			ND	ND	U
	17 4-Amino-2,6-dinitrotoluene	1		11.398			ND	ND	U
	18 2-Amino-4,6-dinitrotoluene	1		11.692			ND	ND	
	19 2,6-Dinitrotoluene	1		11.838			ND	ND	U
	20 2,4-Dinitrotoluene	1		12.038			ND	ND	U
	21 o-Nitrotoluene	1		12.865			ND	ND	U
	22 p-Nitrotoluene	1		13.292			ND	ND	U
	23 m-Nitrotoluene	1		13.885			ND	ND	
	24 PETN	2		14.965			ND	ND	U
	25 Ammonium Picrate	1		0.000				ND	

QC Flag Legend

Processing Flags
ND - Not Detected or Marked ND

Review Flags
M - Manually Integrated
U - Marked Undetected

Report Date: 18-Jun-2020 20:46:13 Chrom Revision: 2.3 17-Jun-2020 19:07:08

Eurofins TestAmerica, Denver

Data File: \\chromfs\denver\chromdata\chhplc_x\20200617-92523.b\06170032.d

Injection Date:	18-Jun-2020 04:24:43	Instrument ID:	CHHPLC_X3	Operator ID:	JZ
Lims ID:	280-137110-B-7-C MSD			Worklist Smp#:	32
Client ID:	EW7-PM29B-3-35				
Injection Vol:	100.0 ul	Dil. Factor:	10.0000	ALS Bottle#:	32
Method:	8330_X3	Limit Group:	GCSV - 8330		

Column: UltraCarb5uODS (20) (4.60 mm) Y Scaling: Method Defined: Scale to the Nth Largest Target: 1

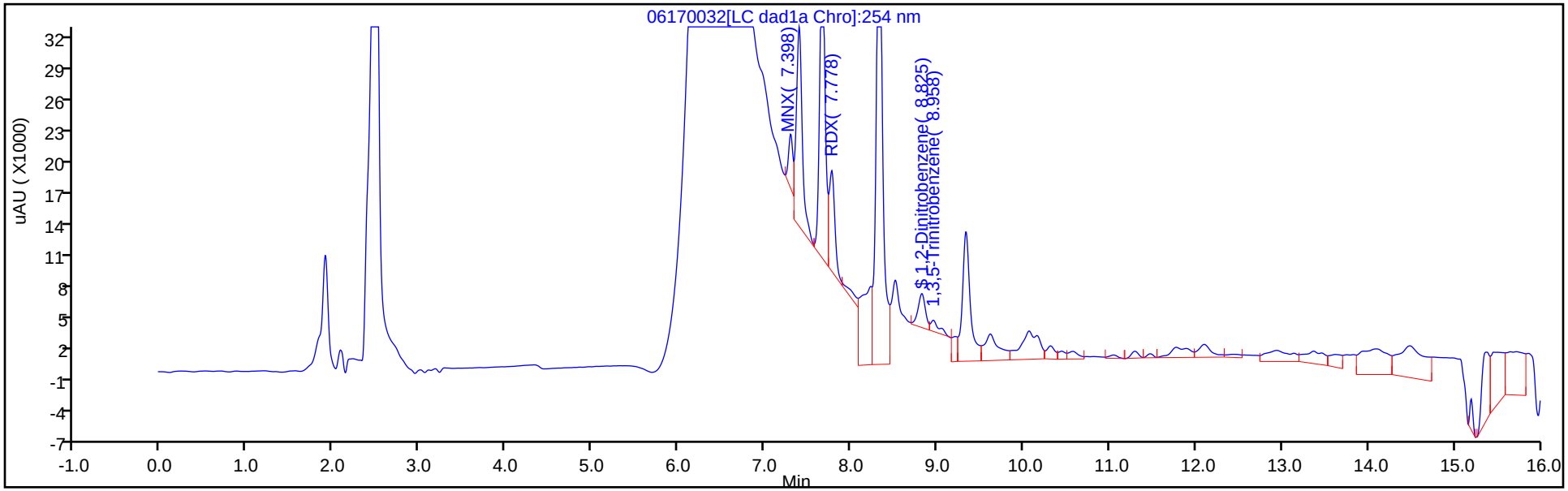

Y Scaling: Method Defined: Scale to the Nth Largest Target: 1

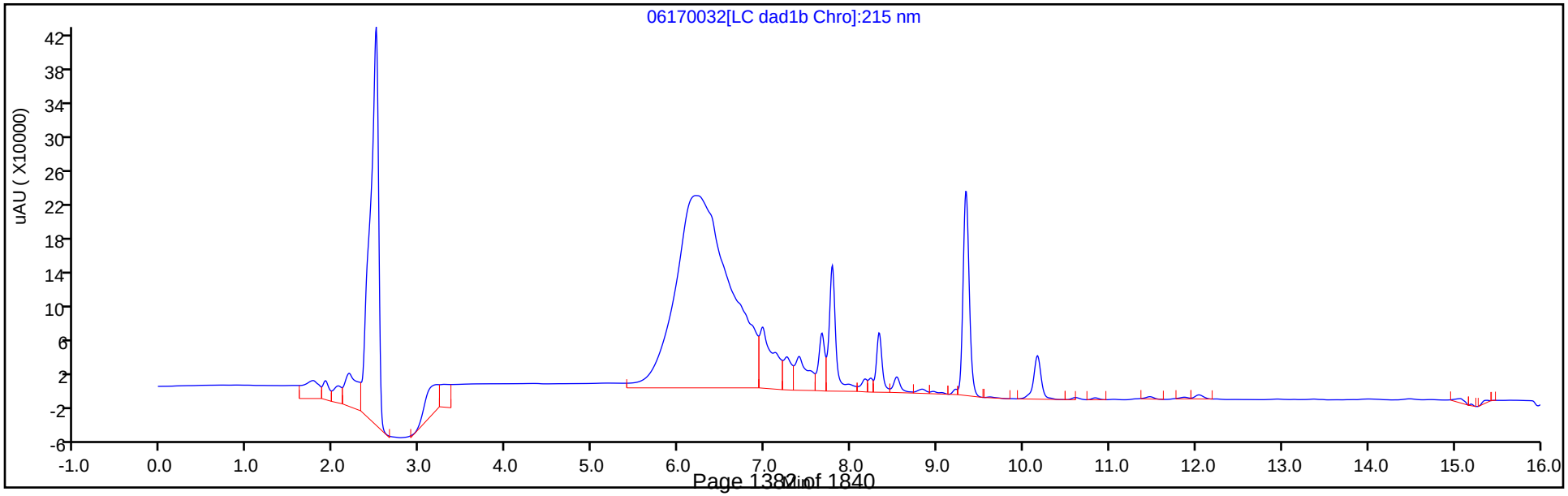

Eurofins TestAmerica, Denver
Recovery Report

Data File:	\\chromfs\Denver\ChromData\CHHPLC_X\20200617-92523.b\06170032.D				
Lims ID:	280-137110-B-7-C MSD				
Client ID:	EW7-PM29B-3-35				
Sample Type:	MSD				
Inject. Date:	18-Jun-2020 04:24:43	ALS Bottle#:	32	Worklist Smp#:	32
Injection Vol:	100.0 ul	Dil. Factor:	10.0000		
Sample Info:	280-137110-B-7-C				
Misc. Info.:	280-0092523-032				
Operator ID:	JZ	Instrument ID:	CHHPLC_X3		
Method:	\\chromfs\Denver\ChromData\CHHPLC_X\20200617-92523.b\8330_X3.m				
Limit Group:	GCSV - 8330				
Last Update:	18-Jun-2020 20:46:08	Calib Date:	18-Mar-2020 14:39:27		
Integrator:	Falcon				
Quant Method:	External Standard	Quant By:	Initial Calibration		
Last ICal File:	\\chromna\Denver\ChromData\CHHPLC_X\20200318-90159.b\03180015.D				
Column 1 :	UltraCarb5uODS (20) (4.60 mm)		Det: LC DAD1B, 254 nm		
Process Host:	CTX1013				
First Level Reviewer: zhangji		Date:	18-Jun-2020 19:56:36		

Compound	Amount Added	Amount Recovered	% Rec.
$ 9 1,2-Dinitrobenzene	0.2000	0.1404	70.20

Manual Integration/User Assign Peak Report

Eurofins TestAmerica, Denver

Data File:	\\chromfs\denver\chromdata\chhplc_x\20200617-92523.b\06170032.d				
Injection Date:	18-Jun-2020 04:24:43	Instrument ID:	CHHPLC_X3		
Lims ID:	280-137110-B-7-C MSD				
Client ID:	EW7-PM29B-3-35				
Operator ID:	JZ	ALS Bottle#:	32	Worklist Smp#:	32
Injection Vol:	100.0 ul	Dil. Factor:	10.0000		
Method:	8330_X3	Limit Group:	GCSV - 8330		
Column:	UltraCarb5uODS (20) (4.60 mm)	Detector	LC DAD1B, 254 nm		

$ 9 1,2-Dinitrobenzene, CAS: 528-29-0

Signal: 1

Processing Integration Results

RT: 8.82
Area: 61642
Amount: 0.445995
Amount Units: ug/mL

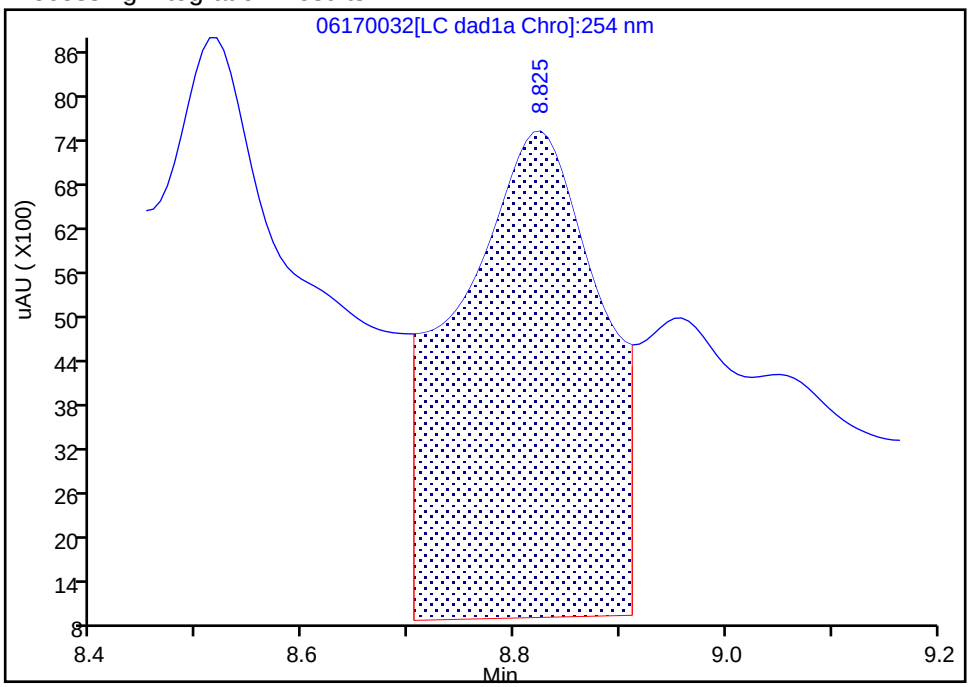

Manual Integration Results

RT: 8.82
Area: 19405
Amount: 0.140400
Amount Units: ug/mL

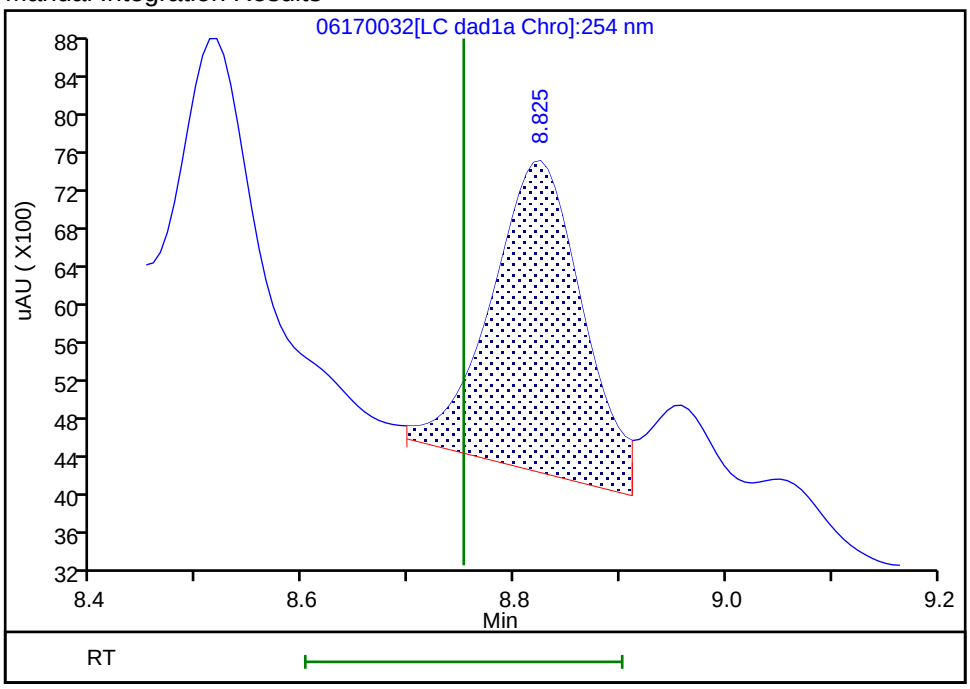

Reviewer: zhangji, 18-Jun-2020 19:56:18
Audit Action: Assigned New Baseline Audit Reason: Baseline

User Disabled Compound Report

Eurofins TestAmerica, Denver

Data File: \\chromfs\denver\chromdata\chhplc_x\20200617-92523.b\06170032.d
Injection Date: 18-Jun-2020 04:24:43 Instrument ID: CHHPLC_X3
Lims ID: 280-137110-B-7-C MSD
Client ID: EW7-PM29B-3-35
Operator ID: JZ ALS Bottle#: 32 Worklist Smp#: 32
Injection Vol: 100.0 ul Dil. Factor: 10.0000
Method: 8330_X3 Limit Group: GCSV - 8330

Column: UltraCarb5uODS (20) (4.60 mm) Detector LC DAD1B, 254 nm

11 1,3-Dinitrobenzene, CAS: 99-65-0, Signal: 1

RT: 9.62
Response: 30093
Amount: 0.098123

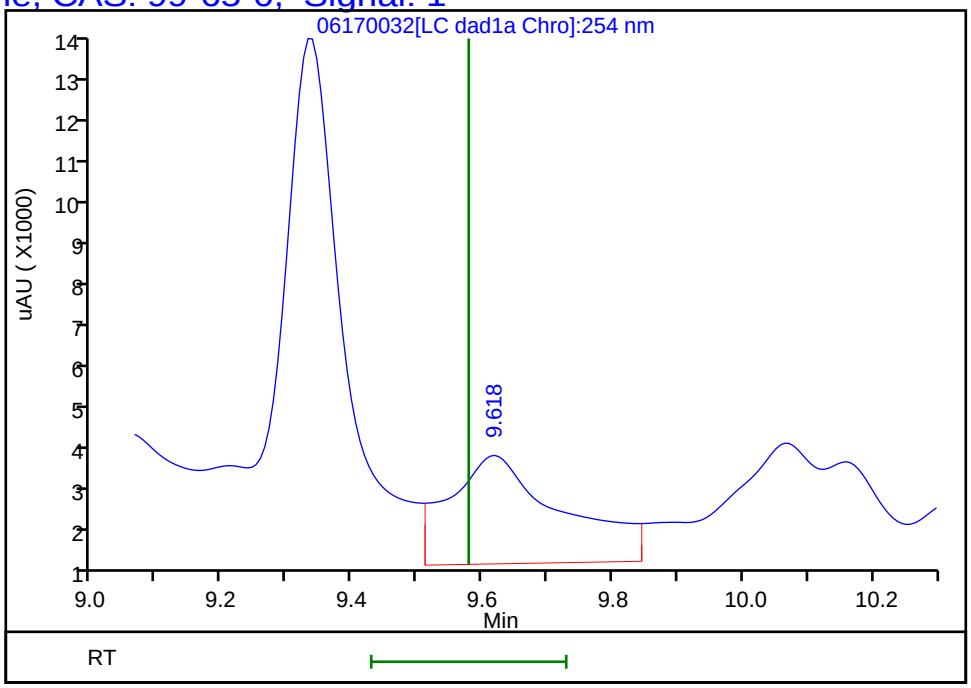

Reviewer: zhangji, 18-Jun-2020 19:56:36
Audit Action: Marked Compound Undetected Audit Reason: Invalid Compound ID

User Disabled Compound Report

Eurofins TestAmerica, Denver

Data File: \\chromfs\denver\chromdata\chhplc_x\20200617-92523.b\06170032.d
Injection Date: 18-Jun-2020 04:24:43 Instrument ID: CHHPLC_X3
Lims ID: 280-137110-B-7-C MSD
Client ID: EW7-PM29B-3-35
Operator ID: JZ ALS Bottle#: 32 Worklist Smp#: 32
Injection Vol: 100.0 ul Dil. Factor: 10.0000
Method: 8330_X3 Limit Group: GCSV - 8330

Column: UltraCarb5uODS (20) (4.60 mm) Detector LC DAD1B, 254 nm

16 2,4,6-Trinitrotoluene, CAS: 118-96-7, Signal: 1

RT: 11.29
Response: 3790
Amount: 0.018576

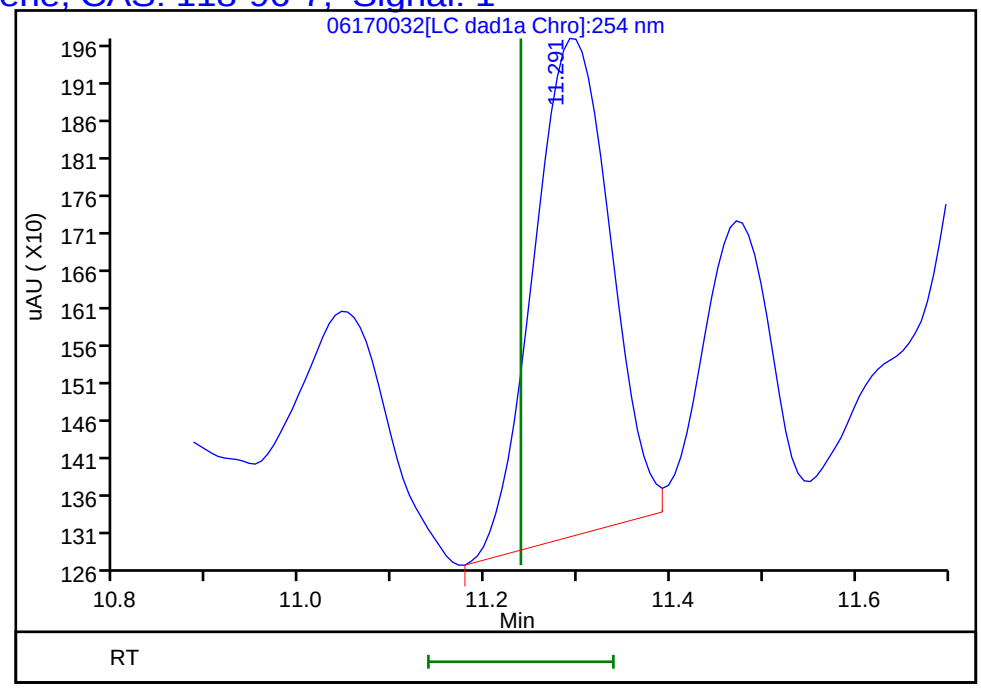

Reviewer: zhangji, 18-Jun-2020 19:56:36
Audit Action: Marked Compound Undetected Audit Reason: Invalid Compound ID

User Disabled Compound Report

Eurofins TestAmerica, Denver

Data File: \\chromfs\denver\chromdata\chhplc_x\20200617-92523.b\06170032.d
Injection Date: 18-Jun-2020 04:24:43 Instrument ID: CHHPLC_X3
Lims ID: 280-137110-B-7-C MSD
Client ID: EW7-PM29B-3-35
Operator ID: JZ ALS Bottle#: 32 Worklist Smp#: 32
Injection Vol: 100.0 ul Dil. Factor: 10.0000
Method: 8330_X3 Limit Group: GCSV - 8330

Column: UltraCarb5uODS (20) (4.60 mm) Detector LC DAD1B, 254 nm

20 2,4-Dinitrotoluene, CAS: 121-14-2, Signal: 1

RT: 12.10
Response: 12984
Amount: 0.042769

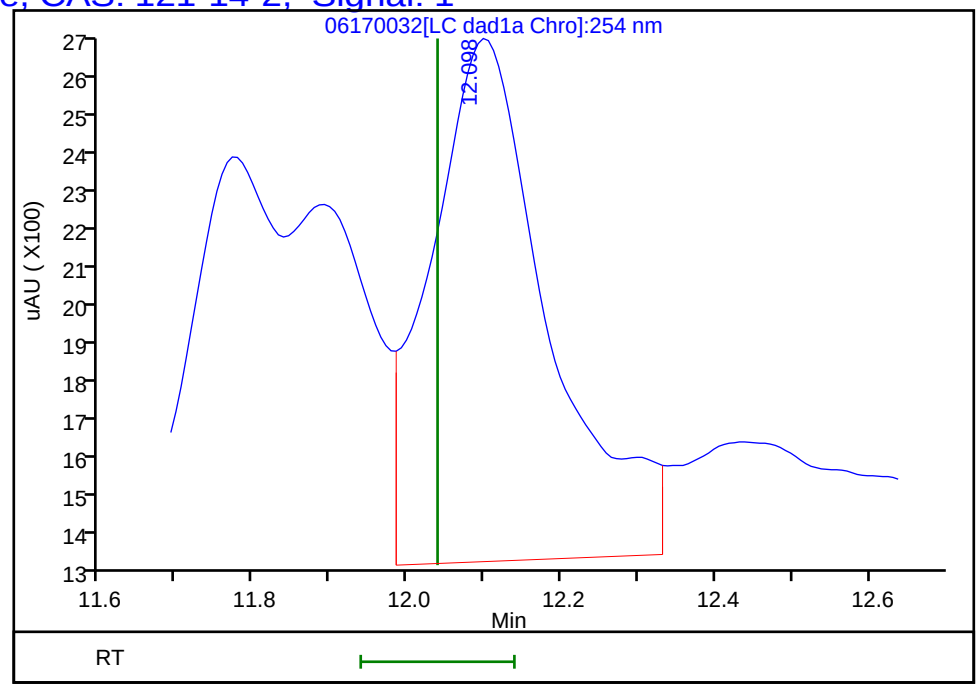

Reviewer: zhangji, 18-Jun-2020 19:56:36
Audit Action: Marked Compound Undetected Audit Reason: Invalid Compound ID

User Disabled Compound Report

Eurofins TestAmerica, Denver

Data File: \\chromfs\denver\chromdata\chhplc_x\20200617-92523.b\06170032.d
Injection Date: 18-Jun-2020 04:24:43 Instrument ID: CHHPLC_X3
Lims ID: 280-137110-B-7-C MSD
Client ID: EW7-PM29B-3-35
Operator ID: JZ ALS Bottle#: 32 Worklist Smp#: 32
Injection Vol: 100.0 ul Dil. Factor: 10.0000
Method: 8330_X3 Limit Group: GCSV - 8330

Column: UltraCarb5uODS (20) (4.60 mm) Detector LC DAD1B, 254 nm

19 2,6-Dinitrotoluene, CAS: 606-20-2, Signal: 1

RT: 11.77
Response: 14459
Amount: 0.096747

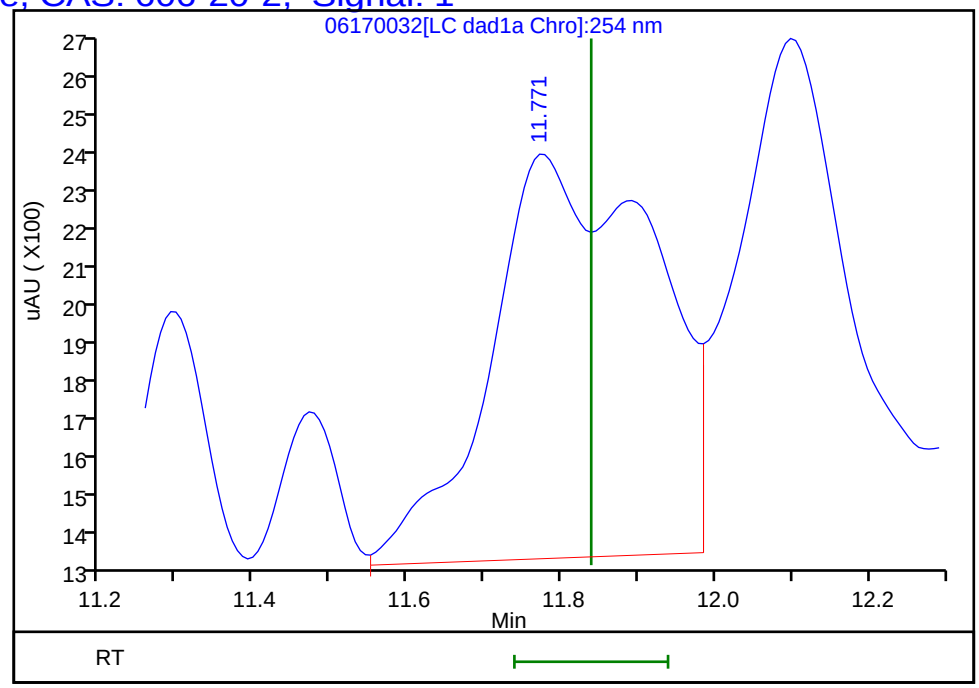

Reviewer: zhangji, 18-Jun-2020 19:56:36
Audit Action: Marked Compound Undetected Audit Reason: Invalid Compound ID

User Disabled Compound Report

Eurofins TestAmerica, Denver

Data File: \\chromfs\denver\chromdata\chhplc_x\20200617-92523.b\06170032.d
Injection Date: 18-Jun-2020 04:24:43 Instrument ID: CHHPLC_X3
Lims ID: 280-137110-B-7-C MSD
Client ID: EW7-PM29B-3-35
Operator ID: JZ ALS Bottle#: 32 Worklist Smp#: 32
Injection Vol: 100.0 ul Dil. Factor: 10.0000
Method: 8330_X3 Limit Group: GCSV - 8330

Column: UltraCarb5uODS (20) (4.60 mm) Detector LC DAD1B, 254 nm

21 o-Nitrotoluene, CAS: 88-72-2, Signal: 1

RT: 12.94
Response: 22105
Amount: 0.163679

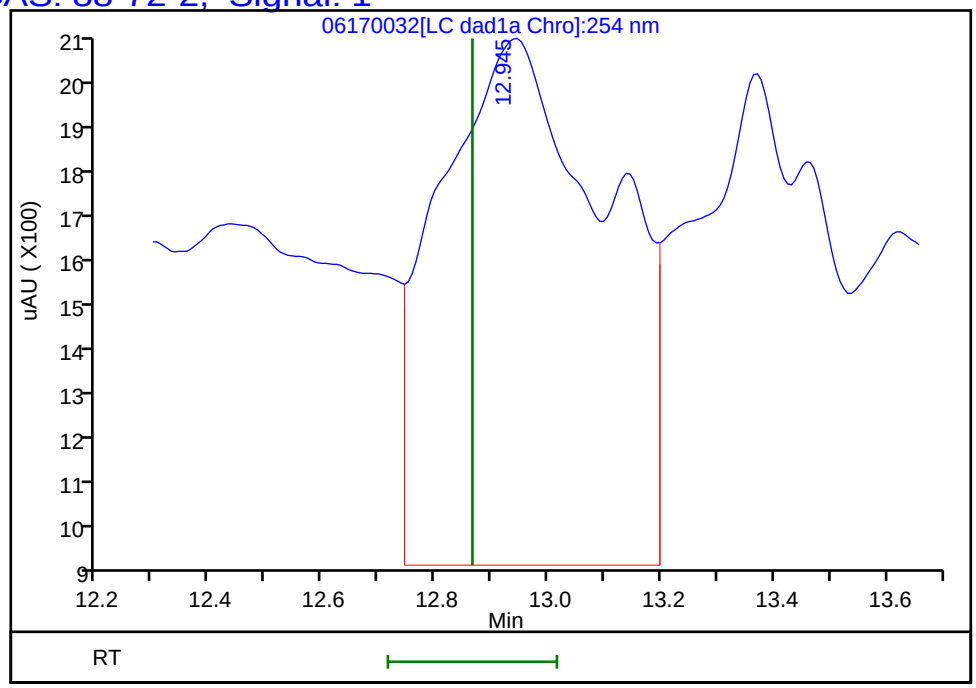

Reviewer: zhangji, 18-Jun-2020 19:56:36
Audit Action: Marked Compound Undetected Audit Reason: Invalid Compound ID

User Disabled Compound Report

Eurofins TestAmerica, Denver

Data File: \\chromfs\denver\chromdata\chhplc_x\20200617-92523.b\06170032.d
Injection Date: 18-Jun-2020 04:24:43 Instrument ID: CHHPLC_X3
Lims ID: 280-137110-B-7-C MSD
Client ID: EW7-PM29B-3-35
Operator ID: JZ ALS Bottle#: 32 Worklist Smp#: 32
Injection Vol: 100.0 ul Dil. Factor: 10.0000
Method: 8330_X3 Limit Group: GCSV - 8330

Column: UltraCarb5uODS (20) (4.60 mm) Detector LC DAD1B, 254 nm

17 4-Amino-2,6-dinitrotoluene, CAS: 19406-51-0, Signal: 1

RT: 11.47
Response: 1862
Amount: 0.016962

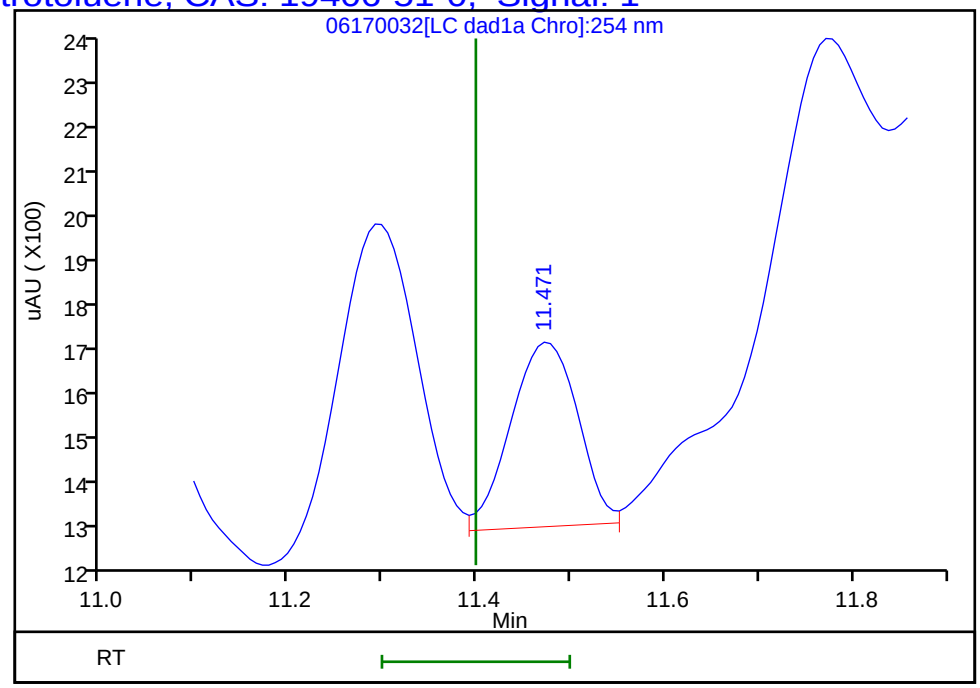

Reviewer: zhangji, 18-Jun-2020 19:56:36
Audit Action: Marked Compound Undetected Audit Reason: Invalid Compound ID

User Disabled Compound Report

Eurofins TestAmerica, Denver

Data File: \\chromfs\denver\chromdata\chhplc_x\20200617-92523.b\06170032.d
Injection Date: 18-Jun-2020 04:24:43 Instrument ID: CHHPLC_X3
Lims ID: 280-137110-B-7-C MSD
Client ID: EW7-PM29B-3-35
Operator ID: JZ ALS Bottle#: 32 Worklist Smp#: 32
Injection Vol: 100.0 ul Dil. Factor: 10.0000
Method: 8330_X3 Limit Group: GCSV - 8330

Column: UltraCarb5uODS (20) (4.60 mm) Detector LC DAD1B, 254 nm

22 p-Nitrotoluene, CAS: 99-99-0, Signal: 1

RT: 13.37
Response: 18990
Amount: 0.168046

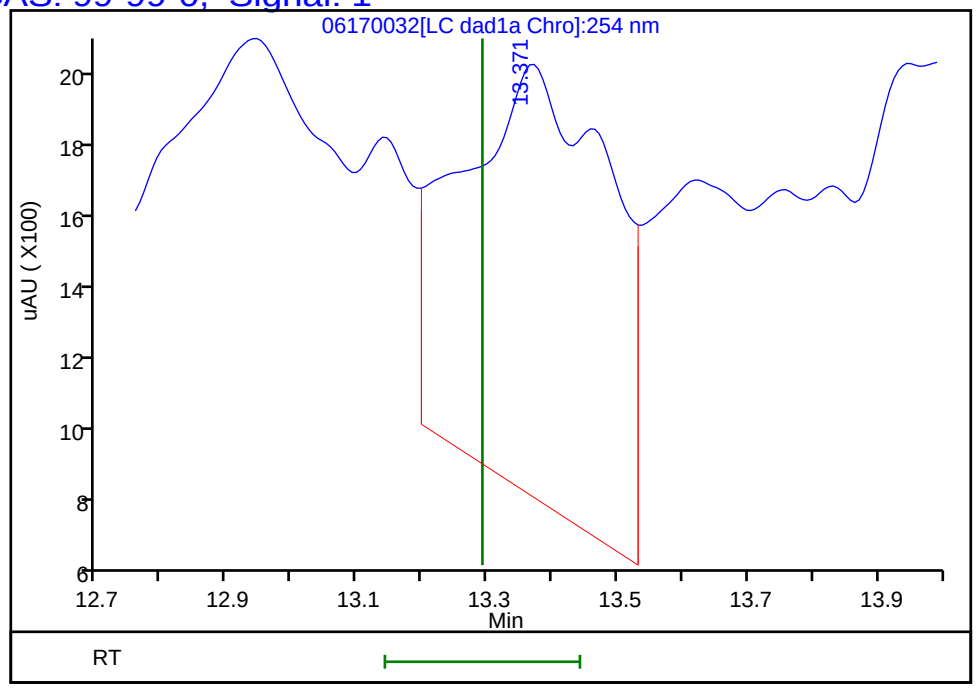

Reviewer: zhangji, 18-Jun-2020 19:56:36
Audit Action: Marked Compound Undetected Audit Reason: Invalid Compound ID

User Disabled Compound Report

Eurofins TestAmerica, Denver

Data File: \\chromfs\denver\chromdata\chhplc_x\20200617-92523.b\06170032.d
Injection Date: 18-Jun-2020 04:24:43 Instrument ID: CHHPLC_X3
Lims ID: 280-137110-B-7-C MSD
Client ID: EW7-PM29B-3-35
Operator ID: JZ ALS Bottle#: 32 Worklist Smp#: 32
Injection Vol: 100.0 ul Dil. Factor: 10.0000
Method: 8330_X3 Limit Group: GCSV - 8330

Column: UltraCarb5uODS (20) (4.60 mm) Detector LC DAD1B, 254 nm

12 Nitrobenzene, CAS: 98-95-3, Signal: 1

RT: 10.06
Response: 39177
Amount: 0.195491

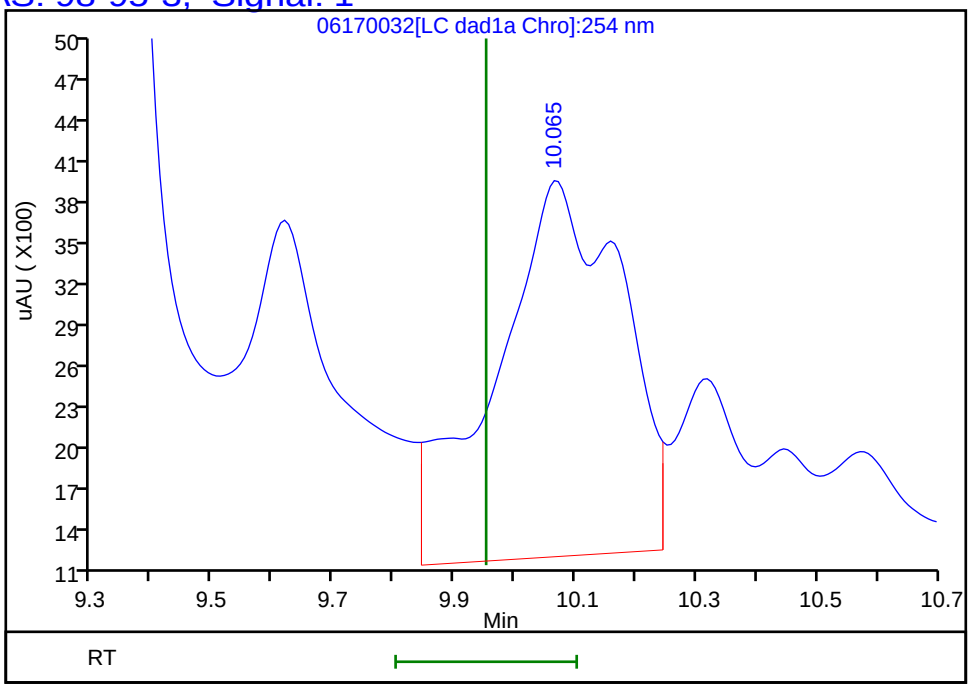

Reviewer: zhangji, 18-Jun-2020 19:56:36
Audit Action: Marked Compound Undetected Audit Reason: Invalid Compound ID

Manual Integration/User Assign Peak Report

Eurofins TestAmerica, Denver

Data File:	\\chromfs\denver\chromdata\chhplc_x\20200617-92523.b\06170032.d				
Injection Date:	18-Jun-2020 04:24:43	Instrument ID:	CHHPLC_X3		
Lims ID:	280-137110-B-7-C MSD				
Client ID:	EW7-PM29B-3-35				
Operator ID:	JZ	ALS Bottle#:	32	Worklist Smp#:	32
Injection Vol:	100.0 ul	Dil. Factor:	10.0000		
Method:	8330_X3	Limit Group:	GCSV - 8330		
Column:	UltraCarb5uODS (20) (4.60 mm)	Detector	LC DAD1B, 254 nm		

7 RDX, CAS: 121-82-4

Signal: 1

Processing Integration Results

RT: 7.78
Area: 205883
Amount: 1.765523
Amount Units: ug/mL

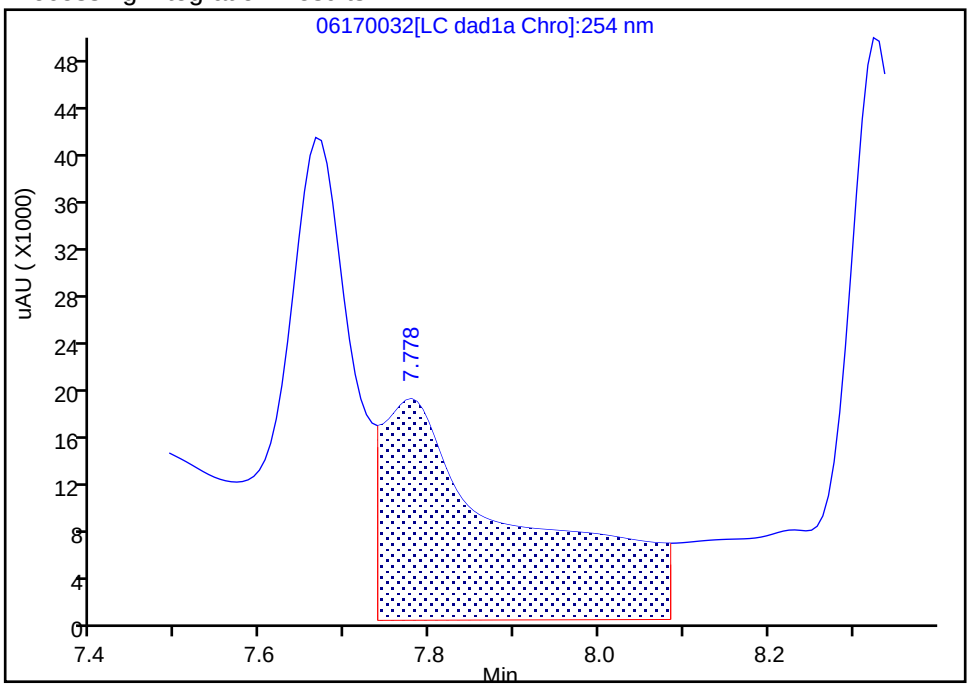

Manual Integration Results

RT: 7.78
Area: 43781
Amount: 0.375438
Amount Units: ug/mL

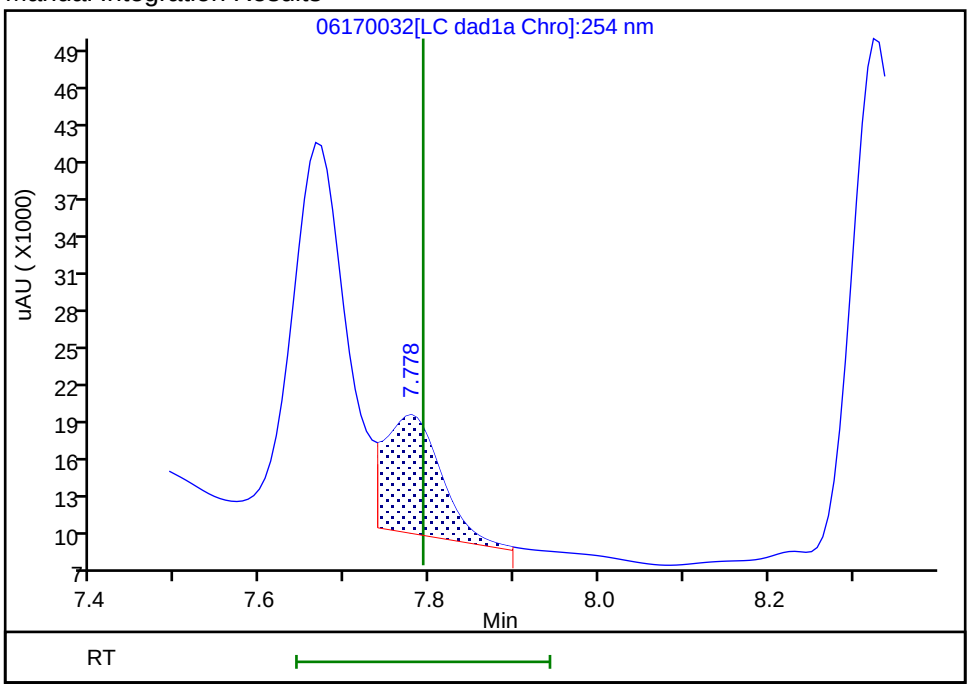

Reviewer: zhangji, 18-Jun-2020 19:55:54
Audit Action: Split an Integrated Peak Audit Reason: Baseline

User Disabled Compound Report

Eurofins TestAmerica, Denver

Data File: \\chromfs\denver\chromdata\chhplc_x\20200617-92523.b\06170032.d
Injection Date: 18-Jun-2020 04:24:43 Instrument ID: CHHPLC_X3
Lims ID: 280-137110-B-7-C MSD
Client ID: EW7-PM29B-3-35
Operator ID: JZ ALS Bottle#: 32 Worklist Smp#: 32
Injection Vol: 100.0 ul Dil. Factor: 10.0000
Method: 8330_X3 Limit Group: GCSV - 8330

Column: UltraCarb5uODS (20) (4.60 mm) Detector LC DAD1B, 254 nm

14 Tetryl, CAS: 479-45-8, Signal: 1

RT: 10.32
Response: 8630
Amount: 0.048748

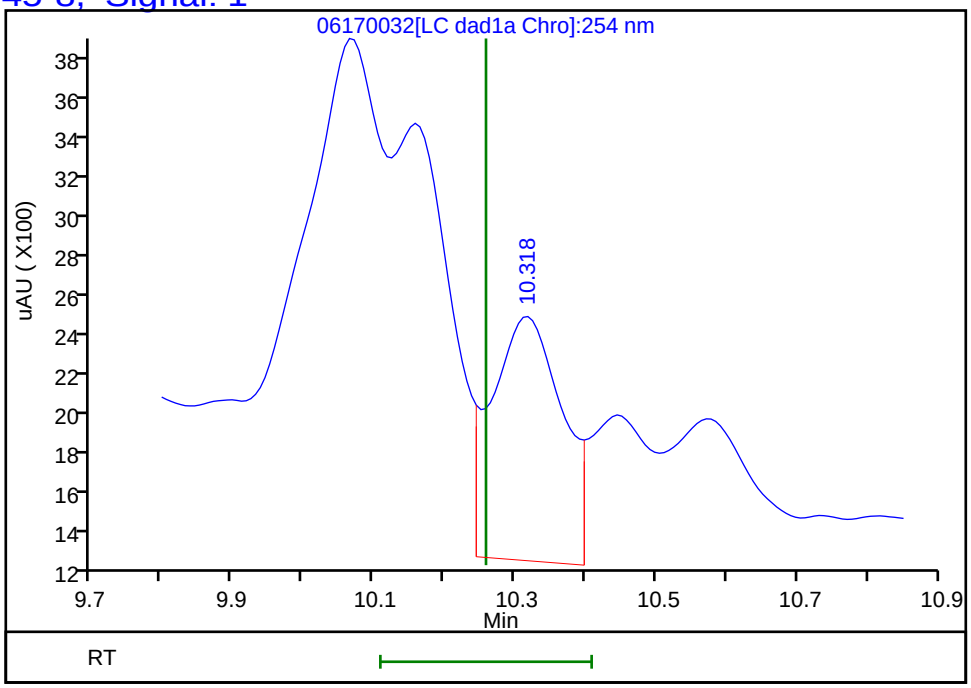

Reviewer: zhangji, 18-Jun-2020 19:56:36
Audit Action: Marked Compound Undetected Audit Reason: Invalid Compound ID

FORM I
HPLC/IC ORGANICS ANALYSIS DATA SHEET

Lab Name: Eurofins TestAmerica, Denver Job No.: 280-137110-1

SDG No.:

Client Sample ID: EW7-PM29B-3-35 MSD RE Lab Sample ID: 280-137110-7 MSD RE

Matrix: Water Lab File ID: 025-8801.D

Analysis Method: 8330A Date Collected: 05/30/2020 12:40

Extraction Method: 3535 Date Extracted: 06/16/2020 10:10

Sample wt/vol: 449.2(mL) Date Analyzed: 06/19/2020 18:20

Con. Extract Vol.: 5(mL) Dilution Factor: 10

Injection Volume: 100(uL) GC Column: Luna-phenylhex ID: 4.6(mm)

% Moisture: GPC Cleanup:(Y/N) N

Analysis Batch No.: 499350 Units: ug/L

CAS NO.	COMPOUND NAME	RESULT	Q	LOQ	LOD	DL
121-14-2	2,4-Dinitrotoluene	2.66	H D M Q	1.1	0.89	0.30
606-20-2	2,6-Dinitrotoluene	0.756	J H D M J1 Q	1.1	0.89	0.45

CAS NO.	SURROGATE	%REC	Q	LIMITS
528-29-0	1,2-Dinitrobenzene	69	Q	83-119

Eurofins TestAmerica, Denver
Target Compound Quantitation Report

Data File: \\chromfs\Denver\ChromData\G2_LUNA\20200618-92563.b\025-8801.D
Lims ID: 280-137110-B-7-C MSD
Client ID: EW7-PM29B-3-35
Sample Type: MSD
Inject. Date: 19-Jun-2020 18:20:13 ALS Bottle#: 25 Worklist Smp#: 25
Injection Vol: 100.0 ul Dil. Factor: 10.0000
Sample Info: 280-137110-B-7-C
Misc. Info.: 280-0092563-025
Operator ID: JZ Instrument ID: CHHPLC_G2_LUNA

Method: \\chromfs\Denver\ChromData\G2_LUNA\20200618-92563.b\G2_8330_Luna.m
Limit Group: GCSV - 8330
Last Update: 20-Jun-2020 11:15:30 Calib Date: 15-May-2020 02:11:20
Integrator: Falcon
Quant Method: External Standard Quant By: Initial Calibration
Last ICal File: \\chromfs\Denver\ChromData\G2_LUNA\20200514-91518.b\05140024.D

Column 1 : Luna-Phenyl hexyl (4.60 mm) Det: LC DAD1A, 254 nm
Process Host: CTX1011

First Level Reviewer: zhangji Date: 19-Jun-2020 19:29:04

Compound	Det	RT (min.)	Exp RT (min.)	Dlt RT (min.)	Response	Cal Amt ug/ml	OnCol Amt ug/ml	Flags
1 2,6-diamino-4-nitrotoluene	1		4.395				ND	
2 2,4-diamino-6-nitrotoluene	1	4.957	4.941	0.016	197325		0.8066	
3 TNX	1	5.630	5.509	0.121	20488		0.0470	
4 DNX	1		6.336				ND	
6 HMX	1		7.155			0.2000	ND	
7 MNX	1		7.876				ND	
5 2,4,6-Trinitrophenol	1	8.477	8.528	-0.051	115507	0.2000	0.5960	
8 RDX	1	9.376	9.368	0.008	9506	0.2000	0.0389	
9 Nitrobenzene	1	12.263	12.261	0.002	6649	0.2000	0.0151	
$ 10 1,2-Dinitrobenzene	1	13.250	13.268	-0.018	5688	0.2000	0.0139	
11 3,5-Dinitroaniline	1		15.208				ND	
12 1,3-Dinitrobenzene	1	15.790	15.794	-0.004	13566	0.2000	0.0201	M
13 Nitroglycerin	2	16.010	16.021	-0.011	31626	2.00	0.2494	
14 o-Nitrotoluene	1	16.650	16.721	-0.071	15085	0.2000	0.0553	M
15 p-Nitrotoluene	1		17.008			ND	ND	
16 4-Amino-2,6-dinitrotoluene	1		17.454			ND	ND	
17 m-Nitrotoluene	1	18.103	17.934	0.169	8250	0.2000	0.0277	M
18 2-Amino-4,6-dinitrotoluene	1	18.363	18.394	-0.031	11436	0.2000	0.0246	M
19 1,3,5-Trinitrobenzene	1	19.103	19.121	-0.018	9955	0.2000	0.0211	M
20 2,6-Dinitrotoluene	1	20.056	20.048	0.008	6400	0.2000	0.006791	M
21 2,4-Dinitrotoluene	1	20.557	20.555	0.002	15271	0.2000	0.0239	M
22 Tetryl	1	23.870	23.861	0.009	9150	0.2000	0.0248	
23 2,4,6-Trinitrotoluene	1	24.897	24.875	0.022	11340	0.2000	0.0204	
24 PETN	2	25.430	25.408	0.022	18404	2.00	-0.0693	7M
25 Ammonium Picrate	1		0.000				ND	

QC Flag Legend

Processing Flags

ND - Not Detected or Marked ND

7 - Failed Limit of Detection

Review Flags

M - Manually Integrated

Report Date: 20-Jun-2020 11:15:40 Chrom Revision: 2.3 17-Jun-2020 19:07:08

Eurofins TestAmerica, Denver

Data File:	\\chromfs\denver\chromdata\g2_luna\20200618-92563.b\025-8801.d				
Injection Date:	19-Jun-2020 18:20:13	Instrument ID:	CHHPLC_G2_LUNA	Operator ID:	JZ
Lims ID:	280-137110-B-7-C MSD			Worklist Smp#:	25
Client ID:	EW7-PM29B-3-35				
Injection Vol:	100.0 ul	Dil. Factor:	10.0000	ALS Bottle#:	25
Method:	G2_8330_Luna	Limit Group:	GCSV - 8330		

Column: Luna-Phenyl hexyl (4.60 mm) Y Scaling: Method Defined: Scale to the Nth Largest Peak: 1

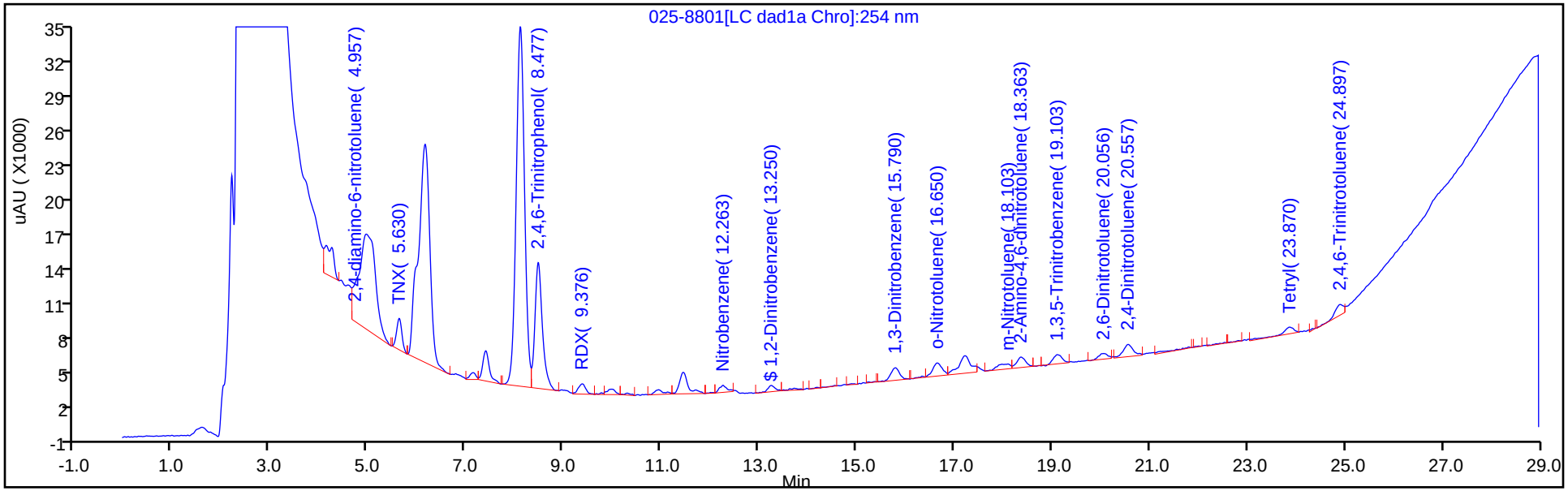

Y Scaling: Method Defined: Scale to the Nth Largest Peak: 1

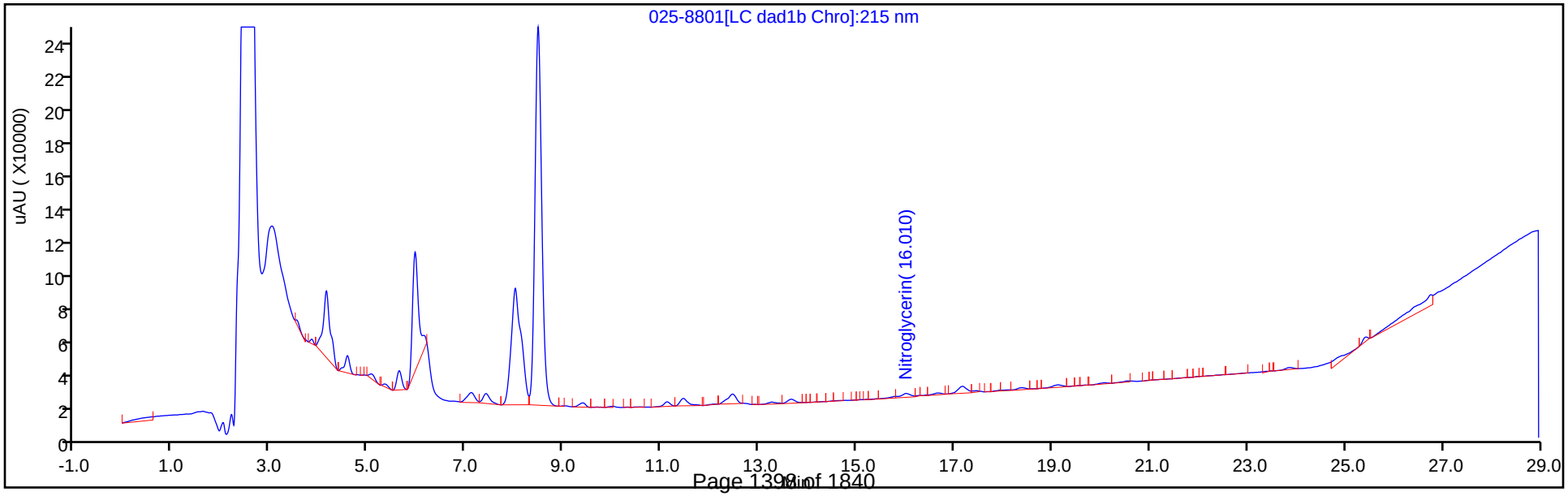

Eurofins TestAmerica, Denver
Recovery Report

Data File:	\\chromfs\Denver\ChromData\G2_LUNA\20200618-92563.b\025-8801.D				
Lims ID:	280-137110-B-7-C MSD				
Client ID:	EW7-PM29B-3-35				
Sample Type:	MSD				
Inject. Date:	19-Jun-2020 18:20:13	ALS Bottle#:	25	Worklist Smp#:	25
Injection Vol:	100.0 ul	Dil. Factor:	10.0000		
Sample Info:	280-137110-B-7-C				
Misc. Info.:	280-0092563-025				
Operator ID:	JZ	Instrument ID:	CHHPLC_G2_LUNA		
Method:	\\chromfs\Denver\ChromData\G2_LUNA\20200618-92563.b\G2_8330_Luna.m				
Limit Group:	GCSV - 8330				
Last Update:	20-Jun-2020 11:15:30	Calib Date:	15-May-2020 02:11:20		
Integrator:	Falcon				
Quant Method:	External Standard	Quant By:	Initial Calibration		
Last ICal File:	\\chromfs\Denver\ChromData\G2_LUNA\20200514-91518.b\05140024.D				
Column 1 :	Luna-Phenyl hexyl (4.60 mm)		Det: LC DAD1A, 254 nm		
Process Host:	CTX1011				
First Level Reviewer: zhangji		Date:	19-Jun-2020 19:29:04		

Compound	Amount Added	Amount Recovered	% Rec.
$ 10 1,2-Dinitrobenzene	0.2000	0.0139	6.94

Manual Integration/User Assign Peak Report

Eurofins TestAmerica, Denver

Data File:	\\chromfs\denver\chromdata\g2_luna\20200618-92563.b\025-8801.d				
Injection Date:	19-Jun-2020 18:20:13	Instrument ID:	CHHPLC_G2_LUNA		
Lims ID:	280-137110-B-7-C MSD				
Client ID:	EW7-PM29B-3-35				
Operator ID:	JZ	ALS Bottle#:	25	Worklist Smp#:	25
Injection Vol:	100.0 ul	Dil. Factor:	10.0000		
Method:	G2_8330_Luna	Limit Group:	GCSV - 8330		
Column:	Luna-Phenyl hexyl (4.60 mm)	Detector	LC DAD1A, 254 nm		

19 1,3,5-Trinitrobenzene, CAS: 99-35-4

Signal: 1

Processing Integration Results

RT: 19.11
Area: 14255
Amount: 0.030172
Amount Units: ug/ml

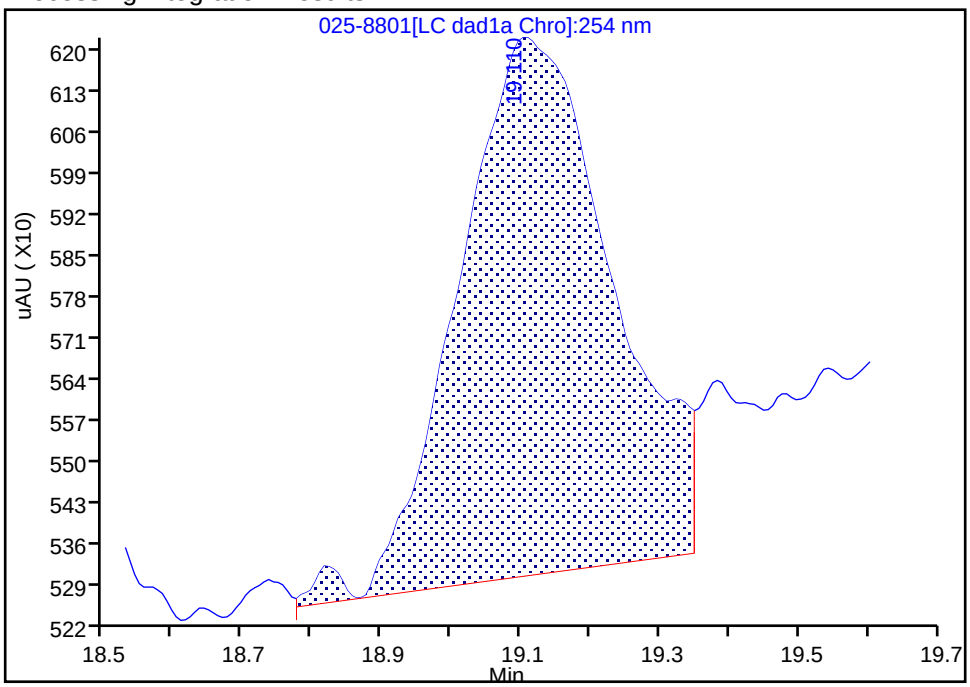

Manual Integration Results

RT: 19.10
Area: 9955
Amount: 0.021071
Amount Units: ug/ml

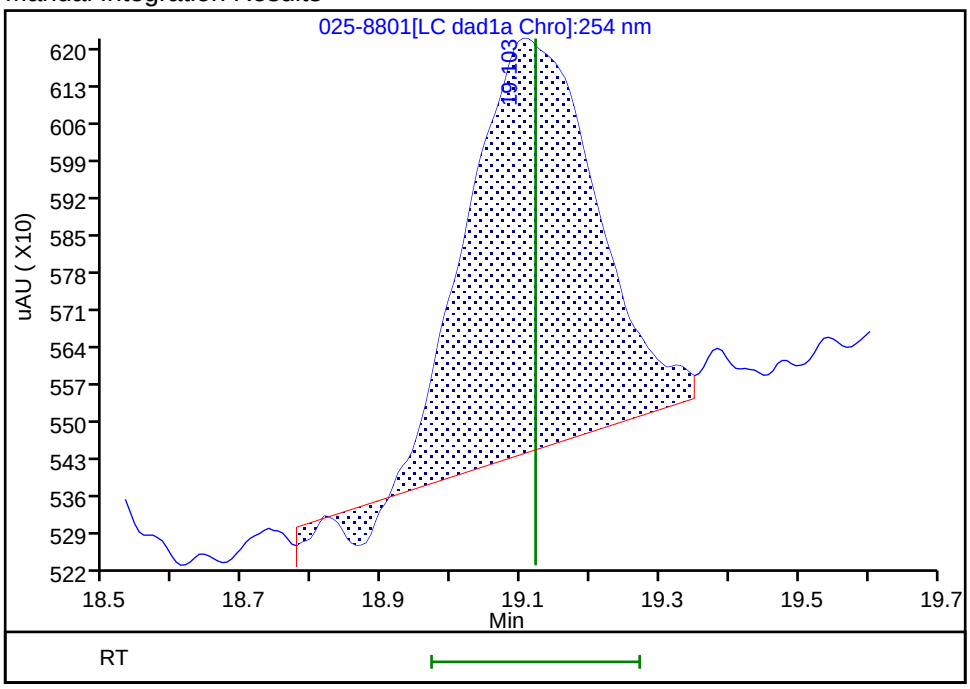

Reviewer: zhangji, 19-Jun-2020 19:28:50

Audit Action: Assigned New Baseline Audit Reason: Baseline

Manual Integration/User Assign Peak Report

Eurofins TestAmerica, Denver

Data File:	\\chromfs\denver\chromdata\g2_luna\20200618-92563.b\025-8801.d				
Injection Date:	19-Jun-2020 18:20:13	Instrument ID:	CHHPLC_G2_LUNA		
Lims ID:	280-137110-B-7-C MSD				
Client ID:	EW7-PM29B-3-35				
Operator ID:	JZ	ALS Bottle#:	25	Worklist Smp#:	25
Injection Vol:	100.0 ul	Dil. Factor:	10.0000		
Method:	G2_8330_Luna	Limit Group:	GCSV - 8330		
Column:	Luna-Phenyl hexyl (4.60 mm)	Detector	LC DAD1A, 254 nm		

12 1,3-Dinitrobenzene, CAS: 99-65-0

Signal: 1

Processing Integration Results

RT: 15.79
Area: 13644
Amount: 0.020238
Amount Units: ug/ml

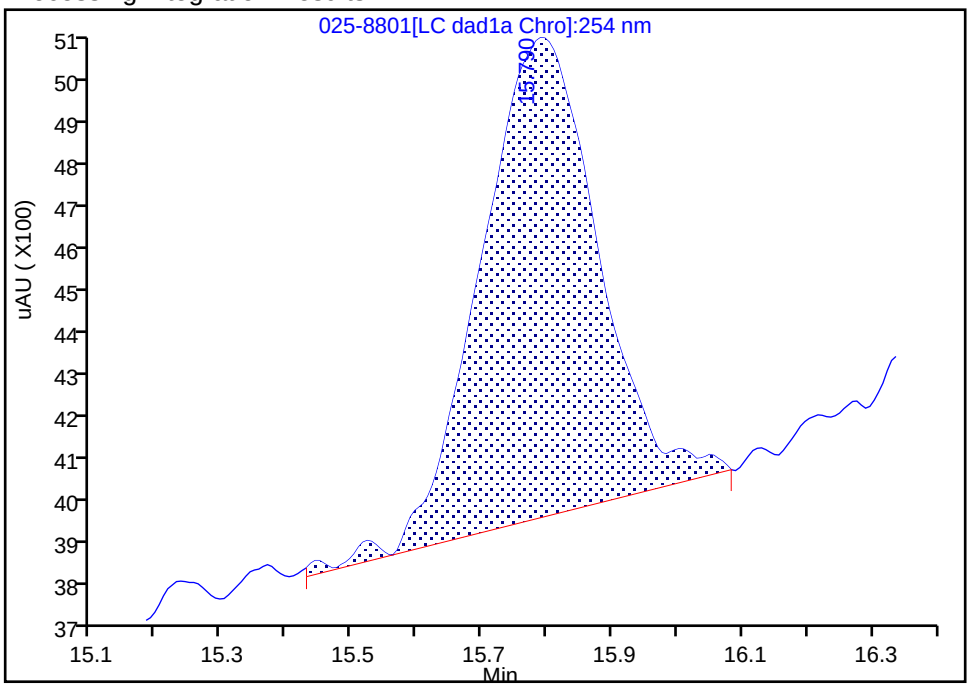

Manual Integration Results

RT: 15.79
Area: 13566
Amount: 0.020122
Amount Units: ug/ml

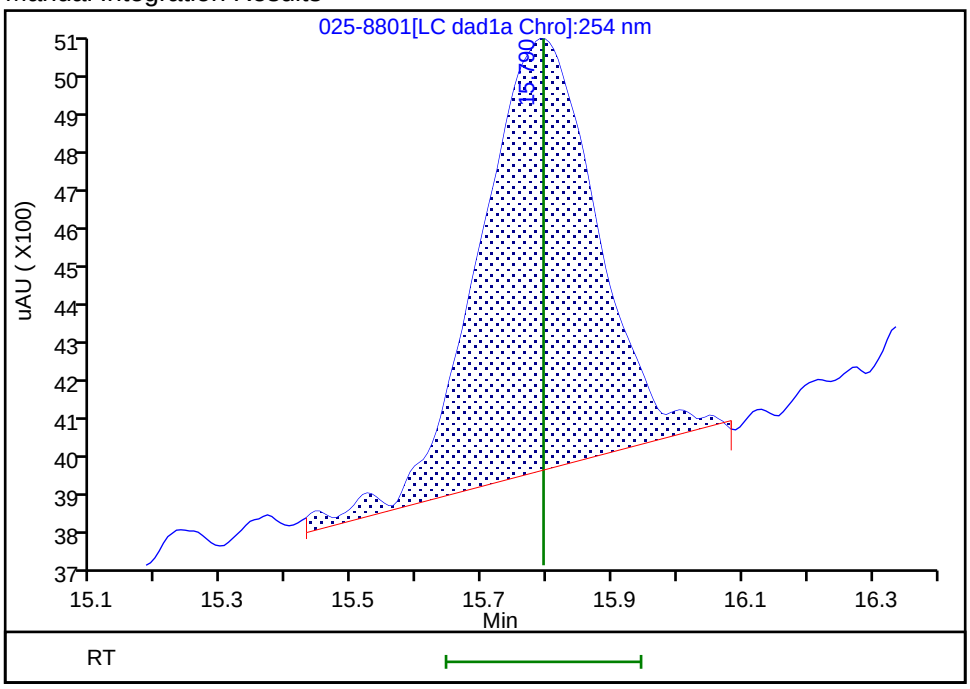

Reviewer: zhangji, 19-Jun-2020 19:28:50

Audit Action: Assigned New Baseline Audit Reason: Baseline

Manual Integration/User Assign Peak Report

Eurofins TestAmerica, Denver

Data File:	\\chromfs\denver\chromdata\g2_luna\20200618-92563.b\025-8801.d				
Injection Date:	19-Jun-2020 18:20:13	Instrument ID:	CHHPLC_G2_LUNA		
Lims ID:	280-137110-B-7-C MSD				
Client ID:	EW7-PM29B-3-35				
Operator ID:	JZ	ALS Bottle#:	25	Worklist Smp#:	25
Injection Vol:	100.0 ul	Dil. Factor:	10.0000		
Method:	G2_8330_Luna	Limit Group:	GCSV - 8330		
Column:	Luna-Phenyl hexyl (4.60 mm)	Detector	LC DAD1A, 254 nm		

21 2,4-Dinitrotoluene, CAS: 121-14-2

Signal: 1

Processing Integration Results

RT: 20.56
Area: 12543
Amount: 0.019595
Amount Units: ug/ml

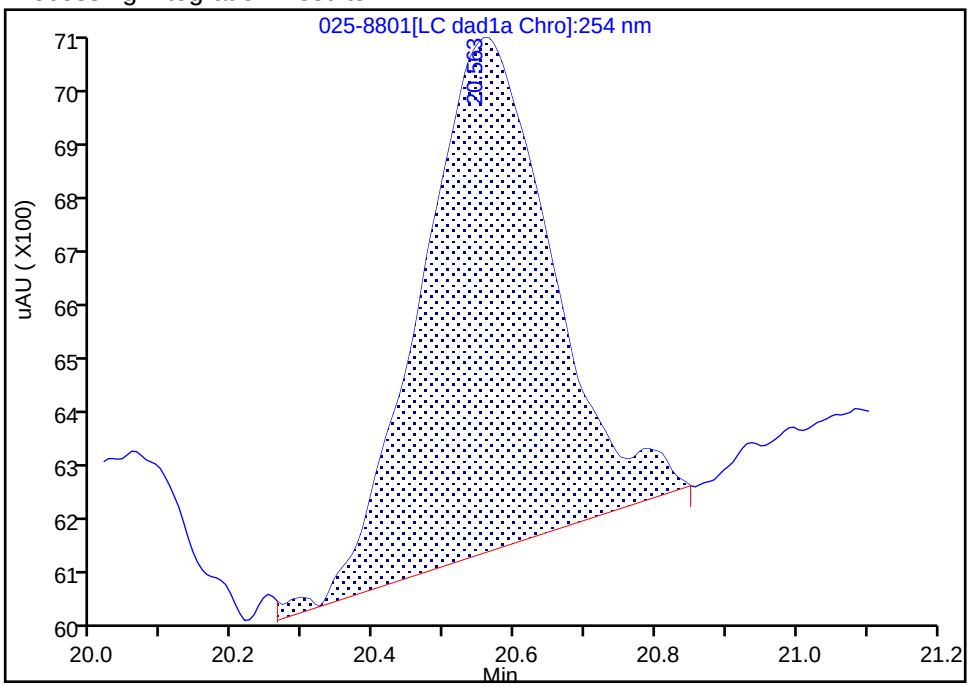

Manual Integration Results

RT: 20.56
Area: 15271
Amount: 0.023857
Amount Units: ug/ml

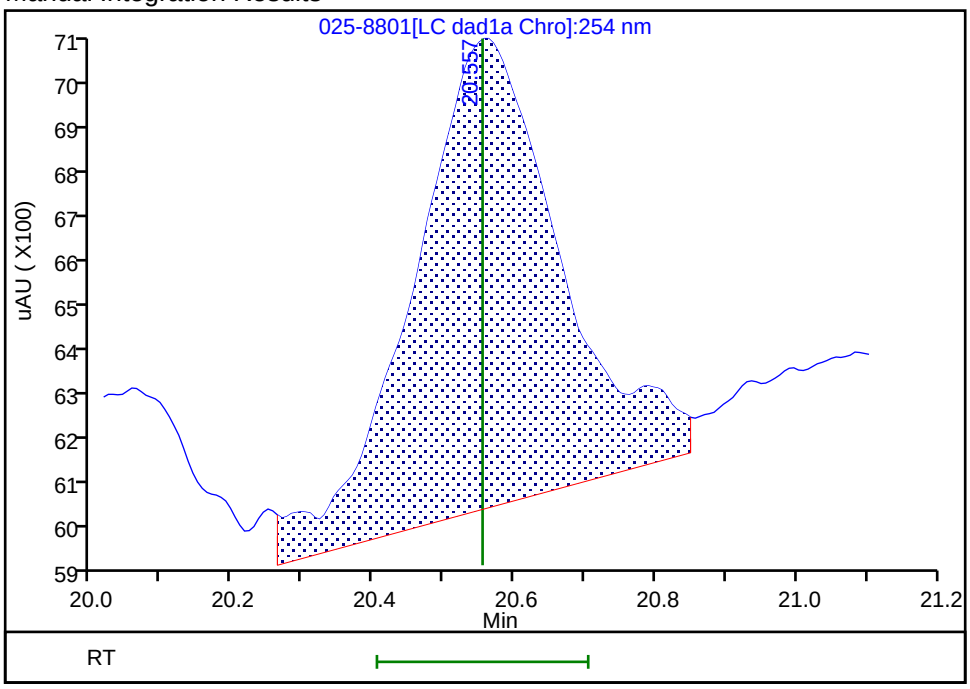

Reviewer: zhangji, 19-Jun-2020 19:28:50

Audit Action: Assigned New Baseline Audit Reason: Baseline

Manual Integration/User Assign Peak Report

Eurofins TestAmerica, Denver

Data File:	\\chromfs\denver\chromdata\g2_luna\20200618-92563.b\025-8801.d				
Injection Date:	19-Jun-2020 18:20:13	Instrument ID:	CHHPLC_G2_LUNA		
Lims ID:	280-137110-B-7-C MSD				
Client ID:	EW7-PM29B-3-35				
Operator ID:	JZ	ALS Bottle#:	25	Worklist Smp#:	25
Injection Vol:	100.0 ul	Dil. Factor:	10.0000		
Method:	G2_8330_Luna	Limit Group:	GCSV - 8330		
Column:	Luna-Phenyl hexyl (4.60 mm)	Detector	LC DAD1A, 254 nm		

20 2,6-Dinitrotoluene, CAS: 606-20-2

Signal: 1

Processing Integration Results

RT: 20.06
Area: 5479
Amount: 0.003606
Amount Units: ug/ml

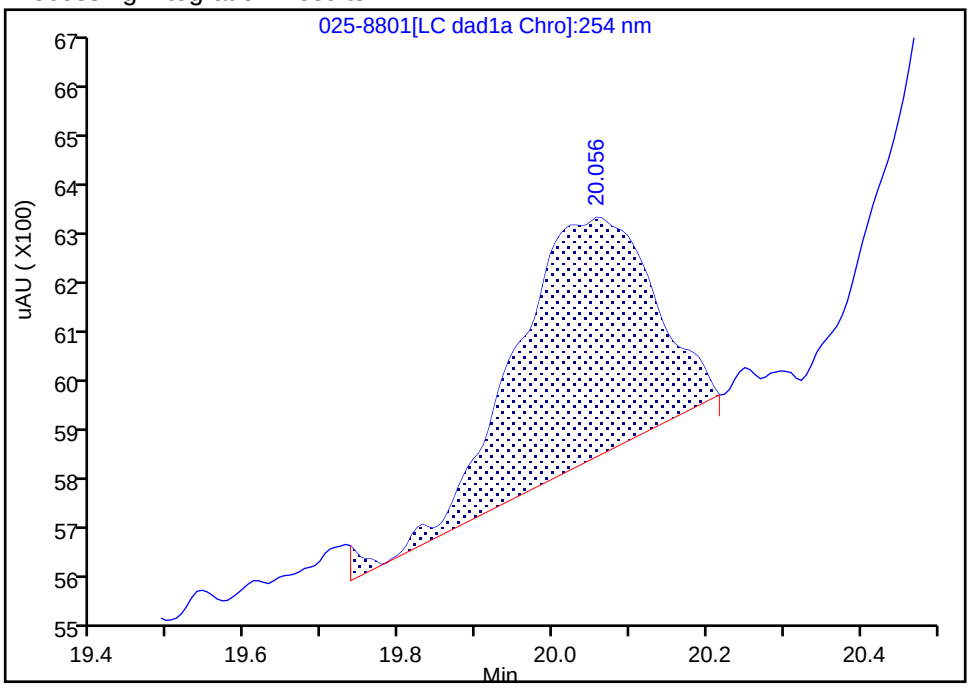

Manual Integration Results

RT: 20.06
Area: 6400
Amount: 0.006791
Amount Units: ug/ml

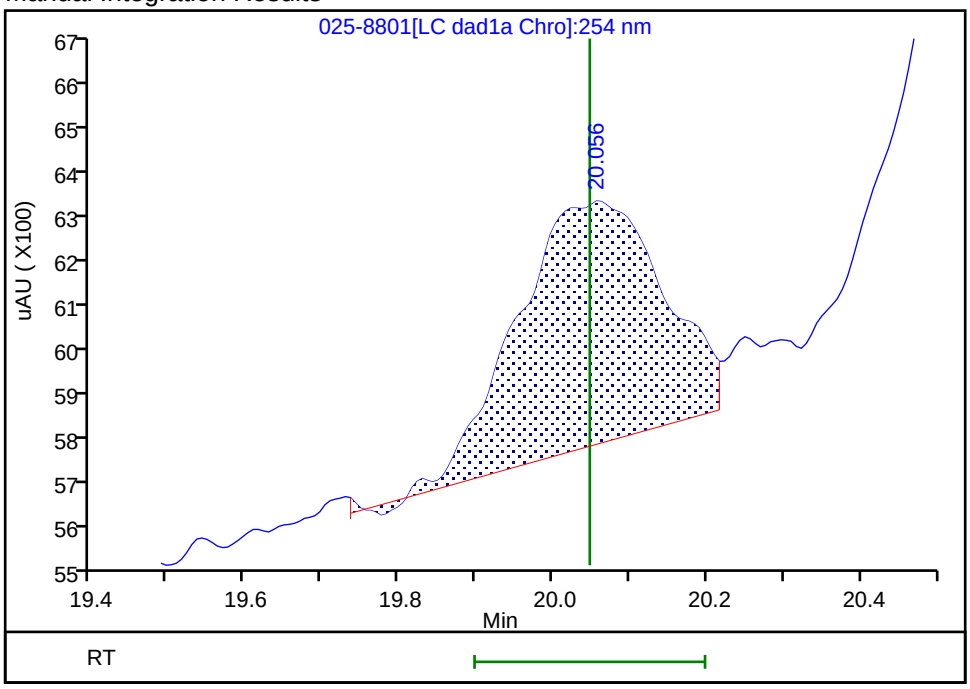

Reviewer: zhangji, 19-Jun-2020 19:28:50

Audit Action: Assigned New Baseline Audit Reason: Baseline

Manual Integration/User Assign Peak Report

Eurofins TestAmerica, Denver

Data File:	\\chromfs\denver\chromdata\g2_luna\20200618-92563.b\025-8801.d				
Injection Date:	19-Jun-2020 18:20:13	Instrument ID:	CHHPLC_G2_LUNA		
Lims ID:	280-137110-B-7-C MSD				
Client ID:	EW7-PM29B-3-35				
Operator ID:	JZ	ALS Bottle#:	25	Worklist Smp#:	25
Injection Vol:	100.0 ul	Dil. Factor:	10.0000		
Method:	G2_8330_Luna	Limit Group:	GCSV - 8330		
Column:	Luna-Phenyl hexyl (4.60 mm)	Detector	LC DAD1A, 254 nm		

18 2-Amino-4,6-dinitrotoluene, CAS: 35572-78-2

Signal: 1

Processing Integration Results

RT: 18.36
Area: 12476
Amount: 0.026818
Amount Units: ug/ml

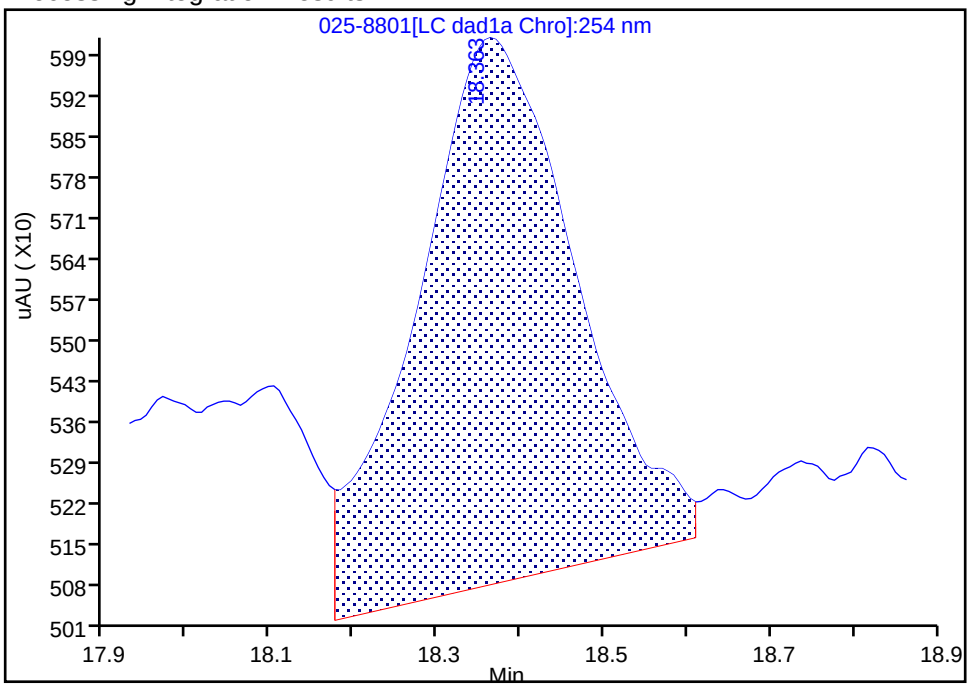

Manual Integration Results

RT: 18.36
Area: 11436
Amount: 0.024582
Amount Units: ug/ml

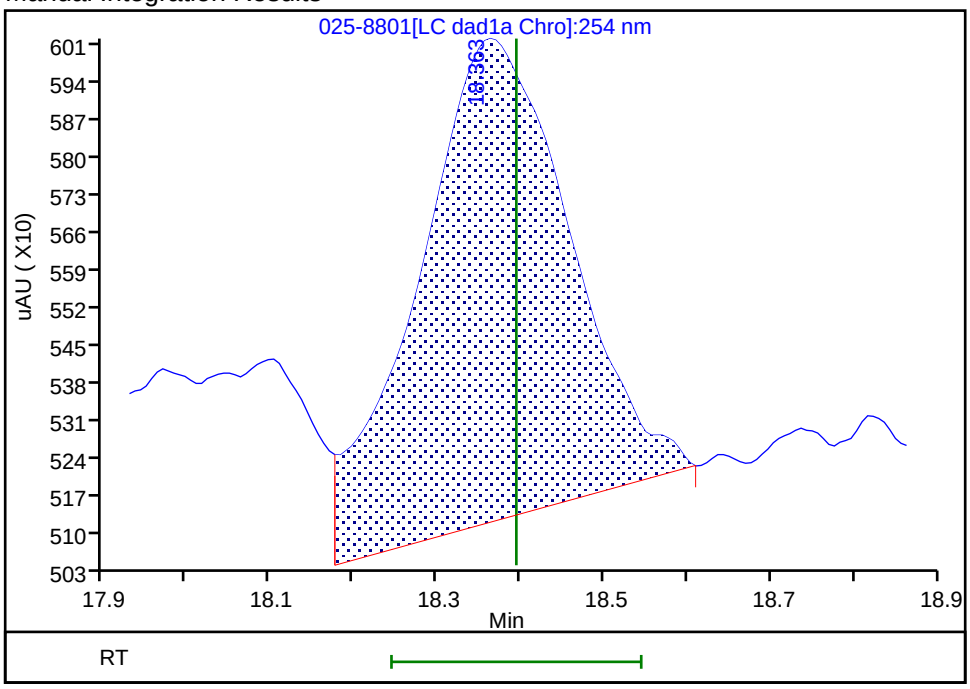

Reviewer: zhangji, 19-Jun-2020 19:28:50

Audit Action: Assigned New Baseline Audit Reason: Baseline

Manual Integration/User Assign Peak Report

Eurofins TestAmerica, Denver

Data File:	\\chromfs\denver\chromdata\g2_luna\20200618-92563.b\025-8801.d				
Injection Date:	19-Jun-2020 18:20:13	Instrument ID:	CHHPLC_G2_LUNA		
Lims ID:	280-137110-B-7-C MSD				
Client ID:	EW7-PM29B-3-35				
Operator ID:	JZ	ALS Bottle#:	25	Worklist Smp#:	25
Injection Vol:	100.0 ul	Dil. Factor:	10.0000		
Method:	G2_8330_Luna	Limit Group:	GCSV - 8330		
Column:	Luna-Phenyl hexyl (4.60 mm)	Detector	LC DAD1A, 254 nm		

14 o-Nitrotoluene, CAS: 88-72-2

Signal: 1

Processing Integration Results

RT: 16.65
Area: 13127
Amount: 0.048090
Amount Units: ug/ml

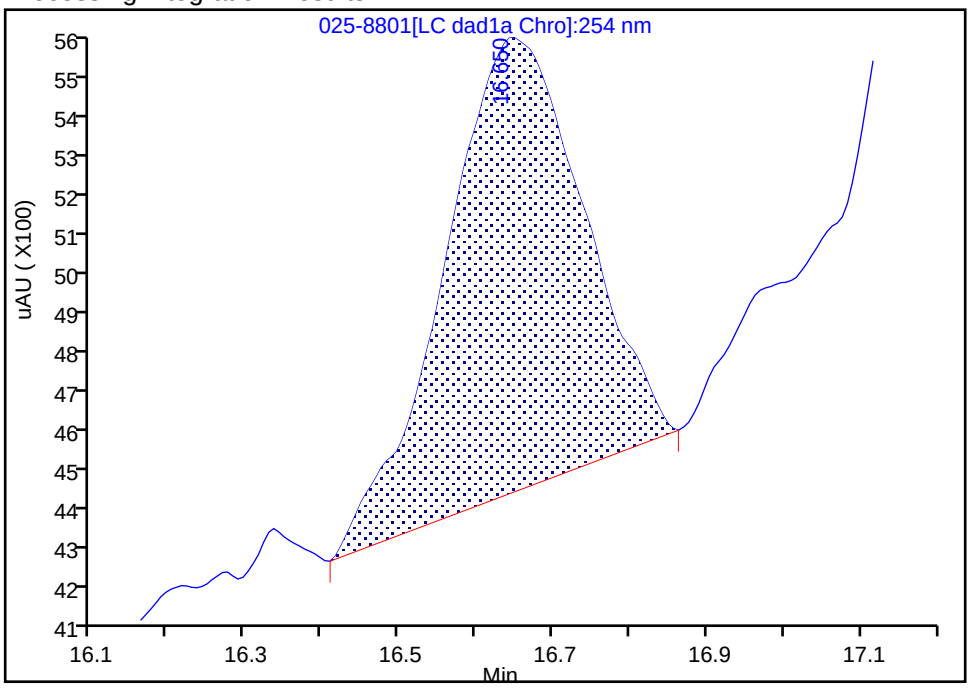

Manual Integration Results

RT: 16.65
Area: 15085
Amount: 0.055264
Amount Units: ug/ml

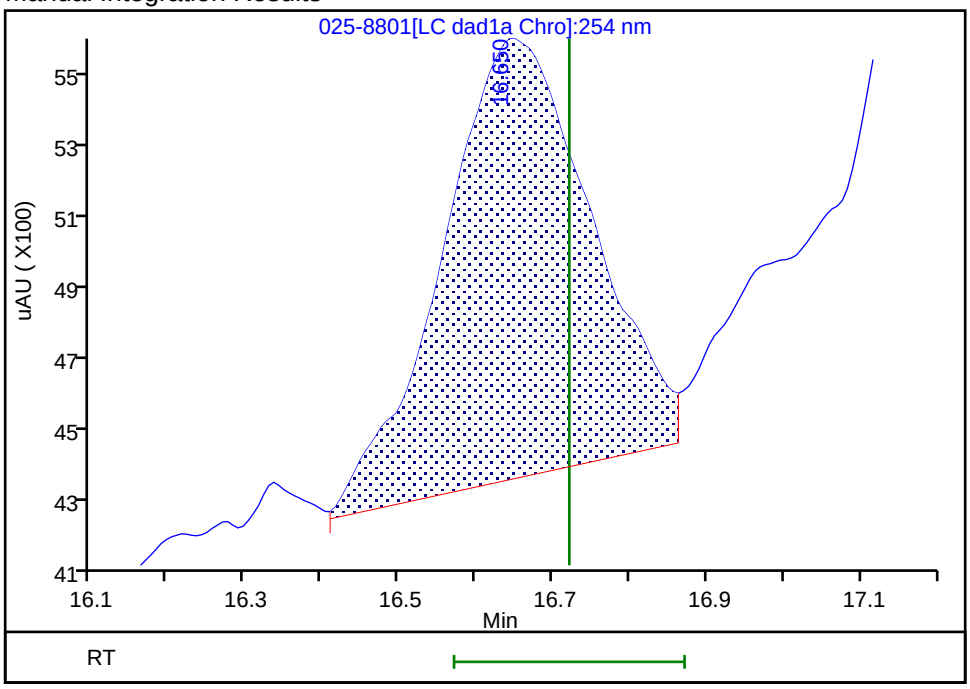

Reviewer: zhangji, 19-Jun-2020 19:28:50

Audit Action: Assigned New Baseline Audit Reason: Baseline

Manual Integration/User Assign Peak Report

Eurofins TestAmerica, Denver

Data File:	\\chromfs\denver\chromdata\g2_luna\20200618-92563.b\025-8801.d				
Injection Date:	19-Jun-2020 18:20:13	Instrument ID:	CHHPLC_G2_LUNA		
Lims ID:	280-137110-B-7-C MSD				
Client ID:	EW7-PM29B-3-35				
Operator ID:	JZ	ALS Bottle#:	25	Worklist Smp#:	25
Injection Vol:	100.0 ul	Dil. Factor:	10.0000		
Method:	G2_8330_Luna	Limit Group:	GCSV - 8330		
Column:	Luna-Phenyl hexyl (4.60 mm)	Detector	LC DAD1A, 254 nm		

17 m-Nitrotoluene, CAS: 99-08-1

Signal: 1

Processing Integration Results

RT: 17.97
Area: 8350
Amount: 0.027989
Amount Units: ug/ml

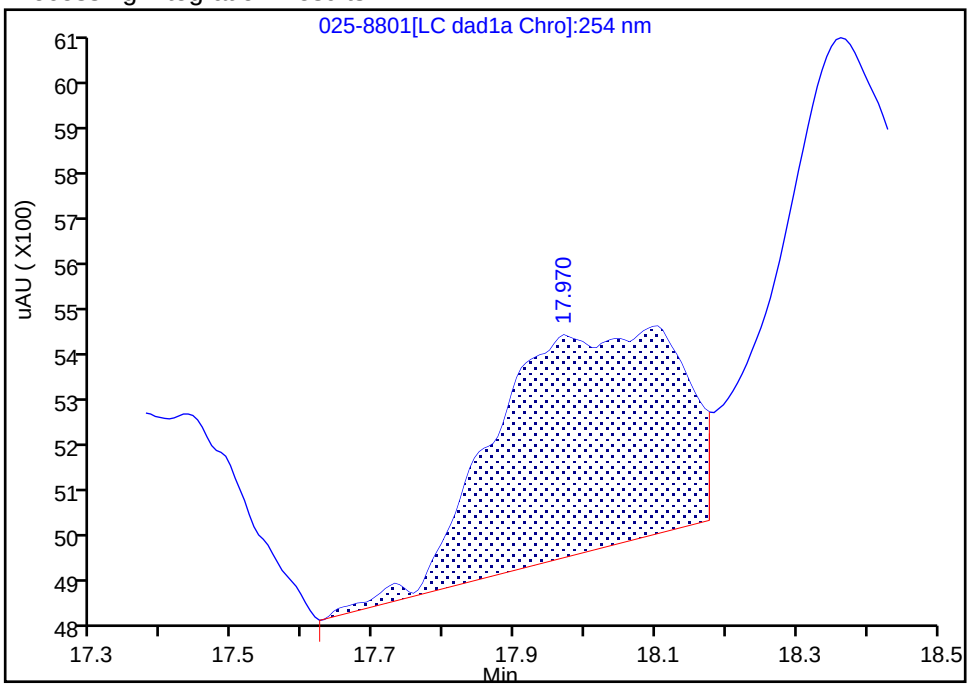

Manual Integration Results

RT: 18.10
Area: 8250
Amount: 0.027654
Amount Units: ug/ml

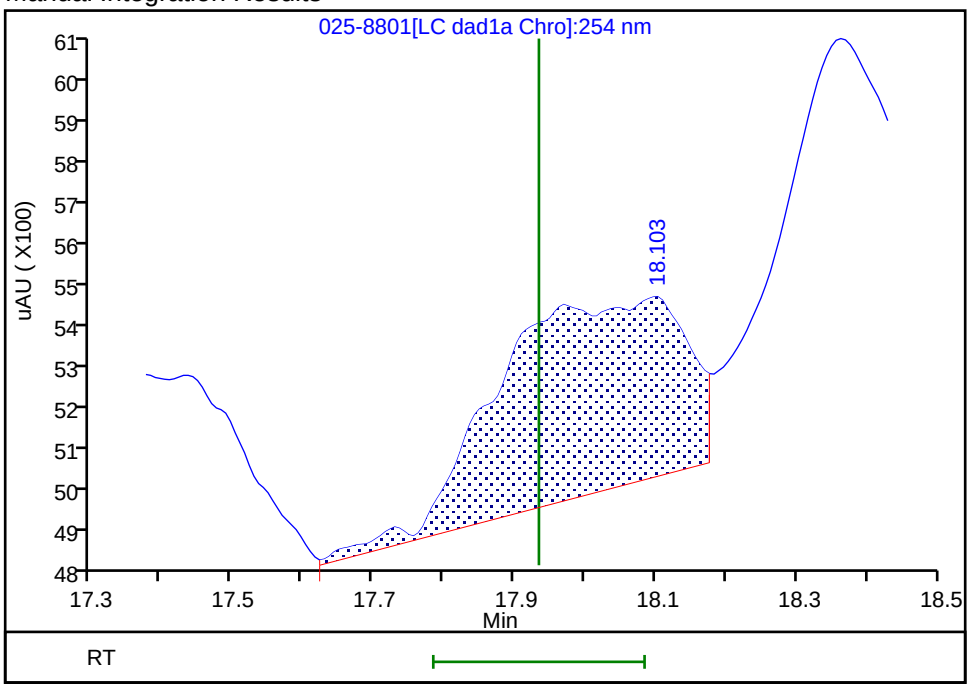

Reviewer: zhangji, 19-Jun-2020 19:28:50

Audit Action: Assigned New Baseline Audit Reason: Baseline

HPLC/IC ANALYSIS RUN LOG

Lab Name: Eurofins TestAmerica, Denver Job No.: 280-137110-1

SDG No.:

Instrument ID: CHHPLC_X3 Start Date: 03/04/2020 14:07

Analysis Batch Number: 487658 End Date: 03/05/2020 00:03

LAB SAMPLE ID	CLIENT SAMPLE ID	DATE ANALYZED	DILUTION FACTOR	LAB FILE ID	COLUMN ID
IC 280-487658/7		03/04/2020 14:07	1	03040007.D	UltraCarb5uODS 4.6(mm)
IC 280-487658/8		03/04/2020 14:30	1	03040008.D	UltraCarb5uODS 4.6(mm)
IC 280-487658/9		03/04/2020 14:53	1	03040009.D	UltraCarb5uODS 4.6(mm)
IC 280-487658/10		03/04/2020 15:16	1	03040010.D	UltraCarb5uODS 4.6(mm)
IC 280-487658/11		03/04/2020 15:39	1	03040011.D	UltraCarb5uODS 4.6(mm)
IC 280-487658/12		03/04/2020 16:01	1	03040012.D	UltraCarb5uODS 4.6(mm)
IC 280-487658/13		03/04/2020 16:24	1	03040013.D	UltraCarb5uODS 4.6(mm)
IC 280-487658/14		03/04/2020 16:47	1	03040014.D	UltraCarb5uODS 4.6(mm)
ICV 280-487658/15		03/04/2020 17:10	1	03040015.D	UltraCarb5uODS 4.6(mm)
IC 280-487658/16		03/04/2020 17:33	1		UltraCarb5uODS 4.6(mm)
IC 280-487658/17		03/04/2020 17:56	1		UltraCarb5uODS 4.6(mm)
IC 280-487658/18		03/04/2020 18:19	1		UltraCarb5uODS 4.6(mm)
IC 280-487658/19		03/04/2020 18:42	1		UltraCarb5uODS 4.6(mm)
IC 280-487658/20		03/04/2020 19:05	1		UltraCarb5uODS 4.6(mm)
IC 280-487658/21		03/04/2020 19:28	1		UltraCarb5uODS 4.6(mm)
IC 280-487658/22		03/04/2020 19:51	1		UltraCarb5uODS 4.6(mm)
IC 280-487658/23		03/04/2020 20:14	1		UltraCarb5uODS 4.6(mm)
ICV 280-487658/24		03/04/2020 20:37	1		UltraCarb5uODS 4.6(mm)
IC 280-487658/25		03/04/2020 21:00	1	03040025.D	UltraCarb5uODS 4.6(mm)
IC 280-487658/26		03/04/2020 21:23	1	03040026.D	UltraCarb5uODS 4.6(mm)
IC 280-487658/27		03/04/2020 21:45	1	03040027.D	UltraCarb5uODS 4.6(mm)
IC 280-487658/28		03/04/2020 22:09	1	03040028.D	UltraCarb5uODS 4.6(mm)
IC 280-487658/29		03/04/2020 22:31	1	03040029.D	UltraCarb5uODS 4.6(mm)
IC 280-487658/30		03/04/2020 22:54	1	03040030.D	UltraCarb5uODS 4.6(mm)
IC 280-487658/31		03/04/2020 23:17	1	03040031.D	UltraCarb5uODS 4.6(mm)
IC 280-487658/32		03/04/2020 23:40	1	03040032.D	UltraCarb5uODS 4.6(mm)
ICV 280-487658/33		03/05/2020 00:03	1	03040033.D	UltraCarb5uODS 4.6(mm)

8330A

HPLC/IC ANALYSIS RUN LOG

Lab Name: Eurofins TestAmerica, Denver Job No.: 280-137110-1

SDG No.:

Instrument ID: CHHPLC_X3 Start Date: 03/18/2020 11:35

Analysis Batch Number: 489145 End Date: 03/18/2020 15:02

LAB SAMPLE ID	CLIENT SAMPLE ID	DATE ANALYZED	DILUTION FACTOR	LAB FILE ID	COLUMN ID
IC 280-489145/7		03/18/2020 11:35	1	03180007.D	UltraCarb5uODS 4.6(mm)
IC 280-489145/8		03/18/2020 11:58	1	03180008.D	UltraCarb5uODS 4.6(mm)
IC 280-489145/9		03/18/2020 12:21	1	03180009.D	UltraCarb5uODS 4.6(mm)
IC 280-489145/10		03/18/2020 12:44	1	03180010.D	UltraCarb5uODS 4.6(mm)
IC 280-489145/11		03/18/2020 13:07	1	03180011.D	UltraCarb5uODS 4.6(mm)
IC 280-489145/12		03/18/2020 13:30	1	03180012.D	UltraCarb5uODS 4.6(mm)
IC 280-489145/13		03/18/2020 13:53	1	03180013.D	UltraCarb5uODS 4.6(mm)
IC 280-489145/14		03/18/2020 14:16	1	03180014.D	UltraCarb5uODS 4.6(mm)
IC 280-489145/15		03/18/2020 14:39	1	03180015.D	UltraCarb5uODS 4.6(mm)
ICV 280-489145/16		03/18/2020 15:02	1	03180016.D	UltraCarb5uODS 4.6(mm)

HPLC/IC ANALYSIS RUN LOG

Lab Name: Eurofins TestAmerica, Denver Job No.: 280-137110-1

SDG No.:

Instrument ID: CHHPLC_G2_LUNA Start Date: 05/14/2020 16:16

Analysis Batch Number: 494886 End Date: 05/15/2020 20:15

LAB SAMPLE ID	CLIENT SAMPLE ID	DATE ANALYZED	DILUTION FACTOR	LAB FILE ID	COLUMN ID
IC 280-494886/7		05/14/2020 16:16	1	05140007.D	Luna-phenylhex 4.6(mm)
IC 280-494886/8		05/14/2020 16:51	1	05140008.D	Luna-phenylhex 4.6(mm)
IC 280-494886/9		05/14/2020 17:26	1	05140009.D	Luna-phenylhex 4.6(mm)
IC 280-494886/10		05/14/2020 18:01	1	05140010.D	Luna-phenylhex 4.6(mm)
IC 280-494886/11		05/14/2020 18:36	1	05140011.D	Luna-phenylhex 4.6(mm)
IC 280-494886/12		05/14/2020 19:11	1	05140012.D	Luna-phenylhex 4.6(mm)
IC 280-494886/13		05/14/2020 19:46	1	05140013.D	Luna-phenylhex 4.6(mm)
IC 280-494886/14		05/14/2020 20:21	1	05140014.D	Luna-phenylhex 4.6(mm)
IC 280-494886/15		05/14/2020 20:56	1	05140015.D	Luna-phenylhex 4.6(mm)
ICV 280-494886/16		05/14/2020 21:31	1	05140016.D	Luna-phenylhex 4.6(mm)
IC 280-494886/17		05/14/2020 22:06	1	05140017.D	Luna-phenylhex 4.6(mm)
IC 280-494886/18		05/14/2020 22:41	1	05140018.D	Luna-phenylhex 4.6(mm)
IC 280-494886/19		05/14/2020 23:16	1	05140019.D	Luna-phenylhex 4.6(mm)
IC 280-494886/20		05/14/2020 23:51	1	05140020.D	Luna-phenylhex 4.6(mm)
IC 280-494886/21		05/15/2020 00:26	1	05140021.D	Luna-phenylhex 4.6(mm)
IC 280-494886/22		05/15/2020 01:01	1	05140022.D	Luna-phenylhex 4.6(mm)
IC 280-494886/23		05/15/2020 01:36	1	05140023.D	Luna-phenylhex 4.6(mm)
IC 280-494886/24		05/15/2020 02:11	1	05140024.D	Luna-phenylhex 4.6(mm)
IC 280-494886/25		05/15/2020 02:46	1		Luna-phenylhex 4.6(mm)
ICV 280-494886/26		05/15/2020 03:21	1	05140026.D	Luna-phenylhex 4.6(mm)
ZZZZZ		05/15/2020 03:56	50		Luna-phenylhex 4.6(mm)
ZZZZZ		05/15/2020 04:31	1		Luna-phenylhex 4.6(mm)
ZZZZZ		05/15/2020 05:06	1		Luna-phenylhex 4.6(mm)
CCV 280-494886/30		05/15/2020 05:41	1		Luna-phenylhex 4.6(mm)
CCV 280-494886/31		05/15/2020 06:16	1		Luna-phenylhex 4.6(mm)
ZZZZZ		05/15/2020 06:51	1		Luna-phenylhex 4.6(mm)
ZZZZZ		05/15/2020 07:26	1		Luna-phenylhex 4.6(mm)
ZZZZZ		05/15/2020 08:01	1		Luna-phenylhex 4.6(mm)
ZZZZZ		05/15/2020 08:36	1		Luna-phenylhex 4.6(mm)
ZZZZZ		05/15/2020 09:11	1		Luna-phenylhex 4.6(mm)
ZZZZZ		05/15/2020 09:46	1		Luna-phenylhex 4.6(mm)
ZZZZZ		05/15/2020 10:21	1		Luna-phenylhex 4.6(mm)
ZZZZZ		05/15/2020 10:56	1		Luna-phenylhex 4.6(mm)
ZZZZZ		05/15/2020 11:31	1		Luna-phenylhex 4.6(mm)
ZZZZZ		05/15/2020 12:06	1		Luna-phenylhex 4.6(mm)
CCV 280-494886/42		05/15/2020 12:40	1		Luna-phenylhex 4.6(mm)
CCV 280-494886/43		05/15/2020 13:15	1		Luna-phenylhex 4.6(mm)
ZZZZZ		05/15/2020 13:50	1		Luna-phenylhex 4.6(mm)
ZZZZZ		05/15/2020 14:25	1		Luna-phenylhex 4.6(mm)
ZZZZZ		05/15/2020 15:00	1		Luna-phenylhex 4.6(mm)
ZZZZZ		05/15/2020 15:35	1		Luna-phenylhex 4.6(mm)
ZZZZZ		05/15/2020 16:10	1		Luna-phenylhex 4.6(mm)
ZZZZZ		05/15/2020 16:45	1		Luna-phenylhex 4.6(mm)
ZZZZZ		05/15/2020 17:20	1		Luna-phenylhex 4.6(mm)
ZZZZZ		05/15/2020 17:55	1		Luna-phenylhex 4.6(mm)

8330A

HPLC/IC ANALYSIS RUN LOG

Lab Name: Eurofins TestAmerica, Denver Job No.: 280-137110-1

SDG No.:

Instrument ID: CHHPLC_G2_LUNA Start Date: 05/14/2020 16:16

Analysis Batch Number: 494886 End Date: 05/15/2020 20:15

LAB SAMPLE ID	CLIENT SAMPLE ID	DATE ANALYZED	DILUTION FACTOR	LAB FILE ID	COLUMN ID
ZZZZZ		05/15/2020 18:30	1		Luna-phenylhex 4.6(mm)
ZZZZZ		05/15/2020 19:05	1		Luna-phenylhex 4.6(mm)
CCV 280-494886/54		05/15/2020 19:40	1		Luna-phenylhex 4.6(mm)
CCV 280-494886/55		05/15/2020 20:15	1		Luna-phenylhex 4.6(mm)

HPLC/IC ANALYSIS RUN LOG

Lab Name: Eurofins TestAmerica, Denver Job No.: 280-137110-1

SDG No.:

Instrument ID: CHHPLC_X3 Start Date: 06/16/2020 01:22

Analysis Batch Number: 498591 End Date: 06/16/2020 14:26

LAB SAMPLE ID	CLIENT SAMPLE ID	DATE ANALYZED	DILUTION FACTOR	LAB FILE ID	COLUMN ID
CCV 280-498591/29		06/16/2020 01:22	1	06150029.D	UltraCarb5uODS 4.6(mm)
CCV 280-498591/30		06/16/2020 01:45	1		UltraCarb5uODS 4.6(mm)
CCV 280-498591/31		06/16/2020 02:08	1	06150031.D	UltraCarb5uODS 4.6(mm)
MB 280-497326/1-A		06/16/2020 02:31	1	06150032.D	UltraCarb5uODS 4.6(mm)
LCSD 280-497326/3-A		06/16/2020 03:17	1	06150034.D	UltraCarb5uODS 4.6(mm)
LCS 280-497326/4-A		06/16/2020 03:40	1	06150035.D	UltraCarb5uODS 4.6(mm)
280-137110-1		06/16/2020 04:03	10	06150036.D	UltraCarb5uODS 4.6(mm)
280-137110-2		06/16/2020 04:26	1	06150037.D	UltraCarb5uODS 4.6(mm)
280-137110-4		06/16/2020 05:12	10	06150039.D	UltraCarb5uODS 4.6(mm)
280-137110-5		06/16/2020 05:35	1	06150040.D	UltraCarb5uODS 4.6(mm)
280-137110-6		06/16/2020 05:58	1	06150041.D	UltraCarb5uODS 4.6(mm)
CCV 280-498591/42		06/16/2020 06:21	1	06150042.D	UltraCarb5uODS 4.6(mm)
CCV 280-498591/43		06/16/2020 06:45	1		UltraCarb5uODS 4.6(mm)
CCV 280-498591/44		06/16/2020 07:08	1	06150044.D	UltraCarb5uODS 4.6(mm)
280-137110-7		06/16/2020 07:31	10	06150045.D	UltraCarb5uODS 4.6(mm)
280-137110-7 MS		06/16/2020 07:54	10	06150046.D	UltraCarb5uODS 4.6(mm)
280-137110-7 MSD		06/16/2020 08:17	10	06150047.D	UltraCarb5uODS 4.6(mm)
280-137110-8		06/16/2020 08:40	1	06150048.D	UltraCarb5uODS 4.6(mm)
280-137110-9		06/16/2020 09:03	1	06150049.D	UltraCarb5uODS 4.6(mm)
280-137110-10		06/16/2020 09:26	10	06150050.D	UltraCarb5uODS 4.6(mm)
280-137110-11		06/16/2020 09:49	1	06150051.D	UltraCarb5uODS 4.6(mm)
280-137110-12		06/16/2020 10:12	1	06150052.D	UltraCarb5uODS 4.6(mm)
280-137110-13		06/16/2020 10:35	1	06150053.D	UltraCarb5uODS 4.6(mm)
CCV 280-498591/61		06/16/2020 13:39	1	06150061.D	UltraCarb5uODS 4.6(mm)
CCV 280-498591/62		06/16/2020 14:02	1		UltraCarb5uODS 4.6(mm)
CCV 280-498591/63		06/16/2020 14:26	1	06150063.D	UltraCarb5uODS 4.6(mm)

8330A

HPLC/IC ANALYSIS RUN LOG

Lab Name: Eurofins TestAmerica, Denver Job No.: 280-137110-1

SDG No.:

Instrument ID: CHHPLC_X3 Start Date: 06/16/2020 18:54

Analysis Batch Number: 498990 End Date: 06/17/2020 00:17

LAB SAMPLE ID	CLIENT SAMPLE ID	DATE ANALYZED	DILUTION FACTOR	LAB FILE ID	COLUMN ID
CCV 280-498990/7		06/16/2020 18:54	1	06160007.D	UltraCarb5uODS 4.6(mm)
CCV 280-498990/8		06/16/2020 19:17	1		UltraCarb5uODS 4.6(mm)
CCV 280-498990/9		06/16/2020 19:40	1	06160009.D	UltraCarb5uODS 4.6(mm)
ZZZZZ		06/16/2020 20:03	1		UltraCarb5uODS 4.6(mm)
ZZZZZ		06/16/2020 20:26	1		UltraCarb5uODS 4.6(mm)
280-135051-A-18-B MDLV		06/16/2020 20:49	1		UltraCarb5uODS 4.6(mm)
LCS 280-497326/2-A		06/16/2020 21:12	1	06160013.D	UltraCarb5uODS 4.6(mm)
280-137110-3		06/16/2020 21:35	10	06160014.D	UltraCarb5uODS 4.6(mm)
280-137110-14		06/16/2020 21:58	10	06160015.D	UltraCarb5uODS 4.6(mm)
ZZZZZ		06/16/2020 22:21	1		UltraCarb5uODS 4.6(mm)
ZZZZZ		06/16/2020 22:44	1		UltraCarb5uODS 4.6(mm)
ZZZZZ		06/16/2020 23:07	1		UltraCarb5uODS 4.6(mm)
CCV 280-498990/19		06/16/2020 23:30	1	06160019.D	UltraCarb5uODS 4.6(mm)
CCV 280-498990/20		06/16/2020 23:54	1		UltraCarb5uODS 4.6(mm)
CCV 280-498990/21		06/17/2020 00:17	1	06160021.D	UltraCarb5uODS 4.6(mm)

HPLC/IC ANALYSIS RUN LOG

Lab Name: Eurofins TestAmerica, Denver Job No.: 280-137110-1

SDG No.:

Instrument ID: CHHPLC_G2_LUNA Start Date: 06/17/2020 17:55

Analysis Batch Number: 499146 End Date: 06/19/2020 04:19

LAB SAMPLE ID	CLIENT SAMPLE ID	DATE ANALYZED	DILUTION FACTOR	LAB FILE ID	COLUMN ID
CCV 280-499146/7		06/17/2020 17:55	1		Luna-phenylhex 4.6(mm)
CCV 280-499146/8		06/17/2020 18:30	1		Luna-phenylhex 4.6(mm)
ZZZZZ		06/17/2020 19:05	1		Luna-phenylhex 4.6(mm)
ZZZZZ		06/17/2020 19:40	1		Luna-phenylhex 4.6(mm)
ZZZZZ		06/17/2020 20:15	1		Luna-phenylhex 4.6(mm)
ZZZZZ		06/17/2020 20:50	1		Luna-phenylhex 4.6(mm)
ZZZZZ		06/17/2020 21:25	1		Luna-phenylhex 4.6(mm)
ZZZZZ		06/17/2020 22:00	1		Luna-phenylhex 4.6(mm)
ZZZZZ		06/17/2020 22:35	10		Luna-phenylhex 4.6(mm)
ZZZZZ		06/17/2020 23:10	1		Luna-phenylhex 4.6(mm)
ZZZZZ		06/17/2020 23:45	10		Luna-phenylhex 4.6(mm)
ZZZZZ		06/18/2020 00:20	1		Luna-phenylhex 4.6(mm)
CCV 280-499146/19		06/18/2020 00:55	1		Luna-phenylhex 4.6(mm)
CCV 280-499146/20		06/18/2020 01:30	1		Luna-phenylhex 4.6(mm)
ZZZZZ		06/18/2020 02:05	10		Luna-phenylhex 4.6(mm)
ZZZZZ		06/18/2020 02:39	20		Luna-phenylhex 4.6(mm)
ZZZZZ		06/18/2020 03:14	1		Luna-phenylhex 4.6(mm)
ZZZZZ		06/18/2020 03:49	1		Luna-phenylhex 4.6(mm)
ZZZZZ		06/18/2020 04:24	1		Luna-phenylhex 4.6(mm)
ZZZZZ		06/18/2020 04:59	1		Luna-phenylhex 4.6(mm)
ZZZZZ		06/18/2020 05:34	1		Luna-phenylhex 4.6(mm)
ZZZZZ		06/18/2020 06:09	1		Luna-phenylhex 4.6(mm)
ZZZZZ		06/18/2020 06:44	1		Luna-phenylhex 4.6(mm)
ZZZZZ		06/18/2020 07:19	1		Luna-phenylhex 4.6(mm)
CCV 280-499146/31		06/18/2020 07:54	1		Luna-phenylhex 4.6(mm)
CCV 280-499146/32		06/18/2020 08:29	1		Luna-phenylhex 4.6(mm)
ZZZZZ		06/18/2020 09:04	1		Luna-phenylhex 4.6(mm)
ZZZZZ		06/18/2020 09:39	1		Luna-phenylhex 4.6(mm)
ZZZZZ		06/18/2020 10:14	1		Luna-phenylhex 4.6(mm)
ZZZZZ		06/18/2020 10:49	1		Luna-phenylhex 4.6(mm)
ZZZZZ		06/18/2020 11:24	1		Luna-phenylhex 4.6(mm)
ZZZZZ		06/18/2020 11:59	1		Luna-phenylhex 4.6(mm)
ZZZZZ		06/18/2020 12:34	1		Luna-phenylhex 4.6(mm)
ZZZZZ		06/18/2020 13:09	1		Luna-phenylhex 4.6(mm)
ZZZZZ		06/18/2020 13:44	1		Luna-phenylhex 4.6(mm)
ZZZZZ		06/18/2020 14:19	1		Luna-phenylhex 4.6(mm)
CCV 280-499146/43		06/18/2020 14:54	1	06170043.D	Luna-phenylhex 4.6(mm)
CCV 280-499146/44		06/18/2020 15:29	1	06170044.D	Luna-phenylhex 4.6(mm)
280-137110-1		06/18/2020 16:04	10	06170045.D	Luna-phenylhex 4.6(mm)
280-137110-2		06/18/2020 16:39	1	06170046.D	Luna-phenylhex 4.6(mm)
280-137110-3		06/18/2020 17:14	10	06170047.D	Luna-phenylhex 4.6(mm)
280-137110-4		06/18/2020 17:49	10	06170048.D	Luna-phenylhex 4.6(mm)
280-137110-5		06/18/2020 18:24	1	06170049.D	Luna-phenylhex 4.6(mm)
280-137110-7		06/18/2020 18:59	10	06170050.D	Luna-phenylhex 4.6(mm)
ZZZZZ		06/18/2020 19:34	10		Luna-phenylhex 4.6(mm)

8330A

HPLC/IC ANALYSIS RUN LOG

Lab Name: Eurofins TestAmerica, Denver Job No.: 280-137110-1

SDG No.:

Instrument ID: CHHPLC_G2_LUNA Start Date: 06/17/2020 17:55

Analysis Batch Number: 499146 End Date: 06/19/2020 04:19

LAB SAMPLE ID	CLIENT SAMPLE ID	DATE ANALYZED	DILUTION FACTOR	LAB FILE ID	COLUMN ID
ZZZZZ		06/18/2020 20:09	10		Luna-phenylhex 4.6(mm)
280-137110-8		06/18/2020 20:44	1	06170053.D	Luna-phenylhex 4.6(mm)
280-137110-9		06/18/2020 21:19	1	06170054.D	Luna-phenylhex 4.6(mm)
CCV 280-499146/55		06/18/2020 21:54	1	06170055.D	Luna-phenylhex 4.6(mm)
CCV 280-499146/56		06/18/2020 22:29	1	06170056.D	Luna-phenylhex 4.6(mm)
280-137110-10		06/18/2020 23:04	10	06170057.D	Luna-phenylhex 4.6(mm)
280-137110-11		06/18/2020 23:39	1	06170058.D	Luna-phenylhex 4.6(mm)
280-137110-12		06/19/2020 00:14	1	06170059.D	Luna-phenylhex 4.6(mm)
280-137110-13		06/19/2020 00:49	1	06170060.D	Luna-phenylhex 4.6(mm)
280-137110-14		06/19/2020 01:24	10	06170061.D	Luna-phenylhex 4.6(mm)
ZZZZZ		06/19/2020 01:59	1		Luna-phenylhex 4.6(mm)
ZZZZZ		06/19/2020 02:34	1		Luna-phenylhex 4.6(mm)
ZZZZZ		06/19/2020 03:09	1		Luna-phenylhex 4.6(mm)
CCV 280-499146/65		06/19/2020 03:44	1	06170065.D	Luna-phenylhex 4.6(mm)
CCV 280-499146/66		06/19/2020 04:19	1	06170066.D	Luna-phenylhex 4.6(mm)

8330A

HPLC/IC ANALYSIS RUN LOG

Lab Name: Eurofins TestAmerica, Denver Job No.: 280-137110-1

SDG No.:

Instrument ID: CHHPLC_X3 Start Date: 06/17/2020 20:44

Analysis Batch Number: 499165 End Date: 06/18/2020 15:09

LAB SAMPLE ID	CLIENT SAMPLE ID	DATE ANALYZED	DILUTION FACTOR	LAB FILE ID	COLUMN ID
CCV 280-499165/14		06/17/2020 20:44	1	06170014.D	UltraCarb5uODS 4.6(mm)
CCV 280-499165/15		06/17/2020 21:53	1	009-1501.D	UltraCarb5uODS 4.6(mm)
MB 280-498875/1-A		06/17/2020 22:16	1	016-1601.D	UltraCarb5uODS 4.6(mm)
LCS 280-498875/2-A		06/17/2020 22:39	1	06170017.D	UltraCarb5uODS 4.6(mm)
LCS 280-498875/3-A		06/17/2020 23:02	1	06170018.D	UltraCarb5uODS 4.6(mm)
ZZZZZ		06/17/2020 23:25	1		UltraCarb5uODS 4.6(mm)
ZZZZZ		06/17/2020 23:48	1		UltraCarb5uODS 4.6(mm)
ZZZZZ		06/18/2020 00:11	1		UltraCarb5uODS 4.6(mm)
ZZZZZ		06/18/2020 00:34	10		UltraCarb5uODS 4.6(mm)
ZZZZZ		06/18/2020 00:57	10		UltraCarb5uODS 4.6(mm)
ZZZZZ		06/18/2020 01:20	10		UltraCarb5uODS 4.6(mm)
CCV 280-499165/26		06/18/2020 02:06	1	06170026.D	UltraCarb5uODS 4.6(mm)
CCV 280-499165/27		06/18/2020 02:29	1	06170027.D	UltraCarb5uODS 4.6(mm)
280-137110-7 RE		06/18/2020 03:38	10	06170030.D	UltraCarb5uODS 4.6(mm)
280-137110-7 MS RE		06/18/2020 04:01	10	06170031.D	UltraCarb5uODS 4.6(mm)
280-137110-7 MSD RE		06/18/2020 04:24	10	06170032.D	UltraCarb5uODS 4.6(mm)
ZZZZZ		06/18/2020 04:47	1		UltraCarb5uODS 4.6(mm)
ZZZZZ		06/18/2020 05:10	1		UltraCarb5uODS 4.6(mm)
ZZZZZ		06/18/2020 05:33	1		UltraCarb5uODS 4.6(mm)
ZZZZZ		06/18/2020 05:56	1		UltraCarb5uODS 4.6(mm)
ZZZZZ		06/18/2020 06:19	1		UltraCarb5uODS 4.6(mm)
CCV 280-499165/38		06/18/2020 06:42	1	06170038.D	UltraCarb5uODS 4.6(mm)
CCV 280-499165/39		06/18/2020 07:05	1	06170039.D	UltraCarb5uODS 4.6(mm)
ZZZZZ		06/18/2020 07:28	1		UltraCarb5uODS 4.6(mm)
ZZZZZ		06/18/2020 07:51	1		UltraCarb5uODS 4.6(mm)
ZZZZZ		06/18/2020 08:14	1		UltraCarb5uODS 4.6(mm)
ZZZZZ		06/18/2020 08:37	1		UltraCarb5uODS 4.6(mm)
ZZZZZ		06/18/2020 09:00	1		UltraCarb5uODS 4.6(mm)
ZZZZZ		06/18/2020 09:23	1		UltraCarb5uODS 4.6(mm)
ZZZZZ		06/18/2020 09:46	1		UltraCarb5uODS 4.6(mm)
ZZZZZ		06/18/2020 10:09	1		UltraCarb5uODS 4.6(mm)
ZZZZZ		06/18/2020 10:32	1		UltraCarb5uODS 4.6(mm)
ZZZZZ		06/18/2020 10:55	1		UltraCarb5uODS 4.6(mm)
CCV 280-499165/50		06/18/2020 11:18	1		UltraCarb5uODS 4.6(mm)
CCV 280-499165/51		06/18/2020 11:41	1		UltraCarb5uODS 4.6(mm)
ZZZZZ		06/18/2020 12:04	1		UltraCarb5uODS 4.6(mm)
ZZZZZ		06/18/2020 12:27	1		UltraCarb5uODS 4.6(mm)
ZZZZZ		06/18/2020 12:50	1		UltraCarb5uODS 4.6(mm)
ZZZZZ		06/18/2020 13:13	1		UltraCarb5uODS 4.6(mm)
ZZZZZ		06/18/2020 13:37	1		UltraCarb5uODS 4.6(mm)
ZZZZZ		06/18/2020 14:00	1		UltraCarb5uODS 4.6(mm)
ZZZZZ		06/18/2020 14:23	1		UltraCarb5uODS 4.6(mm)
CCV 280-499165/59		06/18/2020 14:46	1		UltraCarb5uODS 4.6(mm)
CCV 280-499165/60		06/18/2020 15:09	1		UltraCarb5uODS 4.6(mm)

8330A

HPLC/IC ANALYSIS RUN LOG

Lab Name: Eurofins TestAmerica, Denver Job No.: 280-137110-1

SDG No.:

Instrument ID: CHHPLC_G2_LUNA Start Date: 06/19/2020 07:50

Analysis Batch Number: 499350 End Date: 06/20/2020 08:54

LAB SAMPLE ID	CLIENT SAMPLE ID	DATE ANALYZED	DILUTION FACTOR	LAB FILE ID	COLUMN ID
CCV 280-499350/7		06/19/2020 07:50	1		Luna-phenylhex 4.6(mm)
CCV 280-499350/8		06/19/2020 08:25	1		Luna-phenylhex 4.6(mm)
ZZZZZ		06/19/2020 09:00	1		Luna-phenylhex 4.6(mm)
ZZZZZ		06/19/2020 09:35	1		Luna-phenylhex 4.6(mm)
ZZZZZ		06/19/2020 10:10	1		Luna-phenylhex 4.6(mm)
ZZZZZ		06/19/2020 10:45	1		Luna-phenylhex 4.6(mm)
ZZZZZ		06/19/2020 11:20	1		Luna-phenylhex 4.6(mm)
ZZZZZ		06/19/2020 11:55	1		Luna-phenylhex 4.6(mm)
ZZZZZ		06/19/2020 12:30	10		Luna-phenylhex 4.6(mm)
ZZZZZ		06/19/2020 13:05	10		Luna-phenylhex 4.6(mm)
ZZZZZ		06/19/2020 13:40	10		Luna-phenylhex 4.6(mm)
CCV 280-499350/19		06/19/2020 14:50	1	007-8201.D	Luna-phenylhex 4.6(mm)
CCV 280-499350/20		06/19/2020 15:25	1	008-8301.D	Luna-phenylhex 4.6(mm)
280-137110-7 RE		06/19/2020 17:10	10	023-8601.D	Luna-phenylhex 4.6(mm)
280-137110-7 MS RE		06/19/2020 17:45	10	024-8701.D	Luna-phenylhex 4.6(mm)
280-137110-7 MSD RE		06/19/2020 18:20	10	025-8801.D	Luna-phenylhex 4.6(mm)
ZZZZZ		06/19/2020 18:55	1		Luna-phenylhex 4.6(mm)
ZZZZZ		06/19/2020 19:30	1		Luna-phenylhex 4.6(mm)
ZZZZZ		06/19/2020 20:05	1		Luna-phenylhex 4.6(mm)
ZZZZZ		06/19/2020 20:40	1		Luna-phenylhex 4.6(mm)
ZZZZZ		06/19/2020 21:15	1		Luna-phenylhex 4.6(mm)
CCV 280-499350/31		06/19/2020 21:50	1	007-9401.D	Luna-phenylhex 4.6(mm)
CCV 280-499350/32		06/19/2020 22:25	1	008-9501.D	Luna-phenylhex 4.6(mm)
ZZZZZ		06/19/2020 23:00	1		Luna-phenylhex 4.6(mm)
ZZZZZ		06/19/2020 23:35	1		Luna-phenylhex 4.6(mm)
ZZZZZ		06/20/2020 00:10	1		Luna-phenylhex 4.6(mm)
ZZZZZ		06/20/2020 00:45	1		Luna-phenylhex 4.6(mm)
ZZZZZ		06/20/2020 01:19	1		Luna-phenylhex 4.6(mm)
ZZZZZ		06/20/2020 01:54	1		Luna-phenylhex 4.6(mm)
ZZZZZ		06/20/2020 02:29	1		Luna-phenylhex 4.6(mm)
ZZZZZ		06/20/2020 03:04	1		Luna-phenylhex 4.6(mm)
ZZZZZ		06/20/2020 03:39	1		Luna-phenylhex 4.6(mm)
ZZZZZ		06/20/2020 04:14	1		Luna-phenylhex 4.6(mm)
CCV 280-499350/43		06/20/2020 04:49	1		Luna-phenylhex 4.6(mm)
CCV 280-499350/44		06/20/2020 05:24	1		Luna-phenylhex 4.6(mm)
ZZZZZ		06/20/2020 05:59	1		Luna-phenylhex 4.6(mm)
ZZZZZ		06/20/2020 06:34	1		Luna-phenylhex 4.6(mm)
ZZZZZ		06/20/2020 07:09	1		Luna-phenylhex 4.6(mm)
ZZZZZ		06/20/2020 07:44	1		Luna-phenylhex 4.6(mm)
CCV 280-499350/49		06/20/2020 08:19	1		Luna-phenylhex 4.6(mm)
CCV 280-499350/50		06/20/2020 08:54	1		Luna-phenylhex 4.6(mm)

HPLC/IC BATCH WORKSHEET

Lab Name: Eurofins TestAmerica, Denver Job No.: 280-137110-1

SDG No.:

Batch Number: 497326 Batch Start Date: 06/04/20 10:29 Batch Analyst: Adams, Marisa L

Batch Method: 3535 Batch End Date: 06/04/20 12:15

Lab Sample ID	Client Sample ID	Method Chain	Basis	GrossWeight	TareWeight	InitialAmount	FinalAmount	8330 LCS 00099	8330_OP_DMT 00008
MB 280-497326/1		3535, 8330A				500 mL	5 mL		
LCS 280-497326/2		3535, 8330A				500 mL	5 mL	0.1 mL	
LCSD 280-497326/3		3535, 8330A				500 mL	5 mL	0.1 mL	
LCS 280-497326/4		3535, 8330A				500 mL	5 mL		0.1 mL
280-137110-A-1	EW7-PM28B-3-35	3535, 8330A	T	722.6 g	255.5 g	467.1 mL	5 mL		
280-137110-A-2	EW7-PM25A-3-25	3535, 8330A	T	709.1 g	256.3 g	452.8 mL	5 mL		
280-137110-A-3	EW7-PM25B-3-25	3535, 8330A	T	716.4 g	256.5 g	459.9 mL	5 mL		
280-137110-A-4	EW7-PM23B-3-35	3535, 8330A	T	721.2 g	258.2 g	463 mL	5 mL		
280-137110-A-5	G0079-20A	3535, 8330A	T	718.1 g	254.0 g	464.1 mL	5 mL		
280-137110-A-6	G0075-20A	3535, 8330A	T	727.9 g	255.1 g	472.8 mL	5 mL		
280-137110-A-7	EW7-PM29B-3-35	3535, 8330A	T	720.3 g	249.8 g	470.5 mL	5 mL		
280-137110-A-7 MS	EW7-PM29B-3-35	3535, 8330A	T	714.4 g	250.3 g	464.1 mL	5 mL		0.1 mL
280-137110-A-7 MSD	EW7-PM29B-3-35	3535, 8330A	T	705.6 g	250.8 g	454.8 mL	5 mL		0.1 mL
280-137110-A-8	EW7-PM28A-3-25	3535, 8330A	T	719.5 g	255.9 g	463.6 mL	5 mL		
280-137110-A-9	EW7-PM26A-3-25	3535, 8330A	T	721.8 g	256.4 g	465.4 mL	5 mL		
280-137110-A-10	EW7-PM26B-3-35	3535, 8330A	T	715.2 g	257.8 g	457.4 mL	5 mL		
280-137110-A-11	EW7-PM523A-3-25	3535, 8330A	T	712.7 g	256.4 g	456.3 mL	5 mL		
280-137110-A-12	EW7-PM23A-3-25	3535, 8330A	T	705.5 g	254.8 g	450.7 mL	5 mL		
280-137110-A-13	EW7-PM27B-3-35	3535, 8330A	T	699.6 g	250.8 g	448.8 mL	5 mL		
280-137110-A-14	EW7-PM29A-3-25	3535, 8330A	T	717.5 g	250.6 g	466.9 mL	5 mL		

Lab Sample ID	Client Sample ID	Method Chain	Basis	8330Surrogate 00113	AnalysisComment				
MB 280-497326/1		3535, 8330A		0.1 mL					
LCS 280-497326/2		3535, 8330A		0.1 mL	8330				
LCSD 280-497326/3		3535, 8330A		0.1 mL	8330				
LCS 280-497326/4		3535, 8330A		0.1 mL	DMT				

The pound sign (#) in the amount added field denotes that the reagent was used undiluted. All calculations are performed using the stated concentration for this reagent.

HPLC/IC BATCH WORKSHEET

Lab Name: Eurofins TestAmerica, Denver Job No.: 280-137110-1

SDG No.:

Batch Number: 497326 Batch Start Date: 06/04/20 10:29 Batch Analyst: Adams, Marisa L

Batch Method: 3535 Batch End Date: 06/04/20 12:15

Lab Sample ID	Client Sample ID	Method Chain	Basis	8330Surrogate 00113	AnalysisComment				
280-137110-A-1	EW7-PM28B-3-35	3535, 8330A	T	0.1 mL					
280-137110-A-2	EW7-PM25A-3-25	3535, 8330A	T	0.1 mL					
280-137110-A-3	EW7-PM25B-3-25	3535, 8330A	T	0.1 mL					
280-137110-A-4	EW7-PM23B-3-35	3535, 8330A	T	0.1 mL					
280-137110-A-5	G0079-20A	3535, 8330A	T	0.1 mL					
280-137110-A-6	G0075-20A	3535, 8330A	T	0.1 mL					
280-137110-A-7	EW7-PM29B-3-35	3535, 8330A	T	0.1 mL					
280-137110-A-7 MS	EW7-PM29B-3-35	3535, 8330A	T	0.1 mL	DMT				
280-137110-A-7 MSD	EW7-PM29B-3-35	3535, 8330A	T	0.1 mL	DMT				
280-137110-A-8	EW7-PM28A-3-25	3535, 8330A	T	0.1 mL					
280-137110-A-9	EW7-PM26A-3-25	3535, 8330A	T	0.1 mL					
280-137110-A-10	EW7-PM26B-3-35	3535, 8330A	T	0.1 mL					
280-137110-A-11	EW7-PM523A-3-25	3535, 8330A	T	0.1 mL					
280-137110-A-12	EW7-PM23A-3-25	3535, 8330A	T	0.1 mL					
280-137110-A-13	EW7-PM27B-3-35	3535, 8330A	T	0.1 mL					
280-137110-A-14	EW7-PM29A-3-25	3535, 8330A	T	0.1 mL	eww,dark orange, turned hose black				

The pound sign (#) in the amount added field denotes that the reagent was used undiluted. All calculations are performed using the stated concentration for this reagent.

HPLC/IC BATCH WORKSHEET

Lab Name: Eurofins TestAmerica, Denver Job No.: 280-137110-1

SDG No.:

Batch Number: 497326 Batch Start Date: 06/04/20 10:29 Batch Analyst: Adams, Marisa L

Batch Method: 3535 Batch End Date: 06/04/20 12:15

Batch Notes	
Acid ID	CaCl2_Sol_00071
Acid Name	CaCl2
Balance ID	24350888
Batch Comment	DV-OP-0017 Mantel:A/B
First End time	06/04/2020 11:40
Pipette/Syringe/Dispenser ID	Jiji, DOD, Soot
Rinse Solvent Lot	0.1%AAinACN_00138
Rinse Solvent Name	0.1%AAinACN
Solvent Lot #	ACN_00234
Solvent Name	Acetonitrile
SPE Cartridge Lot ID	005130024A
SPE Cartridge Type	Porapak RDX
Analyst ID - Spike Analyst	MA
Analyst ID - Spike Witness Analyst	Reviewer: AG
First Start time	06/04/2020 10:37

Basis	Basis Description
T	Total/NA

The pound sign (#) in the amount added field denotes that the reagent was used undiluted. All calculations are performed using the stated concentration for this reagent.

HPLC/IC BATCH WORKSHEET

Lab Name: Eurofins TestAmerica, Denver Job No.: 280-137110-1

SDG No.:

Batch Number: 498875 Batch Start Date: 06/16/20 10:10 Batch Analyst: Adams, Marisa L

Batch Method: 3535 Batch End Date: 06/16/20 12:00

Lab Sample ID	Client Sample ID	Method Chain	Basis	GrossWeight	TareWeight	InitialAmount	FinalAmount	8330 LCS 00099	8330_OP_DMT 00008
MB 280-498875/1		3535, 8330A				500 mL	5 mL		
LCS 280-498875/2		3535, 8330A				500 mL	5 mL	0.1 mL	
LCS 280-498875/3		3535, 8330A				500 mL	5 mL		0.1 mL
280-137110-B-7	EW7-PM29B-3-35	3535, 8330A	T	721.6 g	251.0 g	470.6 mL	5 mL		
280-137110-B-7 MS	EW7-PM29B-3-35	3535, 8330A	T	707.4 g	249.8 g	457.6 mL	5 mL	0.1 mL	
280-137110-B-7 MSD	EW7-PM29B-3-35	3535, 8330A	T	700.2 g	251.0 g	449.2 mL	5 mL	0.1 mL	

Lab Sample ID	Client Sample ID	Method Chain	Basis	8330Surrogate 00116	AnalysisComment				
MB 280-498875/1		3535, 8330A		0.1 mL					
LCS 280-498875/2		3535, 8330A		0.1 mL	8330				
LCS 280-498875/3		3535, 8330A		0.1 mL	DMT				
280-137110-B-7	EW7-PM29B-3-35	3535, 8330A	T	0.1 mL					
280-137110-B-7 MS	EW7-PM29B-3-35	3535, 8330A	T	0.1 mL	8330				
280-137110-B-7 MSD	EW7-PM29B-3-35	3535, 8330A	T	0.1 mL	8330				

The pound sign (#) in the amount added field denotes that the reagent was used undiluted. All calculations are performed using the stated concentration for this reagent.

HPLC/IC BATCH WORKSHEET

Lab Name: Eurofins TestAmerica, Denver Job No.: 280-137110-1

SDG No.:

Batch Number: 498875 Batch Start Date: 06/16/20 10:10 Batch Analyst: Adams, Marisa L

Batch Method: 3535 Batch End Date: 06/16/20 12:00

Batch Notes	
Acid ID	CaCl2_Sol_00071
Acid Name	CaCl2
Balance ID	24350888
Batch Comment	DV-OP-0017 Mantel:A/B
First End time	06/16/2020 11:30
Pipette/Syringe/Dispenser ID	Jiji, DOD, Soot
Rinse Solvent Lot	0.1%AAinACN_00138
Rinse Solvent Name	0.1%AAinACN
Solvent Lot #	ACN_00234
Solvent Name	Acetonitrile
SPE Cartridge Lot ID	005039204A/005130024A
SPE Cartridge Type	Porapak RDX
Analyst ID - Spike Analyst	MA
Analyst ID - Spike Witness Analyst	Reviewer:AG
First Start time	06/16/2020 10:19

Basis	Basis Description
T	Total/NA

The pound sign (#) in the amount added field denotes that the reagent was used undiluted. All calculations are performed using the stated concentration for this reagent.

GENERAL CHEMISTRY

COVER PAGE
GENERAL CHEMISTRY

Lab Name: Eurofins TestAmerica, Denver Job Number: 280-137110-1

SDG No.:

Project: Cornhusker (CHAAP)

Client Sample ID	Lab Sample ID
EW7-PM28B-3-35	280-137110-1
EW7-PM25A-3-25	280-137110-2
EW7-PM25B-3-25	280-137110-3
EW7-PM23B-3-35	280-137110-4
G0079-20A	280-137110-5
G0075-20A	280-137110-6
EW7-PM29B-3-35	280-137110-7
EW7-PM28A-3-25	280-137110-8
EW7-PM26A-3-25	280-137110-9
EW7-PM26B-3-35	280-137110-10
EW7-PM523A-3-25	280-137110-11
EW7-PM23A-3-25	280-137110-12
EW7-PM27B-3-35	280-137110-13
EW7-PM29A-3-25	280-137110-14

Comments:

1B-IN
INORGANIC ANALYSIS DATA SHEET
GENERAL CHEMISTRY

Client Sample ID: EW7-PM28B-3-35 Lab Sample ID: 280-137110-1

Lab Name: Eurofins TestAmerica, Denver Job No.: 280-137110-1

SDG ID.:

Matrix: Water Date Sampled: 05/30/2020 16:15

Reporting Basis: WET Date Received: 06/02/2020 11:09

Analyte	Result	LOQ	LOD	DL	Units	C	Q	DIL	Method
Ammonia	5.8	1.0	0.50	0.22	mg/L			10	350.1
Nitrogen, Total Kjeldahl	9.2	1.7	1.7	1.1	mg/L			1	351.2
Nitrate Nitrite as N	0.035	0.10	0.050	0.019	mg/L	J		1	353.2
Sulfide	0.80	4.0	1.9	0.79	mg/L	J		1	9034
Sulfate	3.0	5.0	3.0	1.0	mg/L	U		1	9056A
Total Alkalinity as CaCO3	740	10	10	3.1	mg/L			1	SM 2320B

1B-IN
INORGANIC ANALYSIS DATA SHEET
GENERAL CHEMISTRY - DISSOLVED

Client Sample ID: EW7-PM28B-3-35 Lab Sample ID: 280-137110-1

Lab Name: Eurofins TestAmerica, Denver Job No.: 280-137110-1

SDG ID.:

Matrix: Water Date Sampled: 05/30/2020 16:15

Reporting Basis: WET Date Received: 06/02/2020 11:09

Analyte	Result	LOQ	LOD	DL	Units	C	Q	DIL	Method
Dissolved Organic Carbon - Quad	23	1.0	1.0	0.35	mg/L			1	9060A

1B-IN
INORGANIC ANALYSIS DATA SHEET
GENERAL CHEMISTRY

Client Sample ID: EW7-PM25A-3-25 Lab Sample ID: 280-137110-2

Lab Name: Eurofins TestAmerica, Denver Job No.: 280-137110-1

SDG ID.:

Matrix: Water Date Sampled: 05/31/2020 09:10

Reporting Basis: WET Date Received: 06/02/2020 11:09

Analyte	Result	LOQ	LOD	DL	Units	C	Q	DIL	Method
Ammonia	1.4	1.0	0.50	0.22	mg/L			10	350.1
Nitrogen, Total Kjeldahl	6.8	1.7	1.7	1.1	mg/L			1	351.2
Nitrate Nitrite as N	3.0	0.10	0.050	0.019	mg/L			1	353.2
Sulfide	0.80	4.0	1.9	0.79	mg/L	J		1	9034
Sulfate	38	5.0	3.0	1.0	mg/L			1	9056A
Total Alkalinity as CaCO3	520	10	10	3.1	mg/L			1	SM 2320B

1B-IN
INORGANIC ANALYSIS DATA SHEET
GENERAL CHEMISTRY - DISSOLVED

Client Sample ID: EW7-PM25A-3-25 Lab Sample ID: 280-137110-2

Lab Name: Eurofins TestAmerica, Denver Job No.: 280-137110-1

SDG ID.:

Matrix: Water Date Sampled: 05/31/2020 09:10

Reporting Basis: WET Date Received: 06/02/2020 11:09

Analyte	Result	LOQ	LOD	DL	Units	C	Q	DIL	Method
Dissolved Organic Carbon - Quad	130	3.5	3.5	1.2	mg/L			3.45	9060A

1B-IN
INORGANIC ANALYSIS DATA SHEET
GENERAL CHEMISTRY

Client Sample ID: EW7-PM25B-3-25 Lab Sample ID: 280-137110-3

Lab Name: Eurofins TestAmerica, Denver Job No.: 280-137110-1

SDG ID.:

Matrix: Water Date Sampled: 05/31/2020 11:00

Reporting Basis: WET Date Received: 06/02/2020 11:09

Analyte	Result	LOQ	LOD	DL	Units	C	Q	DIL	Method
Ammonia	3.1	1.0	0.50	0.22	mg/L			10	350.1
Nitrogen, Total Kjeldahl	6.8	1.7	1.7	1.1	mg/L			1	351.2
Nitrate Nitrite as N	0.053	0.10	0.050	0.019	mg/L	J		1	353.2
Sulfide	1.9	4.0	1.9	0.79	mg/L	U		1	9034
Sulfate	3.0	5.0	3.0	1.0	mg/L	U		1	9056A
Total Alkalinity as CaCO3	770	10	10	3.1	mg/L			1	SM 2320B

1B-IN
INORGANIC ANALYSIS DATA SHEET
GENERAL CHEMISTRY - DISSOLVED

Client Sample ID: EW7-PM25B-3-25 Lab Sample ID: 280-137110-3

Lab Name: Eurofins TestAmerica, Denver Job No.: 280-137110-1

SDG ID.:

Matrix: Water Date Sampled: 05/31/2020 11:00

Reporting Basis: WET Date Received: 06/02/2020 11:09

Analyte	Result	LOQ	LOD	DL	Units	C	Q	DIL	Method
Dissolved Organic Carbon - Quad	72	2.0	2.0	0.69	mg/L			2	9060A

1B-IN
INORGANIC ANALYSIS DATA SHEET
GENERAL CHEMISTRY

Client Sample ID: EW7-PM23B-3-35 Lab Sample ID: 280-137110-4

Lab Name: Eurofins TestAmerica, Denver Job No.: 280-137110-1

SDG ID.:

Matrix: Water Date Sampled: 05/31/2020 14:25

Reporting Basis: WET Date Received: 06/02/2020 11:09

Analyte	Result	LOQ	LOD	DL	Units	C	Q	DIL	Method
Ammonia	2.4	1.0	0.50	0.22	mg/L			10	350.1
Nitrogen, Total Kjeldahl	8.0	1.7	1.7	1.1	mg/L			1	351.2
Nitrate Nitrite as N	0.032	0.10	0.050	0.019	mg/L	J		1	353.2
Sulfide	1.9	4.0	1.9	0.79	mg/L	U		1	9034
Sulfate	1.1	5.0	3.0	1.0	mg/L	J		1	9056A
Total Alkalinity as CaCO3	570	10	10	3.1	mg/L			1	SM 2320B

1B-IN
INORGANIC ANALYSIS DATA SHEET
GENERAL CHEMISTRY - DISSOLVED

Client Sample ID: EW7-PM23B-3-35 Lab Sample ID: 280-137110-4

Lab Name: Eurofins TestAmerica, Denver Job No.: 280-137110-1

SDG ID.:

Matrix: Water Date Sampled: 05/31/2020 14:25

Reporting Basis: WET Date Received: 06/02/2020 11:09

Analyte	Result	LOQ	LOD	DL	Units	C	Q	DIL	Method
Dissolved Organic Carbon - Quad	66	1.7	1.7	0.58	mg/L			1.67	9060A

1B-IN
INORGANIC ANALYSIS DATA SHEET
GENERAL CHEMISTRY

Client Sample ID: G0079-20A
Lab Sample ID: 280-137110-5
Lab Name: Eurofins TestAmerica, Denver
Job No.: 280-137110-1
SDG ID.:
Matrix: Water
Date Sampled: 06/01/2020 11:15
Reporting Basis: WET
Date Received: 06/02/2020 11:09

Analyte	Result	LOQ	LOD	DL	Units	C	Q	DIL	Method
Ammonia	0.065	0.10	0.050	0.022	mg/L	J		1	350.1
Nitrogen, Total Kjeldahl	1.0	1.0	1.0	0.69	mg/L	U	J1	1	351.2
Nitrate Nitrite as N	0.83	0.10	0.050	0.019	mg/L			1	353.2
Sulfide	1.9	4.0	1.9	0.79	mg/L	U		1	9034
Sulfate	48	5.0	3.0	1.0	mg/L		J1	1	9056A
Total Alkalinity as CaCO3	310	10	10	3.1	mg/L			1	SM 2320B

1B-IN
INORGANIC ANALYSIS DATA SHEET
GENERAL CHEMISTRY - DISSOLVED

Client Sample ID: G0079-20A
Lab Sample ID: 280-137110-5
Lab Name: Eurofins TestAmerica, Denver
Job No.: 280-137110-1
SDG ID.:
Matrix: Water
Date Sampled: 06/01/2020 11:15
Reporting Basis: WET
Date Received: 06/02/2020 11:09

Analyte	Result	LOQ	LOD	DL	Units	C	Q	DIL	Method
Dissolved Organic Carbon - Quad	6.0	1.0	1.0	0.35	mg/L			1	9060A

1B-IN
INORGANIC ANALYSIS DATA SHEET
GENERAL CHEMISTRY

Client Sample ID: G0075-20A
Lab Sample ID: 280-137110-6
Lab Name: Eurofins TestAmerica, Denver
Job No.: 280-137110-1
SDG ID.:
Matrix: Water
Date Sampled: 06/01/2020 12:25
Reporting Basis: WET
Date Received: 06/02/2020 11:09

Analyte	Result	LOQ	LOD	DL	Units	C	Q	DIL	Method
Ammonia	0.062	0.10	0.050	0.022	mg/L	J		1	350.1
Nitrogen, Total Kjeldahl	1.0	1.0	1.0	0.69	mg/L	U		1	351.2
Nitrate Nitrite as N	2.4	0.10	0.050	0.019	mg/L		J1	1	353.2
Sulfide	1.9	4.0	1.9	0.79	mg/L	U		1	9034
Sulfate	150	5.0	3.0	1.0	mg/L			1	9056A
Total Alkalinity as CaCO3	360	10	10	3.1	mg/L			1	SM 2320B

1B-IN
INORGANIC ANALYSIS DATA SHEET
GENERAL CHEMISTRY - DISSOLVED

Client Sample ID: G0075-20A
Lab Sample ID: 280-137110-6
Lab Name: Eurofins TestAmerica, Denver
Job No.: 280-137110-1
SDG ID.:
Matrix: Water
Date Sampled: 06/01/2020 12:25
Reporting Basis: WET
Date Received: 06/02/2020 11:09

Analyte	Result	LOQ	LOD	DL	Units	C	Q	DIL	Method
Dissolved Organic Carbon - Quad	3.4	1.0	1.0	0.35	mg/L			1	9060A

1B-IN
INORGANIC ANALYSIS DATA SHEET
GENERAL CHEMISTRY

Client Sample ID: EW7-PM29B-3-35 Lab Sample ID: 280-137110-7

Lab Name: Eurofins TestAmerica, Denver Job No.: 280-137110-1

SDG ID.:

Matrix: Water Date Sampled: 05/30/2020 12:40

Reporting Basis: WET Date Received: 06/02/2020 11:09

Analyte	Result	LOQ	LOD	DL	Units	C	Q	DIL	Method
Ammonia	1.6	1.0	0.50	0.22	mg/L			10	350.1
Nitrogen, Total Kjeldahl	7.2	5.0	5.0	3.4	mg/L		J1	1	351.2
Nitrate Nitrite as N	0.049	0.10	0.050	0.019	mg/L	J		1	353.2
Sulfide	1.9	4.0	1.9	0.79	mg/L	U		1	9034
Sulfate	3.0	5.0	3.0	1.0	mg/L	U		1	9056A
Total Alkalinity as CaCO3	480	10	10	3.1	mg/L			1	SM 2320B

1B-IN
INORGANIC ANALYSIS DATA SHEET
GENERAL CHEMISTRY - DISSOLVED

Client Sample ID: EW7-PM29B-3-35 Lab Sample ID: 280-137110-7

Lab Name: Eurofins TestAmerica, Denver Job No.: 280-137110-1

SDG ID.:

Matrix: Water Date Sampled: 05/30/2020 12:40

Reporting Basis: WET Date Received: 06/02/2020 11:09

Analyte	Result	LOQ	LOD	DL	Units	C	Q	DIL	Method
Dissolved Organic Carbon - Quad	64	2.0	2.0	0.69	mg/L			2	9060A

1B-IN
INORGANIC ANALYSIS DATA SHEET
GENERAL CHEMISTRY

Client Sample ID: EW7-PM28A-3-25 Lab Sample ID: 280-137110-8

Lab Name: Eurofins TestAmerica, Denver Job No.: 280-137110-1

SDG ID.:

Matrix: Water Date Sampled: 05/30/2020 14:30

Reporting Basis: WET Date Received: 06/02/2020 11:09

Analyte	Result	LOQ	LOD	DL	Units	C	Q	DIL	Method
Ammonia	3.0	1.0	0.50	0.22	mg/L			10	350.1
Nitrogen, Total Kjeldahl	5.6	1.0	1.0	0.69	mg/L			1	351.2
Nitrate Nitrite as N	0.15	0.10	0.050	0.019	mg/L			1	353.2
Sulfide	1.9	4.0	1.9	0.79	mg/L	U		1	9034
Sulfate	28	5.0	3.0	1.0	mg/L			1	9056A
Total Alkalinity as CaCO3	470	10	10	3.1	mg/L			1	SM 2320B

1B-IN
INORGANIC ANALYSIS DATA SHEET
GENERAL CHEMISTRY - DISSOLVED

Client Sample ID: EW7-PM28A-3-25 Lab Sample ID: 280-137110-8

Lab Name: Eurofins TestAmerica, Denver Job No.: 280-137110-1

SDG ID.:

Matrix: Water Date Sampled: 05/30/2020 14:30

Reporting Basis: WET Date Received: 06/02/2020 11:09

Analyte	Result	LOQ	LOD	DL	Units	C	Q	DIL	Method
Dissolved Organic Carbon - Quad	46	2.0	2.0	0.69	mg/L			2	9060A

1B-IN
INORGANIC ANALYSIS DATA SHEET
GENERAL CHEMISTRY

Client Sample ID: EW7-PM26A-3-25 Lab Sample ID: 280-137110-9

Lab Name: Eurofins TestAmerica, Denver Job No.: 280-137110-1

SDG ID.:

Matrix: Water Date Sampled: 05/31/2020 16:00

Reporting Basis: WET Date Received: 06/02/2020 11:09

Analyte	Result	LOQ	LOD	DL	Units	C	Q	DIL	Method
Ammonia	0.085	0.10	0.050	0.022	mg/L	J		1	350.1
Nitrogen, Total Kjeldahl	1.5	1.0	1.0	0.69	mg/L			1	351.2
Nitrate Nitrite as N	1.9	0.10	0.050	0.019	mg/L			1	353.2
Sulfide	1.9	4.0	1.9	0.79	mg/L	U		1	9034
Sulfate	36	5.0	3.0	1.0	mg/L			1	9056A
Total Alkalinity as CaCO3	500	10	10	3.1	mg/L			1	SM 2320B

1B-IN
INORGANIC ANALYSIS DATA SHEET
GENERAL CHEMISTRY - DISSOLVED

Client Sample ID: EW7-PM26A-3-25 Lab Sample ID: 280-137110-9

Lab Name: Eurofins TestAmerica, Denver Job No.: 280-137110-1

SDG ID.:

Matrix: Water Date Sampled: 05/31/2020 16:00

Reporting Basis: WET Date Received: 06/02/2020 11:09

Analyte	Result	LOQ	LOD	DL	Units	C	Q	DIL	Method
Dissolved Organic Carbon - Quad	9.6	1.0	1.0	0.35	mg/L			1	9060A

1B-IN
INORGANIC ANALYSIS DATA SHEET
GENERAL CHEMISTRY

Client Sample ID: EW7-PM26B-3-35 Lab Sample ID: 280-137110-10

Lab Name: Eurofins TestAmerica, Denver Job No.: 280-137110-1

SDG ID.:

Matrix: Water Date Sampled: 06/01/2020 09:40

Reporting Basis: WET Date Received: 06/02/2020 11:09

Analyte	Result	LOQ	LOD	DL	Units	C	Q	DIL	Method
Ammonia	1.8	1.0	0.50	0.22	mg/L			10	350.1
Nitrogen, Total Kjeldahl	7.2	1.7	1.7	1.1	mg/L			1	351.2
Nitrate Nitrite as N	0.055	0.10	0.050	0.019	mg/L	J		1	353.2
Sulfide	1.9	4.0	1.9	0.79	mg/L	U		1	9034
Sulfate	6.8	5.0	3.0	1.0	mg/L			1	9056A
Total Alkalinity as CaCO3	520	10	10	3.1	mg/L			1	SM 2320B

1B-IN
INORGANIC ANALYSIS DATA SHEET
GENERAL CHEMISTRY - DISSOLVED

Client Sample ID: EW7-PM26B-3-35 Lab Sample ID: 280-137110-10

Lab Name: Eurofins TestAmerica, Denver Job No.: 280-137110-1

SDG ID.:

Matrix: Water Date Sampled: 06/01/2020 09:40

Reporting Basis: WET Date Received: 06/02/2020 11:09

Analyte	Result	LOQ	LOD	DL	Units	C	Q	DIL	Method
Dissolved Organic Carbon - Quad	220	5.6	5.6	1.9	mg/L			5.56	9060A

1B-IN
INORGANIC ANALYSIS DATA SHEET
GENERAL CHEMISTRY

Client Sample ID: EW7-PM523A-3-25 Lab Sample ID: 280-137110-11

Lab Name: Eurofins TestAmerica, Denver Job No.: 280-137110-1

SDG ID.:

Matrix: Water Date Sampled: 05/31/2020 08:00

Reporting Basis: WET Date Received: 06/02/2020 11:09

Analyte	Result	LOQ	LOD	DL	Units	C	Q	DIL	Method
Ammonia	1.6	1.0	0.50	0.22	mg/L			10	350.1
Nitrogen, Total Kjeldahl	3.3	1.0	1.0	0.69	mg/L			1	351.2
Nitrate Nitrite as N	0.27	0.10	0.050	0.019	mg/L			1	353.2
Sulfide	1.9	4.0	1.9	0.79	mg/L	U		1	9034
Sulfate	43	5.0	3.0	1.0	mg/L			1	9056A
Total Alkalinity as CaCO3	420	10	10	3.1	mg/L			1	SM 2320B

1B-IN
INORGANIC ANALYSIS DATA SHEET
GENERAL CHEMISTRY - DISSOLVED

Client Sample ID: EW7-PM523A-3-25 Lab Sample ID: 280-137110-11

Lab Name: Eurofins TestAmerica, Denver Job No.: 280-137110-1

SDG ID.:

Matrix: Water Date Sampled: 05/31/2020 08:00

Reporting Basis: WET Date Received: 06/02/2020 11:09

Analyte	Result	LOQ	LOD	DL	Units	C	Q	DIL	Method
Dissolved Organic Carbon - Quad	11	1.0	1.0	0.35	mg/L			1	9060A

1B-IN
INORGANIC ANALYSIS DATA SHEET
GENERAL CHEMISTRY

Client Sample ID: EW7-PM23A-3-25 Lab Sample ID: 280-137110-12

Lab Name: Eurofins TestAmerica, Denver Job No.: 280-137110-1

SDG ID.:

Matrix: Water Date Sampled: 05/31/2020 12:30

Reporting Basis: WET Date Received: 06/02/2020 11:09

Analyte	Result	LOQ	LOD	DL	Units	C	Q	DIL	Method
Ammonia	1.6	1.0	0.50	0.22	mg/L			10	350.1
Nitrogen, Total Kjeldahl	3.7	1.0	1.0	0.69	mg/L			1	351.2
Nitrate Nitrite as N	0.26	0.10	0.050	0.019	mg/L			1	353.2
Sulfide	1.9	4.0	1.9	0.79	mg/L	U		1	9034
Sulfate	44	5.0	3.0	1.0	mg/L			1	9056A
Total Alkalinity as CaCO3	420	10	10	3.1	mg/L			1	SM 2320B

1B-IN
INORGANIC ANALYSIS DATA SHEET
GENERAL CHEMISTRY - DISSOLVED

Client Sample ID: EW7-PM23A-3-25 Lab Sample ID: 280-137110-12

Lab Name: Eurofins TestAmerica, Denver Job No.: 280-137110-1

SDG ID.:

Matrix: Water Date Sampled: 05/31/2020 12:30

Reporting Basis: WET Date Received: 06/02/2020 11:09

Analyte	Result	LOQ	LOD	DL	Units	C	Q	DIL	Method
Dissolved Organic Carbon - Quad	12	1.0	1.0	0.35	mg/L			1	9060A

1B-IN
INORGANIC ANALYSIS DATA SHEET
GENERAL CHEMISTRY

Client Sample ID: EW7-PM27B-3-35 Lab Sample ID: 280-137110-13

Lab Name: Eurofins TestAmerica, Denver Job No.: 280-137110-1

SDG ID.:

Matrix: Water Date Sampled: 05/30/2020 09:20

Reporting Basis: WET Date Received: 06/02/2020 11:09

Analyte	Result	LOQ	LOD	DL	Units	C	Q	DIL	Method
Ammonia	1.8	1.0	0.50	0.22	mg/L			10	350.1
Nitrogen, Total Kjeldahl	5.7	1.7	1.7	1.1	mg/L			1	351.2
Nitrate Nitrite as N	0.16	0.10	0.050	0.019	mg/L			1	353.2
Sulfide	1.9	4.0	1.9	0.79	mg/L	U		1	9034
Sulfate	37	5.0	3.0	1.0	mg/L			1	9056A
Total Alkalinity as CaCO3	490	10	10	3.1	mg/L			1	SM 2320B

1B-IN
INORGANIC ANALYSIS DATA SHEET
GENERAL CHEMISTRY - DISSOLVED

Client Sample ID: EW7-PM27B-3-35 Lab Sample ID: 280-137110-13

Lab Name: Eurofins TestAmerica, Denver Job No.: 280-137110-1

SDG ID.:

Matrix: Water Date Sampled: 05/30/2020 09:20

Reporting Basis: WET Date Received: 06/02/2020 11:09

Analyte	Result	LOQ	LOD	DL	Units	C	Q	DIL	Method
Dissolved Organic Carbon - Quad	47	1.0	1.0	0.35	mg/L			1	9060A

1B-IN
INORGANIC ANALYSIS DATA SHEET
GENERAL CHEMISTRY

Client Sample ID: EW7-PM29A-3-25 Lab Sample ID: 280-137110-14

Lab Name: Eurofins TestAmerica, Denver Job No.: 280-137110-1

SDG ID.:

Matrix: Water Date Sampled: 05/30/2020 10:50

Reporting Basis: WET Date Received: 06/02/2020 11:09

Analyte	Result	LOQ	LOD	DL	Units	C	Q	DIL	Method
Ammonia	0.35	0.10	0.050	0.022	mg/L			1	350.1
Nitrogen, Total Kjeldahl	5.3	1.7	1.7	1.1	mg/L			1	351.2
Nitrate Nitrite as N	0.064	0.10	0.050	0.019	mg/L	J		1	353.2
Sulfide	1.9	4.0	1.9	0.79	mg/L	U		1	9034
Sulfate	7.1	5.0	3.0	1.0	mg/L			1	9056A
Total Alkalinity as CaCO3	440	10	10	3.1	mg/L			1	SM 2320B

1B-IN
INORGANIC ANALYSIS DATA SHEET
GENERAL CHEMISTRY - DISSOLVED

Client Sample ID: EW7-PM29A-3-25 Lab Sample ID: 280-137110-14

Lab Name: Eurofins TestAmerica, Denver Job No.: 280-137110-1

SDG ID.:

Matrix: Water Date Sampled: 05/30/2020 10:50

Reporting Basis: WET Date Received: 06/02/2020 11:09

Analyte	Result	LOQ	LOD	DL	Units	C	Q	DIL	Method
Dissolved Organic Carbon - Quad	38	1.0	1.0	0.35	mg/L			1	9060A

2-IN
CALIBRATION QUALITY CONTROL
GENERAL CHEMISTRY

Lab Name: Eurofins TestAmerica, Denver Job No.: 280-137110-1

SDG No.:

Analyst: BWH Batch Start Date: 06/04/2020

Reporting Units: mg/L Analytical Batch No.: 497480

Sample Number	QC Type	Time	Analyte	Result	Spike Amount	(%) Recovery	Limits	Qual	Reagent
14	ICVL	13:05	Ammonia	0.524	0.501	105	90-110		350.1 ICV_00406
15	ICV	13:07	Ammonia	2.47	2.51	99	90-110		350.1 ICV_00406
16	ICB	13:09	Ammonia	0.050				U	
32	CCVL	13:41	Ammonia	0.496	0.500	99	90-110		350.1 cal_00418
33	CCV	13:43	Ammonia	2.64	2.50	105	90-110		350.1 cal_00418
34	CCB	13:45	Ammonia	0.050				U	
48	CCVL	14:19	Ammonia	0.498	0.500	100	90-110		350.1 cal_00418
49	CCV	14:21	Ammonia	2.64	2.50	105	90-110		350.1 cal_00418
50	CCB	14:23	Ammonia	0.050				U	

Note! Calculations are performed before rounding to avoid round-off errors in calculated results.

FORM II-IN

2-IN
CALIBRATION QUALITY CONTROL
GENERAL CHEMISTRY

Lab Name: Eurofins TestAmerica, Denver Job No.: 280-137110-1

SDG No.:

Analyst: SVC Batch Start Date: 06/08/2020

Reporting Units: mg/L Analytical Batch No.: 497900

Sample Number	QC Type	Time	Analyte	Result	Spike Amount	(%) Recovery	Limits	Qual	Reagent
13	ICV	17:21	Nitrogen, Total Kjeldahl	4.95	5.00	99	90-110		TKN ICV 25_00093
14	ICB	17:22	Nitrogen, Total Kjeldahl	1.0				U	
31	CCV	17:43	Nitrogen, Total Kjeldahl	4.92	5.00	98	90-110		TKN 25ppm_00808
32	CCB	17:44	Nitrogen, Total Kjeldahl	1.0				U	
49	CCV	18:06	Nitrogen, Total Kjeldahl	5.16	5.00	103	90-110		TKN 25ppm_00808
50	CCB	18:07	Nitrogen, Total Kjeldahl	1.0				U	
64	CCV	18:24	Nitrogen, Total Kjeldahl	5.13	5.00	103	90-110		TKN 25ppm_00808
65	CCB	18:26	Nitrogen, Total Kjeldahl	1.0				U	
80	CCV	18:44	Nitrogen, Total Kjeldahl	5.24	5.00	105	90-110		TKN 25ppm_00808
81	CCB	18:46	Nitrogen, Total Kjeldahl	1.0				U	

Note! Calculations are performed before rounding to avoid round-off errors in calculated results.

FORM II-IN

2-IN
CALIBRATION QUALITY CONTROL
GENERAL CHEMISTRY

Lab Name: Eurofins TestAmerica, Denver Job No.: 280-137110-1

SDG No.:

Analyst: SVC Batch Start Date: 06/10/2020

Reporting Units: mg/L Analytical Batch No.: 498278

Sample Number	QC Type	Time	Analyte	Result	Spike Amount	(%) Recovery	Limits	Qual	Reagent
17	ICV	18:07	Nitrate Nitrite as N	4.91	5.00	98	90-110		NXN ICV INT_00515
18	ICVL	18:09	Nitrate Nitrite as N	2.12	2.00	106	90-110		NXN ICV INT_00515
19	ICB	18:11	Nitrate Nitrite as N	0.0314				J	
35	CCV	18:43	Nitrate Nitrite as N	4.96	5.00	99	90-110		NXN CAL INT_00534
36	CCVL	18:45	Nitrate Nitrite as N	1.08	1.00	108	90-110		NXN CAL INT_00534
37	CCB	18:47	Nitrate Nitrite as N	0.0220				J	
51	CCV	19:15	Nitrate Nitrite as N	4.85	5.00	97	90-110		NXN CAL INT_00534
52	CCVL	19:17	Nitrate Nitrite as N	1.01	1.00	101	90-110		NXN CAL INT_00534
53	CCB	19:19	Nitrate Nitrite as N	0.0282				J	

Note! Calculations are performed before rounding to avoid round-off errors in calculated results.

FORM II-IN

2-IN
CALIBRATION QUALITY CONTROL
GENERAL CHEMISTRY

Lab Name: Eurofins TestAmerica, Denver Job No.: 280-137110-1

SDG No.:

Analyst: JAP Batch Start Date: 06/03/2020

Reporting Units: mg/L Analytical Batch No.: 497179

Sample Number	QC Type	Time	Analyte	Result	Spike Amount	(%) Recovery	Limits	Qual	Reagent
1	ICV	09:53	Sulfate	81.7	80.0	102	90-110		IC SO4 ICV_00021
2	ICB	10:10	Sulfate	2.5				U	

Note! Calculations are performed before rounding to avoid round-off errors in calculated results.

FORM II-IN

2-IN
CALIBRATION QUALITY CONTROL
GENERAL CHEMISTRY

Lab Name: Eurofins TestAmerica, Denver Job No.: 280-137110-1

SDG No.:

Analyst: JAP Batch Start Date: 06/09/2020

Reporting Units: mg/L Analytical Batch No.: 497981

Sample Number	QC Type	Time	Analyte	Result	Spike Amount	(%) Recovery	Limits	Qual	Reagent
8	ICV	12:25	Sulfate	74.6	80.0	93	90-110		IC SO4 ICV_00021
9	ICB	12:41	Sulfate	2.5				U	

Note! Calculations are performed before rounding to avoid round-off errors in calculated results.

FORM II-IN

2-IN
CALIBRATION QUALITY CONTROL
GENERAL CHEMISTRY

Lab Name: Eurofins TestAmerica, Denver Job No.: 280-137110-1

SDG No.:

Analyst: JAP Batch Start Date: 06/10/2020

Reporting Units: mg/L Analytical Batch No.: 498164

Sample Number	QC Type	Time	Analyte	Result	Spike Amount	(%) Recovery	Limits	Qual	Reagent
1	CCV	10:31	Sulfate	102	100	102	90-110		IC LCS_01744
2	CCB	10:49	Sulfate	2.5				U	
17	CCV	16:00	Sulfate	103	100	103	90-110		IC LCS_01744
18	CCB	16:17	Sulfate	2.5				U	
37	CCV	21:50	Sulfate	103	100	103	90-110		IC LCS_01744
38	CCB	22:08	Sulfate	2.5				U	
49	CCV	01:19	Sulfate	103	100	103	90-110		IC LCS_01744
50	CCB	01:37	Sulfate	2.5				U	
61	CCV	09:43	Sulfate	106	100	106	90-110		IC LCS_01744
62	CCB	10:00	Sulfate	2.5				U	

Note! Calculations are performed before rounding to avoid round-off errors in calculated results.

FORM II-IN

2-IN
CALIBRATION QUALITY CONTROL
GENERAL CHEMISTRY

Lab Name: Eurofins TestAmerica, Denver Job No.: 280-137110-1

SDG No.:

Analyst: JAP Batch Start Date: 06/10/2020

Reporting Units: mg/L Analytical Batch No.: 498166

Sample Number	QC Type	Time	Analyte	Result	Spike Amount	(%) Recovery	Limits	Qual	Reagent
1	CCV	10:16	Sulfate	95.7	100	96	90-110		IC LCS_01744
2	CCB	10:32	Sulfate	2.5				U	
17	CCV	15:53	Sulfate	97.3	100	97	90-110		IC LCS_01744
18	CCB	16:09	Sulfate	2.5				U	
29	CCV	19:10	Sulfate	96.6	100	97	90-110		IC LCS_01744
30	CCB	19:26	Sulfate	2.5				U	
41	CCV	22:27	Sulfate	96.9	100	97	90-110		IC LCS_01744
42	CCB	22:43	Sulfate	2.5				U	

Note! Calculations are performed before rounding to avoid round-off errors in calculated results.

FORM II-IN

2-IN
CALIBRATION QUALITY CONTROL
GENERAL CHEMISTRY

Lab Name: Eurofins TestAmerica, Denver Job No.: 280-137110-1

SDG No.:

Analyst: JMB Batch Start Date: 06/17/2020

Reporting Units: mg/L Analytical Batch No.: 499305

Sample Number	QC Type	Time	Analyte	Result	Spike Amount	(%) Recovery	Limits	Qual	Reagent
1	ICV	16:58	Dissolved Organic Carbon - Quad	20.4	20.0	102	90-110		TOC ICV Std_00043
2	ICB	17:12	Dissolved Organic Carbon - Quad	1.0				U	
39	CCV	03:27	Dissolved Organic Carbon - Quad	26.0	25.0	104	90-110		TOC LCS Std_00048
40	CCB	03:42	Dissolved Organic Carbon - Quad	1.0				U	
51	CCV	06:38	Dissolved Organic Carbon - Quad	26.1	25.0	104	90-110		TOC LCS Std_00048
52	CCB	06:53	Dissolved Organic Carbon - Quad	1.0				U	
63	CCV	10:15	Dissolved Organic Carbon - Quad	25.7	25.0	103	90-110		TOC LCS Std_00048
64	CCB	10:32	Dissolved Organic Carbon - Quad	1.0				U	
75	CCV	13:41	Dissolved Organic Carbon - Quad	26.2	25.0	105	90-110		TOC LCS Std_00048
76	CCB	13:56	Dissolved Organic Carbon - Quad	1.0				U	

Note! Calculations are performed before rounding to avoid round-off errors in calculated results.

FORM II-IN

2-IN
CALIBRATION QUALITY CONTROL
GENERAL CHEMISTRY

Lab Name: Eurofins TestAmerica, Denver Job No.: 280-137110-1

SDG No.:

Analyst: JMB Batch Start Date: 06/19/2020

Reporting Units: mg/L Analytical Batch No.: 499526

Sample Number	QC Type	Time	Analyte	Result	Spike Amount	(%) Recovery	Limits	Qual	Reagent
1	ICV	16:39	Dissolved Organic Carbon - Quad	19.9	20.0	99	90-110		TOC ICV Std_00043
2	ICB	16:58	Dissolved Organic Carbon - Quad	1.0				U	
51	CCV	06:32	Dissolved Organic Carbon - Quad	26.1	25.0	104	90-110		TOC LCS Std_00048
52	CCB	06:49	Dissolved Organic Carbon - Quad	1.0				U	
63	CCV	10:01	Dissolved Organic Carbon - Quad	26.3	25.0	105	90-110		TOC LCS Std_00048
64	CCB	10:18	Dissolved Organic Carbon - Quad	1.0				U	
69	CCV	11:36	Dissolved Organic Carbon - Quad	26.1	25.0	104	90-110		TOC LCS Std_00048
70	CCB	11:57	Dissolved Organic Carbon - Quad	1.0				U	

Note! Calculations are performed before rounding to avoid round-off errors in calculated results.

FORM II-IN

2-IN
CALIBRATION QUALITY CONTROL
GENERAL CHEMISTRY

Lab Name: Eurofins TestAmerica, Denver Job No.: 280-137110-1

SDG No.:

Analyst: SPG Batch Start Date: 06/04/2020

Reporting Units: mg/L Analytical Batch No.: 497544

Sample Number	QC Type	Time	Analyte	Result	Spike Amount	(%) Recovery	Limits	Qual	Reagent
28	CCV	12:40	Total Alkalinity as CaCO3	210	200	105	90-110		Alk daily lcs 00905
29	CCB	12:44	Total Alkalinity as CaCO3	5.01				J	
42	CCV	14:15	Total Alkalinity as CaCO3	209	200	105	90-110		Alk daily lcs 00905
43	CCB	14:19	Total Alkalinity as CaCO3	3.30				J	
54	CCV	15:51	Total Alkalinity as CaCO3	211	200	105	90-110		Alk daily lcs 00905
55	CCB	15:56	Total Alkalinity as CaCO3	4.29				J	

Note! Calculations are performed before rounding to avoid round-off errors in calculated results.

FORM II-IN

3-IN
METHOD BLANK
GENERAL CHEMISTRY

Lab Name: Eurofins TestAmerica, Denver Job No.: 280-137110-1

SDG No.:

Method	Lab Sample ID	Analyte	Result	Qual	Units	LOQ	Dil
Batch ID: 497480	Date: 06/04/2020 13:15						
350.1	MB 280-497480/19	Ammonia	0.050	U	mg/L	0.10	1
Batch ID: 497900	Date: 06/08/2020 17:24	Prep Batch: 497498	Date: 06/04/2020 16:38				
351.2	MB 280-497498/2-A	Nitrogen, Total Kjeldahl	1.0	U	mg/L	1.0	1
Batch ID: 497900	Date: 06/08/2020 18:16	Prep Batch: 497498	Date: 06/04/2020 16:38				
351.2	MB 280-497498/28-A	Nitrogen, Total Kjeldahl	1.0	U	mg/L	1.0	1
Batch ID: 498278	Date: 06/10/2020 18:17						
353.2	MB 280-498278/22	Nitrate Nitrite as N	0.050	U	mg/L	0.10	1
Batch ID: 497257	Date: 06/03/2020 13:48	Prep Batch: 497255	Date: 06/03/2020 13:35				
9034	MB 280-497255/2-A	Sulfide	1.9	U	mg/L	4.0	1
Batch ID: 497568	Date: 06/05/2020 09:56	Prep Batch: 497566	Date: 06/05/2020 09:54				
9034	MB 280-497566/2-A	Sulfide	1.9	U	mg/L	4.0	1
Batch ID: 498166	Date: 06/10/2020 11:38						
9056A	MB 280-498166/6	Sulfate	3.0	U	mg/L	5.0	1
Batch ID: 498164	Date: 06/10/2020 11:58						
9056A	MB 280-498164/6	Sulfate	3.0	U	mg/L	5.0	1
Batch ID: 499305	Date: 06/18/2020 07:10						
9060A	MB 280-499119/2-A	Dissolved Organic Carbon - Quad	1.0	U	mg/L	1.0	1
Batch ID: 499526	Date: 06/20/2020 07:20						
9060A	MB 280-499394/2-A	Dissolved Organic Carbon - Quad	0.491	J	mg/L	1.0	1
Batch ID: 497544	Date: 06/04/2020 12:54						
SM 2320B	MB 280-497544/31	Total Alkalinity as CaCO3	10	U	mg/L	10	1

FORM III-IN

5-IN
MATRIX SPIKE SAMPLE RECOVERY
GENERAL CHEMISTRY

Lab Name: Eurofins TestAmerica, Denver Job No.: 280-137110-1

SDG No.:

Matrix: Water

Method	Lab Sample ID	Analyte	Result	C	Unit	Spike Amount	Pct. Rec.	Limits	RPD	RPD Limit	Q
Batch ID: 497480 Date: 06/04/2020 13:19											
350.1	280-137110-7	Ammonia	1.6		mg/L						
350.1	280-137110-7 MS	Ammonia	11.3		mg/L	10.0	97	90-110			
Batch ID: 497480 Date: 06/04/2020 13:55											
350.1	280-137110-11	Ammonia	1.6		mg/L						
350.1	280-137110-11 MS	Ammonia	11.2		mg/L	10.0	96	90-110			
Batch ID: 497900 Date: 06/08/2020 17:52 Prep Batch: 497498 Date: 06/04/2020 16:38											
351.2	280-137110-5	Nitrogen, Total Kjeldahl	1.0	U	mg/L						J1
351.2	280-137110-5 MS	Nitrogen, Total Kjeldahl	3.56		mg/L	3.00	119	90-110			J1
Batch ID: 497900 Date: 06/08/2020 18:21 Prep Batch: 497498 Date: 06/04/2020 16:38											
351.2	280-137110-7	Nitrogen, Total Kjeldahl	7.2		mg/L						J1
351.2	280-137110-7 MS	Nitrogen, Total Kjeldahl	18.8		mg/L	15.0	78	90-110			J1
Batch ID: 498278 Date: 06/10/2020 18:57											
353.2	280-137110-6	Nitrate Nitrite as N	2.4		mg/L						J1
353.2	280-137110-6 MS	Nitrate Nitrite as N	5.77		mg/L	4.00	85	90-110			J1
Batch ID: 497257 Date: 06/03/2020 13:48 Prep Batch: 497255 Date: 06/03/2020 13:35											
9034	280-137110-7	Sulfide	1.9	U	mg/L						
9034	280-137110-7 MS	Sulfide	8.00		mg/L	16.5	49	44-110			
Batch ID: 498166 Date: 06/10/2020 21:54											
9056A	280-137110-7	Sulfate	3.0	U	mg/L						
9056A	280-137110-7 MS	Sulfate	52.4		mg/L	50.0	105	87-112			
Batch ID: 498164 Date: 06/11/2020 00:45											
9056A	280-137110-5	Sulfate	48		mg/L						J1
9056A	280-137110-5 MS	Sulfate	106		mg/L	50.0	116	87-112			J1
Batch ID: 499305 Date: 06/18/2020 08:04											
9060A	280-137110-7	Dissolved Organic Carbon - Quad	64		mg/L						
9060A	280-137110-7 MS	Dissolved Organic Carbon - Quad	113		mg/L	50.1	99	88-112			
Batch ID: 499305 Date: 06/18/2020 12:12											
9060A	280-137110-12	Dissolved Organic Carbon - Quad	12		mg/L						
9060A	280-137110-12 MS	Dissolved Organic Carbon - Quad	37.2		mg/L	25.0	101	88-112			

Calculations are performed before rounding to avoid round-off errors in calculated results.

FORM V-IN

5-IN
MATRIX SPIKE DUPLICATE SAMPLE RECOVERY
GENERAL CHEMISTRY

Lab Name: Eurofins TestAmerica, Denver Job No.: 280-137110-1

SDG No.:

Matrix: Water

Method	Lab Sample ID	Analyte	Result	C	Unit	Spike Amount	Pct. Rec.	Limits	RPD	RPD Limit	Q
Batch ID: 497480 Date: 06/04/2020 13:21											
350.1	280-137110-7 MSD	Ammonia	11.0		mg/L	10.0	94	90-110	2	10	
Batch ID: 497480 Date: 06/04/2020 13:57											
350.1	280-137110-11 MSD	Ammonia	11.6		mg/L	10.0	99	90-110	3	10	
Batch ID: 497900 Date: 06/08/2020 17:53			Prep Batch: 497498			Date: 06/04/2020 16:38					
351.2	280-137110-5 MSD	Nitrogen, Total Kjeldahl	3.64		mg/L	3.00	121	90-110	2	25	J1
Batch ID: 497900 Date: 06/08/2020 18:22			Prep Batch: 497498			Date: 06/04/2020 16:38					
351.2	280-137110-7 MSD	Nitrogen, Total Kjeldahl	20.5		mg/L	15.0	89	90-110	8	25	J1
Batch ID: 498278 Date: 06/10/2020 18:59											
353.2	280-137110-6 MSD	Nitrate Nitrite as N	5.81		mg/L	4.00	86	90-110	1	10	J1
Batch ID: 497257 Date: 06/03/2020 13:48			Prep Batch: 497255			Date: 06/03/2020 13:35					
9034	280-137110-7 MSD	Sulfide	9.60		mg/L	16.5	58	44-110	18	20	
Batch ID: 498166 Date: 06/10/2020 22:10											
9056A	280-137110-7 MSD	Sulfate	50.7		mg/L	50.0	101	87-112	3	10	
Batch ID: 498164 Date: 06/11/2020 01:02											
9056A	280-137110-5 MSD	Sulfate	109		mg/L	50.0	121	87-112	2	10	J1
Batch ID: 499305 Date: 06/18/2020 08:19											
9060A	280-137110-7 MSD	Dissolved Organic Carbon - Quad	111		mg/L	50.1	93	88-112	3	15	
Batch ID: 499305 Date: 06/18/2020 12:31											
9060A	280-137110-12 MSD	Dissolved Organic Carbon - Quad	37.3		mg/L	25.0	102	88-112	0	15	

Calculations are performed before rounding to avoid round-off errors in calculated results.

FORM V-IN

6-IN
DUPLICATE
GENERAL CHEMISTRY

Lab Name: Eurofins TestAmerica, Denver Job No.: 280-137110-1

SDG No.:

Matrix: Water

Method	Client Sample ID	Lab Sample ID	Analyte	Result	Unit	RPD	RPD Limit	Qual
Batch ID: 498166 Date: 06/10/2020 21:38								
9056A	EW7-PM29B-3-35	280-137110-7	Sulfate	3.0	mg/L			U
9056A	EW7-PM29B-3-35	280-137110-7 DU	Sulfate	3.0	mg/L	NC	10	U
Batch ID: 498164 Date: 06/11/2020 00:27								
9056A	G0079-20A	280-137110-5	Sulfate	48	mg/L			
9056A	G0079-20A	280-137110-5 DU	Sulfate	48.6	mg/L	0.3	10	

Calculations are performed before rounding to avoid round-off errors in calculated results.

FORM VI-IN

7A-IN
LAB CONTROL SAMPLE
GENERAL CHEMISTRY

Lab Name: Eurofins TestAmerica, Denver Job No.: 280-137110-1

SDG No.:

Matrix: Water

Method	Lab Sample ID	Analyte	Result	C	Unit	Spike Amount	Pct. Rec.	Limits	RPD	RPD Limit	Q
Batch ID: 497480	Date: 06/04/2020 13:13										
						LCS Source: 350.1 cal_00418					
350.1	LCS 280-497480/18	Ammonia	2.54		mg/L	2.50	102	90-110			
Batch ID: 497900	Date: 06/08/2020 17:23	Prep Batch: 497498	Date: 06/04/2020 16:38								
						LCS Source: TKN 25ppm_00808					
351.2	LCS 280-497498/1-A	Nitrogen, Total Kjeldahl	5.59		mg/L	6.00	93	90-110			
Batch ID: 497900	Date: 06/08/2020 18:14	Prep Batch: 497498	Date: 06/04/2020 16:38								
						LCS Source: TKN 25ppm_00808					
351.2	LCS 280-497498/27-A	Nitrogen, Total Kjeldahl	6.05		mg/L	6.00	101	90-110			
Batch ID: 498278	Date: 06/10/2020 18:15										
						LCS Source: NXN CAL INT_00534					
353.2	LCS 280-498278/21	Nitrate Nitrite as N	5.12		mg/L	5.00	102	90-110			
Batch ID: 497257	Date: 06/03/2020 13:48	Prep Batch: 497255	Date: 06/03/2020 13:35								
						LCS Source: SFD ICV INT_01704					
9034	LCS 280-497255/1-A	Sulfide	11.2		mg/L	16.5	68	44-110			
Batch ID: 497568	Date: 06/05/2020 09:56	Prep Batch: 497566	Date: 06/05/2020 09:54								
						LCS Source: SFD CAL INT_01760					
9034	LCS 280-497566/1-A	Sulfide	12.0		mg/L	17.8	67	44-110			
Batch ID: 498166	Date: 06/10/2020 11:05										
						LCS Source: IC LCS_01744					
9056A	LCS 280-498166/4	Sulfate	96.1		mg/L	100	96	87-112	0	10	
Batch ID: 498164	Date: 06/10/2020 11:24										
						LCS Source: IC LCS_01744					
9056A	LCS 280-498164/4	Sulfate	102		mg/L	100	102	87-112	1	10	
Batch ID: 499305	Date: 06/18/2020 06:19										
						LCS Source: TOC LCS Std_00048					
9060A	LCS 280-499119/1-A	Dissolved Organic Carbon - Quad	25.5		mg/L	25.0	102	88-112			
Batch ID: 499526	Date: 06/20/2020 07:03										
						LCS Source: TOC LCS Std_00048					
9060A	LCS 280-499394/1-A	Dissolved Organic Carbon - Quad	26.2		mg/L	25.0	105	88-112			
Batch ID: 497544	Date: 06/04/2020 12:49										
						LCS Source: Alk daily lcs_00905					
SM 2320B	LCS 280-497544/30	Total Alkalinity as CaCO3	207		mg/L	200	104	89-109			

Calculations are performed before rounding to avoid round-off errors in calculated results.

FORM VIIA-IN

7A-IN
LAB CONTROL SAMPLE DUPLICATE
GENERAL CHEMISTRY

Lab Name: Eurofins TestAmerica, Denver Job No.: 280-137110-1

SDG No.:

Matrix: Water

Method	Lab Sample ID	Analyte	Result	C	Unit	Spike Amount	Pct. Rec.	Limits	RPD	RPD Limit	Q
Batch ID: 498166	Date: 06/10/2020 11:21										
						LCSD Source: IC LCS_01744					
9056A	LCSD 280-498166/5	Sulfate	95.9		mg/L	100	96	87-112	0	10	
Batch ID: 498164	Date: 06/10/2020 11:41										
						LCSD Source: IC LCS_01744					
9056A	LCSD 280-498164/5	Sulfate	101		mg/L	100	101	87-112	1	10	

Calculations are performed before rounding to avoid round-off errors in calculated results.

FORM VIIA-IN

7A-IN
METHOD REPORTING LIMIT CHECK
GENERAL CHEMISTRY

Lab Name: Eurofins TestAmerica, Denver Job No.: 280-137110-1

SDG No.:

Matrix: Water

Method	Lab Sample ID	Analyte	Result	C	Unit	Spike Amount	Pct. Rec.	Limits	RPD	RPD Limit	Q
Batch ID: 498166	Date: 06/10/2020 10:48										
						LCS Source: IC CAL cl/so4_00314					
9056A	MRL 280-498166/3	Sulfate	4.46	J	mg/L	5.00	89	50-150			
Batch ID: 498164	Date: 06/10/2020 11:06										
						LCS Source: IC CAL cl/so4_00314					
9056A	MRL 280-498164/3	Sulfate	4.30	J	mg/L	5.00	86	50-150			

Calculations are performed before rounding to avoid round-off errors in calculated results.

FORM VIIA-IN

9-IN
DETECTION LIMITS
GENERAL CHEMISTRY

Lab Name: Eurofins TestAmerica, Denver Job Number: 280-137110-1

SDG Number:

Matrix: Water Instrument ID: WC_Alp 4

Method: 350.1 DL Date: 03/28/2011 13:26

Analyte	Wavelength/ Mass	LOQ (mg/L)	DL (mg/L)
Ammonia		0.1	0.022

9-IN
CALIBRATION BLANK DETECTION LIMITS
GENERAL CHEMISTRY

Lab Name: Eurofins TestAmerica, Denver Job Number: 280-137110-1

SDG Number:

Matrix: Water Instrument ID: WC_Alp 4

Method: 350.1 XMDL Date: 03/28/2011 13:26

Analyte	Wavelength/ Mass	XRL (mg/L)	XMDL (mg/L)
Ammonia		0.1	0.0225

9-IN
DETECTION LIMITS
GENERAL CHEMISTRY

Lab Name: Eurofins TestAmerica, Denver Job Number: 280-137110-1

SDG Number:

Matrix: Water Instrument ID: WC_Astoria

Method: 351.2 DL Date: 02/03/2019 00:00

Prep Method: 351.2

Analyte	Wavelength/ Mass	LOQ (mg/L)	DL (mg/L)
Nitrogen, Total Kjeldahl		1	0.687

9-IN
CALIBRATION BLANK DETECTION LIMITS
GENERAL CHEMISTRY

Lab Name: Eurofins TestAmerica, Denver Job Number: 280-137110-1

SDG Number:

Matrix: Water Instrument ID: WC_Astoria

Method: 351.2 XMDL Date: 02/03/2019 00:00

Analyte	Wavelength/ Mass	XRL (mg/L)	XMDL (mg/L)
Nitrogen, Total Kjeldahl		1	0.687

9-IN
DETECTION LIMITS
GENERAL CHEMISTRY

Lab Name: Eurofins TestAmerica, Denver Job Number: 280-137110-1

SDG Number:

Matrix: Water Instrument ID: WC_Alp 2

Method: 353.2 DL Date: 12/16/2011 09:50

Analyte	Wavelength/ Mass	LOQ (mg/L)	DL (mg/L)
Nitrate Nitrite as N		0.1	0.019

9-IN
CALIBRATION BLANK DETECTION LIMITS
GENERAL CHEMISTRY

Lab Name: Eurofins TestAmerica, Denver Job Number: 280-137110-1

SDG Number:

Matrix: Water Instrument ID: WC_Alp 2

Method: 353.2 XMDL Date: 05/16/2011 11:21

Analyte	Wavelength/ Mass	XRL (mg/L)	XMDL (mg/L)
Nitrate Nitrite as N		0.1	0.0191

9-IN
DETECTION LIMITS
GENERAL CHEMISTRY

Lab Name: Eurofins TestAmerica, Denver Job Number: 280-137110-1

SDG Number:

Matrix: Water Instrument ID: NOEQUIP

Method: 9034 DL Date: 03/28/2011 13:37

Prep Method: 9030B

Analyte	Wavelength/ Mass	LOQ (mg/L)	DL (mg/L)
Sulfide		4	0.793

9-IN
CALIBRATION BLANK DETECTION LIMITS
GENERAL CHEMISTRY

Lab Name: Eurofins TestAmerica, Denver Job Number: 280-137110-1

SDG Number:

Matrix: Water Instrument ID: NOEQUIP

Method: 9034 XMDL Date: 03/28/2011 13:37

Analyte	Wavelength/ Mass	XRL (mg/L)	XMDL (mg/L)
Sulfide		4	0.793

9-IN
DETECTION LIMITS
GENERAL CHEMISTRY

Lab Name: Eurofins TestAmerica, Denver Job Number: 280-137110-1

SDG Number:

Matrix: Water Instrument ID: WC_IonChrom10

Method: 9056A DL Date: 06/21/2019 00:00

Analyte	Wavelength/ Mass	LOQ (mg/L)	DL (mg/L)
Sulfate		5	1.03

9-IN
CALIBRATION BLANK DETECTION LIMITS
GENERAL CHEMISTRY

Lab Name: Eurofins TestAmerica, Denver Job Number: 280-137110-1

SDG Number:

Matrix: Water Instrument ID: WC_IonChrom10

Method: 9056A XMDL Date: 06/21/2019 00:00

Analyte	Wavelength/ Mass	XRL (mg/L)	XMDL (mg/L)
Sulfate		5	1.03

9-IN
DETECTION LIMITS
GENERAL CHEMISTRY

Lab Name: Eurofins TestAmerica, Denver Job Number: 280-137110-1

SDG Number:

Matrix: Water Instrument ID: WC_IonChrom11

Method: 9056A DL Date: 06/21/2019 00:00

Analyte	Wavelength/ Mass	LOQ (mg/L)	DL (mg/L)
Sulfate		5	1.03

9-IN
CALIBRATION BLANK DETECTION LIMITS
GENERAL CHEMISTRY

Lab Name: Eurofins TestAmerica, Denver Job Number: 280-137110-1

SDG Number:

Matrix: Water Instrument ID: WC_IonChrom11

Method: 9056A XMDL Date: 06/21/2019 00:00

Analyte	Wavelength/ Mass	XRL (mg/L)	XMDL (mg/L)
Sulfate		5	1.03

9-IN
DETECTION LIMITS
GENERAL CHEMISTRY - DISSOLVED

Lab Name: Eurofins TestAmerica, Denver Job Number: 280-137110-1

SDG Number:

Matrix: Water Instrument ID: WC_SHI3

Method: 9060A DL Date: 06/21/2019 00:00

Analyte	Wavelength/ Mass	LOQ (mg/L)	DL (mg/L)
Dissolved Organic Carbon - Quad		1	0.345

9-IN
CALIBRATION BLANK DETECTION LIMITS
GENERAL CHEMISTRY - DISSOLVED

Lab Name: Eurofins TestAmerica, Denver Job Number: 280-137110-1

SDG Number:

Matrix: Water Instrument ID: WC_SHI3

Method: 9060A XMDL Date: 06/21/2019 00:00

Analyte	Wavelength/ Mass	XRL (mg/L)	XMDL (mg/L)
Dissolved Organic Carbon - Quad		1	0.345

9-IN
DETECTION LIMITS
GENERAL CHEMISTRY

Lab Name: Eurofins TestAmerica, Denver Job Number: 280-137110-1

SDG Number:

Matrix: Water Instrument ID: WC-AT3

Method: SM 2320B DL Date: 02/03/2019 00:00

Analyte	Wavelength/ Mass	LOQ (mg/L)	DL (mg/L)
Total Alkalinity as CaCO3		10	3.08

9-IN
CALIBRATION BLANK DETECTION LIMITS
GENERAL CHEMISTRY

Lab Name: Eurofins TestAmerica, Denver Job Number: 280-137110-1

SDG Number:

Matrix: Water Instrument ID: WC-AT3

Method: SM 2320B XMDL Date: 02/03/2019 00:00

Analyte	Wavelength/ Mass	XRL (mg/L)	XMDL (mg/L)
Total Alkalinity as CaCO3		10	3.08

12-IN
PREPARATION LOG
GENERAL CHEMISTRY

Lab Name: Eurofins TestAmerica, Denver Job No.: 280-137110-1

SDG No.:

Prep Method: 351.2

Lab Sample ID	Preparation Date	Prep Batch	Initial Weight	Initial Volume (mL)	Final Volume (mL)
LCS 280-497498/1-A	06/04/2020 16:38	497498		25	25
MB 280-497498/2-A	06/04/2020 16:38	497498		25	25
280-137110-5	06/04/2020 16:38	497498		25	25
280-137110-5 MS	06/04/2020 16:38	497498		25	25
280-137110-5 MSD	06/04/2020 16:38	497498		25	25
280-137110-1	06/04/2020 16:38	497498		15	25
280-137110-2	06/04/2020 16:38	497498		15	25
280-137110-3	06/04/2020 16:38	497498		15	25
280-137110-4	06/04/2020 16:38	497498		15	25
280-137110-6	06/04/2020 16:38	497498		25	25
280-137110-8	06/04/2020 16:38	497498		25	25
280-137110-9	06/04/2020 16:38	497498		25	25
280-137110-10	06/04/2020 16:38	497498		15	25
280-137110-11	06/04/2020 16:38	497498		25	25
LCS 280-497498/27-A	06/04/2020 16:38	497498		25	25
MB 280-497498/28-A	06/04/2020 16:38	497498		25	25
280-137110-7	06/04/2020 16:38	497498		5	25
280-137110-7 MS	06/04/2020 16:38	497498		5	25
280-137110-7 MSD	06/04/2020 16:38	497498		5	25
280-137110-12	06/04/2020 16:38	497498		25	25
280-137110-13	06/04/2020 16:38	497498		15	25
280-137110-14	06/04/2020 16:38	497498		15	25

12-IN
PREPARATION LOG
GENERAL CHEMISTRY

Lab Name: Eurofins TestAmerica, Denver Job No.: 280-137110-1

SDG No.:

Prep Method: 9030B

Lab Sample ID	Preparation Date	Prep Batch	Initial Weight	Initial Volume (mL)	Final Volume (mL)
LCS 280-497255/1-A	06/03/2020 13:35	497255		50	50
MB 280-497255/2-A	06/03/2020 13:35	497255		50	50
280-137110-14	06/03/2020 13:35	497255		50	50
280-137110-13	06/03/2020 13:35	497255		50	50
280-137110-12	06/03/2020 13:35	497255		50	50
280-137110-11	06/03/2020 13:35	497255		50	50
280-137110-9	06/03/2020 13:35	497255		50	50
280-137110-1	06/03/2020 13:35	497255		50	50
280-137110-8	06/03/2020 13:35	497255		50	50
280-137110-7	06/03/2020 13:35	497255		50	50
280-137110-7 MS	06/03/2020 13:35	497255		50	50
280-137110-7 MSD	06/03/2020 13:35	497255		50	50

12-IN
PREPARATION LOG
GENERAL CHEMISTRY

Lab Name: Eurofins TestAmerica, Denver Job No.: 280-137110-1

SDG No.:

Prep Method: 9030B

Lab Sample ID	Preparation Date	Prep Batch	Initial Weight	Initial Volume (mL)	Final Volume (mL)
LCS 280-497566/1-A	06/05/2020 09:54	497566		50	50
MB 280-497566/2-A	06/05/2020 09:54	497566		50	50
280-137110-2	06/05/2020 09:54	497566		50	50
280-137110-3	06/05/2020 09:54	497566		50	50
280-137110-4	06/05/2020 09:54	497566		50	50
280-137110-5	06/05/2020 09:54	497566		50	50
280-137110-6	06/05/2020 09:54	497566		50	50
280-137110-10	06/05/2020 09:54	497566		50	50

13-IN
ANALYSIS RUN LOG
GENERAL CHEMISTRY

Lab Name: Eurofins TestAmerica, Denver Job No.: 280-137110-1

SDG No.:

Instrument ID: WC_Alp 4 Analysis Method: 350.1

Start Date: 06/04/2020 12:39 End Date: 06/04/2020 14:25

Lab Sample Id	D/F	Type	Time	Analytes																								
				NH3																								
ZZZZZZ			12:39																									
ZZZZZZ			12:41																									
ZZZZZZ			12:43																									
IC 280-497480/4			12:45	X																								
IC 280-497480/5			12:47	X																								
IC 280-497480/6			12:49	X																								
IC 280-497480/7			12:51	X																								
IC 280-497480/8			12:53	X																								
IC 280-497480/9			12:55	X																								
IC 280-497480/10			12:57	X																								
IC 280-497480/11			12:59	X																								
ZZZZZZ			13:01																									
ZZZZZZ			13:03																									
ICVL 280-497480/14	1		13:05	X																								
ICV 280-497480/15	1		13:07	X																								
ICB 280-497480/16	1		13:09	X																								
ZZZZZZ			13:11																									
LCS 280-497480/18	1	T	13:13	X																								
MB 280-497480/19	1	T	13:15	X																								
280-137110-7	10	T	13:17	X																								
280-137110-7 MS	10	T	13:19	X																								
280-137110-7 MSD	10	T	13:21	X																								
280-137110-1	10	T	13:23	X																								
280-137110-2	10	T	13:25	X																								
280-137110-3	10	T	13:27	X																								
280-137110-4	10	T	13:29	X																								
280-137110-6	1	T	13:31	X																								
280-137110-5	1	T	13:33	X																								
280-137110-8	10	T	13:35	X																								
RINSE 280-497480/30			13:37																									
ZZZZZZ			13:39																									
CCVL 280-497480/32	1		13:41	X																								
CCV 280-497480/33	1		13:43	X																								
CCB 280-497480/34	1		13:45	X																								
ZZZZZZ			13:47																									
ZZZZZZ			13:49																									
280-137110-10	10	T	13:51	X																								
280-137110-11	10	T	13:53	X																								
280-137110-11 MS	10	T	13:55	X																								
280-137110-11 MSD	10	T	13:57	X																								
280-137110-12	10	T	13:59	X																								

FORM XIII-IN

13-IN
ANALYSIS RUN LOG
GENERAL CHEMISTRY

Lab Name: Eurofins TestAmerica, Denver Job No.: 280-137110-1

SDG No.:

Instrument ID: WC_Alp 4 Analysis Method: 350.1

Start Date: 06/04/2020 12:39 End Date: 06/04/2020 14:25

Lab Sample Id	D/F	Type	Time	Analytes																								
				NH3																								
280-137110-13	10	T	14:01	X																								
ZZZZZZ			14:03																									
280-137110-9	1	T	14:11	X																								
280-137110-14	1	T	14:13	X																								
RINSE 280-497480/46			14:15																									
ZZZZZZ			14:17																									
CCVL 280-497480/48	1		14:19	X																								
CCV 280-497480/49	1		14:21	X																								
CCB 280-497480/50	1		14:23	X																								
ZZZZZZ			14:25																									

Prep Types:
T = Total/NA

FORM XIII-IN

13-IN
ANALYSIS RUN LOG
GENERAL CHEMISTRY

Lab Name: Eurofins TestAmerica, Denver Job No.: 280-137110-1

SDG No.:

Instrument ID: WC_Astoria Analysis Method: 351.2

Start Date: 06/08/2020 17:06 End Date: 06/08/2020 18:48

Lab Sample Id	D/F	Type	Time	Analytes																								
				TKN																								
ZZZZZZ			17:06																									
ZZZZZZ			17:07																									
ZZZZZZ			17:08																									
ZZZZZZ			17:09																									
IC 280-494603/27-A			17:11	X																								
IC 280-494603/28-A			17:12	X																								
IC 280-494603/29-A			17:13	X																								
IC 280-494603/30-A			17:14	X																								
IC 280-494603/31-A			17:16	X																								
IC 280-494603/32-A			17:17	X																								
ZZZZZZ			17:18																									
ZZZZZZ			17:19																									
ICV 280-494603/33-A	1		17:21	X																								
ICB 280-494603/34-A	1		17:22	X																								
LCS 280-497498/1-A	1	T	17:23	X																								
MB 280-497498/2-A	1	T	17:24	X																								
ZZZZZZ			17:26																									
ZZZZZZ			17:27																									
ZZZZZZ			17:28																									
ZZZZZZ			17:29																									
ZZZZZZ			17:31																									
ZZZZZZ			17:32																									
ZZZZZZ			17:33																									
ZZZZZZ			17:34																									
ZZZZZZ			17:36																									
ZZZZZZ			17:37																									
ZZZZZZ			17:38																									
ZZZZZZ			17:39																									
ZZZZZZ			17:41																									
ZZZZZZ			17:42																									
CCV 280-494603/35-A	1		17:43	X																								
CCB 280-494603/36-A	1		17:44	X																								
ZZZZZZ			17:46																									
ZZZZZZ			17:47																									
ZZZZZZ			17:48																									
ZZZZZZ			17:49																									
280-137110-5	1	T	17:51	X																								
280-137110-5 MS	1	T	17:52	X																								
280-137110-5 MSD	1	T	17:53	X																								
ZZZZZZ			17:54																									
280-137110-1	1	T	17:56	X																								

FORM XIII-IN

13-IN
ANALYSIS RUN LOG
GENERAL CHEMISTRY

Lab Name: Eurofins TestAmerica, Denver Job No.: 280-137110-1

SDG No.:

Instrument ID: WC_Astoria Analysis Method: 351.2

Start Date: 06/08/2020 17:06 End Date: 06/08/2020 18:48

Lab Sample Id	D/F	Type	Time	Analytes																								
				TKN																								
280-137110-2	1	T	17:57	X																								
280-137110-3	1	T	17:58	X																								
280-137110-4	1	T	17:59	X																								
280-137110-6	1	T	18:01	X																								
ZZZZZZ			18:02																									
ZZZZZZ			18:03																									
ZZZZZZ			18:04																									
CCV 280-494603/35-A	1		18:06	X																								
CCB 280-494603/36-A	1		18:07	X																								
280-137110-8	1	T	18:08	X																								
280-137110-9	1	T	18:09	X																								
280-137110-10	1	T	18:11	X																								
280-137110-11	1	T	18:12	X																								
ZZZZZZ			18:13																									
LCS 280-497498/27-A	1	T	18:14	X																								
MB 280-497498/28-A	1	T	18:16	X																								
280-137110-7	1	T	18:17	X																								
ZZZZZZ			18:18																									
ZZZZZZ			18:19																									
280-137110-7 MS	1	T	18:21	X																								
280-137110-7 MSD	1	T	18:22	X																								
ZZZZZZ			18:23																									
CCV 280-494603/35-A	1		18:24	X																								
CCB 280-494603/36-A	1		18:26	X																								
280-137110-12	1	T	18:27	X																								
280-137110-13	1	T	18:28	X																								
280-137110-14	1	T	18:29	X																								
ZZZZZZ			18:31																									
ZZZZZZ			18:32																									
ZZZZZZ			18:33																									
ZZZZZZ			18:34																									
ZZZZZZ			18:36																									
ZZZZZZ			18:37																									
ZZZZZZ			18:38																									
ZZZZZZ			18:39																									
ZZZZZZ			18:41																									
ZZZZZZ			18:42																									
ZZZZZZ			18:43																									
CCV 280-494603/35-A	1		18:44	X																								
CCB 280-494603/36-A	1		18:46	X																								
ZZZZZZ			18:47																									

FORM XIII-IN

13-IN
ANALYSIS RUN LOG
GENERAL CHEMISTRY

Lab Name: Eurofins TestAmerica, Denver Job No.: 280-137110-1

SDG No.:

Instrument ID: WC_Astoria Analysis Method: 351.2

Start Date: 06/08/2020 17:06 End Date: 06/08/2020 18:48

Lab Sample Id	D/F	Type	Time	Analytes																								
				TKN																								
ZZZZZZ			18:48																									

Prep Types:
T = Total/NA

FORM XIII-IN

13-IN
ANALYSIS RUN LOG
GENERAL CHEMISTRY

Lab Name: Eurofins TestAmerica, Denver Job No.: 280-137110-1

SDG No.:

Instrument ID: WC_Alp 2 Analysis Method: 353.2

Start Date: 06/10/2020 17:35 End Date: 06/10/2020 20:57

Lab Sample Id	D/F	Type	Time	Analytes
				NNO32
ZZZZZZ			17:35	
ZZZZZZ			17:37	
ZZZZZZ			17:39	
ZZZZZZ			17:41	
IC 280-498278/5			17:43	X
IC 280-498278/6			17:45	X
IC 280-498278/7			17:47	X
IC 280-498278/8			17:49	X
IC 280-498278/9			17:51	X
IC 280-498278/10			17:53	X
IC 280-498278/11			17:55	X
IC 280-498278/12			17:57	X
IC 280-498278/13			17:59	X
ZZZZZZ			18:01	
ZZZZZZ			18:03	
ZZZZZZ			18:05	
ICV 280-498278/17	1		18:07	X
ICVL 280-498278/18	1		18:09	X
ICB 280-498278/19	1		18:11	X
ZZZZZZ			18:13	
LCS 280-498278/21	1	T	18:15	X
MB 280-498278/22	1	T	18:17	X
ZZZZZZ			18:19	
ZZZZZZ			18:21	
ZZZZZZ			18:23	
280-137110-1	1	T	18:25	X
280-137110-2	1	T	18:27	X
280-137110-3	1	T	18:29	X
280-137110-4	1	T	18:31	X
280-137110-5	1	T	18:33	X
280-137110-7	1	T	18:35	X
280-137110-8	1	T	18:37	X
RINSE 280-498278/33			18:39	
ZZZZZZ			18:41	
CCV 280-498278/35	1		18:43	X
CCVL 280-498278/36	1		18:45	X
CCB 280-498278/37	1		18:47	X
ZZZZZZ			18:49	
280-137110-9	1	T	18:51	X

FORM XIII-IN

13-IN
ANALYSIS RUN LOG
GENERAL CHEMISTRY

Lab Name: Eurofins TestAmerica, Denver Job No.: 280-137110-1

SDG No.:

Instrument ID: WC_Alp 2 Analysis Method: 353.2

Start Date: 06/10/2020 17:35 End Date: 06/10/2020 20:57

Lab Sample Id	D/F	Type	Time	Analytes																								
				NNO32																								
280-137110-10	1	T	18:53	X																								
280-137110-6	1	T	18:55	X																								
280-137110-6 MS	1	T	18:57	X																								
280-137110-6 MSD	1	T	18:59	X																								
280-137110-11	1	T	19:01	X																								
280-137110-12	1	T	19:03	X																								
280-137110-13	1	T	19:05	X																								
280-137110-14	1	T	19:07	X																								
ZZZZZZ			19:09																									
RINSE 280-498278/49			19:11																									
ZZZZZZ			19:13																									
CCV 280-498278/51	1		19:15	X																								
CCVL 280-498278/52	1		19:17	X																								
CCB 280-498278/53	1		19:19	X																								
ZZZZZZ			19:21																									
ZZZZZZ			19:23																									
ZZZZZZ			19:25																									
ZZZZZZ			19:27																									
ZZZZZZ			19:29																									
ZZZZZZ			19:31																									
ZZZZZZ			19:33																									
ZZZZZZ			19:35																									
ZZZZZZ			19:37																									
ZZZZZZ			19:39																									
ZZZZZZ			19:41																									
RINSE 280-498278/65			19:43																									
ZZZZZZ			19:45																									
CCV 280-498278/67			19:47																									
CCVL 280-498278/68			19:49																									
CCB 280-498278/69			19:51																									
ZZZZZZ			19:53																									
ZZZZZZ			19:55																									
ZZZZZZ			19:57																									
ZZZZZZ			19:59																									
ZZZZZZ			20:01																									
ZZZZZZ			20:03																									
ZZZZZZ			20:05																									
ZZZZZZ			20:07																									
ZZZZZZ			20:09																									

FORM XIII-IN

13-IN
ANALYSIS RUN LOG
GENERAL CHEMISTRY

Lab Name: Eurofins TestAmerica, Denver Job No.: 280-137110-1

SDG No.:

Instrument ID: WC_Alp 2 Analysis Method: 353.2

Start Date: 06/10/2020 17:35 End Date: 06/10/2020 20:57

Lab Sample Id	D/F	Type	Time	Analytes
				NNO32
ZZZZZZ			20:11	
ZZZZZZ			20:13	
RINSE 280-498278/81			20:15	
ZZZZZZ			20:17	
CCV 280-498278/83			20:19	
CCVL 280-498278/84			20:21	
CCB 280-498278/85			20:23	
ZZZZZZ			20:25	
ZZZZZZ			20:27	
ZZZZZZ			20:29	
ZZZZZZ			20:31	
ZZZZZZ			20:33	
ZZZZZZ			20:35	
ZZZZZZ			20:37	
ZZZZZZ			20:39	
ZZZZZZ			20:41	
ZZZZZZ			20:43	
ZZZZZZ			20:45	
RINSE 280-498278/97			20:47	
ZZZZZZ			20:49	
CCV 280-498278/99			20:51	
CCVL 280-498278/100			20:53	
CCB 280-498278/101			20:55	
ZZZZZZ			20:57	

Prep Types:
T = Total/NA

FORM XIII-IN

13-IN
ANALYSIS RUN LOG
GENERAL CHEMISTRY

Lab Name: Eurofins TestAmerica, Denver Job No.: 280-137110-1

SDG No.:

Instrument ID: NOEQUIP Analysis Method: 9034

Start Date: 06/03/2020 13:48 End Date: 06/03/2020 13:48

Lab Sample Id	D/F	Type	Time	Analytes																								
				S2																								
LCS 280-497255/1-A	1	T	13:48	X																								
MB 280-497255/2-A	1	T	13:48	X																								
280-137110-14	1	T	13:48	X																								
280-137110-13	1	T	13:48	X																								
280-137110-12	1	T	13:48	X																								
280-137110-11	1	T	13:48	X																								
280-137110-9	1	T	13:48	X																								
280-137110-1	1	T	13:48	X																								
280-137110-8	1	T	13:48	X																								
280-137110-7	1	T	13:48	X																								
280-137110-7 MS	1	T	13:48	X																								
280-137110-7 MSD	1	T	13:48	X																								

Prep Types:
T = Total/NA

FORM XIII-IN

13-IN
ANALYSIS RUN LOG
GENERAL CHEMISTRY

Lab Name: Eurofins TestAmerica, Denver Job No.: 280-137110-1

SDG No.:

Instrument ID: NOEQUIP Analysis Method: 9034

Start Date: 06/05/2020 09:56 End Date: 06/05/2020 09:56

Lab Sample Id	D/F	Type	Time	Analytes																								
				S2																								
LCS 280-497566/1-A	1	T	09:56	X																								
MB 280-497566/2-A	1	T	09:56	X																								
ZZZZZZ			09:56																									
ZZZZZZ			09:56																									
ZZZZZZ			09:56																									
ZZZZZZ			09:56																									
ZZZZZZ			09:56																									
280-137110-2	1	T	09:56	X																								
280-137110-3	1	T	09:56	X																								
280-137110-4	1	T	09:56	X																								
280-137110-5	1	T	09:56	X																								
280-137110-6	1	T	09:56	X																								
280-137110-10	1	T	09:56	X																								
ZZZZZZ			09:56																									
ZZZZZZ			09:56																									
ZZZZZZ			09:56																									
ZZZZZZ			09:56																									
ZZZZZZ			09:56																									

Prep Types:
T = Total/NA

FORM XIII-IN

13-IN
ANALYSIS RUN LOG
GENERAL CHEMISTRY

Lab Name: Eurofins TestAmerica, Denver Job No.: 280-137110-1

SDG No.:

Instrument ID: WC_IonChrom10 Analysis Method: 9056A

Start Date: 06/03/2020 09:53 End Date: 06/05/2020 08:36

Lab Sample Id	D/F	Type	Time	Analytes																									
				SO4																									
ICV 280-497179/1	1		09:53	X																									
ICB 280-497179/2	1		10:10	X																									
ZZZZZZ			10:28																										
ZZZZZZ			10:45																										
ZZZZZZ			11:02																										
ZZZZZZ			11:20																										
ZZZZZZ			12:48																										
ZZZZZZ			13:05																										
ZZZZZZ			13:23																										
ZZZZZZ			13:40																										
ZZZZZZ			13:58																										
ZZZZZZ			14:15																										
ZZZZZZ			15:25																										
CCV 280-497179/17			15:42																										
CCB 280-497179/18			16:00																										
ZZZZZZ			11:02																										
ZZZZZZ			11:20																										
ZZZZZZ			11:37																										
ZZZZZZ			11:55																										
ZZZZZZ			12:12																										
ZZZZZZ			12:29																										
ZZZZZZ			12:47																										
ZZZZZZ			13:04																										
ZZZZZZ			13:22																										
CCV 280-497179/28			13:39																										
CCB 280-497179/29			13:57																										
ZZZZZZ			14:14																										
ZZZZZZ			14:32																										
ZZZZZZ			14:49																										
ZZZZZZ			15:07																										
ZZZZZZ			15:24																										
ZZZZZZ			15:42																										
ZZZZZZ			15:59																										
ZZZZZZ			16:17																										
ZZZZZZ			16:34																										
ZZZZZZ			16:52																										
CCV 280-497179/40			17:09																										
CCB 280-497179/41			17:27																										
ZZZZZZ			17:44																										
ZZZZZZ			18:02																										
ZZZZZZ			18:19																										

FORM XIII-IN

13-IN
ANALYSIS RUN LOG
GENERAL CHEMISTRY

Lab Name: Eurofins TestAmerica, Denver Job No.: 280-137110-1

SDG No.:

Instrument ID: WC_IonChrom10 Analysis Method: 9056A

Start Date: 06/03/2020 09:53 End Date: 06/05/2020 08:36

Lab Sample Id	D/F	Type	Time	Analytes																									
				SO4																									
ZZZZZZ			18:37																										
ZZZZZZ			18:54																										
ZZZZZZ			19:12																										
ZZZZZZ			19:30																										
ZZZZZZ			19:47																										
ZZZZZZ			20:05																										
ZZZZZZ			20:22																										
CCV 280-497179/52			20:40																										
CCB 280-497179/53			20:57																										
ZZZZZZ			21:15																										
ZZZZZZ			21:32																										
ZZZZZZ			21:50																										
ZZZZZZ			22:07																										
CCV 280-497179/58			22:24																										
CCB 280-497179/59			22:42																										
ZZZZZZ			22:59																										
ZZZZZZ			23:17																										
ZZZZZZ			23:34																										
ZZZZZZ			23:52																										
ZZZZZZ			00:09																										
ZZZZZZ			00:27																										
ZZZZZZ			00:44																										
ZZZZZZ			01:01																										
ZZZZZZ			01:19																										
ZZZZZZ			01:36																										
CCV 280-497179/70			01:54																										
CCB 280-497179/71			02:11																										
ZZZZZZ			02:29																										
ZZZZZZ			02:46																										
ZZZZZZ			03:04																										
ZZZZZZ			03:21																										
ZZZZZZ			03:39																										
ZZZZZZ			03:56																										
ZZZZZZ			04:13																										
ZZZZZZ			04:31																										
ZZZZZZ			04:48																										
ZZZZZZ			05:06																										
CCV 280-497179/82			05:24																										
CCB 280-497179/83			05:41																										
ZZZZZZ			05:59																										
ZZZZZZ			06:16																										

FORM XIII-IN

13-IN
ANALYSIS RUN LOG
GENERAL CHEMISTRY

Lab Name: Eurofins TestAmerica, Denver Job No.: 280-137110-1

SDG No.:

Instrument ID: WC_IonChrom10 Analysis Method: 9056A

Start Date: 06/03/2020 09:53 End Date: 06/05/2020 08:36

Lab Sample Id	D/F	Type	Time	Analytes																								
				SO4																								
ZZZZZZ			06:34																									
ZZZZZZ			06:51																									
ZZZZZZ			07:09																									
ZZZZZZ			07:26																									
ZZZZZZ			07:44																									
ZZZZZZ			08:01																									
CCV 280-497179/92			08:19																									
CCB 280-497179/93			08:36																									

Prep Types:
=

FORM XIII-IN

13-IN
ANALYSIS RUN LOG
GENERAL CHEMISTRY

Lab Name: Eurofins TestAmerica, Denver Job No.: 280-137110-1

SDG No.:

Instrument ID: WC_IonChrom10 Analysis Method: 9056A

Start Date: 06/10/2020 10:31 End Date: 06/11/2020 12:38

Lab Sample Id	D/F	Type	Time	Analytes																								
				SO4																								
CCV 280-498164/1	1		10:31	X																								
CCB 280-498164/2	1		10:49	X																								
MRL 280-498164/3	1	T	11:06	X																								
LCS 280-498164/4	1	T	11:24	X																								
LCSD 280-498164/5	1	T	11:41	X																								
MB 280-498164/6	1	T	11:58	X																								
ZZZZZZ			13:05																									
ZZZZZZ			13:23																									
ZZZZZZ			13:40																									
ZZZZZZ			13:58																									
ZZZZZZ			14:15																									
ZZZZZZ			14:33																									
ZZZZZZ			14:50																									
ZZZZZZ			15:08																									
ZZZZZZ			15:25																									
ZZZZZZ			15:42																									
CCV 280-498164/17	1		16:00	X																								
CCB 280-498164/18	1		16:17	X																								
ZZZZZZ			16:35																									
ZZZZZZ			16:52																									
ZZZZZZ			17:10																									
ZZZZZZ			17:27																									
ZZZZZZ			17:45																									
ZZZZZZ			18:02																									
ZZZZZZ			18:20																									
ZZZZZZ			18:38																									
ZZZZZZ			18:55																									
ZZZZZZ			19:13																									
CCV 280-498164/29			19:30																									
CCB 280-498164/30			19:48																									
ZZZZZZ			20:05																									
ZZZZZZ			20:23																									
ZZZZZZ			20:40																									
ZZZZZZ			20:58																									
ZZZZZZ			21:15																									
ZZZZZZ			21:33																									
CCV 280-498164/37	1		21:50	X																								
CCB 280-498164/38	1		22:08	X																								
ZZZZZZ			22:25																									
ZZZZZZ			22:43																									
280-137110-1	1	T	23:00	X																								

FORM XIII-IN

13-IN
ANALYSIS RUN LOG
GENERAL CHEMISTRY

Lab Name: Eurofins TestAmerica, Denver Job No.: 280-137110-1

SDG No.:

Instrument ID: WC_IonChrom10 Analysis Method: 9056A

Start Date: 06/10/2020 10:31 End Date: 06/11/2020 12:38

Lab Sample Id	D/F	Type	Time	Analytes																								
				SO4																								
280-137110-2	1	T	23:17	X																								
280-137110-3	1	T	23:35	X																								
280-137110-4	1	T	23:52	X																								
280-137110-5	1	T	00:10	X																								
280-137110-5 DU	1	T	00:27	X																								
280-137110-5 MS	1	T	00:45	X																								
280-137110-5 MSD	1	T	01:02	X																								
CCV 280-498164/49	1		01:19	X																								
CCB 280-498164/50	1		01:37	X																								
280-137110-6	1	T	01:54	X																								
ZZZZZZ			02:12																									
280-137110-8	1	T	02:29	X																								
280-137110-9	1	T	02:47	X																								
280-137110-10	1	T	03:04	X																								
280-137110-11	1	T	03:22	X																								
280-137110-12	1	T	03:39	X																								
280-137110-13	1	T	03:56	X																								
280-137110-14	1	T	04:14	X																								
ZZZZZZ			09:25																									
CCV 280-498164/61	1		09:43	X																								
CCB 280-498164/62	1		10:00	X																								
ZZZZZZ			10:18																									
ZZZZZZ			10:35																									
ZZZZZZ			10:53																									
ZZZZZZ			11:10																									
ZZZZZZ			11:28																									
ZZZZZZ			11:45																									
ZZZZZZ			12:03																									
CCV 280-498164/70			12:20																									
CCB 280-498164/71			12:38																									

Prep Types:
T = Total/NA

FORM XIII-IN

13-IN
ANALYSIS RUN LOG
GENERAL CHEMISTRY

Lab Name: Eurofins TestAmerica, Denver Job No.: 280-137110-1

SDG No.:

Instrument ID: WC_IonChrom11 Analysis Method: 9056A

Start Date: 06/09/2020 10:46 End Date: 06/09/2020 22:49

Lab Sample Id	D/F	Type	Time	Analytes																								
				SO4																								
STD 280-497981/2 IC	1		10:46	X																								
STD 280-497981/3 IC	1		11:03	X																								
STD 280-497981/4 IC	1		11:19	X																								
STD 280-497981/5 IC	1		11:36	X																								
STD 280-497981/6 IC	1		11:52	X																								
STD 280-497981/7 IC	1		12:09	X																								
ICV 280-497981/8	1		12:25	X																								
ICB 280-497981/9	1		12:41	X																								
ZZZZZZ			12:58																									
ZZZZZZ			13:14																									
ZZZZZZ			13:31																									
ZZZZZZ			13:47																									
ZZZZZZ			14:03																									
ZZZZZZ			14:20																									
ZZZZZZ			14:36																									
ZZZZZZ			14:53																									
ZZZZZZ			15:09																									
ZZZZZZ			15:25																									
ZZZZZZ			15:42																									
ZZZZZZ			15:58																									
ZZZZZZ			16:15																									
ZZZZZZ			16:31																									
CCV 280-497981/24			16:48																									
CCB 280-497981/25			17:04																									
ZZZZZZ			17:20																									
ZZZZZZ			17:37																									
ZZZZZZ			17:53																									
ZZZZZZ			18:10																									
ZZZZZZ			18:26																									
ZZZZZZ			18:42																									
ZZZZZZ			18:59																									
ZZZZZZ			19:15																									
ZZZZZZ			19:32																									
ZZZZZZ			19:48																									
CCV 280-497981/36			20:05																									
CCB 280-497981/37			20:21																									
ZZZZZZ			20:37																									
ZZZZZZ			20:54																									
ZZZZZZ			21:10																									
ZZZZZZ			21:27																									
ZZZZZZ			21:43																									

FORM XIII-IN

13-IN
ANALYSIS RUN LOG
GENERAL CHEMISTRY

Lab Name: Eurofins TestAmerica, Denver Job No.: 280-137110-1

SDG No.:

Instrument ID: WC_IonChrom11 Analysis Method: 9056A

Start Date: 06/09/2020 10:46 End Date: 06/09/2020 22:49

Lab Sample Id	D/F	Type	Time	Analytes																								
				SO4																								
ZZZZZZ			21:59																									
ZZZZZZ			22:16																									
CCV 280-497981/45			22:32																									
CCB 280-497981/46			22:49																									

Prep Types:
=

FORM XIII-IN

13-IN
ANALYSIS RUN LOG
GENERAL CHEMISTRY

Lab Name: Eurofins TestAmerica, Denver Job No.: 280-137110-1

SDG No.:

Instrument ID: WC_IonChrom11 Analysis Method: 9056A

Start Date: 06/10/2020 10:16 End Date: 06/10/2020 22:43

Lab Sample Id	D/F	Type	Time	Analytes																								
				SO4																								
CCV 280-498166/1	1		10:16	X																								
CCB 280-498166/2	1		10:32	X																								
MRL 280-498166/3	1	T	10:48	X																								
LCS 280-498166/4	1	T	11:05	X																								
LCSD 280-498166/5	1	T	11:21	X																								
MB 280-498166/6	1	T	11:38	X																								
ZZZZZZ			13:09																									
ZZZZZZ			13:25																									
ZZZZZZ			13:42																									
ZZZZZZ			13:58																									
ZZZZZZ			14:14																									
ZZZZZZ			14:31																									
ZZZZZZ			14:47																									
ZZZZZZ			15:04																									
ZZZZZZ			15:20																									
ZZZZZZ			15:36																									
CCV 280-498166/17	1		15:53	X																								
CCB 280-498166/18	1		16:09	X																								
ZZZZZZ			16:26																									
ZZZZZZ			16:42																									
ZZZZZZ			16:59																									
ZZZZZZ			17:15																									
ZZZZZZ			17:31																									
ZZZZZZ			17:48																									
ZZZZZZ			18:04																									
ZZZZZZ			18:21																									
ZZZZZZ			18:37																									
ZZZZZZ			18:53																									
CCV 280-498166/29	1		19:10	X																								
CCB 280-498166/30	1		19:26	X																								
ZZZZZZ			19:43																									
ZZZZZZ			19:59																									
ZZZZZZ			20:15																									
ZZZZZZ			20:32																									
ZZZZZZ			20:48																									
ZZZZZZ			21:05																									
280-137110-7	1	T	21:21	X																								
280-137110-7 DU	1	T	21:38	X																								
280-137110-7 MS	1	T	21:54	X																								
280-137110-7 MSD	1	T	22:10	X																								
CCV 280-498166/41	1		22:27	X																								

FORM XIII-IN

13-IN
ANALYSIS RUN LOG
GENERAL CHEMISTRY

Lab Name: Eurofins TestAmerica, Denver Job No.: 280-137110-1

SDG No.:

Instrument ID: WC_IonChrom11 Analysis Method: 9056A

Start Date: 06/10/2020 10:16 End Date: 06/10/2020 22:43

Lab Sample Id	D/F	Type	Time	Analytes																								
				SO4																								
CCB 280-498166/42	1		22:43	X																								

Prep Types:
T = Total/NA

FORM XIII-IN

13-IN
ANALYSIS RUN LOG
GENERAL CHEMISTRY

Lab Name: Eurofins TestAmerica, Denver Job No.: 280-137110-1

SDG No.:

Instrument ID: WC_SHI3 Analysis Method: 9060A

Start Date: 06/17/2020 16:58 End Date: 06/18/2020 13:56

Lab Sample Id	D/F	Type	Time	Analytes																									
				DOCQ																									
ICV 280-499305/1	1		16:58	X																									
ICB 280-499305/2	1		17:12	X																									
ZZZZZZ			17:31																										
ZZZZZZ			17:46																										
ZZZZZZ			18:00																										
ZZZZZZ			18:19																										
ZZZZZZ			18:34																										
ZZZZZZ			18:51																										
ZZZZZZ			19:05																										
ZZZZZZ			19:22																										
ZZZZZZ			19:37																										
ZZZZZZ			19:54																										
ZZZZZZ			20:09																										
ZZZZZZ			20:23																										
CCV 280-499305/15			20:40																										
CCB 280-499305/16			20:55																										
ZZZZZZ			21:09																										
ZZZZZZ			21:24																										
ZZZZZZ			21:43																										
ZZZZZZ			22:00																										
ZZZZZZ			22:14																										
ZZZZZZ			22:29																										
ZZZZZZ			22:44																										
ZZZZZZ			23:05																										
ZZZZZZ			23:24																										
ZZZZZZ			23:42																										
CCV 280-499305/27			23:57																										
CCB 280-499305/28			00:14																										
ZZZZZZ			00:35																										
ZZZZZZ			00:54																										
ZZZZZZ			01:13																										
ZZZZZZ			01:30																										
ZZZZZZ			01:47																										
ZZZZZZ			02:01																										
ZZZZZZ			02:18																										
ZZZZZZ			02:35																										
ZZZZZZ			02:50																										
ZZZZZZ			03:08																										
CCV 280-499305/39	1		03:27	X																									
CCB 280-499305/40	1		03:42	X																									

FORM XIII-IN

13-IN
ANALYSIS RUN LOG
GENERAL CHEMISTRY

Lab Name: Eurofins TestAmerica, Denver Job No.: 280-137110-1

SDG No.:

Instrument ID: WC_SHI3 Analysis Method: 9060A

Start Date: 06/17/2020 16:58 End Date: 06/18/2020 13:56

Lab Sample Id	D/F	Type	Time	Analytes																									
				DOCQ																									
ZZZZZZ			03:59																										
ZZZZZZ			04:15																										
ZZZZZZ			04:30																										
ZZZZZZ			04:45																										
ZZZZZZ			05:02																										
ZZZZZZ			05:18																										
ZZZZZZ			05:35																										
ZZZZZZ			05:50																										
ZZZZZZ			06:05																										
LCS 280-499119/1-A	1	D	06:19	X																									
CCV 280-499305/51	1		06:38	X																									
CCB 280-499305/52	1		06:53	X																									
MB 280-499119/2-A	1	D	07:10	X																									
ZZZZZZ			07:27																										
280-137110-7	2	D	07:45	X																									
280-137110-7 MS	2	D	08:04	X																									
280-137110-7 MSD	2	D	08:19	X																									
280-137110-1	1	D	08:42	X																									
280-137110-2	3.45	D	08:58	X																									
280-137110-3	2	D	09:13	X																									
280-137110-4	1.67	D	09:41	X																									
280-137110-5	1	D	10:00	X																									
CCV 280-499305/63	1		10:15	X																									
CCB 280-499305/64	1		10:32	X																									
280-137110-6	1	D	10:51	X																									
ZZZZZZ			11:09																										
280-137110-9	1	D	11:24	X																									
280-137110-10	5.56	D	11:43	X																									
280-137110-12	1	D	11:58	X																									
280-137110-12 MS	1	D	12:12	X																									
280-137110-12 MSD	1	D	12:31	X																									
280-137110-11	1	D	12:51	X																									
280-137110-13	1	D	13:11	X																									
280-137110-14	1	D	13:26	X																									
CCV 280-499305/75	1		13:41	X																									
CCB 280-499305/76	1		13:56	X																									

Prep Types:
D = Dissolved

FORM XIII-IN

13-IN
ANALYSIS RUN LOG
GENERAL CHEMISTRY

Lab Name: Eurofins TestAmerica, Denver Job No.: 280-137110-1

SDG No.:

Instrument ID: WC_SHI3 Analysis Method: 9060A

Start Date: 06/19/2020 16:39 End Date: 06/20/2020 11:57

Lab Sample Id	D/F	Type	Time	Analytes																									
				DOCQ																									
ICV 280-499526/1	1		16:39	X																									
ICB 280-499526/2	1		16:58	X																									
ZZZZZZ			17:15																										
ZZZZZZ			17:29																										
ZZZZZZ			17:44																										
ZZZZZZ			18:01																										
ZZZZZZ			18:15																										
ZZZZZZ			18:30																										
ZZZZZZ			18:49																										
ZZZZZZ			19:08																										
ZZZZZZ			19:27																										
ZZZZZZ			19:41																										
ZZZZZZ			20:00																										
ZZZZZZ			20:15																										
CCV 280-499526/15			20:34																										
CCB 280-499526/16			20:49																										
ZZZZZZ			21:05																										
ZZZZZZ			21:22																										
ZZZZZZ			21:37																										
ZZZZZZ			21:51																										
ZZZZZZ			22:12																										
ZZZZZZ			22:27																										
ZZZZZZ			22:42																										
ZZZZZZ			22:58																										
ZZZZZZ			23:15																										
ZZZZZZ			23:30																										
CCV 280-499526/27			23:45																										
CCB 280-499526/28			23:59																										
ZZZZZZ			00:22																										
ZZZZZZ			00:37																										
ZZZZZZ			00:52																										
ZZZZZZ			01:07																										
ZZZZZZ			01:25																										
ZZZZZZ			01:40																										
ZZZZZZ			01:59																										
ZZZZZZ			02:14																										
ZZZZZZ			02:32																										
ZZZZZZ			02:47																										
CCV 280-499526/39			03:06																										
CCB 280-499526/40			03:21																										

FORM XIII-IN

13-IN
ANALYSIS RUN LOG
GENERAL CHEMISTRY

Lab Name: Eurofins TestAmerica, Denver Job No.: 280-137110-1

SDG No.:

Instrument ID: WC_SHI3 Analysis Method: 9060A

Start Date: 06/19/2020 16:39 End Date: 06/20/2020 11:57

Lab Sample Id	D/F	Type	Time	Analytes																									
				DOCQ																									
ZZZZZZ			03:40																										
ZZZZZZ			03:54																										
ZZZZZZ			04:13																										
ZZZZZZ			04:32																										
ZZZZZZ			04:49																										
ZZZZZZ			05:08																										
ZZZZZZ			05:23																										
ZZZZZZ			05:42																										
ZZZZZZ			05:58																										
ZZZZZZ			06:15																										
CCV 280-499526/51	1		06:32	X																									
CCB 280-499526/52	1		06:49	X																									
LCS 280-499394/1-A	1	D	07:03	X																									
MB 280-499394/2-A	1	D	07:20	X																									
ZZZZZZ			07:35																										
ZZZZZZ			07:58																										
ZZZZZZ			08:12																										
ZZZZZZ			08:27																										
ZZZZZZ			08:44																										
ZZZZZZ			09:05																										
ZZZZZZ			09:24																										
ZZZZZZ			09:42																										
CCV 280-499526/63	1		10:01	X																									
CCB 280-499526/64	1		10:18	X																									
ZZZZZZ			10:32																										
ZZZZZZ			10:47																										
ZZZZZZ			11:02																										
280-137110-8	2	D	11:21	X																									
CCV 280-499526/69	1		11:36	X																									
CCB 280-499526/70	1		11:57	X																									

Prep Types:
D = Dissolved

FORM XIII-IN

13-IN
ANALYSIS RUN LOG
GENERAL CHEMISTRY

Lab Name: Eurofins TestAmerica, Denver Job No.: 280-137110-1

SDG No.:

Instrument ID: WC-AT3 Analysis Method: SM 2320B

Start Date: 06/04/2020 09:51 End Date: 06/04/2020 15:56

Lab Sample Id	D/F	Type	Time	Analytes																								
				Alk																								
RINSE 280-497544/1			09:51																									
ZZZZZZ			09:57																									
ZZZZZZ			09:59																									
ZZZZZZ			10:04																									
ZZZZZZ			10:09																									
ZZZZZZ			10:15																									
ZZZZZZ			10:21																									
ZZZZZZ			10:30																									
ZZZZZZ			10:40																									
ZZZZZZ			10:51																									
ZZZZZZ			10:55																									
ZZZZZZ			11:02																									
ZZZZZZ			11:08																									
ZZZZZZ			11:14																									
ZZZZZZ			11:20																									
CCV 280-497544/16			11:26																									
CCB 280-497544/17			11:30																									
ZZZZZZ			11:37																									
ZZZZZZ			11:43																									
ZZZZZZ			11:49																									
ZZZZZZ			11:55																									
ZZZZZZ			12:02																									
ZZZZZZ			12:09																									
ZZZZZZ			12:15																									
ZZZZZZ			12:22																									
ZZZZZZ			12:27																									
ZZZZZZ			12:34																									
CCV 280-497544/28	1		12:40	X																								
CCB 280-497544/29	1		12:44	X																								
LCS 280-497544/30	1	T	12:49	X																								
MB 280-497544/31	1	T	12:54	X																								
ZZZZZZ			13:00																									
ZZZZZZ			13:07																									
280-137110-1	1	T	13:16	X																								
280-137110-2	1	T	13:24	X																								
280-137110-3	1	T	13:33	X																								
280-137110-4	1	T	13:42	X																								
280-137110-5	1	T	13:48	X																								
280-137110-6	1	T	13:54	X																								
280-137110-7	1	T	14:01	X																								
280-137110-8	1	T	14:08	X																								

FORM XIII-IN

13-IN
ANALYSIS RUN LOG
GENERAL CHEMISTRY

Lab Name: Eurofins TestAmerica, Denver Job No.: 280-137110-1

SDG No.:

Instrument ID: WC-AT3 Analysis Method: SM 2320B

Start Date: 06/04/2020 09:51 End Date: 06/04/2020 15:56

Lab Sample Id	D/F	Type	Time	Analytes																								
				Alk																								
CCV 280-497544/42	1		14:15	X																								
CCB 280-497544/43	1		14:19	X																								
280-137110-9	1	T	14:27	X																								
280-137110-10	1	T	14:35	X																								
280-137110-11	1	T	14:42	X																								
280-137110-12	1	T	14:49	X																								
280-137110-13	1	T	14:56	X																								
280-137110-14	1	T	15:04	X																								
ZZZZZZ			15:12																									
ZZZZZZ			15:22																									
ZZZZZZ			15:34																									
ZZZZZZ			15:45																									
CCV 280-497544/54	1		15:51	X																								
CCB 280-497544/55	1		15:56	X																								

Prep Types:
T = Total/NA

GENERAL CHEMISTRY BATCH WORKSHEET

Lab Name: Eurofins TestAmerica, Denver Job No.: 280-137110-1

SDG No.:

Batch Number: 497480 Batch Start Date: 06/04/20 12:39 Batch Analyst: Hunter, Brandon W

Batch Method: 350.1 Batch End Date:

Lab Sample ID	Client Sample ID	Method Chain	Basis	ClResPres	InitialAmount	FinalAmount	Initial pH	350.1 cal 00418	350.1 ICV 00406
ICVL 280-497480/14		350.1			100 mL	100 mL			0.5 mL
ICV 280-497480/15		350.1			100 mL	100 mL			2.5 mL
ICB 280-497480/16		350.1			10 mL	10 mL			
LCS 280-497480/18		350.1			100 mL	100 mL		2.5 mL	
MB 280-497480/19		350.1			10 mL	10 mL			
280-137110-C-7	EW7-PM29B-3-35	350.1	T	No	10 mL	10 mL	<2 SU		
280-137110-C-7 MS	EW7-PM29B-3-35	350.1	T	No	10 mL	10 mL	<2 SU	0.1 mL	
280-137110-C-7 MSD	EW7-PM29B-3-35	350.1	T	No	10 mL	10 mL	<2 SU	0.1 mL	
280-137110-C-1	EW7-PM28B-3-35	350.1	T	No	10 mL	10 mL	<2 SU		
280-137110-C-2	EW7-PM25A-3-25	350.1	T	No	10 mL	10 mL	<2 SU		
280-137110-C-3	EW7-PM25B-3-25	350.1	T	No	10 mL	10 mL	<2 SU		
280-137110-C-4	EW7-PM23B-3-35	350.1	T	No	10 mL	10 mL	<2 SU		
280-137110-C-6	G0075-20A	350.1	T	No	10 mL	10 mL	<2 SU		
280-137110-C-5	G0079-20A	350.1	T	No	10 mL	10 mL	<2 SU		
280-137110-C-8	EW7-PM28A-3-25	350.1	T	No	10 mL	10 mL	<2 SU		
CCVL 280-497480/32		350.1			100 mL	100 mL		0.5 mL	
CCV 280-497480/33		350.1			100 mL	100 mL		2.5 mL	
CCB 280-497480/34		350.1			10 mL	10 mL			
280-137110-C-10	EW7-PM26B-3-35	350.1	T	No	10 mL	10 mL	<2 SU		
280-137110-C-11	EW7-PM523A-3-25	350.1	T	No	10 mL	10 mL	<2 SU		
280-137110-C-11 MS	EW7-PM523A-3-25	350.1	T	No	10 mL	10 mL	<2 SU	0.1 mL	
280-137110-C-11 MSD	EW7-PM523A-3-25	350.1	T	No	10 mL	10 mL	<2 SU	0.1 mL	
280-137110-C-12	EW7-PM23A-3-25	350.1	T	No	10 mL	10 mL	<2 SU		
280-137110-C-13	EW7-PM27B-3-35	350.1	T	No	10 mL	10 mL	<2 SU		
280-137110-C-9	EW7-PM26A-3-25	350.1	T	No	10 mL	10 mL	<2 SU		

The pound sign (#) in the amount added field denotes that the reagent was used undiluted. All calculations are performed using the stated concentration for this reagent.

GENERAL CHEMISTRY BATCH WORKSHEET

Lab Name: Eurofins TestAmerica, Denver Job No.: 280-137110-1

SDG No.:

Batch Number: 497480 Batch Start Date: 06/04/20 12:39 Batch Analyst: Hunter, Brandon W

Batch Method: 350.1 Batch End Date:

Lab Sample ID	Client Sample ID	Method Chain	Basis	ClResPres	InitialAmount	FinalAmount	Initial pH	350.1 cal 00418	350.1 ICV 00406
280-137110-C-14	EW7-PM29A-3-25	350.1	T	No	10 mL	10 mL	<2 SU		
CCVL 280-497480/48		350.1			100 mL	100 mL		0.5 mL	
CCV 280-497480/49		350.1			100 mL	100 mL		2.5 mL	
CCB 280-497480/50		350.1			10 mL	10 mL			

Batch Notes	
Batch Comment	BWH
Carrier Identification	350.1 complex_00482
Hypochlorite ID	350.1 bleach_01255
Sodium Nitroprusside ID	350.1 color_00202
Pipette/Syringe/Dispenser ID	BWH100, BWH1000, BWH5000

Basis	Basis Description
T	Total/NA

The pound sign (#) in the amount added field denotes that the reagent was used undiluted. All calculations are performed using the stated concentration for this reagent.

GENERAL CHEMISTRY BATCH WORKSHEET

Lab Name: Eurofins TestAmerica, Denver Job No.: 280-137110-1

SDG No.:

Batch Number: 494603 Batch Start Date: 05/12/20 17:15 Batch Analyst: Cherry, Scott V

Batch Method: 351.2 Batch End Date:

Lab Sample ID	Client Sample ID	Method Chain	Basis	InitialAmount	FinalAmount	TKN 25ppm 00808	TKN ICV 25 00093		
ICV 280-494603/33		351.2, 351.2		25 mL	25 mL		5 mL		
ICB 280-494603/34		351.2, 351.2		25 mL	25 mL				
CCV 280-494603/35		351.2, 351.2		25 mL	25 mL	5 mL			
CCB 280-494603/36		351.2, 351.2		25 mL	25 mL				

Batch Notes	
Block Digestion End time	05/12/20 2330
Block Digestion Start time	05/12/20 1830
Block Digestor ID	TKN Hotblock
Digestion Solution ID	TKN digestion_00135
Oven, Bath or Block Temperature 1	185 Degrees C
Oven, Bath or Block Temperature 2	380 Degrees C

Basis	Basis Description

The pound sign (#) in the amount added field denotes that the reagent was used undiluted. All calculations are performed using the stated concentration for this reagent.

GENERAL CHEMISTRY BATCH WORKSHEET

Lab Name: Eurofins TestAmerica, Denver Job No.: 280-137110-1

SDG No.:

Batch Number: 497498 Batch Start Date: 06/04/20 16:38 Batch Analyst: Cherry, Scott V

Batch Method: 351.2 Batch End Date:

Lab Sample ID	Client Sample ID	Method Chain	Basis	Initial pH	InitialAmount	FinalAmount	TKN 25ppm 00808	AnalysisComment	
LCS 280-497498/1		351.2, 351.2			25 mL	25 mL	6 mL		
MB 280-497498/2		351.2, 351.2			25 mL	25 mL			
280-137110-C-5	G0079-20A	351.2, 351.2	T	<2	25 mL	25 mL			
280-137110-C-5 MS	G0079-20A	351.2, 351.2	T	<2	25 mL	25 mL	3 mL		
280-137110-C-5 MSD	G0079-20A	351.2, 351.2	T	<2	25 mL	25 mL	3 mL		
280-137110-C-1	EW7-PM28B-3-35	351.2, 351.2	T	<2	15 mL	25 mL		sample is orange color	
280-137110-C-2	EW7-PM25A-3-25	351.2, 351.2	T	<2	15 mL	25 mL		sample is orange color	
280-137110-C-3	EW7-PM25B-3-25	351.2, 351.2	T	<2	15 mL	25 mL		sample is orange color	
280-137110-C-4	EW7-PM23B-3-35	351.2, 351.2	T	<2	15 mL	25 mL		sample is orange color	
280-137110-C-6	G0075-20A	351.2, 351.2	T	<2	25 mL	25 mL			
280-137110-C-8	EW7-PM28A-3-25	351.2, 351.2	T	<2	25 mL	25 mL			
280-137110-C-9	EW7-PM26A-3-25	351.2, 351.2	T	<2	25 mL	25 mL			
280-137110-C-10	EW7-PM26B-3-35	351.2, 351.2	T	<2	15 mL	25 mL		sample is orange color	
280-137110-C-11	EW7-PM523A-3-25	351.2, 351.2	T	<2	25 mL	25 mL			
LCS 280-497498/27		351.2, 351.2			25 mL	25 mL	6 mL		
MB 280-497498/28		351.2, 351.2			25 mL	25 mL			
280-137110-C-7	EW7-PM29B-3-35	351.2, 351.2	T	<2	5 mL	25 mL		sample is orange color	
280-137110-C-7 MS	EW7-PM29B-3-35	351.2, 351.2	T	<2	5 mL	25 mL	3 mL	sample is orange color	
280-137110-C-7 MSD	EW7-PM29B-3-35	351.2, 351.2	T	<2	5 mL	25 mL	3 mL	sample is orange color	
280-137110-C-12	EW7-PM23A-3-25	351.2, 351.2	T	<2	25 mL	25 mL			
280-137110-C-13	EW7-PM27B-3-35	351.2, 351.2	T	<2	15 mL	25 mL		sample is orange color	
280-137110-C-14	EW7-PM29A-3-25	351.2, 351.2	T	<2	15 mL	25 mL		sample is orange color	

The pound sign (#) in the amount added field denotes that the reagent was used undiluted. All calculations are performed using the stated concentration for this reagent.

GENERAL CHEMISTRY BATCH WORKSHEET

Lab Name: Eurofins TestAmerica, Denver Job No.: 280-137110-1

SDG No.:

Batch Number: 497498 Batch Start Date: 06/04/20 16:38 Batch Analyst: Cherry, Scott V

Batch Method: 351.2 Batch End Date:

Batch Notes	
Block Digestion End time	06/04/20 2310
Block Digestion Start time	06/04/20 1710
Block Digestor ID	TKN Hotblock
Digestion Solution ID	TKN digestion_00135
Oven, Bath or Block Temperature 1	165 Degrees C
Oven, Bath or Block Temperature 2	380 Degrees C

Basis	Basis Description
T	Total/NA

The pound sign (#) in the amount added field denotes that the reagent was used undiluted. All calculations are performed using the stated concentration for this reagent.

GENERAL CHEMISTRY BATCH WORKSHEET

Lab Name: Eurofins TestAmerica, Denver Job No.: 280-137110-1

SDG No.:

Batch Number: 497900 Batch Start Date: 06/08/20 17:06 Batch Analyst: Cherry, Scott V

Batch Method: 351.2 Batch End Date:

Lab Sample ID	Client Sample ID	Method Chain	Basis	FinalAmount					
ICV 280-494603/33-A		351.2		4 mL					
ICB 280-494603/34-A		351.2		4 mL					
LCS 280-497498/1-A		351.2		4 mL					
MB 280-497498/2-A		351.2		4 mL					
CCV 280-494603/35-A		351.2		4 mL					
CCB 280-494603/36-A		351.2		4 mL					
280-137110-C-5-A	G0079-20A	351.2	T	4 mL					
280-137110-C-5-B MS	G0079-20A	351.2	T	4 mL					
280-137110-C-5-C MSD	G0079-20A	351.2	T	4 mL					
280-137110-C-1-A	EW7-PM28B-3-35	351.2	T	4 mL					
280-137110-C-2-A	EW7-PM25A-3-25	351.2	T	4 mL					
280-137110-C-3-A	EW7-PM25B-3-25	351.2	T	4 mL					
280-137110-C-4-A	EW7-PM23B-3-35	351.2	T	4 mL					
280-137110-C-6-A	G0075-20A	351.2	T	4 mL					
CCV 280-494603/35-A		351.2		4 mL					
CCB 280-494603/36-A		351.2		4 mL					
280-137110-C-8-A	EW7-PM28A-3-25	351.2	T	4 mL					
280-137110-C-9-A	EW7-PM26A-3-25	351.2	T	4 mL					
280-137110-C-10-A	EW7-PM26B-3-35	351.2	T	4 mL					
280-137110-C-11-A	EW7-PM523A-3-25	351.2	T	4 mL					
LCS 280-497498/27-A		351.2		4 mL					

The pound sign (#) in the amount added field denotes that the reagent was used undiluted. All calculations are performed using the stated concentration for this reagent.

GENERAL CHEMISTRY BATCH WORKSHEET

Lab Name: Eurofins TestAmerica, Denver Job No.: 280-137110-1

SDG No.:

Batch Number: 497900 Batch Start Date: 06/08/20 17:06 Batch Analyst: Cherry, Scott V

Batch Method: 351.2 Batch End Date:

Lab Sample ID	Client Sample ID	Method Chain	Basis	FinalAmount					
MB 280-497498/28-A		351.2		4 mL					
280-137110-C-7-A	EW7-PM29B-3-35	351.2	T	4 mL					
280-137110-C-7-B MS	EW7-PM29B-3-35	351.2	T	4 mL					
280-137110-C-7-C MSD	EW7-PM29B-3-35	351.2	T	4 mL					
CCV 280-494603/35-A		351.2		4 mL					
CCB 280-494603/36-A		351.2		4 mL					
280-137110-C-12-A	EW7-PM23A-3-25	351.2	T	4 mL					
280-137110-C-13-A	EW7-PM27B-3-35	351.2	T	4 mL					
280-137110-C-14-A	EW7-PM29A-3-25	351.2	T	4 mL					
CCV 280-494603/35-A		351.2		4 mL					
CCB 280-494603/36-A		351.2		4 mL					

Batch Notes	
Buffer Reagent ID	TKN buffer_00125
Hypochlorite ID	TKN hypo_00668
Sodium Nitroprusside ID	sodium nitro_0099
Pipette/Syringe/Dispenser ID	5000ad, 1000ad

Basis	Basis Description
T	Total/NA

The pound sign (#) in the amount added field denotes that the reagent was used undiluted. All calculations are performed using the stated concentration for this reagent.

GENERAL CHEMISTRY BATCH WORKSHEET

Lab Name: Eurofins TestAmerica, Denver Job No.: 280-137110-1

SDG No.:

Batch Number: 498278 Batch Start Date: 06/10/20 17:35 Batch Analyst: Cherry, Scott V

Batch Method: 353.2 Batch End Date:

Lab Sample ID	Client Sample ID	Method Chain	Basis	InitialAmount	FinalAmount	NXN CAL INT 00534	NXN ICV INT 00515		
ICV 280-498278/17		353.2		100 mL	100 mL		5 mL		
ICVL 280-498278/18		353.2		100 mL	100 mL		2 mL		
ICB 280-498278/19		353.2		100 mL	100 mL				
LCS 280-498278/21		353.2		100 mL	100 mL	5 mL			
MB 280-498278/22		353.2		100 mL	100 mL				
280-137110-C-1	EW7-PM28B-3-35	353.2	T	100 mL	100 mL				
280-137110-C-2	EW7-PM25A-3-25	353.2	T	100 mL	100 mL				
280-137110-C-3	EW7-PM25B-3-25	353.2	T	100 mL	100 mL				
280-137110-C-4	EW7-PM23B-3-35	353.2	T	100 mL	100 mL				
280-137110-C-5	G0079-20A	353.2	T	100 mL	100 mL				
280-137110-C-7	EW7-PM29B-3-35	353.2	T	100 mL	100 mL				
280-137110-C-8	EW7-PM28A-3-25	353.2	T	100 mL	100 mL				
CCV 280-498278/35		353.2		100 mL	100 mL	5 mL			
CCVL 280-498278/36		353.2		100 mL	100 mL	1 mL			
CCB 280-498278/37		353.2		100 mL	100 mL				
280-137110-C-9	EW7-PM26A-3-25	353.2	T	100 mL	100 mL				
280-137110-C-10	EW7-PM26B-3-35	353.2	T	100 mL	100 mL				
280-137110-C-6	G0075-20A	353.2	T	100 mL	100 mL				
280-137110-C-6 MS	G0075-20A	353.2	T	5 mL	5 mL	0.2 mL			
280-137110-C-6 MSD	G0075-20A	353.2	T	5 mL	5 mL	0.2 mL			
280-137110-C-11	EW7-PM523A-3-25	353.2	T	100 mL	100 mL				
280-137110-C-12	EW7-PM23A-3-25	353.2	T	100 mL	100 mL				
280-137110-C-13	EW7-PM27B-3-35	353.2	T	100 mL	100 mL				
280-137110-C-14	EW7-PM29A-3-25	353.2	T	100 mL	100 mL				
CCV 280-498278/51		353.2		100 mL	100 mL	5 mL			

The pound sign (#) in the amount added field denotes that the reagent was used undiluted. All calculations are performed using the stated concentration for this reagent.

GENERAL CHEMISTRY BATCH WORKSHEET

Lab Name: Eurofins TestAmerica, Denver Job No.: 280-137110-1

SDG No.:

Batch Number: 498278 Batch Start Date: 06/10/20 17:35 Batch Analyst: Cherry, Scott V

Batch Method: 353.2 Batch End Date:

Lab Sample ID	Client Sample ID	Method Chain	Basis	InitialAmount	FinalAmount	NXN CAL INT 00534	NXN ICV INT 00515		
CCVL 280-498278/52		353.2		100 mL	100 mL	1 mL			
CCB 280-498278/53		353.2		100 mL	100 mL				

Batch Notes	
Buffer Reagent ID	NOXT Buffer_00208
Color Reagent ID	NOXT CR_00107
Copper Sulfate ID	CuSO4 NOXT_0008
Hydrochloric Acid ID	0.5N HCl_0076
pH Indicator ID	hc989495
Pipette/Syringe/Dispenser ID	5000ad, 1000ad

Basis	Basis Description
T	Total/NA

The pound sign (#) in the amount added field denotes that the reagent was used undiluted. All calculations are performed using the stated concentration for this reagent.

GENERAL CHEMISTRY BATCH WORKSHEET

Lab Name: Eurofins TestAmerica, Denver Job No.: 280-137110-1

SDG No.:

Batch Number: 497255 Batch Start Date: 06/03/20 13:34 Batch Analyst: David, Alexa A

Batch Method: 9030B Batch End Date:

Lab Sample ID	Client Sample ID	Method Chain	Basis	InitialAmount	FinalAmount	DistillUnitPort	Initial pH	Final pH	AcidVolAdded
LCS 280-497255/1		9030B, 9034		50 mL	50 mL	1	>9 SU	<2 SU	5 mL
MB 280-497255/2		9030B, 9034		50 mL	50 mL	2	>9 SU	<2 SU	5 mL
280-137110-E-14	EW7-PM29A-3-25	9030B, 9034	T	50 mL	50 mL	3	>9 SU	<2 SU	5 mL
280-137110-E-13	EW7-PM27B-3-35	9030B, 9034	T	50 mL	50 mL	4	>9 SU	<2 SU	5 mL
280-137110-F-12	EW7-PM23A-3-25	9030B, 9034	T	50 mL	50 mL	5	>9 SU	<2 SU	5 mL
280-137110-E-11	EW7-PM523A-3-25	9030B, 9034	T	50 mL	50 mL	6	>9 SU	<2 SU	5 mL
280-137110-E-9	EW7-PM26A-3-25	9030B, 9034	T	50 mL	50 mL	7	>9 SU	<2 SU	5 mL
280-137110-F-1	EW7-PM28B-3-35	9030B, 9034	T	50 mL	50 mL	8	>9 SU	<2 SU	5 mL
280-137110-E-8	EW7-PM28A-3-25	9030B, 9034	T	50 mL	50 mL	9	>9 SU	<2 SU	5 mL
280-137110-E-7	EW7-PM29B-3-35	9030B, 9034	T	50 mL	50 mL	10	>9 SU	<2 SU	5 mL
280-137110-E-7 MS	EW7-PM29B-3-35	9030B, 9034	T	50 mL	50 mL	11	>9 SU	<2 SU	5 mL
280-137110-E-7 MSD	EW7-PM29B-3-35	9030B, 9034	T	50 mL	50 mL	12	>9 SU	<2 SU	5 mL

Lab Sample ID	Client Sample ID	Method Chain	Basis	SFD ICV INT 01704					
LCS 280-497255/1		9030B, 9034		1 mL					
MB 280-497255/2		9030B, 9034							
280-137110-E-14	EW7-PM29A-3-25	9030B, 9034	T						
280-137110-E-13	EW7-PM27B-3-35	9030B, 9034	T						
280-137110-F-12	EW7-PM23A-3-25	9030B, 9034	T						
280-137110-E-11	EW7-PM523A-3-25	9030B, 9034	T						
280-137110-E-9	EW7-PM26A-3-25	9030B, 9034	T						
280-137110-F-1	EW7-PM28B-3-35	9030B, 9034	T						
280-137110-E-8	EW7-PM28A-3-25	9030B, 9034	T						
280-137110-E-7	EW7-PM29B-3-35	9030B, 9034	T						
280-137110-E-7 MS	EW7-PM29B-3-35	9030B, 9034	T	1 mL					
280-137110-E-7 MSD	EW7-PM29B-3-35	9030B, 9034	T	1 mL					

The pound sign (#) in the amount added field denotes that the reagent was used undiluted. All calculations are performed using the stated concentration for this reagent.

GENERAL CHEMISTRY BATCH WORKSHEET

Lab Name: Eurofins TestAmerica, Denver Job No.: 280-137110-1

SDG No.:

Batch Number: 497255 Batch Start Date: 06/03/20 13:34 Batch Analyst: David, Alexa A

Batch Method: 9030B Batch End Date:

Batch Notes	
Distillation End Time	02/17/2020 19:09
Distillation Start Time	02/17/2020 18:03
Formaldehyde ID	Form_00117
pH Indicator ID	HC989495 & HC 606169
Pipette/Syringe/Dispenser ID	AB8A1000 & 5000IX
Sulfuric Acid Reagent ID Number	H2SO4_00203
Zinc Acetate Buffer ID	Znac_00115

Basis	Basis Description
T	Total/NA

The pound sign (#) in the amount added field denotes that the reagent was used undiluted. All calculations are performed using the stated concentration for this reagent.

GENERAL CHEMISTRY BATCH WORKSHEET

Lab Name: Eurofins TestAmerica, Denver Job No.: 280-137110-1

SDG No.:

Batch Number: 497257 Batch Start Date: 06/03/20 13:48 Batch Analyst: David, Alexa A

Batch Method: 9034 Batch End Date:

Lab Sample ID	Client Sample ID	Method Chain	Basis	BuretStart1	BuretStop1	IodineAmount	TitrantVolume1	FinalAmount	
LCS 280-497255/1-A		9034		0 mL	3.6 mL	5 mL	3.6 mL	50 mL	
MB 280-497255/2-A		9034		3.6 mL	4.7 mL	1 mL	1.1 mL	50 mL	
280-137110-E-14-A	EW7-PM29A-3-25	9034	T	4.7 mL	5.7 mL	1 mL	1 mL	50 mL	
280-137110-E-13-A	EW7-PM27B-3-35	9034	T	5.7 mL	10.9 mL	5 mL	5.2 mL	50 mL	
280-137110-F-12-A	EW7-PM23A-3-25	9034	T	10.9 mL	16 mL	5 mL	5.1 mL	50 mL	
280-137110-E-11-A	EW7-PM523A-3-25	9034	T	16 mL	17.2 mL	1 mL	1.2 mL	50 mL	
280-137110-E-9-A	EW7-PM26A-3-25	9034	T	17.2 mL	18.3 mL	1 mL	1.1 mL	50 mL	
280-137110-F-1-A	EW7-PM28B-3-35	9034	T	18.3 mL	19.2 mL	1 mL	0.899999999999999 mL	50 mL	
280-137110-E-8-A	EW7-PM28A-3-25	9034	T	19.2 mL	21 mL	1 mL	1.8 mL	50 mL	
280-137110-E-7-A	EW7-PM29B-3-35	9034	T	0 mL	1 mL	1 mL	1 mL	50 mL	
280-137110-E-7-B MS	EW7-PM29B-3-35	9034	T	1 mL	5 mL	5 mL	4 mL	50 mL	
280-137110-E-7-C MSD	EW7-PM29B-3-35	9034	T	5 mL	8.8 mL	5 mL	3.8 mL	50 mL	

Batch Notes	
Batch Comment	AD trained by SAH
Hydrochloric Acid ID	HClSol_00181
Iodine ID	iod_00257
Normality of Iodine Solution	.025 N
Sodium Thiosulfate ID	NaThio_00166
Pipette/Syringe/Dispenser ID	AB8A1000 & 5000IX
Starch Reagent ID	StarchInd_00062
Normality of First Titrant	.025 N
Zinc Acetate Buffer ID	Znac_00115

The pound sign (#) in the amount added field denotes that the reagent was used undiluted. All calculations are performed using the stated concentration for this reagent.

GENERAL CHEMISTRY BATCH WORKSHEET

Lab Name: Eurofins TestAmerica, Denver Job No.: 280-137110-1

SDG No.:

Batch Number: 497257 Batch Start Date: 06/03/20 13:48 Batch Analyst: David, Alexa A

Batch Method: 9034 Batch End Date:

Basis	Basis Description
T	Total/NA

The pound sign (#) in the amount added field denotes that the reagent was used undiluted. All calculations are performed using the stated concentration for this reagent.

GENERAL CHEMISTRY BATCH WORKSHEET

Lab Name: Eurofins TestAmerica, Denver Job No.: 280-137110-1

SDG No.:

Batch Number: 497566 Batch Start Date: 06/05/20 09:53 Batch Analyst: David, Alexa A

Batch Method: 9030B Batch End Date:

Lab Sample ID	Client Sample ID	Method Chain	Basis	InitialAmount	FinalAmount	DistillUnitPort	Initial pH	Final pH	AcidVolAdded
LCS 280-497566/1		9030B, 9034		50 mL	50 mL	1	7 SU	<2 SU	5 mL
MB 280-497566/2		9030B, 9034		50 mL	50 mL	3	7 SU	<2 SU	5 mL
280-137110-E-2	EW7-PM25A-3-25	9030B, 9034	T	50 mL	50 mL	9	>9 SU	<2 SU	5 mL
280-137110-E-3	EW7-PM25B-3-25	9030B, 9034	T	50 mL	50 mL	10	>9 SU	<2 SU	5 mL
280-137110-E-4	EW7-PM23B-3-35	9030B, 9034	T	50 mL	50 mL	11	>9 SU	<2 SU	5 mL
280-137110-E-5	G0079-20A	9030B, 9034	T	50 mL	50 mL	12	>9 SU	<2 SU	5 mL
280-137110-E-6	G0075-20A	9030B, 9034	T	50 mL	50 mL	13	>9 SU	<2 SU	5 mL
280-137110-E-10	EW7-PM26B-3-35	9030B, 9034	T	50 mL	50 mL	14	>9 SU	<2 SU	5 mL

Lab Sample ID	Client Sample ID	Method Chain	Basis	SFD CAL INT 01760					
LCS 280-497566/1		9030B, 9034		1 mL					
MB 280-497566/2		9030B, 9034							
280-137110-E-2	EW7-PM25A-3-25	9030B, 9034	T						
280-137110-E-3	EW7-PM25B-3-25	9030B, 9034	T						
280-137110-E-4	EW7-PM23B-3-35	9030B, 9034	T						
280-137110-E-5	G0079-20A	9030B, 9034	T						
280-137110-E-6	G0075-20A	9030B, 9034	T						
280-137110-E-10	EW7-PM26B-3-35	9030B, 9034	T						

Batch Notes	
Batch Comment	AD trained by SAH
Distillation End Time	02/17/2020 19:09
Distillation Start Time	02/17/2020 18:03
Formaldehyde ID	Form_00117
pH Indicator ID	HC989495 & HC 606169
Pipette/Syringe/Dispenser ID	AB8A1000 & 5000IX
Sulfuric Acid Reagent ID Number	H2SO4_00203
Zinc Acetate Buffer ID	Znac_00115

The pound sign (#) in the amount added field denotes that the reagent was used undiluted. All calculations are performed using the stated concentration for this reagent.

GENERAL CHEMISTRY BATCH WORKSHEET

Lab Name: Eurofins TestAmerica, Denver Job No.: 280-137110-1

SDG No.:

Batch Number: 497566 Batch Start Date: 06/05/20 09:53 Batch Analyst: David, Alexa A

Batch Method: 9030B Batch End Date:

Basis	Basis Description
T	Total/NA

The pound sign (#) in the amount added field denotes that the reagent was used undiluted. All calculations are performed using the stated concentration for this reagent.

GENERAL CHEMISTRY BATCH WORKSHEET

Lab Name: Eurofins TestAmerica, Denver Job No.: 280-137110-1

SDG No.:

Batch Number: 497568 Batch Start Date: 06/05/20 09:56 Batch Analyst: David, Alexa A

Batch Method: 9034 Batch End Date:

Lab Sample ID	Client Sample ID	Method Chain	Basis	BuretStart1	BuretStop1	IodineAmount	TitrantVolume1	FinalAmount	
LCS 280-497566/1-A		9034		0 mL	3.5 mL	5 mL	3.5 mL	50 mL	
MB 280-497566/2-A		9034		3.5 mL	4.6 mL	1 mL	1.1 mL	50 mL	
280-137110-E-2-B	EW7-PM25A-3-25	9034	T	15.1 mL	16.0 mL	1 mL	0.9 mL	50 mL	
280-137110-E-3-B	EW7-PM25B-3-25	9034	T	16.0 mL	17.1 mL	1 mL	1.1 mL	50 mL	
280-137110-E-4-B	EW7-PM23B-3-35	9034	T	17.1 mL	18.3 mL	1 mL	1.2 mL	50 mL	
280-137110-E-5-B	G0079-20A	9034	T	18.3 mL	19.4 mL	1 mL	1.1 mL	50 mL	
280-137110-E-6-B	G0075-20A	9034	T	19.4 mL	20.5 mL	1 mL	1.1 mL	50 mL	
280-137110-E-10-B	EW7-PM26B-3-35	9034	T	20.5 mL	21.5 mL	1 mL	1 mL	50 mL	

Batch Notes	
Batch Comment	AD trained by SAH
Hydrochloric Acid ID	HclSol_00181
Iodine ID	Iod_00257
Normality of Iodine Solution	.025 N
Sodium Thiosulfate ID	NaThio_00166
Pipette/Syringe/Dispenser ID	AB8A1000 & 5000IX
Starch Reagent ID	StarchInd_00062
Normality of First Titrant	.025 N
Zinc Acetate Buffer ID	Znac_00115

Basis	Basis Description
T	Total/NA

The pound sign (#) in the amount added field denotes that the reagent was used undiluted. All calculations are performed using the stated concentration for this reagent.

GENERAL CHEMISTRY BATCH WORKSHEET

Lab Name: Eurofins TestAmerica, Denver Job No.: 280-137110-1

SDG No.:

Batch Number: 496903 Batch Start Date: 06/01/20 12:47 Batch Analyst: Pedrick, Joshua A

Batch Method: 9056A Batch End Date:

Lab Sample ID	Client Sample ID	Method Chain	Basis	InitialAmount	FinalAmount	IC CAL cl/so4 00312	IC Cal low 00527		
STD1 280-496903/2 IC		9056A		5 mL	5 mL	0.04 mL	0.04 mL		
STD2 280-496903/3 IC		9056A		5 mL	5 mL	0.1 mL	0.1 mL		
STD3 280-496903/4 IC		9056A		5 mL	5 mL	0.2 mL	0.2 mL		
STD4 280-496903/5 IC		9056A		5 mL	5 mL	2.4 mL	0.8 mL		
STD5 280-496903/6 IC		9056A		5 mL	5 mL	4.8 mL	1.6 mL		
STD6 280-496903/7 IC		9056A		5 mL	5 mL	8 mL	2 mL		

Batch Notes	
Eluent 1 ID	Water
Filter ID	R7MA61819
Pipette/Syringe/Dispenser ID	ic100, wc-1000d, 5000ics
Regeneration Solution ID	ic10 H3PO4_00003
Sufficient Volume for Batch QC	Yes

Basis	Basis Description

The pound sign (#) in the amount added field denotes that the reagent was used undiluted. All calculations are performed using the stated concentration for this reagent.

GENERAL CHEMISTRY BATCH WORKSHEET

Lab Name: Eurofins TestAmerica, Denver Job No.: 280-137110-1

SDG No.:

Batch Number: 497179 Batch Start Date: 06/03/20 09:53 Batch Analyst: Pedrick, Joshua A

Batch Method: 9056A Batch End Date:

Lab Sample ID	Client Sample ID	Method Chain	Basis	InitialAmount	FinalAmount	IC CL ICV 00018	IC ICV 5 00272	IC SO4 ICV 00021	
ICV 280-497179/1		9056A		5 mL	5 mL	0.8 mL	0.8 mL	0.8 mL	
ICB 280-497179/2		9056A		5 mL	5 mL				

Batch Notes	
Eluent 1 ID	Water
Filter ID	R7MA61819
Pipette/Syringe/Dispenser ID	ic100, wc-1000d, 5000ics
Regeneration Solution ID	ic10 H3PO4_00003
Sufficient Volume for Batch QC	Yes

Basis	Basis Description

The pound sign (#) in the amount added field denotes that the reagent was used undiluted. All calculations are performed using the stated concentration for this reagent.

GENERAL CHEMISTRY BATCH WORKSHEET

Lab Name: Eurofins TestAmerica, Denver Job No.: 280-137110-1

SDG No.:

Batch Number: 497981 Batch Start Date: 06/09/20 10:46 Batch Analyst: Pedrick, Joshua A

Batch Method: 9056A Batch End Date:

Lab Sample ID	Client Sample ID	Method Chain	Basis	InitialAmount	FinalAmount	IC CAL cl/so4 00314	IC Cal low 00528	IC CL ICV 00018	IC ICV 5 00273
STD 280-497981/2 IC		9056A		5 mL	5 mL	0.02 mL	0.02 mL		
STD 280-497981/3 IC		9056A		5 mL	5 mL	0.05 mL	0.05 mL		
STD 280-497981/4 IC		9056A		5 mL	5 mL	0.1 mL	0.1 mL		
STD 280-497981/5 IC		9056A		5 mL	5 mL	1.2 mL	0.4 mL		
STD 280-497981/6 IC		9056A		5 mL	5 mL	2.4 mL	0.8 mL		
STD 280-497981/7 IC		9056A		5 mL	5 mL	4 mL	1 mL		
ICV 280-497981/8		9056A		5 mL	5 mL			0.4 mL	0.4 mL
ICB 280-497981/9		9056A		5 mL	5 mL				

Lab Sample ID	Client Sample ID	Method Chain	Basis	IC SO4 ICV 00021					
STD 280-497981/2 IC		9056A							
STD 280-497981/3 IC		9056A							
STD 280-497981/4 IC		9056A							
STD 280-497981/5 IC		9056A							
STD 280-497981/6 IC		9056A							
STD 280-497981/7 IC		9056A							
ICV 280-497981/8		9056A		0.4 mL					
ICB 280-497981/9		9056A							

The pound sign (#) in the amount added field denotes that the reagent was used undiluted. All calculations are performed using the stated concentration for this reagent.

GENERAL CHEMISTRY BATCH WORKSHEET

Lab Name: Eurofins TestAmerica, Denver Job No.: 280-137110-1

SDG No.:

Batch Number: 497981 Batch Start Date: 06/09/20 10:46 Batch Analyst: Pedrick, Joshua A

Batch Method: 9056A Batch End Date:

Batch Notes	
Eluent 1 ID	ic11 eluent_00631
Filter ID	R7MA61819
Pipette/Syringe/Dispenser ID	ic100, wc-1000, 5000ics
Sufficient Volume for Batch QC	Yes

Basis	Basis Description

The pound sign (#) in the amount added field denotes that the reagent was used undiluted. All calculations are performed using the stated concentration for this reagent.

GENERAL CHEMISTRY BATCH WORKSHEET

Lab Name: Eurofins TestAmerica, Denver Job No.: 280-137110-1

SDG No.:

Batch Number: 498164 Batch Start Date: 06/10/20 10:31 Batch Analyst: Pedrick, Joshua A

Batch Method: 9056A Batch End Date:

Lab Sample ID	Client Sample ID	Method Chain	Basis	InitialAmount	FinalAmount	IC CAL cl/so4 00314	IC Cal low 00528	IC LCS 01744	ICMS/MSD WEEK 00652
CCV 280-498164/1		9056A		5 mL	5 mL			10 mL	
CCB 280-498164/2		9056A		5 mL	5 mL				
MRL 280-498164/3		9056A		5 mL	5 mL	0.2 mL	0.1 mL		
LCS 280-498164/4		9056A		5 mL	5 mL			10 mL	
LCSD 280-498164/5		9056A		5 mL	5 mL			10 mL	
MB 280-498164/6		9056A		5 mL	5 mL				
CCV 280-498164/17		9056A		5 mL	5 mL			10 mL	
CCB 280-498164/18		9056A		5 mL	5 mL				
CCV 280-498164/37		9056A		5 mL	5 mL			10 mL	
CCB 280-498164/38		9056A		5 mL	5 mL				
280-137110-F-1	EW7-PM28B-3-35	9056A	T	5 mL	5 mL				
280-137110-F-2	EW7-PM25A-3-25	9056A	T	5 mL	5 mL				
280-137110-F-3	EW7-PM25B-3-25	9056A	T	5 mL	5 mL				
280-137110-F-4	EW7-PM23B-3-35	9056A	T	5 mL	5 mL				
280-137110-F-5	G0079-20A	9056A	T	5 mL	5 mL				
280-137110-F-5 DU	G0079-20A	9056A	T	5 mL	5 mL				
280-137110-F-5 MS	G0079-20A	9056A	T	5 mL	5 mL				0.1 mL
280-137110-F-5 MSD	G0079-20A	9056A	T	5 mL	5 mL				0.1 mL
CCV 280-498164/49		9056A		5 mL	5 mL			10 mL	
CCB 280-498164/50		9056A		5 mL	5 mL				
280-137110-F-6	G0075-20A	9056A	T	5 mL	5 mL				
280-137110-F-8	EW7-PM28A-3-25	9056A	T	5 mL	5 mL				
280-137110-F-9	EW7-PM26A-3-25	9056A	T	5 mL	5 mL				
280-137110-F-10	EW7-PM26B-3-35	9056A	T	5 mL	5 mL				

The pound sign (#) in the amount added field denotes that the reagent was used undiluted. All calculations are performed using the stated concentration for this reagent.

GENERAL CHEMISTRY BATCH WORKSHEET

Lab Name: Eurofins TestAmerica, Denver Job No.: 280-137110-1

SDG No.:

Batch Number: 498164 Batch Start Date: 06/10/20 10:31 Batch Analyst: Pedrick, Joshua A

Batch Method: 9056A Batch End Date:

Lab Sample ID	Client Sample ID	Method Chain	Basis	InitialAmount	FinalAmount	IC CAL cl/so4 00314	IC Cal low 00528	IC LCS 01744	ICMS/MSD WEEK 00652
280-137110-F-11	EW7-PM523A-3-25	9056A	T	5 mL	5 mL				
280-137110-F-12	EW7-PM23A-3-25	9056A	T	5 mL	5 mL				
280-137110-F-13	EW7-PM27B-3-35	9056A	T	5 mL	5 mL				
280-137110-F-14	EW7-PM29A-3-25	9056A	T	5 mL	5 mL				
CCV 280-498164/61		9056A		5 mL	5 mL			10 mL	
CCB 280-498164/62		9056A		5 mL	5 mL				

Batch Notes	
Eluent 1 ID	Water
Filter ID	R7MA61819
Pipette/Syringe/Dispenser ID	ic100, wc-1000d, 5000ics
Regeneration Solution ID	ic10 H3PO4_00003
Sufficient Volume for Batch QC	Yes

Basis	Basis Description
T	Total/NA

The pound sign (#) in the amount added field denotes that the reagent was used undiluted. All calculations are performed using the stated concentration for this reagent.

GENERAL CHEMISTRY BATCH WORKSHEET

Lab Name: Eurofins TestAmerica, Denver Job No.: 280-137110-1

SDG No.:

Batch Number: 498166 Batch Start Date: 06/10/20 10:16 Batch Analyst: Pedrick, Joshua A

Batch Method: 9056A Batch End Date:

Lab Sample ID	Client Sample ID	Method Chain	Basis	InitialAmount	FinalAmount	IC CAL cl/so4 00314	IC Cal low 00528	IC LCS 01744	ICMS/MSD WEEK 00652
CCV 280-498166/1		9056A		5 mL	5 mL			5 mL	
CCB 280-498166/2		9056A		5 mL	5 mL				
MRL 280-498166/3		9056A		5 mL	5 mL	0.1 mL	0.05 mL		
LCS 280-498166/4		9056A		5 mL	5 mL			5 mL	
LCSD 280-498166/5		9056A		5 mL	5 mL			5 mL	
MB 280-498166/6		9056A		5 mL	5 mL				
CCV 280-498166/17		9056A		5 mL	5 mL			5 mL	
CCB 280-498166/18		9056A		5 mL	5 mL				
CCV 280-498166/29		9056A		5 mL	5 mL			5 mL	
CCB 280-498166/30		9056A		5 mL	5 mL				
280-137110-F-7	EW7-PM29B-3-35	9056A	T	5 mL	5 mL				
280-137110-F-7 DU	EW7-PM29B-3-35	9056A	T	5 mL	5 mL				
280-137110-F-7 MS	EW7-PM29B-3-35	9056A	T	5 mL	5 mL				0.05 mL
280-137110-F-7 MSD	EW7-PM29B-3-35	9056A	T	5 mL	5 mL				0.05 mL
CCV 280-498166/41		9056A		5 mL	5 mL			5 mL	
CCB 280-498166/42		9056A		5 mL	5 mL				

Batch Notes	
Eluent 1 ID	ic11 eluent_00631
Filter ID	R7MA61819
Pipette/Syringe/Dispenser ID	ic100, wc-1000d, 5000ics
Sufficient Volume for Batch QC	Yes

The pound sign (#) in the amount added field denotes that the reagent was used undiluted. All calculations are performed using the stated concentration for this reagent.

GENERAL CHEMISTRY BATCH WORKSHEET

Lab Name: Eurofins TestAmerica, Denver Job No.: 280-137110-1

SDG No.:

Batch Number: 498166 Batch Start Date: 06/10/20 10:16 Batch Analyst: Pedrick, Joshua A

Batch Method: 9056A Batch End Date:

Basis	Basis Description
T	Total/NA

The pound sign (#) in the amount added field denotes that the reagent was used undiluted. All calculations are performed using the stated concentration for this reagent.

GENERAL CHEMISTRY BATCH WORKSHEET

Lab Name: Eurofins TestAmerica, Denver Job No.: 280-137110-1

SDG No.:

Batch Number: 499304 Batch Start Date: 06/17/20 16:58 Batch Analyst: Battillo, Jenna M

Batch Method: 9060A Batch End Date:

Lab Sample ID	Client Sample ID	Method Chain	Basis	InitialAmount	FinalAmount	Initial pH	TOC LCS Std 00048		
LCS 280-499119/1-A		9060A		200 mL	200 mL	<2 SU	5 mL		
MB 280-499119/2-A		9060A		20 mL	20 mL	<2 SU			
280-137110-D-7-A	EW7-PM29B-3-35	9060A	D	20 mL	20 mL	6 SU			
280-137110-D-7-B MS	EW7-PM29B-3-35	9060A	D	50 mL	50 mL	6 SU	1.25 mL		
280-137110-D-7-C MSD	EW7-PM29B-3-35	9060A	D	50 mL	50 mL	6 SU	1.25 mL		
280-137110-D-1-A	EW7-PM28B-3-35	9060A	D	20 mL	20 mL	6 SU			
280-137110-D-2-A	EW7-PM25A-3-25	9060A	D	20 mL	20 mL	6 SU			
280-137110-D-3-A	EW7-PM25B-3-25	9060A	D	20 mL	20 mL	6 SU			
280-137110-D-4-A	EW7-PM23B-3-35	9060A	D	20 mL	20 mL	6 SU			
280-137110-D-5-A	G0079-20A	9060A	D	20 mL	20 mL	6 SU			
280-137110-D-6-A	G0075-20A	9060A	D	20 mL	20 mL	6 SU			
280-137110-D-9-A	EW7-PM26A-3-25	9060A	D	20 mL	20 mL	6 SU			
280-137110-D-10-A	EW7-PM26B-3-35	9060A	D	20 mL	20 mL	6 SU			
280-137110-D-12-A	EW7-PM23A-3-25	9060A	D	20 mL	20 mL	6 SU			
280-137110-D-12-B MS	EW7-PM23A-3-25	9060A	D	50 mL	50 mL	6 SU	1.25 mL		
280-137110-D-12-C MSD	EW7-PM23A-3-25	9060A	D	50 mL	50 mL	6 SU	1.25 mL		
280-137110-D-11-A	EW7-PM523A-3-25	9060A	D	20 mL	20 mL	6 SU			
280-137110-D-13-A	EW7-PM27B-3-35	9060A	D	20 mL	20 mL	6 SU			
280-137110-D-14-A	EW7-PM29A-3-25	9060A	D	20 mL	20 mL	6 SU			

The pound sign (#) in the amount added field denotes that the reagent was used undiluted. All calculations are performed using the stated concentration for this reagent.

GENERAL CHEMISTRY BATCH WORKSHEET

Lab Name: Eurofins TestAmerica, Denver Job No.: 280-137110-1

SDG No.:

Batch Number: 499304 Batch Start Date: 06/17/20 16:58 Batch Analyst: Battillo, Jenna M

Batch Method: 9060A Batch End Date:

Batch Notes	
Acid ID	H2SO4_00205, 0.2% H2SO4_00349
Combustion Catylyst ID	18003D-01
Pipette/Syringe/Dispenser ID	BMF 5000, BMF 1000

Basis	Basis Description
D	Dissolved

The pound sign (#) in the amount added field denotes that the reagent was used undiluted. All calculations are performed using the stated concentration for this reagent.

GENERAL CHEMISTRY BATCH WORKSHEET

Lab Name: Eurofins TestAmerica, Denver Job No.: 280-137110-1

SDG No.:

Batch Number: 499305 Batch Start Date: 06/17/20 16:58 Batch Analyst: Battillo, Jenna M

Batch Method: 9060A Batch End Date:

Lab Sample ID	Client Sample ID	Method Chain	Basis	InitialAmount	FinalAmount	Initial pH	TOC ICV Std 00043	TOC LCS Std 00048	
ICV 280-499305/1		9060A		50 mL	50 mL	<2 SU	1 mL		
ICB 280-499305/2		9060A		20 mL	20 mL	<2 SU			
CCV 280-499305/39		9060A		200 mL	200 mL	<2 SU		5 mL	
CCB 280-499305/40		9060A		20 mL	20 mL	<2 SU			
LCS 280-499119/1-A		9060A		200 mL	200 mL	<2 SU		5 mL	
CCV 280-499305/51		9060A		200 mL	200 mL	<2 SU		5 mL	
CCB 280-499305/52		9060A		20 mL	20 mL	<2 SU			
MB 280-499119/2-A		9060A		20 mL	20 mL	<2 SU			
280-137110-D-7-A	EW7-PM29B-3-35	9060A	D	20 mL	20 mL	6 SU			
280-137110-D-7-B MS	EW7-PM29B-3-35	9060A	D	50 mL	50 mL	6 SU		1.25 mL	
280-137110-D-7-C MSD	EW7-PM29B-3-35	9060A	D	50 mL	50 mL	6 SU		1.25 mL	
280-137110-D-1-A	EW7-PM28B-3-35	9060A	D	20 mL	20 mL	6 SU			
280-137110-D-2-A	EW7-PM25A-3-25	9060A	D	20 mL	20 mL	6 SU			
280-137110-D-3-A	EW7-PM25B-3-25	9060A	D	20 mL	20 mL	6 SU			
280-137110-D-4-A	EW7-PM23B-3-35	9060A	D	20 mL	20 mL	6 SU			
280-137110-D-5-A	G0079-20A	9060A	D	20 mL	20 mL	6 SU			
CCV 280-499305/63		9060A		200 mL	200 mL	<2 SU		5 mL	
CCB 280-499305/64		9060A		20 mL	20 mL	<2 SU			
280-137110-D-6-A	G0075-20A	9060A	D	20 mL	20 mL	6 SU			
280-137110-D-9-A	EW7-PM26A-3-25	9060A	D	20 mL	20 mL	6 SU			
280-137110-D-10-A	EW7-PM26B-3-35	9060A	D	20 mL	20 mL	6 SU			

The pound sign (#) in the amount added field denotes that the reagent was used undiluted. All calculations are performed using the stated concentration for this reagent.

GENERAL CHEMISTRY BATCH WORKSHEET

Lab Name: Eurofins TestAmerica, Denver Job No.: 280-137110-1

SDG No.:

Batch Number: 499305 Batch Start Date: 06/17/20 16:58 Batch Analyst: Battillo, Jenna M

Batch Method: 9060A Batch End Date:

Lab Sample ID	Client Sample ID	Method Chain	Basis	InitialAmount	FinalAmount	Initial pH	TOC ICV Std 00043	TOC LCS Std 00048	
280-137110-D-12-A	EW7-PM23A-3-25	9060A	D	20 mL	20 mL	6 SU			
280-137110-D-12-B MS	EW7-PM23A-3-25	9060A	D	50 mL	50 mL	6 SU		1.25 mL	
280-137110-D-12-C MSD	EW7-PM23A-3-25	9060A	D	50 mL	50 mL	6 SU		1.25 mL	
280-137110-D-11-A	EW7-PM523A-3-25	9060A	D	20 mL	20 mL	6 SU			
280-137110-D-13-A	EW7-PM27B-3-35	9060A	D	20 mL	20 mL	6 SU			
280-137110-D-14-A	EW7-PM29A-3-25	9060A	D	20 mL	20 mL	6 SU			
CCV 280-499305/75		9060A		200 mL	200 mL	<2 SU		5 mL	
CCB 280-499305/76		9060A		20 mL	20 mL	<2 SU			

Batch Notes	
Acid ID	H2SO4_00205, 0.2% H2SO4_00349
Combustion Catylyst ID	18003D-01
Pipette/Syringe/Dispenser ID	BMF 5000, BMF 1000

Basis	Basis Description
D	Dissolved

The pound sign (#) in the amount added field denotes that the reagent was used undiluted. All calculations are performed using the stated concentration for this reagent.

GENERAL CHEMISTRY BATCH WORKSHEET

Lab Name: Eurofins TestAmerica, Denver Job No.: 280-137110-1

SDG No.:

Batch Number: 499525 Batch Start Date: 06/19/20 16:39 Batch Analyst: Battillo, Jenna M

Batch Method: 9060A Batch End Date:

Lab Sample ID	Client Sample ID	Method Chain	Basis	InitialAmount	FinalAmount	Initial pH	TOC LCS Std 00048		
LCS 280-499394/1-A		9060A		200 mL	200 mL	<2 SU	5 mL		
MB 280-499394/2-A		9060A		20 mL	20 mL	<2 SU			
280-137110-D-8-B	EW7-PM28A-3-25	9060A	D	20 mL	20 mL	6 SU			

Batch Notes	
Acid ID	H2SO4_00205, 0.2% H2SO4_00349
Combustion Catylyst ID	18003D-01
Pipette/Syringe/Dispenser ID	BMF 5000, BMF 1000

Basis	Basis Description
D	Dissolved

The pound sign (#) in the amount added field denotes that the reagent was used undiluted. All calculations are performed using the stated concentration for this reagent.

GENERAL CHEMISTRY BATCH WORKSHEET

Lab Name: Eurofins TestAmerica, Denver Job No.: 280-137110-1

SDG No.:

Batch Number: 499526 Batch Start Date: 06/19/20 16:39 Batch Analyst: Battillo, Jenna M

Batch Method: 9060A Batch End Date:

Lab Sample ID	Client Sample ID	Method Chain	Basis	InitialAmount	FinalAmount	Initial pH	TOC ICV Std 00043	TOC LCS Std 00048	
ICV 280-499526/1		9060A		50 mL	50 mL	<2 SU	1 mL		
ICB 280-499526/2		9060A		20 mL	20 mL	<2 SU			
CCV 280-499526/51		9060A		200 mL	200 mL	<2 SU		5 mL	
CCB 280-499526/52		9060A		20 mL	20 mL	<2 SU			
LCS 280-499394/1-A		9060A		200 mL	200 mL	<2 SU		5 mL	
MB 280-499394/2-A		9060A		20 mL	20 mL	<2 SU			
CCV 280-499526/63		9060A		200 mL	200 mL	<2 SU		5 mL	
CCB 280-499526/64		9060A		20 mL	20 mL	<2 SU			
280-137110-D-8-B	EW7-PM28A-3-25	9060A	D	20 mL	20 mL	6 SU			
CCV 280-499526/69		9060A		200 mL	200 mL	<2 SU		5 mL	
CCB 280-499526/70		9060A		20 mL	20 mL	<2 SU			

Batch Notes	
Acid ID	H2SO4_00205, 0.2% H2SO4_00349
Combustion Catylyst ID	18003D-01
Pipette/Syringe/Dispenser ID	BMF 5000, BMF 1000

Basis	Basis Description
D	Dissolved

The pound sign (#) in the amount added field denotes that the reagent was used undiluted. All calculations are performed using the stated concentration for this reagent.

GENERAL CHEMISTRY BATCH WORKSHEET

Lab Name: Eurofins TestAmerica, Denver Job No.: 280-137110-1

SDG No.:

Batch Number: 497544 Batch Start Date: 06/04/20 09:51 Batch Analyst: Gonzalez, Sofie P

Batch Method: SM 2320B Batch End Date:

Lab Sample ID	Client Sample ID	Method Chain	Basis	CalcMsg	Alk daily lcs 00905				
CCV 280-497544/28		SM 2320B		InitialAmount is blank	10 mL				
CCB 280-497544/29		SM 2320B		InitialAmount is blank					
LCS 280-497544/30		SM 2320B		InitialAmount is blank	10 mL				
MB 280-497544/31		SM 2320B		InitialAmount is blank					
280-137110-F-1	EW7-PM28B-3-35	SM 2320B	T	InitialAmount is blank					
280-137110-F-2	EW7-PM25A-3-25	SM 2320B	T	InitialAmount is blank					
280-137110-F-3	EW7-PM25B-3-25	SM 2320B	T	InitialAmount is blank					
280-137110-F-4	EW7-PM23B-3-35	SM 2320B	T	InitialAmount is blank					
280-137110-F-5	G0079-20A	SM 2320B	T	InitialAmount is blank					
280-137110-F-6	G0075-20A	SM 2320B	T	InitialAmount is blank					
280-137110-F-7	EW7-PM29B-3-35	SM 2320B	T	InitialAmount is blank					
280-137110-F-8	EW7-PM28A-3-25	SM 2320B	T	InitialAmount is blank					
CCV 280-497544/42		SM 2320B		InitialAmount is blank	10 mL				
CCB 280-497544/43		SM 2320B		InitialAmount is blank					
280-137110-F-9	EW7-PM26A-3-25	SM 2320B	T	InitialAmount is blank					
280-137110-F-10	EW7-PM26B-3-35	SM 2320B	T	InitialAmount is blank					
280-137110-F-11	EW7-PM523A-3-25	SM 2320B	T	InitialAmount is blank					
280-137110-F-12	EW7-PM23A-3-25	SM 2320B	T	InitialAmount is blank					
280-137110-F-13	EW7-PM27B-3-35	SM 2320B	T	InitialAmount is blank					
280-137110-F-14	EW7-PM29A-3-25	SM 2320B	T	InitialAmount is blank					
CCV 280-497544/54		SM 2320B		InitialAmount is blank	10 mL				

The pound sign (#) in the amount added field denotes that the reagent was used undiluted. All calculations are performed using the stated concentration for this reagent.

GENERAL CHEMISTRY BATCH WORKSHEET

Lab Name: Eurofins TestAmerica, Denver Job No.: 280-137110-1

SDG No.:

Batch Number: 497544 Batch Start Date: 06/04/20 09:51 Batch Analyst: Gonzalez, Sofie P

Batch Method: SM 2320B Batch End Date:

Lab Sample ID	Client Sample ID	Method Chain	Basis	CalcMsg	Alk daily lcs 00905				
CCB 280-497544/55		SM 2320B		InitialAmount is blank					

Batch Notes	
Acid ID	0.02 H2SO4_00273
pH Buffer 1 ID	pH 2.0 Buffer_00085
pH Buffer 2 ID	pH 4.0 Buffer_00188
pH Buffer 3 ID	pH 7.0 Buffer_00280
pH Buffer 4 ID	pH 10 Buffer_00150
pH Buffer 5 ID	pH 12 Buffer_00163
pH Buffer 6 ID	pH 7.0 Buffer_00281
Sodium Carbonate ID	alk stk std_00017
Nominal Amount Used	10 mL
Pipette/Syringe/Dispenser ID	5000SM
Probe ID	PCE 80 pH 1200C_6949
Normality of First Titrant	0.02 N

Basis	Basis Description
T	Total/NA

The pound sign (#) in the amount added field denotes that the reagent was used undiluted. All calculations are performed using the stated concentration for this reagent.

*** Sample Table from Analysis ***

File name: *** Sample Table from Analysis ***
Date: 04-Jun-20

Cup	Name	Type	R	Dil	Wt	Vial	Comment
106	Sync	SYNC	1	1	1		
0	Carry Over	CO	1	1	1		
0	Blank	RB	1	1	1		
101	Cal 0 ppb	C	1	1	1		
102	Cal 25 ppb	C	1	1	1		
103	Cal 50 ppb	C	1	1	1		
104	Cal 100 ppb	C	1	1	1		
105	Cal 500 ppb	C	1	1	1		
106	Cal 1000 ppb	C	1	1	1		
107	Cal 2500 ppb	C	1	1	1		
108	Cal 5000 ppb	C	1	1	1		
0	Blank	BLNK	1	1	1		
0	Read Baseline	RB	1	1	1		
109	ICVL 500.0 ppb	U	1	1	1		
110	ICV 2500.0 ppb	U	1	1	1		
111	ICB	U	1	1	1		
0	read baseline	RB	1	1	1		
107	LCS	U	1	1	1		
111	MB	U	1	1	1		
201	280-137110-c-7	U	1	10	1		
202	MS 280-137110-c-7	U	1	10	1		
203	MSD 280-137110-c-7	U	1	10	1		
204	280-137110-c-1	U	1	10	1		
205	280-137110-c-2	U	1	10	1		
206	280-137110-c-3	U	1	10	1		
207	280-137110-c-4	U	1	10	1		
208	280-137110-c-6	U	1	1	1		
209	280-137110-c-5	U	1	1	1		
210	280-137110-c-8	U	1	10	1		
0	RINSE	U	1	1	1		
0	READ BASELINE	RB	1	1	1		
105	CCVL 500.0 PPB	U	1	1	1		
107	CCV 2500.0 PPB	U	1	1	1		
111	CCB	U	1	1	1		
0	READ BASELINE	RB	1	1	1		
211	280-137110-c-9	U	1	10	1		
212	280-137110-c-10	U	1	10	1		
213	280-137110-c-11	U	1	10	1		
214	MS 280-137110-c-11	U	1	10	1		
215	MSD 280-137110-c-11	U	1	10	1		
216	280-137110-c-12	U	1	10	1		
217	280-137110-c-13	U	1	10	1		
218	280-137110-c-14	U	1	10	1		
219	280-137110-c-9	U	1	1	1		
220	280-137110-c-14	U	1	1	1		
0	RINSE	U	1	1	1		
0	READ BASELINE	RB	1	1	1		
105	CCVL 500.0 PPB	U	1	1	1		
107	CCV 2500.0 PPB	U	1	1	1		
111	CCB	U	1	1	1		
0	READ BASELINE	RB	1	1	1		

Bwn1

350.1 complex_00482

380.1 bleach_081255 Bwn06/4/20

350.1 color_00202

pH

Cl⁻

Run Results Report

Facility Name	
Facility Location	
Department	
Operator Name	BWH
Operator ID	BWH
Platform	FS III/IV/3100
Software Rev Code	240
Data system ID	57
Result path	C:\FLOW_4\060420.RST
Sample table path	C:\FLOW_4\060420.tbl
Method path	C:\FLOW_4\nh3.mth
Date acquired	04-Jun-20
Time acquired	14:31

Date	Time	Cup	Name
04-Jun-20	12:39	106	Sync
04-Jun-20	12:41	0	Carry Over
04-Jun-20	12:43	0	Blank
04-Jun-20	12:45	101	Cal 0 ppb
04-Jun-20	12:47	102	Cal 25 ppb
04-Jun-20	12:49	103	Cal 50 ppb
04-Jun-20	12:51	104	Cal 100 ppb
04-Jun-20	12:53	105	Cal 500 ppb
04-Jun-20	12:55	106	Cal 1000 ppb
04-Jun-20	12:57	107	Cal 2500 ppb
04-Jun-20	12:59	108	Cal 5000 ppb
04-Jun-20	13:01	0	Blank
04-Jun-20	13:03	0	Read Baseline
04-Jun-20	13:05	109	ICVL 500.0 ppb
04-Jun-20	13:07	110	ICV 2500.0 ppb
04-Jun-20	13:09	111	ICB
04-Jun-20	13:11	0	read baseline
04-Jun-20	13:13	107	LCS
04-Jun-20	13:15	111	MB
04-Jun-20	13:17	201	280-137110-c-7
04-Jun-20	13:19	202	MS 280-137110-c-7
04-Jun-20	13:21	203	MSD 280-137110-c-7
04-Jun-20	13:23	204	280-137110-c-1
04-Jun-20	13:25	205	280-137110-c-2
04-Jun-20	13:27	206	280-137110-c-3
04-Jun-20	13:29	207	280-137110-c-4
04-Jun-20	13:31	208	280-137110-c-6
04-Jun-20	13:33	209	280-137110-c-5
04-Jun-20	13:35	210	280-137110-c-8
04-Jun-20	13:37	0	RINSE
04-Jun-20	13:39	0	READ BASELINE
04-Jun-20	13:41	105	CCVL 500.0 PPB
04-Jun-20	13:43	107	CCV 2500.0 PPB
04-Jun-20	13:45	111	CCB
04-Jun-20	13:47	0	READ BASELINE
04-Jun-20	13:49	211	280-137110-c-9
04-Jun-20	13:51	212	280-137110-c-10
04-Jun-20	13:53	213	280-137110-c-11
04-Jun-20	13:55	214	MS 280-137110-c-11
04-Jun-20	13:57	215	MSD 280-137110-c-11
04-Jun-20	13:59	216	280-137110-c-12
04-Jun-20	14:01	217	280-137110-c-13
04-Jun-20	14:03	218	280-137110-c-14
04-Jun-20	14:11	219	280-137110-c-9
04-Jun-20	14:13	220	280-137110-c-14

Result path	C:\FLOW_4\060420.RST
Sample table path	C:\FLOW_4\060420.tbl
Method path	C:\FLOW_4\nh3.mth
Date acquired	04-Jun-20
Time acquired	14:31

Date	Time	Cup	Name
04-Jun-20	14:15	0	RINSE
04-Jun-20	14:17	0	READ BASELINE
04-Jun-20	14:19	105	CCVL 500.0 PPB
04-Jun-20	14:21	107	CCV 2500.0 PPB
04-Jun-20	14:23	111	CCB
04-Jun-20	14:25	0	READ BASELINE

Run Results Report

Facility Name	
Facility Location	
Department	
Operator Name	BWH
Operator ID	BWH
Platform	FS III/IV/3100
Software Rev Code	240
Data system ID	57
Result path	C:\FLOW_4\060420.RST
Sample table path	C:\FLOW_4\060420.tbl
Method path	C:\FLOW_4\nh3.mth
Date acquired	04-Jun-20
Time acquired	14:31

	NH3				
Name	Response	Calc [ppb]	Flags	Mean Response	Mean Calc [ppb]
Sync	13726	955.303			
Carry Over	-41	10.393			
Blank	0	12.759	BL		
Cal 0 ppb	34	14.697			
Cal 25 ppb	392	35.237			
Cal 50 ppb	784	58.020			
Cal 100 ppb	1467	98.289			
Cal 500 ppb	7362	478.710			
Cal 1000 ppb	13751	957.322			
Cal 2500 ppb	30562	2546.311			
Cal 5000 ppb	50050	4986.415			
Blank	6	13.103			
Read Baseline	0	12.759	BL		
ICVL 500.0 ppb	8005	523.705			
ICV 2500.0 ppb	29871	2471.566			
ICB	75	17.056			
read baseline	0	12.759	BL		
LCS	30530	2542.849			
MB	109	18.970			
280-137110-c-7	2474	1591.318			
MS 280-137110-c-7	15829	11278.518			
MSD 280-137110-c-7	15543	11039.067			
280-137110-c-1	8754	5771.162			
280-137110-c-2	2157	1397.851			
280-137110-c-3	4789	3054.384			
280-137110-c-4	3846	2447.217			
280-137110-c-6	860	62.473			
280-137110-c-5	896	64.576			
280-137110-c-8	4741	3022.796			
RINSE	-38	10.596			
READ BASELINE	0	12.759	BL		
CCVL 500.0 PPB	7611	496.065			
CCV 2500.0 PPB	31392	2637.142			
CCB	99	18.428			
READ BASELINE	0	12.759	BL		
280-137110-c-9	232	260.342			
280-137110-c-10	2884	1843.620			
280-137110-c-11	2554	1640.172			
MS 280-137110-c-11	15765	11224.403			
MSD 280-137110-c-11	16168	11563.748			
280-137110-c-12	2555	1640.791			
280-137110-c-13	2859	1827.871			
280-137110-c-14	661	508.529			
280-137110-c-9	1242	84.941			
280-137110-c-14	5410	346.240			

Result path	C:\FLOW_4\060420.RST
Sample table path	C:\FLOW_4\060420.tbl
Method path	C:\FLOW_4\nh3.mth
Date acquired	04-Jun-20
Time acquired	14:31

	NH3					
Name	Response	Calc [ppb]	Flags	Mean Response	Mean Calc [ppb]	
RINSE	17	13.706				
READ BASELINE	0	12.759	BL			
CCVL 500.0 PPB	7642	498.182				
CCV 2500.0 PPB	31394	2637.369				
CCB	115	19.331				
READ BASELINE	0	12.759	BL			

Peak Table:NH3

File name: C:\FLOW_4\060420.RST
Date: 04-Jun-20
Operator: BWH

Peak	Cup	Name	R	Type	Dil	Wt	Height	Calc. (ppb)	Flags
1	106	Sync	1	SYNC	1	1	13726	955.302551	
2	0	Carry Over	1	CO	1	1	-41	10.393414	
B	0	Blank	1	RB	1	1	0	12.759469	BL
4	101	Cal 0 ppb	1	C	1	1	34	14.697062	
5	102	Cal 25 ppb	1	C	1	1	392	35.237030	
6	103	Cal 50 ppb	1	C	1	1	784	58.020435	
7	104	Cal 100 ppb	1	C	1	1	1467	98.288887	
8	105	Cal 500 ppb	1	C	1	1	7362	478.710358	
9	106	Cal 1000 ppb	1	C	1	1	13751	957.321899	
10	107	Cal 2500 ppb	1	C	1	1	30562	2546.310791	
11	108	Cal 5000 ppb	1	C	1	1	50050	4986.415039	
12	0	Blank	1	BLNK	1	1	6	13.102722	
B	0	Read Baseline	1	RB	1	1	0	12.759469	BL
14	109	ICVL 500.0 ppb	1	U	1	1	8005	523.704956	
15	110	ICV 2500.0 ppb	1	U	1	1	29871	2471.565674	
16	111	ICB	1	U	1	1	75	17.055616	
B	0	read baseline	1	RB	1	1	0	12.759469	BL
18	107	LCS	1	U	1	1	30530	2542.848633	
19	111	MB	1	U	1	1	109	18.969503	
20	201	280-137110-c-7	1	U	10	1	2474	1591.317749	
21	202	MS 280-137110-c-7	1	U	10	1	15829	11278.517578	
22	203	MSD 280-137110-c-7	1	U	10	1	15543	11039.067383	
23	204	280-137110-c-1	1	U	10	1	8754	5771.161621	
24	205	280-137110-c-2	1	U	10	1	2157	1397.851318	
25	206	280-137110-c-3	1	U	10	1	4789	3054.383545	
26	207	280-137110-c-4	1	U	10	1	3846	2447.217041	
27	208	280-137110-c-6	1	U	1	1	860	62.473465	
28	209	280-137110-c-5	1	U	1	1	896	64.575768	
29	210	280-137110-c-8	1	U	10	1	4741	3022.795898	
30	0	RINSE	1	U	1	1	-38	10.595777	
B	0	READ BASELINE	1	RB	1	1	0	12.759469	BL
32	105	CCVL 500.0 PPB	1	U	1	1	7611	496.064514	
33	107	CCV 2500.0 PPB	1	U	1	1	31392	2637.141846	
34	111	CCB	1	U	1	1	99	18.428385	
B	0	READ BASELINE	1	RB	1	1	0	12.759469	BL
36	211	280-137110-c-9	1	U	10	1	232	260.342133	
37	212	280-137110-c-10	1	U	10	1	2884	1843.619995	
38	213	280-137110-c-11	1	U	10	1	2554	1640.172119	
39	214	MS 280-137110-c-11	1	U	10	1	15765	11224.403320	
40	215	MSD 280-137110-c-11	1	U	10	1	16168	11563.748047	
41	216	280-137110-c-12	1	U	10	1	2555	1640.790771	
42	217	280-137110-c-13	1	U	10	1	2859	1827.871216	
43	218	280-137110-c-14	1	U	10	1	661	508.529236	
44	219	280-137110-c-9	1	U	1	1	1242	84.941139	
45	220	280-137110-c-14	1	U	1	1	5410	346.239716	
46	0	RINSE	1	U	1	1	17	13.706019	
B	0	READ BASELINE	1	RB	1	1	0	12.759469	BL
48	105	CCVL 500.0 PPB	1	U	1	1	7642	498.182251	
49	107	CCV 2500.0 PPB	1	U	1	1	31394	2637.368652	
50	111	CCB	1	U	1	1	115	19.330814	
B	0	READ BASELINE	1	RB	1	1	0	12.759469	BL

NH3:Calibration 1: Peak 4-51

File name: C:\FLOW_4\060420.RST
Date: 04-Jun-20
Operator: BWH

*	Name	Conc	Height
*	Cal 0 ppb	0.000000	33.937206
*	Cal 25 ppb	25.000000	391.623535
*	Cal 50 ppb	50.000000	784.044312
*	Cal 100 ppb	100.000000	1466.935791
*	Cal 500 ppb	500.000000	7362.355957
*	Cal 1000 ppb	1000.000000	13751.303711
*	Cal 2500 ppb	2500.000000	30561.865234
*	Cal 5000 ppb	5000.000000	50050.382812

Calib Coef:
x=cyy+by+a
a: (intercept) 1.2759e+01
b: 5.7065e-02
c: 8.4531e-07

Corr Coef: 0.999886

Carryover: 0%

No Drift Peaks

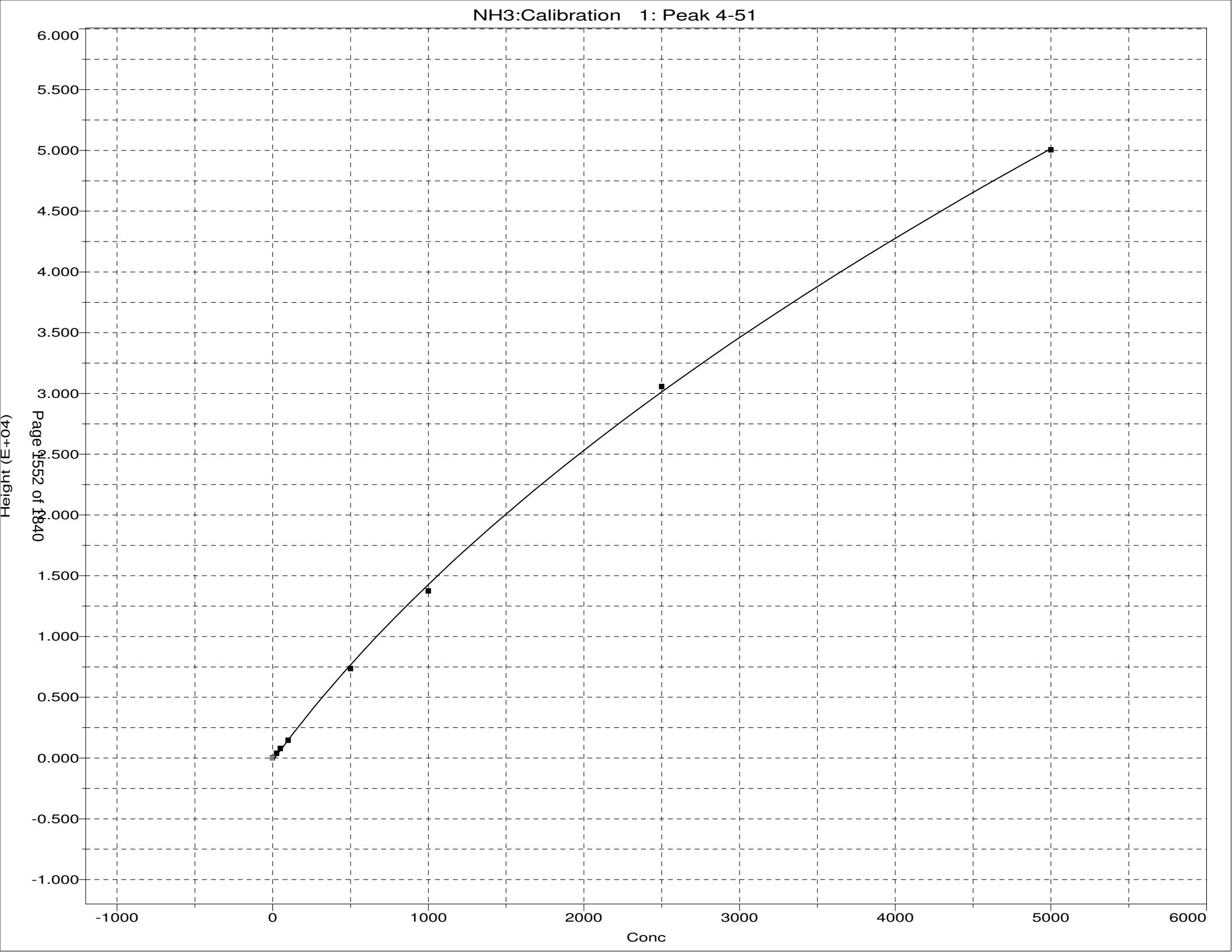
NH3:Calibration 1: Peak 4-51
Height (E+04)
6.000
5.500
5.000
4.500
4.000
3.500
3.000
2.500
2.000
1.500
1.000
0.500
0.000
-0.500
-1.000
-1000
0
1000
2000
3000
4000
5000
6000
Conc

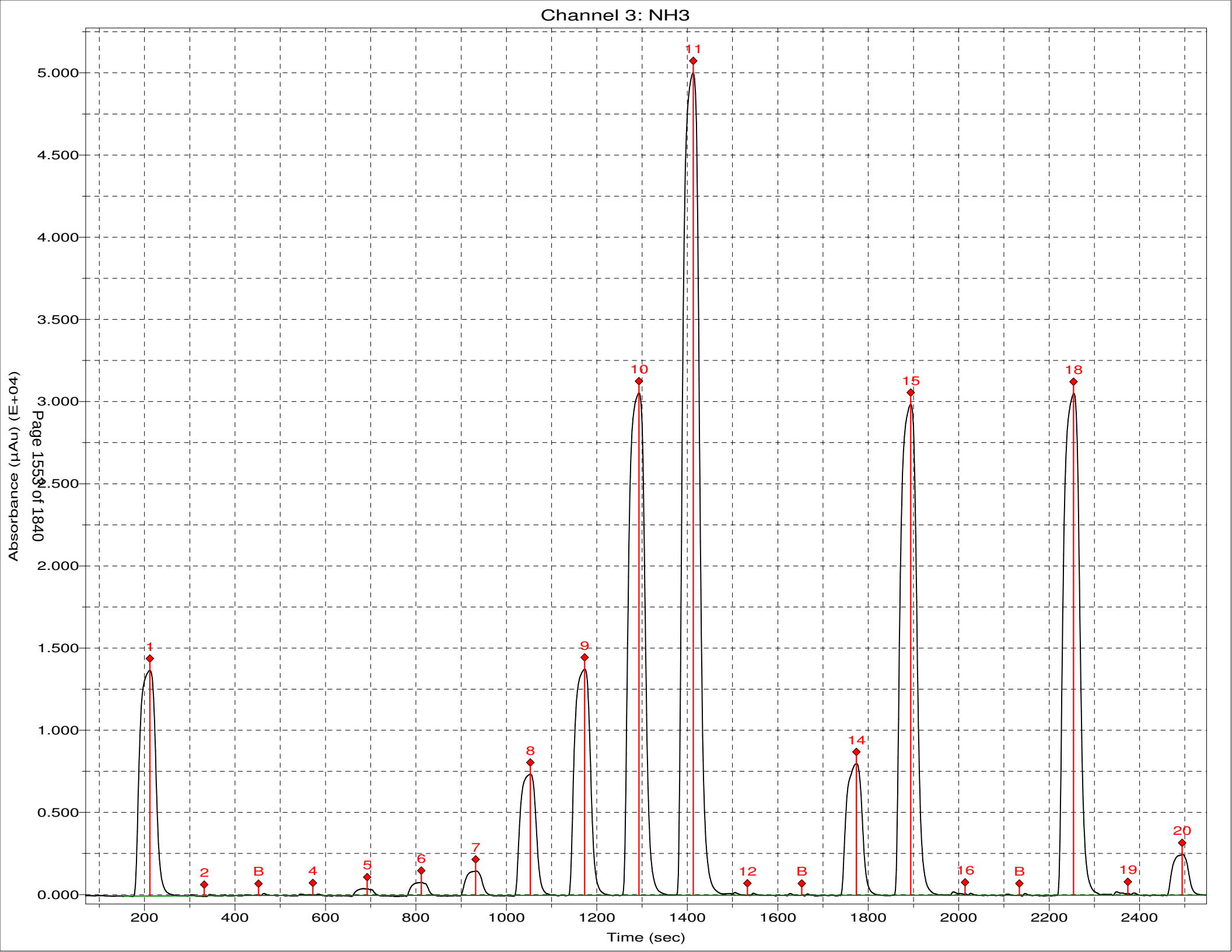
Channel 3: NH3
Absorbance (µAu) (E+04)
Time (sec)
Page 1553 of 1840
5.000
4.500
4.000
3.500
3.000
2.500
2.000
1.500
1.000
0.500
0.000
200
400
600
800
1000
1200
1400
1600
1800
2000
2200
2400
1
2
B
4
5
6
7
8
9
10
11
12
B
14
15
16
B
18
19
20

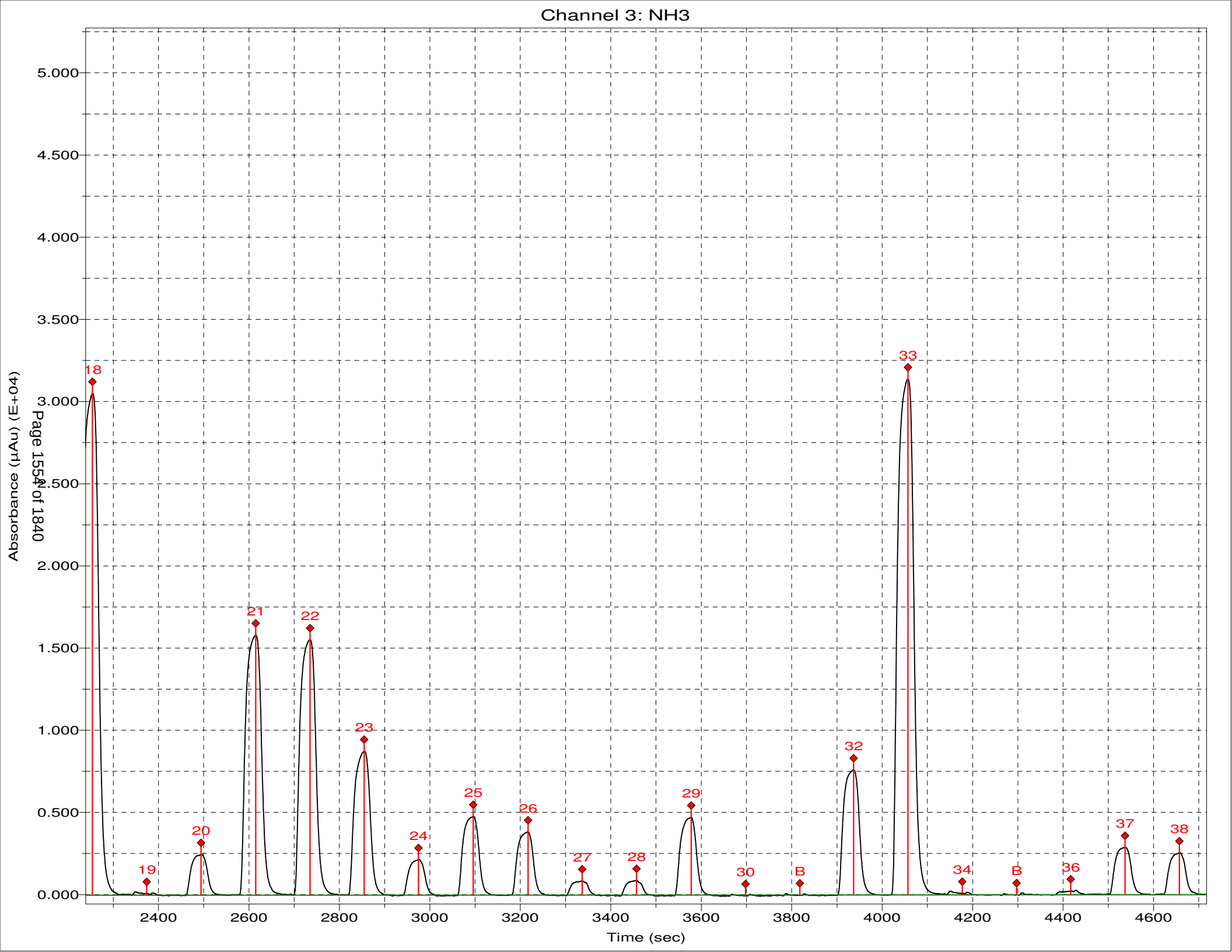
Channel 3: NH3
Absorbance (µAu) (E+04)
Time (sec)
Page 1554 of 1840
5.000
4.500
4.000
3.500
3.000
2.500
2.000
1.500
1.000
0.500
0.000
2400
2600
2800
3000
3200
3400
3600
3800
4000
4200
4400
4600
18
19
20
21
22
23
24
25
26
27
28
29
30
B
32
33
34
B
36
37
38

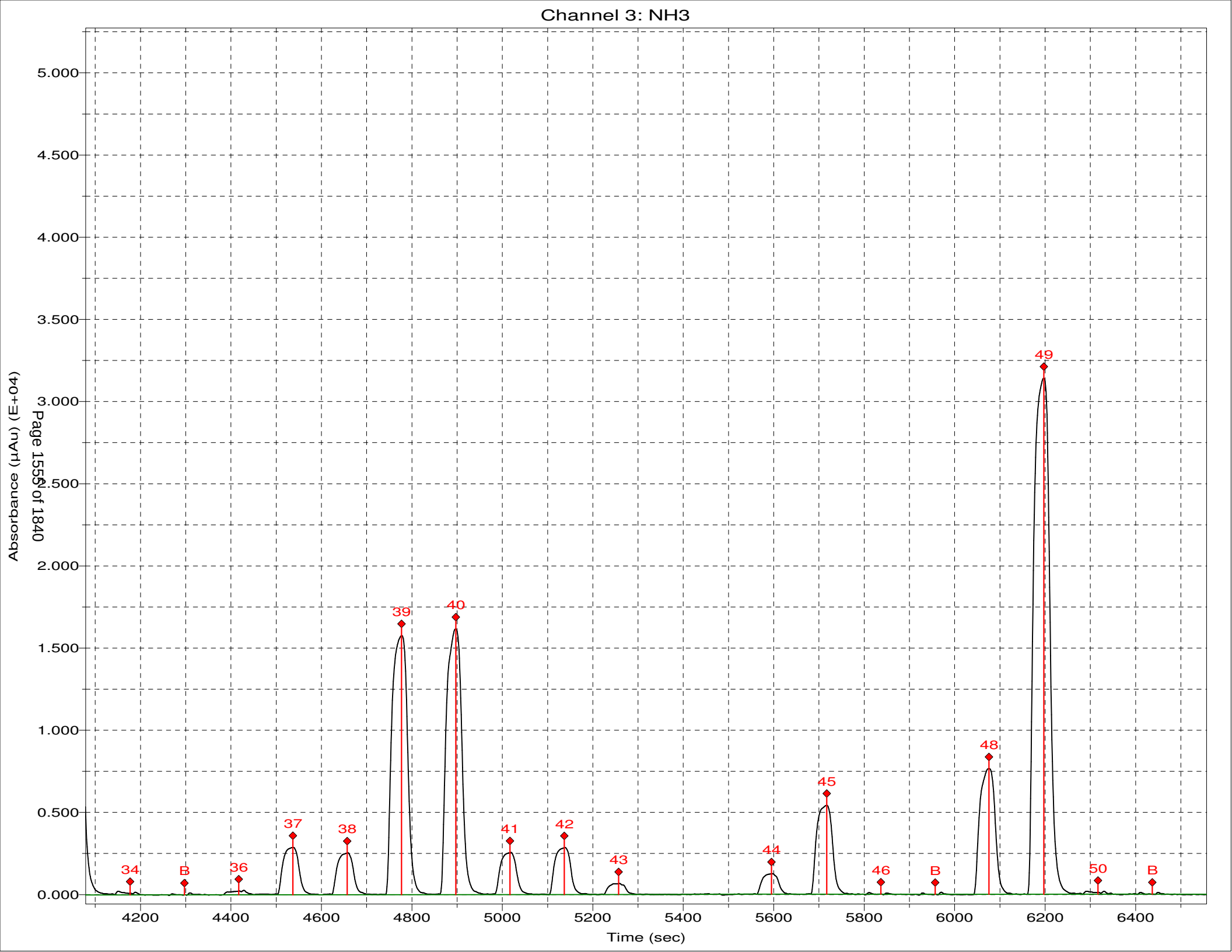
Channel 3: NH3
Absorbance (µAu) (E+04)
Time (sec)
Page 1555 of 1840
5.000
4.500
4.000
3.500
3.000
2.500
2.000
1.500
1.000
0.500
0.000
4200
4400
4600
4800
5000
5200
5400
5600
5800
6000
6200
6400
34
B
36
37
38
39
40
41
42
43
44
45
46
B
48
49
50
B

Sample Table for 060820

	Position	Identifier	Type	Cup Type
1	1:1	SYNC	SYNC	4 ml
2	1:2	CO	Carry over	4 ml
3	1:3	w	Blank	4 ml
4	1:4	W	Wash	4 ml
5	1:5	C1	Calibrant	4 ml
6	1:6	C2	Calibrant	4 ml
7	1:7	C3	Calibrant	4 ml
8	1:8	C4	Calibrant	4 ml
9	1:9	C5	Calibrant	4 ml
10	1:10	C6	Calibrant	4 ml
11	1:13	w	Blank	4 ml
12	1:14	W	Wash	4 ml
13	1:15	ICV 280-494603/33-A	Unknown	4 ml
14	1:16	ICB 280-494603/34-A	Unknown	4 ml
15	1:17	LCS 280-497498/1-A	Unknown	4 ml
16	1:18	MB 280-497498/2-A	Unknown	4 ml
17	1:19	280-137163-A-4-A	Unknown	4 ml
18	1:20	280-137163-A-4-B MS	Unknown	4 ml
19	1:21	280-137163-A-4-C MSD	Unknown	4 ml
20	1:22	w	Blank	4 ml
21	1:23	280-137163-A-1-A	Unknown	4 ml
22	1:24	280-137163-A-2-A	Unknown	4 ml
23	1:25	280-137163-A-3-A	Unknown	4 ml
24	1:26	280-137124-A-1-A	Unknown	4 ml
25	1:27	280-137077-M-1-A	Unknown	4 ml
26	1:28	280-137222-J-1-A	Unknown	4 ml
27	1:29	580-95087-C-2-A	Unknown	4 ml
28	1:30	w	Blank	4 ml
29	1:31	CCV 280-494603/35-A	Unknown	4 ml
30	1:32	CCB 280-494603/36-A	Unknown	4 ml
31	1:33	280-137264-A-1-A	Unknown	4 ml
32	1:34	550-142974-F-1-A	Unknown	4 ml
33	1:35	280-137110-C-5-A	Unknown	4 ml
34	1:36	280-137110-C-5-B MS	Unknown	4 ml
35	1:37	280-137110-C-5-C MSD	Unknown	4 ml
36	1:38	w	Blank	4 ml
37	1:39	280-137110-C-1-A	Unknown	4 ml
38	1:40	280-137110-C-2-A	Unknown	4 ml
39	1:41	280-137110-C-3-A	Unknown	4 ml
40	1:42	280-137110-C-4-A	Unknown	4 ml
41	1:43	280-137110-C-6-A	Unknown	4 ml
42	1:44	w	Blank	4 ml
43	1:45	CCV 280-494603/35-A	Unknown	4 ml
44	1:46	CCB 280-494603/36-A	Unknown	4 ml

Sample Table for 060820

	Position	Identifier	Type	Cup Type
45	1:47	280-137110-C-8-A	Unknown	4 ml
46	1:48	280-137110-C-9-A	Unknown	4 ml
47	1:49	280-137110-C-10-A	Unknown	4 ml
48	1:50	280-137110-C-11-A	Unknown	4 ml
49	1:51	w	Blank	4 ml
50	1:52	LCS 280-497498/27-A	Unknown	4 ml
51	1:53	MB 280-497498/28-A	Unknown	4 ml
52	1:54	280-137110-C-7-A	Unknown	4 ml
53	1:55	280-137110-C-7-B MS	Unknown	4 ml
54	1:56	280-137110-C-7-C MSD	Unknown	4 ml
55	1:57	w	Blank	4 ml
56	1:58	CCV 280-494603/35-A	Unknown	4 ml
57	1:59	CCB 280-494603/36-A	Unknown	4 ml
58	1:60	280-137110-C-12-A	Unknown	4 ml
59	2:1	280-137110-C-13-A	Unknown	4 ml
60	2:2	280-137110-C-14-A	Unknown	4 ml
61	2:3	280-137220-A-1-A	Unknown	4 ml
62	2:4	280-137220-A-1-A	Unknown	4 ml
63	2:5	280-137220-A-2-A	Unknown	4 ml
64	2:6	580-95087-C-2-A	Unknown	4 ml
65	2:7	w	Blank	4 ml
66	2:8	w	Blank	4 ml
67	2:9	w	Blank	4 ml
68	2:10	580-95087-C-2-A	Unknown	4 ml
69	2:11	w	Blank	4 ml
70	2:12	CCV 280-494603/35-A	Unknown	4 ml
71	2:13	CCB 280-494603/36-A	Unknown	4 ml

Run Name: 060820
Configuration: TKN
Run date: 6/8/2020

	Position	Identifier	Type	Comme	Date	Time	otal	TKN Cor Ht	TKN mg/l
1	1:1	SYNC	SYNC	50;351.2	6/8/2020	5:06:49 PM	1	0.15812	9.537
2	1:2	CO	Carry over		6/8/2020	5:07:19 PM	1	-0.00029	-2.098
3	1:3	w	Blank		6/8/2020	5:08:35 PM	1	-0.00054	-2.116
4	1:4	W	Wash		6/8/2020	5:09:50 PM	1	0.00000	-2.077
5	1:5	C1	Calibrant		6/8/2020	5:11:05 PM	1	0.03683	0.628
6	1:6	C2	Calibrant		6/8/2020	5:12:20 PM	1	0.03802	0.715
7	1:7	C3	Calibrant		6/8/2020	5:13:35 PM	1	0.05426	1.909
8	1:8	C4	Calibrant		6/8/2020	5:14:50 PM	1	0.09986	5.258
9	1:9	C5	Calibrant		6/8/2020	5:16:05 PM	1	0.13467	7.815
10	1:10	C6	Calibrant		6/8/2020	5:17:19 PM	1	0.16000	9.676
		Curve #:							1
		Curve Type:							Linear
		Correlation:							0.99746
		Intercept:							0.028276
		Linear coef:							0.013615
11	1:13	w	Blank		6/8/2020	5:18:34 PM	1	-0.00122	-2.166
12	1:14	W	Wash		6/8/2020	5:19:49 PM	1	0.00000	-2.077
13	1:15	ICV 280-494603/33-A	Unknown		6/8/2020	5:21:04 PM	1	0.09573	4.954
14	1:16	ICB 280-494603/34-A	Unknown		6/8/2020	5:22:19 PM	1	0.02468	-0.264
15	1:17	LCS 280-497498/1-A	Unknown		6/8/2020	5:23:34 PM	1	0.10437	5.589
16	1:18	MB 280-497498/2-A	Unknown		6/8/2020	5:24:49 PM	1	0.02638	-0.139
17	1:19	280-137163-A-4-A	Unknown		6/8/2020	5:26:04 PM	1	0.02983	0.114
18	1:20	280-137163-A-4-B MS	Unknown		6/8/2020	5:27:19 PM	1	0.07158	3.180
19	1:21	280-137163-A-4-C MSD	Unknown		6/8/2020	5:28:34 PM	1	0.08240	3.976
20	1:22	w	Blank		6/8/2020	5:29:49 PM	1	0.00638	-1.608
21	1:23	280-137163-A-1-A	Unknown		6/8/2020	5:31:04 PM	1	0.03369	0.398
22	1:24	280-137163-A-2-A	Unknown		6/8/2020	5:32:19 PM	1	0.03585	0.556
23	0	AutoWash	AutoWash		6/8/2020	5:33:34 PM	1	0.00489	-1.717
24	0	AutoWash	AutoWash		6/8/2020	5:34:49 PM	1	0.00000	-2.077
25	1:25	280-137163-A-3-A	Unknown		6/8/2020	5:36:04 PM	1	0.02728	-0.073
26	1:26	280-137124-A-1-A	Unknown		6/8/2020	5:37:19 PM	1	0.03198	0.272
27	1:27	280-137077-M-1-A	Unknown		6/8/2020	5:38:34 PM	1	0.11250	6.187
28	1:28	280-137222-J-1-A	Unknown		6/8/2020	5:39:49 PM	1	0.02478	-0.257
29	1:29	580-95087-C-2-A	Unknown		6/8/2020	5:41:04 PM	1	0.40376	27.579
30	1:30	w	Blank		6/8/2020	5:42:19 PM	1	-0.00195	-2.220
31	1:31	CCV 280-494603/35-A	Unknown		6/8/2020	5:43:35 PM	1	0.09529	4.922
32	1:32	CCB 280-494603/36-A	Unknown		6/8/2020	5:44:50 PM	1	0.02502	-0.239
33	1:33	280-137264-A-1-A	Unknown		6/8/2020	5:46:05 PM	1	0.03487	0.484
34	1:34	550-142974-F-1-A	Unknown		6/8/2020	5:47:20 PM	1	0.05425	1.908
35	0	AutoWash	AutoWash		6/8/2020	5:48:35 PM	1	0.00215	-1.919
36	0	AutoWash	AutoWash		6/8/2020	5:49:50 PM	1	0.00000	-2.077
37	1:35	280-137110-C-5-A	Unknown		6/8/2020	5:51:04 PM	1	0.03355	0.388
38	1:36	280-137110-C-5-B MS	Unknown		6/8/2020	5:52:19 PM	1	0.07675	3.561

	Position	Identifier	Type	Comme	Date	Time	otal	Cor Ht	TKN mg/l
39	1:37	280-137110-C-5-C MSD	Unknown		6/8/2020	5:53:34 PM	1	0.07785	3.641
40	1:38	w	Blank		6/8/2020	5:54:49 PM	1	-0.00062	-2.123
41	1:39	280-137110-C-1-A	Unknown		6/8/2020	5:56:04 PM	1	0.10360	5.533
42	1:40	280-137110-C-2-A	Unknown		6/8/2020	5:57:19 PM	1	0.08354	4.059
43	1:41	280-137110-C-3-A	Unknown		6/8/2020	5:58:34 PM	1	0.08370	4.071
44	1:42	280-137110-C-4-A	Unknown		6/8/2020	5:59:49 PM	1	0.09345	4.787
45	1:43	280-137110-C-6-A	Unknown		6/8/2020	6:01:04 PM	1	0.03685	0.630
46	1:44	w	Blank		6/8/2020	6:02:19 PM	1	0.00430	-1.761
47	0	AutoWash	AutoWash		6/8/2020	6:03:34 PM	1	0.00580	-1.651
48	0	AutoWash	AutoWash		6/8/2020	6:04:49 PM	1	0.00000	-2.077
49	1:45	CCV 280-494603/35-A	Unknown		6/8/2020	6:06:04 PM	1	0.09850	5.158
50	1:46	CCB 280-494603/36-A	Unknown		6/8/2020	6:07:19 PM	1	0.02667	-0.118
51	1:47	280-137110-C-8-A	Unknown		6/8/2020	6:08:34 PM	1	0.10428	5.583
52	1:48	280-137110-C-9-A	Unknown		6/8/2020	6:09:49 PM	1	0.04823	1.466
53	1:49	280-137110-C-10-A	Unknown		6/8/2020	6:11:04 PM	1	0.08688	4.304
54	1:50	280-137110-C-11-A	Unknown		6/8/2020	6:12:19 PM	1	0.07263	3.258
55	1:51	w	Blank		6/8/2020	6:13:34 PM	1	0.00175	-1.949
56	1:52	LCS 280-497498/27-A	Unknown		6/8/2020	6:14:49 PM	1	0.11064	6.050
57	1:53	MB 280-497498/28-A	Unknown		6/8/2020	6:16:04 PM	1	0.02957	0.095
58	1:54	280-137110-C-7-A	Unknown		6/8/2020	6:17:19 PM	1	0.04781	1.435
59	0	AutoWash	AutoWash		6/8/2020	6:18:35 PM	1	0.00193	-1.935
60	0	AutoWash	AutoWash		6/8/2020	6:19:50 PM	1	0.00000	-2.077
61	1:55	280-137110-C-7-B MS	Unknown		6/8/2020	6:21:05 PM	1	0.07957	3.767
62	1:56	280-137110-C-7-C MSD	Unknown		6/8/2020	6:22:20 PM	1	0.08403	4.095
63	1:57	w	Blank		6/8/2020	6:23:35 PM	1	0.00200	-1.930
64	1:58	CCV 280-494603/35-A	Unknown		6/8/2020	6:24:50 PM	1	0.09805	5.125
65	1:59	CCB 280-494603/36-A	Unknown		6/8/2020	6:26:04 PM	1	0.02846	0.014
66	1:60	280-137110-C-12-A	Unknown		6/8/2020	6:27:19 PM	1	0.07891	3.719
67	2:1	280-137110-C-13-A	Unknown		6/8/2020	6:28:34 PM	1	0.07521	3.447
68	2:2	280-137110-C-14-A	Unknown		6/8/2020	6:29:49 PM	1	0.07151	3.176
69	2:3	280-137220-A-1-A	Unknown		6/8/2020	6:31:04 PM	1	0.05539	1.992
70	2:4	280-137220-A-1-A	Unknown		6/8/2020	6:32:19 PM	1	0.04502	1.230
71	0	AutoWash	AutoWash		6/8/2020	6:33:34 PM	1	0.00185	-1.941
72	0	AutoWash	AutoWash		6/8/2020	6:34:49 PM	1	0.00000	-2.077
73	2:5	280-137220-A-2-A	Unknown		6/8/2020	6:36:04 PM	1	0.03976	0.844
74	2:6	580-95087-C-2-A	Unknown		6/8/2020	6:37:19 PM	10	0.06116	24.153
75	2:7	w	Blank		6/8/2020	6:38:34 PM	1	0.04220	1.023
76	2:8	w	Blank		6/8/2020	6:39:49 PM	1	0.03722	0.657
77	2:9	w	Blank		6/8/2020	6:41:04 PM	1	0.03736	0.667
78	2:10	580-95087-C-2-A	Unknown		6/8/2020	6:42:19 PM	5	0.10263	27.308
79	2:11	w	Blank		6/8/2020	6:43:34 PM	1	-0.00105	-2.154
80	2:12	CCV 280-494603/35-A	Unknown		6/8/2020	6:44:49 PM	1	0.09960	5.239
81	2:13	CCB 280-494603/36-A	Unknown		6/8/2020	6:46:04 PM	1	0.02747	-0.059
82	0	AutoWash	AutoWash		6/8/2020	6:47:19 PM	1	-0.00109	-2.157
83	0	AutoWash	AutoWash		6/8/2020	6:48:34 PM	1	0.00000	-2.077

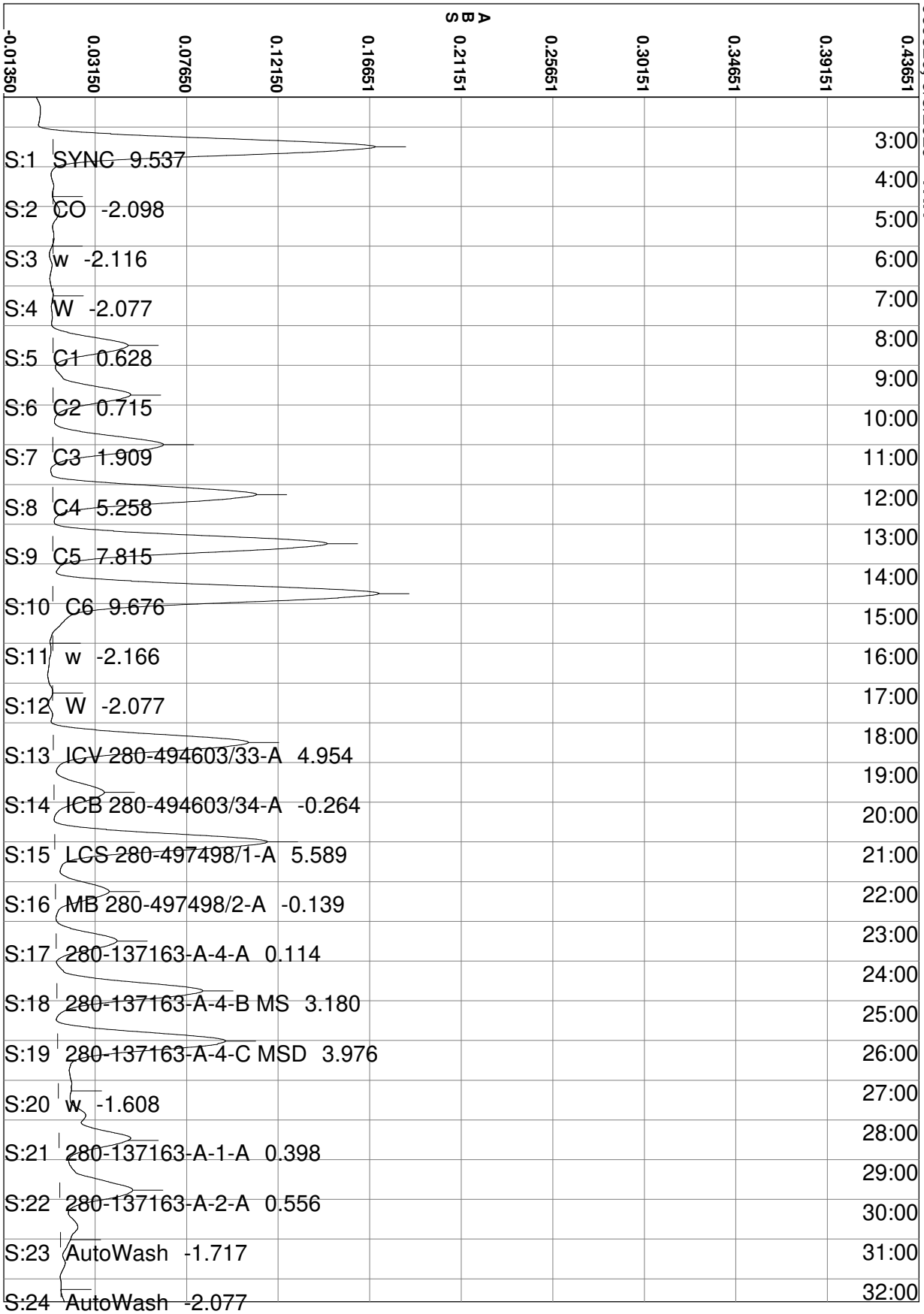
060820, 6/8/2020 - TKN
ABS
-0.01350
0.03150
0.07650
0.12150
0.16651
0.21151
0.25651
0.30151
0.34651
0.39151
0.43651
S:1 SYNC 9.537
S:2 CO -2.098
S:3 w -2.116
S:4 W -2.077
S:5 C1 0.628
S:6 C2 0.715
S:7 C3 1.909
S:8 C4 5.258
S:9 C5 7.815
S:10 C6 9.676
S:11 w -2.166
S:12 W -2.077
S:13 ICV 280-494603/33-A 4.954
S:14 ICB 280-494603/34-A -0.264
S:15 LCS 280-497498/1-A 5.589
S:16 MB 280-497498/2-A -0.139
S:17 280-137163-A-4-A 0.114
S:18 280-137163-A-4-B MS 3.180
S:19 280-137163-A-4-C MSD 3.976
S:20 w -1.608
S:21 280-137163-A-1-A 0.398
S:22 280-137163-A-2-A 0.556
S:23 AutoWash -1.717
S:24 AutoWash -2.077
3:00
4:00
5:00
6:00
7:00
8:00
9:00
10:00
11:00
12:00
13:00
14:00
15:00
16:00
17:00
18:00
19:00
20:00
21:00
22:00
23:00
24:00
25:00
26:00
27:00
28:00
29:00
30:00
31:00
32:00

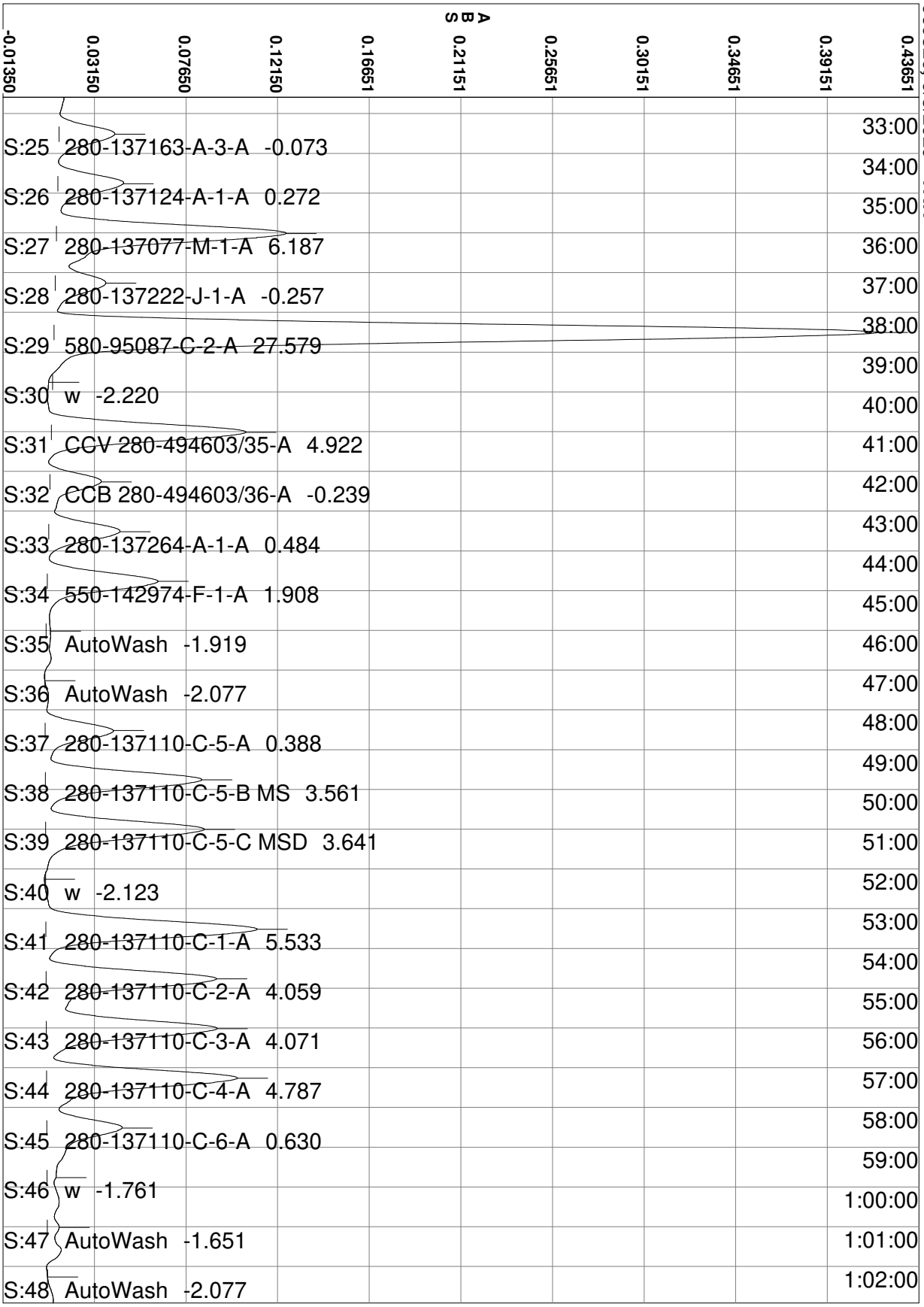
060820, 6/8/2020 - TKN
ABS
-0.01350
0.03150
0.07650
0.12150
0.16651
0.21151
0.25651
0.30151
0.34651
0.39151
0.43651
S:25 280-137163-A-3-A -0.073
S:26 280-137124-A-1-A 0.272
S:27 280-137077-M-1-A 6.187
S:28 280-137222-J-1-A -0.257
S:29 580-95087-C-2-A 27.579
S:30 w -2.220
S:31 CCV 280-494603/35-A 4.922
S:32 CCB 280-494603/36-A -0.239
S:33 280-137264-A-1-A 0.484
S:34 550-142974-F-1-A 1.908
S:35 AutoWash -1.919
S:36 AutoWash -2.077
S:37 280-137110-C-5-A 0.388
S:38 280-137110-C-5-B MS 3.561
S:39 280-137110-C-5-C MSD 3.641
S:40 w -2.123
S:41 280-137110-C-1-A 5.533
S:42 280-137110-C-2-A 4.059
S:43 280-137110-C-3-A 4.071
S:44 280-137110-C-4-A 4.787
S:45 280-137110-C-6-A 0.630
S:46 w -1.761
S:47 AutoWash -1.651
S:48 AutoWash -2.077
33:00
34:00
35:00
36:00
37:00
38:00
39:00
40:00
41:00
42:00
43:00
44:00
45:00
46:00
47:00
48:00
49:00
50:00
51:00
52:00
53:00
54:00
55:00
56:00
57:00
58:00
59:00
1:00:00
1:01:00
1:02:00

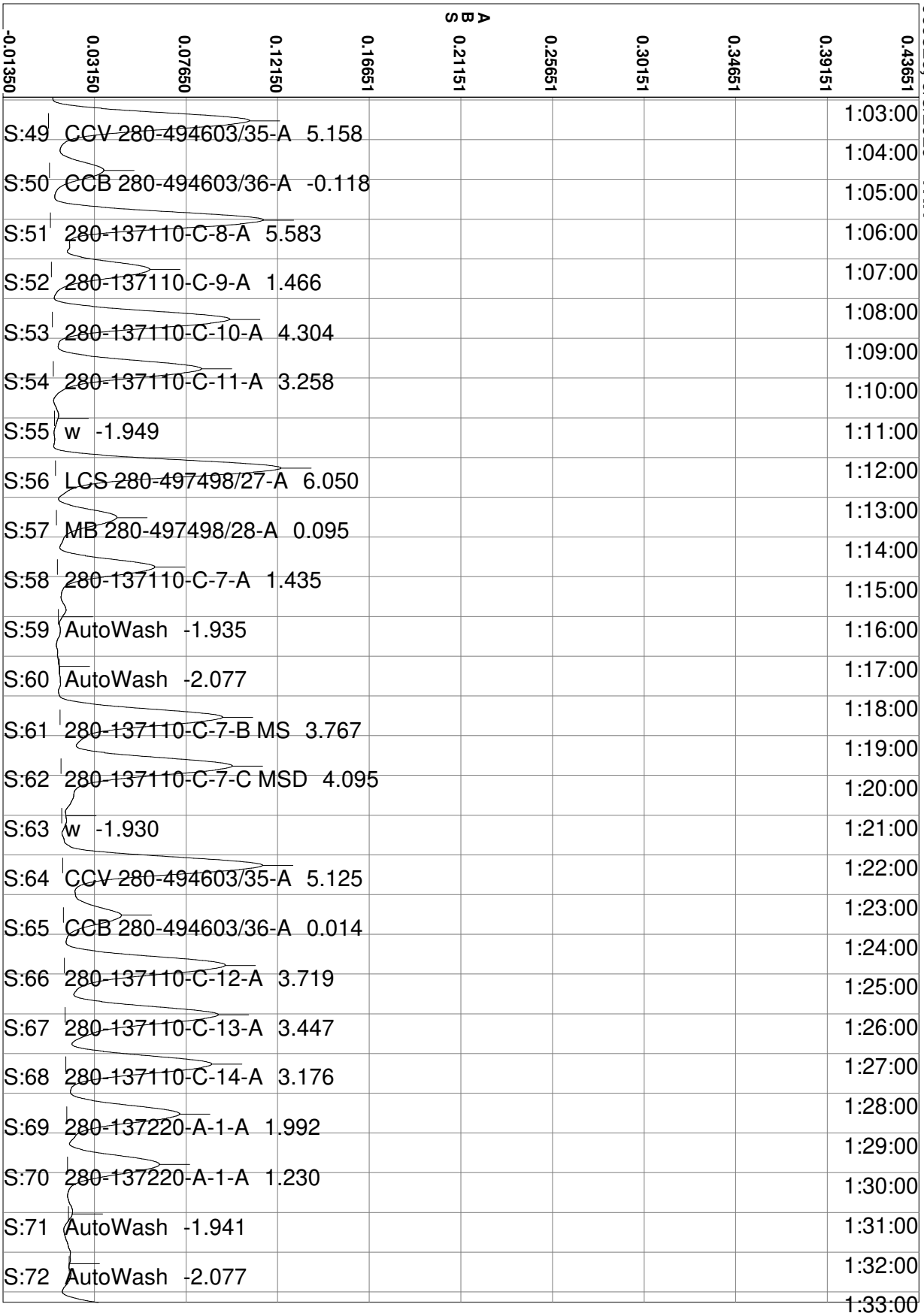
060820, 6/8/2020 - TKN
ABS
-0.01350
0.03150
0.07650
0.12150
0.16651
0.21151
0.25651
0.30151
0.34651
0.39151
0.43651
S:49 CCV 280-494603/35-A 5.158
S:50 CCB 280-494603/36-A -0.118
S:51 280-137110-C-8-A 5.583
S:52 280-137110-C-9-A 1.466
S:53 280-137110-C-10-A 4.304
S:54 280-137110-C-11-A 3.258
S:55 w -1.949
S:56 LCS 280-497498/27-A 6.050
S:57 MB 280-497498/28-A 0.095
S:58 280-137110-C-7-A 1.435
S:59 AutoWash -1.935
S:60 AutoWash -2.077
S:61 280-137110-C-7-B MS 3.767
S:62 280-137110-C-7-C MSD 4.095
S:63 w -1.930
S:64 CCV 280-494603/35-A 5.125
S:65 CCB 280-494603/36-A 0.014
S:66 280-137110-C-12-A 3.719
S:67 280-137110-C-13-A 3.447
S:68 280-137110-C-14-A 3.176
S:69 280-137220-A-1-A 1.992
S:70 280-137220-A-1-A 1.230
S:71 AutoWash -1.941
S:72 AutoWash -2.077
1:03:00
1:04:00
1:05:00
1:06:00
1:07:00
1:08:00
1:09:00
1:10:00
1:11:00
1:12:00
1:13:00
1:14:00
1:15:00
1:16:00
1:17:00
1:18:00
1:19:00
1:20:00
1:21:00
1:22:00
1:23:00
1:24:00
1:25:00
1:26:00
1:27:00
1:28:00
1:29:00
1:30:00
1:31:00
1:32:00
1:33:00

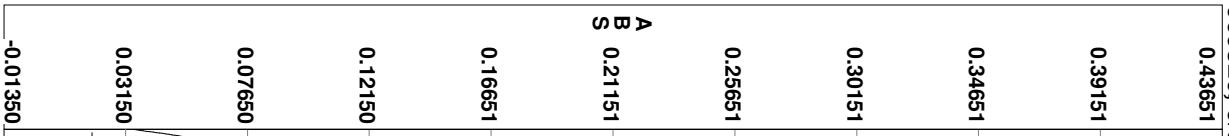

060820, 6/8/2020 - TKN

S:73 280-137220-A-2-A 0.844	
	1:34:00
S:74 580-95087-C-2-A 24.153	
	1:35:00
S:75 w 1.023	
	1:36:00
S:76 w 0.657	
	1:37:00
S:77 w 0.667	
	1:38:00
S:78 580-95087-C-2-A 27.308	
	1:39:00
S:79 w -2.154	
	1:40:00
S:80 CCV 280-494603/35-A 5.239	
	1:41:00
S:81 CCB 280-494603/36-A -0.059	
	1:42:00
S:82 AutoWash -2.157	
	1:43:00
S:83 AutoWash -2.077	
	1:44:00
	1:45:00
	1:46:00
	1:47:00
	1:48:00
	1:49:00
	1:50:00
	1:51:00
	1:52:00
	1:53:00
	1:54:00
	1:55:00
	1:56:00
	1:57:00
	1:58:00
	1:59:00
	2:00:00
	2:01:00
	2:02:00
	2:03:00

Calibration for TKN

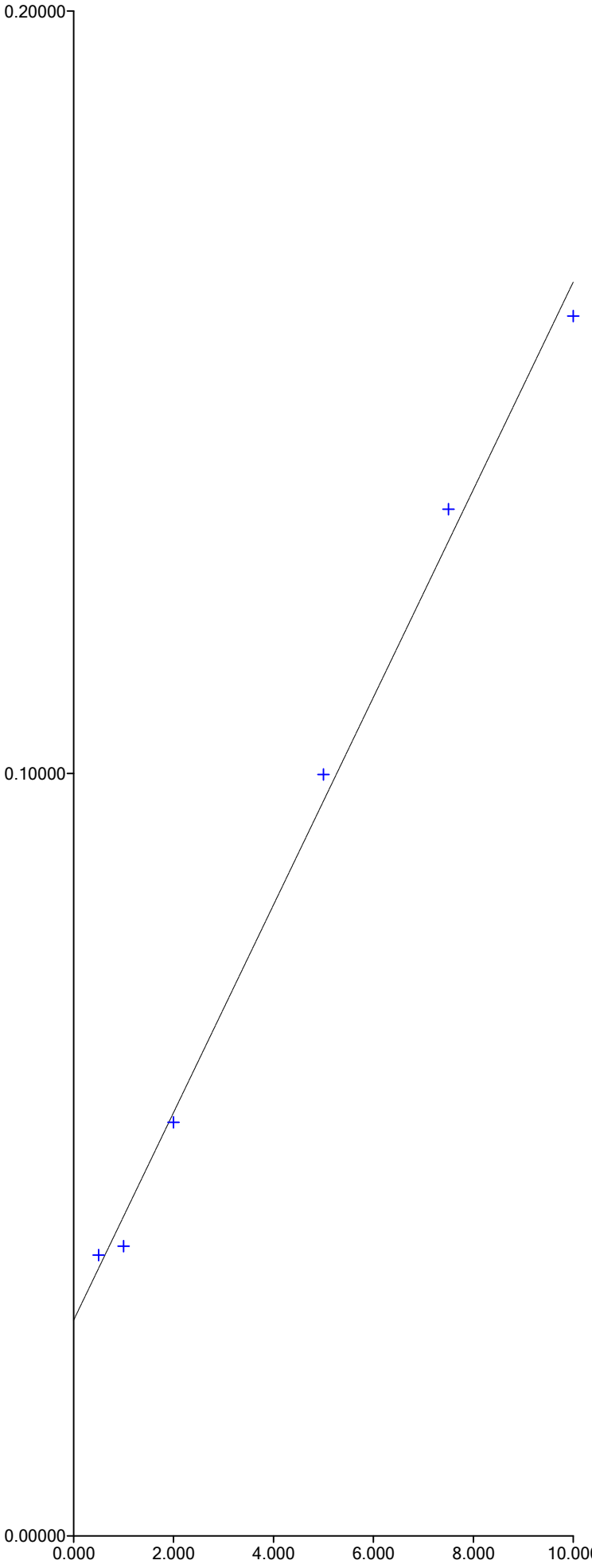

Segment 1: Equation: y = 0.01361x + 0.02828
Correlation: 0.9975

X Range = 0.000 to 10.000
Y Range = 0.00000 to 7.20000

Run Results Report

Facility Name	
Facility Location	
Department	
Operator Name	svc
Operator ID	svc
Platform	FS III/IV/3100
Software Rev Code	240
Data system ID	54
Result path	C:\FLOW_4\061020.RST
Sample table path	C:\FLOW_4\061020.tbl
Method path	C:\FLOW_4\nox.mth
Date acquired	10-Jun-20
Time acquired	21:04

Date	Time	Cup	Name
10-Jun-20	17:35	109	SYNC
10-Jun-20	17:37	0	Carryover
10-Jun-20	17:39	0	Carryover (Statistics)
10-Jun-20	17:41	0	read baseline
10-Jun-20	17:43	101	Cal 0.00 ppb
10-Jun-20	17:45	102	Cal 50.0 ppb
10-Jun-20	17:47	103	Cal 100 ppb
10-Jun-20	17:49	104	Cal 500 ppb
10-Jun-20	17:51	105	Cal 1000 ppb
10-Jun-20	17:53	106	Cal 2500 ppb
10-Jun-20	17:55	107	Cal 5000 ppb
10-Jun-20	17:57	108	Cal 7500 ppb
10-Jun-20	17:59	109	Cal 10000 ppb
10-Jun-20	18:01	0	Blank
10-Jun-20	18:03	0	Read Baseline
10-Jun-20	18:05	110	5000 PPB NO2
10-Jun-20	18:07	111	ICV 5000 PPB
10-Jun-20	18:09	112	ICV 2000 PPB
10-Jun-20	18:11	0	ICB
10-Jun-20	18:13	0	Read Baseline
10-Jun-20	18:15	107	LCS
10-Jun-20	18:17	0	MB
10-Jun-20	18:19	113	280-137106-B-4
10-Jun-20	18:21	114	ms 280-137106-B-4
10-Jun-20	18:23	115	msd 280-137106-B-4
10-Jun-20	18:25	116	280-137110-C-1
10-Jun-20	18:27	117	280-137110-C-2
10-Jun-20	18:29	118	280-137110-C-3
10-Jun-20	18:31	119	280-137110-C-4
10-Jun-20	18:33	120	280-137110-C-5
10-Jun-20	18:35	121	280-137110-C-7
10-Jun-20	18:37	122	280-137110-C-8
10-Jun-20	18:39	0	Rinse
10-Jun-20	18:41	0	Read Baseline
10-Jun-20	18:43	107	CCV 5000 ppb
10-Jun-20	18:45	105	CCVL 1000 ppb
10-Jun-20	18:47	0	CCB
10-Jun-20	18:49	0	Read Baseline
10-Jun-20	18:51	123	280-137110-C-9
10-Jun-20	18:53	124	280-137110-C-10
10-Jun-20	18:55	125	280-137110-C-6
10-Jun-20	18:57	126	ms 280-137110-C-6
10-Jun-20	18:59	127	msd 280-137110-C-6
10-Jun-20	19:01	128	280-137110-C-11

Result path C:\FLOW_4\061020.RST
Sample table path C:\FLOW_4\061020.tbl
Method path C:\FLOW_4\nox.mth
Date acquired 10-Jun-20
Time acquired 21:04

Date	Time	Cup	Name
10-Jun-20	19:03	129	280-137110-C-12
10-Jun-20	19:05	130	280-137110-C-13
10-Jun-20	19:07	131	280-137110-C-14
10-Jun-20	19:09	132	280-137418-E-8
10-Jun-20	19:11	0	Rinse
10-Jun-20	19:13	0	Read Baseline
10-Jun-20	19:15	107	CCV 5000 ppb
10-Jun-20	19:17	105	CCVL 1000 ppb
10-Jun-20	19:19	0	CCB
10-Jun-20	19:21	0	Read Baseline
10-Jun-20	19:23	133	280-136847-C-1
10-Jun-20	19:25	134	280-137325-A-3
10-Jun-20	19:27	135	280-137352-B-14
10-Jun-20	19:29	136	280-137352-E-15
10-Jun-20	19:31	107	LCS
10-Jun-20	19:33	0	MB
10-Jun-20	19:35	137	280-137331-B-12
10-Jun-20	19:37	138	ms 280-137331-B-12
10-Jun-20	19:39	139	msd 280-137331-B-12
10-Jun-20	19:41	140	280-137344-E-1
10-Jun-20	19:43	0	Rinse
10-Jun-20	19:45	0	Read Baseline
10-Jun-20	19:47	107	CCV 5000 ppb
10-Jun-20	19:49	105	CCVL 1000 ppb
10-Jun-20	19:51	0	CCB
10-Jun-20	19:53	0	Read Baseline
10-Jun-20	19:55	141	280-137344-E-2
10-Jun-20	19:57	142	280-137344-E-3
10-Jun-20	19:59	143	280-137344-E-4
10-Jun-20	20:01	144	280-137344-E-5
10-Jun-20	20:03	145	280-137344-E-6
10-Jun-20	20:05	146	280-137344-E-7
10-Jun-20	20:07	147	280-137344-E-8
10-Jun-20	20:09	148	280-137344-E-9
10-Jun-20	20:11	149	280-137344-E-14
10-Jun-20	20:13	150	ms 280-137344-E-14
10-Jun-20	20:15	0	Rinse
10-Jun-20	20:17	0	Read Baseline
10-Jun-20	20:19	107	CCV 5000 ppb
10-Jun-20	20:21	105	CCVL 1000 ppb
10-Jun-20	20:23	0	CCB
10-Jun-20	20:25	0	Read Baseline
10-Jun-20	20:27	151	msd 280-137344-E-14
10-Jun-20	20:29	152	280-137344-E-10
10-Jun-20	20:31	153	280-137344-E-11
10-Jun-20	20:33	154	280-137344-E-13
10-Jun-20	20:35	155	280-137344-E-15
10-Jun-20	20:37	156	280-137344-E-16
10-Jun-20	20:39	157	280-137344-E-17
10-Jun-20	20:41	158	280-137344-E-18
10-Jun-20	20:43	159	280-137344-E-19
10-Jun-20	20:45	160	280-137344-E-20
10-Jun-20	20:47	0	Rinse
10-Jun-20	20:49	0	Read Baseline
10-Jun-20	20:51	107	CCV 5000 ppb
10-Jun-20	20:53	105	CCVL 1000 ppb
10-Jun-20	20:55	0	CCB

Result path	C:\FLOW_4\061020.RST
Sample table path	C:\FLOW_4\061020.tbl
Method path	C:\FLOW_4\nox.mth
Date acquired	10-Jun-20
Time acquired	21:04

Date	Time	Cup	Name
10-Jun-20	20:57	0	Read Baseline

Run Results Report

Facility Name
Facility Location
Department
Operator Name svc
Operator ID svc
Platform FS III/IV/3100
Software Rev Code 240
Data system ID 54

Result path C:\FLOW_4\061020.RST
Sample table path C:\FLOW_4\061020.tbl
Method path C:\FLOW_4\nox.mth
Date acquired 10-Jun-20
Time acquired 21:04

	Nitrate as N					
Name	Response	Calc [ppb]	Flags	Mean Response	Mean Calc [ppb]	
SYNC	2500348	10190.668	HI			
Carryover	5407	58.675				
Carryover	1313	40.644				
(Statistics)				3360	49.660	N
read baseline	0	34.860	BL			
Cal 0.00 ppb	-3742	18.373				
Cal 50.0 ppb	3365	49.684				
Cal 100 ppb	11028	83.427				
Cal 500 ppb	100867	477.841				
Cal 1000 ppb	217687	987.389				
Cal 2500 ppb	593996	2603.259				
Cal 5000 ppb	1139930	4878.251				
Cal 7500 ppb	1812796	7569.411				
Cal 10000 ppb	2444423	9982.313				
Blank	-9968	-9.070	LO			
Read Baseline	0	34.860	BL			
5000 PPB NO2	1125426	4818.873				
ICV 5000 PPB	1146964	4907.029				
ICV 2000 PPB	481012	2122.198				
ICB	-788	31.386				
Read Baseline	0	34.860	BL			
LCS	1198534	5117.593				
MB	-4370	15.603	UM			
280-137106-B-4	715	1900.484				
ms 280-137106-B-4	937097	202129.219	UM			
msd 280-137106-B-4	915896	197729.219	UM			
280-137110-C-1	0	34.860	BL UM			
280-137110-C-2	686337	2993.818				
280-137110-C-3	4029	52.607				
280-137110-C-4	-692	31.809				
280-137110-C-5	182537	834.466				
280-137110-C-7	3289	49.349				
280-137110-C-8	26441	151.254				
Rinse	4141	53.099				
Read Baseline	0	34.860	BL			
CCV 5000 ppb	1159177	4956.962				
CCVL 1000 ppb	238587	1078.154	UM			
CCB	-2924	21.978				
Read Baseline	0	34.860	BL			
280-137110-C-9	421419	1867.048				
280-137110-C-10	4524	54.790				
280-137110-C-6	538286	2366.493				
ms 280-137110-C-6	1359744	5771.104				
msd 280-137110-C-6	1370380	5813.970				
280-137110-C-11	52911	267.580				

Result path C:\FLOW_4\061020.RST
Sample table path C:\FLOW_4\061020.tbl
Method path C:\FLOW_4\nox.mth
Date acquired 10-Jun-20
Time acquired 21:04

	Nitrate as N				
Name	Response	Calc [ppb]	Flags	Mean Response	Mean Calc [ppb]
280-137110-C-12	50841	258.492			
280-137110-C-13	27682	156.711			
280-137110-C-14	6509	63.532			
280-137418-E-8	1360471	5774.036			
Rinse	-1040	30.277			
Read Baseline	0	34.860	BL		
CCV 5000 ppb	1134247	4854.991			
CCVL 1000 ppb	221852	1005.488			
CCB	-1515	28.185			
Read Baseline	0	34.860	BL		
280-136847-C-1	130880	609.110			
280-137325-A-3	993176	4274.760			
280-137352-B-14	5685	59.903			
280-137352-E-15	-15054	-31.492	LO		
LCS	1133236	4850.854			
MB	1773	42.669			
280-137331-B-12	39745	209.743			
ms 280-137331-B-12	925047	3992.582			
msd 280-137331-B-12	942812	4066.284			
280-137344-E-1	-2311	24.677			
Rinse	-2016	25.979			
Read Baseline	0	34.860	BL		
CCV 5000 ppb	1137009	4866.299			
CCVL 1000 ppb	236732	1070.102	UM		
CCB	-3350	20.100			
Read Baseline	0	34.860	BL		
280-137344-E-2	34992	188.852			
280-137344-E-3	-601	32.212			
280-137344-E-4	17930	113.808			
280-137344-E-5	2291	44.954			
280-137344-E-6	556807	2445.302			
280-137344-E-7	567214	2489.543			
280-137344-E-8	5855	60.650			
280-137344-E-9	386920	1718.893			
280-137344-E-14	2369	45.296			
ms 280-137344-E-14	872145	3772.592			
Rinse	2683	46.681			
Read Baseline	0	34.860	BL		
CCV 5000 ppb	1142098	4887.124			
CCVL 1000 ppb	222957	1010.286			
CCB	368	36.480			
Read Baseline	0	34.860	BL		
msd 280-137344-E-14	854205	3697.815			
280-137344-E-10	319101	1426.693			
280-137344-E-11	38879	205.939			
280-137344-E-13	234884	1062.081			
280-137344-E-15	472979	2087.859			
280-137344-E-16	479298	2114.873			
280-137344-E-17	1526	41.582			
280-137344-E-18	-5460	10.801			
280-137344-E-19	-4907	13.236			
280-137344-E-20	1293371	5502.906			
Rinse	-2936	21.923			
Read Baseline	0	34.860	BL		
CCV 5000 ppb	1114766	4775.190			
CCVL 1000 ppb	221343	1003.277			
CCB	250	35.959			

Result path C:\FLOW_4\061020.RST
Sample table path C:\FLOW_4\061020.tbl
Method path C:\FLOW_4\nox.mth
Date acquired 10-Jun-20
Time acquired 21:04

	Nitrate as N				
Name	Response	Calc [ppb]	Flags	Mean Response	Mean Calc [ppb]
Read Baseline	0	34.860	BL		

Nitrate as N:Calibration 1: Peak 5-102

File name: C:\FLOW_4\061020.RST
Date: 10-Jun-20
Operator: svc

*	Name	Conc	Height
*	Cal 0.00 ppb	0.000000	-3741.758545
*	Cal 50.0 ppb	50.000000	3365.156250
*	Cal 100 ppb	100.000000	11027.815430
*	Cal 500 ppb	500.000000	100866.781250
*	Cal 1000 ppb	1000.000000	217687.046875
*	Cal 2500 ppb	2500.000000	593996.312500
*	Cal 5000 ppb	5000.000000	1139929.875000
*	Cal 7500 ppb	7500.000000	1812796.500000
*	Cal 10000 ppb	10000.000000	2444422.750000

Calib Coef:
x=cyy+by+a
a: (intercept) 3.4860e+01
b: 4.4056e-03
c: -1.3753e-10

Corr Coef: 0.999855

Carryover: 0.216%

No Drift Peaks

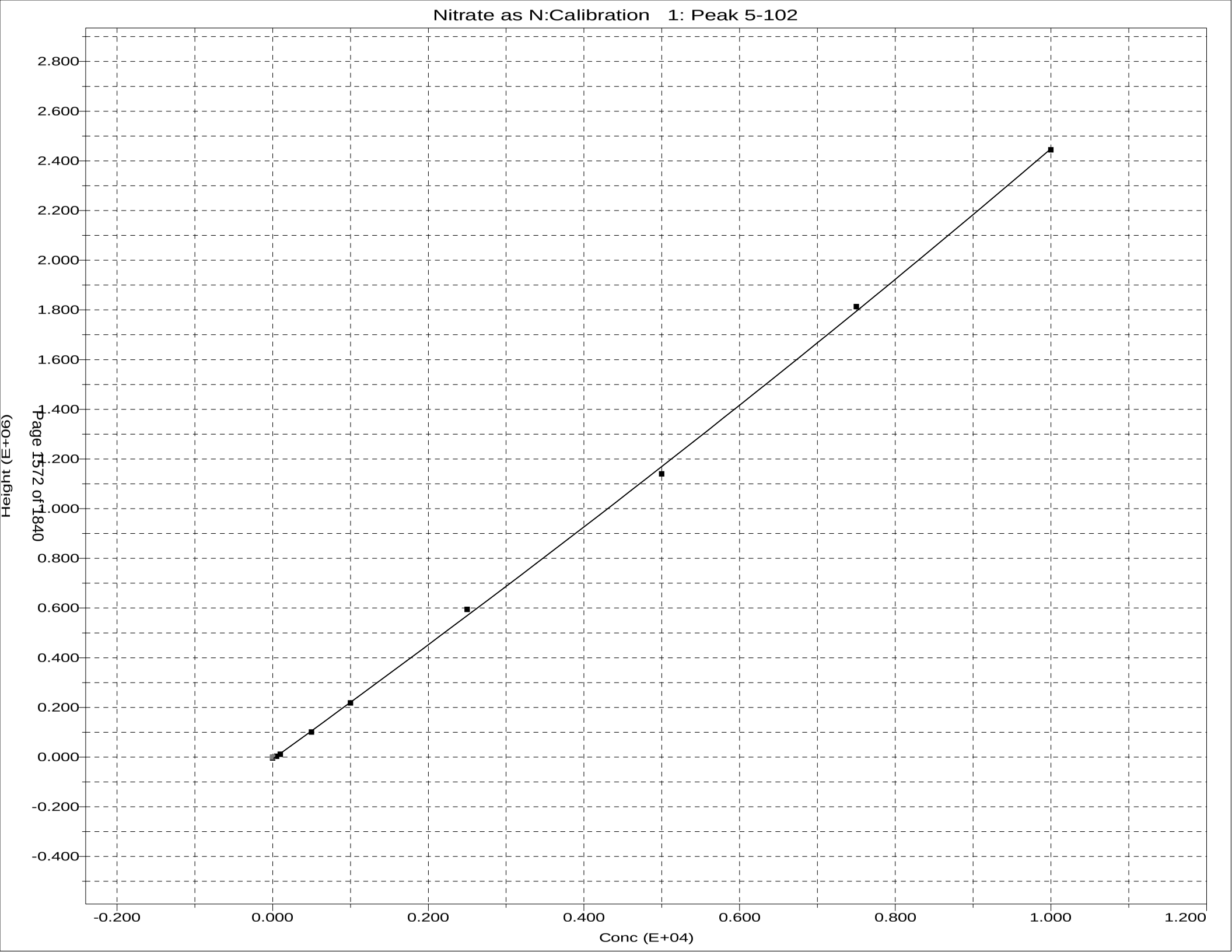
Nitrate as N:Calibration 1: Peak 5-102
Height (E+06)
2.800
2.600
2.400
2.200
2.000
1.800
1.600
1.400
1.200
1.000
0.800
0.600
0.400
0.200
0.000
-0.200
-0.400
-0.200
0.000
0.200
0.400
0.600
0.800
1.000
1.200
Conc (E+04)

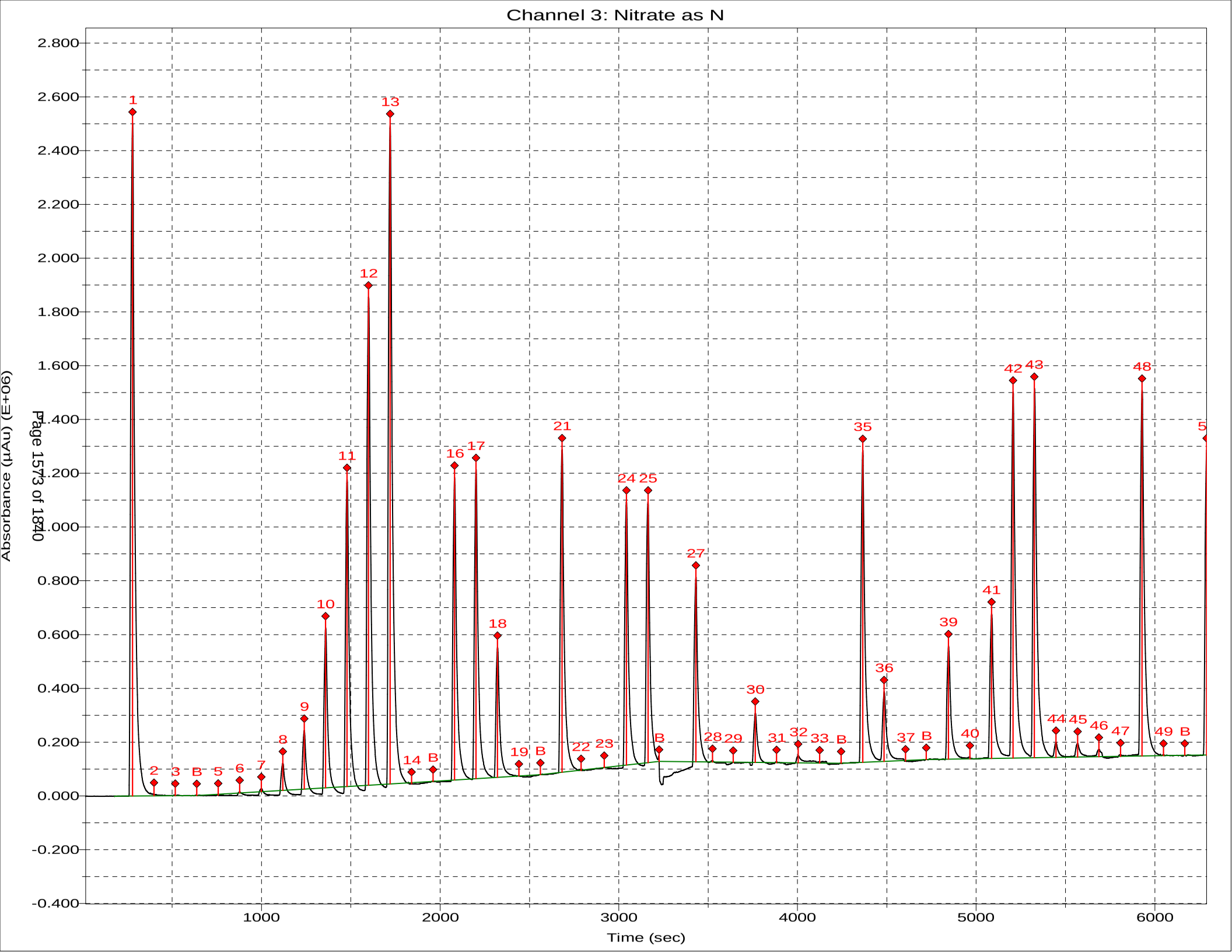
Channel 3: Nitrate as N
Absorbance (µAu) (E+06)
Time (sec)
Page 1573 of 1840
2.800
2.600
2.400
2.200
2.000
1.800
1.600
1.400
1.200
1.000
0.800
0.600
0.400
0.200
0.000
-0.200
-0.400
1000
2000
3000
4000
5000
6000
1
2
3
B
5
6
7
8
9
10
11
12
13
14
B
16
17
18
19
B
21
22
23
24
25
B
27
28
29
30
31
32
33
B
35
36
37
B
39
40
41
42
43
44
45
46
47
48
49
B
5

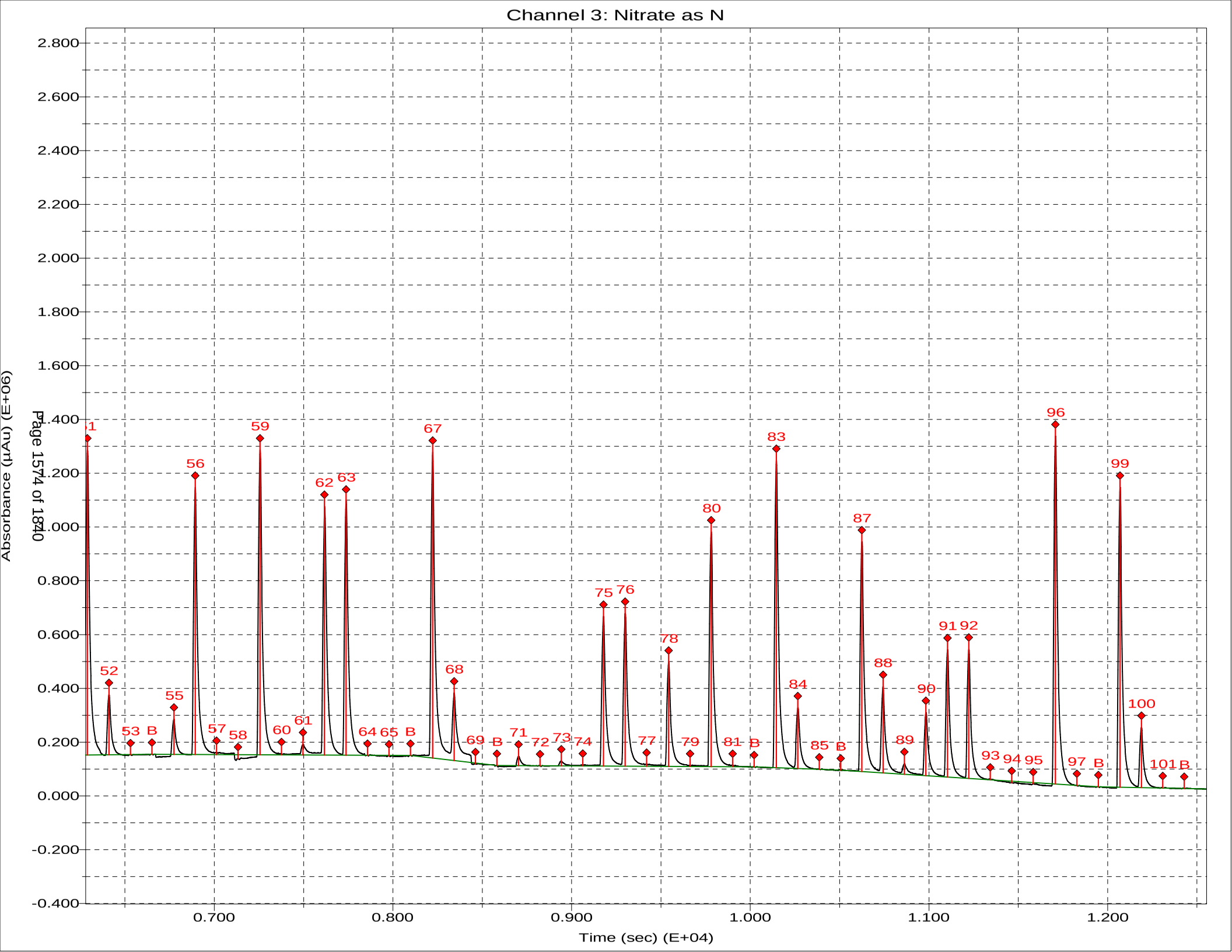
Channel 3: Nitrate as N
Absorbance (µAu) (E+06)
Time (sec) (E+04)
Page 1574 of 1840
2.800
2.600
2.400
2.200
2.000
1.800
1.600
1.400
1.200
1.000
0.800
0.600
0.400
0.200
0.000
-0.200
-0.400
0.700
0.800
0.900
1.000
1.100
1.200
51
52
53 B
55
56
57
58
59
60
61
62
63
64
65 B
67
68
69 B
71
72
73
74
75
76
77
78
79
80
81 B
83
84
85 B
87
88
89
90
91
92
93
94
95
96
97 B
99
100
101 B

Sample Table - 061020.tbl

File name: C:\FLOW_4\061020.TBL
Date: 10-Jun-20

Cup	Name	Type	R	Dil	Wt	Vial	Comment
109	SYNC	SYNC	1	1	1		
0	Carryover	CO	1	1	1		
0	Carryover	CO	1	1	1		
0	read baseline	RB	1	1	1		
101	Cal 0.00 ppb	C	1	1	1		
102	Cal 50.0 ppb	C	1	1	1		
103	Cal 100 ppb	C	1	1	1		
104	Cal 500 ppb	C	1	1	1		
105	Cal 1000 ppb	C	1	1	1		
106	Cal 2500 ppb	C	1	1	1		
107	Cal 5000 ppb	C	1	1	1		
108	Cal 7500 ppb	C	1	1	1		
109	Cal 10000 ppb	C	1	1	1		
0	Blank	BLNK	1	1	1		
0	Read Baseline	RB	1	1	1		
110	5000 PPB NO2	U	1	1	1		
111	ICV 5000 PPB	CCV	1	1	1		
112	ICV 2000 PPB	CCV	1	1	1		
0	ICB	U	1	1	1		
0	Read Baseline	RB	1	1	1		
107	LCS	U	1	1	1		
0	MB	U	1	1	1		
113	280-137106-B-4	U	1	50 ~~25~~	1		
114	ms 280-137106-B-4	U	1	50 ~~25~~	1		
115	msd 280-137106-B-4	U	1	50 ~~25~~	1		
116	280-137110-C-1	U	1	1	1		
117	280-137110-C-2	U	1	1	1		
118	280-137110-C-3	U	1	1	1		
119	280-137110-C-4	U	1	1	1		
120	280-137110-C-5	U	1	1	1		
121	280-137110-C-7	U	1	1	1		
122	280-137110-C-8	U	1	1	1		
0	Rinse	U	1	1	1		
0	Read Baseline	RB	1	1	1		
107	CCV 5000 ppb	CCV	1	1	1		
105	CCVL 1000 ppb	CCV	1	1	1		
0	CCB	U	1	1	1		
0	Read Baseline	RB	1	1	1		
123	280-137110-C-9	U	1	1	1		
124	280-137110-C-10	U	1	1	1		
125	280-137110-C-6	U	1	1	1		
126	ms 280-137110-C-6	U	1	1	1		
127	msd 280-137110-C-6	U	1	1	1		
128	280-137110-C-11	U	1	1	1		
129	280-137110-C-12	U	1	1	1		
130	280-137110-C-13	U	1	1	1		
131	280-137110-C-14	U	1	1	1		
132	280-137418-E-8	U	1	1	1		
0	Rinse	U	1	1	1		
0	Read Baseline	RB	1	1	1		
107	CCV 5000 ppb	CCV	1	1	1		
105	CCVL 1000 ppb	CCV	1	1	1		
0	CCB	U	1	1	1		
0	Read Baseline	RB	1	1	1		
133	280-136847-C-1	U	1	1	1		
134	280-137325-A-3	U	1	1	1		

Cup	Name	Type	R	Dil	Wt	Vial	Comment
135	280-137352-B-14	U	1	1	1		
136	280-137352-E-15	U	1	1	1		
107	LCS	U	1	1	1		
0	MB	U	1	1	1		
137	280-137331-B-12	U	1	1	1		
138	ms 280-137331-B-12	U	1	1	1		
139	msd 280-137331-B-12	U	1	1	1		
140	280-137344-E-1	U	1	1	1		
0	Rinse	U	1	1	1		
0	Read Baseline	RB	1	1	1		
107	CCV 5000 ppb	CCV	1	1	1		
105	CCVL 1000 ppb	CCV	1	1	1		
0	CCB	U	1	1	1		
0	Read Baseline	RB	1	1	1		
141	280-137344-E-2	U	1	1	1		
142	280-137344-E-3	U	1	1	1		
143	280-137344-E-4	U	1	1	1		
144	280-137344-E-5	U	1	1	1		
145	280-137344-E-6	U	1	1	1		
146	280-137344-E-7	U	1	1	1		
147	280-137344-E-8	U	1	1	1		
148	280-137344-E-9	U	1	1	1		
149	280-137344-E-14	U	1	1	1		
150	ms 280-137344-E-14	U	1	1	1		
0	Rinse	U	1	1	1		
0	Read Baseline	RB	1	1	1		
107	CCV 5000 ppb	CCV	1	1	1		
105	CCVL 1000 ppb	CCV	1	1	1		
0	CCB	U	1	1	1		
0	Read Baseline	RB	1	1	1		
151	msd 280-137344-E-14	U	1	1	1		
152	280-137344-E-10	U	1	1	1		
153	280-137344-E-11	U	1	1	1		
154	280-137344-E-13	U	1	1	1		
155	280-137344-E-15	U	1	1	1		
156	280-137344-E-16	U	1	1	1		
157	280-137344-E-17	U	1	1	1		
158	280-137344-E-18	U	1	1	1		
159	280-137344-E-19	U	1	1	1		
160	280-137344-E-20	U	1	1	1		
0	Rinse	U	1	1	1		
0	Read Baseline	RB	1	1	1		
107	CCV 5000 ppb	CCV	1	1	1		
105	CCVL 1000 ppb	CCV	1	1	1		
0	CCB	U	1	1	1		
0	Read Baseline	RB	1	1	1		

Sulfide by Titration

Analyst:	AD trained by SAH	SOP Information:	
Date:	6/2//2020	Number:	91
Titration Solutions		**Calibration Information**	
Solution 1:	Iodine	Source/Ver-Lot#:	INT_01738
TALS ID	Iod_00257	Prep Date:	4/20/2020
Normality:	0.025	Made By:	BB
Solution 2:	sodium thiosulfate	Concentration:	892
TALS ID	Na Thio_00166	Expiration Date:	7/20/2020
Normality:	0.025		
	Starch Indicator		
TALS ID	Starch Ind_00062		

	CAL Volume	Buret Start	Buret End	mL Iodine	Final mL	Conc mg/L
CAL	5	0.00	8.70	20	8.70	904.000
CAL	5	8.70	17.70	20	9.00	880.000

For SM4500 S2 D colorimetric

ICV Information	
Source/Ver-Lot#:	INT_01685
Prep Date:	4/20/2020
Made By:	BB
Concentration:	824
Expiration Date:	7/20/2020

	CAL Volume	Buret Start	Buret End	mL Iodine	Final mL	Conc mg/L
ICV	5	0.00	9.80	20	9.80	816.000
ICV	5	9.80	19.40	20	9.60	832.000

TALS Raw Data Report

Job Number: 280-137110-1
LIMS Batch: 497257
Equipment: NOEQUIP

Laboratory: Eurofins TestAmerica, Denver

RS# 1 Lab ID: **LCS 280-497255/1-A** Inj Date: 6/3/2020 1:48:00PM Dil: 1.0 Meth: 9034

Analyte	Rspnse	Raw Res/Units	Final Res/Qual/Units	% Rec	Rec Lmt	% RPD	RPD Lmt
Sulfide		11.2 mg/L	mg/L	68	44 110		
Sulfide as H2S		11.9 mg/L	mg/L				

RS# 2 Lab ID: **MB 280-497255/2-A** Inj Date: 6/3/2020 1:48:00PM Dil: 1.0 Meth: 9034

Analyte	Rspnse	Raw Res/Units	Final Res/Qual/Units	% Rec	Rec Lmt	% RPD	RPD Lmt
Sulfide		-0.8 mg/L	1.9 U mg/L				
Sulfide as H2S		-0.85 mg/L	2.0 U mg/L				

RS# 3 Lab ID: **280-137110-E-14-A** Inj Date: 6/3/2020 1:48:00PM Dil: 1.0 Meth: 9034

Analyte	Rspnse	Raw Res/Units	Final Res/Qual/Units	% Rec	Rec Lmt	% RPD	RPD Lmt
Sulfide		0 mg/L	1.9 U mg/L				
Sulfide as H2S		0 mg/L	2.0 U mg/L				

RS# 4 Lab ID: **280-137110-E-13-A** Inj Date: 6/3/2020 1:48:00PM Dil: 1.0 Meth: 9034

Analyte	Rspnse	Raw Res/Units	Final Res/Qual/Units	% Rec	Rec Lmt	% RPD	RPD Lmt
Sulfide		-1.6 mg/L	1.9 U mg/L				
Sulfide as H2S		-1.7 mg/L	2.0 U mg/L				

RS# 5 Lab ID: **280-137110-F-12-A** Inj Date: 6/3/2020 1:48:00PM Dil: 1.0 Meth: 9034

Analyte	Rspnse	Raw Res/Units	Final Res/Qual/Units	% Rec	Rec Lmt	% RPD	RPD Lmt
Sulfide		-0.8 mg/L	1.9 U mg/L				
Sulfide as H2S		-0.85 mg/L	2.0 U mg/L				

RS# 6 Lab ID: **280-137110-E-11-A** Inj Date: 6/3/2020 1:48:00PM Dil: 1.0 Meth: 9034

Analyte	Rspnse	Raw Res/Units	Final Res/Qual/Units	% Rec	Rec Lmt	% RPD	RPD Lmt
Sulfide		-1.6 mg/L	1.9 U mg/L				
Sulfide as H2S		-1.7 mg/L	2.0 U mg/L				

RS# 7 Lab ID: **280-137110-E-9-A** Inj Date: 6/3/2020 1:48:00PM Dil: 1.0 Meth: 9034

Analyte	Rspnse	Raw Res/Units	Final Res/Qual/Units	% Rec	Rec Lmt	% RPD	RPD Lmt
Sulfide		-0.8 mg/L	1.9 U mg/L				
Sulfide as H2S		-0.85 mg/L	2.0 U mg/L				

RS# 8 Lab ID: **280-137110-F-1-A** Inj Date: 6/3/2020 1:48:00PM Dil: 1.0 Meth: 9034

Analyte	Rspnse	Raw Res/Units	Final Res/Qual/Units	% Rec	Rec Lmt	% RPD	RPD Lmt
Sulfide		0.8 mg/L	0.80 J mg/L				
Sulfide as H2S		0.85 mg/L	0.85 J mg/L				

RS# 9 Lab ID: **280-137110-E-8-A** Inj Date: 6/3/2020 1:48:00PM Dil: 1.0 Meth: 9034

Analyte	Rspnse	Raw Res/Units	Final Res/Qual/Units	% Rec	Rec Lmt	% RPD	RPD Lmt
Sulfide		-6.4 mg/L	1.9 U mg/L				
Sulfide as H2S		-6.8 mg/L	2.0 U mg/L				

RS# 10 Lab ID: **280-137110-E-7-A** Inj Date: 6/3/2020 1:48:00PM Dil: 1.0 Meth: 9034

Analyte	Rspnse	Raw Res/Units	Final Res/Qual/Units	% Rec	Rec Lmt	% RPD	RPD Lmt
Sulfide		0 mg/L	1.9 U mg/L				
Sulfide as H2S		0 mg/L	2.0 U mg/L				

RS# 11 Lab ID: **280-137110-E-7-B MS** Inj Date: 6/3/2020 1:48:00PM Dil: 1.0 Meth: 9034

Analyte	Rspnse	Raw Res/Units	Final Res/Qual/Units	% Rec	Rec Lmt	% RPD	RPD Lmt
Sulfide		8 mg/L	mg/L	49	44 110		
Sulfide as H2S		8.5 mg/L	mg/L				

RS# 12 Lab ID: **280-137110-E-7-C MSD** Inj Date: 6/3/2020 1:48:00PM Dil: 1.0 Meth: 9034

Analyte	Rspnse	Raw Res/Units	Final Res/Qual/Units	% Rec	Rec Lmt	% RPD	RPD Lmt
Sulfide		9.6 mg/L	mg/L	58	44 110	18	20
Sulfide as H2S		10.2 mg/L	mg/L				

Titration Data Review Checklist

LIMS Batch Number: 497257	**Method (circle one):**	**QC Type (circle):**
Analyst/1st Reviewer: Alexa Davis **Date:** 06/04	**2310B 2320B 2340C** **4500 S2 F 4500 SO3 B 9030B/9034**	**Standard DoD QAPP Other**
Matrix (circle): **Water Solid**	**Automated or Manual (circle one)**	**Instrument ID (circle one if applicable):** **AT2 AT3**

Review Items	Yes	No	2nd Rev	If No, why is data reportable?
A. Sample Storage and Pretreatment				
1. Is sample pH verified and documented prior to analysis? (if required)	✓		✓	
2. For samples requiring pH adjustment is the amount of acid/base used documented?	NA AD 6/04		✓	If no, list details:
3. Are samples analyzed within the required hold time?	✓		✓	NCM:
4. Pre-treatment reagents used to remove interferences are documented.	✓ NA AD 6/04		✓	
B. Calibration / Instrument				
5. Was the normality of the titrant verified and found acceptable?	✓		✓	Comments:
6. For potentiometric titration, the pH meter is calibrated with 5 buffers bracketing range of samples and QC.	NA		✓	Comments:
7. Calibration standards are analyzed at the beginning and end of the analytical sequence and after every 10 sample analyses. (samples/dilutions/reanalyses).	NA		✓	Comments:
8. Calibrations standards (ICV/CCV) are within 90-110% recovery.	NA		✓	
C. Sample and Batch QC				
9. Blanks are analyzed at the beginning, end and after every 10 sample analyses in the sequence.	✓		✓	
10. Results of blank analyses (MB, ICB, CCB) are < ½ RL (<RL for alkalinity unless DoD)	✓		✓	□ No analyte > ½ RL in associated samples □ Sample results >10x blank
11. A standard from a second source (SRM, CRM, LCS) is included in the analytical sequence.	✓		✓	
12. The recovery of the 2nd source material falls within 90-110% or manufacturer's limits.	✓		✓	
13. Samples analyses are bracketing by acceptable CCV/CCBs.	NA		✓	□ No analyte > RL in associated samples □ Sample results >10x blank □ Sample results qualified
14. MS/MSD analyzed at required frequency and recoveries within limits. (If recoveries out of limits, verify not due to lab error) (Required for 2340C, 4500 S2 F, 9030B/9034)	✓		✓	□ Non-conformance (NCM) added □ Sample results >4X spike conc.
15. Duplicate analyzed at required frequency and RPD within limits. (Required for 2310B, 2320B, 4500 SO3 B)	NA		✓	□ Non-conformance (NCM) added □ Sample results ND or <2X RL

Sulfide by Titration

Analyst:	SAH	SOP Information:	
Date:	6/5/2020	Number:	91
Titration Solutions		**Calibration Information**	
Solution 1:	Iodine	Source/Ver-Lot#:	INT_01738
TALS ID	Iod_00257	Prep Date:	4/20/2020
Normality:	0.025	Made By:	BB
Solution 2:	sodium thiosulfate	Concentration:	892
TALS ID	Na Thio_00166	Expiration Date:	7/20/2020
Normality:	0.025		
	Starch Indicator		
TALS ID	Starch Ind_00062		

ICV Information	
Source/Ver-Lot#:	INT_01685
Prep Date:	4/20/2020
Made By:	BB
Concentration:	812
Expiration Date:	7/20/2020

	CAL Volume	Buret Start	Buret End	mL Iodine	Final mL	Conc mg/L
CAL	5	0.00	8.40	20	8.40	928.000
CAL	5	8.50	17.80	20	9.30	856.000

For SM4500 S2 D colorimetric

	CAL Volume	Buret Start	Buret End	mL Iodine	Final mL	Conc mg/L
ICV	5	0.00	9.80	20	9.80	816.000
ICV	5	9.90	19.80	20	9.90	808.000

TALS Raw Data Report

Job Number: 280-137110-1
LIMS Batch: 497568
Equipment: NOEQUIP

Laboratory: Eurofins TestAmerica, Denver

RS# 1 Lab ID: **LCS 280-497566/1-A** Inj Date: 6/5/2020 9:56:00AM Dil: 1.0 Meth: 9034

Analyte	Rspnse	Raw Res/Units	Final Res/Qual/Units	% Rec	Rec Lmt	% RPD	RPD Lmt
Sulfide		12 mg/L	mg/L	67	44 110		
Sulfide as H2S		12.75 mg/L	mg/L				

RS# 2 Lab ID: **MB 280-497566/2-A** Inj Date: 6/5/2020 9:56:00AM Dil: 1.0 Meth: 9034

Analyte	Rspnse	Raw Res/Units	Final Res/Qual/Units	% Rec	Rec Lmt	% RPD	RPD Lmt
Sulfide		-0.8 mg/L	1.9 U mg/L				
Sulfide as H2S		-0.85 mg/L	2.0 U mg/L				

RS# 3 Lab ID: **280-137114-C-1-D** Inj Date: 6/5/2020 9:56:00AM Dil: 1.0 Meth: 9034

Analyte	Rspnse	Raw Res/Units	Final Res/Qual/Units	% Rec	Rec Lmt	% RPD	RPD Lmt
Sulfide		0.8 mg/L	0.80 J mg/L				
Sulfide as H2S		0.85 mg/L	0.85 J mg/L				

RS# 4 Lab ID: **280-137114-C-1-E MS** Inj Date: 6/5/2020 9:56:00AM Dil: 1.0 Meth: 9034

Analyte	Rspnse	Raw Res/Units	Final Res/Qual/Units	% Rec	Rec Lmt	% RPD	RPD Lmt
Sulfide		10.4 mg/L	mg/L	54	44 110		
Sulfide as H2S		11.05 mg/L	mg/L				

RS# 5 Lab ID: **280-137114-C-1-F MSD** Inj Date: 6/5/2020 9:56:00AM Dil: 1.0 Meth: 9034

Analyte	Rspnse	Raw Res/Units	Final Res/Qual/Units	% Rec	Rec Lmt	% RPD	RPD Lmt
Sulfide		8.8 mg/L	mg/L	45	44 110	17	20
Sulfide as H2S		9.35 mg/L	mg/L				

RS# 8 Lab ID: **280-137110-E-2-B** Inj Date: 6/5/2020 9:56:00AM Dil: 1.0 Meth: 9034

Analyte	Rspnse	Raw Res/Units	Final Res/Qual/Units	% Rec	Rec Lmt	% RPD	RPD Lmt
Sulfide		0.8 mg/L	0.80 J mg/L				
Sulfide as H2S		0.85 mg/L	0.85 J mg/L				

RS# 9 Lab ID: **280-137110-E-3-B** Inj Date: 6/5/2020 9:56:00AM Dil: 1.0 Meth: 9034

Analyte	Rspnse	Raw Res/Units	Final Res/Qual/Units	% Rec	Rec Lmt	% RPD	RPD Lmt
Sulfide		-0.8 mg/L	1.9 U mg/L				
Sulfide as H2S		-0.85 mg/L	2.0 U mg/L				

RS# 10 Lab ID: **280-137110-E-4-B** Inj Date: 6/5/2020 9:56:00AM Dil: 1.0 Meth: 9034

Analyte	Rspnse	Raw Res/Units	Final Res/Qual/Units	% Rec	Rec Lmt	% RPD	RPD Lmt
Sulfide		-1.6 mg/L	1.9 U mg/L				
Sulfide as H2S		-1.7 mg/L	2.0 U mg/L				

RS# 11 Lab ID: **280-137110-E-5-B** Inj Date: 6/5/2020 9:56:00AM Dil: 1.0 Meth: 9034

Analyte	Rspnse	Raw Res/Units	Final Res/Qual/Units	% Rec	Rec Lmt	% RPD	RPD Lmt
Sulfide		-0.8 mg/L	1.9 U mg/L				
Sulfide as H2S		-0.85 mg/L	2.0 U mg/L				

RS# 12 Lab ID: **280-137110-E-6-B** Inj Date: 6/5/2020 9:56:00AM Dil: 1.0 Meth: 9034

Analyte	Rspnse	Raw Res/Units	Final Res/Qual/Units	% Rec	Rec Lmt	% RPD	RPD Lmt
Sulfide		-0.8 mg/L	1.9 U mg/L				
Sulfide as H2S		-0.85 mg/L	2.0 U mg/L				

TALS Raw Data Report

RS# 13 Lab ID: **280-137110-E-10-B** Inj Date: 6/5/2020 9:56:00AM Dil: 1.0 Meth: 9034

Analyte	Rspnse	Raw Res/Units	Final Res/Qual/Units	% Rec	Rec Lmt	% RPD	RPD Lmt
Sulfide		0 mg/L	1.9 U mg/L				
Sulfide as H2S		0 mg/L	2.0 U mg/L				

TALS Raw Data Report

Job Number: 280-137114-1
LIMS Batch: 497568
Equipment: NOEQUIP

Laboratory: Eurofins TestAmerica, Denver

RS# 1 Lab ID: **LCS 280-497566/1-A** Inj Date: 6/5/2020 9:56:00AM Dil: 1.0 Meth: 9034

Analyte	Rspnse	Raw Res/Units	Final Res/Qual/Units	% Rec	Rec Lmt	% RPD	RPD Lmt
Sulfide		12 mg/L	mg/L	67	44 110		
Sulfide as H2S		12.75 mg/L	mg/L				

RS# 2 Lab ID: **MB 280-497566/2-A** Inj Date: 6/5/2020 9:56:00AM Dil: 1.0 Meth: 9034

Analyte	Rspnse	Raw Res/Units	Final Res/Qual/Units	% Rec	Rec Lmt	% RPD	RPD Lmt
Sulfide		-0.8 mg/L	1.9 U mg/L				
Sulfide as H2S		-0.85 mg/L	2.0 U mg/L				

RS# 3 Lab ID: **280-137114-C-1-D** Inj Date: 6/5/2020 9:56:00AM Dil: 1.0 Meth: 9034

Analyte	Rspnse	Raw Res/Units	Final Res/Qual/Units	% Rec	Rec Lmt	% RPD	RPD Lmt
Sulfide		0.8 mg/L	0.80 J mg/L				
Sulfide as H2S		0.85 mg/L	0.85 J mg/L				

RS# 4 Lab ID: **280-137114-C-1-E MS** Inj Date: 6/5/2020 9:56:00AM Dil: 1.0 Meth: 9034

Analyte	Rspnse	Raw Res/Units	Final Res/Qual/Units	% Rec	Rec Lmt	% RPD	RPD Lmt
Sulfide		10.4 mg/L	mg/L	54	44 110		
Sulfide as H2S		11.05 mg/L	mg/L				

RS# 5 Lab ID: **280-137114-C-1-F MSD** Inj Date: 6/5/2020 9:56:00AM Dil: 1.0 Meth: 9034

Analyte	Rspnse	Raw Res/Units	Final Res/Qual/Units	% Rec	Rec Lmt	% RPD	RPD Lmt
Sulfide		8.8 mg/L	mg/L	45	44 110	17	20
Sulfide as H2S		9.35 mg/L	mg/L				

RS# 6 Lab ID: **280-137114-C-2-B** Inj Date: 6/5/2020 9:56:00AM Dil: 1.0 Meth: 9034

Analyte	Rspnse	Raw Res/Units	Final Res/Qual/Units	% Rec	Rec Lmt	% RPD	RPD Lmt
Sulfide		0 mg/L	1.9 U mg/L				
Sulfide as H2S		0 mg/L	2.0 U mg/L				

RS# 7 Lab ID: **280-137114-C-4-B** Inj Date: 6/5/2020 9:56:00AM Dil: 1.0 Meth: 9034

Analyte	Rspnse	Raw Res/Units	Final Res/Qual/Units	% Rec	Rec Lmt	% RPD	RPD Lmt
Sulfide		0 mg/L	1.9 U mg/L				
Sulfide as H2S		0 mg/L	2.0 U mg/L				

TALS Raw Data Report

Job Number: 280-137175-1
LIMS Batch: 497568
Equipment: NOEQUIP

Laboratory: Eurofins TestAmerica, Denver

RS# 1 Lab ID: **LCS 280-497566/1-A** Inj Date: 6/5/2020 9:56:00AM Dil: 1.0 Meth: 9034

Analyte	Rspnse	Raw Res/Units	Final Res/Qual/Units	% Rec	Rec Lmt	% RPD	RPD Lmt
Sulfide		12 mg/L	mg/L	67	44 110		
Sulfide as H2S		12.75 mg/L	mg/L				

RS# 2 Lab ID: **MB 280-497566/2-A** Inj Date: 6/5/2020 9:56:00AM Dil: 1.0 Meth: 9034

Analyte	Rspnse	Raw Res/Units	Final Res/Qual/Units	% Rec	Rec Lmt	% RPD	RPD Lmt
Sulfide		-0.8 mg/L	1.9 U mg/L				
Sulfide as H2S		-0.85 mg/L	2.0 U mg/L				

RS# 3 Lab ID: **280-137114-C-1-D** Inj Date: 6/5/2020 9:56:00AM Dil: 1.0 Meth: 9034

Analyte	Rspnse	Raw Res/Units	Final Res/Qual/Units	% Rec	Rec Lmt	% RPD	RPD Lmt
Sulfide		0.8 mg/L	0.80 J mg/L				
Sulfide as H2S		0.85 mg/L	0.85 J mg/L				

RS# 4 Lab ID: **280-137114-C-1-E MS** Inj Date: 6/5/2020 9:56:00AM Dil: 1.0 Meth: 9034

Analyte	Rspnse	Raw Res/Units	Final Res/Qual/Units	% Rec	Rec Lmt	% RPD	RPD Lmt
Sulfide		10.4 mg/L	mg/L	54	44 110		
Sulfide as H2S		11.05 mg/L	mg/L				

RS# 5 Lab ID: **280-137114-C-1-F MSD** Inj Date: 6/5/2020 9:56:00AM Dil: 1.0 Meth: 9034

Analyte	Rspnse	Raw Res/Units	Final Res/Qual/Units	% Rec	Rec Lmt	% RPD	RPD Lmt
Sulfide		8.8 mg/L	mg/L	45	44 110	17	20
Sulfide as H2S		9.35 mg/L	mg/L				

RS# 14 Lab ID: **280-137175-C-1-B** Inj Date: 6/5/2020 9:56:00AM Dil: 1.0 Meth: 9034

Analyte	Rspnse	Raw Res/Units	Final Res/Qual/Units	% Rec	Rec Lmt	% RPD	RPD Lmt
Sulfide		0 mg/L	1.9 U mg/L				
Sulfide as H2S		0 mg/L	2.0 U mg/L				

RS# 15 Lab ID: **280-137175-C-2-B** Inj Date: 6/5/2020 9:56:00AM Dil: 1.0 Meth: 9034

Analyte	Rspnse	Raw Res/Units	Final Res/Qual/Units	% Rec	Rec Lmt	% RPD	RPD Lmt
Sulfide		0.8 mg/L	0.80 J mg/L				
Sulfide as H2S		0.85 mg/L	0.85 J mg/L				

RS# 16 Lab ID: **280-137175-C-3-B** Inj Date: 6/5/2020 9:56:00AM Dil: 1.0 Meth: 9034

Analyte	Rspnse	Raw Res/Units	Final Res/Qual/Units	% Rec	Rec Lmt	% RPD	RPD Lmt
Sulfide		-0.8 mg/L	1.9 U mg/L				
Sulfide as H2S		-0.85 mg/L	2.0 U mg/L				

TALS Raw Data Report

Job Number: 280-137225-1
LIMS Batch: 497568
Equipment: NOEQUIP

Laboratory: Eurofins TestAmerica, Denver

RS# 1 Lab ID: **LCS 280-497566/1-A** Inj Date: 6/5/2020 9:56:00AM Dil: 1.0 Meth: 9034

Analyte	Rspnse	Raw Res/Units	Final Res/Qual/Units	% Rec	Rec Lmt	% RPD	RPD Lmt
Sulfide		12 mg/L	mg/L	67	44 110		
Sulfide as H2S		12.75 mg/L	mg/L				

RS# 2 Lab ID: **MB 280-497566/2-A** Inj Date: 6/5/2020 9:56:00AM Dil: 1.0 Meth: 9034

Analyte	Rspnse	Raw Res/Units	Final Res/Qual/Units	% Rec	Rec Lmt	% RPD	RPD Lmt
Sulfide		-0.8 mg/L	1.9 U mg/L				
Sulfide as H2S		-0.85 mg/L	2.0 U mg/L				

RS# 3 Lab ID: **280-137114-C-1-D** Inj Date: 6/5/2020 9:56:00AM Dil: 1.0 Meth: 9034

Analyte	Rspnse	Raw Res/Units	Final Res/Qual/Units	% Rec	Rec Lmt	% RPD	RPD Lmt
Sulfide		0.8 mg/L	0.80 J mg/L				
Sulfide as H2S		0.85 mg/L	0.85 J mg/L				

RS# 4 Lab ID: **280-137114-C-1-E MS** Inj Date: 6/5/2020 9:56:00AM Dil: 1.0 Meth: 9034

Analyte	Rspnse	Raw Res/Units	Final Res/Qual/Units	% Rec	Rec Lmt	% RPD	RPD Lmt
Sulfide		10.4 mg/L	mg/L	54	44 110		
Sulfide as H2S		11.05 mg/L	mg/L				

RS# 5 Lab ID: **280-137114-C-1-F MSD** Inj Date: 6/5/2020 9:56:00AM Dil: 1.0 Meth: 9034

Analyte	Rspnse	Raw Res/Units	Final Res/Qual/Units	% Rec	Rec Lmt	% RPD	RPD Lmt
Sulfide		8.8 mg/L	mg/L	45	44 110	17	20
Sulfide as H2S		9.35 mg/L	mg/L				

RS# 17 Lab ID: **280-137225-E-1-B** Inj Date: 6/5/2020 9:56:00AM Dil: 1.0 Meth: 9034

Analyte	Rspnse	Raw Res/Units	Final Res/Qual/Units	% Rec	Rec Lmt	% RPD	RPD Lmt
Sulfide		0 mg/L	1.9 U mg/L				
Sulfide as H2S		0 mg/L	2.0 U mg/L				

RS# 18 Lab ID: **280-137225-E-3-B** Inj Date: 6/5/2020 9:56:00AM Dil: 1.0 Meth: 9034

Analyte	Rspnse	Raw Res/Units	Final Res/Qual/Units	% Rec	Rec Lmt	% RPD	RPD Lmt
Sulfide		-223.2 mg/L	1.9 U mg/L				
Sulfide as H2S		-237.15 mg/L	2.0 U mg/L				

TestAmerica *Denver*

TestAmerica
THE LEADER IN ENVIRONMENTAL TESTING

Titration Data Review Checklist

LIMS Batch Number: 497508	**Method (circle one):**	**QC Type (circle):**
Analyst/1st Reviewer: Alexa David **Date:** 06/05/20	**2310B 2320B 2340C** **4500 S2 F 4500 SO3 B 9030B/9034**	**Standard DoD QAPP Other**
Matrix (circle): Water Solid	**Automated or Manual (circle one)**	**Instrument ID (circle one if applicable):** **AT2 AT3**

Review Items	Yes	No	2nd Rev	If No, why is data reportable?
A. Sample Storage and Pretreatment				
1. Is sample pH verified and documented prior to analysis? (if required)	✓		✓	
2. For samples requiring pH adjustment is the amount of acid/base used documented?	NA		✓	If no, list details:
3. Are samples analyzed within the required hold time?	✓		✓	NCM:
4. Pre-treatment reagents used to remove interferences are documented.	NA		✓	
B. Calibration / Instrument				
5. Was the normality of the titrant verified and found acceptable?	✓		✓	Comments:
6. For potentiometric titration, the pH meter is calibrated with 5 buffers bracketing range of samples and QC.	✓		✓	Comments:
7. Calibration standards are analyzed at the beginning and end of the analytical sequence and after every 10 sample analyses. (samples/dilutions/reanalyses).	~~✓~~ AD 6/05 NA		✓	Comments:
8. Calibrations standards (ICV/CCV) are within 90-110% recovery.	~~✓~~ AD 6/05 NA		✓	
C. Sample and Batch QC				
9. Blanks are analyzed at the beginning, end and after every 10 sample analyses in the sequence.	✓		✓	
10. Results of blank analyses (MB, ICB, CCB) are < ½ RL (<RL for alkalinity unless DoD)	✓		✓	□ No analyte > ½ RL in associated samples □ Sample results >10x blank
11. A standard from a second source (SRM, CRM, LCS) is included in the analytical sequence.	✓		✓	
12. The recovery of the 2nd source material falls within 90-110% or manufacturer's limits.	✓		✓	
13. Samples analyses are bracketing by acceptable CCV/CCBs.	NA		✓	□ No analyte > RL in associated samples □ Sample results >10x blank □ Sample results qualified
14. MS/MSD analyzed at required frequency and recoveries within limits. (If recoveries out of limits, verify not due to lab error) (Required for 2340C, 4500 S2 F, 9030B/9034)	✓		✓	□ Non-conformance (NCM) added □ Sample results >4X spike conc.
15. Duplicate analyzed at required frequency and RPD within limits. (Required for 2310B, 2320B, 4500 SO3 B)	NA		✓	□ Non-conformance (NCM) added □ Sample results ND or <2X RL

Eurofins TestAmerica, Denver
Target Compound Quantitation Report

Data File: \\chromfs\Denver\ChromData\WC_IonChrom10\20200601-91996.b\Info 2_DENPC179_Anions_20200601-1304
Lims ID: STD1
Client ID:
Sample Type: IC Calib Level: 1
Inject. Date: 01-Jun-2020 12:47:00 ALS Bottle#: 0 Worklist Smp#: 2
Injection Vol: 5.0 ul Dil. Factor: 1.0000
Sample Info: 280-0091996-002
Misc. Info.: 280-0091996-002
Operator ID: wetchemd Instrument ID: WC_IonChrom10
Sublist: chrom-Anions_IC10*sub2

Method: \\chromfs\Denver\ChromData\WC_IonChrom10\20200601-91996.b\Anions_IC10.m
Limit Group: Wet - Anions 28D
Last Update: 02-Jun-2020 12:14:46 Calib Date: 01-Jun-2020 14:14:00
Integrator: Falcon
Quant Method: External Standard Quant By: Initial Calibration
Last ICal File: \\chromfs\Denver\ChromData\WC_IonChrom10\20200601-91996.b\Info 2_DENPC179_Anions_20200601-1432

Column 1 : Det: Info 2_091554_1
Process Host: CTX1039

First Level Reviewer: pedrickj Date: 01-Jun-2020 13:10:36

Compound	RT (min.)	Exp RT (min.)	Dlt RT (min.)	Response	Cal Amt ug/ml	OnCol Amt ug/ml	Flags
1 Fluoride	3.308	3.310	-0.002	960724	0.2000	0.2639	
2 Chloride	4.480	4.477	0.003	3008859	1.00	1.19	
3 Nitrite as N	5.168	5.160	0.008	1169039	NC	NC	M
4 Bromide	6.222	6.210	0.012	262781	0.2000	0.2385	
5 Nitrate as N	6.995	6.957	0.038	1364325	NC	NC	
6 Orthophosphate as P	9.443	9.415	0.028	566668	NC	NC	
7 Sulfate	10.787	10.765	0.022	2086301	1.00	1.27	

QC Flag Legend

Processing Flags
NC - Not Calibrated
Review Flags
M - Manually Integrated

Reagents:

IC Cal low_00527 Amount Added: 0.04 Units: mL
IC CAL cl/so4_00312 Amount Added: 0.04 Units: mL

Report Date: 02-Jun-2020 12:14:47 Chrom Revision: 2.3 05-May-2020 17:48:18

Eurofins TestAmerica, Denver

Data File: \\chromfs\Denver\ChromData\WC_IonChrom10\20200601-91996.b\Info 2_DENPC179_Anions_20200601-130449.d

Injection Date:	01-Jun-2020 12:47:00	Instrument ID:	WC_IonChrom10	Operator ID:	wetchemd
Lims ID:	STD1			Worklist Smp#:	2
Client ID:					
Injection Vol:	5.0 ul	Dil. Factor:	1.0000	ALS Bottle#:	0
Method:	Anions_IC10	Limit Group:	Wet - Anions 28D		

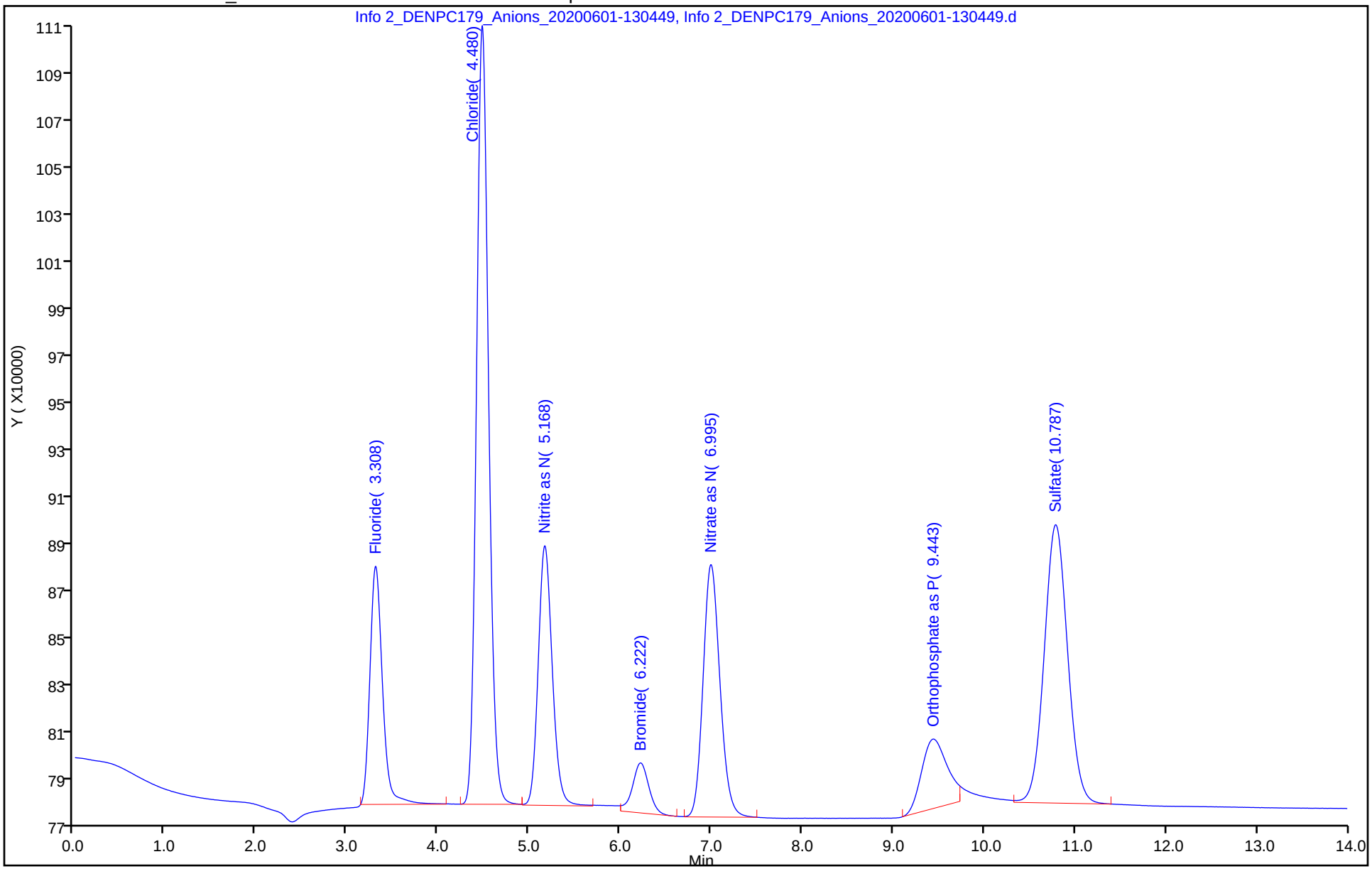

Eurofins TestAmerica, Denver
Target Compound Quantitation Report

Data File: \\chromfs\Denver\ChromData\WC_IonChrom10\20200601-91996.b\Info 2_DENPC179_Anions_20200601-1322
Lims ID: STD2
Client ID:
Sample Type: IC Calib Level: 2
Inject. Date: 01-Jun-2020 13:04:00 ALS Bottle#: 0 Worklist Smp#: 3
Injection Vol: 5.0 ul Dil. Factor: 1.0000
Sample Info: 280-0091996-003
Misc. Info.: 280-0091996-003
Operator ID: wetchemd Instrument ID: WC_IonChrom10
Sublist: chrom-Anions_IC10*sub2

Method: \\chromfs\Denver\ChromData\WC_IonChrom10\20200601-91996.b\Anions_IC10.m
Limit Group: Wet - Anions 28D
Last Update: 02-Jun-2020 12:14:48 Calib Date: 01-Jun-2020 14:14:00
Integrator: Falcon
Quant Method: External Standard Quant By: Initial Calibration
Last ICal File: \\chromfs\Denver\ChromData\WC_IonChrom10\20200601-91996.b\Info 2_DENPC179_Anions_20200601-1432

Column 1 : Det: Info 2_091554_1
Process Host: CTX1039

Compound	RT (min.)	Exp RT (min.)	Dlt RT (min.)	Response	Cal Amt ug/ml	OnCol Amt ug/ml	Flags
1 Fluoride	3.313	3.310	0.003	2275066	0.5000	0.4122	
2 Chloride	4.487	4.477	0.010	7892240	2.50	2.35	
3 Nitrite as N	5.177	5.160	0.017	2864011	NC	NC	
4 Bromide	6.233	6.210	0.023	594319	0.5000	0.4808	
5 Nitrate as N	7.002	6.957	0.045	3539182	NC	NC	
6 Orthophosphate as P	9.447	9.415	0.032	1240422	NC	NC	
7 Sulfate	10.807	10.765	0.042	5269475	2.50	2.30	

QC Flag Legend

Processing Flags
NC - Not Calibrated

Reagents:

IC Cal low_00527 Amount Added: 0.10 Units: mL
IC CAL cl/so4_00312 Amount Added: 0.10 Units: mL

Report Date: 02-Jun-2020 12:14:48 Chrom Revision: 2.3 05-May-2020 17:48:18

Eurofins TestAmerica, Denver

Data File: \\chromfs\Denver\ChromData\WC_IonChrom10\20200601-91996.b\Info 2_DENPC179_Anions_20200601-132217.d

Injection Date:	01-Jun-2020 13:04:00	Instrument ID:	WC_IonChrom10	Operator ID:	wetchemd
Lims ID:	STD2			Worklist Smp#:	3
Client ID:					
Injection Vol:	5.0 ul	Dil. Factor:	1.0000	ALS Bottle#:	0
Method:	Anions_IC10	Limit Group:	Wet - Anions 28D		

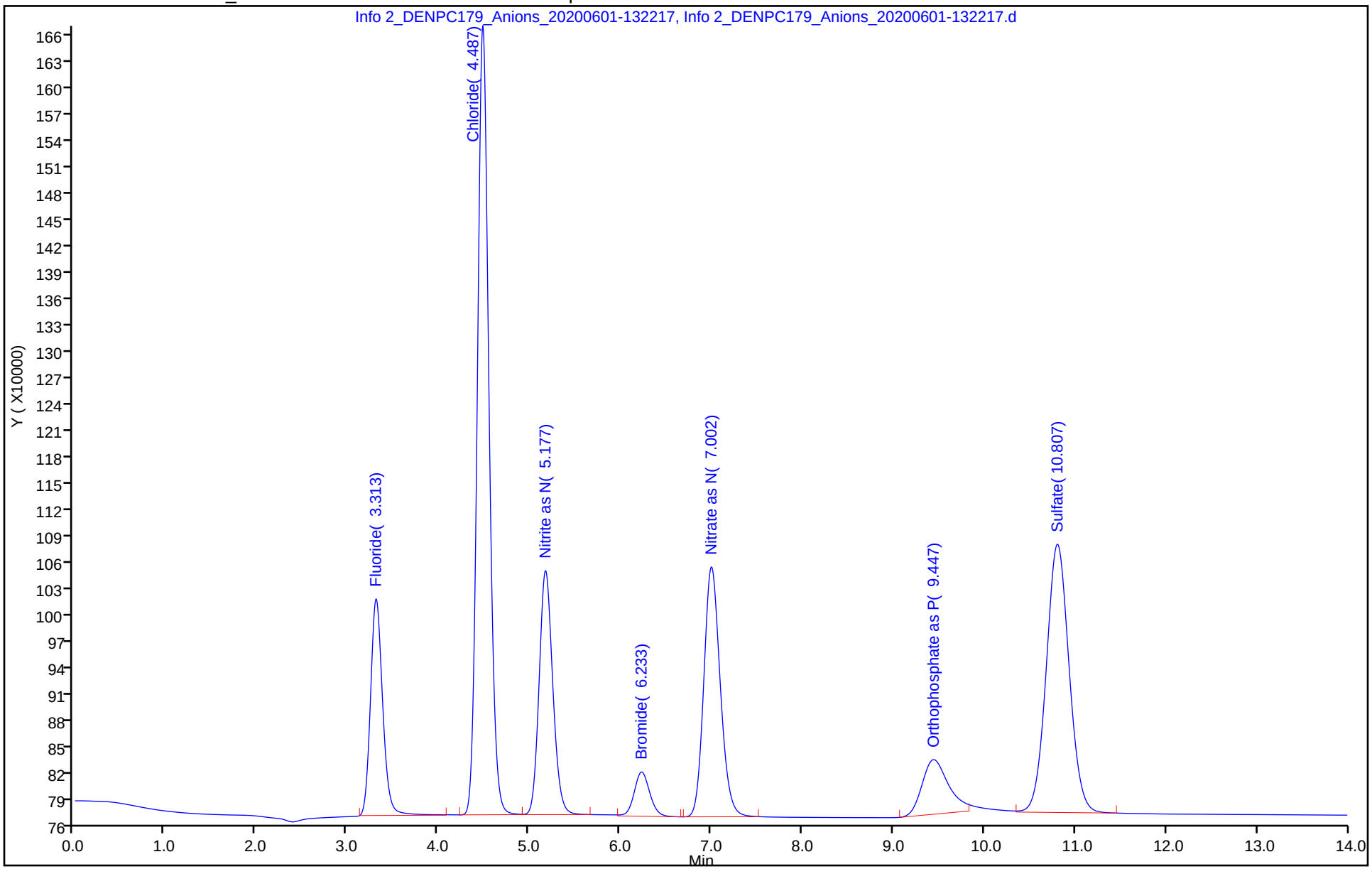

Eurofins TestAmerica, Denver
Target Compound Quantitation Report

Data File: \\chromfs\Denver\ChromData\WC_IonChrom10\20200601-91996.b\Info 2_DENPC179_Anions_20200601-133
Lims ID: STD3
Client ID:
Sample Type: IC Calib Level: 3
Inject. Date: 01-Jun-2020 13:22:00 ALS Bottle#: 0 Worklist Smp#: 4
Injection Vol: 5.0 ul Dil. Factor: 1.0000
Sample Info: 280-0091996-004
Misc. Info.: 280-0091996-004
Operator ID: wetchemd Instrument ID: WC_IonChrom10
Sublist: chrom-Anions_IC10*sub2

Method: \\chromfs\Denver\ChromData\WC_IonChrom10\20200601-91996.b\Anions_IC10.m
Limit Group: Wet - Anions 28D
Last Update: 02-Jun-2020 12:14:48 Calib Date: 01-Jun-2020 14:14:00
Integrator: Falcon
Quant Method: External Standard Quant By: Initial Calibration
Last ICal File: \\chromfs\Denver\ChromData\WC_IonChrom10\20200601-91996.b\Info 2_DENPC179_Anions_20200601-143

Column 1 : Det: Info 2_091554_1
Process Host: CTX1039

Compound	RT (min.)	Exp RT (min.)	Dlt RT (min.)	Response	Cal Amt ug/ml	OnCol Amt ug/ml	Flags
1 Fluoride	3.312	3.310	0.002	5662439	1.00	0.7945	
2 Chloride	4.480	4.477	0.003	16828074	5.00	4.47	
3 Nitrite as N	5.168	5.160	0.008	6191792	NC	NC	
4 Bromide	6.223	6.210	0.013	1156053	1.00	0.8914	
5 Nitrate as N	6.983	6.957	0.026	7422076	NC	NC	
6 Orthophosphate as P	9.422	9.415	0.007	4528056	NC	NC	
7 Sulfate	10.787	10.765	0.022	11215027	5.00	4.22	

QC Flag Legend

Processing Flags
NC - Not Calibrated

Reagents:

IC Cal low_00527 Amount Added: 0.20 Units: mL
IC CAL cl/so4_00312 Amount Added: 0.20 Units: mL

Report Date: 02-Jun-2020 12:14:49 Chrom Revision: 2.3 05-May-2020 17:48:18

Eurofins TestAmerica, Denver

Data File:	\\chromfs\Denver\ChromData\WC_IonChrom10\20200601-91996.b\Info 2_DENPC179_Anions_20200601-133945.d				
Injection Date:	01-Jun-2020 13:22:00	Instrument ID:	WC_IonChrom10	Operator ID:	wetchemd
Lims ID:	STD3			Worklist Smp#:	4
Client ID:					
Injection Vol:	5.0 ul	Dil. Factor:	1.0000	ALS Bottle#:	0
Method:	Anions_IC10	Limit Group:	Wet - Anions 28D		

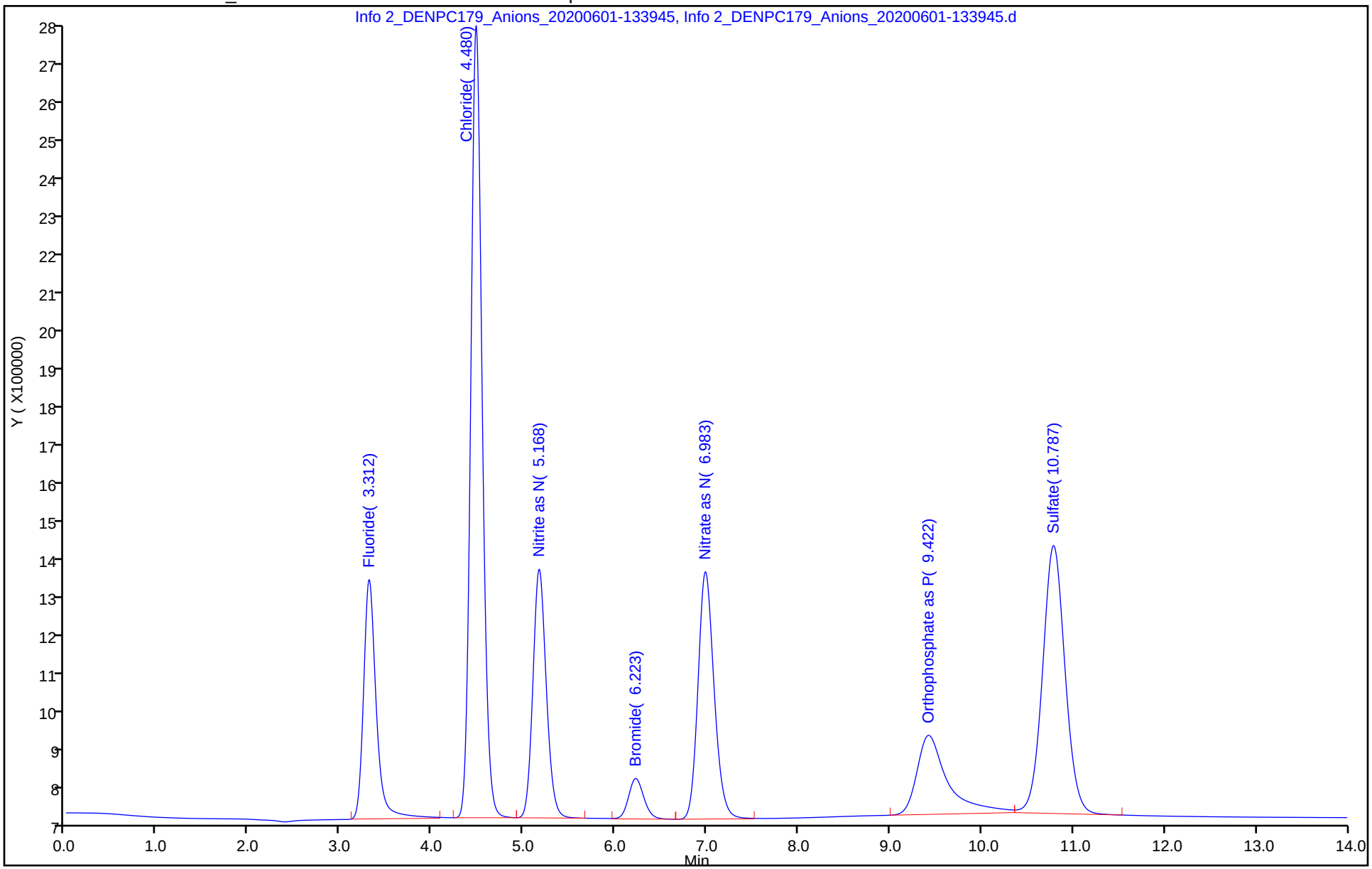

Eurofins TestAmerica, Denver
Target Compound Quantitation Report

Data File: \\chromfs\Denver\ChromData\WC_IonChrom10\20200601-91996.b\Info 2_DENPC179_Anions_20200601-135
Lims ID: STD4
Client ID:
Sample Type: IC Calib Level: 4
Inject. Date: 01-Jun-2020 13:39:00 ALS Bottle#: 0 Worklist Smp#: 5
Injection Vol: 5.0 ul Dil. Factor: 1.0000
Sample Info: 280-0091996-005
Misc. Info.: 280-0091996-005
Operator ID: wetchemd Instrument ID: WC_IonChrom10
Sublist: chrom-Anions_IC10*sub2

Method: \\chromfs\Denver\ChromData\WC_IonChrom10\20200601-91996.b\Anions_IC10.m
Limit Group: Wet - Anions 28D
Last Update: 02-Jun-2020 12:14:49 Calib Date: 01-Jun-2020 14:14:00
Integrator: Falcon
Quant Method: External Standard Quant By: Initial Calibration
Last ICal File: \\chromfs\Denver\ChromData\WC_IonChrom10\20200601-91996.b\Info 2_DENPC179_Anions_20200601-143

Column 1 : Det: Info 2_091554_1
Process Host: CTX1039

Compound	RT (min.)	Exp RT (min.)	Dlt RT (min.)	Response	Cal Amt ug/ml	OnCol Amt ug/ml	Flags
1 Fluoride	3.315	3.315	0.000	36299181	4.00	4.25	
2 Chloride	4.478	4.478	0.000	245275024	60.0	58.7	
3 Nitrite as N	5.163	5.163	0.000	32433677	NC	NC	
4 Bromide	6.217	6.217	0.000	4939075	4.00	3.66	
5 Nitrate as N	6.963	6.963	0.000	35267803	NC	NC	
6 Orthophosphate as P	9.428	9.428	0.000	22273443	NC	NC	
7 Sulfate	10.777	10.777	0.000	177129224	60.0	57.9	

QC Flag Legend

Processing Flags
NC - Not Calibrated

Reagents:

IC Cal low_00527 Amount Added: 0.80 Units: mL
IC CAL cl/so4_00312 Amount Added: 2.40 Units: mL

Report Date: 02-Jun-2020 12:14:49 Chrom Revision: 2.3 05-May-2020 17:48:18

Eurofins TestAmerica, Denver

Data File: \\chromfs\Denver\ChromData\WC_IonChrom10\20200601-91996.b\Info 2_DENPC179_Anions_20200601-135712.d

Injection Date:	01-Jun-2020 13:39:00	Instrument ID:	WC_IonChrom10	Operator ID:	wetchemd
Lims ID:	STD4			Worklist Smp#:	5
Client ID:					
Injection Vol:	5.0 ul	Dil. Factor:	1.0000	ALS Bottle#:	0
Method:	Anions_IC10	Limit Group:	Wet - Anions 28D		

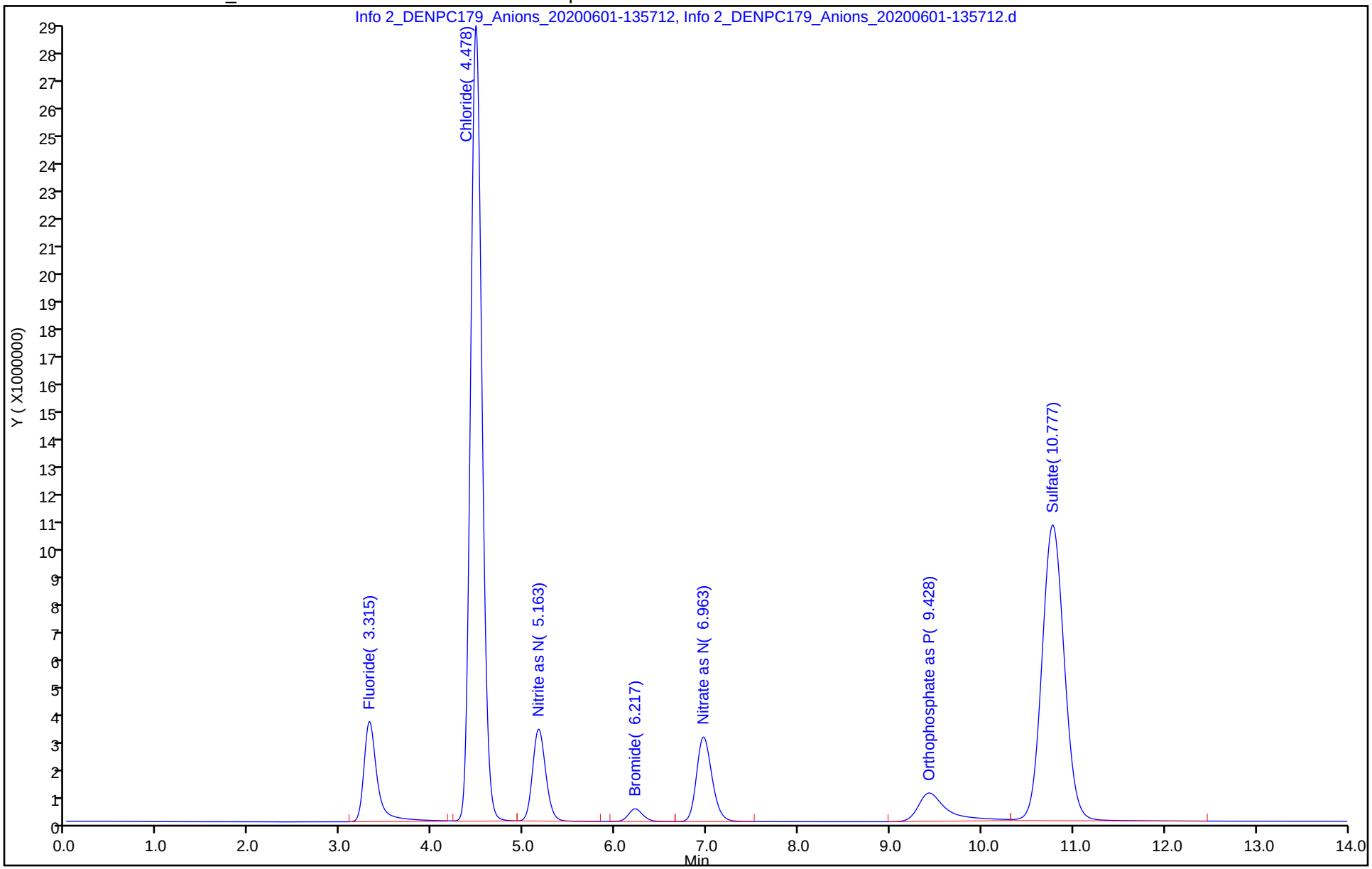

Eurofins TestAmerica, Denver
Target Compound Quantitation Report

Data File: \\chromfs\Denver\ChromData\WC_IonChrom10\20200601-91996.b\Info 2_DENPC179_Anions_20200601-1414
Lims ID: STD5
Client ID:
Sample Type: IC Calib Level: 5
Inject. Date: 01-Jun-2020 13:57:00 ALS Bottle#: 0 Worklist Smp#: 6
Injection Vol: 5.0 ul Dil. Factor: 1.0000
Sample Info: 280-0091996-006
Misc. Info.: 280-0091996-006
Operator ID: wetchemd Instrument ID: WC_IonChrom10
Sublist: chrom-Anions_IC10*sub2

Method: \\chromfs\Denver\ChromData\WC_IonChrom10\20200601-91996.b\Anions_IC10.m
Limit Group: Wet - Anions 28D
Last Update: 02-Jun-2020 12:14:49 Calib Date: 01-Jun-2020 14:14:00
Integrator: Falcon
Quant Method: External Standard Quant By: Initial Calibration
Last ICal File: \\chromfs\Denver\ChromData\WC_IonChrom10\20200601-91996.b\Info 2_DENPC179_Anions_20200601-1432

Column 1 : Det: Info 2_091554_1
Process Host: CTX1039

Compound	RT (min.)	Exp RT (min.)	Dlt RT (min.)	Response	Cal Amt ug/ml	OnCol Amt ug/ml	Flags
1 Fluoride	3.318	3.315	0.003	69819024	8.00	8.04	
2 Chloride	4.485	4.478	0.007	492646370	120.0	117.5	
3 Nitrite as N	5.163	5.163	0.000	69818042	NC	NC	
4 Bromide	6.215	6.217	-0.002	10728140	8.00	7.89	
5 Nitrate as N	6.953	6.963	-0.010	76451046	NC	NC	
6 Orthophosphate as P	9.418	9.428	-0.010	43487286	NC	NC	
7 Sulfate	10.773	10.777	-0.004	360690780	120.0	117.4	

QC Flag Legend

Processing Flags
NC - Not Calibrated

Reagents:

IC Cal low_00527 Amount Added: 1.60 Units: mL
IC CAL cl/so4_00312 Amount Added: 4.80 Units: mL

Report Date: 02-Jun-2020 12:14:50 Chrom Revision: 2.3 05-May-2020 17:48:18

Eurofins TestAmerica, Denver

Data File: \\chromfs\Denver\ChromData\WC_IonChrom10\20200601-91996.b\Info 2_DENPC179_Anions_20200601-141440.d

Injection Date:	01-Jun-2020 13:57:00	Instrument ID:	WC_IonChrom10	Operator ID:	wetchemd
Lims ID:	STD5			Worklist Smp#:	6
Client ID:					
Injection Vol:	5.0 ul	Dil. Factor:	1.0000	ALS Bottle#:	0
Method:	Anions_IC10	Limit Group:	Wet - Anions 28D		

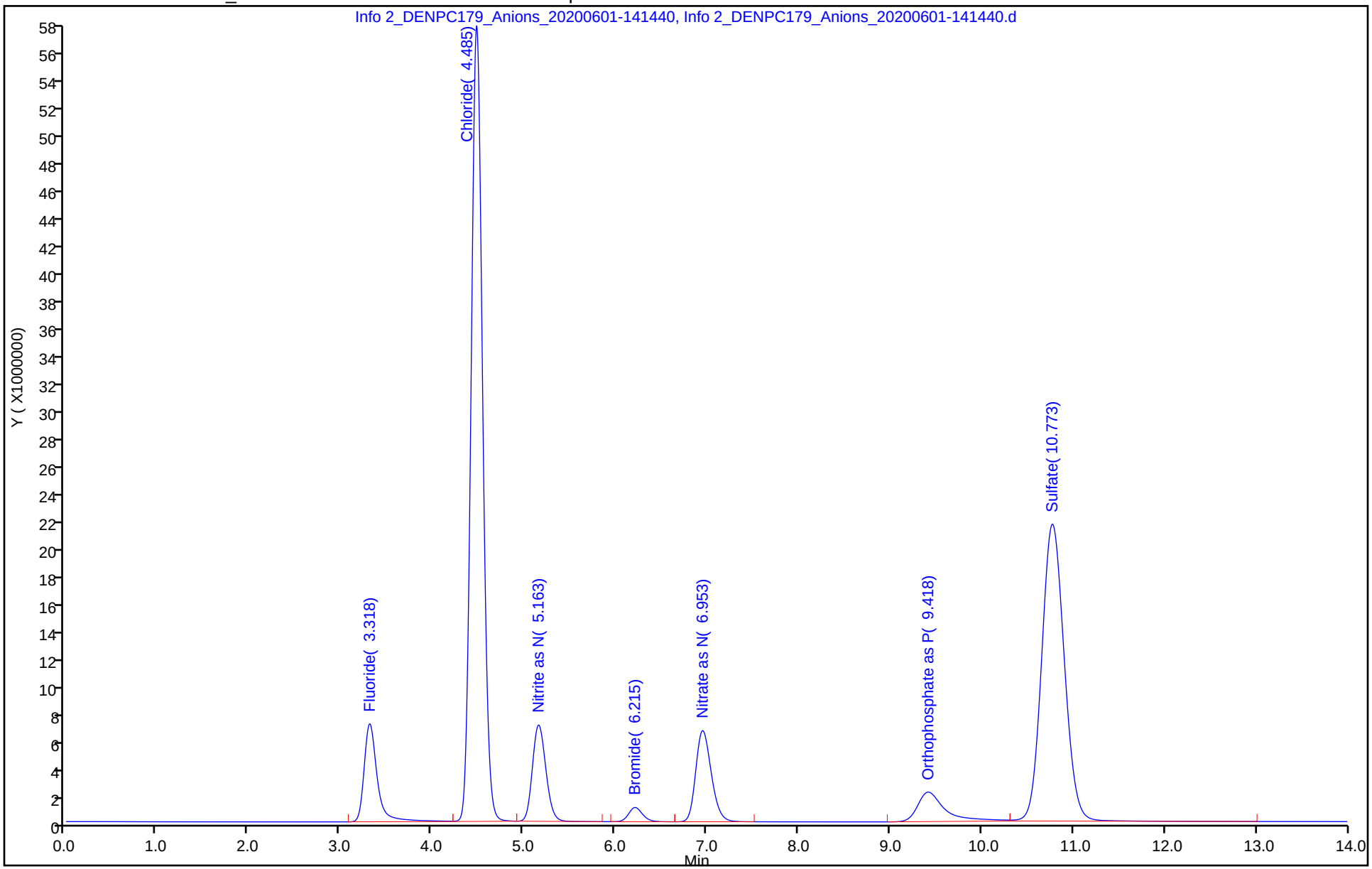

Eurofins TestAmerica, Denver
Target Compound Quantitation Report

Data File: \\chromfs\Denver\ChromData\WC_IonChrom10\20200601-91996.b\Info 2_DENPC179_Anions_20200601-1432
Lims ID: STD6
Client ID:
Sample Type: IC Calib Level: 6
Inject. Date: 01-Jun-2020 14:14:00 ALS Bottle#: 0 Worklist Smp#: 7
Injection Vol: 5.0 ul Dil. Factor: 1.0000
Sample Info: 280-0091996-007
Misc. Info.: 280-0091996-007
Operator ID: wetchemd Instrument ID: WC_IonChrom10
Sublist: chrom-Anions_IC10*sub2

Method: \\chromfs\Denver\ChromData\WC_IonChrom10\20200601-91996.b\Anions_IC10.m
Limit Group: Wet - Anions 28D
Last Update: 02-Jun-2020 12:14:50 Calib Date: 01-Jun-2020 14:14:00
Integrator: Falcon
Quant Method: External Standard Quant By: Initial Calibration
Last ICal File: \\chromfs\Denver\ChromData\WC_IonChrom10\20200601-91996.b\Info 2_DENPC179_Anions_20200601-1432

Column 1 : Det: Info 2_091554_1
Process Host: CTX1039

Compound	RT (min.)	Exp RT (min.)	Dlt RT (min.)	Response	Cal Amt ug/ml	OnCol Amt ug/ml	Flags
1 Fluoride	3.317	3.315	0.002	86704208	10.0	9.94	
2 Chloride	4.492	4.478	0.014	858365825	200.0	204.3	
3 Nitrite as N	5.160	5.163	-0.003	90947997	NC	NC	
4 Bromide	6.212	6.217	-0.005	14364128	10.0	10.5	
5 Nitrate as N	6.945	6.963	-0.018	101279649	NC	NC	
6 Orthophosphate as P	9.402	9.428	-0.026	56378441	NC	NC	
7 Sulfate	10.755	10.777	-0.022	632451003	200.0	205.4	

QC Flag Legend

Processing Flags
NC - Not Calibrated

Reagents:

IC Cal low_00527 Amount Added: 2.00 Units: mL
IC CAL cl/so4_00312 Amount Added: 8.00 Units: mL

Report Date: 02-Jun-2020 12:14:50 Chrom Revision: 2.3 05-May-2020 17:48:18

Eurofins TestAmerica, Denver

Data File:	\\chromfs\Denver\ChromData\WC_IonChrom10\20200601-91996.b\Info 2_DENPC179_Anions_20200601-143208.d				
Injection Date:	01-Jun-2020 14:14:00	Instrument ID:	WC_IonChrom10	Operator ID:	wetchemd
Lims ID:	STD6			Worklist Smp#:	7
Client ID:					
Injection Vol:	5.0 ul	Dil. Factor:	1.0000	ALS Bottle#:	0
Method:	Anions_IC10	Limit Group:	Wet - Anions 28D		

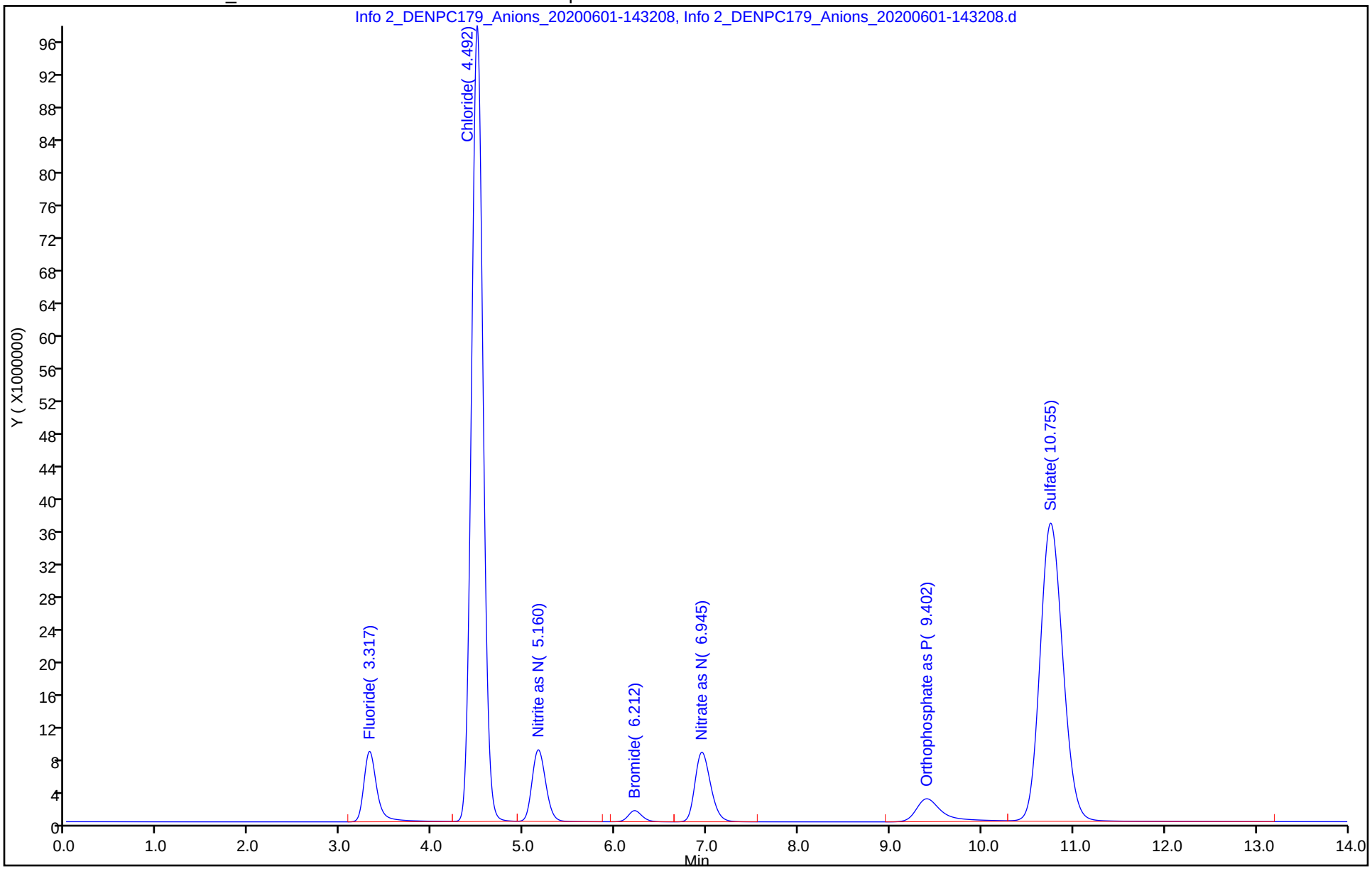

IC Instrument Information

WL: 92060 **Inst ID:** 10 **Analysis Date:** 6/3/2020 **Analyst:** JP

SOILS

Rush	Job No.	Samples	Anions	QC Req	HT Exp
☐	136560	4	F Cl NO2 Br NO3 PO4 SO4	MS/D	
☐	136663	1	F Cl NO2 Br NO3 PO4 SO4	MS/D	
☐			F Cl NO2 Br NO3 PO4 SO4	MS/D	
☐			F Cl NO2 Br NO3 PO4 SO4	MS/D	
☐			F Cl NO2 Br NO3 PO4 SO4	MS/D	
☐			F Cl NO2 Br NO3 PO4 SO4	MS/D	
☐			F Cl NO2 Br NO3 PO4 SO4	MS/D	
☐			F Cl NO2 Br NO3 PO4 SO4	MS/D	
☐			F Cl NO2 Br NO3 PO4 SO4	MS/D	
☐			F Cl NO2 Br NO3 PO4 SO4	MS/D	
☐			F Cl NO2 Br NO3 PO4 SO4	MS/D	
☐			F Cl NO2 Br NO3 PO4 SO4	MS/D	
☐			F Cl NO2 Br NO3 PO4 SO4	MS/D	
☐			F Cl NO2 Br NO3 PO4 SO4	MS/D	
☐			F Cl NO2 Br NO3 PO4 SO4	MS/D	

Dilutions

Job No.	Samples	Anions	Dilution	Reason
66B		F Cl NO2 Br NO3 PO4 SO4	100X	PURG
		F Cl NO2 Br NO3 PO4 SO4		
		F Cl NO2 Br NO3 PO4 SO4		
		F Cl NO2 Br NO3 PO4 SO4		
		F Cl NO2 Br NO3 PO4 SO4		
		F Cl NO2 Br NO3 PO4 SO4		
		F Cl NO2 Br NO3 PO4 SO4		
		F Cl NO2 Br NO3 PO4 SO4		
		F Cl NO2 Br NO3 PO4 SO4		

TestAmerica Laboratories
Initial Calibration Summary Report

Method: \\chromfs\Denver\ChromData\WC_IonChrom10\20200601-91996.b\Anions_IC10.m
Instrument: WC_IonChrom10 Lims Location: 280
Lock State: Unlocked Cpnd Order: Retention Time
Integrator: Falcon Last Modified: 01-Jun-2020 16:18:43
No.Compounds:7

Initial Calibration Batches

Ical Batch: \\chromfs\Denver\ChromData\WC_IonChrom10\20200601-91996.b
Inj Date : 01-Jun-2020 12:47:00, Sublist: chrom-Anions_IC10*sub2

Detector 1: Info 2_091554_1

	Wet - Anions 28D				Wet - Anions			
Compound	b	M1	M2	Err	b	M1	M2	Err
1 Fluoride	-137718	8860074		0.995				
2 Chloride	-199359	4211012		0.999				
3 Nitrite as N					-112196	8867357		0.996
4 Bromide	-63504	1368165		0.996				
5 Nitrate as N					-103805	9770143		0.996
6 Orthophosphate as P					-868427	5640712		0.997
7 Sulfate	-182343	3088243		0.999				

TestAmerica Laboratories
Initial Calibration Report

Method: \\chromfs\Denver\ChromData\WC_IonChrom10\20200601-91996.b\Anions_IC10.m
Instrument: WC_IonChrom10 Lims Location: 280
Lock State: Unlocked Cpnd Order: Retention Time
Integrator: Falcon Last Modified: 01-Jun-2020 16:18:43
No.Compounds:7
Sublist: chrom-Anions_IC10*sub2
Limit Group: Wet - Anions 28D

Detectors

Detector: 1, Info 2_091554_1
Data Type: ic Spec Type: none
Supports Extracted Chromatograms: False
Run Time: 0.000-17.350 No. Points: 7196

Calibration File Names

Level: 1 \\chromfs\Denver\ChromData\WC_IonChrom10\20200601-91996.b\Info 2_DENPC179_Anions_20200601-130449
Inj Date: 01-Jun-2020 12:47:00 Worklist: 91996 Sample#: 2
Level: 2 \\chromfs\Denver\ChromData\WC_IonChrom10\20200601-91996.b\Info 2_DENPC179_Anions_20200601-132217
Inj Date: 01-Jun-2020 13:04:00 Worklist: 91996 Sample#: 3
Level: 3 \\chromfs\Denver\ChromData\WC_IonChrom10\20200601-91996.b\Info 2_DENPC179_Anions_20200601-133945
Inj Date: 01-Jun-2020 13:22:00 Worklist: 91996 Sample#: 4
Level: 4 \\chromfs\Denver\ChromData\WC_IonChrom10\20200601-91996.b\Info 2_DENPC179_Anions_20200601-135712
Inj Date: 01-Jun-2020 13:39:00 Worklist: 91996 Sample#: 5
Level: 5 \\chromfs\Denver\ChromData\WC_IonChrom10\20200601-91996.b\Info 2_DENPC179_Anions_20200601-141440
Inj Date: 01-Jun-2020 13:57:00 Worklist: 91996 Sample#: 6
Level: 6 \\chromfs\Denver\ChromData\WC_IonChrom10\20200601-91996.b\Info 2_DENPC179_Anions_20200601-143208
Inj Date: 01-Jun-2020 14:14:00 Worklist: 91996 Sample#: 7

Start Cal Date: 01-Jun-2020 12:47:00 End Cal Date: 01-Jun-2020 14:14:00

Individual Compound Calibration Parameters

Quant Method: ESTD RF Calibration: Replace
Rule Name: Linear1 Curve: Linear Weighting: Conc
Origin: None Error: raw_COD Error Limit: 1.00
RF %Dif: 0.0 SPCC Limit: 0.0 CCC Limit: 0.0
Dependent Variable: Resp

Number of Compounds: 4

RF/Amt(Lvl) Response WL(Smp)	RF/Amt(Lvl) Response WL(Smp)	RF/Amt(Lvl) Response WL(Smp)	RF/Amt(Lvl) Response WL(Smp)	RF/Amt(Lvl) Response WL(Smp)	RF/Amt(Lvl) Response WL(Smp)	b	m1	m2	Error

RF/Amt(Lvl) Response WL(Smp)	RF/Amt(Lvl) Response WL(Smp)	RF/Amt(Lvl) Response WL(Smp)	RF/Amt(Lvl) Response WL(Smp)	RF/Amt(Lvl) Response WL(Smp)	RF/Amt(Lvl) Response WL(Smp)	b	m1	m2	Error
1 Fluoride				Signal: 1					
4803620	4550132	5662439	9074795	8727378	8670421	**-1377187**			**0.995**
0.200000(1)	0.500000(2)	1.0000 (3)	4.0000 (4)	8.0000 (5)	10.0 (6)		**8860074**		
960724	2275066	5662439	36299181	69819024	86704208				
91996(2)	91996(3)	91996(4)	91996(5)	91996(6)	91996(7)				
2 Chloride				Signal: 1					
3008859	3156896	3365615	4087917	4105386	4291829	**-1993599**			**0.999**
1.0000 (1)	2.5000 (2)	5.0000 (3)	60.0 (4)	120.0 (5)	200.0 (6)		**4211012**		
3008859	7892240	16828074	245275024	492646370	858365825				
91996(2)	91996(3)	91996(4)	91996(5)	91996(6)	91996(7)				
4 Bromide				Signal: 1					
1313905	1188638	1156053	1234769	1341018	1436413	**-63504**			**0.996**
0.200000(1)	0.500000(2)	1.0000 (3)	4.0000 (4)	8.0000 (5)	10.0 (6)		**1368165**		
262781	594319	1156053	4939075	10728140	14364128				
91996(2)	91996(3)	91996(4)	91996(5)	91996(6)	91996(7)				
7 Sulfate				Signal: 1					
2086301	2107790	2243005	2952154	3005757	3162255	**-1823433**			**0.999**
1.0000 (1)	2.5000 (2)	5.0000 (3)	60.0 (4)	120.0 (5)	200.0 (6)		**3088243**		
2086301	5269475	11215027	177129224	360690780	632451003				
91996(2)	91996(3)	91996(4)	91996(5)	91996(6)	91996(7)				

TestAmerica Laboratories
Initial Calibration Report

Method: \\chromfs\Denver\ChromData\WC_IonChrom10\20200601-91996.b\Anions_IC10.m
Instrument: WC_IonChrom10 Lims Location: 280
Lock State: Unlocked Cpnd Order: Retention Time
Integrator: Falcon Last Modified: 01-Jun-2020 16:18:43
No.Compounds:7
Sublist: chrom-Anions_IC10*sub2
Limit Group: Wet - Anions

Detectors

Detector: 1, Info 2_091554_1
Data Type: ic Spec Type: none
Supports Extracted Chromatograms: False
Run Time: 0.000-17.350 No. Points: 7196

Calibration File Names

Level: 1 \\chromfs\Denver\ChromData\WC_IonChrom10\20200601-91996.b\Info 2_DENPC179_Anions_20200601-130449
Inj Date: 01-Jun-2020 12:47:00 Worklist: 91996 Sample#: 2
Level: 2 \\chromfs\Denver\ChromData\WC_IonChrom10\20200601-91996.b\Info 2_DENPC179_Anions_20200601-132217
Inj Date: 01-Jun-2020 13:04:00 Worklist: 91996 Sample#: 3
Level: 3 \\chromfs\Denver\ChromData\WC_IonChrom10\20200601-91996.b\Info 2_DENPC179_Anions_20200601-133945
Inj Date: 01-Jun-2020 13:22:00 Worklist: 91996 Sample#: 4
Level: 4 \\chromfs\Denver\ChromData\WC_IonChrom10\20200601-91996.b\Info 2_DENPC179_Anions_20200601-135712
Inj Date: 01-Jun-2020 13:39:00 Worklist: 91996 Sample#: 5
Level: 5 \\chromfs\Denver\ChromData\WC_IonChrom10\20200601-91996.b\Info 2_DENPC179_Anions_20200601-141440
Inj Date: 01-Jun-2020 13:57:00 Worklist: 91996 Sample#: 6
Level: 6 \\chromfs\Denver\ChromData\WC_IonChrom10\20200601-91996.b\Info 2_DENPC179_Anions_20200601-143208
Inj Date: 01-Jun-2020 14:14:00 Worklist: 91996 Sample#: 7

Start Cal Date: 01-Jun-2020 12:47:00 End Cal Date: 01-Jun-2020 14:14:00

Individual Compound Calibration Parameters

Quant Method: ESTD RF Calibration: Replace
Rule Name: Linear1 Curve: Linear Weighting: Conc
Origin: None Error: raw_COD Error Limit: 1.00
RF %Dif: 0.0 SPCC Limit: 0.0 CCC Limit: 0.0
Dependent Variable: Resp

Number of Compounds: 3

RF/Amt(Lvl) Response WL(Smp)	RF/Amt(Lvl) Response WL(Smp)	RF/Amt(Lvl) Response WL(Smp)	RF/Amt(Lvl) Response WL(Smp)	RF/Amt(Lvl) Response WL(Smp)	RF/Amt(Lvl) Response WL(Smp)	b	m1	m2	Error

RF/Amt(Lvl) Response WL(Smp)	RF/Amt(Lvl) Response WL(Smp)	RF/Amt(Lvl) Response WL(Smp)	RF/Amt(Lvl) Response WL(Smp)	RF/Amt(Lvl) Response WL(Smp)	RF/Amt(Lvl) Response WL(Smp)	b	m1	m2	Error
3 Nitrite as N				Signal: 1					
5845195	5728022	6191792	8108419	8727255	9094800	**-1121965**			**0.996**
0.200000(1)	0.500000(2)	1.0000 (3)	4.0000 (4)	8.0000 (5)	10.0 (6)		**8867357**		
M1169039	2864011	6191792	32433677	69818042	90947997				
91996(2)	91996(3)	91996(4)	91996(5)	91996(6)	91996(7)				
5 Nitrate as N				Signal: 1					
6821625	7078364	7422076	8816951	9556381	10127965	**-1038053**			**0.996**
0.200000(1)	0.500000(2)	1.0000 (3)	4.0000 (4)	8.0000 (5)	10.0 (6)		**9770143**		
1364325	3539182	7422076	35267803	76451046	101279649				
91996(2)	91996(3)	91996(4)	91996(5)	91996(6)	91996(7)				
6 Orthophosphate as P				Signal: 1					
2833340	2480844	4528056	5568361	5435911	5637844	**-868427**			**0.997**
0.200000(1)	0.500000(2)	1.0000 (3)	4.0000 (4)	8.0000 (5)	10.0 (6)		**5640712**		
566668	1240422	4528056	22273443	43487286	56378441				
91996(2)	91996(3)	91996(4)	91996(5)	91996(6)	91996(7)				

IC Instrument Information

WL: 92106 **Inst ID:** 11 **Analysis Date:** 6/4/20 **Analyst:** CJ

Rush	Job No.	Samples	Anions	QC Req	HT Exp
☐	137254	3	F Cl NO2 Br NO3 PO4 SO4	(MS/D) 1	
☐	137249	3	F (Cl) (NO2) Br (NO3) PO4 (SO4)	MS/D	
☐	137253	1	(F) (Cl) NO2 Br (NO3) PO4 (SO4)	MS/D	
☐	137257	4	F Cl NO2 Br NO3 PO4 SO4	(MS/D) 3	
☐	137266	4	F Cl (NO2) Br (NO3) PO4 SO4	MS/D	
☐	137264	1	F Cl NO2 Br NO3 PO4 SO4	MS/D	
☐			F Cl NO2 Br NO3 PO4 SO4	MS/D	
☐			F Cl NO2 Br NO3 PO4 SO4	MS/D	
☐			F Cl NO2 Br NO3 PO4 SO4	MS/D	
☐			F Cl NO2 Br NO3 PO4 SO4	MS/D	
☐			F Cl NO2 Br NO3 PO4 SO4	MS/D	
☐			F Cl NO2 Br NO3 PO4 SO4	MS/D	
☐			F Cl NO2 Br NO3 PO4 SO4	MS/D	
☐			F Cl NO2 Br NO3 PO4 SO4	MS/D	

Dilutions

Job No.	Samples	Anions	Dilution	Reason
253		F Cl NO2 Br NO3 PO4 SO4	2, 20x	Hist
		F Cl NO2 Br NO3 PO4 SO4		
		F Cl NO2 Br NO3 PO4 SO4		
		F Cl NO2 Br NO3 PO4 SO4		
		F Cl NO2 Br NO3 PO4 SO4		
		F Cl NO2 Br NO3 PO4 SO4		
		F Cl NO2 Br NO3 PO4 SO4		
		F Cl NO2 Br NO3 PO4 SO4		
		F Cl NO2 Br NO3 PO4 SO4		
		F Cl NO2 Br NO3 PO4 SO4		

Eurofins TestAmerica, Denver
Target Compound Quantitation Report

Data File: \\chromfs\Denver\ChromData\WC_IonChrom10\20200603-92060.b\Info 2_DENPC179_Anions_20200603-1010
Lims ID: ICV
Client ID:
Sample Type: ICV
Inject. Date: 03-Jun-2020 09:53:00 ALS Bottle#: 0 Worklist Smp#: 1
Injection Vol: 5.0 ul Dil. Factor: 1.0000
Sample Info: 280-0092060-001
Misc. Info.: 280-0092060-001
Operator ID: wetchemd Instrument ID: WC_IonChrom10
Sublist:

Method: \\chromfs\Denver\ChromData\WC_IonChrom10\20200603-92060.b\Anions_IC10.m
Limit Group: Wet - Anions 28D
Last Update: 04-Jun-2020 08:19:19 Calib Date: 01-Jun-2020 14:14:00
Integrator: Falcon
Quant Method: External Standard Quant By: Initial Calibration
Last ICal File: \\chromfs\Denver\ChromData\WC_IonChrom10\20200601-91996.b\Info 2_DENPC179_Anions_20200601-1432

Column 1 : Det: Info 2_091554_1
Process Host: CTX1067

First Level Reviewer: pedrickj Date: 03-Jun-2020 10:18:58

Compound	RT (min.)	Exp RT (min.)	Dlt RT (min.)	Response	Cal Amt ug/ml	OnCol Amt ug/ml	Flags
1 Fluoride	3.305	3.305	0.000	36231268	4.00	4.24	
2 Chloride	4.468	4.468	0.000	345715357	80.0	82.6	
3 Nitrite as N	5.148	5.148	0.000	35178183	NC	NC	
4 Bromide	6.197	6.197	0.000	5526245	4.00	4.09	
5 Nitrate as N	6.942	6.942	0.000	39641832	NC	NC	
6 Orthophosphate as P	9.377	9.377	0.000	22874323	NC	NC	M
7 Sulfate	10.725	10.725	0.000	250525422	80.0	81.7	M

QC Flag Legend

Processing Flags
NC - Not Calibrated
Review Flags
M - Manually Integrated

Reagents:

IC SO4 ICV_00021 Amount Added: 0.80 Units: mL
IC ICV 5_00272 Amount Added: 0.80 Units: mL
IC CL ICV_00018 Amount Added: 0.80 Units: mL

Report Date: 04-Jun-2020 08:19:20 Chrom Revision: 2.3 05-May-2020 17:48:18

Eurofins TestAmerica, Denver

Data File:	\\chromfs\Denver\ChromData\WC_IonChrom10\20200603-92060.b\Info 2_DENPC179_Anions_20200603-101034.d				
Injection Date:	03-Jun-2020 09:53:00	Instrument ID:	WC_IonChrom10	Operator ID:	wetchemd
Lims ID:	ICV			Worklist Smp#:	1
Client ID:					
Injection Vol:	5.0 ul	Dil. Factor:	1.0000	ALS Bottle#:	0
Method:	Anions_IC10	Limit Group:	Wet - Anions 28D		

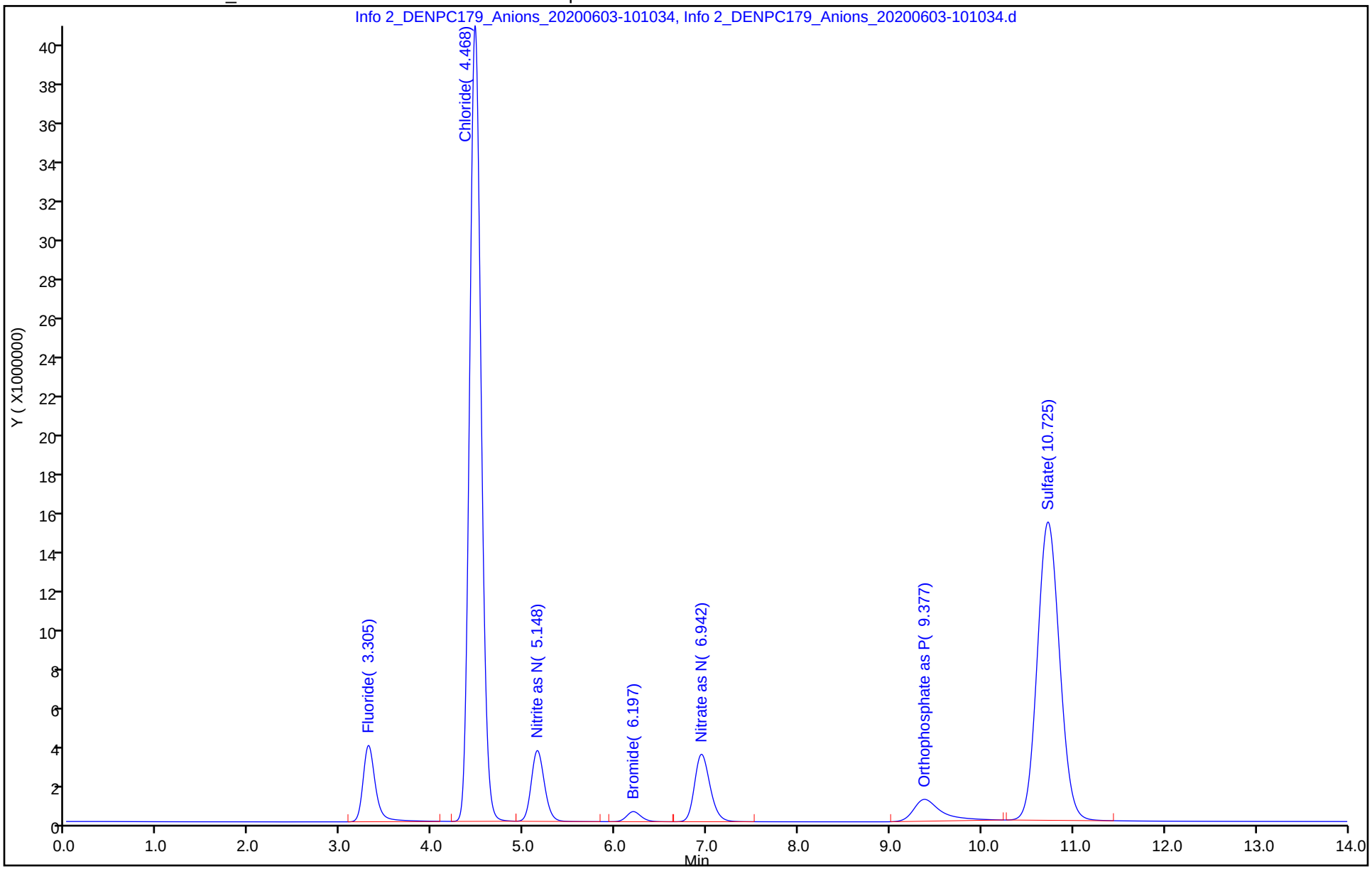

Manual Integration/User Assign Peak Report

Eurofins TestAmerica, Denver

Data File:	\\chromfs\Denver\ChromData\WC_IonChrom10\20200603-92060.b\Info 2_DENPC179_Anions_20200603-1010				
Injection Date:	03-Jun-2020 09:53:00	Instrument ID:	WC_IonChrom10		
Lims ID:	ICV				
Client ID:					
Operator ID:	wetchemd	ALS Bottle#:	0	Worklist Smp#:	1
Injection Vol:	5.0 ul	Dil. Factor:	1.0000		
Method:	Anions_IC10	Limit Group:	Wet - Anions 28D		
Column:		Detector	Info 2_091554_1		

7 Sulfate, CAS: 14808-79-8

Signal: 1

Processing Integration Results

RT: 10.73
Area: 253048113
Amount: 0
Amount Units: ug/ml

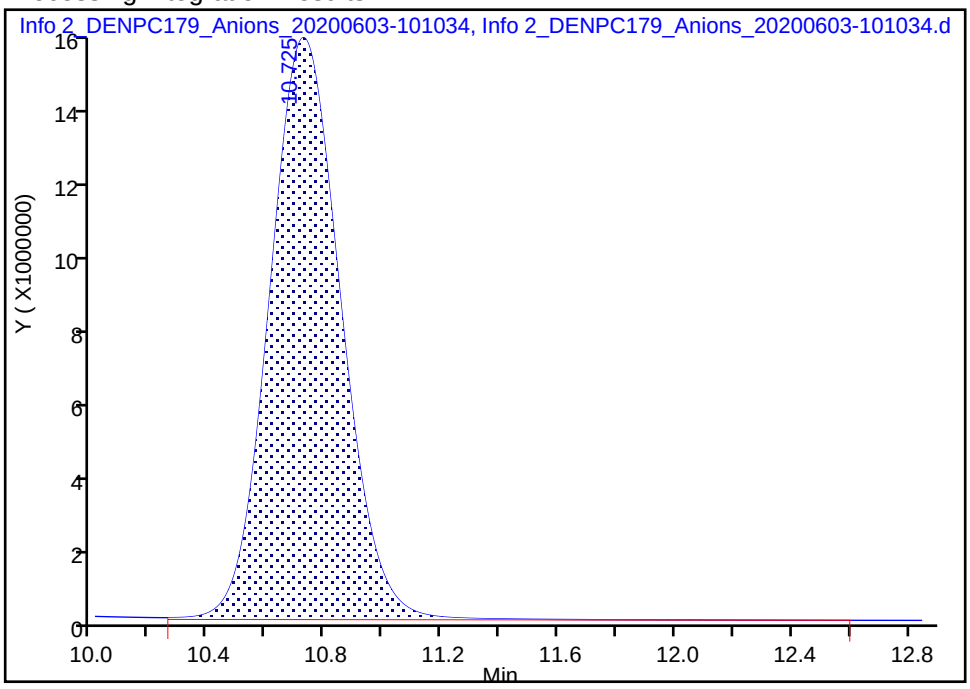

Manual Integration Results

RT: 10.73
Area: 250525422
Amount: 81.712758
Amount Units: ug/ml

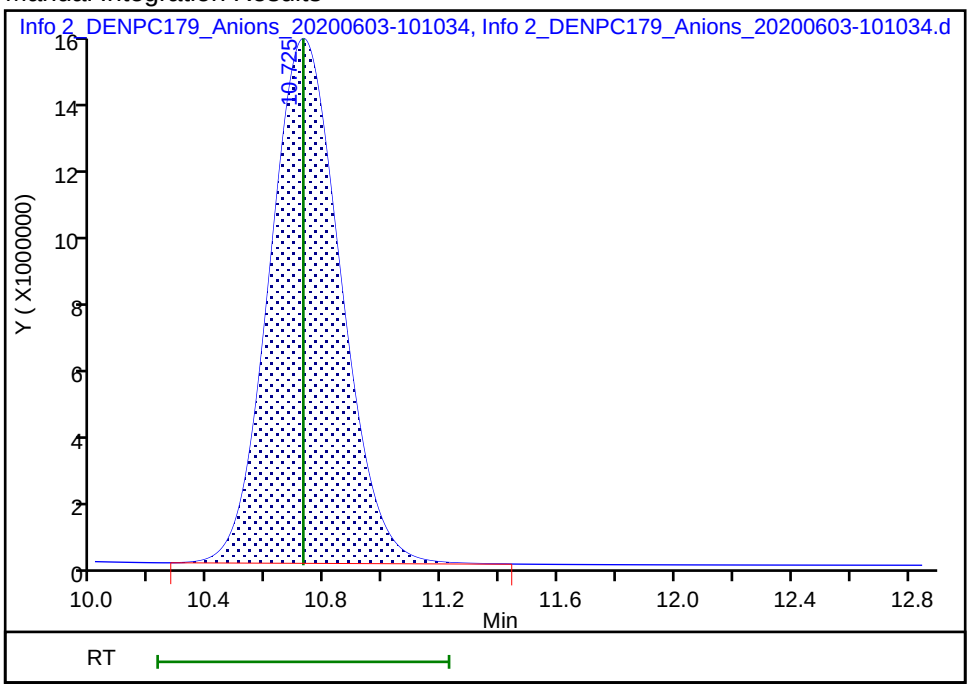

Reviewer: pedrickj, 03-Jun-2020 10:18:56

Audit Action: Manually Integrated Audit Reason: Incomplete Integration

Eurofins TestAmerica, Denver
Target Compound Quantitation Report

Data File: \\chromfs\Denver\ChromData\WC_IonChrom10\20200603-92060.b\Info 2_DENPC179_Anions_20200603-102
Lims ID: ICB
Client ID:
Sample Type: ICB
Inject. Date: 03-Jun-2020 10:10:00 ALS Bottle#: 0 Worklist Smp#: 2
Injection Vol: 5.0 ul Dil. Factor: 1.0000
Sample Info: 280-0092060-002
Misc. Info.: 280-0092060-002
Operator ID: wetchemd Instrument ID: WC_IonChrom10

Method: \\chromfs\Denver\ChromData\WC_IonChrom10\20200603-92060.b\Anions_IC10.m
Limit Group: Wet - Anions 28D
Last Update: 04-Jun-2020 08:19:19 Calib Date: 01-Jun-2020 14:14:00
Integrator: Falcon
Quant Method: External Standard Quant By: Initial Calibration
Last ICal File: \\chromfs\Denver\ChromData\WC_IonChrom10\20200601-91996.b\Info 2_DENPC179_Anions_20200601-1432

Column 1 : Det: Info 2_091554_1
Process Host: CTX1067

Compound	RT (min.)	Exp RT (min.)	Dlt RT (min.)	Response	Cal Amt ug/ml	OnCol Amt ug/ml	Flags
1 Fluoride		3.305				ND	
2 Chloride	4.485	4.468	0.017	55165		0.4865	
3 Nitrite as N		5.148				ND	
4 Bromide		6.197				ND	
5 Nitrate as N		6.942				ND	
6 Orthophosphate as P	9.450	9.377	0.073	101388		NC	
7 Sulfate		10.725				ND	

QC Flag Legend

Processing Flags
NC - Not Calibrated

Report Date: 04-Jun-2020 08:19:22 Chrom Revision: 2.3 05-May-2020 17:48:18

Eurofins TestAmerica, Denver

Data File:	\\chromfs\Denver\ChromData\WC_IonChrom10\20200603-92060.b\Info 2_DENPC179_Anions_20200603-102759.d				
Injection Date:	03-Jun-2020 10:10:00	Instrument ID:	WC_IonChrom10	Operator ID:	wetchemd
Lims ID:	ICB			Worklist Smp#:	2
Client ID:					
Injection Vol:	5.0 ul	Dil. Factor:	1.0000	ALS Bottle#:	0
Method:	Anions_IC10	Limit Group:	Wet - Anions 28D		

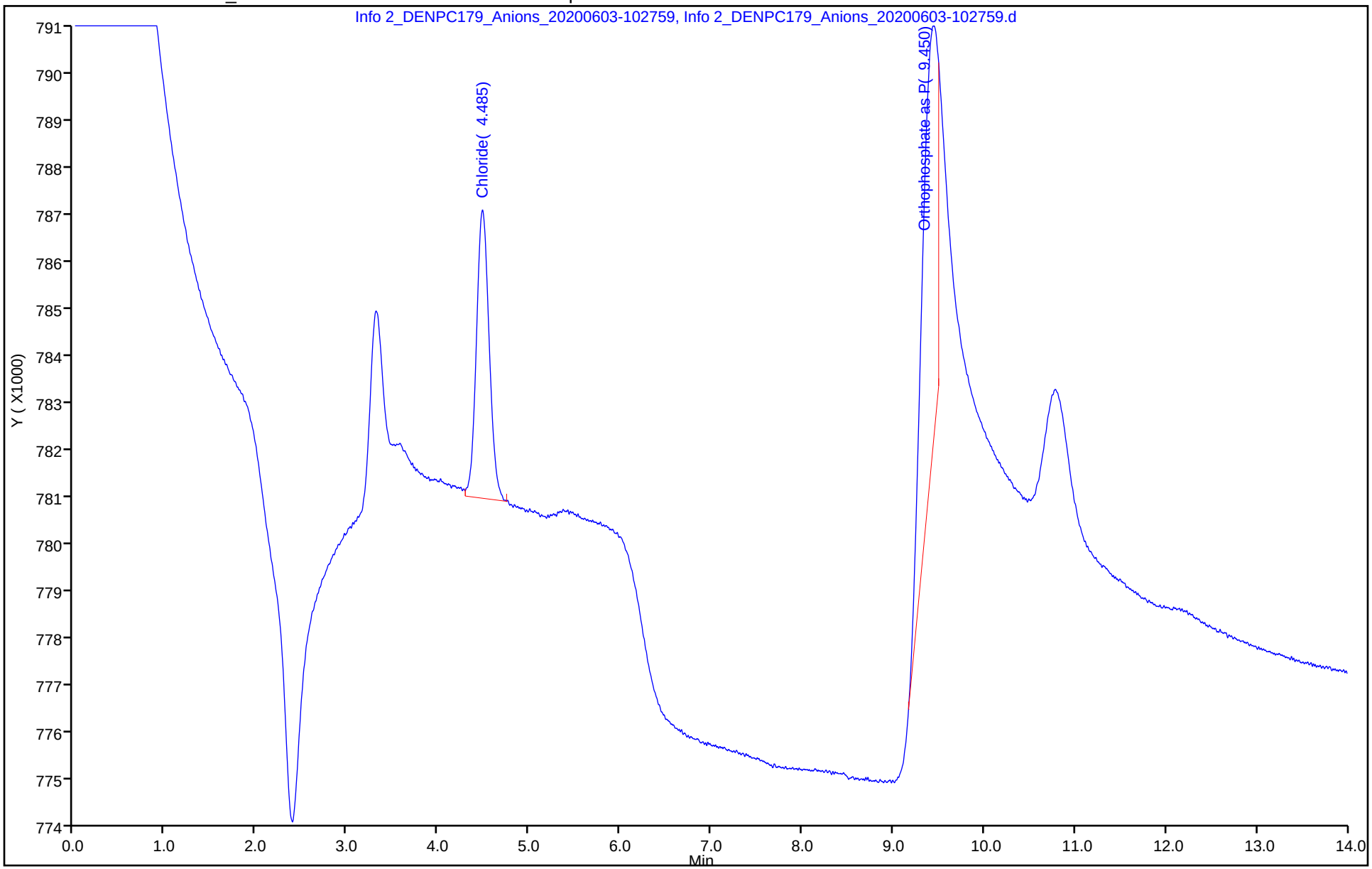

IC Instrument Information

WL: 92285 **Inst ID:** 10 **Analysis Date:** 6/10/2020 **Analyst:** JP

Rush	Job No.	Samples	Anions	QC Req	HT Exp
☐	137117	9	F Cl NO2 Br NO3 PO4 SO4	MS/D 1	
☐	137341	4	F Cl NO2 Br NO3 PO4 SO4	MS/D	
☐	137124	1	F Cl NO2 Br NO3 PO4 SO4	MS/D 1	
☐	137430	1	F Cl NO2 Br NO3 PO4 SO4	MS/D	
☐	137195	1	F Cl NO2 Br NO3 PO4 SO4	MS/D	
☐	137335	2	F Cl NO2 Br NO3 PO4 SO4	MS/D	
☐	137266	2	F Cl NO2 Br NO3 PO4 SO4	MS/D	
☐	137110	14	F Cl NO2 Br NO3 PO4 SO4	MS/D 5	
☐	~~137417~~ CW 6/10/20		F Cl NO2 Br NO3 PO4 SO4	MS/D	
☐	137417	3	F Cl NO2 Br NO3 PO4 SO4	MS/D	
☐	137127	1	F Cl NO2 Br NO3 PO4 SO4	MS/D	
☐	137128	1	F Cl NO2 Br NO3 PO4 SO4	MS/D	
☐			F Cl NO2 Br NO3 PO4 SO4	MS/D	
☐			F Cl NO2 Br NO3 PO4 SO4	MS/D	

Dilutions

Job No.	Samples	Anions	Dilution	Reason
341		F Cl NO2 Br NO3 PO4 SO4	20X	RERUN
195		F Cl NO2 Br NO3 PO4 SO4	5X	
335		F Cl NO2 Br NO3 PO4 SO4	5X	
266		F Cl NO2 Br NO3 PO4 SO4	5X	
430		F Cl NO2 Br NO3 PO4 SO4	5X	RERUN
127		F Cl NO2 Br NO3 PO4 SO4	5,20X	TEST.
128		F Cl NO2 Br NO3 PO4 SO4	5,20,100X	TEST.
		F Cl NO2 Br NO3 PO4 SO4		
		F Cl NO2 Br NO3 PO4 SO4		

TestAmerica Laboratories
Initial Calibration Summary Report

Method: \\chromfs\Denver\ChromData\WC_IonChrom10\20200601-91996.b\Anions_IC10.m
Instrument: WC_IonChrom10 Lims Location: 280
Lock State: Unlocked Cpnd Order: Retention Time
Integrator: Falcon Last Modified: 01-Jun-2020 16:18:43
No.Compounds:7

Initial Calibration Batches

Ical Batch: \\chromfs\Denver\ChromData\WC_IonChrom10\20200601-91996.b
Inj Date : 01-Jun-2020 12:47:00, Sublist: chrom-Anions_IC10*sub2

Detector 1: Info 2_091554_1

	Wet - Anions 28D				Wet - Anions			
Compound	b	M1	M2	Err	b	M1	M2	Err
1 Fluoride	-137718	8860074		0.995				
2 Chloride	-199359	4211012		0.999				
3 Nitrite as N					-112196	8867357		0.996
4 Bromide	-63504	1368165		0.996				
5 Nitrate as N					-103805	9770143		0.996
6 Orthophosphate as P					-868427	5640712		0.997
7 Sulfate	-182343	3088243		0.999				

TestAmerica Laboratories
Initial Calibration Report

Method: \\chromfs\Denver\ChromData\WC_IonChrom10\20200601-91996.b\Anions_IC10.m
Instrument: WC_IonChrom10 Lims Location: 280
Lock State: Unlocked Cpnd Order: Retention Time
Integrator: Falcon Last Modified: 01-Jun-2020 16:18:43
No.Compounds:7
Sublist: chrom-Anions_IC10*sub2
Limit Group: Wet - Anions 28D

Detectors

Detector: 1, Info 2_091554_1
Data Type: ic Spec Type: none
Supports Extracted Chromatograms: False
Run Time: 0.000-17.350 No. Points: 7196

Calibration File Names

Level: 1 \\chromfs\Denver\ChromData\WC_IonChrom10\20200601-91996.b\Info 2_DENPC179_Anions_20200601-130449
Inj Date: 01-Jun-2020 12:47:00 Worklist: 91996 Sample#: 2
Level: 2 \\chromfs\Denver\ChromData\WC_IonChrom10\20200601-91996.b\Info 2_DENPC179_Anions_20200601-132217
Inj Date: 01-Jun-2020 13:04:00 Worklist: 91996 Sample#: 3
Level: 3 \\chromfs\Denver\ChromData\WC_IonChrom10\20200601-91996.b\Info 2_DENPC179_Anions_20200601-133945
Inj Date: 01-Jun-2020 13:22:00 Worklist: 91996 Sample#: 4
Level: 4 \\chromfs\Denver\ChromData\WC_IonChrom10\20200601-91996.b\Info 2_DENPC179_Anions_20200601-135712
Inj Date: 01-Jun-2020 13:39:00 Worklist: 91996 Sample#: 5
Level: 5 \\chromfs\Denver\ChromData\WC_IonChrom10\20200601-91996.b\Info 2_DENPC179_Anions_20200601-141440
Inj Date: 01-Jun-2020 13:57:00 Worklist: 91996 Sample#: 6
Level: 6 \\chromfs\Denver\ChromData\WC_IonChrom10\20200601-91996.b\Info 2_DENPC179_Anions_20200601-143208
Inj Date: 01-Jun-2020 14:14:00 Worklist: 91996 Sample#: 7

Start Cal Date: 01-Jun-2020 12:47:00 End Cal Date: 01-Jun-2020 14:14:00

Individual Compound Calibration Parameters

Quant Method: ESTD RF Calibration: Replace
Rule Name: Linear1 Curve: Linear Weighting: Conc
Origin: None Error: raw_COD Error Limit: 1.00
RF %Dif: 0.0 SPCC Limit: 0.0 CCC Limit: 0.0
Dependent Variable: Resp

Number of Compounds: 4

RF/Amt(Lvl) Response WL(Smp)	RF/Amt(Lvl) Response WL(Smp)	RF/Amt(Lvl) Response WL(Smp)	RF/Amt(Lvl) Response WL(Smp)	RF/Amt(Lvl) Response WL(Smp)	RF/Amt(Lvl) Response WL(Smp)	b	m1	m2	Error

RF/Amt(Lvl) Response WL(Smp)	RF/Amt(Lvl) Response WL(Smp)	RF/Amt(Lvl) Response WL(Smp)	RF/Amt(Lvl) Response WL(Smp)	RF/Amt(Lvl) Response WL(Smp)	RF/Amt(Lvl) Response WL(Smp)	b	m1	m2	Error
1 Fluoride				Signal: 1					
4803620	4550132	5662439	9074795	8727378	8670421	**-1377187**			**0.995**
0.200000(1)	0.500000(2)	1.0000 (3)	4.0000 (4)	8.0000 (5)	10.0 (6)		**8860074**		
960724	2275066	5662439	36299181	69819024	86704208				
91996(2)	91996(3)	91996(4)	91996(5)	91996(6)	91996(7)				
2 Chloride				Signal: 1					
3008859	3156896	3365615	4087917	4105386	4291829	**-1993599**			**0.999**
1.0000 (1)	2.5000 (2)	5.0000 (3)	60.0 (4)	120.0 (5)	200.0 (6)		**4211012**		
3008859	7892240	16828074	245275024	492646370	858365825				
91996(2)	91996(3)	91996(4)	91996(5)	91996(6)	91996(7)				
4 Bromide				Signal: 1					
1313905	1188638	1156053	1234769	1341018	1436413	**-63504**			**0.996**
0.200000(1)	0.500000(2)	1.0000 (3)	4.0000 (4)	8.0000 (5)	10.0 (6)		**1368165**		
262781	594319	1156053	4939075	10728140	14364128				
91996(2)	91996(3)	91996(4)	91996(5)	91996(6)	91996(7)				
7 Sulfate				Signal: 1					
2086301	2107790	2243005	2952154	3005757	3162255	**-1823433**			**0.999**
1.0000 (1)	2.5000 (2)	5.0000 (3)	60.0 (4)	120.0 (5)	200.0 (6)		**3088243**		
2086301	5269475	11215027	177129224	360690780	632451003				
91996(2)	91996(3)	91996(4)	91996(5)	91996(6)	91996(7)				

TestAmerica Laboratories
Initial Calibration Report

Method: \\chromfs\Denver\ChromData\WC_IonChrom10\20200601-91996.b\Anions_IC10.m
Instrument: WC_IonChrom10 Lims Location: 280
Lock State: Unlocked Cpnd Order: Retention Time
Integrator: Falcon Last Modified: 01-Jun-2020 16:18:43
No.Compounds:7
Sublist: chrom-Anions_IC10*sub2
Limit Group: Wet - Anions

Detectors

Detector: 1, Info 2_091554_1
Data Type: ic Spec Type: none
Supports Extracted Chromatograms: False
Run Time: 0.000-17.350 No. Points: 7196

Calibration File Names

Level: 1 \\chromfs\Denver\ChromData\WC_IonChrom10\20200601-91996.b\Info 2_DENPC179_Anions_20200601-130449
Inj Date: 01-Jun-2020 12:47:00 Worklist: 91996 Sample#: 2
Level: 2 \\chromfs\Denver\ChromData\WC_IonChrom10\20200601-91996.b\Info 2_DENPC179_Anions_20200601-132217
Inj Date: 01-Jun-2020 13:04:00 Worklist: 91996 Sample#: 3
Level: 3 \\chromfs\Denver\ChromData\WC_IonChrom10\20200601-91996.b\Info 2_DENPC179_Anions_20200601-133945
Inj Date: 01-Jun-2020 13:22:00 Worklist: 91996 Sample#: 4
Level: 4 \\chromfs\Denver\ChromData\WC_IonChrom10\20200601-91996.b\Info 2_DENPC179_Anions_20200601-135712
Inj Date: 01-Jun-2020 13:39:00 Worklist: 91996 Sample#: 5
Level: 5 \\chromfs\Denver\ChromData\WC_IonChrom10\20200601-91996.b\Info 2_DENPC179_Anions_20200601-141440
Inj Date: 01-Jun-2020 13:57:00 Worklist: 91996 Sample#: 6
Level: 6 \\chromfs\Denver\ChromData\WC_IonChrom10\20200601-91996.b\Info 2_DENPC179_Anions_20200601-143208
Inj Date: 01-Jun-2020 14:14:00 Worklist: 91996 Sample#: 7

Start Cal Date: 01-Jun-2020 12:47:00 End Cal Date: 01-Jun-2020 14:14:00

Individual Compound Calibration Parameters

Quant Method: ESTD RF Calibration: Replace
Rule Name: Linear1 Curve: Linear Weighting: Conc
Origin: None Error: raw_COD Error Limit: 1.00
RF %Dif: 0.0 SPCC Limit: 0.0 CCC Limit: 0.0
Dependent Variable: Resp

Number of Compounds: 3

RF/Amt(Lvl) Response WL(Smp)	RF/Amt(Lvl) Response WL(Smp)	RF/Amt(Lvl) Response WL(Smp)	RF/Amt(Lvl) Response WL(Smp)	RF/Amt(Lvl) Response WL(Smp)	RF/Amt(Lvl) Response WL(Smp)	b	m1	m2	Error

RF/Amt(Lvl) Response WL(Smp)	RF/Amt(Lvl) Response WL(Smp)	RF/Amt(Lvl) Response WL(Smp)	RF/Amt(Lvl) Response WL(Smp)	RF/Amt(Lvl) Response WL(Smp)	RF/Amt(Lvl) Response WL(Smp)	b	m1	m2	Error
3 Nitrite as N				Signal: 1					
5845195	5728022	6191792	8108419	8727255	9094800	**-1121965**			**0.996**
0.200000(1)	0.500000(2)	1.0000 (3)	4.0000 (4)	8.0000 (5)	10.0 (6)		**8867357**		
M1169039	2864011	6191792	32433677	69818042	90947997				
91996(2)	91996(3)	91996(4)	91996(5)	91996(6)	91996(7)				
5 Nitrate as N				Signal: 1					
6821625	7078364	7422076	8816951	9556381	10127965	**-1038053**			**0.996**
0.200000(1)	0.500000(2)	1.0000 (3)	4.0000 (4)	8.0000 (5)	10.0 (6)		**9770143**		
1364325	3539182	7422076	35267803	76451046	101279649				
91996(2)	91996(3)	91996(4)	91996(5)	91996(6)	91996(7)				
6 Orthophosphate as P				Signal: 1					
2833340	2480844	4528056	5568361	5435911	5637844	**-868427**			**0.997**
0.200000(1)	0.500000(2)	1.0000 (3)	4.0000 (4)	8.0000 (5)	10.0 (6)		**5640712**		
566668	1240422	4528056	22273443	43487286	56378441				
91996(2)	91996(3)	91996(4)	91996(5)	91996(6)	91996(7)				

Eurofins TestAmerica, Denver
Target Compound Quantitation Report

Data File:	\\chromfs\Denver\ChromData\WC_IonChrom10\20200610-92285.b\Info 2_DENPC179_Anions_20200610-1049				
Lims ID:	CCV				
Client ID:					
Sample Type:	CCV				
Inject. Date:	10-Jun-2020 10:31:00	ALS Bottle#:	0	Worklist Smp#:	1
Injection Vol:	5.0 ul	Dil. Factor:	1.0000		
Sample Info:	280-0092285-001				
Misc. Info.:	280-0092285-001				
Operator ID:	wetchemd	Instrument ID:	WC_IonChrom10		
Sublist:	chrom-Anions_IC10*sub2				
Method:	\\chromfs\Denver\ChromData\WC_IonChrom10\20200610-92285.b\Anions_IC10.m				
Limit Group:	Wet - Anions 28D				
Last Update:	11-Jun-2020 09:35:23	Calib Date:	01-Jun-2020 14:14:00		
Integrator:	Falcon				
Quant Method:	External Standard	Quant By:	Initial Calibration		
Last ICal File:	\\chromfs\Denver\ChromData\WC_IonChrom10\20200601-91996.b\Info 2_DENPC179_Anions_20200601-1432				
Column 1 :			Det: Info 2_091554_1		
Process Host:	CTX1051				

Compound	RT (min.)	Exp RT (min.)	Dlt RT (min.)	Response	Cal Amt ug/ml	OnCol Amt ug/ml	Flags
1 Fluoride	3.355	3.305	0.050	57818769	5.00	6.68	
2 Chloride	4.533	4.468	0.065	422598867	100.0	100.8	
3 Nitrite as N	5.227	5.148	0.079	37430682	NC	NC	
4 Bromide	6.298	6.197	0.101	6460200	5.00	4.77	
5 Nitrate as N	7.055	6.942	0.113	46269532	NC	NC	
6 Orthophosphate as P	9.555	9.377	0.178	29722105	NC	NC	
7 Sulfate	10.950	10.725	0.225	312893457	100.0	101.9	

QC Flag Legend

Processing Flags

NC - Not Calibrated

Reagents:

IC LCS_01744 Amount Added: 10.00 Units: mL

Report Date: 11-Jun-2020 09:35:24 Chrom Revision: 2.3 10-Jun-2020 22:46:48

Eurofins TestAmerica, Denver

Data File:	\\chromfs\Denver\ChromData\WC_IonChrom10\20200610-92285.b\Info 2_DENPC179_Anions_20200610-104907.d				
Injection Date:	10-Jun-2020 10:31:00	Instrument ID:	WC_IonChrom10	Operator ID:	wetchemd
Lims ID:	CCV			Worklist Smp#:	1
Client ID:					
Injection Vol:	5.0 ul	Dil. Factor:	1.0000	ALS Bottle#:	0
Method:	Anions_IC10	Limit Group:	Wet - Anions 28D		

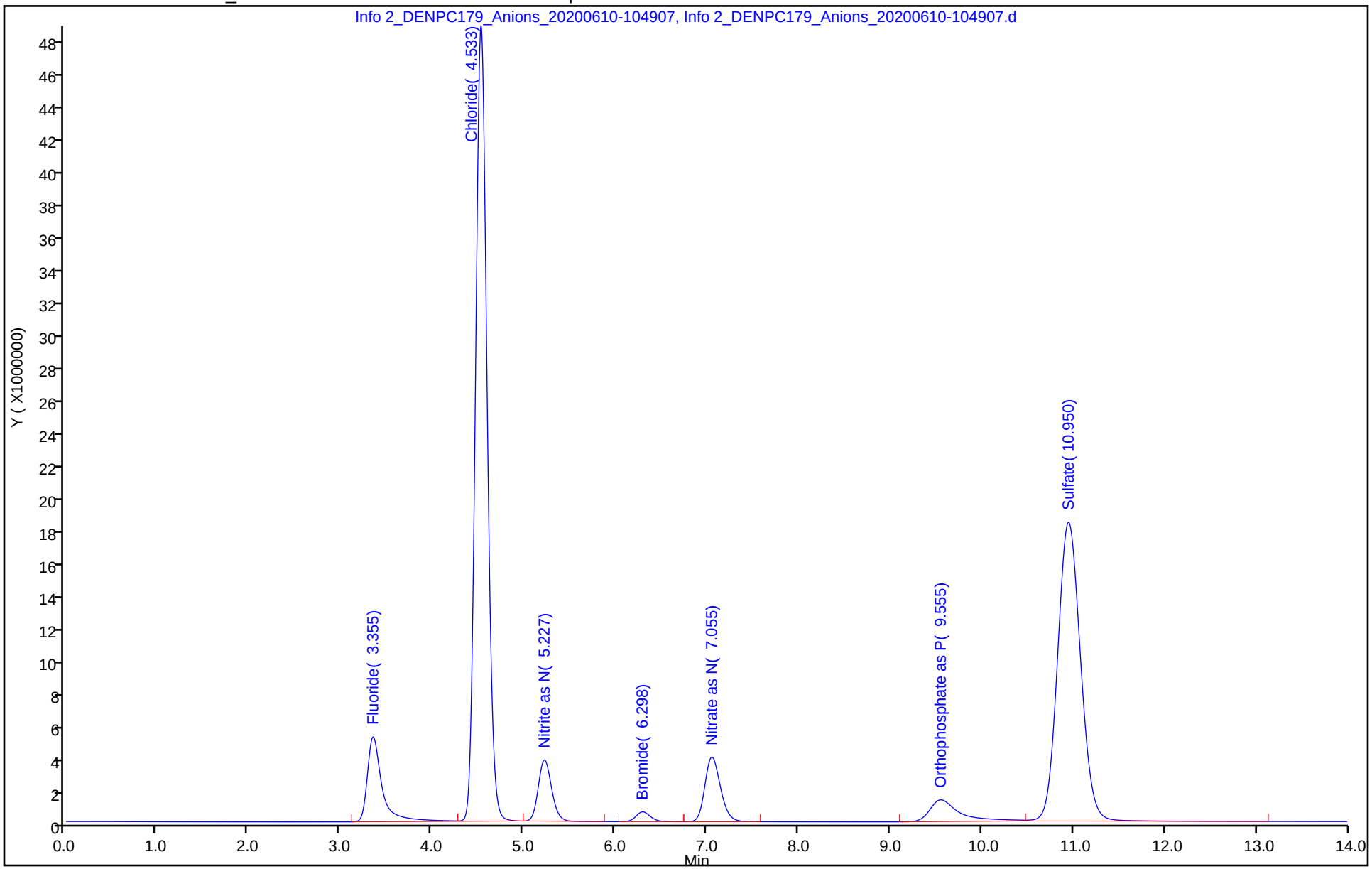

Eurofins TestAmerica, Denver
Target Compound Quantitation Report

Data File: \\chromfs\Denver\ChromData\WC_IonChrom10\20200610-92285.b\Info 2_DENPC179_Anions_20200610-1106
Lims ID: CCB
Client ID:
Sample Type: CCB
Inject. Date: 10-Jun-2020 10:49:00 ALS Bottle#: 0 Worklist Smp#: 2
Injection Vol: 5.0 ul Dil. Factor: 1.0000
Sample Info: 280-0092285-002
Misc. Info.: 280-0092285-002
Operator ID: wetchemd Instrument ID: WC_IonChrom10

Method: \\chromfs\Denver\ChromData\WC_IonChrom10\20200610-92285.b\Anions_IC10.m
Limit Group: Wet - Anions 28D
Last Update: 11-Jun-2020 09:35:23 Calib Date: 01-Jun-2020 14:14:00
Integrator: Falcon
Quant Method: External Standard Quant By: Initial Calibration
Last ICal File: \\chromfs\Denver\ChromData\WC_IonChrom10\20200601-91996.b\Info 2_DENPC179_Anions_20200601-1432

Column 1 : Det: Info 2_091554_1
Process Host: CTX1051

Compound	RT (min.)	Exp RT (min.)	Dlt RT (min.)	Response	Cal Amt ug/ml	OnCol Amt ug/ml	Flags
1 Fluoride	3.350	3.305	0.045	335255		0.1933	
2 Chloride	4.540	4.468	0.072	91640		0.4952	
3 Nitrite as N	5.238	5.148	0.090	353619		NC	
4 Bromide		6.197				ND	
5 Nitrate as N		6.942				ND	
6 Orthophosphate as P	9.628	9.377	0.251	156448		NC	
7 Sulfate	10.997	10.725	0.272	160236		0.6423	

QC Flag Legend

Processing Flags
NC - Not Calibrated

Report Date: 11-Jun-2020 09:35:25 Chrom Revision: 2.3 10-Jun-2020 22:46:48

Eurofins TestAmerica, Denver

Data File:	\\chromfs\Denver\ChromData\WC_IonChrom10\20200610-92285.b\Info 2_DENPC179_Anions_20200610-110633.d				
Injection Date:	10-Jun-2020 10:49:00	Instrument ID:	WC_IonChrom10	Operator ID:	wetchemd
Lims ID:	CCB			Worklist Smp#:	2
Client ID:					
Injection Vol:	5.0 ul	Dil. Factor:	1.0000	ALS Bottle#:	0
Method:	Anions_IC10	Limit Group:	Wet - Anions 28D		

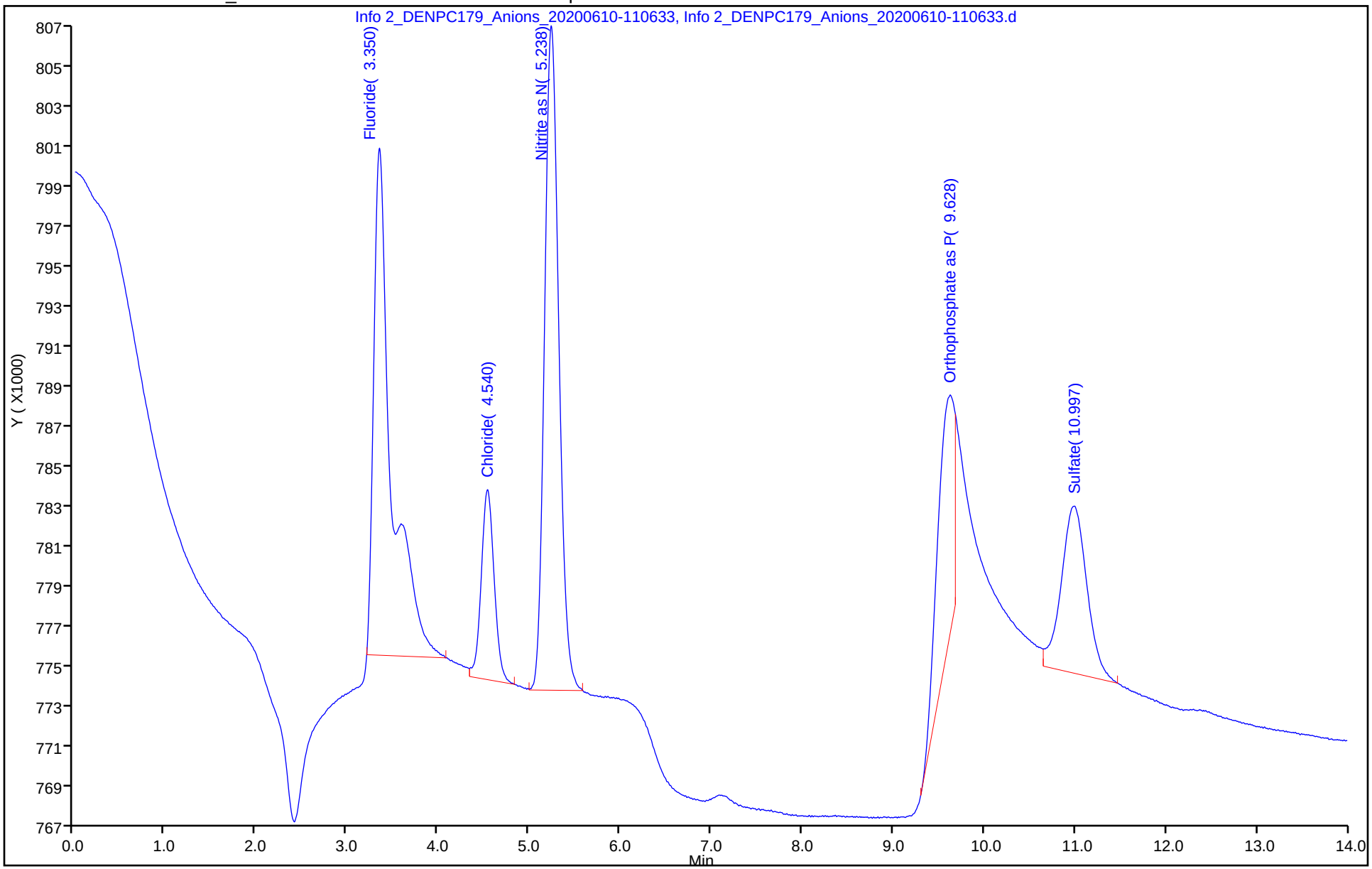

Eurofins TestAmerica, Denver
Target Compound Quantitation Report

Data File: \\chromfs\Denver\ChromData\WC_IonChrom10\20200610-92285.b\Info 2_DENPC179_Anions_20200610-1123
Lims ID: MRL
Client ID:
Sample Type: MRL
Inject. Date: 10-Jun-2020 11:06:00 ALS Bottle#: 0 Worklist Smp#: 3
Injection Vol: 5.0 ul Dil. Factor: 1.0000
Sample Info: 280-0092285-003
Misc. Info.: 280-0092285-003
Operator ID: wetchemd Instrument ID: WC_IonChrom10

Method: \\chromfs\Denver\ChromData\WC_IonChrom10\20200610-92285.b\Anions_IC10.m
Limit Group: Wet - Anions 28D
Last Update: 11-Jun-2020 09:35:23 Calib Date: 01-Jun-2020 14:14:00
Integrator: Falcon
Quant Method: External Standard Quant By: Initial Calibration
Last ICal File: \\chromfs\Denver\ChromData\WC_IonChrom10\20200601-91996.b\Info 2_DENPC179_Anions_20200601-1432

Column 1 : Det: Info 2_091554_1
Process Host: CTX1051

Compound	RT (min.)	Exp RT (min.)	Dlt RT (min.)	Response	Cal Amt ug/ml	OnCol Amt ug/ml	Flags
1 Fluoride	3.342	3.305	0.037	3062146	0.5000	0.5010	
2 Chloride	4.522	4.468	0.054	17302954	5.00	4.58	
3 Nitrite as N	5.222	5.148	0.074	1147876	NC	NC	
4 Bromide	6.293	6.197	0.096	595227	0.5000	0.4815	
5 Nitrate as N	7.072	6.942	0.130	3023862	NC	NC	
6 Orthophosphate as P	9.550	9.377	0.173	2999340	NC	NC	
7 Sulfate	10.942	10.725	0.217	11442381	5.00	4.30	

QC Flag Legend

Processing Flags
NC - Not Calibrated

Reagents:

IC Cal low_00528 Amount Added: 0.10 Units: mL
IC CAL cl/so4_00314 Amount Added: 0.20 Units: mL

Report Date: 11-Jun-2020 09:35:26 Chrom Revision: 2.3 10-Jun-2020 22:46:48

Eurofins TestAmerica, Denver

Data File: \\chromfs\Denver\ChromData\WC_IonChrom10\20200610-92285.b\Info 2_DENPC179_Anions_20200610-112358.d

Injection Date:	10-Jun-2020 11:06:00	Instrument ID:	WC_IonChrom10	Operator ID:	wetchemd
Lims ID:	MRL			Worklist Smp#:	3
Client ID:					
Injection Vol:	5.0 ul	Dil. Factor:	1.0000	ALS Bottle#:	0
Method:	Anions_IC10	Limit Group:	Wet - Anions 28D		

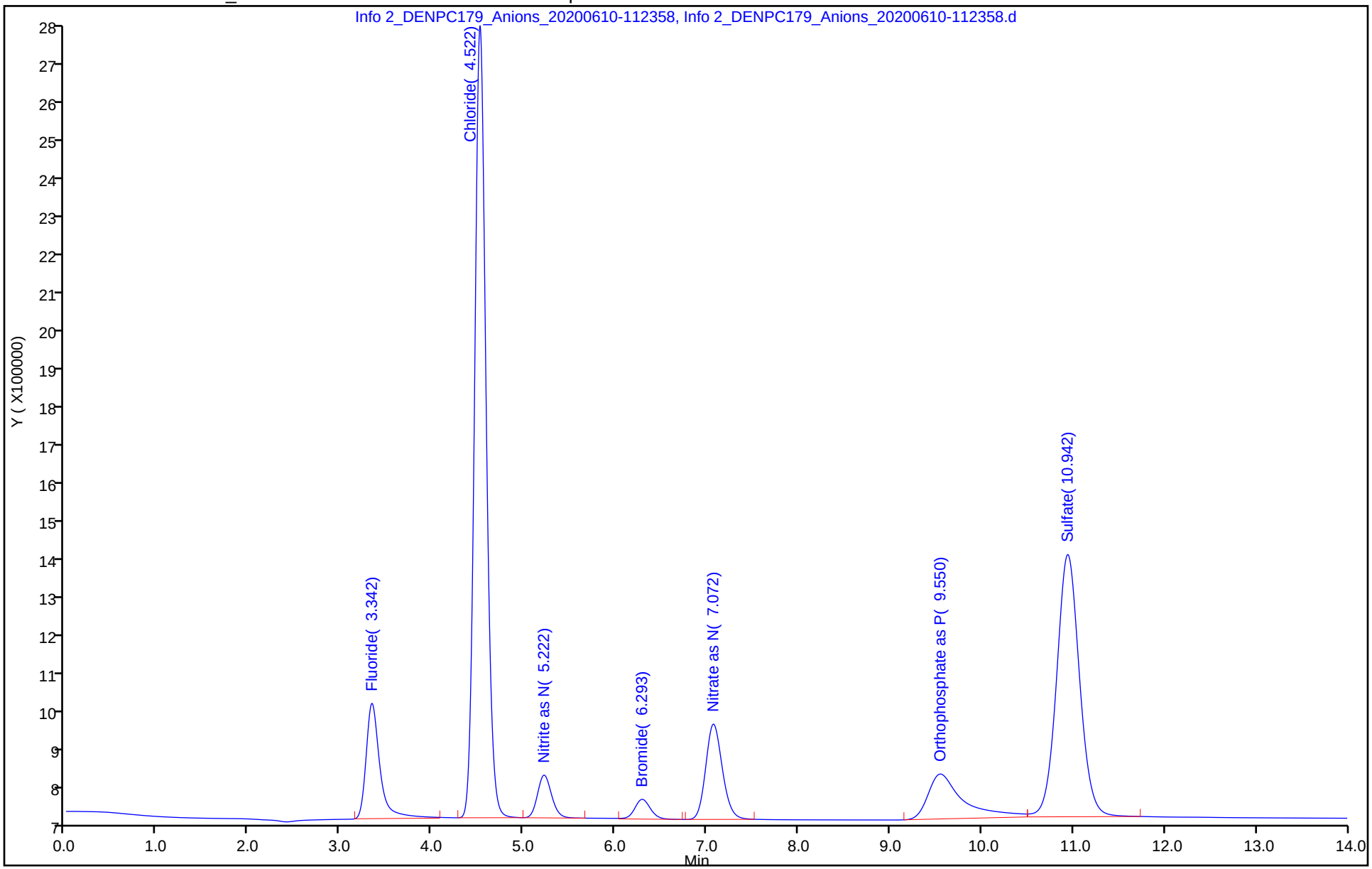

Eurofins TestAmerica, Denver
Target Compound Quantitation Report

Data File: \\chromfs\Denver\ChromData\WC_IonChrom10\20200610-92285.b\Info 2_DENPC179_Anions_20200610-1141
Lims ID: LCS
Client ID:
Sample Type: LCS
Inject. Date: 10-Jun-2020 11:24:00 ALS Bottle#: 0 Worklist Smp#: 4
Injection Vol: 5.0 ul Dil. Factor: 1.0000
Sample Info: 280-0092285-004
Misc. Info.: 280-0092285-004
Operator ID: wetchemd Instrument ID: WC_IonChrom10

Method: \\chromfs\Denver\ChromData\WC_IonChrom10\20200610-92285.b\Anions_IC10.m
Limit Group: Wet - Anions 28D
Last Update: 11-Jun-2020 09:35:23 Calib Date: 01-Jun-2020 14:14:00
Integrator: Falcon
Quant Method: External Standard Quant By: Initial Calibration
Last ICal File: \\chromfs\Denver\ChromData\WC_IonChrom10\20200601-91996.b\Info 2_DENPC179_Anions_20200601-1432

Column 1 : Det: Info 2_091554_1
Process Host: CTX1051

Compound	RT (min.)	Exp RT (min.)	Dlt RT (min.)	Response	Cal Amt ug/ml	OnCol Amt ug/ml	Flags
1 Fluoride	3.353	3.305	0.048	56637069	5.00	6.55	
2 Chloride	4.532	4.468	0.064	422560637	100.0	100.8	
3 Nitrite as N	5.223	5.148	0.075	37292839	NC	NC	
4 Bromide	6.295	6.197	0.098	6462099	5.00	4.77	
5 Nitrate as N	7.050	6.942	0.108	46543850	NC	NC	
6 Orthophosphate as P	9.547	9.377	0.170	28630558	NC	NC	
7 Sulfate	10.943	10.725	0.218	311921297	100.0	101.6	

QC Flag Legend

Processing Flags
NC - Not Calibrated

Reagents:

IC LCS_01744 Amount Added: 10.00 Units: mL

Report Date: 11-Jun-2020 09:35:26 Chrom Revision: 2.3 10-Jun-2020 22:46:48

Eurofins TestAmerica, Denver

Data File:	\\chromfs\Denver\ChromData\WC_IonChrom10\20200610-92285.b\Info 2_DENPC179_Anions_20200610-114124.d				
Injection Date:	10-Jun-2020 11:24:00	Instrument ID:	WC_IonChrom10	Operator ID:	wetchemd
Lims ID:	LCS			Worklist Smp#:	4
Client ID:					
Injection Vol:	5.0 ul	Dil. Factor:	1.0000	ALS Bottle#:	0
Method:	Anions_IC10	Limit Group:	Wet - Anions 28D		

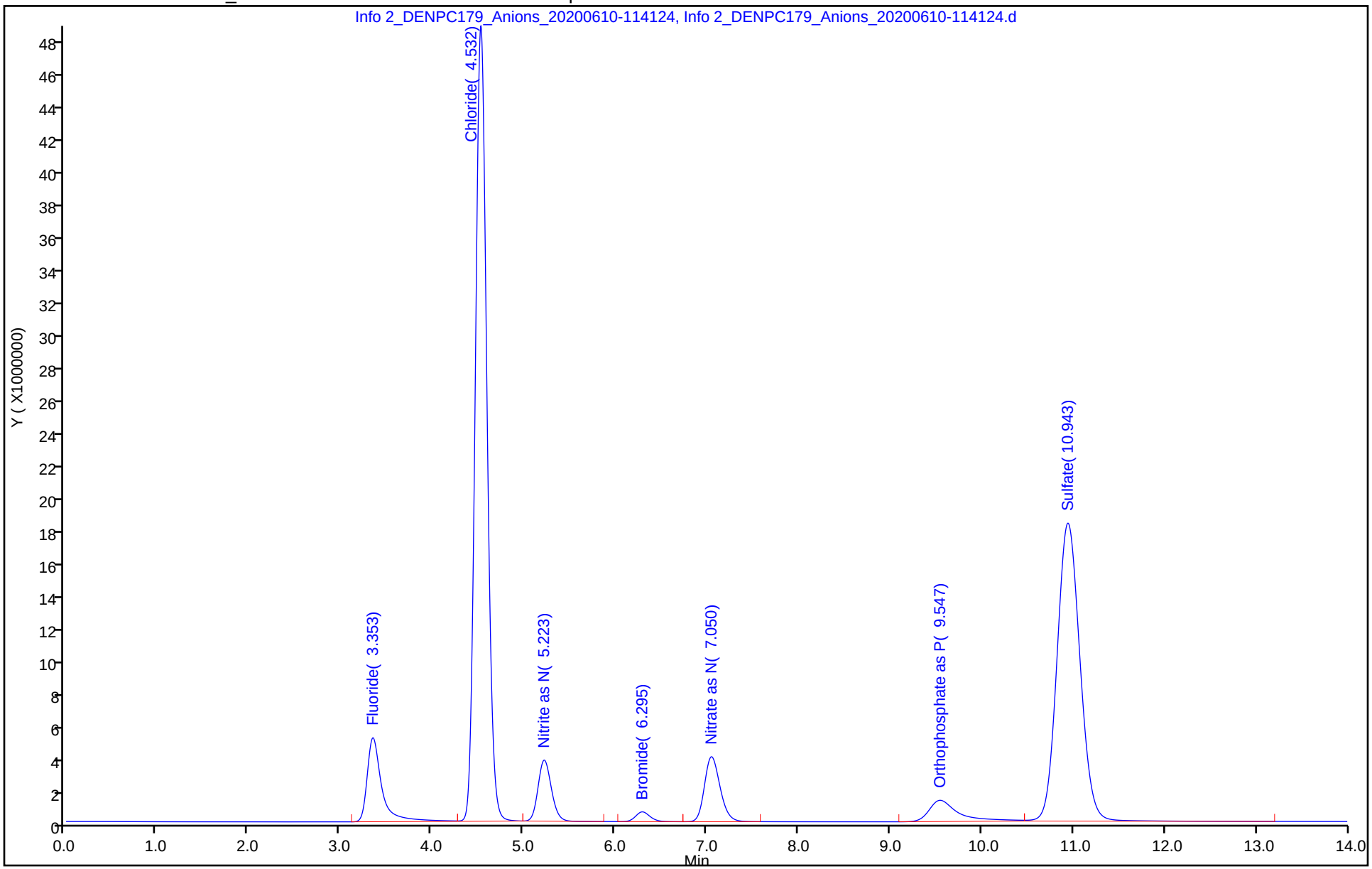

Eurofins TestAmerica, Denver
Target Compound Quantitation Report

Data File: \\chromfs\Denver\ChromData\WC_IonChrom10\20200610-92285.b\Info 2_DENPC179_Anions_20200610-1158
Lims ID: LCSD
Client ID:
Sample Type: LCSD
Inject. Date: 10-Jun-2020 11:41:00 ALS Bottle#: 0 Worklist Smp#: 5
Injection Vol: 5.0 ul Dil. Factor: 1.0000
Sample Info: 280-0092285-005
Misc. Info.: 280-0092285-005
Operator ID: wetchemd Instrument ID: WC_IonChrom10

Method: \\chromfs\Denver\ChromData\WC_IonChrom10\20200610-92285.b\Anions_IC10.m
Limit Group: Wet - Anions 28D
Last Update: 11-Jun-2020 09:35:23 Calib Date: 01-Jun-2020 14:14:00
Integrator: Falcon
Quant Method: External Standard Quant By: Initial Calibration
Last ICal File: \\chromfs\Denver\ChromData\WC_IonChrom10\20200601-91996.b\Info 2_DENPC179_Anions_20200601-1432

Column 1 : Det: Info 2_091554_1
Process Host: CTX1051

Compound	RT (min.)	Exp RT (min.)	Dlt RT (min.)	Response	Cal Amt ug/ml	OnCol Amt ug/ml	Flags
1 Fluoride	3.345	3.305	0.040	49411211	5.00	5.73	
2 Chloride	4.525	4.468	0.057	421071342	100.0	100.5	
3 Nitrite as N	5.217	5.148	0.069	38581096	NC	NC	
4 Bromide	6.287	6.197	0.090	6436351	5.00	4.75	
5 Nitrate as N	7.042	6.942	0.100	45955645	NC	NC	
6 Orthophosphate as P	9.537	9.377	0.160	27341635	NC	NC	
7 Sulfate	10.932	10.725	0.207	308664878	100.0	100.5	

QC Flag Legend

Processing Flags
NC - Not Calibrated

Reagents:

IC LCS_01744 Amount Added: 10.00 Units: mL

Report Date: 11-Jun-2020 09:35:26 Chrom Revision: 2.3 10-Jun-2020 22:46:48

Eurofins TestAmerica, Denver

Data File: \\chromfs\Denver\ChromData\WC_IonChrom10\20200610-92285.b\Info 2_DENPC179_Anions_20200610-115850.d

Injection Date:	10-Jun-2020 11:41:00	Instrument ID:	WC_IonChrom10	Operator ID:	wetchemd
Lims ID:	LCSD			Worklist Smp#:	5
Client ID:					
Injection Vol:	5.0 ul	Dil. Factor:	1.0000	ALS Bottle#:	0
Method:	Anions_IC10	Limit Group:	Wet - Anions 28D		

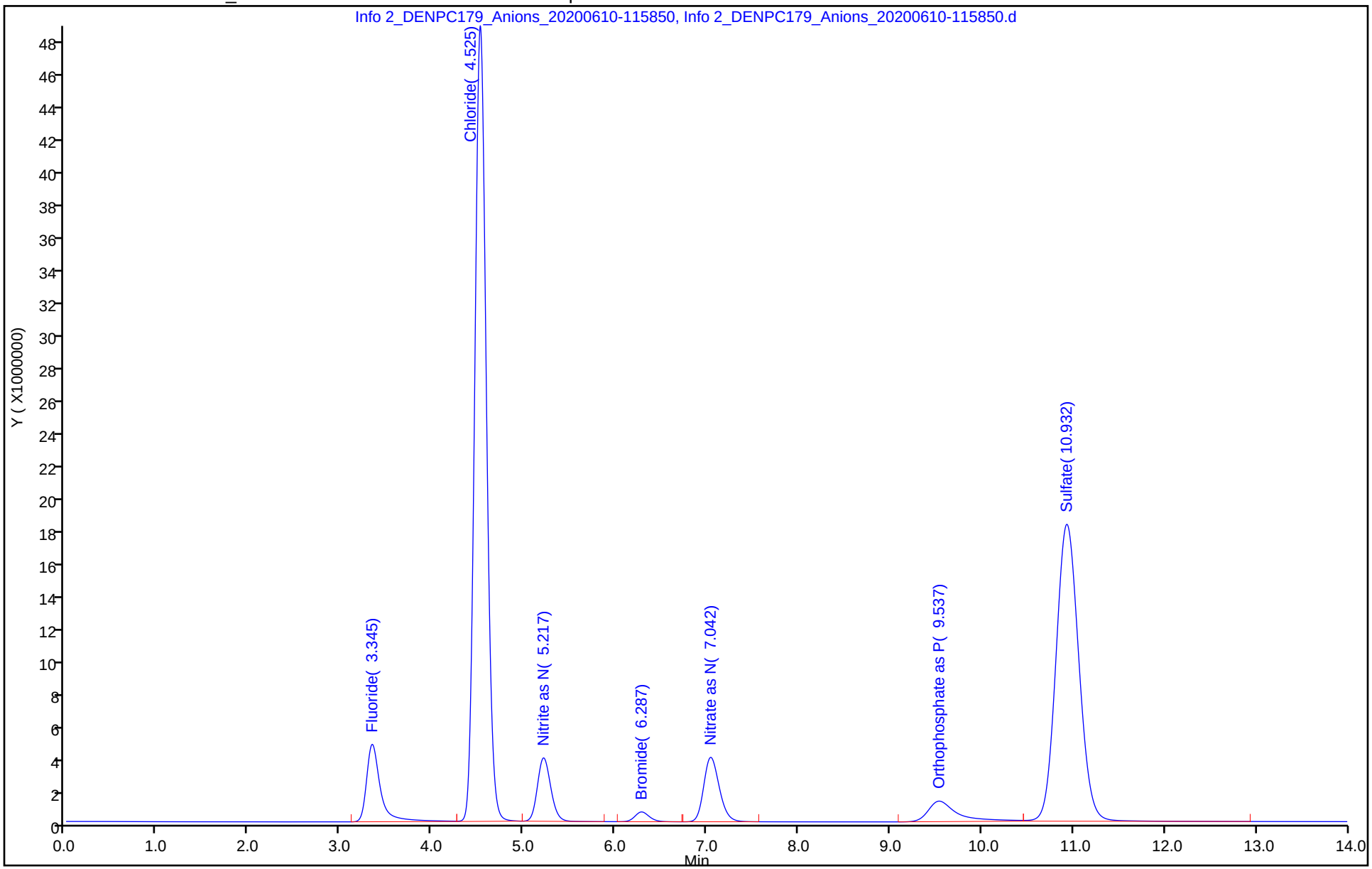

Eurofins TestAmerica, Denver
Target Compound Quantitation Report

Data File: \\chromfs\Denver\ChromData\WC_IonChrom10\20200610-92285.b\Info 2_DENPC179_Anions_20200610-1216
Lims ID: MB
Client ID:
Sample Type: MB
Inject. Date: 10-Jun-2020 11:58:00 ALS Bottle#: 0 Worklist Smp#: 6
Injection Vol: 5.0 ul Dil. Factor: 1.0000
Sample Info: 280-0092285-006
Misc. Info.: 280-0092285-006
Operator ID: wetchemd Instrument ID: WC_IonChrom10

Method: \\chromfs\Denver\ChromData\WC_IonChrom10\20200610-92285.b\Anions_IC10.m
Limit Group: Wet - Anions 28D
Last Update: 11-Jun-2020 09:35:23 Calib Date: 01-Jun-2020 14:14:00
Integrator: Falcon
Quant Method: External Standard Quant By: Initial Calibration
Last ICal File: \\chromfs\Denver\ChromData\WC_IonChrom10\20200601-91996.b\Info 2_DENPC179_Anions_20200601-1432

Column 1 : Det: Info 2_091554_1
Process Host: CTX1051

Compound	RT (min.)	Exp RT (min.)	Dlt RT (min.)	Response	Cal Amt ug/ml	OnCol Amt ug/ml	Flags
1 Fluoride	3.345	3.305	0.040	280134		0.1871	
2 Chloride	4.533	4.468	0.065	127279		0.5037	
3 Nitrite as N	5.230	5.148	0.082	330552		NC	
4 Bromide		6.197				ND	
5 Nitrate as N		6.942				ND	
6 Orthophosphate as P	9.580	9.377	0.203	150288		NC	
7 Sulfate	10.963	10.725	0.238	166381		0.6443	

QC Flag Legend

Processing Flags
NC - Not Calibrated

Report Date: 11-Jun-2020 09:35:27 Chrom Revision: 2.3 10-Jun-2020 22:46:48

Eurofins TestAmerica, Denver

Data File: \\chromfs\Denver\ChromData\WC_IonChrom10\20200610-92285.b\Info 2_DENPC179_Anions_20200610-121617.d

Injection Date:	10-Jun-2020 11:58:00	Instrument ID:	WC_IonChrom10	Operator ID:	wetchemd
Lims ID:	MB			Worklist Smp#:	6
Client ID:					
Injection Vol:	5.0 ul	Dil. Factor:	1.0000	ALS Bottle#:	0
Method:	Anions_IC10	Limit Group:	Wet - Anions 28D		

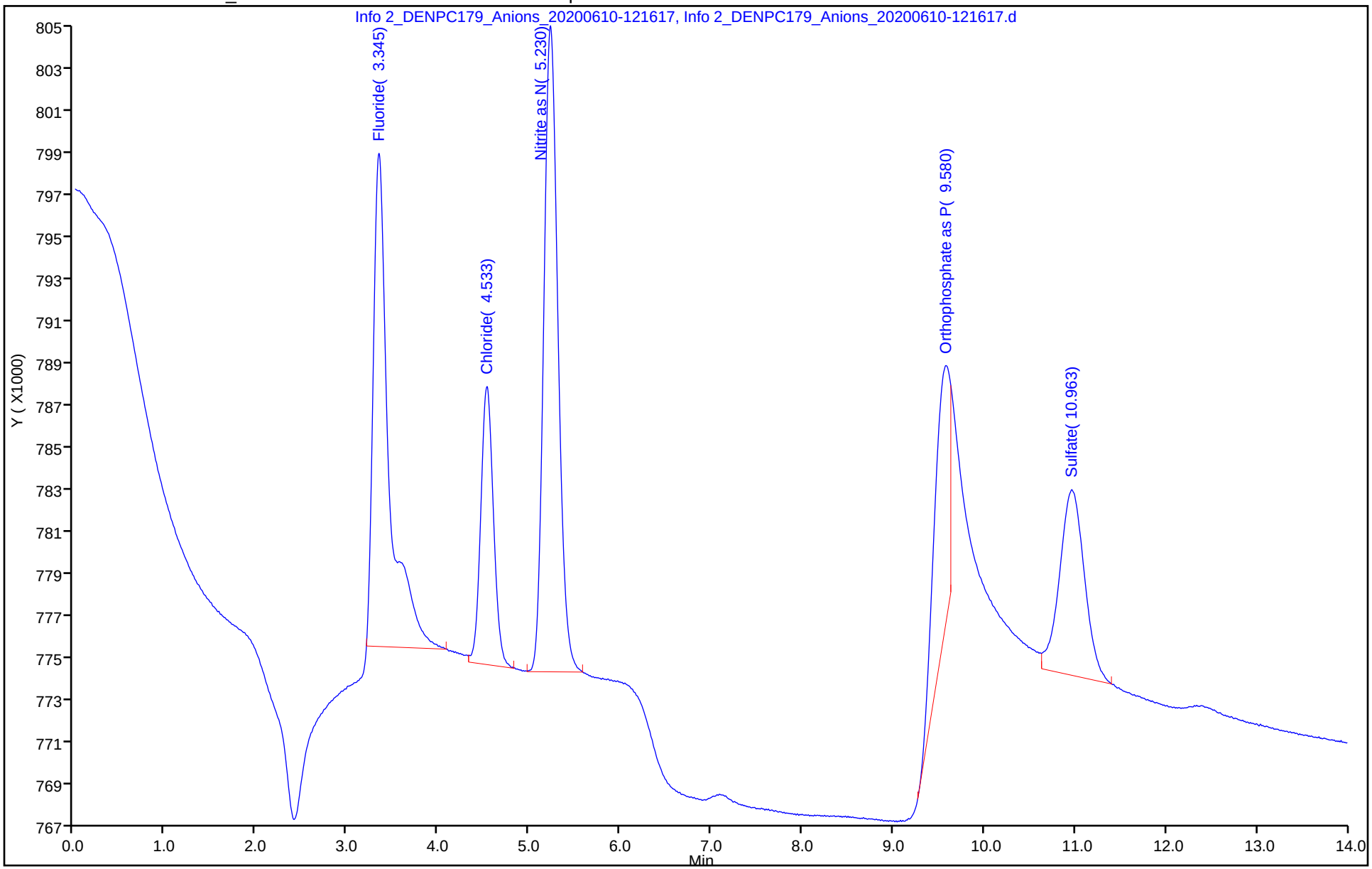

Eurofins TestAmerica, Denver
Target Compound Quantitation Report

Data File:	\\chromfs\Denver\ChromData\WC_IonChrom10\20200610-92285.b\Info 2_DENPC179_Anions_20200610-161				
Lims ID:	ccv				
Client ID:					
Sample Type:	CCV				
Inject. Date:	10-Jun-2020 16:00:00	ALS Bottle#:	0	Worklist Smp#:	17
Injection Vol:	5.0 ul	Dil. Factor:	1.0000		
Sample Info:	280-0092285-017				
Misc. Info.:	280-0092285-017				
Operator ID:	wetchemd	Instrument ID:	WC_IonChrom10		
Sublist:	chrom-Anions_IC10*sub2				
Method:	\\chromfs\Denver\ChromData\WC_IonChrom10\20200610-92285.b\Anions_IC10.m				
Limit Group:	Wet - Anions 28D				
Last Update:	11-Jun-2020 09:35:32	Calib Date:	01-Jun-2020 14:14:00		
Integrator:	Falcon				
Quant Method:	External Standard	Quant By:	Initial Calibration		
Last ICal File:	\\chromfs\Denver\ChromData\WC_IonChrom10\20200601-91996.b\Info 2_DENPC179_Anions_20200601-1432				
Column 1 :			Det: Info 2_091554_1		
Process Host:	CTX1051				

Compound	RT (min.)	Exp RT (min.)	Dlt RT (min.)	Response	Cal Amt ug/ml	OnCol Amt ug/ml	Flags
1 Fluoride	3.348	3.305	0.043	36529144	5.00	4.28	
2 Chloride	4.537	4.468	0.069	423737954	100.0	101.1	
3 Nitrite as N	5.230	5.148	0.082	40730888	NC	NC	
4 Bromide	6.297	6.197	0.100	6466072	5.00	4.77	
5 Nitrate as N	7.057	6.942	0.115	46302381	NC	NC	
6 Orthophosphate as P	9.547	9.377	0.170	28796441	NC	NC	
7 Sulfate	10.952	10.725	0.227	315485404	100.0	102.7	

QC Flag Legend

Processing Flags

NC - Not Calibrated

Reagents:

IC LCS_01744 Amount Added: 10.00 Units: mL

Report Date: 11-Jun-2020 09:35:32 Chrom Revision: 2.3 10-Jun-2020 22:46:48

Eurofins TestAmerica, Denver

Data File: \\chromfs\Denver\ChromData\WC_IonChrom10\20200610-92285.b\Info 2_DENPC179_Anions_20200610-161755.d

Injection Date:	10-Jun-2020 16:00:00	Instrument ID:	WC_IonChrom10	Operator ID:	wetchemd
Lims ID:	ccv			Worklist Smp#:	17
Client ID:					
Injection Vol:	5.0 ul	Dil. Factor:	1.0000	ALS Bottle#:	0
Method:	Anions_IC10	Limit Group:	Wet - Anions 28D		

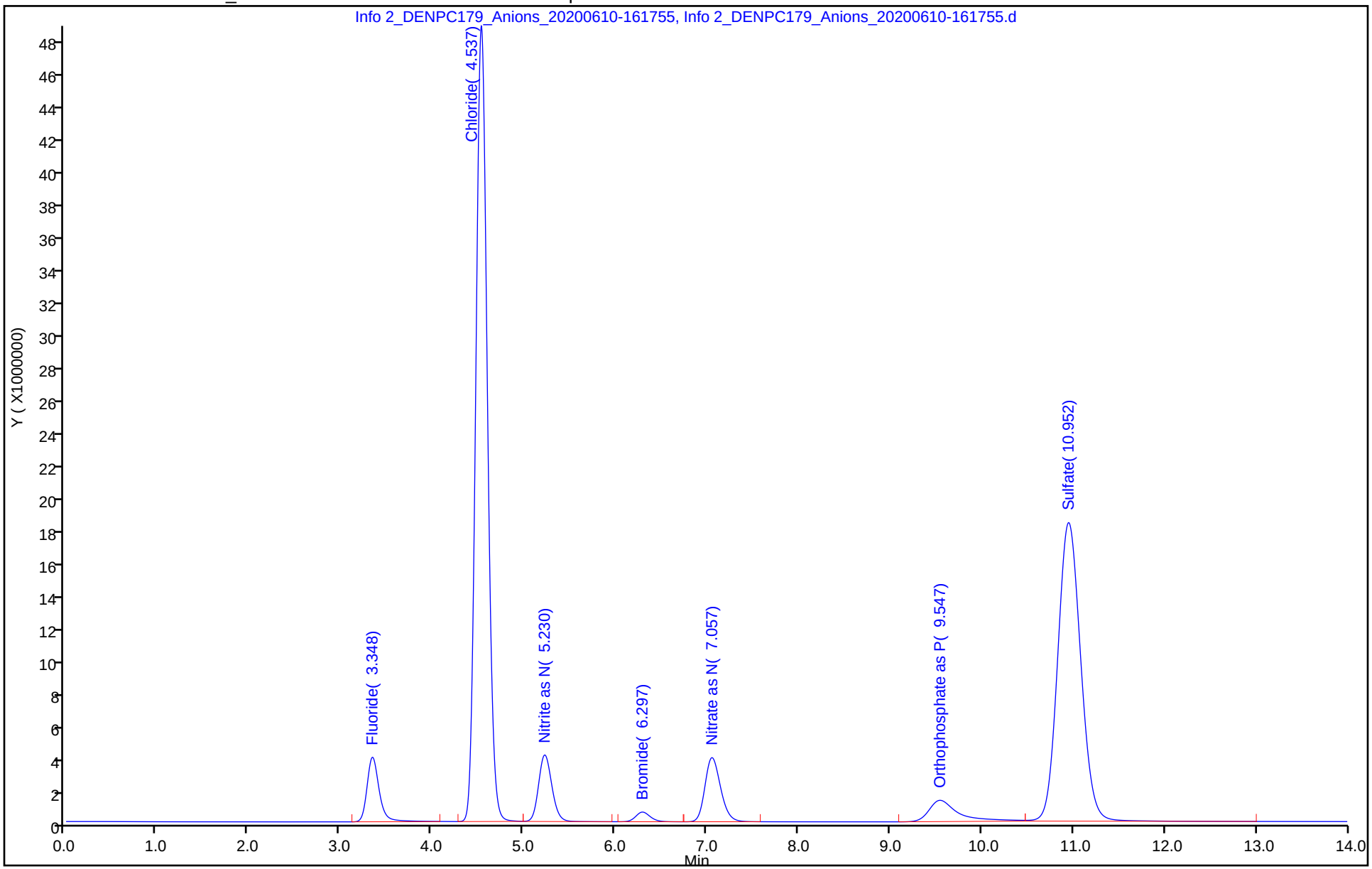

Eurofins TestAmerica, Denver
Target Compound Quantitation Report

Data File:	\\chromfs\Denver\ChromData\WC_IonChrom10\20200610-92285.b\Info 2_DENPC179_Anions_20200610-1635				
Lims ID:	ccb				
Client ID:					
Sample Type:	CCB				
Inject. Date:	10-Jun-2020 16:17:00	ALS Bottle#:	0	Worklist Smp#:	18
Injection Vol:	5.0 ul	Dil. Factor:	1.0000		
Sample Info:	280-0092285-018				
Misc. Info.:	280-0092285-018				
Operator ID:	wetchemd	Instrument ID:	WC_IonChrom10		
Method:	\\chromfs\Denver\ChromData\WC_IonChrom10\20200610-92285.b\Anions_IC10.m				
Limit Group:	Wet - Anions 28D				
Last Update:	11-Jun-2020 09:35:32	Calib Date:	01-Jun-2020 14:14:00		
Integrator:	Falcon				
Quant Method:	External Standard	Quant By:	Initial Calibration		
Last ICal File:	\\chromfs\Denver\ChromData\WC_IonChrom10\20200601-91996.b\Info 2_DENPC179_Anions_20200601-1432				
Column 1 :			Det: Info 2_091554_1		
Process Host:	CTX1051				

Compound	RT (min.)	Exp RT (min.)	Dlt RT (min.)	Response	Cal Amt ug/ml	OnCol Amt ug/ml	Flags
1 Fluoride		3.305				ND	
2 Chloride	4.542	4.468	0.074	75682		0.4914	
3 Nitrite as N		5.148				ND	
4 Bromide		6.197				ND	
5 Nitrate as N		6.942				ND	
6 Orthophosphate as P	9.625	9.377	0.248	216058		NC	
7 Sulfate		10.725				ND	

QC Flag Legend

Processing Flags
NC - Not Calibrated

Report Date: 11-Jun-2020 09:35:32 Chrom Revision: 2.3 10-Jun-2020 22:46:48

Eurofins TestAmerica, Denver

Data File:	\\chromfs\Denver\ChromData\WC_IonChrom10\20200610-92285.b\Info 2_DENPC179_Anions_20200610-163524.d				
Injection Date:	10-Jun-2020 16:17:00	Instrument ID:	WC_IonChrom10	Operator ID:	wetchemd
Lims ID:	ccb			Worklist Smp#:	18
Client ID:					
Injection Vol:	5.0 ul	Dil. Factor:	1.0000	ALS Bottle#:	0
Method:	Anions_IC10	Limit Group:	Wet - Anions 28D		

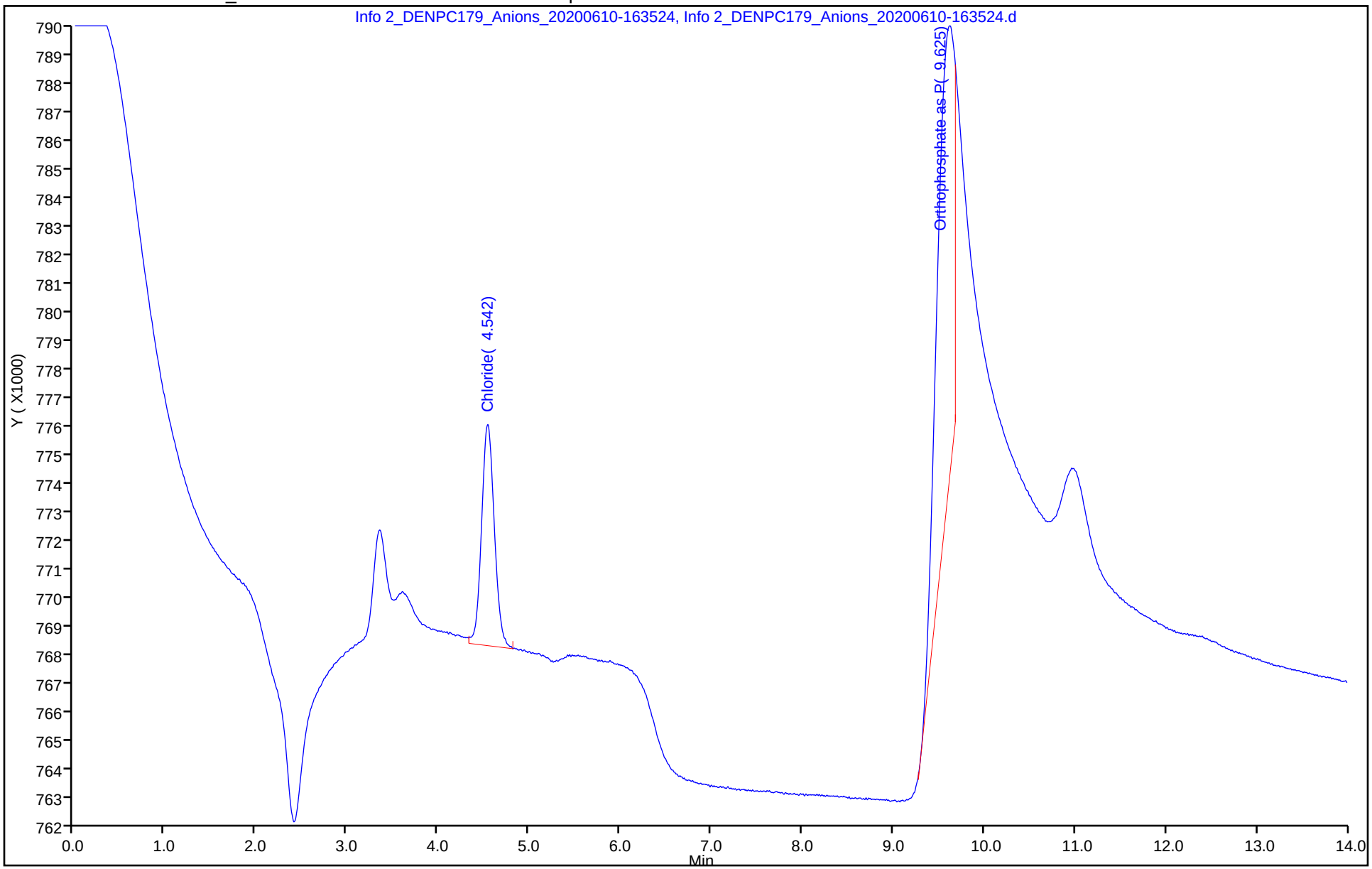

Eurofins TestAmerica, Denver
Target Compound Quantitation Report

Data File:	\\chromfs\Denver\ChromData\WC_IonChrom10\20200610-92285.b\Info 2_DENPC179_Anions_20200610-2208				
Lims ID:	ccv				
Client ID:					
Sample Type:	CCV				
Inject. Date:	10-Jun-2020 21:50:00	ALS Bottle#:	0	Worklist Smp#:	37
Injection Vol:	5.0 ul	Dil. Factor:	1.0000		
Sample Info:	280-0092285-037				
Misc. Info.:	280-0092285-037				
Operator ID:	wetchemd	Instrument ID:	WC_IonChrom10		
Sublist:	chrom-Anions_IC10*sub2				
Method:	\\chromfs\Denver\ChromData\WC_IonChrom10\20200610-92285.b\Anions_IC10.m				
Limit Group:	Wet - Anions 28D				
Last Update:	11-Jun-2020 09:35:40	Calib Date:	01-Jun-2020 14:14:00		
Integrator:	Falcon				
Quant Method:	External Standard	Quant By:	Initial Calibration		
Last ICal File:	\\chromfs\Denver\ChromData\WC_IonChrom10\20200601-91996.b\Info 2_DENPC179_Anions_20200601-1432				
Column 1 :			Det: Info 2_091554_1		
Process Host:	CTX1051				

Compound	RT (min.)	Exp RT (min.)	Dlt RT (min.)	Response	Cal Amt ug/ml	OnCol Amt ug/ml	Flags
1 Fluoride	3.355	3.305	0.050	37007386	5.00	4.33	
2 Chloride	4.547	4.468	0.079	426205728	100.0	101.7	
3 Nitrite as N	5.242	5.148	0.094	41739209	NC	NC	
4 Bromide	6.312	6.197	0.115	6485270	5.00	4.79	
5 Nitrate as N	7.073	6.942	0.131	46783512	NC	NC	
6 Orthophosphate as P	9.568	9.377	0.191	27923757	NC	NC	
7 Sulfate	10.970	10.725	0.245	316674777	100.0	103.1	

QC Flag Legend

Processing Flags

NC - Not Calibrated

Reagents:

IC LCS_01744 Amount Added: 10.00 Units: mL

Report Date: 11-Jun-2020 09:35:40 Chrom Revision: 2.3 10-Jun-2020 22:46:48

Eurofins TestAmerica, Denver

Data File:	\\chromfs\Denver\ChromData\WC_IonChrom10\20200610-92285.b\Info 2_DENPC179_Anions_20200610-220803.d				
Injection Date:	10-Jun-2020 21:50:00	Instrument ID:	WC_IonChrom10	Operator ID:	wetchemd
Lims ID:	ccv			Worklist Smp#:	37
Client ID:					
Injection Vol:	5.0 ul	Dil. Factor:	1.0000	ALS Bottle#:	0
Method:	Anions_IC10	Limit Group:	Wet - Anions 28D		

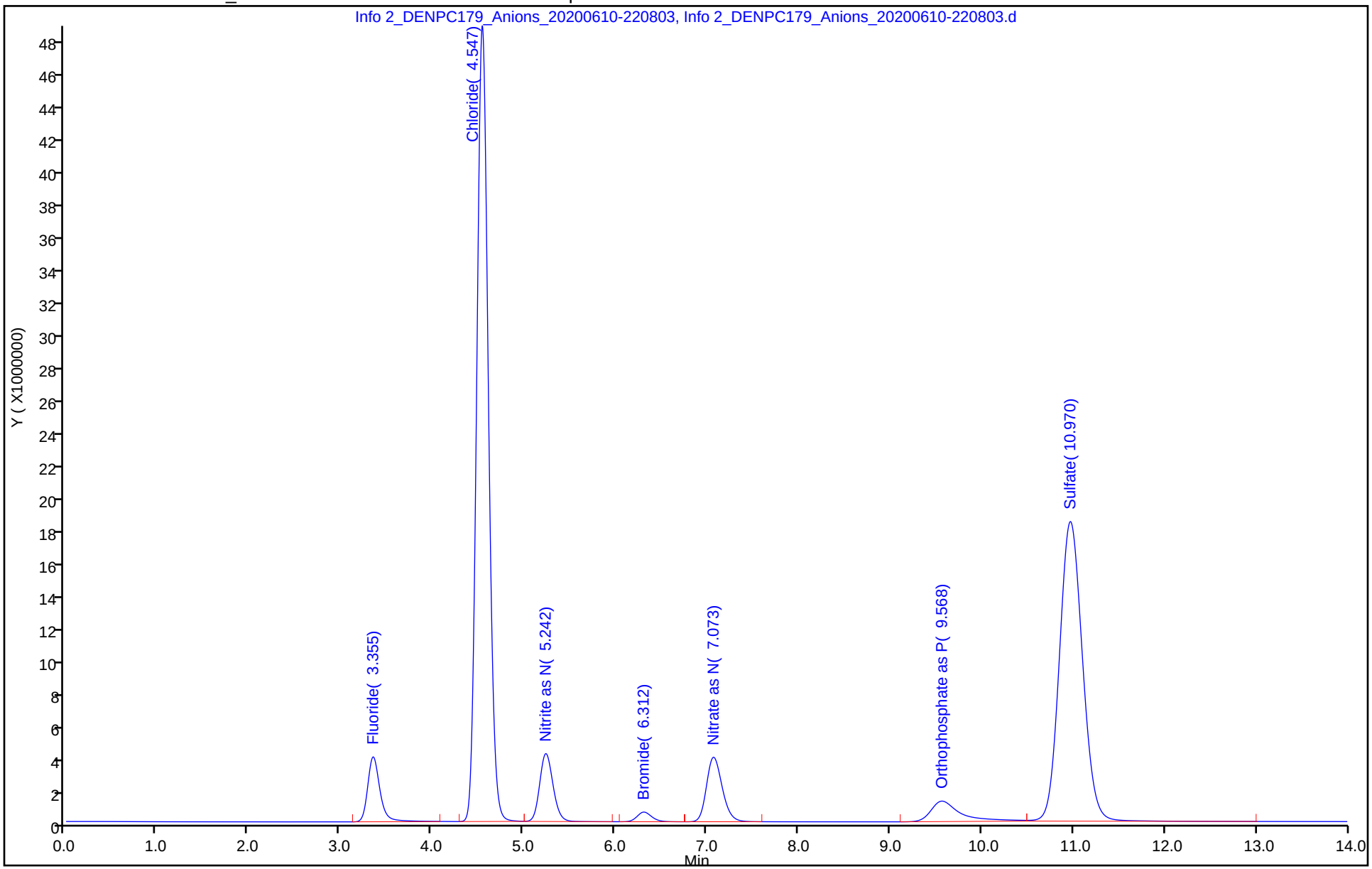

Eurofins TestAmerica, Denver
Target Compound Quantitation Report

Data File:	\\chromfs\Denver\ChromData\WC_IonChrom10\20200610-92285.b\Info 2_DENPC179_Anions_20200610-2225				
Lims ID:	ccb				
Client ID:					
Sample Type:	CCB				
Inject. Date:	10-Jun-2020 22:08:00	ALS Bottle#:	0	Worklist Smp#:	38
Injection Vol:	5.0 ul	Dil. Factor:	1.0000		
Sample Info:	280-0092285-038				
Misc. Info.:	280-0092285-038				
Operator ID:	wetchemd	Instrument ID:	WC_IonChrom10		
Method:	\\chromfs\Denver\ChromData\WC_IonChrom10\20200610-92285.b\Anions_IC10.m				
Limit Group:	Wet - Anions 28D				
Last Update:	11-Jun-2020 09:35:40	Calib Date:	01-Jun-2020 14:14:00		
Integrator:	Falcon				
Quant Method:	External Standard	Quant By:	Initial Calibration		
Last ICal File:	\\chromfs\Denver\ChromData\WC_IonChrom10\20200601-91996.b\Info 2_DENPC179_Anions_20200601-1432				
Column 1 :			Det: Info 2_091554_1		
Process Host:	CTX1051				

Compound	RT (min.)	Exp RT (min.)	Dlt RT (min.)	Response	Cal Amt ug/ml	OnCol Amt ug/ml	Flags
1 Fluoride		3.305				ND	
2 Chloride	4.555	4.468	0.087	51782		0.4857	
3 Nitrite as N		5.148				ND	
4 Bromide		6.197				ND	
5 Nitrate as N		6.942				ND	
6 Orthophosphate as P	9.625	9.377	0.248	128934		NC	
7 Sulfate		10.725				ND	

QC Flag Legend

Processing Flags
NC - Not Calibrated

Report Date: 11-Jun-2020 09:35:41 Chrom Revision: 2.3 10-Jun-2020 22:46:48

Eurofins TestAmerica, Denver

Data File:	\\chromfs\Denver\ChromData\WC_IonChrom10\20200610-92285.b\Info 2_DENPC179_Anions_20200610-222531.d				
Injection Date:	10-Jun-2020 22:08:00	Instrument ID:	WC_IonChrom10	Operator ID:	wetchemd
Lims ID:	ccb			Worklist Smp#:	38
Client ID:					
Injection Vol:	5.0 ul	Dil. Factor:	1.0000	ALS Bottle#:	0
Method:	Anions_IC10	Limit Group:	Wet - Anions 28D		

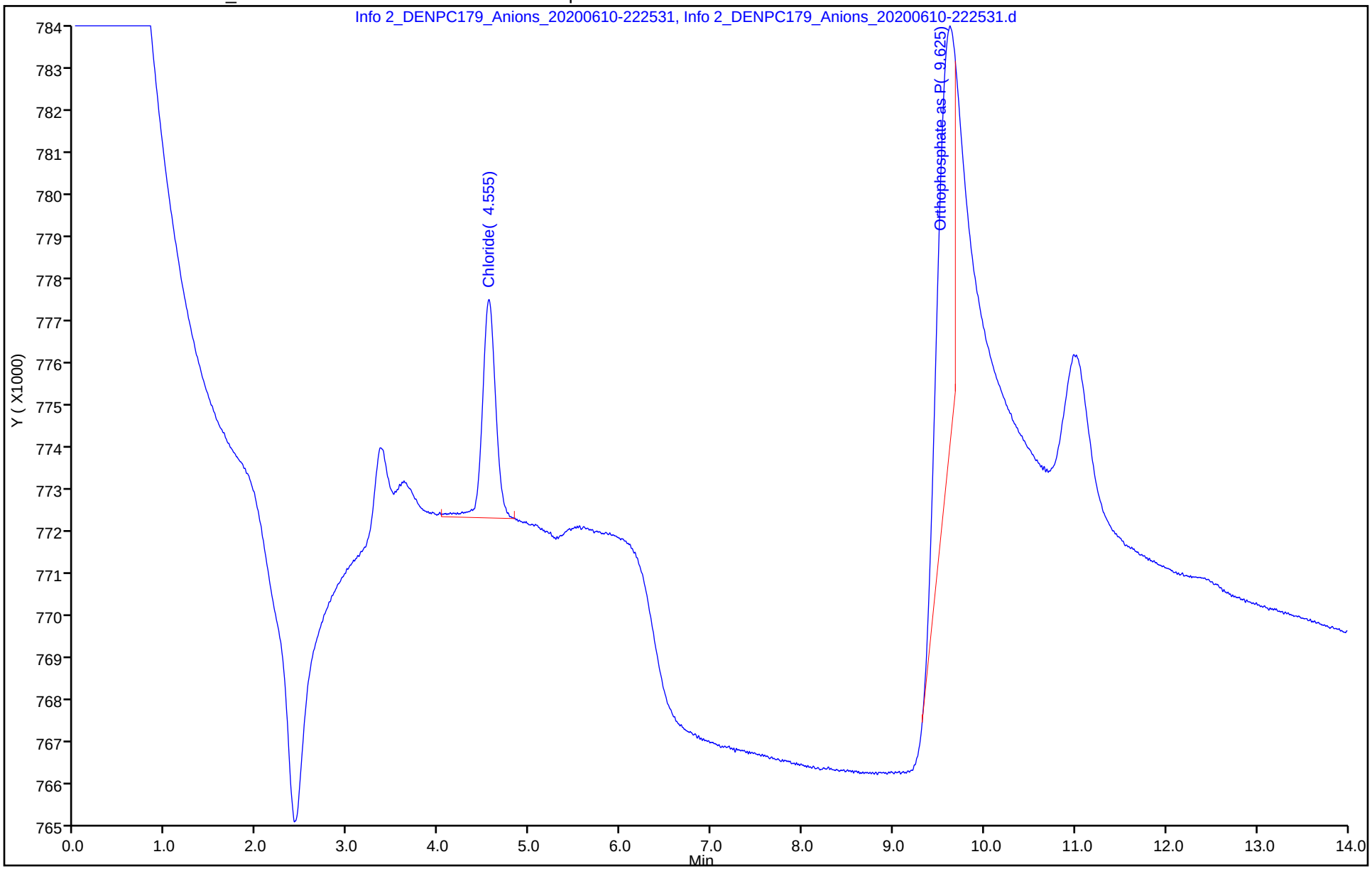

Eurofins TestAmerica, Denver
Target Compound Quantitation Report

Data File: \\chromfs\Denver\ChromData\WC_IonChrom10\20200610-92285.b\Info 2_DENPC179_Anions_20200610-2317
Lims ID: 280-137110-F-1
Client ID: EW7-PM28B-3-35
Sample Type: Client
Inject. Date: 10-Jun-2020 23:00:00 ALS Bottle#: 0 Worklist Smp#: 41
Injection Vol: 5.0 ul Dil. Factor: 1.0000
Sample Info: 280-0092285-041
Misc. Info.: 280-0092285-041
Operator ID: wetchemd Instrument ID: WC_IonChrom10

Method: \\chromfs\Denver\ChromData\WC_IonChrom10\20200610-92285.b\Anions_IC10.m
Limit Group: Wet - Anions 28D
Last Update: 11-Jun-2020 09:35:40 Calib Date: 01-Jun-2020 14:14:00
Integrator: Falcon
Quant Method: External Standard Quant By: Initial Calibration
Last ICal File: \\chromfs\Denver\ChromData\WC_IonChrom10\20200601-91996.b\Info 2_DENPC179_Anions_20200601-1432

Column 1 : Det: Info 2_091554_1
Process Host: CTX1051

Compound	RT (min.)	Exp RT (min.)	Dlt RT (min.)	Response	OnCol Amt ug/ml	Flags
1 Fluoride	3.358	3.305	0.053	856273	0.2521	
2 Chloride	4.555	4.468	0.087	282389466	67.5	
3 Nitrite as N		5.148			ND	
4 Bromide	6.392	6.197	0.195	333450	0.2901	
5 Nitrate as N		6.942			ND	
6 Orthophosphate as P		9.377			ND	
7 Sulfate	11.027	10.725	0.302	868736	0.8717	

Report Date: 11-Jun-2020 09:35:42 Chrom Revision: 2.3 10-Jun-2020 22:46:48

Eurofins TestAmerica, Denver

Data File:	\\chromfs\Denver\ChromData\WC_IonChrom10\20200610-92285.b\Info 2_DENPC179_Anions_20200610-231752.d				
Injection Date:	10-Jun-2020 23:00:00	Instrument ID:	WC_IonChrom10	Operator ID:	wetchemd
Lims ID:	280-137110-F-1	Lab Sample ID:	280-137110-1	Worklist Smp#:	41
Client ID:	EW7-PM28B-3-35				
Injection Vol:	5.0 ul	Dil. Factor:	1.0000	ALS Bottle#:	0
Method:	Anions_IC10	Limit Group:	Wet - Anions 28D		

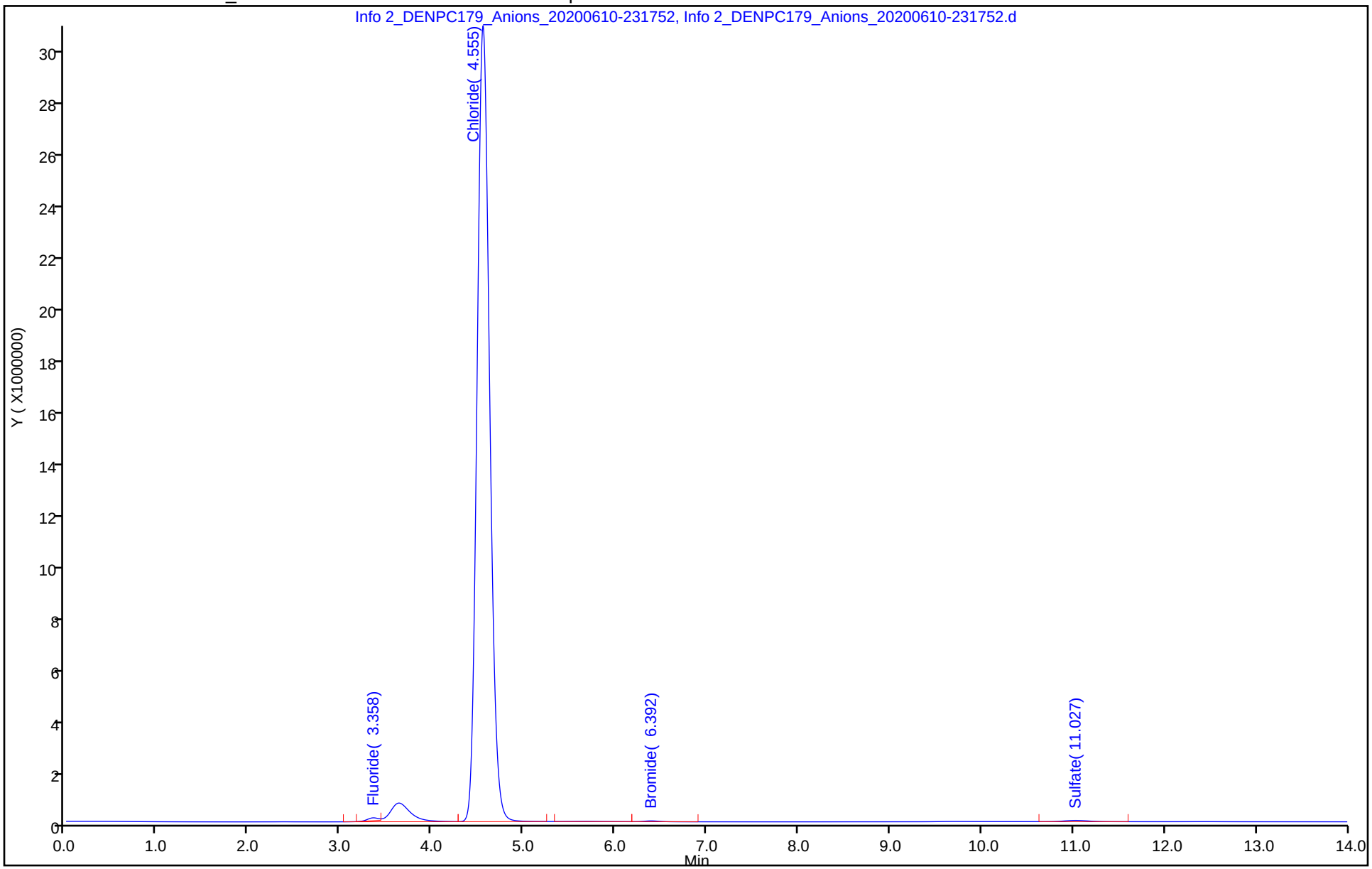

Eurofins TestAmerica, Denver
Target Compound Quantitation Report

Data File: \\chromfs\Denver\ChromData\WC_IonChrom10\20200610-92285.b\Info 2_DENPC179_Anions_20200610-2335
Lims ID: 280-137110-F-2
Client ID: EW7-PM25A-3-25
Sample Type: Client
Inject. Date: 10-Jun-2020 23:17:00 ALS Bottle#: 0 Worklist Smp#: 42
Injection Vol: 5.0 ul Dil. Factor: 1.0000
Sample Info: 280-0092285-042
Misc. Info.: 280-0092285-042
Operator ID: wetchemd Instrument ID: WC_IonChrom10

Method: \\chromfs\Denver\ChromData\WC_IonChrom10\20200610-92285.b\Anions_IC10.m
Limit Group: Wet - Anions 28D
Last Update: 11-Jun-2020 09:35:40 Calib Date: 01-Jun-2020 14:14:00
Integrator: Falcon
Quant Method: External Standard Quant By: Initial Calibration
Last ICal File: \\chromfs\Denver\ChromData\WC_IonChrom10\20200601-91996.b\Info 2_DENPC179_Anions_20200601-1432

Column 1 : Det: Info 2_091554_1
Process Host: CTX1051

Compound	RT (min.)	Exp RT (min.)	Dlt RT (min.)	Response	OnCol Amt ug/ml	Flags
1 Fluoride		3.305			ND	
2 Chloride	4.543	4.468	0.075	263587902	63.1	
3 Nitrite as N	5.392	5.148	0.244	1033371	NC	
4 Bromide	6.367	6.197	0.170	448995	0.3746	
5 Nitrate as N		6.942			ND	
6 Orthophosphate as P		9.377			ND	
7 Sulfate	10.990	10.725	0.265	116999918	38.5	

QC Flag Legend

Processing Flags
NC - Not Calibrated

Report Date: 11-Jun-2020 09:35:42 Chrom Revision: 2.3 10-Jun-2020 22:46:48

Eurofins TestAmerica, Denver

Data File:	\\chromfs\Denver\ChromData\WC_IonChrom10\20200610-92285.b\Info 2_DENPC179_Anions_20200610-233519.d				
Injection Date:	10-Jun-2020 23:17:00	Instrument ID:	WC_IonChrom10	Operator ID:	wetchemd
Lims ID:	280-137110-F-2	Lab Sample ID:	280-137110-2	Worklist Smp#:	42
Client ID:	EW7-PM25A-3-25				
Injection Vol:	5.0 ul	Dil. Factor:	1.0000	ALS Bottle#:	0
Method:	Anions_IC10	Limit Group:	Wet - Anions 28D		

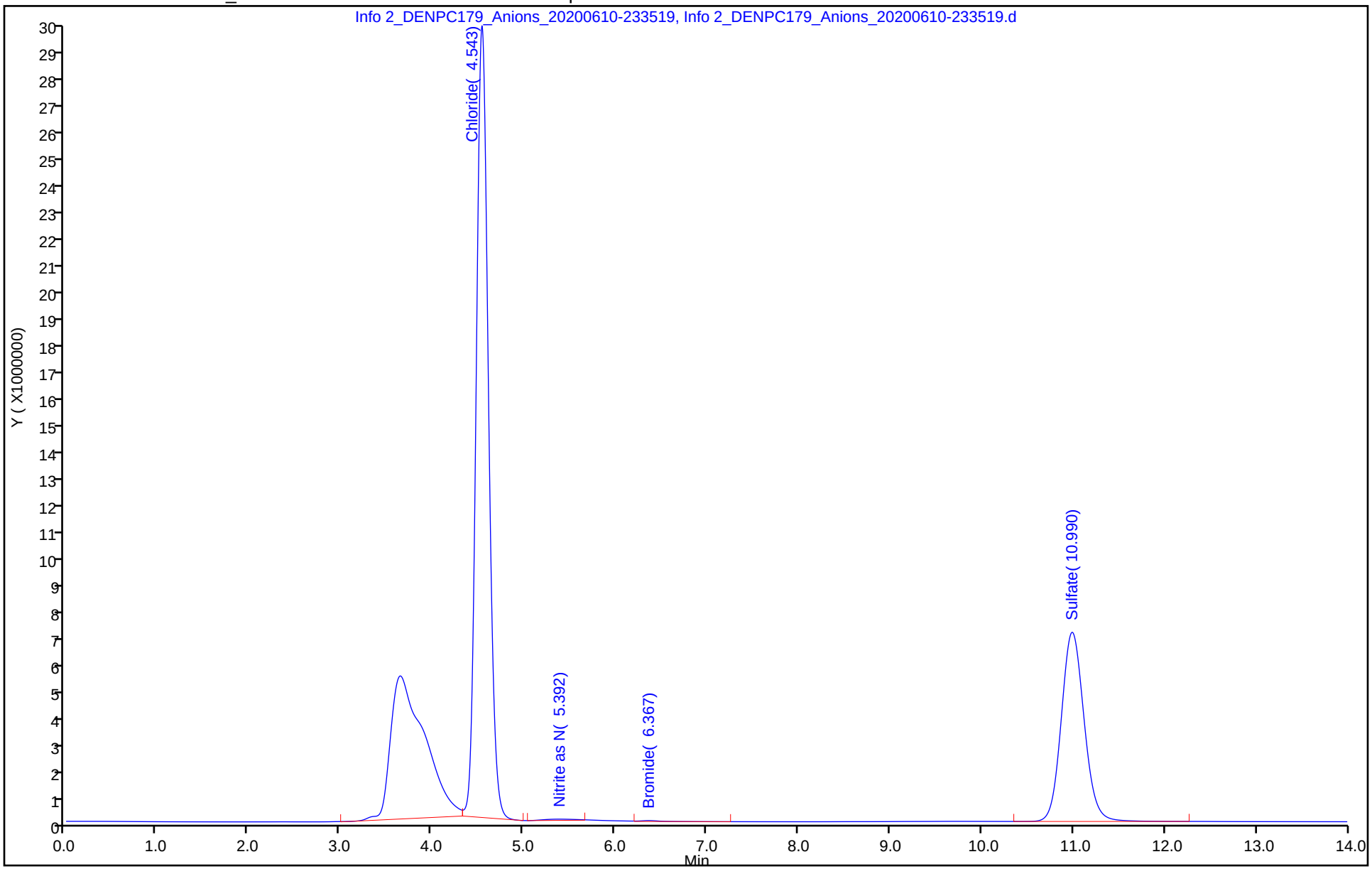

Eurofins TestAmerica, Denver
Target Compound Quantitation Report

Data File: \\chromfs\Denver\ChromData\WC_IonChrom10\20200610-92285.b\Info 2_DENPC179_Anions_20200610-2352
Lims ID: 280-137110-F-3
Client ID: EW7-PM25B-3-25
Sample Type: Client
Inject. Date: 10-Jun-2020 23:35:00 ALS Bottle#: 0 Worklist Smp#: 43
Injection Vol: 5.0 ul Dil. Factor: 1.0000
Sample Info: 280-0092285-043
Misc. Info.: 280-0092285-043
Operator ID: wetchemd Instrument ID: WC_IonChrom10

Method: \\chromfs\Denver\ChromData\WC_IonChrom10\20200610-92285.b\Anions_IC10.m
Limit Group: Wet - Anions 28D
Last Update: 11-Jun-2020 09:35:40 Calib Date: 01-Jun-2020 14:14:00
Integrator: Falcon
Quant Method: External Standard Quant By: Initial Calibration
Last ICal File: \\chromfs\Denver\ChromData\WC_IonChrom10\20200601-91996.b\Info 2_DENPC179_Anions_20200601-1432

Column 1 : Det: Info 2_091554_1
Process Host: CTX1051

Compound	RT (min.)	Exp RT (min.)	Dlt RT (min.)	Response	OnCol Amt ug/ml	Flags
1 Fluoride	3.360	3.305	0.055	790804	0.2447	
2 Chloride	4.555	4.468	0.087	321310081	76.8	
3 Nitrite as N		5.148			ND	
4 Bromide	6.397	6.197	0.200	361623	0.3107	
5 Nitrate as N		6.942			ND	
6 Orthophosphate as P		9.377			ND	
7 Sulfate	11.033	10.725	0.308	419821	0.7264	

Report Date: 11-Jun-2020 09:35:42 Chrom Revision: 2.3 10-Jun-2020 22:46:48

Eurofins TestAmerica, Denver

Data File:	\\chromfs\Denver\ChromData\WC_IonChrom10\20200610-92285.b\Info 2_DENPC179_Anions_20200610-235246.d				
Injection Date:	10-Jun-2020 23:35:00	Instrument ID:	WC_IonChrom10	Operator ID:	wetchemd
Lims ID:	280-137110-F-3	Lab Sample ID:	280-137110-3	Worklist Smp#:	43
Client ID:	EW7-PM25B-3-25				
Injection Vol:	5.0 ul	Dil. Factor:	1.0000	ALS Bottle#:	0
Method:	Anions_IC10	Limit Group:	Wet - Anions 28D		

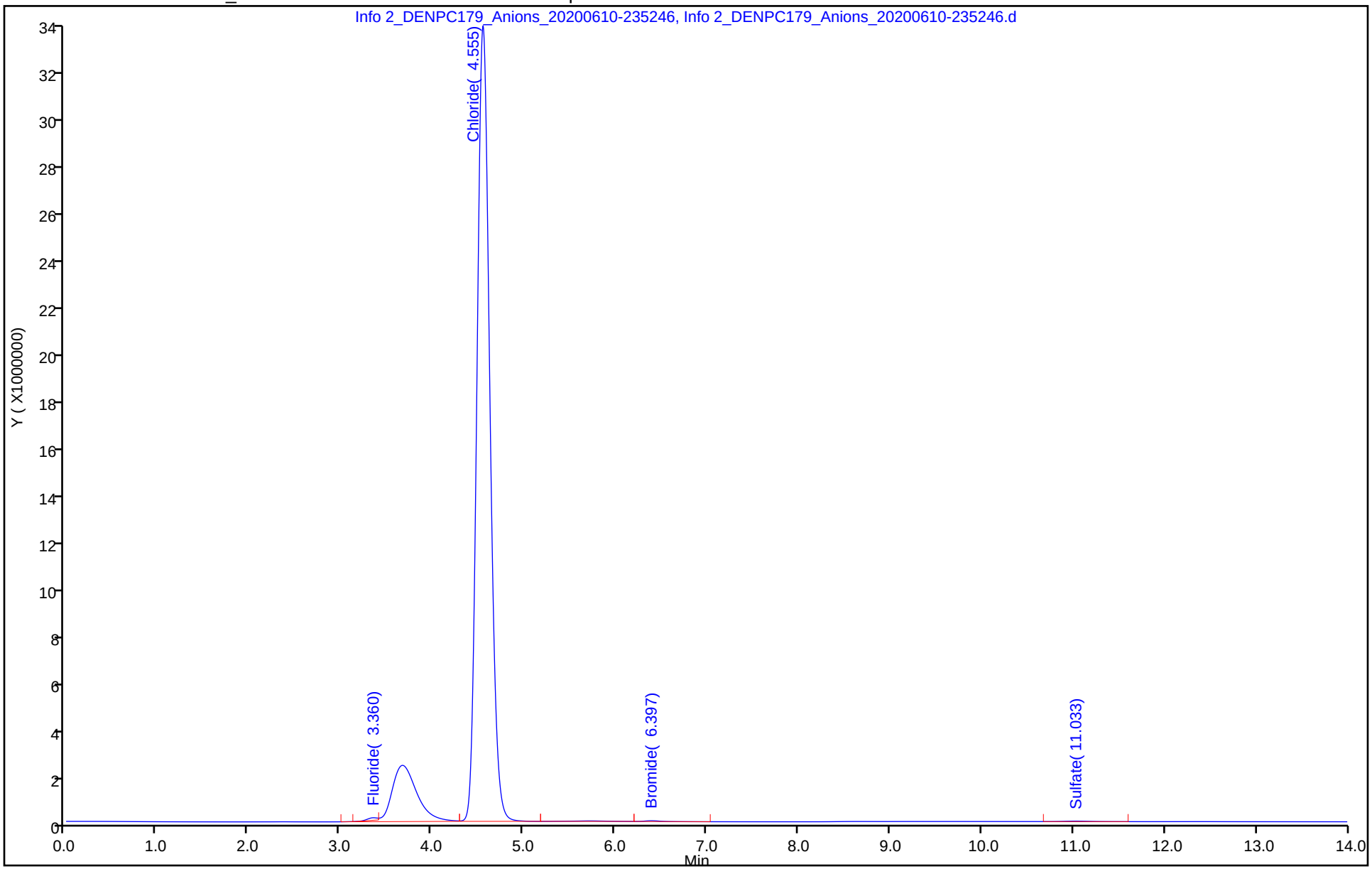

Eurofins TestAmerica, Denver
Target Compound Quantitation Report

Data File: \\chromfs\Denver\ChromData\WC_IonChrom10\20200610-92285.b\Info 2_DENPC179_Anions_20200611-001
Lims ID: 280-137110-F-4
Client ID: EW7-PM23B-3-35
Sample Type: Client
Inject. Date: 10-Jun-2020 23:52:00 ALS Bottle#: 0 Worklist Smp#: 44
Injection Vol: 5.0 ul Dil. Factor: 1.0000
Sample Info: 280-0092285-044
Misc. Info.: 280-0092285-044
Operator ID: wetchemd Instrument ID: WC_IonChrom10

Method: \\chromfs\Denver\ChromData\WC_IonChrom10\20200610-92285.b\Anions_IC10.m
Limit Group: Wet - Anions 28D
Last Update: 11-Jun-2020 09:35:40 Calib Date: 01-Jun-2020 14:14:00
Integrator: Falcon
Quant Method: External Standard Quant By: Initial Calibration
Last ICal File: \\chromfs\Denver\ChromData\WC_IonChrom10\20200601-91996.b\Info 2_DENPC179_Anions_20200601-1432

Column 1 : Det: Info 2_091554_1
Process Host: CTX1051

Compound	RT (min.)	Exp RT (min.)	Dlt RT (min.)	Response	OnCol Amt ug/ml	Flags
1 Fluoride	3.365	3.305	0.060	1037292	0.2725	
2 Chloride	4.555	4.468	0.087	286843595	68.6	
3 Nitrite as N		5.148			ND	
4 Bromide	6.390	6.197	0.193	306583	0.2705	
5 Nitrate as N		6.942			ND	
6 Orthophosphate as P		9.377			ND	
7 Sulfate	11.032	10.725	0.307	1477114	1.07	

Report Date: 11-Jun-2020 09:35:43 Chrom Revision: 2.3 10-Jun-2020 22:46:48

Eurofins TestAmerica, Denver

Data File:	\\chromfs\Denver\ChromData\WC_IonChrom10\20200610-92285.b\Info 2_DENPC179_Anions_20200611-001013.d				
Injection Date:	10-Jun-2020 23:52:00	Instrument ID:	WC_IonChrom10	Operator ID:	wetchemd
Lims ID:	280-137110-F-4	Lab Sample ID:	280-137110-4	Worklist Smp#:	44
Client ID:	EW7-PM23B-3-35				
Injection Vol:	5.0 ul	Dil. Factor:	1.0000	ALS Bottle#:	0
Method:	Anions_IC10	Limit Group:	Wet - Anions 28D		

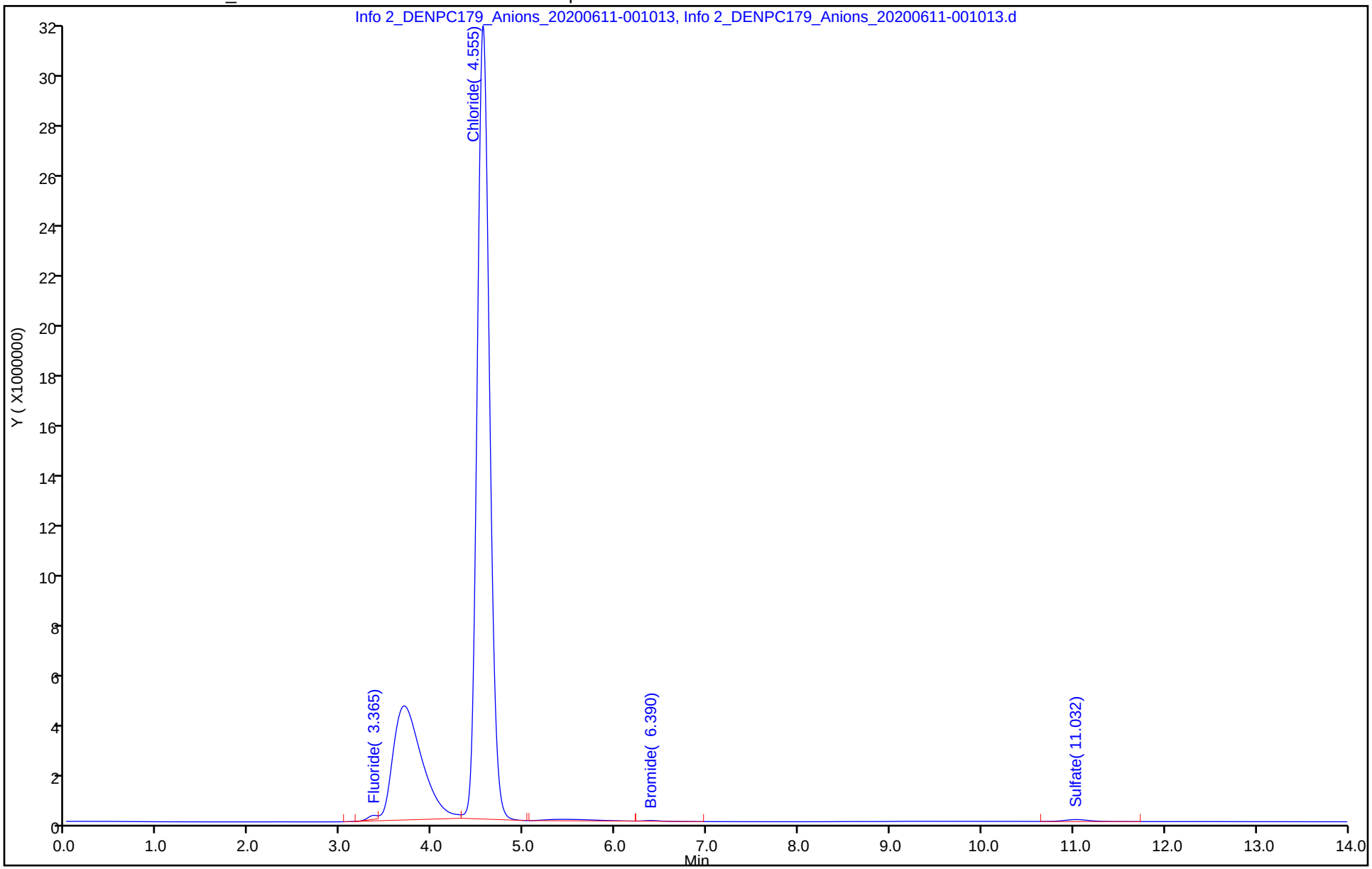

Eurofins TestAmerica, Denver
Target Compound Quantitation Report

Data File: \\chromfs\Denver\ChromData\WC_IonChrom10\20200610-92285.b\Info 2_DENPC179_Anions_20200611-002
Lims ID: 280-137110-F-5
Client ID: G0079-20A
Sample Type: Client
Inject. Date: 11-Jun-2020 00:10:00 ALS Bottle#: 0 Worklist Smp#: 45
Injection Vol: 5.0 ul Dil. Factor: 1.0000
Sample Info: 280-0092285-045
Misc. Info.: 280-0092285-045
Operator ID: wetchemd Instrument ID: WC_IonChrom10

Method: \\chromfs\Denver\ChromData\WC_IonChrom10\20200610-92285.b\Anions_IC10.m
Limit Group: Wet - Anions 28D
Last Update: 11-Jun-2020 09:35:40 Calib Date: 01-Jun-2020 14:14:00
Integrator: Falcon
Quant Method: External Standard Quant By: Initial Calibration
Last ICal File: \\chromfs\Denver\ChromData\WC_IonChrom10\20200601-91996.b\Info 2_DENPC179_Anions_20200601-143

Column 1 : Det: Info 2_091554_1
Process Host: CTX1051

Compound	RT (min.)	Exp RT (min.)	Dlt RT (min.)	Response	OnCol Amt ug/ml	Flags
1 Fluoride	3.353	3.305	0.048	1938123	0.3742	
2 Chloride	4.545	4.468	0.077	39757212	9.91	
3 Nitrite as N	5.258	5.148	0.110	38308	NC	
4 Bromide		6.197			ND	
5 Nitrate as N	7.123	6.942	0.181	5093482	NC	
6 Orthophosphate as P	9.623	9.377	0.246	796588	NC	
7 Sulfate	10.988	10.725	0.263	147694866	48.4	

QC Flag Legend

Processing Flags
NC - Not Calibrated

Report Date: 11-Jun-2020 09:35:43 Chrom Revision: 2.3 10-Jun-2020 22:46:48

Eurofins TestAmerica, Denver

Data File:	\\chromfs\Denver\ChromData\WC_IonChrom10\20200610-92285.b\Info 2_DENPC179_Anions_20200611-002737.d				
Injection Date:	11-Jun-2020 00:10:00	Instrument ID:	WC_IonChrom10	Operator ID:	wetchemd
Lims ID:	280-137110-F-5	Lab Sample ID:	280-137110-5	Worklist Smp#:	45
Client ID:	G0079-20A				
Injection Vol:	5.0 ul	Dil. Factor:	1.0000	ALS Bottle#:	0
Method:	Anions_IC10	Limit Group:	Wet - Anions 28D		

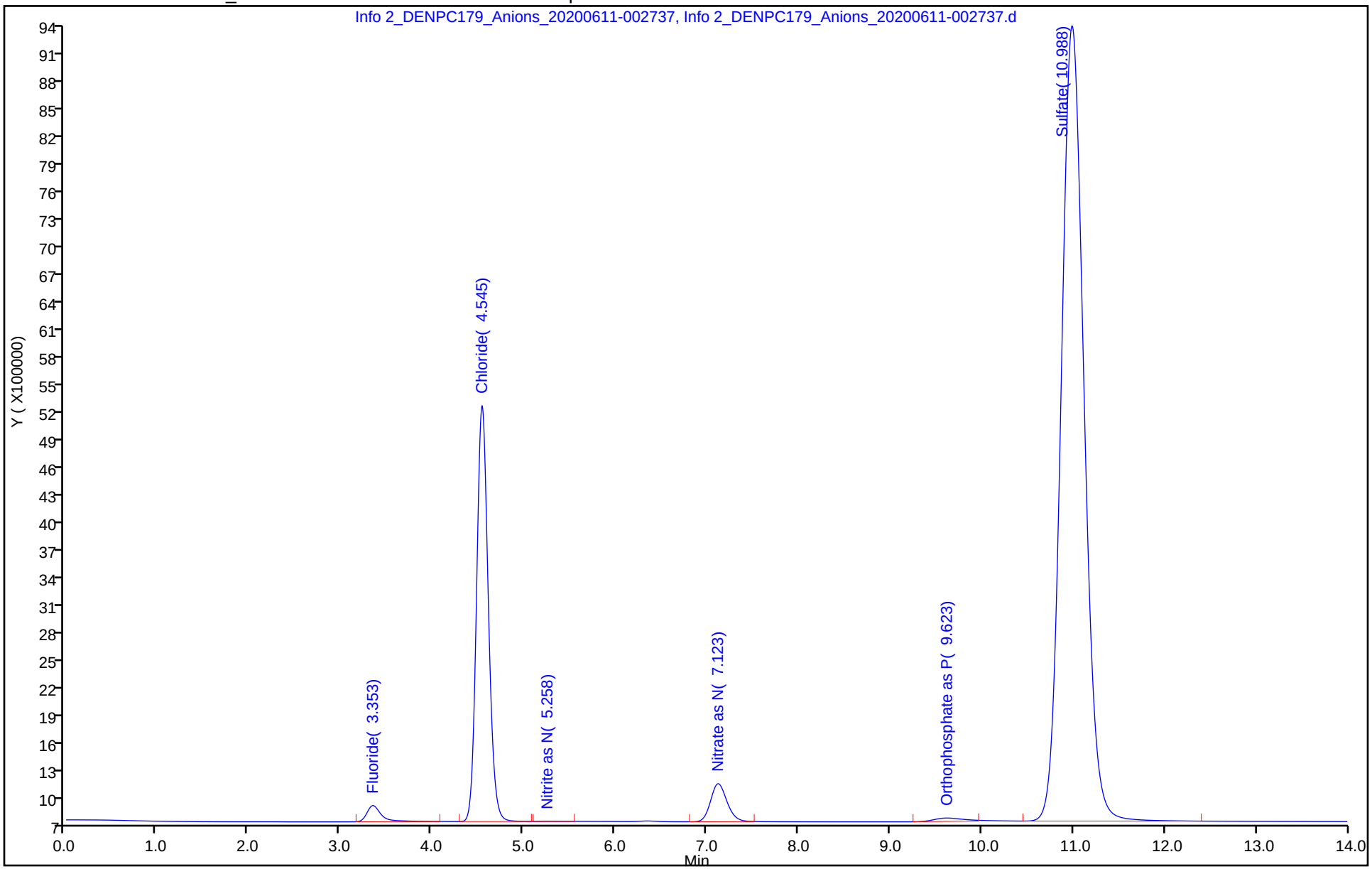

Eurofins TestAmerica, Denver
Target Compound Quantitation Report

Data File: \\chromfs\Denver\ChromData\WC_IonChrom10\20200610-92285.b\Info 2_DENPC179_Anions_20200611-0045
Lims ID: 280-137110-F-5 DU
Client ID:
Sample Type: DU
Inject. Date: 11-Jun-2020 00:27:00 ALS Bottle#: 0 Worklist Smp#: 46
Injection Vol: 5.0 ul Dil. Factor: 1.0000
Sample Info: 280-0092285-046
Misc. Info.: 280-0092285-046
Operator ID: wetchemd Instrument ID: WC_IonChrom10

Method: \\chromfs\Denver\ChromData\WC_IonChrom10\20200610-92285.b\Anions_IC10.m
Limit Group: Wet - Anions 28D
Last Update: 11-Jun-2020 09:35:40 Calib Date: 01-Jun-2020 14:14:00
Integrator: Falcon
Quant Method: External Standard Quant By: Initial Calibration
Last ICal File: \\chromfs\Denver\ChromData\WC_IonChrom10\20200601-91996.b\Info 2_DENPC179_Anions_20200601-1432

Column 1 : Det: Info 2_091554_1
Process Host: CTX1051

Compound	RT (min.)	Exp RT (min.)	Dlt RT (min.)	Response	Cal Amt ug/ml	OnCol Amt ug/ml	Flags
1 Fluoride	3.350	3.305	0.045	1921031		0.3723	
2 Chloride	4.540	4.468	0.072	39754861		9.91	
3 Nitrite as N	5.257	5.148	0.109	45707		NC	
4 Bromide		6.197				ND	
5 Nitrate as N	7.117	6.942	0.175	4975628		NC	
6 Orthophosphate as P	9.613	9.377	0.236	1716742		NC	
7 Sulfate	10.980	10.725	0.255	148126508		48.6	

QC Flag Legend

Processing Flags
NC - Not Calibrated

Report Date: 11-Jun-2020 09:35:43 Chrom Revision: 2.3 10-Jun-2020 22:46:48

Eurofins TestAmerica, Denver

Data File:	\\chromfs\Denver\ChromData\WC_IonChrom10\20200610-92285.b\Info 2_DENPC179_Anions_20200611-004501.d				
Injection Date:	11-Jun-2020 00:27:00	Instrument ID:	WC_IonChrom10	Operator ID:	wetchemd
Lims ID:	280-137110-F-5 DU			Worklist Smp#:	46
Client ID:					
Injection Vol:	5.0 ul	Dil. Factor:	1.0000	ALS Bottle#:	0
Method:	Anions_IC10	Limit Group:	Wet - Anions 28D		

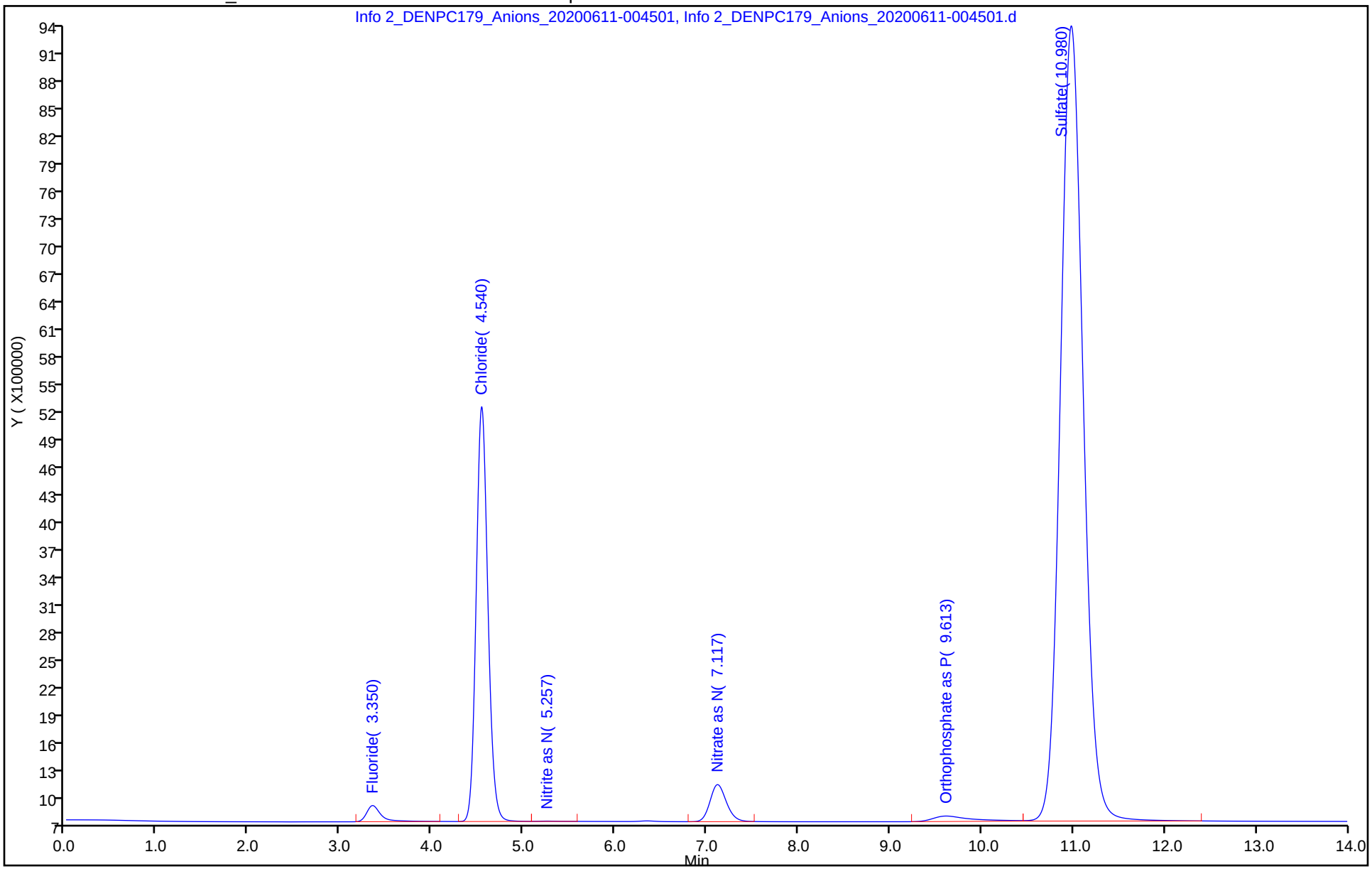

Eurofins TestAmerica, Denver
Target Compound Quantitation Report

Data File: \\chromfs\Denver\ChromData\WC_IonChrom10\20200610-92285.b\Info 2_DENPC179_Anions_20200611-0102
Lims ID: 280-137110-F-5 MS
Client ID:
Sample Type: MS
Inject. Date: 11-Jun-2020 00:45:00 ALS Bottle#: 0 Worklist Smp#: 47
Injection Vol: 5.0 ul Dil. Factor: 1.0000
Sample Info: 280-0092285-047
Misc. Info.: 280-0092285-047
Operator ID: wetchemd Instrument ID: WC_IonChrom10

Method: \\chromfs\Denver\ChromData\WC_IonChrom10\20200610-92285.b\Anions_IC10.m
Limit Group: Wet - Anions 28D
Last Update: 11-Jun-2020 09:35:40 Calib Date: 01-Jun-2020 14:14:00
Integrator: Falcon
Quant Method: External Standard Quant By: Initial Calibration
Last ICal File: \\chromfs\Denver\ChromData\WC_IonChrom10\20200601-91996.b\Info 2_DENPC179_Anions_20200601-1432

Column 1 : Det: Info 2_091554_1
Process Host: CTX1051

Compound	RT (min.)	Exp RT (min.)	Dlt RT (min.)	Response	Cal Amt ug/ml	OnCol Amt ug/ml	Flags
1 Fluoride	3.352	3.305	0.047	40943186	5.00	4.78	
2 Chloride	4.542	4.468	0.074	273332410	50.0	65.4	
3 Nitrite as N	5.250	5.148	0.102	43184500	NC	NC	
4 Bromide	6.333	6.197	0.136	7254294	5.00	5.35	
5 Nitrate as N	7.083	6.942	0.141	58016557	NC	NC	
6 Orthophosphate as P	9.565	9.377	0.188	28726124	NC	NC	
7 Sulfate	10.972	10.725	0.247	326669199	50.0	106.4	

QC Flag Legend

Processing Flags
NC - Not Calibrated

Reagents:

ICMS/MSD WEEK_00652 Amount Added: 0.10 Units: mL

Report Date: 11-Jun-2020 09:35:44 Chrom Revision: 2.3 10-Jun-2020 22:46:48

Eurofins TestAmerica, Denver

Data File: \\chromfs\Denver\ChromData\WC_IonChrom10\20200610-92285.b\Info 2_DENPC179_Anions_20200611-010226.d

Injection Date:	11-Jun-2020 00:45:00	Instrument ID:	WC_IonChrom10	Operator ID:	wetchemd
Lims ID:	280-137110-F-5 MS			Worklist Smp#:	47
Client ID:					
Injection Vol:	5.0 ul	Dil. Factor:	1.0000	ALS Bottle#:	0
Method:	Anions_IC10	Limit Group:	Wet - Anions 28D		

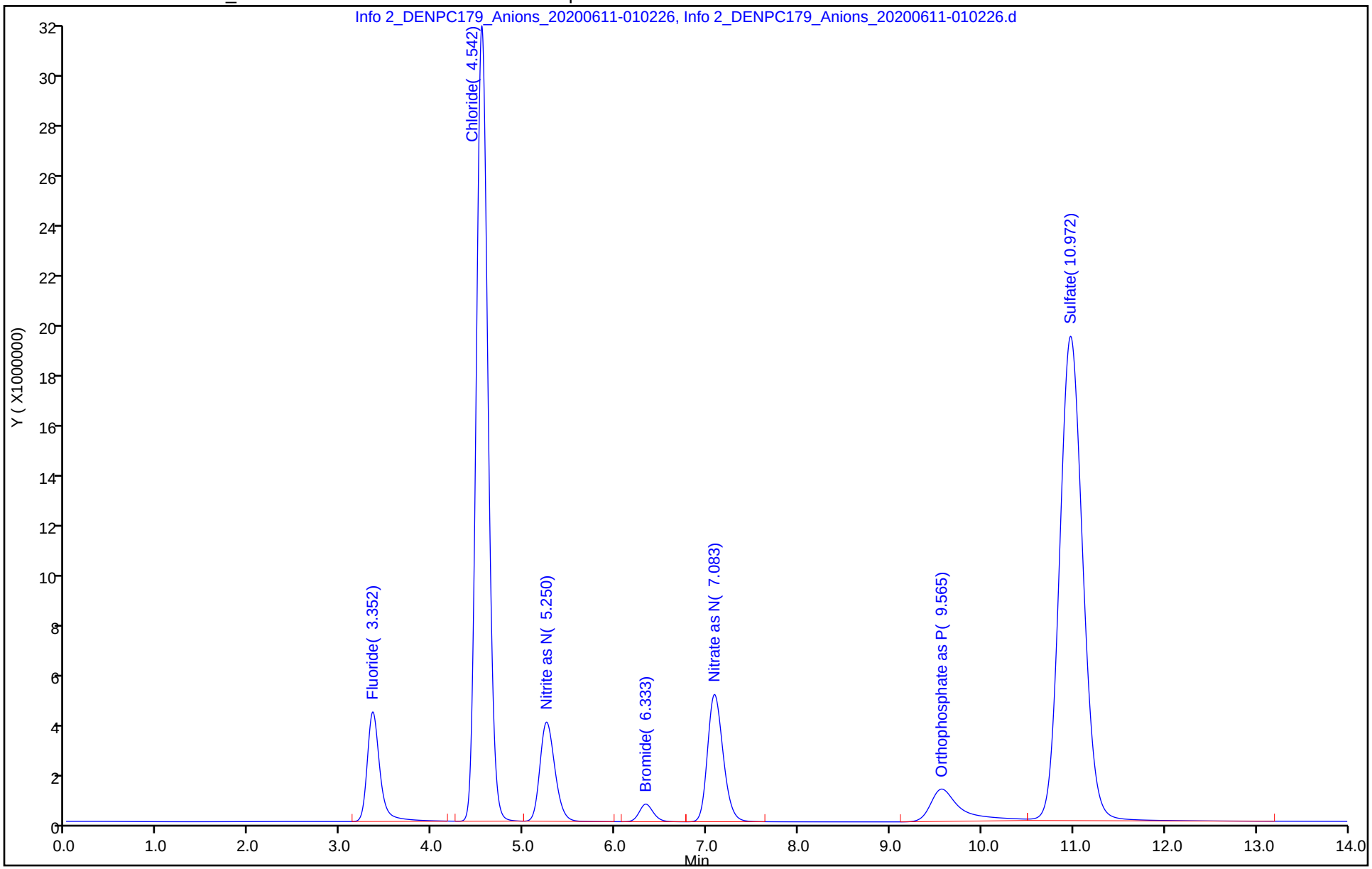

Eurofins TestAmerica, Denver
Target Compound Quantitation Report

Data File: \\chromfs\Denver\ChromData\WC_IonChrom10\20200610-92285.b\Info 2_DENPC179_Anions_20200611-011
Lims ID: 280-137110-F-5 MSD
Client ID:
Sample Type: MSD
Inject. Date: 11-Jun-2020 01:02:00 ALS Bottle#: 0 Worklist Smp#: 48
Injection Vol: 5.0 ul Dil. Factor: 1.0000
Sample Info: 280-0092285-048
Misc. Info.: 280-0092285-048
Operator ID: wetchemd Instrument ID: WC_IonChrom10

Method: \\chromfs\Denver\ChromData\WC_IonChrom10\20200610-92285.b\Anions_IC10.m
Limit Group: Wet - Anions 28D
Last Update: 11-Jun-2020 09:35:40 Calib Date: 01-Jun-2020 14:14:00
Integrator: Falcon
Quant Method: External Standard Quant By: Initial Calibration
Last ICal File: \\chromfs\Denver\ChromData\WC_IonChrom10\20200601-91996.b\Info 2_DENPC179_Anions_20200601-1432

Column 1 : Det: Info 2_091554_1
Process Host: CTX1051

Compound	RT (min.)	Exp RT (min.)	Dlt RT (min.)	Response	Cal Amt ug/ml	OnCol Amt ug/ml	Flags
1 Fluoride	3.353	3.305	0.048	42734720	5.00	4.98	
2 Chloride	4.543	4.468	0.075	284375703	50.0	68.0	
3 Nitrite as N	5.250	5.148	0.102	45210959	NC	NC	
4 Bromide	6.333	6.197	0.136	7590690	5.00	5.59	
5 Nitrate as N	7.083	6.942	0.141	60381229	NC	NC	
6 Orthophosphate as P	9.572	9.377	0.195	32108842	NC	NC	
7 Sulfate	10.973	10.725	0.248	334523941	50.0	108.9	

QC Flag Legend

Processing Flags
NC - Not Calibrated

Reagents:

ICMS/MSD WEEK_00652 Amount Added: 0.10 Units: mL

Report Date: 11-Jun-2020 09:35:44 Chrom Revision: 2.3 10-Jun-2020 22:46:48

Eurofins TestAmerica, Denver

Data File: \\chromfs\Denver\ChromData\WC_IonChrom10\20200610-92285.b\Info 2_DENPC179_Anions_20200611-011951.d

Injection Date:	11-Jun-2020 01:02:00	Instrument ID:	WC_IonChrom10	Operator ID:	wetchemd
Lims ID:	280-137110-F-5 MSD			Worklist Smp#:	48
Client ID:					
Injection Vol:	5.0 ul	Dil. Factor:	1.0000	ALS Bottle#:	0
Method:	Anions_IC10	Limit Group:	Wet - Anions 28D		

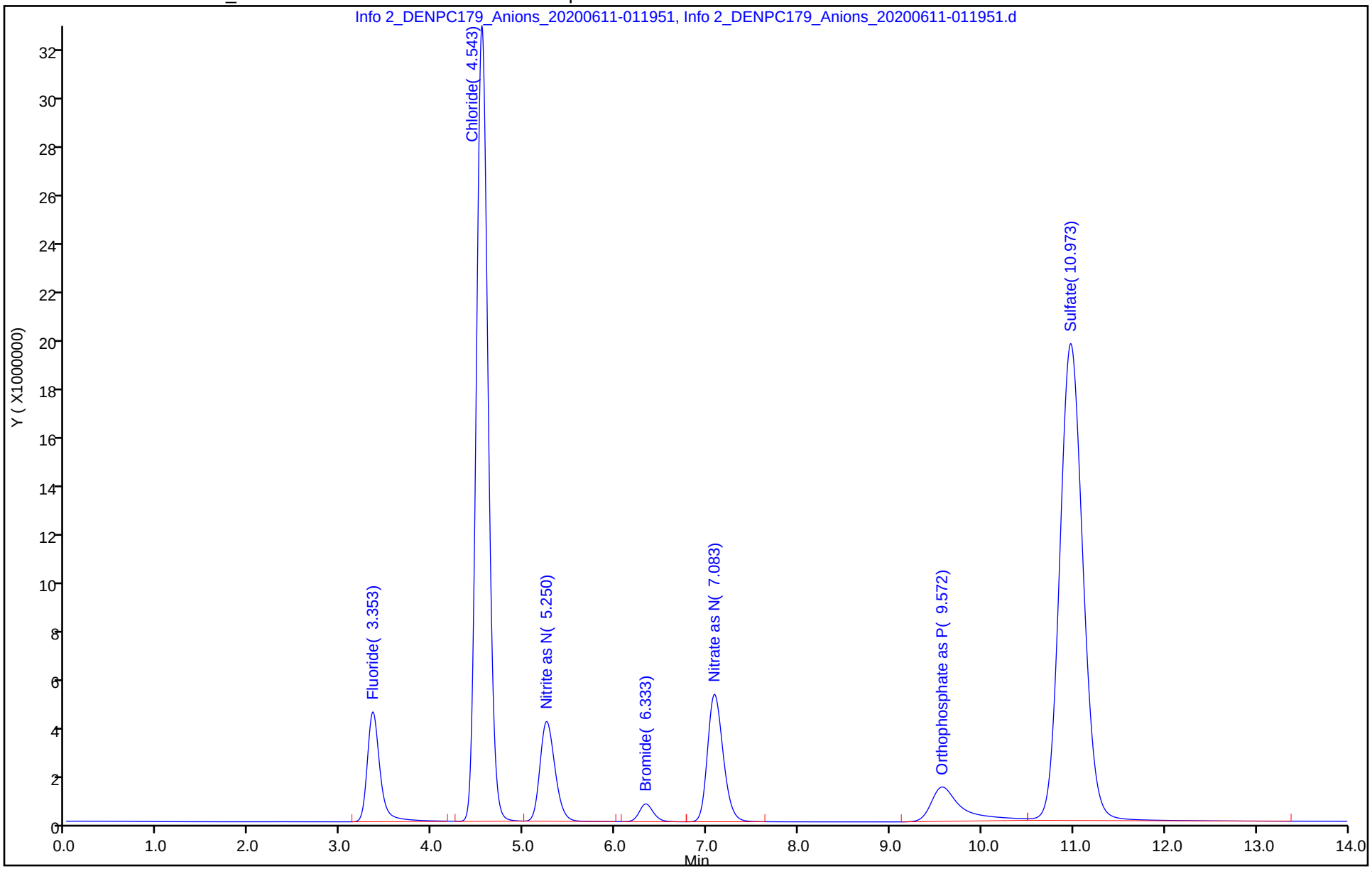

Eurofins TestAmerica, Denver
Target Compound Quantitation Report

Data File:	\\chromfs\Denver\ChromData\WC_IonChrom10\20200610-92285.b\Info 2_DENPC179_Anions_20200611-013				
Lims ID:	ccv				
Client ID:					
Sample Type:	CCV				
Inject. Date:	11-Jun-2020 01:19:00	ALS Bottle#:	0	Worklist Smp#:	49
Injection Vol:	5.0 ul	Dil. Factor:	1.0000		
Sample Info:	280-0092285-049				
Misc. Info.:	280-0092285-049				
Operator ID:	wetchemd	Instrument ID:	WC_IonChrom10		
Sublist:	chrom-Anions_IC10*sub2				
Method:	\\chromfs\Denver\ChromData\WC_IonChrom10\20200610-92285.b\Anions_IC10.m				
Limit Group:	Wet - Anions 28D				
Last Update:	11-Jun-2020 09:35:44	Calib Date:	01-Jun-2020 14:14:00		
Integrator:	Falcon				
Quant Method:	External Standard	Quant By:	Initial Calibration		
Last ICal File:	\\chromfs\Denver\ChromData\WC_IonChrom10\20200601-91996.b\Info 2_DENPC179_Anions_20200601-1432				
Column 1 :			Det: Info 2_091554_1		
Process Host:	CTX1051				

Compound	RT (min.)	Exp RT (min.)	Dlt RT (min.)	Response	Cal Amt ug/ml	OnCol Amt ug/ml	Flags
1 Fluoride	3.348	3.305	0.043	36242235	5.00	4.25	
2 Chloride	4.538	4.468	0.070	424062153	100.0	101.2	
3 Nitrite as N	5.232	5.148	0.084	41446825	NC	NC	
4 Bromide	6.300	6.197	0.103	6467797	5.00	4.77	
5 Nitrate as N	7.062	6.942	0.120	46544502	NC	NC	
6 Orthophosphate as P	9.547	9.377	0.170	29874741	NC	NC	
7 Sulfate	10.947	10.725	0.222	315965419	100.0	102.9	

QC Flag Legend

Processing Flags

NC - Not Calibrated

Reagents:

IC LCS_01744 Amount Added: 10.00 Units: mL

Report Date: 11-Jun-2020 09:35:44 Chrom Revision: 2.3 10-Jun-2020 22:46:48

Eurofins TestAmerica, Denver

Data File: \\chromfs\Denver\ChromData\WC_IonChrom10\20200610-92285.b\Info 2_DENPC179_Anions_20200611-013717.d

Injection Date:	11-Jun-2020 01:19:00	Instrument ID:	WC_IonChrom10	Operator ID:	wetchemd
Lims ID:	ccv			Worklist Smp#:	49
Client ID:					
Injection Vol:	5.0 ul	Dil. Factor:	1.0000	ALS Bottle#:	0
Method:	Anions_IC10	Limit Group:	Wet - Anions 28D		

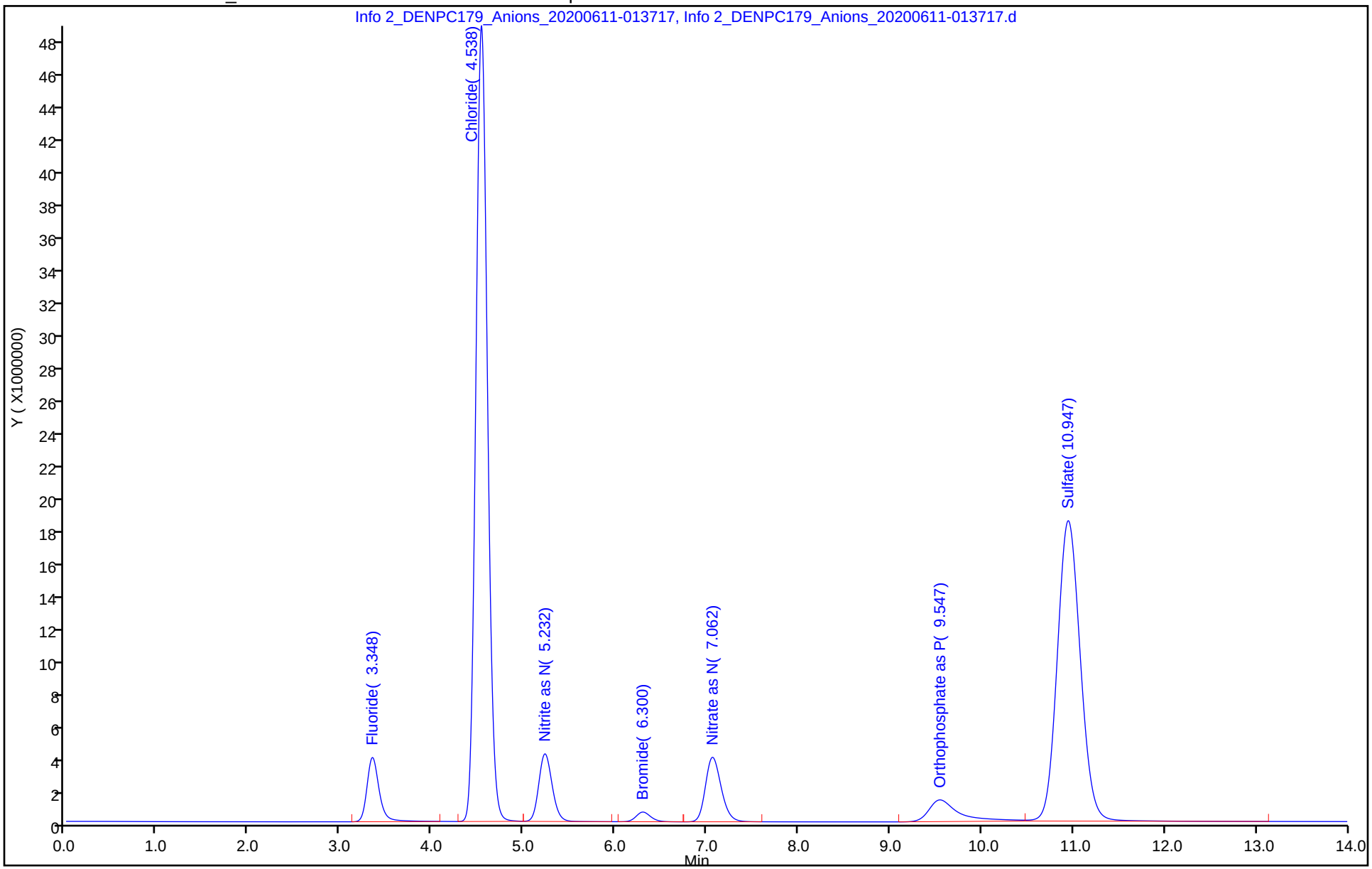

Eurofins TestAmerica, Denver
Target Compound Quantitation Report

Data File:	\\chromfs\Denver\ChromData\WC_IonChrom10\20200610-92285.b\Info 2_DENPC179_Anions_20200611-0154				
Lims ID:	ccb				
Client ID:					
Sample Type:	CCB				
Inject. Date:	11-Jun-2020 01:37:00	ALS Bottle#:	0	Worklist Smp#:	50
Injection Vol:	5.0 ul	Dil. Factor:	1.0000		
Sample Info:	280-0092285-050				
Misc. Info.:	280-0092285-050				
Operator ID:	wetchemd	Instrument ID:	WC_IonChrom10		
Method:	\\chromfs\Denver\ChromData\WC_IonChrom10\20200610-92285.b\Anions_IC10.m				
Limit Group:	Wet - Anions 28D				
Last Update:	11-Jun-2020 09:35:44	Calib Date:	01-Jun-2020 14:14:00		
Integrator:	Falcon				
Quant Method:	External Standard	Quant By:	Initial Calibration		
Last ICal File:	\\chromfs\Denver\ChromData\WC_IonChrom10\20200601-91996.b\Info 2_DENPC179_Anions_20200601-1432				
Column 1 :			Det: Info 2_091554_1		
Process Host:	CTX1051				

Compound	RT (min.)	Exp RT (min.)	Dlt RT (min.)	Response	Cal Amt ug/ml	OnCol Amt ug/ml	Flags
1 Fluoride		3.305				ND	
2 Chloride	4.545	4.468	0.077	64613		0.4888	
3 Nitrite as N		5.148				ND	
4 Bromide		6.197				ND	
5 Nitrate as N		6.942				ND	
6 Orthophosphate as P	9.607	9.377	0.230	251919		NC	
7 Sulfate		10.725				ND	

QC Flag Legend

Processing Flags

NC - Not Calibrated

Report Date: 11-Jun-2020 09:35:45 Chrom Revision: 2.3 10-Jun-2020 22:46:48

Eurofins TestAmerica, Denver

Data File: \\chromfs\Denver\ChromData\WC_IonChrom10\20200610-92285.b\Info 2_DENPC179_Anions_20200611-015443.d

Injection Date:	11-Jun-2020 01:37:00	Instrument ID:	WC_IonChrom10	Operator ID:	wetchemd
Lims ID:	ccb			Worklist Smp#:	50
Client ID:					
Injection Vol:	5.0 ul	Dil. Factor:	1.0000	ALS Bottle#:	0
Method:	Anions_IC10	Limit Group:	Wet - Anions 28D		

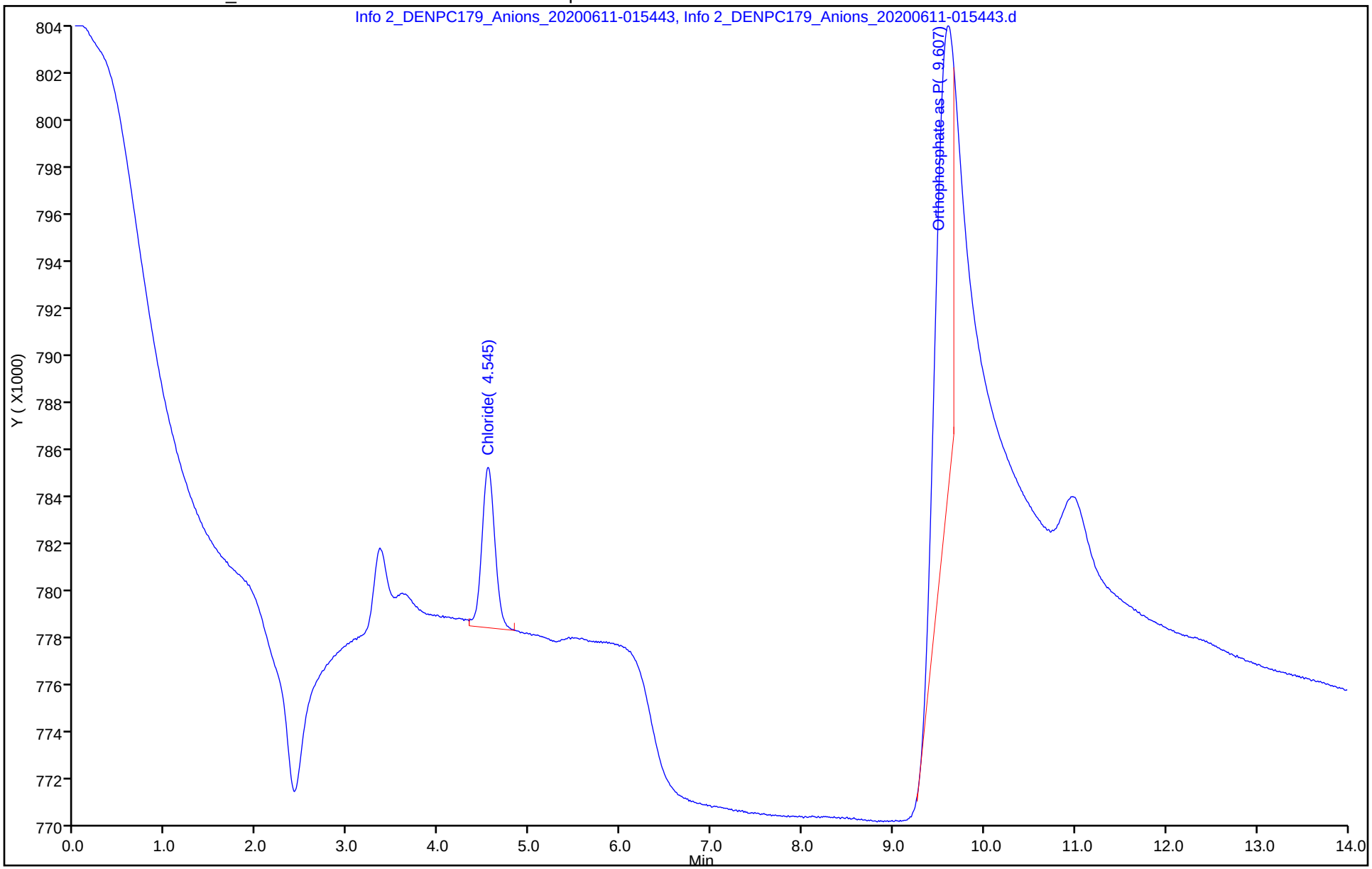

Eurofins TestAmerica, Denver
Target Compound Quantitation Report

Data File: \\chromfs\Denver\ChromData\WC_IonChrom10\20200610-92285.b\Info 2_DENPC179_Anions_20200611-0212
Lims ID: 280-137110-F-6
Client ID: G0075-20A
Sample Type: Client
Inject. Date: 11-Jun-2020 01:54:00 ALS Bottle#: 0 Worklist Smp#: 51
Injection Vol: 5.0 ul Dil. Factor: 1.0000
Sample Info: 280-0092285-051
Misc. Info.: 280-0092285-051
Operator ID: wetchemd Instrument ID: WC_IonChrom10

Method: \\chromfs\Denver\ChromData\WC_IonChrom10\20200610-92285.b\Anions_IC10.m
Limit Group: Wet - Anions 28D
Last Update: 12-Jun-2020 11:01:29 Calib Date: 01-Jun-2020 14:14:00
Integrator: Falcon
Quant Method: External Standard Quant By: Initial Calibration
Last ICal File: \\chromfs\Denver\ChromData\WC_IonChrom10\20200601-91996.b\Info 2_DENPC179_Anions_20200601-1432

Column 1 : Det: Info 2_091554_1
Process Host: CTX1004

Compound	RT (min.)	Exp RT (min.)	Dlt RT (min.)	Response	OnCol Amt ug/ml	Flags
1 Fluoride	3.350	3.305	0.045	1664744	0.3433	
2 Chloride	4.540	4.468	0.072	117302991	28.3	
3 Nitrite as N	5.258	5.148	0.110	242191	NC	
4 Bromide	6.348	6.197	0.151	239500	0.2215	
5 Nitrate as N	7.105	6.942	0.163	17731075	NC	
6 Orthophosphate as P	9.620	9.377	0.243	2312843	NC	
7 Sulfate	10.967	10.725	0.242	454317642	147.7	

QC Flag Legend

Processing Flags
NC - Not Calibrated

Report Date: 12-Jun-2020 12:41:23 Chrom Revision: 2.3 10-Jun-2020 22:46:48

Eurofins TestAmerica, Denver

Data File:	\\chromfs\Denver\ChromData\WC_IonChrom10\20200610-92285.b\Info 2_DENPC179_Anions_20200611-021209.d				
Injection Date:	11-Jun-2020 01:54:00	Instrument ID:	WC_IonChrom10	Operator ID:	wetchemd
Lims ID:	280-137110-F-6	Lab Sample ID:	280-137110-6	Worklist Smp#:	51
Client ID:	G0075-20A				
Injection Vol:	5.0 ul	Dil. Factor:	1.0000	ALS Bottle#:	0
Method:	Anions_IC10	Limit Group:	Wet - Anions 28D		

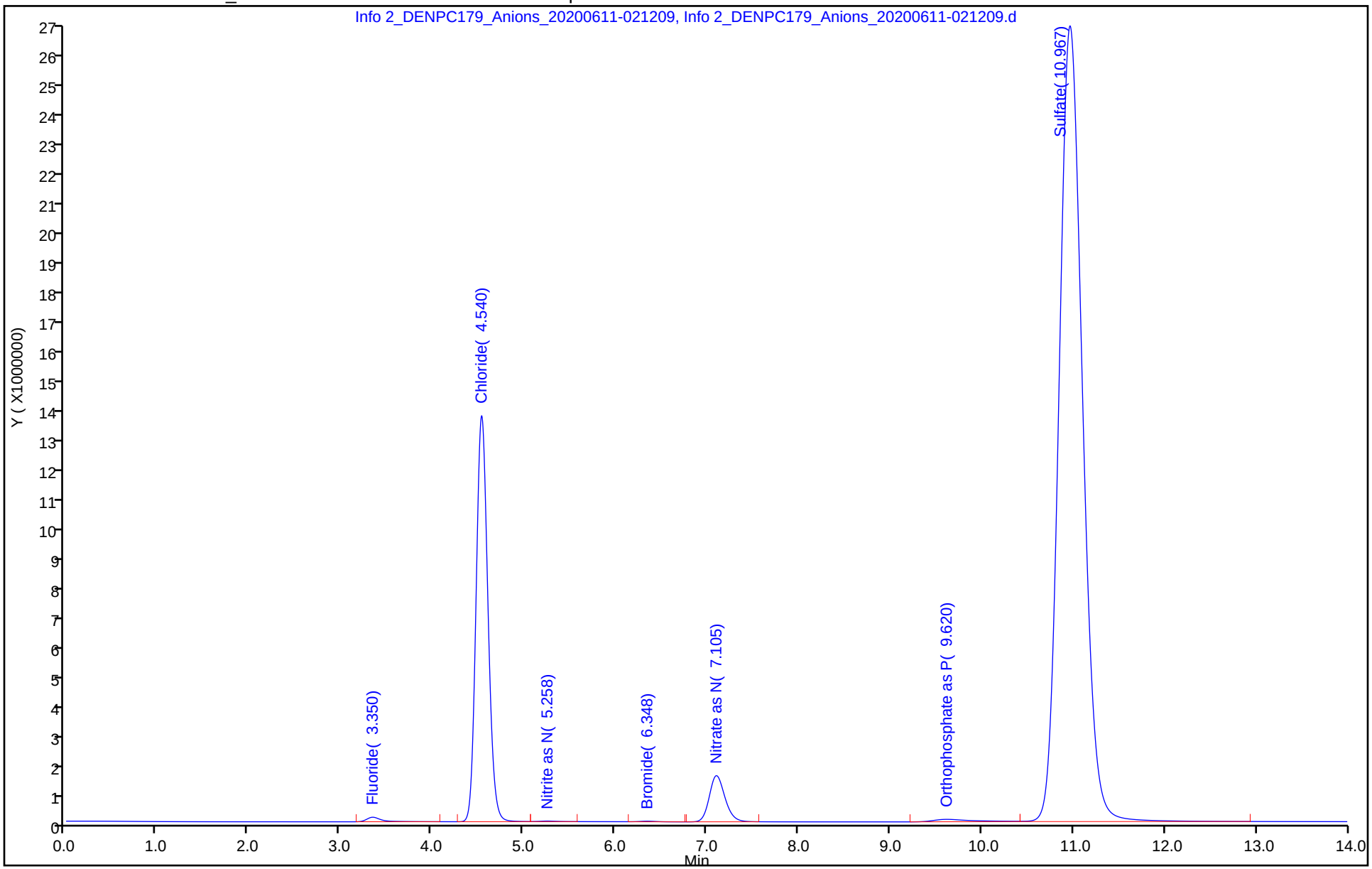

Eurofins TestAmerica, Denver
Target Compound Quantitation Report

Data File:	\\chromfs\Denver\ChromData\WC_IonChrom10\20200610-92285.b\Info 2_DENPC179_Anions_20200611-0247				
Lims ID:	280-137110-F-8				
Client ID:	EW7-PM28A-3-25				
Sample Type:	Client				
Inject. Date:	11-Jun-2020 02:29:00	ALS Bottle#:	0	Worklist Smp#:	53
Injection Vol:	5.0 ul	Dil. Factor:	1.0000		
Sample Info:	280-0092285-053				
Misc. Info.:	280-0092285-053				
Operator ID:	wetchemd	Instrument ID:	WC_IonChrom10		
Method:	\\chromfs\Denver\ChromData\WC_IonChrom10\20200610-92285.b\Anions_IC10.m				
Limit Group:	Wet - Anions 28D				
Last Update:	12-Jun-2020 11:01:29	Calib Date:	01-Jun-2020 14:14:00		
Integrator:	Falcon				
Quant Method:	External Standard	Quant By:	Initial Calibration		
Last ICal File:	\\chromfs\Denver\ChromData\WC_IonChrom10\20200601-91996.b\Info 2_DENPC179_Anions_20200601-1432				
Column 1 :			Det: Info 2_091554_1		
Process Host:	CTX1004				

Compound	RT (min.)	Exp RT (min.)	Dlt RT (min.)	Response	OnCol Amt ug/ml	Flags
1 Fluoride	3.365	3.305	0.060	749080	0.2400	
2 Chloride	4.550	4.468	0.082	241938023	57.9	
3 Nitrite as N	5.285	5.148	0.137	111852	NC	
4 Bromide	6.377	6.197	0.180	345616	0.2990	
5 Nitrate as N		6.942			ND	
6 Orthophosphate as P	9.668	9.377	0.291	148125	NC	
7 Sulfate	11.005	10.725	0.280	85526162	28.3	

QC Flag Legend

Processing Flags

NC - Not Calibrated

Report Date: 12-Jun-2020 12:41:23 Chrom Revision: 2.3 10-Jun-2020 22:46:48

Eurofins TestAmerica, Denver

Data File:	\\chromfs\Denver\ChromData\WC_IonChrom10\20200610-92285.b\Info 2_DENPC179_Anions_20200611-024702.d				
Injection Date:	11-Jun-2020 02:29:00	Instrument ID:	WC_IonChrom10	Operator ID:	wetchemd
Lims ID:	280-137110-F-8	Lab Sample ID:	280-137110-8	Worklist Smp#:	53
Client ID:	EW7-PM28A-3-25				
Injection Vol:	5.0 ul	Dil. Factor:	1.0000	ALS Bottle#:	0
Method:	Anions_IC10	Limit Group:	Wet - Anions 28D		

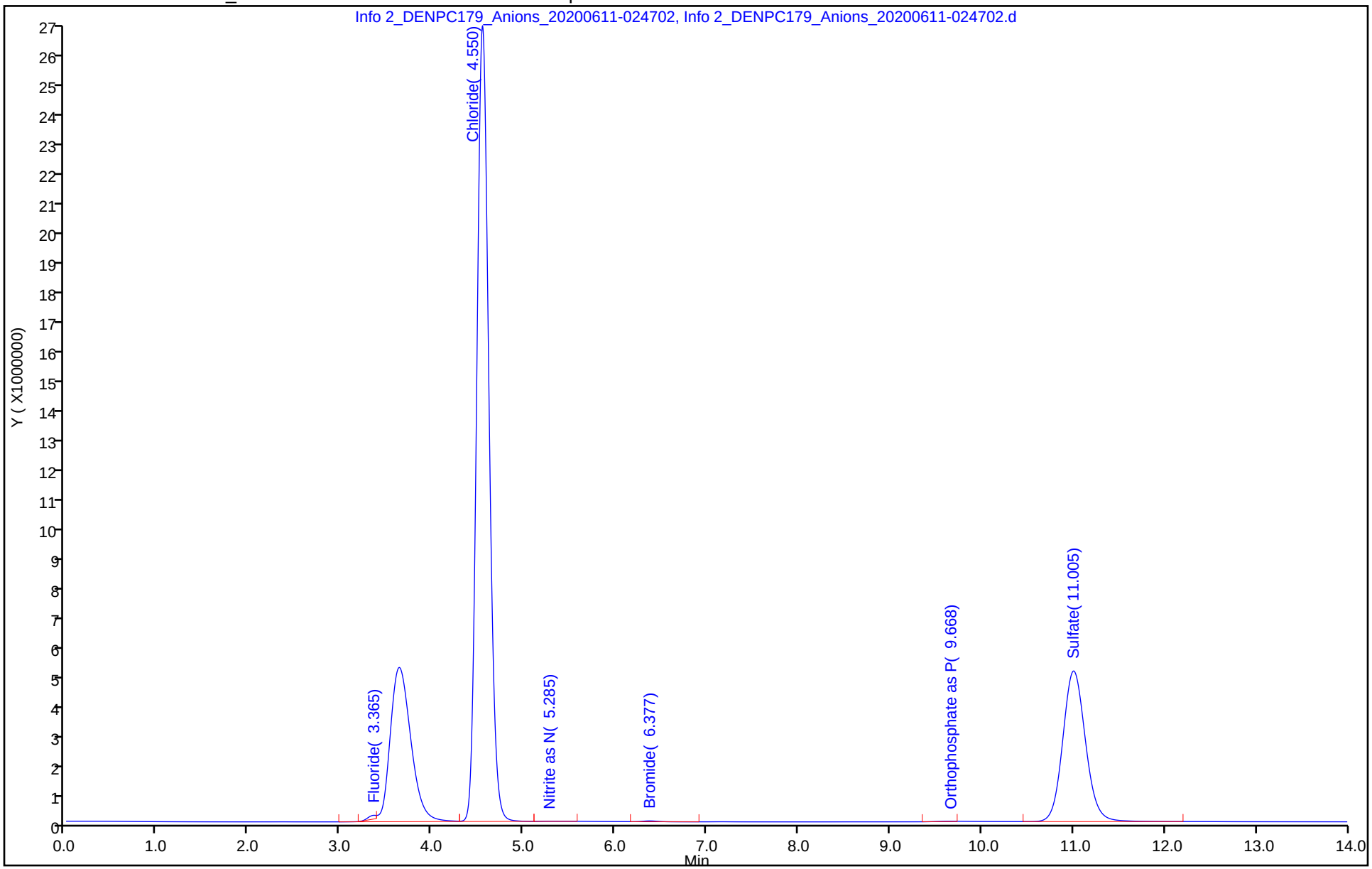

Eurofins TestAmerica, Denver
Target Compound Quantitation Report

Data File: \\chromfs\Denver\ChromData\WC_IonChrom10\20200610-92285.b\Info 2_DENPC179_Anions_20200611-030
Lims ID: 280-137110-F-9
Client ID: EW7-PM26A-3-25
Sample Type: Client
Inject. Date: 11-Jun-2020 02:47:00 ALS Bottle#: 0 Worklist Smp#: 54
Injection Vol: 5.0 ul Dil. Factor: 1.0000
Sample Info: 280-0092285-054
Misc. Info.: 280-0092285-054
Operator ID: wetchemd Instrument ID: WC_IonChrom10

Method: \\chromfs\Denver\ChromData\WC_IonChrom10\20200610-92285.b\Anions_IC10.m
Limit Group: Wet - Anions 28D
Last Update: 12-Jun-2020 11:01:29 Calib Date: 01-Jun-2020 14:14:00
Integrator: Falcon
Quant Method: External Standard Quant By: Initial Calibration
Last ICal File: \\chromfs\Denver\ChromData\WC_IonChrom10\20200601-91996.b\Info 2_DENPC179_Anions_20200601-143

Column 1 : Det: Info 2_091554_1
Process Host: CTX1004

Compound	RT (min.)	Exp RT (min.)	Dlt RT (min.)	Response	OnCol Amt ug/ml	Flags
1 Fluoride	3.352	3.305	0.047	2223824	0.4064	
2 Chloride	4.545	4.468	0.077	149700399	36.0	
3 Nitrite as N	5.272	5.148	0.124	276916	NC	
4 Bromide	6.362	6.197	0.165	247911	0.2276	
5 Nitrate as N	7.118	6.942	0.176	14010536	NC	
6 Orthophosphate as P		9.377			ND	
7 Sulfate	10.992	10.725	0.267	109348404	36.0	

QC Flag Legend

Processing Flags
NC - Not Calibrated

Report Date: 12-Jun-2020 12:41:24 Chrom Revision: 2.3 10-Jun-2020 22:46:48

Eurofins TestAmerica, Denver

Data File:	\\chromfs\Denver\ChromData\WC_IonChrom10\20200610-92285.b\Info 2_DENPC179_Anions_20200611-030430.d				
Injection Date:	11-Jun-2020 02:47:00	Instrument ID:	WC_IonChrom10	Operator ID:	wetchemd
Lims ID:	280-137110-F-9	Lab Sample ID:	280-137110-9	Worklist Smp#:	54
Client ID:	EW7-PM26A-3-25				
Injection Vol:	5.0 ul	Dil. Factor:	1.0000	ALS Bottle#:	0
Method:	Anions_IC10	Limit Group:	Wet - Anions 28D		

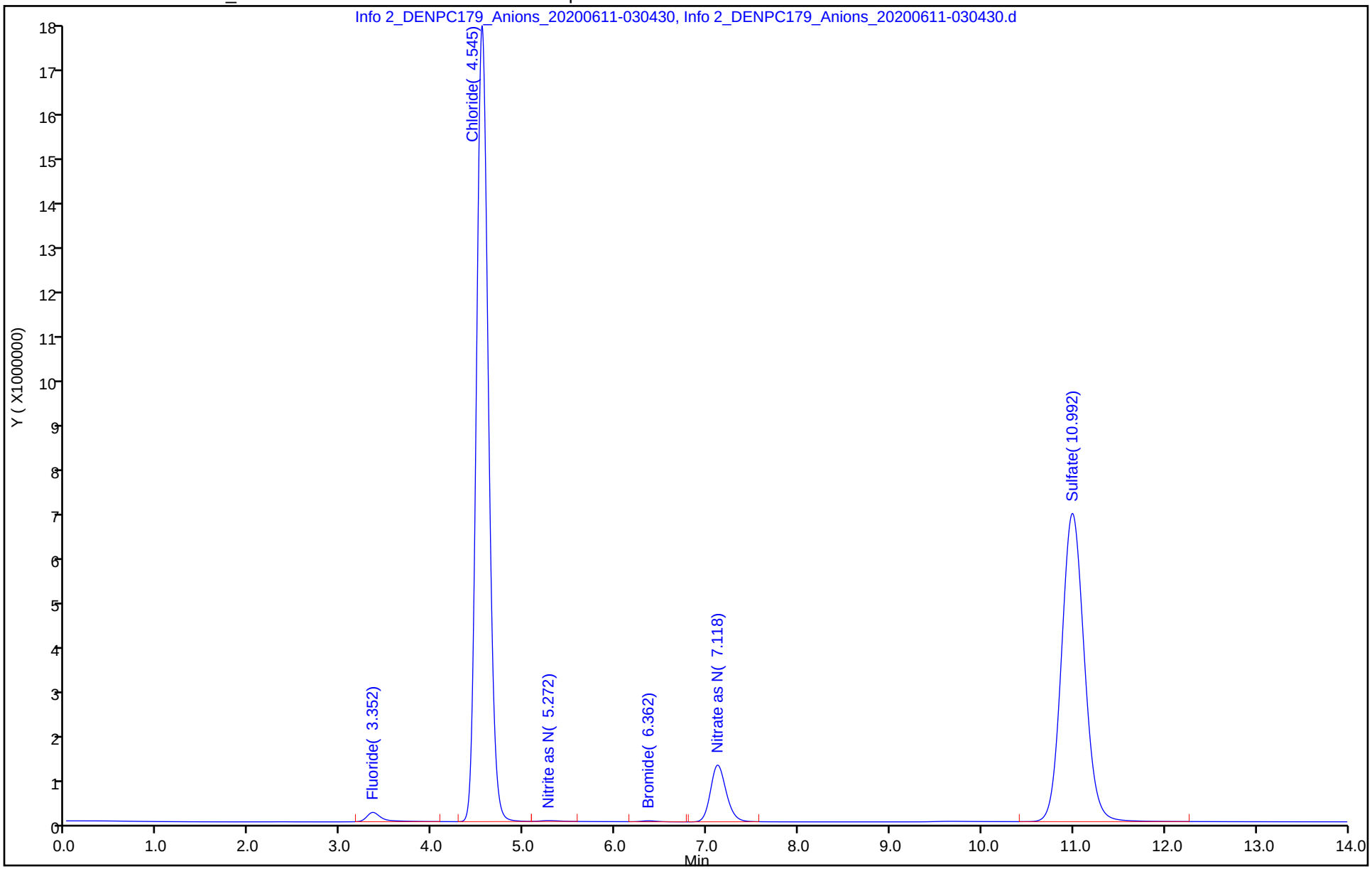

Eurofins TestAmerica, Denver
Target Compound Quantitation Report

Data File: \\chromfs\Denver\ChromData\WC_IonChrom10\20200610-92285.b\Info 2_DENPC179_Anions_20200611-032
Lims ID: 280-137110-F-10
Client ID: EW7-PM26B-3-35
Sample Type: Client
Inject. Date: 11-Jun-2020 03:04:00 ALS Bottle#: 0 Worklist Smp#: 55
Injection Vol: 5.0 ul Dil. Factor: 1.0000
Sample Info: 280-0092285-055
Misc. Info.: 280-0092285-055
Operator ID: wetchemd Instrument ID: WC_IonChrom10

Method: \\chromfs\Denver\ChromData\WC_IonChrom10\20200610-92285.b\Anions_IC10.m
Limit Group: Wet - Anions 28D
Last Update: 12-Jun-2020 11:01:29 Calib Date: 01-Jun-2020 14:14:00
Integrator: Falcon
Quant Method: External Standard Quant By: Initial Calibration
Last ICal File: \\chromfs\Denver\ChromData\WC_IonChrom10\20200601-91996.b\Info 2_DENPC179_Anions_20200601-143

Column 1 : Det: Info 2_091554_1
Process Host: CTX1004

Compound	RT (min.)	Exp RT (min.)	Dlt RT (min.)	Response	OnCol Amt ug/ml	Flags
1 Fluoride		3.305			ND	
2 Chloride	4.550	4.468	0.082	281696280	67.4	
3 Nitrite as N		5.148			ND	
4 Bromide	6.382	6.197	0.185	308808	0.2721	
5 Nitrate as N		6.942			ND	
6 Orthophosphate as P	9.648	9.377	0.271	82270	NC	
7 Sulfate	11.010	10.725	0.285	19244966	6.82	

QC Flag Legend

Processing Flags
NC - Not Calibrated

Report Date: 12-Jun-2020 12:41:24 Chrom Revision: 2.3 10-Jun-2020 22:46:48

Eurofins TestAmerica, Denver

Data File:	\\chromfs\Denver\ChromData\WC_IonChrom10\20200610-92285.b\Info 2_DENPC179_Anions_20200611-032157.d				
Injection Date:	11-Jun-2020 03:04:00	Instrument ID:	WC_IonChrom10	Operator ID:	wetchemd
Lims ID:	280-137110-F-10	Lab Sample ID:	280-137110-10	Worklist Smp#:	55
Client ID:	EW7-PM26B-3-35				
Injection Vol:	5.0 ul	Dil. Factor:	1.0000	ALS Bottle#:	0
Method:	Anions_IC10	Limit Group:	Wet - Anions 28D		

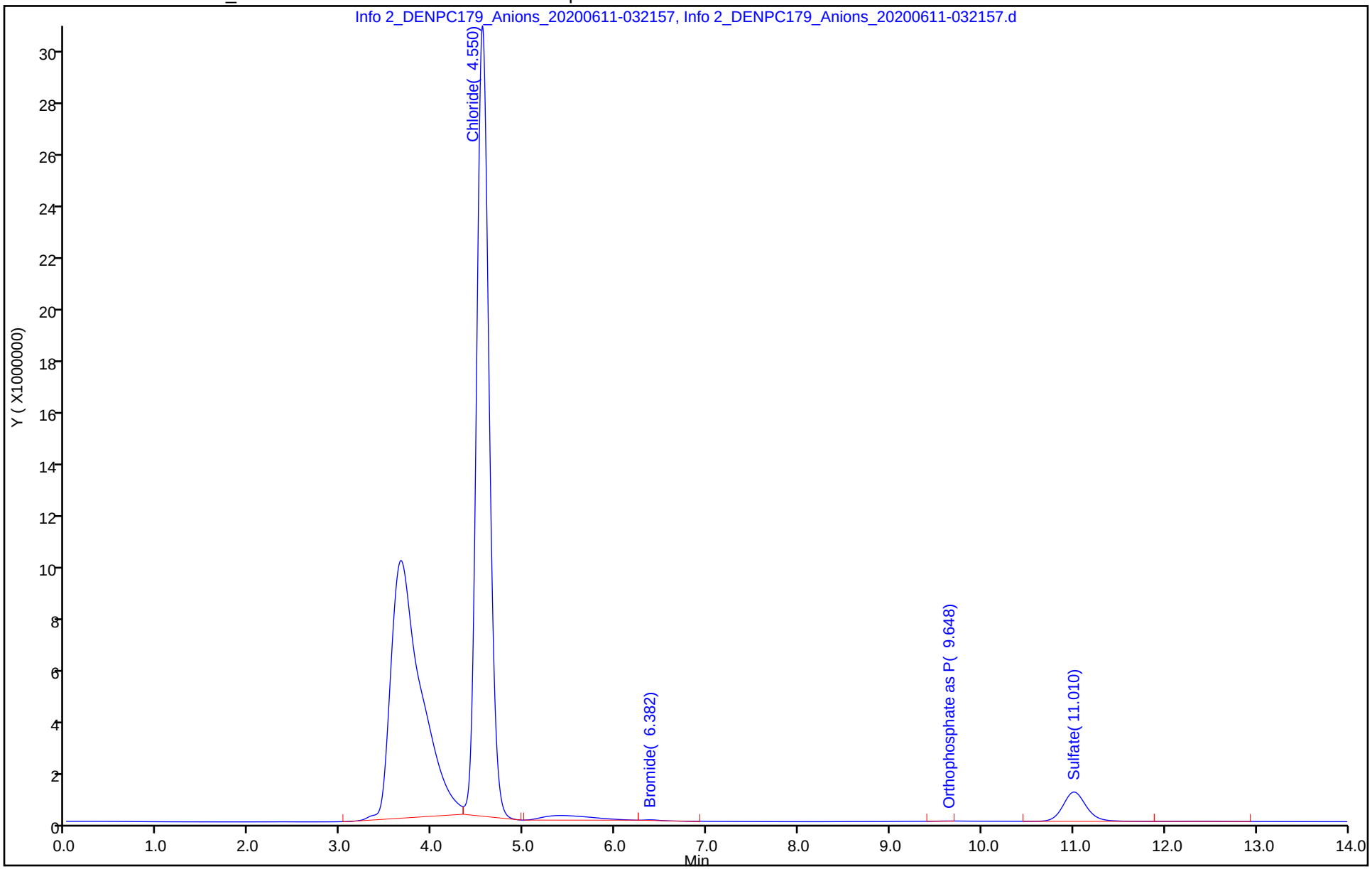

Eurofins TestAmerica, Denver
Target Compound Quantitation Report

Data File:	\\chromfs\Denver\ChromData\WC_IonChrom10\20200610-92285.b\Info 2_DENPC179_Anions_20200611-033				
Lims ID:	280-137110-F-11				
Client ID:	EW7-PM523A-3-25				
Sample Type:	Client				
Inject. Date:	11-Jun-2020 03:22:00	ALS Bottle#:	0	Worklist Smp#:	56
Injection Vol:	5.0 ul	Dil. Factor:	1.0000		
Sample Info:	280-0092285-056				
Misc. Info.:	280-0092285-056				
Operator ID:	wetchemd	Instrument ID:	WC_IonChrom10		
Method:	\\chromfs\Denver\ChromData\WC_IonChrom10\20200610-92285.b\Anions_IC10.m				
Limit Group:	Wet - Anions 28D				
Last Update:	12-Jun-2020 11:01:29	Calib Date:	01-Jun-2020 14:14:00		
Integrator:	Falcon				
Quant Method:	External Standard	Quant By:	Initial Calibration		
Last ICal File:	\\chromfs\Denver\ChromData\WC_IonChrom10\20200601-91996.b\Info 2_DENPC179_Anions_20200601-1432				
Column 1 :			Det: Info 2_091554_1		
Process Host:	CTX1004				

Compound	RT (min.)	Exp RT (min.)	Dlt RT (min.)	Response	OnCol Amt ug/ml	Flags
1 Fluoride	3.353	3.305	0.048	2960748	0.4896	
2 Chloride	4.545	4.468	0.077	143656940	34.6	
3 Nitrite as N	5.272	5.148	0.124	604284	NC	
4 Bromide	6.365	6.197	0.168	243959	0.2247	
5 Nitrate as N	7.142	6.942	0.200	1282451	NC	
6 Orthophosphate as P		9.377			ND	
7 Sulfate	10.993	10.725	0.268	131413479	43.1	

QC Flag Legend

Processing Flags
NC - Not Calibrated

Report Date: 12-Jun-2020 12:41:24 Chrom Revision: 2.3 10-Jun-2020 22:46:48

Eurofins TestAmerica, Denver

Data File:	\\chromfs\Denver\ChromData\WC_IonChrom10\20200610-92285.b\Info 2_DENPC179_Anions_20200611-033925.d				
Injection Date:	11-Jun-2020 03:22:00	Instrument ID:	WC_IonChrom10	Operator ID:	wetchemd
Lims ID:	280-137110-F-11	Lab Sample ID:	280-137110-11	Worklist Smp#:	56
Client ID:	EW7-PM523A-3-25				
Injection Vol:	5.0 ul	Dil. Factor:	1.0000	ALS Bottle#:	0
Method:	Anions_IC10	Limit Group:	Wet - Anions 28D		

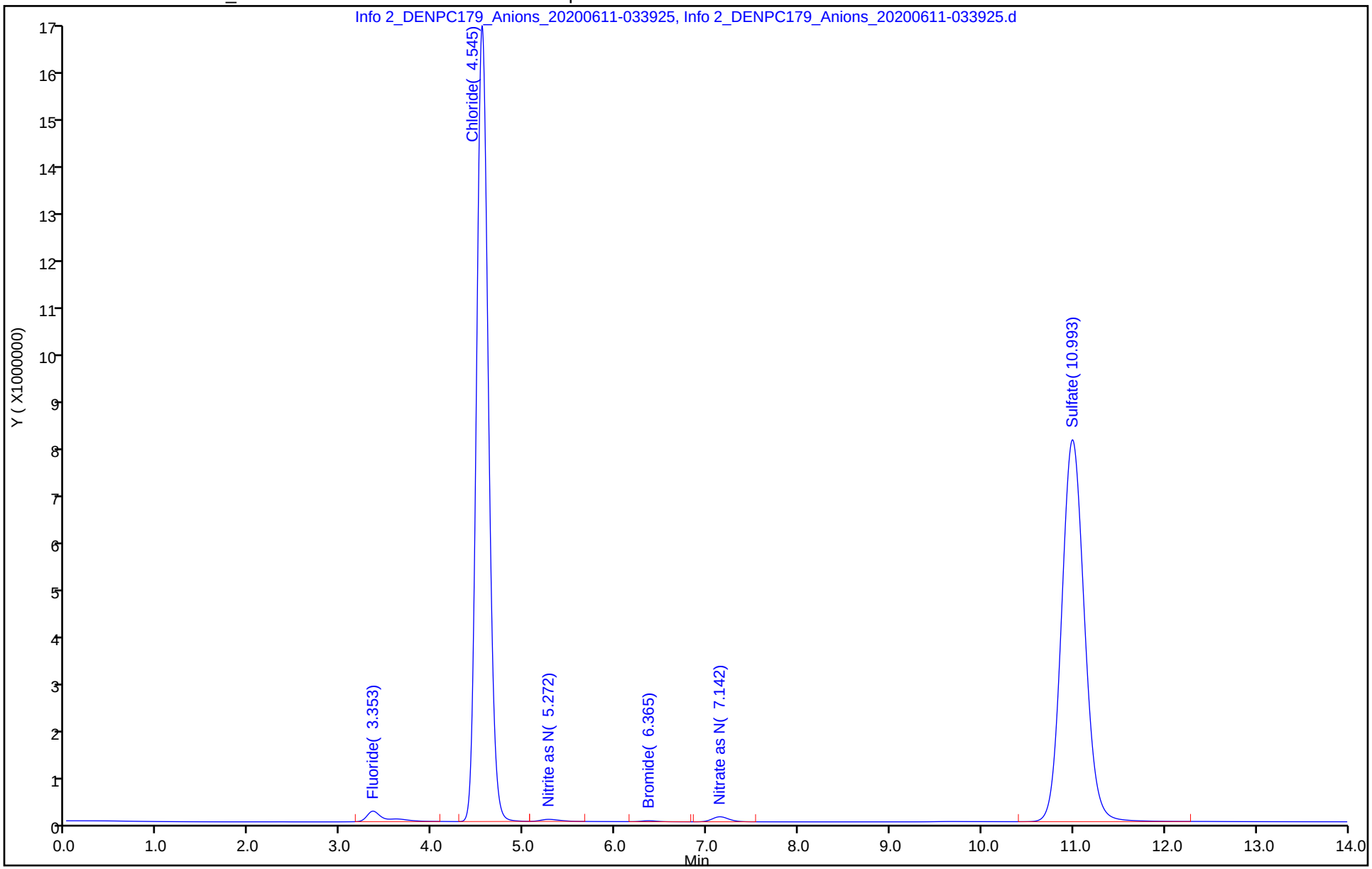

Eurofins TestAmerica, Denver
Target Compound Quantitation Report

Data File: \\chromfs\Denver\ChromData\WC_IonChrom10\20200610-92285.b\Info 2_DENPC179_Anions_20200611-0356
Lims ID: 280-137110-F-12
Client ID: EW7-PM23A-3-25
Sample Type: Client
Inject. Date: 11-Jun-2020 03:39:00 ALS Bottle#: 0 Worklist Smp#: 57
Injection Vol: 5.0 ul Dil. Factor: 1.0000
Sample Info: 280-0092285-057
Misc. Info.: 280-0092285-057
Operator ID: wetchemd Instrument ID: WC_IonChrom10

Method: \\chromfs\Denver\ChromData\WC_IonChrom10\20200610-92285.b\Anions_IC10.m
Limit Group: Wet - Anions 28D
Last Update: 12-Jun-2020 11:01:29 Calib Date: 01-Jun-2020 14:14:00
Integrator: Falcon
Quant Method: External Standard Quant By: Initial Calibration
Last ICal File: \\chromfs\Denver\ChromData\WC_IonChrom10\20200601-91996.b\Info 2_DENPC179_Anions_20200601-1432

Column 1 : Det: Info 2_091554_1
Process Host: CTX1004

Compound	RT (min.)	Exp RT (min.)	Dlt RT (min.)	Response	OnCol Amt ug/ml	Flags
1 Fluoride	3.348	3.305	0.043	2354082	0.4211	
2 Chloride	4.538	4.468	0.070	143104906	34.5	
3 Nitrite as N	5.263	5.148	0.115	745777	NC	
4 Bromide	6.352	6.197	0.155	234513	0.2178	
5 Nitrate as N	7.132	6.942	0.190	849579	NC	
6 Orthophosphate as P		9.377			ND	
7 Sulfate	10.973	10.725	0.248	134479765	44.1	

QC Flag Legend

Processing Flags
NC - Not Calibrated

Report Date: 12-Jun-2020 12:41:25 Chrom Revision: 2.3 10-Jun-2020 22:46:48

Eurofins TestAmerica, Denver

Data File:	\\chromfs\Denver\ChromData\WC_IonChrom10\20200610-92285.b\Info 2_DENPC179_Anions_20200611-035654.d				
Injection Date:	11-Jun-2020 03:39:00	Instrument ID:	WC_IonChrom10	Operator ID:	wetchemd
Lims ID:	280-137110-F-12	Lab Sample ID:	280-137110-12	Worklist Smp#:	57
Client ID:	EW7-PM23A-3-25				
Injection Vol:	5.0 ul	Dil. Factor:	1.0000	ALS Bottle#:	0
Method:	Anions_IC10	Limit Group:	Wet - Anions 28D		

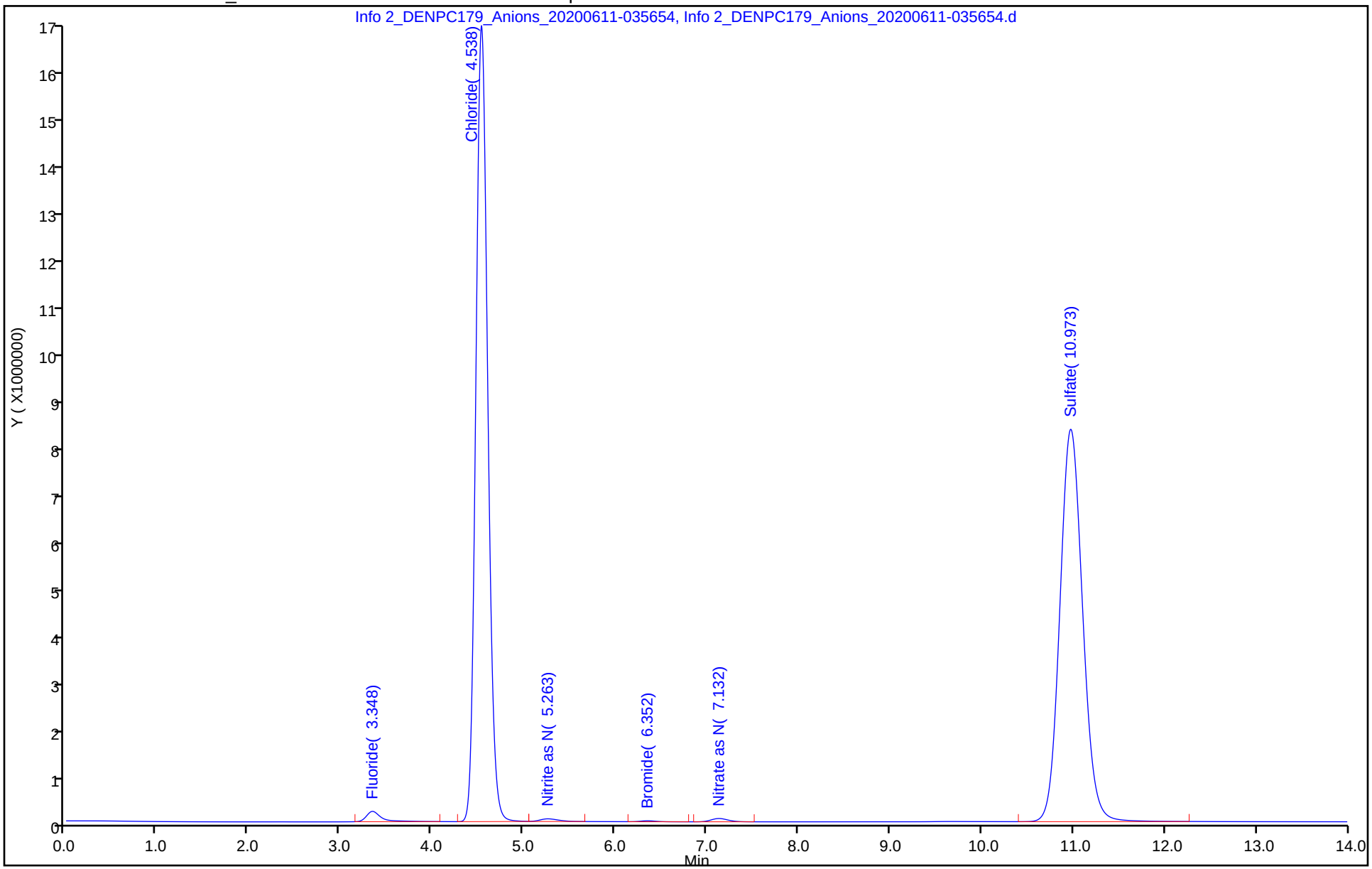

Eurofins TestAmerica, Denver
Target Compound Quantitation Report

Data File: \\chromfs\Denver\ChromData\WC_IonChrom10\20200610-92285.b\Info 2_DENPC179_Anions_20200611-0414
Lims ID: 280-137110-F-13
Client ID: EW7-PM27B-3-35
Sample Type: Client
Inject. Date: 11-Jun-2020 03:56:00 ALS Bottle#: 0 Worklist Smp#: 58
Injection Vol: 5.0 ul Dil. Factor: 1.0000
Sample Info: 280-0092285-058
Misc. Info.: 280-0092285-058
Operator ID: wetchemd Instrument ID: WC_IonChrom10

Method: \\chromfs\Denver\ChromData\WC_IonChrom10\20200610-92285.b\Anions_IC10.m
Limit Group: Wet - Anions 28D
Last Update: 12-Jun-2020 11:01:29 Calib Date: 01-Jun-2020 14:14:00
Integrator: Falcon
Quant Method: External Standard Quant By: Initial Calibration
Last ICal File: \\chromfs\Denver\ChromData\WC_IonChrom10\20200601-91996.b\Info 2_DENPC179_Anions_20200601-1432

Column 1 : Det: Info 2_091554_1
Process Host: CTX1004

Compound	RT (min.)	Exp RT (min.)	Dlt RT (min.)	Response	OnCol Amt ug/ml	Flags
1 Fluoride	3.355	3.305	0.050	761370	0.2414	
2 Chloride	4.547	4.468	0.079	273162477	65.3	
3 Nitrite as N		5.148			ND	
4 Bromide	6.372	6.197	0.175	335354	0.2915	
5 Nitrate as N		6.942			ND	
6 Orthophosphate as P		9.377			ND	
7 Sulfate	10.993	10.725	0.268	113239966	37.3	

Report Date: 12-Jun-2020 12:41:25 Chrom Revision: 2.3 10-Jun-2020 22:46:48

Eurofins TestAmerica, Denver

Data File:	\\chromfs\Denver\ChromData\WC_IonChrom10\20200610-92285.b\Info 2_DENPC179_Anions_20200611-041423.d				
Injection Date:	11-Jun-2020 03:56:00	Instrument ID:	WC_IonChrom10	Operator ID:	wetchemd
Lims ID:	280-137110-F-13	Lab Sample ID:	280-137110-13	Worklist Smp#:	58
Client ID:	EW7-PM27B-3-35				
Injection Vol:	5.0 ul	Dil. Factor:	1.0000	ALS Bottle#:	0
Method:	Anions_IC10	Limit Group:	Wet - Anions 28D		

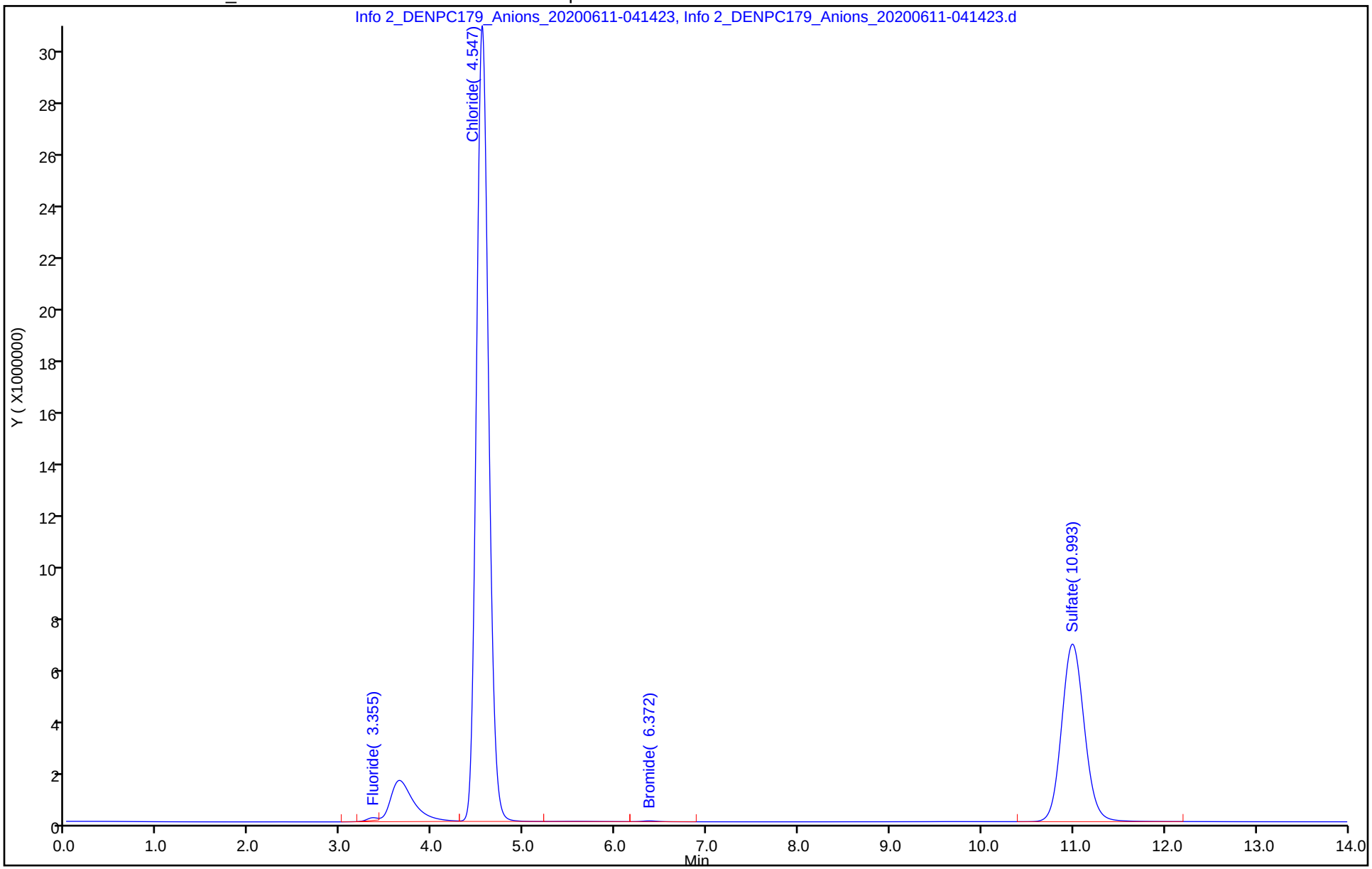

Eurofins TestAmerica, Denver
Target Compound Quantitation Report

Data File: \\chromfs\Denver\ChromData\WC_IonChrom10\20200610-92285.b\Info 2_DENPC179_Anions_20200611-043
Lims ID: 280-137110-F-14
Client ID: EW7-PM29A-3-25
Sample Type: Client
Inject. Date: 11-Jun-2020 04:14:00 ALS Bottle#: 0 Worklist Smp#: 59
Injection Vol: 5.0 ul Dil. Factor: 1.0000
Sample Info: 280-0092285-059
Misc. Info.: 280-0092285-059
Operator ID: wetchemd Instrument ID: WC_IonChrom10

Method: \\chromfs\Denver\ChromData\WC_IonChrom10\20200610-92285.b\Anions_IC10.m
Limit Group: Wet - Anions 28D
Last Update: 12-Jun-2020 11:01:29 Calib Date: 01-Jun-2020 14:14:00
Integrator: Falcon
Quant Method: External Standard Quant By: Initial Calibration
Last ICal File: \\chromfs\Denver\ChromData\WC_IonChrom10\20200601-91996.b\Info 2_DENPC179_Anions_20200601-1432

Column 1 : Det: Info 2_091554_1
Process Host: CTX1004

Compound	RT (min.)	Exp RT (min.)	Dlt RT (min.)	Response	OnCol Amt ug/ml	Flags
1 Fluoride	3.350	3.305	0.045	592657	0.2223	
2 Chloride	4.538	4.468	0.070	210662653	50.5	
3 Nitrite as N		5.148			ND	
4 Bromide	6.358	6.197	0.161	269015	0.2430	
5 Nitrate as N		6.942			ND	
6 Orthophosphate as P		9.377			ND	
7 Sulfate	10.978	10.725	0.253	20057250	7.09	

Report Date: 12-Jun-2020 12:41:26 Chrom Revision: 2.3 10-Jun-2020 22:46:48

Eurofins TestAmerica, Denver

Data File:	\\chromfs\Denver\ChromData\WC_IonChrom10\20200610-92285.b\Info 2_DENPC179_Anions_20200611-043151.d				
Injection Date:	11-Jun-2020 04:14:00	Instrument ID:	WC_IonChrom10	Operator ID:	wetchemd
Lims ID:	280-137110-F-14	Lab Sample ID:	280-137110-14	Worklist Smp#:	59
Client ID:	EW7-PM29A-3-25				
Injection Vol:	5.0 ul	Dil. Factor:	1.0000	ALS Bottle#:	0
Method:	Anions_IC10	Limit Group:	Wet - Anions 28D		

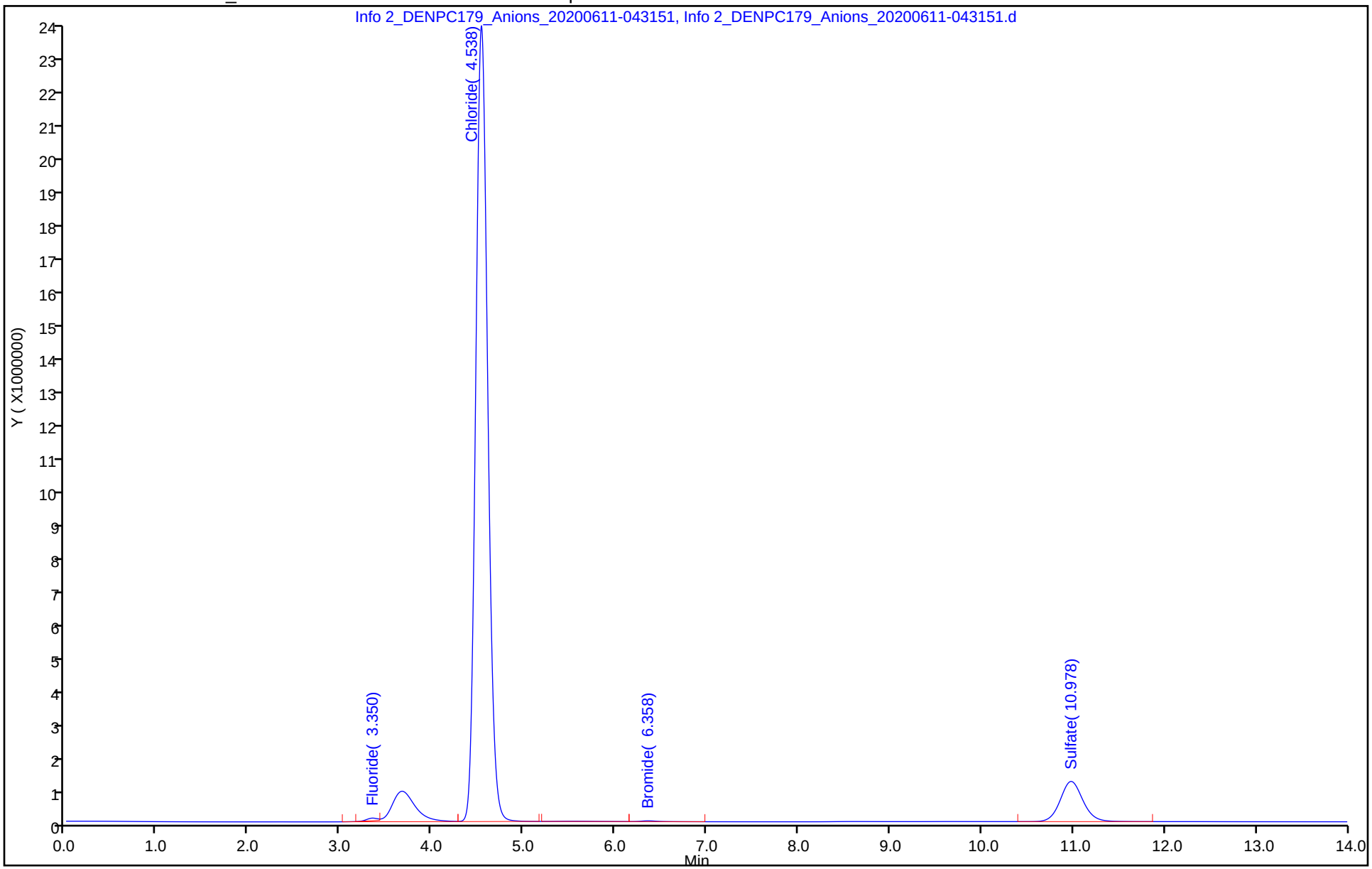

Eurofins TestAmerica, Denver
Target Compound Quantitation Report

Data File:	\\chromfs\Denver\ChromData\WC_IonChrom10\20200610-92285.b\Info 2_DENPC179_Anions_20200611-1000				
Lims ID:	ccv				
Client ID:					
Sample Type:	CCV				
Inject. Date:	11-Jun-2020 09:43:00	ALS Bottle#:	0	Worklist Smp#:	61
Injection Vol:	5.0 ul	Dil. Factor:	1.0000		
Sample Info:	280-0092285-061				
Misc. Info.:	280-0092285-061				
Operator ID:	wetchemd	Instrument ID:	WC_IonChrom10		
Sublist:	chrom-Anions_IC10*sub2				
Method:	\\chromfs\Denver\ChromData\WC_IonChrom10\20200610-92285.b\Anions_IC10.m				
Limit Group:	Wet - Anions 28D				
Last Update:	12-Jun-2020 12:41:26	Calib Date:	01-Jun-2020 14:14:00		
Integrator:	Falcon				
Quant Method:	External Standard	Quant By:	Initial Calibration		
Last ICal File:	\\chromfs\Denver\ChromData\WC_IonChrom10\20200601-91996.b\Info 2_DENPC179_Anions_20200601-1432				
Column 1 :			Det: Info 2_091554_1		
Process Host:	CTX1004				

Compound	RT (min.)	Exp RT (min.)	Dlt RT (min.)	Response	Cal Amt ug/ml	OnCol Amt ug/ml	Flags
1 Fluoride	3.363	3.305	0.058	34976765	5.00	4.10	
2 Chloride	4.565	4.468	0.097	469299502	100.0	111.9	
3 Nitrite as N	5.263	5.148	0.115	44132090	NC	NC	
4 Bromide	6.342	6.197	0.145	6759586	5.00	4.99	
5 Nitrate as N	7.110	6.942	0.168	47691705	NC	NC	
6 Orthophosphate as P	9.620	9.377	0.243	20149922	NC	NC	
7 Sulfate	10.978	10.725	0.253	325341735	100.0	105.9	

QC Flag Legend

Processing Flags

NC - Not Calibrated

Reagents:

IC LCS_01744 Amount Added: 10.00 Units: mL

Report Date: 12-Jun-2020 12:41:26 Chrom Revision: 2.3 10-Jun-2020 22:46:48

Eurofins TestAmerica, Denver

Data File:	\\chromfs\Denver\ChromData\WC_IonChrom10\20200610-92285.b\Info 2_DENPC179_Anions_20200611-100044.d				
Injection Date:	11-Jun-2020 09:43:00	Instrument ID:	WC_IonChrom10	Operator ID:	wetchemd
Lims ID:	ccv			Worklist Smp#:	61
Client ID:					
Injection Vol:	5.0 ul	Dil. Factor:	1.0000	ALS Bottle#:	0
Method:	Anions_IC10	Limit Group:	Wet - Anions 28D		

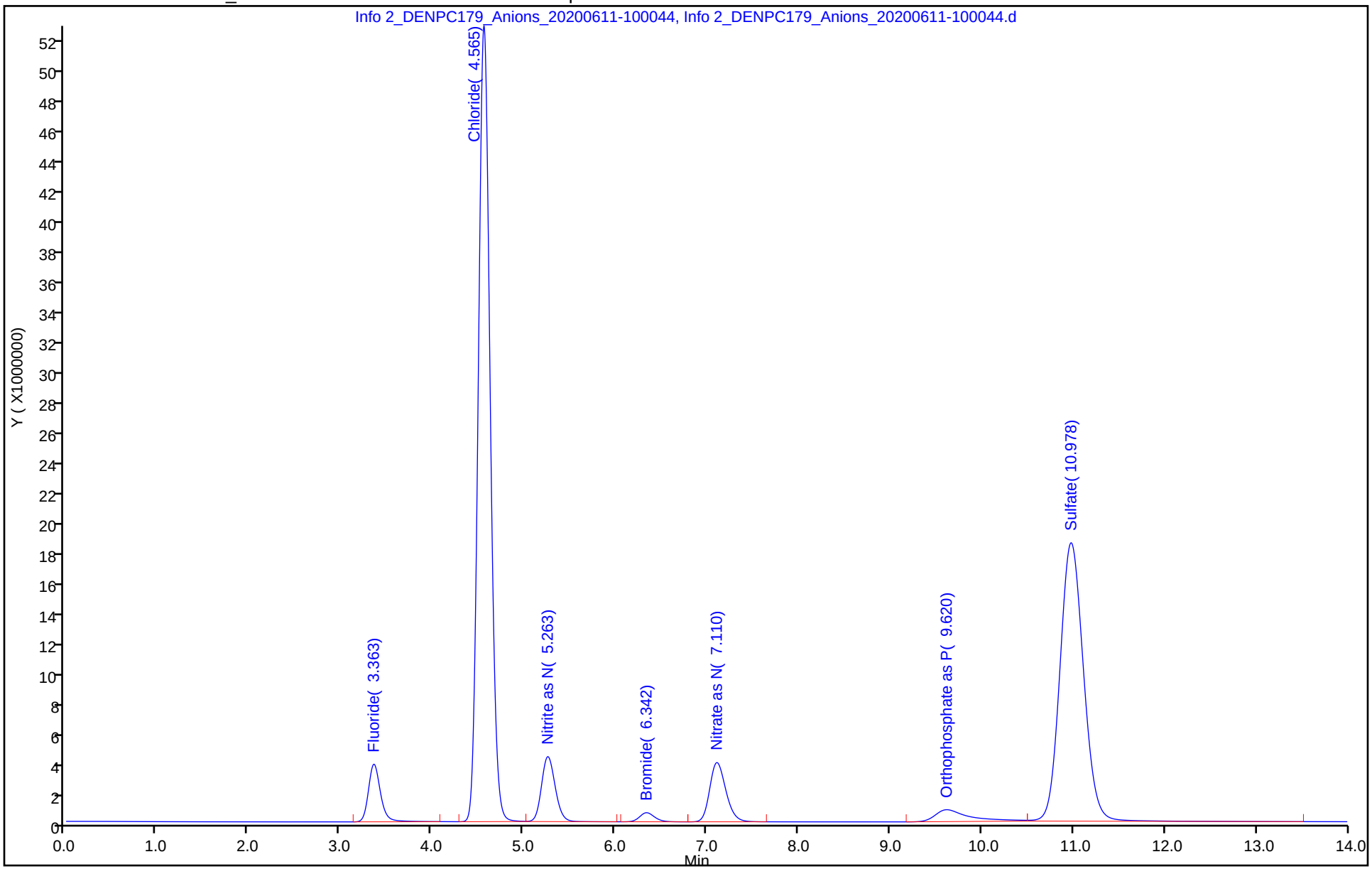

Eurofins TestAmerica, Denver
Target Compound Quantitation Report

Data File: \\chromfs\Denver\ChromData\WC_IonChrom10\20200610-92285.b\Info 2_DENPC179_Anions_20200611-1018
Lims ID: ccb
Client ID:
Sample Type: CCB
Inject. Date: 11-Jun-2020 10:00:00 ALS Bottle#: 0 Worklist Smp#: 62
Injection Vol: 5.0 ul Dil. Factor: 1.0000
Sample Info: 280-0092285-062
Misc. Info.: 280-0092285-062
Operator ID: wetchemd Instrument ID: WC_IonChrom10

Method: \\chromfs\Denver\ChromData\WC_IonChrom10\20200610-92285.b\Anions_IC10.m
Limit Group: Wet - Anions 28D
Last Update: 12-Jun-2020 12:41:26 Calib Date: 01-Jun-2020 14:14:00
Integrator: Falcon
Quant Method: External Standard Quant By: Initial Calibration
Last ICal File: \\chromfs\Denver\ChromData\WC_IonChrom10\20200601-91996.b\Info 2_DENPC179_Anions_20200601-1432

Column 1 : Det: Info 2_091554_1
Process Host: CTX1004

Compound	RT (min.)	Exp RT (min.)	Dlt RT (min.)	Response	Cal Amt ug/ml	OnCol Amt ug/ml	Flags
1 Fluoride	3.365	3.305	0.060	110066		0.1679	
2 Chloride	4.563	4.468	0.095	6964787		2.13	
3 Nitrite as N		5.148				ND	
4 Bromide		6.197				ND	
5 Nitrate as N		6.942				ND	
6 Orthophosphate as P	9.638	9.377	0.261	3689270		NC	
7 Sulfate		10.725				ND	

QC Flag Legend

Processing Flags
NC - Not Calibrated

Report Date: 12-Jun-2020 12:41:27 Chrom Revision: 2.3 10-Jun-2020 22:46:48

Eurofins TestAmerica, Denver

Data File:	\\chromfs\Denver\ChromData\WC_IonChrom10\20200610-92285.b\Info 2_DENPC179_Anions_20200611-101815.d				
Injection Date:	11-Jun-2020 10:00:00	Instrument ID:	WC_IonChrom10	Operator ID:	wetchemd
Lims ID:	ccb			Worklist Smp#:	62
Client ID:					
Injection Vol:	5.0 ul	Dil. Factor:	1.0000	ALS Bottle#:	0
Method:	Anions_IC10	Limit Group:	Wet - Anions 28D		

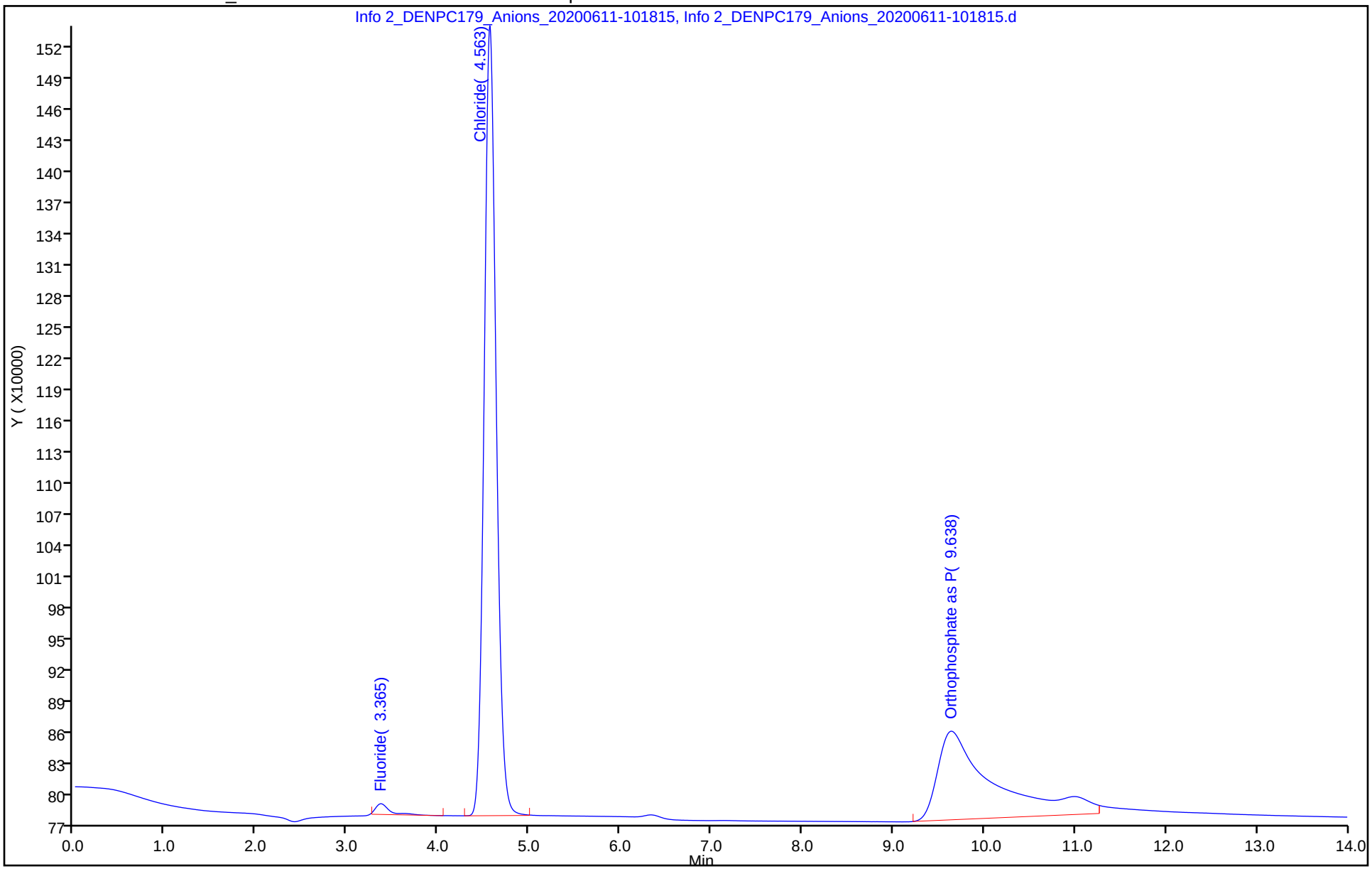

Eurofins TestAmerica, Denver
Target Compound Quantitation Report

Data File: \\chromfs\Denver\ChromData\WC_IonChrom11\20200609-92247.b\0002.d
Lims ID: std L1
Client ID:
Sample Type: IC Calib Level: 1
Inject. Date: 09-Jun-2020 10:46:00 ALS Bottle#: 0 Worklist Smp#: 2
Injection Vol: 10.0 ul Dil. Factor: 1.0000
Sample Info: 280-0092247-002
Operator ID: Instrument ID: WC_IonChrom11
Sublist: chrom-Anions_IC11*sub1

Method: \\chromfs\Denver\ChromData\WC_IonChrom11\20200609-92247.b\Anions_IC11.m
Limit Group: Wet - Anions 28D
Last Update: 10-Jun-2020 08:29:50 Calib Date: 09-Jun-2020 12:09:00
Integrator: Falcon
Quant Method: External Standard Quant By: Initial Calibration
Last ICal File: \\chromfs\Denver\ChromData\WC_IonChrom11\20200609-92247.b\0007.d

Column 1 : Det: 0005
Process Host: CTX1025

Compound	RT (min.)	Exp RT (min.)	Dlt RT (min.)	Response	Cal Amt ug/ml	OnCol Amt ug/ml	Flags
1 Fluoride	2.475	2.475	0.000	1481009	0.2000	0.2155	
2 Chloride	3.500	3.542	-0.042	5694811	1.00	1.31	
3 Nitrite as N	4.192	4.209	-0.017	2438266	NC	NC	
4 Bromide	4.992	5.009	-0.017	477491	0.2000	0.2072	
5 Nitrate as N	5.584	5.592	-0.008	2817793	NC	NC	
7 Orthophosphate as P	8.200	8.175	0.025	870676	NC	NC	
6 Sulfate	8.909	9.009	-0.100	4124231	1.00	1.24	

QC Flag Legend

Processing Flags
NC - Not Calibrated

Reagents:

IC Cal low_00528 Amount Added: 0.02 Units: mL
IC CAL cl/so4_00314 Amount Added: 0.02 Units: mL

Report Date: 10-Jun-2020 08:29:50 Chrom Revision: 2.3 05-May-2020 17:48:18

Eurofins TestAmerica, Denver

Data File: \\chromfs\Denver\ChromData\WC_IonChrom11\20200609-92247.b\0002.d

Injection Date:	09-Jun-2020 10:46:00	Instrument ID:	WC_IonChrom11	Operator ID:	
Lims ID:	std L1			Worklist Smp#:	2
Client ID:					
Injection Vol:	10.0 ul	Dil. Factor:	1.0000	ALS Bottle#:	0
Method:	Anions_IC11	Limit Group:	Wet - Anions 28D		

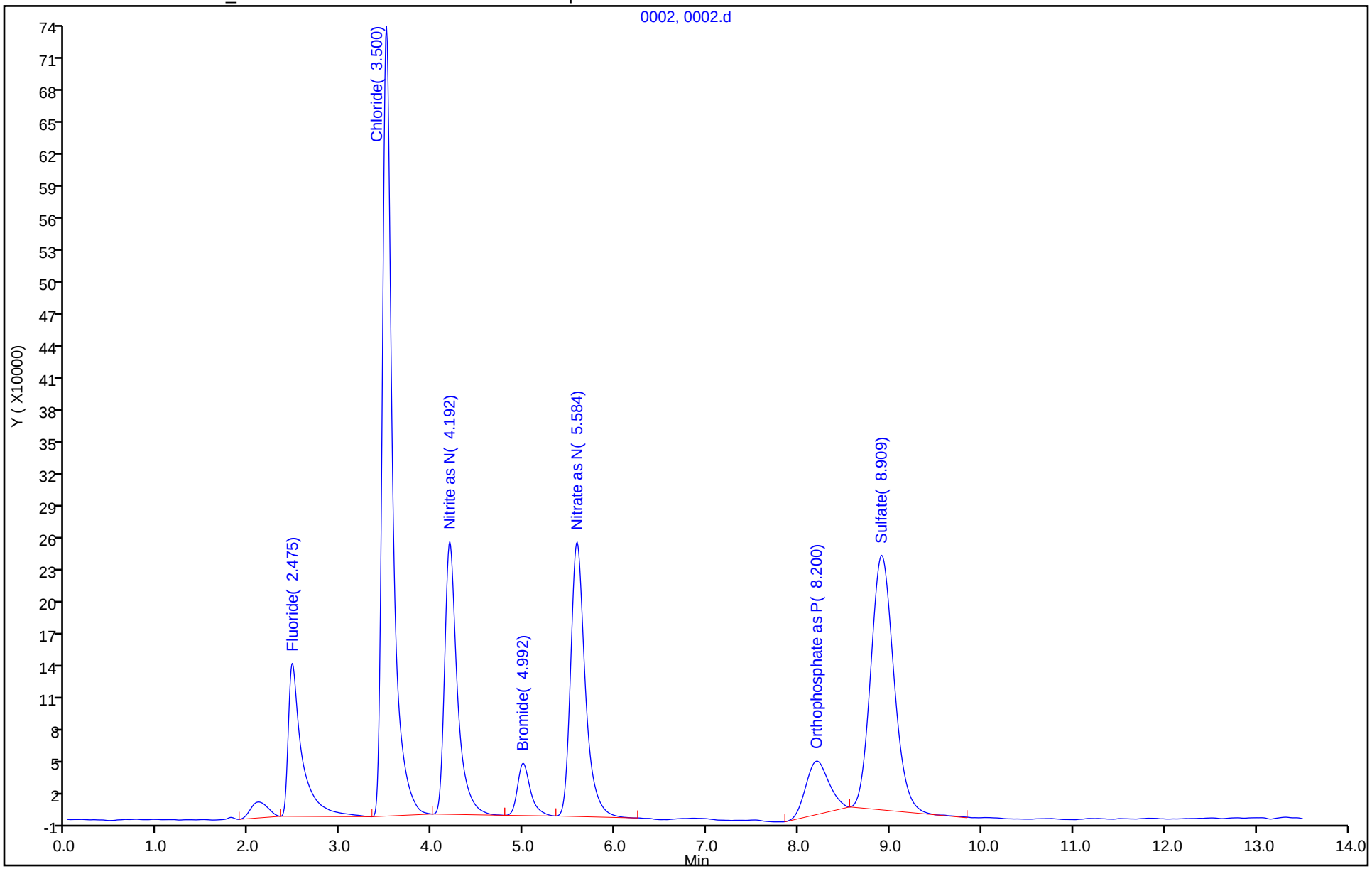

Eurofins TestAmerica, Denver
Target Compound Quantitation Report

Data File: \\chromfs\Denver\ChromData\WC_IonChrom11\20200609-92247.b\0003.d
Lims ID: std L2
Client ID:
Sample Type: IC Calib Level: 2
Inject. Date: 09-Jun-2020 11:03:00 ALS Bottle#: 0 Worklist Smp#: 3
Injection Vol: 10.0 ul Dil. Factor: 1.0000
Sample Info: 280-0092247-003
Operator ID: Instrument ID: WC_IonChrom11
Sublist: chrom-Anions_IC11*sub1

Method: \\chromfs\Denver\ChromData\WC_IonChrom11\20200609-92247.b\Anions_IC11.m
Limit Group: Wet - Anions 28D
Last Update: 10-Jun-2020 08:29:50 Calib Date: 09-Jun-2020 12:09:00
Integrator: Falcon
Quant Method: External Standard Quant By: Initial Calibration
Last ICal File: \\chromfs\Denver\ChromData\WC_IonChrom11\20200609-92247.b\0007.d

Column 1 : Det: 0005
Process Host: CTX1025

Compound	RT (min.)	Exp RT (min.)	Dlt RT (min.)	Response	Cal Amt ug/ml	OnCol Amt ug/ml	Flags
1 Fluoride	2.475	2.475	0.000	3686653	0.5000	0.4934	
2 Chloride	3.500	3.542	-0.042	14581740	2.50	2.34	
3 Nitrite as N	4.192	4.209	-0.017	6276771	NC	NC	
4 Bromide	4.992	5.009	-0.017	1183366	0.5000	0.4993	
5 Nitrate as N	5.584	5.592	-0.008	7240340	NC	NC	
7 Orthophosphate as P	8.200	8.175	0.025	2122922	NC	NC	
6 Sulfate	8.909	9.009	-0.100	10481254	2.50	2.40	

QC Flag Legend

Processing Flags
NC - Not Calibrated

Reagents:

IC Cal low_00528 Amount Added: 0.05 Units: mL
IC CAL cl/so4_00314 Amount Added: 0.05 Units: mL

Report Date: 10-Jun-2020 08:29:51 Chrom Revision: 2.3 05-May-2020 17:48:18

Eurofins TestAmerica, Denver

Data File: \\chromfs\Denver\ChromData\WC_IonChrom11\20200609-92247.b\0003.d

Injection Date:	09-Jun-2020 11:03:00	Instrument ID:	WC_IonChrom11	Operator ID:	
Lims ID:	std L2			Worklist Smp#:	3
Client ID:					
Injection Vol:	10.0 ul	Dil. Factor:	1.0000	ALS Bottle#:	0
Method:	Anions_IC11	Limit Group:	Wet - Anions 28D		

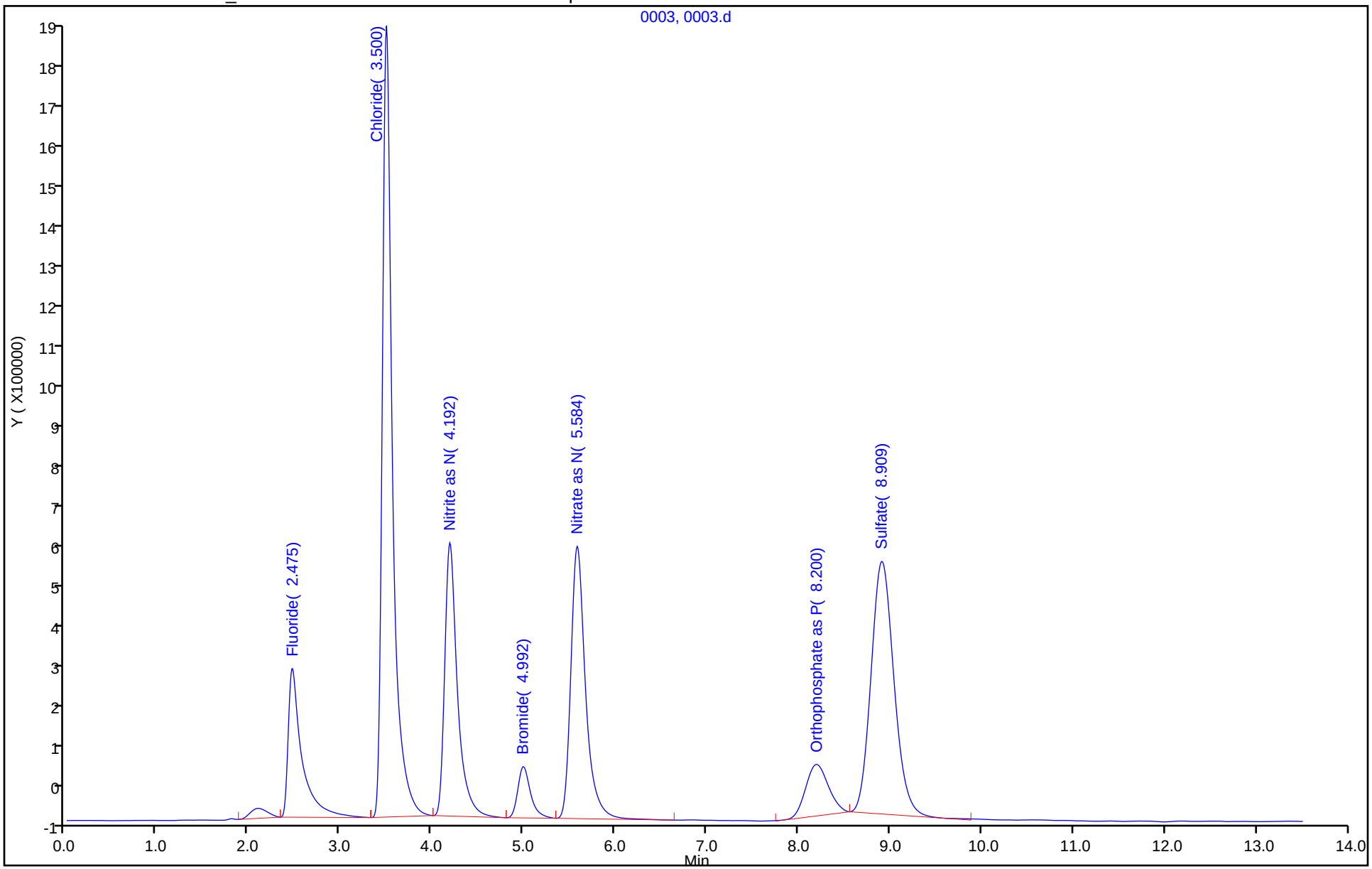

Eurofins TestAmerica, Denver
Target Compound Quantitation Report

Data File: \\chromfs\Denver\ChromData\WC_IonChrom11\20200609-92247.b\0004.d
Lims ID: std L3
Client ID:
Sample Type: IC Calib Level: 3
Inject. Date: 09-Jun-2020 11:19:00 ALS Bottle#: 0 Worklist Smp#: 4
Injection Vol: 10.0 ul Dil. Factor: 1.0000
Sample Info: 280-0092247-004
Operator ID: Instrument ID: WC_IonChrom11
Sublist: chrom-Anions_IC11*sub1

Method: \\chromfs\Denver\ChromData\WC_IonChrom11\20200609-92247.b\Anions_IC11.m
Limit Group: Wet - Anions 28D
Last Update: 10-Jun-2020 08:29:51 Calib Date: 09-Jun-2020 12:09:00
Integrator: Falcon
Quant Method: External Standard Quant By: Initial Calibration
Last ICal File: \\chromfs\Denver\ChromData\WC_IonChrom11\20200609-92247.b\0007.d

Column 1 : Det: 0005
Process Host: CTX1025

Compound	RT (min.)	Exp RT (min.)	Dlt RT (min.)	Response	Cal Amt ug/ml	OnCol Amt ug/ml	Flags
1 Fluoride	2.476	2.475	0.001	7299718	1.00	0.9487	
2 Chloride	3.501	3.542	-0.041	29231062	5.00	4.03	
3 Nitrite as N	4.201	4.209	-0.008	12455591	NC	NC	
4 Bromide	5.001	5.009	-0.008	2311337	1.00	0.9661	
5 Nitrate as N	5.592	5.592	0.000	14289798	NC	NC	
7 Orthophosphate as P	8.192	8.175	0.017	4302126	NC	NC	
6 Sulfate	8.917	9.009	-0.092	20677397	5.00	4.27	

QC Flag Legend

Processing Flags
NC - Not Calibrated

Reagents:

IC Cal low_00528 Amount Added: 0.10 Units: mL
IC CAL cl/so4_00314 Amount Added: 0.10 Units: mL

Report Date: 10-Jun-2020 08:29:51 Chrom Revision: 2.3 05-May-2020 17:48:18

Eurofins TestAmerica, Denver

Data File: \\chromfs\Denver\ChromData\WC_IonChrom11\20200609-92247.b\0004.d

Injection Date:	09-Jun-2020 11:19:00	Instrument ID:	WC_IonChrom11	Operator ID:	
Lims ID:	std L3			Worklist Smp#:	4
Client ID:					
Injection Vol:	10.0 ul	Dil. Factor:	1.0000	ALS Bottle#:	0
Method:	Anions_IC11	Limit Group:	Wet - Anions 28D		

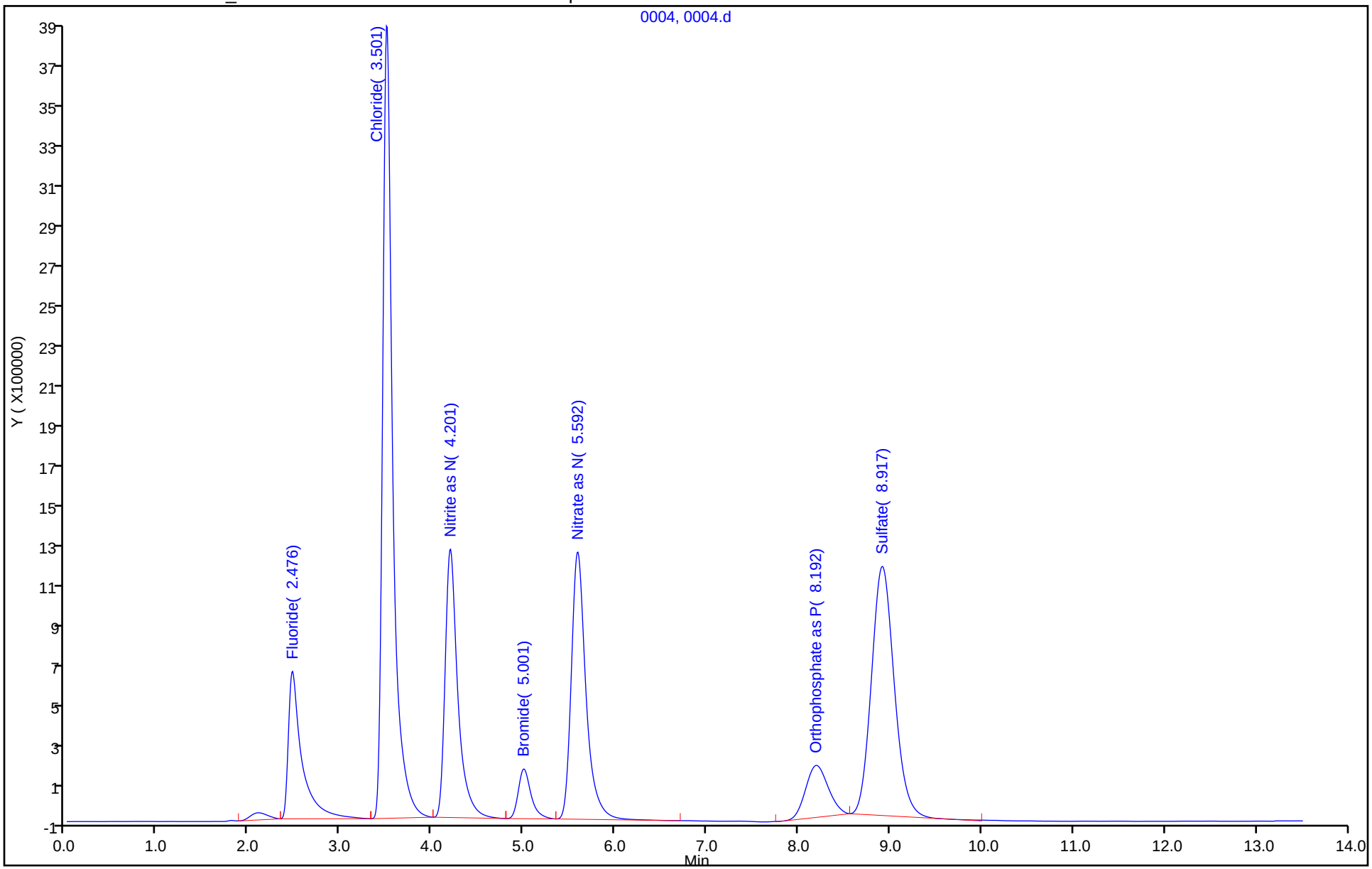

Eurofins TestAmerica, Denver
Target Compound Quantitation Report

Data File: \\chromfs\Denver\ChromData\WC_IonChrom11\20200609-92247.b\0005.d
Lims ID: std L4
Client ID:
Sample Type: IC Calib Level: 4
Inject. Date: 09-Jun-2020 11:36:00 ALS Bottle#: 0 Worklist Smp#: 5
Injection Vol: 10.0 ul Dil. Factor: 1.0000
Sample Info: 280-0092247-005
Operator ID: Instrument ID: WC_IonChrom11
Sublist: chrom-Anions_IC11*sub1

Method: \\chromfs\Denver\ChromData\WC_IonChrom11\20200609-92247.b\Anions_IC11.m
Limit Group: Wet - Anions 28D
Last Update: 10-Jun-2020 08:29:51 Calib Date: 09-Jun-2020 12:09:00
Integrator: Falcon
Quant Method: External Standard Quant By: Initial Calibration
Last ICal File: \\chromfs\Denver\ChromData\WC_IonChrom11\20200609-92247.b\0007.d

Column 1 : Det: 0005
Process Host: CTX1025

Compound	RT (min.)	Exp RT (min.)	Dlt RT (min.)	Response	Cal Amt ug/ml	OnCol Amt ug/ml	Flags
1 Fluoride	2.476	2.476	0.000	30661290	4.00	3.89	
2 Chloride	3.526	3.526	0.000	476436081	60.0	55.8	
3 Nitrite as N	4.209	4.209	0.000	52910668	NC	NC	
4 Bromide	5.001	5.001	0.000	9624142	4.00	3.99	
5 Nitrate as N	5.584	5.584	0.000	61453111	NC	NC	
7 Orthophosphate as P	8.176	8.176	0.000	18432058	NC	NC	
6 Sulfate	8.984	8.984	0.000	301462033	60.0	55.6	

QC Flag Legend

Processing Flags
NC - Not Calibrated

Reagents:

IC Cal low_00528 Amount Added: 0.40 Units: mL
IC CAL cl/so4_00314 Amount Added: 1.20 Units: mL

Report Date: 10-Jun-2020 08:29:51 Chrom Revision: 2.3 05-May-2020 17:48:18

Eurofins TestAmerica, Denver

Data File: \\chromfs\Denver\ChromData\WC_IonChrom11\20200609-92247.b\0005.d

Injection Date:	09-Jun-2020 11:36:00	Instrument ID:	WC_IonChrom11	Operator ID:	
Lims ID:	std L4			Worklist Smp#:	5
Client ID:					
Injection Vol:	10.0 ul	Dil. Factor:	1.0000	ALS Bottle#:	0
Method:	Anions_IC11	Limit Group:	Wet - Anions 28D		

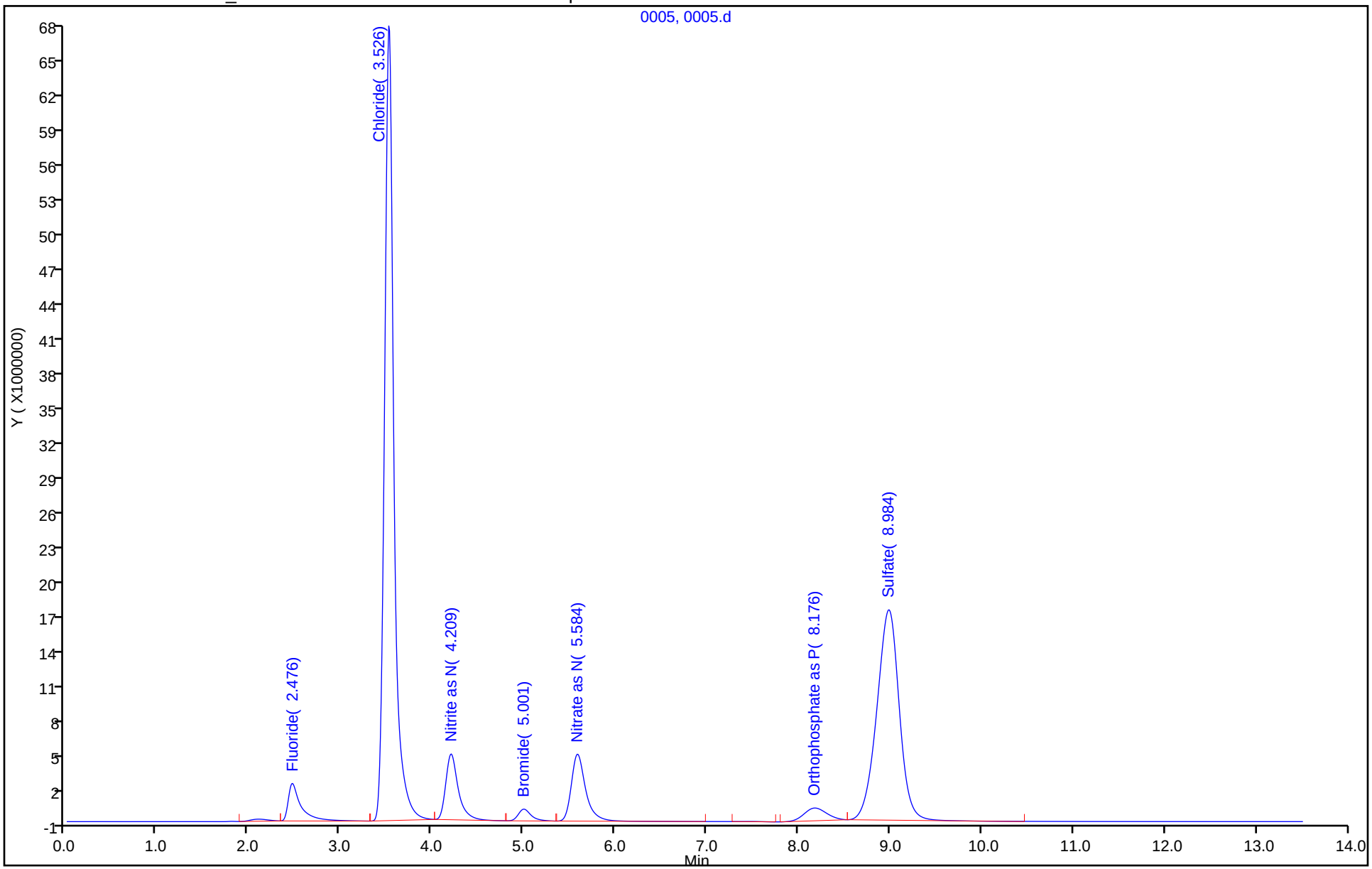

Eurofins TestAmerica, Denver
Target Compound Quantitation Report

Data File: \\chromfs\Denver\ChromData\WC_IonChrom11\20200609-92247.b\0006.d
Lims ID: std L5
Client ID:
Sample Type: IC Calib Level: 5
Inject. Date: 09-Jun-2020 11:52:00 ALS Bottle#: 0 Worklist Smp#: 6
Injection Vol: 10.0 ul Dil. Factor: 1.0000
Sample Info: 280-0092247-006
Misc. Info.: 6 F
Operator ID: Instrument ID: WC_IonChrom11
Sublist: chrom-Anions_IC11*sub1

Method: \\chromfs\Denver\ChromData\WC_IonChrom11\20200609-92247.b\Anions_IC11.m
Limit Group: Wet - Anions 28D
Last Update: 10-Jun-2020 08:29:52 Calib Date: 09-Jun-2020 12:09:00
Integrator: Falcon
Quant Method: External Standard Quant By: Initial Calibration
Last ICal File: \\chromfs\Denver\ChromData\WC_IonChrom11\20200609-92247.b\0007.d

Column 1 : Det: 0005
Process Host: CTX1025

Compound	RT (min.)	Exp RT (min.)	Dlt RT (min.)	Response	Cal Amt ug/ml	OnCol Amt ug/ml	Flags
1 Fluoride	2.475	2.476	-0.001	62848106	8.00	7.95	
2 Chloride	3.559	3.526	0.033	1012780349	120.0	117.9	
3 Nitrite as N	4.217	4.209	0.008	108838962	NC	NC	
4 Bromide	5.000	5.001	-0.001	19110353	8.00	7.92	
5 Nitrate as N	5.592	5.584	0.008	127954080	NC	NC	
7 Orthophosphate as P	8.167	8.176	-0.009	37147406	NC	NC	
6 Sulfate	9.050	8.984	0.066	639884212	120.0	117.4	

QC Flag Legend

Processing Flags
NC - Not Calibrated

Reagents:

IC Cal low_00528 Amount Added: 0.80 Units: mL
IC CAL cl/so4_00314 Amount Added: 2.40 Units: mL

Report Date: 10-Jun-2020 08:29:52 Chrom Revision: 2.3 05-May-2020 17:48:18

Eurofins TestAmerica, Denver

Data File: \\chromfs\Denver\ChromData\WC_IonChrom11\20200609-92247.b\0006.d

Injection Date:	09-Jun-2020 11:52:00	Instrument ID:	WC_IonChrom11	Operator ID:	
Lims ID:	std L5			Worklist Smp#:	6
Client ID:					
Injection Vol:	10.0 ul	Dil. Factor:	1.0000	ALS Bottle#:	0
Method:	Anions_IC11	Limit Group:	Wet - Anions 28D		

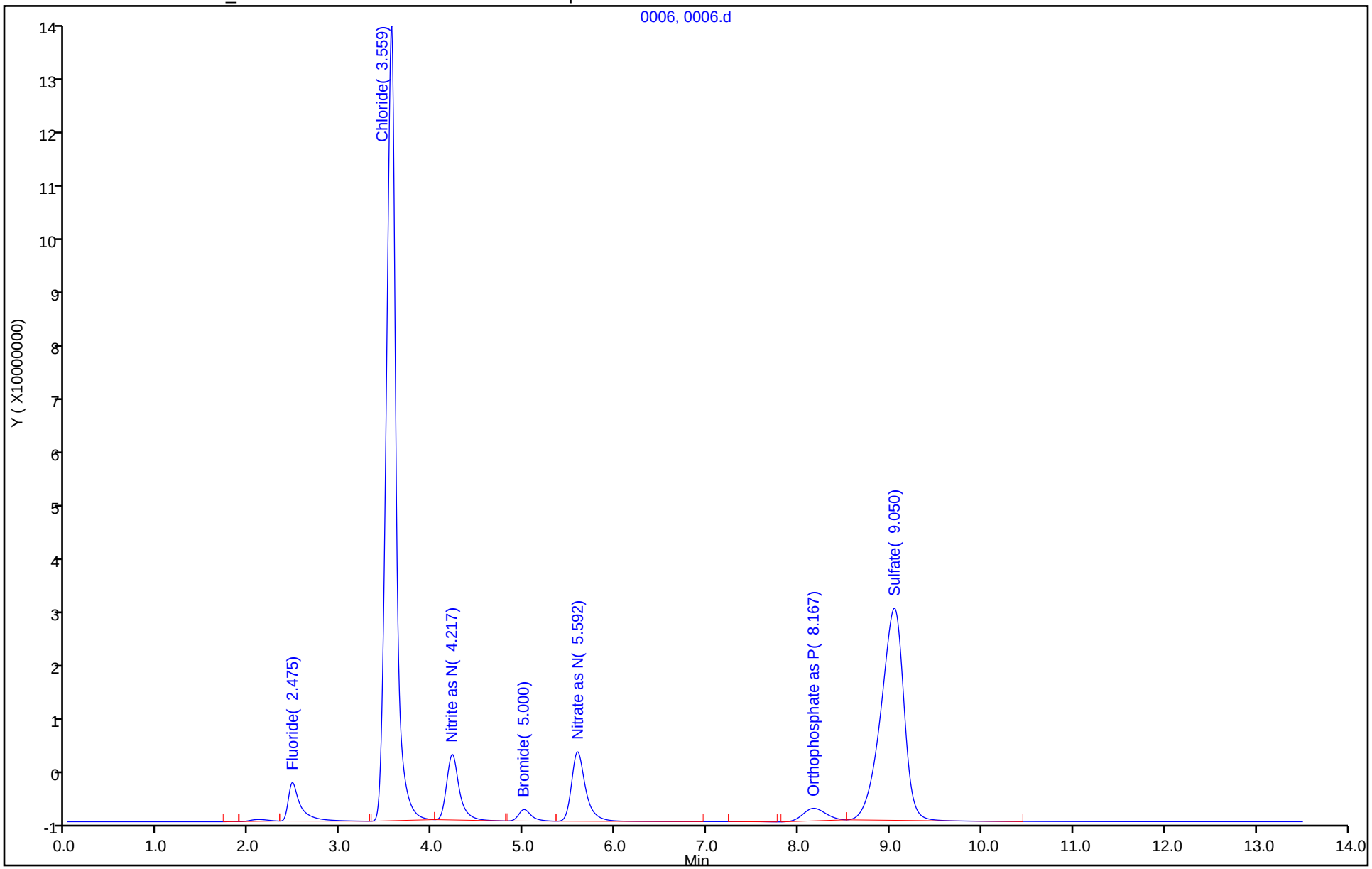

Eurofins TestAmerica, Denver
Target Compound Quantitation Report

Data File: \\chromfs\Denver\ChromData\WC_IonChrom11\20200609-92247.b\0007.d
Lims ID: std L6
Client ID:
Sample Type: IC Calib Level: 6
Inject. Date: 09-Jun-2020 12:09:00 ALS Bottle#: 0 Worklist Smp#: 7
Injection Vol: 10.0 ul Dil. Factor: 1.0000
Sample Info: 280-0092247-007
Misc. Info.: 7 F
Operator ID: Instrument ID: WC_IonChrom11
Sublist: chrom-Anions_IC11*sub1

Method: \\chromfs\Denver\ChromData\WC_IonChrom11\20200609-92247.b\Anions_IC11.m
Limit Group: Wet - Anions 28D
Last Update: 10-Jun-2020 08:29:52 Calib Date: 09-Jun-2020 12:09:00
Integrator: Falcon
Quant Method: External Standard Quant By: Initial Calibration
Last ICal File: \\chromfs\Denver\ChromData\WC_IonChrom11\20200609-92247.b\0007.d

Column 1 : Det: 0005
Process Host: CTX1025

Compound	RT (min.)	Exp RT (min.)	Dlt RT (min.)	Response	Cal Amt ug/ml	OnCol Amt ug/ml	Flags
1 Fluoride	2.475	2.476	-0.001	80734941	10.0	10.2	
2 Chloride	3.584	3.526	0.058	1783173904	200.0	207.1	
3 Nitrite as N	4.225	4.209	0.016	140701573	NC	NC	
4 Bromide	5.000	5.001	-0.001	24425061	10.0	10.1	
5 Nitrate as N	5.584	5.584	0.000	166927530	NC	NC	
7 Orthophosphate as P	8.142	8.176	-0.034	43192709	NC	NC	
6 Sulfate	9.100	8.984	0.116	1134073888	200.0	207.7	

QC Flag Legend

Processing Flags
NC - Not Calibrated

Reagents:

IC Cal low_00528 Amount Added: 1.00 Units: mL
IC CAL cl/so4_00314 Amount Added: 4.00 Units: mL

Report Date: 10-Jun-2020 08:29:52 Chrom Revision: 2.3 05-May-2020 17:48:18

Eurofins TestAmerica, Denver

Data File: \\chromfs\Denver\ChromData\WC_IonChrom11\20200609-92247.b\0007.d

Injection Date:	09-Jun-2020 12:09:00	Instrument ID:	WC_IonChrom11	Operator ID:	
Lims ID:	std L6			Worklist Smp#:	7
Client ID:					
Injection Vol:	10.0 ul	Dil. Factor:	1.0000	ALS Bottle#:	0
Method:	Anions_IC11	Limit Group:	Wet - Anions 28D		

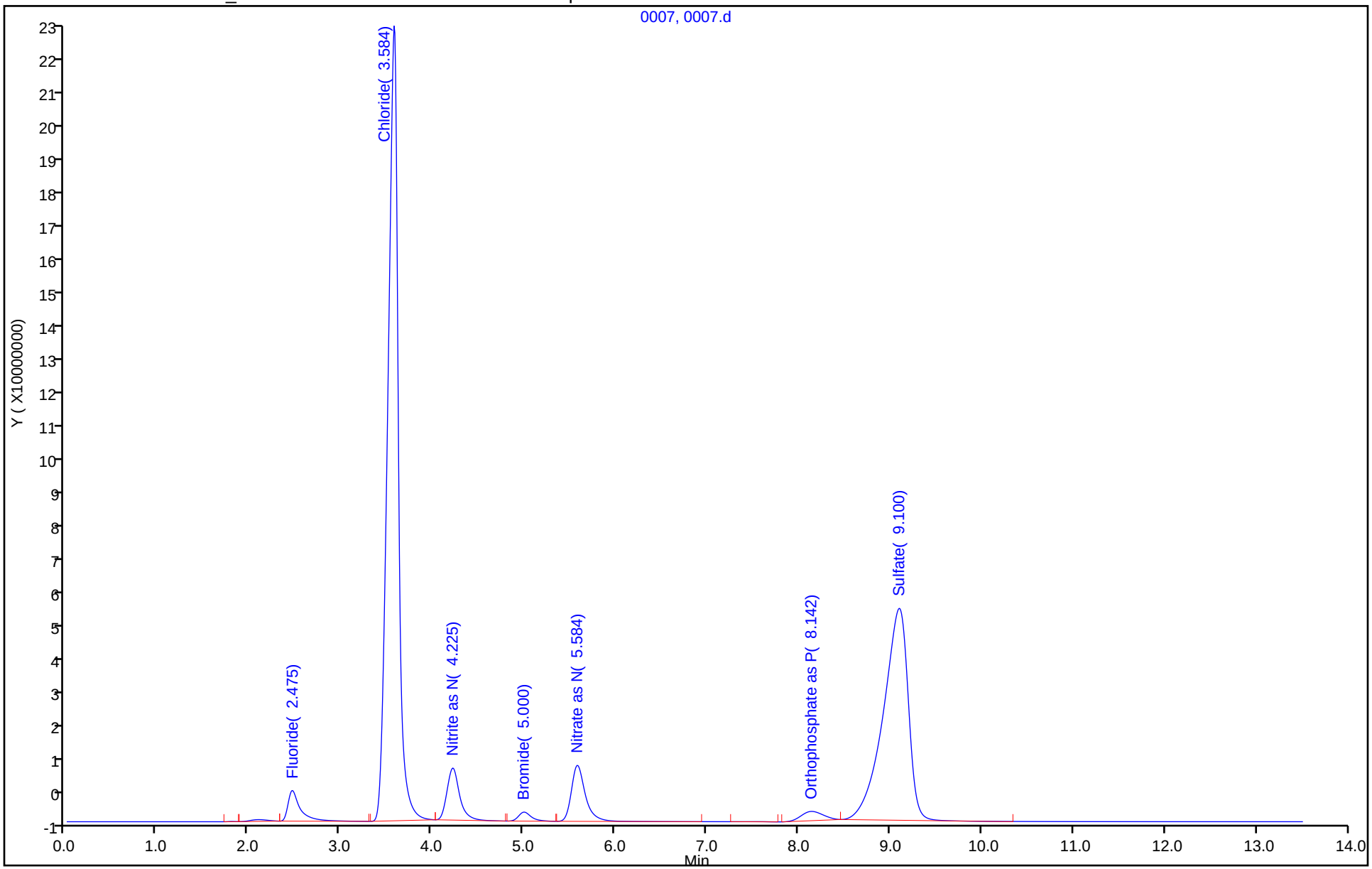

IC Instrument Information

WL: 92247 **Inst ID:** 11 **Analysis Date:** 6/9/2020 **Analyst:** JP

Rush	Job No.	Samples	Anions	QC Req	HT Exp
☐	137172	15	F Cl NO2 Br NO3 PO4 SO4	MS/D 4	
☐			F Cl NO2 Br NO3 PO4 SO4	MS/D	
☐			F Cl NO2 Br NO3 PO4 SO4	MS/D	
☐			F Cl NO2 Br NO3 PO4 SO4	MS/D	
☐			F Cl NO2 Br NO3 PO4 SO4	MS/D	
☐			F Cl NO2 Br NO3 PO4 SO4	MS/D	
☐			F Cl NO2 Br NO3 PO4 SO4	MS/D	
☐			F Cl NO2 Br NO3 PO4 SO4	MS/D	
☐			F Cl NO2 Br NO3 PO4 SO4	MS/D	
☐			F Cl NO2 Br NO3 PO4 SO4	MS/D	
☐			F Cl NO2 Br NO3 PO4 SO4	MS/D	
☐			F Cl NO2 Br NO3 PO4 SO4	MS/D	
☐			F Cl NO2 Br NO3 PO4 SO4	MS/D	
☐			F Cl NO2 Br NO3 PO4 SO4	MS/D	

Dilutions

Job No.	Samples	Anions	Dilution	Reason
172		F Cl NO2 Br NO3 PO4 SO4	5, 10X	RERUN
		F Cl NO2 Br NO3 PO4 SO4		
		F Cl NO2 Br NO3 PO4 SO4		
		F Cl NO2 Br NO3 PO4 SO4		
		F Cl NO2 Br NO3 PO4 SO4		
		F Cl NO2 Br NO3 PO4 SO4		
		F Cl NO2 Br NO3 PO4 SO4		
		F Cl NO2 Br NO3 PO4 SO4		
		F Cl NO2 Br NO3 PO4 SO4		

TestAmerica Laboratories
Initial Calibration Summary Report

Method: \\chromfs\Denver\ChromData\WC_IonChrom11\20200609-92247.b\Anions_IC11.m
Instrument: WC_IonChrom11 Lims Location: 280
Lock State: Unlocked Cpnd Order: Retention Time
Integrator: Falcon Last Modified: 09-Jun-2020 23:07:06
No.Compounds:7

Initial Calibration Batches

Ical Batch: \\chromfs\Denver\ChromData\WC_IonChrom11\20200609-92247.b
Inj Date : 09-Jun-2020 10:46:00, Sublist: chrom-Anions_IC11*sub1

Detector 1: 0005

	Wet - Anions				Wet - Anions 28D			
Compound	b	M1	M2	Err	b	M1	M2	Err
1 Fluoride					-229426	7936214		0.999
2 Chloride					-561583	8637305		0.998
3 Nitrite as N	-550088	1379419		0.999				
4 Bromide					-23127	2416477		1.000
5 Nitrate as N	-785741	1626148		0.999				
7 Orthophosphate as P	-54711	4489290		0.999				
6 Sulfate					-267892	5474328		0.998

TestAmerica Laboratories
Initial Calibration Report

Method: \\chromfs\Denver\ChromData\WC_IonChrom11\20200609-92247.b\Anions_IC11.m
Instrument: WC_IonChrom11 Lims Location: 280
Lock State: Unlocked Cpnd Order: Retention Time
Integrator: Falcon Last Modified: 09-Jun-2020 23:07:06
No.Compounds:7
Sublist: chrom-Anions_IC11*sub1
Limit Group: Wet - Anions

Detectors

Detector: 1, 0005
Data Type: ic Spec Type: none
Supports Extracted Chromatograms: False
Run Time: 0.000-13.500 No. Points: 1561

Calibration File Names

Level: 1 \\chromfs\Denver\ChromData\WC_IonChrom11\20200609-92247.b\0002.d
Inj Date: 09-Jun-2020 10:46:00 Worklist: 92247 Sample#: 2
Level: 2 \\chromfs\Denver\ChromData\WC_IonChrom11\20200609-92247.b\0003.d
Inj Date: 09-Jun-2020 11:03:00 Worklist: 92247 Sample#: 3
Level: 3 \\chromfs\Denver\ChromData\WC_IonChrom11\20200609-92247.b\0004.d
Inj Date: 09-Jun-2020 11:19:00 Worklist: 92247 Sample#: 4
Level: 4 \\chromfs\Denver\ChromData\WC_IonChrom11\20200609-92247.b\0005.d
Inj Date: 09-Jun-2020 11:36:00 Worklist: 92247 Sample#: 5
Level: 5 \\chromfs\Denver\ChromData\WC_IonChrom11\20200609-92247.b\0006.d
Inj Date: 09-Jun-2020 11:52:00 Worklist: 92247 Sample#: 6
Level: 6 \\chromfs\Denver\ChromData\WC_IonChrom11\20200609-92247.b\0007.d
Inj Date: 09-Jun-2020 12:09:00 Worklist: 92247 Sample#: 7

Start Cal Date: 09-Jun-2020 10:46:00 End Cal Date: 09-Jun-2020 12:09:00

Individual Compound Calibration Parameters

Quant Method: ESTD RF Calibration: Replace
Rule Name: Linear1 Curve: Linear Weighting: Conc
Origin: None Error: raw_COD Error Limit: 1.00
RF %Dif: 0.0 SPCC Limit: 0.0 CCC Limit: 0.0
Dependent Variable: Resp

Number of Compounds: 3

RF/Amt(Lvl) Response WL(Smp)	RF/Amt(Lvl) Response WL(Smp)	RF/Amt(Lvl) Response WL(Smp)	RF/Amt(Lvl) Response WL(Smp)	RF/Amt(Lvl) Response WL(Smp)	RF/Amt(Lvl) Response WL(Smp)	b	m1	m2	Error

RF/Amt(Lvl) Response WL(Smp)	RF/Amt(Lvl) Response WL(Smp)	RF/Amt(Lvl) Response WL(Smp)	RF/Amt(Lvl) Response WL(Smp)	RF/Amt(Lvl) Response WL(Smp)	RF/Amt(Lvl) Response WL(Smp)	b	m1	m2	Error
3 Nitrite as N				Signal: 1					
12191330	12553542	12455591	13227667	13604870	14070157	-550088			0.999
0.200000(1)	0.500000(2)	1.0000 (3)	4.0000 (4)	8.0000 (5)	10.0 (6)		13794192		
2438266	6276771	12455591	52910668	108838962	140701573				
92247(2)	92247(3)	92247(4)	92247(5)	92247(6)	92247(7)				
5 Nitrate as N				Signal: 1					
14088965	14480680	14289798	15363278	15994260	16692753	-785741			0.999
0.200000(1)	0.500000(2)	1.0000 (3)	4.0000 (4)	8.0000 (5)	10.0 (6)		16261481		
2817793	7240340	14289798	61453111	127954080	166927530				
92247(2)	92247(3)	92247(4)	92247(5)	92247(6)	92247(7)				
7 Orthophosphate as P				Signal: 1					
4353380	4245844	4302126	4608015	4643426	4319271	-54711			0.999
0.200000(1)	0.500000(2)	1.0000 (3)	4.0000 (4)	8.0000 (5)	10.0 (6)		4489290		
870676	2122922	4302126	18432058	37147406	43192709				
92247(2)	92247(3)	92247(4)	92247(5)	92247(6)	92247(7)				

TestAmerica Laboratories
Initial Calibration Report

Method: \\chromfs\Denver\ChromData\WC_IonChrom11\20200609-92247.b\Anions_IC11.m
Instrument: WC_IonChrom11 Lims Location: 280
Lock State: Unlocked Cpnd Order: Retention Time
Integrator: Falcon Last Modified: 09-Jun-2020 23:07:06
No.Compounds:7
Sublist: chrom-Anions_IC11*sub1
Limit Group: Wet - Anions 28D

Detectors

Detector: 1, 0005
Data Type: ic Spec Type: none
Supports Extracted Chromatograms: False
Run Time: 0.000-13.500 No. Points: 1561

Calibration File Names

Level: 1 \\chromfs\Denver\ChromData\WC_IonChrom11\20200609-92247.b\0002.d
Inj Date: 09-Jun-2020 10:46:00 Worklist: 92247 Sample#: 2
Level: 2 \\chromfs\Denver\ChromData\WC_IonChrom11\20200609-92247.b\0003.d
Inj Date: 09-Jun-2020 11:03:00 Worklist: 92247 Sample#: 3
Level: 3 \\chromfs\Denver\ChromData\WC_IonChrom11\20200609-92247.b\0004.d
Inj Date: 09-Jun-2020 11:19:00 Worklist: 92247 Sample#: 4
Level: 4 \\chromfs\Denver\ChromData\WC_IonChrom11\20200609-92247.b\0005.d
Inj Date: 09-Jun-2020 11:36:00 Worklist: 92247 Sample#: 5
Level: 5 \\chromfs\Denver\ChromData\WC_IonChrom11\20200609-92247.b\0006.d
Inj Date: 09-Jun-2020 11:52:00 Worklist: 92247 Sample#: 6
Level: 6 \\chromfs\Denver\ChromData\WC_IonChrom11\20200609-92247.b\0007.d
Inj Date: 09-Jun-2020 12:09:00 Worklist: 92247 Sample#: 7

Start Cal Date: 09-Jun-2020 10:46:00 End Cal Date: 09-Jun-2020 12:09:00

Individual Compound Calibration Parameters

Quant Method: ESTD RF Calibration: Replace
Rule Name: Linear1 Curve: Linear Weighting: Conc
Origin: None Error: raw_COD Error Limit: 1.00
RF %Dif: 0.0 SPCC Limit: 0.0 CCC Limit: 0.0
Dependent Variable: Resp

Number of Compounds: 4

RF/Amt(Lvl) Response WL(Smp)	RF/Amt(Lvl) Response WL(Smp)	RF/Amt(Lvl) Response WL(Smp)	RF/Amt(Lvl) Response WL(Smp)	RF/Amt(Lvl) Response WL(Smp)	RF/Amt(Lvl) Response WL(Smp)	b	m1	m2	Error

RF/Amt(Lvl) Response WL(Smp)	RF/Amt(Lvl) Response WL(Smp)	RF/Amt(Lvl) Response WL(Smp)	RF/Amt(Lvl) Response WL(Smp)	RF/Amt(Lvl) Response WL(Smp)	RF/Amt(Lvl) Response WL(Smp)	b	m1	m2	Error
1 Fluoride				Signal: 1					
7405045	7373306	7299718	7665323	7856013	8073494	**-229426**			**0.999**
0.200000(1)	0.500000(2)	1.0000 (3)	4.0000 (4)	8.0000 (5)	10.0 (6)		**7936214**		
1481009	3686653	7299718	30661290	62848106	80734941				
92247(2)	92247(3)	92247(4)	92247(5)	92247(6)	92247(7)				
2 Chloride				Signal: 1					
5694811	5832696	5846212	7940601	8439836	8915870	**-5615830**			**0.998**
1.0000 (1)	2.5000 (2)	5.0000 (3)	60.0 (4)	120.0 (5)	200.0 (6)		**8637305**		
5694811	14581740	29231062	476436081	1012780349	1783173904				
92247(2)	92247(3)	92247(4)	92247(5)	92247(6)	92247(7)				
4 Bromide				Signal: 1					
2387455	2366732	2311337	2406036	2388794	2442506	**-23127**			**1.000**
0.200000(1)	0.500000(2)	1.0000 (3)	4.0000 (4)	8.0000 (5)	10.0 (6)		**2416477**		
477491	1183366	2311337	9624142	19110353	24425061				
92247(2)	92247(3)	92247(4)	92247(5)	92247(6)	92247(7)				
6 Sulfate				Signal: 1					
4124231	4192502	4135479	5024367	5332368	5670369	**-2678928**			**0.998**
1.0000 (1)	2.5000 (2)	5.0000 (3)	60.0 (4)	120.0 (5)	200.0 (6)		**5474328**		
4124231	10481254	20677397	301462033	639884212	1134073888				
92247(2)	92247(3)	92247(4)	92247(5)	92247(6)	92247(7)				

Eurofins TestAmerica, Denver
Target Compound Quantitation Report

Data File: \\chromfs\Denver\ChromData\WC_IonChrom11\20200609-92247.b\0008.d
Lims ID: ICV
Client ID:
Sample Type: ICV
Inject. Date: 09-Jun-2020 12:25:00 ALS Bottle#: 0 Worklist Smp#: 8
Injection Vol: 10.0 ul Dil. Factor: 1.0000
Sample Info: 280-0092247-008
Misc. Info.: 8 F
Operator ID: Instrument ID: WC_IonChrom11
Sublist:

Method: \\chromfs\Denver\ChromData\WC_IonChrom11\20200609-92247.b\Anions_IC11.m
Limit Group: Wet - Anions 28D
Last Update: 10-Jun-2020 08:29:52 Calib Date: 09-Jun-2020 12:09:00
Integrator: Falcon
Quant Method: External Standard Quant By: Initial Calibration
Last ICal File: \\chromfs\Denver\ChromData\WC_IonChrom11\20200609-92247.b\0007.d

Column 1 : Det: 0005
Process Host: CTX1025

Compound	RT (min.)	Exp RT (min.)	Dlt RT (min.)	Response	Cal Amt ug/ml	OnCol Amt ug/ml	Flags
1 Fluoride	2.475	2.475	0.000	34042400	4.00	4.32	
2 Chloride	3.542	3.542	0.000	644600884	80.0	75.3	
3 Nitrite as N	4.209	4.209	0.000	53000573	NC	NC	
4 Bromide	5.009	5.009	0.000	9957514	4.00	4.13	
5 Nitrate as N	5.592	5.592	0.000	63320699	NC	NC	
7 Orthophosphate as P	8.175	8.175	0.000	18433661	NC	NC	
6 Sulfate	9.009	9.009	0.000	405899682	80.0	74.6	

QC Flag Legend

Processing Flags
NC - Not Calibrated

Reagents:

IC SO4 ICV_00021	Amount Added:	0.40	Units: mL
IC ICV 5_00273	Amount Added:	0.40	Units: mL
IC CL ICV_00018	Amount Added:	0.40	Units: mL

Report Date: 10-Jun-2020 08:29:53 Chrom Revision: 2.3 05-May-2020 17:48:18

Eurofins TestAmerica, Denver

Data File: \\chromfs\Denver\ChromData\WC_IonChrom11\20200609-92247.b\0008.d

Injection Date:	09-Jun-2020 12:25:00	Instrument ID:	WC_IonChrom11	Operator ID:	
Lims ID:	ICV			Worklist Smp#:	8
Client ID:					
Injection Vol:	10.0 ul	Dil. Factor:	1.0000	ALS Bottle#:	0
Method:	Anions_IC11	Limit Group:	Wet - Anions 28D		

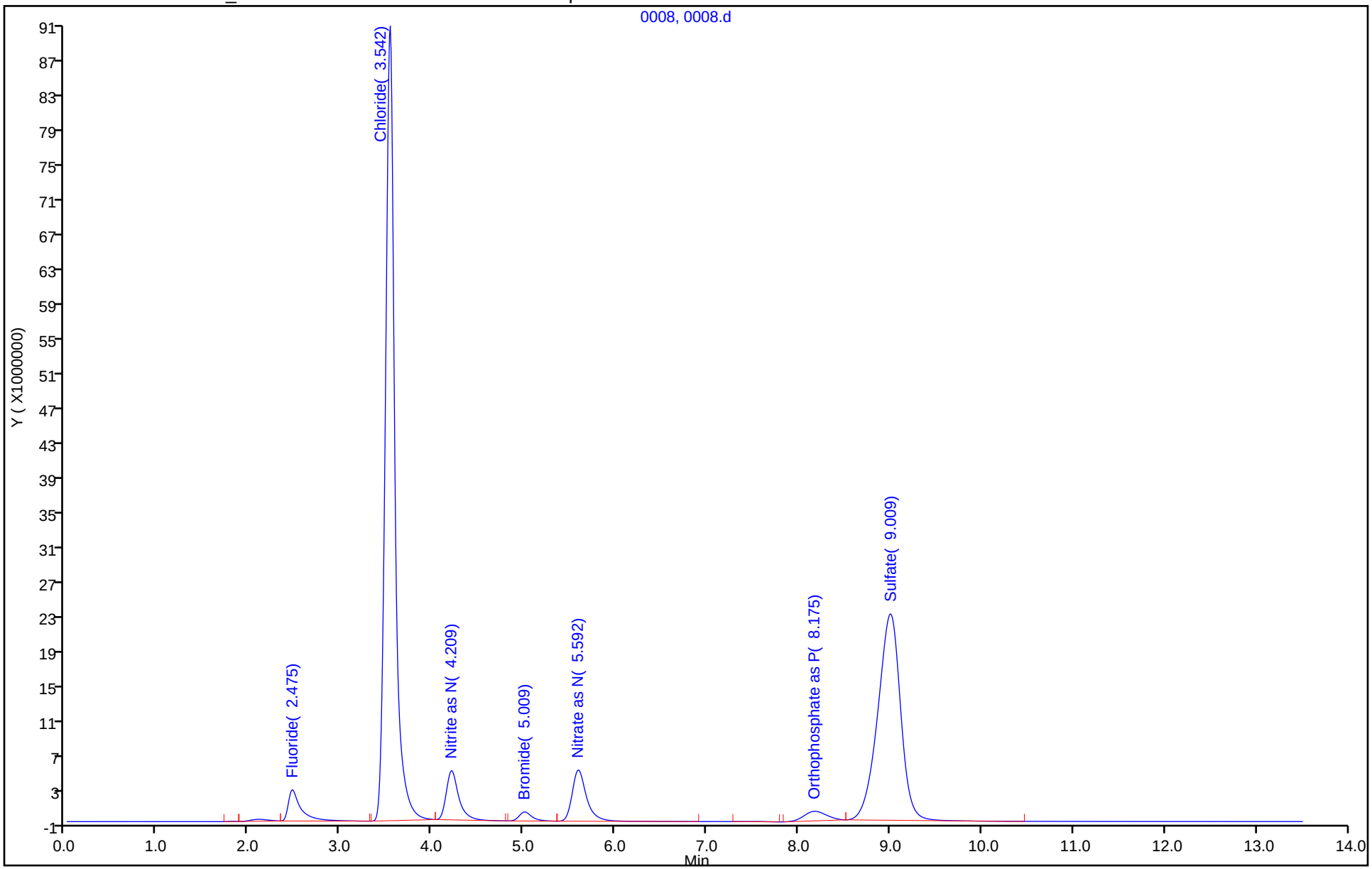

Eurofins TestAmerica, Denver
Target Compound Quantitation Report

Data File: \\chromfs\Denver\ChromData\WC_IonChrom11\20200609-92247.b\0009.d
Lims ID: ICB
Client ID:
Sample Type: ICB
Inject. Date: 09-Jun-2020 12:41:00 ALS Bottle#: 0 Worklist Smp#: 9
Injection Vol: 10.0 ul Dil. Factor: 1.0000
Sample Info: 280-0092247-009
Misc. Info.: 9 F
Operator ID: Instrument ID: WC_IonChrom11

Method: \\chromfs\Denver\ChromData\WC_IonChrom11\20200609-92247.b\Anions_IC11.m
Limit Group: Wet - Anions 28D
Last Update: 10-Jun-2020 08:29:52 Calib Date: 09-Jun-2020 12:09:00
Integrator: Falcon
Quant Method: External Standard Quant By: Initial Calibration
Last ICal File: \\chromfs\Denver\ChromData\WC_IonChrom11\20200609-92247.b\0007.d

Column 1 : Det: 0005
Process Host: CTX1025

Compound	RT (min.)	Exp RT (min.)	Dlt RT (min.)	Response	Cal Amt ug/ml	OnCol Amt ug/ml	Flags
1 Fluoride	2.109	2.475	-0.366	332778		0.0708	
2 Chloride		3.542				ND	
3 Nitrite as N		4.209				ND	
4 Bromide		5.009				ND	
5 Nitrate as N		5.592				ND	
7 Orthophosphate as P		8.175				ND	
6 Sulfate	8.909	9.009	-0.100	770107		0.6300	

Report Date: 10-Jun-2020 08:29:53 Chrom Revision: 2.3 05-May-2020 17:48:18

Eurofins TestAmerica, Denver

Data File: \\chromfs\Denver\ChromData\WC_IonChrom11\20200609-92247.b\0009.d

Injection Date:	09-Jun-2020 12:41:00	Instrument ID:	WC_IonChrom11	Operator ID:	
Lims ID:	ICB			Worklist Smp#:	9
Client ID:					
Injection Vol:	10.0 ul	Dil. Factor:	1.0000	ALS Bottle#:	0
Method:	Anions_IC11	Limit Group:	Wet - Anions 28D		

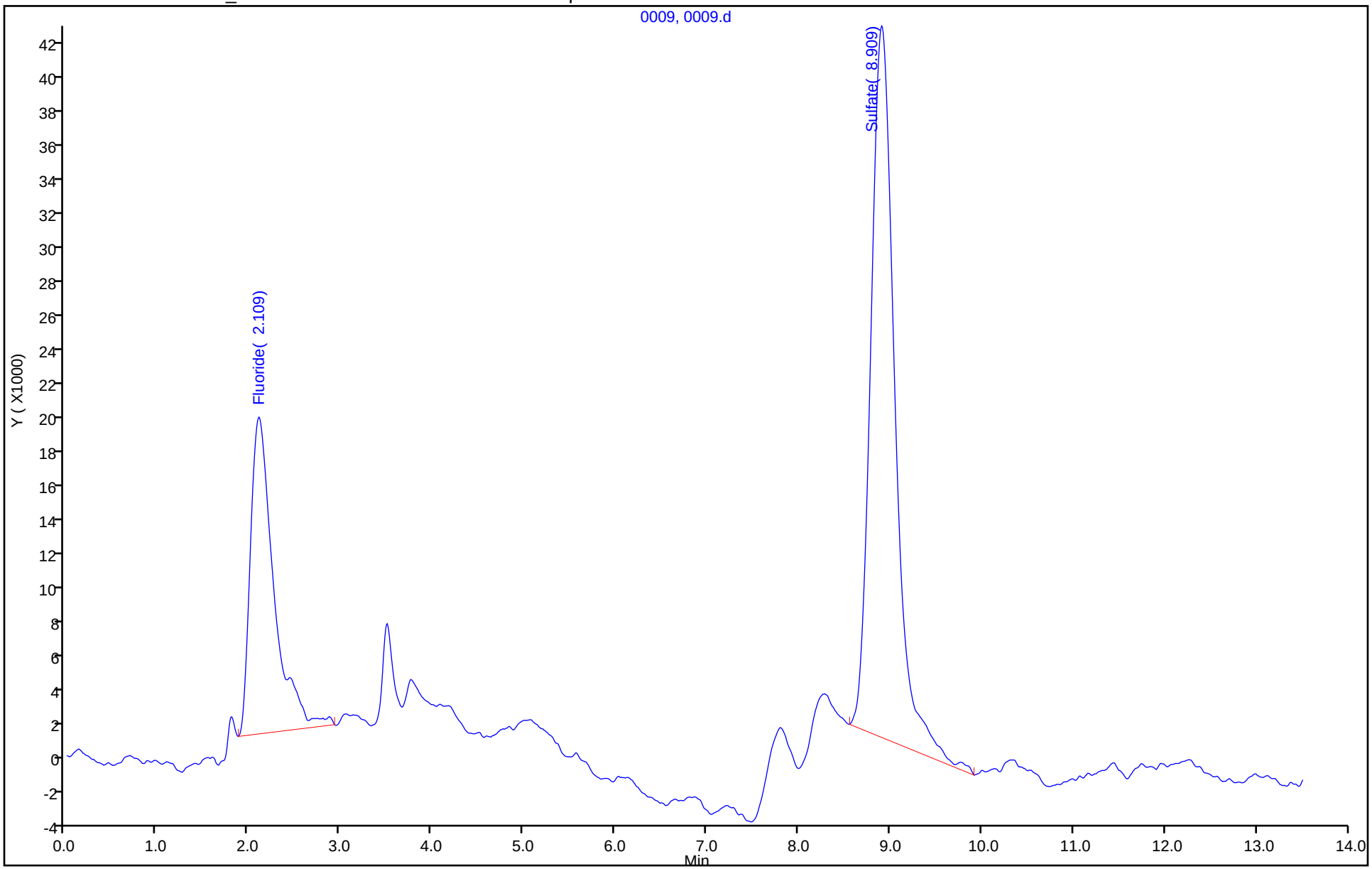

IC Instrument Information

WL: 92286 **Inst ID:** 11 **Analysis Date:** 6/10/2020 **Analyst:** JP

Rush	Job No.	Samples	Anions	QC Req	HT Exp
☐	137429	1	F Cl NO2 Br NO3 PO4 SO4	(MS/D) 1	
☐	137423	5	F Cl NO2 Br NO3 PO4 SO4	(MS/D) 2	
☐	137268	5	F Cl NO2 Br NO3 PO4 SO4	MS/D	
☐	137248	6	F Cl NO2 Br NO3 PO4 SO4	MS/D	
☐	137172	1	F Cl NO2 Br NO3 PO4 SO4	MS/D	
☐	137507	1	F Cl NO2 Br NO3 PO4 SO4	MS/D	
☐	137110	1	F Cl NO2 Br NO3 PO4 SO4	(MS/D) 4	
☐			F Cl NO2 Br NO3 PO4 SO4	MS/D	
☐			F Cl NO2 Br NO3 PO4 SO4	MS/D	
☐			F Cl NO2 Br NO3 PO4 SO4	MS/D	
☐			F Cl NO2 Br NO3 PO4 SO4	MS/D	
☐			F Cl NO2 Br NO3 PO4 SO4	MS/D	
☐			F Cl NO2 Br NO3 PO4 SO4	MS/D	
☐			F Cl NO2 Br NO3 PO4 SO4	MS/D	

Dilutions

Job No.	Samples	Anions	Dilution	Reason
172		F Cl NO2 Br NO3 PO4 SO4	10X	RERUN
		F Cl NO2 Br NO3 PO4 SO4		
		F Cl NO2 Br NO3 PO4 SO4		
		F Cl NO2 Br NO3 PO4 SO4		
		F Cl NO2 Br NO3 PO4 SO4		
		F Cl NO2 Br NO3 PO4 SO4		
		F Cl NO2 Br NO3 PO4 SO4		
		F Cl NO2 Br NO3 PO4 SO4		
		F Cl NO2 Br NO3 PO4 SO4		
		F Cl NO2 Br NO3 PO4 SO4		

TestAmerica Laboratories
Initial Calibration Summary Report

Method: \\chromfs\Denver\ChromData\WC_IonChrom11\20200609-92247.b\Anions_IC11.m
Instrument: WC_IonChrom11 Lims Location: 280
Lock State: Unlocked Cpnd Order: Retention Time
Integrator: Falcon Last Modified: 09-Jun-2020 23:07:06
No.Compounds:7

Initial Calibration Batches

Ical Batch: \\chromfs\Denver\ChromData\WC_IonChrom11\20200609-92247.b
Inj Date : 09-Jun-2020 10:46:00, Sublist: chrom-Anions_IC11*sub1

Detector 1: 0005

	Wet - Anions				Wet - Anions 28D			
Compound	b	M1	M2	Err	b	M1	M2	Err
1 Fluoride					-229426	7936214		0.999
2 Chloride					-561583	8637305		0.998
3 Nitrite as N	-550088	1379419		0.999				
4 Bromide					-23127	2416477		1.000
5 Nitrate as N	-785741	1626148		0.999				
7 Orthophosphate as P	-54711	4489290		0.999				
6 Sulfate					-267892	5474328		0.998

TestAmerica Laboratories
Initial Calibration Report

Method: \\chromfs\Denver\ChromData\WC_IonChrom11\20200609-92247.b\Anions_IC11.m
Instrument: WC_IonChrom11 Lims Location: 280
Lock State: Unlocked Cpnd Order: Retention Time
Integrator: Falcon Last Modified: 09-Jun-2020 23:07:06
No.Compounds:7
Sublist: chrom-Anions_IC11*sub1
Limit Group: Wet - Anions

Detectors

Detector: 1, 0005
Data Type: ic Spec Type: none
Supports Extracted Chromatograms: False
Run Time: 0.000-13.500 No. Points: 1561

Calibration File Names

Level: 1 \\chromfs\Denver\ChromData\WC_IonChrom11\20200609-92247.b\0002.d
Inj Date: 09-Jun-2020 10:46:00 Worklist: 92247 Sample#: 2
Level: 2 \\chromfs\Denver\ChromData\WC_IonChrom11\20200609-92247.b\0003.d
Inj Date: 09-Jun-2020 11:03:00 Worklist: 92247 Sample#: 3
Level: 3 \\chromfs\Denver\ChromData\WC_IonChrom11\20200609-92247.b\0004.d
Inj Date: 09-Jun-2020 11:19:00 Worklist: 92247 Sample#: 4
Level: 4 \\chromfs\Denver\ChromData\WC_IonChrom11\20200609-92247.b\0005.d
Inj Date: 09-Jun-2020 11:36:00 Worklist: 92247 Sample#: 5
Level: 5 \\chromfs\Denver\ChromData\WC_IonChrom11\20200609-92247.b\0006.d
Inj Date: 09-Jun-2020 11:52:00 Worklist: 92247 Sample#: 6
Level: 6 \\chromfs\Denver\ChromData\WC_IonChrom11\20200609-92247.b\0007.d
Inj Date: 09-Jun-2020 12:09:00 Worklist: 92247 Sample#: 7

Start Cal Date: 09-Jun-2020 10:46:00 End Cal Date: 09-Jun-2020 12:09:00

Individual Compound Calibration Parameters

Quant Method: ESTD RF Calibration: Replace
Rule Name: Linear1 Curve: Linear Weighting: Conc
Origin: None Error: raw_COD Error Limit: 1.00
RF %Dif: 0.0 SPCC Limit: 0.0 CCC Limit: 0.0
Dependent Variable: Resp

Number of Compounds: 3

RF/Amt(Lvl) Response WL(Smp)	RF/Amt(Lvl) Response WL(Smp)	RF/Amt(Lvl) Response WL(Smp)	RF/Amt(Lvl) Response WL(Smp)	RF/Amt(Lvl) Response WL(Smp)	RF/Amt(Lvl) Response WL(Smp)	b	m1	m2	Error

RF/Amt(Lvl) Response WL(Smp)	RF/Amt(Lvl) Response WL(Smp)	RF/Amt(Lvl) Response WL(Smp)	RF/Amt(Lvl) Response WL(Smp)	RF/Amt(Lvl) Response WL(Smp)	RF/Amt(Lvl) Response WL(Smp)	b	m1	m2	Error
3 Nitrite as N				Signal: 1					
12191330	12553542	12455591	13227667	13604870	14070157	-550088			0.999
0.200000(1)	0.500000(2)	1.0000 (3)	4.0000 (4)	8.0000 (5)	10.0 (6)		13794192		
2438266	6276771	12455591	52910668	108838962	140701573				
92247(2)	92247(3)	92247(4)	92247(5)	92247(6)	92247(7)				
5 Nitrate as N				Signal: 1					
14088965	14480680	14289798	15363278	15994260	16692753	-785741			0.999
0.200000(1)	0.500000(2)	1.0000 (3)	4.0000 (4)	8.0000 (5)	10.0 (6)		16261481		
2817793	7240340	14289798	61453111	127954080	166927530				
92247(2)	92247(3)	92247(4)	92247(5)	92247(6)	92247(7)				
7 Orthophosphate as P				Signal: 1					
4353380	4245844	4302126	4608015	4643426	4319271	-54711			0.999
0.200000(1)	0.500000(2)	1.0000 (3)	4.0000 (4)	8.0000 (5)	10.0 (6)		4489290		
870676	2122922	4302126	18432058	37147406	43192709				
92247(2)	92247(3)	92247(4)	92247(5)	92247(6)	92247(7)				

TestAmerica Laboratories
Initial Calibration Report

Method: \\chromfs\Denver\ChromData\WC_IonChrom11\20200609-92247.b\Anions_IC11.m
Instrument: WC_IonChrom11 Lims Location: 280
Lock State: Unlocked Cpnd Order: Retention Time
Integrator: Falcon Last Modified: 09-Jun-2020 23:07:06
No.Compounds:7
Sublist: chrom-Anions_IC11*sub1
Limit Group: Wet - Anions 28D

Detectors

Detector: 1, 0005
Data Type: ic Spec Type: none
Supports Extracted Chromatograms: False
Run Time: 0.000-13.500 No. Points: 1561

Calibration File Names

Level: 1 \\chromfs\Denver\ChromData\WC_IonChrom11\20200609-92247.b\0002.d
Inj Date: 09-Jun-2020 10:46:00 Worklist: 92247 Sample#: 2
Level: 2 \\chromfs\Denver\ChromData\WC_IonChrom11\20200609-92247.b\0003.d
Inj Date: 09-Jun-2020 11:03:00 Worklist: 92247 Sample#: 3
Level: 3 \\chromfs\Denver\ChromData\WC_IonChrom11\20200609-92247.b\0004.d
Inj Date: 09-Jun-2020 11:19:00 Worklist: 92247 Sample#: 4
Level: 4 \\chromfs\Denver\ChromData\WC_IonChrom11\20200609-92247.b\0005.d
Inj Date: 09-Jun-2020 11:36:00 Worklist: 92247 Sample#: 5
Level: 5 \\chromfs\Denver\ChromData\WC_IonChrom11\20200609-92247.b\0006.d
Inj Date: 09-Jun-2020 11:52:00 Worklist: 92247 Sample#: 6
Level: 6 \\chromfs\Denver\ChromData\WC_IonChrom11\20200609-92247.b\0007.d
Inj Date: 09-Jun-2020 12:09:00 Worklist: 92247 Sample#: 7

Start Cal Date: 09-Jun-2020 10:46:00 End Cal Date: 09-Jun-2020 12:09:00

Individual Compound Calibration Parameters

Quant Method: ESTD RF Calibration: Replace
Rule Name: Linear1 Curve: Linear Weighting: Conc
Origin: None Error: raw_COD Error Limit: 1.00
RF %Dif: 0.0 SPCC Limit: 0.0 CCC Limit: 0.0
Dependent Variable: Resp

Number of Compounds: 4

RF/Amt(Lvl) Response WL(Smp)	RF/Amt(Lvl) Response WL(Smp)	RF/Amt(Lvl) Response WL(Smp)	RF/Amt(Lvl) Response WL(Smp)	RF/Amt(Lvl) Response WL(Smp)	RF/Amt(Lvl) Response WL(Smp)	b	m1	m2	Error

RF/Amt(Lvl) Response WL(Smp)	RF/Amt(Lvl) Response WL(Smp)	RF/Amt(Lvl) Response WL(Smp)	RF/Amt(Lvl) Response WL(Smp)	RF/Amt(Lvl) Response WL(Smp)	RF/Amt(Lvl) Response WL(Smp)	b	m1	m2	Error
1 Fluoride				Signal: 1					
7405045	7373306	7299718	7665323	7856013	8073494	**-229426**			**0.999**
0.200000(1)	0.500000(2)	1.0000 (3)	4.0000 (4)	8.0000 (5)	10.0 (6)		**7936214**		
1481009	3686653	7299718	30661290	62848106	80734941				
92247(2)	92247(3)	92247(4)	92247(5)	92247(6)	92247(7)				
2 Chloride				Signal: 1					
5694811	5832696	5846212	7940601	8439836	8915870	**-5615830**			**0.998**
1.0000 (1)	2.5000 (2)	5.0000 (3)	60.0 (4)	120.0 (5)	200.0 (6)		**8637305**		
5694811	14581740	29231062	476436081	1012780349	1783173904				
92247(2)	92247(3)	92247(4)	92247(5)	92247(6)	92247(7)				
4 Bromide				Signal: 1					
2387455	2366732	2311337	2406036	2388794	2442506	**-23127**			**1.000**
0.200000(1)	0.500000(2)	1.0000 (3)	4.0000 (4)	8.0000 (5)	10.0 (6)		**2416477**		
477491	1183366	2311337	9624142	19110353	24425061				
92247(2)	92247(3)	92247(4)	92247(5)	92247(6)	92247(7)				
6 Sulfate				Signal: 1					
4124231	4192502	4135479	5024367	5332368	5670369	**-2678928**			**0.998**
1.0000 (1)	2.5000 (2)	5.0000 (3)	60.0 (4)	120.0 (5)	200.0 (6)		**5474328**		
4124231	10481254	20677397	301462033	639884212	1134073888				
92247(2)	92247(3)	92247(4)	92247(5)	92247(6)	92247(7)				

Eurofins TestAmerica, Denver
Target Compound Quantitation Report

Data File: \\chromfs\Denver\ChromData\WC_IonChrom11\20200610-92286.b\0001.d
Lims ID: CCV
Client ID:
Sample Type: CCV
Inject. Date: 10-Jun-2020 10:16:00 ALS Bottle#: 0 Worklist Smp#: 1
Injection Vol: 10.0 ul Dil. Factor: 1.0000
Sample Info: 280-0092286-001
Operator ID: Instrument ID: WC_IonChrom11
Sublist: chrom-Anions_IC11*sub1

Method: \\chromfs\Denver\ChromData\WC_IonChrom11\20200610-92286.b\Anions_IC11.m
Limit Group: Wet - Anions 28D
Last Update: 11-Jun-2020 09:06:13 Calib Date: 09-Jun-2020 12:09:00
Integrator: Falcon
Quant Method: External Standard Quant By: Initial Calibration
Last ICal File: \\chromfs\Denver\ChromData\WC_IonChrom11\20200609-92247.b\0007.d

Column 1 : Det: 0005
Process Host: CTX1051

Compound	RT (min.)	Exp RT (min.)	Dlt RT (min.)	Response	Cal Amt ug/ml	OnCol Amt ug/ml	Flags
1 Fluoride	2.475	2.475	0.000	39929412	5.00	5.06	
2 Chloride	3.550	3.542	0.008	829244694	100.0	96.7	
3 Nitrite as N	4.217	4.209	0.008	65548165	NC	NC	
4 Bromide	5.000	5.009	-0.009	11997631	5.00	4.97	
5 Nitrate as N	5.584	5.592	-0.008	77374231	NC	NC	
7 Orthophosphate as P	8.175	8.175	0.000	24646269	NC	NC	
6 Sulfate	9.050	9.009	0.041	521361156	100.0	95.7	

QC Flag Legend

Processing Flags
NC - Not Calibrated

Reagents:

IC LCS_01744 Amount Added: 5.00 Units: mL

Report Date: 11-Jun-2020 09:06:13 Chrom Revision: 2.3 10-Jun-2020 22:46:48

Eurofins TestAmerica, Denver

Data File: \\chromfs\Denver\ChromData\WC_IonChrom11\20200610-92286.b\0001.d

Injection Date:	10-Jun-2020 10:16:00	Instrument ID:	WC_IonChrom11	Operator ID:	
Lims ID:	CCV			Worklist Smp#:	1
Client ID:					
Injection Vol:	10.0 ul	Dil. Factor:	1.0000	ALS Bottle#:	0
Method:	Anions_IC11	Limit Group:	Wet - Anions 28D		

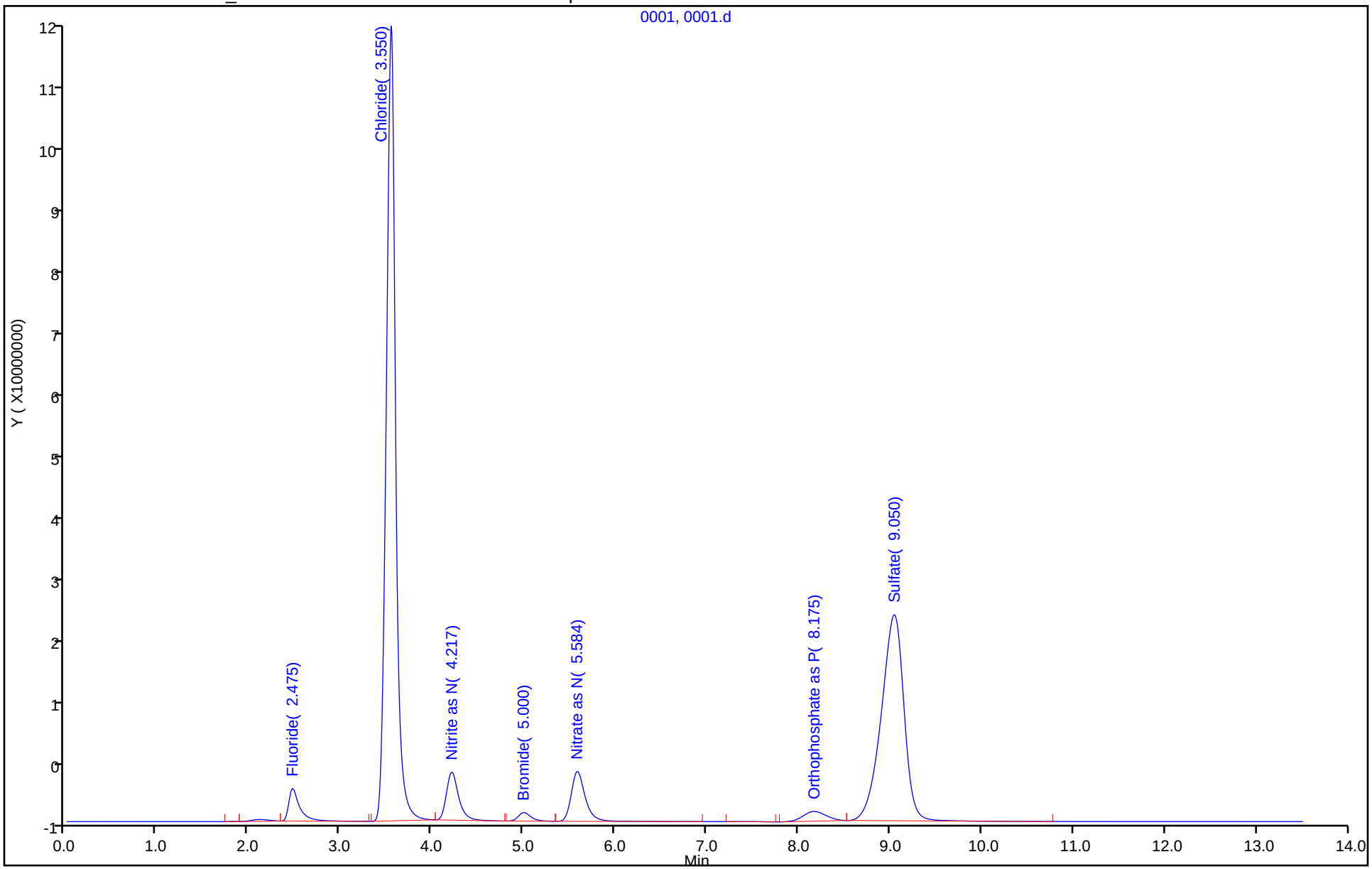

Eurofins TestAmerica, Denver
Target Compound Quantitation Report

Data File: \\chromfs\Denver\ChromData\WC_IonChrom11\20200610-92286.b\0002.d
Lims ID: CCB
Client ID:
Sample Type: CCB
Inject. Date: 10-Jun-2020 10:32:00 ALS Bottle#: 0 Worklist Smp#: 2
Injection Vol: 10.0 ul Dil. Factor: 1.0000
Sample Info: 280-0092286-002
Operator ID: Instrument ID: WC_IonChrom11

Method: \\chromfs\Denver\ChromData\WC_IonChrom11\20200610-92286.b\Anions_IC11.m
Limit Group: Wet - Anions 28D
Last Update: 11-Jun-2020 09:06:13 Calib Date: 09-Jun-2020 12:09:00
Integrator: Falcon
Quant Method: External Standard Quant By: Initial Calibration
Last ICal File: \\chromfs\Denver\ChromData\WC_IonChrom11\20200609-92247.b\0007.d

Column 1 : Det: 0005
Process Host: CTX1051

Compound	RT (min.)	Exp RT (min.)	Dlt RT (min.)	Response	Cal Amt ug/ml	OnCol Amt ug/ml	Flags
1 Fluoride	2.117	2.475	-0.358	546008		0.0977	
2 Chloride		3.542				ND	
3 Nitrite as N		4.209				ND	
4 Bromide		5.009				ND	
5 Nitrate as N		5.592				ND	
7 Orthophosphate as P		8.175				ND	
6 Sulfate		9.009				ND	

Report Date: 11-Jun-2020 09:06:13 Chrom Revision: 2.3 10-Jun-2020 22:46:48

Eurofins TestAmerica, Denver

Data File: \\chromfs\Denver\ChromData\WC_IonChrom11\20200610-92286.b\0002.d

Injection Date:	10-Jun-2020 10:32:00	Instrument ID:	WC_IonChrom11	Operator ID:	
Lims ID:	CCB			Worklist Smp#:	2
Client ID:					
Injection Vol:	10.0 ul	Dil. Factor:	1.0000	ALS Bottle#:	0
Method:	Anions_IC11	Limit Group:	Wet - Anions 28D		

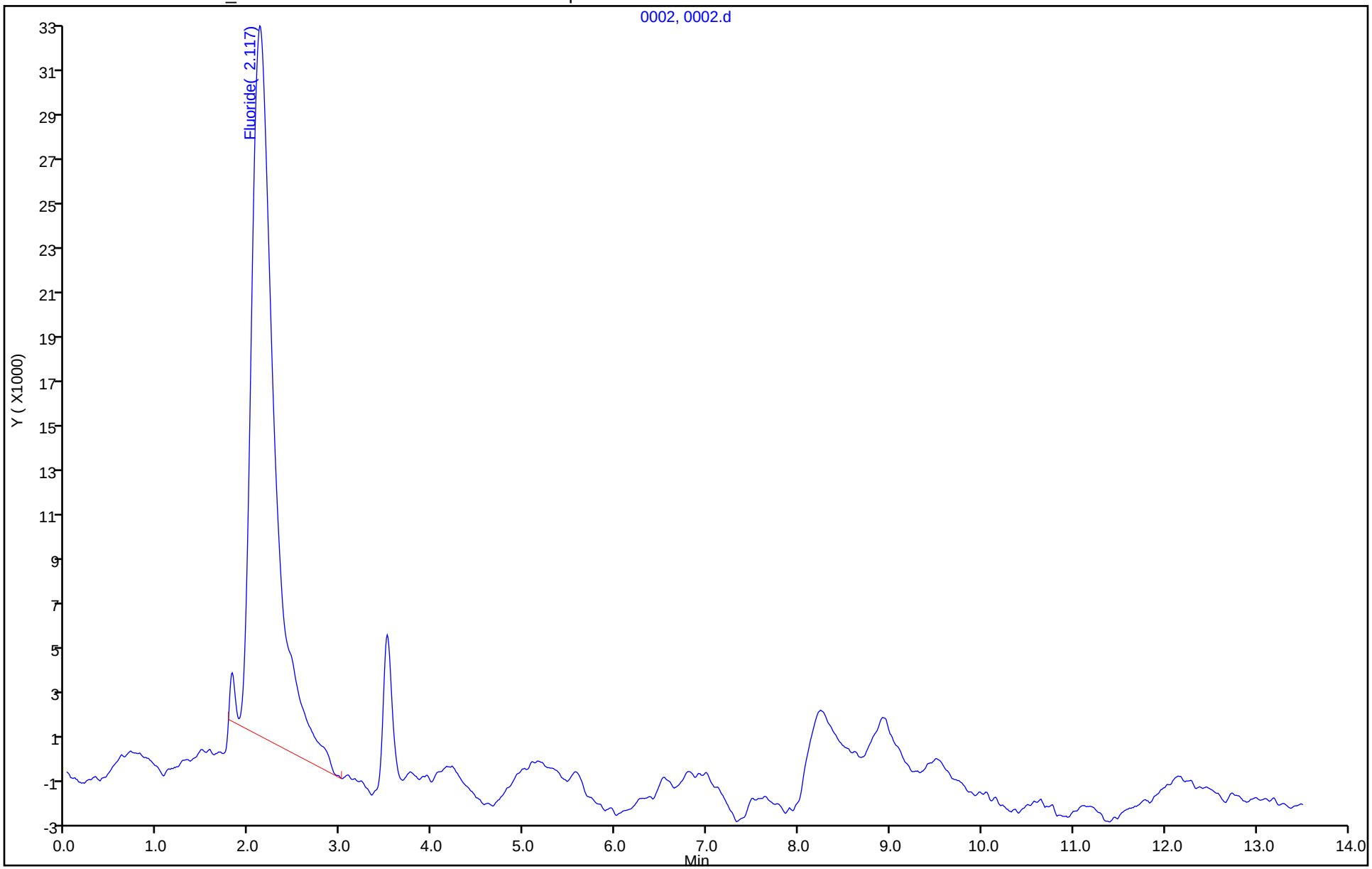

Eurofins TestAmerica, Denver
Target Compound Quantitation Report

Data File: \\chromfs\Denver\ChromData\WC_IonChrom11\20200610-92286.b\0003.d
Lims ID: MRL
Client ID:
Sample Type: MRL
Inject. Date: 10-Jun-2020 10:48:00 ALS Bottle#: 0 Worklist Smp#: 3
Injection Vol: 10.0 ul Dil. Factor: 1.0000
Sample Info: 280-0092286-003
Operator ID: Instrument ID: WC_IonChrom11

Method: \\chromfs\Denver\ChromData\WC_IonChrom11\20200610-92286.b\Anions_IC11.m
Limit Group: Wet - Anions 28D
Last Update: 11-Jun-2020 09:06:13 Calib Date: 09-Jun-2020 12:09:00
Integrator: Falcon
Quant Method: External Standard Quant By: Initial Calibration
Last ICal File: \\chromfs\Denver\ChromData\WC_IonChrom11\20200609-92247.b\0007.d

Column 1 : Det: 0005
Process Host: CTX1051

Compound	RT (min.)	Exp RT (min.)	Dlt RT (min.)	Response	Cal Amt ug/ml	OnCol Amt ug/ml	Flags
1 Fluoride	2.475	2.475	0.000	3820339	0.5000	0.5103	
2 Chloride	3.517	3.542	-0.025	30167206	5.00	4.14	
3 Nitrite as N	4.209	4.209	0.000	6283429	NC	NC	
4 Bromide	5.009	5.009	0.000	1222409	0.5000	0.5154	
5 Nitrate as N	5.592	5.592	0.000	7265060	NC	NC	
7 Orthophosphate as P	8.209	8.175	0.034	2465314	NC	NC	
6 Sulfate	8.950	9.009	-0.059	21737396	5.00	4.46	

QC Flag Legend

Processing Flags
NC - Not Calibrated

Reagents:

IC CAL cl/so4_00314 Amount Added: 0.10 Units: mL
IC Cal low_00528 Amount Added: 0.05 Units: mL

Report Date: 11-Jun-2020 09:06:14 Chrom Revision: 2.3 10-Jun-2020 22:46:48

Eurofins TestAmerica, Denver

Data File: \\chromfs\Denver\ChromData\WC_IonChrom11\20200610-92286.b\0003.d

Injection Date:	10-Jun-2020 10:48:00	Instrument ID:	WC_IonChrom11	Operator ID:	
Lims ID:	MRL			Worklist Smp#:	3
Client ID:					
Injection Vol:	10.0 ul	Dil. Factor:	1.0000	ALS Bottle#:	0
Method:	Anions_IC11	Limit Group:	Wet - Anions 28D		

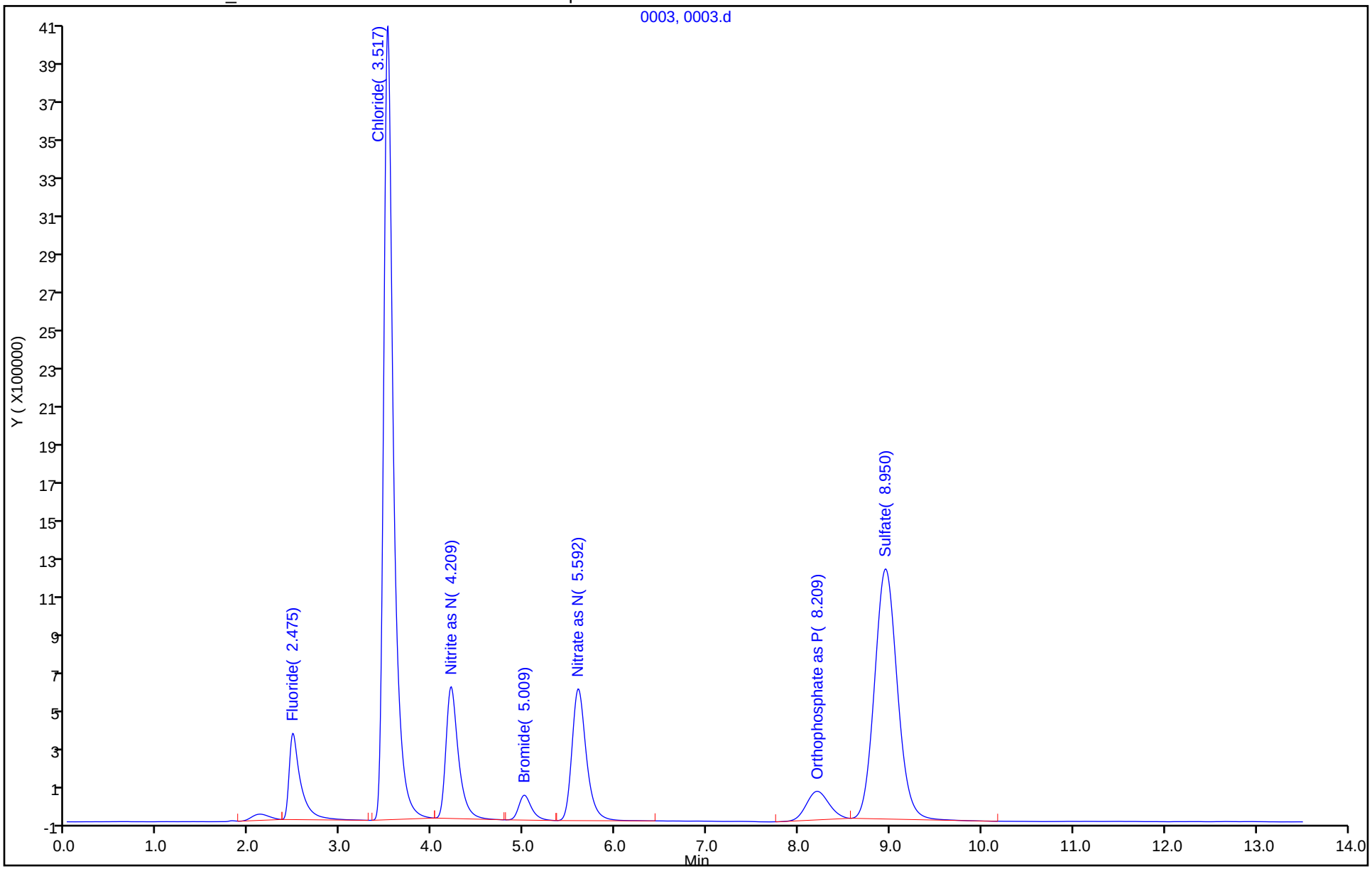

Eurofins TestAmerica, Denver
Target Compound Quantitation Report

Data File: \\chromfs\Denver\ChromData\WC_IonChrom11\20200610-92286.b\0004.d
Lims ID: LCS
Client ID:
Sample Type: LCS
Inject. Date: 10-Jun-2020 11:05:00 ALS Bottle#: 0 Worklist Smp#: 4
Injection Vol: 10.0 ul Dil. Factor: 1.0000
Sample Info: 280-0092286-004
Operator ID: Instrument ID: WC_IonChrom11

Method: \\chromfs\Denver\ChromData\WC_IonChrom11\20200610-92286.b\Anions_IC11.m
Limit Group: Wet - Anions 28D
Last Update: 11-Jun-2020 09:06:13 Calib Date: 09-Jun-2020 12:09:00
Integrator: Falcon
Quant Method: External Standard Quant By: Initial Calibration
Last ICal File: \\chromfs\Denver\ChromData\WC_IonChrom11\20200609-92247.b\0007.d

Column 1 : Det: 0005
Process Host: CTX1051

Compound	RT (min.)	Exp RT (min.)	Dlt RT (min.)	Response	Cal Amt ug/ml	OnCol Amt ug/ml	Flags
1 Fluoride	2.475	2.475	0.000	39861895	5.00	5.05	
2 Chloride	3.559	3.542	0.017	828542815	100.0	96.6	
3 Nitrite as N	4.217	4.209	0.008	65559728	NC	NC	
4 Bromide	5.000	5.009	-0.009	11988320	5.00	4.97	
5 Nitrate as N	5.592	5.592	0.000	77431850	NC	NC	
7 Orthophosphate as P	8.175	8.175	0.000	24916773	NC	NC	
6 Sulfate	9.059	9.009	0.050	523418984	100.0	96.1	

QC Flag Legend

Processing Flags
NC - Not Calibrated

Reagents:

IC LCS_01744 Amount Added: 5.00 Units: mL

Report Date: 11-Jun-2020 09:06:14 Chrom Revision: 2.3 10-Jun-2020 22:46:48

Eurofins TestAmerica, Denver

Data File: \\chromfs\Denver\ChromData\WC_IonChrom11\20200610-92286.b\0004.d

Injection Date:	10-Jun-2020 11:05:00	Instrument ID:	WC_IonChrom11	Operator ID:	
Lims ID:	LCS			Worklist Smp#:	4
Client ID:					
Injection Vol:	10.0 ul	Dil. Factor:	1.0000	ALS Bottle#:	0
Method:	Anions_IC11	Limit Group:	Wet - Anions 28D		

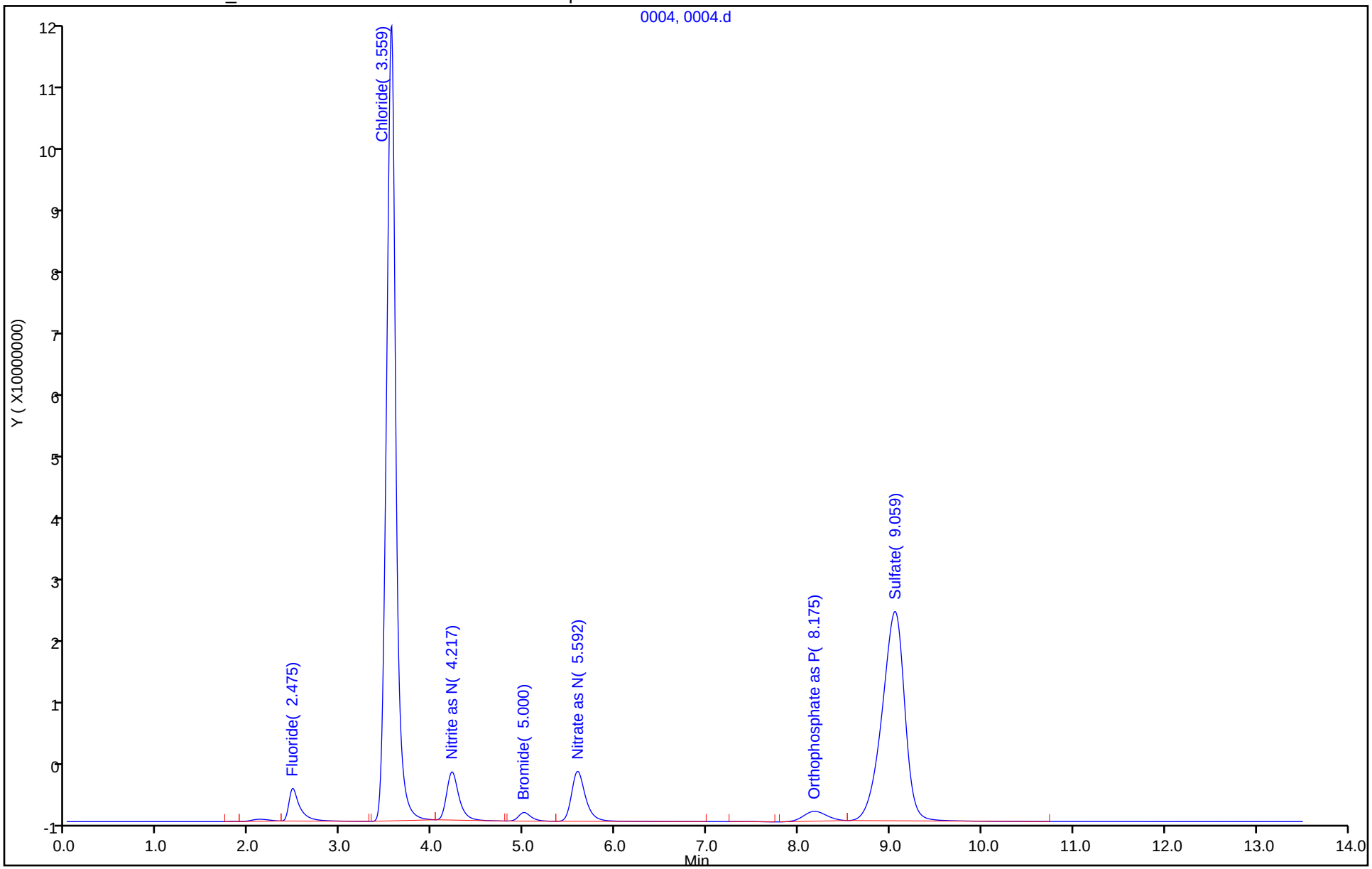

Eurofins TestAmerica, Denver
Target Compound Quantitation Report

Data File: \\chromfs\Denver\ChromData\WC_IonChrom11\20200610-92286.b\0005.d
Lims ID: LCSD
Client ID:
Sample Type: LCSD
Inject. Date: 10-Jun-2020 11:21:00 ALS Bottle#: 0 Worklist Smp#: 5
Injection Vol: 10.0 ul Dil. Factor: 1.0000
Sample Info: 280-0092286-005
Operator ID: Instrument ID: WC_IonChrom11

Method: \\chromfs\Denver\ChromData\WC_IonChrom11\20200610-92286.b\Anions_IC11.m
Limit Group: Wet - Anions 28D
Last Update: 11-Jun-2020 09:06:13 Calib Date: 09-Jun-2020 12:09:00
Integrator: Falcon
Quant Method: External Standard Quant By: Initial Calibration
Last ICal File: \\chromfs\Denver\ChromData\WC_IonChrom11\20200609-92247.b\0007.d

Column 1 : Det: 0005
Process Host: CTX1051

Compound	RT (min.)	Exp RT (min.)	Dlt RT (min.)	Response	Cal Amt ug/ml	OnCol Amt ug/ml	Flags
1 Fluoride	2.476	2.475	0.001	39716373	5.00	5.03	
2 Chloride	3.551	3.542	0.009	827111888	100.0	96.4	
3 Nitrite as N	4.217	4.209	0.008	65699207	NC	NC	
4 Bromide	5.001	5.009	-0.008	11992823	5.00	4.97	
5 Nitrate as N	5.584	5.592	-0.008	77331485	NC	NC	
7 Orthophosphate as P	8.176	8.175	0.001	24996279	NC	NC	
6 Sulfate	9.051	9.009	0.042	522418503	100.0	95.9	

QC Flag Legend

Processing Flags
NC - Not Calibrated

Reagents:

IC LCS_01744 Amount Added: 5.00 Units: mL

Report Date: 11-Jun-2020 09:06:14 Chrom Revision: 2.3 10-Jun-2020 22:46:48

Eurofins TestAmerica, Denver

Data File: \\chromfs\Denver\ChromData\WC_IonChrom11\20200610-92286.b\0005.d

Injection Date:	10-Jun-2020 11:21:00	Instrument ID:	WC_IonChrom11	Operator ID:	
Lims ID:	LCSD			Worklist Smp#:	5
Client ID:					
Injection Vol:	10.0 ul	Dil. Factor:	1.0000	ALS Bottle#:	0
Method:	Anions_IC11	Limit Group:	Wet - Anions 28D		

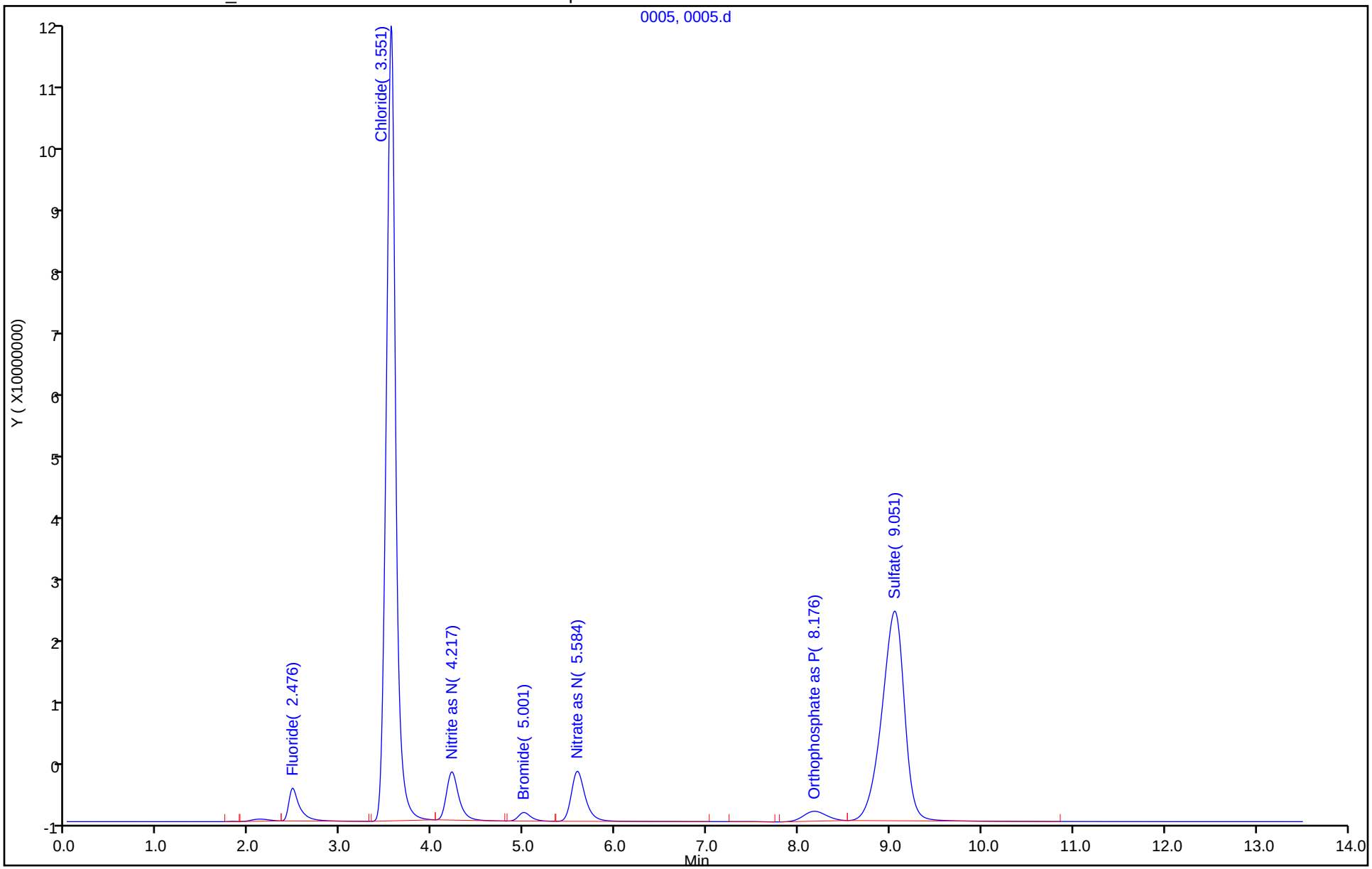

Eurofins TestAmerica, Denver
Target Compound Quantitation Report

Data File: \\chromfs\Denver\ChromData\WC_IonChrom11\20200610-92286.b\0006.d
Lims ID: MB
Client ID:
Sample Type: MB
Inject. Date: 10-Jun-2020 11:38:00 ALS Bottle#: 0 Worklist Smp#: 6
Injection Vol: 10.0 ul Dil. Factor: 1.0000
Sample Info: 280-0092286-006
Misc. Info.: 6 F
Operator ID: Instrument ID: WC_IonChrom11

Method: \\chromfs\Denver\ChromData\WC_IonChrom11\20200610-92286.b\Anions_IC11.m
Limit Group: Wet - Anions 28D
Last Update: 11-Jun-2020 09:06:13 Calib Date: 09-Jun-2020 12:09:00
Integrator: Falcon
Quant Method: External Standard Quant By: Initial Calibration
Last ICal File: \\chromfs\Denver\ChromData\WC_IonChrom11\20200609-92247.b\0007.d

Column 1 : Det: 0005
Process Host: CTX1051

Compound	RT (min.)	Exp RT (min.)	Dlt RT (min.)	Response	Cal Amt ug/ml	OnCol Amt ug/ml	Flags
1 Fluoride	2.117	2.475	-0.358	1029508		0.1586	
2 Chloride		3.542				ND	
3 Nitrite as N		4.209				ND	
4 Bromide		5.009				ND	
5 Nitrate as N		5.592				ND	
7 Orthophosphate as P		8.175				ND	
6 Sulfate		9.009				ND	

Report Date: 11-Jun-2020 09:06:15 Chrom Revision: 2.3 10-Jun-2020 22:46:48

Eurofins TestAmerica, Denver

Data File: \\chromfs\Denver\ChromData\WC_IonChrom11\20200610-92286.b\0006.d

Injection Date:	10-Jun-2020 11:38:00	Instrument ID:	WC_IonChrom11	Operator ID:	
Lims ID:	MB			Worklist Smp#:	6
Client ID:					
Injection Vol:	10.0 ul	Dil. Factor:	1.0000	ALS Bottle#:	0
Method:	Anions_IC11	Limit Group:	Wet - Anions 28D		

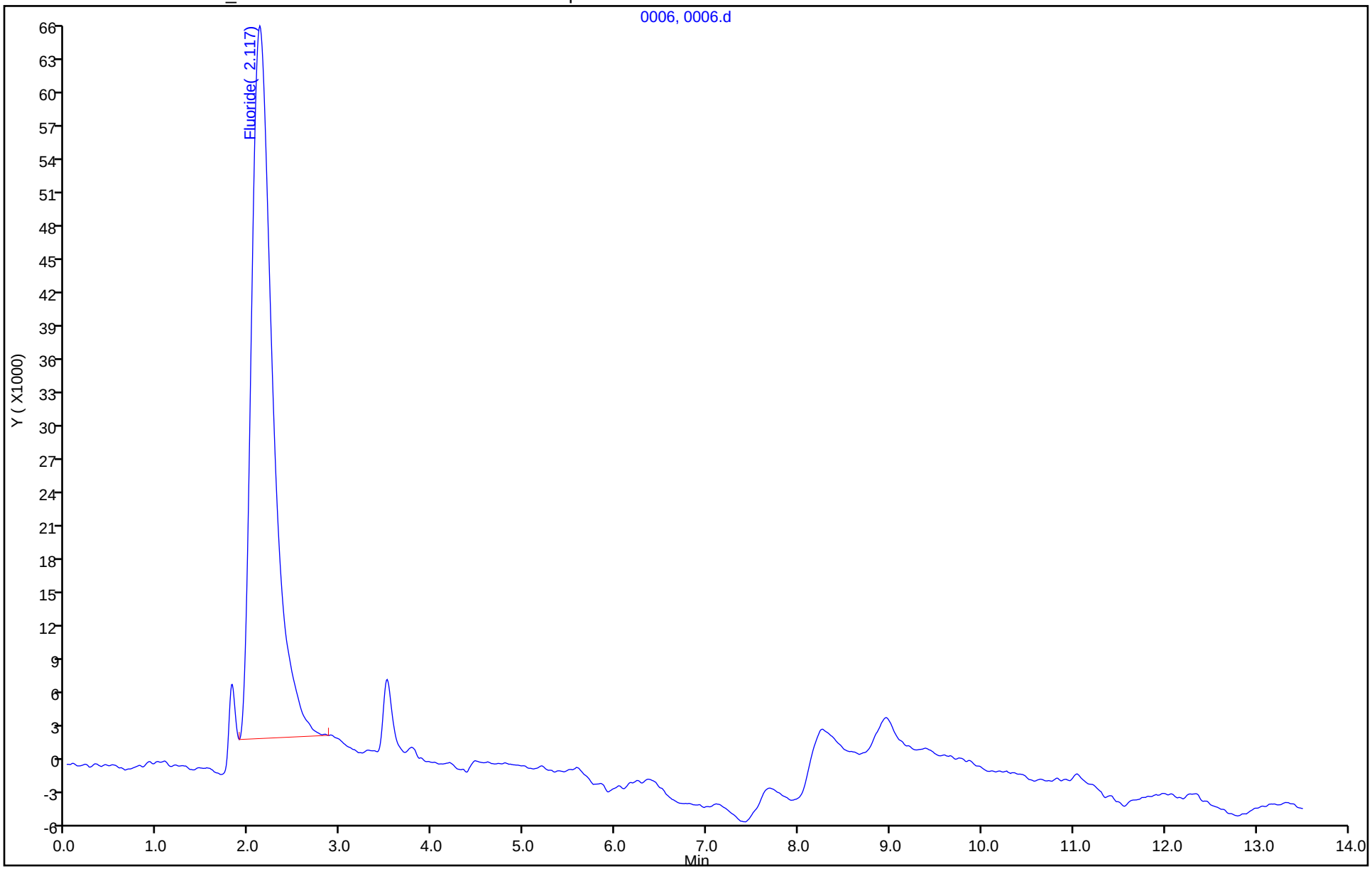

Eurofins TestAmerica, Denver
Target Compound Quantitation Report

Data File: \\chromfs\Denver\ChromData\WC_IonChrom11\20200610-92286.b\0017.d
Lims ID: ccv
Client ID:
Sample Type: CCV
Inject. Date: 10-Jun-2020 15:53:00 ALS Bottle#: 0 Worklist Smp#: 17
Injection Vol: 10.0 ul Dil. Factor: 1.0000
Sample Info: 280-0092286-017
Misc. Info.: 17739 F
Operator ID: Instrument ID: WC_IonChrom11
Sublist: chrom-Anions_IC11*sub1

Method: \\chromfs\Denver\ChromData\WC_IonChrom11\20200610-92286.b\Anions_IC11.m
Limit Group: Wet - Anions 28D
Last Update: 11-Jun-2020 09:06:19 Calib Date: 09-Jun-2020 12:09:00
Integrator: Falcon
Quant Method: External Standard Quant By: Initial Calibration
Last ICal File: \\chromfs\Denver\ChromData\WC_IonChrom11\20200609-92247.b\0007.d

Column 1 : Det: 0005
Process Host: CTX1051

Compound	RT (min.)	Exp RT (min.)	Dlt RT (min.)	Response	Cal Amt ug/ml	OnCol Amt ug/ml	Flags
1 Fluoride	2.492	2.475	0.017	49176951	5.00	6.23	
2 Chloride	3.567	3.542	0.025	841915906	100.0	98.1	
3 Nitrite as N	4.226	4.209	0.017	66450581	NC	NC	
4 Bromide	5.001	5.009	-0.008	12133932	5.00	5.03	
5 Nitrate as N	5.592	5.592	0.000	78225502	NC	NC	
7 Orthophosphate as P	8.234	8.175	0.059	40571098	NC	NC	
6 Sulfate	9.101	9.009	0.092	529788435	100.0	97.3	

QC Flag Legend

Processing Flags
NC - Not Calibrated

Reagents:

IC LCS_01744 Amount Added: 5.00 Units: mL

Report Date: 11-Jun-2020 09:06:19 Chrom Revision: 2.3 10-Jun-2020 22:46:48

Eurofins TestAmerica, Denver

Data File: \\chromfs\Denver\ChromData\WC_IonChrom11\20200610-92286.b\0017.d

Injection Date:	10-Jun-2020 15:53:00	Instrument ID:	WC_IonChrom11	Operator ID:	
Lims ID:	ccv			Worklist Smp#:	17
Client ID:					
Injection Vol:	10.0 ul	Dil. Factor:	1.0000	ALS Bottle#:	0
Method:	Anions_IC11	Limit Group:	Wet - Anions 28D		

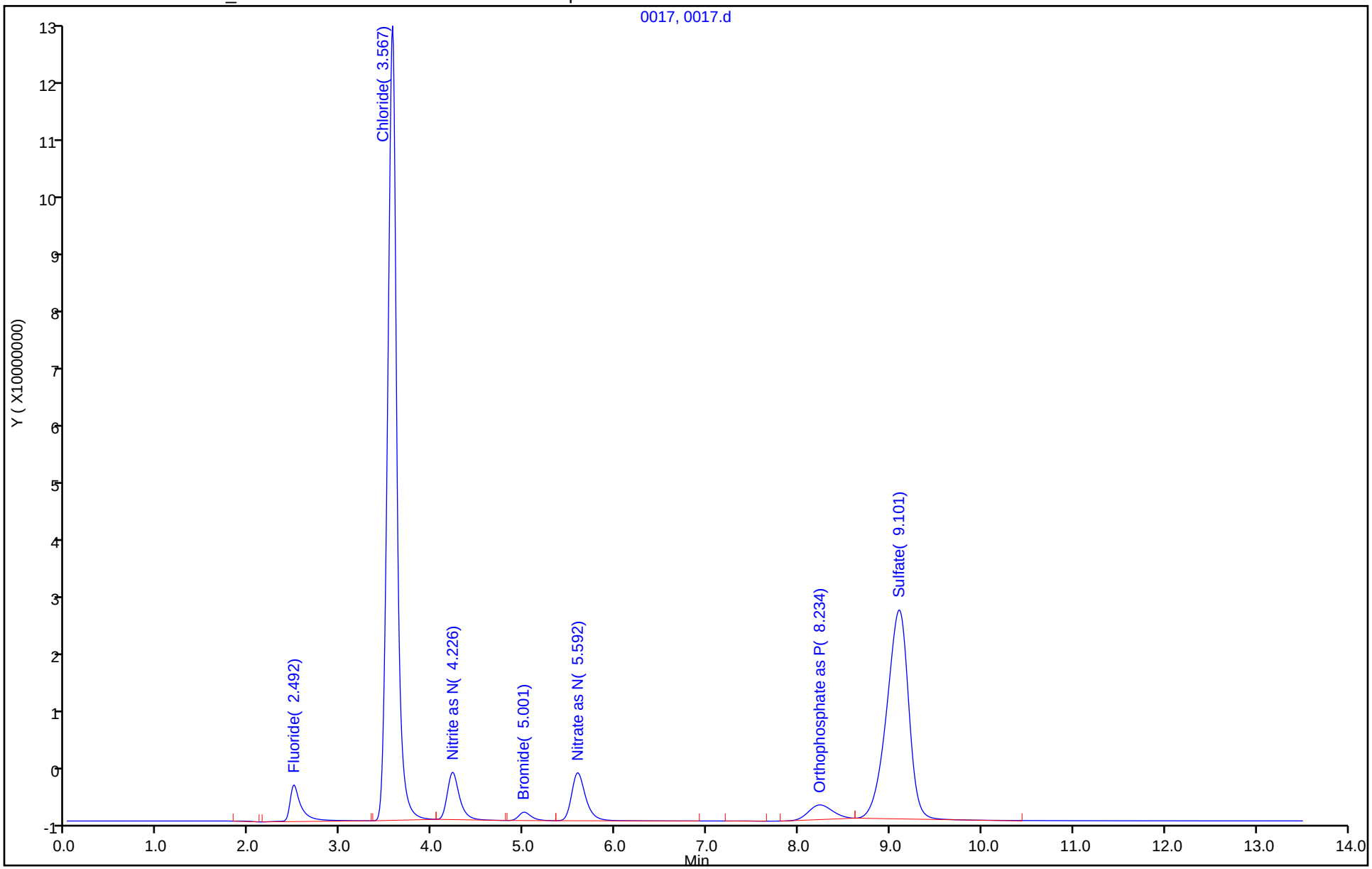

Eurofins TestAmerica, Denver
Target Compound Quantitation Report

Data File:	\\chromfs\Denver\ChromData\WC_IonChrom11\20200610-92286.b\0018.d				
Lims ID:	ccb				
Client ID:					
Sample Type:	CCB				
Inject. Date:	10-Jun-2020 16:09:00	ALS Bottle#:	0	Worklist Smp#:	18
Injection Vol:	10.0 ul	Dil. Factor:	1.0000		
Sample Info:	280-0092286-018				
Misc. Info.:	12230 F				
Operator ID:		Instrument ID:	WC_IonChrom11		
Method:	\\chromfs\Denver\ChromData\WC_IonChrom11\20200610-92286.b\Anions_IC11.m				
Limit Group:	Wet - Anions 28D				
Last Update:	11-Jun-2020 09:06:19	Calib Date:	09-Jun-2020 12:09:00		
Integrator:	Falcon				
Quant Method:	External Standard	Quant By:	Initial Calibration		
Last ICal File:	\\chromfs\Denver\ChromData\WC_IonChrom11\20200609-92247.b\0007.d				
Column 1 :			Det: 0005		
Process Host:	CTX1051				

Compound	RT (min.)	Exp RT (min.)	Dlt RT (min.)	Response	Cal Amt ug/ml	OnCol Amt ug/ml	Flags
1 Fluoride		2.475				ND	
2 Chloride	3.517	3.542	-0.025	1127389		0.7807	
3 Nitrite as N		4.209				ND	
4 Bromide		5.009				ND	
5 Nitrate as N		5.592				ND	
7 Orthophosphate as P	8.317	8.175	0.142	7388076		NC	
6 Sulfate		9.009				ND	

QC Flag Legend

Processing Flags

NC - Not Calibrated

Report Date: 11-Jun-2020 09:06:19 Chrom Revision: 2.3 10-Jun-2020 22:46:48

Eurofins TestAmerica, Denver

Data File: \\chromfs\Denver\ChromData\WC_IonChrom11\20200610-92286.b\0018.d

Injection Date:	10-Jun-2020 16:09:00	Instrument ID:	WC_IonChrom11	Operator ID:	
Lims ID:	ccb			Worklist Smp#:	18
Client ID:					
Injection Vol:	10.0 ul	Dil. Factor:	1.0000	ALS Bottle#:	0
Method:	Anions_IC11	Limit Group:	Wet - Anions 28D		

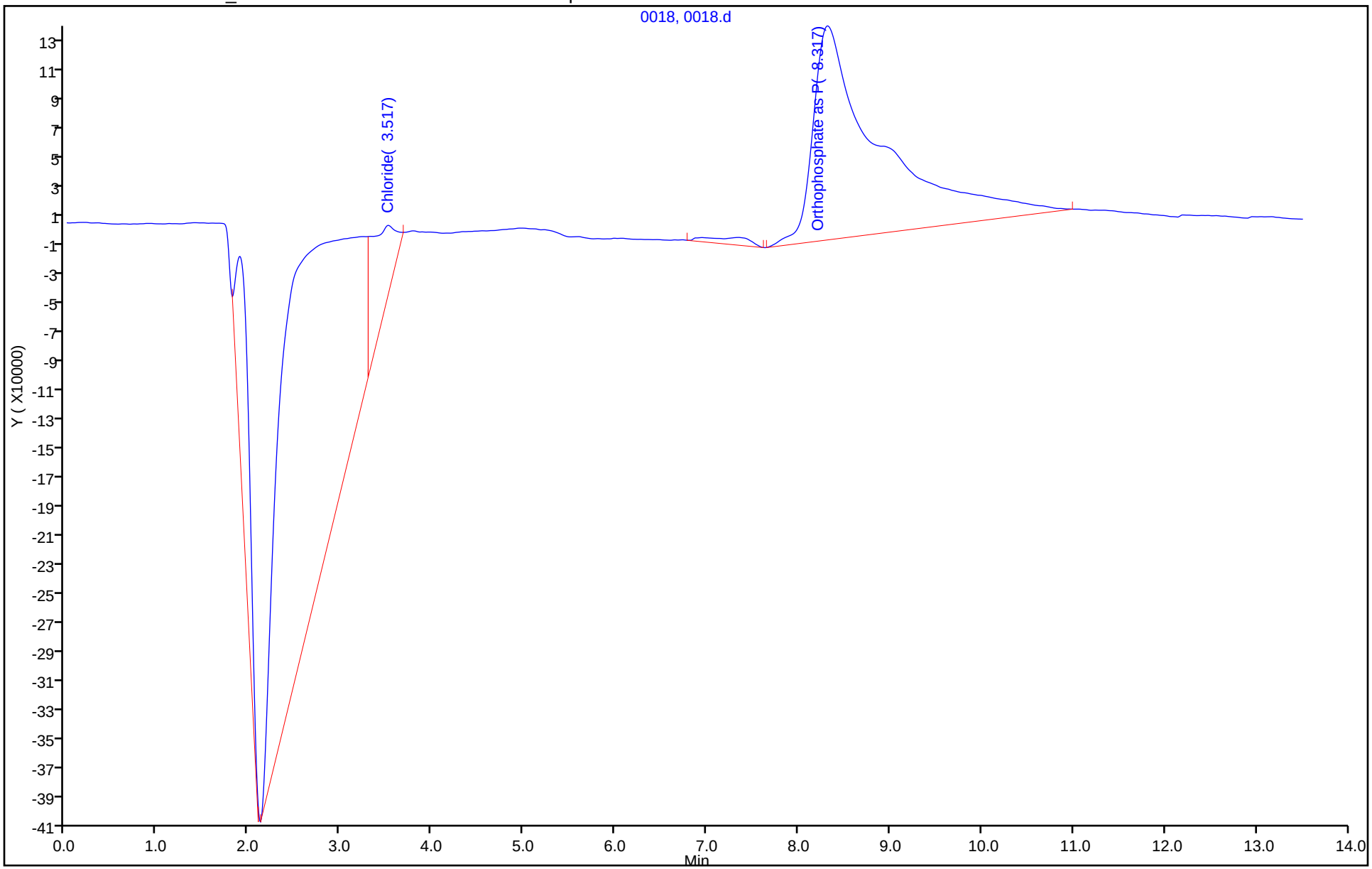

Eurofins TestAmerica, Denver
Target Compound Quantitation Report

Data File: \\chromfs\Denver\ChromData\WC_IonChrom11\20200610-92286.b\0029.d
Lims ID: ccv
Client ID:
Sample Type: CCV
Inject. Date: 10-Jun-2020 19:10:00 ALS Bottle#: 0 Worklist Smp#: 29
Injection Vol: 10.0 ul Dil. Factor: 1.0000
Sample Info: 280-0092286-029
Misc. Info.: 24659 F
Operator ID: Instrument ID: WC_IonChrom11
Sublist: chrom-Anions_IC11*sub1

Method: \\chromfs\Denver\ChromData\WC_IonChrom11\20200610-92286.b\Anions_IC11.m
Limit Group: Wet - Anions 28D
Last Update: 11-Jun-2020 09:06:24 Calib Date: 09-Jun-2020 12:09:00
Integrator: Falcon
Quant Method: External Standard Quant By: Initial Calibration
Last ICal File: \\chromfs\Denver\ChromData\WC_IonChrom11\20200609-92247.b\0007.d

Column 1 : Det: 0005
Process Host: CTX1051

Compound	RT (min.)	Exp RT (min.)	Dlt RT (min.)	Response	Cal Amt ug/ml	OnCol Amt ug/ml	Flags
1 Fluoride	2.484	2.475	0.009	49516792	5.00	6.27	
2 Chloride	3.567	3.542	0.025	837544215	100.0	97.6	
3 Nitrite as N	4.234	4.209	0.025	66125172	NC	NC	
4 Bromide	5.025	5.009	0.016	12100404	5.00	5.02	
5 Nitrate as N	5.609	5.592	0.017	77998683	NC	NC	
7 Orthophosphate as P	8.209	8.175	0.034	36732712	NC	NC	
6 Sulfate	9.059	9.009	0.050	525927982	100.0	96.6	

QC Flag Legend

Processing Flags
NC - Not Calibrated

Reagents:

IC LCS_01744 Amount Added: 5.00 Units: mL

Report Date: 11-Jun-2020 09:06:24 Chrom Revision: 2.3 10-Jun-2020 22:46:48

Eurofins TestAmerica, Denver

Data File: \\chromfs\Denver\ChromData\WC_IonChrom11\20200610-92286.b\0029.d

Injection Date:	10-Jun-2020 19:10:00	Instrument ID:	WC_IonChrom11	Operator ID:	
Lims ID:	ccv			Worklist Smp#:	29
Client ID:					
Injection Vol:	10.0 ul	Dil. Factor:	1.0000	ALS Bottle#:	0
Method:	Anions_IC11	Limit Group:	Wet - Anions 28D		

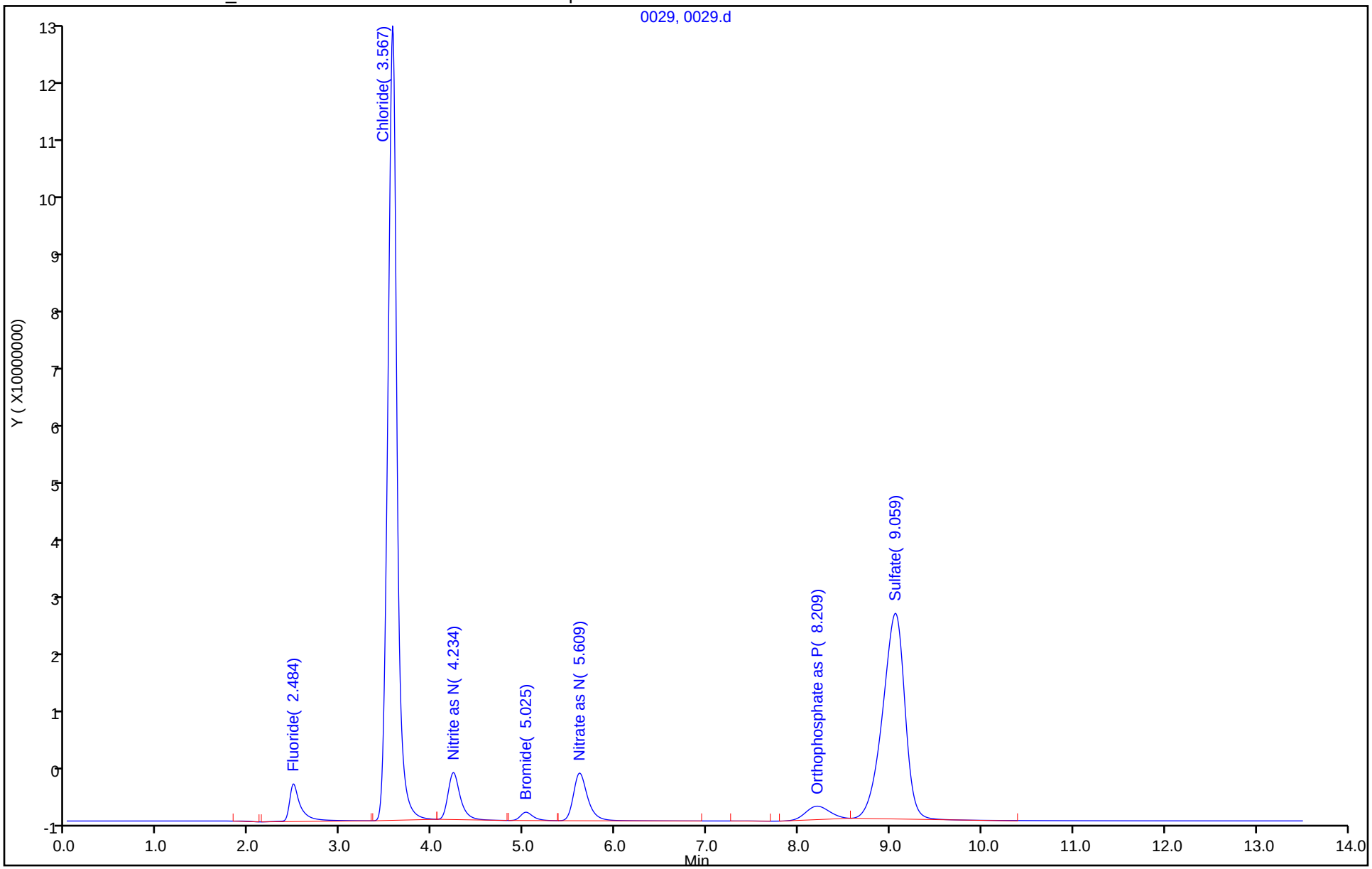

Eurofins TestAmerica, Denver
Target Compound Quantitation Report

Data File: \\chromfs\Denver\ChromData\WC_IonChrom11\20200610-92286.b\0030.d
Lims ID: ccb
Client ID:
Sample Type: CCB
Inject. Date: 10-Jun-2020 19:26:00 ALS Bottle#: 0 Worklist Smp#: 30
Injection Vol: 10.0 ul Dil. Factor: 1.0000
Sample Info: 280-0092286-030
Misc. Info.: 11368 F
Operator ID: Instrument ID: WC_IonChrom11

Method: \\chromfs\Denver\ChromData\WC_IonChrom11\20200610-92286.b\Anions_IC11.m
Limit Group: Wet - Anions 28D
Last Update: 11-Jun-2020 09:06:24 Calib Date: 09-Jun-2020 12:09:00
Integrator: Falcon
Quant Method: External Standard Quant By: Initial Calibration
Last ICal File: \\chromfs\Denver\ChromData\WC_IonChrom11\20200609-92247.b\0007.d

Column 1 : Det: 0005
Process Host: CTX1051

First Level Reviewer: pedrickj Date: 11-Jun-2020 09:04:35

Compound	RT (min.)	Exp RT (min.)	Dlt RT (min.)	Response	Cal Amt ug/ml	OnCol Amt ug/ml	Flags
1 Fluoride		2.475				ND	
2 Chloride	3.525	3.542	-0.017	34576		0.6542	M
3 Nitrite as N	3.800	4.209	-0.409	16593		NC	M
4 Bromide		5.009				ND	
5 Nitrate as N		5.592				ND	
7 Orthophosphate as P	8.300	8.175	0.125	4300785		NC	
6 Sulfate		9.009				ND	

QC Flag Legend

Processing Flags
NC - Not Calibrated
Review Flags
M - Manually Integrated

Report Date: 11-Jun-2020 09:06:25 Chrom Revision: 2.3 10-Jun-2020 22:46:48

Eurofins TestAmerica, Denver

Data File: \\chromfs\Denver\ChromData\WC_IonChrom11\20200610-92286.b\0030.d

Injection Date:	10-Jun-2020 19:26:00	Instrument ID:	WC_IonChrom11	Operator ID:	
Lims ID:	ccb			Worklist Smp#:	30
Client ID:					
Injection Vol:	10.0 ul	Dil. Factor:	1.0000	ALS Bottle#:	0
Method:	Anions_IC11	Limit Group:	Wet - Anions 28D		

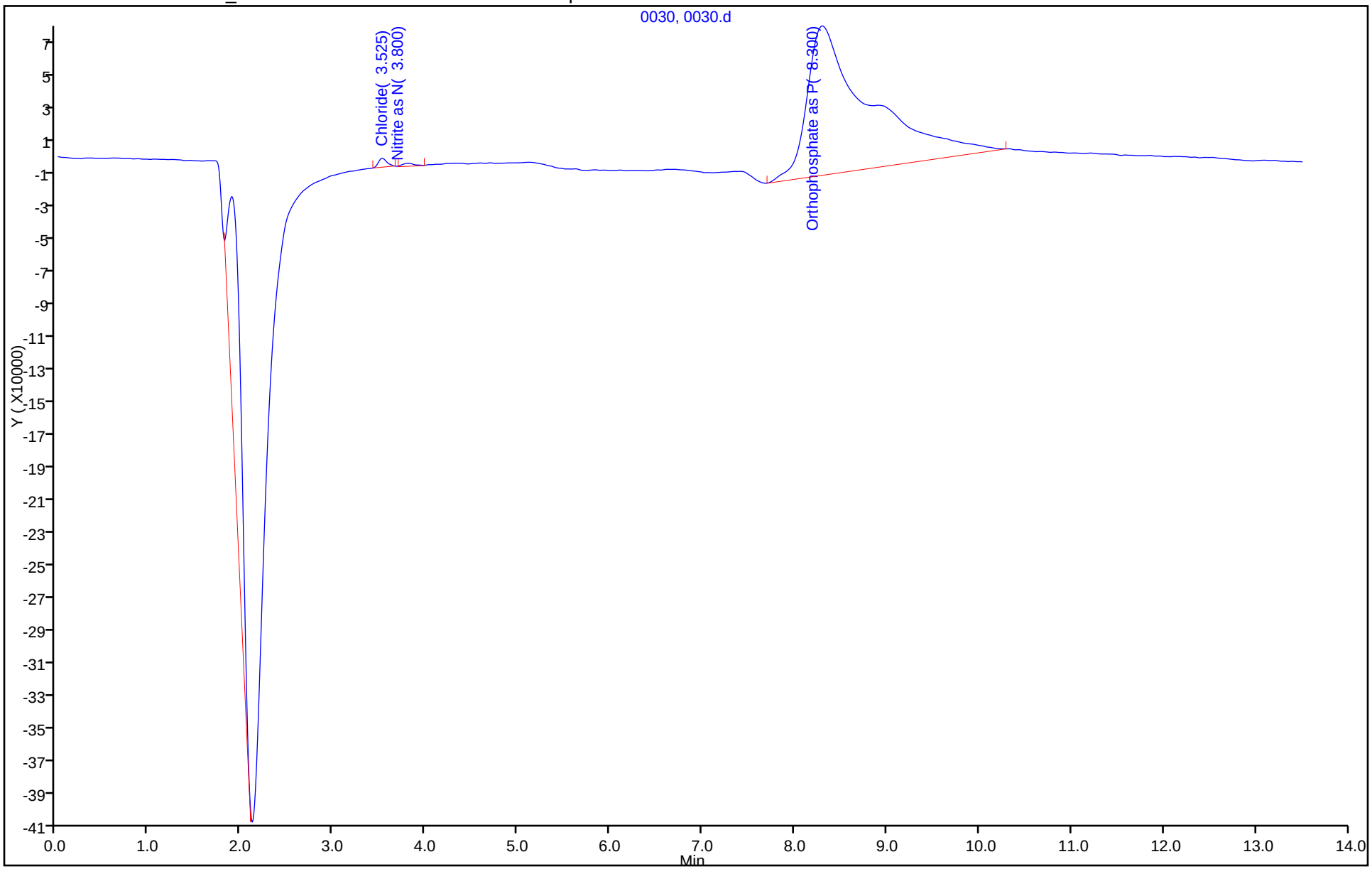

Eurofins TestAmerica, Denver
Target Compound Quantitation Report

Data File: \\chromfs\Denver\ChromData\WC_IonChrom11\20200610-92286.b\0037.d
Lims ID: 280-137110-F-7
Client ID: EW7-PM29B-3-35
Sample Type: Client
Inject. Date: 10-Jun-2020 21:21:00 ALS Bottle#: 0 Worklist Smp#: 37
Injection Vol: 10.0 ul Dil. Factor: 1.0000
Sample Info: 280-0092286-037
Misc. Info.: 22316 F
Operator ID: Instrument ID: WC_IonChrom11

Method: \\chromfs\Denver\ChromData\WC_IonChrom11\20200610-92286.b\Anions_IC11.m
Limit Group: Wet - Anions 28D
Last Update: 11-Jun-2020 09:06:24 Calib Date: 09-Jun-2020 12:09:00
Integrator: Falcon
Quant Method: External Standard Quant By: Initial Calibration
Last ICal File: \\chromfs\Denver\ChromData\WC_IonChrom11\20200609-92247.b\0007.d

Column 1 : Det: 0005
Process Host: CTX1051

Compound	RT (min.)	Exp RT (min.)	Dlt RT (min.)	Response	OnCol Amt ug/ml	Flags
1 Fluoride	2.484	2.475	0.009	661986	0.1123	
2 Chloride	3.559	3.542	0.017	450432600	52.8	
3 Nitrite as N		4.209			ND	
4 Bromide	5.234	5.009	0.225	537172	0.2319	
5 Nitrate as N	5.842	5.592	0.250	1734182	NC	
7 Orthophosphate as P		8.175			ND	
6 Sulfate	9.059	9.009	0.050	2697502	0.9821	

QC Flag Legend

Processing Flags
NC - Not Calibrated

Report Date: 11-Jun-2020 09:06:28 Chrom Revision: 2.3 10-Jun-2020 22:46:48

Eurofins TestAmerica, Denver

Data File:	\\chromfs\Denver\ChromData\WC_IonChrom11\20200610-92286.b\0037.d				
Injection Date:	10-Jun-2020 21:21:00	Instrument ID:	WC_IonChrom11	Operator ID:	
Lims ID:	280-137110-F-7	Lab Sample ID:	280-137110-7	Worklist Smp#:	37
Client ID:	EW7-PM29B-3-35				
Injection Vol:	10.0 ul	Dil. Factor:	1.0000	ALS Bottle#:	0
Method:	Anions_IC11	Limit Group:	Wet - Anions 28D		

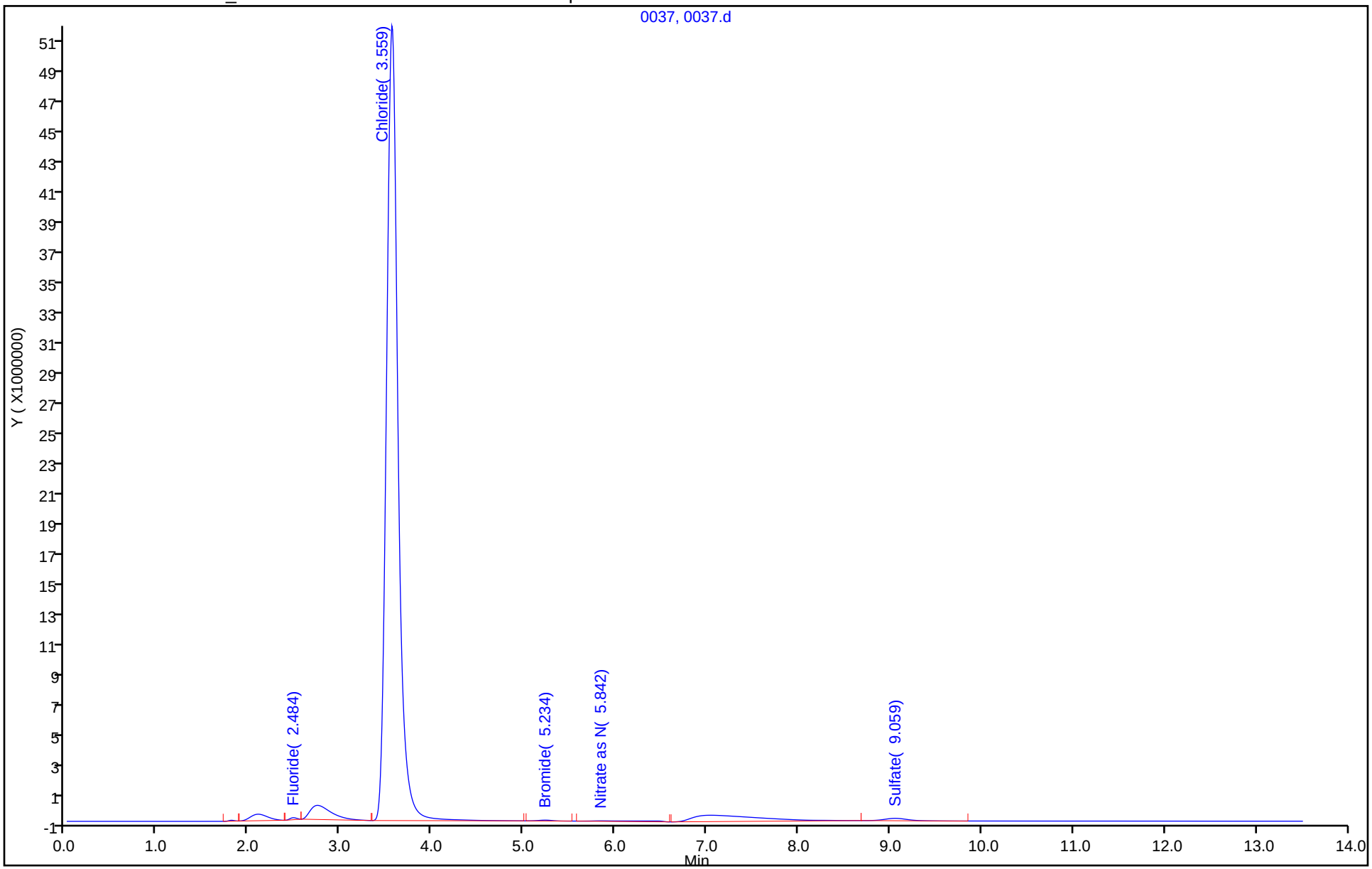

Eurofins TestAmerica, Denver
Target Compound Quantitation Report

Data File: \\chromfs\Denver\ChromData\WC_IonChrom11\20200610-92286.b\0038.d
Lims ID: 280-137110-F-7 DU
Client ID:
Sample Type: DU
Inject. Date: 10-Jun-2020 21:38:00 ALS Bottle#: 0 Worklist Smp#: 38
Injection Vol: 10.0 ul Dil. Factor: 1.0000
Sample Info: 280-0092286-038
Misc. Info.: 17122 F
Operator ID: Instrument ID: WC_IonChrom11

Method: \\chromfs\Denver\ChromData\WC_IonChrom11\20200610-92286.b\Anions_IC11.m
Limit Group: Wet - Anions 28D
Last Update: 11-Jun-2020 09:06:24 Calib Date: 09-Jun-2020 12:09:00
Integrator: Falcon
Quant Method: External Standard Quant By: Initial Calibration
Last ICal File: \\chromfs\Denver\ChromData\WC_IonChrom11\20200609-92247.b\0007.d

Column 1 : Det: 0005
Process Host: CTX1051

Compound	RT (min.)	Exp RT (min.)	Dlt RT (min.)	Response	Cal Amt ug/ml	OnCol Amt ug/ml	Flags
1 Fluoride	2.484	2.475	0.009	655338		0.1115	
2 Chloride	3.559	3.542	0.017	448658796		52.6	
3 Nitrite as N		4.209				ND	
4 Bromide	5.242	5.009	0.233	534094		0.2306	
5 Nitrate as N	5.859	5.592	0.267	128396		NC	
7 Orthophosphate as P		8.175				ND	
6 Sulfate	9.059	9.009	0.050	2561557		0.9573	

QC Flag Legend

Processing Flags
NC - Not Calibrated

Report Date: 11-Jun-2020 09:06:28 Chrom Revision: 2.3 10-Jun-2020 22:46:48

Eurofins TestAmerica, Denver

Data File: \\chromfs\Denver\ChromData\WC_IonChrom11\20200610-92286.b\0038.d

Injection Date:	10-Jun-2020 21:38:00	Instrument ID:	WC_IonChrom11	Operator ID:	
Lims ID:	280-137110-F-7 DU			Worklist Smp#:	38
Client ID:					
Injection Vol:	10.0 ul	Dil. Factor:	1.0000	ALS Bottle#:	0
Method:	Anions_IC11	Limit Group:	Wet - Anions 28D		

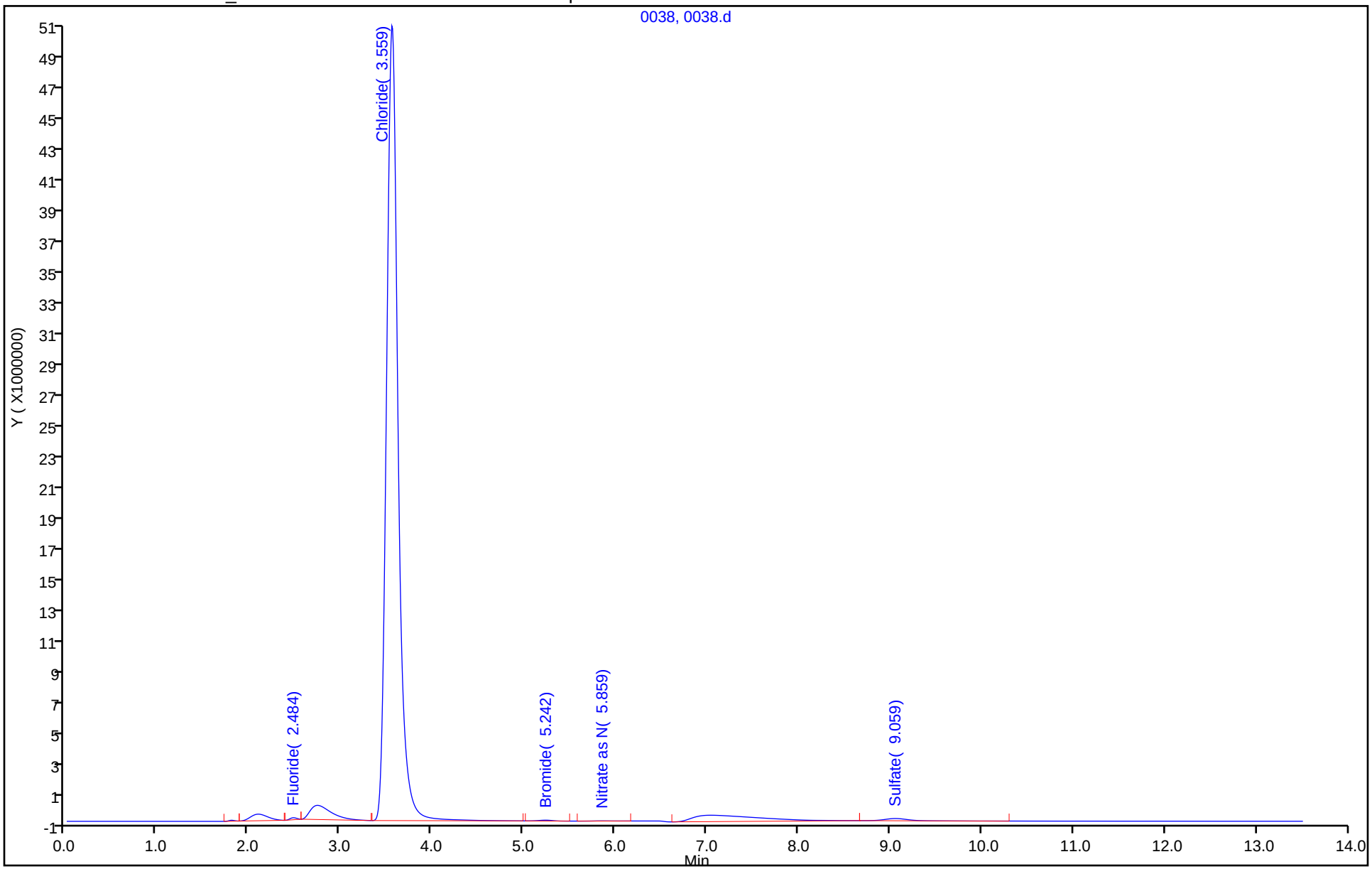

Eurofins TestAmerica, Denver
Target Compound Quantitation Report

Data File: \\chromfs\Denver\ChromData\WC_IonChrom11\20200610-92286.b\0039.d
Lims ID: 280-137110-F-7 MS
Client ID: EW7-PM29B-3-35
Sample Type: MS
Inject. Date: 10-Jun-2020 21:54:00 ALS Bottle#: 0 Worklist Smp#: 39
Injection Vol: 10.0 ul Dil. Factor: 1.0000
Sample Info: 280-0092286-039
Misc. Info.: 30998 F
Operator ID: Instrument ID: WC_IonChrom11

Method: \\chromfs\Denver\ChromData\WC_IonChrom11\20200610-92286.b\Anions_IC11.m
Limit Group: Wet - Anions 28D
Last Update: 11-Jun-2020 09:06:24 Calib Date: 09-Jun-2020 12:09:00
Integrator: Falcon
Quant Method: External Standard Quant By: Initial Calibration
Last ICal File: \\chromfs\Denver\ChromData\WC_IonChrom11\20200609-92247.b\0007.d

Column 1 : Det: 0005
Process Host: CTX1051

Compound	RT (min.)	Exp RT (min.)	Dlt RT (min.)	Response	Cal Amt ug/ml	OnCol Amt ug/ml	Flags
1 Fluoride	2.484	2.475	0.009	64623180	5.00	8.17	
2 Chloride	3.575	3.542	0.033	964204357	50.0	112.3	
3 Nitrite as N	4.292	4.209	0.083	71600177	NC	NC	
4 Bromide	5.184	5.009	0.175	14252819	5.00	5.91	
5 Nitrate as N	5.817	5.592	0.225	87229732	NC	NC	
7 Orthophosphate as P	8.284	8.175	0.109	28999772	NC	NC	
6 Sulfate	9.109	9.009	0.100	284295609	50.0	52.4	

QC Flag Legend

Processing Flags
NC - Not Calibrated

Reagents:

ICMS/MSD WEEK_00652 Amount Added: 0.05 Units: mL

Report Date: 11-Jun-2020 09:06:28 Chrom Revision: 2.3 10-Jun-2020 22:46:48

Eurofins TestAmerica, Denver

Data File:	\\chromfs\Denver\ChromData\WC_IonChrom11\20200610-92286.b\0039.d				
Injection Date:	10-Jun-2020 21:54:00	Instrument ID:	WC_IonChrom11	Operator ID:	
Lims ID:	280-137110-F-7 MS			Worklist Smp#:	39
Client ID:	EW7-PM29B-3-35				
Injection Vol:	10.0 ul	Dil. Factor:	1.0000	ALS Bottle#:	0
Method:	Anions_IC11	Limit Group:	Wet - Anions 28D		

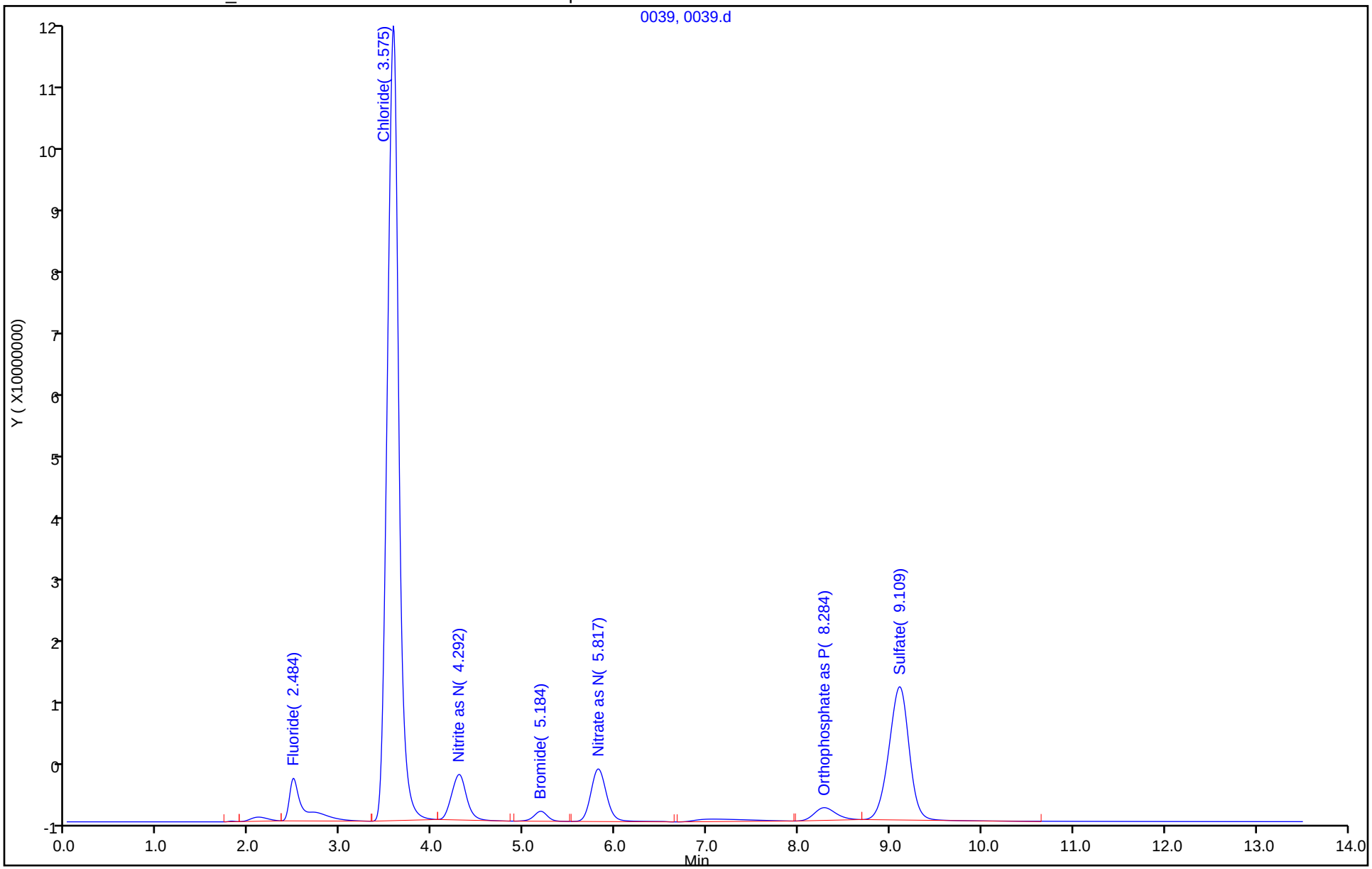

Eurofins TestAmerica, Denver
Target Compound Quantitation Report

Data File: \\chromfs\Denver\ChromData\WC_IonChrom11\20200610-92286.b\0040.d
Lims ID: 280-137110-F-7 MSD
Client ID: EW7-PM29B-3-35
Sample Type: MSD
Inject. Date: 10-Jun-2020 22:10:00 ALS Bottle#: 0 Worklist Smp#: 40
Injection Vol: 10.0 ul Dil. Factor: 1.0000
Sample Info: 280-0092286-040
Misc. Info.: 5379 F
Operator ID: Instrument ID: WC_IonChrom11

Method: \\chromfs\Denver\ChromData\WC_IonChrom11\20200610-92286.b\Anions_IC11.m
Limit Group: Wet - Anions 28D
Last Update: 11-Jun-2020 09:06:24 Calib Date: 09-Jun-2020 12:09:00
Integrator: Falcon
Quant Method: External Standard Quant By: Initial Calibration
Last ICal File: \\chromfs\Denver\ChromData\WC_IonChrom11\20200609-92247.b\0007.d

Column 1 : Det: 0005
Process Host: CTX1051

Compound	RT (min.)	Exp RT (min.)	Dlt RT (min.)	Response	Cal Amt ug/ml	OnCol Amt ug/ml	Flags
1 Fluoride	2.484	2.475	0.009	63018291	5.00	7.97	
2 Chloride	3.576	3.542	0.034	940799630	50.0	109.6	
3 Nitrite as N	4.301	4.209	0.092	69556067	NC	NC	
4 Bromide	5.201	5.009	0.192	13858446	5.00	5.74	
5 Nitrate as N	5.826	5.592	0.234	84676685	NC	NC	
7 Orthophosphate as P	8.284	8.175	0.109	28369839	NC	NC	
6 Sulfate	9.109	9.009	0.100	274662006	50.0	50.7	

QC Flag Legend

Processing Flags
NC - Not Calibrated

Reagents:

ICMS/MSD WEEK_00652 Amount Added: 0.05 Units: mL

Report Date: 11-Jun-2020 09:06:29 Chrom Revision: 2.3 10-Jun-2020 22:46:48

Eurofins TestAmerica, Denver

Data File:	\\chromfs\Denver\ChromData\WC_IonChrom11\20200610-92286.b\0040.d				
Injection Date:	10-Jun-2020 22:10:00	Instrument ID:	WC_IonChrom11	Operator ID:	
Lims ID:	280-137110-F-7 MSD			Worklist Smp#:	40
Client ID:	EW7-PM29B-3-35				
Injection Vol:	10.0 ul	Dil. Factor:	1.0000	ALS Bottle#:	0
Method:	Anions_IC11	Limit Group:	Wet - Anions 28D		

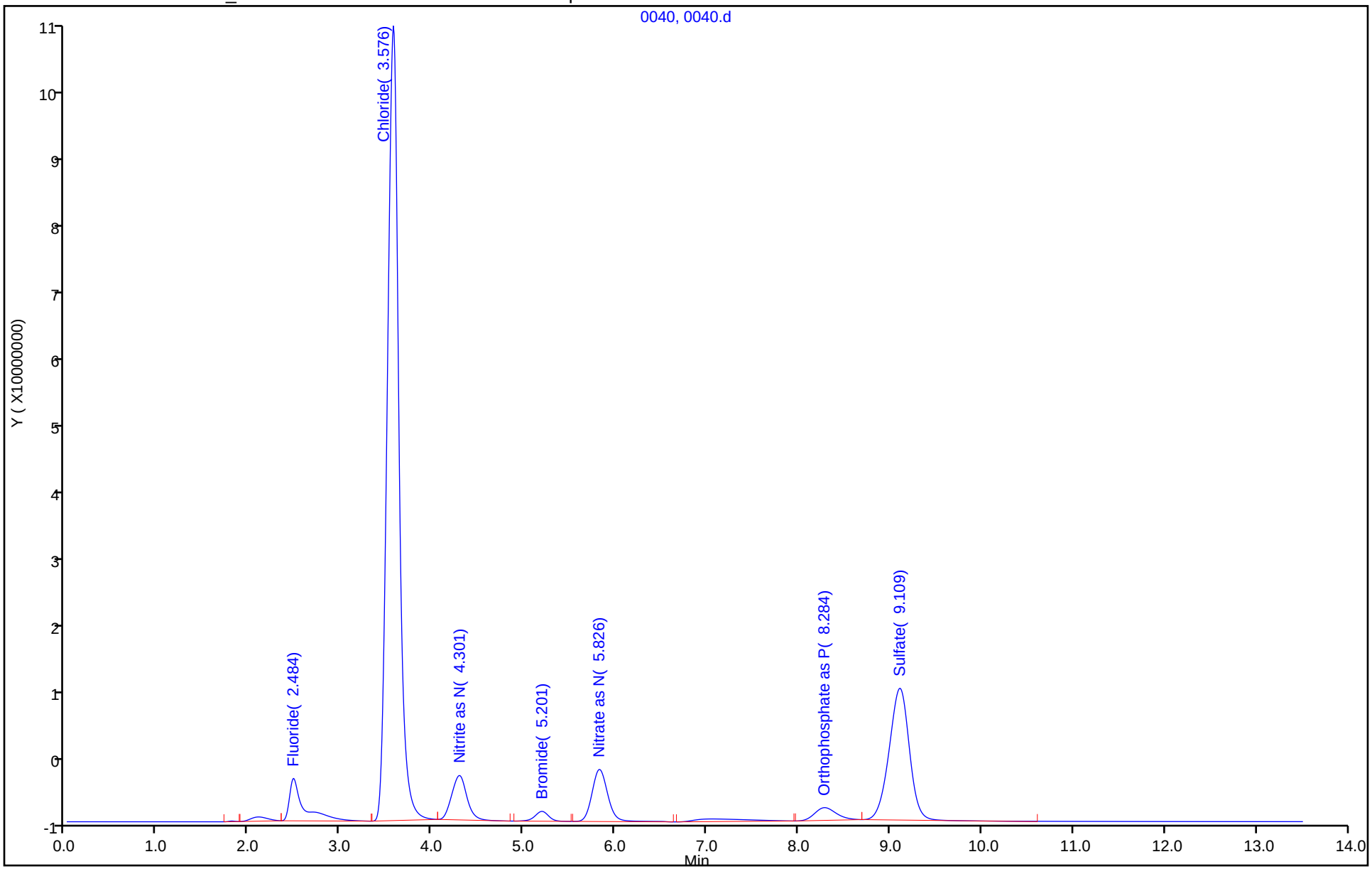

Eurofins TestAmerica, Denver
Target Compound Quantitation Report

Data File: \\chromfs\Denver\ChromData\WC_IonChrom11\20200610-92286.b\0041.d
Lims ID: ccv
Client ID:
Sample Type: CCV
Inject. Date: 10-Jun-2020 22:27:00 ALS Bottle#: 0 Worklist Smp#: 41
Injection Vol: 10.0 ul Dil. Factor: 1.0000
Sample Info: 280-0092286-041
Misc. Info.: 5647 F
Operator ID: Instrument ID: WC_IonChrom11
Sublist: chrom-Anions_IC11*sub1

Method: \\chromfs\Denver\ChromData\WC_IonChrom11\20200610-92286.b\Anions_IC11.m
Limit Group: Wet - Anions 28D
Last Update: 11-Jun-2020 09:06:29 Calib Date: 09-Jun-2020 12:09:00
Integrator: Falcon
Quant Method: External Standard Quant By: Initial Calibration
Last ICal File: \\chromfs\Denver\ChromData\WC_IonChrom11\20200609-92247.b\0007.d

Column 1 : Det: 0005
Process Host: CTX1051

Compound	RT (min.)	Exp RT (min.)	Dlt RT (min.)	Response	Cal Amt ug/ml	OnCol Amt ug/ml	Flags
1 Fluoride	2.484	2.475	0.009	49725383	5.00	6.29	
2 Chloride	3.567	3.542	0.025	838576336	100.0	97.7	
3 Nitrite as N	4.225	4.209	0.016	66492811	NC	NC	
4 Bromide	5.009	5.009	0.000	12122929	5.00	5.03	
5 Nitrate as N	5.600	5.592	0.008	78024607	NC	NC	
7 Orthophosphate as P	8.184	8.175	0.009	36280793	NC	NC	
6 Sulfate	9.042	9.009	0.033	527903030	100.0	96.9	

QC Flag Legend

Processing Flags
NC - Not Calibrated

Reagents:

IC LCS_01744 Amount Added: 5.00 Units: mL

Report Date: 11-Jun-2020 09:06:29 Chrom Revision: 2.3 10-Jun-2020 22:46:48

Eurofins TestAmerica, Denver

Data File: \\chromfs\Denver\ChromData\WC_IonChrom11\20200610-92286.b\0041.d

Injection Date:	10-Jun-2020 22:27:00	Instrument ID:	WC_IonChrom11	Operator ID:	
Lims ID:	ccv			Worklist Smp#:	41
Client ID:					
Injection Vol:	10.0 ul	Dil. Factor:	1.0000	ALS Bottle#:	0
Method:	Anions_IC11	Limit Group:	Wet - Anions 28D		

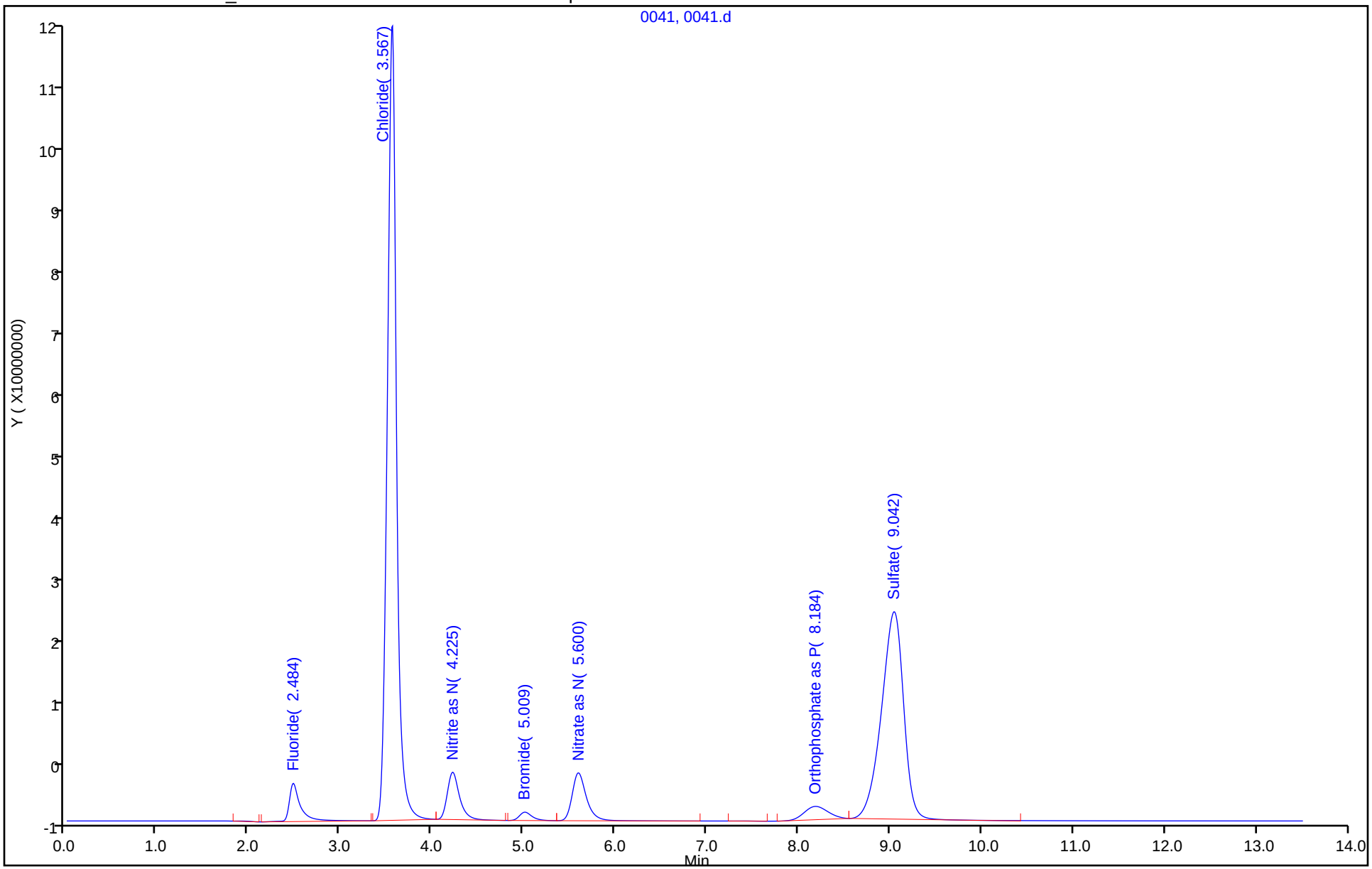

Eurofins TestAmerica, Denver
Target Compound Quantitation Report

Data File: \\chromfs\Denver\ChromData\WC_IonChrom11\20200610-92286.b\0042.d
Lims ID: ccb
Client ID:
Sample Type: CCB
Inject. Date: 10-Jun-2020 22:43:00 ALS Bottle#: 0 Worklist Smp#: 42
Injection Vol: 10.0 ul Dil. Factor: 1.0000
Sample Info: 280-0092286-042
Misc. Info.: 8992 F
Operator ID: Instrument ID: WC_IonChrom11

Method: \\chromfs\Denver\ChromData\WC_IonChrom11\20200610-92286.b\Anions_IC11.m
Limit Group: Wet - Anions 28D
Last Update: 11-Jun-2020 09:06:29 Calib Date: 09-Jun-2020 12:09:00
Integrator: Falcon
Quant Method: External Standard Quant By: Initial Calibration
Last ICal File: \\chromfs\Denver\ChromData\WC_IonChrom11\20200609-92247.b\0007.d

Column 1 : Det: 0005
Process Host: CTX1051

First Level Reviewer: pedrickj Date: 11-Jun-2020 09:05:45

Compound	RT (min.)	Exp RT (min.)	Dlt RT (min.)	Response	Cal Amt ug/ml	OnCol Amt ug/ml	Flags
1 Fluoride		2.475				ND	
2 Chloride	3.517	3.542	-0.025	38193		0.6546	M
3 Nitrite as N		4.209				ND	
4 Bromide		5.009				ND	
5 Nitrate as N		5.592				ND	
7 Orthophosphate as P	8.275	8.175	0.100	6313049		NC	
6 Sulfate		9.009				ND	

QC Flag Legend

Processing Flags
NC - Not Calibrated
Review Flags
M - Manually Integrated

Report Date: 11-Jun-2020 09:06:29 Chrom Revision: 2.3 10-Jun-2020 22:46:48

Eurofins TestAmerica, Denver

Data File: \\chromfs\Denver\ChromData\WC_IonChrom11\20200610-92286.b\0042.d

Injection Date:	10-Jun-2020 22:43:00	Instrument ID:	WC_IonChrom11	Operator ID:	
Lims ID:	ccb			Worklist Smp#:	42
Client ID:					
Injection Vol:	10.0 ul	Dil. Factor:	1.0000	ALS Bottle#:	0
Method:	Anions_IC11	Limit Group:	Wet - Anions 28D		

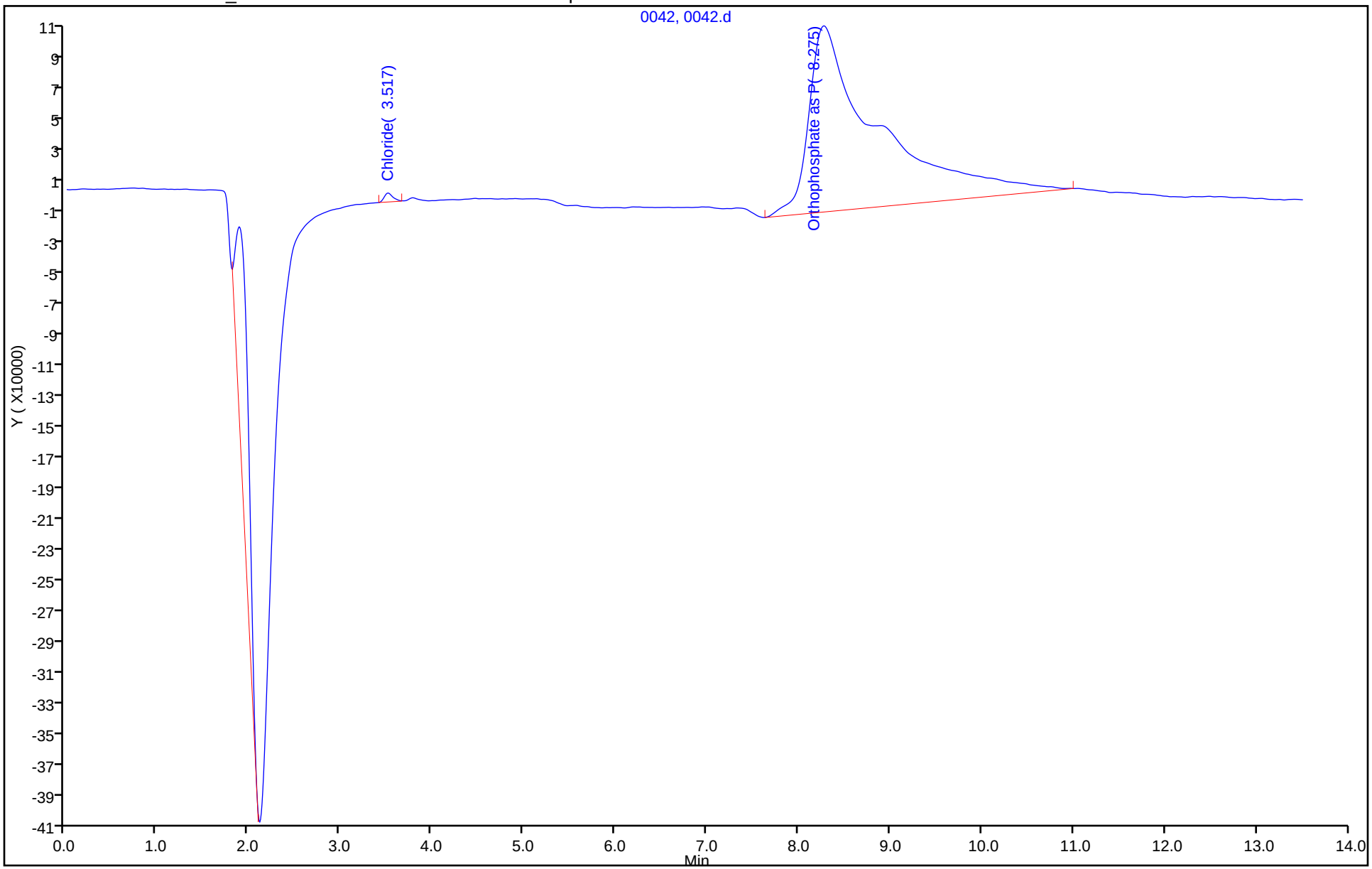

	Analysis	Sample Name	Manua	Result	Notes	Status	Date /	Vial
1	NPOC	icv	1.000	NPOC:20.44mg/L		Complet	6/17/	1
2	NPOC	icb	1.000	NPOC:-0.06889m		Complet	6/17/	2
3	NPOC	lcs	1.000	NPOC:25.01mg/L		Complet	6/17/	3
4	NPOC	mb	1.000	NPOC:-0.05588m		Complet	6/17/	4
5	NPOC	tic	1.000	NPOC:0.04238mg		Complet	6/17/	5
6	NPOC	280-137086-D-1	1.000	NPOC:5.186mg/L		Complet	6/17/	6
7	NPOC	ms 280-137086-D-1	1.000	NPOC:30.24mg/L		Complet	6/17/	7
8	NPOC	msd 280-137086-D-1	1.000	NPOC:29.79mg/L		Complet	6/17/	8
9	NPOC	280-137074-O-1	1.000	NPOC:3.146mg/L		Complet	6/17/	9
10	NPOC	590-13312-E-1	2.000	NPOC:131.3mg/L		Complet	6/17/	10
11	NPOC	590-13312-D-2	20.00	NPOC:280.9mg/L		Complet	6/17/	11
12	NPOC	590-13312-D-3	5.000	NPOC:116.5mg/L		Complet	6/17/	12
13	NPOC	280-137352-B-1	1.000	NPOC:1.161mg/L		Complet	6/17/	13
14	NPOC	280-137352-B-2	1.000	NPOC:0.5785mg/		Complet	6/17/	14
15	NPOC	ccv	1.000	NPOC:25.22mg/L		Complet	6/17/	15
16	NPOC	ccb	1.000	NPOC:0.00235mg		Complet	6/17/	16
17	NPOC	280-137352-B-3	1.000	NPOC:0.7632mg/		Complet	6/17/	17
18	NPOC	280-137352-B-4	1.000	NPOC:2.032mg/L		Complet	6/17/	18
19	NPOC	280-137352-B-5	1.000	NPOC:0.7486mg/		Complet	6/17/	19
20	NPOC	280-137352-B-6	1.000	NPOC:0.7401mg/		Complet	6/17/	20
21	NPOC	ms 280-137352-B-6	1.000	NPOC:25.86mg/L		Complet	6/17/	21
22	NPOC	msd 280-137352-B-6	1.000	NPOC:26.02mg/L		Complet	6/17/	22
23	NPOC	280-137352-B-7	1.000	NPOC:0.6648mg/		Complet	6/17/	23
24	NPOC	280-137352-B-8	1.000	NPOC:25.68mg/L		Complet	6/17/	24
25	NPOC	280-137352-B-9	1.000	NPOC:21.79mg/L		Complet	6/17/	25
26	NPOC	280-137352-B-10	1.000	NPOC:34.92mg/L		Complet	6/17/	26
27	NPOC	ccv	1.000	NPOC:26.27mg/L		Complet	6/18/	27
28	NPOC	ccb	1.000	NPOC:0.1450mg/		Complet	6/18/	28
29	NPOC	280-137352-B-11	1.000	NPOC:25.77mg/L		Complet	6/18/	29
30	NPOC	280-137352-B-12	1.000	NPOC:27.58mg/L		Complet	6/18/	30
31	NPOC	280-137352-B-13	1.000	NPOC:17.74mg/L		Complet	6/18/	31
32	NPOC	280-137352-B-14	1.000	NPOC:0.4100mg/		Complet	6/18/	32
33	NPOC	280-137352-E-15	1.000	NPOC:0.2130mg/		Complet	6/18/	33
34	NPOC	lcs	1.000	NPOC:25.48mg/L		Complet	6/18/	34
35	NPOC	mb	1.000	NPOC:0.02049mg		Complet	6/18/	35
36	NPOC	tic	1.000	NPOC:0.03864mg		Complet	6/18/	36
37	NPOC	280-137117-B-1	1.000	NPOC:0.1449mg/		Complet	6/18/	37
38	NPOC	ms 280-137117-B-1	1.000	NPOC:26.30mg/L		Complet	6/18/	38
39	NPOC	ccv	1.000	NPOC:26.02mg/L		Complet	6/18/	39
40	NPOC	ccb	1.000	NPOC:-0.00589m		Complet	6/18/	40
41	NPOC	msd 280-137117-B-1	1.000	NPOC:26.34mg/L		Complet	6/18/	41
42	NPOC	280-137117-B-2	1.000	NPOC:0.1191mg/		Complet	6/18/	42
43	NPOC	280-137117-C-4	1.000	NPOC:0.1610mg/		Complet	6/18/	43
44	NPOC	280-137117-B-5	1.000	NPOC:0.1630mg/		Complet	6/18/	44
45	NPOC	280-137117-B-6	1.000	NPOC:0.1494mg/		Complet	6/18/	45
46	NPOC	280-137117-B-7	1.000	NPOC:0.1328mg/		Complet	6/18/	46
47	NPOC	280-137117-C-8	1.000	NPOC:0.9155mg/		Complet	6/18/	47
48	NPOC	280-137117-C-9	1.000	NPOC:0.4663mg/		Complet	6/18/	48
49	NPOC	280-137117-C-10	1.000	NPOC:0.5029mg/		Complet	6/18/	49
50	NPOC	LCS 280-499119/1-A	1.000	NPOC:25.48mg/L		Complet	6/18/	50
51	NPOC	ccv	1.000	NPOC:26.15mg/L		Complet	6/18/	51
52	NPOC	ccb	1.000	NPOC:-0.00158m		Complet	6/18/	52
53	NPOC	MB 280-499119/2-A	1.000	NPOC:0.1778mg/		Complet	6/18/	53

	Analysis	Sample Name	Manua	Result	Notes	Status	Date /	Vial
54	NPOC	tic	1.000	NPOC:0.01985mg		Complet	6/18/	54
55	NPOC	280-137110-D-7-A	2.000	NPOC:63.96mg/L		Complet	6/18/	55
56	NPOC	280-137110-D-7-B MS	2.000	NPOC:113.3mg/L		Complet	6/18/	56
57	NPOC	280-137110-D-7-C MS	2.000	NPOC:110.5mg/L		Complet	6/18/	57
58	NPOC	280-137110-D-1-A	1.000	NPOC:22.76mg/L		Complet	6/18/	58
59	NPOC	280-137110-D-2-A	2.000	NPOC:134.0mg/L		Complet	6/18/	59
60	NPOC	280-137110-D-3-A	2.000	NPOC:72.49mg/L		Complet	6/18/	60
61	NPOC	280-137110-D-4-A	1.000	NPOC:65.51mg/L		Complet	6/18/	61
62	NPOC	280-137110-D-5-A	1.000	NPOC:6.014mg/L		Complet	6/18/	62
63	NPOC	ccv	1.000	NPOC:25.67mg/L		Complet	6/18/	63
64	NPOC	ccb	1.000	NPOC:0.02076mg		Complet	6/18/	64
65	NPOC	280-137110-D-6-A	1.000	NPOC:3.370mg/L		Complet	6/18/	65
66	NPOC	280-137110-D-8-A	1.000	NPOC:54.74mg/L		Complet	6/18/	66
67	NPOC	280-137110-D-9-A	1.000	NPOC:9.637mg/L		Complet	6/18/	67
68	NPOC	280-137110-D-10-A	2.000	NPOC:217.0mg/L		Complet	6/18/	68
69	NPOC	280-137110-D-12-A	1.000	NPOC:11.80mg/L		Complet	6/18/	69
70	NPOC	280-137110-D-12-B M	1.000	NPOC:37.16mg/L		Complet	6/18/	70
71	NPOC	280-137110-D-12-C M	1.000	NPOC:37.29mg/L		Complet	6/18/	71
72	NPOC	280-137110-D-11-A	1.000	NPOC:11.16mg/L		Complet	6/18/	72
73	NPOC	280-137110-D-13-A	1.000	NPOC:46.80mg/L		Complet	6/18/	73
74	NPOC	280-137110-D-14-A	1.000	NPOC:38.20mg/L		Complet	6/18/	74
75	NPOC	ccv	1.000	NPOC:26.24mg/L		Complet	6/18/	75
76	NPOC	ccb	1.000	NPOC:0.04798mg		Complet	6/18/	76

TOC-V Cal Curve Information
C:¥TOC3201¥CalCurves¥TOC3.2020_06_11_17_47_35.cal

Date of Creation 6:55:21 PM 6/11/2020
User jmb
System TOC-V cpn 3

Cal. Curve

Sample Name: CAL 110716
Sample ID: Untitled
Object ID 0A-103108-04335027-1343CA32A814-0000
Cal. Curve: TOC3.2020_06_11_17_47_35.cal
Status Completed
Comment:

Type	Anal.
Standard	NPOC

Conc: 0.000mg/L

No.	Area	Inj. Vol.	Aut. Dil.	Rem.	Ex.	Date / Time
1	0.2252	50uL	1	*******	E	6/11/2020 5:55:32 PM
2	0.6226	50uL	1	*******		6/11/2020 5:57:36 PM
3	0.5474	50uL	1	*******		6/11/2020 5:59:40 PM

Acid Add. 0.000%
Sp. Time 90.00sec
Mean Area 0.5850
SD Area 0.05317
CV Area 9.09%
Vial 86

Conc: 1.000mg/L

No.	Area	Inj. Vol.	Aut. Dil.	Rem.	Ex.	Date / Time
1	5.134	50uL	1	*******	E	6/11/2020 6:08:12 PM
2	3.842	50uL	1	*******		6/11/2020 6:10:16 PM
3	3.845	50uL	1	*******		6/11/2020 6:12:20 PM

Acid Add. 0.000%
Sp. Time 90.00sec
Mean Area 3.844
SD Area 0.00212
CV Area 0.06%
Vial 87

Conc: 5.000mg/L

No.	Area	Inj. Vol.	Aut. Dil.	Rem.	Ex.	Date / Time
1	17.65	50uL	1	*******		6/11/2020 6:20:53 PM
2	17.70	50uL	1	*******		6/11/2020 6:22:56 PM

Acid Add. 0.000%
Sp. Time 90.00sec
Mean Area 17.68
SD Area 0.03536
CV Area 0.20%
Vial 88

Conc: 10.00mg/L

No.	Area	Inj. Vol.	Aut. Dil.	Rem.	Ex.	Date / Time
1	35.40	50uL	1	*******		6/11/2020 6:31:33 PM
2	35.38	50uL	1	*******		6/11/2020 6:33:37 PM

Acid Add. 0.000%
Sp. Time 90.00sec
Mean Area 35.39
SD Area 0.01414
CV Area 0.04%
Vial 89

Conc: 25.00mg/L

No.	Area	Inj. Vol.	Aut. Dil.	Rem.	Ex.	Date / Time
1	87.83	50uL	1	*******		6/11/2020 6:42:16 PM
2	87.27	50uL	1	*******		6/11/2020 6:44:24 PM

Acid Add. 0.000%
Sp. Time 90.00sec
Mean Area 87.55
SD Area 0.3960
CV Area 0.45%
Vial 90

Conc: 50.00mg/L

No.	Area	Inj. Vol.	Aut. Dil.	Rem.	Ex.	Date / Time
1	174.9	50uL	1	*******		6/11/2020 6:53:09 PM
2	174.2	50uL	1	*******		6/11/2020 6:55:21 PM

Acid Add. 0.000%
Sp. Time 90.00sec
Mean Area 174.6
SD Area 0.4950
CV Area 0.28%
Vial 91

Slope: 3.483
Intercept 0.4475
r^2 1.0000
r 1.0000
Zero Shift No

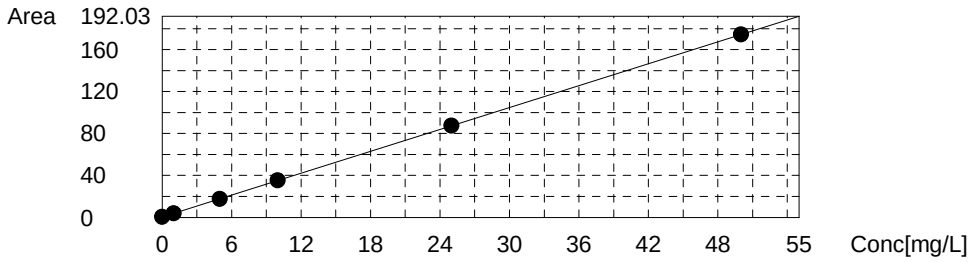

Instr.Information

System TOC-V cpn 3
Instrument Options TOC/ASI/
Catalyst Regular Sensitivity

Sample

Sample Name: icv
Sample ID:
Origin: NPOC.met
Status Completed
Chk. Result

Type	Anal.	Manual Dilution	Result
Unknown	NPOC	1.000	NPOC:20.44mg/L

1. Det

Anal.: NPOC

No.	Area	Conc.	Inj. Vol.	Aut. Dil.	Ex.	Cal. Curve	Date / Time
1	68.78	19.62mg/L	50uL	1	E	TOC3.2020_06_11_17_47_35.cal	6/17/2020 4:54:02 PM
2	68.66	19.59mg/L	50uL	1	E	TOC3.2020_06_11_17_47_35.cal	6/17/2020 4:56:06 PM
3	71.36	20.36mg/L	50uL	1		TOC3.2020_06_11_17_47_35.cal	6/17/2020 4:58:10 PM
4	71.89	20.51mg/L	50uL	1		TOC3.2020_06_11_17_47_35.cal	6/17/2020 5:00:14 PM
5	72.03	20.55mg/L	50uL	1		TOC3.2020_06_11_17_47_35.cal	6/17/2020 5:02:18 PM
6	71.21	20.32mg/L	50uL	1		TOC3.2020_06_11_17_47_35.cal	6/17/2020 5:04:21 PM

Mean Area 71.62
Mean Conc. 20.44mg/L

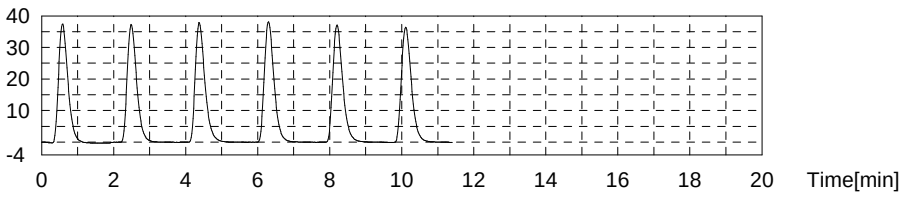

Sample

Sample Name: icb
Sample ID:
Origin: NPOC.met
Status Completed
Chk. Result

Type	Anal.	Manual Dilution	Result
Unknown	NPOC	1.000	NPOC:-0.06889mg/L

1. Det

Anal.: NPOC

No.	Area	Conc.	Inj. Vol.	Aut. Dil.	Ex.	Cal. Curve	Date / Time
1	0.2043	-0.06983mg/L	50uL	1		TOC3.2020_06_11_17_47_35.cal	6/17/2020 5:12:47 PM
2	0.2280	-0.06302mg/L	50uL	1		TOC3.2020_06_11_17_47_35.cal	6/17/2020 5:14:51 PM
3	0.1985	-0.07149mg/L	50uL	1		TOC3.2020_06_11_17_47_35.cal	6/17/2020 5:16:55 PM
4	0.1995	-0.07121mg/L	50uL	1		TOC3.2020_06_11_17_47_35.cal	6/17/2020 5:18:59 PM

Mean Area 0.2076
Mean Conc. -0.06889mg/L

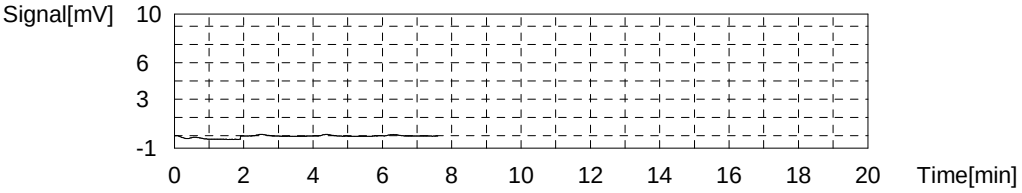

Sample

Sample Name: lcs
Sample ID:
Origin: NPOC.met
Status Completed
Chk. Result

Type	Anal.	Manual Dilution	Result
Unknown	NPOC	1.000	NPOC:25.01mg/L

1. Det

Anal.: NPOC

No.	Area	Conc.	Inj. Vol.	Aut. Dil.	Ex.	Cal. Curve	Date / Time
1	84.45	24.12mg/L	50uL	1	E	TOC3.2020_06_11_17_47_35.cal	6/17/2020 5:27:30 PM
2	83.84	23.95mg/L	50uL	1	E	TOC3.2020_06_11_17_47_35.cal	6/17/2020 5:29:34 PM
3	85.30	24.37mg/L	50uL	1		TOC3.2020_06_11_17_47_35.cal	6/17/2020 5:31:38 PM
4	88.16	25.19mg/L	50uL	1		TOC3.2020_06_11_17_47_35.cal	6/17/2020 5:33:42 PM
5	88.97	25.42mg/L	50uL	1		TOC3.2020_06_11_17_47_35.cal	6/17/2020 5:35:46 PM
6	87.80	25.08mg/L	50uL	1		TOC3.2020_06_11_17_47_35.cal	6/17/2020 5:37:49 PM

Mean Area 87.56
Mean Conc. 25.01mg/L

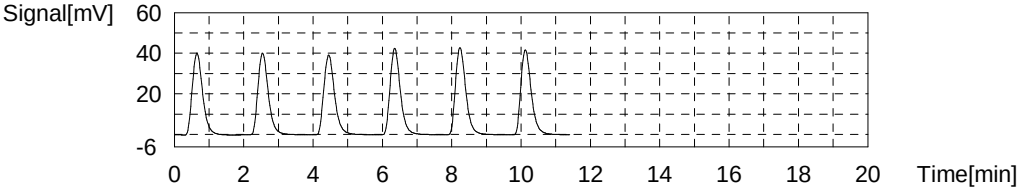

Sample

Sample Name: mb
Sample ID:
Origin: NPOC.met
Status Completed
Chk. Result

Type	Anal.	Manual Dilution	Result
Unknown	NPOC	1.000	NPOC:-0.05588mg/L

1. Det

Anal.: NPOC

No.	Area	Conc.	Inj. Vol.	Aut. Dil.	Ex.	Cal. Curve	Date / Time
1	0.2477	-0.05737mg/L	50uL	1		TOC3.2020_06_11_17_47_35.cal	6/17/2020 5:46:15 PM
2	0.2238	-0.06423mg/L	50uL	1		TOC3.2020_06_11_17_47_35.cal	6/17/2020 5:48:19 PM
3	0.2499	-0.05673mg/L	50uL	1		TOC3.2020_06_11_17_47_35.cal	6/17/2020 5:50:23 PM
4	0.2901	-0.04519mg/L	50uL	1		TOC3.2020_06_11_17_47_35.cal	6/17/2020 5:52:27 PM

Mean Area 0.2529
Mean Conc. -0.05588mg/L

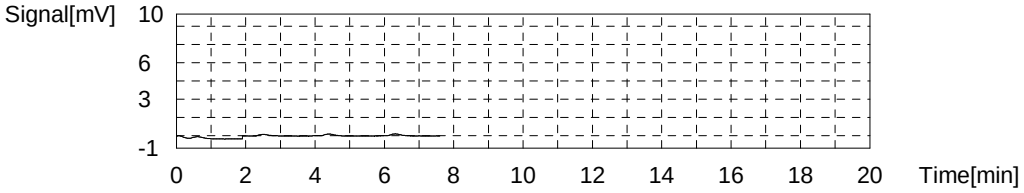

Sample

Sample Name: tic
Sample ID:
Origin: NPOC.met
Status Completed
Chk. Result

Type	Anal.	Manual Dilution	Result
Unknown	NPOC	1.000	NPOC:0.04238mg/L

1. Det

Anal.: NPOC

No.	Area	Conc.	Inj. Vol.	Aut. Dil.	Ex.	Cal. Curve	Date / Time
1	0.6007	0.04400mg/L	50uL	1		TOC3.2020_06_11_17_47_35.cal	6/17/2020 6:00:58 PM
2	0.5696	0.03507mg/L	50uL	1		TOC3.2020_06_11_17_47_35.cal	6/17/2020 6:03:02 PM
3	0.5763	0.03699mg/L	50uL	1		TOC3.2020_06_11_17_47_35.cal	6/17/2020 6:05:06 PM
4	0.6336	0.05344mg/L	50uL	1		TOC3.2020_06_11_17_47_35.cal	6/17/2020 6:07:10 PM

Mean Area 0.5951
Mean Conc. 0.04238mg/L

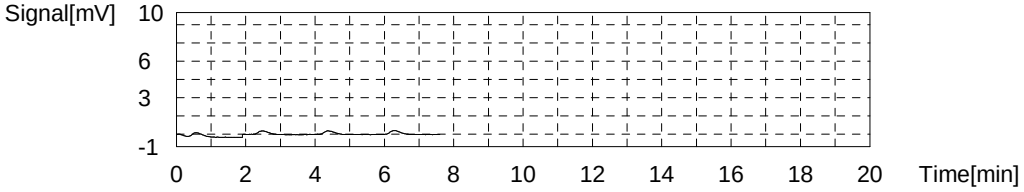

Sample

Sample Name: 280-137086-D-1
Sample ID:
Origin: NPOC.met
Status Completed
Chk. Result

Type	Anal.	Manual Dilution	Result
Unknown	NPOC	1.000	NPOC:5.186mg/L

1. Det

Anal.: NPOC

No.	Area	Conc.	Inj. Vol.	Aut. Dil.	Ex.	Cal. Curve	Date / Time
1	17.74	4.966mg/L	50uL	1	E	TOC3.2020_06_11_17_47_35.cal	6/17/2020 6:15:41 PM
2	17.95	5.026mg/L	50uL	1	E	TOC3.2020_06_11_17_47_35.cal	6/17/2020 6:17:45 PM
3	18.09	5.066mg/L	50uL	1		TOC3.2020_06_11_17_47_35.cal	6/17/2020 6:19:49 PM
4	18.64	5.224mg/L	50uL	1		TOC3.2020_06_11_17_47_35.cal	6/17/2020 6:21:53 PM
5	18.82	5.276mg/L	50uL	1		TOC3.2020_06_11_17_47_35.cal	6/17/2020 6:23:57 PM
6	18.48	5.178mg/L	50uL	1		TOC3.2020_06_11_17_47_35.cal	6/17/2020 6:26:00 PM

Mean Area 18.51
Mean Conc. 5.186mg/L

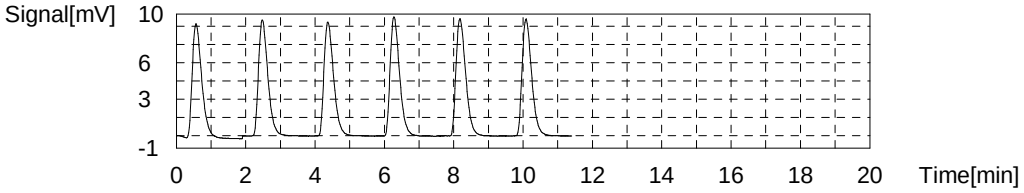

Sample

Sample Name: ms 280-137086-D-1
Sample ID:
Origin: NPOC.met
Status Completed
Chk. Result

Type	Anal.	Manual Dilution	Result
Unknown	NPOC	1.000	NPOC:30.24mg/L

1. Det

Anal.: NPOC

No.	Area	Conc.	Inj. Vol.	Aut. Dil.	Ex.	Cal. Curve	Date / Time
1	103.5	29.59mg/L	50uL	1		TOC3.2020_06_11_17_47_35.cal	6/17/2020 6:34:26 PM
2	101.9	29.13mg/L	50uL	1	E	TOC3.2020_06_11_17_47_35.cal	6/17/2020 6:36:30 PM
3	104.9	29.99mg/L	50uL	1		TOC3.2020_06_11_17_47_35.cal	6/17/2020 6:38:34 PM
4	107.3	30.68mg/L	50uL	1		TOC3.2020_06_11_17_47_35.cal	6/17/2020 6:40:38 PM
5	107.3	30.68mg/L	50uL	1		TOC3.2020_06_11_17_47_35.cal	6/17/2020 6:42:42 PM

Mean Area 105.8
Mean Conc. 30.24mg/L

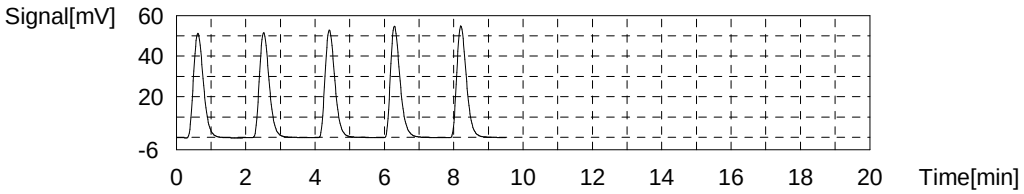

Sample

Sample Name: msd 280-137086-D-1
Sample ID:
Origin: NPOC.met
Status Completed
Chk. Result

Type	Anal.	Manual Dilution	Result
Unknown	NPOC	1.000	NPOC:29.79mg/L

1. Det

Anal.: NPOC

No.	Area	Conc.	Inj. Vol.	Aut. Dil.	Ex.	Cal. Curve	Date / Time
1	103.3	29.53mg/L	50uL	1		TOC3.2020_06_11_17_47_35.cal	6/17/2020 6:51:12 PM
2	102.2	29.22mg/L	50uL	1		TOC3.2020_06_11_17_47_35.cal	6/17/2020 6:53:16 PM
3	104.6	29.91mg/L	50uL	1		TOC3.2020_06_11_17_47_35.cal	6/17/2020 6:55:20 PM
4	106.6	30.48mg/L	50uL	1		TOC3.2020_06_11_17_47_35.cal	6/17/2020 6:57:24 PM

Mean Area 104.2
Mean Conc. 29.79mg/L

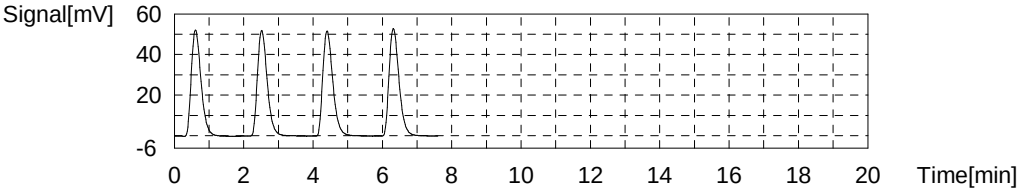

Sample

Sample Name: 280-137074-O-1
Sample ID:
Origin: NPOC.met
Status Completed
Chk. Result

Type	Anal.	Manual Dilution	Result
Unknown	NPOC	1.000	NPOC:3.146mg/L

1. Det

Anal.: NPOC

No.	Area	Conc.	Inj. Vol.	Aut. Dil.	Ex.	Cal. Curve	Date / Time
1	11.38	3.139mg/L	50uL	1		TOC3.2020_06_11_17_47_35.cal	6/17/2020 7:05:55 PM
2	11.16	3.076mg/L	50uL	1		TOC3.2020_06_11_17_47_35.cal	6/17/2020 7:07:59 PM
3	11.43	3.154mg/L	50uL	1		TOC3.2020_06_11_17_47_35.cal	6/17/2020 7:10:03 PM
4	11.64	3.214mg/L	50uL	1		TOC3.2020_06_11_17_47_35.cal	6/17/2020 7:12:07 PM

Mean Area 11.40
Mean Conc. 3.146mg/L

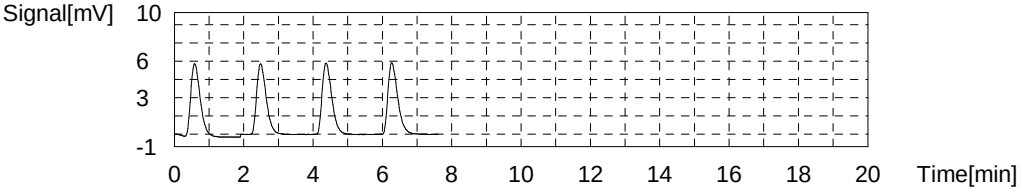

Sample

Sample Name: 590-13312-E-1
Sample ID:
Origin: NPOC.met
Status Completed
Chk. Result

Type	Anal.	Manual Dilution	Result
Unknown	NPOC	2.000	NPOC:131.3mg/L

1. Det

Anal.: NPOC

No.	Area	Conc.	Inj. Vol.	Aut. Dil.	Ex.	Cal. Curve	Date / Time
1	231.6	132.8mg/L	50uL	1	R	TOC3.2020_06_11_17_47_35.cal	6/17/2020 7:20:38 PM
2	136.3	130.2mg/L	30uL	1		TOC3.2020_06_11_17_47_35.cal	6/17/2020 7:22:42 PM
3	136.0	129.9mg/L	30uL	1		TOC3.2020_06_11_17_47_35.cal	6/17/2020 7:24:46 PM
4	138.5	132.3mg/L	30uL	1		TOC3.2020_06_11_17_47_35.cal	6/17/2020 7:26:54 PM
5	139.0	132.8mg/L	30uL	1		TOC3.2020_06_11_17_47_35.cal	6/17/2020 7:29:02 PM

Mean Area 137.4
Mean Conc. 131.3mg/L

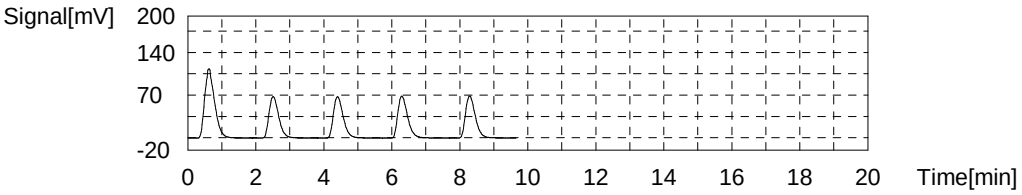

Sample

Sample Name: 590-13312-D-2
Sample ID:
Origin: NPOC.met
Status Completed
Chk. Result

Type	Anal.	Manual Dilution	Result
Unknown	NPOC	20.00	NPOC:280.9mg/L

1. Det

Anal.: NPOC

No.	Area	Conc.	Inj. Vol.	Aut. Dil.	Ex.	Cal. Curve	Date / Time
1	48.64	276.8mg/L	50uL	1		TOC3.2020_06_11_17_47_35.cal	6/17/2020 7:37:33 PM
2	49.39	281.1mg/L	50uL	1		TOC3.2020_06_11_17_47_35.cal	6/17/2020 7:39:37 PM
3	49.15	279.7mg/L	50uL	1		TOC3.2020_06_11_17_47_35.cal	6/17/2020 7:41:41 PM
4	50.26	286.1mg/L	50uL	1		TOC3.2020_06_11_17_47_35.cal	6/17/2020 7:43:45 PM

Mean Area 49.36
Mean Conc. 280.9mg/L

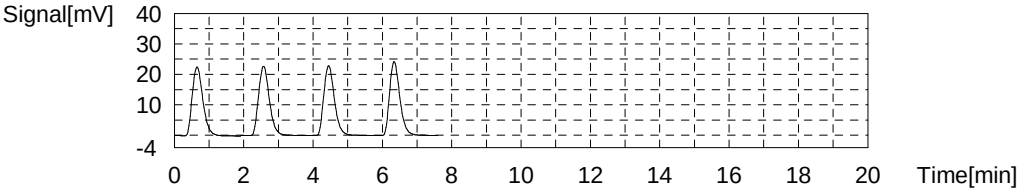

Sample

Sample Name: 590-13312-D-3
Sample ID:
Origin: NPOC.met
Status Completed
Chk. Result

Type	Anal.	Manual Dilution	Result
Unknown	NPOC	5.000	NPOC:116.5mg/L

1. Det

Anal.: NPOC

No.	Area	Conc.	Inj. Vol.	Aut. Dil.	Ex.	Cal. Curve	Date / Time
1	78.05	111.4mg/L	50uL	1	E	TOC3.2020_06_11_17_47_35.cal	6/17/2020 7:52:16 PM
2	80.69	115.2mg/L	50uL	1		TOC3.2020_06_11_17_47_35.cal	6/17/2020 7:54:20 PM
3	80.69	115.2mg/L	50uL	1		TOC3.2020_06_11_17_47_35.cal	6/17/2020 7:56:24 PM
4	82.22	117.4mg/L	50uL	1		TOC3.2020_06_11_17_47_35.cal	6/17/2020 7:58:28 PM
5	82.70	118.1mg/L	50uL	1		TOC3.2020_06_11_17_47_35.cal	6/17/2020 8:00:32 PM

Mean Area 81.58
Mean Conc. 116.5mg/L

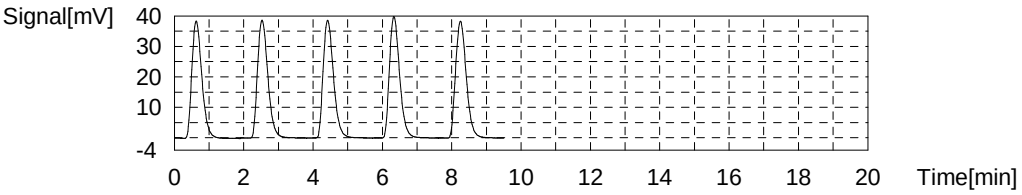

Sample

Sample Name: 280-137352-B-1
Sample ID:
Origin: NPOC.met
Status Completed
Chk. Result

Type	Anal.	Manual Dilution	Result
Unknown	NPOC	1.000	NPOC:1.161mg/L

1. Det

Anal.: NPOC

No.	Area	Conc.	Inj. Vol.	Aut. Dil.	Ex.	Cal. Curve	Date / Time
1	4.553	1.179mg/L	50uL	1		TOC3.2020_06_11_17_47_35.cal	6/17/2020 8:09:02 PM
2	4.381	1.130mg/L	50uL	1		TOC3.2020_06_11_17_47_35.cal	6/17/2020 8:11:06 PM
3	4.453	1.150mg/L	50uL	1		TOC3.2020_06_11_17_47_35.cal	6/17/2020 8:13:10 PM
4	4.569	1.183mg/L	50uL	1		TOC3.2020_06_11_17_47_35.cal	6/17/2020 8:15:14 PM

Mean Area 4.489
Mean Conc. 1.161mg/L

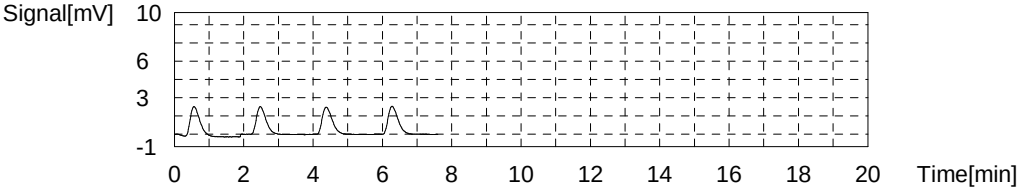

Sample

Sample Name: 280-137352-B-2
Sample ID:
Origin: NPOC.met
Status Completed
Chk. Result

Type	Anal.	Manual Dilution	Result
Unknown	NPOC	1.000	NPOC:0.5785mg/L

1. Det

Anal.: NPOC

No.	Area	Conc.	Inj. Vol.	Aut. Dil.	Ex.	Cal. Curve	Date / Time
1	2.473	0.5816mg/L	50uL	1		TOC3.2020_06_11_17_47_35.cal	6/17/2020 8:23:45 PM
2	2.425	0.5678mg/L	50uL	1		TOC3.2020_06_11_17_47_35.cal	6/17/2020 8:25:49 PM
3	2.426	0.5681mg/L	50uL	1		TOC3.2020_06_11_17_47_35.cal	6/17/2020 8:27:53 PM
4	2.686	0.6428mg/L	50uL	1	E	TOC3.2020_06_11_17_47_35.cal	6/17/2020 8:29:57 PM
5	2.525	0.5966mg/L	50uL	1		TOC3.2020_06_11_17_47_35.cal	6/17/2020 8:32:01 PM

Mean Area 2.462
Mean Conc. 0.5785mg/L

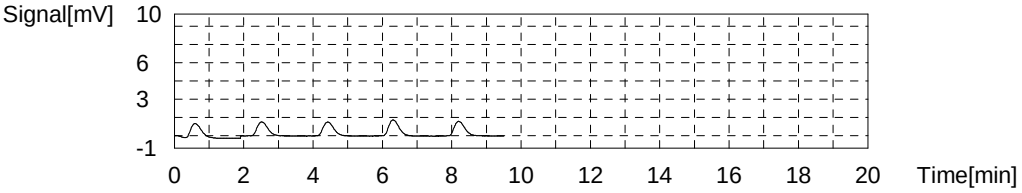

Sample

Sample Name: ccv
Sample ID:
Origin: NPOC.met
Status Completed
Chk. Result

Type	Anal.	Manual Dilution	Result
Unknown	NPOC	1.000	NPOC:25.22mg/L

1. Det

Anal.: NPOC

No.	Area	Conc.	Inj. Vol.	Aut. Dil.	Ex.	Cal. Curve	Date / Time
1	87.67	25.05mg/L	50uL	1		TOC3.2020_06_11_17_47_35.cal	6/17/2020 8:40:31 PM
2	86.92	24.83mg/L	50uL	1		TOC3.2020_06_11_17_47_35.cal	6/17/2020 8:42:35 PM
3	88.47	25.28mg/L	50uL	1		TOC3.2020_06_11_17_47_35.cal	6/17/2020 8:44:39 PM
4	90.08	25.74mg/L	50uL	1		TOC3.2020_06_11_17_47_35.cal	6/17/2020 8:46:43 PM

Mean Area 88.28
Mean Conc. 25.22mg/L

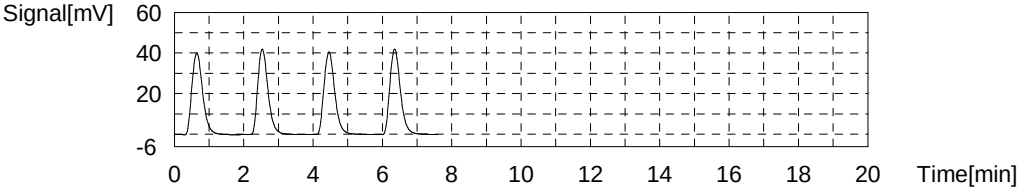

Sample

Sample Name: ccb
Sample ID:
Origin: NPOC.met
Status Completed
Chk. Result

Type	Anal.	Manual Dilution	Result
Unknown	NPOC	1.000	NPOC:0.00235mg/L

1. Det

Anal.: NPOC

No.	Area	Conc.	Inj. Vol.	Aut. Dil.	Ex.	Cal. Curve	Date / Time
1	0.4819	0.00988mg/L	50uL	1		TOC3.2020_06_11_17_47_35.cal	6/17/2020 8:55:14 PM
2	0.4387	-0.00252mg/L	50uL	1		TOC3.2020_06_11_17_47_35.cal	6/17/2020 8:57:18 PM
3	0.4812	0.00968mg/L	50uL	1		TOC3.2020_06_11_17_47_35.cal	6/17/2020 8:59:22 PM
4	0.4208	-0.00766mg/L	50uL	1		TOC3.2020_06_11_17_47_35.cal	6/17/2020 9:01:26 PM

Mean Area 0.4557
Mean Conc. 0.00235mg/L

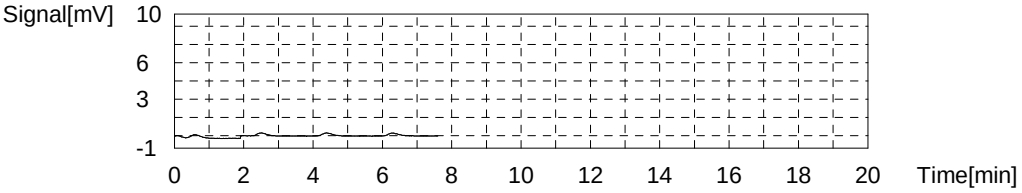

Sample

Sample Name: 280-137352-B-3
Sample ID:
Origin: NPOC.met
Status Completed
Chk. Result

Type	Anal.	Manual Dilution	Result
Unknown	NPOC	1.000	NPOC:0.7632mg/L

1. Det

Anal.: NPOC

No.	Area	Conc.	Inj. Vol.	Aut. Dil.	Ex.	Cal. Curve	Date / Time
1	3.166	0.7806mg/L	50uL	1		TOC3.2020_06_11_17_47_35.cal	6/17/2020 9:09:57 PM
2	2.968	0.7238mg/L	50uL	1		TOC3.2020_06_11_17_47_35.cal	6/17/2020 9:12:01 PM
3	3.138	0.7726mg/L	50uL	1		TOC3.2020_06_11_17_47_35.cal	6/17/2020 9:14:05 PM
4	3.150	0.7760mg/L	50uL	1		TOC3.2020_06_11_17_47_35.cal	6/17/2020 9:16:08 PM

Mean Area 3.106
Mean Conc. 0.7632mg/L

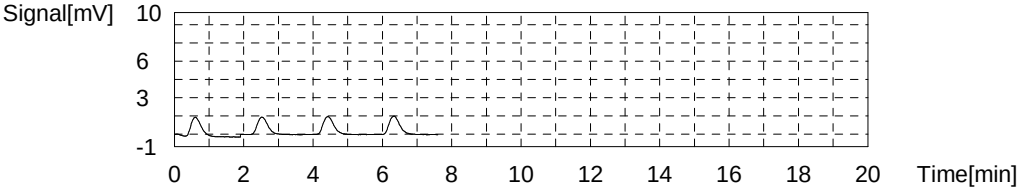

Sample

Sample Name: 280-137352-B-4
Sample ID:
Origin: NPOC.met
Status Completed
Chk. Result

Type	Anal.	Manual Dilution	Result
Unknown	NPOC	1.000	NPOC:2.032mg/L

1. Det

Anal.: NPOC

No.	Area	Conc.	Inj. Vol.	Aut. Dil.	Ex.	Cal. Curve	Date / Time
1	7.453	2.012mg/L	50uL	1		TOC3.2020_06_11_17_47_35.cal	6/17/2020 9:24:40 PM
2	7.247	1.952mg/L	50uL	1	E	TOC3.2020_06_11_17_47_35.cal	6/17/2020 9:26:44 PM
3	7.443	2.009mg/L	50uL	1		TOC3.2020_06_11_17_47_35.cal	6/17/2020 9:28:48 PM
4	7.660	2.071mg/L	50uL	1		TOC3.2020_06_11_17_47_35.cal	6/17/2020 9:30:52 PM
5	7.790	2.108mg/L	50uL	1	E	TOC3.2020_06_11_17_47_35.cal	6/17/2020 9:32:55 PM
6	7.535	2.035mg/L	50uL	1		TOC3.2020_06_11_17_47_35.cal	6/17/2020 9:34:59 PM

Mean Area 7.523
Mean Conc. 2.032mg/L

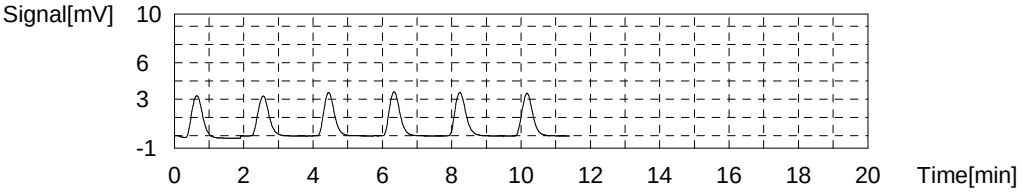

Sample

Sample Name: 280-137352-B-5
Sample ID:
Origin: NPOC.met
Status Completed
Chk. Result

Type	Anal.	Manual Dilution	Result
Unknown	NPOC	1.000	NPOC:0.7486mg/L

1. Det

Anal.: NPOC

No.	Area	Conc.	Inj. Vol.	Aut. Dil.	Ex.	Cal. Curve	Date / Time
1	3.002	0.7335mg/L	50uL	1		TOC3.2020_06_11_17_47_35.cal	6/17/2020 9:43:25 PM
2	3.121	0.7677mg/L	50uL	1		TOC3.2020_06_11_17_47_35.cal	6/17/2020 9:45:29 PM
3	2.969	0.7241mg/L	50uL	1		TOC3.2020_06_11_17_47_35.cal	6/17/2020 9:47:33 PM
4	3.126	0.7691mg/L	50uL	1		TOC3.2020_06_11_17_47_35.cal	6/17/2020 9:49:37 PM

Mean Area 3.055
Mean Conc. 0.7486mg/L

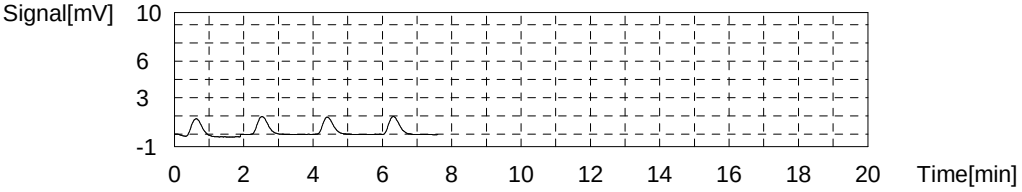

Sample

Sample Name: 280-137352-B-6
Sample ID:
Origin: NPOC.met
Status Completed
Chk. Result

Type	Anal.	Manual Dilution	Result
Unknown	NPOC	1.000	NPOC:0.7401mg/L

1. Det

Anal.: NPOC

No.	Area	Conc.	Inj. Vol.	Aut. Dil.	Ex.	Cal. Curve	Date / Time
1	3.314	0.8231mg/L	50uL	1	E	TOC3.2020_06_11_17_47_35.cal	6/17/2020 9:58:08 PM
2	2.986	0.7289mg/L	50uL	1		TOC3.2020_06_11_17_47_35.cal	6/17/2020 10:00:12 PM
3	2.941	0.7160mg/L	50uL	1		TOC3.2020_06_11_17_47_35.cal	6/17/2020 10:02:16 PM
4	3.059	0.7499mg/L	50uL	1		TOC3.2020_06_11_17_47_35.cal	6/17/2020 10:04:20 PM
5	3.114	0.7657mg/L	50uL	1		TOC3.2020_06_11_17_47_35.cal	6/17/2020 10:06:23 PM

Mean Area 3.025
Mean Conc. 0.7401mg/L

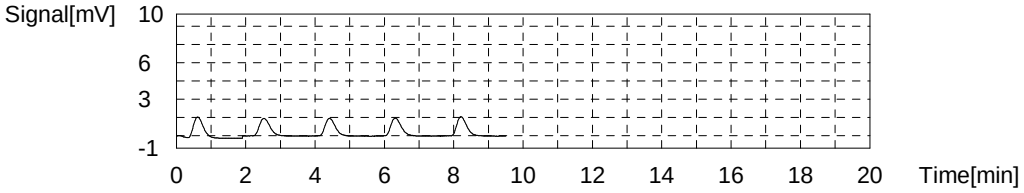

Sample

Sample Name: ms 280-137352-B-6
Sample ID:
Origin: NPOC.met
Status Completed
Chk. Result

Type	Anal.	Manual Dilution	Result
Unknown	NPOC	1.000	NPOC:25.86mg/L

1. Det

Anal.: NPOC

No.	Area	Conc.	Inj. Vol.	Aut. Dil.	Ex.	Cal. Curve	Date / Time
1	89.94	25.70mg/L	50uL	1		TOC3.2020_06_11_17_47_35.cal	6/17/2020 10:14:54 PM
2	88.72	25.35mg/L	50uL	1		TOC3.2020_06_11_17_47_35.cal	6/17/2020 10:16:58 PM
3	90.90	25.97mg/L	50uL	1		TOC3.2020_06_11_17_47_35.cal	6/17/2020 10:19:11 PM
4	92.40	26.40mg/L	50uL	1		TOC3.2020_06_11_17_47_35.cal	6/17/2020 10:21:15 PM

Mean Area 90.49
Mean Conc. 25.86mg/L

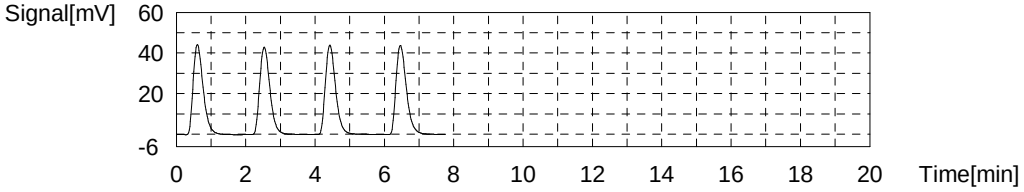

Sample

Sample Name: msd 280-137352-B-6
Sample ID:
Origin: NPOC.met
Status Completed
Chk. Result

Type	Anal.	Manual Dilution	Result
Unknown	NPOC	1.000	NPOC:26.02mg/L

1. Det

Anal.: NPOC

No.	Area	Conc.	Inj. Vol.	Aut. Dil.	Ex.	Cal. Curve	Date / Time
1	90.01	25.72mg/L	50uL	1		TOC3.2020_06_11_17_47_35.cal	6/17/2020 10:29:46 PM
2	89.77	25.65mg/L	50uL	1		TOC3.2020_06_11_17_47_35.cal	6/17/2020 10:31:50 PM
3	91.94	26.27mg/L	50uL	1		TOC3.2020_06_11_17_47_35.cal	6/17/2020 10:33:54 PM
4	92.58	26.46mg/L	50uL	1		TOC3.2020_06_11_17_47_35.cal	6/17/2020 10:35:57 PM

Mean Area 91.08
Mean Conc. 26.02mg/L

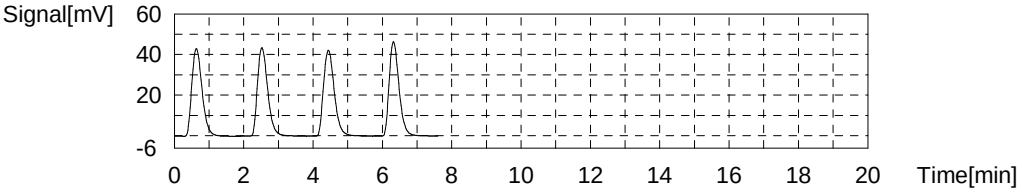

Sample

Sample Name: 280-137352-B-7
Sample ID:
Origin: NPOC.met
Status Completed
Chk. Result

Type	Anal.	Manual Dilution	Result
Unknown	NPOC	1.000	NPOC:0.6648mg/L

1. Det

Anal.: NPOC

No.	Area	Conc.	Inj. Vol.	Aut. Dil.	Ex.	Cal. Curve	Date / Time
1	2.833	0.6850mg/L	50uL	1		TOC3.2020_06_11_17_47_35.cal	6/17/2020 10:44:29 PM
2	2.606	0.6198mg/L	50uL	1	E	TOC3.2020_06_11_17_47_35.cal	6/17/2020 10:46:33 PM
3	2.625	0.6253mg/L	50uL	1		TOC3.2020_06_11_17_47_35.cal	6/17/2020 10:48:37 PM
4	2.798	0.6750mg/L	50uL	1		TOC3.2020_06_11_17_47_35.cal	6/17/2020 10:50:41 PM
5	2.795	0.6741mg/L	50uL	1		TOC3.2020_06_11_17_47_35.cal	6/17/2020 10:52:44 PM

Mean Area 2.763
Mean Conc. 0.6648mg/L

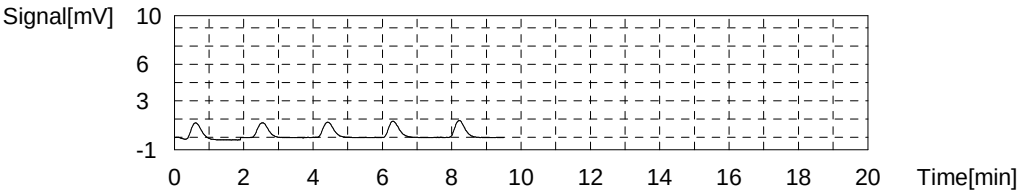

Sample

Sample Name: 280-137352-B-8
Sample ID:
Origin: NPOC.met
Status Completed
Chk. Result

Type	Anal.	Manual Dilution	Result
Unknown	NPOC	1.000	NPOC:25.68mg/L

1. Det

Anal.: NPOC

No.	Area	Conc.	Inj. Vol.	Aut. Dil.	Ex.	Cal. Curve	Date / Time
1	85.33	24.37mg/L	50uL	1	E	TOC3.2020_06_11_17_47_35.cal	6/17/2020 11:01:15 PM
2	86.32	24.66mg/L	50uL	1	E	TOC3.2020_06_11_17_47_35.cal	6/17/2020 11:03:19 PM
3	87.68	25.05mg/L	50uL	1		TOC3.2020_06_11_17_47_35.cal	6/17/2020 11:05:23 PM
4	90.28	25.80mg/L	50uL	1		TOC3.2020_06_11_17_47_35.cal	6/17/2020 11:07:27 PM
5	91.63	26.18mg/L	50uL	1		TOC3.2020_06_11_17_47_35.cal	6/17/2020 11:09:30 PM
6	89.86	25.67mg/L	50uL	1		TOC3.2020_06_11_17_47_35.cal	6/17/2020 11:11:34 PM

Mean Area 89.86
Mean Conc. 25.68mg/L

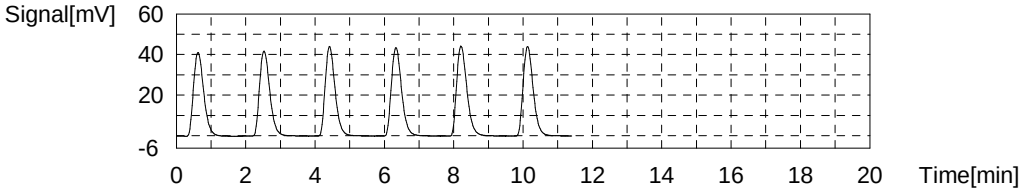

Sample

Sample Name: 280-137352-B-9
Sample ID:
Origin: NPOC.met
Status Completed
Chk. Result

Type	Anal.	Manual Dilution	Result
Unknown	NPOC	1.000	NPOC:21.79mg/L

1. Det

Anal.: NPOC

No.	Area	Conc.	Inj. Vol.	Aut. Dil.	Ex.	Cal. Curve	Date / Time
1	72.91	20.81mg/L	50uL	1	E	TOC3.2020_06_11_17_47_35.cal	6/17/2020 11:20:00 PM
2	72.78	20.77mg/L	50uL	1	E	TOC3.2020_06_11_17_47_35.cal	6/17/2020 11:22:04 PM
3	75.05	21.42mg/L	50uL	1		TOC3.2020_06_11_17_47_35.cal	6/17/2020 11:24:08 PM
4	76.86	21.94mg/L	50uL	1		TOC3.2020_06_11_17_47_35.cal	6/17/2020 11:26:12 PM
5	77.55	22.14mg/L	50uL	1		TOC3.2020_06_11_17_47_35.cal	6/17/2020 11:28:15 PM
6	75.92	21.67mg/L	50uL	1		TOC3.2020_06_11_17_47_35.cal	6/17/2020 11:30:19 PM

Mean Area 76.34
Mean Conc. 21.79mg/L

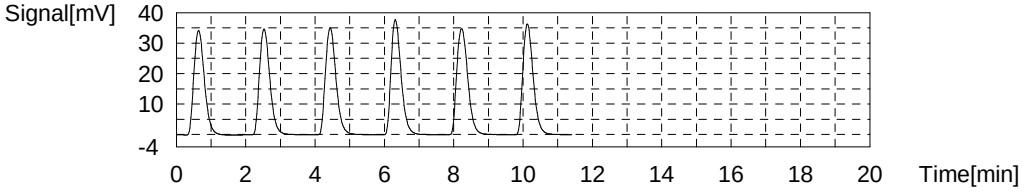

Sample

Sample Name: 280-137352-B-10
Sample ID:
Origin: NPOC.met
Status Completed
Chk. Result

Type	Anal.	Manual Dilution	Result
Unknown	NPOC	1.000	NPOC:34.92mg/L

1. Det

Anal.: NPOC

No.	Area	Conc.	Inj. Vol.	Aut. Dil.	Ex.	Cal. Curve	Date / Time
1	116.8	33.41mg/L	50uL	1	E	TOC3.2020_06_11_17_47_35.cal	6/17/2020 11:38:45 PM
2	116.8	33.41mg/L	50uL	1	E	TOC3.2020_06_11_17_47_35.cal	6/17/2020 11:40:49 PM
3	120.5	34.47mg/L	50uL	1		TOC3.2020_06_11_17_47_35.cal	6/17/2020 11:42:53 PM
4	121.8	34.85mg/L	50uL	1		TOC3.2020_06_11_17_47_35.cal	6/17/2020 11:44:56 PM
5	123.5	35.33mg/L	50uL	1		TOC3.2020_06_11_17_47_35.cal	6/17/2020 11:47:00 PM
6	122.4	35.02mg/L	50uL	1		TOC3.2020_06_11_17_47_35.cal	6/17/2020 11:49:04 PM

Mean Area 122.1
Mean Conc. 34.92mg/L

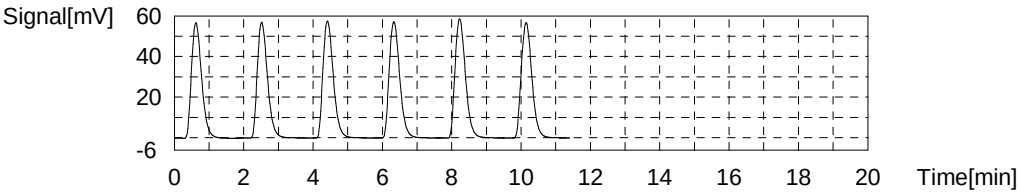

Sample

Sample Name: ccv
Sample ID:
Origin: NPOC.met
Status Completed
Chk. Result

Type	Anal.	Manual Dilution	Result
Unknown	NPOC	1.000	NPOC:26.27mg/L

1. Det

Anal.: NPOC

No.	Area	Conc.	Inj. Vol.	Aut. Dil.	Ex.	Cal. Curve	Date / Time
1	89.74	25.64mg/L	50uL	1		TOC3.2020_06_11_17_47_35.cal	6/17/2020 11:57:30 PM
2	88.65	25.33mg/L	50uL	1	E	TOC3.2020_06_11_17_47_35.cal	6/17/2020 11:59:34 PM
3	91.59	26.17mg/L	50uL	1		TOC3.2020_06_11_17_47_35.cal	6/18/2020 12:01:47 AM
4	92.71	26.49mg/L	50uL	1		TOC3.2020_06_11_17_47_35.cal	6/18/2020 12:04:01 AM
5	93.75	26.79mg/L	50uL	1		TOC3.2020_06_11_17_47_35.cal	6/18/2020 12:06:15 AM

Mean Area 91.95
Mean Conc. 26.27mg/L

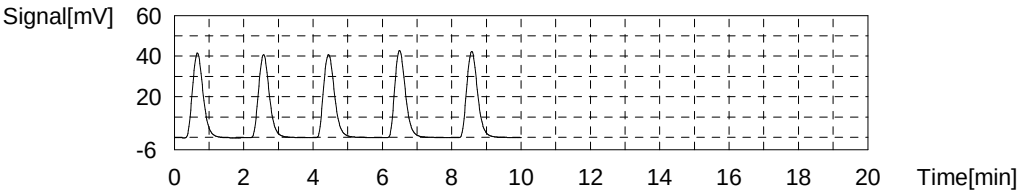

Sample

Sample Name: ccb
Sample ID:
Origin: NPOC.met
Status Completed
Chk. Result

Type	Anal.	Manual Dilution	Result
Unknown	NPOC	1.000	NPOC:0.1450mg/L

1. Det

Anal.: NPOC

No.	Area	Conc.	Inj. Vol.	Aut. Dil.	Ex.	Cal. Curve	Date / Time
1	1.025	0.1658mg/L	50uL	1		TOC3.2020_06_11_17_47_35.cal	6/18/2020 12:14:46 AM
2	0.9332	0.1395mg/L	50uL	1		TOC3.2020_06_11_17_47_35.cal	6/18/2020 12:16:50 AM
3	0.7656	0.09135mg/L	50uL	1	E	TOC3.2020_06_11_17_47_35.cal	6/18/2020 12:18:54 AM
4	0.9755	0.1516mg/L	50uL	1		TOC3.2020_06_11_17_47_35.cal	6/18/2020 12:20:58 AM
5	0.8764	0.1232mg/L	50uL	1		TOC3.2020_06_11_17_47_35.cal	6/18/2020 12:23:02 AM

Mean Area 0.9525
Mean Conc. 0.1450mg/L

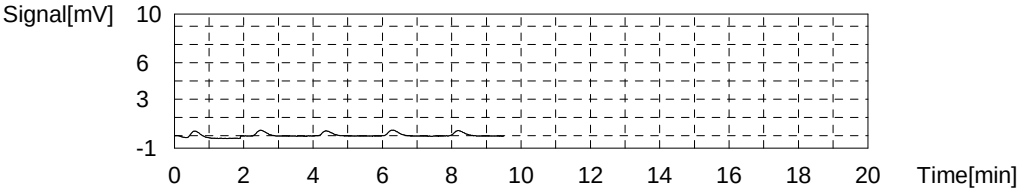

Sample

Sample Name: 280-137352-B-11
Sample ID:
Origin: NPOC.met
Status Completed
Chk. Result

Type	Anal.	Manual Dilution	Result
Unknown	NPOC	1.000	NPOC:25.77mg/L

1. Det

Anal.: NPOC

No.	Area	Conc.	Inj. Vol.	Aut. Dil.	Ex.	Cal. Curve	Date / Time
1	85.81	24.51mg/L	50uL	1	E	TOC3.2020_06_11_17_47_35.cal	6/18/2020 12:31:32 AM
2	86.24	24.64mg/L	50uL	1	E	TOC3.2020_06_11_17_47_35.cal	6/18/2020 12:33:36 AM
3	89.73	25.64mg/L	50uL	1		TOC3.2020_06_11_17_47_35.cal	6/18/2020 12:35:40 AM
4	90.76	25.93mg/L	50uL	1		TOC3.2020_06_11_17_47_35.cal	6/18/2020 12:37:44 AM
5	90.54	25.87mg/L	50uL	1		TOC3.2020_06_11_17_47_35.cal	6/18/2020 12:39:47 AM
6	89.72	25.63mg/L	50uL	1		TOC3.2020_06_11_17_47_35.cal	6/18/2020 12:41:51 AM

Mean Area 90.19
Mean Conc. 25.77mg/L

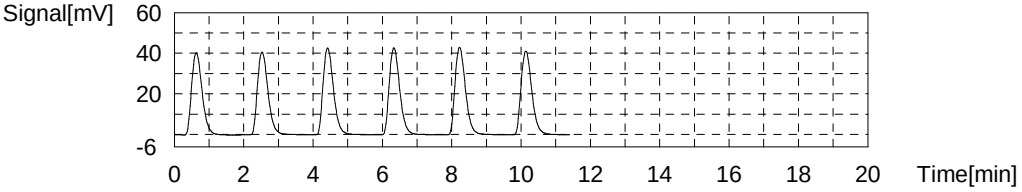

Sample

Sample Name: 280-137352-B-12
Sample ID:
Origin: NPOC.met
Status Completed
Chk. Result

Type	Anal.	Manual Dilution	Result
Unknown	NPOC	1.000	NPOC:27.58mg/L

1. Det

Anal.: NPOC

No.	Area	Conc.	Inj. Vol.	Aut. Dil.	Ex.	Cal. Curve	Date / Time
1	91.92	26.27mg/L	50uL	1	E	TOC3.2020_06_11_17_47_35.cal	6/18/2020 12:50:17 AM
2	92.84	26.53mg/L	50uL	1	E	TOC3.2020_06_11_17_47_35.cal	6/18/2020 12:52:21 AM
3	94.82	27.10mg/L	50uL	1		TOC3.2020_06_11_17_47_35.cal	6/18/2020 12:54:36 AM
4	96.63	27.62mg/L	50uL	1		TOC3.2020_06_11_17_47_35.cal	6/18/2020 12:56:48 AM
5	97.70	27.93mg/L	50uL	1		TOC3.2020_06_11_17_47_35.cal	6/18/2020 12:58:52 AM
6	96.84	27.68mg/L	50uL	1		TOC3.2020_06_11_17_47_35.cal	6/18/2020 1:01:03 AM

Mean Area 96.50
Mean Conc. 27.58mg/L

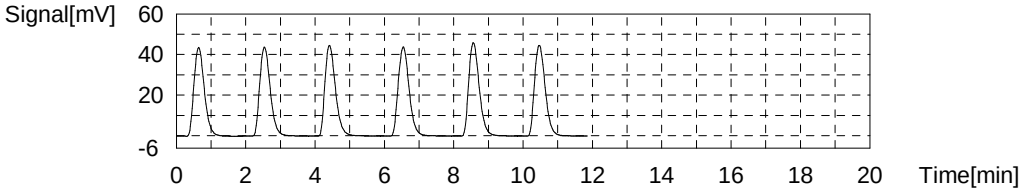

Sample

Sample Name: 280-137352-B-13
Sample ID:
Origin: NPOC.met
Status Completed
Chk. Result

Type	Anal.	Manual Dilution	Result
Unknown	NPOC	1.000	NPOC:17.74mg/L

1. Det

Anal.: NPOC

No.	Area	Conc.	Inj. Vol.	Aut. Dil.	Ex.	Cal. Curve	Date / Time
1	59.85	17.06mg/L	50uL	1	E	TOC3.2020_06_11_17_47_35.cal	6/18/2020 1:09:29 AM
2	59.49	16.95mg/L	50uL	1	E	TOC3.2020_06_11_17_47_35.cal	6/18/2020 1:11:33 AM
3	61.37	17.49mg/L	50uL	1		TOC3.2020_06_11_17_47_35.cal	6/18/2020 1:13:37 AM
4	62.19	17.73mg/L	50uL	1		TOC3.2020_06_11_17_47_35.cal	6/18/2020 1:15:41 AM
5	63.26	18.04mg/L	50uL	1		TOC3.2020_06_11_17_47_35.cal	6/18/2020 1:17:44 AM
6	62.07	17.69mg/L	50uL	1		TOC3.2020_06_11_17_47_35.cal	6/18/2020 1:19:48 AM

Mean Area 62.22
Mean Conc. 17.74mg/L

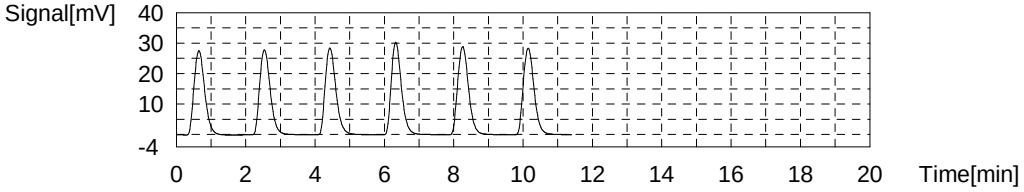

Sample

Sample Name: 280-137352-B-14
Sample ID:
Origin: NPOC.met
Status Completed
Chk. Result

Type	Anal.	Manual Dilution	Result
Unknown	NPOC	1.000	NPOC:0.4100mg/L

1. Det

Anal.: NPOC

No.	Area	Conc.	Inj. Vol.	Aut. Dil.	Ex.	Cal. Curve	Date / Time
1	2.214	0.5073mg/L	50uL	1	E	TOC3.2020_06_11_17_47_35.cal	6/18/2020 1:28:14 AM
2	1.844	0.4010mg/L	50uL	1		TOC3.2020_06_11_17_47_35.cal	6/18/2020 1:30:18 AM
3	1.853	0.4036mg/L	50uL	1		TOC3.2020_06_11_17_47_35.cal	6/18/2020 1:32:22 AM
4	1.900	0.4171mg/L	50uL	1		TOC3.2020_06_11_17_47_35.cal	6/18/2020 1:34:25 AM
5	1.904	0.4182mg/L	50uL	1		TOC3.2020_06_11_17_47_35.cal	6/18/2020 1:36:29 AM

Mean Area 1.875
Mean Conc. 0.4100mg/L

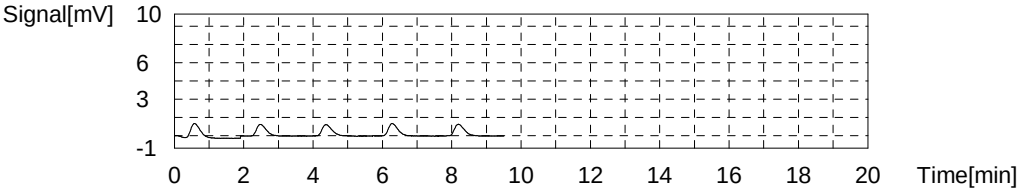

Sample

Sample Name: 280-137352-E-15
Sample ID:
Origin: NPOC.met
Status Completed
Chk. Result

Type	Anal.	Manual Dilution	Result
Unknown	NPOC	1.000	NPOC:0.2130mg/L

1. Det

Anal.: NPOC

No.	Area	Conc.	Inj. Vol.	Aut. Dil.	Ex.	Cal. Curve	Date / Time
1	1.450	0.2879mg/L	50uL	1	E	TOC3.2020_06_11_17_47_35.cal	6/18/2020 1:45:01 AM
2	1.165	0.2060mg/L	50uL	1		TOC3.2020_06_11_17_47_35.cal	6/18/2020 1:47:05 AM
3	1.137	0.1980mg/L	50uL	1		TOC3.2020_06_11_17_47_35.cal	6/18/2020 1:49:09 AM
4	1.306	0.2465mg/L	50uL	1		TOC3.2020_06_11_17_47_35.cal	6/18/2020 1:51:13 AM
5	1.149	0.2014mg/L	50uL	1		TOC3.2020_06_11_17_47_35.cal	6/18/2020 1:53:16 AM

Mean Area 1.189
Mean Conc. 0.2130mg/L

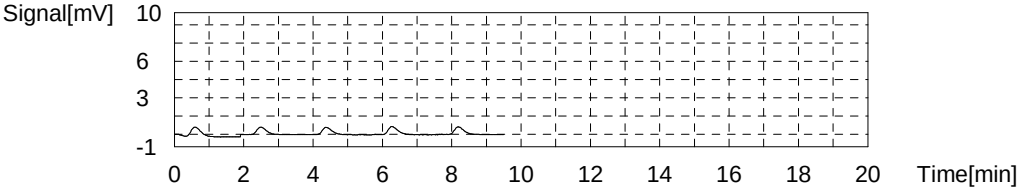

Sample

Sample Name: lcs
Sample ID:
Origin: NPOC.met
Status Completed
Chk. Result

Type	Anal.	Manual Dilution	Result
Unknown	NPOC	1.000	NPOC:25.48mg/L

1. Det

Anal.: NPOC

No.	Area	Conc.	Inj. Vol.	Aut. Dil.	Ex.	Cal. Curve	Date / Time
1	86.71	24.77mg/L	50uL	1		TOC3.2020_06_11_17_47_35.cal	6/18/2020 2:01:48 AM
2	86.01	24.57mg/L	50uL	1	E	TOC3.2020_06_11_17_47_35.cal	6/18/2020 2:03:52 AM
3	89.63	25.61mg/L	50uL	1		TOC3.2020_06_11_17_47_35.cal	6/18/2020 2:05:56 AM
4	89.75	25.64mg/L	50uL	1		TOC3.2020_06_11_17_47_35.cal	6/18/2020 2:07:59 AM
5	90.63	25.90mg/L	50uL	1		TOC3.2020_06_11_17_47_35.cal	6/18/2020 2:10:03 AM

Mean Area 89.18
Mean Conc. 25.48mg/L

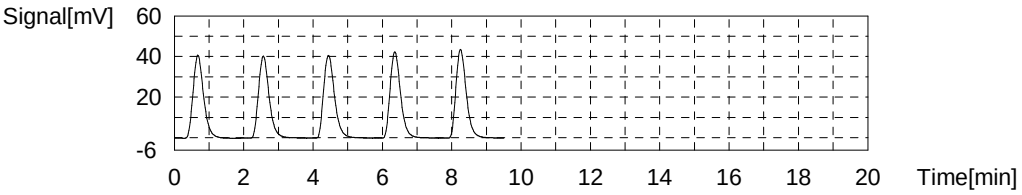

Sample

Sample Name: mb
Sample ID:
Origin: NPOC.met
Status Completed
Chk. Result

Type	Anal.	Manual Dilution	Result
Unknown	NPOC	1.000	NPOC:0.02049mg/L

1. Det

Anal.: NPOC

No.	Area	Conc.	Inj. Vol.	Aut. Dil.	Ex.	Cal. Curve	Date / Time
1	0.5090	0.01767mg/L	50uL	1		TOC3.2020_06_11_17_47_35.cal	6/18/2020 2:18:35 AM
2	0.5866	0.03995mg/L	50uL	1		TOC3.2020_06_11_17_47_35.cal	6/18/2020 2:20:39 AM
3	0.4738	0.00756mg/L	50uL	1		TOC3.2020_06_11_17_47_35.cal	6/18/2020 2:22:43 AM
4	0.7178	0.07762mg/L	50uL	1	E	TOC3.2020_06_11_17_47_35.cal	6/18/2020 2:24:46 AM
5	0.5059	0.01678mg/L	50uL	1		TOC3.2020_06_11_17_47_35.cal	6/18/2020 2:26:50 AM

Mean Area 0.5188
Mean Conc. 0.02049mg/L

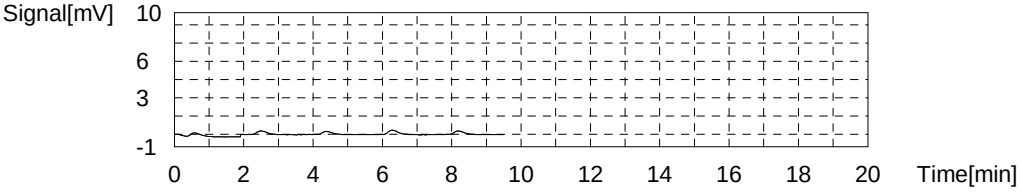

Sample

Sample Name: tic
Sample ID:
Origin: NPOC.met
Status Completed
Chk. Result

Type	Anal.	Manual Dilution	Result
Unknown	NPOC	1.000	NPOC:0.03864mg/L

1. Det

Anal.: NPOC

No.	Area	Conc.	Inj. Vol.	Aut. Dil.	Ex.	Cal. Curve	Date / Time
1	0.5027	0.01586mg/L	50uL	1		TOC3.2020_06_11_17_47_35.cal	6/18/2020 2:35:22 AM
2	0.5344	0.02496mg/L	50uL	1		TOC3.2020_06_11_17_47_35.cal	6/18/2020 2:37:26 AM
3	0.6101	0.04670mg/L	50uL	1		TOC3.2020_06_11_17_47_35.cal	6/18/2020 2:39:30 AM
4	0.6810	0.06706mg/L	50uL	1		TOC3.2020_06_11_17_47_35.cal	6/18/2020 2:41:33 AM

Mean Area 0.5821
Mean Conc. 0.03864mg/L

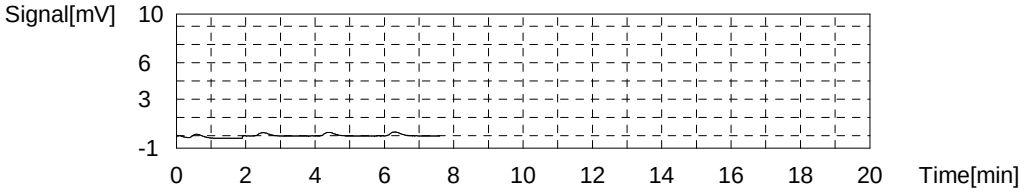

Sample

Sample Name: 280-137117-B-1
Sample ID:
Origin: NPOC.met
Status Completed
Chk. Result

Type	Anal.	Manual Dilution	Result
Unknown	NPOC	1.000	NPOC:0.1449mg/L

1. Det

Anal.: NPOC

No.	Area	Conc.	Inj. Vol.	Aut. Dil.	Ex.	Cal. Curve	Date / Time
1	0.9339	0.1397mg/L	50uL	1		TOC3.2020_06_11_17_47_35.cal	6/18/2020 2:50:06 AM
2	0.9574	0.1464mg/L	50uL	1		TOC3.2020_06_11_17_47_35.cal	6/18/2020 2:52:10 AM
3	0.9175	0.1350mg/L	50uL	1		TOC3.2020_06_11_17_47_35.cal	6/18/2020 2:54:14 AM
4	1.000	0.1587mg/L	50uL	1		TOC3.2020_06_11_17_47_35.cal	6/18/2020 2:56:17 AM

Mean Area 0.9522
Mean Conc. 0.1449mg/L

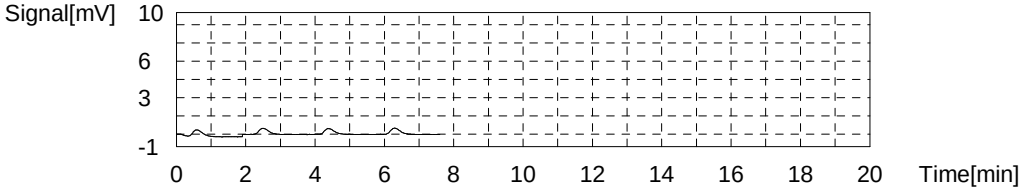

Sample

Sample Name: ms 280-137117-B-1
Sample ID:
Origin: NPOC.met
Status Completed
Chk. Result

Type	Anal.	Manual Dilution	Result
Unknown	NPOC	1.000	NPOC:26.30mg/L

1. Det

Anal.: NPOC

No.	Area	Conc.	Inj. Vol.	Aut. Dil.	Ex.	Cal. Curve	Date / Time
1	88.35	25.24mg/L	50uL	1	E	TOC3.2020_06_11_17_47_35.cal	6/18/2020 3:04:50 AM
2	88.07	25.16mg/L	50uL	1	E	TOC3.2020_06_11_17_47_35.cal	6/18/2020 3:06:54 AM
3	90.34	25.81mg/L	50uL	1		TOC3.2020_06_11_17_47_35.cal	6/18/2020 3:08:58 AM
4	92.68	26.48mg/L	50uL	1		TOC3.2020_06_11_17_47_35.cal	6/18/2020 3:11:01 AM
5	93.33	26.67mg/L	50uL	1		TOC3.2020_06_11_17_47_35.cal	6/18/2020 3:13:05 AM
6	91.83	26.24mg/L	50uL	1		TOC3.2020_06_11_17_47_35.cal	6/18/2020 3:15:09 AM

Mean Area 92.05
Mean Conc. 26.30mg/L

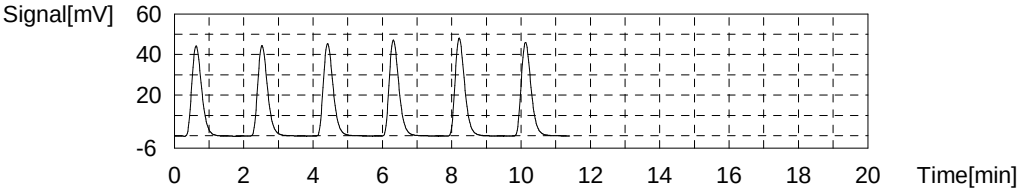

Sample

Sample Name: ccv
Sample ID:
Origin: NPOC.met
Status Completed
Chk. Result

Type	Anal.	Manual Dilution	Result
Unknown	NPOC	1.000	NPOC:26.02mg/L

1. Det

Anal.: NPOC

No.	Area	Conc.	Inj. Vol.	Aut. Dil.	Ex.	Cal. Curve	Date / Time
1	87.84	25.09mg/L	50uL	1	E	TOC3.2020_06_11_17_47_35.cal	6/18/2020 3:23:35 AM
2	86.96	24.84mg/L	50uL	1	E	TOC3.2020_06_11_17_47_35.cal	6/18/2020 3:25:39 AM
3	89.09	25.45mg/L	50uL	1		TOC3.2020_06_11_17_47_35.cal	6/18/2020 3:27:43 AM
4	91.17	26.05mg/L	50uL	1		TOC3.2020_06_11_17_47_35.cal	6/18/2020 3:29:46 AM
5	92.58	26.46mg/L	50uL	1		TOC3.2020_06_11_17_47_35.cal	6/18/2020 3:31:50 AM
6	91.39	26.11mg/L	50uL	1		TOC3.2020_06_11_17_47_35.cal	6/18/2020 3:33:54 AM

Mean Area 91.06
Mean Conc. 26.02mg/L

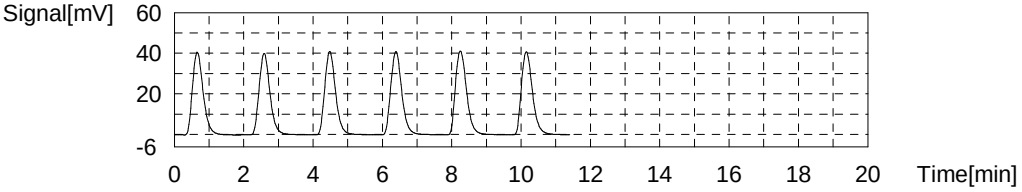

Sample

Sample Name: ccb
Sample ID:
Origin: NPOC.met
Status Completed
Chk. Result

Type	Anal.	Manual Dilution	Result
Unknown	NPOC	1.000	NPOC:-0.00589mg/L

1. Det

Anal.: NPOC

No.	Area	Conc.	Inj. Vol.	Aut. Dil.	Ex.	Cal. Curve	Date / Time
1	0.4039	-0.01251mg/L	50uL	1		TOC3.2020_06_11_17_47_35.cal	6/18/2020 3:42:20 AM
2	0.8684	0.1209mg/L	50uL	1	E	TOC3.2020_06_11_17_47_35.cal	6/18/2020 3:44:24 AM
3	0.4511	0.00104mg/L	50uL	1		TOC3.2020_06_11_17_47_35.cal	6/18/2020 3:46:28 AM
4	0.4077	-0.01142mg/L	50uL	1		TOC3.2020_06_11_17_47_35.cal	6/18/2020 3:48:31 AM
5	0.4451	-0.00068mg/L	50uL	1		TOC3.2020_06_11_17_47_35.cal	6/18/2020 3:50:35 AM

Mean Area 0.4270
Mean Conc. -0.00589mg/L

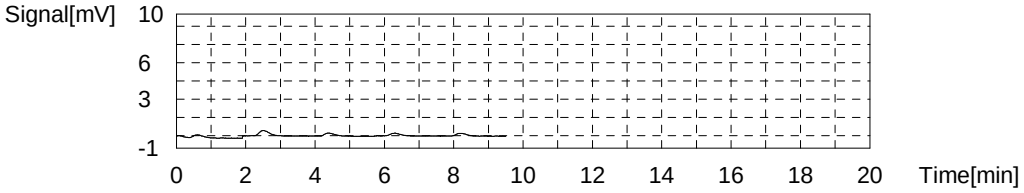

Sample

Sample Name: msd 280-137117-B-1
Sample ID:
Origin: NPOC.met
Status Completed
Chk. Result

Type	Anal.	Manual Dilution	Result
Unknown	NPOC	1.000	NPOC:26.34mg/L

1. Det

Anal.: NPOC

No.	Area	Conc.	Inj. Vol.	Aut. Dil.	Ex.	Cal. Curve	Date / Time
1	90.21	25.78mg/L	50uL	1		TOC3.2020_06_11_17_47_35.cal	6/18/2020 3:59:07 AM
2	89.38	25.54mg/L	50uL	1	E	TOC3.2020_06_11_17_47_35.cal	6/18/2020 4:01:11 AM
3	91.30	26.09mg/L	50uL	1		TOC3.2020_06_11_17_47_35.cal	6/18/2020 4:03:15 AM
4	93.81	26.81mg/L	50uL	1		TOC3.2020_06_11_17_47_35.cal	6/18/2020 4:05:18 AM
5	93.43	26.70mg/L	50uL	1		TOC3.2020_06_11_17_47_35.cal	6/18/2020 4:07:22 AM

Mean Area 92.19
Mean Conc. 26.34mg/L

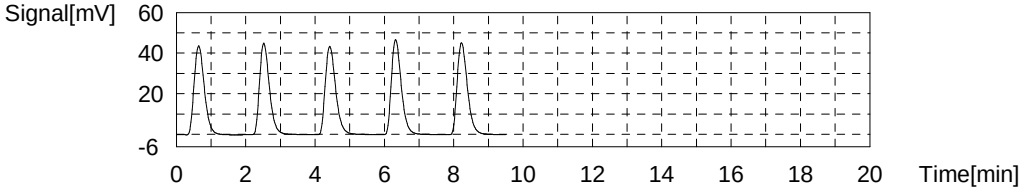

Sample

Sample Name: 280-137117-B-2
Sample ID:
Origin: NPOC.met
Status Completed
Chk. Result

Type	Anal.	Manual Dilution	Result
Unknown	NPOC	1.000	NPOC:0.1191mg/L

1. Det

Anal.: NPOC

No.	Area	Conc.	Inj. Vol.	Aut. Dil.	Ex.	Cal. Curve	Date / Time
1	0.8418	0.1132mg/L	50uL	1		TOC3.2020_06_11_17_47_35.cal	6/18/2020 4:15:54 AM
2	0.8272	0.1090mg/L	50uL	1		TOC3.2020_06_11_17_47_35.cal	6/18/2020 4:17:58 AM
3	0.8951	0.1285mg/L	50uL	1		TOC3.2020_06_11_17_47_35.cal	6/18/2020 4:20:02 AM
4	0.8843	0.1254mg/L	50uL	1		TOC3.2020_06_11_17_47_35.cal	6/18/2020 4:22:05 AM

Mean Area 0.8621
Mean Conc. 0.1191mg/L

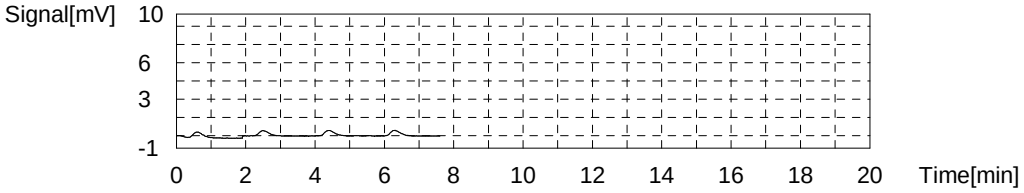

Sample

Sample Name: 280-137117-C-4
Sample ID:
Origin: NPOC.met
Status Completed
Chk. Result

Type	Anal.	Manual Dilution	Result
Unknown	NPOC	1.000	NPOC:0.1610mg/L

1. Det

Anal.: NPOC

No.	Area	Conc.	Inj. Vol.	Aut. Dil.	Ex.	Cal. Curve	Date / Time
1	0.9429	0.1423mg/L	50uL	1		TOC3.2020_06_11_17_47_35.cal	6/18/2020 4:30:38 AM
2	1.001	0.1589mg/L	50uL	1		TOC3.2020_06_11_17_47_35.cal	6/18/2020 4:32:42 AM
3	1.051	0.1733mg/L	50uL	1		TOC3.2020_06_11_17_47_35.cal	6/18/2020 4:34:46 AM
4	1.038	0.1696mg/L	50uL	1		TOC3.2020_06_11_17_47_35.cal	6/18/2020 4:36:49 AM

Mean Area 1.008
Mean Conc. 0.1610mg/L

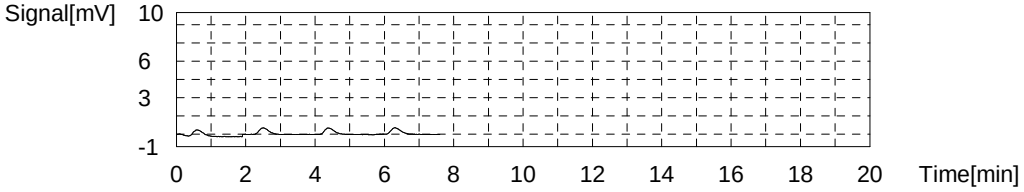

Sample

Sample Name: 280-137117-B-5
Sample ID:
Origin: NPOC.met
Status Completed
Chk. Result

Type	Anal.	Manual Dilution	Result
Unknown	NPOC	1.000	NPOC:0.1630mg/L

1. Det

Anal.: NPOC

No.	Area	Conc.	Inj. Vol.	Aut. Dil.	Ex.	Cal. Curve	Date / Time
1	0.9307	0.1388mg/L	50uL	1		TOC3.2020_06_11_17_47_35.cal	6/18/2020 4:45:22 AM
2	0.9903	0.1559mg/L	50uL	1		TOC3.2020_06_11_17_47_35.cal	6/18/2020 4:47:26 AM
3	1.076	0.1805mg/L	50uL	1		TOC3.2020_06_11_17_47_35.cal	6/18/2020 4:49:30 AM
4	1.162	0.2052mg/L	50uL	1	E	TOC3.2020_06_11_17_47_35.cal	6/18/2020 4:51:33 AM
5	1.064	0.1770mg/L	50uL	1		TOC3.2020_06_11_17_47_35.cal	6/18/2020 4:53:37 AM

Mean Area 1.015
Mean Conc. 0.1630mg/L

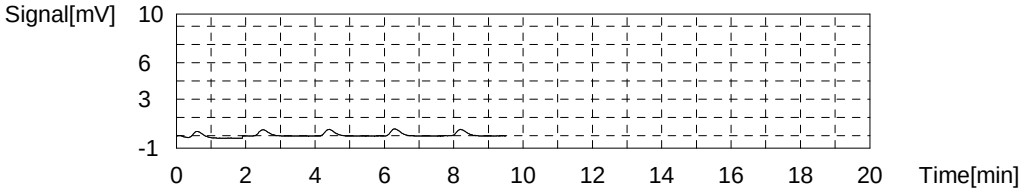

Sample

Sample Name: 280-137117-B-6
Sample ID:
Origin: NPOC.met
Status Completed
Chk. Result

Type	Anal.	Manual Dilution	Result
Unknown	NPOC	1.000	NPOC:0.1494mg/L

1. Det

Anal.: NPOC

No.	Area	Conc.	Inj. Vol.	Aut. Dil.	Ex.	Cal. Curve	Date / Time
1	0.9547	0.1456mg/L	50uL	1		TOC3.2020_06_11_17_47_35.cal	6/18/2020 5:02:09 AM
2	0.9139	0.1339mg/L	50uL	1		TOC3.2020_06_11_17_47_35.cal	6/18/2020 5:04:13 AM
3	1.206	0.2178mg/L	50uL	1	E	TOC3.2020_06_11_17_47_35.cal	6/18/2020 5:06:17 AM
4	1.041	0.1704mg/L	50uL	1		TOC3.2020_06_11_17_47_35.cal	6/18/2020 5:08:21 AM
5	0.9613	0.1475mg/L	50uL	1		TOC3.2020_06_11_17_47_35.cal	6/18/2020 5:10:24 AM

Mean Area 0.9677
Mean Conc. 0.1494mg/L

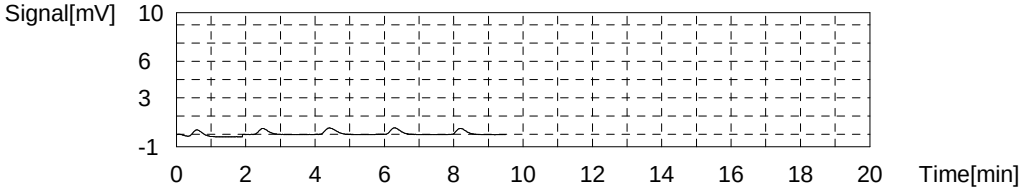

Sample

Sample Name: 280-137117-B-7
Sample ID:
Origin: NPOC.met
Status Completed
Chk. Result

Type	Anal.	Manual Dilution	Result
Unknown	NPOC	1.000	NPOC:0.1328mg/L

1. Det

Anal.: NPOC

No.	Area	Conc.	Inj. Vol.	Aut. Dil.	Ex.	Cal. Curve	Date / Time
1	0.8677	0.1207mg/L	50uL	1		TOC3.2020_06_11_17_47_35.cal	6/18/2020 5:18:56 AM
2	0.9134	0.1338mg/L	50uL	1		TOC3.2020_06_11_17_47_35.cal	6/18/2020 5:21:00 AM
3	0.8815	0.1246mg/L	50uL	1		TOC3.2020_06_11_17_47_35.cal	6/18/2020 5:23:04 AM
4	0.9773	0.1521mg/L	50uL	1		TOC3.2020_06_11_17_47_35.cal	6/18/2020 5:25:07 AM

Mean Area 0.9100
Mean Conc. 0.1328mg/L

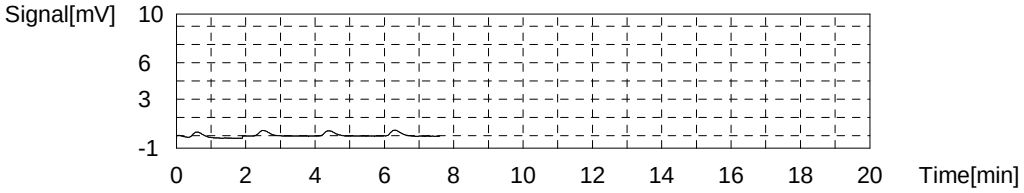

Sample

Sample Name: 280-137117-C-8
Sample ID:
Origin: NPOC.met
Status Completed
Chk. Result

Type	Anal.	Manual Dilution	Result
Unknown	NPOC	1.000	NPOC:0.9155mg/L

1. Det

Anal.: NPOC

No.	Area	Conc.	Inj. Vol.	Aut. Dil.	Ex.	Cal. Curve	Date / Time
1	3.293	0.8171mg/L	50uL	1	E	TOC3.2020_06_11_17_47_35.cal	6/18/2020 5:33:40 AM
2	3.560	0.8938mg/L	50uL	1		TOC3.2020_06_11_17_47_35.cal	6/18/2020 5:35:44 AM
3	3.586	0.9012mg/L	50uL	1		TOC3.2020_06_11_17_47_35.cal	6/18/2020 5:37:48 AM
4	3.691	0.9314mg/L	50uL	1		TOC3.2020_06_11_17_47_35.cal	6/18/2020 5:39:51 AM
5	3.706	0.9357mg/L	50uL	1		TOC3.2020_06_11_17_47_35.cal	6/18/2020 5:41:55 AM

Mean Area 3.636
Mean Conc. 0.9155mg/L

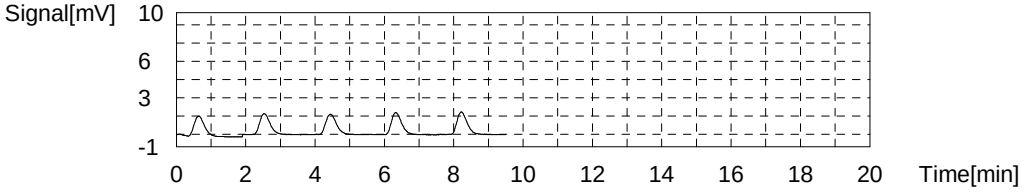

Sample

Sample Name: 280-137117-C-9
Sample ID:
Origin: NPOC.met
Status Completed
Chk. Result

Type	Anal.	Manual Dilution	Result
Unknown	NPOC	1.000	NPOC:0.4663mg/L

1. Det

Anal.: NPOC

No.	Area	Conc.	Inj. Vol.	Aut. Dil.	Ex.	Cal. Curve	Date / Time
1	1.957	0.4335mg/L	50uL	1		TOC3.2020_06_11_17_47_35.cal	6/18/2020 5:50:27 AM
2	2.115	0.4788mg/L	50uL	1		TOC3.2020_06_11_17_47_35.cal	6/18/2020 5:52:31 AM
3	2.097	0.4737mg/L	50uL	1		TOC3.2020_06_11_17_47_35.cal	6/18/2020 5:54:34 AM
4	2.117	0.4794mg/L	50uL	1		TOC3.2020_06_11_17_47_35.cal	6/18/2020 5:56:38 AM

Mean Area 2.072
Mean Conc. 0.4663mg/L

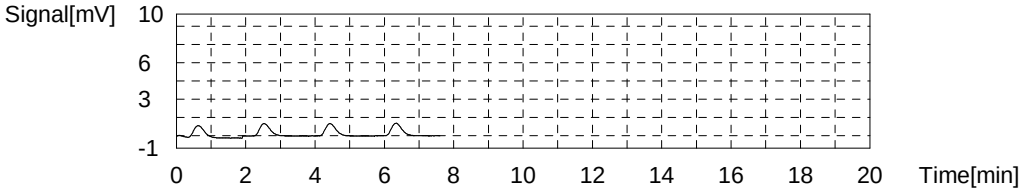

Sample

Sample Name: 280-137117-C-10
Sample ID:
Origin: NPOC.met
Status Completed
Chk. Result

Type	Anal.	Manual Dilution	Result
Unknown	NPOC	1.000	NPOC:0.5029mg/L

1. Det

Anal.: NPOC

No.	Area	Conc.	Inj. Vol.	Aut. Dil.	Ex.	Cal. Curve	Date / Time
1	2.086	0.4705mg/L	50uL	1		TOC3.2020_06_11_17_47_35.cal	6/18/2020 6:05:11 AM
2	2.203	0.5041mg/L	50uL	1		TOC3.2020_06_11_17_47_35.cal	6/18/2020 6:07:15 AM
3	2.238	0.5141mg/L	50uL	1		TOC3.2020_06_11_17_47_35.cal	6/18/2020 6:09:19 AM
4	2.268	0.5228mg/L	50uL	1		TOC3.2020_06_11_17_47_35.cal	6/18/2020 6:11:22 AM

Mean Area 2.199
Mean Conc. 0.5029mg/L

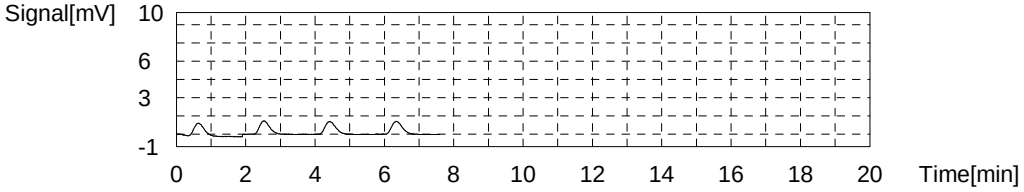

Sample

Sample Name: LCS 280-499119/1-A
Sample ID:
Origin: NPOC.met
Status Completed
Chk. Result

Type	Anal.	Manual Dilution	Result
Unknown	NPOC	1.000	NPOC:25.48mg/L

1. Det

Anal.: NPOC

No.	Area	Conc.	Inj. Vol.	Aut. Dil.	Ex.	Cal. Curve	Date / Time
1	88.29	25.22mg/L	50uL	1		TOC3.2020_06_11_17_47_35.cal	6/18/2020 6:19:55 AM
2	88.13	25.18mg/L	50uL	1		TOC3.2020_06_11_17_47_35.cal	6/18/2020 6:22:07 AM
3	89.64	25.61mg/L	50uL	1		TOC3.2020_06_11_17_47_35.cal	6/18/2020 6:24:10 AM
4	90.67	25.91mg/L	50uL	1		TOC3.2020_06_11_17_47_35.cal	6/18/2020 6:26:14 AM

Mean Area 89.18
Mean Conc. 25.48mg/L

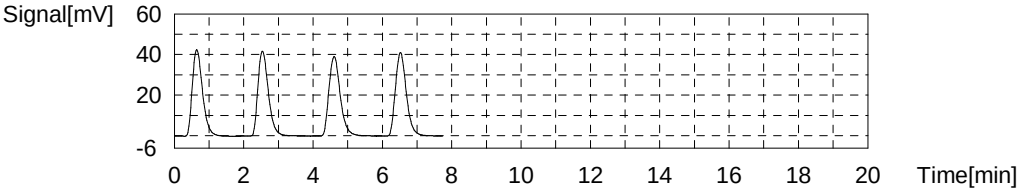

Sample

Sample Name: ccv
Sample ID:
Origin: NPOC.met
Status Completed
Chk. Result

Type	Anal.	Manual Dilution	Result
Unknown	NPOC	1.000	NPOC:26.15mg/L

1. Det

Anal.: NPOC

No.	Area	Conc.	Inj. Vol.	Aut. Dil.	Ex.	Cal. Curve	Date / Time
1	86.53	24.72mg/L	50uL	1	E	TOC3.2020_06_11_17_47_35.cal	6/18/2020 6:34:47 AM
2	87.32	24.95mg/L	50uL	1	E	TOC3.2020_06_11_17_47_35.cal	6/18/2020 6:36:51 AM
3	90.05	25.73mg/L	50uL	1		TOC3.2020_06_11_17_47_35.cal	6/18/2020 6:38:55 AM
4	92.18	26.34mg/L	50uL	1		TOC3.2020_06_11_17_47_35.cal	6/18/2020 6:40:58 AM
5	92.01	26.29mg/L	50uL	1		TOC3.2020_06_11_17_47_35.cal	6/18/2020 6:43:02 AM
6	91.79	26.23mg/L	50uL	1		TOC3.2020_06_11_17_47_35.cal	6/18/2020 6:45:06 AM

Mean Area 91.51
Mean Conc. 26.15mg/L

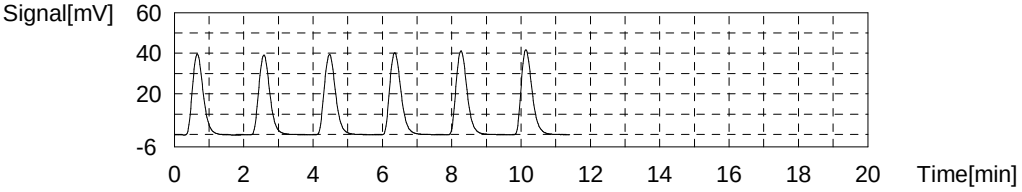

Sample

Sample Name: ccb
Sample ID:
Origin: NPOC.met
Status Completed
Chk. Result

Type	Anal.	Manual Dilution	Result
Unknown	NPOC	1.000	NPOC:-0.00158mg/L

1. Det

Anal.: NPOC

No.	Area	Conc.	Inj. Vol.	Aut. Dil.	Ex.	Cal. Curve	Date / Time
1	0.4633	0.00454mg/L	50uL	1		TOC3.2020_06_11_17_47_35.cal	6/18/2020 6:53:32 AM
2	0.4566	0.00262mg/L	50uL	1		TOC3.2020_06_11_17_47_35.cal	6/18/2020 6:55:36 AM
3	1.188	0.2126mg/L	50uL	1	E	TOC3.2020_06_11_17_47_35.cal	6/18/2020 6:57:40 AM
4	0.3863	-0.01757mg/L	50uL	1		TOC3.2020_06_11_17_47_35.cal	6/18/2020 6:59:43 AM
5	0.4617	0.00408mg/L	50uL	1		TOC3.2020_06_11_17_47_35.cal	6/18/2020 7:01:47 AM

Mean Area 0.4420
Mean Conc. -0.00158mg/L

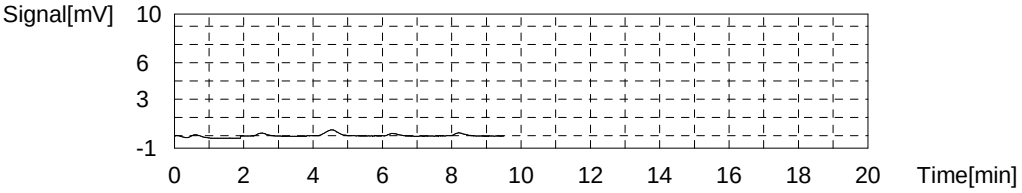

Sample

Sample Name: MB 280-499119/2-A
Sample ID:
Origin: NPOC.met
Status Completed
Chk. Result

Type	Anal.	Manual Dilution	Result
Unknown	NPOC	1.000	NPOC:0.1778mg/L

1. Det

Anal.: NPOC

No.	Area	Conc.	Inj. Vol.	Aut. Dil.	Ex.	Cal. Curve	Date / Time
1	1.057	0.1750mg/L	50uL	1		TOC3.2020_06_11_17_47_35.cal	6/18/2020 7:10:19 AM
2	1.287	0.2411mg/L	50uL	1	E	TOC3.2020_06_11_17_47_35.cal	6/18/2020 7:12:23 AM
3	1.024	0.1655mg/L	50uL	1		TOC3.2020_06_11_17_47_35.cal	6/18/2020 7:14:26 AM
4	1.134	0.1971mg/L	50uL	1		TOC3.2020_06_11_17_47_35.cal	6/18/2020 7:16:30 AM
5	1.051	0.1733mg/L	50uL	1		TOC3.2020_06_11_17_47_35.cal	6/18/2020 7:18:34 AM

Mean Area 1.067
Mean Conc. 0.1778mg/L

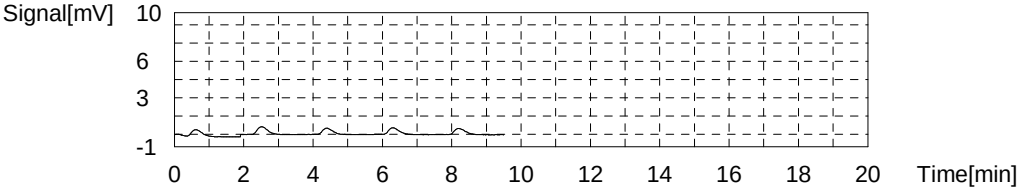

Sample

Sample Name: tic
Sample ID:
Origin: NPOC.met
Status Completed
Chk. Result

Type	Anal.	Manual Dilution	Result
Unknown	NPOC	1.000	NPOC:0.01985mg/L

1. Det

Anal.: NPOC

No.	Area	Conc.	Inj. Vol.	Aut. Dil.	Ex.	Cal. Curve	Date / Time
1	0.5561	0.03119mg/L	50uL	1		TOC3.2020_06_11_17_47_35.cal	6/18/2020 7:27:06 AM
2	0.5132	0.01887mg/L	50uL	1		TOC3.2020_06_11_17_47_35.cal	6/18/2020 7:29:10 AM
3	0.4572	0.00279mg/L	50uL	1		TOC3.2020_06_11_17_47_35.cal	6/18/2020 7:31:13 AM
4	0.5399	0.02654mg/L	50uL	1		TOC3.2020_06_11_17_47_35.cal	6/18/2020 7:33:17 AM

Mean Area 0.5166
Mean Conc. 0.01985mg/L

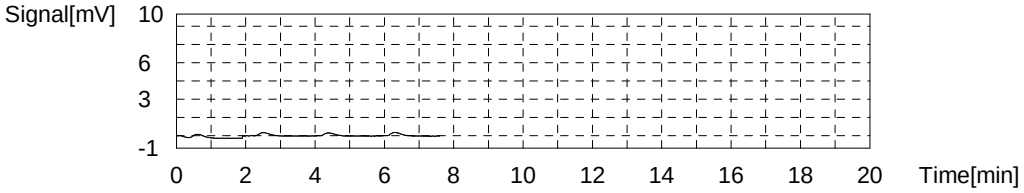

Sample

Sample Name: 280-137110-D-7-A
Sample ID:
Origin: NPOC.met
Status Completed
Chk. Result

Type	Anal.	Manual Dilution	Result
Unknown	NPOC	2.000	NPOC:63.96mg/L

1. Det

Anal.: NPOC

No.	Area	Conc.	Inj. Vol.	Aut. Dil.	Ex.	Cal. Curve	Date / Time
1	106.5	60.91mg/L	50uL	1	E	TOC3.2020_06_11_17_47_35.cal	6/18/2020 7:41:50 AM
2	106.8	61.08mg/L	50uL	1	E	TOC3.2020_06_11_17_47_35.cal	6/18/2020 7:43:54 AM
3	109.6	62.69mg/L	50uL	1		TOC3.2020_06_11_17_47_35.cal	6/18/2020 7:45:58 AM
4	112.3	64.24mg/L	50uL	1		TOC3.2020_06_11_17_47_35.cal	6/18/2020 7:48:01 AM
5	112.8	64.52mg/L	50uL	1		TOC3.2020_06_11_17_47_35.cal	6/18/2020 7:50:05 AM
6	112.6	64.41mg/L	50uL	1		TOC3.2020_06_11_17_47_35.cal	6/18/2020 7:52:09 AM

Mean Area 111.8
Mean Conc. 63.96mg/L

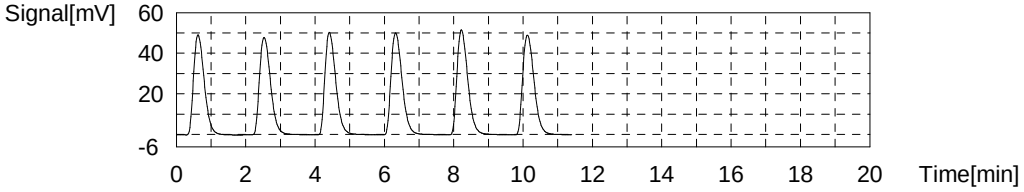

Sample

Sample Name: 280-137110-D-7-B MS
Sample ID:
Origin: NPOC.met
Status Completed
Chk. Result

Type	Anal.	Manual Dilution	Result
Unknown	NPOC	2.000	NPOC:113.3mg/L

1. Det

Anal.: NPOC

No.	Area	Conc.	Inj. Vol.	Aut. Dil.	Ex.	Cal. Curve	Date / Time
1	188.8	108.2mg/L	50uL	1	E	TOC3.2020_06_11_17_47_35.cal	6/18/2020 8:00:36 AM
2	190.2	109.0mg/L	50uL	1	E	TOC3.2020_06_11_17_47_35.cal	6/18/2020 8:02:40 AM
3	194.3	111.3mg/L	50uL	1		TOC3.2020_06_11_17_47_35.cal	6/18/2020 8:04:43 AM
4	197.8	113.3mg/L	50uL	1		TOC3.2020_06_11_17_47_35.cal	6/18/2020 8:06:47 AM
5	201.5	115.5mg/L	50uL	1		TOC3.2020_06_11_17_47_35.cal	6/18/2020 8:08:51 AM
6	197.3	113.1mg/L	50uL	1		TOC3.2020_06_11_17_47_35.cal	6/18/2020 8:10:55 AM

Mean Area 197.7
Mean Conc. 113.3mg/L

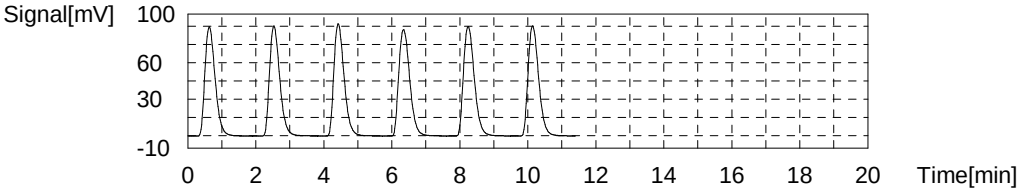

Sample

Sample Name: 280-137110-D-7-C MSD
Sample ID:
Origin: NPOC.met
Status Completed
Chk. Result

Type	Anal.	Manual Dilution	Result
Unknown	NPOC	2.000	NPOC:110.5mg/L

1. Det

Anal.: NPOC

No.	Area	Conc.	Inj. Vol.	Aut. Dil.	Ex.	Cal. Curve	Date / Time
1	189.7	108.7mg/L	50uL	1		TOC3.2020_06_11_17_47_35.cal	6/18/2020 8:19:22 AM
2	186.0	106.6mg/L	50uL	1	E	TOC3.2020_06_11_17_47_35.cal	6/18/2020 8:21:26 AM
3	191.3	109.6mg/L	50uL	1		TOC3.2020_06_11_17_47_35.cal	6/18/2020 8:23:29 AM
4	195.6	112.1mg/L	50uL	1		TOC3.2020_06_11_17_47_35.cal	6/18/2020 8:25:33 AM
5	199.6	114.4mg/L	50uL	1	E	TOC3.2020_06_11_17_47_35.cal	6/18/2020 8:27:37 AM
6	194.7	111.6mg/L	50uL	1		TOC3.2020_06_11_17_47_35.cal	6/18/2020 8:29:41 AM

Mean Area 192.8
Mean Conc. 110.5mg/L

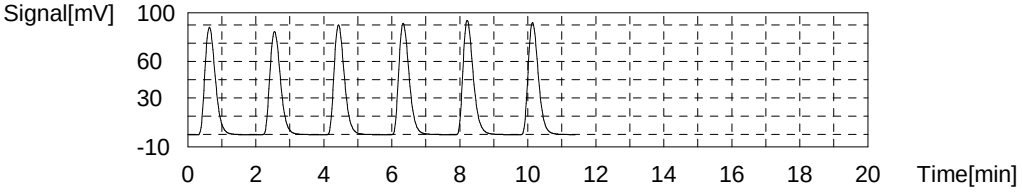

Sample

Sample Name: 280-137110-D-1-A
Sample ID:
Origin: NPOC.met
Status Completed
Chk. Result

Type	Anal.	Manual Dilution	Result
Unknown	NPOC	1.000	NPOC:22.76mg/L

1. Det

Anal.: NPOC

No.	Area	Conc.	Inj. Vol.	Aut. Dil.	Ex.	Cal. Curve	Date / Time
1	75.82	21.64mg/L	50uL	1	E	TOC3.2020_06_11_17_47_35.cal	6/18/2020 8:38:08 AM
2	76.72	21.90mg/L	50uL	1	E	TOC3.2020_06_11_17_47_35.cal	6/18/2020 8:40:12 AM
3	78.36	22.37mg/L	50uL	1		TOC3.2020_06_11_17_47_35.cal	6/18/2020 8:42:16 AM
4	80.16	22.89mg/L	50uL	1		TOC3.2020_06_11_17_47_35.cal	6/18/2020 8:44:19 AM
5	80.32	22.94mg/L	50uL	1		TOC3.2020_06_11_17_47_35.cal	6/18/2020 8:46:23 AM
6	79.98	22.84mg/L	50uL	1		TOC3.2020_06_11_17_47_35.cal	6/18/2020 8:48:27 AM

Mean Area 79.71
Mean Conc. 22.76mg/L

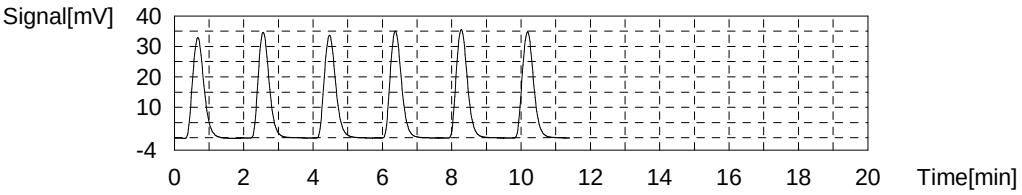

Sample

Sample Name: 280-137110-D-2-A
Sample ID:
Origin: NPOC.met
Status Completed
Chk. Result

Type	Anal.	Manual Dilution	Result
Unknown	NPOC	2.000	NPOC:134.0mg/L

1. Det

Anal.: NPOC

No.	Area	Conc.	Inj. Vol.	Aut. Dil.	Ex.	Cal. Curve	Date / Time
1	237.8	136.3mg/L	50uL	1	R	TOC3.2020_06_11_17_47_35.cal	6/18/2020 8:56:54 AM
2	135.3	133.7mg/L	29uL	1		TOC3.2020_06_11_17_47_35.cal	6/18/2020 8:58:58 AM
3	135.5	133.9mg/L	29uL	1		TOC3.2020_06_11_17_47_35.cal	6/18/2020 9:01:06 AM
4	134.9	133.3mg/L	29uL	1		TOC3.2020_06_11_17_47_35.cal	6/18/2020 9:03:10 AM
5	136.5	134.9mg/L	29uL	1		TOC3.2020_06_11_17_47_35.cal	6/18/2020 9:05:14 AM

Mean Area 135.6
Mean Conc. 134.0mg/L

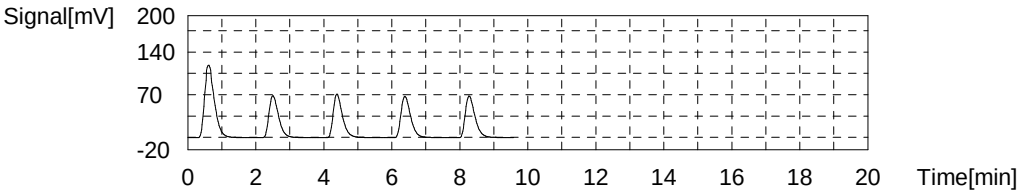

Sample

Sample Name: 280-137110-D-3-A
Sample ID:
Origin: NPOC.met
Status Completed
Chk. Result

Type	Anal.	Manual Dilution	Result
Unknown	NPOC	2.000	NPOC:72.49mg/L

1. Det

Anal.: NPOC

No.	Area	Conc.	Inj. Vol.	Aut. Dil.	Ex.	Cal. Curve	Date / Time
1	126.1	72.16mg/L	50uL	1		TOC3.2020_06_11_17_47_35.cal	6/18/2020 9:13:46 AM
2	124.5	71.24mg/L	50uL	1		TOC3.2020_06_11_17_47_35.cal	6/18/2020 9:15:50 AM
3	126.8	72.56mg/L	50uL	1		TOC3.2020_06_11_17_47_35.cal	6/18/2020 9:17:53 AM
4	131.2	75.09mg/L	50uL	1	E	TOC3.2020_06_11_17_47_35.cal	6/18/2020 9:19:57 AM
5	131.3	75.15mg/L	50uL	1	E	TOC3.2020_06_11_17_47_35.cal	6/18/2020 9:22:17 AM
6	129.3	74.00mg/L	50uL	1		TOC3.2020_06_11_17_47_35.cal	6/18/2020 9:24:21 AM

Mean Area 126.7
Mean Conc. 72.49mg/L

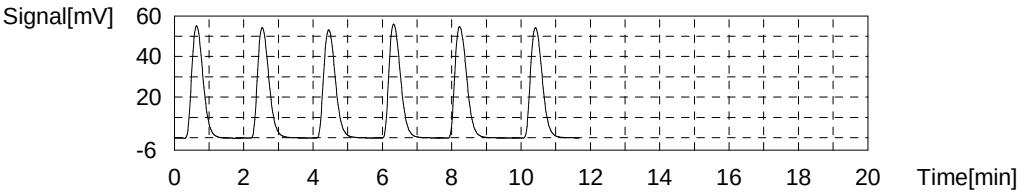

Sample

Sample Name: 280-137110-D-4-A
Sample ID:
Origin: NPOC.met
Status Completed
Chk. Result

Type	Anal.	Manual Dilution	Result
Unknown	NPOC	1.000	NPOC:65.51mg/L

1. Det

Anal.: NPOC

No.	Area	Conc.	Inj. Vol.	Aut. Dil.	Ex.	Cal. Curve	Date / Time
1	222.1	63.65mg/L	50uL	1	R	TOC3.2020_06_11_17_47_35.cal	6/18/2020 9:32:59 AM
2	215.1	61.64mg/L	50uL	1	R	TOC3.2020_06_11_17_47_35.cal	6/18/2020 9:35:03 AM
3	218.4	62.58mg/L	50uL	1	R	TOC3.2020_06_11_17_47_35.cal	6/18/2020 9:37:06 AM
4	229.7	65.83mg/L	50uL	1	R	TOC3.2020_06_11_17_47_35.cal	6/18/2020 9:39:10 AM
5	135.6	64.77mg/L	30uL	1		TOC3.2020_06_11_17_47_35.cal	6/18/2020 9:41:14 AM
6	138.0	65.92mg/L	30uL	1		TOC3.2020_06_11_17_47_35.cal	6/18/2020 9:43:18 AM
7	136.6	65.25mg/L	30uL	1		TOC3.2020_06_11_17_47_35.cal	6/18/2020 9:47:48 AM
8	138.4	66.11mg/L	30uL	1		TOC3.2020_06_11_17_47_35.cal	6/18/2020 9:52:12 AM

Mean Area 137.2
Mean Conc. 65.51mg/L

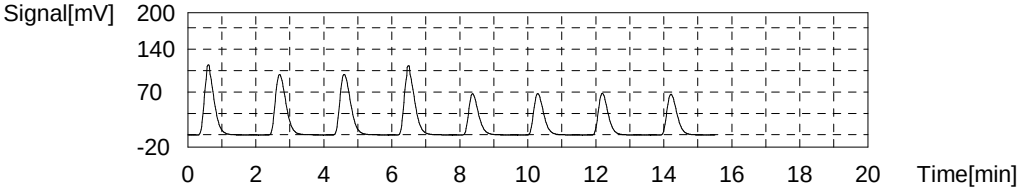

Sample

Sample Name: 280-137110-D-5-A
Sample ID:
Origin: NPOC.met
Status Completed
Chk. Result

Type	Anal.	Manual Dilution	Result
Unknown	NPOC	1.000	NPOC:6.014mg/L

1. Det

Anal.: NPOC

No.	Area	Conc.	Inj. Vol.	Aut. Dil.	Ex.	Cal. Curve	Date / Time
1	21.30	5.988mg/L	50uL	1		TOC3.2020_06_11_17_47_35.cal	6/18/2020 10:00:39 AM
2	21.13	5.939mg/L	50uL	1		TOC3.2020_06_11_17_47_35.cal	6/18/2020 10:02:43 AM
3	21.22	5.965mg/L	50uL	1		TOC3.2020_06_11_17_47_35.cal	6/18/2020 10:04:46 AM
4	21.92	6.166mg/L	50uL	1		TOC3.2020_06_11_17_47_35.cal	6/18/2020 10:06:50 AM

Mean Area 21.39
Mean Conc. 6.014mg/L

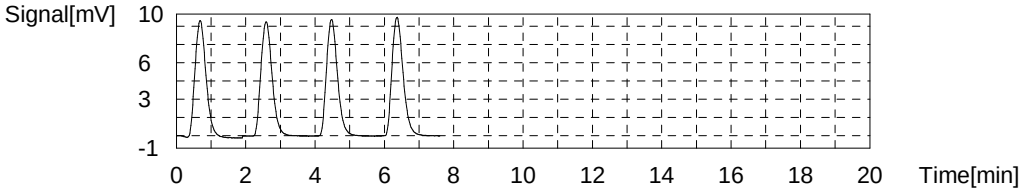

Sample

Sample Name: ccv
Sample ID:
Origin: NPOC.met
Status Completed
Chk. Result

Type	Anal.	Manual Dilution	Result
Unknown	NPOC	1.000	NPOC:25.67mg/L

1. Det

Anal.: NPOC

No.	Area	Conc.	Inj. Vol.	Aut. Dil.	Ex.	Cal. Curve	Date / Time
1	89.01	25.43mg/L	50uL	1		TOC3.2020_06_11_17_47_35.cal	6/18/2020 10:15:24 AM
2	88.30	25.23mg/L	50uL	1		TOC3.2020_06_11_17_47_35.cal	6/18/2020 10:17:28 AM
3	90.36	25.82mg/L	50uL	1		TOC3.2020_06_11_17_47_35.cal	6/18/2020 10:19:32 AM
4	92.82	26.52mg/L	50uL	1	E	TOC3.2020_06_11_17_47_35.cal	6/18/2020 10:21:35 AM
5	91.67	26.19mg/L	50uL	1		TOC3.2020_06_11_17_47_35.cal	6/18/2020 10:23:39 AM

Mean Area 89.84
Mean Conc. 25.67mg/L

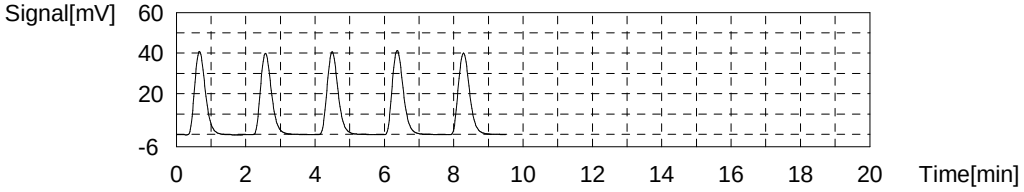

Sample

Sample Name: ccb
Sample ID:
Origin: NPOC.met
Status Completed
Chk. Result

Type	Anal.	Manual Dilution	Result
Unknown	NPOC	1.000	NPOC:0.02076mg/L

1. Det

Anal.: NPOC

No.	Area	Conc.	Inj. Vol.	Aut. Dil.	Ex.	Cal. Curve	Date / Time
1	0.5171	0.01999mg/L	50uL	1		TOC3.2020_06_11_17_47_35.cal	6/18/2020 10:32:12 AM
2	0.4999	0.01505mg/L	50uL	1		TOC3.2020_06_11_17_47_35.cal	6/18/2020 10:34:16 AM
3	0.4790	0.00905mg/L	50uL	1		TOC3.2020_06_11_17_47_35.cal	6/18/2020 10:36:19 AM
4	0.5831	0.03894mg/L	50uL	1		TOC3.2020_06_11_17_47_35.cal	6/18/2020 10:38:23 AM

Mean Area 0.5198
Mean Conc. 0.02076mg/L

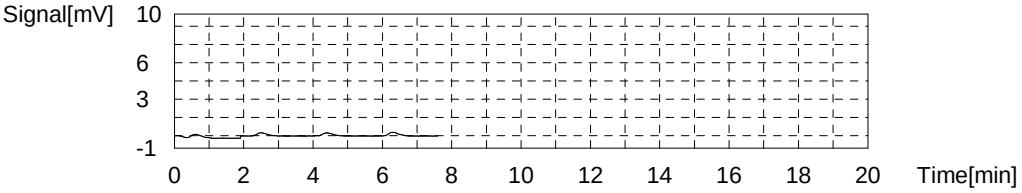

Sample

Sample Name: 280-137110-D-6-A
Sample ID:
Origin: NPOC.met
Status Completed
Chk. Result

Type	Anal.	Manual Dilution	Result
Unknown	NPOC	1.000	NPOC:3.370mg/L

1. Det

Anal.: NPOC

No.	Area	Conc.	Inj. Vol.	Aut. Dil.	Ex.	Cal. Curve	Date / Time
1	11.48	3.168mg/L	50uL	1	E	TOC3.2020_06_11_17_47_35.cal	6/18/2020 10:46:57 AM
2	11.42	3.151mg/L	50uL	1	E	TOC3.2020_06_11_17_47_35.cal	6/18/2020 10:49:01 AM
3	11.71	3.234mg/L	50uL	1		TOC3.2020_06_11_17_47_35.cal	6/18/2020 10:51:05 AM
4	12.24	3.386mg/L	50uL	1		TOC3.2020_06_11_17_47_35.cal	6/18/2020 10:53:09 AM
5	12.46	3.449mg/L	50uL	1		TOC3.2020_06_11_17_47_35.cal	6/18/2020 10:55:12 AM
6	12.32	3.409mg/L	50uL	1		TOC3.2020_06_11_17_47_35.cal	6/18/2020 10:57:16 AM

Mean Area 12.18
Mean Conc. 3.370mg/L

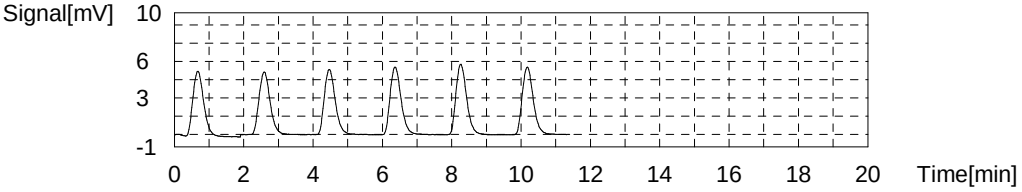

Sample

Sample Name: 280-137110-D-8-A
Sample ID:
Origin: NPOC.met
Status Completed
Chk. Result

Type	Anal.	Manual Dilution	Result
Unknown	NPOC	1.000	NPOC:54.74mg/L

1. Det

Anal.: NPOC

No.	Area	Conc.	Inj. Vol.	Aut. Dil.	Ex.	Cal. Curve	Date / Time
1	185.2	53.05mg/L	50uL	1	E	TOC3.2020_06_11_17_47_35.cal	6/18/2020 11:05:43 AM
2	182.3	52.22mg/L	50uL	1	E	TOC3.2020_06_11_17_47_35.cal	6/18/2020 11:07:46 AM
3	187.2	53.63mg/L	50uL	1		TOC3.2020_06_11_17_47_35.cal	6/18/2020 11:09:50 AM
4	192.6	55.18mg/L	50uL	1		TOC3.2020_06_11_17_47_35.cal	6/18/2020 11:11:54 AM
5	193.4	55.41mg/L	50uL	1		TOC3.2020_06_11_17_47_35.cal	6/18/2020 11:13:58 AM
6	191.1	54.75mg/L	50uL	1		TOC3.2020_06_11_17_47_35.cal	6/18/2020 11:16:02 AM

Mean Area 191.1
Mean Conc. 54.74mg/L

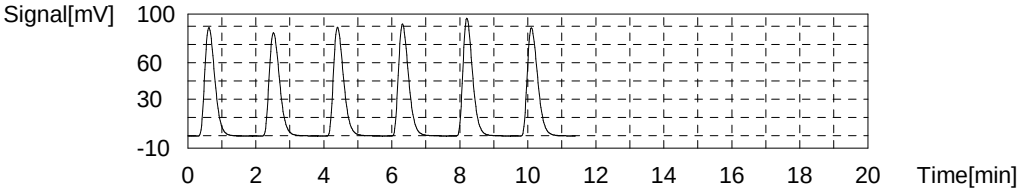

Sample

Sample Name: 280-137110-D-9-A
Sample ID:
Origin: NPOC.met
Status Completed
Chk. Result

Type	Anal.	Manual Dilution	Result
Unknown	NPOC	1.000	NPOC:9.637mg/L

1. Det

Anal.: NPOC

No.	Area	Conc.	Inj. Vol.	Aut. Dil.	Ex.	Cal. Curve	Date / Time
1	33.62	9.525mg/L	50uL	1		TOC3.2020_06_11_17_47_35.cal	6/18/2020 11:24:29 AM
2	32.34	9.158mg/L	50uL	1	E	TOC3.2020_06_11_17_47_35.cal	6/18/2020 11:26:33 AM
3	33.38	9.457mg/L	50uL	1		TOC3.2020_06_11_17_47_35.cal	6/18/2020 11:28:36 AM
4	34.36	9.738mg/L	50uL	1		TOC3.2020_06_11_17_47_35.cal	6/18/2020 11:30:40 AM
5	34.67	9.827mg/L	50uL	1		TOC3.2020_06_11_17_47_35.cal	6/18/2020 11:32:44 AM

Mean Area 34.01
Mean Conc. 9.637mg/L

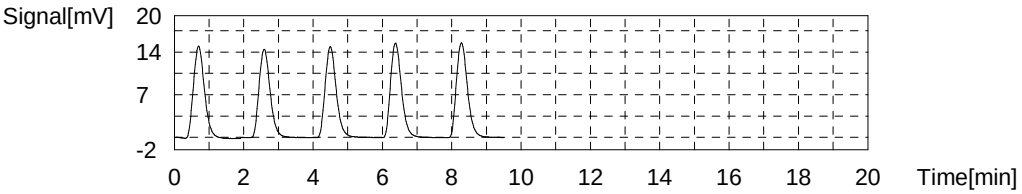

Sample

Sample Name: 280-137110-D-10-A
Sample ID:
Origin: NPOC.met
Status Completed
Chk. Result

Type	Anal.	Manual Dilution	Result
Unknown	NPOC	2.000	NPOC:217.0mg/L

1. Det

Anal.: NPOC

No.	Area	Conc.	Inj. Vol.	Aut. Dil.	Ex.	Cal. Curve	Date / Time
1	385.0	220.8mg/L	50uL	1	R	TOC3.2020_06_11_17_47_35.cal	6/18/2020 11:41:17 AM
2	133.6	212.9mg/L	18uL	1		TOC3.2020_06_11_17_47_35.cal	6/18/2020 11:43:20 AM
3	135.7	216.2mg/L	18uL	1		TOC3.2020_06_11_17_47_35.cal	6/18/2020 11:45:24 AM
4	138.3	220.4mg/L	18uL	1		TOC3.2020_06_11_17_47_35.cal	6/18/2020 11:47:28 AM
5	137.1	218.5mg/L	18uL	1		TOC3.2020_06_11_17_47_35.cal	6/18/2020 11:49:32 AM

Mean Area 136.2
Mean Conc. 217.0mg/L

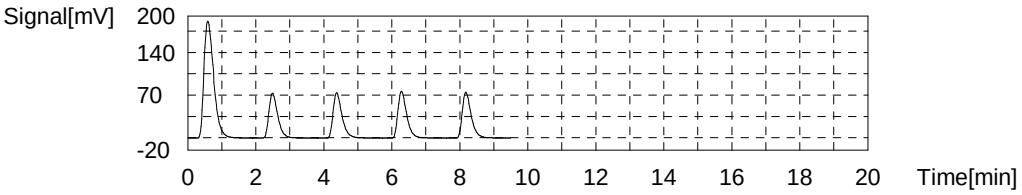

Sample

Sample Name: 280-137110-D-12-A
Sample ID:
Origin: NPOC.met
Status Completed
Chk. Result

Type	Anal.	Manual Dilution	Result
Unknown	NPOC	1.000	NPOC:11.80mg/L

1. Det

Anal.: NPOC

No.	Area	Conc.	Inj. Vol.	Aut. Dil.	Ex.	Cal. Curve	Date / Time
1	41.79	11.87mg/L	50uL	1		TOC3.2020_06_11_17_47_35.cal	6/18/2020 11:58:04 AM
2	40.73	11.57mg/L	50uL	1		TOC3.2020_06_11_17_47_35.cal	6/18/2020 12:00:08 PM
3	41.55	11.80mg/L	50uL	1		TOC3.2020_06_11_17_47_35.cal	6/18/2020 12:02:11 PM
4	42.07	11.95mg/L	50uL	1		TOC3.2020_06_11_17_47_35.cal	6/18/2020 12:04:15 PM

Mean Area 41.54
Mean Conc. 11.80mg/L

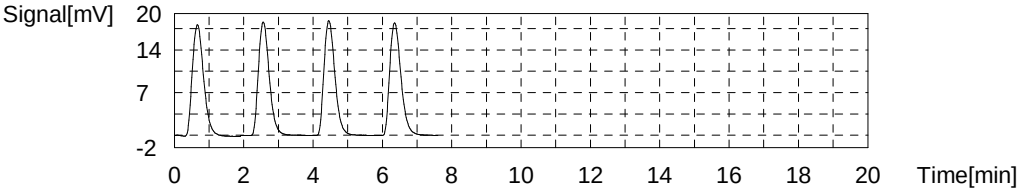

Sample

Sample Name: 280-137110-D-12-B MS
Sample ID:
Origin: NPOC.met
Status Completed
Chk. Result

Type	Anal.	Manual Dilution	Result
Unknown	NPOC	1.000	NPOC:37.16mg/L

1. Det

Anal.: NPOC

No.	Area	Conc.	Inj. Vol.	Aut. Dil.	Ex.	Cal. Curve	Date / Time
1	127.4	36.45mg/L	50uL	1		TOC3.2020_06_11_17_47_35.cal	6/18/2020 12:12:49 PM
2	128.9	36.89mg/L	50uL	1		TOC3.2020_06_11_17_47_35.cal	6/18/2020 12:15:06 PM
3	132.8	38.00mg/L	50uL	1		TOC3.2020_06_11_17_47_35.cal	6/18/2020 12:17:10 PM
4	135.8	38.87mg/L	50uL	1	E	TOC3.2020_06_11_17_47_35.cal	6/18/2020 12:19:14 PM
5	136.1	38.95mg/L	50uL	1	E	TOC3.2020_06_11_17_47_35.cal	6/18/2020 12:21:18 PM
6	130.4	37.32mg/L	50uL	1		TOC3.2020_06_11_17_47_35.cal	6/18/2020 12:23:28 PM

Mean Area 129.9
Mean Conc. 37.16mg/L

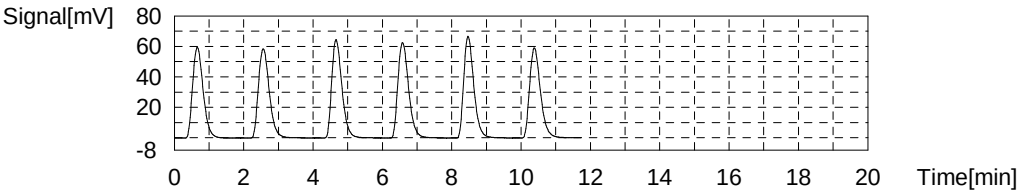

Sample

Sample Name: 280-137110-D-12-C MSD
Sample ID:
Origin: NPOC.met
Status Completed
Chk. Result

Type	Anal.	Manual Dilution	Result
Unknown	NPOC	1.000	NPOC:37.29mg/L

1. Det

Anal.: NPOC

No.	Area	Conc.	Inj. Vol.	Aut. Dil.	Ex.	Cal. Curve	Date / Time
1	129.3	37.00mg/L	50uL	1		TOC3.2020_06_11_17_47_35.cal	6/18/2020 12:31:55 PM
2	128.1	36.66mg/L	50uL	1		TOC3.2020_06_11_17_47_35.cal	6/18/2020 12:33:59 PM
3	130.1	37.23mg/L	50uL	1		TOC3.2020_06_11_17_47_35.cal	6/18/2020 12:36:02 PM
4	135.2	38.69mg/L	50uL	1	E	TOC3.2020_06_11_17_47_35.cal	6/18/2020 12:38:25 PM
5	135.4	38.75mg/L	50uL	1	E	TOC3.2020_06_11_17_47_35.cal	6/18/2020 12:40:29 PM
6	133.7	38.26mg/L	50uL	1		TOC3.2020_06_11_17_47_35.cal	6/18/2020 12:42:33 PM

Mean Area 130.3
Mean Conc. 37.29mg/L

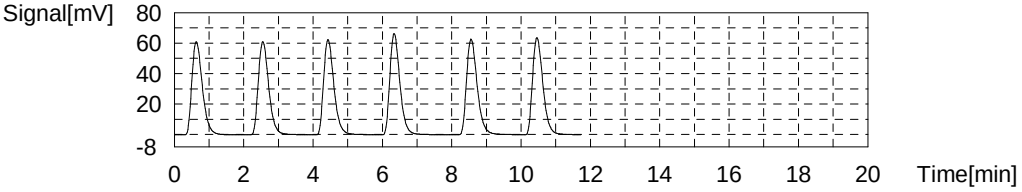

Sample

Sample Name: 280-137110-D-11-A
Sample ID:
Origin: NPOC.met
Status Completed
Chk. Result

Type	Anal.	Manual Dilution	Result
Unknown	NPOC	1.000	NPOC:11.16mg/L

1. Det

Anal.: NPOC

No.	Area	Conc.	Inj. Vol.	Aut. Dil.	Ex.	Cal. Curve	Date / Time
1	39.07	11.09mg/L	50uL	1		TOC3.2020_06_11_17_47_35.cal	6/18/2020 12:51:00 PM
2	38.71	10.99mg/L	50uL	1		TOC3.2020_06_11_17_47_35.cal	6/18/2020 12:53:04 PM
3	39.08	11.09mg/L	50uL	1		TOC3.2020_06_11_17_47_35.cal	6/18/2020 12:55:07 PM
4	40.58	11.52mg/L	50uL	1	E	TOC3.2020_06_11_17_47_35.cal	6/18/2020 12:57:11 PM
5	40.42	11.48mg/L	50uL	1		TOC3.2020_06_11_17_47_35.cal	6/18/2020 12:59:15 PM

Mean Area 39.32
Mean Conc. 11.16mg/L

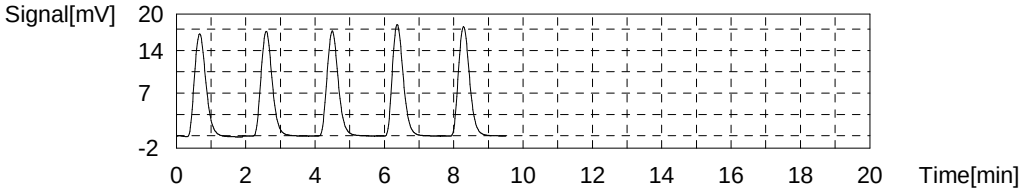

Sample

Sample Name: 280-137110-D-13-A
Sample ID:
Origin: NPOC.met
Status Completed
Chk. Result

Type	Anal.	Manual Dilution	Result
Unknown	NPOC	1.000	NPOC:46.80mg/L

1. Det

Anal.: NPOC

No.	Area	Conc.	Inj. Vol.	Aut. Dil.	Ex.	Cal. Curve	Date / Time
1	157.8	45.18mg/L	50uL	1	E	TOC3.2020_06_11_17_47_35.cal	6/18/2020 1:07:48 PM
2	157.0	44.95mg/L	50uL	1	E	TOC3.2020_06_11_17_47_35.cal	6/18/2020 1:09:52 PM
3	159.9	45.79mg/L	50uL	1		TOC3.2020_06_11_17_47_35.cal	6/18/2020 1:11:55 PM
4	164.8	47.19mg/L	50uL	1		TOC3.2020_06_11_17_47_35.cal	6/18/2020 1:13:59 PM
5	165.3	47.34mg/L	50uL	1		TOC3.2020_06_11_17_47_35.cal	6/18/2020 1:16:03 PM
6	163.7	46.88mg/L	50uL	1		TOC3.2020_06_11_17_47_35.cal	6/18/2020 1:18:07 PM

Mean Area 163.4
Mean Conc. 46.80mg/L

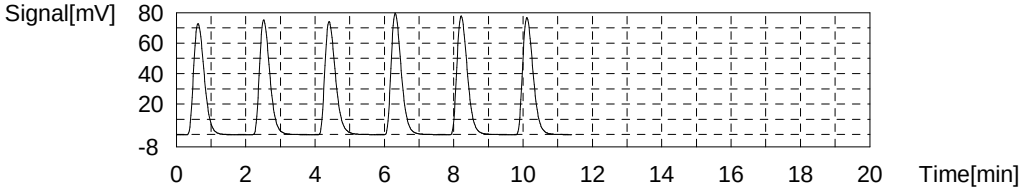

Sample

Sample Name: 280-137110-D-14-A
Sample ID:
Origin: NPOC.met
Status Completed
Chk. Result

Type	Anal.	Manual Dilution	Result
Unknown	NPOC	1.000	NPOC:38.20mg/L

1. Det

Anal.: NPOC

No.	Area	Conc.	Inj. Vol.	Aut. Dil.	Ex.	Cal. Curve	Date / Time
1	133.1	38.09mg/L	50uL	1		TOC3.2020_06_11_17_47_35.cal	6/18/2020 1:26:35 PM
2	130.7	37.40mg/L	50uL	1		TOC3.2020_06_11_17_47_35.cal	6/18/2020 1:28:38 PM
3	133.5	38.21mg/L	50uL	1		TOC3.2020_06_11_17_47_35.cal	6/18/2020 1:30:42 PM
4	136.6	39.10mg/L	50uL	1		TOC3.2020_06_11_17_47_35.cal	6/18/2020 1:32:46 PM

Mean Area 133.5
Mean Conc. 38.20mg/L

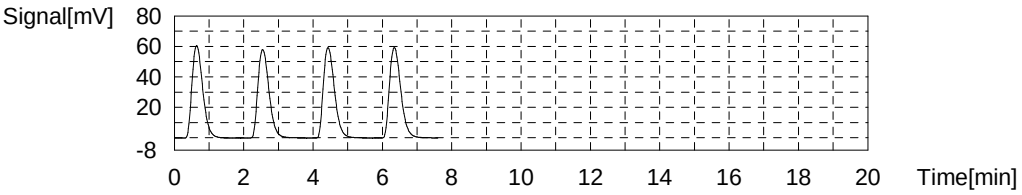

Sample

Sample Name: ccv
Sample ID:
Origin: NPOC.met
Status Completed
Chk. Result

Type	Anal.	Manual Dilution	Result
Unknown	NPOC	1.000	NPOC:26.24mg/L

1. Det

Anal.: NPOC

No.	Area	Conc.	Inj. Vol.	Aut. Dil.	Ex.	Cal. Curve	Date / Time
1	91.23	26.07mg/L	50uL	1		TOC3.2020_06_11_17_47_35.cal	6/18/2020 1:41:21 PM
2	89.72	25.63mg/L	50uL	1		TOC3.2020_06_11_17_47_35.cal	6/18/2020 1:43:24 PM
3	92.68	26.48mg/L	50uL	1		TOC3.2020_06_11_17_47_35.cal	6/18/2020 1:45:28 PM
4	93.70	26.78mg/L	50uL	1		TOC3.2020_06_11_17_47_35.cal	6/18/2020 1:47:32 PM

Mean Area 91.83
Mean Conc. 26.24mg/L

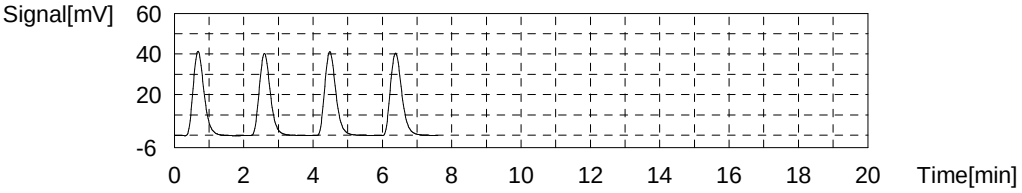

Sample

Sample Name: ccb
Sample ID:
Origin: NPOC.met
Status Completed
Chk. Result

Type	Anal.	Manual Dilution	Result
Unknown	NPOC	1.000	NPOC:0.04798mg/L

1. Det

Anal.: NPOC

No.	Area	Conc.	Inj. Vol.	Aut. Dil.	Ex.	Cal. Curve	Date / Time
1	0.7524	0.08756mg/L	50uL	1		TOC3.2020_06_11_17_47_35.cal	6/18/2020 1:56:07 PM
2	0.5676	0.03449mg/L	50uL	1		TOC3.2020_06_11_17_47_35.cal	6/18/2020 1:58:11 PM
3	0.5319	0.02424mg/L	50uL	1		TOC3.2020_06_11_17_47_35.cal	6/18/2020 2:00:14 PM
4	0.6064	0.04563mg/L	50uL	1		TOC3.2020_06_11_17_47_35.cal	6/18/2020 2:02:18 PM

Mean Area	0.6146
Mean Conc.	0.04798mg/L

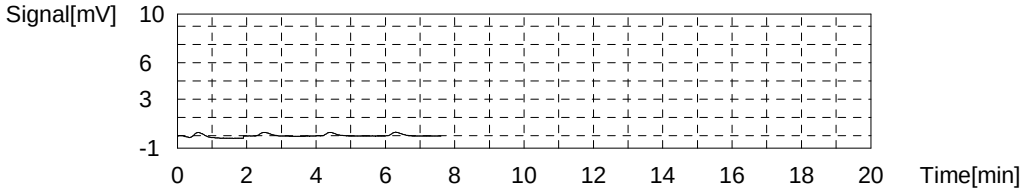

5310B

check for historical dilutions

9060

9060 FILTRATION

	Analysis	Sample Name	Manua	Result	Notes	Status	Date /	Vial
1*	NPOC	icv	1.000	pH<2 ✓		Defined		1
2*	NPOC	icb	1.000	✓		Defined		2
3*	NPOC	lcs	1.000	✓		Defined		3
4*	NPOC	mb	1.000	✓		Defined		4
5*	NPOC	tic	1.000	✓		Defined		5
6*	NPOC	280-137086-D-1	1.000	✓		Defined		6
7*	NPOC	ms 280-137086-D-1	1.000	✓		Defined		7
8*	NPOC	msd 280-137086-D-1	1.000	✓		Defined		8
9*	NPOC	280-137074-O-1	1.000	✓		Defined		9
10*	NPOC	590-13312-E-1	1.000	✓	2x color, viscosity	Defined		10
11*	NPOC	590-13312-D-2	1.000	✓	20x D:1 color, cloudiness	Defined		11
12*	NPOC	590-13312-D-3	1.000	✓	5x D:1 color	Defined		12
13*	NPOC	280-137352-B-1	1.000	✓		Defined		13
14*	NPOC	280-137352-B-2	1.000	✓		Defined		14
15*	NPOC	ccv	1.000	✓		Defined		15
16*	NPOC	ccb	1.000	✓		Defined		16
17*	NPOC	280-137352-B-3	1.000	✓		Defined		17
18*	NPOC	280-137352-B-4	1.000	✓		Defined		18
19*	NPOC	280-137352-B-5	1.000	✓		Defined		19
20*	NPOC	280-137352-B-6	1.000	✓		Defined		20
21*	NPOC	ms 280-137352-B-6	1.000	✓		Defined		21
22*	NPOC	msd 280-137352-B-6	1.000	✓		Defined		22
23*	NPOC	280-137352-B-7	1.000	✓		Defined		23
24*	NPOC	280-137352-B-8	1.000	✓		Defined		24
25*	NPOC	280-137352-B-9	1.000	✓		Defined		25
26*	NPOC	280-137352-B-10	1.000	✓		Defined		26
27*	NPOC	ccv	1.000	✓		Defined		27
28*	NPOC	ccb	1.000	✓		Defined		28
29*	NPOC	280-137352-B-11	1.000	✓		Defined		29
30*	NPOC	280-137352-B-12	1.000	✓		Defined		30
31*	NPOC	280-137352-B-13	1.000	✓		Defined		31
32*	NPOC	280-137352-B-14	1.000	✓		Defined		32
33*	NPOC	280-137352-E-15	1.000	✓		Defined		33
34*	NPOC	lcs	1.000	✓		Defined		34
35*	NPOC	mb	1.000	✓		Defined		35
36*	NPOC	tic	1.000	✓		Defined		36
37*	NPOC	280-137117-B-1	1.000	✓		Defined		37
38*	NPOC	ms 280-137117-B-1	1.000	✓		Defined		38
39*	NPOC	ccv	1.000	✓		Defined		39
40*	NPOC	ccb	1.000	✓		Defined		40
41*	NPOC	msd 280-137117-B-1	1.000	✓		Defined		41
42*	NPOC	280-137117-B-2	1.000	✓		Defined		42
43*	NPOC	280-137117-C-4	1.000	✓		Defined		43
44*	NPOC	280-137117-B-5	1.000	✓		Defined		44
45*	NPOC	280-137117-B-6	1.000	✓		Defined		45
46*	NPOC	280-137117-B-7	1.000	✓		Defined		46
47*	NPOC	280-137117-C-8	1.000	✓		Defined		47
48*	NPOC	280-137117-C-9	1.000	✓		Defined		48
49*	NPOC	280-137117-C-10	1.000			Defined		49
50*	NPOC	LCS 280-499119/1-A	1.000	✓		Defined		50
51*	NPOC	ccv	1.000	✓		Defined		51

9060
FILTRATION

	Analysis	Sample Name	Manua	Result	Notes	Status	Date /	Vial
52*	NPOC	ccb	1.000	✓		Defined		52
53*	NPOC	MB 280-499119/2-A	1.000	✓		Defined		53
54*	NPOC	tic	1.000	✓		Defined		54
55*	NPOC	280-137110-D-7-A	1.000	6	2x Dil color	Defined		55
56*	NPOC	280-137110-D-7-B MS	1.000	6	" "	Defined		56
57*	NPOC	280-137110-D-7-C MS	1.000	6	" "	Defined		57
58*	NPOC	280-137110-D-1-A	1.000	6		Defined		58
59*	NPOC	280-137110-D-2-A	1.000	6	2x Dil color	Defined		59
60*	NPOC	280-137110-D-3-A	1.000	6	" "	Defined		60
61*	NPOC	280-137110-D-4-A	1.000	6		Defined		61
62*	NPOC	280-137110-D-5-A	1.000	6		Defined		62
63*	NPOC	ccv	1.000	✓		Defined		63
64*	NPOC	ccb	1.000	✓		Defined		64
65*	NPOC	280-137110-D-6-A	1.000	6		Defined		65
66*	NPOC	280-137110-D-8-A	1.000	6		Defined		66
67*	NPOC	280-137110-D-9-A	1.000	6		Defined		67
68*	NPOC	280-137110-D-10-A	1.000	6	2x Dil color	Defined		68
72 ~~69*~~	NPOC	280-137110-D-11-A	1.000	6		Defined		69
69 ~~70*~~	NPOC	280-137110-D-12-A	1.000	6		Defined		70
70 ~~71*~~	NPOC	280-137110-D-12-B M	1.000	6		Defined		71
71 ~~72*~~	NPOC	280-137110-D-12-C M	1.000	6		Defined		72
73*	NPOC	280-137110-D-13-A	1.000	6		Defined		73
74*	NPOC	280-137110-D-14-A	1.000	6		Defined		74
75*	NPOC	ccv	1.000	✓		Defined		75
76*	NPOC	ccb	1.000	✓		Defined		76

MB 6/17/2020

	Analysis	Sample Name	Manua	Result	Notes	Status	Date / Time	Vial
1	NPOC	icv	1.000	NPOC:19.85		Complet	6/19/2020	1
2	NPOC	icb	1.000	NPOC:-0.02		Complet	6/19/2020	2
3	NPOC	lcs	1.000	NPOC:25.11		Complet	6/19/2020	3
4	NPOC	mb	1.000	NPOC:-0.03		Complet	6/19/2020	4
5	NPOC	tic	1.000	NPOC:0.131		Complet	6/19/2020	5
6	NPOC	280-137521-D-1	1.000	NPOC:5.177		Complet	6/19/2020	6
7	NPOC	ms 280-137521-D-1	1.000	NPOC:30.41		Complet	6/19/2020	7
8	NPOC	msd 280-137521-D-1	1.000	NPOC:30.29		Complet	6/19/2020	8
9	NPOC	280-137521-D-2	1.000	NPOC:5.155		Complet	6/19/2020	9
10	NPOC	280-137521-C-3	1.000	NPOC:5.242		Complet	6/19/2020	10
11	NPOC	280-137521-C-4	1.000	NPOC:5.229		Complet	6/19/2020	11
12	NPOC	280-137531-C-1	1.000	NPOC:0.090		Complet	6/19/2020	12
13	NPOC	280-137531-E-2	1.000	NPOC:0.474		Complet	6/19/2020	13
14	NPOC	280-137531-B-3	1.000	NPOC:0.436		Complet	6/19/2020	14
15	NPOC	ccv	1.000	NPOC:25.52		Complet	6/19/2020	15
16	NPOC	ccb	1.000	NPOC:-0.02		Complet	6/19/2020	16
17	NPOC	280-137531-B-4	1.000	NPOC:0.409		Complet	6/19/2020	17
18	NPOC	280-137531-D-5	1.000	NPOC:1.213		Complet	6/19/2020	18
19	NPOC	280-137531-B-6	1.000	NPOC:0.387		Complet	6/19/2020	19
20	NPOC	280-137531-D-7	1.000	NPOC:0.810		Complet	6/19/2020	20
21	NPOC	ms 280-137531-D-7	1.000	NPOC:26.68		Complet	6/19/2020	21
22	NPOC	msd 280-137531-D-7	1.000	NPOC:26.15		Complet	6/19/2020	22
23	NPOC	280-137531-E-8	1.000	NPOC:0.991		Complet	6/19/2020	23
24	NPOC	280-137390-K-2	1.000	NPOC:3.057		Complet	6/19/2020	24
25	NPOC	280-137390-K-3	1.000	NPOC:0.883		Complet	6/19/2020	25
26	NPOC	280-137390-J-4	1.000	NPOC:0.920		Complet	6/19/2020	26
27	NPOC	ccv	1.000	NPOC:25.48		Complet	6/19/2020	27
28	NPOC	ccb	1.000	NPOC:-0.04		Complet	6/20/2020	28
29	NPOC	280-137390-K-5	1.000	NPOC:0.745		Complet	6/20/2020	29
30	NPOC	280-137335-K-1	1.000	NPOC:9.601		Complet	6/20/2020	30
31	NPOC	280-137335-K-2	1.000	NPOC:25.29		Complet	6/20/2020	31
32	NPOC	280-137335-K-3	1.000	NPOC:8.861		Complet	6/20/2020	32
33	NPOC	280-137335-J-4	1.000	NPOC:20.74		Complet	6/20/2020	33
34	NPOC	lcs	1.000	NPOC:25.35		Complet	6/20/2020	34
35	NPOC	mb	1.000	NPOC:-0.02		Complet	6/20/2020	35
36	NPOC	tic	1.000	NPOC:0.105		Complet	6/20/2020	36
37	NPOC	280-137398-D-1	1.000	NPOC:2.765		Complet	6/20/2020	37
38	NPOC	ms 280-137398-D-1	1.000	NPOC:28.26		Complet	6/20/2020	38
39	NPOC	ccv	1.000	NPOC:26.23		Complet	6/20/2020	39
40	NPOC	ccb	1.000	NPOC:-0.01		Complet	6/20/2020	40
41	NPOC	msd 280-137398-D-1	1.000	NPOC:28.93		Complet	6/20/2020	41
42	NPOC	550-142995-C-1	1.000	NPOC:2.709		Complet	6/20/2020	42
43	NPOC	550-142472-A-1	1.000	NPOC:0.567		Complet	6/20/2020	43
44	NPOC	550-142472-B-2	1.000	NPOC:1.251		Complet	6/20/2020	44
45	NPOC	550-143401-B-1	1.000	NPOC:11.50		Complet	6/20/2020	45
46	NPOC	550-143401-B-2	1.000	NPOC:10.87		Complet	6/20/2020	46
47	NPOC	550-143401-A-3	1.000	NPOC:10.68		Complet	6/20/2020	47
48	NPOC	550-143222-D-1	1.000	NPOC:10.70		Complet	6/20/2020	48
49	NPOC	550-143222-G-2	1.000	NPOC:2.553		Complet	6/20/2020	49
50	NPOC	280-137260-C-1	1.000	NPOC:11.22		Complet	6/20/2020	50
51	NPOC	ccv	1.000	NPOC:26.07		Complet	6/20/2020	51
52	NPOC	ccb	1.000	NPOC:0.041		Complet	6/20/2020	52
53	NPOC	LCS 280-499394/1-A	1.000	NPOC:26.21		Complet	6/20/2020	53

	Analysis	Sample Name	Manua	Result	Notes	Status	Date / Time	Vial
54	NPOC	MB 280-499394/2-A	1.000	NPOC:0.491		Complet	6/20/2020	54
55	NPOC	tic	1.000	NPOC:0.164		Complet	6/20/2020	55
56	NPOC	280-137512-D-1-A	1.000	NPOC:3.724		Complet	6/20/2020	56
57	NPOC	280-137512-D-1-B MS	1.000	NPOC:29.55		Complet	6/20/2020	57
58	NPOC	280-137512-D-1-C MS	1.000	NPOC:29.38		Complet	6/20/2020	58
59	NPOC	280-137512-D-2-A	1.000	NPOC:3.051		Complet	6/20/2020	59
60	NPOC	280-137512-D-3-A	1.000	NPOC:4.202		Complet	6/20/2020	60
61	NPOC	280-137512-D-4-A	1.000	NPOC:10.11		Complet	6/20/2020	61
62	NPOC	280-137512-D-5-A	1.000	NPOC:5.972		Complet	6/20/2020	62
63	NPOC	ccv	1.000	NPOC:26.32		Complet	6/20/2020	63
64	NPOC	ccb	1.000	NPOC:0.052		Complet	6/20/2020	64
65	NPOC	280-137512-D-6-A	1.000	NPOC:13.96		Complet	6/20/2020	65
66	NPOC	280-137512-D-7-A	1.000	NPOC:3.948		Complet	6/20/2020	66
67	NPOC	280-137512-D-8-A	1.000	NPOC:4.968		Complet	6/20/2020	67
68	NPOC	280-137110-D-8-B	2.000	NPOC:46.31		Complet	6/20/2020	68
69	NPOC	ccv	1.000	NPOC:26.13		Complet	6/20/2020	69
70	NPOC	ccb	1.000	NPOC:0.079		Complet	6/20/2020	70

TOC-V Cal Curve Information
C:¥TOC3201¥CalCurves¥TOC3.2020_06_11_17_47_35.cal

Date of Creation 6:55:21 PM 6/11/2020
User jmb
System TOC-V cpn 3

Cal. Curve

Sample Name: CAL 110716
Sample ID: Untitled
Object ID 0A-103108-04335027-1343CA32A814-0000
Cal. Curve: TOC3.2020_06_11_17_47_35.cal
Status Completed
Comment:

Type	Anal.
Standard	NPOC

Conc: 0.000mg/L

No.	Area	Inj. Vol.	Aut. Dil.	Rem.	Ex.	Date / Time
1	0.2252	50uL	1	*******	E	6/11/2020 5:55:32 PM
2	0.6226	50uL	1	*******		6/11/2020 5:57:36 PM
3	0.5474	50uL	1	*******		6/11/2020 5:59:40 PM

Acid Add. 0.000%
Sp. Time 90.00sec
Mean Area 0.5850
SD Area 0.05317
CV Area 9.09%
Vial 86

Conc: 1.000mg/L

No.	Area	Inj. Vol.	Aut. Dil.	Rem.	Ex.	Date / Time
1	5.134	50uL	1	*******	E	6/11/2020 6:08:12 PM
2	3.842	50uL	1	*******		6/11/2020 6:10:16 PM
3	3.845	50uL	1	*******		6/11/2020 6:12:20 PM

Acid Add. 0.000%
Sp. Time 90.00sec
Mean Area 3.844
SD Area 0.00212
CV Area 0.06%
Vial 87

Conc: 5.000mg/L

No.	Area	Inj. Vol.	Aut. Dil.	Rem.	Ex.	Date / Time
1	17.65	50uL	1	*******		6/11/2020 6:20:53 PM
2	17.70	50uL	1	*******		6/11/2020 6:22:56 PM

Acid Add. 0.000%
Sp. Time 90.00sec
Mean Area 17.68
SD Area 0.03536
CV Area 0.20%
Vial 88

Conc: 10.00mg/L

No.	Area	Inj. Vol.	Aut. Dil.	Rem.	Ex.	Date / Time
1	35.40	50uL	1	*******		6/11/2020 6:31:33 PM
2	35.38	50uL	1	*******		6/11/2020 6:33:37 PM

Acid Add. 0.000%
Sp. Time 90.00sec
Mean Area 35.39
SD Area 0.01414
CV Area 0.04%
Vial 89

Conc: 25.00mg/L

No.	Area	Inj. Vol.	Aut. Dil.	Rem.	Ex.	Date / Time
1	87.83	50uL	1	*******		6/11/2020 6:42:16 PM
2	87.27	50uL	1	*******		6/11/2020 6:44:24 PM

Acid Add. 0.000%
Sp. Time 90.00sec
Mean Area 87.55
SD Area 0.3960
CV Area 0.45%
Vial 90

Conc: 50.00mg/L

No.	Area	Inj. Vol.	Aut. Dil.	Rem.	Ex.	Date / Time
1	174.9	50uL	1	*******		6/11/2020 6:53:09 PM
2	174.2	50uL	1	*******		6/11/2020 6:55:21 PM

Acid Add. 0.000%
Sp. Time 90.00sec
Mean Area 174.6
SD Area 0.4950
CV Area 0.28%
Vial 91

Slope: 3.483
Intercept 0.4475
r^2 1.0000
r 1.0000
Zero Shift No

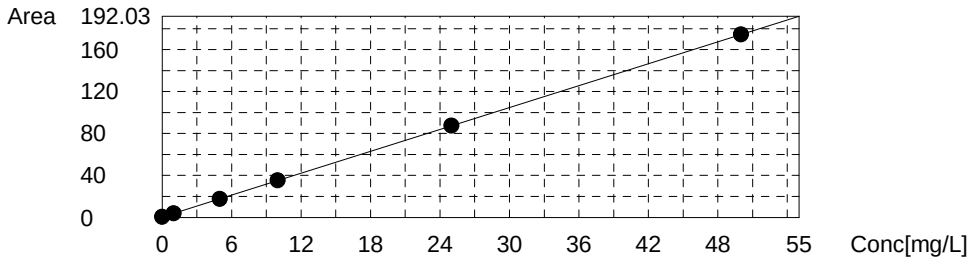

Instr.Information

System	TOC-V cpn 3
Instrument Options	TOC/ASI/
Catalyst	Regular Sensitivity

Sample

Sample Name:	icv
Sample ID:	
Origin:	NPOC.met
Status	Completed
Chk. Result	

Type	Anal.	Manual Dilution	Result
Unknown	NPOC	1.000	NPOC:19.85mg/L

1. Det

Anal.: NPOC

No.	Area	Conc.	Inj. Vol.	Aut. Dil.	Ex.	Cal. Curve	Date / Time
1	69.58	19.85mg/L	50uL	1		TOC3.2020_06_11_17_47_35.cal	6/19/2020 4:39:31 PM
2	68.70	19.60mg/L	50uL	1		TOC3.2020_06_11_17_47_35.cal	6/19/2020 4:41:35 PM
3	69.03	19.69mg/L	50uL	1		TOC3.2020_06_11_17_47_35.cal	6/19/2020 4:43:39 PM
4	72.48	20.68mg/L	50uL	1	E	TOC3.2020_06_11_17_47_35.cal	6/19/2020 4:45:43 PM
5	71.91	20.52mg/L	50uL	1	E	TOC3.2020_06_11_17_47_35.cal	6/19/2020 4:47:47 PM
6	71.00	20.26mg/L	50uL	1		TOC3.2020_06_11_17_47_35.cal	6/19/2020 4:49:51 PM

Mean Area 69.58
Mean Conc. 19.85mg/L

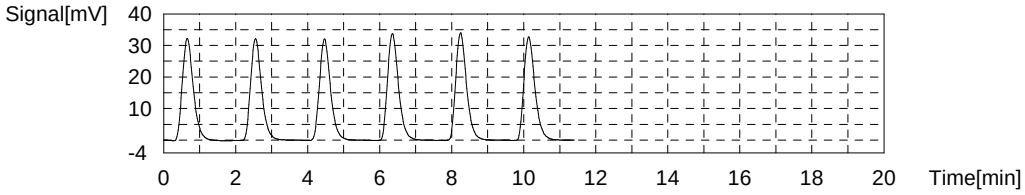

Sample

Sample Name:	icb
Sample ID:	
Origin:	NPOC.met
Status	Completed
Chk. Result	

Type	Anal.	Manual Dilution	Result
Unknown	NPOC	1.000	NPOC:-0.02725mg/L

1. Det

Anal.: NPOC

No.	Area	Conc.	Inj. Vol.	Aut. Dil.	Ex.	Cal. Curve	Date / Time
1	0.3359	-0.03204mg/L	50uL	1		TOC3.2020_06_11_17_47_35.cal	6/19/2020 4:58:16 PM
2	0.2587	-0.05421mg/L	50uL	1		TOC3.2020_06_11_17_47_35.cal	6/19/2020 5:00:20 PM
3	0.5640	0.03346mg/L	50uL	1	E	TOC3.2020_06_11_17_47_35.cal	6/19/2020 5:02:24 PM
4	0.3365	-0.03187mg/L	50uL	1		TOC3.2020_06_11_17_47_35.cal	6/19/2020 5:04:28 PM
5	0.4792	0.00911mg/L	50uL	1		TOC3.2020_06_11_17_47_35.cal	6/19/2020 5:06:32 PM

Mean Area 0.3526
Mean Conc. -0.02725mg/L

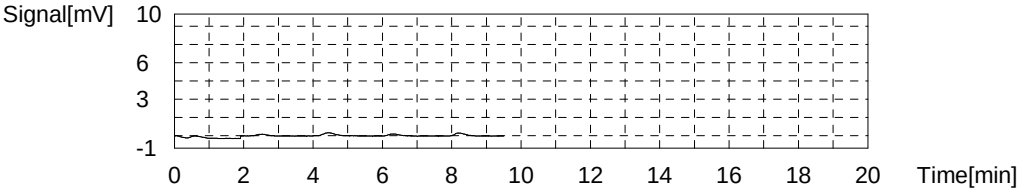

Sample

Sample Name: lcs
Sample ID:
Origin: NPOC.met
Status Completed
Chk. Result

Type	Anal.	Manual Dilution	Result
Unknown	NPOC	1.000	NPOC:25.11mg/L

1. Det

Anal.: NPOC

No.	Area	Conc.	Inj. Vol.	Aut. Dil.	Ex.	Cal. Curve	Date / Time
1	87.64	25.04mg/L	50uL	1		TOC3.2020_06_11_17_47_35.cal	6/19/2020 5:15:02 PM
2	86.47	24.70mg/L	50uL	1		TOC3.2020_06_11_17_47_35.cal	6/19/2020 5:17:06 PM
3	88.24	25.21mg/L	50uL	1		TOC3.2020_06_11_17_47_35.cal	6/19/2020 5:19:10 PM
4	89.29	25.51mg/L	50uL	1		TOC3.2020_06_11_17_47_35.cal	6/19/2020 5:21:14 PM

Mean Area 87.91
Mean Conc. 25.11mg/L

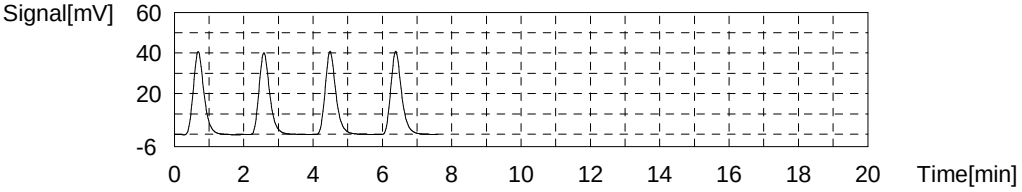

Sample

Sample Name: mb
Sample ID:
Origin: NPOC.met
Status Completed
Chk. Result

Type	Anal.	Manual Dilution	Result
Unknown	NPOC	1.000	NPOC:-0.03979mg/L

1. Det

Anal.: NPOC

No.	Area	Conc.	Inj. Vol.	Aut. Dil.	Ex.	Cal. Curve	Date / Time
1	0.2932	-0.04430mg/L	50uL	1		TOC3.2020_06_11_17_47_35.cal	6/19/2020 5:29:45 PM
2	0.2331	-0.06156mg/L	50uL	1		TOC3.2020_06_11_17_47_35.cal	6/19/2020 5:31:49 PM
3	0.3464	-0.02902mg/L	50uL	1		TOC3.2020_06_11_17_47_35.cal	6/19/2020 5:33:53 PM
4	0.3629	-0.02429mg/L	50uL	1		TOC3.2020_06_11_17_47_35.cal	6/19/2020 5:35:57 PM

Mean Area 0.3089
Mean Conc. -0.03979mg/L

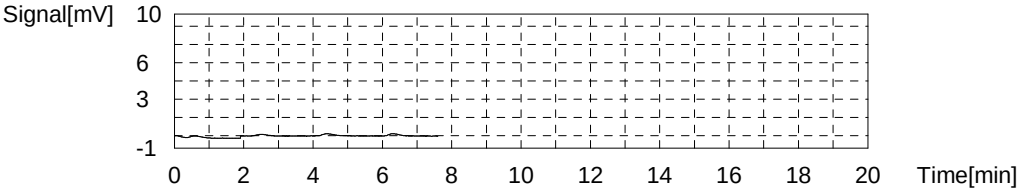

Sample

Sample Name: tic
Sample ID:
Origin: NPOC.met
Status Completed
Chk. Result

Type	Anal.	Manual Dilution	Result
Unknown	NPOC	1.000	NPOC:0.1315mg/L

1. Det

Anal.: NPOC

No.	Area	Conc.	Inj. Vol.	Aut. Dil.	Ex.	Cal. Curve	Date / Time
1	0.9234	0.1367mg/L	50uL	1		TOC3.2020_06_11_17_47_35.cal	6/19/2020 5:44:28 PM
2	0.9800	0.1529mg/L	50uL	1		TOC3.2020_06_11_17_47_35.cal	6/19/2020 5:46:32 PM
3	1.160	0.2046mg/L	50uL	1	E	TOC3.2020_06_11_17_47_35.cal	6/19/2020 5:48:36 PM
4	0.8205	0.1071mg/L	50uL	1		TOC3.2020_06_11_17_47_35.cal	6/19/2020 5:50:40 PM
5	0.8984	0.1295mg/L	50uL	1		TOC3.2020_06_11_17_47_35.cal	6/19/2020 5:52:44 PM

Mean Area 0.9056
Mean Conc. 0.1315mg/L

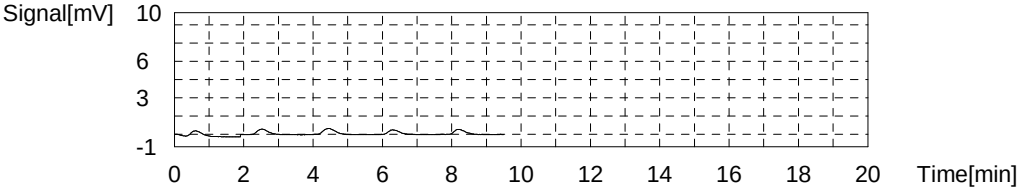

Sample

Sample Name: 280-137521-D-1
Sample ID:
Origin: NPOC.met
Status Completed
Chk. Result

Type	Anal.	Manual Dilution	Result
Unknown	NPOC	1.000	NPOC:5.177mg/L

1. Det

Anal.: NPOC

No.	Area	Conc.	Inj. Vol.	Aut. Dil.	Ex.	Cal. Curve	Date / Time
1	18.27	5.118mg/L	50uL	1		TOC3.2020_06_11_17_47_35.cal	6/19/2020 6:01:14 PM
2	18.16	5.086mg/L	50uL	1		TOC3.2020_06_11_17_47_35.cal	6/19/2020 6:03:18 PM
3	18.53	5.192mg/L	50uL	1		TOC3.2020_06_11_17_47_35.cal	6/19/2020 6:05:22 PM
4	18.95	5.313mg/L	50uL	1		TOC3.2020_06_11_17_47_35.cal	6/19/2020 6:07:26 PM

Mean Area 18.48
Mean Conc. 5.177mg/L

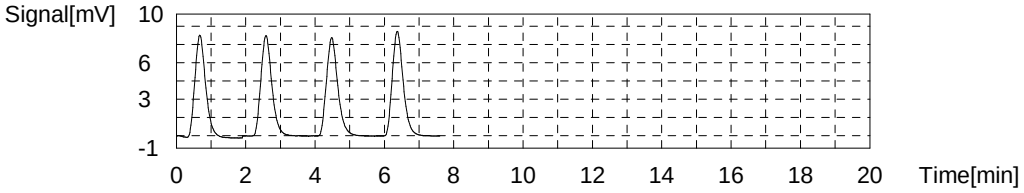

Sample

Sample Name: ms 280-137521-D-1
Sample ID:
Origin: NPOC.met
Status Completed
Chk. Result

Type	Anal.	Manual Dilution	Result
Unknown	NPOC	1.000	NPOC:30.41mg/L

1. Det

Anal.: NPOC

No.	Area	Conc.	Inj. Vol.	Aut. Dil.	Ex.	Cal. Curve	Date / Time
1	104.3	29.82mg/L	50uL	1		TOC3.2020_06_11_17_47_35.cal	6/19/2020 6:15:57 PM
2	105.7	30.22mg/L	50uL	1		TOC3.2020_06_11_17_47_35.cal	6/19/2020 6:18:01 PM
3	107.0	30.60mg/L	50uL	1		TOC3.2020_06_11_17_47_35.cal	6/19/2020 6:20:05 PM
4	108.4	31.00mg/L	50uL	1		TOC3.2020_06_11_17_47_35.cal	6/19/2020 6:22:09 PM

Mean Area 106.3
Mean Conc. 30.41mg/L

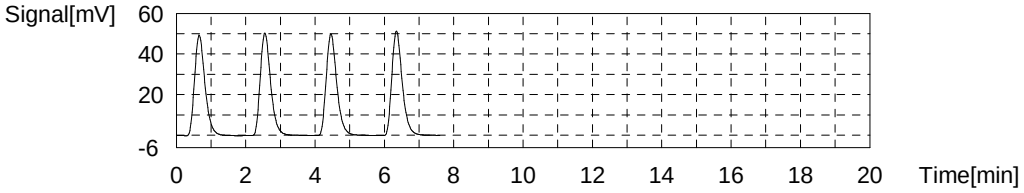

Sample

Sample Name: msd 280-137521-D-1
Sample ID:
Origin: NPOC.met
Status Completed
Chk. Result

Type	Anal.	Manual Dilution	Result
Unknown	NPOC	1.000	NPOC:30.29mg/L

1. Det

Anal.: NPOC

No.	Area	Conc.	Inj. Vol.	Aut. Dil.	Ex.	Cal. Curve	Date / Time
1	105.5	30.17mg/L	50uL	1		TOC3.2020_06_11_17_47_35.cal	6/19/2020 6:30:40 PM
2	104.6	29.91mg/L	50uL	1		TOC3.2020_06_11_17_47_35.cal	6/19/2020 6:32:44 PM
3	107.5	30.74mg/L	50uL	1		TOC3.2020_06_11_17_47_35.cal	6/19/2020 6:34:48 PM
4	109.9	31.43mg/L	50uL	1	E	TOC3.2020_06_11_17_47_35.cal	6/19/2020 6:36:52 PM
5	110.7	31.66mg/L	50uL	1	E	TOC3.2020_06_11_17_47_35.cal	6/19/2020 6:38:56 PM
6	106.2	30.37mg/L	50uL	1		TOC3.2020_06_11_17_47_35.cal	6/19/2020 6:41:13 PM

Mean Area 106.0
Mean Conc. 30.29mg/L

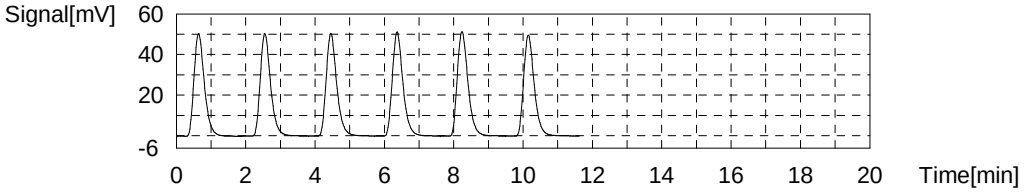

Sample

Sample Name: 280-137521-D-2
Sample ID:
Origin: NPOC.met
Status Completed
Chk. Result

Type	Anal.	Manual Dilution	Result
Unknown	NPOC	1.000	NPOC:5.155mg/L

1. Det

Anal.: NPOC

No.	Area	Conc.	Inj. Vol.	Aut. Dil.	Ex.	Cal. Curve	Date / Time
1	18.28	5.121mg/L	50uL	1		TOC3.2020_06_11_17_47_35.cal	6/19/2020 6:49:38 PM
2	18.07	5.060mg/L	50uL	1		TOC3.2020_06_11_17_47_35.cal	6/19/2020 6:51:42 PM
3	18.34	5.138mg/L	50uL	1		TOC3.2020_06_11_17_47_35.cal	6/19/2020 6:53:46 PM
4	18.91	5.301mg/L	50uL	1		TOC3.2020_06_11_17_47_35.cal	6/19/2020 6:55:50 PM

Mean Area 18.40
Mean Conc. 5.155mg/L

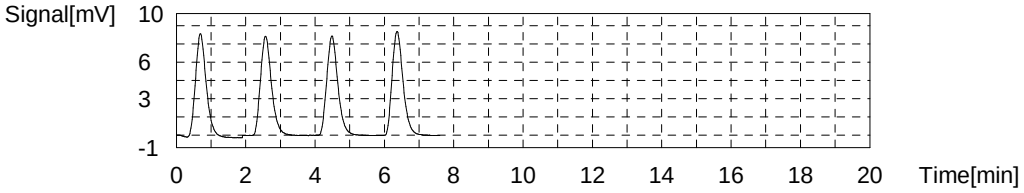

Sample

Sample Name: 280-137521-C-3
Sample ID:
Origin: NPOC.met
Status Completed
Chk. Result

Type	Anal.	Manual Dilution	Result
Unknown	NPOC	1.000	NPOC:5.242mg/L

1. Det

Anal.: NPOC

No.	Area	Conc.	Inj. Vol.	Aut. Dil.	Ex.	Cal. Curve	Date / Time
1	17.78	4.977mg/L	50uL	1	E	TOC3.2020_06_11_17_47_35.cal	6/19/2020 7:04:21 PM
2	17.85	4.997mg/L	50uL	1	E	TOC3.2020_06_11_17_47_35.cal	6/19/2020 7:06:25 PM
3	18.42	5.161mg/L	50uL	1		TOC3.2020_06_11_17_47_35.cal	6/19/2020 7:08:29 PM
4	18.73	5.250mg/L	50uL	1		TOC3.2020_06_11_17_47_35.cal	6/19/2020 7:10:33 PM
5	18.87	5.290mg/L	50uL	1		TOC3.2020_06_11_17_47_35.cal	6/19/2020 7:12:37 PM
6	18.79	5.267mg/L	50uL	1		TOC3.2020_06_11_17_47_35.cal	6/19/2020 7:14:41 PM

Mean Area 18.70
Mean Conc. 5.242mg/L

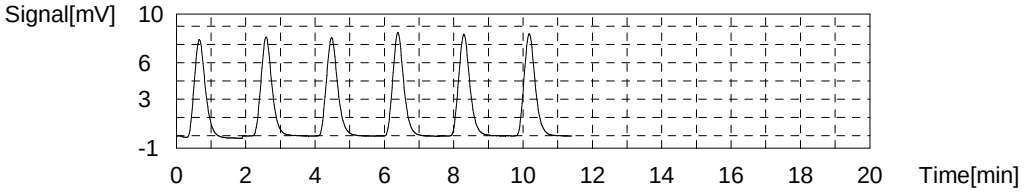

Sample

Sample Name: 280-137521-C-4
Sample ID:
Origin: NPOC.met
Status Completed
Chk. Result

Type	Anal.	Manual Dilution	Result
Unknown	NPOC	1.000	NPOC:5.229mg/L

1. Det

Anal.: NPOC

No.	Area	Conc.	Inj. Vol.	Aut. Dil.	Ex.	Cal. Curve	Date / Time
1	17.57	4.917mg/L	50uL	1	E	TOC3.2020_06_11_17_47_35.cal	6/19/2020 7:23:06 PM
2	17.90	5.011mg/L	50uL	1	E	TOC3.2020_06_11_17_47_35.cal	6/19/2020 7:25:10 PM
3	18.48	5.178mg/L	50uL	1		TOC3.2020_06_11_17_47_35.cal	6/19/2020 7:27:14 PM
4	18.81	5.273mg/L	50uL	1		TOC3.2020_06_11_17_47_35.cal	6/19/2020 7:29:18 PM
5	18.74	5.253mg/L	50uL	1		TOC3.2020_06_11_17_47_35.cal	6/19/2020 7:31:22 PM
6	18.60	5.212mg/L	50uL	1		TOC3.2020_06_11_17_47_35.cal	6/19/2020 7:33:26 PM

Mean Area 18.66
Mean Conc. 5.229mg/L

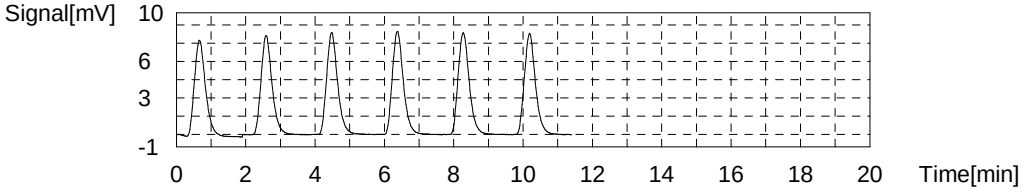

Sample

Sample Name: 280-137531-C-1
Sample ID:
Origin: NPOC.met
Status Completed
Chk. Result

Type	Anal.	Manual Dilution	Result
Unknown	NPOC	1.000	NPOC:0.09039mg/L

1. Det

Anal.: NPOC

No.	Area	Conc.	Inj. Vol.	Aut. Dil.	Ex.	Cal. Curve	Date / Time
1	0.7958	0.1000mg/L	50uL	1		TOC3.2020_06_11_17_47_35.cal	6/19/2020 7:41:51 PM
2	0.7330	0.08199mg/L	50uL	1		TOC3.2020_06_11_17_47_35.cal	6/19/2020 7:43:55 PM
3	0.7469	0.08598mg/L	50uL	1		TOC3.2020_06_11_17_47_35.cal	6/19/2020 7:45:59 PM
4	0.7734	0.09359mg/L	50uL	1		TOC3.2020_06_11_17_47_35.cal	6/19/2020 7:48:03 PM

Mean Area 0.7623
Mean Conc. 0.09039mg/L

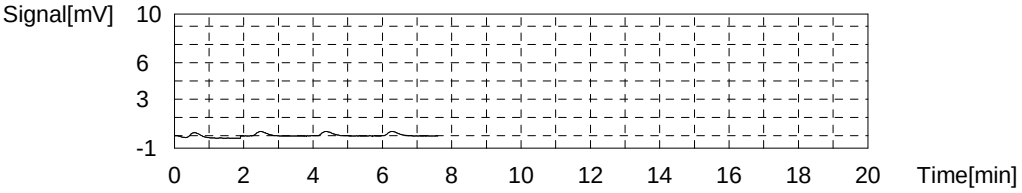

Sample

Sample Name: 280-137531-E-2
Sample ID:
Origin: NPOC.met
Status Completed
Chk. Result

Type	Anal.	Manual Dilution	Result
Unknown	NPOC	1.000	NPOC:0.4743mg/L

1. Det

Anal.: NPOC

No.	Area	Conc.	Inj. Vol.	Aut. Dil.	Ex.	Cal. Curve	Date / Time
1	1.686	0.3556mg/L	50uL	1	E	TOC3.2020_06_11_17_47_35.cal	6/19/2020 7:56:34 PM
2	1.890	0.4142mg/L	50uL	1	E	TOC3.2020_06_11_17_47_35.cal	6/19/2020 7:58:38 PM
3	2.217	0.5081mg/L	50uL	1		TOC3.2020_06_11_17_47_35.cal	6/19/2020 8:00:42 PM
4	1.989	0.4426mg/L	50uL	1		TOC3.2020_06_11_17_47_35.cal	6/19/2020 8:02:46 PM
5	2.108	0.4768mg/L	50uL	1		TOC3.2020_06_11_17_47_35.cal	6/19/2020 8:04:50 PM
6	2.083	0.4696mg/L	50uL	1		TOC3.2020_06_11_17_47_35.cal	6/19/2020 8:06:54 PM

Mean Area 2.099
Mean Conc. 0.4743mg/L

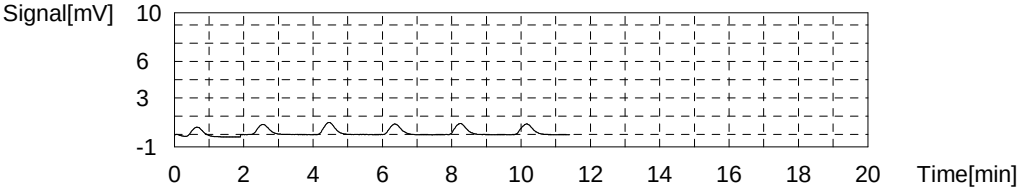

Sample

Sample Name: 280-137531-B-3
Sample ID:
Origin: NPOC.met
Status Completed
Chk. Result

Type	Anal.	Manual Dilution	Result
Unknown	NPOC	1.000	NPOC:0.4360mg/L

1. Det

Anal.: NPOC

No.	Area	Conc.	Inj. Vol.	Aut. Dil.	Ex.	Cal. Curve	Date / Time
1	1.887	0.4134mg/L	50uL	1		TOC3.2020_06_11_17_47_35.cal	6/19/2020 8:15:19 PM
2	2.606	0.6198mg/L	50uL	1	E	TOC3.2020_06_11_17_47_35.cal	6/19/2020 8:17:23 PM
3	1.872	0.4091mg/L	50uL	1		TOC3.2020_06_11_17_47_35.cal	6/19/2020 8:19:27 PM
4	1.977	0.4392mg/L	50uL	1		TOC3.2020_06_11_17_47_35.cal	6/19/2020 8:21:31 PM
5	3.240	0.8019mg/L	50uL	1	E	TOC3.2020_06_11_17_47_35.cal	6/19/2020 8:23:35 PM
6	2.127	0.4823mg/L	50uL	1		TOC3.2020_06_11_17_47_35.cal	6/19/2020 8:25:39 PM

Mean Area 1.966
Mean Conc. 0.4360mg/L

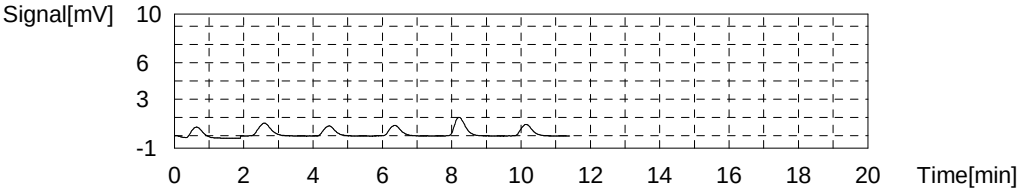

Sample

Sample Name: ccv
Sample ID:
Origin: NPOC.met
Status Completed
Chk. Result

Type	Anal.	Manual Dilution	Result
Unknown	NPOC	1.000	NPOC:25.52mg/L

1. Det

Anal.: NPOC

No.	Area	Conc.	Inj. Vol.	Aut. Dil.	Ex.	Cal. Curve	Date / Time
1	88.22	25.20mg/L	50uL	1		TOC3.2020_06_11_17_47_35.cal	6/19/2020 8:34:20 PM
2	88.35	25.24mg/L	50uL	1		TOC3.2020_06_11_17_47_35.cal	6/19/2020 8:36:24 PM
3	89.71	25.63mg/L	50uL	1		TOC3.2020_06_11_17_47_35.cal	6/19/2020 8:38:28 PM
4	90.94	25.98mg/L	50uL	1		TOC3.2020_06_11_17_47_35.cal	6/19/2020 8:40:32 PM

Mean Area 89.30
Mean Conc. 25.52mg/L

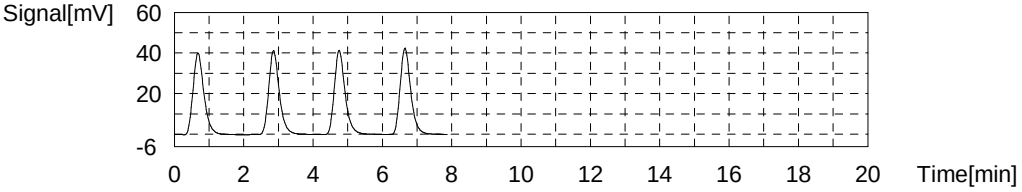

Sample

Sample Name: ccb
Sample ID:
Origin: NPOC.met
Status Completed
Chk. Result

Type	Anal.	Manual Dilution	Result
Unknown	NPOC	1.000	NPOC:-0.02841mg/L

1. Det

Anal.: NPOC

No.	Area	Conc.	Inj. Vol.	Aut. Dil.	Ex.	Cal. Curve	Date / Time
1	0.3115	-0.03905mg/L	50uL	1		TOC3.2020_06_11_17_47_35.cal	6/19/2020 8:49:03 PM
2	0.2803	-0.04800mg/L	50uL	1		TOC3.2020_06_11_17_47_35.cal	6/19/2020 8:51:07 PM
3	0.4379	-0.00275mg/L	50uL	1		TOC3.2020_06_11_17_47_35.cal	6/19/2020 8:53:11 PM
4	0.3645	-0.02383mg/L	50uL	1		TOC3.2020_06_11_17_47_35.cal	6/19/2020 8:55:15 PM

Mean Area 0.3486
Mean Conc. -0.02841mg/L

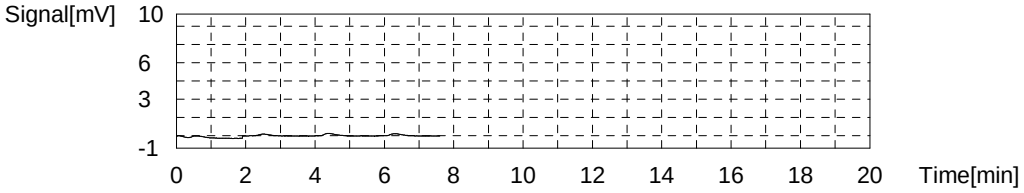

Sample

Sample Name: 280-137531-B-4
Sample ID:
Origin: NPOC.met
Status Completed
Chk. Result

Type	Anal.	Manual Dilution	Result
Unknown	NPOC	1.000	NPOC:0.4093mg/L

1. Det

Anal.: NPOC

No.	Area	Conc.	Inj. Vol.	Aut. Dil.	Ex.	Cal. Curve	Date / Time
1	1.622	0.3373mg/L	50uL	1	E	TOC3.2020_06_11_17_47_35.cal	6/19/2020 9:03:46 PM
2	1.760	0.3769mg/L	50uL	1		TOC3.2020_06_11_17_47_35.cal	6/19/2020 9:05:50 PM
3	1.775	0.3812mg/L	50uL	1		TOC3.2020_06_11_17_47_35.cal	6/19/2020 9:07:54 PM
4	1.964	0.4355mg/L	50uL	1		TOC3.2020_06_11_17_47_35.cal	6/19/2020 9:09:58 PM
5	1.993	0.4438mg/L	50uL	1		TOC3.2020_06_11_17_47_35.cal	6/19/2020 9:12:02 PM
6	2.110	0.4774mg/L	50uL	1	E	TOC3.2020_06_11_17_47_35.cal	6/19/2020 9:14:05 PM

Mean Area 1.873
Mean Conc. 0.4093mg/L

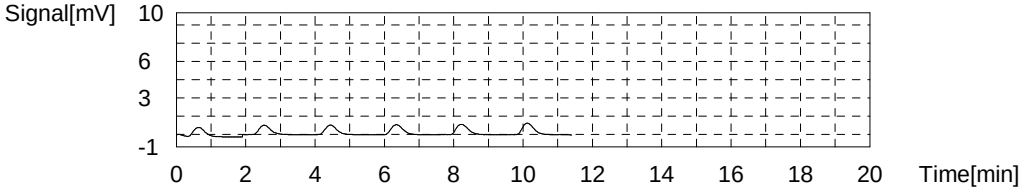

Sample

Sample Name: 280-137531-D-5
Sample ID:
Origin: NPOC.met
Status Completed
Chk. Result

Type	Anal.	Manual Dilution	Result
Unknown	NPOC	1.000	NPOC:1.213mg/L

1. Det

Anal.: NPOC

No.	Area	Conc.	Inj. Vol.	Aut. Dil.	Ex.	Cal. Curve	Date / Time
1	4.714	1.225mg/L	50uL	1		TOC3.2020_06_11_17_47_35.cal	6/19/2020 9:22:31 PM
2	4.546	1.177mg/L	50uL	1		TOC3.2020_06_11_17_47_35.cal	6/19/2020 9:24:35 PM
3	4.659	1.209mg/L	50uL	1		TOC3.2020_06_11_17_47_35.cal	6/19/2020 9:26:39 PM
4	4.773	1.242mg/L	50uL	1		TOC3.2020_06_11_17_47_35.cal	6/19/2020 9:28:43 PM

Mean Area 4.673
Mean Conc. 1.213mg/L

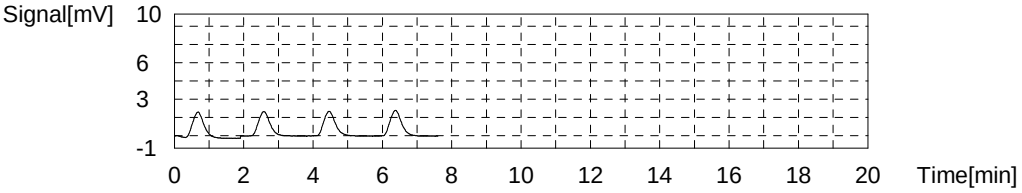

Sample

Sample Name: 280-137531-B-6
Sample ID:
Origin: NPOC.met
Status Completed
Chk. Result

Type	Anal.	Manual Dilution	Result
Unknown	NPOC	1.000	NPOC:0.3872mg/L

1. Det

Anal.: NPOC

No.	Area	Conc.	Inj. Vol.	Aut. Dil.	Ex.	Cal. Curve	Date / Time
1	1.861	0.4059mg/L	50uL	1		TOC3.2020_06_11_17_47_35.cal	6/19/2020 9:37:14 PM
2	1.753	0.3749mg/L	50uL	1		TOC3.2020_06_11_17_47_35.cal	6/19/2020 9:39:18 PM
3	1.841	0.4001mg/L	50uL	1		TOC3.2020_06_11_17_47_35.cal	6/19/2020 9:41:22 PM
4	1.729	0.3680mg/L	50uL	1		TOC3.2020_06_11_17_47_35.cal	6/19/2020 9:43:26 PM

Mean Area 1.796
Mean Conc. 0.3872mg/L

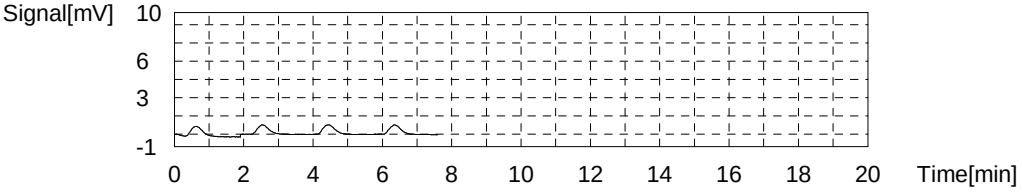

Sample

Sample Name: 280-137531-D-7
Sample ID:
Origin: NPOC.met
Status Completed
Chk. Result

Type	Anal.	Manual Dilution	Result
Unknown	NPOC	1.000	NPOC:0.8100mg/L

1. Det

Anal.: NPOC

No.	Area	Conc.	Inj. Vol.	Aut. Dil.	Ex.	Cal. Curve	Date / Time
1	3.279	0.8131mg/L	50uL	1		TOC3.2020_06_11_17_47_35.cal	6/19/2020 9:51:57 PM
2	3.439	0.8590mg/L	50uL	1	E	TOC3.2020_06_11_17_47_35.cal	6/19/2020 9:54:01 PM
3	3.195	0.7889mg/L	50uL	1		TOC3.2020_06_11_17_47_35.cal	6/19/2020 9:56:05 PM
4	3.240	0.8019mg/L	50uL	1		TOC3.2020_06_11_17_47_35.cal	6/19/2020 9:58:09 PM
5	3.359	0.8360mg/L	50uL	1		TOC3.2020_06_11_17_47_35.cal	6/19/2020 10:00:13 PM

Mean Area 3.268
Mean Conc. 0.8100mg/L

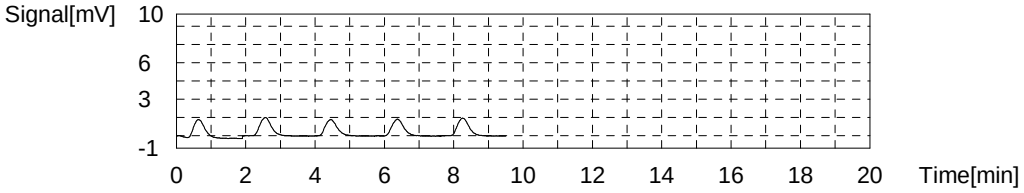

Sample

Sample Name: ms 280-137531-D-7
Sample ID:
Origin: NPOC.met
Status Completed
Chk. Result

Type	Anal.	Manual Dilution	Result
Unknown	NPOC	1.000	NPOC:26.68mg/L

1. Det

Anal.: NPOC

No.	Area	Conc.	Inj. Vol.	Aut. Dil.	Ex.	Cal. Curve	Date / Time
1	89.74	25.64mg/L	50uL	1	E	TOC3.2020_06_11_17_47_35.cal	6/19/2020 10:08:43 PM
2	89.84	25.67mg/L	50uL	1	E	TOC3.2020_06_11_17_47_35.cal	6/19/2020 10:10:47 PM
3	91.57	26.17mg/L	50uL	1		TOC3.2020_06_11_17_47_35.cal	6/19/2020 10:12:51 PM
4	94.15	26.91mg/L	50uL	1		TOC3.2020_06_11_17_47_35.cal	6/19/2020 10:14:55 PM
5	94.54	27.02mg/L	50uL	1		TOC3.2020_06_11_17_47_35.cal	6/19/2020 10:16:59 PM
6	93.14	26.62mg/L	50uL	1		TOC3.2020_06_11_17_47_35.cal	6/19/2020 10:19:02 PM

Mean Area 93.35
Mean Conc. 26.68mg/L

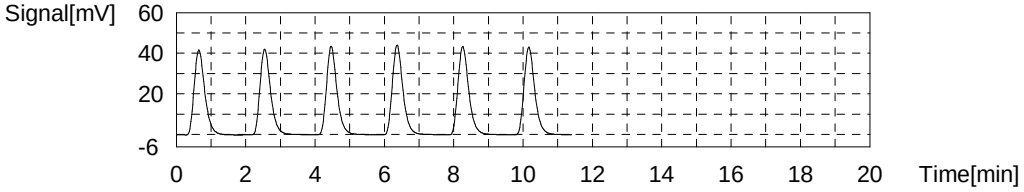

Sample

Sample Name: msd 280-137531-D-7
Sample ID:
Origin: NPOC.met
Status Completed
Chk. Result

Type	Anal.	Manual Dilution	Result
Unknown	NPOC	1.000	NPOC:26.15mg/L

1. Det

Anal.: NPOC

No.	Area	Conc.	Inj. Vol.	Aut. Dil.	Ex.	Cal. Curve	Date / Time
1	90.41	25.83mg/L	50uL	1		TOC3.2020_06_11_17_47_35.cal	6/19/2020 10:27:28 PM
2	90.16	25.76mg/L	50uL	1		TOC3.2020_06_11_17_47_35.cal	6/19/2020 10:29:32 PM
3	92.59	26.46mg/L	50uL	1		TOC3.2020_06_11_17_47_35.cal	6/19/2020 10:31:36 PM
4	92.90	26.55mg/L	50uL	1		TOC3.2020_06_11_17_47_35.cal	6/19/2020 10:33:40 PM

Mean Area 91.52
Mean Conc. 26.15mg/L

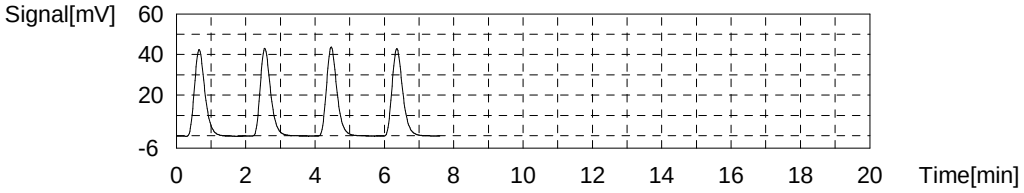

Sample

Sample Name: 280-137531-E-8
Sample ID:
Origin: NPOC.met
Status Completed
Chk. Result

Type	Anal.	Manual Dilution	Result
Unknown	NPOC	1.000	NPOC:0.9910mg/L

1. Det

Anal.: NPOC

No.	Area	Conc.	Inj. Vol.	Aut. Dil.	Ex.	Cal. Curve	Date / Time
1	3.879	0.9854mg/L	50uL	1		TOC3.2020_06_11_17_47_35.cal	6/19/2020 10:42:11 PM
2	3.703	0.9348mg/L	50uL	1	E	TOC3.2020_06_11_17_47_35.cal	6/19/2020 10:44:15 PM
3	3.799	0.9624mg/L	50uL	1		TOC3.2020_06_11_17_47_35.cal	6/19/2020 10:46:19 PM
4	3.993	1.018mg/L	50uL	1		TOC3.2020_06_11_17_47_35.cal	6/19/2020 10:48:23 PM
5	3.923	0.9980mg/L	50uL	1		TOC3.2020_06_11_17_47_35.cal	6/19/2020 10:50:27 PM

Mean Area 3.899
Mean Conc. 0.9910mg/L

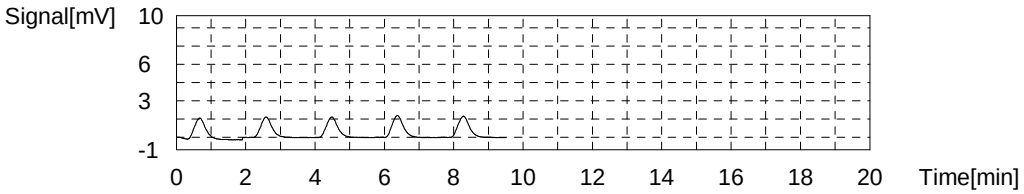

Sample

Sample Name: 280-137390-K-2
Sample ID:
Origin: NPOC.met
Status Completed
Chk. Result

Type	Anal.	Manual Dilution	Result
Unknown	NPOC	1.000	NPOC:3.057mg/L

1. Det

Anal.: NPOC

No.	Area	Conc.	Inj. Vol.	Aut. Dil.	Ex.	Cal. Curve	Date / Time
1	11.08	3.053mg/L	50uL	1		TOC3.2020_06_11_17_47_35.cal	6/19/2020 10:58:57 PM
2	10.95	3.016mg/L	50uL	1		TOC3.2020_06_11_17_47_35.cal	6/19/2020 11:01:01 PM
3	10.97	3.022mg/L	50uL	1		TOC3.2020_06_11_17_47_35.cal	6/19/2020 11:03:05 PM
4	11.37	3.136mg/L	50uL	1		TOC3.2020_06_11_17_47_35.cal	6/19/2020 11:05:09 PM

Mean Area 11.09
Mean Conc. 3.057mg/L

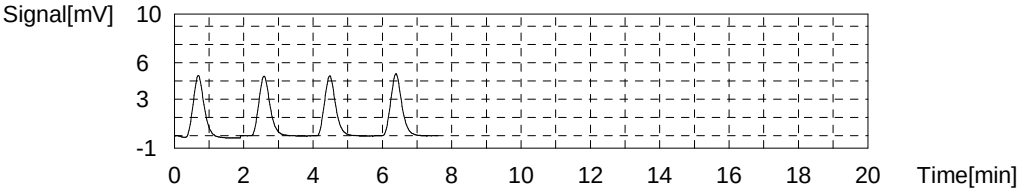

Sample

Sample Name: 280-137390-K-3
Sample ID:
Origin: NPOC.met
Status Completed
Chk. Result

Type	Anal.	Manual Dilution	Result
Unknown	NPOC	1.000	NPOC:0.8835mg/L

1. Det

Anal.: NPOC

No.	Area	Conc.	Inj. Vol.	Aut. Dil.	Ex.	Cal. Curve	Date / Time
1	3.698	0.9334mg/L	50uL	1	E	TOC3.2020_06_11_17_47_35.cal	6/19/2020 11:13:40 PM
2	3.512	0.8800mg/L	50uL	1		TOC3.2020_06_11_17_47_35.cal	6/19/2020 11:15:44 PM
3	3.462	0.8656mg/L	50uL	1		TOC3.2020_06_11_17_47_35.cal	6/19/2020 11:17:48 PM
4	3.475	0.8694mg/L	50uL	1		TOC3.2020_06_11_17_47_35.cal	6/19/2020 11:19:52 PM
5	3.648	0.9190mg/L	50uL	1		TOC3.2020_06_11_17_47_35.cal	6/19/2020 11:21:55 PM

Mean Area 3.524
Mean Conc. 0.8835mg/L

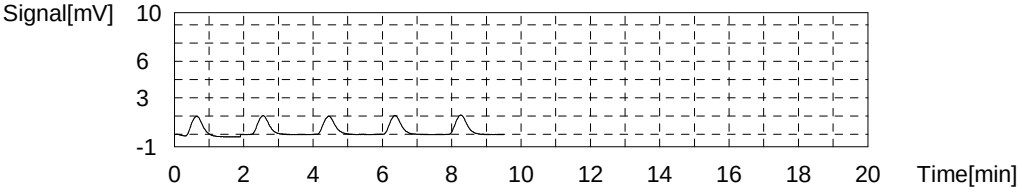

Sample

Sample Name: 280-137390-J-4
Sample ID:
Origin: NPOC.met
Status Completed
Chk. Result

Type	Anal.	Manual Dilution	Result
Unknown	NPOC	1.000	NPOC:0.9201mg/L

1. Det

Anal.: NPOC

No.	Area	Conc.	Inj. Vol.	Aut. Dil.	Ex.	Cal. Curve	Date / Time
1	3.684	0.9294mg/L	50uL	1		TOC3.2020_06_11_17_47_35.cal	6/19/2020 11:30:26 PM
2	3.643	0.9176mg/L	50uL	1		TOC3.2020_06_11_17_47_35.cal	6/19/2020 11:32:30 PM
3	3.595	0.9038mg/L	50uL	1		TOC3.2020_06_11_17_47_35.cal	6/19/2020 11:34:34 PM
4	3.685	0.9297mg/L	50uL	1		TOC3.2020_06_11_17_47_35.cal	6/19/2020 11:36:38 PM

Mean Area 3.652
Mean Conc. 0.9201mg/L

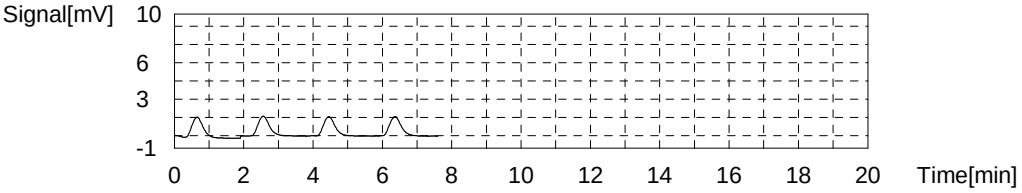

Sample

Sample Name: ccv
Sample ID:
Origin: NPOC.met
Status Completed
Chk. Result

Type	Anal.	Manual Dilution	Result
Unknown	NPOC	1.000	NPOC:25.48mg/L

1. Det

Anal.: NPOC

No.	Area	Conc.	Inj. Vol.	Aut. Dil.	Ex.	Cal. Curve	Date / Time
1	88.24	25.21mg/L	50uL	1		TOC3.2020_06_11_17_47_35.cal	6/19/2020 11:45:09 PM
2	87.21	24.91mg/L	50uL	1		TOC3.2020_06_11_17_47_35.cal	6/19/2020 11:47:13 PM
3	90.16	25.76mg/L	50uL	1		TOC3.2020_06_11_17_47_35.cal	6/19/2020 11:49:17 PM
4	91.06	26.02mg/L	50uL	1		TOC3.2020_06_11_17_47_35.cal	6/19/2020 11:51:21 PM

Mean Area 89.17
Mean Conc. 25.48mg/L

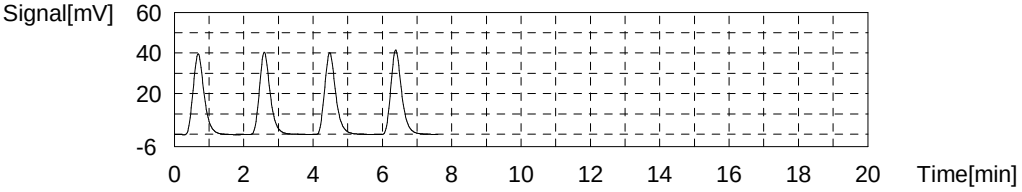

Sample

Sample Name: ccb
Sample ID:
Origin: NPOC.met
Status Completed
Chk. Result

Type	Anal.	Manual Dilution	Result
Unknown	NPOC	1.000	NPOC:-0.04040mg/L

1. Det

Anal.: NPOC

No.	Area	Conc.	Inj. Vol.	Aut. Dil.	Ex.	Cal. Curve	Date / Time
1	0.3222	-0.03597mg/L	50uL	1		TOC3.2020_06_11_17_47_35.cal	6/19/2020 11:59:52 PM
2	0.3197	-0.03669mg/L	50uL	1		TOC3.2020_06_11_17_47_35.cal	6/20/2020 12:01:56 AM
3	1.473	0.2945mg/L	50uL	1	E	TOC3.2020_06_11_17_47_35.cal	6/20/2020 12:04:00 AM
4	0.5525	0.03016mg/L	50uL	1	E	TOC3.2020_06_11_17_47_35.cal	6/20/2020 12:06:04 AM
5	0.2771	-0.04892mg/L	50uL	1		TOC3.2020_06_11_17_47_35.cal	6/20/2020 12:08:08 AM
6	0.3081	-0.04002mg/L	50uL	1		TOC3.2020_06_11_17_47_35.cal	6/20/2020 12:10:11 AM

Mean Area 0.3068
Mean Conc. -0.04040mg/L

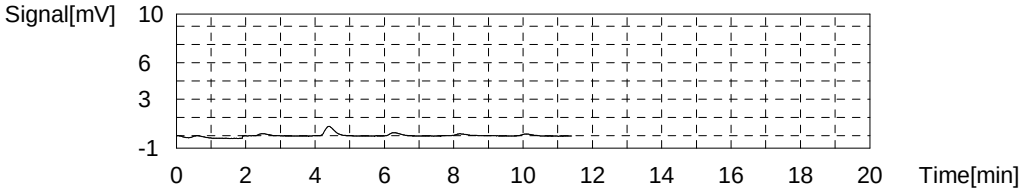

Sample

Sample Name: 280-137390-K-5
Sample ID:
Origin: NPOC.met
Status Completed
Chk. Result

Type	Anal.	Manual Dilution	Result
Unknown	NPOC	1.000	NPOC:0.7457mg/L

1. Det

Anal.: NPOC

No.	Area	Conc.	Inj. Vol.	Aut. Dil.	Ex.	Cal. Curve	Date / Time
1	2.707	0.6488mg/L	50uL	1	E	TOC3.2020_06_11_17_47_35.cal	6/20/2020 12:18:37 AM
2	2.814	0.6795mg/L	50uL	1	E	TOC3.2020_06_11_17_47_35.cal	6/20/2020 12:20:41 AM
3	2.900	0.7042mg/L	50uL	1		TOC3.2020_06_11_17_47_35.cal	6/20/2020 12:22:45 AM
4	3.048	0.7467mg/L	50uL	1		TOC3.2020_06_11_17_47_35.cal	6/20/2020 12:24:49 AM
5	3.129	0.7700mg/L	50uL	1		TOC3.2020_06_11_17_47_35.cal	6/20/2020 12:26:53 AM
6	3.101	0.7620mg/L	50uL	1		TOC3.2020_06_11_17_47_35.cal	6/20/2020 12:28:57 AM

Mean Area 3.045
Mean Conc. 0.7457mg/L

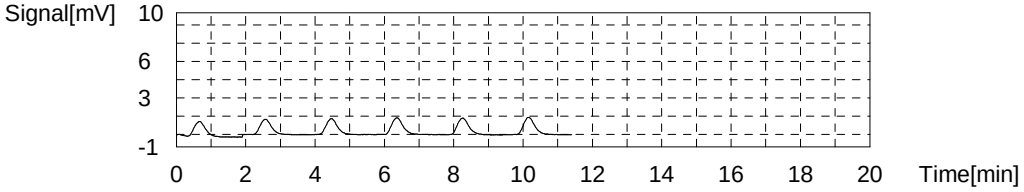

Sample

Sample Name: 280-137335-K-1
Sample ID:
Origin: NPOC.met
Status Completed
Chk. Result

Type	Anal.	Manual Dilution	Result
Unknown	NPOC	1.000	NPOC:9.601mg/L

1. Det

Anal.: NPOC

No.	Area	Conc.	Inj. Vol.	Aut. Dil.	Ex.	Cal. Curve	Date / Time
1	33.12	9.382mg/L	50uL	1		TOC3.2020_06_11_17_47_35.cal	6/20/2020 12:37:22 AM
2	33.98	9.629mg/L	50uL	1		TOC3.2020_06_11_17_47_35.cal	6/20/2020 12:39:26 AM
3	34.14	9.675mg/L	50uL	1		TOC3.2020_06_11_17_47_35.cal	6/20/2020 12:41:30 AM
4	34.29	9.718mg/L	50uL	1		TOC3.2020_06_11_17_47_35.cal	6/20/2020 12:43:34 AM

Mean Area 33.88
Mean Conc. 9.601mg/L

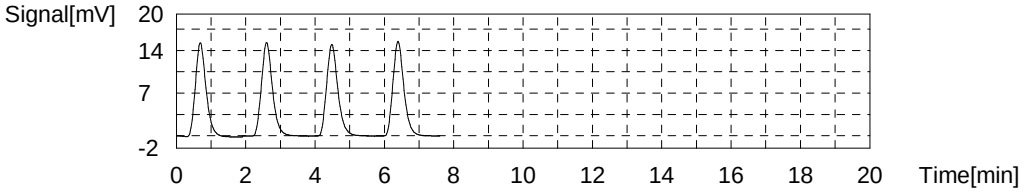

Sample

Sample Name: 280-137335-K-2
Sample ID:
Origin: NPOC.met
Status Completed
Chk. Result

Type	Anal.	Manual Dilution	Result
Unknown	NPOC	1.000	NPOC:25.29mg/L

1. Det

Anal.: NPOC

No.	Area	Conc.	Inj. Vol.	Aut. Dil.	Ex.	Cal. Curve	Date / Time
1	87.39	24.97mg/L	50uL	1		TOC3.2020_06_11_17_47_35.cal	6/20/2020 12:52:06 AM
2	87.57	25.02mg/L	50uL	1		TOC3.2020_06_11_17_47_35.cal	6/20/2020 12:54:10 AM
3	88.71	25.34mg/L	50uL	1		TOC3.2020_06_11_17_47_35.cal	6/20/2020 12:56:29 AM
4	90.45	25.84mg/L	50uL	1		TOC3.2020_06_11_17_47_35.cal	6/20/2020 12:58:33 AM

Mean Area 88.53
Mean Conc. 25.29mg/L

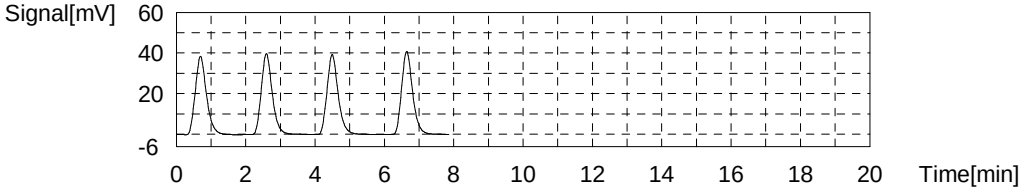

Sample

Sample Name: 280-137335-K-3
Sample ID:
Origin: NPOC.met
Status Completed
Chk. Result

Type	Anal.	Manual Dilution	Result
Unknown	NPOC	1.000	NPOC:8.861mg/L

1. Det

Anal.: NPOC

No.	Area	Conc.	Inj. Vol.	Aut. Dil.	Ex.	Cal. Curve	Date / Time
1	30.98	8.767mg/L	50uL	1		TOC3.2020_06_11_17_47_35.cal	6/20/2020 1:07:05 AM
2	30.65	8.673mg/L	50uL	1		TOC3.2020_06_11_17_47_35.cal	6/20/2020 1:09:09 AM
3	31.58	8.940mg/L	50uL	1		TOC3.2020_06_11_17_47_35.cal	6/20/2020 1:11:13 AM
4	32.02	9.066mg/L	50uL	1		TOC3.2020_06_11_17_47_35.cal	6/20/2020 1:13:17 AM

Mean Area 31.31
Mean Conc. 8.861mg/L

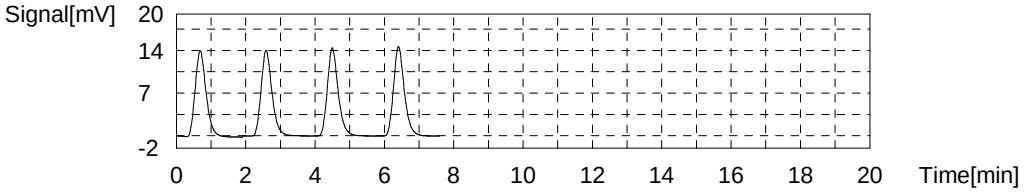

Sample

Sample Name: 280-137335-J-4
Sample ID:
Origin: NPOC.met
Status Completed
Chk. Result

Type	Anal.	Manual Dilution	Result
Unknown	NPOC	1.000	NPOC:20.74mg/L

1. Det

Anal.: NPOC

No.	Area	Conc.	Inj. Vol.	Aut. Dil.	Ex.	Cal. Curve	Date / Time
1	70.77	20.19mg/L	50uL	1	E	TOC3.2020_06_11_17_47_35.cal	6/20/2020 1:21:49 AM
2	69.90	19.94mg/L	50uL	1	E	TOC3.2020_06_11_17_47_35.cal	6/20/2020 1:23:53 AM
3	70.86	20.22mg/L	50uL	1		TOC3.2020_06_11_17_47_35.cal	6/20/2020 1:25:57 AM
4	73.42	20.95mg/L	50uL	1		TOC3.2020_06_11_17_47_35.cal	6/20/2020 1:28:01 AM
5	73.23	20.90mg/L	50uL	1		TOC3.2020_06_11_17_47_35.cal	6/20/2020 1:30:05 AM
6	73.23	20.90mg/L	50uL	1		TOC3.2020_06_11_17_47_35.cal	6/20/2020 1:32:08 AM

Mean Area 72.69
Mean Conc. 20.74mg/L

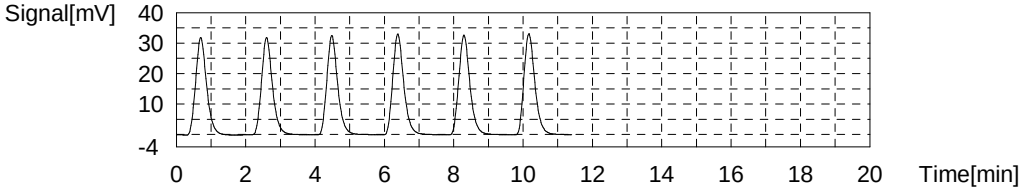

Sample

Sample Name: lcs
Sample ID:
Origin: NPOC.met
Status Completed
Chk. Result

Type	Anal.	Manual Dilution	Result
Unknown	NPOC	1.000	NPOC:25.35mg/L

1. Det

Anal.: NPOC

No.	Area	Conc.	Inj. Vol.	Aut. Dil.	Ex.	Cal. Curve	Date / Time
1	87.81	25.09mg/L	50uL	1		TOC3.2020_06_11_17_47_35.cal	6/20/2020 1:40:34 AM
2	87.50	25.00mg/L	50uL	1		TOC3.2020_06_11_17_47_35.cal	6/20/2020 1:42:38 AM
3	89.12	25.46mg/L	50uL	1		TOC3.2020_06_11_17_47_35.cal	6/20/2020 1:44:42 AM
4	92.38	26.40mg/L	50uL	1	E	TOC3.2020_06_11_17_47_35.cal	6/20/2020 1:46:46 AM
5	92.38	26.40mg/L	50uL	1	E	TOC3.2020_06_11_17_47_35.cal	6/20/2020 1:48:49 AM
6	90.52	25.86mg/L	50uL	1		TOC3.2020_06_11_17_47_35.cal	6/20/2020 1:50:53 AM

Mean Area 88.74
Mean Conc. 25.35mg/L

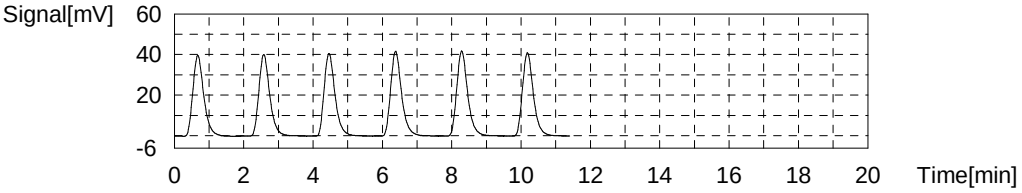

Sample

Sample Name: mb
Sample ID:
Origin: NPOC.met
Status Completed
Chk. Result

Type	Anal.	Manual Dilution	Result
Unknown	NPOC	1.000	NPOC:-0.02012mg/L

1. Det

Anal.: NPOC

No.	Area	Conc.	Inj. Vol.	Aut. Dil.	Ex.	Cal. Curve	Date / Time
1	0.3474	-0.02874mg/L	50uL	1		TOC3.2020_06_11_17_47_35.cal	6/20/2020 1:59:19 AM
2	0.3629	-0.02429mg/L	50uL	1		TOC3.2020_06_11_17_47_35.cal	6/20/2020 2:01:23 AM
3	0.3381	-0.03141mg/L	50uL	1		TOC3.2020_06_11_17_47_35.cal	6/20/2020 2:03:27 AM
4	0.4612	0.00394mg/L	50uL	1		TOC3.2020_06_11_17_47_35.cal	6/20/2020 2:05:31 AM

Mean Area 0.3774
Mean Conc. -0.02012mg/L

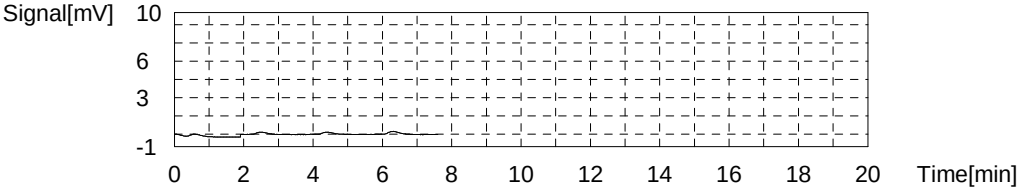

Sample

Sample Name: tic
Sample ID:
Origin: NPOC.met
Status Completed
Chk. Result

Type	Anal.	Manual Dilution	Result
Unknown	NPOC	1.000	NPOC:0.1058mg/L

1. Det

Anal.: NPOC

No.	Area	Conc.	Inj. Vol.	Aut. Dil.	Ex.	Cal. Curve	Date / Time
1	0.8311	0.1102mg/L	50uL	1		TOC3.2020_06_11_17_47_35.cal	6/20/2020 2:14:03 AM
2	0.8151	0.1056mg/L	50uL	1		TOC3.2020_06_11_17_47_35.cal	6/20/2020 2:16:07 AM
3	0.8171	0.1061mg/L	50uL	1		TOC3.2020_06_11_17_47_35.cal	6/20/2020 2:18:11 AM
4	0.7998	0.1012mg/L	50uL	1		TOC3.2020_06_11_17_47_35.cal	6/20/2020 2:20:15 AM

Mean Area 0.8158
Mean Conc. 0.1058mg/L

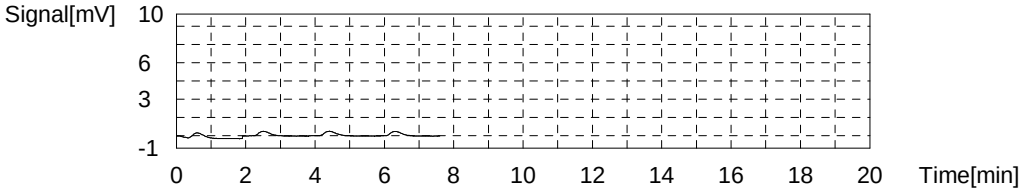

Sample

Sample Name: 280-137398-D-1
Sample ID:
Origin: NPOC.met
Status Completed
Chk. Result

Type	Anal.	Manual Dilution	Result
Unknown	NPOC	1.000	NPOC:2.765mg/L

1. Det

Anal.: NPOC

No.	Area	Conc.	Inj. Vol.	Aut. Dil.	Ex.	Cal. Curve	Date / Time
1	9.442	2.583mg/L	50uL	1	E	TOC3.2020_06_11_17_47_35.cal	6/20/2020 2:28:47 AM
2	9.652	2.643mg/L	50uL	1	E	TOC3.2020_06_11_17_47_35.cal	6/20/2020 2:30:51 AM
3	9.921	2.720mg/L	50uL	1		TOC3.2020_06_11_17_47_35.cal	6/20/2020 2:32:55 AM
4	10.06	2.760mg/L	50uL	1		TOC3.2020_06_11_17_47_35.cal	6/20/2020 2:34:59 AM
5	10.20	2.800mg/L	50uL	1		TOC3.2020_06_11_17_47_35.cal	6/20/2020 2:37:03 AM
6	10.13	2.780mg/L	50uL	1		TOC3.2020_06_11_17_47_35.cal	6/20/2020 2:39:06 AM

Mean Area 10.08
Mean Conc. 2.765mg/L

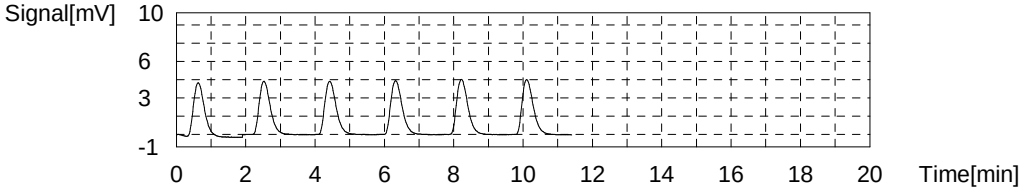

Sample

Sample Name: ms 280-137398-D-1
Sample ID:
Origin: NPOC.met
Status Completed
Chk. Result

Type	Anal.	Manual Dilution	Result
Unknown	NPOC	1.000	NPOC:28.26mg/L

1. Det

Anal.: NPOC

No.	Area	Conc.	Inj. Vol.	Aut. Dil.	Ex.	Cal. Curve	Date / Time
1	97.61	27.90mg/L	50uL	1		TOC3.2020_06_11_17_47_35.cal	6/20/2020 2:47:32 AM
2	97.49	27.87mg/L	50uL	1		TOC3.2020_06_11_17_47_35.cal	6/20/2020 2:49:50 AM
3	99.43	28.42mg/L	50uL	1		TOC3.2020_06_11_17_47_35.cal	6/20/2020 2:51:54 AM
4	100.9	28.84mg/L	50uL	1		TOC3.2020_06_11_17_47_35.cal	6/20/2020 2:53:58 AM

Mean Area 98.86
Mean Conc. 28.26mg/L

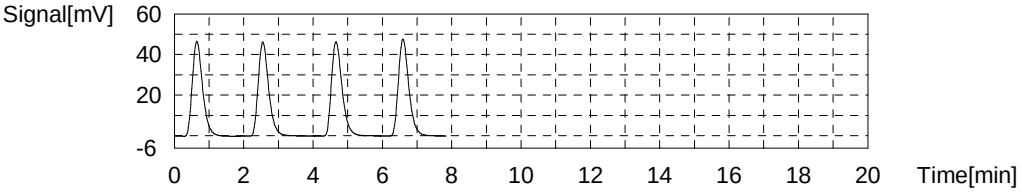

Sample

Sample Name: ccv
Sample ID:
Origin: NPOC.met
Status Completed
Chk. Result

Type	Anal.	Manual Dilution	Result
Unknown	NPOC	1.000	NPOC:26.23mg/L

1. Det

Anal.: NPOC

No.	Area	Conc.	Inj. Vol.	Aut. Dil.	Ex.	Cal. Curve	Date / Time
1	86.34	24.66mg/L	50uL	1	E	TOC3.2020_06_11_17_47_35.cal	6/20/2020 3:02:30 AM
2	87.53	25.01mg/L	50uL	1	E	TOC3.2020_06_11_17_47_35.cal	6/20/2020 3:04:34 AM
3	90.69	25.91mg/L	50uL	1		TOC3.2020_06_11_17_47_35.cal	6/20/2020 3:06:38 AM
4	92.04	26.30mg/L	50uL	1		TOC3.2020_06_11_17_47_35.cal	6/20/2020 3:08:42 AM
5	92.72	26.50mg/L	50uL	1		TOC3.2020_06_11_17_47_35.cal	6/20/2020 3:10:45 AM
6	91.75	26.22mg/L	50uL	1		TOC3.2020_06_11_17_47_35.cal	6/20/2020 3:12:49 AM

Mean Area 91.80
Mean Conc. 26.23mg/L

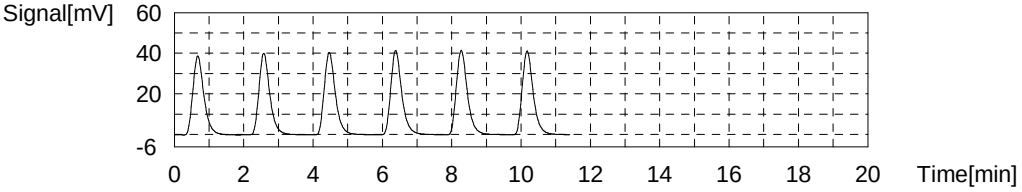

Sample

Sample Name: ccb
Sample ID:
Origin: NPOC.met
Status Completed
Chk. Result

Type	Anal.	Manual Dilution	Result
Unknown	NPOC	1.000	NPOC:-0.01694mg/L

1. Det

Anal.: NPOC

No.	Area	Conc.	Inj. Vol.	Aut. Dil.	Ex.	Cal. Curve	Date / Time
1	0.3487	-0.02836mg/L	50uL	1		TOC3.2020_06_11_17_47_35.cal	6/20/2020 3:21:15 AM
2	0.3285	-0.03416mg/L	50uL	1		TOC3.2020_06_11_17_47_35.cal	6/20/2020 3:23:19 AM
3	0.3856	-0.01777mg/L	50uL	1		TOC3.2020_06_11_17_47_35.cal	6/20/2020 3:25:23 AM
4	0.4912	0.01255mg/L	50uL	1		TOC3.2020_06_11_17_47_35.cal	6/20/2020 3:27:27 AM

Mean Area 0.3885
Mean Conc. -0.01694mg/L

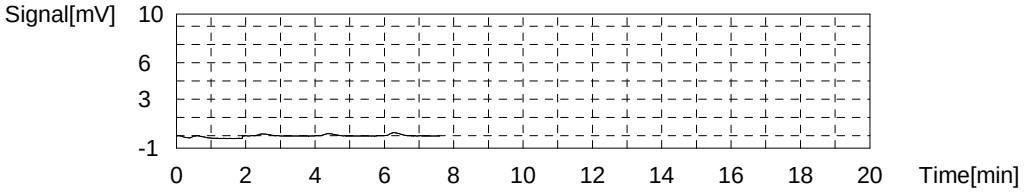

Sample

Sample Name: msd 280-137398-D-1
Sample ID:
Origin: NPOC.met
Status Completed
Chk. Result

Type	Anal.	Manual Dilution	Result
Unknown	NPOC	1.000	NPOC:28.93mg/L

1. Det

Anal.: NPOC

No.	Area	Conc.	Inj. Vol.	Aut. Dil.	Ex.	Cal. Curve	Date / Time
1	96.96	27.71mg/L	50uL	1	E	TOC3.2020_06_11_17_47_35.cal	6/20/2020 3:35:59 AM
2	97.32	27.82mg/L	50uL	1	E	TOC3.2020_06_11_17_47_35.cal	6/20/2020 3:38:03 AM
3	99.34	28.40mg/L	50uL	1		TOC3.2020_06_11_17_47_35.cal	6/20/2020 3:40:07 AM
4	101.9	29.13mg/L	50uL	1		TOC3.2020_06_11_17_47_35.cal	6/20/2020 3:42:11 AM
5	102.3	29.25mg/L	50uL	1		TOC3.2020_06_11_17_47_35.cal	6/20/2020 3:44:14 AM
6	101.3	28.96mg/L	50uL	1		TOC3.2020_06_11_17_47_35.cal	6/20/2020 3:46:18 AM

Mean Area 101.2
Mean Conc. 28.93mg/L

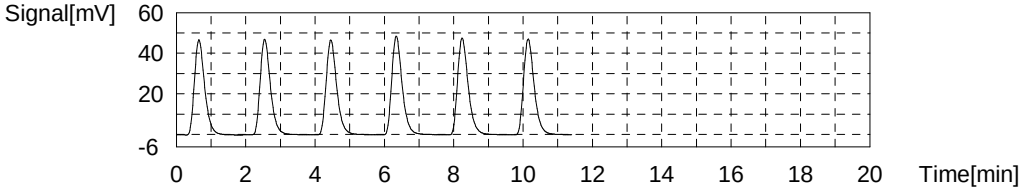

Sample

Sample Name: 550-142995-C-1
Sample ID:
Origin: NPOC.met
Status Completed
Chk. Result

Type	Anal.	Manual Dilution	Result
Unknown	NPOC	1.000	NPOC:2.709mg/L

1. Det

Anal.: NPOC

No.	Area	Conc.	Inj. Vol.	Aut. Dil.	Ex.	Cal. Curve	Date / Time
1	9.674	2.649mg/L	50uL	1		TOC3.2020_06_11_17_47_35.cal	6/20/2020 3:54:44 AM
2	9.478	2.593mg/L	50uL	1	E	TOC3.2020_06_11_17_47_35.cal	6/20/2020 3:56:48 AM
3	10.45	2.872mg/L	50uL	1	E	TOC3.2020_06_11_17_47_35.cal	6/20/2020 3:58:52 AM
4	9.873	2.707mg/L	50uL	1		TOC3.2020_06_11_17_47_35.cal	6/20/2020 4:00:56 AM
5	10.05	2.757mg/L	50uL	1		TOC3.2020_06_11_17_47_35.cal	6/20/2020 4:02:59 AM
6	9.924	2.721mg/L	50uL	1		TOC3.2020_06_11_17_47_35.cal	6/20/2020 4:05:03 AM

Mean Area 9.880
Mean Conc. 2.709mg/L

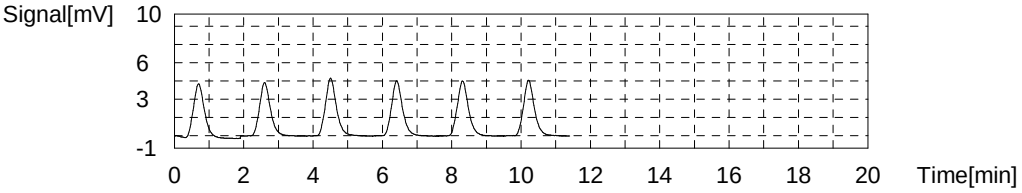

Sample

Sample Name: 550-142472-A-1
Sample ID:
Origin: NPOC.met
Status Completed
Chk. Result

Type	Anal.	Manual Dilution	Result
Unknown	NPOC	1.000	NPOC:0.5671mg/L

1. Det

Anal.: NPOC

No.	Area	Conc.	Inj. Vol.	Aut. Dil.	Ex.	Cal. Curve	Date / Time
1	2.471	0.5811mg/L	50uL	1		TOC3.2020_06_11_17_47_35.cal	6/20/2020 4:13:29 AM
2	2.377	0.5541mg/L	50uL	1		TOC3.2020_06_11_17_47_35.cal	6/20/2020 4:15:36 AM
3	2.396	0.5595mg/L	50uL	1		TOC3.2020_06_11_17_47_35.cal	6/20/2020 4:17:40 AM
4	2.730	0.6554mg/L	50uL	1	E	TOC3.2020_06_11_17_47_35.cal	6/20/2020 4:19:43 AM
5	2.445	0.5736mg/L	50uL	1		TOC3.2020_06_11_17_47_35.cal	6/20/2020 4:21:47 AM

Mean Area 2.422
Mean Conc. 0.5671mg/L

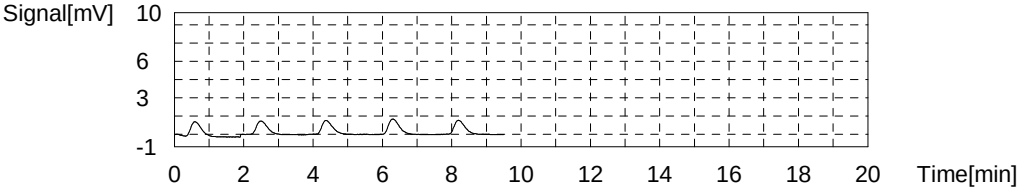

Sample

Sample Name: 550-142472-B-2
Sample ID:
Origin: NPOC.met
Status Completed
Chk. Result

Type	Anal.	Manual Dilution	Result
Unknown	NPOC	1.000	NPOC:1.251mg/L

1. Det

Anal.: NPOC

No.	Area	Conc.	Inj. Vol.	Aut. Dil.	Ex.	Cal. Curve	Date / Time
1	4.551	1.178mg/L	50uL	1	E	TOC3.2020_06_11_17_47_35.cal	6/20/2020 4:30:19 AM
2	4.788	1.246mg/L	50uL	1		TOC3.2020_06_11_17_47_35.cal	6/20/2020 4:32:23 AM
3	4.750	1.235mg/L	50uL	1		TOC3.2020_06_11_17_47_35.cal	6/20/2020 4:34:27 AM
4	5.768	1.528mg/L	50uL	1	E	TOC3.2020_06_11_17_47_35.cal	6/20/2020 4:36:31 AM
5	4.827	1.258mg/L	50uL	1		TOC3.2020_06_11_17_47_35.cal	6/20/2020 4:38:34 AM
6	4.853	1.265mg/L	50uL	1		TOC3.2020_06_11_17_47_35.cal	6/20/2020 4:40:38 AM

Mean Area 4.805
Mean Conc. 1.251mg/L

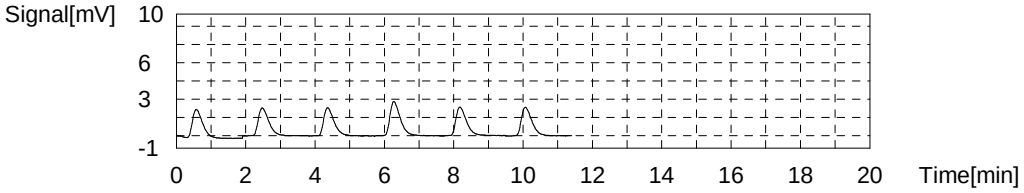

Sample

Sample Name: 550-143401-B-1
Sample ID:
Origin: NPOC.met
Status Completed
Chk. Result

Type	Anal.	Manual Dilution	Result
Unknown	NPOC	1.000	NPOC:11.50mg/L

1. Det

Anal.: NPOC

No.	Area	Conc.	Inj. Vol.	Aut. Dil.	Ex.	Cal. Curve	Date / Time
1	39.64	11.25mg/L	50uL	1		TOC3.2020_06_11_17_47_35.cal	6/20/2020 4:49:06 AM
2	39.95	11.34mg/L	50uL	1		TOC3.2020_06_11_17_47_35.cal	6/20/2020 4:51:12 AM
3	41.18	11.70mg/L	50uL	1		TOC3.2020_06_11_17_47_35.cal	6/20/2020 4:53:19 AM
4	41.18	11.70mg/L	50uL	1		TOC3.2020_06_11_17_47_35.cal	6/20/2020 4:55:30 AM

Mean Area 40.49
Mean Conc. 11.50mg/L

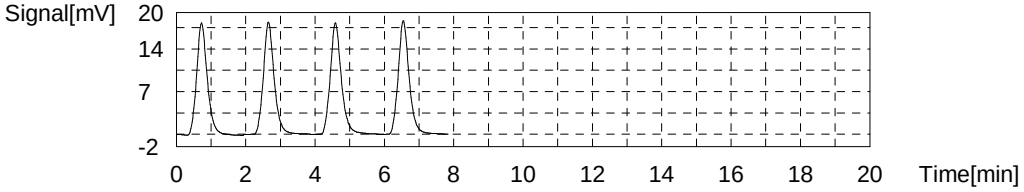

Sample

Sample Name: 550-143401-B-2
Sample ID:
Origin: NPOC.met
Status Completed
Chk. Result

Type	Anal.	Manual Dilution	Result
Unknown	NPOC	1.000	NPOC:10.87mg/L

1. Det

Anal.: NPOC

No.	Area	Conc.	Inj. Vol.	Aut. Dil.	Ex.	Cal. Curve	Date / Time
1	36.39	10.32mg/L	50uL	1	E	TOC3.2020_06_11_17_47_35.cal	6/20/2020 5:04:07 AM
2	36.71	10.41mg/L	50uL	1	E	TOC3.2020_06_11_17_47_35.cal	6/20/2020 5:06:14 AM
3	37.72	10.70mg/L	50uL	1		TOC3.2020_06_11_17_47_35.cal	6/20/2020 5:08:18 AM
4	38.42	10.90mg/L	50uL	1		TOC3.2020_06_11_17_47_35.cal	6/20/2020 5:10:32 AM
5	38.82	11.02mg/L	50uL	1		TOC3.2020_06_11_17_47_35.cal	6/20/2020 5:12:36 AM
6	38.24	10.85mg/L	50uL	1		TOC3.2020_06_11_17_47_35.cal	6/20/2020 5:14:41 AM

Mean Area 38.30
Mean Conc. 10.87mg/L

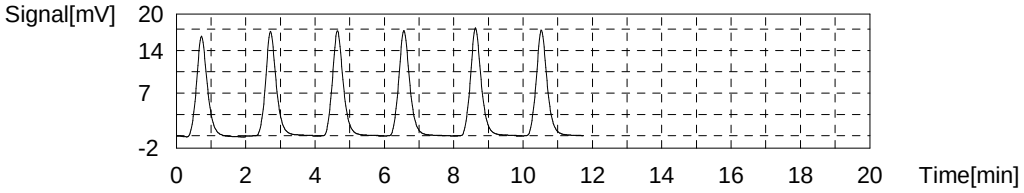

Sample

Sample Name: 550-143401-A-3
Sample ID:
Origin: NPOC.met
Status Completed
Chk. Result

Type	Anal.	Manual Dilution	Result
Unknown	NPOC	1.000	NPOC:10.68mg/L

1. Det

Anal.: NPOC

No.	Area	Conc.	Inj. Vol.	Aut. Dil.	Ex.	Cal. Curve	Date / Time
1	37.01	10.50mg/L	50uL	1		TOC3.2020_06_11_17_47_35.cal	6/20/2020 5:23:11 AM
2	37.09	10.52mg/L	50uL	1		TOC3.2020_06_11_17_47_35.cal	6/20/2020 5:25:15 AM
3	38.02	10.79mg/L	50uL	1		TOC3.2020_06_11_17_47_35.cal	6/20/2020 5:27:19 AM
4	38.45	10.91mg/L	50uL	1		TOC3.2020_06_11_17_47_35.cal	6/20/2020 5:29:22 AM

Mean Area 37.64
Mean Conc. 10.68mg/L

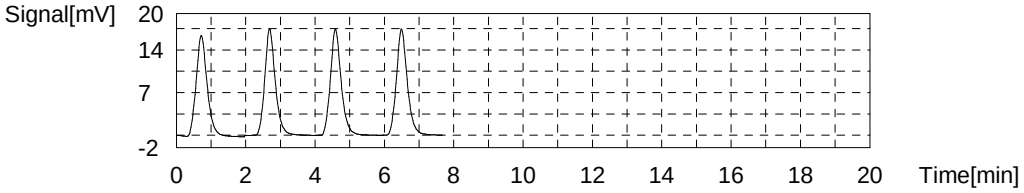

Sample

Sample Name: 550-143222-D-1
Sample ID:
Origin: NPOC.met
Status Completed
Chk. Result

Type	Anal.	Manual Dilution	Result
Unknown	NPOC	1.000	NPOC:10.70mg/L

1. Det

Anal.: NPOC

No.	Area	Conc.	Inj. Vol.	Aut. Dil.	Ex.	Cal. Curve	Date / Time
1	36.25	10.28mg/L	50uL	1	E	TOC3.2020_06_11_17_47_35.cal	6/20/2020 5:37:55 AM
2	36.20	10.27mg/L	50uL	1	E	TOC3.2020_06_11_17_47_35.cal	6/20/2020 5:39:59 AM
3	37.08	10.52mg/L	50uL	1		TOC3.2020_06_11_17_47_35.cal	6/20/2020 5:42:03 AM
4	38.06	10.80mg/L	50uL	1		TOC3.2020_06_11_17_47_35.cal	6/20/2020 5:44:07 AM
5	37.98	10.78mg/L	50uL	1		TOC3.2020_06_11_17_47_35.cal	6/20/2020 5:46:10 AM
6	37.67	10.69mg/L	50uL	1		TOC3.2020_06_11_17_47_35.cal	6/20/2020 5:48:14 AM

Mean Area 37.70
Mean Conc. 10.70mg/L

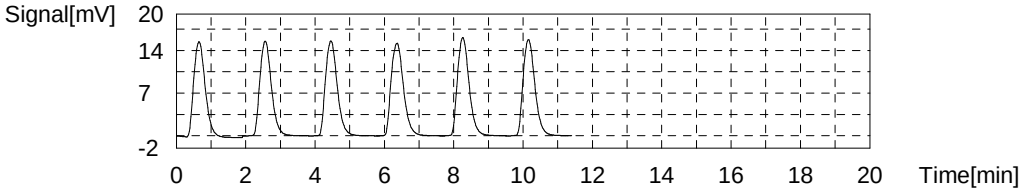

Sample

Sample Name: 550-143222-G-2
Sample ID:
Origin: NPOC.met
Status Completed
Chk. Result

Type	Anal.	Manual Dilution	Result
Unknown	NPOC	1.000	NPOC:2.553mg/L

1. Det

Anal.: NPOC

No.	Area	Conc.	Inj. Vol.	Aut. Dil.	Ex.	Cal. Curve	Date / Time
1	8.465	2.302mg/L	50uL	1	E	TOC3.2020_06_11_17_47_35.cal	6/20/2020 5:56:40 AM
2	9.394	2.569mg/L	50uL	1		TOC3.2020_06_11_17_47_35.cal	6/20/2020 5:58:44 AM
3	9.089	2.481mg/L	50uL	1		TOC3.2020_06_11_17_47_35.cal	6/20/2020 6:00:48 AM
4	9.426	2.578mg/L	50uL	1		TOC3.2020_06_11_17_47_35.cal	6/20/2020 6:02:52 AM
5	9.443	2.583mg/L	50uL	1		TOC3.2020_06_11_17_47_35.cal	6/20/2020 6:04:55 AM

Mean Area 9.338
Mean Conc. 2.553mg/L

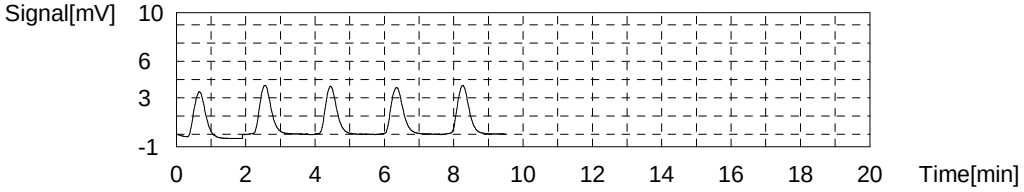

Sample

Sample Name: 280-137260-C-1
Sample ID:
Origin: NPOC.met
Status Completed
Chk. Result

Type	Anal.	Manual Dilution	Result
Unknown	NPOC	1.000	NPOC:11.22mg/L

1. Det

Anal.: NPOC

No.	Area	Conc.	Inj. Vol.	Aut. Dil.	Ex.	Cal. Curve	Date / Time
1	38.22	10.85mg/L	50uL	1	E	TOC3.2020_06_11_17_47_35.cal	6/20/2020 6:13:27 AM
2	38.76	11.00mg/L	50uL	1		TOC3.2020_06_11_17_47_35.cal	6/20/2020 6:15:31 AM
3	39.61	11.25mg/L	50uL	1		TOC3.2020_06_11_17_47_35.cal	6/20/2020 6:17:35 AM
4	39.99	11.35mg/L	50uL	1		TOC3.2020_06_11_17_47_35.cal	6/20/2020 6:19:39 AM
5	40.79	11.58mg/L	50uL	1	E	TOC3.2020_06_11_17_47_35.cal	6/20/2020 6:21:42 AM
6	39.71	11.27mg/L	50uL	1		TOC3.2020_06_11_17_47_35.cal	6/20/2020 6:23:46 AM

Mean Area 39.52
Mean Conc. 11.22mg/L

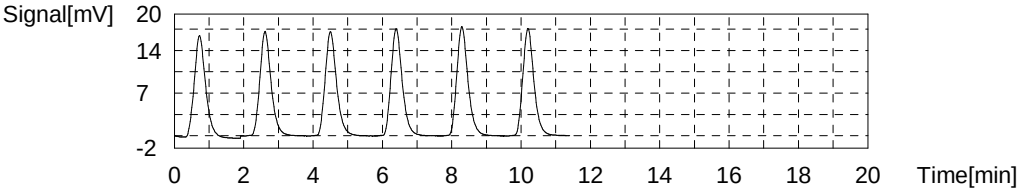

Sample

Sample Name: ccv
Sample ID:
Origin: NPOC.met
Status Completed
Chk. Result

Type	Anal.	Manual Dilution	Result
Unknown	NPOC	1.000	NPOC:26.07mg/L

1. Det

Anal.: NPOC

No.	Area	Conc.	Inj. Vol.	Aut. Dil.	Ex.	Cal. Curve	Date / Time
1	89.80	25.66mg/L	50uL	1		TOC3.2020_06_11_17_47_35.cal	6/20/2020 6:32:12 AM
2	89.61	25.60mg/L	50uL	1		TOC3.2020_06_11_17_47_35.cal	6/20/2020 6:34:16 AM
3	92.47	26.42mg/L	50uL	1		TOC3.2020_06_11_17_47_35.cal	6/20/2020 6:36:22 AM
4	93.04	26.59mg/L	50uL	1		TOC3.2020_06_11_17_47_35.cal	6/20/2020 6:38:25 AM

Mean Area 91.23
Mean Conc. 26.07mg/L

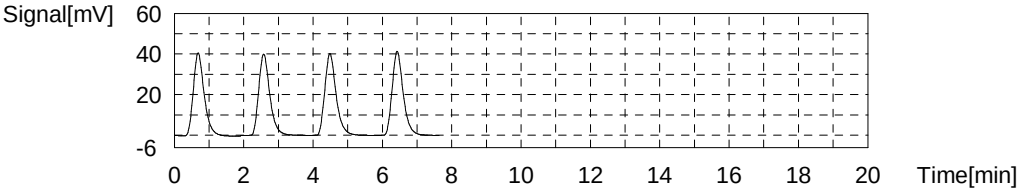

Sample

Sample Name: ccb
Sample ID:
Origin: NPOC.met
Status Completed
Chk. Result

Type	Anal.	Manual Dilution	Result
Unknown	NPOC	1.000	NPOC:0.04181mg/L

1. Det

Anal.: NPOC

No.	Area	Conc.	Inj. Vol.	Aut. Dil.	Ex.	Cal. Curve	Date / Time
1	0.000	-0.1285mg/L	50uL	1	E	TOC3.2020_06_11_17_47_35.cal	6/20/2020 6:46:58 AM
2	0.5993	0.04360mg/L	50uL	1		TOC3.2020_06_11_17_47_35.cal	6/20/2020 6:49:02 AM
3	0.6170	0.04868mg/L	50uL	1		TOC3.2020_06_11_17_47_35.cal	6/20/2020 6:51:06 AM
4	0.5682	0.03467mg/L	50uL	1		TOC3.2020_06_11_17_47_35.cal	6/20/2020 6:53:10 AM
5	0.5878	0.04029mg/L	50uL	1		TOC3.2020_06_11_17_47_35.cal	6/20/2020 6:55:13 AM

Mean Area 0.5931
Mean Conc. 0.04181mg/L

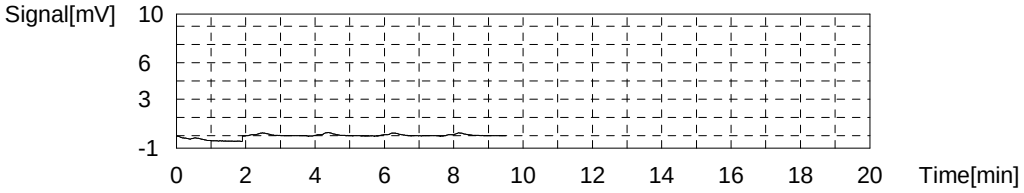

Sample

Sample Name: LCS 280-499394/1-A
Sample ID:
Origin: NPOC.met
Status Completed
Chk. Result

Type	Anal.	Manual Dilution	Result
Unknown	NPOC	1.000	NPOC:26.21mg/L

1. Det

Anal.: NPOC

No.	Area	Conc.	Inj. Vol.	Aut. Dil.	Ex.	Cal. Curve	Date / Time
1	89.84	25.67mg/L	50uL	1		TOC3.2020_06_11_17_47_35.cal	6/20/2020 7:03:45 AM
2	91.13	26.04mg/L	50uL	1		TOC3.2020_06_11_17_47_35.cal	6/20/2020 7:05:50 AM
3	92.18	26.34mg/L	50uL	1		TOC3.2020_06_11_17_47_35.cal	6/20/2020 7:07:54 AM
4	94.98	27.14mg/L	50uL	1	E	TOC3.2020_06_11_17_47_35.cal	6/20/2020 7:09:57 AM
5	93.75	26.79mg/L	50uL	1		TOC3.2020_06_11_17_47_35.cal	6/20/2020 7:12:01 AM

Mean Area 91.73
Mean Conc. 26.21mg/L

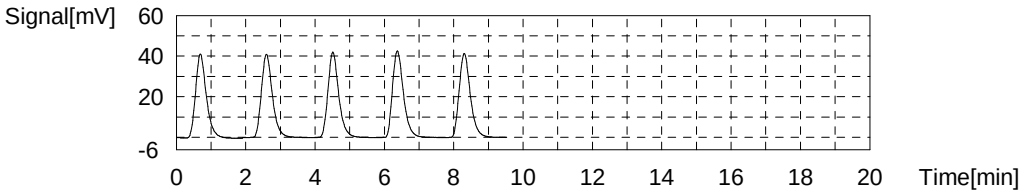

Sample

Sample Name: MB 280-499394/2-A
Sample ID:
Origin: NPOC.met
Status Completed
Chk. Result

Type	Anal.	Manual Dilution	Result
Unknown	NPOC	1.000	NPOC:0.4910mg/L

1. Det

Anal.: NPOC

No.	Area	Conc.	Inj. Vol.	Aut. Dil.	Ex.	Cal. Curve	Date / Time
1	2.170	0.4946mg/L	50uL	1		TOC3.2020_06_11_17_47_35.cal	6/20/2020 7:20:33 AM
2	2.218	0.5084mg/L	50uL	1		TOC3.2020_06_11_17_47_35.cal	6/20/2020 7:22:37 AM
3	2.124	0.4814mg/L	50uL	1		TOC3.2020_06_11_17_47_35.cal	6/20/2020 7:24:41 AM
4	2.117	0.4794mg/L	50uL	1		TOC3.2020_06_11_17_47_35.cal	6/20/2020 7:26:45 AM

Mean Area 2.157
Mean Conc. 0.4910mg/L

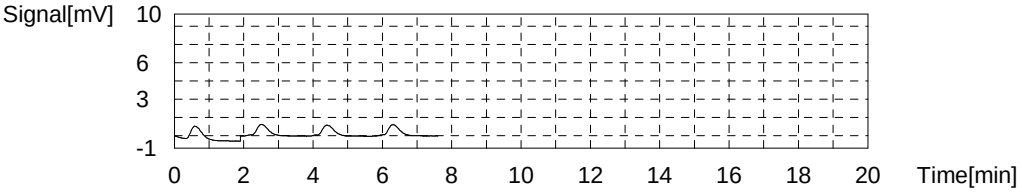

Sample

Sample Name: tic
Sample ID:
Origin: NPOC.met
Status Completed
Chk. Result

Type	Anal.	Manual Dilution	Result
Unknown	NPOC	1.000	NPOC:0.1649mg/L

1. Det

Anal.: NPOC

No.	Area	Conc.	Inj. Vol.	Aut. Dil.	Ex.	Cal. Curve	Date / Time
1	0.6866	0.06866mg/L	50uL	1		TOC3.2020_06_11_17_47_35.cal	6/20/2020 7:35:18 AM
2	2.642	0.6302mg/L	50uL	1	E	TOC3.2020_06_11_17_47_35.cal	6/20/2020 7:37:22 AM
3	1.250	0.2304mg/L	50uL	1		TOC3.2020_06_11_17_47_35.cal	6/20/2020 7:39:26 AM
4	1.027	0.1664mg/L	50uL	1		TOC3.2020_06_11_17_47_35.cal	6/20/2020 7:41:30 AM
5	1.123	0.1940mg/L	50uL	1		TOC3.2020_06_11_17_47_35.cal	6/20/2020 7:43:34 AM
6	1.688	0.3562mg/L	50uL	1	E	TOC3.2020_06_11_17_47_35.cal	6/20/2020 7:45:37 AM

Mean Area 1.022
Mean Conc. 0.1649mg/L

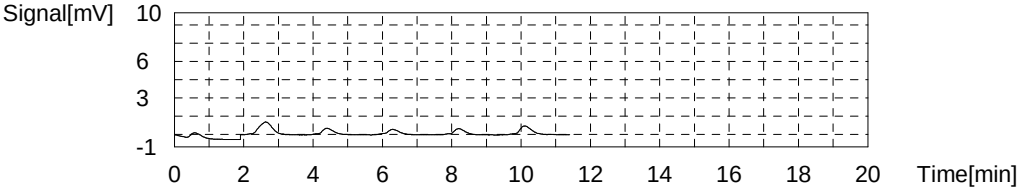

Sample

Sample Name: 280-137512-D-1-A
Sample ID:
Origin: NPOC.met
Status Completed
Chk. Result

Type	Anal.	Manual Dilution	Result
Unknown	NPOC	1.000	NPOC:3.724mg/L

1. Det

Anal.: NPOC

No.	Area	Conc.	Inj. Vol.	Aut. Dil.	Ex.	Cal. Curve	Date / Time
1	12.17	3.366mg/L	50uL	1	E	TOC3.2020_06_11_17_47_35.cal	6/20/2020 7:54:04 AM
2	12.73	3.527mg/L	50uL	1	E	TOC3.2020_06_11_17_47_35.cal	6/20/2020 7:56:08 AM
3	13.20	3.662mg/L	50uL	1		TOC3.2020_06_11_17_47_35.cal	6/20/2020 7:58:12 AM
4	13.36	3.708mg/L	50uL	1		TOC3.2020_06_11_17_47_35.cal	6/20/2020 8:00:15 AM
5	13.44	3.731mg/L	50uL	1		TOC3.2020_06_11_17_47_35.cal	6/20/2020 8:02:19 AM
6	13.67	3.797mg/L	50uL	1		TOC3.2020_06_11_17_47_35.cal	6/20/2020 8:04:23 AM

Mean Area 13.42
Mean Conc. 3.724mg/L

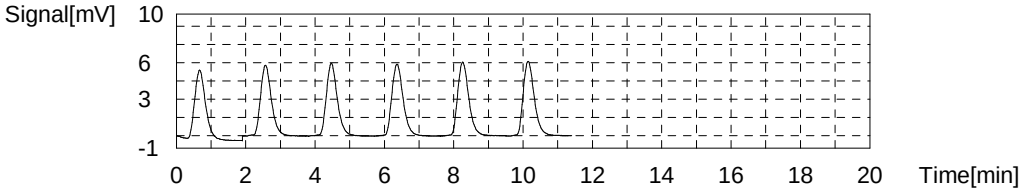

Sample

Sample Name: 280-137512-D-1-B MS
Sample ID:
Origin: NPOC.met
Status Completed
Chk. Result

Type	Anal.	Manual Dilution	Result
Unknown	NPOC	1.000	NPOC:29.55mg/L

1. Det

Anal.: NPOC

No.	Area	Conc.	Inj. Vol.	Aut. Dil.	Ex.	Cal. Curve	Date / Time
1	102.9	29.42mg/L	50uL	1		TOC3.2020_06_11_17_47_35.cal	6/20/2020 8:12:50 AM
2	101.3	28.96mg/L	50uL	1		TOC3.2020_06_11_17_47_35.cal	6/20/2020 8:14:54 AM
3	103.3	29.53mg/L	50uL	1		TOC3.2020_06_11_17_47_35.cal	6/20/2020 8:16:58 AM
4	105.9	30.28mg/L	50uL	1		TOC3.2020_06_11_17_47_35.cal	6/20/2020 8:19:02 AM

Mean Area 103.3
Mean Conc. 29.55mg/L

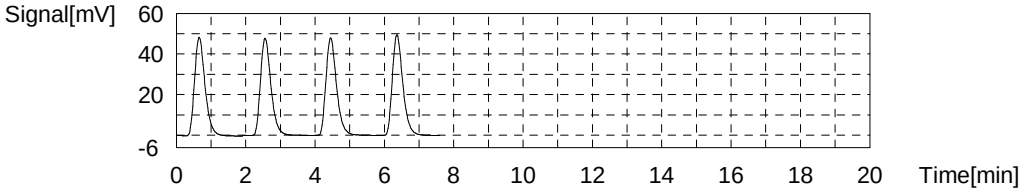

Sample

Sample Name: 280-137512-D-1-C MSD
Sample ID:
Origin: NPOC.met
Status Completed
Chk. Result

Type	Anal.	Manual Dilution	Result
Unknown	NPOC	1.000	NPOC:29.38mg/L

1. Det

Anal.: NPOC

No.	Area	Conc.	Inj. Vol.	Aut. Dil.	Ex.	Cal. Curve	Date / Time
1	100.8	28.82mg/L	50uL	1		TOC3.2020_06_11_17_47_35.cal	6/20/2020 8:27:35 AM
2	101.5	29.02mg/L	50uL	1		TOC3.2020_06_11_17_47_35.cal	6/20/2020 8:29:39 AM
3	103.7	29.65mg/L	50uL	1		TOC3.2020_06_11_17_47_35.cal	6/20/2020 8:31:43 AM
4	105.0	30.02mg/L	50uL	1		TOC3.2020_06_11_17_47_35.cal	6/20/2020 8:33:47 AM

Mean Area 102.8
Mean Conc. 29.38mg/L

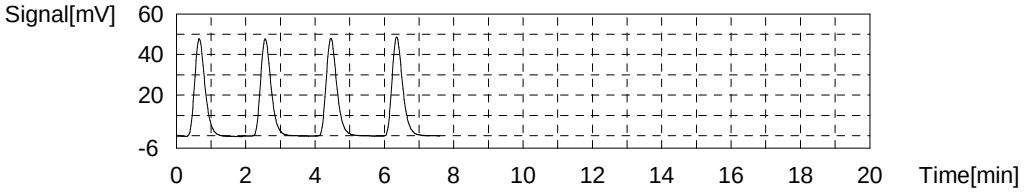

Sample

Sample Name: 280-137512-D-2-A
Sample ID:
Origin: NPOC.met
Status Completed
Chk. Result

Type	Anal.	Manual Dilution	Result
Unknown	NPOC	1.000	NPOC:3.051mg/L

1. Det

Anal.: NPOC

No.	Area	Conc.	Inj. Vol.	Aut. Dil.	Ex.	Cal. Curve	Date / Time
1	10.53	2.895mg/L	50uL	1	E	TOC3.2020_06_11_17_47_35.cal	6/20/2020 8:42:20 AM
2	10.88	2.996mg/L	50uL	1		TOC3.2020_06_11_17_47_35.cal	6/20/2020 8:44:24 AM
3	10.94	3.013mg/L	50uL	1		TOC3.2020_06_11_17_47_35.cal	6/20/2020 8:46:28 AM
4	11.16	3.076mg/L	50uL	1		TOC3.2020_06_11_17_47_35.cal	6/20/2020 8:48:32 AM
5	11.62	3.208mg/L	50uL	1	E	TOC3.2020_06_11_17_47_35.cal	6/20/2020 8:50:35 AM
6	11.31	3.119mg/L	50uL	1		TOC3.2020_06_11_17_47_35.cal	6/20/2020 8:52:39 AM

Mean Area 11.07
Mean Conc. 3.051mg/L

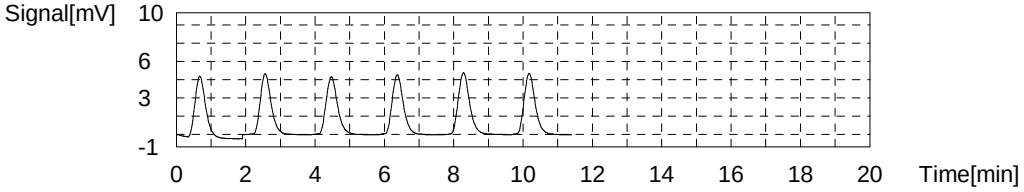

Sample

Sample Name: 280-137512-D-3-A
Sample ID:
Origin: NPOC.met
Status Completed
Chk. Result

Type	Anal.	Manual Dilution	Result
Unknown	NPOC	1.000	NPOC:4.202mg/L

1. Det

Anal.: NPOC

No.	Area	Conc.	Inj. Vol.	Aut. Dil.	Ex.	Cal. Curve	Date / Time
1	14.34	3.989mg/L	50uL	1	E	TOC3.2020_06_11_17_47_35.cal	6/20/2020 9:01:06 AM
2	14.49	4.032mg/L	50uL	1	E	TOC3.2020_06_11_17_47_35.cal	6/20/2020 9:03:10 AM
3	14.67	4.084mg/L	50uL	1		TOC3.2020_06_11_17_47_35.cal	6/20/2020 9:05:14 AM
4	15.20	4.236mg/L	50uL	1		TOC3.2020_06_11_17_47_35.cal	6/20/2020 9:07:17 AM
5	15.32	4.271mg/L	50uL	1		TOC3.2020_06_11_17_47_35.cal	6/20/2020 9:09:21 AM
6	15.13	4.216mg/L	50uL	1		TOC3.2020_06_11_17_47_35.cal	6/20/2020 9:11:25 AM

Mean Area 15.08
Mean Conc. 4.202mg/L

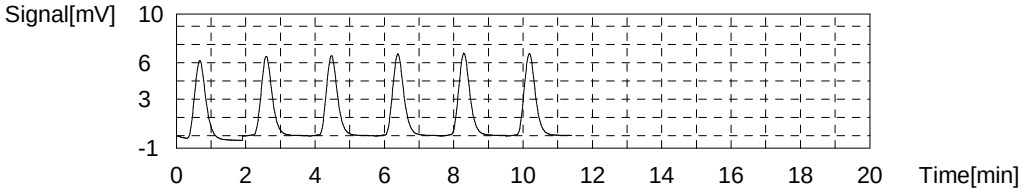

Sample

Sample Name: 280-137512-D-4-A
Sample ID:
Origin: NPOC.met
Status Completed
Chk. Result

Type	Anal.	Manual Dilution	Result
Unknown	NPOC	1.000	NPOC:10.11mg/L

1. Det

Anal.: NPOC

No.	Area	Conc.	Inj. Vol.	Aut. Dil.	Ex.	Cal. Curve	Date / Time
1	33.34	9.445mg/L	50uL	1	E	TOC3.2020_06_11_17_47_35.cal	6/20/2020 9:19:52 AM
2	34.14	9.675mg/L	50uL	1	E	TOC3.2020_06_11_17_47_35.cal	6/20/2020 9:21:56 AM
3	34.99	9.919mg/L	50uL	1		TOC3.2020_06_11_17_47_35.cal	6/20/2020 9:24:00 AM
4	35.72	10.13mg/L	50uL	1		TOC3.2020_06_11_17_47_35.cal	6/20/2020 9:26:04 AM
5	36.06	10.23mg/L	50uL	1		TOC3.2020_06_11_17_47_35.cal	6/20/2020 9:28:07 AM
6	35.82	10.16mg/L	50uL	1		TOC3.2020_06_11_17_47_35.cal	6/20/2020 9:30:11 AM

Mean Area 35.65
Mean Conc. 10.11mg/L

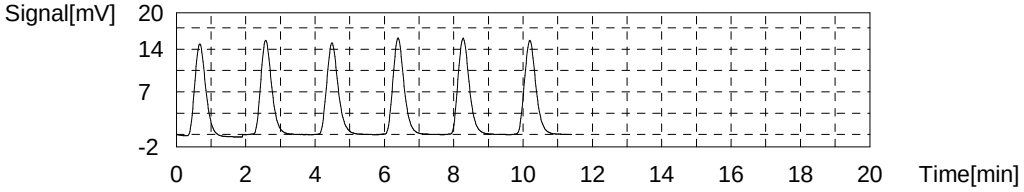

Sample

Sample Name: 280-137512-D-5-A
Sample ID:
Origin: NPOC.met
Status Completed
Chk. Result

Type	Anal.	Manual Dilution	Result
Unknown	NPOC	1.000	NPOC:5.972mg/L

1. Det

Anal.: NPOC

No.	Area	Conc.	Inj. Vol.	Aut. Dil.	Ex.	Cal. Curve	Date / Time
1	19.83	5.566mg/L	50uL	1	E	TOC3.2020_06_11_17_47_35.cal	6/20/2020 9:38:38 AM
2	20.27	5.692mg/L	50uL	1	E	TOC3.2020_06_11_17_47_35.cal	6/20/2020 9:40:42 AM
3	20.74	5.827mg/L	50uL	1		TOC3.2020_06_11_17_47_35.cal	6/20/2020 9:42:46 AM
4	21.38	6.011mg/L	50uL	1		TOC3.2020_06_11_17_47_35.cal	6/20/2020 9:44:49 AM
5	21.68	6.097mg/L	50uL	1		TOC3.2020_06_11_17_47_35.cal	6/20/2020 9:46:53 AM
6	21.18	5.953mg/L	50uL	1		TOC3.2020_06_11_17_47_35.cal	6/20/2020 9:48:57 AM

Mean Area 21.25
Mean Conc. 5.972mg/L

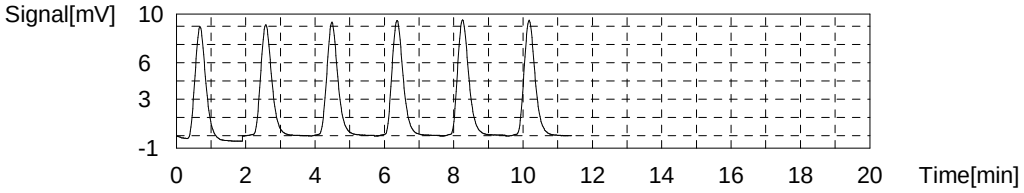

Sample

Sample Name: ccv
Sample ID:
Origin: NPOC.met
Status Completed
Chk. Result

Type	Anal.	Manual Dilution	Result
Unknown	NPOC	1.000	NPOC:26.32mg/L

1. Det

Anal.: NPOC

No.	Area	Conc.	Inj. Vol.	Aut. Dil.	Ex.	Cal. Curve	Date / Time
1	86.98	24.85mg/L	50uL	1	E	TOC3.2020_06_11_17_47_35.cal	6/20/2020 9:57:24 AM
2	88.86	25.39mg/L	50uL	1	E	TOC3.2020_06_11_17_47_35.cal	6/20/2020 9:59:28 AM
3	90.49	25.86mg/L	50uL	1		TOC3.2020_06_11_17_47_35.cal	6/20/2020 10:01:32 AM
4	92.99	26.57mg/L	50uL	1		TOC3.2020_06_11_17_47_35.cal	6/20/2020 10:03:35 AM
5	93.81	26.81mg/L	50uL	1		TOC3.2020_06_11_17_47_35.cal	6/20/2020 10:05:39 AM
6	91.08	26.03mg/L	50uL	1		TOC3.2020_06_11_17_47_35.cal	6/20/2020 10:07:43 AM

Mean Area 92.09
Mean Conc. 26.32mg/L

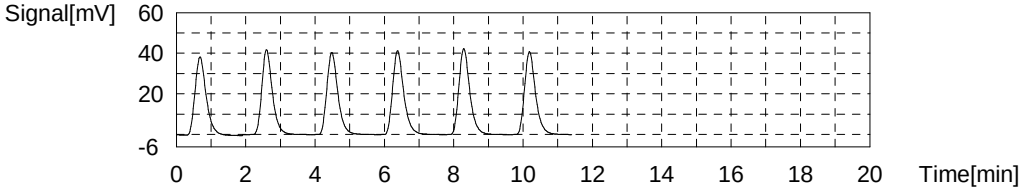

Sample

Sample Name: ccb
Sample ID:
Origin: NPOC.met
Status Completed
Chk. Result

Type	Anal.	Manual Dilution	Result
Unknown	NPOC	1.000	NPOC:0.05269mg/L

1. Det

Anal.: NPOC

No.	Area	Conc.	Inj. Vol.	Aut. Dil.	Ex.	Cal. Curve	Date / Time
1	0.1563	-0.08361mg/L	50uL	1	E	TOC3.2020_06_11_17_47_35.cal	6/20/2020 10:16:10 AM
2	0.6915	0.07007mg/L	50uL	1		TOC3.2020_06_11_17_47_35.cal	6/20/2020 10:18:14 AM
3	0.5755	0.03676mg/L	50uL	1		TOC3.2020_06_11_17_47_35.cal	6/20/2020 10:20:18 AM
4	0.6289	0.05210mg/L	50uL	1		TOC3.2020_06_11_17_47_35.cal	6/20/2020 10:22:21 AM
5	0.6280	0.05184mg/L	50uL	1		TOC3.2020_06_11_17_47_35.cal	6/20/2020 10:24:25 AM

Mean Area 0.6310
Mean Conc. 0.05269mg/L

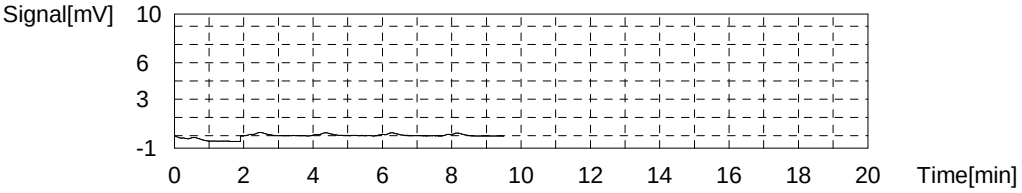

Sample

Sample Name: 280-137512-D-6-A
Sample ID:
Origin: NPOC.met
Status Completed
Chk. Result

Type	Anal.	Manual Dilution	Result
Unknown	NPOC	1.000	NPOC:13.96mg/L

1. Det

Anal.: NPOC

No.	Area	Conc.	Inj. Vol.	Aut. Dil.	Ex.	Cal. Curve	Date / Time
1	48.32	13.75mg/L	50uL	1		TOC3.2020_06_11_17_47_35.cal	6/20/2020 10:32:58 AM
2	48.70	13.86mg/L	50uL	1		TOC3.2020_06_11_17_47_35.cal	6/20/2020 10:35:02 AM
3	49.41	14.06mg/L	50uL	1		TOC3.2020_06_11_17_47_35.cal	6/20/2020 10:37:06 AM
4	49.83	14.18mg/L	50uL	1		TOC3.2020_06_11_17_47_35.cal	6/20/2020 10:39:09 AM

Mean Area 49.07
Mean Conc. 13.96mg/L

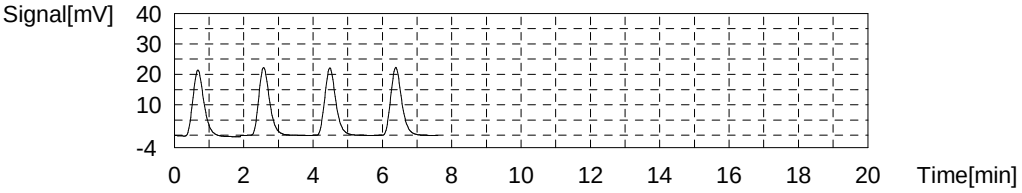

Sample

Sample Name: 280-137512-D-7-A
Sample ID:
Origin: NPOC.met
Status Completed
Chk. Result

Type	Anal.	Manual Dilution	Result
Unknown	NPOC	1.000	NPOC:3.948mg/L

1. Det

Anal.: NPOC

No.	Area	Conc.	Inj. Vol.	Aut. Dil.	Ex.	Cal. Curve	Date / Time
1	13.86	3.851mg/L	50uL	1		TOC3.2020_06_11_17_47_35.cal	6/20/2020 10:47:43 AM
2	14.28	3.972mg/L	50uL	1		TOC3.2020_06_11_17_47_35.cal	6/20/2020 10:49:47 AM
3	14.24	3.961mg/L	50uL	1		TOC3.2020_06_11_17_47_35.cal	6/20/2020 10:51:51 AM
4	14.40	4.006mg/L	50uL	1		TOC3.2020_06_11_17_47_35.cal	6/20/2020 10:53:54 AM

Mean Area 14.20
Mean Conc. 3.948mg/L

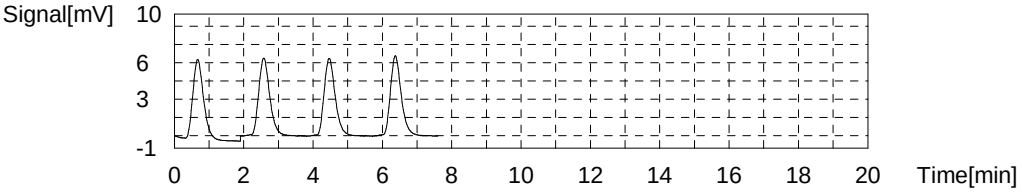

Sample

Sample Name: 280-137512-D-8-A
Sample ID:
Origin: NPOC.met
Status Completed
Chk. Result

Type	Anal.	Manual Dilution	Result
Unknown	NPOC	1.000	NPOC:4.968mg/L

1. Det

Anal.: NPOC

No.	Area	Conc.	Inj. Vol.	Aut. Dil.	Ex.	Cal. Curve	Date / Time
1	17.75	4.968mg/L	50uL	1		TOC3.2020_06_11_17_47_35.cal	6/20/2020 11:02:28 AM
2	17.32	4.845mg/L	50uL	1		TOC3.2020_06_11_17_47_35.cal	6/20/2020 11:04:32 AM
3	17.76	4.971mg/L	50uL	1		TOC3.2020_06_11_17_47_35.cal	6/20/2020 11:06:36 AM
4	18.17	5.089mg/L	50uL	1		TOC3.2020_06_11_17_47_35.cal	6/20/2020 11:08:39 AM

Mean Area 17.75
Mean Conc. 4.968mg/L

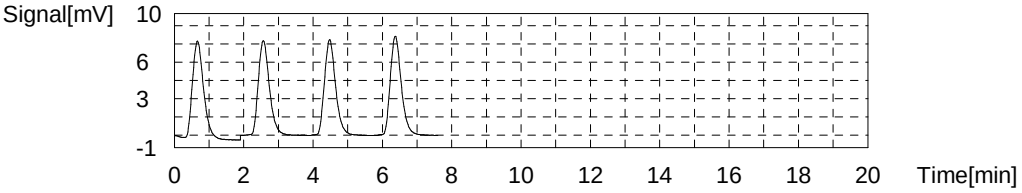

Sample

Sample Name: 280-137110-D-8-B
Sample ID:
Origin: NPOC.met
Status Completed
Chk. Result

Type	Anal.	Manual Dilution	Result
Unknown	NPOC	2.000	NPOC:46.31mg/L

1. Det

Anal.: NPOC

No.	Area	Conc.	Inj. Vol.	Aut. Dil.	Ex.	Cal. Curve	Date / Time
1	76.36	43.60mg/L	50uL	1	E	TOC3.2020_06_11_17_47_35.cal	6/20/2020 11:17:13 AM
2	78.35	44.74mg/L	50uL	1	E	TOC3.2020_06_11_17_47_35.cal	6/20/2020 11:19:17 AM
3	79.81	45.58mg/L	50uL	1		TOC3.2020_06_11_17_47_35.cal	6/20/2020 11:21:34 AM
4	81.51	46.55mg/L	50uL	1		TOC3.2020_06_11_17_47_35.cal	6/20/2020 11:23:37 AM
5	82.17	46.93mg/L	50uL	1		TOC3.2020_06_11_17_47_35.cal	6/20/2020 11:25:41 AM
6	80.84	46.17mg/L	50uL	1		TOC3.2020_06_11_17_47_35.cal	6/20/2020 11:27:45 AM

Mean Area 81.08
Mean Conc. 46.31mg/L

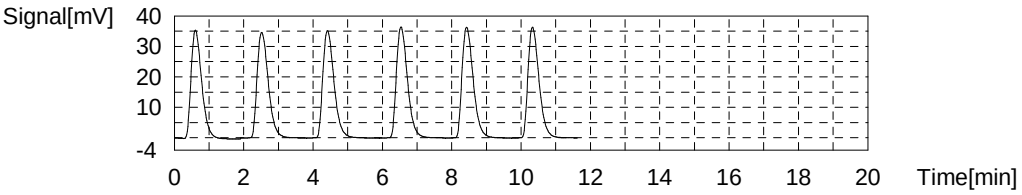

Sample

Sample Name: ccv
Sample ID:
Origin: NPOC.met
Status Completed
Chk. Result

Type	Anal.	Manual Dilution	Result
Unknown	NPOC	1.000	NPOC:26.13mg/L

1. Det

Anal.: NPOC

No.	Area	Conc.	Inj. Vol.	Aut. Dil.	Ex.	Cal. Curve	Date / Time
1	90.76	25.93mg/L	50uL	1		TOC3.2020_06_11_17_47_35.cal	6/20/2020 11:36:12 AM
2	90.18	25.77mg/L	50uL	1		TOC3.2020_06_11_17_47_35.cal	6/20/2020 11:38:16 AM
3	91.53	26.15mg/L	50uL	1		TOC3.2020_06_11_17_47_35.cal	6/20/2020 11:40:20 AM
4	94.99	27.15mg/L	50uL	1	E	TOC3.2020_06_11_17_47_35.cal	6/20/2020 11:42:23 AM
5	95.09	27.18mg/L	50uL	1	E	TOC3.2020_06_11_17_47_35.cal	6/20/2020 11:44:27 AM
6	93.33	26.67mg/L	50uL	1		TOC3.2020_06_11_17_47_35.cal	6/20/2020 11:46:31 AM

Mean Area 91.45
Mean Conc. 26.13mg/L

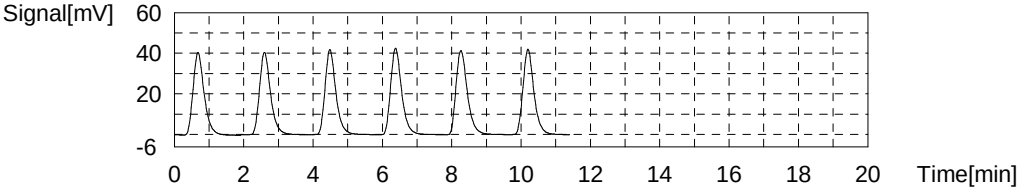

Sample

Sample Name: ccb
Sample ID:
Origin: NPOC.met
Status Completed
Chk. Result

Type	Anal.	Manual Dilution	Result
Unknown	NPOC	1.000	NPOC:0.07917mg/L

1. Det

Anal.: NPOC

No.	Area	Conc.	Inj. Vol.	Aut. Dil.	Ex.	Cal. Curve	Date / Time
1	0.2958	-0.04355mg/L	50uL	1	E	TOC3.2020_06_11_17_47_35.cal	6/20/2020 11:54:58 AM
2	0.6008	0.04403mg/L	50uL	1		TOC3.2020_06_11_17_47_35.cal	6/20/2020 11:57:02 AM
3	0.3458	-0.02920mg/L	50uL	1	E	TOC3.2020_06_11_17_47_35.cal	6/20/2020 11:59:05 AM
4	0.9179	0.1351mg/L	50uL	1		TOC3.2020_06_11_17_47_35.cal	6/20/2020 12:01:09 PM
5	0.7076	0.07469mg/L	50uL	1		TOC3.2020_06_11_17_47_35.cal	6/20/2020 12:03:13 PM
6	0.6664	0.06286mg/L	50uL	1		TOC3.2020_06_11_17_47_35.cal	6/20/2020 12:05:17 PM

Mean Area	0.7232
Mean Conc.	0.07917mg/L

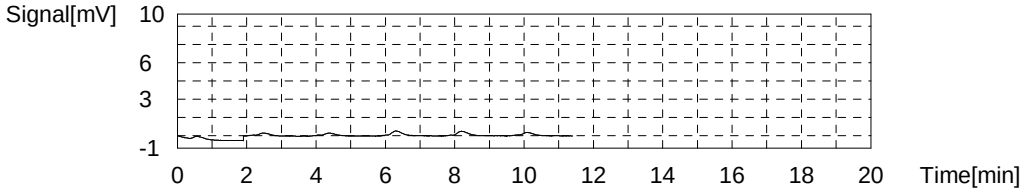

5310

	Analysis	Sample Name	Manua	Result (pH 4.2)	Notes	Status	Date / Time	Vial
1*	NPOC	icv	1.000	✓		Defined		1
2*	NPOC	icb	1.000	✓		Defined		2
3*	NPOC	lcs	1.000	✓		Defined		3
4*	NPOC	mb	1.000	✓		Defined		4
5*	NPOC	tic	1.000	✓		Defined		5
6*	NPOC	280-137521-D-1	1.000	✓		Defined		6
7*	NPOC	ms 280-137521-D-1	1.000	✓		Defined		7
8*	NPOC	msd 280-137521-D-1	1.000	✓		Defined		8
9*	NPOC	280-137521-D-2	1.000	✓		Defined		9
10*	NPOC	280-137521-C-3	1.000	✓		Defined		10
11*	NPOC	280-137521-C-4	1.000	✓		Defined		11
12*	NPOC	280-137531-C-1	1.000	✓		Defined		12
13*	NPOC	280-137531-E-2	1.000	✓		Defined		13
14*	NPOC	280-137531-B-3	1.000	✓		Defined		14
15*	NPOC	ccv	1.000	✓		Defined		15
16*	NPOC	ccb	1.000	✓		Defined		16
17*	NPOC	280-137531-B-4	1.000	✓		Defined		17
18*	NPOC	280-137531-D-5	1.000	✓		Defined		18
19*	NPOC	280-137531-B-6	1.000	✓		Defined		19
20*	NPOC	280-137531-D-7	1.000	✓		Defined		20
21*	NPOC	ms 280-137531-D-7	1.000	✓		Defined		21
22*	NPOC	msd 280-137531-D-7	1.000	✓		Defined		22
23*	NPOC	280-137531-E-8	1.000	✓		Defined		23
24*	NPOC	280-137390-K-2	1.000	✓		Defined		24
25*	NPOC	280-137390-K-3	1.000	✓		Defined		25
26*	NPOC	280-137390-J-4	1.000	✓		Defined		26
27*	NPOC	ccv	1.000	✓		Defined		27
28*	NPOC	ccb	1.000	✓		Defined		28
29*	NPOC	280-137390-K-5	1.000	✓		Defined		29
30*	NPOC	280-137335-K-1	1.000	✓		Defined		30
31*	NPOC	280-137335-K-2	1.000	✓		Defined		31
32*	NPOC	280-137335-K-3	1.000	✓		Defined		32
33*	NPOC	280-137335-J-4	1.000	✓		Defined		33
34*	NPOC	lcs	1.000	✓		Defined		34
35*	NPOC	mb	1.000	✓		Defined		35
36*	NPOC	tic	1.000	✓		Defined		36
37*	NPOC	280-137398-D-1	1.000	✓		Defined		37
38*	NPOC	ms 280-137398-D-1	1.000	✓		Defined		38
39*	NPOC	ccv	1.000	✓		Defined		39
40*	NPOC	ccb	1.000	✓		Defined		40
41*	NPOC	msd 280-137398-D-1	1.000	✓		Defined		41
42*	NPOC	550-142995-C-1	1.000	✓		Defined		42
43*	NPOC	550-142472-A-1	1.000	✓		Defined		43
44*	NPOC	550-142472-B-2	1.000	✓		Defined		44
45*	NPOC	550-143401-B-1	1.000	✓		Defined		45
46*	NPOC	550-143401-B-2	1.000	✓		Defined		46
47*	NPOC	550-143401-A-3	1.000	✓		Defined		47
48*	NPOC	550-143222-D-1	1.000	✓		Defined		48
49*	NPOC	550-143222-G-2	1.000	✓		Defined		49
50*	NPOC	280-137260-C-1	1.000	✓		Defined		50
51*	NPOC	ccv	1.000	✓		Defined		51

9060

FILTRATION

	Analysis	Sample Name	Manua	Result	Notes	Status	Date / Time	Vial
52*	NPOC	ccb	1.000	✓		Defined		52
53*	NPOC	LCS 280-499394/1-A	1.000	✓		Defined		53
54*	NPOC	MB 280-499394/2-A	1.000	✓		Defined		54
55*	NPOC	tic	1.000	✓		Defined		55
56*	NPOC	280-137512-D-1-A	1.000	6		Defined		56
57*	NPOC	280-137512-D-1-B MS	1.000	6		Defined		57
58*	NPOC	280-137512-D-1-C MS	1.000	6		Defined		58
59*	NPOC	280-137512-D-2-A	1.000	6		Defined		59
60*	NPOC	280-137512-D-3-A	1.000	6		Defined		60
61*	NPOC	280-137512-D-4-A	1.000	6		Defined		61
62*	NPOC	280-137512-D-5-A	1.000	6		Defined		62
63*	NPOC	ccv	1.000	✓		Defined		63
64*	NPOC	ccb	1.000	✓		Defined		64
65*	NPOC	280-137512-D-6-A	1.000	6		Defined		65
66*	NPOC	280-137512-D-7-A	1.000	6		Defined		66
67*	NPOC	280-137512-D-8-A	1.000	6		Defined		67
68*	NPOC	280-137110-D-8-B	2.000	6		Defined		68
69*	NPOC	ccv	1.000	✓		Defined		69
70*	NPOC	ccb	1.000	✓		Defined		70

MANTECH INC.
Calibration Report

Calibration Record # 707

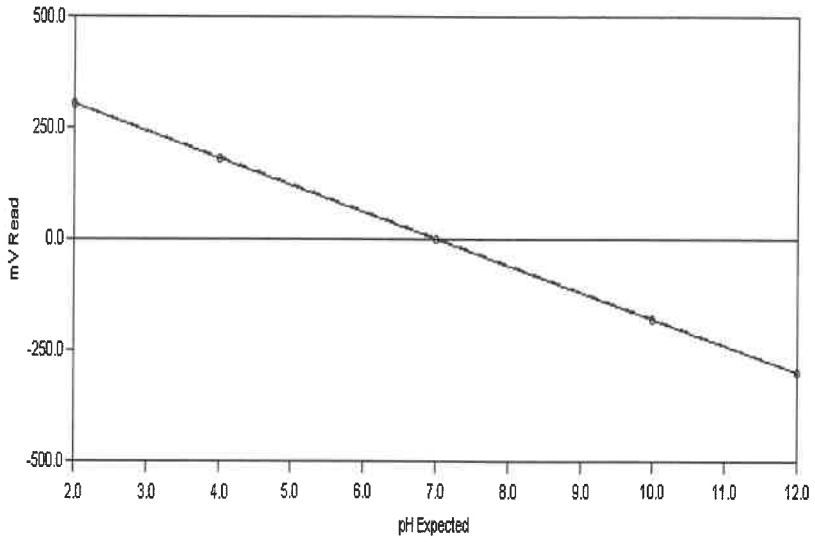

Calibration Settings

Calibration ID	PH	Date	6/4/2020
Channel	1	Time	8:51 AM
Probe Type	pH	Temperature	296.02 K 22.87 C
Probe ID	PH ELECTRODE	Analysis Type	Single Line Fit

Calibration Results

Slope	-60.156	CorrCoeff	1.0000
Intercept	1.366	Equation: Y = (-60.156) X + (1.366)	

Calibration Validity **True** Operator

	Result	Minimum	Maximum
Slope	-60.156	-65.00	-54.00
Intercept	1.366	-100.00	100.00
Correlation Coefficient	1.0000	0.99	1.00

Note: "True" means the calibration was within the specified ranges
"False" means the calibration was NOT within the specified ranges

Calibration Data	Standard	Reading
	2.00	302.36
	4.00	181.64
	7.00	1.34
	10.00	-179.32
	12.00	-299.19

Report Date: 6/4/2020 : 3:57 PM

Test America
Water Analysis Report

Analyst:_____

Run Number 2727 **Order Number** 20200604-2

SampleID	RunDate	RunTime	Temp	cond (uS)	pH	pH2	pH3	Acid	palk-ppm	talk-ppm	bcarb-ppm	carb-ppm	hydr-ppm	(mL) @ 8.3	(mL) @ 4.5	(mL) @ 4.2	Conc (N)
RINSE	6/4/2020	9:51 AM	23.44	-1.00	5.49	-1.00	-1.00	-1.00	-1.00	-1.00	-1.00	-1.00	-1.00	-1.00	-1.00	-1.00	-1.00
INITIAL CHECK	6/4/2020	9:57 AM	23.22	-1.00	10.60	-1.00	-1.00	-1.00	129.69	210.08	.00	160.77	49.31	1.30	2.10	-1.00	.02
BUFFER 7	6/4/2020	9:59 AM	22.93	-1.00	7.01	-1.00	-1.00	-1.00	-1.00	-1.00	-1.00	-1.00	-1.00	-1.00	-1.00	-1.00	-1.00
LCS	6/4/2020	10:04 AM	22.95	-1.00	10.60	-1.00	-1.00	-1.00	127.27	210.43	.00	166.32	44.11	1.27	2.10	-1.00	.02
MB	6/4/2020	10:09 AM	23.03	-1.00	7.71	-1.00	-1.00	-1.00	.00	7.63	7.63	.00	.00	.00	.08	.08	.02
280-136848-r-1	6/4/2020	10:15 AM	22.31	-1.00	7.72	-1.00	-1.00	-1.00	.00	326.99	326.99	.00	.00	.00	3.27	-1.00	.02
du 280-136848-r-1	6/4/2020	10:21 AM	22.16	-1.00	7.77	-1.00	-1.00	-1.00	.00	327.87	327.87	.00	.00	.00	3.28	-1.00	.02
280-137112-b-1	6/4/2020	10:30 AM	22.07	-1.00	8.50	-1.00	-1.00	-1.00	25.04	744.20	694.12	50.08	.00	.25	7.44	-1.00	.02
280-137112-b-2	6/4/2020	10:40 AM	22.19	-1.00	8.55	-1.00	-1.00	-1.00	32.25	821.25	756.75	64.50	.00	.32	8.21	-1.00	.02
280-137127-d-1	6/4/2020	10:51 AM	22.99	-1.00	9.06	-1.00	-1.00	-1.00	540.36	976.17	.00	871.62	104.55	5.40	9.76	-1.00	.02
280-137147-a-1	6/4/2020	10:55 AM	23.12	-1.00	8.74	-1.00	-1.00	-1.00	33.76	62.07	.00	56.63	5.44	.34	.62	-1.00	.02
280-137164-h-1	6/4/2020	11:02 AM	22.60	-1.00	7.61	-1.00	-1.00	-1.00	.00	359.31	359.31	.00	.00	.00	3.59	-1.00	.02
280-137164-h-2	6/4/2020	11:08 AM	22.31	-1.00	7.51	-1.00	-1.00	-1.00	.00	316.72	316.72	.00	.00	.00	3.17	-1.00	.02
280-137164-g-3	6/4/2020	11:14 AM	22.19	-1.00	7.36	-1.00	-1.00	-1.00	.00	268.01	268.01	.00	.00	.00	2.68	-1.00	.02
280-137164-g-4	6/4/2020	11:20 AM	22.20	-1.00	7.45	-1.00	-1.00	-1.00	.00	254.69	254.69	.00	.00	.00	2.55	-1.00	.02
CCV	6/4/2020	11:26 AM	22.32	-1.00	10.57	-1.00	-1.00	-1.00	135.01	215.30	.00	160.58	54.72	1.35	2.15	-1.00	.02
CCB	6/4/2020	11:30 AM	22.39	-1.00	6.82	-1.00	-1.00	-1.00	.00	5.75	5.75	.00	.00	.00	.06	.07	.02
280-137164-g-5	6/4/2020	11:37 AM	22.37	-1.00	7.74	-1.00	-1.00	-1.00	.00	348.60	348.60	.00	.00	.00	3.49	-1.00	.02
280-137164-g-6	6/4/2020	11:43 AM	22.43	-1.00	7.68	-1.00	-1.00	-1.00	.00	331.49	331.49	.00	.00	.00	3.31	-1.00	.02
280-137164-g-7	6/4/2020	11:49 AM	22.51	-1.00	7.76	-1.00	-1.00	-1.00	.00	326.58	326.58	.00	.00	.00	3.27	-1.00	.02
280-137164-g-8	6/4/2020	11:55 AM	22.61	-1.00	7.83	-1.00	-1.00	-1.00	.00	331.02	331.02	.00	.00	.00	3.31	-1.00	.02
280-137164-g-9	6/4/2020	12:02 PM	22.78	-1.00	7.77	-1.00	-1.00	-1.00	.00	373.75	373.75	.00	.00	.00	3.74	-1.00	.02
280-137164-g-10	6/4/2020	12:09 PM	23.01	-1.00	7.52	-1.00	-1.00	-1.00	.00	353.48	353.48	.00	.00	.00	3.53	-1.00	.02
280-137164-g-12	6/4/2020	12:15 PM	22.86	-1.00	7.69	-1.00	-1.00	-1.00	.00	333.01	333.01	.00	.00	.00	3.33	-1.00	.02
280-137164-h-13	6/4/2020	12:22 PM	22.66	-1.00	7.72	-1.00	-1.00	-1.00	.00	336.63	336.63	.00	.00	.00	3.37	-1.00	.02
280-137164-h-14	6/4/2020	12:27 PM	22.57	-1.00	7.41	-1.00	-1.00	-1.00	.00	236.62	236.62	.00	.00	.00	2.37	-1.00	.02
280-137164-g-15-1	6/4/2020	12:34 PM	22.55	-1.00	7.53	-1.00	-1.00	-1.00	.00	366.45	366.45	.00	.00	.00	3.66	-1.00	.02

PC-TitratION PLUS by Man-Tech Associates, Inc.

GENERAL RESULTS REPORT.SRW

Copyright Hinterland Software Ltd.

Run Number 2727 **Order Number** 20200604-2

SampleID	RunDate	RunTime	Temp	cond (uS)	pH	pH2	pH3	Acid	palk-ppm	talk-ppm	bcarb-ppm	carb-ppm	hydr-ppm	(mL) @ 8.3	(mL) @ 4.5	(mL) @ 4.2	Conc (N)
CCV	6/4/2020	12:40 PM	22.55	-1.00	10.53	-1.00	-1.00	-1.00	123.50	209.83	.00	172.67	37.16	1.23	2.10	-1.00	.02
CCB	6/4/2020	12:44 PM	22.61	-1.00	7.30	-1.00	-1.00	-1.00	.00	5.01	5.01	.00	.00	.00	.06	.07	.02
LCS	6/4/2020	12:49 PM	22.46	-1.00	10.56	-1.00	-1.00	-1.00	124.24	207.27	.00	166.06	41.21	1.24	2.07	-1.00	.02
MB	6/4/2020	12:54 PM	22.63	-1.00	7.53	-1.00	-1.00	-1.00	.00	2.66	2.66	.00	.00	.00	.04	.06	.02
280-137164-g-16	6/4/2020	1:00 PM	22.69	-1.00	7.54	-1.00	-1.00	-1.00	.00	364.81	364.81	.00	.00	.00	3.65	-1.00	.02
DU 280-137164-g-16	6/4/2020	1:07 PM	22.86	-1.00	7.58	-1.00	-1.00	-1.00	.00	367.98	367.98	.00	.00	.00	3.68	-1.00	.02
280-137110-f-1	6/4/2020	1:16 PM	23.03	-1.00	7.26	-1.00	-1.00	-1.00	.00	744.30	744.30	.00	.00	.00	7.44	-1.00	.02
280-137110-f-2	6/4/2020	1:24 PM	23.25	-1.00	6.78	-1.00	-1.00	-1.00	.00	515.16	515.16	.00	.00	.00	5.15	-1.00	.02
280-137110-f-3	6/4/2020	1:33 PM	23.11	-1.00	7.00	-1.00	-1.00	-1.00	.00	765.09	765.09	.00	.00	.00	7.65	-1.00	.02
280-137110-f-4	6/4/2020	1:42 PM	23.11	-1.00	6.68	-1.00	-1.00	-1.00	.00	572.16	572.16	.00	.00	.00	5.72	-1.00	.02
280-137110-f-5	6/4/2020	1:48 PM	23.14	-1.00	7.11	-1.00	-1.00	-1.00	.00	309.73	309.73	.00	.00	.00	3.10	-1.00	.02
280-137110-f-6	6/4/2020	1:54 PM	23.12	-1.00	7.32	-1.00	-1.00	-1.00	.00	357.88	357.88	.00	.00	.00	3.58	-1.00	.02
280-137110-f-7	6/4/2020	2:01 PM	23.11	-1.00	6.76	-1.00	-1.00	-1.00	.00	484.76	484.76	.00	.00	.00	4.85	-1.00	.02
280-137110-f-8	6/4/2020	2:08 PM	23.14	-1.00	6.73	-1.00	-1.00	-1.00	.00	467.03	467.03	.00	.00	.00	4.67	-1.00	.02
CCV	6/4/2020	2:15 PM	23.19	-1.00	10.42	-1.00	-1.00	-1.00	116.08	209.02	.00	185.88	23.14	1.16	2.09	-1.00	.02
CCB	6/4/2020	2:19 PM	23.11	-1.00	7.23	-1.00	-1.00	-1.00	.00	3.30	3.30	.00	.00	.00	.05	.06	.02
280-137110-f-9	6/4/2020	2:27 PM	23.07	-1.00	7.13	-1.00	-1.00	-1.00	.00	501.84	501.84	.00	.00	.00	5.02	-1.00	.02
280-137110-f-10	6/4/2020	2:35 PM	23.30	-1.00	6.65	-1.00	-1.00	-1.00	.00	519.59	519.59	.00	.00	.00	5.20	-1.00	.02
280-137110-f-11	6/4/2020	2:42 PM	23.64	-1.00	7.12	-1.00	-1.00	-1.00	.00	424.61	424.61	.00	.00	.00	4.25	-1.00	.02
280-137110-f-12	6/4/2020	2:49 PM	23.54	-1.00	7.23	-1.00	-1.00	-1.00	.00	424.17	424.17	.00	.00	.00	4.24	-1.00	.02
280-137110-f-13	6/4/2020	2:56 PM	23.41	-1.00	6.95	-1.00	-1.00	-1.00	.00	493.06	493.06	.00	.00	.00	4.93	-1.00	.02
280-137110-f-14	6/4/2020	3:04 PM	23.31	-1.00	6.85	-1.00	-1.00	-1.00	.00	435.46	435.46	.00	.00	.00	4.35	-1.00	.02
280-137224-c-1	6/4/2020	3:12 PM	23.38	-1.00	8.59	-1.00	-1.00	-1.00	32.04	732.73	668.65	64.08	.00	.32	7.33	-1.00	.02
280-137224-b-2	6/4/2020	3:22 PM	23.38	-1.00	8.61	-1.00	-1.00	-1.00	35.99	775.89	703.91	71.99	.00	.36	7.76	-1.00	.02
280-137224-c-3	6/4/2020	3:34 PM	23.36	-1.00	8.47	-1.00	-1.00	-1.00	26.30	1,092.39	1,039.78	52.61	.00	.26	10.92	-1.00	.02
280-137224-c-4	6/4/2020	3:45 PM	23.43	-1.00	8.63	-1.00	-1.00	-1.00	48.13	1,109.27	1,013.02	96.25	.00	.48	11.09	-1.00	.02
CCV	6/4/2020	3:51 PM	23.38	-1.00	10.43	-1.00	-1.00	-1.00	116.03	210.54	.00	189.02	21.52	1.16	2.11	-1.00	.02
CCB	6/4/2020	3:56 PM	23.31	-1.00	7.43	-1.00	-1.00	-1.00	.00	4.29	4.29	.00	.00	.00	.05	.06	.02

PC-TitratION PLUS by Man-Tech Associates, Inc.

GENERAL RESULTS REPORT.SRW

Copyright Hinterland Software Ltd.

Shipping and Receiving Documents

AECOM
12120 Shamrock Plaza Suite 300, Omaha, NE 68154 (402) 334-8181 Fax (402) 334-1984

CHAIN OF CUSTODY RECORD

Project Name: CHAAP	AECOM Project Number: 60565355	Bill to: Brice Engineering
Project Location: Grand Island, Nebraska	AECOM Project Manager: Dean Converse	Remarks
Sampler(s): TY JO		standard TAT

Sample Date	Sample Time	Type Comp.	Type Grab	Sample Identification	Matrix	Containers No.	Containers Type	Explosives+MNX (8330A)	TKN (351.2), NH_3 (350.1), NO_2/NO_3 (353.2)	SO_4 (9056A), Alkalinity (2320B)	Sulfide (9034)	DOC (9060A)*	Methane (RSK 175)		Remarks
5-30-20	1615		X	EW7-PM25B-3-35	AQ	9	A,B,C,D,E,F	X	X	X	X	X	X		6°C
5-31-20	0910		X	EW7-PM25A-3-25	AQ	9	A,B,C,D,E,F	X	X	X	X	X	X		6°C

280-137110 Chain of Custody

Signatures	Date	Time	Shipping Details	Special Instructions
Relinquished by: 4.4,2.6,2.8,3.4	6-1-20	1700	Method of Shipment: Federal Express	* Filter groundwater sample before analyzing for DOC
Received by: 0.5,0.6,3.9,2.9 IR 8 +0.6 B3 ETADEP	6-2-20	0735	Airbill Number: 1103 6129 0843	(A) (2) 500mL Ambers (Explosives) (B) (1) 500mL HDPE w/ H_2SO_4 (TKN, NH_3, NO_2/NO_3) (C) (1) 250mL HDPE (SO_4, Alkalinity) (D) (1) 250mL HDPE w/ ZnOAc/NaOH (Sulfide) (E) (1) 250mL Amber (DOC)* (F) (3) 40 mL VOA w/ HCl (Methane)
Relinquished by:			**Lab Address:** TestAmerica Lab, Inc. Attn: Patrick McEntee 4955 Yarrow St. Arvada, CO 80002 (303) 736-0107	
Received for Laboratory by:				TAL/Brice Project #: 28017805

White copy - Laboratory Yellow copy - Laboratory Pink copy - Sampler

2020051

AECOM
12120 Shamrock Plaza Suite 300, Omaha, NE 68154 (402) 334-8181 Fax (402) 334-1984

CHAIN OF CUSTODY RECORD

Project Name: CHAAP	AECOM Project Number: 60565355
Project Location: Grand Island, Nebraska	AECOM Project Manager: Dean Converse
Sampler(s): TY JO	

Sample Date	Sample Time	Type Comp.	Type Grab	Sample Identification	Matrix	Containers No.	Containers Type	Explosives+MNX (8330A)	TKN (351.2), NH_3 (350.1), NO_2/NO_3 (353.2)	SO_4 (9056A), Alkalinity (2320B)	Sulfide (9034)	DOC (9060A)*	Methane (RSK 175)		Remarks
5-31-20	1100		X	EW7-PM25B-3-35	AQ	9	A,B,C,D,E,F	X	X	X	X	X	X		6°C
5-31-20	1425		X	EW7-PM23B-3-35	AQ	9	A,B,C,D,E,F	X	X	X	X	X	X		6°C

Bill to: Brice Engineering

standard TAT

Signatures	Date	Time
Relinquished by:	6-1-20	1700
Received by: ETADen	6-2-20	0925
Relinquished by:		
Received for Laboratory by:		

Shipping Details

Method of Shipment: Federal Express

Airbill Number: 1103 6129 0887

Lab Address:
TestAmerica Lab, Inc.
Attn: Patrick McEntee
4955 Yarrow St.
Arvada, CO 80002
(303) 736-0107

Special Instructions

* Filter groundwater sample before analyzing for DOC

(A) (2) 500mL Ambers (Explosives)
(B) (1) 500mL HDPE w/ H_2SO_4 (TKN, NH_3, NO_2/NO_3)
(C) (1) 250mL HDPE (SO_4, Alkalinity)
(D) (1) 250mL HDPE w/ ZnOAc/NaOH (Sulfide)
(E) (1) 250mL Amber (DOC)*
(F) (3) 40 mL VOA w/ HCl (Methane)

TAL/Brice Project #: 28017805

White copy - Laboratory Yellow copy - Laboratory Pink copy - Sampler

2020059

AECOM
12120 Shamrock Plaza Suite 300, Omaha, NE 68154 (402) 334-8181 Fax (402) 334-1984

CHAIN OF CUSTODY RECORD

Project Name: CHAAP	AECOM Project Number: 60565355
Project Location: Grand Island, Nebraska	AECOM Project Manager: Dean Converse
Sampler(s): TY JO	

Sample Date	Sample Time	Type Comp.	Type Grab	Sample Identification	Matrix	Containers No.	Containers Type	Explosives+MNX (8330A)	TKN (351.2), NH_3 (350.1), NO_2/NO_3 (353.2)	SO_4 (9056A), Alkalinity (2320B)	Sulfide (9034)	DOC (9060A)*	Methane (RSK 175)		Bill to: Brice Engineering Remarks standard TAT
6-1-20	1115		X	GW079-20A	AQ	9	A,B,C,D,E,F	X	X	X	X	X	X		6°C
6-1-20	1225		X	GW075-20A	AQ	9	A,B,C,D,E,F	X	X	X	X	X	X		6°

Signatures	Date	Time	Shipping Details	Special Instructions
Relinquished by:	6-1-20	1700	Method of Shipment: Federal Express	* Filter groundwater sample before analyzing for DOC
Received by: ETADen	6-2-20	0925	Airbill Number: 1103 6129 0913	(A) (2) 500mL Ambers (Explosives) (B) (1) 500mL HDPE w/ H_2SO_4 (TKN, NH_3, NO_2/NO_3) (C) (1) 250mL HDPE (SO_4, Alkalinity) (D) (1) 250mL HDPE w/ ZnOAc/NaOH (Sulfide) (E) (1) 250mL Amber (DOC)* (F) (3) 40 mL VOA w/ HCl (Methane)
Relinquished by:			**Lab Address:** TestAmerica Lab, Inc. Attn: Patrick McEntee 4955 Yarrow St. Arvada, CO 80002 (303) 736-0107	TAL/Brice Project #: 28017805
Received for Laboratory by:				

White copy - Laboratory Yellow copy - Laboratory Pink copy - Sampler

2020104

AECOM
12120 Shamrock Plaza Suite 300, Omaha, NE 68154 (402) 334-8181 Fax (402) 334-1984

CHAIN OF CUSTODY RECORD

Project Name: CHAAP	AECOM Project Number: 60565355
Project Location: Grand Island, Nebraska	AECOM Project Manager: Dean Converse
Sampler(s): TY JO	

Sample Date	Sample Time	Type Comp.	Type Grab	Sample Identification	Matrix	Containers No.	Containers Type	Explosives+MNX (8330A)	TKN (351.2), NH_3 (350.1), NO_2/NO_3 (353.2)	SO_4 (9056A), Alkalinity (2320B)	Sulfide (9034)	DOC (9060A)*	Methane (RSK 175)		Bill to: Brice Engineering Remarks standard TAT
5-30-20	1240		X	EW7-PM29B-3-35	AQ	9	ABCDEF	X	X	X	X	X	X		6°C
5-30-20	1430		X	EW7-PM28A-3-25	AQ	9	ABCDEF	X	X	X	X	X	X		

Signatures	Date	Time	Shipping Details	Special Instructions
Relinquished by:	6-1-20	1700	Method of Shipment: Federal Express	* Filter groundwater sample before analyzing for DOC
Received by: ETADea	6-2-20	0925	Airbill Number: 110361290876	(A) (2) 500mL Ambers (Explosives) (B) (1) 500mL HDPE w/ H_2SO_4 (TKN, NH_3, NO_2/NO_3) (C) (1) 250mL HDPE (SO_4, Alkalinity) (D) (1) 250mL HDPE w/ ZnOAc/NaOH (Sulfide) (E) (1) 250mL Amber (DOC)* (F) (3) 40 mL VOA w/ HCl (Methane)
Relinquished by:			**Lab Address:** TestAmerica Lab, Inc. Attn: Patrick McEntee 4955 Yarrow St. Arvada, CO 80002 (303) 736-0107	
Received for Laboratory by:				TAL/Brice Project #: 28017805

White copy - Laboratory Yellow copy - Laboratory Pink copy - Sampler

2020049

AECOM
12120 Shamrock Plaza Suite 300, Omaha, NE 68154 (402) 334-8181 Fax (402) 334-1984

CHAIN OF CUSTODY RECORD

Project Name: CHAAP 2019	AECOM Project Number: 60565355
Project Location: Grand Island, Nebraska	AECOM Project Manager: Dean Converse
Sampler(s): RH TY JO	

Bill to: Brice Engineering

Remarks: standard TAT

Sample Date	Sample Time	Type Comp.	Type Grab	Sample Identification	Matrix	Containers No.	Containers Type	Explosives - MNX (8330A)	TKN (351.2), NH_3 (350.1), NO_2-NO_3 (353.2)	SO_4 (9056A), Alkalinity (2320B)	Sulfide (9034)	DOC (9060A)*	Methane (RSK 175)		Remarks
5-30-20	1240		X	EW7-PM29B-3-35 (MS)	AQ	9	A,B,C,D,E,F	X	X	X	X	X	X		6°C
5-30-20	1240		X	EW7-PM29B-3-35 (MSD)	AQ	9	A,B,C,D,E,F	X	X	X	X	X	X		

Signatures	Date	Time	Shipping Details	Special Instructions
Relinquished by:	6-1-20	1200	Method of Shipment: Federal Express	* Filter groundwater sample before analyzing for DOC
Received by: ETADer	6-2-20	0925	Airbill Number: 110361290865	(A) (2) 500mL Ambers (Explosives) (B) (1) 500mL HDPE w/ H_2SO_4 (TKN, NH_3, NO_2/NO_3) (C) (1) 250mL HDPE (SO_4, Alkalinity) (D) (1) 250mL HDPE w/ ZnOAc/NaOH (Sulfide) (E) (1) 250mL Amber (DOC)* (F) (3) 40 mL VOA w/ HCl (Methane)
Relinquished by:			**Lab Address:** TestAmerica Lab, Inc. Attn: Patrick McEntee 4955 Yarrow St. Arvada, CO 80002 (303) 736-0107	
Received for Laboratory by:				TAL/Brice Project #: 28017805

White copy - Laboratory Yellow copy - Laboratory Pink copy - Sampler

2019540

AECOM
12120 Shamrock Plaza Suite 300, Omaha, NE 68154 (402) 334-8181 Fax (402) 334-1984

CHAIN OF CUSTODY RECORD

Project Name: CHAAP	AECOM Project Number: 60565355
Project Location: Grand Island, Nebraska	AECOM Project Manager: Dean Converse
Sampler(s): TY JO	

Sample Date	Sample Time	Type Comp.	Type Grab	Sample Identification	Matrix	Containers No.	Containers Type	Explosives+MNX (8330A)	TKN (351.2), NH_3 (350.1), NO_2/NO_3 (353.2)	SO_4 (9056A), Alkalinity (2320B)	Sulfide (9034)	DOC (9060A)*	Methane (RSK 175)		Bill to: Brice Engineering Remarks standard TAT
5-31-20	1600		X	EW7-PM26A-3-25	AQ	9	A,B,C,D,E,F	X	X	X	X	X	X		6°C
6-1-20	0940		X	EW7-PM26B-3-35	AQ	9	A,B,C,D,E,F	X	X	X	X	X	X		6°C

Signatures	Date	Time	Shipping Details	Special Instructions
Relinquished by:	6-1-20	1700	Method of Shipment: Federal Express	* Filter groundwater sample before analyzing for DOC
Received by: ETADec	6-2-20	0925	Airbill Number: 110361290902	(A) (2) 500mL Ambers (Explosives) (B) (1) 500mL HDPE w/ H_2SO_4 (TKN, NH_3, NO_2/NO_3) (C) (1) 250mL HDPE (SO_4, Alkalinity) (D) (1) 250mL HDPE w/ ZnOAc/NaOH (Sulfide) (E) (1) 250mL Amber (DOC)* (F) (3) 40 mL VOA w/ HCl (Methane)
Relinquished by:			**Lab Address:** TestAmerica Lab, Inc. Attn: Patrick McEntee 4955 Yarrow St. Arvada, CO 80002 (303) 736-0107	TAL/Brice Project #: 28017805
Received for Laboratory by:				

White copy - Laboratory Yellow copy - Laboratory Pink copy - Sampler

2020060

AECOM
12120 Shamrock Plaza Suite 300, Omaha, NE 68154 (402) 334-8181 Fax (402) 334-1984

CHAIN OF CUSTODY RECORD

Project Name: CHAAP	AECOM Project Number: 60565355
Project Location: Grand Island, Nebraska	AECOM Project Manager: Dean Converse
Sampler(s): TY JO	

Sample Date	Sample Time	Type Comp.	Type Grab	Sample Identification	Matrix	Containers No.	Containers Type	Explosives+MNX (8330A)	TKN (351.2), NH_3 (350.1), NO_2/NO_3 (353.2)	SO_4 (9056A), Alkalinity (2320B)	Sulfide (9034)	DOC (9060A)*	Methane (RSK 175)		Bill to: Brice Engineering Remarks standard TAT
5-31-20	0800		X	EW7-PM523A-3-25	AQ	9	A,B,C,D,E,F	X	X	X	X	X	X		6°C
5-31-20	1230		X	EW7-PM23A-3-25	AQ	9	A,B,C,D,E,F	X	X	X	X	X	X		6°C

Signatures	Date	Time	Shipping Details	Special Instructions
Relinquished by:	6-1-20	1700	Method of Shipment: Federal Express	* Filter groundwater sample before analyzing for DOC
Received by: ETA Del	6-2-20	0925	Airbill Number: 1103 6129 0898	(A) (2) 500mL Ambers (Explosives) (B) (1) 500mL HDPE w/ H_2SO_4 (TKN, NH_3, NO_2/NO_3) (C) (1) 250mL HDPE (SO_4, Alkalinity) (D) (1) 250mL HDPE w/ ZnOAc/NaOH (Sulfide) (E) (1) 250mL Amber (DOC)* (F) (3) 40 mL VOA w/ HCl (Methane)
Relinquished by:			**Lab Address:** TestAmerica Lab, Inc. Attn: Patrick McEntee 4955 Yarrow St. Arvada, CO 80002 (303) 736-0107	
Received for Laboratory by:				TAL/Brice Project #: 28017805

White copy - Laboratory Yellow copy - Laboratory Pink copy - Sampler

2020052

AECOM
12120 Shamrock Plaza Suite 300, Omaha, NE 68154 (402) 334-8181 Fax (402) 334-1984

CHAIN OF CUSTODY RECORD

Project Name: CHAAP 2019	AECOM Project Number: 60565355
Project Location: Grand Island, Nebraska	AECOM Project Manager: Dean Converse
Sampler(s): RH TY JD	

Bill to: Brice Engineering

Remarks: standard TAT

Sample Date	Sample Time	Type Comp.	Type Grab	Sample Identification	Matrix	Containers No.	Containers Type	Explosives+MNX (8330A)	TKN (351.2), NH_3 (350.1), NO_2/NO_3 (353.2)	SO_4 (9056A); Alkalinity (2320B)	Sulfide (9034)	DOC (9060A)*	Methane (RSK 175)		Remarks
5-30-20	0920		X	EW7-PM27B-3-35	AQ	9	A,B,C,D,E,F	X	X	X	X	X	X		6°C
5-30-20	1050		X	EW7-PM29A-3-25	AQ	9	A,B,C,D,E,F	X	X	X	X	X	X		6°C

Signatures	Date	Time	Shipping Details	Special Instructions
Relinquished by:	6-1-20	1700	Method of Shipment: Federal Express	* Filter groundwater sample before analyzing for DOC
Received by: ETA Dca	6/2/20	0925	Airbill Number: 110361290854	(A) (2) 500mL Ambers (Explosives) (B) (1) 500mL HDPE w/ H_2SO_4 (TKN, NH_3, NO_2/NO_3) (C) (1) 250mL HDPE (SO_4, Alkalinity) (D) (1) 250mL HDPE w/ ZnOAc/NaOH (Sulfide) (E) (1) 250mL Amber (DOC)* (F) (3) 40 mL VOA w/ HCl (Methane)
Relinquished by:			**Lab Address:** TestAmerica Lab, Inc. Attn: Patrick McEntee 4955 Yarrow St. Arvada, CO 80002 (303) 736-0107	
Received for Laboratory by:				TAL/Brice Project #: 28017805

White copy - Laboratory Yellow copy - Laboratory Pink copy - Sampler

2019534



280-137110 Waybill

[redacted]

RMA: [redacted]



[redacted]

TRK# [redacted]

FedEx
TRK# 0221 1103 6129 0902

TUE – 02 JUN 10:30A
PRIORITY OVERNIGHT

XH LAAA

80002
CO-US DEN

FedEx
TRK# 0221 1103 6129 0887

XH LAAA

FedEx
TRK# 0221 1103 6129 0865

TUE – 02 JUN 10:30A
PRIORITY OVERNIGHT

F: S280 – 99203



FedEx
Express

TRK# 0221 1103 6129 0843

FedEx
TRK# 0221 1103 6129 0898

TUE – 02 JUN 10:30A
PRIORITY OVERNIGHT



FedEx
Express

FedEx
TRK# 0221 1103 6129 0913

TRK# 0221 1103 6129 0876

FedEx
1103 6129 0854

TUE – 02 JUN 10:30A
PRIORITY OVERNIGHT

XH LAAA

XH LAAA

80002
CO-US DEN

Login Sample Receipt Checklist

Client: Brice Environmental Services, Corp

Job Number: 280-137110-1

Login Number: 137110
List Number: 1
Creator: Bentley, Beau J

List Source: Eurofins TestAmerica, Denver

Question	Answer	Comment
Radioactivity wasn't checked or is </= background as measured by a survey meter.	True	
The cooler's custody seal, if present, is intact.	True	
Sample custody seals, if present, are intact.	True	
The cooler or samples do not appear to have been compromised or tampered with.	True	
Samples were received on ice.	True	
Cooler Temperature is acceptable.	True	
Cooler Temperature is recorded.	True	
COC is present.	True	
COC is filled out in ink and legible.	True	
COC is filled out with all pertinent information.	True	
Is the Field Sampler's name present on COC?	True	
There are no discrepancies between the containers received and the COC.	True	
Samples are received within Holding Time (excluding tests with immediate HTs)	True	
Sample containers have legible labels.	True	
Containers are not broken or leaking.	True	
Sample collection date/times are provided.	True	
Appropriate sample containers are used.	True	
Sample bottles are completely filled.	True	
Sample Preservation Verified.	True	
There is sufficient vol. for all requested analyses, incl. any requested MS/MSDs	True	
Containers requiring zero headspace have no headspace or bubble is <6mm (1/4").	False	Refer to Job Narrative for details.
Multiphasic samples are not present.	True	
Samples do not require splitting or compositing.	True	
Residual Chlorine Checked.	N/A	