eurofins | Environment Testing TestAmerica

ANALYTICAL REPORT

Job Number: 280-124986-1

Job Description: Cornhusker (CHAAP)

For:
Brice Environmental Services, Corp
3800 Centerpoint Drive, Suite 520
Anchorage, AK 99503

Attention: Scott Mann



Approved for release.
Patrick J McEntee
Manager of Project Management
9/30/2019 5:49 PM

Patrick J McEntee, Manager of Project Management
4955 Yarrow Street, Arvada, CO, 80002
(303)736-0107
patrick.mcentee@testamericainc.com
09/30/2019
Revision: 2

cc: Corey Anderson
Mr. Gary Carson
Dean Converse
Jared DeSadier
Mr. Anthony Farinacci
Jennifer Zorinsky

The test results in this report relate only to the samples in this report and meet all requirements of NELAC, with any exceptions noted. Pursuant to NELAP, this report shall not be reproduced except in full, without the written approval of the laboratory. All questions regarding this report should be directed to the TestAmerica Denver Project Manager.

The Lab Certification ID# is 4025.

Eurofins TestAmerica, Denver
4955 Yarrow Street, Arvada, CO 80002
Tel (303) 736-0100 Fax (303) 431-7171 www.testamericainc.com

The test results in this report relate only to the samples as received by the laboratory and will meet all requirements of the methodology, with any exceptions noted. This report shall not be reproduced except in full, without the express written approval of the laboratory. All questions should be directed to the Eurofins TestAmerica Project Manager.

This report has been electronically signed and authorized by the signatory. Electronic signature is intended to be the legally binding equivalent of a traditionally handwritten signature.

Table of Contents

Cover Title Page 1

Data Summaries 5

- Definitions 5
- Case Narrative 6
- Detection Summary 12
- Client Sample Results 23
- Default Detection Limits 65
- Surrogate Summary 66
- QC Sample Results 69
- QC Association 91
- Chronicle 108
- Certification Summary 126
- Method Summary 127
- Sample Summary 128
- Manual Integration Summary 129
- Reagent Traceability 189
  - COAs 194

Organic Sample Data 337

- GC VOA 337
  - RSK_175_DOD5 337
    - RSK_175_DOD5 QC Summary 338
    - RSK_175_DOD5 Sample Data 381
    - Standards Data 475
      - RSK_175_DOD5 ICAL Data 475
      - RSK_175_DOD5 CCAL Data 533
    - Raw QC Data 653

Table of Contents

RSK_175_DOD5 Blank Data 653

RSK_175_DOD5 LCS/LCSD Data 662

RSK_175_DOD5 MS/MSD Data 686

RSK_175_DOD5 Duplicate/Triplicate Data 694

RSK_175_DOD5 Run Logs 707

RSK_175_DOD5 Prep Data 720

HPLC/IC 724

8330A_DOD5 724

8330A_DOD5 QC Summary 725

8330A_DOD5 Sample Data 801

Standards Data 1759

8330A_DOD5 ICAL Data 1759

8330A_DOD5 CCAL Data 1944

Raw QC Data 2239

8330A_DOD5 Blank Data 2239

8330A_DOD5 LCS/LCSD Data 2273

8330A_DOD5 MS/MSD Data 2321

8330A_DOD5 Run Logs 2356

8330A_DOD5 Prep Data 2371

Inorganic Sample Data 2381

General Chemistry Data 2381

Gen Chem Cover Page 2382

Gen Chem Sample Data 2383

Gen Chem QC Data 2443

Gen Chem ICV/CCV 2443

Gen Chem Blanks 2456

Table of Contents

Gen Chem MS/MSD/PDS 2457

Gen Chem Duplicates 2460

Gen Chem LCS/LCSD 2461

Gen Chem MDL 2465

Gen Chem Preparation Log 2483

Gen Chem Analysis Run Log 2489

Gen Chem Prep Data 2529

Gen Chem Raw Data 2575

Shipping and Receiving Documents 2983

Client Chain of Custody 2984

Sample Receipt Checklist 2996

Qualifiers

GC VOA

Qualifier	Qualifier Description
D	The reported value is from a dilution.
J	Estimated: The analyte was positively identified; the quantitation is an estimation
J1	Estimated: The quantitation is an estimation due to discrepancies in meeting certain analyte-specific quality control criteria.
U	Undetected at the Limit of Detection.

HPLC/IC

Qualifier	Qualifier Description
B	Blank contamination: The analyte was detected above one-half the reporting limit in an associated blank.
H	Sample was prepped or analyzed beyond the specified holding time
J	Estimated: The analyte was positively identified; the quantitation is an estimation
J1	Estimated: The quantitation is an estimation due to discrepancies in meeting certain analyte-specific quality control criteria.
M	Manual integrated compound.
Q	One or more quality control criteria failed.
U	Undetected at the Limit of Detection.

General Chemistry

Qualifier	Qualifier Description
B	Blank contamination: The analyte was detected above one-half the reporting limit in an associated blank.
D	The reported value is from a dilution.
H	Sample was prepped or analyzed beyond the specified holding time
J	Estimated: The analyte was positively identified; the quantitation is an estimation
J1	Estimated: The quantitation is an estimation due to discrepancies in meeting certain analyte-specific quality control criteria.
Q	One or more quality control criteria failed.
U	Undetected at the Limit of Detection.

Glossary

Abbreviation	These commonly used abbreviations may or may not be present in this report.
¤	Listed under the "D" column to designate that the result is reported on a dry weight basis
%R	Percent Recovery
CFL	Contains Free Liquid
CNF	Contains No Free Liquid
DER	Duplicate Error Ratio (normalized absolute difference)
Dil Fac	Dilution Factor
DL	Detection Limit (DoD/DOE)
DL, RA, RE, IN	Indicates a Dilution, Re-analysis, Re-extraction, or additional Initial metals/anion analysis of the sample
DLC	Decision Level Concentration (Radiochemistry)
EDL	Estimated Detection Limit (Dioxin)
LOD	Limit of Detection (DoD/DOE)
LOQ	Limit of Quantitation (DoD/DOE)
MDA	Minimum Detectable Activity (Radiochemistry)
MDC	Minimum Detectable Concentration (Radiochemistry)
MDL	Method Detection Limit
ML	Minimum Level (Dioxin)
NC	Not Calculated
ND	Not Detected at the reporting limit (or MDL or EDL if shown)
PQL	Practical Quantitation Limit
QC	Quality Control
RER	Relative Error Ratio (Radiochemistry)
RL	Reporting Limit or Requested Limit (Radiochemistry)
RPD	Relative Percent Difference, a measure of the relative difference between two points
TEF	Toxicity Equivalent Factor (Dioxin)
TEQ	Toxicity Equivalent Quotient (Dioxin)

CASE NARRATIVE

Client: Brice Environmental Services, Corp

Project: Cornhusker (CHAAP)

Report Number: 280-124986-1

With the exceptions noted as flags or footnotes, standard analytical protocols were followed in the analysis of the samples and no problems were encountered or anomalies observed. In addition all laboratory quality control samples were within established control limits, with any exceptions noted below. Each sample was analyzed to achieve the lowest possible reporting limit within the constraints of the method. In some cases, due to interference or analytes present at high concentrations, samples were diluted. For diluted samples, the reporting limits are adjusted relative to the dilution required.

Calculations are performed before rounding to avoid round-off errors in calculated results.

All holding times were met and proper preservation noted for the methods performed on these samples, unless otherwise detailed in the individual sections below.

REVISION 2, SEPTEMBER 29, 2019
Client ID G0012-19A (280-124986-7) was revised to G0112-19A per client request .

REVISION 1, JULY 31, 2019
The units for Alkalinity were changed from ug/L to mg/L. LCS 280-461560/1-A for MNX was reported in error and was removed from analytical batch 280-462208. The TKN LOD was changed from 0.5 mg/L to 1.0mg/L to match the laboratories reference data.

RECEIPT
The samples were received on 6/11/2019 9:10 AM; the samples arrived in good condition, properly preserved and, where required, on ice. The temperatures of the 12 coolers at receipt time were 0.2º C, 0.4º C, 0.6º C, 0.6º C, 0.6º C, 1.4º C, 1.4º C, 2.4º C, 3.5º C, 3.8º C, 4.4º C and 4.4º C.

Receipt Exceptions
The container labels for the following sample did not match the information listed on the Chain-of-Custody (COC): G0113-19A (280-124986-9). The container labels list ID "G0113-19A", while the COC lists "G013-19A". Per client instruction on 6/12/19, the sample was relogged with ID G0113-19A.

1 of 2 x 500mL unpreserved amber glass container label for the following sample did not match the information listed on the Chain-of-Custody (COC): NW022-19A (280-124986-2). The container label lists ID "NW022-19", while the COC lists "NW022-19A". The sample was logged per the ID listed on the COC unless instructed otherwise.

1 of 2 x 500mL unpreserved amber glass containers submitted for sample G0097-19A (280-124986-28) was received with a broken lid. A replacement lid was unavailable at the time of sample receipt; therefore, the container was tightly resealed with parafilm and rubber bands.

The following samples were received with a headspace bubble >6mm in diameter in their Voa Vial container(s): G0090-19A (280-124986-4), G0088-19A (280-124986-5), PZ016-19A (280-124986-6), G0084-19A (280-124986-8), G0113-19A (280-124986-9), G0080-19A (280-124986-14), G0086-19A (280-124986-15), G0078-19A (280-124986-19), G0108-19A (280-124986-26) and G0097-19A (280-124986-28).

G0090-19A: (1 of 3)
G0088-19A: (3 of 3)
PZ016-19A: (3 of 3)
G0084-19A: (3 of 3)
G013-19A: (1 of 3)
G0080-19A: (1 of 3)
G0086-19A: (3 of 3)
G0078-19A: (3 of 3)
G0108-19A: (3 of 3)
G0097-19A: (3 of 3)

DISSOLVED GASES (GC)
Samples G0083-19A (280-124986-1), G0090-19A (280-124986-4), G0088-19A (280-124986-5), PZ016-19A (280-124986-6), G0112-19A (280-124986-7), G0084-19A (280-124986-8), G0113-19A (280-124986-9), G0075-19A (280-124986-10), G0076-19A (280-124986-11), G0024-19A (280-124986-12), G0087-19A (280-124986-13), G0080-19A (280-124986-14), G0086-19A (280-124986-15), G0118-19A

(280-124986-16), G0110-19A (280-124986-17), G0114-19A (280-124986-18), G0078-19A (280-124986-19), G0077-19A (280-124986-20), PZ020-19A (280-124986-21), PZ019-19A (280-124986-22), G0070-19A (280-124986-25), G0108-19A (280-124986-26), G0098-19A (280-124986-27), G0097-19A (280-124986-28), G0109-19A (280-124986-29), G0099-19A (280-124986-30), G0067-19A (280-124986-31), G0079-19A (280-124986-32), G0081-19A (280-124986-33) and G0082-19A (280-124986-34) were analyzed for Dissolved Gases (GC) in accordance with RSK_175. The samples were analyzed on 06/13/2019, 06/14/2019 and 06/17/2019.

In analytical batch 280-461373, the following volatile samples were analyzed with significant headspace in the sample container(s): G0088-19A (280-124986-5), PZ016-19A (280-124986-6), G0084-19A (280-124986-8), G0113-19A (280-124986-9), G0080-19A (280-124986-14), G0086-19A (280-124986-15), G0078-19A (280-124986-19), PZ020-19A (280-124986-21) and (280-124986-I-8 DU). Significant headspace is defined as a bubble greater than 6 mm in diameter.

In analytical batch 280-461755, the following volatile samples were analyzed with significant headspace in the sample container(s): G0108-19A (280-124986-26) and G0097-19A (280-124986-28). Significant headspace is defined as a bubble greater than 6 mm in diameter.

Samples G0084-19A (280-124986-8)[3X], G0113-19A (280-124986-9)[3X], G0118-19A (280-124986-16)[3X], G0110-19A (280-124986-17)[3X], G0114-19A (280-124986-18)[3X], G0108-19A (280-124986-26)[3X] and G0097-19A (280-124986-28)[3X] required dilution prior to analysis. The reporting limits have been adjusted accordingly.

No additional analytical or quality issues were noted, other than those described above or in the Definitions/Glossary page.

NITROAROMATICS AND NITRAMINES (HPLC)

Samples G0083-19A (280-124986-1), NW022-19A (280-124986-2), NW023-19A (280-124986-3), G0090-19A (280-124986-4), G0088-19A (280-124986-5), PZ016-19A (280-124986-6), G0112-19A (280-124986-7), G0084-19A (280-124986-8), G0113-19A (280-124986-9), G0075-19A (280-124986-10), G0076-19A (280-124986-11), G0024-19A (280-124986-12), G0087-19A (280-124986-13), G0080-19A (280-124986-14), G0086-19A (280-124986-15), G0118-19A (280-124986-16), G0110-19A (280-124986-17), G0114-19A (280-124986-18), G0078-19A (280-124986-19), G0077-19A (280-124986-20), PZ020-19A (280-124986-21), PZ019-19A (280-124986-22), NW020-19A (280-124986-23), NW021-19A (280-124986-24), G0070-19A (280-124986-25), G0108-19A (280-124986-26), G0098-19A (280-124986-27), G0097-19A (280-124986-28), G0109-19A (280-124986-29), G0099-19A (280-124986-30), G0067-19A (280-124986-31), G0079-19A (280-124986-32), G0081-19A (280-124986-33) and G0082-19A (280-124986-34) were analyzed for Nitroaromatics and Nitramines (HPLC) in accordance with 8330A. The samples were prepared on 06/14/2019 and 06/18/2019 and analyzed on 06/20/2019, 06/21/2019, 06/22/2019, 06/23/2019, 06/24/2019, 06/25/2019, 06/26/2019, 06/27/2019, 06/28/2019, 07/03/2019, 07/05/2019 and 07/06/2019.

2,4-Dinitrotoluene was detected in method blank MB 280-461561/1-A at a level that was above one half the LOQ but below the LOQ on the primary column, where it is non-detect on the confirmation so should be considered non-detect. The value should be considered an estimate, and has been flagged J. If the associated sample reported a result above the DL, the result has been flagged B. Refer to the QC report for details.

The laboratory control sample (LCS) for preparation batch 280-461560 and analytical batch 280-462065 recovered outside control limits for the following analytes: 2-Nitrotoluene, 3-Nitrotoluene and 4-Nitrotoluene on the primary column, the confirmation was in control. Due to laboratory error, the batch did not include MNX LCS. As a result, the associated sample were re-prepared in prep batch 280-461963 one to three days outside holding time and reanalyzed. Both sets of data have been reported. The following samples are afffected: G0083-19A (280-124986-1), NW022-19A (280-124986-2), NW023-19A (280-124986-3), G0090-19A (280-124986-4), G0088-19A (280-124986-5), PZ016-19A (280-124986-6), G0112-19A (280-124986-7), G0084-19A (280-124986-8), G0113-19A (280-124986-9), G0075-19A (280-124986-10), G0076-19A (280-124986-11), G0024-19A (280-124986-12), G0087-19A (280-124986-13), G0080-19A (280-124986-14), G0086-19A (280-124986-15), G0118-19A (280-124986-16), G0110-19A (280-124986-17), G0114-19A (280-124986-18), G0078-19A (280-124986-19) and G0077-19A (280-124986-20).

Surrogate recovery for the following samples were outside control limits: NW022-19A (280-124986-2), G0090-19A (280-124986-4), G0112-19A (280-124986-7), G0084-19A (280-124986-8), G0113-19A (280-124986-9), G0075-19A (280-124986-10), G0076-19A (280-124986-11), G0118-19A (280-124986-16), G0110-19A (280-124986-17), G0114-19A (280-124986-18) and G0078-19A (280-124986-19). Evidence of matrix interference is present; therefore, re-extraction and/or re-analysis was not performed. associated with preparation batch 280-461560 and analytical batch 280-462065

The %RPD between the primary and confirmation column exceeded 40% for 2-Amino-4,6-dinitrotoluene, 4-Amino-2,6-dinitrotoluene, HMX, RDX, 2,6-Dinitrotoluene and Tetryl for the following samples in prep batch 280-461560: NW023-19A (280-124986-3), G0090-19A (280-124986-4), PZ016-19A (280-124986-6), G0112-19A (280-124986-7), G0084-19A (280-124986-8), G0080-19A (280-124986-14), G0110-19A (280-124986-17) and G0114-19A (280-124986-18). Both values have been reported and qualified in accordance with the laboratory's SOP and DOD QSM.

Surrogate recovery for the following sample associated with preparation batch 280-461560 and analytical batch 280-462208 was outside control limits: G0118-19A (280-124986-16). Evidence of matrix interference is present; therefore, re-extraction and/or re-analysis was not performed.

The laboratory control sample (LCS) for re-extraction batch 280-461963 and analytical batch 280-462823 recovered outside control limits for the following analytes: 4-Amino-2,6-dinitrotoluene.

Surrogate recovery for the following samples associated with preparation batch 280-461963 and analytical batch 280-462823 were outside control limits: G0075-19A (280-124986-10), G0076-19A (280-124986-11), G0118-19A (280-124986-16) and G0110-19A (280-124986-17). Evidence of matrix interference is present; therefore, re-extraction and/or re-analysis was not performed. The chromatogram shows matrix interference.

The %RPD between the primary and confirmation column exceeded 40% for 2-Amino-4,6-dinitrotoluene, HMX, RDX and 1,3-Dinitrobenzene for the following samples in prep batch 280-461963: G0090-19A (280-124986-4), G0112-19A (280-124986-7), G0086-19A (280-124986-15) and G0118-19A (280-124986-16). Both values have been reported and qualified in accordance with the laboratory's SOP.

The continuing calibration verification (CCV) associated with batch 280-462823 recovered above the upper control limit for 3-Nitrotoluene. The samples associated with this CCV were non-detects for the affected analytes; therefore, the data have been reported. The following samples are impacted: G0083-19A (280-124986-1), NW022-19A (280-124986-2), NW023-19A (280-124986-3), G0090-19A (280-124986-4) and G0088-19A (280-124986-5).

The following samples associated with preparation batch 280-461963 required filtration to reduce matrix interferences: G0084-19A (280-124986-8), G0113-19A (280-124986-9), G0075-19A (280-124986-10), G0076-19A (280-124986-11), G0118-19A (280-124986-16), G0110-19A (280-124986-17) and G0114-19A (280-124986-18).

The %RPD between the primary and confirmation column exceeded 40% for HMX, RDX, Tetryl, 4-Amino-2,6-dinitrotoluene and 2,4,6-Trinitrotoluene for the following samples in prep batch 280-461561 : NW020-19A (280-124986-23), G0108-19A (280-124986-26), G0097-19A (280-124986-28), G0099-19A (280-124986-30), G0067-19A (280-124986-31), G0081-19A (280-124986-33) and G0082-19A (280-124986-34). Both values have been reported and qualified in accordance with the laboratory's SOP and DOD QSM.

The laboratory control sample (LCS) for preparation batch 280-461561 and analytical batch 280-461964 recovered outside control limits for the following analytes: The LCS failed for 2-Nitrotoluene, 3-Nitrotoluene and 4-Nitrotoluene. Due to laboratory error, the batch did not include MNX LCS. As a result, the associated sample were re-prepared in prep batch 280-461964 one to three days outside holding time and reanalyzed. Both sets of data have been reported. Affected samples: PZ020-19A (280-124986-21), PZ019-19A (280-124986-22), NW020-19A (280-124986-23), NW021-19A (280-124986-24), G0070-19A (280-124986-25), G0070-19AMS (280-124986-25[MS]), G0070-19AMSD (280-124986-25[MSD]), G0108-19A (280-124986-26), G0098-19A (280-124986-27), G0097-19A (280-124986-28), G0109-19A (280-124986-29), G0099-19A (280-124986-30), G0067-19A (280-124986-31), G0079-19A (280-124986-32), G0081-19A (280-124986-33) and G0082-19A (280-124986-34).

Surrogate recovery for the following sample was outside control limits in preparation batch 280-461561 and analytical batch 280-462202: G0082-19A (280-124986-34). Evidence of matrix interference is present; therefore, re-extraction and/or re-analysis was not performed. 1,2-Dinitrobenzene 168%-limits 83-119%. The chromatogram shows matrix is present.

It should be noted that the LCS for MNX associated with preparation batch 280-461964 and analytical batch 280-463366 has surrogate added twice, results around 200%. The target is in control, data will be reported as is. Affected samples: PZ020-19A (280-124986-21), PZ019-19A (280-124986-22), NW020-19A (280-124986-23), NW021-19A (280-124986-24), G0070-19A (280-124986-25), G0070-19AMS (280-124986-25[MS]), G0070-19AMSD (280-124986-25[MSD]), G0108-19A (280-124986-26), G0098-19A (280-124986-27), G0097-19A (280-124986-28), G0109-19A (280-124986-29), G0099-19A (280-124986-30), G0067-19A (280-124986-31), G0079-19A (280-124986-32), G0081-19A (280-124986-33) and G0082-19A (280-124986-34)

The %RPD between the primary and confirmation column exceeded 40% for RDX, 1,3-Dinitrobenzene, HMX and 4-Amino-2,6-dinitrotoluene for the following samples associated with preparation batch 280-461964 : PZ020-19A (280-124986-21), NW020-19A (280-124986-23), NW021-19A (280-124986-24), G0108-19A (280-124986-26), G0109-19A (280-124986-29), G0099-19A (280-124986-30), G0067-19A (280-124986-31), G0081-19A (280-124986-33) and G0082-19A (280-124986-34). Both values have been reported and qualified in accordance with the laboratory's SOP and DOD QSM.

Surrogate recovery for the following sample associated with preparation batch 280-461964 and analytical batch 280-463366 was outside control limits: G0081-19A (280-124986-33). Evidence of matrix interference is present; therefore, re-extraction and/or re-analysis was not performed. 1,2-Dinitrobenzene 124%-limits 83-119%. The chromatogram shows matrix is present.

The following samples associated with preparation batch 280-461964 required filtration to reduce matrix interferences: G0108-19A (280-124986-26), G0098-19A (280-124986-27), G0097-19A (280-124986-28), G0109-19A (280-124986-29) and G0099-19A (280-124986-30).

Surrogate recovery for the following sample associated with preparation batch 280-461964 and analytical batch 280-463562 was outside control limits: G0108-19A (280-124986-26). Evidence of matrix interference is present; therefore, re-extraction and/or re-analysis was not performed. Chromatogram shows matrix interference.

No additional analytical or quality issues were noted, other than those described above or in the Definitions/Glossary page.

ALKALINITY

Samples G0083-19A (280-124986-1), G0090-19A (280-124986-4), G0088-19A (280-124986-5), PZ016-19A (280-124986-6), G0112-19A (280-124986-7), G0084-19A (280-124986-8), G0113-19A (280-124986-9), G0075-19A (280-124986-10), G0076-19A (280-124986-11), G0024-19A (280-124986-12), G0087-19A (280-124986-13), G0080-19A (280-124986-14), G0086-19A (280-124986-15), G0118-19A (280-124986-16), G0110-19A (280-124986-17), G0114-19A (280-124986-18), G0078-19A (280-124986-19), G0077-19A

(280-124986-20), PZ020-19A (280-124986-21), PZ019-19A (280-124986-22), G0070-19A (280-124986-25), G0108-19A (280-124986-26), G0098-19A (280-124986-27), G0097-19A (280-124986-28), G0109-19A (280-124986-29), G0099-19A (280-124986-30), G0067-19A (280-124986-31), G0079-19A (280-124986-32), G0081-19A (280-124986-33) and G0082-19A (280-124986-34) were analyzed for Alkalinity in accordance with SM20 2320B. The samples were analyzed on 06/21/2019 and 06/24/2019.

Reanalysis of the following sample was performed outside of the analytical holding time because it contained alkalinity in excess of the measurable limit of the original analysis: G0118-19A (280-124986-16). The client was notified on June 25, 2019.

Total Alkalinity as CaCO3 was detected in method blank MB 280-462530/5 at a level exceeding the LOQ. If the associated sample reported a result above the DL, the result has been flagged B. Refer to the QC report for details. Associated sample(s) were not re-extracted and/or re-analyzed because results were greater than 10X the value found in the blank.

No additional analytical or quality issues were noted, other than those described above or in the Definitions/Glossary page.

AMMONIA

Samples G0083-19A (280-124986-1), G0090-19A (280-124986-4), G0088-19A (280-124986-5), PZ016-19A (280-124986-6), G0112-19A (280-124986-7), G0084-19A (280-124986-8), G0113-19A (280-124986-9), G0075-19A (280-124986-10), G0076-19A (280-124986-11), G0024-19A (280-124986-12), G0087-19A (280-124986-13), G0080-19A (280-124986-14), G0086-19A (280-124986-15), G0118-19A (280-124986-16), G0110-19A (280-124986-17), G0114-19A (280-124986-18), G0078-19A (280-124986-19), G0077-19A (280-124986-20), PZ020-19A (280-124986-21), PZ019-19A (280-124986-22), G0070-19A (280-124986-25), G0108-19A (280-124986-26), G0098-19A (280-124986-27), G0097-19A (280-124986-28), G0109-19A (280-124986-29), G0099-19A (280-124986-30), G0067-19A (280-124986-31), G0079-19A (280-124986-32), G0081-19A (280-124986-33) and G0082-19A (280-124986-34) were analyzed for ammonia in accordance with EPA Method 350.1. The samples were analyzed on 06/21/2019.

Samples G0118-19A (280-124986-16)[5X], G0110-19A (280-124986-17)[2X] and G0108-19A (280-124986-26)[2X] required dilution prior to analysis. The reporting limits have been adjusted accordingly.

No analytical or quality issues were noted, other than those described above or in the Definitions/Glossary page.

TOTAL KJELDAHL NITROGEN

Samples G0083-19A (280-124986-1), G0090-19A (280-124986-4), G0088-19A (280-124986-5), PZ016-19A (280-124986-6), G0112-19A (280-124986-7), G0084-19A (280-124986-8), G0113-19A (280-124986-9), G0075-19A (280-124986-10), G0076-19A (280-124986-11), G0024-19A (280-124986-12), G0087-19A (280-124986-13), G0080-19A (280-124986-14), G0086-19A (280-124986-15), G0118-19A (280-124986-16), G0110-19A (280-124986-17), G0114-19A (280-124986-18), G0078-19A (280-124986-19), G0077-19A (280-124986-20), PZ020-19A (280-124986-21), PZ019-19A (280-124986-22), G0070-19A (280-124986-25), G0108-19A (280-124986-26), G0098-19A (280-124986-27), G0097-19A (280-124986-28), G0109-19A (280-124986-29), G0099-19A (280-124986-30), G0067-19A (280-124986-31), G0079-19A (280-124986-32), G0081-19A (280-124986-33) and G0082-19A (280-124986-34) were analyzed for total kjeldahl nitrogen in accordance with EPA Method 351.2. The samples were prepared on 06/26/2019, 06/28/2019 and 07/01/2019 and analyzed on 06/28/2019, 07/01/2019 and 07/02/2019.

Nitrogen, Total Kjeldahl failed the recovery criteria low for the MS of sample G0098-19AMS (280-124986-27) in batch 280-463324. Nitrogen, Total Kjeldahl failed the recovery criteria low for the MSD of sample G0098-19AMSD (280-124986-27) in batch 280-463324. Refer to the QC report for details.

No additional analytical or quality issues were noted, other than those described above or in the Definitions/Glossary page.

NITRATE-NITRITE AS NITROGEN

Samples G0083-19A (280-124986-1), G0090-19A (280-124986-4), G0088-19A (280-124986-5), PZ016-19A (280-124986-6), G0112-19A (280-124986-7), G0084-19A (280-124986-8), G0113-19A (280-124986-9), G0075-19A (280-124986-10), G0076-19A (280-124986-11), G0024-19A (280-124986-12), G0087-19A (280-124986-13), G0080-19A (280-124986-14), G0086-19A (280-124986-15), G0118-19A (280-124986-16), G0110-19A (280-124986-17), G0114-19A (280-124986-18), G0078-19A (280-124986-19), G0077-19A (280-124986-20), PZ020-19A (280-124986-21), PZ019-19A (280-124986-22), G0070-19A (280-124986-25), G0108-19A (280-124986-26), G0098-19A (280-124986-27), G0097-19A (280-124986-28), G0109-19A (280-124986-29), G0099-19A (280-124986-30), G0067-19A (280-124986-31), G0079-19A (280-124986-32), G0081-19A (280-124986-33) and G0082-19A (280-124986-34) were analyzed for nitrate-nitrite as nitrogen in accordance with EPA Method 353.2. The samples were analyzed on 07/02/2019, 07/03/2019 and 07/08/2019.

Reanalysis of the following sample in batch 463918 peformed outside of the analytical holding time due to sample being over calibration range in the initial in- hold analysis: G0098-19A (280-124986-27).

Nitrate Nitrite as N exceeded the RPD limit for LCSD 280-463470/22. Refer to the QC report for details. The LCS and LCSD recoveries were in control.

Samples G0112-19A (280-124986-7)[10X], G0077-19A (280-124986-20)[10X], PZ020-19A (280-124986-21)[10X], PZ019-19A (280-124986-22)[10X], G0098-19A (280-124986-27)[2X], G0099-19A (280-124986-30)[5X] and G0067-19A (280-124986-31)[5X] required dilution prior to analysis. The reporting limits have been adjusted accordingly.

No additional analytical or quality issues were noted, other than those described above or in the Definitions/Glossary page.

SULFIDE
Samples G0083-19A (280-124986-1), G0090-19A (280-124986-4), G0088-19A (280-124986-5), PZ016-19A (280-124986-6), G0112-19A (280-124986-7), G0084-19A (280-124986-8), G0113-19A (280-124986-9), G0075-19A (280-124986-10), G0076-19A (280-124986-11), G0024-19A (280-124986-12), G0087-19A (280-124986-13), G0080-19A (280-124986-14), G0086-19A (280-124986-15), G0118-19A (280-124986-16), G0110-19A (280-124986-17), G0114-19A (280-124986-18), G0078-19A (280-124986-19), G0077-19A (280-124986-20), PZ020-19A (280-124986-21), PZ019-19A (280-124986-22), G0070-19A (280-124986-25), G0108-19A (280-124986-26), G0098-19A (280-124986-27), G0097-19A (280-124986-28), G0109-19A (280-124986-29), G0099-19A (280-124986-30), G0067-19A (280-124986-31), G0079-19A (280-124986-32), G0081-19A (280-124986-33) and G0082-19A (280-124986-34) were analyzed for sulfide in accordance with EPA SW-846 Method 9034. The samples were prepared and analyzed on 06/14/2019 and 06/15/2019.

Sulfide exceeded the RPD limit for the MSD of sample G0078-19AMSD (280-124986-19) in batch 280-461699. Refer to the QC report for details.

No additional analytical or quality issues were noted, other than those described above or in the Definitions/Glossary page.

ANIONS (28 DAYS)
Samples G0083-19A (280-124986-1), G0090-19A (280-124986-4), G0088-19A (280-124986-5), PZ016-19A (280-124986-6), G0112-19A (280-124986-7), G0084-19A (280-124986-8), G0113-19A (280-124986-9), G0075-19A (280-124986-10), G0076-19A (280-124986-11), G0024-19A (280-124986-12), G0087-19A (280-124986-13), G0080-19A (280-124986-14), G0086-19A (280-124986-15), G0118-19A (280-124986-16), G0110-19A (280-124986-17), G0114-19A (280-124986-18), G0078-19A (280-124986-19), G0077-19A (280-124986-20), PZ020-19A (280-124986-21), PZ019-19A (280-124986-22), G0070-19A (280-124986-25), G0108-19A (280-124986-26), G0098-19A (280-124986-27), G0097-19A (280-124986-28), G0109-19A (280-124986-29), G0099-19A (280-124986-30), G0067-19A (280-124986-31), G0079-19A (280-124986-32), G0081-19A (280-124986-33) and G0082-19A (280-124986-34) were analyzed for anions (28 days) in accordance with 9056A. The samples were analyzed on 07/08/2019, 07/09/2019 and 07/10/2019.

Due to analyst and operational oversight, the following samples were analyzed outside of holding time for Sulfate: G0090-19A (280-124986-4), PZ016-19A (280-124986-6), G0112-19A (280-124986-7), G0084-19A (280-124986-8), G0113-19A (280-124986-9), G0075-19A (280-124986-10), G0087-19A (280-124986-13), G0080-19A (280-124986-14), G0086-19A (280-124986-15), G0118-19A (280-124986-16), G0110-19A (280-124986-17), G0114-19A (280-124986-18), G0108-19A (280-124986-26), G0098-19A (280-124986-27), G0083-19A (280-124986-1), G0088-19A (280-124986-5), G0076-19A (280-124986-11), G0078-19A (280-124986-19), G0070-19A (280-124986-25), G0097-19A (280-124986-28), G0109-19A (280-124986-29), G0099-19A (280-124986-30), G0067-19A (280-124986-31), G0079-19A (280-124986-32), G0081-19A (280-124986-33) and G0082-19A (280-124986-34).

Samples G0083-19A (280-124986-1)[5X], G0088-19A (280-124986-5)[5X], G0076-19A (280-124986-11)[5X], G0078-19A (280-124986-19)[5X] and G0070-19A (280-124986-25)[5X] required dilution prior to analysis. The reporting limits have been adjusted accordingly.

No analytical or quality issues were noted, other than those described above or in the Definitions/Glossary page.

DISSOLVED ORGANIC CARBON
Samples G0083-19A (280-124986-1), G0090-19A (280-124986-4), G0088-19A (280-124986-5), PZ016-19A (280-124986-6), G0112-19A (280-124986-7), G0084-19A (280-124986-8), G0113-19A (280-124986-9), G0075-19A (280-124986-10), G0076-19A (280-124986-11), G0024-19A (280-124986-12), G0087-19A (280-124986-13), G0080-19A (280-124986-14), G0086-19A (280-124986-15), G0118-19A (280-124986-16), G0110-19A (280-124986-17), G0114-19A (280-124986-18), G0078-19A (280-124986-19), G0077-19A (280-124986-20), PZ020-19A (280-124986-21), PZ019-19A (280-124986-22), G0070-19A (280-124986-25), G0108-19A (280-124986-26), G0098-19A (280-124986-27), G0097-19A (280-124986-28), G0109-19A (280-124986-29), G0099-19A (280-124986-30), G0067-19A (280-124986-31), G0079-19A (280-124986-32), G0081-19A (280-124986-33) and G0082-19A (280-124986-34) were analyzed for dissolved organic carbon in accordance with EPA SW-846 Method 9060A. The samples were analyzed on 07/06/2019 and 07/08/2019.

Dissolved Organic Carbon - Quad was detected in method blank MB 280-463944/1-A at a level that was below half the LOQ. The value should be considered an estimate, and has been flagged J.

No additional analytical or quality issues were noted, other than those described above or in the Definitions/Glossary page.

Detection Summary

Client: Brice Environmental Services, Corp
Project/Site: Cornhusker (CHAAP)

Job ID: 280-124986-1

Client Sample ID: G0083-19A — Lab Sample ID: 280-124986-1

Analyte	Result	Qualifier	LOQ	LOD	DL	Unit	Dil Fac	D	Method	Prep Type
Methane	0.083		0.0050	0.0020	0.00063	mg/L	1		RSK-175	Total/NA
Ammonia	1.7		0.10	0.050	0.022	mg/L	1		350.1	Total/NA
Nitrogen, Total Kjeldahl	2.2		1.0	1.0	0.69	mg/L	1		351.2	Total/NA
Sulfate	200	D H	25	15	5.2	mg/L	5		9056A	Total/NA
Total Alkalinity as CaCO3	580		10	10	3.1	mg/L	1		SM 2320B	Total/NA
Dissolved Organic Carbon - Quad	4.3		1.0	0.50	0.16	mg/L	1		9060A	Dissolved

Client Sample ID: NW022-19A — Lab Sample ID: 280-124986-2

No Detections.

Client Sample ID: NW023-19A — Lab Sample ID: 280-124986-3

Analyte	Result	Qualifier	LOQ	LOD	DL	Unit	Dil Fac	D	Method	Prep Type
2,4,6-Trinitrotoluene	0.35	J	0.38	0.38	0.15	ug/L	1		8330A	Total/NA
2-Amino-4,6-dinitrotoluene	2.1		0.19	0.11	0.049	ug/L	1		8330A	Total/NA
4-Amino-2,6-dinitrotoluene	1.9		0.19	0.11	0.055	ug/L	1		8330A	Total/NA
RDX	0.17	J J1 M	0.38	0.38	0.15	ug/L	1		8330A	Total/NA
RDX	0.39	J1	0.38	0.38	0.15	ug/L	1		8330A	Total/NA
HMX - RE	0.38	J H M	0.40	0.20	0.087	ug/L	1		8330A	Total/NA

Client Sample ID: G0090-19A — Lab Sample ID: 280-124986-4

Analyte	Result	Qualifier	LOQ	LOD	DL	Unit	Dil Fac	D	Method	Prep Type
Methane	0.069		0.0050	0.0020	0.00063	mg/L	1		RSK-175	Total/NA
2-Amino-4,6-dinitrotoluene	0.19	J Q	0.20	0.12	0.050	ug/L	1		8330A	Total/NA
HMX	0.73	J1 M	0.39	0.20	0.086	ug/L	1		8330A	Total/NA
HMX	1.3	J1	0.39	0.20	0.086	ug/L	1		8330A	Total/NA
RDX	0.60	M Q	0.39	0.39	0.16	ug/L	1		8330A	Total/NA
2-Amino-4,6-dinitrotoluene - RE	0.16	J H J1	0.20	0.12	0.051	ug/L	1		8330A	Total/NA
2-Amino-4,6-dinitrotoluene - RE	2.3	H J1	0.20	0.12	0.051	ug/L	1		8330A	Total/NA
HMX - RE	0.80	H J1 M	0.41	0.20	0.089	ug/L	1		8330A	Total/NA
HMX - RE	0.41	H J1 M	0.41	0.20	0.089	ug/L	1		8330A	Total/NA
RDX - RE	0.74	H J1 M	0.41	0.41	0.16	ug/L	1		8330A	Total/NA
RDX - RE	0.29	J H J1	0.41	0.41	0.16	ug/L	1		8330A	Total/NA
Nitrate Nitrite as N	2.9	Q	0.10	0.050	0.019	mg/L	1		353.2	Total/NA
Sulfate	130	H	5.0	3.0	1.0	mg/L	1		9056A	Total/NA
Total Alkalinity as CaCO3	310		10	10	3.1	mg/L	1		SM 2320B	Total/NA
Dissolved Organic Carbon - Quad	3.8		1.0	0.50	0.16	mg/L	1		9060A	Dissolved

Client Sample ID: G0088-19A — Lab Sample ID: 280-124986-5

Analyte	Result	Qualifier	LOQ	LOD	DL	Unit	Dil Fac	D	Method	Prep Type
Methane	0.040		0.0050	0.0020	0.00063	mg/L	1		RSK-175	Total/NA
1,3,5-Trinitrobenzene	5.5		1.0	0.41	0.20	ug/L	1		8330A	Total/NA
2,4,6-Trinitrotoluene	0.70		0.41	0.41	0.16	ug/L	1		8330A	Total/NA
2-Amino-4,6-dinitrotoluene	0.45	M	0.20	0.12	0.052	ug/L	1		8330A	Total/NA

This Detection Summary does not include radiochemical test results.

Client Sample ID: G0088-19A (Continued) — Lab Sample ID: 280-124986-5

Analyte	Result	Qualifier	LOQ	LOD	DL	Unit	Dil Fac	D	Method	Prep Type
4-Amino-2,6-dinitrotoluene	0.33		0.20	0.12	0.059	ug/L	1		8330A	Total/NA
1,3,5-Trinitrobenzene - RE	5.3	H	1.0	0.41	0.20	ug/L	1		8330A	Total/NA
2,4,6-Trinitrotoluene - RE	0.73	H	0.41	0.41	0.16	ug/L	1		8330A	Total/NA
2-Amino-4,6-dinitrotoluene - RE	0.49	H	0.20	0.12	0.051	ug/L	1		8330A	Total/NA
4-Amino-2,6-dinitrotoluene - RE	0.36	H Q	0.20	0.12	0.058	ug/L	1		8330A	Total/NA
Ammonia	0.092	J	0.10	0.050	0.022	mg/L	1		350.1	Total/NA
Nitrate Nitrite as N	0.35	Q	0.10	0.050	0.019	mg/L	1		353.2	Total/NA
Sulfate	210	D H	25	15	5.2	mg/L	5		9056A	Total/NA
Total Alkalinity as CaCO3	320		10	10	3.1	mg/L	1		SM 2320B	Total/NA
Dissolved Organic Carbon - Quad	2.7		1.0	0.50	0.16	mg/L	1		9060A	Dissolved

Client Sample ID: PZ016-19A — Lab Sample ID: 280-124986-6

Analyte	Result	Qualifier	LOQ	LOD	DL	Unit	Dil Fac	D	Method	Prep Type
Methane	0.66		0.0050	0.0020	0.00063	mg/L	1		RSK-175	Total/NA
2-Amino-4,6-dinitrotoluene	0.097	J J1	0.20	0.12	0.052	ug/L	1		8330A	Total/NA
2-Amino-4,6-dinitrotoluene	0.23	J1	0.20	0.12	0.052	ug/L	1		8330A	Total/NA
4-Amino-2,6-dinitrotoluene	0.15	J J1 M	0.20	0.12	0.059	ug/L	1		8330A	Total/NA
4-Amino-2,6-dinitrotoluene	0.32	J1	0.20	0.12	0.059	ug/L	1		8330A	Total/NA
HMX	0.39	J J1 M	0.41	0.20	0.090	ug/L	1		8330A	Total/NA
HMX	0.64	J1	0.41	0.20	0.090	ug/L	1		8330A	Total/NA
RDX	0.33	J M	0.41	0.41	0.16	ug/L	1		8330A	Total/NA
2-Amino-4,6-dinitrotoluene - RE	0.080	J H M	0.20	0.12	0.051	ug/L	1		8330A	Total/NA
HMX - RE	0.46	H M	0.40	0.20	0.088	ug/L	1		8330A	Total/NA
RDX - RE	0.44	H M	0.40	0.40	0.16	ug/L	1		8330A	Total/NA
Ammonia	0.14		0.10	0.050	0.022	mg/L	1		350.1	Total/NA
Nitrate Nitrite as N	5.0	Q	0.10	0.050	0.019	mg/L	1		353.2	Total/NA
Sulfate	89	H	5.0	3.0	1.0	mg/L	1		9056A	Total/NA
Total Alkalinity as CaCO3	340		10	10	3.1	mg/L	1		SM 2320B	Total/NA
Dissolved Organic Carbon - Quad	2.7		1.0	0.50	0.16	mg/L	1		9060A	Dissolved

Client Sample ID: G0112-19A — Lab Sample ID: 280-124986-7

Analyte	Result	Qualifier	LOQ	LOD	DL	Unit	Dil Fac	D	Method	Prep Type
Methane	1.4		0.0050	0.0020	0.00063	mg/L	1		RSK-175	Total/NA
2-Amino-4,6-dinitrotoluene	0.14	J	0.21	0.12	0.053	ug/L	1		8330A	Total/NA
4-Amino-2,6-dinitrotoluene	0.13	J	0.21	0.12	0.060	ug/L	1		8330A	Total/NA
HMX	0.90	M J1	0.42	0.21	0.091	ug/L	1		8330A	Total/NA
HMX	0.22	J M J1	0.42	0.21	0.091	ug/L	1		8330A	Total/NA
RDX	0.24	J M J1	0.42	0.42	0.16	ug/L	1		8330A	Total/NA
RDX	0.46	J1	0.42	0.42	0.16	ug/L	1		8330A	Total/NA

This Detection Summary does not include radiochemical test results.

Client Sample ID: G0112-19A (Continued) — Lab Sample ID: 280-124986-7

Analyte	Result	Qualifier	LOQ	LOD	DL	Unit	Dil Fac	D	Method	Prep Type
2-Amino-4,6-dinitrotoluene - RE	0.094	J H	0.20	0.12	0.051	ug/L	1		8330A	Total/NA
4-Amino-2,6-dinitrotoluene - RE	0.14	J H	0.20	0.12	0.058	ug/L	1		8330A	Total/NA
HMX - RE	0.96	H M J1	0.40	0.20	0.088	ug/L	1		8330A	Total/NA
HMX - RE	0.24	J H M J1	0.40	0.20	0.088	ug/L	1		8330A	Total/NA
RDX - RE	0.47	M H	0.40	0.40	0.16	ug/L	1		8330A	Total/NA
Ammonia	0.065	J	0.10	0.050	0.022	mg/L	1		350.1	Total/NA
Nitrate Nitrite as N	29	Q	1.0	0.50	0.19	mg/L	10		353.2	Total/NA
Sulfate	61	H	5.0	3.0	1.0	mg/L	1		9056A	Total/NA
Total Alkalinity as CaCO3	170		10	10	3.1	mg/L	1		SM 2320B	Total/NA
Dissolved Organic Carbon - Quad	2.4		1.0	0.50	0.16	mg/L	1		9060A	Dissolved

Client Sample ID: G0084-19A — Lab Sample ID: 280-124986-8

Analyte	Result	Qualifier	LOQ	LOD	DL	Unit	Dil Fac	D	Method	Prep Type
Methane	6.6	D	0.015	0.0060	0.0019	mg/L	3		RSK-175	Total/NA
HMX	0.55	M J1	0.41	0.21	0.090	ug/L	1		8330A	Total/NA
HMX	0.84	J1 M	0.41	0.21	0.090	ug/L	1		8330A	Total/NA
HMX - RE	0.63	H M	0.42	0.21	0.091	ug/L	1		8330A	Total/NA
Ammonia	0.30		0.10	0.050	0.022	mg/L	1		350.1	Total/NA
Nitrogen, Total Kjeldahl	0.88	J	1.0	1.0	0.69	mg/L	1		351.2	Total/NA
Nitrate Nitrite as N	3.6	Q	0.10	0.050	0.019	mg/L	1		353.2	Total/NA
Sulfate	73	H	5.0	3.0	1.0	mg/L	1		9056A	Total/NA
Total Alkalinity as CaCO3	460		10	10	3.1	mg/L	1		SM 2320B	Total/NA
Dissolved Organic Carbon - Quad	4.5		1.0	0.50	0.16	mg/L	1		9060A	Dissolved

Client Sample ID: G0113-19A — Lab Sample ID: 280-124986-9

Analyte	Result	Qualifier	LOQ	LOD	DL	Unit	Dil Fac	D	Method	Prep Type
Methane	6.1	D	0.015	0.0060	0.0019	mg/L	3		RSK-175	Total/NA
Tetryl	0.55	Q	0.24	0.20	0.078	ug/L	1		8330A	Total/NA
Ammonia	0.66		0.10	0.050	0.022	mg/L	1		350.1	Total/NA
Nitrogen, Total Kjeldahl	1.4		1.0	1.0	0.69	mg/L	1		351.2	Total/NA
Sulfate	63	H	5.0	3.0	1.0	mg/L	1		9056A	Total/NA
Total Alkalinity as CaCO3	340		10	10	3.1	mg/L	1		SM 2320B	Total/NA
Dissolved Organic Carbon - Quad	5.0		1.0	0.50	0.16	mg/L	1		9060A	Dissolved

Client Sample ID: G0075-19A — Lab Sample ID: 280-124986-10

Analyte	Result	Qualifier	LOQ	LOD	DL	Unit	Dil Fac	D	Method	Prep Type
Methane	0.15		0.0050	0.0020	0.00063	mg/L	1		RSK-175	Total/NA
Ammonia	0.056	J	0.10	0.050	0.022	mg/L	1		350.1	Total/NA
Nitrate Nitrite as N	0.49	Q	0.10	0.050	0.019	mg/L	1		353.2	Total/NA
Sulfate	120	H	5.0	3.0	1.0	mg/L	1		9056A	Total/NA
Total Alkalinity as CaCO3	440		10	10	3.1	mg/L	1		SM 2320B	Total/NA
Dissolved Organic Carbon - Quad	3.2		1.0	0.50	0.16	mg/L	1		9060A	Dissolved

This Detection Summary does not include radiochemical test results.

Detection Summary

Client: Brice Environmental Services, Corp
Project/Site: Cornhusker (CHAAP)

Job ID: 280-124986-1

Client Sample ID: G0076-19A — Lab Sample ID: 280-124986-11

Analyte	Result	Qualifier	LOQ	LOD	DL	Unit	Dil Fac	D	Method	Prep Type
Methane	0.31		0.0050	0.0020	0.00063	mg/L	1		RSK-175	Total/NA
Ammonia	0.87		0.10	0.050	0.022	mg/L	1		350.1	Total/NA
Nitrogen, Total Kjeldahl	1.1		1.0	1.0	0.69	mg/L	1		351.2	Total/NA
Sulfate	280	D H	25	15	5.2	mg/L	5		9056A	Total/NA
Total Alkalinity as CaCO3	330		10	10	3.1	mg/L	1		SM 2320B	Total/NA
Dissolved Organic Carbon - Quad	2.8		1.0	0.50	0.16	mg/L	1		9060A	Dissolved

Client Sample ID: G0024-19A — Lab Sample ID: 280-124986-12

Analyte	Result	Qualifier	LOQ	LOD	DL	Unit	Dil Fac	D	Method	Prep Type
2-Amino-4,6-dinitrotoluene	0.082	J	0.20	0.12	0.050	ug/L	1		8330A	Total/NA
Nitrate Nitrite as N	8.8	Q	0.10	0.050	0.019	mg/L	1		353.2	Total/NA
Sulfate	14		5.0	3.0	1.0	mg/L	1		9056A	Total/NA
Total Alkalinity as CaCO3	67		10	10	3.1	mg/L	1		SM 2320B	Total/NA
Dissolved Organic Carbon - Quad	3.5		1.0	0.50	0.16	mg/L	1		9060A	Dissolved

Client Sample ID: G0087-19A — Lab Sample ID: 280-124986-13

Analyte	Result	Qualifier	LOQ	LOD	DL	Unit	Dil Fac	D	Method	Prep Type
HMX	0.36	J M	0.39	0.20	0.086	ug/L	1		8330A	Total/NA
HMX - RE	0.35	J H M	0.39	0.19	0.085	ug/L	1		8330A	Total/NA
Nitrate Nitrite as N	0.22		0.10	0.050	0.019	mg/L	1		353.2	Total/NA
Sulfide	0.80	J	4.0	1.9	0.79	mg/L	1		9034	Total/NA
Sulfate	120	H	5.0	3.0	1.0	mg/L	1		9056A	Total/NA
Total Alkalinity as CaCO3	280		10	10	3.1	mg/L	1		SM 2320B	Total/NA
Dissolved Organic Carbon - Quad	2.6		1.0	0.50	0.16	mg/L	1		9060A	Dissolved

Client Sample ID: G0080-19A — Lab Sample ID: 280-124986-14

Analyte	Result	Qualifier	LOQ	LOD	DL	Unit	Dil Fac	D	Method	Prep Type
Methane	0.0025	J	0.0050	0.0020	0.00063	mg/L	1		RSK-175	Total/NA
2-Amino-4,6-dinitrotoluene	0.097	J M J1	0.20	0.12	0.050	ug/L	1		8330A	Total/NA
2-Amino-4,6-dinitrotoluene	0.17	J J1	0.20	0.12	0.050	ug/L	1		8330A	Total/NA
4-Amino-2,6-dinitrotoluene	0.073	J M	0.20	0.12	0.057	ug/L	1		8330A	Total/NA
2-Amino-4,6-dinitrotoluene - RE	0.11	J H	0.20	0.12	0.050	ug/L	1		8330A	Total/NA
Ammonia	0.064	J	0.10	0.050	0.022	mg/L	1		350.1	Total/NA
Nitrate Nitrite as N	2.8		0.10	0.050	0.019	mg/L	1		353.2	Total/NA
Sulfate	84	H	5.0	3.0	1.0	mg/L	1		9056A	Total/NA
Total Alkalinity as CaCO3	300		10	10	3.1	mg/L	1		SM 2320B	Total/NA
Dissolved Organic Carbon - Quad	2.6		1.0	0.50	0.16	mg/L	1		9060A	Dissolved

Client Sample ID: G0086-19A — Lab Sample ID: 280-124986-15

Analyte	Result	Qualifier	LOQ	LOD	DL	Unit	Dil Fac	D	Method	Prep Type
Methane	0.072		0.0050	0.0020	0.00063	mg/L	1		RSK-175	Total/NA
1,3,5-Trinitrobenzene	8.9		1.0	0.40	0.20	ug/L	1		8330A	Total/NA

This Detection Summary does not include radiochemical test results.

Client Sample ID: G0086-19A (Continued)

Lab Sample ID: 280-124986-15

Analyte	Result	Qualifier	LOQ	LOD	DL	Unit	Dil Fac	D	Method	Prep Type
2,4,6-Trinitrotoluene	2.5		0.40	0.40	0.16	ug/L	1		8330A	Total/NA
2-Amino-4,6-dinitrotoluene	1.4		0.20	0.12	0.051	ug/L	1		8330A	Total/NA
4-Amino-2,6-dinitrotoluene	0.98		0.20	0.12	0.058	ug/L	1		8330A	Total/NA
HMX	0.26	J M	0.40	0.20	0.088	ug/L	1		8330A	Total/NA
RDX	0.18	J M	0.40	0.40	0.16	ug/L	1		8330A	Total/NA
1,3,5-Trinitrobenzene - RE	8.6	H	1.0	0.40	0.20	ug/L	1		8330A	Total/NA
2,4,6-Trinitrotoluene - RE	2.5	H	0.40	0.40	0.16	ug/L	1		8330A	Total/NA
2-Amino-4,6-dinitrotoluene - RE	1.3	H	0.20	0.12	0.051	ug/L	1		8330A	Total/NA
4-Amino-2,6-dinitrotoluene - RE	0.94	H Q	0.20	0.12	0.058	ug/L	1		8330A	Total/NA
HMX - RE	0.23	J H J1 M	0.40	0.20	0.087	ug/L	1		8330A	Total/NA
HMX - RE	0.41	H J1	0.40	0.20	0.087	ug/L	1		8330A	Total/NA
RDX - RE	0.24	J H M	0.40	0.40	0.16	ug/L	1		8330A	Total/NA
Ammonia	0.029	J	0.10	0.050	0.022	mg/L	1		350.1	Total/NA
Nitrate Nitrite as N	3.4		0.10	0.050	0.019	mg/L	1		353.2	Total/NA
Sulfate	160	H	5.0	3.0	1.0	mg/L	1		9056A	Total/NA
Total Alkalinity as CaCO3	290		10	10	3.1	mg/L	1		SM 2320B	Total/NA
Dissolved Organic Carbon - Quad	2.5		1.0	0.50	0.16	mg/L	1		9060A	Dissolved

Client Sample ID: G0118-19A

Lab Sample ID: 280-124986-16

Analyte	Result	Qualifier	LOQ	LOD	DL	Unit	Dil Fac	D	Method	Prep Type
Methane	8.1	D	0.015	0.0060	0.0019	mg/L	3		RSK-175	Total/NA
1,3-Dinitrobenzene - RE	0.38	H J1 M	0.38	0.19	0.085	ug/L	1		8330A	Total/NA
1,3-Dinitrobenzene - RE	0.80	H J1	0.38	0.19	0.085	ug/L	1		8330A	Total/NA
Ammonia	9.3		0.50	0.25	0.11	mg/L	5		350.1	Total/NA
Nitrogen, Total Kjeldahl	19	J	25	25	17	mg/L	1		351.2	Total/NA
Sulfate	3.2	J H	5.0	3.0	1.0	mg/L	1		9056A	Total/NA
Total Alkalinity as CaCO3	1100	H B	10	10	3.1	mg/L	1		SM 2320B	Total/NA
Dissolved Organic Carbon - Quad	57		1.0	0.50	0.16	mg/L	1		9060A	Dissolved

Client Sample ID: G0110-19A

Lab Sample ID: 280-124986-17

Analyte	Result	Qualifier	LOQ	LOD	DL	Unit	Dil Fac	D	Method	Prep Type
Methane	11	D	0.015	0.0060	0.0019	mg/L	3		RSK-175	Total/NA
2,6-Dinitrotoluene	0.43	Q J1	0.21	0.21	0.068	ug/L	1		8330A	Total/NA
2,6-Dinitrotoluene	0.069	J J1 M	0.21	0.21	0.068	ug/L	1		8330A	Total/NA
RDX	0.99	M Q J1	0.42	0.42	0.17	ug/L	1		8330A	Total/NA
RDX	0.32	J J1	0.42	0.42	0.17	ug/L	1		8330A	Total/NA
Tetryl	2.6	Q J1	0.25	0.21	0.084	ug/L	1		8330A	Total/NA
Tetryl	0.52	J1 M B	0.25	0.21	0.084	ug/L	1		8330A	Total/NA
Ammonia	6.3		0.20	0.10	0.044	mg/L	2		350.1	Total/NA
Nitrate Nitrite as N	0.18		0.10	0.050	0.019	mg/L	1		353.2	Total/NA
Sulfate	17	H	5.0	3.0	1.0	mg/L	1		9056A	Total/NA
Total Alkalinity as CaCO3	590		10	10	3.1	mg/L	1		SM 2320B	Total/NA
Dissolved Organic Carbon - Quad	15		1.0	0.50	0.16	mg/L	1		9060A	Dissolved

This Detection Summary does not include radiochemical test results.

Detection Summary

Client: Brice Environmental Services, Corp
Project/Site: Cornhusker (CHAAP)

Job ID: 280-124986-1

Client Sample ID: G0114-19A — Lab Sample ID: 280-124986-18

Analyte	Result	Qualifier	LOQ	LOD	DL	Unit	Dil Fac	D	Method	Prep Type
Methane	6.3	D	0.015	0.0060	0.0019	mg/L	3		RSK-175	Total/NA
RDX	0.59	M Q J1	0.40	0.40	0.16	ug/L	1		8330A	Total/NA
RDX	0.22	J J1	0.40	0.40	0.16	ug/L	1		8330A	Total/NA
Ammonia	1.5		0.10	0.050	0.022	mg/L	1		350.1	Total/NA
Nitrogen, Total Kjeldahl	1.2		1.0	1.0	0.69	mg/L	1		351.2	Total/NA
Nitrate Nitrite as N	1.5		0.10	0.050	0.019	mg/L	1		353.2	Total/NA
Sulfate	80	H	5.0	3.0	1.0	mg/L	1		9056A	Total/NA
Total Alkalinity as CaCO3	230		10	10	3.1	mg/L	1		SM 2320B	Total/NA
Dissolved Organic Carbon - Quad	3.1		1.0	0.50	0.16	mg/L	1		9060A	Dissolved

Client Sample ID: G0078-19A — Lab Sample ID: 280-124986-19

Analyte	Result	Qualifier	LOQ	LOD	DL	Unit	Dil Fac	D	Method	Prep Type
Methane	0.28		0.0050	0.0020	0.00063	mg/L	1		RSK-175	Total/NA
Ammonia	0.44		0.10	0.050	0.022	mg/L	1		350.1	Total/NA
Sulfate	250	D H	25	15	5.2	mg/L	5		9056A	Total/NA
Total Alkalinity as CaCO3	400		10	10	3.1	mg/L	1		SM 2320B	Total/NA
Dissolved Organic Carbon - Quad	2.9		1.0	0.50	0.16	mg/L	1		9060A	Dissolved

Client Sample ID: G0077-19A — Lab Sample ID: 280-124986-20

Analyte	Result	Qualifier	LOQ	LOD	DL	Unit	Dil Fac	D	Method	Prep Type
1,3,5-Trinitrobenzene	1.6	M	0.96	0.39	0.19	ug/L	1		8330A	Total/NA
2,4,6-Trinitrotoluene	2.2		0.39	0.39	0.15	ug/L	1		8330A	Total/NA
2-Amino-4,6-dinitrotoluene	2.0		0.19	0.12	0.049	ug/L	1		8330A	Total/NA
4-Amino-2,6-dinitrotoluene	1.9		0.19	0.12	0.056	ug/L	1		8330A	Total/NA
RDX	0.53	M	0.39	0.39	0.15	ug/L	1		8330A	Total/NA
1,3,5-Trinitrobenzene - RE	1.4	H M	0.98	0.39	0.20	ug/L	1		8330A	Total/NA
2,4,6-Trinitrotoluene - RE	2.2	H	0.39	0.39	0.16	ug/L	1		8330A	Total/NA
2-Amino-4,6-dinitrotoluene - RE	1.9	H	0.20	0.12	0.050	ug/L	1		8330A	Total/NA
4-Amino-2,6-dinitrotoluene - RE	1.8	H Q	0.20	0.12	0.056	ug/L	1		8330A	Total/NA
RDX - RE	0.60	H M	0.39	0.39	0.15	ug/L	1		8330A	Total/NA
Nitrate Nitrite as N	31		1.0	0.50	0.19	mg/L	10		353.2	Total/NA
Sulfate	130		5.0	3.0	1.0	mg/L	1		9056A	Total/NA
Total Alkalinity as CaCO3	260		10	10	3.1	mg/L	1		SM 2320B	Total/NA
Dissolved Organic Carbon - Quad	5.1		1.0	0.50	0.16	mg/L	1		9060A	Dissolved

Client Sample ID: PZ020-19A — Lab Sample ID: 280-124986-21

Analyte	Result	Qualifier	LOQ	LOD	DL	Unit	Dil Fac	D	Method	Prep Type
1,3,5-Trinitrobenzene	2.3		0.97	0.39	0.19	ug/L	1		8330A	Total/NA
2,4,6-Trinitrotoluene	3.0		0.39	0.39	0.16	ug/L	1		8330A	Total/NA
2-Amino-4,6-dinitrotoluene	1.8		0.19	0.12	0.049	ug/L	1		8330A	Total/NA
4-Amino-2,6-dinitrotoluene	1.9		0.19	0.12	0.056	ug/L	1		8330A	Total/NA
HMX	0.38	J M	0.39	0.19	0.085	ug/L	1		8330A	Total/NA

This Detection Summary does not include radiochemical test results.

Client Sample ID: PZ020-19A (Continued) — Lab Sample ID: 280-124986-21

Analyte	Result	Qualifier	LOQ	LOD	DL	Unit	Dil Fac	D	Method	Prep Type
RDX	0.37	J M	0.39	0.39	0.15	ug/L	1		8330A	Total/NA
1,3,5-Trinitrobenzene - RE	1.9	H M	0.96	0.38	0.19	ug/L	1		8330A	Total/NA
2,4,6-Trinitrotoluene - RE	2.7	H	0.38	0.38	0.15	ug/L	1		8330A	Total/NA
2-Amino-4,6-dinitrotoluene - RE	1.6	H	0.19	0.12	0.049	ug/L	1		8330A	Total/NA
4-Amino-2,6-dinitrotoluene - RE	1.7	H	0.19	0.12	0.055	ug/L	1		8330A	Total/NA
RDX - RE	0.34	J H J1 M	0.38	0.38	0.15	ug/L	1		8330A	Total/NA
RDX - RE	0.52	H J1	0.38	0.38	0.15	ug/L	1		8330A	Total/NA
Nitrate Nitrite as N	42		1.0	0.50	0.19	mg/L	10		353.2	Total/NA
Sulfate	170		5.0	3.0	1.0	mg/L	1		9056A	Total/NA
Total Alkalinity as CaCO3	290		10	10	3.1	mg/L	1		SM 2320B	Total/NA
Dissolved Organic Carbon - Quad	4.5		1.0	0.50	0.16	mg/L	1		9060A	Dissolved

Client Sample ID: PZ019-19A — Lab Sample ID: 280-124986-22

Analyte	Result	Qualifier	LOQ	LOD	DL	Unit	Dil Fac	D	Method	Prep Type
Nitrate Nitrite as N	40		1.0	0.50	0.19	mg/L	10		353.2	Total/NA
Sulfate	63		5.0	3.0	1.0	mg/L	1		9056A	Total/NA
Total Alkalinity as CaCO3	83		10	10	3.1	mg/L	1		SM 2320B	Total/NA
Dissolved Organic Carbon - Quad	2.0		1.0	0.50	0.16	mg/L	1		9060A	Dissolved

Client Sample ID: NW020-19A — Lab Sample ID: 280-124986-23

Analyte	Result	Qualifier	LOQ	LOD	DL	Unit	Dil Fac	D	Method	Prep Type
2,4,6-Trinitrotoluene	0.33	J	0.39	0.39	0.16	ug/L	1		8330A	Total/NA
2-Amino-4,6-dinitrotoluene	2.0		0.20	0.12	0.050	ug/L	1		8330A	Total/NA
4-Amino-2,6-dinitrotoluene	1.8		0.20	0.12	0.056	ug/L	1		8330A	Total/NA
HMX	0.27	J M J1	0.39	0.20	0.086	ug/L	1		8330A	Total/NA
HMX	0.42	J1	0.39	0.20	0.086	ug/L	1		8330A	Total/NA
RDX	0.17	J M J1	0.39	0.39	0.15	ug/L	1		8330A	Total/NA
RDX	0.26	J M J1	0.39	0.39	0.15	ug/L	1		8330A	Total/NA
2,4,6-Trinitrotoluene - RE	0.34	J H	0.39	0.39	0.16	ug/L	1		8330A	Total/NA
2-Amino-4,6-dinitrotoluene - RE	1.9	H	0.20	0.12	0.050	ug/L	1		8330A	Total/NA
4-Amino-2,6-dinitrotoluene - RE	1.8	H	0.20	0.12	0.057	ug/L	1		8330A	Total/NA
RDX - RE	0.22	J H J1 M	0.39	0.39	0.16	ug/L	1		8330A	Total/NA
RDX - RE	0.38	J H J1	0.39	0.39	0.16	ug/L	1		8330A	Total/NA

Client Sample ID: NW021-19A — Lab Sample ID: 280-124986-24

Analyte	Result	Qualifier	LOQ	LOD	DL	Unit	Dil Fac	D	Method	Prep Type
2-Amino-4,6-dinitrotoluene	2.4		0.19	0.12	0.049	ug/L	1		8330A	Total/NA
4-Amino-2,6-dinitrotoluene	1.2		0.19	0.12	0.055	ug/L	1		8330A	Total/NA
2-Amino-4,6-dinitrotoluene - RE	2.3	H	0.19	0.12	0.049	ug/L	1		8330A	Total/NA
4-Amino-2,6-dinitrotoluene - RE	1.2	H	0.19	0.12	0.056	ug/L	1		8330A	Total/NA

This Detection Summary does not include radiochemical test results.

Client Sample ID: NW021-19A (Continued) — Lab Sample ID: 280-124986-24

Analyte	Result	Qualifier	LOQ	LOD	DL	Unit	Dil Fac	D	Method	Prep Type
HMX - RE	1.1	H J1 M	0.39	0.19	0.084	ug/L	1		8330A	Total/NA
HMX - RE	0.26	J H M J1	0.39	0.19	0.084	ug/L	1		8330A	Total/NA

Client Sample ID: G0070-19A — Lab Sample ID: 280-124986-25

Analyte	Result	Qualifier	LOQ	LOD	DL	Unit	Dil Fac	D	Method	Prep Type
Ammonia	0.043	J	0.10	0.050	0.022	mg/L	1		350.1	Total/NA
Sulfate	190	D H	25	15	5.2	mg/L	5		9056A	Total/NA
Total Alkalinity as CaCO3	220		10	10	3.1	mg/L	1		SM 2320B	Total/NA
Dissolved Organic Carbon - Quad	0.86	J	1.0	0.50	0.16	mg/L	1		9060A	Dissolved

Client Sample ID: G0108-19A — Lab Sample ID: 280-124986-26

Analyte	Result	Qualifier	LOQ	LOD	DL	Unit	Dil Fac	D	Method	Prep Type
Methane	17	J1	0.0050	0.0020	0.00063	mg/L	1		RSK-175	Total/NA
Methane	16	D	0.015	0.0060	0.0019	mg/L	3		RSK-175	Total/NA
2,6-Dinitrotoluene	0.092	J M	0.20	0.20	0.066	ug/L	1		8330A	Total/NA
RDX	1.2	J1	0.41	0.41	0.16	ug/L	1		8330A	Total/NA
RDX	0.32	J J1	0.41	0.41	0.16	ug/L	1		8330A	Total/NA
Tetryl	0.39		0.25	0.20	0.081	ug/L	1		8330A	Total/NA
1,3-Dinitrobenzene - RE	0.13	J H J1	0.40	0.20	0.089	ug/L	1		8330A	Total/NA
Ammonia	5.5		0.20	0.10	0.044	mg/L	2		350.1	Total/NA
Nitrogen, Total Kjeldahl	7.6		1.0	1.0	0.69	mg/L	1		351.2	Total/NA
Nitrate Nitrite as N	0.021	J	0.10	0.050	0.019	mg/L	1		353.2	Total/NA
Sulfate	5.6	H	5.0	3.0	1.0	mg/L	1		9056A	Total/NA
Total Alkalinity as CaCO3	390		10	10	3.1	mg/L	1		SM 2320B	Total/NA
Dissolved Organic Carbon - Quad	7.9		1.0	0.50	0.16	mg/L	1		9060A	Dissolved

Client Sample ID: G0098-19A — Lab Sample ID: 280-124986-27

Analyte	Result	Qualifier	LOQ	LOD	DL	Unit	Dil Fac	D	Method	Prep Type
Methane	2.0		0.0050	0.0020	0.00063	mg/L	1		RSK-175	Total/NA
HMX	1.6	M	0.40	0.20	0.087	ug/L	1		8330A	Total/NA
HMX - RE	1.3	H M	0.40	0.20	0.088	ug/L	1		8330A	Total/NA
Ammonia	0.14		0.10	0.050	0.022	mg/L	1		350.1	Total/NA
Nitrogen, Total Kjeldahl	1.8	J1	1.0	1.0	0.69	mg/L	1		351.2	Total/NA
Nitrate Nitrite as N	11	H	0.20	0.10	0.038	mg/L	2		353.2	Total/NA
Sulfate	100	H	5.0	3.0	1.0	mg/L	1		9056A	Total/NA
Total Alkalinity as CaCO3	100		10	10	3.1	mg/L	1		SM 2320B	Total/NA
Dissolved Organic Carbon - Quad	3.8		1.0	0.50	0.16	mg/L	1		9060A	Dissolved

Client Sample ID: G0097-19A — Lab Sample ID: 280-124986-28

Analyte	Result	Qualifier	LOQ	LOD	DL	Unit	Dil Fac	D	Method	Prep Type
Methane	9.3	D	0.015	0.0060	0.0019	mg/L	3		RSK-175	Total/NA
1,3,5-Trinitrobenzene	1.2	M	1.1	0.43	0.22	ug/L	1		8330A	Total/NA
Tetryl	0.87	J1	0.26	0.22	0.086	ug/L	1		8330A	Total/NA
Tetryl	0.092	J M J1	0.26	0.22	0.086	ug/L	1		8330A	Total/NA
Ammonia	0.52		0.10	0.050	0.022	mg/L	1		350.1	Total/NA
Nitrogen, Total Kjeldahl	9.1		5.0	5.0	3.4	mg/L	1		351.2	Total/NA
Nitrate Nitrite as N	0.022	J	0.10	0.050	0.019	mg/L	1		353.2	Total/NA

This Detection Summary does not include radiochemical test results.

Client Sample ID: G0097-19A (Continued) — Lab Sample ID: 280-124986-28

Analyte	Result	Qualifier	LOQ	LOD	DL	Unit	Dil Fac	D	Method	Prep Type
Sulfate	57	H	5.0	3.0	1.0	mg/L	1		9056A	Total/NA
Total Alkalinity as CaCO3	680		10	10	3.1	mg/L	1		SM 2320B	Total/NA
Dissolved Organic Carbon - Quad	50		1.0	0.50	0.16	mg/L	1		9060A	Dissolved

Client Sample ID: G0109-19A — Lab Sample ID: 280-124986-29

Analyte	Result	Qualifier	LOQ	LOD	DL	Unit	Dil Fac	D	Method	Prep Type
Methane	2.0		0.0050	0.0020	0.00063	mg/L	1		RSK-175	Total/NA
HMX	14	M	0.39	0.20	0.086	ug/L	1		8330A	Total/NA
RDX	3.5	M	0.39	0.39	0.15	ug/L	1		8330A	Total/NA
HMX - RE	13	H M	0.39	0.19	0.085	ug/L	1		8330A	Total/NA
RDX - RE	22	H J1	0.39	0.39	0.15	ug/L	1		8330A	Total/NA
RDX - RE	3.3	H J1	0.39	0.39	0.15	ug/L	1		8330A	Total/NA
Ammonia	0.48		0.10	0.050	0.022	mg/L	1		350.1	Total/NA
Nitrogen, Total Kjeldahl	0.91	J	1.0	1.0	0.69	mg/L	1		351.2	Total/NA
Nitrate Nitrite as N	1.8		0.10	0.050	0.019	mg/L	1		353.2	Total/NA
Sulfate	99	H	5.0	3.0	1.0	mg/L	1		9056A	Total/NA
Total Alkalinity as CaCO3	300		10	10	3.1	mg/L	1		SM 2320B	Total/NA
Dissolved Organic Carbon - Quad	3.7		1.0	0.50	0.16	mg/L	1		9060A	Dissolved

Client Sample ID: G0099-19A — Lab Sample ID: 280-124986-30

Analyte	Result	Qualifier	LOQ	LOD	DL	Unit	Dil Fac	D	Method	Prep Type
Methane	2.3		0.0050	0.0020	0.00063	mg/L	1		RSK-175	Total/NA
4-Amino-2,6-dinitrotoluene	0.28	J1	0.20	0.12	0.056	ug/L	1		8330A	Total/NA
4-Amino-2,6-dinitrotoluene	0.15	J J1	0.20	0.12	0.056	ug/L	1		8330A	Total/NA
HMX	0.51	M	0.39	0.20	0.086	ug/L	1		8330A	Total/NA
RDX	2.2	M	0.39	0.39	0.15	ug/L	1		8330A	Total/NA
4-Amino-2,6-dinitrotoluene - RE	0.24	H J1	0.20	0.12	0.056	ug/L	1		8330A	Total/NA
4-Amino-2,6-dinitrotoluene - RE	0.14	J H J1	0.20	0.12	0.056	ug/L	1		8330A	Total/NA
HMX - RE	0.45	M H	0.39	0.20	0.086	ug/L	1		8330A	Total/NA
RDX - RE	2.0	M H	0.39	0.39	0.15	ug/L	1		8330A	Total/NA
Ammonia	0.57		0.10	0.050	0.022	mg/L	1		350.1	Total/NA
Nitrate Nitrite as N	39		0.50	0.25	0.095	mg/L	5		353.2	Total/NA
Sulfate	72	H	5.0	3.0	1.0	mg/L	1		9056A	Total/NA
Total Alkalinity as CaCO3	140		10	10	3.1	mg/L	1		SM 2320B	Total/NA
Dissolved Organic Carbon - Quad	3.5		1.0	0.50	0.16	mg/L	1		9060A	Dissolved

Client Sample ID: G0067-19A — Lab Sample ID: 280-124986-31

Analyte	Result	Qualifier	LOQ	LOD	DL	Unit	Dil Fac	D	Method	Prep Type
RDX	0.21	J M J1	0.40	0.40	0.16	ug/L	1		8330A	Total/NA
RDX	0.33	J M J1	0.40	0.40	0.16	ug/L	1		8330A	Total/NA
RDX - RE	0.20	J H M J1	0.39	0.39	0.16	ug/L	1		8330A	Total/NA
RDX - RE	0.33	J H J1	0.39	0.39	0.16	ug/L	1		8330A	Total/NA
Nitrate Nitrite as N	22		0.50	0.25	0.095	mg/L	5		353.2	Total/NA
Sulfate	65	H	5.0	3.0	1.0	mg/L	1		9056A	Total/NA

This Detection Summary does not include radiochemical test results.

Client Sample ID: G0067-19A (Continued) — Lab Sample ID: 280-124986-31

Analyte	Result	Qualifier	LOQ	LOD	DL	Unit	Dil Fac	D	Method	Prep Type
Total Alkalinity as CaCO3	180		10	10	3.1	mg/L	1		SM 2320B	Total/NA
Dissolved Organic Carbon - Quad	3.3		1.0	0.50	0.16	mg/L	1		9060A	Dissolved

Client Sample ID: G0079-19A — Lab Sample ID: 280-124986-32

Analyte	Result	Qualifier	LOQ	LOD	DL	Unit	Dil Fac	D	Method	Prep Type
Nitrate Nitrite as N	0.52		0.10	0.050	0.019	mg/L	1		353.2	Total/NA
Sulfate	15	H	5.0	3.0	1.0	mg/L	1		9056A	Total/NA
Total Alkalinity as CaCO3	67		10	10	3.1	mg/L	1		SM 2320B	Total/NA
Dissolved Organic Carbon - Quad	3.2		1.0	0.50	0.16	mg/L	1		9060A	Dissolved

Client Sample ID: G0081-19A — Lab Sample ID: 280-124986-33

Analyte	Result	Qualifier	LOQ	LOD	DL	Unit	Dil Fac	D	Method	Prep Type
Methane	2.9		0.0050	0.0020	0.00063	mg/L	1		RSK-175	Total/NA
1,3,5-Trinitrobenzene	0.85	J M	0.99	0.40	0.20	ug/L	1		8330A	Total/NA
2,4,6-Trinitrotoluene	0.59	M J1	0.40	0.40	0.16	ug/L	1		8330A	Total/NA
2,4,6-Trinitrotoluene	0.23	J M J1	0.40	0.40	0.16	ug/L	1		8330A	Total/NA
2-Amino-4,6-dinitrotoluene	0.25	M	0.20	0.12	0.050	ug/L	1		8330A	Total/NA
2-Amino-4,6-dinitrotoluene - RE	0.16	J H	0.20	0.12	0.050	ug/L	1		8330A	Total/NA
4-Amino-2,6-dinitrotoluene - RE	0.34	H J1	0.20	0.12	0.056	ug/L	1		8330A	Total/NA
4-Amino-2,6-dinitrotoluene - RE	0.19	J H J1	0.20	0.12	0.056	ug/L	1		8330A	Total/NA
Ammonia	0.23		0.10	0.050	0.022	mg/L	1		350.1	Total/NA
Nitrogen, Total Kjeldahl	1.2		1.0	1.0	0.69	mg/L	1		351.2	Total/NA
Nitrate Nitrite as N	0.056	J	0.10	0.050	0.019	mg/L	1		353.2	Total/NA
Sulfate	120	H	5.0	3.0	1.0	mg/L	1		9056A	Total/NA
Total Alkalinity as CaCO3	380		10	10	3.1	mg/L	1		SM 2320B	Total/NA
Dissolved Organic Carbon - Quad	8.6		1.0	0.50	0.16	mg/L	1		9060A	Dissolved

Client Sample ID: G0082-19A — Lab Sample ID: 280-124986-34

Analyte	Result	Qualifier	LOQ	LOD	DL	Unit	Dil Fac	D	Method	Prep Type
Methane	0.20		0.0050	0.0020	0.00063	mg/L	1		RSK-175	Total/NA
2-Amino-4,6-dinitrotoluene	0.22		0.20	0.12	0.050	ug/L	1		8330A	Total/NA
4-Amino-2,6-dinitrotoluene	0.10	J	0.20	0.12	0.056	ug/L	1		8330A	Total/NA
HMX	0.43	M J1	0.39	0.20	0.086	ug/L	1		8330A	Total/NA
HMX	0.65	M J1	0.39	0.20	0.086	ug/L	1		8330A	Total/NA
RDX	0.34	J M	0.39	0.39	0.15	ug/L	1		8330A	Total/NA
2-Amino-4,6-dinitrotoluene - RE	0.16	J H	0.19	0.12	0.049	ug/L	1		8330A	Total/NA
HMX - RE	0.35	J H M J1	0.39	0.19	0.085	ug/L	1		8330A	Total/NA
HMX - RE	0.63	H M J1	0.39	0.19	0.085	ug/L	1		8330A	Total/NA
RDX - RE	0.34	J H M	0.39	0.39	0.15	ug/L	1		8330A	Total/NA
Ammonia	0.022	J	0.10	0.050	0.022	mg/L	1		350.1	Total/NA
Nitrate Nitrite as N	1.9		0.10	0.050	0.019	mg/L	1		353.2	Total/NA
Sulfate	82	H	5.0	3.0	1.0	mg/L	1		9056A	Total/NA

This Detection Summary does not include radiochemical test results.

Client Sample ID: G0082-19A (Continued)
Lab Sample ID: 280-124986-34

Analyte	Result	Qualifier	LOQ	LOD	DL	Unit	Dil Fac	D	Method	Prep Type
Total Alkalinity as CaCO3	230		10	10	3.1	mg/L	1		SM 2320B	Total/NA
Dissolved Organic Carbon - Quad	3.0		1.0	0.50	0.16	mg/L	1		9060A	Dissolved

This Detection Summary does not include radiochemical test results.

Client Sample ID: G0083-19A
Date Collected: 06/08/19 15:55
Date Received: 06/11/19 09:10

Lab Sample ID: 280-124986-1
Matrix: Water

Method: RSK-175 - Dissolved Gases (GC)

Analyte	Result	Qualifier	LOQ	LOD	DL	Unit	D	Analyzed	Dil Fac
Methane	**0.083**		0.0050	0.0020	0.00063	mg/L		06/13/19 23:00	1

Method: 8330A - Nitroaromatics and Nitramines (HPLC)

Analyte	Result	Qualifier	LOQ	LOD	DL	Unit	D	Analyzed	Dil Fac
1,3,5-Trinitrobenzene	0.39	U	0.98	0.39	0.20	ug/L		06/20/19 04:24	1
1,3-Dinitrobenzene	0.20	U	0.39	0.20	0.087	ug/L		06/20/19 04:24	1
2,4,6-Trinitrotoluene	0.39	U	0.39	0.39	0.16	ug/L		06/20/19 04:24	1
2,4-Dinitrotoluene	0.20	U	0.39	0.20	0.082	ug/L		06/20/19 04:24	1
2,6-Dinitrotoluene	0.20	U	0.20	0.20	0.063	ug/L		06/20/19 04:24	1
2-Amino-4,6-dinitrotoluene	0.12	U	0.20	0.12	0.050	ug/L		06/20/19 04:24	1
2-Nitrotoluene	0.20	U Q	0.39	0.20	0.084	ug/L		06/20/19 04:24	1
3-Nitrotoluene	0.39	U Q	0.39	0.39	0.19	ug/L		06/20/19 04:24	1
4-Amino-2,6-dinitrotoluene	0.12	U	0.20	0.12	0.057	ug/L		06/20/19 04:24	1
4-Nitrotoluene	0.39	U Q	0.98	0.39	0.20	ug/L		06/20/19 04:24	1
HMX	0.20	U	0.39	0.20	0.086	ug/L		06/20/19 04:24	1
MNX	0.39	U	2.0	0.39	0.15	ug/L		06/20/19 04:24	1
Nitrobenzene	0.20	U M	0.39	0.20	0.089	ug/L		06/20/19 04:24	1
RDX	0.39	U	0.39	0.39	0.16	ug/L		06/20/19 04:24	1
Tetryl	0.20	U	0.24	0.20	0.078	ug/L		06/20/19 04:24	1

Surrogate	*%Recovery*	*Qualifier*	*Limits*	*Prepared*	*Analyzed*	*Dil Fac*
1,2-Dinitrobenzene	*99*	*M*	*83 - 119*	*06/14/19 10:20*	*06/20/19 04:24*	*1*
1,2-Dinitrobenzene	*96*		*83 - 119*	*06/14/19 10:20*	*06/22/19 12:07*	*1*

Method: 8330A - Nitroaromatics and Nitramines (HPLC) - RE

Analyte	Result	Qualifier	LOQ	LOD	DL	Unit	D	Analyzed	Dil Fac
1,3,5-Trinitrobenzene	0.39	U H	0.97	0.39	0.19	ug/L		06/26/19 22:20	1
1,3-Dinitrobenzene	0.19	U H	0.39	0.19	0.086	ug/L		06/26/19 22:20	1
2,4,6-Trinitrotoluene	0.39	U H	0.39	0.39	0.16	ug/L		06/26/19 22:20	1
2,4-Dinitrotoluene	0.19	U H	0.39	0.19	0.081	ug/L		06/26/19 22:20	1
2,6-Dinitrotoluene	0.19	U H	0.19	0.19	0.063	ug/L		06/26/19 22:20	1
2-Amino-4,6-dinitrotoluene	0.12	U H	0.19	0.12	0.049	ug/L		06/26/19 22:20	1
2-Nitrotoluene	0.19	U H	0.39	0.19	0.083	ug/L		06/26/19 22:20	1
3-Nitrotoluene	0.39	U Q H M	0.39	0.39	0.19	ug/L		06/26/19 22:20	1
4-Amino-2,6-dinitrotoluene	0.12	U H Q	0.19	0.12	0.056	ug/L		06/26/19 22:20	1
4-Nitrotoluene	0.39	U H	0.97	0.39	0.19	ug/L		06/27/19 23:02	1
HMX	0.19	U H	0.39	0.19	0.085	ug/L		06/26/19 22:20	1
MNX	0.39	U H	1.9	0.39	0.15	ug/L		06/26/19 22:20	1
Nitrobenzene	0.19	U H	0.39	0.19	0.088	ug/L		06/26/19 22:20	1
RDX	0.39	U H M	0.39	0.39	0.15	ug/L		06/26/19 22:20	1
Tetryl	0.19	U H	0.23	0.19	0.077	ug/L		06/26/19 22:20	1

Surrogate	*%Recovery*	*Qualifier*	*Limits*	*Prepared*	*Analyzed*	*Dil Fac*
1,2-Dinitrobenzene	*97*	*M*	*83 - 119*	*06/18/19 14:22*	*06/26/19 22:20*	*1*
1,2-Dinitrobenzene	*96*		*83 - 119*	*06/18/19 14:22*	*06/27/19 23:02*	*1*

General Chemistry

Analyte	Result	Qualifier	LOQ	LOD	DL	Unit	D	Analyzed	Dil Fac
Ammonia	**1.7**		0.10	0.050	0.022	mg/L		06/21/19 12:00	1
Nitrogen, Total Kjeldahl	**2.2**		1.0	1.0	0.69	mg/L		06/28/19 17:31	1
Nitrate Nitrite as N	0.050	U Q	0.10	0.050	0.019	mg/L		07/02/19 18:47	1

Client Sample ID: G0083-19A
Lab Sample ID: 280-124986-1

Date Collected: 06/08/19 15:55
Matrix: Water
Date Received: 06/11/19 09:10

General Chemistry (Continued)

Analyte	Result	Qualifier	LOQ	LOD	DL	Unit	D	Analyzed	Dil Fac
Sulfide	1.9	U	4.0	1.9	0.79	mg/L		06/14/19 15:44	1
Sulfate	**200**	**D H**	25	15	5.2	mg/L		07/10/19 02:07	5
Total Alkalinity as CaCO3	**580**		10	10	3.1	mg/L		06/21/19 10:58	1

General Chemistry - Dissolved

Analyte	Result	Qualifier	LOQ	LOD	DL	Unit	D	Analyzed	Dil Fac
Dissolved Organic Carbon - Quad	**4.3**		1.0	0.50	0.16	mg/L		07/06/19 11:21	1

Client Sample ID: NW022-19A
Lab Sample ID: 280-124986-2

Date Collected: 06/10/19 10:15
Matrix: Water
Date Received: 06/11/19 09:10

Method: 8330A - Nitroaromatics and Nitramines (HPLC)

Analyte	Result	Qualifier	LOQ	LOD	DL	Unit	D	Analyzed	Dil Fac
1,3,5-Trinitrobenzene	0.41	U Q	1.0	0.41	0.20	ug/L		06/20/19 04:47	1
1,3-Dinitrobenzene	0.20	U	0.41	0.20	0.090	ug/L		06/20/19 04:47	1
2,4,6-Trinitrotoluene	0.41	U	0.41	0.41	0.16	ug/L		06/20/19 04:47	1
2,4-Dinitrotoluene	0.20	U	0.41	0.20	0.085	ug/L		06/20/19 04:47	1
2,6-Dinitrotoluene	0.20	U	0.20	0.20	0.065	ug/L		06/20/19 04:47	1
2-Amino-4,6-dinitrotoluene	0.12	U	0.20	0.12	0.051	ug/L		06/20/19 04:47	1
2-Nitrotoluene	0.20	U Q	0.41	0.20	0.087	ug/L		06/20/19 04:47	1
3-Nitrotoluene	0.41	U M Q	0.41	0.41	0.20	ug/L		06/20/19 04:47	1
4-Amino-2,6-dinitrotoluene	0.12	U	0.20	0.12	0.059	ug/L		06/20/19 04:47	1
4-Nitrotoluene	0.41	U Q	1.0	0.41	0.20	ug/L		06/20/19 04:47	1
HMX	0.20	U	0.41	0.20	0.089	ug/L		06/20/19 04:47	1
MNX	0.41	U	2.0	0.41	0.16	ug/L		06/20/19 04:47	1
Nitrobenzene	0.20	U	0.41	0.20	0.092	ug/L		06/22/19 12:42	1
RDX	0.41	U	0.41	0.41	0.16	ug/L		06/20/19 04:47	1
Tetryl	0.20	U	0.24	0.20	0.081	ug/L		06/20/19 04:47	1

Surrogate	*%Recovery*	*Qualifier*	*Limits*	*Prepared*	*Analyzed*	*Dil Fac*
1,2-Dinitrobenzene	*191*	*M Q*	*83 - 119*	*06/14/19 10:20*	*06/20/19 04:47*	*1*
1,2-Dinitrobenzene	*104*		*83 - 119*	*06/14/19 10:20*	*06/22/19 12:42*	*1*

Method: 8330A - Nitroaromatics and Nitramines (HPLC) - RE

Analyte	Result	Qualifier	LOQ	LOD	DL	Unit	D	Analyzed	Dil Fac
1,3,5-Trinitrobenzene	0.39	U H	0.98	0.39	0.20	ug/L		06/26/19 22:44	1
1,3-Dinitrobenzene	0.20	U H	0.39	0.20	0.087	ug/L		06/26/19 22:44	1
2,4,6-Trinitrotoluene	0.39	U H	0.39	0.39	0.16	ug/L		06/26/19 22:44	1
2,4-Dinitrotoluene	0.20	U H	0.39	0.20	0.082	ug/L		06/26/19 22:44	1
2,6-Dinitrotoluene	0.20	U H	0.20	0.20	0.063	ug/L		06/26/19 22:44	1
2-Amino-4,6-dinitrotoluene	0.12	U H	0.20	0.12	0.050	ug/L		06/26/19 22:44	1
2-Nitrotoluene	0.20	U H	0.39	0.20	0.084	ug/L		06/26/19 22:44	1
3-Nitrotoluene	0.39	U Q H M	0.39	0.39	0.19	ug/L		06/26/19 22:44	1
4-Amino-2,6-dinitrotoluene	0.12	U H Q	0.20	0.12	0.057	ug/L		06/26/19 22:44	1
4-Nitrotoluene	0.39	U H	0.98	0.39	0.20	ug/L		06/26/19 22:44	1
HMX	0.20	U H	0.39	0.20	0.086	ug/L		06/26/19 22:44	1
MNX	0.39	U H	2.0	0.39	0.15	ug/L		06/26/19 22:44	1
Nitrobenzene	0.20	U H	0.39	0.20	0.089	ug/L		06/26/19 22:44	1
RDX	0.39	U H	0.39	0.39	0.16	ug/L		06/26/19 22:44	1
Tetryl	0.20	U H M	0.24	0.20	0.078	ug/L		06/26/19 22:44	1

Client Sample ID: NW022-19A

Date Collected: 06/10/19 10:15
Date Received: 06/11/19 09:10

Lab Sample ID: 280-124986-2

Matrix: Water

Surrogate	%Recovery	Qualifier	Limits	Prepared	Analyzed	Dil Fac
1,2-Dinitrobenzene	96	M	83 - 119	06/18/19 14:22	06/26/19 22:44	1

Client Sample ID: NW023-19A

Date Collected: 06/10/19 08:00
Date Received: 06/11/19 09:10

Lab Sample ID: 280-124986-3

Matrix: Water

Method: 8330A - Nitroaromatics and Nitramines (HPLC)

Analyte	Result	Qualifier	LOQ	LOD	DL	Unit	D	Analyzed	Dil Fac
1,3,5-Trinitrobenzene	0.38	U	0.96	0.38	0.19	ug/L		06/20/19 05:10	1
1,3-Dinitrobenzene	0.19	U	0.38	0.19	0.085	ug/L		06/20/19 05:10	1
2,4,6-Trinitrotoluene	**0.35**	**J**	0.38	0.38	0.15	ug/L		06/20/19 05:10	1
2,4-Dinitrotoluene	0.19	U	0.38	0.19	0.080	ug/L		06/20/19 05:10	1
2,6-Dinitrotoluene	0.19	U	0.19	0.19	0.062	ug/L		06/20/19 05:10	1
2-Amino-4,6-dinitrotoluene	**2.1**		0.19	0.11	0.049	ug/L		06/20/19 05:10	1
2-Nitrotoluene	0.19	U Q	0.38	0.19	0.082	ug/L		06/20/19 05:10	1
3-Nitrotoluene	0.38	U Q	0.38	0.38	0.19	ug/L		06/20/19 05:10	1
4-Amino-2,6-dinitrotoluene	**1.9**		0.19	0.11	0.055	ug/L		06/20/19 05:10	1
4-Nitrotoluene	0.38	U Q	0.96	0.38	0.19	ug/L		06/20/19 05:10	1
HMX	0.19	U	0.38	0.19	0.084	ug/L		06/20/19 05:10	1
MNX	0.38	U M	1.9	0.38	0.15	ug/L		06/20/19 05:10	1
Nitrobenzene	0.19	U	0.38	0.19	0.087	ug/L		06/20/19 05:10	1
RDX	**0.17**	**J J1 M**	0.38	0.38	0.15	ug/L		06/20/19 05:10	1
RDX	**0.39**	**J1**	0.38	0.38	0.15	ug/L		06/22/19 13:17	1
Tetryl	0.19	U M	0.23	0.19	0.076	ug/L		06/20/19 05:10	1

Surrogate	%Recovery	Qualifier	Limits	Prepared	Analyzed	Dil Fac
1,2-Dinitrobenzene	98		83 - 119	06/14/19 10:20	06/20/19 05:10	1
1,2-Dinitrobenzene	93		83 - 119	06/14/19 10:20	06/22/19 13:17	1

Method: 8330A - Nitroaromatics and Nitramines (HPLC) - RE

Analyte	Result	Qualifier	LOQ	LOD	DL	Unit	D	Analyzed	Dil Fac
1,3,5-Trinitrobenzene	0.40	U H	1.0	0.40	0.20	ug/L		06/26/19 23:08	1
1,3-Dinitrobenzene	0.20	U H	0.40	0.20	0.089	ug/L		06/26/19 23:08	1
2,4,6-Trinitrotoluene	0.40	U H	0.40	0.40	0.16	ug/L		06/27/19 23:37	1
2,4-Dinitrotoluene	0.20	U H	0.40	0.20	0.084	ug/L		06/26/19 23:08	1
2,6-Dinitrotoluene	0.20	U H	0.20	0.20	0.064	ug/L		06/26/19 23:08	1
2-Amino-4,6-dinitrotoluene	0.12	U H	0.20	0.12	0.051	ug/L		06/27/19 23:37	1
2-Nitrotoluene	0.20	U H	0.40	0.20	0.085	ug/L		06/26/19 23:08	1
3-Nitrotoluene	0.40	U Q H M	0.40	0.40	0.19	ug/L		06/26/19 23:08	1
4-Amino-2,6-dinitrotoluene	0.12	U H Q	0.20	0.12	0.058	ug/L		06/27/19 23:37	1
4-Nitrotoluene	0.40	U H	1.0	0.40	0.20	ug/L		06/26/19 23:08	1
HMX	**0.38**	**J H M**	0.40	0.20	0.087	ug/L		06/26/19 23:08	1
MNX	0.40	U H	2.0	0.40	0.15	ug/L		06/27/19 23:37	1
Nitrobenzene	0.20	U H	0.40	0.20	0.091	ug/L		06/26/19 23:08	1
RDX	0.40	U H	0.40	0.40	0.16	ug/L		06/27/19 23:37	1
Tetryl	0.20	U H M	0.24	0.20	0.079	ug/L		06/26/19 23:08	1

Surrogate	%Recovery	Qualifier	Limits	Prepared	Analyzed	Dil Fac
1,2-Dinitrobenzene	100		83 - 119	06/18/19 14:22	06/26/19 23:08	1
1,2-Dinitrobenzene	96		83 - 119	06/18/19 14:22	06/27/19 23:37	1

Client Sample ID: G0090-19A

Date Collected: 06/09/19 11:45
Date Received: 06/11/19 09:10

Lab Sample ID: 280-124986-4

Matrix: Water

Method: RSK-175 - Dissolved Gases (GC)

Analyte	Result	Qualifier	LOQ	LOD	DL	Unit	D	Analyzed	Dil Fac
Methane	**0.069**		0.0050	0.0020	0.00063	mg/L		06/13/19 23:27	1

Method: 8330A - Nitroaromatics and Nitramines (HPLC)

Analyte	Result	Qualifier	LOQ	LOD	DL	Unit	D	Analyzed	Dil Fac
1,3,5-Trinitrobenzene	0.39	U M	0.99	0.39	0.20	ug/L		06/20/19 05:33	1
1,3-Dinitrobenzene	0.20	U	0.39	0.20	0.087	ug/L		06/20/19 05:33	1
2,4,6-Trinitrotoluene	0.39	U	0.39	0.39	0.16	ug/L		06/20/19 05:33	1
2,4-Dinitrotoluene	0.20	U	0.39	0.20	0.083	ug/L		06/20/19 05:33	1
2,6-Dinitrotoluene	0.20	U	0.20	0.20	0.064	ug/L		06/20/19 05:33	1
2-Amino-4,6-dinitrotoluene	**0.19**	**J Q**	0.20	0.12	0.050	ug/L		06/20/19 05:33	1
2-Nitrotoluene	0.20	U Q	0.39	0.20	0.084	ug/L		06/20/19 05:33	1
3-Nitrotoluene	0.39	U M Q	0.39	0.39	0.19	ug/L		06/20/19 05:33	1
4-Amino-2,6-dinitrotoluene	0.12	U	0.20	0.12	0.057	ug/L		06/22/19 13:52	1
4-Nitrotoluene	0.39	U Q	0.99	0.39	0.20	ug/L		06/20/19 05:33	1
HMX	**0.73**	**J1 M**	0.39	0.20	0.086	ug/L		06/20/19 05:33	1
HMX	**1.3**	**J1**	0.39	0.20	0.086	ug/L		06/22/19 13:52	1
MNX	0.39	U	2.0	0.39	0.15	ug/L		06/20/19 05:33	1
Nitrobenzene	0.20	U	0.39	0.20	0.090	ug/L		06/20/19 05:33	1
RDX	**0.60**	**M Q**	0.39	0.39	0.16	ug/L		06/20/19 05:33	1
Tetryl	0.20	U M	0.24	0.20	0.078	ug/L		06/20/19 05:33	1

Surrogate	*%Recovery*	*Qualifier*	*Limits*	*Prepared*	*Analyzed*	*Dil Fac*
1,2-Dinitrobenzene	*208*	*M Q*	*83 - 119*	*06/14/19 10:20*	*06/20/19 05:33*	*1*
1,2-Dinitrobenzene	*103*		*83 - 119*	*06/14/19 10:20*	*06/22/19 13:52*	*1*

Method: 8330A - Nitroaromatics and Nitramines (HPLC) - RE

Analyte	Result	Qualifier	LOQ	LOD	DL	Unit	D	Analyzed	Dil Fac
1,3,5-Trinitrobenzene	0.41	U H M	1.0	0.41	0.20	ug/L		06/26/19 23:32	1
1,3-Dinitrobenzene	0.20	U H	0.41	0.20	0.090	ug/L		06/26/19 23:32	1
2,4,6-Trinitrotoluene	0.41	U H	0.41	0.41	0.16	ug/L		06/26/19 23:32	1
2,4-Dinitrotoluene	0.20	U H	0.41	0.20	0.085	ug/L		06/26/19 23:32	1
2,6-Dinitrotoluene	0.20	U H	0.20	0.20	0.065	ug/L		06/26/19 23:32	1
2-Amino-4,6-dinitrotoluene	**0.16**	**J H J1**	0.20	0.12	0.051	ug/L		06/26/19 23:32	1
2-Amino-4,6-dinitrotoluene	**2.3**	**H J1**	0.20	0.12	0.051	ug/L		06/28/19 00:12	1
2-Nitrotoluene	0.20	U H	0.41	0.20	0.087	ug/L		06/26/19 23:32	1
3-Nitrotoluene	0.41	U Q H	0.41	0.41	0.20	ug/L		06/26/19 23:32	1
4-Amino-2,6-dinitrotoluene	0.12	U H Q	0.20	0.12	0.058	ug/L		06/26/19 23:32	1
4-Nitrotoluene	0.41	U H	1.0	0.41	0.20	ug/L		06/26/19 23:32	1
HMX	**0.80**	**H J1 M**	0.41	0.20	0.089	ug/L		06/26/19 23:32	1
HMX	**0.41**	**H J1 M**	0.41	0.20	0.089	ug/L		06/28/19 00:12	1
MNX	0.41	U H	2.0	0.41	0.16	ug/L		06/26/19 23:32	1
Nitrobenzene	0.20	U H	0.41	0.20	0.092	ug/L		06/26/19 23:32	1
RDX	**0.74**	**H J1 M**	0.41	0.41	0.16	ug/L		06/26/19 23:32	1
RDX	**0.29**	**J H J1**	0.41	0.41	0.16	ug/L		06/28/19 00:12	1
Tetryl	0.20	U H M	0.24	0.20	0.080	ug/L		06/26/19 23:32	1

Surrogate	*%Recovery*	*Qualifier*	*Limits*	*Prepared*	*Analyzed*	*Dil Fac*
1,2-Dinitrobenzene	*92*	*M*	*83 - 119*	*06/18/19 14:22*	*06/26/19 23:32*	*1*
1,2-Dinitrobenzene	*110*		*83 - 119*	*06/18/19 14:22*	*06/28/19 00:12*	*1*

Client Sample ID: G0090-19A
Lab Sample ID: 280-124986-4
Date Collected: 06/09/19 11:45
Matrix: Water
Date Received: 06/11/19 09:10

General Chemistry

Analyte	Result	Qualifier	LOQ	LOD	DL	Unit	D	Analyzed	Dil Fac
Ammonia	0.050	U	0.10	0.050	0.022	mg/L		06/21/19 12:02	1
Nitrogen, Total Kjeldahl	1.0	U	1.0	1.0	0.69	mg/L		06/28/19 17:36	1
Nitrate Nitrite as N	**2.9**	**Q**	0.10	0.050	0.019	mg/L		07/02/19 18:49	1
Sulfide	1.9	U	4.0	1.9	0.79	mg/L		06/14/19 15:44	1
Sulfate	**130**	**H**	5.0	3.0	1.0	mg/L		07/09/19 00:39	1
Total Alkalinity as CaCO3	**310**		10	10	3.1	mg/L		06/21/19 11:06	1

General Chemistry - Dissolved

Analyte	Result	Qualifier	LOQ	LOD	DL	Unit	D	Analyzed	Dil Fac
Dissolved Organic Carbon - Quad	**3.8**		1.0	0.50	0.16	mg/L		07/06/19 16:50	1

Client Sample ID: G0088-19A
Lab Sample ID: 280-124986-5
Date Collected: 06/09/19 10:15
Matrix: Water
Date Received: 06/11/19 09:10

Method: RSK-175 - Dissolved Gases (GC)

Analyte	Result	Qualifier	LOQ	LOD	DL	Unit	D	Analyzed	Dil Fac
Methane	**0.040**		0.0050	0.0020	0.00063	mg/L		06/13/19 23:40	1

Method: 8330A - Nitroaromatics and Nitramines (HPLC)

Analyte	Result	Qualifier	LOQ	LOD	DL	Unit	D	Analyzed	Dil Fac
1,3,5-Trinitrobenzene	**5.5**		1.0	0.41	0.20	ug/L		06/20/19 05:56	1
1,3-Dinitrobenzene	0.20	U	0.41	0.20	0.090	ug/L		06/20/19 05:56	1
2,4,6-Trinitrotoluene	**0.70**		0.41	0.41	0.16	ug/L		06/20/19 05:56	1
2,4-Dinitrotoluene	0.20	U	0.41	0.20	0.085	ug/L		06/20/19 05:56	1
2,6-Dinitrotoluene	0.20	U	0.20	0.20	0.066	ug/L		06/20/19 05:56	1
2-Amino-4,6-dinitrotoluene	**0.45**	**M**	0.20	0.12	0.052	ug/L		06/20/19 05:56	1
2-Nitrotoluene	0.20	U Q	0.41	0.20	0.087	ug/L		06/20/19 05:56	1
3-Nitrotoluene	0.41	U Q	0.41	0.41	0.20	ug/L		06/20/19 05:56	1
4-Amino-2,6-dinitrotoluene	**0.33**		0.20	0.12	0.059	ug/L		06/20/19 05:56	1
4-Nitrotoluene	0.41	U Q	1.0	0.41	0.20	ug/L		06/20/19 05:56	1
HMX	0.20	U	0.41	0.20	0.089	ug/L		06/20/19 05:56	1
MNX	0.41	U	2.0	0.41	0.16	ug/L		06/20/19 05:56	1
Nitrobenzene	0.20	U	0.41	0.20	0.093	ug/L		06/20/19 05:56	1
RDX	0.41	U	0.41	0.41	0.16	ug/L		06/20/19 05:56	1
Tetryl	0.20	U M	0.24	0.20	0.081	ug/L		06/20/19 05:56	1

Surrogate	*%Recovery*	*Qualifier*	*Limits*	*Prepared*	*Analyzed*	*Dil Fac*
1,2-Dinitrobenzene	*93*		*83 - 119*	*06/14/19 10:20*	*06/20/19 05:56*	*1*
1,2-Dinitrobenzene	*93*		*83 - 119*	*06/14/19 10:20*	*06/22/19 14:27*	*1*

Method: 8330A - Nitroaromatics and Nitramines (HPLC) - RE

Analyte	Result	Qualifier	LOQ	LOD	DL	Unit	D	Analyzed	Dil Fac
1,3,5-Trinitrobenzene	**5.3**	**H**	1.0	0.41	0.20	ug/L		06/26/19 23:56	1
1,3-Dinitrobenzene	0.20	U H	0.41	0.20	0.090	ug/L		06/26/19 23:56	1
2,4,6-Trinitrotoluene	**0.73**	**H**	0.41	0.41	0.16	ug/L		06/26/19 23:56	1
2,4-Dinitrotoluene	0.20	U H	0.41	0.20	0.085	ug/L		06/26/19 23:56	1
2,6-Dinitrotoluene	0.20	U H	0.20	0.20	0.065	ug/L		06/26/19 23:56	1
2-Amino-4,6-dinitrotoluene	**0.49**	**H**	0.20	0.12	0.051	ug/L		06/26/19 23:56	1
2-Nitrotoluene	0.20	U H	0.41	0.20	0.087	ug/L		06/26/19 23:56	1
3-Nitrotoluene	0.41	U Q H	0.41	0.41	0.20	ug/L		06/26/19 23:56	1

Client Sample ID: G0088-19A

Lab Sample ID: 280-124986-5

Date Collected: 06/09/19 10:15

Matrix: Water

Date Received: 06/11/19 09:10

Method: 8330A - Nitroaromatics and Nitramines (HPLC) - RE (Continued)

Analyte	Result	Qualifier	LOQ	LOD	DL	Unit	D	Analyzed	Dil Fac
4-Amino-2,6-dinitrotoluene	**0.36**	**H Q**	0.20	0.12	0.058	ug/L		06/26/19 23:56	1
4-Nitrotoluene	0.41	U H M	1.0	0.41	0.20	ug/L		06/26/19 23:56	1
HMX	0.20	U H	0.41	0.20	0.089	ug/L		06/26/19 23:56	1
MNX	0.41	U H M	2.0	0.41	0.16	ug/L		06/26/19 23:56	1
Nitrobenzene	0.20	U H	0.41	0.20	0.092	ug/L		06/26/19 23:56	1
RDX	0.41	U H	0.41	0.41	0.16	ug/L		06/26/19 23:56	1
Tetryl	0.20	U H M	0.24	0.20	0.080	ug/L		06/26/19 23:56	1

Surrogate	*%Recovery*	*Qualifier*	*Limits*	*Prepared*	*Analyzed*	*Dil Fac*
1,2-Dinitrobenzene	*95*		*83 - 119*	*06/18/19 14:22*	*06/26/19 23:56*	*1*
1,2-Dinitrobenzene	*96*		*83 - 119*	*06/18/19 14:22*	*06/28/19 00:47*	*1*

General Chemistry

Analyte	Result	Qualifier	LOQ	LOD	DL	Unit	D	Analyzed	Dil Fac
Ammonia	**0.092**	**J**	0.10	0.050	0.022	mg/L		06/21/19 12:04	1
Nitrogen, Total Kjeldahl	1.0	U	1.0	1.0	0.69	mg/L		06/28/19 17:37	1
Nitrate Nitrite as N	**0.35**	**Q**	0.10	0.050	0.019	mg/L		07/02/19 18:51	1
Sulfide	1.9	U	4.0	1.9	0.79	mg/L		06/14/19 15:44	1
Sulfate	**210**	**D H**	25	15	5.2	mg/L		07/10/19 03:17	5
Total Alkalinity as CaCO3	**320**		10	10	3.1	mg/L		06/21/19 11:15	1

General Chemistry - Dissolved

Analyte	Result	Qualifier	LOQ	LOD	DL	Unit	D	Analyzed	Dil Fac
Dissolved Organic Carbon - Quad	**2.7**		1.0	0.50	0.16	mg/L		07/06/19 03:37	1

Client Sample ID: PZ016-19A

Lab Sample ID: 280-124986-6

Date Collected: 06/09/19 08:45

Matrix: Water

Date Received: 06/11/19 09:10

Method: RSK-175 - Dissolved Gases (GC)

Analyte	Result	Qualifier	LOQ	LOD	DL	Unit	D	Analyzed	Dil Fac
Methane	**0.66**		0.0050	0.0020	0.00063	mg/L		06/13/19 23:53	1

Method: 8330A - Nitroaromatics and Nitramines (HPLC)

Analyte	Result	Qualifier	LOQ	LOD	DL	Unit	D	Analyzed	Dil Fac
1,3,5-Trinitrobenzene	0.41	U	1.0	0.41	0.20	ug/L		06/20/19 06:19	1
1,3-Dinitrobenzene	0.20	U	0.41	0.20	0.091	ug/L		06/20/19 06:19	1
2,4,6-Trinitrotoluene	0.41	U	0.41	0.41	0.16	ug/L		06/20/19 06:19	1
2,4-Dinitrotoluene	0.20	U	0.41	0.20	0.086	ug/L		06/20/19 06:19	1
2,6-Dinitrotoluene	0.20	U	0.20	0.20	0.066	ug/L		06/20/19 06:19	1
2-Amino-4,6-dinitrotoluene	**0.097**	**J J1**	0.20	0.12	0.052	ug/L		06/20/19 06:19	1
2-Amino-4,6-dinitrotoluene	**0.23**	**J1**	0.20	0.12	0.052	ug/L		06/22/19 15:02	1
2-Nitrotoluene	0.20	U Q	0.41	0.20	0.087	ug/L		06/20/19 06:19	1
3-Nitrotoluene	0.41	U Q	0.41	0.41	0.20	ug/L		06/20/19 06:19	1
4-Amino-2,6-dinitrotoluene	**0.15**	**J J1 M**	0.20	0.12	0.059	ug/L		06/20/19 06:19	1
4-Amino-2,6-dinitrotoluene	**0.32**	**J1**	0.20	0.12	0.059	ug/L		06/22/19 15:02	1
4-Nitrotoluene	0.41	U Q	1.0	0.41	0.20	ug/L		06/20/19 06:19	1
HMX	**0.39**	**J J1 M**	0.41	0.20	0.090	ug/L		06/20/19 06:19	1
HMX	**0.64**	**J1**	0.41	0.20	0.090	ug/L		06/22/19 15:02	1
MNX	0.41	U	2.0	0.41	0.16	ug/L		06/20/19 06:19	1
Nitrobenzene	0.20	U	0.41	0.20	0.093	ug/L		06/20/19 06:19	1

Client Sample ID: PZ016-19A

Date Collected: 06/09/19 08:45
Date Received: 06/11/19 09:10

Lab Sample ID: 280-124986-6

Matrix: Water

Method: 8330A - Nitroaromatics and Nitramines (HPLC) (Continued)

Analyte	Result	Qualifier	LOQ	LOD	DL	Unit	D	Analyzed	Dil Fac
RDX	**0.33**	**J M**	0.41	0.41	0.16	ug/L		06/20/19 06:19	1
Tetryl	0.20	U M	0.25	0.20	0.081	ug/L		06/20/19 06:19	1

Surrogate	*%Recovery*	*Qualifier*	*Limits*	*Prepared*	*Analyzed*	*Dil Fac*
1,2-Dinitrobenzene	*89*	*M*	*83 - 119*	*06/14/19 10:20*	*06/20/19 06:19*	*1*
1,2-Dinitrobenzene	*110*		*83 - 119*	*06/14/19 10:20*	*06/22/19 15:02*	*1*

Method: 8330A - Nitroaromatics and Nitramines (HPLC) - RE

Analyte	Result	Qualifier	LOQ	LOD	DL	Unit	D	Analyzed	Dil Fac
1,3,5-Trinitrobenzene	0.40	U H	1.0	0.40	0.20	ug/L		06/27/19 01:32	1
1,3-Dinitrobenzene	0.20	U H	0.40	0.20	0.089	ug/L		06/27/19 01:32	1
2,4,6-Trinitrotoluene	0.40	U H	0.40	0.40	0.16	ug/L		06/27/19 01:32	1
2,4-Dinitrotoluene	0.20	U H	0.40	0.20	0.084	ug/L		06/27/19 01:32	1
2,6-Dinitrotoluene	0.20	U H	0.20	0.20	0.065	ug/L		06/27/19 01:32	1
2-Amino-4,6-dinitrotoluene	**0.080**	**J H M**	0.20	0.12	0.051	ug/L		06/27/19 01:32	1
2-Nitrotoluene	0.20	U H M	0.40	0.20	0.086	ug/L		06/27/19 01:32	1
3-Nitrotoluene	0.40	U H M	0.40	0.40	0.20	ug/L		06/27/19 01:32	1
4-Amino-2,6-dinitrotoluene	0.12	U H Q	0.20	0.12	0.058	ug/L		06/28/19 01:22	1
4-Nitrotoluene	0.40	U H	1.0	0.40	0.20	ug/L		06/27/19 01:32	1
HMX	**0.46**	**H M**	0.40	0.20	0.088	ug/L		06/27/19 01:32	1
MNX	0.40	U H	2.0	0.40	0.16	ug/L		06/27/19 01:32	1
Nitrobenzene	0.20	U H	0.40	0.20	0.092	ug/L		06/27/19 01:32	1
RDX	**0.44**	**H M**	0.40	0.40	0.16	ug/L		06/27/19 01:32	1
Tetryl	0.20	U H M	0.24	0.20	0.080	ug/L		06/27/19 01:32	1

Surrogate	*%Recovery*	*Qualifier*	*Limits*	*Prepared*	*Analyzed*	*Dil Fac*
1,2-Dinitrobenzene	*100*	*M*	*83 - 119*	*06/18/19 14:22*	*06/27/19 01:32*	*1*
1,2-Dinitrobenzene	*113*		*83 - 119*	*06/18/19 14:22*	*06/28/19 01:22*	*1*

General Chemistry

Analyte	Result	Qualifier	LOQ	LOD	DL	Unit	D	Analyzed	Dil Fac
Ammonia	**0.14**		0.10	0.050	0.022	mg/L		06/21/19 12:06	1
Nitrogen, Total Kjeldahl	1.0	U	1.0	1.0	0.69	mg/L		06/28/19 17:41	1
Nitrate Nitrite as N	**5.0**	**Q**	0.10	0.050	0.019	mg/L		07/02/19 18:53	1
Sulfide	1.9	U	4.0	1.9	0.79	mg/L		06/14/19 15:44	1
Sulfate	**89**	**H**	5.0	3.0	1.0	mg/L		07/09/19 01:14	1
Total Alkalinity as CaCO3	**340**		10	10	3.1	mg/L		06/21/19 11:25	1

General Chemistry - Dissolved

Analyte	Result	Qualifier	LOQ	LOD	DL	Unit	D	Analyzed	Dil Fac
Dissolved Organic Carbon - Quad	**2.7**		1.0	0.50	0.16	mg/L		07/06/19 03:54	1

Client Sample ID: G0112-19A

Date Collected: 06/08/19 09:50
Date Received: 06/11/19 09:10

Lab Sample ID: 280-124986-7

Matrix: Water

Method: RSK-175 - Dissolved Gases (GC)

Analyte	Result	Qualifier	LOQ	LOD	DL	Unit	D	Analyzed	Dil Fac
Methane	**1.4**		0.0050	0.0020	0.00063	mg/L		06/14/19 00:07	1

Client Sample ID: G0112-19A

Date Collected: 06/08/19 09:50
Date Received: 06/11/19 09:10

Lab Sample ID: 280-124986-7

Matrix: Water

Method: 8330A - Nitroaromatics and Nitramines (HPLC)

Analyte	Result	Qualifier	LOQ	LOD	DL	Unit	D	Analyzed	Dil Fac
1,3,5-Trinitrobenzene	0.42	U	1.0	0.42	0.21	ug/L		06/20/19 07:51	1
1,3-Dinitrobenzene	0.21	U	0.42	0.21	0.092	ug/L		06/20/19 07:51	1
2,4,6-Trinitrotoluene	0.42	U	0.42	0.42	0.17	ug/L		06/20/19 07:51	1
2,4-Dinitrotoluene	0.21	U	0.42	0.21	0.087	ug/L		06/20/19 07:51	1
2,6-Dinitrotoluene	0.21	U	0.21	0.21	0.067	ug/L		06/20/19 07:51	1
2-Amino-4,6-dinitrotoluene	**0.14**	**J**	0.21	0.12	0.053	ug/L		06/20/19 07:51	1
2-Nitrotoluene	0.21	U Q	0.42	0.21	0.089	ug/L		06/20/19 07:51	1
3-Nitrotoluene	0.42	U Q	0.42	0.42	0.20	ug/L		06/20/19 07:51	1
4-Amino-2,6-dinitrotoluene	**0.13**	**J**	0.21	0.12	0.060	ug/L		06/20/19 07:51	1
4-Nitrotoluene	0.42	U M Q	1.0	0.42	0.21	ug/L		06/20/19 07:51	1
HMX	**0.90**	**M J1**	0.42	0.21	0.091	ug/L		06/20/19 07:51	1
HMX	**0.22**	**J M J1**	0.42	0.21	0.091	ug/L		06/22/19 15:37	1
MNX	0.42	U	2.1	0.42	0.16	ug/L		06/20/19 07:51	1
Nitrobenzene	0.21	U	0.42	0.21	0.095	ug/L		06/20/19 07:51	1
RDX	**0.24**	**J M J1**	0.42	0.42	0.16	ug/L		06/20/19 07:51	1
RDX	**0.46**	**J1**	0.42	0.42	0.16	ug/L		06/22/19 15:37	1
Tetryl	0.21	U M	0.25	0.21	0.082	ug/L		06/20/19 07:51	1

Surrogate	*%Recovery*	*Qualifier*	*Limits*	*Prepared*	*Analyzed*	*Dil Fac*
1,2-Dinitrobenzene	*130*	*M Q*	*83 - 119*	*06/14/19 10:20*	*06/20/19 07:51*	*1*
1,2-Dinitrobenzene	*96*		*83 - 119*	*06/14/19 10:20*	*06/22/19 15:37*	*1*

Method: 8330A - Nitroaromatics and Nitramines (HPLC) - RE

Analyte	Result	Qualifier	LOQ	LOD	DL	Unit	D	Analyzed	Dil Fac
1,3,5-Trinitrobenzene	0.40	U H	1.0	0.40	0.20	ug/L		06/27/19 01:56	1
1,3-Dinitrobenzene	0.20	U H	0.40	0.20	0.089	ug/L		06/27/19 01:56	1
2,4,6-Trinitrotoluene	0.40	U H	0.40	0.40	0.16	ug/L		06/27/19 01:56	1
2,4-Dinitrotoluene	0.20	U H	0.40	0.20	0.084	ug/L		06/27/19 01:56	1
2,6-Dinitrotoluene	0.20	U H	0.20	0.20	0.065	ug/L		06/27/19 01:56	1
2-Amino-4,6-dinitrotoluene	**0.094**	**J H**	0.20	0.12	0.051	ug/L		06/27/19 01:56	1
2-Nitrotoluene	0.20	U H	0.40	0.20	0.086	ug/L		06/27/19 01:56	1
3-Nitrotoluene	0.40	U M H	0.40	0.40	0.20	ug/L		06/27/19 01:56	1
4-Amino-2,6-dinitrotoluene	**0.14**	**J H**	0.20	0.12	0.058	ug/L		06/27/19 01:56	1
4-Nitrotoluene	0.40	U H	1.0	0.40	0.20	ug/L		06/27/19 01:56	1
HMX	**0.96**	**H M J1**	0.40	0.20	0.088	ug/L		06/27/19 01:56	1
HMX	**0.24**	**J H M J1**	0.40	0.20	0.088	ug/L		06/28/19 03:07	1
MNX	0.40	U H	2.0	0.40	0.15	ug/L		06/27/19 01:56	1
Nitrobenzene	0.20	U H	0.40	0.20	0.091	ug/L		06/27/19 01:56	1
RDX	**0.47**	**M H**	0.40	0.40	0.16	ug/L		06/27/19 01:56	1
Tetryl	0.20	U M H	0.24	0.20	0.080	ug/L		06/27/19 01:56	1

Surrogate	*%Recovery*	*Qualifier*	*Limits*	*Prepared*	*Analyzed*	*Dil Fac*
1,2-Dinitrobenzene	*111*	*M*	*83 - 119*	*06/18/19 14:22*	*06/27/19 01:56*	*1*
1,2-Dinitrobenzene	*105*		*83 - 119*	*06/18/19 14:22*	*06/28/19 03:07*	*1*

General Chemistry

Analyte	Result	Qualifier	LOQ	LOD	DL	Unit	D	Analyzed	Dil Fac
Ammonia	**0.065**	**J**	0.10	0.050	0.022	mg/L		06/21/19 12:08	1
Nitrogen, Total Kjeldahl	1.0	U	1.0	1.0	0.69	mg/L		06/28/19 17:42	1
Nitrate Nitrite as N	**29**	**Q**	1.0	0.50	0.19	mg/L		07/02/19 18:55	10

Client Sample ID: G0112-19A
Lab Sample ID: 280-124986-7

Date Collected: 06/08/19 09:50
Matrix: Water
Date Received: 06/11/19 09:10

General Chemistry (Continued)

Analyte	Result	Qualifier	LOQ	LOD	DL	Unit	D	Analyzed	Dil Fac
Sulfide	1.9	U	4.0	1.9	0.79	mg/L		06/14/19 15:44	1
Sulfate	**61**	**H**	5.0	3.0	1.0	mg/L		07/09/19 04:09	1
Total Alkalinity as CaCO3	**170**		10	10	3.1	mg/L		06/21/19 11:32	1

General Chemistry - Dissolved

Analyte	Result	Qualifier	LOQ	LOD	DL	Unit	D	Analyzed	Dil Fac
Dissolved Organic Carbon - Quad	**2.4**		1.0	0.50	0.16	mg/L		07/06/19 11:38	1

Client Sample ID: G0084-19A
Lab Sample ID: 280-124986-8

Date Collected: 06/08/19 08:35
Matrix: Water
Date Received: 06/11/19 09:10

Method: RSK-175 - Dissolved Gases (GC)

Analyte	Result	Qualifier	LOQ	LOD	DL	Unit	D	Analyzed	Dil Fac
Methane	**6.6**	**D**	0.015	0.0060	0.0019	mg/L		06/14/19 05:12	3

Method: 8330A - Nitroaromatics and Nitramines (HPLC)

Analyte	Result	Qualifier	LOQ	LOD	DL	Unit	D	Analyzed	Dil Fac
1,3,5-Trinitrobenzene	0.41	U	1.0	0.41	0.21	ug/L		06/20/19 08:14	1
1,3-Dinitrobenzene	0.21	U	0.41	0.21	0.091	ug/L		06/20/19 08:14	1
2,4,6-Trinitrotoluene	0.41	U M	0.41	0.41	0.16	ug/L		06/20/19 08:14	1
2,4-Dinitrotoluene	0.21	U	0.41	0.21	0.086	ug/L		06/20/19 08:14	1
2,6-Dinitrotoluene	0.21	U	0.21	0.21	0.066	ug/L		06/22/19 17:22	1
2-Amino-4,6-dinitrotoluene	0.12	U	0.21	0.12	0.052	ug/L		06/20/19 08:14	1
2-Nitrotoluene	0.21	U Q	0.41	0.21	0.088	ug/L		06/20/19 08:14	1
3-Nitrotoluene	0.41	U Q	0.41	0.41	0.20	ug/L		06/20/19 08:14	1
4-Amino-2,6-dinitrotoluene	0.12	U	0.21	0.12	0.059	ug/L		06/20/19 08:14	1
4-Nitrotoluene	0.41	U M Q	1.0	0.41	0.21	ug/L		06/20/19 08:14	1
HMX	**0.55**	**M J1**	0.41	0.21	0.090	ug/L		06/20/19 08:14	1
HMX	**0.84**	**J1 M**	0.41	0.21	0.090	ug/L		06/22/19 17:22	1
MNX	0.41	U	2.1	0.41	0.16	ug/L		06/20/19 08:14	1
Nitrobenzene	0.21	U	0.41	0.21	0.093	ug/L		06/20/19 08:14	1
RDX	0.41	U Q	0.41	0.41	0.16	ug/L		06/20/19 08:14	1
Tetryl	0.21	U	0.25	0.21	0.081	ug/L		06/20/19 08:14	1

Surrogate	*%Recovery*	*Qualifier*	*Limits*	*Prepared*	*Analyzed*	*Dil Fac*
1,2-Dinitrobenzene	*126*	*M Q*	*83 - 119*	*06/14/19 10:20*	*06/20/19 08:14*	*1*
1,2-Dinitrobenzene	*97*		*83 - 119*	*06/14/19 10:20*	*06/22/19 17:22*	*1*

Method: 8330A - Nitroaromatics and Nitramines (HPLC) - RE

Analyte	Result	Qualifier	LOQ	LOD	DL	Unit	D	Analyzed	Dil Fac
1,3,5-Trinitrobenzene	0.42	U H	1.0	0.42	0.21	ug/L		06/27/19 02:20	1
1,3-Dinitrobenzene	0.21	U H	0.42	0.21	0.093	ug/L		06/27/19 02:20	1
2,4,6-Trinitrotoluene	0.42	U H	0.42	0.42	0.17	ug/L		06/27/19 02:20	1
2,4-Dinitrotoluene	0.21	U H	0.42	0.21	0.087	ug/L		06/27/19 02:20	1
2,6-Dinitrotoluene	0.21	U H M	0.21	0.21	0.067	ug/L		06/27/19 02:20	1
2-Amino-4,6-dinitrotoluene	0.13	U H	0.21	0.13	0.053	ug/L		06/27/19 02:20	1
2-Nitrotoluene	0.21	U H	0.42	0.21	0.089	ug/L		06/27/19 02:20	1
3-Nitrotoluene	0.42	U H	0.42	0.42	0.20	ug/L		06/27/19 02:20	1
4-Amino-2,6-dinitrotoluene	0.13	U H Q	0.21	0.13	0.060	ug/L		06/28/19 03:42	1
4-Nitrotoluene	0.42	U H M	1.0	0.42	0.21	ug/L		06/27/19 02:20	1

Client Sample ID: G0084-19A
Lab Sample ID: 280-124986-8

Date Collected: 06/08/19 08:35
Matrix: Water
Date Received: 06/11/19 09:10

Method: 8330A - Nitroaromatics and Nitramines (HPLC) - RE (Continued)

Analyte	Result	Qualifier	LOQ	LOD	DL	Unit	D	Analyzed	Dil Fac
HMX	**0.63**	**H M**	0.42	0.21	0.091	ug/L		06/27/19 02:20	1
MNX	0.42	U H	2.1	0.42	0.16	ug/L		06/27/19 02:20	1
Nitrobenzene	0.21	U H	0.42	0.21	0.095	ug/L		06/27/19 02:20	1
RDX	0.42	U H	0.42	0.42	0.16	ug/L		06/27/19 02:20	1
Tetryl	0.21	U H	0.25	0.21	0.083	ug/L		06/27/19 02:20	1

Surrogate	*%Recovery*	*Qualifier*	*Limits*	*Prepared*	*Analyzed*	*Dil Fac*
1,2-Dinitrobenzene	*94*	*M*	*83 - 119*	*06/18/19 14:22*	*06/27/19 02:20*	*1*
1,2-Dinitrobenzene	*92*		*83 - 119*	*06/18/19 14:22*	*06/28/19 03:42*	*1*

General Chemistry

Analyte	Result	Qualifier	LOQ	LOD	DL	Unit	D	Analyzed	Dil Fac
Ammonia	**0.30**		0.10	0.050	0.022	mg/L		06/21/19 12:10	1
Nitrogen, Total Kjeldahl	**0.88**	**J**	1.0	1.0	0.69	mg/L		06/28/19 17:43	1
Nitrate Nitrite as N	**3.6**	**Q**	0.10	0.050	0.019	mg/L		07/02/19 19:09	1
Sulfide	1.9	U	4.0	1.9	0.79	mg/L		06/14/19 15:44	1
Sulfate	**73**	**H**	5.0	3.0	1.0	mg/L		07/09/19 04:27	1
Total Alkalinity as CaCO3	**460**		10	10	3.1	mg/L		06/21/19 11:43	1

General Chemistry - Dissolved

Analyte	Result	Qualifier	LOQ	LOD	DL	Unit	D	Analyzed	Dil Fac
Dissolved Organic Carbon - Quad	**4.5**		1.0	0.50	0.16	mg/L		07/06/19 12:39	1

Client Sample ID: G0113-19A
Lab Sample ID: 280-124986-9

Date Collected: 06/08/19 11:05
Matrix: Water
Date Received: 06/11/19 09:10

Method: RSK-175 - Dissolved Gases (GC)

Analyte	Result	Qualifier	LOQ	LOD	DL	Unit	D	Analyzed	Dil Fac
Methane	**6.1**	**D**	0.015	0.0060	0.0019	mg/L		06/14/19 05:38	3

Method: 8330A - Nitroaromatics and Nitramines (HPLC)

Analyte	Result	Qualifier	LOQ	LOD	DL	Unit	D	Analyzed	Dil Fac
1,3,5-Trinitrobenzene	0.39	U	0.99	0.39	0.20	ug/L		06/20/19 08:36	1
1,3-Dinitrobenzene	0.20	U	0.39	0.20	0.087	ug/L		06/20/19 08:36	1
2,4,6-Trinitrotoluene	0.39	U	0.39	0.39	0.16	ug/L		06/22/19 17:57	1
2,4-Dinitrotoluene	0.20	U	0.39	0.20	0.083	ug/L		06/20/19 08:36	1
2,6-Dinitrotoluene	0.20	U	0.20	0.20	0.064	ug/L		06/22/19 17:57	1
2-Amino-4,6-dinitrotoluene	0.12	U	0.20	0.12	0.050	ug/L		06/20/19 08:36	1
2-Nitrotoluene	0.20	U Q	0.39	0.20	0.084	ug/L		06/20/19 08:36	1
3-Nitrotoluene	0.39	U M Q	0.39	0.39	0.19	ug/L		06/20/19 08:36	1
4-Amino-2,6-dinitrotoluene	0.12	U	0.20	0.12	0.057	ug/L		06/20/19 08:36	1
4-Nitrotoluene	0.39	U M Q	0.99	0.39	0.20	ug/L		06/20/19 08:36	1
HMX	0.20	U	0.39	0.20	0.086	ug/L		06/20/19 08:36	1
MNX	0.39	U	2.0	0.39	0.15	ug/L		06/20/19 08:36	1
Nitrobenzene	0.20	U M	0.39	0.20	0.090	ug/L		06/20/19 08:36	1
RDX	0.39	U	0.39	0.39	0.16	ug/L		06/20/19 08:36	1
Tetryl	**0.55**	**Q**	0.24	0.20	0.078	ug/L		06/20/19 08:36	1

Surrogate	*%Recovery*	*Qualifier*	*Limits*	*Prepared*	*Analyzed*	*Dil Fac*
1,2-Dinitrobenzene	*126*	*M Q*	*83 - 119*	*06/14/19 10:20*	*06/20/19 08:36*	*1*

Client Sample ID: G0113-19A
Lab Sample ID: 280-124986-9
Date Collected: 06/08/19 11:05
Matrix: Water
Date Received: 06/11/19 09:10

Method: 8330A - Nitroaromatics and Nitramines (HPLC) (Continued)

Surrogate	%Recovery	Qualifier	Limits	Prepared	Analyzed	Dil Fac
1,2-Dinitrobenzene	*110*		*83 - 119*	*06/14/19 10:20*	*06/22/19 17:57*	*1*

Method: 8330A - Nitroaromatics and Nitramines (HPLC) - RE

Analyte	Result	Qualifier	LOQ	LOD	DL	Unit	D	Analyzed	Dil Fac
1,3,5-Trinitrobenzene	0.39	U H	0.98	0.39	0.20	ug/L		06/27/19 02:44	1
1,3-Dinitrobenzene	0.20	U H	0.39	0.20	0.087	ug/L		06/27/19 02:44	1
2,4,6-Trinitrotoluene	0.39	U H	0.39	0.39	0.16	ug/L		06/27/19 02:44	1
2,4-Dinitrotoluene	0.20	U H	0.39	0.20	0.082	ug/L		06/27/19 02:44	1
2,6-Dinitrotoluene	0.20	U H M	0.20	0.20	0.063	ug/L		06/27/19 02:44	1
2-Amino-4,6-dinitrotoluene	0.12	U H	0.20	0.12	0.050	ug/L		06/27/19 02:44	1
2-Nitrotoluene	0.20	U H	0.39	0.20	0.084	ug/L		06/27/19 02:44	1
3-Nitrotoluene	0.39	U H M	0.39	0.39	0.19	ug/L		06/27/19 02:44	1
4-Amino-2,6-dinitrotoluene	0.12	U H Q M	0.20	0.12	0.057	ug/L		06/27/19 02:44	1
4-Nitrotoluene	0.39	U H M	0.98	0.39	0.20	ug/L		06/27/19 02:44	1
HMX	0.20	U H	0.39	0.20	0.086	ug/L		06/27/19 02:44	1
MNX	0.39	U H	2.0	0.39	0.15	ug/L		06/27/19 02:44	1
Nitrobenzene	0.20	U H	0.39	0.20	0.089	ug/L		06/27/19 02:44	1
RDX	0.39	U H	0.39	0.39	0.16	ug/L		06/27/19 02:44	1
Tetryl	0.20	U H	0.24	0.20	0.078	ug/L		06/28/19 04:17	1

Surrogate	%Recovery	Qualifier	Limits	Prepared	Analyzed	Dil Fac
1,2-Dinitrobenzene	*86*	*M*	*83 - 119*	*06/18/19 14:22*	*06/27/19 02:44*	*1*
1,2-Dinitrobenzene	*99*		*83 - 119*	*06/18/19 14:22*	*06/28/19 04:17*	*1*

General Chemistry

Analyte	Result	Qualifier	LOQ	LOD	DL	Unit	D	Analyzed	Dil Fac
Ammonia	**0.66**		0.10	0.050	0.022	mg/L		06/21/19 12:12	1
Nitrogen, Total Kjeldahl	**1.4**		1.0	1.0	0.69	mg/L		06/28/19 17:45	1
Nitrate Nitrite as N	0.050	U Q	0.10	0.050	0.019	mg/L		07/02/19 19:11	1
Sulfide	1.9	U	4.0	1.9	0.79	mg/L		06/14/19 15:44	1
Sulfate	**63**	**H**	5.0	3.0	1.0	mg/L		07/09/19 04:44	1
Total Alkalinity as CaCO3	**340**		10	10	3.1	mg/L		06/21/19 11:53	1

General Chemistry - Dissolved

Analyte	Result	Qualifier	LOQ	LOD	DL	Unit	D	Analyzed	Dil Fac
Dissolved Organic Carbon - Quad	**5.0**		1.0	0.50	0.16	mg/L		07/06/19 13:53	1

Client Sample ID: G0075-19A
Lab Sample ID: 280-124986-10
Date Collected: 06/09/19 10:30
Matrix: Water
Date Received: 06/11/19 09:10

Method: RSK-175 - Dissolved Gases (GC)

Analyte	Result	Qualifier	LOQ	LOD	DL	Unit	D	Analyzed	Dil Fac
Methane	**0.15**		0.0050	0.0020	0.00063	mg/L		06/14/19 00:46	1

Method: 8330A - Nitroaromatics and Nitramines (HPLC)

Analyte	Result	Qualifier	LOQ	LOD	DL	Unit	D	Analyzed	Dil Fac
1,3,5-Trinitrobenzene	0.40	U	0.99	0.40	0.20	ug/L		06/20/19 08:59	1
1,3-Dinitrobenzene	0.20	U	0.40	0.20	0.088	ug/L		06/20/19 08:59	1
2,4,6-Trinitrotoluene	0.40	U	0.40	0.40	0.16	ug/L		06/20/19 08:59	1
2,4-Dinitrotoluene	0.20	U	0.40	0.20	0.083	ug/L		06/20/19 08:59	1

Client Sample ID: G0075-19A

Date Collected: 06/09/19 10:30
Date Received: 06/11/19 09:10

Lab Sample ID: 280-124986-10

Matrix: Water

Method: 8330A - Nitroaromatics and Nitramines (HPLC) (Continued)

Analyte	Result	Qualifier	LOQ	LOD	DL	Unit	D	Analyzed	Dil Fac
2,6-Dinitrotoluene	0.20	U	0.20	0.20	0.064	ug/L		06/20/19 08:59	1
2-Amino-4,6-dinitrotoluene	0.12	U	0.20	0.12	0.050	ug/L		06/20/19 08:59	1
2-Nitrotoluene	0.20	U Q	0.40	0.20	0.085	ug/L		06/20/19 08:59	1
3-Nitrotoluene	0.40	U Q	0.40	0.40	0.19	ug/L		06/20/19 08:59	1
4-Amino-2,6-dinitrotoluene	0.12	U	0.20	0.12	0.057	ug/L		06/20/19 08:59	1
4-Nitrotoluene	0.40	U Q	0.99	0.40	0.20	ug/L		06/20/19 08:59	1
HMX	0.20	U	0.40	0.20	0.087	ug/L		06/20/19 08:59	1
MNX	0.40	U	2.0	0.40	0.15	ug/L		06/20/19 08:59	1
Nitrobenzene	0.20	U	0.40	0.20	0.090	ug/L		06/20/19 08:59	1
RDX	0.40	U Q	0.40	0.40	0.16	ug/L		06/20/19 08:59	1
Tetryl	0.20	U	0.24	0.20	0.079	ug/L		06/20/19 08:59	1

Surrogate	*%Recovery*	*Qualifier*	*Limits*	*Prepared*	*Analyzed*	*Dil Fac*
1,2-Dinitrobenzene	*145*	*Q*	*83 - 119*	*06/14/19 10:20*	*06/20/19 08:59*	*1*

Method: 8330A - Nitroaromatics and Nitramines (HPLC) - RE

Analyte	Result	Qualifier	LOQ	LOD	DL	Unit	D	Analyzed	Dil Fac
1,3,5-Trinitrobenzene	0.40	U H	0.99	0.40	0.20	ug/L		06/27/19 03:08	1
1,3-Dinitrobenzene	0.20	U H	0.40	0.20	0.088	ug/L		06/27/19 03:08	1
2,4,6-Trinitrotoluene	0.40	U H	0.40	0.40	0.16	ug/L		06/27/19 03:08	1
2,4-Dinitrotoluene	0.20	U H	0.40	0.20	0.083	ug/L		06/27/19 03:08	1
2,6-Dinitrotoluene	0.20	U H	0.20	0.20	0.064	ug/L		06/27/19 03:08	1
2-Amino-4,6-dinitrotoluene	0.12	U H	0.20	0.12	0.050	ug/L		06/27/19 03:08	1
2-Nitrotoluene	0.20	U H	0.40	0.20	0.084	ug/L		06/27/19 03:08	1
3-Nitrotoluene	0.40	U H	0.40	0.40	0.19	ug/L		06/27/19 03:08	1
4-Amino-2,6-dinitrotoluene	0.12	U H Q	0.20	0.12	0.057	ug/L		06/27/19 03:08	1
4-Nitrotoluene	0.40	U H Q	0.99	0.40	0.20	ug/L		06/27/19 03:08	1
HMX	0.20	U H	0.40	0.20	0.087	ug/L		06/27/19 03:08	1
MNX	0.40	U H	2.0	0.40	0.15	ug/L		06/27/19 03:08	1
Nitrobenzene	0.20	U H	0.40	0.20	0.090	ug/L		06/27/19 03:08	1
RDX	0.40	U H Q	0.40	0.40	0.16	ug/L		06/27/19 03:08	1
Tetryl	0.20	U H M	0.24	0.20	0.078	ug/L		06/27/19 03:08	1

Surrogate	*%Recovery*	*Qualifier*	*Limits*	*Prepared*	*Analyzed*	*Dil Fac*
1,2-Dinitrobenzene	*145*	*Q*	*83 - 119*	*06/18/19 14:22*	*06/27/19 03:08*	*1*

General Chemistry

Analyte	Result	Qualifier	LOQ	LOD	DL	Unit	D	Analyzed	Dil Fac
Ammonia	**0.056**	**J**	0.10	0.050	0.022	mg/L		06/21/19 12:26	1
Nitrogen, Total Kjeldahl	1.0	U	1.0	1.0	0.69	mg/L		06/28/19 17:46	1
Nitrate Nitrite as N	**0.49**	**Q**	0.10	0.050	0.019	mg/L		07/02/19 19:13	1
Sulfide	1.9	U	4.0	1.9	0.79	mg/L		06/14/19 15:44	1
Sulfate	**120**	**H**	5.0	3.0	1.0	mg/L		07/09/19 05:37	1
Total Alkalinity as CaCO3	**440**		10	10	3.1	mg/L		06/21/19 12:02	1

General Chemistry - Dissolved

Analyte	Result	Qualifier	LOQ	LOD	DL	Unit	D	Analyzed	Dil Fac
Dissolved Organic Carbon - Quad	**3.2**		1.0	0.50	0.16	mg/L		07/06/19 04:38	1

Client Sample ID: G0076-19A
Lab Sample ID: 280-124986-11

Date Collected: 06/09/19 09:20
Matrix: Water

Date Received: 06/11/19 09:10

Method: RSK-175 - Dissolved Gases (GC)

Analyte	Result	Qualifier	LOQ	LOD	DL	Unit	D	Analyzed	Dil Fac
Methane	**0.31**		0.0050	0.0020	0.00063	mg/L		06/14/19 00:59	1

Method: 8330A - Nitroaromatics and Nitramines (HPLC)

Analyte	Result	Qualifier	LOQ	LOD	DL	Unit	D	Analyzed	Dil Fac
1,3,5-Trinitrobenzene	0.39	U	0.98	0.39	0.20	ug/L		06/20/19 09:22	1
1,3-Dinitrobenzene	0.20	U	0.39	0.20	0.087	ug/L		06/20/19 09:22	1
2,4,6-Trinitrotoluene	0.39	U	0.39	0.39	0.16	ug/L		06/20/19 09:22	1
2,4-Dinitrotoluene	0.20	U	0.39	0.20	0.082	ug/L		06/20/19 09:22	1
2,6-Dinitrotoluene	0.20	U	0.20	0.20	0.063	ug/L		06/20/19 09:22	1
2-Amino-4,6-dinitrotoluene	0.12	U	0.20	0.12	0.050	ug/L		06/20/19 09:22	1
2-Nitrotoluene	0.20	U Q	0.39	0.20	0.084	ug/L		06/20/19 09:22	1
3-Nitrotoluene	0.39	U Q	0.39	0.39	0.19	ug/L		06/20/19 09:22	1
4-Amino-2,6-dinitrotoluene	0.12	U	0.20	0.12	0.056	ug/L		06/20/19 09:22	1
4-Nitrotoluene	0.39	U Q	0.98	0.39	0.20	ug/L		06/20/19 09:22	1
HMX	0.20	U	0.39	0.20	0.086	ug/L		06/20/19 09:22	1
MNX	0.39	U	2.0	0.39	0.15	ug/L		06/20/19 09:22	1
Nitrobenzene	0.20	U	0.39	0.20	0.089	ug/L		06/20/19 09:22	1
RDX	0.39	U Q	0.39	0.39	0.15	ug/L		06/20/19 09:22	1
Tetryl	0.20	U	0.23	0.20	0.077	ug/L		06/20/19 09:22	1

Surrogate	*%Recovery*	*Qualifier*	*Limits*	*Prepared*	*Analyzed*	*Dil Fac*
1,2-Dinitrobenzene	*140*	*M Q*	*83 - 119*	*06/14/19 10:20*	*06/20/19 09:22*	*1*

Method: 8330A - Nitroaromatics and Nitramines (HPLC) - RE

Analyte	Result	Qualifier	LOQ	LOD	DL	Unit	D	Analyzed	Dil Fac
1,3,5-Trinitrobenzene	0.39	U H	0.98	0.39	0.20	ug/L		06/27/19 03:32	1
1,3-Dinitrobenzene	0.20	U H	0.39	0.20	0.087	ug/L		06/27/19 03:32	1
2,4,6-Trinitrotoluene	0.39	U H	0.39	0.39	0.16	ug/L		06/27/19 03:32	1
2,4-Dinitrotoluene	0.20	U H	0.39	0.20	0.082	ug/L		06/27/19 03:32	1
2,6-Dinitrotoluene	0.20	U H	0.20	0.20	0.063	ug/L		06/27/19 03:32	1
2-Amino-4,6-dinitrotoluene	0.12	U H	0.20	0.12	0.050	ug/L		06/27/19 03:32	1
2-Nitrotoluene	0.20	U H	0.39	0.20	0.084	ug/L		06/27/19 03:32	1
3-Nitrotoluene	0.39	U H M	0.39	0.39	0.19	ug/L		06/27/19 03:32	1
4-Amino-2,6-dinitrotoluene	0.12	U H Q	0.20	0.12	0.057	ug/L		06/27/19 03:32	1
4-Nitrotoluene	0.39	U H M Q	0.98	0.39	0.20	ug/L		06/27/19 03:32	1
HMX	0.20	U H	0.39	0.20	0.086	ug/L		06/27/19 03:32	1
MNX	0.39	U H	2.0	0.39	0.15	ug/L		06/27/19 03:32	1
Nitrobenzene	0.20	U H	0.39	0.20	0.089	ug/L		06/27/19 03:32	1
RDX	0.39	U H Q	0.39	0.39	0.16	ug/L		06/27/19 03:32	1
Tetryl	0.20	U H	0.24	0.20	0.078	ug/L		06/27/19 03:32	1

Surrogate	*%Recovery*	*Qualifier*	*Limits*	*Prepared*	*Analyzed*	*Dil Fac*
1,2-Dinitrobenzene	*122*	*M Q*	*83 - 119*	*06/18/19 14:22*	*06/27/19 03:32*	*1*

General Chemistry

Analyte	Result	Qualifier	LOQ	LOD	DL	Unit	D	Analyzed	Dil Fac
Ammonia	**0.87**		0.10	0.050	0.022	mg/L		06/21/19 12:28	1
Nitrogen, Total Kjeldahl	**1.1**		1.0	1.0	0.69	mg/L		06/28/19 17:51	1
Nitrate Nitrite as N	0.050	U Q	0.10	0.050	0.019	mg/L		07/02/19 19:15	1
Sulfide	1.9	U	4.0	1.9	0.79	mg/L		06/14/19 18:31	1
Sulfate	**280**	**D H**	25	15	5.2	mg/L		07/10/19 04:10	5

Client Sample ID: G0076-19A
Lab Sample ID: 280-124986-11
Date Collected: 06/09/19 09:20
Matrix: Water
Date Received: 06/11/19 09:10

General Chemistry (Continued)

Analyte	Result	Qualifier	LOQ	LOD	DL	Unit	D	Analyzed	Dil Fac
Total Alkalinity as CaCO3	**330**		10	10	3.1	mg/L		06/21/19 12:27	1

General Chemistry - Dissolved

Analyte	Result	Qualifier	LOQ	LOD	DL	Unit	D	Analyzed	Dil Fac
Dissolved Organic Carbon - Quad	**2.8**		1.0	0.50	0.16	mg/L		07/06/19 04:55	1

Client Sample ID: G0024-19A
Lab Sample ID: 280-124986-12
Date Collected: 06/10/19 09:50
Matrix: Water
Date Received: 06/11/19 09:10

Method: RSK-175 - Dissolved Gases (GC)

Analyte	Result	Qualifier	LOQ	LOD	DL	Unit	D	Analyzed	Dil Fac
Methane	0.0020	U	0.0050	0.0020	0.00063	mg/L		06/14/19 01:13	1

Method: 8330A - Nitroaromatics and Nitramines (HPLC)

Analyte	Result	Qualifier	LOQ	LOD	DL	Unit	D	Analyzed	Dil Fac
1,3,5-Trinitrobenzene	0.40	U	0.99	0.40	0.20	ug/L		06/20/19 09:45	1
1,3-Dinitrobenzene	0.20	U	0.40	0.20	0.088	ug/L		06/20/19 09:45	1
2,4,6-Trinitrotoluene	0.40	U	0.40	0.40	0.16	ug/L		06/20/19 09:45	1
2,4-Dinitrotoluene	0.20	U	0.40	0.20	0.083	ug/L		06/20/19 09:45	1
2,6-Dinitrotoluene	0.20	U	0.20	0.20	0.064	ug/L		06/20/19 09:45	1
2-Amino-4,6-dinitrotoluene	**0.082**	**J**	0.20	0.12	0.050	ug/L		06/20/19 09:45	1
2-Nitrotoluene	0.20	U Q	0.40	0.20	0.085	ug/L		06/20/19 09:45	1
3-Nitrotoluene	0.40	U Q	0.40	0.40	0.19	ug/L		06/20/19 09:45	1
4-Amino-2,6-dinitrotoluene	0.12	U M	0.20	0.12	0.057	ug/L		06/20/19 09:45	1
4-Nitrotoluene	0.40	U Q	0.99	0.40	0.20	ug/L		06/20/19 09:45	1
HMX	0.20	U	0.40	0.20	0.087	ug/L		06/20/19 09:45	1
MNX	0.40	U	2.0	0.40	0.15	ug/L		06/20/19 09:45	1
Nitrobenzene	0.20	U	0.40	0.20	0.090	ug/L		06/20/19 09:45	1
RDX	0.40	U	0.40	0.40	0.16	ug/L		06/20/19 09:45	1
Tetryl	0.20	U	0.24	0.20	0.079	ug/L		06/20/19 09:45	1

Surrogate	*%Recovery*	*Qualifier*	*Limits*	*Prepared*	*Analyzed*	*Dil Fac*
1,2-Dinitrobenzene	*91*	*M*	*83 - 119*	*06/14/19 10:20*	*06/20/19 09:45*	*1*
1,2-Dinitrobenzene	*97*		*83 - 119*	*06/14/19 10:20*	*06/22/19 19:42*	*1*

Method: 8330A - Nitroaromatics and Nitramines (HPLC) - RE

Analyte	Result	Qualifier	LOQ	LOD	DL	Unit	D	Analyzed	Dil Fac
1,3,5-Trinitrobenzene	0.38	U H	0.94	0.38	0.19	ug/L		06/27/19 03:56	1
1,3-Dinitrobenzene	0.19	U H	0.38	0.19	0.084	ug/L		06/27/19 03:56	1
2,4,6-Trinitrotoluene	0.38	U H	0.38	0.38	0.15	ug/L		06/27/19 03:56	1
2,4-Dinitrotoluene	0.19	U H	0.38	0.19	0.079	ug/L		06/27/19 03:56	1
2,6-Dinitrotoluene	0.19	U H	0.19	0.19	0.061	ug/L		06/27/19 03:56	1
2-Amino-4,6-dinitrotoluene	0.11	U H	0.19	0.11	0.048	ug/L		06/28/19 04:52	1
2-Nitrotoluene	0.19	U H	0.38	0.19	0.081	ug/L		06/27/19 03:56	1
3-Nitrotoluene	0.38	U H M	0.38	0.38	0.18	ug/L		06/27/19 03:56	1
4-Amino-2,6-dinitrotoluene	0.11	U H Q	0.19	0.11	0.054	ug/L		06/27/19 03:56	1
4-Nitrotoluene	0.38	U H	0.94	0.38	0.19	ug/L		06/27/19 03:56	1
HMX	0.19	U H	0.38	0.19	0.083	ug/L		06/27/19 03:56	1
MNX	0.38	U H	1.9	0.38	0.15	ug/L		06/27/19 03:56	1
Nitrobenzene	0.19	U H	0.38	0.19	0.086	ug/L		06/27/19 03:56	1

Client Sample ID: G0024-19A
Lab Sample ID: 280-124986-12

Date Collected: 06/10/19 09:50
Matrix: Water
Date Received: 06/11/19 09:10

Method: 8330A - Nitroaromatics and Nitramines (HPLC) - RE (Continued)

Analyte	Result	Qualifier	LOQ	LOD	DL	Unit	D	Analyzed	Dil Fac
RDX	0.38	U H	0.38	0.38	0.15	ug/L		06/27/19 03:56	1
Tetryl	0.19	U H	0.23	0.19	0.075	ug/L		06/27/19 03:56	1

Surrogate	*%Recovery*	*Qualifier*	*Limits*	*Prepared*	*Analyzed*	*Dil Fac*
1,2-Dinitrobenzene	*94*	*M*	*83 - 119*	*06/18/19 14:22*	*06/27/19 03:56*	*1*
1,2-Dinitrobenzene	*95*		*83 - 119*	*06/18/19 14:22*	*06/28/19 04:52*	*1*

General Chemistry

Analyte	Result	Qualifier	LOQ	LOD	DL	Unit	D	Analyzed	Dil Fac
Ammonia	0.050	U	0.10	0.050	0.022	mg/L		06/21/19 12:36	1
Nitrogen, Total Kjeldahl	1.0	U	1.0	1.0	0.69	mg/L		06/28/19 17:52	1
Nitrate Nitrite as N	**8.8**	**Q**	0.10	0.050	0.019	mg/L		07/02/19 19:27	1
Sulfide	1.9	U	4.0	1.9	0.79	mg/L		06/15/19 14:32	1
Sulfate	**14**		5.0	3.0	1.0	mg/L		07/08/19 23:12	1
Total Alkalinity as CaCO3	**67**		10	10	3.1	mg/L		06/21/19 12:34	1

General Chemistry - Dissolved

Analyte	Result	Qualifier	LOQ	LOD	DL	Unit	D	Analyzed	Dil Fac
Dissolved Organic Carbon - Quad	**3.5**		1.0	0.50	0.16	mg/L		07/08/19 17:51	1

Client Sample ID: G0087-19A
Lab Sample ID: 280-124986-13

Date Collected: 06/09/19 14:25
Matrix: Water
Date Received: 06/11/19 09:10

Method: RSK-175 - Dissolved Gases (GC)

Analyte	Result	Qualifier	LOQ	LOD	DL	Unit	D	Analyzed	Dil Fac
Methane	0.0020	U	0.0050	0.0020	0.00063	mg/L		06/14/19 01:39	1

Method: 8330A - Nitroaromatics and Nitramines (HPLC)

Analyte	Result	Qualifier	LOQ	LOD	DL	Unit	D	Analyzed	Dil Fac
1,3,5-Trinitrobenzene	0.39	U	0.98	0.39	0.20	ug/L		06/20/19 10:08	1
1,3-Dinitrobenzene	0.20	U	0.39	0.20	0.087	ug/L		06/20/19 10:08	1
2,4,6-Trinitrotoluene	0.39	U	0.39	0.39	0.16	ug/L		06/20/19 10:08	1
2,4-Dinitrotoluene	0.20	U	0.39	0.20	0.082	ug/L		06/20/19 10:08	1
2,6-Dinitrotoluene	0.20	U	0.20	0.20	0.063	ug/L		06/20/19 10:08	1
2-Amino-4,6-dinitrotoluene	0.12	U	0.20	0.12	0.050	ug/L		06/20/19 10:08	1
2-Nitrotoluene	0.20	U Q	0.39	0.20	0.084	ug/L		06/20/19 10:08	1
3-Nitrotoluene	0.39	U Q	0.39	0.39	0.19	ug/L		06/20/19 10:08	1
4-Amino-2,6-dinitrotoluene	0.12	U	0.20	0.12	0.057	ug/L		06/20/19 10:08	1
4-Nitrotoluene	0.39	U M Q	0.98	0.39	0.20	ug/L		06/20/19 10:08	1
HMX	**0.36**	**J M**	0.39	0.20	0.086	ug/L		06/20/19 10:08	1
MNX	0.39	U	2.0	0.39	0.15	ug/L		06/20/19 10:08	1
Nitrobenzene	0.20	U	0.39	0.20	0.089	ug/L		06/20/19 10:08	1
RDX	0.39	U	0.39	0.39	0.16	ug/L		06/20/19 10:08	1
Tetryl	0.20	U	0.24	0.20	0.078	ug/L		06/20/19 10:08	1

Surrogate	*%Recovery*	*Qualifier*	*Limits*	*Prepared*	*Analyzed*	*Dil Fac*
1,2-Dinitrobenzene	*105*		*83 - 119*	*06/14/19 10:20*	*06/20/19 10:08*	*1*
1,2-Dinitrobenzene	*97*		*83 - 119*	*06/14/19 10:20*	*06/22/19 20:17*	*1*

Client Sample ID: G0087-19A
Lab Sample ID: 280-124986-13

Date Collected: 06/09/19 14:25
Matrix: Water
Date Received: 06/11/19 09:10

Method: 8330A - Nitroaromatics and Nitramines (HPLC) - RE

Analyte	Result	Qualifier	LOQ	LOD	DL	Unit	D	Analyzed	Dil Fac
1,3,5-Trinitrobenzene	0.39	U H	0.97	0.39	0.19	ug/L		06/27/19 04:20	1
1,3-Dinitrobenzene	0.19	U H	0.39	0.19	0.086	ug/L		06/27/19 04:20	1
2,4,6-Trinitrotoluene	0.39	U H	0.39	0.39	0.15	ug/L		06/27/19 04:20	1
2,4-Dinitrotoluene	0.19	U H	0.39	0.19	0.081	ug/L		06/27/19 04:20	1
2,6-Dinitrotoluene	0.19	U H	0.19	0.19	0.062	ug/L		06/27/19 04:20	1
2-Amino-4,6-dinitrotoluene	0.12	U H	0.19	0.12	0.049	ug/L		06/27/19 04:20	1
2-Nitrotoluene	0.19	U H	0.39	0.19	0.083	ug/L		06/27/19 04:20	1
3-Nitrotoluene	0.39	U H	0.39	0.39	0.19	ug/L		06/27/19 04:20	1
4-Amino-2,6-dinitrotoluene	0.12	U H Q	0.19	0.12	0.056	ug/L		06/27/19 04:20	1
4-Nitrotoluene	0.39	U H M	0.97	0.39	0.19	ug/L		06/27/19 04:20	1
HMX	**0.35**	**J H M**	0.39	0.19	0.085	ug/L		06/27/19 04:20	1
MNX	0.39	U H	1.9	0.39	0.15	ug/L		06/27/19 04:20	1
Nitrobenzene	0.19	U H	0.39	0.19	0.088	ug/L		06/27/19 04:20	1
RDX	0.39	U H	0.39	0.39	0.15	ug/L		06/27/19 04:20	1
Tetryl	0.19	U H	0.23	0.19	0.077	ug/L		06/27/19 04:20	1

Surrogate	*%Recovery*	*Qualifier*	*Limits*	*Prepared*	*Analyzed*	*Dil Fac*
1,2-Dinitrobenzene	*93*	*M*	*83 - 119*	*06/18/19 14:22*	*06/27/19 04:20*	*1*
1,2-Dinitrobenzene	*96*		*83 - 119*	*06/18/19 14:22*	*06/28/19 05:27*	*1*

General Chemistry

Analyte	Result	Qualifier	LOQ	LOD	DL	Unit	D	Analyzed	Dil Fac
Ammonia	0.050	U	0.10	0.050	0.022	mg/L		06/21/19 12:38	1
Nitrogen, Total Kjeldahl	1.0	U	1.0	1.0	0.69	mg/L		06/28/19 17:56	1
Nitrate Nitrite as N	**0.22**		0.10	0.050	0.019	mg/L		07/03/19 17:26	1
Sulfide	**0.80**	**J**	4.0	1.9	0.79	mg/L		06/14/19 18:31	1
Sulfate	**120**	**H**	5.0	3.0	1.0	mg/L		07/09/19 06:11	1
Total Alkalinity as CaCO3	**280**		10	10	3.1	mg/L		06/21/19 12:43	1

General Chemistry - Dissolved

Analyte	Result	Qualifier	LOQ	LOD	DL	Unit	D	Analyzed	Dil Fac
Dissolved Organic Carbon - Quad	**2.6**		1.0	0.50	0.16	mg/L		07/06/19 05:10	1

Client Sample ID: G0080-19A
Lab Sample ID: 280-124986-14

Date Collected: 06/09/19 13:05
Matrix: Water
Date Received: 06/11/19 09:10

Method: RSK-175 - Dissolved Gases (GC)

Analyte	Result	Qualifier	LOQ	LOD	DL	Unit	D	Analyzed	Dil Fac
Methane	**0.0025**	**J**	0.0050	0.0020	0.00063	mg/L		06/14/19 02:06	1

Method: 8330A - Nitroaromatics and Nitramines (HPLC)

Analyte	Result	Qualifier	LOQ	LOD	DL	Unit	D	Analyzed	Dil Fac
1,3,5-Trinitrobenzene	0.40	U	0.99	0.40	0.20	ug/L		06/20/19 10:32	1
1,3-Dinitrobenzene	0.20	U	0.40	0.20	0.088	ug/L		06/20/19 10:32	1
2,4,6-Trinitrotoluene	0.40	U	0.40	0.40	0.16	ug/L		06/20/19 10:32	1
2,4-Dinitrotoluene	0.20	U	0.40	0.20	0.083	ug/L		06/20/19 10:32	1
2,6-Dinitrotoluene	0.20	U	0.20	0.20	0.064	ug/L		06/20/19 10:32	1
2-Amino-4,6-dinitrotoluene	**0.097**	**J M J1**	0.20	0.12	0.050	ug/L		06/20/19 10:32	1
2-Amino-4,6-dinitrotoluene	**0.17**	**J J1**	0.20	0.12	0.050	ug/L		06/22/19 20:52	1
2-Nitrotoluene	0.20	U Q	0.40	0.20	0.085	ug/L		06/20/19 10:32	1

Client Sample ID: G0080-19A

Date Collected: 06/09/19 13:05
Date Received: 06/11/19 09:10

Lab Sample ID: 280-124986-14

Matrix: Water

Method: 8330A - Nitroaromatics and Nitramines (HPLC) (Continued)

Analyte	Result	Qualifier	LOQ	LOD	DL	Unit	D	Analyzed	Dil Fac
3-Nitrotoluene	0.40	U Q	0.40	0.40	0.19	ug/L		06/20/19 10:32	1
4-Amino-2,6-dinitrotoluene	**0.073**	**J M**	0.20	0.12	0.057	ug/L		06/20/19 10:32	1
4-Nitrotoluene	0.40	U Q	0.99	0.40	0.20	ug/L		06/20/19 10:32	1
HMX	0.20	U	0.40	0.20	0.087	ug/L		06/20/19 10:32	1
MNX	0.40	U	2.0	0.40	0.15	ug/L		06/20/19 10:32	1
Nitrobenzene	0.20	U	0.40	0.20	0.090	ug/L		06/20/19 10:32	1
RDX	0.40	U M	0.40	0.40	0.16	ug/L		06/20/19 10:32	1
Tetryl	0.20	U	0.24	0.20	0.079	ug/L		06/20/19 10:32	1

Surrogate	*%Recovery*	*Qualifier*	*Limits*	*Prepared*	*Analyzed*	*Dil Fac*
1,2-Dinitrobenzene	*96*	*M*	*83 - 119*	*06/14/19 10:20*	*06/20/19 10:32*	*1*
1,2-Dinitrobenzene	*97*		*83 - 119*	*06/14/19 10:20*	*06/22/19 20:52*	*1*

Method: 8330A - Nitroaromatics and Nitramines (HPLC) - RE

Analyte	Result	Qualifier	LOQ	LOD	DL	Unit	D	Analyzed	Dil Fac
1,3,5-Trinitrobenzene	0.39	U H	0.99	0.39	0.20	ug/L		06/27/19 04:44	1
1,3-Dinitrobenzene	0.20	U H	0.39	0.20	0.088	ug/L		06/27/19 04:44	1
2,4,6-Trinitrotoluene	0.39	U H	0.39	0.39	0.16	ug/L		06/27/19 04:44	1
2,4-Dinitrotoluene	0.20	U H	0.39	0.20	0.083	ug/L		06/27/19 04:44	1
2,6-Dinitrotoluene	0.20	U H	0.20	0.20	0.064	ug/L		06/27/19 04:44	1
2-Amino-4,6-dinitrotoluene	**0.11**	**J H**	0.20	0.12	0.050	ug/L		06/27/19 04:44	1
2-Nitrotoluene	0.20	U H	0.39	0.20	0.084	ug/L		06/27/19 04:44	1
3-Nitrotoluene	0.39	U H	0.39	0.39	0.19	ug/L		06/27/19 04:44	1
4-Amino-2,6-dinitrotoluene	0.12	U H Q	0.20	0.12	0.057	ug/L		06/27/19 04:44	1
4-Nitrotoluene	0.39	U H	0.99	0.39	0.20	ug/L		06/27/19 04:44	1
HMX	0.20	U H	0.39	0.20	0.086	ug/L		06/27/19 04:44	1
MNX	0.39	U H	2.0	0.39	0.15	ug/L		06/27/19 04:44	1
Nitrobenzene	0.20	U H	0.39	0.20	0.090	ug/L		06/27/19 04:44	1
RDX	0.39	U H	0.39	0.39	0.16	ug/L		06/27/19 04:44	1
Tetryl	0.20	U H	0.24	0.20	0.078	ug/L		06/27/19 04:44	1

Surrogate	*%Recovery*	*Qualifier*	*Limits*	*Prepared*	*Analyzed*	*Dil Fac*
1,2-Dinitrobenzene	*92*	*M*	*83 - 119*	*06/18/19 14:22*	*06/27/19 04:44*	*1*
1,2-Dinitrobenzene	*97*		*83 - 119*	*06/18/19 14:22*	*06/28/19 06:02*	*1*

General Chemistry

Analyte	Result	Qualifier	LOQ	LOD	DL	Unit	D	Analyzed	Dil Fac
Ammonia	**0.064**	**J**	0.10	0.050	0.022	mg/L		06/21/19 12:40	1
Nitrogen, Total Kjeldahl	1.0	U	1.0	1.0	0.69	mg/L		06/28/19 18:01	1
Nitrate Nitrite as N	**2.8**		0.10	0.050	0.019	mg/L		07/03/19 17:28	1
Sulfide	1.9	U	4.0	1.9	0.79	mg/L		06/14/19 18:31	1
Sulfate	**84**	**H**	5.0	3.0	1.0	mg/L		07/09/19 06:29	1
Total Alkalinity as CaCO3	**300**		10	10	3.1	mg/L		06/21/19 12:52	1

General Chemistry - Dissolved

Analyte	Result	Qualifier	LOQ	LOD	DL	Unit	D	Analyzed	Dil Fac
Dissolved Organic Carbon - Quad	**2.6**		1.0	0.50	0.16	mg/L		07/06/19 05:24	1

Client Sample ID: G0086-19A
Lab Sample ID: 280-124986-15

Date Collected: 06/09/19 15:40
Matrix: Water

Date Received: 06/11/19 09:10

Method: RSK-175 - Dissolved Gases (GC)

Analyte	Result	Qualifier	LOQ	LOD	DL	Unit	D	Analyzed	Dil Fac
Methane	**0.072**		0.0050	0.0020	0.00063	mg/L		06/14/19 02:19	1

Method: 8330A - Nitroaromatics and Nitramines (HPLC)

Analyte	Result	Qualifier	LOQ	LOD	DL	Unit	D	Analyzed	Dil Fac
1,3,5-Trinitrobenzene	**8.9**		1.0	0.40	0.20	ug/L		06/20/19 10:55	1
1,3-Dinitrobenzene	0.20	U	0.40	0.20	0.089	ug/L		06/20/19 10:55	1
2,4,6-Trinitrotoluene	**2.5**		0.40	0.40	0.16	ug/L		06/20/19 10:55	1
2,4-Dinitrotoluene	0.20	U	0.40	0.20	0.084	ug/L		06/20/19 10:55	1
2,6-Dinitrotoluene	0.20	U	0.20	0.20	0.065	ug/L		06/20/19 10:55	1
2-Amino-4,6-dinitrotoluene	**1.4**		0.20	0.12	0.051	ug/L		06/20/19 10:55	1
2-Nitrotoluene	0.20	U Q	0.40	0.20	0.086	ug/L		06/20/19 10:55	1
3-Nitrotoluene	0.40	U Q	0.40	0.40	0.20	ug/L		06/20/19 10:55	1
4-Amino-2,6-dinitrotoluene	**0.98**		0.20	0.12	0.058	ug/L		06/20/19 10:55	1
4-Nitrotoluene	0.40	U Q	1.0	0.40	0.20	ug/L		06/20/19 10:55	1
HMX	**0.26**	**J M**	0.40	0.20	0.088	ug/L		06/20/19 10:55	1
MNX	0.40	U M	2.0	0.40	0.15	ug/L		06/20/19 10:55	1
Nitrobenzene	0.20	U	0.40	0.20	0.091	ug/L		06/20/19 10:55	1
RDX	**0.18**	**J M**	0.40	0.40	0.16	ug/L		06/20/19 10:55	1
Tetryl	0.20	U M	0.24	0.20	0.079	ug/L		06/20/19 10:55	1

Surrogate	*%Recovery*	*Qualifier*	*Limits*	*Prepared*	*Analyzed*	*Dil Fac*
1,2-Dinitrobenzene	*92*		*83 - 119*	*06/14/19 10:20*	*06/20/19 10:55*	*1*
1,2-Dinitrobenzene	*94*		*83 - 119*	*06/14/19 10:20*	*06/22/19 21:27*	*1*

Method: 8330A - Nitroaromatics and Nitramines (HPLC) - RE

Analyte	Result	Qualifier	LOQ	LOD	DL	Unit	D	Analyzed	Dil Fac
1,3,5-Trinitrobenzene	**8.6**	**H**	1.0	0.40	0.20	ug/L		06/27/19 05:08	1
1,3-Dinitrobenzene	0.20	U H	0.40	0.20	0.089	ug/L		06/27/19 05:08	1
2,4,6-Trinitrotoluene	**2.5**	**H**	0.40	0.40	0.16	ug/L		06/27/19 05:08	1
2,4-Dinitrotoluene	0.20	U H	0.40	0.20	0.084	ug/L		06/27/19 05:08	1
2,6-Dinitrotoluene	0.20	U H	0.20	0.20	0.064	ug/L		06/27/19 05:08	1
2-Amino-4,6-dinitrotoluene	**1.3**	**H**	0.20	0.12	0.051	ug/L		06/27/19 05:08	1
2-Nitrotoluene	0.20	U H M	0.40	0.20	0.085	ug/L		06/27/19 05:08	1
3-Nitrotoluene	0.40	U H	0.40	0.40	0.19	ug/L		06/27/19 05:08	1
4-Amino-2,6-dinitrotoluene	**0.94**	**H Q**	0.20	0.12	0.058	ug/L		06/27/19 05:08	1
4-Nitrotoluene	0.40	U H	1.0	0.40	0.20	ug/L		06/27/19 05:08	1
HMX	**0.23**	**J H J1 M**	0.40	0.20	0.087	ug/L		06/27/19 05:08	1
HMX	**0.41**	**H J1**	0.40	0.20	0.087	ug/L		06/28/19 06:37	1
MNX	0.40	U H M	2.0	0.40	0.15	ug/L		06/27/19 05:08	1
Nitrobenzene	0.20	U H	0.40	0.20	0.091	ug/L		06/27/19 05:08	1
RDX	**0.24**	**J H M**	0.40	0.40	0.16	ug/L		06/27/19 05:08	1
Tetryl	0.20	U H M	0.24	0.20	0.079	ug/L		06/27/19 05:08	1

Surrogate	*%Recovery*	*Qualifier*	*Limits*	*Prepared*	*Analyzed*	*Dil Fac*
1,2-Dinitrobenzene	*89*		*83 - 119*	*06/18/19 14:22*	*06/27/19 05:08*	*1*
1,2-Dinitrobenzene	*97*		*83 - 119*	*06/18/19 14:22*	*06/28/19 06:37*	*1*

General Chemistry

Analyte	Result	Qualifier	LOQ	LOD	DL	Unit	D	Analyzed	Dil Fac
Ammonia	**0.029**	**J**	0.10	0.050	0.022	mg/L		06/21/19 12:42	1
Nitrogen, Total Kjeldahl	1.0	U	1.0	1.0	0.69	mg/L		06/28/19 18:02	1

Client Sample ID: G0086-19A
Lab Sample ID: 280-124986-15
Date Collected: 06/09/19 15:40
Matrix: Water
Date Received: 06/11/19 09:10

General Chemistry (Continued)

Analyte	Result	Qualifier	LOQ	LOD	DL	Unit	D	Analyzed	Dil Fac
Nitrate Nitrite as N	**3.4**		0.10	0.050	0.019	mg/L		07/03/19 17:30	1
Sulfide	1.9	U	4.0	1.9	0.79	mg/L		06/14/19 18:31	1
Sulfate	**160**	**H**	5.0	3.0	1.0	mg/L		07/09/19 06:46	1
Total Alkalinity as CaCO3	**290**		10	10	3.1	mg/L		06/21/19 13:01	1

General Chemistry - Dissolved

Analyte	Result	Qualifier	LOQ	LOD	DL	Unit	D	Analyzed	Dil Fac
Dissolved Organic Carbon - Quad	**2.5**		1.0	0.50	0.16	mg/L		07/06/19 05:39	1

Client Sample ID: G0118-19A
Lab Sample ID: 280-124986-16
Date Collected: 06/08/19 13:30
Matrix: Water
Date Received: 06/11/19 09:10

Method: RSK-175 - Dissolved Gases (GC)

Analyte	Result	Qualifier	LOQ	LOD	DL	Unit	D	Analyzed	Dil Fac
Methane	**8.1**	**D**	0.015	0.0060	0.0019	mg/L		06/14/19 05:51	3

Method: 8330A - Nitroaromatics and Nitramines (HPLC)

Analyte	Result	Qualifier	LOQ	LOD	DL	Unit	D	Analyzed	Dil Fac
1,3,5-Trinitrobenzene	0.39	U	0.99	0.39	0.20	ug/L		06/22/19 22:02	1
1,3-Dinitrobenzene	0.20	U M	0.39	0.20	0.088	ug/L		06/20/19 11:18	1
2,4,6-Trinitrotoluene	0.39	U M	0.39	0.39	0.16	ug/L		06/22/19 22:02	1
2,4-Dinitrotoluene	0.20	U M	0.39	0.20	0.083	ug/L		06/22/19 22:02	1
2,6-Dinitrotoluene	0.20	U	0.20	0.20	0.064	ug/L		06/22/19 22:02	1
2-Amino-4,6-dinitrotoluene	0.12	U	0.20	0.12	0.050	ug/L		06/20/19 11:18	1
2-Nitrotoluene	0.20	U Q	0.39	0.20	0.084	ug/L		06/20/19 11:18	1
3-Nitrotoluene	0.39	U Q	0.39	0.39	0.19	ug/L		06/20/19 11:18	1
4-Amino-2,6-dinitrotoluene	0.12	U	0.20	0.12	0.057	ug/L		06/20/19 11:18	1
4-Nitrotoluene	0.39	U Q	0.99	0.39	0.20	ug/L		06/20/19 11:18	1
HMX	0.20	U	0.39	0.20	0.086	ug/L		06/20/19 11:18	1
MNX	0.39	U M	2.0	0.39	0.15	ug/L		06/20/19 11:18	1
Nitrobenzene	0.20	U	0.39	0.20	0.090	ug/L		06/20/19 11:18	1
RDX	0.39	U	0.39	0.39	0.16	ug/L		06/20/19 11:18	1
Tetryl	0.20	U M	0.24	0.20	0.078	ug/L		06/22/19 22:02	1

Surrogate	*%Recovery*	*Qualifier*	*Limits*	*Prepared*	*Analyzed*	*Dil Fac*
1,2-Dinitrobenzene	*344*	*M Q*	*83 - 119*	*06/14/19 10:20*	*06/20/19 11:18*	*1*
1,2-Dinitrobenzene	*101*		*83 - 119*	*06/14/19 10:20*	*06/22/19 22:02*	*1*

Method: 8330A - Nitroaromatics and Nitramines (HPLC) - RE

Analyte	Result	Qualifier	LOQ	LOD	DL	Unit	D	Analyzed	Dil Fac
1,3,5-Trinitrobenzene	0.38	U H Q	0.96	0.38	0.19	ug/L		06/27/19 06:44	1
1,3-Dinitrobenzene	**0.38**	**H J1 M**	0.38	0.19	0.085	ug/L		06/27/19 06:44	1
1,3-Dinitrobenzene	**0.80**	**H J1**	0.38	0.19	0.085	ug/L		06/28/19 07:12	1
2,4,6-Trinitrotoluene	0.38	U H	0.38	0.38	0.15	ug/L		06/27/19 06:44	1
2,4-Dinitrotoluene	0.19	U H M	0.38	0.19	0.080	ug/L		06/27/19 06:44	1
2,6-Dinitrotoluene	0.19	U H	0.19	0.19	0.062	ug/L		06/27/19 06:44	1
2-Amino-4,6-dinitrotoluene	0.11	U H	0.19	0.11	0.049	ug/L		06/27/19 06:44	1
2-Nitrotoluene	0.19	U H	0.38	0.19	0.082	ug/L		06/27/19 06:44	1
3-Nitrotoluene	0.38	U H	0.38	0.38	0.19	ug/L		06/27/19 06:44	1
4-Amino-2,6-dinitrotoluene	0.11	U H Q	0.19	0.11	0.055	ug/L		06/28/19 07:12	1

Client Sample ID: G0118-19A
Lab Sample ID: 280-124986-16
Date Collected: 06/08/19 13:30
Matrix: Water
Date Received: 06/11/19 09:10

Method: 8330A - Nitroaromatics and Nitramines (HPLC) - RE (Continued)

Analyte	Result	Qualifier	LOQ	LOD	DL	Unit	D	Analyzed	Dil Fac
4-Nitrotoluene	0.38	U H	0.96	0.38	0.19	ug/L		06/27/19 06:44	1
HMX	0.19	U H	0.38	0.19	0.084	ug/L		06/27/19 06:44	1
MNX	0.38	U H M	1.9	0.38	0.15	ug/L		06/27/19 06:44	1
Nitrobenzene	0.19	U H	0.38	0.19	0.087	ug/L		06/27/19 06:44	1
RDX	0.38	U H Q	0.38	0.38	0.15	ug/L		06/27/19 06:44	1
Tetryl	0.19	U H M	0.23	0.19	0.076	ug/L		06/28/19 07:12	1

Surrogate	*%Recovery*	*Qualifier*	*Limits*	*Prepared*	*Analyzed*	*Dil Fac*
1,2-Dinitrobenzene	*171*	*M Q*	*83 - 119*	*06/18/19 14:22*	*06/27/19 06:44*	*1*
1,2-Dinitrobenzene	*109*		*83 - 119*	*06/18/19 14:22*	*06/28/19 07:12*	*1*

General Chemistry

Analyte	Result	Qualifier	LOQ	LOD	DL	Unit	D	Analyzed	Dil Fac
Ammonia	**9.3**		0.50	0.25	0.11	mg/L		06/21/19 15:42	5
Nitrogen, Total Kjeldahl	**19**	**J**	25	25	17	mg/L		06/28/19 18:03	1
Nitrate Nitrite as N	0.050	U	0.10	0.050	0.019	mg/L		07/03/19 17:00	1
Sulfide	1.9	U	4.0	1.9	0.79	mg/L		06/14/19 15:44	1
Sulfate	**3.2**	**J H**	5.0	3.0	1.0	mg/L		07/09/19 07:04	1
Total Alkalinity as CaCO3	**1100**	**H B**	10	10	3.1	mg/L		06/24/19 15:38	1

General Chemistry - Dissolved

Analyte	Result	Qualifier	LOQ	LOD	DL	Unit	D	Analyzed	Dil Fac
Dissolved Organic Carbon - Quad	**57**		1.0	0.50	0.16	mg/L		07/06/19 14:08	1

Client Sample ID: G0110-19A
Lab Sample ID: 280-124986-17
Date Collected: 06/08/19 14:40
Matrix: Water
Date Received: 06/11/19 09:10

Method: RSK-175 - Dissolved Gases (GC)

Analyte	Result	Qualifier	LOQ	LOD	DL	Unit	D	Analyzed	Dil Fac
Methane	**11**	**D**	0.015	0.0060	0.0019	mg/L		06/17/19 10:09	3

Method: 8330A - Nitroaromatics and Nitramines (HPLC)

Analyte	Result	Qualifier	LOQ	LOD	DL	Unit	D	Analyzed	Dil Fac
1,3,5-Trinitrobenzene	0.42	U	1.1	0.42	0.21	ug/L		06/20/19 12:50	1
1,3-Dinitrobenzene	0.21	U M	0.42	0.21	0.094	ug/L		06/20/19 12:50	1
2,4,6-Trinitrotoluene	0.42	U M	0.42	0.42	0.17	ug/L		06/20/19 12:50	1
2,4-Dinitrotoluene	0.21	U M	0.42	0.21	0.089	ug/L		06/20/19 12:50	1
2,6-Dinitrotoluene	**0.43**	**Q J1**	0.21	0.21	0.068	ug/L		06/20/19 12:50	1
2,6-Dinitrotoluene	**0.069**	**J J1 M**	0.21	0.21	0.068	ug/L		06/22/19 22:37	1
2-Amino-4,6-dinitrotoluene	0.13	U	0.21	0.13	0.054	ug/L		06/20/19 12:50	1
2-Nitrotoluene	0.21	U Q	0.42	0.21	0.090	ug/L		06/20/19 12:50	1
3-Nitrotoluene	0.42	U Q	0.42	0.42	0.21	ug/L		06/20/19 12:50	1
4-Amino-2,6-dinitrotoluene	0.13	U	0.21	0.13	0.061	ug/L		06/20/19 12:50	1
4-Nitrotoluene	0.42	U M Q	1.1	0.42	0.21	ug/L		06/20/19 12:50	1
HMX	0.21	U	0.42	0.21	0.093	ug/L		06/20/19 12:50	1
MNX	0.42	U M	2.1	0.42	0.16	ug/L		06/20/19 12:50	1
Nitrobenzene	0.21	U	0.42	0.21	0.096	ug/L		06/20/19 12:50	1
RDX	**0.99**	**M Q J1**	0.42	0.42	0.17	ug/L		06/20/19 12:50	1
RDX	**0.32**	**J J1**	0.42	0.42	0.17	ug/L		06/22/19 22:37	1
Tetryl	**2.6**	**Q J1**	0.25	0.21	0.084	ug/L		06/20/19 12:50	1

Client Sample ID: G0110-19A

Date Collected: 06/08/19 14:40
Date Received: 06/11/19 09:10

Lab Sample ID: 280-124986-17

Matrix: Water

Method: 8330A - Nitroaromatics and Nitramines (HPLC) (Continued)

Analyte	Result	Qualifier	LOQ	LOD	DL	Unit	D	Analyzed	Dil Fac
Tetryl	**0.52**	**J1 M B**	0.25	0.21	0.084	ug/L		06/22/19 22:37	1

Surrogate	*%Recovery*	*Qualifier*	*Limits*	*Prepared*	*Analyzed*	*Dil Fac*
1,2-Dinitrobenzene	*145*	*M Q*	*83 - 119*	*06/14/19 10:20*	*06/20/19 12:50*	*1*
1,2-Dinitrobenzene	*92*		*83 - 119*	*06/14/19 10:20*	*06/22/19 22:37*	*1*

Method: 8330A - Nitroaromatics and Nitramines (HPLC) - RE

Analyte	Result	Qualifier	LOQ	LOD	DL	Unit	D	Analyzed	Dil Fac
1,3,5-Trinitrobenzene	0.42	U H	1.0	0.42	0.21	ug/L		06/27/19 07:08	1
1,3-Dinitrobenzene	0.21	U H M	0.42	0.21	0.093	ug/L		06/27/19 07:08	1
2,4,6-Trinitrotoluene	0.42	U H	0.42	0.42	0.17	ug/L		06/27/19 07:08	1
2,4-Dinitrotoluene	0.21	U H	0.42	0.21	0.088	ug/L		06/27/19 07:08	1
2,6-Dinitrotoluene	0.21	U H M	0.21	0.21	0.068	ug/L		06/27/19 07:08	1
2-Amino-4,6-dinitrotoluene	0.13	U H	0.21	0.13	0.053	ug/L		06/27/19 07:08	1
2-Nitrotoluene	0.21	U H	0.42	0.21	0.090	ug/L		06/27/19 07:08	1
3-Nitrotoluene	0.42	U H M	0.42	0.42	0.20	ug/L		06/27/19 07:08	1
4-Amino-2,6-dinitrotoluene	0.13	U H Q M	0.21	0.13	0.061	ug/L		06/27/19 07:08	1
4-Nitrotoluene	0.42	U Q H M	1.0	0.42	0.21	ug/L		06/27/19 07:08	1
HMX	0.21	U H	0.42	0.21	0.092	ug/L		06/27/19 07:08	1
MNX	0.42	U H M	2.1	0.42	0.16	ug/L		06/27/19 07:08	1
Nitrobenzene	0.21	U H	0.42	0.21	0.096	ug/L		06/27/19 07:08	1
RDX	0.42	U Q H	0.42	0.42	0.17	ug/L		06/27/19 07:08	1
Tetryl	0.21	U H M	0.25	0.21	0.083	ug/L		06/27/19 07:08	1

Surrogate	*%Recovery*	*Qualifier*	*Limits*	*Prepared*	*Analyzed*	*Dil Fac*
1,2-Dinitrobenzene	*78*	*Q M*	*83 - 119*	*06/18/19 14:22*	*06/27/19 07:08*	*1*

General Chemistry

Analyte	Result	Qualifier	LOQ	LOD	DL	Unit	D	Analyzed	Dil Fac
Ammonia	**6.3**		0.20	0.10	0.044	mg/L		06/21/19 15:44	2
Nitrogen, Total Kjeldahl	25	U	25	25	17	mg/L		06/28/19 18:05	1
Nitrate Nitrite as N	**0.18**		0.10	0.050	0.019	mg/L		07/03/19 17:32	1
Sulfide	1.9	U	4.0	1.9	0.79	mg/L		06/14/19 15:44	1
Sulfate	**17**	**H**	5.0	3.0	1.0	mg/L		07/09/19 07:21	1
Total Alkalinity as CaCO3	**590**		10	10	3.1	mg/L		06/21/19 13:30	1

General Chemistry - Dissolved

Analyte	Result	Qualifier	LOQ	LOD	DL	Unit	D	Analyzed	Dil Fac
Dissolved Organic Carbon - Quad	**15**		1.0	0.50	0.16	mg/L		07/06/19 14:22	1

Client Sample ID: G0114-19A

Date Collected: 06/08/19 12:15
Date Received: 06/11/19 09:10

Lab Sample ID: 280-124986-18

Matrix: Water

Method: RSK-175 - Dissolved Gases (GC)

Analyte	Result	Qualifier	LOQ	LOD	DL	Unit	D	Analyzed	Dil Fac
Methane	**6.3**	**D**	0.015	0.0060	0.0019	mg/L		06/14/19 06:04	3

Method: 8330A - Nitroaromatics and Nitramines (HPLC)

Analyte	Result	Qualifier	LOQ	LOD	DL	Unit	D	Analyzed	Dil Fac
1,3,5-Trinitrobenzene	0.40	U	1.0	0.40	0.20	ug/L		06/20/19 13:13	1

Client Sample ID: G0114-19A

Date Collected: 06/08/19 12:15
Date Received: 06/11/19 09:10

Lab Sample ID: 280-124986-18

Matrix: Water

Method: 8330A - Nitroaromatics and Nitramines (HPLC) (Continued)

Analyte	Result	Qualifier	LOQ	LOD	DL	Unit	D	Analyzed	Dil Fac
1,3-Dinitrobenzene	0.20	U	0.40	0.20	0.089	ug/L		06/20/19 13:13	1
2,4,6-Trinitrotoluene	0.40	U M	0.40	0.40	0.16	ug/L		06/20/19 13:13	1
2,4-Dinitrotoluene	0.20	U	0.40	0.20	0.084	ug/L		06/20/19 13:13	1
2,6-Dinitrotoluene	0.20	U	0.20	0.20	0.065	ug/L		06/23/19 00:22	1
2-Amino-4,6-dinitrotoluene	0.12	U	0.20	0.12	0.051	ug/L		06/20/19 13:13	1
2-Nitrotoluene	0.20	U Q	0.40	0.20	0.086	ug/L		06/20/19 13:13	1
3-Nitrotoluene	0.40	U Q	0.40	0.40	0.20	ug/L		06/20/19 13:13	1
4-Amino-2,6-dinitrotoluene	0.12	U	0.20	0.12	0.058	ug/L		06/20/19 13:13	1
4-Nitrotoluene	0.40	U Q	1.0	0.40	0.20	ug/L		06/20/19 13:13	1
HMX	0.20	U	0.40	0.20	0.088	ug/L		06/20/19 13:13	1
MNX	0.40	U	2.0	0.40	0.15	ug/L		06/20/19 13:13	1
Nitrobenzene	0.20	U	0.40	0.20	0.091	ug/L		06/20/19 13:13	1
RDX	**0.59**	**M Q J1**	0.40	0.40	0.16	ug/L		06/20/19 13:13	1
RDX	**0.22**	**J J1**	0.40	0.40	0.16	ug/L		06/23/19 00:22	1
Tetryl	0.20	U M	0.24	0.20	0.080	ug/L		06/20/19 13:13	1

Surrogate	*%Recovery*	*Qualifier*	*Limits*	*Prepared*	*Analyzed*	*Dil Fac*
1,2-Dinitrobenzene	*199*	*Q*	*83 - 119*	*06/14/19 10:20*	*06/20/19 13:13*	*1*
1,2-Dinitrobenzene	*97*		*83 - 119*	*06/14/19 10:20*	*06/23/19 00:22*	*1*

Method: 8330A - Nitroaromatics and Nitramines (HPLC) - RE

Analyte	Result	Qualifier	LOQ	LOD	DL	Unit	D	Analyzed	Dil Fac
1,3,5-Trinitrobenzene	0.40	U H	0.99	0.40	0.20	ug/L		06/27/19 07:32	1
1,3-Dinitrobenzene	0.20	U H	0.40	0.20	0.088	ug/L		06/27/19 07:32	1
2,4,6-Trinitrotoluene	0.40	U H	0.40	0.40	0.16	ug/L		06/27/19 07:32	1
2,4-Dinitrotoluene	0.20	U H	0.40	0.20	0.083	ug/L		06/27/19 07:32	1
2,6-Dinitrotoluene	0.20	U H M	0.20	0.20	0.064	ug/L		06/27/19 07:32	1
2-Amino-4,6-dinitrotoluene	0.12	U H	0.20	0.12	0.050	ug/L		06/27/19 07:32	1
2-Nitrotoluene	0.20	U H	0.40	0.20	0.085	ug/L		06/27/19 07:32	1
3-Nitrotoluene	0.40	U H	0.40	0.40	0.19	ug/L		06/27/19 07:32	1
4-Amino-2,6-dinitrotoluene	0.12	U H Q M	0.20	0.12	0.057	ug/L		06/27/19 07:32	1
4-Nitrotoluene	0.40	U H	0.99	0.40	0.20	ug/L		06/27/19 07:32	1
HMX	0.20	U H	0.40	0.20	0.087	ug/L		06/27/19 07:32	1
MNX	0.40	U H	2.0	0.40	0.15	ug/L		06/27/19 07:32	1
Nitrobenzene	0.20	U H	0.40	0.20	0.090	ug/L		06/27/19 07:32	1
RDX	0.40	U H	0.40	0.40	0.16	ug/L		06/27/19 07:32	1
Tetryl	0.20	U H M	0.24	0.20	0.079	ug/L		06/27/19 07:32	1

Surrogate	*%Recovery*	*Qualifier*	*Limits*	*Prepared*	*Analyzed*	*Dil Fac*
1,2-Dinitrobenzene	*106*	*M*	*83 - 119*	*06/18/19 14:22*	*06/27/19 07:32*	*1*

General Chemistry

Analyte	Result	Qualifier	LOQ	LOD	DL	Unit	D	Analyzed	Dil Fac
Ammonia	**1.5**		0.10	0.050	0.022	mg/L		06/21/19 13:00	1
Nitrogen, Total Kjeldahl	**1.2**		1.0	1.0	0.69	mg/L		06/28/19 18:06	1
Nitrate Nitrite as N	**1.5**		0.10	0.050	0.019	mg/L		07/03/19 17:34	1
Sulfide	1.9	U	4.0	1.9	0.79	mg/L		06/14/19 15:44	1
Sulfate	**80**	**H**	5.0	3.0	1.0	mg/L		07/09/19 07:39	1
Total Alkalinity as CaCO3	**230**		10	10	3.1	mg/L		06/21/19 13:38	1

Client Sample ID: G0114-19A
Lab Sample ID: 280-124986-18

Date Collected: 06/08/19 12:15
Matrix: Water
Date Received: 06/11/19 09:10

General Chemistry - Dissolved

Analyte	Result	Qualifier	LOQ	LOD	DL	Unit	D	Analyzed	Dil Fac
Dissolved Organic Carbon - Quad	3.1		1.0	0.50	0.16	mg/L		07/06/19 14:37	1

Client Sample ID: G0078-19A
Lab Sample ID: 280-124986-19

Date Collected: 06/10/19 08:45
Matrix: Water
Date Received: 06/11/19 09:10

Method: RSK-175 - Dissolved Gases (GC)

Analyte	Result	Qualifier	LOQ	LOD	DL	Unit	D	Analyzed	Dil Fac
Methane	0.28		0.0050	0.0020	0.00063	mg/L		06/14/19 03:12	1

Method: 8330A - Nitroaromatics and Nitramines (HPLC)

Analyte	Result	Qualifier	LOQ	LOD	DL	Unit	D	Analyzed	Dil Fac
1,3,5-Trinitrobenzene	0.40	U Q	1.0	0.40	0.20	ug/L		06/20/19 13:36	1
1,3-Dinitrobenzene	0.20	U	0.40	0.20	0.089	ug/L		06/20/19 13:36	1
2,4,6-Trinitrotoluene	0.40	U	0.40	0.40	0.16	ug/L		06/20/19 13:36	1
2,4-Dinitrotoluene	0.20	U	0.40	0.20	0.084	ug/L		06/20/19 13:36	1
2,6-Dinitrotoluene	0.20	U	0.20	0.20	0.065	ug/L		06/20/19 13:36	1
2-Amino-4,6-dinitrotoluene	0.12	U	0.20	0.12	0.051	ug/L		06/20/19 13:36	1
2-Nitrotoluene	0.20	U Q	0.40	0.20	0.086	ug/L		06/20/19 13:36	1
3-Nitrotoluene	0.40	U M Q	0.40	0.40	0.20	ug/L		06/20/19 13:36	1
4-Amino-2,6-dinitrotoluene	0.12	U	0.20	0.12	0.058	ug/L		06/20/19 13:36	1
4-Nitrotoluene	0.40	U Q	1.0	0.40	0.20	ug/L		06/20/19 13:36	1
HMX	0.20	U	0.40	0.20	0.088	ug/L		06/20/19 13:36	1
MNX	0.40	U	2.0	0.40	0.15	ug/L		06/20/19 13:36	1
Nitrobenzene	0.20	U	0.40	0.20	0.091	ug/L		06/23/19 00:57	1
RDX	0.40	U	0.40	0.40	0.16	ug/L		06/20/19 13:36	1
Tetryl	0.20	U	0.24	0.20	0.080	ug/L		06/20/19 13:36	1

Surrogate	*%Recovery*	*Qualifier*	*Limits*	*Prepared*	*Analyzed*	*Dil Fac*
1,2-Dinitrobenzene	*172*	*Q*	*83 - 119*	*06/14/19 10:20*	*06/20/19 13:36*	*1*
1,2-Dinitrobenzene	*90*		*83 - 119*	*06/14/19 10:20*	*06/23/19 00:57*	*1*

Method: 8330A - Nitroaromatics and Nitramines (HPLC) - RE

Analyte	Result	Qualifier	LOQ	LOD	DL	Unit	D	Analyzed	Dil Fac
1,3,5-Trinitrobenzene	0.39	U H	0.98	0.39	0.20	ug/L		06/27/19 07:56	1
1,3-Dinitrobenzene	0.20	U H	0.39	0.20	0.087	ug/L		06/27/19 07:56	1
2,4,6-Trinitrotoluene	0.39	U H	0.39	0.39	0.16	ug/L		06/27/19 07:56	1
2,4-Dinitrotoluene	0.20	U H	0.39	0.20	0.082	ug/L		06/27/19 07:56	1
2,6-Dinitrotoluene	0.20	U H	0.20	0.20	0.063	ug/L		06/27/19 07:56	1
2-Amino-4,6-dinitrotoluene	0.12	U H	0.20	0.12	0.050	ug/L		06/27/19 07:56	1
2-Nitrotoluene	0.20	U H	0.39	0.20	0.084	ug/L		06/27/19 07:56	1
3-Nitrotoluene	0.39	U H M	0.39	0.39	0.19	ug/L		06/27/19 07:56	1
4-Amino-2,6-dinitrotoluene	0.12	U H Q	0.20	0.12	0.057	ug/L		06/27/19 07:56	1
4-Nitrotoluene	0.39	U H	0.98	0.39	0.20	ug/L		06/27/19 07:56	1
HMX	0.20	U H	0.39	0.20	0.086	ug/L		06/27/19 07:56	1
MNX	0.39	U H	2.0	0.39	0.15	ug/L		06/27/19 07:56	1
Nitrobenzene	0.20	U H	0.39	0.20	0.089	ug/L		06/28/19 08:22	1
RDX	0.39	U H	0.39	0.39	0.15	ug/L		06/27/19 07:56	1
Tetryl	0.20	U H M	0.24	0.20	0.078	ug/L		06/27/19 07:56	1

Client Sample ID: G0078-19A
Lab Sample ID: 280-124986-19

Date Collected: 06/10/19 08:45
Matrix: Water
Date Received: 06/11/19 09:10

Surrogate	*%Recovery*	*Qualifier*	*Limits*	*Prepared*	*Analyzed*	*Dil Fac*
1,2-Dinitrobenzene	*97*	*M*	*83 - 119*	*06/18/19 14:22*	*06/27/19 07:56*	*1*
1,2-Dinitrobenzene	*99*		*83 - 119*	*06/18/19 14:22*	*06/28/19 08:22*	*1*

General Chemistry

Analyte	Result	Qualifier	LOQ	LOD	DL	Unit	D	Analyzed	Dil Fac
Ammonia	**0.44**		0.10	0.050	0.022	mg/L		06/21/19 13:02	1
Nitrogen, Total Kjeldahl	1.0	U	1.0	1.0	0.69	mg/L		06/28/19 18:13	1
Nitrate Nitrite as N	0.050	U	0.10	0.050	0.019	mg/L		07/03/19 17:36	1
Sulfide	1.9	U J1	4.0	1.9	0.79	mg/L		06/15/19 14:32	1
Sulfate	**250**	**D H**	25	15	5.2	mg/L		07/10/19 04:27	5
Total Alkalinity as CaCO3	**400**		10	10	3.1	mg/L		06/21/19 13:47	1

General Chemistry - Dissolved

Analyte	Result	Qualifier	LOQ	LOD	DL	Unit	D	Analyzed	Dil Fac
Dissolved Organic Carbon - Quad	**2.9**		1.0	0.50	0.16	mg/L		07/08/19 18:45	1

Client Sample ID: G0077-19A
Lab Sample ID: 280-124986-20

Date Collected: 06/10/19 11:00
Matrix: Water
Date Received: 06/11/19 09:10

Method: RSK-175 - Dissolved Gases (GC)

Analyte	Result	Qualifier	LOQ	LOD	DL	Unit	D	Analyzed	Dil Fac
Methane	0.0020	U	0.0050	0.0020	0.00063	mg/L		06/14/19 03:25	1

Method: 8330A - Nitroaromatics and Nitramines (HPLC)

Analyte	Result	Qualifier	LOQ	LOD	DL	Unit	D	Analyzed	Dil Fac
1,3,5-Trinitrobenzene	**1.6**	**M**	0.96	0.39	0.19	ug/L		06/20/19 13:59	1
1,3-Dinitrobenzene	0.19	U	0.39	0.19	0.085	ug/L		06/20/19 13:59	1
2,4,6-Trinitrotoluene	**2.2**		0.39	0.39	0.15	ug/L		06/20/19 13:59	1
2,4-Dinitrotoluene	0.19	U	0.39	0.19	0.081	ug/L		06/20/19 13:59	1
2,6-Dinitrotoluene	0.19	U	0.19	0.19	0.062	ug/L		06/20/19 13:59	1
2-Amino-4,6-dinitrotoluene	**2.0**		0.19	0.12	0.049	ug/L		06/20/19 13:59	1
2-Nitrotoluene	0.19	U Q	0.39	0.19	0.082	ug/L		06/20/19 13:59	1
3-Nitrotoluene	0.39	U Q	0.39	0.39	0.19	ug/L		06/20/19 13:59	1
4-Amino-2,6-dinitrotoluene	**1.9**		0.19	0.12	0.056	ug/L		06/20/19 13:59	1
4-Nitrotoluene	0.39	U M Q	0.96	0.39	0.19	ug/L		06/20/19 13:59	1
HMX	0.19	U	0.39	0.19	0.084	ug/L		06/20/19 13:59	1
MNX	0.39	U	1.9	0.39	0.15	ug/L		06/20/19 13:59	1
Nitrobenzene	0.19	U	0.39	0.19	0.088	ug/L		06/20/19 13:59	1
RDX	**0.53**	**M**	0.39	0.39	0.15	ug/L		06/20/19 13:59	1
Tetryl	0.19	U M	0.23	0.19	0.076	ug/L		06/20/19 13:59	1

Surrogate	*%Recovery*	*Qualifier*	*Limits*	*Prepared*	*Analyzed*	*Dil Fac*
1,2-Dinitrobenzene	*98*	*M*	*83 - 119*	*06/14/19 10:20*	*06/20/19 13:59*	*1*
1,2-Dinitrobenzene	*92*		*83 - 119*	*06/14/19 10:20*	*06/23/19 01:32*	*1*

Method: 8330A - Nitroaromatics and Nitramines (HPLC) - RE

Analyte	Result	Qualifier	LOQ	LOD	DL	Unit	D	Analyzed	Dil Fac
1,3,5-Trinitrobenzene	**1.4**	**H M**	0.98	0.39	0.20	ug/L		06/27/19 08:20	1
1,3-Dinitrobenzene	0.20	U H	0.39	0.20	0.087	ug/L		06/27/19 08:20	1
2,4,6-Trinitrotoluene	**2.2**	**H**	0.39	0.39	0.16	ug/L		06/27/19 08:20	1
2,4-Dinitrotoluene	0.20	U H	0.39	0.20	0.082	ug/L		06/27/19 08:20	1

Client Sample ID: G0077-19A
Lab Sample ID: 280-124986-20

Date Collected: 06/10/19 11:00
Matrix: Water
Date Received: 06/11/19 09:10

Method: 8330A - Nitroaromatics and Nitramines (HPLC) - RE (Continued)

Analyte	Result	Qualifier	LOQ	LOD	DL	Unit	D	Analyzed	Dil Fac
2,6-Dinitrotoluene	0.20	U H	0.20	0.20	0.063	ug/L		06/27/19 08:20	1
2-Amino-4,6-dinitrotoluene	**1.9**	**H**	0.20	0.12	0.050	ug/L		06/27/19 08:20	1
2-Nitrotoluene	0.20	U H M	0.39	0.20	0.084	ug/L		06/27/19 08:20	1
3-Nitrotoluene	0.39	U H M	0.39	0.39	0.19	ug/L		06/27/19 08:20	1
4-Amino-2,6-dinitrotoluene	**1.8**	**H Q**	0.20	0.12	0.056	ug/L		06/27/19 08:20	1
4-Nitrotoluene	0.39	U H	0.98	0.39	0.20	ug/L		06/27/19 08:20	1
HMX	0.20	U H	0.39	0.20	0.086	ug/L		06/27/19 08:20	1
MNX	0.39	U H	2.0	0.39	0.15	ug/L		06/27/19 08:20	1
Nitrobenzene	0.20	U H	0.39	0.20	0.089	ug/L		06/27/19 08:20	1
RDX	**0.60**	**H M**	0.39	0.39	0.15	ug/L		06/27/19 08:20	1
Tetryl	0.20	U H M	0.23	0.20	0.078	ug/L		06/27/19 08:20	1

Surrogate	*%Recovery*	*Qualifier*	*Limits*	*Prepared*	*Analyzed*	*Dil Fac*
1,2-Dinitrobenzene	*89*	*M*	*83 - 119*	*06/18/19 14:22*	*06/27/19 08:20*	*1*
1,2-Dinitrobenzene	*95*		*83 - 119*	*06/18/19 14:22*	*06/28/19 10:07*	*1*

General Chemistry

Analyte	Result	Qualifier	LOQ	LOD	DL	Unit	D	Analyzed	Dil Fac
Ammonia	0.050	U	0.10	0.050	0.022	mg/L		06/21/19 13:04	1
Nitrogen, Total Kjeldahl	1.0	U	1.0	1.0	0.69	mg/L		06/28/19 18:15	1
Nitrate Nitrite as N	**31**		1.0	0.50	0.19	mg/L		07/03/19 17:38	10
Sulfide	1.9	U	4.0	1.9	0.79	mg/L		06/15/19 14:32	1
Sulfate	**130**		5.0	3.0	1.0	mg/L		07/08/19 21:44	1
Total Alkalinity as CaCO3	**260**		10	10	3.1	mg/L		06/21/19 13:56	1

General Chemistry - Dissolved

Analyte	Result	Qualifier	LOQ	LOD	DL	Unit	D	Analyzed	Dil Fac
Dissolved Organic Carbon - Quad	**5.1**		1.0	0.50	0.16	mg/L		07/08/19 19:04	1

Client Sample ID: PZ020-19A
Lab Sample ID: 280-124986-21

Date Collected: 06/10/19 12:15
Matrix: Water
Date Received: 06/11/19 09:10

Method: RSK-175 - Dissolved Gases (GC)

Analyte	Result	Qualifier	LOQ	LOD	DL	Unit	D	Analyzed	Dil Fac
Methane	0.0020	U	0.0050	0.0020	0.00063	mg/L		06/14/19 03:38	1

Method: 8330A - Nitroaromatics and Nitramines (HPLC)

Analyte	Result	Qualifier	LOQ	LOD	DL	Unit	D	Analyzed	Dil Fac
1,3,5-Trinitrobenzene	**2.3**		0.97	0.39	0.19	ug/L		06/21/19 21:28	1
1,3-Dinitrobenzene	0.19	U	0.39	0.19	0.086	ug/L		06/21/19 21:28	1
2,4,6-Trinitrotoluene	**3.0**		0.39	0.39	0.16	ug/L		06/21/19 21:28	1
2,4-Dinitrotoluene	0.19	U	0.39	0.19	0.081	ug/L		06/21/19 21:28	1
2,6-Dinitrotoluene	0.19	U	0.19	0.19	0.063	ug/L		06/21/19 21:28	1
2-Amino-4,6-dinitrotoluene	**1.8**		0.19	0.12	0.049	ug/L		06/21/19 21:28	1
2-Nitrotoluene	0.19	U Q M	0.39	0.19	0.083	ug/L		06/21/19 21:28	1
3-Nitrotoluene	0.39	U Q	0.39	0.39	0.19	ug/L		06/21/19 21:28	1
4-Amino-2,6-dinitrotoluene	**1.9**		0.19	0.12	0.056	ug/L		06/21/19 21:28	1
4-Nitrotoluene	0.39	U Q	0.97	0.39	0.19	ug/L		06/21/19 21:28	1
HMX	**0.38**	**J M**	0.39	0.19	0.085	ug/L		06/21/19 21:28	1
MNX	0.39	U	1.9	0.39	0.15	ug/L		06/21/19 21:28	1

Client Sample ID: PZ020-19A

Date Collected: 06/10/19 12:15
Date Received: 06/11/19 09:10

Lab Sample ID: 280-124986-21

Matrix: Water

Method: 8330A - Nitroaromatics and Nitramines (HPLC) (Continued)

Analyte	Result	Qualifier	LOQ	LOD	DL	Unit	D	Analyzed	Dil Fac
Nitrobenzene	0.19	U	0.39	0.19	0.088	ug/L		06/21/19 21:28	1
RDX	**0.37**	**J M**	0.39	0.39	0.15	ug/L		06/21/19 21:28	1
Tetryl	0.19	U M	0.23	0.19	0.077	ug/L		06/21/19 21:28	1

Surrogate	*%Recovery*	*Qualifier*	*Limits*	*Prepared*	*Analyzed*	*Dil Fac*
1,2-Dinitrobenzene	*94*		*83 - 119*	*06/14/19 10:23*	*06/21/19 21:28*	*1*
1,2-Dinitrobenzene	*108*		*83 - 119*	*06/14/19 10:23*	*06/24/19 21:52*	*1*

Method: 8330A - Nitroaromatics and Nitramines (HPLC) - RE

Analyte	Result	Qualifier	LOQ	LOD	DL	Unit	D	Analyzed	Dil Fac
1,3,5-Trinitrobenzene	**1.9**	**H M**	0.96	0.38	0.19	ug/L		07/03/19 06:35	1
1,3-Dinitrobenzene	0.19	U H	0.38	0.19	0.085	ug/L		07/03/19 06:35	1
2,4,6-Trinitrotoluene	**2.7**	**H**	0.38	0.38	0.15	ug/L		07/03/19 06:35	1
2,4-Dinitrotoluene	0.19	U H	0.38	0.19	0.080	ug/L		07/03/19 06:35	1
2,6-Dinitrotoluene	0.19	U H	0.19	0.19	0.062	ug/L		07/03/19 06:35	1
2-Amino-4,6-dinitrotoluene	**1.6**	**H**	0.19	0.12	0.049	ug/L		07/03/19 06:35	1
2-Nitrotoluene	0.19	U H	0.38	0.19	0.082	ug/L		07/03/19 06:35	1
3-Nitrotoluene	0.38	U H M	0.38	0.38	0.19	ug/L		07/03/19 06:35	1
4-Amino-2,6-dinitrotoluene	**1.7**	**H**	0.19	0.12	0.055	ug/L		07/03/19 06:35	1
4-Nitrotoluene	0.38	U H M	0.96	0.38	0.19	ug/L		07/03/19 06:35	1
HMX	0.19	U H	0.38	0.19	0.084	ug/L		07/03/19 06:35	1
MNX	0.38	U H	1.9	0.38	0.15	ug/L		07/03/19 06:35	1
Nitrobenzene	0.19	U H	0.38	0.19	0.087	ug/L		07/03/19 06:35	1
RDX	**0.34**	**J H J1 M**	0.38	0.38	0.15	ug/L		07/03/19 06:35	1
RDX	**0.52**	**H J1**	0.38	0.38	0.15	ug/L		07/05/19 16:09	1
Tetryl	0.19	U H M	0.23	0.19	0.076	ug/L		07/03/19 06:35	1

Surrogate	*%Recovery*	*Qualifier*	*Limits*	*Prepared*	*Analyzed*	*Dil Fac*
1,2-Dinitrobenzene	*102*	*M*	*83 - 119*	*06/18/19 15:47*	*07/03/19 06:35*	*1*
1,2-Dinitrobenzene	*98*		*83 - 119*	*06/18/19 15:47*	*07/05/19 16:09*	*1*

General Chemistry

Analyte	Result	Qualifier	LOQ	LOD	DL	Unit	D	Analyzed	Dil Fac
Ammonia	0.050	U	0.10	0.050	0.022	mg/L		06/21/19 13:40	1
Nitrogen, Total Kjeldahl	1.0	U	1.0	1.0	0.69	mg/L		06/28/19 18:16	1
Nitrate Nitrite as N	**42**		1.0	0.50	0.19	mg/L		07/03/19 17:40	10
Sulfide	1.9	U	4.0	1.9	0.79	mg/L		06/15/19 14:32	1
Sulfate	**170**		5.0	3.0	1.0	mg/L		07/08/19 22:37	1
Total Alkalinity as CaCO3	**290**		10	10	3.1	mg/L		06/21/19 14:35	1

General Chemistry - Dissolved

Analyte	Result	Qualifier	LOQ	LOD	DL	Unit	D	Analyzed	Dil Fac
Dissolved Organic Carbon - Quad	**4.5**		1.0	0.50	0.16	mg/L		07/08/19 19:21	1

Client Sample ID: PZ019-19A

Date Collected: 06/10/19 08:50
Date Received: 06/11/19 09:10

Lab Sample ID: 280-124986-22

Matrix: Water

Method: RSK-175 - Dissolved Gases (GC)

Analyte	Result	Qualifier	LOQ	LOD	DL	Unit	D	Analyzed	Dil Fac
Methane	0.0020	U	0.0050	0.0020	0.00063	mg/L		06/14/19 03:51	1

Client Sample ID: PZ019-19A
Date Collected: 06/10/19 08:50
Date Received: 06/11/19 09:10

Lab Sample ID: 280-124986-22
Matrix: Water

Method: 8330A - Nitroaromatics and Nitramines (HPLC)

Analyte	Result	Qualifier	LOQ	LOD	DL	Unit	D	Analyzed	Dil Fac
1,3,5-Trinitrobenzene	0.39	U	0.98	0.39	0.20	ug/L		06/21/19 21:51	1
1,3-Dinitrobenzene	0.20	U	0.39	0.20	0.087	ug/L		06/21/19 21:51	1
2,4,6-Trinitrotoluene	0.39	U	0.39	0.39	0.16	ug/L		06/21/19 21:51	1
2,4-Dinitrotoluene	0.20	U	0.39	0.20	0.082	ug/L		06/21/19 21:51	1
2,6-Dinitrotoluene	0.20	U	0.20	0.20	0.063	ug/L		06/21/19 21:51	1
2-Amino-4,6-dinitrotoluene	0.12	U	0.20	0.12	0.050	ug/L		06/21/19 21:51	1
2-Nitrotoluene	0.20	U Q	0.39	0.20	0.084	ug/L		06/21/19 21:51	1
3-Nitrotoluene	0.39	U Q	0.39	0.39	0.19	ug/L		06/21/19 21:51	1
4-Amino-2,6-dinitrotoluene	0.12	U	0.20	0.12	0.057	ug/L		06/21/19 21:51	1
4-Nitrotoluene	0.39	U Q	0.98	0.39	0.20	ug/L		06/21/19 21:51	1
HMX	0.20	U	0.39	0.20	0.086	ug/L		06/21/19 21:51	1
MNX	0.39	U M	2.0	0.39	0.15	ug/L		06/21/19 21:51	1
Nitrobenzene	0.20	U	0.39	0.20	0.090	ug/L		06/21/19 21:51	1
RDX	0.39	U	0.39	0.39	0.16	ug/L		06/21/19 21:51	1
Tetryl	0.20	U	0.24	0.20	0.078	ug/L		06/21/19 21:51	1

Surrogate	*%Recovery*	*Qualifier*	*Limits*	*Prepared*	*Analyzed*	*Dil Fac*
1,2-Dinitrobenzene	*103*		*83 - 119*	*06/14/19 10:23*	*06/21/19 21:51*	*1*

Method: 8330A - Nitroaromatics and Nitramines (HPLC) - RE

Analyte	Result	Qualifier	LOQ	LOD	DL	Unit	D	Analyzed	Dil Fac
1,3,5-Trinitrobenzene	0.39	U H	0.96	0.39	0.19	ug/L		07/03/19 06:58	1
1,3-Dinitrobenzene	0.19	U H	0.39	0.19	0.086	ug/L		07/03/19 06:58	1
2,4,6-Trinitrotoluene	0.39	U H	0.39	0.39	0.15	ug/L		07/03/19 06:58	1
2,4-Dinitrotoluene	0.19	U H	0.39	0.19	0.081	ug/L		07/03/19 06:58	1
2,6-Dinitrotoluene	0.19	U H	0.19	0.19	0.062	ug/L		07/03/19 06:58	1
2-Amino-4,6-dinitrotoluene	0.12	U H	0.19	0.12	0.049	ug/L		07/03/19 06:58	1
2-Nitrotoluene	0.19	U H	0.39	0.19	0.082	ug/L		07/03/19 06:58	1
3-Nitrotoluene	0.39	U H M	0.39	0.39	0.19	ug/L		07/03/19 06:58	1
4-Amino-2,6-dinitrotoluene	0.12	U H	0.19	0.12	0.056	ug/L		07/03/19 06:58	1
4-Nitrotoluene	0.39	U H M	0.96	0.39	0.19	ug/L		07/03/19 06:58	1
HMX	0.19	U H	0.39	0.19	0.085	ug/L		07/03/19 06:58	1
MNX	0.39	U H	1.9	0.39	0.15	ug/L		07/03/19 06:58	1
Nitrobenzene	0.19	U H	0.39	0.19	0.088	ug/L		07/03/19 06:58	1
RDX	0.39	U H	0.39	0.39	0.15	ug/L		07/03/19 06:58	1
Tetryl	0.19	U H	0.23	0.19	0.077	ug/L		07/03/19 06:58	1

Surrogate	*%Recovery*	*Qualifier*	*Limits*	*Prepared*	*Analyzed*	*Dil Fac*
1,2-Dinitrobenzene	*112*	*M*	*83 - 119*	*06/18/19 15:47*	*07/03/19 06:58*	*1*

General Chemistry

Analyte	Result	Qualifier	LOQ	LOD	DL	Unit	D	Analyzed	Dil Fac
Ammonia	0.050	U	0.10	0.050	0.022	mg/L		06/21/19 13:42	1
Nitrogen, Total Kjeldahl	1.0	U	1.0	1.0	0.69	mg/L		06/28/19 18:17	1
Nitrate Nitrite as N	**40**		1.0	0.50	0.19	mg/L		07/03/19 17:58	10
Sulfide	1.9	U	4.0	1.9	0.79	mg/L		06/15/19 14:32	1
Sulfate	**63**		5.0	3.0	1.0	mg/L		07/08/19 22:54	1
Total Alkalinity as CaCO3	**83**		10	10	3.1	mg/L		06/21/19 14:51	1

Client Sample ID: PZ019-19A

Lab Sample ID: 280-124986-22

Date Collected: 06/10/19 08:50

Matrix: Water

Date Received: 06/11/19 09:10

General Chemistry - Dissolved

Analyte	Result	Qualifier	LOQ	LOD	DL	Unit	D	Analyzed	Dil Fac
Dissolved Organic Carbon - Quad	**2.0**		1.0	0.50	0.16	mg/L		07/08/19 19:41	1

Client Sample ID: NW020-19A

Lab Sample ID: 280-124986-23

Date Collected: 06/10/19 12:45

Matrix: Water

Date Received: 06/11/19 09:10

Method: 8330A - Nitroaromatics and Nitramines (HPLC)

Analyte	Result	Qualifier	LOQ	LOD	DL	Unit	D	Analyzed	Dil Fac
1,3,5-Trinitrobenzene	0.39	U	0.98	0.39	0.20	ug/L		06/21/19 22:14	1
1,3-Dinitrobenzene	0.20	U	0.39	0.20	0.087	ug/L		06/21/19 22:14	1
2,4,6-Trinitrotoluene	**0.33**	**J**	0.39	0.39	0.16	ug/L		06/21/19 22:14	1
2,4-Dinitrotoluene	0.20	U	0.39	0.20	0.082	ug/L		06/21/19 22:14	1
2,6-Dinitrotoluene	0.20	U	0.20	0.20	0.063	ug/L		06/21/19 22:14	1
2-Amino-4,6-dinitrotoluene	**2.0**		0.20	0.12	0.050	ug/L		06/21/19 22:14	1
2-Nitrotoluene	0.20	U Q	0.39	0.20	0.084	ug/L		06/21/19 22:14	1
3-Nitrotoluene	0.39	U Q	0.39	0.39	0.19	ug/L		06/21/19 22:14	1
4-Amino-2,6-dinitrotoluene	**1.8**		0.20	0.12	0.056	ug/L		06/21/19 22:14	1
4-Nitrotoluene	0.39	U Q	0.98	0.39	0.20	ug/L		06/21/19 22:14	1
HMX	**0.27**	**J M J1**	0.39	0.20	0.086	ug/L		06/21/19 22:14	1
HMX	**0.42**	**J1**	0.39	0.20	0.086	ug/L		06/24/19 22:27	1
MNX	0.39	U M	2.0	0.39	0.15	ug/L		06/21/19 22:14	1
Nitrobenzene	0.20	U	0.39	0.20	0.089	ug/L		06/21/19 22:14	1
RDX	**0.17**	**J M J1**	0.39	0.39	0.15	ug/L		06/21/19 22:14	1
RDX	**0.26**	**J M J1**	0.39	0.39	0.15	ug/L		06/24/19 22:27	1
Tetryl	0.20	U M	0.23	0.20	0.078	ug/L		06/21/19 22:14	1

Surrogate	*%Recovery*	*Qualifier*	*Limits*	*Prepared*	*Analyzed*	*Dil Fac*
1,2-Dinitrobenzene	*92*		*83 - 119*	*06/14/19 10:23*	*06/21/19 22:14*	*1*
1,2-Dinitrobenzene	*106*		*83 - 119*	*06/14/19 10:23*	*06/24/19 22:27*	*1*

Method: 8330A - Nitroaromatics and Nitramines (HPLC) - RE

Analyte	Result	Qualifier	LOQ	LOD	DL	Unit	D	Analyzed	Dil Fac
1,3,5-Trinitrobenzene	0.39	U H M	0.98	0.39	0.20	ug/L		07/03/19 07:21	1
1,3-Dinitrobenzene	0.20	U H	0.39	0.20	0.087	ug/L		07/03/19 07:21	1
2,4,6-Trinitrotoluene	**0.34**	**J H**	0.39	0.39	0.16	ug/L		07/03/19 07:21	1
2,4-Dinitrotoluene	0.20	U H	0.39	0.20	0.083	ug/L		07/03/19 07:21	1
2,6-Dinitrotoluene	0.20	U H	0.20	0.20	0.064	ug/L		07/03/19 07:21	1
2-Amino-4,6-dinitrotoluene	**1.9**	**H**	0.20	0.12	0.050	ug/L		07/03/19 07:21	1
2-Nitrotoluene	0.20	U H	0.39	0.20	0.084	ug/L		07/03/19 07:21	1
3-Nitrotoluene	0.39	U H M	0.39	0.39	0.19	ug/L		07/03/19 07:21	1
4-Amino-2,6-dinitrotoluene	**1.8**	**H**	0.20	0.12	0.057	ug/L		07/03/19 07:21	1
4-Nitrotoluene	0.39	U H	0.98	0.39	0.20	ug/L		07/03/19 07:21	1
HMX	0.20	U H	0.39	0.20	0.086	ug/L		07/03/19 07:21	1
MNX	0.39	U H M	2.0	0.39	0.15	ug/L		07/03/19 07:21	1
Nitrobenzene	0.20	U H	0.39	0.20	0.090	ug/L		07/03/19 07:21	1
RDX	**0.22**	**J H J1 M**	0.39	0.39	0.16	ug/L		07/03/19 07:21	1
RDX	**0.38**	**J H J1**	0.39	0.39	0.16	ug/L		07/05/19 17:20	1
Tetryl	0.20	U H M	0.24	0.20	0.078	ug/L		07/03/19 07:21	1

Surrogate	*%Recovery*	*Qualifier*	*Limits*	*Prepared*	*Analyzed*	*Dil Fac*
1,2-Dinitrobenzene	*105*	*M*	*83 - 119*	*06/18/19 15:47*	*07/03/19 07:21*	*1*

Client Sample ID: NW020-19A

Date Collected: 06/10/19 12:45
Date Received: 06/11/19 09:10

Lab Sample ID: 280-124986-23

Matrix: Water

Method: 8330A - Nitroaromatics and Nitramines (HPLC) - RE (Continued)

Surrogate	%Recovery	Qualifier	Limits	Prepared	Analyzed	Dil Fac
1,2-Dinitrobenzene	*104*		*83 - 119*	*06/18/19 15:47*	*07/05/19 17:20*	*1*

Client Sample ID: NW021-19A

Date Collected: 06/10/19 11:40
Date Received: 06/11/19 09:10

Lab Sample ID: 280-124986-24

Matrix: Water

Method: 8330A - Nitroaromatics and Nitramines (HPLC)

Analyte	Result	Qualifier	LOQ	LOD	DL	Unit	D	Analyzed	Dil Fac
1,3,5-Trinitrobenzene	0.38	U	0.96	0.38	0.19	ug/L		06/21/19 22:37	1
1,3-Dinitrobenzene	0.19	U	0.38	0.19	0.085	ug/L		06/21/19 22:37	1
2,4,6-Trinitrotoluene	0.38	U	0.38	0.38	0.15	ug/L		06/21/19 22:37	1
2,4-Dinitrotoluene	0.19	U	0.38	0.19	0.080	ug/L		06/21/19 22:37	1
2,6-Dinitrotoluene	0.19	U	0.19	0.19	0.062	ug/L		06/21/19 22:37	1
2-Amino-4,6-dinitrotoluene	**2.4**		0.19	0.12	0.049	ug/L		06/21/19 22:37	1
2-Nitrotoluene	0.19	U Q	0.38	0.19	0.082	ug/L		06/21/19 22:37	1
3-Nitrotoluene	0.38	U Q	0.38	0.38	0.19	ug/L		06/21/19 22:37	1
4-Amino-2,6-dinitrotoluene	**1.2**		0.19	0.12	0.055	ug/L		06/21/19 22:37	1
4-Nitrotoluene	0.38	U Q	0.96	0.38	0.19	ug/L		06/21/19 22:37	1
HMX	0.19	U M	0.38	0.19	0.084	ug/L		06/21/19 22:37	1
MNX	0.38	U	1.9	0.38	0.15	ug/L		06/21/19 22:37	1
Nitrobenzene	0.19	U	0.38	0.19	0.087	ug/L		06/24/19 23:02	1
RDX	0.38	U M	0.38	0.38	0.15	ug/L		06/21/19 22:37	1
Tetryl	0.19	U M	0.23	0.19	0.076	ug/L		06/21/19 22:37	1

Surrogate	%Recovery	Qualifier	Limits	Prepared	Analyzed	Dil Fac
1,2-Dinitrobenzene	*104*		*83 - 119*	*06/14/19 10:23*	*06/21/19 22:37*	*1*
1,2-Dinitrobenzene	*99*		*83 - 119*	*06/14/19 10:23*	*06/24/19 23:02*	*1*

Method: 8330A - Nitroaromatics and Nitramines (HPLC) - RE

Analyte	Result	Qualifier	LOQ	LOD	DL	Unit	D	Analyzed	Dil Fac
1,3,5-Trinitrobenzene	0.39	U H	0.96	0.39	0.19	ug/L		07/03/19 07:44	1
1,3-Dinitrobenzene	0.19	U H	0.39	0.19	0.085	ug/L		07/03/19 07:44	1
2,4,6-Trinitrotoluene	0.39	U H	0.39	0.39	0.15	ug/L		07/03/19 07:44	1
2,4-Dinitrotoluene	0.19	U H	0.39	0.19	0.081	ug/L		07/03/19 07:44	1
2,6-Dinitrotoluene	0.19	U H	0.19	0.19	0.062	ug/L		07/03/19 07:44	1
2-Amino-4,6-dinitrotoluene	**2.3**	**H**	0.19	0.12	0.049	ug/L		07/03/19 07:44	1
2-Nitrotoluene	0.19	U H	0.39	0.19	0.082	ug/L		07/03/19 07:44	1
3-Nitrotoluene	0.39	U H M	0.39	0.39	0.19	ug/L		07/03/19 07:44	1
4-Amino-2,6-dinitrotoluene	**1.2**	**H**	0.19	0.12	0.056	ug/L		07/03/19 07:44	1
4-Nitrotoluene	0.39	U H	0.96	0.39	0.19	ug/L		07/03/19 07:44	1
HMX	**1.1**	**H J1 M**	0.39	0.19	0.084	ug/L		07/03/19 07:44	1
HMX	**0.26**	**J H M J1**	0.39	0.19	0.084	ug/L		07/05/19 17:54	1
MNX	0.39	U H	1.9	0.39	0.15	ug/L		07/03/19 07:44	1
Nitrobenzene	0.19	U H	0.39	0.19	0.088	ug/L		07/03/19 07:44	1
RDX	0.39	U H M	0.39	0.39	0.15	ug/L		07/03/19 07:44	1
Tetryl	0.19	U H M	0.23	0.19	0.076	ug/L		07/03/19 07:44	1

Surrogate	%Recovery	Qualifier	Limits	Prepared	Analyzed	Dil Fac
1,2-Dinitrobenzene	*110*		*83 - 119*	*06/18/19 15:47*	*07/03/19 07:44*	*1*
1,2-Dinitrobenzene	*107*		*83 - 119*	*06/18/19 15:47*	*07/05/19 17:54*	*1*

Client Sample ID: G0070-19A
Date Collected: 06/09/19 12:55
Date Received: 06/11/19 09:10

Lab Sample ID: 280-124986-25
Matrix: Water

Method: RSK-175 - Dissolved Gases (GC)

Analyte	Result	Qualifier	LOQ	LOD	DL	Unit	D	Analyzed	Dil Fac
Methane	0.0020	U	0.0050	0.0020	0.00063	mg/L		06/14/19 14:13	1

Method: 8330A - Nitroaromatics and Nitramines (HPLC)

Analyte	Result	Qualifier	LOQ	LOD	DL	Unit	D	Analyzed	Dil Fac
1,3,5-Trinitrobenzene	0.39	U	0.97	0.39	0.19	ug/L		06/21/19 23:00	1
1,3-Dinitrobenzene	0.19	U	0.39	0.19	0.086	ug/L		06/21/19 23:00	1
2,4,6-Trinitrotoluene	0.39	U M	0.39	0.39	0.16	ug/L		06/21/19 23:00	1
2,4-Dinitrotoluene	0.19	U	0.39	0.19	0.082	ug/L		06/21/19 23:00	1
2,6-Dinitrotoluene	0.19	U	0.19	0.19	0.063	ug/L		06/21/19 23:00	1
2-Amino-4,6-dinitrotoluene	0.12	U	0.19	0.12	0.049	ug/L		06/21/19 23:00	1
2-Nitrotoluene	0.19	U Q	0.39	0.19	0.083	ug/L		06/21/19 23:00	1
3-Nitrotoluene	0.39	U Q	0.39	0.39	0.19	ug/L		06/21/19 23:00	1
4-Amino-2,6-dinitrotoluene	0.12	U	0.19	0.12	0.056	ug/L		06/21/19 23:00	1
4-Nitrotoluene	0.39	U Q	0.97	0.39	0.19	ug/L		06/21/19 23:00	1
HMX	0.19	U	0.39	0.19	0.085	ug/L		06/21/19 23:00	1
MNX	0.39	U	1.9	0.39	0.15	ug/L		06/21/19 23:00	1
Nitrobenzene	0.19	U	0.39	0.19	0.089	ug/L		06/24/19 23:37	1
RDX	0.39	U	0.39	0.39	0.15	ug/L		06/21/19 23:00	1
Tetryl	0.19	U	0.23	0.19	0.077	ug/L		06/21/19 23:00	1

Surrogate	*%Recovery*	*Qualifier*	*Limits*	*Prepared*	*Analyzed*	*Dil Fac*
1,2-Dinitrobenzene	*92*		*83 - 119*	*06/14/19 10:23*	*06/21/19 23:00*	*1*
1,2-Dinitrobenzene	*92*		*83 - 119*	*06/14/19 10:23*	*06/24/19 23:37*	*1*

Method: 8330A - Nitroaromatics and Nitramines (HPLC) - RE

Analyte	Result	Qualifier	LOQ	LOD	DL	Unit	D	Analyzed	Dil Fac
1,3,5-Trinitrobenzene	0.39	U H	0.98	0.39	0.20	ug/L		07/03/19 08:07	1
1,3-Dinitrobenzene	0.20	U H J1	0.39	0.20	0.087	ug/L		07/03/19 08:07	1
2,4,6-Trinitrotoluene	0.39	U H	0.39	0.39	0.16	ug/L		07/03/19 08:07	1
2,4-Dinitrotoluene	0.20	U H J1	0.39	0.20	0.082	ug/L		07/03/19 08:07	1
2,6-Dinitrotoluene	0.20	U H J1	0.20	0.20	0.063	ug/L		07/03/19 08:07	1
2-Amino-4,6-dinitrotoluene	0.12	U H J1	0.20	0.12	0.050	ug/L		07/03/19 08:07	1
2-Nitrotoluene	0.20	U H J1	0.39	0.20	0.084	ug/L		07/03/19 08:07	1
3-Nitrotoluene	0.39	U H M J1	0.39	0.39	0.19	ug/L		07/03/19 08:07	1
4-Amino-2,6-dinitrotoluene	0.12	U H J1	0.20	0.12	0.057	ug/L		07/03/19 08:07	1
4-Nitrotoluene	0.39	U H J1	0.98	0.39	0.20	ug/L		07/03/19 08:07	1
HMX	0.20	U H	0.39	0.20	0.086	ug/L		07/03/19 08:07	1
MNX	0.39	U H	2.0	0.39	0.15	ug/L		07/03/19 08:07	1
Nitrobenzene	0.20	U H J1	0.39	0.20	0.090	ug/L		07/05/19 18:29	1
RDX	0.39	U H	0.39	0.39	0.16	ug/L		07/03/19 08:07	1
Tetryl	0.20	U H	0.24	0.20	0.078	ug/L		07/03/19 08:07	1

Surrogate	*%Recovery*	*Qualifier*	*Limits*	*Prepared*	*Analyzed*	*Dil Fac*
1,2-Dinitrobenzene	*108*		*83 - 119*	*06/18/19 15:47*	*07/03/19 08:07*	*1*
1,2-Dinitrobenzene	*99*		*83 - 119*	*06/18/19 15:47*	*07/05/19 18:29*	*1*

General Chemistry

Analyte	Result	Qualifier	LOQ	LOD	DL	Unit	D	Analyzed	Dil Fac
Ammonia	**0.043**	**J**	0.10	0.050	0.022	mg/L		06/21/19 13:56	1
Nitrogen, Total Kjeldahl	1.0	U	1.0	1.0	0.69	mg/L		07/02/19 16:15	1
Nitrate Nitrite as N	0.050	U Q	0.10	0.050	0.019	mg/L		07/02/19 19:21	1

Client Sample ID: G0070-19A
Lab Sample ID: 280-124986-25
Date Collected: 06/09/19 12:55
Matrix: Water
Date Received: 06/11/19 09:10

General Chemistry (Continued)

Analyte	Result	Qualifier	LOQ	LOD	DL	Unit	D	Analyzed	Dil Fac
Sulfide	1.9	U	4.0	1.9	0.79	mg/L		06/14/19 18:31	1
Sulfate	**190**	**D H**	25	15	5.2	mg/L		07/10/19 04:45	5
Total Alkalinity as CaCO3	**220**		10	10	3.1	mg/L		06/21/19 14:59	1

General Chemistry - Dissolved

Analyte	Result	Qualifier	LOQ	LOD	DL	Unit	D	Analyzed	Dil Fac
Dissolved Organic Carbon - Quad	**0.86**	**J**	1.0	0.50	0.16	mg/L		07/06/19 05:54	1

Client Sample ID: G0108-19A
Lab Sample ID: 280-124986-26
Date Collected: 06/08/19 15:20
Matrix: Water
Date Received: 06/11/19 09:10

Method: RSK-175 - Dissolved Gases (GC)

Analyte	Result	Qualifier	LOQ	LOD	DL	Unit	D	Analyzed	Dil Fac
Methane	**17**	**J1**	0.0050	0.0020	0.00063	mg/L		06/14/19 13:47	1
Methane	**16**	**D**	0.015	0.0060	0.0019	mg/L		06/17/19 13:13	3

Method: 8330A - Nitroaromatics and Nitramines (HPLC)

Analyte	Result	Qualifier	LOQ	LOD	DL	Unit	D	Analyzed	Dil Fac
1,3,5-Trinitrobenzene	0.41	U	1.0	0.41	0.20	ug/L		06/22/19 00:10	1
1,3-Dinitrobenzene	0.20	U M	0.41	0.20	0.091	ug/L		06/22/19 00:10	1
2,4,6-Trinitrotoluene	0.41	U M	0.41	0.41	0.16	ug/L		06/22/19 00:10	1
2,4-Dinitrotoluene	0.20	U M	0.41	0.20	0.086	ug/L		06/22/19 00:10	1
2,6-Dinitrotoluene	**0.092**	**J M**	0.20	0.20	0.066	ug/L		06/22/19 00:10	1
2-Amino-4,6-dinitrotoluene	0.12	U	0.20	0.12	0.052	ug/L		06/22/19 00:10	1
2-Nitrotoluene	0.20	U Q M	0.41	0.20	0.088	ug/L		06/22/19 00:10	1
3-Nitrotoluene	0.41	U Q	0.41	0.41	0.20	ug/L		06/22/19 00:10	1
4-Amino-2,6-dinitrotoluene	0.12	U	0.20	0.12	0.059	ug/L		06/22/19 00:10	1
4-Nitrotoluene	0.41	U Q M	1.0	0.41	0.20	ug/L		06/22/19 00:10	1
HMX	0.20	U	0.41	0.20	0.090	ug/L		06/22/19 00:10	1
MNX	0.41	U M	2.0	0.41	0.16	ug/L		06/22/19 00:10	1
Nitrobenzene	0.20	U	0.41	0.20	0.093	ug/L		06/22/19 00:10	1
RDX	**1.2**	**J1**	0.41	0.41	0.16	ug/L		06/22/19 00:10	1
RDX	**0.32**	**J J1**	0.41	0.41	0.16	ug/L		06/25/19 01:22	1
Tetryl	**0.39**		0.25	0.20	0.081	ug/L		06/22/19 00:10	1

Surrogate	*%Recovery*	*Qualifier*	*Limits*	*Prepared*	*Analyzed*	*Dil Fac*
1,2-Dinitrobenzene	*92*	*M*	*83 - 119*	*06/14/19 10:23*	*06/22/19 00:10*	*1*
1,2-Dinitrobenzene	*92*	*M*	*83 - 119*	*06/14/19 10:23*	*06/25/19 01:22*	*1*

Method: 8330A - Nitroaromatics and Nitramines (HPLC) - RE

Analyte	Result	Qualifier	LOQ	LOD	DL	Unit	D	Analyzed	Dil Fac
1,3,5-Trinitrobenzene	0.40	U H	1.0	0.40	0.20	ug/L		07/03/19 10:25	1
1,3-Dinitrobenzene	0.20	U H J1 M	0.40	0.20	0.089	ug/L		07/03/19 10:25	1
1,3-Dinitrobenzene	**0.13**	**J H J1**	0.40	0.20	0.089	ug/L		07/05/19 21:24	1
2,4,6-Trinitrotoluene	0.40	U H	0.40	0.40	0.16	ug/L		07/03/19 10:25	1
2,4-Dinitrotoluene	0.20	U H	0.40	0.20	0.085	ug/L		07/03/19 10:25	1
2,6-Dinitrotoluene	0.20	U H	0.20	0.20	0.065	ug/L		07/05/19 21:24	1
2-Amino-4,6-dinitrotoluene	0.12	U H	0.20	0.12	0.051	ug/L		07/03/19 10:25	1
2-Nitrotoluene	0.20	U H	0.40	0.20	0.086	ug/L		07/03/19 10:25	1
3-Nitrotoluene	0.40	U H	0.40	0.40	0.20	ug/L		07/03/19 10:25	1

Client Sample ID: G0108-19A
Lab Sample ID: 280-124986-26
Date Collected: 06/08/19 15:20
Matrix: Water
Date Received: 06/11/19 09:10

Method: 8330A - Nitroaromatics and Nitramines (HPLC) - RE (Continued)

Analyte	Result	Qualifier	LOQ	LOD	DL	Unit	D	Analyzed	Dil Fac
4-Amino-2,6-dinitrotoluene	0.12	U H	0.20	0.12	0.058	ug/L		07/05/19 21:24	1
4-Nitrotoluene	0.40	U H M	1.0	0.40	0.20	ug/L		07/03/19 10:25	1
HMX	0.20	U H	0.40	0.20	0.088	ug/L		07/03/19 10:25	1
MNX	0.40	U M H Q	2.0	0.40	0.16	ug/L		07/05/19 21:24	1
Nitrobenzene	0.20	U H	0.40	0.20	0.092	ug/L		07/03/19 10:25	1
RDX	0.40	U H	0.40	0.40	0.16	ug/L		07/03/19 10:25	1
Tetryl	0.20	U H	0.24	0.20	0.080	ug/L		07/05/19 21:24	1

Surrogate	*%Recovery*	*Qualifier*	*Limits*	*Prepared*	*Analyzed*	*Dil Fac*
1,2-Dinitrobenzene	*73*	*Q M*	*83 - 119*	*06/18/19 15:47*	*07/03/19 10:25*	*1*
1,2-Dinitrobenzene	*62*	*Q*	*83 - 119*	*06/18/19 15:47*	*07/05/19 21:24*	*1*

General Chemistry

Analyte	Result	Qualifier	LOQ	LOD	DL	Unit	D	Analyzed	Dil Fac
Ammonia	**5.5**		0.20	0.10	0.044	mg/L		06/21/19 16:06	2
Nitrogen, Total Kjeldahl	**7.6**		1.0	1.0	0.69	mg/L		07/01/19 19:49	1
Nitrate Nitrite as N	**0.021**	**J**	0.10	0.050	0.019	mg/L		07/03/19 18:00	1
Sulfide	1.9	U	4.0	1.9	0.79	mg/L		06/14/19 18:31	1
Sulfate	**5.6**	**H**	5.0	3.0	1.0	mg/L		07/09/19 07:56	1
Total Alkalinity as CaCO3	**390**		10	10	3.1	mg/L		06/21/19 15:09	1

General Chemistry - Dissolved

Analyte	Result	Qualifier	LOQ	LOD	DL	Unit	D	Analyzed	Dil Fac
Dissolved Organic Carbon - Quad	**7.9**		1.0	0.50	0.16	mg/L		07/06/19 14:52	1

Client Sample ID: G0098-19A
Lab Sample ID: 280-124986-27
Date Collected: 06/08/19 14:10
Matrix: Water
Date Received: 06/11/19 09:10

Method: RSK-175 - Dissolved Gases (GC)

Analyte	Result	Qualifier	LOQ	LOD	DL	Unit	D	Analyzed	Dil Fac
Methane	**2.0**		0.0050	0.0020	0.00063	mg/L		06/14/19 14:54	1

Method: 8330A - Nitroaromatics and Nitramines (HPLC)

Analyte	Result	Qualifier	LOQ	LOD	DL	Unit	D	Analyzed	Dil Fac
1,3,5-Trinitrobenzene	0.40	U	1.0	0.40	0.20	ug/L		06/22/19 01:44	1
1,3-Dinitrobenzene	0.20	U	0.40	0.20	0.088	ug/L		06/22/19 01:44	1
2,4,6-Trinitrotoluene	0.40	U M	0.40	0.40	0.16	ug/L		06/22/19 01:44	1
2,4-Dinitrotoluene	0.20	U M	0.40	0.20	0.084	ug/L		06/22/19 01:44	1
2,6-Dinitrotoluene	0.20	U	0.20	0.20	0.064	ug/L		06/22/19 01:44	1
2-Amino-4,6-dinitrotoluene	0.12	U	0.20	0.12	0.051	ug/L		06/22/19 01:44	1
2-Nitrotoluene	0.20	U Q M	0.40	0.20	0.085	ug/L		06/22/19 01:44	1
3-Nitrotoluene	0.40	U Q M	0.40	0.40	0.19	ug/L		06/22/19 01:44	1
4-Amino-2,6-dinitrotoluene	0.12	U M	0.20	0.12	0.058	ug/L		06/22/19 01:44	1
4-Nitrotoluene	0.40	U Q M	1.0	0.40	0.20	ug/L		06/22/19 01:44	1
HMX	**1.6**	**M**	0.40	0.20	0.087	ug/L		06/22/19 01:44	1
MNX	0.40	U	2.0	0.40	0.15	ug/L		06/22/19 01:44	1
Nitrobenzene	0.20	U Q M	0.40	0.20	0.091	ug/L		06/22/19 01:44	1
RDX	0.40	U	0.40	0.40	0.16	ug/L		06/22/19 01:44	1
Tetryl	0.20	U M	0.24	0.20	0.079	ug/L		06/22/19 01:44	1

Client Sample ID: G0098-19A
Lab Sample ID: 280-124986-27
Date Collected: 06/08/19 14:10
Matrix: Water
Date Received: 06/11/19 09:10

Surrogate	*%Recovery*	*Qualifier*	*Limits*	*Prepared*	*Analyzed*	*Dil Fac*
1,2-Dinitrobenzene	*94*	*M*	*83 - 119*	*06/14/19 10:23*	*06/22/19 01:44*	*1*
1,2-Dinitrobenzene	*101*		*83 - 119*	*06/14/19 10:23*	*06/25/19 01:57*	*1*

Method: 8330A - Nitroaromatics and Nitramines (HPLC) - RE

Analyte	Result	Qualifier	LOQ	LOD	DL	Unit	D	Analyzed	Dil Fac
1,3,5-Trinitrobenzene	0.40	U H	1.0	0.40	0.20	ug/L		07/03/19 10:48	1
1,3-Dinitrobenzene	0.20	U H	0.40	0.20	0.089	ug/L		07/03/19 10:48	1
2,4,6-Trinitrotoluene	0.40	U H	0.40	0.40	0.16	ug/L		07/03/19 10:48	1
2,4-Dinitrotoluene	0.20	U H	0.40	0.20	0.084	ug/L		07/03/19 10:48	1
2,6-Dinitrotoluene	0.20	U H	0.20	0.20	0.065	ug/L		07/03/19 10:48	1
2-Amino-4,6-dinitrotoluene	0.12	U H	0.20	0.12	0.051	ug/L		07/03/19 10:48	1
2-Nitrotoluene	0.20	U H	0.40	0.20	0.086	ug/L		07/03/19 10:48	1
3-Nitrotoluene	0.40	U H M	0.40	0.40	0.20	ug/L		07/03/19 10:48	1
4-Amino-2,6-dinitrotoluene	0.12	U H	0.20	0.12	0.058	ug/L		07/03/19 10:48	1
4-Nitrotoluene	0.40	U H M	1.0	0.40	0.20	ug/L		07/03/19 10:48	1
HMX	**1.3**	**H M**	0.40	0.20	0.088	ug/L		07/03/19 10:48	1
MNX	0.40	U H	2.0	0.40	0.16	ug/L		07/03/19 10:48	1
Nitrobenzene	0.20	U H	0.40	0.20	0.092	ug/L		07/05/19 22:00	1
RDX	0.40	U H	0.40	0.40	0.16	ug/L		07/03/19 10:48	1
Tetryl	0.20	U H	0.24	0.20	0.080	ug/L		07/03/19 10:48	1

Surrogate	*%Recovery*	*Qualifier*	*Limits*	*Prepared*	*Analyzed*	*Dil Fac*
1,2-Dinitrobenzene	*98*	*M*	*83 - 119*	*06/18/19 15:47*	*07/03/19 10:48*	*1*
1,2-Dinitrobenzene	*88*		*83 - 119*	*06/18/19 15:47*	*07/05/19 22:00*	*1*

General Chemistry

Analyte	Result	Qualifier	LOQ	LOD	DL	Unit	D	Analyzed	Dil Fac
Ammonia	**0.14**		0.10	0.050	0.022	mg/L		06/21/19 14:04	1
Nitrogen, Total Kjeldahl	**1.8**	**J1**	1.0	1.0	0.69	mg/L		07/01/19 19:44	1
Nitrate Nitrite as N	**11**	**H**	0.20	0.10	0.038	mg/L		07/08/19 19:01	2
Sulfide	1.9	U	4.0	1.9	0.79	mg/L		06/14/19 18:31	1
Sulfate	**100**	**H**	5.0	3.0	1.0	mg/L		07/09/19 08:13	1
Total Alkalinity as CaCO3	**100**		10	10	3.1	mg/L		06/21/19 15:16	1

General Chemistry - Dissolved

Analyte	Result	Qualifier	LOQ	LOD	DL	Unit	D	Analyzed	Dil Fac
Dissolved Organic Carbon - Quad	**3.8**		1.0	0.50	0.16	mg/L		07/06/19 15:07	1

Client Sample ID: G0097-19A
Lab Sample ID: 280-124986-28
Date Collected: 06/08/19 12:20
Matrix: Water
Date Received: 06/11/19 09:10

Method: RSK-175 - Dissolved Gases (GC)

Analyte	Result	Qualifier	LOQ	LOD	DL	Unit	D	Analyzed	Dil Fac
Methane	**9.3**	**D**	0.015	0.0060	0.0019	mg/L		06/17/19 13:27	3

Method: 8330A - Nitroaromatics and Nitramines (HPLC)

Analyte	Result	Qualifier	LOQ	LOD	DL	Unit	D	Analyzed	Dil Fac
1,3,5-Trinitrobenzene	**1.2**	**M**	1.1	0.43	0.22	ug/L		06/22/19 02:07	1
1,3-Dinitrobenzene	0.22	U M	0.43	0.22	0.096	ug/L		06/22/19 02:07	1
2,4,6-Trinitrotoluene	0.43	U M	0.43	0.43	0.17	ug/L		06/25/19 03:42	1
2,4-Dinitrotoluene	0.22	U	0.43	0.22	0.091	ug/L		06/22/19 02:07	1

Client Sample ID: G0097-19A
Lab Sample ID: 280-124986-28

Date Collected: 06/08/19 12:20
Matrix: Water

Date Received: 06/11/19 09:10

Method: 8330A - Nitroaromatics and Nitramines (HPLC) (Continued)

Analyte	Result	Qualifier	LOQ	LOD	DL	Unit	D	Analyzed	Dil Fac
2,6-Dinitrotoluene	0.22	U	0.22	0.22	0.070	ug/L		06/22/19 02:07	1
2-Amino-4,6-dinitrotoluene	0.13	U M	0.22	0.13	0.055	ug/L		06/22/19 02:07	1
2-Nitrotoluene	0.22	U Q	0.43	0.22	0.092	ug/L		06/22/19 02:07	1
3-Nitrotoluene	0.43	U Q M	0.43	0.43	0.21	ug/L		06/22/19 02:07	1
4-Amino-2,6-dinitrotoluene	0.13	U	0.22	0.13	0.062	ug/L		06/22/19 02:07	1
4-Nitrotoluene	0.43	U Q	1.1	0.43	0.22	ug/L		06/22/19 02:07	1
HMX	0.22	U	0.43	0.22	0.095	ug/L		06/22/19 02:07	1
MNX	0.43	U M	2.2	0.43	0.17	ug/L		06/25/19 03:42	1
Nitrobenzene	0.22	U Q	0.43	0.22	0.098	ug/L		06/22/19 02:07	1
RDX	0.43	U	0.43	0.43	0.17	ug/L		06/22/19 02:07	1
Tetryl	**0.87**	**J1**	0.26	0.22	0.086	ug/L		06/22/19 02:07	1
Tetryl	**0.092**	**J M J1**	0.26	0.22	0.086	ug/L		06/25/19 03:42	1

Surrogate	*%Recovery*	*Qualifier*	*Limits*	*Prepared*	*Analyzed*	*Dil Fac*
1,2-Dinitrobenzene	*109*	*M*	*83 - 119*	*06/14/19 10:23*	*06/22/19 02:07*	*1*
1,2-Dinitrobenzene	*97*	*M*	*83 - 119*	*06/14/19 10:23*	*06/25/19 03:42*	*1*

Method: 8330A - Nitroaromatics and Nitramines (HPLC) - RE

Analyte	Result	Qualifier	LOQ	LOD	DL	Unit	D	Analyzed	Dil Fac
1,3,5-Trinitrobenzene	0.43	U M H	1.1	0.43	0.21	ug/L		07/05/19 22:35	1
1,3-Dinitrobenzene	0.21	U H	0.43	0.21	0.095	ug/L		07/03/19 11:11	1
2,4,6-Trinitrotoluene	0.43	U H	0.43	0.43	0.17	ug/L		07/05/19 22:35	1
2,4-Dinitrotoluene	0.21	U M H	0.43	0.21	0.089	ug/L		07/05/19 22:35	1
2,6-Dinitrotoluene	0.21	U H	0.21	0.21	0.069	ug/L		07/03/19 11:11	1
2-Amino-4,6-dinitrotoluene	0.13	U H	0.21	0.13	0.054	ug/L		07/03/19 11:11	1
2-Nitrotoluene	0.21	U H	0.43	0.21	0.091	ug/L		07/03/19 11:11	1
3-Nitrotoluene	0.43	U H M	0.43	0.43	0.21	ug/L		07/03/19 11:11	1
4-Amino-2,6-dinitrotoluene	0.13	U H	0.21	0.13	0.062	ug/L		07/03/19 11:11	1
4-Nitrotoluene	0.43	U H	1.1	0.43	0.21	ug/L		07/03/19 11:11	1
HMX	0.21	U H	0.43	0.21	0.094	ug/L		07/03/19 11:11	1
MNX	0.43	U M H Q	2.1	0.43	0.16	ug/L		07/05/19 22:35	1
Nitrobenzene	0.21	U H	0.43	0.21	0.097	ug/L		07/03/19 11:11	1
RDX	0.43	U H	0.43	0.43	0.17	ug/L		07/03/19 11:11	1
Tetryl	0.21	U H	0.26	0.21	0.085	ug/L		07/05/19 22:35	1

Surrogate	*%Recovery*	*Qualifier*	*Limits*	*Prepared*	*Analyzed*	*Dil Fac*
1,2-Dinitrobenzene	*103*	*M*	*83 - 119*	*06/18/19 15:47*	*07/03/19 11:11*	*1*
1,2-Dinitrobenzene	*97*	*M*	*83 - 119*	*06/18/19 15:47*	*07/05/19 22:35*	*1*

General Chemistry

Analyte	Result	Qualifier	LOQ	LOD	DL	Unit	D	Analyzed	Dil Fac
Ammonia	**0.52**		0.10	0.050	0.022	mg/L		06/21/19 14:06	1
Nitrogen, Total Kjeldahl	**9.1**		5.0	5.0	3.4	mg/L		07/01/19 19:54	1
Nitrate Nitrite as N	**0.022**	**J**	0.10	0.050	0.019	mg/L		07/03/19 18:04	1
Sulfide	1.9	U	4.0	1.9	0.79	mg/L		06/14/19 18:31	1
Sulfate	**57**	**H**	5.0	3.0	1.0	mg/L		07/10/19 05:55	1
Total Alkalinity as CaCO3	**680**		10	10	3.1	mg/L		06/21/19 15:29	1

General Chemistry - Dissolved

Analyte	Result	Qualifier	LOQ	LOD	DL	Unit	D	Analyzed	Dil Fac
Dissolved Organic Carbon - Quad	**50**		1.0	0.50	0.16	mg/L		07/06/19 15:36	1

Client Sample ID: G0109-19A
Date Collected: 06/08/19 11:05
Date Received: 06/11/19 09:10

Lab Sample ID: 280-124986-29
Matrix: Water

Method: RSK-175 - Dissolved Gases (GC)

Analyte	Result	Qualifier	LOQ	LOD	DL	Unit	D	Analyzed	Dil Fac
Methane	**2.0**		0.0050	0.0020	0.00063	mg/L		06/14/19 15:20	1

Method: 8330A - Nitroaromatics and Nitramines (HPLC)

Analyte	Result	Qualifier	LOQ	LOD	DL	Unit	D	Analyzed	Dil Fac
1,3,5-Trinitrobenzene	0.39	U	0.98	0.39	0.20	ug/L		06/22/19 02:30	1
1,3-Dinitrobenzene	0.20	U	0.39	0.20	0.087	ug/L		06/22/19 02:30	1
2,4,6-Trinitrotoluene	0.39	U M	0.39	0.39	0.16	ug/L		06/22/19 02:30	1
2,4-Dinitrotoluene	0.20	U M	0.39	0.20	0.082	ug/L		06/22/19 02:30	1
2,6-Dinitrotoluene	0.20	U	0.20	0.20	0.063	ug/L		06/22/19 02:30	1
2-Amino-4,6-dinitrotoluene	0.12	U	0.20	0.12	0.050	ug/L		06/22/19 02:30	1
2-Nitrotoluene	0.20	U Q	0.39	0.20	0.084	ug/L		06/22/19 02:30	1
3-Nitrotoluene	0.39	U Q	0.39	0.39	0.19	ug/L		06/22/19 02:30	1
4-Amino-2,6-dinitrotoluene	0.12	U	0.20	0.12	0.056	ug/L		06/22/19 02:30	1
4-Nitrotoluene	0.39	U Q	0.98	0.39	0.20	ug/L		06/22/19 02:30	1
HMX	**14**	**M**	0.39	0.20	0.086	ug/L		06/22/19 02:30	1
MNX	0.39	U M	2.0	0.39	0.15	ug/L		06/25/19 04:52	1
Nitrobenzene	0.20	U Q	0.39	0.20	0.089	ug/L		06/22/19 02:30	1
RDX	**3.5**	**M**	0.39	0.39	0.15	ug/L		06/22/19 02:30	1
Tetryl	0.20	U M	0.23	0.20	0.078	ug/L		06/22/19 02:30	1

Surrogate	*%Recovery*	*Qualifier*	*Limits*	*Prepared*	*Analyzed*	*Dil Fac*
1,2-Dinitrobenzene	*91*	*M*	*83 - 119*	*06/14/19 10:23*	*06/22/19 02:30*	*1*
1,2-Dinitrobenzene	*100*		*83 - 119*	*06/14/19 10:23*	*06/25/19 04:52*	*1*

Method: 8330A - Nitroaromatics and Nitramines (HPLC) - RE

Analyte	Result	Qualifier	LOQ	LOD	DL	Unit	D	Analyzed	Dil Fac
1,3,5-Trinitrobenzene	0.39	U H	0.97	0.39	0.19	ug/L		07/03/19 11:34	1
1,3-Dinitrobenzene	0.19	U H	0.39	0.19	0.086	ug/L		07/03/19 11:34	1
2,4,6-Trinitrotoluene	0.39	U H	0.39	0.39	0.16	ug/L		07/03/19 11:34	1
2,4-Dinitrotoluene	0.19	U H	0.39	0.19	0.082	ug/L		07/03/19 11:34	1
2,6-Dinitrotoluene	0.19	U H	0.19	0.19	0.063	ug/L		07/03/19 11:34	1
2-Amino-4,6-dinitrotoluene	0.12	U H	0.19	0.12	0.049	ug/L		07/03/19 11:34	1
2-Nitrotoluene	0.19	U H	0.39	0.19	0.083	ug/L		07/03/19 11:34	1
3-Nitrotoluene	0.39	U H M	0.39	0.39	0.19	ug/L		07/03/19 11:34	1
4-Amino-2,6-dinitrotoluene	0.12	U H	0.19	0.12	0.056	ug/L		07/05/19 23:09	1
4-Nitrotoluene	0.39	U H	0.97	0.39	0.19	ug/L		07/03/19 11:34	1
HMX	**13**	**H M**	0.39	0.19	0.085	ug/L		07/03/19 11:34	1
MNX	0.39	U H	1.9	0.39	0.15	ug/L		07/03/19 11:34	1
Nitrobenzene	0.19	U H	0.39	0.19	0.089	ug/L		07/03/19 11:34	1
RDX	**22**	**H J1**	0.39	0.39	0.15	ug/L		07/03/19 11:34	1
RDX	**3.3**	**H J1**	0.39	0.39	0.15	ug/L		07/05/19 23:09	1
Tetryl	0.19	U H M	0.23	0.19	0.077	ug/L		07/03/19 11:34	1

Surrogate	*%Recovery*	*Qualifier*	*Limits*	*Prepared*	*Analyzed*	*Dil Fac*
1,2-Dinitrobenzene	*113*	*M*	*83 - 119*	*06/18/19 15:47*	*07/03/19 11:34*	*1*
1,2-Dinitrobenzene	*84*		*83 - 119*	*06/18/19 15:47*	*07/05/19 23:09*	*1*

General Chemistry

Analyte	Result	Qualifier	LOQ	LOD	DL	Unit	D	Analyzed	Dil Fac
Ammonia	**0.48**		0.10	0.050	0.022	mg/L		06/21/19 14:08	1
Nitrogen, Total Kjeldahl	**0.91**	**J**	1.0	1.0	0.69	mg/L		07/01/19 19:55	1

Client Sample ID: G0109-19A
Lab Sample ID: 280-124986-29
Date Collected: 06/08/19 11:05
Matrix: Water
Date Received: 06/11/19 09:10

General Chemistry (Continued)

Analyte	Result	Qualifier	LOQ	LOD	DL	Unit	D	Analyzed	Dil Fac
Nitrate Nitrite as N	**1.8**		0.10	0.050	0.019	mg/L		07/03/19 18:06	1
Sulfide	1.9	U	4.0	1.9	0.79	mg/L		06/14/19 15:44	1
Sulfate	**99**	**H**	5.0	3.0	1.0	mg/L		07/10/19 06:29	1
Total Alkalinity as CaCO3	**300**		10	10	3.1	mg/L		06/21/19 15:38	1

General Chemistry - Dissolved

Analyte	Result	Qualifier	LOQ	LOD	DL	Unit	D	Analyzed	Dil Fac
Dissolved Organic Carbon - Quad	**3.7**		1.0	0.50	0.16	mg/L		07/06/19 10:35	1

Client Sample ID: G0099-19A
Lab Sample ID: 280-124986-30
Date Collected: 06/08/19 09:40
Matrix: Water
Date Received: 06/11/19 09:10

Method: RSK-175 - Dissolved Gases (GC)

Analyte	Result	Qualifier	LOQ	LOD	DL	Unit	D	Analyzed	Dil Fac
Methane	**2.3**		0.0050	0.0020	0.00063	mg/L		06/14/19 15:34	1

Method: 8330A - Nitroaromatics and Nitramines (HPLC)

Analyte	Result	Qualifier	LOQ	LOD	DL	Unit	D	Analyzed	Dil Fac
1,3,5-Trinitrobenzene	0.39	U	0.98	0.39	0.20	ug/L		06/22/19 02:54	1
1,3-Dinitrobenzene	0.20	U	0.39	0.20	0.087	ug/L		06/22/19 02:54	1
2,4,6-Trinitrotoluene	0.39	U M	0.39	0.39	0.16	ug/L		06/22/19 02:54	1
2,4-Dinitrotoluene	0.20	U	0.39	0.20	0.082	ug/L		06/22/19 02:54	1
2,6-Dinitrotoluene	0.20	U	0.20	0.20	0.063	ug/L		06/22/19 02:54	1
2-Amino-4,6-dinitrotoluene	0.12	U M	0.20	0.12	0.050	ug/L		06/22/19 02:54	1
2-Nitrotoluene	0.20	U Q M	0.39	0.20	0.084	ug/L		06/22/19 02:54	1
3-Nitrotoluene	0.39	U Q	0.39	0.39	0.19	ug/L		06/22/19 02:54	1
4-Amino-2,6-dinitrotoluene	**0.28**	**J1**	0.20	0.12	0.056	ug/L		06/22/19 02:54	1
4-Amino-2,6-dinitrotoluene	**0.15**	**J J1**	0.20	0.12	0.056	ug/L		06/25/19 05:27	1
4-Nitrotoluene	0.39	U Q	0.98	0.39	0.20	ug/L		06/22/19 02:54	1
HMX	**0.51**	**M**	0.39	0.20	0.086	ug/L		06/22/19 02:54	1
MNX	0.39	U M	2.0	0.39	0.15	ug/L		06/22/19 02:54	1
Nitrobenzene	0.20	U Q	0.39	0.20	0.089	ug/L		06/22/19 02:54	1
RDX	**2.2**	**M**	0.39	0.39	0.15	ug/L		06/22/19 02:54	1
Tetryl	0.20	U M	0.23	0.20	0.078	ug/L		06/22/19 02:54	1

Surrogate	*%Recovery*	*Qualifier*	*Limits*	*Prepared*	*Analyzed*	*Dil Fac*
1,2-Dinitrobenzene	*113*	*M*	*83 - 119*	*06/14/19 10:23*	*06/22/19 02:54*	*1*
1,2-Dinitrobenzene	*96*		*83 - 119*	*06/14/19 10:23*	*06/25/19 05:27*	*1*

Method: 8330A - Nitroaromatics and Nitramines (HPLC) - RE

Analyte	Result	Qualifier	LOQ	LOD	DL	Unit	D	Analyzed	Dil Fac
1,3,5-Trinitrobenzene	0.39	U H	0.98	0.39	0.20	ug/L		07/03/19 11:57	1
1,3-Dinitrobenzene	0.20	U H	0.39	0.20	0.087	ug/L		07/03/19 11:57	1
2,4,6-Trinitrotoluene	0.39	U H	0.39	0.39	0.16	ug/L		07/03/19 11:57	1
2,4-Dinitrotoluene	0.20	U H	0.39	0.20	0.082	ug/L		07/03/19 11:57	1
2,6-Dinitrotoluene	0.20	U H	0.20	0.20	0.063	ug/L		07/03/19 11:57	1
2-Amino-4,6-dinitrotoluene	0.12	U M H	0.20	0.12	0.050	ug/L		07/05/19 23:44	1
2-Nitrotoluene	0.20	U H	0.39	0.20	0.084	ug/L		07/03/19 11:57	1
3-Nitrotoluene	0.39	U M H	0.39	0.39	0.19	ug/L		07/03/19 11:57	1
4-Amino-2,6-dinitrotoluene	**0.24**	**H J1**	0.20	0.12	0.056	ug/L		07/03/19 11:57	1

Client Sample ID: G0099-19A
Lab Sample ID: 280-124986-30

Date Collected: 06/08/19 09:40
Matrix: Water
Date Received: 06/11/19 09:10

Method: 8330A - Nitroaromatics and Nitramines (HPLC) - RE (Continued)

Analyte	Result	Qualifier	LOQ	LOD	DL	Unit	D	Analyzed	Dil Fac
4-Amino-2,6-dinitrotoluene	**0.14**	**J H J1**	0.20	0.12	0.056	ug/L		07/05/19 23:44	1
4-Nitrotoluene	0.39	U M H	0.98	0.39	0.20	ug/L		07/03/19 11:57	1
HMX	**0.45**	**M H**	0.39	0.20	0.086	ug/L		07/03/19 11:57	1
MNX	0.39	U H	2.0	0.39	0.15	ug/L		07/03/19 11:57	1
Nitrobenzene	0.20	U H	0.39	0.20	0.089	ug/L		07/03/19 11:57	1
RDX	**2.0**	**M H**	0.39	0.39	0.15	ug/L		07/03/19 11:57	1
Tetryl	0.20	U M H	0.23	0.20	0.078	ug/L		07/03/19 11:57	1

Surrogate	*%Recovery*	*Qualifier*	*Limits*	*Prepared*	*Analyzed*	*Dil Fac*
1,2-Dinitrobenzene	*135*	*M Q*	*83 - 119*	*06/18/19 15:47*	*07/03/19 11:57*	*1*
1,2-Dinitrobenzene	*109*		*83 - 119*	*06/18/19 15:47*	*07/05/19 23:44*	*1*

General Chemistry

Analyte	Result	Qualifier	LOQ	LOD	DL	Unit	D	Analyzed	Dil Fac
Ammonia	**0.57**		0.10	0.050	0.022	mg/L		06/21/19 14:10	1
Nitrogen, Total Kjeldahl	1.0	U	1.0	1.0	0.69	mg/L		07/01/19 19:57	1
Nitrate Nitrite as N	**39**		0.50	0.25	0.095	mg/L		07/03/19 18:08	5
Sulfide	1.9	U	4.0	1.9	0.79	mg/L		06/14/19 15:44	1
Sulfate	**72**	**H**	5.0	3.0	1.0	mg/L		07/10/19 06:47	1
Total Alkalinity as CaCO3	**140**		10	10	3.1	mg/L		06/21/19 15:45	1

General Chemistry - Dissolved

Analyte	Result	Qualifier	LOQ	LOD	DL	Unit	D	Analyzed	Dil Fac
Dissolved Organic Carbon - Quad	**3.5**		1.0	0.50	0.16	mg/L		07/06/19 10:52	1

Client Sample ID: G0067-19A
Lab Sample ID: 280-124986-31

Date Collected: 06/08/19 08:30
Matrix: Water
Date Received: 06/11/19 09:10

Method: RSK-175 - Dissolved Gases (GC)

Analyte	Result	Qualifier	LOQ	LOD	DL	Unit	D	Analyzed	Dil Fac
Methane	0.0020	U	0.0050	0.0020	0.00063	mg/L		06/14/19 15:47	1

Method: 8330A - Nitroaromatics and Nitramines (HPLC)

Analyte	Result	Qualifier	LOQ	LOD	DL	Unit	D	Analyzed	Dil Fac
1,3,5-Trinitrobenzene	0.40	U	0.99	0.40	0.20	ug/L		06/22/19 03:16	1
1,3-Dinitrobenzene	0.20	U	0.40	0.20	0.088	ug/L		06/22/19 03:16	1
2,4,6-Trinitrotoluene	0.40	U	0.40	0.40	0.16	ug/L		06/22/19 03:16	1
2,4-Dinitrotoluene	0.20	U	0.40	0.20	0.083	ug/L		06/22/19 03:16	1
2,6-Dinitrotoluene	0.20	U	0.20	0.20	0.064	ug/L		06/22/19 03:16	1
2-Amino-4,6-dinitrotoluene	0.12	U	0.20	0.12	0.050	ug/L		06/22/19 03:16	1
2-Nitrotoluene	0.20	U Q	0.40	0.20	0.084	ug/L		06/22/19 03:16	1
3-Nitrotoluene	0.40	U Q M	0.40	0.40	0.19	ug/L		06/22/19 03:16	1
4-Amino-2,6-dinitrotoluene	0.12	U	0.20	0.12	0.057	ug/L		06/22/19 03:16	1
4-Nitrotoluene	0.40	U Q	0.99	0.40	0.20	ug/L		06/22/19 03:16	1
HMX	0.20	U	0.40	0.20	0.087	ug/L		06/22/19 03:16	1
MNX	0.40	U	2.0	0.40	0.15	ug/L		06/22/19 03:16	1
Nitrobenzene	0.20	U Q	0.40	0.20	0.090	ug/L		06/22/19 03:16	1
RDX	**0.21**	**J M J1**	0.40	0.40	0.16	ug/L		06/22/19 03:16	1
RDX	**0.33**	**J M J1**	0.40	0.40	0.16	ug/L		06/25/19 06:02	1
Tetryl	0.20	U	0.24	0.20	0.078	ug/L		06/22/19 03:16	1

Client Sample ID: G0067-19A
Lab Sample ID: 280-124986-31
Date Collected: 06/08/19 08:30
Matrix: Water
Date Received: 06/11/19 09:10

Surrogate	*%Recovery*	*Qualifier*	*Limits*	*Prepared*	*Analyzed*	*Dil Fac*
1,2-Dinitrobenzene	*94*	*M*	*83 - 119*	*06/14/19 10:23*	*06/22/19 03:16*	*1*
1,2-Dinitrobenzene	*97*		*83 - 119*	*06/14/19 10:23*	*06/25/19 06:02*	*1*

Method: 8330A - Nitroaromatics and Nitramines (HPLC) - RE

Analyte	Result	Qualifier	LOQ	LOD	DL	Unit	D	Analyzed	Dil Fac
1,3,5-Trinitrobenzene	0.39	U H	0.99	0.39	0.20	ug/L		07/03/19 12:20	1
1,3-Dinitrobenzene	0.20	U H	0.39	0.20	0.087	ug/L		07/03/19 12:20	1
2,4,6-Trinitrotoluene	0.39	U H	0.39	0.39	0.16	ug/L		07/03/19 12:20	1
2,4-Dinitrotoluene	0.20	U H	0.39	0.20	0.083	ug/L		07/03/19 12:20	1
2,6-Dinitrotoluene	0.20	U H	0.20	0.20	0.064	ug/L		07/03/19 12:20	1
2-Amino-4,6-dinitrotoluene	0.12	U H	0.20	0.12	0.050	ug/L		07/03/19 12:20	1
2-Nitrotoluene	0.20	U H	0.39	0.20	0.084	ug/L		07/03/19 12:20	1
3-Nitrotoluene	0.39	U M H	0.39	0.39	0.19	ug/L		07/03/19 12:20	1
4-Amino-2,6-dinitrotoluene	0.12	U H	0.20	0.12	0.057	ug/L		07/03/19 12:20	1
4-Nitrotoluene	0.39	U M H	0.99	0.39	0.20	ug/L		07/03/19 12:20	1
HMX	0.20	U H	0.39	0.20	0.086	ug/L		07/03/19 12:20	1
MNX	0.39	U H	2.0	0.39	0.15	ug/L		07/03/19 12:20	1
Nitrobenzene	0.20	U H	0.39	0.20	0.090	ug/L		07/03/19 12:20	1
RDX	**0.20**	**J H M J1**	0.39	0.39	0.16	ug/L		07/03/19 12:20	1
RDX	**0.33**	**J H J1**	0.39	0.39	0.16	ug/L		07/06/19 00:19	1
Tetryl	0.20	U H	0.24	0.20	0.078	ug/L		07/03/19 12:20	1

Surrogate	*%Recovery*	*Qualifier*	*Limits*	*Prepared*	*Analyzed*	*Dil Fac*
1,2-Dinitrobenzene	*105*	*M*	*83 - 119*	*06/18/19 15:47*	*07/03/19 12:20*	*1*
1,2-Dinitrobenzene	*107*		*83 - 119*	*06/18/19 15:47*	*07/06/19 00:19*	*1*

General Chemistry

Analyte	Result	Qualifier	LOQ	LOD	DL	Unit	D	Analyzed	Dil Fac
Ammonia	0.050	U	0.10	0.050	0.022	mg/L		06/21/19 14:12	1
Nitrogen, Total Kjeldahl	1.0	U	1.0	1.0	0.69	mg/L		07/01/19 19:58	1
Nitrate Nitrite as N	**22**		0.50	0.25	0.095	mg/L		07/03/19 18:10	5
Sulfide	1.9	U	4.0	1.9	0.79	mg/L		06/14/19 15:44	1
Sulfate	**65**	**H**	5.0	3.0	1.0	mg/L		07/10/19 07:39	1
Total Alkalinity as CaCO3	**180**		10	10	3.1	mg/L		06/21/19 15:57	1

General Chemistry - Dissolved

Analyte	Result	Qualifier	LOQ	LOD	DL	Unit	D	Analyzed	Dil Fac
Dissolved Organic Carbon - Quad	**3.3**		1.0	0.50	0.16	mg/L		07/06/19 11:06	1

Client Sample ID: G0079-19A
Lab Sample ID: 280-124986-32
Date Collected: 06/09/19 11:35
Matrix: Water
Date Received: 06/11/19 09:10

Method: RSK-175 - Dissolved Gases (GC)

Analyte	Result	Qualifier	LOQ	LOD	DL	Unit	D	Analyzed	Dil Fac
Methane	0.0020	U	0.0050	0.0020	0.00063	mg/L		06/14/19 16:00	1

Method: 8330A - Nitroaromatics and Nitramines (HPLC)

Analyte	Result	Qualifier	LOQ	LOD	DL	Unit	D	Analyzed	Dil Fac
1,3,5-Trinitrobenzene	0.39	U	0.98	0.39	0.20	ug/L		06/22/19 03:39	1
1,3-Dinitrobenzene	0.20	U M	0.39	0.20	0.087	ug/L		06/22/19 03:39	1
2,4,6-Trinitrotoluene	0.39	U	0.39	0.39	0.16	ug/L		06/22/19 03:39	1

Client Sample ID: G0079-19A

Date Collected: 06/09/19 11:35
Date Received: 06/11/19 09:10

Lab Sample ID: 280-124986-32

Matrix: Water

Method: 8330A - Nitroaromatics and Nitramines (HPLC) (Continued)

Analyte	Result	Qualifier	LOQ	LOD	DL	Unit	D	Analyzed	Dil Fac
2,4-Dinitrotoluene	0.20	U	0.39	0.20	0.082	ug/L		06/22/19 03:39	1
2,6-Dinitrotoluene	0.20	U	0.20	0.20	0.063	ug/L		06/22/19 03:39	1
2-Amino-4,6-dinitrotoluene	0.12	U M	0.20	0.12	0.050	ug/L		06/22/19 03:39	1
2-Nitrotoluene	0.20	U Q	0.39	0.20	0.084	ug/L		06/22/19 03:39	1
3-Nitrotoluene	0.39	U Q M	0.39	0.39	0.19	ug/L		06/22/19 03:39	1
4-Amino-2,6-dinitrotoluene	0.12	U	0.20	0.12	0.057	ug/L		06/22/19 03:39	1
4-Nitrotoluene	0.39	U Q M	0.98	0.39	0.20	ug/L		06/22/19 03:39	1
HMX	0.20	U	0.39	0.20	0.086	ug/L		06/22/19 03:39	1
MNX	0.39	U	2.0	0.39	0.15	ug/L		06/22/19 03:39	1
Nitrobenzene	0.20	U Q	0.39	0.20	0.089	ug/L		06/22/19 03:39	1
RDX	0.39	U	0.39	0.39	0.15	ug/L		06/22/19 03:39	1
Tetryl	0.20	U	0.24	0.20	0.078	ug/L		06/22/19 03:39	1

Surrogate	*%Recovery*	*Qualifier*	*Limits*	*Prepared*	*Analyzed*	*Dil Fac*
1,2-Dinitrobenzene	*96*	*M*	*83 - 119*	*06/14/19 10:23*	*06/22/19 03:39*	*1*

Method: 8330A - Nitroaromatics and Nitramines (HPLC) - RE

Analyte	Result	Qualifier	LOQ	LOD	DL	Unit	D	Analyzed	Dil Fac
1,3,5-Trinitrobenzene	0.39	U H	0.99	0.39	0.20	ug/L		07/03/19 12:43	1
1,3-Dinitrobenzene	0.20	U H	0.39	0.20	0.088	ug/L		07/03/19 12:43	1
2,4,6-Trinitrotoluene	0.39	U H	0.39	0.39	0.16	ug/L		07/03/19 12:43	1
2,4-Dinitrotoluene	0.20	U H	0.39	0.20	0.083	ug/L		07/03/19 12:43	1
2,6-Dinitrotoluene	0.20	U H	0.20	0.20	0.064	ug/L		07/03/19 12:43	1
2-Amino-4,6-dinitrotoluene	0.12	U H	0.20	0.12	0.050	ug/L		07/03/19 12:43	1
2-Nitrotoluene	0.20	U H	0.39	0.20	0.084	ug/L		07/03/19 12:43	1
3-Nitrotoluene	0.39	U H M	0.39	0.39	0.19	ug/L		07/03/19 12:43	1
4-Amino-2,6-dinitrotoluene	0.12	U H	0.20	0.12	0.057	ug/L		07/03/19 12:43	1
4-Nitrotoluene	0.39	U H	0.99	0.39	0.20	ug/L		07/03/19 12:43	1
HMX	0.20	U H	0.39	0.20	0.086	ug/L		07/03/19 12:43	1
MNX	0.39	U H	2.0	0.39	0.15	ug/L		07/03/19 12:43	1
Nitrobenzene	0.20	U H	0.39	0.20	0.090	ug/L		07/03/19 12:43	1
RDX	0.39	U H	0.39	0.39	0.16	ug/L		07/03/19 12:43	1
Tetryl	0.20	U H	0.24	0.20	0.078	ug/L		07/03/19 12:43	1

Surrogate	*%Recovery*	*Qualifier*	*Limits*	*Prepared*	*Analyzed*	*Dil Fac*
1,2-Dinitrobenzene	*102*	*M*	*83 - 119*	*06/18/19 15:47*	*07/03/19 12:43*	*1*

General Chemistry

Analyte	Result	Qualifier	LOQ	LOD	DL	Unit	D	Analyzed	Dil Fac
Ammonia	0.050	U	0.10	0.050	0.022	mg/L		06/21/19 14:14	1
Nitrogen, Total Kjeldahl	1.0	U	1.0	1.0	0.69	mg/L		07/01/19 19:59	1
Nitrate Nitrite as N	**0.52**		0.10	0.050	0.019	mg/L		07/03/19 18:12	1
Sulfide	1.9	U	4.0	1.9	0.79	mg/L		06/14/19 18:31	1
Sulfate	**15**	**H**	5.0	3.0	1.0	mg/L		07/10/19 07:57	1
Total Alkalinity as CaCO3	**67**		10	10	3.1	mg/L		06/21/19 16:20	1

General Chemistry - Dissolved

Analyte	Result	Qualifier	LOQ	LOD	DL	Unit	D	Analyzed	Dil Fac
Dissolved Organic Carbon - Quad	**3.2**		1.0	0.50	0.16	mg/L		07/06/19 15:21	1

Client Sample ID: G0081-19A

Date Collected: 06/09/19 14:40
Date Received: 06/11/19 09:10

Lab Sample ID: 280-124986-33

Matrix: Water

Method: RSK-175 - Dissolved Gases (GC)

Analyte	Result	Qualifier	LOQ	LOD	DL	Unit	D	Analyzed	Dil Fac
Methane	**2.9**		0.0050	0.0020	0.00063	mg/L		06/14/19 16:14	1

Method: 8330A - Nitroaromatics and Nitramines (HPLC)

Analyte	Result	Qualifier	LOQ	LOD	DL	Unit	D	Analyzed	Dil Fac
1,3,5-Trinitrobenzene	**0.85**	**J M**	0.99	0.40	0.20	ug/L		06/22/19 04:03	1
1,3-Dinitrobenzene	0.20	U M	0.40	0.20	0.088	ug/L		06/22/19 04:03	1
2,4,6-Trinitrotoluene	**0.59**	**M J1**	0.40	0.40	0.16	ug/L		06/22/19 04:03	1
2,4,6-Trinitrotoluene	**0.23**	**J M J1**	0.40	0.40	0.16	ug/L		06/25/19 06:37	1
2,4-Dinitrotoluene	0.20	U	0.40	0.20	0.083	ug/L		06/22/19 04:03	1
2,6-Dinitrotoluene	0.20	U	0.20	0.20	0.064	ug/L		06/22/19 04:03	1
2-Amino-4,6-dinitrotoluene	**0.25**	**M**	0.20	0.12	0.050	ug/L		06/22/19 04:03	1
2-Nitrotoluene	0.20	U Q	0.40	0.20	0.085	ug/L		06/22/19 04:03	1
3-Nitrotoluene	0.40	U Q M	0.40	0.40	0.19	ug/L		06/22/19 04:03	1
4-Amino-2,6-dinitrotoluene	0.12	U	0.20	0.12	0.057	ug/L		06/22/19 04:03	1
4-Nitrotoluene	0.40	U Q M	0.99	0.40	0.20	ug/L		06/22/19 04:03	1
HMX	0.20	U	0.40	0.20	0.087	ug/L		06/22/19 04:03	1
MNX	0.40	U	2.0	0.40	0.15	ug/L		06/22/19 04:03	1
Nitrobenzene	0.20	U Q	0.40	0.20	0.090	ug/L		06/22/19 04:03	1
RDX	0.40	U	0.40	0.40	0.16	ug/L		06/22/19 04:03	1
Tetryl	0.20	U M	0.24	0.20	0.078	ug/L		06/22/19 04:03	1

Surrogate	*%Recovery*	*Qualifier*	*Limits*	*Prepared*	*Analyzed*	*Dil Fac*
1,2-Dinitrobenzene	*87*	*M*	*83 - 119*	*06/14/19 10:23*	*06/22/19 04:03*	*1*
1,2-Dinitrobenzene	*101*		*83 - 119*	*06/14/19 10:23*	*06/25/19 06:37*	*1*

Method: 8330A - Nitroaromatics and Nitramines (HPLC) - RE

Analyte	Result	Qualifier	LOQ	LOD	DL	Unit	D	Analyzed	Dil Fac
1,3,5-Trinitrobenzene	0.39	U H	0.98	0.39	0.20	ug/L		07/03/19 13:06	1
1,3-Dinitrobenzene	0.20	U H	0.39	0.20	0.087	ug/L		07/03/19 13:06	1
2,4,6-Trinitrotoluene	0.39	U H	0.39	0.39	0.16	ug/L		07/03/19 13:06	1
2,4-Dinitrotoluene	0.20	U H	0.39	0.20	0.082	ug/L		07/03/19 13:06	1
2,6-Dinitrotoluene	0.20	U H	0.20	0.20	0.063	ug/L		07/03/19 13:06	1
2-Amino-4,6-dinitrotoluene	**0.16**	**J H**	0.20	0.12	0.050	ug/L		07/03/19 13:06	1
2-Nitrotoluene	0.20	U H	0.39	0.20	0.084	ug/L		07/03/19 13:06	1
3-Nitrotoluene	0.39	U H M	0.39	0.39	0.19	ug/L		07/03/19 13:06	1
4-Amino-2,6-dinitrotoluene	**0.34**	**H J1**	0.20	0.12	0.056	ug/L		07/03/19 13:06	1
4-Amino-2,6-dinitrotoluene	**0.19**	**J H J1**	0.20	0.12	0.056	ug/L		07/06/19 01:29	1
4-Nitrotoluene	0.39	U H	0.98	0.39	0.20	ug/L		07/03/19 13:06	1
HMX	0.20	U H	0.39	0.20	0.086	ug/L		07/03/19 13:06	1
MNX	0.39	U H	2.0	0.39	0.15	ug/L		07/03/19 13:06	1
Nitrobenzene	0.20	U H	0.39	0.20	0.089	ug/L		07/03/19 13:06	1
RDX	0.39	U H	0.39	0.39	0.15	ug/L		07/03/19 13:06	1
Tetryl	0.20	U H M	0.23	0.20	0.078	ug/L		07/03/19 13:06	1

Surrogate	*%Recovery*	*Qualifier*	*Limits*	*Prepared*	*Analyzed*	*Dil Fac*
1,2-Dinitrobenzene	*124*	*M Q*	*83 - 119*	*06/18/19 15:47*	*07/03/19 13:06*	*1*
1,2-Dinitrobenzene	*119*		*83 - 119*	*06/18/19 15:47*	*07/06/19 01:29*	*1*

General Chemistry

Analyte	Result	Qualifier	LOQ	LOD	DL	Unit	D	Analyzed	Dil Fac
Ammonia	**0.23**		0.10	0.050	0.022	mg/L		06/21/19 15:14	1

Client Sample ID: G0081-19A
Lab Sample ID: 280-124986-33
Date Collected: 06/09/19 14:40
Matrix: Water
Date Received: 06/11/19 09:10

General Chemistry (Continued)

Analyte	Result	Qualifier	LOQ	LOD	DL	Unit	D	Analyzed	Dil Fac
Nitrogen, Total Kjeldahl	**1.2**		1.0	1.0	0.69	mg/L		07/01/19 20:04	1
Nitrate Nitrite as N	**0.056**	**J**	0.10	0.050	0.019	mg/L		07/03/19 18:14	1
Sulfide	1.9	U	4.0	1.9	0.79	mg/L		06/14/19 18:31	1
Sulfate	**120**	**H**	5.0	3.0	1.0	mg/L		07/10/19 08:14	1
Total Alkalinity as CaCO3	**380**		10	10	3.1	mg/L		06/21/19 16:30	1

General Chemistry - Dissolved

Analyte	Result	Qualifier	LOQ	LOD	DL	Unit	D	Analyzed	Dil Fac
Dissolved Organic Carbon - Quad	**8.6**		1.0	0.50	0.16	mg/L		07/06/19 15:51	1

Client Sample ID: G0082-19A
Lab Sample ID: 280-124986-34
Date Collected: 06/09/19 15:45
Matrix: Water
Date Received: 06/11/19 09:10

Method: RSK-175 - Dissolved Gases (GC)

Analyte	Result	Qualifier	LOQ	LOD	DL	Unit	D	Analyzed	Dil Fac
Methane	**0.20**		0.0050	0.0020	0.00063	mg/L		06/14/19 16:27	1

Method: 8330A - Nitroaromatics and Nitramines (HPLC)

Analyte	Result	Qualifier	LOQ	LOD	DL	Unit	D	Analyzed	Dil Fac
1,3,5-Trinitrobenzene	0.39	U	0.98	0.39	0.20	ug/L		06/22/19 04:26	1
1,3-Dinitrobenzene	0.20	U	0.39	0.20	0.087	ug/L		06/22/19 04:26	1
2,4,6-Trinitrotoluene	0.39	U	0.39	0.39	0.16	ug/L		06/22/19 04:26	1
2,4-Dinitrotoluene	0.20	U	0.39	0.20	0.082	ug/L		06/22/19 04:26	1
2,6-Dinitrotoluene	0.20	U	0.20	0.20	0.063	ug/L		06/22/19 04:26	1
2-Amino-4,6-dinitrotoluene	**0.22**		0.20	0.12	0.050	ug/L		06/22/19 04:26	1
2-Nitrotoluene	0.20	U Q	0.39	0.20	0.084	ug/L		06/22/19 04:26	1
3-Nitrotoluene	0.39	U Q	0.39	0.39	0.19	ug/L		06/22/19 04:26	1
4-Amino-2,6-dinitrotoluene	**0.10**	**J**	0.20	0.12	0.056	ug/L		06/22/19 04:26	1
4-Nitrotoluene	0.39	U Q	0.98	0.39	0.20	ug/L		06/22/19 04:26	1
HMX	**0.43**	**M J1**	0.39	0.20	0.086	ug/L		06/22/19 04:26	1
HMX	**0.65**	**M J1**	0.39	0.20	0.086	ug/L		06/25/19 07:12	1
MNX	0.39	U	2.0	0.39	0.15	ug/L		06/22/19 04:26	1
Nitrobenzene	0.20	U Q	0.39	0.20	0.089	ug/L		06/22/19 04:26	1
RDX	**0.34**	**J M**	0.39	0.39	0.15	ug/L		06/22/19 04:26	1
Tetryl	0.20	U M	0.23	0.20	0.077	ug/L		06/22/19 04:26	1

Surrogate	*%Recovery*	*Qualifier*	*Limits*	*Prepared*	*Analyzed*	*Dil Fac*
1,2-Dinitrobenzene	*168*	*M Q*	*83 - 119*	*06/14/19 10:23*	*06/22/19 04:26*	*1*
1,2-Dinitrobenzene	*98*		*83 - 119*	*06/14/19 10:23*	*06/25/19 07:12*	*1*

Method: 8330A - Nitroaromatics and Nitramines (HPLC) - RE

Analyte	Result	Qualifier	LOQ	LOD	DL	Unit	D	Analyzed	Dil Fac
1,3,5-Trinitrobenzene	0.39	U H	0.97	0.39	0.19	ug/L		07/03/19 13:29	1
1,3-Dinitrobenzene	0.19	U H	0.39	0.19	0.086	ug/L		07/03/19 13:29	1
2,4,6-Trinitrotoluene	0.39	U H	0.39	0.39	0.16	ug/L		07/03/19 13:29	1
2,4-Dinitrotoluene	0.19	U H	0.39	0.19	0.082	ug/L		07/03/19 13:29	1
2,6-Dinitrotoluene	0.19	U H	0.19	0.19	0.063	ug/L		07/03/19 13:29	1
2-Amino-4,6-dinitrotoluene	**0.16**	**J H**	0.19	0.12	0.049	ug/L		07/03/19 13:29	1
2-Nitrotoluene	0.19	U H	0.39	0.19	0.083	ug/L		07/03/19 13:29	1
3-Nitrotoluene	0.39	U H M	0.39	0.39	0.19	ug/L		07/03/19 13:29	1

Client Sample ID: G0082-19A
Lab Sample ID: 280-124986-34

Date Collected: 06/09/19 15:45
Matrix: Water

Date Received: 06/11/19 09:10

Method: 8330A - Nitroaromatics and Nitramines (HPLC) - RE (Continued)

Analyte	Result	Qualifier	LOQ	LOD	DL	Unit	D	Analyzed	Dil Fac
4-Amino-2,6-dinitrotoluene	0.12	U H	0.19	0.12	0.056	ug/L		07/06/19 02:04	1
4-Nitrotoluene	0.39	U H	0.97	0.39	0.19	ug/L		07/03/19 13:29	1
HMX	**0.35**	**J H M J1**	0.39	0.19	0.085	ug/L		07/03/19 13:29	1
HMX	**0.63**	**H M J1**	0.39	0.19	0.085	ug/L		07/06/19 02:04	1
MNX	0.39	U H	1.9	0.39	0.15	ug/L		07/03/19 13:29	1
Nitrobenzene	0.19	U H	0.39	0.19	0.089	ug/L		07/03/19 13:29	1
RDX	**0.34**	**J H M**	0.39	0.39	0.15	ug/L		07/03/19 13:29	1
Tetryl	0.19	U H M	0.23	0.19	0.077	ug/L		07/03/19 13:29	1

Surrogate	*%Recovery*	*Qualifier*	*Limits*	*Prepared*	*Analyzed*	*Dil Fac*
1,2-Dinitrobenzene	*86*	*M*	*83 - 119*	*06/18/19 15:47*	*07/03/19 13:29*	*1*
1,2-Dinitrobenzene	*92*		*83 - 119*	*06/18/19 15:47*	*07/06/19 02:04*	*1*

General Chemistry

Analyte	Result	Qualifier	LOQ	LOD	DL	Unit	D	Analyzed	Dil Fac
Ammonia	**0.022**	**J**	0.10	0.050	0.022	mg/L		06/21/19 15:16	1
Nitrogen, Total Kjeldahl	1.0	U	1.0	1.0	0.69	mg/L		07/01/19 20:05	1
Nitrate Nitrite as N	**1.9**		0.10	0.050	0.019	mg/L		07/03/19 18:38	1
Sulfide	1.9	U	4.0	1.9	0.79	mg/L		06/14/19 18:31	1
Sulfate	**82**	**H**	5.0	3.0	1.0	mg/L		07/10/19 08:31	1
Total Alkalinity as CaCO3	**230**		10	10	3.1	mg/L		06/21/19 16:38	1

General Chemistry - Dissolved

Analyte	Result	Qualifier	LOQ	LOD	DL	Unit	D	Analyzed	Dil Fac
Dissolved Organic Carbon - Quad	**3.0**		1.0	0.50	0.16	mg/L		07/06/19 16:35	1

Default Detection Limits

Client: Brice Environmental Services, Corp
Project/Site: Cornhusker (CHAAP)

Job ID: 280-124986-1

Method: RSK-175 - Dissolved Gases (GC)

Analyte	LOQ	DL	Units
Methane	0.0050	0.00063	mg/L

Method: 8330A - Nitroaromatics and Nitramines (HPLC)

Prep: 3535

Analyte	LOQ	DL	Units
1,3,5-Trinitrobenzene	1.0	0.20	ug/L
1,3-Dinitrobenzene	0.40	0.089	ug/L
2,4,6-Trinitrotoluene	0.40	0.16	ug/L
2,4-Dinitrotoluene	0.40	0.084	ug/L
2,6-Dinitrotoluene	0.20	0.065	ug/L
2-Amino-4,6-dinitrotoluene	0.20	0.051	ug/L
2-Nitrotoluene	0.40	0.086	ug/L
3-Nitrotoluene	0.40	0.20	ug/L
4-Amino-2,6-dinitrotoluene	0.20	0.058	ug/L
4-Nitrotoluene	1.0	0.20	ug/L
HMX	0.40	0.088	ug/L
MNX	2.0	0.15	ug/L
Nitrobenzene	0.40	0.091	ug/L
RDX	0.40	0.16	ug/L
Tetryl	0.24	0.079	ug/L

General Chemistry

Analyte	LOQ	DL	Units
Ammonia	0.10	0.022	mg/L
Nitrate Nitrite as N	0.10	0.019	mg/L
Sulfate	5.0	1.0	mg/L
Total Alkalinity as CaCO3	10	3.1	mg/L

General Chemistry

Prep: 351.2

Analyte	LOQ	DL	Units
Nitrogen, Total Kjeldahl	1.0	0.69	mg/L

General Chemistry

Prep: 9030B

Analyte	LOQ	DL	Units
Sulfide	4.0	0.79	mg/L

General Chemistry - Dissolved

Analyte	LOQ	DL	Units
Dissolved Organic Carbon - Quad	1.0	0.16	mg/L

Surrogate Summary

Client: Brice Environmental Services, Corp
Project/Site: Cornhusker (CHAAP)

Job ID: 280-124986-1

Method: 8330A - Nitroaromatics and Nitramines (HPLC)

Matrix: Water

Prep Type: Total/NA

		Percent Surrogate Recovery (Acceptance Limits)						
Lab Sample ID	Client Sample ID	12DNB1 (83-119)						
280-124986-1	G0083-19A	99 M						
280-124986-1	G0083-19A	96						
280-124986-1 - RE	G0083-19A	97 M						
280-124986-1 - RE	G0083-19A	96						
280-124986-2	NW022-19A	191 M Q						
280-124986-2	NW022-19A	104						
280-124986-2 - RE	NW022-19A	96 M						
280-124986-3	NW023-19A	98						
280-124986-3	NW023-19A	93						
280-124986-3 - RE	NW023-19A	100						
280-124986-3 - RE	NW023-19A	96						
280-124986-4	G0090-19A	208 M Q						
280-124986-4	G0090-19A	103						
280-124986-4 - RE	G0090-19A	92 M						
280-124986-4 - RE	G0090-19A	110						
280-124986-5	G0088-19A	93						
280-124986-5	G0088-19A	93						
280-124986-5 - RE	G0088-19A	95						
280-124986-5 - RE	G0088-19A	96						
280-124986-6	PZ016-19A	89 M						
280-124986-6	PZ016-19A	110						
280-124986-6 - RE	PZ016-19A	100 M						
280-124986-6 - RE	PZ016-19A	113						
280-124986-7	G0112-19A	130 M Q						
280-124986-7	G0112-19A	96						
280-124986-7 - RE	G0112-19A	111 M						
280-124986-7 - RE	G0112-19A	105						
280-124986-8	G0084-19A	126 M Q						
280-124986-8	G0084-19A	97						
280-124986-8 - RE	G0084-19A	94 M						
280-124986-8 - RE	G0084-19A	92						
280-124986-9	G0113-19A	126 M Q						
280-124986-9	G0113-19A	110						
280-124986-9 - RE	G0113-19A	86 M						
280-124986-9 - RE	G0113-19A	99						
280-124986-10	G0075-19A	145 Q						
280-124986-10 - RE	G0075-19A	145 Q						
280-124986-11	G0076-19A	140 M Q						
280-124986-11 - RE	G0076-19A	122 M Q						
280-124986-12	G0024-19A	91 M						
280-124986-12	G0024-19A	97						
280-124986-12 - RE	G0024-19A	94 M						
280-124986-12 - RE	G0024-19A	95						
280-124986-13	G0087-19A	105						
280-124986-13	G0087-19A	97						
280-124986-13 - RE	G0087-19A	93 M						
280-124986-13 - RE	G0087-19A	96						
280-124986-14	G0080-19A	96 M						
280-124986-14	G0080-19A	97						

Surrogate Summary

Client: Brice Environmental Services, Corp
Job ID: 280-124986-1
Project/Site: Cornhusker (CHAAP)

Method: 8330A - Nitroaromatics and Nitramines (HPLC) (Continued)

Matrix: Water
Prep Type: Total/NA

		Percent Surrogate Recovery (Acceptance Limits)						
Lab Sample ID	Client Sample ID	12DNB1 (83-119)						
280-124986-14 - RE	G0080-19A	92 M						
280-124986-14 - RE	G0080-19A	97						
280-124986-15	G0086-19A	92						
280-124986-15	G0086-19A	94						
280-124986-15 - RE	G0086-19A	89						
280-124986-15 - RE	G0086-19A	97						
280-124986-16	G0118-19A	344 M Q						
280-124986-16	G0118-19A	101						
280-124986-16 - RE	G0118-19A	171 M Q						
280-124986-16 - RE	G0118-19A	109						
280-124986-17	G0110-19A	145 M Q						
280-124986-17	G0110-19A	92						
280-124986-17 - RE	G0110-19A	78 Q M						
280-124986-18	G0114-19A	199 Q						
280-124986-18	G0114-19A	97						
280-124986-18 - RE	G0114-19A	106 M						
280-124986-19	G0078-19A	172 Q						
280-124986-19	G0078-19A	90						
280-124986-19 - RE	G0078-19A	97 M						
280-124986-19 - RE	G0078-19A	99						
280-124986-20	G0077-19A	98 M						
280-124986-20	G0077-19A	92						
280-124986-20 - RE	G0077-19A	89 M						
280-124986-20 - RE	G0077-19A	95						
280-124986-21	PZ020-19A	94						
280-124986-21	PZ020-19A	108						
280-124986-21 - RE	PZ020-19A	102 M						
280-124986-21 - RE	PZ020-19A	98						
280-124986-22	PZ019-19A	103						
280-124986-22 - RE	PZ019-19A	112 M						
280-124986-23	NW020-19A	92						
280-124986-23	NW020-19A	106						
280-124986-23 - RE	NW020-19A	105 M						
280-124986-23 - RE	NW020-19A	104						
280-124986-24	NW021-19A	104						
280-124986-24	NW021-19A	99						
280-124986-24 - RE	NW021-19A	110						
280-124986-24 - RE	NW021-19A	107						
280-124986-25	G0070-19A	92						
280-124986-25	G0070-19A	92						
280-124986-25 - RE	G0070-19A	108						
280-124986-25 - RE	G0070-19A	99						
280-124986-25 MS	G0070-19AMS	94						
280-124986-25 MS - RE	G0070-19AMS	108						
280-124986-25 MSD	G0070-19AMSD	97						
280-124986-25 MSD - RE	G0070-19AMSD	86						
280-124986-26	G0108-19A	92 M						
280-124986-26	G0108-19A	92 M						
280-124986-26 - RE	G0108-19A	73 Q M						
280-124986-26 - RE	G0108-19A	62 Q						

Surrogate Summary

Client: Brice Environmental Services, Corp
Job ID: 280-124986-1
Project/Site: Cornhusker (CHAAP)

Method: 8330A - Nitroaromatics and Nitramines (HPLC) (Continued)

Matrix: Water
Prep Type: Total/NA

		Percent Surrogate Recovery (Acceptance Limits)						
Lab Sample ID	Client Sample ID	12DNB1 (83-119)						
280-124986-27	G0098-19A	94 M						
280-124986-27	G0098-19A	101						
280-124986-27 - RE	G0098-19A	98 M						
280-124986-27 - RE	G0098-19A	88						
280-124986-28	G0097-19A	109 M						
280-124986-28	G0097-19A	97 M						
280-124986-28 - RE	G0097-19A	103 M						
280-124986-28 - RE	G0097-19A	97 M						
280-124986-29	G0109-19A	91 M						
280-124986-29	G0109-19A	100						
280-124986-29 - RE	G0109-19A	113 M						
280-124986-29 - RE	G0109-19A	84						
280-124986-30	G0099-19A	113 M						
280-124986-30	G0099-19A	96						
280-124986-30 - RE	G0099-19A	135 M Q						
280-124986-30 - RE	G0099-19A	109						
280-124986-31	G0067-19A	94 M						
280-124986-31	G0067-19A	97						
280-124986-31 - RE	G0067-19A	105 M						
280-124986-31 - RE	G0067-19A	107						
280-124986-32	G0079-19A	96 M						
280-124986-32 - RE	G0079-19A	102 M						
280-124986-33	G0081-19A	87 M						
280-124986-33	G0081-19A	101						
280-124986-33 - RE	G0081-19A	124 M Q						
280-124986-33 - RE	G0081-19A	119						
280-124986-34	G0082-19A	168 M Q						
280-124986-34	G0082-19A	98						
280-124986-34 - RE	G0082-19A	86 M						
280-124986-34 - RE	G0082-19A	92						
LCS 280-461560/2-A	Lab Control Sample	93						
LCS 280-461561/2-A	Lab Control Sample	90						
LCS 280-461963/2-A	Lab Control Sample	94						
LCS 280-461963/4-A	Lab Control Sample	98						
LCS 280-461964/2-A	Lab Control Sample	116						
LCS 280-461964/3-A	Lab Control Sample	212 Q						
LCSD 280-461560/3-A	Lab Control Sample Dup	93						
LCSD 280-461963/3-A	Lab Control Sample Dup	97						
LCSD 280-461963/5-A	Lab Control Sample Dup	100						
LCSD 280-461964/4-A	Lab Control Sample Dup	105						
MB 280-461560/1-A	Method Blank	93						
MB 280-461561/1-A	Method Blank	91						
MB 280-461963/1-A	Method Blank	101						
MB 280-461964/1-A	Method Blank	108						
MB 280-461964/1-A	Method Blank	106						

Surrogate Legend

12DNB = 1,2-Dinitrobenzene

Method: RSK-175 - Dissolved Gases (GC)

Lab Sample ID: MB 280-461373/57
Matrix: Water
Analysis Batch: 461373

Client Sample ID: Method Blank
Prep Type: Total/NA

Analyte	MB Result	MB Qualifier	LOQ	LOD	DL	Unit	D	Analyzed	Dil Fac
Methane	0.0020	U	0.0050	0.0020	0.00063	mg/L		06/13/19 22:47	1

Lab Sample ID: LCS 280-461373/55
Matrix: Water
Analysis Batch: 461373

Client Sample ID: Lab Control Sample
Prep Type: Total/NA

Analyte	Spike Added	LCS Result	LCS Qualifier	Unit	D	%Rec	%Rec. Limits
Methane	0.0730	0.0732		mg/L		100	73 - 125

Lab Sample ID: LCSD 280-461373/56
Matrix: Water
Analysis Batch: 461373

Client Sample ID: Lab Control Sample Dup
Prep Type: Total/NA

Analyte	Spike Added	LCSD Result	LCSD Qualifier	Unit	D	%Rec	%Rec. Limits	RPD	RPD Limit
Methane	0.0730	0.0762		mg/L		104	73 - 125	4	20

Lab Sample ID: 280-124986-1 DU
Matrix: Water
Analysis Batch: 461373

Client Sample ID: G0083-19A
Prep Type: Total/NA

Analyte	Sample Result	Sample Qualifier	DU Result	DU Qualifier	Unit	D	RPD	RPD Limit
Methane	0.080		0.0843		mg/L		5	20

Lab Sample ID: 280-124986-8 DU
Matrix: Water
Analysis Batch: 461373

Client Sample ID: G0084-19A
Prep Type: Total/NA

Analyte	Sample Result	Sample Qualifier	DU Result	DU Qualifier	Unit	D	RPD	RPD Limit
Methane	6.6	D	6.63	D	mg/L		0.9	20

Lab Sample ID: 280-124986-13 DU
Matrix: Water
Analysis Batch: 461373

Client Sample ID: G0087-19A
Prep Type: Total/NA

Analyte	Sample Result	Sample Qualifier	DU Result	DU Qualifier	Unit	D	RPD	RPD Limit
Methane	0.0020	U	0.0020	U	mg/L		NC	20

Lab Sample ID: MB 280-461529/4
Matrix: Water
Analysis Batch: 461529

Client Sample ID: Method Blank
Prep Type: Total/NA

Analyte	MB Result	MB Qualifier	LOQ	LOD	DL	Unit	D	Analyzed	Dil Fac
Methane	0.0020	U	0.0050	0.0020	0.00063	mg/L		06/14/19 10:26	1

Lab Sample ID: LCS 280-461529/2
Matrix: Water
Analysis Batch: 461529

Client Sample ID: Lab Control Sample
Prep Type: Total/NA

Analyte	Spike Added	LCS Result	LCS Qualifier	Unit	D	%Rec	%Rec. Limits
Methane	0.0730	0.0838		mg/L		115	73 - 125

Method: RSK-175 - Dissolved Gases (GC)

Lab Sample ID: LCSD 280-461529/3
Matrix: Water
Analysis Batch: 461529

Client Sample ID: Lab Control Sample Dup
Prep Type: Total/NA

Analyte			Spike Added	LCSD Result	LCSD Qualifier	Unit	D	%Rec	%Rec. Limits	RPD	RPD Limit
Methane			0.0730	0.0775		mg/L		106	73 - 125	8	20

Lab Sample ID: 280-124986-25 MS
Matrix: Water
Analysis Batch: 461529

Client Sample ID: G0070-19AMS
Prep Type: Total/NA

Analyte	Sample Result	Sample Qualifier	Spike Added	MS Result	MS Qualifier	Unit	D	%Rec	%Rec. Limits
Methane	0.0020	U	0.0730	0.0653		mg/L		89	73 - 125

Lab Sample ID: 280-124986-25 MSD
Matrix: Water
Analysis Batch: 461529

Client Sample ID: G0070-19AMSD
Prep Type: Total/NA

Analyte	Sample Result	Sample Qualifier	Spike Added	MSD Result	MSD Qualifier	Unit	D	%Rec	%Rec. Limits	RPD	RPD Limit
Methane	0.0020	U	0.0730	0.0613		mg/L		84	73 - 125	6	20

Lab Sample ID: 280-124986-26 DU
Matrix: Water
Analysis Batch: 461529

Client Sample ID: G0108-19A
Prep Type: Total/NA

Analyte	Sample Result	Sample Qualifier	DU Result	DU Qualifier	Unit	D	RPD	RPD Limit
Methane	17	J1	16.2	J1	mg/L		3	20

Lab Sample ID: MB 280-461755/4
Matrix: Water
Analysis Batch: 461755

Client Sample ID: Method Blank
Prep Type: Total/NA

Analyte	MB Result	MB Qualifier	LOQ	LOD	DL	Unit	D	Analyzed	Dil Fac
Methane	0.0020	U	0.0050	0.0020	0.00063	mg/L		06/17/19 07:31	1

Lab Sample ID: LCS 280-461755/2
Matrix: Water
Analysis Batch: 461755

Client Sample ID: Lab Control Sample
Prep Type: Total/NA

Analyte			Spike Added	LCS Result	LCS Qualifier	Unit	D	%Rec	%Rec. Limits
Methane			0.0730	0.0767		mg/L		105	73 - 125

Lab Sample ID: LCSD 280-461755/3
Matrix: Water
Analysis Batch: 461755

Client Sample ID: Lab Control Sample Dup
Prep Type: Total/NA

Analyte			Spike Added	LCSD Result	LCSD Qualifier	Unit	D	%Rec	%Rec. Limits	RPD	RPD Limit
Methane			0.0730	0.0832		mg/L		114	73 - 125	8	20

Method: 8330A - Nitroaromatics and Nitramines (HPLC)

Lab Sample ID: MB 280-461560/1-A
Matrix: Water
Analysis Batch: 462065

Client Sample ID: Method Blank
Prep Type: Total/NA
Prep Batch: 461560

Analyte	MB Result	MB Qualifier	LOQ	LOD	DL	Unit	D	Analyzed	Dil Fac
1,3,5-Trinitrobenzene	0.40	U	1.0	0.40	0.20	ug/L		06/20/19 03:15	1
1,3-Dinitrobenzene	0.20	U	0.40	0.20	0.089	ug/L		06/20/19 03:15	1
2,4,6-Trinitrotoluene	0.40	U	0.40	0.40	0.16	ug/L		06/20/19 03:15	1
2,4-Dinitrotoluene	0.20	U	0.40	0.20	0.084	ug/L		06/20/19 03:15	1
2,6-Dinitrotoluene	0.20	U	0.20	0.20	0.065	ug/L		06/20/19 03:15	1
2-Amino-4,6-dinitrotoluene	0.12	U	0.20	0.12	0.051	ug/L		06/20/19 03:15	1
2-Nitrotoluene	0.20	U	0.40	0.20	0.086	ug/L		06/20/19 03:15	1
3-Nitrotoluene	0.40	U M	0.40	0.40	0.20	ug/L		06/20/19 03:15	1
4-Amino-2,6-dinitrotoluene	0.12	U	0.20	0.12	0.058	ug/L		06/20/19 03:15	1
4-Nitrotoluene	0.40	U	1.0	0.40	0.20	ug/L		06/20/19 03:15	1
HMX	0.20	U	0.40	0.20	0.088	ug/L		06/20/19 03:15	1
MNX	0.40	U M	2.0	0.40	0.15	ug/L		06/20/19 03:15	1
Nitrobenzene	0.20	U	0.40	0.20	0.091	ug/L		06/20/19 03:15	1
RDX	0.40	U	0.40	0.40	0.16	ug/L		06/20/19 03:15	1
Tetryl	0.20	U	0.24	0.20	0.079	ug/L		06/20/19 03:15	1

Surrogate	*MB %Recovery*	*MB Qualifier*	*Limits*	*Prepared*	*Analyzed*	*Dil Fac*
1,2-Dinitrobenzene	*93*		*83 - 119*	*06/14/19 10:20*	*06/20/19 03:15*	*1*

Lab Sample ID: LCS 280-461560/2-A
Matrix: Water
Analysis Batch: 462065

Client Sample ID: Lab Control Sample
Prep Type: Total/NA
Prep Batch: 461560

Analyte	Spike Added	LCS Result	LCS Qualifier	Unit	D	%Rec	%Rec. Limits
1,3,5-Trinitrobenzene	2.00	2.08		ug/L		104	73 - 125
1,3-Dinitrobenzene	2.00	1.97		ug/L		99	78 - 120
2,4,6-Trinitrotoluene	2.00	1.83		ug/L		91	71 - 123
2,4-Dinitrotoluene	2.00	1.88		ug/L		94	78 - 120
2,6-Dinitrotoluene	2.00	1.82		ug/L		91	77 - 127
2-Amino-4,6-dinitrotoluene	2.00	1.78		ug/L		89	79 - 120
2-Nitrotoluene	2.00	1.26	Q	ug/L		63	70 - 127
3-Nitrotoluene	2.00	1.41	Q	ug/L		71	73 - 125
4-Amino-2,6-dinitrotoluene	2.00	1.66		ug/L		83	76 - 125
4-Nitrotoluene	2.00	1.40	Q	ug/L		70	71 - 127
HMX	2.00	1.90	M	ug/L		95	65 - 135
Nitrobenzene	2.00	1.52		ug/L		76	65 - 134
RDX	2.00	1.96		ug/L		98	68 - 130
Tetryl	2.00	1.93		ug/L		97	64 - 128

Surrogate	*LCS %Recovery*	*LCS Qualifier*	*Limits*
1,2-Dinitrobenzene	*93*		*83 - 119*

Lab Sample ID: LCSD 280-461560/3-A
Matrix: Water
Analysis Batch: 462065

Client Sample ID: Lab Control Sample Dup
Prep Type: Total/NA
Prep Batch: 461560

Analyte	Spike Added	LCSD Result	LCSD Qualifier	Unit	D	%Rec	%Rec. Limits	RPD	RPD Limit
1,3,5-Trinitrobenzene	2.00	2.05		ug/L		103	73 - 125	1	30

Method: 8330A - Nitroaromatics and Nitramines (HPLC) (Continued)

Lab Sample ID: LCSD 280-461560/3-A
Matrix: Water
Analysis Batch: 462065

Client Sample ID: Lab Control Sample Dup
Prep Type: Total/NA
Prep Batch: 461560

Analyte			Spike Added	LCSD Result	LCSD Qualifier	Unit	D	%Rec	%Rec. Limits	RPD	RPD Limit
1,3-Dinitrobenzene			2.00	1.97		ug/L		98	78 - 120	0	30
2,4,6-Trinitrotoluene			2.00	1.85		ug/L		92	71 - 123	1	30
2,4-Dinitrotoluene			2.00	1.89		ug/L		95	78 - 120	1	30
2,6-Dinitrotoluene			2.00	1.90		ug/L		95	77 - 127	4	30
2-Amino-4,6-dinitrotoluene			2.00	1.79		ug/L		89	79 - 120	0	30
2-Nitrotoluene			2.00	1.33	Q	ug/L		67	70 - 127	5	30
3-Nitrotoluene			2.00	1.64		ug/L		82	73 - 125	15	30
4-Amino-2,6-dinitrotoluene			2.00	1.65		ug/L		82	76 - 125	1	30
4-Nitrotoluene			2.00	1.53		ug/L		77	71 - 127	9	30
HMX			2.00	1.96		ug/L		98	65 - 135	3	30
Nitrobenzene			2.00	1.60		ug/L		80	65 - 134	5	30
RDX			2.00	1.97		ug/L		99	68 - 130	1	30
Tetryl			2.00	1.92		ug/L		96	64 - 128	1	30

Surrogate	*LCSD %Recovery*	*LCSD Qualifier*	*Limits*
1,2-Dinitrobenzene	*93*		*83 - 119*

Lab Sample ID: MB 280-461561/1-A
Matrix: Water
Analysis Batch: 462202

Client Sample ID: Method Blank
Prep Type: Total/NA
Prep Batch: 461561

Analyte	MB Result	MB Qualifier	LOQ	LOD	DL	Unit	D	Analyzed	Dil Fac
1,3,5-Trinitrobenzene	0.40	U	1.0	0.40	0.20	ug/L		06/21/19 20:41	1
1,3-Dinitrobenzene	0.20	U	0.40	0.20	0.089	ug/L		06/21/19 20:41	1
2,4,6-Trinitrotoluene	0.40	U	0.40	0.40	0.16	ug/L		06/21/19 20:41	1
2,4-Dinitrotoluene	0.365	J	0.40	0.20	0.084	ug/L		06/21/19 20:41	1
2,6-Dinitrotoluene	0.20	U	0.20	0.20	0.065	ug/L		06/21/19 20:41	1
2-Amino-4,6-dinitrotoluene	0.12	U	0.20	0.12	0.051	ug/L		06/21/19 20:41	1
2-Nitrotoluene	0.20	U	0.40	0.20	0.086	ug/L		06/21/19 20:41	1
3-Nitrotoluene	0.40	U	0.40	0.40	0.20	ug/L		06/21/19 20:41	1
4-Amino-2,6-dinitrotoluene	0.12	U	0.20	0.12	0.058	ug/L		06/21/19 20:41	1
4-Nitrotoluene	0.40	U	1.0	0.40	0.20	ug/L		06/21/19 20:41	1
HMX	0.20	U	0.40	0.20	0.088	ug/L		06/21/19 20:41	1
MNX	0.40	U M	2.0	0.40	0.15	ug/L		06/21/19 20:41	1
Nitrobenzene	0.20	U	0.40	0.20	0.091	ug/L		06/21/19 20:41	1
RDX	0.40	U	0.40	0.40	0.16	ug/L		06/21/19 20:41	1
Tetryl	0.20	U	0.24	0.20	0.079	ug/L		06/21/19 20:41	1

Surrogate	*MB %Recovery*	*MB Qualifier*	*Limits*	*Prepared*	*Analyzed*	*Dil Fac*
1,2-Dinitrobenzene	*91*		*83 - 119*	*06/14/19 10:23*	*06/21/19 20:41*	*1*

Lab Sample ID: LCS 280-461561/2-A
Matrix: Water
Analysis Batch: 462202

Client Sample ID: Lab Control Sample
Prep Type: Total/NA
Prep Batch: 461561

Analyte			Spike Added	LCS Result	LCS Qualifier	Unit	D	%Rec	%Rec. Limits		
1,3,5-Trinitrobenzene			2.00	2.03		ug/L		101	73 - 125		
1,3-Dinitrobenzene			2.00	1.94		ug/L		97	78 - 120		

Method: 8330A - Nitroaromatics and Nitramines (HPLC) (Continued)

Lab Sample ID: LCS 280-461561/2-A
Matrix: Water
Analysis Batch: 462202

Client Sample ID: Lab Control Sample
Prep Type: Total/NA
Prep Batch: 461561

Analyte	Spike Added	LCS Result	LCS Qualifier	Unit	D	%Rec	%Rec. Limits
2,4,6-Trinitrotoluene	2.00	1.82		ug/L		91	71 - 123
2,4-Dinitrotoluene	2.00	1.85		ug/L		93	78 - 120
2,6-Dinitrotoluene	2.00	1.80		ug/L		90	77 - 127
2-Amino-4,6-dinitrotoluene	2.00	1.73		ug/L		87	79 - 120
2-Nitrotoluene	2.00	1.15	Q	ug/L		58	70 - 127
3-Nitrotoluene	2.00	1.38	Q	ug/L		69	73 - 125
4-Amino-2,6-dinitrotoluene	2.00	1.58		ug/L		79	76 - 125
4-Nitrotoluene	2.00	1.38	Q	ug/L		69	71 - 127
HMX	2.00	1.85	M	ug/L		93	65 - 135
Nitrobenzene	2.00	1.49		ug/L		75	65 - 134
RDX	2.00	1.98		ug/L		99	68 - 130
Tetryl	2.00	1.87		ug/L		93	64 - 128

Surrogate	*LCS %Recovery*	*LCS Qualifier*	*Limits*
1,2-Dinitrobenzene	*90*		*83 - 119*

Lab Sample ID: 280-124986-25 MS
Matrix: Water
Analysis Batch: 462202

Client Sample ID: G0070-19AMS
Prep Type: Total/NA
Prep Batch: 461561

Analyte	Sample Result	Sample Qualifier	Spike Added	MS Result	MS Qualifier	Unit	D	%Rec	%Rec. Limits
1,3,5-Trinitrobenzene	0.39	U	1.98	1.96		ug/L		99	73 - 125
1,3-Dinitrobenzene	0.19	U	1.98	1.89		ug/L		95	78 - 120
2,4,6-Trinitrotoluene	0.39	U M	1.98	1.94	M	ug/L		98	71 - 123
2,4-Dinitrotoluene	0.19	U	1.98	2.01	M	ug/L		102	78 - 120
2,6-Dinitrotoluene	0.19	U	1.98	1.92	M	ug/L		97	77 - 127
2-Amino-4,6-dinitrotoluene	0.12	U	1.98	1.91	M	ug/L		96	79 - 120
2-Nitrotoluene	0.19	U Q	1.98	1.43	M	ug/L		72	70 - 127
3-Nitrotoluene	0.39	U Q	1.98	1.61	M	ug/L		81	73 - 125
4-Amino-2,6-dinitrotoluene	0.12	U	1.98	1.85	M	ug/L		93	76 - 125
4-Nitrotoluene	0.39	U Q	1.98	1.61	M	ug/L		81	71 - 127
HMX	0.19	U	1.98	1.77	M	ug/L		89	65 - 135
Nitrobenzene	0.10	J	1.98	1.61		ug/L		76	65 - 134
RDX	0.39	U	1.98	2.07		ug/L		104	68 - 130
Tetryl	0.19	U	1.98	2.01		ug/L		101	64 - 128

Surrogate	*MS %Recovery*	*MS Qualifier*	*Limits*
1,2-Dinitrobenzene	*94*		*83 - 119*

Lab Sample ID: 280-124986-25 MSD
Matrix: Water
Analysis Batch: 462202

Client Sample ID: G0070-19AMSD
Prep Type: Total/NA
Prep Batch: 461561

Analyte	Sample Result	Sample Qualifier	Spike Added	MSD Result	MSD Qualifier	Unit	D	%Rec	%Rec. Limits	RPD	RPD Limit
1,3,5-Trinitrobenzene	0.39	U	2.06	2.10		ug/L		102	73 - 125	7	30
1,3-Dinitrobenzene	0.19	U	2.06	2.07		ug/L		101	78 - 120	9	30
2,4,6-Trinitrotoluene	0.39	U M	2.06	1.91		ug/L		93	71 - 123	1	30
2,4-Dinitrotoluene	0.19	U	2.06	2.02		ug/L		98	78 - 120	0	30

Method: 8330A - Nitroaromatics and Nitramines (HPLC) (Continued)

Lab Sample ID: 280-124986-25 MSD
Matrix: Water
Analysis Batch: 462202

Client Sample ID: G0070-19AMSD
Prep Type: Total/NA
Prep Batch: 461561

Analyte	Sample Result	Sample Qualifier	Spike Added	MSD Result	MSD Qualifier	Unit	D	%Rec	%Rec. Limits	RPD	RPD Limit
2,6-Dinitrotoluene	0.19	U	2.06	1.91		ug/L		93	77 - 127	1	30
2-Amino-4,6-dinitrotoluene	0.12	U	2.06	1.94		ug/L		94	79 - 120	2	30
2-Nitrotoluene	0.19	U Q	2.06	1.53	M	ug/L		74	70 - 127	7	30
3-Nitrotoluene	0.39	U Q	2.06	1.73	M	ug/L		84	73 - 125	7	30
4-Amino-2,6-dinitrotoluene	0.12	U	2.06	1.75		ug/L		85	76 - 125	5	30
4-Nitrotoluene	0.39	U Q	2.06	1.64	M	ug/L		80	71 - 127	2	30
HMX	0.19	U	2.06	1.93	M	ug/L		94	65 - 135	9	30
Nitrobenzene	0.10	J	2.06	1.92		ug/L		88	65 - 134	17	30
RDX	0.39	U	2.06	2.39		ug/L		116	68 - 130	14	30
Tetryl	0.19	U	2.06	2.16		ug/L		105	64 - 128	7	30

Surrogate	*MSD %Recovery*	*MSD Qualifier*	*Limits*
1,2-Dinitrobenzene	*97*		*83 - 119*

Lab Sample ID: MB 280-461963/1-A
Matrix: Water
Analysis Batch: 462823

Client Sample ID: Method Blank
Prep Type: Total/NA
Prep Batch: 461963

Analyte	MB Result	MB Qualifier	LOQ	LOD	DL	Unit	D	Analyzed	Dil Fac
1,3,5-Trinitrobenzene	0.40	U	1.0	0.40	0.20	ug/L		06/26/19 20:20	1
1,3-Dinitrobenzene	0.20	U	0.40	0.20	0.089	ug/L		06/26/19 20:20	1
2,4,6-Trinitrotoluene	0.40	U	0.40	0.40	0.16	ug/L		06/26/19 20:20	1
2,4-Dinitrotoluene	0.20	U	0.40	0.20	0.084	ug/L		06/26/19 20:20	1
2,6-Dinitrotoluene	0.20	U	0.20	0.20	0.065	ug/L		06/26/19 20:20	1
2-Amino-4,6-dinitrotoluene	0.12	U	0.20	0.12	0.051	ug/L		06/26/19 20:20	1
2-Nitrotoluene	0.20	U	0.40	0.20	0.086	ug/L		06/26/19 20:20	1
3-Nitrotoluene	0.40	U M	0.40	0.40	0.20	ug/L		06/26/19 20:20	1
4-Amino-2,6-dinitrotoluene	0.12	U	0.20	0.12	0.058	ug/L		06/26/19 20:20	1
4-Nitrotoluene	0.40	U	1.0	0.40	0.20	ug/L		06/26/19 20:20	1
HMX	0.20	U	0.40	0.20	0.088	ug/L		06/26/19 20:20	1
MNX	0.40	U	2.0	0.40	0.15	ug/L		06/26/19 20:20	1
Nitrobenzene	0.20	U	0.40	0.20	0.091	ug/L		06/26/19 20:20	1
RDX	0.40	U	0.40	0.40	0.16	ug/L		06/26/19 20:20	1
Tetryl	0.20	U	0.24	0.20	0.079	ug/L		06/26/19 20:20	1

Surrogate	*MB %Recovery*	*MB Qualifier*	*Limits*	*Prepared*	*Analyzed*	*Dil Fac*
1,2-Dinitrobenzene	*101*		*83 - 119*	*06/18/19 14:22*	*06/26/19 20:20*	*1*

Lab Sample ID: LCS 280-461963/2-A
Matrix: Water
Analysis Batch: 462823

Client Sample ID: Lab Control Sample
Prep Type: Total/NA
Prep Batch: 461963

Analyte	Spike Added	LCS Result	LCS Qualifier	Unit	D	%Rec	%Rec. Limits
1,3,5-Trinitrobenzene	2.00	2.06		ug/L		103	73 - 125
1,3-Dinitrobenzene	2.00	1.97		ug/L		98	78 - 120
2,4,6-Trinitrotoluene	2.00	1.89		ug/L		95	71 - 123
2,4-Dinitrotoluene	2.00	1.86		ug/L		93	78 - 120
2,6-Dinitrotoluene	2.00	1.83		ug/L		92	77 - 127

Method: 8330A - Nitroaromatics and Nitramines (HPLC) (Continued)

Lab Sample ID: LCS 280-461963/2-A
Matrix: Water
Analysis Batch: 462823

Client Sample ID: Lab Control Sample
Prep Type: Total/NA
Prep Batch: 461963

Analyte	Spike Added	LCS Result	LCS Qualifier	Unit	D	%Rec	%Rec. Limits
2-Amino-4,6-dinitrotoluene	2.00	1.64		ug/L		82	79 - 120
2-Nitrotoluene	2.00	1.55		ug/L		77	70 - 127
3-Nitrotoluene	2.00	1.68		ug/L		84	73 - 125
4-Amino-2,6-dinitrotoluene	2.00	1.42	Q	ug/L		71	76 - 125
4-Nitrotoluene	2.00	1.62		ug/L		81	71 - 127
HMX	2.00	2.01	M	ug/L		100	65 - 135
Nitrobenzene	2.00	1.79		ug/L		89	65 - 134
RDX	2.00	2.07		ug/L		104	68 - 130
Tetryl	2.00	2.05		ug/L		103	64 - 128

Surrogate	*LCS %Recovery*	*LCS Qualifier*	*Limits*
1,2-Dinitrobenzene	*94*		*83 - 119*

Lab Sample ID: LCS 280-461963/4-A
Matrix: Water
Analysis Batch: 462823

Client Sample ID: Lab Control Sample
Prep Type: Total/NA
Prep Batch: 461963

Analyte	Spike Added	LCS Result	LCS Qualifier	Unit	D	%Rec	%Rec. Limits
MNX	2.33	2.46		ug/L		105	57 - 132

Surrogate	*LCS %Recovery*	*LCS Qualifier*	*Limits*
1,2-Dinitrobenzene	*98*		*83 - 119*

Lab Sample ID: LCSD 280-461963/3-A
Matrix: Water
Analysis Batch: 462823

Client Sample ID: Lab Control Sample Dup
Prep Type: Total/NA
Prep Batch: 461963

Analyte	Spike Added	LCSD Result	LCSD Qualifier	Unit	D	%Rec	%Rec. Limits	RPD	RPD Limit
1,3,5-Trinitrobenzene	2.00	2.13		ug/L		106	73 - 125	3	30
1,3-Dinitrobenzene	2.00	2.04		ug/L		102	78 - 120	3	30
2,4,6-Trinitrotoluene	2.00	1.94		ug/L		97	71 - 123	2	30
2,4-Dinitrotoluene	2.00	1.94		ug/L		97	78 - 120	4	30
2,6-Dinitrotoluene	2.00	1.94		ug/L		97	77 - 127	6	30
2-Amino-4,6-dinitrotoluene	2.00	1.77		ug/L		88	79 - 120	8	30
2-Nitrotoluene	2.00	1.67	M	ug/L		83	70 - 127	7	30
3-Nitrotoluene	2.00	1.88	M	ug/L		94	73 - 125	11	30
4-Amino-2,6-dinitrotoluene	2.00	1.52		ug/L		76	76 - 125	7	30
4-Nitrotoluene	2.00	1.69	M	ug/L		84	71 - 127	4	30
HMX	2.00	2.01	M	ug/L		100	65 - 135	0	30
Nitrobenzene	2.00	1.90		ug/L		95	65 - 134	6	30
RDX	2.00	2.11		ug/L		106	68 - 130	2	30
Tetryl	2.00	2.09		ug/L		104	64 - 128	2	30

Surrogate	*LCSD %Recovery*	*LCSD Qualifier*	*Limits*
1,2-Dinitrobenzene	*97*		*83 - 119*

Method: 8330A - Nitroaromatics and Nitramines (HPLC) (Continued)

Lab Sample ID: LCSD 280-461963/5-A
Matrix: Water
Analysis Batch: 462823

Client Sample ID: Lab Control Sample Dup
Prep Type: Total/NA
Prep Batch: 461963

Analyte			Spike Added	LCSD Result	LCSD Qualifier	Unit	D	%Rec	%Rec. Limits	RPD	RPD Limit
MNX			2.33	2.45		ug/L		105	57 - 132	0	30

Surrogate	*LCSD %Recovery*	*LCSD Qualifier*	*Limits*
1,2-Dinitrobenzene	*100*		*83 - 119*

Lab Sample ID: MB 280-461964/1-A
Matrix: Water
Analysis Batch: 463366

Client Sample ID: Method Blank
Prep Type: Total/NA
Prep Batch: 461964

Analyte	MB Result	MB Qualifier	LOQ	LOD	DL	Unit	D	Analyzed	Dil Fac
1,3,5-Trinitrobenzene	0.40	U	1.0	0.40	0.20	ug/L		07/03/19 05:03	1
1,3-Dinitrobenzene	0.20	U	0.40	0.20	0.089	ug/L		07/03/19 05:03	1
2,4,6-Trinitrotoluene	0.40	U	0.40	0.40	0.16	ug/L		07/03/19 05:03	1
2,4-Dinitrotoluene	0.20	U	0.40	0.20	0.084	ug/L		07/03/19 05:03	1
2,6-Dinitrotoluene	0.20	U	0.20	0.20	0.065	ug/L		07/03/19 05:03	1
2-Amino-4,6-dinitrotoluene	0.12	U	0.20	0.12	0.051	ug/L		07/03/19 05:03	1
2-Nitrotoluene	0.20	U	0.40	0.20	0.086	ug/L		07/03/19 05:03	1
3-Nitrotoluene	0.40	U M	0.40	0.40	0.20	ug/L		07/03/19 05:03	1
4-Amino-2,6-dinitrotoluene	0.12	U	0.20	0.12	0.058	ug/L		07/03/19 05:03	1
4-Nitrotoluene	0.40	U	1.0	0.40	0.20	ug/L		07/03/19 05:03	1
HMX	0.20	U	0.40	0.20	0.088	ug/L		07/03/19 05:03	1
Nitrobenzene	0.20	U	0.40	0.20	0.091	ug/L		07/03/19 05:03	1
RDX	0.40	U	0.40	0.40	0.16	ug/L		07/03/19 05:03	1
Tetryl	0.20	U	0.24	0.20	0.079	ug/L		07/03/19 05:03	1

Surrogate	*MB %Recovery*	*MB Qualifier*	*Limits*	*Prepared*	*Analyzed*	*Dil Fac*
1,2-Dinitrobenzene	*108*		*83 - 119*	*06/18/19 15:47*	*07/03/19 05:03*	*1*

Lab Sample ID: MB 280-461964/1-A
Matrix: Water
Analysis Batch: 463562

Client Sample ID: Method Blank
Prep Type: Total/NA
Prep Batch: 461964

Analyte	MB Result	MB Qualifier	LOQ	LOD	DL	Unit	D	Analyzed	Dil Fac
MNX	0.40	U M	2.0	0.40	0.15	ug/L		07/05/19 13:49	1

Surrogate	*MB %Recovery*	*MB Qualifier*	*Limits*	*Prepared*	*Analyzed*	*Dil Fac*
1,2-Dinitrobenzene	*106*		*83 - 119*	*06/18/19 15:47*	*07/05/19 13:49*	*1*

Lab Sample ID: LCS 280-461964/2-A
Matrix: Water
Analysis Batch: 463366

Client Sample ID: Lab Control Sample
Prep Type: Total/NA
Prep Batch: 461964

Analyte			Spike Added	LCS Result	LCS Qualifier	Unit	D	%Rec	%Rec. Limits		
1,3,5-Trinitrobenzene			2.00	2.01		ug/L		100	73 - 125		
1,3-Dinitrobenzene			2.00	1.98		ug/L		99	78 - 120		
2,4,6-Trinitrotoluene			2.00	1.84		ug/L		92	71 - 123		
2,4-Dinitrotoluene			2.00	1.92		ug/L		96	78 - 120		
2,6-Dinitrotoluene			2.00	1.85		ug/L		92	77 - 127		

Method: 8330A - Nitroaromatics and Nitramines (HPLC) (Continued)

Lab Sample ID: LCS 280-461964/2-A
Matrix: Water
Analysis Batch: 463366

Client Sample ID: Lab Control Sample
Prep Type: Total/NA
Prep Batch: 461964

Analyte	Spike Added	LCS Result	LCS Qualifier	Unit	D	%Rec	%Rec. Limits
2-Amino-4,6-dinitrotoluene	2.00	1.85		ug/L		93	79 - 120
2-Nitrotoluene	2.00	1.65		ug/L		83	70 - 127
3-Nitrotoluene	2.00	1.89		ug/L		95	73 - 125
4-Amino-2,6-dinitrotoluene	2.00	1.73		ug/L		86	76 - 125
4-Nitrotoluene	2.00	1.75		ug/L		88	71 - 127
HMX	2.00	1.87	M	ug/L		94	65 - 135
Nitrobenzene	2.00	1.85		ug/L		93	65 - 134
RDX	2.00	2.00		ug/L		100	68 - 130
Tetryl	2.00	2.09		ug/L		104	64 - 128

Surrogate	*LCS %Recovery*	*LCS Qualifier*	*Limits*
1,2-Dinitrobenzene	*116*		*83 - 119*

Lab Sample ID: LCS 280-461964/3-A
Matrix: Water
Analysis Batch: 463366

Client Sample ID: Lab Control Sample
Prep Type: Total/NA
Prep Batch: 461964

Analyte	Spike Added	LCS Result	LCS Qualifier	Unit	D	%Rec	%Rec. Limits
MNX	2.33	2.52		ug/L		108	57 - 132

Surrogate	*LCS %Recovery*	*LCS Qualifier*	*Limits*
1,2-Dinitrobenzene	*212*	*Q*	*83 - 119*

Lab Sample ID: LCSD 280-461964/4-A
Matrix: Water
Analysis Batch: 463366

Client Sample ID: Lab Control Sample Dup
Prep Type: Total/NA
Prep Batch: 461964

Analyte	Spike Added	LCSD Result	LCSD Qualifier	Unit	D	%Rec	%Rec. Limits	RPD	RPD Limit
MNX	2.33	2.57		ug/L		110	57 - 132	2	30

Surrogate	*LCSD %Recovery*	*LCSD Qualifier*	*Limits*
1,2-Dinitrobenzene	*105*		*83 - 119*

Method: 8330A - Nitroaromatics and Nitramines (HPLC) - RE

Lab Sample ID: 280-124986-25 MS
Matrix: Water
Analysis Batch: 463366

Client Sample ID: G0070-19AMS
Prep Type: Total/NA
Prep Batch: 461964

Analyte	Sample Result	Sample Qualifier	Spike Added	MS Result	MS Qualifier	Unit	D	%Rec	%Rec. Limits
1,3,5-Trinitrobenzene - RE	0.39	U H	1.93	1.88	H	ug/L		98	73 - 125
1,3-Dinitrobenzene - RE	0.20	U H J1	1.93	1.85	H	ug/L		96	78 - 120
2,4,6-Trinitrotoluene - RE	0.39	U H	1.93	1.75	H	ug/L		91	71 - 123
2,4-Dinitrotoluene - RE	0.20	U H J1	1.93	1.76	H	ug/L		91	78 - 120
2,6-Dinitrotoluene - RE	0.20	U H J1	1.93	1.70	H	ug/L		88	77 - 127
2-Amino-4,6-dinitrotoluene - RE	0.12	U H J1	1.93	1.66	H	ug/L		86	79 - 120
2-Nitrotoluene - RE	0.20	U H J1	1.93	1.03	H J1	ug/L		54	70 - 127
3-Nitrotoluene - RE	0.39	U H M J1	1.93	1.27	H J1	ug/L		66	73 - 125

Method: 8330A - Nitroaromatics and Nitramines (HPLC) - RE (Continued)

Lab Sample ID: 280-124986-25 MS — **Client Sample ID: G0070-19AMS**
Matrix: Water — **Prep Type: Total/NA**
Analysis Batch: 463366 — **Prep Batch: 461964**

Analyte	Sample Result	Sample Qualifier	Spike Added	MS Result	MS Qualifier	Unit	D	%Rec	%Rec. Limits
4-Amino-2,6-dinitrotoluene - RE	0.12	U H J1	1.93	1.54	H	ug/L		80	76 - 125
4-Nitrotoluene - RE	0.39	U H J1	1.93	1.29	H J1	ug/L		67	71 - 127
HMX - RE	0.20	U H	1.93	1.80	H M	ug/L		93	65 - 135
Nitrobenzene - RE	0.094	H M J1	1.93	1.45	H	ug/L		70	65 - 134
RDX - RE	0.39	U H	1.93	2.03	H	ug/L		105	68 - 130
Tetryl - RE	0.20	U H	1.93	1.98	H	ug/L		103	64 - 128

Surrogate	*MS %Recovery*	*MS Qualifier*	*Limits*
1,2-Dinitrobenzene - RE	*108*		*83 - 119*

Lab Sample ID: 280-124986-25 MSD — **Client Sample ID: G0070-19AMSD**
Matrix: Water — **Prep Type: Total/NA**
Analysis Batch: 463366 — **Prep Batch: 461964**

Analyte	Sample Result	Sample Qualifier	Spike Added	MSD Result	MSD Qualifier	Unit	D	%Rec	%Rec. Limits	RPD	RPD Limit
1,3,5-Trinitrobenzene - RE	0.39	U H	1.97	1.58	H	ug/L		81	73 - 125	17	30
1,3-Dinitrobenzene - RE	0.20	U H J1	1.97	1.47	H J1	ug/L		75	78 - 120	23	30
2,4,6-Trinitrotoluene - RE	0.39	U H	1.97	1.52	H	ug/L		77	71 - 123	14	30
2,4-Dinitrotoluene - RE	0.20	U H J1	1.97	1.39	H J1	ug/L		71	78 - 120	23	30
2,6-Dinitrotoluene - RE	0.20	U H J1	1.97	1.40	H J1	ug/L		71	77 - 127	19	30
2-Amino-4,6-dinitrotoluene - RE	0.12	U H J1	1.97	1.29	H J1	ug/L		66	79 - 120	25	30
2-Nitrotoluene - RE	0.20	U H J1	1.97	0.941	H J1	ug/L		48	70 - 127	9	30
3-Nitrotoluene - RE	0.39	U H M J1	1.97	1.08	H J1	ug/L		55	73 - 125	16	30
4-Amino-2,6-dinitrotoluene - RE	0.12	U H J1	1.97	1.21	H J1	ug/L		62	76 - 125	24	30
4-Nitrotoluene - RE	0.39	U H J1	1.97	1.04	H J1	ug/L		53	71 - 127	21	30
HMX - RE	0.20	U H	1.97	1.65	H M	ug/L		84	65 - 135	9	30
Nitrobenzene - RE	0.094	H M J1	1.97	1.22	H J1	ug/L		57	65 - 134	17	30
RDX - RE	0.39	U H	1.97	1.86	H	ug/L		95	68 - 130	8	30
Tetryl - RE	0.20	U H	1.97	1.80	H	ug/L		91	64 - 128	10	30

Surrogate	*MSD %Recovery*	*MSD Qualifier*	*Limits*
1,2-Dinitrobenzene - RE	*86*		*83 - 119*

Method: 350.1 - Nitrogen, Ammonia

Lab Sample ID: MB 280-462658/110 — **Client Sample ID: Method Blank**
Matrix: Water — **Prep Type: Total/NA**
Analysis Batch: 462658

Analyte	MB Result	MB Qualifier	LOQ	LOD	DL	Unit	D	Analyzed	Dil Fac
Ammonia	0.050	U	0.10	0.050	0.022	mg/L		06/21/19 13:22	1

Lab Sample ID: MB 280-462658/65 — **Client Sample ID: Method Blank**
Matrix: Water — **Prep Type: Total/NA**
Analysis Batch: 462658

Analyte	MB Result	MB Qualifier	LOQ	LOD	DL	Unit	D	Analyzed	Dil Fac
Ammonia	0.050	U	0.10	0.050	0.022	mg/L		06/21/19 11:52	1

Method: 350.1 - Nitrogen, Ammonia (Continued)

Lab Sample ID: LCS 280-462658/108
Matrix: Water
Analysis Batch: 462658

Client Sample ID: Lab Control Sample
Prep Type: Total/NA

Analyte	Spike Added	LCS Result	LCS Qualifier	Unit	D	%Rec	%Rec. Limits
Ammonia	2.50	2.62		mg/L		105	90 - 110

Lab Sample ID: LCS 280-462658/63
Matrix: Water
Analysis Batch: 462658

Client Sample ID: Lab Control Sample
Prep Type: Total/NA

Analyte	Spike Added	LCS Result	LCS Qualifier	Unit	D	%Rec	%Rec. Limits
Ammonia	2.50	2.51		mg/L		101	90 - 110

Lab Sample ID: LCSD 280-462658/109
Matrix: Water
Analysis Batch: 462658

Client Sample ID: Lab Control Sample Dup
Prep Type: Total/NA

Analyte	Spike Added	LCSD Result	LCSD Qualifier	Unit	D	%Rec	%Rec. Limits	RPD	RPD Limit
Ammonia	2.50	2.54		mg/L		102	90 - 110	3	10

Lab Sample ID: LCSD 280-462658/64
Matrix: Water
Analysis Batch: 462658

Client Sample ID: Lab Control Sample Dup
Prep Type: Total/NA

Analyte	Spike Added	LCSD Result	LCSD Qualifier	Unit	D	%Rec	%Rec. Limits	RPD	RPD Limit
Ammonia	2.50	2.55		mg/L		102	90 - 110	1	10

Lab Sample ID: 280-124986-25 MS
Matrix: Water
Analysis Batch: 462658

Client Sample ID: G0070-19AMS
Prep Type: Total/NA

Analyte	Sample Result	Sample Qualifier	Spike Added	MS Result	MS Qualifier	Unit	D	%Rec	%Rec. Limits
Ammonia	0.043	J	1.00	1.12		mg/L		108	90 - 110

Lab Sample ID: 280-124986-25 MSD
Matrix: Water
Analysis Batch: 462658

Client Sample ID: G0070-19AMSD
Prep Type: Total/NA

Analyte	Sample Result	Sample Qualifier	Spike Added	MSD Result	MSD Qualifier	Unit	D	%Rec	%Rec. Limits	RPD	RPD Limit
Ammonia	0.043	J	1.00	1.14		mg/L		110	90 - 110	2	10

Method: 351.2 - Nitrogen, Total Kjeldahl

Lab Sample ID: MB 280-462811/2-A
Matrix: Water
Analysis Batch: 463127

Client Sample ID: Method Blank
Prep Type: Total/NA
Prep Batch: 462811

Analyte	MB Result	MB Qualifier	LOQ	LOD	DL	Unit	D	Analyzed	Dil Fac
Nitrogen, Total Kjeldahl	1.0	U	1.0	1.0	0.69	mg/L		06/28/19 17:30	1

Method: 351.2 - Nitrogen, Total Kjeldahl (Continued)

Lab Sample ID: LCS 280-462811/1-A — **Client Sample ID: Lab Control Sample**
Matrix: Water — **Prep Type: Total/NA**
Analysis Batch: 463127 — **Prep Batch: 462811**

Analyte			Spike Added	LCS Result	LCS Qualifier	Unit	D	%Rec	%Rec. Limits		
Nitrogen, Total Kjeldahl			6.00	6.05		mg/L		101	90 - 110		

Lab Sample ID: 280-124986-1 MS — **Client Sample ID: G0083-19A**
Matrix: Water — **Prep Type: Total/NA**
Analysis Batch: 463127 — **Prep Batch: 462811**

Analyte	Sample Result	Sample Qualifier	Spike Added	MS Result	MS Qualifier	Unit	D	%Rec	%Rec. Limits		
Nitrogen, Total Kjeldahl	2.2		3.00	5.12		mg/L		98	90 - 110		

Lab Sample ID: 280-124986-1 MSD — **Client Sample ID: G0083-19A**
Matrix: Water — **Prep Type: Total/NA**
Analysis Batch: 463127 — **Prep Batch: 462811**

Analyte	Sample Result	Sample Qualifier	Spike Added	MSD Result	MSD Qualifier	Unit	D	%Rec	%Rec. Limits	RPD	RPD Limit
Nitrogen, Total Kjeldahl	2.2		3.00	5.26		mg/L		103	90 - 110	3	25

Lab Sample ID: 280-124986-13 MS — **Client Sample ID: G0087-19A**
Matrix: Water — **Prep Type: Total/NA**
Analysis Batch: 463127 — **Prep Batch: 462811**

Analyte	Sample Result	Sample Qualifier	Spike Added	MS Result	MS Qualifier	Unit	D	%Rec	%Rec. Limits		
Nitrogen, Total Kjeldahl	1.0	U	3.00	3.28		mg/L		109	90 - 110		

Lab Sample ID: 280-124986-13 MSD — **Client Sample ID: G0087-19A**
Matrix: Water — **Prep Type: Total/NA**
Analysis Batch: 463127 — **Prep Batch: 462811**

Analyte	Sample Result	Sample Qualifier	Spike Added	MSD Result	MSD Qualifier	Unit	D	%Rec	%Rec. Limits	RPD	RPD Limit
Nitrogen, Total Kjeldahl	1.0	U	3.00	3.20		mg/L		107	90 - 110	3	25

Lab Sample ID: MB 280-463109/2-A — **Client Sample ID: Method Blank**
Matrix: Water — **Prep Type: Total/NA**
Analysis Batch: 463324 — **Prep Batch: 463109**

Analyte	MB Result	MB Qualifier	LOQ	LOD	DL	Unit	D	Analyzed	Dil Fac
Nitrogen, Total Kjeldahl	1.0	U	1.0	1.0	0.69	mg/L		07/01/19 19:43	1

Lab Sample ID: LCS 280-463109/1-A — **Client Sample ID: Lab Control Sample**
Matrix: Water — **Prep Type: Total/NA**
Analysis Batch: 463324 — **Prep Batch: 463109**

Analyte			Spike Added	LCS Result	LCS Qualifier	Unit	D	%Rec	%Rec. Limits		
Nitrogen, Total Kjeldahl			6.00	5.95		mg/L		99	90 - 110		

Lab Sample ID: 280-124986-27 MS — **Client Sample ID: G0098-19A**
Matrix: Water — **Prep Type: Total/NA**
Analysis Batch: 463324 — **Prep Batch: 463109**

Analyte	Sample Result	Sample Qualifier	Spike Added	MS Result	MS Qualifier	Unit	D	%Rec	%Rec. Limits		
Nitrogen, Total Kjeldahl	1.8	J1	3.00	4.37	J1	mg/L		85	90 - 110		

Method: 351.2 - Nitrogen, Total Kjeldahl

Lab Sample ID: 280-124986-27 MSD — **Client Sample ID: G0098-19A**
Matrix: Water — **Prep Type: Total/NA**
Analysis Batch: 463324 — **Prep Batch: 463109**

Analyte	Sample Result	Sample Qualifier	Spike Added	MSD Result	MSD Qualifier	Unit	D	%Rec	%Rec. Limits	RPD	RPD Limit
Nitrogen, Total Kjeldahl	1.8	J1	3.00	3.81	J1	mg/L		66	90 - 110	14	25

Lab Sample ID: MB 280-463322/2-A — **Client Sample ID: Method Blank**
Matrix: Water — **Prep Type: Total/NA**
Analysis Batch: 463460 — **Prep Batch: 463322**

Analyte	MB Result	MB Qualifier	LOQ	LOD	DL	Unit	D	Analyzed	Dil Fac
Nitrogen, Total Kjeldahl	1.0	U	1.0	1.0	0.69	mg/L		07/02/19 16:13	1

Lab Sample ID: LCS 280-463322/1-A — **Client Sample ID: Lab Control Sample**
Matrix: Water — **Prep Type: Total/NA**
Analysis Batch: 463460 — **Prep Batch: 463322**

Analyte	Spike Added	LCS Result	LCS Qualifier	Unit	D	%Rec	%Rec. Limits
Nitrogen, Total Kjeldahl	6.00	5.89		mg/L		98	90 - 110

Lab Sample ID: 280-124986-25 MS — **Client Sample ID: G0070-19AMS**
Matrix: Water — **Prep Type: Total/NA**
Analysis Batch: 463460 — **Prep Batch: 463322**

Analyte	Sample Result	Sample Qualifier	Spike Added	MS Result	MS Qualifier	Unit	D	%Rec	%Rec. Limits
Nitrogen, Total Kjeldahl	1.0	U	3.00	2.93		mg/L		98	90 - 110

Lab Sample ID: 280-124986-25 MSD — **Client Sample ID: G0070-19AMSD**
Matrix: Water — **Prep Type: Total/NA**
Analysis Batch: 463460 — **Prep Batch: 463322**

Analyte	Sample Result	Sample Qualifier	Spike Added	MSD Result	MSD Qualifier	Unit	D	%Rec	%Rec. Limits	RPD	RPD Limit
Nitrogen, Total Kjeldahl	1.0	U	3.00	2.90		mg/L		97	90 - 110	1	25

Method: 353.2 - Nitrogen, Nitrate-Nitrite

Lab Sample ID: MB 280-463470/23 — **Client Sample ID: Method Blank**
Matrix: Water — **Prep Type: Total/NA**
Analysis Batch: 463470

Analyte	MB Result	MB Qualifier	LOQ	LOD	DL	Unit	D	Analyzed	Dil Fac
Nitrate Nitrite as N	0.050	U	0.10	0.050	0.019	mg/L		07/02/19 18:03	1

Lab Sample ID: MB 280-463470/61 — **Client Sample ID: Method Blank**
Matrix: Water — **Prep Type: Total/NA**
Analysis Batch: 463470

Analyte	MB Result	MB Qualifier	LOQ	LOD	DL	Unit	D	Analyzed	Dil Fac
Nitrate Nitrite as N	0.050	U	0.10	0.050	0.019	mg/L		07/02/19 19:19	1

Method: 353.2 - Nitrogen, Nitrate-Nitrite (Continued)

Lab Sample ID: LCS 280-463470/21
Matrix: Water
Analysis Batch: 463470

Client Sample ID: Lab Control Sample
Prep Type: Total/NA

Analyte			Spike Added	LCS Result	LCS Qualifier	Unit	D	%Rec	%Rec. Limits		
Nitrate Nitrite as N			5.00	5.20		mg/L		104	90 - 110		

Lab Sample ID: LCS 280-463470/60
Matrix: Water
Analysis Batch: 463470

Client Sample ID: Lab Control Sample
Prep Type: Total/NA

Analyte			Spike Added	LCS Result	LCS Qualifier	Unit	D	%Rec	%Rec. Limits		
Nitrate Nitrite as N			5.00	4.93		mg/L		99	90 - 110		

Lab Sample ID: LCSD 280-463470/22
Matrix: Water
Analysis Batch: 463470

Client Sample ID: Lab Control Sample Dup
Prep Type: Total/NA

Analyte			Spike Added	LCSD Result	LCSD Qualifier	Unit	D	%Rec	%Rec. Limits	RPD	RPD Limit
Nitrate Nitrite as N			5.00	4.56	Q	mg/L		91	90 - 110	13	10

Lab Sample ID: 280-124986-25 MS
Matrix: Water
Analysis Batch: 463470

Client Sample ID: G0070-19AMS
Prep Type: Total/NA

Analyte	Sample Result	Sample Qualifier	Spike Added	MS Result	MS Qualifier	Unit	D	%Rec	%Rec. Limits		
Nitrate Nitrite as N	0.050	U Q	4.00	3.79		mg/L		95	90 - 110		

Lab Sample ID: 280-124986-25 MSD
Matrix: Water
Analysis Batch: 463470

Client Sample ID: G0070-19AMSD
Prep Type: Total/NA

Analyte	Sample Result	Sample Qualifier	Spike Added	MSD Result	MSD Qualifier	Unit	D	%Rec	%Rec. Limits	RPD	RPD Limit
Nitrate Nitrite as N	0.050	U Q	4.00	3.93		mg/L		98	90 - 110	4	10

Lab Sample ID: MB 280-463726/22
Matrix: Water
Analysis Batch: 463726

Client Sample ID: Method Blank
Prep Type: Total/NA

Analyte	MB Result	MB Qualifier	LOQ	LOD	DL	Unit	D	Analyzed	Dil Fac
Nitrate Nitrite as N	0.050	U	0.10	0.050	0.019	mg/L		07/03/19 16:58	1

Lab Sample ID: MB 280-463726/68
Matrix: Water
Analysis Batch: 463726

Client Sample ID: Method Blank
Prep Type: Total/NA

Analyte	MB Result	MB Qualifier	LOQ	LOD	DL	Unit	D	Analyzed	Dil Fac
Nitrate Nitrite as N	0.050	U	0.10	0.050	0.019	mg/L		07/03/19 18:30	1

Lab Sample ID: LCS 280-463726/21
Matrix: Water
Analysis Batch: 463726

Client Sample ID: Lab Control Sample
Prep Type: Total/NA

Analyte			Spike Added	LCS Result	LCS Qualifier	Unit	D	%Rec	%Rec. Limits		
Nitrate Nitrite as N			5.00	4.88		mg/L		98	90 - 110		

Method: 353.2 - Nitrogen, Nitrate-Nitrite

Lab Sample ID: LCS 280-463726/67
Matrix: Water
Analysis Batch: 463726

Client Sample ID: Lab Control Sample
Prep Type: Total/NA

Analyte			Spike Added	LCS Result	LCS Qualifier	Unit	D	%Rec	%Rec. Limits		
Nitrate Nitrite as N			5.00	4.87		mg/L		97	90 - 110		

Lab Sample ID: 280-124986-16 MS
Matrix: Water
Analysis Batch: 463726

Client Sample ID: G0118-19A
Prep Type: Total/NA

Analyte	Sample Result	Sample Qualifier	Spike Added	MS Result	MS Qualifier	Unit	D	%Rec	%Rec. Limits		
Nitrate Nitrite as N	0.050	U	4.00	3.99		mg/L		100	90 - 110		

Lab Sample ID: 280-124986-16 MSD
Matrix: Water
Analysis Batch: 463726

Client Sample ID: G0118-19A
Prep Type: Total/NA

Analyte	Sample Result	Sample Qualifier	Spike Added	MSD Result	MSD Qualifier	Unit	D	%Rec	%Rec. Limits	RPD	RPD Limit
Nitrate Nitrite as N	0.050	U	4.00	3.97		mg/L		99	90 - 110	0	10

Lab Sample ID: 280-124986-21 MS
Matrix: Water
Analysis Batch: 463726

Client Sample ID: PZ020-19A
Prep Type: Total/NA

Analyte	Sample Result	Sample Qualifier	Spike Added	MS Result	MS Qualifier	Unit	D	%Rec	%Rec. Limits		
Nitrate Nitrite as N	42		40.0	81.9		mg/L		99	90 - 110		

Lab Sample ID: 280-124986-21 MSD
Matrix: Water
Analysis Batch: 463726

Client Sample ID: PZ020-19A
Prep Type: Total/NA

Analyte	Sample Result	Sample Qualifier	Spike Added	MSD Result	MSD Qualifier	Unit	D	%Rec	%Rec. Limits	RPD	RPD Limit
Nitrate Nitrite as N	42		40.0	82.3		mg/L		100	90 - 110	0	10

Lab Sample ID: MB 280-463918/22
Matrix: Water
Analysis Batch: 463918

Client Sample ID: Method Blank
Prep Type: Total/NA

Analyte	MB Result	MB Qualifier	LOQ	LOD	DL	Unit	D	Analyzed	Dil Fac
Nitrate Nitrite as N	0.050	U	0.10	0.050	0.019	mg/L		07/08/19 18:53	1

Lab Sample ID: LCS 280-463918/21
Matrix: Water
Analysis Batch: 463918

Client Sample ID: Lab Control Sample
Prep Type: Total/NA

Analyte			Spike Added	LCS Result	LCS Qualifier	Unit	D	%Rec	%Rec. Limits		
Nitrate Nitrite as N			5.00	5.25		mg/L		105	90 - 110		

Method: 9034 - Sulfide, Acid Soluble and Insoluble (Titrimetric)

Lab Sample ID: MB 280-461602/2-A
Matrix: Water
Analysis Batch: 461610

Client Sample ID: Method Blank
Prep Type: Total/NA
Prep Batch: 461602

Analyte	MB Result	MB Qualifier	LOQ	LOD	DL	Unit	D	Analyzed	Dil Fac
Sulfide	1.9	U	4.0	1.9	0.79	mg/L		06/14/19 15:44	1

Lab Sample ID: LCS 280-461602/1-A
Matrix: Water
Analysis Batch: 461610

Client Sample ID: Lab Control Sample
Prep Type: Total/NA
Prep Batch: 461602

Analyte	Spike Added	LCS Result	LCS Qualifier	Unit	D	%Rec	%Rec. Limits
Sulfide	26.0	24.0		mg/L		92	44 - 110

Lab Sample ID: 280-124986-1 MS
Matrix: Water
Analysis Batch: 461610

Client Sample ID: G0083-19A
Prep Type: Total/NA
Prep Batch: 461602

Analyte	Sample Result	Sample Qualifier	Spike Added	MS Result	MS Qualifier	Unit	D	%Rec	%Rec. Limits
Sulfide	1.9	U	26.0	28.0		mg/L		108	44 - 110

Lab Sample ID: 280-124986-1 MSD
Matrix: Water
Analysis Batch: 461610

Client Sample ID: G0083-19A
Prep Type: Total/NA
Prep Batch: 461602

Analyte	Sample Result	Sample Qualifier	Spike Added	MSD Result	MSD Qualifier	Unit	D	%Rec	%Rec. Limits	RPD	RPD Limit
Sulfide	1.9	U	26.0	24.0		mg/L		92	44 - 110	15	20

Lab Sample ID: MB 280-461615/2-A
Matrix: Water
Analysis Batch: 461633

Client Sample ID: Method Blank
Prep Type: Total/NA
Prep Batch: 461615

Analyte	MB Result	MB Qualifier	LOQ	LOD	DL	Unit	D	Analyzed	Dil Fac
Sulfide	1.9	U	4.0	1.9	0.79	mg/L		06/14/19 18:31	1

Lab Sample ID: LCS 280-461615/1-A
Matrix: Water
Analysis Batch: 461633

Client Sample ID: Lab Control Sample
Prep Type: Total/NA
Prep Batch: 461615

Analyte	Spike Added	LCS Result	LCS Qualifier	Unit	D	%Rec	%Rec. Limits
Sulfide	26.0	20.0		mg/L		77	44 - 110

Lab Sample ID: 280-124986-25 MS
Matrix: Water
Analysis Batch: 461633

Client Sample ID: G0070-19AMS
Prep Type: Total/NA
Prep Batch: 461615

Analyte	Sample Result	Sample Qualifier	Spike Added	MS Result	MS Qualifier	Unit	D	%Rec	%Rec. Limits
Sulfide	1.9	U	26.0	22.4		mg/L		86	44 - 110

Lab Sample ID: 280-124986-25 MSD
Matrix: Water
Analysis Batch: 461633

Client Sample ID: G0070-19AMSD
Prep Type: Total/NA
Prep Batch: 461615

Analyte	Sample Result	Sample Qualifier	Spike Added	MSD Result	MSD Qualifier	Unit	D	%Rec	%Rec. Limits	RPD	RPD Limit
Sulfide	1.9	U	26.0	21.6		mg/L		83	44 - 110	4	20

Method: 9034 - Sulfide, Acid Soluble and Insoluble (Titrimetric)

Lab Sample ID: MB 280-461663/2-A — **Client Sample ID: Method Blank**
Matrix: Water — **Prep Type: Total/NA**
Analysis Batch: 461699 — **Prep Batch: 461663**

Analyte	MB Result	MB Qualifier	LOQ	LOD	DL	Unit	D	Analyzed	Dil Fac
Sulfide	1.9	U	4.0	1.9	0.79	mg/L		06/15/19 14:32	1

Lab Sample ID: LCS 280-461663/1-A — **Client Sample ID: Lab Control Sample**
Matrix: Water — **Prep Type: Total/NA**
Analysis Batch: 461699 — **Prep Batch: 461663**

Analyte	Spike Added	LCS Result	LCS Qualifier	Unit	D	%Rec	%Rec. Limits
Sulfide	26.0	20.0		mg/L		77	44 - 110

Lab Sample ID: 280-124986-19 MS — **Client Sample ID: G0078-19A**
Matrix: Water — **Prep Type: Total/NA**
Analysis Batch: 461699 — **Prep Batch: 461663**

Analyte	Sample Result	Sample Qualifier	Spike Added	MS Result	MS Qualifier	Unit	D	%Rec	%Rec. Limits
Sulfide	1.9	U J1	26.0	15.2		mg/L		58	44 - 110

Lab Sample ID: 280-124986-19 MSD — **Client Sample ID: G0078-19A**
Matrix: Water — **Prep Type: Total/NA**
Analysis Batch: 461699 — **Prep Batch: 461663**

Analyte	Sample Result	Sample Qualifier	Spike Added	MSD Result	MSD Qualifier	Unit	D	%Rec	%Rec. Limits	RPD	RPD Limit
Sulfide	1.9	U J1	26.0	20.8	J1	mg/L		80	44 - 110	31	20

Method: 9056A - Anions, Ion Chromatography

Lab Sample ID: MB 280-463895/33 — **Client Sample ID: Method Blank**
Matrix: Water — **Prep Type: Total/NA**
Analysis Batch: 463895

Analyte	MB Result	MB Qualifier	LOQ	LOD	DL	Unit	D	Analyzed	Dil Fac
Sulfate	3.0	U	5.0	3.0	1.0	mg/L		07/09/19 02:42	1

Lab Sample ID: MB 280-463895/6 — **Client Sample ID: Method Blank**
Matrix: Water — **Prep Type: Total/NA**
Analysis Batch: 463895

Analyte	MB Result	MB Qualifier	LOQ	LOD	DL	Unit	D	Analyzed	Dil Fac
Sulfate	3.0	U	5.0	3.0	1.0	mg/L		07/08/19 17:48	1

Lab Sample ID: LCS 280-463895/31 — **Client Sample ID: Lab Control Sample**
Matrix: Water — **Prep Type: Total/NA**
Analysis Batch: 463895

Analyte	Spike Added	LCS Result	LCS Qualifier	Unit	D	%Rec	%Rec. Limits
Sulfate	100	98.9		mg/L		99	87 - 112

Method: 9056A - Anions, Ion Chromatography (Continued)

Lab Sample ID: LCS 280-463895/4
Matrix: Water
Analysis Batch: 463895

Client Sample ID: Lab Control Sample
Prep Type: Total/NA

Analyte			Spike Added	LCS Result	LCS Qualifier	Unit	D	%Rec	%Rec. Limits		
Sulfate			100	98.7		mg/L		99	87 - 112		

Lab Sample ID: LCSD 280-463895/32
Matrix: Water
Analysis Batch: 463895

Client Sample ID: Lab Control Sample Dup
Prep Type: Total/NA

Analyte			Spike Added	LCSD Result	LCSD Qualifier	Unit	D	%Rec	%Rec. Limits	RPD	RPD Limit
Sulfate			100	99.0		mg/L		99	87 - 112	0	10

Lab Sample ID: LCSD 280-463895/5
Matrix: Water
Analysis Batch: 463895

Client Sample ID: Lab Control Sample Dup
Prep Type: Total/NA

Analyte			Spike Added	LCSD Result	LCSD Qualifier	Unit	D	%Rec	%Rec. Limits	RPD	RPD Limit
Sulfate			100	98.6		mg/L		99	87 - 112	0	10

Lab Sample ID: MRL 280-463895/3
Matrix: Water
Analysis Batch: 463895

Client Sample ID: Lab Control Sample
Prep Type: Total/NA

Analyte			Spike Added	MRL Result	MRL Qualifier	Unit	D	%Rec	%Rec. Limits		
Sulfate			2.50	2.27	J	mg/L		91	50 - 150		

Lab Sample ID: 280-124986-12 MS
Matrix: Water
Analysis Batch: 463895

Client Sample ID: G0024-19A
Prep Type: Total/NA

Analyte	Sample Result	Sample Qualifier	Spike Added	MS Result	MS Qualifier	Unit	D	%Rec	%Rec. Limits		
Sulfate	14		25.0	40.8		mg/L		108	87 - 112		

Lab Sample ID: 280-124986-12 MSD
Matrix: Water
Analysis Batch: 463895

Client Sample ID: G0024-19A
Prep Type: Total/NA

Analyte	Sample Result	Sample Qualifier	Spike Added	MSD Result	MSD Qualifier	Unit	D	%Rec	%Rec. Limits	RPD	RPD Limit
Sulfate	14		25.0	41.8		mg/L		112	87 - 112	2	10

Lab Sample ID: 280-124986-12 DU
Matrix: Water
Analysis Batch: 463895

Client Sample ID: G0024-19A
Prep Type: Total/NA

Analyte	Sample Result	Sample Qualifier	DU Result	DU Qualifier	Unit	D	RPD	RPD Limit
Sulfate	14		13.8		mg/L		0	10

Lab Sample ID: MB 280-463987/6
Matrix: Water
Analysis Batch: 463987

Client Sample ID: Method Blank
Prep Type: Total/NA

Analyte	MB Result	MB Qualifier	LOQ	LOD	DL	Unit	D	Analyzed	Dil Fac
Sulfate	3.0	U	5.0	3.0	1.0	mg/L		07/09/19 15:09	1

Method: 9056A - Anions, Ion Chromatography

Lab Sample ID: LCS 280-463987/4
Matrix: Water
Analysis Batch: 463987

Client Sample ID: Lab Control Sample
Prep Type: Total/NA

Analyte	Spike Added	LCS Result	LCS Qualifier	Unit	D	%Rec	%Rec. Limits
Sulfate	100	97.3		mg/L		97	87 - 112

Lab Sample ID: LCSD 280-463987/5
Matrix: Water
Analysis Batch: 463987

Client Sample ID: Lab Control Sample Dup
Prep Type: Total/NA

Analyte	Spike Added	LCSD Result	LCSD Qualifier	Unit	D	%Rec	%Rec. Limits	RPD	RPD Limit
Sulfate	100	98.1		mg/L		98	87 - 112	1	10

Lab Sample ID: MRL 280-463987/3
Matrix: Water
Analysis Batch: 463987

Client Sample ID: Lab Control Sample
Prep Type: Total/NA

Analyte	Spike Added	MRL Result	MRL Qualifier	Unit	D	%Rec	%Rec. Limits
Sulfate	2.50	2.22	J	mg/L		89	50 - 150

Lab Sample ID: 280-124986-1 MS
Matrix: Water
Analysis Batch: 463987

Client Sample ID: G0083-19A
Prep Type: Total/NA

Analyte	Sample Result	Sample Qualifier	Spike Added	MS Result	MS Qualifier	Unit	D	%Rec	%Rec. Limits
Sulfate	200	D H	125	323	D	mg/L		100	87 - 112

Lab Sample ID: 280-124986-1 MSD
Matrix: Water
Analysis Batch: 463987

Client Sample ID: G0083-19A
Prep Type: Total/NA

Analyte	Sample Result	Sample Qualifier	Spike Added	MSD Result	MSD Qualifier	Unit	D	%Rec	%Rec. Limits	RPD	RPD Limit
Sulfate	200	D H	125	324	D	mg/L		101	87 - 112	0	10

Lab Sample ID: 280-124986-25 MS
Matrix: Water
Analysis Batch: 463987

Client Sample ID: G0070-19AMS
Prep Type: Total/NA

Analyte	Sample Result	Sample Qualifier	Spike Added	MS Result	MS Qualifier	Unit	D	%Rec	%Rec. Limits
Sulfate	190	D H	125	319	D	mg/L		101	87 - 112

Lab Sample ID: 280-124986-25 MSD
Matrix: Water
Analysis Batch: 463987

Client Sample ID: G0070-19AMSD
Prep Type: Total/NA

Analyte	Sample Result	Sample Qualifier	Spike Added	MSD Result	MSD Qualifier	Unit	D	%Rec	%Rec. Limits	RPD	RPD Limit
Sulfate	190	D H	125	320	D	mg/L		102	87 - 112	0	10

Lab Sample ID: 280-124986-1 DU
Matrix: Water
Analysis Batch: 463987

Client Sample ID: G0083-19A
Prep Type: Total/NA

Analyte	Sample Result	Sample Qualifier	DU Result	DU Qualifier	Unit	D	RPD	RPD Limit
Sulfate	200	D H	193	D	mg/L		3	10

Method: 9056A - Anions, Ion Chromatography

Lab Sample ID: 280-124986-25 DU
Matrix: Water
Analysis Batch: 463987

Client Sample ID: G0070-19A
Prep Type: Total/NA

Analyte	Sample Result	Sample Qualifier	DU Result	DU Qualifier	Unit	D	RPD	RPD Limit
Sulfate	190	D H	188	D	mg/L		2	10

Method: 9060A - Organic Carbon, Dissolved (DOC)

Lab Sample ID: MB 280-463669/2-A
Matrix: Water
Analysis Batch: 463832

Client Sample ID: Method Blank
Prep Type: Dissolved

Analyte	MB Result	MB Qualifier	LOQ	LOD	DL	Unit	D	Analyzed	Dil Fac
Dissolved Organic Carbon - Quad	0.50	U	1.0	0.50	0.16	mg/L		07/05/19 12:13	1

Lab Sample ID: MB 280-463672/2-A
Matrix: Water
Analysis Batch: 463832

Client Sample ID: Method Blank
Prep Type: Dissolved

Analyte	MB Result	MB Qualifier	LOQ	LOD	DL	Unit	D	Analyzed	Dil Fac
Dissolved Organic Carbon - Quad	0.50	U	1.0	0.50	0.16	mg/L		07/06/19 12:10	1

Lab Sample ID: LCS 280-463669/1-A
Matrix: Water
Analysis Batch: 463832

Client Sample ID: Lab Control Sample
Prep Type: Dissolved

Analyte	Spike Added	LCS Result	LCS Qualifier	Unit	D	%Rec	%Rec. Limits
Dissolved Organic Carbon - Quad	25.0	24.6		mg/L		99	88 - 112

Lab Sample ID: LCS 280-463672/1-A
Matrix: Water
Analysis Batch: 463832

Client Sample ID: Lab Control Sample
Prep Type: Dissolved

Analyte	Spike Added	LCS Result	LCS Qualifier	Unit	D	%Rec	%Rec. Limits
Dissolved Organic Carbon - Quad	25.0	25.3		mg/L		101	88 - 112

Lab Sample ID: 280-124986-8 MS
Matrix: Water
Analysis Batch: 463832

Client Sample ID: G0084-19A
Prep Type: Dissolved

Analyte	Sample Result	Sample Qualifier	Spike Added	MS Result	MS Qualifier	Unit	D	%Rec	%Rec. Limits
Dissolved Organic Carbon - Quad	4.5		25.0	29.6		mg/L		100	88 - 112

Lab Sample ID: 280-124986-8 MSD
Matrix: Water
Analysis Batch: 463832

Client Sample ID: G0084-19A
Prep Type: Dissolved

Analyte	Sample Result	Sample Qualifier	Spike Added	MSD Result	MSD Qualifier	Unit	D	%Rec	%Rec. Limits	RPD	RPD Limit
Dissolved Organic Carbon - Quad	4.5		25.0	29.4		mg/L		100	88 - 112	0	15

Method: 9060A - Organic Carbon, Dissolved (DOC) (Continued)

Lab Sample ID: 280-124986-25 MS
Matrix: Water
Analysis Batch: 463832

Client Sample ID: G0070-19AMS
Prep Type: Dissolved

Analyte	Sample Result	Sample Qualifier	Spike Added	MS Result	MS Qualifier	Unit	D	%Rec	%Rec. Limits
Dissolved Organic Carbon - Quad	0.86	J	25.0	25.7		mg/L		99	88 - 112

Lab Sample ID: 280-124986-25 MSD
Matrix: Water
Analysis Batch: 463832

Client Sample ID: G0070-19AMSD
Prep Type: Dissolved

Analyte	Sample Result	Sample Qualifier	Spike Added	MSD Result	MSD Qualifier	Unit	D	%Rec	%Rec. Limits	RPD	RPD Limit
Dissolved Organic Carbon - Quad	0.86	J	25.0	25.6		mg/L		99	88 - 112	0	15

Lab Sample ID: MB 280-463944/1-A
Matrix: Water
Analysis Batch: 464094

Client Sample ID: Method Blank
Prep Type: Dissolved

Analyte	MB Result	MB Qualifier	LOQ	LOD	DL	Unit	D	Analyzed	Dil Fac
Dissolved Organic Carbon - Quad	0.341	J	1.0	0.50	0.16	mg/L		07/08/19 17:15	1

Lab Sample ID: LCS 280-463944/2-A
Matrix: Water
Analysis Batch: 464094

Client Sample ID: Lab Control Sample
Prep Type: Dissolved

Analyte	Spike Added	LCS Result	LCS Qualifier	Unit	D	%Rec	%Rec. Limits
Dissolved Organic Carbon - Quad	25.0	23.8		mg/L		95	88 - 112

Lab Sample ID: 280-124986-12 MS
Matrix: Water
Analysis Batch: 464094

Client Sample ID: G0024-19A
Prep Type: Dissolved

Analyte	Sample Result	Sample Qualifier	Spike Added	MS Result	MS Qualifier	Unit	D	%Rec	%Rec. Limits
Dissolved Organic Carbon - Quad	3.5		25.0	28.4		mg/L		99	88 - 112

Lab Sample ID: 280-124986-12 MSD
Matrix: Water
Analysis Batch: 464094

Client Sample ID: G0024-19A
Prep Type: Dissolved

Analyte	Sample Result	Sample Qualifier	Spike Added	MSD Result	MSD Qualifier	Unit	D	%Rec	%Rec. Limits	RPD	RPD Limit
Dissolved Organic Carbon - Quad	3.5		25.0	27.8		mg/L		97	88 - 112	2	15

Method: SM 2320B - Alkalinity

Lab Sample ID: MB 280-462358/31
Matrix: Water
Analysis Batch: 462358

Client Sample ID: Method Blank
Prep Type: Total/NA

Analyte	MB Result	MB Qualifier	LOQ	LOD	DL	Unit	D	Analyzed	Dil Fac
Total Alkalinity as CaCO3	10	U	10	10	3.1	mg/L		06/21/19 14:26	1

Method: SM 2320B - Alkalinity (Continued)

Lab Sample ID: MB 280-462358/5
Matrix: Water
Analysis Batch: 462358

Client Sample ID: Method Blank
Prep Type: Total/NA

Analyte	MB Result	MB Qualifier	LOQ	LOD	DL	Unit	D	Analyzed	Dil Fac
Total Alkalinity as CaCO3	10	U	10	10	3.1	mg/L		06/21/19 10:12	1

Lab Sample ID: LCS 280-462358/30
Matrix: Water
Analysis Batch: 462358

Client Sample ID: Lab Control Sample
Prep Type: Total/NA

Analyte	Spike Added	LCS Result	LCS Qualifier	Unit	D	%Rec	%Rec. Limits
Total Alkalinity as CaCO3	200	205		mg/L		103	89 - 109

Lab Sample ID: LCS 280-462358/4
Matrix: Water
Analysis Batch: 462358

Client Sample ID: Lab Control Sample
Prep Type: Total/NA

Analyte	Spike Added	LCS Result	LCS Qualifier	Unit	D	%Rec	%Rec. Limits
Total Alkalinity as CaCO3	200	205		mg/L		103	89 - 109

Lab Sample ID: 280-124986-21 DU
Matrix: Water
Analysis Batch: 462358

Client Sample ID: PZ020-19A
Prep Type: Total/NA

Analyte	Sample Result	Sample Qualifier	DU Result	DU Qualifier	Unit	D	RPD	RPD Limit
Total Alkalinity as CaCO3	290		302		mg/L		3	10

Lab Sample ID: MB 280-462530/5
Matrix: Water
Analysis Batch: 462530

Client Sample ID: Method Blank
Prep Type: Total/NA

Analyte	MB Result	MB Qualifier	LOQ	LOD	DL	Unit	D	Analyzed	Dil Fac
Total Alkalinity as CaCO3	32.5		10	10	3.1	mg/L		06/24/19 11:08	1

Lab Sample ID: LCS 280-462530/4
Matrix: Water
Analysis Batch: 462530

Client Sample ID: Lab Control Sample
Prep Type: Total/NA

Analyte	Spike Added	LCS Result	LCS Qualifier	Unit	D	%Rec	%Rec. Limits
Total Alkalinity as CaCO3	1000	999		mg/L		100	89 - 109

GC VOA

Analysis Batch: 461373

Lab Sample ID	Client Sample ID	Prep Type	Matrix	Method	Prep Batch
280-124986-1	G0083-19A	Total/NA	Water	RSK-175	
280-124986-4	G0090-19A	Total/NA	Water	RSK-175	
280-124986-5	G0088-19A	Total/NA	Water	RSK-175	
280-124986-6	PZ016-19A	Total/NA	Water	RSK-175	
280-124986-7	G0112-19A	Total/NA	Water	RSK-175	
280-124986-8	G0084-19A	Total/NA	Water	RSK-175	
280-124986-9	G0113-19A	Total/NA	Water	RSK-175	
280-124986-10	G0075-19A	Total/NA	Water	RSK-175	
280-124986-11	G0076-19A	Total/NA	Water	RSK-175	
280-124986-12	G0024-19A	Total/NA	Water	RSK-175	
280-124986-13	G0087-19A	Total/NA	Water	RSK-175	
280-124986-14	G0080-19A	Total/NA	Water	RSK-175	
280-124986-15	G0086-19A	Total/NA	Water	RSK-175	
280-124986-16	G0118-19A	Total/NA	Water	RSK-175	
280-124986-18	G0114-19A	Total/NA	Water	RSK-175	
280-124986-19	G0078-19A	Total/NA	Water	RSK-175	
280-124986-20	G0077-19A	Total/NA	Water	RSK-175	
280-124986-21	PZ020-19A	Total/NA	Water	RSK-175	
280-124986-22	PZ019-19A	Total/NA	Water	RSK-175	
MB 280-461373/57	Method Blank	Total/NA	Water	RSK-175	
LCS 280-461373/55	Lab Control Sample	Total/NA	Water	RSK-175	
LCSD 280-461373/56	Lab Control Sample Dup	Total/NA	Water	RSK-175	
280-124986-1 DU	G0083-19A	Total/NA	Water	RSK-175	
280-124986-8 DU	G0084-19A	Total/NA	Water	RSK-175	
280-124986-13 DU	G0087-19A	Total/NA	Water	RSK-175	

Analysis Batch: 461529

Lab Sample ID	Client Sample ID	Prep Type	Matrix	Method	Prep Batch
280-124986-25	G0070-19A	Total/NA	Water	RSK-175	
280-124986-26	G0108-19A	Total/NA	Water	RSK-175	
280-124986-27	G0098-19A	Total/NA	Water	RSK-175	
280-124986-29	G0109-19A	Total/NA	Water	RSK-175	
280-124986-30	G0099-19A	Total/NA	Water	RSK-175	
280-124986-31	G0067-19A	Total/NA	Water	RSK-175	
280-124986-32	G0079-19A	Total/NA	Water	RSK-175	
280-124986-33	G0081-19A	Total/NA	Water	RSK-175	
280-124986-34	G0082-19A	Total/NA	Water	RSK-175	
MB 280-461529/4	Method Blank	Total/NA	Water	RSK-175	
LCS 280-461529/2	Lab Control Sample	Total/NA	Water	RSK-175	
LCSD 280-461529/3	Lab Control Sample Dup	Total/NA	Water	RSK-175	
280-124986-25 MS	G0070-19AMS	Total/NA	Water	RSK-175	
280-124986-25 MSD	G0070-19AMSD	Total/NA	Water	RSK-175	
280-124986-26 DU	G0108-19A	Total/NA	Water	RSK-175	

Analysis Batch: 461755

Lab Sample ID	Client Sample ID	Prep Type	Matrix	Method	Prep Batch
280-124986-17	G0110-19A	Total/NA	Water	RSK-175	
280-124986-26	G0108-19A	Total/NA	Water	RSK-175	
280-124986-28	G0097-19A	Total/NA	Water	RSK-175	
MB 280-461755/4	Method Blank	Total/NA	Water	RSK-175	
LCS 280-461755/2	Lab Control Sample	Total/NA	Water	RSK-175	

GC VOA (Continued)

Analysis Batch: 461755 (Continued)

Lab Sample ID	Client Sample ID	Prep Type	Matrix	Method	Prep Batch
LCSD 280-461755/3	Lab Control Sample Dup	Total/NA	Water	RSK-175	

HPLC/IC

Prep Batch: 461560

Lab Sample ID	Client Sample ID	Prep Type	Matrix	Method	Prep Batch
280-124986-1	G0083-19A	Total/NA	Water	3535	
280-124986-2	NW022-19A	Total/NA	Water	3535	
280-124986-3	NW023-19A	Total/NA	Water	3535	
280-124986-4	G0090-19A	Total/NA	Water	3535	
280-124986-5	G0088-19A	Total/NA	Water	3535	
280-124986-6	PZ016-19A	Total/NA	Water	3535	
280-124986-7	G0112-19A	Total/NA	Water	3535	
280-124986-8	G0084-19A	Total/NA	Water	3535	
280-124986-9	G0113-19A	Total/NA	Water	3535	
280-124986-10	G0075-19A	Total/NA	Water	3535	
280-124986-11	G0076-19A	Total/NA	Water	3535	
280-124986-12	G0024-19A	Total/NA	Water	3535	
280-124986-13	G0087-19A	Total/NA	Water	3535	
280-124986-14	G0080-19A	Total/NA	Water	3535	
280-124986-15	G0086-19A	Total/NA	Water	3535	
280-124986-16	G0118-19A	Total/NA	Water	3535	
280-124986-17	G0110-19A	Total/NA	Water	3535	
280-124986-18	G0114-19A	Total/NA	Water	3535	
280-124986-19	G0078-19A	Total/NA	Water	3535	
280-124986-20	G0077-19A	Total/NA	Water	3535	
MB 280-461560/1-A	Method Blank	Total/NA	Water	3535	
LCS 280-461560/2-A	Lab Control Sample	Total/NA	Water	3535	
LCSD 280-461560/3-A	Lab Control Sample Dup	Total/NA	Water	3535	

Prep Batch: 461561

Lab Sample ID	Client Sample ID	Prep Type	Matrix	Method	Prep Batch
280-124986-21	PZ020-19A	Total/NA	Water	3535	
280-124986-22	PZ019-19A	Total/NA	Water	3535	
280-124986-23	NW020-19A	Total/NA	Water	3535	
280-124986-24	NW021-19A	Total/NA	Water	3535	
280-124986-25	G0070-19A	Total/NA	Water	3535	
280-124986-26	G0108-19A	Total/NA	Water	3535	
280-124986-27	G0098-19A	Total/NA	Water	3535	
280-124986-28	G0097-19A	Total/NA	Water	3535	
280-124986-29	G0109-19A	Total/NA	Water	3535	
280-124986-30	G0099-19A	Total/NA	Water	3535	
280-124986-31	G0067-19A	Total/NA	Water	3535	
280-124986-32	G0079-19A	Total/NA	Water	3535	
280-124986-33	G0081-19A	Total/NA	Water	3535	
280-124986-34	G0082-19A	Total/NA	Water	3535	
MB 280-461561/1-A	Method Blank	Total/NA	Water	3535	
LCS 280-461561/2-A	Lab Control Sample	Total/NA	Water	3535	
280-124986-25 MS	G0070-19AMS	Total/NA	Water	3535	
280-124986-25 MSD	G0070-19AMSD	Total/NA	Water	3535	

HPLC/IC

Prep Batch: 461963

Lab Sample ID	Client Sample ID	Prep Type	Matrix	Method	Prep Batch
280-124986-1 - RE	G0083-19A	Total/NA	Water	3535	
280-124986-2 - RE	NW022-19A	Total/NA	Water	3535	
280-124986-3 - RE	NW023-19A	Total/NA	Water	3535	
280-124986-4 - RE	G0090-19A	Total/NA	Water	3535	
280-124986-5 - RE	G0088-19A	Total/NA	Water	3535	
280-124986-6 - RE	PZ016-19A	Total/NA	Water	3535	
280-124986-7 - RE	G0112-19A	Total/NA	Water	3535	
280-124986-8 - RE	G0084-19A	Total/NA	Water	3535	
280-124986-9 - RE	G0113-19A	Total/NA	Water	3535	
280-124986-10 - RE	G0075-19A	Total/NA	Water	3535	
280-124986-11 - RE	G0076-19A	Total/NA	Water	3535	
280-124986-12 - RE	G0024-19A	Total/NA	Water	3535	
280-124986-13 - RE	G0087-19A	Total/NA	Water	3535	
280-124986-14 - RE	G0080-19A	Total/NA	Water	3535	
280-124986-15 - RE	G0086-19A	Total/NA	Water	3535	
280-124986-16 - RE	G0118-19A	Total/NA	Water	3535	
280-124986-17 - RE	G0110-19A	Total/NA	Water	3535	
280-124986-18 - RE	G0114-19A	Total/NA	Water	3535	
280-124986-19 - RE	G0078-19A	Total/NA	Water	3535	
280-124986-20 - RE	G0077-19A	Total/NA	Water	3535	
MB 280-461963/1-A	Method Blank	Total/NA	Water	3535	
LCS 280-461963/2-A	Lab Control Sample	Total/NA	Water	3535	
LCS 280-461963/4-A	Lab Control Sample	Total/NA	Water	3535	
LCSD 280-461963/3-A	Lab Control Sample Dup	Total/NA	Water	3535	
LCSD 280-461963/5-A	Lab Control Sample Dup	Total/NA	Water	3535	

Prep Batch: 461964

Lab Sample ID	Client Sample ID	Prep Type	Matrix	Method	Prep Batch
280-124986-21 - RE	PZ020-19A	Total/NA	Water	3535	
280-124986-22 - RE	PZ019-19A	Total/NA	Water	3535	
280-124986-23 - RE	NW020-19A	Total/NA	Water	3535	
280-124986-24 - RE	NW021-19A	Total/NA	Water	3535	
280-124986-25 - RE	G0070-19A	Total/NA	Water	3535	
280-124986-26 - RE	G0108-19A	Total/NA	Water	3535	
280-124986-27 - RE	G0098-19A	Total/NA	Water	3535	
280-124986-28 - RE	G0097-19A	Total/NA	Water	3535	
280-124986-29 - RE	G0109-19A	Total/NA	Water	3535	
280-124986-30 - RE	G0099-19A	Total/NA	Water	3535	
280-124986-31 - RE	G0067-19A	Total/NA	Water	3535	
280-124986-32 - RE	G0079-19A	Total/NA	Water	3535	
280-124986-33 - RE	G0081-19A	Total/NA	Water	3535	
280-124986-34 - RE	G0082-19A	Total/NA	Water	3535	
MB 280-461964/1-A	Method Blank	Total/NA	Water	3535	
LCS 280-461964/2-A	Lab Control Sample	Total/NA	Water	3535	
LCS 280-461964/3-A	Lab Control Sample	Total/NA	Water	3535	
LCSD 280-461964/4-A	Lab Control Sample Dup	Total/NA	Water	3535	
280-124986-25 MS - RE	G0070-19AMS	Total/NA	Water	3535	
280-124986-25 MSD - RE	G0070-19AMSD	Total/NA	Water	3535	

HPLC/IC

Analysis Batch: 462065

Lab Sample ID	Client Sample ID	Prep Type	Matrix	Method	Prep Batch
280-124986-1	G0083-19A	Total/NA	Water	8330A	461560
280-124986-2	NW022-19A	Total/NA	Water	8330A	461560
280-124986-3	NW023-19A	Total/NA	Water	8330A	461560
280-124986-4	G0090-19A	Total/NA	Water	8330A	461560
280-124986-5	G0088-19A	Total/NA	Water	8330A	461560
280-124986-6	PZ016-19A	Total/NA	Water	8330A	461560
280-124986-7	G0112-19A	Total/NA	Water	8330A	461560
280-124986-8	G0084-19A	Total/NA	Water	8330A	461560
280-124986-9	G0113-19A	Total/NA	Water	8330A	461560
280-124986-10	G0075-19A	Total/NA	Water	8330A	461560
280-124986-11	G0076-19A	Total/NA	Water	8330A	461560
280-124986-12	G0024-19A	Total/NA	Water	8330A	461560
280-124986-13	G0087-19A	Total/NA	Water	8330A	461560
280-124986-14	G0080-19A	Total/NA	Water	8330A	461560
280-124986-15	G0086-19A	Total/NA	Water	8330A	461560
280-124986-16	G0118-19A	Total/NA	Water	8330A	461560
280-124986-17	G0110-19A	Total/NA	Water	8330A	461560
280-124986-18	G0114-19A	Total/NA	Water	8330A	461560
280-124986-19	G0078-19A	Total/NA	Water	8330A	461560
280-124986-20	G0077-19A	Total/NA	Water	8330A	461560
MB 280-461560/1-A	Method Blank	Total/NA	Water	8330A	461560
LCS 280-461560/2-A	Lab Control Sample	Total/NA	Water	8330A	461560
LCSD 280-461560/3-A	Lab Control Sample Dup	Total/NA	Water	8330A	461560

Analysis Batch: 462202

Lab Sample ID	Client Sample ID	Prep Type	Matrix	Method	Prep Batch
280-124986-21	PZ020-19A	Total/NA	Water	8330A	461561
280-124986-22	PZ019-19A	Total/NA	Water	8330A	461561
280-124986-23	NW020-19A	Total/NA	Water	8330A	461561
280-124986-24	NW021-19A	Total/NA	Water	8330A	461561
280-124986-25	G0070-19A	Total/NA	Water	8330A	461561
280-124986-26	G0108-19A	Total/NA	Water	8330A	461561
280-124986-27	G0098-19A	Total/NA	Water	8330A	461561
280-124986-28	G0097-19A	Total/NA	Water	8330A	461561
280-124986-29	G0109-19A	Total/NA	Water	8330A	461561
280-124986-30	G0099-19A	Total/NA	Water	8330A	461561
280-124986-31	G0067-19A	Total/NA	Water	8330A	461561
280-124986-32	G0079-19A	Total/NA	Water	8330A	461561
280-124986-33	G0081-19A	Total/NA	Water	8330A	461561
280-124986-34	G0082-19A	Total/NA	Water	8330A	461561
MB 280-461561/1-A	Method Blank	Total/NA	Water	8330A	461561
LCS 280-461561/2-A	Lab Control Sample	Total/NA	Water	8330A	461561
280-124986-25 MS	G0070-19AMS	Total/NA	Water	8330A	461561
280-124986-25 MSD	G0070-19AMSD	Total/NA	Water	8330A	461561

Analysis Batch: 462208

Lab Sample ID	Client Sample ID	Prep Type	Matrix	Method	Prep Batch
280-124986-1	G0083-19A	Total/NA	Water	8330A	461560
280-124986-2	NW022-19A	Total/NA	Water	8330A	461560
280-124986-3	NW023-19A	Total/NA	Water	8330A	461560
280-124986-4	G0090-19A	Total/NA	Water	8330A	461560

HPLC/IC (Continued)

Analysis Batch: 462208 (Continued)

Lab Sample ID	Client Sample ID	Prep Type	Matrix	Method	Prep Batch
280-124986-5	G0088-19A	Total/NA	Water	8330A	461560
280-124986-6	PZ016-19A	Total/NA	Water	8330A	461560
280-124986-7	G0112-19A	Total/NA	Water	8330A	461560
280-124986-8	G0084-19A	Total/NA	Water	8330A	461560
280-124986-9	G0113-19A	Total/NA	Water	8330A	461560
280-124986-12	G0024-19A	Total/NA	Water	8330A	461560
280-124986-13	G0087-19A	Total/NA	Water	8330A	461560
280-124986-14	G0080-19A	Total/NA	Water	8330A	461560
280-124986-15	G0086-19A	Total/NA	Water	8330A	461560
280-124986-16	G0118-19A	Total/NA	Water	8330A	461560
280-124986-17	G0110-19A	Total/NA	Water	8330A	461560
280-124986-18	G0114-19A	Total/NA	Water	8330A	461560
280-124986-19	G0078-19A	Total/NA	Water	8330A	461560
280-124986-20	G0077-19A	Total/NA	Water	8330A	461560

Analysis Batch: 462508

Lab Sample ID	Client Sample ID	Prep Type	Matrix	Method	Prep Batch
280-124986-21	PZ020-19A	Total/NA	Water	8330A	461561
280-124986-23	NW020-19A	Total/NA	Water	8330A	461561
280-124986-24	NW021-19A	Total/NA	Water	8330A	461561
280-124986-25	G0070-19A	Total/NA	Water	8330A	461561
280-124986-26	G0108-19A	Total/NA	Water	8330A	461561
280-124986-27	G0098-19A	Total/NA	Water	8330A	461561
280-124986-28	G0097-19A	Total/NA	Water	8330A	461561
280-124986-29	G0109-19A	Total/NA	Water	8330A	461561
280-124986-30	G0099-19A	Total/NA	Water	8330A	461561
280-124986-31	G0067-19A	Total/NA	Water	8330A	461561
280-124986-33	G0081-19A	Total/NA	Water	8330A	461561
280-124986-34	G0082-19A	Total/NA	Water	8330A	461561

Analysis Batch: 462823

Lab Sample ID	Client Sample ID	Prep Type	Matrix	Method	Prep Batch
280-124986-1 - RE	G0083-19A	Total/NA	Water	8330A	461963
280-124986-2 - RE	NW022-19A	Total/NA	Water	8330A	461963
280-124986-3 - RE	NW023-19A	Total/NA	Water	8330A	461963
280-124986-4 - RE	G0090-19A	Total/NA	Water	8330A	461963
280-124986-5 - RE	G0088-19A	Total/NA	Water	8330A	461963
280-124986-6 - RE	PZ016-19A	Total/NA	Water	8330A	461963
280-124986-7 - RE	G0112-19A	Total/NA	Water	8330A	461963
280-124986-8 - RE	G0084-19A	Total/NA	Water	8330A	461963
280-124986-9 - RE	G0113-19A	Total/NA	Water	8330A	461963
280-124986-10 - RE	G0075-19A	Total/NA	Water	8330A	461963
280-124986-11 - RE	G0076-19A	Total/NA	Water	8330A	461963
280-124986-12 - RE	G0024-19A	Total/NA	Water	8330A	461963
280-124986-13 - RE	G0087-19A	Total/NA	Water	8330A	461963
280-124986-14 - RE	G0080-19A	Total/NA	Water	8330A	461963
280-124986-15 - RE	G0086-19A	Total/NA	Water	8330A	461963
280-124986-16 - RE	G0118-19A	Total/NA	Water	8330A	461963
280-124986-17 - RE	G0110-19A	Total/NA	Water	8330A	461963
280-124986-18 - RE	G0114-19A	Total/NA	Water	8330A	461963
280-124986-19 - RE	G0078-19A	Total/NA	Water	8330A	461963

HPLC/IC (Continued)

Analysis Batch: 462823 (Continued)

Lab Sample ID	Client Sample ID	Prep Type	Matrix	Method	Prep Batch
280-124986-20 - RE	G0077-19A	Total/NA	Water	8330A	461963
MB 280-461963/1-A	Method Blank	Total/NA	Water	8330A	461963
LCS 280-461963/2-A	Lab Control Sample	Total/NA	Water	8330A	461963
LCS 280-461963/4-A	Lab Control Sample	Total/NA	Water	8330A	461963
LCSD 280-461963/3-A	Lab Control Sample Dup	Total/NA	Water	8330A	461963
LCSD 280-461963/5-A	Lab Control Sample Dup	Total/NA	Water	8330A	461963

Analysis Batch: 462962

Lab Sample ID	Client Sample ID	Prep Type	Matrix	Method	Prep Batch
280-124986-1 - RE	G0083-19A	Total/NA	Water	8330A	461963
280-124986-3 - RE	NW023-19A	Total/NA	Water	8330A	461963
280-124986-4 - RE	G0090-19A	Total/NA	Water	8330A	461963
280-124986-5 - RE	G0088-19A	Total/NA	Water	8330A	461963
280-124986-6 - RE	PZ016-19A	Total/NA	Water	8330A	461963
280-124986-7 - RE	G0112-19A	Total/NA	Water	8330A	461963
280-124986-8 - RE	G0084-19A	Total/NA	Water	8330A	461963
280-124986-9 - RE	G0113-19A	Total/NA	Water	8330A	461963
280-124986-12 - RE	G0024-19A	Total/NA	Water	8330A	461963
280-124986-13 - RE	G0087-19A	Total/NA	Water	8330A	461963
280-124986-14 - RE	G0080-19A	Total/NA	Water	8330A	461963
280-124986-15 - RE	G0086-19A	Total/NA	Water	8330A	461963
280-124986-16 - RE	G0118-19A	Total/NA	Water	8330A	461963
280-124986-19 - RE	G0078-19A	Total/NA	Water	8330A	461963
280-124986-20 - RE	G0077-19A	Total/NA	Water	8330A	461963

Analysis Batch: 463366

Lab Sample ID	Client Sample ID	Prep Type	Matrix	Method	Prep Batch
280-124986-21 - RE	PZ020-19A	Total/NA	Water	8330A	461964
280-124986-22 - RE	PZ019-19A	Total/NA	Water	8330A	461964
280-124986-23 - RE	NW020-19A	Total/NA	Water	8330A	461964
280-124986-24 - RE	NW021-19A	Total/NA	Water	8330A	461964
280-124986-25 - RE	G0070-19A	Total/NA	Water	8330A	461964
280-124986-26 - RE	G0108-19A	Total/NA	Water	8330A	461964
280-124986-27 - RE	G0098-19A	Total/NA	Water	8330A	461964
280-124986-28 - RE	G0097-19A	Total/NA	Water	8330A	461964
280-124986-29 - RE	G0109-19A	Total/NA	Water	8330A	461964
280-124986-30 - RE	G0099-19A	Total/NA	Water	8330A	461964
280-124986-31 - RE	G0067-19A	Total/NA	Water	8330A	461964
280-124986-32 - RE	G0079-19A	Total/NA	Water	8330A	461964
280-124986-33 - RE	G0081-19A	Total/NA	Water	8330A	461964
280-124986-34 - RE	G0082-19A	Total/NA	Water	8330A	461964
MB 280-461964/1-A	Method Blank	Total/NA	Water	8330A	461964
LCS 280-461964/2-A	Lab Control Sample	Total/NA	Water	8330A	461964
LCS 280-461964/3-A	Lab Control Sample	Total/NA	Water	8330A	461964
LCSD 280-461964/4-A	Lab Control Sample Dup	Total/NA	Water	8330A	461964
280-124986-25 MS - RE	G0070-19AMS	Total/NA	Water	8330A	461964
280-124986-25 MSD - RE	G0070-19AMSD	Total/NA	Water	8330A	461964

Analysis Batch: 463562

Lab Sample ID	Client Sample ID	Prep Type	Matrix	Method	Prep Batch
280-124986-21 - RE	PZ020-19A	Total/NA	Water	8330A	461964

HPLC/IC (Continued)

Analysis Batch: 463562 (Continued)

Lab Sample ID	Client Sample ID	Prep Type	Matrix	Method	Prep Batch
280-124986-23 - RE	NW020-19A	Total/NA	Water	8330A	461964
280-124986-24 - RE	NW021-19A	Total/NA	Water	8330A	461964
280-124986-25 - RE	G0070-19A	Total/NA	Water	8330A	461964
280-124986-26 - RE	G0108-19A	Total/NA	Water	8330A	461964
280-124986-27 - RE	G0098-19A	Total/NA	Water	8330A	461964
280-124986-28 - RE	G0097-19A	Total/NA	Water	8330A	461964
280-124986-29 - RE	G0109-19A	Total/NA	Water	8330A	461964
280-124986-30 - RE	G0099-19A	Total/NA	Water	8330A	461964
280-124986-31 - RE	G0067-19A	Total/NA	Water	8330A	461964
280-124986-33 - RE	G0081-19A	Total/NA	Water	8330A	461964
280-124986-34 - RE	G0082-19A	Total/NA	Water	8330A	461964
MB 280-461964/1-A	Method Blank	Total/NA	Water	8330A	461964

General Chemistry

Prep Batch: 461602

Lab Sample ID	Client Sample ID	Prep Type	Matrix	Method	Prep Batch
280-124986-1	G0083-19A	Total/NA	Water	9030B	
280-124986-4	G0090-19A	Total/NA	Water	9030B	
280-124986-5	G0088-19A	Total/NA	Water	9030B	
280-124986-6	PZ016-19A	Total/NA	Water	9030B	
280-124986-7	G0112-19A	Total/NA	Water	9030B	
280-124986-8	G0084-19A	Total/NA	Water	9030B	
280-124986-9	G0113-19A	Total/NA	Water	9030B	
280-124986-10	G0075-19A	Total/NA	Water	9030B	
280-124986-16	G0118-19A	Total/NA	Water	9030B	
280-124986-17	G0110-19A	Total/NA	Water	9030B	
280-124986-18	G0114-19A	Total/NA	Water	9030B	
280-124986-29	G0109-19A	Total/NA	Water	9030B	
280-124986-30	G0099-19A	Total/NA	Water	9030B	
280-124986-31	G0067-19A	Total/NA	Water	9030B	
MB 280-461602/2-A	Method Blank	Total/NA	Water	9030B	
LCS 280-461602/1-A	Lab Control Sample	Total/NA	Water	9030B	
280-124986-1 MS	G0083-19A	Total/NA	Water	9030B	
280-124986-1 MSD	G0083-19A	Total/NA	Water	9030B	

Analysis Batch: 461610

Lab Sample ID	Client Sample ID	Prep Type	Matrix	Method	Prep Batch
280-124986-1	G0083-19A	Total/NA	Water	9034	461602
280-124986-4	G0090-19A	Total/NA	Water	9034	461602
280-124986-5	G0088-19A	Total/NA	Water	9034	461602
280-124986-6	PZ016-19A	Total/NA	Water	9034	461602
280-124986-7	G0112-19A	Total/NA	Water	9034	461602
280-124986-8	G0084-19A	Total/NA	Water	9034	461602
280-124986-9	G0113-19A	Total/NA	Water	9034	461602
280-124986-10	G0075-19A	Total/NA	Water	9034	461602
280-124986-16	G0118-19A	Total/NA	Water	9034	461602
280-124986-17	G0110-19A	Total/NA	Water	9034	461602
280-124986-18	G0114-19A	Total/NA	Water	9034	461602
280-124986-29	G0109-19A	Total/NA	Water	9034	461602
280-124986-30	G0099-19A	Total/NA	Water	9034	461602

General Chemistry (Continued)

Analysis Batch: 461610 (Continued)

Lab Sample ID	Client Sample ID	Prep Type	Matrix	Method	Prep Batch
280-124986-31	G0067-19A	Total/NA	Water	9034	461602
MB 280-461602/2-A	Method Blank	Total/NA	Water	9034	461602
LCS 280-461602/1-A	Lab Control Sample	Total/NA	Water	9034	461602
280-124986-1 MS	G0083-19A	Total/NA	Water	9034	461602
280-124986-1 MSD	G0083-19A	Total/NA	Water	9034	461602

Prep Batch: 461615

Lab Sample ID	Client Sample ID	Prep Type	Matrix	Method	Prep Batch
280-124986-11	G0076-19A	Total/NA	Water	9030B	
280-124986-13	G0087-19A	Total/NA	Water	9030B	
280-124986-14	G0080-19A	Total/NA	Water	9030B	
280-124986-15	G0086-19A	Total/NA	Water	9030B	
280-124986-25	G0070-19A	Total/NA	Water	9030B	
280-124986-26	G0108-19A	Total/NA	Water	9030B	
280-124986-27	G0098-19A	Total/NA	Water	9030B	
280-124986-28	G0097-19A	Total/NA	Water	9030B	
280-124986-32	G0079-19A	Total/NA	Water	9030B	
280-124986-33	G0081-19A	Total/NA	Water	9030B	
280-124986-34	G0082-19A	Total/NA	Water	9030B	
MB 280-461615/2-A	Method Blank	Total/NA	Water	9030B	
LCS 280-461615/1-A	Lab Control Sample	Total/NA	Water	9030B	
280-124986-25 MS	G0070-19AMS	Total/NA	Water	9030B	
280-124986-25 MSD	G0070-19AMSD	Total/NA	Water	9030B	

Analysis Batch: 461633

Lab Sample ID	Client Sample ID	Prep Type	Matrix	Method	Prep Batch
280-124986-11	G0076-19A	Total/NA	Water	9034	461615
280-124986-13	G0087-19A	Total/NA	Water	9034	461615
280-124986-14	G0080-19A	Total/NA	Water	9034	461615
280-124986-15	G0086-19A	Total/NA	Water	9034	461615
280-124986-25	G0070-19A	Total/NA	Water	9034	461615
280-124986-26	G0108-19A	Total/NA	Water	9034	461615
280-124986-27	G0098-19A	Total/NA	Water	9034	461615
280-124986-28	G0097-19A	Total/NA	Water	9034	461615
280-124986-32	G0079-19A	Total/NA	Water	9034	461615
280-124986-33	G0081-19A	Total/NA	Water	9034	461615
280-124986-34	G0082-19A	Total/NA	Water	9034	461615
MB 280-461615/2-A	Method Blank	Total/NA	Water	9034	461615
LCS 280-461615/1-A	Lab Control Sample	Total/NA	Water	9034	461615
280-124986-25 MS	G0070-19AMS	Total/NA	Water	9034	461615
280-124986-25 MSD	G0070-19AMSD	Total/NA	Water	9034	461615

Prep Batch: 461663

Lab Sample ID	Client Sample ID	Prep Type	Matrix	Method	Prep Batch
280-124986-12	G0024-19A	Total/NA	Water	9030B	
280-124986-19	G0078-19A	Total/NA	Water	9030B	
280-124986-20	G0077-19A	Total/NA	Water	9030B	
280-124986-21	PZ020-19A	Total/NA	Water	9030B	
280-124986-22	PZ019-19A	Total/NA	Water	9030B	
MB 280-461663/2-A	Method Blank	Total/NA	Water	9030B	
LCS 280-461663/1-A	Lab Control Sample	Total/NA	Water	9030B	

General Chemistry (Continued)

Prep Batch: 461663 (Continued)

Lab Sample ID	Client Sample ID	Prep Type	Matrix	Method	Prep Batch
280-124986-19 MS	G0078-19A	Total/NA	Water	9030B	
280-124986-19 MSD	G0078-19A	Total/NA	Water	9030B	

Analysis Batch: 461699

Lab Sample ID	Client Sample ID	Prep Type	Matrix	Method	Prep Batch
280-124986-12	G0024-19A	Total/NA	Water	9034	461663
280-124986-19	G0078-19A	Total/NA	Water	9034	461663
280-124986-20	G0077-19A	Total/NA	Water	9034	461663
280-124986-21	PZ020-19A	Total/NA	Water	9034	461663
280-124986-22	PZ019-19A	Total/NA	Water	9034	461663
MB 280-461663/2-A	Method Blank	Total/NA	Water	9034	461663
LCS 280-461663/1-A	Lab Control Sample	Total/NA	Water	9034	461663
280-124986-19 MS	G0078-19A	Total/NA	Water	9034	461663
280-124986-19 MSD	G0078-19A	Total/NA	Water	9034	461663

Analysis Batch: 462358

Lab Sample ID	Client Sample ID	Prep Type	Matrix	Method	Prep Batch
280-124986-1	G0083-19A	Total/NA	Water	SM 2320B	
280-124986-4	G0090-19A	Total/NA	Water	SM 2320B	
280-124986-5	G0088-19A	Total/NA	Water	SM 2320B	
280-124986-6	PZ016-19A	Total/NA	Water	SM 2320B	
280-124986-7	G0112-19A	Total/NA	Water	SM 2320B	
280-124986-8	G0084-19A	Total/NA	Water	SM 2320B	
280-124986-9	G0113-19A	Total/NA	Water	SM 2320B	
280-124986-10	G0075-19A	Total/NA	Water	SM 2320B	
280-124986-11	G0076-19A	Total/NA	Water	SM 2320B	
280-124986-12	G0024-19A	Total/NA	Water	SM 2320B	
280-124986-13	G0087-19A	Total/NA	Water	SM 2320B	
280-124986-14	G0080-19A	Total/NA	Water	SM 2320B	
280-124986-15	G0086-19A	Total/NA	Water	SM 2320B	
280-124986-17	G0110-19A	Total/NA	Water	SM 2320B	
280-124986-18	G0114-19A	Total/NA	Water	SM 2320B	
280-124986-19	G0078-19A	Total/NA	Water	SM 2320B	
280-124986-20	G0077-19A	Total/NA	Water	SM 2320B	
280-124986-21	PZ020-19A	Total/NA	Water	SM 2320B	
280-124986-22	PZ019-19A	Total/NA	Water	SM 2320B	
280-124986-25	G0070-19A	Total/NA	Water	SM 2320B	
280-124986-26	G0108-19A	Total/NA	Water	SM 2320B	
280-124986-27	G0098-19A	Total/NA	Water	SM 2320B	
280-124986-28	G0097-19A	Total/NA	Water	SM 2320B	
280-124986-29	G0109-19A	Total/NA	Water	SM 2320B	
280-124986-30	G0099-19A	Total/NA	Water	SM 2320B	
280-124986-31	G0067-19A	Total/NA	Water	SM 2320B	
280-124986-32	G0079-19A	Total/NA	Water	SM 2320B	
280-124986-33	G0081-19A	Total/NA	Water	SM 2320B	
280-124986-34	G0082-19A	Total/NA	Water	SM 2320B	
MB 280-462358/31	Method Blank	Total/NA	Water	SM 2320B	
MB 280-462358/5	Method Blank	Total/NA	Water	SM 2320B	
LCS 280-462358/30	Lab Control Sample	Total/NA	Water	SM 2320B	
LCS 280-462358/4	Lab Control Sample	Total/NA	Water	SM 2320B	
280-124986-21 DU	PZ020-19A	Total/NA	Water	SM 2320B	

General Chemistry

Analysis Batch: 462530

Lab Sample ID	Client Sample ID	Prep Type	Matrix	Method	Prep Batch
280-124986-16	G0118-19A	Total/NA	Water	SM 2320B	
MB 280-462530/5	Method Blank	Total/NA	Water	SM 2320B	
LCS 280-462530/4	Lab Control Sample	Total/NA	Water	SM 2320B	

Analysis Batch: 462658

Lab Sample ID	Client Sample ID	Prep Type	Matrix	Method	Prep Batch
280-124986-1	G0083-19A	Total/NA	Water	350.1	
280-124986-4	G0090-19A	Total/NA	Water	350.1	
280-124986-5	G0088-19A	Total/NA	Water	350.1	
280-124986-6	PZ016-19A	Total/NA	Water	350.1	
280-124986-7	G0112-19A	Total/NA	Water	350.1	
280-124986-8	G0084-19A	Total/NA	Water	350.1	
280-124986-9	G0113-19A	Total/NA	Water	350.1	
280-124986-10	G0075-19A	Total/NA	Water	350.1	
280-124986-11	G0076-19A	Total/NA	Water	350.1	
280-124986-12	G0024-19A	Total/NA	Water	350.1	
280-124986-13	G0087-19A	Total/NA	Water	350.1	
280-124986-14	G0080-19A	Total/NA	Water	350.1	
280-124986-15	G0086-19A	Total/NA	Water	350.1	
280-124986-16	G0118-19A	Total/NA	Water	350.1	
280-124986-17	G0110-19A	Total/NA	Water	350.1	
280-124986-18	G0114-19A	Total/NA	Water	350.1	
280-124986-19	G0078-19A	Total/NA	Water	350.1	
280-124986-20	G0077-19A	Total/NA	Water	350.1	
280-124986-21	PZ020-19A	Total/NA	Water	350.1	
280-124986-22	PZ019-19A	Total/NA	Water	350.1	
280-124986-25	G0070-19A	Total/NA	Water	350.1	
280-124986-26	G0108-19A	Total/NA	Water	350.1	
280-124986-27	G0098-19A	Total/NA	Water	350.1	
280-124986-28	G0097-19A	Total/NA	Water	350.1	
280-124986-29	G0109-19A	Total/NA	Water	350.1	
280-124986-30	G0099-19A	Total/NA	Water	350.1	
280-124986-31	G0067-19A	Total/NA	Water	350.1	
280-124986-32	G0079-19A	Total/NA	Water	350.1	
280-124986-33	G0081-19A	Total/NA	Water	350.1	
280-124986-34	G0082-19A	Total/NA	Water	350.1	
MB 280-462658/110	Method Blank	Total/NA	Water	350.1	
MB 280-462658/65	Method Blank	Total/NA	Water	350.1	
LCS 280-462658/108	Lab Control Sample	Total/NA	Water	350.1	
LCS 280-462658/63	Lab Control Sample	Total/NA	Water	350.1	
LCSD 280-462658/109	Lab Control Sample Dup	Total/NA	Water	350.1	
LCSD 280-462658/64	Lab Control Sample Dup	Total/NA	Water	350.1	
280-124986-25 MS	G0070-19AMS	Total/NA	Water	350.1	
280-124986-25 MSD	G0070-19AMSD	Total/NA	Water	350.1	

Prep Batch: 462811

Lab Sample ID	Client Sample ID	Prep Type	Matrix	Method	Prep Batch
280-124986-1	G0083-19A	Total/NA	Water	351.2	
280-124986-4	G0090-19A	Total/NA	Water	351.2	
280-124986-5	G0088-19A	Total/NA	Water	351.2	
280-124986-6	PZ016-19A	Total/NA	Water	351.2	

General Chemistry (Continued)

Prep Batch: 462811 (Continued)

Lab Sample ID	Client Sample ID	Prep Type	Matrix	Method	Prep Batch
280-124986-7	G0112-19A	Total/NA	Water	351.2	
280-124986-8	G0084-19A	Total/NA	Water	351.2	
280-124986-9	G0113-19A	Total/NA	Water	351.2	
280-124986-10	G0075-19A	Total/NA	Water	351.2	
280-124986-11	G0076-19A	Total/NA	Water	351.2	
280-124986-12	G0024-19A	Total/NA	Water	351.2	
280-124986-13	G0087-19A	Total/NA	Water	351.2	
280-124986-14	G0080-19A	Total/NA	Water	351.2	
280-124986-15	G0086-19A	Total/NA	Water	351.2	
280-124986-16	G0118-19A	Total/NA	Water	351.2	
280-124986-17	G0110-19A	Total/NA	Water	351.2	
280-124986-18	G0114-19A	Total/NA	Water	351.2	
280-124986-19	G0078-19A	Total/NA	Water	351.2	
280-124986-20	G0077-19A	Total/NA	Water	351.2	
280-124986-21	PZ020-19A	Total/NA	Water	351.2	
280-124986-22	PZ019-19A	Total/NA	Water	351.2	
MB 280-462811/2-A	Method Blank	Total/NA	Water	351.2	
LCS 280-462811/1-A	Lab Control Sample	Total/NA	Water	351.2	
280-124986-1 MS	G0083-19A	Total/NA	Water	351.2	
280-124986-1 MSD	G0083-19A	Total/NA	Water	351.2	
280-124986-13 MS	G0087-19A	Total/NA	Water	351.2	
280-124986-13 MSD	G0087-19A	Total/NA	Water	351.2	

Prep Batch: 463109

Lab Sample ID	Client Sample ID	Prep Type	Matrix	Method	Prep Batch
280-124986-26	G0108-19A	Total/NA	Water	351.2	
280-124986-27	G0098-19A	Total/NA	Water	351.2	
280-124986-28	G0097-19A	Total/NA	Water	351.2	
280-124986-29	G0109-19A	Total/NA	Water	351.2	
280-124986-30	G0099-19A	Total/NA	Water	351.2	
280-124986-31	G0067-19A	Total/NA	Water	351.2	
280-124986-32	G0079-19A	Total/NA	Water	351.2	
280-124986-33	G0081-19A	Total/NA	Water	351.2	
280-124986-34	G0082-19A	Total/NA	Water	351.2	
MB 280-463109/2-A	Method Blank	Total/NA	Water	351.2	
LCS 280-463109/1-A	Lab Control Sample	Total/NA	Water	351.2	
280-124986-27 MS	G0098-19A	Total/NA	Water	351.2	
280-124986-27 MSD	G0098-19A	Total/NA	Water	351.2	

Analysis Batch: 463127

Lab Sample ID	Client Sample ID	Prep Type	Matrix	Method	Prep Batch
280-124986-1	G0083-19A	Total/NA	Water	351.2	462811
280-124986-4	G0090-19A	Total/NA	Water	351.2	462811
280-124986-5	G0088-19A	Total/NA	Water	351.2	462811
280-124986-6	PZ016-19A	Total/NA	Water	351.2	462811
280-124986-7	G0112-19A	Total/NA	Water	351.2	462811
280-124986-8	G0084-19A	Total/NA	Water	351.2	462811
280-124986-9	G0113-19A	Total/NA	Water	351.2	462811
280-124986-10	G0075-19A	Total/NA	Water	351.2	462811
280-124986-11	G0076-19A	Total/NA	Water	351.2	462811
280-124986-12	G0024-19A	Total/NA	Water	351.2	462811

General Chemistry (Continued)

Analysis Batch: 463127 (Continued)

Lab Sample ID	Client Sample ID	Prep Type	Matrix	Method	Prep Batch
280-124986-13	G0087-19A	Total/NA	Water	351.2	462811
280-124986-14	G0080-19A	Total/NA	Water	351.2	462811
280-124986-15	G0086-19A	Total/NA	Water	351.2	462811
280-124986-16	G0118-19A	Total/NA	Water	351.2	462811
280-124986-17	G0110-19A	Total/NA	Water	351.2	462811
280-124986-18	G0114-19A	Total/NA	Water	351.2	462811
280-124986-19	G0078-19A	Total/NA	Water	351.2	462811
280-124986-20	G0077-19A	Total/NA	Water	351.2	462811
280-124986-21	PZ020-19A	Total/NA	Water	351.2	462811
280-124986-22	PZ019-19A	Total/NA	Water	351.2	462811
MB 280-462811/2-A	Method Blank	Total/NA	Water	351.2	462811
LCS 280-462811/1-A	Lab Control Sample	Total/NA	Water	351.2	462811
280-124986-1 MS	G0083-19A	Total/NA	Water	351.2	462811
280-124986-1 MSD	G0083-19A	Total/NA	Water	351.2	462811
280-124986-13 MS	G0087-19A	Total/NA	Water	351.2	462811
280-124986-13 MSD	G0087-19A	Total/NA	Water	351.2	462811

Prep Batch: 463322

Lab Sample ID	Client Sample ID	Prep Type	Matrix	Method	Prep Batch
280-124986-25	G0070-19A	Total/NA	Water	351.2	
MB 280-463322/2-A	Method Blank	Total/NA	Water	351.2	
LCS 280-463322/1-A	Lab Control Sample	Total/NA	Water	351.2	
280-124986-25 MS	G0070-19AMS	Total/NA	Water	351.2	
280-124986-25 MSD	G0070-19AMSD	Total/NA	Water	351.2	

Analysis Batch: 463324

Lab Sample ID	Client Sample ID	Prep Type	Matrix	Method	Prep Batch
280-124986-26	G0108-19A	Total/NA	Water	351.2	463109
280-124986-27	G0098-19A	Total/NA	Water	351.2	463109
280-124986-28	G0097-19A	Total/NA	Water	351.2	463109
280-124986-29	G0109-19A	Total/NA	Water	351.2	463109
280-124986-30	G0099-19A	Total/NA	Water	351.2	463109
280-124986-31	G0067-19A	Total/NA	Water	351.2	463109
280-124986-32	G0079-19A	Total/NA	Water	351.2	463109
280-124986-33	G0081-19A	Total/NA	Water	351.2	463109
280-124986-34	G0082-19A	Total/NA	Water	351.2	463109
MB 280-463109/2-A	Method Blank	Total/NA	Water	351.2	463109
LCS 280-463109/1-A	Lab Control Sample	Total/NA	Water	351.2	463109
280-124986-27 MS	G0098-19A	Total/NA	Water	351.2	463109
280-124986-27 MSD	G0098-19A	Total/NA	Water	351.2	463109

Analysis Batch: 463460

Lab Sample ID	Client Sample ID	Prep Type	Matrix	Method	Prep Batch
280-124986-25	G0070-19A	Total/NA	Water	351.2	463322
MB 280-463322/2-A	Method Blank	Total/NA	Water	351.2	463322
LCS 280-463322/1-A	Lab Control Sample	Total/NA	Water	351.2	463322
280-124986-25 MS	G0070-19AMS	Total/NA	Water	351.2	463322
280-124986-25 MSD	G0070-19AMSD	Total/NA	Water	351.2	463322

General Chemistry

Analysis Batch: 463470

Lab Sample ID	Client Sample ID	Prep Type	Matrix	Method	Prep Batch
280-124986-1	G0083-19A	Total/NA	Water	353.2	
280-124986-4	G0090-19A	Total/NA	Water	353.2	
280-124986-5	G0088-19A	Total/NA	Water	353.2	
280-124986-6	PZ016-19A	Total/NA	Water	353.2	
280-124986-7	G0112-19A	Total/NA	Water	353.2	
280-124986-8	G0084-19A	Total/NA	Water	353.2	
280-124986-9	G0113-19A	Total/NA	Water	353.2	
280-124986-10	G0075-19A	Total/NA	Water	353.2	
280-124986-11	G0076-19A	Total/NA	Water	353.2	
280-124986-12	G0024-19A	Total/NA	Water	353.2	
280-124986-25	G0070-19A	Total/NA	Water	353.2	
MB 280-463470/23	Method Blank	Total/NA	Water	353.2	
MB 280-463470/61	Method Blank	Total/NA	Water	353.2	
LCS 280-463470/21	Lab Control Sample	Total/NA	Water	353.2	
LCS 280-463470/60	Lab Control Sample	Total/NA	Water	353.2	
LCSD 280-463470/22	Lab Control Sample Dup	Total/NA	Water	353.2	
280-124986-25 MS	G0070-19AMS	Total/NA	Water	353.2	
280-124986-25 MSD	G0070-19AMSD	Total/NA	Water	353.2	

Filtration Batch: 463669

Lab Sample ID	Client Sample ID	Prep Type	Matrix	Method	Prep Batch
280-124986-1	G0083-19A	Dissolved	Water	FILTRATION	
280-124986-7	G0112-19A	Dissolved	Water	FILTRATION	
280-124986-29	G0109-19A	Dissolved	Water	FILTRATION	
280-124986-30	G0099-19A	Dissolved	Water	FILTRATION	
280-124986-31	G0067-19A	Dissolved	Water	FILTRATION	
MB 280-463669/2-A	Method Blank	Dissolved	Water	FILTRATION	
LCS 280-463669/1-A	Lab Control Sample	Dissolved	Water	FILTRATION	

Filtration Batch: 463672

Lab Sample ID	Client Sample ID	Prep Type	Matrix	Method	Prep Batch
280-124986-4	G0090-19A	Dissolved	Water	FILTRATION	
280-124986-5	G0088-19A	Dissolved	Water	FILTRATION	
280-124986-6	PZ016-19A	Dissolved	Water	FILTRATION	
280-124986-8	G0084-19A	Dissolved	Water	FILTRATION	
280-124986-9	G0113-19A	Dissolved	Water	FILTRATION	
280-124986-10	G0075-19A	Dissolved	Water	FILTRATION	
280-124986-11	G0076-19A	Dissolved	Water	FILTRATION	
280-124986-13	G0087-19A	Dissolved	Water	FILTRATION	
280-124986-14	G0080-19A	Dissolved	Water	FILTRATION	
280-124986-15	G0086-19A	Dissolved	Water	FILTRATION	
280-124986-16	G0118-19A	Dissolved	Water	FILTRATION	
280-124986-17	G0110-19A	Dissolved	Water	FILTRATION	
280-124986-18	G0114-19A	Dissolved	Water	FILTRATION	
280-124986-25	G0070-19A	Dissolved	Water	FILTRATION	
280-124986-26	G0108-19A	Dissolved	Water	FILTRATION	
280-124986-27	G0098-19A	Dissolved	Water	FILTRATION	
280-124986-28	G0097-19A	Dissolved	Water	FILTRATION	
280-124986-32	G0079-19A	Dissolved	Water	FILTRATION	
280-124986-33	G0081-19A	Dissolved	Water	FILTRATION	
280-124986-34	G0082-19A	Dissolved	Water	FILTRATION	

General Chemistry (Continued)

Filtration Batch: 463672 (Continued)

Lab Sample ID	Client Sample ID	Prep Type	Matrix	Method	Prep Batch
MB 280-463672/2-A	Method Blank	Dissolved	Water	FILTRATION	
LCS 280-463672/1-A	Lab Control Sample	Dissolved	Water	FILTRATION	
280-124986-8 MS	G0084-19A	Dissolved	Water	FILTRATION	
280-124986-8 MSD	G0084-19A	Dissolved	Water	FILTRATION	
280-124986-25 MS	G0070-19AMS	Dissolved	Water	FILTRATION	
280-124986-25 MSD	G0070-19AMSD	Dissolved	Water	FILTRATION	

Analysis Batch: 463726

Lab Sample ID	Client Sample ID	Prep Type	Matrix	Method	Prep Batch
280-124986-13	G0087-19A	Total/NA	Water	353.2	
280-124986-14	G0080-19A	Total/NA	Water	353.2	
280-124986-15	G0086-19A	Total/NA	Water	353.2	
280-124986-16	G0118-19A	Total/NA	Water	353.2	
280-124986-17	G0110-19A	Total/NA	Water	353.2	
280-124986-18	G0114-19A	Total/NA	Water	353.2	
280-124986-19	G0078-19A	Total/NA	Water	353.2	
280-124986-20	G0077-19A	Total/NA	Water	353.2	
280-124986-21	PZ020-19A	Total/NA	Water	353.2	
280-124986-22	PZ019-19A	Total/NA	Water	353.2	
280-124986-26	G0108-19A	Total/NA	Water	353.2	
280-124986-28	G0097-19A	Total/NA	Water	353.2	
280-124986-29	G0109-19A	Total/NA	Water	353.2	
280-124986-30	G0099-19A	Total/NA	Water	353.2	
280-124986-31	G0067-19A	Total/NA	Water	353.2	
280-124986-32	G0079-19A	Total/NA	Water	353.2	
280-124986-33	G0081-19A	Total/NA	Water	353.2	
280-124986-34	G0082-19A	Total/NA	Water	353.2	
MB 280-463726/22	Method Blank	Total/NA	Water	353.2	
MB 280-463726/68	Method Blank	Total/NA	Water	353.2	
LCS 280-463726/21	Lab Control Sample	Total/NA	Water	353.2	
LCS 280-463726/67	Lab Control Sample	Total/NA	Water	353.2	
280-124986-16 MS	G0118-19A	Total/NA	Water	353.2	
280-124986-16 MSD	G0118-19A	Total/NA	Water	353.2	
280-124986-21 MS	PZ020-19A	Total/NA	Water	353.2	
280-124986-21 MSD	PZ020-19A	Total/NA	Water	353.2	

Analysis Batch: 463832

Lab Sample ID	Client Sample ID	Prep Type	Matrix	Method	Prep Batch
280-124986-1	G0083-19A	Dissolved	Water	9060A	463669
280-124986-4	G0090-19A	Dissolved	Water	9060A	463672
280-124986-5	G0088-19A	Dissolved	Water	9060A	463672
280-124986-6	PZ016-19A	Dissolved	Water	9060A	463672
280-124986-7	G0112-19A	Dissolved	Water	9060A	463669
280-124986-8	G0084-19A	Dissolved	Water	9060A	463672
280-124986-9	G0113-19A	Dissolved	Water	9060A	463672
280-124986-10	G0075-19A	Dissolved	Water	9060A	463672
280-124986-11	G0076-19A	Dissolved	Water	9060A	463672
280-124986-13	G0087-19A	Dissolved	Water	9060A	463672
280-124986-14	G0080-19A	Dissolved	Water	9060A	463672
280-124986-15	G0086-19A	Dissolved	Water	9060A	463672
280-124986-16	G0118-19A	Dissolved	Water	9060A	463672

General Chemistry (Continued)

Analysis Batch: 463832 (Continued)

Lab Sample ID	Client Sample ID	Prep Type	Matrix	Method	Prep Batch
280-124986-17	G0110-19A	Dissolved	Water	9060A	463672
280-124986-18	G0114-19A	Dissolved	Water	9060A	463672
280-124986-25	G0070-19A	Dissolved	Water	9060A	463672
280-124986-26	G0108-19A	Dissolved	Water	9060A	463672
280-124986-27	G0098-19A	Dissolved	Water	9060A	463672
280-124986-28	G0097-19A	Dissolved	Water	9060A	463672
280-124986-29	G0109-19A	Dissolved	Water	9060A	463669
280-124986-30	G0099-19A	Dissolved	Water	9060A	463669
280-124986-31	G0067-19A	Dissolved	Water	9060A	463669
280-124986-32	G0079-19A	Dissolved	Water	9060A	463672
280-124986-33	G0081-19A	Dissolved	Water	9060A	463672
280-124986-34	G0082-19A	Dissolved	Water	9060A	463672
MB 280-463669/2-A	Method Blank	Dissolved	Water	9060A	463669
MB 280-463672/2-A	Method Blank	Dissolved	Water	9060A	463672
LCS 280-463669/1-A	Lab Control Sample	Dissolved	Water	9060A	463669
LCS 280-463672/1-A	Lab Control Sample	Dissolved	Water	9060A	463672
280-124986-8 MS	G0084-19A	Dissolved	Water	9060A	463672
280-124986-8 MSD	G0084-19A	Dissolved	Water	9060A	463672
280-124986-25 MS	G0070-19AMS	Dissolved	Water	9060A	463672
280-124986-25 MSD	G0070-19AMSD	Dissolved	Water	9060A	463672

Analysis Batch: 463895

Lab Sample ID	Client Sample ID	Prep Type	Matrix	Method	Prep Batch
280-124986-4	G0090-19A	Total/NA	Water	9056A	
280-124986-6	PZ016-19A	Total/NA	Water	9056A	
280-124986-7	G0112-19A	Total/NA	Water	9056A	
280-124986-8	G0084-19A	Total/NA	Water	9056A	
280-124986-9	G0113-19A	Total/NA	Water	9056A	
280-124986-10	G0075-19A	Total/NA	Water	9056A	
280-124986-12	G0024-19A	Total/NA	Water	9056A	
280-124986-13	G0087-19A	Total/NA	Water	9056A	
280-124986-14	G0080-19A	Total/NA	Water	9056A	
280-124986-15	G0086-19A	Total/NA	Water	9056A	
280-124986-16	G0118-19A	Total/NA	Water	9056A	
280-124986-17	G0110-19A	Total/NA	Water	9056A	
280-124986-18	G0114-19A	Total/NA	Water	9056A	
280-124986-20	G0077-19A	Total/NA	Water	9056A	
280-124986-21	PZ020-19A	Total/NA	Water	9056A	
280-124986-22	PZ019-19A	Total/NA	Water	9056A	
280-124986-26	G0108-19A	Total/NA	Water	9056A	
280-124986-27	G0098-19A	Total/NA	Water	9056A	
MB 280-463895/33	Method Blank	Total/NA	Water	9056A	
MB 280-463895/6	Method Blank	Total/NA	Water	9056A	
LCS 280-463895/31	Lab Control Sample	Total/NA	Water	9056A	
LCS 280-463895/4	Lab Control Sample	Total/NA	Water	9056A	
LCSD 280-463895/32	Lab Control Sample Dup	Total/NA	Water	9056A	
LCSD 280-463895/5	Lab Control Sample Dup	Total/NA	Water	9056A	
MRL 280-463895/3	Lab Control Sample	Total/NA	Water	9056A	
280-124986-12 MS	G0024-19A	Total/NA	Water	9056A	
280-124986-12 MSD	G0024-19A	Total/NA	Water	9056A	
280-124986-12 DU	G0024-19A	Total/NA	Water	9056A	

General Chemistry

Analysis Batch: 463918

Lab Sample ID	Client Sample ID	Prep Type	Matrix	Method	Prep Batch
280-124986-27	G0098-19A	Total/NA	Water	353.2	
MB 280-463918/22	Method Blank	Total/NA	Water	353.2	
LCS 280-463918/21	Lab Control Sample	Total/NA	Water	353.2	

Filtration Batch: 463944

Lab Sample ID	Client Sample ID	Prep Type	Matrix	Method	Prep Batch
280-124986-12	G0024-19A	Dissolved	Water	FILTRATION	
280-124986-19	G0078-19A	Dissolved	Water	FILTRATION	
280-124986-20	G0077-19A	Dissolved	Water	FILTRATION	
280-124986-21	PZ020-19A	Dissolved	Water	FILTRATION	
280-124986-22	PZ019-19A	Dissolved	Water	FILTRATION	
MB 280-463944/1-A	Method Blank	Dissolved	Water	FILTRATION	
LCS 280-463944/2-A	Lab Control Sample	Dissolved	Water	FILTRATION	
280-124986-12 MS	G0024-19A	Dissolved	Water	FILTRATION	
280-124986-12 MSD	G0024-19A	Dissolved	Water	FILTRATION	

Analysis Batch: 463987

Lab Sample ID	Client Sample ID	Prep Type	Matrix	Method	Prep Batch
280-124986-1	G0083-19A	Total/NA	Water	9056A	
280-124986-5	G0088-19A	Total/NA	Water	9056A	
280-124986-11	G0076-19A	Total/NA	Water	9056A	
280-124986-19	G0078-19A	Total/NA	Water	9056A	
280-124986-25	G0070-19A	Total/NA	Water	9056A	
280-124986-28	G0097-19A	Total/NA	Water	9056A	
280-124986-29	G0109-19A	Total/NA	Water	9056A	
280-124986-30	G0099-19A	Total/NA	Water	9056A	
280-124986-31	G0067-19A	Total/NA	Water	9056A	
280-124986-32	G0079-19A	Total/NA	Water	9056A	
280-124986-33	G0081-19A	Total/NA	Water	9056A	
280-124986-34	G0082-19A	Total/NA	Water	9056A	
MB 280-463987/6	Method Blank	Total/NA	Water	9056A	
LCS 280-463987/4	Lab Control Sample	Total/NA	Water	9056A	
LCSD 280-463987/5	Lab Control Sample Dup	Total/NA	Water	9056A	
MRL 280-463987/3	Lab Control Sample	Total/NA	Water	9056A	
280-124986-1 MS	G0083-19A	Total/NA	Water	9056A	
280-124986-1 MSD	G0083-19A	Total/NA	Water	9056A	
280-124986-25 MS	G0070-19AMS	Total/NA	Water	9056A	
280-124986-25 MSD	G0070-19AMSD	Total/NA	Water	9056A	
280-124986-1 DU	G0083-19A	Total/NA	Water	9056A	
280-124986-25 DU	G0070-19A	Total/NA	Water	9056A	

Analysis Batch: 464094

Lab Sample ID	Client Sample ID	Prep Type	Matrix	Method	Prep Batch
280-124986-12	G0024-19A	Dissolved	Water	9060A	463944
280-124986-19	G0078-19A	Dissolved	Water	9060A	463944
280-124986-20	G0077-19A	Dissolved	Water	9060A	463944
280-124986-21	PZ020-19A	Dissolved	Water	9060A	463944
280-124986-22	PZ019-19A	Dissolved	Water	9060A	463944
MB 280-463944/1-A	Method Blank	Dissolved	Water	9060A	463944
LCS 280-463944/2-A	Lab Control Sample	Dissolved	Water	9060A	463944
280-124986-12 MS	G0024-19A	Dissolved	Water	9060A	463944

General Chemistry (Continued)

Analysis Batch: 464094 (Continued)

Lab Sample ID	Client Sample ID	Prep Type	Matrix	Method	Prep Batch
280-124986-12 MSD	G0024-19A	Dissolved	Water	9060A	463944

Client Sample ID: G0083-19A
Lab Sample ID: 280-124986-1

Date Collected: 06/08/19 15:55
Matrix: Water
Date Received: 06/11/19 09:10

Prep Type	Batch Type	Batch Method	Run	Dil Factor	Initial Amount	Final Amount	Batch Number	Prepared or Analyzed	Analyst	Lab
Total/NA	Analysis	RSK-175		1	18 mL	18 mL	461373	06/13/19 23:00	MD	TAL DEN
Total/NA	Prep	3535			508.6 mL	5 mL	461560	06/14/19 10:20	CBB	TAL DEN
Total/NA	Analysis	8330A		1			462208	06/22/19 12:07	HKF	TAL DEN
Total/NA	Prep	3535	RE		515.9 mL	5 mL	461963	06/18/19 14:22	CBB	TAL DEN
Total/NA	Analysis	8330A	RE	1			462962	06/27/19 23:02	HKF	TAL DEN
Total/NA	Prep	3535			508.6 mL	5 mL	461560	06/14/19 10:20	CBB	TAL DEN
Total/NA	Analysis	8330A		1			462065	06/20/19 04:24	HKF	TAL DEN
Total/NA	Prep	3535	RE		515.9 mL	5 mL	461963	06/18/19 14:22	CBB	TAL DEN
Total/NA	Analysis	8330A	RE	1			462823	06/26/19 22:20	HKF	TAL DEN
Total/NA	Analysis	350.1		1	10 mL	10 mL	462658	06/21/19 12:00	MJS	TAL DEN
Total/NA	Prep	351.2			25 mL	25 mL	462811	06/26/19 15:10	JDR	TAL DEN
Total/NA	Analysis	351.2		1			463127	06/28/19 17:31	SVC	TAL DEN
Total/NA	Analysis	353.2		1	100 mL	100 mL	463470	07/02/19 18:47	SVC	TAL DEN
Total/NA	Prep	9030B			50 mL	50 mL	461602	06/14/19 13:20	JLA	TAL DEN
Total/NA	Analysis	9034		1			461610	06/14/19 15:44	JLA	TAL DEN
Total/NA	Analysis	9056A		5	5 mL	5 mL	463987	07/10/19 02:07	TLP	TAL DEN
Dissolved	Filtration	FILTRATION			20 mL	20 mL	463669	07/05/19 09:20	JAM	TAL DEN
Dissolved	Analysis	9060A		1	20 mL	20 mL	463832	07/06/19 11:21	CCJ	TAL DEN
Total/NA	Analysis	SM 2320B		1			462358	06/21/19 10:58	SGB	TAL DEN

Client Sample ID: NW022-19A
Lab Sample ID: 280-124986-2

Date Collected: 06/10/19 10:15
Matrix: Water
Date Received: 06/11/19 09:10

Prep Type	Batch Type	Batch Method	Run	Dil Factor	Initial Amount	Final Amount	Batch Number	Prepared or Analyzed	Analyst	Lab
Total/NA	Prep	3535			492.4 mL	5 mL	461560	06/14/19 10:20	CBB	TAL DEN
Total/NA	Analysis	8330A		1			462208	06/22/19 12:42	HKF	TAL DEN
Total/NA	Prep	3535			492.4 mL	5 mL	461560	06/14/19 10:20	CBB	TAL DEN
Total/NA	Analysis	8330A		1			462065	06/20/19 04:47	HKF	TAL DEN
Total/NA	Prep	3535	RE		508.5 mL	5 mL	461963	06/18/19 14:22	CBB	TAL DEN
Total/NA	Analysis	8330A	RE	1			462823	06/26/19 22:44	HKF	TAL DEN

Client Sample ID: NW023-19A
Lab Sample ID: 280-124986-3

Date Collected: 06/10/19 08:00
Matrix: Water
Date Received: 06/11/19 09:10

Prep Type	Batch Type	Batch Method	Run	Dil Factor	Initial Amount	Final Amount	Batch Number	Prepared or Analyzed	Analyst	Lab
Total/NA	Prep	3535			522.3 mL	5 mL	461560	06/14/19 10:20	CBB	TAL DEN
Total/NA	Analysis	8330A		1			462208	06/22/19 13:17	HKF	TAL DEN
Total/NA	Prep	3535	RE		500.8 mL	5 mL	461963	06/18/19 14:22	CBB	TAL DEN
Total/NA	Analysis	8330A	RE	1			462962	06/27/19 23:37	HKF	TAL DEN
Total/NA	Prep	3535			522.3 mL	5 mL	461560	06/14/19 10:20	CBB	TAL DEN
Total/NA	Analysis	8330A		1			462065	06/20/19 05:10	HKF	TAL DEN

Client Sample ID: NW023-19A

Lab Sample ID: 280-124986-3

Date Collected: 06/10/19 08:00

Matrix: Water

Date Received: 06/11/19 09:10

Prep Type	Batch Type	Batch Method	Run	Dil Factor	Initial Amount	Final Amount	Batch Number	Prepared or Analyzed	Analyst	Lab
Total/NA	Prep	3535	RE		500.8 mL	5 mL	461963	06/18/19 14:22	CBB	TAL DEN
Total/NA	Analysis	8330A	RE	1			462823	06/26/19 23:08	HKF	TAL DEN

Client Sample ID: G0090-19A

Lab Sample ID: 280-124986-4

Date Collected: 06/09/19 11:45

Matrix: Water

Date Received: 06/11/19 09:10

Prep Type	Batch Type	Batch Method	Run	Dil Factor	Initial Amount	Final Amount	Batch Number	Prepared or Analyzed	Analyst	Lab
Total/NA	Analysis	RSK-175		1	18 mL	18 mL	461373	06/13/19 23:27	MD	TAL DEN
Total/NA	Prep	3535			507.1 mL	5 mL	461560	06/14/19 10:20	CBB	TAL DEN
Total/NA	Analysis	8330A		1			462208	06/22/19 13:52	HKF	TAL DEN
Total/NA	Prep	3535	RE		493.6 mL	5 mL	461963	06/18/19 14:22	CBB	TAL DEN
Total/NA	Analysis	8330A	RE	1			462962	06/28/19 00:12	HKF	TAL DEN
Total/NA	Prep	3535			507.1 mL	5 mL	461560	06/14/19 10:20	CBB	TAL DEN
Total/NA	Analysis	8330A		1			462065	06/20/19 05:33	HKF	TAL DEN
Total/NA	Prep	3535	RE		493.6 mL	5 mL	461963	06/18/19 14:22	CBB	TAL DEN
Total/NA	Analysis	8330A	RE	1			462823	06/26/19 23:32	HKF	TAL DEN
Total/NA	Analysis	350.1		1	10 mL	10 mL	462658	06/21/19 12:02	MJS	TAL DEN
Total/NA	Prep	351.2			25 mL	25 mL	462811	06/26/19 15:10	JDR	TAL DEN
Total/NA	Analysis	351.2		1			463127	06/28/19 17:36	SVC	TAL DEN
Total/NA	Analysis	353.2		1	100 mL	100 mL	463470	07/02/19 18:49	SVC	TAL DEN
Total/NA	Prep	9030B			50 mL	50 mL	461602	06/14/19 13:20	JLA	TAL DEN
Total/NA	Analysis	9034		1			461610	06/14/19 15:44	JLA	TAL DEN
Total/NA	Analysis	9056A		1	5 mL	5 mL	463895	07/09/19 00:39	TLP	TAL DEN
Dissolved	Filtration	FILTRATION			20 mL	20 mL	463672	07/05/19 09:25	JAM	TAL DEN
Dissolved	Analysis	9060A		1	20 mL	20 mL	463832	07/06/19 16:50	CCJ	TAL DEN
Total/NA	Analysis	SM 2320B		1			462358	06/21/19 11:06	SGB	TAL DEN

Client Sample ID: G0088-19A

Lab Sample ID: 280-124986-5

Date Collected: 06/09/19 10:15

Matrix: Water

Date Received: 06/11/19 09:10

Prep Type	Batch Type	Batch Method	Run	Dil Factor	Initial Amount	Final Amount	Batch Number	Prepared or Analyzed	Analyst	Lab
Total/NA	Analysis	RSK-175		1	18 mL	18 mL	461373	06/13/19 23:40	MD	TAL DEN
Total/NA	Prep	3535			490.9 mL	5 mL	461560	06/14/19 10:20	CBB	TAL DEN
Total/NA	Analysis	8330A		1			462208	06/22/19 14:27	HKF	TAL DEN
Total/NA	Prep	3535	RE		493.2 mL	5 mL	461963	06/18/19 14:22	CBB	TAL DEN
Total/NA	Analysis	8330A	RE	1			462962	06/28/19 00:47	HKF	TAL DEN
Total/NA	Prep	3535			490.9 mL	5 mL	461560	06/14/19 10:20	CBB	TAL DEN
Total/NA	Analysis	8330A		1			462065	06/20/19 05:56	HKF	TAL DEN
Total/NA	Prep	3535	RE		493.2 mL	5 mL	461963	06/18/19 14:22	CBB	TAL DEN
Total/NA	Analysis	8330A	RE	1			462823	06/26/19 23:56	HKF	TAL DEN
Total/NA	Analysis	350.1		1	10 mL	10 mL	462658	06/21/19 12:04	MJS	TAL DEN

Client Sample ID: G0088-19A

Lab Sample ID: 280-124986-5

Date Collected: 06/09/19 10:15

Matrix: Water

Date Received: 06/11/19 09:10

Prep Type	Batch Type	Batch Method	Run	Dil Factor	Initial Amount	Final Amount	Batch Number	Prepared or Analyzed	Analyst	Lab
Total/NA	Prep	351.2			25 mL	25 mL	462811	06/26/19 15:10	JDR	TAL DEN
Total/NA	Analysis	351.2		1			463127	06/28/19 17:37	SVC	TAL DEN
Total/NA	Analysis	353.2		1	100 mL	100 mL	463470	07/02/19 18:51	SVC	TAL DEN
Total/NA	Prep	9030B			50 mL	50 mL	461602	06/14/19 13:20	JLA	TAL DEN
Total/NA	Analysis	9034		1			461610	06/14/19 15:44	JLA	TAL DEN
Total/NA	Analysis	9056A		5	5 mL	5 mL	463987	07/10/19 03:17	TLP	TAL DEN
Dissolved	Filtration	FILTRATION			20 mL	20 mL	463672	07/05/19 09:25	JAM	TAL DEN
Dissolved	Analysis	9060A		1	20 mL	20 mL	463832	07/06/19 03:37	CCJ	TAL DEN
Total/NA	Analysis	SM 2320B		1			462358	06/21/19 11:15	SGB	TAL DEN

Client Sample ID: PZ016-19A

Lab Sample ID: 280-124986-6

Date Collected: 06/09/19 08:45

Matrix: Water

Date Received: 06/11/19 09:10

Prep Type	Batch Type	Batch Method	Run	Dil Factor	Initial Amount	Final Amount	Batch Number	Prepared or Analyzed	Analyst	Lab
Total/NA	Analysis	RSK-175		1	18 mL	18 mL	461373	06/13/19 23:53	MD	TAL DEN
Total/NA	Prep	3535			488.9 mL	5 mL	461560	06/14/19 10:20	CBB	TAL DEN
Total/NA	Analysis	8330A		1			462208	06/22/19 15:02	HKF	TAL DEN
Total/NA	Prep	3535	RE		496.6 mL	5 mL	461963	06/18/19 14:22	CBB	TAL DEN
Total/NA	Analysis	8330A	RE	1			462962	06/28/19 01:22	HKF	TAL DEN
Total/NA	Prep	3535			488.9 mL	5 mL	461560	06/14/19 10:20	CBB	TAL DEN
Total/NA	Analysis	8330A		1			462065	06/20/19 06:19	HKF	TAL DEN
Total/NA	Prep	3535	RE		496.6 mL	5 mL	461963	06/18/19 14:22	CBB	TAL DEN
Total/NA	Analysis	8330A	RE	1			462823	06/27/19 01:32	HKF	TAL DEN
Total/NA	Analysis	350.1		1	10 mL	10 mL	462658	06/21/19 12:06	MJS	TAL DEN
Total/NA	Prep	351.2			25 mL	25 mL	462811	06/26/19 15:10	JDR	TAL DEN
Total/NA	Analysis	351.2		1			463127	06/28/19 17:41	SVC	TAL DEN
Total/NA	Analysis	353.2		1	100 mL	100 mL	463470	07/02/19 18:53	SVC	TAL DEN
Total/NA	Prep	9030B			50 mL	50 mL	461602	06/14/19 13:20	JLA	TAL DEN
Total/NA	Analysis	9034		1			461610	06/14/19 15:44	JLA	TAL DEN
Total/NA	Analysis	9056A		1	5 mL	5 mL	463895	07/09/19 01:14	TLP	TAL DEN
Dissolved	Filtration	FILTRATION			20 mL	20 mL	463672	07/05/19 09:25	JAM	TAL DEN
Dissolved	Analysis	9060A		1	20 mL	20 mL	463832	07/06/19 03:54	CCJ	TAL DEN
Total/NA	Analysis	SM 2320B		1			462358	06/21/19 11:25	SGB	TAL DEN

Client Sample ID: G0112-19A

Lab Sample ID: 280-124986-7

Date Collected: 06/08/19 09:50

Matrix: Water

Date Received: 06/11/19 09:10

Prep Type	Batch Type	Batch Method	Run	Dil Factor	Initial Amount	Final Amount	Batch Number	Prepared or Analyzed	Analyst	Lab
Total/NA	Analysis	RSK-175		1	18 mL	18 mL	461373	06/14/19 00:07	MD	TAL DEN
Total/NA	Prep	3535			481 mL	5 mL	461560	06/14/19 10:20	CBB	TAL DEN
Total/NA	Analysis	8330A		1	1 mL	1.0 mL	462208	06/22/19 15:37	HKF	TAL DEN

Client Sample ID: G0112-19A
Lab Sample ID: 280-124986-7

Date Collected: 06/08/19 09:50
Matrix: Water
Date Received: 06/11/19 09:10

Prep Type	Batch Type	Batch Method	Run	Dil Factor	Initial Amount	Final Amount	Batch Number	Prepared or Analyzed	Analyst	Lab
Total/NA	Prep	3535	RE		497.8 mL	5 mL	461963	06/18/19 14:22	CBB	TAL DEN
Total/NA	Analysis	8330A	RE	1	1 mL	1.0 mL	462962	06/28/19 03:07	HKF	TAL DEN
Total/NA	Prep	3535			481 mL	5 mL	461560	06/14/19 10:20	CBB	TAL DEN
Total/NA	Analysis	8330A		1	1 mL	1.0 mL	462065	06/20/19 07:51	HKF	TAL DEN
Total/NA	Prep	3535	RE		497.8 mL	5 mL	461963	06/18/19 14:22	CBB	TAL DEN
Total/NA	Analysis	8330A	RE	1	1 mL	1.0 mL	462823	06/27/19 01:56	HKF	TAL DEN
Total/NA	Analysis	350.1		1	10 mL	10 mL	462658	06/21/19 12:08	MJS	TAL DEN
Total/NA	Prep	351.2			25 mL	25 mL	462811	06/26/19 15:10	JDR	TAL DEN
Total/NA	Analysis	351.2		1			463127	06/28/19 17:42	SVC	TAL DEN
Total/NA	Analysis	353.2		10	100 mL	100 mL	463470	07/02/19 18:55	SVC	TAL DEN
Total/NA	Prep	9030B			50 mL	50 mL	461602	06/14/19 13:20	JLA	TAL DEN
Total/NA	Analysis	9034		1			461610	06/14/19 15:44	JLA	TAL DEN
Total/NA	Analysis	9056A		1	5 mL	5 mL	463895	07/09/19 04:09	TLP	TAL DEN
Dissolved	Filtration	FILTRATION			20 mL	20 mL	463669	07/05/19 09:20	JAM	TAL DEN
Dissolved	Analysis	9060A		1	20 mL	20 mL	463832	07/06/19 11:38	CCJ	TAL DEN
Total/NA	Analysis	SM 2320B		1			462358	06/21/19 11:32	SGB	TAL DEN

Client Sample ID: G0084-19A
Lab Sample ID: 280-124986-8

Date Collected: 06/08/19 08:35
Matrix: Water
Date Received: 06/11/19 09:10

Prep Type	Batch Type	Batch Method	Run	Dil Factor	Initial Amount	Final Amount	Batch Number	Prepared or Analyzed	Analyst	Lab
Total/NA	Analysis	RSK-175		3	18 mL	18 mL	461373	06/14/19 05:12	MD	TAL DEN
Total/NA	Prep	3535			487.4 mL	5 mL	461560	06/14/19 10:20	CBB	TAL DEN
Total/NA	Analysis	8330A		1			462208	06/22/19 17:22	HKF	TAL DEN
Total/NA	Prep	3535	RE		479.3 mL	5 mL	461963	06/18/19 14:22	CBB	TAL DEN
Total/NA	Analysis	8330A	RE	1			462962	06/28/19 03:42	HKF	TAL DEN
Total/NA	Prep	3535			487.4 mL	5 mL	461560	06/14/19 10:20	CBB	TAL DEN
Total/NA	Analysis	8330A		1			462065	06/20/19 08:14	HKF	TAL DEN
Total/NA	Prep	3535	RE		479.3 mL	5 mL	461963	06/18/19 14:22	CBB	TAL DEN
Total/NA	Analysis	8330A	RE	1			462823	06/27/19 02:20	HKF	TAL DEN
Total/NA	Analysis	350.1		1	10 mL	10 mL	462658	06/21/19 12:10	MJS	TAL DEN
Total/NA	Prep	351.2			25 mL	25 mL	462811	06/26/19 15:10	JDR	TAL DEN
Total/NA	Analysis	351.2		1			463127	06/28/19 17:43	SVC	TAL DEN
Total/NA	Analysis	353.2		1	100 mL	100 mL	463470	07/02/19 19:09	SVC	TAL DEN
Total/NA	Prep	9030B			50 mL	50 mL	461602	06/14/19 13:20	JLA	TAL DEN
Total/NA	Analysis	9034		1			461610	06/14/19 15:44	JLA	TAL DEN
Total/NA	Analysis	9056A		1	5 mL	5 mL	463895	07/09/19 04:27	TLP	TAL DEN
Dissolved	Filtration	FILTRATION			20 mL	20 mL	463672	07/05/19 09:25	JAM	TAL DEN
Dissolved	Analysis	9060A		1	20 mL	20 mL	463832	07/06/19 12:39	CCJ	TAL DEN
Total/NA	Analysis	SM 2320B		1			462358	06/21/19 11:43	SGB	TAL DEN

Client Sample ID: G0113-19A
Lab Sample ID: 280-124986-9

Date Collected: 06/08/19 11:05
Matrix: Water
Date Received: 06/11/19 09:10

Prep Type	Batch Type	Batch Method	Run	Dil Factor	Initial Amount	Final Amount	Batch Number	Prepared or Analyzed	Analyst	Lab
Total/NA	Analysis	RSK-175		3	18 mL	18 mL	461373	06/14/19 05:38	MD	TAL DEN
Total/NA	Prep	3535			507.4 mL	5 mL	461560	06/14/19 10:20	CBB	TAL DEN
Total/NA	Analysis	8330A		1			462208	06/22/19 17:57	HKF	TAL DEN
Total/NA	Prep	3535	RE		509.6 mL	5 mL	461963	06/18/19 14:22	CBB	TAL DEN
Total/NA	Analysis	8330A	RE	1			462962	06/28/19 04:17	HKF	TAL DEN
Total/NA	Prep	3535			507.4 mL	5 mL	461560	06/14/19 10:20	CBB	TAL DEN
Total/NA	Analysis	8330A		1			462065	06/20/19 08:36	HKF	TAL DEN
Total/NA	Prep	3535	RE		509.6 mL	5 mL	461963	06/18/19 14:22	CBB	TAL DEN
Total/NA	Analysis	8330A	RE	1			462823	06/27/19 02:44	HKF	TAL DEN
Total/NA	Analysis	350.1		1	10 mL	10 mL	462658	06/21/19 12:12	MJS	TAL DEN
Total/NA	Prep	351.2			25 mL	25 mL	462811	06/26/19 15:10	JDR	TAL DEN
Total/NA	Analysis	351.2		1			463127	06/28/19 17:45	SVC	TAL DEN
Total/NA	Analysis	353.2		1	100 mL	100 mL	463470	07/02/19 19:11	SVC	TAL DEN
Total/NA	Prep	9030B			50 mL	50 mL	461602	06/14/19 13:20	JLA	TAL DEN
Total/NA	Analysis	9034		1			461610	06/14/19 15:44	JLA	TAL DEN
Total/NA	Analysis	9056A		1	5 mL	5 mL	463895	07/09/19 04:44	TLP	TAL DEN
Dissolved	Filtration	FILTRATION			20 mL	20 mL	463672	07/05/19 09:25	JAM	TAL DEN
Dissolved	Analysis	9060A		1	20 mL	20 mL	463832	07/06/19 13:53	CCJ	TAL DEN
Total/NA	Analysis	SM 2320B		1			462358	06/21/19 11:53	SGB	TAL DEN

Client Sample ID: G0075-19A
Lab Sample ID: 280-124986-10

Date Collected: 06/09/19 10:30
Matrix: Water
Date Received: 06/11/19 09:10

Prep Type	Batch Type	Batch Method	Run	Dil Factor	Initial Amount	Final Amount	Batch Number	Prepared or Analyzed	Analyst	Lab
Total/NA	Analysis	RSK-175		1	18 mL	18 mL	461373	06/14/19 00:46	MD	TAL DEN
Total/NA	Prep	3535			504.7 mL	5 mL	461560	06/14/19 10:20	CBB	TAL DEN
Total/NA	Analysis	8330A		1			462065	06/20/19 08:59	HKF	TAL DEN
Total/NA	Prep	3535	RE		506 mL	5 mL	461963	06/18/19 14:22	CBB	TAL DEN
Total/NA	Analysis	8330A	RE	1			462823	06/27/19 03:08	HKF	TAL DEN
Total/NA	Analysis	350.1		1	10 mL	10 mL	462658	06/21/19 12:26	MJS	TAL DEN
Total/NA	Prep	351.2			25 mL	25 mL	462811	06/26/19 15:10	JDR	TAL DEN
Total/NA	Analysis	351.2		1			463127	06/28/19 17:46	SVC	TAL DEN
Total/NA	Analysis	353.2		1	100 mL	100 mL	463470	07/02/19 19:13	SVC	TAL DEN
Total/NA	Prep	9030B			50 mL	50 mL	461602	06/14/19 13:20	JLA	TAL DEN
Total/NA	Analysis	9034		1			461610	06/14/19 15:44	JLA	TAL DEN
Total/NA	Analysis	9056A		1	5 mL	5 mL	463895	07/09/19 05:37	TLP	TAL DEN
Dissolved	Filtration	FILTRATION			20 mL	20 mL	463672	07/05/19 09:25	JAM	TAL DEN
Dissolved	Analysis	9060A		1	20 mL	20 mL	463832	07/06/19 04:38	CCJ	TAL DEN
Total/NA	Analysis	SM 2320B		1			462358	06/21/19 12:02	SGB	TAL DEN

Client Sample ID: G0076-19A
Lab Sample ID: 280-124986-11

Date Collected: 06/09/19 09:20
Matrix: Water
Date Received: 06/11/19 09:10

Prep Type	Batch Type	Batch Method	Run	Dil Factor	Initial Amount	Final Amount	Batch Number	Prepared or Analyzed	Analyst	Lab
Total/NA	Analysis	RSK-175		1	18 mL	18 mL	461373	06/14/19 00:59	MD	TAL DEN
Total/NA	Prep	3535			511.8 mL	5 mL	461560	06/14/19 10:20	CBB	TAL DEN
Total/NA	Analysis	8330A		1			462065	06/20/19 09:22	HKF	TAL DEN
Total/NA	Prep	3535	RE		508.8 mL	5 mL	461963	06/18/19 14:22	CBB	TAL DEN
Total/NA	Analysis	8330A	RE	1			462823	06/27/19 03:32	HKF	TAL DEN
Total/NA	Analysis	350.1		1	10 mL	10 mL	462658	06/21/19 12:28	MJS	TAL DEN
Total/NA	Prep	351.2			25 mL	25 mL	462811	06/26/19 15:10	JDR	TAL DEN
Total/NA	Analysis	351.2		1			463127	06/28/19 17:51	SVC	TAL DEN
Total/NA	Analysis	353.2		1	100 mL	100 mL	463470	07/02/19 19:15	SVC	TAL DEN
Total/NA	Prep	9030B			50 mL	50 mL	461615	06/14/19 16:22	JLA	TAL DEN
Total/NA	Analysis	9034		1			461633	06/14/19 18:31	JLA	TAL DEN
Total/NA	Analysis	9056A		5	5 mL	5 mL	463987	07/10/19 04:10	TLP	TAL DEN
Dissolved	Filtration	FILTRATION			20 mL	20 mL	463672	07/05/19 09:25	JAM	TAL DEN
Dissolved	Analysis	9060A		1	20 mL	20 mL	463832	07/06/19 04:55	CCJ	TAL DEN
Total/NA	Analysis	SM 2320B		1			462358	06/21/19 12:27	SGB	TAL DEN

Client Sample ID: G0024-19A
Lab Sample ID: 280-124986-12

Date Collected: 06/10/19 09:50
Matrix: Water
Date Received: 06/11/19 09:10

Prep Type	Batch Type	Batch Method	Run	Dil Factor	Initial Amount	Final Amount	Batch Number	Prepared or Analyzed	Analyst	Lab
Total/NA	Analysis	RSK-175		1	18 mL	18 mL	461373	06/14/19 01:13	MD	TAL DEN
Total/NA	Prep	3535			504.4 mL	5 mL	461560	06/14/19 10:20	CBB	TAL DEN
Total/NA	Analysis	8330A		1			462208	06/22/19 19:42	HKF	TAL DEN
Total/NA	Prep	3535	RE		530.9 mL	5 mL	461963	06/18/19 14:22	CBB	TAL DEN
Total/NA	Analysis	8330A	RE	1			462962	06/28/19 04:52	HKF	TAL DEN
Total/NA	Prep	3535			504.4 mL	5 mL	461560	06/14/19 10:20	CBB	TAL DEN
Total/NA	Analysis	8330A		1			462065	06/20/19 09:45	HKF	TAL DEN
Total/NA	Prep	3535	RE		530.9 mL	5 mL	461963	06/18/19 14:22	CBB	TAL DEN
Total/NA	Analysis	8330A	RE	1			462823	06/27/19 03:56	HKF	TAL DEN
Total/NA	Analysis	350.1		1	10 mL	10 mL	462658	06/21/19 12:36	MJS	TAL DEN
Total/NA	Prep	351.2			25 mL	25 mL	462811	06/26/19 15:10	JDR	TAL DEN
Total/NA	Analysis	351.2		1			463127	06/28/19 17:52	SVC	TAL DEN
Total/NA	Analysis	353.2		1	100 mL	100 mL	463470	07/02/19 19:27	SVC	TAL DEN
Total/NA	Prep	9030B			50 mL	50 mL	461663	06/15/19 11:47	JLA	TAL DEN
Total/NA	Analysis	9034		1			461699	06/15/19 14:32	JLA	TAL DEN
Total/NA	Analysis	9056A		1	5 mL	5 mL	463895	07/08/19 23:12	TLP	TAL DEN
Dissolved	Filtration	FILTRATION			20 mL	20 mL	463944	07/08/19 09:16	CCJ	TAL DEN
Dissolved	Analysis	9060A		1	20 mL	20 mL	464094	07/08/19 17:51	CCJ	TAL DEN
Total/NA	Analysis	SM 2320B		1			462358	06/21/19 12:34	SGB	TAL DEN

Client Sample ID: G0087-19A
Lab Sample ID: 280-124986-13

Date Collected: 06/09/19 14:25
Matrix: Water
Date Received: 06/11/19 09:10

Prep Type	Batch Type	Batch Method	Run	Dil Factor	Initial Amount	Final Amount	Batch Number	Prepared or Analyzed	Analyst	Lab
Total/NA	Analysis	RSK-175		1	18 mL	18 mL	461373	06/14/19 01:39	MD	TAL DEN
Total/NA	Prep	3535			509.5 mL	5 mL	461560	06/14/19 10:20	CBB	TAL DEN
Total/NA	Analysis	8330A		1			462208	06/22/19 20:17	HKF	TAL DEN
Total/NA	Prep	3535	RE		518 mL	5 mL	461963	06/18/19 14:22	CBB	TAL DEN
Total/NA	Analysis	8330A	RE	1			462962	06/28/19 05:27	HKF	TAL DEN
Total/NA	Prep	3535			509.5 mL	5 mL	461560	06/14/19 10:20	CBB	TAL DEN
Total/NA	Analysis	8330A		1			462065	06/20/19 10:08	HKF	TAL DEN
Total/NA	Prep	3535	RE		518 mL	5 mL	461963	06/18/19 14:22	CBB	TAL DEN
Total/NA	Analysis	8330A	RE	1			462823	06/27/19 04:20	HKF	TAL DEN
Total/NA	Analysis	350.1		1	10 mL	10 mL	462658	06/21/19 12:38	MJS	TAL DEN
Total/NA	Prep	351.2			25 mL	25 mL	462811	06/26/19 15:10	JDR	TAL DEN
Total/NA	Analysis	351.2		1			463127	06/28/19 17:56	SVC	TAL DEN
Total/NA	Analysis	353.2		1	100 mL	100 mL	463726	07/03/19 17:26	SVC	TAL DEN
Total/NA	Prep	9030B			50 mL	50 mL	461615	06/14/19 16:22	JLA	TAL DEN
Total/NA	Analysis	9034		1			461633	06/14/19 18:31	JLA	TAL DEN
Total/NA	Analysis	9056A		1	5 mL	5 mL	463895	07/09/19 06:11	TLP	TAL DEN
Dissolved	Filtration	FILTRATION			20 mL	20 mL	463672	07/05/19 09:25	JAM	TAL DEN
Dissolved	Analysis	9060A		1	20 mL	20 mL	463832	07/06/19 05:10	CCJ	TAL DEN
Total/NA	Analysis	SM 2320B		1			462358	06/21/19 12:43	SGB	TAL DEN

Client Sample ID: G0080-19A
Lab Sample ID: 280-124986-14

Date Collected: 06/09/19 13:05
Matrix: Water
Date Received: 06/11/19 09:10

Prep Type	Batch Type	Batch Method	Run	Dil Factor	Initial Amount	Final Amount	Batch Number	Prepared or Analyzed	Analyst	Lab
Total/NA	Analysis	RSK-175		1	18 mL	18 mL	461373	06/14/19 02:06	MD	TAL DEN
Total/NA	Prep	3535			503.1 mL	5 mL	461560	06/14/19 10:20	CBB	TAL DEN
Total/NA	Analysis	8330A		1			462208	06/22/19 20:52	HKF	TAL DEN
Total/NA	Prep	3535	RE		506.6 mL	5 mL	461963	06/18/19 14:22	CBB	TAL DEN
Total/NA	Analysis	8330A	RE	1			462962	06/28/19 06:02	HKF	TAL DEN
Total/NA	Prep	3535			503.1 mL	5 mL	461560	06/14/19 10:20	CBB	TAL DEN
Total/NA	Analysis	8330A		1			462065	06/20/19 10:32	HKF	TAL DEN
Total/NA	Prep	3535	RE		506.6 mL	5 mL	461963	06/18/19 14:22	CBB	TAL DEN
Total/NA	Analysis	8330A	RE	1			462823	06/27/19 04:44	HKF	TAL DEN
Total/NA	Analysis	350.1		1	10 mL	10 mL	462658	06/21/19 12:40	MJS	TAL DEN
Total/NA	Prep	351.2			25 mL	25 mL	462811	06/26/19 15:10	JDR	TAL DEN
Total/NA	Analysis	351.2		1			463127	06/28/19 18:01	SVC	TAL DEN
Total/NA	Analysis	353.2		1	100 mL	100 mL	463726	07/03/19 17:28	SVC	TAL DEN
Total/NA	Prep	9030B			50 mL	50 mL	461615	06/14/19 16:22	JLA	TAL DEN
Total/NA	Analysis	9034		1			461633	06/14/19 18:31	JLA	TAL DEN
Total/NA	Analysis	9056A		1	5 mL	5 mL	463895	07/09/19 06:29	TLP	TAL DEN
Dissolved	Filtration	FILTRATION			20 mL	20 mL	463672	07/05/19 09:25	JAM	TAL DEN
Dissolved	Analysis	9060A		1	20 mL	20 mL	463832	07/06/19 05:24	CCJ	TAL DEN

Client Sample ID: G0080-19A

Date Collected: 06/09/19 13:05
Date Received: 06/11/19 09:10

Lab Sample ID: 280-124986-14

Matrix: Water

Prep Type	Batch Type	Batch Method	Run	Dil Factor	Initial Amount	Final Amount	Batch Number	Prepared or Analyzed	Analyst	Lab
Total/NA	Analysis	SM 2320B		1			462358	06/21/19 12:52	SGB	TAL DEN

Client Sample ID: G0086-19A

Date Collected: 06/09/19 15:40
Date Received: 06/11/19 09:10

Lab Sample ID: 280-124986-15

Matrix: Water

Prep Type	Batch Type	Batch Method	Run	Dil Factor	Initial Amount	Final Amount	Batch Number	Prepared or Analyzed	Analyst	Lab
Total/NA	Analysis	RSK-175		1	18 mL	18 mL	461373	06/14/19 02:19	MD	TAL DEN
Total/NA	Prep	3535			499.4 mL	5 mL	461560	06/14/19 10:20	CBB	TAL DEN
Total/NA	Analysis	8330A		1			462208	06/22/19 21:27	HKF	TAL DEN
Total/NA	Prep	3535	RE		501.1 mL	5 mL	461963	06/18/19 14:22	CBB	TAL DEN
Total/NA	Analysis	8330A	RE	1			462962	06/28/19 06:37	HKF	TAL DEN
Total/NA	Prep	3535			499.4 mL	5 mL	461560	06/14/19 10:20	CBB	TAL DEN
Total/NA	Analysis	8330A		1			462065	06/20/19 10:55	HKF	TAL DEN
Total/NA	Prep	3535	RE		501.1 mL	5 mL	461963	06/18/19 14:22	CBB	TAL DEN
Total/NA	Analysis	8330A	RE	1			462823	06/27/19 05:08	HKF	TAL DEN
Total/NA	Analysis	350.1		1	10 mL	10 mL	462658	06/21/19 12:42	MJS	TAL DEN
Total/NA	Prep	351.2			25 mL	25 mL	462811	06/26/19 15:10	JDR	TAL DEN
Total/NA	Analysis	351.2		1			463127	06/28/19 18:02	SVC	TAL DEN
Total/NA	Analysis	353.2		1	100 mL	100 mL	463726	07/03/19 17:30	SVC	TAL DEN
Total/NA	Prep	9030B			50 mL	50 mL	461615	06/14/19 16:22	JLA	TAL DEN
Total/NA	Analysis	9034		1			461633	06/14/19 18:31	JLA	TAL DEN
Total/NA	Analysis	9056A		1	5 mL	5 mL	463895	07/09/19 06:46	TLP	TAL DEN
Dissolved	Filtration	FILTRATION			20 mL	20 mL	463672	07/05/19 09:25	JAM	TAL DEN
Dissolved	Analysis	9060A		1	20 mL	20 mL	463832	07/06/19 05:39	CCJ	TAL DEN
Total/NA	Analysis	SM 2320B		1			462358	06/21/19 13:01	SGB	TAL DEN

Client Sample ID: G0118-19A

Date Collected: 06/08/19 13:30
Date Received: 06/11/19 09:10

Lab Sample ID: 280-124986-16

Matrix: Water

Prep Type	Batch Type	Batch Method	Run	Dil Factor	Initial Amount	Final Amount	Batch Number	Prepared or Analyzed	Analyst	Lab
Total/NA	Analysis	RSK-175		3	18 mL	18 mL	461373	06/14/19 05:51	MD	TAL DEN
Total/NA	Prep	3535			506.7 mL	5 mL	461560	06/14/19 10:20	CBB	TAL DEN
Total/NA	Analysis	8330A		1			462208	06/22/19 22:02	HKF	TAL DEN
Total/NA	Prep	3535	RE		522.1 mL	5 mL	461963	06/18/19 14:22	CBB	TAL DEN
Total/NA	Analysis	8330A	RE	1			462962	06/28/19 07:12	HKF	TAL DEN
Total/NA	Prep	3535			506.7 mL	5 mL	461560	06/14/19 10:20	CBB	TAL DEN
Total/NA	Analysis	8330A		1			462065	06/20/19 11:18	HKF	TAL DEN
Total/NA	Prep	3535	RE		522.1 mL	5 mL	461963	06/18/19 14:22	CBB	TAL DEN
Total/NA	Analysis	8330A	RE	1			462823	06/27/19 06:44	HKF	TAL DEN
Total/NA	Analysis	350.1		5	10 mL	10 mL	462658	06/21/19 15:42	MJS	TAL DEN
Total/NA	Prep	351.2			1 mL	25 mL	462811	06/26/19 15:10	JDR	TAL DEN
Total/NA	Analysis	351.2		1			463127	06/28/19 18:03	SVC	TAL DEN

Client Sample ID: G0118-19A

Lab Sample ID: 280-124986-16

Date Collected: 06/08/19 13:30

Matrix: Water

Date Received: 06/11/19 09:10

Prep Type	Batch Type	Batch Method	Run	Dil Factor	Initial Amount	Final Amount	Batch Number	Prepared or Analyzed	Analyst	Lab
Total/NA	Analysis	353.2		1	100 mL	100 mL	463726	07/03/19 17:00	SVC	TAL DEN
Total/NA	Prep	9030B			50 mL	50 mL	461602	06/14/19 13:20	JLA	TAL DEN
Total/NA	Analysis	9034		1			461610	06/14/19 15:44	JLA	TAL DEN
Total/NA	Analysis	9056A		1	5 mL	5 mL	463895	07/09/19 07:04	TLP	TAL DEN
Dissolved	Filtration	FILTRATION			20 mL	20 mL	463672	07/05/19 09:25	JAM	TAL DEN
Dissolved	Analysis	9060A		1	20 mL	20 mL	463832	07/06/19 14:08	CCJ	TAL DEN
Total/NA	Analysis	SM 2320B		1			462530	06/24/19 15:38	SGB	TAL DEN

Client Sample ID: G0110-19A

Lab Sample ID: 280-124986-17

Date Collected: 06/08/19 14:40

Matrix: Water

Date Received: 06/11/19 09:10

Prep Type	Batch Type	Batch Method	Run	Dil Factor	Initial Amount	Final Amount	Batch Number	Prepared or Analyzed	Analyst	Lab
Total/NA	Analysis	RSK-175		3	18 mL	18 mL	461755	06/17/19 10:09	MD	TAL DEN
Total/NA	Prep	3535			473 mL	5 mL	461560	06/14/19 10:20	CBB	TAL DEN
Total/NA	Analysis	8330A		1			462208	06/22/19 22:37	HKF	TAL DEN
Total/NA	Prep	3535			473 mL	5 mL	461560	06/14/19 10:20	CBB	TAL DEN
Total/NA	Analysis	8330A		1			462065	06/20/19 12:50	HKF	TAL DEN
Total/NA	Prep	3535	RE		476.4 mL	5 mL	461963	06/18/19 14:22	CBB	TAL DEN
Total/NA	Analysis	8330A	RE	1			462823	06/27/19 07:08	HKF	TAL DEN
Total/NA	Analysis	350.1		2	10 mL	10 mL	462658	06/21/19 15:44	MJS	TAL DEN
Total/NA	Prep	351.2			1 mL	25 mL	462811	06/26/19 15:10	JDR	TAL DEN
Total/NA	Analysis	351.2		1			463127	06/28/19 18:05	SVC	TAL DEN
Total/NA	Analysis	353.2		1	100 mL	100 mL	463726	07/03/19 17:32	SVC	TAL DEN
Total/NA	Prep	9030B			50 mL	50 mL	461602	06/14/19 13:20	JLA	TAL DEN
Total/NA	Analysis	9034		1			461610	06/14/19 15:44	JLA	TAL DEN
Total/NA	Analysis	9056A		1	5 mL	5 mL	463895	07/09/19 07:21	TLP	TAL DEN
Dissolved	Filtration	FILTRATION			20 mL	20 mL	463672	07/05/19 09:25	JAM	TAL DEN
Dissolved	Analysis	9060A		1	20 mL	20 mL	463832	07/06/19 14:22	CCJ	TAL DEN
Total/NA	Analysis	SM 2320B		1			462358	06/21/19 13:30	SGB	TAL DEN

Client Sample ID: G0114-19A

Lab Sample ID: 280-124986-18

Date Collected: 06/08/19 12:15

Matrix: Water

Date Received: 06/11/19 09:10

Prep Type	Batch Type	Batch Method	Run	Dil Factor	Initial Amount	Final Amount	Batch Number	Prepared or Analyzed	Analyst	Lab
Total/NA	Analysis	RSK-175		3	18 mL	18 mL	461373	06/14/19 06:04	MD	TAL DEN
Total/NA	Prep	3535			498.3 mL	5 mL	461560	06/14/19 10:20	CBB	TAL DEN
Total/NA	Analysis	8330A		1			462208	06/23/19 00:22	HKF	TAL DEN
Total/NA	Prep	3535			498.3 mL	5 mL	461560	06/14/19 10:20	CBB	TAL DEN
Total/NA	Analysis	8330A		1			462065	06/20/19 13:13	HKF	TAL DEN
Total/NA	Prep	3535	RE		503.4 mL	5 mL	461963	06/18/19 14:22	CBB	TAL DEN
Total/NA	Analysis	8330A	RE	1			462823	06/27/19 07:32	HKF	TAL DEN
Total/NA	Analysis	350.1		1	10 mL	10 mL	462658	06/21/19 13:00	MJS	TAL DEN

Client Sample ID: G0114-19A

Lab Sample ID: 280-124986-18

Date Collected: 06/08/19 12:15

Matrix: Water

Date Received: 06/11/19 09:10

Prep Type	Batch Type	Batch Method	Run	Dil Factor	Initial Amount	Final Amount	Batch Number	Prepared or Analyzed	Analyst	Lab
Total/NA	Prep	351.2			25 mL	25 mL	462811	06/26/19 15:10	JDR	TAL DEN
Total/NA	Analysis	351.2		1			463127	06/28/19 18:06	SVC	TAL DEN
Total/NA	Analysis	353.2		1	100 mL	100 mL	463726	07/03/19 17:34	SVC	TAL DEN
Total/NA	Prep	9030B			50 mL	50 mL	461602	06/14/19 13:20	JLA	TAL DEN
Total/NA	Analysis	9034		1			461610	06/14/19 15:44	JLA	TAL DEN
Total/NA	Analysis	9056A		1	5 mL	5 mL	463895	07/09/19 07:39	TLP	TAL DEN
Dissolved	Filtration	FILTRATION			20 mL	20 mL	463672	07/05/19 09:25	JAM	TAL DEN
Dissolved	Analysis	9060A		1	20 mL	20 mL	463832	07/06/19 14:37	CCJ	TAL DEN
Total/NA	Analysis	SM 2320B		1			462358	06/21/19 13:38	SGB	TAL DEN

Client Sample ID: G0078-19A

Lab Sample ID: 280-124986-19

Date Collected: 06/10/19 08:45

Matrix: Water

Date Received: 06/11/19 09:10

Prep Type	Batch Type	Batch Method	Run	Dil Factor	Initial Amount	Final Amount	Batch Number	Prepared or Analyzed	Analyst	Lab
Total/NA	Analysis	RSK-175		1	18 mL	18 mL	461373	06/14/19 03:12	MD	TAL DEN
Total/NA	Prep	3535			497.5 mL	5 mL	461560	06/14/19 10:20	CBB	TAL DEN
Total/NA	Analysis	8330A		1			462208	06/23/19 00:57	HKF	TAL DEN
Total/NA	Prep	3535	RE		509.8 mL	5 mL	461963	06/18/19 14:22	CBB	TAL DEN
Total/NA	Analysis	8330A	RE	1			462962	06/28/19 08:22	HKF	TAL DEN
Total/NA	Prep	3535			497.5 mL	5 mL	461560	06/14/19 10:20	CBB	TAL DEN
Total/NA	Analysis	8330A		1			462065	06/20/19 13:36	HKF	TAL DEN
Total/NA	Prep	3535	RE		509.8 mL	5 mL	461963	06/18/19 14:22	CBB	TAL DEN
Total/NA	Analysis	8330A	RE	1			462823	06/27/19 07:56	HKF	TAL DEN
Total/NA	Analysis	350.1		1	10 mL	10 mL	462658	06/21/19 13:02	MJS	TAL DEN
Total/NA	Prep	351.2			25 mL	25 mL	462811	06/26/19 15:10	JDR	TAL DEN
Total/NA	Analysis	351.2		1			463127	06/28/19 18:13	SVC	TAL DEN
Total/NA	Analysis	353.2		1	100 mL	100 mL	463726	07/03/19 17:36	SVC	TAL DEN
Total/NA	Prep	9030B			50 mL	50 mL	461663	06/15/19 11:47	JLA	TAL DEN
Total/NA	Analysis	9034		1			461699	06/15/19 14:32	JLA	TAL DEN
Total/NA	Analysis	9056A		5	5 mL	5 mL	463987	07/10/19 04:27	TLP	TAL DEN
Dissolved	Analysis	9060A		1	20 mL	20 mL	464094	07/08/19 18:45	CCJ	TAL DEN
Dissolved	Filtration	FILTRATION			20 mL	20 mL	463944	07/09/19 09:16	CCJ	TAL DEN
Total/NA	Analysis	SM 2320B		1			462358	06/21/19 13:47	SGB	TAL DEN

Client Sample ID: G0077-19A

Lab Sample ID: 280-124986-20

Date Collected: 06/10/19 11:00

Matrix: Water

Date Received: 06/11/19 09:10

Prep Type	Batch Type	Batch Method	Run	Dil Factor	Initial Amount	Final Amount	Batch Number	Prepared or Analyzed	Analyst	Lab
Total/NA	Analysis	RSK-175		1	18 mL	18 mL	461373	06/14/19 03:25	MD	TAL DEN
Total/NA	Prep	3535			519 mL	5 mL	461560	06/14/19 10:20	CBB	TAL DEN
Total/NA	Analysis	8330A		1			462208	06/23/19 01:32	HKF	TAL DEN

Client Sample ID: G0077-19A

Date Collected: 06/10/19 11:00
Date Received: 06/11/19 09:10

Lab Sample ID: 280-124986-20

Matrix: Water

Prep Type	Batch Type	Batch Method	Run	Dil Factor	Initial Amount	Final Amount	Batch Number	Prepared or Analyzed	Analyst	Lab
Total/NA	Prep	3535	RE		510.8 mL	5 mL	461963	06/18/19 14:22	CBB	TAL DEN
Total/NA	Analysis	8330A	RE	1			462962	06/28/19 10:07	HKF	TAL DEN
Total/NA	Prep	3535			519 mL	5 mL	461560	06/14/19 10:20	CBB	TAL DEN
Total/NA	Analysis	8330A		1			462065	06/20/19 13:59	HKF	TAL DEN
Total/NA	Prep	3535	RE		510.8 mL	5 mL	461963	06/18/19 14:22	CBB	TAL DEN
Total/NA	Analysis	8330A	RE	1			462823	06/27/19 08:20	HKF	TAL DEN
Total/NA	Analysis	350.1		1	10 mL	10 mL	462658	06/21/19 13:04	MJS	TAL DEN
Total/NA	Prep	351.2			25 mL	25 mL	462811	06/26/19 15:10	JDR	TAL DEN
Total/NA	Analysis	351.2		1			463127	06/28/19 18:15	SVC	TAL DEN
Total/NA	Analysis	353.2		10	100 mL	100 mL	463726	07/03/19 17:38	SVC	TAL DEN
Total/NA	Prep	9030B			50 mL	50 mL	461663	06/15/19 11:47	JLA	TAL DEN
Total/NA	Analysis	9034		1			461699	06/15/19 14:32	JLA	TAL DEN
Total/NA	Analysis	9056A		1	5 mL	5 mL	463895	07/08/19 21:44	TLP	TAL DEN
Dissolved	Analysis	9060A		1	20 mL	20 mL	464094	07/08/19 19:04	CCJ	TAL DEN
Dissolved	Filtration	FILTRATION			20 mL	20 mL	463944	07/09/19 09:16	CCJ	TAL DEN
Total/NA	Analysis	SM 2320B		1			462358	06/21/19 13:56	SGB	TAL DEN

Client Sample ID: PZ020-19A

Date Collected: 06/10/19 12:15
Date Received: 06/11/19 09:10

Lab Sample ID: 280-124986-21

Matrix: Water

Prep Type	Batch Type	Batch Method	Run	Dil Factor	Initial Amount	Final Amount	Batch Number	Prepared or Analyzed	Analyst	Lab
Total/NA	Analysis	RSK-175		1	18 mL	18 mL	461373	06/14/19 03:38	MD	TAL DEN
Total/NA	Prep	3535			515.7 mL	5 mL	461561	06/14/19 10:23	CBB	TAL DEN
Total/NA	Analysis	8330A		1			462508	06/24/19 21:52	HKF	TAL DEN
Total/NA	Prep	3535	RE		520.8 mL	5 mL	461964	06/18/19 15:47	CBB	TAL DEN
Total/NA	Analysis	8330A	RE	1			463562	07/05/19 16:09	HKF	TAL DEN
Total/NA	Prep	3535			515.7 mL	5 mL	461561	06/14/19 10:23	CBB	TAL DEN
Total/NA	Analysis	8330A		1			462202	06/21/19 21:28	HKF	TAL DEN
Total/NA	Prep	3535	RE		520.8 mL	5 mL	461964	06/18/19 15:47	CBB	TAL DEN
Total/NA	Analysis	8330A	RE	1			463366	07/03/19 06:35	HKF	TAL DEN
Total/NA	Analysis	350.1		1	10 mL	10 mL	462658	06/21/19 13:40	MJS	TAL DEN
Total/NA	Prep	351.2			25 mL	25 mL	462811	06/26/19 15:10	JDR	TAL DEN
Total/NA	Analysis	351.2		1			463127	06/28/19 18:16	SVC	TAL DEN
Total/NA	Analysis	353.2		10	100 mL	100 mL	463726	07/03/19 17:40	SVC	TAL DEN
Total/NA	Prep	9030B			50 mL	50 mL	461663	06/15/19 11:47	JLA	TAL DEN
Total/NA	Analysis	9034		1			461699	06/15/19 14:32	JLA	TAL DEN
Total/NA	Analysis	9056A		1	5 mL	5 mL	463895	07/08/19 22:37	TLP	TAL DEN
Dissolved	Analysis	9060A		1	20 mL	20 mL	464094	07/08/19 19:21	CCJ	TAL DEN
Dissolved	Filtration	FILTRATION			20 mL	20 mL	463944	07/09/19 09:16	CCJ	TAL DEN
Total/NA	Analysis	SM 2320B		1			462358	06/21/19 14:35	SGB	TAL DEN

Client Sample ID: PZ019-19A

Lab Sample ID: 280-124986-22

Date Collected: 06/10/19 08:50

Matrix: Water

Date Received: 06/11/19 09:10

Prep Type	Batch Type	Batch Method	Run	Dil Factor	Initial Amount	Final Amount	Batch Number	Prepared or Analyzed	Analyst	Lab
Total/NA	Analysis	RSK-175		1	18 mL	18 mL	461373	06/14/19 03:51	MD	TAL DEN
Total/NA	Prep	3535			508.1 mL	5 mL	461561	06/14/19 10:23	CBB	TAL DEN
Total/NA	Analysis	8330A		1			462202	06/21/19 21:51	HKF	TAL DEN
Total/NA	Prep	3535	RE		518.2 mL	5 mL	461964	06/18/19 15:47	CBB	TAL DEN
Total/NA	Analysis	8330A	RE	1			463366	07/03/19 06:58	HKF	TAL DEN
Total/NA	Analysis	350.1		1	10 mL	10 mL	462658	06/21/19 13:42	MJS	TAL DEN
Total/NA	Prep	351.2			25 mL	25 mL	462811	06/26/19 15:10	JDR	TAL DEN
Total/NA	Analysis	351.2		1			463127	06/28/19 18:17	SVC	TAL DEN
Total/NA	Analysis	353.2		10	100 mL	100 mL	463726	07/03/19 17:58	SVC	TAL DEN
Total/NA	Prep	9030B			50 mL	50 mL	461663	06/15/19 11:47	JLA	TAL DEN
Total/NA	Analysis	9034		1			461699	06/15/19 14:32	JLA	TAL DEN
Total/NA	Analysis	9056A		1	5 mL	5 mL	463895	07/08/19 22:54	TLP	TAL DEN
Dissolved	Analysis	9060A		1	20 mL	20 mL	464094	07/08/19 19:41	CCJ	TAL DEN
Dissolved	Filtration	FILTRATION			20 mL	20 mL	463944	07/09/19 09:16	CCJ	TAL DEN
Total/NA	Analysis	SM 2320B		1			462358	06/21/19 14:51	SGB	TAL DEN

Client Sample ID: NW020-19A

Lab Sample ID: 280-124986-23

Date Collected: 06/10/19 12:45

Matrix: Water

Date Received: 06/11/19 09:10

Prep Type	Batch Type	Batch Method	Run	Dil Factor	Initial Amount	Final Amount	Batch Number	Prepared or Analyzed	Analyst	Lab
Total/NA	Prep	3535			511.3 mL	5 mL	461561	06/14/19 10:23	CBB	TAL DEN
Total/NA	Analysis	8330A		1			462508	06/24/19 22:27	HKF	TAL DEN
Total/NA	Prep	3535	RE		507.8 mL	5 mL	461964	06/18/19 15:47	CBB	TAL DEN
Total/NA	Analysis	8330A	RE	1			463562	07/05/19 17:20	HKF	TAL DEN
Total/NA	Prep	3535			511.3 mL	5 mL	461561	06/14/19 10:23	CBB	TAL DEN
Total/NA	Analysis	8330A		1			462202	06/21/19 22:14	HKF	TAL DEN
Total/NA	Prep	3535	RE		507.8 mL	5 mL	461964	06/18/19 15:47	CBB	TAL DEN
Total/NA	Analysis	8330A	RE	1			463366	07/03/19 07:21	HKF	TAL DEN

Client Sample ID: NW021-19A

Lab Sample ID: 280-124986-24

Date Collected: 06/10/19 11:40

Matrix: Water

Date Received: 06/11/19 09:10

Prep Type	Batch Type	Batch Method	Run	Dil Factor	Initial Amount	Final Amount	Batch Number	Prepared or Analyzed	Analyst	Lab
Total/NA	Prep	3535			520.8 mL	5 mL	461561	06/14/19 10:23	CBB	TAL DEN
Total/NA	Analysis	8330A		1			462508	06/24/19 23:02	HKF	TAL DEN
Total/NA	Prep	3535	RE		519.3 mL	5 mL	461964	06/18/19 15:47	CBB	TAL DEN
Total/NA	Analysis	8330A	RE	1			463562	07/05/19 17:54	HKF	TAL DEN
Total/NA	Prep	3535			520.8 mL	5 mL	461561	06/14/19 10:23	CBB	TAL DEN
Total/NA	Analysis	8330A		1			462202	06/21/19 22:37	HKF	TAL DEN
Total/NA	Prep	3535	RE		519.3 mL	5 mL	461964	06/18/19 15:47	CBB	TAL DEN
Total/NA	Analysis	8330A	RE	1			463366	07/03/19 07:44	HKF	TAL DEN

Client Sample ID: G0070-19A
Lab Sample ID: 280-124986-25

Date Collected: 06/09/19 12:55
Matrix: Water
Date Received: 06/11/19 09:10

Prep Type	Batch Type	Batch Method	Run	Dil Factor	Initial Amount	Final Amount	Batch Number	Prepared or Analyzed	Analyst	Lab
Total/NA	Analysis	RSK-175		1	18 mL	18 mL	461529	06/14/19 14:13	MD	TAL DEN
Total/NA	Prep	3535			514 mL	5 mL	461561	06/14/19 10:23	CBB	TAL DEN
Total/NA	Analysis	8330A		1			462508	06/24/19 23:37	HKF	TAL DEN
Total/NA	Prep	3535	RE		508.2 mL	5 mL	461964	06/18/19 15:47	CBB	TAL DEN
Total/NA	Analysis	8330A	RE	1			463562	07/05/19 18:29	HKF	TAL DEN
Total/NA	Prep	3535			514 mL	5 mL	461561	06/14/19 10:23	CBB	TAL DEN
Total/NA	Analysis	8330A		1			462202	06/21/19 23:00	HKF	TAL DEN
Total/NA	Prep	3535	RE		508.2 mL	5 mL	461964	06/18/19 15:47	CBB	TAL DEN
Total/NA	Analysis	8330A	RE	1			463366	07/03/19 08:07	HKF	TAL DEN
Total/NA	Analysis	350.1		1	10 mL	10 mL	462658	06/21/19 13:56	MJS	TAL DEN
Total/NA	Prep	351.2			25 mL	25 mL	463322	07/01/19 20:01	JDR	TAL DEN
Total/NA	Analysis	351.2		1			463460	07/02/19 16:15	JDR	TAL DEN
Total/NA	Analysis	353.2		1	100 mL	100 mL	463470	07/02/19 19:21	SVC	TAL DEN
Total/NA	Prep	9030B			50 mL	50 mL	461615	06/14/19 16:22	JLA	TAL DEN
Total/NA	Analysis	9034		1			461633	06/14/19 18:31	JLA	TAL DEN
Total/NA	Analysis	9056A		5	5 mL	5 mL	463987	07/10/19 04:45	TLP	TAL DEN
Dissolved	Filtration	FILTRATION			20 mL	20 mL	463672	07/05/19 09:25	JAM	TAL DEN
Dissolved	Analysis	9060A		1	20 mL	20 mL	463832	07/06/19 05:54	CCJ	TAL DEN
Total/NA	Analysis	SM 2320B		1			462358	06/21/19 14:59	SGB	TAL DEN

Client Sample ID: G0108-19A
Lab Sample ID: 280-124986-26

Date Collected: 06/08/19 15:20
Matrix: Water
Date Received: 06/11/19 09:10

Prep Type	Batch Type	Batch Method	Run	Dil Factor	Initial Amount	Final Amount	Batch Number	Prepared or Analyzed	Analyst	Lab
Total/NA	Analysis	RSK-175		1	18 mL	18 mL	461529	06/14/19 13:47	MD	TAL DEN
Total/NA	Analysis	RSK-175		3	18 mL	18 mL	461755	06/17/19 13:13	MD	TAL DEN
Total/NA	Prep	3535			488.3 mL	5 mL	461561	06/14/19 10:23	CBB	TAL DEN
Total/NA	Analysis	8330A		1			462508	06/25/19 01:22	HKF	TAL DEN
Total/NA	Prep	3535	RE		495.8 mL	5 mL	461964	06/18/19 15:47	CBB	TAL DEN
Total/NA	Analysis	8330A	RE	1			463562	07/05/19 21:24	HKF	TAL DEN
Total/NA	Prep	3535			488.3 mL	5 mL	461561	06/14/19 10:23	CBB	TAL DEN
Total/NA	Analysis	8330A		1			462202	06/22/19 00:10	HKF	TAL DEN
Total/NA	Prep	3535	RE		495.8 mL	5 mL	461964	06/18/19 15:47	CBB	TAL DEN
Total/NA	Analysis	8330A	RE	1			463366	07/03/19 10:25	HKF	TAL DEN
Total/NA	Analysis	350.1		2	10 mL	10 mL	462658	06/21/19 16:06	MJS	TAL DEN
Total/NA	Prep	351.2			25 mL	25 mL	463109	06/28/19 16:37	SVC	TAL DEN
Total/NA	Analysis	351.2		1			463324	07/01/19 19:49	SVC	TAL DEN
Total/NA	Analysis	353.2		1	100 mL	100 mL	463726	07/03/19 18:00	SVC	TAL DEN
Total/NA	Prep	9030B			50 mL	50 mL	461615	06/14/19 16:22	JLA	TAL DEN
Total/NA	Analysis	9034		1			461633	06/14/19 18:31	JLA	TAL DEN
Total/NA	Analysis	9056A		1	5 mL	5 mL	463895	07/09/19 07:56	TLP	TAL DEN

Client Sample ID: G0108-19A
Lab Sample ID: 280-124986-26
Date Collected: 06/08/19 15:20
Matrix: Water
Date Received: 06/11/19 09:10

Prep Type	Batch Type	Batch Method	Run	Dil Factor	Initial Amount	Final Amount	Batch Number	Prepared or Analyzed	Analyst	Lab
Dissolved	Filtration	FILTRATION			20 mL	20 mL	463672	07/05/19 09:25	JAM	TAL DEN
Dissolved	Analysis	9060A		1	20 mL	20 mL	463832	07/06/19 14:52	CCJ	TAL DEN
Total/NA	Analysis	SM 2320B		1			462358	06/21/19 15:09	SGB	TAL DEN

Client Sample ID: G0098-19A
Lab Sample ID: 280-124986-27
Date Collected: 06/08/19 14:10
Matrix: Water
Date Received: 06/11/19 09:10

Prep Type	Batch Type	Batch Method	Run	Dil Factor	Initial Amount	Final Amount	Batch Number	Prepared or Analyzed	Analyst	Lab
Total/NA	Analysis	RSK-175		1	18 mL	18 mL	461529	06/14/19 14:54	MD	TAL DEN
Total/NA	Prep	3535			501.6 mL	5 mL	461561	06/14/19 10:23	CBB	TAL DEN
Total/NA	Analysis	8330A		1			462508	06/25/19 01:57	HKF	TAL DEN
Total/NA	Prep	3535	RE		496 mL	5 mL	461964	06/18/19 15:47	CBB	TAL DEN
Total/NA	Analysis	8330A	RE	1			463562	07/05/19 22:00	HKF	TAL DEN
Total/NA	Prep	3535			501.6 mL	5 mL	461561	06/14/19 10:23	CBB	TAL DEN
Total/NA	Analysis	8330A		1			462202	06/22/19 01:44	HKF	TAL DEN
Total/NA	Prep	3535	RE		496 mL	5 mL	461964	06/18/19 15:47	CBB	TAL DEN
Total/NA	Analysis	8330A	RE	1			463366	07/03/19 10:48	HKF	TAL DEN
Total/NA	Analysis	350.1		1	10 mL	10 mL	462658	06/21/19 14:04	MJS	TAL DEN
Total/NA	Prep	351.2			25 mL	25 mL	463109	06/28/19 16:37	SVC	TAL DEN
Total/NA	Analysis	351.2		1			463324	07/01/19 19:44	SVC	TAL DEN
Total/NA	Analysis	353.2		2	100 mL	100 mL	463918	07/08/19 19:01	SVC	TAL DEN
Total/NA	Prep	9030B			50 mL	50 mL	461615	06/14/19 16:22	JLA	TAL DEN
Total/NA	Analysis	9034		1			461633	06/14/19 18:31	JLA	TAL DEN
Total/NA	Analysis	9056A		1	5 mL	5 mL	463895	07/09/19 08:13	TLP	TAL DEN
Dissolved	Filtration	FILTRATION			20 mL	20 mL	463672	07/05/19 09:25	JAM	TAL DEN
Dissolved	Analysis	9060A		1	20 mL	20 mL	463832	07/06/19 15:07	CCJ	TAL DEN
Total/NA	Analysis	SM 2320B		1			462358	06/21/19 15:16	SGB	TAL DEN

Client Sample ID: G0097-19A
Lab Sample ID: 280-124986-28
Date Collected: 06/08/19 12:20
Matrix: Water
Date Received: 06/11/19 09:10

Prep Type	Batch Type	Batch Method	Run	Dil Factor	Initial Amount	Final Amount	Batch Number	Prepared or Analyzed	Analyst	Lab
Total/NA	Analysis	RSK-175		3	18 mL	18 mL	461755	06/17/19 13:27	MD	TAL DEN
Total/NA	Prep	3535			462.5 mL	5 mL	461561	06/14/19 10:23	CBB	TAL DEN
Total/NA	Analysis	8330A		1			462508	06/25/19 03:42	HKF	TAL DEN
Total/NA	Prep	3535	RE		468.2 mL	5 mL	461964	06/18/19 15:47	CBB	TAL DEN
Total/NA	Analysis	8330A	RE	1			463562	07/05/19 22:35	HKF	TAL DEN
Total/NA	Prep	3535			462.5 mL	5 mL	461561	06/14/19 10:23	CBB	TAL DEN
Total/NA	Analysis	8330A		1			462202	06/22/19 02:07	HKF	TAL DEN
Total/NA	Prep	3535	RE		468.2 mL	5 mL	461964	06/18/19 15:47	CBB	TAL DEN
Total/NA	Analysis	8330A	RE	1			463366	07/03/19 11:11	HKF	TAL DEN
Total/NA	Analysis	350.1		1	10 mL	10 mL	462658	06/21/19 14:06	MJS	TAL DEN

Client Sample ID: G0097-19A
Lab Sample ID: 280-124986-28

Date Collected: 06/08/19 12:20
Matrix: Water
Date Received: 06/11/19 09:10

Prep Type	Batch Type	Batch Method	Run	Dil Factor	Initial Amount	Final Amount	Batch Number	Prepared or Analyzed	Analyst	Lab
Total/NA	Prep	351.2			5 mL	25 mL	463109	06/28/19 16:37	SVC	TAL DEN
Total/NA	Analysis	351.2		1			463324	07/01/19 19:54	SVC	TAL DEN
Total/NA	Analysis	353.2		1	100 mL	100 mL	463726	07/03/19 18:04	SVC	TAL DEN
Total/NA	Prep	9030B			50 mL	50 mL	461615	06/14/19 16:22	JLA	TAL DEN
Total/NA	Analysis	9034		1			461633	06/14/19 18:31	JLA	TAL DEN
Total/NA	Analysis	9056A		1	5 mL	5 mL	463987	07/10/19 05:55	TLP	TAL DEN
Dissolved	Filtration	FILTRATION			20 mL	20 mL	463672	07/05/19 09:25	JAM	TAL DEN
Dissolved	Analysis	9060A		1	20 mL	20 mL	463832	07/06/19 15:36	CCJ	TAL DEN
Total/NA	Analysis	SM 2320B		1			462358	06/21/19 15:29	SGB	TAL DEN

Client Sample ID: G0109-19A
Lab Sample ID: 280-124986-29

Date Collected: 06/08/19 11:05
Matrix: Water
Date Received: 06/11/19 09:10

Prep Type	Batch Type	Batch Method	Run	Dil Factor	Initial Amount	Final Amount	Batch Number	Prepared or Analyzed	Analyst	Lab
Total/NA	Analysis	RSK-175		1	18 mL	18 mL	461529	06/14/19 15:20	MD	TAL DEN
Total/NA	Prep	3535			511.6 mL	5 mL	461561	06/14/19 10:23	CBB	TAL DEN
Total/NA	Analysis	8330A		1			462508	06/25/19 04:52	HKF	TAL DEN
Total/NA	Prep	3535	RE		514.1 mL	5 mL	461964	06/18/19 15:47	CBB	TAL DEN
Total/NA	Analysis	8330A	RE	1			463562	07/05/19 23:09	HKF	TAL DEN
Total/NA	Prep	3535			511.6 mL	5 mL	461561	06/14/19 10:23	CBB	TAL DEN
Total/NA	Analysis	8330A		1			462202	06/22/19 02:30	HKF	TAL DEN
Total/NA	Prep	3535	RE		514.1 mL	5 mL	461964	06/18/19 15:47	CBB	TAL DEN
Total/NA	Analysis	8330A	RE	1			463366	07/03/19 11:34	HKF	TAL DEN
Total/NA	Analysis	350.1		1	10 mL	10 mL	462658	06/21/19 14:08	MJS	TAL DEN
Total/NA	Prep	351.2			25 mL	25 mL	463109	06/28/19 16:37	SVC	TAL DEN
Total/NA	Analysis	351.2		1			463324	07/01/19 19:55	SVC	TAL DEN
Total/NA	Analysis	353.2		1	100 mL	100 mL	463726	07/03/19 18:06	SVC	TAL DEN
Total/NA	Prep	9030B			50 mL	50 mL	461602	06/14/19 13:20	JLA	TAL DEN
Total/NA	Analysis	9034		1			461610	06/14/19 15:44	JLA	TAL DEN
Total/NA	Analysis	9056A		1	5 mL	5 mL	463987	07/10/19 06:29	TLP	TAL DEN
Dissolved	Filtration	FILTRATION			20 mL	20 mL	463669	07/05/19 09:14	JAM	TAL DEN
Dissolved	Analysis	9060A		1	20 mL	20 mL	463832	07/06/19 10:35	CCJ	TAL DEN
Total/NA	Analysis	SM 2320B		1			462358	06/21/19 15:38	SGB	TAL DEN

Client Sample ID: G0099-19A
Lab Sample ID: 280-124986-30

Date Collected: 06/08/19 09:40
Matrix: Water
Date Received: 06/11/19 09:10

Prep Type	Batch Type	Batch Method	Run	Dil Factor	Initial Amount	Final Amount	Batch Number	Prepared or Analyzed	Analyst	Lab
Total/NA	Analysis	RSK-175		1	18 mL	18 mL	461529	06/14/19 15:34	MD	TAL DEN
Total/NA	Prep	3535			511 mL	5 mL	461561	06/14/19 10:23	CBB	TAL DEN
Total/NA	Analysis	8330A		1			462508	06/25/19 05:27	HKF	TAL DEN

Client Sample ID: G0099-19A
Lab Sample ID: 280-124986-30

Date Collected: 06/08/19 09:40
Matrix: Water
Date Received: 06/11/19 09:10

Prep Type	Batch Type	Batch Method	Run	Dil Factor	Initial Amount	Final Amount	Batch Number	Prepared or Analyzed	Analyst	Lab
Total/NA	Prep	3535	RE		511 mL	5 mL	461964	06/18/19 15:47	CBB	TAL DEN
Total/NA	Analysis	8330A	RE	1			463562	07/05/19 23:44	HKF	TAL DEN
Total/NA	Prep	3535			511 mL	5 mL	461561	06/14/19 10:23	CBB	TAL DEN
Total/NA	Analysis	8330A		1			462202	06/22/19 02:54	HKF	TAL DEN
Total/NA	Prep	3535	RE		511 mL	5 mL	461964	06/18/19 15:47	CBB	TAL DEN
Total/NA	Analysis	8330A	RE	1	1 mL	1.0 mL	463366	07/03/19 11:57	HKF	TAL DEN
Total/NA	Analysis	350.1		1	10 mL	10 mL	462658	06/21/19 14:10	MJS	TAL DEN
Total/NA	Prep	351.2			25 mL	25 mL	463109	06/28/19 16:37	SVC	TAL DEN
Total/NA	Analysis	351.2		1			463324	07/01/19 19:57	SVC	TAL DEN
Total/NA	Analysis	353.2		5	100 mL	100 mL	463726	07/03/19 18:08	SVC	TAL DEN
Total/NA	Prep	9030B			50 mL	50 mL	461602	06/14/19 13:20	JLA	TAL DEN
Total/NA	Analysis	9034		1			461610	06/14/19 15:44	JLA	TAL DEN
Total/NA	Analysis	9056A		1	5 mL	5 mL	463987	07/10/19 06:47	TLP	TAL DEN
Dissolved	Filtration	FILTRATION			20 mL	20 mL	463669	07/05/19 09:20	JAM	TAL DEN
Dissolved	Analysis	9060A		1	20 mL	20 mL	463832	07/06/19 10:52	CCJ	TAL DEN
Total/NA	Analysis	SM 2320B		1			462358	06/21/19 15:45	SGB	TAL DEN

Client Sample ID: G0067-19A
Lab Sample ID: 280-124986-31

Date Collected: 06/08/19 08:30
Matrix: Water
Date Received: 06/11/19 09:10

Prep Type	Batch Type	Batch Method	Run	Dil Factor	Initial Amount	Final Amount	Batch Number	Prepared or Analyzed	Analyst	Lab
Total/NA	Analysis	RSK-175		1	18 mL	18 mL	461529	06/14/19 15:47	MD	TAL DEN
Total/NA	Prep	3535			506.2 mL	5 mL	461561	06/14/19 10:23	CBB	TAL DEN
Total/NA	Analysis	8330A		1			462508	06/25/19 06:02	HKF	TAL DEN
Total/NA	Prep	3535	RE		507 mL	5 mL	461964	06/18/19 15:47	CBB	TAL DEN
Total/NA	Analysis	8330A	RE	1			463562	07/06/19 00:19	HKF	TAL DEN
Total/NA	Prep	3535			506.2 mL	5 mL	461561	06/14/19 10:23	CBB	TAL DEN
Total/NA	Analysis	8330A		1			462202	06/22/19 03:16	HKF	TAL DEN
Total/NA	Prep	3535	RE		507 mL	5 mL	461964	06/18/19 15:47	CBB	TAL DEN
Total/NA	Analysis	8330A	RE	1	1 mL	1.0 mL	463366	07/03/19 12:20	HKF	TAL DEN
Total/NA	Analysis	350.1		1	10 mL	10 mL	462658	06/21/19 14:12	MJS	TAL DEN
Total/NA	Prep	351.2			25 mL	25 mL	463109	06/28/19 16:37	SVC	TAL DEN
Total/NA	Analysis	351.2		1			463324	07/01/19 19:58	SVC	TAL DEN
Total/NA	Analysis	353.2		5	100 mL	100 mL	463726	07/03/19 18:10	SVC	TAL DEN
Total/NA	Prep	9030B			50 mL	50 mL	461602	06/14/19 13:20	JLA	TAL DEN
Total/NA	Analysis	9034		1			461610	06/14/19 15:44	JLA	TAL DEN
Total/NA	Analysis	9056A		1	5 mL	5 mL	463987	07/10/19 07:39	TLP	TAL DEN
Dissolved	Filtration	FILTRATION			20 mL	20 mL	463669	07/05/19 09:20	JAM	TAL DEN
Dissolved	Analysis	9060A		1	20 mL	20 mL	463832	07/06/19 11:06	CCJ	TAL DEN
Total/NA	Analysis	SM 2320B		1			462358	06/21/19 15:57	SGB	TAL DEN

Client Sample ID: G0079-19A
Lab Sample ID: 280-124986-32

Date Collected: 06/09/19 11:35
Matrix: Water
Date Received: 06/11/19 09:10

Prep Type	Batch Type	Batch Method	Run	Dil Factor	Initial Amount	Final Amount	Batch Number	Prepared or Analyzed	Analyst	Lab
Total/NA	Analysis	RSK-175		1	18 mL	18 mL	461529	06/14/19 16:00	MD	TAL DEN
Total/NA	Prep	3535			510.3 mL	5 mL	461561	06/14/19 10:23	CBB	TAL DEN
Total/NA	Analysis	8330A		1			462202	06/22/19 03:39	HKF	TAL DEN
Total/NA	Prep	3535	RE		506.7 mL	5 mL	461964	06/18/19 15:47	CBB	TAL DEN
Total/NA	Analysis	8330A	RE	1			463366	07/03/19 12:43	HKF	TAL DEN
Total/NA	Analysis	350.1		1	10 mL	10 mL	462658	06/21/19 14:14	MJS	TAL DEN
Total/NA	Prep	351.2			25 mL	25 mL	463109	06/28/19 16:37	SVC	TAL DEN
Total/NA	Analysis	351.2		1			463324	07/01/19 19:59	SVC	TAL DEN
Total/NA	Analysis	353.2		1	100 mL	100 mL	463726	07/03/19 18:12	SVC	TAL DEN
Total/NA	Prep	9030B			50 mL	50 mL	461615	06/14/19 16:22	JLA	TAL DEN
Total/NA	Analysis	9034		1			461633	06/14/19 18:31	JLA	TAL DEN
Total/NA	Analysis	9056A		1	5 mL	5 mL	463987	07/10/19 07:57	TLP	TAL DEN
Dissolved	Filtration	FILTRATION			20 mL	20 mL	463672	07/05/19 09:25	JAM	TAL DEN
Dissolved	Analysis	9060A		1	20 mL	20 mL	463832	07/06/19 15:21	CCJ	TAL DEN
Total/NA	Analysis	SM 2320B		1			462358	06/21/19 16:20	SGB	TAL DEN

Client Sample ID: G0081-19A
Lab Sample ID: 280-124986-33

Date Collected: 06/09/19 14:40
Matrix: Water
Date Received: 06/11/19 09:10

Prep Type	Batch Type	Batch Method	Run	Dil Factor	Initial Amount	Final Amount	Batch Number	Prepared or Analyzed	Analyst	Lab
Total/NA	Analysis	RSK-175		1	18 mL	18 mL	461529	06/14/19 16:14	MD	TAL DEN
Total/NA	Prep	3535			505.2 mL	5 mL	461561	06/14/19 10:23	CBB	TAL DEN
Total/NA	Analysis	8330A		1			462508	06/25/19 06:37	HKF	TAL DEN
Total/NA	Prep	3535	RE		511 mL	5 mL	461964	06/18/19 15:47	CBB	TAL DEN
Total/NA	Analysis	8330A	RE	1			463562	07/06/19 01:29	HKF	TAL DEN
Total/NA	Prep	3535			505.2 mL	5 mL	461561	06/14/19 10:23	CBB	TAL DEN
Total/NA	Analysis	8330A		1			462202	06/22/19 04:03	HKF	TAL DEN
Total/NA	Prep	3535	RE		511 mL	5 mL	461964	06/18/19 15:47	CBB	TAL DEN
Total/NA	Analysis	8330A	RE	1			463366	07/03/19 13:06	HKF	TAL DEN
Total/NA	Analysis	350.1		1	10 mL	10 mL	462658	06/21/19 15:14	MJS	TAL DEN
Total/NA	Prep	351.2			25 mL	25 mL	463109	06/28/19 16:37	SVC	TAL DEN
Total/NA	Analysis	351.2		1			463324	07/01/19 20:04	SVC	TAL DEN
Total/NA	Analysis	353.2		1	100 mL	100 mL	463726	07/03/19 18:14	SVC	TAL DEN
Total/NA	Prep	9030B			50 mL	50 mL	461615	06/14/19 16:22	JLA	TAL DEN
Total/NA	Analysis	9034		1			461633	06/14/19 18:31	JLA	TAL DEN
Total/NA	Analysis	9056A		1	5 mL	5 mL	463987	07/10/19 08:14	TLP	TAL DEN
Dissolved	Filtration	FILTRATION			20 mL	20 mL	463672	07/05/19 09:25	JAM	TAL DEN
Dissolved	Analysis	9060A		1	20 mL	20 mL	463832	07/06/19 15:51	CCJ	TAL DEN
Total/NA	Analysis	SM 2320B		1			462358	06/21/19 16:30	SGB	TAL DEN

Lab Chronicle

Client: Brice Environmental Services, Corp
Job ID: 280-124986-1
Project/Site: Cornhusker (CHAAP)

Client Sample ID: G0082-19A
Lab Sample ID: 280-124986-34

Date Collected: 06/09/19 15:45
Matrix: Water
Date Received: 06/11/19 09:10

Prep Type	Batch Type	Batch Method	Run	Dil Factor	Initial Amount	Final Amount	Batch Number	Prepared or Analyzed	Analyst	Lab
Total/NA	Analysis	RSK-175		1	18 mL	18 mL	461529	06/14/19 16:27	MD	TAL DEN
Total/NA	Prep	3535			511.7 mL	5 mL	461561	06/14/19 10:23	CBB	TAL DEN
Total/NA	Analysis	8330A		1			462508	06/25/19 07:12	HKF	TAL DEN
Total/NA	Prep	3535	RE		514.1 mL	5 mL	461964	06/18/19 15:47	CBB	TAL DEN
Total/NA	Analysis	8330A	RE	1			463562	07/06/19 02:04	HKF	TAL DEN
Total/NA	Prep	3535			511.7 mL	5 mL	461561	06/14/19 10:23	CBB	TAL DEN
Total/NA	Analysis	8330A		1			462202	06/22/19 04:26	HKF	TAL DEN
Total/NA	Prep	3535	RE		514.1 mL	5 mL	461964	06/18/19 15:47	CBB	TAL DEN
Total/NA	Analysis	8330A	RE	1			463366	07/03/19 13:29	HKF	TAL DEN
Total/NA	Analysis	350.1		1	10 mL	10 mL	462658	06/21/19 15:16	MJS	TAL DEN
Total/NA	Prep	351.2			25 mL	25 mL	463109	06/28/19 16:37	SVC	TAL DEN
Total/NA	Analysis	351.2		1			463324	07/01/19 20:05	SVC	TAL DEN
Total/NA	Analysis	353.2		1	100 mL	100 mL	463726	07/03/19 18:38	SVC	TAL DEN
Total/NA	Prep	9030B			50 mL	50 mL	461615	06/14/19 16:22	JLA	TAL DEN
Total/NA	Analysis	9034		1			461633	06/14/19 18:31	JLA	TAL DEN
Total/NA	Analysis	9056A		1	5 mL	5 mL	463987	07/10/19 08:31	TLP	TAL DEN
Dissolved	Filtration	FILTRATION			20 mL	20 mL	463672	07/05/19 09:25	JAM	TAL DEN
Dissolved	Analysis	9060A		1	20 mL	20 mL	463832	07/06/19 16:35	CCJ	TAL DEN
Total/NA	Analysis	SM 2320B		1			462358	06/21/19 16:38	SGB	TAL DEN

Laboratory References:

TAL DEN = Eurofins TestAmerica, Denver, 4955 Yarrow Street, Arvada, CO 80002, TEL (303)736-0100

Accreditation/Certification Summary

Client: Brice Environmental Services, Corp
Job ID: 280-124986-1
Project/Site: Cornhusker (CHAAP)

Laboratory: Eurofins TestAmerica, Denver

Unless otherwise noted, all analytes for this laboratory were covered under each accreditation/certification below.

Authority	Program	Identification Number	Expiration Date
A2LA	DoD	2907.01	10-31-19

The following analytes are included in this report, but the laboratory is not certified by the governing authority. This list may include analytes for which the agency does not offer certification.

Analysis Method	Prep Method	Matrix	Analyte
9060A		Water	Dissolved Organic Carbon - Quad

Method Summary

Client: Brice Environmental Services, Corp
Job ID: 280-124986-1
Project/Site: Cornhusker (CHAAP)

Method	Method Description	Protocol	Laboratory
RSK-175	Dissolved Gases (GC)	RSK	TAL DEN
8330A	Nitroaromatics and Nitramines (HPLC)	EPA	TAL DEN
350.1	Nitrogen, Ammonia	MCAWW	TAL DEN
351.2	Nitrogen, Total Kjeldahl	MCAWW	TAL DEN
353.2	Nitrogen, Nitrate-Nitrite	MCAWW	TAL DEN
9034	Sulfide, Acid Soluble and Insoluble (Titrimetric)	SW846	TAL DEN
9056A	Anions, Ion Chromatography	SW846	TAL DEN
9060A	Organic Carbon, Dissolved (DOC)	SW846	TAL DEN
SM 2320B	Alkalinity	SM	TAL DEN
351.2	Nitrogen, Total Kjeldahl	MCAWW	TAL DEN
3535	Solid-Phase Extraction (SPE)	SW846	TAL DEN
9030B	Sulfide, Distillation (Acid Soluble and Insoluble)	SW846	TAL DEN
FILTRATION	Sample Filtration	None	TAL DEN

Protocol References:

EPA = US Environmental Protection Agency

MCAWW = "Methods For Chemical Analysis Of Water And Wastes", EPA-600/4-79-020, March 1983 And Subsequent Revisions.

None = None

RSK = Sample Prep And Calculations For Dissolved Gas Analysis In Water Samples Using A GC Headspace Equilibration Technique, RSKSOP-175, Rev. 0, 8/11/94, USEPA Research Lab

SM = "Standard Methods For The Examination Of Water And Wastewater"

SW846 = "Test Methods For Evaluating Solid Waste, Physical/Chemical Methods", Third Edition, November 1986 And Its Updates.

Laboratory References:

TAL DEN = Eurofins TestAmerica, Denver, 4955 Yarrow Street, Arvada, CO 80002, TEL (303)736-0100

Sample Summary

Client: Brice Environmental Services, Corp
Project/Site: Cornhusker (CHAAP)

Job ID: 280-124986-1

Lab Sample ID	Client Sample ID	Matrix	Collected	Received	Asset ID
280-124986-1	G0083-19A	Water	06/08/19 15:55	06/11/19 09:10	
280-124986-2	NW022-19A	Water	06/10/19 10:15	06/11/19 09:10	
280-124986-3	NW023-19A	Water	06/10/19 08:00	06/11/19 09:10	
280-124986-4	G0090-19A	Water	06/09/19 11:45	06/11/19 09:10	
280-124986-5	G0088-19A	Water	06/09/19 10:15	06/11/19 09:10	
280-124986-6	PZ016-19A	Water	06/09/19 08:45	06/11/19 09:10	
280-124986-7	G0112-19A	Water	06/08/19 09:50	06/11/19 09:10	
280-124986-8	G0084-19A	Water	06/08/19 08:35	06/11/19 09:10	
280-124986-9	G0113-19A	Water	06/08/19 11:05	06/11/19 09:10	
280-124986-10	G0075-19A	Water	06/09/19 10:30	06/11/19 09:10	
280-124986-11	G0076-19A	Water	06/09/19 09:20	06/11/19 09:10	
280-124986-12	G0024-19A	Water	06/10/19 09:50	06/11/19 09:10	
280-124986-13	G0087-19A	Water	06/09/19 14:25	06/11/19 09:10	
280-124986-14	G0080-19A	Water	06/09/19 13:05	06/11/19 09:10	
280-124986-15	G0086-19A	Water	06/09/19 15:40	06/11/19 09:10	
280-124986-16	G0118-19A	Water	06/08/19 13:30	06/11/19 09:10	
280-124986-17	G0110-19A	Water	06/08/19 14:40	06/11/19 09:10	
280-124986-18	G0114-19A	Water	06/08/19 12:15	06/11/19 09:10	
280-124986-19	G0078-19A	Water	06/10/19 08:45	06/11/19 09:10	
280-124986-20	G0077-19A	Water	06/10/19 11:00	06/11/19 09:10	
280-124986-21	PZ020-19A	Water	06/10/19 12:15	06/11/19 09:10	
280-124986-22	PZ019-19A	Water	06/10/19 08:50	06/11/19 09:10	
280-124986-23	NW020-19A	Water	06/10/19 12:45	06/11/19 09:10	
280-124986-24	NW021-19A	Water	06/10/19 11:40	06/11/19 09:10	
280-124986-25	G0070-19A	Water	06/09/19 12:55	06/11/19 09:10	
280-124986-26	G0108-19A	Water	06/08/19 15:20	06/11/19 09:10	
280-124986-27	G0098-19A	Water	06/08/19 14:10	06/11/19 09:10	
280-124986-28	G0097-19A	Water	06/08/19 12:20	06/11/19 09:10	
280-124986-29	G0109-19A	Water	06/08/19 11:05	06/11/19 09:10	
280-124986-30	G0099-19A	Water	06/08/19 09:40	06/11/19 09:10	
280-124986-31	G0067-19A	Water	06/08/19 08:30	06/11/19 09:10	
280-124986-32	G0079-19A	Water	06/09/19 11:35	06/11/19 09:10	
280-124986-33	G0081-19A	Water	06/09/19 14:40	06/11/19 09:10	
280-124986-34	G0082-19A	Water	06/09/19 15:45	06/11/19 09:10	

GC VOA MANUAL INTEGRATION SUMMARY

Lab Name: Eurofins TestAmerica, Denver Job No.: 280-124986-1

SDG No.:

Instrument ID: VGC_J Analysis Batch Number: 454595

Lab Sample ID: IC 280-454595/6 Client Sample ID:

Date Analyzed: 04/15/19 11:30 Lab File ID: 04151906.D GC Column: Rt-Alumina KC ID: 0.53(mm)

COMPOUND NAME	RETENTION TIME	MANUAL INTEGRATION		
		REASON	ANALYST	DATE
Ethylene	1.87	Incomplete Integration	meierg	04/15/19 13:21

Lab Sample ID: IC 280-454595/7 Client Sample ID:

Date Analyzed: 04/15/19 11:44 Lab File ID: 04151907.D GC Column: Rt-Alumina KC ID: 0.53(mm)

COMPOUND NAME	RETENTION TIME	MANUAL INTEGRATION		
		REASON	ANALYST	DATE
Ethylene	1.87	Split Peak	meierg	04/15/19 13:20

HPLC/IC MANUAL INTEGRATION SUMMARY

Lab Name: Eurofins TestAmerica, Denver Job No.: 280-124986-1

SDG No.:

Instrument ID: CHHPLC_G2_LUNA Analysis Batch Number: 457315

Lab Sample ID: IC 280-457315/7 Client Sample ID:

Date Analyzed: 05/07/19 15:08 Lab File ID: 05070007.D GC Column: Luna-phenylhe ID: 4.6(mm)

COMPOUND NAME	RETENTION TIME	MANUAL INTEGRATION		
		REASON	ANALYST	DATE
Picric acid	5.64	Peak assignment corrected	fiedlerh	05/08/19 09:04

Lab Sample ID: IC 280-457315/13 Client Sample ID:

Date Analyzed: 05/07/19 18:38 Lab File ID: 05070013.D GC Column: Luna-phenylhe ID: 4.6(mm)

COMPOUND NAME	RETENTION TIME	MANUAL INTEGRATION		
		REASON	ANALYST	DATE
Picric acid	6.15	Peak assignment corrected	fiedlerh	05/08/19 09:04

Lab Sample ID: IC 280-457315/14 Client Sample ID:

Date Analyzed: 05/07/19 19:13 Lab File ID: 05070014.D GC Column: Luna-phenylhe ID: 4.6(mm)

COMPOUND NAME	RETENTION TIME	MANUAL INTEGRATION		
		REASON	ANALYST	DATE
Picric acid	6.21	Peak assignment corrected	fiedlerh	05/08/19 09:04
PETN	25.37	Baseline Smoothing	fiedlerh	05/08/19 09:10

HPLC/IC MANUAL INTEGRATION SUMMARY

Lab Name: Eurofins TestAmerica, Denver Job No.: 280-124986-1

SDG No.:

Instrument ID: CHHPLC_G2_LUNA Analysis Batch Number: 462208

Lab Sample ID: CCV 280-462208/44 Client Sample ID:

Date Analyzed: 06/22/19 09:12 Lab File ID: 06210044.D GC Column: Luna-phenylhe ID: 4.6(mm)

COMPOUND NAME	RETENTION TIME	MANUAL INTEGRATION		
		REASON	ANALYST	DATE
Tetryl	23.79	Baseline Smoothing	fiedlerh	06/24/19 10:35
2,4,6-Trinitrotoluene	24.78	Baseline Smoothing	fiedlerh	06/24/19 10:35

Lab Sample ID: MB 280-461560/1-A Client Sample ID:

Date Analyzed: 06/22/19 10:22 Lab File ID: 06210046.D GC Column: Luna-phenylhe ID: 4.6(mm)

COMPOUND NAME	RETENTION TIME	MANUAL INTEGRATION		
		REASON	ANALYST	DATE
1,3-Dinitrobenzene		Invalid Compound ID	fiedlerh	06/24/19 10:36
4-Nitrotoluene		Invalid Compound ID	fiedlerh	06/24/19 10:36
Tetryl	23.80	Baseline Smoothing	fiedlerh	06/24/19 10:36

Lab Sample ID: LCS 280-461560/2-A Client Sample ID:

Date Analyzed: 06/22/19 10:57 Lab File ID: 06210047.D GC Column: Luna-phenylhe ID: 4.6(mm)

COMPOUND NAME	RETENTION TIME	MANUAL INTEGRATION		
		REASON	ANALYST	DATE
Tetryl	23.81	Baseline Smoothing	fiedlerh	06/24/19 10:37
2,4,6-Trinitrotoluene	24.80	Baseline Smoothing	fiedlerh	06/24/19 10:37

Lab Sample ID: LCSD 280-461560/3-A Client Sample ID:

Date Analyzed: 06/22/19 11:32 Lab File ID: 06210048.D GC Column: Luna-phenylhe ID: 4.6(mm)

COMPOUND NAME	RETENTION TIME	MANUAL INTEGRATION		
		REASON	ANALYST	DATE
Tetryl	23.81	Baseline Smoothing	fiedlerh	06/24/19 10:37
2,4,6-Trinitrotoluene	24.80	Baseline Smoothing	fiedlerh	06/24/19 10:37

HPLC/IC MANUAL INTEGRATION SUMMARY

Lab Name: Eurofins TestAmerica, Denver Job No.: 280-124986-1

SDG No.:

Instrument ID: CHHPLC_G2_LUNA Analysis Batch Number: 462208

Lab Sample ID: 280-124986-1 Client Sample ID: G0083-19A

Date Analyzed: 06/22/19 12:07 Lab File ID: 06210049.D GC Column: Luna-phenylhe ID: 4.6(mm)

COMPOUND NAME	RETENTION TIME	MANUAL INTEGRATION		
		REASON	ANALYST	DATE
4-Nitrotoluene	16.87	Baseline Smoothing	fiedlerh	06/24/19 10:38
Tetryl	23.87	Baseline Smoothing	fiedlerh	06/24/19 10:37

Lab Sample ID: 280-124986-2 Client Sample ID: NW022-19A

Date Analyzed: 06/22/19 12:42 Lab File ID: 06210050.D GC Column: Luna-phenylhe ID: 4.6(mm)

COMPOUND NAME	RETENTION TIME	MANUAL INTEGRATION		
		REASON	ANALYST	DATE
4-Nitrotoluene		Invalid Compound ID	fiedlerh	06/24/19 10:38
MNX		Invalid Compound ID	fiedlerh	06/24/19 10:38
Tetryl	23.84	Baseline Smoothing	fiedlerh	06/24/19 10:38

Lab Sample ID: 280-124986-3 Client Sample ID: NW023-19A

Date Analyzed: 06/22/19 13:17 Lab File ID: 06210051.D GC Column: Luna-phenylhe ID: 4.6(mm)

COMPOUND NAME	RETENTION TIME	MANUAL INTEGRATION		
		REASON	ANALYST	DATE
3-Nitrotoluene		Invalid Compound ID	fiedlerh	06/24/19 10:39
Tetryl	23.81	Baseline Smoothing	fiedlerh	06/24/19 10:38
2,4,6-Trinitrotoluene	24.84	Baseline Smoothing	fiedlerh	06/24/19 10:38

Lab Sample ID: 280-124986-4 Client Sample ID: G0090-19A

Date Analyzed: 06/22/19 13:52 Lab File ID: 06210052.D GC Column: Luna-phenylhe ID: 4.6(mm)

COMPOUND NAME	RETENTION TIME	MANUAL INTEGRATION		
		REASON	ANALYST	DATE
4-Nitrotoluene		Invalid Compound ID	fiedlerh	06/24/19 10:39
Tetryl		Invalid Compound ID	fiedlerh	06/24/19 10:39
2,4,6-Trinitrotoluene	24.83	Baseline Smoothing	fiedlerh	06/24/19 10:39

HPLC/IC MANUAL INTEGRATION SUMMARY

Lab Name: Eurofins TestAmerica, Denver Job No.: 280-124986-1

SDG No.:

Instrument ID: CHHPLC_G2_LUNA Analysis Batch Number: 462208

Lab Sample ID: 280-124986-5 Client Sample ID: G0088-19A

Date Analyzed: 06/22/19 14:27 Lab File ID: 06210053.D GC Column: Luna-phenylhe ID: 4.6(mm)

COMPOUND NAME	RETENTION TIME	MANUAL INTEGRATION		
		REASON	ANALYST	DATE
HMX	7.16	Baseline Smoothing	fiedlerh	06/24/19 10:41
Tetryl	23.81	Baseline Smoothing	fiedlerh	06/24/19 10:41

Lab Sample ID: 280-124986-6 Client Sample ID: PZ016-19A

Date Analyzed: 06/22/19 15:02 Lab File ID: 06210054.D GC Column: Luna-phenylhe ID: 4.6(mm)

COMPOUND NAME	RETENTION TIME	MANUAL INTEGRATION		
		REASON	ANALYST	DATE
4-Nitrotoluene		Invalid Compound ID	fiedlerh	06/24/19 10:41
Tetryl	23.82	Baseline Smoothing	fiedlerh	06/24/19 10:41

Lab Sample ID: 280-124986-7 Client Sample ID: G0112-19A

Date Analyzed: 06/22/19 15:37 Lab File ID: 06210055.D GC Column: Luna-phenylhe ID: 4.6(mm)

COMPOUND NAME	RETENTION TIME	MANUAL INTEGRATION		
		REASON	ANALYST	DATE
HMX	7.18	Baseline Smoothing	fiedlerh	06/24/19 10:41
Tetryl	23.84	Baseline Smoothing	fiedlerh	06/24/19 10:41

Lab Sample ID: CCV 280-462208/57 Client Sample ID:

Date Analyzed: 06/22/19 16:12 Lab File ID: 06210057.D GC Column: Luna-phenylhe ID: 4.6(mm)

COMPOUND NAME	RETENTION TIME	MANUAL INTEGRATION		
		REASON	ANALYST	DATE
Tetryl	23.88	Baseline Smoothing	fiedlerh	06/24/19 10:42
2,4,6-Trinitrotoluene	24.86	Baseline Smoothing	fiedlerh	06/24/19 10:42

HPLC/IC MANUAL INTEGRATION SUMMARY

Lab Name: Eurofins TestAmerica, Denver Job No.: 280-124986-1

SDG No.:

Instrument ID: CHHPLC_G2_LUNA Analysis Batch Number: 462208

Lab Sample ID: 280-124986-8 Client Sample ID: G0084-19A

Date Analyzed: 06/22/19 17:22 Lab File ID: 06210059.D GC Column: Luna-phenylhe ID: 4.6(mm)

COMPOUND NAME	RETENTION TIME	MANUAL INTEGRATION		
		REASON	ANALYST	DATE
HMX	7.19	Baseline Smoothing	fiedlerh	06/24/19 10:42
2,4,6-Trinitrotoluene		Invalid Compound ID	fiedlerh	06/24/19 10:43
4-Nitrotoluene	16.96	Baseline Smoothing	fiedlerh	06/24/19 10:43
Tetryl	23.84	Baseline Smoothing	fiedlerh	06/24/19 10:43

Lab Sample ID: 280-124986-9 Client Sample ID: G0113-19A

Date Analyzed: 06/22/19 17:57 Lab File ID: 06210060.D GC Column: Luna-phenylhe ID: 4.6(mm)

COMPOUND NAME	RETENTION TIME	MANUAL INTEGRATION		
		REASON	ANALYST	DATE
HMX	7.19	Baseline Smoothing	fiedlerh	06/24/19 10:43
1,3-Dinitrobenzene		Invalid Compound ID	fiedlerh	06/24/19 10:43
2-Amino-4,6-dinitrotoluene		Invalid Compound ID	fiedlerh	06/24/19 10:43
3-Nitrotoluene		Invalid Compound ID	fiedlerh	06/24/19 10:43
4-Nitrotoluene		Invalid Compound ID	fiedlerh	06/24/19 10:43
4-Amino-2,6-dinitrotoluene	17.37	Baseline Smoothing	fiedlerh	06/24/19 10:43
Tetryl	23.77	Baseline Smoothing	fiedlerh	06/24/19 10:44

Lab Sample ID: 280-124986-12 Client Sample ID: G0024-19A

Date Analyzed: 06/22/19 19:42 Lab File ID: 06210063.D GC Column: Luna-phenylhe ID: 4.6(mm)

COMPOUND NAME	RETENTION TIME	MANUAL INTEGRATION		
		REASON	ANALYST	DATE
4-Nitrotoluene		Invalid Compound ID	fiedlerh	06/24/19 10:45
Tetryl	23.85	Baseline Smoothing	fiedlerh	06/24/19 10:45

HPLC/IC MANUAL INTEGRATION SUMMARY

Lab Name: Eurofins TestAmerica, Denver Job No.: 280-124986-1

SDG No.:

Instrument ID: CHHPLC_G2_LUNA Analysis Batch Number: 462208

Lab Sample ID: 280-124986-13 Client Sample ID: G0087-19A

Date Analyzed: 06/22/19 20:17 Lab File ID: 06210064.D GC Column: Luna-phenylhe ID: 4.6(mm)

COMPOUND NAME	RETENTION TIME	MANUAL INTEGRATION		
		REASON	ANALYST	DATE
HMX	7.17	Baseline Smoothing	fiedlerh	06/24/19 10:45
RDX	9.29	Baseline Smoothing	fiedlerh	06/24/19 10:45
4-Nitrotoluene		Invalid Compound ID	fiedlerh	06/24/19 10:45
Tetryl	23.86	Baseline Smoothing	fiedlerh	06/24/19 10:45

Lab Sample ID: 280-124986-14 Client Sample ID: G0080-19A

Date Analyzed: 06/22/19 20:52 Lab File ID: 06210065.D GC Column: Luna-phenylhe ID: 4.6(mm)

COMPOUND NAME	RETENTION TIME	MANUAL INTEGRATION		
		REASON	ANALYST	DATE
HMX	7.15	Baseline Smoothing	fiedlerh	06/24/19 10:45
RDX	9.23	Baseline Smoothing	fiedlerh	06/24/19 10:46
Tetryl	23.75	Baseline Smoothing	fiedlerh	06/24/19 10:46

Lab Sample ID: 280-124986-15 Client Sample ID: G0086-19A

Date Analyzed: 06/22/19 21:27 Lab File ID: 06210066.D GC Column: Luna-phenylhe ID: 4.6(mm)

COMPOUND NAME	RETENTION TIME	MANUAL INTEGRATION		
		REASON	ANALYST	DATE
HMX	7.17	Baseline Smoothing	fiedlerh	06/24/19 10:46
RDX	9.25	Baseline Smoothing	fiedlerh	06/24/19 10:46
Tetryl	23.82	Baseline Smoothing	fiedlerh	06/24/19 10:46
2,4,6-Trinitrotoluene	24.82	Baseline Smoothing	fiedlerh	06/24/19 10:46

HPLC/IC MANUAL INTEGRATION SUMMARY

Lab Name: Eurofins TestAmerica, Denver Job No.: 280-124986-1

SDG No.:

Instrument ID: CHHPLC_G2_LUNA Analysis Batch Number: 462208

Lab Sample ID: 280-124986-16 Client Sample ID: G0118-19A

Date Analyzed: 06/22/19 22:02 Lab File ID: 06210067.D GC Column: Luna-phenylhe ID: 4.6(mm)

COMPOUND NAME	RETENTION TIME	MANUAL INTEGRATION		
		REASON	ANALYST	DATE
MNX	7.71	Baseline Smoothing	fiedlerh	06/24/19 10:47
2,4,6-Trinitrotoluene		Invalid Compound ID	fiedlerh	06/24/19 10:47
2,4-Dinitrotoluene		Invalid Compound ID	fiedlerh	06/24/19 10:47
4-Nitrotoluene		Invalid Compound ID	fiedlerh	06/24/19 10:47
RDX		Invalid Compound ID	fiedlerh	06/24/19 10:47
Tetryl		Invalid Compound ID	fiedlerh	06/24/19 10:47

Lab Sample ID: 280-124986-17 Client Sample ID: G0110-19A

Date Analyzed: 06/22/19 22:37 Lab File ID: 06210068.D GC Column: Luna-phenylhe ID: 4.6(mm)

COMPOUND NAME	RETENTION TIME	MANUAL INTEGRATION		
		REASON	ANALYST	DATE
4-Nitrotoluene		Invalid Compound ID	fiedlerh	06/24/19 10:47
3-Nitrotoluene	17.88	Baseline Smoothing	fiedlerh	06/24/19 10:47
1,3,5-Trinitrobenzene	19.07	Baseline Smoothing	fiedlerh	06/24/19 10:47
2,6-Dinitrotoluene	19.88	Baseline Smoothing	fiedlerh	06/24/19 10:47
Tetryl	23.84	Baseline Smoothing	fiedlerh	06/24/19 10:48

Lab Sample ID: CCV 280-462208/69 Client Sample ID:

Date Analyzed: 06/22/19 23:12 Lab File ID: 06210069.D GC Column: Luna-phenylhe ID: 4.6(mm)

COMPOUND NAME	RETENTION TIME	MANUAL INTEGRATION		
		REASON	ANALYST	DATE
Tetryl	23.79	Baseline Smoothing	fiedlerh	07/01/19 18:16
2,4,6-Trinitrotoluene	24.78	Baseline Smoothing	fiedlerh	06/24/19 10:48

HPLC/IC MANUAL INTEGRATION SUMMARY

Lab Name: Eurofins TestAmerica, Denver Job No.: 280-124986-1

SDG No.:

Instrument ID: CHHPLC_G2_LUNA Analysis Batch Number: 462208

Lab Sample ID: 280-124986-18 Client Sample ID: G0114-19A

Date Analyzed: 06/23/19 00:22 Lab File ID: 06210071.D GC Column: Luna-phenylhe ID: 4.6(mm)

COMPOUND NAME	RETENTION TIME	MANUAL INTEGRATION		
		REASON	ANALYST	DATE
HMX	7.16	Baseline Smoothing	fiedlerh	06/24/19 10:48
4-Nitrotoluene		Invalid Compound ID	fiedlerh	06/24/19 10:48
3-Nitrotoluene	17.88	Baseline Smoothing	fiedlerh	06/24/19 10:49
Tetryl	23.76	Baseline Smoothing	fiedlerh	06/24/19 10:49

Lab Sample ID: 280-124986-19 Client Sample ID: G0078-19A

Date Analyzed: 06/23/19 00:57 Lab File ID: 06210072.D GC Column: Luna-phenylhe ID: 4.6(mm)

COMPOUND NAME	RETENTION TIME	MANUAL INTEGRATION		
		REASON	ANALYST	DATE
4-Nitrotoluene		Invalid Compound ID	fiedlerh	06/24/19 10:49
RDX		Invalid Compound ID	fiedlerh	06/24/19 10:49
Tetryl		Invalid Compound ID	fiedlerh	06/24/19 10:50

Lab Sample ID: 280-124986-20 Client Sample ID: G0077-19A

Date Analyzed: 06/23/19 01:32 Lab File ID: 06210073.D GC Column: Luna-phenylhe ID: 4.6(mm)

COMPOUND NAME	RETENTION TIME	MANUAL INTEGRATION		
		REASON	ANALYST	DATE
HMX	7.14	Baseline Smoothing	fiedlerh	06/24/19 10:49
RDX	9.23	Baseline Smoothing	fiedlerh	06/24/19 10:49

Lab Sample ID: CCV 280-462208/74 Client Sample ID:

Date Analyzed: 06/23/19 02:07 Lab File ID: 06210074.D GC Column: Luna-phenylhe ID: 4.6(mm)

COMPOUND NAME	RETENTION TIME	MANUAL INTEGRATION		
		REASON	ANALYST	DATE
Tetryl	23.78	Baseline Smoothing	fiedlerh	06/24/19 10:50
2,4,6-Trinitrotoluene	24.78	Baseline Smoothing	fiedlerh	06/24/19 10:50

HPLC/IC MANUAL INTEGRATION SUMMARY

Lab Name: Eurofins TestAmerica, Denver Job No.: 280-124986-1

SDG No.:

Instrument ID: CHHPLC_G2_LUNA Analysis Batch Number: 462508

Lab Sample ID: 280-124986-21 Client Sample ID: PZ020-19A

Date Analyzed: 06/24/19 21:52 Lab File ID: 06240017.D GC Column: Luna-phenylhe ID: 4.6(mm)

COMPOUND NAME	RETENTION TIME	MANUAL INTEGRATION		
		REASON	ANALYST	DATE
HMX	7.21	Baseline Smoothing	fiedlerh	06/25/19 10:36
RDX	9.29	Baseline Smoothing	fiedlerh	06/25/19 10:37

Lab Sample ID: 280-124986-23 Client Sample ID: NW020-19A

Date Analyzed: 06/24/19 22:27 Lab File ID: 06240018.D GC Column: Luna-phenylhe ID: 4.6(mm)

COMPOUND NAME	RETENTION TIME	MANUAL INTEGRATION		
		REASON	ANALYST	DATE
RDX	9.29	Baseline Smoothing	fiedlerh	06/25/19 10:37
2-Nitrotoluene		Invalid Compound ID	fiedlerh	06/25/19 10:37
2,4,6-Trinitrotoluene	24.89	Baseline Smoothing	fiedlerh	06/25/19 10:37

Lab Sample ID: 280-124986-24 Client Sample ID: NW021-19A

Date Analyzed: 06/24/19 23:02 Lab File ID: 06240019.D GC Column: Luna-phenylhe ID: 4.6(mm)

COMPOUND NAME	RETENTION TIME	MANUAL INTEGRATION		
		REASON	ANALYST	DATE
RDX	9.28	Baseline Smoothing	fiedlerh	06/25/19 10:41
2,4,6-Trinitrotoluene	24.90	Baseline Smoothing	fiedlerh	06/25/19 10:41

Lab Sample ID: 280-124986-25 Client Sample ID: G0070-19A

Date Analyzed: 06/24/19 23:37 Lab File ID: 06240020.D GC Column: Luna-phenylhe ID: 4.6(mm)

COMPOUND NAME	RETENTION TIME	MANUAL INTEGRATION		
		REASON	ANALYST	DATE
4-Nitrotoluene		Invalid Compound ID	fiedlerh	06/25/19 10:42

HPLC/IC MANUAL INTEGRATION SUMMARY

Lab Name: Eurofins TestAmerica, Denver Job No.: 280-124986-1

SDG No.:

Instrument ID: CHHPLC_G2_LUNA Analysis Batch Number: 462508

Lab Sample ID: 280-124986-26 Client Sample ID: G0108-19A

Date Analyzed: 06/25/19 01:22 Lab File ID: 06240023.D GC Column: Luna-phenylhe ID: 4.6(mm)

COMPOUND NAME	RETENTION TIME	MANUAL INTEGRATION		
		REASON	ANALYST	DATE
2-Amino-4,6-dinitrotoluene		Invalid Compound ID	fiedlerh	06/25/19 10:44
4-Nitrotoluene		Invalid Compound ID	fiedlerh	06/25/19 10:43
MNX		Invalid Compound ID	fiedlerh	06/25/19 10:43
1,2-Dinitrobenzene	13.30	Baseline Smoothing	fiedlerh	06/25/19 10:43
3-Nitrotoluene	17.91	Baseline Smoothing	fiedlerh	06/25/19 10:44

Lab Sample ID: 280-124986-27 Client Sample ID: G0098-19A

Date Analyzed: 06/25/19 01:57 Lab File ID: 06240024.D GC Column: Luna-phenylhe ID: 4.6(mm)

COMPOUND NAME	RETENTION TIME	MANUAL INTEGRATION		
		REASON	ANALYST	DATE
HMX	7.19	Baseline Smoothing	fiedlerh	06/25/19 10:44
MNX	7.90	Baseline Smoothing	fiedlerh	06/25/19 10:44
RDX	9.26	Baseline Smoothing	fiedlerh	06/25/19 10:44
4-Nitrotoluene		Invalid Compound ID	fiedlerh	06/25/19 10:44
2,4,6-Trinitrotoluene	24.82	Baseline Smoothing	fiedlerh	06/25/19 10:44

Lab Sample ID: 280-124986-28 Client Sample ID: G0097-19A

Date Analyzed: 06/25/19 03:42 Lab File ID: 06240027.D GC Column: Luna-phenylhe ID: 4.6(mm)

COMPOUND NAME	RETENTION TIME	MANUAL INTEGRATION		
		REASON	ANALYST	DATE
1,3,5-Trinitrobenzene		Invalid Compound ID	fiedlerh	06/25/19 10:45
4-Nitrotoluene		Invalid Compound ID	fiedlerh	06/25/19 10:45
MNX		Invalid Compound ID	fiedlerh	06/25/19 10:45
1,2-Dinitrobenzene	13.29	Baseline Smoothing	fiedlerh	06/25/19 10:45
Tetryl	23.90	Baseline Smoothing	fiedlerh	06/25/19 10:45
2,4,6-Trinitrotoluene	24.83	Baseline Smoothing	fiedlerh	06/25/19 10:45

HPLC/IC MANUAL INTEGRATION SUMMARY

Lab Name: Eurofins TestAmerica, Denver Job No.: 280-124986-1

SDG No.:

Instrument ID: CHHPLC_G2_LUNA Analysis Batch Number: 462508

Lab Sample ID: 280-124986-29 Client Sample ID: G0109-19A

Date Analyzed: 06/25/19 04:52 Lab File ID: 06240029.D GC Column: Luna-phenylhe ID: 4.6(mm)

COMPOUND NAME	RETENTION TIME	MANUAL INTEGRATION		
		REASON	ANALYST	DATE
MNX		Invalid Compound ID	fiedlerh	06/25/19 10:46
3-Nitrotoluene	17.89	Baseline Smoothing	fiedlerh	06/25/19 10:46

Lab Sample ID: 280-124986-30 Client Sample ID: G0099-19A

Date Analyzed: 06/25/19 05:27 Lab File ID: 06240030.D GC Column: Luna-phenylhe ID: 4.6(mm)

COMPOUND NAME	RETENTION TIME	MANUAL INTEGRATION		
		REASON	ANALYST	DATE
HMX	7.18	Baseline Smoothing	fiedlerh	06/25/19 10:47
MNX	7.80	Baseline Smoothing	fiedlerh	06/25/19 10:46

Lab Sample ID: 280-124986-31 Client Sample ID: G0067-19A

Date Analyzed: 06/25/19 06:02 Lab File ID: 06240031.D GC Column: Luna-phenylhe ID: 4.6(mm)

COMPOUND NAME	RETENTION TIME	MANUAL INTEGRATION		
		REASON	ANALYST	DATE
HMX	7.17	Baseline Smoothing	fiedlerh	06/25/19 10:48
RDX	9.26	Baseline Smoothing	fiedlerh	06/25/19 10:48
3-Nitrotoluene	17.87	Baseline Smoothing	fiedlerh	06/25/19 10:48

Lab Sample ID: 280-124986-33 Client Sample ID: G0081-19A

Date Analyzed: 06/25/19 06:37 Lab File ID: 06240032.D GC Column: Luna-phenylhe ID: 4.6(mm)

COMPOUND NAME	RETENTION TIME	MANUAL INTEGRATION		
		REASON	ANALYST	DATE
HMX	7.17	Baseline Smoothing	fiedlerh	06/25/19 10:49
2,4,6-Trinitrotoluene	24.85	Baseline Smoothing	fiedlerh	06/25/19 10:49

HPLC/IC MANUAL INTEGRATION SUMMARY

Lab Name: Eurofins TestAmerica, Denver Job No.: 280-124986-1

SDG No.:

Instrument ID: CHHPLC_G2_LUNA Analysis Batch Number: 462508

Lab Sample ID: 280-124986-34 Client Sample ID: G0082-19A

Date Analyzed: 06/25/19 07:12 Lab File ID: 06240033.D GC Column: Luna-phenylhe ID: 4.6(mm)

COMPOUND NAME	RETENTION TIME	MANUAL INTEGRATION		
		REASON	ANALYST	DATE
HMX	7.18	Baseline Smoothing	fiedlerh	06/25/19 10:49
RDX	9.25	Baseline Smoothing	fiedlerh	06/25/19 10:49
4-Nitrotoluene		Invalid Compound ID	fiedlerh	06/25/19 10:50

HPLC/IC MANUAL INTEGRATION SUMMARY

Lab Name: Eurofins TestAmerica, Denver Job No.: 280-124986-1

SDG No.:

Instrument ID: CHHPLC_G2_LUNA Analysis Batch Number: 462962

Lab Sample ID: 280-124986-1 RE Client Sample ID: G0083-19A RE

Date Analyzed: 06/27/19 23:02 Lab File ID: 06270014.D GC Column: Luna-phenylhe ID: 4.6(mm)

COMPOUND NAME	RETENTION TIME	MANUAL INTEGRATION		
		REASON	ANALYST	DATE
3-Nitrotoluene	17.90	Baseline Smoothing	fiedlerh	06/28/19 13:06

Lab Sample ID: 280-124986-3 RE Client Sample ID: NW023-19A RE

Date Analyzed: 06/27/19 23:37 Lab File ID: 06270015.D GC Column: Luna-phenylhe ID: 4.6(mm)

COMPOUND NAME	RETENTION TIME	MANUAL INTEGRATION		
		REASON	ANALYST	DATE
4-Nitrotoluene		Invalid Compound ID	fiedlerh	06/28/19 13:06

Lab Sample ID: 280-124986-4 RE Client Sample ID: G0090-19A RE

Date Analyzed: 06/28/19 00:12 Lab File ID: 06270016.D GC Column: Luna-phenylhe ID: 4.6(mm)

COMPOUND NAME	RETENTION TIME	MANUAL INTEGRATION		
		REASON	ANALYST	DATE
HMX	7.18	Baseline Smoothing	fiedlerh	06/28/19 13:07
2,4,6-Trinitrotoluene	24.83	Baseline Smoothing	fiedlerh	06/28/19 13:10

Lab Sample ID: 280-124986-5 RE Client Sample ID: G0088-19A RE

Date Analyzed: 06/28/19 00:47 Lab File ID: 06270017.D GC Column: Luna-phenylhe ID: 4.6(mm)

COMPOUND NAME	RETENTION TIME	MANUAL INTEGRATION		
		REASON	ANALYST	DATE
HMX	7.18	Baseline Smoothing	fiedlerh	06/28/19 13:10
4-Nitrotoluene		Invalid Compound ID	fiedlerh	06/28/19 13:10
2,4,6-Trinitrotoluene	24.83	Baseline Smoothing	fiedlerh	06/28/19 13:10

HPLC/IC MANUAL INTEGRATION SUMMARY

Lab Name: Eurofins TestAmerica, Denver Job No.: 280-124986-1

SDG No.:

Instrument ID: CHHPLC_G2_LUNA Analysis Batch Number: 462962

Lab Sample ID: 280-124986-6 RE Client Sample ID: PZ016-19A RE

Date Analyzed: 06/28/19 01:22 Lab File ID: 06270018.D GC Column: Luna-phenylhe ID: 4.6(mm)

COMPOUND NAME	RETENTION TIME	MANUAL INTEGRATION		
		REASON	ANALYST	DATE
HMX	7.17	Baseline Smoothing	fiedlerh	06/28/19 13:11
RDX	9.24	Baseline Smoothing	fiedlerh	06/28/19 13:11
4-Amino-2,6-dinitrotoluene		Baseline Smoothing	fiedlerh	06/28/19 13:11
4-Nitrotoluene		Invalid Compound ID	fiedlerh	06/28/19 13:11
3-Nitrotoluene	17.87	Baseline Smoothing	fiedlerh	06/28/19 13:11

Lab Sample ID: 280-124986-7 RE Client Sample ID: G0112-19A RE

Date Analyzed: 06/28/19 03:07 Lab File ID: 06270021.D GC Column: Luna-phenylhe ID: 4.6(mm)

COMPOUND NAME	RETENTION TIME	MANUAL INTEGRATION		
		REASON	ANALYST	DATE
HMX	7.17	Baseline Smoothing	fiedlerh	06/28/19 13:11
4-Nitrotoluene	16.96	Baseline Smoothing	fiedlerh	06/28/19 13:11
4-Amino-2,6-dinitrotoluene	17.33	Baseline Smoothing	fiedlerh	06/28/19 13:11
3-Nitrotoluene	17.85	Baseline Smoothing	fiedlerh	06/28/19 13:11
2-Amino-4,6-dinitrotoluene	18.36	Baseline Smoothing	fiedlerh	06/28/19 13:11

Lab Sample ID: 280-124986-8 RE Client Sample ID: G0084-19A RE

Date Analyzed: 06/28/19 03:42 Lab File ID: 06270022.D GC Column: Luna-phenylhe ID: 4.6(mm)

COMPOUND NAME	RETENTION TIME	MANUAL INTEGRATION		
		REASON	ANALYST	DATE
HMX	7.18	Baseline Smoothing	fiedlerh	06/28/19 13:12
RDX	9.24	Baseline Smoothing	fiedlerh	06/28/19 13:12
Tetryl		Invalid Compound ID	fiedlerh	06/28/19 13:12
3-Nitrotoluene	17.83	Baseline Smoothing	fiedlerh	06/28/19 13:12

HPLC/IC MANUAL INTEGRATION SUMMARY

Lab Name: Eurofins TestAmerica, Denver Job No.: 280-124986-1

SDG No.:

Instrument ID: CHHPLC_G2_LUNA Analysis Batch Number: 462962

Lab Sample ID: 280-124986-9 RE Client Sample ID: G0113-19A RE

Date Analyzed: 06/28/19 04:17 Lab File ID: 06270023.D GC Column: Luna-phenylhe ID: 4.6(mm)

COMPOUND NAME	RETENTION TIME	MANUAL INTEGRATION		
		REASON	ANALYST	DATE
HMX	7.20	Baseline Smoothing	fiedlerh	06/28/19 13:12
2-Amino-4,6-dinitrotoluene		Invalid Compound ID	fiedlerh	06/28/19 13:12

Lab Sample ID: 280-124986-12 RE Client Sample ID: G0024-19A RE

Date Analyzed: 06/28/19 04:52 Lab File ID: 06270024.D GC Column: Luna-phenylhe ID: 4.6(mm)

COMPOUND NAME	RETENTION TIME	MANUAL INTEGRATION		
		REASON	ANALYST	DATE
2,4,6-Trinitrotoluene	24.87	Baseline Smoothing	fiedlerh	06/28/19 13:13

Lab Sample ID: 280-124986-13 RE Client Sample ID: G0087-19A RE

Date Analyzed: 06/28/19 05:27 Lab File ID: 06270025.D GC Column: Luna-phenylhe ID: 4.6(mm)

COMPOUND NAME	RETENTION TIME	MANUAL INTEGRATION		
		REASON	ANALYST	DATE
HMX	7.17	Baseline Smoothing	fiedlerh	06/28/19 13:16
RDX	9.26	Baseline Smoothing	fiedlerh	06/28/19 13:16
2-Amino-4,6-dinitrotoluene		Invalid Compound ID	fiedlerh	06/28/19 13:17
4-Nitrotoluene		Invalid Compound ID	fiedlerh	06/28/19 13:17
Tetryl		Invalid Compound ID	fiedlerh	06/28/19 13:17

Lab Sample ID: 280-124986-14 RE Client Sample ID: G0080-19A RE

Date Analyzed: 06/28/19 06:02 Lab File ID: 06270026.D GC Column: Luna-phenylhe ID: 4.6(mm)

COMPOUND NAME	RETENTION TIME	MANUAL INTEGRATION		
		REASON	ANALYST	DATE
HMX	7.17	Baseline Smoothing	fiedlerh	06/28/19 13:17
RDX	9.23	Baseline Smoothing	fiedlerh	06/28/19 13:17
3-Nitrotoluene	17.85	Baseline Smoothing	fiedlerh	06/28/19 13:17
2-Amino-4,6-dinitrotoluene	18.33	Unspecified		

8330A

HPLC/IC MANUAL INTEGRATION SUMMARY

Lab Name: Eurofins TestAmerica, Denver Job No.: 280-124986-1

SDG No.:

Instrument ID: CHHPLC_G2_LUNA Analysis Batch Number: 462962

Lab Sample ID: 280-124986-15 RE Client Sample ID: G0086-19A RE

Date Analyzed: 06/28/19 06:37 Lab File ID: 06270027.D GC Column: Luna-phenylhe ID: 4.6(mm)

COMPOUND NAME	RETENTION TIME	MANUAL INTEGRATION		
		REASON	ANALYST	DATE
RDX	9.26	Baseline Smoothing	fiedlerh	06/28/19 13:24

Lab Sample ID: 280-124986-16 RE Client Sample ID: G0118-19A RE

Date Analyzed: 06/28/19 07:12 Lab File ID: 06270028.D GC Column: Luna-phenylhe ID: 4.6(mm)

COMPOUND NAME	RETENTION TIME	MANUAL INTEGRATION		
		REASON	ANALYST	DATE
RDX	9.24	Baseline Smoothing	fiedlerh	06/28/19 13:26
MNX		Invalid Compound ID	fiedlerh	06/28/19 13:26
Tetryl		Invalid Compound ID	fiedlerh	06/28/19 13:26
3-Nitrotoluene	17.84	Baseline Smoothing	fiedlerh	06/28/19 13:26
2,4,6-Trinitrotoluene	24.83	Baseline Smoothing	fiedlerh	06/28/19 13:26

Lab Sample ID: 280-124986-19 RE Client Sample ID: G0078-19A RE

Date Analyzed: 06/28/19 08:22 Lab File ID: 06270030.D GC Column: Luna-phenylhe ID: 4.6(mm)

COMPOUND NAME	RETENTION TIME	MANUAL INTEGRATION		
		REASON	ANALYST	DATE
4-Nitrotoluene		Invalid Compound ID	fiedlerh	06/28/19 13:27
Tetryl	23.97	Baseline Smoothing	fiedlerh	06/28/19 13:28

Lab Sample ID: CCV 280-462962/31 Client Sample ID:

Date Analyzed: 06/28/19 08:57 Lab File ID: 06270031.D GC Column: Luna-phenylhe ID: 4.6(mm)

COMPOUND NAME	RETENTION TIME	MANUAL INTEGRATION		
		REASON	ANALYST	DATE
Tetryl	23.84	Baseline Smoothing	fiedlerh	06/28/19 13:28

HPLC/IC MANUAL INTEGRATION SUMMARY

Lab Name: Eurofins TestAmerica, Denver Job No.: 280-124986-1

SDG No.:

Instrument ID: CHHPLC_G2_LUNA Analysis Batch Number: 462962

Lab Sample ID: 280-124986-20 RE Client Sample ID: G0077-19A RE

Date Analyzed: 06/28/19 10:07 Lab File ID: 06270033.D GC Column: Luna-phenylhe ID: 4.6(mm)

COMPOUND NAME	RETENTION TIME	MANUAL INTEGRATION		
		REASON	ANALYST	DATE
HMX	7.18	Baseline Smoothing	fiedlerh	06/28/19 13:30
RDX	9.26	Baseline Smoothing	fiedlerh	06/28/19 13:30
Tetryl		Invalid Compound ID	fiedlerh	06/28/19 13:28
2,4,6-Trinitrotoluene	24.85	Baseline Smoothing	fiedlerh	06/28/19 13:28

Lab Sample ID: CCV 280-462962/34 Client Sample ID:

Date Analyzed: 06/28/19 10:42 Lab File ID: 06270034.D GC Column: Luna-phenylhe ID: 4.6(mm)

COMPOUND NAME	RETENTION TIME	MANUAL INTEGRATION		
		REASON	ANALYST	DATE
Tetryl	23.86	Baseline Smoothing	fiedlerh	07/01/19 18:26

HPLC/IC MANUAL INTEGRATION SUMMARY

Lab Name: Eurofins TestAmerica, Denver Job No.: 280-124986-1

SDG No.:

Instrument ID: CHHPLC_G2_LUNA Analysis Batch Number: 463562

Lab Sample ID: CCV 280-463562/7 Client Sample ID:

Date Analyzed: 07/05/19 12:39 Lab File ID: 07030007.D GC Column: Luna-phenylhe ID: 4.6(mm)

COMPOUND NAME	RETENTION TIME	MANUAL INTEGRATION		
		REASON	ANALYST	DATE
Tetryl	23.89	Baseline Smoothing	fiedlerh	07/05/19 15:31

Lab Sample ID: MB 280-461964/1-A Client Sample ID:

Date Analyzed: 07/05/19 13:49 Lab File ID: 07030009.D GC Column: Luna-phenylhe ID: 4.6(mm)

COMPOUND NAME	RETENTION TIME	MANUAL INTEGRATION		
		REASON	ANALYST	DATE
2-Nitrotoluene		Invalid Compound ID	fiedlerh	07/05/19 15:31
4-Nitrotoluene		Invalid Compound ID	fiedlerh	07/05/19 15:31
MNX		Invalid Compound ID	fiedlerh	07/05/19 15:31

Lab Sample ID: 280-124986-21 RE Client Sample ID: PZ020-19A RE

Date Analyzed: 07/05/19 16:09 Lab File ID: 07030013.D GC Column: Luna-phenylhe ID: 4.6(mm)

COMPOUND NAME	RETENTION TIME	MANUAL INTEGRATION		
		REASON	ANALYST	DATE
HMX	7.18	Baseline Smoothing	fiedlerh	07/06/19 13:21

Lab Sample ID: 280-124986-23 RE Client Sample ID: NW020-19A RE

Date Analyzed: 07/05/19 17:20 Lab File ID: 07030015.D GC Column: Luna-phenylhe ID: 4.6(mm)

COMPOUND NAME	RETENTION TIME	MANUAL INTEGRATION		
		REASON	ANALYST	DATE
HMX	7.20	Baseline Smoothing	fiedlerh	07/06/19 13:22
Tetryl		Invalid Compound ID	fiedlerh	07/06/19 13:22
2,4,6-Trinitrotoluene	24.87	Baseline Smoothing	fiedlerh	07/06/19 13:22

HPLC/IC MANUAL INTEGRATION SUMMARY

Lab Name: Eurofins TestAmerica, Denver Job No.: 280-124986-1

SDG No.:

Instrument ID: CHHPLC_G2_LUNA Analysis Batch Number: 463562

Lab Sample ID: 280-124986-24 RE Client Sample ID: NW021-19A RE

Date Analyzed: 07/05/19 17:54 Lab File ID: 07030016.D GC Column: Luna-phenylhe ID: 4.6(mm)

COMPOUND NAME	RETENTION TIME	MANUAL INTEGRATION		
		REASON	ANALYST	DATE
HMX	7.20	Baseline Smoothing	fiedlerh	07/06/19 13:22
2,4,6-Trinitrotoluene	24.89	Baseline Smoothing	fiedlerh	07/06/19 13:22

Lab Sample ID: 280-124986-25 RE Client Sample ID: G0070-19A RE

Date Analyzed: 07/05/19 18:29 Lab File ID: 07030017.D GC Column: Luna-phenylhe ID: 4.6(mm)

COMPOUND NAME	RETENTION TIME	MANUAL INTEGRATION		
		REASON	ANALYST	DATE
4-Nitrotoluene		Invalid Compound ID	fiedlerh	07/06/19 13:22
MNX		Invalid Compound ID	fiedlerh	07/06/19 13:22

Lab Sample ID: 280-124986-26 RE Client Sample ID: G0108-19A RE

Date Analyzed: 07/05/19 21:24 Lab File ID: 07030022.D GC Column: Luna-phenylhe ID: 4.6(mm)

COMPOUND NAME	RETENTION TIME	MANUAL INTEGRATION		
		REASON	ANALYST	DATE
2,4-Dinitrotoluene		Invalid Compound ID	fiedlerh	07/06/19 13:23
2-Amino-4,6-dinitrotoluene		Invalid Compound ID	fiedlerh	07/06/19 13:23
MNX		Invalid Compound ID	fiedlerh	07/06/19 13:23

Lab Sample ID: 280-124986-27 RE Client Sample ID: G0098-19A RE

Date Analyzed: 07/05/19 22:00 Lab File ID: 07030023.D GC Column: Luna-phenylhe ID: 4.6(mm)

COMPOUND NAME	RETENTION TIME	MANUAL INTEGRATION		
		REASON	ANALYST	DATE
HMX	7.23	Baseline Smoothing	fiedlerh	07/06/19 13:23
2-Nitrotoluene		Invalid Compound ID	fiedlerh	07/06/19 13:23
4-Nitrotoluene		Invalid Compound ID	fiedlerh	07/06/19 13:23

HPLC/IC MANUAL INTEGRATION SUMMARY

Lab Name: Eurofins TestAmerica, Denver Job No.: 280-124986-1

SDG No.:

Instrument ID: CHHPLC_G2_LUNA Analysis Batch Number: 463562

Lab Sample ID: 280-124986-28 RE Client Sample ID: G0097-19A RE

Date Analyzed: 07/05/19 22:35 Lab File ID: 07030024.D GC Column: Luna-phenylhe ID: 4.6(mm)

COMPOUND NAME	RETENTION TIME	MANUAL INTEGRATION		
		REASON	ANALYST	DATE
1,3,5-Trinitrobenzene		Invalid Compound ID	fiedlerh	07/06/19 13:24
2,4-Dinitrotoluene		Invalid Compound ID	fiedlerh	07/06/19 13:24
4-Nitrotoluene		Invalid Compound ID	fiedlerh	07/06/19 13:24
MNX		Invalid Compound ID	fiedlerh	07/06/19 13:24
1,2-Dinitrobenzene	13.32	Baseline Smoothing	fiedlerh	07/06/19 13:24

Lab Sample ID: 280-124986-30 RE Client Sample ID: G0099-19A RE

Date Analyzed: 07/05/19 23:44 Lab File ID: 07030026.D GC Column: Luna-phenylhe ID: 4.6(mm)

COMPOUND NAME	RETENTION TIME	MANUAL INTEGRATION		
		REASON	ANALYST	DATE
2-Amino-4,6-dinitrotoluene		Invalid Compound ID	fiedlerh	07/06/19 13:24

Lab Sample ID: 280-124986-31 RE Client Sample ID: G0067-19A RE

Date Analyzed: 07/06/19 00:19 Lab File ID: 07030027.D GC Column: Luna-phenylhe ID: 4.6(mm)

COMPOUND NAME	RETENTION TIME	MANUAL INTEGRATION		
		REASON	ANALYST	DATE
HMX	7.19	Baseline Smoothing	fiedlerh	07/06/19 13:24

Lab Sample ID: 280-124986-33 RE Client Sample ID: G0081-19A RE

Date Analyzed: 07/06/19 01:29 Lab File ID: 07030029.D GC Column: Luna-phenylhe ID: 4.6(mm)

COMPOUND NAME	RETENTION TIME	MANUAL INTEGRATION		
		REASON	ANALYST	DATE
HMX	7.19	Baseline Smoothing	fiedlerh	07/06/19 13:25

HPLC/IC MANUAL INTEGRATION SUMMARY

Lab Name: Eurofins TestAmerica, Denver Job No.: 280-124986-1

SDG No.:

Instrument ID: CHHPLC_G2_LUNA Analysis Batch Number: 463562

Lab Sample ID: 280-124986-34 RE Client Sample ID: G0082-19A RE

Date Analyzed: 07/06/19 02:04 Lab File ID: 07030030.D GC Column: Luna-phenylhe ID: 4.6(mm)

COMPOUND NAME	RETENTION TIME	MANUAL INTEGRATION		
		REASON	ANALYST	DATE
HMX	7.20	Baseline Smoothing	fiedlerh	07/06/19 13:25
2,4,6-Trinitrotoluene		Invalid Compound ID	fiedlerh	07/06/19 13:25
4-Nitrotoluene		Invalid Compound ID	fiedlerh	07/06/19 13:25

HPLC/IC MANUAL INTEGRATION SUMMARY

Lab Name: Eurofins TestAmerica, Denver Job No.: 280-124986-1

SDG No.:

Instrument ID: CHHPLC_X3 Analysis Batch Number: 458150

Lab Sample ID: IC 280-458150/7 Client Sample ID:

Date Analyzed: 05/14/19 15:49 Lab File ID: 0514B007.D GC Column: UltraCarb5uOD ID: 4.6(mm)

COMPOUND NAME	RETENTION TIME	MANUAL INTEGRATION		
		REASON	ANALYST	DATE
2,4,6-Trinitrotoluene	11.24	Baseline Smoothing	fiedlerh	05/15/19 10:08

Lab Sample ID: IC 280-458150/8 Client Sample ID:

Date Analyzed: 05/14/19 16:13 Lab File ID: 0514B008.D GC Column: UltraCarb5uOD ID: 4.6(mm)

COMPOUND NAME	RETENTION TIME	MANUAL INTEGRATION		
		REASON	ANALYST	DATE
3-Nitrotoluene	13.93	Baseline Smoothing	fiedlerh	05/15/19 10:09

Lab Sample ID: IC 280-458150/13 Client Sample ID:

Date Analyzed: 05/14/19 18:11 Lab File ID: 0514B013.D GC Column: UltraCarb5uOD ID: 4.6(mm)

COMPOUND NAME	RETENTION TIME	MANUAL INTEGRATION		
		REASON	ANALYST	DATE
2-Amino-4,6-dinitrotoluene	11.72	Unspecified		
2,6-Dinitrotoluene	11.85	Unspecified		

Lab Sample ID: IC 280-458150/14 Client Sample ID:

Date Analyzed: 05/14/19 18:35 Lab File ID: 0514B014.D GC Column: UltraCarb5uOD ID: 4.6(mm)

COMPOUND NAME	RETENTION TIME	MANUAL INTEGRATION		
		REASON	ANALYST	DATE
2-Amino-4,6-dinitrotoluene	11.74	Baseline Smoothing	fiedlerh	05/15/19 10:11
2,6-Dinitrotoluene	11.87	Unspecified		

Lab Sample ID: IC 280-458150/31 Client Sample ID:

Date Analyzed: 05/15/19 01:18 Lab File ID: 0514B031.D GC Column: UltraCarb5uOD ID: 4.6(mm)

COMPOUND NAME	RETENTION TIME	MANUAL INTEGRATION		
		REASON	ANALYST	DATE
TNX	6.56	Baseline Smoothing	fiedlerh	05/15/19 10:23

8330A

HPLC/IC MANUAL INTEGRATION SUMMARY

Lab Name: Eurofins TestAmerica, Denver Job No.: 280-124986-1

SDG No.:

Instrument ID: CHHPLC_X3 Analysis Batch Number: 458150

Lab Sample ID: IC 280-458150/32 Client Sample ID:

Date Analyzed: 05/15/19 01:42 Lab File ID: 0514B032.D GC Column: UltraCarb5uOD ID: 4.6(mm)

COMPOUND NAME	RETENTION TIME	MANUAL INTEGRATION		
		REASON	ANALYST	DATE
TNX	6.55	Baseline Smoothing	fiedlerh	05/15/19 10:24

HPLC/IC MANUAL INTEGRATION SUMMARY

Lab Name: Eurofins TestAmerica, Denver Job No.: 280-124986-1

SDG No.:

Instrument ID: CHHPLC_X3 Analysis Batch Number: 462065

Lab Sample ID: MB 280-461560/1-A Client Sample ID:

Date Analyzed: 06/20/19 03:15 Lab File ID: 06190047.D GC Column: UltraCarb5uOD ID: 4.6(mm)

COMPOUND NAME	RETENTION TIME	MANUAL INTEGRATION		
		REASON	ANALYST	DATE
3-Nitrotoluene		Invalid Compound ID	fiedlerh	06/20/19 10:06
MNX		Invalid Compound ID	fiedlerh	07/01/19 17:33

Lab Sample ID: LCS 280-461560/2-A Client Sample ID:

Date Analyzed: 06/20/19 03:38 Lab File ID: 06190048.D GC Column: UltraCarb5uOD ID: 4.6(mm)

COMPOUND NAME	RETENTION TIME	MANUAL INTEGRATION		
		REASON	ANALYST	DATE
HMX	6.65	Baseline Smoothing	fiedlerh	06/20/19 10:06

Lab Sample ID: 280-124986-1 Client Sample ID: G0083-19A

Date Analyzed: 06/20/19 04:24 Lab File ID: 06190050.D GC Column: UltraCarb5uOD ID: 4.6(mm)

COMPOUND NAME	RETENTION TIME	MANUAL INTEGRATION		
		REASON	ANALYST	DATE
1,2-Dinitrobenzene	8.77	Baseline Smoothing	fiedlerh	06/20/19 10:07
Nitrobenzene	10.01	Baseline Smoothing	fiedlerh	06/20/19 10:07

Lab Sample ID: 280-124986-2 Client Sample ID: NW022-19A

Date Analyzed: 06/20/19 04:47 Lab File ID: 06190051.D GC Column: UltraCarb5uOD ID: 4.6(mm)

COMPOUND NAME	RETENTION TIME	MANUAL INTEGRATION		
		REASON	ANALYST	DATE
1,2-Dinitrobenzene	8.75	Baseline Smoothing	fiedlerh	06/20/19 10:07
3-Nitrotoluene		Invalid Compound ID	fiedlerh	06/20/19 10:08
Nitrobenzene	10.01	Baseline Smoothing	fiedlerh	06/20/19 10:07

HPLC/IC MANUAL INTEGRATION SUMMARY

Lab Name: Eurofins TestAmerica, Denver Job No.: 280-124986-1

SDG No.:

Instrument ID: CHHPLC_X3 Analysis Batch Number: 462065

Lab Sample ID: 280-124986-3 Client Sample ID: NW023-19A

Date Analyzed: 06/20/19 05:10 Lab File ID: 06190052.D GC Column: UltraCarb5uOD ID: 4.6(mm)

COMPOUND NAME	RETENTION TIME	MANUAL INTEGRATION		
		REASON	ANALYST	DATE
RDX	7.77	Baseline Smoothing	fiedlerh	06/20/19 10:08
MNX		Invalid Compound ID	fiedlerh	06/20/19 10:08
Tetryl		Invalid Compound ID	fiedlerh	06/20/19 10:08

Lab Sample ID: 280-124986-4 Client Sample ID: G0090-19A

Date Analyzed: 06/20/19 05:33 Lab File ID: 06190053.D GC Column: UltraCarb5uOD ID: 4.6(mm)

COMPOUND NAME	RETENTION TIME	MANUAL INTEGRATION		
		REASON	ANALYST	DATE
HMX	6.65	Baseline Smoothing	fiedlerh	06/20/19 10:08
RDX	7.78	Baseline Smoothing	fiedlerh	06/20/19 10:09
1,2-Dinitrobenzene	8.73	Baseline Smoothing	fiedlerh	06/20/19 10:09
1,3,5-Trinitrobenzene	8.92	Baseline Smoothing	fiedlerh	06/20/19 10:09
3-Nitrotoluene		Invalid Compound ID	fiedlerh	06/20/19 10:09
Tetryl		Invalid Compound ID	fiedlerh	06/20/19 10:09

Lab Sample ID: 280-124986-5 Client Sample ID: G0088-19A

Date Analyzed: 06/20/19 05:56 Lab File ID: 06190054.D GC Column: UltraCarb5uOD ID: 4.6(mm)

COMPOUND NAME	RETENTION TIME	MANUAL INTEGRATION		
		REASON	ANALYST	DATE
Tetryl		Invalid Compound ID	fiedlerh	06/20/19 10:10
2-Amino-4,6-dinitrotoluene	11.77	Baseline Smoothing	fiedlerh	06/20/19 10:10

HPLC/IC MANUAL INTEGRATION SUMMARY

Lab Name: Eurofins TestAmerica, Denver Job No.: 280-124986-1

SDG No.:

Instrument ID: CHHPLC_X3 Analysis Batch Number: 462065

Lab Sample ID: 280-124986-6 Client Sample ID: PZ016-19A

Date Analyzed: 06/20/19 06:19 Lab File ID: 06190055.D GC Column: UltraCarb5uOD ID: 4.6(mm)

COMPOUND NAME	RETENTION TIME	MANUAL INTEGRATION		
		REASON	ANALYST	DATE
HMX	6.65	Baseline Smoothing	fiedlerh	06/20/19 10:11
RDX	7.77	Baseline Smoothing	fiedlerh	06/20/19 10:11
1,2-Dinitrobenzene	8.77	Baseline Smoothing	fiedlerh	06/20/19 10:11
Tetryl		Invalid Compound ID	fiedlerh	06/20/19 10:11
4-Amino-2,6-dinitrotoluene	11.49	Baseline Smoothing	fiedlerh	06/20/19 10:11

Lab Sample ID: 280-124986-7 Client Sample ID: G0112-19A

Date Analyzed: 06/20/19 07:51 Lab File ID: 06190059.D GC Column: UltraCarb5uOD ID: 4.6(mm)

COMPOUND NAME	RETENTION TIME	MANUAL INTEGRATION		
		REASON	ANALYST	DATE
HMX	6.65	Baseline Smoothing	fiedlerh	06/20/19 10:11
RDX	7.77	Baseline Smoothing	fiedlerh	06/20/19 10:11
1,2-Dinitrobenzene	8.76	Baseline Smoothing	fiedlerh	06/20/19 10:11
4-Nitrotoluene		Invalid Compound ID	fiedlerh	06/20/19 10:12
Tetryl		Invalid Compound ID	fiedlerh	06/20/19 10:12

Lab Sample ID: 280-124986-8 Client Sample ID: G0084-19A

Date Analyzed: 06/20/19 08:14 Lab File ID: 06190060.D GC Column: UltraCarb5uOD ID: 4.6(mm)

COMPOUND NAME	RETENTION TIME	MANUAL INTEGRATION		
		REASON	ANALYST	DATE
HMX	6.65	Baseline Smoothing	fiedlerh	06/20/19 10:12
1,2-Dinitrobenzene	8.76	Baseline Smoothing	fiedlerh	06/20/19 10:12
2,4,6-Trinitrotoluene		Invalid Compound ID	fiedlerh	06/20/19 10:12
2,6-Dinitrotoluene	11.88	Baseline Smoothing	fiedlerh	06/20/19 10:12
4-Nitrotoluene	13.33	Baseline Smoothing	fiedlerh	06/20/19 10:13

HPLC/IC MANUAL INTEGRATION SUMMARY

Lab Name: Eurofins TestAmerica, Denver Job No.: 280-124986-1

SDG No.:

Instrument ID: CHHPLC_X3 Analysis Batch Number: 462065

Lab Sample ID: 280-124986-9 Client Sample ID: G0113-19A

Date Analyzed: 06/20/19 08:36 Lab File ID: 06190061.D GC Column: UltraCarb5uOD ID: 4.6(mm)

COMPOUND NAME	RETENTION TIME	MANUAL INTEGRATION		
		REASON	ANALYST	DATE
1,2-Dinitrobenzene	8.76	Baseline Smoothing	fiedlerh	06/20/19 10:13
3-Nitrotoluene		Invalid Compound ID	fiedlerh	06/20/19 10:13
4-Nitrotoluene		Invalid Compound ID	fiedlerh	06/20/19 10:13
Nitrobenzene		Invalid Compound ID	fiedlerh	06/20/19 10:13

Lab Sample ID: 280-124986-11 Client Sample ID: G0076-19A

Date Analyzed: 06/20/19 09:22 Lab File ID: 06190063.D GC Column: UltraCarb5uOD ID: 4.6(mm)

COMPOUND NAME	RETENTION TIME	MANUAL INTEGRATION		
		REASON	ANALYST	DATE
1,2-Dinitrobenzene	8.75	Baseline Smoothing	fiedlerh	06/20/19 10:13

Lab Sample ID: 280-124986-12 Client Sample ID: G0024-19A

Date Analyzed: 06/20/19 09:45 Lab File ID: 06190064.D GC Column: UltraCarb5uOD ID: 4.6(mm)

COMPOUND NAME	RETENTION TIME	MANUAL INTEGRATION		
		REASON	ANALYST	DATE
1,2-Dinitrobenzene	8.76	Baseline Smoothing	fiedlerh	06/20/19 10:14
4-Amino-2,6-dinitrotoluene	11.44	Baseline Smoothing	fiedlerh	06/20/19 10:14

Lab Sample ID: 280-124986-13 Client Sample ID: G0087-19A

Date Analyzed: 06/20/19 10:08 Lab File ID: 06190065.D GC Column: UltraCarb5uOD ID: 4.6(mm)

COMPOUND NAME	RETENTION TIME	MANUAL INTEGRATION		
		REASON	ANALYST	DATE
HMX	6.65	Baseline Smoothing	fiedlerh	06/20/19 11:27
4-Nitrotoluene		Invalid Compound ID	fiedlerh	06/20/19 11:27

HPLC/IC MANUAL INTEGRATION SUMMARY

Lab Name: Eurofins TestAmerica, Denver Job No.: 280-124986-1

SDG No.:

Instrument ID: CHHPLC_X3 Analysis Batch Number: 462065

Lab Sample ID: 280-124986-14 Client Sample ID: G0080-19A

Date Analyzed: 06/20/19 10:32 Lab File ID: 06190066.D GC Column: UltraCarb5uOD ID: 4.6(mm)

COMPOUND NAME	RETENTION TIME	MANUAL INTEGRATION		
		REASON	ANALYST	DATE
RDX	7.77	Baseline Smoothing	fiedlerh	06/20/19 11:27
1,2-Dinitrobenzene	8.76	Baseline Smoothing	fiedlerh	06/20/19 11:27
4-Amino-2,6-dinitrotoluene	11.47	Baseline Smoothing	fiedlerh	06/20/19 11:27
2-Amino-4,6-dinitrotoluene	11.77	Baseline Smoothing	fiedlerh	06/20/19 11:28

Lab Sample ID: 280-124986-15 Client Sample ID: G0086-19A

Date Analyzed: 06/20/19 10:55 Lab File ID: 06190067.D GC Column: UltraCarb5uOD ID: 4.6(mm)

COMPOUND NAME	RETENTION TIME	MANUAL INTEGRATION		
		REASON	ANALYST	DATE
HMX	6.64	Baseline Smoothing	fiedlerh	06/20/19 11:28
RDX	7.76	Baseline Smoothing	fiedlerh	06/20/19 11:28
MNX		Invalid Compound ID	fiedlerh	06/20/19 11:28
Tetryl		Invalid Compound ID	fiedlerh	06/20/19 11:28

Lab Sample ID: 280-124986-16 Client Sample ID: G0118-19A

Date Analyzed: 06/20/19 11:18 Lab File ID: 06190068.D GC Column: UltraCarb5uOD ID: 4.6(mm)

COMPOUND NAME	RETENTION TIME	MANUAL INTEGRATION		
		REASON	ANALYST	DATE
1,2-Dinitrobenzene	8.71	Baseline Smoothing	fiedlerh	06/20/19 11:49
1,3,5-Trinitrobenzene	8.89	Baseline Smoothing	fiedlerh	06/20/19 11:49
1,3-Dinitrobenzene		Invalid Compound ID	fiedlerh	06/20/19 11:50
MNX		Invalid Compound ID	fiedlerh	06/20/19 11:49
Tetryl	10.30	Baseline Smoothing	fiedlerh	06/20/19 11:50
2,4,6-Trinitrotoluene	11.30	Baseline Smoothing	fiedlerh	06/20/19 11:50
2,6-Dinitrotoluene	11.89	Baseline Smoothing	fiedlerh	06/20/19 11:50
2,4-Dinitrotoluene	12.02	Unspecified		

HPLC/IC MANUAL INTEGRATION SUMMARY

Lab Name: Eurofins TestAmerica, Denver Job No.: 280-124986-1

SDG No.:

Instrument ID: CHHPLC_X3 Analysis Batch Number: 462065

Lab Sample ID: 280-124986-17 Client Sample ID: G0110-19A

Date Analyzed: 06/20/19 12:50 Lab File ID: 06190072.D GC Column: UltraCarb5uOD ID: 4.6(mm)

COMPOUND NAME	RETENTION TIME	MANUAL INTEGRATION		
		REASON	ANALYST	DATE
RDX	7.75	Baseline Smoothing	fiedlerh	06/20/19 15:05
1,2-Dinitrobenzene	8.75	Baseline Smoothing	fiedlerh	06/20/19 15:05
1,3-Dinitrobenzene		Invalid Compound ID	fiedlerh	06/20/19 15:05
2,4,6-Trinitrotoluene		Invalid Compound ID	fiedlerh	06/20/19 15:05
2,4-Dinitrotoluene		Invalid Compound ID	fiedlerh	06/20/19 15:05
4-Nitrotoluene		Invalid Compound ID	fiedlerh	06/20/19 15:05
MNX		Invalid Compound ID	fiedlerh	06/20/19 15:05

Lab Sample ID: 280-124986-18 Client Sample ID: G0114-19A

Date Analyzed: 06/20/19 13:13 Lab File ID: 06190073.D GC Column: UltraCarb5uOD ID: 4.6(mm)

COMPOUND NAME	RETENTION TIME	MANUAL INTEGRATION		
		REASON	ANALYST	DATE
RDX	7.75	Baseline Smoothing	fiedlerh	06/20/19 15:05
2,4,6-Trinitrotoluene		Invalid Compound ID	fiedlerh	06/20/19 15:05
Tetryl		Invalid Compound ID	fiedlerh	06/20/19 15:05
2,6-Dinitrotoluene	11.85	Baseline Smoothing	fiedlerh	06/20/19 15:05

Lab Sample ID: 280-124986-19 Client Sample ID: G0078-19A

Date Analyzed: 06/20/19 13:36 Lab File ID: 06190074.D GC Column: UltraCarb5uOD ID: 4.6(mm)

COMPOUND NAME	RETENTION TIME	MANUAL INTEGRATION		
		REASON	ANALYST	DATE
3-Nitrotoluene		Invalid Compound ID	fiedlerh	06/20/19 15:06

HPLC/IC MANUAL INTEGRATION SUMMARY

Lab Name: Eurofins TestAmerica, Denver Job No.: 280-124986-1

SDG No.:

Instrument ID: CHHPLC_X3 Analysis Batch Number: 462065

Lab Sample ID: 280-124986-20 Client Sample ID: G0077-19A

Date Analyzed: 06/20/19 13:59 Lab File ID: 06190075.D GC Column: UltraCarb5uOD ID: 4.6(mm)

COMPOUND NAME	RETENTION TIME	MANUAL INTEGRATION		
		REASON	ANALYST	DATE
RDX	7.75	Baseline Smoothing	fiedlerh	06/20/19 15:06
1,2-Dinitrobenzene	8.74	Baseline Smoothing	fiedlerh	06/20/19 15:06
1,3,5-Trinitrobenzene	8.90	Baseline Smoothing	fiedlerh	06/20/19 15:06
4-Nitrotoluene		Invalid Compound ID	fiedlerh	06/20/19 15:07
Tetryl		Invalid Compound ID	fiedlerh	06/20/19 15:06

HPLC/IC MANUAL INTEGRATION SUMMARY

Lab Name: Eurofins TestAmerica, Denver Job No.: 280-124986-1

SDG No.:

Instrument ID: CHHPLC_X3 Analysis Batch Number: 462201

Lab Sample ID: IC 280-462201/28 Client Sample ID:

Date Analyzed: 06/21/19 01:40 Lab File ID: 06200028.D GC Column: UltraCarb5uOD ID: 4.6(mm)

COMPOUND NAME	RETENTION TIME	MANUAL INTEGRATION		
		REASON	ANALYST	DATE
TNX	6.55	Baseline Smoothing	fiedlerh	06/21/19 07:49

Lab Sample ID: ICV 280-462201/33 Client Sample ID:

Date Analyzed: 06/21/19 03:37 Lab File ID: 06200033.D GC Column: UltraCarb5uOD ID: 4.6(mm)

COMPOUND NAME	RETENTION TIME	MANUAL INTEGRATION		
		REASON	ANALYST	DATE
TNX	6.54	Baseline Smoothing	fiedlerh	06/21/19 07:50

HPLC/IC MANUAL INTEGRATION SUMMARY

Lab Name: Eurofins TestAmerica, Denver Job No.: 280-124986-1

SDG No.:

Instrument ID: CHHPLC_X3 Analysis Batch Number: 462202

Lab Sample ID: CCV 280-462202/74 Client Sample ID:

Date Analyzed: 06/21/19 19:31 Lab File ID: 06200074.D GC Column: UltraCarb5uOD ID: 4.6(mm)

COMPOUND NAME	RETENTION TIME	MANUAL INTEGRATION		
		REASON	ANALYST	DATE
Tetryl	10.24	Baseline Smoothing	fiedlerh	06/24/19 08:48

Lab Sample ID: CCV 280-462202/76 Client Sample ID:

Date Analyzed: 06/21/19 20:18 Lab File ID: 06200076.D GC Column: UltraCarb5uOD ID: 4.6(mm)

COMPOUND NAME	RETENTION TIME	MANUAL INTEGRATION		
		REASON	ANALYST	DATE
TNX	6.54	Baseline Smoothing	fiedlerh	06/24/19 08:49
DNX	6.87	Baseline Smoothing	fiedlerh	06/24/19 08:49

Lab Sample ID: MB 280-461561/1-A Client Sample ID:

Date Analyzed: 06/21/19 20:41 Lab File ID: 06200077.D GC Column: UltraCarb5uOD ID: 4.6(mm)

COMPOUND NAME	RETENTION TIME	MANUAL INTEGRATION		
		REASON	ANALYST	DATE
MNX		Invalid Compound ID	fiedlerh	06/24/19 08:49

Lab Sample ID: LCS 280-461561/2-A Client Sample ID:

Date Analyzed: 06/21/19 21:04 Lab File ID: 06200078.D GC Column: UltraCarb5uOD ID: 4.6(mm)

COMPOUND NAME	RETENTION TIME	MANUAL INTEGRATION		
		REASON	ANALYST	DATE
HMX	6.63	Baseline Smoothing	fiedlerh	06/24/19 08:50

HPLC/IC MANUAL INTEGRATION SUMMARY

Lab Name: Eurofins TestAmerica, Denver Job No.: 280-124986-1

SDG No.:

Instrument ID: CHHPLC_X3 Analysis Batch Number: 462202

Lab Sample ID: 280-124986-21 Client Sample ID: PZ020-19A

Date Analyzed: 06/21/19 21:28 Lab File ID: 06200079.D GC Column: UltraCarb5uOD ID: 4.6(mm)

COMPOUND NAME	RETENTION TIME	MANUAL INTEGRATION		
		REASON	ANALYST	DATE
HMX	6.59	Baseline Smoothing	fiedlerh	06/24/19 08:52
RDX	7.74	Baseline Smoothing	fiedlerh	06/24/19 08:53
2-Nitrotoluene		Invalid Compound ID	fiedlerh	06/24/19 08:53
Tetryl		Invalid Compound ID	fiedlerh	06/24/19 08:53

Lab Sample ID: 280-124986-22 Client Sample ID: PZ019-19A

Date Analyzed: 06/21/19 21:51 Lab File ID: 06200080.D GC Column: UltraCarb5uOD ID: 4.6(mm)

COMPOUND NAME	RETENTION TIME	MANUAL INTEGRATION		
		REASON	ANALYST	DATE
MNX		Invalid Compound ID	fiedlerh	06/24/19 08:54

Lab Sample ID: 280-124986-23 Client Sample ID: NW020-19A

Date Analyzed: 06/21/19 22:14 Lab File ID: 06200081.D GC Column: UltraCarb5uOD ID: 4.6(mm)

COMPOUND NAME	RETENTION TIME	MANUAL INTEGRATION		
		REASON	ANALYST	DATE
HMX	6.60	Baseline Smoothing	fiedlerh	06/24/19 08:54
RDX	7.73	Baseline Smoothing	fiedlerh	06/24/19 08:54
MNX		Invalid Compound ID	fiedlerh	06/24/19 08:54
Tetryl		Invalid Compound ID	fiedlerh	06/24/19 08:55

HPLC/IC MANUAL INTEGRATION SUMMARY

Lab Name: Eurofins TestAmerica, Denver Job No.: 280-124986-1

SDG No.:

Instrument ID: CHHPLC_X3 Analysis Batch Number: 462202

Lab Sample ID: 280-124986-24 Client Sample ID: NW021-19A

Date Analyzed: 06/21/19 22:37 Lab File ID: 06200082.D GC Column: UltraCarb5uOD ID: 4.6(mm)

COMPOUND NAME	RETENTION TIME	MANUAL INTEGRATION		
		REASON	ANALYST	DATE
RDX	7.73	Baseline Smoothing	fiedlerh	06/24/19 08:55
HMX		Invalid Compound ID	fiedlerh	06/24/19 08:55
MNX		Baseline Smoothing	fiedlerh	06/24/19 08:55
Tetryl		Invalid Compound ID	fiedlerh	06/24/19 08:55

Lab Sample ID: 280-124986-25 Client Sample ID: G0070-19A

Date Analyzed: 06/21/19 23:00 Lab File ID: 06200083.D GC Column: UltraCarb5uOD ID: 4.6(mm)

COMPOUND NAME	RETENTION TIME	MANUAL INTEGRATION		
		REASON	ANALYST	DATE
2,4,6-Trinitrotoluene		Invalid Compound ID	fiedlerh	06/24/19 08:55

Lab Sample ID: 280-124986-25 MS Client Sample ID: G0070-19AMS MS

Date Analyzed: 06/21/19 23:23 Lab File ID: 06200084.D GC Column: UltraCarb5uOD ID: 4.6(mm)

COMPOUND NAME	RETENTION TIME	MANUAL INTEGRATION		
		REASON	ANALYST	DATE
HMX	6.63	Baseline Smoothing	fiedlerh	06/24/19 08:56
2,4,6-Trinitrotoluene	11.21	Baseline Smoothing	fiedlerh	06/24/19 08:56
4-Amino-2,6-dinitrotoluene	11.38	Baseline Smoothing	fiedlerh	06/24/19 08:56
2-Amino-4,6-dinitrotoluene	11.67	Baseline Smoothing	fiedlerh	06/24/19 08:56
2,6-Dinitrotoluene	11.81	Baseline Smoothing	fiedlerh	06/24/19 08:56
2,4-Dinitrotoluene	12.01	Baseline Smoothing	fiedlerh	06/24/19 08:56
2-Nitrotoluene	12.85	Baseline Smoothing	fiedlerh	06/24/19 08:56
4-Nitrotoluene	13.28	Baseline Smoothing	fiedlerh	06/24/19 08:56
3-Nitrotoluene	13.87	Baseline Smoothing	fiedlerh	06/24/19 08:56

HPLC/IC MANUAL INTEGRATION SUMMARY

Lab Name: Eurofins TestAmerica, Denver Job No.: 280-124986-1

SDG No.:

Instrument ID: CHHPLC_X3 Analysis Batch Number: 462202

Lab Sample ID: 280-124986-25 MSD Client Sample ID: G0070-19AMSD MSD

Date Analyzed: 06/21/19 23:46 Lab File ID: 06200085.D GC Column: UltraCarb5uOD ID: 4.6(mm)

COMPOUND NAME	RETENTION TIME	MANUAL INTEGRATION		
		REASON	ANALYST	DATE
HMX	6.64	Baseline Smoothing	fiedlerh	06/24/19 08:56
2-Nitrotoluene	12.85	Baseline Smoothing	fiedlerh	06/24/19 08:57
4-Nitrotoluene	13.28	Baseline Smoothing	fiedlerh	06/24/19 08:57
3-Nitrotoluene	13.88	Baseline Smoothing	fiedlerh	06/24/19 08:57

Lab Sample ID: 280-124986-26 Client Sample ID: G0108-19A

Date Analyzed: 06/22/19 00:10 Lab File ID: 06200086.D GC Column: UltraCarb5uOD ID: 4.6(mm)

COMPOUND NAME	RETENTION TIME	MANUAL INTEGRATION		
		REASON	ANALYST	DATE
1,2-Dinitrobenzene	8.72	Baseline Smoothing	fiedlerh	06/24/19 08:57
1,3-Dinitrobenzene		Invalid Compound ID	fiedlerh	06/24/19 08:57
2,4,6-Trinitrotoluene		Invalid Compound ID	fiedlerh	06/24/19 08:58
2,4-Dinitrotoluene		Invalid Compound ID	fiedlerh	06/24/19 08:58
2-Nitrotoluene		Invalid Compound ID	fiedlerh	06/24/19 08:58
4-Nitrotoluene		Invalid Compound ID	fiedlerh	06/24/19 08:58
MNX		Invalid Compound ID	fiedlerh	06/24/19 08:57
2,6-Dinitrotoluene	11.80	Baseline Smoothing	fiedlerh	06/24/19 08:58

Lab Sample ID: CCV 280-462202/89 Client Sample ID:

Date Analyzed: 06/22/19 01:20 Lab File ID: 06200089.D GC Column: UltraCarb5uOD ID: 4.6(mm)

COMPOUND NAME	RETENTION TIME	MANUAL INTEGRATION		
		REASON	ANALYST	DATE
TNX	6.54	Baseline Smoothing	fiedlerh	06/24/19 08:58
DNX	6.87	Baseline Smoothing	fiedlerh	06/24/19 08:59

HPLC/IC MANUAL INTEGRATION SUMMARY

Lab Name: Eurofins TestAmerica, Denver Job No.: 280-124986-1

SDG No.:

Instrument ID: CHHPLC_X3 Analysis Batch Number: 462202

Lab Sample ID: 280-124986-27 Client Sample ID: G0098-19A

Date Analyzed: 06/22/19 01:44 Lab File ID: 06200090.D GC Column: UltraCarb5uOD ID: 4.6(mm)

COMPOUND NAME	RETENTION TIME	MANUAL INTEGRATION		
		REASON	ANALYST	DATE
HMX	6.63	Baseline Smoothing	fiedlerh	06/24/19 08:59
1,2-Dinitrobenzene	8.73	Baseline Smoothing	fiedlerh	06/24/19 08:59
2,4,6-Trinitrotoluene		Invalid Compound ID	fiedlerh	06/24/19 08:59
2,4-Dinitrotoluene		Invalid Compound ID	fiedlerh	06/24/19 08:59
2-Nitrotoluene		Invalid Compound ID	fiedlerh	06/24/19 08:59
3-Nitrotoluene		Invalid Compound ID	fiedlerh	06/24/19 08:59
4-Amino-2,6-dinitrotoluene		Invalid Compound ID	fiedlerh	06/24/19 08:59
4-Nitrotoluene		Invalid Compound ID	fiedlerh	06/24/19 08:59
Nitrobenzene		Invalid Compound ID	fiedlerh	06/24/19 08:59
Tetryl		Invalid Compound ID	fiedlerh	06/24/19 08:59

Lab Sample ID: 280-124986-28 Client Sample ID: G0097-19A

Date Analyzed: 06/22/19 02:07 Lab File ID: 06200091.D GC Column: UltraCarb5uOD ID: 4.6(mm)

COMPOUND NAME	RETENTION TIME	MANUAL INTEGRATION		
		REASON	ANALYST	DATE
1,2-Dinitrobenzene	8.70	Baseline Smoothing	fiedlerh	06/24/19 09:00
1,3,5-Trinitrobenzene	8.84	Baseline Smoothing	fiedlerh	06/24/19 09:00
1,3-Dinitrobenzene		Invalid Compound ID	fiedlerh	06/24/19 09:00
2-Amino-4,6-dinitrotoluene		Invalid Compound ID	fiedlerh	06/24/19 09:00
3-Nitrotoluene		Invalid Compound ID	fiedlerh	06/24/19 09:00

HPLC/IC MANUAL INTEGRATION SUMMARY

Lab Name: Eurofins TestAmerica, Denver Job No.: 280-124986-1

SDG No.:

Instrument ID: CHHPLC_X3 Analysis Batch Number: 462202

Lab Sample ID: 280-124986-29 Client Sample ID: G0109-19A

Date Analyzed: 06/22/19 02:30 Lab File ID: 06200092.D GC Column: UltraCarb5uOD ID: 4.6(mm)

COMPOUND NAME	RETENTION TIME	MANUAL INTEGRATION		
		REASON	ANALYST	DATE
HMX	6.63	Baseline Smoothing	fiedlerh	06/24/19 09:01
MNX	7.33	Baseline Smoothing	fiedlerh	06/24/19 09:01
RDX	7.74	Baseline Smoothing	fiedlerh	06/24/19 09:01
1,2-Dinitrobenzene	8.72	Baseline Smoothing	fiedlerh	06/24/19 09:02
2,4,6-Trinitrotoluene		Invalid Compound ID	fiedlerh	06/24/19 09:02
2,4-Dinitrotoluene		Invalid Compound ID	fiedlerh	06/24/19 09:02
Tetryl		Invalid Compound ID	fiedlerh	06/24/19 09:02

Lab Sample ID: 280-124986-30 Client Sample ID: G0099-19A

Date Analyzed: 06/22/19 02:54 Lab File ID: 06200093.D GC Column: UltraCarb5uOD ID: 4.6(mm)

COMPOUND NAME	RETENTION TIME	MANUAL INTEGRATION		
		REASON	ANALYST	DATE
HMX	6.63	Baseline Smoothing	fiedlerh	06/24/19 09:02
RDX	7.75	Baseline Smoothing	fiedlerh	06/24/19 09:02
1,2-Dinitrobenzene	8.73	Baseline Smoothing	fiedlerh	06/24/19 09:02
2,4,6-Trinitrotoluene		Invalid Compound ID	fiedlerh	06/24/19 09:02
2-Amino-4,6-dinitrotoluene		Invalid Compound ID	fiedlerh	06/24/19 09:03
2-Nitrotoluene		Invalid Compound ID	fiedlerh	06/24/19 09:03
MNX		Invalid Compound ID	fiedlerh	06/24/19 09:02
Tetryl		Invalid Compound ID	fiedlerh	06/24/19 09:02

HPLC/IC MANUAL INTEGRATION SUMMARY

Lab Name: Eurofins TestAmerica, Denver Job No.: 280-124986-1

SDG No.:

Instrument ID: CHHPLC_X3 Analysis Batch Number: 462202

Lab Sample ID: 280-124986-31 Client Sample ID: G0067-19A

Date Analyzed: 06/22/19 03:16 Lab File ID: 06200094.D GC Column: UltraCarb5uOD ID: 4.6(mm)

COMPOUND NAME	RETENTION TIME	MANUAL INTEGRATION		
		REASON	ANALYST	DATE
RDX	7.74	Baseline Smoothing	fiedlerh	06/24/19 09:03
1,2-Dinitrobenzene	8.72	Baseline Smoothing	fiedlerh	06/24/19 09:03
3-Nitrotoluene		Invalid Compound ID	fiedlerh	06/24/19 09:03
MNX		Baseline Smoothing	fiedlerh	06/24/19 09:03

Lab Sample ID: 280-124986-32 Client Sample ID: G0079-19A

Date Analyzed: 06/22/19 03:39 Lab File ID: 06200095.D GC Column: UltraCarb5uOD ID: 4.6(mm)

COMPOUND NAME	RETENTION TIME	MANUAL INTEGRATION		
		REASON	ANALYST	DATE
1,2-Dinitrobenzene	8.72	Baseline Smoothing	fiedlerh	06/24/19 09:07
1,3-Dinitrobenzene		Invalid Compound ID	fiedlerh	06/24/19 09:07
2-Amino-4,6-dinitrotoluene		Invalid Compound ID	fiedlerh	06/24/19 09:07
3-Nitrotoluene		Invalid Compound ID	fiedlerh	06/24/19 09:07
4-Nitrotoluene		Invalid Compound ID	fiedlerh	06/24/19 09:07

Lab Sample ID: 280-124986-33 Client Sample ID: G0081-19A

Date Analyzed: 06/22/19 04:03 Lab File ID: 06200096.D GC Column: UltraCarb5uOD ID: 4.6(mm)

COMPOUND NAME	RETENTION TIME	MANUAL INTEGRATION		
		REASON	ANALYST	DATE
1,2-Dinitrobenzene	8.72	Baseline Smoothing	fiedlerh	06/24/19 09:07
1,3,5-Trinitrobenzene	8.88	Baseline Smoothing	fiedlerh	06/24/19 09:07
1,3-Dinitrobenzene		Invalid Compound ID	fiedlerh	06/24/19 09:07
3-Nitrotoluene		Invalid Compound ID	fiedlerh	06/24/19 09:11
4-Nitrotoluene		Invalid Compound ID	fiedlerh	06/24/19 09:11
Tetryl		Invalid Compound ID	fiedlerh	06/24/19 09:08
2,4,6-Trinitrotoluene	11.21	Baseline Smoothing	fiedlerh	06/24/19 09:11
2-Amino-4,6-dinitrotoluene	11.67	Baseline Smoothing	fiedlerh	06/24/19 09:11

HPLC/IC MANUAL INTEGRATION SUMMARY

Lab Name: Eurofins TestAmerica, Denver Job No.: 280-124986-1

SDG No.:

Instrument ID: CHHPLC_X3 Analysis Batch Number: 462202

Lab Sample ID: 280-124986-34 Client Sample ID: G0082-19A

Date Analyzed: 06/22/19 04:26 Lab File ID: 06200097.D GC Column: UltraCarb5uOD ID: 4.6(mm)

COMPOUND NAME	RETENTION TIME	MANUAL INTEGRATION		
		REASON	ANALYST	DATE
HMX	6.63	Baseline Smoothing	fiedlerh	06/24/19 09:12
RDX	7.74	Baseline Smoothing	fiedlerh	06/24/19 09:12
1,2-Dinitrobenzene	8.72	Baseline Smoothing	fiedlerh	06/24/19 09:12
Tetryl		Invalid Compound ID	fiedlerh	06/24/19 09:12

Lab Sample ID: CCV 280-462202/98 Client Sample ID:

Date Analyzed: 06/22/19 04:49 Lab File ID: 06200098.D GC Column: UltraCarb5uOD ID: 4.6(mm)

COMPOUND NAME	RETENTION TIME	MANUAL INTEGRATION		
		REASON	ANALYST	DATE
2,4,6-Trinitrotoluene	11.20	Baseline Smoothing	fiedlerh	06/24/19 09:13
4-Amino-2,6-dinitrotoluene	11.38	Baseline Smoothing	fiedlerh	06/24/19 09:13
2-Amino-4,6-dinitrotoluene	11.66	Baseline Smoothing	fiedlerh	06/24/19 09:13
2,6-Dinitrotoluene	11.81	Baseline Smoothing	fiedlerh	06/24/19 09:13
2,4-Dinitrotoluene	12.01	Baseline Smoothing	fiedlerh	06/24/19 09:13
2-Nitrotoluene	12.85	Baseline Smoothing	fiedlerh	06/24/19 09:13
4-Nitrotoluene	13.28	Baseline Smoothing	fiedlerh	06/24/19 09:12
3-Nitrotoluene	13.88	Baseline Smoothing	fiedlerh	06/24/19 09:13

HPLC/IC MANUAL INTEGRATION SUMMARY

Lab Name: Eurofins TestAmerica, Denver Job No.: 280-124986-1

SDG No.:

Instrument ID: CHHPLC_X3 Analysis Batch Number: 462823

Lab Sample ID: CCV 280-462823/9 Client Sample ID:

Date Analyzed: 06/26/19 19:56 Lab File ID: 06260009.D GC Column: UltraCarb5uOD ID: 4.6(mm)

COMPOUND NAME	RETENTION TIME	MANUAL INTEGRATION		
		REASON	ANALYST	DATE
TNX	6.56	Baseline Smoothing	fiedlerh	06/27/19 08:43
DNX	6.89	Baseline Smoothing	fiedlerh	06/27/19 08:43

Lab Sample ID: MB 280-461963/1-A Client Sample ID:

Date Analyzed: 06/26/19 20:20 Lab File ID: 06260010.D GC Column: UltraCarb5uOD ID: 4.6(mm)

COMPOUND NAME	RETENTION TIME	MANUAL INTEGRATION		
		REASON	ANALYST	DATE
3-Nitrotoluene		Invalid Compound ID	fiedlerh	06/27/19 08:43

Lab Sample ID: LCS 280-461963/2-A Client Sample ID:

Date Analyzed: 06/26/19 20:44 Lab File ID: 06260011.D GC Column: UltraCarb5uOD ID: 4.6(mm)

COMPOUND NAME	RETENTION TIME	MANUAL INTEGRATION		
		REASON	ANALYST	DATE
HMX	6.65	Baseline Smoothing	fiedlerh	06/27/19 08:43

Lab Sample ID: LCSD 280-461963/3-A Client Sample ID:

Date Analyzed: 06/26/19 21:08 Lab File ID: 06260012.D GC Column: UltraCarb5uOD ID: 4.6(mm)

COMPOUND NAME	RETENTION TIME	MANUAL INTEGRATION		
		REASON	ANALYST	DATE
HMX	6.65	Baseline Smoothing	fiedlerh	06/27/19 08:43
2-Nitrotoluene	12.90	Baseline Smoothing	fiedlerh	06/27/19 08:43
4-Nitrotoluene	13.34	Baseline Smoothing	fiedlerh	06/27/19 08:43
3-Nitrotoluene	13.94	Baseline Smoothing	fiedlerh	06/27/19 08:43

HPLC/IC MANUAL INTEGRATION SUMMARY

Lab Name: Eurofins TestAmerica, Denver Job No.: 280-124986-1

SDG No.:

Instrument ID: CHHPLC_X3 Analysis Batch Number: 462823

Lab Sample ID: 280-124986-1 RE Client Sample ID: G0083-19A RE

Date Analyzed: 06/26/19 22:20 Lab File ID: 06260015.D GC Column: UltraCarb5uOD ID: 4.6(mm)

COMPOUND NAME	RETENTION TIME	MANUAL INTEGRATION		
		REASON	ANALYST	DATE
1,2-Dinitrobenzene	8.75	Baseline Smoothing	fiedlerh	06/27/19 08:45
3-Nitrotoluene		Invalid Compound ID	fiedlerh	06/27/19 08:46
RDX		Invalid Compound ID	fiedlerh	06/27/19 08:45

Lab Sample ID: 280-124986-2 RE Client Sample ID: NW022-19A RE

Date Analyzed: 06/26/19 22:44 Lab File ID: 06260016.D GC Column: UltraCarb5uOD ID: 4.6(mm)

COMPOUND NAME	RETENTION TIME	MANUAL INTEGRATION		
		REASON	ANALYST	DATE
1,2-Dinitrobenzene	8.76	Baseline Smoothing	fiedlerh	06/27/19 08:46
3-Nitrotoluene		Invalid Compound ID	fiedlerh	06/27/19 08:47
Tetryl		Invalid Compound ID	fiedlerh	06/27/19 08:47

Lab Sample ID: 280-124986-3 RE Client Sample ID: NW023-19A RE

Date Analyzed: 06/26/19 23:08 Lab File ID: 06260017.D GC Column: UltraCarb5uOD ID: 4.6(mm)

COMPOUND NAME	RETENTION TIME	MANUAL INTEGRATION		
		REASON	ANALYST	DATE
HMX	6.64	Baseline Smoothing	fiedlerh	06/27/19 08:47
MNX	7.47	Baseline Smoothing	fiedlerh	06/27/19 08:47
RDX	7.76	Baseline Smoothing	fiedlerh	06/27/19 08:47
3-Nitrotoluene		Invalid Compound ID	fiedlerh	06/27/19 08:48
Tetryl		Invalid Compound ID	fiedlerh	06/27/19 08:47

HPLC/IC MANUAL INTEGRATION SUMMARY

Lab Name: Eurofins TestAmerica, Denver Job No.: 280-124986-1

SDG No.:

Instrument ID: CHHPLC_X3 Analysis Batch Number: 462823

Lab Sample ID: 280-124986-4 RE Client Sample ID: G0090-19A RE

Date Analyzed: 06/26/19 23:32 Lab File ID: 06260018.D GC Column: UltraCarb5uOD ID: 4.6(mm)

COMPOUND NAME	RETENTION TIME	MANUAL INTEGRATION		
		REASON	ANALYST	DATE
HMX	6.65	Baseline Smoothing	fiedlerh	06/27/19 08:50
RDX	7.77	Baseline Smoothing	fiedlerh	06/27/19 08:50
1,2-Dinitrobenzene	8.75	Baseline Smoothing	fiedlerh	06/27/19 08:50
1,3,5-Trinitrobenzene	8.90	Baseline Smoothing	fiedlerh	06/27/19 08:50
Tetryl		Invalid Compound ID	fiedlerh	06/27/19 08:50

Lab Sample ID: 280-124986-5 RE Client Sample ID: G0088-19A RE

Date Analyzed: 06/26/19 23:56 Lab File ID: 06260019.D GC Column: UltraCarb5uOD ID: 4.6(mm)

COMPOUND NAME	RETENTION TIME	MANUAL INTEGRATION		
		REASON	ANALYST	DATE
4-Nitrotoluene		Invalid Compound ID	fiedlerh	06/27/19 08:51
MNX		Invalid Compound ID	fiedlerh	06/27/19 08:50
Tetryl		Invalid Compound ID	fiedlerh	06/27/19 08:50

Lab Sample ID: CCV 280-462823/20 Client Sample ID:

Date Analyzed: 06/27/19 00:20 Lab File ID: 06260020.D GC Column: UltraCarb5uOD ID: 4.6(mm)

COMPOUND NAME	RETENTION TIME	MANUAL INTEGRATION		
		REASON	ANALYST	DATE
2-Nitrotoluene	12.90	Baseline Smoothing	fiedlerh	06/27/19 08:51
4-Nitrotoluene	13.34	Baseline Smoothing	fiedlerh	06/27/19 08:51
3-Nitrotoluene	13.94	Baseline Smoothing	fiedlerh	06/27/19 08:51

HPLC/IC MANUAL INTEGRATION SUMMARY

Lab Name: Eurofins TestAmerica, Denver Job No.: 280-124986-1

SDG No.:

Instrument ID: CHHPLC_X3 Analysis Batch Number: 462823

Lab Sample ID: 280-124986-6 RE Client Sample ID: PZ016-19A RE

Date Analyzed: 06/27/19 01:32 Lab File ID: 06260023.D GC Column: UltraCarb5uOD ID: 4.6(mm)

COMPOUND NAME	RETENTION TIME	MANUAL INTEGRATION		
		REASON	ANALYST	DATE
HMX	6.65	Baseline Smoothing	fiedlerh	06/27/19 08:51
RDX	7.76	Baseline Smoothing	fiedlerh	06/27/19 08:51
1,2-Dinitrobenzene	8.75	Baseline Smoothing	fiedlerh	06/27/19 08:51
2-Nitrotoluene		Invalid Compound ID	fiedlerh	06/27/19 08:52
3-Nitrotoluene		Invalid Compound ID	fiedlerh	06/27/19 08:52
Tetryl		Invalid Compound ID	fiedlerh	06/27/19 08:51
2-Amino-4,6-dinitrotoluene	11.71	Baseline Smoothing	fiedlerh	06/27/19 08:52

Lab Sample ID: 280-124986-7 RE Client Sample ID: G0112-19A RE

Date Analyzed: 06/27/19 01:56 Lab File ID: 06260024.D GC Column: UltraCarb5uOD ID: 4.6(mm)

COMPOUND NAME	RETENTION TIME	MANUAL INTEGRATION		
		REASON	ANALYST	DATE
HMX	6.66	Baseline Smoothing	fiedlerh	06/27/19 08:54
RDX	7.77	Baseline Smoothing	fiedlerh	06/27/19 08:54
1,2-Dinitrobenzene	8.75	Baseline Smoothing	fiedlerh	06/27/19 08:54
3-Nitrotoluene		Invalid Compound ID	fiedlerh	06/27/19 08:54
Tetryl		Invalid Compound ID	fiedlerh	06/27/19 08:54

Lab Sample ID: 280-124986-8 RE Client Sample ID: G0084-19A RE

Date Analyzed: 06/27/19 02:20 Lab File ID: 06260025.D GC Column: UltraCarb5uOD ID: 4.6(mm)

COMPOUND NAME	RETENTION TIME	MANUAL INTEGRATION		
		REASON	ANALYST	DATE
HMX	6.64	Baseline Smoothing	fiedlerh	06/27/19 08:55
1,2-Dinitrobenzene	8.75	Baseline Smoothing	fiedlerh	06/27/19 08:55
2,6-Dinitrotoluene		Invalid Compound ID	fiedlerh	06/27/19 08:55
4-Nitrotoluene		Invalid Compound ID	fiedlerh	06/27/19 08:55
4-Amino-2,6-dinitrotoluene	11.46	Baseline Smoothing	fiedlerh	06/27/19 08:55

HPLC/IC MANUAL INTEGRATION SUMMARY

Lab Name: Eurofins TestAmerica, Denver Job No.: 280-124986-1

SDG No.:

Instrument ID: CHHPLC_X3 Analysis Batch Number: 462823

Lab Sample ID: 280-124986-9 RE Client Sample ID: G0113-19A RE

Date Analyzed: 06/27/19 02:44 Lab File ID: 06260026.D GC Column: UltraCarb5uOD ID: 4.6(mm)

COMPOUND NAME	RETENTION TIME	MANUAL INTEGRATION		
		REASON	ANALYST	DATE
1,2-Dinitrobenzene	8.75	Baseline Smoothing	fiedlerh	06/27/19 08:55
2,6-Dinitrotoluene		Invalid Compound ID	fiedlerh	06/27/19 08:55
3-Nitrotoluene		Invalid Compound ID	fiedlerh	06/27/19 08:55
4-Amino-2,6-dinitrotoluene		Invalid Compound ID	fiedlerh	06/27/19 08:55
4-Nitrotoluene		Invalid Compound ID	fiedlerh	06/27/19 08:55
Tetryl	10.28	Baseline Smoothing	fiedlerh	06/27/19 08:55

Lab Sample ID: 280-124986-10 RE Client Sample ID: G0075-19A RE

Date Analyzed: 06/27/19 03:08 Lab File ID: 06260027.D GC Column: UltraCarb5uOD ID: 4.6(mm)

COMPOUND NAME	RETENTION TIME	MANUAL INTEGRATION		
		REASON	ANALYST	DATE
Tetryl		Invalid Compound ID	fiedlerh	06/27/19 08:56

Lab Sample ID: 280-124986-11 RE Client Sample ID: G0076-19A RE

Date Analyzed: 06/27/19 03:32 Lab File ID: 06260028.D GC Column: UltraCarb5uOD ID: 4.6(mm)

COMPOUND NAME	RETENTION TIME	MANUAL INTEGRATION		
		REASON	ANALYST	DATE
1,2-Dinitrobenzene	8.76	Baseline Smoothing	fiedlerh	06/27/19 08:56
3-Nitrotoluene		Invalid Compound ID	fiedlerh	06/27/19 08:56
4-Nitrotoluene		Invalid Compound ID	fiedlerh	06/27/19 08:56

HPLC/IC MANUAL INTEGRATION SUMMARY

Lab Name: Eurofins TestAmerica, Denver Job No.: 280-124986-1

SDG No.:

Instrument ID: CHHPLC_X3 Analysis Batch Number: 462823

Lab Sample ID: 280-124986-12 RE Client Sample ID: G0024-19A RE

Date Analyzed: 06/27/19 03:56 Lab File ID: 06260029.D GC Column: UltraCarb5uOD ID: 4.6(mm)

COMPOUND NAME	RETENTION TIME	MANUAL INTEGRATION		
		REASON	ANALYST	DATE
1,2-Dinitrobenzene	8.75	Baseline Smoothing	fiedlerh	06/27/19 08:58
3-Nitrotoluene		Invalid Compound ID	fiedlerh	06/27/19 08:58
2-Amino-4,6-dinitrotoluene	11.74	Baseline Smoothing	fiedlerh	06/27/19 08:58

Lab Sample ID: 280-124986-13 RE Client Sample ID: G0087-19A RE

Date Analyzed: 06/27/19 04:20 Lab File ID: 06260030.D GC Column: UltraCarb5uOD ID: 4.6(mm)

COMPOUND NAME	RETENTION TIME	MANUAL INTEGRATION		
		REASON	ANALYST	DATE
HMX	6.65	Baseline Smoothing	fiedlerh	06/27/19 08:59
1,2-Dinitrobenzene	8.75	Baseline Smoothing	fiedlerh	06/27/19 08:59
4-Nitrotoluene		Invalid Compound ID	fiedlerh	06/27/19 08:59

Lab Sample ID: 280-124986-14 RE Client Sample ID: G0080-19A RE

Date Analyzed: 06/27/19 04:44 Lab File ID: 06260031.D GC Column: UltraCarb5uOD ID: 4.6(mm)

COMPOUND NAME	RETENTION TIME	MANUAL INTEGRATION		
		REASON	ANALYST	DATE
1,2-Dinitrobenzene	8.75	Baseline Smoothing	fiedlerh	06/27/19 08:59

Lab Sample ID: 280-124986-15 RE Client Sample ID: G0086-19A RE

Date Analyzed: 06/27/19 05:08 Lab File ID: 06260032.D GC Column: UltraCarb5uOD ID: 4.6(mm)

COMPOUND NAME	RETENTION TIME	MANUAL INTEGRATION		
		REASON	ANALYST	DATE
HMX	6.65	Baseline Smoothing	fiedlerh	06/27/19 08:59
RDX	7.76	Baseline Smoothing	fiedlerh	06/27/19 08:59
2-Nitrotoluene		Invalid Compound ID	fiedlerh	06/27/19 09:00
MNX		Invalid Compound ID	fiedlerh	06/27/19 08:59
Tetryl		Invalid Compound ID	fiedlerh	06/27/19 08:59

HPLC/IC MANUAL INTEGRATION SUMMARY

Lab Name: Eurofins TestAmerica, Denver Job No.: 280-124986-1

SDG No.:

Instrument ID: CHHPLC_X3 Analysis Batch Number: 462823

Lab Sample ID: 280-124986-16 RE Client Sample ID: G0118-19A RE

Date Analyzed: 06/27/19 06:44 Lab File ID: 06260036.D GC Column: UltraCarb5uOD ID: 4.6(mm)

COMPOUND NAME	RETENTION TIME	MANUAL INTEGRATION		
		REASON	ANALYST	DATE
1,2-Dinitrobenzene	8.63	Unspecified		
1,3-Dinitrobenzene	9.60	Baseline Smoothing	fiedlerh	06/27/19 09:01
2,4,6-Trinitrotoluene		Baseline Smoothing	fiedlerh	06/27/19 09:01
2,4-Dinitrotoluene		Invalid Compound ID	fiedlerh	06/27/19 09:01
MNX		Invalid Compound ID	fiedlerh	06/27/19 09:00
Tetryl	10.28	Baseline Smoothing	fiedlerh	06/27/19 09:01
4-Amino-2,6-dinitrotoluene	11.47	Baseline Smoothing	fiedlerh	06/27/19 09:01

Lab Sample ID: 280-124986-17 RE Client Sample ID: G0110-19A RE

Date Analyzed: 06/27/19 07:08 Lab File ID: 06260037.D GC Column: UltraCarb5uOD ID: 4.6(mm)

COMPOUND NAME	RETENTION TIME	MANUAL INTEGRATION		
		REASON	ANALYST	DATE
1,2-Dinitrobenzene	8.75	Baseline Smoothing	fiedlerh	06/27/19 09:01
1,3-Dinitrobenzene		Invalid Compound ID	fiedlerh	06/27/19 09:01
2,6-Dinitrotoluene		Invalid Compound ID	fiedlerh	06/27/19 09:01
3-Nitrotoluene		Invalid Compound ID	fiedlerh	06/27/19 09:01
4-Amino-2,6-dinitrotoluene		Invalid Compound ID	fiedlerh	06/27/19 09:01
4-Nitrotoluene		Invalid Compound ID	fiedlerh	06/27/19 09:01
MNX		Invalid Compound ID	fiedlerh	06/27/19 09:01
Tetryl		Invalid Compound ID	fiedlerh	06/27/19 09:01

HPLC/IC MANUAL INTEGRATION SUMMARY

Lab Name: Eurofins TestAmerica, Denver Job No.: 280-124986-1

SDG No.:

Instrument ID: CHHPLC_X3 Analysis Batch Number: 462823

Lab Sample ID: 280-124986-18 RE Client Sample ID: G0114-19A RE

Date Analyzed: 06/27/19 07:32 Lab File ID: 06260038.D GC Column: UltraCarb5uOD ID: 4.6(mm)

COMPOUND NAME	RETENTION TIME	MANUAL INTEGRATION		
		REASON	ANALYST	DATE
1,2-Dinitrobenzene	8.76	Baseline Smoothing	fiedlerh	06/27/19 09:02
2,6-Dinitrotoluene		Invalid Compound ID	fiedlerh	06/27/19 09:02
4-Amino-2,6-dinitrotoluene		Invalid Compound ID	fiedlerh	06/27/19 09:02
Tetryl		Invalid Compound ID	fiedlerh	06/27/19 09:02

Lab Sample ID: 280-124986-19 RE Client Sample ID: G0078-19A RE

Date Analyzed: 06/27/19 07:56 Lab File ID: 06260039.D GC Column: UltraCarb5uOD ID: 4.6(mm)

COMPOUND NAME	RETENTION TIME	MANUAL INTEGRATION		
		REASON	ANALYST	DATE
1,2-Dinitrobenzene	8.75	Baseline Smoothing	fiedlerh	06/27/19 09:02
Nitrobenzene	9.98	Baseline Smoothing	fiedlerh	06/27/19 09:02
3-Nitrotoluene		Invalid Compound ID	fiedlerh	06/27/19 09:02
Tetryl		Invalid Compound ID	fiedlerh	06/27/19 09:02

Lab Sample ID: 280-124986-20 RE Client Sample ID: G0077-19A RE

Date Analyzed: 06/27/19 08:20 Lab File ID: 06260040.D GC Column: UltraCarb5uOD ID: 4.6(mm)

COMPOUND NAME	RETENTION TIME	MANUAL INTEGRATION		
		REASON	ANALYST	DATE
RDX	7.76	Baseline Smoothing	fiedlerh	06/27/19 09:02
1,2-Dinitrobenzene	8.75	Baseline Smoothing	fiedlerh	06/27/19 09:02
1,3,5-Trinitrobenzene	8.90	Baseline Smoothing	fiedlerh	06/27/19 09:03
2-Nitrotoluene		Invalid Compound ID	fiedlerh	06/27/19 09:03
3-Nitrotoluene		Invalid Compound ID	fiedlerh	06/27/19 09:03
Tetryl		Invalid Compound ID	fiedlerh	06/27/19 09:03

HPLC/IC MANUAL INTEGRATION SUMMARY

Lab Name: Eurofins TestAmerica, Denver Job No.: 280-124986-1

SDG No.:

Instrument ID: CHHPLC_X3 Analysis Batch Number: 462823

Lab Sample ID: CCV 280-462823/41 Client Sample ID:

Date Analyzed: 06/27/19 08:44 Lab File ID: 06260041.D GC Column: UltraCarb5uOD ID: 4.6(mm)

COMPOUND NAME	RETENTION TIME	MANUAL INTEGRATION		
		REASON	ANALYST	DATE
2-Amino-4,6-dinitrotoluene	11.73	Unspecified		
2,6-Dinitrotoluene	11.86	Unspecified		

Lab Sample ID: CCV 280-462823/43 Client Sample ID:

Date Analyzed: 06/27/19 09:32 Lab File ID: 06260043.D GC Column: UltraCarb5uOD ID: 4.6(mm)

COMPOUND NAME	RETENTION TIME	MANUAL INTEGRATION		
		REASON	ANALYST	DATE
TNX	6.55	Baseline Smoothing	fiedlerh	06/27/19 10:16
DNX	6.89	Baseline Smoothing	fiedlerh	06/27/19 10:16

HPLC/IC MANUAL INTEGRATION SUMMARY

Lab Name: Eurofins TestAmerica, Denver Job No.: 280-124986-1

SDG No.:

Instrument ID: CHHPLC_X3 Analysis Batch Number: 463276

Lab Sample ID: IC 280-463276/12 Client Sample ID:

Date Analyzed: 07/01/19 16:36 Lab File ID: 07010012.D GC Column: UltraCarb5uOD ID: 4.6(mm)

COMPOUND NAME	RETENTION TIME	MANUAL INTEGRATION		
		REASON	ANALYST	DATE
HMX	6.65	Baseline Smoothing	fiedlerh	07/01/19 18:30

Lab Sample ID: IC 280-463276/13 Client Sample ID:

Date Analyzed: 07/01/19 17:00 Lab File ID: 07010013.D GC Column: UltraCarb5uOD ID: 4.6(mm)

COMPOUND NAME	RETENTION TIME	MANUAL INTEGRATION		
		REASON	ANALYST	DATE
HMX	6.65	Baseline Smoothing	fiedlerh	07/01/19 18:30
2-Amino-4,6-dinitrotoluene	11.72	Unspecified		
2,6-Dinitrotoluene	11.85	Unspecified		

Lab Sample ID: IC 280-463276/14 Client Sample ID:

Date Analyzed: 07/01/19 17:23 Lab File ID: 07010014.D GC Column: UltraCarb5uOD ID: 4.6(mm)

COMPOUND NAME	RETENTION TIME	MANUAL INTEGRATION		
		REASON	ANALYST	DATE
Picric acid	8.21	Baseline Smoothing	fiedlerh	07/01/19 18:33
2-Amino-4,6-dinitrotoluene	11.72	Unspecified		
2,6-Dinitrotoluene	11.84	Unspecified		

Lab Sample ID: IC 280-463276/26 Client Sample ID:

Date Analyzed: 07/01/19 22:00 Lab File ID: 07010026.D GC Column: UltraCarb5uOD ID: 4.6(mm)

COMPOUND NAME	RETENTION TIME	MANUAL INTEGRATION		
		REASON	ANALYST	DATE
TNX	6.56	Baseline Smoothing	fiedlerh	07/02/19 09:04
DNX	6.89	Baseline Smoothing	fiedlerh	07/02/19 09:04

HPLC/IC MANUAL INTEGRATION SUMMARY

Lab Name: Eurofins TestAmerica, Denver Job No.: 280-124986-1

SDG No.:

Instrument ID: CHHPLC_X3 Analysis Batch Number: 463276

Lab Sample ID: IC 280-463276/27 Client Sample ID:

Date Analyzed: 07/01/19 22:23 Lab File ID: 07010027.D GC Column: UltraCarb5uOD ID: 4.6(mm)

COMPOUND NAME	RETENTION TIME	MANUAL INTEGRATION		
		REASON	ANALYST	DATE
TNX	6.55	Baseline Smoothing	fiedlerh	07/02/19 09:03
DNX	6.89	Baseline Smoothing	fiedlerh	07/02/19 09:03

Lab Sample ID: IC 280-463276/28 Client Sample ID:

Date Analyzed: 07/01/19 22:46 Lab File ID: 07010028.D GC Column: UltraCarb5uOD ID: 4.6(mm)

COMPOUND NAME	RETENTION TIME	MANUAL INTEGRATION		
		REASON	ANALYST	DATE
TNX	6.55	Baseline Smoothing	fiedlerh	07/02/19 09:03
DNX	6.88	Baseline Smoothing	fiedlerh	07/02/19 09:03

Lab Sample ID: IC 280-463276/29 Client Sample ID:

Date Analyzed: 07/01/19 23:09 Lab File ID: 07010029.D GC Column: UltraCarb5uOD ID: 4.6(mm)

COMPOUND NAME	RETENTION TIME	MANUAL INTEGRATION		
		REASON	ANALYST	DATE
TNX	6.55	Baseline Smoothing	fiedlerh	07/02/19 09:03

Lab Sample ID: IC 280-463276/30 Client Sample ID:

Date Analyzed: 07/01/19 23:32 Lab File ID: 07010030.D GC Column: UltraCarb5uOD ID: 4.6(mm)

COMPOUND NAME	RETENTION TIME	MANUAL INTEGRATION		
		REASON	ANALYST	DATE
TNX	6.55	Baseline Smoothing	fiedlerh	07/02/19 09:04

Lab Sample ID: IC 280-463276/31 Client Sample ID:

Date Analyzed: 07/01/19 23:55 Lab File ID: 07010031.D GC Column: UltraCarb5uOD ID: 4.6(mm)

COMPOUND NAME	RETENTION TIME	MANUAL INTEGRATION		
		REASON	ANALYST	DATE
TNX	6.55	Baseline Smoothing	fiedlerh	07/02/19 09:04

8330A

HPLC/IC MANUAL INTEGRATION SUMMARY

Lab Name: Eurofins TestAmerica, Denver Job No.: 280-124986-1

SDG No.:

Instrument ID: CHHPLC_X3 Analysis Batch Number: 463366

Lab Sample ID: CCV 280-463366/54 Client Sample ID:

Date Analyzed: 07/03/19 03:55 Lab File ID: 07020054.D GC Column: UltraCarb5uOD ID: 4.6(mm)

COMPOUND NAME	RETENTION TIME	MANUAL INTEGRATION		
		REASON	ANALYST	DATE
HMX	6.65	Baseline Smoothing	fiedlerh	07/03/19 09:25

Lab Sample ID: CCV 280-463366/56 Client Sample ID:

Date Analyzed: 07/03/19 04:40 Lab File ID: 07020056.D GC Column: UltraCarb5uOD ID: 4.6(mm)

COMPOUND NAME	RETENTION TIME	MANUAL INTEGRATION		
		REASON	ANALYST	DATE
TNX	6.55	Baseline Smoothing	fiedlerh	07/03/19 09:26

Lab Sample ID: MB 280-461964/1-A Client Sample ID:

Date Analyzed: 07/03/19 05:03 Lab File ID: 07020057.D GC Column: UltraCarb5uOD ID: 4.6(mm)

COMPOUND NAME	RETENTION TIME	MANUAL INTEGRATION		
		REASON	ANALYST	DATE
MNX	7.31	Baseline Smoothing	fiedlerh	07/03/19 09:26
3-Nitrotoluene		Invalid Compound ID	fiedlerh	07/03/19 09:26

Lab Sample ID: LCS 280-461964/2-A Client Sample ID:

Date Analyzed: 07/03/19 05:26 Lab File ID: 07020058.D GC Column: UltraCarb5uOD ID: 4.6(mm)

COMPOUND NAME	RETENTION TIME	MANUAL INTEGRATION		
		REASON	ANALYST	DATE
HMX	6.65	Baseline Smoothing	fiedlerh	07/03/19 09:26

HPLC/IC MANUAL INTEGRATION SUMMARY

Lab Name: Eurofins TestAmerica, Denver Job No.: 280-124986-1

SDG No.:

Instrument ID: CHHPLC_X3 Analysis Batch Number: 463366

Lab Sample ID: 280-124986-21 RE Client Sample ID: PZ020-19A RE

Date Analyzed: 07/03/19 06:35 Lab File ID: 07020061.D GC Column: UltraCarb5uOD ID: 4.6(mm)

COMPOUND NAME	RETENTION TIME	MANUAL INTEGRATION		
		REASON	ANALYST	DATE
RDX	7.75	Baseline Smoothing	fiedlerh	07/03/19 09:28
1,2-Dinitrobenzene	8.74	Baseline Smoothing	fiedlerh	07/03/19 09:28
1,3,5-Trinitrobenzene	8.90	Baseline Smoothing	fiedlerh	07/03/19 09:28
3-Nitrotoluene		Invalid Compound ID	fiedlerh	07/03/19 09:28
4-Nitrotoluene		Invalid Compound ID	fiedlerh	07/03/19 09:28
Tetryl		Baseline Smoothing	fiedlerh	07/03/19 09:28

Lab Sample ID: 280-124986-22 RE Client Sample ID: PZ019-19A RE

Date Analyzed: 07/03/19 06:58 Lab File ID: 07020062.D GC Column: UltraCarb5uOD ID: 4.6(mm)

COMPOUND NAME	RETENTION TIME	MANUAL INTEGRATION		
		REASON	ANALYST	DATE
1,2-Dinitrobenzene	8.74	Baseline Smoothing	fiedlerh	07/03/19 09:53
3-Nitrotoluene		Invalid Compound ID	fiedlerh	07/03/19 09:53
4-Nitrotoluene		Invalid Compound ID	fiedlerh	07/03/19 09:53

Lab Sample ID: 280-124986-23 RE Client Sample ID: NW020-19A RE

Date Analyzed: 07/03/19 07:21 Lab File ID: 07020063.D GC Column: UltraCarb5uOD ID: 4.6(mm)

COMPOUND NAME	RETENTION TIME	MANUAL INTEGRATION		
		REASON	ANALYST	DATE
RDX	7.76	Baseline Smoothing	fiedlerh	07/03/19 09:53
1,2-Dinitrobenzene	8.74	Baseline Smoothing	fiedlerh	07/03/19 09:53
1,3,5-Trinitrobenzene	8.90	Baseline Smoothing	fiedlerh	07/03/19 10:06
3-Nitrotoluene		Invalid Compound ID	fiedlerh	07/03/19 10:06
MNX		Invalid Compound ID	fiedlerh	07/03/19 09:53
Tetryl		Invalid Compound ID	fiedlerh	07/03/19 10:06

HPLC/IC MANUAL INTEGRATION SUMMARY

Lab Name: Eurofins TestAmerica, Denver Job No.: 280-124986-1

SDG No.:

Instrument ID: CHHPLC_X3 Analysis Batch Number: 463366

Lab Sample ID: 280-124986-24 RE Client Sample ID: NW021-19A RE

Date Analyzed: 07/03/19 07:44 Lab File ID: 07020064.D GC Column: UltraCarb5uOD ID: 4.6(mm)

COMPOUND NAME	RETENTION TIME	MANUAL INTEGRATION		
		REASON	ANALYST	DATE
HMX	6.68	Baseline Smoothing	fiedlerh	07/03/19 10:31
RDX	7.74	Baseline Smoothing	fiedlerh	07/03/19 10:31
3-Nitrotoluene		Invalid Compound ID	fiedlerh	07/03/19 10:31
Tetryl		Invalid Compound ID	fiedlerh	07/03/19 10:31

Lab Sample ID: 280-124986-25 RE Client Sample ID: G0070-19A RE

Date Analyzed: 07/03/19 08:07 Lab File ID: 07020065.D GC Column: UltraCarb5uOD ID: 4.6(mm)

COMPOUND NAME	RETENTION TIME	MANUAL INTEGRATION		
		REASON	ANALYST	DATE
Nitrobenzene	9.96	Baseline Smoothing	fiedlerh	07/03/19 10:46
3-Nitrotoluene		Invalid Compound ID	fiedlerh	07/03/19 10:46

Lab Sample ID: 280-124986-25 MS RE Client Sample ID: G0070-19AMS MS RE

Date Analyzed: 07/03/19 08:30 Lab File ID: 07020066.D GC Column: UltraCarb5uOD ID: 4.6(mm)

COMPOUND NAME	RETENTION TIME	MANUAL INTEGRATION		
		REASON	ANALYST	DATE
HMX	6.64	Baseline Smoothing	fiedlerh	07/03/19 10:46

Lab Sample ID: CCV 280-463366/67 Client Sample ID:

Date Analyzed: 07/03/19 08:53 Lab File ID: 07020067.D GC Column: UltraCarb5uOD ID: 4.6(mm)

COMPOUND NAME	RETENTION TIME	MANUAL INTEGRATION		
		REASON	ANALYST	DATE
HMX	6.65	Baseline Smoothing	fiedlerh	07/03/19 10:47

HPLC/IC MANUAL INTEGRATION SUMMARY

Lab Name: Eurofins TestAmerica, Denver Job No.: 280-124986-1

SDG No.:

Instrument ID: CHHPLC_X3 Analysis Batch Number: 463366

Lab Sample ID: CCV 280-463366/69 Client Sample ID:

Date Analyzed: 07/03/19 09:39 Lab File ID: 07020069.D GC Column: UltraCarb5uOD ID: 4.6(mm)

COMPOUND NAME	RETENTION TIME	MANUAL INTEGRATION		
		REASON	ANALYST	DATE
TNX	6.55	Baseline Smoothing	fiedlerh	07/03/19 10:47
DNX	6.88	Baseline Smoothing	fiedlerh	07/03/19 10:47

Lab Sample ID: 280-124986-25 MSD RE Client Sample ID: G0070-19AMSD MSD RE

Date Analyzed: 07/03/19 10:02 Lab File ID: 07020070.D GC Column: UltraCarb5uOD ID: 4.6(mm)

COMPOUND NAME	RETENTION TIME	MANUAL INTEGRATION		
		REASON	ANALYST	DATE
HMX	6.64	Baseline Smoothing	fiedlerh	07/03/19 10:47

Lab Sample ID: 280-124986-26 RE Client Sample ID: G0108-19A RE

Date Analyzed: 07/03/19 10:25 Lab File ID: 07020071.D GC Column: UltraCarb5uOD ID: 4.6(mm)

COMPOUND NAME	RETENTION TIME	MANUAL INTEGRATION		
		REASON	ANALYST	DATE
MNX	7.30	Baseline Smoothing	fiedlerh	07/03/19 14:32
1,2-Dinitrobenzene	8.74	Baseline Smoothing	fiedlerh	07/03/19 14:33
1,3-Dinitrobenzene	9.59	Baseline Smoothing	fiedlerh	07/03/19 14:33
4-Nitrotoluene		Invalid Compound ID	fiedlerh	07/03/19 14:33
Tetryl	10.27	Baseline Smoothing	fiedlerh	07/03/19 14:33

Lab Sample ID: 280-124986-27 RE Client Sample ID: G0098-19A RE

Date Analyzed: 07/03/19 10:48 Lab File ID: 07020072.D GC Column: UltraCarb5uOD ID: 4.6(mm)

COMPOUND NAME	RETENTION TIME	MANUAL INTEGRATION		
		REASON	ANALYST	DATE
HMX	6.64	Baseline Smoothing	fiedlerh	07/03/19 14:34
1,2-Dinitrobenzene	8.73	Baseline Smoothing	fiedlerh	07/03/19 14:33
3-Nitrotoluene		Invalid Compound ID	fiedlerh	07/03/19 14:34
4-Nitrotoluene		Invalid Compound ID	fiedlerh	07/03/19 14:34

HPLC/IC MANUAL INTEGRATION SUMMARY

Lab Name: Eurofins TestAmerica, Denver Job No.: 280-124986-1

SDG No.:

Instrument ID: CHHPLC_X3 Analysis Batch Number: 463366

Lab Sample ID: 280-124986-28 RE Client Sample ID: G0097-19A RE

Date Analyzed: 07/03/19 11:11 Lab File ID: 07020073.D GC Column: UltraCarb5uOD ID: 4.6(mm)

COMPOUND NAME	RETENTION TIME	MANUAL INTEGRATION		
		REASON	ANALYST	DATE
MNX	7.34	Baseline Smoothing	fiedlerh	07/03/19 14:34
1,2-Dinitrobenzene	8.73	Baseline Smoothing	fiedlerh	07/03/19 14:35
1,3,5-Trinitrobenzene	8.86	Baseline Smoothing	fiedlerh	07/03/19 14:35
3-Nitrotoluene		Invalid Compound ID	fiedlerh	07/03/19 14:35
Tetryl	10.26	Baseline Smoothing	fiedlerh	07/03/19 14:35
2,4,6-Trinitrotoluene	11.25	Baseline Smoothing	fiedlerh	07/03/19 14:35
2,4-Dinitrotoluene	12.14	Baseline Smoothing	fiedlerh	07/03/19 14:35

Lab Sample ID: 280-124986-29 RE Client Sample ID: G0109-19A RE

Date Analyzed: 07/03/19 11:34 Lab File ID: 07020074.D GC Column: UltraCarb5uOD ID: 4.6(mm)

COMPOUND NAME	RETENTION TIME	MANUAL INTEGRATION		
		REASON	ANALYST	DATE
HMX	6.65	Baseline Smoothing	fiedlerh	07/03/19 14:36
1,2-Dinitrobenzene	8.73	Baseline Smoothing	fiedlerh	07/03/19 14:36
3-Nitrotoluene		Invalid Compound ID	fiedlerh	07/03/19 14:36
Tetryl		Invalid Compound ID	fiedlerh	07/03/19 14:36

Lab Sample ID: 280-124986-30 RE Client Sample ID: G0099-19A RE

Date Analyzed: 07/03/19 11:57 Lab File ID: 07020075.D GC Column: UltraCarb5uOD ID: 4.6(mm)

COMPOUND NAME	RETENTION TIME	MANUAL INTEGRATION		
		REASON	ANALYST	DATE
HMX	6.64	Baseline Smoothing	fiedlerh	07/03/19 14:36
RDX	7.76	Baseline Smoothing	fiedlerh	07/03/19 14:36
1,2-Dinitrobenzene	8.73	Baseline Smoothing	fiedlerh	07/03/19 14:36
3-Nitrotoluene		Invalid Compound ID	fiedlerh	07/03/19 14:37
4-Nitrotoluene		Invalid Compound ID	fiedlerh	07/06/19 15:32
Tetryl		Invalid Compound ID	fiedlerh	07/03/19 14:37

HPLC/IC MANUAL INTEGRATION SUMMARY

Lab Name: Eurofins TestAmerica, Denver Job No.: 280-124986-1

SDG No.:

Instrument ID: CHHPLC_X3 Analysis Batch Number: 463366

Lab Sample ID: 280-124986-31 RE Client Sample ID: G0067-19A RE

Date Analyzed: 07/03/19 12:20 Lab File ID: 07020076.D GC Column: UltraCarb5uOD ID: 4.6(mm)

COMPOUND NAME	RETENTION TIME	MANUAL INTEGRATION		
		REASON	ANALYST	DATE
RDX	7.74	Baseline Smoothing	fiedlerh	07/03/19 14:37
1,2-Dinitrobenzene	8.73	Baseline Smoothing	fiedlerh	07/03/19 14:37
3-Nitrotoluene		Invalid Compound ID	fiedlerh	07/03/19 14:38
4-Nitrotoluene		Invalid Compound ID	fiedlerh	07/06/19 15:43

Lab Sample ID: 280-124986-32 RE Client Sample ID: G0079-19A RE

Date Analyzed: 07/03/19 12:43 Lab File ID: 07020077.D GC Column: UltraCarb5uOD ID: 4.6(mm)

COMPOUND NAME	RETENTION TIME	MANUAL INTEGRATION		
		REASON	ANALYST	DATE
1,2-Dinitrobenzene	8.74	Baseline Smoothing	fiedlerh	07/03/19 14:38
3-Nitrotoluene		Invalid Compound ID	fiedlerh	07/03/19 14:38

Lab Sample ID: 280-124986-33 RE Client Sample ID: G0081-19A RE

Date Analyzed: 07/03/19 13:06 Lab File ID: 07020078.D GC Column: UltraCarb5uOD ID: 4.6(mm)

COMPOUND NAME	RETENTION TIME	MANUAL INTEGRATION		
		REASON	ANALYST	DATE
1,2-Dinitrobenzene	8.74	Baseline Smoothing	fiedlerh	07/03/19 14:39
3-Nitrotoluene		Invalid Compound ID	fiedlerh	07/03/19 14:48
Tetryl		Invalid Compound ID	fiedlerh	07/03/19 14:48

HPLC/IC MANUAL INTEGRATION SUMMARY

Lab Name: Eurofins TestAmerica, Denver Job No.: 280-124986-1

SDG No.:

Instrument ID: CHHPLC_X3 Analysis Batch Number: 463366

Lab Sample ID: 280-124986-34 RE Client Sample ID: G0082-19A RE

Date Analyzed: 07/03/19 13:29 Lab File ID: 07020079.D GC Column: UltraCarb5uOD ID: 4.6(mm)

COMPOUND NAME	RETENTION TIME	MANUAL INTEGRATION		
		REASON	ANALYST	DATE
HMX	6.64	Baseline Smoothing	fiedlerh	07/03/19 14:48
RDX	7.75	Baseline Smoothing	fiedlerh	07/03/19 14:48
1,2-Dinitrobenzene	8.74	Baseline Smoothing	fiedlerh	07/03/19 14:48
3-Nitrotoluene		Invalid Compound ID	fiedlerh	07/03/19 14:48
Tetryl		Invalid Compound ID	fiedlerh	07/03/19 14:48

Lab Sample ID: CCV 280-463366/82 Client Sample ID:

Date Analyzed: 07/03/19 14:38 Lab File ID: 07020082.D GC Column: UltraCarb5uOD ID: 4.6(mm)

COMPOUND NAME	RETENTION TIME	MANUAL INTEGRATION		
		REASON	ANALYST	DATE
TNX	6.55	Baseline Smoothing	fiedlerh	07/05/19 10:50
DNX	6.89	Baseline Smoothing	fiedlerh	07/05/19 10:50

GENERAL CHEMISTRY MANUAL INTEGRATION SUMMARY

Lab Name: Eurofins TestAmerica, Denver Job No.: 280-124986-1

SDG No.:

Instrument ID: WC_IonChrom10 Analysis Batch Number: 463472

Lab Sample ID: STD1 280-463472/2 IC Client Sample ID:

Date Analyzed: 07/02/19 22:14 Lab File ID: Info 2_DENPC179_Anions_20 GC Column: Metrosepp A S ID:

COMPOUND NAME	RETENTION TIME	MANUAL INTEGRATION		
		REASON	ANALYST	DATE
Sulfate	11.56	Peak assignment corrected	pedrickj	07/03/19 08:31

Lab Sample ID: STD2 280-463472/3 IC Client Sample ID:

Date Analyzed: 07/02/19 22:31 Lab File ID: Info 2_DENPC179_Anions_20 GC Column: Metrosepp A S ID:

COMPOUND NAME	RETENTION TIME	MANUAL INTEGRATION		
		REASON	ANALYST	DATE
Sulfate	11.55	Peak assignment corrected	pedrickj	07/03/19 08:32

Lab Sample ID: STD3 280-463472/4 IC Client Sample ID:

Date Analyzed: 07/02/19 22:49 Lab File ID: Info 2_DENPC179_Anions_20 GC Column: Metrosepp A S ID:

COMPOUND NAME	RETENTION TIME	MANUAL INTEGRATION		
		REASON	ANALYST	DATE
Sulfate	11.56	Peak assignment corrected	pedrickj	07/03/19 08:32

Lab Sample ID: STD4 280-463472/5 IC Client Sample ID:

Date Analyzed: 07/02/19 23:06 Lab File ID: Info 2_DENPC179_Anions_20 GC Column: Metrosepp A S ID:

COMPOUND NAME	RETENTION TIME	MANUAL INTEGRATION		
		REASON	ANALYST	DATE
Sulfate	11.54	Peak assignment corrected	pedrickj	07/03/19 08:32

Lab Sample ID: STD5 280-463472/6 IC Client Sample ID:

Date Analyzed: 07/02/19 23:24 Lab File ID: Info 2_DENPC179_Anions_20 GC Column: Metrosepp A S ID:

COMPOUND NAME	RETENTION TIME	MANUAL INTEGRATION		
		REASON	ANALYST	DATE
Sulfate	11.51	Peak assignment corrected	pedrickj	07/03/19 08:32

GENERAL CHEMISTRY MANUAL INTEGRATION SUMMARY

Lab Name: Eurofins TestAmerica, Denver Job No.: 280-124986-1

SDG No.:

Instrument ID: WC_IonChrom10 Analysis Batch Number: 463472

Lab Sample ID: STD6 280-463472/7 IC Client Sample ID:

Date Analyzed: 07/02/19 23:41 Lab File ID: Info 2_DENPC179_Anions_20 GC Column: Metrosepp A S ID:

COMPOUND NAME	RETENTION TIME	MANUAL INTEGRATION		
		REASON	ANALYST	DATE
Sulfate	11.50	Peak assignment corrected	pedrickj	07/03/19 08:32

REAGENT TRACEABILITY SUMMARY

Lab Name: Eurofins TestAmerica, Denver Job No.: 280-124986-1

SDG No.:

Reagent ID	Exp Date	Prep Date	Dilutant Used	Reagent Final Volume	Parent Reagent		Analyte	Concentration
					Reagent ID	Volume Added		
350.1 cal_00370	06/24/19	06/17/19	Di Water, Lot na	100 mL	NH3 CAL STD_00030	10 mL	Ammonia	100 mg/L
.NH3 CAL STD_00030	02/28/20	Ricca, Lot 1808L28			(Purchased Reagent)		Ammonia	1000 mg/L
350.1 ICV_00353	06/24/19	06/17/19	na, Lot na	100 mL	NH3 ICV STD_00026	10 mL	Ammonia	99.6 mg/L
.NH3 ICV STD_00026	04/01/20	Inorganic Ventures, Lot M2-NH662533			(Purchased Reagent)		Ammonia	996 mg/L
8330 DMT_00002	12/31/19	03/13/19	Acetonitrile, Lot 184936	5 mL	MNX,TNX,DNX_00027	1 mL	DNX	20.02 ug/mL
							MNX	23.34 ug/mL
							TNX	20.02 ug/mL
.MNX,TNX,DNX_00027	12/31/19	ULTRA Scientific, Lot CS-5628			(Purchased Reagent)		DNX	100.1 ug/mL
							MNX	116.7 ug/mL
							TNX	100.1 ug/mL
8330 LCS_00084	05/16/19	11/16/18	Acetonitrile, Lot ACN_00215	100 mL	8330 LCSMix2_00101	1 mL	2,6-Dinitrotoluene	10 ug/mL
							2-Amino-4,6-dinitrotoluene	10 ug/mL
							2-Nitrotoluene	10 ug/mL
							3-Nitrotoluene	10 ug/mL
							4-Amino-2,6-dinitrotoluene	10 ug/mL
							4-Nitrotoluene	10 ug/mL
							Tetryl	10 ug/mL
					8330LCSMix1_00104	1 mL	1,3,5-Trinitrobenzene	10 ug/mL
							1,3-Dinitrobenzene	10 ug/mL
							2,4,6-Trinitrotoluene	10 ug/mL
							2,4-Dinitrotoluene	10 ug/mL
							HMX	10 ug/mL
							Nitrobenzene	10 ug/mL
							RDX	10 ug/mL
.8330 LCSMix2_00101	11/16/19	Restek, Lot A0122699			(Purchased Reagent)		2,6-Dinitrotoluene	1000 ug/mL
							2-Amino-4,6-dinitrotoluene	1000 ug/mL
							2-Nitrotoluene	1000 ug/mL
							3-Nitrotoluene	1000 ug/mL
							4-Amino-2,6-dinitrotoluene	1000 ug/mL
							4-Nitrotoluene	1000 ug/mL
							Tetryl	1000 ug/mL
.8330LCSMix1_00104	11/16/19	Restek, Lot A0128688			(Purchased Reagent)		1,3,5-Trinitrobenzene	1000 ug/mL
							1,3-Dinitrobenzene	1000 ug/mL
							2,4,6-Trinitrotoluene	1000 ug/mL
							2,4-Dinitrotoluene	1000 ug/mL
							HMX	1000 ug/mL
							Nitrobenzene	1000 ug/mL
							RDX	1000 ug/mL
8330 LCS_00089	11/08/19	05/08/19	Acetonitrile, Lot ACN_00030	100 mL	8330_NG_Stk_00071	1 mL	Nitroglycerin	100 ug/mL
					8330_NG_Stk_00073	1 mL	Nitroglycerin	100 ug/mL
					8330_PETN_Stk_00076	1 mL	PETN	100 ug/mL
					8330_PETN_Stk_00077	1 mL	PETN	100 ug/mL
					8330LCSMix1_00109	1 mL	1,3,5-Trinitrobenzene	10 ug/mL

Lab Name: Eurofins TestAmerica, Denver Job No.: 280-124986-1

SDG No.:

Reagent ID	Exp Date	Prep Date	Dilutant Used	Reagent Final Volume	Parent Reagent		Analyte	Concentration
					Reagent ID	Volume Added		
							1,3-Dinitrobenzene	10 ug/mL
							2,4,6-Trinitrotoluene	10 ug/mL
							2,4-Dinitrotoluene	10 ug/mL
							HMX	10 ug/mL
							Nitrobenzene	10 ug/mL
							RDX	10 ug/mL
					8330LCSmix2_00008	1 mL	2,6-Dinitrotoluene	10 ug/mL
							2-Amino-4,6-dinitrotoluene	10 ug/mL
							2-Nitrotoluene	10 ug/mL
							3-Nitrotoluene	10 ug/mL
							4-Amino-2,6-dinitrotoluene	10 ug/mL
							4-Nitrotoluene	10 ug/mL
							Tetryl	10 ug/mL
					PicricARestek_00083	1 mL	2,4,6-Trinitrophenol	10 ug/mL
.8330_NG_Stk_00071	07/31/20		Restek, Lot A0129124		(Purchased Reagent)		Nitroglycerin	5000 ug/mL
.8330_NG_Stk_00073	07/31/20		Restek, Lot A0129124		(Purchased Reagent)		Nitroglycerin	5000 ug/mL
.8330_PETN_Stk_00076	03/31/21		Restek, Lot A0136306		(Purchased Reagent)		PETN	5000 ug/mL
.8330_PETN_Stk_00077	03/31/21		Restek, Lot A0136306		(Purchased Reagent)		PETN	5000 ug/mL
.8330LCSMix1_00109	10/31/22		Restek, Lot A0131772		(Purchased Reagent)		1,3,5-Trinitrobenzene	1000 ug/mL
							1,3-Dinitrobenzene	1000 ug/mL
							2,4,6-Trinitrotoluene	1000 ug/mL
							2,4-Dinitrotoluene	1000 ug/mL
							HMX	1000 ug/mL
							Nitrobenzene	1000 ug/mL
							RDX	1000 ug/mL
.8330LCSmix2_00008	08/31/23		Restek, Lot A0141002		(Purchased Reagent)		2,6-Dinitrotoluene	1000 ug/mL
							2-Amino-4,6-dinitrotoluene	1000 ug/mL
							2-Nitrotoluene	1000 ug/mL
							3-Nitrotoluene	1000 ug/mL
							4-Amino-2,6-dinitrotoluene	1000 ug/mL
							4-Nitrotoluene	1000 ug/mL
							Tetryl	1000 ug/mL
.PicricARestek_00083	11/30/23		Restek, Lot A0143208		(Purchased Reagent)		2,4,6-Trinitrophenol	1000 ug/mL
8330_OP_DMT_00002	12/31/19	03/12/19	Acetonitrile, Lot 00222	10 mL	MNX,TNX,DNX_00026	1 mL	DNX	10.01 ug/mL
							MNX	11.67 ug/mL
							TNX	10.01 ug/mL
.MNX,TNX,DNX_00026	12/31/19		ULTRA Scientific, Lot CS-5628		(Purchased Reagent)		DNX	100.1 ug/mL
							MNX	116.7 ug/mL
							TNX	100.1 ug/mL
8330IntermStk_00058	07/19/19	05/07/19	Acetonitrile, Lot 200488	5 mL	8330_NG_Stk_00052	200 uL	Nitroglycerin	200 ug/mL
					8330_PETN_Stk_00056	200 uL	PETN	200 ug/mL
					8330ICALStock_00029	1 mL	1,3,5-Trinitrobenzene	20 ug/mL
							1,3-Dinitrobenzene	20.02 ug/mL
							2,4,6-Trinitrotoluene	20.08 ug/mL
							2,4-Dinitrotoluene	20.04 ug/mL
							2,6-Dinitrotoluene	20.06 ug/mL

Lab Name: Eurofins TestAmerica, Denver Job No.: 280-124986-1

SDG No.:

Reagent ID	Exp Date	Prep Date	Dilutant Used	Reagent Final Volume	Parent Reagent		Analyte	Concentration
					Reagent ID	Volume Added		
							2-Amino-4,6-dinitrotoluene	20.06 ug/mL
							2-Nitrotoluene	20.06 ug/mL
							3-Nitrotoluene	20.08 ug/mL
							4-Amino-2,6-dinitrotoluene	20.06 ug/mL
							4-Nitrotoluene	20.08 ug/mL
							HMX	20 ug/mL
							Nitrobenzene	20.04 ug/mL
							RDX	20 ug/mL
							Tetryl	20 ug/mL
							1,2-Dinitrobenzene	20 ug/mL
					8330PAStkPS_00058	1 mL	2,4,6-Trinitrophenol	20 ug/mL
.8330_NG_Stk_00052	01/01/20		Restek, Lot A0124122		(Purchased Reagent)		Nitroglycerin	5000 ug/mL
.8330_PETN_Stk_00056	01/01/20		Restek, Lot A0124124		(Purchased Reagent)		PETN	5000 ug/mL
.8330ICALStock_00029	11/30/19	11/30/18	Acetonitrile, Lot 200488	10 mL	8330 Stock_TS_00012	1 mL	1,3,5-Trinitrobenzene	100 ug/mL
							1,3-Dinitrobenzene	100.1 ug/mL
							2,4,6-Trinitrotoluene	100.4 ug/mL
							2,4-Dinitrotoluene	100.2 ug/mL
							2,6-Dinitrotoluene	100.3 ug/mL
							2-Amino-4,6-dinitrotoluene	100.3 ug/mL
							2-Nitrotoluene	100.3 ug/mL
							3-Nitrotoluene	100.4 ug/mL
							4-Amino-2,6-dinitrotoluene	100.3 ug/mL
							4-Nitrotoluene	100.4 ug/mL
							HMX	100 ug/mL
							Nitrobenzene	100.2 ug/mL
							RDX	100 ug/mL
							Tetryl	100 ug/mL
					8330SurrStock_00163	1 mL	1,2-Dinitrobenzene	100 ug/mL
..8330 Stock_TS_00012	04/30/20		Ultra Scientific, Lot CR-1002		(Purchased Reagent)		1,3,5-Trinitrobenzene	1000 ug/mL
							1,3-Dinitrobenzene	1001 ug/mL
							2,4,6-Trinitrotoluene	1004 ug/mL
							2,4-Dinitrotoluene	1002 ug/mL
							2,6-Dinitrotoluene	1003 ug/mL
							2-Amino-4,6-dinitrotoluene	1003 ug/mL
							2-Nitrotoluene	1003 ug/mL
							3-Nitrotoluene	1004 ug/mL
							4-Amino-2,6-dinitrotoluene	1003 ug/mL
							4-Nitrotoluene	1004 ug/mL
							HMX	1000 ug/mL
							Nitrobenzene	1002 ug/mL
							RDX	1000 ug/mL
							Tetryl	1000 ug/mL
..8330SurrStock_00163	08/15/24		AccuStandard, Lot 216071012		(Purchased Reagent)		1,2-Dinitrobenzene	1000 ug/mL
.8330PAStkPS_00058	07/19/19		AccuStandard, Lot 216061376-01		(Purchased Reagent)		2,4,6-Trinitrophenol	100 ug/mL
8330Surrogate_00103	12/04/19	03/17/19	Acetonitrile, Lot ACN_00219	500 mL	8330SurrStkSS_00134	1.25 mL	1,2-Dinitrobenzene	10 ug/mL
					8330SurrStkSS_00135	1.25 mL	1,2-Dinitrobenzene	10 ug/mL

REAGENT TRACEABILITY SUMMARY

Lab Name: Eurofins TestAmerica, Denver Job No.: 280-124986-1

SDG No.:

Reagent ID	Exp Date	Prep Date	Dilutant Used	Reagent Final Volume	Parent Reagent		Analyte	Concentration
					Reagent ID	Volume Added		
					8330SurrStkSS_00152	1.25 mL	1,2-Dinitrobenzene	10 ug/mL
					8330SurrStkSS_00153	1.25 mL	1,2-Dinitrobenzene	10 ug/mL
.8330SurrStkSS_00134	02/28/22		Restek, Lot A0124792		(Purchased Reagent)		1,2-Dinitrobenzene	1000 ug/mL
.8330SurrStkSS_00135	02/28/22		Restek, Lot A0124792		(Purchased Reagent)		1,2-Dinitrobenzene	1000 ug/mL
.8330SurrStkSS_00152	07/31/23		Restek, Lot A0139489		(Purchased Reagent)		1,2-Dinitrobenzene	1000 ug/mL
.8330SurrStkSS_00153	07/31/23		Restek, Lot A0139489		(Purchased Reagent)		1,2-Dinitrobenzene	1000 ug/mL
8330Surrogate_00105	11/28/19	05/28/19	Acetonitrile, Lot ACN_00033	500 mL	8330SurrStkSS_00142	1 mL	1,2-Dinitrobenzene	10 ug/mL
							1,2-Dinitrobenzene (Surr)	10 ug/mL
					8330SurrStkSS_00145	1 mL	1,2-Dinitrobenzene	10 ug/mL
							1,2-Dinitrobenzene (Surr)	10 ug/mL
					8330SurrStkSS_00146	1 mL	1,2-Dinitrobenzene	10 ug/mL
							1,2-Dinitrobenzene (Surr)	10 ug/mL
					8330SurrStkSS_00149	1 mL	1,2-Dinitrobenzene	10 ug/mL
							1,2-Dinitrobenzene (Surr)	10 ug/mL
					8330SurrStkSS_00150	1 mL	1,2-Dinitrobenzene	10 ug/mL
							1,2-Dinitrobenzene (Surr)	10 ug/mL
.8330SurrStkSS_00142	03/31/23		Restek, Lot A0135839		(Purchased Reagent)		1,2-Dinitrobenzene	1000 ug/mL
							1,2-Dinitrobenzene (Surr)	1000 ug/mL
.8330SurrStkSS_00145	03/31/23		Restek, Lot A0135839		(Purchased Reagent)		1,2-Dinitrobenzene	1000 ug/mL
							1,2-Dinitrobenzene (Surr)	1000 ug/mL
.8330SurrStkSS_00146	03/31/23		Restek, Lot A0135839		(Purchased Reagent)		1,2-Dinitrobenzene	1000 ug/mL
							1,2-Dinitrobenzene (Surr)	1000 ug/mL
.8330SurrStkSS_00149	03/31/23		Restek, Lot A0135839		(Purchased Reagent)		1,2-Dinitrobenzene	1000 ug/mL
							1,2-Dinitrobenzene (Surr)	1000 ug/mL
.8330SurrStkSS_00150	03/31/23		Restek, Lot A0135839		(Purchased Reagent)		1,2-Dinitrobenzene	1000 ug/mL
							1,2-Dinitrobenzene (Surr)	1000 ug/mL
Alk daily lcs_00826	06/24/19	06/17/19	Di Water, Lot na	1000 mL	Alk stk std_00016	4 mL	Total Alkalinity as CaCO3	200 mg/L
.Alk stk std_00016	06/30/20		Fischer, Lot 182564		(Purchased Reagent)		Total Alkalinity as CaCO3	50 g/L
Alk high lcs_00327	06/25/19	06/24/19	Di Water, Lot na	250 mL	Alk stk std_00016	5 mL	Total Alkalinity as CaCO3	1000 mg/L
.Alk stk std_00016	06/30/20		Fischer, Lot 182564		(Purchased Reagent)		Total Alkalinity as CaCO3	50 g/L
IC CAL cl/so4_00263	07/05/19	06/28/19	Di Water, Lot na	100 mL	IC CL cal_00058	25 mL	Chloride	250 mg/L
					IC sulfatecal_00057	25 mL	Sulfate	250 mg/L
.IC CL cal_00058	04/30/20		SPEX CertiPrep, Lot 4-154CL-2X		(Purchased Reagent)		Chloride	1000 mg/L
.IC sulfatecal_00057	06/30/20		SPEX CertiPrep, Lot 4-197SO4-2X		(Purchased Reagent)		Sulfate	1000 mg/L
IC CAL cl/so4_00264	07/12/19	07/05/19	Di Water, Lot na	100 mL	IC sulfatecal_00057	25 mL	Sulfate	250 mg/L
.IC sulfatecal_00057	06/30/20		SPEX CertiPrep, Lot 4-197SO4-2X		(Purchased Reagent)		Sulfate	1000 mg/L
IC Cal low_00469	07/09/19	07/02/19	Di Water, Lot NA	100 mL	IC BR ICV_00012	5 mL	Bromide	50 mg/L
					IC FL cal_00013	5 mL	Fluoride	50 mg/L
.IC BR ICV_00012	09/30/19		ricca, Lot 1804F11		(Purchased Reagent)		Bromide	1000 mg/L
.IC FL cal_00013	10/31/19		Ricca, Lot 4805C89		(Purchased Reagent)		Fluoride	1000 mg/L
IC LCS_01625	07/09/19	07/08/19	Di Water, Lot 27	200 mL	IC sulfatecal_00057	20 mL	Sulfate	100 mg/L as N
.IC sulfatecal_00057	06/30/20		SPEX CertiPrep, Lot 4-197SO4-2X		(Purchased Reagent)		Sulfate	1000 mg/L
IC LCS_01626	07/10/19	07/09/19	Di Water, Lot 27	200 mL	IC sulfatecal_00057	20 mL	Sulfate	100 mg/L as N
.IC sulfatecal_00057	06/30/20		SPEX CertiPrep, Lot 4-197SO4-2X		(Purchased Reagent)		Sulfate	1000 mg/L

REAGENT TRACEABILITY SUMMARY

Lab Name: Eurofins TestAmerica, Denver Job No.: 280-124986-1

SDG No.:

Reagent ID	Exp Date	Prep Date	Dilutant Used	Reagent Final Volume	Parent Reagent		Analyte	Concentration
					Reagent ID	Volume Added		
ICMS/MSD WEEK_00602	07/09/19	07/02/19	Di Water, Lot NA	10 mL	IC SPK 6 ANIO_00021	5 mL	Sulfate	2500.26 mg/L
.IC SPK 6 ANIO_00021	10/01/19	10/01/18	Di Water, Lot NA	1000 mL	IC MS/MSD S04_00005	9.0704 g	Sulfate	5000.51 mg/L
..IC MS/MSD S04_00005	09/29/20		FISHER, Lot 147276		(Purchased Reagent)		Sulfate	0.5513 g/g
ICMS/MSD WEEK_00603	07/16/19	07/09/19	Di Water, Lot NA	10 mL	IC SPK 6 ANIO_00021	5 mL	Sulfate	2500.26 mg/L
.IC SPK 6 ANIO_00021	10/01/19	10/01/18	Di Water, Lot NA	1000 mL	IC MS/MSD S04_00005	9.0704 g	Sulfate	5000.51 mg/L
..IC MS/MSD S04_00005	09/29/20		FISHER, Lot 147276		(Purchased Reagent)		Sulfate	0.5513 g/g
NXN CAL INT_00499	07/03/19	06/25/19	Di Water, Lot NA	100 mL	NOXT Cal STD_00022	10 mL	Nitrate Nitrite as N	100 mg/L
.NOXT Cal STD_00022	08/31/19		RICCA, Lot 2803904		(Purchased Reagent)		Nitrate Nitrite as N	1000 mg/L
NXN CAL INT_00500	07/12/19	07/05/19	Di Water, Lot NA	100 mL	NOXT Cal STD_00022	10 mL	Nitrate Nitrite as N	100 mg/L
.NOXT Cal STD_00022	08/31/19		RICCA, Lot 2803904		(Purchased Reagent)		Nitrate Nitrite as N	1000 mg/L
NXN ICV INT_00480	07/03/19	06/25/19	Di Water, Lot NA	100 mL	NOXT ICV STD_00022	10 mL	Nitrate Nitrite as N	100 mg/L
.NOXT ICV STD_00022	12/31/19		ERA, Lot 031217		(Purchased Reagent)		Nitrate Nitrite as N	1000 mg/L
NXN ICV INT_00481	07/12/19	07/05/19	Di Water, Lot NA	100 mL	NOXT ICV STD_00022	10 mL	Nitrate Nitrite as N	100 mg/L
.NOXT ICV STD_00022	12/31/19		ERA, Lot 031217		(Purchased Reagent)		Nitrate Nitrite as N	1000 mg/L
RSK175methane_00009	05/18/19		Supelco Analytical, Lot 403-191386		(Purchased Reagent)		Methane	650500 ug/L
RSK7gasMathes_00025	12/01/19		Matheson, Lot 9307628511		(Purchased Reagent)		Methane	6570.3 ug/L
RSK7gasMathes_00026	04/03/20		Matheson, Lot 9308630516		(Purchased Reagent)		Acetylene	10667 ug/L
							Ethane	12317 ug/L
							Ethylene	11490 ug/L
							Methane	6570.3 ug/L
RSK7gasMathes_00027	10/24/20		Matheson, Lot 9308634170		(Purchased Reagent)		Methane	6570.3 ug/L
SFD CAL INT_01659	08/28/19	05/28/19	Di Water, Lot NA	500 mL	50% NaOH_00017	2 mL	Sodium Hydroxide	2000 mg/L
					SFD CAL STK_00006	4.87 g	Sulfide	1300.29 mg/L
.50% NaOH_00017	10/01/20		Fisher, Lot 186215		(Purchased Reagent)		Sodium Hydroxide	50 %
.SFD CAL STK_00006	10/01/23		ACROS, Lot A0390872		(Purchased Reagent)		Sulfide	0.1335 g/g
TKN 25ppm_00794	07/01/19	05/31/19	Di Water, Lot 1	100 mL	TKN 100PPM_00108	25 mL	Nitrogen, Total Kjeldahl	25 mg/L
.TKN 100PPM_00108	07/01/19	05/31/19	Di Water, Lot 1	500 mL	TKN CAL STD_00017	50 mL	Nitrogen, Total Kjeldahl	100 mg/L
..TKN CAL STD_00017	01/31/21		nsi lab solutions, Lot 010617		(Purchased Reagent)		Nitrogen, Total Kjeldahl	1000 mg/L
TKN 25ppm_00795	07/27/19	06/26/19	Di Water, Lot 1	100 mL	TKN 100PPM_00109	25 mL	Nitrogen, Total Kjeldahl	25 mg/L
.TKN 100PPM_00109	07/27/19	06/26/19	Di Water, Lot 1	500 mL	TKN CAL STD_00017	50 mL	Nitrogen, Total Kjeldahl	100 mg/L
..TKN CAL STD_00017	01/31/21		nsi lab solutions, Lot 010617		(Purchased Reagent)		Nitrogen, Total Kjeldahl	1000 mg/L
TKN ICV 25_00080	07/27/19	06/26/19	DI water, Lot 1	100 mL	TKN ICV 100_00071	25 mL	Nitrogen, Total Kjeldahl	25 mg/L
.TKN ICV 100_00071	07/27/19	06/26/19	Di Water, Lot 1	500 mL	TKN ICV_00011	50 mL	Nitrogen, Total Kjeldahl	100 mg/L
..TKN ICV_00011	11/30/20		ERA, Lot 281018		(Purchased Reagent)		Nitrogen, Total Kjeldahl	1000 mg/L
TOC ICV Std_00037	01/31/20		Ricca, Lot 1807G06		(Purchased Reagent)		Dissolved Organic Carbon - Quad	1000 ppm
							DOC Result 1	1000 ppm
							DOC Result 2	1000 ppm
							DOC Result 3	1000 ppm
							DOC Result 4	1000 ppm
TOC LCS Std_00046	03/31/21		Ultra Scientific, Lot CT-0920		(Purchased Reagent)		Dissolved Organic Carbon - Quad	1000 ppm

Reagent

50% NaOH_00017

ThermoFisher SCIENTIFIC

Certificate of Analysis

1 Reagent Lane
Fair Lawn, NJ 07410
201.796.7100 tel
201.796.1329 fax

ThermoFisher Scientific's Quality System has been found to conform to Quality Management System Standard ISO9001:2008 standard by SAI Global Certificate Number CERT - 0090918

This is to certify that units of the lot number below were tested and found to comply with the specifications of the grade listed. Certain data have been supplied by third parties. ThermoFisher Scientific expressly disclaims all warranties, expressed or implied, including the implied warranties of merchantability and fitness for a particular purpose. Certain products (USP/FCC/NF/EP/BP/JP grades) are sold for use in food, drug, or medical device manufacturing.ThermoFisher does not maintain DMF's with the FDA. The following are the actual analytical results obtained:

Catalog Number	SS254	Quality Test / Release Date	10/03/2018
Lot Number	186215	Expiration Date	Oct/2020
Description	SODIUM HYDROXIDE, 50%, CERTIFIED		
Country of Origin	United States		
Chemical Origin	Inorganic-non animal		
BSE/TSE Comment	This product is of mineral origin, not animal origin, and to the best of our knowledge, does not contribute to BSE or TSE.		
Chemical Comment	This product is not manufactured with natural latex rubber or genetically modified organisms. Also it is not manufactured using allergenic materials, including dyes/food dyes, eggs/egg products, fish/shellfish/crustaceans, flavors, glutens, legumes, milk, mollusks, MSG, mustards, plant nuts/seeds/oils, peanuts/peanut products, protein hydrolysates, soybean products, spices, sulfites, sulfates, tree nuts or oils, and wheat.		

N/A			
Result Name	Units	Specifications	Test Value
APPEARANCE		REPORT	CLEAR, COLORLESS LIQUID HAVING NO SEDIMENT OR PARTICULATES
ASSAY	%	Inclusive Between 50 - 52	50.5
CARBONATE	%	<= 0.10	0.07
CHLORIDE	%	<= 0.005	<0.005
HEAVY METALS (as Ag)	%	<= 0.001	<0.001
IDENTIFICATION	PASS/FAIL	= PASS TEST	PASS TEST
SULFATE (SO4)	%	<= 0.002	<0.002
AMMONIUM HYDROX. PPT	%	<= 0.010	<0.010
NITROGEN COMPOUNDS	ppm	<= 5	<5
PHOSPHATE (PO4)	ppm	<= 5	<5
POTASSIUM (K)	%	<= 0.025	<0.003
SILICA (SiO2)	%	<= 0.01	<0.01
IRON (Fe)	ppm	<= 5	<5

Teresa Bailey-Wyche

Quality Assurance Specialist - Certificate of Analysis Bridgewater

Note: The data listed is valid for all package sizes of this lot of this product, expressed as an extension of this catalog number listed above.
If there are any questions with this certificate, please call at (800) 227-6701.
*Based on suggested storage condition.

Reagent

8330 LCSMix2_00101

RESTEK
110 Benner Circle
Bellefonte, PA 16823-8812
Tel: (800)356-1688
Fax: (814)353-1309

www.restek.com

CERTIFIED REFERENCE MATERIAL

ACCREDITED
ISO Guide 34 Accredited
Reference Material Producer
Certificate #3222.01

Certificate of Analysis

ilac-MRA

ACCREDITED
ISO/IEC 17025 Accredited
Testing Laboratory
Certificate #3222.02

FOR LABORATORY USE ONLY-READ SDS PRIOR TO USE.

This Reference Material is intended for Laboratory Use Only as a standard for the qualitative and/or quantitative determination of the analyte(s) listed.

Catalog No. : 31451 **Lot No.:** A0122699

Description : 8330 Calibration Mix #2

8330 Calibration Std #2 1000µg/mL, Acetonitrile, 1mL/ampul

Container Size : 2 mL **Pkg Amt:** > 1 mL

Expiration Date : November 30, 2021 **Storage:** 10°C or colder

CERTIFIED VALUES

Elution Order	Compound		Grav. Conc. (weight/volume)		Expanded Uncertainty (95% C.L.; K=2)		
1	Tetryl **CAS #** 479-45-8 **Purity** 99%	(Lot 091120JLM)	1,000.0	µg/mL	+/- 5.9397 +/- 54.7830 +/- 63.8824	µg/mL µg/mL µg/mL	Gravimetric Unstressed Stressed
2	4-Amino-2,6-dinitrotoluene **CAS #** 19406-51-0 **Purity** 99%	(Lot ER070908-01)	1,002.0	µg/mL	+/- 5.9516 +/- 54.8926 +/- 64.0101	µg/mL µg/mL µg/mL	Gravimetric Unstressed Stressed
3	2-Amino-4,6-dinitrotoluene **CAS #** 35572-78-2 **Purity** 99%	(Lot 29550-55)	1,001.0	µg/mL	+/- 5.9456 +/- 54.8378 +/- 63.9463	µg/mL µg/mL µg/mL	Gravimetric Unstressed Stressed
4	2,6-Dinitrotoluene **CAS #** 606-20-2 **Purity** 99%	(Lot 1437483V)	1,001.0	µg/mL	+/- 5.9456 +/- 54.8378 +/- 63.9463	µg/mL µg/mL µg/mL	Gravimetric Unstressed Stressed
5	2-Nitrotoluene **CAS #** 88-72-2 **Purity** 99%	(Lot GA01)	1,001.0	µg/mL	+/- 5.9456 +/- 54.8378 +/- 63.9463	µg/mL µg/mL µg/mL	Gravimetric Unstressed Stressed
6	4-Nitrotoluene **CAS #** 99-99-0 **Purity** 97%	(Lot FAU01)	1,001.0	µg/mL	+/- 5.9459 +/- 54.8400 +/- 63.9488	µg/mL µg/mL µg/mL	Gravimetric Unstressed Stressed
7	3-Nitrotoluene **CAS #** 99-08-1 **Purity** 99%	(Lot 07329LG)	1,001.0	µg/mL	+/- 5.9456 +/- 54.8378 +/- 63.9463	µg/mL µg/mL µg/mL	Gravimetric Unstressed Stressed

Reagent

8330 Stock_TS_00012

Certificate of Analysis

Agilent

Combined Stock Solution

Product Number: NAIM-833E **Page:** 1 of 1

Lot Number: CR-1002 **Lot Issue Date:** 10-Mar-2017 **Expiration Date:** 30-Apr-2020

This ISO Guide 34 Reference Material (RM) was manufactured and verified in accordance with ULTRA's ISO 9001 registered quality system, and the analyte concentrations were verified by our ISO 17025 accredited laboratory. The true value and uncertainty value at the 95% confidence level for each analyte, determined gravimetrically, is listed below.

Analyte	CAS#	Analyte Lot	True Value
HMX	002691-41-0	RM06237	1000 ± 5 µg/mL
RDX	000121-82-4	RM10915	1000 ± 5 µg/mL
1,3,5-trinitrobenzene	000099-35-4	RM06608	1000 ± 5 µg/mL
m-dinitrobenzene	000099-65-0	RM04448	1001 ± 5 µg/mL
nitrobenzene	000098-95-3	RM11472	1002 ± 5 µg/mL
2,4,6-trinitrotoluene (TNT)	000118-96-7	RM11972	1004 ± 5 µg/mL
2,4-dinitrotoluene	000121-14-2	RM01209	1002 ± 5 µg/mL
tetryl	000479-45-8	RM12295	1000 ± 5 µg/mL
2,6-dinitrotoluene	000606-20-2	RM10763	1003 ± 5 µg/mL
2-nitrotoluene	000088-72-2	NT01996	1003 ± 5 µg/mL
3-nitrotoluene	000099-08-1	NT02212	1004 ± 5 µg/mL
4-nitrotoluene	000099-99-0	NT02096	1004 ± 5 µg/mL
2-amino-4,6-dinitrotoluene	035572-78-2	RM04229	1003 ± 5 µg/mL
4-amino-2,6-dinitrotoluene	019406-51-0	RM04226	1003 ± 5 µg/mL

Matrix: acetonitrile

Storage: Store at Room Temperature (15° to 30°C).

ULTRA uses balances calibrated with weights traceable to NIST in compliance with ANSI/NCSL Z-540-1 and ISO 9001, and calibrated Class A glassware in the manufacturing of these standards.

John Russo
President

Monica Bourgeois
Director of QA/RA

ANAB ACCREDITED ISO/IEC 17025 TESTING LABORATORY

ISO 9001
Registered
TUV USA, Inc.

250 Smith Street North Kingstown, Rhode Island 02852 **www.ultrasci.com**

Reagent

8330_NG_Stk_00052

110 Benner Circle
Bellefonte, PA 16823-8812
Tel: (800)356-1688
Fax: (814)353-1309

www.restek.com

CERTIFIED REFERENCE MATERIAL

Certificate of Composition

ISO Guide 34 Accredited
Reference Material Producer
Certificate #3222.01

ISO/IEC 17025 Accredited
Testing Laboratory
Certificate #3222.02

FOR LABORATORY USE ONLY-READ SDS PRIOR TO USE.

This Reference Material is intended for Laboratory Use Only as a standard for the qualitative and/or quantitative determination of the analyte(s) listed.

Catalog No. : 568871 **Lot No.:** A0124122

Description : Custom Nitroglycerin Standard

Custom Nitroglycerin Standard 5,000µg/mL, Acetonitrile, 1mL/ampul

Container Size : 2 mL **Pkg Amt:** > 1 mL

Expiration Date : January 31, 2020 **Storage:** 10°C or colder

C E R T I F I E D V A L U E S

Elution Order	Compound	Grav. Conc. (weight/volume)	Expanded Uncertainty (95% C.L.; K=2)	
1	Nitroglycerin	5,016.0 µg/mL	+/- 46.6461 µg/mL	Gravimetric
	CAS # 55-63-0 (Lot 150612JLM)		+/- 277.1256 µg/mL	Unstressed
	Purity 99%		+/- 322.4378 µg/mL	Stressed

Solvent: Acetonitrile
CAS # 75-05-8
Purity 99%

Column:
250mm x 4.6mm
Ultra C18 (cat.# 9174575)

Flow Rate:
1.0 ml/min.

Mobile Phase A:
-

Mobile Phase B:
water:methanol (44:56 V/V)

Mobile Phase Composition:
100%B

Det. Type:
Wavelength: 210 nm

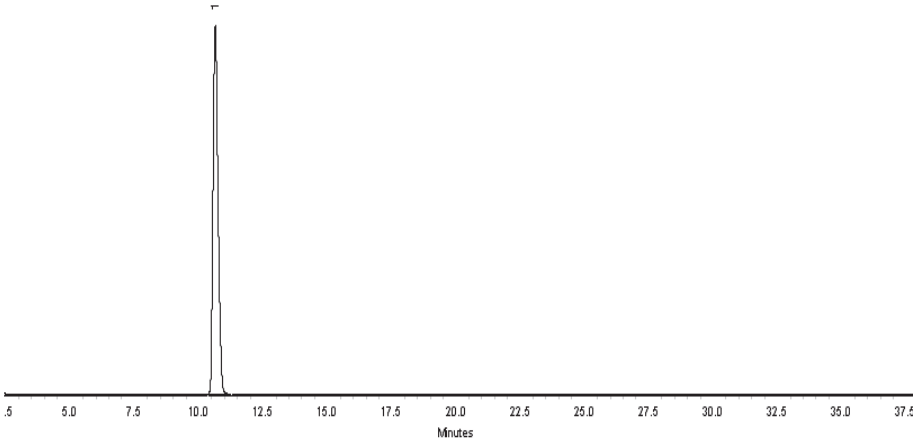

This chromatogram represents a general set of testing conditions chosen for product acceptance. For optimal results in your lab, conditions should be adjusted for your specific instrument, method, and application.

Kendra Jozefick - Mix Technician **Date Mixed:** 12-Jan-2017 **Balance:** B442140311

Jennifer Pollino - Operations Tech-ARM QC **Date Passed:** 17-Jan-2017 REVIEWED

Manufactured under Restek's ISO 9001:2008 Registered Quality System Certificate #FM 80397

General Certified Reference Material Notes

Expiration Notes:

- Expiration date valid for unopened ampul stored in compliance with the recommended conditions.
- Uncertainty, concentration, and expiration of the CRM are based on the unopened product being stored according to the recommended condition found in the storage field.

Purity Notes:

- Purity and/or chemical identity are determined by one or more of the following techniques: GC/FID, HPLC, GC/μECD, GC/MS, LC/MS, RI, and/or melting point.
- Compounds with a listed purity of less than 99% have been weight corrected to compensate for impurities and/or salts. A correction factor is used to calculate the amount of compound necessary to achieve the desired concentration of the parent compound in solution.
- Purity of isomeric compounds is reported as the sum of the isomers.
- Purity values are rounded to the nearest whole number.

Certified Uncertainty Value Notes:

- The uncertainties are determined in accordance with ISO Guides 34 and 35. The certified combined stressed uncertainty value (includes gravimetric uncertainty, homogeneity between-ampul uncertainty, storage stability uncertainty and shipping stability uncertainty and were combined using the following formula:

$$U_{combined\ stressed} = k\sqrt{U^2_{gravimetric} + U^2_{homogeneity} + U^2_{storage\ stability} + U^2_{shipping\ stability}}$$

  k is a coverage factor of 2, which gives a level of confidence of approximately 95%.
- It is important to note that the shipping stability uncertainty was obtained under temperature extremes for specific time intervals; therefore, the certified combined stressed uncertainty value should only be applied to the product if it was stored at non-standard temperature conditions up to and including 7 days. Contact Restek Technical Service at www.restek.com/Contact-Us for use recommendations if your shipment was in-transit for more than 7 days at non-standard temperature conditions.
- Apply the certified combined unstressed uncertainty value if the product was received under standard shipping conditions. Apply the certified combined stressed uncertainty value if the product was received under non-standard conditions as specified below.

Label Conditions	Standard Conditions	Non-Standard Conditions
25°C Nominal (Room Temperature)	< 60°C	≥ 60°C up to 7 days
10°C or colder (Refrigerate)	< 40°C	≥ 40°C up to 7 days
0°C or colder (Freezer)	< 25°C	≥ 25°C up to 7 days

- Separate (not combined) uncertainty values for gravimetric uncertainty are also displayed on the certificate, if needed, separate homogeneity between-ampul uncertainty, storage stability uncertainty and shipping stability uncertainty values are available by contacting Restek Technical Service at www.restek.com/Contact-Us.
- The packaged amount is the minimum sample size for which uncertainty is valid. The ampules are over-filled to ensure that the minimum packaged amount can be sufficiently transferred.

Manufacturing Notes:

- Concentration is based upon gravimetric preparation using either a balance whose calibration has been verified daily using NIST traceable weights, and/or dilutions with Class A glassware.

Handling Notes:

- Samples should be transferred into deactivated vials for handling and storage. Restek supplies deactivated vials along with most standards packed in 2 mL ampules. Due to space constraints, Restek does not supply vials for larger volume ampules. Restek sells DMDCS for the purpose of glassware deactivation as catalog number 31861, which includes complete instructions. Restek will also deactivate larger volume vials from our inventory as a custom ordered item. Contact your Restek sales or customer service representative for details.
- If any undissolved material is visible inside the ampul, sonicate the unopened ampul until the material is completely dissolved.

Reagent

8330_NG_Stk_00071

RESTEK®
110 Benner Circle
Bellefonte, PA 16823-8812
Tel: (800)356-1688
Fax: (814)353-1309

www.restek.com

CERTIFIED REFERENCE MATERIAL

Certificate of Composition

ACCREDITED
ISO Guide 34 Accredited
Reference Material Producer
Certificate #3222.01

ACCREDITED
ISO/IEC 17025 Accredited
Testing Laboratory
Certificate #3222.02

FOR LABORATORY USE ONLY-READ SDS PRIOR TO USE.

This Reference Material is intended for Laboratory Use Only as a standard for the qualitative and/or quantitative determination of the analyte(s) listed.

Catalog No. : 568871 **Lot No.:** A0129124

Description : Custom Nitroglycerin Standard

Custom Nitroglycerin Standard 5,000µg/mL, Acetonitrile, 1mL/ampul

Container Size : 2 mL **Pkg Amt:** > 1 mL

Expiration Date : July 31, 2020 **Storage:** 10°C or colder

CERTIFIED VALUES

Elution Order	Compound	Grav. Conc. (weight/volume)	Expanded Uncertainty (95% C.L.; K=2)		
1	Nitroglycerin	5,008.0 µg/mL	+/- 46.5717	µg/mL	Gravimetric
	CAS # 55-63-0 (Lot 170616JLM)		+/- 276.6836	µg/mL	Unstressed
	Purity 99%		+/- 321.9236	µg/mL	Stressed

Solvent: Acetonitrile
CAS # 75-05-8
Purity 99%

Reagent

8330_NG_Stk_00073

RESTEK®
110 Benner Circle
Bellefonte, PA 16823-8812
Tel: (800)356-1688
Fax: (814)353-1309

www.restek.com

CERTIFIED REFERENCE MATERIAL

Certificate of Composition

ACCREDITED
ISO Guide 34 Accredited
Reference Material Producer
Certificate #3222.01

ACCREDITED
ISO/IEC 17025 Accredited
Testing Laboratory
Certificate #3222.02

FOR LABORATORY USE ONLY-READ SDS PRIOR TO USE.

This Reference Material is intended for Laboratory Use Only as a standard for the qualitative and/or quantitative determination of the analyte(s) listed.

Catalog No. : 568871 **Lot No.:** A0129124

Description : Custom Nitroglycerin Standard

Custom Nitroglycerin Standard 5,000µg/mL, Acetonitrile, 1mL/ampul

Container Size : 2 mL **Pkg Amt:** > 1 mL

Expiration Date : July 31, 2020 **Storage:** 10°C or colder

CERTIFIED VALUES

Elution Order	Compound	Grav. Conc. (weight/volume)	Expanded Uncertainty (95% C.L.; K=2)		
1	Nitroglycerin	5,008.0 µg/mL	+/- 46.5717	µg/mL	Gravimetric
	CAS # 55-63-0 (Lot 170616JLM)		+/- 276.6836	µg/mL	Unstressed
	Purity 99%		+/- 321.9236	µg/mL	Stressed

Solvent: Acetonitrile
CAS # 75-05-8
Purity 99%

Reagent

8330_OP_DMT_00002

TestAmerica
THE LEADER IN ENVIRONMENTAL TESTING

8330_OP_DMT_00002

Reagent ID: 8330_OP_DMT_00002

Description:	Use for MNX, DNX, TNX spike	Expiration Date:	12/31/2019
No. of Bottles:	1	Laboratory:	TestAmerica Denver
Storage Location:	_Pick Storage Location	Prepared By:	Becker, Chad B
Reagent Volume:	10.000 mL	Solvent:	Acetonitrile
Creation Date:	03/12/2019	Solvent Lot:	00222
Open Date:			
Container(s):	5580180		
Comment:	Add 1 mL of MNX_TNX_DNX to 5 mL of acetonitrile. quantitative fill to 10 mL with ACN.		

Reagent Analyte Information

Analyte	Source ID	Source Exp. Date	Source Conc.	Source Conc. Units	Final Conc.	Final Conc. Units
DNX	MNX,TNX,DNX_00026	12/31/2019	100.10000	ug/mL	10.01000	ug/mL
MNX	MNX,TNX,DNX_00026	12/31/2019	116.70000	ug/mL	11.67000	ug/mL
TNX	MNX,TNX,DNX_00026	12/31/2019	100.10000	ug/mL	10.01000	ug/mL

Source Reagents

Reagent	Description	Type	Expiration	Vendor	Vendor Lot #	Vendor Cat Lot #	Volume Used	Volume Units
MNX,TNX,DNX_00026	Custom MNX,TNX,DNX 8321 exp ULTRA	ASTD	12/31/19	ULTRA Scientific	CS-5628	CUS-23984	1.00000	mL

HF 3/19/19

TestAmerica

THE LEADER IN ENVIRONMENTAL TESTING

This section to be completed by the analyst creating the standard:		
Standard Name	8330_OP_DMT	
Analyst name (and trainer if applicable)	CB	
Creation Date		
Checklist	Initial each item:	
	✓	Stock standard catalog # in TALS matches the catalog # on the vendor label.
	✓	All stock standards have a correct open date in TALS.
	✓	All stock standards have a correct expiration date in TALS.
Verification status	Initial one of the following:	
		Requires MeCl2 exchange prior to verification. Paperwork submitted to concentrations. Date/time submitted to concentrations:
		Requires esterification priot to verification. Paperwork submitted to concentrations. Date/time submitted to concentrations:
	CB	No exchange needed; aliquot submitted to analytical group for analysis. Date/time submitted to analytical group for analysis:
		No verification required. Submit to group leader.
		Other (specify and submit to group leader):

This section to be completed by concentrations analyst, if applicable:	
Volume of standard used:	Initials:
Final volume after exchange:	
Date/time submitted for analysis:	
Submitted with batch # (or other designated location):	
Volume of standard used:	Initials:
Final volume after esterification:	
Date/time submitted for analysis:	
Submitted with batch # (or other designated location):	

Page 210 of 2996

09/30/2019

Preliminary Report

TestAmerica Denver

LCS, Lab Control Sample Report

Sample Path: \\chromna\Denver\ChromData\G2_LUNA\20190317-79923.b\03170039.D

Lims ID: LCS 280-450627/4-A Inj. Date: 18-Mar-2019 12:13:51

Worklist ID: 280-0079923-039 Instrument: CHHPLC_G2_LUNA

Method: G2_8330_Luna

Compound	Amount Added	Amount Recovered	%Rec	Limits 1 3535	Limits 2 3535
3 TNX	0.2002	0.2314	115.6	50-150	
4 DNX	0.2002	0.2029	101.4	66-119	50-150
7 MNX	0.2334	0.2434	104.3	57-132	68-123
$ 10 1,2-Dinitrobenzene	0.2000	0.2190	109.5	83-119	63-127

Samples for Limit Group: 1, Lims Prep Method: 3535

280-120959-B-1-A	280-120959-A-2-A	280-120959-A-3-A
280-120959-B-4-A	280-120959-B-5-A	280-120959-A-6-A
280-120959-A-7-A	280-120959-A-8-A	280-120959-A-9-A
280-121028-A-1-A	280-121028-B-2-A	280-121028-A-7-A
280-121028-A-8-A	280-121028-B-9-A	280-121028-A-10-A
280-121028-A-11-A	280-121068-A-1-A	280-121068-B-2-A
280-121068-A-3-A	280-121068-B-5-A	280-121068-A-6-A
280-121068-A-7-A	280-121068-A-9-A	280-121068-B-10-A
280-121068-B-13-A		

Samples for Limit Group: 2, Lims Prep Method: 3535

680-165694-D-7-A	680-165694-E-8-A	680-165755-D-1-A
680-165755-E-2-A	680-165755-D-3-A	680-165755-E-4-A

Reagent

8330_PETN_Stk_00056

110 Benner Circle
Bellefonte, PA 16823-8812
Tel: (800)356-1688
Fax: (814)353-1309

www.restek.com

CERTIFIED REFERENCE MATERIAL

Certificate of Composition

ISO Guide 34 Accredited
Reference Material Producer
Certificate #3222.01

ISO/IEC 17025 Accredited
Testing Laboratory
Certificate #3222.02

FOR LABORATORY USE ONLY-READ SDS PRIOR TO USE.

This Reference Material is intended for Laboratory Use Only as a standard for the qualitative and/or quantitative determination of the analyte(s) listed.

Catalog No. : 568872 **Lot No.:** A0124124

Description : Custom PETN Standard

Custom PETN Standard 5000 µg/mL, Acetonitrile, 1mL/ampul

Container Size : 2 mL **Pkg Amt:** > 1 mL

Expiration Date : January 31, 2020 **Storage:** 10°C or colder

C E R T I F I E D V A L U E S

Elution Order	Compound	Grav. Conc. (weight/volume)	Expanded Uncertainty (95% C.L.; K=2)	
1	PETN	5,024.0 µg/mL	+/- 46.7205 µg/mL	Gravimetric
	CAS # 78-11-5 (Lot 051108JLM)		+/- 277.5676 µg/mL	Unstressed
	Purity 99%		+/- 322.9521 µg/mL	Stressed

Solvent: Acetonitrile
CAS # 75-05-8
Purity 99%

Column:
250mm x 4.6mm
Ultra C18 (cat.# 9174575)

Flow Rate:
1.0 ml/min.

Mobile Phase A:
-

Mobile Phase B:
water:methanol (44:56 V/V)

Mobile Phase Composition:
100%B

Det. Type:
Wavelength: 210 nm

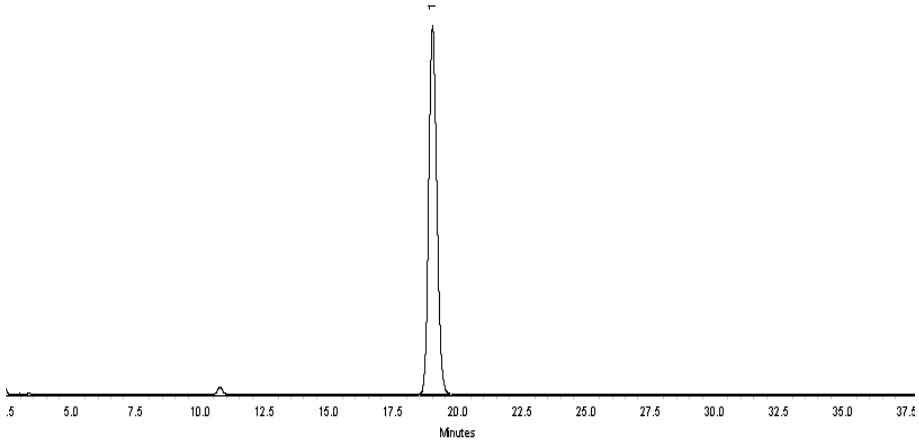

This chromatogram represents a general set of testing conditions chosen for product acceptance. For optimal results in your lab, conditions should be adjusted for your specific instrument, method, and application.

Kendra Jozefick - Mix Technician

Date Mixed: 12-Jan-2017 **Balance:** B442140311

Jennifer Pollino - Operations Tech-ARM QC

Date Passed: 17-Jan-2017 REVIEWED By Amanda Miller at 3:54 pm, Jan 17, 2017

Manufactured under Restek's ISO 9001:2008 Registered Quality System Certificate #FM 80397

General Certified Reference Material Notes

Expiration Notes:

- Expiration date valid for unopened ampul stored in compliance with the recommended conditions.
- Uncertainty, concentration, and expiration of the CRM are based on the unopened product being stored according to the recommended condition found in the storage field.

Purity Notes:

- Purity and/or chemical identity are determined by one or more of the following techniques: GC/FID, HPLC, GC/μECD, GC/MS, LC/MS, RI, and/or melting point.
- Compounds with a listed purity of less than 99% have been weight corrected to compensate for impurities and/or salts. A correction factor is used to calculate the amount of compound necessary to achieve the desired concentration of the parent compound in solution.
- Purity of isomeric compounds is reported as the sum of the isomers.
- Purity values are rounded to the nearest whole number.

Certified Uncertainty Value Notes:

- The uncertainties are determined in accordance with ISO Guides 34 and 35. The certified combined stressed uncertainty value (includes gravimetric uncertainty, homogeneity between-ampul uncertainty, storage stability uncertainty and shipping stability uncertainty and were combined using the following formula:

$$U_{combined\ stressed} = k\sqrt{U^2_{gravimetric} + U^2_{homogeneity} + U^2_{storage\ stability} + U^2_{shipping\ stability}}$$

  k is a coverage factor of 2, which gives a level of confidence of approximately 95%.
- It is important to note that the shipping stability uncertainty was obtained under temperature extremes for specific time intervals; therefore, the certified combined stressed uncertainty value should only be applied to the product if it was stored at non-standard temperature conditions up to and including 7 days. Contact Restek Technical Service at www.restek.com/Contact-Us for use recommendations if your shipment was in-transit for more than 7 days at non-standard temperature conditions.
- Apply the certified combined unstressed uncertainty value if the product was received under standard shipping conditions. Apply the certified combined stressed uncertainty value if the product was received under non-standard conditions as specified below.

Label Conditions	Standard Conditions	Non-Standard Conditions
25°C Nominal (Room Temperature)	< 60°C	≥ 60°C up to 7 days
10°C or colder (Refrigerate)	< 40°C	≥ 40°C up to 7 days
0°C or colder (Freezer)	< 25°C	≥ 25°C up to 7 days

- Separate (not combined) uncertainty values for gravimetric uncertainty are also displayed on the certificate, if needed, separate homogeneity between-ampul uncertainty, storage stability uncertainty and shipping stability uncertainty values are available by contacting Restek Technical Service at www.restek.com/Contact-Us.
- The packaged amount is the minimum sample size for which uncertainty is valid. The ampules are over-filled to ensure that the minimum packaged amount can be sufficiently transferred.

Manufacturing Notes:

- Concentration is based upon gravimetric preparation using either a balance whose calibration has been verified daily using NIST traceable weights, and/or dilutions with Class A glassware.

Handling Notes:

- Samples should be transferred into deactivated vials for handling and storage. Restek supplies deactivated vials along with most standards packed in 2 mL ampules. Due to space constraints, Restek does not supply vials for larger volume ampules. Restek sells DMDCS for the purpose of glassware deactivation as catalog number 31861, which includes complete instructions. Restek will also deactivate larger volume vials from our inventory as a custom ordered item. Contact your Restek sales or customer service representative for details.
- If any undissolved material is visible inside the ampul, sonicate the unopened ampul until the material is completely dissolved.

Reagent

8330_PETN_Stk_00076

RESTEK
110 Benner Circle
Bellefonte, PA 16823-8812
Tel: (800)356-1688
Fax: (814)353-1309

www.restek.com

CERTIFIED REFERENCE MATERIAL

Certificate of Composition

ACCREDITED
ISO 17034 Accredited
Reference Material Producer
Certificate #3222.01

ACCREDITED
ISO/IEC 17025 Accredited
Testing Laboratory
Certificate #3222.02

FOR LABORATORY USE ONLY-READ SDS PRIOR TO USE.

This Reference Material is intended for Laboratory Use Only as a standard for the qualitative and/or quantitative determination of the analyte(s) listed.

Catalog No. : 568872 **Lot No.:** A0136306

Description : Custom PETN Standard

Custom PETN Standard 5,000µg/mL, Acetonitrile, 1mL/ampul

Container Size : 2 mL **Pkg Amt:** > 1 mL

Expiration Date : March 31, 2021 **Storage:** 10°C or colder

CERTIFIED VALUES

Elution Order	Compound	Grav. Conc. (weight/volume)	Expanded Uncertainty (95% C.L.; K=2)		
1	PETN	5,028.0 µg/mL	+/- 46.7577	µg/mL	Gravimetric
	CAS # 78-11-5 (Lot 051108JLM)		+/- 277.7886	µg/mL	Unstressed
	Purity 99%		+/- 323.2092	µg/mL	Stressed

Solvent: Acetonitrile
CAS # 75-05-8
Purity 99%

Column:
250mm x 4.6mm
Ultra C18 (cat.# 9174575)

Flow Rate:
1.0 ml/min.

Mobile Phase A:
water:methanol (44:56 V/V)

Mobile Phase B:

Mobile Phase Composition:
100%A

Det. Type:
Wavelength: 210 nm



This chromatogram represents a general set of testing conditions chosen for product acceptance. For optimal results in your lab, conditions should be adjusted for your specific instrument, method, and application.

Cydnei L. Crust
Cydnei L. Crust - Mix Technician

Date Mixed: 19-Mar-2018 **Balance:** 1128360905

Jennifer Pollino
Jennifer Pollino - Operations Tech-ARM QC

Date Passed: 23-Mar-2018

REVIEWED

Manufactured under Restek's ISO 9001:2008 Registered Quality System Certificate #FM 80397

General Certified Reference Material Notes

Expiration Notes:

- Expiration date valid for unopened ampul stored in compliance with the recommended conditions.
- Uncertainty, concentration, and expiration of the CRM are based on the unopened product being stored according to the recommended condition found in the storage field.

Purity Notes:

- Purity and/or chemical identity are determined by one or more of the following techniques: GC/FID, HPLC, GC/µECD, GC/MS, LC/MS, RI, and/or melting point.
- Compounds with a listed purity of less than 99% have been weight corrected to compensate for impurities and/or salts. A correction factor is used to calculate the amount of compound necessary to achieve the desired concentration of the parent compound in solution.
- Purity of isomeric compounds is reported as the sum of the isomers.
- Purity values are rounded to the nearest whole number.

Certified Uncertainty Value Notes:

- The uncertainties are determined in accordance with ISO Guides 34 and 35. The certified combined stressed uncertainty value (includes gravimetric uncertainty, homogeneity between-ampul uncertainty, storage stability uncertainty and shipping stability uncertainty and were combined using the following formula:

$$U_{combined\ stressed} = k\sqrt{U^2_{gravimetric} + U^2_{homogeneity} + U^2_{storage\ stability} + U^2_{shipping\ stability}}$$

k is a coverage factor of 2, which gives a level of confidence of approximately 95%.

- It is important to note that the shipping stability uncertainty was obtained under temperature extremes for specific time intervals; therefore, the certified combined stressed uncertainty value should only be applied to the product if it was stored at non-standard temperature conditions up to and including 7 days. Contact Restek Technical Service at www.restek.com/Contact-Us for use recommendations if your shipment was in-transit for more than 7 days at non-standard temperature conditions.
- Apply the certified combined unstressed uncertainty value if the product was received under standard shipping conditions. Apply the certified combined stressed uncertainty value if the product was received under non-standard conditions as specified below.

Label Conditions	Standard Conditions	Non-Standard Conditions
25°C Nominal (Room Temperature)	< 60°C	≥ 60°C up to 7 days
10°C or colder (Refrigerate)	< 40°C	≥ 40°C up to 7 days
0°C or colder (Freezer)	< 25°C	≥ 25°C up to 7 days

- Separate (not combined) uncertainty values for gravimetric uncertainty are also displayed on the certificate, if needed, separate homogeneity between-ampul uncertainty, storage stability uncertainty and shipping stability uncertainty values are available by contacting Restek Technical Service at www.restek.com/Contact-Us.
- The packaged amount is the minimum sample size for which uncertainty is valid. The ampules are over-filled to ensure that the minimum packaged amount can be sufficiently transferred.

Manufacturing Notes:

- Concentration is based upon gravimetric preparation using either a balance whose calibration has been verified daily using NIST traceable weights, and/or dilutions with Class A glassware.

Handling Notes:

- Stability of the unopened product, when stored in compliance with the recommended conditions, is guaranteed through the expiration displayed on the product label and certificate. Contact Restek for additional opened product stability information, with the knowledge/understanding that open product stability is subject to the specific handling and environmental conditions to which the product is exposed. For your convenience Restek supplies deactivated vials with most standards packed in 2mL ampules. Larger volume deactivated vials are available through Restek as a custom ordered item. Additionally, Restek sells DMDCS for the purpose of glassware deactivation as catalog number 31861, which includes complete instructions.
- If any undissolved material is visible inside the ampul, sonicate the unopened ampul until the material is completely

Reagent

8330_PETN_Stk_00077

RESTEK
110 Benner Circle
Bellefonte, PA 16823-8812
Tel: (800)356-1688
Fax: (814)353-1309

www.restek.com

CERTIFIED REFERENCE MATERIAL

Certificate of Composition

ACCREDITED
ISO 17034 Accredited
Reference Material Producer
Certificate #3222.01

ACCREDITED
ISO/IEC 17025 Accredited
Testing Laboratory
Certificate #3222.02

FOR LABORATORY USE ONLY-READ SDS PRIOR TO USE.

This Reference Material is intended for Laboratory Use Only as a standard for the qualitative and/or quantitative determination of the analyte(s) listed.

Catalog No. : 568872 **Lot No.:** A0136306

Description : Custom PETN Standard

Custom PETN Standard 5,000µg/mL, Acetonitrile, 1mL/ampul

Container Size : 2 mL **Pkg Amt:** > 1 mL

Expiration Date : March 31, 2021 **Storage:** 10°C or colder

CERTIFIED VALUES

Elution Order	Compound	Grav. Conc. (weight/volume)	Expanded Uncertainty (95% C.L.; K=2)		
1	PETN	5,028.0 µg/mL	+/- 46.7577	µg/mL	Gravimetric
	CAS # 78-11-5 (Lot 051108JLM)		+/- 277.7886	µg/mL	Unstressed
	Purity 99%		+/- 323.2092	µg/mL	Stressed

Solvent: Acetonitrile
CAS # 75-05-8
Purity 99%

Column:
250mm x 4.6mm
Ultra C18 (cat.# 9174575)

Flow Rate:
1.0 ml/min.

Mobile Phase A:
water:methanol (44:56 V/V)

Mobile Phase B:

Mobile Phase Composition:
100%A

Det. Type:
Wavelength: 210 nm



This chromatogram represents a general set of testing conditions chosen for product acceptance. For optimal results in your lab, conditions should be adjusted for your specific instrument, method, and application.

Cydnei L. Crust
Cydnei L. Crust - Mix Technician

Date Mixed: 19-Mar-2018 **Balance:** 1128360905

Jennifer Pollino
Jennifer Pollino - Operations Tech-ARM QC

Date Passed: 23-Mar-2018

REVIEWED

Manufactured under Restek's ISO 9001:2008
Registered Quality System
Certificate #FM 80397

General Certified Reference Material Notes

Expiration Notes:

- Expiration date valid for unopened ampul stored in compliance with the recommended conditions.
- Uncertainty, concentration, and expiration of the CRM are based on the unopened product being stored according to the recommended condition found in the storage field.

Purity Notes:

- Purity and/or chemical identity are determined by one or more of the following techniques: GC/FID, HPLC, GC/µECD, GC/MS, LC/MS, RI, and/or melting point.
- Compounds with a listed purity of less than 99% have been weight corrected to compensate for impurities and/or salts. A correction factor is used to calculate the amount of compound necessary to achieve the desired concentration of the parent compound in solution.
- Purity of isomeric compounds is reported as the sum of the isomers.
- Purity values are rounded to the nearest whole number.

Certified Uncertainty Value Notes:

- The uncertainties are determined in accordance with ISO Guides 34 and 35. The certified combined stressed uncertainty value (includes gravimetric uncertainty, homogeneity between-ampul uncertainty, storage stability uncertainty and shipping stability uncertainty and were combined using the following formula:

$$U_{combined\ stressed} = k\sqrt{U^2_{gravimetric} + U^2_{homogeneity} + U^2_{storage\ stability} + U^2_{shipping\ stability}}$$

k is a coverage factor of 2, which gives a level of confidence of approximately 95%.

- It is important to note that the shipping stability uncertainty was obtained under temperature extremes for specific time intervals; therefore, the certified combined stressed uncertainty value should only be applied to the product if it was stored at non-standard temperature conditions up to and including 7 days. Contact Restek Technical Service at www.restek.com/Contact-Us for use recommendations if your shipment was in-transit for more than 7 days at non-standard temperature conditions.
- Apply the certified combined unstressed uncertainty value if the product was received under standard shipping conditions. Apply the certified combined stressed uncertainty value if the product was received under non-standard conditions as specified below.

Label Conditions	Standard Conditions	Non-Standard Conditions
25°C Nominal (Room Temperature)	< 60°C	≥ 60°C up to 7 days
10°C or colder (Refrigerate)	< 40°C	≥ 40°C up to 7 days
0°C or colder (Freezer)	< 25°C	≥ 25°C up to 7 days

- Separate (not combined) uncertainty values for gravimetric uncertainty are also displayed on the certificate, if needed, separate homogeneity between-ampul uncertainty, storage stability uncertainty and shipping stability uncertainty values are available by contacting Restek Technical Service at www.restek.com/Contact-Us.
- The packaged amount is the minimum sample size for which uncertainty is valid. The ampules are over-filled to ensure that the minimum packaged amount can be sufficiently transferred.

Manufacturing Notes:

- Concentration is based upon gravimetric preparation using either a balance whose calibration has been verified daily using NIST traceable weights, and/or dilutions with Class A glassware.

Handling Notes:

- Stability of the unopened product, when stored in compliance with the recommended conditions, is guaranteed through the expiration displayed on the product label and certificate. Contact Restek for additional opened product stability information, with the knowledge/understanding that open product stability is subject to the specific handling and environmental conditions to which the product is exposed. For your convenience Restek supplies deactivated vials with most standards packed in 2mL ampules. Larger volume deactivated vials are available through Restek as a custom ordered item. Additionally, Restek sells DMDCS for the purpose of glassware deactivation as catalog number 31861, which includes complete instructions.
- If any undissolved material is visible inside the ampul, sonicate the unopened ampul until the material is completely

Reagent

8330LCSMix1_00104

RESTEK®
110 Benner Circle
Bellefonte, PA 16823-8812
Tel: (800)356-1688
Fax: (814)353-1309

www.restek.com

CERTIFIED REFERENCE MATERIAL

Certificate of Analysis

ACCREDITED
ISO Guide 34 Accredited
Reference Material Producer
Certificate #3222.01

ACCREDITED
ISO/IEC 17025 Accredited
Testing Laboratory
Certificate #3222.02

FOR LABORATORY USE ONLY-READ SDS PRIOR TO USE.

This Reference Material is intended for Laboratory Use Only as a standard for the qualitative and/or quantitative determination of the analyte(s) listed.

Catalog No. : 31450 **Lot No.:** A0128688

Description : 8330 Calibration Mix #1

8330 Calibration Std #1 1000µg/mL, Acetonitrile, 1mL/ampul

Container Size : 2 mL **Pkg Amt:** > 1 mL

Expiration Date : June 30, 2022 **Storage:** 10°C or colder

CERTIFIED VALUES

Elution Order	Compound		Grav. Conc. (weight/volume)		Expanded Uncertainty (95% C.L.; K=2)		
1	HMX		1,002.5	µg/mL	+/- 5.9548	µg/mL	Gravimetric
	CAS # 2691-41-0	(Lot 111005JLM)			+/- 54.9222	µg/mL	Unstressed
	Purity 98%				+/- 64.0446	µg/mL	Stressed
2	RDX		1,008.0	µg/mL	+/- 5.9872	µg/mL	Gravimetric
	CAS # 121-82-4	(Lot 080220JLM)			+/- 55.2213	µg/mL	Unstressed
	Purity 99%				+/- 64.3934	µg/mL	Stressed
3	1,3,5-Trinitrobenzene		1,004.9	µg/mL	+/- 5.9689	µg/mL	Gravimetric
	CAS # 99-35-4	(Lot DJ5QO)			+/- 55.0525	µg/mL	Unstressed
	Purity 97%				+/- 64.1967	µg/mL	Stressed
4	1,3-Dinitrobenzene		1,007.0	µg/mL	+/- 5.9813	µg/mL	Gravimetric
	CAS # 99-65-0	(Lot BCBN4329V)			+/- 55.1665	µg/mL	Unstressed
	Purity 99%				+/- 64.3295	µg/mL	Stressed
5	Nitrobenzene		1,007.0	µg/mL	+/- 5.9813	µg/mL	Gravimetric
	CAS # 98-95-3	(Lot SHBG5577V)			+/- 55.1665	µg/mL	Unstressed
	Purity 99%				+/- 64.3295	µg/mL	Stressed
6	2,4,6-Trinitrotoluene		1,004.0	µg/mL	+/- 5.9635	µg/mL	Gravimetric
	CAS # 118-96-7	(Lot 2554100)			+/- 55.0021	µg/mL	Unstressed
	Purity 99%				+/- 64.1379	µg/mL	Stressed
7	2,4-Dinitrotoluene		1,007.0	µg/mL	+/- 5.9813	µg/mL	Gravimetric
	CAS # 121-14-2	(Lot MKAA0690V)			+/- 55.1665	µg/mL	Unstressed
	Purity 99%				+/- 64.3295	µg/mL	Stressed

Reagent

8330LCSMix1_00109

RESTEK®
110 Benner Circle
Bellefonte, PA 16823-8812
Tel: (800)356-1688
Fax: (814)353-1309

www.restek.com

CERTIFIED REFERENCE MATERIAL

Certificate of Analysis

ACCREDITED
ISO Guide 34 Accredited
Reference Material Producer
Certificate #3222.01

ACCREDITED
ISO/IEC 17025 Accredited
Testing Laboratory
Certificate #3222.02

FOR LABORATORY USE ONLY-READ SDS PRIOR TO USE.

This Reference Material is intended for Laboratory Use Only as a standard for the qualitative and/or quantitative determination of the analyte(s) listed.

Catalog No. : 31450 **Lot No.:** A0131772

Description : 8330 Calibration Mix #1

8330 Calibration Std #1 1000µg/mL, Acetonitrile, 1mL/ampul

Container Size : 2 mL **Pkg Amt:** > 1 mL

Expiration Date : October 31, 2022 **Storage:** 10°C or colder

CERTIFIED VALUES

Elution Order	Compound	Grav. Conc. (weight/volume)	Expanded Uncertainty (95% C.L.; K=2)	
1	HMX **CAS #** 2691-41-0 (Lot 111005JLM) **Purity** 98%	1,009.4 µg/mL	+/- 5.9955 µg/mL +/- 55.2980 µg/mL +/- 64.4829 µg/mL	Gravimetric Unstressed Stressed
2	RDX **CAS #** 121-82-4 (Lot 080220JLM) **Purity** 99%	1,005.0 µg/mL	+/- 5.9694 µg/mL +/- 55.0569 µg/mL +/- 64.2018 µg/mL	Gravimetric Unstressed Stressed
3	1,3,5-Trinitrobenzene **CAS #** 99-35-4 (Lot DJ5QO) **Purity** 97%	1,009.8 µg/mL	+/- 5.9977 µg/mL +/- 55.3182 µg/mL +/- 64.5065 µg/mL	Gravimetric Unstressed Stressed
4	1,3-Dinitrobenzene **CAS #** 99-65-0 (Lot BCBB1436V) **Purity** 99%	1,008.0 µg/mL	+/- 5.9872 µg/mL +/- 55.2213 µg/mL +/- 64.3934 µg/mL	Gravimetric Unstressed Stressed
5	Nitrobenzene **CAS #** 98-95-3 (Lot SHBF2348V) **Purity** 99%	1,002.0 µg/mL	+/- 5.9516 µg/mL +/- 54.8926 µg/mL +/- 64.0101 µg/mL	Gravimetric Unstressed Stressed
6	2,4,6-Trinitrotoluene **CAS #** 118-96-7 (Lot 2554100) **Purity** 99%	1,008.0 µg/mL	+/- 5.9872 µg/mL +/- 55.2213 µg/mL +/- 64.3934 µg/mL	Gravimetric Unstressed Stressed
7	2,4-Dinitrotoluene **CAS #** 121-14-2 (Lot MKAA0690V) **Purity** 99%	1,005.0 µg/mL	+/- 5.9694 µg/mL +/- 55.0569 µg/mL +/- 64.2018 µg/mL	Gravimetric Unstressed Stressed

Solvent: Acetonitrile
CAS # 75-05-8
Purity 99%

Column:
250mm x 4.6mm
Ultra C18 (cat.# 9174575)

Flow Rate:
1.0 ml/min.

Mobile Phase A:
water:methanol (44:56 V/V)

Mobile Phase B:

Mobile Phase Composition:
100%A

Det. Type:
Wavelength: 210 nm

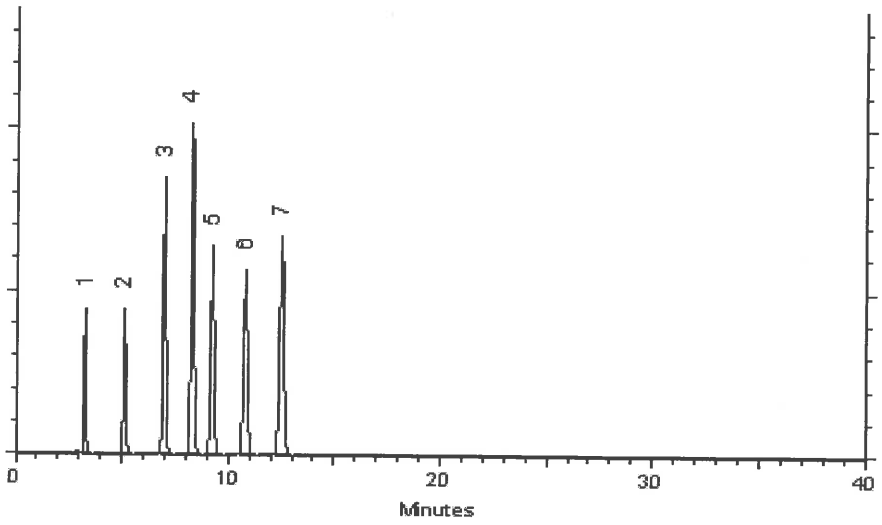

This chromatogram represents a general set of testing conditions chosen for product acceptance. For optimal results in your lab, conditions should be adjusted for your specific instrument, method, and application.

Dawn Brownson - Mix Technician **Date Mixed:** 19-Oct-2017 **Balance:** B707717271

Jennifer Pollino - Operations Tech-ARM QC **Date Passed:** 23-Oct-2017

Manufactured under Restek's ISO 9001:2008
Registered Quality System
Certificate #FM 80397

Reagent

8330LCSmix2_00008

RESTEK®
110 Benner Circle
Bellefonte, PA 16823-8812
Tel: (800)356-1688
Fax: (814)353-1309

www.restek.com

CERTIFIED REFERENCE MATERIAL

Certificate of Analysis

ACCREDITED
ISO 17034 Accredited
Reference Material Producer
Certificate #3222.01

ACCREDITED
ISO/IEC 17025 Accredited
Testing Laboratory
Certificate #3222.02

FOR LABORATORY USE ONLY-READ SDS PRIOR TO USE.

This Reference Material is intended for Laboratory Use Only as a standard for the qualitative and/or quantitative determination of the analyte(s) listed.

Catalog No. : 31451 **Lot No.:** A0141002

Description : 8330 Calibration Mix #2

8330 Calibration Std #2 1000µg/mL, Acetonitrile, 1mL/ampul

Container Size : 2 mL **Pkg Amt:** > 1 mL

Expiration Date : August 31, 2023 **Storage:** 10°C or colder

CERTIFIED VALUES

Elution Order	Compound	Grav. Conc. (weight/volume)	Expanded Uncertainty (95% C.L.; K=2)		
1	Tetryl **CAS #** 479-45-8 **Purity** 99% (Lot 091120JLM)	1,000.0 µg/mL	+/- 5.9397 +/- 54.7830 +/- 63.8824	µg/mL µg/mL µg/mL	Gravimetric Unstressed Stressed
2	4-Amino-2,6-dinitrotoluene **CAS #** 19406-51-0 **Purity** 99% (Lot ER070908-01)	1,002.0 µg/mL	+/- 5.9516 +/- 54.8926 +/- 64.0101	µg/mL µg/mL µg/mL	Gravimetric Unstressed Stressed
3	2-Amino-4,6-dinitrotoluene **CAS #** 35572-78-2 **Purity** 98% (Lot 29550-55)	1,007.4 µg/mL	+/- 5.9839 +/- 55.1906 +/- 64.3577	µg/mL µg/mL µg/mL	Gravimetric Unstressed Stressed
4	2,6-Dinitrotoluene **CAS #** 606-20-2 **Purity** 99% (Lot BCBB8606V)	1,000.0 µg/mL	+/- 5.9397 +/- 54.7830 +/- 63.8824	µg/mL µg/mL µg/mL	Gravimetric Unstressed Stressed
5	2-Nitrotoluene **CAS #** 88-72-2 **Purity** 99% (Lot GA01)	1,004.0 µg/mL	+/- 5.9635 +/- 55.0021 +/- 64.1379	µg/mL µg/mL µg/mL	Gravimetric Unstressed Stressed
6	4-Nitrotoluene **CAS #** 99-99-0 **Purity** 99% (Lot FAU01)	1,002.0 µg/mL	+/- 5.9516 +/- 54.8926 +/- 64.0101	µg/mL µg/mL µg/mL	Gravimetric Unstressed Stressed
7	3-Nitrotoluene **CAS #** 99-08-1 **Purity** 98% (Lot FBO01)	1,003.5 µg/mL	+/- 5.9606 +/- 54.9758 +/- 64.1072	µg/mL µg/mL µg/mL	Gravimetric Unstressed Stressed

Solvent: Acetonitrile
CAS # 75-05-8
Purity 99%

Column:
250mm x 4.6mm
Ultra C18 (cat.# 9174575)

Flow Rate:
1.0 ml/min.

Mobile Phase A:
water:methanol (44:56 V/V)

Mobile Phase B:

Mobile Phase Composition:
100%A

Det. Type:
Wavelength: 210 nm

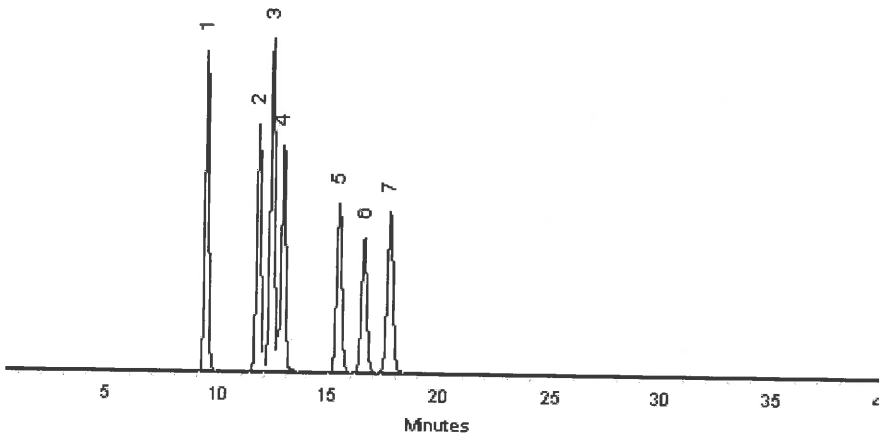

This chromatogram represents a general set of testing conditions chosen for product acceptance. For optimal results in your lab, conditions should be adjusted for your specific instrument, method, and application.

Matt Fragassi - Mix Technician **Date Mixed:** 23-Aug-2018 **Balance:** B345965662

Jennifer Pollino - Operations Tech-ARM QC **Date Passed:** 28-Aug-2018

Manufactured under Restek's ISO 9001:2015 Registered Quality System Certificate #FM 80397

Reagent

8330PAStkPS_00058

125 Market Street
New Haven, CT 06513
USA

AccuStandard® Inc.

Tel (203)786-5290
Fax (203)786-5287
www.AccuStandard.com

CERTIFICATE OF ANALYSIS

Catalog No: M-8330-ADD-3
Description: Picric acid
Lot: 216061376-01
Solvent: Acetonitrile (50%)
Methanol (50%)
Hazards: *Refer to SDS for complete safety information*



Signal Word: Danger

Date Certified: Jun 19, 2017
Expiration: Jul 19, 2019
Sample Size: 1 mL
Components: 1

Storage Condition: Ambient (>5 °C)
Included on ISO/IEC 17025 Scope of Accreditation: Yes
Included on ISO Guide 34 Scope of Accreditation: Yes

Component	CAS #	Purity % (HPLC)	Prepared Concentration[1] (µg/mL)	Certified Analyte Concentration[2] (µg/mL)
Picric acid	88-89-1	99.1	100.1	99.2

Superseded

A product with a suffix (-1A, -2B, etc. or -01, -02, etc.) on its lot number has had its expiration date extended and is identical to the same lot number without the suffix.

[1] All weights are traceable through NIST, Test No. 822-275872-11

[2] Certified Analyte Concentration = Purity x Prepared Concentration.

The Uncertainty associated with the gravimetric values reported on this certificate is ±0.24%. This value is the expanded uncertainty and represents an estimated standard deviation equal to the positive square root of the total variation of the uncertainty of components. A normal distribution is assumed and a coverage factor of K=2 is chosen using approximately a 95% confidence level.

Labels and certificates follow U.S. Conventions in reporting numerical values: A comma (,) is used to separate units of one-thousand or greater. A period (.) is used as a decimal place marker.

See reverse side for additional information

Certified By: Larry Decker, Organic QC Manager

For use in routine laboratory analysis.

AccuStandard is accredited to ISO Guide 34, ISO/IEC 17025 and certified to ISO 9001:2015

QR-ORG/INO-001
Rev. 4/17

Reagent

8330SurrStkSS_00134

RESTEK®
110 Benner Circle
Bellefonte, PA 16823-8812
Tel: (800)356-1688
Fax: (814)353-1309

www.restek.com

CERTIFIED REFERENCE MATERIAL

Certificate of Analysis

ACCREDITED
ISO Guide 34 Accredited
Reference Material Producer
Certificate #3222.01

ACCREDITED
ISO/IEC 17025 Accredited
Testing Laboratory
Certificate #3222.02

FOR LABORATORY USE ONLY-READ SDS PRIOR TO USE.

This Reference Material is intended for Laboratory Use Only as a standard for the qualitative and/or quantitative determination of the analyte(s) listed.

Catalog No. : 31453 **Lot No.:** A0124792

Description : 8330 Surrogate Mix

8330 Surrogate Std 1, 2-Dinitrobenzene 1000µg/mL, Methanol, 1mL/ampul

Container Size : 2 mL **Pkg Amt:** > 1 mL

Expiration Date : February 28, 2022 **Storage:** 10°C or colder

CERTIFIED VALUES

Elution Order	Compound	Grav. Conc. (weight/volume)	Expanded Uncertainty (95% C.L.; K=2)		
1	1,2-Dinitrobenzene	1,006.0 µg/mL	+/- 5.9753	µg/mL	Gravimetric
	CAS # 528-29-0 (Lot MKBW2921V)		+/- 56.4187	µg/mL	Unstressed
	Purity 99%		+/- 57.7382	µg/mL	Stressed

Solvent: Methanol
CAS # 67-56-1
Purity 99%

Reagent

8330SurrStkSS_00135

RESTEK®
110 Benner Circle
Bellefonte, PA 16823-8812
Tel: (800)356-1688
Fax: (814)353-1309

www.restek.com

CERTIFIED REFERENCE MATERIAL

Certificate of Analysis

ACCREDITED
ISO Guide 34 Accredited
Reference Material Producer
Certificate #3222.01

ACCREDITED
ISO/IEC 17025 Accredited
Testing Laboratory
Certificate #3222.02

FOR LABORATORY USE ONLY-READ SDS PRIOR TO USE.

This Reference Material is intended for Laboratory Use Only as a standard for the qualitative and/or quantitative determination of the analyte(s) listed.

Catalog No. : 31453 **Lot No.:** A0124792

Description : 8330 Surrogate Mix

8330 Surrogate Std 1, 2-Dinitrobenzene 1000µg/mL, Methanol, 1mL/ampul

Container Size : 2 mL **Pkg Amt:** > 1 mL

Expiration Date : February 28, 2022 **Storage:** 10°C or colder

CERTIFIED VALUES

Elution Order	Compound	Grav. Conc. (weight/volume)	Expanded Uncertainty (95% C.L.; K=2)		
1	1,2-Dinitrobenzene	1,006.0 µg/mL	+/- 5.9753	µg/mL	Gravimetric
	CAS # 528-29-0 (Lot MKBW2921V)		+/- 56.4187	µg/mL	Unstressed
	Purity 99%		+/- 57.7382	µg/mL	Stressed

Solvent: Methanol
CAS # 67-56-1
Purity 99%

Reagent

8330SurrStkSS_00142

RESTEK
110 Benner Circle
Bellefonte, PA 16823-8812
Tel: (800)356-1688
Fax: (814)353-1309

www.restek.com

CERTIFIED REFERENCE MATERIAL

Certificate of Analysis

ACCREDITED
ISO Guide 34 Accredited
Reference Material Producer
Certificate #3222.01

ilac-MRA

ACCREDITED
ISO/IEC 17025 Accredited
Testing Laboratory
Certificate #3222.02

FOR LABORATORY USE ONLY-READ SDS PRIOR TO USE.

This Reference Material is intended for Laboratory Use Only as a standard for the qualitative and/or quantitative determination of the analyte(s) listed.

Catalog No. : 31453 **Lot No.:** A0135839

Description : 8330 Surrogate Mix

8330 Surrogate Mix 1000 µg/mL, Methanol, 1mL/ampul

Container Size : 2 mL **Pkg Amt:** > 1 mL

Expiration Date : March 31, 2023 **Storage:** 10°C or colder

CERTIFIED VALUES

Elution Order	Compound	Grav. Conc. (weight/volume)	Expanded Uncertainty (95% C.L.; K=2)		
1	1,2-Dinitrobenzene	1,000.0 µg/mL	+/- 5.9397	µg/mL	Gravimetric
	CAS # 528-29-0 (Lot MKBW2921V)		+/- 56.0822	µg/mL	Unstressed
	Purity 99%		+/- 57.3938	µg/mL	Stressed

Solvent: Methanol
CAS # 67-56-1
Purity 99%

Column:
250mm x 4.6mm
Ultra C18 (cat.# 9174575)

Flow Rate:
1.0 ml/min.

Mobile Phase A:
water:methanol (44:56 V/V)

Mobile Phase B:

Mobile Phase Composition:
100%A

Det. Type:
Wavelength: 210 nm

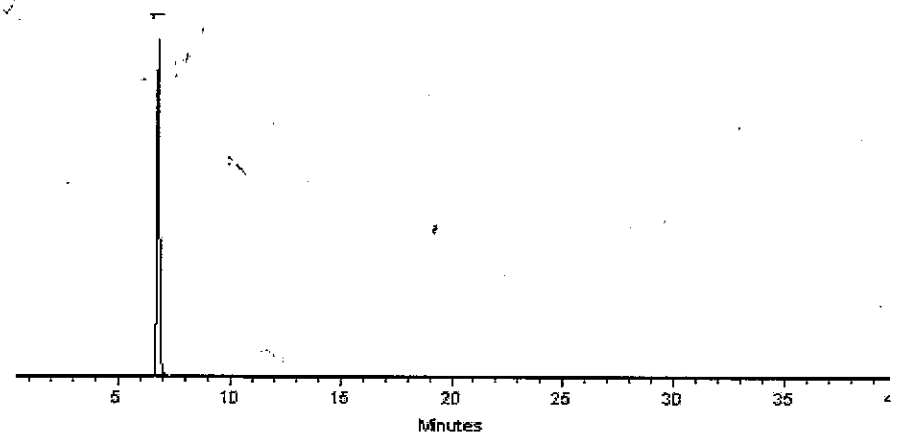

This chromatogram represents a general set of testing conditions chosen for product acceptance. For optimal results in your lab, conditions should be adjusted for your specific instrument, method, and application.

Dustin J Lidgett
Dustin Lidgett - Mix Technician

Date Mixed: 05-Mar-2018 **Balance:** 1128360905

Jennifer J Pollino
Jennifer Pollino - Operations Tech-ARM QC

Date Passed: 09-Mar-2018

Manufactured under Restek's ISO 9001:2008 Registered Quality System Certificate #FM 80397

General Certified Reference Material Notes

Expiration Notes:

- Expiration date valid for unopened ampul stored in compliance with the recommended conditions.
- Uncertainty, concentration, and expiration of the CRM are based on the unopened product being stored according to the recommended condition found in the storage field.

Purity Notes:

- Purity and/or chemical identity are determined by one or more of the following techniques: GC/FID, HPLC, GC/μECD, GC/MS, LC/MS, RI, and/or melting point.
- Compounds with a listed purity of less than 99% have been weight corrected to compensate for impurities and/or salts. A correction factor is used to calculate the amount of compound necessary to achieve the desired concentration of the parent compound in solution.
- Purity of isomeric compounds is reported as the sum of the isomers.
- Purity values are rounded to the nearest whole number.

Certified Uncertainty Value Notes:

- The uncertainties are determined in accordance with ISO Guides 34 and 35. The certified combined stressed uncertainty value (includes gravimetric uncertainty, homogeneity between-ampul uncertainty, storage stability uncertainty and shipping stability uncertainty and were combined using the following formula:

$$U_{combined\,stressed} = k\sqrt{U^2_{gravimetric} + U^2_{homogeneity} + U^2_{storage\,stability} + U^2_{shipping\,stability}}$$

k is a coverage factor of 2, which gives a level of confidence of approximately 95%.

- It is important to note that the shipping stability uncertainty was obtained under temperature extremes for specific time intervals; therefore, the certified combined stressed uncertainty value should only be applied to the product if it was stored at non-standard temperature conditions up to and including 7 days. Contact Restek Technical Service at www.restek.com/Contact-Us for use recommendations if your shipment was in-transit for more than 7 days at non-standard temperature conditions.
- Apply the certified combined unstressed uncertainty value if the product was received under standard shipping conditions. Apply the certified combined stressed uncertainty value if the product was received under non-standard conditions as specified below.

Label Conditions	Standard Conditions	Non-Standard Conditions
25°C Nominal (Room Temperature)	< 60°C	≥ 60°C up to 7 days
10°C or colder (Refrigerate)	< 40°C	≥ 40°C up to 7 days
0°C or colder (Freezer)	< 25°C	≥ 25°C up to 7 days

- Separate (not combined) uncertainty values for gravimetric uncertainty are also displayed on the certificate, if needed, separate homogeneity between-ampul uncertainty, storage stability uncertainty and shipping stability uncertainty values are available by contacting Restek Technical Service at www.restek.com/Contact-Us.
- The packaged amount is the minimum sample size for which uncertainty is valid. The ampules are over-filled to ensure that the minimum packaged amount can be sufficiently transferred.

Manufacturing Notes:

- Concentration is based upon gravimetric preparation using either a balance whose calibration has been verified daily using NIST traceable weights, and/or dilutions with Class A glassware.

Handling Notes:

- Stability of the unopened product, when stored in compliance with the recommended conditions, is guaranteed through the expiration displayed on the product label and certificate. Contact Restek for additional opened product stability information, with the knowledge/understanding that open product stability is subject to the specific handling and environmental conditions to which the product is exposed. For your convenience Restek supplies deactivated vials with most standards packed in 2mL ampules. Larger volume deactivated vials are available through Restek as a custom ordered item. Additionally, Restek sells DMDCS for the purpose of glassware deactivation as catalog number 31861, which includes complete instructions.
- If any undissolved material is visible inside the ampul, sonicate the unopened ampul until the material is completely

Reagent

8330SurrStkSS_00145

RESTEK
110 Benner Circle
Bellefonte, PA 16823-8812
Tel: (800)356-1688
Fax: (814)353-1309

www.restek.com

CERTIFIED REFERENCE MATERIAL

Certificate of Analysis

ACCREDITED
ISO Guide 34 Accredited
Reference Material Producer
Certificate #3222.01

ACCREDITED
ISO/IEC 17025 Accredited
Testing Laboratory
Certificate #3222.02

FOR LABORATORY USE ONLY-READ SDS PRIOR TO USE.

This Reference Material is intended for Laboratory Use Only as a standard for the qualitative and/or quantitative determination of the analyte(s) listed.

Catalog No. : 31453 **Lot No.:** A0135839

Description : 8330 Surrogate Mix

8330 Surrogate Mix 1000 µg/mL, Methanol, 1mL/ampul

Container Size : 2 mL **Pkg Amt:** > 1 mL

Expiration Date : March 31, 2023 **Storage:** 10°C or colder

CERTIFIED VALUES

Elution Order	Compound	Grav. Conc. (weight/volume)	Expanded Uncertainty (95% C.L.; K=2)		
1	1,2-Dinitrobenzene	1,000.0 µg/mL	+/- 5.9397	µg/mL	Gravimetric
	CAS # 528-29-0 (Lot MKBW2921V)		+/- 56.0822	µg/mL	Unstressed
	Purity 99%		+/- 57.3938	µg/mL	Stressed

Solvent: Methanol
CAS # 67-56-1
Purity 99%

Column:
250mm x 4.6mm
Ultra C18 (cat.# 9174575)

Flow Rate:
1.0 ml/min.

Mobile Phase A:
water:methanol (44:56 V/V)

Mobile Phase B:

Mobile Phase Composition:
100%A

Det. Type:
Wavelength: 210 nm

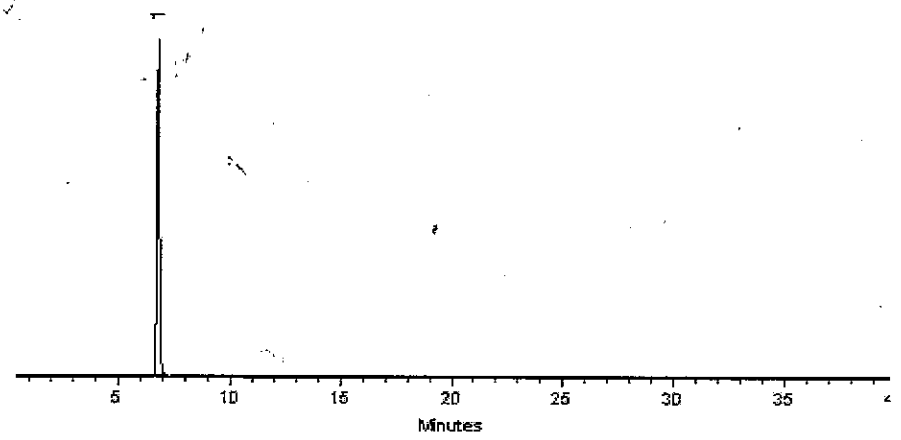

This chromatogram represents a general set of testing conditions chosen for product acceptance. For optimal results in your lab, conditions should be adjusted for your specific instrument, method, and application.

Dustin J Lidgett
Dustin Lidgett - Mix Technician

Date Mixed: 05-Mar-2018 **Balance:** 1128360905

Jennifer J Pollino
Jennifer Pollino - Operations Tech-ARM QC

Date Passed: 09-Mar-2018

Manufactured under Restek's ISO 9001:2008 Registered Quality System Certificate #FM 80397

General Certified Reference Material Notes

Expiration Notes:

- Expiration date valid for unopened ampul stored in compliance with the recommended conditions.
- Uncertainty, concentration, and expiration of the CRM are based on the unopened product being stored according to the recommended condition found in the storage field.

Purity Notes:

- Purity and/or chemical identity are determined by one or more of the following techniques: GC/FID, HPLC, GC/μECD, GC/MS, LC/MS, RI, and/or melting point.
- Compounds with a listed purity of less than 99% have been weight corrected to compensate for impurities and/or salts. A correction factor is used to calculate the amount of compound necessary to achieve the desired concentration of the parent compound in solution.
- Purity of isomeric compounds is reported as the sum of the isomers.
- Purity values are rounded to the nearest whole number.

Certified Uncertainty Value Notes:

- The uncertainties are determined in accordance with ISO Guides 34 and 35. The certified combined stressed uncertainty value (includes gravimetric uncertainty, homogeneity between-ampul uncertainty, storage stability uncertainty and shipping stability uncertainty and were combined using the following formula:

$$U_{combined\,stressed} = k\sqrt{U^2_{gravimetric} + U^2_{homogeneity} + U^2_{storage\,stability} + U^2_{shipping\,stability}}$$

k is a coverage factor of 2, which gives a level of confidence of approximately 95%.

- It is important to note that the shipping stability uncertainty was obtained under temperature extremes for specific time intervals; therefore, the certified combined stressed uncertainty value should only be applied to the product if it was stored at non-standard temperature conditions up to and including 7 days. Contact Restek Technical Service at www.restek.com/Contact-Us for use recommendations if your shipment was in-transit for more than 7 days at non-standard temperature conditions.
- Apply the certified combined unstressed uncertainty value if the product was received under standard shipping conditions. Apply the certified combined stressed uncertainty value if the product was received under non-standard conditions as specified below.

Label Conditions	Standard Conditions	Non-Standard Conditions
25°C Nominal (Room Temperature)	< 60°C	≥ 60°C up to 7 days
10°C or colder (Refrigerate)	< 40°C	≥ 40°C up to 7 days
0°C or colder (Freezer)	< 25°C	≥ 25°C up to 7 days

- Separate (not combined) uncertainty values for gravimetric uncertainty are also displayed on the certificate, if needed, separate homogeneity between-ampul uncertainty, storage stability uncertainty and shipping stability uncertainty values are available by contacting Restek Technical Service at www.restek.com/Contact-Us.
- The packaged amount is the minimum sample size for which uncertainty is valid. The ampules are over-filled to ensure that the minimum packaged amount can be sufficiently transferred.

Manufacturing Notes:

- Concentration is based upon gravimetric preparation using either a balance whose calibration has been verified daily using NIST traceable weights, and/or dilutions with Class A glassware.

Handling Notes:

- Stability of the unopened product, when stored in compliance with the recommended conditions, is guaranteed through the expiration displayed on the product label and certificate. Contact Restek for additional opened product stability information, with the knowledge/understanding that open product stability is subject to the specific handling and environmental conditions to which the product is exposed. For your convenience Restek supplies deactivated vials with most standards packed in 2mL ampules. Larger volume deactivated vials are available through Restek as a custom ordered item. Additionally, Restek sells DMDCS for the purpose of glassware deactivation as catalog number 31861, which includes complete instructions.
- If any undissolved material is visible inside the ampul, sonicate the unopened ampul until the material is completely

Reagent

8330SurrStkSS_00146

RESTEK
110 Benner Circle
Bellefonte, PA 16823-8812
Tel: (800)356-1688
Fax: (814)353-1309

www.restek.com

CERTIFIED REFERENCE MATERIAL

Certificate of Analysis

ACCREDITED
ISO Guide 34 Accredited
Reference Material Producer
Certificate #3222.01

ACCREDITED
ISO/IEC 17025 Accredited
Testing Laboratory
Certificate #3222.02

FOR LABORATORY USE ONLY-READ SDS PRIOR TO USE.

This Reference Material is intended for Laboratory Use Only as a standard for the qualitative and/or quantitative determination of the analyte(s) listed.

Catalog No. : 31453 **Lot No.:** A0135839

Description : 8330 Surrogate Mix

8330 Surrogate Mix 1000 µg/mL, Methanol, 1mL/ampul

Container Size : 2 mL **Pkg Amt:** > 1 mL

Expiration Date : March 31, 2023 **Storage:** 10°C or colder

CERTIFIED VALUES

Elution Order	Compound	Grav. Conc. (weight/volume)	Expanded Uncertainty (95% C.L.; K=2)		
1	1,2-Dinitrobenzene	1,000.0 µg/mL	+/- 5.9397	µg/mL	Gravimetric
	CAS # 528-29-0 (Lot MKBW2921V)		+/- 56.0822	µg/mL	Unstressed
	Purity 99%		+/- 57.3938	µg/mL	Stressed

Solvent: Methanol
CAS # 67-56-1
Purity 99%

Column:
250mm x 4.6mm
Ultra C18 (cat.# 9174575)

Flow Rate:
1.0 ml/min.

Mobile Phase A:
water:methanol (44:56 V/V)

Mobile Phase B:

Mobile Phase Composition:
100%A

Det. Type:
Wavelength: 210 nm

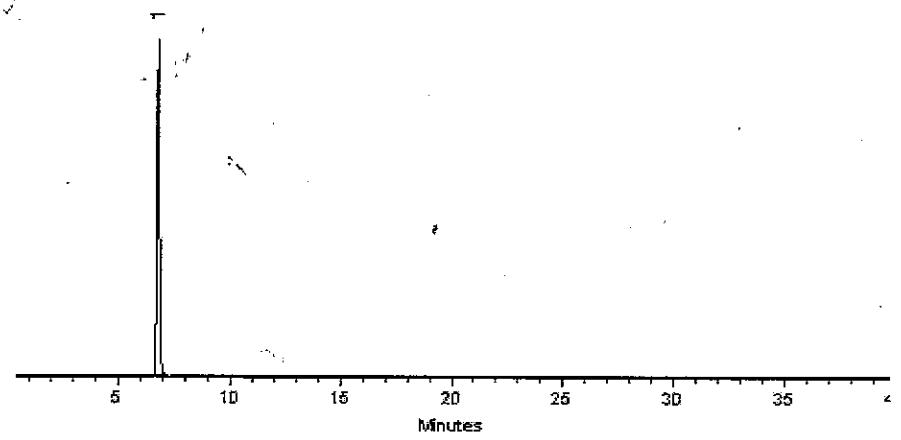

This chromatogram represents a general set of testing conditions chosen for product acceptance. For optimal results in your lab, conditions should be adjusted for your specific instrument, method, and application.

Dustin J Lidgett

Dustin Lidgett - Mix Technician **Date Mixed:** 05-Mar-2018 **Balance:** 1128360905

Jennifer J Pollino

Jennifer Pollino - Operations Tech-ARM QC **Date Passed:** 09-Mar-2018

Manufactured under Restek's ISO 9001:2008 Registered Quality System Certificate #FM 80397

General Certified Reference Material Notes

Expiration Notes:

- Expiration date valid for unopened ampul stored in compliance with the recommended conditions.
- Uncertainty, concentration, and expiration of the CRM are based on the unopened product being stored according to the recommended condition found in the storage field.

Purity Notes:

- Purity and/or chemical identity are determined by one or more of the following techniques: GC/FID, HPLC, GC/μECD, GC/MS, LC/MS, RI, and/or melting point.
- Compounds with a listed purity of less than 99% have been weight corrected to compensate for impurities and/or salts. A correction factor is used to calculate the amount of compound necessary to achieve the desired concentration of the parent compound in solution.
- Purity of isomeric compounds is reported as the sum of the isomers.
- Purity values are rounded to the nearest whole number.

Certified Uncertainty Value Notes:

- The uncertainties are determined in accordance with ISO Guides 34 and 35. The certified combined stressed uncertainty value (includes gravimetric uncertainty, homogeneity between-ampul uncertainty, storage stability uncertainty and shipping stability uncertainty and were combined using the following formula:

$$U_{combined\,stressed} = k\sqrt{U^2_{gravimetric} + U^2_{homogeneity} + U^2_{storage\,stability} + U^2_{shipping\,stability}}$$

k is a coverage factor of 2, which gives a level of confidence of approximately 95%.

- It is important to note that the shipping stability uncertainty was obtained under temperature extremes for specific time intervals; therefore, the certified combined stressed uncertainty value should only be applied to the product if it was stored at non-standard temperature conditions up to and including 7 days. Contact Restek Technical Service at www.restek.com/Contact-Us for use recommendations if your shipment was in-transit for more than 7 days at non-standard temperature conditions.
- Apply the certified combined unstressed uncertainty value if the product was received under standard shipping conditions. Apply the certified combined stressed uncertainty value if the product was received under non-standard conditions as specified below.

Label Conditions	Standard Conditions	Non-Standard Conditions
25°C Nominal (Room Temperature)	< 60°C	≥ 60°C up to 7 days
10°C or colder (Refrigerate)	< 40°C	≥ 40°C up to 7 days
0°C or colder (Freezer)	< 25°C	≥ 25°C up to 7 days

- Separate (not combined) uncertainty values for gravimetric uncertainty are also displayed on the certificate, if needed, separate homogeneity between-ampul uncertainty, storage stability uncertainty and shipping stability uncertainty values are available by contacting Restek Technical Service at www.restek.com/Contact-Us.
- The packaged amount is the minimum sample size for which uncertainty is valid. The ampules are over-filled to ensure that the minimum packaged amount can be sufficiently transferred.

Manufacturing Notes:

- Concentration is based upon gravimetric preparation using either a balance whose calibration has been verified daily using NIST traceable weights, and/or dilutions with Class A glassware.

Handling Notes:

- Stability of the unopened product, when stored in compliance with the recommended conditions, is guaranteed through the expiration displayed on the product label and certificate. Contact Restek for additional opened product stability information, with the knowledge/understanding that open product stability is subject to the specific handling and environmental conditions to which the product is exposed. For your convenience Restek supplies deactivated vials with most standards packed in 2mL ampules. Larger volume deactivated vials are available through Restek as a custom ordered item. Additionally, Restek sells DMDCS for the purpose of glassware deactivation as catalog number 31861, which includes complete instructions.
- If any undissolved material is visible inside the ampul, sonicate the unopened ampul until the material is completely

Reagent

8330SurrStkSS_00149

RESTEK
110 Benner Circle
Bellefonte, PA 16823-8812
Tel: (800)356-1688
Fax: (814)353-1309

www.restek.com

CERTIFIED REFERENCE MATERIAL

Certificate of Analysis

ACCREDITED
ISO Guide 34 Accredited
Reference Material Producer
Certificate #3222.01

ACCREDITED
ISO/IEC 17025 Accredited
Testing Laboratory
Certificate #3222.02

FOR LABORATORY USE ONLY-READ SDS PRIOR TO USE.

This Reference Material is intended for Laboratory Use Only as a standard for the qualitative and/or quantitative determination of the analyte(s) listed.

Catalog No. : 31453 **Lot No.:** A0135839

Description : 8330 Surrogate Mix

8330 Surrogate Mix 1000 µg/mL, Methanol, 1mL/ampul

Container Size : 2 mL **Pkg Amt:** > 1 mL

Expiration Date : March 31, 2023 **Storage:** 10°C or colder

CERTIFIED VALUES

Elution Order	Compound		Grav. Conc. (weight/volume)		Expanded Uncertainty (95% C.L.; K=2)		
1	1,2-Dinitrobenzene		1,000.0 µg/mL		+/- 5.9397	µg/mL	Gravimetric
	CAS # 528-29-0	(Lot MKBW2921V)			+/- 56.0822	µg/mL	Unstressed
	Purity 99%				+/- 57.3938	µg/mL	Stressed

Solvent: Methanol
CAS # 67-56-1
Purity 99%

Column:
250mm x 4.6mm
Ultra C18 (cat.# 9174575)

Flow Rate:
1.0 ml/min.

Mobile Phase A:
water:methanol (44:56 V/V)

Mobile Phase B:

Mobile Phase Composition:
100%A

Det. Type:
Wavelength: 210 nm

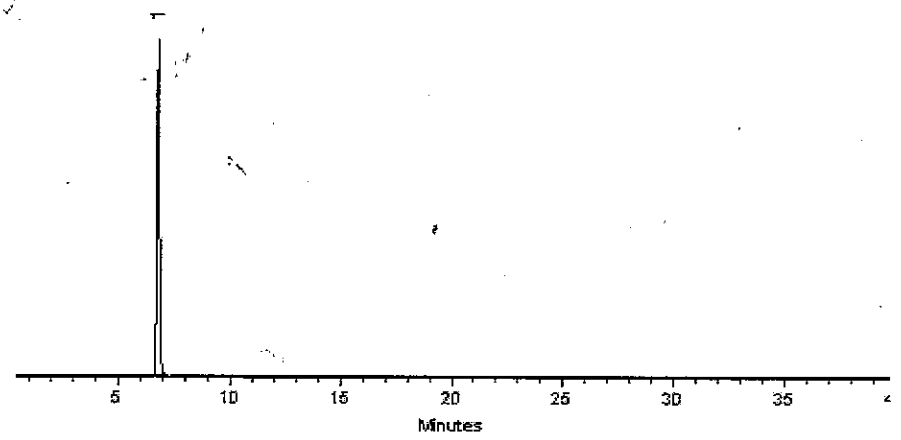

This chromatogram represents a general set of testing conditions chosen for product acceptance. For optimal results in your lab, conditions should be adjusted for your specific instrument, method, and application.

Dustin J Lidgett

Dustin Lidgett - Mix Technician **Date Mixed:** 05-Mar-2018 **Balance:** 1128360905

Jennifer J Pollino

Jennifer Pollino - Operations Tech-ARM QC **Date Passed:** 09-Mar-2018

Manufactured under Restek's ISO 9001:2008 Registered Quality System Certificate #FM 80397

General Certified Reference Material Notes

Expiration Notes:

- Expiration date valid for unopened ampul stored in compliance with the recommended conditions.
- Uncertainty, concentration, and expiration of the CRM are based on the unopened product being stored according to the recommended condition found in the storage field.

Purity Notes:

- Purity and/or chemical identity are determined by one or more of the following techniques: GC/FID, HPLC, GC/μECD, GC/MS, LC/MS, RI, and/or melting point.
- Compounds with a listed purity of less than 99% have been weight corrected to compensate for impurities and/or salts. A correction factor is used to calculate the amount of compound necessary to achieve the desired concentration of the parent compound in solution.
- Purity of isomeric compounds is reported as the sum of the isomers.
- Purity values are rounded to the nearest whole number.

Certified Uncertainty Value Notes:

- The uncertainties are determined in accordance with ISO Guides 34 and 35. The certified combined stressed uncertainty value (includes gravimetric uncertainty, homogeneity between-ampul uncertainty, storage stability uncertainty and shipping stability uncertainty and were combined using the following formula:

$$U_{combined\,stressed} = k\sqrt{U^2_{gravimetric} + U^2_{homogeneity} + U^2_{storage\,stability} + U^2_{shipping\,stability}}$$

k is a coverage factor of 2, which gives a level of confidence of approximately 95%.

- It is important to note that the shipping stability uncertainty was obtained under temperature extremes for specific time intervals; therefore, the certified combined stressed uncertainty value should only be applied to the product if it was stored at non-standard temperature conditions up to and including 7 days. Contact Restek Technical Service at www.restek.com/Contact-Us for use recommendations if your shipment was in-transit for more than 7 days at non-standard temperature conditions.
- Apply the certified combined unstressed uncertainty value if the product was received under standard shipping conditions. Apply the certified combined stressed uncertainty value if the product was received under non-standard conditions as specified below.

Label Conditions	Standard Conditions	Non-Standard Conditions
25°C Nominal (Room Temperature)	< 60°C	≥ 60°C up to 7 days
10°C or colder (Refrigerate)	< 40°C	≥ 40°C up to 7 days
0°C or colder (Freezer)	< 25°C	≥ 25°C up to 7 days

- Separate (not combined) uncertainty values for gravimetric uncertainty are also displayed on the certificate, if needed, separate homogeneity between-ampul uncertainty, storage stability uncertainty and shipping stability uncertainty values are available by contacting Restek Technical Service at www.restek.com/Contact-Us.
- The packaged amount is the minimum sample size for which uncertainty is valid. The ampules are over-filled to ensure that the minimum packaged amount can be sufficiently transferred.

Manufacturing Notes:

- Concentration is based upon gravimetric preparation using either a balance whose calibration has been verified daily using NIST traceable weights, and/or dilutions with Class A glassware.

Handling Notes:

- Stability of the unopened product, when stored in compliance with the recommended conditions, is guaranteed through the expiration displayed on the product label and certificate. Contact Restek for additional opened product stability information, with the knowledge/understanding that open product stability is subject to the specific handling and environmental conditions to which the product is exposed. For your convenience Restek supplies deactivated vials with most standards packed in 2mL ampules. Larger volume deactivated vials are available through Restek as a custom ordered item. Additionally, Restek sells DMDCS for the purpose of glassware deactivation as catalog number 31861, which includes complete instructions.
- If any undissolved material is visible inside the ampul, sonicate the unopened ampul until the material is completely

Reagent

8330SurrStkSS_00150

RESTEK
110 Benner Circle
Bellefonte, PA 16823-8812
Tel: (800)356-1688
Fax: (814)353-1309

www.restek.com

CERTIFIED REFERENCE MATERIAL

Certificate of Analysis

ACCREDITED
ISO Guide 34 Accredited
Reference Material Producer
Certificate #3222.01

ACCREDITED
ISO/IEC 17025 Accredited
Testing Laboratory
Certificate #3222.02

FOR LABORATORY USE ONLY-READ SDS PRIOR TO USE.

This Reference Material is intended for Laboratory Use Only as a standard for the qualitative and/or quantitative determination of the analyte(s) listed.

Catalog No. : 31453 **Lot No.:** A0135839

Description : 8330 Surrogate Mix

8330 Surrogate Mix 1000 µg/mL, Methanol, 1mL/ampul

Container Size : 2 mL **Pkg Amt:** > 1 mL

Expiration Date : March 31, 2023 **Storage:** 10°C or colder

CERTIFIED VALUES

Elution Order	Compound		Grav. Conc. (weight/volume)		Expanded Uncertainty (95% C.L.; K=2)		
1	1,2-Dinitrobenzene		1,000.0 µg/mL		+/- 5.9397	µg/mL	Gravimetric
	CAS # 528-29-0	(Lot MKBW2921V)			+/- 56.0822	µg/mL	Unstressed
	Purity 99%				+/- 57.3938	µg/mL	Stressed

Solvent: Methanol
CAS # 67-56-1
Purity 99%

Column:
250mm x 4.6mm
Ultra C18 (cat.# 9174575)

Flow Rate:
1.0 ml/min.

Mobile Phase A:
water:methanol (44:56 V/V)

Mobile Phase B:

Mobile Phase Composition:
100%A

Det. Type:
Wavelength: 210 nm

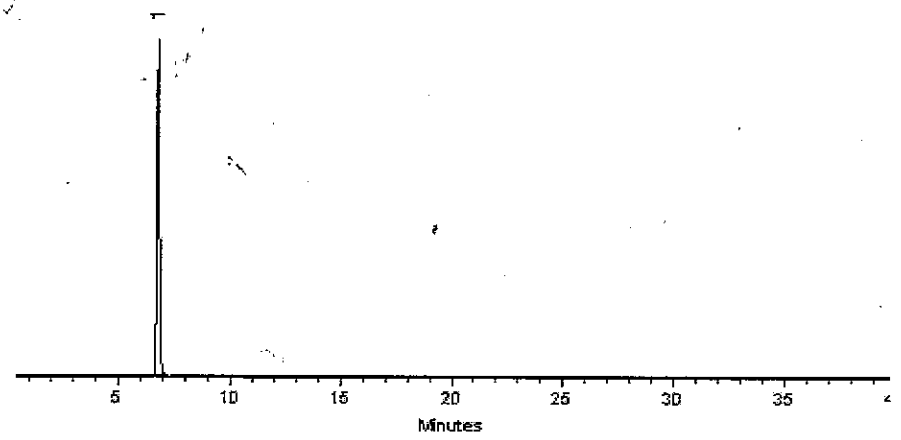

This chromatogram represents a general set of testing conditions chosen for product acceptance. For optimal results in your lab, conditions should be adjusted for your specific instrument, method, and application.

Dustin J Lidgett

Dustin Lidgett - Mix Technician **Date Mixed:** 05-Mar-2018 **Balance:** 1128360905

Jennifer J Pollino

Jennifer Pollino - Operations Tech-ARM QC **Date Passed:** 09-Mar-2018

Manufactured under Restek's ISO 9001:2008 Registered Quality System Certificate #FM 80397

General Certified Reference Material Notes

Expiration Notes:

- Expiration date valid for unopened ampul stored in compliance with the recommended conditions.
- Uncertainty, concentration, and expiration of the CRM are based on the unopened product being stored according to the recommended condition found in the storage field.

Purity Notes:

- Purity and/or chemical identity are determined by one or more of the following techniques: GC/FID, HPLC, GC/μECD, GC/MS, LC/MS, RI, and/or melting point.
- Compounds with a listed purity of less than 99% have been weight corrected to compensate for impurities and/or salts. A correction factor is used to calculate the amount of compound necessary to achieve the desired concentration of the parent compound in solution.
- Purity of isomeric compounds is reported as the sum of the isomers.
- Purity values are rounded to the nearest whole number.

Certified Uncertainty Value Notes:

- The uncertainties are determined in accordance with ISO Guides 34 and 35. The certified combined stressed uncertainty value (includes gravimetric uncertainty, homogeneity between-ampul uncertainty, storage stability uncertainty and shipping stability uncertainty and were combined using the following formula:

$$U_{combined\,stressed} = k\sqrt{U^2_{gravimetric} + U^2_{homogeneity} + U^2_{storage\,stability} + U^2_{shipping\,stability}}$$

k is a coverage factor of 2, which gives a level of confidence of approximately 95%.

- It is important to note that the shipping stability uncertainty was obtained under temperature extremes for specific time intervals; therefore, the certified combined stressed uncertainty value should only be applied to the product if it was stored at non-standard temperature conditions up to and including 7 days. Contact Restek Technical Service at www.restek.com/Contact-Us for use recommendations if your shipment was in-transit for more than 7 days at non-standard temperature conditions.
- Apply the certified combined unstressed uncertainty value if the product was received under standard shipping conditions. Apply the certified combined stressed uncertainty value if the product was received under non-standard conditions as specified below.

Label Conditions	Standard Conditions	Non-Standard Conditions
25°C Nominal (Room Temperature)	< 60°C	≥ 60°C up to 7 days
10°C or colder (Refrigerate)	< 40°C	≥ 40°C up to 7 days
0°C or colder (Freezer)	< 25°C	≥ 25°C up to 7 days

- Separate (not combined) uncertainty values for gravimetric uncertainty are also displayed on the certificate, if needed, separate homogeneity between-ampul uncertainty, storage stability uncertainty and shipping stability uncertainty values are available by contacting Restek Technical Service at www.restek.com/Contact-Us.
- The packaged amount is the minimum sample size for which uncertainty is valid. The ampules are over-filled to ensure that the minimum packaged amount can be sufficiently transferred.

Manufacturing Notes:

- Concentration is based upon gravimetric preparation using either a balance whose calibration has been verified daily using NIST traceable weights, and/or dilutions with Class A glassware.

Handling Notes:

- Stability of the unopened product, when stored in compliance with the recommended conditions, is guaranteed through the expiration displayed on the product label and certificate. Contact Restek for additional opened product stability information, with the knowledge/understanding that open product stability is subject to the specific handling and environmental conditions to which the product is exposed. For your convenience Restek supplies deactivated vials with most standards packed in 2mL ampules. Larger volume deactivated vials are available through Restek as a custom ordered item. Additionally, Restek sells DMDCS for the purpose of glassware deactivation as catalog number 31861, which includes complete instructions.
- If any undissolved material is visible inside the ampul, sonicate the unopened ampul until the material is completely

Reagent

8330SurrStkSS_00152

RESTEK
110 Benner Circle
Bellefonte, PA 16823-8812
Tel: (800)356-1688
Fax: (814)353-1309

www.restek.com

CERTIFIED REFERENCE MATERIAL

Certificate of Analysis

ACCREDITED ISO 17034 Accredited Reference Material Producer Certificate #3222.01

ACCREDITED ISO/IEC 17025 Accredited Testing Laboratory Certificate #3222.02

FOR LABORATORY USE ONLY-READ SDS PRIOR TO USE.

This Reference Material is intended for Laboratory Use Only as a standard for the qualitative and/or quantitative determination of the analyte(s) listed.

Catalog No. : 31453 **Lot No.:** A0139489

Description : 8330 Surrogate Mix

8330 Surrogate Mix 1000 µg/mL, Methanol, 1mL/ampul

Container Size : 2 mL **Pkg Amt:** > 1 mL

Expiration Date : July 31, 2023 **Storage:** 10°C or colder

CERTIFIED VALUES

Elution Order	Compound	Grav. Conc. (weight/volume)	Expanded Uncertainty (95% C.L., K=2)	
1	1,2-Dinitrobenzene	1,001.0 µg/mL	+/- 5.9456 µg/mL	Gravimetric
	CAS # 528-29-0 (Lot MKBW2921V)		+/- 56.1383 µg/mL	Unstressed
	Purity 99%		+/- 57.4512 µg/mL	Stressed

Solvent: Methanol
CAS # 67-56-1
Purity 99%

General Certified Reference Material Notes

Expiration Notes:

- Expiration date valid for unopened ampul stored in compliance with the recommended conditions.
- Uncertainty, concentration, and expiration of the CRM are based on the unopened product being stored according to the recommended condition found in the storage field.

Purity Notes:

- Purity and/or chemical identity are determined by one or more of the following techniques: GC/FID, HPLC, GC/μECD, GC/MS, LC/MS, RI, and/or melting point.
- Compounds with a listed purity of less than 99% have been weight corrected to compensate for impurities and/or salts. A correction factor is used to calculate the amount of compound necessary to achieve the desired concentration of the parent compound in solution.
- Purity of isomeric compounds is reported as the sum of the isomers.
- Purity values are rounded to the nearest whole number.

Certified Uncertainty Value Notes:

- The uncertainties are determined in accordance with ISO 17034 and Guide 35. The certified combined stressed uncertainty value (includes gravimetric uncertainty, homogeneity between-ampul uncertainty, storage stability uncertainty and shipping stability uncertainty and were combined using the following formula:

$$U_{combined\ stressed} = k\sqrt{U^2_{gravimetric} + U^2_{homogeneity} + U^2_{storage\ stability} + U^2_{shipping\ stability}}$$

  k is a coverage factor of 2, which gives a level of confidence of approximately 95%.
- It is important to note that the shipping stability uncertainty was obtained under temperature extremes for specific time intervals; therefore, the certified combined stressed uncertainty value should only be applied to the product if it was stored at non-standard temperature conditions up to and including 7 days. Contact Restek Technical Service at www.restek.com/Contact-Us for use recommendations if your shipment was in-transit for more than 7 days at non-standard temperature conditions.
- Apply the certified combined unstressed uncertainty value if the product was received under standard shipping conditions. Apply the certified combined stressed uncertainty value if the product was received under non-standard conditions as specified below.

Label Conditions	Standard Conditions	Non-Standard Conditions
25°C Nominal (Room Temperature)	< 60°C	≥ 60°C up to 7 days
10°C or colder (Refrigerate)	< 40°C	≥ 40°C up to 7 days
0°C or colder (Freezer)	< 25°C	≥ 25°C up to 7 days

- Separate (not combined) uncertainty values for gravimetric uncertainty are also displayed on the certificate, if needed, separate homogeneity between-ampul uncertainty, storage stability uncertainty and shipping stability uncertainty values are available by contacting Restek Technical Service at www.restek.com/Contact-Us.
- The packaged amount is the minimum sample size for which uncertainty is valid. The ampules are over-filled to ensure that the minimum packaged amount can be sufficiently transferred.

Manufacturing Notes:

- Concentration is based upon gravimetric preparation using either a balance whose calibration has been verified daily using NIST traceable weights, and/or dilutions with Class A glassware.

Handling Notes:

- Stability of the unopened product, when stored in compliance with the recommended conditions, is guaranteed through the expiration displayed on the product label and certificate. Contact Restek for additional opened product stability information, with the knowledge/understanding that open product stability is subject to the specific handling and environmental conditions to which the product is exposed. For your convenience Restek supplies deactivated vials with most standards packed in 2mL ampules. Larger volume deactivated vials are available through Restek as a custom ordered item. Additionally, Restek sells DMDCS for the purpose of glassware deactivation as catalog number 31861, which includes complete instructions.
- If any undissolved material is visible inside the ampul, sonicate the unopened ampul until the material is completely dissolved.

Column:
250mm x 4.6mm
Ultra C18 (cat.# 9174575)

Flow Rate:
1.0 ml/min.

Mobile Phase A:
water:methanol (44:56 V/V)

Mobile Phase B:

Mobile Phase Composition:
100%A

Det. Type:
Wavelength: 210 nm

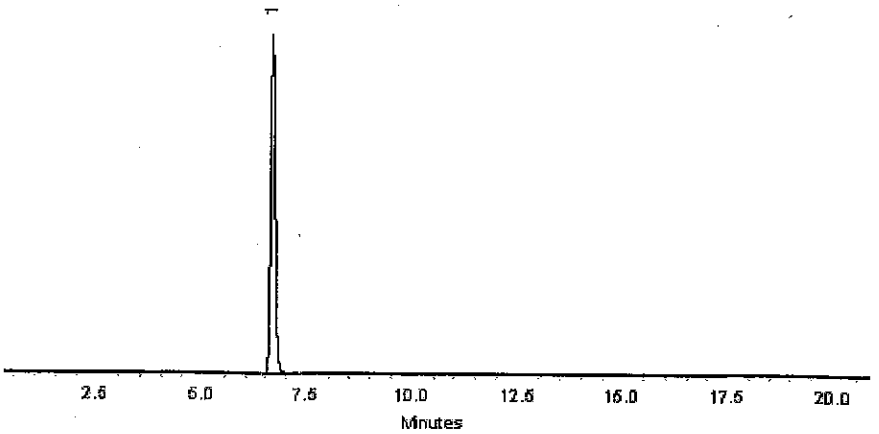

This chromatogram represents a general set of testing conditions chosen for product acceptance. For optimal results in your lab, conditions should be adjusted for your specific instrument, method, and application.

Joseph Jaglowski - Mix Technician **Date Mixed:** 10-Jul-2018 **Balance:** B707717271

Jennifer Pollino - Operations Tech-ARM QC **Date Passed:** 17-Jul-2018

Manufactured under Restek's ISO 9001:2015
Registered Quality System
Certificate #FM 80397

Reagent

8330SurrStkSS_00153

RESTEK
110 Benner Circle
Bellefonte, PA 16823-8812
Tel: (800)356-1688
Fax: (814)353-1309

www.restek.com

CERTIFIED REFERENCE MATERIAL

Certificate of Analysis

ACCREDITED ISO 17034 Accredited Reference Material Producer Certificate #3222.01

ACCREDITED ISO/IEC 17025 Accredited Testing Laboratory Certificate #3222.02

FOR LABORATORY USE ONLY-READ SDS PRIOR TO USE.

This Reference Material is intended for Laboratory Use Only as a standard for the qualitative and/or quantitative determination of the analyte(s) listed.

Catalog No. : 31453 **Lot No.:** A0139489

Description : 8330 Surrogate Mix

8330 Surrogate Mix 1000 µg/mL, Methanol, 1mL/ampul

Container Size : 2 mL **Pkg Amt:** > 1 mL

Expiration Date : July 31, 2023 **Storage:** 10°C or colder

CERTIFIED VALUES

Elution Order	Compound	Grav. Conc. (weight/volume)	Expanded Uncertainty (95% C.L., K=2)	
1	1,2-Dinitrobenzene	1,001.0 µg/mL	+/- 5.9456 µg/mL	Gravimetric
	CAS # 528-29-0 (Lot MKBW2921V)		+/- 56.1383 µg/mL	Unstressed
	Purity 99%		+/- 57.4512 µg/mL	Stressed

Solvent: Methanol
CAS # 67-56-1
Purity 99%

General Certified Reference Material Notes

Expiration Notes:

- Expiration date valid for unopened ampul stored in compliance with the recommended conditions.
- Uncertainty, concentration, and expiration of the CRM are based on the unopened product being stored according to the recommended condition found in the storage field.

Purity Notes:

- Purity and/or chemical identity are determined by one or more of the following techniques: GC/FID, HPLC, GC/μECD, GC/MS, LC/MS, RI, and/or melting point.
- Compounds with a listed purity of less than 99% have been weight corrected to compensate for impurities and/or salts. A correction factor is used to calculate the amount of compound necessary to achieve the desired concentration of the parent compound in solution.
- Purity of isomeric compounds is reported as the sum of the isomers.
- Purity values are rounded to the nearest whole number.

Certified Uncertainty Value Notes:

- The uncertainties are determined in accordance with ISO 17034 and Guide 35. The certified combined stressed uncertainty value (includes gravimetric uncertainty, homogeneity between-ampul uncertainty, storage stability uncertainty and shipping stability uncertainty and were combined using the following formula:

$$U_{combined\ stressed} = k\sqrt{U^2_{gravimetric} + U^2_{homogeneity} + U^2_{storage\ stability} + U^2_{shipping\ stability}}$$

  k is a coverage factor of 2, which gives a level of confidence of approximately 95%.
- It is important to note that the shipping stability uncertainty was obtained under temperature extremes for specific time intervals; therefore, the certified combined stressed uncertainty value should only be applied to the product if it was stored at non-standard temperature conditions up to and including 7 days. Contact Restek Technical Service at www.restek.com/Contact-Us for use recommendations if your shipment was in-transit for more than 7 days at non-standard temperature conditions.
- Apply the certified combined unstressed uncertainty value if the product was received under standard shipping conditions. Apply the certified combined stressed uncertainty value if the product was received under non-standard conditions as specified below.

Label Conditions	Standard Conditions	Non-Standard Conditions
25°C Nominal (Room Temperature)	< 60°C	≥ 60°C up to 7 days
10°C or colder (Refrigerate)	< 40°C	≥ 40°C up to 7 days
0°C or colder (Freezer)	< 25°C	≥ 25°C up to 7 days

- Separate (not combined) uncertainty values for gravimetric uncertainty are also displayed on the certificate, if needed, separate homogeneity between-ampul uncertainty, storage stability uncertainty and shipping stability uncertainty values are available by contacting Restek Technical Service at www.restek.com/Contact-Us.
- The packaged amount is the minimum sample size for which uncertainty is valid. The ampules are over-filled to ensure that the minimum packaged amount can be sufficiently transferred.

Manufacturing Notes:

- Concentration is based upon gravimetric preparation using either a balance whose calibration has been verified daily using NIST traceable weights, and/or dilutions with Class A glassware.

Handling Notes:

- Stability of the unopened product, when stored in compliance with the recommended conditions, is guaranteed through the expiration displayed on the product label and certificate. Contact Restek for additional opened product stability information, with the knowledge/understanding that open product stability is subject to the specific handling and environmental conditions to which the product is exposed. For your convenience Restek supplies deactivated vials with most standards packed in 2mL ampules. Larger volume deactivated vials are available through Restek as a custom ordered item. Additionally, Restek sells DMDCS for the purpose of glassware deactivation as catalog number 31861, which includes complete instructions.
- If any undissolved material is visible inside the ampul, sonicate the unopened ampul until the material is completely dissolved.

Column:
250mm x 4.6mm
Ultra C18 (cat.# 9174575)

Flow Rate:
1.0 ml/min.

Mobile Phase A:
water:methanol (44:56 V/V)

Mobile Phase B:

Mobile Phase Composition:
100%A

Det. Type:
Wavelength: 210 nm

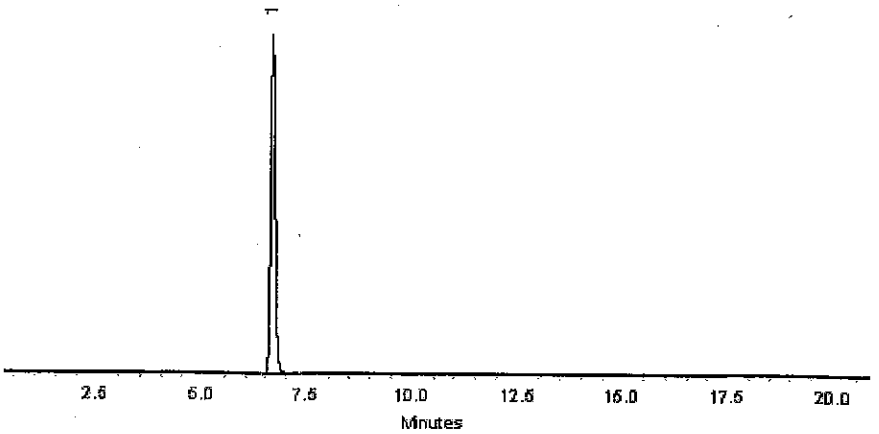

This chromatogram represents a general set of testing conditions chosen for product acceptance. For optimal results in your lab, conditions should be adjusted for your specific instrument, method, and application.

Joseph Jaglowski - Mix Technician **Date Mixed:** 10-Jul-2018 **Balance:** B707717271

Jennifer Pollino - Operations Tech-ARM QC **Date Passed:** 17-Jul-2018

Manufactured under Restek's ISO 9001:2015
Registered Quality System
Certificate #FM 80397

Reagent

8330SurrStock_00163

125 Market Street
New Haven, CT 06513
USA

AccuStandard®

Tel (203)786-5290
Fax (203)786-5287
www.AccuStandard.com

CERTIFICATE OF ANALYSIS

Catalog No: M-8330-SS
Description: 1,2-Dinitrobenzene
Lot: 216071012
Solvent: Methanol
Hazards: **HIGHLY FLAMMABLE** - *Refer to SDS for safety info*



Danger 2

Date Certified: Jul 1, 2016
Expiration: Jul 1, 2026
Sample Size: 1 mL
Components: 1
Storage Condition: Ambient (>5 °C)

Included on ISO/IEC 17025 Scope of Accreditation: Yes

Included on ISO Guide 34 Scope of Accreditation: Yes

Component	CAS #	Purity % (GC/FID)	Prepared Concentration[1] (µg/mL)	Certified Analyte Concentration[2] (µg/mL)
1,2-Dinitrobenzene	528-29-0	100.0	100.1	1001

ACCUSTANDARD

A product with a suffix (-1A, -2B, etc. or -01, -02, etc.) on its lot number has had its expiration date extended and is identical to the same lot number without the suffix.

[1] All weights are traceable through NIST, Test No. 822-275872-11

[2] Certified Analyte Concentration = Purity x Prepared Concentration. The Uncertainty associated with the gravimetric values reported on this certificate is ±0.24%. The CRM Uncertainty calculated for this product is ±5%. These values are the expanded uncertainty and represent an estimated standard deviation equal to the positive square root of the total variation of the uncertainty of components. A normal distribution is assumed and a coverage factor of K=2 is chosen using approximately a 95% confidence level.

Labels and certificates follow U.S. Conventions in reporting numerical values: A comma (,) is used to separate units of one-thousand or greater. A period (.) is used as a decimal place marker.

See reverse side for additional information

Certified By: _____
Larry Decker, Organic QC Manager

Page 1 of 1

For use in routine laboratory analysis.

AccuStandard is accredited to ISO 17034, ISO/IEC 17025 and certified to ISO 9001:2015

QR-ORG/INO-001
Rev. 5/18

Reagent

Alk stk std_00016

ThermoFisher SCIENTIFIC

Certificate of Analysis

1 Reagent Lane
Fair Lawn, NJ 07410
201.796.7100 tel
201.796.1329 fax

ThermoFisher Scientific's Quality System has been found to conform to Quality Management System Standard ISO9001:2008 standard by SAI Global Certificate Number CERT - 0090918

This is to certify that units of the lot number below were tested and found to comply with the specifications of the grade listed. Certain data have been supplied by third parties. ThermoFisher Scientific expressly disclaims all warranties, expressed or implied, including the implied warranties of merchantability and fitness for a particular purpose. Certain products (USP/FCC/NF/EP/BP/JP grades) are sold for use in food, drug, or medical device manufacturing.ThermoFisher does not maintain DMF's with the FDA. The following are the actual analytical results obtained:

Catalog Number	SS148	Quality Test / Release Date	06/05/2018
Lot Number	182564	Expiration Date	Jun/2020
Description	SODIUM CARBONATE SOLUTION, 1N		
Country of Origin	United States		
Chemical Origin			
BSE/TSE Comment			
Chemical Comment			

Result Name	Units	Specifications	Test Value
APPEARANCE		REPORT	Clear, colorless liquid
COLOR	APHA	<= 5	<5
NORMALITY		Inclusive Between 0.995 - 1.000	1.000
IDENTIFICATION	PASS/FAIL	= PASS TEST	PASS TEST

Jerusa Bailey-Wyche

Quality Assurance Specialist - Certificate of Analysis Fair Lawn

Note: The data listed is valid for all package sizes of this lot of this product, expressed as an extension of this catalog number listed above.
If there are any questions with this certificate, please call at (800) 227-6701.
*Based on suggested storage condition.

Reagent

IC BR ICV_00012

RICCA CHEMICAL COMPANY®

448 West Fork Dr
Arlington, TX 76012
http://www.riccachemical.com
1-888-GO-RICCA
customerservice@riccachemical.com

Certificate of Analysis

Bromide Standard, 1000 ppm Br^-

Lot Number: 1804F11 **Product Number:** 1180

Manufacture Date: APR 06, 2018
Expiration Date: SEP 2019

The certified value reported is the prepared value based upon the method of preparation of the material. The uncertainty in the prepared value is based upon the volumetric method of preparation.

Name	CAS#	Grade
Water	7732-18-5	ACS/ASTM/USP/EP
Sodium Bromide	7647-15-6	High Purity

Test	Specification	Result
Appearance	Colorless liquid	Passed
Bromide (Br)	995-1005 ppm	1000 ppm

Specification	Reference
Bromide Solution, Standard (1 mL = 1 mg Br-)	ASTM (D 3869 D)
Standard Bromide Solution, 1000 mg/L	APHA (4110 B)
Bromide Stock Solution (1.00 mL = 1.00 mg Br-)	EPA (SW-846) (9056)
Sodium Bromide Standard Solution, 1000 mg/L	ASTM (D 1246)
Bromide Stock Solution (1.00 mL = 1.00 mg Br?)	ASTM (D 4327)

Volumetric glassware complies with Class A tolerance requirements of ASTM E 288 and NIST Circular 434; it is calibrated before first use and recalibrated regularly in accordance with ASTM E 542 and NIST Procedure NBSIR 74-461. Balances are calibrated regularly with weights certified traceable to the NIST national mass standard. Thermometers and temperature probes are calibrated before first use and recalibrated regularly with a thermometer traceable to NIST standards. All products are prepared according to master documents that assure manufacture according to validated methods. Batch records document raw material traceability and production and testing history for each lot manufactured.

Part Number	Size / Package Type	Shelf Life (Unopened Container)
1180-16	500 mL natural poly	18 months
1180-4	120 mL natural poly	18 months

Recommended Storage: 15°C - 30°C (59°F - 86°F)

Israel Alamudun (04/06/2018)
Quality Control Supervisor
This Certificate of Analysis is designed to comply with ISO Guide 31 "Reference Materials -- Contents of Certificates and Labels."

This test report shall not be reproduced, except in full, without the written approval of Ricca Chemical Company.

Reagent

IC CL cal_00058

Reference Materials Producer
Cert #2495.01

SPEXertificate®

Certificate of Reference Material

Chemical Testing
Cert #2495.02

Catalog Number: AS-CL9-2X **Lot No.** 4-154CL-2X

Description: 1000 µg/mL Chloride

Matrix: H_2O

This **Ion Chromatography** Certified Reference Material, CRM, is intended primarily for use as a calibration standard or quality control standard for ion chromatography instrumentation. It can be employed in USEPA, ASTM and other methods relevant to the certified properties listed below.

Certified Value: 997 µg/mL ±5 µg/mL

Certified Value is Traceable to: 3182*

* - indicates NIST SRM † - indicates SPEX CertiPrep CRM (when NIST SRM is not available) ‡ - prepared gravimetrically

The CRM is prepared gravimetrically using high purity Sodium Chloride, Lot# 07131A. The certified value listed is the average of values obtained by classical wet assay and ion chromatography analysis.

Refer to side 2 for details of measurement uncertainties.

Classical Wet Assay: 998 µg/mL

Method: Precipitation using Silver Nitrate. Filter, dry and weigh as AgCl.

Instrumental Analysis by Ion Chromatography: 996 µg/mL

Uncertified Properties

Trace Ionic Impurities in the Actual Solution via IC Analysis:

Element	µg/mL	Element	µg/mL
Br^-	<0.05	NO_3^-	<0.04
F^-	<0.006	$PO4^{-3}$	<0.06
NO_2^-	<0.03	$SO4^{-2}$	<0.05

Balances are calibrated regularly with weight sets traceable to NIST #32856, #32867 and others. This CRM is guaranteed stable and accurate to +/- 0.5% of the certified value. This includes uncertainty components due to preparation, homogeneity by the most precise method, and short-term and long-term stability. This guarantee is valid for a period of one year from the date of certification only when the material is kept tightly capped and stored under ambient laboratory conditions.

Date of Certification: APR - - 2019

Certifying Officer: Katherine Cullinan

Katherine Cullinan, QC Manager

© 2018 SPEX CertiPrep, LLC

Report of Certification

This Certified Reference Material (CRM) has been prepared and certified under an ISO 9001 (certified by DQS), ISO 17025 (accredited by A2LA) and ISO 17034 (accredited by A2LA) quality system consistent with the following guides:

- ISO 9001: Quality management systems – Requirements
- ISO/IEC 17025: General requirements for the competence of testing and calibration laboratories
- ISO 17034: General requirements for the competence of reference material producers
- ISO Guide 30: Reference Materials – Selected terms and definitions
- ISO Guide 31: Reference Materials -- Contents of certificates and labels
- ISO Guide 35: Reference Materials – General and principals for certification
- Guide to the Expression of Uncertainty in Measurement, 2008
- EURACHEM/CITAC Guide: Qualifying Uncertainty in Analytical Measurement – Third Edition
- NIST Technical Note 1297

Material Source:

All analytes and matrix materials are obtained and verified by SPEX CertiPrep from pre-qualified vendors as per ISO 9001, ISO 17025, and ISO 17034 guidelines. Vendor identifications are proprietary; however, sources of all materials used in the preparation and testing of SPEX CertiPrep CRMs are tracked and documented. For further assistance, please contact Sales Support at crmsales@spexcsp.com.

Instructions for Use:

Primary usage of this CRM is in neat form or diluted serially with matrix of a purity at or greater than the purity of the original matrix solution. If dilution is required, the diluent must be compatible with all certified analytes and contain stabilizers appropriate for the period of intended use. The CRM can also be used as a spike or with a spike, again with appropriate compatibility considerations. All solutions should be thoroughly mixed, by shaking, prior to use and never pipetted directly from the bottle. Do not return excess solution to the bottle. All surfaces that come in contact with the solution must be thoroughly cleaned and leached prior to use. Dilutions should be performed only with Class A volumetric glassware. See SDS for health and safety information.

Method of Preparation:

Clean laboratory procedures and techniques have been used throughout the preparation. All materials, equipment, analytical instrumentation and personnel have been qualified prior to use. The highest purity acids applicable, 18 megohm, double deionized water, acid-leached triple-rinsed bottles (where appropriate), and Class A/calibrated volumetrics have been used in all preparations.

Homogeneity:

The homogeneity of the CRM has been confirmed by procedures consistent with ISO 17025, ISO 17034, and ASTM D6362-98 Appendix X2. Random, replicate samples of the final, packaged material have been analyzed to prove homogeneity in accordance with our internal procedure 4600-HOMOGEN-1A. Since the product is highly homogeneous, any sample size taken for analysis would be within the uncertainty budget. This is consistent with the intended use of the CRM.

Statistical Estimator and Confidence Limits:

The certified value 'X' listed on the reverse of this document is at the 95% level of confidence and can be expressed as:

- $X = x \pm U$ where X=certified value, U=expanded uncertainty, x=property value
- $U = ku_c$ where k=2 is the coverage factor at the 95% confidence level
- u_c=combined standard uncertainty obtained by combining the individual element standard uncertainty components u_i, and $u_c = \sqrt{\Sigma u_i^2}$

Certification Report:

All certified values reported were derived from the Certification Report, SPEX CertiPrep's traceability documentation, identified by the lot number of this CRM. During the stated period of validity, the purchaser will be notified if this product is recalled due to any significant changes in the stability of the solution. For further assistance, please contact Sales Support at crmsales@spexcsp.com.

Legal Notice:

SPEX CertiPrep reference materials are not for any cosmetic, drug or household application and are to be used only by qualified individuals who are trained in appropriate procedures. No claims against SPEX CertiPrep, LLC. of any kind whatsoever, whether based on breach of warranty, alleged negligence, or otherwise, with respect to this Reference Material shall be greater than the purchase price. In no event shall SPEX CertiPrep, LLC. be liable for any loss of profits or any incidental, special, or consequential damages.

Reagent

IC FL cal_00013

RICCA CHEMICAL COMPANY®

1490 Lammers Pike
Batesville, IN 47006
http://www.riccachemical.com
1-888-GO-RICCA
customerservice@riccachemical.com

Certificate of Analysis

Fluoride Standard, 1000 ppm F-

Lot Number: 4805C89 **Product Number:** 3173

Manufacture Date: MAY 07, 2018
Expiration Date: OCT 2019

The certified value reported is the prepared value based upon the method of preparation of the material. The uncertainty in the prepared value is based upon the volumetric method of preparation.
The concentration is confirmed by Fluoride ISE and is certified traceable to NIST SRM 2203.

Name	CAS#	Grade
Water	7732-18-5	ACS/ASTM/USP/EP
Sodium Fluoride	7681-49-4	High Purity

Test	Specification	Result
Appearance	Colorless liquid	Passed
Fluoride (F)	995-1005 ppm	1000 ppm

Specification	Reference
Fluoride Solution, Stock (1.00 mL = 1.00 mg F)	ASTM (D 5542)
Fluoride Stock Solution (1.00 mL = 1.00 mg F-)	EPA (SW-846) (9056)
Fluoride Calibration Stock Solution (1,000 mg/L F-)	EPA (SW-846) (9214)
Stock Solution, 1.0 mL = 1.0 mg F	EPA (340.3)
Fluoride Solution, Stock (1.00 mL = 1.00 mg F)	ASTM (D 5996)
Fluoride Stock Solution (1.00 mL = 1.00 mg F?)	ASTM (D 4327)
Fluoride Stock Standard Solution (1 mg of F in 1 mL)	ACS (N/A)

Volumetric glassware complies with Class A tolerance requirements of ASTM E 288 and NIST Circular 434; it is calibrated before first use and recalibrated regularly in accordance with ASTM E 542 and NIST Procedure NBSIR 74-461. Balances are calibrated regularly with weights certified traceable to the NIST national mass standard. Thermometers and temperature probes are calibrated before first use and recalibrated regularly with a thermometer traceable to NIST standards. All products are prepared according to master documents that assure manufacture according to validated methods. Batch records document raw material traceability and production and testing history for each lot manufactured.

Part Number	Size / Package Type	Shelf Life (Unopened Container)
3173-16	500 mL natural poly	18 months

Recommended Storage: 15°C - 30°C (59°F - 86°F)

Jim Gibbs
Quality Control Supervisor
This Certificate of Analysis is designed to comply with ISO Guide 31 "Reference Materials -- Contents of Certificates and Labels."

This test report shall not be reproduced, except in full, without the written approval of Ricca Chemical Company.

Reagent

IC MS/MSD S04_00005

Fisher Scientific

1 Reagent Lane
Fair Lawn, NJ 07410
201.796.7100 tel
201.796.1329 fax

Certificate of Analysis

Fisher Scientific's Quality System has been found to conform to Quality Management System Standard ISO9001:2008 standard by SAI Global Certificate Number CERT - 0064970

This is to certify that units of the lot number below were tested and found to comply with the specifications of the grade listed. Certain data have been supplied by third parties. Fisher Scientific expressly disclaims all warranties, expressed or implied, including the implied warranties of merchantability and fitness for a particular purpose. Certain products (USP/FCC/NF/EP/BP/JP grades) are sold for use in food, drug, or medical device manufacturing. Fisher does not claim regulatory coverage under 21 CFR nor maintain DMF's with the FDA. The following are the actual analytical results obtained:

Catalog Number	**P304**	**Quality Test / Release Date**	**3/2/2015**
Lot Number	**147276**		
Description	**POTASSIUM SULFATE, CRYSTAL, CERTIFIED, A.C.S.**		
Country of Origin	**India**	*** Suggested Retest Date**	**Feb-2020**
Chemical Origin	**Inorganic-non animal**		
BSE/TSE Comment	This product is not manufactured from, or with, any type of animal product, nor any derivative of an animal product. As such, this product should not be considered a vector for BSE or TSE.		

Result name	Units	Specifications	Test Value
APPEARANCE		REPORT	FINE WHITE CRYSTALS
ASSAY	%	>= 99	99.4
CALCIUM	%	<= 0.01	<0.010
CHLORIDE	%	<= 0.001	<0.0010
HEAVY METALS (as Pb)	ppm	<= 5	<5.0
IDENTIFICATION	PASS/FAIL	= PASS TEST	PASS TEST
INSOLUBLE MATTER	%	<= 0.01	<0.010
IRON (Fe)	ppm	<= 5	<5.0
MAGNESIUM	%	<= 0.005	<0.0050
NITROGEN COMPOUNDS	ppm	<= 5	<5
PH 5% SOLUTION @ 25 DEG C		Inclusive Between 5.5 - 8.5	5.5
SODIUM (Na)	%	<= 0.02	<0.020



CERTIFIED BY

Lab Manager Fair Lawn

Note: The data listed is valid for all package sizes of this lot of this product, expressed as a extension of this catalog number listed above. If there are any questions with this certificate, please call Chemical Services at (800) 227-6701.
*Based on suggested storage condition.

Reagent

IC sulfatecal_00057

Reference Materials Producer
Cert #2495.01

SPEXertificate®

Certificate of Reference Material

Chemical Testing
Cert #2495.02

Catalog Number: AS-SO49-2X **Lot No.** 4-197SO4-2X

Description: 1000 µg/mL Sulfate

EXPIRES JUN. 30, 2020

Matrix: H_2O

This **Ion Chromatography** Certified Reference Material, CRM, is intended primarily for use as a calibration standard or quality control standard for ion chromatography instrumentation. It can be employed in USEPA, ASTM and other methods relevant to the certified properties listed below.

Certified Value: 1001 µg/mL ±5 µg/mL

Certified Value is Traceable to: 3181*

* - indicates NIST SRM † - indicates SPEX CertiPrep CRM (when NIST SRM is not available) ‡ - prepared gravimetrically

The CRM is prepared gravimetrically using high purity Potassium Sulfate, Lot# MAN1018SO4. The certified value listed is the average of values obtained by classical wet assay and ion chromatography analysis.

Refer to side 2 for details of measurement uncertainties.

Classical Wet Assay: 1002 µg/mL

Method: Precipitation using Barium Chloride. Filter, ignite, and weigh as BaSO4.

Instrumental Analysis by Ion Chromatography: 999 µg/mL

Uncertified Properties

Trace Ionic Impurities in the Actual Solution via IC Analysis:

Element	µg/mL	Element	µg/mL
Br^-	<0.006	NO_2^-	<0.004
Cl^-	<0.01	NO_3^-	<0.006
F^-	<0.008	$PO4^{-3}$	<0.01

Balances are calibrated regularly with weight sets traceable to NIST #32856, #32867 and others. This CRM is guaranteed stable and accurate to +/- 0.5% of the certified value. This includes uncertainty components due to preparation, homogeneity by the most precise method, and short-term and long-term stability. This guarantee is valid for a period of one year from the date of certification only when the material is kept tightly capped and stored under ambient laboratory conditions.

Date of Certification: JUN -- 2019

Certifying Officer: Katherine Cullinan

Katherine Cullinan, QC Manager

© 2018 SPEX CertiPrep, LLC

Report of Certification

This Certified Reference Material (CRM) has been prepared and certified under an ISO 9001 (certified by DQS), ISO 17025 (accredited by A2LA) and ISO 17034 (accredited by A2LA) quality system consistent with the following guides:

- ISO 9001: Quality management systems – Requirements
- ISO/IEC 17025: General requirements for the competence of testing and calibration laboratories
- ISO 17034: General requirements for the competence of reference material producers
- ISO Guide 30: Reference Materials – Selected terms and definitions
- ISO Guide 31: Reference Materials – Contents of certificates and labels
- ISO Guide 35: Reference Materials – General and principals for certification
- Guide to the Expression of Uncertainty in Measurement, 2008
- EURACHEM/CITAC Guide: Qualifying Uncertainty in Analytical Measurement – Third Edition
- NIST Technical Note 1297

Material Source:

All analytes and matrix materials are obtained and verified by SPEX CertiPrep from pre-qualified vendors as per ISO 9001, ISO 17025, and ISO 17034 guidelines. Vendor identifications are proprietary; however, sources of all materials used in the preparation and testing of SPEX CertiPrep CRMs are tracked and documented. For further assistance, please contact Sales Support at crmsales@spexcsp.com.

Instructions for Use:

Primary usage of this CRM is in neat form or diluted serially with matrix of a purity at or greater than the purity of the original matrix solution. If dilution is required, the diluent must be compatible with all certified analytes and contain stabilizers appropriate for the period of intended use. The CRM can also be used as a spike or with a spike, again with appropriate compatibility considerations. All solutions should be thoroughly mixed, by shaking, prior to use and never pipetted directly from the bottle. Do not return excess solution to the bottle. All surfaces that come in contact with the solution must be thoroughly cleaned and leached prior to use. Dilutions should be performed only with Class A volumetric glassware. See SDS for health and safety information.

Method of Preparation:

Clean laboratory procedures and techniques have been used throughout the preparation. All materials, equipment, analytical instrumentation and personnel have been qualified prior to use. The highest purity acids applicable, 18 megohm, double deionized water, acid-leached triple-rinsed bottles (where appropriate), and Class A/calibrated volumetrics have been used in all preparations.

Homogeneity:

The homogeneity of the CRM has been confirmed by procedures consistent with ISO 17025, ISO 17034, and ASTM D6362-98 Appendix X2. Random, replicate samples of the final, packaged material have been analyzed to prove homogeneity in accordance with our internal procedure 4600-HOMOGEN-1A. Since the product is highly homogeneous, any sample size taken for analysis would be within the uncertainty budget. This is consistent with the intended use of the CRM.

Statistical Estimator and Confidence Limits:

The certified value 'X' listed on the reverse of this document is at the 95% level of confidence and can be expressed as:

- $X = x \pm U$ where X=certified value, U=expanded uncertainty, x=property value
- $U = ku_c$ where k=2 is the coverage factor at the 95% confidence level
- u_c=combined standard uncertainty obtained by combining the individual element standard uncertainty components u_i, and $u_c = \sqrt{\Sigma u_i^2}$

Certification Report:

All certified values reported were derived from the Certification Report, SPEX CertiPrep's traceability documentation, identified by the lot number of this CRM. During the stated period of validity, the purchaser will be notified if this product is recalled due to any significant changes in the stability of the solution. For further assistance, please contact Sales Support at crmsales@spexcsp.com.

Legal Notice:

SPEX CertiPrep reference materials are not for any cosmetic, drug or household application and are to be used only by qualified individuals who are trained in appropriate procedures. No claims against SPEX CertiPrep, LLC. of any kind whatsoever, whether based on breach of warranty, alleged negligence, or otherwise, with respect to this Reference Material shall be greater than the purchase price. In no event shall SPEX CertiPrep, LLC. be liable for any loss of profits or any incidental, special, or consequential damages.

Reagent

MNX,TNX,DNX_00026

Agilent

Certificate of Analysis
ISO Guide 34

Custom Standard

Product Number: CUS-23984 **Page:** 1 of 1

Lot Number: CS-5628 **Lot Issue Date:** 16-Nov-2018 **Expiration Date:** 31-Dec-2019

This ISO Guide 34 Reference Material (RM) was manufactured and verified in accordance with Agilent Technologies ISO 9001 registered quality system. A review of the gravimetric preparation data by our ISO 17025 accredited laboratory serves to verify the concentration of each analyte. The true value and uncertainty value at the 95% confidence level for each analyte, determined gravimetrically, is listed below.

Analyte	CAS#	Analyte Lot	True Value
1,3,5-trinitroso-1,3,5-triazacyclohexane (TNX)		RM12428	100.3 ± 0.5 µg/mL
1-nitro-3,5-dinitroso-1,3,5-triazacyclohexane		RM12428	100.1 ± 0.5 µg/mL
1-nitroso-3,5-dinitro-1,3,5-triazacyclohexane		RM12428	116.7 ± 0.6 µg/mL

Matrix: acetonitrile

Storage: Store at Room Temperature (15° to 30°C).

Agilent uses balances calibrated with weights traceable to NIST in compliance with ANSI/NCSL Z-540-1 and ISO 9001, and calibrated Class A glassware in the manufacturing of these standards.

Monica Bourgeois
QMS Representative

ANAB ACCREDITED ISO GUIDE 34 REFERENCE MATERIAL PRODUCER
ISO Guide 34 Cert No. AR-1936

Produced in accordance with TUV USA Inc 56 100 18560026 registered ISO 9001 Quality Managment System

ANAB ACCREDITED ISO/IEC 17025 TESTING LABORATORY
ISO17025 Cert No. AT-1937

ORG ver 1.1

Reagent

MNX,TNX,DNX_00027

Agilent

Certificate of Analysis
ISO Guide 34

Custom Standard

Product Number: CUS-23984 **Page:** 1 of 1

Lot Number: CS-5628 **Lot Issue Date:** 16-Nov-2018 **Expiration Date:** 31-Dec-2019

This ISO Guide 34 Reference Material (RM) was manufactured and verified in accordance with Agilent Technologies ISO 9001 registered quality system. A review of the gravimetric preparation data by our ISO 17025 accredited laboratory serves to verify the concentration of each analyte. The true value and uncertainty value at the 95% confidence level for each analyte, determined gravimetrically, is listed below.

Analyte	CAS#	Analyte Lot	True Value
1,3,5-trinitroso-1,3,5-triazacyclohexane (TNX)		RM12428	100.3 ± 0.5 µg/mL
1-nitro-3,5-dinitroso-1,3,5-triazacyclohexane		RM12428	100.1 ± 0.5 µg/mL
1-nitroso-3,5-dinitro-1,3,5-triazacyclohexane		RM12428	116.7 ± 0.6 µg/mL

Matrix: acetonitrile

Storage: Store at Room Temperature (15° to 30°C).

Agilent uses balances calibrated with weights traceable to NIST in compliance with ANSI/NCSL Z-540-1 and ISO 9001, and calibrated Class A glassware in the manufacturing of these standards.

Monica Bourgeois
QMS Representative

ANAB ACCREDITED ISO GUIDE 34 REFERENCE MATERIAL PRODUCER
ISO Guide 34 Cert No. AR-1936

Produced in accordance with TUV USA Inc 56 100 18560026 registered ISO 9001 Quality Managment System

ANAB ACCREDITED ISO/IEC 17025 TESTING LABORATORY
ISO17025 Cert No. AT-1937

ORG ver 1.1

250 Smith Street North Kingstown, Rhode Island 02852 **www.ultrasci.com**

Reagent

NH3 CAL STD_00030

RICCA CHEMICAL COMPANY®

448 West Fork Dr
Arlington, TX 76012
http://www.riccachemical.com
1-888-GO-RICCA
customerservice@riccachemical.com

Certificate of Analysis

Ammonia Nitrogen Standard, 1000 ppm N (1216 ppm NH_3)

Lot Number: 1808L28 **Product Number:** 5455

Manufacture Date: AUG 29, 2018
Expiration Date: FEB 2020

The certified value reported is the prepared value based upon the method of preparation of the material. The uncertainty in the prepared value is based upon the volumetric method of preparation.

Name	CAS#	Grade
Water	7732-18-5	ACS/ASTM/USP/EP
Ammonium Chloride	12125-02-9	High Purity

Test	Specification	Result
Appearance	Colorless liquid	Passed
Nitrogen (N)	995-1005 ppm	1000 ppm

Specification	Reference
Ammonia Solution, Stock (1.0 mL = 1.0 mg ammonia nitrogen)	ASTM (D 3590 A)
Ammonia Solution, Stock (1.0 mL = 1.0 mg ammonium nitrogen)	ASTM (D 3590 B)
Stock Ammonium Chloride Solution	APHA (4500-CN- L)
Stock Ammonium Solution	APHA (4500-NH3 C)
Stock Ammonium chloride Solution	APHA (4500-NH3 D)
Stock Ammonium Solution	APHA (4500-NH3 F)
Ammonium Chloride, Stock Solution, 1.0 mL = 1.0 mg NH3-N	EPA (351.2)
Ammonium Chloride, Stock Solution, 1.0 mL = 1.0 mg NH3-N	EPA (350.2)
Ammonium Chloride, Stock Solution, 1.0 mL = 1.0 mg NH3-N	EPA (350.3)
Ammonium Chloride, Stock Solution, 1.0 mL = 1.0 mg NH3-N	EPA (351.4)
Stock Solution, 1.0 mL = 1.0 mg NH3-N	EPA (350.1)
Ammonium Chloride, Stock Solution, 1.0 mL = 1.0 mg NH3-N	EPA (351.3)

Volumetric glassware complies with Class A tolerance requirements of ASTM E 288 and NIST Circular 434; it is calibrated before first use and recalibrated regularly in accordance with ASTM E 542 and NIST Procedure NBSIR 74-461. Balances are calibrated regularly with weights certified traceable to the NIST national mass standard. Thermometers and temperature probes are calibrated before first use and recalibrated regularly with a thermometer traceable to NIST standards. All products are prepared according to master documents that assure manufacture according to validated methods. Batch records document raw material traceability and production and testing history for each lot manufactured.

Part Number	Size / Package Type	Shelf Life (Unopened Container)
5455-16	500 mL natural poly	18 months

Recommended Storage: 15°C - 30°C (59°F - 86°F)



Israel Alamudun (08/29/2018)
Quality Control Supervisor
This Certificate of Analysis is designed to comply with ISO Guide 31 "Reference Materials -- Contents of Certificates and Labels."

This test report shall not be reproduced, except in full, without the written approval of Ricca Chemical Company.

Reagent

NH3 ICV STD_00026

1.0 ACCREDITATION / REGISTRATION

INORGANIC VENTURES is accredited to ISO Guide 34, "General Requirements for the Competence of Reference Material Producers" and ISO/IEC 17025, "General Requirements for the Competence of Testing and Calibration Laboratories". Inorganic Ventures is also an ISO 9001 registered manufacturer (QSR Certificate Number QSR-1034).

ACCREDITED Testing Laboratory Certificate 883.01 ACCREDITED Reference Material Producer Certificate 883.02

2.0 PRODUCT DESCRIPTION

Product Code:	Single Analyte Ion Chromatography Solution
Catalog Number:	ICNNH41
Lot Number:	M2-NH662533
Matrix:	H2O
Value / Analyte(s):	1 000 µg/mL ea: Ammonium as N
Starting Material:	Ammonium Chloride
Starting Material Lot#:	1736
Starting Material Purity:	99.8500%

3.0 CERTIFIED VALUES AND UNCERTAINTIES

Certified Value: 996 ± 3 µg/mL

Density: 0.999 g/mL (measured at 20 ± 4 °C)

Assay Information:

Assay Method #1 **993 ± 3 µg/mL**
Fajans NIST SRM 999c Lot Number: 999c

Assay Method #2 **997 ± 2 µg/mL**
IC Assay NIST SRM 194a Lot Number: 194a

- The Calculated Value is a value calculated from the weight of a starting material that has been certified directly vs. a National Institute of Standards and Technology (NIST) SRM/RM. See Sec 4.2 for balance traceability.

The following equations are used in the calculation of the certified value and the uncertainty. Reported uncertainties represent expanded uncertainties expressed at approximately the 95% confidence level using a coverage factor of k = 2.

Characterization of CRM by two independent methods Characterization of CRM by one method

Characterization of CRM/RM by Two Methods

Certified Value, $X_{CRM/RM}$, where two methods of characterization are used is the weighted mean of the two results:

$X_{CRM/RM} = [(w_a)(X_a) + (w_b)(X_b)]$

X_a = mean of Assay Method A with standard uncertainty $u_{char\ a}$

X_b = mean of Assay Method B with standard uncertainty $u_{char\ b}$

w_a and w_b = the weighting factors for each method calculated using the inverse square of the variance:

$w_a = (1/u_{char\ a})^2 / ((1/u_{char\ a})^2 + (1/u_{char\ b})^2))$

$w_b = (1/u_{char\ b})^2 / ((1/u_{char\ a})^2 + (1/u_{char\ b})^2))$

CRM/RM Expanded Uncertainty (±) = $U_{CRM/RM} = k\ (u^2_{char\ a\&b} + u^2_{bb} + u^2_{lts} + u^2_{ts})^{½}$

k = coverage factor = 2 in all cases at Inorganic Ventures

$u_{char\ a\&b} = [(w_a)^2\ (u_{char\ a})^2 + (w_b)^2\ (u_{char\ b})^2]^{½}$ where $u_{char\ a}$ and $u_{char\ b}$ are the square root of the sum of the squares of errors from characterization which include instrument measurement, density, NIST SRM uncertainty, weighing, and volume

u_{bb} = bottle to bottle homogeneity standard uncertainty

u_{lts} = long term stability standard uncertainty (storage)

u_{ts} = transport stability standard uncertainty

Characterization of CRM/RM by One Method

Certified Value, $X_{CRM/RM}$, where one method of characterization is used is the mean of individual results:

$X_{CRM/RM}$ = mean of Assay Method A with standard uncertainty $u_{char\ a}$

CRM/RM Expanded Uncertainty (±) = $U_{CRM/RM} = k\ (u^2_{char\ a} + u^2_{bb} + u^2_{lts} + u^2_{ts})^{½}$

k = coverage factor = 2 in all cases at Inorganic Ventures

$u_{char\ a}$ = square root of the sum of the squares of the errors from characterization which include instrumental measurement, density, NIST SRM uncertainty, weighing, and volume

u_{bb} = bottle to bottle homogeneity standard uncertainty

u_{lts} = long term stability standard uncertainty (storage)

u_{ts} = transport stability standard uncertainty

4.0 TRACEABILITY TO NIST

- This product is traceable to NIST via an unbroken chain of comparisons. The uncertainties for each certified value are reported, taking into account the SRM/RM uncertainty error and the measurement, weighing and volume dilution errors. In rare cases where no NIST SRM/RM are available, the term 'in-house std.' is specified.

4.1 Thermometer Calibration

- All thermometers are NIST traceable through thermometers that are calibrated by an accredited calibration laboratory.

4.2 Balance Calibration

- All analytical balances are calibrated by an accredited calibration laboratory and procedure. The weights used for testing are annually compared to master weights and are traceable to NIST.

4.3 Glassware Calibration

- An in-house procedure is used to calibrate all Class A glassware used in the manufacturing and quality control of CRM/RMs.

5.0 CHROMATOGRAM

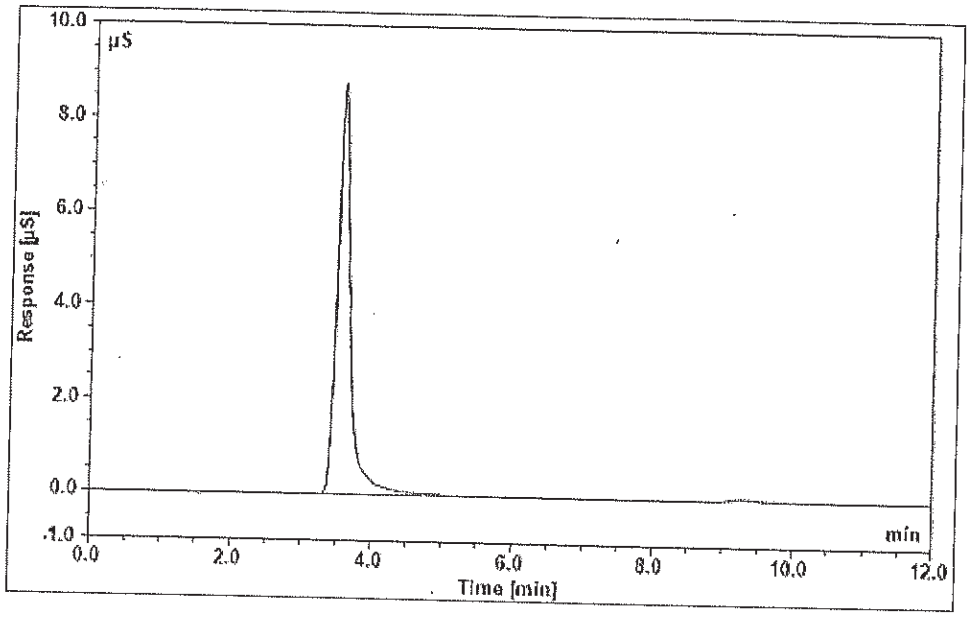

Dionex ICS-2000 Ion Chromatograph

Analytical Column:	IonPac CS12A-5µm 3x150mm	**Eluent:**	20 mM MSA
Guard Column:	IonPac CG12A-5µm 3x30mm	**Eluent Flow Rate:**	0.50 mL/min
Anion Self Regen Suppressor/ Chemical Suppression:	N/A	**Column Temp:**	35° C
		Cell Temp:	35° C
Cation Self Regen Suppressor/ Chemical Suppression:	CERS 500 2mm	**Scale X-Axis:**	minutes
		Scale Y-Axis:	10 µS/cm
		Concentration:	10 µg/g
Suppressor Current/ Chemical Suppressant:	30 mA		

6.0 INTENDED USE

- For the calibration of analytical instruments and validation of analytical methods as appropriate.

7.0 INSTRUCTIONS FOR THE CORRECT USE OF THIS REFERENCE MATERIAL

7.1 Storage and Handling Recommendations

- Store between approximately 4° - 30° C while in sealed TCT bag.

- While stored in the sealed TCT bag, transpiration of this CRM/RM is negligible. After opening the sealed TCT bag transpiration of the CRM/RM will occur, resulting in a gradual increase in the analyte concentration(s). It is the responsibility of the user to account for this effect. When the bottle is weighed both before and after being placed in storage, the mass difference observed will be a measure of transpiration mass loss.

- After opening the sealed TCT bag, keep cap tightly sealed when not in use and store between 4° - 24° C to minimize the effects of transpiration. Use at 20° ± 4° C to minimize volumetric dilution error when using the reported density. Do not pipette from the container. Do not return removed aliquots to container.

- For more information, visit **www.inorganicventures.com/TCT**

8.0 HAZARDOUS INFORMATION

- Please refer to the Safety Data Sheet for information regarding this CRM/RM.

9.0 HOMOGENEITY

- This solution was mixed according to an in-house procedure and is guaranteed to be homogeneous. Homogeneity data indicate that the end user should take a minimum sample size of 0.2 mL to assure homogeneity.

10.0 QUALITY STANDARD DOCUMENTATION

10.1 10CFR50 Appendix B - Nuclear Regulatory Commission

- Domestic Licensing of Production and Utilization Facilities

10.2 10CFR21 - Nuclear Regulatory Commission

- Reporting defects and Non-Compliance

10.3 ISO 9001 Quality Management System Registration

- QSR Certificate Number QSR-1034

10.4 ISO/IEC 17025 "General Requirements for the Competence of Testing and Calibration Laboratories"

- Chemical Testing - Accredited / A2LA Certificate Number 883.01

10.5 ISO Guide 34 "General Requirements for the Competence of Reference Material Producers"

- Reference Material Producer - Accredited / A2LA Certificate Number 883.02

Inorganic Ventures, 300 Technology Drive, Christiansburg, Va. 24073, USA; Telephone: 800.669.6799; 540.585.3030, Fax: 540.585.3012; inorganicventures.com; info@inorganicventures.com

11.0 CERTIFICATION, LOT EXPIRATION AND PERIOD OF VALIDITY

11.1 Certification Issue Date

November 03, 2017

- The certification is valid within the measurement uncertainty specified provided the CRM/RM is stored and handled in accordance with instructions given in Sec 7.1. This certification is nullified if instructions in Sec 7.1 are not followed or if the CRM/RM is damaged, contaminated, or otherwise modified.

11.2 Lot Expiration Date

- November 03, 2021

- The date after which this CRM/RM should not be used.

- The lot expiration date reflects the period of time that the stability of a CRM/RM can be supported by long term stability studies conducted on properly stored and handled CRM/RMs. Lot expiration is limited primarily by transpiration (loss of water from the solution) and infrequently by chemical stability.

11.3 Period of Validity

- Sealed TCT Bag Open Date: _____

- This CRM/RM should not be used longer than one year (or six months in the case of a 30 mL bottle) from the date of opening the aluminized bag or after the date given in Sec. 11.2, whichever comes first. This is contingent upon the CRM/RM being stored and handled in accordance with the instructions given in Sec. 7.1.

12.0 NAMES AND SIGNATURES OF CERTIFYING OFFICERS

Certificate Prepared By:

Joseph Burns
Supervisor, Product Documentation



Certificate Approved By:

Michael Booth
Supervisor, Quality Control



Certifying Officer:

Paul Gaines
CEO, Senior Technical Director



Reagent

NOXT Cal STD_00022

RICCA CHEMICAL COMPANY®

1841 Broad Street
Pocomoke City, MD 21851
http://www.riccachemical.com
1-888-GO-RICCA
customerservice@riccachemical.com

Certificate of Analysis

Nitrate Nitrogen Standard, 1000 ppm N (4427 ppm NO_3)

Lot Number: 2803904 **Product Number:** 5459

Manufacture Date: MAR 13, 2018
Expiration Date: AUG 2019

The certified value reported is the prepared value based upon the method of preparation of the material. The uncertainty in the prepared value is based upon the volumetric method of preparation.

Name	CAS#	Grade
Water	7732-18-5	ACS/ASTM/USP/EP
Potassium Nitrate	7757-79-1	High Purity
Chloroform	67-66-3	

Test	Specification	Result
Appearance	Colorless liquid	Passed
Nitrogen (N)	995-1005 ppm	1000 ppm

Specification	Reference
Nitrate Solution, Stock (1.0 mL = 1.0 mg NO3-N)	ASTM (D 3867 A)
Nitrate Solution, Stock (1.0 mL = 1.0 mg NO3-N)	ASTM (D 3867 B)
Stock Nitrate Solution: 1 mL = 1.0 mg NO3-N	EPA (353.2)
Stock Nitrate Solution: 1.0 mL = 1.00 mg NO3-N	EPA (353.3)

Volumetric glassware complies with Class A tolerance requirements of ASTM E 288 and NIST Circular 434; it is calibrated before first use and recalibrated regularly in accordance with ASTM E 542 and NIST Procedure NBSIR 74-461. Balances are calibrated regularly with weights certified traceable to the NIST national mass standard. Thermometers and temperature probes are calibrated before first use and recalibrated regularly with a thermometer traceable to NIST standards. All products are prepared according to master documents that assure manufacture according to validated methods. Batch records document raw material traceability and production and testing history for each lot manufactured.

Part Number	Size / Package Type	Shelf Life (Unopened Container)
5459-16	500 mL natural poly	18 months

Recommended Storage: 15°C - 30°C (59°F - 86°F)

Andy Baumgartner
Quality Control Supervisor
This Certificate of Analysis is designed to comply with ISO Guide 31 "Reference Materials -- Contents of Certificates and Labels."

This test report shall not be reproduced, except in full, without the written approval of Ricca Chemical Company.

Reagent

NOXT ICV STD_00022

ERA

A Waters Company

Certificate of Analysis

PRODUCT:	1000 mg/L Nitrate as N (NO_3-N)
CATALOG NUMBER:	052 -125 mL; 991 - 500 mL
LOT NUMBER:	031217
ISSUE DATE:	January 8, 2018
REVISION DATE:	Original
STARTING MATERIAL:	Potassium Nitrate (KNO_3)
CERTIFIED CONCENTRATION[1]:	1000 mg/L
UNCERTAINTY[2]:	0.6%
MATRIX:	18 megohm deionized water
DENSITY:	1.0028 ± 0.0008 g/mL at 21.5°C and 627 mm Hg
TRACEABILITY[3]:	102%
NIST/SRM:	3185 Nitrate
VERIFICATION METHOD:	Ion Chromatography
STORAGE:	Store at 20-25°C

1. The **Certified Concentration** is the actual made-to concentration confirmed by ERA analytical verification.

2. The stated **Uncertainty** is the total propagated uncertainty at the 95% confidence interval. The uncertainty is based on the preparation of the product and includes uncertainty related to the starting material used and the volumetric and gravimetric measurements made. The method of calculating uncertainty is taken from the ISO Guide to the Expression of Uncertainty in Measurement (current version). The uncertainty applies to the product as supplied and does not take into account any required or optional dilutions and/or preparations the laboratory may perform while using this product.

3. Traceability ((% Recovery Certified Standard)/(% Recovery NIST SRM))* 100.

   The traceability data shown were compiled by analyzing the ERA standards or their associated stock solutions against the applicable NIST SRMs. Where a NIST SRM is not available, the product is metrologically traceable through an unbroken chain of calibrations to NIST weights, each having stated uncertainties and utilizing measurement standards that are appropriate for the physical and/or chemical property being measured.

This standard **expires 12/2019**. The certified values are monitored and purchasers will be notified of any significant changes resulting in recertification or withdrawal of this certified reference material during the period of validity of this certificate.

This product is intended to be used as either a calibration standard or a quality control check of the entire analytical process for the analytes/matrix included in the standard.

If you have any questions or need technical assistance, please call ERA technical assistance at 1-800-372-0122 or email to info@eraqc.com

Certifying Officer: Brian Miller - Product Line Manager

ISO/IEC GUIDE 34:2009
ACCREDITED
REFERENCE MATERIAL PRODUCER
CERTIFICATE NO. 1539.03

ISO/IEC 17025:2005
ACCREDITED
CHEMICAL TESTING LABORATORY
CERTIFICATE NO. 1539.02

16341 Table Mtn Pkwy, Golden, CO 80403 800-372-0122 fax: 303-421-0159 www.eraqc.com

Reagent

PicricARestek_00083

RESTEK®
110 Benner Circle
Bellefonte, PA 16823-8812
Tel: (800)356-1688
Fax: (814)353-1309

www.restek.com

CERTIFIED REFERENCE MATERIAL

Certificate of Analysis

ACCREDITED
ISO 17034 Accredited
Reference Material Producer
Certificate #3222.01

ACCREDITED
ISO/IEC 17025 Accredited
Testing Laboratory
Certificate #3222.02

FOR LABORATORY USE ONLY-READ SDS PRIOR TO USE.

This Reference Material is intended for Laboratory Use Only as a standard for the qualitative and/or quantitative determination of the analyte(s) listed.

Catalog No. : 31499 **Lot No.:** A0143208

Description : Picric Acid Standard

Picric Acid Standard 1000µg/mL, Methanol, 1mL/1000µg/mL *PGI BOX REQUIRED* SHIP FED EX GROUND ONLY

Container Size : 2 mL **Pkg Amt:** > 1 mL

Expiration Date : November 30, 2023 **Storage:** 10°C or colder

CERTIFIED VALUES

Elution Order	Compound	Grav. Conc. (weight/volume)	Expanded Uncertainty (95% C.L.; K=2)		
1	Picric Acid **CAS #** 88-89-1 (Lot 06130CU) **Purity** 97%	1,003.0 µg/mL	+/- 5.9574 µg/mL +/- 54.9463 µg/mL +/- 64.0727 µg/mL		Gravimetric Unstressed Stressed

Solvent: Methanol
CAS # 67-56-1
Purity 99%

Specific Reference Material Notes:
This is a derivatized analysis.

Column:
250mm x 4.6mm
Ultra C18 (cat.# 9174575)

Flow Rate:
1.0 ml/min.

Mobile Phase A:
water:methanol (44:56 V/V)

Mobile Phase B:

Mobile Phase Composition:
100%A

Det. Type:
Wavelength: 210 nm

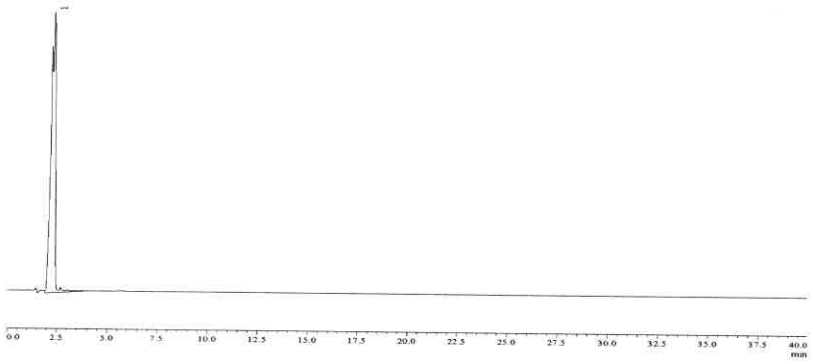

This chromatogram represents a general set of testing conditions chosen for product acceptance. For optimal results in your lab, conditions should be adjusted for your specific instrument, method, and application.

Michael Maye

Date Mixed: 13-Nov-2018 **Balance:** 1127510105

John Lidgett

John Lidgett - AD Chemist

Date Passed: 16-Nov-2018

Manufactured under Restek's ISO 9001:2015
Registered Quality System
Certificate #FM 80397

Reagent

RSK7gasMathes_00025

MATHESON
ask. . .The Gas Professionals™

Analysis Report

To: MATHESON LINWELD
4705 NOME ST
P O BOX 39126
DENVER, CO 80239

MTG Customer No: 504445

Manufacturing Location
1700 SCEPTER ROAD
WAVERLY, TN 37185

Product: Multi-Component Mixture

Grade: CERTIFIED
MTG Part No: G2682238

Cylinder Size: 4
Valve: CGA 350 SS

Contents:
Net: 7.57 ft³; 0.21 m³

Pressure: 1400 psia @ 70°F; 9653 kPa @ 21°C

CYLINDER NUMBER(S)
*DM016894

	Requested Concentration	Certified Concentration	Units	Blend Tolerance	Certified Accuracy
Butane	1.00	1.00	%	±10%	±2%
Acetylene	1.00	1.00	%	±10%	±2%
Isobutylene	1.00	1.00	%	±10%	±2%
Propane	1.00	1.00	%	±10%	±2%
Ethane	1.00	0.995	%	±10%	±2%
Ethylene	1.00	0.973	%	±10%	±2%
Methane	1.00	1.00	%	±10%	±2%
Nitrogen	Balance	Balance			

TRACEABILITY

COMMENTS

*** Indicates the actual cylinder(s) analyzed.**

Lot No: 9307628511
Fill Date: 11/30/2017
Expiration Date: 12/01/2019

Analysis Date: 12/01/2017

Unless otherwise indicated, Matheson Tri-Gas terms and conditions govern the product data contained herein. This document was issued electronically and data validated by electronic signature. For further information visit www.matheson-trigas.com.

Andrew L. Couch — 12/01/2017
Andrew Couch - Analyst — Date

Jesse Hayes — 12/04/2017
Jesse Hayes - QA Approval — Date

Reagent

SFD CAL STK_00006

ACROS ORGANICS

Version	02
Molecular weight	240.18
Quality Test / Release Date	09/06/2018
Molecular Formula	Na2 S . 9 H2 O
CAS No	1313-84-4
Linear Formula	Na2S.9H2O
Flash Point (°C)	

Certificate of Analysis

This is to certify that units of the above mentioned lot number were tested and found to comply with the specifications of the grade listed. Certain data have been supplied by third parties. Acros Organics expressly disclaims all warranties,expressed or implied, including the implied warranties of merchantability and fitness for a particular purpose. Unless otherwise stated, these products are not intended for dialysis, parenteral, or injectable use without further processing. The following are the actual analytical results obtained:

Catalog Number	38706	**Quality Test / Release Date**	09/06/2018
Lot Number	A0390872		
Description	Sodium sulfide nonahydrate,98+%,extra pure		
Country of Origin	INDIA		
Declaration of Origin	synthetic		

BSE/TSE comment	
Chemical Comment	

Result name	Units	Specifications	Test Value
Appearance (Color)		Colorless to light yellow	Light yellow
Appearance (Form)		Adhering crystals and/or chunks	Adhering crystals and chunks
Titration Iodimetric		32.0 to 38.0 % (Na2S)	35.9 % (Na2S)
Total nitrogen (as N)		=<0.005 %	=<0.005 %
Sulfite (as SO2)		=<2000 ppm	=<2000 ppm
Thiosulphate (S2O3)		=<5000 ppm	=<5000 ppm

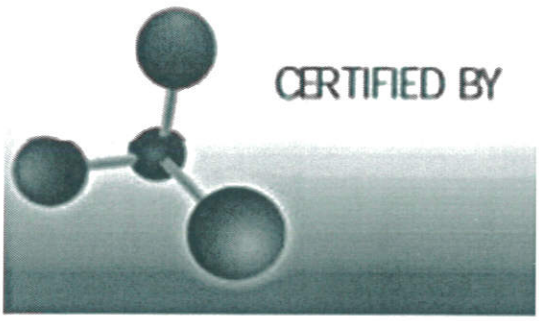

L. Van den Broek, QA Manager

Issued: 09-06-2018

Acros Organics
ENA23, zone1, nr 1350, Janssen Pharmaceuticalaan 3a, B-2440 Geel, Belgium
Tel +32 14/57.52.11 - Fax +32 14/59.34.34 Internet: http://www.acros.com
1 Regent Lane, Fair Lawn, NJ 07410, USA Fax 201-796-1329

Reagent

TKN CAL STD_00017

nsi lab solutions
protect more. test more.
7212 ACC Blvd. | Raleigh, NC 27617 | 800.234.7837

Certificate of Analysis

TKN Calibration Standard - 1000 mg/L

Catalog Number: IS-009, IS-009-500
Lot Number: 010617
Manufacture Date: 01/06/17
Certified Date: 01/12/17

Expiration: 01/31/2021
Matrix: Water
Hazards: Irritant
(See MSDS)

Bulk Number	Analyte	CAS #	Purity	Certified Concentration (mg/L TKN)
W-1477-25	TKN from Glycine	56-40-6	99.4%	1000 ± 4.60

Packaging, Storage, Instructions For Use

Store at room temperature (15-30°C). After opening, this solution should be stored tightly capped at 2-8°C.

This certified reference material (CRM) is packaged in low density polyethylene. Allow to equilibrate to room temperature before use. Small aliquots should be poured out of the bottle rather than directly pipetted out of bottle in order to prevent contamination or premature degradation. A 1 mL sample size is recommended. Smaller sample volumes may negatively affect estimated uncertainty.

Traceability Information

Analyte Source Materials: The highest purity analyte source materials are used in the manufacture of this CRM. The actual purity is referenced above. Analyte source material purity and associated uncertainty has been analytically verified against appropriate NIST SRMs, if available.

Method: Certified concentration confirmed by HPLC analysis against an independent reference standard with n=3.

Balance: All analytical balances are calibrated on a semiannual basis by an ISO 17025 accredited calibration laboratory and are traceable to NIST. Traceable Calibration Certificate available upon request.

All balances are checked daily by an in-house standard operating procedure. The weights used for this daily verification are calibrated annually by an ISO 17025 accredited calibration laboratory and are certified traceable to NIST. Certificate of Calibration and Traceability available upon request.

Thermometer: All thermometers are NIST traceable through thermometers that are calibrated annually by an ISO 17025 accredited calibration laboratory.

Glassware: All glassware used in the manufacture of our CRMs is Class A. An in-house standard operating procedure is used to verify all glassware prior to it being placed into service. Volumetric pipetors are calibrated every four months by an ISO 17025 accredited calibration laboratory.

Catalog Number: IS-009, IS-009-500
Lot Number: 010617

Intended Uses

- Calibration of analytical instruments
- Validation of analytical methods
- Preparation of working level reference materials, i.e. "check standards"
- Detection limit studies

Uncertainty

The ± uncertainty associated with the certified concentration is the expanded uncertainty at 95% confidence interval (CI) with K=2. This expanded uncertainty incorporates contributions from manufacturing, homogeneity, and stability.

Homogeneity

This CRM was thoroughly mixed in production. Batch homogeneity was established through analysis of samples chosen at random. A minimum 1 mL sample size is recommended.

Stability/Expiration

The stability of this CRM is based on short-term and long-term monitoring of the certified concentration. The expiration date is guaranteed to be valid from the manufacture date and is based on results of long-term monitoring.

Ewart Morris

Ewart Morris, Inorganics Technical Manager

Mark Hammersla

Mark Hammersla, President

Reagent

TKN ICV_00011

ERA

A Waters Company

Certificate of Analysis

PRODUCT:	1000 mg/L Total Kjeldahl Nitrogen (TKN)
CATALOG NUMBER:	043 -125 mL; 996 - 500 mL
LOT NUMBER:	281018
ISSUE DATE:	December 7, 2018
REVISION DATE:	Original
STARTING MATERIAL:	Glycine (NH_2CH_2COOH)
CERTIFIED CONCENTRATION[1]:	1000 mg/L
UNCERTAINTY[2]:	0.6%
MATRIX:	18 megohm deionized water and 1% (v/v) HCl
DENSITY:	1.0055 ± 0.0010 g/mL at 16.6°C and 754 mm Hg
TRACEABILITY[3]:	100%
NIST/SRM:	194a Ammonium Dihydrogen Phosphate
VERIFICATION METHOD:	Ion Selective Electrode (ISE)
STORAGE:	Store at 20-25°C

1. The **Certified Concentration** is the actual made-to concentration confirmed by ERA analytical verification.

2. The stated **Uncertainty** is the total propagated uncertainty at the 95% confidence interval. The uncertainty is based on the preparation of the product and includes uncertainty related to the starting material used and the volumetric and gravimetric measurements made. The method of calculating uncertainty is taken from the ISO Guide to the Expression of Uncertainty in Measurement (current version). The uncertainty applies to the product as supplied and does not take into account any required or optional dilutions and/or preparations the laboratory may perform while using this product.

3. Traceability ((% Recovery Certified Standard)/(% Recovery NIST SRM))* 100.

   The traceability data shown were compiled by analyzing the ERA standards or their associated stock solutions against the applicable NIST SRMs. Where a NIST SRM is not available, the product is metrologically traceable through an unbroken chain of calibrations to NIST weights, each having stated uncertainties and utilizing measurement standards that are appropriate for the physical and/or chemical property being measured.

This standard **expires 10/2020**. The certified values are monitored and purchasers will be notified of any significant changes resulting in recertification or withdrawal of this certified reference material during the period of validity of this certificate.

This product is intended to be used as either a calibration standard or a quality control check of the entire analytical process for the analytes/matrix included in the standard.

If you have any questions or need technical assistance, please call ERA technical assistance at 1-800-372-0122 or email to info@eraqc.com

Certifying Officer: Brian Miller - Product Line Manager

ISO/IEC GUIDE 34:2009

ACCREDITED

REFERENCE MATERIAL PRODUCER
CERTIFICATE NO. 1539.03

ISO/IEC 17025:2005

ACCREDITED

CHEMICAL TESTING LABORATORY
CERTIFICATE NO. 1439.02

16341 Table Mtn Pkwy, Golden, CO 80403 800-372-0122 fax: 303-421-0159 www.eraqc.com

Reagent

TOC ICV Std_00037

RICCA CHEMICAL COMPANY®

1490 Lammers Pike
Batesville, IN 47006
http://www.riccachemical.com
1-888-GO-RICCA
customerservice@riccachemical.com

Certificate of Analysis

Organic Carbon Standard, 1000 ppm C

Lot Number: 4901G09 **Product Number:** 1847

Manufacture Date: JAN 22, 2019
Expiration Date: JAN 2020

The certified value reported is the prepared value based upon the method of preparation of the material. The uncertainty in the prepared value is based upon the volumetric method of preparation.

Name	CAS#	Grade
Water	7732-18-5	ACS/ASTM/USP/EP
Phosphoric Acid	7664-38-2	ACS
Potassium Acid Phthalate	877-24-7	ACS Acidimetric

Test	Specification	Result
Appearance	Colorless liquid	Passed
Carbon (C)	995-1005 ppm	1000 ppm

Specification	Reference
Organic Carbon Stock Solution	APHA (5310 B)
Potassium Hydrogen Phthalate, Stock Solution	EPA (SW-846) (9060)
Potassium Hydrogen Phthalate, Stock Solution, 1000 mg Carbon/liter	EPA (415.1)
Organic Carbon Solution, Standard (1 mL = 1 mg C)	ASTM (D 2579)

Volumetric glassware complies with Class A tolerance requirements of ASTM E 288 and NIST Circular 434; it is calibrated before first use and recalibrated regularly in accordance with ASTM E 542 and NIST Procedure NBSIR 74-461. Balances are calibrated regularly with weights certified traceable to the NIST national mass standard. Thermometers and temperature probes are calibrated before first use and recalibrated regularly with a thermometer traceable to NIST standards. All products are prepared according to master documents that assure manufacture according to validated methods. Batch records document raw material traceability and production and testing history for each lot manufactured.

Part Number	Size / Package Type	Shelf Life (Unopened Container)
1847-16	500 mL amber glass	12 months
1847-32	1 L amber glass	12 months

Recommended Storage: 15°C - 30°C (59°F - 86°F)



Jim Gibbs (01/22/2019)
Quality Control Supervisor
This Certificate of Analysis is designed to comply with ISO Guide 31 "Reference Materials -- Contents of Certificates and Labels."

This test report shall not be reproduced, except in full, without the written approval of Ricca Chemical Company.

Reagent

TOC LCS Std_00046

Agilent

Certificate of Analysis
ISO Guide 34

Product Number: IQC-106
Lot Number: CT-0920

Lot Issue Date: 28 -Feb 2019
Expiration Date: 31-Mar 2021

Product Name: Total Organic Carbon (TOC) Standard

Description:
This Reference Material (RM) was gravimetrically prepared in accordance with ISO Guide 34 and under Agilent's ISO 9001 registered quality system. The neat materials used for this product have been verified by Agilent's ISO 17025 laboratory and under Agilent's ISO Guide 34 accreditation. The analyte concentrations were verified by Agilent's ISO 17025 accredited laboratory. For each analyte, the true value, with its uncertainty value calculated at the 95% confidence level, is reported below.

Analyte	Starting Material	Lot Number	Purity (%)	Analyte Concentration	Traceability & Method
TOC	potassium hydrogen phthalate	RM14067	99.97	1000 ± 5 µg/mL	NAA00089; TOC Analyzer

Solvent: water (low TOC, <50 ppb)

Storage: Store at Room Temperature (15° to 30°C).

Traceability:
Traceability has been established through an unbroken chain of comparisons, each having stated uncertainties. Comparisons are based on appropriate physical or chemical measurements, including gravimetric or volumetric dilution, where the mass or volume of a solution before and after dilution is measured. The balances used for these measurements are calibrated with weights traceable to NIST in compliance with ANSI/NCSL Z-540-1, ISO 9001, ISO 17025, and ISO Guide 34. Calibrated Class A glassware is used for volumetric measurements. Thermometers are calibrated against a NIST traceable thermometer in accordance with NIST Special Publication 819.

Estimation of Uncertainties:
The true value is reported, with its uncertainty value calculated at the 95% confidence level.

Homogeneity:
This RM was formulated and unitized according to an in-house procedure and is guaranteed to be homogeneous. There is no minimum sub-sample size required.

Intended Use:
This RM is intended for the preparation of working reference samples for use in routine laboratory analyses, calibration of instruments, validation of analytical methods, assessments of measurement methods and continuing calibration verification.

Instructions for Use:
Sample aliquots for analysis should be withdrawn at 20°C to 25°C immediately after opening and should be processed without delay for the true value to be valid within the stated uncertainties. Do not pipet from the bottle. Do not return any material removed for pipetting to the bottle. Tightly cap the bottle after removing any material and store according to the instructions noted above.

Hazards:
Refer to the Safety Data Sheet for information regarding this RM.

Expiration of Certification:
The certification of this RM is valid, within the measurement uncertainty specified, until the expiration date specified above, provided the RM is handled and stored in accordance with the instructions given in this certificate. This certification is nullified if the RM is damaged, contaminated, or otherwise modified.

ANAB ACCREDITED REFERENCE MATERIAL PRODUCER
ISO Guide 34 Cert No.
AR-1936

Produced in accordance with TUV USA Inc 56 100 18560026
registered ISO 9001 Quality Management System

ANAB ACCREDITED TESTING LABORATORY
ISO17025 Cert No.
AT-1937

250 Smith Street North Kingstown, Rhode Island 02852 www.agilent.com/quality

Certificate of Analysis
ISO Guide 34

Product Number: IQC-106
Lot Number: CT-0920

Lot Issue Date: 28 -Feb 2019
Expiration Date: 31-Mar 2021

Maintenance of Certification:
The real-time, long term stability of the RM may be monitored over the lifetime of the certification. If substantive changes occur that affect the certification before the expiration of this certificate, Agilent Technologies will notify the purchaser.

Monica Bourgeois
QMS Representative

ISO Guide 34 Cert No.
AR-1936

Produced in accordance with TUV USA Inc 56 100 18560026
registered ISO 9001 Quality Management System

ISO17025 Cert No.
AT-1937

RSK_175_DOD5

Dissolved Gases (GC)

FORM III
GC VOA LAB CONTROL SAMPLE RECOVERY

Lab Name: Eurofins TestAmerica, Denver Job No.: 280-124986-1

SDG No.:

Matrix: Water Level: Low Lab File ID: 06131955.D

Lab ID: LCS 280-461373/55 Client ID:

COMPOUND	SPIKE ADDED (mg/L)	LCS CONCENTRATION (mg/L)	LCS % REC	QC LIMITS REC	#
Methane	0.0730	0.0732	100	73-125	

Column to be used to flag recovery and RPD values

FORM III RSK-175

FORM III
GC VOA LAB CONTROL SAMPLE RECOVERY

Lab Name: Eurofins TestAmerica, Denver Job No.: 280-124986-1

SDG No.:

Matrix: Water Level: Low Lab File ID: 002F0301.D

Lab ID: LCS 280-461529/2 Client ID:

COMPOUND	SPIKE ADDED (mg/L)	LCS CONCENTRATION (mg/L)	LCS % REC	QC LIMITS REC	#
Methane	0.0730	0.0838	115	73-125	

Column to be used to flag recovery and RPD values

FORM III RSK-175

FORM III
GC VOA LAB CONTROL SAMPLE RECOVERY

Lab Name: Eurofins TestAmerica, Denver Job No.: 280-124986-1

SDG No.:

Matrix: Water Level: Low Lab File ID: 002F0301.D

Lab ID: LCS 280-461755/2 Client ID:

COMPOUND	SPIKE ADDED (mg/L)	LCS CONCENTRATION (mg/L)	LCS % REC	QC LIMITS REC	#
Methane	0.0730	0.0767	105	73-125	

Column to be used to flag recovery and RPD values

FORM III RSK-175

FORM III
GC VOA LAB CONTROL SAMPLE DUPLICATE RECOVERY

Lab Name: Eurofins TestAmerica, Denver Job No.: 280-124986-1

SDG No.:

Matrix: Water Level: Low Lab File ID: 06131956.D

Lab ID: LCSD 280-461373/56 Client ID:

COMPOUND	SPIKE ADDED (mg/L)	LCSD CONCENTRATION (mg/L)	LCSD % REC	% RPD	QC LIMITS RPD	QC LIMITS REC	#
Methane	0.0730	0.0762	104	4	20	73-125	

Column to be used to flag recovery and RPD values

FORM III RSK-175

FORM III
GC VOA LAB CONTROL SAMPLE DUPLICATE RECOVERY

Lab Name: Eurofins TestAmerica, Denver Job No.: 280-124986-1

SDG No.:

Matrix: Water Level: Low Lab File ID: 06141903.D

Lab ID: LCSD 280-461529/3 Client ID:

COMPOUND	SPIKE ADDED (mg/L)	LCSD CONCENTRATION (mg/L)	LCSD % REC	% RPD	QC LIMITS RPD	QC LIMITS REC	#
Methane	0.0730	0.0775	106	8	20	73-125	

Column to be used to flag recovery and RPD values

FORM III RSK-175

FORM III
GC VOA LAB CONTROL SAMPLE DUPLICATE RECOVERY

Lab Name: Eurofins TestAmerica, Denver Job No.: 280-124986-1

SDG No.:

Matrix: Water Level: Low Lab File ID: 012F1301.D

Lab ID: LCSD 280-461755/3 Client ID:

COMPOUND	SPIKE ADDED (mg/L)	LCSD CONCENTRATION (mg/L)	LCSD % REC	% RPD	QC LIMITS RPD	QC LIMITS REC	#
Methane	0.0730	0.0832	114	8	20	73-125	

Column to be used to flag recovery and RPD values

FORM III RSK-175

FORM III
GC VOA MATRIX SPIKE RECOVERY

Lab Name: Eurofins TestAmerica, Denver Job No.: 280-124986-1

SDG No.:

Matrix: Water Level: Low Lab File ID: 06141922.D

Lab ID: 280-124986-25 MS Client ID: G0070-19AMS MS

COMPOUND	SPIKE ADDED (mg/L)	SAMPLE CONCENTRATION (mg/L)	MS CONCENTRATION (mg/L)	MS % REC	QC LIMITS REC	#
Methane	0.0730	0.0020 U	0.0653	89	73-125	

Column to be used to flag recovery and RPD values

FORM III RSK-175

FORM III
GC VOA MATRIX SPIKE DUPLICATE RECOVERY

Lab Name: Eurofins TestAmerica, Denver Job No.: 280-124986-1

SDG No.:

Matrix: Water Level: Low Lab File ID: 06141923.D

Lab ID: 280-124986-25 MSD Client ID: G0070-19AMSD MSD

COMPOUND	SPIKE ADDED (mg/L)	MSD CONCENTRATION (mg/L)	MSD % REC	% RPD	QC LIMITS RPD	QC LIMITS REC	#
Methane	0.0730	0.0613	84	6	20	73-125	

Column to be used to flag recovery and RPD values

FORM III RSK-175

FORM IV
GC VOA METHOD BLANK SUMMARY

Lab Name: Eurofins TestAmerica, Denver Job No.: 280-124986-1

SDG No.:

Lab Sample ID: MB 280-461373/57

Matrix: Water Date Extracted:

Lab File ID:(1) 06131957.D Lab File ID:(2) 06131957.D

Date Analyzed:(1) 06/13/2019 22:47 Date Analyzed:(2) 06/13/2019 22:47

Instrument ID:(1) VGC_J Instrument ID:(2) VGC_J

GC Column:(1) HP-Plot Q ID: 0.53(mm) GC Column:(2) Rt-Alumina K ID: 0.53(mm)

THIS METHOD BLANK APPLIES TO THE FOLLOWING SAMPLES:

CLIENT SAMPLE ID	LAB SAMPLE ID	DATE ANALYZED 1	DATE ANALYZED 2
G0083-19A	280-124986-1	06/13/2019 23:00	
G0083-19A DU	280-124986-1 DU	06/13/2019 23:13	06/13/2019 23:13
G0090-19A	280-124986-4	06/13/2019 23:27	06/13/2019 23:27
G0088-19A	280-124986-5	06/13/2019 23:40	06/13/2019 23:40
PZ016-19A	280-124986-6	06/13/2019 23:53	06/13/2019 23:53
G0112-19A	280-124986-7	06/14/2019 00:07	
G0075-19A	280-124986-10	06/14/2019 00:46	06/14/2019 00:46
G0076-19A	280-124986-11	06/14/2019 00:59	06/14/2019 00:59
G0024-19A	280-124986-12	06/14/2019 01:13	06/14/2019 01:13
G0087-19A	280-124986-13	06/14/2019 01:39	06/14/2019 01:39
G0087-19A DU	280-124986-13 DU	06/14/2019 01:52	06/14/2019 01:52
G0080-19A	280-124986-14	06/14/2019 02:06	06/14/2019 02:06
G0086-19A	280-124986-15	06/14/2019 02:19	06/14/2019 02:19
G0078-19A	280-124986-19	06/14/2019 03:12	06/14/2019 03:12
G0077-19A	280-124986-20	06/14/2019 03:25	06/14/2019 03:25
PZ020-19A	280-124986-21	06/14/2019 03:38	06/14/2019 03:38
PZ019-19A	280-124986-22	06/14/2019 03:51	06/14/2019 03:51
G0084-19A	280-124986-8	06/14/2019 05:12	06/14/2019 05:12
G0084-19A DU	280-124986-8 DU	06/14/2019 05:25	06/14/2019 05:25
G0113-19A	280-124986-9	06/14/2019 05:38	06/14/2019 05:38
G0118-19A	280-124986-16	06/14/2019 05:51	06/14/2019 05:51
G0114-19A	280-124986-18	06/14/2019 06:04	06/14/2019 06:04

FORM IV
GC VOA METHOD BLANK SUMMARY

Lab Name: Eurofins TestAmerica, Denver Job No.: 280-124986-1

SDG No.:

Lab Sample ID: MB 280-461529/4

Matrix: Water Date Extracted:

Lab File ID:(1) 06141904.D Lab File ID:(2) 06141904.D

Date Analyzed:(1) 06/14/2019 10:26 Date Analyzed:(2) 06/14/2019 10:26

Instrument ID:(1) VGC_J Instrument ID:(2) VGC_J

GC Column:(1) HP-Plot Q ID: 0.53(mm) GC Column:(2) Rt-Alumina K ID: 0.53(mm)

THIS METHOD BLANK APPLIES TO THE FOLLOWING SAMPLES:

CLIENT SAMPLE ID	LAB SAMPLE ID	DATE ANALYZED 1	DATE ANALYZED 2
	LCS 280-461529/2	06/14/2019 10:00	06/14/2019 10:00
	LCSD 280-461529/3	06/14/2019 10:13	06/14/2019 10:13
G0108-19A	280-124986-26	06/14/2019 13:47	06/14/2019 13:47
G0108-19A DU	280-124986-26 DU	06/14/2019 14:00	06/14/2019 14:00
G0070-19A	280-124986-25	06/14/2019 14:13	06/14/2019 14:13
G0070-19AMS MS	280-124986-25 MS	06/14/2019 14:27	06/14/2019 14:27
G0070-19AMSD MSD	280-124986-25 MSD	06/14/2019 14:40	06/14/2019 14:40
G0098-19A	280-124986-27	06/14/2019 14:54	06/14/2019 14:54
G0109-19A	280-124986-29	06/14/2019 15:20	06/14/2019 15:20
G0099-19A	280-124986-30	06/14/2019 15:34	06/14/2019 15:34
G0067-19A	280-124986-31	06/14/2019 15:47	06/14/2019 15:47
G0079-19A	280-124986-32	06/14/2019 16:00	06/14/2019 16:00
G0081-19A	280-124986-33	06/14/2019 16:14	06/14/2019 16:14
G0082-19A	280-124986-34	06/14/2019 16:27	06/14/2019 16:27

FORM IV
GC VOA METHOD BLANK SUMMARY

Lab Name: Eurofins TestAmerica, Denver Job No.: 280-124986-1

SDG No.:

Lab Sample ID: MB 280-461755/4

Matrix: Water Date Extracted:

Lab File ID:(1) 06171904.D Lab File ID:(2) 06171904.D

Date Analyzed:(1) 06/17/2019 07:31 Date Analyzed:(2) 06/17/2019 07:31

Instrument ID:(1) VGC_J Instrument ID:(2) VGC_J

GC Column:(1) HP-Plot Q ID: 0.53(mm) GC Column:(2) Rt-Alumina K ID: 0.53(mm)

THIS METHOD BLANK APPLIES TO THE FOLLOWING SAMPLES:

CLIENT SAMPLE ID	LAB SAMPLE ID	DATE ANALYZED 1	DATE ANALYZED 2
	LCS 280-461755/2	06/17/2019 07:04	06/17/2019 07:04
	LCSD 280-461755/3	06/17/2019 09:16	06/17/2019 09:16
G0110-19A	280-124986-17	06/17/2019 10:09	06/17/2019 10:09
G0108-19A	280-124986-26	06/17/2019 13:13	06/17/2019 13:13
G0097-19A	280-124986-28	06/17/2019 13:27	06/17/2019 13:27

FORM X
IDENTIFICATION SUMMARY

Lab Name: Eurofins TestAmerica, Denver Job No.: 280-124986-1

SDG No.:

Client Sample ID: G0083-19A DU Lab Sample ID: 280-124986-1 DU

Instrument ID (1): VGC_J Instrument ID (2): VGC_J

Date Analyzed (1): 06/13/2019 23:13 Date Analyzed (2): 06/13/2019 23:13

GC Column (1): HP-Plot Q ID: 0.53(mm) GC Column (2): Rt-Alumina KC ID: 0.53(mm)

ANALYTE	COL	PEAK	RT	RT WINDOW		CONCENTRATION		RPD
				FROM	TO	PEAK	MEAN	
Methane	1		1.67	1.66	1.74	0.0843		3.5
	2		1.26	1.23	1.31	0.0874		

FORM X
IDENTIFICATION SUMMARY

Lab Name: Eurofins TestAmerica, Denver Job No.: 280-124986-1

SDG No.:

Client Sample ID: G0090-19A Lab Sample ID: 280-124986-4

Instrument ID (1): VGC_J Instrument ID (2): VGC_J

Date Analyzed (1): 06/13/2019 23:27 Date Analyzed (2): 06/13/2019 23:27

GC Column (1): HP-Plot Q ID: 0.53(mm) GC Column (2): Rt-Alumina KC ID: 0.53(mm)

ANALYTE	COL	PEAK	RT	RT WINDOW		CONCENTRATION		RPD
				FROM	TO	PEAK	MEAN	
Methane	1		1.68	1.66	1.74	0.069		2.7
	2		1.26	1.23	1.31	0.071		

FORM X
IDENTIFICATION SUMMARY

Lab Name: Eurofins TestAmerica, Denver Job No.: 280-124986-1

SDG No.:

Client Sample ID: G0088-19A Lab Sample ID: 280-124986-5

Instrument ID (1): VGC_J Instrument ID (2): VGC_J

Date Analyzed (1): 06/13/2019 23:40 Date Analyzed (2): 06/13/2019 23:40

GC Column (1): HP-Plot Q ID: 0.53(mm) GC Column (2): Rt-Alumina KC ID: 0.53(mm)

ANALYTE	COL	PEAK	RT	RT WINDOW		CONCENTRATION		RPD
				FROM	TO	PEAK	MEAN	
Methane	1		1.68	1.66	1.74	0.040		1.5
	2		1.27	1.23	1.31	0.040		

FORM X
IDENTIFICATION SUMMARY

Lab Name: Eurofins TestAmerica, Denver Job No.: 280-124986-1

SDG No.:

Client Sample ID: PZ016-19A Lab Sample ID: 280-124986-6

Instrument ID (1): VGC_J Instrument ID (2): VGC_J

Date Analyzed (1): 06/13/2019 23:53 Date Analyzed (2): 06/13/2019 23:53

GC Column (1): HP-Plot Q ID: 0.53(mm) GC Column (2): Rt-Alumina KC ID: 0.53(mm)

ANALYTE	COL	PEAK	RT	RT WINDOW		CONCENTRATION		RPD
				FROM	TO	PEAK	MEAN	
Methane	1		1.68	1.66	1.74	0.66		1.7
	2		1.26	1.23	1.31	0.67		

FORM X
IDENTIFICATION SUMMARY

Lab Name: Eurofins TestAmerica, Denver Job No.: 280-124986-1

SDG No.:

Client Sample ID: G0084-19A Lab Sample ID: 280-124986-8

Instrument ID (1): VGC_J Instrument ID (2): VGC_J

Date Analyzed (1): 06/14/2019 05:12 Date Analyzed (2): 06/14/2019 05:12

GC Column (1): HP-Plot Q ID: 0.53(mm) GC Column (2): Rt-Alumina KC ID: 0.53(mm)

ANALYTE	COL	PEAK	RT	RT WINDOW		CONCENTRATION		RPD
				FROM	TO	PEAK	MEAN	
Methane	1		1.69	1.66	1.74	6.6		1.2
	2		1.27	1.23	1.31	6.6		

FORM X
IDENTIFICATION SUMMARY

Lab Name: Eurofins TestAmerica, Denver Job No.: 280-124986-1

SDG No.:

Client Sample ID: G0084-19A DU Lab Sample ID: 280-124986-8 DU

Instrument ID (1): VGC_J Instrument ID (2): VGC_J

Date Analyzed (1): 06/14/2019 05:25 Date Analyzed (2): 06/14/2019 05:25

GC Column (1): HP-Plot Q ID: 0.53(mm) GC Column (2): Rt-Alumina KC ID: 0.53(mm)

ANALYTE	COL	PEAK	RT	RT WINDOW		CONCENTRATION		RPD
				FROM	TO	PEAK	MEAN	
Methane	1		1.70	1.66	1.74	6.63		1.0
	2		1.27	1.23	1.31	6.69		

FORM X
IDENTIFICATION SUMMARY

Lab Name: Eurofins TestAmerica, Denver Job No.: 280-124986-1

SDG No.:

Client Sample ID: G0113-19A Lab Sample ID: 280-124986-9

Instrument ID (1): VGC_J Instrument ID (2): VGC_J

Date Analyzed (1): 06/14/2019 05:38 Date Analyzed (2): 06/14/2019 05:38

GC Column (1): HP-Plot Q ID: 0.53(mm) GC Column (2): Rt-Alumina KC ID: 0.53(mm)

ANALYTE	COL	PEAK	RT	RT WINDOW		CONCENTRATION		RPD
				FROM	TO	PEAK	MEAN	
Methane	1		1.69	1.66	1.74	6.1		14.5
	2		1.27	1.23	1.31	7.1		

FORM X
IDENTIFICATION SUMMARY

Lab Name: Eurofins TestAmerica, Denver Job No.: 280-124986-1

SDG No.:

Client Sample ID: G0075-19A Lab Sample ID: 280-124986-10

Instrument ID (1): VGC_J Instrument ID (2): VGC_J

Date Analyzed (1): 06/14/2019 00:46 Date Analyzed (2): 06/14/2019 00:46

GC Column (1): HP-Plot Q ID: 0.53(mm) GC Column (2): Rt-Alumina KC ID: 0.53(mm)

ANALYTE	COL	PEAK	RT	RT WINDOW		CONCENTRATION		RPD
				FROM	TO	PEAK	MEAN	
Methane	1		1.68	1.66	1.74	0.15		2.3
	2		1.26	1.23	1.31	0.15		

FORM X
IDENTIFICATION SUMMARY

Lab Name: Eurofins TestAmerica, Denver Job No.: 280-124986-1

SDG No.:

Client Sample ID: G0076-19A Lab Sample ID: 280-124986-11

Instrument ID (1): VGC_J Instrument ID (2): VGC_J

Date Analyzed (1): 06/14/2019 00:59 Date Analyzed (2): 06/14/2019 00:59

GC Column (1): HP-Plot Q ID: 0.53(mm) GC Column (2): Rt-Alumina KC ID: 0.53(mm)

ANALYTE	COL	PEAK	RT	RT WINDOW		CONCENTRATION		RPD
				FROM	TO	PEAK	MEAN	
Methane	1		1.68	1.66	1.74	0.31		1.7
	2		1.27	1.23	1.31	0.32		

FORM X
IDENTIFICATION SUMMARY

Lab Name: Eurofins TestAmerica, Denver Job No.: 280-124986-1

SDG No.:

Client Sample ID: G0080-19A Lab Sample ID: 280-124986-14

Instrument ID (1): VGC_J Instrument ID (2): VGC_J

Date Analyzed (1): 06/14/2019 02:06 Date Analyzed (2): 06/14/2019 02:06

GC Column (1): HP-Plot Q ID: 0.53(mm) GC Column (2): Rt-Alumina KC ID: 0.53(mm)

ANALYTE	COL	PEAK	RT	RT WINDOW		CONCENTRATION		RPD
				FROM	TO	PEAK	MEAN	
Methane	1		1.68	1.66	1.74	0.0025		1.8
	2		1.26	1.23	1.31	0.0026		

FORM X
IDENTIFICATION SUMMARY

Lab Name: Eurofins TestAmerica, Denver Job No.: 280-124986-1

SDG No.:

Client Sample ID: G0086-19A Lab Sample ID: 280-124986-15

Instrument ID (1): VGC_J Instrument ID (2): VGC_J

Date Analyzed (1): 06/14/2019 02:19 Date Analyzed (2): 06/14/2019 02:19

GC Column (1): HP-Plot Q ID: 0.53(mm) GC Column (2): Rt-Alumina KC ID: 0.53(mm)

ANALYTE	COL	PEAK	RT	RT WINDOW		CONCENTRATION		RPD
				FROM	TO	PEAK	MEAN	
Methane	1		1.69	1.66	1.74	0.072		2.3
	2		1.27	1.23	1.31	0.073		

FORM X
IDENTIFICATION SUMMARY

Lab Name: Eurofins TestAmerica, Denver Job No.: 280-124986-1

SDG No.:

Client Sample ID: G0118-19A Lab Sample ID: 280-124986-16

Instrument ID (1): VGC_J Instrument ID (2): VGC_J

Date Analyzed (1): 06/14/2019 05:51 Date Analyzed (2): 06/14/2019 05:51

GC Column (1): HP-Plot Q ID: 0.53(mm) GC Column (2): Rt-Alumina KC ID: 0.53(mm)

ANALYTE	COL	PEAK	RT	RT WINDOW		CONCENTRATION		RPD
				FROM	TO	PEAK	MEAN	
Methane	1		1.69	1.66	1.74	8.1		2.9
	2		1.27	1.23	1.31	8.4		

FORM X
IDENTIFICATION SUMMARY

Lab Name: Eurofins TestAmerica, Denver Job No.: 280-124986-1

SDG No.:

Client Sample ID: G0110-19A Lab Sample ID: 280-124986-17

Instrument ID (1): VGC_J Instrument ID (2): VGC_J

Date Analyzed (1): 06/17/2019 10:09 Date Analyzed (2): 06/17/2019 10:09

GC Column (1): HP-Plot Q ID: 0.53(mm) GC Column (2): Rt-Alumina KC ID: 0.53(mm)

ANALYTE	COL	PEAK	RT	RT WINDOW		CONCENTRATION		RPD
				FROM	TO	PEAK	MEAN	
Methane	1		1.68	1.66	1.74	11		1.1
	2		1.26	1.23	1.31	11		

FORM X
IDENTIFICATION SUMMARY

Lab Name: Eurofins TestAmerica, Denver Job No.: 280-124986-1

SDG No.:

Client Sample ID: G0114-19A Lab Sample ID: 280-124986-18

Instrument ID (1): VGC_J Instrument ID (2): VGC_J

Date Analyzed (1): 06/14/2019 06:04 Date Analyzed (2): 06/14/2019 06:04

GC Column (1): HP-Plot Q ID: 0.53(mm) GC Column (2): Rt-Alumina KC ID: 0.53(mm)

ANALYTE	COL	PEAK	RT	RT WINDOW		CONCENTRATION		RPD
				FROM	TO	PEAK	MEAN	
Methane	1		1.69	1.66	1.74	6.3		0.5
	2		1.27	1.23	1.31	6.3		

FORM X
IDENTIFICATION SUMMARY

Lab Name: Eurofins TestAmerica, Denver Job No.: 280-124986-1

SDG No.:

Client Sample ID: G0078-19A Lab Sample ID: 280-124986-19

Instrument ID (1): VGC_J Instrument ID (2): VGC_J

Date Analyzed (1): 06/14/2019 03:12 Date Analyzed (2): 06/14/2019 03:12

GC Column (1): HP-Plot Q ID: 0.53(mm) GC Column (2): Rt-Alumina KC ID: 0.53(mm)

ANALYTE	COL	PEAK	RT	RT WINDOW		CONCENTRATION		RPD
				FROM	TO	PEAK	MEAN	
Methane	1		1.68	1.66	1.74	0.28		1.7
	2		1.26	1.23	1.31	0.29		

FORM X
IDENTIFICATION SUMMARY

Lab Name: Eurofins TestAmerica, Denver Job No.: 280-124986-1

SDG No.:

Client Sample ID: G0070-19AMS MS Lab Sample ID: 280-124986-25 MS

Instrument ID (1): VGC_J Instrument ID (2): VGC_J

Date Analyzed (1): 06/14/2019 14:27 Date Analyzed (2): 06/14/2019 14:27

GC Column (1): HP-Plot Q ID: 0.53(mm) GC Column (2): Rt-Alumina KC ID: 0.53(mm)

ANALYTE	COL	PEAK	RT	RT WINDOW		CONCENTRATION		RPD
				FROM	TO	PEAK	MEAN	
Methane	1		1.68	1.67	1.75	0.0653		1.5
	2		1.26	1.24	1.32	0.0662		

FORM X
IDENTIFICATION SUMMARY

Lab Name: Eurofins TestAmerica, Denver Job No.: 280-124986-1

SDG No.:

Client Sample ID: G0070-19AMSD MSD Lab Sample ID: 280-124986-25 MSD

Instrument ID (1): VGC_J Instrument ID (2): VGC_J

Date Analyzed (1): 06/14/2019 14:40 Date Analyzed (2): 06/14/2019 14:40

GC Column (1): HP-Plot Q ID: 0.53(mm) GC Column (2): Rt-Alumina KC ID: 0.53(mm)

ANALYTE	COL	PEAK	RT	RT WINDOW		CONCENTRATION		RPD
				FROM	TO	PEAK	MEAN	
Methane	1		1.68	1.67	1.75	0.0613		1.3
	2		1.26	1.24	1.32	0.0621		

FORM X
IDENTIFICATION SUMMARY

Lab Name: Eurofins TestAmerica, Denver Job No.: 280-124986-1

SDG No.:

Client Sample ID: G0108-19A Lab Sample ID: 280-124986-26

Instrument ID (1): VGC_J Instrument ID (2): VGC_J

Date Analyzed (1): 06/14/2019 13:47 Date Analyzed (2): 06/14/2019 13:47

GC Column (1): HP-Plot Q ID: 0.53(mm) GC Column (2): Rt-Alumina KC ID: 0.53(mm)

ANALYTE	COL	PEAK	RT	RT WINDOW		CONCENTRATION		RPD
				FROM	TO	PEAK	MEAN	
Methane	1		1.65	1.67	1.75	17		3.5
	2		1.25	1.24	1.32	17		

FORM X
IDENTIFICATION SUMMARY

Lab Name: Eurofins TestAmerica, Denver Job No.: 280-124986-1

SDG No.:

Client Sample ID: G0108-19A Lab Sample ID: 280-124986-26

Instrument ID (1): VGC_J Instrument ID (2): VGC_J

Date Analyzed (1): 06/17/2019 13:13 Date Analyzed (2): 06/17/2019 13:13

GC Column (1): HP-Plot Q ID: 0.53(mm) GC Column (2): Rt-Alumina KC ID: 0.53(mm)

ANALYTE	COL	PEAK	RT	RT WINDOW		CONCENTRATION		RPD
				FROM	TO	PEAK	MEAN	
Methane	1		1.67	1.66	1.74	16		0.9
	2		1.26	1.23	1.31	16		

FORM X
IDENTIFICATION SUMMARY

Lab Name: Eurofins TestAmerica, Denver Job No.: 280-124986-1

SDG No.:

Client Sample ID: G0108-19A DU Lab Sample ID: 280-124986-26 DU

Instrument ID (1): VGC_J Instrument ID (2): VGC_J

Date Analyzed (1): 06/14/2019 14:00 Date Analyzed (2): 06/14/2019 14:00

GC Column (1): HP-Plot Q ID: 0.53(mm) GC Column (2): Rt-Alumina KC ID: 0.53(mm)

ANALYTE	COL	PEAK	RT	RT WINDOW		CONCENTRATION		RPD
				FROM	TO	PEAK	MEAN	
Methane	1		1.65	1.67	1.75	16.2		2.5
	2		1.25	1.24	1.32	16.6		

FORM X
IDENTIFICATION SUMMARY

Lab Name: Eurofins TestAmerica, Denver Job No.: 280-124986-1

SDG No.:

Client Sample ID: G0098-19A Lab Sample ID: 280-124986-27

Instrument ID (1): VGC_J Instrument ID (2): VGC_J

Date Analyzed (1): 06/14/2019 14:54 Date Analyzed (2): 06/14/2019 14:54

GC Column (1): HP-Plot Q ID: 0.53(mm) GC Column (2): Rt-Alumina KC ID: 0.53(mm)

ANALYTE	COL	PEAK	RT	RT WINDOW		CONCENTRATION		RPD
				FROM	TO	PEAK	MEAN	
Methane	1		1.67	1.67	1.75	2.0		2.1
	2		1.26	1.24	1.32	2.0		

FORM X
IDENTIFICATION SUMMARY

Lab Name: Eurofins TestAmerica, Denver Job No.: 280-124986-1

SDG No.:

Client Sample ID: G0097-19A Lab Sample ID: 280-124986-28

Instrument ID (1): VGC_J Instrument ID (2): VGC_J

Date Analyzed (1): 06/17/2019 13:27 Date Analyzed (2): 06/17/2019 13:27

GC Column (1): HP-Plot Q ID: 0.53(mm) GC Column (2): Rt-Alumina KC ID: 0.53(mm)

ANALYTE	COL	PEAK	RT	RT WINDOW		CONCENTRATION		RPD
				FROM	TO	PEAK	MEAN	
Methane	1		1.68	1.66	1.74	9.3		10.0
	2		1.26	1.23	1.31	10		

FORM X
IDENTIFICATION SUMMARY

Lab Name: Eurofins TestAmerica, Denver Job No.: 280-124986-1

SDG No.:

Client Sample ID: G0109-19A Lab Sample ID: 280-124986-29

Instrument ID (1): VGC_J Instrument ID (2): VGC_J

Date Analyzed (1): 06/14/2019 15:20 Date Analyzed (2): 06/14/2019 15:20

GC Column (1): HP-Plot Q ID: 0.53(mm) GC Column (2): Rt-Alumina KC ID: 0.53(mm)

ANALYTE	COL	PEAK	RT	RT WINDOW		CONCENTRATION		RPD
				FROM	TO	PEAK	MEAN	
Methane	1		1.67	1.67	1.75	2.0		2.0
	2		1.26	1.24	1.32	2.1		

FORM X
IDENTIFICATION SUMMARY

Lab Name: Eurofins TestAmerica, Denver Job No.: 280-124986-1

SDG No.:

Client Sample ID: G0099-19A Lab Sample ID: 280-124986-30

Instrument ID (1): VGC_J Instrument ID (2): VGC_J

Date Analyzed (1): 06/14/2019 15:34 Date Analyzed (2): 06/14/2019 15:34

GC Column (1): HP-Plot Q ID: 0.53(mm) GC Column (2): Rt-Alumina KC ID: 0.53(mm)

ANALYTE	COL	PEAK	RT	RT WINDOW		CONCENTRATION		RPD
				FROM	TO	PEAK	MEAN	
Methane	1		1.68	1.67	1.75	2.3		1.7
	2		1.26	1.24	1.32	2.4		

FORM X
IDENTIFICATION SUMMARY

Lab Name: Eurofins TestAmerica, Denver Job No.: 280-124986-1

SDG No.:

Client Sample ID: G0081-19A Lab Sample ID: 280-124986-33

Instrument ID (1): VGC_J Instrument ID (2): VGC_J

Date Analyzed (1): 06/14/2019 16:14 Date Analyzed (2): 06/14/2019 16:14

GC Column (1): HP-Plot Q ID: 0.53(mm) GC Column (2): Rt-Alumina KC ID: 0.53(mm)

ANALYTE	COL	PEAK	RT	RT WINDOW		CONCENTRATION		RPD
				FROM	TO	PEAK	MEAN	
Methane	1		1.67	1.67	1.75	2.9		3.0
	2		1.26	1.24	1.32	3.0		

FORM X
IDENTIFICATION SUMMARY

Lab Name: Eurofins TestAmerica, Denver Job No.: 280-124986-1

SDG No.:

Client Sample ID: G0082-19A Lab Sample ID: 280-124986-34

Instrument ID (1): VGC_J Instrument ID (2): VGC_J

Date Analyzed (1): 06/14/2019 16:27 Date Analyzed (2): 06/14/2019 16:27

GC Column (1): HP-Plot Q ID: 0.53(mm) GC Column (2): Rt-Alumina KC ID: 0.53(mm)

ANALYTE	COL	PEAK	RT	RT WINDOW		CONCENTRATION		RPD
				FROM	TO	PEAK	MEAN	
Methane	1		1.68	1.67	1.75	0.20		1.6
	2		1.26	1.24	1.32	0.20		

FORM X
IDENTIFICATION SUMMARY

Lab Name: Eurofins TestAmerica, Denver Job No.: 280-124986-1

SDG No.:

Client Sample ID: Lab Sample ID: LCS 280-461373/55

Instrument ID (1): VGC_J Instrument ID (2): VGC_J

Date Analyzed (1): 06/13/2019 22:20 Date Analyzed (2): 06/13/2019 22:20

GC Column (1): HP-Plot Q ID: 0.53(mm) GC Column (2): Rt-Alumina KC ID: 0.53(mm)

ANALYTE	COL	PEAK	RT	RT WINDOW		CONCENTRATION		RPD
				FROM	TO	PEAK	MEAN	
Methane	1		1.67	1.66	1.74	0.0732		0.2
	2		1.26	1.23	1.31	0.0731		

FORM X
IDENTIFICATION SUMMARY

Lab Name: Eurofins TestAmerica, Denver Job No.: 280-124986-1

SDG No.:

Client Sample ID: Lab Sample ID: LCSD 280-461373/56

Instrument ID (1): VGC_J Instrument ID (2): VGC_J

Date Analyzed (1): 06/13/2019 22:33 Date Analyzed (2): 06/13/2019 22:33

GC Column (1): HP-Plot Q ID: 0.53(mm) GC Column (2): Rt-Alumina KC ID: 0.53(mm)

ANALYTE	COL	PEAK	RT	RT WINDOW		CONCENTRATION		RPD
				FROM	TO	PEAK	MEAN	
Methane	1		1.68	1.66	1.74	0.0762		0.2
	2		1.26	1.23	1.31	0.0761		

FORM X
IDENTIFICATION SUMMARY

Lab Name: Eurofins TestAmerica, Denver Job No.: 280-124986-1

SDG No.:

Client Sample ID: Lab Sample ID: LCS 280-461529/2

Instrument ID (1): VGC_J Instrument ID (2): VGC_J

Date Analyzed (1): 06/14/2019 10:00 Date Analyzed (2): 06/14/2019 10:00

GC Column (1): HP-Plot Q ID: 0.53(mm) GC Column (2): Rt-Alumina KC ID: 0.53(mm)

ANALYTE	COL	PEAK	RT	RT WINDOW		CONCENTRATION		RPD
				FROM	TO	PEAK	MEAN	
Methane	1		1.69	1.67	1.75	0.0838		0.1
	2		1.27	1.24	1.32	0.0839		

FORM X
IDENTIFICATION SUMMARY

Lab Name: Eurofins TestAmerica, Denver Job No.: 280-124986-1

SDG No.:

Client Sample ID: Lab Sample ID: LCSD 280-461529/3

Instrument ID (1): VGC_J Instrument ID (2): VGC_J

Date Analyzed (1): 06/14/2019 10:13 Date Analyzed (2): 06/14/2019 10:13

GC Column (1): HP-Plot Q ID: 0.53(mm) GC Column (2): Rt-Alumina KC ID: 0.53(mm)

ANALYTE	COL	PEAK	RT	RT WINDOW		CONCENTRATION		RPD
				FROM	TO	PEAK	MEAN	
Methane	1		1.69	1.67	1.75	0.0775		0.2
	2		1.27	1.24	1.32	0.0776		

FORM X
IDENTIFICATION SUMMARY

Lab Name: Eurofins TestAmerica, Denver Job No.: 280-124986-1

SDG No.:

Client Sample ID: Lab Sample ID: LCS 280-461755/2

Instrument ID (1): VGC_J Instrument ID (2): VGC_J

Date Analyzed (1): 06/17/2019 07:04 Date Analyzed (2): 06/17/2019 07:04

GC Column (1): HP-Plot Q ID: 0.53(mm) GC Column (2): Rt-Alumina KC ID: 0.53(mm)

ANALYTE	COL	PEAK	RT	RT WINDOW		CONCENTRATION		RPD
				FROM	TO	PEAK	MEAN	
Methane	1		1.69	1.66	1.74	0.0767		0.1
	2		1.27	1.23	1.31	0.0768		

FORM X
IDENTIFICATION SUMMARY

Lab Name: Eurofins TestAmerica, Denver Job No.: 280-124986-1

SDG No.:

Client Sample ID: Lab Sample ID: LCSD 280-461755/3

Instrument ID (1): VGC_J Instrument ID (2): VGC_J

Date Analyzed (1): 06/17/2019 09:16 Date Analyzed (2): 06/17/2019 09:16

GC Column (1): HP-Plot Q ID: 0.53(mm) GC Column (2): Rt-Alumina KC ID: 0.53(mm)

ANALYTE	COL	PEAK	RT	RT WINDOW		CONCENTRATION		RPD
				FROM	TO	PEAK	MEAN	
Methane	1		1.68	1.66	1.74	0.0832		0.2
	2		1.27	1.23	1.31	0.0831		

FORM I
GC VOA ORGANICS ANALYSIS DATA SHEET

Lab Name: Eurofins TestAmerica, Denver Job No.: 280-124986-1

SDG No.:

Client Sample ID: G0083-19A Lab Sample ID: 280-124986-1

Matrix: Water Lab File ID: 06131958.D

Analysis Method: RSK-175 Date Collected: 06/08/2019 15:55

Sample wt/vol: 18(mL) Date Analyzed: 06/13/2019 23:00

Soil Aliquot Vol: Dilution Factor: 1

Soil Extract Vol.: GC Column: Rt-Alumina KCl ID: 0.53(mm)

% Moisture: Level: (low/med) Low

Analysis Batch No.: 461373 Units: mg/L

CAS NO.	COMPOUND NAME	RESULT	Q	LOQ	LOD	DL
74-82-8	Methane	0.083		0.0050	0.0020	0.00063

Eurofins TestAmerica, Denver
Target Compound Quantitation Report

Data File: \\chromna\Denver\ChromData\VGC_J\20190613-82805.b\06131958.D
Lims ID: 280-124986-H-1
Client ID: G0083-19A
Sample Type: Client
Inject. Date: 13-Jun-2019 23:00:36 ALS Bottle#: 66 Worklist Smp#: 58
Purge Vol: 18.000 mL Dil. Factor: 1.0000
Sample Info: 280-124986-H-1
Misc. Info.: 280-0082805-058
Operator ID: MD Instrument ID: VGC_J

Method: \\chromna\Denver\ChromData\VGC_J\20190613-82805.b\RSK_J.m
Limit Group: GCV - RSK 175
Method Label: DV-GC-0025: Dissolved Gases in Water by RSK-175
Last Update: 30-Sep-2019 16:40:06 Calib Date: 15-Apr-2019 12:11:08
Integrator: Falcon
Quant Method: External Standard Quant By: Initial Calibration
Last ICal File: \\chromna\Denver\ChromData\VGC_J\20190415-80933.b\04151909.D

Column 1 : Rt-Alumina BOND/KCl (0.53 mm) Det: GC FID1A
Column 2 : HP-PLOT/Q (0.53 mm) Det: GC FID2B
Process Host: CTX0327

First Level Reviewer: dobranskym Date: 14-Jun-2019 04:35:28

Col	RT (min.)	Exp RT (min.)	Dlt RT (min.)	Response	OnCol Amt ug/l	Flags
1 Methane						
1	1.260	1.272	-0.012	11151071	83.0	
2	1.680	1.700	-0.020	9208902	80.2	
					RPD = 3.46	
2 Ethane						
1		1.553			ND	
2		2.883				
3 Ethylene						
1		1.870			ND	
2		2.509				
4 Propane						
1		2.619			ND	
2		4.685				
5 Acetylene						
1		4.064			ND	
2		2.657				
6 Butane						
1		4.371			ND	
2		6.145				
7 isobutylene						
1		5.300			ND	
2		5.995				

Report Date: 30-Sep-2019 16:40:12 Chrom Revision: 2.3 17-Sep-2019 16:19:08

Eurofins TestAmerica, Denver

Data File: \\chromna\Denver\ChromData\VGC_J\20190613-82805.b\06131958.D

Injection Date:	13-Jun-2019 23:00:36	Instrument ID:	VGC_J	Operator ID:	MD
Lims ID:	280-124986-H-1	Lab Sample ID:	280-124986-1	Worklist Smp#:	58
Client ID:	G0083-19A				
Purge Vol:	18.000 mL	Dil. Factor:	1.0000	ALS Bottle#:	66
Method:	RSK_J	Limit Group:	GCV - RSK 175		

Column: Rt-Alumina BOND/KCl (0.53 mm) Y Scaling: Method Defined: Scale to the Nth Largest Target: 1

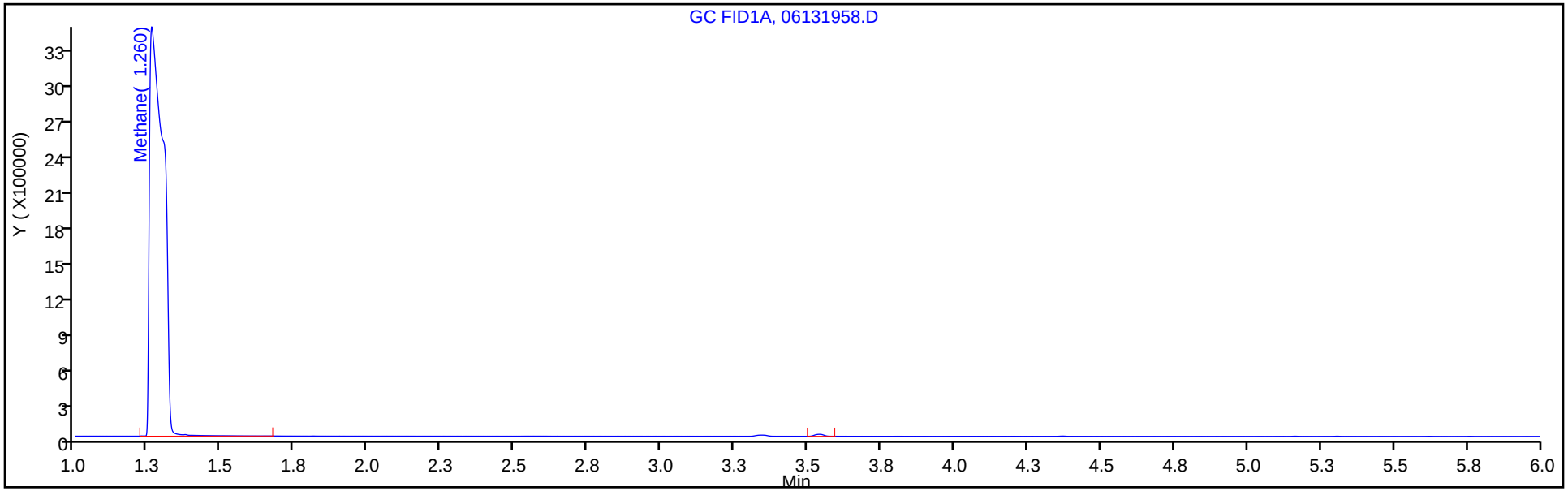

Column: HP-PLOT/Q (0.53 mm) Y Scaling: Method Defined: Scale to the Nth Largest Target: 1

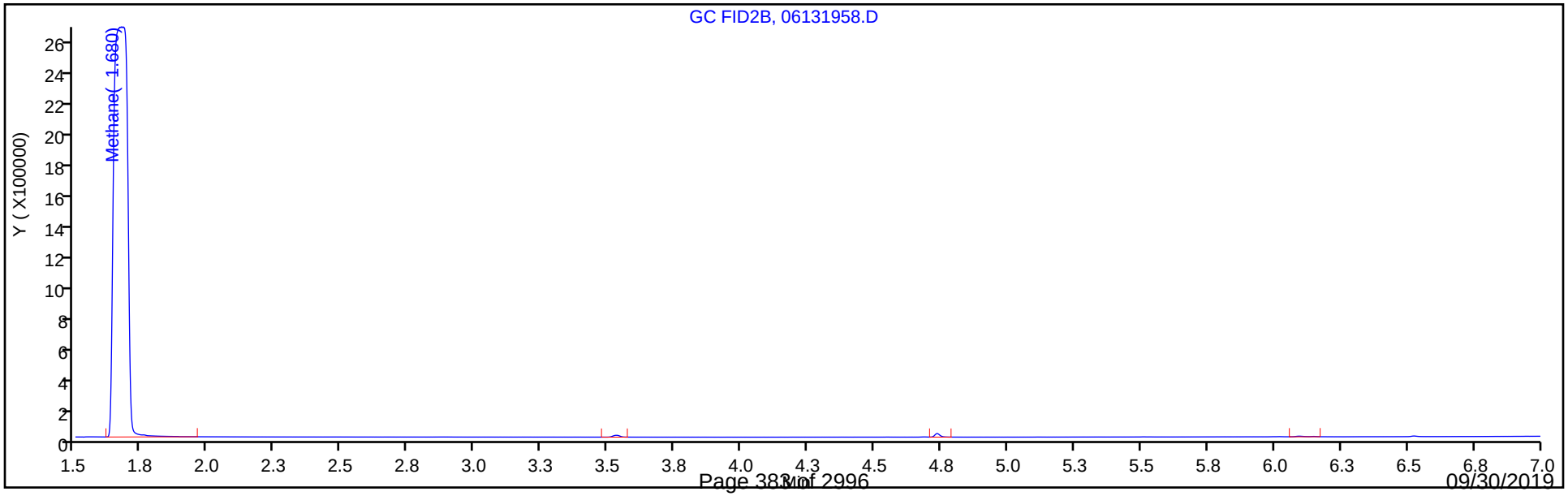

FORM I
GC VOA ORGANICS ANALYSIS DATA SHEET

Lab Name: Eurofins TestAmerica, Denver Job No.: 280-124986-1

SDG No.:

Client Sample ID: G0090-19A Lab Sample ID: 280-124986-4

Matrix: Water Lab File ID: 06131960.D

Analysis Method: RSK-175 Date Collected: 06/09/2019 11:45

Sample wt/vol: 18(mL) Date Analyzed: 06/13/2019 23:27

Soil Aliquot Vol: Dilution Factor: 1

Soil Extract Vol.: GC Column: HP-Plot Q ID: 0.53(mm)

% Moisture: Level: (low/med) Low

Analysis Batch No.: 461373 Units: mg/L

CAS NO.	COMPOUND NAME	RESULT	Q	LOQ	LOD	DL
74-82-8	Methane	0.069		0.0050	0.0020	0.00063

Eurofins TestAmerica, Denver
Target Compound Quantitation Report

Data File: \\chromna\Denver\ChromData\VGC_J\20190613-82805.b\06131960.D
Lims ID: 280-124986-H-4
Client ID: G0090-19A
Sample Type: Client
Inject. Date: 13-Jun-2019 23:27:09 ALS Bottle#: 68 Worklist Smp#: 60
Purge Vol: 18.000 mL Dil. Factor: 1.0000
Sample Info: 280-124986-H-4
Misc. Info.: 280-0082805-060
Operator ID: MD Instrument ID: VGC_J

Method: \\chromna\Denver\ChromData\VGC_J\20190613-82805.b\RSK_J.m
Limit Group: GCV - RSK 175
Method Label: DV-GC-0025: Dissolved Gases in Water by RSK-175
Last Update: 14-Jun-2019 12:05:24 Calib Date: 15-Apr-2019 12:11:08
Integrator: Falcon
Quant Method: External Standard Quant By: Initial Calibration
Last ICal File: \\chromna\Denver\ChromData\VGC_J\20190415-80933.b\04151909.D

Column 1 : Rt-Alumina BOND/KCl (0.53 mm) Det: GC FID1A
Column 2 : HP-PLOT/Q (0.53 mm) Det: GC FID2B
Process Host: CTX0319

First Level Reviewer: dobranskym Date: 14-Jun-2019 04:36:18

Col	RT (min.)	Exp RT (min.)	Dlt RT (min.)	Response	OnCol Amt ug/l	Flags
1 Methane						
1	1.261	1.272	-0.011	9549892	71.0	
2	1.682	1.700	-0.018	7946652	69.1	
					RPD = 2.70	
2 Ethane						
1		1.553			ND	
2		2.883				
3 Ethylene						
1		1.870			ND	
2		2.509				
4 Propane						
1		2.619			ND	
2		4.685				
5 Acetylene						
1		4.064			ND	
2		2.657				
6 Butane						
1		4.371			ND	
2		6.145				
7 isobutylene						
1		5.300			ND	
2		5.995				

Report Date: 17-Jun-2019 07:50:46 Chrom Revision: 2.3 03-May-2019 15:52:00

Eurofins TestAmerica, Denver

Data File: \\chromna\Denver\ChromData\VGC_J\20190613-82805.b\06131960.D

Injection Date:	13-Jun-2019 23:27:09	Instrument ID:	VGC_J	Operator ID:	MD
Lims ID:	280-124986-H-4	Lab Sample ID:	280-124986-4	Worklist Smp#:	60
Client ID:	G0090-19A				
Purge Vol:	18.000 mL	Dil. Factor:	1.0000	ALS Bottle#:	68
Method:	RSK_J	Limit Group:	GCV - RSK 175		

Column: Rt-Alumina BOND/KCl (0.53 mm) Y Scaling: Method Defined: Scale to the Nth Largest Target: 1

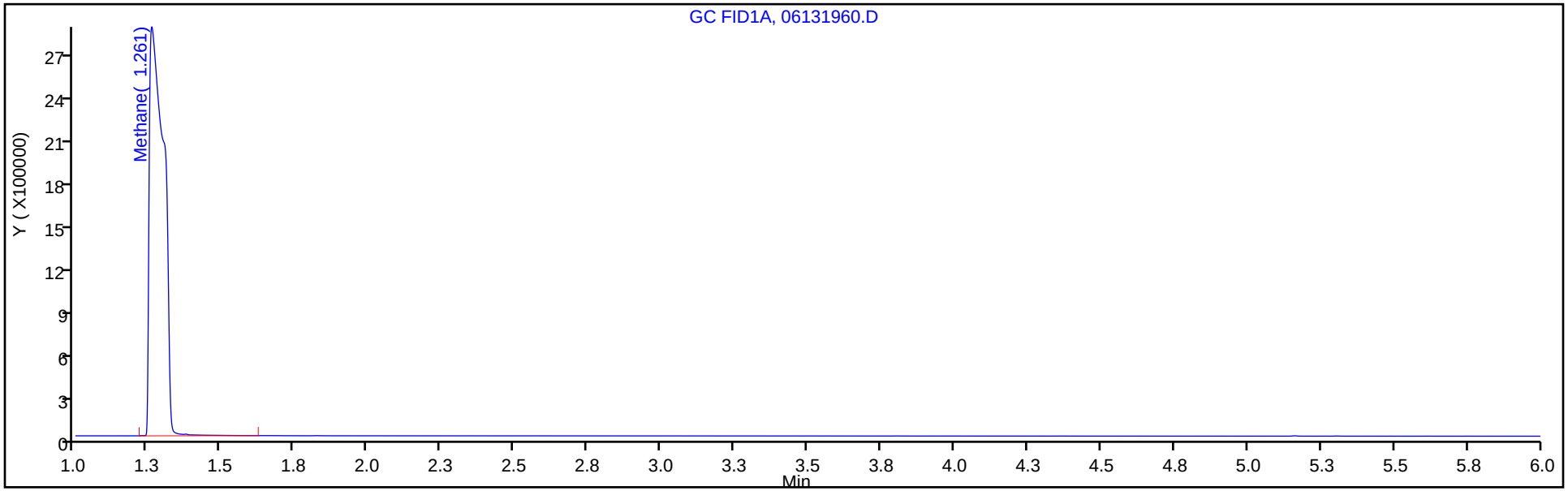

Column: HP-PLOT/Q (0.53 mm) Y Scaling: Method Defined: Scale to the Nth Largest Target: 1

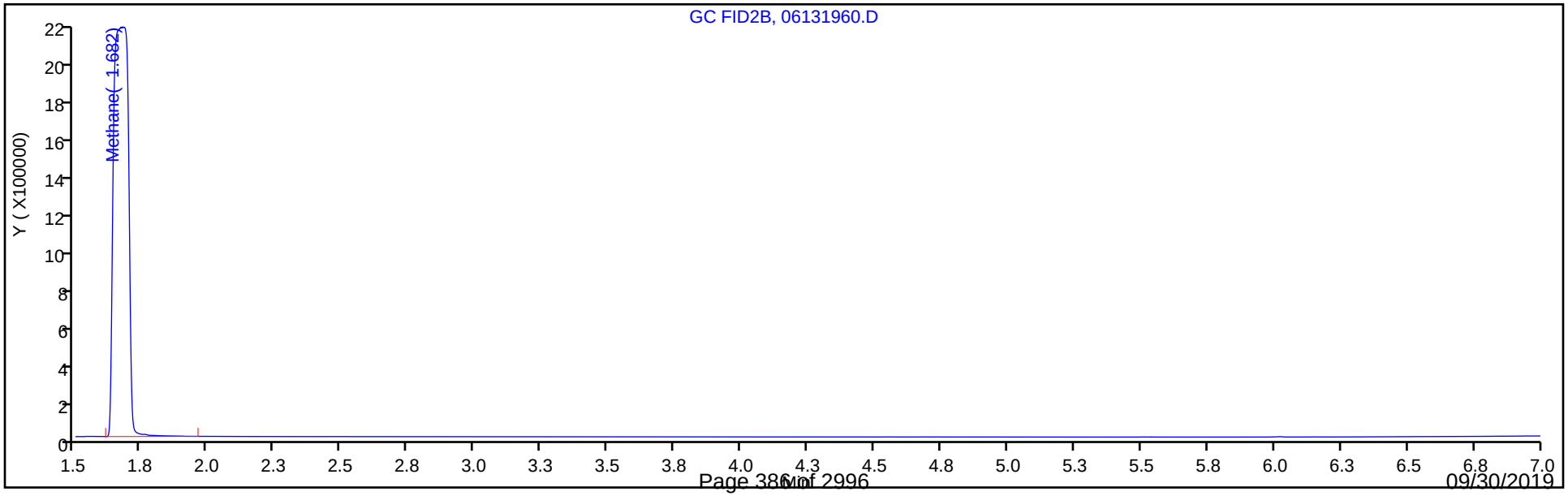

FORM I
GC VOA ORGANICS ANALYSIS DATA SHEET

Lab Name: Eurofins TestAmerica, Denver Job No.: 280-124986-1

SDG No.:

Client Sample ID: G0088-19A Lab Sample ID: 280-124986-5

Matrix: Water Lab File ID: 06131961.D

Analysis Method: RSK-175 Date Collected: 06/09/2019 10:15

Sample wt/vol: 18(mL) Date Analyzed: 06/13/2019 23:40

Soil Aliquot Vol: Dilution Factor: 1

Soil Extract Vol.: GC Column: HP-Plot Q ID: 0.53(mm)

% Moisture: Level: (low/med) Low

Analysis Batch No.: 461373 Units: mg/L

CAS NO.	COMPOUND NAME	RESULT	Q	LOQ	LOD	DL
74-82-8	Methane	0.040		0.0050	0.0020	0.00063

Eurofins TestAmerica, Denver
Target Compound Quantitation Report

Data File: \\chromna\Denver\ChromData\VGC_J\20190613-82805.b\06131961.D
Lims ID: 280-124986-I-5
Client ID: G0088-19A
Sample Type: Client
Inject. Date: 13-Jun-2019 23:40:28 ALS Bottle#: 69 Worklist Smp#: 61
Purge Vol: 18.000 mL Dil. Factor: 1.0000
Sample Info: 280-124986-I-5
Misc. Info.: 280-0082805-061
Operator ID: MD Instrument ID: VGC_J

Method: \\chromna\Denver\ChromData\VGC_J\20190613-82805.b\RSK_J.m
Limit Group: GCV - RSK 175
Method Label: DV-GC-0025: Dissolved Gases in Water by RSK-175
Last Update: 14-Jun-2019 12:05:24 Calib Date: 15-Apr-2019 12:11:08
Integrator: Falcon
Quant Method: External Standard Quant By: Initial Calibration
Last ICal File: \\chromna\Denver\ChromData\VGC_J\20190415-80933.b\04151909.D

Column 1 : Rt-Alumina BOND/KCl (0.53 mm) Det: GC FID1A
Column 2 : HP-PLOT/Q (0.53 mm) Det: GC FID2B
Process Host: CTX0319

First Level Reviewer: dobranskym Date: 14-Jun-2019 04:36:22

Col	RT (min.)	Exp RT (min.)	Dlt RT (min.)	Response	OnCol Amt ug/l	Flags
1 Methane						
1	1.266	1.272	-0.006	5434536	40.3	
2	1.677	1.700	-0.023	4573443	39.7	
					RPD = 1.53	
2 Ethane						
1		1.553			ND	
2		2.883				
3 Ethylene						
1		1.870			ND	
2		2.509				
4 Propane						
1		2.619			ND	
2		4.685				
5 Acetylene						
1		4.064			ND	
2		2.657				
6 Butane						
1		4.371			ND	
2		6.145				
7 isobutylene						
1		5.300			ND	
2		5.995				

Report Date: 17-Jun-2019 07:50:47 Chrom Revision: 2.3 03-May-2019 15:52:00

Eurofins TestAmerica, Denver

Data File: \\chromna\Denver\ChromData\VGC_J\20190613-82805.b\06131961.D

Injection Date:	13-Jun-2019 23:40:28	Instrument ID:	VGC_J	Operator ID:	MD
Lims ID:	280-124986-I-5	Lab Sample ID:	280-124986-5	Worklist Smp#:	61
Client ID:	G0088-19A				
Purge Vol:	18.000 mL	Dil. Factor:	1.0000	ALS Bottle#:	69
Method:	RSK_J	Limit Group:	GCV - RSK 175		

Column: Rt-Alumina BOND/KCl (0.53 mm) Y Scaling: Method Defined: Scale to the Nth Largest Target: 1

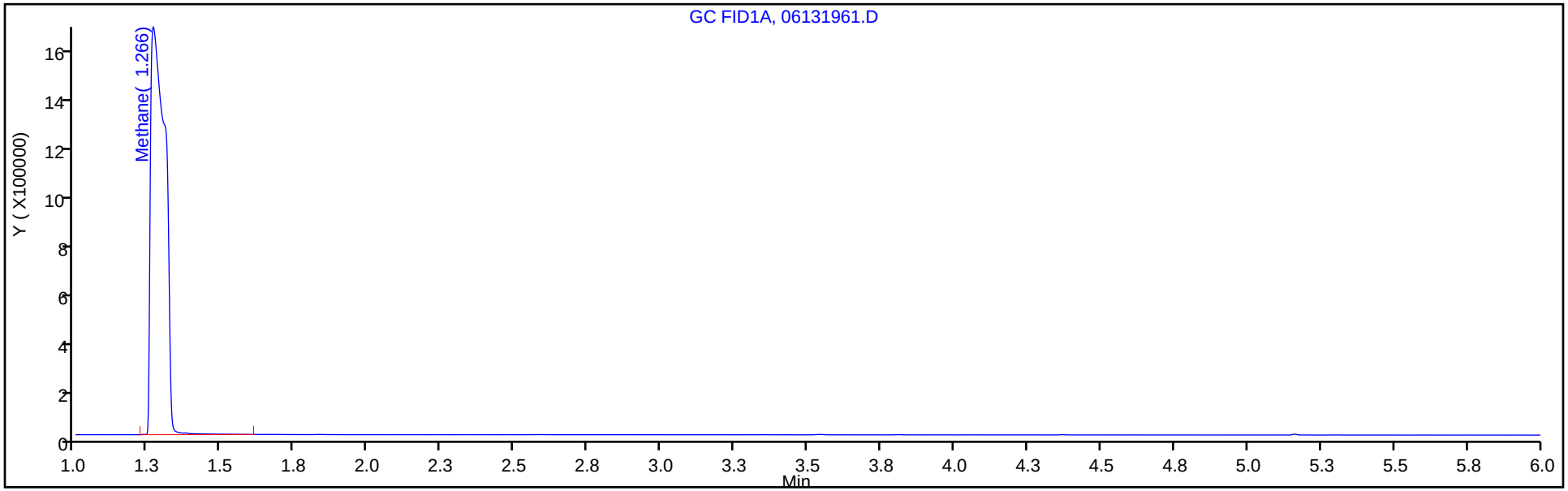

Column: HP-PLOT/Q (0.53 mm) Y Scaling: Method Defined: Scale to the Nth Largest Target: 1

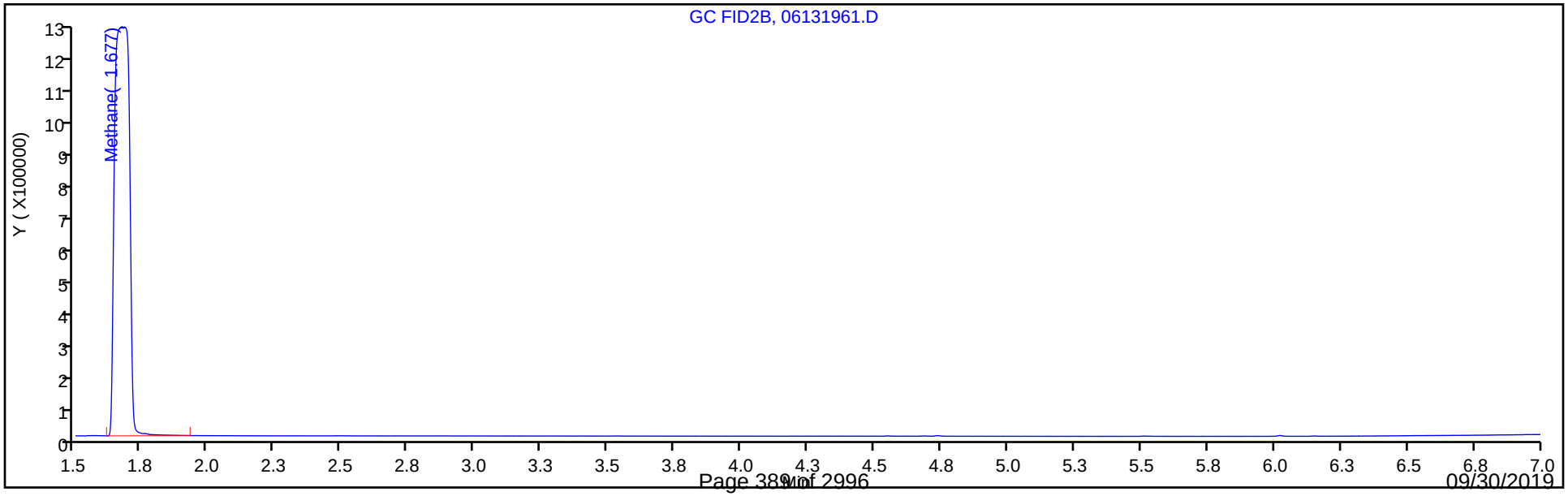

FORM I
GC VOA ORGANICS ANALYSIS DATA SHEET

Lab Name: Eurofins TestAmerica, Denver Job No.: 280-124986-1

SDG No.:

Client Sample ID: PZ016-19A Lab Sample ID: 280-124986-6

Matrix: Water Lab File ID: 06131962.D

Analysis Method: RSK-175 Date Collected: 06/09/2019 08:45

Sample wt/vol: 18(mL) Date Analyzed: 06/13/2019 23:53

Soil Aliquot Vol: Dilution Factor: 1

Soil Extract Vol.: GC Column: HP-Plot Q ID: 0.53(mm)

% Moisture: Level: (low/med) Low

Analysis Batch No.: 461373 Units: mg/L

CAS NO.	COMPOUND NAME	RESULT	Q	LOQ	LOD	DL
74-82-8	Methane	0.66		0.0050	0.0020	0.00063

Eurofins TestAmerica, Denver
Target Compound Quantitation Report

Data File: \\chromna\Denver\ChromData\VGC_J\20190613-82805.b\06131962.D
Lims ID: 280-124986-H-6
Client ID: PZ016-19A
Sample Type: Client
Inject. Date: 13-Jun-2019 23:53:46 ALS Bottle#: 70 Worklist Smp#: 62
Purge Vol: 18.000 mL Dil. Factor: 1.0000
Sample Info: 280-124986-H-6
Misc. Info.: 280-0082805-062
Operator ID: MD Instrument ID: VGC_J

Method: \\chromna\Denver\ChromData\VGC_J\20190613-82805.b\RSK_J.m
Limit Group: GCV - RSK 175
Method Label: DV-GC-0025: Dissolved Gases in Water by RSK-175
Last Update: 14-Jun-2019 12:05:24 Calib Date: 15-Apr-2019 12:11:08
Integrator: Falcon
Quant Method: External Standard Quant By: Initial Calibration
Last ICal File: \\chromna\Denver\ChromData\VGC_J\20190415-80933.b\04151909.D

Column 1 : Rt-Alumina BOND/KCl (0.53 mm) Det: GC FID1A
Column 2 : HP-PLOT/Q (0.53 mm) Det: GC FID2B
Process Host: CTX0319

First Level Reviewer: dobranskym Date: 14-Jun-2019 04:36:26

Col	RT (min.)	Exp RT (min.)	Dlt RT (min.)	Response	OnCol Amt ug/l	Flags
1 Methane						
1	1.260	1.272	-0.012	89815609	670.3	
2	1.679	1.700	-0.021	75481196	658.7	
					RPD = 1.75	
2 Ethane						
1		1.553			ND	
2		2.883				
3 Ethylene						
1		1.870			ND	
2		2.509				
4 Propane						
1		2.619			ND	
2		4.685				
5 Acetylene						
1		4.064			ND	
2		2.657				
6 Butane						
1		4.371			ND	
2		6.145				
7 isobutylene						
1		5.300			ND	
2		5.995				

Report Date: 17-Jun-2019 07:50:48 Chrom Revision: 2.3 03-May-2019 15:52:00

Eurofins TestAmerica, Denver

Data File: \\chromna\Denver\ChromData\VGC_J\20190613-82805.b\06131962.D

Injection Date:	13-Jun-2019 23:53:46	Instrument ID:	VGC_J	Operator ID:	MD
Lims ID:	280-124986-H-6	Lab Sample ID:	280-124986-6	Worklist Smp#:	62
Client ID:	PZ016-19A				
Purge Vol:	18.000 mL	Dil. Factor:	1.0000	ALS Bottle#:	70
Method:	RSK_J	Limit Group:	GCV - RSK 175		

Column: Rt-Alumina BOND/KCl (0.53 mm) Y Scaling: Method Defined: Scale to the Nth Largest Target: 1

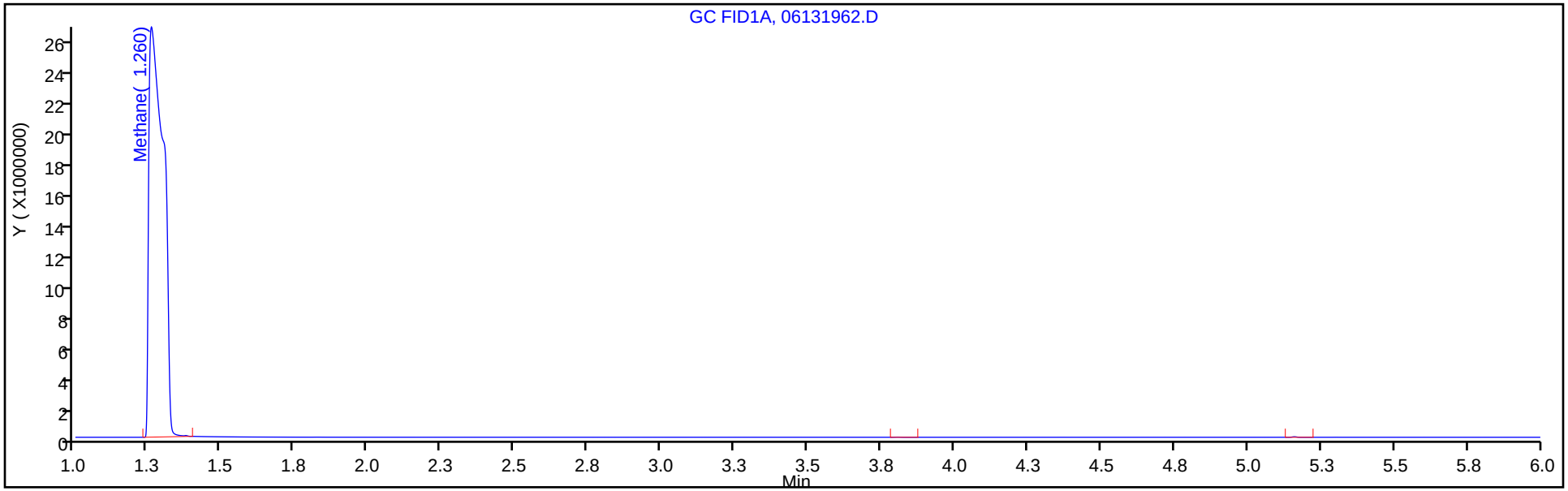

Column: HP-PLOT/Q (0.53 mm) Y Scaling: Method Defined: Scale to the Nth Largest Target: 1

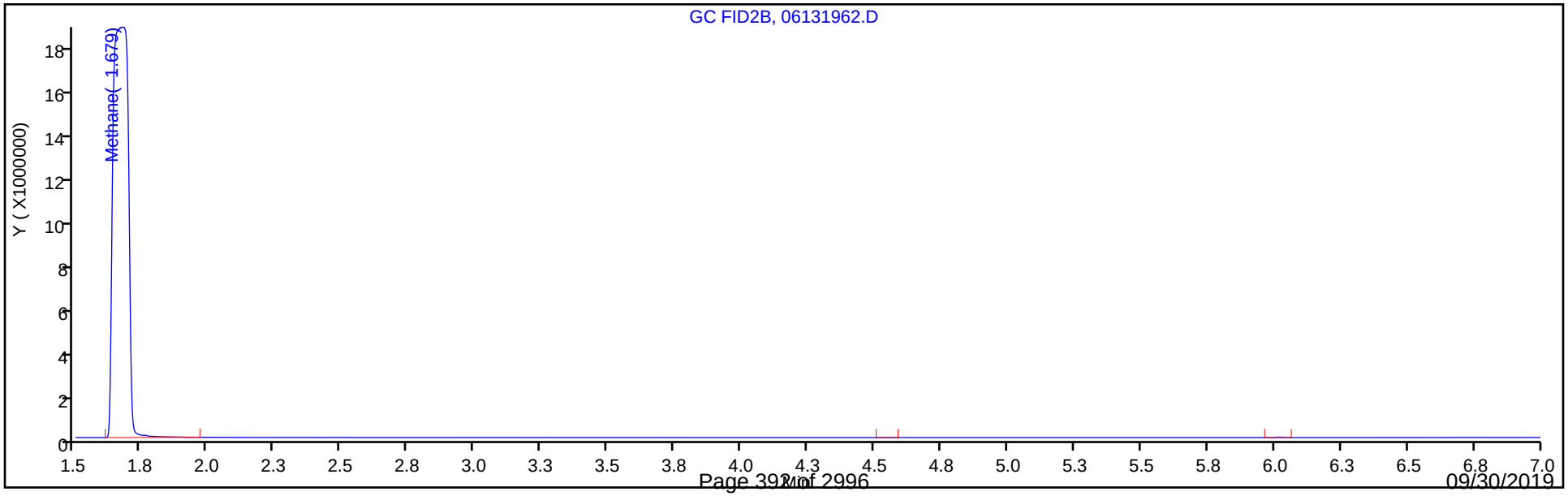

FORM I
GC VOA ORGANICS ANALYSIS DATA SHEET

Lab Name: Eurofins TestAmerica, Denver Job No.: 280-124986-1

SDG No.:

Client Sample ID: G0112-19A Lab Sample ID: 280-124986-7

Matrix: Water Lab File ID: 06131963.D

Analysis Method: RSK-175 Date Collected: 06/08/2019 09:50

Sample wt/vol: 18(mL) Date Analyzed: 06/14/2019 00:07

Soil Aliquot Vol: Dilution Factor: 1

Soil Extract Vol.: GC Column: Rt-Alumina KCl ID: 0.53(mm)

% Moisture: Level: (low/med) Low

Analysis Batch No.: 461373 Units: mg/L

CAS NO.	COMPOUND NAME	RESULT	Q	LOQ	LOD	DL
74-82-8	Methane	1.4		0.0050	0.0020	0.00063

Eurofins TestAmerica, Denver
Target Compound Quantitation Report

Data File:	\\chromna\Denver\ChromData\VGC_J\20190613-82805.b\06131963.D				
Lims ID:	280-124986-H-7				
Client ID:	G0112-19A				
Sample Type:	Client				
Inject. Date:	14-Jun-2019 00:07:04	ALS Bottle#:	71	Worklist Smp#:	63
Purge Vol:	18.000 mL	Dil. Factor:	1.0000		
Sample Info:	280-124986-H-7				
Misc. Info.:	280-0082805-063				
Operator ID:	MD	Instrument ID:	VGC_J		
Method:	\\chromna\Denver\ChromData\VGC_J\20190613-82805.b\RSK_J.m				
Limit Group:	GCV - RSK 175				
Method Label:	DV-GC-0025: Dissolved Gases in Water by RSK-175				
Last Update:	30-Sep-2019 16:40:06	Calib Date:	15-Apr-2019 12:11:08		
Integrator:	Falcon				
Quant Method:	External Standard	Quant By:	Initial Calibration		
Last ICal File:	\\chromna\Denver\ChromData\VGC_J\20190415-80933.b\04151909.D				
Column 1 :	Rt-Alumina BOND/KCl (0.53 mm)		Det: GC FID1A		
Column 2 :	HP-PLOT/Q (0.53 mm)		Det: GC FID2B		
Process Host:	CTX0327				

First Level Reviewer: dobranskym Date: 14-Jun-2019 04:36:32

Col	RT (min.)	Exp RT (min.)	Dlt RT (min.)	Response	OnCol Amt ug/l	Flags
1 Methane						
1	1.261	1.272	-0.011	181318043	1353.5	
2	1.680	1.700	-0.020	152976985	1335.2	
					RPD = 1.36	
2 Ethane						
1		1.553			ND	
2		2.883				
3 Ethylene						
1		1.870			ND	
2		2.509				
4 Propane						
1		2.619			ND	
2		4.685				
5 Acetylene						
1		4.064			ND	
2		2.657				
6 Butane						
1		4.371			ND	
2		6.145				
7 isobutylene						
1		5.300			ND	
2		5.995				

Report Date: 30-Sep-2019 16:43:05 Chrom Revision: 2.3 17-Sep-2019 16:19:08

Eurofins TestAmerica, Denver

Data File: \\chromna\Denver\ChromData\VGC_J\20190613-82805.b\06131963.D

Injection Date:	14-Jun-2019 00:07:04	Instrument ID:	VGC_J	Operator ID:	MD
Lims ID:	280-124986-H-7	Lab Sample ID:	280-124986-7	Worklist Smp#:	63
Client ID:	G0112-19A				
Purge Vol:	18.000 mL	Dil. Factor:	1.0000	ALS Bottle#:	71
Method:	RSK_J	Limit Group:	GCV - RSK 175		

Column: Rt-Alumina BOND/KCl (0.53 mm) Y Scaling: Method Defined: Scale to the Nth Largest Target: 1

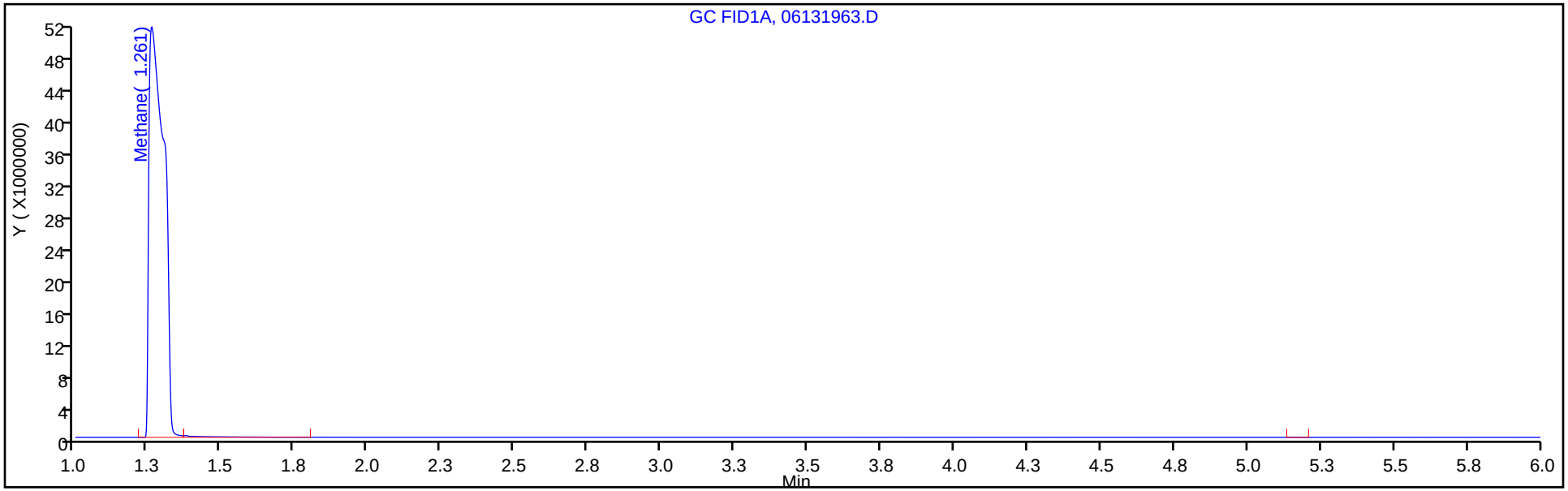

Column: HP-PLOT/Q (0.53 mm) Y Scaling: Method Defined: Scale to the Nth Largest Target: 1

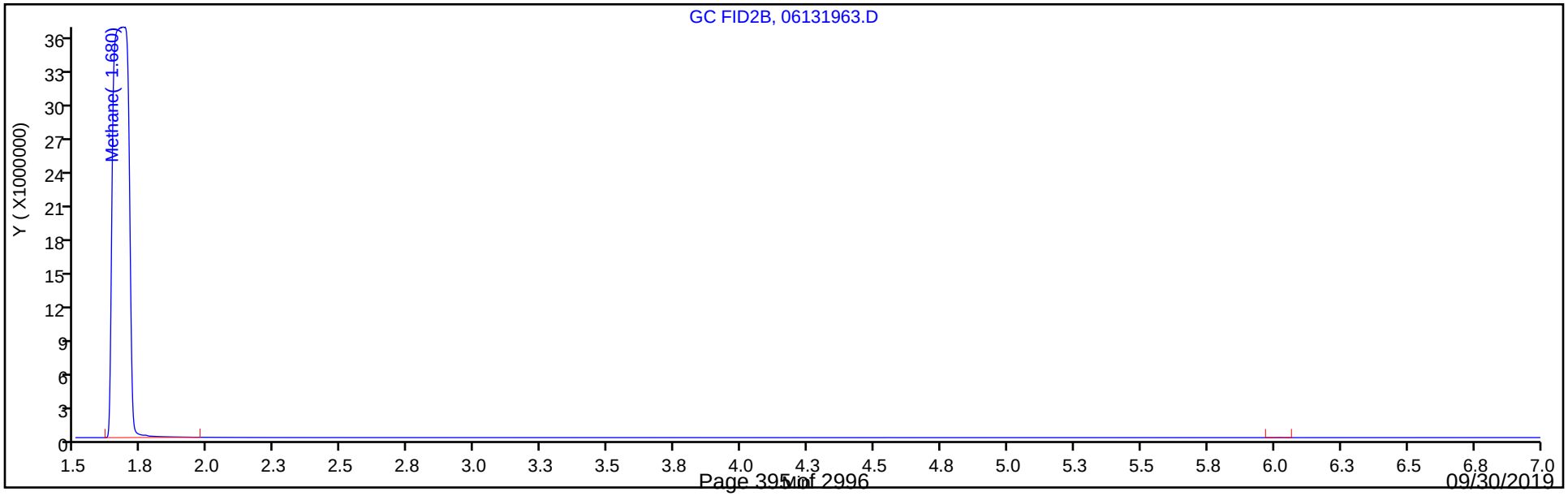

FORM I
GC VOA ORGANICS ANALYSIS DATA SHEET

Lab Name: Eurofins TestAmerica, Denver Job No.: 280-124986-1

SDG No.:

Client Sample ID: G0084-19A Lab Sample ID: 280-124986-8

Matrix: Water Lab File ID: 090F9001.D

Analysis Method: RSK-175 Date Collected: 06/08/2019 08:35

Sample wt/vol: 18(mL) Date Analyzed: 06/14/2019 05:12

Soil Aliquot Vol: Dilution Factor: 3

Soil Extract Vol.: GC Column: HP-Plot Q ID: 0.53(mm)

% Moisture: Level: (low/med) Low

Analysis Batch No.: 461373 Units: mg/L

CAS NO.	COMPOUND NAME	RESULT	Q	LOQ	LOD	DL
74-82-8	Methane	6.6	D	0.015	0.0060	0.0019

Eurofins TestAmerica, Denver
Target Compound Quantitation Report

Data File: \\chromna\Denver\ChromData\VGC_J\20190613-82805.b\090F9001.D
Lims ID: 280-124986-I-8
Client ID: G0084-19A
Sample Type: Client
Inject. Date: 14-Jun-2019 05:12:18 ALS Bottle#: 90 Worklist Smp#: 90
Purge Vol: 18.000 mL Dil. Factor: 3.0000
Sample Info: 280-124986-I-8 x
Operator ID: MD Instrument ID: VGC_J

Method: \\chromna\Denver\ChromData\VGC_J\20190613-82805.b\RSK_J.m
Limit Group: GCV - RSK 175
Method Label: DV-GC-0025: Dissolved Gases in Water by RSK-175
Last Update: 14-Jun-2019 12:05:24 Calib Date: 15-Apr-2019 12:11:08
Integrator: Falcon
Quant Method: External Standard Quant By: Initial Calibration
Last ICal File: \\chromna\Denver\ChromData\VGC_J\20190415-80933.b\04151909.D

Column 1 : Rt-Alumina BOND/KCl (0.53 mm) Det: GC FID1A
Column 2 : HP-PLOT/Q (0.53 mm) Det: GC FID2B
Process Host: CTX0319

First Level Reviewer: dobranskym Date: 14-Jun-2019 05:45:32

Col	RT (min.)	Exp RT (min.)	Dlt RT (min.)	Response	OnCol Amt ug/l	Flags
1 Methane						
1	1.270	1.272	-0.002	296752382	2215.3	
2	1.690	1.700	-0.010	250662450	2188.0	
					RPD = 1.24	
2 Ethane						
1		1.553			ND	
2		2.883				
3 Ethylene						
1		1.870			ND	
2		2.509				
4 Propane						
1		2.619			ND	
2		4.685				
5 Acetylene						
1		4.064			ND	
2		2.657				
6 Butane						
1		4.371			ND	
2		6.145				
7 isobutylene						
1		5.300			ND	
2		5.995				

Report Date: 17-Jun-2019 07:50:35 Chrom Revision: 2.3 03-May-2019 15:52:00

Eurofins TestAmerica, Denver

Data File: \\chromna\Denver\ChromData\VGC_J\20190613-82805.b\090F9001.D

Injection Date:	14-Jun-2019 05:12:18	Instrument ID:	VGC_J	Operator ID:	MD
Lims ID:	280-124986-I-8	Lab Sample ID:	280-124986-8	Worklist Smp#:	90
Client ID:	G0084-19A				
Purge Vol:	18.000 mL	Dil. Factor:	3.0000	ALS Bottle#:	90
Method:	RSK_J	Limit Group:	GCV - RSK 175		

Column: Rt-Alumina BOND/KCl (0.53 mm) Y Scaling: Method Defined: Scale to the Nth Largest Target: 1

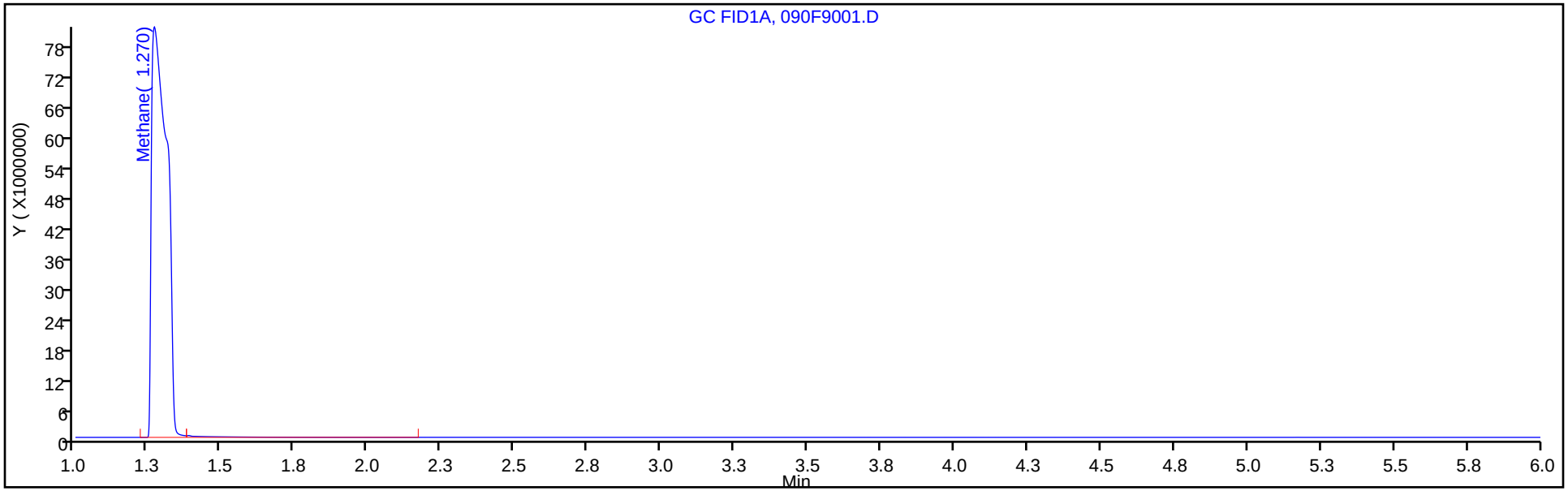

Column: HP-PLOT/Q (0.53 mm) Y Scaling: Method Defined: Scale to the Nth Largest Target: 1

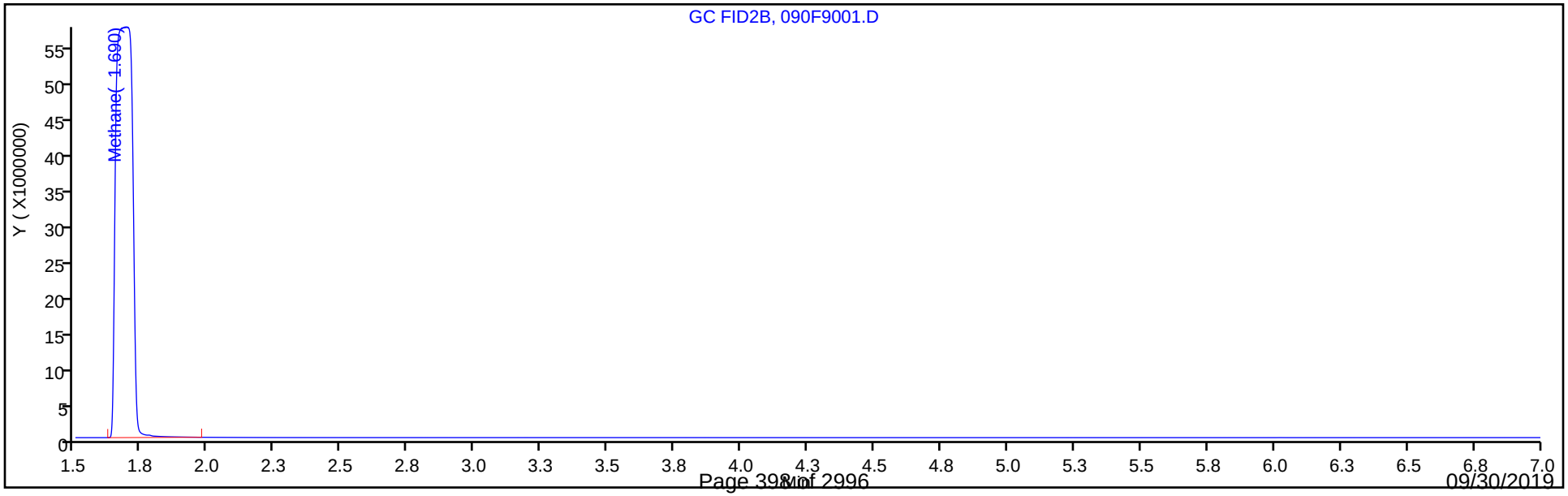

FORM I
GC VOA ORGANICS ANALYSIS DATA SHEET

Lab Name: Eurofins TestAmerica, Denver Job No.: 280-124986-1

SDG No.:

Client Sample ID: G0113-19A Lab Sample ID: 280-124986-9

Matrix: Water Lab File ID: 092F9201.D

Analysis Method: RSK-175 Date Collected: 06/08/2019 11:05

Sample wt/vol: 18(mL) Date Analyzed: 06/14/2019 05:38

Soil Aliquot Vol: Dilution Factor: 3

Soil Extract Vol.: GC Column: HP-Plot Q ID: 0.53(mm)

% Moisture: Level: (low/med) Low

Analysis Batch No.: 461373 Units: mg/L

CAS NO.	COMPOUND NAME	RESULT	Q	LOQ	LOD	DL
74-82-8	Methane	6.1	D	0.015	0.0060	0.0019

Eurofins TestAmerica, Denver
Target Compound Quantitation Report

Data File: \\chromna\Denver\ChromData\VGC_J\20190613-82805.b\092F9201.D
Lims ID: 280-124986-H-9
Client ID: G013-19A
Sample Type: Client
Inject. Date: 14-Jun-2019 05:38:27 ALS Bottle#: 92 Worklist Smp#: 92
Purge Vol: 18.000 mL Dil. Factor: 3.0000
Sample Info: 280-124986-H-9 x
Operator ID: MD Instrument ID: VGC_J

Method: \\chromna\Denver\ChromData\VGC_J\20190613-82805.b\RSK_J.m
Limit Group: GCV - RSK 175
Method Label: DV-GC-0025: Dissolved Gases in Water by RSK-175
Last Update: 14-Jun-2019 12:05:24 Calib Date: 15-Apr-2019 12:11:08
Integrator: Falcon
Quant Method: External Standard Quant By: Initial Calibration
Last ICal File: \\chromna\Denver\ChromData\VGC_J\20190415-80933.b\04151909.D

Column 1 : Rt-Alumina BOND/KCl (0.53 mm) Det: GC FID1A
Column 2 : HP-PLOT/Q (0.53 mm) Det: GC FID2B
Process Host: CTX0319

First Level Reviewer: dobranskym Date: 14-Jun-2019 06:31:13

Col	RT (min.)	Exp RT (min.)	Dlt RT (min.)	Response	OnCol Amt ug/l	Flags
1 Methane						
1	1.271	1.272	-0.001	316853842	2365.4	
2	1.685	1.700	-0.015	234347499	2045.6	
					RPD = 14.50	
2 Ethane						
1		1.553			ND	
2		2.883				
3 Ethylene						
1		1.870			ND	
2		2.509				
4 Propane						
1		2.619			ND	
2		4.685				
5 Acetylene						
1		4.064			ND	
2		2.657				
6 Butane						
1		4.371			ND	
2		6.145				
7 isobutylene						
1		5.300			ND	
2		5.995				

Report Date: 17-Jun-2019 07:50:37 Chrom Revision: 2.3 03-May-2019 15:52:00

Eurofins TestAmerica, Denver

Data File: \\chromna\Denver\ChromData\VGC_J\20190613-82805.b\092F9201.D

Injection Date:	14-Jun-2019 05:38:27	Instrument ID:	VGC_J	Operator ID:	MD
Lims ID:	280-124986-H-9	Lab Sample ID:	280-124986-9	Worklist Smp#:	92
Client ID:	G013-19A				
Purge Vol:	18.000 mL	Dil. Factor:	3.0000	ALS Bottle#:	92
Method:	RSK_J	Limit Group:	GCV - RSK 175		

Column: Rt-Alumina BOND/KCl (0.53 mm) Y Scaling: Method Defined: Scale to the Nth Largest Target: 1

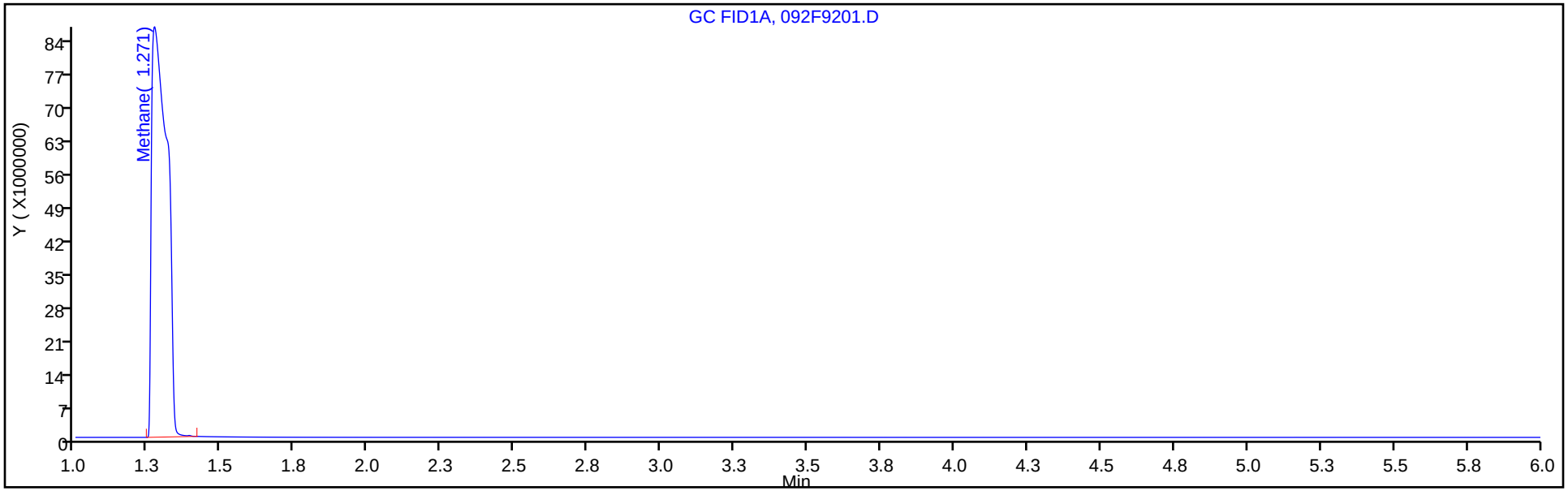

Column: HP-PLOT/Q (0.53 mm) Y Scaling: Method Defined: Scale to the Nth Largest Target: 1

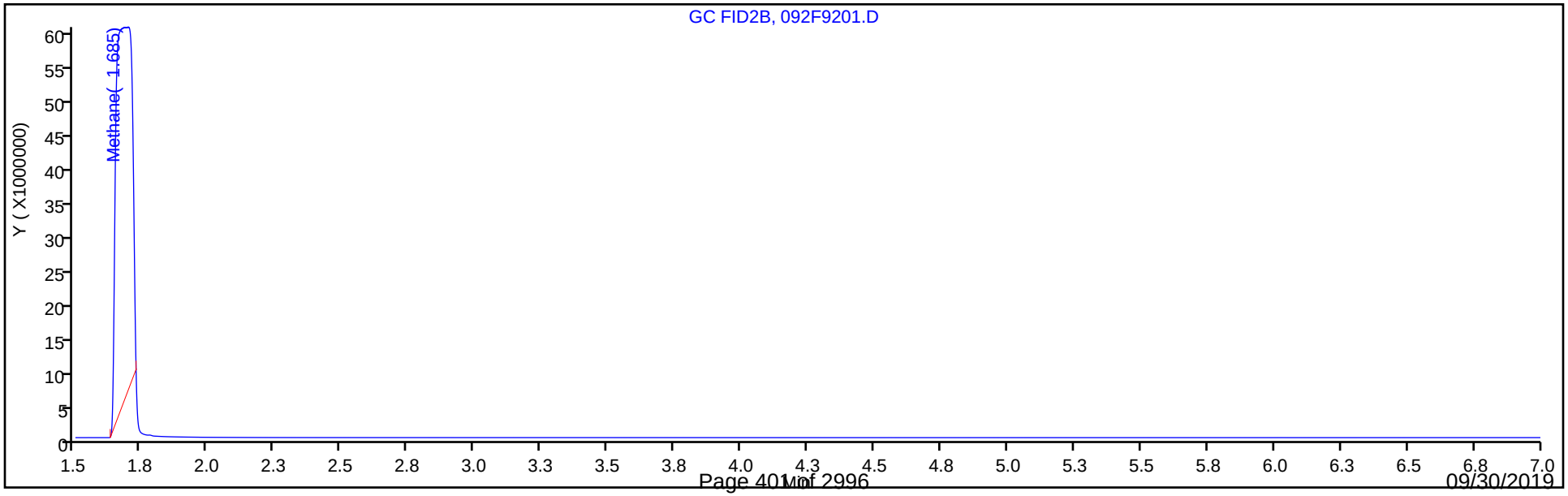

FORM I
GC VOA ORGANICS ANALYSIS DATA SHEET

Lab Name: Eurofins TestAmerica, Denver Job No.: 280-124986-1

SDG No.:

Client Sample ID: G0075-19A Lab Sample ID: 280-124986-10

Matrix: Water Lab File ID: 06131966.D

Analysis Method: RSK-175 Date Collected: 06/09/2019 10:30

Sample wt/vol: 18(mL) Date Analyzed: 06/14/2019 00:46

Soil Aliquot Vol: Dilution Factor: 1

Soil Extract Vol.: GC Column: HP-Plot Q ID: 0.53(mm)

% Moisture: Level: (low/med) Low

Analysis Batch No.: 461373 Units: mg/L

CAS NO.	COMPOUND NAME	RESULT	Q	LOQ	LOD	DL
74-82-8	Methane	0.15		0.0050	0.0020	0.00063

Eurofins TestAmerica, Denver
Target Compound Quantitation Report

Data File:	\\chromna\Denver\ChromData\VGC_J\20190613-82805.b\06131966.D				
Lims ID:	280-124986-H-10				
Client ID:	G0075-19A				
Sample Type:	Client				
Inject. Date:	14-Jun-2019 00:46:48	ALS Bottle#:	74	Worklist Smp#:	66
Purge Vol:	18.000 mL	Dil. Factor:	1.0000		
Sample Info:	280-124986-H-10				
Misc. Info.:	280-0082805-066				
Operator ID:	MD	Instrument ID:	VGC_J		
Method:	\\chromna\Denver\ChromData\VGC_J\20190613-82805.b\RSK_J.m				
Limit Group:	GCV - RSK 175				
Method Label:	DV-GC-0025: Dissolved Gases in Water by RSK-175				
Last Update:	14-Jun-2019 12:05:24	Calib Date:	15-Apr-2019 12:11:08		
Integrator:	Falcon				
Quant Method:	External Standard	Quant By:	Initial Calibration		
Last ICal File:	\\chromna\Denver\ChromData\VGC_J\20190415-80933.b\04151909.D				
Column 1 :	Rt-Alumina BOND/KCl (0.53 mm)		Det: GC FID1A		
Column 2 :	HP-PLOT/Q (0.53 mm)		Det: GC FID2B		
Process Host:	CTX0319				

First Level Reviewer: dobranskym Date: 14-Jun-2019 04:37:10

Col	RT (min.)	Exp RT (min.)	Dlt RT (min.)	Response	OnCol Amt ug/l	Flags
1 Methane						
1	1.262	1.272	-0.010	20676507	154.1	
2	1.683	1.700	-0.017	17280060	150.6	
					RPD = 2.29	
2 Ethane						
1		1.553			ND	
2		2.883				
3 Ethylene						
1		1.870			ND	
2		2.509				
4 Propane						
1		2.619			ND	
2		4.685				
5 Acetylene						
1		4.064			ND	
2		2.657				
6 Butane						
1		4.371			ND	
2		6.145				
7 isobutylene						
1		5.300			ND	
2		5.995				

Report Date: 17-Jun-2019 07:50:53 Chrom Revision: 2.3 03-May-2019 15:52:00

Eurofins TestAmerica, Denver

Data File: \\chromna\Denver\ChromData\VGC_J\20190613-82805.b\06131966.D

Injection Date:	14-Jun-2019 00:46:48	Instrument ID:	VGC_J	Operator ID:	MD
Lims ID:	280-124986-H-10	Lab Sample ID:	280-124986-10	Worklist Smp#:	66
Client ID:	G0075-19A				
Purge Vol:	18.000 mL	Dil. Factor:	1.0000	ALS Bottle#:	74
Method:	RSK_J	Limit Group:	GCV - RSK 175		

Column: Rt-Alumina BOND/KCl (0.53 mm) Y Scaling: Method Defined: Scale to the Nth Largest Target: 1

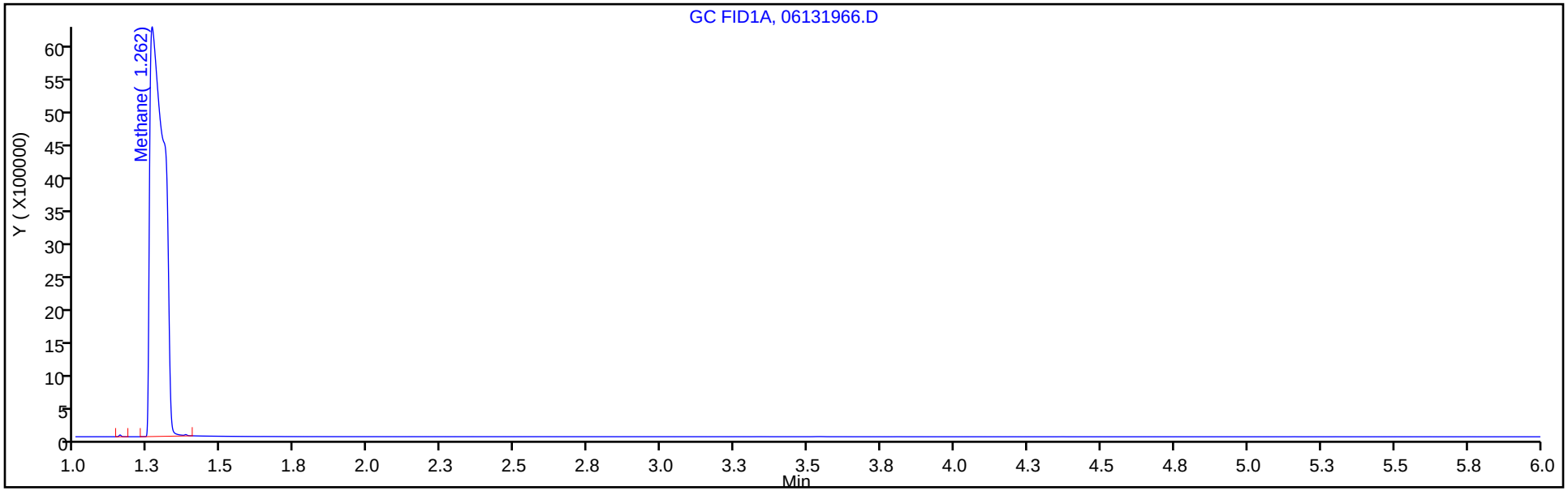

Column: HP-PLOT/Q (0.53 mm) Y Scaling: Method Defined: Scale to the Nth Largest Target: 1

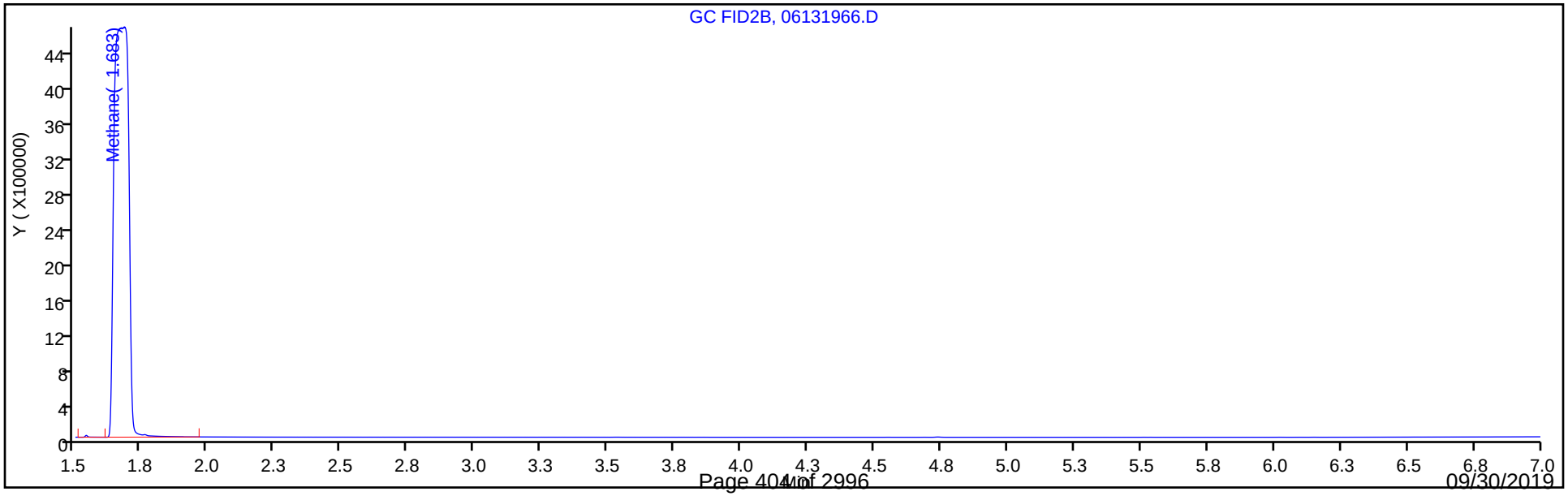

FORM I
GC VOA ORGANICS ANALYSIS DATA SHEET

Lab Name: Eurofins TestAmerica, Denver Job No.: 280-124986-1

SDG No.:

Client Sample ID: G0076-19A Lab Sample ID: 280-124986-11

Matrix: Water Lab File ID: 06131967.D

Analysis Method: RSK-175 Date Collected: 06/09/2019 09:20

Sample wt/vol: 18(mL) Date Analyzed: 06/14/2019 00:59

Soil Aliquot Vol: Dilution Factor: 1

Soil Extract Vol.: GC Column: HP-Plot Q ID: 0.53(mm)

% Moisture: Level: (low/med) Low

Analysis Batch No.: 461373 Units: mg/L

CAS NO.	COMPOUND NAME	RESULT	Q	LOQ	LOD	DL
74-82-8	Methane	0.31		0.0050	0.0020	0.00063

Eurofins TestAmerica, Denver
Target Compound Quantitation Report

Data File: \\chromna\Denver\ChromData\VGC_J\20190613-82805.b\06131967.D
Lims ID: 280-124986-H-11
Client ID: G0076-19A
Sample Type: Client
Inject. Date: 14-Jun-2019 00:59:54 ALS Bottle#: 75 Worklist Smp#: 67
Purge Vol: 18.000 mL Dil. Factor: 1.0000
Sample Info: 280-124986-H-11
Misc. Info.: 280-0082805-067
Operator ID: MD Instrument ID: VGC_J

Method: \\chromna\Denver\ChromData\VGC_J\20190613-82805.b\RSK_J.m
Limit Group: GCV - RSK 175
Method Label: DV-GC-0025: Dissolved Gases in Water by RSK-175
Last Update: 14-Jun-2019 12:05:24 Calib Date: 15-Apr-2019 12:11:08
Integrator: Falcon
Quant Method: External Standard Quant By: Initial Calibration
Last ICal File: \\chromna\Denver\ChromData\VGC_J\20190415-80933.b\04151909.D

Column 1 : Rt-Alumina BOND/KCl (0.53 mm) Det: GC FID1A
Column 2 : HP-PLOT/Q (0.53 mm) Det: GC FID2B
Process Host: CTX0319

First Level Reviewer: dobranskym Date: 14-Jun-2019 04:37:13

Col	RT (min.)	Exp RT (min.)	Dlt RT (min.)	Response	OnCol Amt ug/l	Flags
1 Methane						
1	1.265	1.272	-0.007	42600506	317.8	
2	1.682	1.700	-0.018	35821248	312.5	
					RPD = 1.69	
2 Ethane						
1		1.553			ND	
2		2.883				
3 Ethylene						
1		1.870			ND	
2		2.509				
4 Propane						
1		2.619			ND	
2		4.685				
5 Acetylene						
1		4.064			ND	
2		2.657				
6 Butane						
1		4.371			ND	
2		6.145				
7 isobutylene						
1		5.300			ND	
2		5.995				

Report Date: 17-Jun-2019 07:50:54 Chrom Revision: 2.3 03-May-2019 15:52:00

Eurofins TestAmerica, Denver

Data File: \\chromna\Denver\ChromData\VGC_J\20190613-82805.b\06131967.D

Injection Date:	14-Jun-2019 00:59:54	Instrument ID:	VGC_J	Operator ID:	MD
Lims ID:	280-124986-H-11	Lab Sample ID:	280-124986-11	Worklist Smp#:	67
Client ID:	G0076-19A				
Purge Vol:	18.000 mL	Dil. Factor:	1.0000	ALS Bottle#:	75
Method:	RSK_J	Limit Group:	GCV - RSK 175		

Column: Rt-Alumina BOND/KCl (0.53 mm) Y Scaling: Method Defined: Scale to the Nth Largest Target: 1

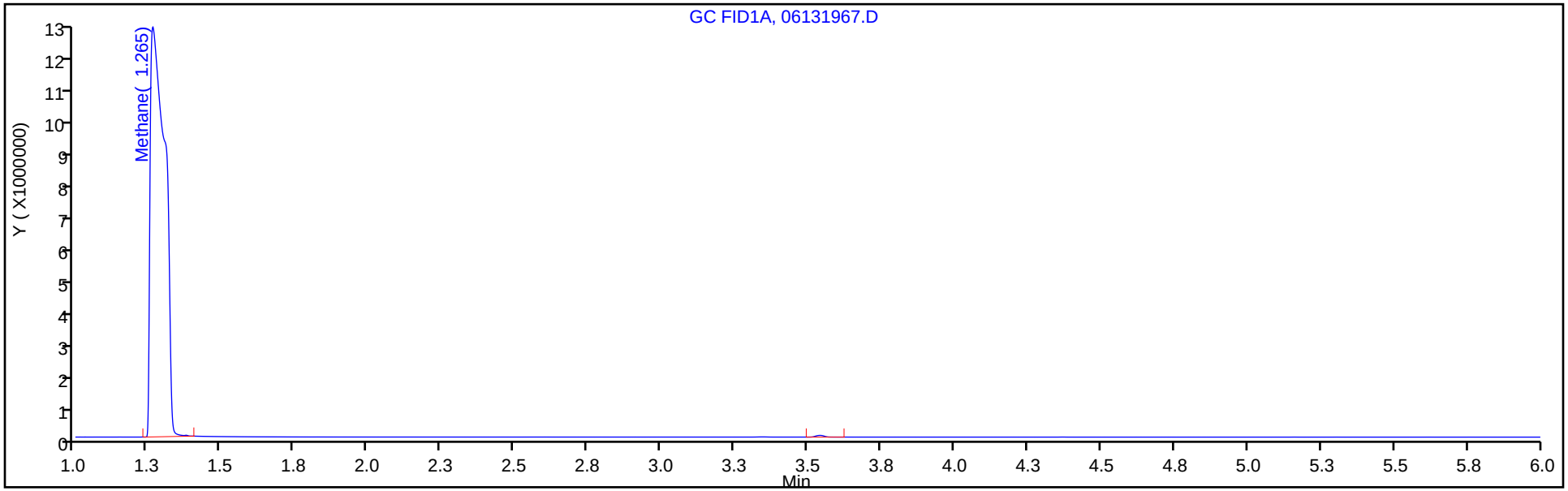

Column: HP-PLOT/Q (0.53 mm) Y Scaling: Method Defined: Scale to the Nth Largest Target: 1

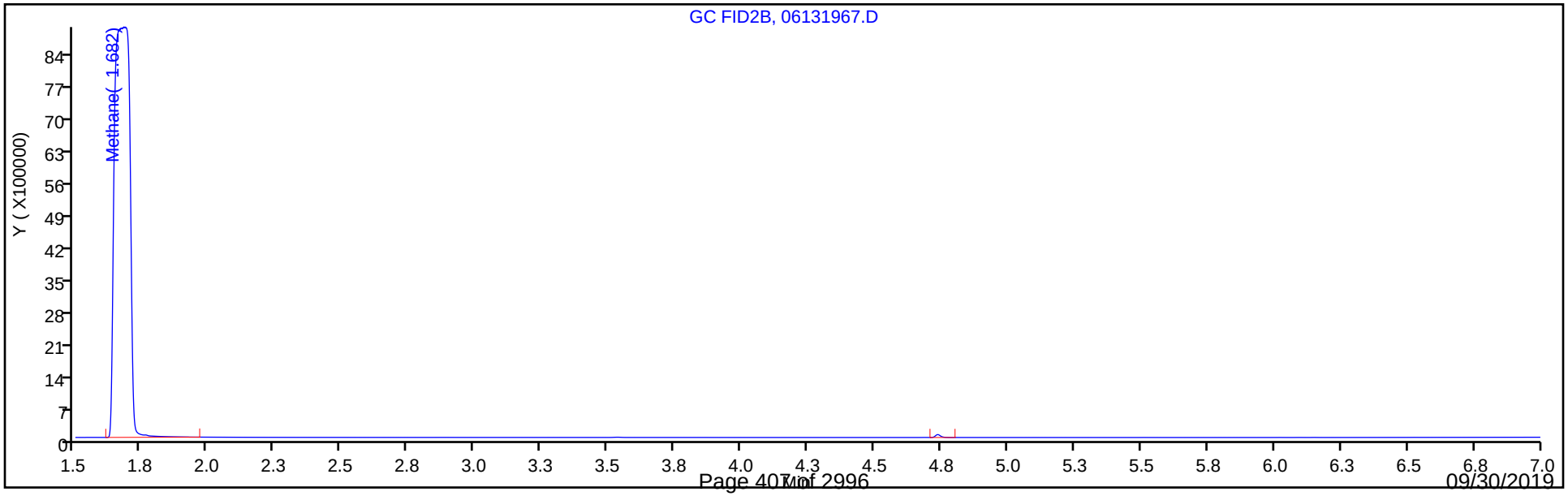

FORM I
GC VOA ORGANICS ANALYSIS DATA SHEET

Lab Name: Eurofins TestAmerica, Denver Job No.: 280-124986-1

SDG No.:

Client Sample ID: G0024-19A Lab Sample ID: 280-124986-12

Matrix: Water Lab File ID: 06131968.D

Analysis Method: RSK-175 Date Collected: 06/10/2019 09:50

Sample wt/vol: 18(mL) Date Analyzed: 06/14/2019 01:13

Soil Aliquot Vol: Dilution Factor: 1

Soil Extract Vol.: GC Column: HP-Plot Q ID: 0.53(mm)

% Moisture: Level: (low/med) Low

Analysis Batch No.: 461373 Units: mg/L

CAS NO.	COMPOUND NAME	RESULT	Q	LOQ	LOD	DL
74-82-8	Methane	0.0020	U	0.0050	0.0020	0.00063

Eurofins TestAmerica, Denver
Target Compound Quantitation Report

Data File:	\\chromna\Denver\ChromData\VGC_J\20190613-82805.b\06131968.D				
Lims ID:	280-124986-I-12				
Client ID:	G0024-19A				
Sample Type:	Client				
Inject. Date:	14-Jun-2019 01:13:07	ALS Bottle#:	76	Worklist Smp#:	68
Purge Vol:	18.000 mL	Dil. Factor:	1.0000		
Sample Info:	280-124986-I-12				
Misc. Info.:	280-0082805-068				
Operator ID:	MD	Instrument ID:	VGC_J		
Method:	\\chromna\Denver\ChromData\VGC_J\20190613-82805.b\RSK_J.m				
Limit Group:	GCV - RSK 175				
Method Label:	DV-GC-0025: Dissolved Gases in Water by RSK-175				
Last Update:	14-Jun-2019 12:05:24	Calib Date:	15-Apr-2019 12:11:08		
Integrator:	Falcon				
Quant Method:	External Standard	Quant By:	Initial Calibration		
Last ICal File:	\\chromna\Denver\ChromData\VGC_J\20190415-80933.b\04151909.D				
Column 1 :	Rt-Alumina BOND/KCl (0.53 mm)		Det: GC FID1A		
Column 2 :	HP-PLOT/Q (0.53 mm)		Det: GC FID2B		
Process Host:	CTX0319				

First Level Reviewer: dobranskym Date: 14-Jun-2019 04:37:17

Col	RT (min.)	Exp RT (min.)	Dlt RT (min.)	Response	OnCol Amt ug/l	Flags
1 Methane						
1		1.272			ND	
2		1.700				
2 Ethane						
1		1.553			ND	
2		2.883				
3 Ethylene						
1		1.870			ND	
2		2.509				
4 Propane						
1		2.619			ND	
2		4.685				
5 Acetylene						
1		4.064			ND	
2		2.657				
6 Butane						
1		4.371			ND	
2		6.145				
7 isobutylene						
1		5.300			ND	
2		5.995				

Report Date: 17-Jun-2019 07:50:55 Chrom Revision: 2.3 03-May-2019 15:52:00

Eurofins TestAmerica, Denver

Data File: \\chromna\Denver\ChromData\VGC_J\20190613-82805.b\06131968.D

Injection Date:	14-Jun-2019 01:13:07	Instrument ID:	VGC_J	Operator ID:	MD
Lims ID:	280-124986-I-12	Lab Sample ID:	280-124986-12	Worklist Smp#:	68
Client ID:	G0024-19A				
Purge Vol:	18.000 mL	Dil. Factor:	1.0000	ALS Bottle#:	76
Method:	RSK_J	Limit Group:	GCV - RSK 175		

Column: Rt-Alumina BOND/KCl (0.53 mm) Y Scaling: Method Defined: Scale to the Nth Largest Target: 1

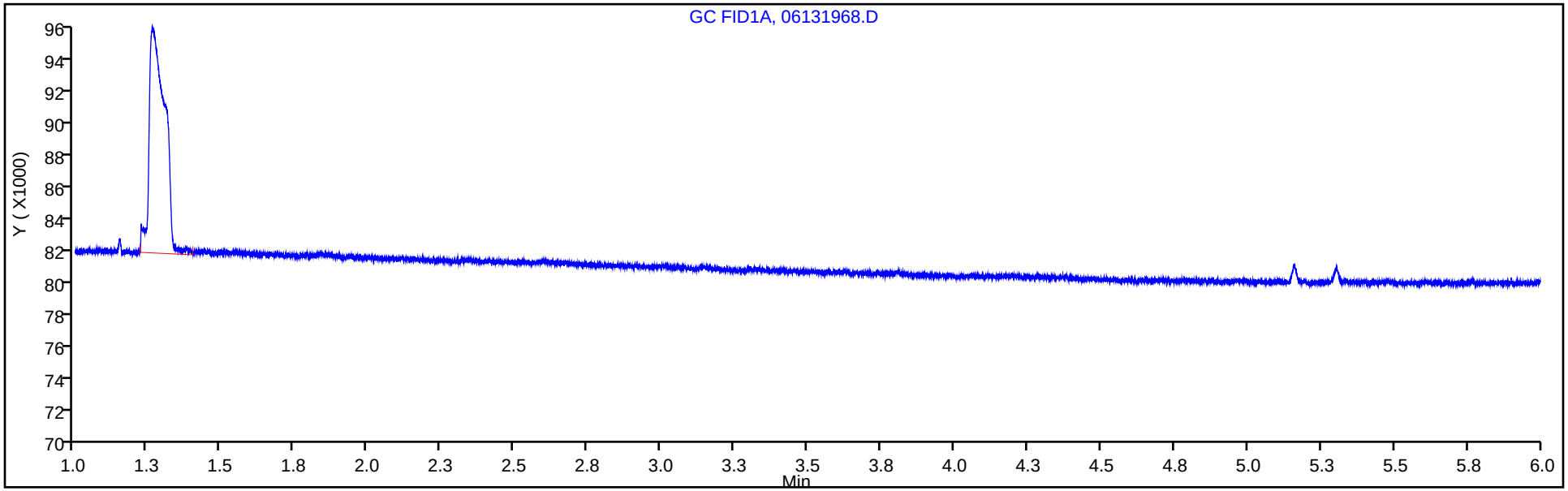

Column: HP-PLOT/Q (0.53 mm) Y Scaling: Method Defined: Scale to the Nth Largest Target: 1

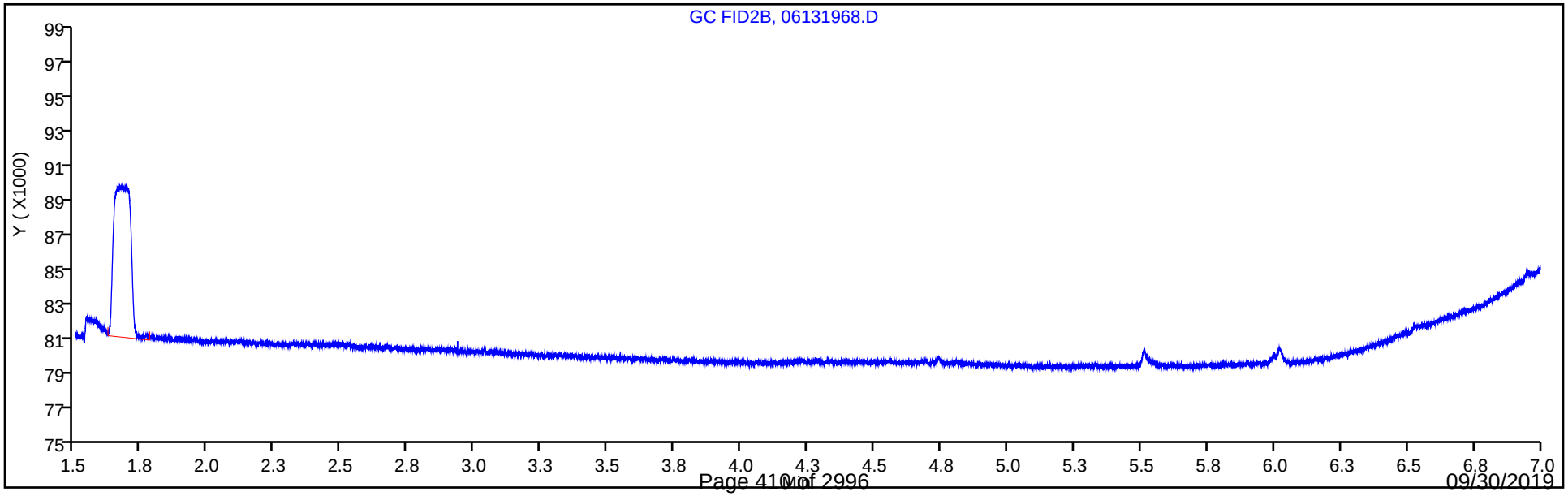

FORM I
GC VOA ORGANICS ANALYSIS DATA SHEET

Lab Name: Eurofins TestAmerica, Denver Job No.: 280-124986-1

SDG No.:

Client Sample ID: G0087-19A Lab Sample ID: 280-124986-13

Matrix: Water Lab File ID: 06131970.D

Analysis Method: RSK-175 Date Collected: 06/09/2019 14:25

Sample wt/vol: 18(mL) Date Analyzed: 06/14/2019 01:39

Soil Aliquot Vol: Dilution Factor: 1

Soil Extract Vol.: GC Column: HP-Plot Q ID: 0.53(mm)

% Moisture: Level: (low/med) Low

Analysis Batch No.: 461373 Units: mg/L

CAS NO.	COMPOUND NAME	RESULT	Q	LOQ	LOD	DL
74-82-8	Methane	0.0020	U	0.0050	0.0020	0.00063

Eurofins TestAmerica, Denver
Target Compound Quantitation Report

Data File:	\\chromna\Denver\ChromData\VGC_J\20190613-82805.b\06131970.D				
Lims ID:	280-124986-I-13				
Client ID:	G0087-19A				
Sample Type:	Client				
Inject. Date:	14-Jun-2019 01:39:38	ALS Bottle#:	78	Worklist Smp#:	70
Purge Vol:	18.000 mL	Dil. Factor:	1.0000		
Sample Info:	280-124986-I-13				
Misc. Info.:	280-0082805-070				
Operator ID:	MD	Instrument ID:	VGC_J		
Method:	\\chromna\Denver\ChromData\VGC_J\20190613-82805.b\RSK_J.m				
Limit Group:	GCV - RSK 175				
Method Label:	DV-GC-0025: Dissolved Gases in Water by RSK-175				
Last Update:	17-Jun-2019 07:50:56	Calib Date:	15-Apr-2019 12:11:08		
Integrator:	Falcon				
Quant Method:	External Standard	Quant By:	Initial Calibration		
Last ICal File:	\\chromna\Denver\ChromData\VGC_J\20190415-80933.b\04151909.D				
Column 1 :	Rt-Alumina BOND/KCl (0.53 mm)		Det: GC FID1A		
Column 2 :	HP-PLOT/Q (0.53 mm)		Det: GC FID2B		
Process Host:	CTX0319				

First Level Reviewer: dobranskym Date: 14-Jun-2019 04:37:27

Col	RT (min.)	Exp RT (min.)	Dlt RT (min.)	Response	OnCol Amt ug/l	Flags
1 Methane						
1		1.272			ND	
2		1.700				
2 Ethane						
1		1.553			ND	
2		2.883				
3 Ethylene						
1		1.870			ND	
2		2.509				
4 Propane						
1		2.619			ND	
2		4.685				
5 Acetylene						
1		4.064			ND	
2		2.657				
6 Butane						
1		4.371			ND	
2		6.145				
7 isobutylene						
1		5.300			ND	
2		5.995				

Report Date: 17-Jun-2019 07:50:58 Chrom Revision: 2.3 03-May-2019 15:52:00

Eurofins TestAmerica, Denver

Data File: \\chromna\Denver\ChromData\VGC_J\20190613-82805.b\06131970.D

Injection Date:	14-Jun-2019 01:39:38	Instrument ID:	VGC_J	Operator ID:	MD
Lims ID:	280-124986-I-13	Lab Sample ID:	280-124986-13	Worklist Smp#:	70
Client ID:	G0087-19A				
Purge Vol:	18.000 mL	Dil. Factor:	1.0000	ALS Bottle#:	78
Method:	RSK_J	Limit Group:	GCV - RSK 175		

Column: Rt-Alumina BOND/KCl (0.53 mm) Y Scaling: Method Defined: Scale to the Nth Largest Target: 1

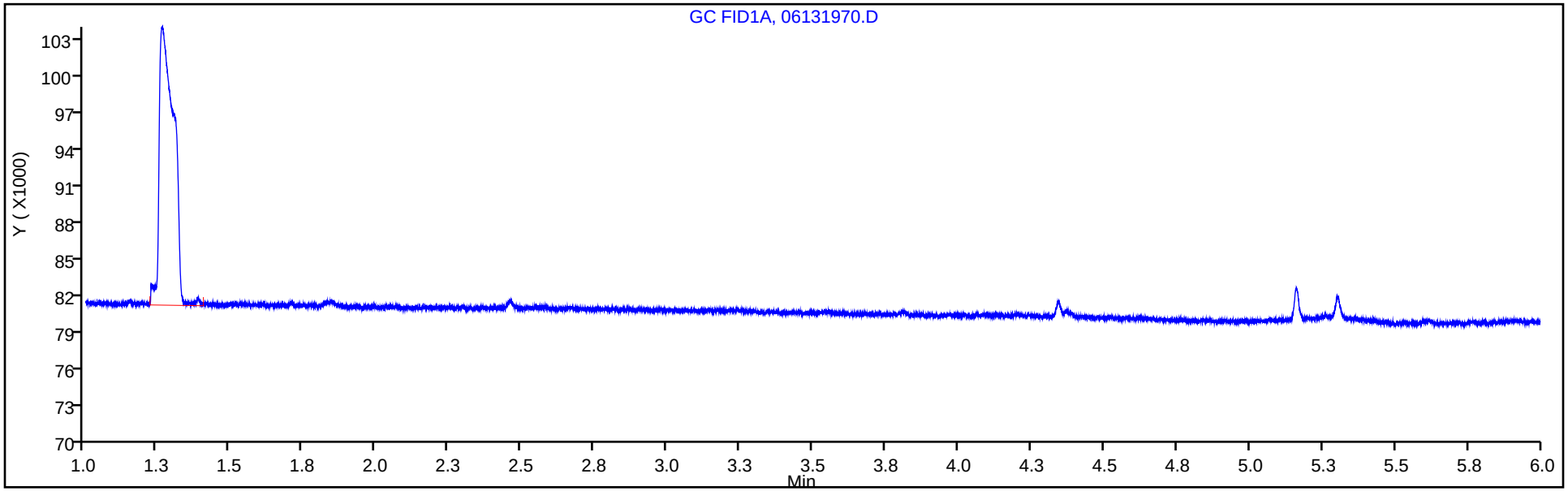

Column: HP-PLOT/Q (0.53 mm) Y Scaling: Method Defined: Scale to the Nth Largest Target: 1

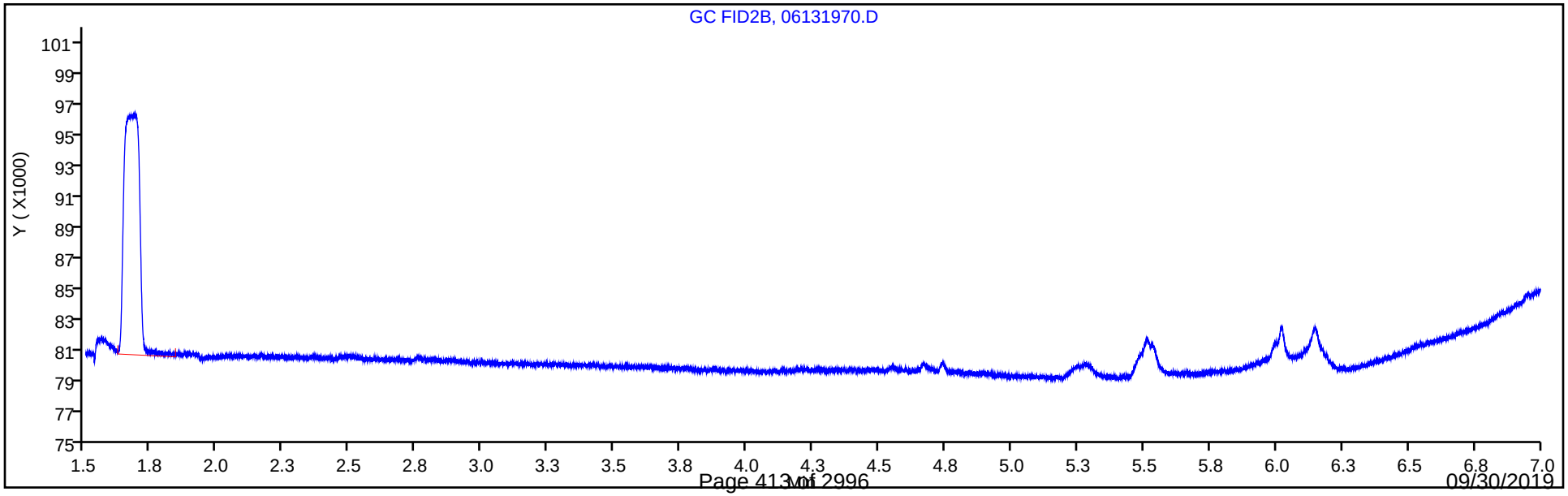

FORM I
GC VOA ORGANICS ANALYSIS DATA SHEET

Lab Name: Eurofins TestAmerica, Denver Job No.: 280-124986-1

SDG No.:

Client Sample ID: G0080-19A Lab Sample ID: 280-124986-14

Matrix: Water Lab File ID: 06131972.D

Analysis Method: RSK-175 Date Collected: 06/09/2019 13:05

Sample wt/vol: 18(mL) Date Analyzed: 06/14/2019 02:06

Soil Aliquot Vol: Dilution Factor: 1

Soil Extract Vol.: GC Column: HP-Plot Q ID: 0.53(mm)

% Moisture: Level: (low/med) Low

Analysis Batch No.: 461373 Units: mg/L

CAS NO.	COMPOUND NAME	RESULT	Q	LOQ	LOD	DL
74-82-8	Methane	0.0025	J	0.0050	0.0020	0.00063

Eurofins TestAmerica, Denver
Target Compound Quantitation Report

Data File:	\\chromna\Denver\ChromData\VGC_J\20190613-82805.b\06131972.D				
Lims ID:	280-124986-H-14				
Client ID:	G0080-19A				
Sample Type:	Client				
Inject. Date:	14-Jun-2019 02:06:11	ALS Bottle#:	80	Worklist Smp#:	72
Purge Vol:	18.000 mL	Dil. Factor:	1.0000		
Sample Info:	280-124986-H-14				
Misc. Info.:	280-0082805-072				
Operator ID:	MD	Instrument ID:	VGC_J		
Method:	\\chromna\Denver\ChromData\VGC_J\20190613-82805.b\RSK_J.m				
Limit Group:	GCV - RSK 175				
Method Label:	DV-GC-0025: Dissolved Gases in Water by RSK-175				
Last Update:	17-Jun-2019 07:50:56	Calib Date:	15-Apr-2019 12:11:08		
Integrator:	Falcon				
Quant Method:	External Standard	Quant By:	Initial Calibration		
Last ICal File:	\\chromna\Denver\ChromData\VGC_J\20190415-80933.b\04151909.D				
Column 1 :	Rt-Alumina BOND/KCl (0.53 mm)		Det: GC FID1A		
Column 2 :	HP-PLOT/Q (0.53 mm)		Det: GC FID2B		
Process Host:	CTX0319				

First Level Reviewer: dobranskym Date: 14-Jun-2019 04:37:36

Col	RT (min.)	Exp RT (min.)	Dlt RT (min.)	Response	OnCol Amt ug/l	Flags
1 Methane						
1	1.261	1.272	-0.011	378991	2.56	
2	1.677	1.700	-0.023	314533	2.52	
					RPD = 1.79	
2 Ethane						
1		1.553			ND	
2		2.883				
3 Ethylene						
1		1.870			ND	
2		2.509				
4 Propane						
1		2.619			ND	
2		4.685				
5 Acetylene						
1		4.064			ND	
2		2.657				
6 Butane						
1		4.371			ND	
2		6.145				
7 isobutylene						
1		5.300			ND	
2		5.995				

Report Date: 17-Jun-2019 07:51:00 Chrom Revision: 2.3 03-May-2019 15:52:00

Eurofins TestAmerica, Denver

Data File: \\chromna\Denver\ChromData\VGC_J\20190613-82805.b\06131972.D

Injection Date:	14-Jun-2019 02:06:11	Instrument ID:	VGC_J	Operator ID:	MD
Lims ID:	280-124986-H-14	Lab Sample ID:	280-124986-14	Worklist Smp#:	72
Client ID:	G0080-19A				
Purge Vol:	18.000 mL	Dil. Factor:	1.0000	ALS Bottle#:	80
Method:	RSK_J	Limit Group:	GCV - RSK 175		

Column: Rt-Alumina BOND/KCl (0.53 mm) Y Scaling: Method Defined: Scale to the Nth Largest Target: 1

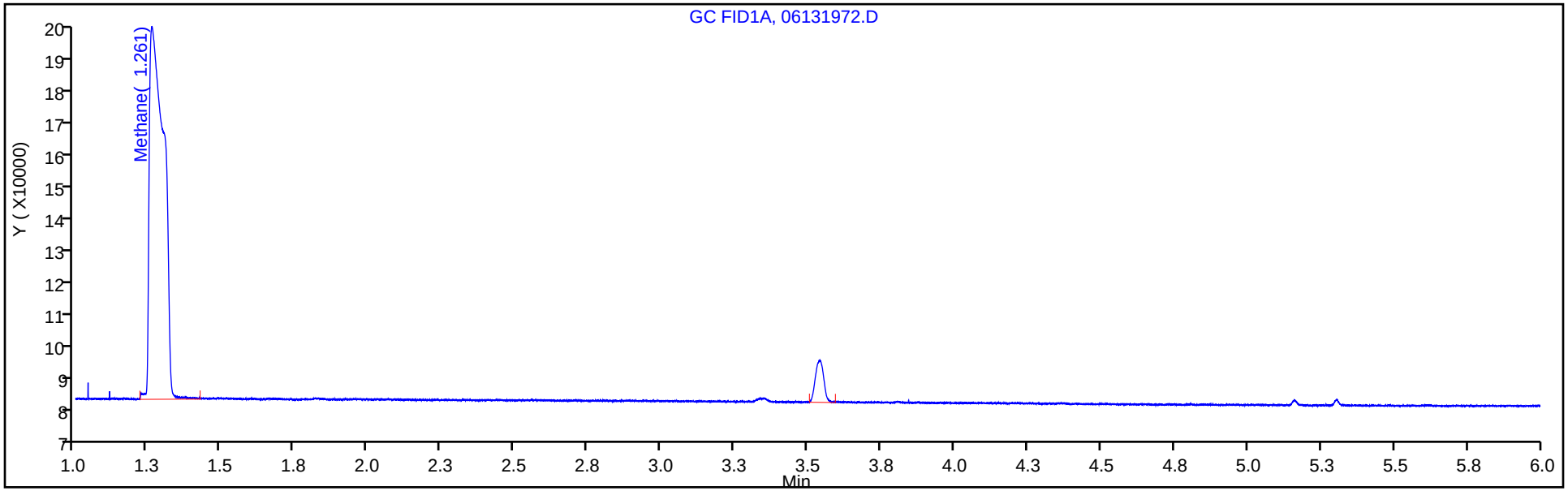

Column: HP-PLOT/Q (0.53 mm) Y Scaling: Method Defined: Scale to the Nth Largest Target: 1

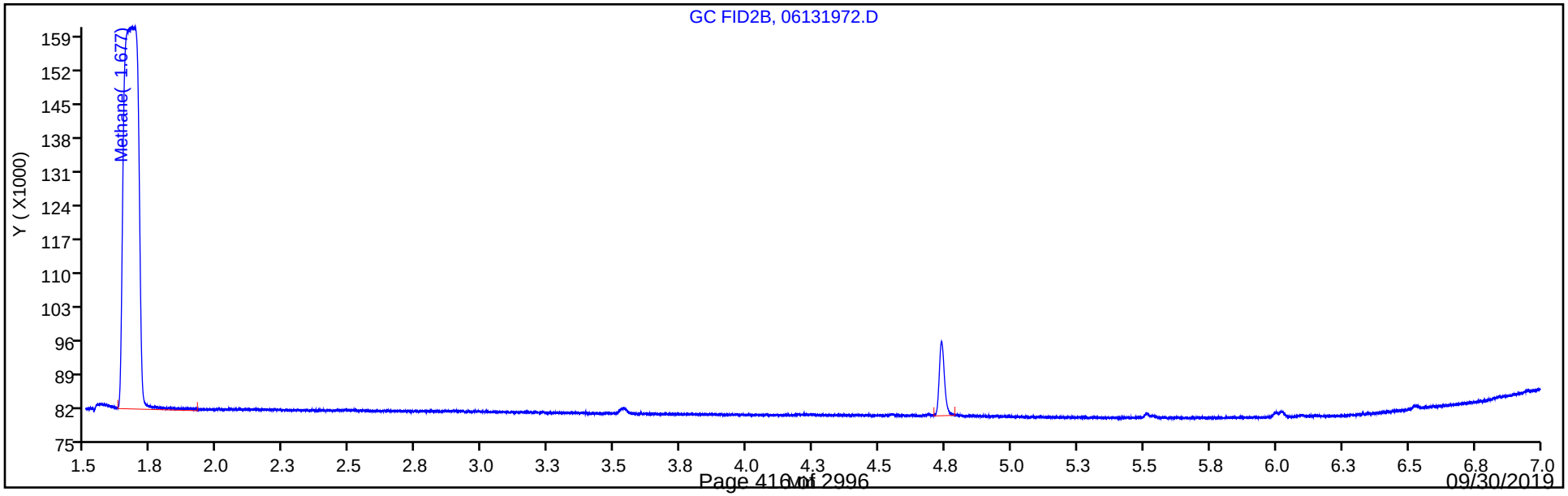

FORM I
GC VOA ORGANICS ANALYSIS DATA SHEET

Lab Name: Eurofins TestAmerica, Denver Job No.: 280-124986-1

SDG No.:

Client Sample ID: G0086-19A Lab Sample ID: 280-124986-15

Matrix: Water Lab File ID: 06131973.D

Analysis Method: RSK-175 Date Collected: 06/09/2019 15:40

Sample wt/vol: 18(mL) Date Analyzed: 06/14/2019 02:19

Soil Aliquot Vol: Dilution Factor: 1

Soil Extract Vol.: GC Column: HP-Plot Q ID: 0.53(mm)

% Moisture: Level: (low/med) Low

Analysis Batch No.: 461373 Units: mg/L

CAS NO.	COMPOUND NAME	RESULT	Q	LOQ	LOD	DL
74-82-8	Methane	0.072		0.0050	0.0020	0.00063

Eurofins TestAmerica, Denver
Target Compound Quantitation Report

Data File: \\chromna\Denver\ChromData\VGC_J\20190613-82805.b\06131973.D
Lims ID: 280-124986-I-15
Client ID: G0086-19A
Sample Type: Client
Inject. Date: 14-Jun-2019 02:19:25 ALS Bottle#: 81 Worklist Smp#: 73
Purge Vol: 18.000 mL Dil. Factor: 1.0000
Sample Info: 280-124986-I-15
Misc. Info.: 280-0082805-073
Operator ID: MD Instrument ID: VGC_J

Method: \\chromna\Denver\ChromData\VGC_J\20190613-82805.b\RSK_J.m
Limit Group: GCV - RSK 175
Method Label: DV-GC-0025: Dissolved Gases in Water by RSK-175
Last Update: 17-Jun-2019 07:50:56 Calib Date: 15-Apr-2019 12:11:08
Integrator: Falcon
Quant Method: External Standard Quant By: Initial Calibration
Last ICal File: \\chromna\Denver\ChromData\VGC_J\20190415-80933.b\04151909.D

Column 1 : Rt-Alumina BOND/KCl (0.53 mm) Det: GC FID1A
Column 2 : HP-PLOT/Q (0.53 mm) Det: GC FID2B
Process Host: CTX0319

First Level Reviewer: dobranskym Date: 14-Jun-2019 04:37:40

Col	RT (min.)	Exp RT (min.)	Dlt RT (min.)	Response	OnCol Amt ug/l	Flags
1 Methane						
1	1.265	1.272	-0.007	9842248	73.2	
2	1.687	1.700	-0.013	8226414	71.6	
					RPD = 2.25	
2 Ethane						
1		1.553			ND	
2		2.883				
3 Ethylene						
1		1.870			ND	
2		2.509				
4 Propane						
1		2.619			ND	
2		4.685				
5 Acetylene						
1		4.064			ND	
2		2.657				
6 Butane						
1		4.371			ND	
2		6.145				
7 isobutylene						
1		5.300			ND	
2		5.995				

Report Date: 17-Jun-2019 07:51:01 Chrom Revision: 2.3 03-May-2019 15:52:00

Eurofins TestAmerica, Denver

Data File: \\chromna\Denver\ChromData\VGC_J\20190613-82805.b\06131973.D

Injection Date:	14-Jun-2019 02:19:25	Instrument ID:	VGC_J	Operator ID:	MD
Lims ID:	280-124986-I-15	Lab Sample ID:	280-124986-15	Worklist Smp#:	73
Client ID:	G0086-19A				
Purge Vol:	18.000 mL	Dil. Factor:	1.0000	ALS Bottle#:	81
Method:	RSK_J	Limit Group:	GCV - RSK 175		

Column: Rt-Alumina BOND/KCl (0.53 mm) Y Scaling: Method Defined: Scale to the Nth Largest Target: 1

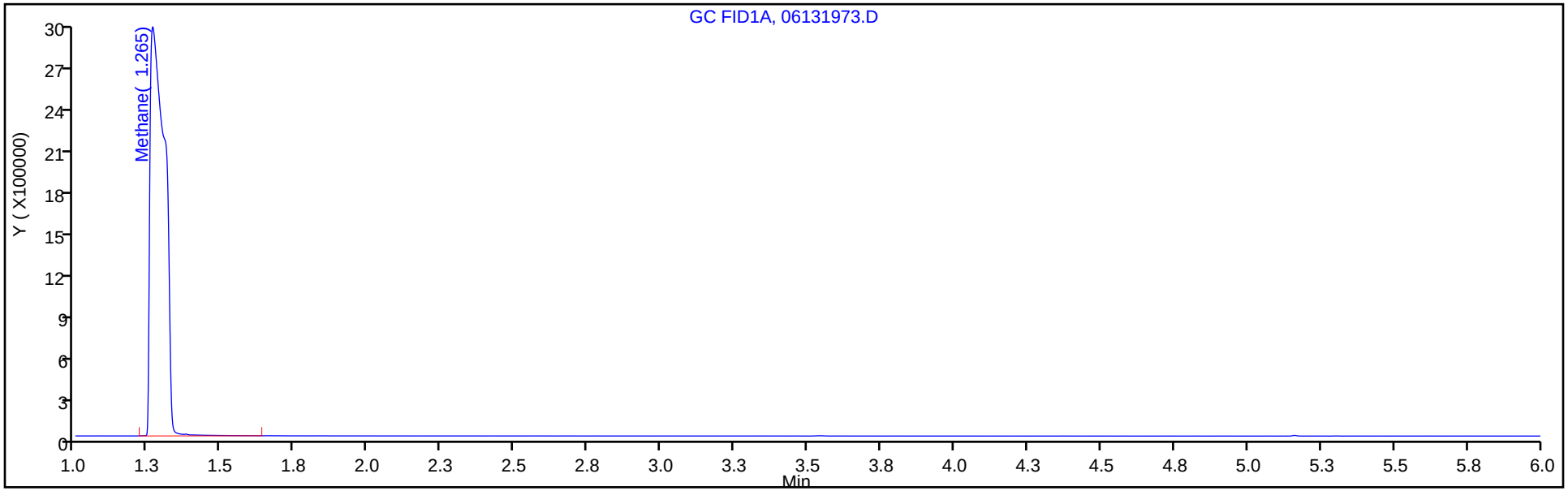

Column: HP-PLOT/Q (0.53 mm) Y Scaling: Method Defined: Scale to the Nth Largest Target: 1

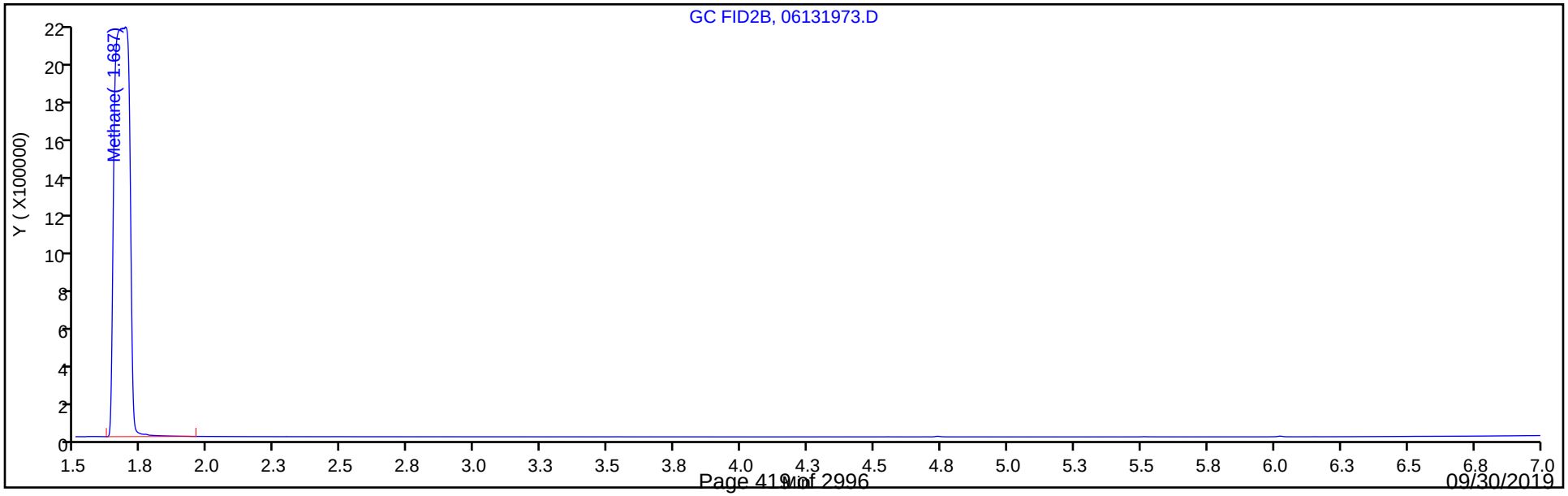

FORM I
GC VOA ORGANICS ANALYSIS DATA SHEET

Lab Name: Eurofins TestAmerica, Denver Job No.: 280-124986-1

SDG No.:

Client Sample ID: G0118-19A Lab Sample ID: 280-124986-16

Matrix: Water Lab File ID: 093F9301.D

Analysis Method: RSK-175 Date Collected: 06/08/2019 13:30

Sample wt/vol: 18(mL) Date Analyzed: 06/14/2019 05:51

Soil Aliquot Vol: Dilution Factor: 3

Soil Extract Vol.: GC Column: HP-Plot Q ID: 0.53(mm)

% Moisture: Level: (low/med) Low

Analysis Batch No.: 461373 Units: mg/L

CAS NO.	COMPOUND NAME	RESULT	Q	LOQ	LOD	DL
74-82-8	Methane	8.1	D	0.015	0.0060	0.0019

Eurofins TestAmerica, Denver
Target Compound Quantitation Report

Data File: \\chromna\Denver\ChromData\VGC_J\20190613-82805.b\093F9301.D
Lims ID: 280-124986-I-16
Client ID: G0118-19A
Sample Type: Client
Inject. Date: 14-Jun-2019 05:51:35 ALS Bottle#: 93 Worklist Smp#: 93
Purge Vol: 18.000 mL Dil. Factor: 3.0000
Sample Info: 280-124986-I-16x
Operator ID: MD Instrument ID: VGC_J

Method: \\chromna\Denver\ChromData\VGC_J\20190613-82805.b\RSK_J.m
Limit Group: GCV - RSK 175
Method Label: DV-GC-0025: Dissolved Gases in Water by RSK-175
Last Update: 14-Jun-2019 12:05:24 Calib Date: 15-Apr-2019 12:11:08
Integrator: Falcon
Quant Method: External Standard Quant By: Initial Calibration
Last ICal File: \\chromna\Denver\ChromData\VGC_J\20190415-80933.b\04151909.D

Column 1 : Rt-Alumina BOND/KCl (0.53 mm) Det: GC FID1A
Column 2 : HP-PLOT/Q (0.53 mm) Det: GC FID2B
Process Host: CTX0319

First Level Reviewer: dobranskym Date: 14-Jun-2019 06:31:21

Col	RT (min.)	Exp RT (min.)	Dlt RT (min.)	Response	OnCol Amt ug/l	Flags
1 Methane						
1	1.269	1.272	-0.003	374117538	2793.0	
2	1.687	1.700	-0.013	310947859	2714.3	
					RPD = 2.86	
2 Ethane						
1		1.553			ND	
2		2.883				
3 Ethylene						
1		1.870			ND	
2		2.509				
4 Propane						
1		2.619			ND	
2		4.685				
5 Acetylene						
1		4.064			ND	
2		2.657				
6 Butane						
1		4.371			ND	
2		6.145				
7 isobutylene						
1		5.300			ND	
2		5.995				

Report Date: 17-Jun-2019 07:50:38 Chrom Revision: 2.3 03-May-2019 15:52:00

Eurofins TestAmerica, Denver

Data File: \\chromna\Denver\ChromData\VGC_J\20190613-82805.b\093F9301.D

Injection Date:	14-Jun-2019 05:51:35	Instrument ID:	VGC_J	Operator ID:	MD
Lims ID:	280-124986-I-16	Lab Sample ID:	280-124986-16	Worklist Smp#:	93
Client ID:	G0118-19A				
Purge Vol:	18.000 mL	Dil. Factor:	3.0000	ALS Bottle#:	93
Method:	RSK_J	Limit Group:	GCV - RSK 175		

Column: Rt-Alumina BOND/KCl (0.53 mm) Y Scaling: Method Defined: Scale to the Nth Largest Target: 1

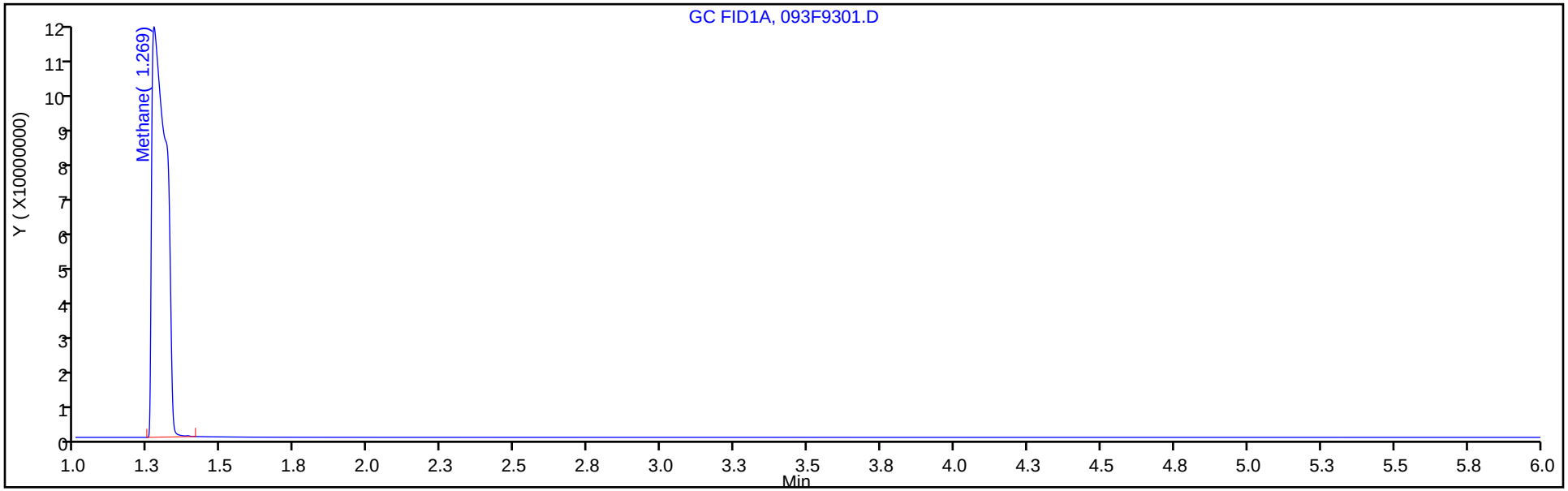

Column: HP-PLOT/Q (0.53 mm) Y Scaling: Method Defined: Scale to the Nth Largest Target: 1

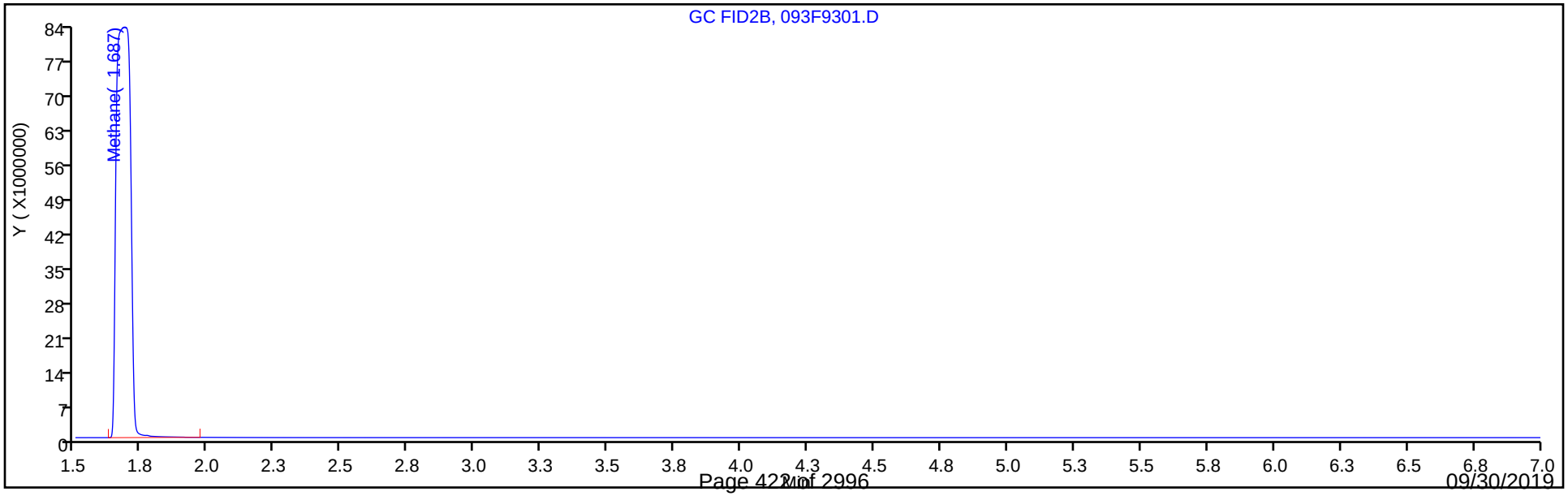

FORM I
GC VOA ORGANICS ANALYSIS DATA SHEET

Lab Name: Eurofins TestAmerica, Denver Job No.: 280-124986-1

SDG No.:

Client Sample ID: G0110-19A Lab Sample ID: 280-124986-17

Matrix: Water Lab File ID: 016F1701.D

Analysis Method: RSK-175 Date Collected: 06/08/2019 14:40

Sample wt/vol: 18(mL) Date Analyzed: 06/17/2019 10:09

Soil Aliquot Vol: Dilution Factor: 3

Soil Extract Vol.: GC Column: HP-Plot Q ID: 0.53(mm)

% Moisture: Level: (low/med) Low

Analysis Batch No.: 461755 Units: mg/L

CAS NO.	COMPOUND NAME	RESULT	Q	LOQ	LOD	DL
74-82-8	Methane	11	D	0.015	0.0060	0.0019

Eurofins TestAmerica, Denver
Target Compound Quantitation Report

Data File:	\\chromna\Denver\ChromData\VGC_J\20190617-82917.b\016F1701.D				
Lims ID:	280-124986-G-17				
Client ID:	G0110-19A				
Sample Type:	Client				
Inject. Date:	17-Jun-2019 10:09:02	ALS Bottle#:	16	Worklist Smp#:	26
Purge Vol:	18.000 mL	Dil. Factor:	3.0000		
Sample Info:	280-124986-G-17				
Misc. Info.:	280-0082917-026				
Operator ID:	MD	Instrument ID:	VGC_J		
Method:	\\chromna\Denver\ChromData\VGC_J\20190617-82917.b\RSK_J.m				
Limit Group:	GCV - RSK 175				
Method Label:	DV-GC-0025: Dissolved Gases in Water by RSK-175				
Last Update:	18-Jun-2019 05:05:47	Calib Date:	15-Apr-2019 12:11:08		
Integrator:	Falcon				
Quant Method:	External Standard	Quant By:	Initial Calibration		
Last ICal File:	\\chromna\Denver\ChromData\VGC_J\20190415-80933.b\04151909.D				
Column 1 :	Rt-Alumina BOND/KCl (0.53 mm)		Det: GC FID1A		
Column 2 :	HP-PLOT/Q (0.53 mm)		Det: GC FID2B		
Process Host:	CTX0317				

First Level Reviewer: dobranskym Date: 17-Jun-2019 11:43:02

Col	RT (min.)	Exp RT (min.)	Dlt RT (min.)	Response	OnCol Amt ug/l	Flags
1 Methane						
1	1.263	1.274	-0.011	474106483	3539.5	
2	1.675	1.701	-0.026	400982526	3500.3	
					RPD = 1.11	
2 Ethane						
1		1.553			ND	
2		2.888				
3 Ethylene						
1		1.870			ND	
2		2.512				
4 Propane						
1		2.609			ND	
2		4.686				
5 Acetylene						
1		4.044			ND	
2		2.659				
6 Butane						
1		4.352			ND	
2		6.146				
7 isobutylene						
1		5.282			ND	
2		5.996				

Report Date: 18-Jun-2019 05:06:05 Chrom Revision: 2.3 02-Jun-2019 10:27:32

Eurofins TestAmerica, Denver

Data File: \\chromna\Denver\ChromData\VGC_J\20190617-82917.b\016F1701.D

Injection Date:	17-Jun-2019 10:09:02	Instrument ID:	VGC_J	Operator ID:	MD
Lims ID:	280-124986-G-17	Lab Sample ID:	280-124986-17	Worklist Smp#:	26
Client ID:	G0110-19A				
Purge Vol:	18.000 mL	Dil. Factor:	3.0000	ALS Bottle#:	16
Method:	RSK_J	Limit Group:	GCV - RSK 175		

Column: Rt-Alumina BOND/KCl (0.53 mm) Y Scaling: Method Defined: Scale to the Nth Largest Target: 1

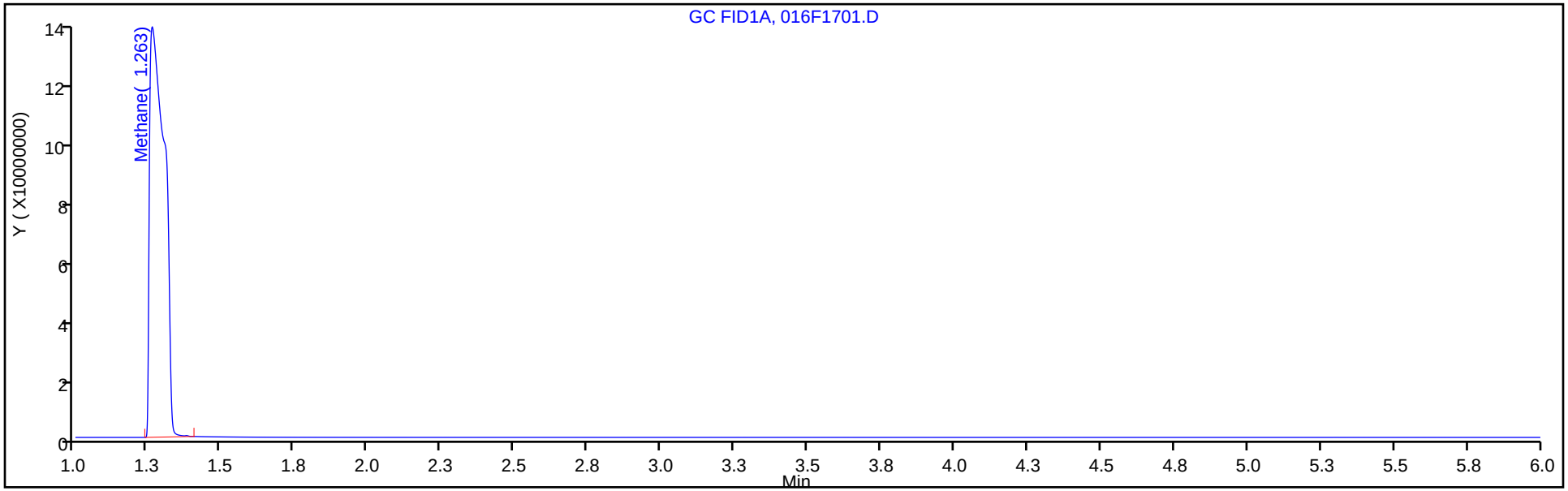

Column: HP-PLOT/Q (0.53 mm) Y Scaling: Method Defined: Scale to the Nth Largest Target: 1

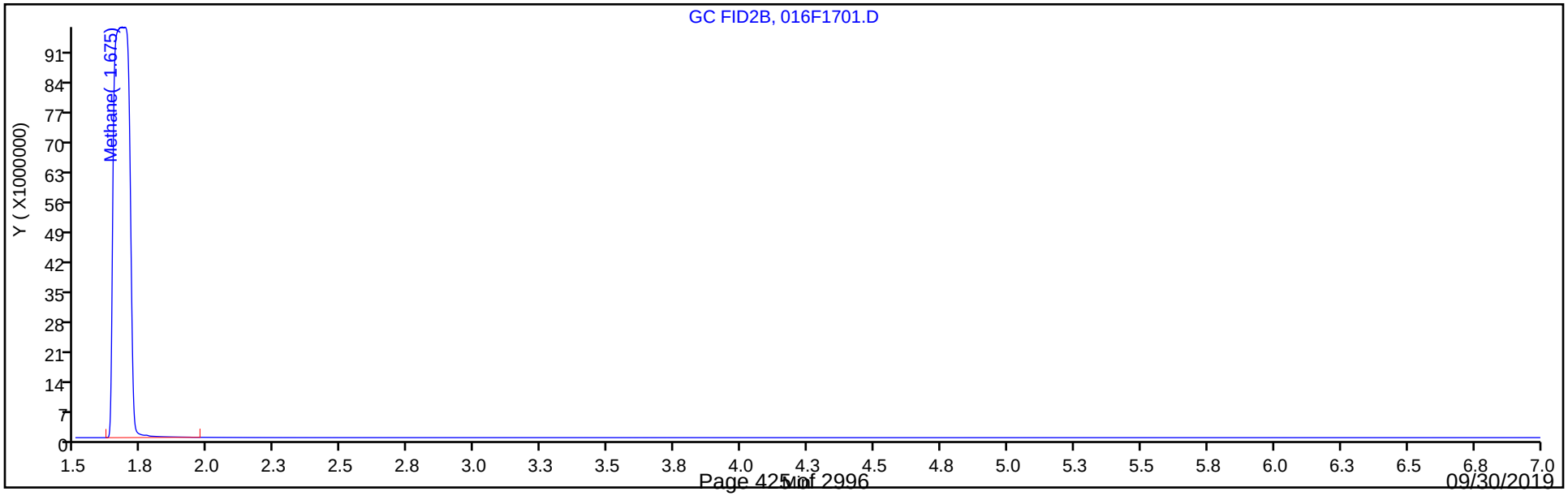

FORM I
GC VOA ORGANICS ANALYSIS DATA SHEET

Lab Name: Eurofins TestAmerica, Denver Job No.: 280-124986-1

SDG No.:

Client Sample ID: G0114-19A Lab Sample ID: 280-124986-18

Matrix: Water Lab File ID: 094F9401.D

Analysis Method: RSK-175 Date Collected: 06/08/2019 12:15

Sample wt/vol: 18(mL) Date Analyzed: 06/14/2019 06:04

Soil Aliquot Vol: Dilution Factor: 3

Soil Extract Vol.: GC Column: HP-Plot Q ID: 0.53(mm)

% Moisture: Level: (low/med) Low

Analysis Batch No.: 461373 Units: mg/L

CAS NO.	COMPOUND NAME	RESULT	Q	LOQ	LOD	DL
74-82-8	Methane	6.3	D	0.015	0.0060	0.0019

Eurofins TestAmerica, Denver
Target Compound Quantitation Report

Data File: \\chromna\Denver\ChromData\VGC_J\20190613-82805.b\094F9401.D
Lims ID: 280-124986-I-18
Client ID: G0114-19A
Sample Type: Client
Inject. Date: 14-Jun-2019 06:04:46 ALS Bottle#: 94 Worklist Smp#: 94
Purge Vol: 18.000 mL Dil. Factor: 3.0000
Sample Info: 280-124986-I-18x
Operator ID: MD Instrument ID: VGC_J

Method: \\chromna\Denver\ChromData\VGC_J\20190613-82805.b\RSK_J.m
Limit Group: GCV - RSK 175
Method Label: DV-GC-0025: Dissolved Gases in Water by RSK-175
Last Update: 14-Jun-2019 12:05:24 Calib Date: 15-Apr-2019 12:11:08
Integrator: Falcon
Quant Method: External Standard Quant By: Initial Calibration
Last ICal File: \\chromna\Denver\ChromData\VGC_J\20190415-80933.b\04151909.D

Column 1 : Rt-Alumina BOND/KCl (0.53 mm) Det: GC FID1A
Column 2 : HP-PLOT/Q (0.53 mm) Det: GC FID2B
Process Host: CTX0319

First Level Reviewer: dobranskym Date: 14-Jun-2019 06:31:36

Col	RT (min.)	Exp RT (min.)	Dlt RT (min.)	Response	OnCol Amt ug/l	Flags
1 Methane						
1	1.270	1.272	-0.002	282852279	2111.6	
2	1.694	1.700	-0.006	240639042	2100.5	
					RPD = 0.52	
2 Ethane						
1		1.553			ND	
2		2.883				
3 Ethylene						
1		1.870			ND	
2		2.509				
4 Propane						
1		2.619			ND	
2		4.685				
5 Acetylene						
1		4.064			ND	
2		2.657				
6 Butane						
1		4.371			ND	
2		6.145				
7 isobutylene						
1		5.300			ND	
2		5.995				

Report Date: 17-Jun-2019 07:50:39 Chrom Revision: 2.3 03-May-2019 15:52:00

Eurofins TestAmerica, Denver

Data File: \\chromna\Denver\ChromData\VGC_J\20190613-82805.b\094F9401.D

Injection Date:	14-Jun-2019 06:04:46	Instrument ID:	VGC_J	Operator ID:	MD
Lims ID:	280-124986-I-18	Lab Sample ID:	280-124986-18	Worklist Smp#:	94
Client ID:	G0114-19A				
Purge Vol:	18.000 mL	Dil. Factor:	3.0000	ALS Bottle#:	94
Method:	RSK_J	Limit Group:	GCV - RSK 175		

Column: Rt-Alumina BOND/KCl (0.53 mm) Y Scaling: Method Defined: Scale to the Nth Largest Target: 1

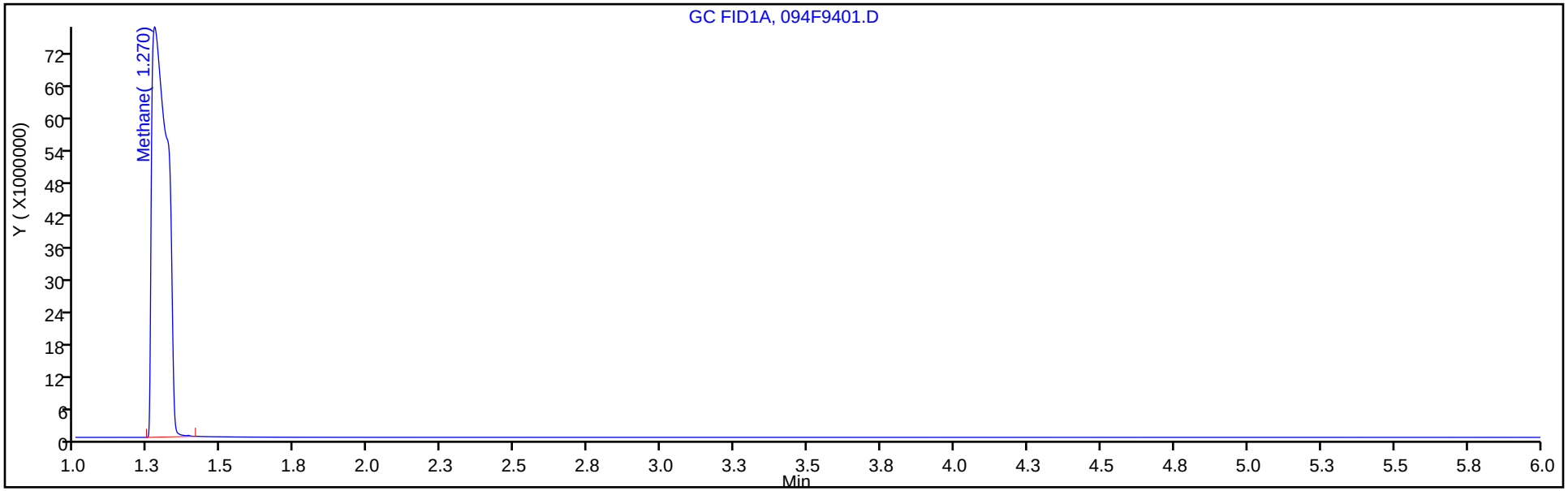

Column: HP-PLOT/Q (0.53 mm) Y Scaling: Method Defined: Scale to the Nth Largest Target: 1

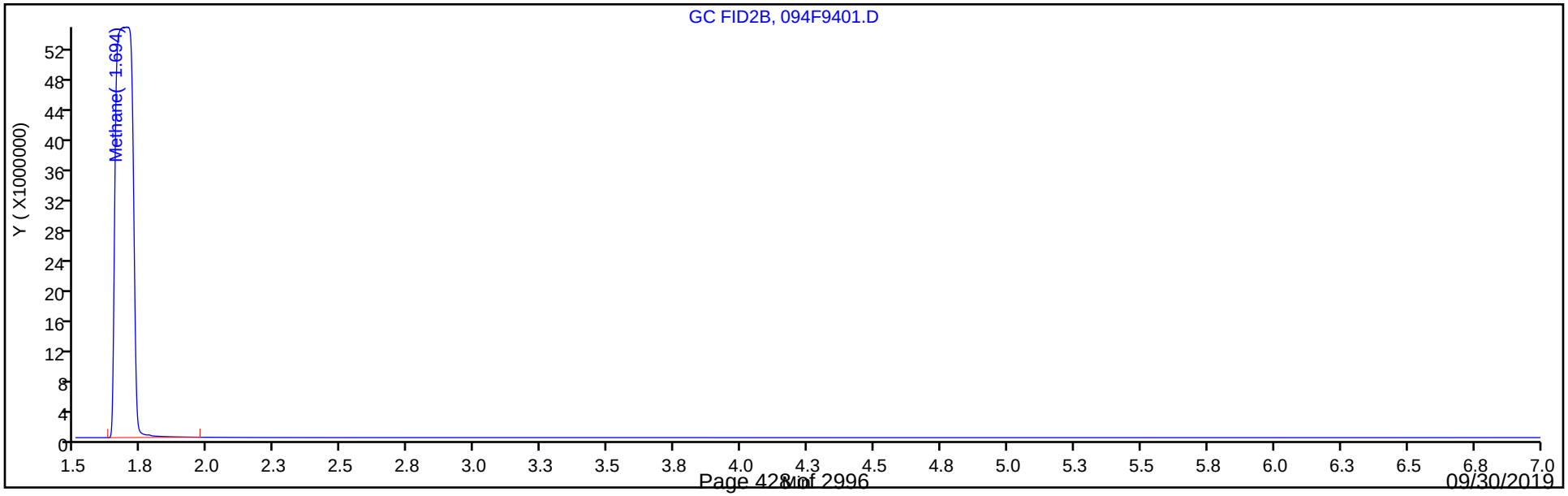

FORM I
GC VOA ORGANICS ANALYSIS DATA SHEET

Lab Name: Eurofins TestAmerica, Denver Job No.: 280-124986-1

SDG No.:

Client Sample ID: G0078-19A Lab Sample ID: 280-124986-19

Matrix: Water Lab File ID: 06131977.D

Analysis Method: RSK-175 Date Collected: 06/10/2019 08:45

Sample wt/vol: 18(mL) Date Analyzed: 06/14/2019 03:12

Soil Aliquot Vol: Dilution Factor: 1

Soil Extract Vol.: GC Column: HP-Plot Q ID: 0.53(mm)

% Moisture: Level: (low/med) Low

Analysis Batch No.: 461373 Units: mg/L

CAS NO.	COMPOUND NAME	RESULT	Q	LOQ	LOD	DL
74-82-8	Methane	0.28		0.0050	0.0020	0.00063

Eurofins TestAmerica, Denver
Target Compound Quantitation Report

Data File: \\chromna\Denver\ChromData\VGC_J\20190613-82805.b\06131977.D
Lims ID: 280-124986-I-19
Client ID: G0078-19A
Sample Type: Client
Inject. Date: 14-Jun-2019 03:12:03 ALS Bottle#: 85 Worklist Smp#: 77
Purge Vol: 18.000 mL Dil. Factor: 1.0000
Sample Info: 280-124986-I-19
Misc. Info.: 280-0082805-077
Operator ID: MD Instrument ID: VGC_J

Method: \\chromna\Denver\ChromData\VGC_J\20190613-82805.b\RSK_J.m
Limit Group: GCV - RSK 175
Method Label: DV-GC-0025: Dissolved Gases in Water by RSK-175
Last Update: 17-Jun-2019 07:50:56 Calib Date: 15-Apr-2019 12:11:08
Integrator: Falcon
Quant Method: External Standard Quant By: Initial Calibration
Last ICal File: \\chromna\Denver\ChromData\VGC_J\20190415-80933.b\04151909.D

Column 1 : Rt-Alumina BOND/KCl (0.53 mm) Det: GC FID1A
Column 2 : HP-PLOT/Q (0.53 mm) Det: GC FID2B
Process Host: CTX0319

First Level Reviewer: dobranskym Date: 14-Jun-2019 04:38:39

Col	RT (min.)	Exp RT (min.)	Dlt RT (min.)	Response	OnCol Amt ug/l	Flags
1 Methane						
1	1.263	1.272	-0.009	38365010	286.2	
2	1.684	1.700	-0.016	32259969	281.4	
					RPD = 1.68	
2 Ethane						
1		1.553			ND	
2		2.883				
3 Ethylene						
1		1.870			ND	
2		2.509				
4 Propane						
1		2.619			ND	
2		4.685				
5 Acetylene						
1		4.064			ND	
2		2.657				
6 Butane						
1		4.371			ND	
2		6.145				
7 isobutylene						
1		5.300			ND	
2		5.995				

Report Date: 17-Jun-2019 07:51:06 Chrom Revision: 2.3 03-May-2019 15:52:00

Eurofins TestAmerica, Denver

Data File: \\chromna\Denver\ChromData\VGC_J\20190613-82805.b\06131977.D

Injection Date:	14-Jun-2019 03:12:03	Instrument ID:	VGC_J	Operator ID:	MD
Lims ID:	280-124986-I-19	Lab Sample ID:	280-124986-19	Worklist Smp#:	77
Client ID:	G0078-19A				
Purge Vol:	18.000 mL	Dil. Factor:	1.0000	ALS Bottle#:	85
Method:	RSK_J	Limit Group:	GCV - RSK 175		

Column: Rt-Alumina BOND/KCl (0.53 mm) Y Scaling: Method Defined: Scale to the Nth Largest Target: 1

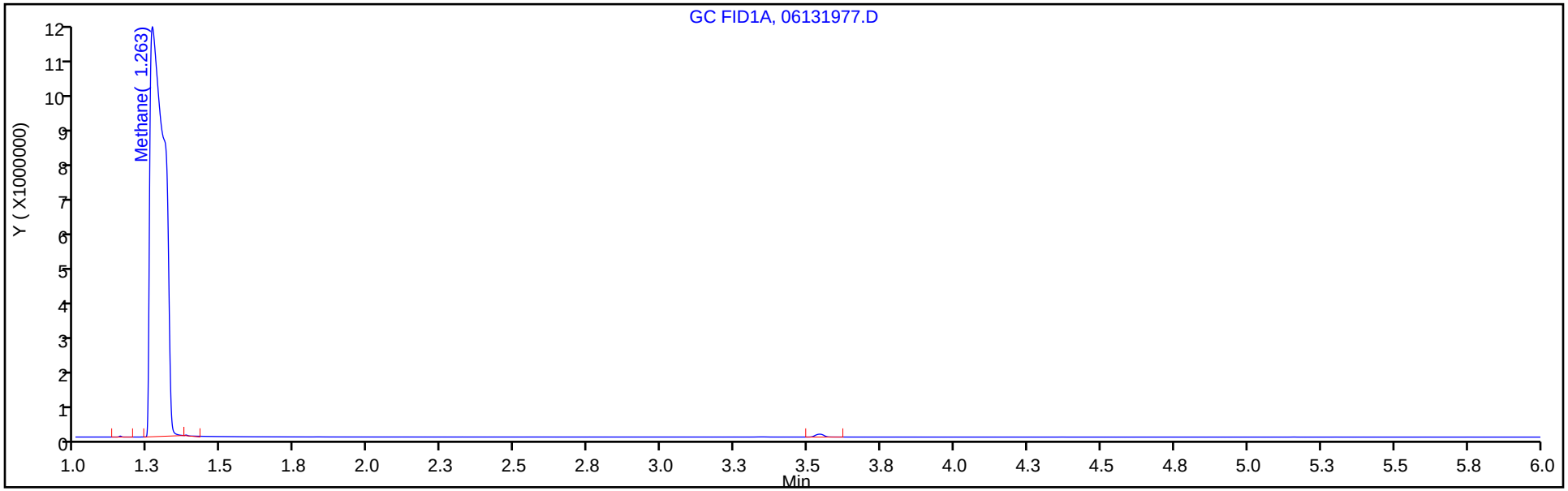

Column: HP-PLOT/Q (0.53 mm) Y Scaling: Method Defined: Scale to the Nth Largest Target: 1

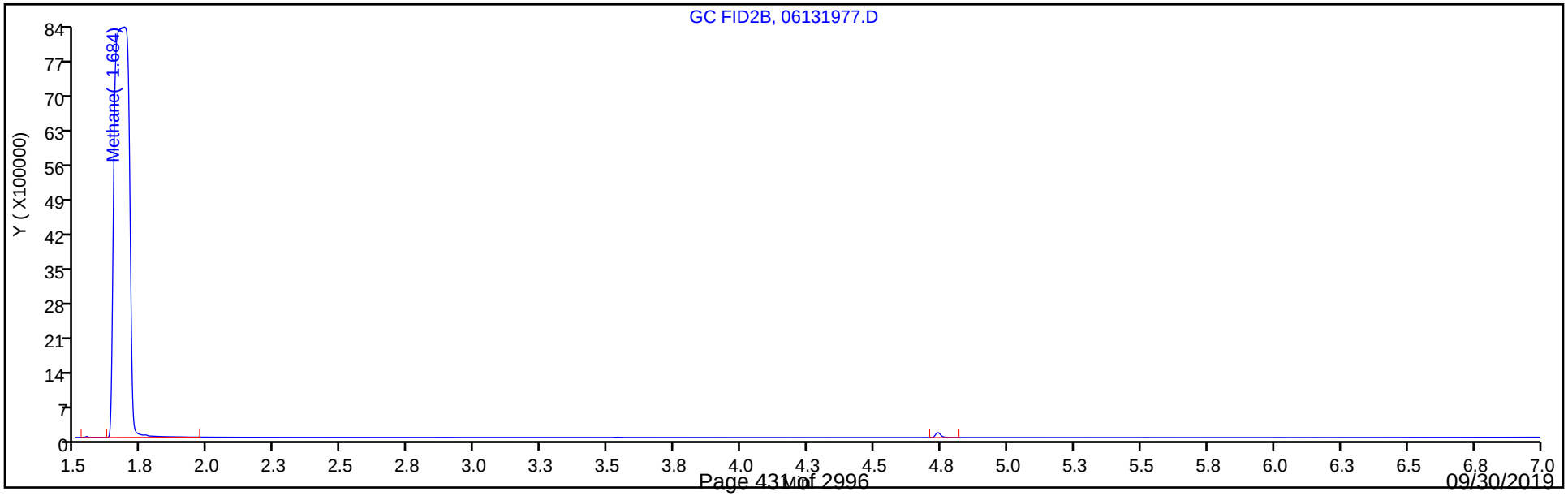

FORM I
GC VOA ORGANICS ANALYSIS DATA SHEET

Lab Name: Eurofins TestAmerica, Denver Job No.: 280-124986-1

SDG No.:

Client Sample ID: G0077-19A Lab Sample ID: 280-124986-20

Matrix: Water Lab File ID: 06131978.D

Analysis Method: RSK-175 Date Collected: 06/10/2019 11:00

Sample wt/vol: 18(mL) Date Analyzed: 06/14/2019 03:25

Soil Aliquot Vol: Dilution Factor: 1

Soil Extract Vol.: GC Column: HP-Plot Q ID: 0.53(mm)

% Moisture: Level: (low/med) Low

Analysis Batch No.: 461373 Units: mg/L

CAS NO.	COMPOUND NAME	RESULT	Q	LOQ	LOD	DL
74-82-8	Methane	0.0020	U	0.0050	0.0020	0.00063

Eurofins TestAmerica, Denver
Target Compound Quantitation Report

Data File:	\\chromna\Denver\ChromData\VGC_J\20190613-82805.b\06131978.D				
Lims ID:	280-124986-H-20				
Client ID:	G0077-19A				
Sample Type:	Client				
Inject. Date:	14-Jun-2019 03:25:08	ALS Bottle#:	86	Worklist Smp#:	78
Purge Vol:	18.000 mL	Dil. Factor:	1.0000		
Sample Info:	280-124986-H-20				
Misc. Info.:	280-0082805-078				
Operator ID:	MD	Instrument ID:	VGC_J		
Method:	\\chromna\Denver\ChromData\VGC_J\20190613-82805.b\RSK_J.m				
Limit Group:	GCV - RSK 175				
Method Label:	DV-GC-0025: Dissolved Gases in Water by RSK-175				
Last Update:	17-Jun-2019 07:50:56	Calib Date:	15-Apr-2019 12:11:08		
Integrator:	Falcon				
Quant Method:	External Standard	Quant By:	Initial Calibration		
Last ICal File:	\\chromna\Denver\ChromData\VGC_J\20190415-80933.b\04151909.D				
Column 1 :	Rt-Alumina BOND/KCl (0.53 mm)		Det: GC FID1A		
Column 2 :	HP-PLOT/Q (0.53 mm)		Det: GC FID2B		
Process Host:	CTX0319				

First Level Reviewer: dobranskym Date: 14-Jun-2019 04:38:44

Col	RT (min.)	Exp RT (min.)	Dlt RT (min.)	Response	OnCol Amt ug/l	Flags
1	Methane					
1		1.272			ND	
2		1.700				
2	Ethane					
1		1.553			ND	
2		2.883				
3	Ethylene					
1		1.870			ND	
2		2.509				
4	Propane					
1		2.619			ND	
2		4.685				
5	Acetylene					
1		4.064			ND	
2		2.657				
6	Butane					
1		4.371			ND	
2		6.145				
7	isobutylene					
1		5.300			ND	
2		5.995				

Report Date: 17-Jun-2019 07:51:07 Chrom Revision: 2.3 03-May-2019 15:52:00

Eurofins TestAmerica, Denver

Data File: \\chromna\Denver\ChromData\VGC_J\20190613-82805.b\06131978.D

Injection Date:	14-Jun-2019 03:25:08	Instrument ID:	VGC_J	Operator ID:	MD
Lims ID:	280-124986-H-20	Lab Sample ID:	280-124986-20	Worklist Smp#:	78
Client ID:	G0077-19A				
Purge Vol:	18.000 mL	Dil. Factor:	1.0000	ALS Bottle#:	86
Method:	RSK_J	Limit Group:	GCV - RSK 175		

Column: Rt-Alumina BOND/KCl (0.53 mm) Y Scaling: Method Defined: Scale to the Nth Largest Target: 1

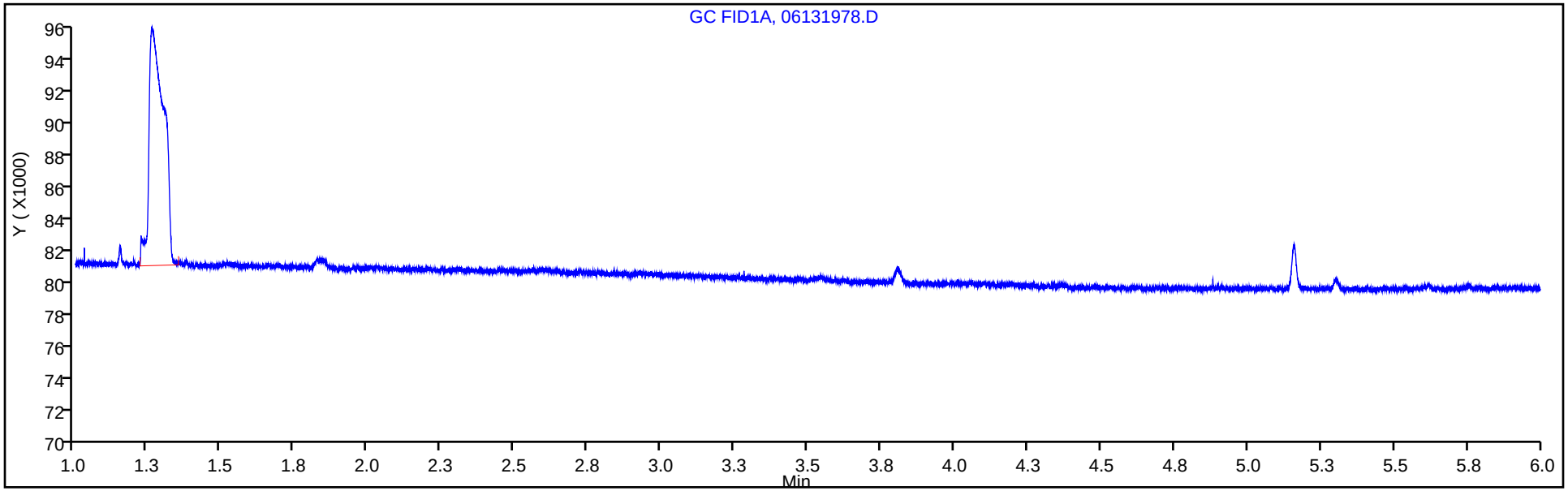

Column: HP-PLOT/Q (0.53 mm) Y Scaling: Method Defined: Scale to the Nth Largest Target: 1

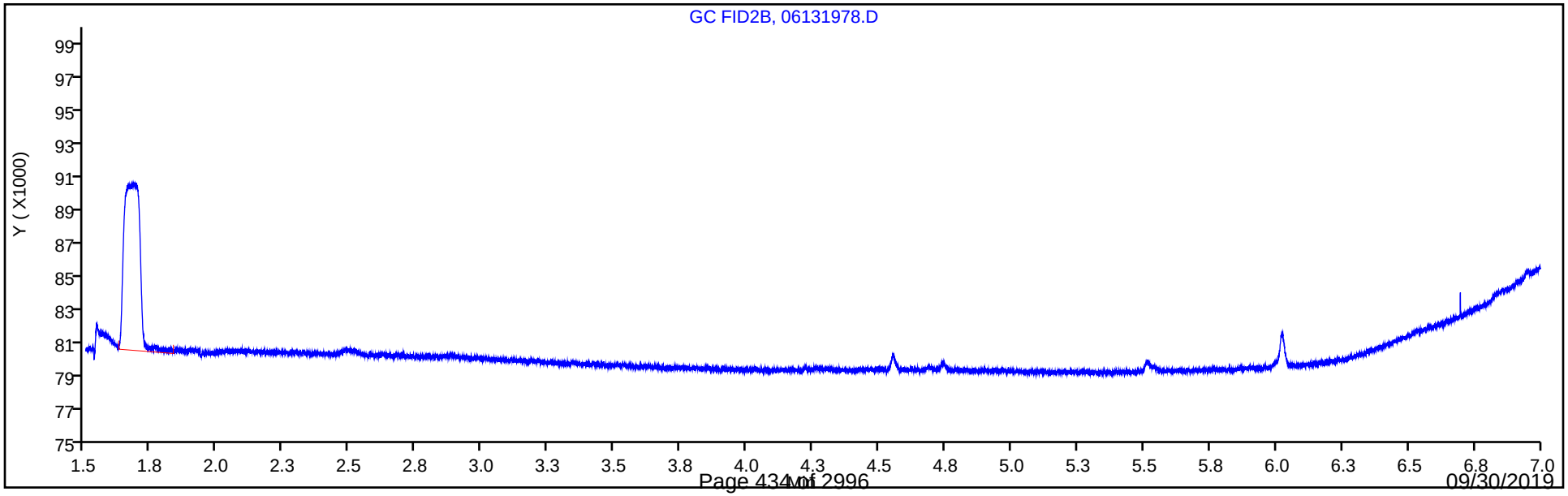

FORM I
GC VOA ORGANICS ANALYSIS DATA SHEET

Lab Name: Eurofins TestAmerica, Denver Job No.: 280-124986-1

SDG No.:

Client Sample ID: PZ020-19A Lab Sample ID: 280-124986-21

Matrix: Water Lab File ID: 06131979.D

Analysis Method: RSK-175 Date Collected: 06/10/2019 12:15

Sample wt/vol: 18(mL) Date Analyzed: 06/14/2019 03:38

Soil Aliquot Vol: Dilution Factor: 1

Soil Extract Vol.: GC Column: HP-Plot Q ID: 0.53(mm)

% Moisture: Level: (low/med) Low

Analysis Batch No.: 461373 Units: mg/L

CAS NO.	COMPOUND NAME	RESULT	Q	LOQ	LOD	DL
74-82-8	Methane	0.0020	U	0.0050	0.0020	0.00063

Eurofins TestAmerica, Denver
Target Compound Quantitation Report

Data File:	\\chromna\Denver\ChromData\VGC_J\20190613-82805.b\06131979.D				
Lims ID:	280-124986-H-21				
Client ID:	PZ020-19A				
Sample Type:	Client				
Inject. Date:	14-Jun-2019 03:38:18	ALS Bottle#:	87	Worklist Smp#:	79
Purge Vol:	18.000 mL	Dil. Factor:	1.0000		
Sample Info:	280-124986-H-21				
Misc. Info.:	280-0082805-079				
Operator ID:	MD	Instrument ID:	VGC_J		
Method:	\\chromna\Denver\ChromData\VGC_J\20190613-82805.b\RSK_J.m				
Limit Group:	GCV - RSK 175				
Method Label:	DV-GC-0025: Dissolved Gases in Water by RSK-175				
Last Update:	17-Jun-2019 07:50:56	Calib Date:	15-Apr-2019 12:11:08		
Integrator:	Falcon				
Quant Method:	External Standard	Quant By:	Initial Calibration		
Last ICal File:	\\chromna\Denver\ChromData\VGC_J\20190415-80933.b\04151909.D				
Column 1 :	Rt-Alumina BOND/KCl (0.53 mm)		Det: GC FID1A		
Column 2 :	HP-PLOT/Q (0.53 mm)		Det: GC FID2B		
Process Host:	CTX0319				

First Level Reviewer: dobranskym Date: 14-Jun-2019 04:38:51

Col	RT (min.)	Exp RT (min.)	Dlt RT (min.)	Response	OnCol Amt ug/l	Flags
1 Methane						
1		1.272			ND	
2		1.700				
2 Ethane						
1		1.553			ND	
2		2.883				
3 Ethylene						
1		1.870			ND	
2		2.509				
4 Propane						
1		2.619			ND	
2		4.685				
5 Acetylene						
1		4.064			ND	
2		2.657				
6 Butane						
1		4.371			ND	
2		6.145				
7 isobutylene						
1		5.300			ND	
2		5.995				

Report Date: 17-Jun-2019 07:51:08 Chrom Revision: 2.3 03-May-2019 15:52:00

Eurofins TestAmerica, Denver

Data File: \\chromna\Denver\ChromData\VGC_J\20190613-82805.b\06131979.D

Injection Date:	14-Jun-2019 03:38:18	Instrument ID:	VGC_J	Operator ID:	MD
Lims ID:	280-124986-H-21	Lab Sample ID:	280-124986-21	Worklist Smp#:	79
Client ID:	PZ020-19A				
Purge Vol:	18.000 mL	Dil. Factor:	1.0000	ALS Bottle#:	87
Method:	RSK_J	Limit Group:	GCV - RSK 175		

Column: Rt-Alumina BOND/KCl (0.53 mm) Y Scaling: Method Defined: Scale to the Nth Largest Target: 1

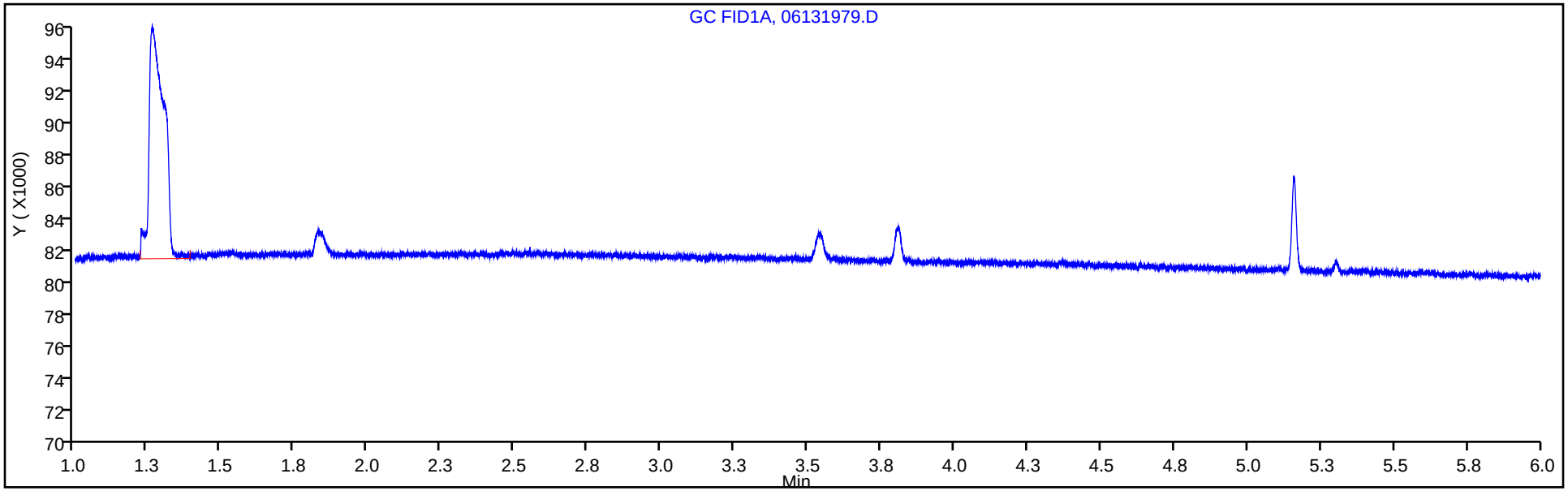

Column: HP-PLOT/Q (0.53 mm) Y Scaling: Method Defined: Scale to the Nth Largest Target: 1

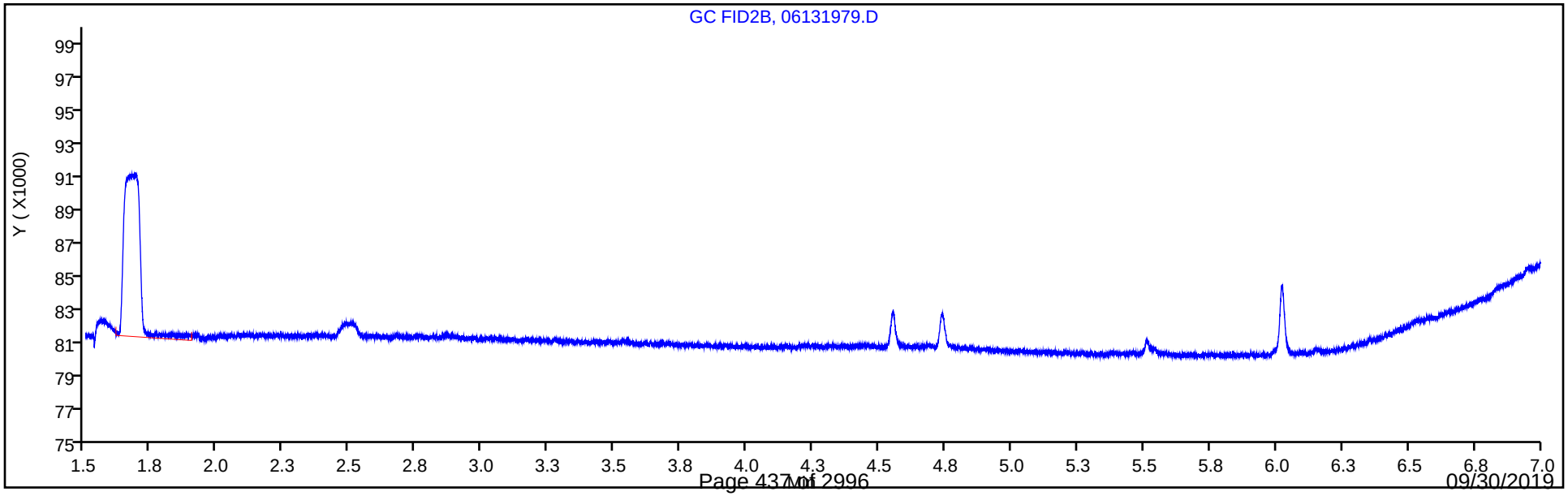

FORM I
GC VOA ORGANICS ANALYSIS DATA SHEET

Lab Name: Eurofins TestAmerica, Denver Job No.: 280-124986-1

SDG No.:

Client Sample ID: PZ019-19A Lab Sample ID: 280-124986-22

Matrix: Water Lab File ID: 06131980.D

Analysis Method: RSK-175 Date Collected: 06/10/2019 08:50

Sample wt/vol: 18(mL) Date Analyzed: 06/14/2019 03:51

Soil Aliquot Vol: Dilution Factor: 1

Soil Extract Vol.: GC Column: HP-Plot Q ID: 0.53(mm)

% Moisture: Level: (low/med) Low

Analysis Batch No.: 461373 Units: mg/L

CAS NO.	COMPOUND NAME	RESULT	Q	LOQ	LOD	DL
74-82-8	Methane	0.0020	U	0.0050	0.0020	0.00063

Eurofins TestAmerica, Denver
Target Compound Quantitation Report

Data File:	\\chromna\Denver\ChromData\VGC_J\20190613-82805.b\06131980.D				
Lims ID:	280-124986-H-22				
Client ID:	PZ019-19A				
Sample Type:	Client				
Inject. Date:	14-Jun-2019 03:51:28	ALS Bottle#:	88	Worklist Smp#:	80
Purge Vol:	18.000 mL	Dil. Factor:	1.0000		
Sample Info:	280-124986-H-22				
Misc. Info.:	280-0082805-080				
Operator ID:	MD	Instrument ID:	VGC_J		
Method:	\\chromna\Denver\ChromData\VGC_J\20190613-82805.b\RSK_J.m				
Limit Group:	GCV - RSK 175				
Method Label:	DV-GC-0025: Dissolved Gases in Water by RSK-175				
Last Update:	17-Jun-2019 07:50:56	Calib Date:	15-Apr-2019 12:11:08		
Integrator:	Falcon				
Quant Method:	External Standard	Quant By:	Initial Calibration		
Last ICal File:	\\chromna\Denver\ChromData\VGC_J\20190415-80933.b\04151909.D				
Column 1 :	Rt-Alumina BOND/KCl (0.53 mm)		Det: GC FID1A		
Column 2 :	HP-PLOT/Q (0.53 mm)		Det: GC FID2B		
Process Host:	CTX0319				

First Level Reviewer: dobranskym Date: 14-Jun-2019 04:38:56

Col	RT (min.)	Exp RT (min.)	Dlt RT (min.)	Response	OnCol Amt ug/l	Flags
1 Methane						
1		1.272			ND	
2		1.700				
2 Ethane						
1		1.553			ND	
2		2.883				
3 Ethylene						
1		1.870			ND	
2		2.509				
4 Propane						
1		2.619			ND	
2		4.685				
5 Acetylene						
1		4.064			ND	
2		2.657				
6 Butane						
1		4.371			ND	
2		6.145				
7 isobutylene						
1		5.300			ND	
2		5.995				

Report Date: 17-Jun-2019 07:51:09 Chrom Revision: 2.3 03-May-2019 15:52:00

Eurofins TestAmerica, Denver

Data File: \\chromna\Denver\ChromData\VGC_J\20190613-82805.b\06131980.D

Injection Date:	14-Jun-2019 03:51:28	Instrument ID:	VGC_J	Operator ID:	MD
Lims ID:	280-124986-H-22	Lab Sample ID:	280-124986-22	Worklist Smp#:	80
Client ID:	PZ019-19A				
Purge Vol:	18.000 mL	Dil. Factor:	1.0000	ALS Bottle#:	88
Method:	RSK_J	Limit Group:	GCV - RSK 175		

Column: Rt-Alumina BOND/KCl (0.53 mm) Y Scaling: Method Defined: Scale to the Nth Largest Target: 1

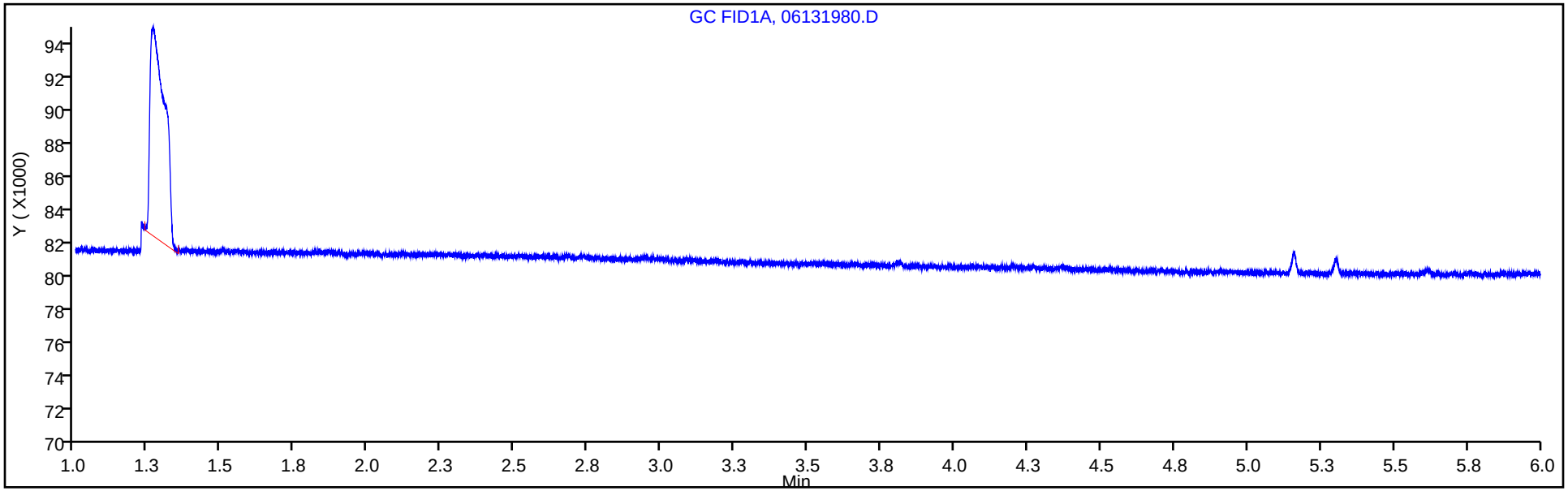

Column: HP-PLOT/Q (0.53 mm) Y Scaling: Method Defined: Scale to the Nth Largest Target: 1

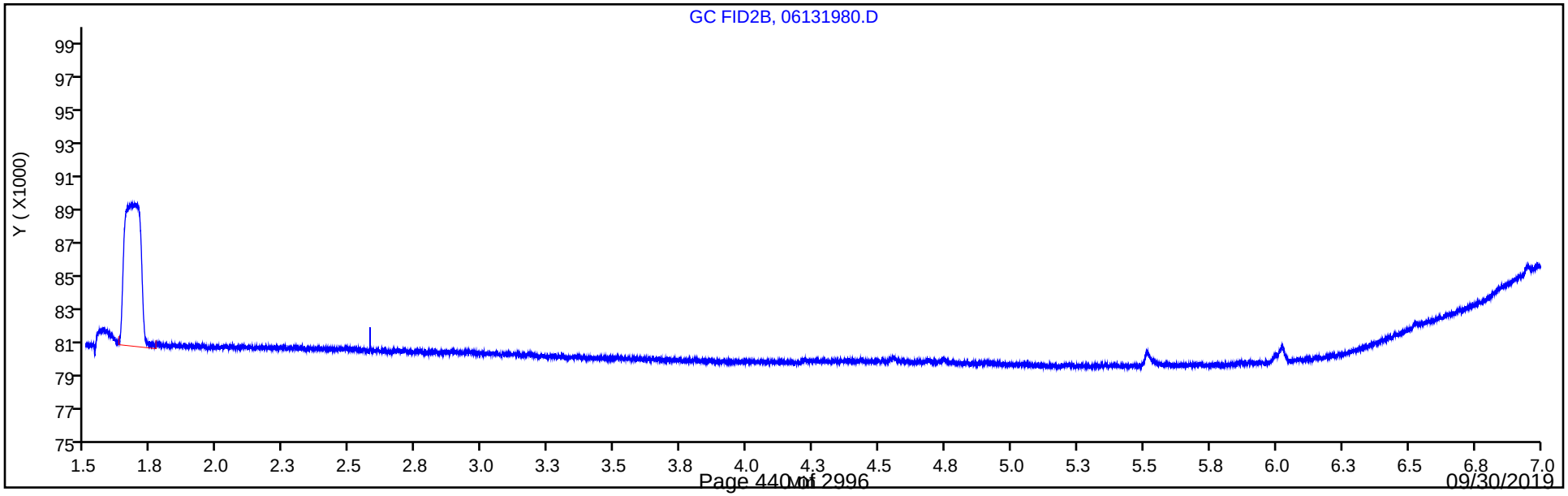

FORM I
GC VOA ORGANICS ANALYSIS DATA SHEET

Lab Name: Eurofins TestAmerica, Denver Job No.: 280-124986-1

SDG No.:

Client Sample ID: G0070-19A Lab Sample ID: 280-124986-25

Matrix: Water Lab File ID: 06141921.D

Analysis Method: RSK-175 Date Collected: 06/09/2019 12:55

Sample wt/vol: 18(mL) Date Analyzed: 06/14/2019 14:13

Soil Aliquot Vol: Dilution Factor: 1

Soil Extract Vol.: GC Column: HP-Plot Q ID: 0.53(mm)

% Moisture: Level: (low/med) Low

Analysis Batch No.: 461529 Units: mg/L

CAS NO.	COMPOUND NAME	RESULT	Q	LOQ	LOD	DL
74-82-8	Methane	0.0020	U	0.0050	0.0020	0.00063

Eurofins TestAmerica, Denver
Target Compound Quantitation Report

Data File:	\\chromna\Denver\ChromData\VGC_J\20190614-82859.b\06141921.D				
Lims ID:	280-124986-H-25				
Client ID:	G0070-19A				
Sample Type:	Client				
Inject. Date:	14-Jun-2019 14:13:55	ALS Bottle#:	21	Worklist Smp#:	21
Purge Vol:	18.000 mL	Dil. Factor:	1.0000		
Sample Info:	280-124986-H-25				
Misc. Info.:	280-0082859-021				
Operator ID:	MD	Instrument ID:	VGC_J		
Method:	\\chromna\Denver\ChromData\VGC_J\20190614-82859.b\RSK_J.m				
Limit Group:	GCV - RSK 175				
Method Label:	DV-GC-0025: Dissolved Gases in Water by RSK-175				
Last Update:	17-Jun-2019 09:44:34	Calib Date:	15-Apr-2019 12:11:08		
Integrator:	Falcon				
Quant Method:	External Standard	Quant By:	Initial Calibration		
Last ICal File:	\\chromna\Denver\ChromData\VGC_J\20190415-80933.b\04151909.D				
Column 1 :	Rt-Alumina BOND/KCl (0.53 mm)		Det: GC FID1A		
Column 2 :	HP-PLOT/Q (0.53 mm)		Det: GC FID2B		
Process Host:	CTX0319				

First Level Reviewer: dobranskym Date: 17-Jun-2019 06:34:21

Col	RT (min.)	Exp RT (min.)	Dlt RT (min.)	Response	OnCol Amt ug/l	Flags
1 Methane						
1		1.278			ND	
2		1.706				
2 Ethane						
1		1.556			ND	
2		2.894				
3 Ethylene						
1		1.879			ND	
2		2.519				
4 Propane						
1		2.624			ND	
2		4.688				
5 Acetylene						
1		4.066			ND	
2		2.663				
6 Butane						
1		4.368			ND	
2		6.144				
7 isobutylene						
1		5.299			ND	
2		5.997				

Report Date: 17-Jun-2019 09:44:37 Chrom Revision: 2.3 03-May-2019 15:52:00

Eurofins TestAmerica, Denver

Data File: \\chromna\Denver\ChromData\VGC_J\20190614-82859.b\06141921.D

Injection Date:	14-Jun-2019 14:13:55	Instrument ID:	VGC_J	Operator ID:	MD
Lims ID:	280-124986-H-25	Lab Sample ID:	280-124986-25	Worklist Smp#:	21
Client ID:	G0070-19A				
Purge Vol:	18.000 mL	Dil. Factor:	1.0000	ALS Bottle#:	21
Method:	RSK_J	Limit Group:	GCV - RSK 175		

Column: Rt-Alumina BOND/KCl (0.53 mm) Y Scaling: Method Defined: Scale to the Nth Largest Target: 1

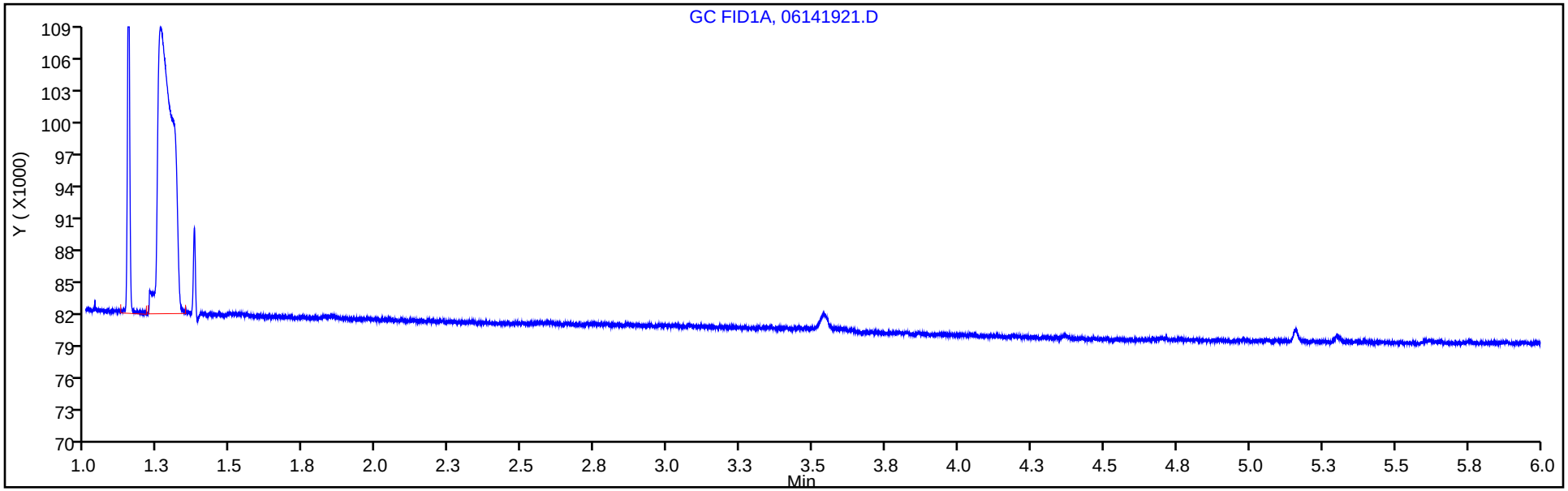

Column: HP-PLOT/Q (0.53 mm) Y Scaling: Method Defined: Scale to the Nth Largest Target: 1

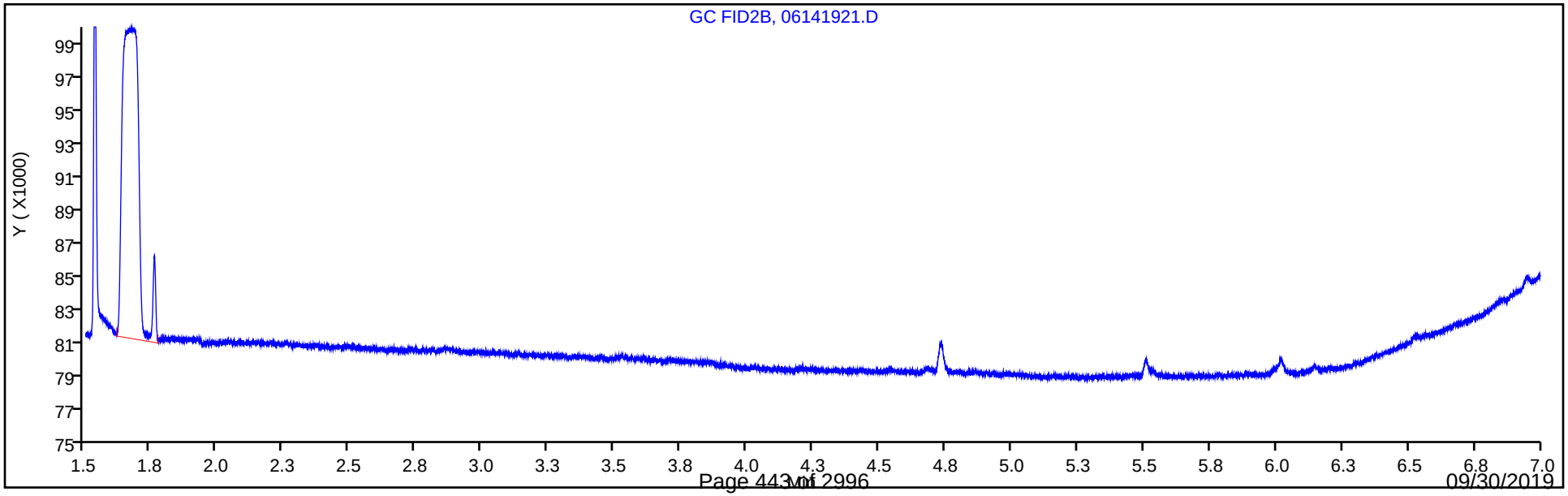

FORM I
GC VOA ORGANICS ANALYSIS DATA SHEET

Lab Name: Eurofins TestAmerica, Denver Job No.: 280-124986-1

SDG No.:

Client Sample ID: G0108-19A Lab Sample ID: 280-124986-26

Matrix: Water Lab File ID: 06141919.D

Analysis Method: RSK-175 Date Collected: 06/08/2019 15:20

Sample wt/vol: 18(mL) Date Analyzed: 06/14/2019 13:47

Soil Aliquot Vol: Dilution Factor: 1

Soil Extract Vol.: GC Column: HP-Plot Q ID: 0.53(mm)

% Moisture: Level: (low/med) Low

Analysis Batch No.: 461529 Units: mg/L

CAS NO.	COMPOUND NAME	RESULT	Q	LOQ	LOD	DL
74-82-8	*Methane*	*17*	*J1*	*0.0050*	0.0020	*0.00063*

Eurofins TestAmerica, Denver
Target Compound Quantitation Report

Data File: \\chromna\Denver\ChromData\VGC_J\20190614-82859.b\06141919.D
Lims ID: 280-124986-H-26
Client ID: G0108-19A
Sample Type: Client
Inject. Date: 14-Jun-2019 13:47:01 ALS Bottle#: 19 Worklist Smp#: 19
Purge Vol: 18.000 mL Dil. Factor: 1.0000
Sample Info: 280-124986-H-26
Misc. Info.: 280-0082859-019
Operator ID: MD Instrument ID: VGC_J

Method: \\chromna\Denver\ChromData\VGC_J\20190614-82859.b\RSK_J.m
Limit Group: GCV - RSK 175
Method Label: DV-GC-0025: Dissolved Gases in Water by RSK-175
Last Update: 17-Jun-2019 09:44:34 Calib Date: 15-Apr-2019 12:11:08
Integrator: Falcon
Quant Method: External Standard Quant By: Initial Calibration
Last ICal File: \\chromna\Denver\ChromData\VGC_J\20190415-80933.b\04151909.D

Column 1 : Rt-Alumina BOND/KCl (0.53 mm) Det: GC FID1A
Column 2 : HP-PLOT/Q (0.53 mm) Det: GC FID2B
Process Host: CTX0319

First Level Reviewer: dobranskym Date: 17-Jun-2019 06:34:02

Col	RT (min.)	Exp RT (min.)	Dlt RT (min.)	Response	OnCol Amt ug/l	Flags
1 Methane						
1	1.248	1.278	-0.030	2306496804	17220	E
2	1.650	1.706	-0.056	1904196382	16623	E
					RPD = 3.53	
2 Ethane						
1		1.556			ND	
2		2.894				
3 Ethylene						
1		1.879			ND	
2		2.519				
4 Propane						
1		2.624			ND	
2		4.688				
5 Acetylene						
1		4.066			ND	
2		2.663				
6 Butane						
1		4.368			ND	
2		6.144				
7 isobutylene						
1		5.299			ND	
2		5.997				

QC Flag Legend

Processing Flags

E - Exceeded Maximum Amount

Report Date: 17-Jun-2019 09:44:35 Chrom Revision: 2.3 03-May-2019 15:52:00

Eurofins TestAmerica, Denver

Data File: \\chromna\Denver\ChromData\VGC_J\20190614-82859.b\06141919.D

Injection Date:	14-Jun-2019 13:47:01	Instrument ID:	VGC_J	Operator ID:	MD
Lims ID:	280-124986-H-26	Lab Sample ID:	280-124986-26	Worklist Smp#:	19
Client ID:	G0108-19A				
Purge Vol:	18.000 mL	Dil. Factor:	1.0000	ALS Bottle#:	19
Method:	RSK_J	Limit Group:	GCV - RSK 175		

Column: Rt-Alumina BOND/KCl (0.53 mm) Y Scaling: Method Defined: Scale to the Nth Largest Target: 1

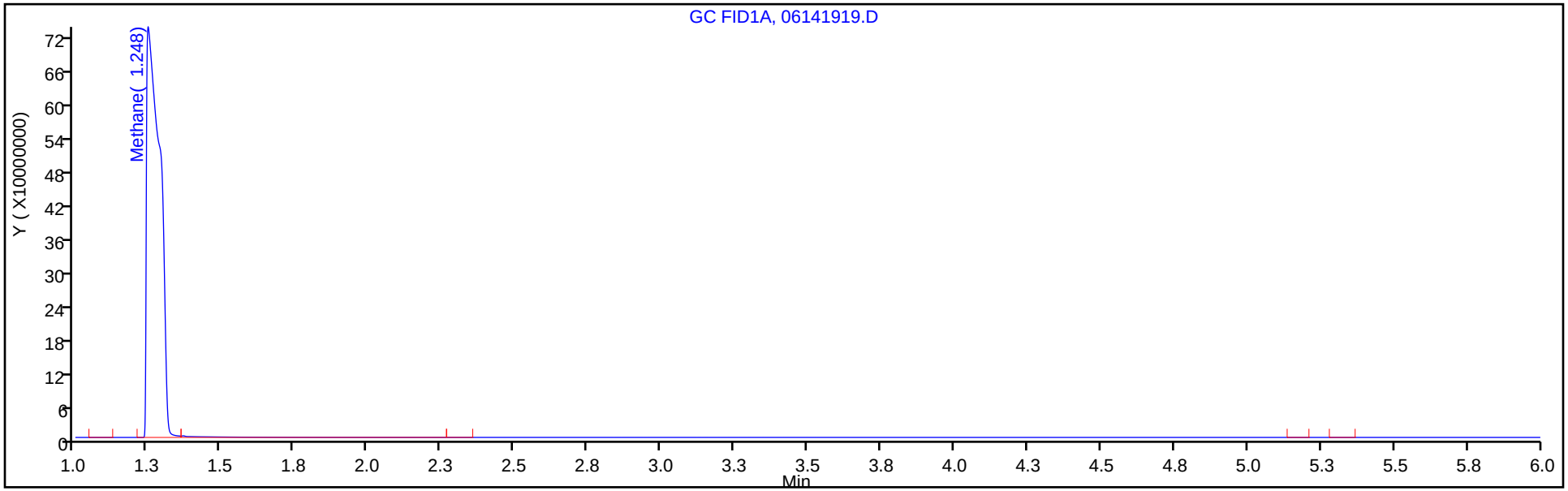

Column: HP-PLOT/Q (0.53 mm) Y Scaling: Method Defined: Scale to the Nth Largest Target: 1

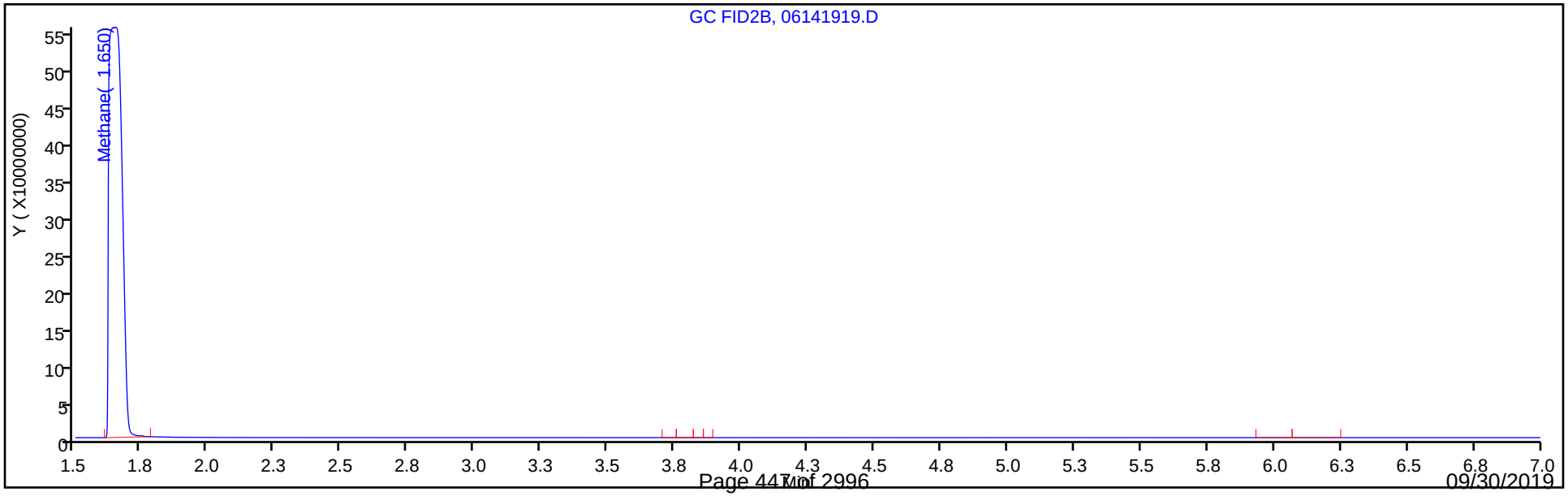

FORM I
GC VOA ORGANICS ANALYSIS DATA SHEET

Lab Name: Eurofins TestAmerica, Denver Job No.: 280-124986-1

SDG No.:

Client Sample ID: G0108-19A Lab Sample ID: 280-124986-26

Matrix: Water Lab File ID: 030F3101.D

Analysis Method: RSK-175 Date Collected: 06/08/2019 15:20

Sample wt/vol: 18(mL) Date Analyzed: 06/17/2019 13:13

Soil Aliquot Vol: Dilution Factor: 3

Soil Extract Vol.: GC Column: HP-Plot Q ID: 0.53(mm)

% Moisture: Level: (low/med) Low

Analysis Batch No.: 461755 Units: mg/L

CAS NO.	COMPOUND NAME	RESULT	Q	LOQ	LOD	DL
74-82-8	Methane	16	D	0.015	0.0060	0.0019

Eurofins TestAmerica, Denver
Target Compound Quantitation Report

Data File:	\\chromna\Denver\ChromData\VGC_J\20190617-82917.b\030F3101.D				
Lims ID:	280-124986-G-26				
Client ID:	G0108-19A				
Sample Type:	Client				
Inject. Date:	17-Jun-2019 13:13:56	ALS Bottle#:	30	Worklist Smp#:	27
Purge Vol:	18.000 mL	Dil. Factor:	3.0000		
Sample Info:	280-124986-G-26				
Misc. Info.:	280-0082917-027				
Operator ID:	MD	Instrument ID:	VGC_J		
Method:	\\chromna\Denver\ChromData\VGC_J\20190617-82917.b\RSK_J.m				
Limit Group:	GCV - RSK 175				
Method Label:	DV-GC-0025: Dissolved Gases in Water by RSK-175				
Last Update:	18-Jun-2019 05:06:06	Calib Date:	15-Apr-2019 12:11:08		
Integrator:	Falcon				
Quant Method:	External Standard	Quant By:	Initial Calibration		
Last ICal File:	\\chromna\Denver\ChromData\VGC_J\20190415-80933.b\04151909.D				
Column 1 :	Rt-Alumina BOND/KCl (0.53 mm)		Det: GC FID1A		
Column 2 :	HP-PLOT/Q (0.53 mm)		Det: GC FID2B		
Process Host:	CTX0317				

First Level Reviewer: dobranskym Date: 17-Jun-2019 13:34:02

Col	RT (min.)	Exp RT (min.)	Dlt RT (min.)	Response	OnCol Amt ug/l	Flags
1 Methane						
1	1.260	1.274	-0.014	716362899	5348.2	
2	1.668	1.701	-0.033	607163388	5300.2	
					RPD = 0.90	
2 Ethane						
1		1.553			ND	
2		2.888				
3 Ethylene						
1		1.870			ND	
2		2.512				
4 Propane						
1		2.609			ND	
2		4.686				
5 Acetylene						
1		4.044			ND	
2		2.659				
6 Butane						
1		4.352			ND	
2		6.146				
7 isobutylene						
1		5.282			ND	
2		5.996				

Report Date: 18-Jun-2019 05:06:21 Chrom Revision: 2.3 02-Jun-2019 10:27:32

Eurofins TestAmerica, Denver

Data File: \\chromna\Denver\ChromData\VGC_J\20190617-82917.b\030F3101.D

Injection Date:	17-Jun-2019 13:13:56	Instrument ID:	VGC_J	Operator ID:	MD
Lims ID:	280-124986-G-26	Lab Sample ID:	280-124986-26	Worklist Smp#:	27
Client ID:	G0108-19A				
Purge Vol:	18.000 mL	Dil. Factor:	3.0000	ALS Bottle#:	30
Method:	RSK_J	Limit Group:	GCV - RSK 175		

Column: Rt-Alumina BOND/KCl (0.53 mm) Y Scaling: Method Defined: Scale to the Nth Largest Target: 1

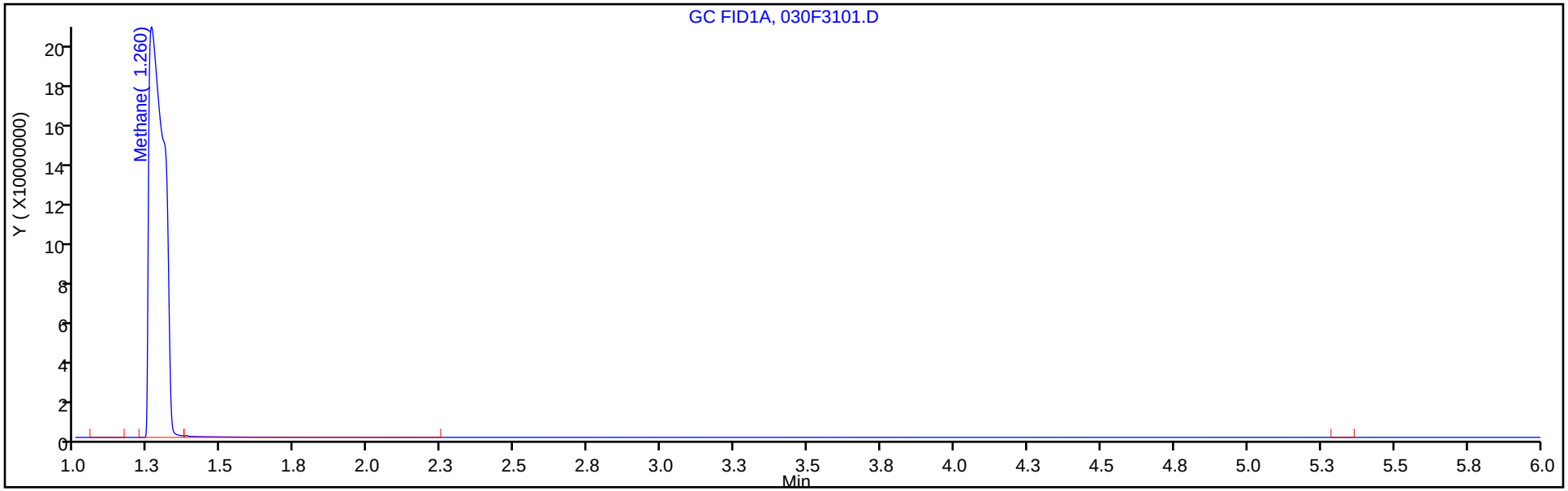

Column: HP-PLOT/Q (0.53 mm) Y Scaling: Method Defined: Scale to the Nth Largest Target: 1

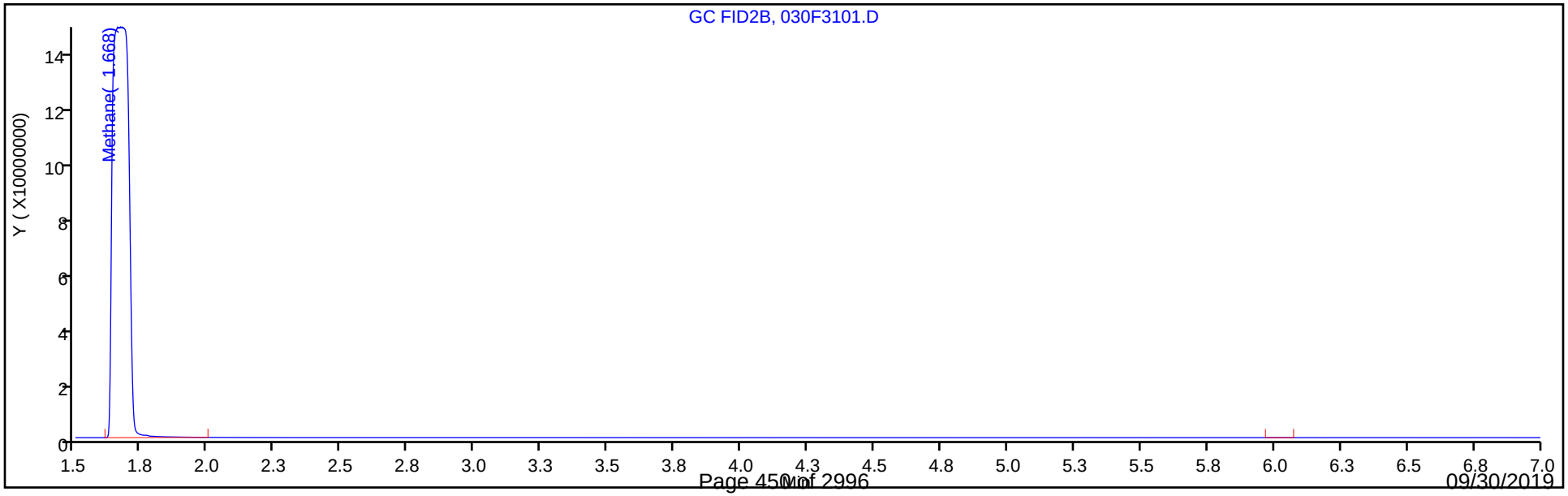

FORM I
GC VOA ORGANICS ANALYSIS DATA SHEET

Lab Name: Eurofins TestAmerica, Denver Job No.: 280-124986-1

SDG No.:

Client Sample ID: G0098-19A Lab Sample ID: 280-124986-27

Matrix: Water Lab File ID: 06141924.D

Analysis Method: RSK-175 Date Collected: 06/08/2019 14:10

Sample wt/vol: 18(mL) Date Analyzed: 06/14/2019 14:54

Soil Aliquot Vol: Dilution Factor: 1

Soil Extract Vol.: GC Column: HP-Plot Q ID: 0.53(mm)

% Moisture: Level: (low/med) Low

Analysis Batch No.: 461529 Units: mg/L

CAS NO.	COMPOUND NAME	RESULT	Q	LOQ	LOD	DL
74-82-8	Methane	2.0		0.0050	0.0020	0.00063

Eurofins TestAmerica, Denver
Target Compound Quantitation Report

Data File:	\\chromna\Denver\ChromData\VGC_J\20190614-82859.b\06141924.D				
Lims ID:	280-124986-H-27				
Client ID:	G0098-19A				
Sample Type:	Client				
Inject. Date:	14-Jun-2019 14:54:11	ALS Bottle#:	24	Worklist Smp#:	24
Purge Vol:	18.000 mL	Dil. Factor:	1.0000		
Sample Info:	280-124986-H-27				
Misc. Info.:	280-0082859-024				
Operator ID:	MD	Instrument ID:	VGC_J		
Method:	\\chromna\Denver\ChromData\VGC_J\20190614-82859.b\RSK_J.m				
Limit Group:	GCV - RSK 175				
Method Label:	DV-GC-0025: Dissolved Gases in Water by RSK-175				
Last Update:	17-Jun-2019 09:44:34	Calib Date:	15-Apr-2019 12:11:08		
Integrator:	Falcon				
Quant Method:	External Standard	Quant By:	Initial Calibration		
Last ICal File:	\\chromna\Denver\ChromData\VGC_J\20190415-80933.b\04151909.D				
Column 1 :	Rt-Alumina BOND/KCl (0.53 mm)		Det: GC FID1A		
Column 2 :	HP-PLOT/Q (0.53 mm)		Det: GC FID2B		
Process Host:	CTX0319				

First Level Reviewer: dobranskym Date: 17-Jun-2019 06:34:52

Col	RT (min.)	Exp RT (min.)	Dlt RT (min.)	Response	OnCol Amt ug/l	Flags
1 Methane						
1	1.257	1.278	-0.021	269485886	2011.8	
2	1.668	1.706	-0.038	225602246	1969.2	
					RPD = 2.14	
2 Ethane						
1		1.556			ND	
2		2.894				
3 Ethylene						
1		1.879			ND	
2		2.519				
4 Propane						
1		2.624			ND	
2		4.688				
5 Acetylene						
1		4.066			ND	
2		2.663				
6 Butane						
1		4.368			ND	
2		6.144				
7 isobutylene						
1		5.299			ND	
2		5.997				

Report Date: 17-Jun-2019 09:44:41 Chrom Revision: 2.3 03-May-2019 15:52:00

Eurofins TestAmerica, Denver

Data File: \\chromna\Denver\ChromData\VGC_J\20190614-82859.b\06141924.D

Injection Date:	14-Jun-2019 14:54:11	Instrument ID:	VGC_J	Operator ID:	MD
Lims ID:	280-124986-H-27	Lab Sample ID:	280-124986-27	Worklist Smp#:	24
Client ID:	G0098-19A				
Purge Vol:	18.000 mL	Dil. Factor:	1.0000	ALS Bottle#:	24
Method:	RSK_J	Limit Group:	GCV - RSK 175		

Column: Rt-Alumina BOND/KCl (0.53 mm) Y Scaling: Method Defined: Scale to the Nth Largest Target: 1

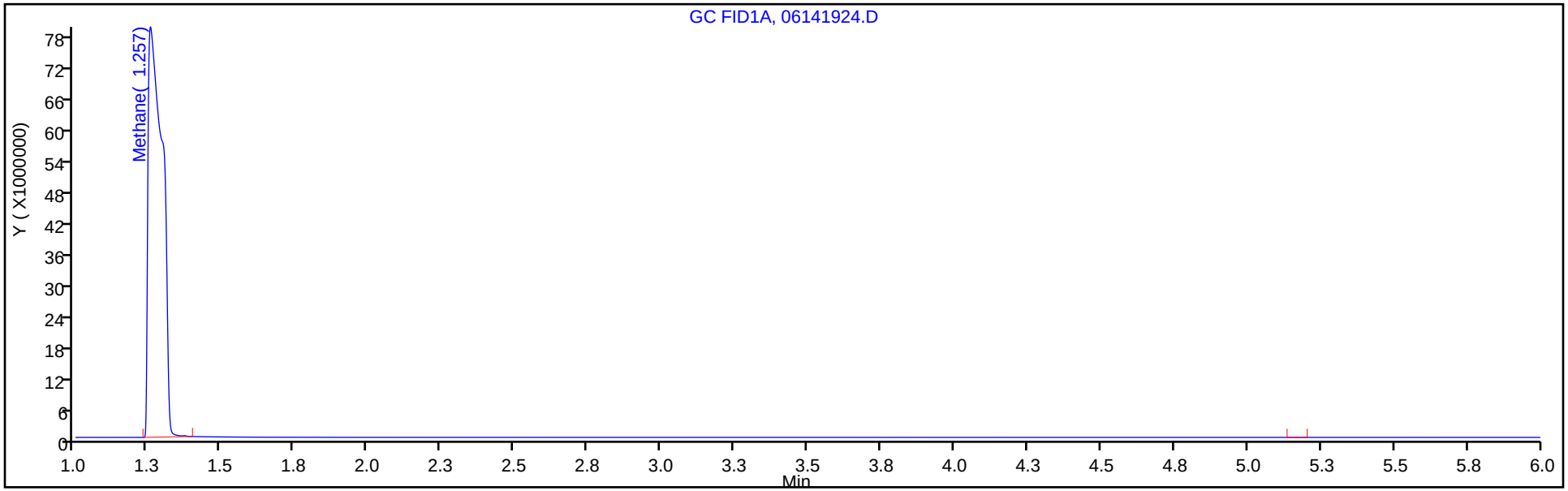

Column: HP-PLOT/Q (0.53 mm) Y Scaling: Method Defined: Scale to the Nth Largest Target: 1

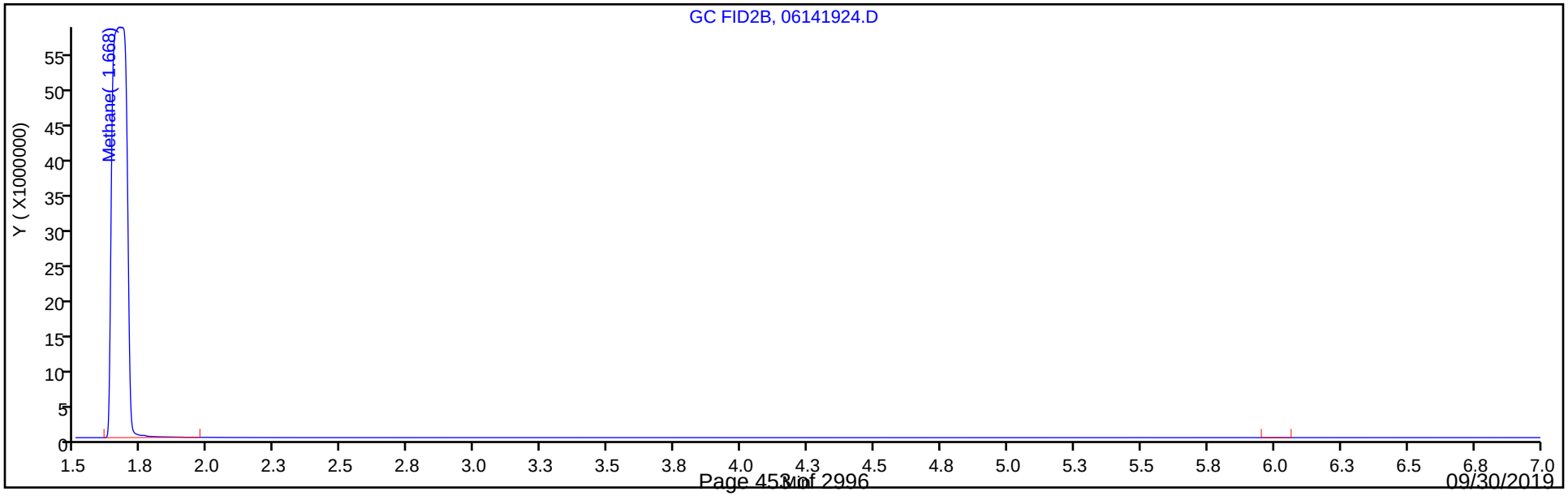

FORM I
GC VOA ORGANICS ANALYSIS DATA SHEET

Lab Name: Eurofins TestAmerica, Denver Job No.: 280-124986-1

SDG No.:

Client Sample ID: G0097-19A Lab Sample ID: 280-124986-28

Matrix: Water Lab File ID: 031F3201.D

Analysis Method: RSK-175 Date Collected: 06/08/2019 12:20

Sample wt/vol: 18(mL) Date Analyzed: 06/17/2019 13:27

Soil Aliquot Vol: Dilution Factor: 3

Soil Extract Vol.: GC Column: HP-Plot Q ID: 0.53(mm)

% Moisture: Level: (low/med) Low

Analysis Batch No.: 461755 Units: mg/L

CAS NO.	COMPOUND NAME	RESULT	Q	LOQ	LOD	DL
74-82-8	Methane	9.3	D	0.015	0.0060	0.0019

Eurofins TestAmerica, Denver
Target Compound Quantitation Report

Data File:	\\chromna\Denver\ChromData\VGC_J\20190617-82917.b\031F3201.D				
Lims ID:	280-124986-G-28				
Client ID:	G0097-19A				
Sample Type:	Client				
Inject. Date:	17-Jun-2019 13:27:13	ALS Bottle#:	31	Worklist Smp#:	28
Purge Vol:	18.000 mL	Dil. Factor:	3.0000		
Sample Info:	280-124986-G-28				
Misc. Info.:	280-0082917-028				
Operator ID:	MD	Instrument ID:	VGC_J		
Method:	\\chromna\Denver\ChromData\VGC_J\20190617-82917.b\RSK_J.m				
Limit Group:	GCV - RSK 175				
Method Label:	DV-GC-0025: Dissolved Gases in Water by RSK-175				
Last Update:	18-Jun-2019 05:06:06	Calib Date:	15-Apr-2019 12:11:08		
Integrator:	Falcon				
Quant Method:	External Standard	Quant By:	Initial Calibration		
Last ICal File:	\\chromna\Denver\ChromData\VGC_J\20190415-80933.b\04151909.D				
Column 1 :	Rt-Alumina BOND/KCl (0.53 mm)		Det: GC FID1A		
Column 2 :	HP-PLOT/Q (0.53 mm)		Det: GC FID2B		
Process Host:	CTX0317				

First Level Reviewer: dobranskym Date: 18-Jun-2019 04:38:20

Col	RT (min.)	Exp RT (min.)	Dlt RT (min.)	Response	OnCol Amt ug/l	Flags
1 Methane						
1	1.262	1.274	-0.012	461009816	3441.7	
2	1.679	1.701	-0.022	356663828	3113.4	
					RPD = 10.02	
2 Ethane						
1		1.553			ND	
2		2.888				
3 Ethylene						
1		1.870			ND	
2		2.512				
4 Propane						
1		2.609			ND	
2		4.686				
5 Acetylene						
1		4.044			ND	
2		2.659				
6 Butane						
1		4.352			ND	
2		6.146				
7 isobutylene						
1		5.282			ND	
2		5.996				

Report Date: 18-Jun-2019 05:06:22 Chrom Revision: 2.3 02-Jun-2019 10:27:32

Eurofins TestAmerica, Denver

Data File: \\chromna\Denver\ChromData\VGC_J\20190617-82917.b\031F3201.D

Injection Date:	17-Jun-2019 13:27:13	Instrument ID:	VGC_J	Operator ID:	MD
Lims ID:	280-124986-G-28	Lab Sample ID:	280-124986-28	Worklist Smp#:	28
Client ID:	G0097-19A				
Purge Vol:	18.000 mL	Dil. Factor:	3.0000	ALS Bottle#:	31
Method:	RSK_J	Limit Group:	GCV - RSK 175		

Column: Rt-Alumina BOND/KCl (0.53 mm) Y Scaling: Method Defined: Scale to the Nth Largest Target: 1

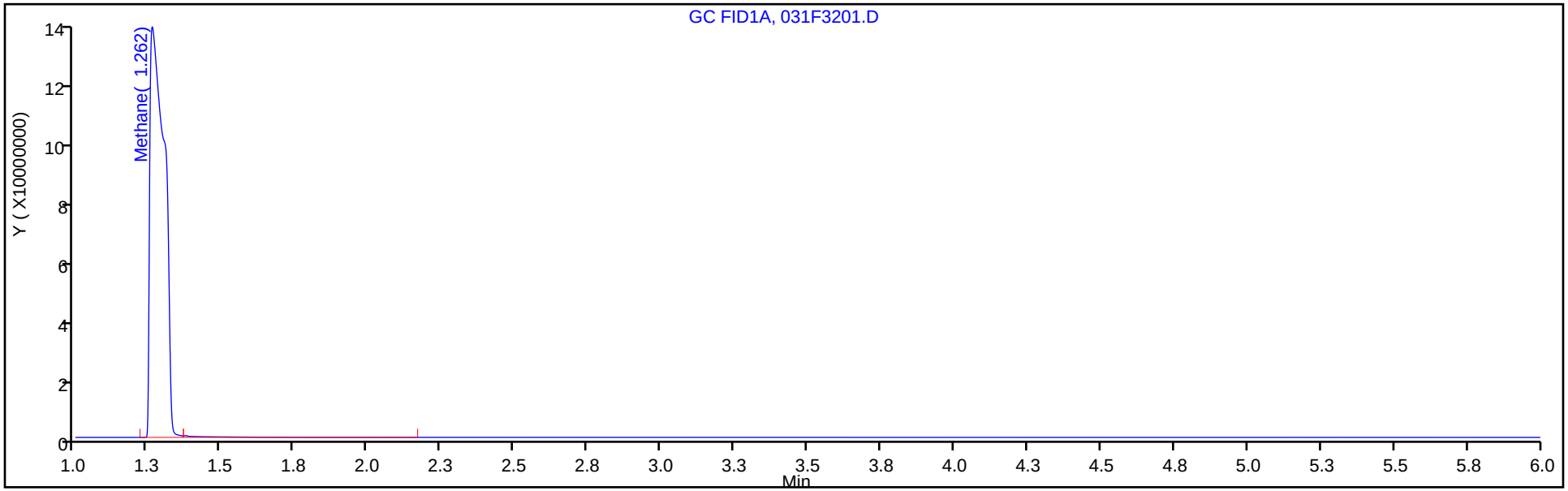

Column: HP-PLOT/Q (0.53 mm) Y Scaling: Method Defined: Scale to the Nth Largest Target: 1

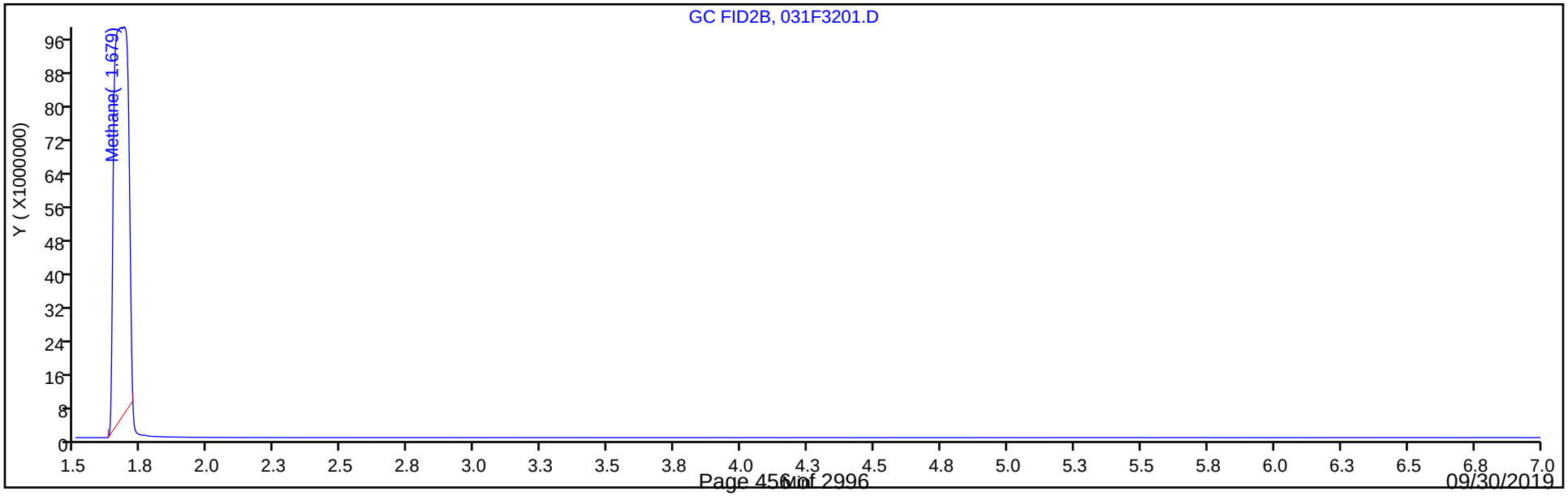

FORM I
GC VOA ORGANICS ANALYSIS DATA SHEET

Lab Name: Eurofins TestAmerica, Denver Job No.: 280-124986-1

SDG No.:

Client Sample ID: G0109-19A Lab Sample ID: 280-124986-29

Matrix: Water Lab File ID: 06141926.D

Analysis Method: RSK-175 Date Collected: 06/08/2019 11:05

Sample wt/vol: 18(mL) Date Analyzed: 06/14/2019 15:20

Soil Aliquot Vol: Dilution Factor: 1

Soil Extract Vol.: GC Column: HP-Plot Q ID: 0.53(mm)

% Moisture: Level: (low/med) Low

Analysis Batch No.: 461529 Units: mg/L

CAS NO.	COMPOUND NAME	RESULT	Q	LOQ	LOD	DL
74-82-8	Methane	2.0		0.0050	0.0020	0.00063

Eurofins TestAmerica, Denver
Target Compound Quantitation Report

Data File: \\chromna\Denver\ChromData\VGC_J\20190614-82859.b\06141926.D
Lims ID: 280-124986-H-29
Client ID: G0109-19A
Sample Type: Client
Inject. Date: 14-Jun-2019 15:20:52 ALS Bottle#: 26 Worklist Smp#: 26
Purge Vol: 18.000 mL Dil. Factor: 1.0000
Sample Info: 280-124986-H-29
Misc. Info.: 280-0082859-026
Operator ID: MD Instrument ID: VGC_J

Method: \\chromna\Denver\ChromData\VGC_J\20190614-82859.b\RSK_J.m
Limit Group: GCV - RSK 175
Method Label: DV-GC-0025: Dissolved Gases in Water by RSK-175
Last Update: 17-Jun-2019 09:44:34 Calib Date: 15-Apr-2019 12:11:08
Integrator: Falcon
Quant Method: External Standard Quant By: Initial Calibration
Last ICal File: \\chromna\Denver\ChromData\VGC_J\20190415-80933.b\04151909.D

Column 1 : Rt-Alumina BOND/KCl (0.53 mm) Det: GC FID1A
Column 2 : HP-PLOT/Q (0.53 mm) Det: GC FID2B
Process Host: CTX0319

First Level Reviewer: dobranskym Date: 17-Jun-2019 06:36:29

Col	RT (min.)	Exp RT (min.)	Dlt RT (min.)	Response	OnCol Amt ug/l	Flags
1 Methane						
1	1.257	1.278	-0.021	276740647	2065.9	
2	1.671	1.706	-0.035	231879059	2024.0	
					RPD = 2.05	
2 Ethane						
1		1.556			ND	
2		2.894				
3 Ethylene						
1		1.879			ND	
2		2.519				
4 Propane						
1		2.624			ND	
2		4.688				
5 Acetylene						
1		4.066			ND	
2		2.663				
6 Butane						
1		4.368			ND	
2		6.144				
7 isobutylene						
1		5.299			ND	
2		5.997				

Report Date: 17-Jun-2019 09:44:43 Chrom Revision: 2.3 03-May-2019 15:52:00

Eurofins TestAmerica, Denver

Data File: \\chromna\Denver\ChromData\VGC_J\20190614-82859.b\06141926.D

Injection Date:	14-Jun-2019 15:20:52	Instrument ID:	VGC_J	Operator ID:	MD
Lims ID:	280-124986-H-29	Lab Sample ID:	280-124986-29	Worklist Smp#:	26
Client ID:	G0109-19A				
Purge Vol:	18.000 mL	Dil. Factor:	1.0000	ALS Bottle#:	26
Method:	RSK_J	Limit Group:	GCV - RSK 175		

Column: Rt-Alumina BOND/KCl (0.53 mm) Y Scaling: Method Defined: Scale to the Nth Largest Target: 1

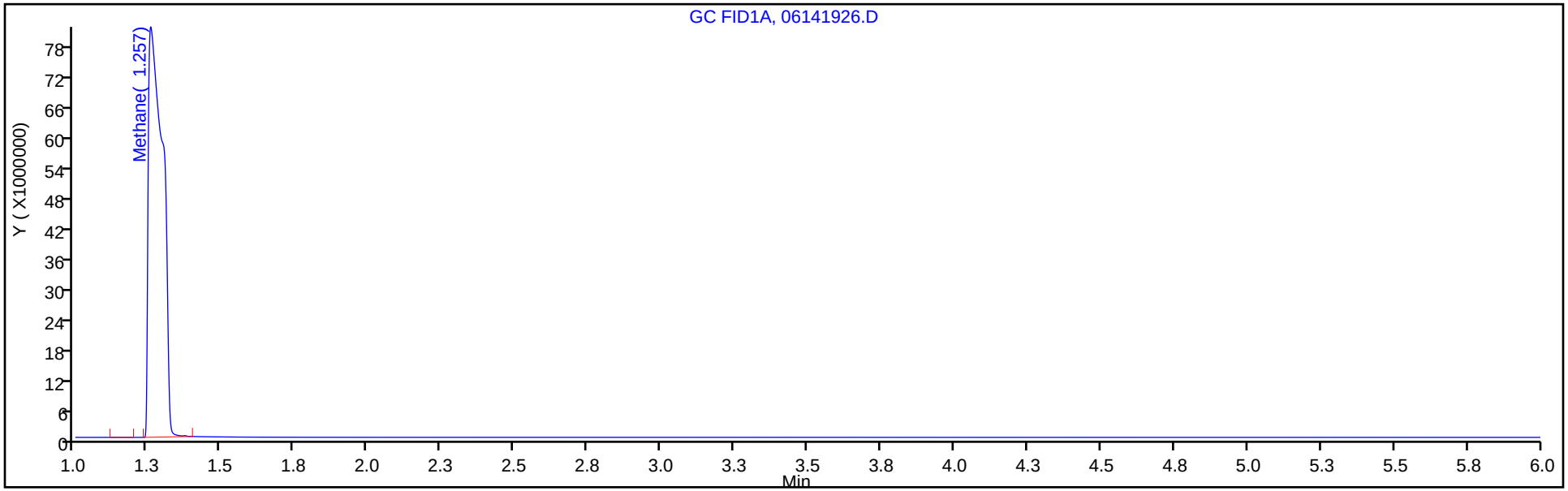

Column: HP-PLOT/Q (0.53 mm) Y Scaling: Method Defined: Scale to the Nth Largest Target: 1

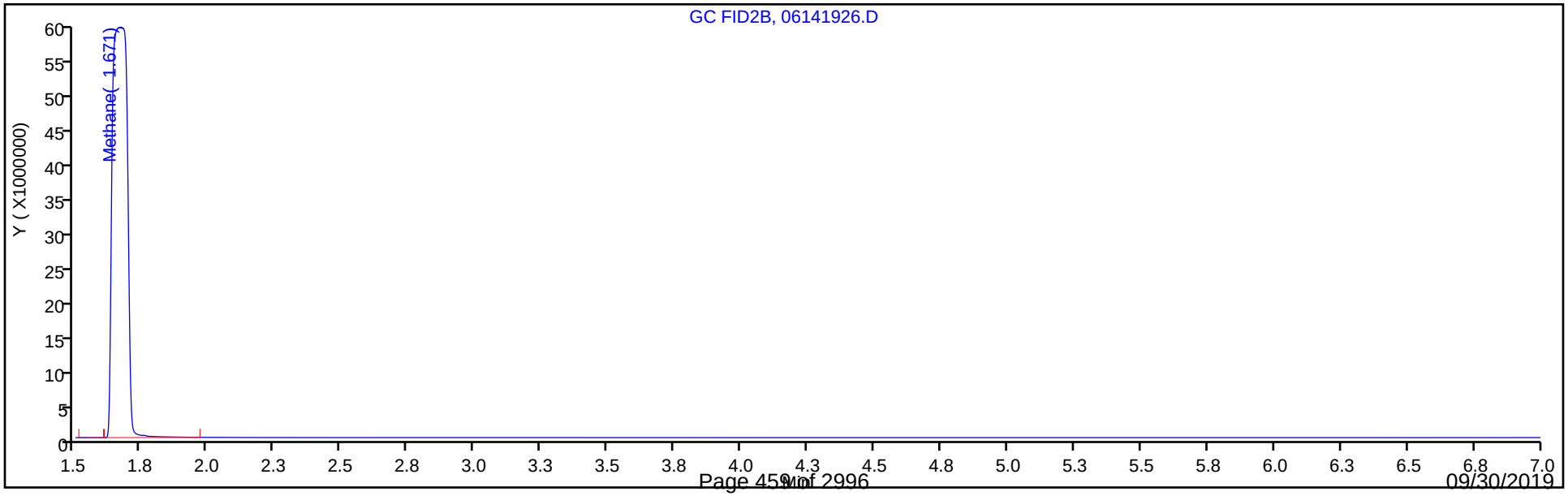

FORM I
GC VOA ORGANICS ANALYSIS DATA SHEET

Lab Name: Eurofins TestAmerica, Denver Job No.: 280-124986-1

SDG No.:

Client Sample ID: G0099-19A Lab Sample ID: 280-124986-30

Matrix: Water Lab File ID: 06141927.D

Analysis Method: RSK-175 Date Collected: 06/08/2019 09:40

Sample wt/vol: 18(mL) Date Analyzed: 06/14/2019 15:34

Soil Aliquot Vol: Dilution Factor: 1

Soil Extract Vol.: GC Column: HP-Plot Q ID: 0.53(mm)

% Moisture: Level: (low/med) Low

Analysis Batch No.: 461529 Units: mg/L

CAS NO.	COMPOUND NAME	RESULT	Q	LOQ	LOD	DL
74-82-8	Methane	2.3		0.0050	0.0020	0.00063

Eurofins TestAmerica, Denver
Target Compound Quantitation Report

Data File:	\\chromna\Denver\ChromData\VGC_J\20190614-82859.b\06141927.D				
Lims ID:	280-124986-H-30				
Client ID:	G0099-19A				
Sample Type:	Client				
Inject. Date:	14-Jun-2019 15:34:06	ALS Bottle#:	27	Worklist Smp#:	27
Purge Vol:	18.000 mL	Dil. Factor:	1.0000		
Sample Info:	280-124986-H-30				
Misc. Info.:	280-0082859-027				
Operator ID:	MD	Instrument ID:	VGC_J		
Method:	\\chromna\Denver\ChromData\VGC_J\20190614-82859.b\RSK_J.m				
Limit Group:	GCV - RSK 175				
Method Label:	DV-GC-0025: Dissolved Gases in Water by RSK-175				
Last Update:	17-Jun-2019 09:44:34	Calib Date:	15-Apr-2019 12:11:08		
Integrator:	Falcon				
Quant Method:	External Standard	Quant By:	Initial Calibration		
Last ICal File:	\\chromna\Denver\ChromData\VGC_J\20190415-80933.b\04151909.D				
Column 1 :	Rt-Alumina BOND/KCl (0.53 mm)		Det: GC FID1A		
Column 2 :	HP-PLOT/Q (0.53 mm)		Det: GC FID2B		
Process Host:	CTX0319				

First Level Reviewer: dobranskym Date: 17-Jun-2019 06:36:48

Col	RT (min.)	Exp RT (min.)	Dlt RT (min.)	Response	OnCol Amt ug/l	Flags
1 Methane						
1	1.257	1.278	-0.021	318970391	2381.2	
2	1.679	1.706	-0.027	268278166	2341.8	
					RPD = 1.67	
2 Ethane						
1		1.556			ND	
2		2.894				
3 Ethylene						
1		1.879			ND	
2		2.519				
4 Propane						
1		2.624			ND	
2		4.688				
5 Acetylene						
1		4.066			ND	
2		2.663				
6 Butane						
1		4.368			ND	
2		6.144				
7 isobutylene						
1		5.299			ND	
2		5.997				

Report Date: 17-Jun-2019 09:44:44 Chrom Revision: 2.3 03-May-2019 15:52:00

Eurofins TestAmerica, Denver

Data File: \\chromna\Denver\ChromData\VGC_J\20190614-82859.b\06141927.D

Injection Date:	14-Jun-2019 15:34:06	Instrument ID:	VGC_J	Operator ID:	MD
Lims ID:	280-124986-H-30	Lab Sample ID:	280-124986-30	Worklist Smp#:	27
Client ID:	G0099-19A				
Purge Vol:	18.000 mL	Dil. Factor:	1.0000	ALS Bottle#:	27
Method:	RSK_J	Limit Group:	GCV - RSK 175		

Column: Rt-Alumina BOND/KCl (0.53 mm) Y Scaling: Method Defined: Scale to the Nth Largest Target: 1

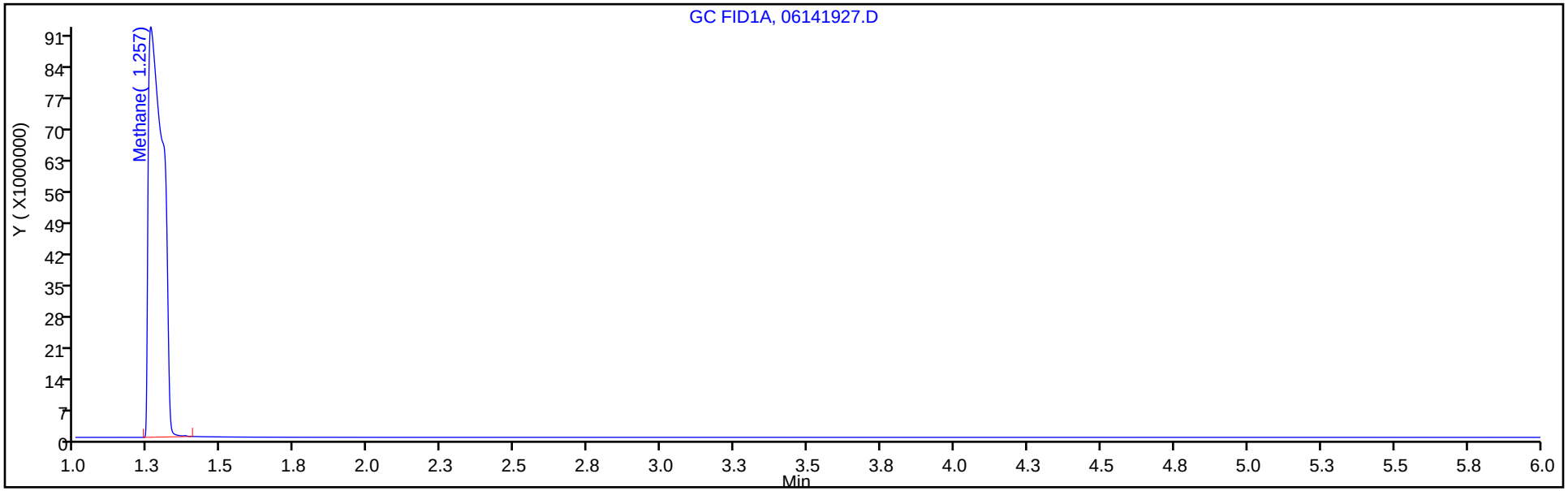

Column: HP-PLOT/Q (0.53 mm) Y Scaling: Method Defined: Scale to the Nth Largest Target: 1

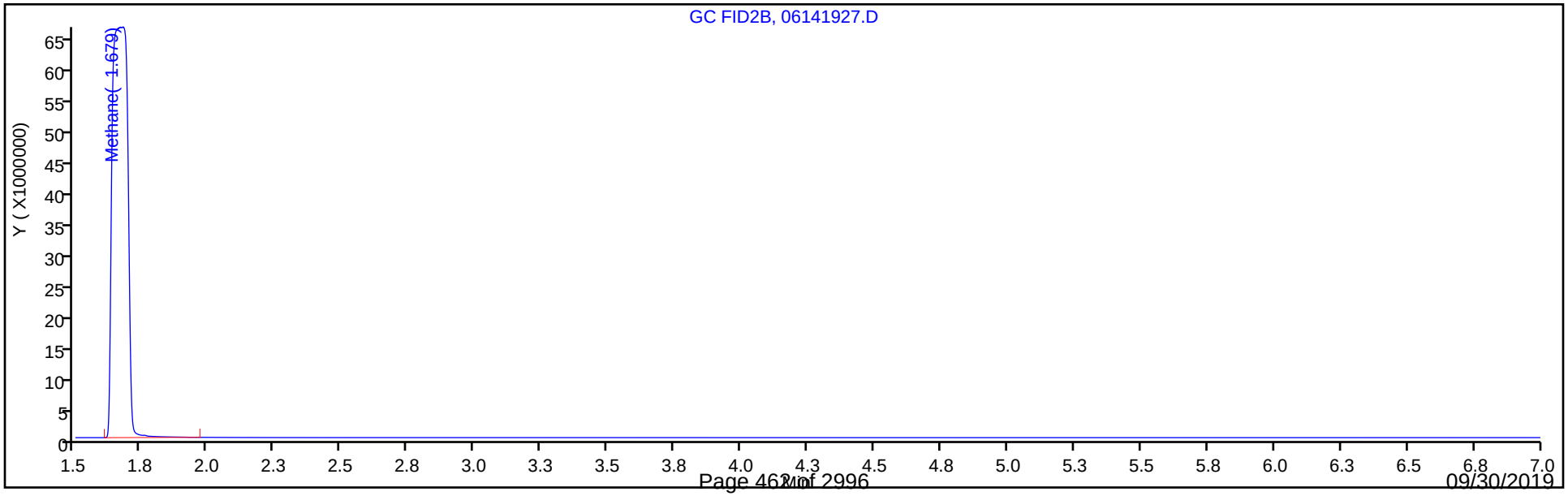

FORM I
GC VOA ORGANICS ANALYSIS DATA SHEET

Lab Name: Eurofins TestAmerica, Denver Job No.: 280-124986-1

SDG No.:

Client Sample ID: G0067-19A Lab Sample ID: 280-124986-31

Matrix: Water Lab File ID: 06141928.D

Analysis Method: RSK-175 Date Collected: 06/08/2019 08:30

Sample wt/vol: 18(mL) Date Analyzed: 06/14/2019 15:47

Soil Aliquot Vol: Dilution Factor: 1

Soil Extract Vol.: GC Column: HP-Plot Q ID: 0.53(mm)

% Moisture: Level: (low/med) Low

Analysis Batch No.: 461529 Units: mg/L

CAS NO.	COMPOUND NAME	RESULT	Q	LOQ	LOD	DL
74-82-8	Methane	0.0020	U	0.0050	0.0020	0.00063

Eurofins TestAmerica, Denver
Target Compound Quantitation Report

Data File:	\\chromna\Denver\ChromData\VGC_J\20190614-82859.b\06141928.D				
Lims ID:	280-124986-H-31				
Client ID:	G0067-19A				
Sample Type:	Client				
Inject. Date:	14-Jun-2019 15:47:27	ALS Bottle#:	28	Worklist Smp#:	28
Purge Vol:	18.000 mL	Dil. Factor:	1.0000		
Sample Info:	280-124986-H-31				
Misc. Info.:	280-0082859-028				
Operator ID:	MD	Instrument ID:	VGC_J		
Method:	\\chromna\Denver\ChromData\VGC_J\20190614-82859.b\RSK_J.m				
Limit Group:	GCV - RSK 175				
Method Label:	DV-GC-0025: Dissolved Gases in Water by RSK-175				
Last Update:	17-Jun-2019 09:44:34	Calib Date:	15-Apr-2019 12:11:08		
Integrator:	Falcon				
Quant Method:	External Standard	Quant By:	Initial Calibration		
Last ICal File:	\\chromna\Denver\ChromData\VGC_J\20190415-80933.b\04151909.D				
Column 1 :	Rt-Alumina BOND/KCl (0.53 mm)		Det: GC FID1A		
Column 2 :	HP-PLOT/Q (0.53 mm)		Det: GC FID2B		
Process Host:	CTX0319				

First Level Reviewer: dobranskym Date: 17-Jun-2019 06:36:59

Col	RT (min.)	Exp RT (min.)	Dlt RT (min.)	Response	OnCol Amt ug/l	Flags
1 Methane						
1		1.278			ND	
2		1.706				
2 Ethane						
1		1.556			ND	
2		2.894				
3 Ethylene						
1		1.879			ND	
2		2.519				
4 Propane						
1		2.624			ND	
2		4.688				
5 Acetylene						
1		4.066			ND	
2		2.663				
6 Butane						
1		4.368			ND	
2		6.144				
7 isobutylene						
1		5.299			ND	
2		5.997				

Report Date: 17-Jun-2019 09:44:45 Chrom Revision: 2.3 03-May-2019 15:52:00

Eurofins TestAmerica, Denver

Data File: \\chromna\Denver\ChromData\VGC_J\20190614-82859.b\06141928.D

Injection Date:	14-Jun-2019 15:47:27	Instrument ID:	VGC_J	Operator ID:	MD
Lims ID:	280-124986-H-31	Lab Sample ID:	280-124986-31	Worklist Smp#:	28
Client ID:	G0067-19A				
Purge Vol:	18.000 mL	Dil. Factor:	1.0000	ALS Bottle#:	28
Method:	RSK_J	Limit Group:	GCV - RSK 175		

Column: Rt-Alumina BOND/KCl (0.53 mm) Y Scaling: Method Defined: Scale to the Nth Largest Target: 1

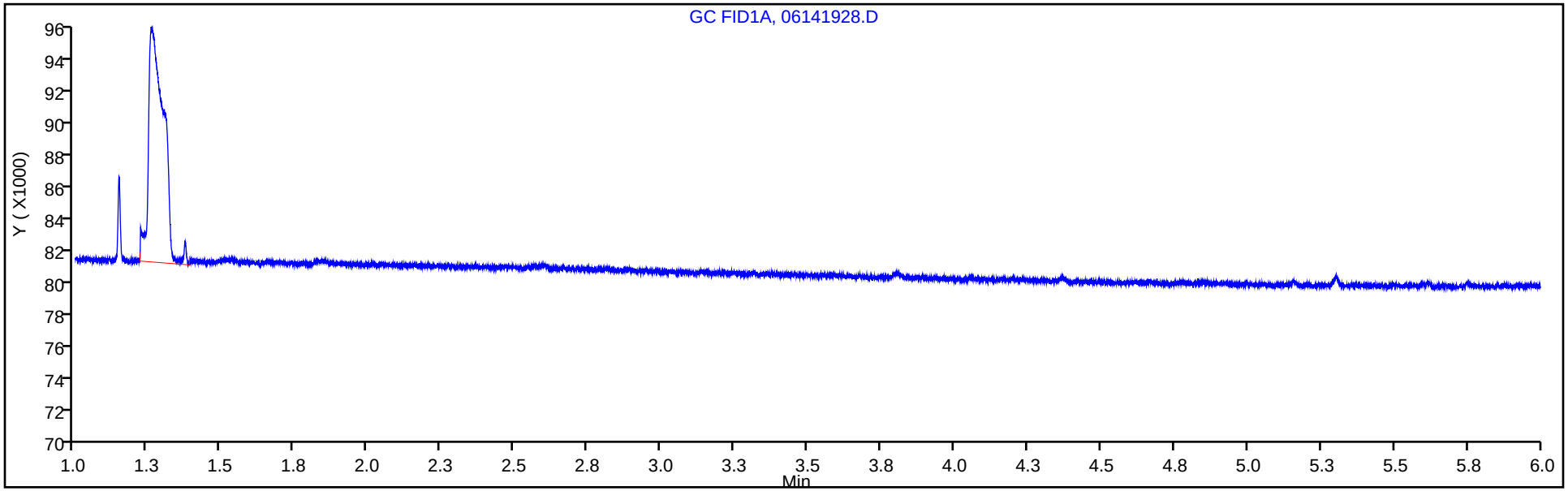

Column: HP-PLOT/Q (0.53 mm) Y Scaling: Method Defined: Scale to the Nth Largest Target: 1

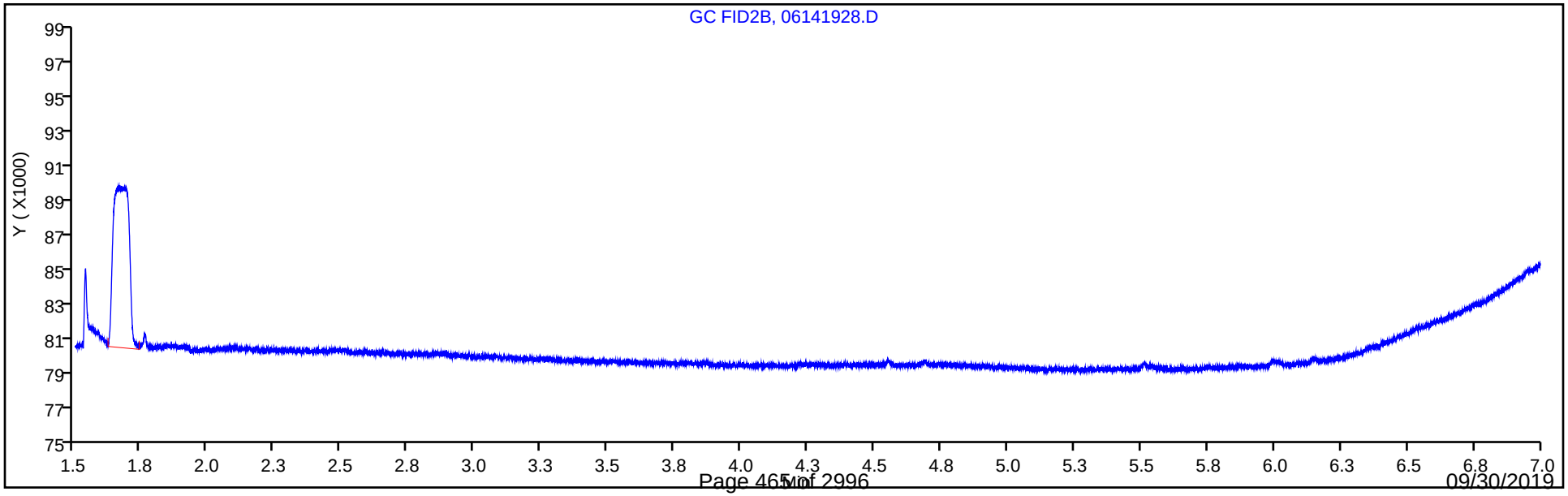

FORM I
GC VOA ORGANICS ANALYSIS DATA SHEET

Lab Name: Eurofins TestAmerica, Denver Job No.: 280-124986-1

SDG No.:

Client Sample ID: G0079-19A Lab Sample ID: 280-124986-32

Matrix: Water Lab File ID: 06141929.D

Analysis Method: RSK-175 Date Collected: 06/09/2019 11:35

Sample wt/vol: 18(mL) Date Analyzed: 06/14/2019 16:00

Soil Aliquot Vol: Dilution Factor: 1

Soil Extract Vol.: GC Column: HP-Plot Q ID: 0.53(mm)

% Moisture: Level: (low/med) Low

Analysis Batch No.: 461529 Units: mg/L

CAS NO.	COMPOUND NAME	RESULT	Q	LOQ	LOD	DL
74-82-8	Methane	0.0020	U	0.0050	0.0020	0.00063

Eurofins TestAmerica, Denver
Target Compound Quantitation Report

Data File:	\\chromna\Denver\ChromData\VGC_J\20190614-82859.b\06141929.D				
Lims ID:	280-124986-H-32				
Client ID:	G0079-19A				
Sample Type:	Client				
Inject. Date:	14-Jun-2019 16:00:49	ALS Bottle#:	29	Worklist Smp#:	29
Purge Vol:	18.000 mL	Dil. Factor:	1.0000		
Sample Info:	280-124986-H-32				
Misc. Info.:	280-0082859-029				
Operator ID:	MD	Instrument ID:	VGC_J		
Method:	\\chromna\Denver\ChromData\VGC_J\20190614-82859.b\RSK_J.m				
Limit Group:	GCV - RSK 175				
Method Label:	DV-GC-0025: Dissolved Gases in Water by RSK-175				
Last Update:	17-Jun-2019 09:44:34	Calib Date:	15-Apr-2019 12:11:08		
Integrator:	Falcon				
Quant Method:	External Standard	Quant By:	Initial Calibration		
Last ICal File:	\\chromna\Denver\ChromData\VGC_J\20190415-80933.b\04151909.D				
Column 1 :	Rt-Alumina BOND/KCl (0.53 mm)		Det: GC FID1A		
Column 2 :	HP-PLOT/Q (0.53 mm)		Det: GC FID2B		
Process Host:	CTX0319				

First Level Reviewer: dobranskym Date: 17-Jun-2019 06:37:44

Col	RT (min.)	Exp RT (min.)	Dlt RT (min.)	Response	OnCol Amt ug/l	Flags
1 Methane						
1		1.278			ND	
2		1.706				
2 Ethane						
1		1.556			ND	
2		2.894				
3 Ethylene						
1		1.879			ND	
2		2.519				
4 Propane						
1		2.624			ND	
2		4.688				
5 Acetylene						
1		4.066			ND	
2		2.663				
6 Butane						
1		4.368			ND	
2		6.144				
7 isobutylene						
1		5.299			ND	
2		5.997				

Report Date: 17-Jun-2019 09:44:46 Chrom Revision: 2.3 03-May-2019 15:52:00

Eurofins TestAmerica, Denver

Data File: \\chromna\Denver\ChromData\VGC_J\20190614-82859.b\06141929.D

Injection Date:	14-Jun-2019 16:00:49	Instrument ID:	VGC_J	Operator ID:	MD
Lims ID:	280-124986-H-32	Lab Sample ID:	280-124986-32	Worklist Smp#:	29
Client ID:	G0079-19A				
Purge Vol:	18.000 mL	Dil. Factor:	1.0000	ALS Bottle#:	29
Method:	RSK_J	Limit Group:	GCV - RSK 175		

Column: Rt-Alumina BOND/KCl (0.53 mm) Y Scaling: Method Defined: Scale to the Nth Largest Target: 1

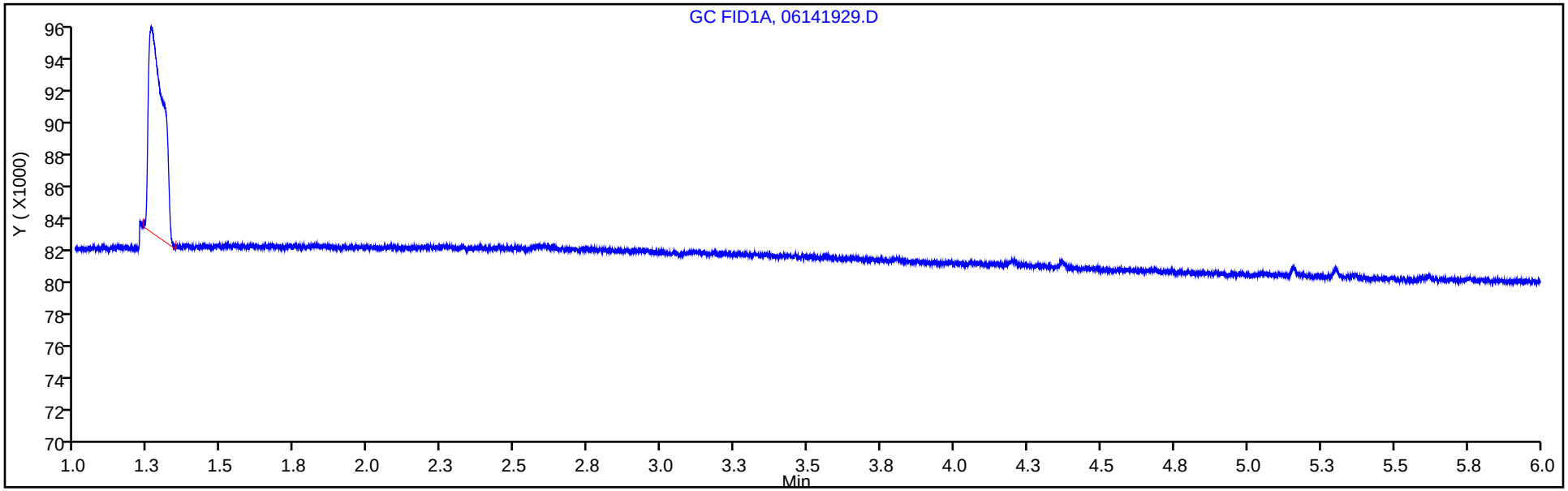

Column: HP-PLOT/Q (0.53 mm) Y Scaling: Method Defined: Scale to the Nth Largest Target: 1

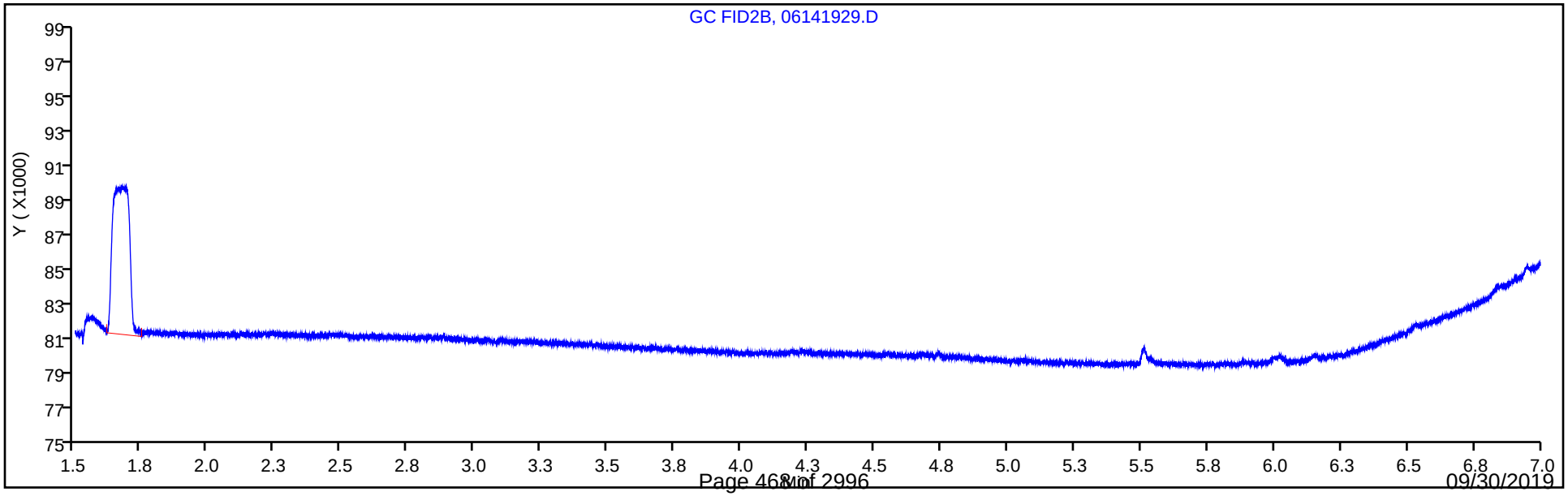

FORM I
GC VOA ORGANICS ANALYSIS DATA SHEET

Lab Name: Eurofins TestAmerica, Denver Job No.: 280-124986-1

SDG No.:

Client Sample ID: G0081-19A Lab Sample ID: 280-124986-33

Matrix: Water Lab File ID: 06141930.D

Analysis Method: RSK-175 Date Collected: 06/09/2019 14:40

Sample wt/vol: 18(mL) Date Analyzed: 06/14/2019 16:14

Soil Aliquot Vol: Dilution Factor: 1

Soil Extract Vol.: GC Column: HP-Plot Q ID: 0.53(mm)

% Moisture: Level: (low/med) Low

Analysis Batch No.: 461529 Units: mg/L

CAS NO.	COMPOUND NAME	RESULT	Q	LOQ	LOD	DL
74-82-8	Methane	2.9		0.0050	0.0020	0.00063

Eurofins TestAmerica, Denver
Target Compound Quantitation Report

Data File: \\chromna\Denver\ChromData\VGC_J\20190614-82859.b\06141930.D
Lims ID: 280-124986-H-33
Client ID: G0081-19A
Sample Type: Client
Inject. Date: 14-Jun-2019 16:14:10 ALS Bottle#: 30 Worklist Smp#: 30
Purge Vol: 18.000 mL Dil. Factor: 1.0000
Sample Info: 280-124986-H-33
Misc. Info.: 280-0082859-030
Operator ID: MD Instrument ID: VGC_J

Method: \\chromna\Denver\ChromData\VGC_J\20190614-82859.b\RSK_J.m
Limit Group: GCV - RSK 175
Method Label: DV-GC-0025: Dissolved Gases in Water by RSK-175
Last Update: 17-Jun-2019 09:44:34 Calib Date: 15-Apr-2019 12:11:08
Integrator: Falcon
Quant Method: External Standard Quant By: Initial Calibration
Last ICal File: \\chromna\Denver\ChromData\VGC_J\20190415-80933.b\04151909.D

Column 1 : Rt-Alumina BOND/KCl (0.53 mm) Det: GC FID1A
Column 2 : HP-PLOT/Q (0.53 mm) Det: GC FID2B
Process Host: CTX0319

First Level Reviewer: dobranskym Date: 17-Jun-2019 06:38:07

Col	RT (min.)	Exp RT (min.)	Dlt RT (min.)	Response	OnCol Amt ug/l	Flags
1 Methane						
1	1.259	1.278	-0.019	401478173	2997.2	
2	1.674	1.706	-0.032	333219848	2908.7	
					RPD = 3.00	
2 Ethane						
1		1.556			ND	
2		2.894				
3 Ethylene						
1		1.879			ND	
2		2.519				
4 Propane						
1		2.624			ND	
2		4.688				
5 Acetylene						
1		4.066			ND	
2		2.663				
6 Butane						
1		4.368			ND	
2		6.144				
7 isobutylene						
1		5.299			ND	
2		5.997				

Report Date: 17-Jun-2019 09:44:47 Chrom Revision: 2.3 03-May-2019 15:52:00

Eurofins TestAmerica, Denver

Data File: \\chromna\Denver\ChromData\VGC_J\20190614-82859.b\06141930.D

Injection Date:	14-Jun-2019 16:14:10	Instrument ID:	VGC_J	Operator ID:	MD
Lims ID:	280-124986-H-33	Lab Sample ID:	280-124986-33	Worklist Smp#:	30
Client ID:	G0081-19A				
Purge Vol:	18.000 mL	Dil. Factor:	1.0000	ALS Bottle#:	30
Method:	RSK_J	Limit Group:	GCV - RSK 175		

Column: Rt-Alumina BOND/KCl (0.53 mm) Y Scaling: Method Defined: Scale to the Nth Largest Target: 1

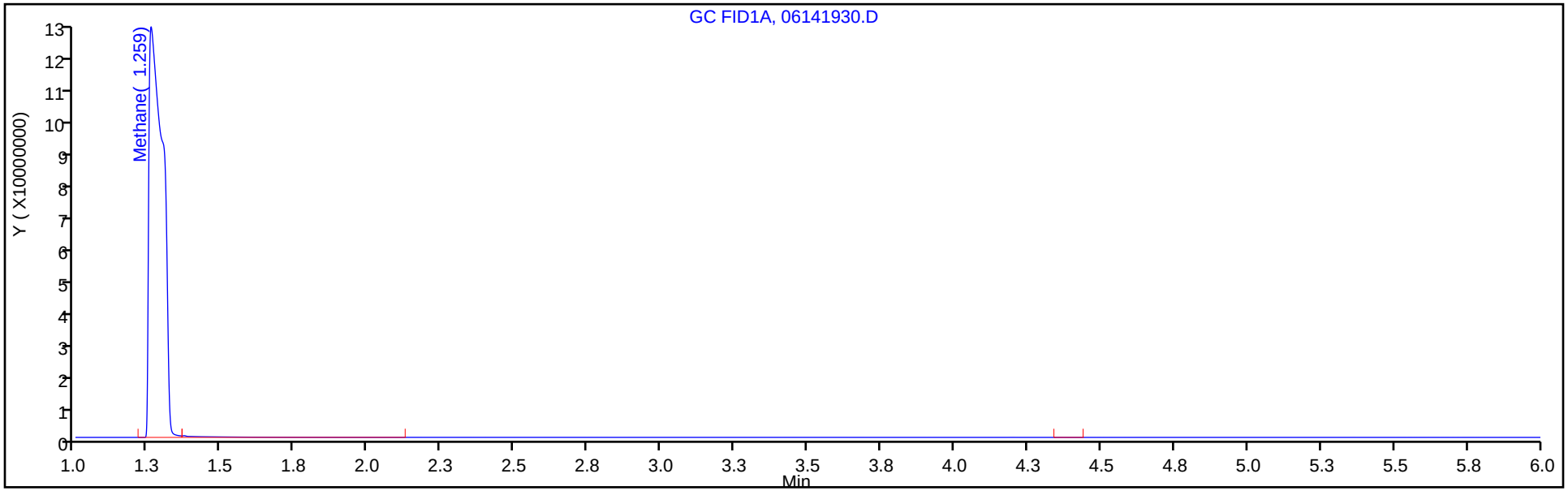

Column: HP-PLOT/Q (0.53 mm) Y Scaling: Method Defined: Scale to the Nth Largest Target: 1

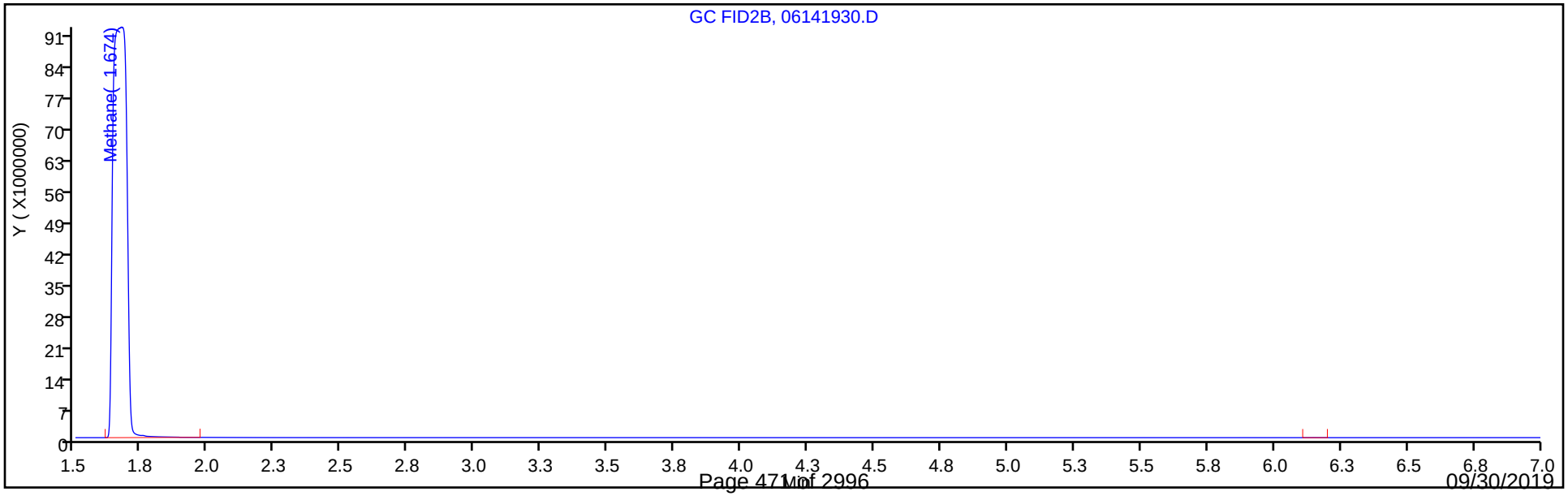

FORM I
GC VOA ORGANICS ANALYSIS DATA SHEET

Lab Name: Eurofins TestAmerica, Denver Job No.: 280-124986-1

SDG No.:

Client Sample ID: G0082-19A Lab Sample ID: 280-124986-34

Matrix: Water Lab File ID: 06141931.D

Analysis Method: RSK-175 Date Collected: 06/09/2019 15:45

Sample wt/vol: 18(mL) Date Analyzed: 06/14/2019 16:27

Soil Aliquot Vol: Dilution Factor: 1

Soil Extract Vol.: GC Column: HP-Plot Q ID: 0.53(mm)

% Moisture: Level: (low/med) Low

Analysis Batch No.: 461529 Units: mg/L

CAS NO.	COMPOUND NAME	RESULT	Q	LOQ	LOD	DL
74-82-8	Methane	0.20		0.0050	0.0020	0.00063

Eurofins TestAmerica, Denver
Target Compound Quantitation Report

Data File: \\chromna\Denver\ChromData\VGC_J\20190614-82859.b\06141931.D
Lims ID: 280-124986-H-34
Client ID: G0082-19A
Sample Type: Client
Inject. Date: 14-Jun-2019 16:27:35 ALS Bottle#: 31 Worklist Smp#: 31
Purge Vol: 18.000 mL Dil. Factor: 1.0000
Sample Info: 280-124986-H-34
Misc. Info.: 280-0082859-031
Operator ID: MD Instrument ID: VGC_J

Method: \\chromna\Denver\ChromData\VGC_J\20190614-82859.b\RSK_J.m
Limit Group: GCV - RSK 175
Method Label: DV-GC-0025: Dissolved Gases in Water by RSK-175
Last Update: 17-Jun-2019 09:44:34 Calib Date: 15-Apr-2019 12:11:08
Integrator: Falcon
Quant Method: External Standard Quant By: Initial Calibration
Last ICal File: \\chromna\Denver\ChromData\VGC_J\20190415-80933.b\04151909.D

Column 1 : Rt-Alumina BOND/KCl (0.53 mm) Det: GC FID1A
Column 2 : HP-PLOT/Q (0.53 mm) Det: GC FID2B
Process Host: CTX0319

First Level Reviewer: dobranskym Date: 17-Jun-2019 06:38:33

Col	RT (min.)	Exp RT (min.)	Dlt RT (min.)	Response	OnCol Amt ug/l	Flags
1 Methane						
1	1.259	1.278	-0.019	26933493	200.8	
2	1.679	1.706	-0.027	22664563	197.6	
					RPD = 1.60	
2 Ethane						
1		1.556			ND	
2		2.894				
3 Ethylene						
1		1.879			ND	
2		2.519				
4 Propane						
1		2.624			ND	
2		4.688				
5 Acetylene						
1		4.066			ND	
2		2.663				
6 Butane						
1		4.368			ND	
2		6.144				
7 isobutylene						
1		5.299			ND	
2		5.997				

Report Date: 17-Jun-2019 09:44:48 Chrom Revision: 2.3 03-May-2019 15:52:00

Eurofins TestAmerica, Denver

Data File: \\chromna\Denver\ChromData\VGC_J\20190614-82859.b\06141931.D

Injection Date:	14-Jun-2019 16:27:35	Instrument ID:	VGC_J	Operator ID:	MD
Lims ID:	280-124986-H-34	Lab Sample ID:	280-124986-34	Worklist Smp#:	31
Client ID:	G0082-19A				
Purge Vol:	18.000 mL	Dil. Factor:	1.0000	ALS Bottle#:	31
Method:	RSK_J	Limit Group:	GCV - RSK 175		

Column: Rt-Alumina BOND/KCl (0.53 mm) Y Scaling: Method Defined: Scale to the Nth Largest Target: 1

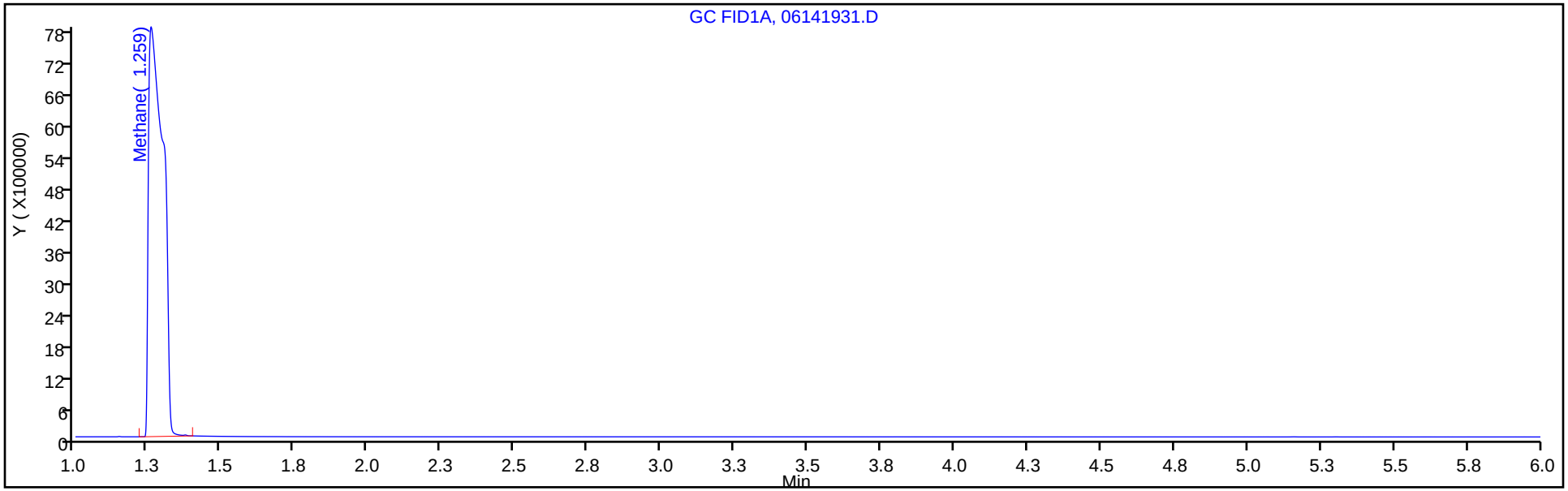

Column: HP-PLOT/Q (0.53 mm) Y Scaling: Method Defined: Scale to the Nth Largest Target: 1

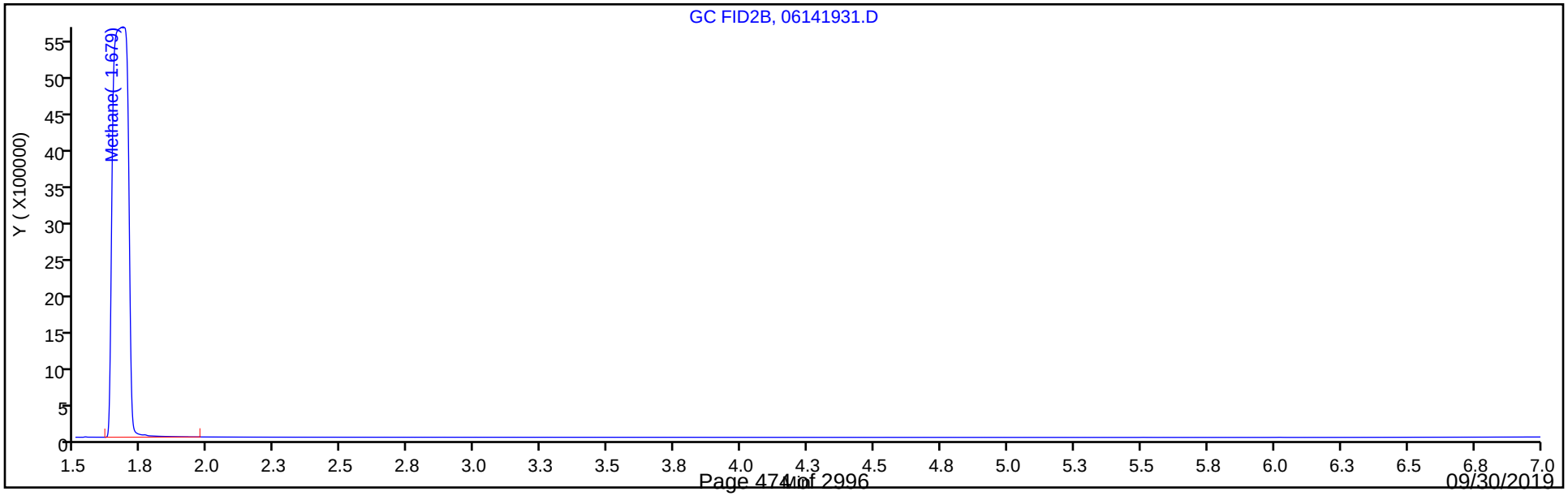

FORM VI
GC VOA BY EXTERNAL STANDARD - INITIAL CALIBRATION DATA
RETENTION TIME SUMMARY

Lab Name: Eurofins TestAmerica, Denver Job No.: 280-124986-1 Analy Batch No.: 454595

SDG No.:

Instrument ID: VGC_J GC Column: Rt-Alumina ID: 0.53(mm) Heated Purge: (Y/N) N

Calibration Start Date: 04/15/2019 10:23 Calibration End Date: 04/15/2019 12:11 Calibration ID: 36051

Calibration Files:

LEVEL:	LAB SAMPLE ID:	LAB FILE ID:
Level 1	IC 280-454595/1	04151901.D
Level 2	IC 280-454595/2	04151902.D
Level 3	IC 280-454595/3	04151903.D
Level 4	IC 280-454595/4	04151904.D
Level 5	ICRT 280-454595/5	04151905.D
Level 6	IC 280-454595/6	04151906.D
Level 7	IC 280-454595/7	04151907.D
Level 8	IC 280-454595/8	04151908.D
Level 9	IC 280-454595/9	04151909.D

ANALYTE	LVL 1	LVL 2	LVL 3	LVL 4	LVL 5	LVL 6	LVL 7	LVL 8	LVL 9		RT WINDOW	AVG RT
Methane	1.278	1.279	1.278	1.275	1.271	1.267	1.263	1.265	1.263		1.231 - 1.311	1.271
Ethane	1.543	1.556	1.563	1.544	1.556	1.549	1.549				1.506 - 1.606	1.551
Ethylene	1.877	1.890	1.889	1.885	1.880	1.866	1.870				1.830 - 1.930	1.880
Acetylene	4.091	4.095	4.094	4.089	4.078	4.070	4.057				3.998 - 4.158	4.082

FORM VI
GC VOA BY EXTERNAL STANDARD - INITIAL CALIBRATION DATA
CURVE EVALUATION

Lab Name: Eurofins TestAmerica, Denver Job No.: 280-124986-1 Analy Batch No.: 454595

SDG No.:

Instrument ID: VGC_J GC Column: Rt-Alumina ID: 0.53(mm) Heated Purge: (Y/N) N

Calibration Start Date: 04/15/2019 10:23 Calibration End Date: 04/15/2019 12:11 Calibration ID: 36051

Calibration Files:

LEVEL:	LAB SAMPLE ID:	LAB FILE ID:
Level 1	IC 280-454595/1	04151901.D
Level 2	IC 280-454595/2	04151902.D
Level 3	IC 280-454595/3	04151903.D
Level 4	IC 280-454595/4	04151904.D
Level 5	ICRT 280-454595/5	04151905.D
Level 6	IC 280-454595/6	04151906.D
Level 7	IC 280-454595/7	04151907.D
Level 8	IC 280-454595/8	04151908.D
Level 9	IC 280-454595/9	04151909.D

ANALYTE	CF				CURVE TYPE	COEFFICIENT			#	MIN CF	%RSD	#	MAX %RSD	R^2 OR COD	#	MIN R^2 OR COD
	LVL 1 LVL 5 LVL 9	LVL 2 LVL 6	LVL 3 LVL 7	LVL 4 LVL 8		B	M1	M2								
Methane	204398 131881 131842	184432 123000	160460 138803	145282 125426	Lin2	35657.0530	133937.900							0.9950		0.9900
Ethane	106648 126474	133252 117971	131481 131045	137677	Ave		126364.118				8.4		20.0			
Ethylene	92446 106296	109949 99762	109227 107387	115582	Ave		105806.995				7.1		20.0			
Acetylene	26743 33864	32134 32487	32468 33051	34153	Ave		32128.5566				7.8		20.0			

Note: The M1 coefficient is the same as Ave CF for an Ave curve type.

FORM VI
GC VOA BY EXTERNAL STANDARD - INITIAL CALIBRATION DATA
RESPONSE AND CONCENTRATION

Lab Name: Eurofins TestAmerica, Denver Job No.: 280-124986-1 Analy Batch No.: 454595

SDG No.:

Instrument ID: VGC_J GC Column: Rt-Alumina ID: 0.53(mm) Heated Purge: (Y/N) N

Calibration Start Date: 04/15/2019 10:23 Calibration End Date: 04/15/2019 12:11 Calibration ID: 36051

Calibration Files:

LEVEL:	LAB SAMPLE ID:	LAB FILE ID:
Level 1	IC 280-454595/1	04151901.D
Level 2	IC 280-454595/2	04151902.D
Level 3	IC 280-454595/3	04151903.D
Level 4	IC 280-454595/4	04151904.D
Level 5	ICRT 280-454595/5	04151905.D
Level 6	IC 280-454595/6	04151906.D
Level 7	IC 280-454595/7	04151907.D
Level 8	IC 280-454595/8	04151908.D
Level 9	IC 280-454595/9	04151909.D

ANALYTE	CURVE TYPE	RESPONSE					CONCENTRATION (UG/L)				
		LVL 1 LVL 6	LVL 2 LVL 7	LVL 3 LVL 8	LVL 4 LVL 9	LVL 5	LVL 1 LVL 6	LVL 2 LVL 7	LVL 3 LVL 8	LVL 4 LVL 9	LVL 5
Methane	Lin2	93261 17958876	168302 40532226	292852 226637342	2121207 952923785	9627756	0.456 146	0.913 292	1.83 1807	14.6 7228	73.0
Ethane	Ave	91221 32290083	227953 71736807	449849	3768385	17308693	0.855 274	1.71 547	3.42	27.4	137
Ethylene	Ave	73764 25472652	175461 54838846	348615	2951189	13570482	0.798 255	1.60 511	3.19	25.5	128
Acetylene	Ave	19810 7700889	47607 15668916	96205	809586	4013672	0.741 237	1.48 474	2.96	23.7	119

Curve Type Legend:

Ave = Average
Lin2 = Linear 1/conc^2

Eurofins TestAmerica, Denver
Target Compound Quantitation Report

Data File: \\chromna\Denver\ChromData\VGC_J\20190415-80933.b\04151901.D
Lims ID: IC L1
Client ID:
Sample Type: IC Calib Level: 1
Inject. Date: 15-Apr-2019 10:23:57 ALS Bottle#: 1 Worklist Smp#: 1
Purge Vol: 18.000 mL Dil. Factor: 1.0000
Sample Info: IC L1
Misc. Info.: 280-0080933-001
Operator ID: ms Instrument ID: VGC_J
Sublist: chrom-RSK_J*sub5

Method: \\chromna\Denver\ChromData\VGC_J\20190415-80933.b\RSK_J.m
Limit Group: GCV - RSK 175
Method Label: DV-GC-0025: Dissolved Gases in Water by RSK-175
Last Update: 15-May-2019 11:57:50 Calib Date: 15-Apr-2019 12:11:08
Integrator: Falcon
Quant Method: External Standard Quant By: Initial Calibration
Last ICal File: \\chromna\Denver\ChromData\VGC_J\20190415-80933.b\04151909.D

Column 1 : Rt-Alumina BOND/KCl (0.53 mm) Det: GC FID1A
Column 2 : HP-PLOT/Q (0.53 mm) Det: GC FID2B
Process Host: CTX0333

Col	RT (min.)	Exp RT (min.)	Dlt RT (min.)	Response	Cal Amt ug/l	OnCol Amt ug/l	Flags
1 Methane							
1	1.278	1.271	0.007	93261	0.4563	0.4301	
2	1.692	1.692	0.000	75515	0.4563	0.4314	
						RPD = 0.31	
2 Ethane							
1	1.543	1.556	-0.013	91221	0.8553	0.7219	
2	2.890	2.889	0.001	77042	0.8553	0.7173	
						RPD = 0.64	
3 Ethylene							
1	1.877	1.880	-0.003	73764	0.7979	0.6972	
2	2.514	2.512	0.002	61480	0.7979	0.6831	
						RPD = 2.04	
4 Propane							
1	2.651	2.632	0.019	147932	1.25	1.09	
2	4.691	4.687	0.004	125161	1.25	1.09	
						RPD = 0.25	
5 Acetylene							
1	4.091	4.078	0.013	19810	0.7408	0.6166	
2	2.667	2.652	0.015	18179	0.7408	0.6418	
						RPD = 4.01	
6 Butane							M
1	4.410	4.381	0.029	211953	1.65	1.51	
2	6.155	6.146	0.009	195662	1.65	1.63	M
						RPD = 7.68	
7 isobutylene							
1	5.333	5.311	0.022	147116	1.60	1.52	
2	6.003	5.998	0.005	121709	1.60	1.50	
						RPD = 1.22	

QC Flag Legend

Review Flags

M - Manually Integrated

Reagents:

RSK7gasMathes_00026 Amount Added: 1.25 Units: uL

Report Date: 15-May-2019 11:57:50 Chrom Revision: 2.3 03-May-2019 15:52:00

Eurofins TestAmerica, Denver

Data File: \\chromna\Denver\ChromData\VGC_J\20190415-80933.b\04151901.D

Injection Date:	15-Apr-2019 10:23:57	Instrument ID:	VGC_J	Operator ID:	ms
Lims ID:	IC L1			Worklist Smp#:	1
Client ID:					
Purge Vol:	18.000 mL	Dil. Factor:	1.0000	ALS Bottle#:	1
Method:	RSK_J	Limit Group:	GCV - RSK 175		

Column: Rt-Alumina BOND/KCl (0.53 mm) Y Scaling: Method Defined: Scale to the Nth Largest Target: 1

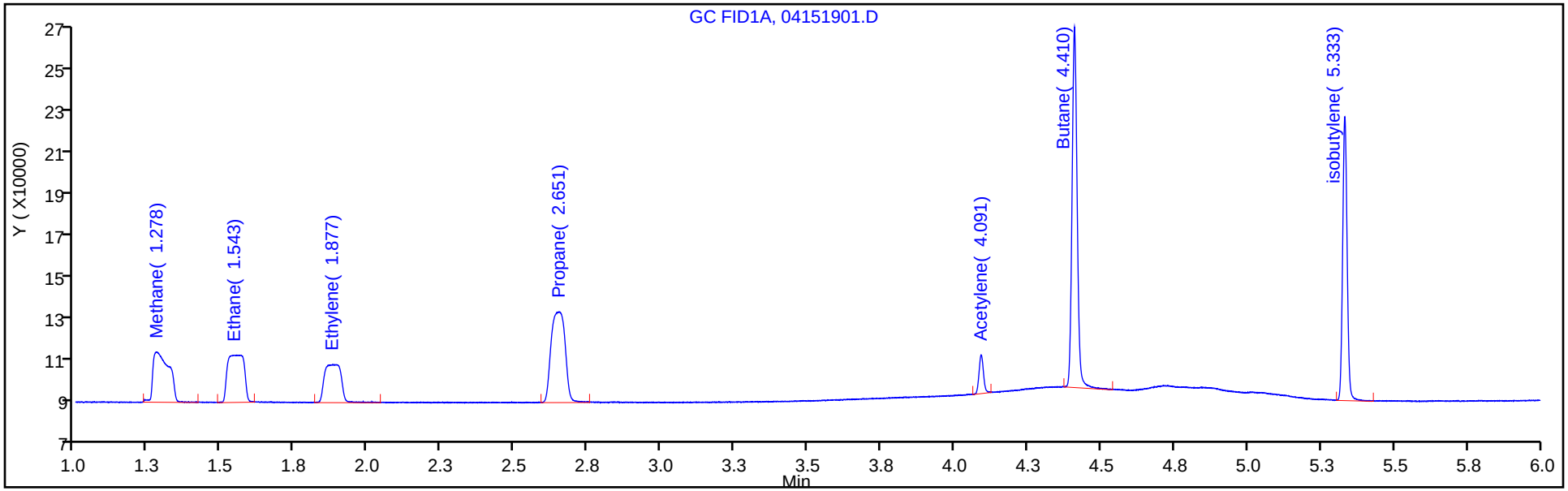

Column: HP-PLOT/Q (0.53 mm) Y Scaling: Method Defined: Scale to the Nth Largest Target: 1

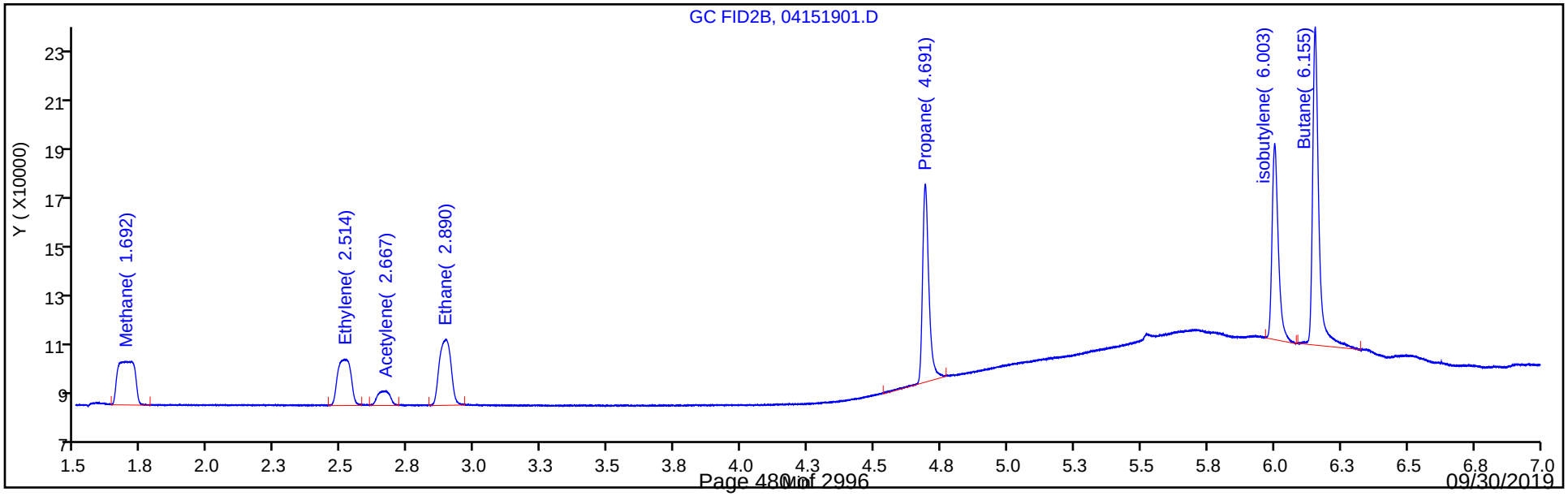

Eurofins TestAmerica, Denver
Target Compound Quantitation Report

Data File: \\chromna\Denver\ChromData\VGC_J\20190415-80933.b\04151902.D
Lims ID: IC L2
Client ID:
Sample Type: IC Calib Level: 2
Inject. Date: 15-Apr-2019 10:37:05 ALS Bottle#: 2 Worklist Smp#: 2
Purge Vol: 18.000 mL Dil. Factor: 1.0000
Sample Info: IC L2
Misc. Info.: 280-0080933-002
Operator ID: ms Instrument ID: VGC_J
Sublist: chrom-RSK_J*sub5

Method: \\chromna\Denver\ChromData\VGC_J\20190415-80933.b\RSK_J.m
Limit Group: GCV - RSK 175
Method Label: DV-GC-0025: Dissolved Gases in Water by RSK-175
Last Update: 15-May-2019 11:57:51 Calib Date: 15-Apr-2019 12:11:08
Integrator: Falcon
Quant Method: External Standard Quant By: Initial Calibration
Last ICal File: \\chromna\Denver\ChromData\VGC_J\20190415-80933.b\04151909.D

Column 1 : Rt-Alumina BOND/KCl (0.53 mm) Det: GC FID1A
Column 2 : HP-PLOT/Q (0.53 mm) Det: GC FID2B
Process Host: CTX0333

Col	RT (min.)	Exp RT (min.)	Dlt RT (min.)	Response	Cal Amt ug/l	OnCol Amt ug/l	Flags
1 Methane							
1	1.279	1.271	0.008	168302	0.9125	0.99	
2	1.699	1.692	0.007	139116	0.9125	0.9867	
						RPD = 0.37	
2 Ethane							
1	1.556	1.556	0.000	227953	1.71	1.80	
2	2.899	2.889	0.010	191594	1.71	1.78	
						RPD = 1.12	
3 Ethylene							
1	1.890	1.880	0.010	175461	1.60	1.66	
2	2.524	2.512	0.012	149728	1.60	1.66	
						RPD = 0.31	
4 Propane							
1	2.645	2.632	0.013	363474	2.51	2.69	
2	4.696	4.687	0.009	306879	2.51	2.67	
						RPD = 0.46	
5 Acetylene							
1	4.095	4.078	0.017	47607	1.48	1.48	
2	2.667	2.652	0.015	41972	1.48	1.48	
						RPD = 0.00	
6 Butane							
1	4.401	4.381	0.020	519750	3.31	3.69	
2	6.158	6.146	0.012	435009	3.31	3.61	
						RPD = 2.11	
7 isobutylene							
1	5.327	5.311	0.016	344778	3.19	3.56	
2	6.006	5.998	0.008	288028	3.19	3.55	
						RPD = 0.25	

Reagents:

RSK7gasMathes_00026 Amount Added: 2.50 Units: uL

Report Date: 15-May-2019 11:57:51 Chrom Revision: 2.3 03-May-2019 15:52:00

Eurofins TestAmerica, Denver

Data File: \\chromna\Denver\ChromData\VGC_J\20190415-80933.b\04151902.D

Injection Date: 15-Apr-2019 10:37:05 Instrument ID: VGC_J Operator ID: ms

Lims ID: IC L2 Worklist Smp#: 2

Client ID:

Purge Vol: 18.000 mL Dil. Factor: 1.0000 ALS Bottle#: 2

Method: RSK_J Limit Group: GCV - RSK 175

Column: Rt-Alumina BOND/KCl (0.53 mm) Y Scaling: Method Defined: Scale to the Nth Largest Target: 1

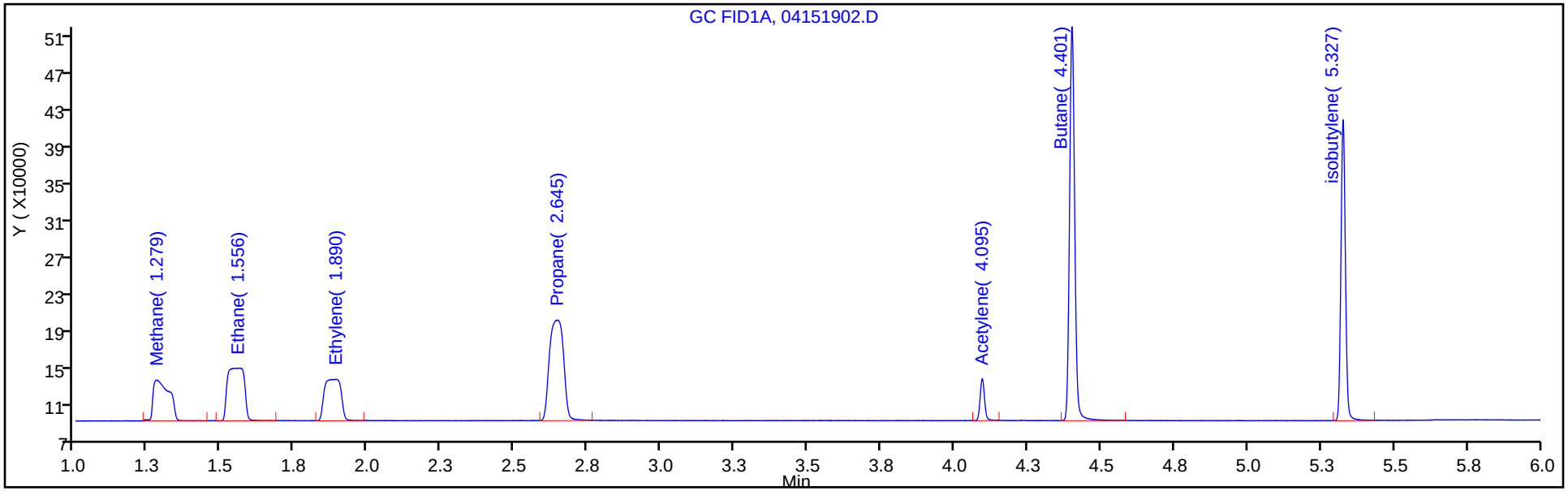

Column: HP-PLOT/Q (0.53 mm) Y Scaling: Method Defined: Scale to the Nth Largest Target: 1

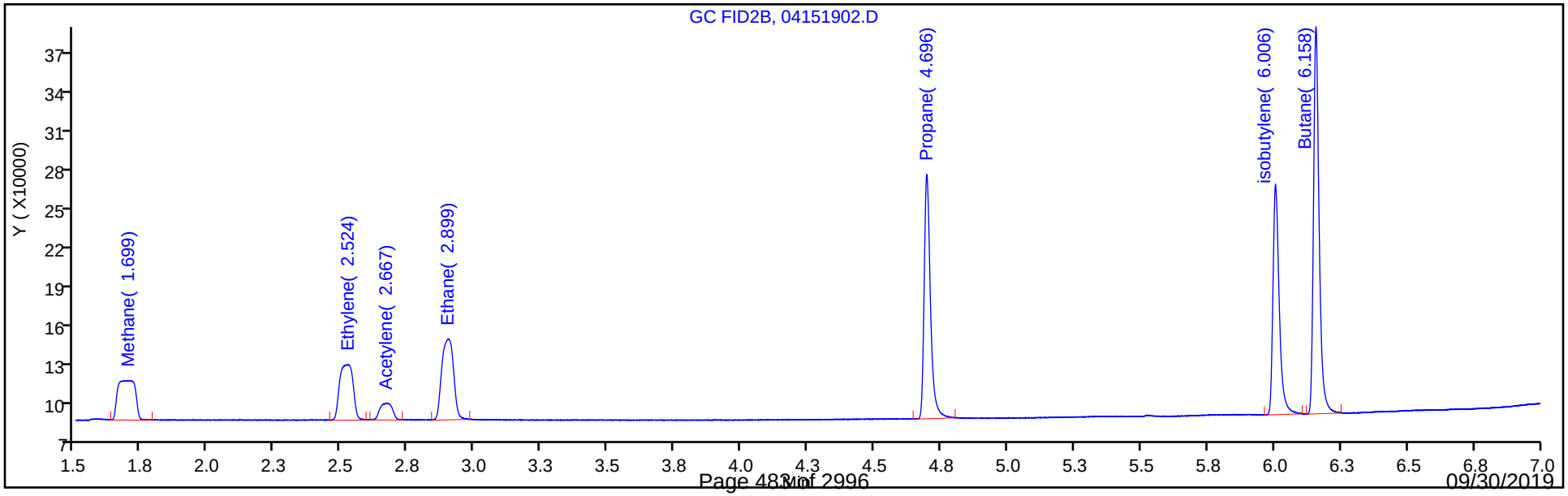

Eurofins TestAmerica, Denver
Target Compound Quantitation Report

Data File: \\chromna\Denver\ChromData\VGC_J\20190415-80933.b\04151903.D
Lims ID: IC L3
Client ID:
Sample Type: IC Calib Level: 3
Inject. Date: 15-Apr-2019 10:50:22 ALS Bottle#: 3 Worklist Smp#: 3
Purge Vol: 18.000 mL Dil. Factor: 1.0000
Sample Info: IC L3
Misc. Info.: 280-0080933-003
Operator ID: ms Instrument ID: VGC_J
Sublist: chrom-RSK_J*sub5

Method: \\chromna\Denver\ChromData\VGC_J\20190415-80933.b\RSK_J.m
Limit Group: GCV - RSK 175
Method Label: DV-GC-0025: Dissolved Gases in Water by RSK-175
Last Update: 15-May-2019 11:57:52 Calib Date: 15-Apr-2019 12:11:08
Integrator: Falcon
Quant Method: External Standard Quant By: Initial Calibration
Last ICal File: \\chromna\Denver\ChromData\VGC_J\20190415-80933.b\04151909.D

Column 1 : Rt-Alumina BOND/KCl (0.53 mm) Det: GC FID1A
Column 2 : HP-PLOT/Q (0.53 mm) Det: GC FID2B
Process Host: CTX0333

Col	RT (min.)	Exp RT (min.)	Dlt RT (min.)	Response	Cal Amt ug/l	OnCol Amt ug/l	Flags
1 Methane							
1	1.278	1.271	0.007	292852	1.83	1.92	
2	1.688	1.692	-0.004	245139	1.83	1.91	
						RPD = 0.42	
2 Ethane							
1	1.563	1.556	0.007	449849	3.42	3.56	
2	2.900	2.889	0.011	380840	3.42	3.55	
						RPD = 0.40	
3 Ethylene							
1	1.889	1.880	0.009	348615	3.19	3.29	
2	2.516	2.512	0.004	297902	3.19	3.31	
						RPD = 0.45	
4 Propane							
1	2.645	2.632	0.013	706582	5.02	5.22	
2	4.696	4.687	0.009	601744	5.02	5.24	
						RPD = 0.40	
5 Acetylene							
1	4.094	4.078	0.016	96205	2.96	2.99	
2	2.674	2.652	0.022	82868	2.96	2.93	
						RPD = 2.32	
6 Butane							
1	4.400	4.381	0.019	993917	6.61	7.06	
2	6.157	6.146	0.011	836646	6.61	6.95	
						RPD = 1.54	
7 isobutylene							
1	5.326	5.311	0.015	655607	6.38	6.78	
2	6.005	5.998	0.007	552886	6.38	6.82	
						RPD = 0.70	

Reagents:

RSK7gasMathes_00026 Amount Added: 5.00 Units: uL

Report Date: 15-May-2019 11:57:53 Chrom Revision: 2.3 03-May-2019 15:52:00

Eurofins TestAmerica, Denver

Data File: \\chromna\Denver\ChromData\VGC_J\20190415-80933.b\04151903.D

Injection Date:	15-Apr-2019 10:50:22	Instrument ID:	VGC_J	Operator ID:	ms
Lims ID:	IC L3			Worklist Smp#:	3
Client ID:					
Purge Vol:	18.000 mL	Dil. Factor:	1.0000	ALS Bottle#:	3
Method:	RSK_J	Limit Group:	GCV - RSK 175		

Column: Rt-Alumina BOND/KCl (0.53 mm) Y Scaling: Method Defined: Scale to the Nth Largest Target: 1

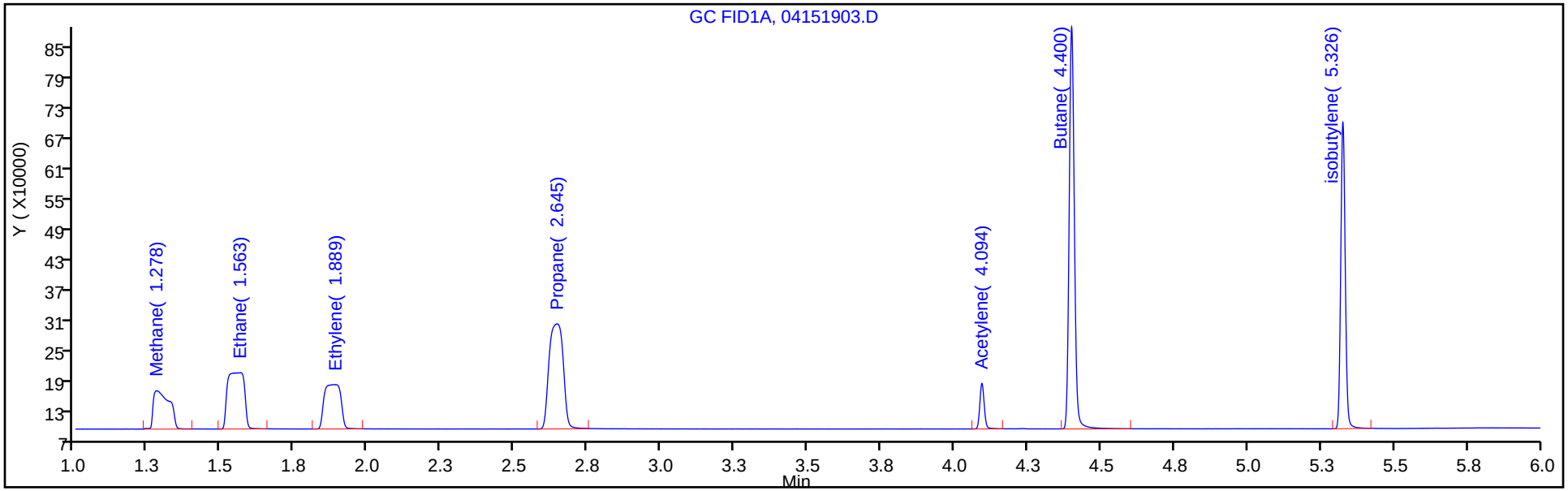

Column: HP-PLOT/Q (0.53 mm) Y Scaling: Method Defined: Scale to the Nth Largest Target: 1

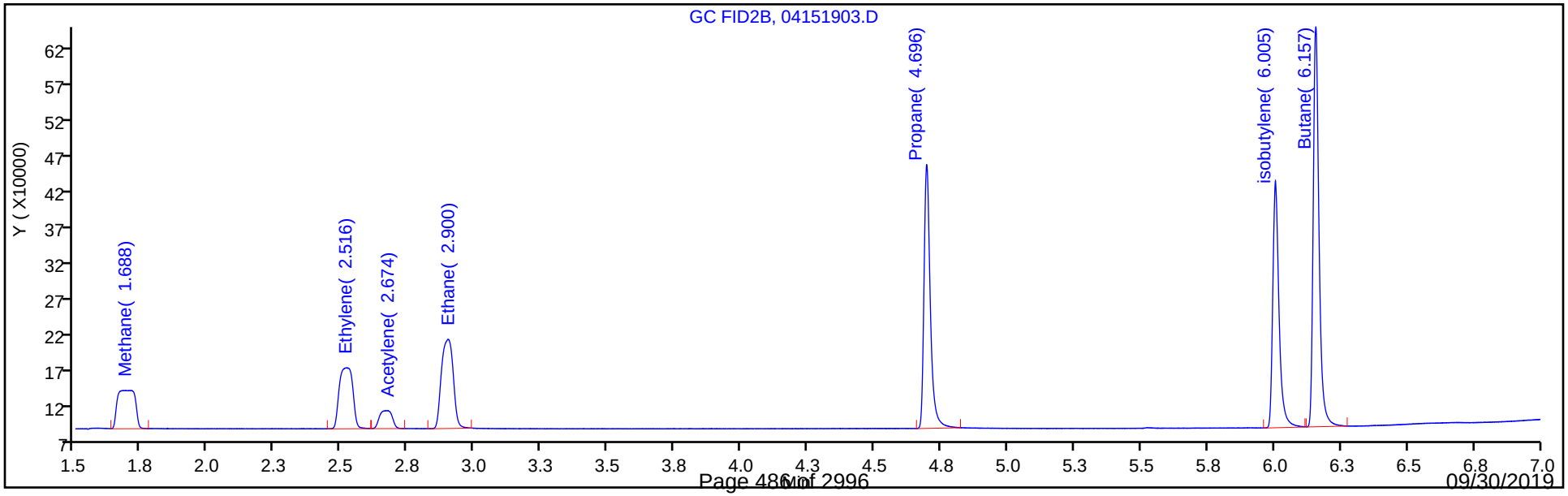

Eurofins TestAmerica, Denver
Target Compound Quantitation Report

Data File: \\chromna\Denver\ChromData\VGC_J\20190415-80933.b\04151904.D
Lims ID: IC L4
Client ID:
Sample Type: IC Calib Level: 4
Inject. Date: 15-Apr-2019 11:03:41 ALS Bottle#: 4 Worklist Smp#: 4
Purge Vol: 18.000 mL Dil. Factor: 1.0000
Sample Info: IC L4
Misc. Info.: 280-0080933-004
Operator ID: ms Instrument ID: VGC_J
Sublist: chrom-RSK_J*sub5

Method: \\chromna\Denver\ChromData\VGC_J\20190415-80933.b\RSK_J.m
Limit Group: GCV - RSK 175
Method Label: DV-GC-0025: Dissolved Gases in Water by RSK-175
Last Update: 15-May-2019 11:57:54 Calib Date: 15-Apr-2019 12:11:08
Integrator: Falcon
Quant Method: External Standard Quant By: Initial Calibration
Last ICal File: \\chromna\Denver\ChromData\VGC_J\20190415-80933.b\04151909.D

Column 1 : Rt-Alumina BOND/KCl (0.53 mm) Det: GC FID1A
Column 2 : HP-PLOT/Q (0.53 mm) Det: GC FID2B
Process Host: CTX0333

Col	RT (min.)	Exp RT (min.)	Dlt RT (min.)	Response	Cal Amt ug/l	OnCol Amt ug/l	Flags
1 Methane							
1	1.275	1.271	0.004	2121207	14.6	15.6	
2	1.701	1.692	0.009	1817240	14.6	15.6	
						RPD = 0.42	
2 Ethane							
1	1.544	1.556	-0.012	3768385	27.4	29.8	
2	2.896	2.889	0.007	3198231	27.4	29.8	
						RPD = 0.15	
3 Ethylene							
1	1.885	1.880	0.005	2951189	25.5	27.9	
2	2.516	2.512	0.004	2513192	25.5	27.9	
						RPD = 0.11	
4 Propane							
1	2.641	2.632	0.009	5812465	40.1	43.0	
2	4.694	4.687	0.007	4940027	40.1	43.1	
						RPD = 0.20	
5 Acetylene							
1	4.089	4.078	0.011	809586	23.7	25.2	
2	2.668	2.652	0.016	709490	23.7	25.0	
						RPD = 0.60	
6 Butane							
1	4.395	4.381	0.014	7767068	52.9	55.2	
2	6.155	6.146	0.009	6590566	52.9	54.7	
						RPD = 0.74	
7 isobutylene							
1	5.322	5.311	0.011	5189017	51.1	53.6	
2	6.004	5.998	0.006	4363220	51.1	53.8	
						RPD = 0.40	

Reagents:

RSK7gasMathes_00026 Amount Added: 40.00 Units: uL

Report Date: 15-May-2019 11:57:55 Chrom Revision: 2.3 03-May-2019 15:52:00

Eurofins TestAmerica, Denver

Data File: \\chromna\Denver\ChromData\VGC_J\20190415-80933.b\04151904.D

Injection Date:	15-Apr-2019 11:03:41	Instrument ID:	VGC_J	Operator ID:	ms
Lims ID:	IC L4			Worklist Smp#:	4
Client ID:					
Purge Vol:	18.000 mL	Dil. Factor:	1.0000	ALS Bottle#:	4
Method:	RSK_J	Limit Group:	GCV - RSK 175		

Column: Rt-Alumina BOND/KCl (0.53 mm) Y Scaling: Method Defined: Scale to the Nth Largest Target: 1

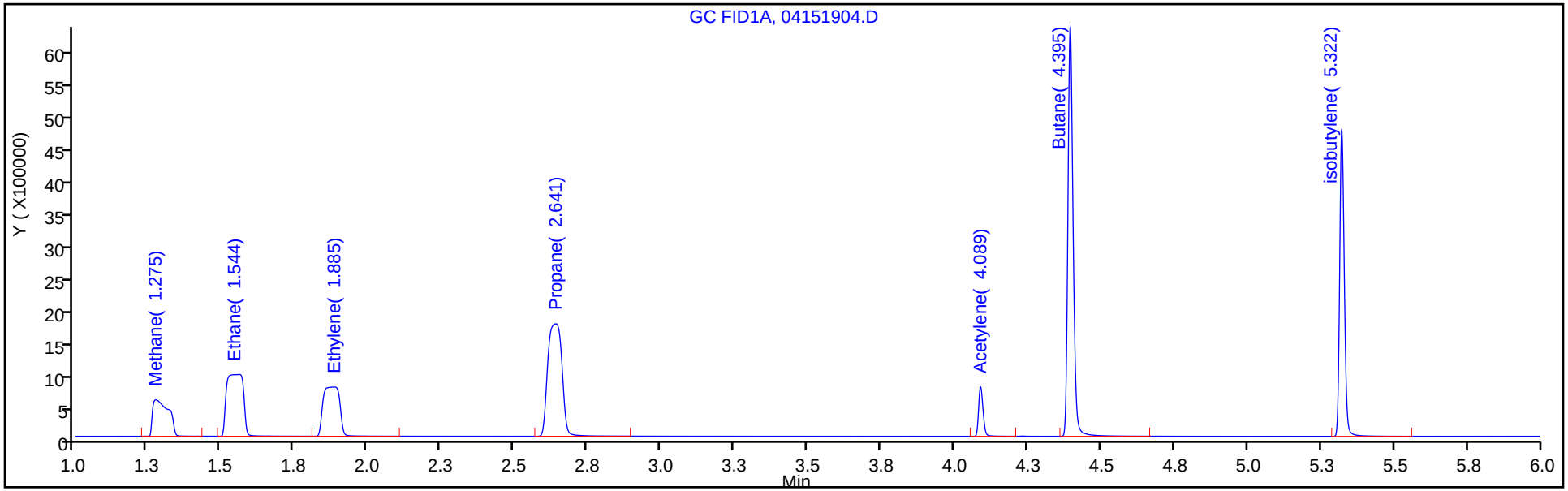

Column: HP-PLOT/Q (0.53 mm) Y Scaling: Method Defined: Scale to the Nth Largest Target: 1

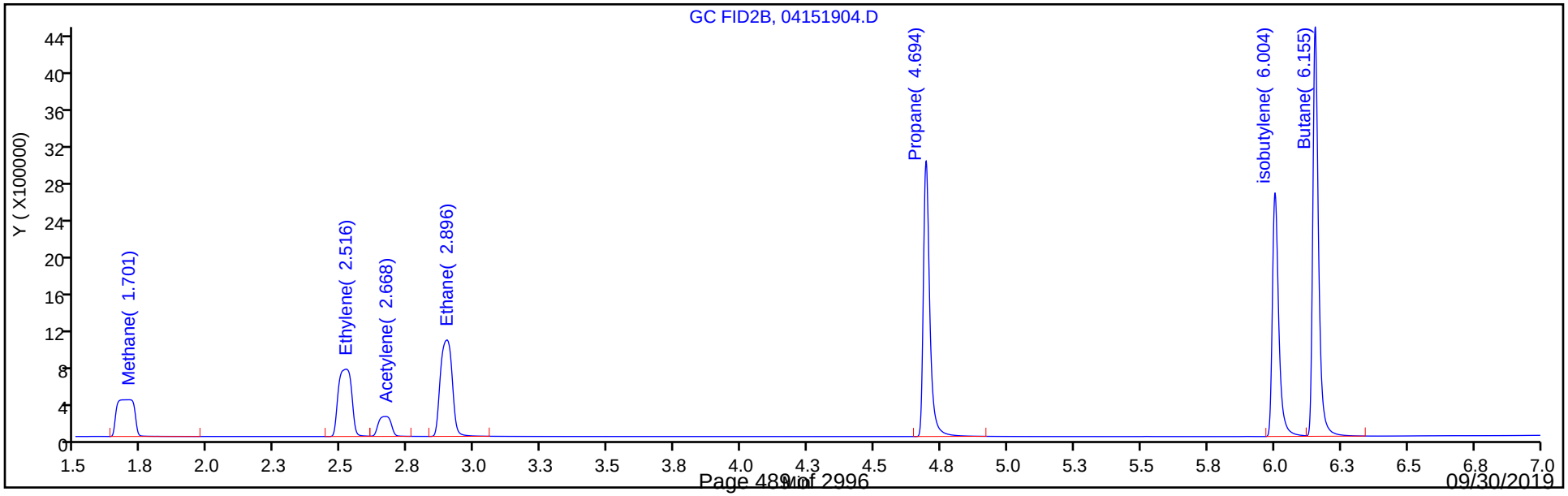

Eurofins TestAmerica, Denver
Target Compound Quantitation Report

Data File: \\chromna\Denver\ChromData\VGC_J\20190415-80933.b\04151905.D
Lims ID: ICRT L5
Client ID:
Sample Type: ICRT Calib Level: 5
Inject. Date: 15-Apr-2019 11:17:11 ALS Bottle#: 5 Worklist Smp#: 5
Purge Vol: 18.000 mL Dil. Factor: 1.0000
Sample Info: ICRT L5
Misc. Info.: 280-0080933-005
Operator ID: ms Instrument ID: VGC_J
Sublist: chrom-RSK_J*sub5

Method: \\chromna\Denver\ChromData\VGC_J\20190415-80933.b\RSK_J.m
Limit Group: GCV - RSK 175
Method Label: DV-GC-0025: Dissolved Gases in Water by RSK-175
Last Update: 15-May-2019 11:57:56 Calib Date: 15-Apr-2019 12:11:08
Integrator: Falcon
Quant Method: External Standard Quant By: Initial Calibration
Last ICal File: \\chromna\Denver\ChromData\VGC_J\20190415-80933.b\04151909.D

Column 1 : Rt-Alumina BOND/KCl (0.53 mm) Det: GC FID1A
Column 2 : HP-PLOT/Q (0.53 mm) Det: GC FID2B
Process Host: CTX0333

Col	RT (min.)	Exp RT (min.)	Dlt RT (min.)	Response	Cal Amt ug/l	OnCol Amt ug/l	Flags
1 Methane							
1	1.271	1.271	0.000	9627756	73.0	71.6	
2	1.692	1.692	0.000	8233442	73.0	71.6	
						RPD = 0.05	
2 Ethane							
1	1.556	1.556	0.000	17308693	136.9	137.0	
2	2.889	2.889	0.000	14756883	136.9	137.4	
						RPD = 0.30	
3 Ethylene							
1	1.880	1.880	0.000	13570482	127.7	128.3	
2	2.512	2.512	0.000	11530864	127.7	128.1	
						RPD = 0.11	
4 Propane							
1	2.632	2.632	0.000	26866377	200.7	198.6	
2	4.687	4.687	0.000	22779443	200.7	198.5	
						RPD = 0.04	
5 Acetylene							
1	4.078	4.078	0.000	4013672	118.5	124.9	
2	2.652	2.652	0.000	3536969	118.5	124.9	
						RPD = 0.04	
6 Butane							
1	4.381	4.381	0.000	35922157	264.5	255.1	
2	6.146	6.146	0.000	30367524	264.5	252.3	
						RPD = 1.11	
7 isobutylene							
1	5.311	5.311	0.000	23677727	255.4	244.7	
2	5.998	5.998	0.000	19852679	255.4	245.0	
						RPD = 0.12	

Reagents:

RSK7gasMathes_00026 Amount Added: 200.00 Units: uL

Report Date: 15-May-2019 11:57:56 Chrom Revision: 2.3 03-May-2019 15:52:00

Eurofins TestAmerica, Denver

Data File: \\chromna\Denver\ChromData\VGC_J\20190415-80933.b\04151905.D

Injection Date:	15-Apr-2019 11:17:11	Instrument ID:	VGC_J	Operator ID:	ms
Lims ID:	ICRT L5			Worklist Smp#:	5
Client ID:					
Purge Vol:	18.000 mL	Dil. Factor:	1.0000	ALS Bottle#:	5
Method:	RSK_J	Limit Group:	GCV - RSK 175		

Column: Rt-Alumina BOND/KCl (0.53 mm) Y Scaling: Method Defined: Scale to the Nth Largest Target: 1

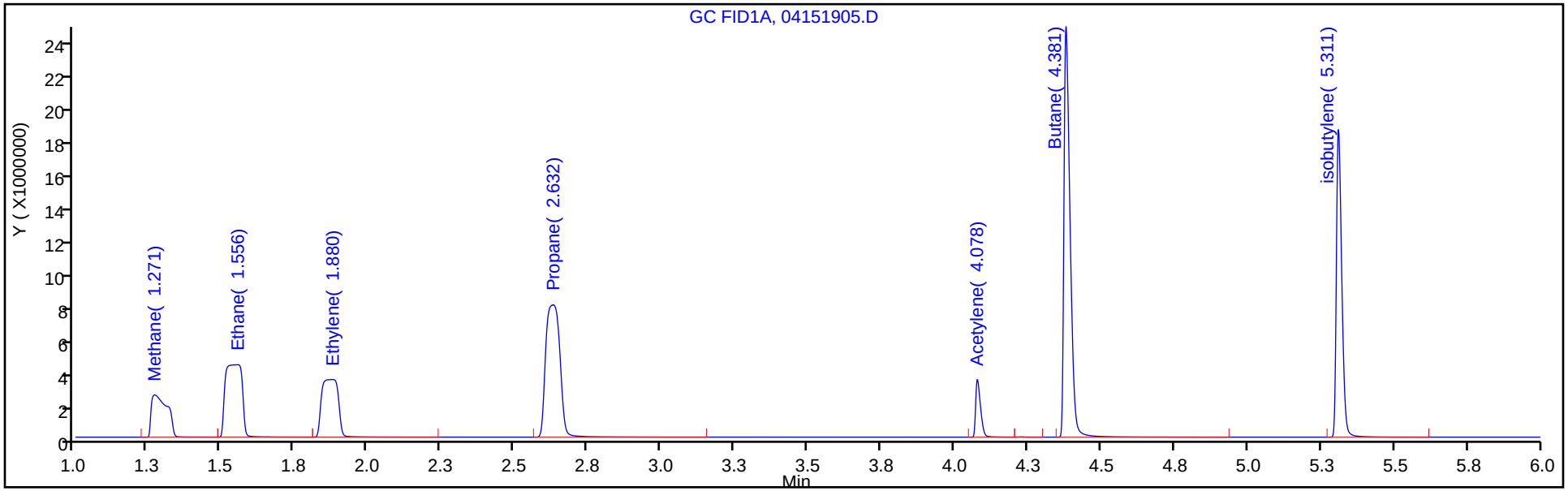

Column: HP-PLOT/Q (0.53 mm) Y Scaling: Method Defined: Scale to the Nth Largest Target: 1

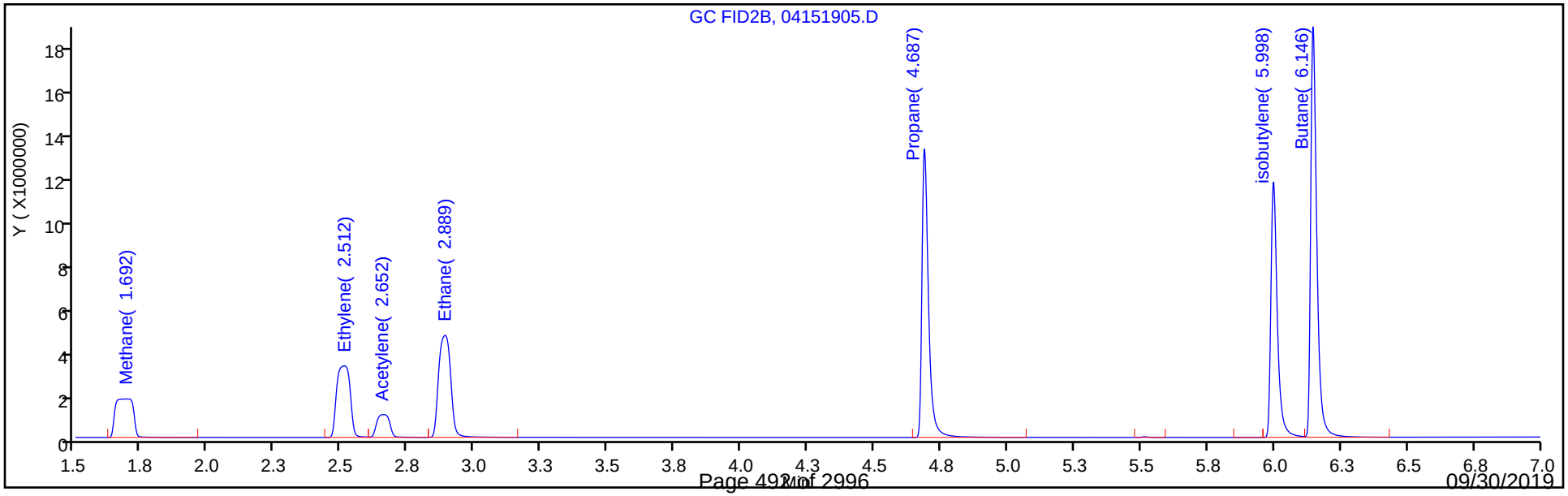

Eurofins TestAmerica, Denver
Target Compound Quantitation Report

Data File: \\chromna\Denver\ChromData\VGC_J\20190415-80933.b\04151906.D
Lims ID: IC L6
Client ID:
Sample Type: IC Calib Level: 6
Inject. Date: 15-Apr-2019 11:30:32 ALS Bottle#: 6 Worklist Smp#: 6
Purge Vol: 18.000 mL Dil. Factor: 1.0000
Sample Info: IC L6
Misc. Info.: 280-0080933-006
Operator ID: ms Instrument ID: VGC_J
Sublist: chrom-RSK_J*sub5

Method: \\chromna\Denver\ChromData\VGC_J\20190415-80933.b\RSK_J.m
Limit Group: GCV - RSK 175
Method Label: DV-GC-0025: Dissolved Gases in Water by RSK-175
Last Update: 15-May-2019 11:57:57 Calib Date: 15-Apr-2019 12:11:08
Integrator: Falcon
Quant Method: External Standard Quant By: Initial Calibration
Last ICal File: \\chromna\Denver\ChromData\VGC_J\20190415-80933.b\04151909.D

Column 1 : Rt-Alumina BOND/KCl (0.53 mm) Det: GC FID1A
Column 2 : HP-PLOT/Q (0.53 mm) Det: GC FID2B
Process Host: CTX0333

Col	RT (min.)	Exp RT (min.)	Dlt RT (min.)	Response	Cal Amt ug/l	OnCol Amt ug/l	Flags
1 Methane							
1	1.267	1.271	-0.004	17958876	146.0	133.8	
2	1.681	1.692	-0.011	15386436	146.0	134.1	
						RPD = 0.21	
2 Ethane							
1	1.549	1.556	-0.007	32290083	273.7	255.5	
2	2.882	2.889	-0.007	27708010	273.7	258.0	
						RPD = 0.95	
3 Ethylene							M
1	1.866	1.880	-0.014	25472652	255.3	240.7	M
2	2.503	2.512	-0.009	21746052	255.3	241.6	
						RPD = 0.36	
4 Propane							
1	2.625	2.632	-0.007	50278684	401.4	371.7	
2	4.683	4.687	-0.004	42698075	401.4	372.2	
						RPD = 0.12	
5 Acetylene							
1	4.070	4.078	-0.008	7700889	237.0	239.7	
2	2.656	2.652	0.004	6771875	237.0	239.1	
						RPD = 0.25	
6 Butane							
1	4.370	4.381	-0.011	67375523	529.0	478.5	
2	6.140	6.146	-0.006	57174968	529.0	475.0	
						RPD = 0.73	
7 isobutylene							
1	5.302	5.311	-0.009	44689590	510.8	461.9	
2	5.992	5.998	-0.006	37488004	510.8	462.6	
						RPD = 0.16	

QC Flag Legend

Review Flags

M - Manually Integrated

Reagents:

RSK7gasMathes_00026 Amount Added: 400.00 Units: uL

Report Date: 15-May-2019 11:57:57 Chrom Revision: 2.3 03-May-2019 15:52:00

Eurofins TestAmerica, Denver

Data File: \\chromna\Denver\ChromData\VGC_J\20190415-80933.b\04151906.D

Injection Date:	15-Apr-2019 11:30:32	Instrument ID:	VGC_J	Operator ID:	ms
Lims ID:	IC L6			Worklist Smp#:	6
Client ID:					
Purge Vol:	18.000 mL	Dil. Factor:	1.0000	ALS Bottle#:	6
Method:	RSK_J	Limit Group:	GCV - RSK 175		

Column: Rt-Alumina BOND/KCl (0.53 mm) Y Scaling: Method Defined: Scale to the Nth Largest Target: 1

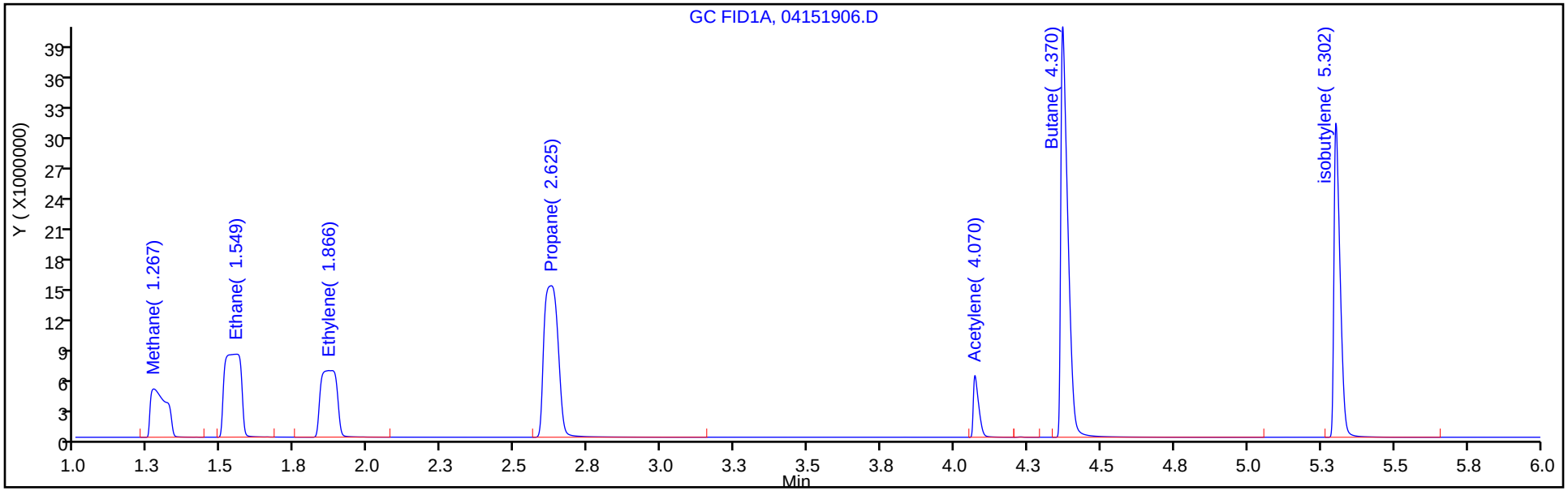

Column: HP-PLOT/Q (0.53 mm) Y Scaling: Method Defined: Scale to the Nth Largest Target: 1

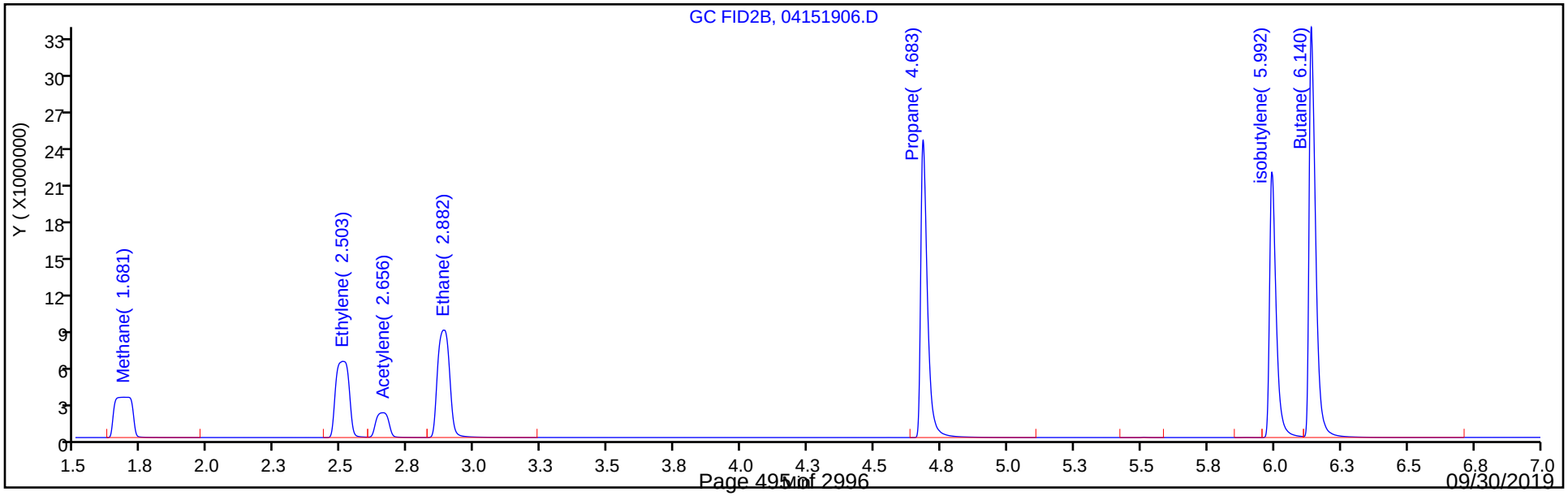

Eurofins TestAmerica, Denver

Data File: \\chromna\Denver\ChromData\VGC_J\20190415-80933.b\04151906.D
Injection Date: 15-Apr-2019 11:30:32 Instrument ID: VGC_J
Lims ID: IC L6
Client ID:
Operator ID: ms ALS Bottle#: 6 Worklist Smp#: 6
Purge Vol: 18.000 mL Dil. Factor: 1.0000
Method: RSK_J Limit Group: GCV - RSK 175
Column: Rt-Alumina BOND/KCl (0.53 mm) Detector GC FID1A

3 Ethylene, CAS: 74-85-1

Signal: 1

Processing Integration Results

RT: 1.87
Area: 21017489
Amount: 203.4324
Amount Units: ug/l

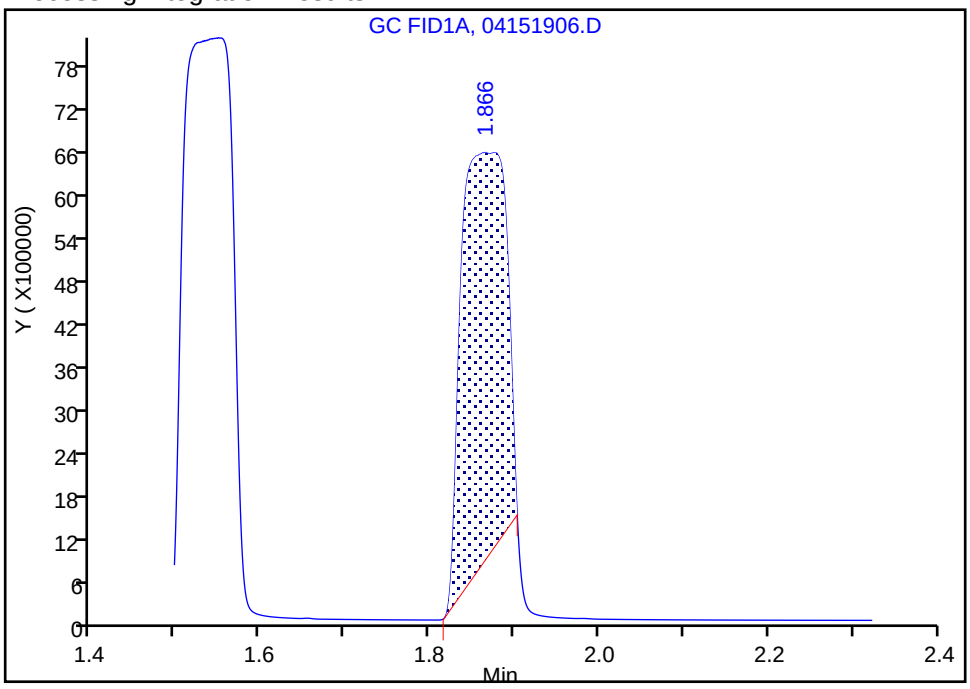

Manual Integration Results

RT: 1.87
Area: 25472652
Amount: 240.7464
Amount Units: ug/l

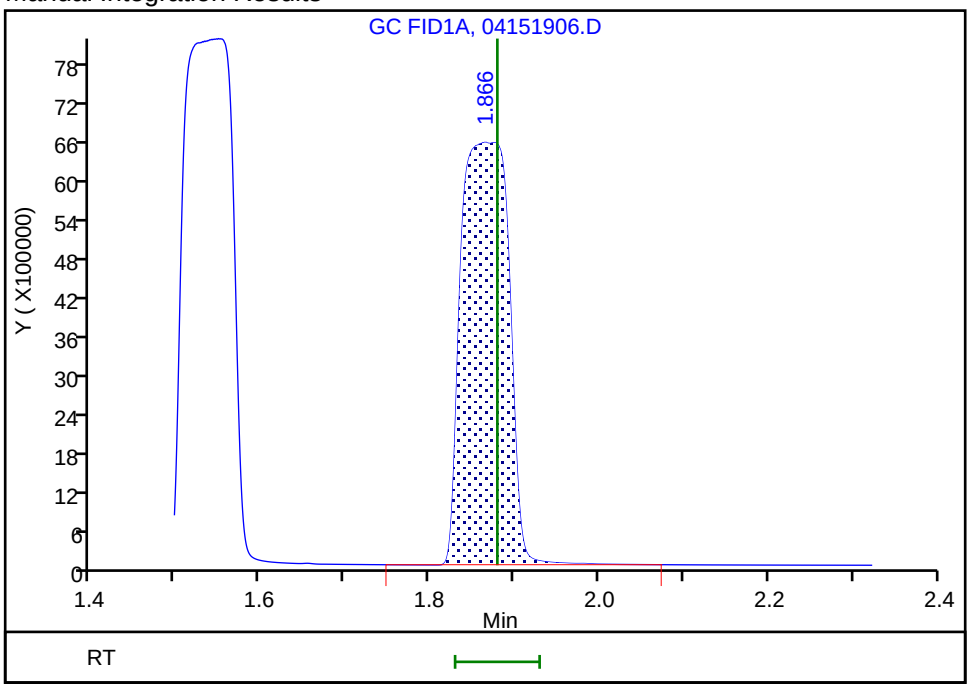

Reviewer: meierg, 15-Apr-2019 13:21:06
Audit Action: Manually Integrated Audit Reason: Incomplete Integration

Eurofins TestAmerica, Denver
Target Compound Quantitation Report

Data File: \\chromna\Denver\ChromData\VGC_J\20190415-80933.b\04151907.D
Lims ID: IC L7
Client ID:
Sample Type: IC Calib Level: 7
Inject. Date: 15-Apr-2019 11:44:06 ALS Bottle#: 7 Worklist Smp#: 7
Purge Vol: 18.000 mL Dil. Factor: 1.0000
Sample Info: IC L7
Misc. Info.: 280-0080933-007
Operator ID: ms Instrument ID: VGC_J
Sublist: chrom-RSK_J*sub5

Method: \\chromna\Denver\ChromData\VGC_J\20190415-80933.b\RSK_J.m
Limit Group: GCV - RSK 175
Method Label: DV-GC-0025: Dissolved Gases in Water by RSK-175
Last Update: 15-May-2019 11:57:58 Calib Date: 15-Apr-2019 12:11:08
Integrator: Falcon
Quant Method: External Standard Quant By: Initial Calibration
Last ICal File: \\chromna\Denver\ChromData\VGC_J\20190415-80933.b\04151909.D

Column 1 : Rt-Alumina BOND/KCl (0.53 mm) Det: GC FID1A
Column 2 : HP-PLOT/Q (0.53 mm) Det: GC FID2B
Process Host: CTX0333

Col	RT (min.)	Exp RT (min.)	Dlt RT (min.)	Response	Cal Amt ug/l	OnCol Amt ug/l	Flags
1 Methane							
1	1.263	1.271	-0.008	40532226	292.0	302.4	
2	1.686	1.692	-0.006	34652624	292.0	302.3	
						RPD = 0.02	
2 Ethane							
1	1.549	1.556	-0.007	71736807	547.4	567.7	
2	2.876	2.889	-0.013	61621639	547.4	573.7	
						RPD = 1.05	
3 Ethylene							M
1	1.870	1.880	-0.010	54838846	510.7	518.3	M
2	2.503	2.512	-0.009	46940879	510.7	521.5	
						RPD = 0.62	
4 Propane							
1	2.611	2.632	-0.021	111846125	802.8	826.9	
2	4.672	4.687	-0.015	94884692	802.8	827.0	
						RPD = 0.02	
5 Acetylene							
1	4.057	4.078	-0.021	15668916	474.1	487.7	
2	2.651	2.652	-0.001	13791861	474.1	486.9	
						RPD = 0.16	
6 Butane							
1	4.350	4.381	-0.031	148225690	1058.1	1052.6	
2	6.128	6.146	-0.018	125686225	1058.1	1044.1	
						RPD = 0.81	
7 isobutylene							
1	5.288	5.311	-0.023	94615791	1021.5	977.9	
2	5.984	5.998	-0.014	79245111	1021.5	978.0	
						RPD = 0.01	

QC Flag Legend

Review Flags

M - Manually Integrated

Reagents:

RSK7gasMathes_00026 Amount Added: 800.00 Units: uL

Report Date: 15-May-2019 11:57:59 Chrom Revision: 2.3 03-May-2019 15:52:00

Eurofins TestAmerica, Denver

Data File: \\chromna\Denver\ChromData\VGC_J\20190415-80933.b\04151907.D

Injection Date:	15-Apr-2019 11:44:06	Instrument ID:	VGC_J	Operator ID:	ms
Lims ID:	IC L7			Worklist Smp#:	7
Client ID:					
Purge Vol:	18.000 mL	Dil. Factor:	1.0000	ALS Bottle#:	7
Method:	RSK_J	Limit Group:	GCV - RSK 175		

Column: Rt-Alumina BOND/KCl (0.53 mm) Y Scaling: Method Defined: Scale to the Nth Largest Target: 1

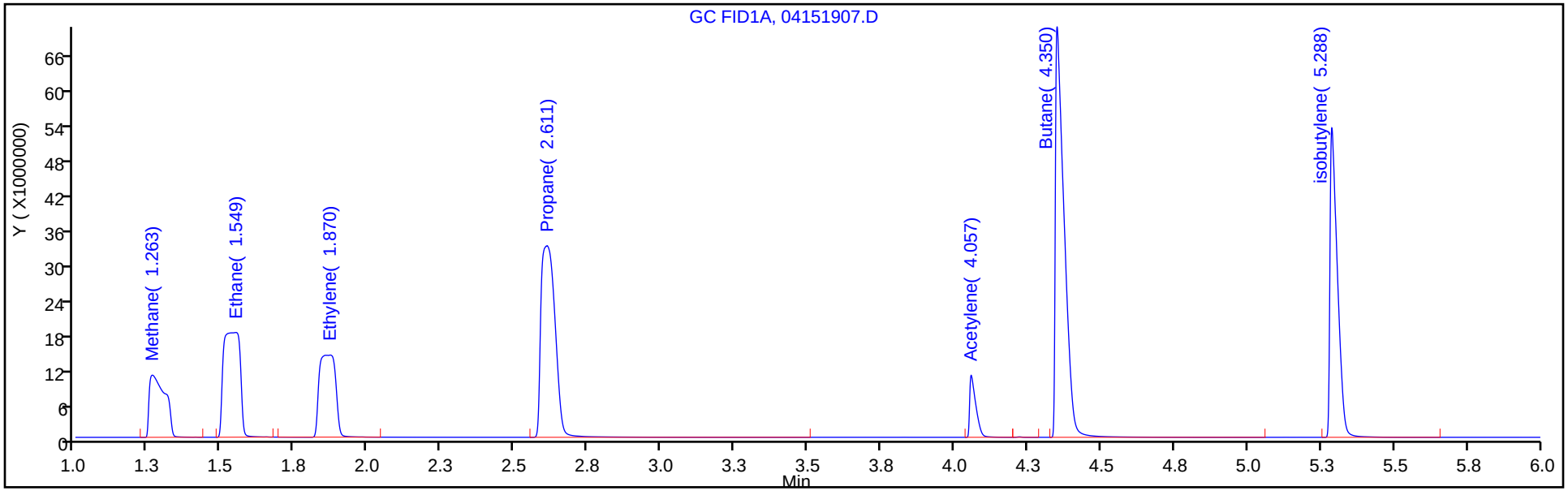

Column: HP-PLOT/Q (0.53 mm) Y Scaling: Method Defined: Scale to the Nth Largest Target: 1

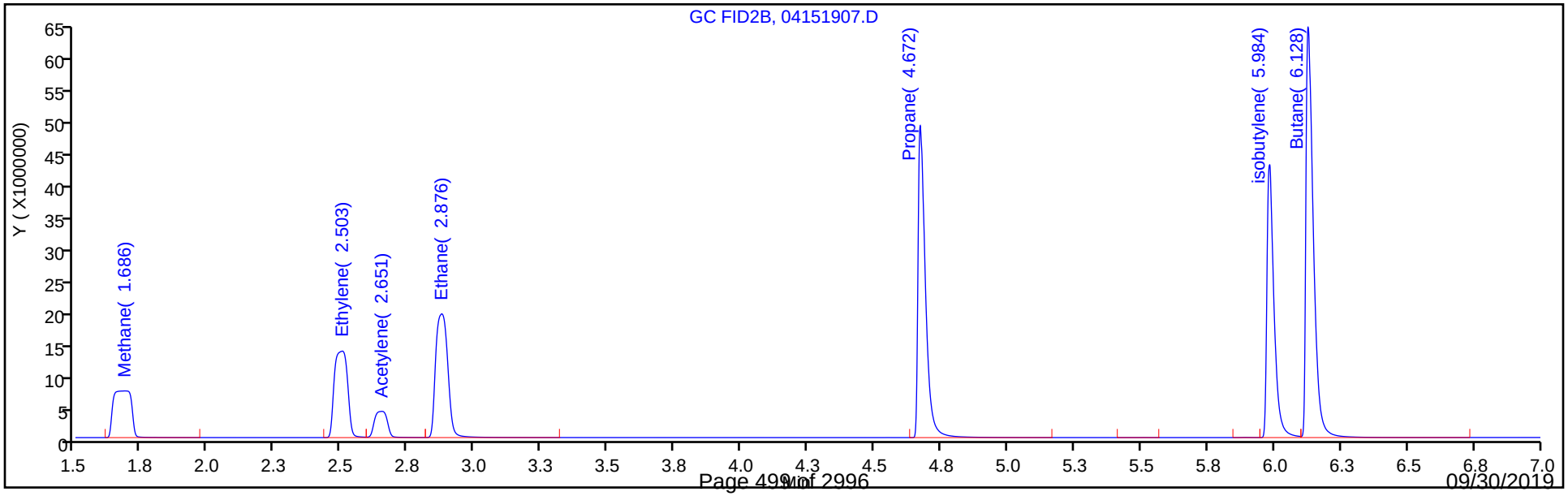

Manual Integration/User Assign Peak Report

Eurofins TestAmerica, Denver

Data File: \\chromna\Denver\ChromData\VGC_J\20190415-80933.b\04151907.D
Injection Date: 15-Apr-2019 11:44:06 Instrument ID: VGC_J
Lims ID: IC L7
Client ID:
Operator ID: ms ALS Bottle#: 7 Worklist Smp#: 7
Purge Vol: 18.000 mL Dil. Factor: 1.0000
Method: RSK_J Limit Group: GCV - RSK 175
Column: Rt-Alumina BOND/KCl (0.53 mm) Detector GC FID1A

3 Ethylene, CAS: 74-85-1

Signal: 1

Processing Integration Results

RT: 1.87
Area: 24366908
Amount: 337.8607
Amount Units: ug/l

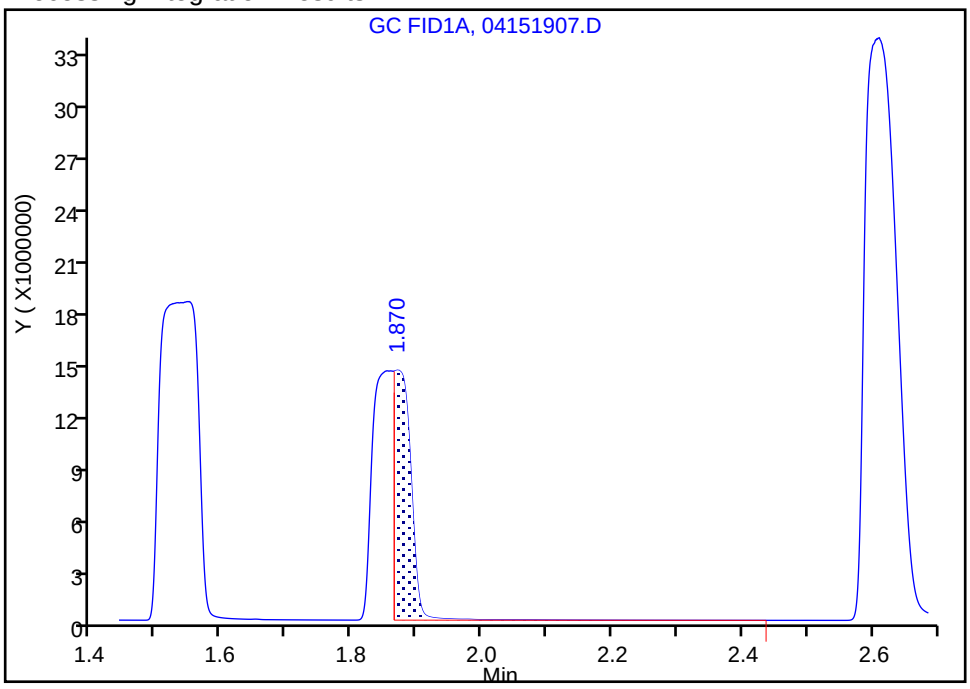

Manual Integration Results

RT: 1.87
Area: 54838846
Amount: 518.2913
Amount Units: ug/l

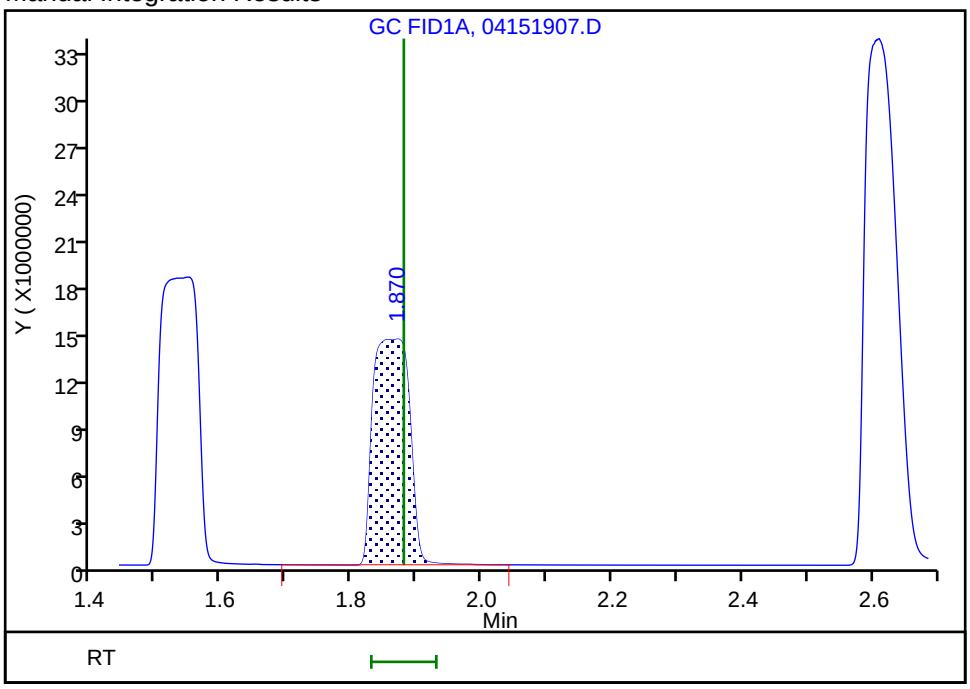

Reviewer: meierg, 15-Apr-2019 13:20:30
Audit Action: Manually Integrated Audit Reason: Split Peak

Eurofins TestAmerica, Denver
Target Compound Quantitation Report

Data File: \\chromna\Denver\ChromData\VGC_J\20190415-80933.b\04151908.D
Lims ID: IC L8
Client ID:
Sample Type: IC Calib Level: 8
Inject. Date: 15-Apr-2019 11:57:32 ALS Bottle#: 8 Worklist Smp#: 8
Purge Vol: 18.000 mL Dil. Factor: 1.0000
Sample Info: IC L8
Misc. Info.: 280-0080933-008
Operator ID: ms Instrument ID: VGC_J
Sublist: chrom-RSK_J*sub5

Method: \\chromna\Denver\ChromData\VGC_J\20190415-80933.b\RSK_J.m
Limit Group: GCV - RSK 175
Method Label: DV-GC-0025: Dissolved Gases in Water by RSK-175
Last Update: 15-May-2019 11:58:00 Calib Date: 15-Apr-2019 12:11:08
Integrator: Falcon
Quant Method: External Standard Quant By: Initial Calibration
Last ICal File: \\chromna\Denver\ChromData\VGC_J\20190415-80933.b\04151909.D

Column 1 : Rt-Alumina BOND/KCl (0.53 mm) Det: GC FID1A
Column 2 : HP-PLOT/Q (0.53 mm) Det: GC FID2B
Process Host: CTX0333

Col	RT (min.)	Exp RT (min.)	Dlt RT (min.)	Response	Cal Amt ug/l	OnCol Amt ug/l	Flags
1 Methane							
1	1.265	1.271	-0.006	226637342	1806.9	1691.8	
2	1.692	1.692	0.000	193042781	1806.9	1685.0	
						RPD = 0.41	

Reagents:

RSK175methane_00009 Amount Added: 50.00 Units: uL

Report Date: 15-May-2019 11:58:00 Chrom Revision: 2.3 03-May-2019 15:52:00

Eurofins TestAmerica, Denver

Data File: \\chromna\Denver\ChromData\VGC_J\20190415-80933.b\04151908.D

Injection Date:	15-Apr-2019 11:57:32	Instrument ID:	VGC_J	Operator ID:	ms
Lims ID:	IC L8			Worklist Smp#:	8
Client ID:					
Purge Vol:	18.000 mL	Dil. Factor:	1.0000	ALS Bottle#:	8
Method:	RSK_J	Limit Group:	GCV - RSK 175		

Column: Rt-Alumina BOND/KCl (0.53 mm) Y Scaling: Method Defined: Scale to the Nth Largest Target: 1

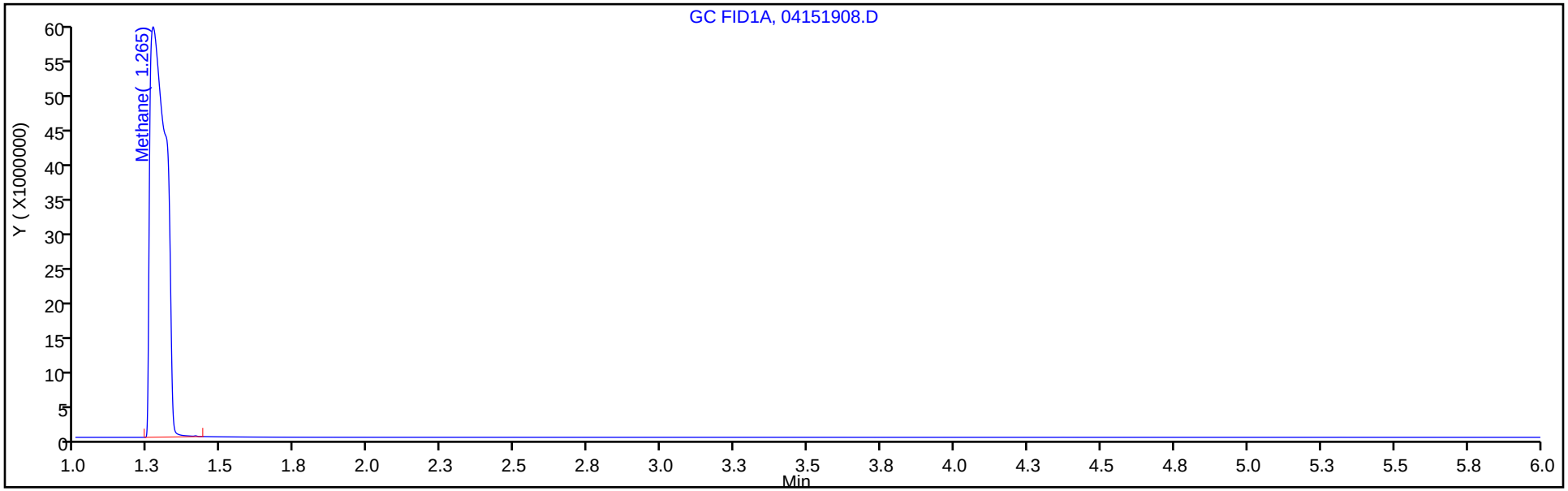

Column: HP-PLOT/Q (0.53 mm) Y Scaling: Method Defined: Scale to the Nth Largest Target: 1

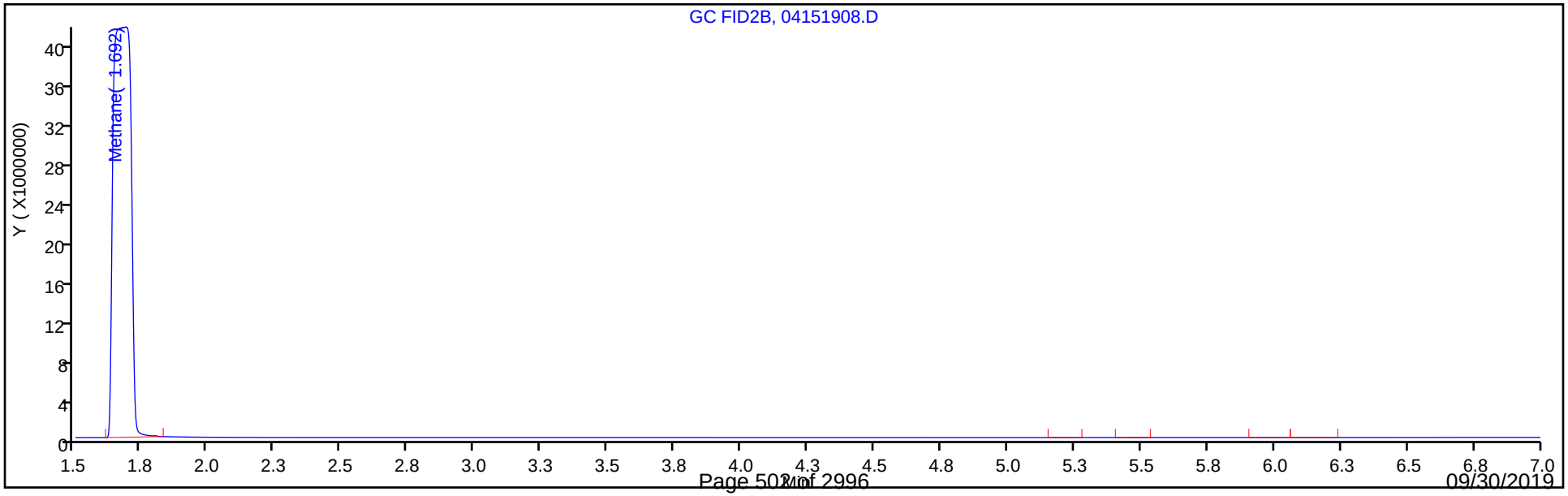

Eurofins TestAmerica, Denver
Target Compound Quantitation Report

Data File: \\chromna\Denver\ChromData\VGC_J\20190415-80933.b\04151909.D
Lims ID: IC L9
Client ID:
Sample Type: IC Calib Level: 9
Inject. Date: 15-Apr-2019 12:11:08 ALS Bottle#: 9 Worklist Smp#: 9
Purge Vol: 18.000 mL Dil. Factor: 1.0000
Sample Info: IC L9
Misc. Info.: 280-0080933-009
Operator ID: ms Instrument ID: VGC_J
Sublist: chrom-RSK_J*sub5

Method: \\chromna\Denver\ChromData\VGC_J\20190415-80933.b\RSK_J.m
Limit Group: GCV - RSK 175
Method Label: DV-GC-0025: Dissolved Gases in Water by RSK-175
Last Update: 15-May-2019 11:58:02 Calib Date: 15-Apr-2019 12:11:08
Integrator: Falcon
Quant Method: External Standard Quant By: Initial Calibration
Last ICal File: \\chromna\Denver\ChromData\VGC_J\20190415-80933.b\04151909.D

Column 1 : Rt-Alumina BOND/KCl (0.53 mm) Det: GC FID1A
Column 2 : HP-PLOT/Q (0.53 mm) Det: GC FID2B
Process Host: CTX0333

Col	RT (min.)	Exp RT (min.)	Dlt RT (min.)	Response	Cal Amt ug/l	OnCol Amt ug/l	Flags
1 Methane							
1	1.263	1.271	-0.008	952923785	7227.8	7114.4	
2	1.668	1.692	-0.024	817202335	7227.8	7133.8	
						RPD = 0.27	

Reagents:

RSK175methane_00009 Amount Added: 200.00 Units: uL

Report Date: 15-May-2019 11:58:02 Chrom Revision: 2.3 03-May-2019 15:52:00

Eurofins TestAmerica, Denver

Data File: \\chromna\Denver\ChromData\VGC_J\20190415-80933.b\04151909.D

Injection Date:	15-Apr-2019 12:11:08	Instrument ID:	VGC_J	Operator ID:	ms
Lims ID:	IC L9			Worklist Smp#:	9
Client ID:					
Purge Vol:	18.000 mL	Dil. Factor:	1.0000	ALS Bottle#:	9
Method:	RSK_J	Limit Group:	GCV - RSK 175		

Column: Rt-Alumina BOND/KCl (0.53 mm) Y Scaling: Method Defined: Scale to the Nth Largest Target: 1

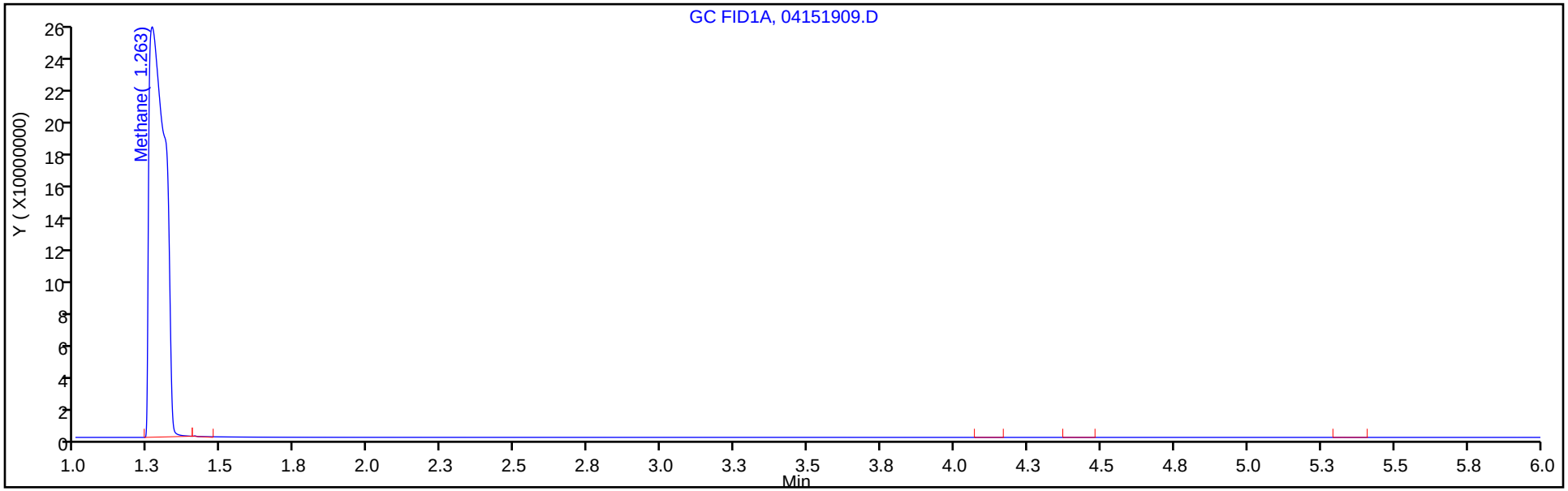

Column: HP-PLOT/Q (0.53 mm) Y Scaling: Method Defined: Scale to the Nth Largest Target: 1

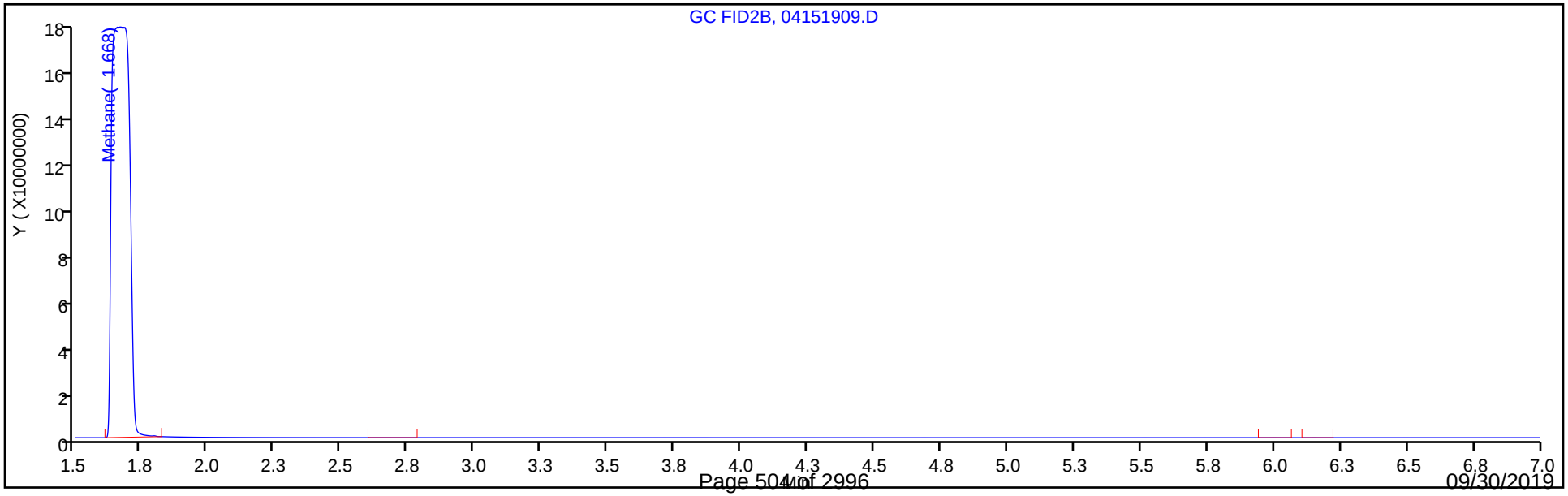

FORM VI
GC VOA BY EXTERNAL STANDARD - INITIAL CALIBRATION DATA
RETENTION TIME SUMMARY

Lab Name: Eurofins TestAmerica, Denver Job No.: 280-124986-1 Analy Batch No.: 454595

SDG No.:

Instrument ID: VGC_J GC Column: HP-Plot Q ID: 0.53(mm) Heated Purge: (Y/N) N

Calibration Start Date: 04/15/2019 10:23 Calibration End Date: 04/15/2019 12:11 Calibration ID: 36052

Calibration Files:

LEVEL:	LAB SAMPLE ID:	LAB FILE ID:
Level 1	IC 280-454595/1	04151901.D
Level 2	IC 280-454595/2	04151902.D
Level 3	IC 280-454595/3	04151903.D
Level 4	IC 280-454595/4	04151904.D
Level 5	ICRT 280-454595/5	04151905.D
Level 6	IC 280-454595/6	04151906.D
Level 7	IC 280-454595/7	04151907.D
Level 8	IC 280-454595/8	04151908.D
Level 9	IC 280-454595/9	04151909.D

ANALYTE	LVL 1	LVL 2	LVL 3	LVL 4	LVL 5	LVL 6	LVL 7	LVL 8	LVL 9		RT WINDOW	AVG RT
Methane	1.692	1.699	1.688	1.701	1.692	1.681	1.686	1.692	1.668		1.652 - 1.732	1.689
Ethylene	2.514	2.524	2.516	2.516	2.512	2.503	2.503				2.462 - 2.562	2.513
Acetylene	2.667	2.667	2.674	2.668	2.652	2.656	2.651				2.572 - 2.732	2.662
Ethane	2.890	2.899	2.900	2.896	2.889	2.882	2.876				2.839 - 2.939	2.890

FORM VI
GC VOA BY EXTERNAL STANDARD - INITIAL CALIBRATION DATA
CURVE EVALUATION

Lab Name: Eurofins TestAmerica, Denver Job No.: 280-124986-1 Analy Batch No.: 454595

SDG No.:

Instrument ID: VGC_J GC Column: HP-Plot Q ID: 0.53(mm) Heated Purge: (Y/N) N

Calibration Start Date: 04/15/2019 10:23 Calibration End Date: 04/15/2019 12:11 Calibration ID: 36052

Calibration Files:

LEVEL:	LAB SAMPLE ID:	LAB FILE ID:
Level 1	IC 280-454595/1	04151901.D
Level 2	IC 280-454595/2	04151902.D
Level 3	IC 280-454595/3	04151903.D
Level 4	IC 280-454595/4	04151904.D
Level 5	ICRT 280-454595/5	04151905.D
Level 6	IC 280-454595/6	04151906.D
Level 7	IC 280-454595/7	04151907.D
Level 8	IC 280-454595/8	04151908.D
Level 9	IC 280-454595/9	04151909.D

ANALYTE	CF				CURVE TYPE	COEFFICIENT			#	MIN CF	%RSD	#	MAX %RSD	R^2 OR COD	#	MIN R^2 OR COD
	LVL 1 LVL 5 LVL 9	LVL 2 LVL 6	LVL 3 LVL 7	LVL 4 LVL 8		B	M1	M2								
Methane	165505 112782 113064	152449 105382	134317 118668	124463 106834	Lin2	26094.0563	114549.945							0.9950		0.9900
Ethylene	77051 90320	93824 85167	93337 91921	98428	Ave		90006.9262				7.7		20.0			
Acetylene	24541 29842	28330 28568	27967 29091	29931	Ave		28324.3348				6.4		20.0			
Ethane	90071 107828	111998 101231	111312 112567	116847	Ave		107407.606				8.4		20.0			

Note: The M1 coefficient is the same as Ave CF for an Ave curve type.

FORM VI
GC VOA BY EXTERNAL STANDARD - INITIAL CALIBRATION DATA
RESPONSE AND CONCENTRATION

Lab Name: Eurofins TestAmerica, Denver Job No.: 280-124986-1 Analy Batch No.: 454595

SDG No.:

Instrument ID: VGC_J GC Column: HP-Plot Q ID: 0.53(mm) Heated Purge: (Y/N) N

Calibration Start Date: 04/15/2019 10:23 Calibration End Date: 04/15/2019 12:11 Calibration ID: 36052

Calibration Files:

LEVEL:	LAB SAMPLE ID:	LAB FILE ID:
Level 1	IC 280-454595/1	04151901.D
Level 2	IC 280-454595/2	04151902.D
Level 3	IC 280-454595/3	04151903.D
Level 4	IC 280-454595/4	04151904.D
Level 5	ICRT 280-454595/5	04151905.D
Level 6	IC 280-454595/6	04151906.D
Level 7	IC 280-454595/7	04151907.D
Level 8	IC 280-454595/8	04151908.D
Level 9	IC 280-454595/9	04151909.D

ANALYTE	CURVE TYPE	RESPONSE					CONCENTRATION (UG/L)				
		LVL 1 LVL 6	LVL 2 LVL 7	LVL 3 LVL 8	LVL 4 LVL 9	LVL 5	LVL 1 LVL 6	LVL 2 LVL 7	LVL 3 LVL 8	LVL 4 LVL 9	LVL 5
Methane	Lin2	75515 15386436	139116 34652624	245139 193042781	1817240 817202335	8233442	0.456 146	0.913 292	1.83 1807	14.6 7228	73.0
Ethylene	Ave	61480 21746052	149728 46940879	297902	2513192	11530864	0.798 255	1.60 511	3.19	25.5	128
Acetylene	Ave	18179 6771875	41972 13791861	82868	709490	3536969	0.741 237	1.48 474	2.96	23.7	119
Ethane	Ave	77042 27708010	191594 61621639	380840	3198231	14756883	0.855 274	1.71 547	3.42	27.4	137

Curve Type Legend:

Ave = Average
Lin2 = Linear 1/conc^2

Eurofins TestAmerica, Denver
Target Compound Quantitation Report

Data File: \\chromna\Denver\ChromData\VGC_J\20190415-80933.b\04151901.D
Lims ID: IC L1
Client ID:
Sample Type: IC Calib Level: 1
Inject. Date: 15-Apr-2019 10:23:57 ALS Bottle#: 1 Worklist Smp#: 1
Purge Vol: 18.000 mL Dil. Factor: 1.0000
Sample Info: IC L1
Misc. Info.: 280-0080933-001
Operator ID: ms Instrument ID: VGC_J
Sublist: chrom-RSK_J*sub5

Method: \\chromna\Denver\ChromData\VGC_J\20190415-80933.b\RSK_J.m
Limit Group: GCV - RSK 175
Method Label: DV-GC-0025: Dissolved Gases in Water by RSK-175
Last Update: 15-May-2019 11:57:50 Calib Date: 15-Apr-2019 12:11:08
Integrator: Falcon
Quant Method: External Standard Quant By: Initial Calibration
Last ICal File: \\chromna\Denver\ChromData\VGC_J\20190415-80933.b\04151909.D

Column 1 : Rt-Alumina BOND/KCl (0.53 mm) Det: GC FID1A
Column 2 : HP-PLOT/Q (0.53 mm) Det: GC FID2B
Process Host: CTX0333

Col	RT (min.)	Exp RT (min.)	Dlt RT (min.)	Response	Cal Amt ug/l	OnCol Amt ug/l	Flags
1 Methane							
1	1.278	1.271	0.007	93261	0.4563	0.4301	
2	1.692	1.692	0.000	75515	0.4563	0.4314	
						RPD = 0.31	
2 Ethane							
1	1.543	1.556	-0.013	91221	0.8553	0.7219	
2	2.890	2.889	0.001	77042	0.8553	0.7173	
						RPD = 0.64	
3 Ethylene							
1	1.877	1.880	-0.003	73764	0.7979	0.6972	
2	2.514	2.512	0.002	61480	0.7979	0.6831	
						RPD = 2.04	
4 Propane							
1	2.651	2.632	0.019	147932	1.25	1.09	
2	4.691	4.687	0.004	125161	1.25	1.09	
						RPD = 0.25	
5 Acetylene							
1	4.091	4.078	0.013	19810	0.7408	0.6166	
2	2.667	2.652	0.015	18179	0.7408	0.6418	
						RPD = 4.01	
6 Butane							M
1	4.410	4.381	0.029	211953	1.65	1.51	
2	6.155	6.146	0.009	195662	1.65	1.63	M
						RPD = 7.68	
7 isobutylene							
1	5.333	5.311	0.022	147116	1.60	1.52	
2	6.003	5.998	0.005	121709	1.60	1.50	
						RPD = 1.22	

QC Flag Legend

Review Flags

M - Manually Integrated

Reagents:

RSK7gasMathes_00026 Amount Added: 1.25 Units: uL

Report Date: 15-May-2019 11:57:50 Chrom Revision: 2.3 03-May-2019 15:52:00

Eurofins TestAmerica, Denver

Data File: \\chromna\Denver\ChromData\VGC_J\20190415-80933.b\04151901.D

Injection Date:	15-Apr-2019 10:23:57	Instrument ID:	VGC_J	Operator ID:	ms
Lims ID:	IC L1			Worklist Smp#:	1
Client ID:					
Purge Vol:	18.000 mL	Dil. Factor:	1.0000	ALS Bottle#:	1
Method:	RSK_J	Limit Group:	GCV - RSK 175		

Column: Rt-Alumina BOND/KCl (0.53 mm) Y Scaling: Method Defined: Scale to the Nth Largest Target: 1

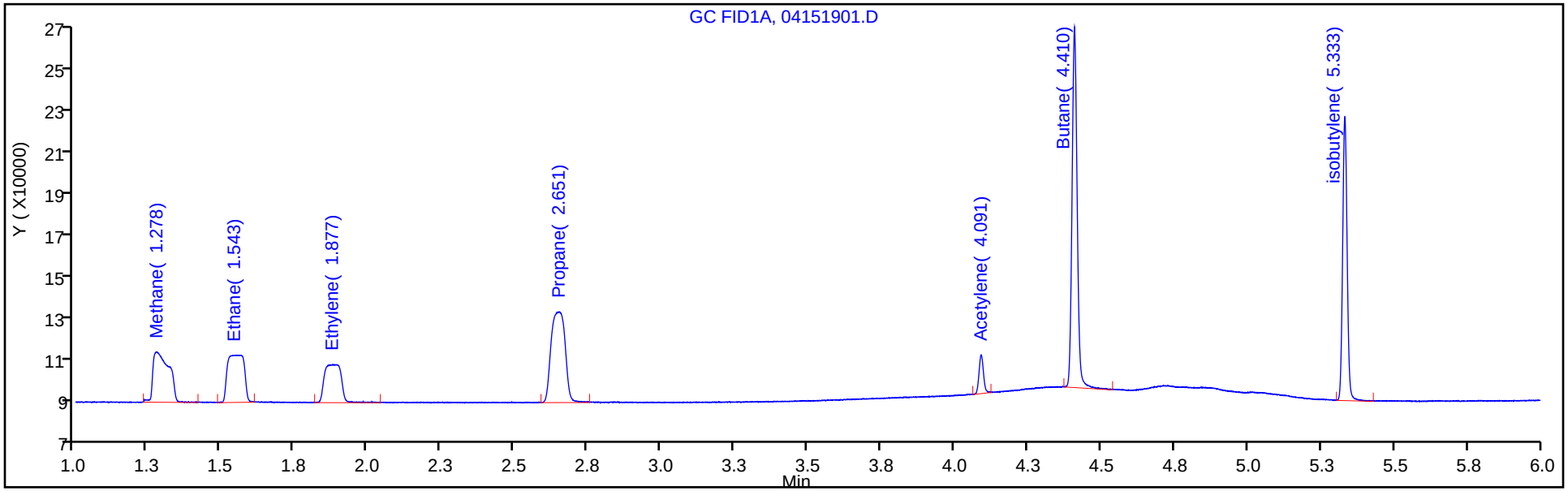

Column: HP-PLOT/Q (0.53 mm) Y Scaling: Method Defined: Scale to the Nth Largest Target: 1

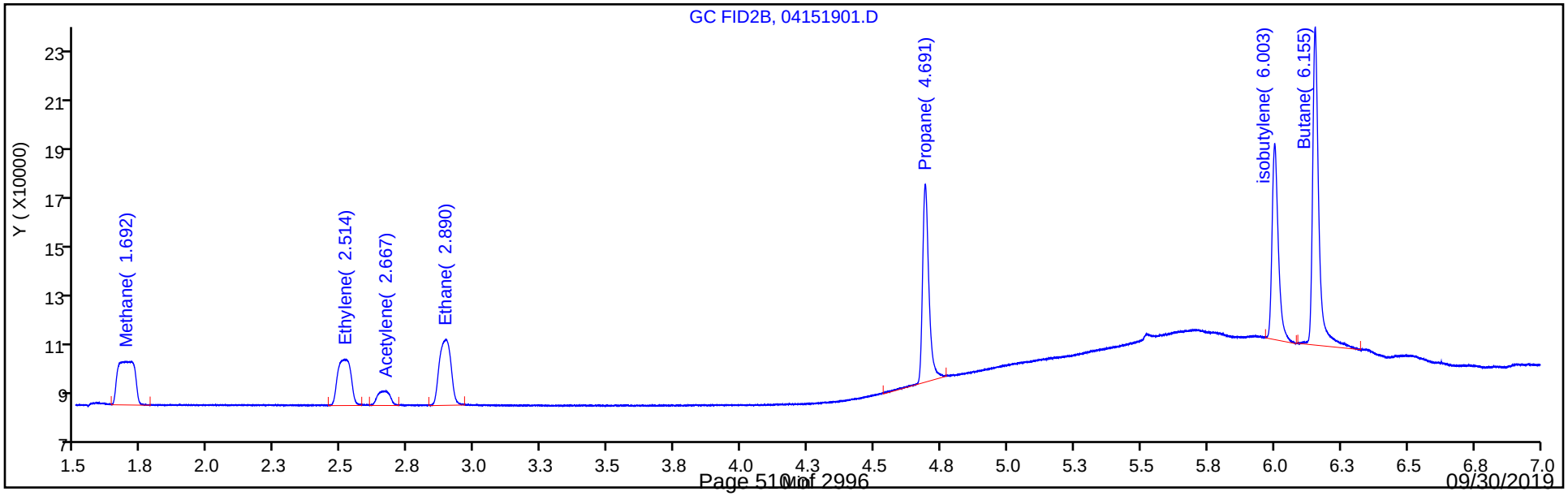

Eurofins TestAmerica, Denver
Target Compound Quantitation Report

Data File: \\chromna\Denver\ChromData\VGC_J\20190415-80933.b\04151902.D
Lims ID: IC L2
Client ID:
Sample Type: IC Calib Level: 2
Inject. Date: 15-Apr-2019 10:37:05 ALS Bottle#: 2 Worklist Smp#: 2
Purge Vol: 18.000 mL Dil. Factor: 1.0000
Sample Info: IC L2
Misc. Info.: 280-0080933-002
Operator ID: ms Instrument ID: VGC_J
Sublist: chrom-RSK_J*sub5

Method: \\chromna\Denver\ChromData\VGC_J\20190415-80933.b\RSK_J.m
Limit Group: GCV - RSK 175
Method Label: DV-GC-0025: Dissolved Gases in Water by RSK-175
Last Update: 15-May-2019 11:57:51 Calib Date: 15-Apr-2019 12:11:08
Integrator: Falcon
Quant Method: External Standard Quant By: Initial Calibration
Last ICal File: \\chromna\Denver\ChromData\VGC_J\20190415-80933.b\04151909.D

Column 1 : Rt-Alumina BOND/KCl (0.53 mm) Det: GC FID1A
Column 2 : HP-PLOT/Q (0.53 mm) Det: GC FID2B
Process Host: CTX0333

Col	RT (min.)	Exp RT (min.)	Dlt RT (min.)	Response	Cal Amt ug/l	OnCol Amt ug/l	Flags
1 Methane							
1	1.279	1.271	0.008	168302	0.9125	0.99	
2	1.699	1.692	0.007	139116	0.9125	0.9867	
						RPD = 0.37	
2 Ethane							
1	1.556	1.556	0.000	227953	1.71	1.80	
2	2.899	2.889	0.010	191594	1.71	1.78	
						RPD = 1.12	
3 Ethylene							
1	1.890	1.880	0.010	175461	1.60	1.66	
2	2.524	2.512	0.012	149728	1.60	1.66	
						RPD = 0.31	
4 Propane							
1	2.645	2.632	0.013	363474	2.51	2.69	
2	4.696	4.687	0.009	306879	2.51	2.67	
						RPD = 0.46	
5 Acetylene							
1	4.095	4.078	0.017	47607	1.48	1.48	
2	2.667	2.652	0.015	41972	1.48	1.48	
						RPD = 0.00	
6 Butane							
1	4.401	4.381	0.020	519750	3.31	3.69	
2	6.158	6.146	0.012	435009	3.31	3.61	
						RPD = 2.11	
7 isobutylene							
1	5.327	5.311	0.016	344778	3.19	3.56	
2	6.006	5.998	0.008	288028	3.19	3.55	
						RPD = 0.25	

Reagents:

RSK7gasMathes_00026 Amount Added: 2.50 Units: uL

Report Date: 15-May-2019 11:57:52 Chrom Revision: 2.3 03-May-2019 15:52:00

Eurofins TestAmerica, Denver

Data File: \\chromna\Denver\ChromData\VGC_J\20190415-80933.b\04151902.D

Injection Date:	15-Apr-2019 10:37:05	Instrument ID:	VGC_J	Operator ID:	ms
Lims ID:	IC L2			Worklist Smp#:	2
Client ID:					
Purge Vol:	18.000 mL	Dil. Factor:	1.0000	ALS Bottle#:	2
Method:	RSK_J	Limit Group:	GCV - RSK 175		

Column: Rt-Alumina BOND/KCl (0.53 mm) Y Scaling: Method Defined: Scale to the Nth Largest Target: 1

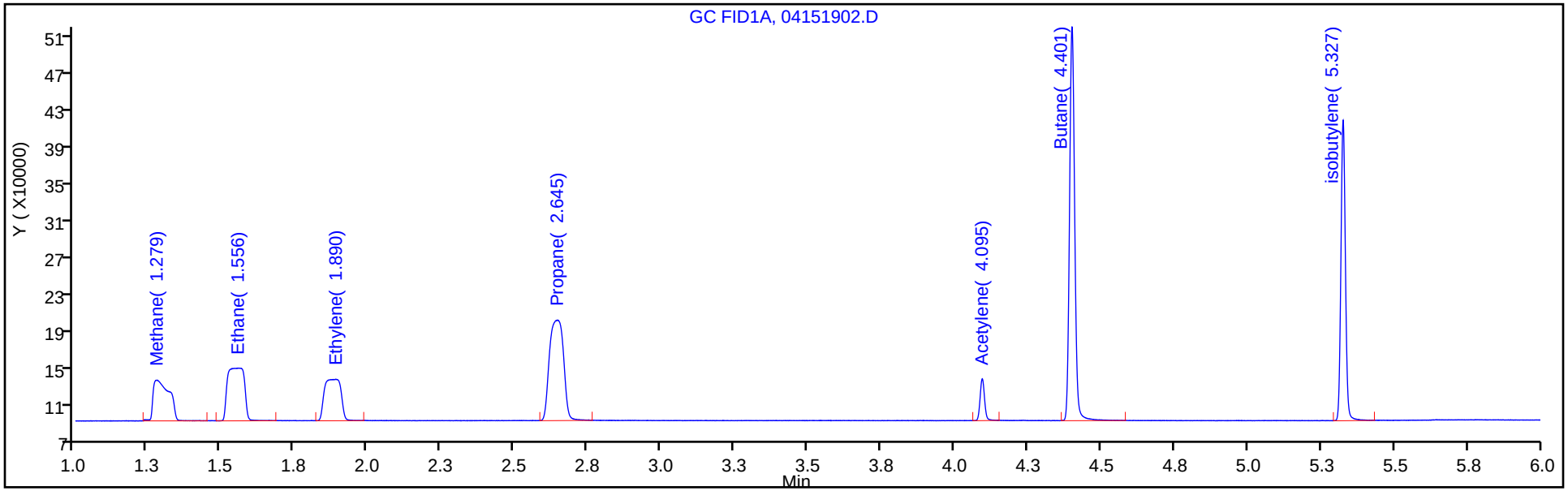

Column: HP-PLOT/Q (0.53 mm) Y Scaling: Method Defined: Scale to the Nth Largest Target: 1

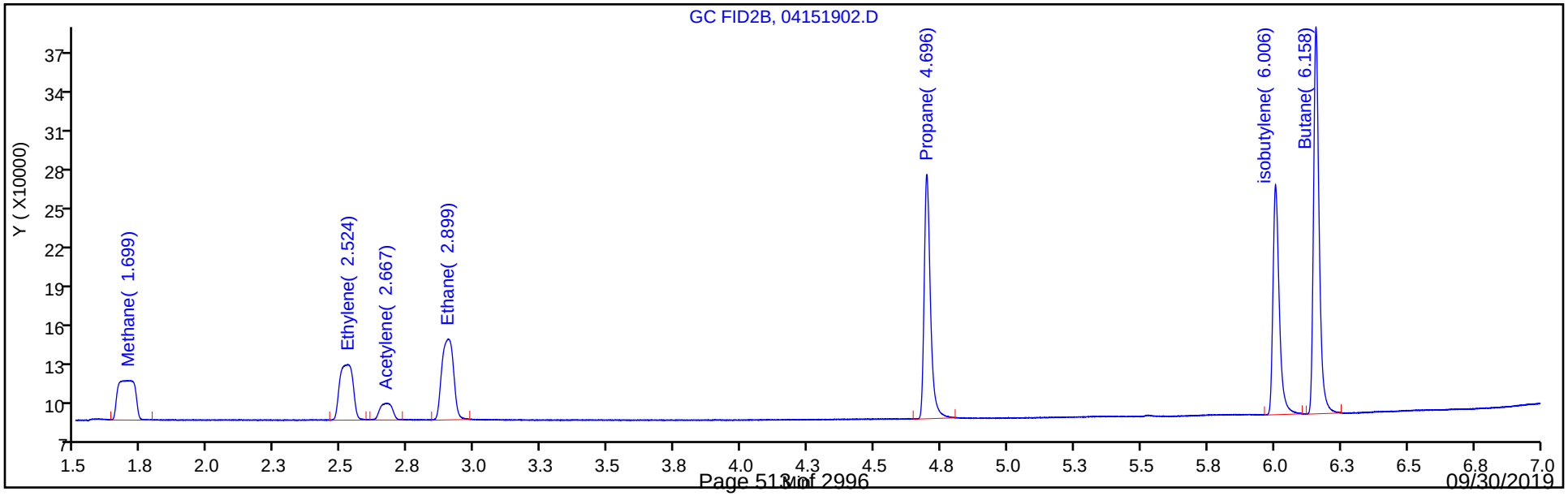

Eurofins TestAmerica, Denver
Target Compound Quantitation Report

Data File: \\chromna\Denver\ChromData\VGC_J\20190415-80933.b\04151903.D
Lims ID: IC L3
Client ID:
Sample Type: IC Calib Level: 3
Inject. Date: 15-Apr-2019 10:50:22 ALS Bottle#: 3 Worklist Smp#: 3
Purge Vol: 18.000 mL Dil. Factor: 1.0000
Sample Info: IC L3
Misc. Info.: 280-0080933-003
Operator ID: ms Instrument ID: VGC_J
Sublist: chrom-RSK_J*sub5

Method: \\chromna\Denver\ChromData\VGC_J\20190415-80933.b\RSK_J.m
Limit Group: GCV - RSK 175
Method Label: DV-GC-0025: Dissolved Gases in Water by RSK-175
Last Update: 15-May-2019 11:57:52 Calib Date: 15-Apr-2019 12:11:08
Integrator: Falcon
Quant Method: External Standard Quant By: Initial Calibration
Last ICal File: \\chromna\Denver\ChromData\VGC_J\20190415-80933.b\04151909.D

Column 1 : Rt-Alumina BOND/KCl (0.53 mm) Det: GC FID1A
Column 2 : HP-PLOT/Q (0.53 mm) Det: GC FID2B
Process Host: CTX0333

Col	RT (min.)	Exp RT (min.)	Dlt RT (min.)	Response	Cal Amt ug/l	OnCol Amt ug/l	Flags
1 Methane							
1	1.278	1.271	0.007	292852	1.83	1.92	
2	1.688	1.692	-0.004	245139	1.83	1.91	
						RPD = 0.42	
2 Ethane							
1	1.563	1.556	0.007	449849	3.42	3.56	
2	2.900	2.889	0.011	380840	3.42	3.55	
						RPD = 0.40	
3 Ethylene							
1	1.889	1.880	0.009	348615	3.19	3.29	
2	2.516	2.512	0.004	297902	3.19	3.31	
						RPD = 0.45	
4 Propane							
1	2.645	2.632	0.013	706582	5.02	5.22	
2	4.696	4.687	0.009	601744	5.02	5.24	
						RPD = 0.40	
5 Acetylene							
1	4.094	4.078	0.016	96205	2.96	2.99	
2	2.674	2.652	0.022	82868	2.96	2.93	
						RPD = 2.32	
6 Butane							
1	4.400	4.381	0.019	993917	6.61	7.06	
2	6.157	6.146	0.011	836646	6.61	6.95	
						RPD = 1.54	
7 isobutylene							
1	5.326	5.311	0.015	655607	6.38	6.78	
2	6.005	5.998	0.007	552886	6.38	6.82	
						RPD = 0.70	

Reagents:

RSK7gasMathes_00026 Amount Added: 5.00 Units: uL

Report Date: 15-May-2019 11:57:53 Chrom Revision: 2.3 03-May-2019 15:52:00

Eurofins TestAmerica, Denver

Data File: \\chromna\Denver\ChromData\VGC_J\20190415-80933.b\04151903.D

Injection Date: 15-Apr-2019 10:50:22 Instrument ID: VGC_J Operator ID: ms

Lims ID: IC L3 Worklist Smp#: 3

Client ID:

Purge Vol: 18.000 mL Dil. Factor: 1.0000 ALS Bottle#: 3

Method: RSK_J Limit Group: GCV - RSK 175

Column: Rt-Alumina BOND/KCl (0.53 mm) Y Scaling: Method Defined: Scale to the Nth Largest Target: 1

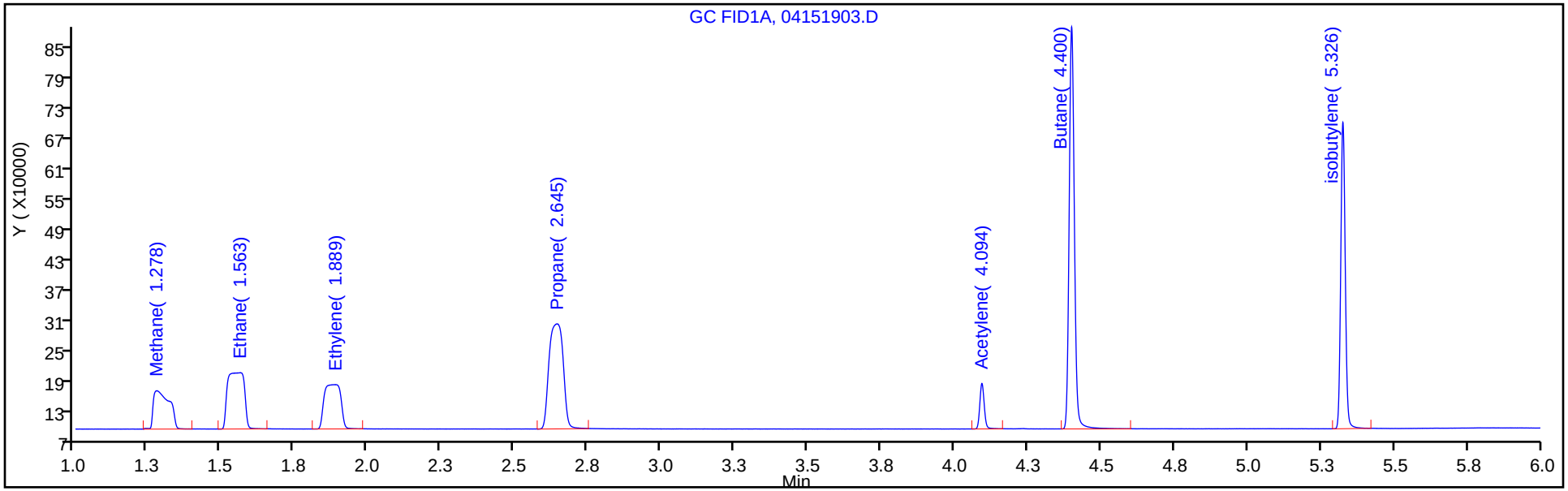

Column: HP-PLOT/Q (0.53 mm) Y Scaling: Method Defined: Scale to the Nth Largest Target: 1

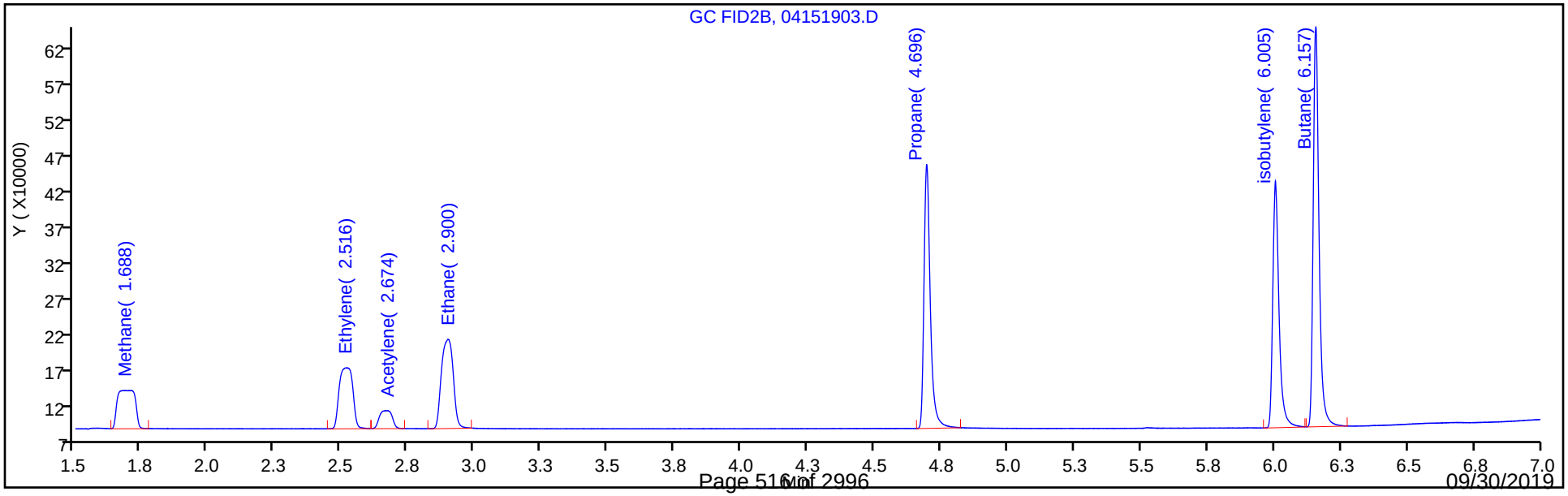

Eurofins TestAmerica, Denver
Target Compound Quantitation Report

Data File: \\chromna\Denver\ChromData\VGC_J\20190415-80933.b\04151904.D
Lims ID: IC L4
Client ID:
Sample Type: IC Calib Level: 4
Inject. Date: 15-Apr-2019 11:03:41 ALS Bottle#: 4 Worklist Smp#: 4
Purge Vol: 18.000 mL Dil. Factor: 1.0000
Sample Info: IC L4
Misc. Info.: 280-0080933-004
Operator ID: ms Instrument ID: VGC_J
Sublist: chrom-RSK_J*sub5

Method: \\chromna\Denver\ChromData\VGC_J\20190415-80933.b\RSK_J.m
Limit Group: GCV - RSK 175
Method Label: DV-GC-0025: Dissolved Gases in Water by RSK-175
Last Update: 15-May-2019 11:57:54 Calib Date: 15-Apr-2019 12:11:08
Integrator: Falcon
Quant Method: External Standard Quant By: Initial Calibration
Last ICal File: \\chromna\Denver\ChromData\VGC_J\20190415-80933.b\04151909.D

Column 1 : Rt-Alumina BOND/KCl (0.53 mm) Det: GC FID1A
Column 2 : HP-PLOT/Q (0.53 mm) Det: GC FID2B
Process Host: CTX0333

Col	RT (min.)	Exp RT (min.)	Dlt RT (min.)	Response	Cal Amt ug/l	OnCol Amt ug/l	Flags
1 Methane							
1	1.275	1.271	0.004	2121207	14.6	15.6	
2	1.701	1.692	0.009	1817240	14.6	15.6	
						RPD = 0.42	
2 Ethane							
1	1.544	1.556	-0.012	3768385	27.4	29.8	
2	2.896	2.889	0.007	3198231	27.4	29.8	
						RPD = 0.15	
3 Ethylene							
1	1.885	1.880	0.005	2951189	25.5	27.9	
2	2.516	2.512	0.004	2513192	25.5	27.9	
						RPD = 0.11	
4 Propane							
1	2.641	2.632	0.009	5812465	40.1	43.0	
2	4.694	4.687	0.007	4940027	40.1	43.1	
						RPD = 0.20	
5 Acetylene							
1	4.089	4.078	0.011	809586	23.7	25.2	
2	2.668	2.652	0.016	709490	23.7	25.0	
						RPD = 0.60	
6 Butane							
1	4.395	4.381	0.014	7767068	52.9	55.2	
2	6.155	6.146	0.009	6590566	52.9	54.7	
						RPD = 0.74	
7 isobutylene							
1	5.322	5.311	0.011	5189017	51.1	53.6	
2	6.004	5.998	0.006	4363220	51.1	53.8	
						RPD = 0.40	

Reagents:

RSK7gasMathes_00026 Amount Added: 40.00 Units: uL

Report Date: 15-May-2019 11:57:55 Chrom Revision: 2.3 03-May-2019 15:52:00

Eurofins TestAmerica, Denver

Data File: \\chromna\Denver\ChromData\VGC_J\20190415-80933.b\04151904.D

Injection Date:	15-Apr-2019 11:03:41	Instrument ID:	VGC_J	Operator ID:	ms
Lims ID:	IC L4			Worklist Smp#:	4
Client ID:					
Purge Vol:	18.000 mL	Dil. Factor:	1.0000	ALS Bottle#:	4
Method:	RSK_J	Limit Group:	GCV - RSK 175		

Column: Rt-Alumina BOND/KCl (0.53 mm) Y Scaling: Method Defined: Scale to the Nth Largest Target: 1

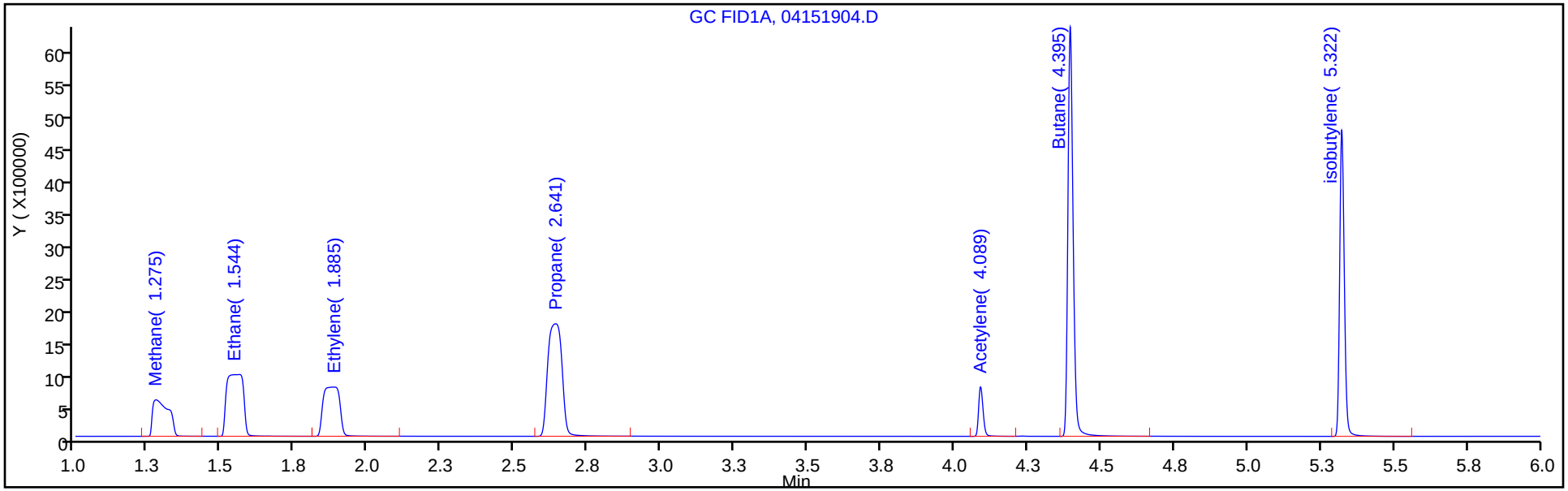

Column: HP-PLOT/Q (0.53 mm) Y Scaling: Method Defined: Scale to the Nth Largest Target: 1

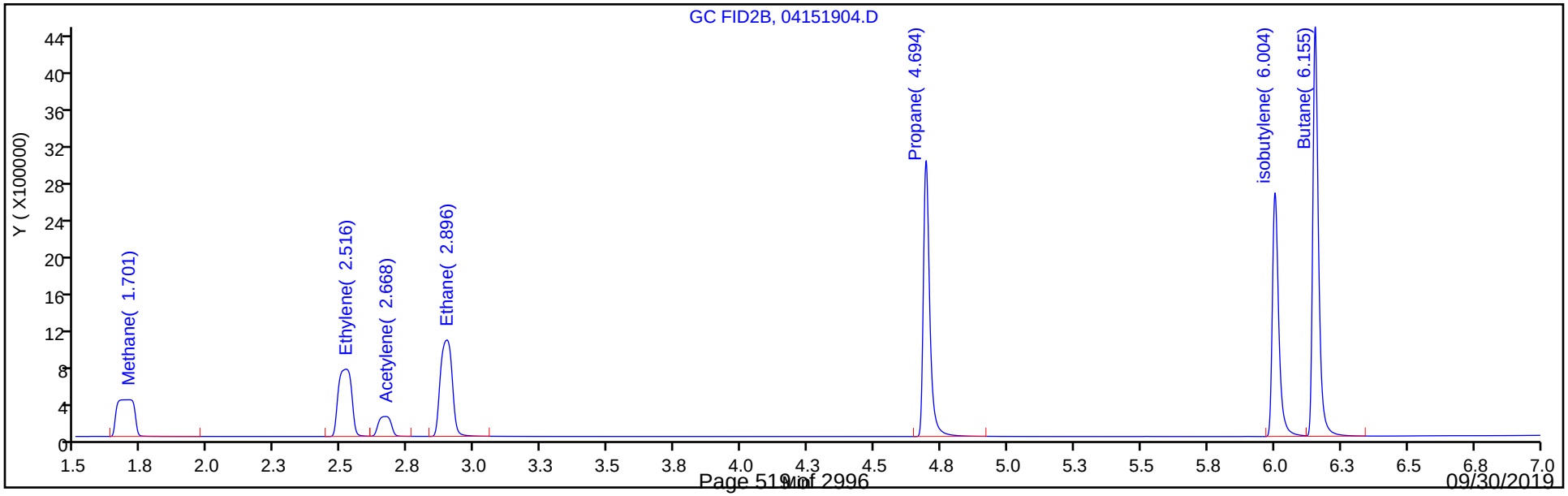

Eurofins TestAmerica, Denver
Target Compound Quantitation Report

Data File: \\chromna\Denver\ChromData\VGC_J\20190415-80933.b\04151905.D
Lims ID: ICRT L5
Client ID:
Sample Type: ICRT Calib Level: 5
Inject. Date: 15-Apr-2019 11:17:11 ALS Bottle#: 5 Worklist Smp#: 5
Purge Vol: 18.000 mL Dil. Factor: 1.0000
Sample Info: ICRT L5
Misc. Info.: 280-0080933-005
Operator ID: ms Instrument ID: VGC_J
Sublist: chrom-RSK_J*sub5

Method: \\chromna\Denver\ChromData\VGC_J\20190415-80933.b\RSK_J.m
Limit Group: GCV - RSK 175
Method Label: DV-GC-0025: Dissolved Gases in Water by RSK-175
Last Update: 15-May-2019 11:57:56 Calib Date: 15-Apr-2019 12:11:08
Integrator: Falcon
Quant Method: External Standard Quant By: Initial Calibration
Last ICal File: \\chromna\Denver\ChromData\VGC_J\20190415-80933.b\04151909.D

Column 1 : Rt-Alumina BOND/KCl (0.53 mm) Det: GC FID1A
Column 2 : HP-PLOT/Q (0.53 mm) Det: GC FID2B
Process Host: CTX0333

Col	RT (min.)	Exp RT (min.)	Dlt RT (min.)	Response	Cal Amt ug/l	OnCol Amt ug/l	Flags
1 Methane							
1	1.271	1.271	0.000	9627756	73.0	71.6	
2	1.692	1.692	0.000	8233442	73.0	71.6	
						RPD = 0.05	
2 Ethane							
1	1.556	1.556	0.000	17308693	136.9	137.0	
2	2.889	2.889	0.000	14756883	136.9	137.4	
						RPD = 0.30	
3 Ethylene							
1	1.880	1.880	0.000	13570482	127.7	128.3	
2	2.512	2.512	0.000	11530864	127.7	128.1	
						RPD = 0.11	
4 Propane							
1	2.632	2.632	0.000	26866377	200.7	198.6	
2	4.687	4.687	0.000	22779443	200.7	198.5	
						RPD = 0.04	
5 Acetylene							
1	4.078	4.078	0.000	4013672	118.5	124.9	
2	2.652	2.652	0.000	3536969	118.5	124.9	
						RPD = 0.04	
6 Butane							
1	4.381	4.381	0.000	35922157	264.5	255.1	
2	6.146	6.146	0.000	30367524	264.5	252.3	
						RPD = 1.11	
7 isobutylene							
1	5.311	5.311	0.000	23677727	255.4	244.7	
2	5.998	5.998	0.000	19852679	255.4	245.0	
						RPD = 0.12	

Reagents:

RSK7gasMathes_00026 Amount Added: 200.00 Units: uL

Report Date: 15-May-2019 11:57:56 Chrom Revision: 2.3 03-May-2019 15:52:00

Eurofins TestAmerica, Denver

Data File: \\chromna\Denver\ChromData\VGC_J\20190415-80933.b\04151905.D

Injection Date:	15-Apr-2019 11:17:11	Instrument ID:	VGC_J	Operator ID:	ms
Lims ID:	ICRT L5			Worklist Smp#:	5
Client ID:					
Purge Vol:	18.000 mL	Dil. Factor:	1.0000	ALS Bottle#:	5
Method:	RSK_J	Limit Group:	GCV - RSK 175		

Column: Rt-Alumina BOND/KCl (0.53 mm) Y Scaling: Method Defined: Scale to the Nth Largest Target: 1

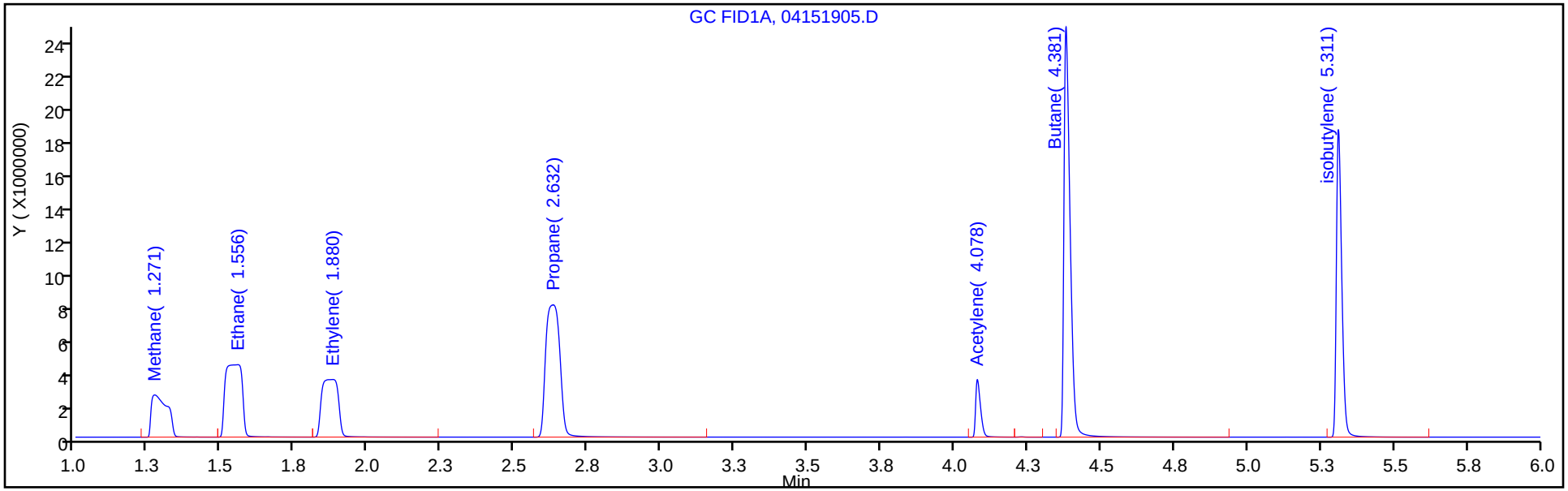

Column: HP-PLOT/Q (0.53 mm) Y Scaling: Method Defined: Scale to the Nth Largest Target: 1

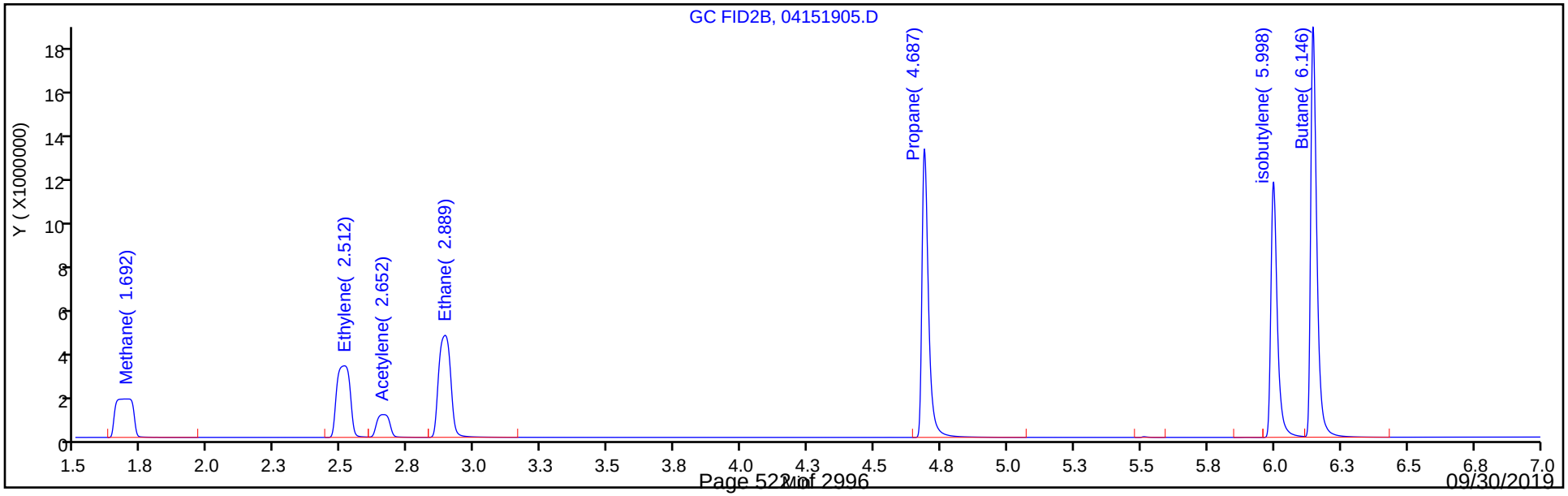

Eurofins TestAmerica, Denver
Target Compound Quantitation Report

Data File: \\chromna\Denver\ChromData\VGC_J\20190415-80933.b\04151906.D
Lims ID: IC L6
Client ID:
Sample Type: IC Calib Level: 6
Inject. Date: 15-Apr-2019 11:30:32 ALS Bottle#: 6 Worklist Smp#: 6
Purge Vol: 18.000 mL Dil. Factor: 1.0000
Sample Info: IC L6
Misc. Info.: 280-0080933-006
Operator ID: ms Instrument ID: VGC_J
Sublist: chrom-RSK_J*sub5

Method: \\chromna\Denver\ChromData\VGC_J\20190415-80933.b\RSK_J.m
Limit Group: GCV - RSK 175
Method Label: DV-GC-0025: Dissolved Gases in Water by RSK-175
Last Update: 15-May-2019 11:57:57 Calib Date: 15-Apr-2019 12:11:08
Integrator: Falcon
Quant Method: External Standard Quant By: Initial Calibration
Last ICal File: \\chromna\Denver\ChromData\VGC_J\20190415-80933.b\04151909.D

Column 1 : Rt-Alumina BOND/KCl (0.53 mm) Det: GC FID1A
Column 2 : HP-PLOT/Q (0.53 mm) Det: GC FID2B
Process Host: CTX0333

Col	RT (min.)	Exp RT (min.)	Dlt RT (min.)	Response	Cal Amt ug/l	OnCol Amt ug/l	Flags
1 Methane							
1	1.267	1.271	-0.004	17958876	146.0	133.8	
2	1.681	1.692	-0.011	15386436	146.0	134.1	
						RPD = 0.21	
2 Ethane							
1	1.549	1.556	-0.007	32290083	273.7	255.5	
2	2.882	2.889	-0.007	27708010	273.7	258.0	
						RPD = 0.95	
3 Ethylene							M
1	1.866	1.880	-0.014	25472652	255.3	240.7	M
2	2.503	2.512	-0.009	21746052	255.3	241.6	
						RPD = 0.36	
4 Propane							
1	2.625	2.632	-0.007	50278684	401.4	371.7	
2	4.683	4.687	-0.004	42698075	401.4	372.2	
						RPD = 0.12	
5 Acetylene							
1	4.070	4.078	-0.008	7700889	237.0	239.7	
2	2.656	2.652	0.004	6771875	237.0	239.1	
						RPD = 0.25	
6 Butane							
1	4.370	4.381	-0.011	67375523	529.0	478.5	
2	6.140	6.146	-0.006	57174968	529.0	475.0	
						RPD = 0.73	
7 isobutylene							
1	5.302	5.311	-0.009	44689590	510.8	461.9	
2	5.992	5.998	-0.006	37488004	510.8	462.6	
						RPD = 0.16	

QC Flag Legend

Review Flags

M - Manually Integrated

Reagents:

RSK7gasMathes_00026 Amount Added: 400.00 Units: uL

Report Date: 15-May-2019 11:57:58 Chrom Revision: 2.3 03-May-2019 15:52:00

Eurofins TestAmerica, Denver

Data File: \\chromna\Denver\ChromData\VGC_J\20190415-80933.b\04151906.D

Injection Date:	15-Apr-2019 11:30:32	Instrument ID:	VGC_J	Operator ID:	ms
Lims ID:	IC L6			Worklist Smp#:	6
Client ID:					
Purge Vol:	18.000 mL	Dil. Factor:	1.0000	ALS Bottle#:	6
Method:	RSK_J	Limit Group:	GCV - RSK 175		

Column: Rt-Alumina BOND/KCl (0.53 mm) Y Scaling: Method Defined: Scale to the Nth Largest Target: 1

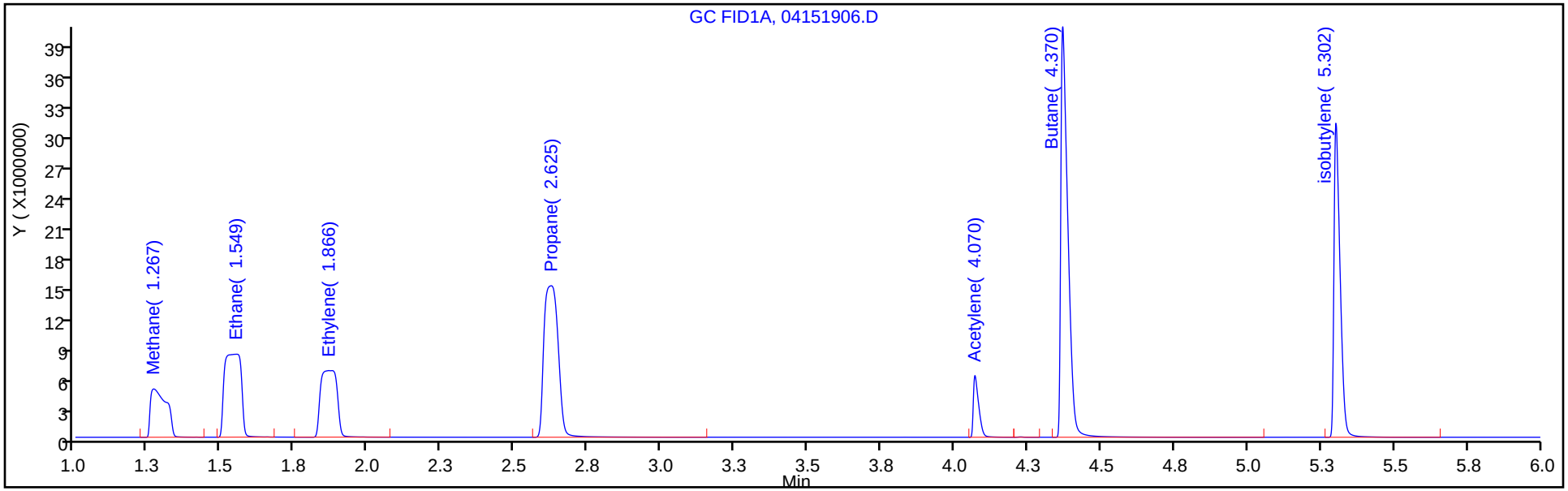

Column: HP-PLOT/Q (0.53 mm) Y Scaling: Method Defined: Scale to the Nth Largest Target: 1

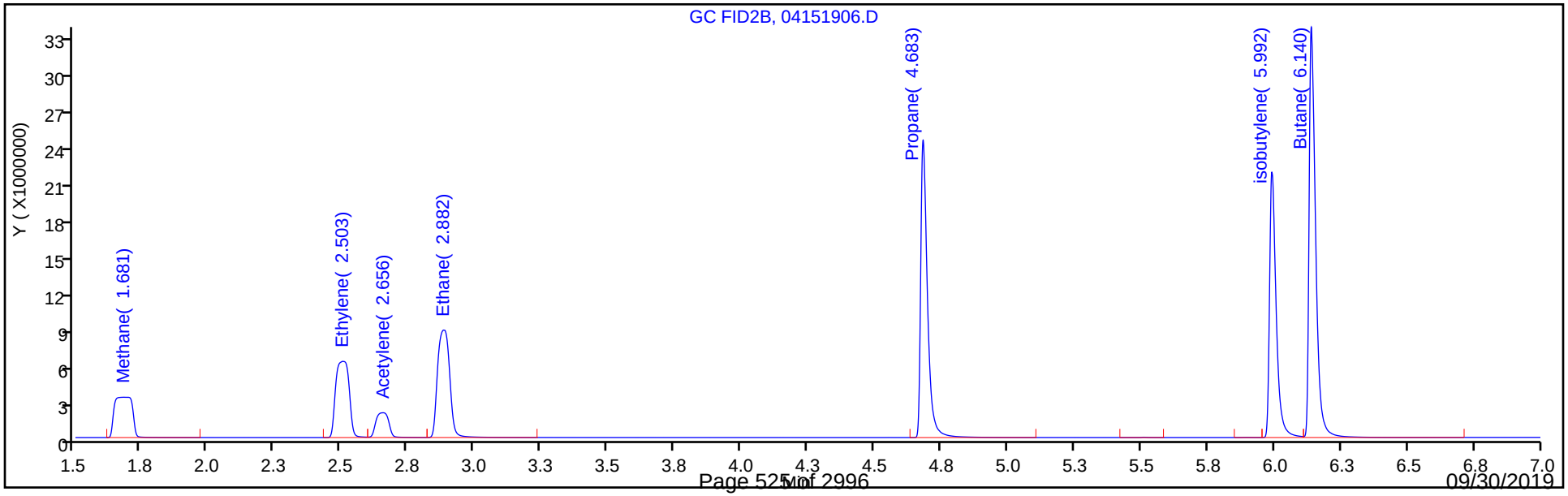

Eurofins TestAmerica, Denver
Target Compound Quantitation Report

Data File: \\chromna\Denver\ChromData\VGC_J\20190415-80933.b\04151907.D
Lims ID: IC L7
Client ID:
Sample Type: IC Calib Level: 7
Inject. Date: 15-Apr-2019 11:44:06 ALS Bottle#: 7 Worklist Smp#: 7
Purge Vol: 18.000 mL Dil. Factor: 1.0000
Sample Info: IC L7
Misc. Info.: 280-0080933-007
Operator ID: ms Instrument ID: VGC_J
Sublist: chrom-RSK_J*sub5

Method: \\chromna\Denver\ChromData\VGC_J\20190415-80933.b\RSK_J.m
Limit Group: GCV - RSK 175
Method Label: DV-GC-0025: Dissolved Gases in Water by RSK-175
Last Update: 15-May-2019 11:57:58 Calib Date: 15-Apr-2019 12:11:08
Integrator: Falcon
Quant Method: External Standard Quant By: Initial Calibration
Last ICal File: \\chromna\Denver\ChromData\VGC_J\20190415-80933.b\04151909.D

Column 1 : Rt-Alumina BOND/KCl (0.53 mm) Det: GC FID1A
Column 2 : HP-PLOT/Q (0.53 mm) Det: GC FID2B
Process Host: CTX0333

Col	RT (min.)	Exp RT (min.)	Dlt RT (min.)	Response	Cal Amt ug/l	OnCol Amt ug/l	Flags
1 Methane							
1	1.263	1.271	-0.008	40532226	292.0	302.4	
2	1.686	1.692	-0.006	34652624	292.0	302.3	
						RPD = 0.02	
2 Ethane							
1	1.549	1.556	-0.007	71736807	547.4	567.7	
2	2.876	2.889	-0.013	61621639	547.4	573.7	
						RPD = 1.05	
3 Ethylene							M
1	1.870	1.880	-0.010	54838846	510.7	518.3	M
2	2.503	2.512	-0.009	46940879	510.7	521.5	
						RPD = 0.62	
4 Propane							
1	2.611	2.632	-0.021	111846125	802.8	826.9	
2	4.672	4.687	-0.015	94884692	802.8	827.0	
						RPD = 0.02	
5 Acetylene							
1	4.057	4.078	-0.021	15668916	474.1	487.7	
2	2.651	2.652	-0.001	13791861	474.1	486.9	
						RPD = 0.16	
6 Butane							
1	4.350	4.381	-0.031	148225690	1058.1	1052.6	
2	6.128	6.146	-0.018	125686225	1058.1	1044.1	
						RPD = 0.81	
7 isobutylene							
1	5.288	5.311	-0.023	94615791	1021.5	977.9	
2	5.984	5.998	-0.014	79245111	1021.5	978.0	
						RPD = 0.01	

QC Flag Legend

Review Flags

M - Manually Integrated

Reagents:

RSK7gasMathes_00026 Amount Added: 800.00 Units: uL

Report Date: 15-May-2019 11:57:59 Chrom Revision: 2.3 03-May-2019 15:52:00

Eurofins TestAmerica, Denver

Data File: \\chromna\Denver\ChromData\VGC_J\20190415-80933.b\04151907.D

Injection Date:	15-Apr-2019 11:44:06	Instrument ID:	VGC_J	Operator ID:	ms
Lims ID:	IC L7			Worklist Smp#:	7
Client ID:					
Purge Vol:	18.000 mL	Dil. Factor:	1.0000	ALS Bottle#:	7
Method:	RSK_J	Limit Group:	GCV - RSK 175		

Column: Rt-Alumina BOND/KCl (0.53 mm) Y Scaling: Method Defined: Scale to the Nth Largest Target: 1

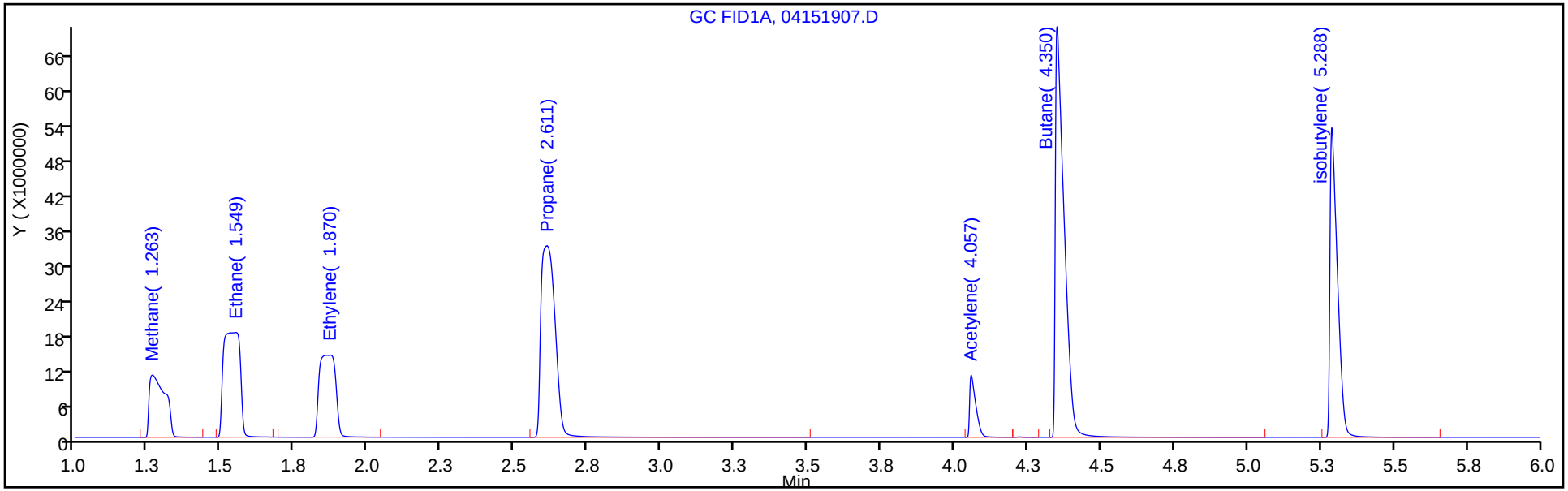

Column: HP-PLOT/Q (0.53 mm) Y Scaling: Method Defined: Scale to the Nth Largest Target: 1

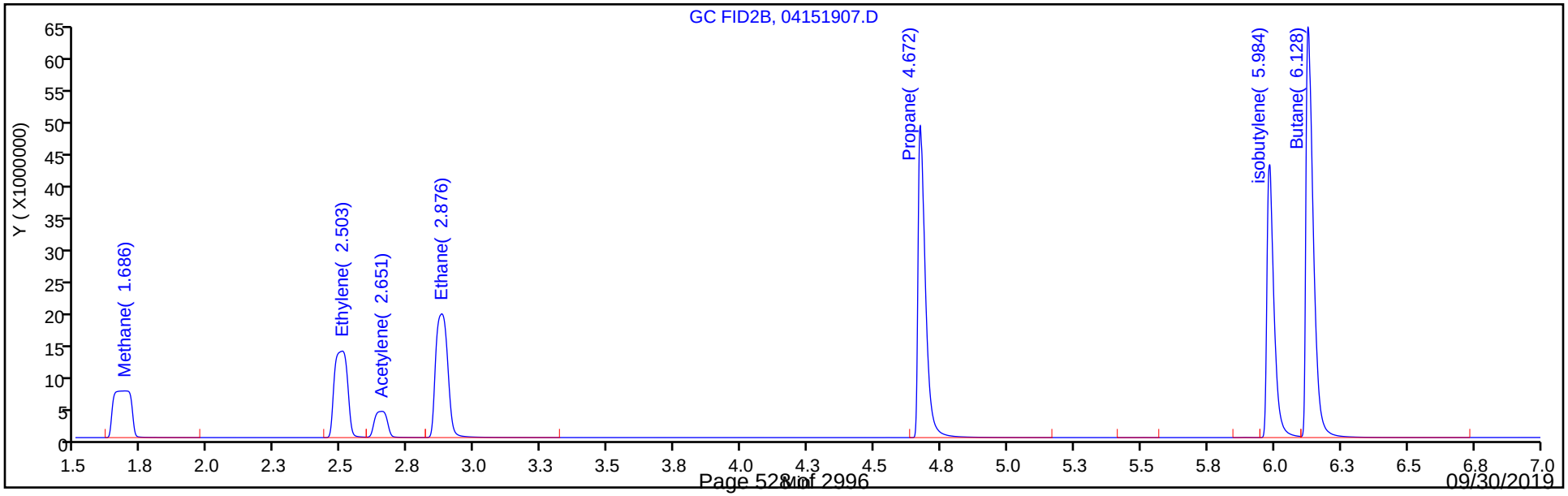

Eurofins TestAmerica, Denver
Target Compound Quantitation Report

Data File:	\\chromna\Denver\ChromData\VGC_J\20190415-80933.b\04151908.D				
Lims ID:	IC L8				
Client ID:					
Sample Type:	IC	Calib Level:	8		
Inject. Date:	15-Apr-2019 11:57:32	ALS Bottle#:	8	Worklist Smp#:	8
Purge Vol:	18.000 mL	Dil. Factor:	1.0000		
Sample Info:	IC L8				
Misc. Info.:	280-0080933-008				
Operator ID:	ms	Instrument ID:	VGC_J		
Sublist:	chrom-RSK_J*sub5				
Method:	\\chromna\Denver\ChromData\VGC_J\20190415-80933.b\RSK_J.m				
Limit Group:	GCV - RSK 175				
Method Label:	DV-GC-0025: Dissolved Gases in Water by RSK-175				
Last Update:	15-May-2019 11:58:00	Calib Date:	15-Apr-2019 12:11:08		
Integrator:	Falcon				
Quant Method:	External Standard	Quant By:	Initial Calibration		
Last ICal File:	\\chromna\Denver\ChromData\VGC_J\20190415-80933.b\04151909.D				
Column 1 :	Rt-Alumina BOND/KCl (0.53 mm)		Det: GC FID1A		
Column 2 :	HP-PLOT/Q (0.53 mm)		Det: GC FID2B		
Process Host:	CTX0333				

Col	RT (min.)	Exp RT (min.)	Dlt RT (min.)	Response	Cal Amt ug/l	OnCol Amt ug/l	Flags
1 Methane							
1	1.265	1.271	-0.006	226637342	1806.9	1691.8	
2	1.692	1.692	0.000	193042781	1806.9	1685.0	
						RPD =	0.41

Reagents:

RSK175methane_00009 Amount Added: 50.00 Units: uL

Report Date: 15-May-2019 11:58:01 Chrom Revision: 2.3 03-May-2019 15:52:00

Eurofins TestAmerica, Denver

Data File: \\chromna\Denver\ChromData\VGC_J\20190415-80933.b\04151908.D

Injection Date:	15-Apr-2019 11:57:32	Instrument ID:	VGC_J	Operator ID:	ms
Lims ID:	IC L8			Worklist Smp#:	8
Client ID:					
Purge Vol:	18.000 mL	Dil. Factor:	1.0000	ALS Bottle#:	8
Method:	RSK_J	Limit Group:	GCV - RSK 175		

Column: Rt-Alumina BOND/KCl (0.53 mm) Y Scaling: Method Defined: Scale to the Nth Largest Target: 1

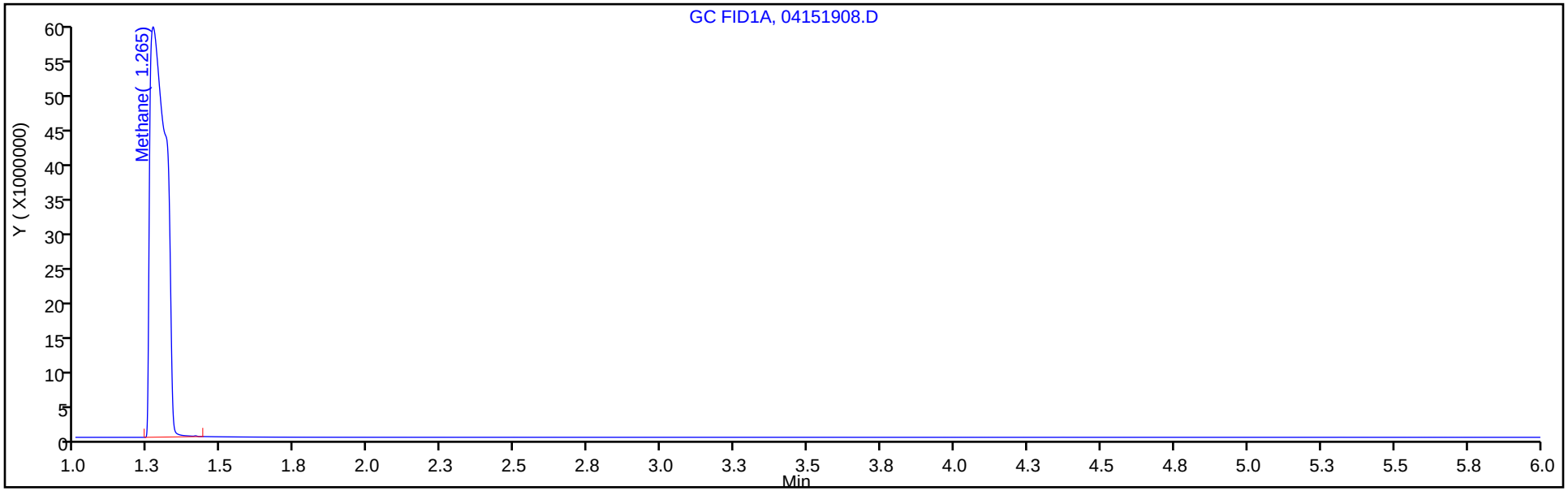

Column: HP-PLOT/Q (0.53 mm) Y Scaling: Method Defined: Scale to the Nth Largest Target: 1

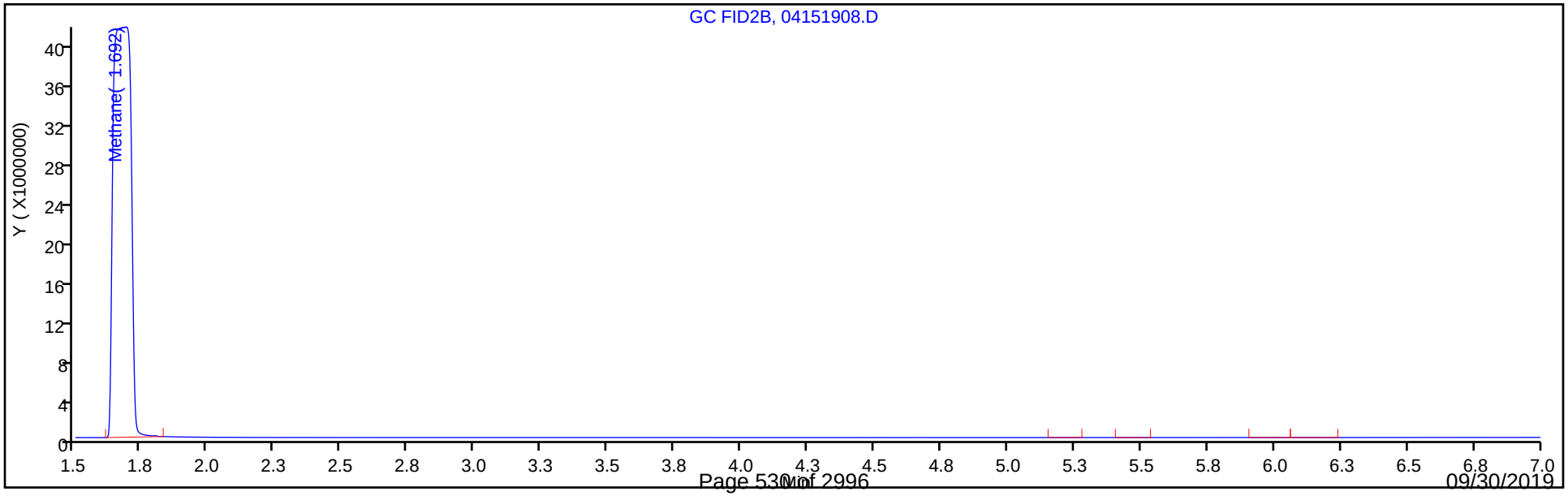

Eurofins TestAmerica, Denver
Target Compound Quantitation Report

Data File: \\chromna\Denver\ChromData\VGC_J\20190415-80933.b\04151909.D
Lims ID: IC L9
Client ID:
Sample Type: IC Calib Level: 9
Inject. Date: 15-Apr-2019 12:11:08 ALS Bottle#: 9 Worklist Smp#: 9
Purge Vol: 18.000 mL Dil. Factor: 1.0000
Sample Info: IC L9
Misc. Info.: 280-0080933-009
Operator ID: ms Instrument ID: VGC_J
Sublist: chrom-RSK_J*sub5

Method: \\chromna\Denver\ChromData\VGC_J\20190415-80933.b\RSK_J.m
Limit Group: GCV - RSK 175
Method Label: DV-GC-0025: Dissolved Gases in Water by RSK-175
Last Update: 15-May-2019 11:58:02 Calib Date: 15-Apr-2019 12:11:08
Integrator: Falcon
Quant Method: External Standard Quant By: Initial Calibration
Last ICal File: \\chromna\Denver\ChromData\VGC_J\20190415-80933.b\04151909.D

Column 1 : Rt-Alumina BOND/KCl (0.53 mm) Det: GC FID1A
Column 2 : HP-PLOT/Q (0.53 mm) Det: GC FID2B
Process Host: CTX0333

Col	RT (min.)	Exp RT (min.)	Dlt RT (min.)	Response	Cal Amt ug/l	OnCol Amt ug/l	Flags
1 Methane							
1	1.263	1.271	-0.008	952923785	7227.8	7114.4	
2	1.668	1.692	-0.024	817202335	7227.8	7133.8	
						RPD = 0.27	

Reagents:

RSK175methane_00009 Amount Added: 200.00 Units: uL

Report Date: 15-May-2019 11:58:02 Chrom Revision: 2.3 03-May-2019 15:52:00

Eurofins TestAmerica, Denver

Data File: \\chromna\Denver\ChromData\VGC_J\20190415-80933.b\04151909.D

Injection Date:	15-Apr-2019 12:11:08	Instrument ID:	VGC_J	Operator ID:	ms
Lims ID:	IC L9			Worklist Smp#:	9
Client ID:					
Purge Vol:	18.000 mL	Dil. Factor:	1.0000	ALS Bottle#:	9
Method:	RSK_J	Limit Group:	GCV - RSK 175		

Column: Rt-Alumina BOND/KCl (0.53 mm) Y Scaling: Method Defined: Scale to the Nth Largest Target: 1

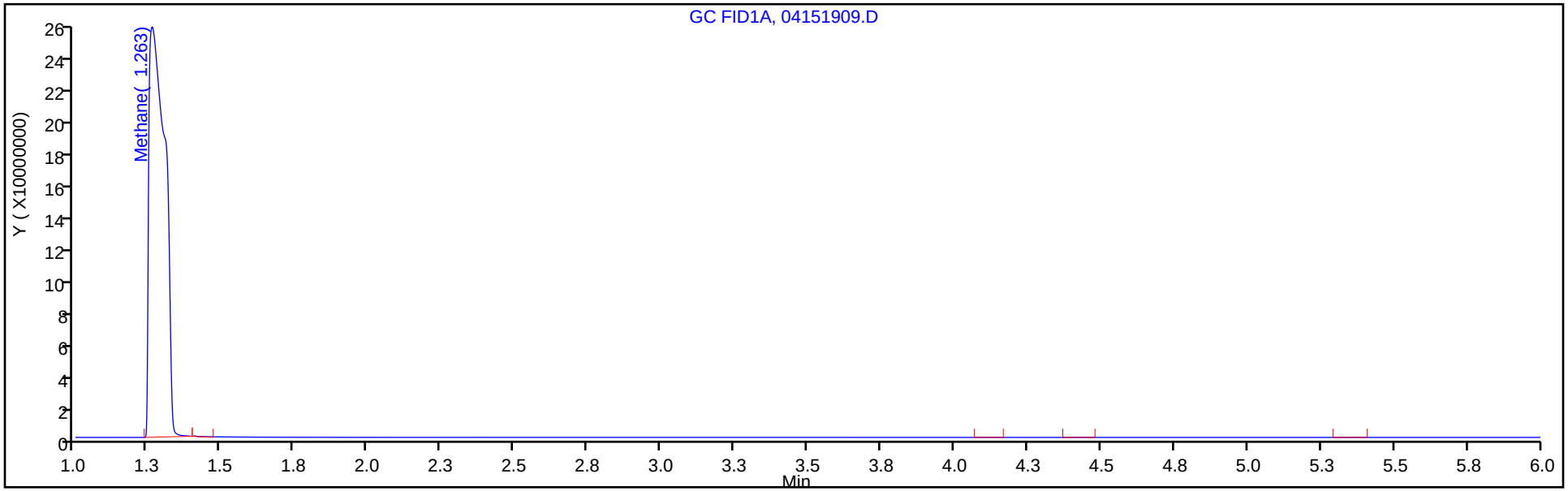

Column: HP-PLOT/Q (0.53 mm) Y Scaling: Method Defined: Scale to the Nth Largest Target: 1

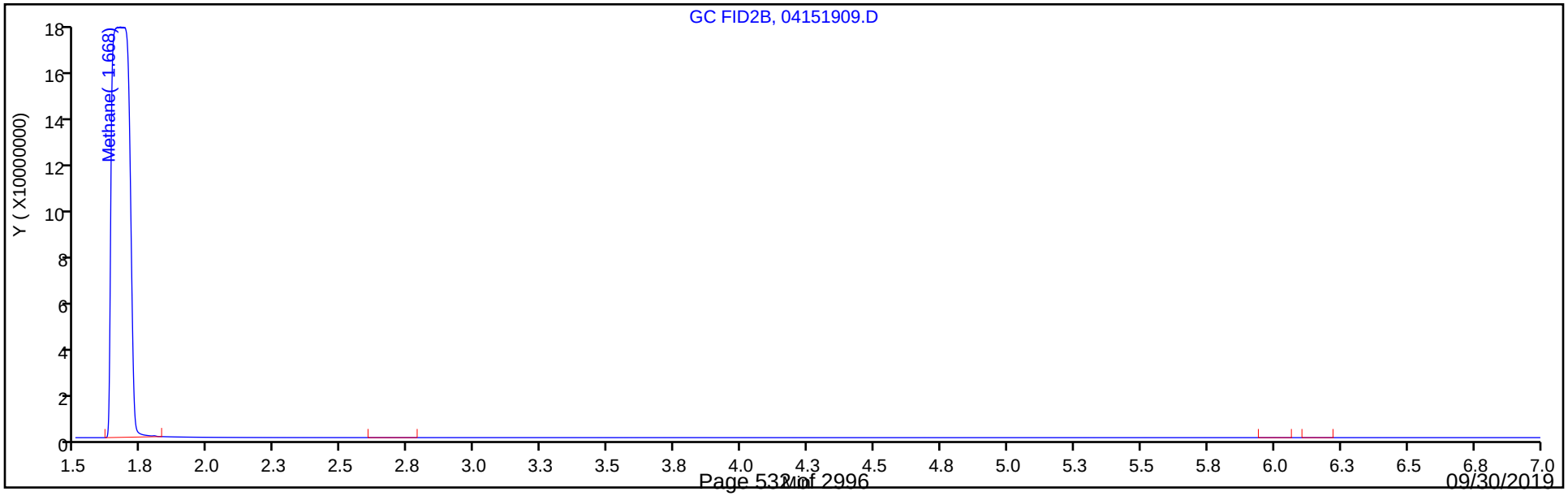

FORM VII
GC VOA CONTINUING CALIBRATION DATA

Lab Name: Eurofins TestAmerica, Denver Job No.: 280-124986-1

SDG No.:

Lab Sample ID: ICV 280-454595/11 Calibration Date: 04/15/2019 12:38

Instrument ID: VGC_J Calib Start Date: 04/15/2019 10:23

GC Column: Rt-Alumina KCl ID: 0.53(mm) Calib End Date: 04/15/2019 12:11

Lab File ID: 04151911.D Conc. Units: ug/L Heated Purge: (Y/N) N

ANALYTE	CURVE TYPE	AVE CF	CF	MIN CF	CALC AMOUNT	SPIKE AMOUNT	%D	MAX %D
Methane	Lin2		128138		139	146	-4.5	20.0
Ethane	Ave	126364	121882		264	274	-3.5	20.0
Ethylene	Ave	105807	101365		245	255	-4.2	20.0
Acetylene	Ave	32129	31404		232	237	-2.3	20.0

FORM VII
GC VOA CONTINUING CALIBRATION RETENTION TIME SUMMARY

Lab Name: Eurofins TestAmerica, Denver Job No.: 280-124986-1

SDG No.:

Lab Sample ID: ICV 280-454595/11 Calibration Date: 04/15/2019 12:38

Instrument ID: VGC_J Calib Start Date: 04/15/2019 10:23

GC Column: Rt-Alumina KCl ID: 0.53(mm) Calib End Date: 04/15/2019 12:11

Lab File ID: 04151911.D Heated Purge: (Y/N) N

Analyte	RT	RT WINDOW	
		FROM	TO
Methane	1.26	1.23	1.31
Ethane	1.55	1.51	1.61
Ethylene	1.86	1.83	1.93
Acetylene	4.07	4.00	4.16

Eurofins TestAmerica, Denver
Target Compound Quantitation Report

Data File: \\chromna\Denver\ChromData\VGC_J\20190415-80933.b\04151911.D
Lims ID: ICV
Client ID:
Sample Type: ICV
Inject. Date: 15-Apr-2019 12:38:15 ALS Bottle#: 11 Worklist Smp#: 11
Purge Vol: 18.000 mL Dil. Factor: 1.0000
Sample Info: ICV
Misc. Info.: 280-0080933-011
Operator ID: ms Instrument ID: VGC_J
Sublist:

Method: \\chromna\Denver\ChromData\VGC_J\20190415-80933.b\RSK_J.m
Limit Group: GCV - RSK 175
Method Label: DV-GC-0025: Dissolved Gases in Water by RSK-175
Last Update: 15-May-2019 11:58:03 Calib Date: 15-Apr-2019 12:11:08
Integrator: Falcon
Quant Method: External Standard Quant By: Initial Calibration
Last ICal File: \\chromna\Denver\ChromData\VGC_J\20190415-80933.b\04151909.D

Column 1 : Rt-Alumina BOND/KCl (0.53 mm) Det: GC FID1A
Column 2 : HP-PLOT/Q (0.53 mm) Det: GC FID2B
Process Host: CTX0333

Col	RT (min.)	Exp RT (min.)	Dlt RT (min.)	Response	Cal Amt ug/l	OnCol Amt ug/l	Flags
1 Methane							
1	1.264	1.271	-0.007	18709056	146.0	139.4	
2	1.678	1.692	-0.014	16025653	146.0	139.7	
						RPD = 0.18	
2 Ethane							
1	1.546	1.556	-0.010	33360415	273.7	264.0	
2	2.873	2.889	-0.016	28632577	273.7	266.6	
						RPD = 0.97	
3 Ethylene							
1	1.857	1.880	-0.023	25881738	255.3	244.6	
2	2.496	2.512	-0.016	21995109	255.3	244.4	
						RPD = 0.10	
4 Propane							
1	2.616	2.632	-0.016	51982286	401.4	384.3	
2	4.678	4.687	-0.009	44136454	401.4	384.7	
						RPD = 0.10	
5 Acetylene							
1	4.068	4.078	-0.010	7444173	237.0	231.7	
2	2.646	2.652	-0.006	6535820	237.0	230.7	
						RPD = 0.41	
6 Butane							
1	4.367	4.381	-0.014	69174084	529.0	491.2	
2	6.136	6.146	-0.010	58709409	529.0	487.7	
						RPD = 0.72	
7 isobutylene							
1	5.301	5.311	-0.010	44288925	510.8	457.7	
2	5.989	5.998	-0.009	37131909	510.8	458.2	
						RPD = 0.11	

Reagents:

RSK7gasMathes_00025 Amount Added: 400.00 Units: uL

Report Date: 15-May-2019 11:58:04 Chrom Revision: 2.3 03-May-2019 15:52:00

Eurofins TestAmerica, Denver

Data File: \\chromna\Denver\ChromData\VGC_J\20190415-80933.b\04151911.D

Injection Date:	15-Apr-2019 12:38:15	Instrument ID:	VGC_J	Operator ID:	ms
Lims ID:	ICV			Worklist Smp#:	11
Client ID:					
Purge Vol:	18.000 mL	Dil. Factor:	1.0000	ALS Bottle#:	11
Method:	RSK_J	Limit Group:	GCV - RSK 175		

Column: Rt-Alumina BOND/KCl (0.53 mm) Y Scaling: Method Defined: Scale to the Nth Largest Target: 1

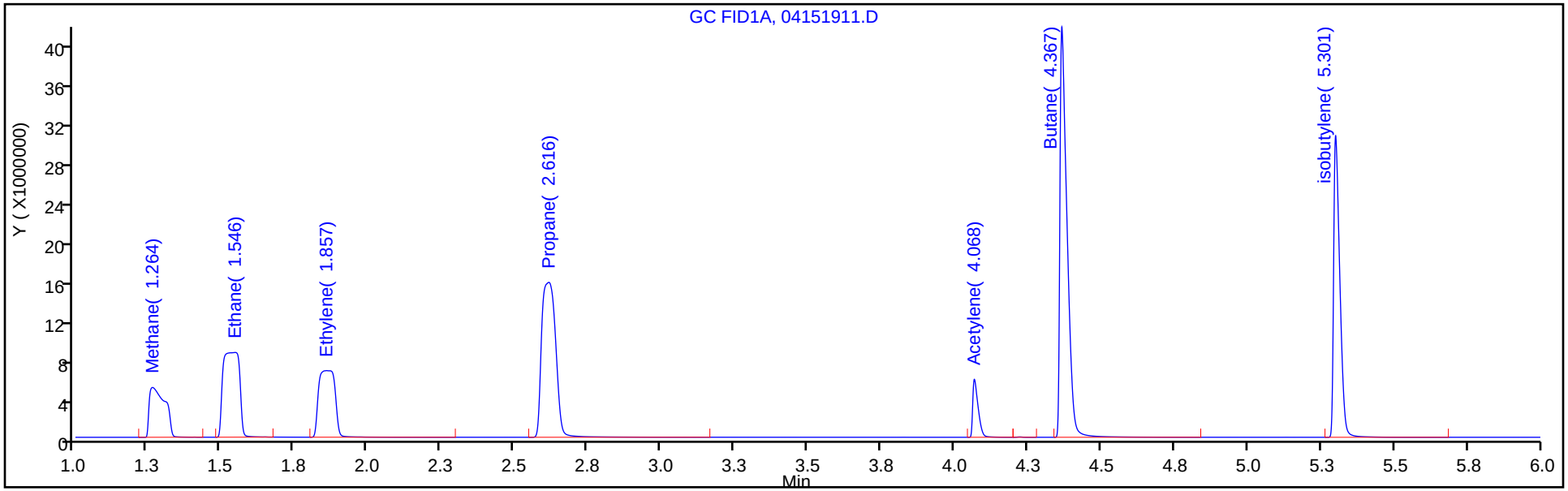

Column: HP-PLOT/Q (0.53 mm) Y Scaling: Method Defined: Scale to the Nth Largest Target: 1

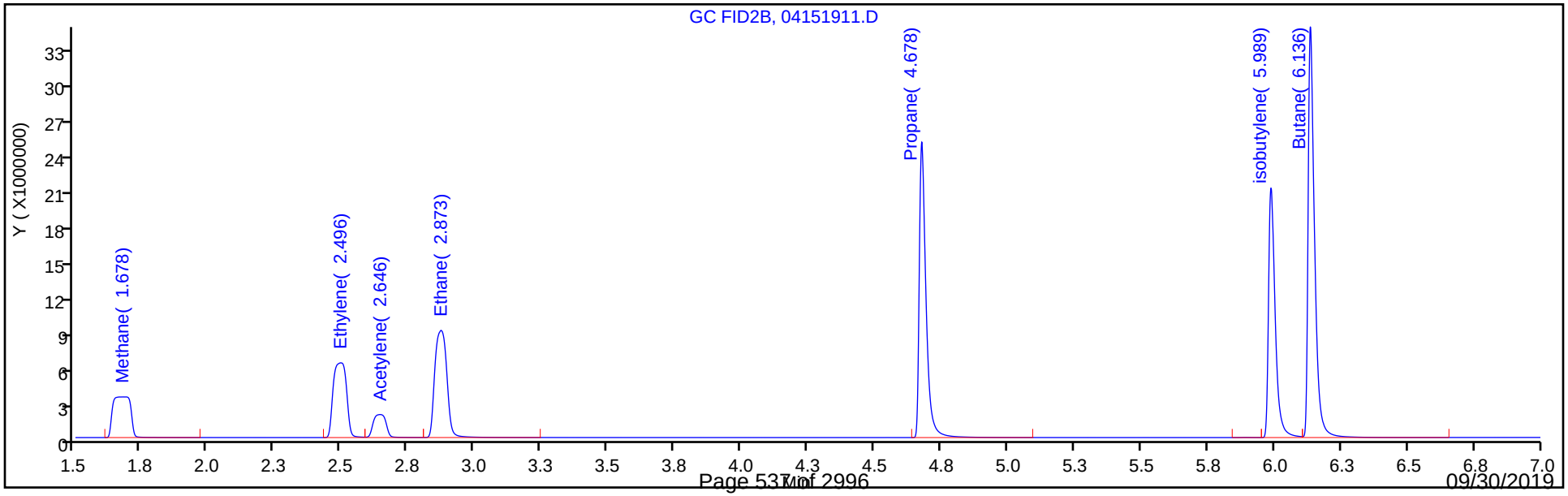

FORM VII
GC VOA CONTINUING CALIBRATION DATA

Lab Name: Eurofins TestAmerica, Denver Job No.: 280-124986-1

SDG No.:

Lab Sample ID: ICV 280-454595/11 Calibration Date: 04/15/2019 12:38

Instrument ID: VGC_J Calib Start Date: 04/15/2019 10:23

GC Column: HP-Plot Q ID: 0.53(mm) Calib End Date: 04/15/2019 12:11

Lab File ID: 04151911.D Conc. Units: ug/L Heated Purge: (Y/N) N

ANALYTE	CURVE TYPE	AVE CF	CF	MIN CF	CALC AMOUNT	SPIKE AMOUNT	%D	MAX %D
Methane	Lin2		109760		140	146	-4.3	20.0
Ethylene	Ave	90007	86143		244	255	-4.3	20.0
Acetylene	Ave	28324	27572		231	237	-2.7	20.0
Ethane	Ave	107408	104609		267	274	-2.6	20.0

FORM VII
GC VOA CONTINUING CALIBRATION RETENTION TIME SUMMARY

Lab Name: Eurofins TestAmerica, Denver Job No.: 280-124986-1

SDG No.:

Lab Sample ID: ICV 280-454595/11 Calibration Date: 04/15/2019 12:38

Instrument ID: VGC_J Calib Start Date: 04/15/2019 10:23

GC Column: HP-Plot Q ID: 0.53(mm) Calib End Date: 04/15/2019 12:11

Lab File ID: 04151911.D Heated Purge: (Y/N) N

Analyte	RT	RT WINDOW	
		FROM	TO
Methane	1.68	1.65	1.73
Ethylene	2.50	2.46	2.56
Acetylene	2.65	2.57	2.73
Ethane	2.87	2.84	2.94

Eurofins TestAmerica, Denver
Target Compound Quantitation Report

Data File: \\chromna\Denver\ChromData\VGC_J\20190415-80933.b\04151911.D
Lims ID: ICV
Client ID:
Sample Type: ICV
Inject. Date: 15-Apr-2019 12:38:15 ALS Bottle#: 11 Worklist Smp#: 11
Purge Vol: 18.000 mL Dil. Factor: 1.0000
Sample Info: ICV
Misc. Info.: 280-0080933-011
Operator ID: ms Instrument ID: VGC_J
Sublist:

Method: \\chromna\Denver\ChromData\VGC_J\20190415-80933.b\RSK_J.m
Limit Group: GCV - RSK 175
Method Label: DV-GC-0025: Dissolved Gases in Water by RSK-175
Last Update: 15-May-2019 11:58:03 Calib Date: 15-Apr-2019 12:11:08
Integrator: Falcon
Quant Method: External Standard Quant By: Initial Calibration
Last ICal File: \\chromna\Denver\ChromData\VGC_J\20190415-80933.b\04151909.D

Column 1 : Rt-Alumina BOND/KCl (0.53 mm) Det: GC FID1A
Column 2 : HP-PLOT/Q (0.53 mm) Det: GC FID2B
Process Host: CTX0333

Col	RT (min.)	Exp RT (min.)	Dlt RT (min.)	Response	Cal Amt ug/l	OnCol Amt ug/l	Flags
1 Methane							
1	1.264	1.271	-0.007	18709056	146.0	139.4	
2	1.678	1.692	-0.014	16025653	146.0	139.7	
						RPD = 0.18	
2 Ethane							
1	1.546	1.556	-0.010	33360415	273.7	264.0	
2	2.873	2.889	-0.016	28632577	273.7	266.6	
						RPD = 0.97	
3 Ethylene							
1	1.857	1.880	-0.023	25881738	255.3	244.6	
2	2.496	2.512	-0.016	21995109	255.3	244.4	
						RPD = 0.10	
4 Propane							
1	2.616	2.632	-0.016	51982286	401.4	384.3	
2	4.678	4.687	-0.009	44136454	401.4	384.7	
						RPD = 0.10	
5 Acetylene							
1	4.068	4.078	-0.010	7444173	237.0	231.7	
2	2.646	2.652	-0.006	6535820	237.0	230.7	
						RPD = 0.41	
6 Butane							
1	4.367	4.381	-0.014	69174084	529.0	491.2	
2	6.136	6.146	-0.010	58709409	529.0	487.7	
						RPD = 0.72	
7 isobutylene							
1	5.301	5.311	-0.010	44288925	510.8	457.7	
2	5.989	5.998	-0.009	37131909	510.8	458.2	
						RPD = 0.11	

Reagents:

RSK7gasMathes_00025 Amount Added: 400.00 Units: uL

Report Date: 15-May-2019 11:58:04 Chrom Revision: 2.3 03-May-2019 15:52:00

Eurofins TestAmerica, Denver

Data File: \\chromna\Denver\ChromData\VGC_J\20190415-80933.b\04151911.D

Injection Date:	15-Apr-2019 12:38:15	Instrument ID:	VGC_J	Operator ID:	ms
Lims ID:	ICV			Worklist Smp#:	11
Client ID:					
Purge Vol:	18.000 mL	Dil. Factor:	1.0000	ALS Bottle#:	11
Method:	RSK_J	Limit Group:	GCV - RSK 175		

Column: Rt-Alumina BOND/KCl (0.53 mm) Y Scaling: Method Defined: Scale to the Nth Largest Target: 1

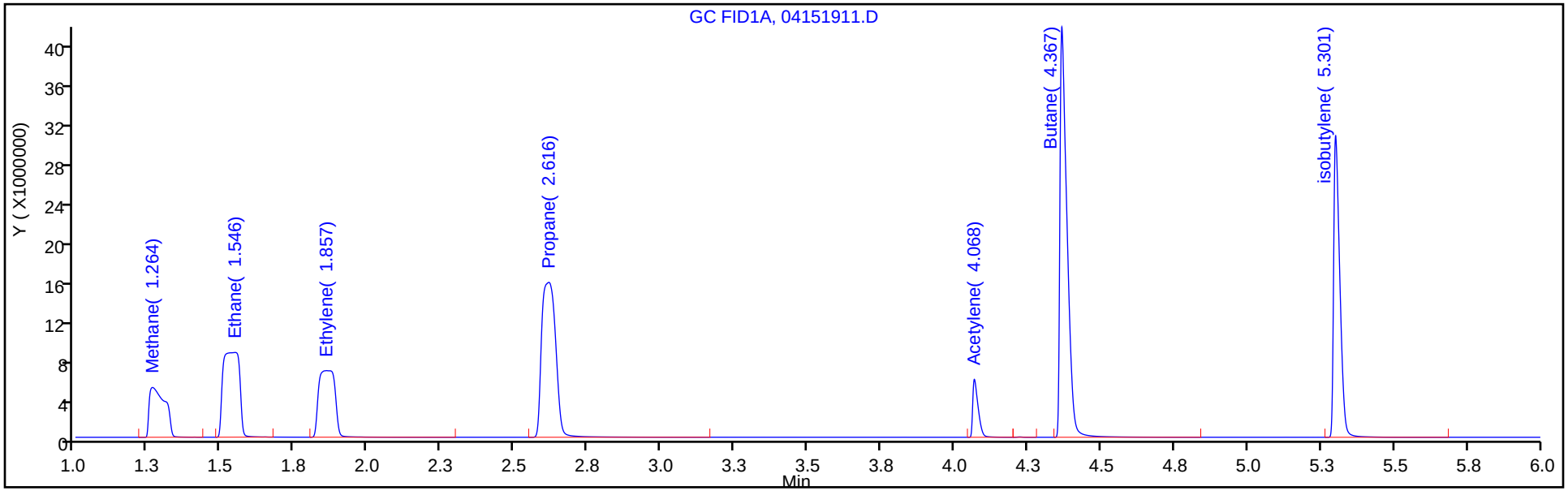

Column: HP-PLOT/Q (0.53 mm) Y Scaling: Method Defined: Scale to the Nth Largest Target: 1

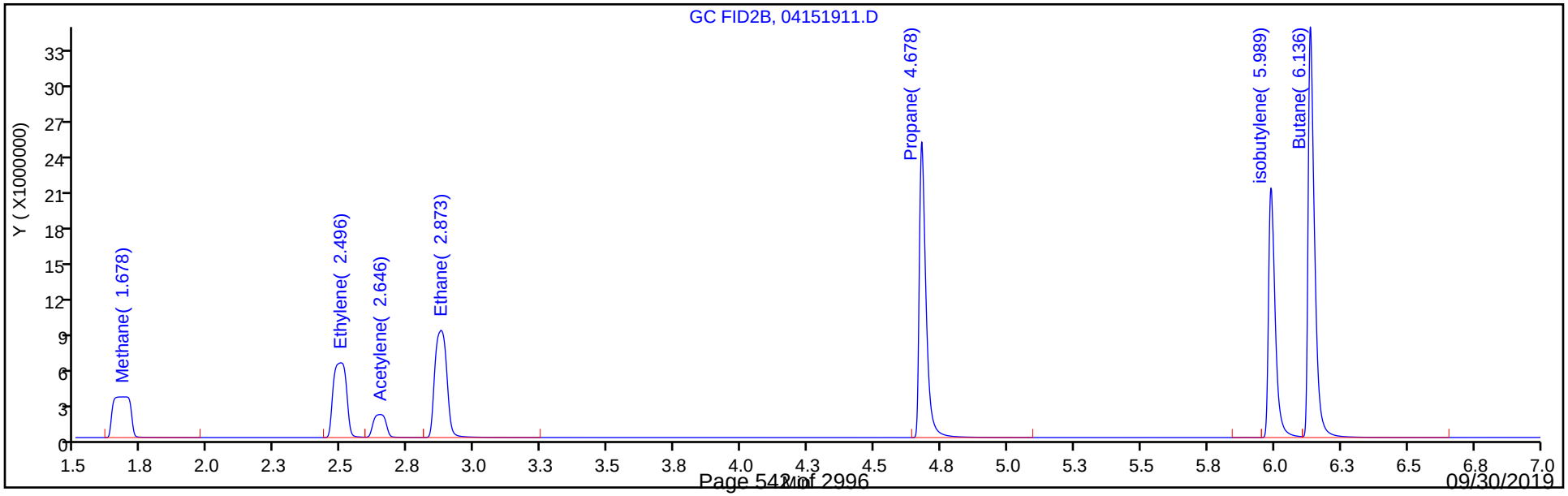

FORM VII
GC VOA CONTINUING CALIBRATION DATA

Lab Name: Eurofins TestAmerica, Denver Job No.: 280-124986-1

SDG No.:

Lab Sample ID: CCVRT 280-461373/1 Calibration Date: 06/13/2019 08:05

Instrument ID: VGC_J Calib Start Date: 04/15/2019 10:23

GC Column: Rt-Alumina KCl ID: 0.53(mm) Calib End Date: 04/15/2019 12:11

Lab File ID: 06131901.D Conc. Units: ug/L Heated Purge: (Y/N) N

ANALYTE	CURVE TYPE	AVE CF	CF	MIN CF	CALC AMOUNT	SPIKE AMOUNT	%D	MAX %D
Methane	Lin2		134222		72.9	73.0	-0.2	20.0
Ethane	Ave	126364	132590		144	137	4.9	20.0
Ethylene	Ave	105807	114976		139	128	8.7	20.0
Acetylene	Ave	32129	29854		110	119	-7.1	20.0

FORM VII
GC VOA CONTINUING CALIBRATION RETENTION TIME SUMMARY

Lab Name: Eurofins TestAmerica, Denver Job No.: 280-124986-1

SDG No.:

Lab Sample ID: CCVRT 280-461373/1 Calibration Date: 06/13/2019 08:05

Instrument ID: VGC_J Calib Start Date: 04/15/2019 10:23

GC Column: Rt-Alumina KCl ID: 0.53(mm) Calib End Date: 04/15/2019 12:11

Lab File ID: 06131901.D Heated Purge: (Y/N) N

Analyte	RT	RT WINDOW	
		FROM	TO
Methane	1.27	1.23	1.31
Ethane	1.55	1.50	1.60
Ethylene	1.87	1.82	1.92
Acetylene	4.06	3.98	4.14

Eurofins TestAmerica, Denver
Target Compound Quantitation Report

Data File: \\chromna\Denver\ChromData\VGC_J\20190613-82805.b\06131901.D
Lims ID: CCVRT
Client ID:
Sample Type: CCVRT
Inject. Date: 13-Jun-2019 08:05:28 ALS Bottle#: 1 Worklist Smp#: 1
Purge Vol: 18.000 mL Dil. Factor: 1.0000
Sample Info: CCVRT
Misc. Info.: 280-0082805-001
Operator ID: MD Instrument ID: VGC_J
Sublist: chrom-RSK_J*sub5

Method: \\chromna\Denver\ChromData\VGC_J\20190613-82805.b\RSK_J.m
Limit Group: GCV - RSK 175
Method Label: DV-GC-0025: Dissolved Gases in Water by RSK-175
Last Update: 14-Jun-2019 06:32:59 Calib Date: 15-Apr-2019 12:11:08
Integrator: Falcon
Quant Method: External Standard Quant By: Initial Calibration
Last ICal File: \\chromna\Denver\ChromData\VGC_J\20190415-80933.b\04151909.D

Column 1 : Rt-Alumina BOND/KCl (0.53 mm) Det: GC FID1A
Column 2 : HP-PLOT/Q (0.53 mm) Det: GC FID2B
Process Host: CTX0339

First Level Reviewer: dobranskym Date: 13-Jun-2019 09:19:17

Col	RT (min.)	Exp RT (min.)	Dlt RT (min.)	Response	Cal Amt ug/l	OnCol Amt ug/l	Flags
1 Methane							
1	1.272	1.272	0.000	9798655	73.0	72.9	
2	1.700	1.700	0.000	8386094	73.0	73.0	
						RPD = 0.12	
2 Ethane							
1	1.553	1.553	0.000	18145628	136.9	143.6	
2	2.883	2.883	0.000	15475754	136.9	144.1	
						RPD = 0.34	
3 Ethylene							
1	1.870	1.870	0.000	14678594	127.7	138.7	
2	2.509	2.509	0.000	12476073	127.7	138.6	
						RPD = 0.08	
4 Propane							
1	2.619	2.619	0.000	28756608	200.7	212.6	
2	4.685	4.685	0.000	24380144	200.7	212.5	
						RPD = 0.05	
5 Acetylene							
1	4.064	4.064	0.000	3538404	118.5	110.1	
2	2.657	2.657	0.000	3112240	118.5	109.9	
						RPD = 0.23	
6 Butane							
1	4.371	4.371	0.000	40839294	264.5	290.0	
2	6.145	6.145	0.000	36574663	264.5	303.8	
						RPD = 4.65	
7 isobutylene							
1	5.300	5.300	0.000	28626045	255.4	295.9	
2	5.995	5.995	0.000	24675238	255.4	304.5	
						RPD = 2.88	

Reagents:

RSK7gasMathes_00027 Amount Added: 200.00 Units: uL

Report Date: 14-Jun-2019 06:33:00 Chrom Revision: 2.3 03-May-2019 15:52:00

Eurofins TestAmerica, Denver

Data File: \\chromna\Denver\ChromData\VGC_J\20190613-82805.b\06131901.D

Injection Date:	13-Jun-2019 08:05:28	Instrument ID:	VGC_J	Operator ID:	MD
Lims ID:	CCVRT			Worklist Smp#:	1
Client ID:					
Purge Vol:	18.000 mL	Dil. Factor:	1.0000	ALS Bottle#:	1
Method:	RSK_J	Limit Group:	GCV - RSK 175		

Column: Rt-Alumina BOND/KCl (0.53 mm) Y Scaling: Method Defined: Scale to the Nth Largest Target: 1

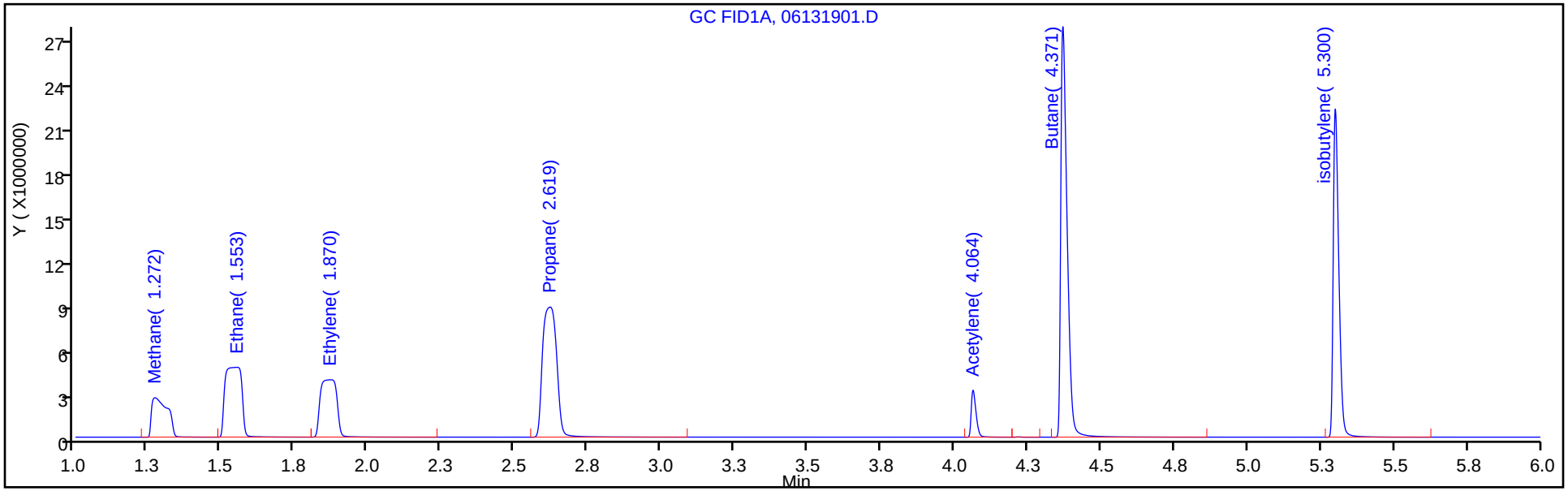

Column: HP-PLOT/Q (0.53 mm) Y Scaling: Method Defined: Scale to the Nth Largest Target: 1

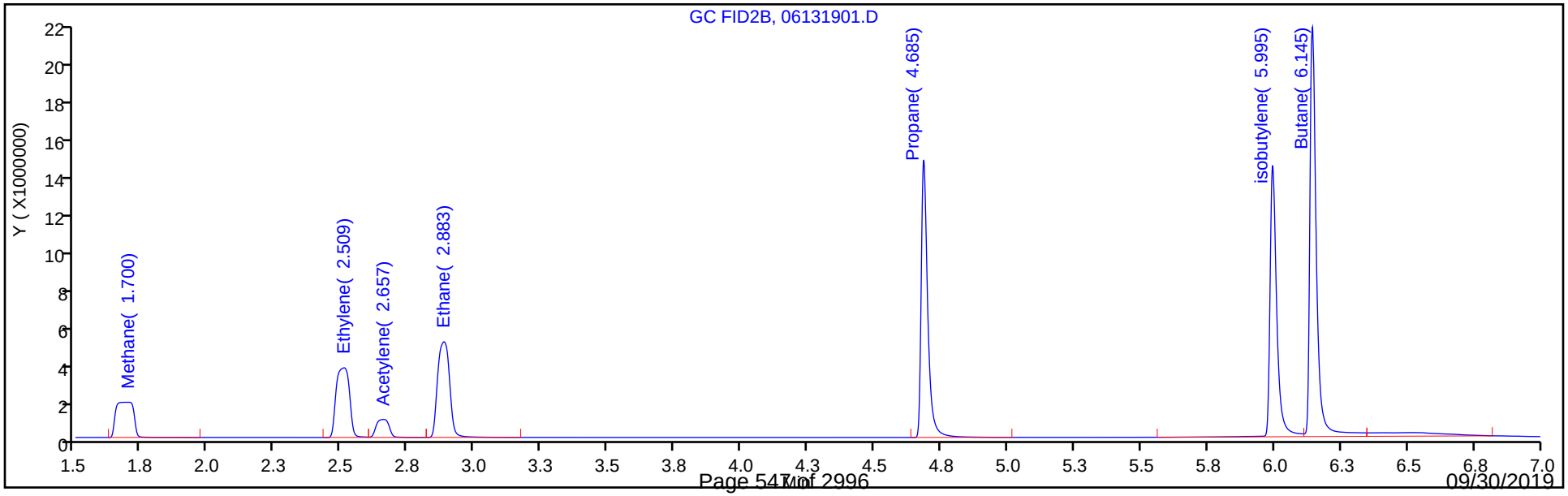

FORM VII
GC VOA CONTINUING CALIBRATION DATA

Lab Name: Eurofins TestAmerica, Denver Job No.: 280-124986-1

SDG No.:

Lab Sample ID: CCVRT 280-461373/1 Calibration Date: 06/13/2019 08:05

Instrument ID: VGC_J Calib Start Date: 04/15/2019 10:23

GC Column: HP-Plot Q ID: 0.53(mm) Calib End Date: 04/15/2019 12:11

Lab File ID: 06131901.D Conc. Units: ug/L Heated Purge: (Y/N) N

ANALYTE	CURVE TYPE	AVE CF	CF	MIN CF	CALC AMOUNT	SPIKE AMOUNT	%D	MAX %D
Methane	Lin2		114873		73.0	73.0	-0.0	20.0
Ethylene	Ave	90007	97724		139	128	8.6	20.0
Acetylene	Ave	28324	26259		110	119	-7.3	20.0
Ethane	Ave	107408	113081		144	137	5.3	20.0

FORM VII
GC VOA CONTINUING CALIBRATION RETENTION TIME SUMMARY

Lab Name: Eurofins TestAmerica, Denver Job No.: 280-124986-1

SDG No.:

Lab Sample ID: CCVRT 280-461373/1 Calibration Date: 06/13/2019 08:05

Instrument ID: VGC_J Calib Start Date: 04/15/2019 10:23

GC Column: HP-Plot Q ID: 0.53(mm) Calib End Date: 04/15/2019 12:11

Lab File ID: 06131901.D Heated Purge: (Y/N) N

Analyte	RT	RT WINDOW	
		FROM	TO
Methane	1.70	1.66	1.74
Ethylene	2.51	2.46	2.56
Acetylene	2.66	2.58	2.74
Ethane	2.88	2.83	2.93

Eurofins TestAmerica, Denver
Target Compound Quantitation Report

Data File: \\chromna\Denver\ChromData\VGC_J\20190613-82805.b\06131901.D
Lims ID: CCVRT
Client ID:
Sample Type: CCVRT
Inject. Date: 13-Jun-2019 08:05:28 ALS Bottle#: 1 Worklist Smp#: 1
Purge Vol: 18.000 mL Dil. Factor: 1.0000
Sample Info: CCVRT
Misc. Info.: 280-0082805-001
Operator ID: MD Instrument ID: VGC_J
Sublist: chrom-RSK_J*sub5

Method: \\chromna\Denver\ChromData\VGC_J\20190613-82805.b\RSK_J.m
Limit Group: GCV - RSK 175
Method Label: DV-GC-0025: Dissolved Gases in Water by RSK-175
Last Update: 14-Jun-2019 06:32:59 Calib Date: 15-Apr-2019 12:11:08
Integrator: Falcon
Quant Method: External Standard Quant By: Initial Calibration
Last ICal File: \\chromna\Denver\ChromData\VGC_J\20190415-80933.b\04151909.D

Column 1 : Rt-Alumina BOND/KCl (0.53 mm) Det: GC FID1A
Column 2 : HP-PLOT/Q (0.53 mm) Det: GC FID2B
Process Host: CTX0339

First Level Reviewer: dobranskym Date: 13-Jun-2019 09:19:17

Col	RT (min.)	Exp RT (min.)	Dlt RT (min.)	Response	Cal Amt ug/l	OnCol Amt ug/l	Flags
1 Methane							
1	1.272	1.272	0.000	9798655	73.0	72.9	
2	1.700	1.700	0.000	8386094	73.0	73.0	
						RPD = 0.12	
2 Ethane							
1	1.553	1.553	0.000	18145628	136.9	143.6	
2	2.883	2.883	0.000	15475754	136.9	144.1	
						RPD = 0.34	
3 Ethylene							
1	1.870	1.870	0.000	14678594	127.7	138.7	
2	2.509	2.509	0.000	12476073	127.7	138.6	
						RPD = 0.08	
4 Propane							
1	2.619	2.619	0.000	28756608	200.7	212.6	
2	4.685	4.685	0.000	24380144	200.7	212.5	
						RPD = 0.05	
5 Acetylene							
1	4.064	4.064	0.000	3538404	118.5	110.1	
2	2.657	2.657	0.000	3112240	118.5	109.9	
						RPD = 0.23	
6 Butane							
1	4.371	4.371	0.000	40839294	264.5	290.0	
2	6.145	6.145	0.000	36574663	264.5	303.8	
						RPD = 4.65	
7 isobutylene							
1	5.300	5.300	0.000	28626045	255.4	295.9	
2	5.995	5.995	0.000	24675238	255.4	304.5	
						RPD = 2.88	

Reagents:

RSK7gasMathes_00027 Amount Added: 200.00 Units: uL

Report Date: 14-Jun-2019 06:33:00 Chrom Revision: 2.3 03-May-2019 15:52:00

Eurofins TestAmerica, Denver

Data File: \\chromna\Denver\ChromData\VGC_J\20190613-82805.b\06131901.D

Injection Date:	13-Jun-2019 08:05:28	Instrument ID:	VGC_J	Operator ID:	MD
Lims ID:	CCVRT			Worklist Smp#:	1
Client ID:					
Purge Vol:	18.000 mL	Dil. Factor:	1.0000	ALS Bottle#:	1
Method:	RSK_J	Limit Group:	GCV - RSK 175		

Column: Rt-Alumina BOND/KCl (0.53 mm) Y Scaling: Method Defined: Scale to the Nth Largest Target: 1

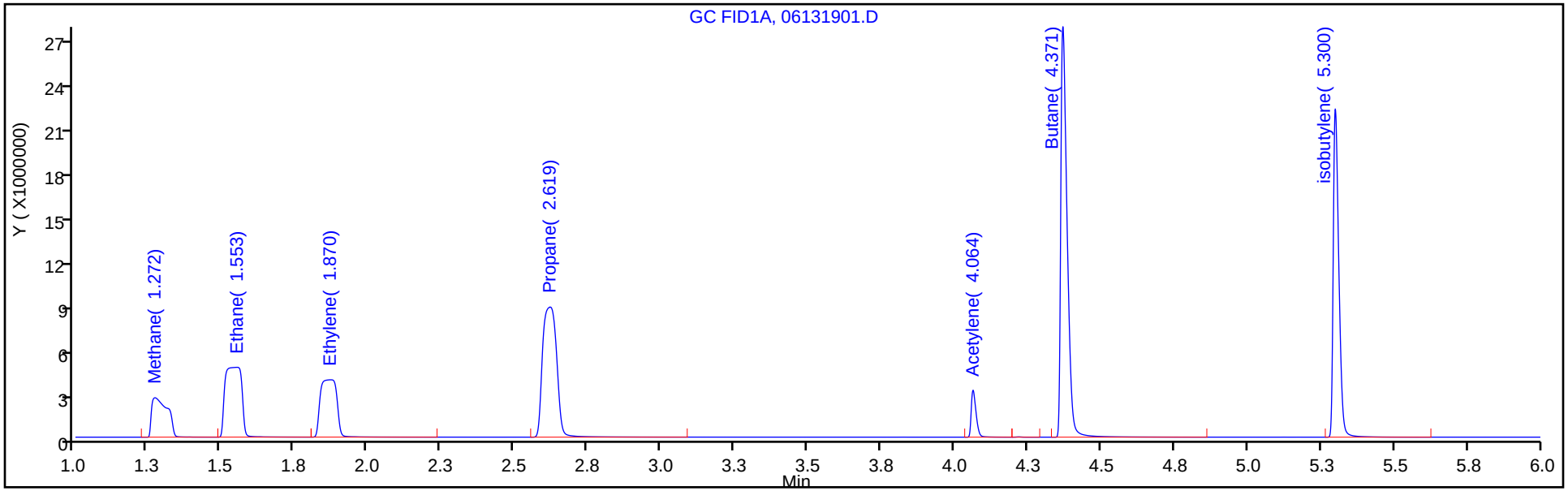

Column: HP-PLOT/Q (0.53 mm) Y Scaling: Method Defined: Scale to the Nth Largest Target: 1

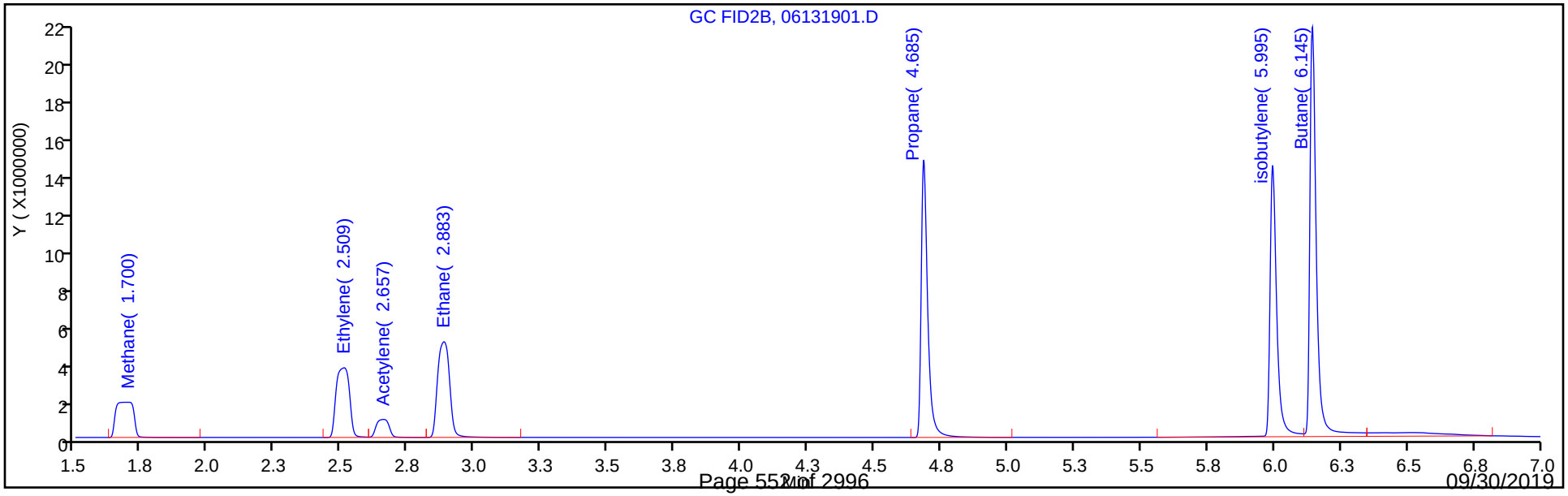

FORM VII
GC VOA CONTINUING CALIBRATION DATA

Lab Name: Eurofins TestAmerica, Denver Job No.: 280-124986-1

SDG No.:

Lab Sample ID: CCV 280-461373/54 Calibration Date: 06/13/2019 22:07

Instrument ID: VGC_J Calib Start Date: 04/15/2019 10:23

GC Column: Rt-Alumina KCl ID: 0.53(mm) Calib End Date: 04/15/2019 12:11

Lab File ID: 06131954.D Conc. Units: ug/L Heated Purge: (Y/N) N

ANALYTE	CURVE TYPE	AVE CF	CF	MIN CF	CALC AMOUNT	SPIKE AMOUNT	%D	MAX %D
Methane	Lin2		124326		67.5	73.0	-7.5	20.0
Ethane	Ave	126364	121070		131	137	-4.2	20.0
Ethylene	Ave	105807	98332		119	128	-7.1	20.0
Acetylene	Ave	32129	30293		112	119	-5.7	20.0

FORM VII
GC VOA CONTINUING CALIBRATION RETENTION TIME SUMMARY

Lab Name: Eurofins TestAmerica, Denver Job No.: 280-124986-1

SDG No.:

Lab Sample ID: CCV 280-461373/54 Calibration Date: 06/13/2019 22:07

Instrument ID: VGC_J Calib Start Date: 04/15/2019 10:23

GC Column: Rt-Alumina KCl ID: 0.53(mm) Calib End Date: 04/15/2019 12:11

Lab File ID: 06131954.D Heated Purge: (Y/N) N

Analyte	RT	RT WINDOW	
		FROM	TO
Methane	1.26	1.23	1.31
Ethane	1.54	1.50	1.60
Ethylene	1.85	1.82	1.92
Acetylene	4.05	3.98	4.14

Eurofins TestAmerica, Denver
Target Compound Quantitation Report

Data File: \\chromna\Denver\ChromData\VGC_J\20190613-82805.b\06131954.D
Lims ID: CCV
Client ID:
Sample Type: CCV
Inject. Date: 13-Jun-2019 22:07:22 ALS Bottle#: 62 Worklist Smp#: 54
Purge Vol: 18.000 mL Dil. Factor: 1.0000
Sample Info: CCV
Misc. Info.: 280-0082805-054
Operator ID: MD Instrument ID: VGC_J
Sublist: chrom-RSK_J*sub5

Method: \\chromna\Denver\ChromData\VGC_J\20190613-82805.b\RSK_J.m
Limit Group: GCV - RSK 175
Method Label: DV-GC-0025: Dissolved Gases in Water by RSK-175
Last Update: 14-Jun-2019 12:05:24 Calib Date: 15-Apr-2019 12:11:08
Integrator: Falcon
Quant Method: External Standard Quant By: Initial Calibration
Last ICal File: \\chromna\Denver\ChromData\VGC_J\20190415-80933.b\04151909.D

Column 1 : Rt-Alumina BOND/KCl (0.53 mm) Det: GC FID1A
Column 2 : HP-PLOT/Q (0.53 mm) Det: GC FID2B
Process Host: CTX0339

First Level Reviewer: dobranskym Date: 14-Jun-2019 04:35:51

Col	RT (min.)	Exp RT (min.)	Dlt RT (min.)	Response	Cal Amt ug/l	OnCol Amt ug/l	Flags
1 Methane							
1	1.263	1.272	-0.009	9076214	73.0	67.5	
2	1.688	1.700	-0.012	7793710	73.0	67.8	
						RPD = 0.46	
2 Ethane							
1	1.540	1.553	-0.013	16569061	136.9	131.1	
2	2.877	2.883	-0.006	14159868	136.9	131.8	
						RPD = 0.54	
3 Ethylene							
1	1.853	1.870	-0.017	12553740	127.7	118.6	
2	2.501	2.509	-0.008	10690504	127.7	118.8	
						RPD = 0.11	
4 Propane							
1	2.593	2.619	-0.026	26698748	200.7	197.4	
2	4.684	4.685	-0.001	22675688	200.7	197.6	
						RPD = 0.13	
5 Acetylene							
1	4.045	4.064	-0.019	3590430	118.5	111.8	
2	2.650	2.657	-0.007	3159977	118.5	111.6	
						RPD = 0.17	
6 Butane							
1	4.349	4.371	-0.022	38632844	264.5	274.3	
2	6.141	6.145	-0.004	32851662	264.5	272.9	
						RPD = 0.53	
7 isobutylene							
1	5.283	5.300	-0.017	24224355	255.4	250.4	
2	5.993	5.995	-0.002	20329578	255.4	250.9	
						RPD = 0.21	

Reagents:

RSK7gasMathes_00027 Amount Added: 200.00 Units: uL

Report Date: 14-Jun-2019 12:05:24 Chrom Revision: 2.3 03-May-2019 15:52:00

Eurofins TestAmerica, Denver

Data File: \\chromna\Denver\ChromData\VGC_J\20190613-82805.b\06131954.D

Injection Date:	13-Jun-2019 22:07:22	Instrument ID:	VGC_J	Operator ID:	MD
Lims ID:	CCV			Worklist Smp#:	54
Client ID:					
Purge Vol:	18.000 mL	Dil. Factor:	1.0000	ALS Bottle#:	62
Method:	RSK_J	Limit Group:	GCV - RSK 175		

Column: Rt-Alumina BOND/KCl (0.53 mm) Y Scaling: Method Defined: Scale to the Nth Largest Target: 1

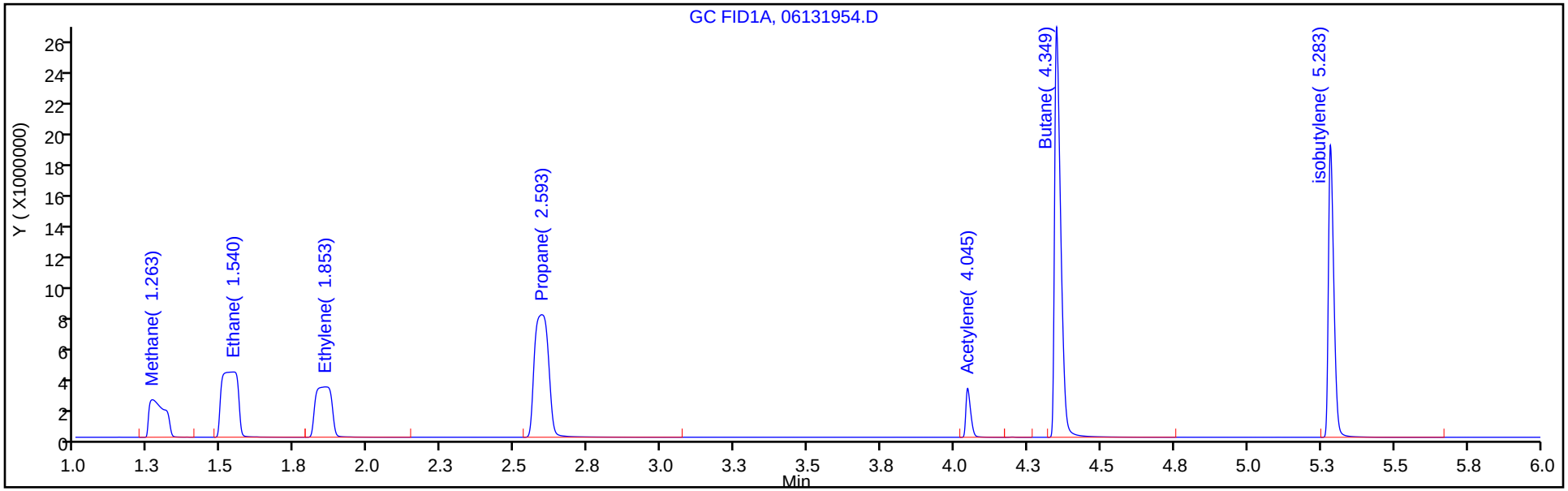

Column: HP-PLOT/Q (0.53 mm) Y Scaling: Method Defined: Scale to the Nth Largest Target: 1

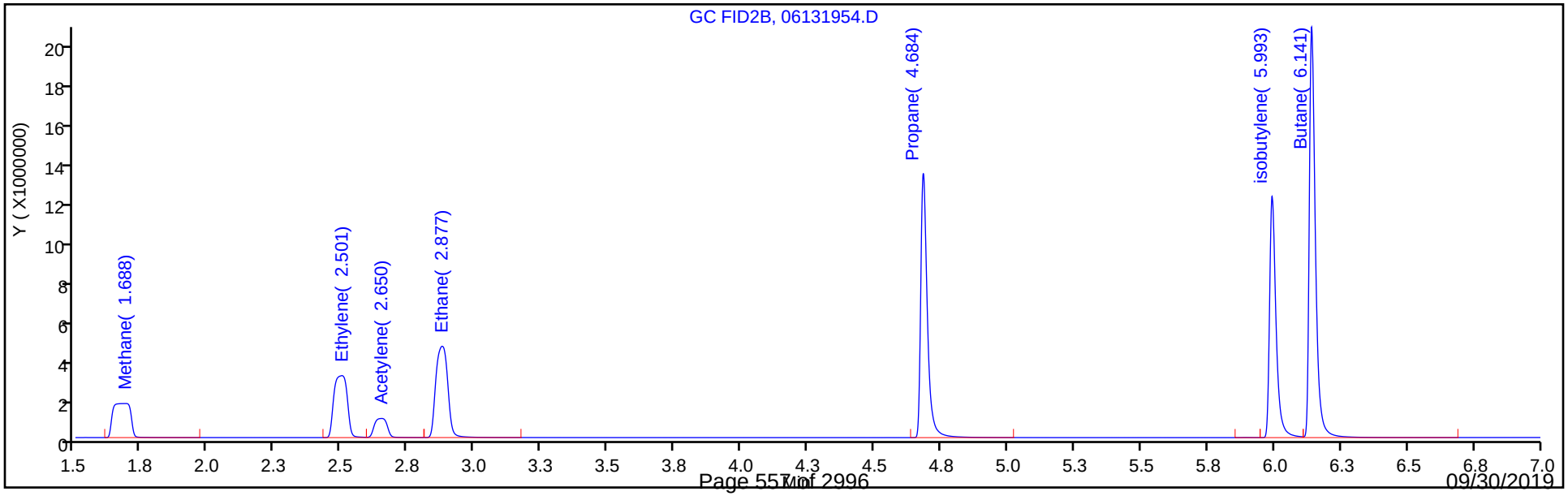

FORM VII
GC VOA CONTINUING CALIBRATION DATA

Lab Name: Eurofins TestAmerica, Denver Job No.: 280-124986-1

SDG No.:

Lab Sample ID: CCV 280-461373/54 Calibration Date: 06/13/2019 22:07

Instrument ID: VGC_J Calib Start Date: 04/15/2019 10:23

GC Column: HP-Plot Q ID: 0.53(mm) Calib End Date: 04/15/2019 12:11

Lab File ID: 06131954.D Conc. Units: ug/L Heated Purge: (Y/N) N

ANALYTE	CURVE TYPE	AVE CF	CF	MIN CF	CALC AMOUNT	SPIKE AMOUNT	%D	MAX %D
Methane	Lin2		106758		67.8	73.0	-7.1	20.0
Ethylene	Ave	90007	83738		119	128	-7.0	20.0
Acetylene	Ave	28324	26661		112	119	-5.9	20.0
Ethane	Ave	107408	103466		132	137	-3.7	20.0

FORM VII
GC VOA CONTINUING CALIBRATION RETENTION TIME SUMMARY

Lab Name: Eurofins TestAmerica, Denver Job No.: 280-124986-1

SDG No.:

Lab Sample ID: CCV 280-461373/54 Calibration Date: 06/13/2019 22:07

Instrument ID: VGC_J Calib Start Date: 04/15/2019 10:23

GC Column: HP-Plot Q ID: 0.53(mm) Calib End Date: 04/15/2019 12:11

Lab File ID: 06131954.D Heated Purge: (Y/N) N

Analyte	RT	RT WINDOW	
		FROM	TO
Methane	1.69	1.66	1.74
Ethylene	2.50	2.46	2.56
Acetylene	2.65	2.58	2.74
Ethane	2.88	2.83	2.93

Eurofins TestAmerica, Denver
Target Compound Quantitation Report

Data File: \\chromna\Denver\ChromData\VGC_J\20190613-82805.b\06131954.D
Lims ID: CCV
Client ID:
Sample Type: CCV
Inject. Date: 13-Jun-2019 22:07:22 ALS Bottle#: 62 Worklist Smp#: 54
Purge Vol: 18.000 mL Dil. Factor: 1.0000
Sample Info: CCV
Misc. Info.: 280-0082805-054
Operator ID: MD Instrument ID: VGC_J
Sublist: chrom-RSK_J*sub5

Method: \\chromna\Denver\ChromData\VGC_J\20190613-82805.b\RSK_J.m
Limit Group: GCV - RSK 175
Method Label: DV-GC-0025: Dissolved Gases in Water by RSK-175
Last Update: 14-Jun-2019 12:05:24 Calib Date: 15-Apr-2019 12:11:08
Integrator: Falcon
Quant Method: External Standard Quant By: Initial Calibration
Last ICal File: \\chromna\Denver\ChromData\VGC_J\20190415-80933.b\04151909.D

Column 1 : Rt-Alumina BOND/KCl (0.53 mm) Det: GC FID1A
Column 2 : HP-PLOT/Q (0.53 mm) Det: GC FID2B
Process Host: CTX0339

First Level Reviewer: dobranskym Date: 14-Jun-2019 04:35:51

Col	RT (min.)	Exp RT (min.)	Dlt RT (min.)	Response	Cal Amt ug/l	OnCol Amt ug/l	Flags
1 Methane							
1	1.263	1.272	-0.009	9076214	73.0	67.5	
2	1.688	1.700	-0.012	7793710	73.0	67.8	
						RPD = 0.46	
2 Ethane							
1	1.540	1.553	-0.013	16569061	136.9	131.1	
2	2.877	2.883	-0.006	14159868	136.9	131.8	
						RPD = 0.54	
3 Ethylene							
1	1.853	1.870	-0.017	12553740	127.7	118.6	
2	2.501	2.509	-0.008	10690504	127.7	118.8	
						RPD = 0.11	
4 Propane							
1	2.593	2.619	-0.026	26698748	200.7	197.4	
2	4.684	4.685	-0.001	22675688	200.7	197.6	
						RPD = 0.13	
5 Acetylene							
1	4.045	4.064	-0.019	3590430	118.5	111.8	
2	2.650	2.657	-0.007	3159977	118.5	111.6	
						RPD = 0.17	
6 Butane							
1	4.349	4.371	-0.022	38632844	264.5	274.3	
2	6.141	6.145	-0.004	32851662	264.5	272.9	
						RPD = 0.53	
7 isobutylene							
1	5.283	5.300	-0.017	24224355	255.4	250.4	
2	5.993	5.995	-0.002	20329578	255.4	250.9	
						RPD = 0.21	

Reagents:

RSK7gasMathes_00027 Amount Added: 200.00 Units: uL

Report Date: 14-Jun-2019 12:05:24 Chrom Revision: 2.3 03-May-2019 15:52:00

Eurofins TestAmerica, Denver

Data File: \\chromna\Denver\ChromData\VGC_J\20190613-82805.b\06131954.D

Injection Date:	13-Jun-2019 22:07:22	Instrument ID:	VGC_J	Operator ID:	MD
Lims ID:	CCV			Worklist Smp#:	54
Client ID:					
Purge Vol:	18.000 mL	Dil. Factor:	1.0000	ALS Bottle#:	62
Method:	RSK_J	Limit Group:	GCV - RSK 175		

Column: Rt-Alumina BOND/KCl (0.53 mm) Y Scaling: Method Defined: Scale to the Nth Largest Target: 1

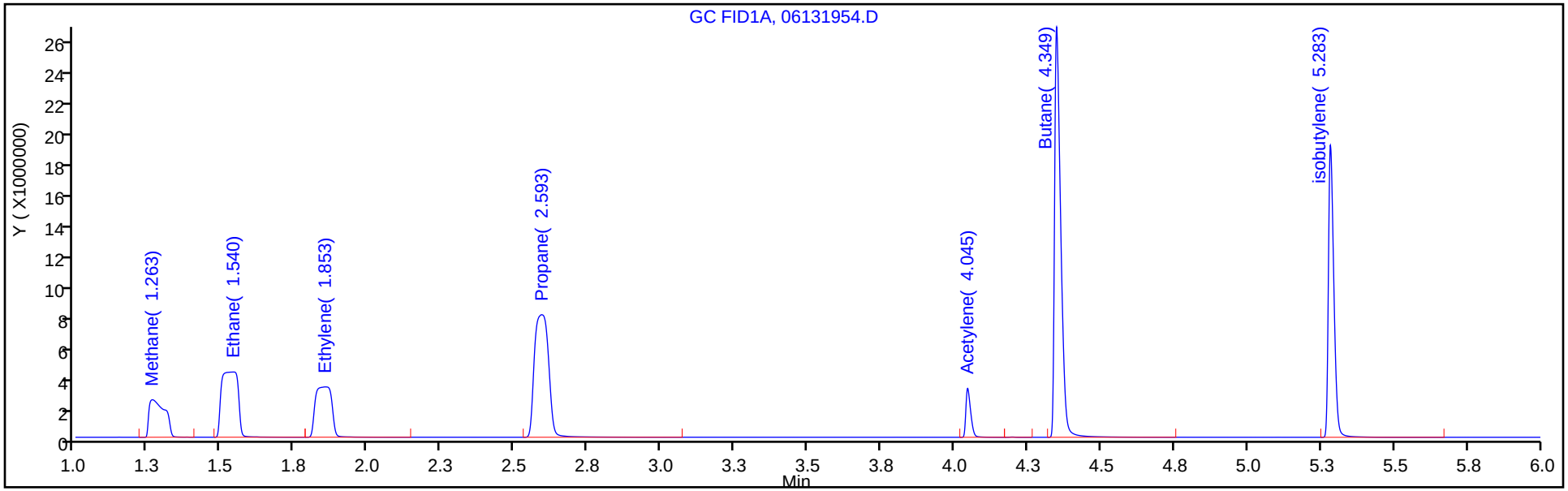

Column: HP-PLOT/Q (0.53 mm) Y Scaling: Method Defined: Scale to the Nth Largest Target: 1

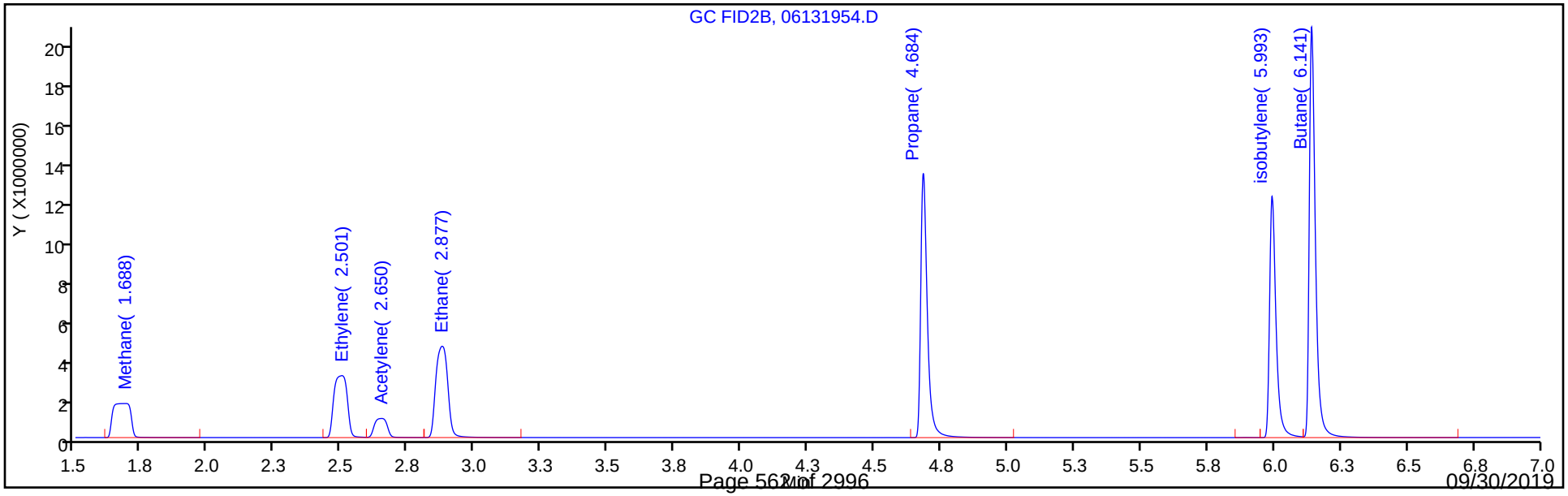

FORM VII
GC VOA CONTINUING CALIBRATION DATA

Lab Name: Eurofins TestAmerica, Denver Job No.: 280-124986-1

SDG No.:

Lab Sample ID: CCV 280-461373/69 Calibration Date: 06/14/2019 01:26

Instrument ID: VGC_J Calib Start Date: 04/15/2019 10:23

GC Column: Rt-Alumina KCl ID: 0.53(mm) Calib End Date: 04/15/2019 12:11

Lab File ID: 06131969.D Conc. Units: ug/L Heated Purge: (Y/N) N

ANALYTE	CURVE TYPE	AVE CF	CF	MIN CF	CALC AMOUNT	SPIKE AMOUNT	%D	MAX %D
Methane	Lin2		142459		77.4	73.0	6.0	20.0
Ethane	Ave	126364	137678		149	137	9.0	20.0
Ethylene	Ave	105807	109849		133	128	3.8	20.0
Acetylene	Ave	32129	33345		123	119	3.8	20.0

FORM VII
GC VOA CONTINUING CALIBRATION RETENTION TIME SUMMARY

Lab Name: Eurofins TestAmerica, Denver Job No.: 280-124986-1

SDG No.:

Lab Sample ID: CCV 280-461373/69 Calibration Date: 06/14/2019 01:26

Instrument ID: VGC_J Calib Start Date: 04/15/2019 10:23

GC Column: Rt-Alumina KCl ID: 0.53(mm) Calib End Date: 04/15/2019 12:11

Lab File ID: 06131969.D Heated Purge: (Y/N) N

Analyte	RT	RT WINDOW	
		FROM	TO
Methane	1.26	1.23	1.31
Ethane	1.54	1.50	1.60
Ethylene	1.85	1.82	1.92
Acetylene	4.05	3.98	4.14

Eurofins TestAmerica, Denver
Target Compound Quantitation Report

Data File: \\chromna\Denver\ChromData\VGC_J\20190613-82805.b\06131969.D
Lims ID: CCV
Client ID:
Sample Type: CCV
Inject. Date: 14-Jun-2019 01:26:22 ALS Bottle#: 77 Worklist Smp#: 69
Purge Vol: 18.000 mL Dil. Factor: 1.0000
Sample Info: CCV
Misc. Info.: 280-0082805-069
Operator ID: MD Instrument ID: VGC_J
Sublist: chrom-RSK_J*sub5

Method: \\chromna\Denver\ChromData\VGC_J\20190613-82805.b\RSK_J.m
Limit Group: GCV - RSK 175
Method Label: DV-GC-0025: Dissolved Gases in Water by RSK-175
Last Update: 17-Jun-2019 07:50:56 Calib Date: 15-Apr-2019 12:11:08
Integrator: Falcon
Quant Method: External Standard Quant By: Initial Calibration
Last ICal File: \\chromna\Denver\ChromData\VGC_J\20190415-80933.b\04151909.D

Column 1 : Rt-Alumina BOND/KCl (0.53 mm) Det: GC FID1A
Column 2 : HP-PLOT/Q (0.53 mm) Det: GC FID2B
Process Host: CTX0319

First Level Reviewer: dobranskym Date: 14-Jun-2019 04:37:23

Col	RT (min.)	Exp RT (min.)	Dlt RT (min.)	Response	Cal Amt ug/l	OnCol Amt ug/l	Flags
1 Methane							
1	1.263	1.272	-0.009	10400010	73.0	77.4	
2	1.683	1.700	-0.017	8903144	73.0	77.5	
						RPD = 0.15	
2 Ethane							
1	1.541	1.553	-0.012	18842030	136.9	149.1	
2	2.880	2.883	-0.003	16115235	136.9	150.0	
						RPD = 0.62	
3 Ethylene							
1	1.853	1.870	-0.017	14023999	127.7	132.5	
2	2.501	2.509	-0.008	11935569	127.7	132.6	
						RPD = 0.05	
4 Propane							
1	2.595	2.619	-0.024	30603157	200.7	226.3	
2	4.684	4.685	-0.001	26004304	200.7	226.7	
						RPD = 0.18	
5 Acetylene							
1	4.048	4.064	-0.016	3952107	118.5	123.0	
2	2.647	2.657	-0.010	3475611	118.5	122.7	
						RPD = 0.25	
6 Butane							
1	4.350	4.371	-0.021	44902468	264.5	318.9	
2	6.141	6.145	-0.004	38109695	264.5	316.6	
						RPD = 0.72	
7 isobutylene							
1	5.286	5.300	-0.014	27077321	255.4	279.8	
2	5.993	5.995	-0.002	22699028	255.4	280.1	
						RPD = 0.10	

Reagents:

RSK7gasMathes_00027 Amount Added: 200.00 Units: uL

Report Date: 17-Jun-2019 07:50:56 Chrom Revision: 2.3 03-May-2019 15:52:00

Eurofins TestAmerica, Denver

Data File: \\chromna\Denver\ChromData\VGC_J\20190613-82805.b\06131969.D

Injection Date:	14-Jun-2019 01:26:22	Instrument ID:	VGC_J	Operator ID:	MD
Lims ID:	CCV			Worklist Smp#:	69
Client ID:					
Purge Vol:	18.000 mL	Dil. Factor:	1.0000	ALS Bottle#:	77
Method:	RSK_J	Limit Group:	GCV - RSK 175		

Column: Rt-Alumina BOND/KCl (0.53 mm) Y Scaling: Method Defined: Scale to the Nth Largest Target: 1

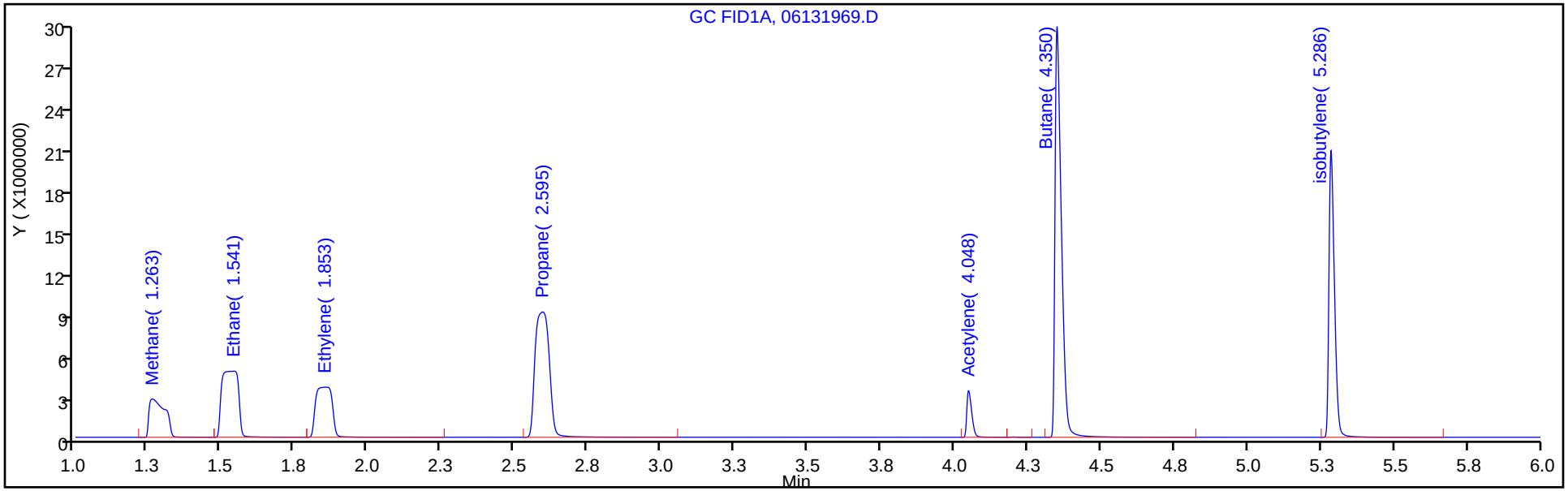

Column: HP-PLOT/Q (0.53 mm) Y Scaling: Method Defined: Scale to the Nth Largest Target: 1

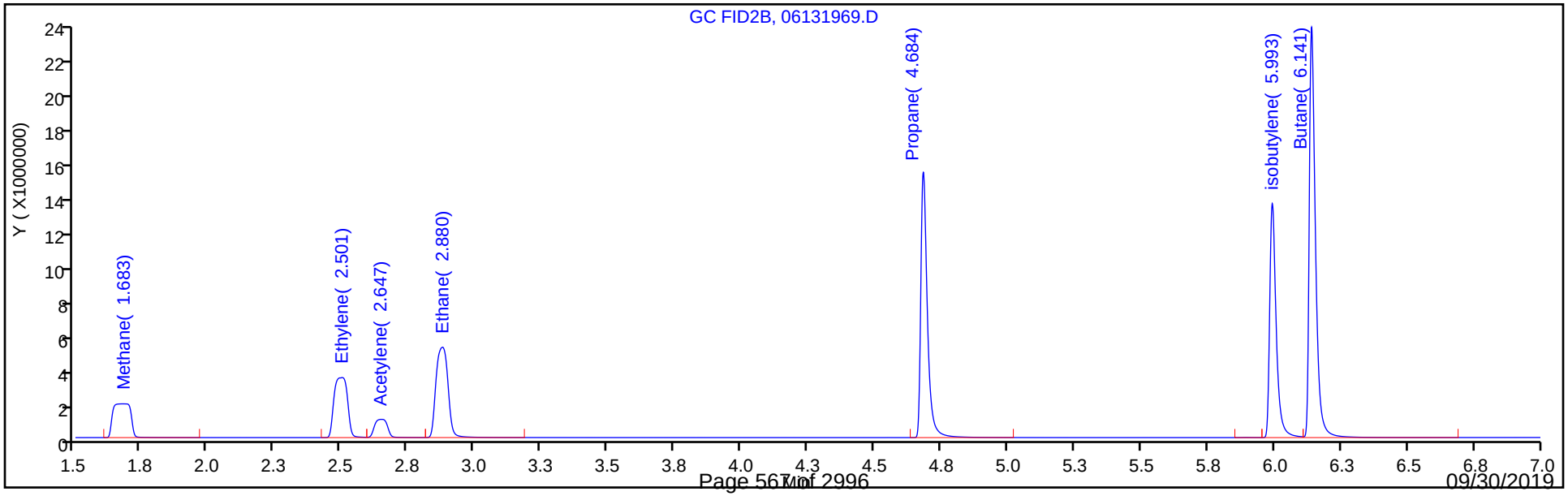

FORM VII
GC VOA CONTINUING CALIBRATION DATA

Lab Name: Eurofins TestAmerica, Denver Job No.: 280-124986-1

SDG No.:

Lab Sample ID: CCV 280-461373/69 Calibration Date: 06/14/2019 01:26

Instrument ID: VGC_J Calib Start Date: 04/15/2019 10:23

GC Column: HP-Plot Q ID: 0.53(mm) Calib End Date: 04/15/2019 12:11

Lab File ID: 06131969.D Conc. Units: ug/L Heated Purge: (Y/N) N

ANALYTE	CURVE TYPE	AVE CF	CF	MIN CF	CALC AMOUNT	SPIKE AMOUNT	%D	MAX %D
Methane	Lin2		121955		77.5	73.0	6.2	20.0
Ethylene	Ave	90007	93490		133	128	3.9	20.0
Acetylene	Ave	28324	29325		123	119	3.5	20.0
Ethane	Ave	107408	117754		150	137	9.6	20.0

FORM VII
GC VOA CONTINUING CALIBRATION RETENTION TIME SUMMARY

Lab Name: Eurofins TestAmerica, Denver Job No.: 280-124986-1

SDG No.:

Lab Sample ID: CCV 280-461373/69 Calibration Date: 06/14/2019 01:26

Instrument ID: VGC_J Calib Start Date: 04/15/2019 10:23

GC Column: HP-Plot Q ID: 0.53(mm) Calib End Date: 04/15/2019 12:11

Lab File ID: 06131969.D Heated Purge: (Y/N) N

Analyte	RT	RT WINDOW	
		FROM	TO
Methane	1.68	1.66	1.74
Ethylene	2.50	2.46	2.56
Acetylene	2.65	2.58	2.74
Ethane	2.88	2.83	2.93

Eurofins TestAmerica, Denver
Target Compound Quantitation Report

Data File: \\chromna\Denver\ChromData\VGC_J\20190613-82805.b\06131969.D
Lims ID: CCV
Client ID:
Sample Type: CCV
Inject. Date: 14-Jun-2019 01:26:22 ALS Bottle#: 77 Worklist Smp#: 69
Purge Vol: 18.000 mL Dil. Factor: 1.0000
Sample Info: CCV
Misc. Info.: 280-0082805-069
Operator ID: MD Instrument ID: VGC_J
Sublist: chrom-RSK_J*sub5

Method: \\chromna\Denver\ChromData\VGC_J\20190613-82805.b\RSK_J.m
Limit Group: GCV - RSK 175
Method Label: DV-GC-0025: Dissolved Gases in Water by RSK-175
Last Update: 17-Jun-2019 07:50:56 Calib Date: 15-Apr-2019 12:11:08
Integrator: Falcon
Quant Method: External Standard Quant By: Initial Calibration
Last ICal File: \\chromna\Denver\ChromData\VGC_J\20190415-80933.b\04151909.D

Column 1 : Rt-Alumina BOND/KCl (0.53 mm) Det: GC FID1A
Column 2 : HP-PLOT/Q (0.53 mm) Det: GC FID2B
Process Host: CTX0319

First Level Reviewer: dobranskym Date: 14-Jun-2019 04:37:23

Col	RT (min.)	Exp RT (min.)	Dlt RT (min.)	Response	Cal Amt ug/l	OnCol Amt ug/l	Flags
1 Methane							
1	1.263	1.272	-0.009	10400010	73.0	77.4	
2	1.683	1.700	-0.017	8903144	73.0	77.5	
						RPD = 0.15	
2 Ethane							
1	1.541	1.553	-0.012	18842030	136.9	149.1	
2	2.880	2.883	-0.003	16115235	136.9	150.0	
						RPD = 0.62	
3 Ethylene							
1	1.853	1.870	-0.017	14023999	127.7	132.5	
2	2.501	2.509	-0.008	11935569	127.7	132.6	
						RPD = 0.05	
4 Propane							
1	2.595	2.619	-0.024	30603157	200.7	226.3	
2	4.684	4.685	-0.001	26004304	200.7	226.7	
						RPD = 0.18	
5 Acetylene							
1	4.048	4.064	-0.016	3952107	118.5	123.0	
2	2.647	2.657	-0.010	3475611	118.5	122.7	
						RPD = 0.25	
6 Butane							
1	4.350	4.371	-0.021	44902468	264.5	318.9	
2	6.141	6.145	-0.004	38109695	264.5	316.6	
						RPD = 0.72	
7 isobutylene							
1	5.286	5.300	-0.014	27077321	255.4	279.8	
2	5.993	5.995	-0.002	22699028	255.4	280.1	
						RPD = 0.10	

Reagents:

RSK7gasMathes_00027 Amount Added: 200.00 Units: uL

Report Date: 17-Jun-2019 07:50:56 Chrom Revision: 2.3 03-May-2019 15:52:00

Eurofins TestAmerica, Denver

Data File: \\chromna\Denver\ChromData\VGC_J\20190613-82805.b\06131969.D

Injection Date:	14-Jun-2019 01:26:22	Instrument ID:	VGC_J	Operator ID:	MD
Lims ID:	CCV			Worklist Smp#:	69
Client ID:					
Purge Vol:	18.000 mL	Dil. Factor:	1.0000	ALS Bottle#:	77
Method:	RSK_J	Limit Group:	GCV - RSK 175		

Column: Rt-Alumina BOND/KCl (0.53 mm) Y Scaling: Method Defined: Scale to the Nth Largest Target: 1

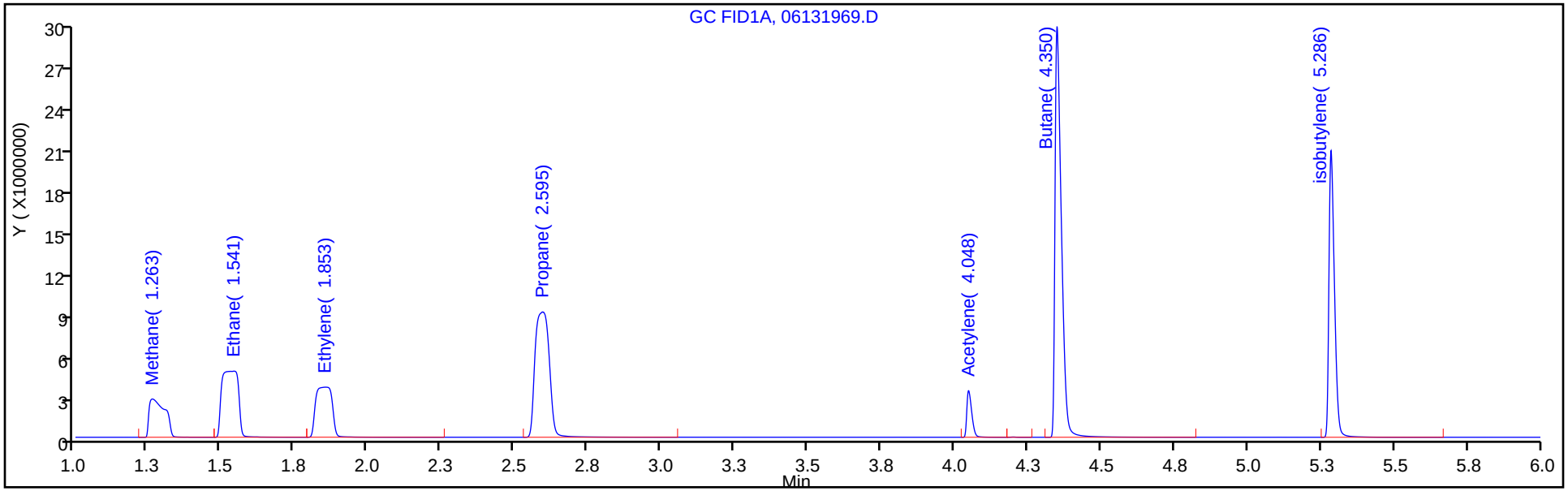

Column: HP-PLOT/Q (0.53 mm) Y Scaling: Method Defined: Scale to the Nth Largest Target: 1

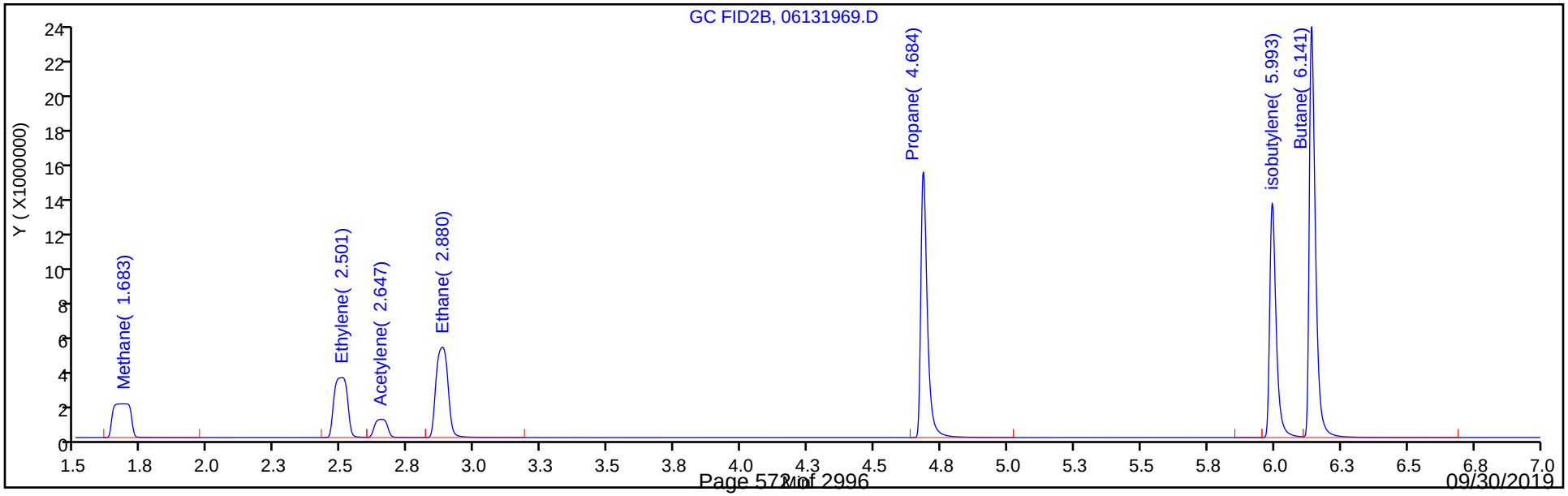

FORM VII
GC VOA CONTINUING CALIBRATION DATA

Lab Name: Eurofins TestAmerica, Denver Job No.: 280-124986-1

SDG No.:

Lab Sample ID: CCV 280-461373/81 Calibration Date: 06/14/2019 04:04

Instrument ID: VGC_J Calib Start Date: 04/15/2019 10:23

GC Column: Rt-Alumina KCl ID: 0.53(mm) Calib End Date: 04/15/2019 12:11

Lab File ID: 06131981.D Conc. Units: ug/L Heated Purge: (Y/N) N

ANALYTE	CURVE TYPE	AVE CF	CF	MIN CF	CALC AMOUNT	SPIKE AMOUNT	%D	MAX %D
Methane	Lin2		137965		74.9	73.0	2.6	20.0
Ethane	Ave	126364	136527		148	137	8.0	20.0
Ethylene	Ave	105807	109079		132	128	3.1	20.0
Acetylene	Ave	32129	34092		126	119	6.1	20.0

FORM VII
GC VOA CONTINUING CALIBRATION RETENTION TIME SUMMARY

Lab Name: Eurofins TestAmerica, Denver Job No.: 280-124986-1

SDG No.:

Lab Sample ID: CCV 280-461373/81 Calibration Date: 06/14/2019 04:04

Instrument ID: VGC_J Calib Start Date: 04/15/2019 10:23

GC Column: Rt-Alumina KCl ID: 0.53(mm) Calib End Date: 04/15/2019 12:11

Lab File ID: 06131981.D Heated Purge: (Y/N) N

Analyte	RT	RT WINDOW	
		FROM	TO
Methane	1.27	1.23	1.31
Ethane	1.55	1.50	1.60
Ethylene	1.86	1.82	1.92
Acetylene	4.05	3.98	4.14

Eurofins TestAmerica, Denver
Target Compound Quantitation Report

Data File: \\chromna\Denver\ChromData\VGC_J\20190613-82805.b\06131981.D
Lims ID: CCV
Client ID:
Sample Type: CCV
Inject. Date: 14-Jun-2019 04:04:40 ALS Bottle#: 89 Worklist Smp#: 81
Purge Vol: 18.000 mL Dil. Factor: 1.0000
Sample Info: CCV
Misc. Info.: 280-0082805-081
Operator ID: MD Instrument ID: VGC_J
Sublist: chrom-RSK_J*sub5

Method: \\chromna\Denver\ChromData\VGC_J\20190613-82805.b\RSK_J.m
Limit Group: GCV - RSK 175
Method Label: DV-GC-0025: Dissolved Gases in Water by RSK-175
Last Update: 14-Jun-2019 06:34:03 Calib Date: 15-Apr-2019 12:11:08
Integrator: Falcon
Quant Method: External Standard Quant By: Initial Calibration
Last ICal File: \\chromna\Denver\ChromData\VGC_J\20190415-80933.b\04151909.D

Column 1 : Rt-Alumina BOND/KCl (0.53 mm) Det: GC FID1A
Column 2 : HP-PLOT/Q (0.53 mm) Det: GC FID2B
Process Host: CTX0339

First Level Reviewer: dobranskym Date: 14-Jun-2019 04:39:08

Col	RT (min.)	Exp RT (min.)	Dlt RT (min.)	Response	Cal Amt ug/l	OnCol Amt ug/l	Flags
1 Methane							
1	1.268	1.272	-0.004	10071927	73.0	74.9	
2	1.671	1.700	-0.029	8628665	73.0	75.1	
						RPD = 0.22	
2 Ethane							
1	1.545	1.553	-0.008	18684423	136.9	147.9	
2	2.883	2.883	0.000	15965372	136.9	148.6	
						RPD = 0.53	
3 Ethylene							
1	1.860	1.870	-0.010	13925783	127.7	131.6	
2	2.505	2.509	-0.004	11843728	127.7	131.6	
						RPD = 0.02	
4 Propane							
1	2.597	2.619	-0.022	31353638	200.7	231.8	
2	4.684	4.685	-0.001	26638532	200.7	232.2	
						RPD = 0.16	
5 Acetylene							
1	4.048	4.064	-0.016	4040702	118.5	125.8	
2	2.655	2.657	-0.002	3550059	118.5	125.3	
						RPD = 0.34	
6 Butane							
1	4.349	4.371	-0.022	47474236	264.5	337.1	
2	6.141	6.145	-0.004	40305143	264.5	334.8	
						RPD = 0.69	
7 isobutylene							
1	5.284	5.300	-0.016	28689116	255.4	296.5	
2	5.994	5.995	-0.001	24069584	255.4	297.0	
						RPD = 0.18	

Reagents:

RSK7gasMathes_00027 Amount Added: 200.00 Units: uL

Report Date: 14-Jun-2019 06:34:03 Chrom Revision: 2.3 03-May-2019 15:52:00

Eurofins TestAmerica, Denver

Data File: \\chromna\Denver\ChromData\VGC_J\20190613-82805.b\06131981.D

Injection Date:	14-Jun-2019 04:04:40	Instrument ID:	VGC_J	Operator ID:	MD
Lims ID:	CCV			Worklist Smp#:	81
Client ID:					
Purge Vol:	18.000 mL	Dil. Factor:	1.0000	ALS Bottle#:	89
Method:	RSK_J	Limit Group:	GCV - RSK 175		

Column: Rt-Alumina BOND/KCl (0.53 mm) Y Scaling: Method Defined: Scale to the Nth Largest Target: 1

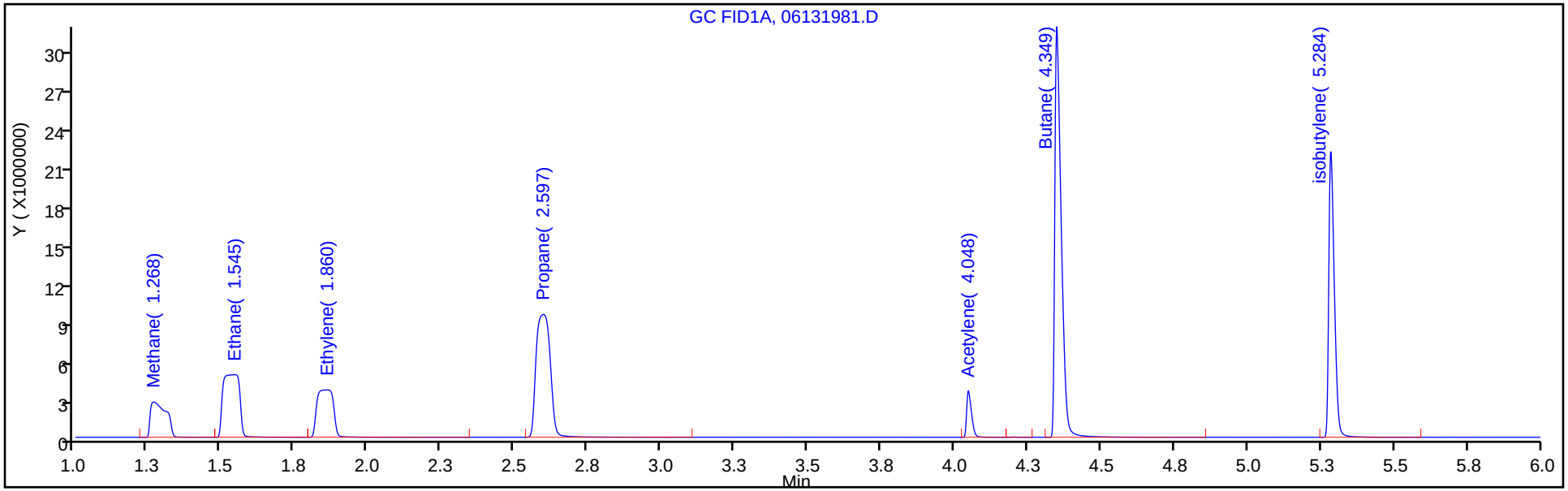

Column: HP-PLOT/Q (0.53 mm) Y Scaling: Method Defined: Scale to the Nth Largest Target: 1

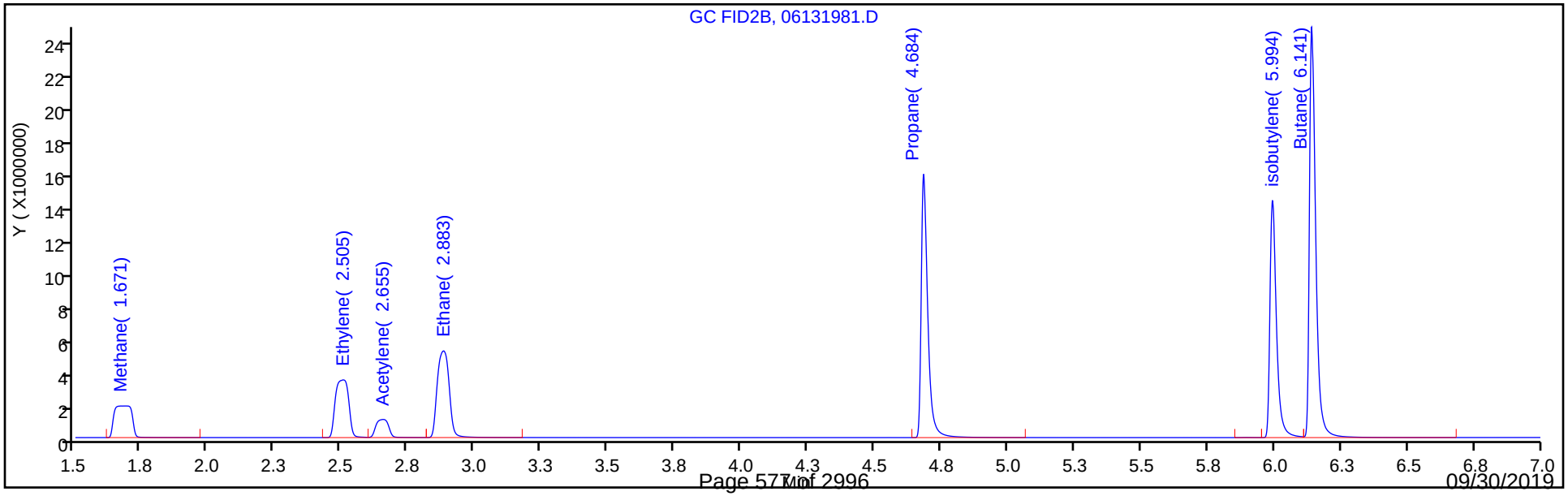

FORM VII
GC VOA CONTINUING CALIBRATION DATA

Lab Name: Eurofins TestAmerica, Denver Job No.: 280-124986-1

SDG No.:

Lab Sample ID: CCV 280-461373/81 Calibration Date: 06/14/2019 04:04

Instrument ID: VGC_J Calib Start Date: 04/15/2019 10:23

GC Column: HP-Plot Q ID: 0.53(mm) Calib End Date: 04/15/2019 12:11

Lab File ID: 06131981.D Conc. Units: ug/L Heated Purge: (Y/N) N

ANALYTE	CURVE TYPE	AVE CF	CF	MIN CF	CALC AMOUNT	SPIKE AMOUNT	%D	MAX %D
Methane	Lin2		118195		75.1	73.0	2.9	20.0
Ethylene	Ave	90007	92771		132	128	3.1	20.0
Acetylene	Ave	28324	29953		125	119	5.7	20.0
Ethane	Ave	107408	116659		149	137	8.6	20.0

FORM VII
GC VOA CONTINUING CALIBRATION RETENTION TIME SUMMARY

Lab Name: Eurofins TestAmerica, Denver Job No.: 280-124986-1

SDG No.:

Lab Sample ID: CCV 280-461373/81 Calibration Date: 06/14/2019 04:04

Instrument ID: VGC_J Calib Start Date: 04/15/2019 10:23

GC Column: HP-Plot Q ID: 0.53(mm) Calib End Date: 04/15/2019 12:11

Lab File ID: 06131981.D Heated Purge: (Y/N) N

Analyte	RT	RT WINDOW	
		FROM	TO
Methane	1.67	1.66	1.74
Ethylene	2.51	2.46	2.56
Acetylene	2.66	2.58	2.74
Ethane	2.88	2.83	2.93

Eurofins TestAmerica, Denver
Target Compound Quantitation Report

Data File: \\chromna\Denver\ChromData\VGC_J\20190613-82805.b\06131981.D
Lims ID: CCV
Client ID:
Sample Type: CCV
Inject. Date: 14-Jun-2019 04:04:40 ALS Bottle#: 89 Worklist Smp#: 81
Purge Vol: 18.000 mL Dil. Factor: 1.0000
Sample Info: CCV
Misc. Info.: 280-0082805-081
Operator ID: MD Instrument ID: VGC_J
Sublist: chrom-RSK_J*sub5

Method: \\chromna\Denver\ChromData\VGC_J\20190613-82805.b\RSK_J.m
Limit Group: GCV - RSK 175
Method Label: DV-GC-0025: Dissolved Gases in Water by RSK-175
Last Update: 14-Jun-2019 06:34:03 Calib Date: 15-Apr-2019 12:11:08
Integrator: Falcon
Quant Method: External Standard Quant By: Initial Calibration
Last ICal File: \\chromna\Denver\ChromData\VGC_J\20190415-80933.b\04151909.D

Column 1 : Rt-Alumina BOND/KCl (0.53 mm) Det: GC FID1A
Column 2 : HP-PLOT/Q (0.53 mm) Det: GC FID2B
Process Host: CTX0339

First Level Reviewer: dobranskym Date: 14-Jun-2019 04:39:08

Col	RT (min.)	Exp RT (min.)	Dlt RT (min.)	Response	Cal Amt ug/l	OnCol Amt ug/l	Flags
1 Methane							
1	1.268	1.272	-0.004	10071927	73.0	74.9	
2	1.671	1.700	-0.029	8628665	73.0	75.1	
						RPD = 0.22	
2 Ethane							
1	1.545	1.553	-0.008	18684423	136.9	147.9	
2	2.883	2.883	0.000	15965372	136.9	148.6	
						RPD = 0.53	
3 Ethylene							
1	1.860	1.870	-0.010	13925783	127.7	131.6	
2	2.505	2.509	-0.004	11843728	127.7	131.6	
						RPD = 0.02	
4 Propane							
1	2.597	2.619	-0.022	31353638	200.7	231.8	
2	4.684	4.685	-0.001	26638532	200.7	232.2	
						RPD = 0.16	
5 Acetylene							
1	4.048	4.064	-0.016	4040702	118.5	125.8	
2	2.655	2.657	-0.002	3550059	118.5	125.3	
						RPD = 0.34	
6 Butane							
1	4.349	4.371	-0.022	47474236	264.5	337.1	
2	6.141	6.145	-0.004	40305143	264.5	334.8	
						RPD = 0.69	
7 isobutylene							
1	5.284	5.300	-0.016	28689116	255.4	296.5	
2	5.994	5.995	-0.001	24069584	255.4	297.0	
						RPD = 0.18	

Reagents:

RSK7gasMathes_00027 Amount Added: 200.00 Units: uL

Report Date: 14-Jun-2019 06:34:03 Chrom Revision: 2.3 03-May-2019 15:52:00

Eurofins TestAmerica, Denver

Data File: \\chromna\Denver\ChromData\VGC_J\20190613-82805.b\06131981.D

Injection Date:	14-Jun-2019 04:04:40	Instrument ID:	VGC_J	Operator ID:	MD
Lims ID:	CCV			Worklist Smp#:	81
Client ID:					
Purge Vol:	18.000 mL	Dil. Factor:	1.0000	ALS Bottle#:	89
Method:	RSK_J	Limit Group:	GCV - RSK 175		

Column: Rt-Alumina BOND/KCl (0.53 mm) Y Scaling: Method Defined: Scale to the Nth Largest Target: 1

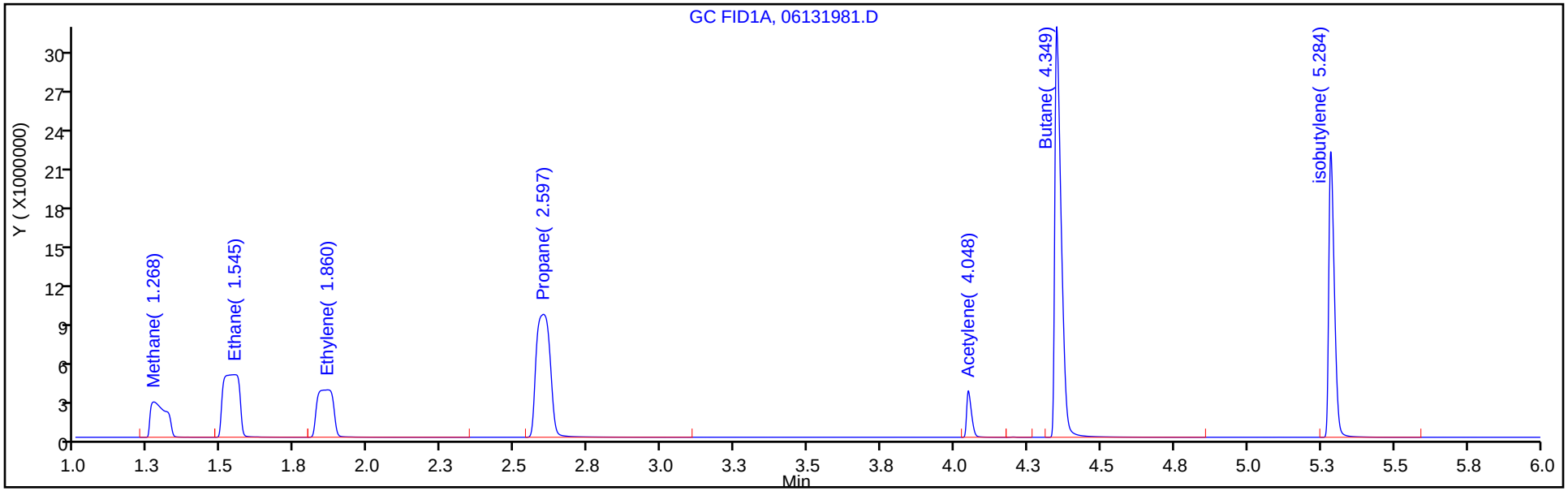

Column: HP-PLOT/Q (0.53 mm) Y Scaling: Method Defined: Scale to the Nth Largest Target: 1

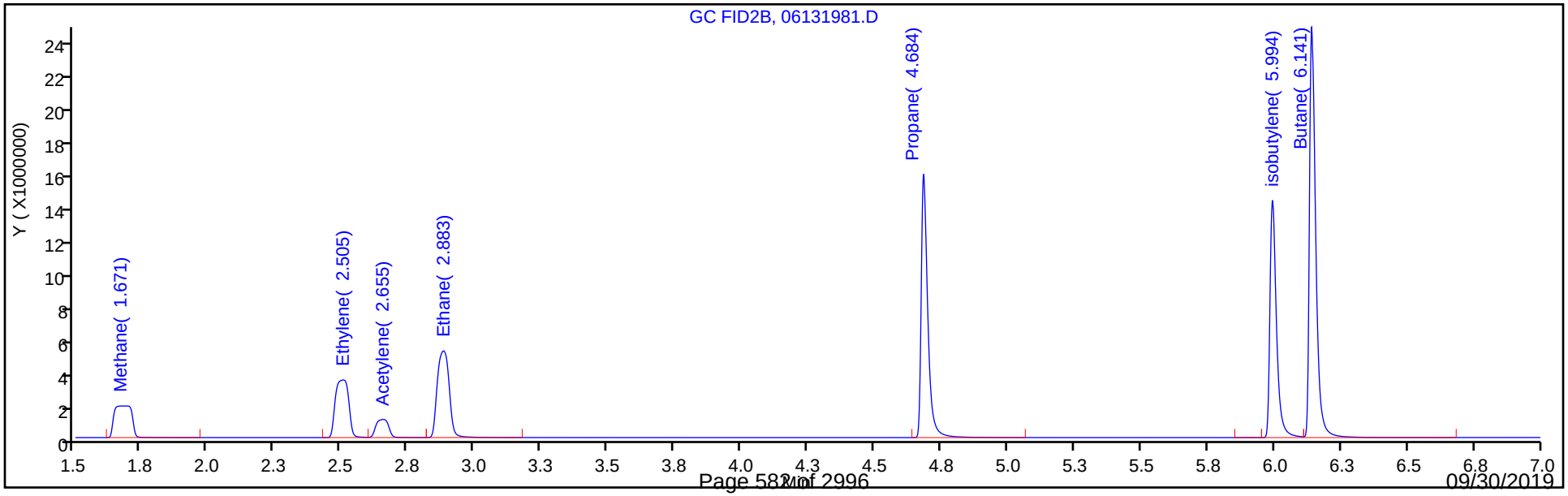

FORM VII
GC VOA CONTINUING CALIBRATION DATA

Lab Name: Eurofins TestAmerica, Denver Job No.: 280-124986-1

SDG No.:

Lab Sample ID: CCV 280-461373/98 Calibration Date: 06/14/2019 06:57

Instrument ID: VGC_J Calib Start Date: 04/15/2019 10:23

GC Column: Rt-Alumina KCl ID: 0.53(mm) Calib End Date: 04/15/2019 12:11

Lab File ID: 098F9801.D Conc. Units: ug/L Heated Purge: (Y/N) N

ANALYTE	CURVE TYPE	AVE CF	CF	MIN CF	CALC AMOUNT	SPIKE AMOUNT	%D	MAX %D
Methane	Lin2		126799		68.8	73.0	-5.7	20.0
Ethane	Ave	126364	125035		135	137	-1.1	20.0
Ethylene	Ave	105807	107394		130	128	1.5	20.0
Acetylene	Ave	32129	33285		123	119	3.6	20.0

FORM VII
GC VOA CONTINUING CALIBRATION RETENTION TIME SUMMARY

Lab Name: Eurofins TestAmerica, Denver Job No.: 280-124986-1

SDG No.:

Lab Sample ID: CCV 280-461373/98 Calibration Date: 06/14/2019 06:57

Instrument ID: VGC_J Calib Start Date: 04/15/2019 10:23

GC Column: Rt-Alumina KCl ID: 0.53(mm) Calib End Date: 04/15/2019 12:11

Lab File ID: 098F9801.D Heated Purge: (Y/N) N

Analyte	RT	RT WINDOW	
		FROM	TO
Methane	1.27	1.23	1.31
Ethane	1.54	1.50	1.60
Ethylene	1.87	1.82	1.92
Acetylene	4.05	3.98	4.14

Eurofins TestAmerica, Denver
Target Compound Quantitation Report

Data File: \\chromna\Denver\ChromData\VGC_J\20190613-82805.b\098F9801.D
Lims ID: CCV
Client ID:
Sample Type: CCV
Inject. Date: 14-Jun-2019 06:57:37 ALS Bottle#: 98 Worklist Smp#: 98
Purge Vol: 18.000 mL Dil. Factor: 1.0000
Sample Info: CCV
Operator ID: MD Instrument ID: VGC_J
Sublist: chrom-RSK_J*sub5

Method: \\chromna\Denver\ChromData\VGC_J\20190613-82805.b\RSK_J.m
Limit Group: GCV - RSK 175
Method Label: DV-GC-0025: Dissolved Gases in Water by RSK-175
Last Update: 14-Jun-2019 07:19:08 Calib Date: 15-Apr-2019 12:11:08
Integrator: Falcon
Quant Method: External Standard Quant By: Initial Calibration
Last ICal File: \\chromna\Denver\ChromData\VGC_J\20190415-80933.b\04151909.D

Column 1 : Rt-Alumina BOND/KCl (0.53 mm) Det: GC FID1A
Column 2 : HP-PLOT/Q (0.53 mm) Det: GC FID2B
Process Host: CTX0339

First Level Reviewer: dobranskym Date: 14-Jun-2019 07:18:17

Col	RT (min.)	Exp RT (min.)	Dlt RT (min.)	Response	Cal Amt ug/l	OnCol Amt ug/l	Flags
1 Methane							
1	1.267	1.272	-0.005	9256754	73.0	68.8	
2	1.683	1.700	-0.017	7926843	73.0	69.0	
						RPD = 0.18	
2 Ethane							
1	1.541	1.553	-0.012	17111681	136.9	135.4	
2	2.885	2.883	0.002	14582077	136.9	135.8	
						RPD = 0.26	
3 Ethylene							
1	1.865	1.870	-0.005	13710611	127.7	129.6	
2	2.509	2.509	0.000	11633638	127.7	129.3	
						RPD = 0.25	
4 Propane							
1	2.601	2.619	-0.018	27334012	200.7	202.1	
2	4.687	4.685	0.002	23175006	200.7	202.0	
						RPD = 0.04	
5 Acetylene							
1	4.054	4.064	-0.010	3945050	118.5	122.8	
2	2.658	2.657	0.001	3473606	118.5	122.6	
						RPD = 0.12	
6 Butane							
1	4.358	4.371	-0.013	39201469	264.5	278.4	
2	6.145	6.145	0.000	33229072	264.5	276.0	
						RPD = 0.85	
7 isobutylene							
1	5.291	5.300	-0.009	26675964	255.4	275.7	
2	5.995	5.995	0.000	22369656	255.4	276.1	
						RPD = 0.13	

Reagents:

RSK7gasMathes_00027 Amount Added: 200.00 Units: uL

Report Date: 14-Jun-2019 07:19:09 Chrom Revision: 2.3 03-May-2019 15:52:00

Eurofins TestAmerica, Denver

Data File: \\chromna\Denver\ChromData\VGC_J\20190613-82805.b\098F9801.D

Injection Date:	14-Jun-2019 06:57:37	Instrument ID:	VGC_J	Operator ID:	MD
Lims ID:	CCV			Worklist Smp#:	98
Client ID:					
Purge Vol:	18.000 mL	Dil. Factor:	1.0000	ALS Bottle#:	98
Method:	RSK_J	Limit Group:	GCV - RSK 175		

Column: Rt-Alumina BOND/KCl (0.53 mm) Y Scaling: Method Defined: Scale to the Nth Largest Target: 1

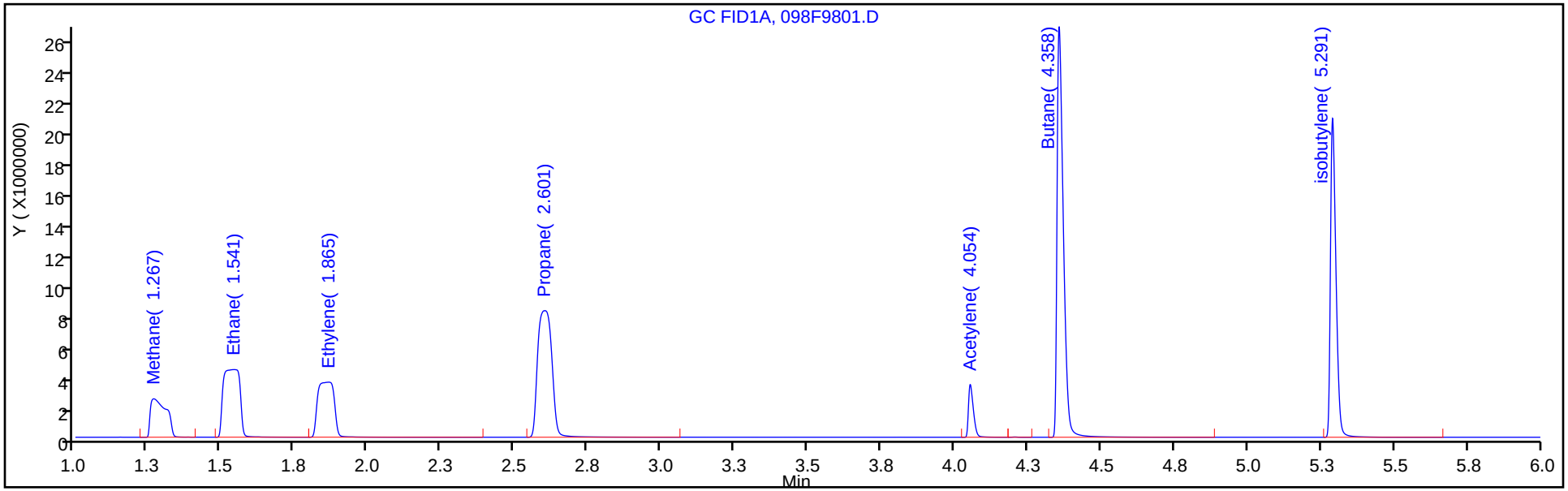

Column: HP-PLOT/Q (0.53 mm) Y Scaling: Method Defined: Scale to the Nth Largest Target: 1

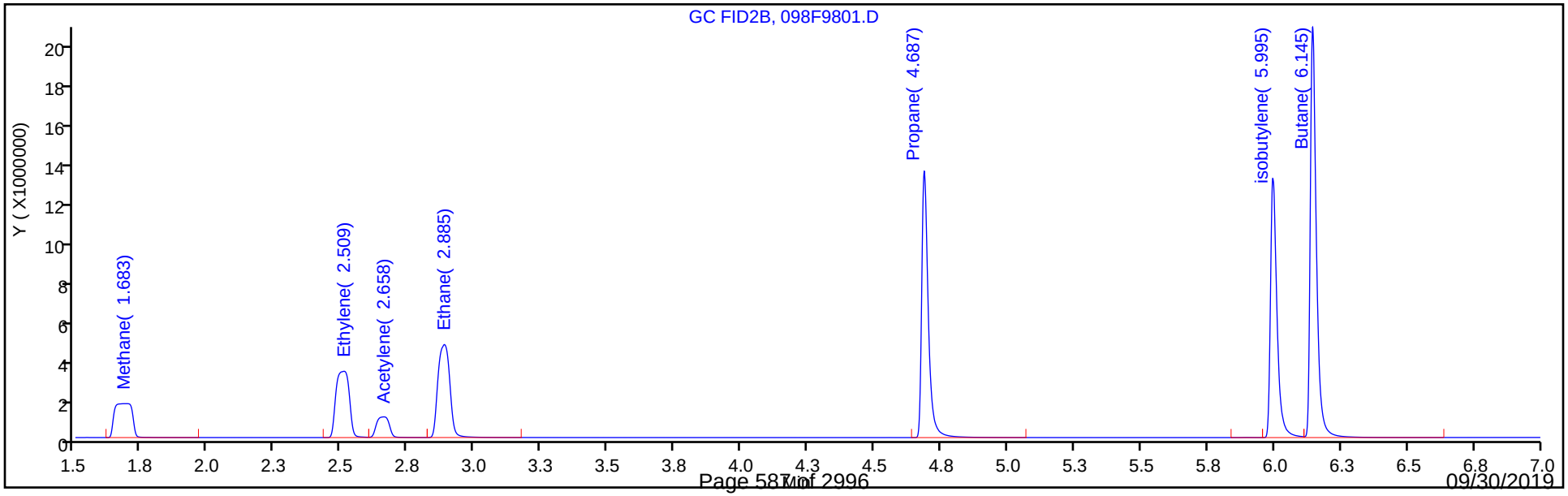

FORM VII
GC VOA CONTINUING CALIBRATION DATA

Lab Name: Eurofins TestAmerica, Denver Job No.: 280-124986-1

SDG No.:

Lab Sample ID: CCV 280-461373/98 Calibration Date: 06/14/2019 06:57

Instrument ID: VGC_J Calib Start Date: 04/15/2019 10:23

GC Column: HP-Plot Q ID: 0.53(mm) Calib End Date: 04/15/2019 12:11

Lab File ID: 098F9801.D Conc. Units: ug/L Heated Purge: (Y/N) N

ANALYTE	CURVE TYPE	AVE CF	CF	MIN CF	CALC AMOUNT	SPIKE AMOUNT	%D	MAX %D
Methane	Lin2		108582		69.0	73.0	-5.5	20.0
Ethylene	Ave	90007	91125		129	128	1.2	20.0
Acetylene	Ave	28324	29308		123	119	3.5	20.0
Ethane	Ave	107408	106551		136	137	-0.8	20.0

FORM VII
GC VOA CONTINUING CALIBRATION RETENTION TIME SUMMARY

Lab Name: Eurofins TestAmerica, Denver Job No.: 280-124986-1

SDG No.:

Lab Sample ID: CCV 280-461373/98 Calibration Date: 06/14/2019 06:57

Instrument ID: VGC_J Calib Start Date: 04/15/2019 10:23

GC Column: HP-Plot Q ID: 0.53(mm) Calib End Date: 04/15/2019 12:11

Lab File ID: 098F9801.D Heated Purge: (Y/N) N

Analyte	RT	RT WINDOW	
		FROM	TO
Methane	1.68	1.66	1.74
Ethylene	2.51	2.46	2.56
Acetylene	2.66	2.58	2.74
Ethane	2.89	2.83	2.93

Eurofins TestAmerica, Denver
Target Compound Quantitation Report

Data File: \\chromna\Denver\ChromData\VGC_J\20190613-82805.b\098F9801.D
Lims ID: CCV
Client ID:
Sample Type: CCV
Inject. Date: 14-Jun-2019 06:57:37 ALS Bottle#: 98 Worklist Smp#: 98
Purge Vol: 18.000 mL Dil. Factor: 1.0000
Sample Info: CCV
Operator ID: MD Instrument ID: VGC_J
Sublist: chrom-RSK_J*sub5

Method: \\chromna\Denver\ChromData\VGC_J\20190613-82805.b\RSK_J.m
Limit Group: GCV - RSK 175
Method Label: DV-GC-0025: Dissolved Gases in Water by RSK-175
Last Update: 14-Jun-2019 07:19:08 Calib Date: 15-Apr-2019 12:11:08
Integrator: Falcon
Quant Method: External Standard Quant By: Initial Calibration
Last ICal File: \\chromna\Denver\ChromData\VGC_J\20190415-80933.b\04151909.D

Column 1 : Rt-Alumina BOND/KCl (0.53 mm) Det: GC FID1A
Column 2 : HP-PLOT/Q (0.53 mm) Det: GC FID2B
Process Host: CTX0339

First Level Reviewer: dobranskym Date: 14-Jun-2019 07:18:17

Col	RT (min.)	Exp RT (min.)	Dlt RT (min.)	Response	Cal Amt ug/l	OnCol Amt ug/l	Flags
1 Methane							
1	1.267	1.272	-0.005	9256754	73.0	68.8	
2	1.683	1.700	-0.017	7926843	73.0	69.0	
						RPD = 0.18	
2 Ethane							
1	1.541	1.553	-0.012	17111681	136.9	135.4	
2	2.885	2.883	0.002	14582077	136.9	135.8	
						RPD = 0.26	
3 Ethylene							
1	1.865	1.870	-0.005	13710611	127.7	129.6	
2	2.509	2.509	0.000	11633638	127.7	129.3	
						RPD = 0.25	
4 Propane							
1	2.601	2.619	-0.018	27334012	200.7	202.1	
2	4.687	4.685	0.002	23175006	200.7	202.0	
						RPD = 0.04	
5 Acetylene							
1	4.054	4.064	-0.010	3945050	118.5	122.8	
2	2.658	2.657	0.001	3473606	118.5	122.6	
						RPD = 0.12	
6 Butane							
1	4.358	4.371	-0.013	39201469	264.5	278.4	
2	6.145	6.145	0.000	33229072	264.5	276.0	
						RPD = 0.85	
7 isobutylene							
1	5.291	5.300	-0.009	26675964	255.4	275.7	
2	5.995	5.995	0.000	22369656	255.4	276.1	
						RPD = 0.13	

Reagents:

RSK7gasMathes_00027 Amount Added: 200.00 Units: uL

Report Date: 14-Jun-2019 07:19:09 Chrom Revision: 2.3 03-May-2019 15:52:00

Eurofins TestAmerica, Denver

Data File: \\chromna\Denver\ChromData\VGC_J\20190613-82805.b\098F9801.D

Injection Date:	14-Jun-2019 06:57:37	Instrument ID:	VGC_J	Operator ID:	MD
Lims ID:	CCV			Worklist Smp#:	98
Client ID:					
Purge Vol:	18.000 mL	Dil. Factor:	1.0000	ALS Bottle#:	98
Method:	RSK_J	Limit Group:	GCV - RSK 175		

Column: Rt-Alumina BOND/KCl (0.53 mm) Y Scaling: Method Defined: Scale to the Nth Largest Target: 1

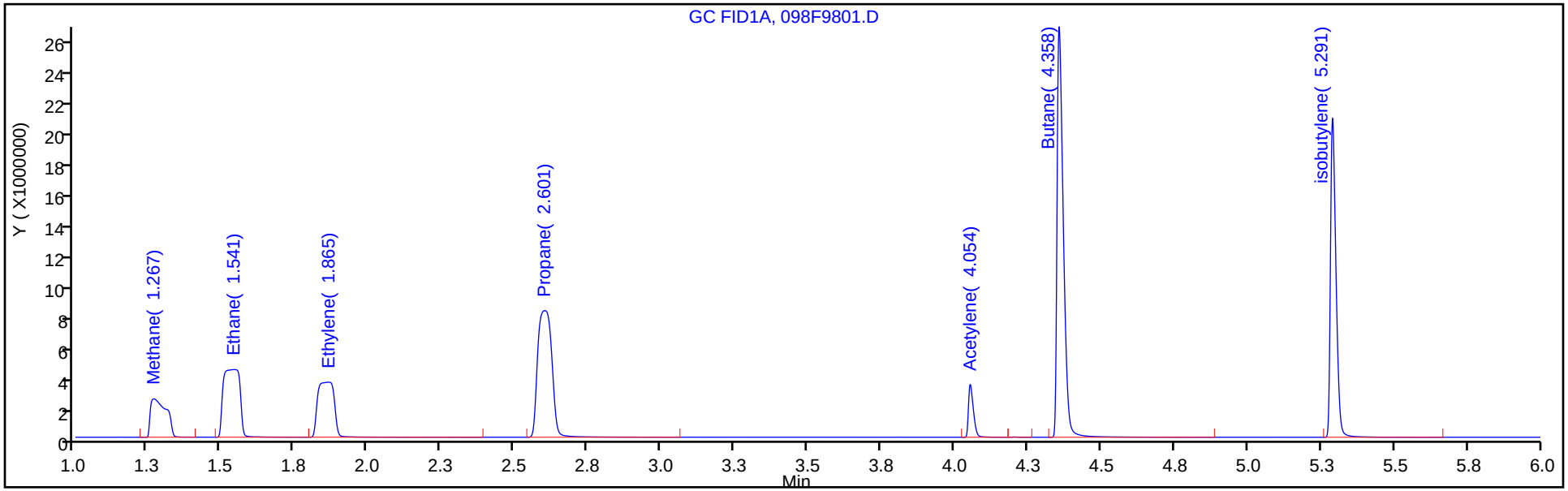

Column: HP-PLOT/Q (0.53 mm) Y Scaling: Method Defined: Scale to the Nth Largest Target: 1

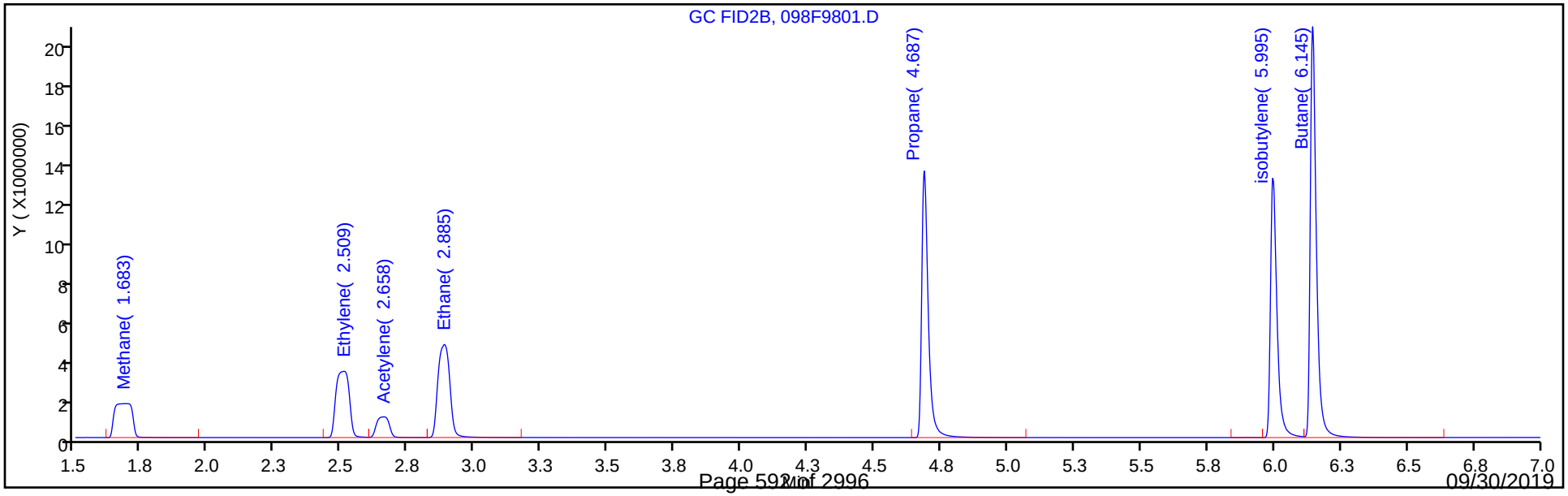

FORM VII
GC VOA CONTINUING CALIBRATION DATA

Lab Name: Eurofins TestAmerica, Denver Job No.: 280-124986-1

SDG No.:

Lab Sample ID: CCVRT 280-461529/1 Calibration Date: 06/14/2019 09:30

Instrument ID: VGC_J Calib Start Date: 04/15/2019 10:23

GC Column: Rt-Alumina KCl ID: 0.53(mm) Calib End Date: 04/15/2019 12:11

Lab File ID: 06141902.D Conc. Units: ug/L Heated Purge: (Y/N) N

ANALYTE	CURVE TYPE	AVE CF	CF	MIN CF	CALC AMOUNT	SPIKE AMOUNT	%D	MAX %D
Methane	Lin2		147215		80.0	73.0	9.5	20.0
Ethane	Ave	126364	145759		158	137	15.3	20.0
Ethylene	Ave	105807	126112		152	128	19.2	20.0
Acetylene	Ave	32129	31073		115	119	-3.3	20.0

FORM VII
GC VOA CONTINUING CALIBRATION RETENTION TIME SUMMARY

Lab Name: Eurofins TestAmerica, Denver Job No.: 280-124986-1

SDG No.:

Lab Sample ID: CCVRT 280-461529/1 Calibration Date: 06/14/2019 09:30

Instrument ID: VGC_J Calib Start Date: 04/15/2019 10:23

GC Column: Rt-Alumina KCl ID: 0.53(mm) Calib End Date: 04/15/2019 12:11

Lab File ID: 06141902.D Heated Purge: (Y/N) N

Analyte	RT	RT WINDOW	
		FROM	TO
Methane	1.28	1.24	1.32
Ethane	1.56	1.51	1.61
Ethylene	1.88	1.83	1.93
Acetylene	4.07	3.99	4.15

Eurofins TestAmerica, Denver
Target Compound Quantitation Report

Data File: \\chromna\Denver\ChromData\VGC_J\20190614-82859.b\06141902.D
Lims ID: CCVRT
Client ID:
Sample Type: CCVRT
Inject. Date: 14-Jun-2019 09:30:11 ALS Bottle#: 2 Worklist Smp#: 1
Purge Vol: 18.000 mL Dil. Factor: 1.0000
Sample Info: CCVRT
Misc. Info.: 280-0082859-001
Operator ID: MD Instrument ID: VGC_J
Sublist: chrom-RSK_J*sub5

Method: \\chromna\Denver\ChromData\VGC_J\20190614-82859.b\RSK_J.m
Limit Group: GCV - RSK 175
Method Label: DV-GC-0025: Dissolved Gases in Water by RSK-175
Last Update: 17-Jun-2019 09:44:14 Calib Date: 15-Apr-2019 12:11:08
Integrator: Falcon
Quant Method: External Standard Quant By: Initial Calibration
Last ICal File: \\chromna\Denver\ChromData\VGC_J\20190415-80933.b\04151909.D

Column 1 : Rt-Alumina BOND/KCl (0.53 mm) Det: GC FID1A
Column 2 : HP-PLOT/Q (0.53 mm) Det: GC FID2B
Process Host: CTX0319

First Level Reviewer: dobranskym Date: 14-Jun-2019 09:46:34

Col	RT (min.)	Exp RT (min.)	Dlt RT (min.)	Response	Cal Amt ug/l	OnCol Amt ug/l	Flags
1 Methane							
1	1.278	1.278	0.000	10747165	73.0	80.0	
2	1.706	1.706	0.000	9176658	73.0	79.9	
						RPD = 0.11	
2 Ethane							
1	1.556	1.556	0.000	19947970	136.9	157.9	
2	2.894	2.894	0.000	17002650	136.9	158.3	
						RPD = 0.28	
3 Ethylene							
1	1.879	1.879	0.000	16100251	127.7	152.2	
2	2.519	2.519	0.000	13658828	127.7	151.8	
						RPD = 0.27	
4 Propane							
1	2.624	2.624	0.000	31885403	200.7	235.7	
2	4.688	4.688	0.000	27007347	200.7	235.4	
						RPD = 0.14	
5 Acetylene							
1	4.066	4.066	0.000	3682885	118.5	114.6	
2	2.663	2.663	0.000	3251097	118.5	114.8	
						RPD = 0.13	
6 Butane							
1	4.368	4.368	0.000	45857884	264.5	325.6	
2	6.144	6.144	0.000	38805791	264.5	322.4	
						RPD = 1.01	
7 isobutylene							
1	5.299	5.299	0.000	31908648	255.4	329.8	
2	5.997	5.997	0.000	26687721	255.4	329.4	
						RPD = 0.13	

Reagents:

RSK7gasMathes_00027 Amount Added: 200.00 Units: uL

Report Date: 17-Jun-2019 09:44:14 Chrom Revision: 2.3 03-May-2019 15:52:00

Eurofins TestAmerica, Denver

Data File: \\chromna\Denver\ChromData\VGC_J\20190614-82859.b\06141902.D

Injection Date:	14-Jun-2019 09:30:11	Instrument ID:	VGC_J	Operator ID:	MD
Lims ID:	CCVRT			Worklist Smp#:	1
Client ID:					
Purge Vol:	18.000 mL	Dil. Factor:	1.0000	ALS Bottle#:	2
Method:	RSK_J	Limit Group:	GCV - RSK 175		

Column: Rt-Alumina BOND/KCl (0.53 mm) Y Scaling: Method Defined: Scale to the Nth Largest Target: 1

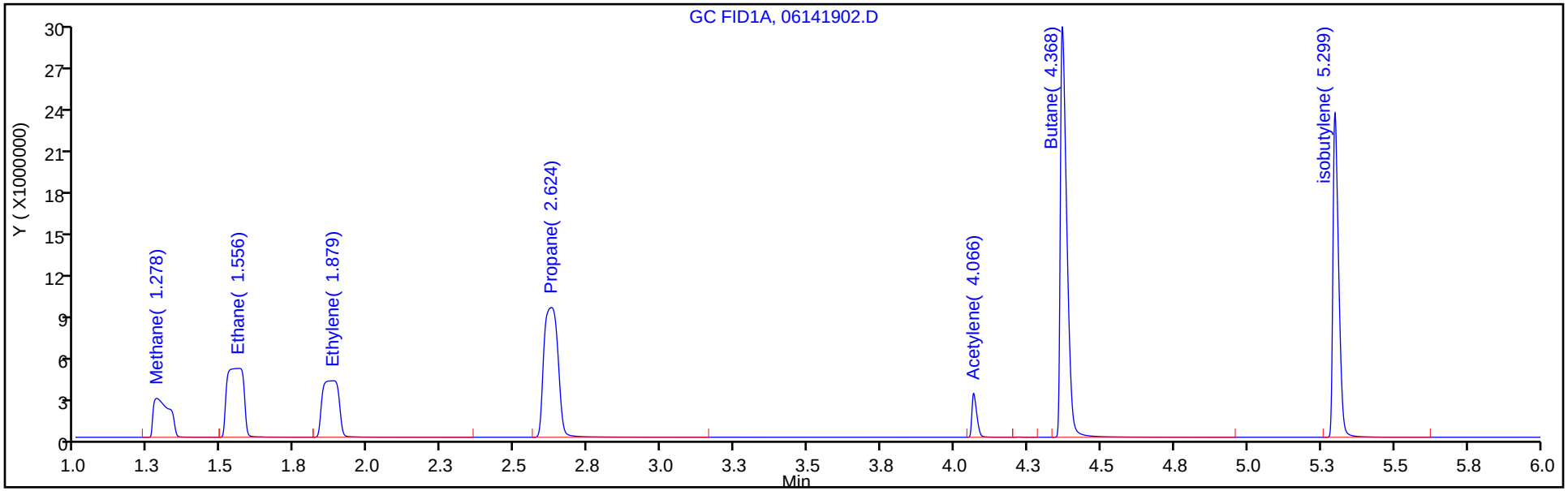

Column: HP-PLOT/Q (0.53 mm) Y Scaling: Method Defined: Scale to the Nth Largest Target: 1

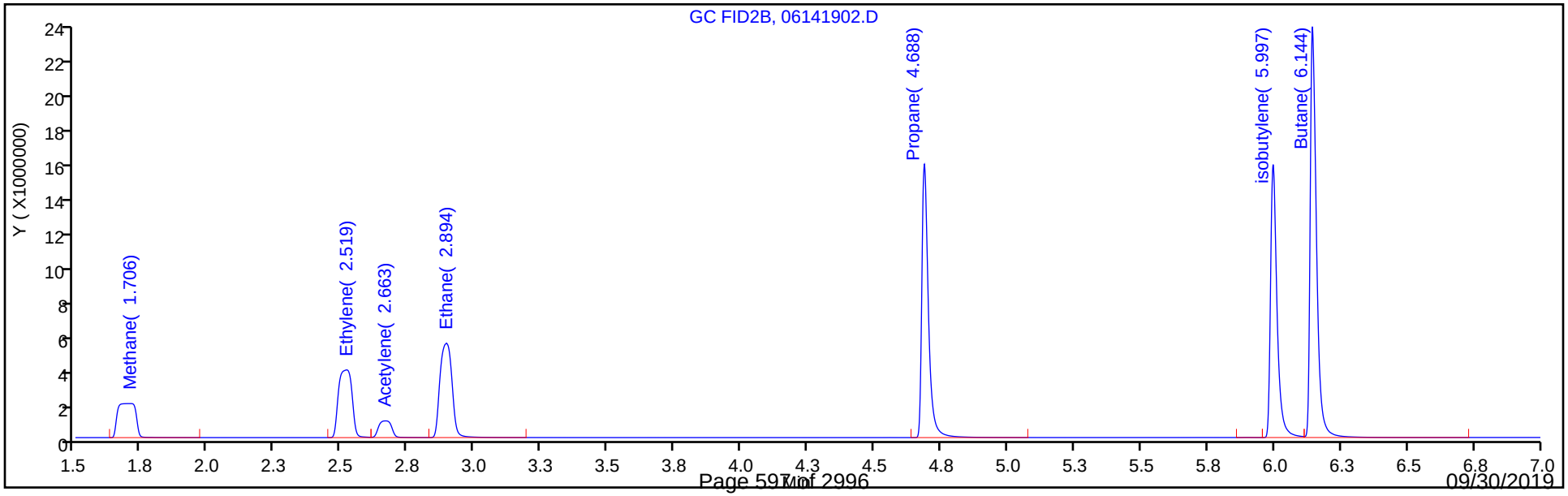

FORM VII
GC VOA CONTINUING CALIBRATION DATA

Lab Name: Eurofins TestAmerica, Denver Job No.: 280-124986-1

SDG No.:

Lab Sample ID: CCVRT 280-461529/1 Calibration Date: 06/14/2019 09:30

Instrument ID: VGC_J Calib Start Date: 04/15/2019 10:23

GC Column: HP-Plot Q ID: 0.53(mm) Calib End Date: 04/15/2019 12:11

Lab File ID: 06141902.D Conc. Units: ug/L Heated Purge: (Y/N) N

ANALYTE	CURVE TYPE	AVE CF	CF	MIN CF	CALC AMOUNT	SPIKE AMOUNT	%D	MAX %D
Methane	Lin2		125702		79.9	73.0	9.4	20.0
Ethylene	Ave	90007	106988		152	128	18.9	20.0
Acetylene	Ave	28324	27430		115	119	-3.2	20.0
Ethane	Ave	107408	124238		158	137	15.7	20.0

FORM VII
GC VOA CONTINUING CALIBRATION RETENTION TIME SUMMARY

Lab Name: Eurofins TestAmerica, Denver Job No.: 280-124986-1

SDG No.:

Lab Sample ID: CCVRT 280-461529/1 Calibration Date: 06/14/2019 09:30

Instrument ID: VGC_J Calib Start Date: 04/15/2019 10:23

GC Column: HP-Plot Q ID: 0.53(mm) Calib End Date: 04/15/2019 12:11

Lab File ID: 06141902.D Heated Purge: (Y/N) N

Analyte	RT	RT WINDOW	
		FROM	TO
Methane	1.71	1.67	1.75
Ethylene	2.52	2.47	2.57
Acetylene	2.66	2.58	2.74
Ethane	2.89	2.84	2.94

Eurofins TestAmerica, Denver
Target Compound Quantitation Report

Data File: \\chromna\Denver\ChromData\VGC_J\20190614-82859.b\06141902.D
Lims ID: CCVRT
Client ID:
Sample Type: CCVRT
Inject. Date: 14-Jun-2019 09:30:11 ALS Bottle#: 2 Worklist Smp#: 1
Purge Vol: 18.000 mL Dil. Factor: 1.0000
Sample Info: CCVRT
Misc. Info.: 280-0082859-001
Operator ID: MD Instrument ID: VGC_J
Sublist: chrom-RSK_J*sub5

Method: \\chromna\Denver\ChromData\VGC_J\20190614-82859.b\RSK_J.m
Limit Group: GCV - RSK 175
Method Label: DV-GC-0025: Dissolved Gases in Water by RSK-175
Last Update: 17-Jun-2019 09:44:14 Calib Date: 15-Apr-2019 12:11:08
Integrator: Falcon
Quant Method: External Standard Quant By: Initial Calibration
Last ICal File: \\chromna\Denver\ChromData\VGC_J\20190415-80933.b\04151909.D

Column 1 : Rt-Alumina BOND/KCl (0.53 mm) Det: GC FID1A
Column 2 : HP-PLOT/Q (0.53 mm) Det: GC FID2B
Process Host: CTX0319

First Level Reviewer: dobranskym Date: 14-Jun-2019 09:46:34

Col	RT (min.)	Exp RT (min.)	Dlt RT (min.)	Response	Cal Amt ug/l	OnCol Amt ug/l	Flags
1 Methane							
1	1.278	1.278	0.000	10747165	73.0	80.0	
2	1.706	1.706	0.000	9176658	73.0	79.9	
						RPD = 0.11	
2 Ethane							
1	1.556	1.556	0.000	19947970	136.9	157.9	
2	2.894	2.894	0.000	17002650	136.9	158.3	
						RPD = 0.28	
3 Ethylene							
1	1.879	1.879	0.000	16100251	127.7	152.2	
2	2.519	2.519	0.000	13658828	127.7	151.8	
						RPD = 0.27	
4 Propane							
1	2.624	2.624	0.000	31885403	200.7	235.7	
2	4.688	4.688	0.000	27007347	200.7	235.4	
						RPD = 0.14	
5 Acetylene							
1	4.066	4.066	0.000	3682885	118.5	114.6	
2	2.663	2.663	0.000	3251097	118.5	114.8	
						RPD = 0.13	
6 Butane							
1	4.368	4.368	0.000	45857884	264.5	325.6	
2	6.144	6.144	0.000	38805791	264.5	322.4	
						RPD = 1.01	
7 isobutylene							
1	5.299	5.299	0.000	31908648	255.4	329.8	
2	5.997	5.997	0.000	26687721	255.4	329.4	
						RPD = 0.13	

Reagents:

RSK7gasMathes_00027 Amount Added: 200.00 Units: uL

Report Date: 17-Jun-2019 09:44:14 Chrom Revision: 2.3 03-May-2019 15:52:00

Eurofins TestAmerica, Denver

Data File: \\chromna\Denver\ChromData\VGC_J\20190614-82859.b\06141902.D

Injection Date:	14-Jun-2019 09:30:11	Instrument ID:	VGC_J	Operator ID:	MD
Lims ID:	CCVRT			Worklist Smp#:	1
Client ID:					
Purge Vol:	18.000 mL	Dil. Factor:	1.0000	ALS Bottle#:	2
Method:	RSK_J	Limit Group:	GCV - RSK 175		

Column: Rt-Alumina BOND/KCl (0.53 mm) Y Scaling: Method Defined: Scale to the Nth Largest Target: 1

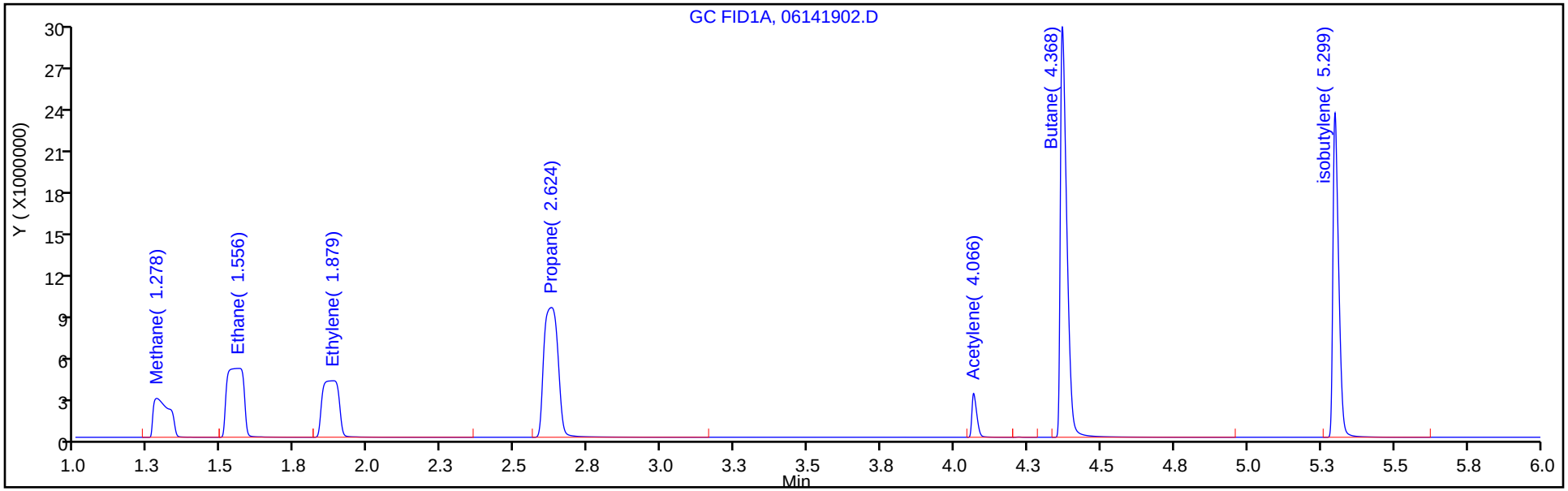

Column: HP-PLOT/Q (0.53 mm) Y Scaling: Method Defined: Scale to the Nth Largest Target: 1

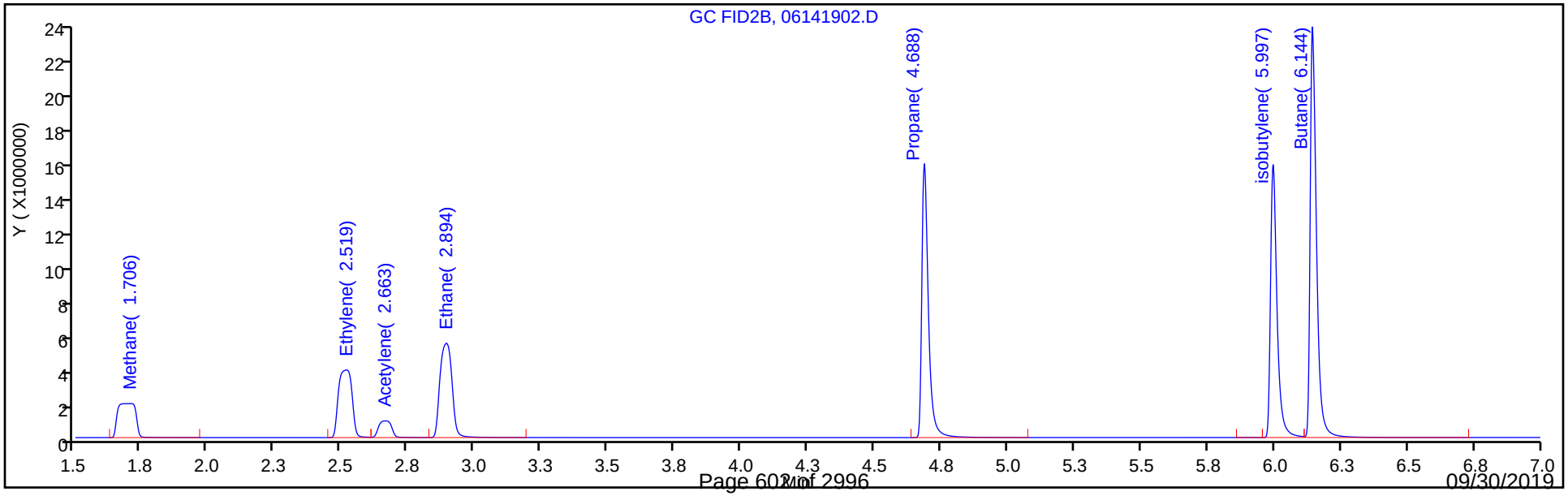

FORM VII
GC VOA CONTINUING CALIBRATION DATA

Lab Name: Eurofins TestAmerica, Denver Job No.: 280-124986-1

SDG No.:

Lab Sample ID: CCV 280-461529/18 Calibration Date: 06/14/2019 13:33

Instrument ID: VGC_J Calib Start Date: 04/15/2019 10:23

GC Column: Rt-Alumina KCl ID: 0.53(mm) Calib End Date: 04/15/2019 12:11

Lab File ID: 06141918.D Conc. Units: ug/L Heated Purge: (Y/N) N

ANALYTE	CURVE TYPE	AVE CF	CF	MIN CF	CALC AMOUNT	SPIKE AMOUNT	%D	MAX %D
Methane	Lin2		145790		79.2	73.0	8.5	20.0
Ethane	Ave	126364	142815		155	137	13.0	20.0
Ethylene	Ave	105807	120430		145	128	13.8	20.0
Acetylene	Ave	32129	30313		112	119	-5.7	20.0

FORM VII
GC VOA CONTINUING CALIBRATION RETENTION TIME SUMMARY

Lab Name: Eurofins TestAmerica, Denver Job No.: 280-124986-1

SDG No.:

Lab Sample ID: CCV 280-461529/18 Calibration Date: 06/14/2019 13:33

Instrument ID: VGC_J Calib Start Date: 04/15/2019 10:23

GC Column: Rt-Alumina KCl ID: 0.53(mm) Calib End Date: 04/15/2019 12:11

Lab File ID: 06141918.D Heated Purge: (Y/N) N

Analyte	RT	RT WINDOW	
		FROM	TO
Methane	1.26	1.24	1.32
Ethane	1.53	1.51	1.61
Ethylene	1.86	1.83	1.93
Acetylene	4.05	3.99	4.15

Eurofins TestAmerica, Denver
Target Compound Quantitation Report

Data File: \\chromna\Denver\ChromData\VGC_J\20190614-82859.b\06141918.D
Lims ID: CCV
Client ID:
Sample Type: CCV
Inject. Date: 14-Jun-2019 13:33:34 ALS Bottle#: 18 Worklist Smp#: 18
Purge Vol: 18.000 mL Dil. Factor: 1.0000
Sample Info: CCV
Misc. Info.: 280-0082859-018
Operator ID: MD Instrument ID: VGC_J
Sublist: chrom-RSK_J*sub5

Method: \\chromna\Denver\ChromData\VGC_J\20190614-82859.b\RSK_J.m
Limit Group: GCV - RSK 175
Method Label: DV-GC-0025: Dissolved Gases in Water by RSK-175
Last Update: 17-Jun-2019 09:44:34 Calib Date: 15-Apr-2019 12:11:08
Integrator: Falcon
Quant Method: External Standard Quant By: Initial Calibration
Last ICal File: \\chromna\Denver\ChromData\VGC_J\20190415-80933.b\04151909.D

Column 1 : Rt-Alumina BOND/KCl (0.53 mm) Det: GC FID1A
Column 2 : HP-PLOT/Q (0.53 mm) Det: GC FID2B
Process Host: CTX0319

First Level Reviewer: dobranskym Date: 17-Jun-2019 06:33:19

Col	RT (min.)	Exp RT (min.)	Dlt RT (min.)	Response	Cal Amt ug/l	OnCol Amt ug/l	Flags
1 Methane							
1	1.262	1.278	-0.016	10643178	73.0	79.2	
2	1.679	1.706	-0.027	9120540	73.0	79.4	
						RPD = 0.25	
2 Ethane							
1	1.530	1.556	-0.026	19544966	136.9	154.7	
2	2.875	2.894	-0.019	16669264	136.9	155.2	
						RPD = 0.34	
3 Ethylene							
1	1.857	1.879	-0.022	15374938	127.7	145.3	
2	2.495	2.519	-0.024	13062861	127.7	145.1	
						RPD = 0.12	
4 Propane							
1	2.593	2.624	-0.031	31048279	200.7	229.5	
2	4.680	4.688	-0.008	26350835	200.7	229.7	
						RPD = 0.06	
5 Acetylene							
1	4.046	4.066	-0.020	3592719	118.5	111.8	
2	2.648	2.663	-0.015	3174298	118.5	112.1	
						RPD = 0.22	
6 Butane							
1	4.348	4.368	-0.020	43964974	264.5	312.2	
2	6.140	6.144	-0.004	37314987	264.5	310.0	
						RPD = 0.72	
7 isobutylene							
1	5.282	5.299	-0.017	29738153	255.4	307.3	
2	5.991	5.997	-0.006	24945548	255.4	307.9	
						RPD = 0.16	

Reagents:

RSK7gasMathes_00027 Amount Added: 200.00 Units: uL

Report Date: 17-Jun-2019 09:44:34 Chrom Revision: 2.3 03-May-2019 15:52:00

Eurofins TestAmerica, Denver

Data File: \\chromna\Denver\ChromData\VGC_J\20190614-82859.b\06141918.D

Injection Date:	14-Jun-2019 13:33:34	Instrument ID:	VGC_J	Operator ID:	MD
Lims ID:	CCV			Worklist Smp#:	18
Client ID:					
Purge Vol:	18.000 mL	Dil. Factor:	1.0000	ALS Bottle#:	18
Method:	RSK_J	Limit Group:	GCV - RSK 175		

Column: Rt-Alumina BOND/KCl (0.53 mm) Y Scaling: Method Defined: Scale to the Nth Largest Target: 1

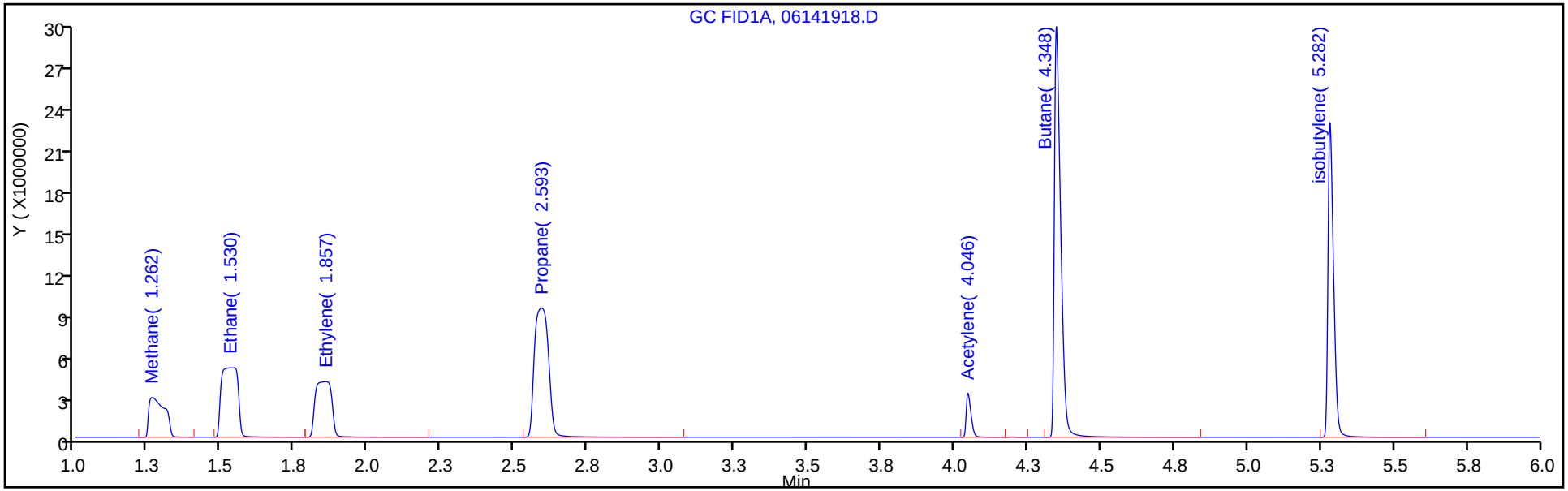

Column: HP-PLOT/Q (0.53 mm) Y Scaling: Method Defined: Scale to the Nth Largest Target: 1

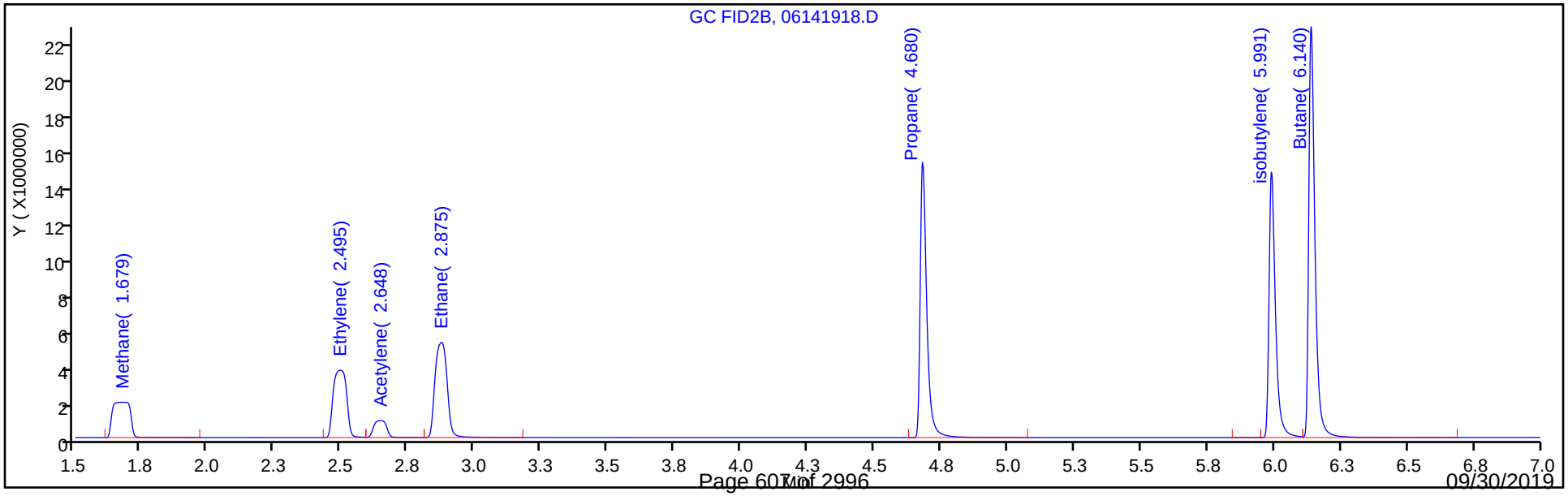

FORM VII
GC VOA CONTINUING CALIBRATION DATA

Lab Name: Eurofins TestAmerica, Denver Job No.: 280-124986-1

SDG No.:

Lab Sample ID: CCV 280-461529/18 Calibration Date: 06/14/2019 13:33

Instrument ID: VGC_J Calib Start Date: 04/15/2019 10:23

GC Column: HP-Plot Q ID: 0.53(mm) Calib End Date: 04/15/2019 12:11

Lab File ID: 06141918.D Conc. Units: ug/L Heated Purge: (Y/N) N

ANALYTE	CURVE TYPE	AVE CF	CF	MIN CF	CALC AMOUNT	SPIKE AMOUNT	%D	MAX %D
Methane	Lin2		124933		79.4	73.0	8.8	20.0
Ethylene	Ave	90007	102320		145	128	13.7	20.0
Acetylene	Ave	28324	26782		112	119	-5.4	20.0
Ethane	Ave	107408	121802		155	137	13.4	20.0

FORM VII
GC VOA CONTINUING CALIBRATION RETENTION TIME SUMMARY

Lab Name: Eurofins TestAmerica, Denver Job No.: 280-124986-1

SDG No.:

Lab Sample ID: CCV 280-461529/18 Calibration Date: 06/14/2019 13:33

Instrument ID: VGC_J Calib Start Date: 04/15/2019 10:23

GC Column: HP-Plot Q ID: 0.53(mm) Calib End Date: 04/15/2019 12:11

Lab File ID: 06141918.D Heated Purge: (Y/N) N

Analyte	RT	RT WINDOW	
		FROM	TO
Methane	1.68	1.67	1.75
Ethylene	2.50	2.47	2.57
Acetylene	2.65	2.58	2.74
Ethane	2.88	2.84	2.94

Eurofins TestAmerica, Denver
Target Compound Quantitation Report

Data File: \\chromna\Denver\ChromData\VGC_J\20190614-82859.b\06141918.D
Lims ID: CCV
Client ID:
Sample Type: CCV
Inject. Date: 14-Jun-2019 13:33:34 ALS Bottle#: 18 Worklist Smp#: 18
Purge Vol: 18.000 mL Dil. Factor: 1.0000
Sample Info: CCV
Misc. Info.: 280-0082859-018
Operator ID: MD Instrument ID: VGC_J
Sublist: chrom-RSK_J*sub5

Method: \\chromna\Denver\ChromData\VGC_J\20190614-82859.b\RSK_J.m
Limit Group: GCV - RSK 175
Method Label: DV-GC-0025: Dissolved Gases in Water by RSK-175
Last Update: 17-Jun-2019 09:44:34 Calib Date: 15-Apr-2019 12:11:08
Integrator: Falcon
Quant Method: External Standard Quant By: Initial Calibration
Last ICal File: \\chromna\Denver\ChromData\VGC_J\20190415-80933.b\04151909.D

Column 1 : Rt-Alumina BOND/KCl (0.53 mm) Det: GC FID1A
Column 2 : HP-PLOT/Q (0.53 mm) Det: GC FID2B
Process Host: CTX0319

First Level Reviewer: dobranskym Date: 17-Jun-2019 06:33:19

Col	RT (min.)	Exp RT (min.)	Dlt RT (min.)	Response	Cal Amt ug/l	OnCol Amt ug/l	Flags
1 Methane							
1	1.262	1.278	-0.016	10643178	73.0	79.2	
2	1.679	1.706	-0.027	9120540	73.0	79.4	
						RPD = 0.25	
2 Ethane							
1	1.530	1.556	-0.026	19544966	136.9	154.7	
2	2.875	2.894	-0.019	16669264	136.9	155.2	
						RPD = 0.34	
3 Ethylene							
1	1.857	1.879	-0.022	15374938	127.7	145.3	
2	2.495	2.519	-0.024	13062861	127.7	145.1	
						RPD = 0.12	
4 Propane							
1	2.593	2.624	-0.031	31048279	200.7	229.5	
2	4.680	4.688	-0.008	26350835	200.7	229.7	
						RPD = 0.06	
5 Acetylene							
1	4.046	4.066	-0.020	3592719	118.5	111.8	
2	2.648	2.663	-0.015	3174298	118.5	112.1	
						RPD = 0.22	
6 Butane							
1	4.348	4.368	-0.020	43964974	264.5	312.2	
2	6.140	6.144	-0.004	37314987	264.5	310.0	
						RPD = 0.72	
7 isobutylene							
1	5.282	5.299	-0.017	29738153	255.4	307.3	
2	5.991	5.997	-0.006	24945548	255.4	307.9	
						RPD = 0.16	

Reagents:

RSK7gasMathes_00027 Amount Added: 200.00 Units: uL

Report Date: 17-Jun-2019 09:44:34 Chrom Revision: 2.3 03-May-2019 15:52:00

Eurofins TestAmerica, Denver

Data File: \\chromna\Denver\ChromData\VGC_J\20190614-82859.b\06141918.D

Injection Date:	14-Jun-2019 13:33:34	Instrument ID:	VGC_J	Operator ID:	MD
Lims ID:	CCV			Worklist Smp#:	18
Client ID:					
Purge Vol:	18.000 mL	Dil. Factor:	1.0000	ALS Bottle#:	18
Method:	RSK_J	Limit Group:	GCV - RSK 175		

Column: Rt-Alumina BOND/KCl (0.53 mm) Y Scaling: Method Defined: Scale to the Nth Largest Target: 1

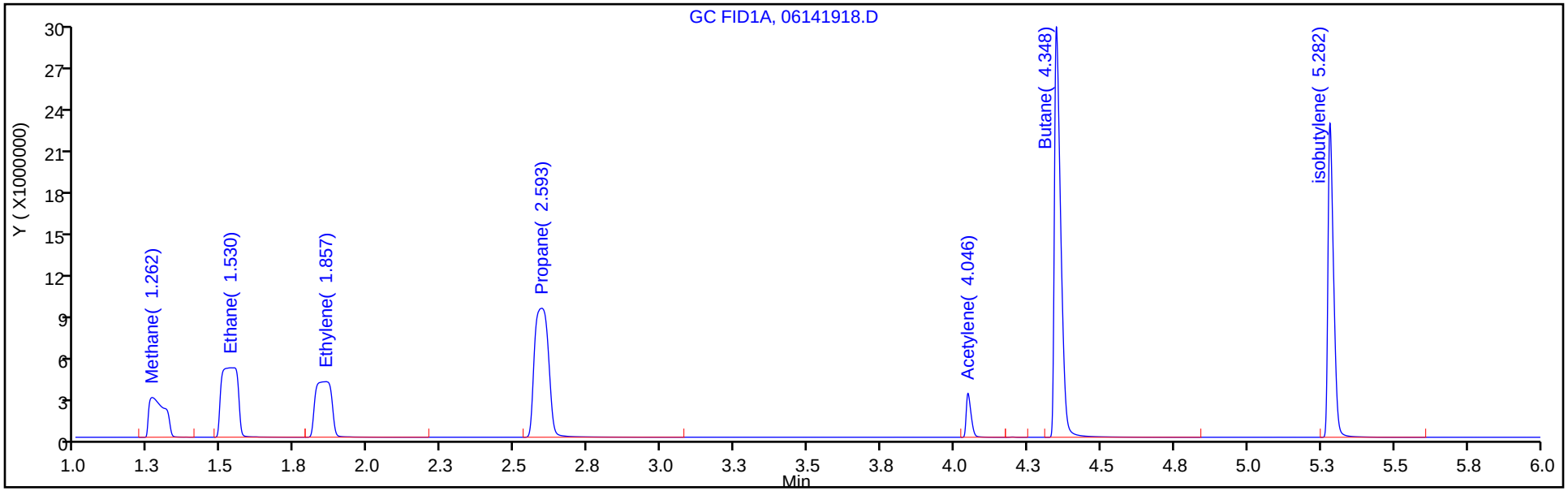

Column: HP-PLOT/Q (0.53 mm) Y Scaling: Method Defined: Scale to the Nth Largest Target: 1

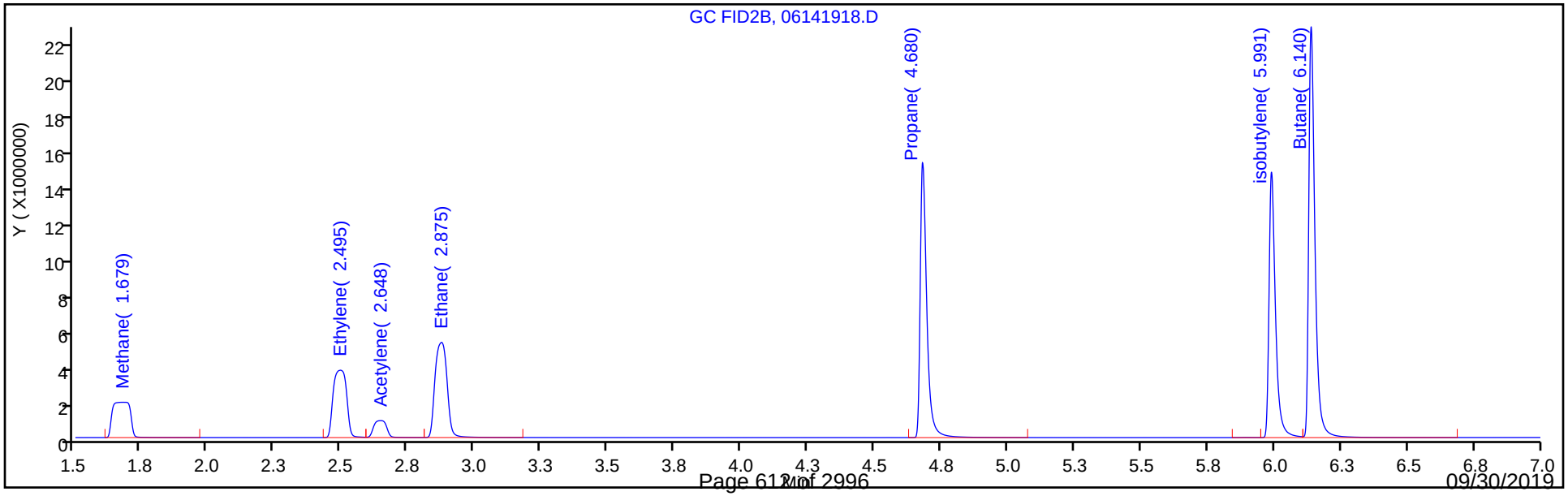

FORM VII
GC VOA CONTINUING CALIBRATION DATA

Lab Name: Eurofins TestAmerica, Denver Job No.: 280-124986-1

SDG No.:

Lab Sample ID: CCV 280-461529/32 Calibration Date: 06/14/2019 16:40

Instrument ID: VGC_J Calib Start Date: 04/15/2019 10:23

GC Column: Rt-Alumina KCl ID: 0.53(mm) Calib End Date: 04/15/2019 12:11

Lab File ID: 06141932.D Conc. Units: ug/L Heated Purge: (Y/N) N

ANALYTE	CURVE TYPE	AVE CF	CF	MIN CF	CALC AMOUNT	SPIKE AMOUNT	%D	MAX %D
Methane	Lin2		117222		63.6	73.0	-12.8	20.0
Ethane	Ave	126364	113292		123	137	-10.3	20.0
Ethylene	Ave	105807	96722		117	128	-8.6	20.0
Acetylene	Ave	32129	30603		113	119	-4.7	20.0

FORM VII
GC VOA CONTINUING CALIBRATION RETENTION TIME SUMMARY

Lab Name: Eurofins TestAmerica, Denver Job No.: 280-124986-1

SDG No.:

Lab Sample ID: CCV 280-461529/32 Calibration Date: 06/14/2019 16:40

Instrument ID: VGC_J Calib Start Date: 04/15/2019 10:23

GC Column: Rt-Alumina KCl ID: 0.53(mm) Calib End Date: 04/15/2019 12:11

Lab File ID: 06141932.D Heated Purge: (Y/N) N

Analyte	RT	RT WINDOW	
		FROM	TO
Methane	1.26	1.24	1.32
Ethane	1.54	1.51	1.61
Ethylene	1.86	1.83	1.93
Acetylene	4.05	3.99	4.15

Eurofins TestAmerica, Denver
Target Compound Quantitation Report

Data File: \\chromna\Denver\ChromData\VGC_J\20190614-82859.b\06141932.D
Lims ID: CCV
Client ID:
Sample Type: CCV
Inject. Date: 14-Jun-2019 16:40:56 ALS Bottle#: 32 Worklist Smp#: 32
Purge Vol: 18.000 mL Dil. Factor: 1.0000
Sample Info: CCV
Misc. Info.: 280-0082859-032
Operator ID: MD Instrument ID: VGC_J
Sublist: chrom-RSK_J*sub5

Method: \\chromna\Denver\ChromData\VGC_J\20190614-82859.b\RSK_J.m
Limit Group: GCV - RSK 175
Method Label: DV-GC-0025: Dissolved Gases in Water by RSK-175
Last Update: 17-Jun-2019 09:44:49 Calib Date: 15-Apr-2019 12:11:08
Integrator: Falcon
Quant Method: External Standard Quant By: Initial Calibration
Last ICal File: \\chromna\Denver\ChromData\VGC_J\20190415-80933.b\04151909.D

Column 1 : Rt-Alumina BOND/KCl (0.53 mm) Det: GC FID1A
Column 2 : HP-PLOT/Q (0.53 mm) Det: GC FID2B
Process Host: CTX0319

First Level Reviewer: dobranskym Date: 17-Jun-2019 06:38:42

Col	RT (min.)	Exp RT (min.)	Dlt RT (min.)	Response	Cal Amt ug/l	OnCol Amt ug/l	Flags
1 Methane							
1	1.263	1.278	-0.015	8557594	73.0	63.6	
2	1.683	1.706	-0.023	7311133	73.0	63.6	
						RPD = 0.05	
2 Ethane							
1	1.540	1.556	-0.016	15504619	136.9	122.7	
2	2.876	2.894	-0.018	13215593	136.9	123.0	
						RPD = 0.28	
3 Ethylene							
1	1.855	1.879	-0.024	12348144	127.7	116.7	
2	2.499	2.519	-0.020	10485103	127.7	116.5	
						RPD = 0.18	
4 Propane							
1	2.593	2.624	-0.031	24293583	200.7	179.6	
2	4.683	4.688	-0.005	20565424	200.7	179.2	
						RPD = 0.20	
5 Acetylene							
1	4.046	4.066	-0.020	3627160	118.5	112.9	
2	2.649	2.663	-0.014	3175056	118.5	112.1	
						RPD = 0.71	
6 Butane							
1	4.352	4.368	-0.016	33068545	264.5	234.8	
2	6.142	6.144	-0.002	28033128	264.5	232.9	
						RPD = 0.84	
7 isobutylene							
1	5.286	5.299	-0.013	22591501	255.4	233.5	
2	5.993	5.997	-0.004	18931782	255.4	233.6	
						RPD = 0.06	

Reagents:

RSK7gasMathes_00027 Amount Added: 200.00 Units: uL

Report Date: 17-Jun-2019 09:44:49 Chrom Revision: 2.3 03-May-2019 15:52:00

Eurofins TestAmerica, Denver

Data File: \\chromna\Denver\ChromData\VGC_J\20190614-82859.b\06141932.D

Injection Date:	14-Jun-2019 16:40:56	Instrument ID:	VGC_J	Operator ID:	MD
Lims ID:	CCV			Worklist Smp#:	32
Client ID:					
Purge Vol:	18.000 mL	Dil. Factor:	1.0000	ALS Bottle#:	32
Method:	RSK_J	Limit Group:	GCV - RSK 175		

Column: Rt-Alumina BOND/KCl (0.53 mm) Y Scaling: Method Defined: Scale to the Nth Largest Target: 1

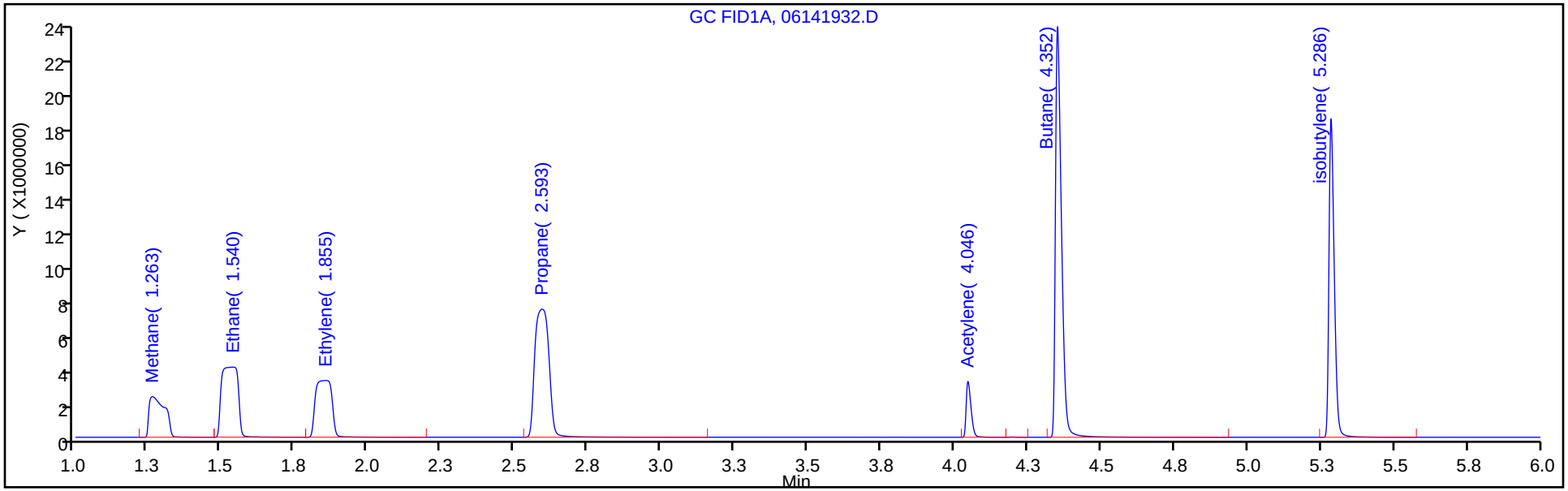

Column: HP-PLOT/Q (0.53 mm) Y Scaling: Method Defined: Scale to the Nth Largest Target: 1

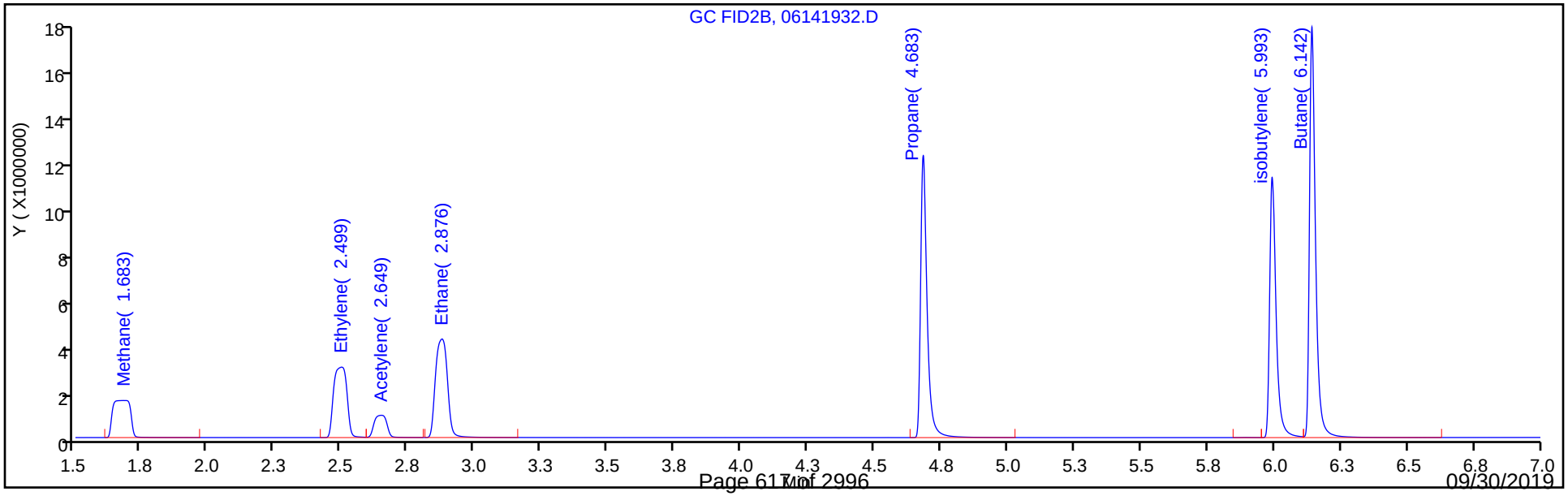

FORM VII
GC VOA CONTINUING CALIBRATION DATA

Lab Name: Eurofins TestAmerica, Denver Job No.: 280-124986-1

SDG No.:

Lab Sample ID: CCV 280-461529/32 Calibration Date: 06/14/2019 16:40

Instrument ID: VGC_J Calib Start Date: 04/15/2019 10:23

GC Column: HP-Plot Q ID: 0.53(mm) Calib End Date: 04/15/2019 12:11

Lab File ID: 06141932.D Conc. Units: ug/L Heated Purge: (Y/N) N

ANALYTE	CURVE TYPE	AVE CF	CF	MIN CF	CALC AMOUNT	SPIKE AMOUNT	%D	MAX %D
Methane	Lin2		100148		63.6	73.0	-12.9	20.0
Ethylene	Ave	90007	82129		116	128	-8.8	20.0
Acetylene	Ave	28324	26789		112	119	-5.4	20.0
Ethane	Ave	107408	96566		123	137	-10.1	20.0

FORM VII
GC VOA CONTINUING CALIBRATION RETENTION TIME SUMMARY

Lab Name: Eurofins TestAmerica, Denver Job No.: 280-124986-1

SDG No.:

Lab Sample ID: CCV 280-461529/32 Calibration Date: 06/14/2019 16:40

Instrument ID: VGC_J Calib Start Date: 04/15/2019 10:23

GC Column: HP-Plot Q ID: 0.53(mm) Calib End Date: 04/15/2019 12:11

Lab File ID: 06141932.D Heated Purge: (Y/N) N

Analyte	RT	RT WINDOW	
		FROM	TO
Methane	1.68	1.67	1.75
Ethylene	2.50	2.47	2.57
Acetylene	2.65	2.58	2.74
Ethane	2.88	2.84	2.94

Eurofins TestAmerica, Denver
Target Compound Quantitation Report

Data File: \\chromna\Denver\ChromData\VGC_J\20190614-82859.b\06141932.D
Lims ID: CCV
Client ID:
Sample Type: CCV
Inject. Date: 14-Jun-2019 16:40:56 ALS Bottle#: 32 Worklist Smp#: 32
Purge Vol: 18.000 mL Dil. Factor: 1.0000
Sample Info: CCV
Misc. Info.: 280-0082859-032
Operator ID: MD Instrument ID: VGC_J
Sublist: chrom-RSK_J*sub5

Method: \\chromna\Denver\ChromData\VGC_J\20190614-82859.b\RSK_J.m
Limit Group: GCV - RSK 175
Method Label: DV-GC-0025: Dissolved Gases in Water by RSK-175
Last Update: 17-Jun-2019 09:44:49 Calib Date: 15-Apr-2019 12:11:08
Integrator: Falcon
Quant Method: External Standard Quant By: Initial Calibration
Last ICal File: \\chromna\Denver\ChromData\VGC_J\20190415-80933.b\04151909.D

Column 1 : Rt-Alumina BOND/KCl (0.53 mm) Det: GC FID1A
Column 2 : HP-PLOT/Q (0.53 mm) Det: GC FID2B
Process Host: CTX0319

First Level Reviewer: dobranskym Date: 17-Jun-2019 06:38:42

Col	RT (min.)	Exp RT (min.)	Dlt RT (min.)	Response	Cal Amt ug/l	OnCol Amt ug/l	Flags
1 Methane							
1	1.263	1.278	-0.015	8557594	73.0	63.6	
2	1.683	1.706	-0.023	7311133	73.0	63.6	
						RPD = 0.05	
2 Ethane							
1	1.540	1.556	-0.016	15504619	136.9	122.7	
2	2.876	2.894	-0.018	13215593	136.9	123.0	
						RPD = 0.28	
3 Ethylene							
1	1.855	1.879	-0.024	12348144	127.7	116.7	
2	2.499	2.519	-0.020	10485103	127.7	116.5	
						RPD = 0.18	
4 Propane							
1	2.593	2.624	-0.031	24293583	200.7	179.6	
2	4.683	4.688	-0.005	20565424	200.7	179.2	
						RPD = 0.20	
5 Acetylene							
1	4.046	4.066	-0.020	3627160	118.5	112.9	
2	2.649	2.663	-0.014	3175056	118.5	112.1	
						RPD = 0.71	
6 Butane							
1	4.352	4.368	-0.016	33068545	264.5	234.8	
2	6.142	6.144	-0.002	28033128	264.5	232.9	
						RPD = 0.84	
7 isobutylene							
1	5.286	5.299	-0.013	22591501	255.4	233.5	
2	5.993	5.997	-0.004	18931782	255.4	233.6	
						RPD = 0.06	

Reagents:

RSK7gasMathes_00027 Amount Added: 200.00 Units: uL

Report Date: 17-Jun-2019 09:44:49 Chrom Revision: 2.3 03-May-2019 15:52:00

Eurofins TestAmerica, Denver

Data File: \\chromna\Denver\ChromData\VGC_J\20190614-82859.b\06141932.D

Injection Date:	14-Jun-2019 16:40:56	Instrument ID:	VGC_J	Operator ID:	MD
Lims ID:	CCV			Worklist Smp#:	32
Client ID:					
Purge Vol:	18.000 mL	Dil. Factor:	1.0000	ALS Bottle#:	32
Method:	RSK_J	Limit Group:	GCV - RSK 175		

Column: Rt-Alumina BOND/KCl (0.53 mm) Y Scaling: Method Defined: Scale to the Nth Largest Target: 1

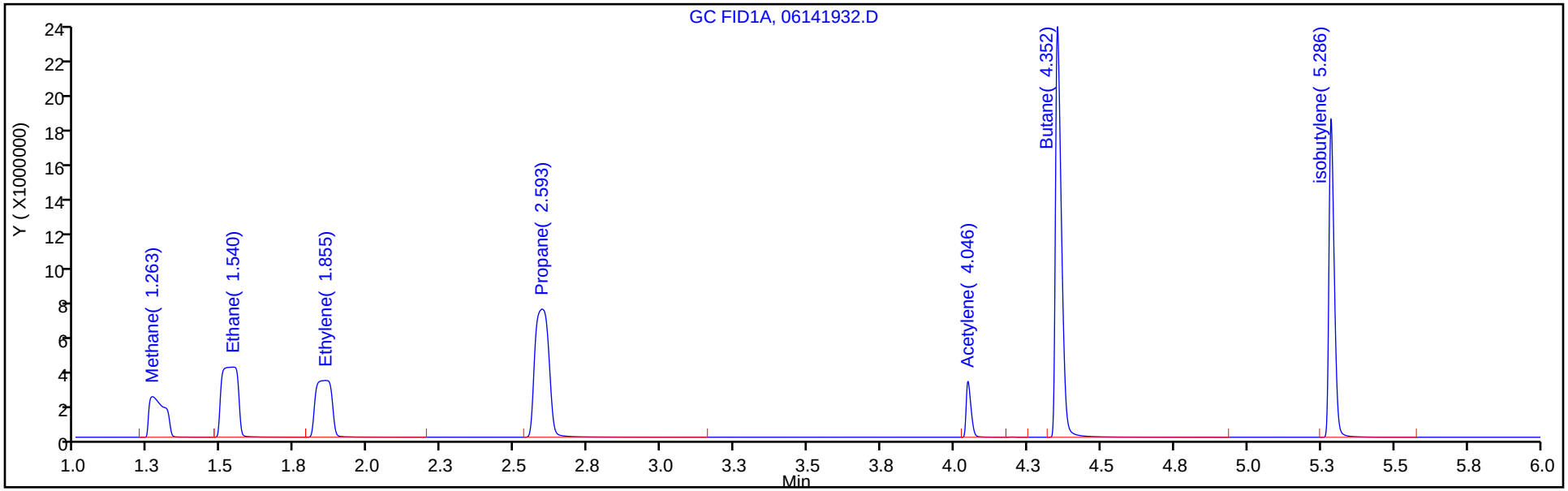

Column: HP-PLOT/Q (0.53 mm) Y Scaling: Method Defined: Scale to the Nth Largest Target: 1

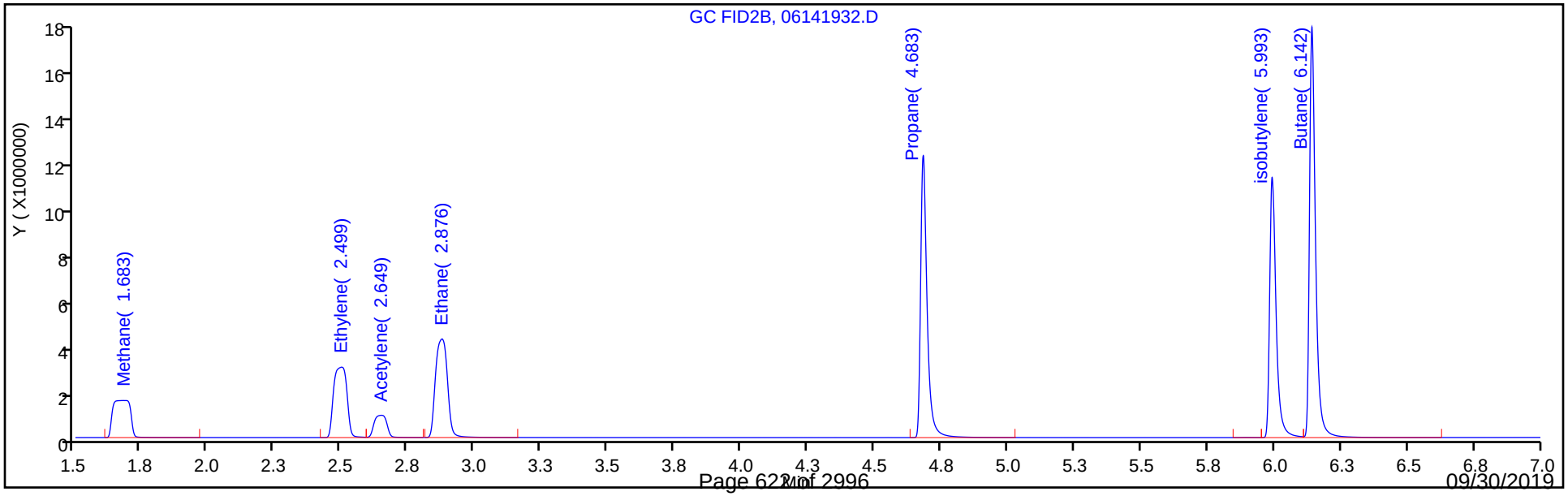

FORM VII
GC VOA CONTINUING CALIBRATION DATA

Lab Name: Eurofins TestAmerica, Denver Job No.: 280-124986-1

SDG No.:

Lab Sample ID: CCVRT 280-461755/1 Calibration Date: 06/17/2019 06:13

Instrument ID: VGC_J Calib Start Date: 04/15/2019 10:23

GC Column: Rt-Alumina KCl ID: 0.53(mm) Calib End Date: 04/15/2019 12:11

Lab File ID: 06171902.D Conc. Units: ug/L Heated Purge: (Y/N) N

ANALYTE	CURVE TYPE	AVE CF	CF	MIN CF	CALC AMOUNT	SPIKE AMOUNT	%D	MAX %D
Methane	Lin2		124549		67.6	73.0	-7.4	20.0
Ethane	Ave	126364	123186		133	137	-2.5	20.0
Ethylene	Ave	105807	112226		135	128	6.1	20.0
Acetylene	Ave	32129	31901		118	119	-0.7	20.0

FORM VII
GC VOA CONTINUING CALIBRATION RETENTION TIME SUMMARY

Lab Name: Eurofins TestAmerica, Denver Job No.: 280-124986-1

SDG No.:

Lab Sample ID: CCVRT 280-461755/1 Calibration Date: 06/17/2019 06:13

Instrument ID: VGC_J Calib Start Date: 04/15/2019 10:23

GC Column: Rt-Alumina KCl ID: 0.53(mm) Calib End Date: 04/15/2019 12:11

Lab File ID: 06171902.D Heated Purge: (Y/N) N

Analyte	RT	RT WINDOW	
		FROM	TO
Methane	1.27	1.23	1.31
Ethane	1.55	1.50	1.60
Ethylene	1.87	1.82	1.92
Acetylene	4.04	3.96	4.12

Eurofins TestAmerica, Denver
Target Compound Quantitation Report

Data File: \\chromna\Denver\ChromData\VGC_J\20190617-82917.b\06171902.D
Lims ID: CCVRT
Client ID:
Sample Type: CCVRT
Inject. Date: 17-Jun-2019 06:13:19 ALS Bottle#: 2 Worklist Smp#: 1
Purge Vol: 18.000 mL Dil. Factor: 1.0000
Sample Info: CCVRT
Misc. Info.: 280-0082917-001
Operator ID: MD Instrument ID: VGC_J
Sublist: chrom-RSK_J*sub5

Method: \\chromna\Denver\ChromData\VGC_J\20190617-82917.b\RSK_J.m
Limit Group: GCV - RSK 175
Method Label: DV-GC-0025: Dissolved Gases in Water by RSK-175
Last Update: 18-Jun-2019 05:05:47 Calib Date: 15-Apr-2019 12:11:08
Integrator: Falcon
Quant Method: External Standard Quant By: Initial Calibration
Last ICal File: \\chromna\Denver\ChromData\VGC_J\20190415-80933.b\04151909.D

Column 1 : Rt-Alumina BOND/KCl (0.53 mm) Det: GC FID1A
Column 2 : HP-PLOT/Q (0.53 mm) Det: GC FID2B
Process Host: CTX0317

First Level Reviewer: dobranskym Date: 17-Jun-2019 06:59:29

Col	RT (min.)	Exp RT (min.)	Dlt RT (min.)	Response	Cal Amt ug/l	OnCol Amt ug/l	Flags
1 Methane							
1	1.274	1.274	0.000	9092522	73.0	67.6	
2	1.701	1.701	0.000	7766806	73.0	67.6	
						RPD = 0.07	
2 Ethane							
1	1.553	1.553	0.000	16858722	136.9	133.4	
2	2.888	2.888	0.000	14367050	136.9	133.8	
						RPD = 0.26	
3 Ethylene							
1	1.870	1.870	0.000	14327501	127.7	135.4	
2	2.512	2.512	0.000	12153798	127.7	135.0	
						RPD = 0.28	
4 Propane							
1	2.609	2.609	0.000	26345846	200.7	194.8	
2	4.686	4.686	0.000	22274210	200.7	194.1	
						RPD = 0.33	
5 Acetylene							
1	4.044	4.044	0.000	3780927	118.5	117.7	
2	2.659	2.659	0.000	3300231	118.5	116.5	
						RPD = 1.00	
6 Butane							
1	4.352	4.352	0.000	36918070	264.5	262.2	
2	6.146	6.146	0.000	31294269	264.5	260.0	
						RPD = 0.84	
7 isobutylene							
1	5.282	5.282	0.000	27606728	255.4	285.3	
2	5.996	5.996	0.000	23124976	255.4	285.4	
						RPD = 0.02	

Reagents:

RSK7gasMathes_00027 Amount Added: 200.00 Units: uL

Report Date: 18-Jun-2019 05:05:48 Chrom Revision: 2.3 02-Jun-2019 10:27:32

Eurofins TestAmerica, Denver

Data File: \\chromna\Denver\ChromData\VGC_J\20190617-82917.b\06171902.D

Injection Date:	17-Jun-2019 06:13:19	Instrument ID:	VGC_J	Operator ID:	MD
Lims ID:	CCVRT			Worklist Smp#:	1
Client ID:					
Purge Vol:	18.000 mL	Dil. Factor:	1.0000	ALS Bottle#:	2
Method:	RSK_J	Limit Group:	GCV - RSK 175		

Column: Rt-Alumina BOND/KCl (0.53 mm) Y Scaling: Method Defined: Scale to the Nth Largest Target: 1

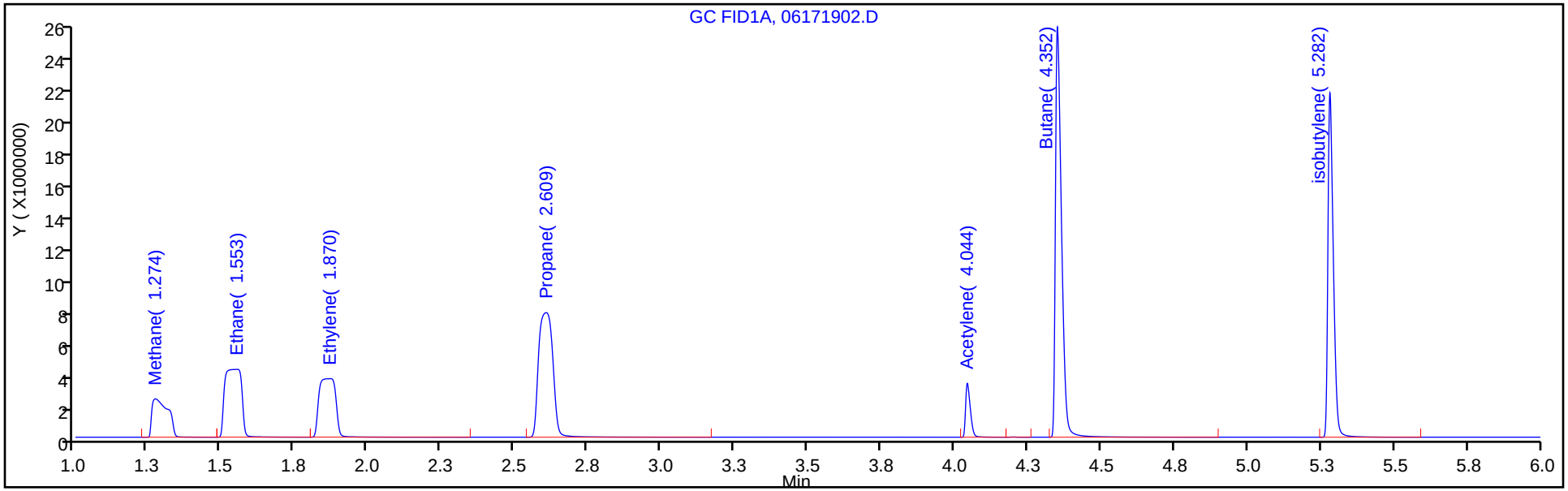

Column: HP-PLOT/Q (0.53 mm) Y Scaling: Method Defined: Scale to the Nth Largest Target: 1

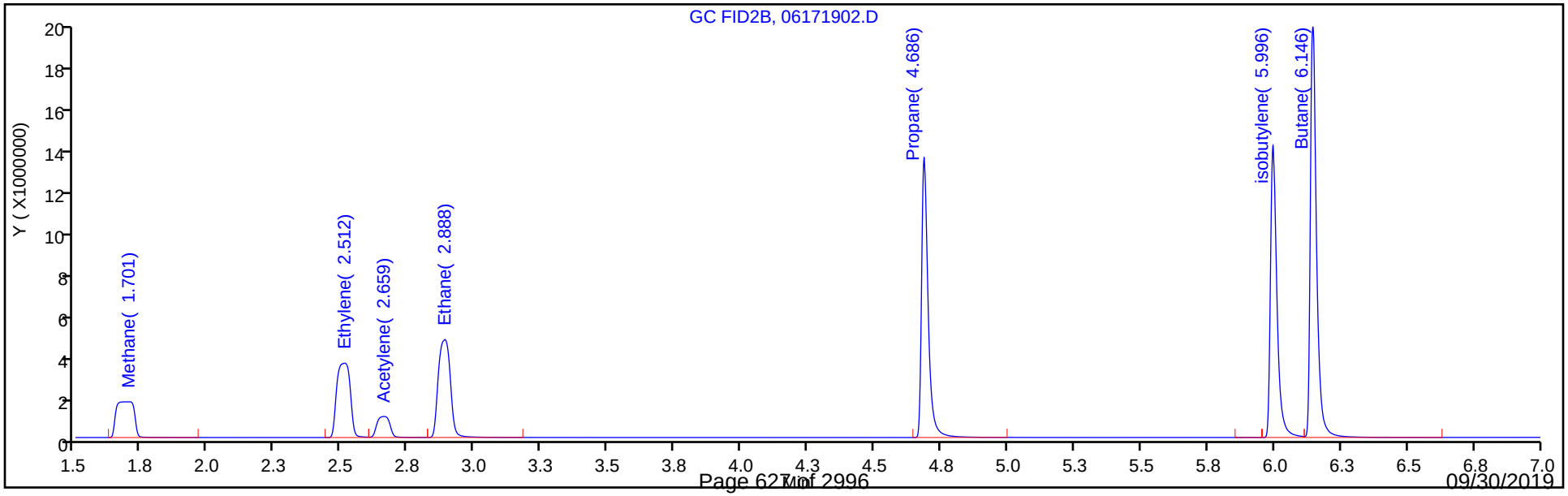

FORM VII
GC VOA CONTINUING CALIBRATION DATA

Lab Name: Eurofins TestAmerica, Denver Job No.: 280-124986-1

SDG No.:

Lab Sample ID: CCVRT 280-461755/1 Calibration Date: 06/17/2019 06:13

Instrument ID: VGC_J Calib Start Date: 04/15/2019 10:23

GC Column: HP-Plot Q ID: 0.53(mm) Calib End Date: 04/15/2019 12:11

Lab File ID: 06171902.D Conc. Units: ug/L Heated Purge: (Y/N) N

ANALYTE	CURVE TYPE	AVE CF	CF	MIN CF	CALC AMOUNT	SPIKE AMOUNT	%D	MAX %D
Methane	Lin2		106390		67.6	73.0	-7.4	20.0
Ethylene	Ave	90007	95199		135	128	5.8	20.0
Acetylene	Ave	28324	27845		117	119	-1.7	20.0
Ethane	Ave	107408	104980		134	137	-2.3	20.0

FORM VII
GC VOA CONTINUING CALIBRATION RETENTION TIME SUMMARY

Lab Name: Eurofins TestAmerica, Denver Job No.: 280-124986-1

SDG No.:

Lab Sample ID: CCVRT 280-461755/1 Calibration Date: 06/17/2019 06:13

Instrument ID: VGC_J Calib Start Date: 04/15/2019 10:23

GC Column: HP-Plot Q ID: 0.53(mm) Calib End Date: 04/15/2019 12:11

Lab File ID: 06171902.D Heated Purge: (Y/N) N

Analyte	RT	RT WINDOW	
		FROM	TO
Methane	1.70	1.66	1.74
Ethylene	2.51	2.46	2.56
Acetylene	2.66	2.58	2.74
Ethane	2.89	2.84	2.94

Eurofins TestAmerica, Denver
Target Compound Quantitation Report

Data File: \\chromna\Denver\ChromData\VGC_J\20190617-82917.b\06171902.D
Lims ID: CCVRT
Client ID:
Sample Type: CCVRT
Inject. Date: 17-Jun-2019 06:13:19 ALS Bottle#: 2 Worklist Smp#: 1
Purge Vol: 18.000 mL Dil. Factor: 1.0000
Sample Info: CCVRT
Misc. Info.: 280-0082917-001
Operator ID: MD Instrument ID: VGC_J
Sublist: chrom-RSK_J*sub5

Method: \\chromna\Denver\ChromData\VGC_J\20190617-82917.b\RSK_J.m
Limit Group: GCV - RSK 175
Method Label: DV-GC-0025: Dissolved Gases in Water by RSK-175
Last Update: 18-Jun-2019 05:05:47 Calib Date: 15-Apr-2019 12:11:08
Integrator: Falcon
Quant Method: External Standard Quant By: Initial Calibration
Last ICal File: \\chromna\Denver\ChromData\VGC_J\20190415-80933.b\04151909.D

Column 1 : Rt-Alumina BOND/KCl (0.53 mm) Det: GC FID1A
Column 2 : HP-PLOT/Q (0.53 mm) Det: GC FID2B
Process Host: CTX0317

First Level Reviewer: dobranskym Date: 17-Jun-2019 06:59:29

Col	RT (min.)	Exp RT (min.)	Dlt RT (min.)	Response	Cal Amt ug/l	OnCol Amt ug/l	Flags
1 Methane							
1	1.274	1.274	0.000	9092522	73.0	67.6	
2	1.701	1.701	0.000	7766806	73.0	67.6	
						RPD = 0.07	
2 Ethane							
1	1.553	1.553	0.000	16858722	136.9	133.4	
2	2.888	2.888	0.000	14367050	136.9	133.8	
						RPD = 0.26	
3 Ethylene							
1	1.870	1.870	0.000	14327501	127.7	135.4	
2	2.512	2.512	0.000	12153798	127.7	135.0	
						RPD = 0.28	
4 Propane							
1	2.609	2.609	0.000	26345846	200.7	194.8	
2	4.686	4.686	0.000	22274210	200.7	194.1	
						RPD = 0.33	
5 Acetylene							
1	4.044	4.044	0.000	3780927	118.5	117.7	
2	2.659	2.659	0.000	3300231	118.5	116.5	
						RPD = 1.00	
6 Butane							
1	4.352	4.352	0.000	36918070	264.5	262.2	
2	6.146	6.146	0.000	31294269	264.5	260.0	
						RPD = 0.84	
7 isobutylene							
1	5.282	5.282	0.000	27606728	255.4	285.3	
2	5.996	5.996	0.000	23124976	255.4	285.4	
						RPD = 0.02	

Reagents:

RSK7gasMathes_00027 Amount Added: 200.00 Units: uL

Report Date: 18-Jun-2019 05:05:48 Chrom Revision: 2.3 02-Jun-2019 10:27:32

Eurofins TestAmerica, Denver

Data File: \\chromna\Denver\ChromData\VGC_J\20190617-82917.b\06171902.D

Injection Date:	17-Jun-2019 06:13:19	Instrument ID:	VGC_J	Operator ID:	MD
Lims ID:	CCVRT			Worklist Smp#:	1
Client ID:					
Purge Vol:	18.000 mL	Dil. Factor:	1.0000	ALS Bottle#:	2
Method:	RSK_J	Limit Group:	GCV - RSK 175		

Column: Rt-Alumina BOND/KCl (0.53 mm) Y Scaling: Method Defined: Scale to the Nth Largest Target: 1

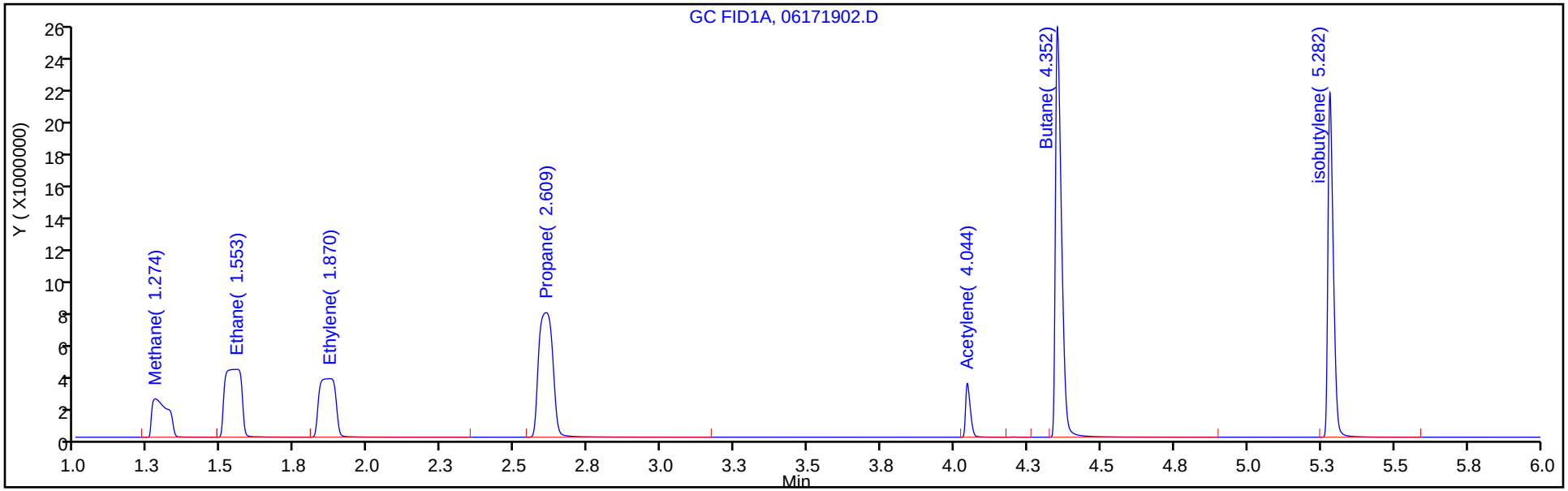

Column: HP-PLOT/Q (0.53 mm) Y Scaling: Method Defined: Scale to the Nth Largest Target: 1

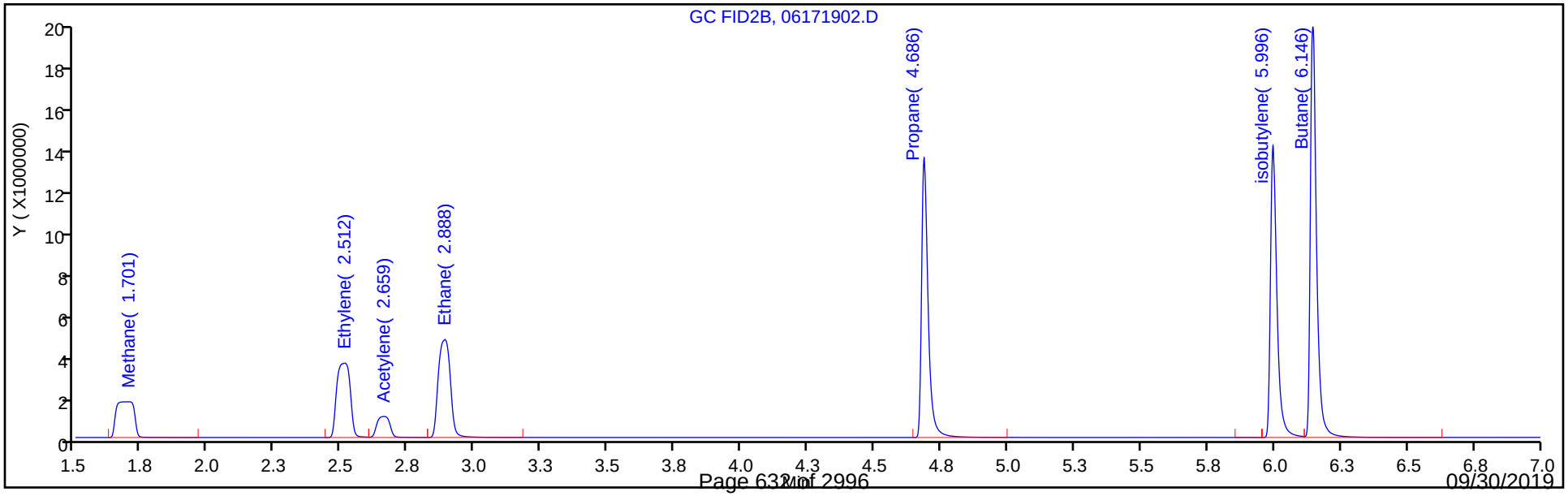

FORM VII
GC VOA CONTINUING CALIBRATION DATA

Lab Name: Eurofins TestAmerica, Denver Job No.: 280-124986-1

SDG No.:

Lab Sample ID: CCV 280-461755/15 Calibration Date: 06/17/2019 10:22

Instrument ID: VGC_J Calib Start Date: 04/15/2019 10:23

GC Column: Rt-Alumina KCl ID: 0.53(mm) Calib End Date: 04/15/2019 12:11

Lab File ID: 06171915.D Conc. Units: ug/L Heated Purge: (Y/N) N

ANALYTE	CURVE TYPE	AVE CF	CF	MIN CF	CALC AMOUNT	SPIKE AMOUNT	%D	MAX %D
Methane	Lin2		144996		78.8	73.0	7.9	20.0
Ethane	Ave	126364	141427		153	137	11.9	20.0
Ethylene	Ave	105807	116847		141	128	10.4	20.0
Acetylene	Ave	32129	31445		116	119	-2.1	20.0

FORM VII
GC VOA CONTINUING CALIBRATION RETENTION TIME SUMMARY

Lab Name: Eurofins TestAmerica, Denver Job No.: 280-124986-1

SDG No.:

Lab Sample ID: CCV 280-461755/15 Calibration Date: 06/17/2019 10:22

Instrument ID: VGC_J Calib Start Date: 04/15/2019 10:23

GC Column: Rt-Alumina KCl ID: 0.53(mm) Calib End Date: 04/15/2019 12:11

Lab File ID: 06171915.D Heated Purge: (Y/N) N

Analyte	RT	RT WINDOW	
		FROM	TO
Methane	1.27	1.23	1.31
Ethane	1.54	1.50	1.60
Ethylene	1.85	1.82	1.92
Acetylene	4.05	3.96	4.12

Eurofins TestAmerica, Denver
Target Compound Quantitation Report

Data File: \\chromna\Denver\ChromData\VGC_J\20190617-82917.b\06171915.D
Lims ID: CCV
Client ID:
Sample Type: CCV
Inject. Date: 17-Jun-2019 10:22:14 ALS Bottle#: 17 Worklist Smp#: 15
Purge Vol: 18.000 mL Dil. Factor: 1.0000
Sample Info: CCV
Misc. Info.: 280-0082917-015
Operator ID: MD Instrument ID: VGC_J
Sublist: chrom-RSK_J*sub5

Method: \\chromna\Denver\ChromData\VGC_J\20190617-82917.b\RSK_J.m
Limit Group: GCV - RSK 175
Method Label: DV-GC-0025: Dissolved Gases in Water by RSK-175
Last Update: 18-Jun-2019 05:06:06 Calib Date: 15-Apr-2019 12:11:08
Integrator: Falcon
Quant Method: External Standard Quant By: Initial Calibration
Last ICal File: \\chromna\Denver\ChromData\VGC_J\20190415-80933.b\04151909.D

Column 1 : Rt-Alumina BOND/KCl (0.53 mm) Det: GC FID1A
Column 2 : HP-PLOT/Q (0.53 mm) Det: GC FID2B
Process Host: CTX0317

First Level Reviewer: dobranskym Date: 17-Jun-2019 11:43:33

Col	RT (min.)	Exp RT (min.)	Dlt RT (min.)	Response	Cal Amt ug/l	OnCol Amt ug/l	Flags
1 Methane							
1	1.266	1.274	-0.008	10585213	73.0	78.8	
2	1.685	1.701	-0.016	9082184	73.0	79.1	
						RPD = 0.37	
2 Ethane							
1	1.539	1.553	-0.014	19355084	136.9	153.2	
2	2.882	2.888	-0.006	16534689	136.9	153.9	
						RPD = 0.50	
3 Ethylene							
1	1.852	1.870	-0.018	14917479	127.7	141.0	
2	2.505	2.512	-0.007	12695777	127.7	141.1	
						RPD = 0.05	
4 Propane							
1	2.591	2.609	-0.018	30736764	200.7	227.2	
2	4.686	4.686	0.000	26072167	200.7	227.2	
						RPD = 0.00	
5 Acetylene							
1	4.048	4.044	0.004	3726962	118.5	116.0	
2	2.654	2.659	-0.005	3281003	118.5	115.8	
						RPD = 0.14	
6 Butane							
1	4.349	4.352	-0.003	43544251	264.5	309.2	
2	6.142	6.146	-0.004	36979928	264.5	307.2	
						RPD = 0.66	
7 isobutylene							
1	5.284	5.282	0.002	28570676	255.4	295.3	
2	5.994	5.996	-0.002	23971285	255.4	295.8	
						RPD = 0.18	

Reagents:

RSK7gasMathes_00027 Amount Added: 200.00 Units: uL

Report Date: 18-Jun-2019 05:06:06 Chrom Revision: 2.3 02-Jun-2019 10:27:32

Eurofins TestAmerica, Denver

Data File: \\chromna\Denver\ChromData\VGC_J\20190617-82917.b\06171915.D

Injection Date:	17-Jun-2019 10:22:14	Instrument ID:	VGC_J	Operator ID:	MD
Lims ID:	CCV			Worklist Smp#:	15
Client ID:					
Purge Vol:	18.000 mL	Dil. Factor:	1.0000	ALS Bottle#:	17
Method:	RSK_J	Limit Group:	GCV - RSK 175		

Column: Rt-Alumina BOND/KCl (0.53 mm) Y Scaling: Method Defined: Scale to the Nth Largest Target: 1

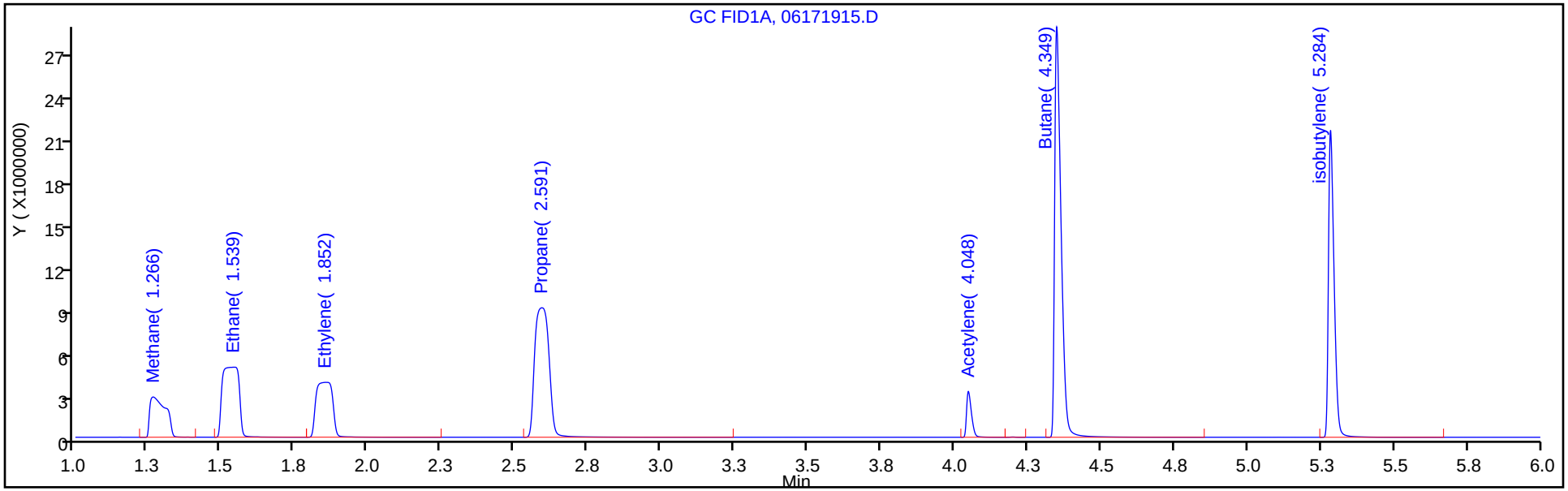

Column: HP-PLOT/Q (0.53 mm) Y Scaling: Method Defined: Scale to the Nth Largest Target: 1

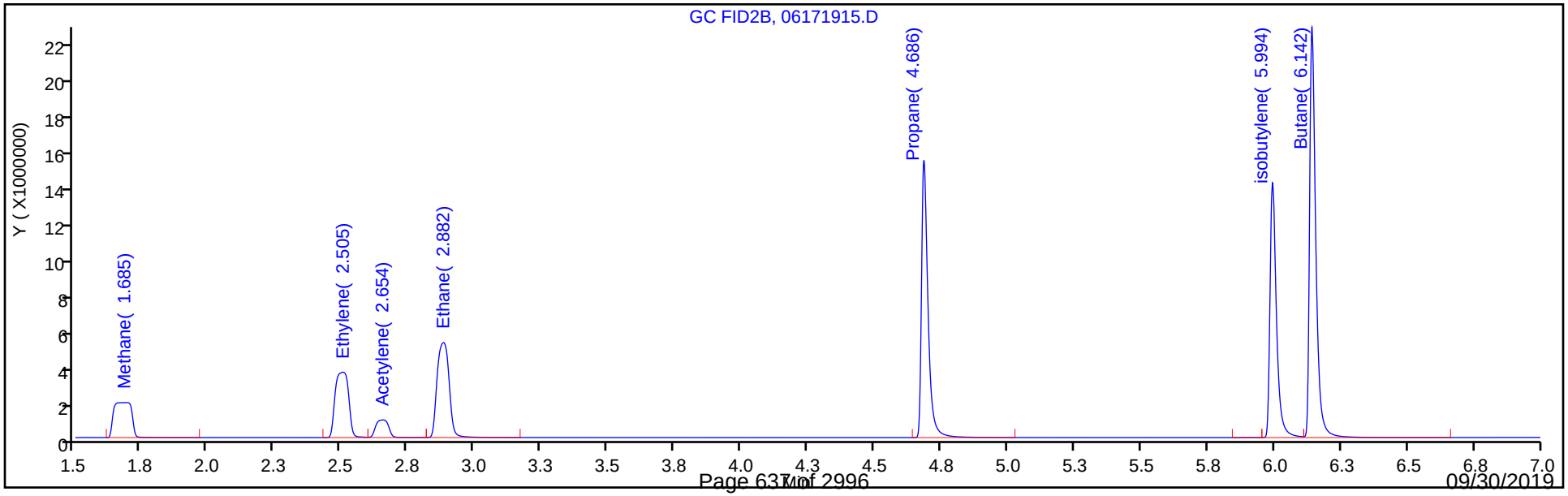

FORM VII
GC VOA CONTINUING CALIBRATION DATA

Lab Name: Eurofins TestAmerica, Denver Job No.: 280-124986-1

SDG No.:

Lab Sample ID: CCV 280-461755/15 Calibration Date: 06/17/2019 10:22

Instrument ID: VGC_J Calib Start Date: 04/15/2019 10:23

GC Column: HP-Plot Q ID: 0.53(mm) Calib End Date: 04/15/2019 12:11

Lab File ID: 06171915.D Conc. Units: ug/L Heated Purge: (Y/N) N

ANALYTE	CURVE TYPE	AVE CF	CF	MIN CF	CALC AMOUNT	SPIKE AMOUNT	%D	MAX %D
Methane	Lin2		124408		79.1	73.0	8.3	20.0
Ethylene	Ave	90007	99445		141	128	10.5	20.0
Acetylene	Ave	28324	27683		116	119	-2.3	20.0
Ethane	Ave	107408	120819		154	137	12.5	20.0

FORM VII
GC VOA CONTINUING CALIBRATION RETENTION TIME SUMMARY

Lab Name: Eurofins TestAmerica, Denver Job No.: 280-124986-1

SDG No.:

Lab Sample ID: CCV 280-461755/15 Calibration Date: 06/17/2019 10:22

Instrument ID: VGC_J Calib Start Date: 04/15/2019 10:23

GC Column: HP-Plot Q ID: 0.53(mm) Calib End Date: 04/15/2019 12:11

Lab File ID: 06171915.D Heated Purge: (Y/N) N

Analyte	RT	RT WINDOW	
		FROM	TO
Methane	1.69	1.66	1.74
Ethylene	2.51	2.46	2.56
Acetylene	2.65	2.58	2.74
Ethane	2.88	2.84	2.94

Eurofins TestAmerica, Denver
Target Compound Quantitation Report

Data File: \\chromna\Denver\ChromData\VGC_J\20190617-82917.b\06171915.D
Lims ID: CCV
Client ID:
Sample Type: CCV
Inject. Date: 17-Jun-2019 10:22:14 ALS Bottle#: 17 Worklist Smp#: 15
Purge Vol: 18.000 mL Dil. Factor: 1.0000
Sample Info: CCV
Misc. Info.: 280-0082917-015
Operator ID: MD Instrument ID: VGC_J
Sublist: chrom-RSK_J*sub5

Method: \\chromna\Denver\ChromData\VGC_J\20190617-82917.b\RSK_J.m
Limit Group: GCV - RSK 175
Method Label: DV-GC-0025: Dissolved Gases in Water by RSK-175
Last Update: 18-Jun-2019 05:06:06 Calib Date: 15-Apr-2019 12:11:08
Integrator: Falcon
Quant Method: External Standard Quant By: Initial Calibration
Last ICal File: \\chromna\Denver\ChromData\VGC_J\20190415-80933.b\04151909.D

Column 1 : Rt-Alumina BOND/KCl (0.53 mm) Det: GC FID1A
Column 2 : HP-PLOT/Q (0.53 mm) Det: GC FID2B
Process Host: CTX0317

First Level Reviewer: dobranskym Date: 17-Jun-2019 11:43:33

Col	RT (min.)	Exp RT (min.)	Dlt RT (min.)	Response	Cal Amt ug/l	OnCol Amt ug/l	Flags
1 Methane							
1	1.266	1.274	-0.008	10585213	73.0	78.8	
2	1.685	1.701	-0.016	9082184	73.0	79.1	
						RPD = 0.37	
2 Ethane							
1	1.539	1.553	-0.014	19355084	136.9	153.2	
2	2.882	2.888	-0.006	16534689	136.9	153.9	
						RPD = 0.50	
3 Ethylene							
1	1.852	1.870	-0.018	14917479	127.7	141.0	
2	2.505	2.512	-0.007	12695777	127.7	141.1	
						RPD = 0.05	
4 Propane							
1	2.591	2.609	-0.018	30736764	200.7	227.2	
2	4.686	4.686	0.000	26072167	200.7	227.2	
						RPD = 0.00	
5 Acetylene							
1	4.048	4.044	0.004	3726962	118.5	116.0	
2	2.654	2.659	-0.005	3281003	118.5	115.8	
						RPD = 0.14	
6 Butane							
1	4.349	4.352	-0.003	43544251	264.5	309.2	
2	6.142	6.146	-0.004	36979928	264.5	307.2	
						RPD = 0.66	
7 isobutylene							
1	5.284	5.282	0.002	28570676	255.4	295.3	
2	5.994	5.996	-0.002	23971285	255.4	295.8	
						RPD = 0.18	

Reagents:

RSK7gasMathes_00027 Amount Added: 200.00 Units: uL

Report Date: 18-Jun-2019 05:06:06 Chrom Revision: 2.3 02-Jun-2019 10:27:32

Eurofins TestAmerica, Denver

Data File: \\chromna\Denver\ChromData\VGC_J\20190617-82917.b\06171915.D

Injection Date:	17-Jun-2019 10:22:14	Instrument ID:	VGC_J	Operator ID:	MD
Lims ID:	CCV			Worklist Smp#:	15
Client ID:					
Purge Vol:	18.000 mL	Dil. Factor:	1.0000	ALS Bottle#:	17
Method:	RSK_J	Limit Group:	GCV - RSK 175		

Column: Rt-Alumina BOND/KCl (0.53 mm) Y Scaling: Method Defined: Scale to the Nth Largest Target: 1

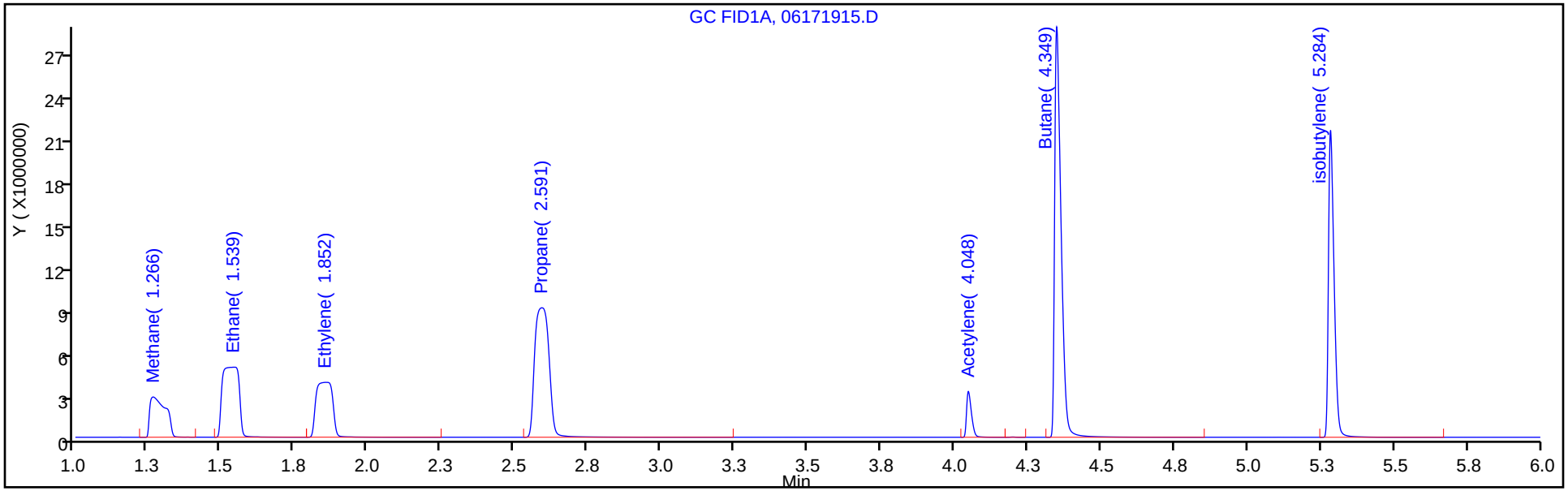

Column: HP-PLOT/Q (0.53 mm) Y Scaling: Method Defined: Scale to the Nth Largest Target: 1

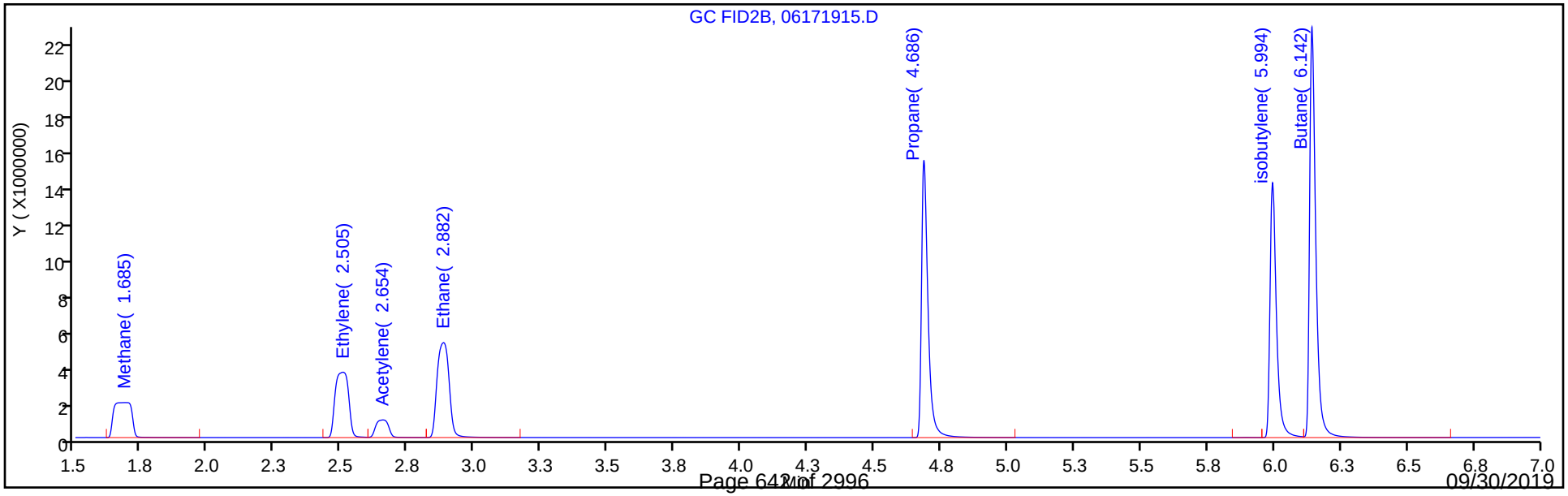

FORM VII
GC VOA CONTINUING CALIBRATION DATA

Lab Name: Eurofins TestAmerica, Denver Job No.: 280-124986-1

SDG No.:

Lab Sample ID: CCV 280-461755/25 Calibration Date: 06/17/2019 14:33

Instrument ID: VGC_J Calib Start Date: 04/15/2019 10:23

GC Column: Rt-Alumina KCl ID: 0.53(mm) Calib End Date: 04/15/2019 12:11

Lab File ID: 06171925.D Conc. Units: ug/L Heated Purge: (Y/N) N

ANALYTE	CURVE TYPE	AVE CF	CF	MIN CF	CALC AMOUNT	SPIKE AMOUNT	%D	MAX %D
Methane	Lin2		135534		73.6	73.0	0.8	20.0
Ethane	Ave	126364	129723		140	137	2.7	20.0
Ethylene	Ave	105807	104428		126	128	-1.3	20.0
Acetylene	Ave	32129	30723		113	119	-4.4	20.0

FORM VII
GC VOA CONTINUING CALIBRATION RETENTION TIME SUMMARY

Lab Name: Eurofins TestAmerica, Denver Job No.: 280-124986-1

SDG No.:

Lab Sample ID: CCV 280-461755/25 Calibration Date: 06/17/2019 14:33

Instrument ID: VGC_J Calib Start Date: 04/15/2019 10:23

GC Column: Rt-Alumina KCl ID: 0.53(mm) Calib End Date: 04/15/2019 12:11

Lab File ID: 06171925.D Heated Purge: (Y/N) N

Analyte	RT	RT WINDOW	
		FROM	TO
Methane	1.26	1.23	1.31
Ethane	1.54	1.50	1.60
Ethylene	1.86	1.82	1.92
Acetylene	4.06	3.96	4.12

Eurofins TestAmerica, Denver
Target Compound Quantitation Report

Data File: \\chromna\Denver\ChromData\VGC_J\20190617-82917.b\06171925.D
Lims ID: CCV
Client ID:
Sample Type: CCV
Inject. Date: 17-Jun-2019 14:33:32 ALS Bottle#: 36 Worklist Smp#: 25
Purge Vol: 18.000 mL Dil. Factor: 1.0000
Sample Info: CCV
Misc. Info.: 280-0082917-025
Operator ID: MD Instrument ID: VGC_J
Sublist: chrom-RSK_J*sub5

Method: \\chromna\Denver\ChromData\VGC_J\20190617-82917.b\RSK_J.m
Limit Group: GCV - RSK 175
Method Label: DV-GC-0025: Dissolved Gases in Water by RSK-175
Last Update: 18-Jun-2019 07:11:39 Calib Date: 15-Apr-2019 12:11:08
Integrator: Falcon
Quant Method: External Standard Quant By: Initial Calibration
Last ICal File: \\chromna\Denver\ChromData\VGC_J\20190415-80933.b\04151909.D

Column 1 : Rt-Alumina BOND/KCl (0.53 mm) Det: GC FID1A
Column 2 : HP-PLOT/Q (0.53 mm) Det: GC FID2B
Process Host: CTX0317

Col	RT (min.)	Exp RT (min.)	Dlt RT (min.)	Response	Cal Amt ug/l	OnCol Amt ug/l	Flags
1 Methane							
1	1.262	1.274	-0.012	9894423	73.0	73.6	
2	1.680	1.701	-0.021	8488927	73.0	73.9	
						RPD = 0.37	
2 Ethane							
1	1.540	1.553	-0.013	17753362	136.9	140.5	
2	2.877	2.888	-0.011	15166998	136.9	141.2	
						RPD = 0.51	
3 Ethylene							
1	1.861	1.870	-0.009	13331964	127.7	126.0	
2	2.500	2.512	-0.012	11347091	127.7	126.1	
						RPD = 0.05	
4 Propane							
1	2.602	2.609	-0.007	28073241	200.7	207.5	
2	4.685	4.686	-0.001	23843336	200.7	207.8	
						RPD = 0.13	
5 Acetylene							
1	4.059	4.044	0.015	3641409	118.5	113.3	
2	2.647	2.659	-0.012	3196080	118.5	112.8	
						RPD = 0.44	
6 Butane							
1	4.361	4.352	0.009	39061721	264.5	277.4	
2	6.142	6.146	-0.004	33189596	264.5	275.7	
						RPD = 0.61	
7 isobutylene							
1	5.294	5.282	0.012	24293610	255.4	251.1	
2	5.994	5.996	-0.002	20398904	255.4	251.7	
						RPD = 0.26	

Reagents:

RSK7gasMathes_00027 Amount Added: 200.00 Units: uL

Report Date: 18-Jun-2019 07:11:40 Chrom Revision: 2.3 02-Jun-2019 10:27:32

Eurofins TestAmerica, Denver

Data File: \\chromna\Denver\ChromData\VGC_J\20190617-82917.b\06171925.D

Injection Date:	17-Jun-2019 14:33:32	Instrument ID:	VGC_J	Operator ID:	MD
Lims ID:	CCV			Worklist Smp#:	25
Client ID:					
Purge Vol:	18.000 mL	Dil. Factor:	1.0000	ALS Bottle#:	36
Method:	RSK_J	Limit Group:	GCV - RSK 175		

Column: Rt-Alumina BOND/KCl (0.53 mm) Y Scaling: Method Defined: Scale to the Nth Largest Target: 1

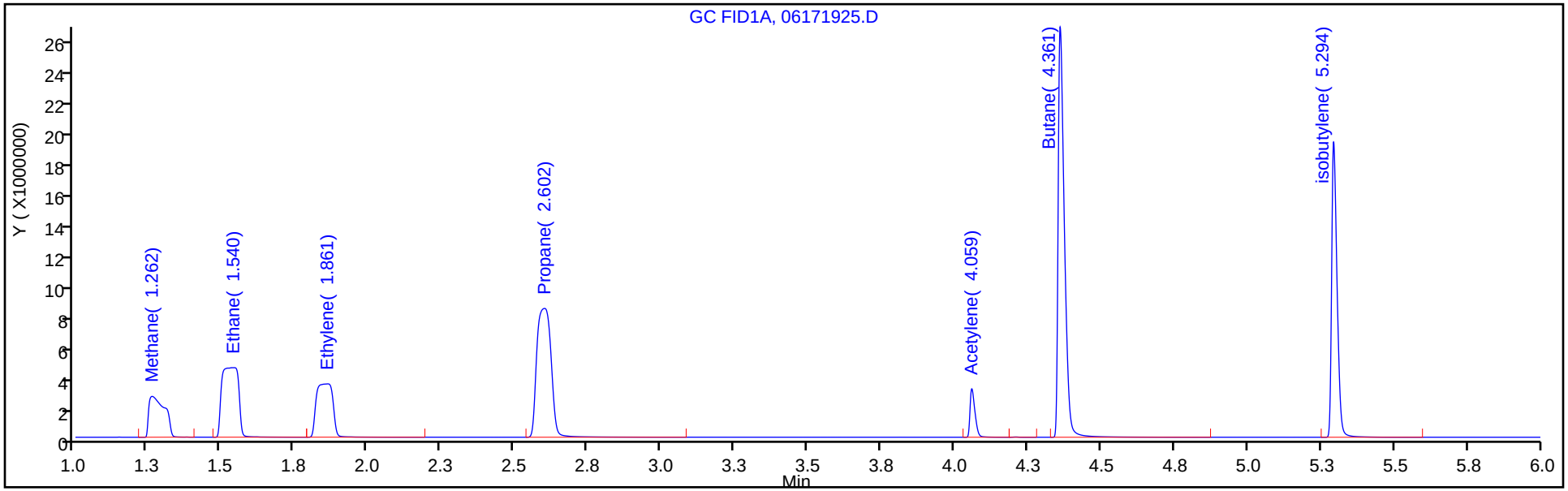

Column: HP-PLOT/Q (0.53 mm) Y Scaling: Method Defined: Scale to the Nth Largest Target: 1

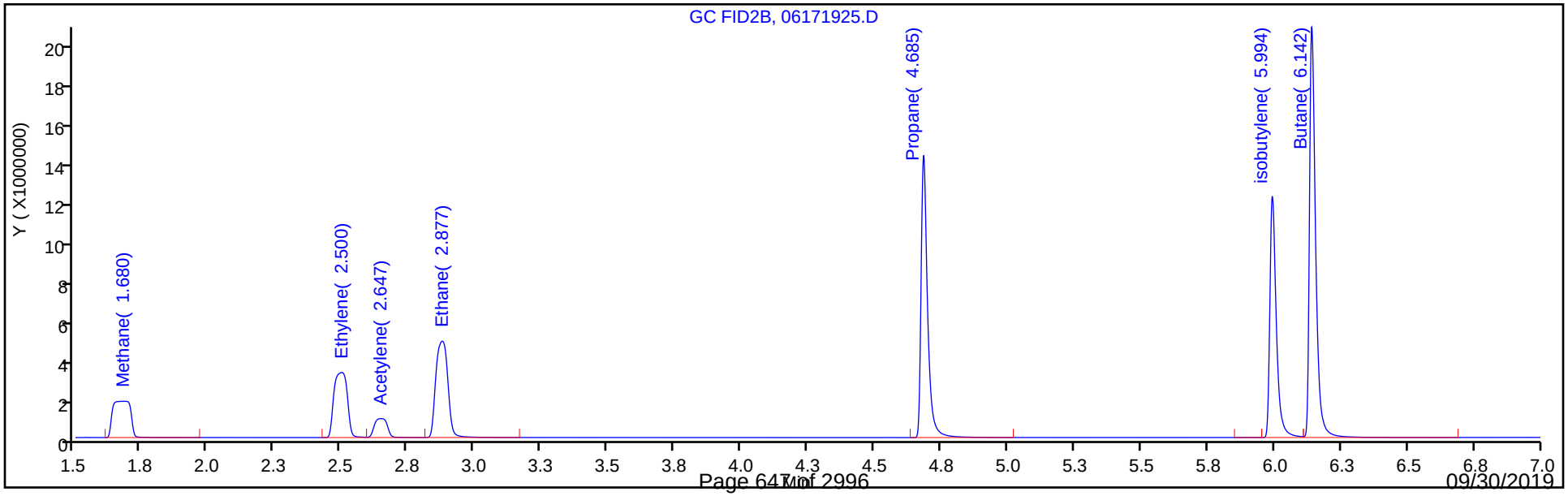

FORM VII
GC VOA CONTINUING CALIBRATION DATA

Lab Name: Eurofins TestAmerica, Denver Job No.: 280-124986-1

SDG No.:

Lab Sample ID: CCV 280-461755/25 Calibration Date: 06/17/2019 14:33

Instrument ID: VGC_J Calib Start Date: 04/15/2019 10:23

GC Column: HP-Plot Q ID: 0.53(mm) Calib End Date: 04/15/2019 12:11

Lab File ID: 06171925.D Conc. Units: ug/L Heated Purge: (Y/N) N

ANALYTE	CURVE TYPE	AVE CF	CF	MIN CF	CALC AMOUNT	SPIKE AMOUNT	%D	MAX %D
Methane	Lin2		116281		73.9	73.0	1.2	20.0
Ethylene	Ave	90007	88881		126	128	-1.3	20.0
Acetylene	Ave	28324	26966		113	119	-4.8	20.0
Ethane	Ave	107408	110825		141	137	3.2	20.0

FORM VII
GC VOA CONTINUING CALIBRATION RETENTION TIME SUMMARY

Lab Name: Eurofins TestAmerica, Denver Job No.: 280-124986-1

SDG No.:

Lab Sample ID: CCV 280-461755/25 Calibration Date: 06/17/2019 14:33

Instrument ID: VGC_J Calib Start Date: 04/15/2019 10:23

GC Column: HP-Plot Q ID: 0.53(mm) Calib End Date: 04/15/2019 12:11

Lab File ID: 06171925.D Heated Purge: (Y/N) N

Analyte	RT	RT WINDOW	
		FROM	TO
Methane	1.68	1.66	1.74
Ethylene	2.50	2.46	2.56
Acetylene	2.65	2.58	2.74
Ethane	2.88	2.84	2.94

Eurofins TestAmerica, Denver
Target Compound Quantitation Report

Data File: \\chromna\Denver\ChromData\VGC_J\20190617-82917.b\06171925.D
Lims ID: CCV
Client ID:
Sample Type: CCV
Inject. Date: 17-Jun-2019 14:33:32 ALS Bottle#: 36 Worklist Smp#: 25
Purge Vol: 18.000 mL Dil. Factor: 1.0000
Sample Info: CCV
Misc. Info.: 280-0082917-025
Operator ID: MD Instrument ID: VGC_J
Sublist: chrom-RSK_J*sub5

Method: \\chromna\Denver\ChromData\VGC_J\20190617-82917.b\RSK_J.m
Limit Group: GCV - RSK 175
Method Label: DV-GC-0025: Dissolved Gases in Water by RSK-175
Last Update: 18-Jun-2019 07:11:39 Calib Date: 15-Apr-2019 12:11:08
Integrator: Falcon
Quant Method: External Standard Quant By: Initial Calibration
Last ICal File: \\chromna\Denver\ChromData\VGC_J\20190415-80933.b\04151909.D

Column 1 : Rt-Alumina BOND/KCl (0.53 mm) Det: GC FID1A
Column 2 : HP-PLOT/Q (0.53 mm) Det: GC FID2B
Process Host: CTX0317

Col	RT (min.)	Exp RT (min.)	Dlt RT (min.)	Response	Cal Amt ug/l	OnCol Amt ug/l	Flags
1 Methane							
1	1.262	1.274	-0.012	9894423	73.0	73.6	
2	1.680	1.701	-0.021	8488927	73.0	73.9	
						RPD = 0.37	
2 Ethane							
1	1.540	1.553	-0.013	17753362	136.9	140.5	
2	2.877	2.888	-0.011	15166998	136.9	141.2	
						RPD = 0.51	
3 Ethylene							
1	1.861	1.870	-0.009	13331964	127.7	126.0	
2	2.500	2.512	-0.012	11347091	127.7	126.1	
						RPD = 0.05	
4 Propane							
1	2.602	2.609	-0.007	28073241	200.7	207.5	
2	4.685	4.686	-0.001	23843336	200.7	207.8	
						RPD = 0.13	
5 Acetylene							
1	4.059	4.044	0.015	3641409	118.5	113.3	
2	2.647	2.659	-0.012	3196080	118.5	112.8	
						RPD = 0.44	
6 Butane							
1	4.361	4.352	0.009	39061721	264.5	277.4	
2	6.142	6.146	-0.004	33189596	264.5	275.7	
						RPD = 0.61	
7 isobutylene							
1	5.294	5.282	0.012	24293610	255.4	251.1	
2	5.994	5.996	-0.002	20398904	255.4	251.7	
						RPD = 0.26	

Reagents:

RSK7gasMathes_00027 Amount Added: 200.00 Units: uL

Report Date: 18-Jun-2019 07:11:40 Chrom Revision: 2.3 02-Jun-2019 10:27:32

Eurofins TestAmerica, Denver

Data File: \\chromna\Denver\ChromData\VGC_J\20190617-82917.b\06171925.D

Injection Date:	17-Jun-2019 14:33:32	Instrument ID:	VGC_J	Operator ID:	MD
Lims ID:	CCV			Worklist Smp#:	25
Client ID:					
Purge Vol:	18.000 mL	Dil. Factor:	1.0000	ALS Bottle#:	36
Method:	RSK_J	Limit Group:	GCV - RSK 175		

Column: Rt-Alumina BOND/KCl (0.53 mm) Y Scaling: Method Defined: Scale to the Nth Largest Target: 1

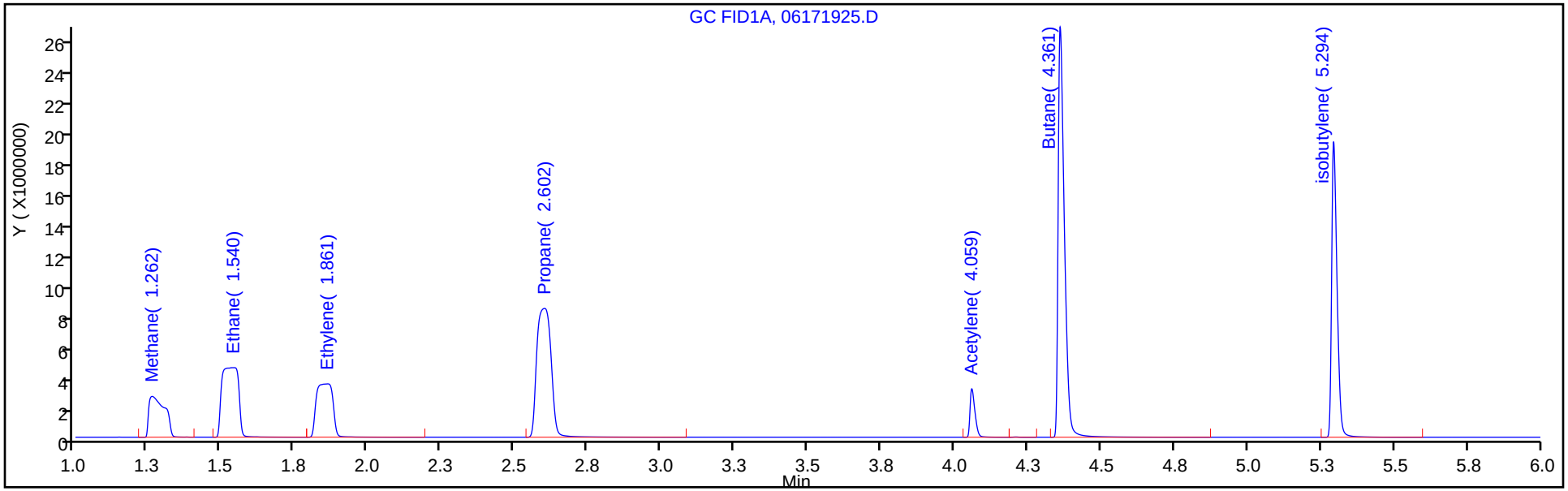

Column: HP-PLOT/Q (0.53 mm) Y Scaling: Method Defined: Scale to the Nth Largest Target: 1

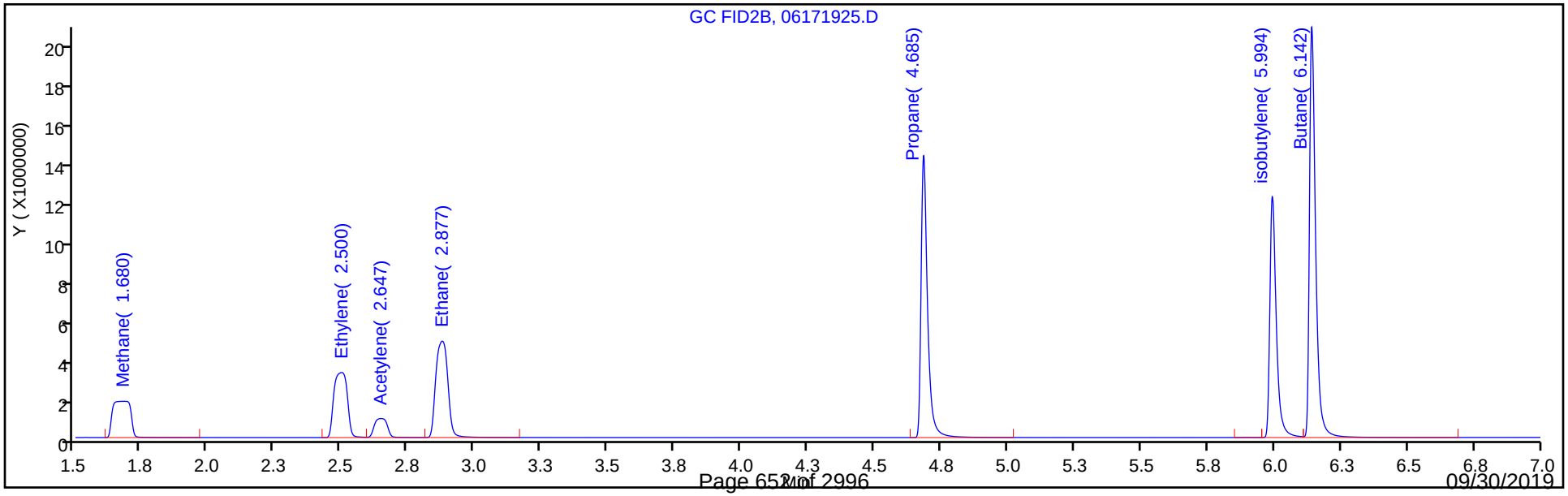

FORM I
GC VOA ORGANICS ANALYSIS DATA SHEET

Lab Name: Eurofins TestAmerica, Denver Job No.: 280-124986-1

SDG No.:

Client Sample ID: Lab Sample ID: MB 280-461373/57

Matrix: Water Lab File ID: 06131957.D

Analysis Method: RSK-175 Date Collected:

Sample wt/vol: 18(mL) Date Analyzed: 06/13/2019 22:47

Soil Aliquot Vol: Dilution Factor: 1

Soil Extract Vol.: GC Column: HP-Plot Q ID: 0.53(mm)

% Moisture: Level: (low/med) Low

Analysis Batch No.: 461373 Units: mg/L

CAS NO.	COMPOUND NAME	RESULT	Q	LOQ	LOD	DL
74-82-8	Methane	0.0020	U	0.0050	0.0020	0.00063

Eurofins TestAmerica, Denver
Target Compound Quantitation Report

Data File:	\\chromna\Denver\ChromData\VGC_J\20190613-82805.b\06131957.D				
Lims ID:	MB				
Client ID:					
Sample Type:	MB				
Inject. Date:	13-Jun-2019 22:47:17	ALS Bottle#:	65	Worklist Smp#:	57
Purge Vol:	18.000 mL	Dil. Factor:	1.0000		
Sample Info:	MB				
Misc. Info.:	280-0082805-057				
Operator ID:	MD	Instrument ID:	VGC_J		
Method:	\\chromna\Denver\ChromData\VGC_J\20190613-82805.b\RSK_J.m				
Limit Group:	GCV - RSK 175				
Method Label:	DV-GC-0025: Dissolved Gases in Water by RSK-175				
Last Update:	14-Jun-2019 12:05:24	Calib Date:	15-Apr-2019 12:11:08		
Integrator:	Falcon				
Quant Method:	External Standard	Quant By:	Initial Calibration		
Last ICal File:	\\chromna\Denver\ChromData\VGC_J\20190415-80933.b\04151909.D				
Column 1 :	Rt-Alumina BOND/KCl (0.53 mm)		Det: GC FID1A		
Column 2 :	HP-PLOT/Q (0.53 mm)		Det: GC FID2B		
Process Host:	CTX0319				

First Level Reviewer: dobranskym Date: 14-Jun-2019 04:35:34

Col	RT (min.)	Exp RT (min.)	Dlt RT (min.)	Response	Cal Amt ug/l	OnCol Amt ug/l	Flags
1 Methane							
1		1.272				ND	
2		1.700					
2 Ethane							
1		1.553				ND	
2		2.883					
3 Ethylene							
1		1.870				ND	
2		2.509					
4 Propane							
1		2.619				ND	
2		4.685					
5 Acetylene							
1		4.064				ND	
2		2.657					
6 Butane							
1		4.371				ND	
2		6.145					
7 isobutylene							
1		5.300				ND	
2		5.995					

Report Date: 17-Jun-2019 07:50:43 Chrom Revision: 2.3 03-May-2019 15:52:00

Eurofins TestAmerica, Denver

Data File: \\chromna\Denver\ChromData\VGC_J\20190613-82805.b\06131957.D

Injection Date:	13-Jun-2019 22:47:17	Instrument ID:	VGC_J	Operator ID:	MD
Lims ID:	MB			Worklist Smp#:	57
Client ID:					
Purge Vol:	18.000 mL	Dil. Factor:	1.0000	ALS Bottle#:	65
Method:	RSK_J	Limit Group:	GCV - RSK 175		

Column: Rt-Alumina BOND/KCl (0.53 mm) Y Scaling: Method Defined: Scale to the Nth Largest Target: 1

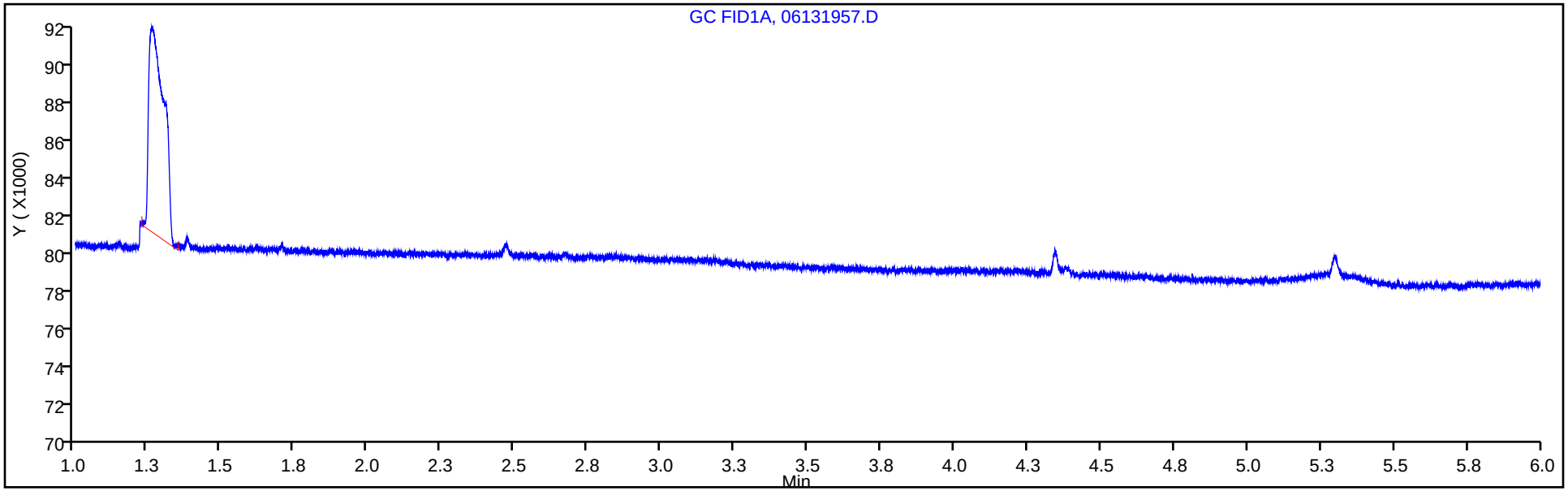

Column: HP-PLOT/Q (0.53 mm) Y Scaling: Method Defined: Scale to the Nth Largest Target: 1

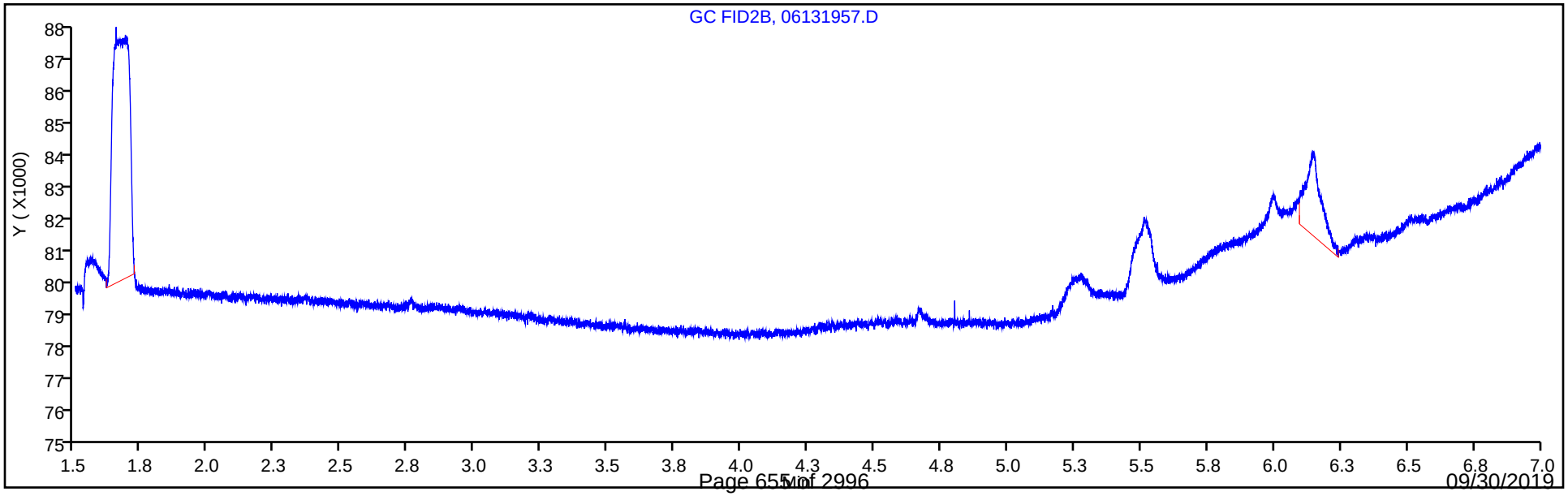

FORM I
GC VOA ORGANICS ANALYSIS DATA SHEET

Lab Name: Eurofins TestAmerica, Denver Job No.: 280-124986-1

SDG No.:

Client Sample ID: Lab Sample ID: MB 280-461529/4

Matrix: Water Lab File ID: 06141904.D

Analysis Method: RSK-175 Date Collected:

Sample wt/vol: 18(mL) Date Analyzed: 06/14/2019 10:26

Soil Aliquot Vol: Dilution Factor: 1

Soil Extract Vol.: GC Column: HP-Plot Q ID: 0.53(mm)

% Moisture: Level: (low/med) Low

Analysis Batch No.: 461529 Units: mg/L

CAS NO.	COMPOUND NAME	RESULT	Q	LOQ	LOD	DL
74-82-8	Methane	0.0020	U	0.0050	0.0020	0.00063

Eurofins TestAmerica, Denver
Target Compound Quantitation Report

Data File:	\\chromna\Denver\ChromData\VGC_J\20190614-82859.b\06141904.D				
Lims ID:	MB				
Client ID:					
Sample Type:	MB				
Inject. Date:	14-Jun-2019 10:26:26	ALS Bottle#:	4	Worklist Smp#:	4
Purge Vol:	18.000 mL	Dil. Factor:	1.0000		
Sample Info:	MB				
Misc. Info.:	280-0082859-004				
Operator ID:	MD	Instrument ID:	VGC_J		
Method:	\\chromna\Denver\ChromData\VGC_J\20190614-82859.b\RSK_J.m				
Limit Group:	GCV - RSK 175				
Method Label:	DV-GC-0025: Dissolved Gases in Water by RSK-175				
Last Update:	17-Jun-2019 09:44:14	Calib Date:	15-Apr-2019 12:11:08		
Integrator:	Falcon				
Quant Method:	External Standard	Quant By:	Initial Calibration		
Last ICal File:	\\chromna\Denver\ChromData\VGC_J\20190415-80933.b\04151909.D				
Column 1 :	Rt-Alumina BOND/KCl (0.53 mm)		Det: GC FID1A		
Column 2 :	HP-PLOT/Q (0.53 mm)		Det: GC FID2B		
Process Host:	CTX0319				

First Level Reviewer: dobranskym Date: 14-Jun-2019 10:46:55

Col	RT (min.)	Exp RT (min.)	Dlt RT (min.)	Response	Cal Amt ug/l	OnCol Amt ug/l	Flags
1 Methane							
1		1.278				ND	
2		1.706					
2 Ethane							
1		1.556				ND	
2		2.894					
3 Ethylene							
1		1.879				ND	
2		2.519					
4 Propane							
1		2.624				ND	
2		4.688					
5 Acetylene							
1		4.066				ND	
2		2.663					
6 Butane							
1		4.368				ND	
2		6.144					
7 isobutylene							
1		5.299				ND	
2		5.997					

Report Date: 17-Jun-2019 09:44:18 Chrom Revision: 2.3 03-May-2019 15:52:00

Eurofins TestAmerica, Denver

Data File: \\chromna\Denver\ChromData\VGC_J\20190614-82859.b\06141904.D

Injection Date:	14-Jun-2019 10:26:26	Instrument ID:	VGC_J	Operator ID:	MD
Lims ID:	MB			Worklist Smp#:	4
Client ID:					
Purge Vol:	18.000 mL	Dil. Factor:	1.0000	ALS Bottle#:	4
Method:	RSK_J	Limit Group:	GCV - RSK 175		

Column: Rt-Alumina BOND/KCl (0.53 mm) Y Scaling: Method Defined: Scale to the Nth Largest Target: 1

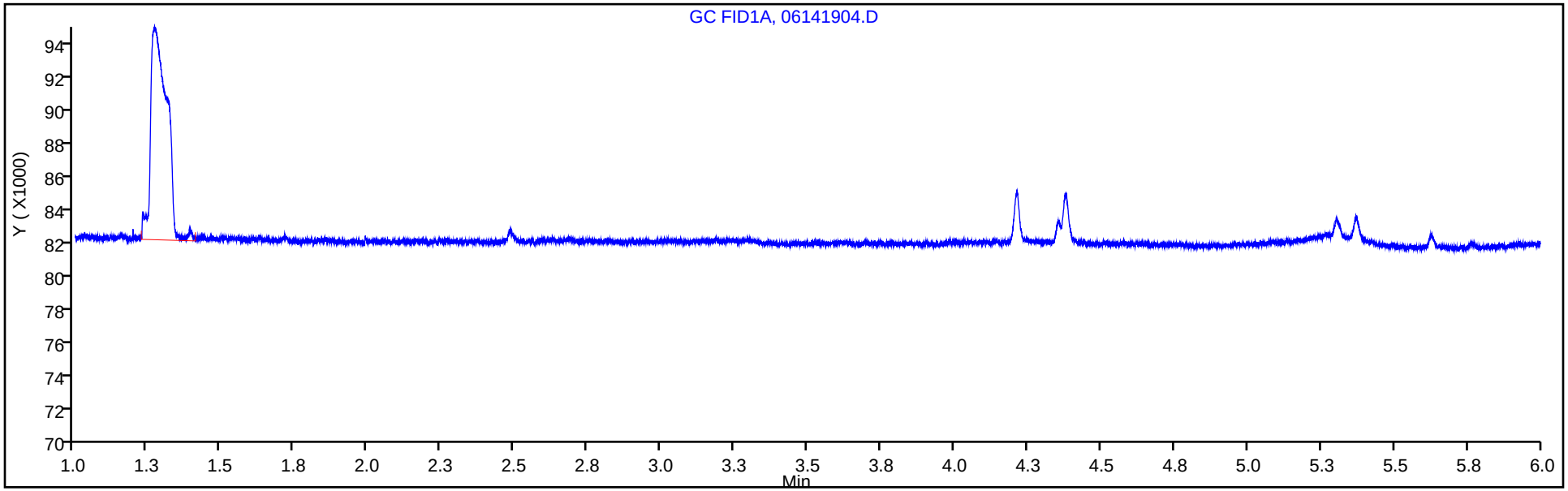

Column: HP-PLOT/Q (0.53 mm) Y Scaling: Method Defined: Scale to the Nth Largest Target: 1

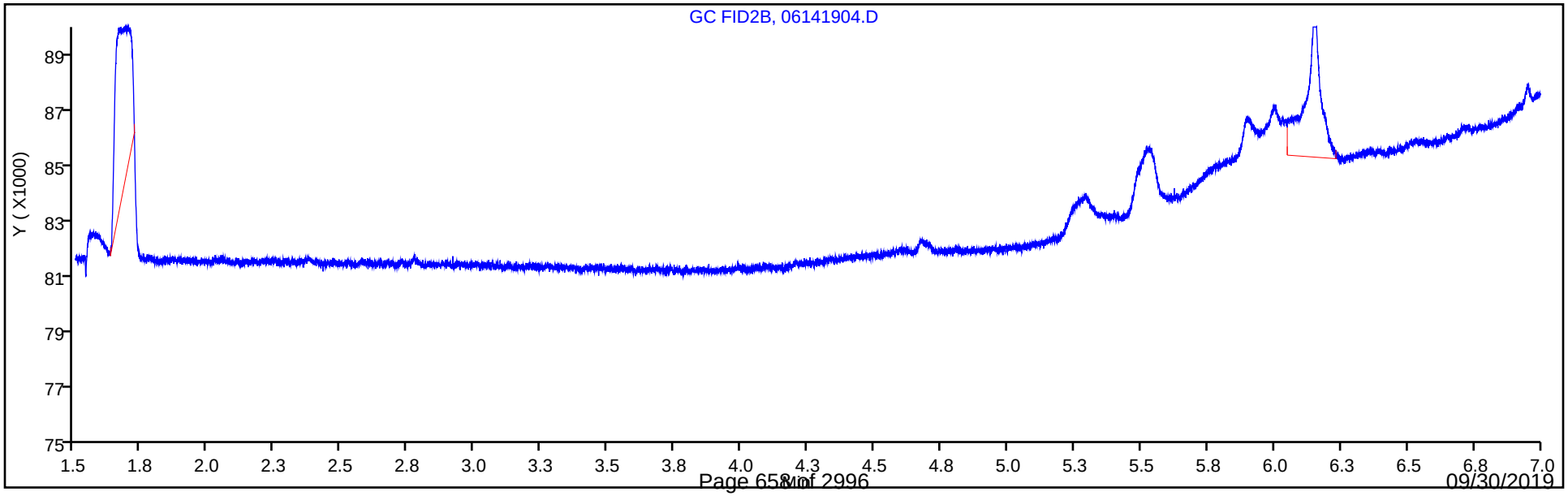

FORM I
GC VOA ORGANICS ANALYSIS DATA SHEET

Lab Name: Eurofins TestAmerica, Denver Job No.: 280-124986-1

SDG No.:

Client Sample ID: Lab Sample ID: MB 280-461755/4

Matrix: Water Lab File ID: 06171904.D

Analysis Method: RSK-175 Date Collected:

Sample wt/vol: 18(mL) Date Analyzed: 06/17/2019 07:31

Soil Aliquot Vol: Dilution Factor: 1

Soil Extract Vol.: GC Column: HP-Plot Q ID: 0.53(mm)

% Moisture: Level: (low/med) Low

Analysis Batch No.: 461755 Units: mg/L

CAS NO.	COMPOUND NAME	RESULT	Q	LOQ	LOD	DL
74-82-8	Methane	0.0020	U	0.0050	0.0020	0.00063

Eurofins TestAmerica, Denver
Target Compound Quantitation Report

Data File:	\\chromna\Denver\ChromData\VGC_J\20190617-82917.b\06171904.D				
Lims ID:	MB				
Client ID:					
Sample Type:	MB				
Inject. Date:	17-Jun-2019 07:31:06	ALS Bottle#:	4	Worklist Smp#:	4
Purge Vol:	18.000 mL	Dil. Factor:	1.0000		
Sample Info:	MB				
Misc. Info.:	280-0082917-004				
Operator ID:	MD	Instrument ID:	VGC_J		
Method:	\\chromna\Denver\ChromData\VGC_J\20190617-82917.b\RSK_J.m				
Limit Group:	GCV - RSK 175				
Method Label:	DV-GC-0025: Dissolved Gases in Water by RSK-175				
Last Update:	18-Jun-2019 05:05:47	Calib Date:	15-Apr-2019 12:11:08		
Integrator:	Falcon				
Quant Method:	External Standard	Quant By:	Initial Calibration		
Last ICal File:	\\chromna\Denver\ChromData\VGC_J\20190415-80933.b\04151909.D				
Column 1 :	Rt-Alumina BOND/KCl (0.53 mm)		Det: GC FID1A		
Column 2 :	HP-PLOT/Q (0.53 mm)		Det: GC FID2B		
Process Host:	CTX0317				
First Level Reviewer: dobranskym		Date:	17-Jun-2019 07:47:45		

Col	RT (min.)	Exp RT (min.)	Dlt RT (min.)	Response	Cal Amt ug/l	OnCol Amt ug/l	Flags
1 Methane							
1		1.274				ND	
2		1.701					
2 Ethane							
1		1.553				ND	
2		2.888					
3 Ethylene							
1		1.870				ND	
2		2.512					
4 Propane							
1		2.609				ND	
2		4.686					
5 Acetylene							
1		4.044				ND	
2		2.659					
6 Butane							
1		4.352				ND	
2		6.146					
7 isobutylene							
1		5.282				ND	
2		5.996					

Report Date: 18-Jun-2019 05:05:50 Chrom Revision: 2.3 02-Jun-2019 10:27:32

Eurofins TestAmerica, Denver

Data File: \\chromna\Denver\ChromData\VGC_J\20190617-82917.b\06171904.D

Injection Date:	17-Jun-2019 07:31:06	Instrument ID:	VGC_J	Operator ID:	MD
Lims ID:	MB			Worklist Smp#:	4
Client ID:					
Purge Vol:	18.000 mL	Dil. Factor:	1.0000	ALS Bottle#:	4
Method:	RSK_J	Limit Group:	GCV - RSK 175		

Column: Rt-Alumina BOND/KCl (0.53 mm) Y Scaling: Method Defined: Scale to the Nth Largest Target: 1

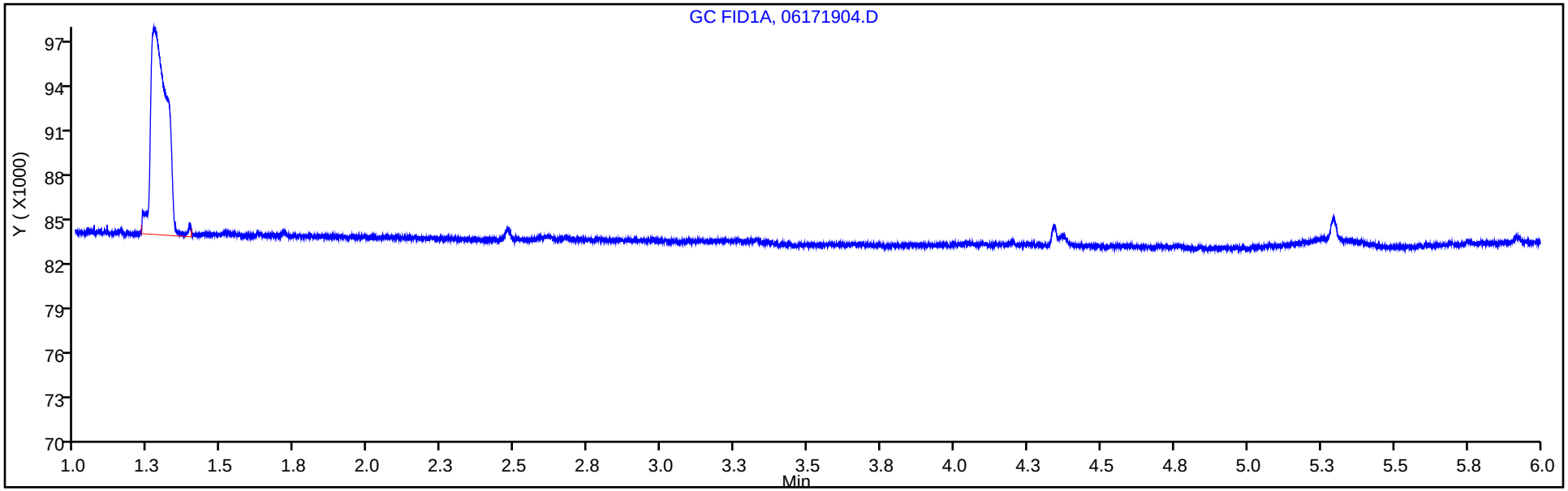

Column: HP-PLOT/Q (0.53 mm) Y Scaling: Method Defined: Scale to the Nth Largest Target: 1

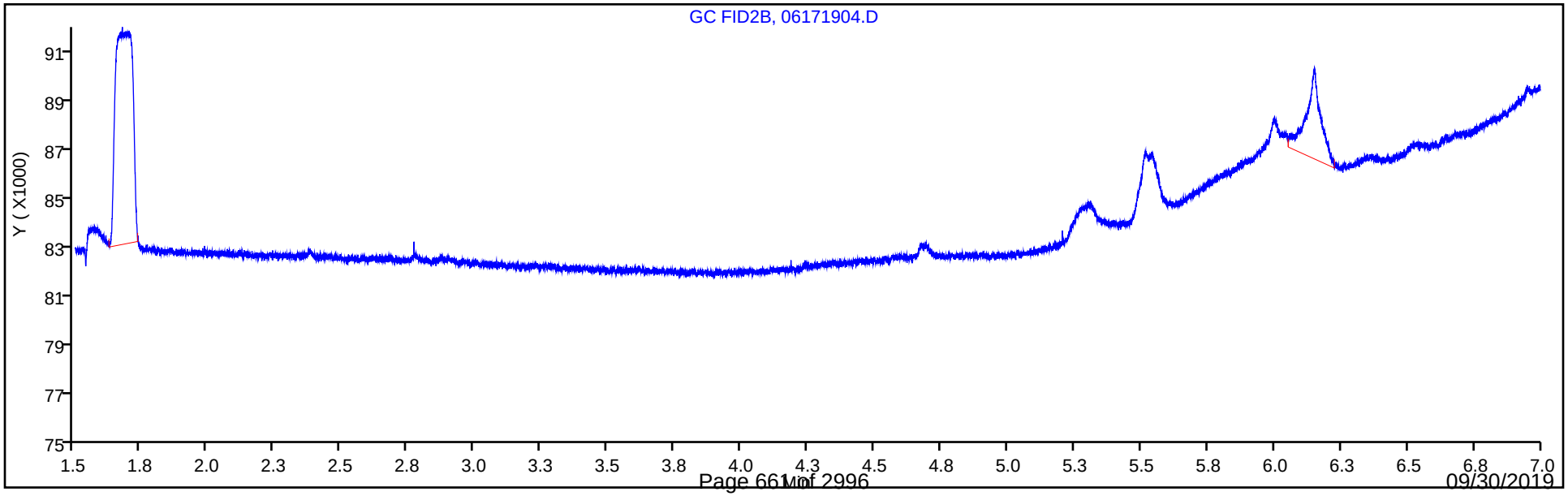

FORM I
GC VOA ORGANICS ANALYSIS DATA SHEET

Lab Name: Eurofins TestAmerica, Denver Job No.: 280-124986-1

SDG No.:

Client Sample ID: Lab Sample ID: LCS 280-461373/55

Matrix: Water Lab File ID: 06131955.D

Analysis Method: RSK-175 Date Collected:

Sample wt/vol: 18(mL) Date Analyzed: 06/13/2019 22:20

Soil Aliquot Vol: Dilution Factor: 1

Soil Extract Vol.: GC Column: HP-Plot Q ID: 0.53(mm)

% Moisture: Level: (low/med) Low

Analysis Batch No.: 461373 Units: mg/L

CAS NO.	COMPOUND NAME	RESULT	Q	LOQ	LOD	DL
74-82-8	Methane	0.0732		0.0050	0.0020	0.00063

Eurofins TestAmerica, Denver
Target Compound Quantitation Report

Data File: \\chromna\Denver\ChromData\VGC_J\20190613-82805.b\06131955.D
Lims ID: LCS
Client ID:
Sample Type: LCS
Inject. Date: 13-Jun-2019 22:20:40 ALS Bottle#: 63 Worklist Smp#: 55
Purge Vol: 18.000 mL Dil. Factor: 1.0000
Sample Info: LCS
Misc. Info.: 280-0082805-055
Operator ID: MD Instrument ID: VGC_J

Method: \\chromna\Denver\ChromData\VGC_J\20190613-82805.b\RSK_J.m
Limit Group: GCV - RSK 175
Method Label: DV-GC-0025: Dissolved Gases in Water by RSK-175
Last Update: 14-Jun-2019 12:05:24 Calib Date: 15-Apr-2019 12:11:08
Integrator: Falcon
Quant Method: External Standard Quant By: Initial Calibration
Last ICal File: \\chromna\Denver\ChromData\VGC_J\20190415-80933.b\04151909.D

Column 1 : Rt-Alumina BOND/KCl (0.53 mm) Det: GC FID1A
Column 2 : HP-PLOT/Q (0.53 mm) Det: GC FID2B
Process Host: CTX0319

First Level Reviewer: dobranskym Date: 14-Jun-2019 04:35:45

Col	RT (min.)	Exp RT (min.)	Dlt RT (min.)	Response	Cal Amt ug/l	OnCol Amt ug/l	Flags
1 Methane							
1	1.262	1.272	-0.010	9824448	73.0	73.1	
2	1.669	1.700	-0.031	8410665	73.0	73.2	
						RPD = 0.15	
2 Ethane							
1	1.538	1.553	-0.015	17797158	136.9	140.8	
2	2.877	2.883	-0.006	15210925	136.9	141.6	
						RPD = 0.55	
3 Ethylene							
1	1.854	1.870	-0.016	13322933	127.7	125.9	
2	2.500	2.509	-0.009	11339637	127.7	126.0	
						RPD = 0.05	
4 Propane							
1	2.592	2.619	-0.027	28820034	200.7	213.1	
2	4.683	4.685	-0.002	24448280	200.7	213.1	
						RPD = 0.01	
5 Acetylene							
1	4.046	4.064	-0.018	3660683	118.5	113.9	
2	2.645	2.657	-0.012	3223169	118.5	113.8	
						RPD = 0.13	
6 Butane							
1	4.348	4.371	-0.023	41746674	264.5	296.5	
2	6.141	6.145	-0.004	35457157	264.5	294.5	
						RPD = 0.65	
7 isobutylene							
1	5.284	5.300	-0.016	25693585	255.4	265.5	
2	5.992	5.995	-0.003	21566185	255.4	266.1	
						RPD = 0.22	

Reagents:

RSK7gasMathes_00027 Amount Added: 200.00 Units: uL

Report Date: 17-Jun-2019 07:50:41 Chrom Revision: 2.3 03-May-2019 15:52:00

Eurofins TestAmerica, Denver

Data File: \\chromna\Denver\ChromData\VGC_J\20190613-82805.b\06131955.D

Injection Date:	13-Jun-2019 22:20:40	Instrument ID:	VGC_J	Operator ID:	MD
Lims ID:	LCS			Worklist Smp#:	55
Client ID:					
Purge Vol:	18.000 mL	Dil. Factor:	1.0000	ALS Bottle#:	63
Method:	RSK_J	Limit Group:	GCV - RSK 175		

Column: Rt-Alumina BOND/KCl (0.53 mm) Y Scaling: Method Defined: Scale to the Nth Largest Target: 1

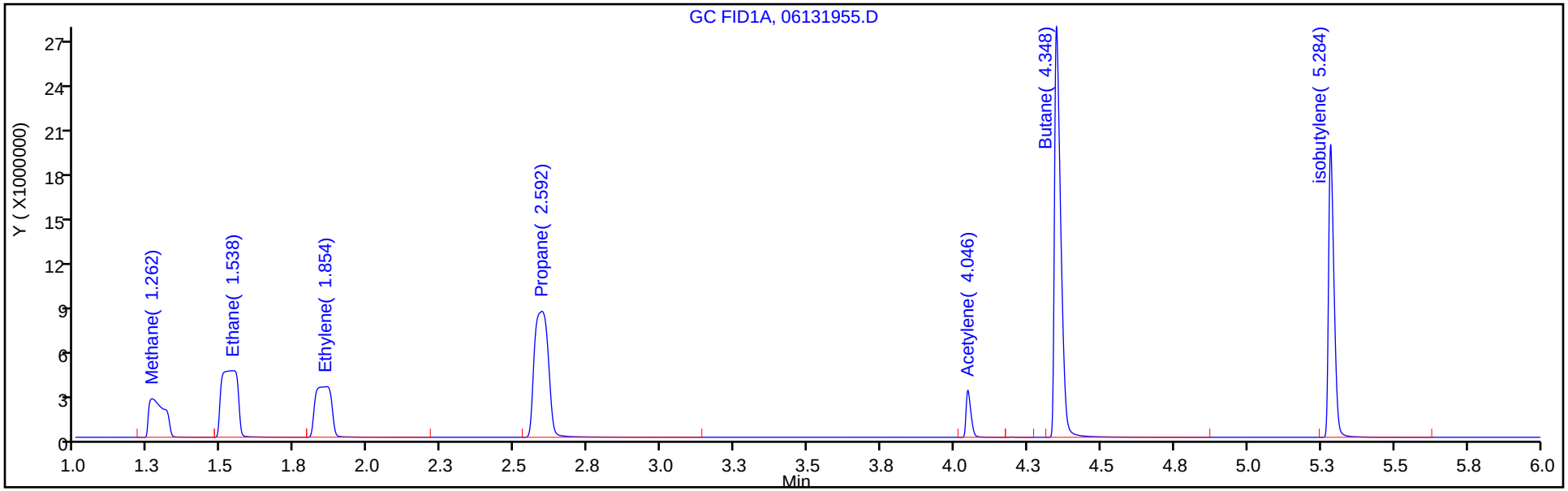

Column: HP-PLOT/Q (0.53 mm) Y Scaling: Method Defined: Scale to the Nth Largest Target: 1

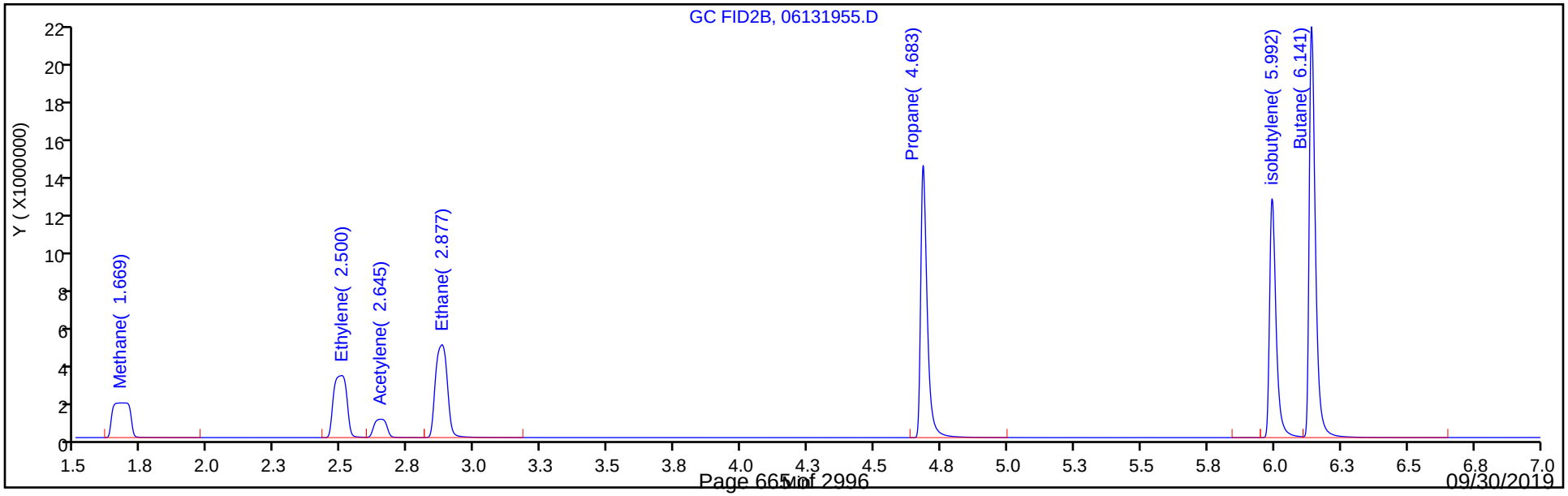

FORM I
GC VOA ORGANICS ANALYSIS DATA SHEET

Lab Name: Eurofins TestAmerica, Denver Job No.: 280-124986-1

SDG No.:

Client Sample ID: Lab Sample ID: LCS 280-461529/2

Matrix: Water Lab File ID: 002F0301.D

Analysis Method: RSK-175 Date Collected:

Sample wt/vol: 18(mL) Date Analyzed: 06/14/2019 10:00

Soil Aliquot Vol: Dilution Factor: 1

Soil Extract Vol.: GC Column: HP-Plot Q ID: 0.53(mm)

% Moisture: Level: (low/med) Low

Analysis Batch No.: 461529 Units: mg/L

CAS NO.	COMPOUND NAME	RESULT	Q	LOQ	LOD	DL
74-82-8	Methane	0.0838		0.0050	0.0020	0.00063

Eurofins TestAmerica, Denver
Target Compound Quantitation Report

Data File: \\chromna\Denver\ChromData\VGC_J\20190614-82859.b\002F0301.D
Lims ID: LCS
Client ID:
Sample Type: LCS
Inject. Date: 14-Jun-2019 10:00:01 ALS Bottle#: 2 Worklist Smp#: 2
Purge Vol: 18.000 mL Dil. Factor: 1.0000
Sample Info: LCS
Misc. Info.: 280-0082859-002
Operator ID: MD Instrument ID: VGC_J

Method: \\chromna\Denver\ChromData\VGC_J\20190614-82859.b\RSK_J.m
Limit Group: GCV - RSK 175
Method Label: DV-GC-0025: Dissolved Gases in Water by RSK-175
Last Update: 17-Jun-2019 09:44:14 Calib Date: 15-Apr-2019 12:11:08
Integrator: Falcon
Quant Method: External Standard Quant By: Initial Calibration
Last ICal File: \\chromna\Denver\ChromData\VGC_J\20190415-80933.b\04151909.D

Column 1 : Rt-Alumina BOND/KCl (0.53 mm) Det: GC FID1A
Column 2 : HP-PLOT/Q (0.53 mm) Det: GC FID2B
Process Host: CTX0319

Col	RT (min.)	Exp RT (min.)	Dlt RT (min.)	Response	Cal Amt ug/l	OnCol Amt ug/l	Flags
1 Methane							
1	1.272	1.278	-0.006	11277172	73.0	83.9	
2	1.693	1.706	-0.013	9628753	73.0	83.8	
						RPD = 0.12	
2 Ethane							
1	1.555	1.556	-0.001	20841101	136.9	164.9	
2	2.888	2.894	-0.006	17770568	136.9	165.4	
						RPD = 0.32	
3 Ethylene							
1	1.873	1.879	-0.006	17014844	127.7	160.8	
2	2.508	2.519	-0.011	14444191	127.7	160.5	
						RPD = 0.21	
4 Propane							
1	2.617	2.624	-0.007	32889223	200.7	243.2	
2	4.685	4.688	-0.003	27767512	200.7	242.0	
						RPD = 0.47	
5 Acetylene							
1	4.064	4.066	-0.002	3822691	118.5	119.0	
2	2.660	2.663	-0.003	3378279	118.5	119.3	
						RPD = 0.24	
6 Butane							
1	4.367	4.368	-0.001	46745558	264.5	332.0	
2	6.144	6.144	0.000	39627766	264.5	329.2	
						RPD = 0.84	
7 isobutylene							
1	5.298	5.299	-0.001	33018918	255.4	341.3	
2	5.995	5.997	-0.002	27623062	255.4	340.9	
						RPD = 0.11	

Reagents:

RSK7gasMathes_00027 Amount Added: 200.00 Units: uL

Report Date: 17-Jun-2019 09:44:15 Chrom Revision: 2.3 03-May-2019 15:52:00

Eurofins TestAmerica, Denver

Data File: \\chromna\Denver\ChromData\VGC_J\20190614-82859.b\002F0301.D

Injection Date:	14-Jun-2019 10:00:01	Instrument ID:	VGC_J	Operator ID:	MD
Lims ID:	LCS			Worklist Smp#:	2
Client ID:					
Purge Vol:	18.000 mL	Dil. Factor:	1.0000	ALS Bottle#:	2
Method:	RSK_J	Limit Group:	GCV - RSK 175		

Column: Rt-Alumina BOND/KCl (0.53 mm) Y Scaling: Method Defined: Scale to the Nth Largest Target: 1

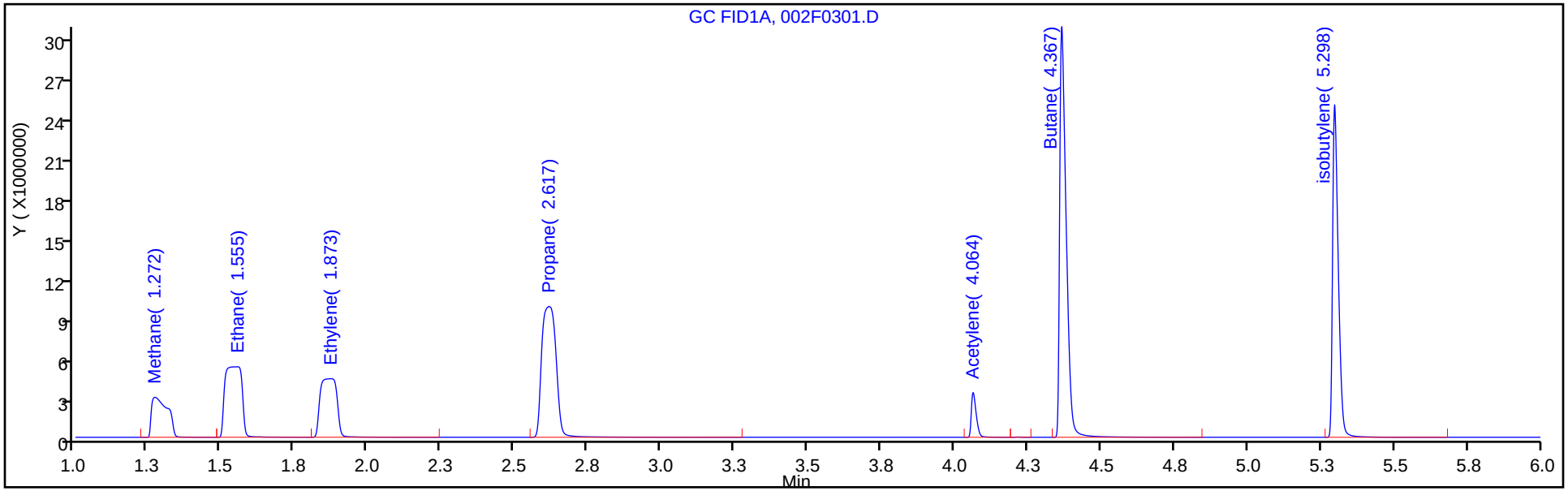

Column: HP-PLOT/Q (0.53 mm) Y Scaling: Method Defined: Scale to the Nth Largest Target: 1

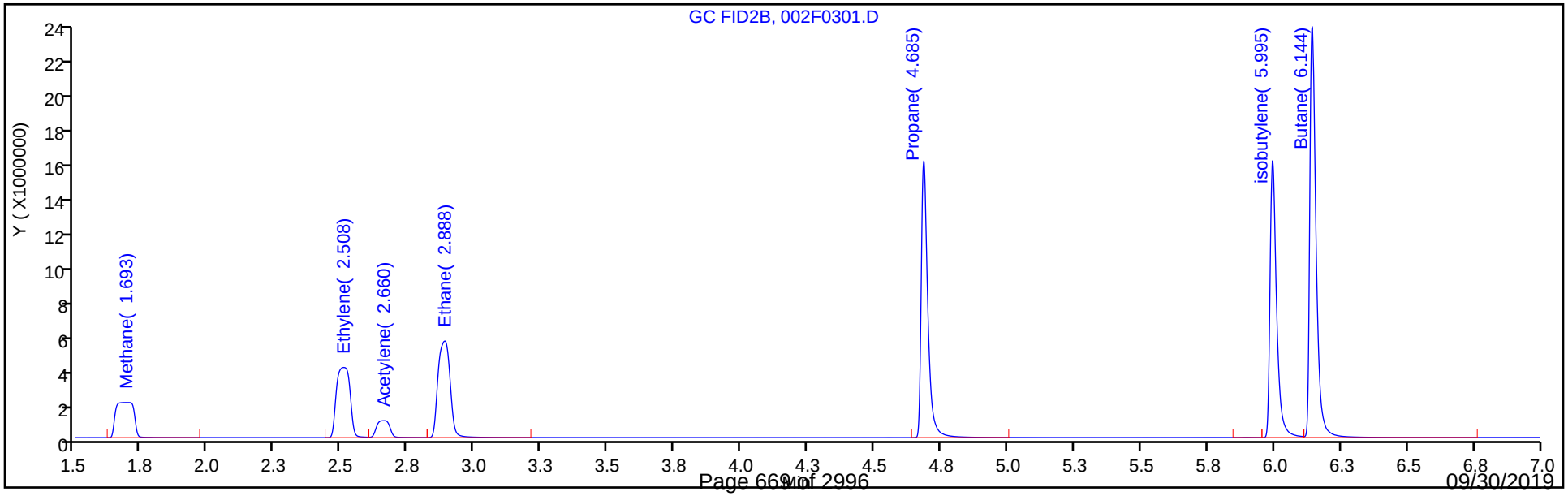

FORM I
GC VOA ORGANICS ANALYSIS DATA SHEET

Lab Name: Eurofins TestAmerica, Denver Job No.: 280-124986-1

SDG No.:

Client Sample ID: Lab Sample ID: LCS 280-461755/2

Matrix: Water Lab File ID: 002F0301.D

Analysis Method: RSK-175 Date Collected:

Sample wt/vol: 18(mL) Date Analyzed: 06/17/2019 07:04

Soil Aliquot Vol: Dilution Factor: 1

Soil Extract Vol.: GC Column: HP-Plot Q ID: 0.53(mm)

% Moisture: Level: (low/med) Low

Analysis Batch No.: 461755 Units: mg/L

CAS NO.	COMPOUND NAME	RESULT	Q	LOQ	LOD	DL
74-82-8	Methane	0.0767		0.0050	0.0020	0.00063

Eurofins TestAmerica, Denver
Target Compound Quantitation Report

Data File: \\chromna\Denver\ChromData\VGC_J\20190617-82917.b\002F0301.D
Lims ID: LCS
Client ID:
Sample Type: LCS
Inject. Date: 17-Jun-2019 07:04:46 ALS Bottle#: 2 Worklist Smp#: 2
Purge Vol: 18.000 mL Dil. Factor: 1.0000
Sample Info: LCS
Misc. Info.: 280-0082917-002
Operator ID: MD Instrument ID: VGC_J

Method: \\chromna\Denver\ChromData\VGC_J\20190617-82917.b\RSK_J.m
Limit Group: GCV - RSK 175
Method Label: DV-GC-0025: Dissolved Gases in Water by RSK-175
Last Update: 18-Jun-2019 05:05:47 Calib Date: 15-Apr-2019 12:11:08
Integrator: Falcon
Quant Method: External Standard Quant By: Initial Calibration
Last ICal File: \\chromna\Denver\ChromData\VGC_J\20190415-80933.b\04151909.D

Column 1 : Rt-Alumina BOND/KCl (0.53 mm) Det: GC FID1A
Column 2 : HP-PLOT/Q (0.53 mm) Det: GC FID2B
Process Host: CTX0317

First Level Reviewer: dobranskym Date: 17-Jun-2019 07:47:06

Col	RT (min.)	Exp RT (min.)	Dlt RT (min.)	Response	Cal Amt ug/l	OnCol Amt ug/l	Flags
1 Methane							
1	1.273	1.274	-0.001	10320866	73.0	76.8	
2	1.693	1.701	-0.008	8817333	73.0	76.7	
						RPD = 0.06	
2 Ethane							
1	1.553	1.553	0.000	19044413	136.9	150.7	
2	2.887	2.888	-0.001	16249388	136.9	151.3	
						RPD = 0.38	
3 Ethylene							
1	1.869	1.870	-0.001	16240284	127.7	153.5	
2	2.511	2.512	-0.001	13794220	127.7	153.3	
						RPD = 0.15	
4 Propane							
1	2.607	2.609	-0.002	29518592	200.7	218.2	
2	4.685	4.686	-0.001	24998770	200.7	217.9	
						RPD = 0.16	
5 Acetylene							
1	4.044	4.044	0.000	3904662	118.5	121.5	
2	2.660	2.659	0.001	3415293	118.5	120.6	
						RPD = 0.79	
6 Butane							
1	4.351	4.352	-0.001	40765080	264.5	289.5	
2	6.143	6.146	-0.003	34615998	264.5	287.6	
						RPD = 0.67	
7 isobutylene							
1	5.282	5.282	0.000	30695103	255.4	317.2	
2	5.995	5.996	-0.001	25711769	255.4	317.3	
						RPD = 0.02	

Reagents:

RSK7gasMathes_00027 Amount Added: 200.00 Units: uL

Report Date: 18-Jun-2019 05:05:49 Chrom Revision: 2.3 02-Jun-2019 10:27:32

Eurofins TestAmerica, Denver

Data File: \\chromna\Denver\ChromData\VGC_J\20190617-82917.b\002F0301.D

Injection Date:	17-Jun-2019 07:04:46	Instrument ID:	VGC_J	Operator ID:	MD
Lims ID:	LCS			Worklist Smp#:	2
Client ID:					
Purge Vol:	18.000 mL	Dil. Factor:	1.0000	ALS Bottle#:	2
Method:	RSK_J	Limit Group:	GCV - RSK 175		

Column: Rt-Alumina BOND/KCl (0.53 mm) Y Scaling: Method Defined: Scale to the Nth Largest Target: 1

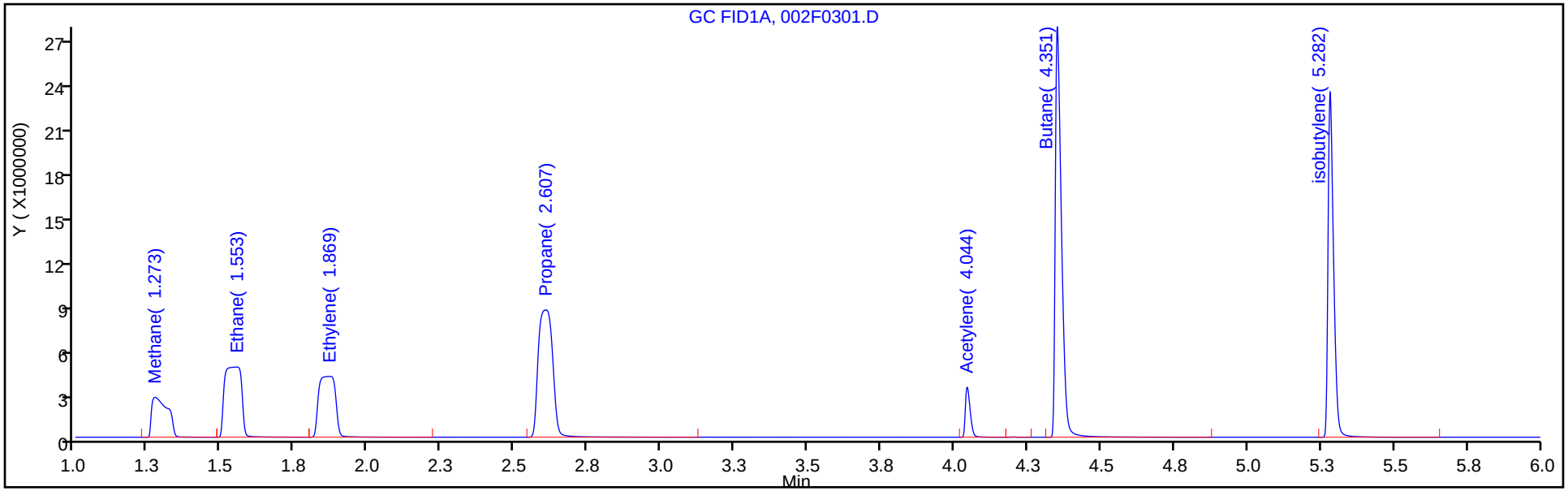

Column: HP-PLOT/Q (0.53 mm) Y Scaling: Method Defined: Scale to the Nth Largest Target: 1

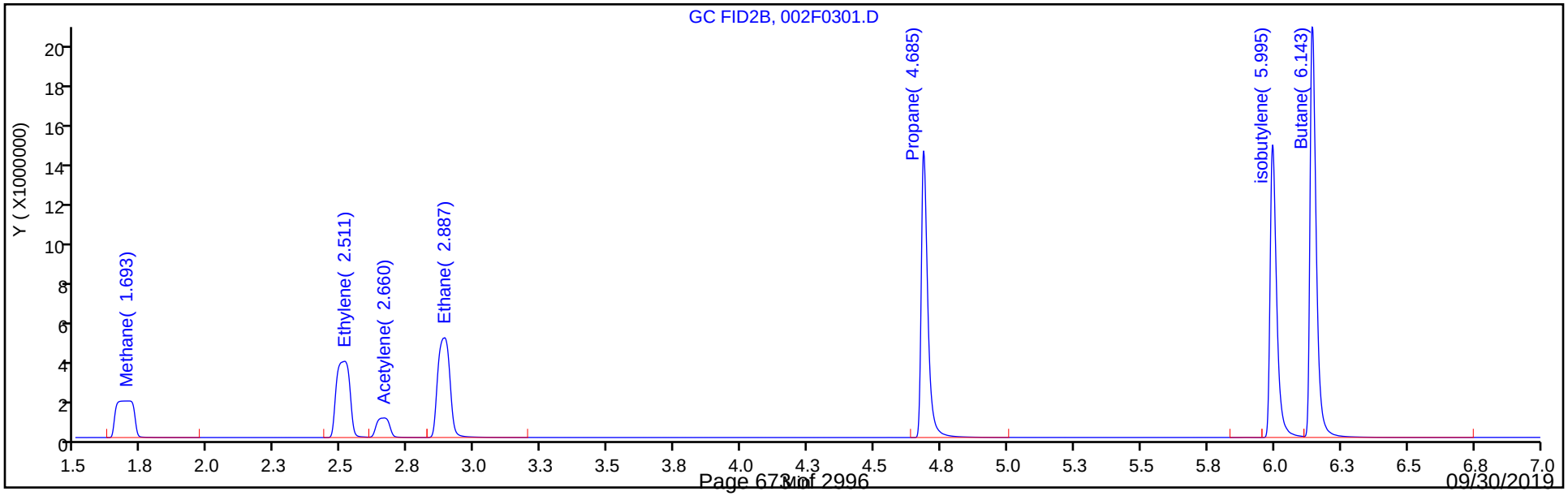

FORM I
GC VOA ORGANICS ANALYSIS DATA SHEET

Lab Name: Eurofins TestAmerica, Denver Job No.: 280-124986-1

SDG No.:

Client Sample ID: Lab Sample ID: LCSD 280-461373/56

Matrix: Water Lab File ID: 06131956.D

Analysis Method: RSK-175 Date Collected:

Sample wt/vol: 18(mL) Date Analyzed: 06/13/2019 22:33

Soil Aliquot Vol: Dilution Factor: 1

Soil Extract Vol.: GC Column: HP-Plot Q ID: 0.53(mm)

% Moisture: Level: (low/med) Low

Analysis Batch No.: 461373 Units: mg/L

CAS NO.	COMPOUND NAME	RESULT	Q	LOQ	LOD	DL
74-82-8	Methane	0.0762		0.0050	0.0020	0.00063

Eurofins TestAmerica, Denver
Target Compound Quantitation Report

Data File: \\chromna\Denver\ChromData\VGC_J\20190613-82805.b\06131956.D
Lims ID: LCSD
Client ID:
Sample Type: LCSD
Inject. Date: 13-Jun-2019 22:33:59 ALS Bottle#: 64 Worklist Smp#: 56
Purge Vol: 18.000 mL Dil. Factor: 1.0000
Sample Info: LCSD
Misc. Info.: 280-0082805-056
Operator ID: MD Instrument ID: VGC_J

Method: \\chromna\Denver\ChromData\VGC_J\20190613-82805.b\RSK_J.m
Limit Group: GCV - RSK 175
Method Label: DV-GC-0025: Dissolved Gases in Water by RSK-175
Last Update: 14-Jun-2019 12:05:24 Calib Date: 15-Apr-2019 12:11:08
Integrator: Falcon
Quant Method: External Standard Quant By: Initial Calibration
Last ICal File: \\chromna\Denver\ChromData\VGC_J\20190415-80933.b\04151909.D

Column 1 : Rt-Alumina BOND/KCl (0.53 mm) Det: GC FID1A
Column 2 : HP-PLOT/Q (0.53 mm) Det: GC FID2B
Process Host: CTX0319

First Level Reviewer: dobranskym Date: 14-Jun-2019 04:35:39

Col	RT (min.)	Exp RT (min.)	Dlt RT (min.)	Response	Cal Amt ug/l	OnCol Amt ug/l	Flags
1 Methane							
1	1.263	1.272	-0.009	10226158	73.0	76.1	
2	1.680	1.700	-0.020	8755025	73.0	76.2	
						RPD = 0.16	
2 Ethane							
1	1.524	1.553	-0.029	11693886	136.9	92.5	
2	2.877	2.883	-0.006	15737720	136.9	146.5	
						RPD = 45.16	
3 Ethylene							
1	1.855	1.870	-0.015	13715879	127.7	129.6	
2	2.500	2.509	-0.009	11679371	127.7	129.8	
						RPD = 0.10	
4 Propane							
1	2.593	2.619	-0.026	29435945	200.7	217.6	
2	4.682	4.685	-0.003	25048835	200.7	218.3	
						RPD = 0.32	
5 Acetylene							
1	4.047	4.064	-0.017	3779555	118.5	117.6	
2	2.650	2.657	-0.007	3330378	118.5	117.6	
						RPD = 0.05	
6 Butane							
1	4.350	4.371	-0.021	41488545	264.5	294.6	
2	6.142	6.145	-0.003	35257878	264.5	292.9	
						RPD = 0.59	
7 isobutylene							
1	5.285	5.300	-0.015	25475707	255.4	263.3	
2	5.992	5.995	-0.003	21388258	255.4	264.0	
						RPD = 0.25	

Reagents:

RSK7gasMathes_00027 Amount Added: 200.00 Units: uL

Report Date: 17-Jun-2019 07:50:42 Chrom Revision: 2.3 03-May-2019 15:52:00

Eurofins TestAmerica, Denver

Data File: \\chromna\Denver\ChromData\VGC_J\20190613-82805.b\06131956.D

Injection Date:	13-Jun-2019 22:33:59	Instrument ID:	VGC_J	Operator ID:	MD
Lims ID:	LCSD			Worklist Smp#:	56
Client ID:					
Purge Vol:	18.000 mL	Dil. Factor:	1.0000	ALS Bottle#:	64
Method:	RSK_J	Limit Group:	GCV - RSK 175		

Column: Rt-Alumina BOND/KCl (0.53 mm) Y Scaling: Method Defined: Scale to the Nth Largest Target: 1

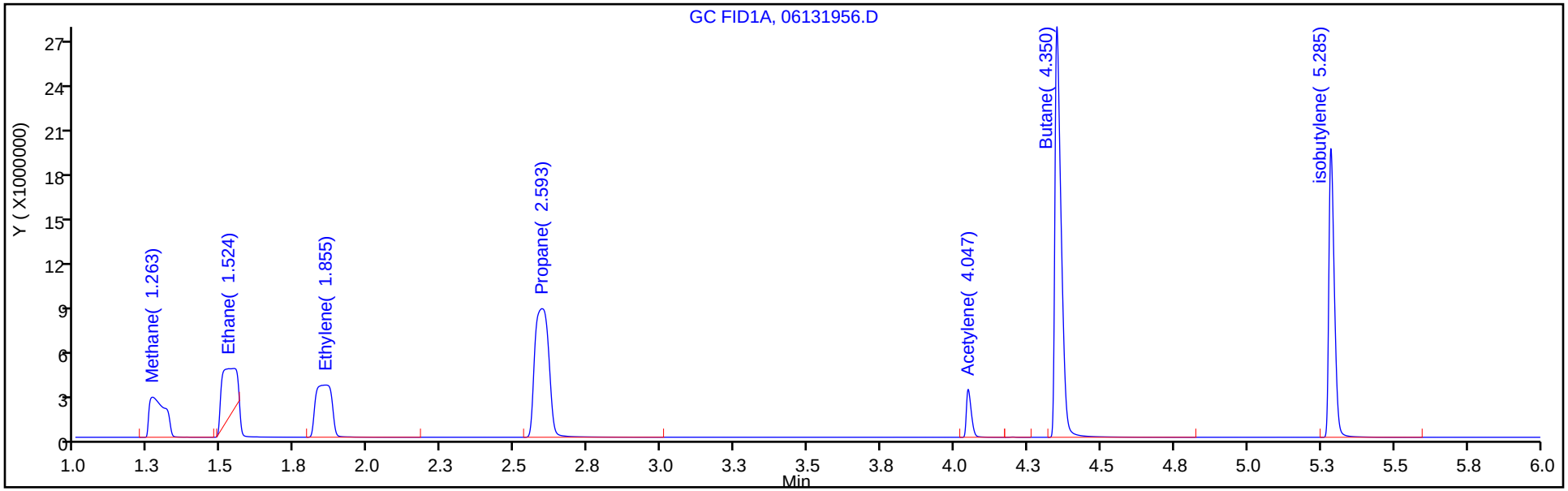

Column: HP-PLOT/Q (0.53 mm) Y Scaling: Method Defined: Scale to the Nth Largest Target: 1

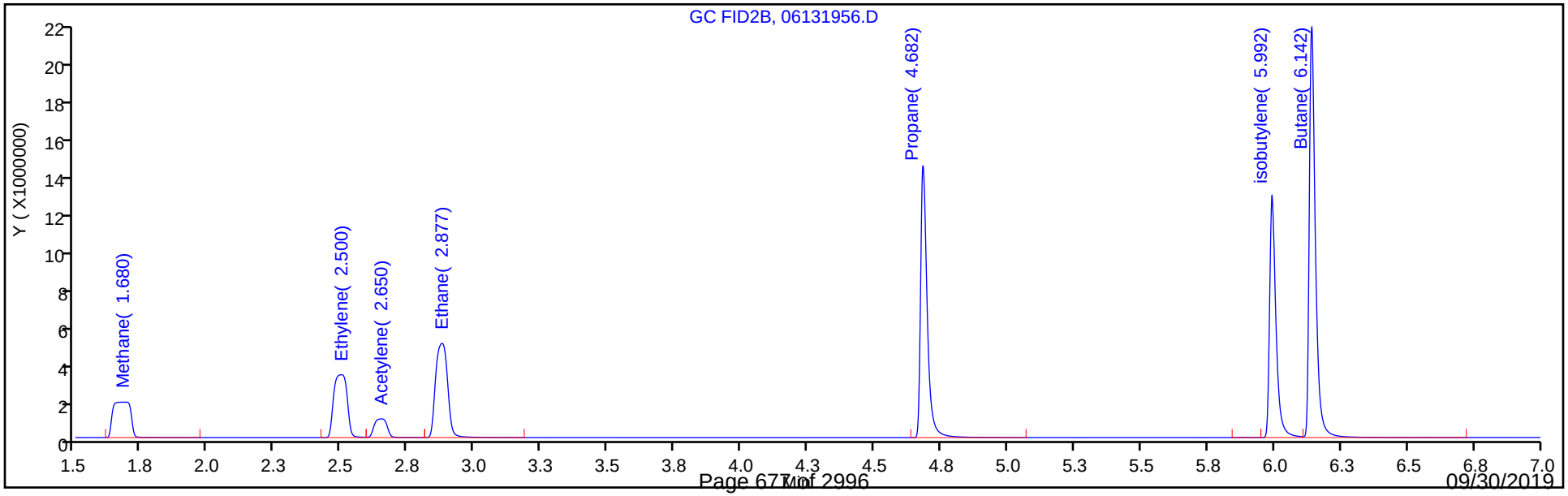

FORM I
GC VOA ORGANICS ANALYSIS DATA SHEET

Lab Name: Eurofins TestAmerica, Denver Job No.: 280-124986-1

SDG No.:

Client Sample ID: Lab Sample ID: LCSD 280-461529/3

Matrix: Water Lab File ID: 06141903.D

Analysis Method: RSK-175 Date Collected:

Sample wt/vol: 18(mL) Date Analyzed: 06/14/2019 10:13

Soil Aliquot Vol: Dilution Factor: 1

Soil Extract Vol.: GC Column: HP-Plot Q ID: 0.53(mm)

% Moisture: Level: (low/med) Low

Analysis Batch No.: 461529 Units: mg/L

CAS NO.	COMPOUND NAME	RESULT	Q	LOQ	LOD	DL
74-82-8	Methane	0.0775		0.0050	0.0020	0.00063

Eurofins TestAmerica, Denver
Target Compound Quantitation Report

Data File: \\chromna\Denver\ChromData\VGC_J\20190614-82859.b\06141903.D
Lims ID: LCSD
Client ID:
Sample Type: LCSD
Inject. Date: 14-Jun-2019 10:13:11 ALS Bottle#: 3 Worklist Smp#: 3
Purge Vol: 18.000 mL Dil. Factor: 1.0000
Sample Info: LCSD
Misc. Info.: 280-0082859-003
Operator ID: MD Instrument ID: VGC_J

Method: \\chromna\Denver\ChromData\VGC_J\20190614-82859.b\RSK_J.m
Limit Group: GCV - RSK 175
Method Label: DV-GC-0025: Dissolved Gases in Water by RSK-175
Last Update: 17-Jun-2019 09:44:14 Calib Date: 15-Apr-2019 12:11:08
Integrator: Falcon
Quant Method: External Standard Quant By: Initial Calibration
Last ICal File: \\chromna\Denver\ChromData\VGC_J\20190415-80933.b\04151909.D

Column 1 : Rt-Alumina BOND/KCl (0.53 mm) Det: GC FID1A
Column 2 : HP-PLOT/Q (0.53 mm) Det: GC FID2B
Process Host: CTX0319

Col	RT (min.)	Exp RT (min.)	Dlt RT (min.)	Response	Cal Amt ug/l	OnCol Amt ug/l	Flags
1 Methane							
1	1.273	1.278	-0.005	10427584	73.0	77.6	
2	1.694	1.706	-0.012	8899326	73.0	77.5	
						RPD = 0.16	
2 Ethane							
1	1.556	1.556	0.000	19314004	136.9	152.8	
2	2.895	2.894	0.001	16469230	136.9	153.3	
						RPD = 0.32	
3 Ethylene							
1	1.871	1.879	-0.008	15850762	127.7	149.8	
2	2.517	2.519	-0.002	13442217	127.7	149.3	
						RPD = 0.31	
4 Propane							
1	2.615	2.624	-0.009	30693726	200.7	226.9	
2	4.689	4.688	0.001	25956277	200.7	226.2	
						RPD = 0.30	
5 Acetylene							
1	4.062	4.066	-0.004	3781574	118.5	117.7	
2	2.667	2.663	0.004	3331926	118.5	117.6	
						RPD = 0.06	
6 Butane							
1	4.363	4.368	-0.005	44140361	264.5	313.5	
2	6.145	6.144	0.001	37441611	264.5	311.0	
						RPD = 0.78	
7 isobutylene							
1	5.294	5.299	-0.005	31458991	255.4	325.1	
2	5.998	5.997	0.001	26335876	255.4	325.0	
						RPD = 0.04	

Reagents:

RSK7gasMathes_00027 Amount Added: 200.00 Units: uL

Report Date: 17-Jun-2019 09:44:17 Chrom Revision: 2.3 03-May-2019 15:52:00

Eurofins TestAmerica, Denver

Data File: \\chromna\Denver\ChromData\VGC_J\20190614-82859.b\06141903.D

Injection Date:	14-Jun-2019 10:13:11	Instrument ID:	VGC_J	Operator ID:	MD
Lims ID:	LCSD			Worklist Smp#:	3
Client ID:					
Purge Vol:	18.000 mL	Dil. Factor:	1.0000	ALS Bottle#:	3
Method:	RSK_J	Limit Group:	GCV - RSK 175		

Column: Rt-Alumina BOND/KCl (0.53 mm) Y Scaling: Method Defined: Scale to the Nth Largest Target: 1

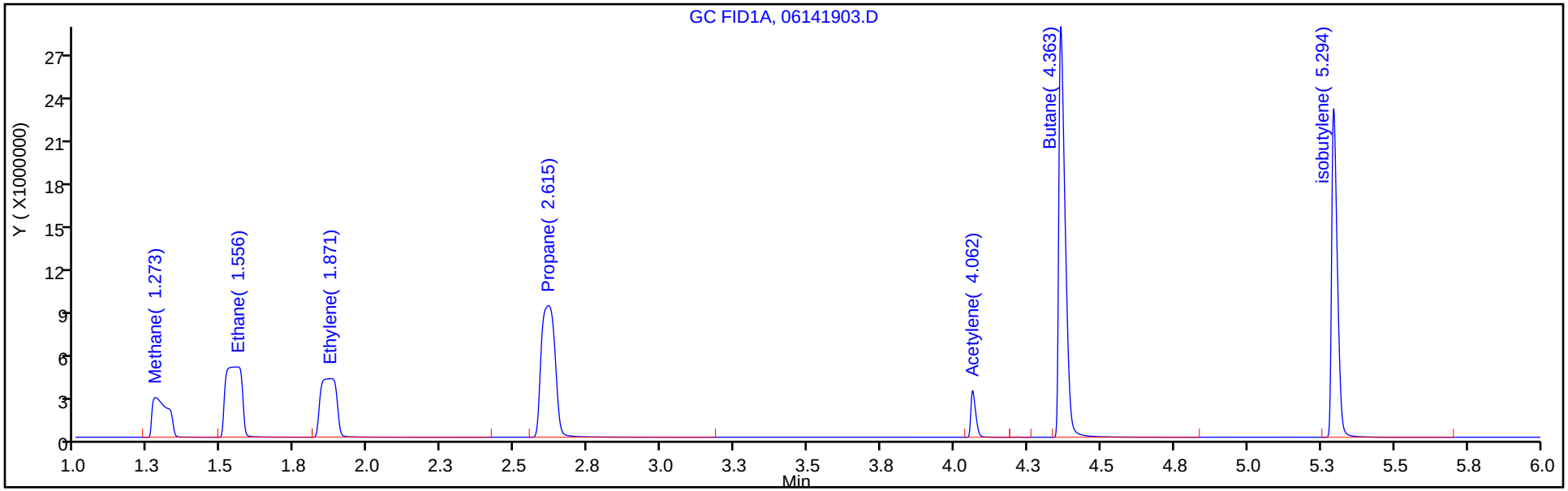

Column: HP-PLOT/Q (0.53 mm) Y Scaling: Method Defined: Scale to the Nth Largest Target: 1

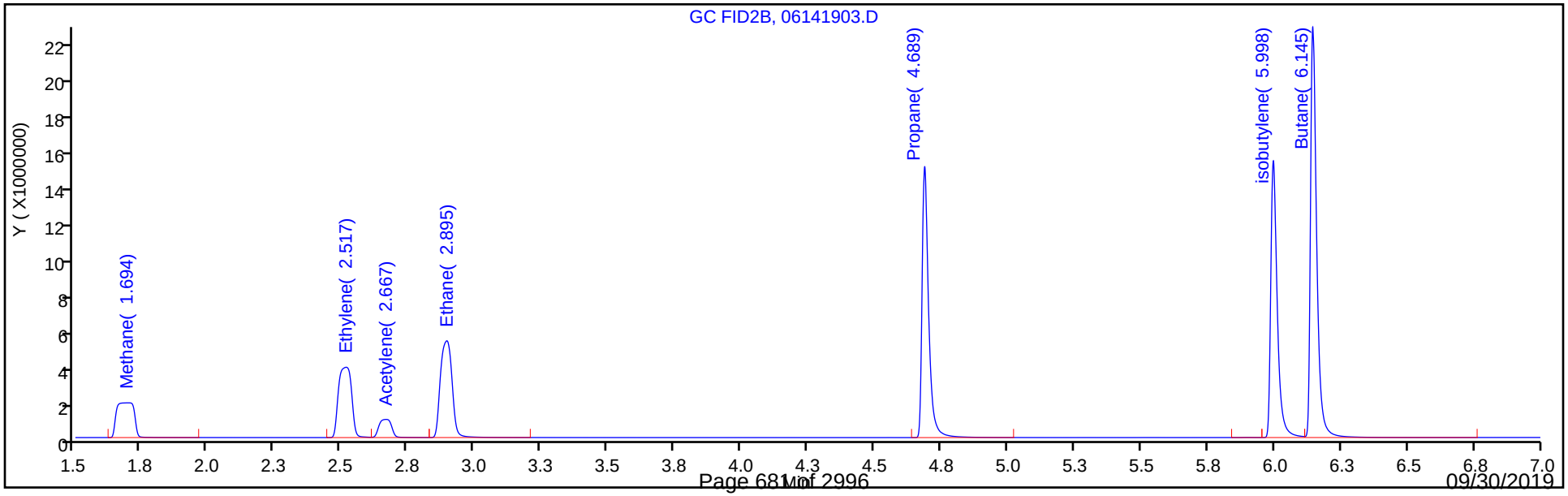

FORM I
GC VOA ORGANICS ANALYSIS DATA SHEET

Lab Name: Eurofins TestAmerica, Denver Job No.: 280-124986-1

SDG No.:

Client Sample ID: Lab Sample ID: LCSD 280-461755/3

Matrix: Water Lab File ID: 012F1301.D

Analysis Method: RSK-175 Date Collected:

Sample wt/vol: 18(mL) Date Analyzed: 06/17/2019 09:16

Soil Aliquot Vol: Dilution Factor: 1

Soil Extract Vol.: GC Column: HP-Plot Q ID: 0.53(mm)

% Moisture: Level: (low/med) Low

Analysis Batch No.: 461755 Units: mg/L

CAS NO.	COMPOUND NAME	RESULT	Q	LOQ	LOD	DL
74-82-8	Methane	0.0832		0.0050	0.0020	0.00063

Eurofins TestAmerica, Denver
Target Compound Quantitation Report

Data File: \\chromna\Denver\ChromData\VGC_J\20190617-82917.b\012F1301.D
Lims ID: LCSD
Client ID:
Sample Type: LCSD
Inject. Date: 17-Jun-2019 09:16:22 ALS Bottle#: 12 Worklist Smp#: 3
Purge Vol: 18.000 mL Dil. Factor: 1.0000
Sample Info: LCSD
Misc. Info.: 280-0082917-003
Operator ID: MD Instrument ID: VGC_J

Method: \\chromna\Denver\ChromData\VGC_J\20190617-82917.b\RSK_J.m
Limit Group: GCV - RSK 175
Method Label: DV-GC-0025: Dissolved Gases in Water by RSK-175
Last Update: 18-Jun-2019 12:34:47 Calib Date: 15-Apr-2019 12:11:08
Integrator: Falcon
Quant Method: External Standard Quant By: Initial Calibration
Last ICal File: \\chromna\Denver\ChromData\VGC_J\20190415-80933.b\04151909.D

Column 1 : Rt-Alumina BOND/KCl (0.53 mm) Det: GC FID1A
Column 2 : HP-PLOT/Q (0.53 mm) Det: GC FID2B
Process Host: CTX0317

First Level Reviewer: dobranskym Date: 17-Jun-2019 09:32:23

Col	RT (min.)	Exp RT (min.)	Dlt RT (min.)	Response	Cal Amt ug/l	OnCol Amt ug/l	Flags
1 Methane							
1	1.265	1.274	-0.009	11159422	73.0	83.1	
2	1.683	1.701	-0.018	9554793	73.0	83.2	
						RPD = 0.16	
2 Ethane							
1	1.542	1.553	-0.011	20449260	136.9	161.8	
2	2.882	2.888	-0.006	17507711	136.9	163.0	
						RPD = 0.72	
3 Ethylene							M
1	1.856	1.870	-0.014	16315674	127.7	154.2	M
2	2.506	2.512	-0.006	13904535	127.7	154.5	
						RPD = 0.18	
4 Propane							
1	2.591	2.609	-0.018	32266239	200.7	238.5	
2	4.685	4.686	-0.001	27442702	200.7	239.2	
						RPD = 0.27	
5 Acetylene							
1	4.042	4.044	-0.002	3719514	118.5	115.8	
2	2.654	2.659	-0.005	3260965	118.5	115.1	
						RPD = 0.55	
6 Butane							
1	4.343	4.352	-0.009	45701284	264.5	324.5	
2	6.142	6.146	-0.004	38842919	264.5	322.7	
						RPD = 0.58	
7 isobutylene							
1	5.278	5.282	-0.004	31420397	255.4	324.7	
2	5.994	5.996	-0.002	26394806	255.4	325.7	
						RPD = 0.31	

QC Flag Legend

Review Flags

M - Manually Integrated

Reagents:

RSK7gasMathes_00027 Amount Added: 200.00 Units: uL

Report Date: 18-Jun-2019 12:34:48 Chrom Revision: 2.3 02-Jun-2019 10:27:32

Eurofins TestAmerica, Denver

Data File: \\chromna\Denver\ChromData\VGC_J\20190617-82917.b\012F1301.D

Injection Date:	17-Jun-2019 09:16:22	Instrument ID:	VGC_J	Operator ID:	MD
Lims ID:	LCSD			Worklist Smp#:	3
Client ID:					
Purge Vol:	18.000 mL	Dil. Factor:	1.0000	ALS Bottle#:	12
Method:	RSK_J	Limit Group:	GCV - RSK 175		

Column: Rt-Alumina BOND/KCl (0.53 mm) Y Scaling: Method Defined: Scale to the Nth Largest Target: 1

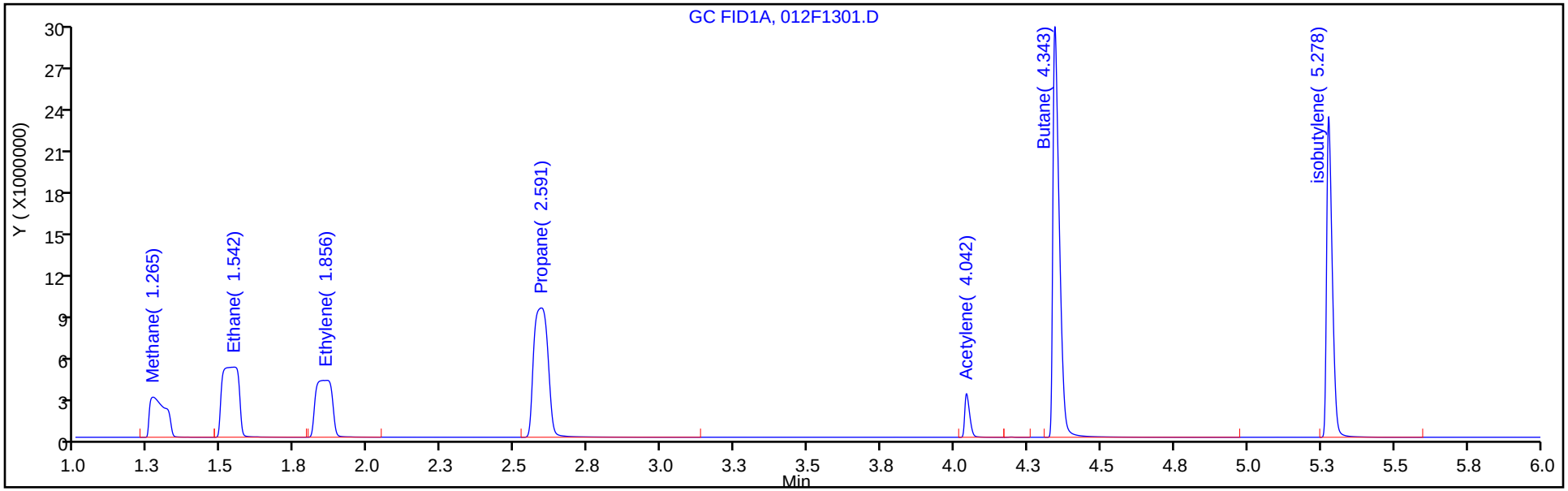

Column: HP-PLOT/Q (0.53 mm) Y Scaling: Method Defined: Scale to the Nth Largest Target: 1

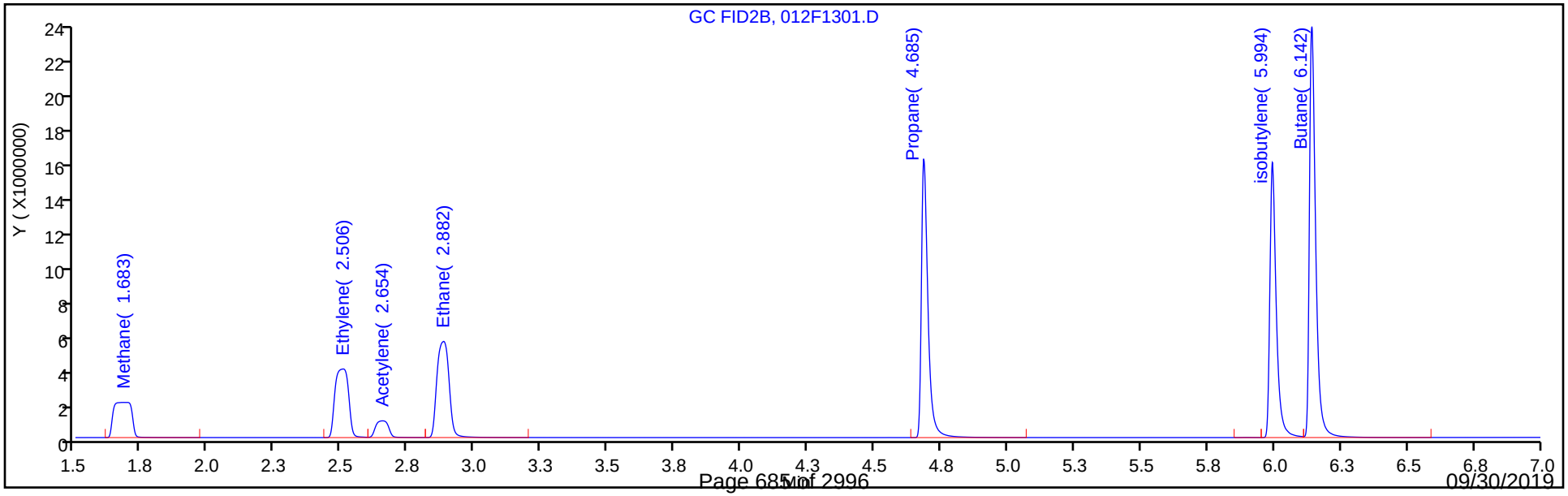

FORM I
GC VOA ORGANICS ANALYSIS DATA SHEET

Lab Name: Eurofins TestAmerica, Denver Job No.: 280-124986-1

SDG No.:

Client Sample ID: G0070-19AMS MS Lab Sample ID: 280-124986-25 MS

Matrix: Water Lab File ID: 06141922.D

Analysis Method: RSK-175 Date Collected: 06/09/2019 12:55

Sample wt/vol: 18(mL) Date Analyzed: 06/14/2019 14:27

Soil Aliquot Vol: Dilution Factor: 1

Soil Extract Vol.: GC Column: HP-Plot Q ID: 0.53(mm)

% Moisture: Level: (low/med) Low

Analysis Batch No.: 461529 Units: mg/L

CAS NO.	COMPOUND NAME	RESULT	Q	LOQ	LOD	DL
74-82-8	Methane	0.0653		0.0050	0.0020	0.00063

Eurofins TestAmerica, Denver
Target Compound Quantitation Report

Data File: \\chromna\Denver\ChromData\VGC_J\20190614-82859.b\06141922.D
Lims ID: 280-124986-H-25 MS
Client ID: G0070-19AMS
Sample Type: MS
Inject. Date: 14-Jun-2019 14:27:20 ALS Bottle#: 22 Worklist Smp#: 22
Purge Vol: 18.000 mL Dil. Factor: 1.0000
Sample Info: 280-124986-H-25
Misc. Info.: 280-0082859-022
Operator ID: MD Instrument ID: VGC_J

Method: \\chromna\Denver\ChromData\VGC_J\20190614-82859.b\RSK_J.m
Limit Group: GCV - RSK 175
Method Label: DV-GC-0025: Dissolved Gases in Water by RSK-175
Last Update: 17-Jun-2019 09:44:34 Calib Date: 15-Apr-2019 12:11:08
Integrator: Falcon
Quant Method: External Standard Quant By: Initial Calibration
Last ICal File: \\chromna\Denver\ChromData\VGC_J\20190415-80933.b\04151909.D

Column 1 : Rt-Alumina BOND/KCl (0.53 mm) Det: GC FID1A
Column 2 : HP-PLOT/Q (0.53 mm) Det: GC FID2B
Process Host: CTX0319

First Level Reviewer: dobranskym Date: 17-Jun-2019 06:34:34

Col	RT (min.)	Exp RT (min.)	Dlt RT (min.)	Response	Cal Amt ug/l	OnCol Amt ug/l	Flags
1 Methane							
1	1.259	1.278	-0.019	8908471	73.0	66.2	
2	1.678	1.706	-0.028	7504491	73.0	65.3	
						RPD = 1.46	
2 Ethane							
1	1.523	1.556	-0.033	16172782	136.9	128.0	
2	2.872	2.894	-0.022	13613286	136.9	126.7	
						RPD = 0.97	
3 Ethylene							
1	1.828	1.879	-0.051	13070072	127.7	123.5	
2	2.495	2.519	-0.024	10982133	127.7	122.0	
						RPD = 1.23	
4 Propane							
1	2.573	2.624	-0.051	25557619	200.7	188.9	
2	4.681	4.688	-0.007	21314291	200.7	185.8	
						RPD = 1.69	
5 Acetylene							
1	4.044	4.066	-0.022	3648373	118.5	113.6	
2	2.644	2.663	-0.019	3164778	118.5	111.7	
						RPD = 1.62	
6 Butane							
1	4.351	4.368	-0.017	35789841	264.5	254.2	
2	6.140	6.144	-0.004	29959851	264.5	248.9	
						RPD = 2.10	
7 isobutylene							
1	5.287	5.299	-0.012	24705133	255.4	255.3	
2	5.991	5.997	-0.006	20449313	255.4	252.4	
						RPD = 1.17	

Reagents:

RSK7gasMathes_00027 Amount Added: 200.00 Units: uL

Report Date: 17-Jun-2019 09:44:38 Chrom Revision: 2.3 03-May-2019 15:52:00

Eurofins TestAmerica, Denver

Data File: \\chromna\Denver\ChromData\VGC_J\20190614-82859.b\06141922.D

Injection Date:	14-Jun-2019 14:27:20	Instrument ID:	VGC_J	Operator ID:	MD
Lims ID:	280-124986-H-25 MS			Worklist Smp#:	22
Client ID:	G0070-19AMS				
Purge Vol:	18.000 mL	Dil. Factor:	1.0000	ALS Bottle#:	22
Method:	RSK_J	Limit Group:	GCV - RSK 175		

Column: Rt-Alumina BOND/KCl (0.53 mm) Y Scaling: Method Defined: Scale to the Nth Largest Target: 1

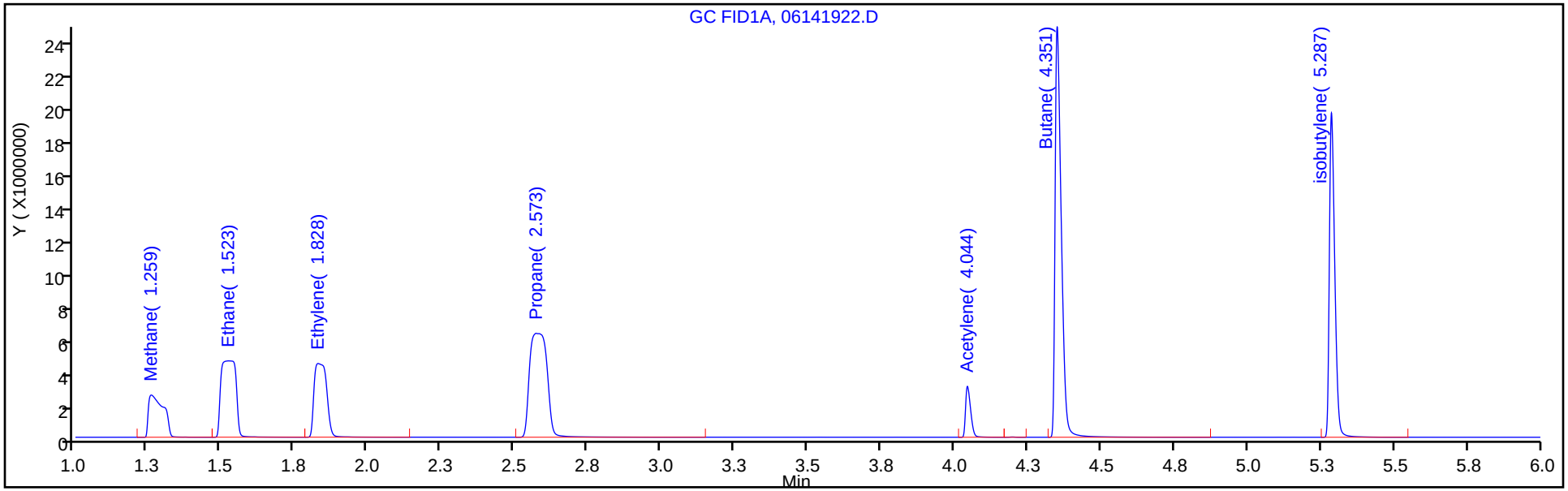

Column: HP-PLOT/Q (0.53 mm) Y Scaling: Method Defined: Scale to the Nth Largest Target: 1

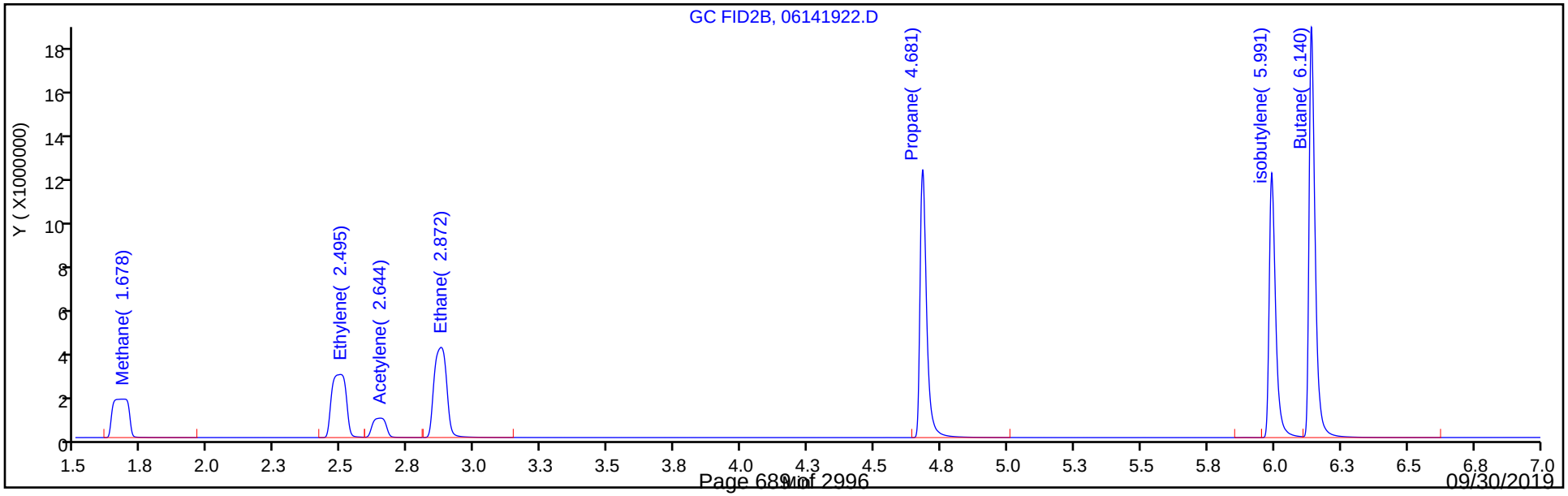

FORM I
GC VOA ORGANICS ANALYSIS DATA SHEET

Lab Name: Eurofins TestAmerica, Denver Job No.: 280-124986-1

SDG No.:

Client Sample ID: G0070-19AMSD MSD Lab Sample ID: 280-124986-25 MSD

Matrix: Water Lab File ID: 06141923.D

Analysis Method: RSK-175 Date Collected: 06/09/2019 12:55

Sample wt/vol: 18(mL) Date Analyzed: 06/14/2019 14:40

Soil Aliquot Vol: Dilution Factor: 1

Soil Extract Vol.: GC Column: HP-Plot Q ID: 0.53(mm)

% Moisture: Level: (low/med) Low

Analysis Batch No.: 461529 Units: mg/L

CAS NO.	COMPOUND NAME	RESULT	Q	LOQ	LOD	DL
74-82-8	Methane	0.0613		0.0050	0.0020	0.00063

Eurofins TestAmerica, Denver
Target Compound Quantitation Report

Data File: \\chromna\Denver\ChromData\VGC_J\20190614-82859.b\06141923.D
Lims ID: 280-124986-H-25 MSD
Client ID: G0070-19AMSD
Sample Type: MSD
Inject. Date: 14-Jun-2019 14:40:46 ALS Bottle#: 23 Worklist Smp#: 23
Purge Vol: 18.000 mL Dil. Factor: 1.0000
Sample Info: 280-124986-H-25
Misc. Info.: 280-0082859-023
Operator ID: MD Instrument ID: VGC_J

Method: \\chromna\Denver\ChromData\VGC_J\20190614-82859.b\RSK_J.m
Limit Group: GCV - RSK 175
Method Label: DV-GC-0025: Dissolved Gases in Water by RSK-175
Last Update: 17-Jun-2019 09:44:34 Calib Date: 15-Apr-2019 12:11:08
Integrator: Falcon
Quant Method: External Standard Quant By: Initial Calibration
Last ICal File: \\chromna\Denver\ChromData\VGC_J\20190415-80933.b\04151909.D

Column 1 : Rt-Alumina BOND/KCl (0.53 mm) Det: GC FID1A
Column 2 : HP-PLOT/Q (0.53 mm) Det: GC FID2B
Process Host: CTX0319

First Level Reviewer: dobranskym Date: 17-Jun-2019 06:34:44

Col	RT (min.)	Exp RT (min.)	Dlt RT (min.)	Response	Cal Amt ug/l	OnCol Amt ug/l	Flags
1 Methane							
1	1.260	1.278	-0.018	8356933	73.0	62.1	
2	1.675	1.706	-0.031	7053226	73.0	61.3	
						RPD = 1.27	
2 Ethane							
1	1.532	1.556	-0.024	15200473	136.9	120.3	
2	2.871	2.894	-0.023	12787479	136.9	119.1	
						RPD = 1.03	
3 Ethylene							
1	1.828	1.879	-0.051	12183700	127.7	115.2	
2	2.494	2.519	-0.025	10232732	127.7	113.7	
						RPD = 1.28	
4 Propane							
1	2.574	2.624	-0.050	24091241	200.7	178.1	
2	4.681	4.688	-0.007	20140678	200.7	175.5	
						RPD = 1.45	
5 Acetylene							
1	4.045	4.066	-0.021	3516288	118.5	109.4	
2	2.642	2.663	-0.021	3043495	118.5	107.5	
						RPD = 1.84	
6 Butane							
1	4.352	4.368	-0.016	33833292	264.5	240.3	
2	6.141	6.144	-0.003	28346525	264.5	235.5	
						RPD = 2.01	
7 isobutylene							
1	5.288	5.299	-0.011	23063708	255.4	238.4	
2	5.992	5.997	-0.005	19116055	255.4	235.9	
						RPD = 1.04	

Reagents:

RSK7gasMathes_00027 Amount Added: 200.00 Units: uL

Report Date: 17-Jun-2019 09:44:40 Chrom Revision: 2.3 03-May-2019 15:52:00

Eurofins TestAmerica, Denver

Data File: \\chromna\Denver\ChromData\VGC_J\20190614-82859.b\06141923.D

Injection Date:	14-Jun-2019 14:40:46	Instrument ID:	VGC_J	Operator ID:	MD
Lims ID:	280-124986-H-25 MSD			Worklist Smp#:	23
Client ID:	G0070-19AMSD				
Purge Vol:	18.000 mL	Dil. Factor:	1.0000	ALS Bottle#:	23
Method:	RSK_J	Limit Group:	GCV - RSK 175		

Column: Rt-Alumina BOND/KCl (0.53 mm) Y Scaling: Method Defined: Scale to the Nth Largest Target: 1

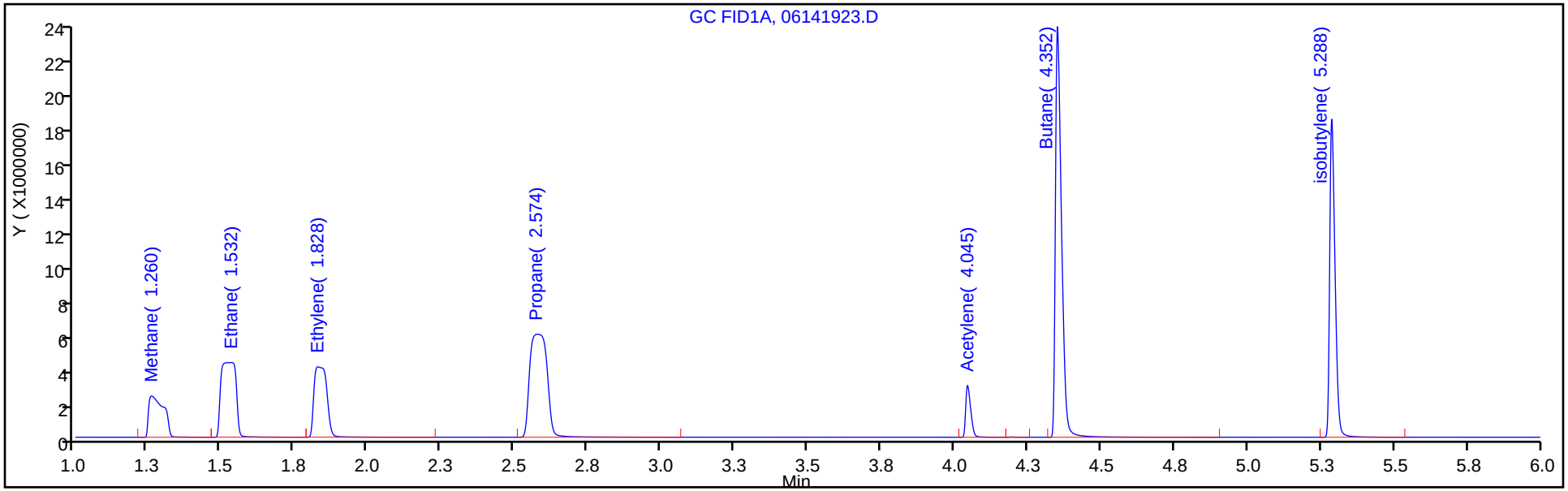

Column: HP-PLOT/Q (0.53 mm) Y Scaling: Method Defined: Scale to the Nth Largest Target: 1

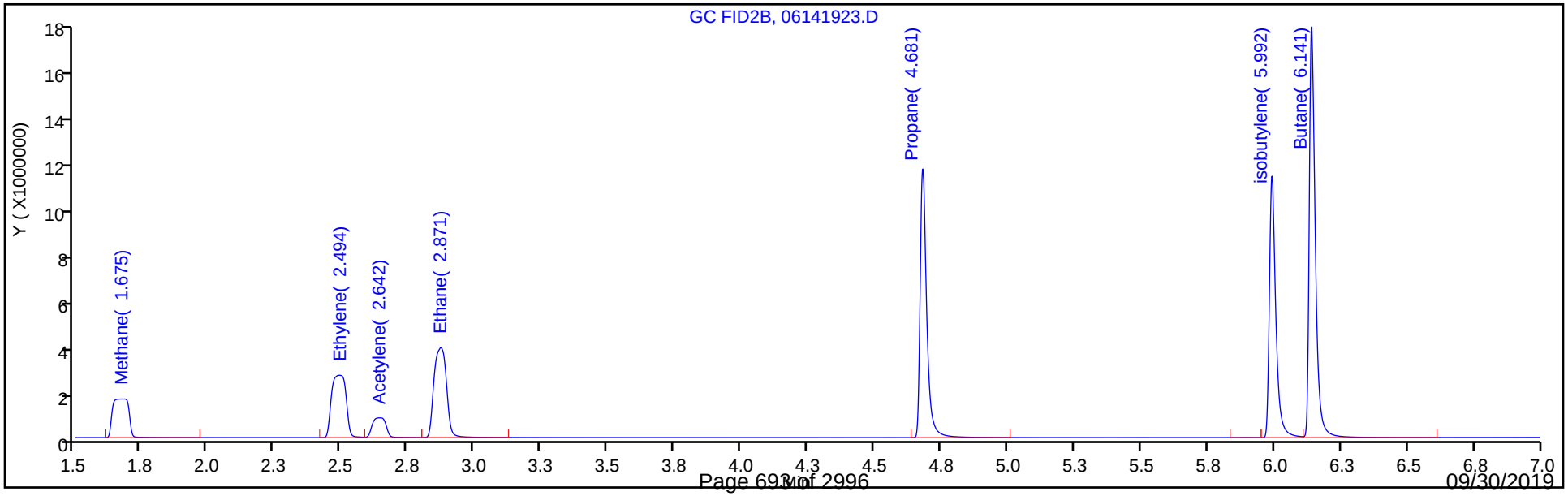

FORM I
GC VOA ORGANICS ANALYSIS DATA SHEET

Lab Name: Eurofins TestAmerica, Denver Job No.: 280-124986-1

SDG No.:

Client Sample ID: G0083-19A DU Lab Sample ID: 280-124986-1 DU

Matrix: Water Lab File ID: 06131959.D

Analysis Method: RSK-175 Date Collected: 06/08/2019 15:55

Sample wt/vol: 18(mL) Date Analyzed: 06/13/2019 23:13

Soil Aliquot Vol: Dilution Factor: 1

Soil Extract Vol.: GC Column: HP-Plot Q ID: 0.53(mm)

% Moisture: Level: (low/med) Low

Analysis Batch No.: 461373 Units: mg/L

CAS NO.	COMPOUND NAME	RESULT	Q	LOQ	LOD	DL
74-82-8	Methane	0.0843		0.0050	0.0020	0.00063

Eurofins TestAmerica, Denver
Target Compound Quantitation Report

Data File: \\chromna\Denver\ChromData\VGC_J\20190613-82805.b\06131959.D
Lims ID: 280-124986-H-1 DU
Client ID:
Sample Type: DU
Inject. Date: 13-Jun-2019 23:13:54 ALS Bottle#: 67 Worklist Smp#: 59
Purge Vol: 18.000 mL Dil. Factor: 1.0000
Sample Info: 280-124986-H-1 D
Misc. Info.: 280-0082805-059
Operator ID: MD Instrument ID: VGC_J

Method: \\chromna\Denver\ChromData\VGC_J\20190613-82805.b\RSK_J.m
Limit Group: GCV - RSK 175
Method Label: DV-GC-0025: Dissolved Gases in Water by RSK-175
Last Update: 14-Jun-2019 12:05:24 Calib Date: 15-Apr-2019 12:11:08
Integrator: Falcon
Quant Method: External Standard Quant By: Initial Calibration
Last ICal File: \\chromna\Denver\ChromData\VGC_J\20190415-80933.b\04151909.D

Column 1 : Rt-Alumina BOND/KCl (0.53 mm) Det: GC FID1A
Column 2 : HP-PLOT/Q (0.53 mm) Det: GC FID2B
Process Host: CTX0319

First Level Reviewer: dobranskym Date: 14-Jun-2019 04:35:24

Col	RT (min.)	Exp RT (min.)	Dlt RT (min.)	Response	Cal Amt ug/l	OnCol Amt ug/l	Flags
1 Methane							
1	1.259	1.272	-0.013	11736907		87.4	
2	1.667	1.700	-0.033	9686877		84.3	
						RPD = 3.53	
2 Ethane							
1		1.553				ND	
2		2.883					
3 Ethylene							
1		1.870				ND	
2		2.509					
4 Propane							
1		2.619				ND	
2		4.685					
5 Acetylene							
1		4.064				ND	
2		2.657					
6 Butane							
1		4.371				ND	
2		6.145					
7 isobutylene							
1		5.300				ND	
2		5.995					

Report Date: 17-Jun-2019 07:50:45 Chrom Revision: 2.3 03-May-2019 15:52:00

Eurofins TestAmerica, Denver

Data File: \\chromna\Denver\ChromData\VGC_J\20190613-82805.b\06131959.D

Injection Date:	13-Jun-2019 23:13:54	Instrument ID:	VGC_J	Operator ID:	MD
Lims ID:	280-124986-H-1 DU			Worklist Smp#:	59
Client ID:					
Purge Vol:	18.000 mL	Dil. Factor:	1.0000	ALS Bottle#:	67
Method:	RSK_J	Limit Group:	GCV - RSK 175		

Column: Rt-Alumina BOND/KCl (0.53 mm) Y Scaling: Method Defined: Scale to the Nth Largest Target: 1

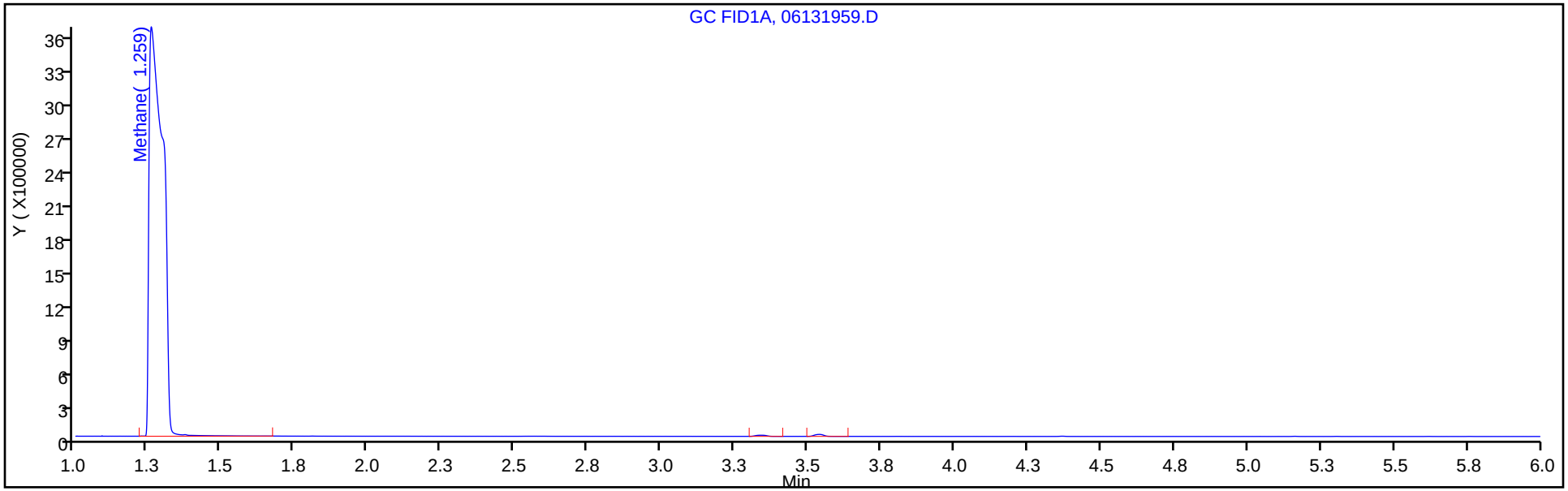

Column: HP-PLOT/Q (0.53 mm) Y Scaling: Method Defined: Scale to the Nth Largest Target: 1

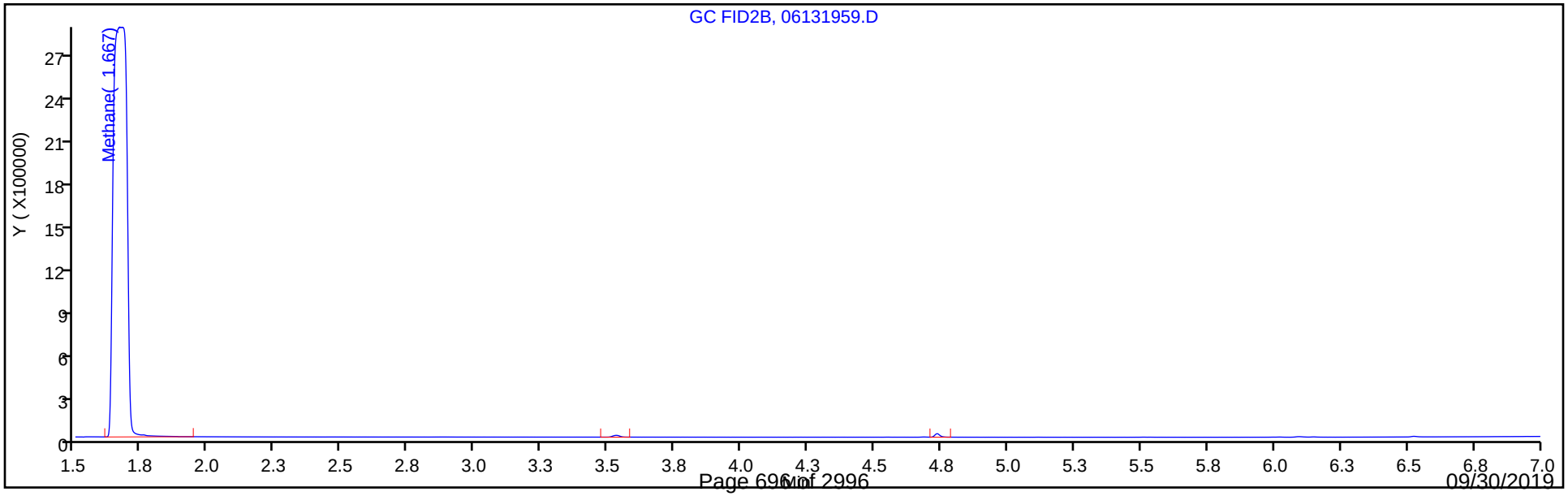

FORM I
GC VOA ORGANICS ANALYSIS DATA SHEET

Lab Name: Eurofins TestAmerica, Denver Job No.: 280-124986-1

SDG No.:

Client Sample ID: G0084-19A DU Lab Sample ID: 280-124986-8 DU

Matrix: Water Lab File ID: 091F9101.D

Analysis Method: RSK-175 Date Collected: 06/08/2019 08:35

Sample wt/vol: 18(mL) Date Analyzed: 06/14/2019 05:25

Soil Aliquot Vol: Dilution Factor: 3

Soil Extract Vol.: GC Column: HP-Plot Q ID: 0.53(mm)

% Moisture: Level: (low/med) Low

Analysis Batch No.: 461373 Units: mg/L

CAS NO.	COMPOUND NAME	RESULT	Q	LOQ	LOD	DL
74-82-8	Methane	6.63	D	0.015	0.0060	0.0019

Eurofins TestAmerica, Denver
Target Compound Quantitation Report

Data File: \\chromna\Denver\ChromData\VGC_J\20190613-82805.b\091F9101.D
Lims ID: 280-124986-I-8 DU
Client ID:
Sample Type: DU
Inject. Date: 14-Jun-2019 05:25:20 ALS Bottle#: 91 Worklist Smp#: 91
Purge Vol: 18.000 mL Dil. Factor: 3.0000
Sample Info: 280-124986-I-8 d
Operator ID: MD Instrument ID: VGC_J

Method: \\chromna\Denver\ChromData\VGC_J\20190613-82805.b\RSK_J.m
Limit Group: GCV - RSK 175
Method Label: DV-GC-0025: Dissolved Gases in Water by RSK-175
Last Update: 14-Jun-2019 12:05:24 Calib Date: 15-Apr-2019 12:11:08
Integrator: Falcon
Quant Method: External Standard Quant By: Initial Calibration
Last ICal File: \\chromna\Denver\ChromData\VGC_J\20190415-80933.b\04151909.D

Column 1 : Rt-Alumina BOND/KCl (0.53 mm) Det: GC FID1A
Column 2 : HP-PLOT/Q (0.53 mm) Det: GC FID2B
Process Host: CTX0319

First Level Reviewer: dobranskym Date: 14-Jun-2019 05:45:46

Col	RT (min.)	Exp RT (min.)	Dlt RT (min.)	Response	Cal Amt ug/l	OnCol Amt ug/l	Flags
1 Methane							
1	1.274	1.272	0.002	298734093		2230.1	
2	1.698	1.700	-0.002	253009621		2208.5	
						RPD = 0.97	
2 Ethane							
1		1.553				ND	
2		2.883					
3 Ethylene							
1		1.870				ND	
2		2.509					
4 Propane							
1		2.619				ND	
2		4.685					
5 Acetylene							
1		4.064				ND	
2		2.657					
6 Butane							
1		4.371				ND	
2		6.145					
7 isobutylene							
1		5.300				ND	
2		5.995					

Report Date: 17-Jun-2019 07:50:36 Chrom Revision: 2.3 03-May-2019 15:52:00

Eurofins TestAmerica, Denver

Data File: \\chromna\Denver\ChromData\VGC_J\20190613-82805.b\091F9101.D

Injection Date:	14-Jun-2019 05:25:20	Instrument ID:	VGC_J	Operator ID:	MD
Lims ID:	280-124986-I-8 DU			Worklist Smp#:	91
Client ID:					
Purge Vol:	18.000 mL	Dil. Factor:	3.0000	ALS Bottle#:	91
Method:	RSK_J	Limit Group:	GCV - RSK 175		

Column: Rt-Alumina BOND/KCl (0.53 mm) Y Scaling: Method Defined: Scale to the Nth Largest Target: 1

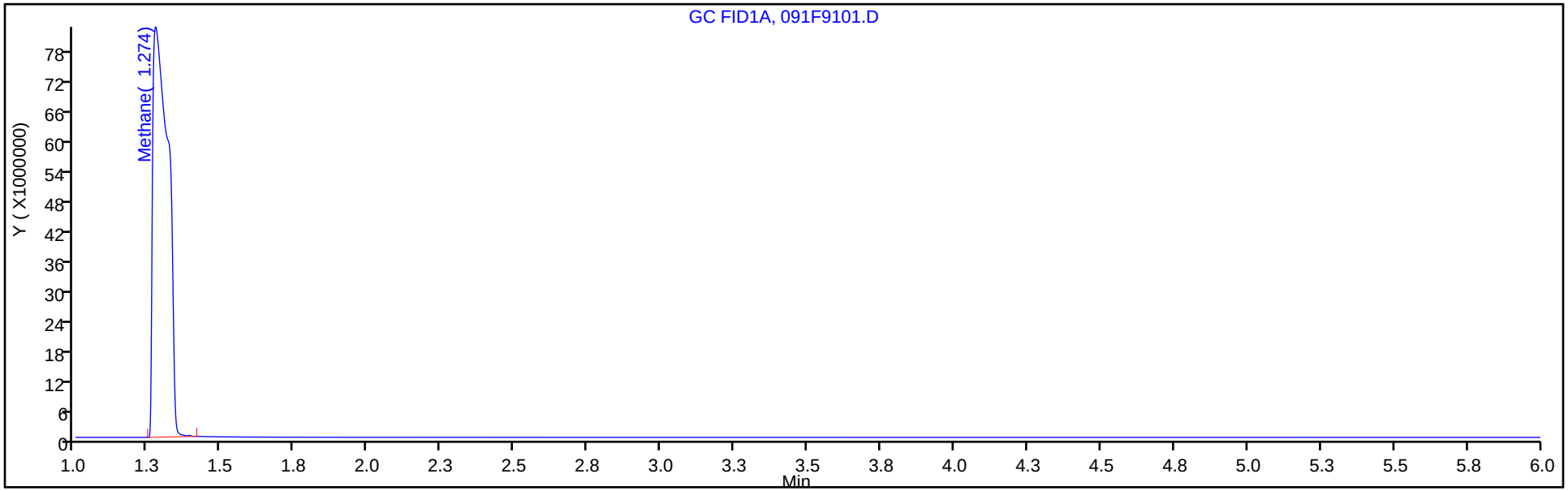

Column: HP-PLOT/Q (0.53 mm) Y Scaling: Method Defined: Scale to the Nth Largest Target: 1

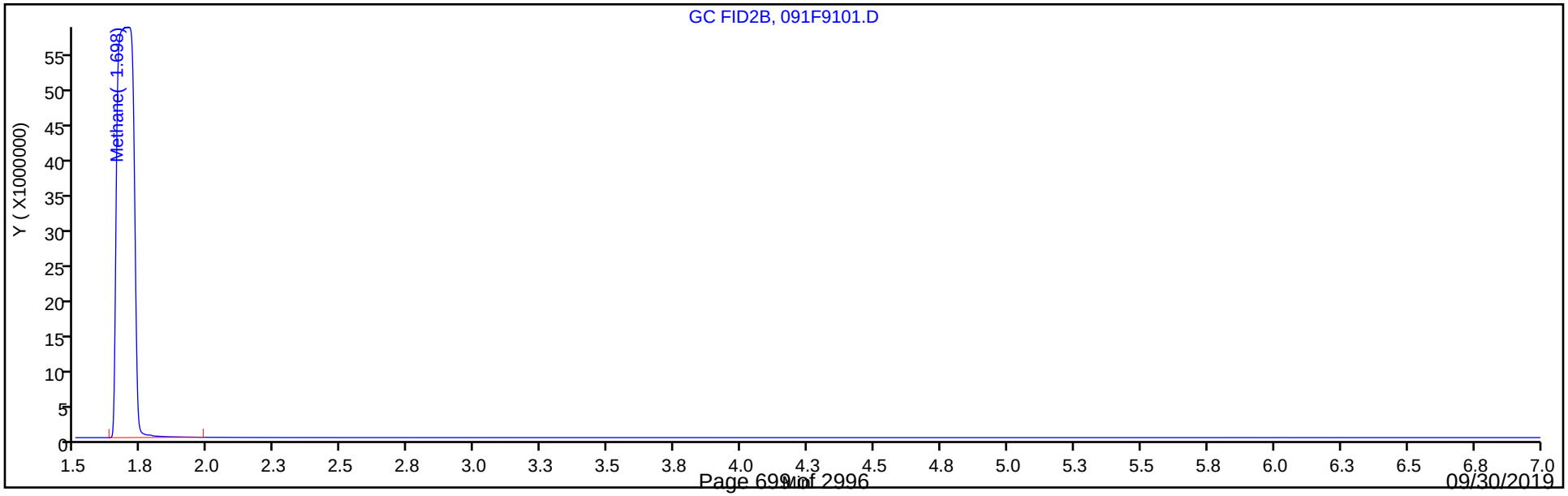

FORM I
GC VOA ORGANICS ANALYSIS DATA SHEET

Lab Name: Eurofins TestAmerica, Denver Job No.: 280-124986-1

SDG No.:

Client Sample ID: G0087-19A DU Lab Sample ID: 280-124986-13 DU

Matrix: Water Lab File ID: 06131971.D

Analysis Method: RSK-175 Date Collected: 06/09/2019 14:25

Sample wt/vol: 18(mL) Date Analyzed: 06/14/2019 01:52

Soil Aliquot Vol: Dilution Factor: 1

Soil Extract Vol.: GC Column: HP-Plot Q ID: 0.53(mm)

% Moisture: Level: (low/med) Low

Analysis Batch No.: 461373 Units: mg/L

CAS NO.	COMPOUND NAME	RESULT	Q	LOQ	LOD	DL
74-82-8	Methane	0.0020	U	0.0050	0.0020	0.00063

Eurofins TestAmerica, Denver
Target Compound Quantitation Report

Data File: \\chromna\Denver\ChromData\VGC_J\20190613-82805.b\06131971.D
Lims ID: 280-124986-I-13 DU
Client ID:
Sample Type: DU
Inject. Date: 14-Jun-2019 01:52:55 ALS Bottle#: 79 Worklist Smp#: 71
Purge Vol: 18.000 mL Dil. Factor: 1.0000
Sample Info: 280-124986-I-13
Misc. Info.: 280-0082805-071
Operator ID: MD Instrument ID: VGC_J

Method: \\chromna\Denver\ChromData\VGC_J\20190613-82805.b\RSK_J.m
Limit Group: GCV - RSK 175
Method Label: DV-GC-0025: Dissolved Gases in Water by RSK-175
Last Update: 17-Jun-2019 07:50:56 Calib Date: 15-Apr-2019 12:11:08
Integrator: Falcon
Quant Method: External Standard Quant By: Initial Calibration
Last ICal File: \\chromna\Denver\ChromData\VGC_J\20190415-80933.b\04151909.D

Column 1 : Rt-Alumina BOND/KCl (0.53 mm) Det: GC FID1A
Column 2 : HP-PLOT/Q (0.53 mm) Det: GC FID2B
Process Host: CTX0319

First Level Reviewer: dobranskym Date: 14-Jun-2019 04:37:31

Col	RT (min.)	Exp RT (min.)	Dlt RT (min.)	Response	Cal Amt ug/l	OnCol Amt ug/l	Flags
1 Methane							
1		1.272				ND	
2		1.700					
2 Ethane							
1		1.553				ND	
2		2.883					
3 Ethylene							
1		1.870				ND	
2		2.509					
4 Propane							
1		2.619				ND	
2		4.685					
5 Acetylene							
1		4.064				ND	
2		2.657					
6 Butane							
1		4.371				ND	
2		6.145					
7 isobutylene							
1		5.300				ND	
2		5.995					

Report Date: 17-Jun-2019 07:50:59 Chrom Revision: 2.3 03-May-2019 15:52:00

Eurofins TestAmerica, Denver

Data File: \\chromna\Denver\ChromData\VGC_J\20190613-82805.b\06131971.D

Injection Date:	14-Jun-2019 01:52:55	Instrument ID:	VGC_J	Operator ID:	MD
Lims ID:	280-124986-I-13 DU			Worklist Smp#:	71
Client ID:					
Purge Vol:	18.000 mL	Dil. Factor:	1.0000	ALS Bottle#:	79
Method:	RSK_J	Limit Group:	GCV - RSK 175		

Column: Rt-Alumina BOND/KCl (0.53 mm) Y Scaling: Method Defined: Scale to the Nth Largest Target: 1

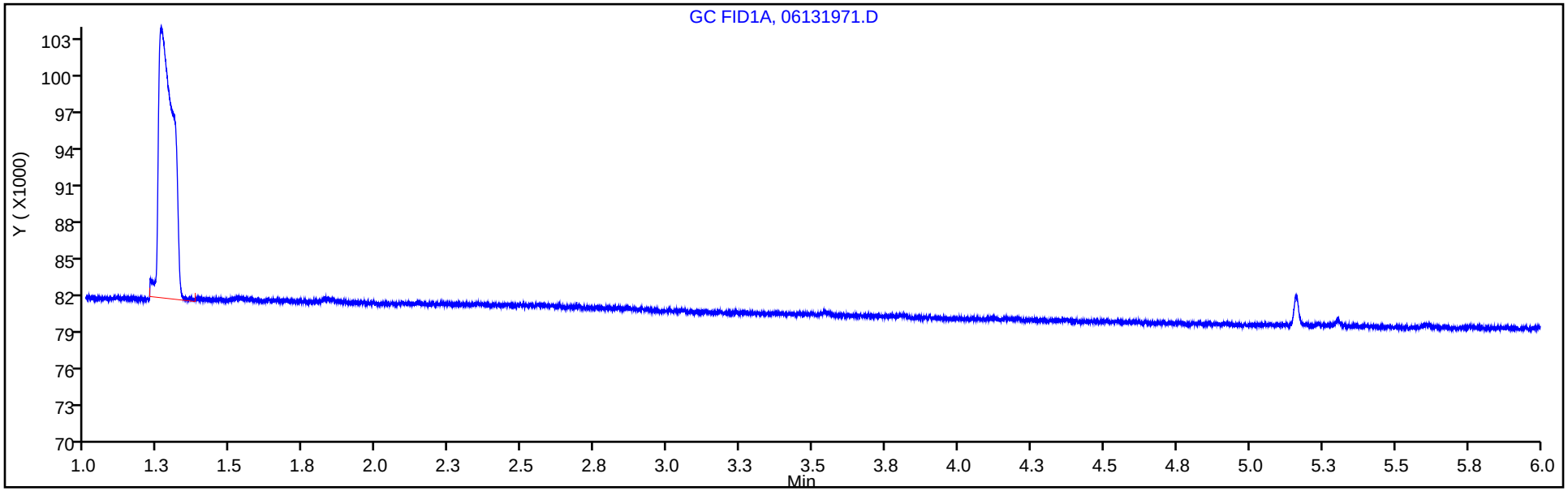

Column: HP-PLOT/Q (0.53 mm) Y Scaling: Method Defined: Scale to the Nth Largest Target: 1

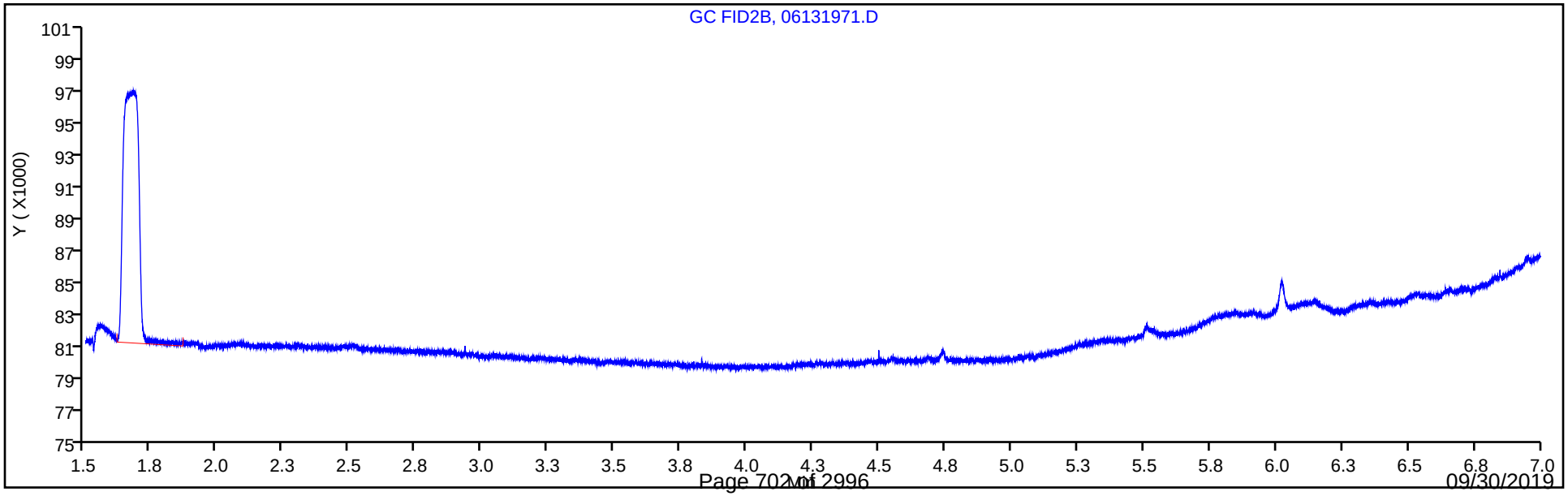

FORM I
GC VOA ORGANICS ANALYSIS DATA SHEET

Lab Name: Eurofins TestAmerica, Denver Job No.: 280-124986-1

SDG No.:

Client Sample ID: G0108-19A DU Lab Sample ID: 280-124986-26 DU

Matrix: Water Lab File ID: 06141920.D

Analysis Method: RSK-175 Date Collected: 06/08/2019 15:20

Sample wt/vol: 18(mL) Date Analyzed: 06/14/2019 14:00

Soil Aliquot Vol: Dilution Factor: 1

Soil Extract Vol.: GC Column: HP-Plot Q ID: 0.53(mm)

% Moisture: Level: (low/med) Low

Analysis Batch No.: 461529 Units: mg/L

CAS NO.	COMPOUND NAME	RESULT	Q	LOQ	LOD	DL
74-82-8	Methane	16.2	J1	0.0050	0.0020	0.00063

Eurofins TestAmerica, Denver
Target Compound Quantitation Report

Data File: \\chromna\Denver\ChromData\VGC_J\20190614-82859.b\06141920.D
Lims ID: 280-124986-H-26 DU
Client ID:
Sample Type: DU
Inject. Date: 14-Jun-2019 14:00:30 ALS Bottle#: 20 Worklist Smp#: 20
Purge Vol: 18.000 mL Dil. Factor: 1.0000
Sample Info: 280-124986-H-26
Misc. Info.: 280-0082859-020
Operator ID: MD Instrument ID: VGC_J

Method: \\chromna\Denver\ChromData\VGC_J\20190614-82859.b\RSK_J.m
Limit Group: GCV - RSK 175
Method Label: DV-GC-0025: Dissolved Gases in Water by RSK-175
Last Update: 17-Jun-2019 09:44:34 Calib Date: 15-Apr-2019 12:11:08
Integrator: Falcon
Quant Method: External Standard Quant By: Initial Calibration
Last ICal File: \\chromna\Denver\ChromData\VGC_J\20190415-80933.b\04151909.D

Column 1 : Rt-Alumina BOND/KCl (0.53 mm) Det: GC FID1A
Column 2 : HP-PLOT/Q (0.53 mm) Det: GC FID2B
Process Host: CTX0319

First Level Reviewer: dobranskym Date: 17-Jun-2019 06:34:14

Col	RT (min.)	Exp RT (min.)	Dlt RT (min.)	Response	Cal Amt ug/l	OnCol Amt ug/l	Flags
1 Methane							
1	1.251	1.278	-0.027	2222917639		16596	E
2	1.650	1.706	-0.056	1854872426		16192	E
						RPD = 2.46	
2 Ethane							
1		1.556				ND	
2		2.894					
3 Ethylene							
1		1.879				ND	
2		2.519					
4 Propane							
1		2.624				ND	
2		4.688					
5 Acetylene							
1		4.066				ND	
2		2.663					
6 Butane							
1		4.368				ND	
2		6.144					
7 isobutylene							
1		5.299				ND	
2		5.997					

QC Flag Legend

Processing Flags

E - Exceeded Maximum Amount

Report Date: 17-Jun-2019 09:44:36 Chrom Revision: 2.3 03-May-2019 15:52:00

Eurofins TestAmerica, Denver

Data File: \\chromna\Denver\ChromData\VGC_J\20190614-82859.b\06141920.D

Injection Date:	14-Jun-2019 14:00:30	Instrument ID:	VGC_J	Operator ID:	MD
Lims ID:	280-124986-H-26 DU			Worklist Smp#:	20
Client ID:					
Purge Vol:	18.000 mL	Dil. Factor:	1.0000	ALS Bottle#:	20
Method:	RSK_J	Limit Group:	GCV - RSK 175		

Column: Rt-Alumina BOND/KCl (0.53 mm) Y Scaling: Method Defined: Scale to the Nth Largest Target: 1

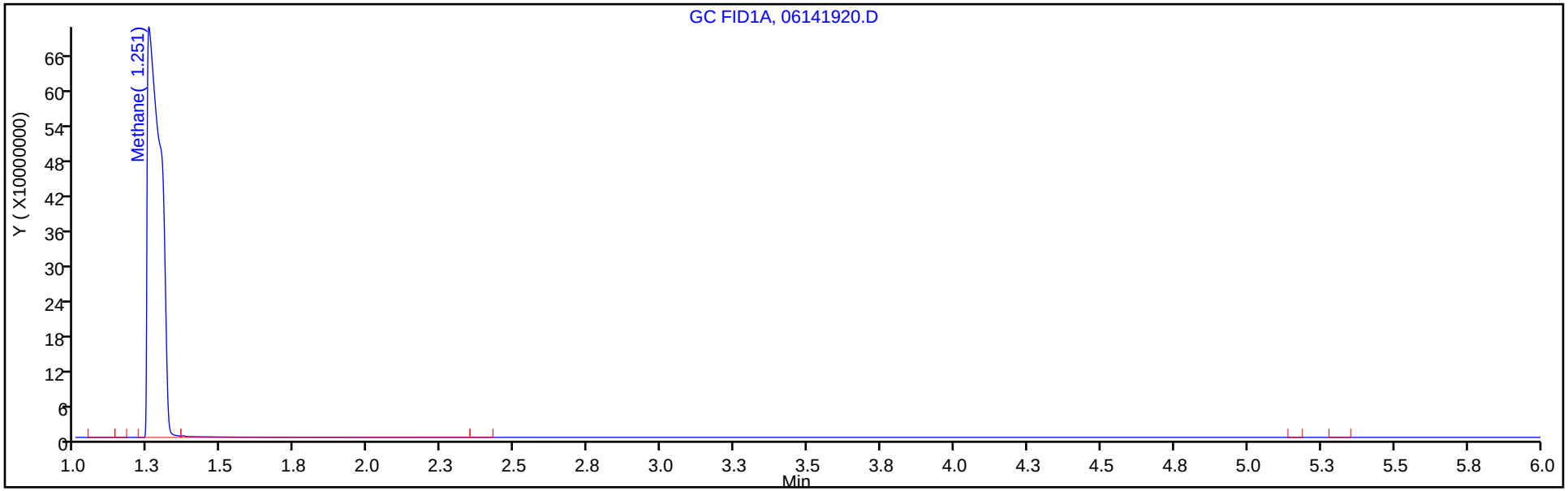

Column: HP-PLOT/Q (0.53 mm) Y Scaling: Method Defined: Scale to the Nth Largest Target: 1

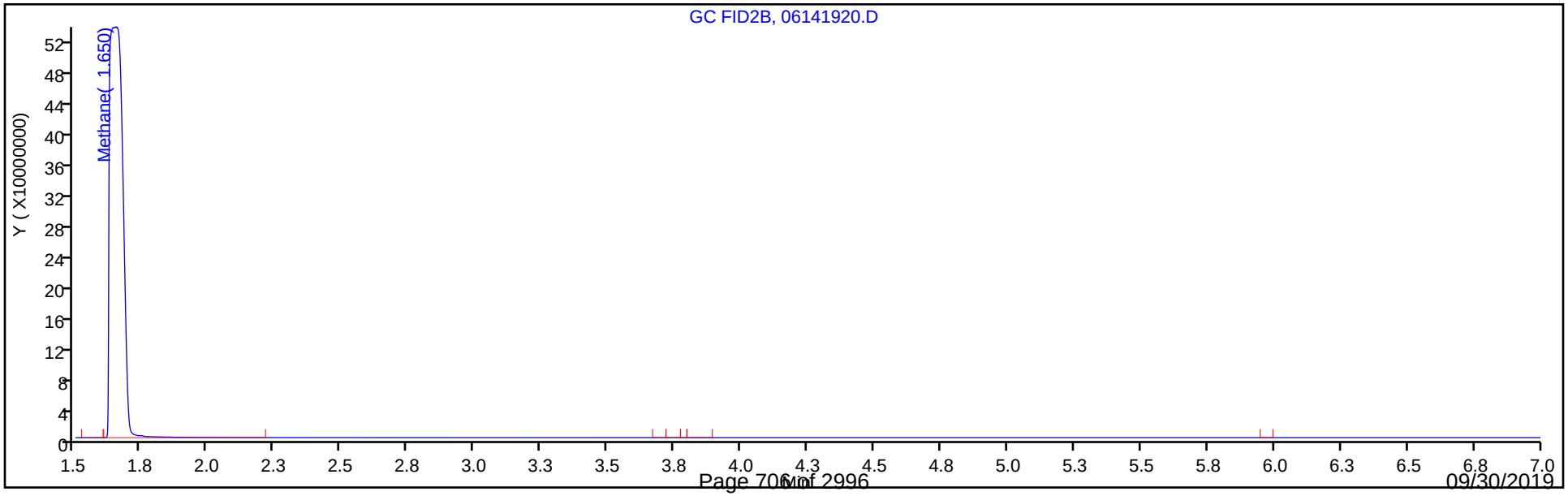

GC VOA ANALYSIS RUN LOG

Lab Name: Eurofins TestAmerica, Denver Job No.: 280-124986-1

SDG No.:

Instrument ID: VGC_J Start Date: 04/15/2019 10:23

Analysis Batch Number: 454595 End Date: 04/15/2019 22:38

LAB SAMPLE ID	CLIENT SAMPLE ID	DATE ANALYZED	DILUTION FACTOR	LAB FILE ID	COLUMN ID
IC 280-454595/1		04/15/2019 10:23	1	04151901.D	Rt-Alumina KCl 0.53(mm)
IC 280-454595/1		04/15/2019 10:23	1	04151901.D	HP-Plot Q 0.53(mm)
IC 280-454595/2		04/15/2019 10:37	1	04151902.D	Rt-Alumina KCl 0.53(mm)
IC 280-454595/2		04/15/2019 10:37	1	04151902.D	HP-Plot Q 0.53(mm)
IC 280-454595/3		04/15/2019 10:50	1	04151903.D	Rt-Alumina KCl 0.53(mm)
IC 280-454595/3		04/15/2019 10:50	1	04151903.D	HP-Plot Q 0.53(mm)
IC 280-454595/4		04/15/2019 11:03	1	04151904.D	Rt-Alumina KCl 0.53(mm)
IC 280-454595/4		04/15/2019 11:03	1	04151904.D	HP-Plot Q 0.53(mm)
ICRT 280-454595/5		04/15/2019 11:17	1	04151905.D	Rt-Alumina KCl 0.53(mm)
ICRT 280-454595/5		04/15/2019 11:17	1	04151905.D	HP-Plot Q 0.53(mm)
IC 280-454595/6		04/15/2019 11:30	1	04151906.D	Rt-Alumina KCl 0.53(mm)
IC 280-454595/6		04/15/2019 11:30	1	04151906.D	HP-Plot Q 0.53(mm)
IC 280-454595/7		04/15/2019 11:44	1	04151907.D	Rt-Alumina KCl 0.53(mm)
IC 280-454595/7		04/15/2019 11:44	1	04151907.D	HP-Plot Q 0.53(mm)
IC 280-454595/8		04/15/2019 11:57	1	04151908.D	Rt-Alumina KCl 0.53(mm)
IC 280-454595/8		04/15/2019 11:57	1	04151908.D	HP-Plot Q 0.53(mm)
IC 280-454595/9		04/15/2019 12:11	1	04151909.D	Rt-Alumina KCl 0.53(mm)
IC 280-454595/9		04/15/2019 12:11	1	04151909.D	HP-Plot Q 0.53(mm)
ZZZZZ		04/15/2019 12:24	1		Rt-Alumina KCl 0.53(mm)
ZZZZZ		04/15/2019 12:24	1		HP-Plot Q 0.53(mm)
ICV 280-454595/11		04/15/2019 12:38	1	04151911.D	Rt-Alumina KCl 0.53(mm)
ICV 280-454595/11		04/15/2019 12:38	1	04151911.D	HP-Plot Q 0.53(mm)
ZZZZZ		04/15/2019 15:58	1		Rt-Alumina KCl 0.53(mm)
ZZZZZ		04/15/2019 15:58	1		HP-Plot Q 0.53(mm)
ZZZZZ		04/15/2019 16:11	1		Rt-Alumina KCl 0.53(mm)
ZZZZZ		04/15/2019 16:11	1		HP-Plot Q 0.53(mm)
ZZZZZ		04/15/2019 16:25	1		Rt-Alumina KCl 0.53(mm)
ZZZZZ		04/15/2019 16:25	1		HP-Plot Q 0.53(mm)
ZZZZZ		04/15/2019 16:38	3		Rt-Alumina KCl 0.53(mm)
ZZZZZ		04/15/2019 16:38	3		HP-Plot Q 0.53(mm)
ZZZZZ		04/15/2019 16:51	3		Rt-Alumina KCl 0.53(mm)
ZZZZZ		04/15/2019 16:51	3		HP-Plot Q 0.53(mm)
ZZZZZ		04/15/2019 17:05	3		Rt-Alumina KCl 0.53(mm)
ZZZZZ		04/15/2019 17:05	3		HP-Plot Q 0.53(mm)
ZZZZZ		04/15/2019 17:18	3		Rt-Alumina KCl 0.53(mm)
ZZZZZ		04/15/2019 17:18	3		HP-Plot Q 0.53(mm)
ZZZZZ		04/15/2019 17:32	3		Rt-Alumina KCl 0.53(mm)
ZZZZZ		04/15/2019 17:32	3		HP-Plot Q 0.53(mm)
ZZZZZ		04/15/2019 17:45	1		Rt-Alumina KCl 0.53(mm)
ZZZZZ		04/15/2019 17:45	1		HP-Plot Q 0.53(mm)
ZZZZZ		04/15/2019 17:59	1		Rt-Alumina KCl 0.53(mm)
ZZZZZ		04/15/2019 17:59	1		HP-Plot Q 0.53(mm)
ZZZZZ		04/15/2019 18:12	1		Rt-Alumina KCl 0.53(mm)
ZZZZZ		04/15/2019 18:12	1		HP-Plot Q 0.53(mm)
ZZZZZ		04/15/2019 18:26	1		Rt-Alumina KCl 0.53(mm)

GC VOA ANALYSIS RUN LOG

Lab Name: Eurofins TestAmerica, Denver Job No.: 280-124986-1

SDG No.:

Instrument ID: VGC_J Start Date: 04/15/2019 10:23

Analysis Batch Number: 454595 End Date: 04/15/2019 22:38

LAB SAMPLE ID	CLIENT SAMPLE ID	DATE ANALYZED	DILUTION FACTOR	LAB FILE ID	COLUMN ID
ZZZZZ		04/15/2019 18:26	1		HP-Plot Q 0.53(mm)
ZZZZZ		04/15/2019 18:39	1		Rt-Alumina KCl 0.53(mm)
ZZZZZ		04/15/2019 18:39	1		HP-Plot Q 0.53(mm)
ZZZZZ		04/15/2019 18:52	1		Rt-Alumina KCl 0.53(mm)
ZZZZZ		04/15/2019 18:52	1		HP-Plot Q 0.53(mm)
ZZZZZ		04/15/2019 19:06	1		Rt-Alumina KCl 0.53(mm)
ZZZZZ		04/15/2019 19:06	1		HP-Plot Q 0.53(mm)
ZZZZZ		04/15/2019 19:19	1		Rt-Alumina KCl 0.53(mm)
ZZZZZ		04/15/2019 19:19	1		HP-Plot Q 0.53(mm)
ZZZZZ		04/15/2019 19:32	1		Rt-Alumina KCl 0.53(mm)
ZZZZZ		04/15/2019 19:32	1		HP-Plot Q 0.53(mm)
CCV 280-454595/29		04/15/2019 19:46	1		Rt-Alumina KCl 0.53(mm)
CCV 280-454595/29		04/15/2019 19:46	1		HP-Plot Q 0.53(mm)
ZZZZZ		04/15/2019 19:59	1		Rt-Alumina KCl 0.53(mm)
ZZZZZ		04/15/2019 19:59	1		HP-Plot Q 0.53(mm)
ZZZZZ		04/15/2019 20:13	1		Rt-Alumina KCl 0.53(mm)
ZZZZZ		04/15/2019 20:13	1		HP-Plot Q 0.53(mm)
ZZZZZ		04/15/2019 21:04	3		Rt-Alumina KCl 0.53(mm)
ZZZZZ		04/15/2019 21:04	3		HP-Plot Q 0.53(mm)
ZZZZZ		04/15/2019 21:17	3		Rt-Alumina KCl 0.53(mm)
ZZZZZ		04/15/2019 21:17	3		HP-Plot Q 0.53(mm)
ZZZZZ		04/15/2019 21:58	3		Rt-Alumina KCl 0.53(mm)
ZZZZZ		04/15/2019 21:58	3		HP-Plot Q 0.53(mm)
ZZZZZ		04/15/2019 22:12	3		Rt-Alumina KCl 0.53(mm)
ZZZZZ		04/15/2019 22:12	3		HP-Plot Q 0.53(mm)
ZZZZZ		04/15/2019 22:25	3		Rt-Alumina KCl 0.53(mm)
ZZZZZ		04/15/2019 22:25	3		HP-Plot Q 0.53(mm)
CCV 280-454595/37		04/15/2019 22:38	1		Rt-Alumina KCl 0.53(mm)
CCV 280-454595/37		04/15/2019 22:38	1		HP-Plot Q 0.53(mm)

GC VOA ANALYSIS RUN LOG

Lab Name: Eurofins TestAmerica, Denver Job No.: 280-124986-1

SDG No.:

Instrument ID: VGC_J Start Date: 06/13/2019 08:05

Analysis Batch Number: 461373 End Date: 06/14/2019 06:57

LAB SAMPLE ID	CLIENT SAMPLE ID	DATE ANALYZED	DILUTION FACTOR	LAB FILE ID	COLUMN ID
CCVRT 280-461373/1		06/13/2019 08:05	1	06131901.D	Rt-Alumina KCl 0.53(mm)
CCVRT 280-461373/1		06/13/2019 08:05	1	06131901.D	HP-Plot Q 0.53(mm)
ZZZZZ		06/13/2019 08:40	1		Rt-Alumina KCl 0.53(mm)
ZZZZZ		06/13/2019 08:40	1		HP-Plot Q 0.53(mm)
ZZZZZ		06/13/2019 08:53	1		Rt-Alumina KCl 0.53(mm)
ZZZZZ		06/13/2019 08:53	1		HP-Plot Q 0.53(mm)
ZZZZZ		06/13/2019 09:06	1		Rt-Alumina KCl 0.53(mm)
ZZZZZ		06/13/2019 09:06	1		HP-Plot Q 0.53(mm)
ZZZZZ		06/13/2019 09:19	1		Rt-Alumina KCl 0.53(mm)
ZZZZZ		06/13/2019 09:19	1		HP-Plot Q 0.53(mm)
ZZZZZ		06/13/2019 09:33	1		Rt-Alumina KCl 0.53(mm)
ZZZZZ		06/13/2019 09:33	1		HP-Plot Q 0.53(mm)
ZZZZZ		06/13/2019 09:46	1		Rt-Alumina KCl 0.53(mm)
ZZZZZ		06/13/2019 09:46	1		HP-Plot Q 0.53(mm)
ZZZZZ		06/13/2019 10:00	1		Rt-Alumina KCl 0.53(mm)
ZZZZZ		06/13/2019 10:00	1		HP-Plot Q 0.53(mm)
ZZZZZ		06/13/2019 10:13	1		Rt-Alumina KCl 0.53(mm)
ZZZZZ		06/13/2019 10:13	1		HP-Plot Q 0.53(mm)
ZZZZZ		06/13/2019 10:27	1		Rt-Alumina KCl 0.53(mm)
ZZZZZ		06/13/2019 10:27	1		HP-Plot Q 0.53(mm)
ZZZZZ		06/13/2019 10:40	1		Rt-Alumina KCl 0.53(mm)
ZZZZZ		06/13/2019 10:40	1		HP-Plot Q 0.53(mm)
ZZZZZ		06/13/2019 10:54	1		Rt-Alumina KCl 0.53(mm)
ZZZZZ		06/13/2019 10:54	1		HP-Plot Q 0.53(mm)
ZZZZZ		06/13/2019 11:08	1		Rt-Alumina KCl 0.53(mm)
ZZZZZ		06/13/2019 11:08	1		HP-Plot Q 0.53(mm)
ZZZZZ		06/13/2019 11:21	1		Rt-Alumina KCl 0.53(mm)
ZZZZZ		06/13/2019 11:21	1		HP-Plot Q 0.53(mm)
ZZZZZ		06/13/2019 11:35	1		Rt-Alumina KCl 0.53(mm)
ZZZZZ		06/13/2019 11:35	1		HP-Plot Q 0.53(mm)
ZZZZZ		06/13/2019 11:48	3		Rt-Alumina KCl 0.53(mm)
ZZZZZ		06/13/2019 11:48	3		HP-Plot Q 0.53(mm)
ZZZZZ		06/13/2019 12:02	3		Rt-Alumina KCl 0.53(mm)
ZZZZZ		06/13/2019 12:02	3		HP-Plot Q 0.53(mm)
ZZZZZ		06/13/2019 12:15	3		Rt-Alumina KCl 0.53(mm)
ZZZZZ		06/13/2019 12:15	3		HP-Plot Q 0.53(mm)
ZZZZZ		06/13/2019 12:29	3		Rt-Alumina KCl 0.53(mm)
ZZZZZ		06/13/2019 12:29	3		HP-Plot Q 0.53(mm)
CCV 280-461373/16		06/13/2019 12:42	1		Rt-Alumina KCl 0.53(mm)
CCV 280-461373/16		06/13/2019 12:42	1		HP-Plot Q 0.53(mm)
ZZZZZ		06/13/2019 12:56	1		Rt-Alumina KCl 0.53(mm)
ZZZZZ		06/13/2019 12:56	1		HP-Plot Q 0.53(mm)
ZZZZZ		06/13/2019 13:09	1		Rt-Alumina KCl 0.53(mm)
ZZZZZ		06/13/2019 13:09	1		HP-Plot Q 0.53(mm)
ZZZZZ		06/13/2019 13:23	1		Rt-Alumina KCl 0.53(mm)

GC VOA ANALYSIS RUN LOG

Lab Name: Eurofins TestAmerica, Denver Job No.: 280-124986-1

SDG No.:

Instrument ID: VGC_J Start Date: 06/13/2019 08:05

Analysis Batch Number: 461373 End Date: 06/14/2019 06:57

LAB SAMPLE ID	CLIENT SAMPLE ID	DATE ANALYZED	DILUTION FACTOR	LAB FILE ID	COLUMN ID
ZZZZZ		06/13/2019 13:23	1		HP-Plot Q 0.53(mm)
ZZZZZ		06/13/2019 13:36	1		Rt-Alumina KCl 0.53(mm)
ZZZZZ		06/13/2019 13:36	1		HP-Plot Q 0.53(mm)
ZZZZZ		06/13/2019 13:50	1		Rt-Alumina KCl 0.53(mm)
ZZZZZ		06/13/2019 13:50	1		HP-Plot Q 0.53(mm)
ZZZZZ		06/13/2019 14:04	1		Rt-Alumina KCl 0.53(mm)
ZZZZZ		06/13/2019 14:04	1		HP-Plot Q 0.53(mm)
ZZZZZ		06/13/2019 14:17	1		Rt-Alumina KCl 0.53(mm)
ZZZZZ		06/13/2019 14:17	1		HP-Plot Q 0.53(mm)
ZZZZZ		06/13/2019 14:31	1		Rt-Alumina KCl 0.53(mm)
ZZZZZ		06/13/2019 14:31	1		HP-Plot Q 0.53(mm)
ZZZZZ		06/13/2019 14:44	1		Rt-Alumina KCl 0.53(mm)
ZZZZZ		06/13/2019 14:44	1		HP-Plot Q 0.53(mm)
ZZZZZ		06/13/2019 14:58	1		Rt-Alumina KCl 0.53(mm)
ZZZZZ		06/13/2019 14:58	1		HP-Plot Q 0.53(mm)
ZZZZZ		06/13/2019 15:12	1		Rt-Alumina KCl 0.53(mm)
ZZZZZ		06/13/2019 15:12	1		HP-Plot Q 0.53(mm)
CCV 280-461373/28		06/13/2019 15:25	1		Rt-Alumina KCl 0.53(mm)
CCV 280-461373/28		06/13/2019 15:25	1		HP-Plot Q 0.53(mm)
ZZZZZ		06/13/2019 15:39	1		Rt-Alumina KCl 0.53(mm)
ZZZZZ		06/13/2019 15:39	1		HP-Plot Q 0.53(mm)
ZZZZZ		06/13/2019 15:52	1		Rt-Alumina KCl 0.53(mm)
ZZZZZ		06/13/2019 15:52	1		HP-Plot Q 0.53(mm)
ZZZZZ		06/13/2019 16:06	1		Rt-Alumina KCl 0.53(mm)
ZZZZZ		06/13/2019 16:06	1		HP-Plot Q 0.53(mm)
ZZZZZ		06/13/2019 16:19	1		Rt-Alumina KCl 0.53(mm)
ZZZZZ		06/13/2019 16:19	1		HP-Plot Q 0.53(mm)
ZZZZZ		06/13/2019 16:33	1		Rt-Alumina KCl 0.53(mm)
ZZZZZ		06/13/2019 16:33	1		HP-Plot Q 0.53(mm)
ZZZZZ		06/13/2019 16:46	1		Rt-Alumina KCl 0.53(mm)
ZZZZZ		06/13/2019 16:46	1		HP-Plot Q 0.53(mm)
ZZZZZ		06/13/2019 17:00	1		Rt-Alumina KCl 0.53(mm)
ZZZZZ		06/13/2019 17:00	1		HP-Plot Q 0.53(mm)
ZZZZZ		06/13/2019 17:13	1		Rt-Alumina KCl 0.53(mm)
ZZZZZ		06/13/2019 17:13	1		HP-Plot Q 0.53(mm)
ZZZZZ		06/13/2019 17:26	1		Rt-Alumina KCl 0.53(mm)
ZZZZZ		06/13/2019 17:26	1		HP-Plot Q 0.53(mm)
ZZZZZ		06/13/2019 17:40	1		Rt-Alumina KCl 0.53(mm)
ZZZZZ		06/13/2019 17:40	1		HP-Plot Q 0.53(mm)
ZZZZZ		06/13/2019 17:53	1		Rt-Alumina KCl 0.53(mm)
ZZZZZ		06/13/2019 17:53	1		HP-Plot Q 0.53(mm)
ZZZZZ		06/13/2019 18:07	1		Rt-Alumina KCl 0.53(mm)
ZZZZZ		06/13/2019 18:07	1		HP-Plot Q 0.53(mm)
ZZZZZ		06/13/2019 18:20	1		Rt-Alumina KCl 0.53(mm)
ZZZZZ		06/13/2019 18:20	1		HP-Plot Q 0.53(mm)

RSK-175

GC VOA ANALYSIS RUN LOG

Lab Name: Eurofins TestAmerica, Denver Job No.: 280-124986-1

SDG No.:

Instrument ID: VGC_J Start Date: 06/13/2019 08:05

Analysis Batch Number: 461373 End Date: 06/14/2019 06:57

LAB SAMPLE ID	CLIENT SAMPLE ID	DATE ANALYZED	DILUTION FACTOR	LAB FILE ID	COLUMN ID
ZZZZZ		06/13/2019 18:34	3		Rt-Alumina KCl 0.53(mm)
ZZZZZ		06/13/2019 18:34	3		HP-Plot Q 0.53(mm)
CCV 280-461373/43		06/13/2019 18:47	1		Rt-Alumina KCl 0.53(mm)
CCV 280-461373/43		06/13/2019 18:47	1		HP-Plot Q 0.53(mm)
ZZZZZ		06/13/2019 19:00	1		Rt-Alumina KCl 0.53(mm)
ZZZZZ		06/13/2019 19:00	1		HP-Plot Q 0.53(mm)
ZZZZZ		06/13/2019 19:14	1		Rt-Alumina KCl 0.53(mm)
ZZZZZ		06/13/2019 19:14	1		HP-Plot Q 0.53(mm)
ZZZZZ		06/13/2019 19:27	1		Rt-Alumina KCl 0.53(mm)
ZZZZZ		06/13/2019 19:27	1		HP-Plot Q 0.53(mm)
ZZZZZ		06/13/2019 19:41	1		Rt-Alumina KCl 0.53(mm)
ZZZZZ		06/13/2019 19:41	1		HP-Plot Q 0.53(mm)
ZZZZZ		06/13/2019 19:54	1		Rt-Alumina KCl 0.53(mm)
ZZZZZ		06/13/2019 19:54	1		HP-Plot Q 0.53(mm)
ZZZZZ		06/13/2019 20:07	1		Rt-Alumina KCl 0.53(mm)
ZZZZZ		06/13/2019 20:07	1		HP-Plot Q 0.53(mm)
ZZZZZ		06/13/2019 20:20	1		Rt-Alumina KCl 0.53(mm)
ZZZZZ		06/13/2019 20:20	1		HP-Plot Q 0.53(mm)
ZZZZZ		06/13/2019 20:34	1		Rt-Alumina KCl 0.53(mm)
ZZZZZ		06/13/2019 20:34	1		HP-Plot Q 0.53(mm)
ZZZZZ		06/13/2019 20:47	1		Rt-Alumina KCl 0.53(mm)
ZZZZZ		06/13/2019 20:47	1		HP-Plot Q 0.53(mm)
ZZZZZ		06/13/2019 21:01	1		Rt-Alumina KCl 0.53(mm)
ZZZZZ		06/13/2019 21:01	1		HP-Plot Q 0.53(mm)
ZZZZZ		06/13/2019 21:14	1		Rt-Alumina KCl 0.53(mm)
ZZZZZ		06/13/2019 21:14	1		HP-Plot Q 0.53(mm)
ZZZZZ		06/13/2019 21:27	3		Rt-Alumina KCl 0.53(mm)
ZZZZZ		06/13/2019 21:27	3		HP-Plot Q 0.53(mm)
ZZZZZ		06/13/2019 21:40	3		Rt-Alumina KCl 0.53(mm)
ZZZZZ		06/13/2019 21:40	3		HP-Plot Q 0.53(mm)
ZZZZZ		06/13/2019 21:54	3		Rt-Alumina KCl 0.53(mm)
ZZZZZ		06/13/2019 21:54	3		HP-Plot Q 0.53(mm)
CCV 280-461373/54		06/13/2019 22:07	1	06131954.D	Rt-Alumina KCl 0.53(mm)
CCV 280-461373/54		06/13/2019 22:07	1	06131954.D	HP-Plot Q 0.53(mm)
LCS 280-461373/55		06/13/2019 22:20	1	06131955.D	Rt-Alumina KCl 0.53(mm)
LCS 280-461373/55		06/13/2019 22:20	1	06131955.D	HP-Plot Q 0.53(mm)
LCSD 280-461373/56		06/13/2019 22:33	1	06131956.D	Rt-Alumina KCl 0.53(mm)
LCSD 280-461373/56		06/13/2019 22:33	1	06131956.D	HP-Plot Q 0.53(mm)
MB 280-461373/57		06/13/2019 22:47	1	06131957.D	Rt-Alumina KCl 0.53(mm)
MB 280-461373/57		06/13/2019 22:47	1	06131957.D	HP-Plot Q 0.53(mm)
280-124986-1		06/13/2019 23:00	1	06131958.D	Rt-Alumina KCl 0.53(mm)
280-124986-1		06/13/2019 23:00	1	06131958.D	HP-Plot Q 0.53(mm)
280-124986-1 DU		06/13/2019 23:13	1	06131959.D	Rt-Alumina KCl 0.53(mm)
280-124986-1 DU		06/13/2019 23:13	1	06131959.D	HP-Plot Q 0.53(mm)
280-124986-4		06/13/2019 23:27	1	06131960.D	Rt-Alumina KCl 0.53(mm)

GC VOA ANALYSIS RUN LOG

Lab Name: Eurofins TestAmerica, Denver Job No.: 280-124986-1

SDG No.:

Instrument ID: VGC_J Start Date: 06/13/2019 08:05

Analysis Batch Number: 461373 End Date: 06/14/2019 06:57

LAB SAMPLE ID	CLIENT SAMPLE ID	DATE ANALYZED	DILUTION FACTOR	LAB FILE ID	COLUMN ID
280-124986-4		06/13/2019 23:27	1	06131960.D	HP-Plot Q 0.53(mm)
280-124986-5		06/13/2019 23:40	1	06131961.D	Rt-Alumina KCl 0.53(mm)
280-124986-5		06/13/2019 23:40	1	06131961.D	HP-Plot Q 0.53(mm)
280-124986-6		06/13/2019 23:53	1	06131962.D	Rt-Alumina KCl 0.53(mm)
280-124986-6		06/13/2019 23:53	1	06131962.D	HP-Plot Q 0.53(mm)
280-124986-7		06/14/2019 00:07	1	06131963.D	Rt-Alumina KCl 0.53(mm)
280-124986-7		06/14/2019 00:07	1	06131963.D	HP-Plot Q 0.53(mm)
ZZZZZ		06/14/2019 00:20	1		Rt-Alumina KCl 0.53(mm)
ZZZZZ		06/14/2019 00:20	1		HP-Plot Q 0.53(mm)
ZZZZZ		06/14/2019 00:33	1		Rt-Alumina KCl 0.53(mm)
ZZZZZ		06/14/2019 00:33	1		HP-Plot Q 0.53(mm)
280-124986-10		06/14/2019 00:46	1	06131966.D	Rt-Alumina KCl 0.53(mm)
280-124986-10		06/14/2019 00:46	1	06131966.D	HP-Plot Q 0.53(mm)
280-124986-11		06/14/2019 00:59	1	06131967.D	Rt-Alumina KCl 0.53(mm)
280-124986-11		06/14/2019 00:59	1	06131967.D	HP-Plot Q 0.53(mm)
280-124986-12		06/14/2019 01:13	1	06131968.D	Rt-Alumina KCl 0.53(mm)
280-124986-12		06/14/2019 01:13	1	06131968.D	HP-Plot Q 0.53(mm)
CCV 280-461373/69		06/14/2019 01:26	1	06131969.D	Rt-Alumina KCl 0.53(mm)
CCV 280-461373/69		06/14/2019 01:26	1	06131969.D	HP-Plot Q 0.53(mm)
280-124986-13		06/14/2019 01:39	1	06131970.D	Rt-Alumina KCl 0.53(mm)
280-124986-13		06/14/2019 01:39	1	06131970.D	HP-Plot Q 0.53(mm)
280-124986-13 DU		06/14/2019 01:52	1	06131971.D	Rt-Alumina KCl 0.53(mm)
280-124986-13 DU		06/14/2019 01:52	1	06131971.D	HP-Plot Q 0.53(mm)
280-124986-14		06/14/2019 02:06	1	06131972.D	Rt-Alumina KCl 0.53(mm)
280-124986-14		06/14/2019 02:06	1	06131972.D	HP-Plot Q 0.53(mm)
280-124986-15		06/14/2019 02:19	1	06131973.D	Rt-Alumina KCl 0.53(mm)
280-124986-15		06/14/2019 02:19	1	06131973.D	HP-Plot Q 0.53(mm)
ZZZZZ		06/14/2019 02:32	1		Rt-Alumina KCl 0.53(mm)
ZZZZZ		06/14/2019 02:32	1		HP-Plot Q 0.53(mm)
ZZZZZ		06/14/2019 02:45	1		Rt-Alumina KCl 0.53(mm)
ZZZZZ		06/14/2019 02:45	1		HP-Plot Q 0.53(mm)
ZZZZZ		06/14/2019 02:58	1		Rt-Alumina KCl 0.53(mm)
ZZZZZ		06/14/2019 02:58	1		HP-Plot Q 0.53(mm)
280-124986-19		06/14/2019 03:12	1	06131977.D	Rt-Alumina KCl 0.53(mm)
280-124986-19		06/14/2019 03:12	1	06131977.D	HP-Plot Q 0.53(mm)
280-124986-20		06/14/2019 03:25	1	06131978.D	Rt-Alumina KCl 0.53(mm)
280-124986-20		06/14/2019 03:25	1	06131978.D	HP-Plot Q 0.53(mm)
280-124986-21		06/14/2019 03:38	1	06131979.D	Rt-Alumina KCl 0.53(mm)
280-124986-21		06/14/2019 03:38	1	06131979.D	HP-Plot Q 0.53(mm)
280-124986-22		06/14/2019 03:51	1	06131980.D	Rt-Alumina KCl 0.53(mm)
280-124986-22		06/14/2019 03:51	1	06131980.D	HP-Plot Q 0.53(mm)
CCV 280-461373/81		06/14/2019 04:04	1	06131981.D	Rt-Alumina KCl 0.53(mm)
CCV 280-461373/81		06/14/2019 04:04	1	06131981.D	HP-Plot Q 0.53(mm)
280-124986-8		06/14/2019 05:12	3	090F9001.D	Rt-Alumina KCl 0.53(mm)
280-124986-8		06/14/2019 05:12	3	090F9001.D	HP-Plot Q 0.53(mm)

GC VOA ANALYSIS RUN LOG

Lab Name: Eurofins TestAmerica, Denver Job No.: 280-124986-1

SDG No.:

Instrument ID: VGC_J Start Date: 06/13/2019 08:05

Analysis Batch Number: 461373 End Date: 06/14/2019 06:57

LAB SAMPLE ID	CLIENT SAMPLE ID	DATE ANALYZED	DILUTION FACTOR	LAB FILE ID	COLUMN ID
280-124986-8 DU		06/14/2019 05:25	3	091F9101.D	Rt-Alumina KCl 0.53(mm)
280-124986-8 DU		06/14/2019 05:25	3	091F9101.D	HP-Plot Q 0.53(mm)
280-124986-9		06/14/2019 05:38	3	092F9201.D	Rt-Alumina KCl 0.53(mm)
280-124986-9		06/14/2019 05:38	3	092F9201.D	HP-Plot Q 0.53(mm)
280-124986-16		06/14/2019 05:51	3	093F9301.D	Rt-Alumina KCl 0.53(mm)
280-124986-16		06/14/2019 05:51	3	093F9301.D	HP-Plot Q 0.53(mm)
280-124986-18		06/14/2019 06:04	3	094F9401.D	Rt-Alumina KCl 0.53(mm)
280-124986-18		06/14/2019 06:04	3	094F9401.D	HP-Plot Q 0.53(mm)
ZZZZZ		06/14/2019 06:18	3		Rt-Alumina KCl 0.53(mm)
ZZZZZ		06/14/2019 06:18	3		HP-Plot Q 0.53(mm)
ZZZZZ		06/14/2019 06:31	3		Rt-Alumina KCl 0.53(mm)
ZZZZZ		06/14/2019 06:31	3		HP-Plot Q 0.53(mm)
ZZZZZ		06/14/2019 06:44	3		Rt-Alumina KCl 0.53(mm)
ZZZZZ		06/14/2019 06:44	3		HP-Plot Q 0.53(mm)
CCV 280-461373/98		06/14/2019 06:57	1	098F9801.D	Rt-Alumina KCl 0.53(mm)
CCV 280-461373/98		06/14/2019 06:57	1	098F9801.D	HP-Plot Q 0.53(mm)

GC VOA ANALYSIS RUN LOG

Lab Name: Eurofins TestAmerica, Denver Job No.: 280-124986-1

SDG No.:

Instrument ID: VGC_J Start Date: 06/14/2019 09:30

Analysis Batch Number: 461529 End Date: 06/14/2019 23:05

LAB SAMPLE ID	CLIENT SAMPLE ID	DATE ANALYZED	DILUTION FACTOR	LAB FILE ID	COLUMN ID
CCVRT 280-461529/1		06/14/2019 09:30	1	06141902.D	Rt-Alumina KCl 0.53(mm)
CCVRT 280-461529/1		06/14/2019 09:30	1	06141902.D	HP-Plot Q 0.53(mm)
LCS 280-461529/2		06/14/2019 10:00	1	002F0301.D	Rt-Alumina KCl 0.53(mm)
LCS 280-461529/2		06/14/2019 10:00	1	002F0301.D	HP-Plot Q 0.53(mm)
LCSD 280-461529/3		06/14/2019 10:13	1	06141903.D	Rt-Alumina KCl 0.53(mm)
LCSD 280-461529/3		06/14/2019 10:13	1	06141903.D	HP-Plot Q 0.53(mm)
MB 280-461529/4		06/14/2019 10:26	1	06141904.D	Rt-Alumina KCl 0.53(mm)
MB 280-461529/4		06/14/2019 10:26	1	06141904.D	HP-Plot Q 0.53(mm)
ZZZZZ		06/14/2019 10:39	1		Rt-Alumina KCl 0.53(mm)
ZZZZZ		06/14/2019 10:39	1		HP-Plot Q 0.53(mm)
ZZZZZ		06/14/2019 10:53	1		Rt-Alumina KCl 0.53(mm)
ZZZZZ		06/14/2019 10:53	1		HP-Plot Q 0.53(mm)
ZZZZZ		06/14/2019 11:06	1		Rt-Alumina KCl 0.53(mm)
ZZZZZ		06/14/2019 11:06	1		HP-Plot Q 0.53(mm)
ZZZZZ		06/14/2019 11:19	1		Rt-Alumina KCl 0.53(mm)
ZZZZZ		06/14/2019 11:19	1		HP-Plot Q 0.53(mm)
ZZZZZ		06/14/2019 11:33	1		Rt-Alumina KCl 0.53(mm)
ZZZZZ		06/14/2019 11:33	1		HP-Plot Q 0.53(mm)
ZZZZZ		06/14/2019 11:46	1		Rt-Alumina KCl 0.53(mm)
ZZZZZ		06/14/2019 11:46	1		HP-Plot Q 0.53(mm)
ZZZZZ		06/14/2019 11:59	1		Rt-Alumina KCl 0.53(mm)
ZZZZZ		06/14/2019 11:59	1		HP-Plot Q 0.53(mm)
ZZZZZ		06/14/2019 12:13	1		Rt-Alumina KCl 0.53(mm)
ZZZZZ		06/14/2019 12:13	1		HP-Plot Q 0.53(mm)
ZZZZZ		06/14/2019 12:26	1		Rt-Alumina KCl 0.53(mm)
ZZZZZ		06/14/2019 12:26	1		HP-Plot Q 0.53(mm)
ZZZZZ		06/14/2019 12:40	1		Rt-Alumina KCl 0.53(mm)
ZZZZZ		06/14/2019 12:40	1		HP-Plot Q 0.53(mm)
ZZZZZ		06/14/2019 12:53	1		Rt-Alumina KCl 0.53(mm)
ZZZZZ		06/14/2019 12:53	1		HP-Plot Q 0.53(mm)
ZZZZZ		06/14/2019 13:06	1		Rt-Alumina KCl 0.53(mm)
ZZZZZ		06/14/2019 13:06	1		HP-Plot Q 0.53(mm)
ZZZZZ		06/14/2019 13:20	1		Rt-Alumina KCl 0.53(mm)
ZZZZZ		06/14/2019 13:20	1		HP-Plot Q 0.53(mm)
CCV 280-461529/18		06/14/2019 13:33	1	06141918.D	Rt-Alumina KCl 0.53(mm)
CCV 280-461529/18		06/14/2019 13:33	1	06141918.D	HP-Plot Q 0.53(mm)
280-124986-26		06/14/2019 13:47	1	06141919.D	Rt-Alumina KCl 0.53(mm)
280-124986-26		06/14/2019 13:47	1	06141919.D	HP-Plot Q 0.53(mm)
280-124986-26 DU		06/14/2019 14:00	1	06141920.D	Rt-Alumina KCl 0.53(mm)
280-124986-26 DU		06/14/2019 14:00	1	06141920.D	HP-Plot Q 0.53(mm)
280-124986-25		06/14/2019 14:13	1	06141921.D	Rt-Alumina KCl 0.53(mm)
280-124986-25		06/14/2019 14:13	1	06141921.D	HP-Plot Q 0.53(mm)
280-124986-25 MS		06/14/2019 14:27	1	06141922.D	Rt-Alumina KCl 0.53(mm)
280-124986-25 MS		06/14/2019 14:27	1	06141922.D	HP-Plot Q 0.53(mm)
280-124986-25 MSD		06/14/2019 14:40	1	06141923.D	Rt-Alumina KCl 0.53(mm)

GC VOA ANALYSIS RUN LOG

Lab Name: Eurofins TestAmerica, Denver Job No.: 280-124986-1

SDG No.:

Instrument ID: VGC_J Start Date: 06/14/2019 09:30

Analysis Batch Number: 461529 End Date: 06/14/2019 23:05

LAB SAMPLE ID	CLIENT SAMPLE ID	DATE ANALYZED	DILUTION FACTOR	LAB FILE ID	COLUMN ID
280-124986-25 MSD		06/14/2019 14:40	1	06141923.D	HP-Plot Q 0.53(mm)
280-124986-27		06/14/2019 14:54	1	06141924.D	Rt-Alumina KCl 0.53(mm)
280-124986-27		06/14/2019 14:54	1	06141924.D	HP-Plot Q 0.53(mm)
ZZZZZ		06/14/2019 15:07	1		Rt-Alumina KCl 0.53(mm)
ZZZZZ		06/14/2019 15:07	1		HP-Plot Q 0.53(mm)
280-124986-29		06/14/2019 15:20	1	06141926.D	Rt-Alumina KCl 0.53(mm)
280-124986-29		06/14/2019 15:20	1	06141926.D	HP-Plot Q 0.53(mm)
280-124986-30		06/14/2019 15:34	1	06141927.D	Rt-Alumina KCl 0.53(mm)
280-124986-30		06/14/2019 15:34	1	06141927.D	HP-Plot Q 0.53(mm)
280-124986-31		06/14/2019 15:47	1	06141928.D	Rt-Alumina KCl 0.53(mm)
280-124986-31		06/14/2019 15:47	1	06141928.D	HP-Plot Q 0.53(mm)
280-124986-32		06/14/2019 16:00	1	06141929.D	Rt-Alumina KCl 0.53(mm)
280-124986-32		06/14/2019 16:00	1	06141929.D	HP-Plot Q 0.53(mm)
280-124986-33		06/14/2019 16:14	1	06141930.D	Rt-Alumina KCl 0.53(mm)
280-124986-33		06/14/2019 16:14	1	06141930.D	HP-Plot Q 0.53(mm)
280-124986-34		06/14/2019 16:27	1	06141931.D	Rt-Alumina KCl 0.53(mm)
280-124986-34		06/14/2019 16:27	1	06141931.D	HP-Plot Q 0.53(mm)
CCV 280-461529/32		06/14/2019 16:40	1	06141932.D	Rt-Alumina KCl 0.53(mm)
CCV 280-461529/32		06/14/2019 16:40	1	06141932.D	HP-Plot Q 0.53(mm)
ZZZZZ		06/14/2019 16:54	1		Rt-Alumina KCl 0.53(mm)
ZZZZZ		06/14/2019 16:54	1		HP-Plot Q 0.53(mm)
ZZZZZ		06/14/2019 17:07	1		Rt-Alumina KCl 0.53(mm)
ZZZZZ		06/14/2019 17:07	1		HP-Plot Q 0.53(mm)
ZZZZZ		06/14/2019 17:21	1		Rt-Alumina KCl 0.53(mm)
ZZZZZ		06/14/2019 17:21	1		HP-Plot Q 0.53(mm)
ZZZZZ		06/14/2019 17:34	1		Rt-Alumina KCl 0.53(mm)
ZZZZZ		06/14/2019 17:34	1		HP-Plot Q 0.53(mm)
ZZZZZ		06/14/2019 17:47	1		Rt-Alumina KCl 0.53(mm)
ZZZZZ		06/14/2019 17:47	1		HP-Plot Q 0.53(mm)
ZZZZZ		06/14/2019 18:00	3		Rt-Alumina KCl 0.53(mm)
ZZZZZ		06/14/2019 18:00	3		HP-Plot Q 0.53(mm)
ZZZZZ		06/14/2019 18:14	3		Rt-Alumina KCl 0.53(mm)
ZZZZZ		06/14/2019 18:14	3		HP-Plot Q 0.53(mm)
ZZZZZ		06/14/2019 18:27	3		Rt-Alumina KCl 0.53(mm)
ZZZZZ		06/14/2019 18:27	3		HP-Plot Q 0.53(mm)
ZZZZZ		06/14/2019 18:40	3		Rt-Alumina KCl 0.53(mm)
ZZZZZ		06/14/2019 18:40	3		HP-Plot Q 0.53(mm)
ZZZZZ		06/14/2019 18:54	3		Rt-Alumina KCl 0.53(mm)
ZZZZZ		06/14/2019 18:54	3		HP-Plot Q 0.53(mm)
ZZZZZ		06/14/2019 19:07	3		Rt-Alumina KCl 0.53(mm)
ZZZZZ		06/14/2019 19:07	3		HP-Plot Q 0.53(mm)
ZZZZZ		06/14/2019 19:20	3		Rt-Alumina KCl 0.53(mm)
ZZZZZ		06/14/2019 19:20	3		HP-Plot Q 0.53(mm)
ZZZZZ		06/14/2019 19:33	3		Rt-Alumina KCl 0.53(mm)
ZZZZZ		06/14/2019 19:33	3		HP-Plot Q 0.53(mm)

GC VOA ANALYSIS RUN LOG

Lab Name: Eurofins TestAmerica, Denver Job No.: 280-124986-1

SDG No.:

Instrument ID: VGC_J Start Date: 06/14/2019 09:30

Analysis Batch Number: 461529 End Date: 06/14/2019 23:05

LAB SAMPLE ID	CLIENT SAMPLE ID	DATE ANALYZED	DILUTION FACTOR	LAB FILE ID	COLUMN ID
ZZZZZ		06/14/2019 19:47	3		Rt-Alumina KCl 0.53(mm)
ZZZZZ		06/14/2019 19:47	3		HP-Plot Q 0.53(mm)
CCV 280-461529/47		06/14/2019 20:00	1		Rt-Alumina KCl 0.53(mm)
CCV 280-461529/47		06/14/2019 20:00	1		HP-Plot Q 0.53(mm)
ZZZZZ		06/14/2019 20:13	1		Rt-Alumina KCl 0.53(mm)
ZZZZZ		06/14/2019 20:13	1		HP-Plot Q 0.53(mm)
ZZZZZ		06/14/2019 20:27	1		Rt-Alumina KCl 0.53(mm)
ZZZZZ		06/14/2019 20:27	1		HP-Plot Q 0.53(mm)
ZZZZZ		06/14/2019 20:40	1		Rt-Alumina KCl 0.53(mm)
ZZZZZ		06/14/2019 20:40	1		HP-Plot Q 0.53(mm)
ZZZZZ		06/14/2019 20:53	1		Rt-Alumina KCl 0.53(mm)
ZZZZZ		06/14/2019 20:53	1		HP-Plot Q 0.53(mm)
ZZZZZ		06/14/2019 21:06	1		Rt-Alumina KCl 0.53(mm)
ZZZZZ		06/14/2019 21:06	1		HP-Plot Q 0.53(mm)
ZZZZZ		06/14/2019 21:20	1		Rt-Alumina KCl 0.53(mm)
ZZZZZ		06/14/2019 21:20	1		HP-Plot Q 0.53(mm)
ZZZZZ		06/14/2019 21:33	1		Rt-Alumina KCl 0.53(mm)
ZZZZZ		06/14/2019 21:33	1		HP-Plot Q 0.53(mm)
ZZZZZ		06/14/2019 21:46	1		Rt-Alumina KCl 0.53(mm)
ZZZZZ		06/14/2019 21:46	1		HP-Plot Q 0.53(mm)
ZZZZZ		06/14/2019 22:00	1		Rt-Alumina KCl 0.53(mm)
ZZZZZ		06/14/2019 22:00	1		HP-Plot Q 0.53(mm)
ZZZZZ		06/14/2019 22:13	1		Rt-Alumina KCl 0.53(mm)
ZZZZZ		06/14/2019 22:13	1		HP-Plot Q 0.53(mm)
ZZZZZ		06/14/2019 22:26	1		Rt-Alumina KCl 0.53(mm)
ZZZZZ		06/14/2019 22:26	1		HP-Plot Q 0.53(mm)
ZZZZZ		06/14/2019 22:39	1		Rt-Alumina KCl 0.53(mm)
ZZZZZ		06/14/2019 22:39	1		HP-Plot Q 0.53(mm)
ZZZZZ		06/14/2019 22:52	1		Rt-Alumina KCl 0.53(mm)
ZZZZZ		06/14/2019 22:52	1		HP-Plot Q 0.53(mm)
CCV 280-461529/60		06/14/2019 23:05	1		Rt-Alumina KCl 0.53(mm)
CCV 280-461529/60		06/14/2019 23:05	1		HP-Plot Q 0.53(mm)

GC VOA ANALYSIS RUN LOG

Lab Name: Eurofins TestAmerica, Denver Job No.: 280-124986-1

SDG No.:

Instrument ID: VGC_J Start Date: 06/17/2019 06:13

Analysis Batch Number: 461755 End Date: 06/18/2019 05:49

LAB SAMPLE ID	CLIENT SAMPLE ID	DATE ANALYZED	DILUTION FACTOR	LAB FILE ID	COLUMN ID
CCVRT 280-461755/1		06/17/2019 06:13	1	06171902.D	Rt-Alumina KCl 0.53(mm)
CCVRT 280-461755/1		06/17/2019 06:13	1	06171902.D	HP-Plot Q 0.53(mm)
LCS 280-461755/2		06/17/2019 07:04	1	002F0301.D	Rt-Alumina KCl 0.53(mm)
LCS 280-461755/2		06/17/2019 07:04	1	002F0301.D	HP-Plot Q 0.53(mm)
MB 280-461755/4		06/17/2019 07:31	1	06171904.D	Rt-Alumina KCl 0.53(mm)
MB 280-461755/4		06/17/2019 07:31	1	06171904.D	HP-Plot Q 0.53(mm)
ZZZZZ		06/17/2019 07:44	1		Rt-Alumina KCl 0.53(mm)
ZZZZZ		06/17/2019 07:44	1		HP-Plot Q 0.53(mm)
ZZZZZ		06/17/2019 07:57	1		Rt-Alumina KCl 0.53(mm)
ZZZZZ		06/17/2019 07:57	1		HP-Plot Q 0.53(mm)
ZZZZZ		06/17/2019 08:10	1		Rt-Alumina KCl 0.53(mm)
ZZZZZ		06/17/2019 08:10	1		HP-Plot Q 0.53(mm)
ZZZZZ		06/17/2019 08:23	1		Rt-Alumina KCl 0.53(mm)
ZZZZZ		06/17/2019 08:23	1		HP-Plot Q 0.53(mm)
ZZZZZ		06/17/2019 08:36	1		Rt-Alumina KCl 0.53(mm)
ZZZZZ		06/17/2019 08:36	1		HP-Plot Q 0.53(mm)
ZZZZZ		06/17/2019 08:49	1		Rt-Alumina KCl 0.53(mm)
ZZZZZ		06/17/2019 08:49	1		HP-Plot Q 0.53(mm)
ZZZZZ		06/17/2019 09:03	1		Rt-Alumina KCl 0.53(mm)
ZZZZZ		06/17/2019 09:03	1		HP-Plot Q 0.53(mm)
LCSD 280-461755/3		06/17/2019 09:16	1	012F1301.D	Rt-Alumina KCl 0.53(mm)
LCSD 280-461755/3		06/17/2019 09:16	1	012F1301.D	HP-Plot Q 0.53(mm)
ZZZZZ		06/17/2019 09:29	1		Rt-Alumina KCl 0.53(mm)
ZZZZZ		06/17/2019 09:29	1		HP-Plot Q 0.53(mm)
ZZZZZ		06/17/2019 09:42	1		Rt-Alumina KCl 0.53(mm)
ZZZZZ		06/17/2019 09:42	1		HP-Plot Q 0.53(mm)
ZZZZZ		06/17/2019 09:55	1		Rt-Alumina KCl 0.53(mm)
ZZZZZ		06/17/2019 09:55	1		HP-Plot Q 0.53(mm)
280-124986-17		06/17/2019 10:09	3	016F1701.D	Rt-Alumina KCl 0.53(mm)
280-124986-17		06/17/2019 10:09	3	016F1701.D	HP-Plot Q 0.53(mm)
CCV 280-461755/15		06/17/2019 10:22	1	06171915.D	Rt-Alumina KCl 0.53(mm)
CCV 280-461755/15		06/17/2019 10:22	1	06171915.D	HP-Plot Q 0.53(mm)
ZZZZZ		06/17/2019 10:35	1		Rt-Alumina KCl 0.53(mm)
ZZZZZ		06/17/2019 10:35	1		HP-Plot Q 0.53(mm)
ZZZZZ		06/17/2019 10:48	1		Rt-Alumina KCl 0.53(mm)
ZZZZZ		06/17/2019 10:48	1		HP-Plot Q 0.53(mm)
ZZZZZ		06/17/2019 11:01	1		Rt-Alumina KCl 0.53(mm)
ZZZZZ		06/17/2019 11:01	1		HP-Plot Q 0.53(mm)
ZZZZZ		06/17/2019 11:15	1		Rt-Alumina KCl 0.53(mm)
ZZZZZ		06/17/2019 11:15	1		HP-Plot Q 0.53(mm)
ZZZZZ		06/17/2019 11:28	1		Rt-Alumina KCl 0.53(mm)
ZZZZZ		06/17/2019 11:28	1		HP-Plot Q 0.53(mm)
ZZZZZ		06/17/2019 11:41	1		Rt-Alumina KCl 0.53(mm)
ZZZZZ		06/17/2019 11:41	1		HP-Plot Q 0.53(mm)
ZZZZZ		06/17/2019 11:54	1		Rt-Alumina KCl 0.53(mm)

GC VOA ANALYSIS RUN LOG

Lab Name: Eurofins TestAmerica, Denver Job No.: 280-124986-1

SDG No.:

Instrument ID: VGC_J Start Date: 06/17/2019 06:13

Analysis Batch Number: 461755 End Date: 06/18/2019 05:49

LAB SAMPLE ID	CLIENT SAMPLE ID	DATE ANALYZED	DILUTION FACTOR	LAB FILE ID	COLUMN ID
ZZZZZ		06/17/2019 11:54	1		HP-Plot Q 0.53(mm)
ZZZZZ		06/17/2019 12:07	1		Rt-Alumina KCl 0.53(mm)
ZZZZZ		06/17/2019 12:07	1		HP-Plot Q 0.53(mm)
ZZZZZ		06/17/2019 12:21	1		Rt-Alumina KCl 0.53(mm)
ZZZZZ		06/17/2019 12:21	1		HP-Plot Q 0.53(mm)
ZZZZZ		06/17/2019 12:34	3		Rt-Alumina KCl 0.53(mm)
ZZZZZ		06/17/2019 12:34	3		HP-Plot Q 0.53(mm)
ZZZZZ		06/17/2019 12:47	3		Rt-Alumina KCl 0.53(mm)
ZZZZZ		06/17/2019 12:47	3		HP-Plot Q 0.53(mm)
ZZZZZ		06/17/2019 13:00	3		Rt-Alumina KCl 0.53(mm)
ZZZZZ		06/17/2019 13:00	3		HP-Plot Q 0.53(mm)
280-124986-26		06/17/2019 13:13	3	030F3101.D	Rt-Alumina KCl 0.53(mm)
280-124986-26		06/17/2019 13:13	3	030F3101.D	HP-Plot Q 0.53(mm)
280-124986-28		06/17/2019 13:27	3	031F3201.D	Rt-Alumina KCl 0.53(mm)
280-124986-28		06/17/2019 13:27	3	031F3201.D	HP-Plot Q 0.53(mm)
ZZZZZ		06/17/2019 13:40	3		Rt-Alumina KCl 0.53(mm)
ZZZZZ		06/17/2019 13:40	3		HP-Plot Q 0.53(mm)
ZZZZZ		06/17/2019 13:53	3		Rt-Alumina KCl 0.53(mm)
ZZZZZ		06/17/2019 13:53	3		HP-Plot Q 0.53(mm)
ZZZZZ		06/17/2019 14:07	3		Rt-Alumina KCl 0.53(mm)
ZZZZZ		06/17/2019 14:07	3		HP-Plot Q 0.53(mm)
ZZZZZ		06/17/2019 14:20	3		Rt-Alumina KCl 0.53(mm)
ZZZZZ		06/17/2019 14:20	3		HP-Plot Q 0.53(mm)
CCV 280-461755/25		06/17/2019 14:33	1	06171925.D	Rt-Alumina KCl 0.53(mm)
CCV 280-461755/25		06/17/2019 14:33	1	06171925.D	HP-Plot Q 0.53(mm)
ZZZZZ		06/17/2019 14:46	1		Rt-Alumina KCl 0.53(mm)
ZZZZZ		06/17/2019 14:46	1		HP-Plot Q 0.53(mm)
ZZZZZ		06/17/2019 15:00	1		Rt-Alumina KCl 0.53(mm)
ZZZZZ		06/17/2019 15:00	1		HP-Plot Q 0.53(mm)
ZZZZZ		06/17/2019 15:13	1		Rt-Alumina KCl 0.53(mm)
ZZZZZ		06/17/2019 15:13	1		HP-Plot Q 0.53(mm)
ZZZZZ		06/17/2019 15:26	3		Rt-Alumina KCl 0.53(mm)
ZZZZZ		06/17/2019 15:26	3		HP-Plot Q 0.53(mm)
ZZZZZ		06/17/2019 15:40	3		Rt-Alumina KCl 0.53(mm)
ZZZZZ		06/17/2019 15:40	3		HP-Plot Q 0.53(mm)
ZZZZZ		06/17/2019 15:53	3		Rt-Alumina KCl 0.53(mm)
ZZZZZ		06/17/2019 15:53	3		HP-Plot Q 0.53(mm)
ZZZZZ		06/17/2019 16:06	3		Rt-Alumina KCl 0.53(mm)
ZZZZZ		06/17/2019 16:06	3		HP-Plot Q 0.53(mm)
CCV 280-461755/40		06/17/2019 16:19	1		Rt-Alumina KCl 0.53(mm)
CCV 280-461755/40		06/17/2019 16:19	1		HP-Plot Q 0.53(mm)
ZZZZZ		06/18/2019 04:56	3		Rt-Alumina KCl 0.53(mm)
ZZZZZ		06/18/2019 04:56	3		HP-Plot Q 0.53(mm)
ZZZZZ		06/18/2019 05:09	3		Rt-Alumina KCl 0.53(mm)
ZZZZZ		06/18/2019 05:09	3		HP-Plot Q 0.53(mm)

RSK-175

GC VOA ANALYSIS RUN LOG

Lab Name: Eurofins TestAmerica, Denver Job No.: 280-124986-1

SDG No.:

Instrument ID: VGC_J Start Date: 06/17/2019 06:13

Analysis Batch Number: 461755 End Date: 06/18/2019 05:49

LAB SAMPLE ID	CLIENT SAMPLE ID	DATE ANALYZED	DILUTION FACTOR	LAB FILE ID	COLUMN ID
ZZZZZ		06/18/2019 05:23	3		Rt-Alumina KCl 0.53(mm)
ZZZZZ		06/18/2019 05:23	3		HP-Plot Q 0.53(mm)
ZZZZZ		06/18/2019 05:36	3		Rt-Alumina KCl 0.53(mm)
ZZZZZ		06/18/2019 05:36	3		HP-Plot Q 0.53(mm)
CCV 280-461755/48		06/18/2019 05:49	1		Rt-Alumina KCl 0.53(mm)
CCV 280-461755/48		06/18/2019 05:49	1		HP-Plot Q 0.53(mm)

GC VOA BATCH WORKSHEET

Lab Name: Eurofins TestAmerica, Denver Job No.: 280-124986-1

SDG No.:

Batch Number: 461373 Batch Start Date: 06/13/19 08:05 Batch Analyst: Dobransky, Michael E

Batch Method: RSK-175 Batch End Date:

Lab Sample ID	Client Sample ID	Method Chain	Basis	InitialAmount	FinalAmount	Initial pH	RSK7gasMathes 00027		
CCVRT 280-461373/1		RSK-175		18 mL	18 mL	5 SU	200 uL		
CCV 280-461373/54		RSK-175		18 mL	18 mL	5 SU	200 uL		
LCS 280-461373/55		RSK-175		18 mL	18 mL	5 SU	200 uL		
LCSD 280-461373/56		RSK-175		18 mL	18 mL	5 SU	200 uL		
MB 280-461373/57		RSK-175		18 mL	18 mL	5 SU			
280-124986-H-1	G0083-19A	RSK-175	T	18 mL	18 mL				
280-124986-H-1 DU	G0083-19A	RSK-175	T	18 mL	18 mL	<2 SU			
280-124986-H-4	G0090-19A	RSK-175	T	18 mL	18 mL	<2 SU			
280-124986-I-5	G0088-19A	RSK-175	T	18 mL	18 mL	<2 SU			
280-124986-H-6	PZ016-19A	RSK-175	T	18 mL	18 mL	<2 SU			
280-124986-H-7	G0112-19A	RSK-175	T	18 mL	18 mL				
280-124986-H-10	G0075-19A	RSK-175	T	18 mL	18 mL	<2 SU			
280-124986-H-11	G0076-19A	RSK-175	T	18 mL	18 mL	<2 SU			
280-124986-I-12	G0024-19A	RSK-175	T	18 mL	18 mL	<2 SU			
CCV 280-461373/69		RSK-175		18 mL	18 mL	5 SU	200 uL		
280-124986-I-13	G0087-19A	RSK-175	T	18 mL	18 mL	<2 SU			
280-124986-I-13 DU	G0087-19A	RSK-175	T	18 mL	18 mL	<2 SU			
280-124986-H-14	G0080-19A	RSK-175	T	18 mL	18 mL	<2 SU			
280-124986-I-15	G0086-19A	RSK-175	T	18 mL	18 mL	<2 SU			
280-124986-I-19	G0078-19A	RSK-175	T	18 mL	18 mL	<2 SU			
280-124986-H-20	G0077-19A	RSK-175	T	18 mL	18 mL	<2 SU			
280-124986-H-21	PZ020-19A	RSK-175	T	18 mL	18 mL	<2 SU			
280-124986-H-22	PZ019-19A	RSK-175	T	18 mL	18 mL	<2 SU			
CCV 280-461373/81		RSK-175		18 mL	18 mL	5 SU	200 uL		
280-124986-I-8	G0084-19A	RSK-175	T	18 mL	18 mL	<2 SU			
280-124986-I-8 DU	G0084-19A	RSK-175	T	18 mL	18 mL	<2 SU			

The pound sign (#) in the amount added field denotes that the reagent was used undiluted. All calculations are performed using the stated concentration for this reagent.

GC VOA BATCH WORKSHEET

Lab Name: Eurofins TestAmerica, Denver Job No.: 280-124986-1

SDG No.:

Batch Number: 461373 Batch Start Date: 06/13/19 08:05 Batch Analyst: Dobransky, Michael E

Batch Method: RSK-175 Batch End Date:

Lab Sample ID	Client Sample ID	Method Chain	Basis	InitialAmount	FinalAmount	Initial pH	RSK7gasMathes 00027		
280-124986-H-9	G013-19A	RSK-175	T	18 mL	18 mL	<2 SU			
280-124986-I-16	G0118-19A	RSK-175	T	18 mL	18 mL	<2 SU			
280-124986-I-18	G0114-19A	RSK-175	T	18 mL	18 mL	<2 SU			
CCV 280-461373/98		RSK-175		18 mL	18 mL	5 SU	200 uL		

Batch Notes	

Basis	Basis Description
T	Total/NA

The pound sign (#) in the amount added field denotes that the reagent was used undiluted. All calculations are performed using the stated concentration for this reagent.

GC VOA BATCH WORKSHEET

Lab Name: Eurofins TestAmerica, Denver Job No.: 280-124986-1

SDG No.:

Batch Number: 461529 Batch Start Date: 06/14/19 09:30 Batch Analyst: Dobransky, Michael E

Batch Method: RSK-175 Batch End Date:

Lab Sample ID	Client Sample ID	Method Chain	Basis	InitialAmount	FinalAmount	Initial pH	RSK7gasMathes 00027		
CCVRT 280-461529/1		RSK-175		18 mL	18 mL	5 SU	200 uL		
LCS 280-461529/2		RSK-175		18 mL	18 mL	5 SU	200 uL		
LCSD 280-461529/3		RSK-175		18 mL	18 mL	5 SU	200 uL		
MB 280-461529/4		RSK-175		18 mL	18 mL	5 SU			
CCV 280-461529/18		RSK-175		18 mL	18 mL	5 SU	200 uL		
280-124986-H-26	G0108-19A	RSK-175	T	18 mL	18 mL	<2 SU			
280-124986-H-26 DU	G0108-19A	RSK-175	T	18 mL	18 mL	<2 SU			
280-124986-H-25	G0070-19A	RSK-175	T	18 mL	18 mL	<2 SU			
280-124986-H-25 MS	G0070-19AMS	RSK-175	T	18 mL	18 mL	<2 SU	200 uL		
280-124986-H-25 MSD	G0070-19AMSD	RSK-175	T	18 mL	18 mL	<2 SU	200 uL		
280-124986-H-27	G0098-19A	RSK-175	T	18 mL	18 mL	<2 SU			
280-124986-H-29	G0109-19A	RSK-175	T	18 mL	18 mL	<2 SU			
280-124986-H-30	G0099-19A	RSK-175	T	18 mL	18 mL	<2 SU			
280-124986-H-31	G0067-19A	RSK-175	T	18 mL	18 mL	<2 SU			
280-124986-H-32	G0079-19A	RSK-175	T	18 mL	18 mL	<2 SU			
280-124986-H-33	G0081-19A	RSK-175	T	18 mL	18 mL	<2 SU			
280-124986-H-34	G0082-19A	RSK-175	T	18 mL	18 mL	<2 SU			
CCV 280-461529/32		RSK-175		18 mL	18 mL	5 SU	200 uL		

Batch Notes	

Basis	Basis Description
T	Total/NA

The pound sign (#) in the amount added field denotes that the reagent was used undiluted. All calculations are performed using the stated concentration for this reagent.

GC VOA BATCH WORKSHEET

Lab Name: Eurofins TestAmerica, Denver Job No.: 280-124986-1

SDG No.:

Batch Number: 461755 Batch Start Date: 06/17/19 06:13 Batch Analyst: Dobransky, Michael E

Batch Method: RSK-175 Batch End Date:

Lab Sample ID	Client Sample ID	Method Chain	Basis	InitialAmount	FinalAmount	Initial pH	RSK7gasMathes 00027		
CCVRT 280-461755/1		RSK-175		18 mL	18 mL	5 SU	200 uL		
LCS 280-461755/2		RSK-175		18 mL	18 mL	5 SU	200 uL		
LCSD 280-461755/3		RSK-175		18 mL	18 mL	5 SU	200 uL		
MB 280-461755/4		RSK-175		18 mL	18 mL	5 SU			
CCV 280-461755/15		RSK-175		18 mL	18 mL	5 SU	200 uL		
CCV 280-461755/25		RSK-175		18 mL	18 mL	5 SU	200 uL		
280-124986-G-17	G0110-19A	RSK-175	T	18 mL	18 mL	<2 SU			
280-124986-G-26	G0108-19A	RSK-175	T	18 mL	18 mL	<2 SU			
280-124986-G-28	G0097-19A	RSK-175	T	18 mL	18 mL	<2 SU			

Batch Notes	

Basis	Basis Description
T	Total/NA

The pound sign (#) in the amount added field denotes that the reagent was used undiluted. All calculations are performed using the stated concentration for this reagent.

8330A_DOD5

Nitroaromatics and Nitramines (HPLC)

FORM II
HPLC/IC SURROGATE RECOVERY

Lab Name: Eurofins TestAmerica, Denver Job No.: 280-124986-1

SDG No.:

Matrix: Water Level: Low

GC Column (1): UltraCarb5u ID: 4.6 (mm) GC Column (2): Luna-phenyl 4.6 (mm)

Client Sample ID	Lab Sample ID	12DNB1 #	12DNB2 #
G0083-19A	280-124986-1		96
G0083-19A	280-124986-1	99 M	
G0083-19A RE	280-124986-1 RE		96
G0083-19A RE	280-124986-1 RE	97 M	
NW022-19A	280-124986-2		104
NW022-19A	280-124986-2	191 M Q	
NW022-19A RE	280-124986-2 RE	96 M	
NW023-19A	280-124986-3		93
NW023-19A	280-124986-3	98	
NW023-19A RE	280-124986-3 RE		96
NW023-19A RE	280-124986-3 RE	100	
G0090-19A	280-124986-4		103
G0090-19A	280-124986-4	208 M Q	
G0090-19A RE	280-124986-4 RE		110
G0090-19A RE	280-124986-4 RE	92 M	
G0088-19A	280-124986-5		93
G0088-19A	280-124986-5	93	
G0088-19A RE	280-124986-5 RE		96
G0088-19A RE	280-124986-5 RE	95	
PZ016-19A	280-124986-6		110
PZ016-19A	280-124986-6	89 M	
PZ016-19A RE	280-124986-6 RE		113
PZ016-19A RE	280-124986-6 RE	100 M	
G0112-19A	280-124986-7		96
G0112-19A	280-124986-7	130 M Q	
G0112-19A RE	280-124986-7 RE		105
G0112-19A RE	280-124986-7 RE	111 M	
G0084-19A	280-124986-8		97
G0084-19A	280-124986-8	126 M Q	
G0084-19A RE	280-124986-8 RE		92
G0084-19A RE	280-124986-8 RE	94 M	
G0113-19A	280-124986-9		110
G0113-19A	280-124986-9	126 M Q	
G0113-19A RE	280-124986-9 RE		99
G0113-19A RE	280-124986-9 RE	86 M	

	QC LIMITS
12DNB = 1,2-Dinitrobenzene	83-119

Column to be used to flag recovery values

FORM II 8330A

FORM II
HPLC/IC SURROGATE RECOVERY

Lab Name: Eurofins TestAmerica, Denver Job No.: 280-124986-1

SDG No.:

Matrix: Water Level: Low

GC Column (1): UltraCarb5u ID: 4.6 (mm) GC Column (2): Luna-phenyl 4.6 (mm)

Client Sample ID	Lab Sample ID	12DNB1 #	12DNB2 #
G0075-19A	280-124986-10	145 Q	
G0075-19A RE	280-124986-10 RE	145 Q	
G0076-19A	280-124986-11	140 M Q	
G0076-19A RE	280-124986-11 RE	122 M Q	
G0024-19A	280-124986-12		97
G0024-19A	280-124986-12	91 M	
G0024-19A RE	280-124986-12 RE		95
G0024-19A RE	280-124986-12 RE	94 M	
G0087-19A	280-124986-13		97
G0087-19A	280-124986-13	105	
G0087-19A RE	280-124986-13 RE		96
G0087-19A RE	280-124986-13 RE	93 M	
G0080-19A	280-124986-14		97
G0080-19A	280-124986-14	96 M	
G0080-19A RE	280-124986-14 RE		97
G0080-19A RE	280-124986-14 RE	92 M	
G0086-19A	280-124986-15		94
G0086-19A	280-124986-15	92	
G0086-19A RE	280-124986-15 RE		97
G0086-19A RE	280-124986-15 RE	89	
G0118-19A	280-124986-16		101
G0118-19A	280-124986-16	344 M Q	
G0118-19A RE	280-124986-16 RE		109
G0118-19A RE	280-124986-16 RE	171 M Q	
G0110-19A	280-124986-17		92
G0110-19A	280-124986-17	145 M Q	
G0110-19A RE	280-124986-17 RE	78 Q M	
G0114-19A	280-124986-18		97
G0114-19A	280-124986-18	199 Q	
G0114-19A RE	280-124986-18 RE	106 M	
G0078-19A	280-124986-19		90
G0078-19A	280-124986-19	172 Q	
G0078-19A RE	280-124986-19 RE		99
G0078-19A RE	280-124986-19 RE	97 M	
G0077-19A	280-124986-20		92

	QC LIMITS
12DNB = 1,2-Dinitrobenzene	83-119

Column to be used to flag recovery values

FORM II 8330A

FORM II
HPLC/IC SURROGATE RECOVERY

Lab Name: Eurofins TestAmerica, Denver Job No.: 280-124986-1

SDG No.:

Matrix: Water Level: Low

GC Column (1): UltraCarb5u ID: 4.6 (mm) GC Column (2): Luna-phenyl 4.6 (mm)

Client Sample ID	Lab Sample ID	12DNB1 #	12DNB2 #
G0077-19A	280-124986-20	98 M	
G0077-19A RE	280-124986-20 RE		95
G0077-19A RE	280-124986-20 RE	89 M	
PZ020-19A	280-124986-21		108
PZ020-19A	280-124986-21	94	
PZ020-19A RE	280-124986-21 RE		98
PZ020-19A RE	280-124986-21 RE	102 M	
PZ019-19A	280-124986-22	103	
PZ019-19A RE	280-124986-22 RE	112 M	
NW020-19A	280-124986-23		106
NW020-19A	280-124986-23	92	
NW020-19A RE	280-124986-23 RE		104
NW020-19A RE	280-124986-23 RE	105 M	
NW021-19A	280-124986-24		99
NW021-19A	280-124986-24	104	
NW021-19A RE	280-124986-24 RE		107
NW021-19A RE	280-124986-24 RE	110	
G0070-19A	280-124986-25		92
G0070-19A	280-124986-25	92	
G0070-19A RE	280-124986-25 RE		99
G0070-19A RE	280-124986-25 RE	108	
G0108-19A	280-124986-26		92 M
G0108-19A	280-124986-26	92 M	
G0108-19A RE	280-124986-26 RE		62 Q
G0108-19A RE	280-124986-26 RE	73 Q M	
G0098-19A	280-124986-27		101
G0098-19A	280-124986-27	94 M	
G0098-19A RE	280-124986-27 RE		88
G0098-19A RE	280-124986-27 RE	98 M	
G0097-19A	280-124986-28		97 M
G0097-19A	280-124986-28	109 M	
G0097-19A RE	280-124986-28 RE		97 M
G0097-19A RE	280-124986-28 RE	103 M	
G0109-19A	280-124986-29		100
G0109-19A	280-124986-29	91 M	

	QC LIMITS
12DNB = 1,2-Dinitrobenzene	83-119

Column to be used to flag recovery values

FORM II 8330A

FORM II
HPLC/IC SURROGATE RECOVERY

Lab Name: Eurofins TestAmerica, Denver Job No.: 280-124986-1

SDG No.:

Matrix: Water Level: Low

GC Column (1): UltraCarb5u ID: 4.6 (mm) GC Column (2): Luna-phenyl 4.6 (mm)

Client Sample ID	Lab Sample ID	12DNB1 #	12DNB2 #
G0109-19A RE	280-124986-29 RE		84
G0109-19A RE	280-124986-29 RE	113 M	
G0099-19A	280-124986-30		96
G0099-19A	280-124986-30	113 M	
G0099-19A RE	280-124986-30 RE		109
G0099-19A RE	280-124986-30 RE	135 M Q	
G0067-19A	280-124986-31		97
G0067-19A	280-124986-31	94 M	
G0067-19A RE	280-124986-31 RE		107
G0067-19A RE	280-124986-31 RE	105 M	
G0079-19A	280-124986-32	96 M	
G0079-19A RE	280-124986-32 RE	102 M	
G0081-19A	280-124986-33		101
G0081-19A	280-124986-33	87 M	
G0081-19A RE	280-124986-33 RE		119
G0081-19A RE	280-124986-33 RE	124 M Q	
G0082-19A	280-124986-34		98
G0082-19A	280-124986-34	168 M Q	
G0082-19A RE	280-124986-34 RE		92
G0082-19A RE	280-124986-34 RE	86 M	
	MB 280-461560/1-A	93	
	MB 280-461561/1-A	91	
	MB 280-461963/1-A	101	
	MB 280-461964/1-A		106
	MB 280-461964/1-A	108	
	LCS 280-461560/2-A	93	
	LCS 280-461561/2-A	90	
	LCS 280-461963/2-A	94	
	LCS 280-461963/4-A	98	
	LCS 280-461964/2-A	116	

	QC LIMITS
12DNB = 1,2-Dinitrobenzene	83-119

Column to be used to flag recovery values

FORM II 8330A

FORM II
HPLC/IC SURROGATE RECOVERY

Lab Name: Eurofins TestAmerica, Denver Job No.: 280-124986-1

SDG No.:

Matrix: Water Level: Low

GC Column (1): UltraCarb5u ID: 4.6 (mm) GC Column (2): Luna-phenyl 4.6 (mm)

Client Sample ID	Lab Sample ID	12DNB1 #	12DNB2 #
	LCS 280-461964/3-A	212 Q	
	LCSD 280-461560/3-A	93	
	LCSD 280-461963/3-A	97	
	LCSD 280-461963/5-A	100	
	LCSD 280-461964/4-A	105	
G0070-19AMS MS	280-124986-25 MS	94	
G0070-19AMS MS RE	280-124986-25 MS RE	108	
G0070-19AMSD MSD	280-124986-25 MSD	97	
G0070-19AMSD MSD RE	280-124986-25 MSD RE	86	

	QC LIMITS
12DNB = 1,2-Dinitrobenzene	83-119

Column to be used to flag recovery values

FORM II 8330A

FORM III
HPLC/IC LAB CONTROL SAMPLE RECOVERY

Lab Name: Eurofins TestAmerica, Denver Job No.: 280-124986-1

SDG No.:

Matrix: Water Level: Low Lab File ID: 06190048.D

Lab ID: LCS 280-461560/2-A Client ID:

COMPOUND	SPIKE ADDED (ug/L)	LCS CONCENTRATION (ug/L)	LCS % REC	QC LIMITS REC	#
1,3,5-Trinitrobenzene	2.00	2.08	104	73-125	
1,3-Dinitrobenzene	2.00	1.97	99	78-120	
2,4,6-Trinitrotoluene	2.00	1.83	91	71-123	
2,4-Dinitrotoluene	2.00	1.88	94	78-120	
2,6-Dinitrotoluene	2.00	1.82	91	77-127	
2-Amino-4,6-dinitrotoluene	2.00	1.78	89	79-120	
2-Nitrotoluene	2.00	1.26	63	70-127	Q
3-Nitrotoluene	2.00	1.41	71	73-125	Q
4-Amino-2,6-dinitrotoluene	2.00	1.66	83	76-125	
4-Nitrotoluene	2.00	1.40	70	71-127	Q
HMX	2.00	1.90	95	65-135	M
Nitrobenzene	2.00	1.52	76	65-134	
RDX	2.00	1.96	98	68-130	
Tetryl	2.00	1.93	97	64-128	

Column to be used to flag recovery and RPD values

FORM III 8330A

FORM III
HPLC/IC LAB CONTROL SAMPLE RECOVERY

Lab Name: Eurofins TestAmerica, Denver Job No.: 280-124986-1

SDG No.:

Matrix: Water Level: Low Lab File ID: 06200078.D

Lab ID: LCS 280-461561/2-A Client ID:

COMPOUND	SPIKE ADDED (ug/L)	LCS CONCENTRATION (ug/L)	LCS % REC	QC LIMITS REC	#
1,3,5-Trinitrobenzene	2.00	2.03	101	73-125	
1,3-Dinitrobenzene	2.00	1.94	97	78-120	
2,4,6-Trinitrotoluene	2.00	1.82	91	71-123	
2,4-Dinitrotoluene	2.00	1.85	93	78-120	
2,6-Dinitrotoluene	2.00	1.80	90	77-127	
2-Amino-4,6-dinitrotoluene	2.00	1.73	87	79-120	
2-Nitrotoluene	2.00	1.15	58	70-127	Q
3-Nitrotoluene	2.00	1.38	69	73-125	Q
4-Amino-2,6-dinitrotoluene	2.00	1.58	79	76-125	
4-Nitrotoluene	2.00	1.38	69	71-127	Q
HMX	2.00	1.85	93	65-135	M
Nitrobenzene	2.00	1.49	75	65-134	
RDX	2.00	1.98	99	68-130	
Tetryl	2.00	1.87	93	64-128	

Column to be used to flag recovery and RPD values

FORM III 8330A

FORM III
HPLC/IC LAB CONTROL SAMPLE RECOVERY

Lab Name: Eurofins TestAmerica, Denver Job No.: 280-124986-1

SDG No.:

Matrix: Water Level: Low Lab File ID: 06260011.D

Lab ID: LCS 280-461963/2-A Client ID:

COMPOUND	SPIKE ADDED (ug/L)	LCS CONCENTRATION (ug/L)	LCS % REC	QC LIMITS REC	#
1,3,5-Trinitrobenzene	2.00	2.06	103	73-125	
1,3-Dinitrobenzene	2.00	1.97	98	78-120	
2,4,6-Trinitrotoluene	2.00	1.89	95	71-123	
2,4-Dinitrotoluene	2.00	1.86	93	78-120	
2,6-Dinitrotoluene	2.00	1.83	92	77-127	
2-Amino-4,6-dinitrotoluene	2.00	1.64	82	79-120	
2-Nitrotoluene	2.00	1.55	77	70-127	
3-Nitrotoluene	2.00	1.68	84	73-125	
4-Amino-2,6-dinitrotoluene	2.00	1.42	71	76-125	Q
4-Nitrotoluene	2.00	1.62	81	71-127	
HMX	2.00	2.01	100	65-135	M
Nitrobenzene	2.00	1.79	89	65-134	
RDX	2.00	2.07	104	68-130	
Tetryl	2.00	2.05	103	64-128	

Column to be used to flag recovery and RPD values

FORM III 8330A

FORM III
HPLC/IC LAB CONTROL SAMPLE RECOVERY

Lab Name: Eurofins TestAmerica, Denver Job No.: 280-124986-1

SDG No.:

Matrix: Water Level: Low Lab File ID: 06260013.D

Lab ID: LCS 280-461963/4-A Client ID:

COMPOUND	SPIKE ADDED (ug/L)	LCS CONCENTRATION (ug/L)	LCS % REC	QC LIMITS REC	#
MNX	2.33	2.46	105	57-132	

Column to be used to flag recovery and RPD values

FORM III 8330A

FORM III
HPLC/IC LAB CONTROL SAMPLE RECOVERY

Lab Name: Eurofins TestAmerica, Denver Job No.: 280-124986-1

SDG No.:

Matrix: Water Level: Low Lab File ID: 07020058.D

Lab ID: LCS 280-461964/2-A Client ID:

COMPOUND	SPIKE ADDED (ug/L)	LCS CONCENTRATION (ug/L)	LCS % REC	QC LIMITS REC	#
1,3,5-Trinitrobenzene	2.00	2.01	100	73-125	
1,3-Dinitrobenzene	2.00	1.98	99	78-120	
2,4,6-Trinitrotoluene	2.00	1.84	92	71-123	
2,4-Dinitrotoluene	2.00	1.92	96	78-120	
2,6-Dinitrotoluene	2.00	1.85	92	77-127	
2-Amino-4,6-dinitrotoluene	2.00	1.85	93	79-120	
2-Nitrotoluene	2.00	1.65	83	70-127	
3-Nitrotoluene	2.00	1.89	95	73-125	
4-Amino-2,6-dinitrotoluene	2.00	1.73	86	76-125	
4-Nitrotoluene	2.00	1.75	88	71-127	
HMX	2.00	1.87	94	65-135	M
Nitrobenzene	2.00	1.85	93	65-134	
RDX	2.00	2.00	100	68-130	
Tetryl	2.00	2.09	104	64-128	

Column to be used to flag recovery and RPD values

FORM III 8330A

FORM III
HPLC/IC LAB CONTROL SAMPLE RECOVERY

Lab Name: Eurofins TestAmerica, Denver Job No.: 280-124986-1

SDG No.:

Matrix: Water Level: Low Lab File ID: 07020059.D

Lab ID: LCS 280-461964/3-A Client ID:

COMPOUND	SPIKE ADDED (ug/L)	LCS CONCENTRATION (ug/L)	LCS % REC	QC LIMITS REC	#
MNX	2.33	2.52	108	57-132	

Column to be used to flag recovery and RPD values

FORM III 8330A

FORM III
HPLC/IC LAB CONTROL SAMPLE DUPLICATE RECOVERY

Lab Name: Eurofins TestAmerica, Denver Job No.: 280-124986-1

SDG No.:

Matrix: Water Level: Low Lab File ID: 06190049.D

Lab ID: LCSD 280-461560/3-A Client ID:

COMPOUND	SPIKE ADDED (ug/L)	LCSD CONCENTRATION (ug/L)	LCSD % REC	% RPD	QC LIMITS RPD	QC LIMITS REC	#
1,3,5-Trinitrobenzene	2.00	2.05	103	1	30	73-125	
1,3-Dinitrobenzene	2.00	1.97	98	0	30	78-120	
2,4,6-Trinitrotoluene	2.00	1.85	92	1	30	71-123	
2,4-Dinitrotoluene	2.00	1.89	95	1	30	78-120	
2,6-Dinitrotoluene	2.00	1.90	95	4	30	77-127	
2-Amino-4,6-dinitrotoluene	2.00	1.79	89	0	30	79-120	
2-Nitrotoluene	2.00	1.33	67	5	30	70-127	Q
3-Nitrotoluene	2.00	1.64	82	15	30	73-125	
4-Amino-2,6-dinitrotoluene	2.00	1.65	82	1	30	76-125	
4-Nitrotoluene	2.00	1.53	77	9	30	71-127	
HMX	2.00	1.96	98	3	30	65-135	
Nitrobenzene	2.00	1.60	80	5	30	65-134	
RDX	2.00	1.97	99	1	30	68-130	
Tetryl	2.00	1.92	96	1	30	64-128	

Column to be used to flag recovery and RPD values

FORM III 8330A

FORM III
HPLC/IC LAB CONTROL SAMPLE DUPLICATE RECOVERY

Lab Name: Eurofins TestAmerica, Denver Job No.: 280-124986-1

SDG No.:

Matrix: Water Level: Low Lab File ID: 06260012.D

Lab ID: LCSD 280-461963/3-A Client ID:

COMPOUND	SPIKE ADDED (ug/L)	LCSD CONCENTRATION (ug/L)	LCSD % REC	% RPD	QC LIMITS RPD	QC LIMITS REC	#
1,3,5-Trinitrobenzene	2.00	2.13	106	3	30	73-125	
1,3-Dinitrobenzene	2.00	2.04	102	3	30	78-120	
2,4,6-Trinitrotoluene	2.00	1.94	97	2	30	71-123	
2,4-Dinitrotoluene	2.00	1.94	97	4	30	78-120	
2,6-Dinitrotoluene	2.00	1.94	97	6	30	77-127	
2-Amino-4,6-dinitrotoluene	2.00	1.77	88	8	30	79-120	
2-Nitrotoluene	2.00	1.67	83	7	30	70-127	M
3-Nitrotoluene	2.00	1.88	94	11	30	73-125	M
4-Amino-2,6-dinitrotoluene	2.00	1.52	76	7	30	76-125	
4-Nitrotoluene	2.00	1.69	84	4	30	71-127	M
HMX	2.00	2.01	100	0	30	65-135	M
Nitrobenzene	2.00	1.90	95	6	30	65-134	
RDX	2.00	2.11	106	2	30	68-130	
Tetryl	2.00	2.09	104	2	30	64-128	

Column to be used to flag recovery and RPD values

FORM III 8330A

FORM III
HPLC/IC LAB CONTROL SAMPLE DUPLICATE RECOVERY

Lab Name: Eurofins TestAmerica, Denver Job No.: 280-124986-1

SDG No.:

Matrix: Water Level: Low Lab File ID: 06260014.D

Lab ID: LCSD 280-461963/5-A Client ID:

COMPOUND	SPIKE ADDED (ug/L)	LCSD CONCENTRATION (ug/L)	LCSD % REC	% RPD	QC LIMITS RPD	QC LIMITS REC	#
MNX	2.33	2.45	105	0	30	57-132	

Column to be used to flag recovery and RPD values

FORM III 8330A

FORM III
HPLC/IC LAB CONTROL SAMPLE DUPLICATE RECOVERY

Lab Name: Eurofins TestAmerica, Denver Job No.: 280-124986-1

SDG No.:

Matrix: Water Level: Low Lab File ID: 07020060.D

Lab ID: LCSD 280-461964/4-A Client ID:

COMPOUND	SPIKE ADDED (ug/L)	LCSD CONCENTRATION (ug/L)	LCSD % REC	% RPD	QC LIMITS RPD	QC LIMITS REC	#
MNX	2.33	2.57	110	2	30	57-132	

Column to be used to flag recovery and RPD values

FORM III 8330A

FORM III
HPLC/IC MATRIX SPIKE RECOVERY

Lab Name: Eurofins TestAmerica, Denver Job No.: 280-124986-1

SDG No.:

Matrix: Water Level: Low Lab File ID: 06200084.D

Lab ID: 280-124986-25 MS Client ID: G0070-19AMS MS

COMPOUND	SPIKE ADDED (ug/L)	SAMPLE CONCENTRATION (ug/L)	MS CONCENTRATION (ug/L)	MS % REC	QC LIMITS REC	#
1,3,5-Trinitrobenzene	1.98	0.39 U	1.96	99	73-125	
1,3-Dinitrobenzene	1.98	0.19 U	1.89	95	78-120	
2,4,6-Trinitrotoluene	1.98	0.39 U	1.94	98	71-123	M
2,4-Dinitrotoluene	1.98	0.19 U	2.01	102	78-120	M
2,6-Dinitrotoluene	1.98	0.19 U	1.92	97	77-127	M
2-Amino-4,6-dinitrotoluene	1.98	0.12 U	1.91	96	79-120	M
2-Nitrotoluene	1.98	0.19 U	1.43	72	70-127	M
3-Nitrotoluene	1.98	0.39 U	1.61	81	73-125	M
4-Amino-2,6-dinitrotoluene	1.98	0.12 U	1.85	93	76-125	M
4-Nitrotoluene	1.98	0.39 U	1.61	81	71-127	M
HMX	1.98	0.19 U	1.77	89	65-135	M
Nitrobenzene	1.98	0.10 J	1.61	76	65-134	
RDX	1.98	0.39 U	2.07	104	68-130	
Tetryl	1.98	0.19 U	2.01	101	64-128	

Column to be used to flag recovery and RPD values

FORM III 8330A

FORM III
HPLC/IC MATRIX SPIKE RECOVERY

Lab Name: Eurofins TestAmerica, Denver Job No.: 280-124986-1

SDG No.:

Matrix: Water Level: Low Lab File ID: 07020066.D

Lab ID: 280-124986-25 MS RE Client ID: G0070-19AMS MS RE

COMPOUND	SPIKE ADDED (ug/L)	SAMPLE CONCENTRATION (ug/L)	MS CONCENTRATION (ug/L)	MS % REC	QC LIMITS REC	#
1,3,5-Trinitrobenzene	1.93	0.39 U	1.88	98	73-125	H
1,3-Dinitrobenzene	1.93	0.20 U	1.85	96	78-120	H
2,4,6-Trinitrotoluene	1.93	0.39 U	1.75	91	71-123	H
2,4-Dinitrotoluene	1.93	0.20 U	1.76	91	78-120	H
2,6-Dinitrotoluene	1.93	0.20 U	1.70	88	77-127	H
2-Amino-4,6-dinitrotoluene	1.93	0.12 U	1.66	86	79-120	H
2-Nitrotoluene	1.93	0.20 U	1.03	54	70-127	H J1
3-Nitrotoluene	1.93	0.39 U	1.27	66	73-125	H J1
4-Amino-2,6-dinitrotoluene	1.93	0.12 U	1.54	80	76-125	H
4-Nitrotoluene	1.93	0.39 U	1.29	67	71-127	H J1
HMX	1.93	0.20 U	1.80	93	65-135	H M
Nitrobenzene	1.93	0.094 J	1.45	70	65-134	H
RDX	1.93	0.39 U	2.03	105	68-130	H
Tetryl	1.93	0.20 U	1.98	103	64-128	H

Column to be used to flag recovery and RPD values

FORM III 8330A

FORM III
HPLC/IC MATRIX SPIKE DUPLICATE RECOVERY

Lab Name: Eurofins TestAmerica, Denver Job No.: 280-124986-1

SDG No.:

Matrix: Water Level: Low Lab File ID: 06200085.D

Lab ID: 280-124986-25 MSD Client ID: G0070-19AMSD MSD

COMPOUND	SPIKE ADDED (ug/L)	MSD CONCENTRATION (ug/L)	MSD % REC	% RPD	QC LIMITS RPD	QC LIMITS REC	#
1,3,5-Trinitrobenzene	2.06	2.10	102	7	30	73-125	
1,3-Dinitrobenzene	2.06	2.07	101	9	30	78-120	
2,4,6-Trinitrotoluene	2.06	1.91	93	1	30	71-123	
2,4-Dinitrotoluene	2.06	2.02	98	0	30	78-120	
2,6-Dinitrotoluene	2.06	1.91	93	1	30	77-127	
2-Amino-4,6-dinitrotoluene	2.06	1.94	94	2	30	79-120	
2-Nitrotoluene	2.06	1.53	74	7	30	70-127	M
3-Nitrotoluene	2.06	1.73	84	7	30	73-125	M
4-Amino-2,6-dinitrotoluene	2.06	1.75	85	5	30	76-125	
4-Nitrotoluene	2.06	1.64	80	2	30	71-127	M
HMX	2.06	1.93	94	9	30	65-135	M
Nitrobenzene	2.06	1.92	88	17	30	65-134	
RDX	2.06	2.39	116	14	30	68-130	
Tetryl	2.06	2.16	105	7	30	64-128	

Column to be used to flag recovery and RPD values

FORM III 8330A

FORM III
HPLC/IC MATRIX SPIKE DUPLICATE RECOVERY

Lab Name: Eurofins TestAmerica, Denver Job No.: 280-124986-1

SDG No.:

Matrix: Water Level: Low Lab File ID: 07020070.D

Lab ID: 280-124986-25 MSD RE Client ID: G0070-19AMSD MSD RE

COMPOUND	SPIKE ADDED (ug/L)	MSD CONCENTRATION (ug/L)	MSD % REC	% RPD	QC LIMITS RPD	QC LIMITS REC	#
1,3,5-Trinitrobenzene	1.97	1.58	81	17	30	73-125	H
1,3-Dinitrobenzene	1.97	1.47	75	23	30	78-120	H J1
2,4,6-Trinitrotoluene	1.97	1.52	77	14	30	71-123	H
2,4-Dinitrotoluene	1.97	1.39	71	23	30	78-120	H J1
2,6-Dinitrotoluene	1.97	1.40	71	19	30	77-127	H J1
2-Amino-4,6-dinitrotoluene	1.97	1.29	66	25	30	79-120	H J1
2-Nitrotoluene	1.97	0.941	48	9	30	70-127	H J1
3-Nitrotoluene	1.97	1.08	55	16	30	73-125	H J1
4-Amino-2,6-dinitrotoluene	1.97	1.21	62	24	30	76-125	H J1
4-Nitrotoluene	1.97	1.04	53	21	30	71-127	H J1
HMX	1.97	1.65	84	9	30	65-135	H M
Nitrobenzene	1.97	1.22	57	17	30	65-134	H J1
RDX	1.97	1.86	95	8	30	68-130	H
Tetryl	1.97	1.80	91	10	30	64-128	H

Column to be used to flag recovery and RPD values

FORM III 8330A

FORM IV
HPLC/IC METHOD BLANK SUMMARY

Lab Name: Eurofins TestAmerica, Denver Job No.: 280-124986-1

SDG No.:

Lab Sample ID: MB 280-461560/1-A

Matrix: Water Date Extracted: 06/14/2019 10:20

Lab File ID:(1) 06190047.D Lab File ID:(2) 06210046.D

Date Analyzed:(1) 06/20/2019 03:15 Date Analyzed:(2) 06/22/2019 10:22

Instrument ID:(1) CHHPLC_X3 Instrument ID:(2) CHHPLC_G2_LUNA

GC Column:(1) UltraCarb5uO ID: 4.6(mm) GC Column:(2) Luna-phenylh ID: 4.6(mm)

THIS METHOD BLANK APPLIES TO THE FOLLOWING SAMPLES:

CLIENT SAMPLE ID	LAB SAMPLE ID	DATE ANALYZED 1	DATE ANALYZED 2
	LCS 280-461560/2-A	06/20/2019 03:38	06/22/2019 10:57
	LCSD 280-461560/3-A	06/20/2019 04:01	06/22/2019 11:32
G0083-19A	280-124986-1	06/20/2019 04:24	06/22/2019 12:07
NW022-19A	280-124986-2	06/20/2019 04:47	06/22/2019 12:42
NW023-19A	280-124986-3	06/20/2019 05:10	06/22/2019 13:17
G0090-19A	280-124986-4	06/20/2019 05:33	06/22/2019 13:52
G0088-19A	280-124986-5	06/20/2019 05:56	06/22/2019 14:27
PZ016-19A	280-124986-6	06/20/2019 06:19	06/22/2019 15:02
G0112-19A	280-124986-7	06/20/2019 07:51	06/22/2019 15:37
G0084-19A	280-124986-8	06/20/2019 08:14	06/22/2019 17:22
G0113-19A	280-124986-9	06/20/2019 08:36	06/22/2019 17:57
G0075-19A	280-124986-10	06/20/2019 08:59	
G0076-19A	280-124986-11	06/20/2019 09:22	
G0024-19A	280-124986-12	06/20/2019 09:45	06/22/2019 19:42
G0087-19A	280-124986-13	06/20/2019 10:08	06/22/2019 20:17
G0080-19A	280-124986-14	06/20/2019 10:32	06/22/2019 20:52
G0086-19A	280-124986-15	06/20/2019 10:55	06/22/2019 21:27
G0118-19A	280-124986-16	06/20/2019 11:18	06/22/2019 22:02
G0110-19A	280-124986-17	06/20/2019 12:50	06/22/2019 22:37
G0114-19A	280-124986-18	06/20/2019 13:13	06/23/2019 00:22
G0078-19A	280-124986-19	06/20/2019 13:36	06/23/2019 00:57
G0077-19A	280-124986-20	06/20/2019 13:59	06/23/2019 01:32

FORM IV
HPLC/IC METHOD BLANK SUMMARY

Lab Name: Eurofins TestAmerica, Denver Job No.: 280-124986-1

SDG No.:

Lab Sample ID: MB 280-461561/1-A

Matrix: Water Date Extracted: 06/14/2019 10:23

Lab File ID:(1) 06200077.D Lab File ID:(2)

Date Analyzed:(1) 06/21/2019 20:41 Date Analyzed:(2)

Instrument ID:(1) CHHPLC_X3 Instrument ID:(2) CHHPLC_G2_LUNA

GC Column:(1) UltraCarb5uO ID: 4.6(mm) GC Column:(2) Luna-phenylh ID: 4.6(mm)

THIS METHOD BLANK APPLIES TO THE FOLLOWING SAMPLES:

CLIENT SAMPLE ID	LAB SAMPLE ID	DATE ANALYZED 1	DATE ANALYZED 2
	LCS 280-461561/2-A	06/21/2019 21:04	
PZ020-19A	280-124986-21	06/21/2019 21:28	06/24/2019 21:52
PZ019-19A	280-124986-22	06/21/2019 21:51	
NW020-19A	280-124986-23	06/21/2019 22:14	06/24/2019 22:27
NW021-19A	280-124986-24	06/21/2019 22:37	06/24/2019 23:02
G0070-19A	280-124986-25	06/21/2019 23:00	06/24/2019 23:37
G0070-19AMS MS	280-124986-25 MS	06/21/2019 23:23	
G0070-19AMSD MSD	280-124986-25 MSD	06/21/2019 23:46	
G0108-19A	280-124986-26	06/22/2019 00:10	06/25/2019 01:22
G0098-19A	280-124986-27	06/22/2019 01:44	06/25/2019 01:57
G0097-19A	280-124986-28	06/22/2019 02:07	06/25/2019 03:42
G0109-19A	280-124986-29	06/22/2019 02:30	06/25/2019 04:52
G0099-19A	280-124986-30	06/22/2019 02:54	06/25/2019 05:27
G0067-19A	280-124986-31	06/22/2019 03:16	06/25/2019 06:02
G0079-19A	280-124986-32	06/22/2019 03:39	
G0081-19A	280-124986-33	06/22/2019 04:03	06/25/2019 06:37
G0082-19A	280-124986-34	06/22/2019 04:26	06/25/2019 07:12

FORM IV
HPLC/IC METHOD BLANK SUMMARY

Lab Name: Eurofins TestAmerica, Denver Job No.: 280-124986-1

SDG No.:

Lab Sample ID: MB 280-461963/1-A

Matrix: Water Date Extracted: 06/18/2019 14:22

Lab File ID:(1) 06260010.D Lab File ID:(2) 06270009.D

Date Analyzed:(1) 06/26/2019 20:20 Date Analyzed:(2) 06/27/2019 20:07

Instrument ID:(1) CHHPLC_X3 Instrument ID:(2) CHHPLC_G2_LUNA

GC Column:(1) UltraCarb5uO ID: 4.6(mm) GC Column:(2) Luna-phenylh ID: 4.6(mm)

THIS METHOD BLANK APPLIES TO THE FOLLOWING SAMPLES:

CLIENT SAMPLE ID	LAB SAMPLE ID	DATE ANALYZED 1	DATE ANALYZED 2
	LCS 280-461963/2-A	06/26/2019 20:44	06/27/2019 20:42
	LCSD 280-461963/3-A	06/26/2019 21:08	06/27/2019 21:17
	LCS 280-461963/4-A	06/26/2019 21:32	06/27/2019 21:52
	LCSD 280-461963/5-A	06/26/2019 21:56	06/27/2019 22:27
G0083-19A RE	280-124986-1 RE	06/26/2019 22:20	06/27/2019 23:02
NW022-19A RE	280-124986-2 RE	06/26/2019 22:44	
NW023-19A RE	280-124986-3 RE	06/26/2019 23:08	06/27/2019 23:37
G0090-19A RE	280-124986-4 RE	06/26/2019 23:32	06/28/2019 00:12
G0088-19A RE	280-124986-5 RE	06/26/2019 23:56	06/28/2019 00:47
PZ016-19A RE	280-124986-6 RE	06/27/2019 01:32	06/28/2019 01:22
G0112-19A RE	280-124986-7 RE	06/27/2019 01:56	06/28/2019 03:07
G0084-19A RE	280-124986-8 RE	06/27/2019 02:20	06/28/2019 03:42
G0113-19A RE	280-124986-9 RE	06/27/2019 02:44	06/28/2019 04:17
G0075-19A RE	280-124986-10 RE	06/27/2019 03:08	
G0076-19A RE	280-124986-11 RE	06/27/2019 03:32	
G0024-19A RE	280-124986-12 RE	06/27/2019 03:56	06/28/2019 04:52
G0087-19A RE	280-124986-13 RE	06/27/2019 04:20	06/28/2019 05:27
G0080-19A RE	280-124986-14 RE	06/27/2019 04:44	06/28/2019 06:02
G0086-19A RE	280-124986-15 RE	06/27/2019 05:08	06/28/2019 06:37
G0118-19A RE	280-124986-16 RE	06/27/2019 06:44	06/28/2019 07:12
G0110-19A RE	280-124986-17 RE	06/27/2019 07:08	
G0114-19A RE	280-124986-18 RE	06/27/2019 07:32	
G0078-19A RE	280-124986-19 RE	06/27/2019 07:56	06/28/2019 08:22
G0077-19A RE	280-124986-20 RE	06/27/2019 08:20	06/28/2019 10:07

FORM IV
HPLC/IC METHOD BLANK SUMMARY

Lab Name: Eurofins TestAmerica, Denver Job No.: 280-124986-1

SDG No.:

Lab Sample ID: MB 280-461964/1-A

Matrix: Water Date Extracted: 06/18/2019 15:47

Lab File ID:(1) 07020057.D Lab File ID:(2) 07030009.D

Date Analyzed:(1) 07/03/2019 05:03 Date Analyzed:(2) 07/05/2019 13:49

Instrument ID:(1) CHHPLC_X3 Instrument ID:(2) CHHPLC_G2_LUNA

GC Column:(1) UltraCarb5uO ID: 4.6(mm) GC Column:(2) Luna-phenylh ID: 4.6(mm)

THIS METHOD BLANK APPLIES TO THE FOLLOWING SAMPLES:

CLIENT SAMPLE ID	LAB SAMPLE ID	DATE ANALYZED 1	DATE ANALYZED 2
	LCS 280-461964/2-A	07/03/2019 05:26	07/05/2019 14:24
	LCS 280-461964/3-A	07/03/2019 05:49	07/05/2019 15:00
	LCSD 280-461964/4-A	07/03/2019 06:12	07/05/2019 15:35
PZ020-19A RE	280-124986-21 RE	07/03/2019 06:35	07/05/2019 16:09
PZ019-19A RE	280-124986-22 RE	07/03/2019 06:58	
NW020-19A RE	280-124986-23 RE	07/03/2019 07:21	07/05/2019 17:20
NW021-19A RE	280-124986-24 RE	07/03/2019 07:44	07/05/2019 17:54
G0070-19A RE	280-124986-25 RE	07/03/2019 08:07	07/05/2019 18:29
G0070-19AMS MS RE	280-124986-25 MS RE	07/03/2019 08:30	
G0070-19AMSD MSD RE	280-124986-25 MSD RE	07/03/2019 10:02	
G0108-19A RE	280-124986-26 RE	07/03/2019 10:25	07/05/2019 21:24
G0098-19A RE	280-124986-27 RE	07/03/2019 10:48	07/05/2019 22:00
G0097-19A RE	280-124986-28 RE	07/03/2019 11:11	07/05/2019 22:35
G0109-19A RE	280-124986-29 RE	07/03/2019 11:34	07/05/2019 23:09
G0099-19A RE	280-124986-30 RE	07/03/2019 11:57	07/05/2019 23:44
G0067-19A RE	280-124986-31 RE	07/03/2019 12:20	07/06/2019 00:19
G0079-19A RE	280-124986-32 RE	07/03/2019 12:43	
G0081-19A RE	280-124986-33 RE	07/03/2019 13:06	07/06/2019 01:29
G0082-19A RE	280-124986-34 RE	07/03/2019 13:29	07/06/2019 02:04

FORM X
IDENTIFICATION SUMMARY

Lab Name: Eurofins TestAmerica, Denver Job No.: 280-124986-1

SDG No.:

Client Sample ID: NW023-19A Lab Sample ID: 280-124986-3

Instrument ID (1): CHHPLC_X3 Instrument ID (2): CHHPLC_G2_LUNA

Date Analyzed (1): 06/20/2019 05:10 Date Analyzed (2): 06/22/2019 13:17

GC Column (1): UltraCarb5uOD ID: 4.6(mm) GC Column (2): Luna-phenylhe ID: 4.6(mm)

ANALYTE	COL	PEAK	RT	RT WINDOW		CONCENTRATION		RPD
				FROM	TO	PEAK	MEAN	
RDX	1		7.77	7.62	7.92	0.17		78.7
	2		9.25	9.16	9.46	0.39		
2,4,6-Trinitrotoluene	1		11.28	11.17	11.37	0.35		8.3
	2		24.84	24.74	25.04	0.38		
4-Amino-2,6-dinitrotoluene	1		11.48	11.36	11.56	1.9		21.2
	2		17.35	17.26	17.56	2.3		
2-Amino-4,6-dinitrotoluene	1		11.77	11.65	11.85	2.1		5.6
	2		18.38	18.30	18.60	2.2		

FORM X
IDENTIFICATION SUMMARY

Lab Name: Eurofins TestAmerica, Denver Job No.: 280-124986-1

SDG No.:

Client Sample ID: G0090-19A Lab Sample ID: 280-124986-4

Instrument ID (1): CHHPLC_X3 Instrument ID (2): CHHPLC_G2_LUNA

Date Analyzed (1): 06/20/2019 05:33 Date Analyzed (2): 06/22/2019 13:52

GC Column (1): UltraCarb5uOD ID: 4.6(mm) GC Column (2): Luna-phenylhe ID: 4.6(mm)

ANALYTE	COL	PEAK	RT	RT WINDOW		CONCENTRATION		RPD
				FROM	TO	PEAK	MEAN	
HMX	1		6.65	6.50	6.80	0.73		52.7
	2		7.18	7.08	7.38	1.3		
RDX	1		7.78	7.62	7.92	0.60		33.8
	2		9.27	9.16	9.46	0.85		
2-Amino-4,6-dinitrotoluene	1		11.76	11.65	11.85	0.19		23.8
	2		18.38	18.30	18.60	0.24		

FORM X
IDENTIFICATION SUMMARY

Lab Name: Eurofins TestAmerica, Denver Job No.: 280-124986-1

SDG No.:

Client Sample ID: G0090-19A RE Lab Sample ID: 280-124986-4 RE

Instrument ID (1): CHHPLC_X3 Instrument ID (2): CHHPLC_G2_LUNA

Date Analyzed (1): 06/26/2019 23:32 Date Analyzed (2): 06/28/2019 00:12

GC Column (1): UltraCarb5uOD ID: 4.6(mm) GC Column (2): Luna-phenylhe ID: 4.6(mm)

ANALYTE	COL	PEAK	RT	RT WINDOW		CONCENTRATION		RPD
				FROM	TO	PEAK	MEAN	
HMX	1		6.65	6.50	6.80	0.80		62.9
	2		7.18	7.03	7.33	0.41		
RDX	1		7.77	7.62	7.92	0.74		88.2
	2		9.27	9.10	9.40	0.29		
2-Amino-4,6-dinitrotoluene	1		11.71	11.63	11.83	0.16		174.3
	2		18.37	18.22	18.52	2.3		

FORM X
IDENTIFICATION SUMMARY

Lab Name: Eurofins TestAmerica, Denver Job No.: 280-124986-1

SDG No.:

Client Sample ID: G0088-19A Lab Sample ID: 280-124986-5

Instrument ID (1): CHHPLC_X3 Instrument ID (2): CHHPLC_G2_LUNA

Date Analyzed (1): 06/20/2019 05:56 Date Analyzed (2): 06/22/2019 14:27

GC Column (1): UltraCarb5uOD ID: 4.6(mm) GC Column (2): Luna-phenylhe ID: 4.6(mm)

ANALYTE	COL	PEAK	RT	RT WINDOW		CONCENTRATION		RPD
				FROM	TO	PEAK	MEAN	
1,3,5-Trinitrobenzene	1		8.93	8.76	9.06	5.5		6.0
	2		19.12	19.01	19.31	5.8		
2,4,6-Trinitrotoluene	1		11.28	11.17	11.37	0.70		16.4
	2		24.84	24.74	25.04	0.82		
4-Amino-2,6-dinitrotoluene	1		11.47	11.36	11.56	0.33		13.1
	2		17.38	17.26	17.56	0.38		
2-Amino-4,6-dinitrotoluene	1		11.77	11.65	11.85	0.45		21.9
	2		18.39	18.30	18.60	0.56		

FORM X
IDENTIFICATION SUMMARY

Lab Name: Eurofins TestAmerica, Denver Job No.: 280-124986-1

SDG No.:

Client Sample ID: G0088-19A RE Lab Sample ID: 280-124986-5 RE

Instrument ID (1): CHHPLC_X3 Instrument ID (2): CHHPLC_G2_LUNA

Date Analyzed (1): 06/26/2019 23:56 Date Analyzed (2): 06/28/2019 00:47

GC Column (1): UltraCarb5uOD ID: 4.6(mm) GC Column (2): Luna-phenylhe ID: 4.6(mm)

ANALYTE	COL	PEAK	RT	RT WINDOW		CONCENTRATION		RPD
				FROM	TO	PEAK	MEAN	
1,3,5-Trinitrobenzene	1		8.91	8.76	9.06	5.3		1.3
	2		19.10	18.94	19.24	5.4		
2,4,6-Trinitrotoluene	1		11.24	11.15	11.35	0.73		1.9
	2		24.83	24.66	24.96	0.74		
4-Amino-2,6-dinitrotoluene	1		11.43	11.33	11.53	0.36		11.1
	2		17.34	17.19	17.49	0.41		
2-Amino-4,6-dinitrotoluene	1		11.72	11.63	11.83	0.49		11.9
	2		18.38	18.22	18.52	0.55		

FORM X
IDENTIFICATION SUMMARY

Lab Name: Eurofins TestAmerica, Denver Job No.: 280-124986-1

SDG No.:

Client Sample ID: PZ016-19A Lab Sample ID: 280-124986-6

Instrument ID (1): CHHPLC_X3 Instrument ID (2): CHHPLC_G2_LUNA

Date Analyzed (1): 06/20/2019 06:19 Date Analyzed (2): 06/22/2019 15:02

GC Column (1): UltraCarb5uOD ID: 4.6(mm) GC Column (2): Luna-phenylhe ID: 4.6(mm)

ANALYTE	COL	PEAK	RT	RT WINDOW		CONCENTRATION		RPD
				FROM	TO	PEAK	MEAN	
HMX	1		6.65	6.50	6.80	0.39		49.1
	2		7.18	7.08	7.38	0.64		
RDX	1		7.77	7.62	7.92	0.33		17.4
	2		9.25	9.16	9.46	0.39		
4-Amino-2,6-dinitrotoluene	1		11.49	11.36	11.56	0.15		70.6
	2		17.35	17.26	17.56	0.32		
2-Amino-4,6-dinitrotoluene	1		11.79	11.65	11.85	0.097		81.4
	2		18.37	18.30	18.60	0.23		

FORM X
IDENTIFICATION SUMMARY

Lab Name: Eurofins TestAmerica, Denver Job No.: 280-124986-1

SDG No.:

Client Sample ID: PZ016-19A RE Lab Sample ID: 280-124986-6 RE

Instrument ID (1): CHHPLC_X3 Instrument ID (2): CHHPLC_G2_LUNA

Date Analyzed (1): 06/27/2019 01:32 Date Analyzed (2): 06/28/2019 01:22

GC Column (1): UltraCarb5uOD ID: 4.6(mm) GC Column (2): Luna-phenylhe ID: 4.6(mm)

ANALYTE	COL	PEAK	RT	RT WINDOW		CONCENTRATION		RPD
				FROM	TO	PEAK	MEAN	
HMX	1		6.65	6.50	6.80	0.46		3.2
	2		7.17	7.03	7.33	0.48		
RDX	1		7.76	7.62	7.92	0.44		17.2
	2		9.24	9.10	9.40	0.37		
2-Amino-4,6-dinitrotoluene	1		11.71	11.63	11.83	0.080		38.1
	2		18.37	18.22	18.52	0.12		

FORM X
IDENTIFICATION SUMMARY

Lab Name: Eurofins TestAmerica, Denver Job No.: 280-124986-1

SDG No.:

Client Sample ID: G0112-19A Lab Sample ID: 280-124986-7

Instrument ID (1): CHHPLC_X3 Instrument ID (2): CHHPLC_G2_LUNA

Date Analyzed (1): 06/20/2019 07:51 Date Analyzed (2): 06/22/2019 15:37

GC Column (1): UltraCarb5uOD ID: 4.6(mm) GC Column (2): Luna-phenylhe ID: 4.6(mm)

ANALYTE	COL	PEAK	RT	RT WINDOW		CONCENTRATION		RPD
				FROM	TO	PEAK	MEAN	
HMX	1		6.65	6.50	6.80	0.90		122.8
	2		7.18	7.08	7.38	0.22		
RDX	1		7.77	7.62	7.92	0.24		65.4
	2		9.26	9.16	9.46	0.46		
4-Amino-2,6-dinitrotoluene	1		11.47	11.36	11.56	0.13		29.6
	2		17.38	17.26	17.56	0.099		
2-Amino-4,6-dinitrotoluene	1		11.77	11.65	11.85	0.14		32.9
	2		18.40	18.30	18.60	0.097		

FORM X
IDENTIFICATION SUMMARY

Lab Name: Eurofins TestAmerica, Denver Job No.: 280-124986-1

SDG No.:

Client Sample ID: G0112-19A RE Lab Sample ID: 280-124986-7 RE

Instrument ID (1): CHHPLC_X3 Instrument ID (2): CHHPLC_G2_LUNA

Date Analyzed (1): 06/27/2019 01:56 Date Analyzed (2): 06/28/2019 03:07

GC Column (1): UltraCarb5uOD ID: 4.6(mm) GC Column (2): Luna-phenylhe ID: 4.6(mm)

ANALYTE	COL	PEAK	RT	RT WINDOW		CONCENTRATION		RPD
				FROM	TO	PEAK	MEAN	
HMX	1		6.66	6.50	6.80	0.96		119.9
	2		7.17	7.03	7.33	0.24		
RDX	1		7.77	7.62	7.92	0.47		7.5
	2		9.23	9.10	9.40	0.51		
4-Amino-2,6-dinitrotoluene	1		11.44	11.33	11.53	0.14		8.0
	2		17.33	17.19	17.49	0.15		
2-Amino-4,6-dinitrotoluene	1		11.73	11.63	11.83	0.094		37.0
	2		18.36	18.22	18.52	0.14		

FORM X
IDENTIFICATION SUMMARY

Lab Name: Eurofins TestAmerica, Denver Job No.: 280-124986-1

SDG No.:

Client Sample ID: G0084-19A Lab Sample ID: 280-124986-8

Instrument ID (1): CHHPLC_X3 Instrument ID (2): CHHPLC_G2_LUNA

Date Analyzed (1): 06/20/2019 08:14 Date Analyzed (2): 06/22/2019 17:22

GC Column (1): UltraCarb5uOD ID: 4.6(mm) GC Column (2): Luna-phenylhe ID: 4.6(mm)

ANALYTE	COL	PEAK	RT	RT WINDOW		CONCENTRATION		RPD
				FROM	TO	PEAK	MEAN	
HMX	1		6.65	6.50	6.80	0.55		41.3
	2		7.19	7.08	7.38	0.84		

FORM X
IDENTIFICATION SUMMARY

Lab Name: Eurofins TestAmerica, Denver Job No.: 280-124986-1

SDG No.:

Client Sample ID: G0084-19A RE Lab Sample ID: 280-124986-8 RE

Instrument ID (1): CHHPLC_X3 Instrument ID (2): CHHPLC_G2_LUNA

Date Analyzed (1): 06/27/2019 02:20 Date Analyzed (2): 06/28/2019 03:42

GC Column (1): UltraCarb5uOD ID: 4.6(mm) GC Column (2): Luna-phenylhe ID: 4.6(mm)

ANALYTE	COL	PEAK	RT	RT WINDOW		CONCENTRATION		RPD
				FROM	TO	PEAK	MEAN	
HMX	1		6.64	6.50	6.80	0.63		24.2
	2		7.18	7.03	7.33	0.80		

FORM X
IDENTIFICATION SUMMARY

Lab Name: Eurofins TestAmerica, Denver Job No.: 280-124986-1

SDG No.:

Client Sample ID: G0113-19A Lab Sample ID: 280-124986-9

Instrument ID (1): CHHPLC_X3 Instrument ID (2): CHHPLC_G2_LUNA

Date Analyzed (1): 06/20/2019 08:36 Date Analyzed (2): 06/22/2019 17:57

GC Column (1): UltraCarb5uOD ID: 4.6(mm) GC Column (2): Luna-phenylhe ID: 4.6(mm)

ANALYTE	COL	PEAK	RT	RT WINDOW		CONCENTRATION		RPD
				FROM	TO	PEAK	MEAN	
Tetryl	1		10.29	10.16	10.46	0.55		31.1
	2		23.77	23.76	24.06	0.41		

FORM X
IDENTIFICATION SUMMARY

Lab Name: Eurofins TestAmerica, Denver Job No.: 280-124986-1

SDG No.:

Client Sample ID: G0024-19A Lab Sample ID: 280-124986-12

Instrument ID (1): CHHPLC_X3 Instrument ID (2): CHHPLC_G2_LUNA

Date Analyzed (1): 06/20/2019 09:45 Date Analyzed (2): 06/22/2019 19:42

GC Column (1): UltraCarb5uOD ID: 4.6(mm) GC Column (2): Luna-phenylhe ID: 4.6(mm)

ANALYTE	COL	PEAK	RT	RT WINDOW		CONCENTRATION		RPD
				FROM	TO	PEAK	MEAN	
2-Amino-4,6-dinitrotoluene	1		11.74	11.65	11.85	0.082		5.2
	2		18.41	18.30	18.60	0.078		

FORM X
IDENTIFICATION SUMMARY

Lab Name: Eurofins TestAmerica, Denver Job No.: 280-124986-1

SDG No.:

Client Sample ID: G0087-19A Lab Sample ID: 280-124986-13

Instrument ID (1): CHHPLC_X3 Instrument ID (2): CHHPLC_G2_LUNA

Date Analyzed (1): 06/20/2019 10:08 Date Analyzed (2): 06/22/2019 20:17

GC Column (1): UltraCarb5uOD ID: 4.6(mm) GC Column (2): Luna-phenylhe ID: 4.6(mm)

ANALYTE	COL	PEAK	RT	RT WINDOW		CONCENTRATION		RPD
				FROM	TO	PEAK	MEAN	
HMX	1		6.65	6.50	6.80	0.36		30.4
	2		7.17	7.08	7.38	0.49		

FORM X
IDENTIFICATION SUMMARY

Lab Name: Eurofins TestAmerica, Denver Job No.: 280-124986-1

SDG No.:

Client Sample ID: G0087-19A RE Lab Sample ID: 280-124986-13 RE

Instrument ID (1): CHHPLC_X3 Instrument ID (2): CHHPLC_G2_LUNA

Date Analyzed (1): 06/27/2019 04:20 Date Analyzed (2): 06/28/2019 05:27

GC Column (1): UltraCarb5uOD ID: 4.6(mm) GC Column (2): Luna-phenylhe ID: 4.6(mm)

ANALYTE	COL	PEAK	RT	RT WINDOW		CONCENTRATION		RPD
				FROM	TO	PEAK	MEAN	
HMX	1		6.65	6.50	6.80	0.35		27.6
	2		7.17	7.03	7.33	0.46		

FORM X
IDENTIFICATION SUMMARY

Lab Name: Eurofins TestAmerica, Denver Job No.: 280-124986-1

SDG No.:

Client Sample ID: G0080-19A Lab Sample ID: 280-124986-14

Instrument ID (1): CHHPLC_X3 Instrument ID (2): CHHPLC_G2_LUNA

Date Analyzed (1): 06/20/2019 10:32 Date Analyzed (2): 06/22/2019 20:52

GC Column (1): UltraCarb5uOD ID: 4.6(mm) GC Column (2): Luna-phenylhe ID: 4.6(mm)

ANALYTE	COL	PEAK	RT	RT WINDOW		CONCENTRATION		RPD
				FROM	TO	PEAK	MEAN	
4-Amino-2,6-dinitrotoluene	1		11.47	11.36	11.56	0.073		15.6
	2		17.31	17.26	17.56	0.062		
2-Amino-4,6-dinitrotoluene	1		11.77	11.65	11.85	0.097		55.5
	2		18.35	18.30	18.60	0.17		

FORM X
IDENTIFICATION SUMMARY

Lab Name: Eurofins TestAmerica, Denver Job No.: 280-124986-1

SDG No.:

Client Sample ID: G0080-19A RE Lab Sample ID: 280-124986-14 RE

Instrument ID (1): CHHPLC_X3 Instrument ID (2): CHHPLC_G2_LUNA

Date Analyzed (1): 06/27/2019 04:44 Date Analyzed (2): 06/28/2019 06:02

GC Column (1): UltraCarb5uOD ID: 4.6(mm) GC Column (2): Luna-phenylhe ID: 4.6(mm)

ANALYTE	COL	PEAK	RT	RT WINDOW		CONCENTRATION		RPD
				FROM	TO	PEAK	MEAN	
2-Amino-4,6-dinitrotoluene	1		11.73	11.63	11.83	0.11		17.5
	2		18.33	18.22	18.52	0.092		

FORM X
IDENTIFICATION SUMMARY

Lab Name: Eurofins TestAmerica, Denver Job No.: 280-124986-1

SDG No.:

Client Sample ID: G0086-19A Lab Sample ID: 280-124986-15

Instrument ID (1): CHHPLC_X3 Instrument ID (2): CHHPLC_G2_LUNA

Date Analyzed (1): 06/20/2019 10:55 Date Analyzed (2): 06/22/2019 21:27

GC Column (1): UltraCarb5uOD ID: 4.6(mm) GC Column (2): Luna-phenylhe ID: 4.6(mm)

ANALYTE	COL	PEAK	RT	RT WINDOW		CONCENTRATION		RPD
				FROM	TO	PEAK	MEAN	
HMX	1		6.64	6.50	6.80	0.26		37.6
	2		7.17	7.08	7.38	0.38		
RDX	1		7.76	7.62	7.92	0.18		25.9
	2		9.25	9.16	9.46	0.23		
1,3,5-Trinitrobenzene	1		8.92	8.76	9.06	8.9		4.9
	2		19.10	19.01	19.31	9.4		
2,4,6-Trinitrotoluene	1		11.26	11.17	11.37	2.5		7.0
	2		24.82	24.74	25.04	2.7		
4-Amino-2,6-dinitrotoluene	1		11.45	11.36	11.56	0.98		21.4
	2		17.35	17.26	17.56	1.2		
2-Amino-4,6-dinitrotoluene	1		11.74	11.65	11.85	1.4		6.1
	2		18.37	18.30	18.60	1.5		

FORM X
IDENTIFICATION SUMMARY

Lab Name: Eurofins TestAmerica, Denver Job No.: 280-124986-1

SDG No.:

Client Sample ID: G0086-19A RE Lab Sample ID: 280-124986-15 RE

Instrument ID (1): CHHPLC_X3 Instrument ID (2): CHHPLC_G2_LUNA

Date Analyzed (1): 06/27/2019 05:08 Date Analyzed (2): 06/28/2019 06:37

GC Column (1): UltraCarb5uOD ID: 4.6(mm) GC Column (2): Luna-phenylhe ID: 4.6(mm)

ANALYTE	COL	PEAK	RT	RT WINDOW		CONCENTRATION		RPD
				FROM	TO	PEAK	MEAN	
HMX	1		6.65	6.50	6.80	0.23		55.5
	2		7.18	7.03	7.33	0.41		
RDX	1		7.76	7.62	7.92	0.24		15.9
	2		9.26	9.10	9.40	0.21		
1,3,5-Trinitrobenzene	1		8.91	8.76	9.06	8.6		0.7
	2		19.06	18.94	19.24	8.7		
2,4,6-Trinitrotoluene	1		11.25	11.15	11.35	2.5		2.4
	2		24.79	24.66	24.96	2.6		
4-Amino-2,6-dinitrotoluene	1		11.45	11.33	11.53	0.94		7.0
	2		17.32	17.19	17.49	1.0		
2-Amino-4,6-dinitrotoluene	1		11.74	11.63	11.83	1.3		8.1
	2		18.35	18.22	18.52	1.4		

FORM X
IDENTIFICATION SUMMARY

Lab Name: Eurofins TestAmerica, Denver Job No.: 280-124986-1

SDG No.:

Client Sample ID: G0118-19A RE Lab Sample ID: 280-124986-16 RE

Instrument ID (1): CHHPLC_X3 Instrument ID (2): CHHPLC_G2_LUNA

Date Analyzed (1): 06/27/2019 06:44 Date Analyzed (2): 06/28/2019 07:12

GC Column (1): UltraCarb5uOD ID: 4.6(mm) GC Column (2): Luna-phenylhe ID: 4.6(mm)

ANALYTE	COL	PEAK	RT	RT WINDOW		CONCENTRATION		RPD
				FROM	TO	PEAK	MEAN	
1,3-Dinitrobenzene	1		9.60	9.42	9.72	0.38		72.0
	2		15.75	15.64	15.94	0.80		

FORM X
IDENTIFICATION SUMMARY

Lab Name: Eurofins TestAmerica, Denver Job No.: 280-124986-1

SDG No.:

Client Sample ID: G0110-19A Lab Sample ID: 280-124986-17

Instrument ID (1): CHHPLC_X3 Instrument ID (2): CHHPLC_G2_LUNA

Date Analyzed (1): 06/20/2019 12:50 Date Analyzed (2): 06/22/2019 22:37

GC Column (1): UltraCarb5uOD ID: 4.6(mm) GC Column (2): Luna-phenylhe ID: 4.6(mm)

ANALYTE	COL	PEAK	RT	RT WINDOW		CONCENTRATION		RPD
				FROM	TO	PEAK	MEAN	
RDX	1		7.75	7.62	7.92	0.99		103.2
	2		9.30	9.16	9.46	0.32		
Tetryl	1		10.29	10.16	10.46	2.6		134.3
	2		23.84	23.76	24.06	0.52		
2,6-Dinitrotoluene	1		11.87	11.79	11.99	0.43		145.1
	2		19.88	19.87	20.17	0.069		

FORM X
IDENTIFICATION SUMMARY

Lab Name: Eurofins TestAmerica, Denver Job No.: 280-124986-1

SDG No.:

Client Sample ID: G0114-19A Lab Sample ID: 280-124986-18

Instrument ID (1): CHHPLC_X3 Instrument ID (2): CHHPLC_G2_LUNA

Date Analyzed (1): 06/20/2019 13:13 Date Analyzed (2): 06/23/2019 00:22

GC Column (1): UltraCarb5uOD ID: 4.6(mm) GC Column (2): Luna-phenylhe ID: 4.6(mm)

ANALYTE	COL	PEAK	RT	RT WINDOW		CONCENTRATION		RPD
				FROM	TO	PEAK	MEAN	
RDX	1		7.75	7.62	7.92	0.59		89.3
	2		9.26	9.16	9.46	0.22		

FORM X
IDENTIFICATION SUMMARY

Lab Name: Eurofins TestAmerica, Denver Job No.: 280-124986-1

SDG No.:

Client Sample ID: G0077-19A Lab Sample ID: 280-124986-20

Instrument ID (1): CHHPLC_X3 Instrument ID (2): CHHPLC_G2_LUNA

Date Analyzed (1): 06/20/2019 13:59 Date Analyzed (2): 06/23/2019 01:32

GC Column (1): UltraCarb5uOD ID: 4.6(mm) GC Column (2): Luna-phenylhe ID: 4.6(mm)

ANALYTE	COL	PEAK	RT	RT WINDOW		CONCENTRATION		RPD
				FROM	TO	PEAK	MEAN	
RDX	1		7.75	7.62	7.92	0.53		38.2
	2		9.23	9.16	9.46	0.78		
1,3,5-Trinitrobenzene	1		8.90	8.76	9.06	1.6		1.4
	2		19.06	19.01	19.31	1.6		
2,4,6-Trinitrotoluene	1		11.22	11.17	11.37	2.2		17.9
	2		24.78	24.74	25.04	2.6		
4-Amino-2,6-dinitrotoluene	1		11.40	11.36	11.56	1.9		14.1
	2		17.31	17.26	17.56	2.2		
2-Amino-4,6-dinitrotoluene	1		11.68	11.65	11.85	2.0		1.5
	2		18.33	18.30	18.60	2.1		

FORM X
IDENTIFICATION SUMMARY

Lab Name: Eurofins TestAmerica, Denver Job No.: 280-124986-1

SDG No.:

Client Sample ID: G0077-19A RE Lab Sample ID: 280-124986-20 RE

Instrument ID (1): CHHPLC_X3 Instrument ID (2): CHHPLC_G2_LUNA

Date Analyzed (1): 06/27/2019 08:20 Date Analyzed (2): 06/28/2019 10:07

GC Column (1): UltraCarb5uOD ID: 4.6(mm) GC Column (2): Luna-phenylhe ID: 4.6(mm)

ANALYTE	COL	PEAK	RT	RT WINDOW		CONCENTRATION		RPD
				FROM	TO	PEAK	MEAN	
RDX	1		7.76	7.62	7.92	0.60		19.7
	2		9.26	9.10	9.40	0.73		
1,3,5-Trinitrobenzene	1		8.90	8.76	9.06	1.4		2.1
	2		19.12	18.94	19.24	1.4		
2,4,6-Trinitrotoluene	1		11.24	11.15	11.35	2.2		4.3
	2		24.85	24.66	24.96	2.3		
4-Amino-2,6-dinitrotoluene	1		11.44	11.33	11.53	1.8		14.9
	2		17.37	17.19	17.49	2.0		
2-Amino-4,6-dinitrotoluene	1		11.73	11.63	11.83	1.9		2.7
	2		18.39	18.22	18.52	1.9		

FORM X
IDENTIFICATION SUMMARY

Lab Name: Eurofins TestAmerica, Denver Job No.: 280-124986-1

SDG No.:

Client Sample ID: PZ020-19A Lab Sample ID: 280-124986-21

Instrument ID (1): CHHPLC_X3 Instrument ID (2): CHHPLC_G2_LUNA

Date Analyzed (1): 06/21/2019 21:28 Date Analyzed (2): 06/24/2019 21:52

GC Column (1): UltraCarb5uOD ID: 4.6(mm) GC Column (2): Luna-phenylhe ID: 4.6(mm)

ANALYTE	COL	PEAK	RT	RT WINDOW		CONCENTRATION		RPD
				FROM	TO	PEAK	MEAN	
HMX	1		6.59	6.48	6.78	0.38		22.8
	2		7.21	7.05	7.35	0.48		
RDX	1		7.74	7.60	7.90	0.37		15.2
	2		9.29	9.13	9.43	0.43		
1,3,5-Trinitrobenzene	1		8.89	8.73	9.03	2.3		0.7
	2		19.15	18.98	19.28	2.3		
2,4,6-Trinitrotoluene	1		11.21	11.10	11.30	3.0		11.6
	2		24.88	24.71	25.01	3.4		
4-Amino-2,6-dinitrotoluene	1		11.38	11.27	11.47	1.9		4.9
	2		17.41	17.23	17.53	2.0		
2-Amino-4,6-dinitrotoluene	1		11.67	11.56	11.76	1.8		3.8
	2		18.43	18.27	18.57	1.7		

FORM X
IDENTIFICATION SUMMARY

Lab Name: Eurofins TestAmerica, Denver Job No.: 280-124986-1

SDG No.:

Client Sample ID: PZ020-19A RE Lab Sample ID: 280-124986-21 RE

Instrument ID (1): CHHPLC_X3 Instrument ID (2): CHHPLC_G2_LUNA

Date Analyzed (1): 07/03/2019 06:35 Date Analyzed (2): 07/05/2019 16:09

GC Column (1): UltraCarb5uOD ID: 4.6(mm) GC Column (2): Luna-phenylhe ID: 4.6(mm)

ANALYTE	COL	PEAK	RT	RT WINDOW		CONCENTRATION		RPD
				FROM	TO	PEAK	MEAN	
RDX	1		7.75	7.62	7.92	0.34		41.4
	2		9.28	9.15	9.45	0.52		
1,3,5-Trinitrobenzene	1		8.90	8.76	9.06	1.9		12.0
	2		19.15	19.01	19.31	2.2		
2,4,6-Trinitrotoluene	1		11.23	11.15	11.35	2.7		19.1
	2		24.88	24.72	25.02	3.3		
4-Amino-2,6-dinitrotoluene	1		11.43	11.34	11.54	1.7		23.2
	2		17.40	17.28	17.58	2.1		
2-Amino-4,6-dinitrotoluene	1		11.72	11.63	11.83	1.6		12.7
	2		18.44	18.30	18.60	1.8		

FORM X
IDENTIFICATION SUMMARY

Lab Name: Eurofins TestAmerica, Denver Job No.: 280-124986-1

SDG No.:

Client Sample ID: NW020-19A Lab Sample ID: 280-124986-23

Instrument ID (1): CHHPLC_X3 Instrument ID (2): CHHPLC_G2_LUNA

Date Analyzed (1): 06/21/2019 22:14 Date Analyzed (2): 06/24/2019 22:27

GC Column (1): UltraCarb5uOD ID: 4.6(mm) GC Column (2): Luna-phenylhe ID: 4.6(mm)

ANALYTE	COL	PEAK	RT	RT WINDOW		CONCENTRATION		RPD
				FROM	TO	PEAK	MEAN	
HMX	1		6.60	6.48	6.78	0.27		41.6
	2		7.21	7.05	7.35	0.42		
RDX	1		7.73	7.60	7.90	0.17		45.4
	2		9.29	9.13	9.43	0.26		
2,4,6-Trinitrotoluene	1		11.20	11.10	11.30	0.33		15.6
	2		24.89	24.71	25.01	0.38		
4-Amino-2,6-dinitrotoluene	1		11.38	11.27	11.47	1.8		26.8
	2		17.40	17.23	17.53	2.4		
2-Amino-4,6-dinitrotoluene	1		11.66	11.56	11.76	2.0		8.3
	2		18.43	18.27	18.57	2.2		

FORM X
IDENTIFICATION SUMMARY

Lab Name: Eurofins TestAmerica, Denver Job No.: 280-124986-1

SDG No.:

Client Sample ID: NW020-19A RE Lab Sample ID: 280-124986-23 RE

Instrument ID (1): CHHPLC_X3 Instrument ID (2): CHHPLC_G2_LUNA

Date Analyzed (1): 07/03/2019 07:21 Date Analyzed (2): 07/05/2019 17:20

GC Column (1): UltraCarb5uOD ID: 4.6(mm) GC Column (2): Luna-phenylhe ID: 4.6(mm)

ANALYTE	COL	PEAK	RT	RT WINDOW		CONCENTRATION		RPD
				FROM	TO	PEAK	MEAN	
RDX	1		7.76	7.62	7.92	0.22		53.6
	2		9.29	9.15	9.45	0.38		
2,4,6-Trinitrotoluene	1		11.24	11.15	11.35	0.34		19.4
	2		24.87	24.72	25.02	0.41		
4-Amino-2,6-dinitrotoluene	1		11.43	11.34	11.54	1.8		31.4
	2		17.41	17.28	17.58	2.4		
2-Amino-4,6-dinitrotoluene	1		11.72	11.63	11.83	1.9		12.0
	2		18.44	18.30	18.60	2.2		

FORM X
IDENTIFICATION SUMMARY

Lab Name: Eurofins TestAmerica, Denver Job No.: 280-124986-1

SDG No.:

Client Sample ID: NW021-19A Lab Sample ID: 280-124986-24

Instrument ID (1): CHHPLC_X3 Instrument ID (2): CHHPLC_G2_LUNA

Date Analyzed (1): 06/21/2019 22:37 Date Analyzed (2): 06/24/2019 23:02

GC Column (1): UltraCarb5uOD ID: 4.6(mm) GC Column (2): Luna-phenylhe ID: 4.6(mm)

ANALYTE	COL	PEAK	RT	RT WINDOW		CONCENTRATION		RPD
				FROM	TO	PEAK	MEAN	
4-Amino-2,6-dinitrotoluene	1		11.38	11.27	11.47	1.2		31.3
	2		17.40	17.23	17.53	1.6		
2-Amino-4,6-dinitrotoluene	1		11.66	11.56	11.76	2.4		6.8
	2		18.43	18.27	18.57	2.6		

FORM X
IDENTIFICATION SUMMARY

Lab Name: Eurofins TestAmerica, Denver Job No.: 280-124986-1

SDG No.:

Client Sample ID: NW021-19A RE Lab Sample ID: 280-124986-24 RE

Instrument ID (1): CHHPLC_X3 Instrument ID (2): CHHPLC_G2_LUNA

Date Analyzed (1): 07/03/2019 07:44 Date Analyzed (2): 07/05/2019 17:54

GC Column (1): UltraCarb5uOD ID: 4.6(mm) GC Column (2): Luna-phenylhe ID: 4.6(mm)

ANALYTE	COL	PEAK	RT	RT WINDOW		CONCENTRATION		RPD
				FROM	TO	PEAK	MEAN	
HMX	1		6.68	6.50	6.80	1.1		123.6
	2		7.20	7.07	7.37	0.26		
4-Amino-2,6-dinitrotoluene	1		11.42	11.34	11.54	1.2		33.3
	2		17.39	17.28	17.58	1.7		
2-Amino-4,6-dinitrotoluene	1		11.71	11.63	11.83	2.3		12.8
	2		18.42	18.30	18.60	2.6		

FORM X
IDENTIFICATION SUMMARY

Lab Name: Eurofins TestAmerica, Denver Job No.: 280-124986-1

SDG No.:

Client Sample ID: G0108-19A Lab Sample ID: 280-124986-26

Instrument ID (1): CHHPLC_X3 Instrument ID (2): CHHPLC_G2_LUNA

Date Analyzed (1): 06/22/2019 00:10 Date Analyzed (2): 06/25/2019 01:22

GC Column (1): UltraCarb5uOD ID: 4.6(mm) GC Column (2): Luna-phenylhe ID: 4.6(mm)

ANALYTE	COL	PEAK	RT	RT WINDOW		CONCENTRATION		RPD
				FROM	TO	PEAK	MEAN	
RDX	1		7.73	7.60	7.90	1.2		114.0
	2		9.30	9.13	9.43	0.32		

FORM X
IDENTIFICATION SUMMARY

Lab Name: Eurofins TestAmerica, Denver Job No.: 280-124986-1

SDG No.:

Client Sample ID: G0098-19A Lab Sample ID: 280-124986-27

Instrument ID (1): CHHPLC_X3 Instrument ID (2): CHHPLC_G2_LUNA

Date Analyzed (1): 06/22/2019 01:44 Date Analyzed (2): 06/25/2019 01:57

GC Column (1): UltraCarb5uOD ID: 4.6(mm) GC Column (2): Luna-phenylhe ID: 4.6(mm)

ANALYTE	COL	PEAK	RT	RT WINDOW		CONCENTRATION		RPD
				FROM	TO	PEAK	MEAN	
HMX	1		6.63	6.48	6.78	1.6		2.8
	2		7.19	7.05	7.35	1.6		

FORM X
IDENTIFICATION SUMMARY

Lab Name: Eurofins TestAmerica, Denver Job No.: 280-124986-1

SDG No.:

Client Sample ID: G0098-19A RE Lab Sample ID: 280-124986-27 RE

Instrument ID (1): CHHPLC_X3 Instrument ID (2): CHHPLC_G2_LUNA

Date Analyzed (1): 07/03/2019 10:48 Date Analyzed (2): 07/05/2019 22:00

GC Column (1): UltraCarb5uOD ID: 4.6(mm) GC Column (2): Luna-phenylhe ID: 4.6(mm)

ANALYTE	COL	PEAK	RT	RT WINDOW		CONCENTRATION		RPD
				FROM	TO	PEAK	MEAN	
HMX	1		6.64	6.50	6.80	1.3		15.8
	2		7.23	7.07	7.37	1.5		

FORM X
IDENTIFICATION SUMMARY

Lab Name: Eurofins TestAmerica, Denver Job No.: 280-124986-1

SDG No.:

Client Sample ID: G0097-19A Lab Sample ID: 280-124986-28

Instrument ID (1): CHHPLC_X3 Instrument ID (2): CHHPLC_G2_LUNA

Date Analyzed (1): 06/22/2019 02:07 Date Analyzed (2): 06/25/2019 03:42

GC Column (1): UltraCarb5uOD ID: 4.6(mm) GC Column (2): Luna-phenylhe ID: 4.6(mm)

ANALYTE	COL	PEAK	RT	RT WINDOW		CONCENTRATION		RPD
				FROM	TO	PEAK	MEAN	
Tetryl	1		10.24	10.10	10.40	0.87		161.9
	2		23.90	23.73	24.03	0.092		

FORM X
IDENTIFICATION SUMMARY

Lab Name: Eurofins TestAmerica, Denver Job No.: 280-124986-1

SDG No.:

Client Sample ID: G0109-19A Lab Sample ID: 280-124986-29

Instrument ID (1): CHHPLC_X3 Instrument ID (2): CHHPLC_G2_LUNA

Date Analyzed (1): 06/22/2019 02:30 Date Analyzed (2): 06/25/2019 04:52

GC Column (1): UltraCarb5uOD ID: 4.6(mm) GC Column (2): Luna-phenylhe ID: 4.6(mm)

ANALYTE	COL	PEAK	RT	RT WINDOW		CONCENTRATION		RPD
				FROM	TO	PEAK	MEAN	
HMX	1		6.63	6.48	6.78	14		7.3
	2		7.19	7.05	7.35	15		
RDX	1		7.74	7.60	7.90	3.5		15.8
	2		9.27	9.13	9.43	2.9		

FORM X
IDENTIFICATION SUMMARY

Lab Name: Eurofins TestAmerica, Denver Job No.: 280-124986-1

SDG No.:

Client Sample ID: G0109-19A RE Lab Sample ID: 280-124986-29 RE

Instrument ID (1): CHHPLC_X3 Instrument ID (2): CHHPLC_G2_LUNA

Date Analyzed (1): 07/03/2019 11:34 Date Analyzed (2): 07/05/2019 23:09

GC Column (1): UltraCarb5uOD ID: 4.6(mm) GC Column (2): Luna-phenylhe ID: 4.6(mm)

ANALYTE	COL	PEAK	RT	RT WINDOW		CONCENTRATION		RPD
				FROM	TO	PEAK	MEAN	
HMX	1		6.65	6.50	6.80	13		9.6
	2		7.23	7.07	7.37	14		
RDX	1		7.76	7.62	7.92	22		147.7
	2		9.30	9.15	9.45	3.3		

FORM X
IDENTIFICATION SUMMARY

Lab Name: Eurofins TestAmerica, Denver Job No.: 280-124986-1

SDG No.:

Client Sample ID: G0099-19A Lab Sample ID: 280-124986-30

Instrument ID (1): CHHPLC_X3 Instrument ID (2): CHHPLC_G2_LUNA

Date Analyzed (1): 06/22/2019 02:54 Date Analyzed (2): 06/25/2019 05:27

GC Column (1): UltraCarb5uOD ID: 4.6(mm) GC Column (2): Luna-phenylhe ID: 4.6(mm)

ANALYTE	COL	PEAK	RT	RT WINDOW		CONCENTRATION		RPD
				FROM	TO	PEAK	MEAN	
HMX	1		6.63	6.48	6.78	0.51		33.7
	2		7.18	7.05	7.35	0.71		
RDX	1		7.75	7.60	7.90	2.2		19.7
	2		9.26	9.13	9.43	2.7		
4-Amino-2,6-dinitrotoluene	1		11.39	11.27	11.47	0.28		59.0
	2		17.34	17.23	17.53	0.15		

FORM X
IDENTIFICATION SUMMARY

Lab Name: Eurofins TestAmerica, Denver Job No.: 280-124986-1

SDG No.:

Client Sample ID: G0099-19A RE Lab Sample ID: 280-124986-30 RE

Instrument ID (1): CHHPLC_X3 Instrument ID (2): CHHPLC_G2_LUNA

Date Analyzed (1): 07/03/2019 11:57 Date Analyzed (2): 07/05/2019 23:44

GC Column (1): UltraCarb5uOD ID: 4.6(mm) GC Column (2): Luna-phenylhe ID: 4.6(mm)

ANALYTE	COL	PEAK	RT	RT WINDOW		CONCENTRATION		RPD
				FROM	TO	PEAK	MEAN	
HMX	1		6.64	6.50	6.80	0.45		33.0
	2		7.21	7.07	7.37	0.62		
RDX	1		7.76	7.62	7.92	2.0		24.0
	2		9.29	9.15	9.45	2.6		
4-Amino-2,6-dinitrotoluene	1		11.42	11.34	11.54	0.24		51.9
	2		17.40	17.28	17.58	0.14		

FORM X
IDENTIFICATION SUMMARY

Lab Name: Eurofins TestAmerica, Denver Job No.: 280-124986-1

SDG No.:

Client Sample ID: G0067-19A Lab Sample ID: 280-124986-31

Instrument ID (1): CHHPLC_X3 Instrument ID (2): CHHPLC_G2_LUNA

Date Analyzed (1): 06/22/2019 03:16 Date Analyzed (2): 06/25/2019 06:02

GC Column (1): UltraCarb5uOD ID: 4.6(mm) GC Column (2): Luna-phenylhe ID: 4.6(mm)

ANALYTE	COL	PEAK	RT	RT WINDOW		CONCENTRATION		RPD
				FROM	TO	PEAK	MEAN	
RDX	1		7.74	7.60	7.90	0.21		42.7
	2		9.26	9.13	9.43	0.33		

FORM X
IDENTIFICATION SUMMARY

Lab Name: Eurofins TestAmerica, Denver Job No.: 280-124986-1

SDG No.:

Client Sample ID: G0067-19A RE Lab Sample ID: 280-124986-31 RE

Instrument ID (1): CHHPLC_X3 Instrument ID (2): CHHPLC_G2_LUNA

Date Analyzed (1): 07/03/2019 12:20 Date Analyzed (2): 07/06/2019 00:19

GC Column (1): UltraCarb5uOD ID: 4.6(mm) GC Column (2): Luna-phenylhe ID: 4.6(mm)

ANALYTE	COL	PEAK	RT	RT WINDOW		CONCENTRATION		RPD
				FROM	TO	PEAK	MEAN	
RDX	1		7.74	7.62	7.92	0.20		46.1
	2		9.26	9.15	9.45	0.33		

FORM X
IDENTIFICATION SUMMARY

Lab Name: Eurofins TestAmerica, Denver Job No.: 280-124986-1

SDG No.:

Client Sample ID: G0081-19A Lab Sample ID: 280-124986-33

Instrument ID (1): CHHPLC_X3 Instrument ID (2): CHHPLC_G2_LUNA

Date Analyzed (1): 06/22/2019 04:03 Date Analyzed (2): 06/25/2019 06:37

GC Column (1): UltraCarb5uOD ID: 4.6(mm) GC Column (2): Luna-phenylhe ID: 4.6(mm)

ANALYTE	COL	PEAK	RT	RT WINDOW		CONCENTRATION		RPD
				FROM	TO	PEAK	MEAN	
1,3,5-Trinitrobenzene	1		8.88	8.73	9.03	0.85		16.7
	2		19.11	18.98	19.28	1.0		
2,4,6-Trinitrotoluene	1		11.21	11.10	11.30	0.59		87.8
	2		24.85	24.71	25.01	0.23		
2-Amino-4,6-dinitrotoluene	1		11.67	11.56	11.76	0.25		38.7
	2		18.40	18.27	18.57	0.17		

FORM X
IDENTIFICATION SUMMARY

Lab Name: Eurofins TestAmerica, Denver Job No.: 280-124986-1

SDG No.:

Client Sample ID: G0081-19A RE Lab Sample ID: 280-124986-33 RE

Instrument ID (1): CHHPLC_X3 Instrument ID (2): CHHPLC_G2_LUNA

Date Analyzed (1): 07/03/2019 13:06 Date Analyzed (2): 07/06/2019 01:29

GC Column (1): UltraCarb5uOD ID: 4.6(mm) GC Column (2): Luna-phenylhe ID: 4.6(mm)

ANALYTE	COL	PEAK	RT	RT WINDOW		CONCENTRATION		RPD
				FROM	TO	PEAK	MEAN	
4-Amino-2,6-dinitrotoluene	1		11.41	11.34	11.54	0.34		58.6
	2		17.37	17.28	17.58	0.19		
2-Amino-4,6-dinitrotoluene	1		11.70	11.63	11.83	0.16		32.3
	2		18.41	18.30	18.60	0.22		

FORM X
IDENTIFICATION SUMMARY

Lab Name: Eurofins TestAmerica, Denver Job No.: 280-124986-1

SDG No.:

Client Sample ID: G0082-19A Lab Sample ID: 280-124986-34

Instrument ID (1): CHHPLC_X3 Instrument ID (2): CHHPLC_G2_LUNA

Date Analyzed (1): 06/22/2019 04:26 Date Analyzed (2): 06/25/2019 07:12

GC Column (1): UltraCarb5uOD ID: 4.6(mm) GC Column (2): Luna-phenylhe ID: 4.6(mm)

ANALYTE	COL	PEAK	RT	RT WINDOW		CONCENTRATION		RPD
				FROM	TO	PEAK	MEAN	
HMX	1		6.63	6.48	6.78	0.43		41.1
	2		7.18	7.05	7.35	0.65		
RDX	1		7.74	7.60	7.90	0.34		32.1
	2		9.25	9.13	9.43	0.47		
4-Amino-2,6-dinitrotoluene	1		11.37	11.27	11.47	0.10		3.5
	2		17.38	17.23	17.53	0.10		
2-Amino-4,6-dinitrotoluene	1		11.67	11.56	11.76	0.22		6.9
	2		18.38	18.27	18.57	0.23		

FORM X
IDENTIFICATION SUMMARY

Lab Name: Eurofins TestAmerica, Denver Job No.: 280-124986-1

SDG No.:

Client Sample ID: G0082-19A RE Lab Sample ID: 280-124986-34 RE

Instrument ID (1): CHHPLC_X3 Instrument ID (2): CHHPLC_G2_LUNA

Date Analyzed (1): 07/03/2019 13:29 Date Analyzed (2): 07/06/2019 02:04

GC Column (1): UltraCarb5uOD ID: 4.6(mm) GC Column (2): Luna-phenylhe ID: 4.6(mm)

ANALYTE	COL	PEAK	RT	RT WINDOW		CONCENTRATION		RPD
				FROM	TO	PEAK	MEAN	
HMX	1		6.64	6.50	6.80	0.35		57.7
	2		7.20	7.07	7.37	0.63		
RDX	1		7.75	7.62	7.92	0.34		28.4
	2		9.27	9.15	9.45	0.45		
2-Amino-4,6-dinitrotoluene	1		11.71	11.63	11.83	0.16		20.0
	2		18.42	18.30	18.60	0.19		

FORM X
IDENTIFICATION SUMMARY

Lab Name: Eurofins TestAmerica, Denver Job No.: 280-124986-1

SDG No.:

Client Sample ID: Lab Sample ID: LCS 280-461560/2-A

Instrument ID (1): CHHPLC_X3 Instrument ID (2): CHHPLC_G2_LUNA

Date Analyzed (1): 06/20/2019 03:38 Date Analyzed (2): 06/22/2019 10:57

GC Column (1): UltraCarb5uOD ID: 4.6(mm) GC Column (2): Luna-phenylhe ID: 4.6(mm)

ANALYTE	COL	PEAK	RT	RT WINDOW		CONCENTRATION		RPD
				FROM	TO	PEAK	MEAN	
HMX	1		6.65	6.50	6.80	1.90		14.7
	2		7.16	7.08	7.38	2.20		
RDX	1		7.78	7.62	7.92	1.96		9.3
	2		9.23	9.16	9.46	2.15		
1,3,5-Trinitrobenzene	1		8.93	8.76	9.06	2.08		6.5
	2		19.07	19.01	19.31	2.22		
1,3-Dinitrobenzene	1		9.59	9.43	9.73	1.97		6.3
	2		15.76	15.71	16.01	2.10		
Nitrobenzene	1		9.99	9.82	10.12	1.52		0.4
	2		12.21	12.16	12.46	1.53		
Tetryl	1		10.32	10.16	10.46	1.93		22.3
	2		23.81	23.76	24.06	2.42		
2,4,6-Trinitrotoluene	1		11.29	11.17	11.37	1.83		7.8
	2		24.80	24.74	25.04	1.97		
4-Amino-2,6-dinitrotoluene	1		11.49	11.36	11.56	1.66		13.7
	2		17.32	17.26	17.56	1.91		
2-Amino-4,6-dinitrotoluene	1		11.77	11.65	11.85	1.78		11.9
	2		18.34	18.30	18.60	2.01		
2,6-Dinitrotoluene	1		11.91	11.79	11.99	1.82		9.4
	2		19.92	19.87	20.17	2.00		
2,4-Dinitrotoluene	1		12.11	11.99	12.19	1.88		8.6
	2		20.48	20.43	20.73	2.05		
2-Nitrotoluene	1		12.95	12.78	13.08	1.26		12.5
	2		16.58	16.53	16.83	1.43		
4-Nitrotoluene	1		13.40	13.22	13.52	1.40		12.3
	2		16.92	16.86	17.16	1.58		
3-Nitrotoluene	1		14.01	13.82	14.12	1.41		14.8
	2		17.82	17.77	18.07	1.64		

FORM X
IDENTIFICATION SUMMARY

Lab Name: Eurofins TestAmerica, Denver Job No.: 280-124986-1

SDG No.:

Client Sample ID: Lab Sample ID: LCSD 280-461560/3-A

Instrument ID (1): CHHPLC_X3 Instrument ID (2): CHHPLC_G2_LUNA

Date Analyzed (1): 06/20/2019 04:01 Date Analyzed (2): 06/22/2019 11:32

GC Column (1): UltraCarb5uOD ID: 4.6(mm) GC Column (2): Luna-phenylhe ID: 4.6(mm)

ANALYTE	COL	PEAK	RT	RT WINDOW		CONCENTRATION		RPD
				FROM	TO	PEAK	MEAN	
HMX	1		6.65	6.50	6.80	1.96		11.8
	2		7.16	7.08	7.38	2.21		
RDX	1		7.78	7.62	7.92	1.97		9.8
	2		9.24	9.16	9.46	2.18		
1,3,5-Trinitrobenzene	1		8.93	8.76	9.06	2.05		7.4
	2		19.08	19.01	19.31	2.21		
1,3-Dinitrobenzene	1		9.59	9.43	9.73	1.97		8.1
	2		15.77	15.71	16.01	2.13		
Nitrobenzene	1		9.98	9.82	10.12	1.60		0.3
	2		12.22	12.16	12.46	1.61		
Tetryl	1		10.32	10.16	10.46	1.92		27.0
	2		23.81	23.76	24.06	2.52		
2,4,6-Trinitrotoluene	1		11.28	11.17	11.37	1.85		9.6
	2		24.80	24.74	25.04	2.03		
4-Amino-2,6-dinitrotoluene	1		11.48	11.36	11.56	1.65		15.0
	2		17.32	17.26	17.56	1.92		
2-Amino-4,6-dinitrotoluene	1		11.77	11.65	11.85	1.79		13.2
	2		18.34	18.30	18.60	2.04		
2,6-Dinitrotoluene	1		11.90	11.79	11.99	1.90		6.9
	2		19.92	19.87	20.17	2.04		
2,4-Dinitrotoluene	1		12.10	11.99	12.19	1.89		8.4
	2		20.48	20.43	20.73	2.06		
2-Nitrotoluene	1		12.95	12.78	13.08	1.33		14.6
	2		16.58	16.53	16.83	1.54		
4-Nitrotoluene	1		13.40	13.22	13.52	1.53		8.9
	2		16.92	16.86	17.16	1.68		
3-Nitrotoluene	1		14.01	13.82	14.12	1.64		5.2
	2		17.83	17.77	18.07	1.72		

FORM X
IDENTIFICATION SUMMARY

Lab Name: Eurofins TestAmerica, Denver Job No.: 280-124986-1

SDG No.:

Client Sample ID: Lab Sample ID: LCS 280-461963/2-A

Instrument ID (1): CHHPLC_X3 Instrument ID (2): CHHPLC_G2_LUNA

Date Analyzed (1): 06/26/2019 20:44 Date Analyzed (2): 06/27/2019 20:42

GC Column (1): UltraCarb5uOD ID: 4.6(mm) GC Column (2): Luna-phenylhe ID: 4.6(mm)

ANALYTE	COL	PEAK	RT	RT WINDOW		CONCENTRATION		RPD
				FROM	TO	PEAK	MEAN	
HMX	1		6.65	6.50	6.80	2.01		4.6
	2		7.19	7.03	7.33	2.10		
RDX	1		7.77	7.62	7.92	2.07		3.4
	2		9.25	9.10	9.40	2.15		
1,3,5-Trinitrobenzene	1		8.90	8.76	9.06	2.06		2.5
	2		19.09	18.94	19.24	2.11		
1,3-Dinitrobenzene	1		9.57	9.42	9.72	1.97		2.7
	2		15.79	15.64	15.94	2.02		
Nitrobenzene	1		9.95	9.81	10.11	1.79		4.0
	2		12.23	12.08	12.38	1.72		
Tetryl	1		10.28	10.14	10.44	2.05		15.6
	2		23.83	23.68	23.98	2.40		
2,4,6-Trinitrotoluene	1		11.23	11.15	11.35	1.89		0.4
	2		24.82	24.66	24.96	1.90		
4-Amino-2,6-dinitrotoluene	1		11.42	11.33	11.53	1.42		6.4
	2		17.35	17.19	17.49	1.51		
2-Amino-4,6-dinitrotoluene	1		11.71	11.63	11.83	1.64		10.1
	2		18.37	18.22	18.52	1.81		
2,6-Dinitrotoluene	1		11.85	11.75	11.95	1.83		5.5
	2		19.94	19.79	20.09	1.93		
2,4-Dinitrotoluene	1		12.05	11.95	12.15	1.86		4.4
	2		20.51	20.35	20.65	1.95		
2-Nitrotoluene	1		12.89	12.74	13.04	1.55		10.1
	2		16.60	16.44	16.74	1.71		
4-Nitrotoluene	1		13.33	13.18	13.48	1.62		6.5
	2		16.94	16.78	17.08	1.73		
3-Nitrotoluene	1		13.92	13.78	14.08	1.68		19.0
	2		17.85	17.69	17.99	2.03		

FORM X
IDENTIFICATION SUMMARY

Lab Name: Eurofins TestAmerica, Denver Job No.: 280-124986-1

SDG No.:

Client Sample ID: Lab Sample ID: LCSD 280-461963/3-A

Instrument ID (1): CHHPLC_X3 Instrument ID (2): CHHPLC_G2_LUNA

Date Analyzed (1): 06/26/2019 21:08 Date Analyzed (2): 06/27/2019 21:17

GC Column (1): UltraCarb5uOD ID: 4.6(mm) GC Column (2): Luna-phenylhe ID: 4.6(mm)

ANALYTE	COL	PEAK	RT	RT WINDOW		CONCENTRATION		RPD
				FROM	TO	PEAK	MEAN	
HMX	1		6.65	6.50	6.80	2.01		6.2
	2		7.18	7.03	7.33	2.14		
RDX	1		7.77	7.62	7.92	2.11		3.0
	2		9.25	9.10	9.40	2.18		
1,3,5-Trinitrobenzene	1		8.91	8.76	9.06	2.13		1.0
	2		19.09	18.94	19.24	2.15		
1,3-Dinitrobenzene	1		9.57	9.42	9.72	2.04		1.8
	2		15.78	15.64	15.94	2.07		
Nitrobenzene	1		9.96	9.81	10.11	1.90		2.8
	2		12.22	12.08	12.38	1.85		
Tetryl	1		10.29	10.14	10.44	2.09		15.1
	2		23.83	23.68	23.98	2.43		
2,4,6-Trinitrotoluene	1		11.25	11.15	11.35	1.94		1.3
	2		24.82	24.66	24.96	1.96		
4-Amino-2,6-dinitrotoluene	1		11.44	11.33	11.53	1.52		5.5
	2		17.33	17.19	17.49	1.61		
2-Amino-4,6-dinitrotoluene	1		11.73	11.63	11.83	1.77		9.8
	2		18.36	18.22	18.52	1.95		
2,6-Dinitrotoluene	1		11.86	11.75	11.95	1.94		2.7
	2		19.94	19.79	20.09	1.99		
2,4-Dinitrotoluene	1		12.06	11.95	12.15	1.94		3.5
	2		20.50	20.35	20.65	2.01		
2-Nitrotoluene	1		12.90	12.74	13.04	1.67		6.6
	2		16.59	16.44	16.74	1.78		
4-Nitrotoluene	1		13.34	13.18	13.48	1.69		9.2
	2		16.93	16.78	17.08	1.85		
3-Nitrotoluene	1		13.94	13.78	14.08	1.88		13.0
	2		17.84	17.69	17.99	2.14		

FORM X
IDENTIFICATION SUMMARY

Lab Name: Eurofins TestAmerica, Denver Job No.: 280-124986-1

SDG No.:

Client Sample ID: Lab Sample ID: LCS 280-461963/4-A

Instrument ID (1): CHHPLC_X3 Instrument ID (2): CHHPLC_G2_LUNA

Date Analyzed (1): 06/26/2019 21:32 Date Analyzed (2): 06/27/2019 21:52

GC Column (1): UltraCarb5uOD ID: 4.6(mm) GC Column (2): Luna-phenylhe ID: 4.6(mm)

ANALYTE	COL	PEAK	RT	RT WINDOW		CONCENTRATION		RPD
				FROM	TO	PEAK	MEAN	
MNX	1		7.35	7.21	7.51	2.46		6.0
	2		7.83	7.69	7.99	2.61		

FORM X
IDENTIFICATION SUMMARY

Lab Name: Eurofins TestAmerica, Denver Job No.: 280-124986-1

SDG No.:

Client Sample ID: Lab Sample ID: LCSD 280-461963/5-A

Instrument ID (1): CHHPLC_X3 Instrument ID (2): CHHPLC_G2_LUNA

Date Analyzed (1): 06/26/2019 21:56 Date Analyzed (2): 06/27/2019 22:27

GC Column (1): UltraCarb5uOD ID: 4.6(mm) GC Column (2): Luna-phenylhe ID: 4.6(mm)

ANALYTE	COL	PEAK	RT	RT WINDOW		CONCENTRATION		RPD
				FROM	TO	PEAK	MEAN	
MNX	1		7.35	7.21	7.51	2.45		7.0
	2		7.84	7.69	7.99	2.63		

FORM X
IDENTIFICATION SUMMARY

Lab Name: Eurofins TestAmerica, Denver Job No.: 280-124986-1

SDG No.:

Client Sample ID: Lab Sample ID: LCS 280-461964/2-A

Instrument ID (1): CHHPLC_X3 Instrument ID (2): CHHPLC_G2_LUNA

Date Analyzed (1): 07/03/2019 05:26 Date Analyzed (2): 07/05/2019 14:24

GC Column (1): UltraCarb5uOD ID: 4.6(mm) GC Column (2): Luna-phenylhe ID: 4.6(mm)

ANALYTE	COL	PEAK	RT	RT WINDOW		CONCENTRATION		RPD
				FROM	TO	PEAK	MEAN	
HMX	1		6.65	6.50	6.80	1.87		15.9
	2		7.21	7.07	7.37	2.19		
RDX	1		7.76	7.62	7.92	2.00		13.2
	2		9.29	9.15	9.45	2.29		
1,3,5-Trinitrobenzene	1		8.90	8.76	9.06	2.01		13.7
	2		19.17	19.01	19.31	2.31		
1,3-Dinitrobenzene	1		9.56	9.42	9.72	1.98		11.5
	2		15.85	15.71	16.01	2.22		
Nitrobenzene	1		9.95	9.81	10.11	1.85		2.4
	2		12.29	12.14	12.44	1.90		
Tetryl	1		10.28	10.14	10.44	2.09		14.8
	2		23.92	23.74	24.04	2.42		
2,4,6-Trinitrotoluene	1		11.23	11.15	11.35	1.84		10.2
	2		24.89	24.72	25.02	2.04		
4-Amino-2,6-dinitrotoluene	1		11.43	11.34	11.54	1.73		16.5
	2		17.42	17.28	17.58	2.04		
2-Amino-4,6-dinitrotoluene	1		11.72	11.63	11.83	1.85		17.0
	2		18.45	18.30	18.60	2.20		
2,6-Dinitrotoluene	1		11.85	11.77	11.97	1.85		13.8
	2		20.03	19.87	20.17	2.12		
2,4-Dinitrotoluene	1		12.05	11.96	12.16	1.92		11.9
	2		20.58	20.43	20.73	2.16		
2-Nitrotoluene	1		12.89	12.76	13.06	1.65		14.0
	2		16.67	16.54	16.84	1.90		
4-Nitrotoluene	1		13.33	13.20	13.50	1.75		15.0
	2		17.02	16.86	17.16	2.03		
3-Nitrotoluene	1		13.93	13.80	14.10	1.89		12.7
	2		17.93	17.78	18.08	2.15		

FORM X
IDENTIFICATION SUMMARY

Lab Name: Eurofins TestAmerica, Denver Job No.: 280-124986-1

SDG No.:

Client Sample ID: Lab Sample ID: LCS 280-461964/3-A

Instrument ID (1): CHHPLC_X3 Instrument ID (2): CHHPLC_G2_LUNA

Date Analyzed (1): 07/03/2019 05:49 Date Analyzed (2): 07/05/2019 15:00

GC Column (1): UltraCarb5uOD ID: 4.6(mm) GC Column (2): Luna-phenylhe ID: 4.6(mm)

ANALYTE	COL	PEAK	RT	RT WINDOW		CONCENTRATION		RPD
				FROM	TO	PEAK	MEAN	
MNX	1		7.34	7.19	7.49	2.52		21.0
	2		7.84	7.72	8.02	3.11		

FORM X
IDENTIFICATION SUMMARY

Lab Name: Eurofins TestAmerica, Denver Job No.: 280-124986-1

SDG No.:

Client Sample ID: Lab Sample ID: LCSD 280-461964/4-A

Instrument ID (1): CHHPLC_X3 Instrument ID (2): CHHPLC_G2_LUNA

Date Analyzed (1): 07/03/2019 06:12 Date Analyzed (2): 07/05/2019 15:35

GC Column (1): UltraCarb5uOD ID: 4.6(mm) GC Column (2): Luna-phenylhe ID: 4.6(mm)

ANALYTE	COL	PEAK	RT	RT WINDOW		CONCENTRATION		RPD
				FROM	TO	PEAK	MEAN	
MNX	1		7.35	7.19	7.49	2.57		3.0
	2		7.86	7.72	8.02	2.65		

FORM I
HPLC/IC ORGANICS ANALYSIS DATA SHEET

Lab Name: Eurofins TestAmerica, Denver Job No.: 280-124986-1

SDG No.:

Client Sample ID: G0083-19A Lab Sample ID: 280-124986-1

Matrix: Water Lab File ID: 06190050.D

Analysis Method: 8330A Date Collected: 06/08/2019 15:55

Extraction Method: 3535 Date Extracted: 06/14/2019 10:20

Sample wt/vol: 508.6(mL) Date Analyzed: 06/20/2019 04:24

Con. Extract Vol.: 5(mL) Dilution Factor: 1

Injection Volume: 100(uL) GC Column: UltraCarb5uODS ID: 4.6(mm)

% Moisture: GPC Cleanup:(Y/N) N

Analysis Batch No.: 462065 Units: ug/L

CAS NO.	COMPOUND NAME	RESULT	Q	LOQ	LOD	DL
99-35-4	1,3,5-Trinitrobenzene	0.39	U	0.98	0.39	0.20
99-65-0	1,3-Dinitrobenzene	0.20	U	0.39	0.20	0.087
118-96-7	2,4,6-Trinitrotoluene	0.39	U	0.39	0.39	0.16
121-14-2	2,4-Dinitrotoluene	0.20	U	0.39	0.20	0.082
606-20-2	2,6-Dinitrotoluene	0.20	U	0.20	0.20	0.063
35572-78-2	2-Amino-4,6-dinitrotoluene	0.12	U	0.20	0.12	0.050
88-72-2	2-Nitrotoluene	0.20	U Q	0.39	0.20	0.084
99-08-1	3-Nitrotoluene	0.39	U Q	0.39	0.39	0.19
19406-51-0	4-Amino-2,6-dinitrotoluene	0.12	U	0.20	0.12	0.057
99-99-0	4-Nitrotoluene	0.39	U Q	0.98	0.39	0.20
2691-41-0	HMX	0.20	U	0.39	0.20	0.086
5755-27-1	MNX	0.39	U	2.0	0.39	0.15
98-95-3	Nitrobenzene	0.20	U M	0.39	0.20	0.089
121-82-4	RDX	0.39	U	0.39	0.39	0.16
479-45-8	Tetryl	0.20	U	0.24	0.20	0.078

CAS NO.	SURROGATE	%REC	Q	LIMITS
528-29-0	1,2-Dinitrobenzene	99	M	83-119

Eurofins TestAmerica, Denver
Target Compound Quantitation Report

Data File: \\chromna\Denver\ChromData\CHHPLC_X\20190619-83007.b\06190050.D
Lims ID: 280-124986-B-1-A
Client ID: G0083-19A
Sample Type: Client
Inject. Date: 20-Jun-2019 04:24:25 ALS Bottle#: 50 Worklist Smp#: 50
Injection Vol: 100.0 ul Dil. Factor: 1.0000
Sample Info: 280-124986-B-1-A
Misc. Info.: 280-0083007-050
Operator ID: hkf Instrument ID: CHHPLC_X3

Method: \\chromna\Denver\ChromData\CHHPLC_X\20190619-83007.b\8330_X3.m
Limit Group: GCSV - 8330
Last Update: 20-Jun-2019 10:14:32 Calib Date: 15-May-2019 01:42:24
Integrator: Falcon
Quant Method: External Standard Quant By: Initial Calibration
Last ICal File: \\chromna\Denver\ChromData\CHHPLC_X\20190514-81869.b\0514B032.D

Column 1 : UltraCarb5uODS (20) (4.60 mm) Det: LC DAD1B, 254 nm
Process Host: CTX0329

First Level Reviewer: fiedlerh Date: 20-Jun-2019 10:07:24

	Compound	Det	RT (min.)	Exp RT (min.)	Dlt RT (min.)	Response	OnCol Amt ug/mL	Flags
	3 HMX	1		6.647			ND	
	6 MNX	1		7.359			ND	
	7 RDX	1		7.774			ND	
$	9 1,2-Dinitrobenzene	1	8.767	8.761	0.006	25778	0.1981	M
	10 1,3,5-Trinitrobenzene	1		8.914			ND	
	11 1,3-Dinitrobenzene	1		9.580			ND	
	12 Nitrobenzene	1	10.013	9.974	0.039	1250	0.006351	M
	14 Tetryl	1		10.307			ND	
	16 2,4,6-Trinitrotoluene	1		11.267			ND	
	17 4-Amino-2,6-dinitrotoluene	1		11.460			ND	
	18 2-Amino-4,6-dinitrotoluene	1		11.747			ND	
	19 2,6-Dinitrotoluene	1		11.887			ND	
	20 2,4-Dinitrotoluene	1		12.087			ND	
	21 o-Nitrotoluene	1		12.934			ND	
	22 p-Nitrotoluene	1	13.347	13.374	-0.027	1935	0.0172	
	23 m-Nitrotoluene	1		13.974			ND	

QC Flag Legend

Review Flags
M - Manually Integrated

Report Date: 20-Jun-2019 10:14:36 Chrom Revision: 2.3 18-Jun-2019 21:44:00

Eurofins TestAmerica, Denver

Data File:	\\chromna\Denver\ChromData\CHHPLC_X\20190619-83007.b\06190050.D				
Injection Date:	20-Jun-2019 04:24:25	Instrument ID:	CHHPLC_X3	Operator ID:	hkf
Lims ID:	280-124986-B-1-A	Lab Sample ID:	280-124986-1	Worklist Smp#:	50
Client ID:	G0083-19A				
Injection Vol:	100.0 ul	Dil. Factor:	1.0000	ALS Bottle#:	50
Method:	8330_X3	Limit Group:	GCSV - 8330		

Column: UltraCarb5uODS (20) (4.60 mm) Y Scaling: Method Defined: Scale to the Nth Largest Target: 1

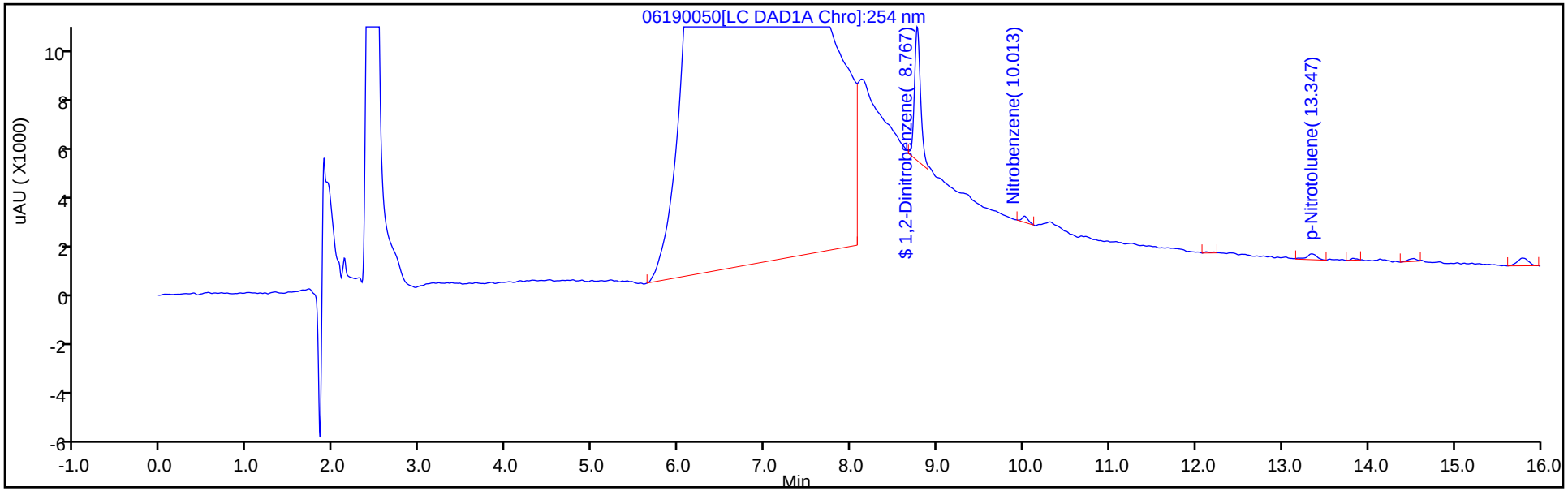

Y Scaling: Method Defined: Scale to the Nth Largest Target: 1

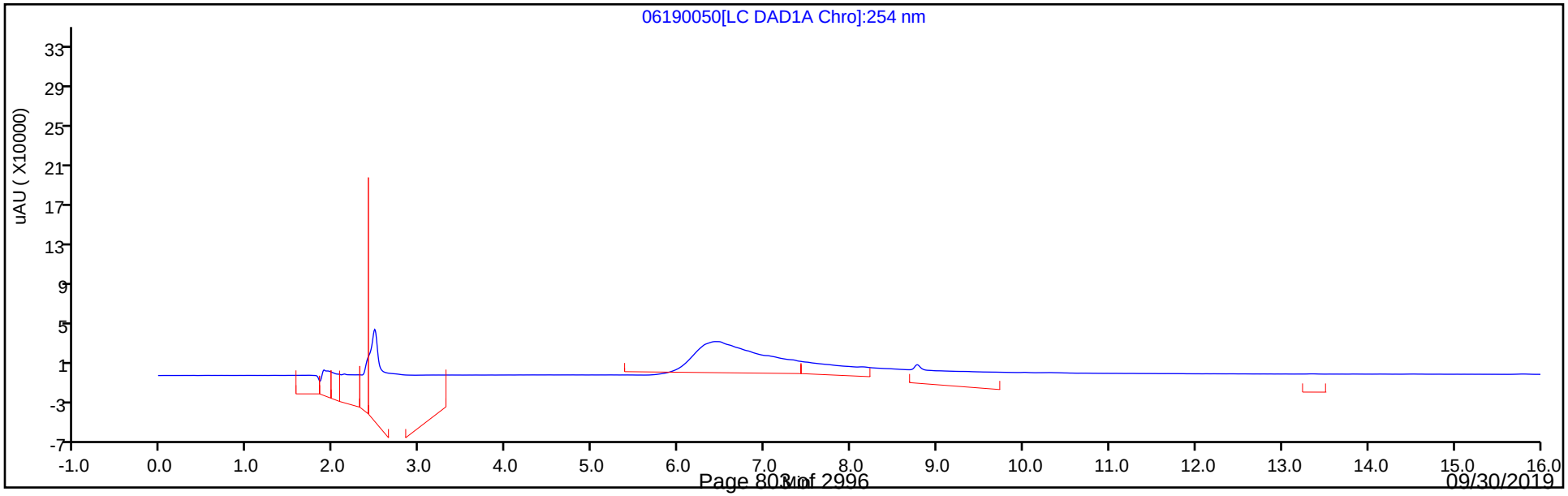

Eurofins TestAmerica, Denver
Recovery Report

Data File:	\\chromna\Denver\ChromData\CHHPLC_X\20190619-83007.b\06190050.D				
Lims ID:	280-124986-B-1-A				
Client ID:	G0083-19A				
Sample Type:	Client				
Inject. Date:	20-Jun-2019 04:24:25	ALS Bottle#:	50	Worklist Smp#:	50
Injection Vol:	100.0 ul	Dil. Factor:	1.0000		
Sample Info:	280-124986-B-1-A				
Misc. Info.:	280-0083007-050				
Operator ID:	hkf	Instrument ID:	CHHPLC_X3		
Method:	\\chromna\Denver\ChromData\CHHPLC_X\20190619-83007.b\8330_X3.m				
Limit Group:	GCSV - 8330				
Last Update:	20-Jun-2019 10:14:32	Calib Date:	15-May-2019 01:42:24		
Integrator:	Falcon				
Quant Method:	External Standard	Quant By:	Initial Calibration		
Last ICal File:	\\chromna\Denver\ChromData\CHHPLC_X\20190514-81869.b\0514B032.D				
Column 1 :	UltraCarb5uODS (20) (4.60 mm)		Det: LC DAD1B, 254 nm		
Process Host:	CTX0329				

First Level Reviewer: fiedlerh Date: 20-Jun-2019 10:07:24

Compound	Amount Added	Amount Recovered	% Rec.
$ 9 1,2-Dinitrobenzene	0.2000	0.1981	99.06

Manual Integration/User Assign Peak Report

Eurofins TestAmerica, Denver

Data File:	\\chromna\Denver\ChromData\CHHPLC_X\20190619-83007.b\06190050.D				
Injection Date:	20-Jun-2019 04:24:25	Instrument ID:	CHHPLC_X3		
Lims ID:	280-124986-B-1-A	Lab Sample ID:	280-124986-1		
Client ID:	G0083-19A				
Operator ID:	hkf	ALS Bottle#:	50	Worklist Smp#:	50
Injection Vol:	100.0 ul	Dil. Factor:	1.0000		
Method:	8330_X3	Limit Group:	GCSV - 8330		
Column:	UltraCarb5uODS (20) (4.60 mm)	Detector	LC DAD1B, 254 nm		

$ 9 1,2-Dinitrobenzene, CAS: 528-29-0

Signal: 1

Processing Integration Results

RT: 8.77
Area: 46059
Amount: 0.353999
Amount Units: ug/mL

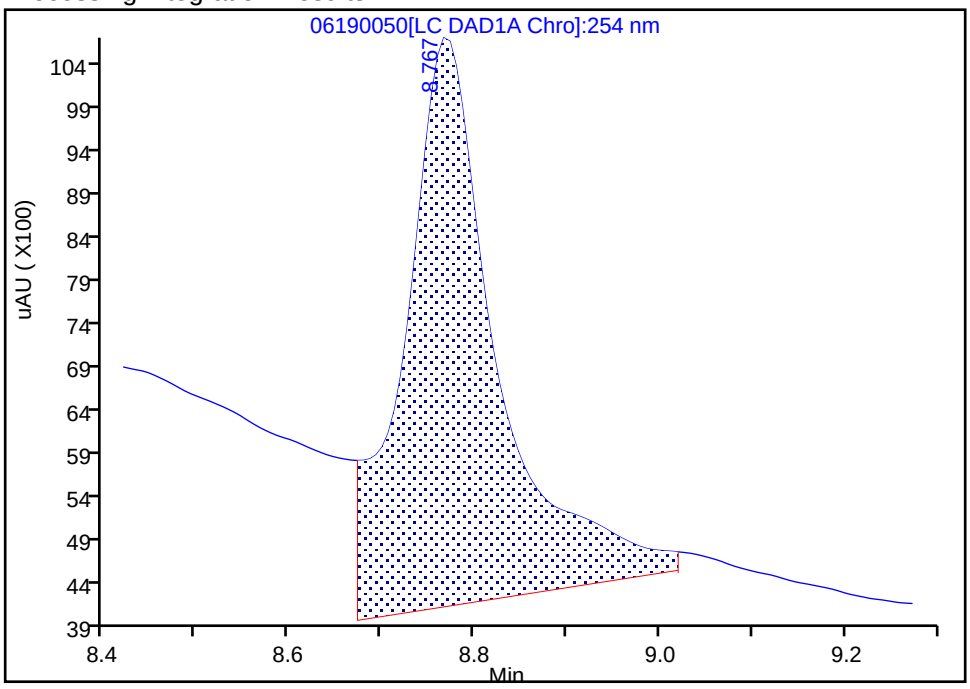

Manual Integration Results

RT: 8.77
Area: 25778
Amount: 0.198124
Amount Units: ug/mL

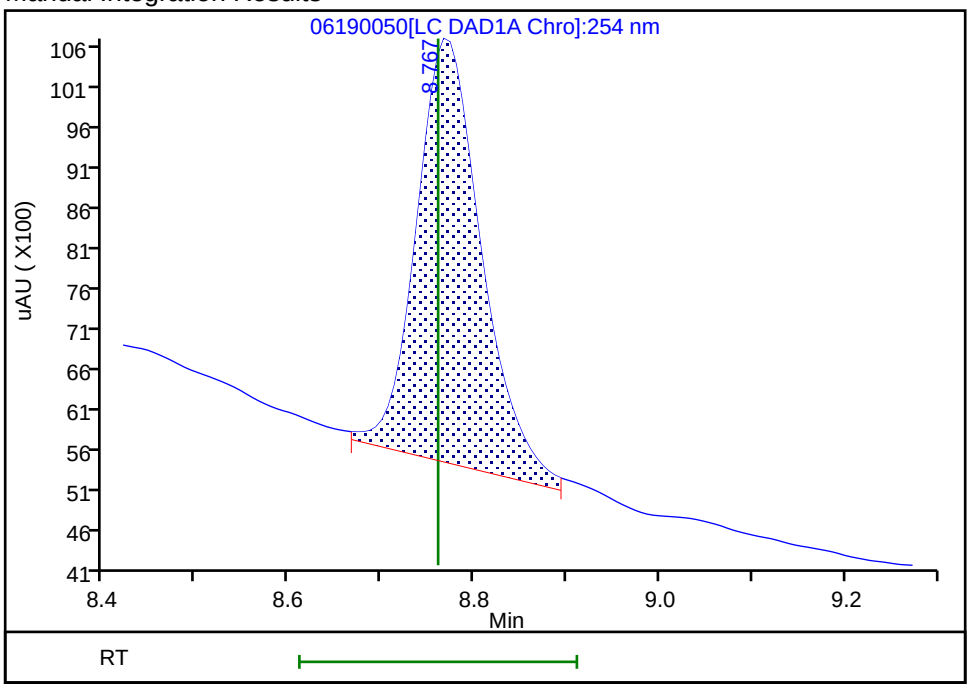

Reviewer: fiedlerh, 20-Jun-2019 10:07:04

Audit Action: Manually Integrated Audit Reason: Baseline Smoothing

Manual Integration/User Assign Peak Report

Eurofins TestAmerica, Denver

Data File:	\\chromna\Denver\ChromData\CHHPLC_X\20190619-83007.b\06190050.D				
Injection Date:	20-Jun-2019 04:24:25	Instrument ID:	CHHPLC_X3		
Lims ID:	280-124986-B-1-A	Lab Sample ID:	280-124986-1		
Client ID:	G0083-19A				
Operator ID:	hkf	ALS Bottle#:	50	Worklist Smp#:	50
Injection Vol:	100.0 ul	Dil. Factor:	1.0000		
Method:	8330_X3	Limit Group:	GCSV - 8330		
Column:	UltraCarb5uODS (20) (4.60 mm)	Detector	LC DAD1B, 254 nm		

12 Nitrobenzene, CAS: 98-95-3

Signal: 1

Processing Integration Results

RT: 10.01
Area: 1762
Amount: 0.008952
Amount Units: ug/mL

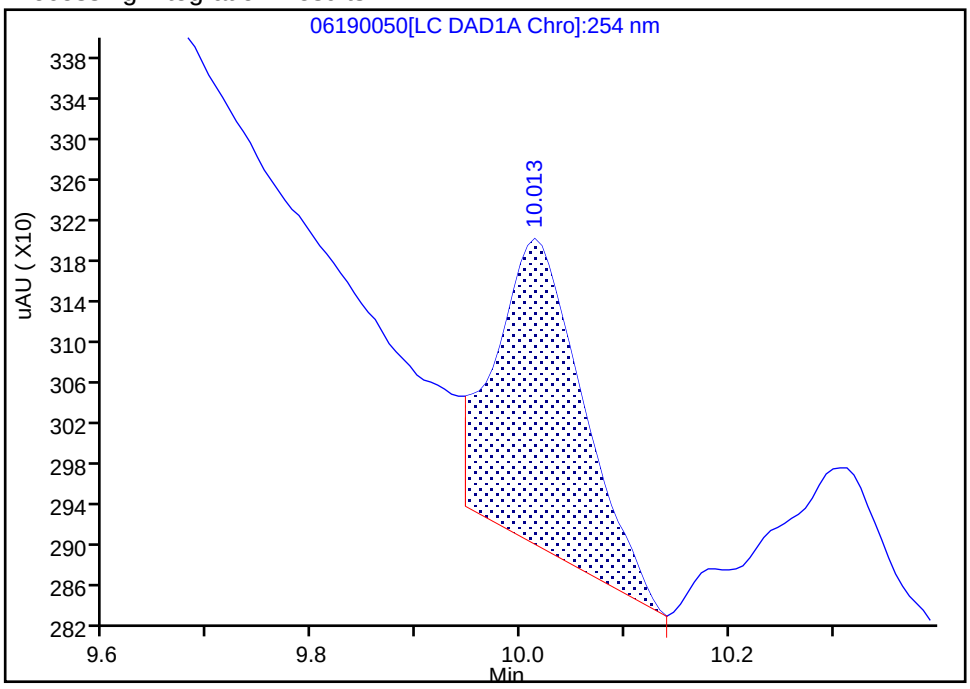

Manual Integration Results

RT: 10.01
Area: 1250
Amount: 0.006351
Amount Units: ug/mL

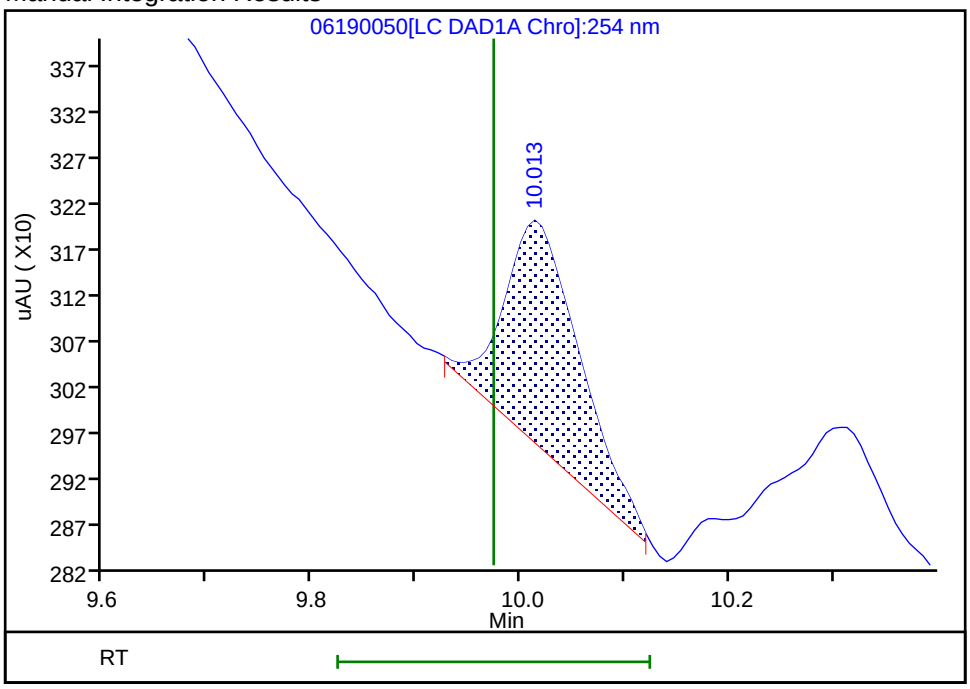

Reviewer: fiedlerh, 20-Jun-2019 10:07:23

Audit Action: Manually Integrated Audit Reason: Baseline Smoothing

FORM I
HPLC/IC ORGANICS ANALYSIS DATA SHEET

Lab Name: Eurofins TestAmerica, Denver Job No.: 280-124986-1

SDG No.:

Client Sample ID: G0083-19A Lab Sample ID: 280-124986-1

Matrix: Water Lab File ID: 06210049.D

Analysis Method: 8330A Date Collected: 06/08/2019 15:55

Extraction Method: 3535 Date Extracted: 06/14/2019 10:20

Sample wt/vol: 508.6(mL) Date Analyzed: 06/22/2019 12:07

Con. Extract Vol.: 5(mL) Dilution Factor: 1

Injection Volume: 100(uL) GC Column: Luna-phenylhex ID: 4.6(mm)

% Moisture: GPC Cleanup:(Y/N) N

Analysis Batch No.: 462208 Units: ug/L

CAS NO.	SURROGATE	%REC	Q	LIMITS
528-29-0	1,2-Dinitrobenzene	96		83-119

Eurofins TestAmerica, Denver
Target Compound Quantitation Report

Data File: \\chromna\Denver\ChromData\G2_LUNA\20190620-83049.b\06210049.D
Lims ID: 280-124986-B-1-A
Client ID: G0083-19A
Sample Type: Client
Inject. Date: 22-Jun-2019 12:07:48 ALS Bottle#: 49 Worklist Smp#: 49
Injection Vol: 100.0 ul Dil. Factor: 1.0000
Sample Info: 280-124986-B-1-A
Misc. Info.: 280-0083049-049
Operator ID: HKF Instrument ID: CHHPLC_G2_LUNA

Method: \\chromna\Denver\ChromData\G2_LUNA\20190620-83049.b\G2_8330_Luna.m
Limit Group: GCSV - 8330
Last Update: 24-Jun-2019 10:52:06 Calib Date: 08-May-2019 00:28:23
Integrator: Falcon
Quant Method: External Standard Quant By: Initial Calibration
Last ICal File: \\chromna\Denver\ChromData\G2_LUNA\20190507-81649.b\05070023.D

Column 1 : Luna-Phenyl hexyl (4.60 mm) Det: LC DAD1A, 254 nm
Process Host: CTX0327

First Level Reviewer: fiedlerh Date: 24-Jun-2019 10:38:07

	Compound	Det	RT (min.)	Exp RT (min.)	Dlt RT (min.)	Response	OnCol Amt ug/ml	Flags
	6 HMX	1		7.225			ND	
	7 MNX	1		7.848			ND	
	8 RDX	1		9.312			ND	
	9 Nitrobenzene	1		12.305			ND	
$	10 1,2-Dinitrobenzene	1	13.256	13.338	-0.082	53073	0.1917	
	12 1,3-Dinitrobenzene	1		15.858			ND	
	14 o-Nitrotoluene	1		16.678			ND	
	15 p-Nitrotoluene	1	16.869	17.005	-0.136	4655	0.0205	M
	16 4-Amino-2,6-dinitrotoluene	1		17.412			ND	
	17 m-Nitrotoluene	1	17.903	17.918	-0.015	5106	0.0174	
	18 2-Amino-4,6-dinitrotoluene	1		18.445			ND	
	19 1,3,5-Trinitrobenzene	1		19.158			ND	
	20 2,6-Dinitrotoluene	1		20.018			ND	
	21 2,4-Dinitrotoluene	1		20.579			ND	
	22 Tetryl	1	23.869	23.905	-0.036	14592	0.0464	M
	23 2,4,6-Trinitrotoluene	1		24.885			ND	

QC Flag Legend

Review Flags
M - Manually Integrated

Report Date: 24-Jun-2019 10:52:11 Chrom Revision: 2.3 20-Jun-2019 20:50:56

Eurofins TestAmerica, Denver

Data File:	\\chromna\Denver\ChromData\G2_LUNA\20190620-83049.b\06210049.D				
Injection Date:	22-Jun-2019 12:07:48	Instrument ID:	CHHPLC_G2_LUNA	Operator ID:	HKF
Lims ID:	280-124986-B-1-A	Lab Sample ID:	280-124986-1	Worklist Smp#:	49
Client ID:	G0083-19A				
Injection Vol:	100.0 ul	Dil. Factor:	1.0000	ALS Bottle#:	49
Method:	G2_8330_Luna	Limit Group:	GCSV - 8330		

Column: Luna-Phenyl hexyl (4.60 mm) Y Scaling: Method Defined: Scale to the Nth Largest Peak: 1

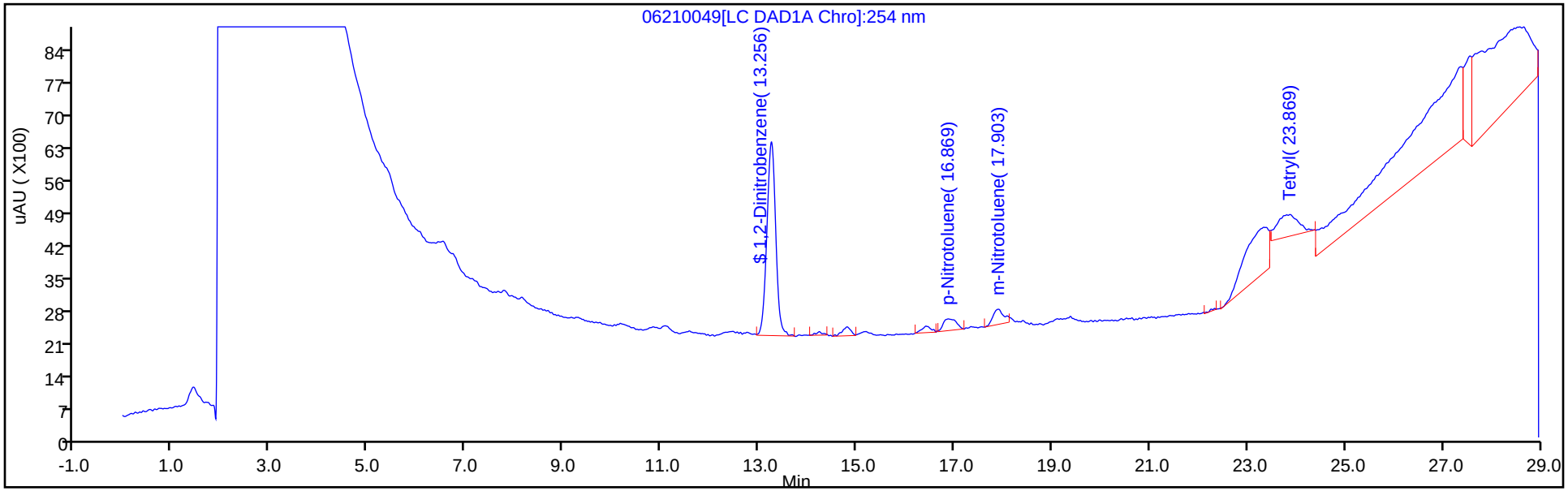

Y Scaling: Method Defined: Scale to the Nth Largest Peak: 1

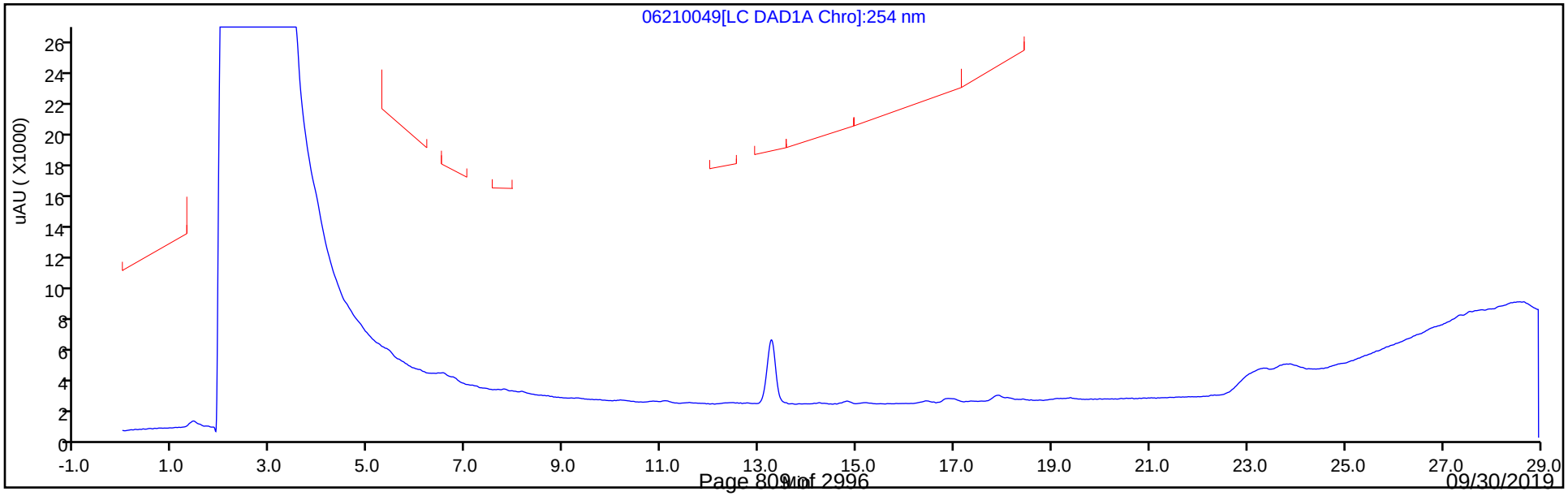

Eurofins TestAmerica, Denver
Recovery Report

Data File:	\\chromna\Denver\ChromData\G2_LUNA\20190620-83049.b\06210049.D				
Lims ID:	280-124986-B-1-A				
Client ID:	G0083-19A				
Sample Type:	Client				
Inject. Date:	22-Jun-2019 12:07:48	ALS Bottle#:	49	Worklist Smp#:	49
Injection Vol:	100.0 ul	Dil. Factor:	1.0000		
Sample Info:	280-124986-B-1-A				
Misc. Info.:	280-0083049-049				
Operator ID:	HKF	Instrument ID:	CHHPLC_G2_LUNA		
Method:	\\chromna\Denver\ChromData\G2_LUNA\20190620-83049.b\G2_8330_Luna.m				
Limit Group:	GCSV - 8330				
Last Update:	24-Jun-2019 10:52:06	Calib Date:	08-May-2019 00:28:23		
Integrator:	Falcon				
Quant Method:	External Standard	Quant By:	Initial Calibration		
Last ICal File:	\\chromna\Denver\ChromData\G2_LUNA\20190507-81649.b\05070023.D				
Column 1 :	Luna-Phenyl hexyl (4.60 mm)		Det: LC DAD1A, 254 nm		
Process Host:	CTX0327				
First Level Reviewer: fiedlerh		Date:	24-Jun-2019 10:38:07		

Compound	Amount Added	Amount Recovered	% Rec.
$ 10 1,2-Dinitrobenzene	0.2000	0.1917	95.85

Manual Integration/User Assign Peak Report

Eurofins TestAmerica, Denver

Data File:	\\chromna\Denver\ChromData\G2_LUNA\20190620-83049.b\06210049.D				
Injection Date:	22-Jun-2019 12:07:48	Instrument ID:	CHHPLC_G2_LUNA		
Lims ID:	280-124986-B-1-A	Lab Sample ID:	280-124986-1		
Client ID:	G0083-19A				
Operator ID:	HKF	ALS Bottle#:	49	Worklist Smp#:	49
Injection Vol:	100.0 ul	Dil. Factor:	1.0000		
Method:	G2_8330_Luna	Limit Group:	GCSV - 8330		
Column:	Luna-Phenyl hexyl (4.60 mm)	Detector	LC DAD1A, 254 nm		

15 p-Nitrotoluene, CAS: 99-99-0

Signal: 1

Processing Integration Results

RT: 16.88
Area: 2494
Amount: 0.011004
Amount Units: ug/ml

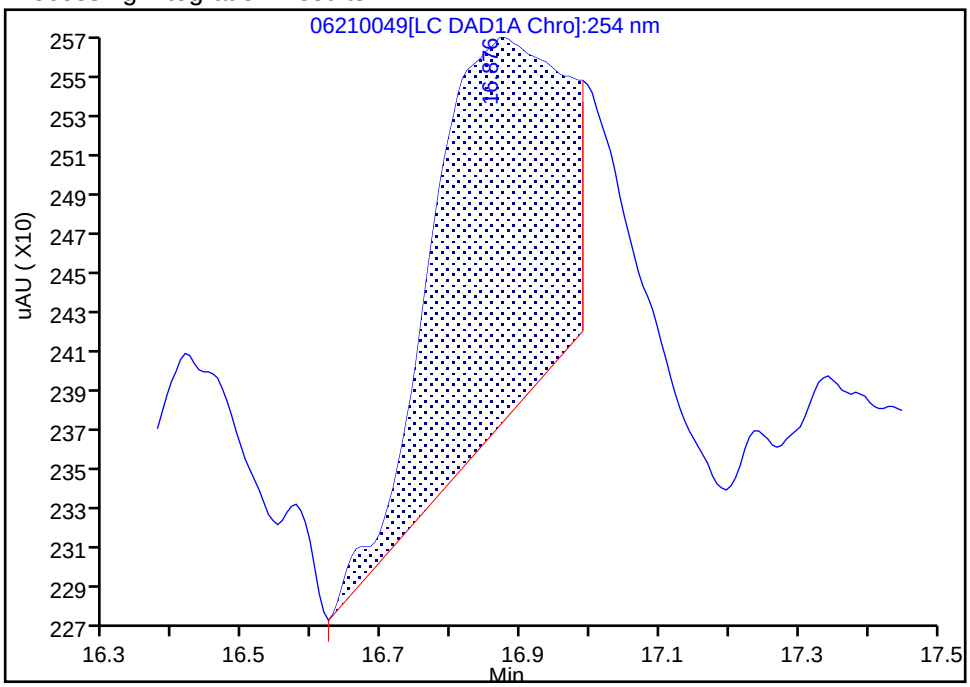

Manual Integration Results

RT: 16.87
Area: 4655
Amount: 0.020539
Amount Units: ug/ml

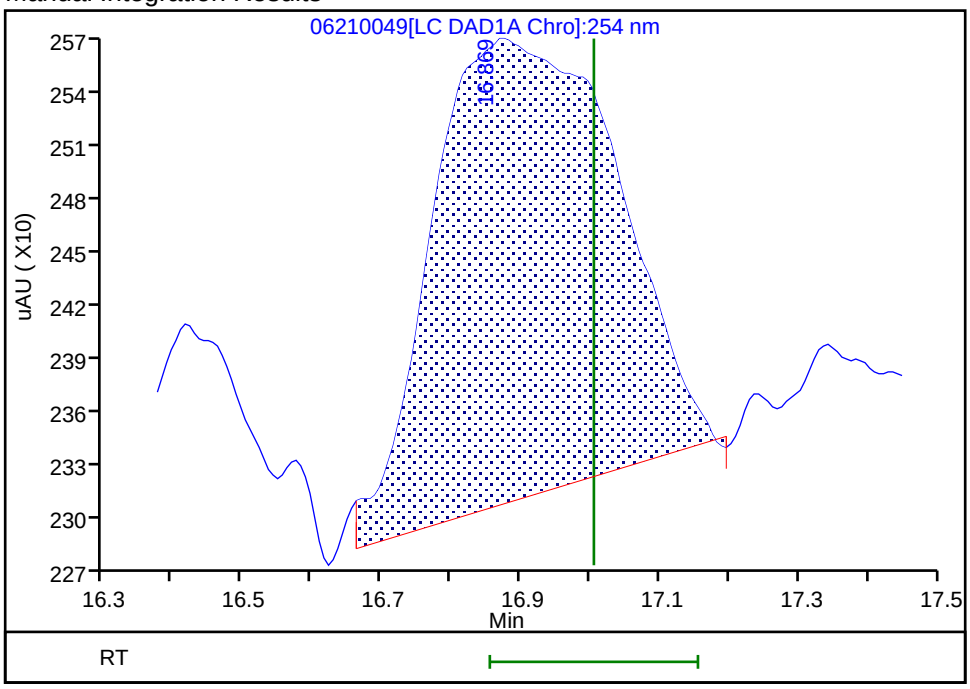

Reviewer: fiedlerh, 24-Jun-2019 10:38:06
Audit Action: Manually Integrated Audit Reason: Baseline Smoothing

Manual Integration/User Assign Peak Report

Eurofins TestAmerica, Denver

Data File:	\\chromna\Denver\ChromData\G2_LUNA\20190620-83049.b\06210049.D				
Injection Date:	22-Jun-2019 12:07:48	Instrument ID:	CHHPLC_G2_LUNA		
Lims ID:	280-124986-B-1-A	Lab Sample ID:	280-124986-1		
Client ID:	G0083-19A				
Operator ID:	HKF	ALS Bottle#:	49	Worklist Smp#:	49
Injection Vol:	100.0 ul	Dil. Factor:	1.0000		
Method:	G2_8330_Luna	Limit Group:	GCSV - 8330		
Column:	Luna-Phenyl hexyl (4.60 mm)	Detector	LC DAD1A, 254 nm		

22 Tetryl, CAS: 479-45-8

Signal: 1

Processing Integration Results

RT: 23.86
Area: 47458
Amount: 0.150909
Amount Units: ug/ml

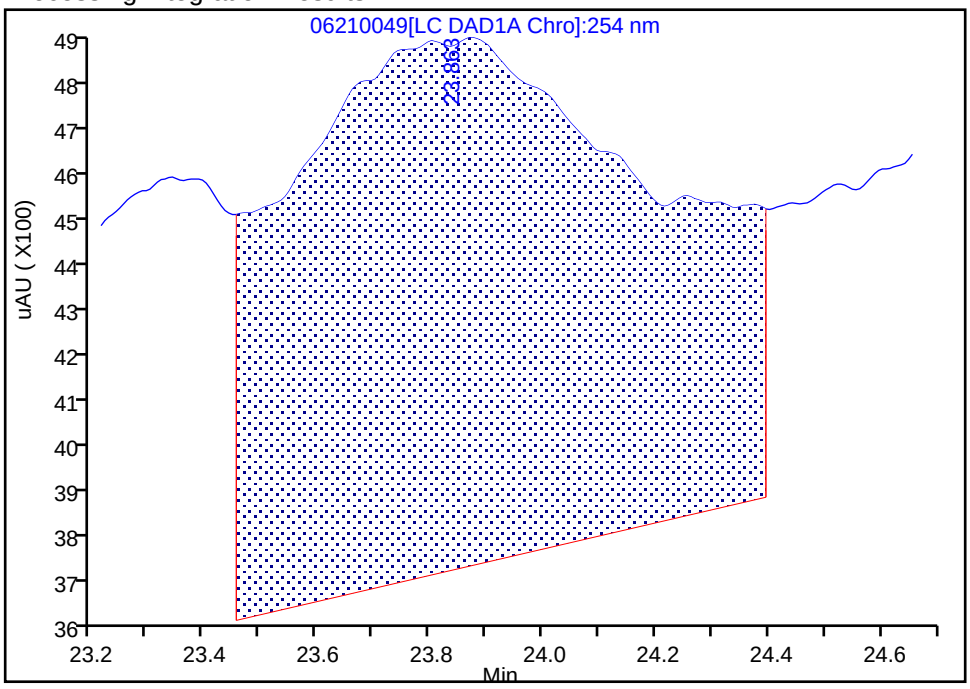

Manual Integration Results

RT: 23.87
Area: 14592
Amount: 0.046400
Amount Units: ug/ml

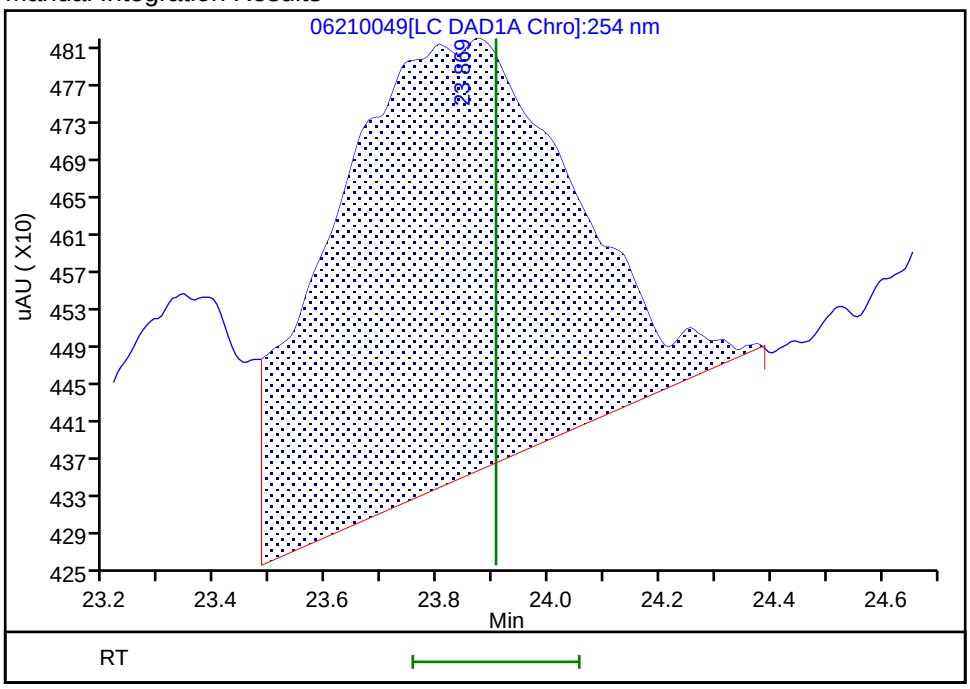

Reviewer: fiedlerh, 24-Jun-2019 10:37:55

Audit Action: Manually Integrated Audit Reason: Baseline Smoothing

FORM I
HPLC/IC ORGANICS ANALYSIS DATA SHEET

Lab Name: Eurofins TestAmerica, Denver Job No.: 280-124986-1

SDG No.:

Client Sample ID: G0083-19A RE Lab Sample ID: 280-124986-1 RE

Matrix: Water Lab File ID: 06260015.D

Analysis Method: 8330A Date Collected: 06/08/2019 15:55

Extraction Method: 3535 Date Extracted: 06/18/2019 14:22

Sample wt/vol: 515.9(mL) Date Analyzed: 06/26/2019 22:20

Con. Extract Vol.: 5(mL) Dilution Factor: 1

Injection Volume: 100(uL) GC Column: UltraCarb5uODS ID: 4.6(mm)

% Moisture: GPC Cleanup:(Y/N) N

Analysis Batch No.: 462823 Units: ug/L

CAS NO.	COMPOUND NAME	RESULT	Q	LOQ	LOD	DL
99-35-4	*1,3,5-Trinitrobenzene*	*0.39*	*U H*	*0.97*	0.39	*0.19*
99-65-0	*1,3-Dinitrobenzene*	*0.19*	*U H*	*0.39*	0.19	*0.086*
118-96-7	*2,4,6-Trinitrotoluene*	*0.39*	*U H*	*0.39*	0.39	*0.16*
121-14-2	*2,4-Dinitrotoluene*	*0.19*	*U H*	*0.39*	0.19	*0.081*
606-20-2	*2,6-Dinitrotoluene*	*0.19*	*U H*	*0.19*	0.19	*0.063*
35572-78-2	*2-Amino-4,6-dinitrotoluene*	*0.12*	*U H*	*0.19*	0.12	*0.049*
88-72-2	*2-Nitrotoluene*	*0.19*	*U H*	*0.39*	0.19	*0.083*
99-08-1	*3-Nitrotoluene*	*0.39*	*U Q H M*	*0.39*	0.39	*0.19*
19406-51-0	*4-Amino-2,6-dinitrotoluene*	*0.12*	*U H Q*	*0.19*	0.12	*0.056*
2691-41-0	*HMX*	*0.19*	*U H*	*0.39*	0.19	*0.085*
5755-27-1	*MNX*	*0.39*	*U H*	*1.9*	0.39	*0.15*
98-95-3	*Nitrobenzene*	*0.19*	*U H*	*0.39*	0.19	*0.088*
121-82-4	*RDX*	*0.39*	*U H M*	*0.39*	0.39	*0.15*
479-45-8	*Tetryl*	*0.19*	*U H*	*0.23*	0.19	*0.077*

CAS NO.	SURROGATE	%REC	Q	LIMITS
528-29-0	1,2-Dinitrobenzene	97	*M*	83-119

Eurofins TestAmerica, Denver
Target Compound Quantitation Report

Data File: \\chromna\Denver\ChromData\CHHPLC_X\20190626-83230.b\06260015.D
Lims ID: 280-124986-A-1-A
Client ID: G0083-19A
Sample Type: Client
Inject. Date: 26-Jun-2019 22:20:25 ALS Bottle#: 15 Worklist Smp#: 15
Injection Vol: 100.0 ul Dil. Factor: 1.0000
Sample Info: 280-124986-A-1-A
Misc. Info.: 280-0083230-015
Operator ID: hkf Instrument ID: CHHPLC_X3

Method: \\chromna\Denver\ChromData\CHHPLC_X\20190626-83230.b\8330_X3.m
Limit Group: GCSV - 8330
Last Update: 27-Jun-2019 09:04:17 Calib Date: 21-Jun-2019 03:13:40
Integrator: Falcon
Quant Method: External Standard Quant By: Initial Calibration
Last ICal File: \\chromna\Denver\ChromData\CHHPLC_X\20190620-83048.b\06200032.D

Column 1 : UltraCarb5uODS (20) (4.60 mm) Det: LC DAD1B, 254 nm
Process Host: CTX0334

First Level Reviewer: fiedlerh Date: 27-Jun-2019 08:46:18

	Compound	Det	RT (min.)	Exp RT (min.)	Dlt RT (min.)	Response	OnCol Amt ug/mL	Flags
	3 HMX	1		6.654			ND	
	6 MNX	1		7.356			ND	
	7 RDX	1		7.774			ND	U
$	9 1,2-Dinitrobenzene	1	8.754	8.754	0.000	26443	0.1946	M
	10 1,3,5-Trinitrobenzene	1		8.914			ND	
	11 1,3-Dinitrobenzene	1		9.574			ND	
	12 Nitrobenzene	1		9.960			ND	
	14 Tetryl	1		10.287			ND	
	16 2,4,6-Trinitrotoluene	1		11.247			ND	
	17 4-Amino-2,6-dinitrotoluene	1		11.434			ND	
	18 2-Amino-4,6-dinitrotoluene	1		11.727			ND	
	19 2,6-Dinitrotoluene	1		11.854			ND	
	20 2,4-Dinitrotoluene	1		12.054			ND	
	21 o-Nitrotoluene	1		12.894			ND	
	22 p-Nitrotoluene	1	13.300	13.334	-0.034	2171	0.0192	
	23 m-Nitrotoluene	1		13.934			ND	U

QC Flag Legend

Review Flags
M - Manually Integrated
U - Marked Undetected

Report Date: 27-Jun-2019 09:04:31 Chrom Revision: 2.3 20-Jun-2019 20:50:56

Eurofins TestAmerica, Denver

Data File: \\chromna\Denver\ChromData\CHHPLC_X\20190626-83230.b\06260015.D

Injection Date:	26-Jun-2019 22:20:25	Instrument ID:	CHHPLC_X3	Operator ID:	hkf
Lims ID:	280-124986-A-1-A	Lab Sample ID:	280-124986-1	Worklist Smp#:	15
Client ID:	G0083-19A				
Injection Vol:	100.0 ul	Dil. Factor:	1.0000	ALS Bottle#:	15
Method:	8330_X3	Limit Group:	GCSV - 8330		

Column: UltraCarb5uODS (20) (4.60 mm) Y Scaling: Method Defined: Scale to the Nth Largest Target: 1

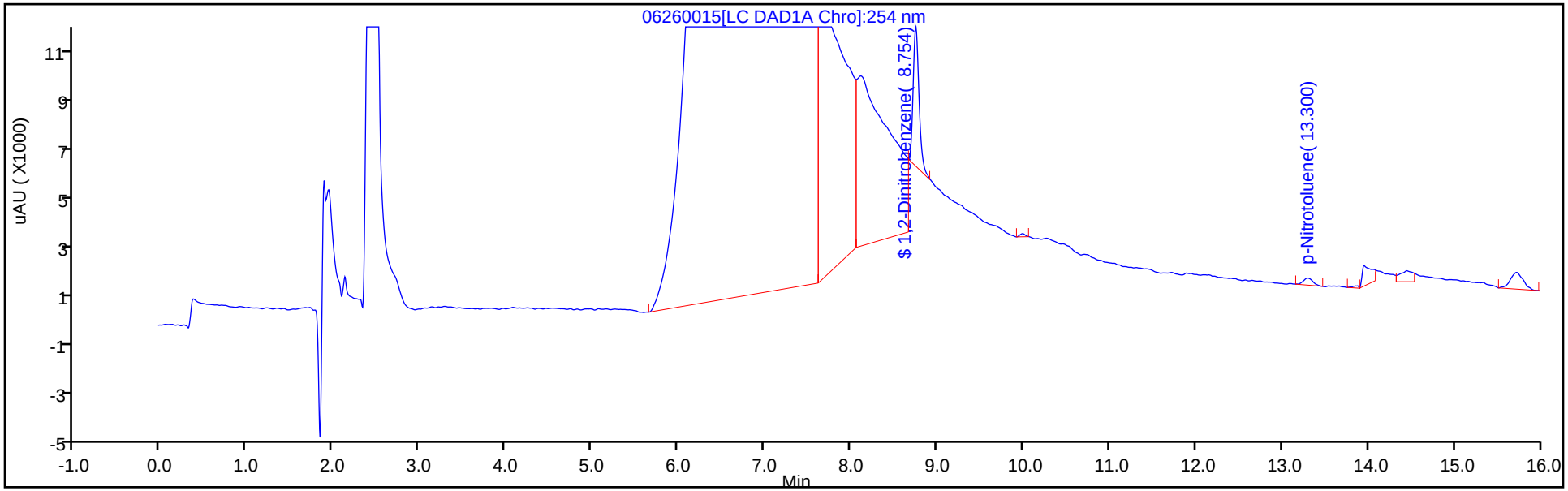

Y Scaling: Method Defined: Scale to the Nth Largest Target: 1

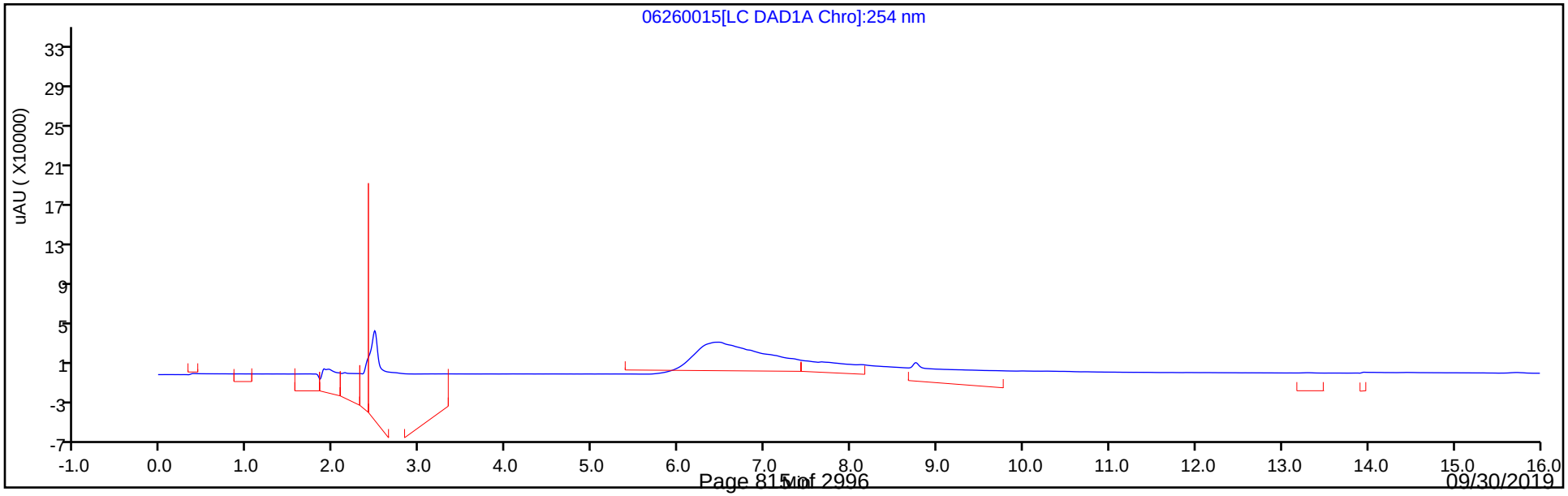

Eurofins TestAmerica, Denver
Recovery Report

Data File:	\\chromna\Denver\ChromData\CHHPLC_X\20190626-83230.b\06260015.D				
Lims ID:	280-124986-A-1-A				
Client ID:	G0083-19A				
Sample Type:	Client				
Inject. Date:	26-Jun-2019 22:20:25	ALS Bottle#:	15	Worklist Smp#:	15
Injection Vol:	100.0 ul	Dil. Factor:	1.0000		
Sample Info:	280-124986-A-1-A				
Misc. Info.:	280-0083230-015				
Operator ID:	hkf	Instrument ID:	CHHPLC_X3		
Method:	\\chromna\Denver\ChromData\CHHPLC_X\20190626-83230.b\8330_X3.m				
Limit Group:	GCSV - 8330				
Last Update:	27-Jun-2019 09:04:17	Calib Date:	21-Jun-2019 03:13:40		
Integrator:	Falcon				
Quant Method:	External Standard	Quant By:	Initial Calibration		
Last ICal File:	\\chromna\Denver\ChromData\CHHPLC_X\20190620-83048.b\06200032.D				
Column 1 :	UltraCarb5uODS (20) (4.60 mm)		Det: LC DAD1B, 254 nm		
Process Host:	CTX0334				

First Level Reviewer: fiedlerh Date: 27-Jun-2019 08:46:18

Compound	Amount Added	Amount Recovered	% Rec.
$ 9 1,2-Dinitrobenzene	0.2000	0.1946	97.29

Manual Integration/User Assign Peak Report

Eurofins TestAmerica, Denver

Data File:	\\chromna\Denver\ChromData\CHHPLC_X\20190626-83230.b\06260015.D				
Injection Date:	26-Jun-2019 22:20:25	Instrument ID:	CHHPLC_X3		
Lims ID:	280-124986-A-1-A	Lab Sample ID:	280-124986-1		
Client ID:	G0083-19A				
Operator ID:	hkf	ALS Bottle#:	15	Worklist Smp#:	15
Injection Vol:	100.0 ul	Dil. Factor:	1.0000		
Method:	8330_X3	Limit Group:	GCSV - 8330		
Column:	UltraCarb5uODS (20) (4.60 mm)	Detector	LC DAD1B, 254 nm		

$ 9 1,2-Dinitrobenzene, CAS: 528-29-0

Signal: 1

Processing Integration Results

RT: 8.75
Area: 82709
Amount: 0.608606
Amount Units: ug/mL

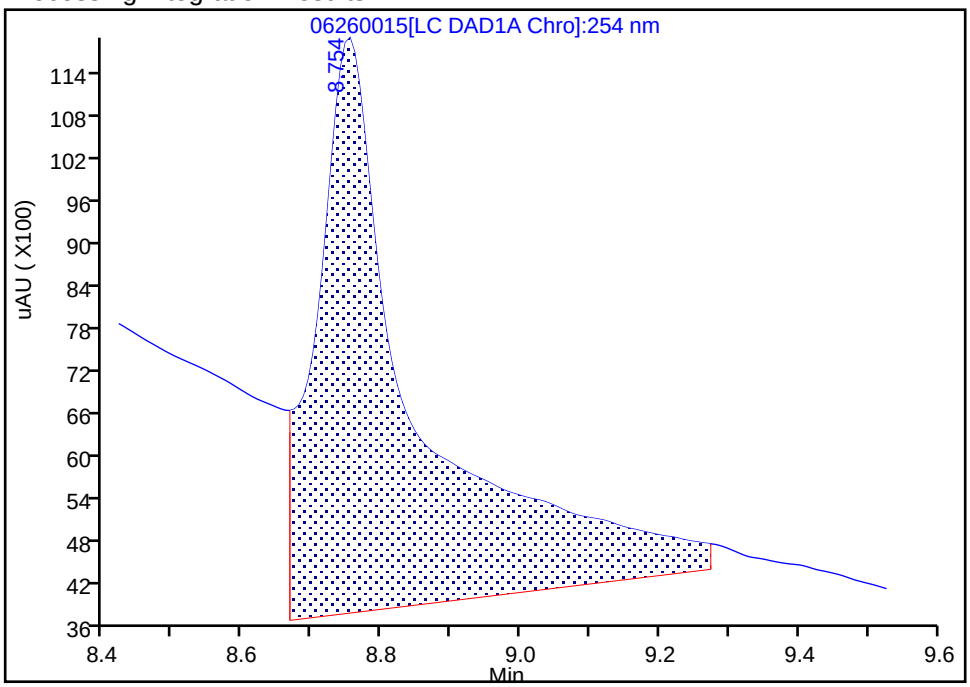

Manual Integration Results

RT: 8.75
Area: 26443
Amount: 0.194578
Amount Units: ug/mL

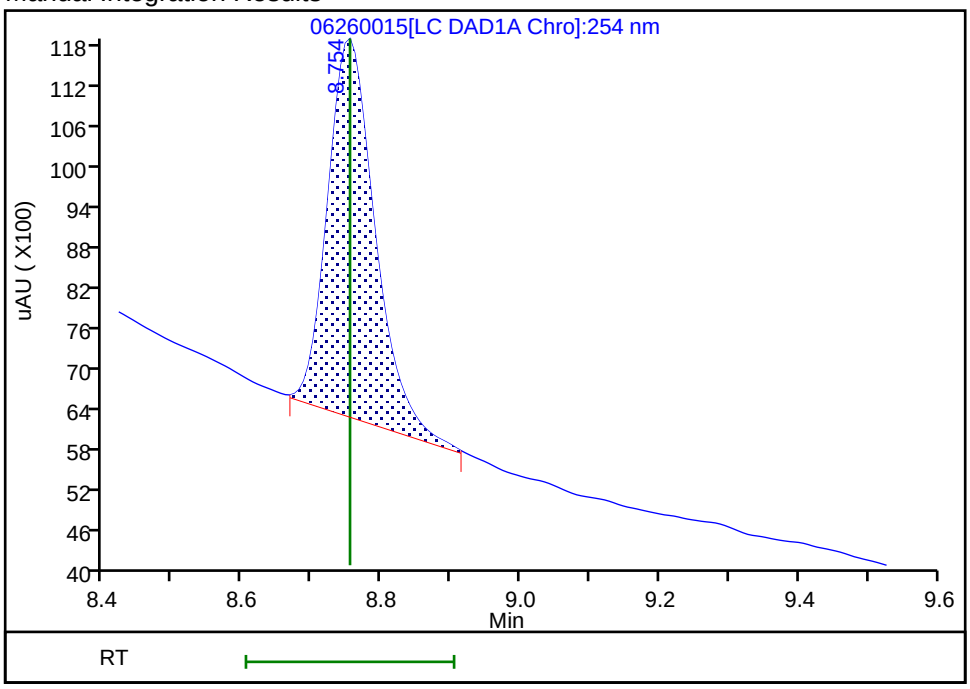

Reviewer: fiedlerh, 27-Jun-2019 08:45:38

Audit Action: Manually Integrated Audit Reason: Baseline Smoothing

User Disabled Compound Report

Eurofins TestAmerica, Denver

Data File:	\\chromna\Denver\ChromData\CHHPLC_X\20190626-83230.b\06260015.D				
Injection Date:	26-Jun-2019 22:20:25	Instrument ID:	CHHPLC_X3		
Lims ID:	280-124986-A-1-A	Lab Sample ID:	280-124986-1		
Client ID:	G0083-19A				
Operator ID:	hkf	ALS Bottle#:	15	Worklist Smp#:	15
Injection Vol:	100.0 ul	Dil. Factor:	1.0000		
Method:	8330_X3	Limit Group:	GCSV - 8330		
Column:	UltraCarb5uODS (20) (4.60 mm)	Detector	LC DAD1B, 254 nm		

23 m-Nitrotoluene, CAS: 99-08-1, Signal: 1

RT: 13.95
Response: 6002
Amount: 0.040887

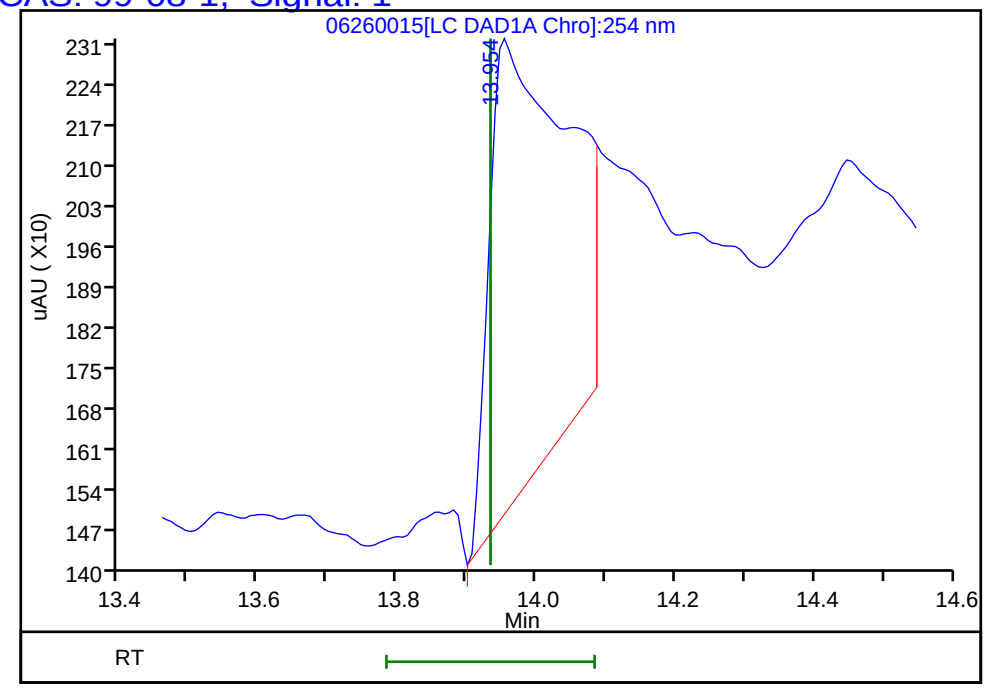

Reviewer: fiedlerh, 27-Jun-2019 08:46:18
Audit Action: Marked Compound Undetected Audit Reason: Invalid Compound ID

User Disabled Compound Report

Eurofins TestAmerica, Denver

Data File:	\\chromna\Denver\ChromData\CHHPLC_X\20190626-83230.b\06260015.D				
Injection Date:	26-Jun-2019 22:20:25	Instrument ID:	CHHPLC_X3		
Lims ID:	280-124986-A-1-A	Lab Sample ID:	280-124986-1		
Client ID:	G0083-19A				
Operator ID:	hkf	ALS Bottle#:	15	Worklist Smp#:	15
Injection Vol:	100.0 ul	Dil. Factor:	1.0000		
Method:	8330_X3	Limit Group:	GCSV - 8330		
Column:	UltraCarb5uODS (20) (4.60 mm)	Detector	LC DAD1B, 254 nm		

7 RDX, CAS: 121-82-4, Signal: 1

RT: 7.66
Response: 234926
Amount: 2.243230

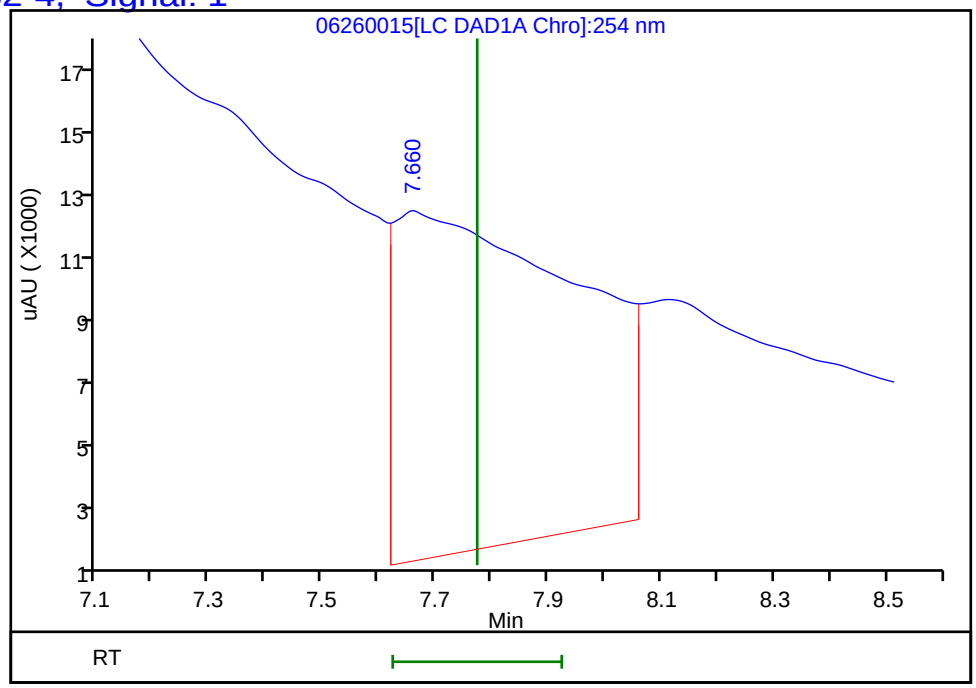

Reviewer: fiedlerh, 27-Jun-2019 08:46:18
Audit Action: Marked Compound Undetected Audit Reason: Invalid Compound ID

FORM I
HPLC/IC ORGANICS ANALYSIS DATA SHEET

Lab Name: Eurofins TestAmerica, Denver Job No.: 280-124986-1

SDG No.:

Client Sample ID: G0083-19A RE Lab Sample ID: 280-124986-1 RE

Matrix: Water Lab File ID: 06270014.D

Analysis Method: 8330A Date Collected: 06/08/2019 15:55

Extraction Method: 3535 Date Extracted: 06/18/2019 14:22

Sample wt/vol: 515.9(mL) Date Analyzed: 06/27/2019 23:02

Con. Extract Vol.: 5(mL) Dilution Factor: 1

Injection Volume: 100(uL) GC Column: Luna-phenylhex ID: 4.6(mm)

% Moisture: GPC Cleanup:(Y/N) N

Analysis Batch No.: 462962 Units: ug/L

CAS NO.	COMPOUND NAME	RESULT	Q	LOQ	LOD	DL
99-99-0	*4-Nitrotoluene*	*0.39*	*U H*	*0.97*	0.39	*0.19*

CAS NO.	SURROGATE	%REC	Q	LIMITS
528-29-0	1,2-Dinitrobenzene	96		83-119

Eurofins TestAmerica, Denver
Target Compound Quantitation Report

Data File: \\chromna\Denver\ChromData\G2_LUNA\20190627-83272.b\06270014.D
Lims ID: 280-124986-A-1-A
Client ID: G0083-19A
Sample Type: Client
Inject. Date: 27-Jun-2019 23:02:26 ALS Bottle#: 14 Worklist Smp#: 14
Injection Vol: 100.0 ul Dil. Factor: 1.0000
Sample Info: 280-124986-A-1-A
Misc. Info.: 280-0083272-014
Operator ID: HKF Instrument ID: CHHPLC_G2_LUNA

Method: \\chromna\Denver\ChromData\G2_LUNA\20190627-83272.b\G2_8330_Luna.m
Limit Group: GCSV - 8330
Last Update: 28-Jun-2019 13:30:52 Calib Date: 08-May-2019 00:28:23
Integrator: Falcon
Quant Method: External Standard Quant By: Initial Calibration
Last ICal File: \\chromna\Denver\ChromData\G2_LUNA\20190507-81649.b\05070023.D

Column 1 : Luna-Phenyl hexyl (4.60 mm) Det: LC DAD1A, 254 nm
Process Host: CTX0317

First Level Reviewer: fiedlerh Date: 28-Jun-2019 13:06:33

	Compound	Det	RT (min.)	Exp RT (min.)	Dlt RT (min.)	Response	OnCol Amt ug/ml	Flags
	6 HMX	1		7.181			ND	
	7 MNX	1		7.835			ND	
	8 RDX	1		9.254			ND	
	9 Nitrobenzene	1		12.227			ND	
$	10 1,2-Dinitrobenzene	1	13.268	13.267	0.001	52967	0.1913	
	12 1,3-Dinitrobenzene	1		15.787			ND	
	14 o-Nitrotoluene	1		16.594			ND	
	15 p-Nitrotoluene	1	16.875	16.927	-0.052	3746	0.0165	
	16 4-Amino-2,6-dinitrotoluene	1		17.341			ND	
	17 m-Nitrotoluene	1	17.895	17.841	0.054	13050	0.0446	M
	18 2-Amino-4,6-dinitrotoluene	1		18.374			ND	
	19 1,3,5-Trinitrobenzene	1		19.087			ND	
	20 2,6-Dinitrotoluene	1		19.941			ND	
	21 2,4-Dinitrotoluene	1		20.501			ND	
	22 Tetryl	1		23.828			ND	
	23 2,4,6-Trinitrotoluene	1		24.814			ND	

QC Flag Legend

Review Flags
M - Manually Integrated

Report Date: 28-Jun-2019 13:31:08 Chrom Revision: 2.3 20-Jun-2019 20:50:56

Eurofins TestAmerica, Denver

Data File: \\chromna\Denver\ChromData\G2_LUNA\20190627-83272.b\06270014.D

Injection Date:	27-Jun-2019 23:02:26	Instrument ID:	CHHPLC_G2_LUNA	Operator ID:	HKF
Lims ID:	280-124986-A-1-A	Lab Sample ID:	280-124986-1	Worklist Smp#:	14
Client ID:	G0083-19A				
Injection Vol:	100.0 ul	Dil. Factor:	1.0000	ALS Bottle#:	14
Method:	G2_8330_Luna	Limit Group:	GCSV - 8330		

Column: Luna-Phenyl hexyl (4.60 mm) Y Scaling: Method Defined: Scale to the Nth Largest Peak: 1

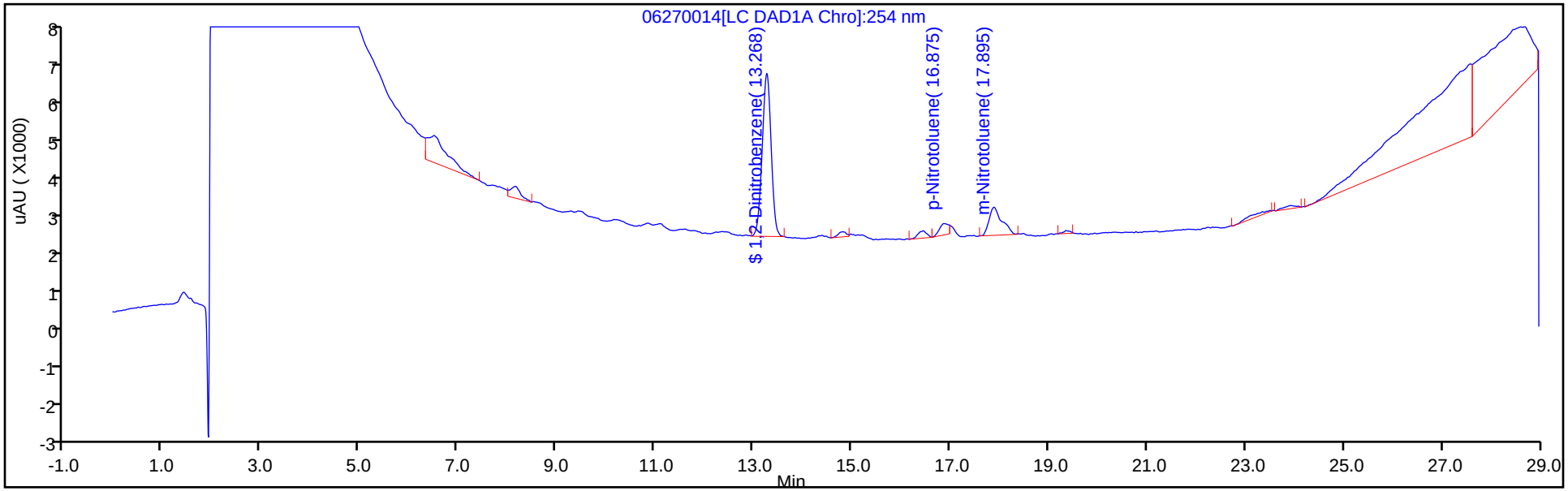

Y Scaling: Method Defined: Scale to the Nth Largest Peak: 1

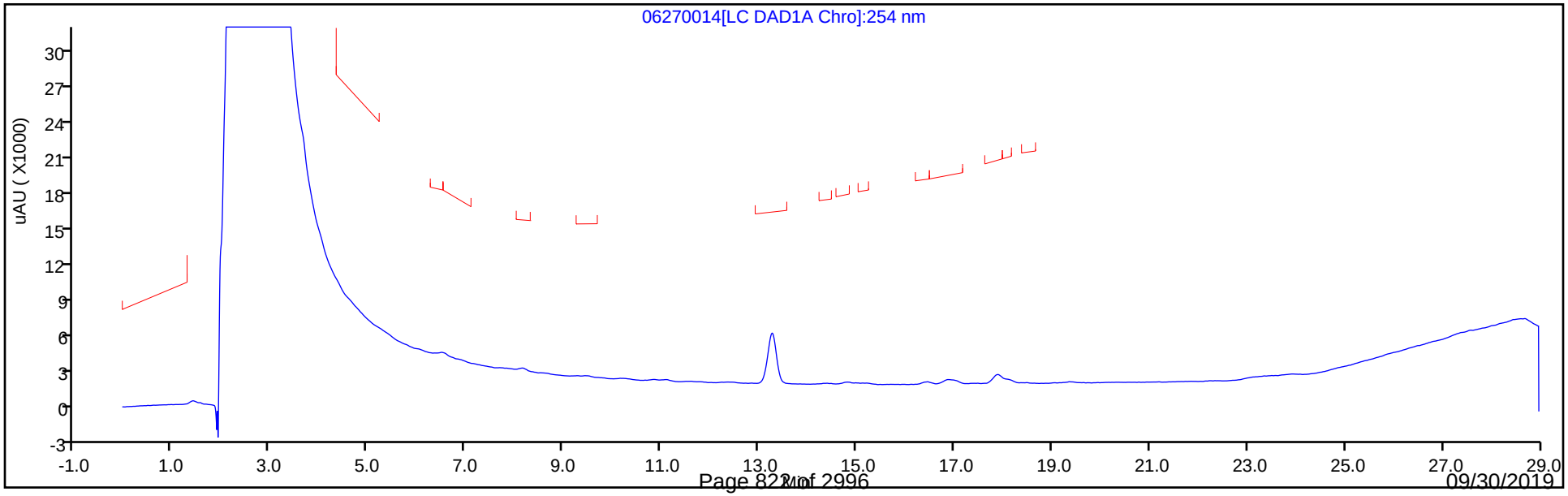

Eurofins TestAmerica, Denver
Recovery Report

Data File:	\\chromna\Denver\ChromData\G2_LUNA\20190627-83272.b\06270014.D				
Lims ID:	280-124986-A-1-A				
Client ID:	G0083-19A				
Sample Type:	Client				
Inject. Date:	27-Jun-2019 23:02:26	ALS Bottle#:	14	Worklist Smp#:	14
Injection Vol:	100.0 ul	Dil. Factor:	1.0000		
Sample Info:	280-124986-A-1-A				
Misc. Info.:	280-0083272-014				
Operator ID:	HKF	Instrument ID:	CHHPLC_G2_LUNA		
Method:	\\chromna\Denver\ChromData\G2_LUNA\20190627-83272.b\G2_8330_Luna.m				
Limit Group:	GCSV - 8330				
Last Update:	28-Jun-2019 13:30:52	Calib Date:	08-May-2019 00:28:23		
Integrator:	Falcon				
Quant Method:	External Standard	Quant By:	Initial Calibration		
Last ICal File:	\\chromna\Denver\ChromData\G2_LUNA\20190507-81649.b\05070023.D				
Column 1 :	Luna-Phenyl hexyl (4.60 mm)		Det: LC DAD1A, 254 nm		
Process Host:	CTX0317				
First Level Reviewer: fiedlerh		Date:	28-Jun-2019 13:06:33		

Compound	Amount Added	Amount Recovered	% Rec.
$ 10 1,2-Dinitrobenzene	0.2000	0.1913	95.66

Manual Integration/User Assign Peak Report

Eurofins TestAmerica, Denver

Data File:	\\chromna\Denver\ChromData\G2_LUNA\20190627-83272.b\06270014.D				
Injection Date:	27-Jun-2019 23:02:26	Instrument ID:	CHHPLC_G2_LUNA		
Lims ID:	280-124986-A-1-A	Lab Sample ID:	280-124986-1		
Client ID:	G0083-19A				
Operator ID:	HKF	ALS Bottle#:	14	Worklist Smp#:	14
Injection Vol:	100.0 ul	Dil. Factor:	1.0000		
Method:	G2_8330_Luna	Limit Group:	GCSV - 8330		
Column:	Luna-Phenyl hexyl (4.60 mm)	Detector	LC DAD1A, 254 nm		

17 m-Nitrotoluene, CAS: 99-08-1

Signal: 1

Processing Integration Results

RT: 17.89
Area: 9544
Amount: 0.032608
Amount Units: ug/ml

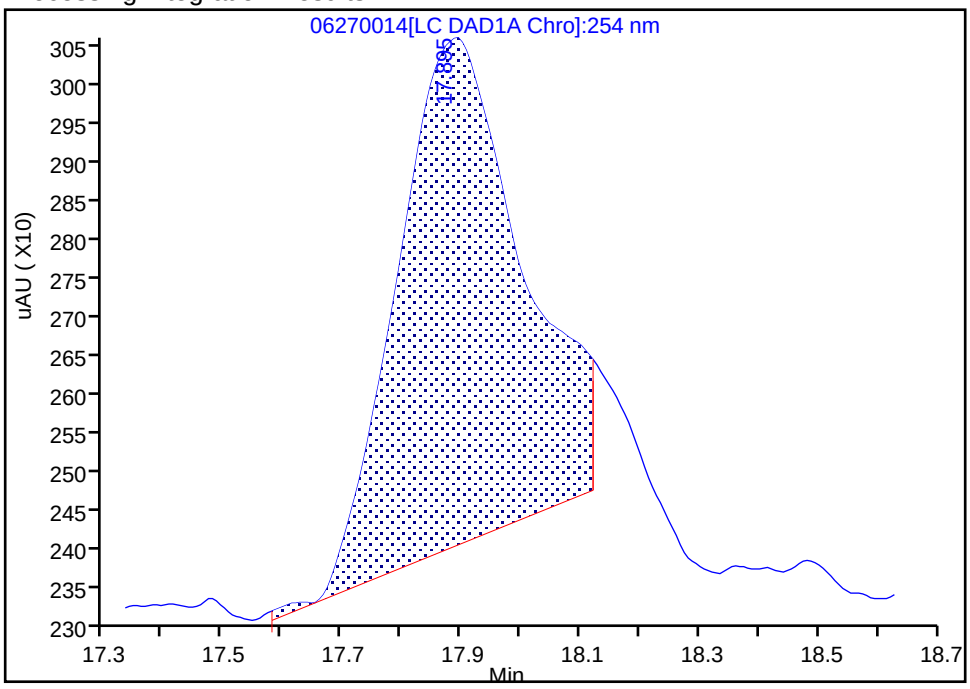

Manual Integration Results

RT: 17.89
Area: 13050
Amount: 0.044586
Amount Units: ug/ml

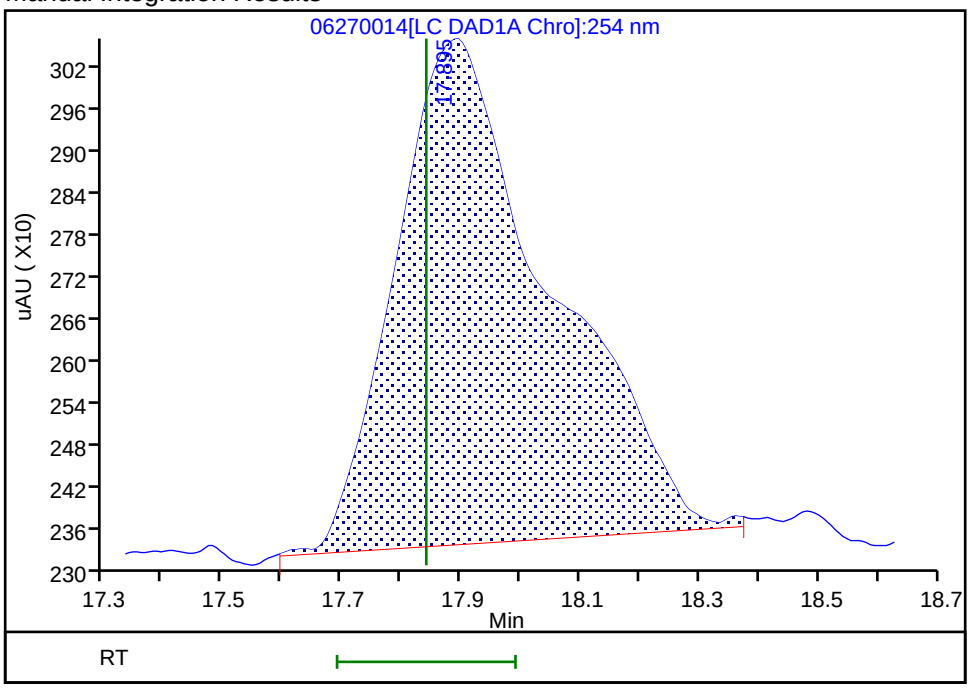

Reviewer: fiedlerh, 28-Jun-2019 13:06:32

Audit Action: Manually Integrated Audit Reason: Baseline Smoothing

FORM I
HPLC/IC ORGANICS ANALYSIS DATA SHEET

Lab Name: Eurofins TestAmerica, Denver Job No.: 280-124986-1

SDG No.:

Client Sample ID: NW022-19A Lab Sample ID: 280-124986-2

Matrix: Water Lab File ID: 06190051.D

Analysis Method: 8330A Date Collected: 06/10/2019 10:15

Extraction Method: 3535 Date Extracted: 06/14/2019 10:20

Sample wt/vol: 492.4(mL) Date Analyzed: 06/20/2019 04:47

Con. Extract Vol.: 5(mL) Dilution Factor: 1

Injection Volume: 100(uL) GC Column: UltraCarb5uODS ID: 4.6(mm)

% Moisture: GPC Cleanup:(Y/N) N

Analysis Batch No.: 462065 Units: ug/L

CAS NO.	COMPOUND NAME	RESULT	Q	LOQ	LOD	DL
99-35-4	1,3,5-Trinitrobenzene	0.41	U Q	1.0	0.41	0.20
99-65-0	1,3-Dinitrobenzene	0.20	U	0.41	0.20	0.090
118-96-7	2,4,6-Trinitrotoluene	0.41	U	0.41	0.41	0.16
121-14-2	2,4-Dinitrotoluene	0.20	U	0.41	0.20	0.085
606-20-2	2,6-Dinitrotoluene	0.20	U	0.20	0.20	0.065
35572-78-2	2-Amino-4,6-dinitrotoluene	0.12	U	0.20	0.12	0.051
88-72-2	2-Nitrotoluene	0.20	U Q	0.41	0.20	0.087
99-08-1	3-Nitrotoluene	0.41	U M Q	0.41	0.41	0.20
19406-51-0	4-Amino-2,6-dinitrotoluene	0.12	U	0.20	0.12	0.059
99-99-0	4-Nitrotoluene	0.41	U Q	1.0	0.41	0.20
2691-41-0	HMX	0.20	U	0.41	0.20	0.089
5755-27-1	MNX	0.41	U	2.0	0.41	0.16
121-82-4	RDX	0.41	U	0.41	0.41	0.16
479-45-8	Tetryl	0.20	U	0.24	0.20	0.081

CAS NO.	SURROGATE	%REC	Q	LIMITS
528-29-0	1,2-Dinitrobenzene	191	M Q	83-119

Eurofins TestAmerica, Denver
Target Compound Quantitation Report

Data File: \\chromna\Denver\ChromData\CHHPLC_X\20190619-83007.b\06190051.D
Lims ID: 280-124986-B-2-A
Client ID: NW022-19A
Sample Type: Client
Inject. Date: 20-Jun-2019 04:47:23 ALS Bottle#: 51 Worklist Smp#: 51
Injection Vol: 100.0 ul Dil. Factor: 1.0000
Sample Info: 280-124986-B-2-A
Misc. Info.: 280-0083007-051
Operator ID: hkf Instrument ID: CHHPLC_X3

Method: \\chromna\Denver\ChromData\CHHPLC_X\20190619-83007.b\8330_X3.m
Limit Group: GCSV - 8330
Last Update: 20-Jun-2019 10:14:32 Calib Date: 15-May-2019 01:42:24
Integrator: Falcon
Quant Method: External Standard Quant By: Initial Calibration
Last ICal File: \\chromna\Denver\ChromData\CHHPLC_X\20190514-81869.b\0514B032.D

Column 1 : UltraCarb5uODS (20) (4.60 mm) Det: LC DAD1B, 254 nm
Process Host: CTX0329

First Level Reviewer: fiedlerh Date: 20-Jun-2019 10:08:10

	Compound	Det	RT (min.)	Exp RT (min.)	Dlt RT (min.)	Response	OnCol Amt ug/mL	Flags
	3 HMX	1		6.647			ND	
	6 MNX	1		7.359			ND	
	7 RDX	1		7.774			ND	
$	9 1,2-Dinitrobenzene	1	8.752	8.761	-0.009	49820	0.3829	M
	10 1,3,5-Trinitrobenzene	1		8.914			ND	
	11 1,3-Dinitrobenzene	1		9.580			ND	
	12 Nitrobenzene	1	10.005	9.974	0.031	3289	0.0167	M
	14 Tetryl	1		10.307			ND	
	16 2,4,6-Trinitrotoluene	1		11.267			ND	
	17 4-Amino-2,6-dinitrotoluene	1		11.460			ND	
	18 2-Amino-4,6-dinitrotoluene	1		11.747			ND	
	19 2,6-Dinitrotoluene	1		11.887			ND	
	20 2,4-Dinitrotoluene	1		12.087			ND	
	21 o-Nitrotoluene	1		12.934			ND	
	22 p-Nitrotoluene	1		13.374			ND	
	23 m-Nitrotoluene	1		13.974			ND	U

QC Flag Legend

Review Flags
M - Manually Integrated
U - Marked Undetected

Report Date: 20-Jun-2019 10:14:36 Chrom Revision: 2.3 18-Jun-2019 21:44:00

Eurofins TestAmerica, Denver

Data File: \\chromna\Denver\ChromData\CHHPLC_X\20190619-83007.b\06190051.D

Injection Date:	20-Jun-2019 04:47:23	Instrument ID:	CHHPLC_X3	Operator ID:	hkf
Lims ID:	280-124986-B-2-A	Lab Sample ID:	280-124986-2	Worklist Smp#:	51
Client ID:	NW022-19A				
Injection Vol:	100.0 ul	Dil. Factor:	1.0000	ALS Bottle#:	51
Method:	8330_X3	Limit Group:	GCSV - 8330		

Column: UltraCarb5uODS (20) (4.60 mm) Y Scaling: Method Defined: Scale to the Nth Largest Target: 1

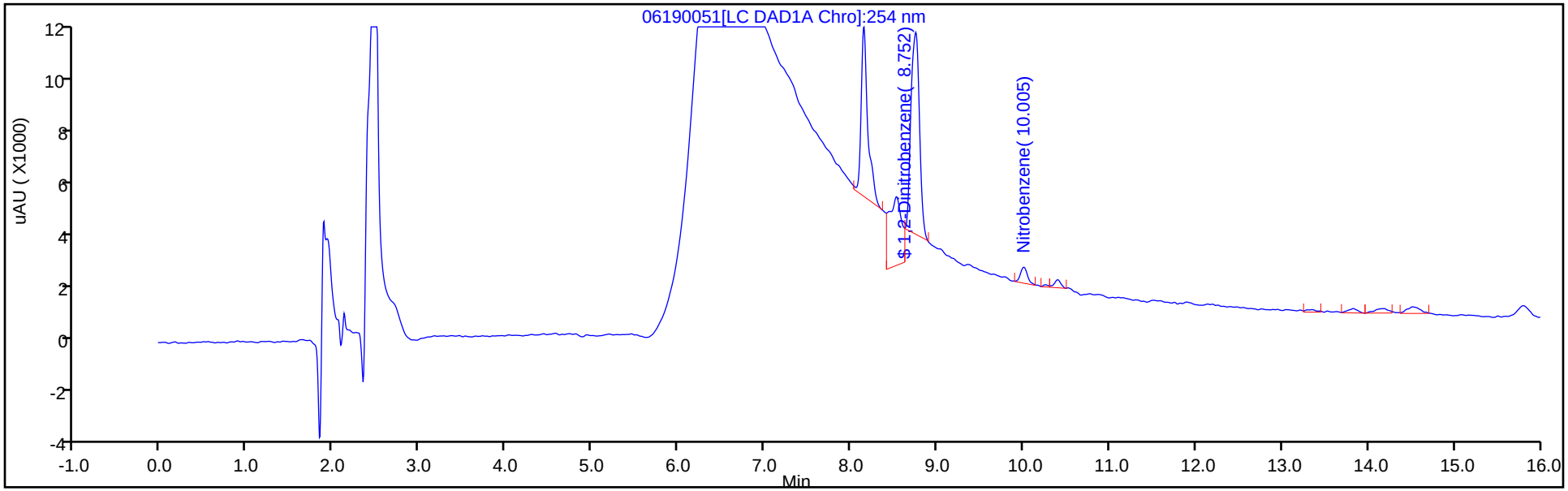

Y Scaling: Method Defined: Scale to the Nth Largest Target: 1

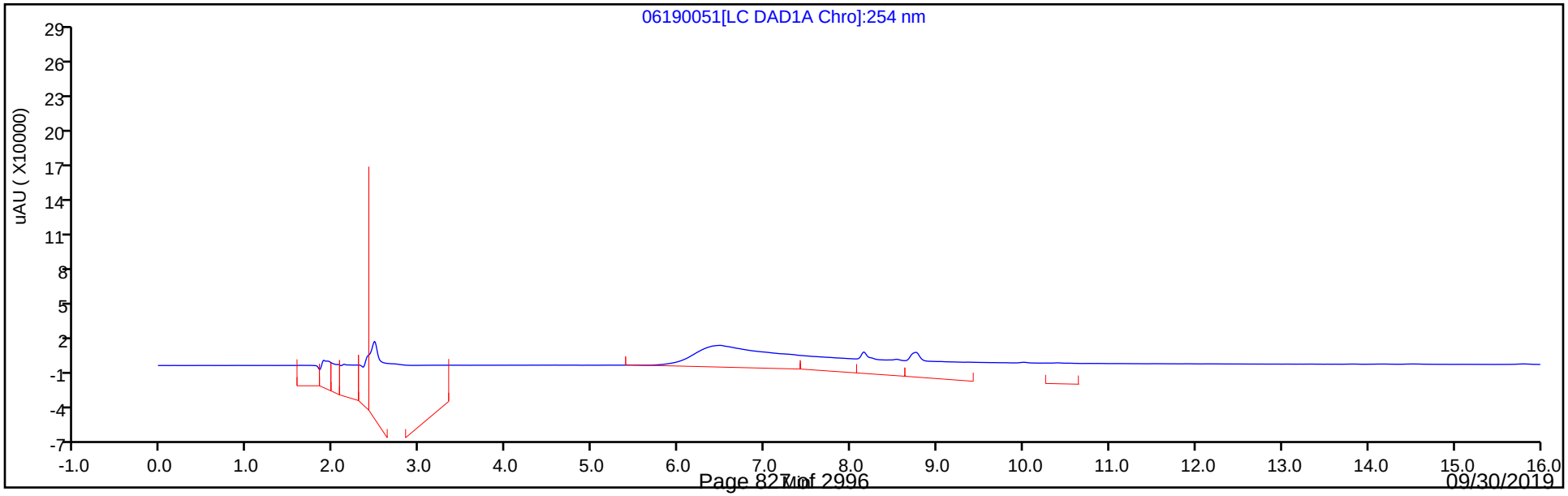

Eurofins TestAmerica, Denver
Recovery Report

Data File:	\\chromna\Denver\ChromData\CHHPLC_X\20190619-83007.b\06190051.D				
Lims ID:	280-124986-B-2-A				
Client ID:	NW022-19A				
Sample Type:	Client				
Inject. Date:	20-Jun-2019 04:47:23	ALS Bottle#:	51	Worklist Smp#:	51
Injection Vol:	100.0 ul	Dil. Factor:	1.0000		
Sample Info:	280-124986-B-2-A				
Misc. Info.:	280-0083007-051				
Operator ID:	hkf	Instrument ID:	CHHPLC_X3		
Method:	\\chromna\Denver\ChromData\CHHPLC_X\20190619-83007.b\8330_X3.m				
Limit Group:	GCSV - 8330				
Last Update:	20-Jun-2019 10:14:32	Calib Date:	15-May-2019 01:42:24		
Integrator:	Falcon				
Quant Method:	External Standard	Quant By:	Initial Calibration		
Last ICal File:	\\chromna\Denver\ChromData\CHHPLC_X\20190514-81869.b\0514B032.D				
Column 1 :	UltraCarb5uODS (20) (4.60 mm)		Det: LC DAD1B, 254 nm		
Process Host:	CTX0329				

First Level Reviewer: fiedlerh Date: 20-Jun-2019 10:08:10

Compound	Amount Added	Amount Recovered	% Rec.
$ 9 1,2-Dinitrobenzene	0.2000	0.3829	191.45

Manual Integration/User Assign Peak Report

Eurofins TestAmerica, Denver

Data File:	\\chromna\Denver\ChromData\CHHPLC_X\20190619-83007.b\06190051.D				
Injection Date:	20-Jun-2019 04:47:23	Instrument ID:	CHHPLC_X3		
Lims ID:	280-124986-B-2-A	Lab Sample ID:	280-124986-2		
Client ID:	NW022-19A				
Operator ID:	hkf	ALS Bottle#:	51	Worklist Smp#:	51
Injection Vol:	100.0 ul	Dil. Factor:	1.0000		
Method:	8330_X3	Limit Group:	GCSV - 8330		
Column:	UltraCarb5uODS (20) (4.60 mm)	Detector	LC DAD1B, 254 nm		

$ 9 1,2-Dinitrobenzene, CAS: 528-29-0

Signal: 1

Processing Integration Results

RT: 8.75
Area: 66800
Amount: 0.513409
Amount Units: ug/mL

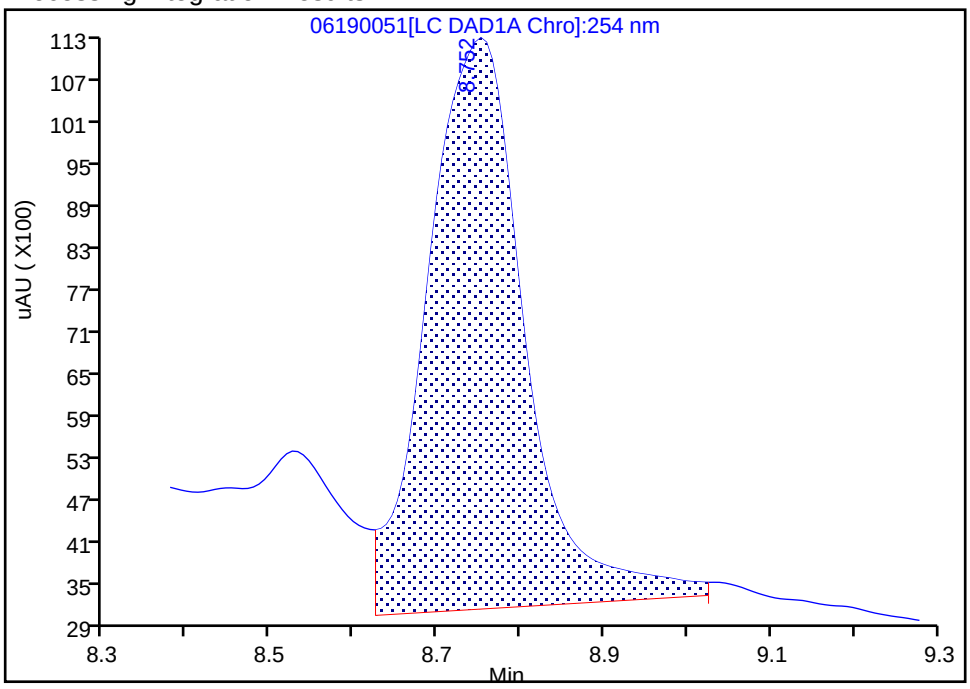

Manual Integration Results

RT: 8.75
Area: 49820
Amount: 0.382905
Amount Units: ug/mL

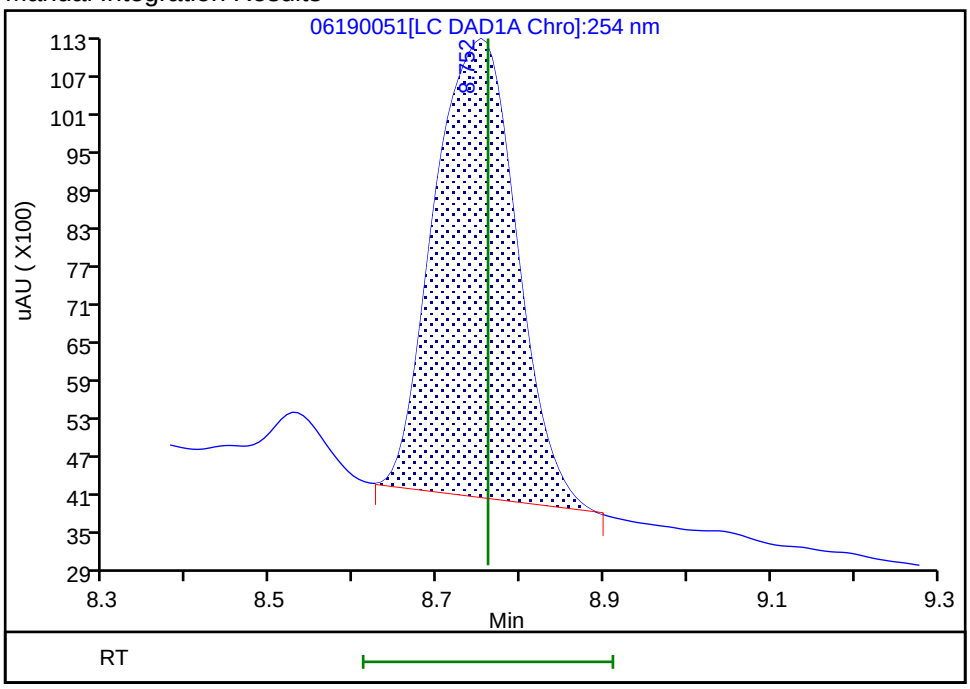

Reviewer: fiedlerh, 20-Jun-2019 10:07:41

Audit Action: Manually Integrated Audit Reason: Baseline Smoothing

User Disabled Compound Report

Eurofins TestAmerica, Denver

Data File:	\\chromna\Denver\ChromData\CHHPLC_X\20190619-83007.b\06190051.D				
Injection Date:	20-Jun-2019 04:47:23	Instrument ID:	CHHPLC_X3		
Lims ID:	280-124986-B-2-A	Lab Sample ID:	280-124986-2		
Client ID:	NW022-19A				
Operator ID:	hkf	ALS Bottle#:	51	Worklist Smp#:	51
Injection Vol:	100.0 ul	Dil. Factor:	1.0000		
Method:	8330_X3	Limit Group:	GCSV - 8330		
Column:	UltraCarb5uODS (20) (4.60 mm)	Detector	LC DAD1B, 254 nm		

23 m-Nitrotoluene, CAS: 99-08-1, Signal: 1

RT: 13.83
Response: 1214
Amount: 0.008186

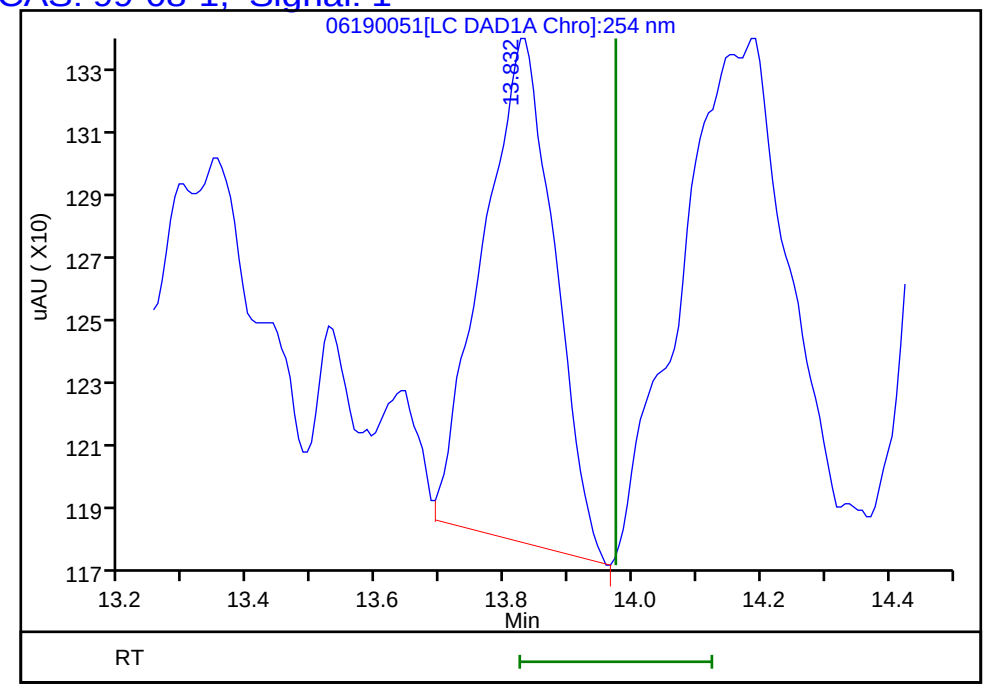

Reviewer: fiedlerh, 20-Jun-2019 10:08:10
Audit Action: Marked Compound Undetected Audit Reason: Invalid Compound ID

Manual Integration/User Assign Peak Report

Eurofins TestAmerica, Denver

Data File:	\\chromna\Denver\ChromData\CHHPLC_X\20190619-83007.b\06190051.D				
Injection Date:	20-Jun-2019 04:47:23	Instrument ID:	CHHPLC_X3		
Lims ID:	280-124986-B-2-A	Lab Sample ID:	280-124986-2		
Client ID:	NW022-19A				
Operator ID:	hkf	ALS Bottle#:	51	Worklist Smp#:	51
Injection Vol:	100.0 ul	Dil. Factor:	1.0000		
Method:	8330_X3	Limit Group:	GCSV - 8330		
Column:	UltraCarb5uODS (20) (4.60 mm)	Detector	LC DAD1B, 254 nm		

12 Nitrobenzene, CAS: 98-95-3

Signal: 1

Processing Integration Results

RT: 10.01
Area: 3666
Amount: 0.018625
Amount Units: ug/mL

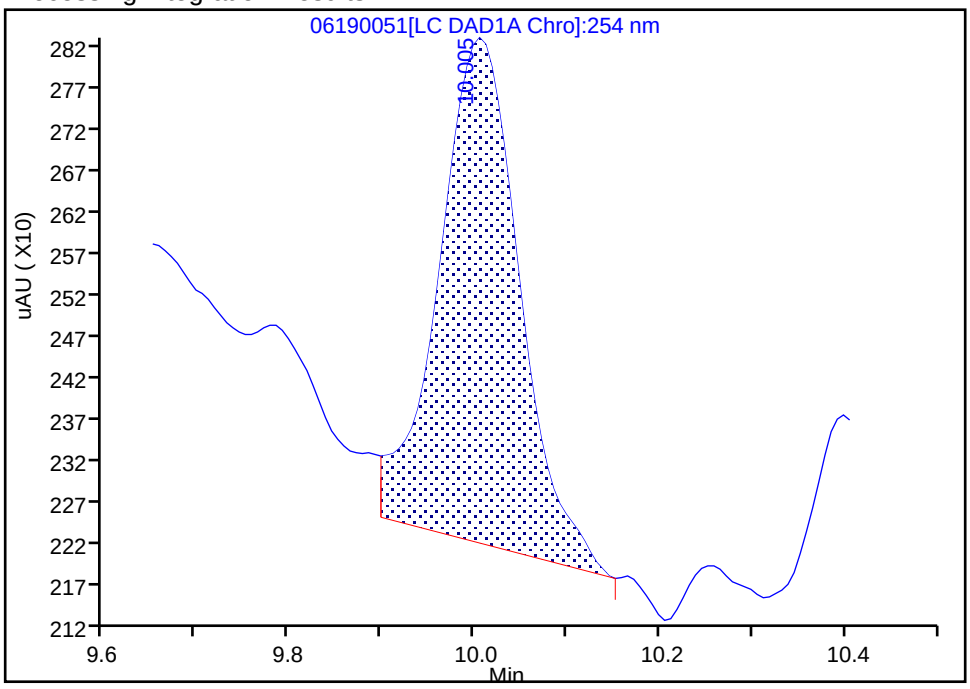

Manual Integration Results

RT: 10.01
Area: 3289
Amount: 0.016710
Amount Units: ug/mL

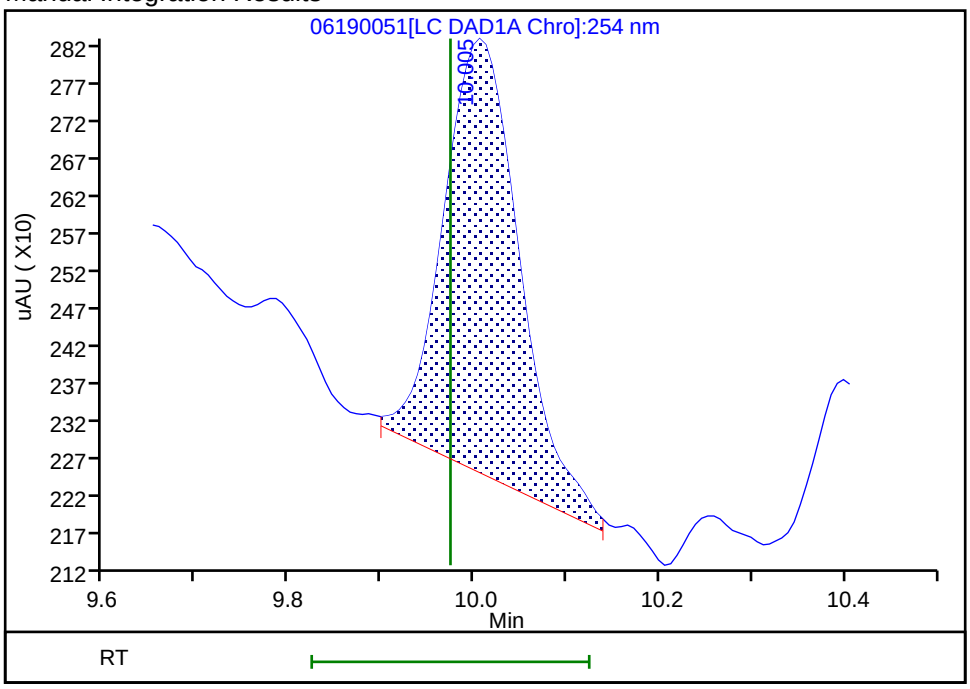

Reviewer: fiedlerh, 20-Jun-2019 10:07:46

Audit Action: Manually Integrated Audit Reason: Baseline Smoothing

FORM I
HPLC/IC ORGANICS ANALYSIS DATA SHEET

Lab Name: Eurofins TestAmerica, Denver Job No.: 280-124986-1

SDG No.:

Client Sample ID: NW022-19A Lab Sample ID: 280-124986-2

Matrix: Water Lab File ID: 06210050.D

Analysis Method: 8330A Date Collected: 06/10/2019 10:15

Extraction Method: 3535 Date Extracted: 06/14/2019 10:20

Sample wt/vol: 492.4(mL) Date Analyzed: 06/22/2019 12:42

Con. Extract Vol.: 5(mL) Dilution Factor: 1

Injection Volume: 100(uL) GC Column: Luna-phenylhex ID: 4.6(mm)

% Moisture: GPC Cleanup:(Y/N) N

Analysis Batch No.: 462208 Units: ug/L

CAS NO.	COMPOUND NAME	RESULT	Q	LOQ	LOD	DL
98-95-3	Nitrobenzene	0.20	U	0.41	0.20	0.092

CAS NO.	SURROGATE	%REC	Q	LIMITS
528-29-0	1,2-Dinitrobenzene	104		83-119

Eurofins TestAmerica, Denver
Target Compound Quantitation Report

Data File: \\chromna\Denver\ChromData\G2_LUNA\20190620-83049.b\06210050.D
Lims ID: 280-124986-B-2-A
Client ID: NW022-19A
Sample Type: Client
Inject. Date: 22-Jun-2019 12:42:46 ALS Bottle#: 50 Worklist Smp#: 50
Injection Vol: 100.0 ul Dil. Factor: 1.0000
Sample Info: 280-124986-B-2-A
Misc. Info.: 280-0083049-050
Operator ID: HKF Instrument ID: CHHPLC_G2_LUNA

Method: \\chromna\Denver\ChromData\G2_LUNA\20190620-83049.b\G2_8330_Luna.m
Limit Group: GCSV - 8330
Last Update: 24-Jun-2019 10:52:06 Calib Date: 08-May-2019 00:28:23
Integrator: Falcon
Quant Method: External Standard Quant By: Initial Calibration
Last ICal File: \\chromna\Denver\ChromData\G2_LUNA\20190507-81649.b\05070023.D

Column 1 : Luna-Phenyl hexyl (4.60 mm) Det: LC DAD1A, 254 nm
Process Host: CTX0327

First Level Reviewer: fiedlerh Date: 24-Jun-2019 10:38:31

Compound	Det	RT (min.)	Exp RT (min.)	Dlt RT (min.)	Response	OnCol Amt ug/ml	Flags
6 HMX	1		7.225			ND	
7 MNX	1		7.848			ND	U
8 RDX	1		9.312			ND	
9 Nitrobenzene	1		12.305			ND	
$ 10 1,2-Dinitrobenzene	1	13.291	13.338	-0.047	57437	0.2075	
12 1,3-Dinitrobenzene	1		15.858			ND	
14 o-Nitrotoluene	1		16.678			ND	
15 p-Nitrotoluene	1		17.005			ND	U
16 4-Amino-2,6-dinitrotoluene	1		17.412			ND	
17 m-Nitrotoluene	1	17.918	17.918	0.000	7067	0.0241	
18 2-Amino-4,6-dinitrotoluene	1		18.445			ND	
19 1,3,5-Trinitrobenzene	1		19.158			ND	
20 2,6-Dinitrotoluene	1		20.018			ND	
21 2,4-Dinitrotoluene	1		20.579			ND	
22 Tetryl	1	23.844	23.905	-0.061	15334	0.0488	M
23 2,4,6-Trinitrotoluene	1		24.885			ND	

QC Flag Legend

Review Flags
M - Manually Integrated
U - Marked Undetected

Report Date: 24-Jun-2019 10:52:12 Chrom Revision: 2.3 20-Jun-2019 20:50:56

Eurofins TestAmerica, Denver

Data File:	\\chromna\Denver\ChromData\G2_LUNA\20190620-83049.b\06210050.D				
Injection Date:	22-Jun-2019 12:42:46	Instrument ID:	CHHPLC_G2_LUNA	Operator ID:	HKF
Lims ID:	280-124986-B-2-A	Lab Sample ID:	280-124986-2	Worklist Smp#:	50
Client ID:	NW022-19A				
Injection Vol:	100.0 ul	Dil. Factor:	1.0000	ALS Bottle#:	50
Method:	G2_8330_Luna	Limit Group:	GCSV - 8330		

Column: Luna-Phenyl hexyl (4.60 mm) Y Scaling: Method Defined: Scale to the Nth Largest Peak: 1

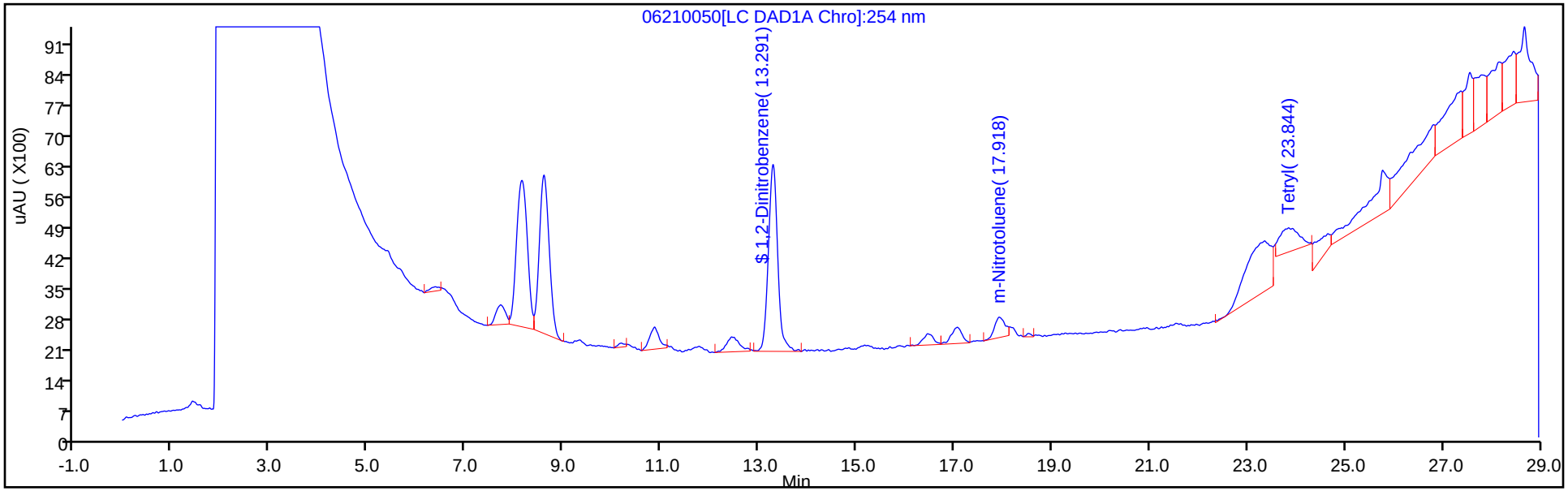

Y Scaling: Method Defined: Scale to the Nth Largest Peak: 1

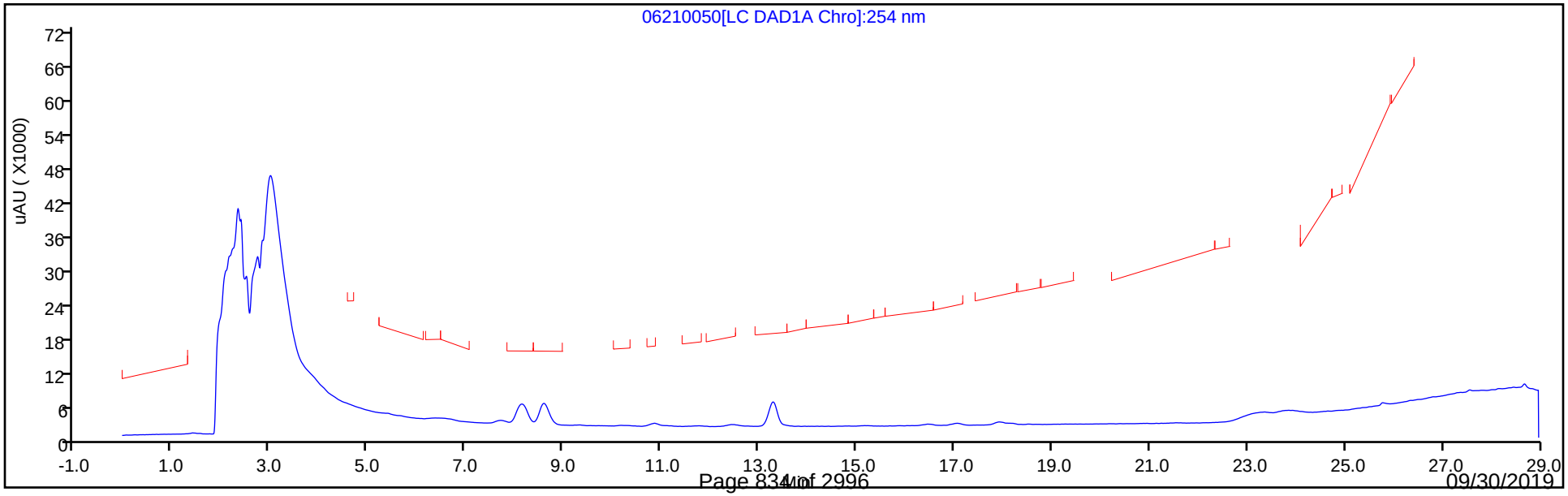

Eurofins TestAmerica, Denver
Recovery Report

Data File:	\\chromna\Denver\ChromData\G2_LUNA\20190620-83049.b\06210050.D				
Lims ID:	280-124986-B-2-A				
Client ID:	NW022-19A				
Sample Type:	Client				
Inject. Date:	22-Jun-2019 12:42:46	ALS Bottle#:	50	Worklist Smp#:	50
Injection Vol:	100.0 ul	Dil. Factor:	1.0000		
Sample Info:	280-124986-B-2-A				
Misc. Info.:	280-0083049-050				
Operator ID:	HKF	Instrument ID:	CHHPLC_G2_LUNA		
Method:	\\chromna\Denver\ChromData\G2_LUNA\20190620-83049.b\G2_8330_Luna.m				
Limit Group:	GCSV - 8330				
Last Update:	24-Jun-2019 10:52:06	Calib Date:	08-May-2019 00:28:23		
Integrator:	Falcon				
Quant Method:	External Standard	Quant By:	Initial Calibration		
Last ICal File:	\\chromna\Denver\ChromData\G2_LUNA\20190507-81649.b\05070023.D				
Column 1 :	Luna-Phenyl hexyl (4.60 mm)		Det: LC DAD1A, 254 nm		
Process Host:	CTX0327				
First Level Reviewer: fiedlerh		Date:	24-Jun-2019 10:38:31		

Compound	Amount Added	Amount Recovered	% Rec.
$ 10 1,2-Dinitrobenzene	0.2000	0.2075	103.73

User Disabled Compound Report

Eurofins TestAmerica, Denver

Data File:	\\chromna\Denver\ChromData\G2_LUNA\20190620-83049.b\06210050.D				
Injection Date:	22-Jun-2019 12:42:46	Instrument ID:	CHHPLC_G2_LUNA		
Lims ID:	280-124986-B-2-A	Lab Sample ID:	280-124986-2		
Client ID:	NW022-19A				
Operator ID:	HKF	ALS Bottle#:	50	Worklist Smp#:	50
Injection Vol:	100.0 ul	Dil. Factor:	1.0000		
Method:	G2_8330_Luna	Limit Group:	GCSV - 8330		
Column:	Luna-Phenyl hexyl (4.60 mm)	Detector	LC DAD1A, 254 nm		

15 p-Nitrotoluene, CAS: 99-99-0, Signal: 1

RT: 17.06
Response: 5754
Amount: 0.025388

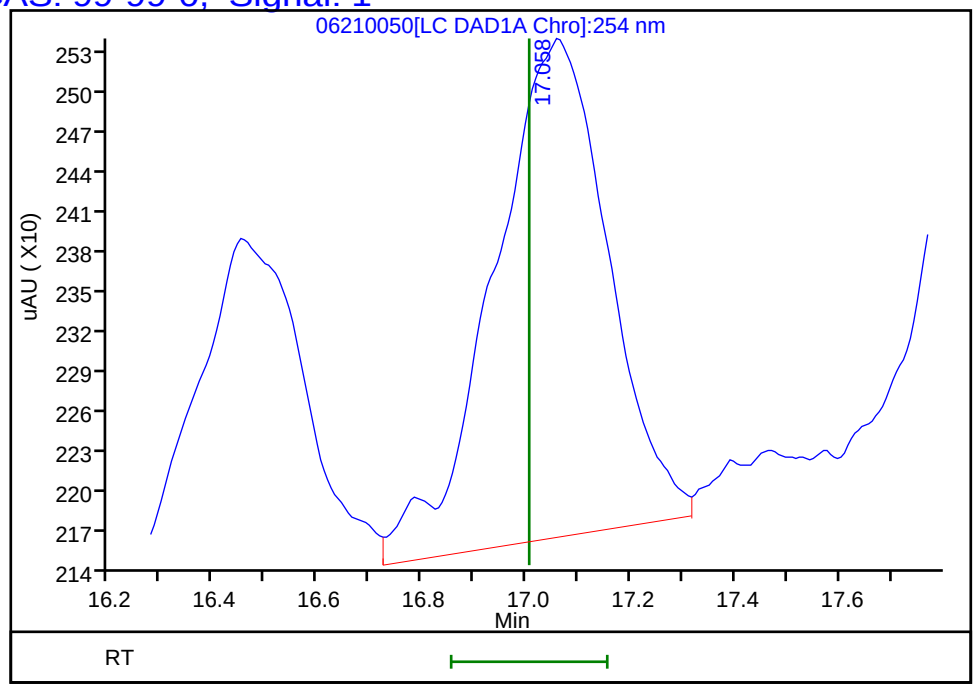

Reviewer: fiedlerh, 24-Jun-2019 10:38:31
Audit Action: Marked Compound Undetected Audit Reason: Invalid Compound ID

User Disabled Compound Report

Eurofins TestAmerica, Denver

Data File:	\\chromna\Denver\ChromData\G2_LUNA\20190620-83049.b\06210050.D				
Injection Date:	22-Jun-2019 12:42:46	Instrument ID:	CHHPLC_G2_LUNA		
Lims ID:	280-124986-B-2-A	Lab Sample ID:	280-124986-2		
Client ID:	NW022-19A				
Operator ID:	HKF	ALS Bottle#:	50	Worklist Smp#:	50
Injection Vol:	100.0 ul	Dil. Factor:	1.0000		
Method:	G2_8330_Luna	Limit Group:	GCSV - 8330		
Column:	Luna-Phenyl hexyl (4.60 mm)	Detector	LC DAD1A, 254 nm		

7 MNX, CAS: 5755-27-1, Signal: 1

RT: 7.71
Response: 6143
Amount: 0.022792

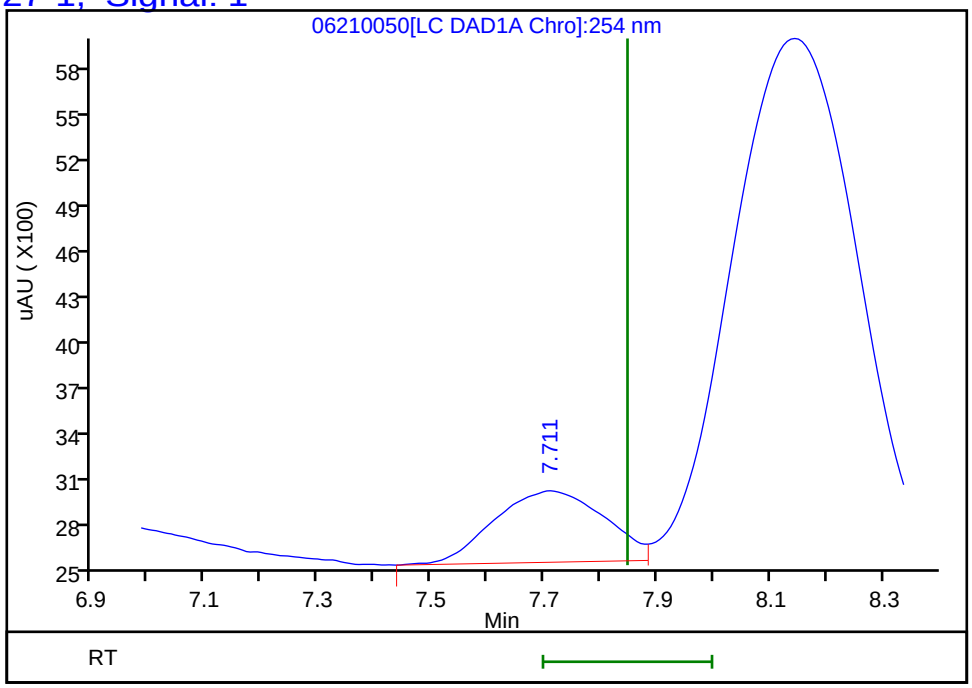

Reviewer: fiedlerh, 24-Jun-2019 10:38:31
Audit Action: Marked Compound Undetected Audit Reason: Invalid Compound ID

Manual Integration/User Assign Peak Report

Eurofins TestAmerica, Denver

Data File:	\\chromna\Denver\ChromData\G2_LUNA\20190620-83049.b\06210050.D				
Injection Date:	22-Jun-2019 12:42:46	Instrument ID:	CHHPLC_G2_LUNA		
Lims ID:	280-124986-B-2-A	Lab Sample ID:	280-124986-2		
Client ID:	NW022-19A				
Operator ID:	HKF	ALS Bottle#:	50	Worklist Smp#:	50
Injection Vol:	100.0 ul	Dil. Factor:	1.0000		
Method:	G2_8330_Luna	Limit Group:	GCSV - 8330		
Column:	Luna-Phenyl hexyl (4.60 mm)	Detector	LC DAD1A, 254 nm		

22 Tetryl, CAS: 479-45-8

Signal: 1

Processing Integration Results

RT: 23.84
Area: 46860
Amount: 0.149008
Amount Units: ug/ml

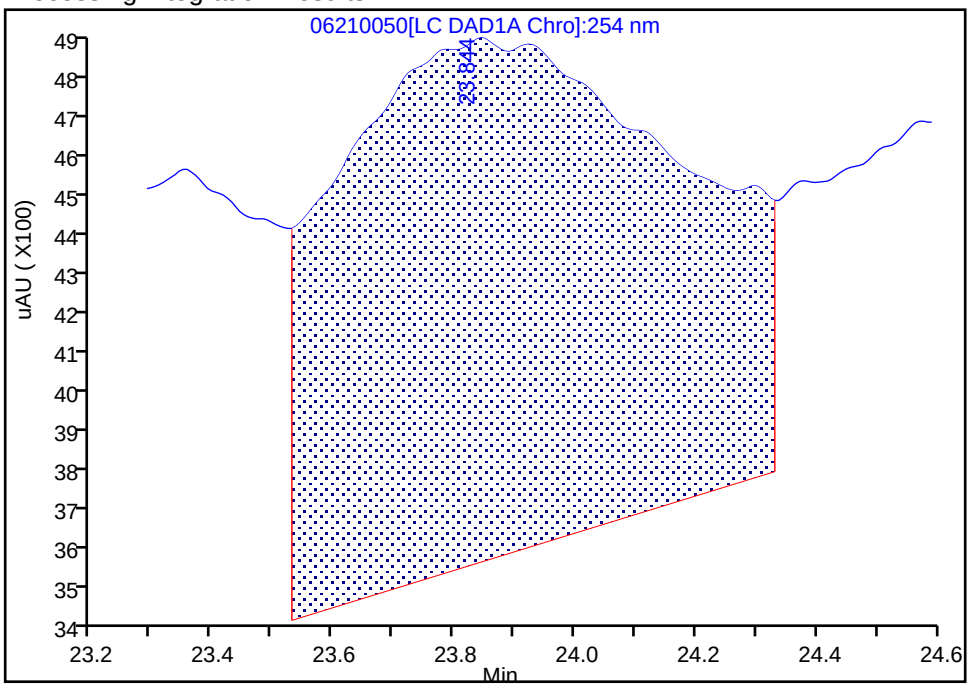

Manual Integration Results

RT: 23.84
Area: 15334
Amount: 0.048760
Amount Units: ug/ml

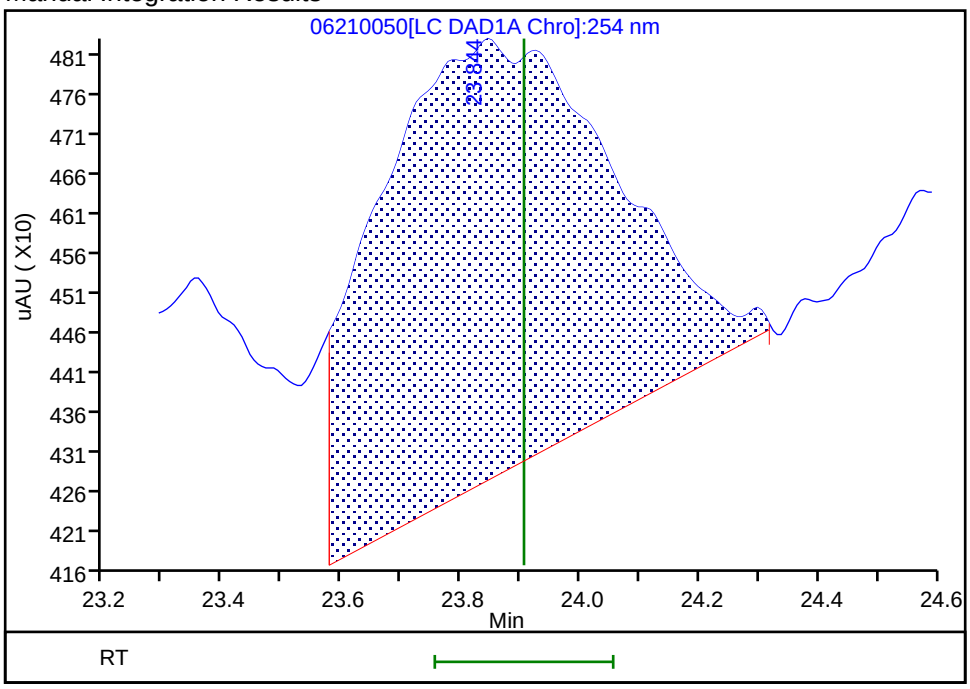

Reviewer: fiedlerh, 24-Jun-2019 10:38:30

Audit Action: Manually Integrated Audit Reason: Baseline Smoothing

FORM I
HPLC/IC ORGANICS ANALYSIS DATA SHEET

Lab Name: Eurofins TestAmerica, Denver Job No.: 280-124986-1

SDG No.:

Client Sample ID: NW022-19A RE Lab Sample ID: 280-124986-2 RE

Matrix: Water Lab File ID: 06260016.D

Analysis Method: 8330A Date Collected: 06/10/2019 10:15

Extraction Method: 3535 Date Extracted: 06/18/2019 14:22

Sample wt/vol: 508.5(mL) Date Analyzed: 06/26/2019 22:44

Con. Extract Vol.: 5(mL) Dilution Factor: 1

Injection Volume: 100(uL) GC Column: UltraCarb5uODS ID: 4.6(mm)

% Moisture: GPC Cleanup:(Y/N) N

Analysis Batch No.: 462823 Units: ug/L

CAS NO.	COMPOUND NAME	RESULT	Q	LOQ	LOD	DL
99-35-4	*1,3,5-Trinitrobenzene*	*0.39*	*U H*	*0.98*	0.39	*0.20*
99-65-0	*1,3-Dinitrobenzene*	*0.20*	*U H*	*0.39*	0.20	*0.087*
118-96-7	*2,4,6-Trinitrotoluene*	*0.39*	*U H*	*0.39*	0.39	*0.16*
121-14-2	*2,4-Dinitrotoluene*	*0.20*	*U H*	*0.39*	0.20	*0.082*
606-20-2	*2,6-Dinitrotoluene*	*0.20*	*U H*	*0.20*	0.20	*0.063*
35572-78-2	*2-Amino-4,6-dinitrotoluene*	*0.12*	*U H*	*0.20*	0.12	*0.050*
88-72-2	*2-Nitrotoluene*	*0.20*	*U H*	*0.39*	0.20	*0.084*
99-08-1	*3-Nitrotoluene*	*0.39*	*U Q H M*	*0.39*	0.39	*0.19*
19406-51-0	*4-Amino-2,6-dinitrotoluene*	*0.12*	*U H Q*	*0.20*	0.12	*0.057*
99-99-0	*4-Nitrotoluene*	*0.39*	*U H*	*0.98*	0.39	*0.20*
2691-41-0	*HMX*	*0.20*	*U H*	*0.39*	0.20	*0.086*
5755-27-1	*MNX*	*0.39*	*U H*	*2.0*	0.39	*0.15*
98-95-3	*Nitrobenzene*	*0.20*	*U H*	*0.39*	0.20	*0.089*
121-82-4	*RDX*	*0.39*	*U H*	*0.39*	0.39	*0.16*
479-45-8	*Tetryl*	*0.20*	*U H M*	*0.24*	0.20	*0.078*

CAS NO.	SURROGATE	%REC	Q	LIMITS
528-29-0	1,2-Dinitrobenzene	96	*M*	83-119

Eurofins TestAmerica, Denver
Target Compound Quantitation Report

Data File: \\chromna\Denver\ChromData\CHHPLC_X\20190626-83230.b\06260016.D
Lims ID: 280-124986-A-2-A
Client ID: NW022-19A
Sample Type: Client
Inject. Date: 26-Jun-2019 22:44:21 ALS Bottle#: 16 Worklist Smp#: 16
Injection Vol: 100.0 ul Dil. Factor: 1.0000
Sample Info: 280-124986-A-2-A
Misc. Info.: 280-0083230-016
Operator ID: hkf Instrument ID: CHHPLC_X3

Method: \\chromna\Denver\ChromData\CHHPLC_X\20190626-83230.b\8330_X3.m
Limit Group: GCSV - 8330
Last Update: 27-Jun-2019 09:04:17 Calib Date: 21-Jun-2019 03:13:40
Integrator: Falcon
Quant Method: External Standard Quant By: Initial Calibration
Last ICal File: \\chromna\Denver\ChromData\CHHPLC_X\20190620-83048.b\06200032.D

Column 1 : UltraCarb5uODS (20) (4.60 mm) Det: LC DAD1B, 254 nm
Process Host: CTX0334

First Level Reviewer: fiedlerh Date: 27-Jun-2019 08:47:12

	Compound	Det	RT (min.)	Exp RT (min.)	Dlt RT (min.)	Response	OnCol Amt ug/mL	Flags
	3 HMX	1		6.654			ND	
	6 MNX	1		7.356			ND	
	7 RDX	1		7.774			ND	
$	9 1,2-Dinitrobenzene	1	8.756	8.754	0.002	26035	0.1916	M
	10 1,3,5-Trinitrobenzene	1		8.914			ND	
	11 1,3-Dinitrobenzene	1		9.574			ND	
	12 Nitrobenzene	1	9.982	9.960	0.022	1412	0.007236	
	14 Tetryl	1		10.287			ND	U
	16 2,4,6-Trinitrotoluene	1		11.247			ND	
	17 4-Amino-2,6-dinitrotoluene	1		11.434			ND	
	18 2-Amino-4,6-dinitrotoluene	1		11.727			ND	
	19 2,6-Dinitrotoluene	1		11.854			ND	
	20 2,4-Dinitrotoluene	1		12.054			ND	
	21 o-Nitrotoluene	1		12.894			ND	
	22 p-Nitrotoluene	1		13.334			ND	
	23 m-Nitrotoluene	1		13.934			ND	U

QC Flag Legend

Review Flags
M - Manually Integrated
U - Marked Undetected

Report Date: 27-Jun-2019 09:04:32 Chrom Revision: 2.3 20-Jun-2019 20:50:56

Eurofins TestAmerica, Denver

Data File: \\chromna\Denver\ChromData\CHHPLC_X\20190626-83230.b\06260016.D

Injection Date:	26-Jun-2019 22:44:21	Instrument ID:	CHHPLC_X3	Operator ID:	hkf
Lims ID:	280-124986-A-2-A	Lab Sample ID:	280-124986-2	Worklist Smp#:	16
Client ID:	NW022-19A				
Injection Vol:	100.0 ul	Dil. Factor:	1.0000	ALS Bottle#:	16
Method:	8330_X3	Limit Group:	GCSV - 8330		

Column: UltraCarb5uODS (20) (4.60 mm) Y Scaling: Method Defined: Scale to the Nth Largest Target: 1

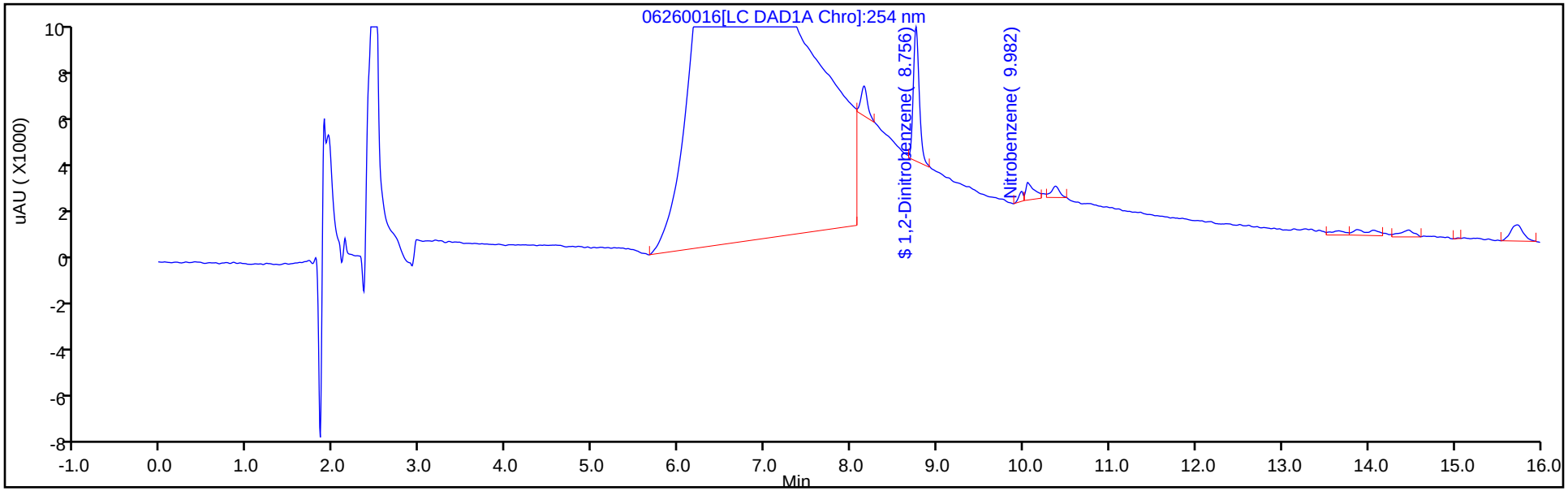

Y Scaling: Method Defined: Scale to the Nth Largest Target: 1

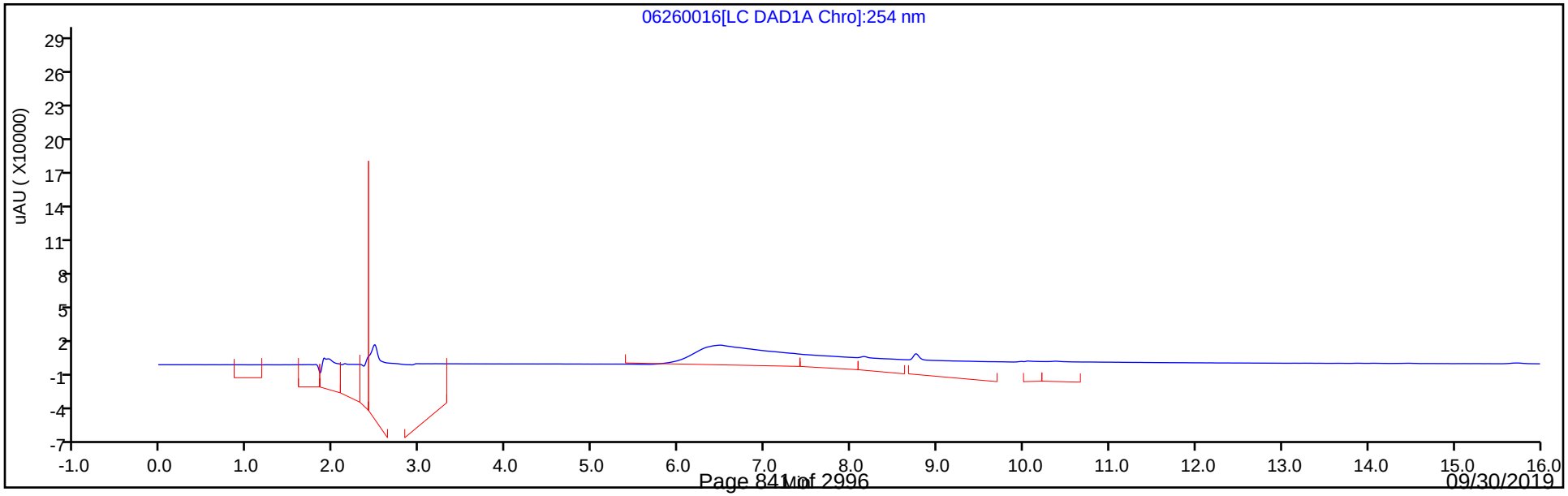

Eurofins TestAmerica, Denver
Recovery Report

Data File:	\\chromna\Denver\ChromData\CHHPLC_X\20190626-83230.b\06260016.D				
Lims ID:	280-124986-A-2-A				
Client ID:	NW022-19A				
Sample Type:	Client				
Inject. Date:	26-Jun-2019 22:44:21	ALS Bottle#:	16	Worklist Smp#:	16
Injection Vol:	100.0 ul	Dil. Factor:	1.0000		
Sample Info:	280-124986-A-2-A				
Misc. Info.:	280-0083230-016				
Operator ID:	hkf	Instrument ID:	CHHPLC_X3		
Method:	\\chromna\Denver\ChromData\CHHPLC_X\20190626-83230.b\8330_X3.m				
Limit Group:	GCSV - 8330				
Last Update:	27-Jun-2019 09:04:17	Calib Date:	21-Jun-2019 03:13:40		
Integrator:	Falcon				
Quant Method:	External Standard	Quant By:	Initial Calibration		
Last ICal File:	\\chromna\Denver\ChromData\CHHPLC_X\20190620-83048.b\06200032.D				
Column 1 :	UltraCarb5uODS (20) (4.60 mm)		Det: LC DAD1B, 254 nm		
Process Host:	CTX0334				
First Level Reviewer: fiedlerh		Date:	27-Jun-2019 08:47:12		

Compound	Amount Added	Amount Recovered	% Rec.
$ 9 1,2-Dinitrobenzene	0.2000	0.1916	95.79

Manual Integration/User Assign Peak Report

Eurofins TestAmerica, Denver

Data File:	\\chromna\Denver\ChromData\CHHPLC_X\20190626-83230.b\06260016.D				
Injection Date:	26-Jun-2019 22:44:21	Instrument ID:	CHHPLC_X3		
Lims ID:	280-124986-A-2-A	Lab Sample ID:	280-124986-2		
Client ID:	NW022-19A				
Operator ID:	hkf	ALS Bottle#:	16	Worklist Smp#:	16
Injection Vol:	100.0 ul	Dil. Factor:	1.0000		
Method:	8330_X3	Limit Group:	GCSV - 8330		
Column:	UltraCarb5uODS (20) (4.60 mm)	Detector	LC DAD1B, 254 nm		

$ 9 1,2-Dinitrobenzene, CAS: 528-29-0

Signal: 1

Processing Integration Results

RT: 8.76
Area: 41847
Amount: 0.307927
Amount Units: ug/mL

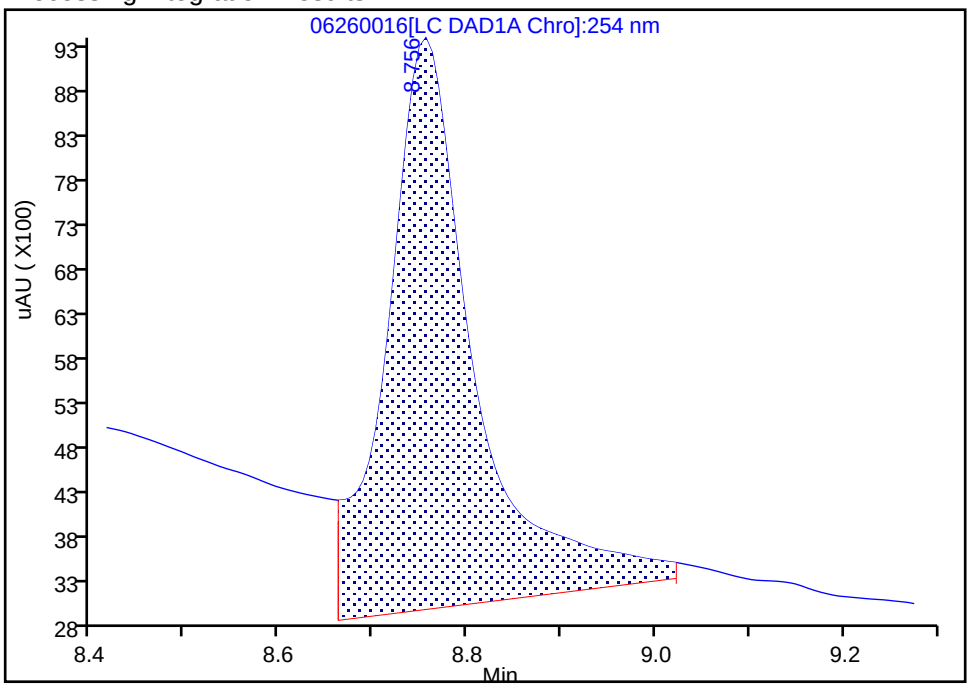

Manual Integration Results

RT: 8.76
Area: 26035
Amount: 0.191576
Amount Units: ug/mL

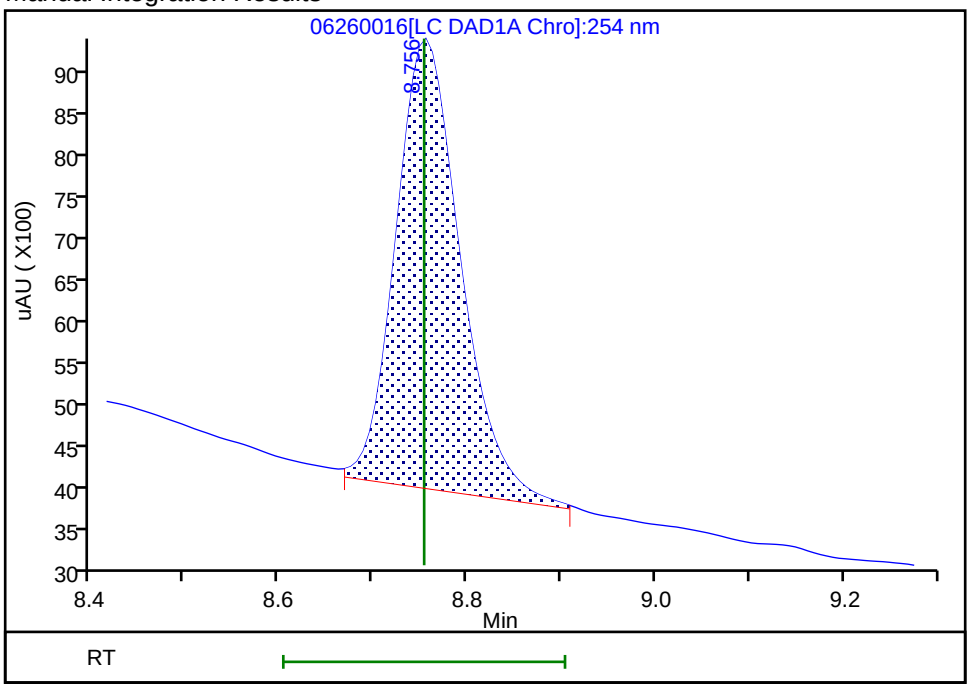

Reviewer: fiedlerh, 27-Jun-2019 08:46:44

Audit Action: Manually Integrated Audit Reason: Baseline Smoothing

User Disabled Compound Report

Eurofins TestAmerica, Denver

Data File:	\\chromna\Denver\ChromData\CHHPLC_X\20190626-83230.b\06260016.D				
Injection Date:	26-Jun-2019 22:44:21	Instrument ID:	CHHPLC_X3		
Lims ID:	280-124986-A-2-A	Lab Sample ID:	280-124986-2		
Client ID:	NW022-19A				
Operator ID:	hkf	ALS Bottle#:	16	Worklist Smp#:	16
Injection Vol:	100.0 ul	Dil. Factor:	1.0000		
Method:	8330_X3	Limit Group:	GCSV - 8330		
Column:	UltraCarb5uODS (20) (4.60 mm)	Detector	LC DAD1B, 254 nm		

23 m-Nitrotoluene, CAS: 99-08-1, Signal: 1

RT: 13.88
Response: 3760
Amount: 0.025614

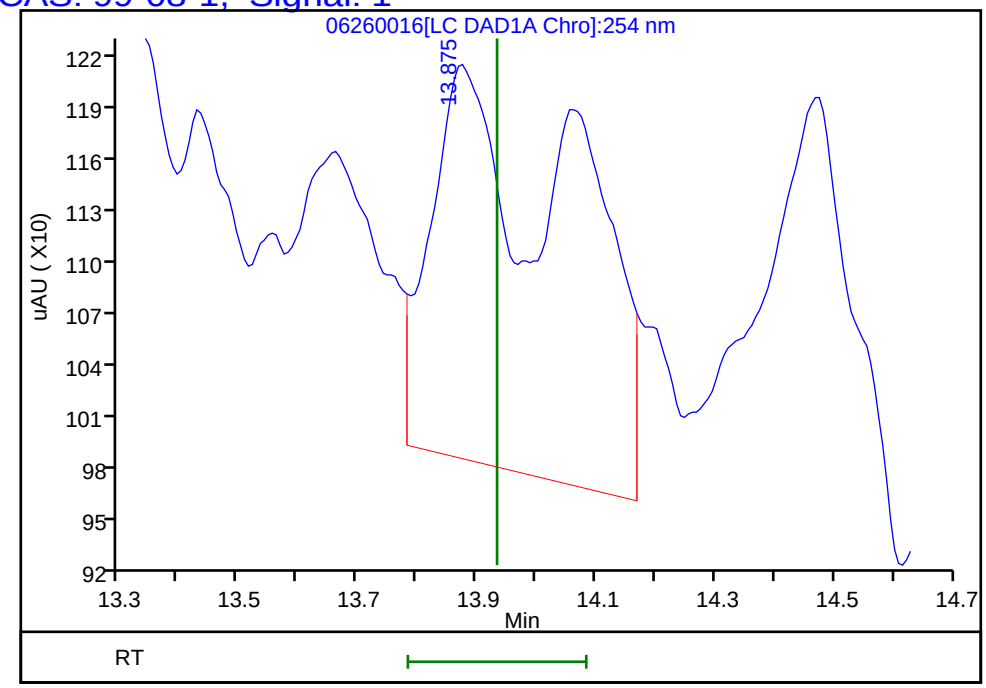

Reviewer: fiedlerh, 27-Jun-2019 08:47:12
Audit Action: Marked Compound Undetected Audit Reason: Invalid Compound ID

User Disabled Compound Report

Eurofins TestAmerica, Denver

Data File: \\chromna\Denver\ChromData\CHHPLC_X\20190626-83230.b\06260016.D

Injection Date:	26-Jun-2019 22:44:21	Instrument ID:	CHHPLC_X3
Lims ID:	280-124986-A-2-A	Lab Sample ID:	280-124986-2
Client ID:	NW022-19A		
Operator ID:	hkf	ALS Bottle#:	16 Worklist Smp#: 16
Injection Vol:	100.0 ul	Dil. Factor:	1.0000
Method:	8330_X3	Limit Group:	GCSV - 8330
Column:	UltraCarb5uODS (20) (4.60 mm)	Detector	LC DAD1B, 254 nm

14 Tetryl, CAS: 479-45-8, Signal: 1

RT: 10.38
Response: 3113
Amount: 0.019022

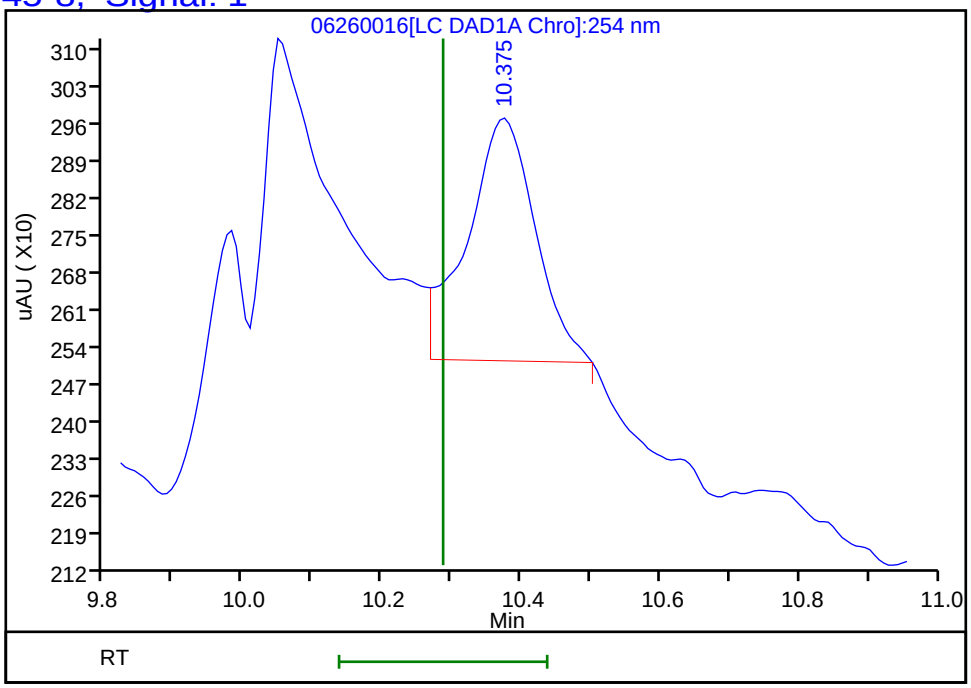

Reviewer: fiedlerh, 27-Jun-2019 08:47:12
Audit Action: Marked Compound Undetected Audit Reason: Invalid Compound ID

FORM I
HPLC/IC ORGANICS ANALYSIS DATA SHEET

Lab Name: Eurofins TestAmerica, Denver Job No.: 280-124986-1

SDG No.:

Client Sample ID: NW023-19A Lab Sample ID: 280-124986-3

Matrix: Water Lab File ID: 06190052.D

Analysis Method: 8330A Date Collected: 06/10/2019 08:00

Extraction Method: 3535 Date Extracted: 06/14/2019 10:20

Sample wt/vol: 522.3(mL) Date Analyzed: 06/20/2019 05:10

Con. Extract Vol.: 5(mL) Dilution Factor: 1

Injection Volume: 100(uL) GC Column: UltraCarb5uODS ID: 4.6(mm)

% Moisture: GPC Cleanup:(Y/N) N

Analysis Batch No.: 462065 Units: ug/L

CAS NO.	COMPOUND NAME	RESULT	Q	LOQ	LOD	DL
99-35-4	1,3,5-Trinitrobenzene	0.38	U	0.96	0.38	0.19
99-65-0	1,3-Dinitrobenzene	0.19	U	0.38	0.19	0.085
118-96-7	2,4,6-Trinitrotoluene	0.35	J	0.38	0.38	0.15
121-14-2	2,4-Dinitrotoluene	0.19	U	0.38	0.19	0.080
606-20-2	2,6-Dinitrotoluene	0.19	U	0.19	0.19	0.062
35572-78-2	2-Amino-4,6-dinitrotoluene	2.1		0.19	0.11	0.049
88-72-2	2-Nitrotoluene	0.19	U Q	0.38	0.19	0.082
99-08-1	3-Nitrotoluene	0.38	U Q	0.38	0.38	0.19
19406-51-0	4-Amino-2,6-dinitrotoluene	1.9		0.19	0.11	0.055
99-99-0	4-Nitrotoluene	0.38	U Q	0.96	0.38	0.19
2691-41-0	HMX	0.19	U	0.38	0.19	0.084
5755-27-1	MNX	0.38	U M	1.9	0.38	0.15
98-95-3	Nitrobenzene	0.19	U	0.38	0.19	0.087
121-82-4	RDX	0.17	J J1 M	0.38	0.38	0.15
479-45-8	Tetryl	0.19	U M	0.23	0.19	0.076

CAS NO.	SURROGATE	%REC	Q	LIMITS
528-29-0	1,2-Dinitrobenzene	98		83-119

Eurofins TestAmerica, Denver
Target Compound Quantitation Report

Data File: \\chromna\Denver\ChromData\CHHPLC_X\20190619-83007.b\06190052.D
Lims ID: 280-124986-B-3-A
Client ID: NW023-19A
Sample Type: Client
Inject. Date: 20-Jun-2019 05:10:20 ALS Bottle#: 52 Worklist Smp#: 52
Injection Vol: 100.0 ul Dil. Factor: 1.0000
Sample Info: 280-124986-B-3-A
Misc. Info.: 280-0083007-052
Operator ID: hkf Instrument ID: CHHPLC_X3

Method: \\chromna\Denver\ChromData\CHHPLC_X\20190619-83007.b\8330_X3.m
Limit Group: GCSV - 8330
Last Update: 20-Jun-2019 10:14:32 Calib Date: 15-May-2019 01:42:24
Integrator: Falcon
Quant Method: External Standard Quant By: Initial Calibration
Last ICal File: \\chromna\Denver\ChromData\CHHPLC_X\20190514-81869.b\0514B032.D

Column 1 : UltraCarb5uODS (20) (4.60 mm) Det: LC DAD1B, 254 nm
Process Host: CTX0329

First Level Reviewer: fiedlerh Date: 20-Jun-2019 10:08:40

	Compound	Det	RT (min.)	Exp RT (min.)	Dlt RT (min.)	Response	OnCol Amt ug/mL	Flags
	3 HMX	1		6.647			ND	
	6 MNX	1		7.359			ND	U
	7 RDX	1	7.771	7.774	-0.003	1898	0.0178	M
$	9 1,2-Dinitrobenzene	1	8.764	8.761	0.003	25492	0.1959	
	10 1,3,5-Trinitrobenzene	1	8.917	8.914	0.003	3459	0.0151	
	11 1,3-Dinitrobenzene	1		9.580			ND	
	12 Nitrobenzene	1		9.974			ND	
	14 Tetryl	1		10.307			ND	U
	16 2,4,6-Trinitrotoluene	1	11.277	11.267	0.010	8171	0.0365	
	17 4-Amino-2,6-dinitrotoluene	1	11.477	11.460	0.017	31538	0.1942	
	18 2-Amino-4,6-dinitrotoluene	1	11.770	11.747	0.023	42626	0.2158	
	19 2,6-Dinitrotoluene	1		11.887			ND	
	20 2,4-Dinitrotoluene	1		12.087			ND	
	21 o-Nitrotoluene	1		12.934			ND	
	22 p-Nitrotoluene	1		13.374			ND	
	23 m-Nitrotoluene	1		13.974			ND	

QC Flag Legend

Review Flags
M - Manually Integrated
U - Marked Undetected

Report Date: 20-Jun-2019 10:14:35 Chrom Revision: 2.3 18-Jun-2019 21:44:00

Eurofins TestAmerica, Denver

Data File: \\chromna\Denver\ChromData\CHHPLC_X\20190619-83007.b\06190052.D

Injection Date:	20-Jun-2019 05:10:20	Instrument ID:	CHHPLC_X3	Operator ID:	hkf
Lims ID:	280-124986-B-3-A	Lab Sample ID:	280-124986-3	Worklist Smp#:	52
Client ID:	NW023-19A				
Injection Vol:	100.0 ul	Dil. Factor:	1.0000	ALS Bottle#:	52
Method:	8330_X3	Limit Group:	GCSV - 8330		

Column: UltraCarb5uODS (20) (4.60 mm) Y Scaling: Method Defined: Scale to the Nth Largest Target: 1

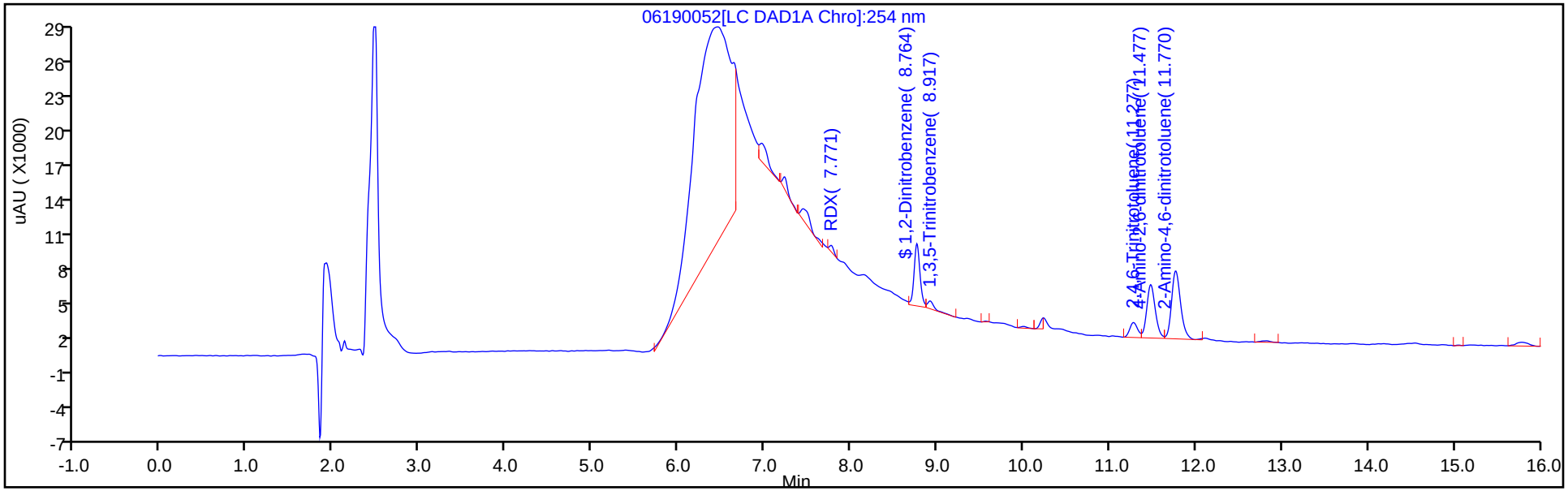

Y Scaling: Method Defined: Scale to the Nth Largest Target: 1

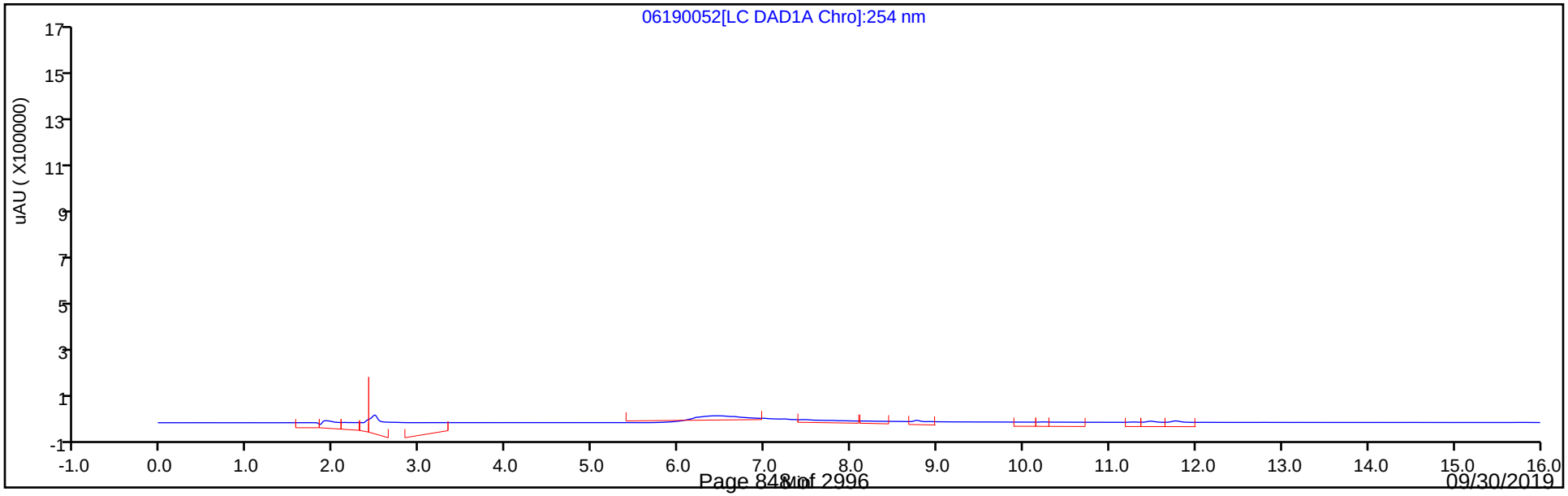

Eurofins TestAmerica, Denver
Recovery Report

Data File:	\\chromna\Denver\ChromData\CHHPLC_X\20190619-83007.b\06190052.D				
Lims ID:	280-124986-B-3-A				
Client ID:	NW023-19A				
Sample Type:	Client				
Inject. Date:	20-Jun-2019 05:10:20	ALS Bottle#:	52	Worklist Smp#:	52
Injection Vol:	100.0 ul	Dil. Factor:	1.0000		
Sample Info:	280-124986-B-3-A				
Misc. Info.:	280-0083007-052				
Operator ID:	hkf	Instrument ID:	CHHPLC_X3		
Method:	\\chromna\Denver\ChromData\CHHPLC_X\20190619-83007.b\8330_X3.m				
Limit Group:	GCSV - 8330				
Last Update:	20-Jun-2019 10:14:32	Calib Date:	15-May-2019 01:42:24		
Integrator:	Falcon				
Quant Method:	External Standard	Quant By:	Initial Calibration		
Last ICal File:	\\chromna\Denver\ChromData\CHHPLC_X\20190514-81869.b\0514B032.D				
Column 1 :	UltraCarb5uODS (20) (4.60 mm)		Det: LC DAD1B, 254 nm		
Process Host:	CTX0329				
First Level Reviewer: fiedlerh		Date:	20-Jun-2019 10:08:40		

Compound	Amount Added	Amount Recovered	% Rec.
$ 9 1,2-Dinitrobenzene	0.2000	0.1959	97.96

User Disabled Compound Report

Eurofins TestAmerica, Denver

Data File:	\\chromna\Denver\ChromData\CHHPLC_X\20190619-83007.b\06190052.D				
Injection Date:	20-Jun-2019 05:10:20	Instrument ID:	CHHPLC_X3		
Lims ID:	280-124986-B-3-A	Lab Sample ID:	280-124986-3		
Client ID:	NW023-19A				
Operator ID:	hkf	ALS Bottle#:	52	Worklist Smp#:	52
Injection Vol:	100.0 ul	Dil. Factor:	1.0000		
Method:	8330_X3	Limit Group:	GCSV - 8330		
Column:	UltraCarb5uODS (20) (4.60 mm)	Detector	LC DAD1B, 254 nm		

6 MNX, CAS: 5755-27-1, Signal: 1

RT: 7.44
Response: 8594
Amount: 0.062942

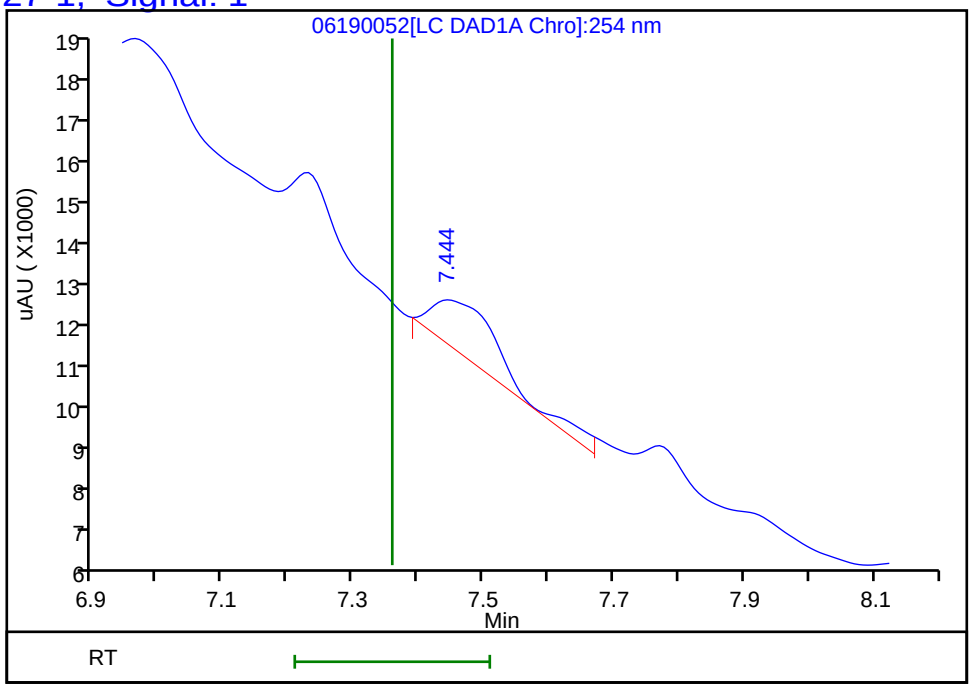

Reviewer: fiedlerh, 20-Jun-2019 10:08:40
Audit Action: Marked Compound Undetected Audit Reason: Invalid Compound ID

Manual Integration/User Assign Peak Report

Eurofins TestAmerica, Denver

Data File:	\\chromna\Denver\ChromData\CHHPLC_X\20190619-83007.b\06190052.D				
Injection Date:	20-Jun-2019 05:10:20	Instrument ID:	CHHPLC_X3		
Lims ID:	280-124986-B-3-A	Lab Sample ID:	280-124986-3		
Client ID:	NW023-19A				
Operator ID:	hkf	ALS Bottle#:	52	Worklist Smp#:	52
Injection Vol:	100.0 ul	Dil. Factor:	1.0000		
Method:	8330_X3	Limit Group:	GCSV - 8330		
Column:	UltraCarb5uODS (20) (4.60 mm)	Detector	LC DAD1B, 254 nm		

7 RDX, CAS: 121-82-4

Signal: 1

Processing Integration Results

RT: 7.77
Area: 4338
Amount: 0.040679
Amount Units: ug/mL

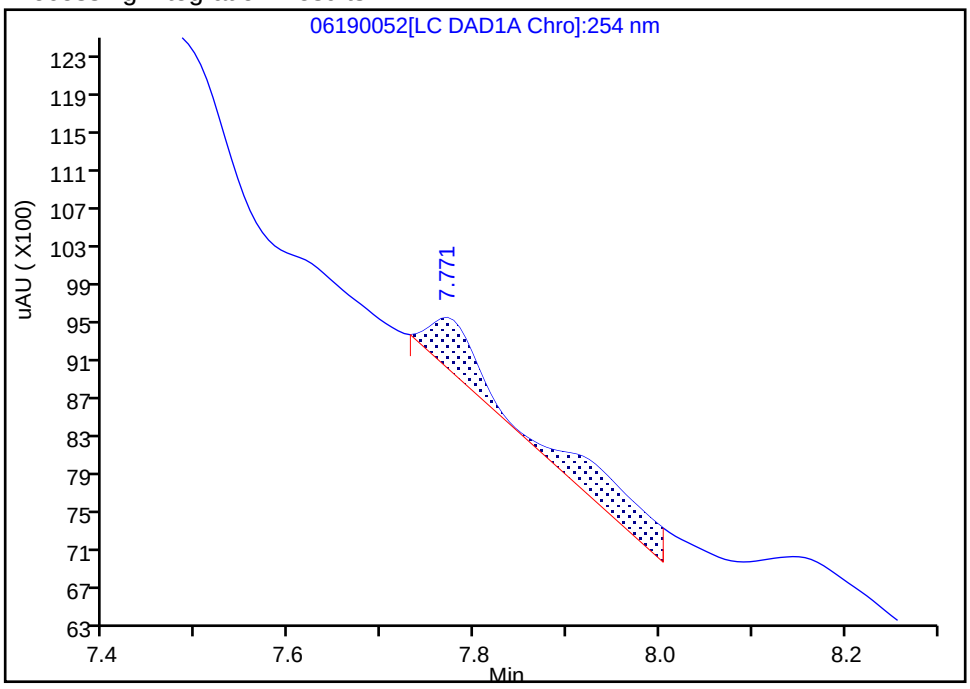

Manual Integration Results

RT: 7.77
Area: 1898
Amount: 0.017798
Amount Units: ug/mL

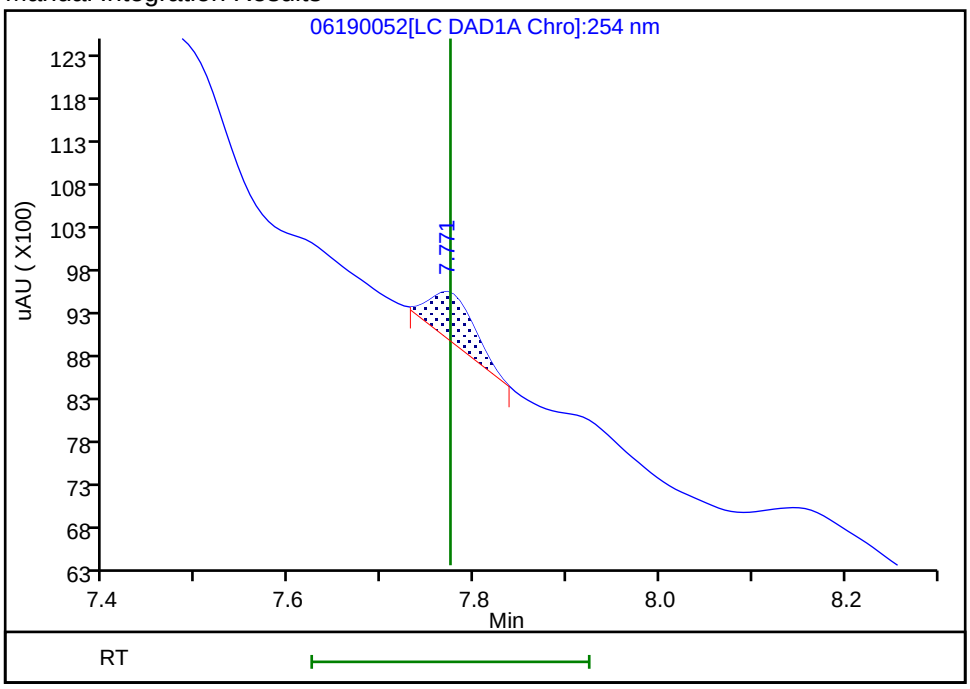

Reviewer: fiedlerh, 20-Jun-2019 10:08:27

Audit Action: Manually Integrated Audit Reason: Baseline Smoothing

User Disabled Compound Report

Eurofins TestAmerica, Denver

Data File: \\chromna\Denver\ChromData\CHHPLC_X\20190619-83007.b\06190052.D

Injection Date:	20-Jun-2019 05:10:20	Instrument ID:	CHHPLC_X3		
Lims ID:	280-124986-B-3-A	Lab Sample ID:	280-124986-3		
Client ID:	NW023-19A				
Operator ID:	hkf	ALS Bottle#:	52	Worklist Smp#:	52
Injection Vol:	100.0 ul	Dil. Factor:	1.0000		
Method:	8330_X3	Limit Group:	GCSV - 8330		
Column:	UltraCarb5uODS (20) (4.60 mm)	Detector	LC DAD1B, 254 nm		

14 Tetryl, CAS: 479-45-8, Signal: 1

RT: 10.23
Response: 2190
Amount: 0.013039

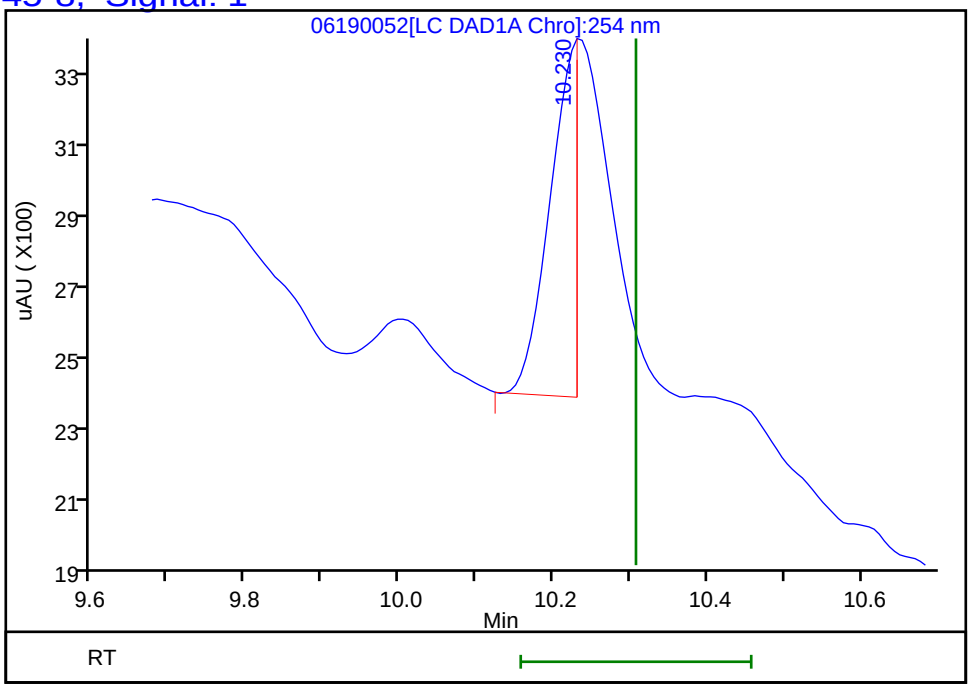

Reviewer: fiedlerh, 20-Jun-2019 10:08:40
Audit Action: Marked Compound Undetected Audit Reason: Invalid Compound ID

FORM I
HPLC/IC ORGANICS ANALYSIS DATA SHEET

Lab Name: Eurofins TestAmerica, Denver Job No.: 280-124986-1

SDG No.:

Client Sample ID: NW023-19A Lab Sample ID: 280-124986-3

Matrix: Water Lab File ID: 06210051.D

Analysis Method: 8330A Date Collected: 06/10/2019 08:00

Extraction Method: 3535 Date Extracted: 06/14/2019 10:20

Sample wt/vol: 522.3(mL) Date Analyzed: 06/22/2019 13:17

Con. Extract Vol.: 5(mL) Dilution Factor: 1

Injection Volume: 100(uL) GC Column: Luna-phenylhex ID: 4.6(mm)

% Moisture: GPC Cleanup:(Y/N) N

Analysis Batch No.: 462208 Units: ug/L

CAS NO.	COMPOUND NAME	RESULT	Q	LOQ	LOD	DL
121-82-4	*RDX*	*0.39*	*J1*	*0.38*	0.38	*0.15*

CAS NO.	SURROGATE	%REC	Q	LIMITS
528-29-0	1,2-Dinitrobenzene	93		83-119

Eurofins TestAmerica, Denver
Target Compound Quantitation Report

Data File: \\chromna\Denver\ChromData\G2_LUNA\20190620-83049.b\06210051.D
Lims ID: 280-124986-B-3-A
Client ID: NW023-19A
Sample Type: Client
Inject. Date: 22-Jun-2019 13:17:50 ALS Bottle#: 51 Worklist Smp#: 51
Injection Vol: 100.0 ul Dil. Factor: 1.0000
Sample Info: 280-124986-B-3-A
Misc. Info.: 280-0083049-051
Operator ID: HKF Instrument ID: CHHPLC_G2_LUNA

Method: \\chromna\Denver\ChromData\G2_LUNA\20190620-83049.b\G2_8330_Luna.m
Limit Group: GCSV - 8330
Last Update: 24-Jun-2019 10:52:06 Calib Date: 08-May-2019 00:28:23
Integrator: Falcon
Quant Method: External Standard Quant By: Initial Calibration
Last ICal File: \\chromna\Denver\ChromData\G2_LUNA\20190507-81649.b\05070023.D

Column 1 : Luna-Phenyl hexyl (4.60 mm) Det: LC DAD1A, 254 nm
Process Host: CTX0327

First Level Reviewer: fiedlerh Date: 24-Jun-2019 10:39:09

	Compound	Det	RT (min.)	Exp RT (min.)	Dlt RT (min.)	Response	OnCol Amt ug/ml	Flags
	6 HMX	1	7.161	7.225	-0.064	8436	0.0493	
	7 MNX	1		7.848			ND	
	8 RDX	1	9.248	9.312	-0.064	8519	0.0409	
	9 Nitrobenzene	1		12.305			ND	
$	10 1,2-Dinitrobenzene	1	13.268	13.338	-0.070	51241	0.1851	
	12 1,3-Dinitrobenzene	1		15.858			ND	
	14 o-Nitrotoluene	1		16.678			ND	
	15 p-Nitrotoluene	1		17.005			ND	
	16 4-Amino-2,6-dinitrotoluene	1	17.348	17.412	-0.064	71414	0.2401	
	17 m-Nitrotoluene	1		17.918			ND	U
	18 2-Amino-4,6-dinitrotoluene	1	18.375	18.445	-0.070	98144	0.2281	
	19 1,3,5-Trinitrobenzene	1	19.101	19.158	-0.057	9041	0.0198	
	20 2,6-Dinitrotoluene	1		20.018			ND	
	21 2,4-Dinitrotoluene	1	20.528	20.579	-0.050	3011	0.005287	
	22 Tetryl	1	23.808	23.905	-0.097	14014	0.0446	M
	23 2,4,6-Trinitrotoluene	1	24.841	24.885	-0.044	16170	0.0397	M

QC Flag Legend

Review Flags
M - Manually Integrated
U - Marked Undetected

Report Date: 24-Jun-2019 10:52:13 Chrom Revision: 2.3 20-Jun-2019 20:50:56

Eurofins TestAmerica, Denver

Data File: \\chromna\Denver\ChromData\G2_LUNA\20190620-83049.b\06210051.D

Injection Date:	22-Jun-2019 13:17:50	Instrument ID:	CHHPLC_G2_LUNA	Operator ID:	HKF
Lims ID:	280-124986-B-3-A	Lab Sample ID:	280-124986-3	Worklist Smp#:	51
Client ID:	NW023-19A				
Injection Vol:	100.0 ul	Dil. Factor:	1.0000	ALS Bottle#:	51
Method:	G2_8330_Luna	Limit Group:	GCSV - 8330		

Column: Luna-Phenyl hexyl (4.60 mm) Y Scaling: Method Defined: Scale to the Nth Largest Peak: 1

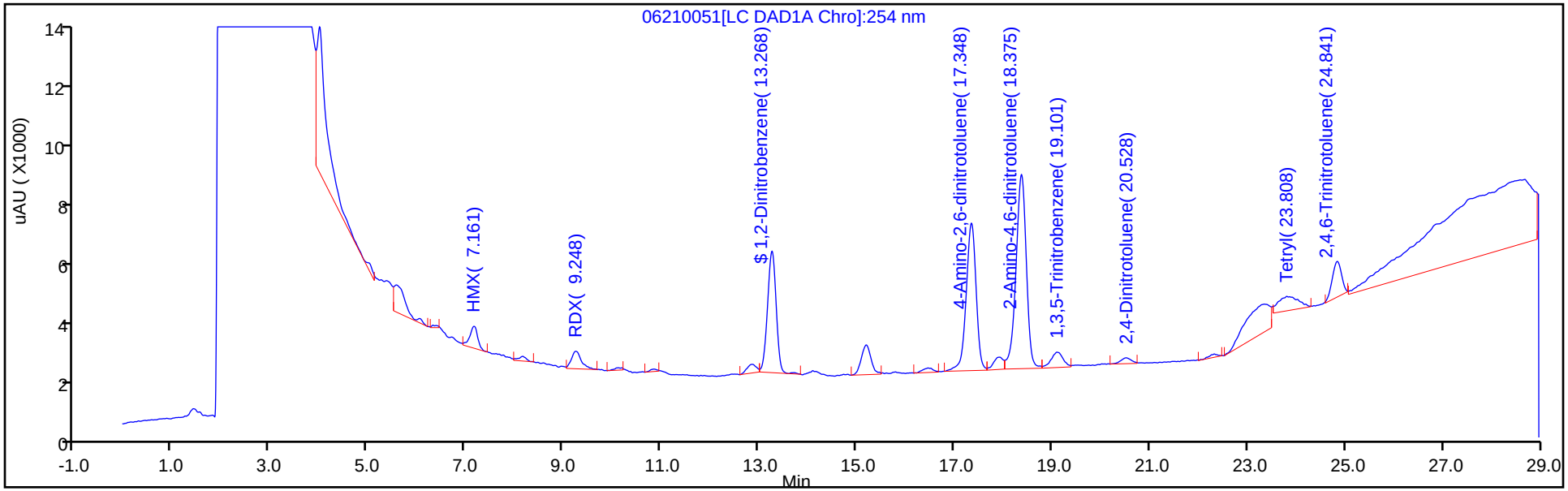

Y Scaling: Method Defined: Scale to the Nth Largest Peak: 1

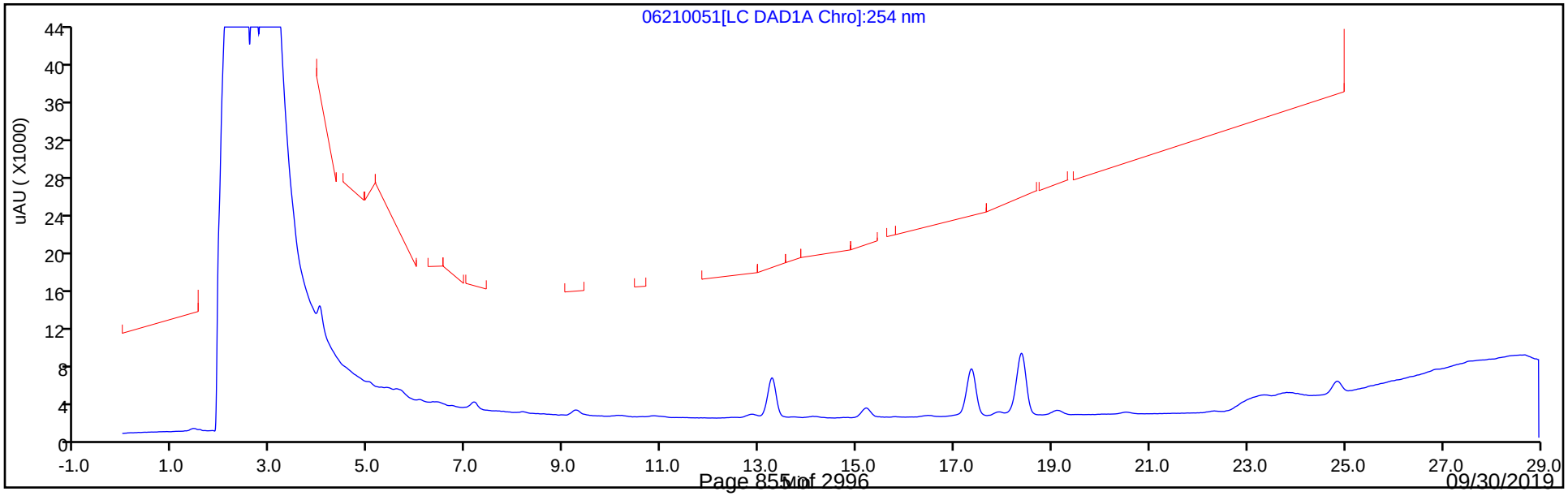

Eurofins TestAmerica, Denver
Recovery Report

Data File:	\\chromna\Denver\ChromData\G2_LUNA\20190620-83049.b\06210051.D				
Lims ID:	280-124986-B-3-A				
Client ID:	NW023-19A				
Sample Type:	Client				
Inject. Date:	22-Jun-2019 13:17:50	ALS Bottle#:	51	Worklist Smp#:	51
Injection Vol:	100.0 ul	Dil. Factor:	1.0000		
Sample Info:	280-124986-B-3-A				
Misc. Info.:	280-0083049-051				
Operator ID:	HKF	Instrument ID:	CHHPLC_G2_LUNA		
Method:	\\chromna\Denver\ChromData\G2_LUNA\20190620-83049.b\G2_8330_Luna.m				
Limit Group:	GCSV - 8330				
Last Update:	24-Jun-2019 10:52:06	Calib Date:	08-May-2019 00:28:23		
Integrator:	Falcon				
Quant Method:	External Standard	Quant By:	Initial Calibration		
Last ICal File:	\\chromna\Denver\ChromData\G2_LUNA\20190507-81649.b\05070023.D				
Column 1 :	Luna-Phenyl hexyl (4.60 mm)		Det: LC DAD1A, 254 nm		
Process Host:	CTX0327				
First Level Reviewer: fiedlerh		Date:	24-Jun-2019 10:39:09		

Compound	Amount Added	Amount Recovered	% Rec.
$ 10 1,2-Dinitrobenzene	0.2000	0.1851	92.54

Manual Integration/User Assign Peak Report

Eurofins TestAmerica, Denver

Data File:	\\chromna\Denver\ChromData\G2_LUNA\20190620-83049.b\06210051.D				
Injection Date:	22-Jun-2019 13:17:50	Instrument ID:	CHHPLC_G2_LUNA		
Lims ID:	280-124986-B-3-A	Lab Sample ID:	280-124986-3		
Client ID:	NW023-19A				
Operator ID:	HKF	ALS Bottle#:	51	Worklist Smp#:	51
Injection Vol:	100.0 ul	Dil. Factor:	1.0000		
Method:	G2_8330_Luna	Limit Group:	GCSV - 8330		
Column:	Luna-Phenyl hexyl (4.60 mm)	Detector	LC DAD1A, 254 nm		

23 2,4,6-Trinitrotoluene, CAS: 118-96-7

Signal: 1

Processing Integration Results

RT: 24.84
Area: 29350
Amount: 0.072063
Amount Units: ug/ml

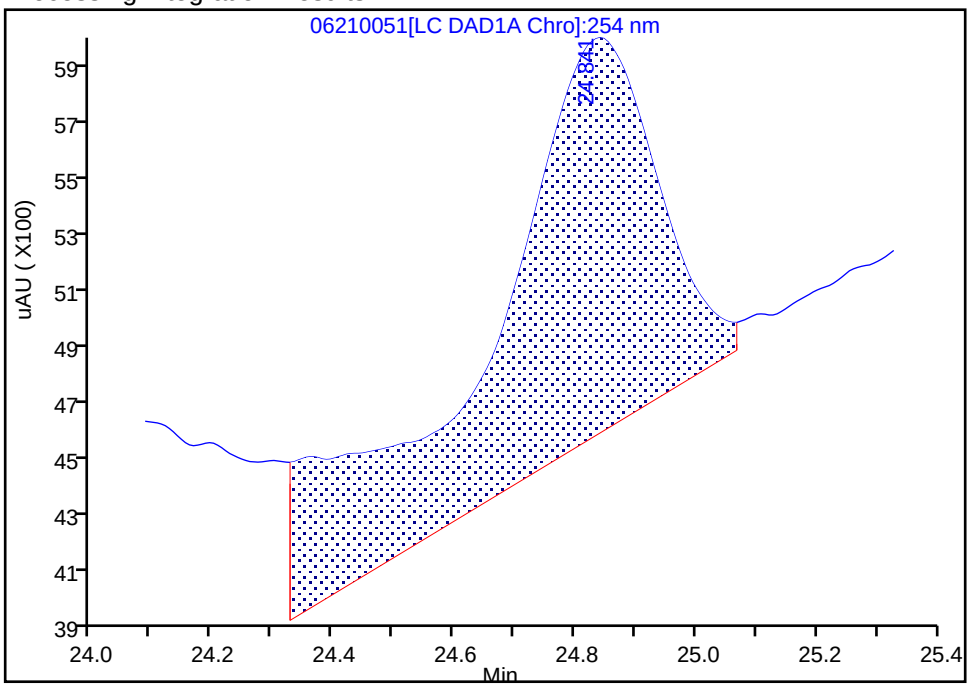

Manual Integration Results

RT: 24.84
Area: 16170
Amount: 0.039702
Amount Units: ug/ml

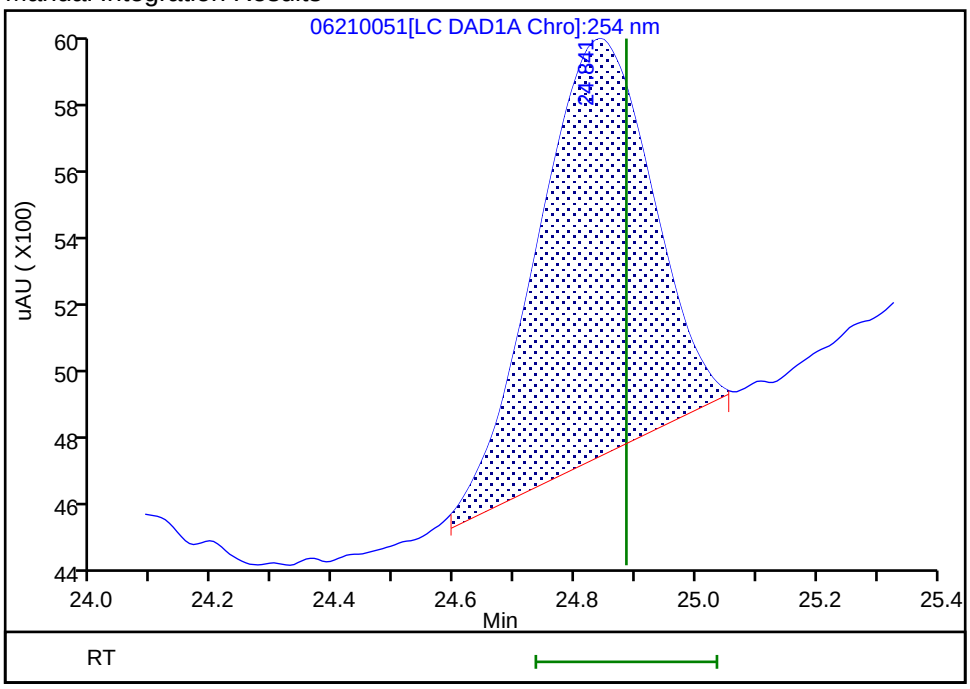

Reviewer: fiedlerh, 24-Jun-2019 10:38:44

Audit Action: Manually Integrated Audit Reason: Baseline Smoothing

User Disabled Compound Report

Eurofins TestAmerica, Denver

Data File:	\\chromna\Denver\ChromData\G2_LUNA\20190620-83049.b\06210051.D				
Injection Date:	22-Jun-2019 13:17:50	Instrument ID:	CHHPLC_G2_LUNA		
Lims ID:	280-124986-B-3-A	Lab Sample ID:	280-124986-3		
Client ID:	NW023-19A				
Operator ID:	HKF	ALS Bottle#:	51	Worklist Smp#:	51
Injection Vol:	100.0 ul	Dil. Factor:	1.0000		
Method:	G2_8330_Luna	Limit Group:	GCSV - 8330		
Column:	Luna-Phenyl hexyl (4.60 mm)	Detector	LC DAD1A, 254 nm		

17 m-Nitrotoluene, CAS: 99-08-1, Signal: 1

RT: 17.93
Response: 5828
Amount: 0.019912

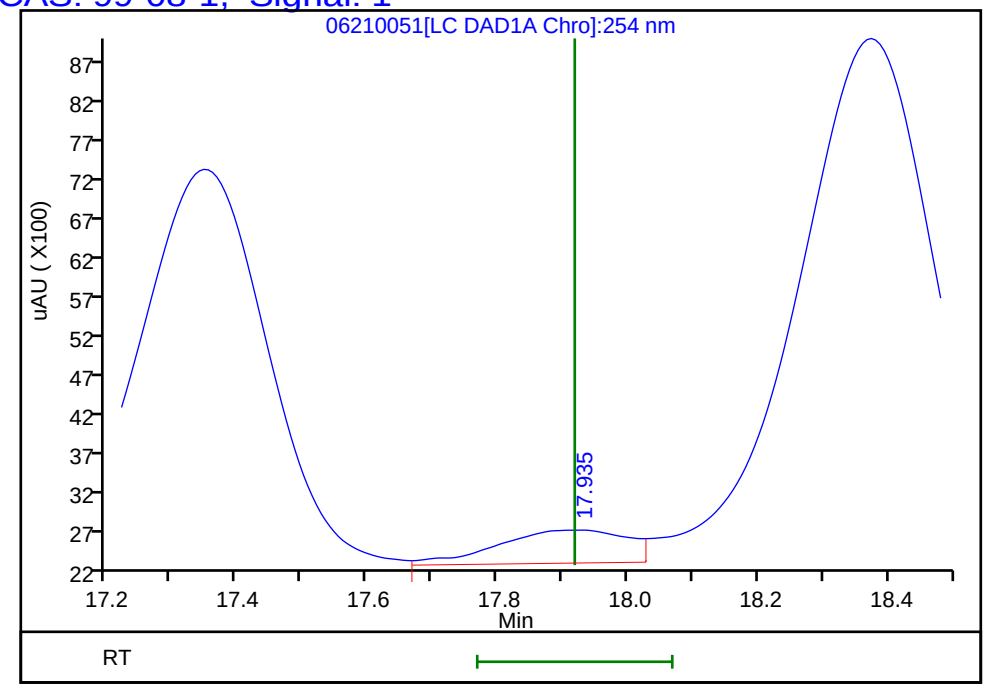

Reviewer: fiedlerh, 24-Jun-2019 10:39:09
Audit Action: Marked Compound Undetected Audit Reason: Invalid Compound ID

Manual Integration/User Assign Peak Report

Eurofins TestAmerica, Denver

Data File:	\\chromna\Denver\ChromData\G2_LUNA\20190620-83049.b\06210051.D				
Injection Date:	22-Jun-2019 13:17:50	Instrument ID:	CHHPLC_G2_LUNA		
Lims ID:	280-124986-B-3-A	Lab Sample ID:	280-124986-3		
Client ID:	NW023-19A				
Operator ID:	HKF	ALS Bottle#:	51	Worklist Smp#:	51
Injection Vol:	100.0 ul	Dil. Factor:	1.0000		
Method:	G2_8330_Luna	Limit Group:	GCSV - 8330		
Column:	Luna-Phenyl hexyl (4.60 mm)	Detector	LC DAD1A, 254 nm		

22 Tetryl, CAS: 479-45-8

Signal: 1

Processing Integration Results

RT: 23.81
Area: 40641
Amount: 0.129232
Amount Units: ug/ml

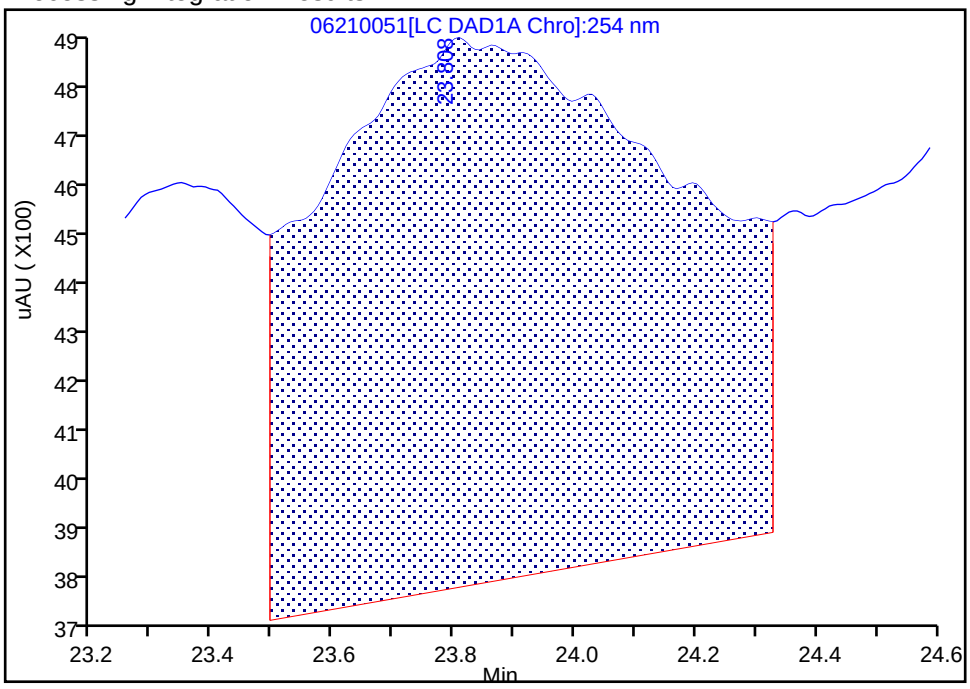

Manual Integration Results

RT: 23.81
Area: 14014
Amount: 0.044562
Amount Units: ug/ml

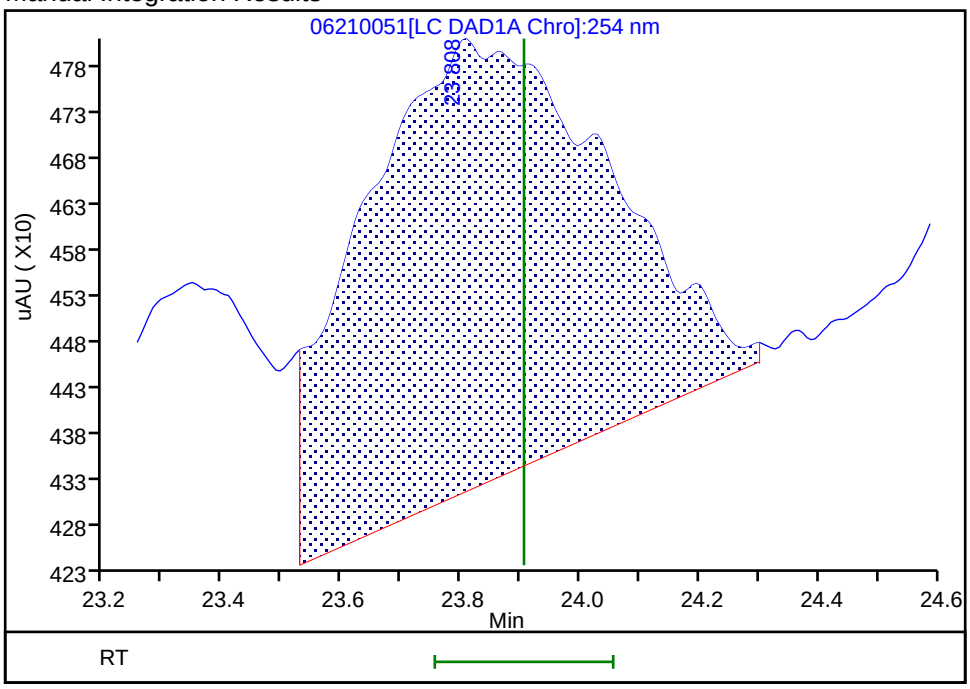

Reviewer: fiedlerh, 24-Jun-2019 10:38:39

Audit Action: Manually Integrated Audit Reason: Baseline Smoothing

FORM I
HPLC/IC ORGANICS ANALYSIS DATA SHEET

Lab Name: Eurofins TestAmerica, Denver Job No.: 280-124986-1

SDG No.:

Client Sample ID: NW023-19A RE Lab Sample ID: 280-124986-3 RE

Matrix: Water Lab File ID: 06260017.D

Analysis Method: 8330A Date Collected: 06/10/2019 08:00

Extraction Method: 3535 Date Extracted: 06/18/2019 14:22

Sample wt/vol: 500.8(mL) Date Analyzed: 06/26/2019 23:08

Con. Extract Vol.: 5(mL) Dilution Factor: 1

Injection Volume: 100(uL) GC Column: UltraCarb5uODS ID: 4.6(mm)

% Moisture: GPC Cleanup:(Y/N) N

Analysis Batch No.: 462823 Units: ug/L

CAS NO.	COMPOUND NAME	RESULT	Q	LOQ	LOD	DL
99-35-4	*1,3,5-Trinitrobenzene*	*0.40*	*U H*	*1.0*	0.40	*0.20*
99-65-0	*1,3-Dinitrobenzene*	*0.20*	*U H*	*0.40*	0.20	*0.089*
121-14-2	*2,4-Dinitrotoluene*	*0.20*	*U H*	*0.40*	0.20	*0.084*
606-20-2	*2,6-Dinitrotoluene*	*0.20*	*U H*	*0.20*	0.20	*0.064*
88-72-2	*2-Nitrotoluene*	*0.20*	*U H*	*0.40*	0.20	*0.085*
99-08-1	*3-Nitrotoluene*	*0.40*	*U Q H M*	*0.40*	0.40	*0.19*
99-99-0	*4-Nitrotoluene*	*0.40*	*U H*	*1.0*	0.40	*0.20*
2691-41-0	*HMX*	*0.38*	*J H M*	*0.40*	0.20	*0.087*
98-95-3	*Nitrobenzene*	*0.20*	*U H*	*0.40*	0.20	*0.091*
479-45-8	*Tetryl*	*0.20*	*U H M*	*0.24*	0.20	*0.079*

CAS NO.	SURROGATE	%REC	Q	LIMITS
528-29-0	1,2-Dinitrobenzene	100		83-119

Eurofins TestAmerica, Denver
Target Compound Quantitation Report

Data File: \\chromna\Denver\ChromData\CHHPLC_X\20190626-83230.b\06260017.D
Lims ID: 280-124986-A-3-A
Client ID: NW023-19A
Sample Type: Client
Inject. Date: 26-Jun-2019 23:08:23 ALS Bottle#: 17 Worklist Smp#: 17
Injection Vol: 100.0 ul Dil. Factor: 1.0000
Sample Info: 280-124986-A-3-A
Misc. Info.: 280-0083230-017
Operator ID: hkf Instrument ID: CHHPLC_X3

Method: \\chromna\Denver\ChromData\CHHPLC_X\20190626-83230.b\8330_X3.m
Limit Group: GCSV - 8330
Last Update: 27-Jun-2019 09:04:17 Calib Date: 21-Jun-2019 03:13:40
Integrator: Falcon
Quant Method: External Standard Quant By: Initial Calibration
Last ICal File: \\chromna\Denver\ChromData\CHHPLC_X\20190620-83048.b\06200032.D

Column 1 : UltraCarb5uODS (20) (4.60 mm) Det: LC DAD1B, 254 nm
Process Host: CTX0334

First Level Reviewer: fiedlerh Date: 27-Jun-2019 08:48:03

	Compound	Det	RT (min.)	Exp RT (min.)	Dlt RT (min.)	Response	OnCol Amt ug/mL	Flags
	3 HMX	1	6.639	6.654	-0.015	3420	0.0385	M
	6 MNX	1	7.465	7.356	0.109	7265	0.0501	M
	7 RDX	1	7.759	7.774	-0.015	2405	0.0230	M
$	9 1,2-Dinitrobenzene	1	8.752	8.754	-0.002	27110	0.1995	
	10 1,3,5-Trinitrobenzene	1	8.905	8.914	-0.009	3181	0.0136	
	11 1,3-Dinitrobenzene	1		9.574			ND	
	12 Nitrobenzene	1		9.960			ND	
	14 Tetryl	1		10.287			ND	U
	16 2,4,6-Trinitrotoluene	1	11.245	11.247	-0.002	7631	0.0347	
	17 4-Amino-2,6-dinitrotoluene	1	11.439	11.434	0.005	32134	0.1977	
	18 2-Amino-4,6-dinitrotoluene	1	11.725	11.727	-0.002	44365	0.2195	
	19 2,6-Dinitrotoluene	1		11.854			ND	
	20 2,4-Dinitrotoluene	1		12.054			ND	
	21 o-Nitrotoluene	1		12.894			ND	
	22 p-Nitrotoluene	1		13.334			ND	
	23 m-Nitrotoluene	1		13.934			ND	U

QC Flag Legend

Review Flags
M - Manually Integrated
U - Marked Undetected

Report Date: 27-Jun-2019 09:04:35 Chrom Revision: 2.3 20-Jun-2019 20:50:56

Eurofins TestAmerica, Denver

Data File: \\chromna\Denver\ChromData\CHHPLC_X\20190626-83230.b\06260017.D

Injection Date:	26-Jun-2019 23:08:23	Instrument ID:	CHHPLC_X3	Operator ID:	hkf
Lims ID:	280-124986-A-3-A	Lab Sample ID:	280-124986-3	Worklist Smp#:	17
Client ID:	NW023-19A				
Injection Vol:	100.0 ul	Dil. Factor:	1.0000	ALS Bottle#:	17
Method:	8330_X3	Limit Group:	GCSV - 8330		

Column: UltraCarb5uODS (20) (4.60 mm) Y Scaling: Method Defined: Scale to the Nth Largest Target: 1

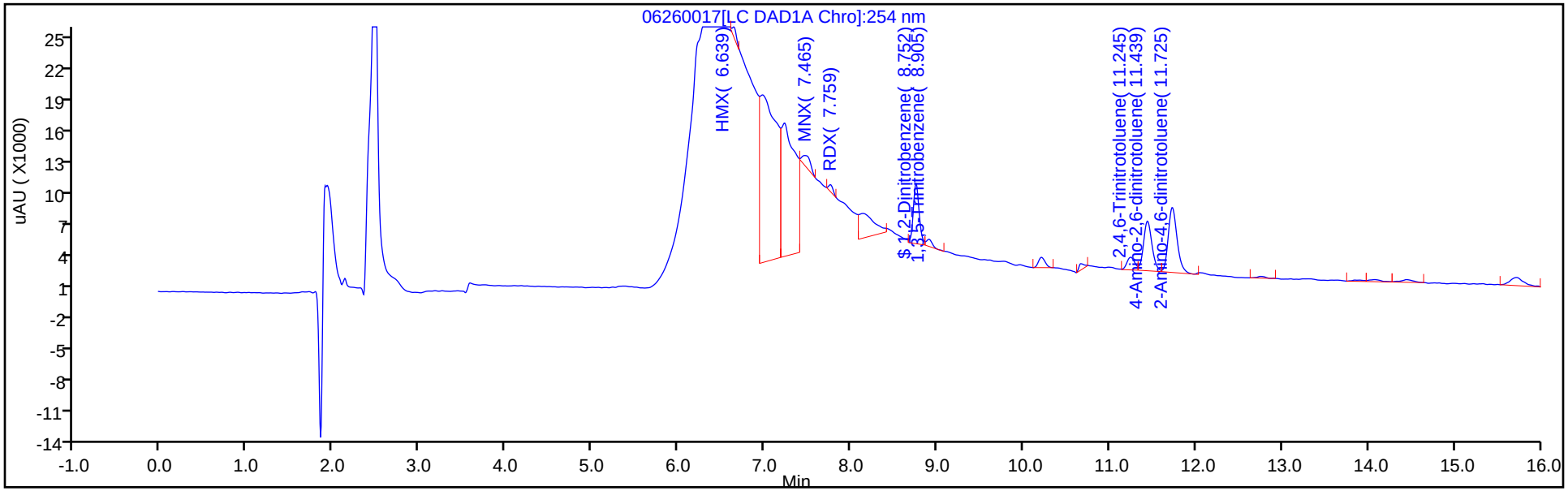

Y Scaling: Method Defined: Scale to the Nth Largest Target: 1

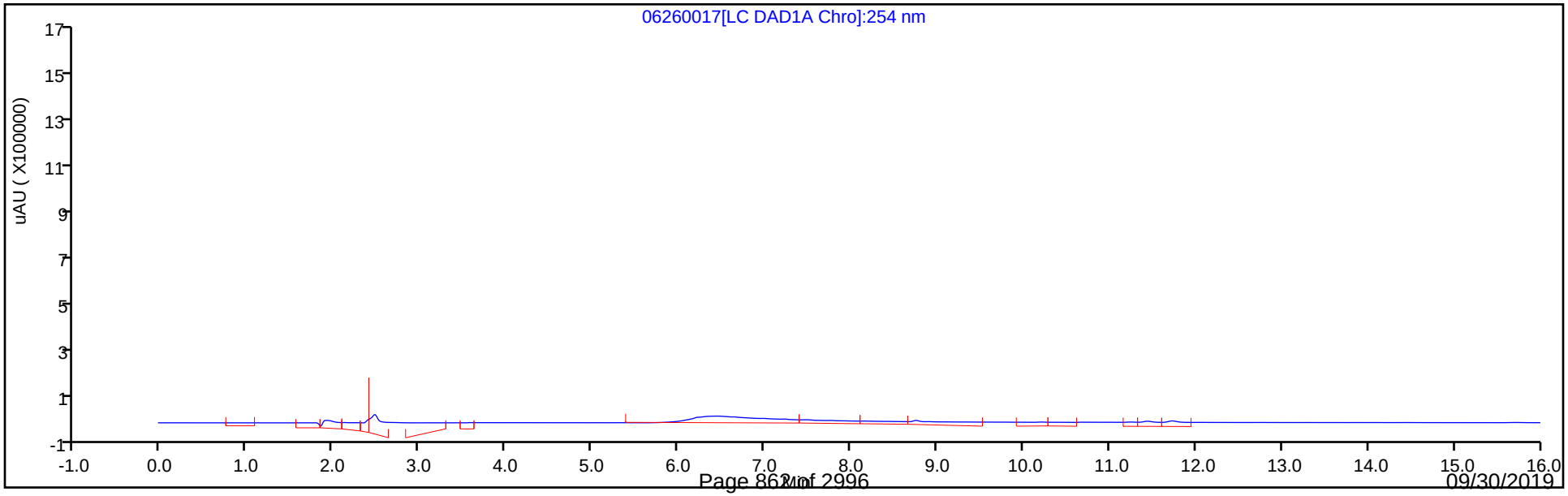

Eurofins TestAmerica, Denver
Recovery Report

Data File:	\\chromna\Denver\ChromData\CHHPLC_X\20190626-83230.b\06260017.D				
Lims ID:	280-124986-A-3-A				
Client ID:	NW023-19A				
Sample Type:	Client				
Inject. Date:	26-Jun-2019 23:08:23	ALS Bottle#:	17	Worklist Smp#:	17
Injection Vol:	100.0 ul	Dil. Factor:	1.0000		
Sample Info:	280-124986-A-3-A				
Misc. Info.:	280-0083230-017				
Operator ID:	hkf	Instrument ID:	CHHPLC_X3		
Method:	\\chromna\Denver\ChromData\CHHPLC_X\20190626-83230.b\8330_X3.m				
Limit Group:	GCSV - 8330				
Last Update:	27-Jun-2019 09:04:17	Calib Date:	21-Jun-2019 03:13:40		
Integrator:	Falcon				
Quant Method:	External Standard	Quant By:	Initial Calibration		
Last ICal File:	\\chromna\Denver\ChromData\CHHPLC_X\20190620-83048.b\06200032.D				
Column 1 :	UltraCarb5uODS (20) (4.60 mm)		Det: LC DAD1B, 254 nm		
Process Host:	CTX0334				
First Level Reviewer: fiedlerh		Date:	27-Jun-2019 08:48:03		

Compound	Amount Added	Amount Recovered	% Rec.
$ 9 1,2-Dinitrobenzene	0.2000	0.1995	99.74

User Disabled Compound Report

Eurofins TestAmerica, Denver

Data File: \\chromna\Denver\ChromData\CHHPLC_X\20190626-83230.b\06260017.D
Injection Date: 26-Jun-2019 23:08:23 Instrument ID: CHHPLC_X3
Lims ID: 280-124986-A-3-A Lab Sample ID: 280-124986-3
Client ID: NW023-19A
Operator ID: hkf ALS Bottle#: 17 Worklist Smp#: 17
Injection Vol: 100.0 ul Dil. Factor: 1.0000
Method: 8330_X3 Limit Group: GCSV - 8330
Column: UltraCarb5uODS (20) (4.60 mm) Detector LC DAD1B, 254 nm

23 m-Nitrotoluene, CAS: 99-08-1, Signal: 1

RT: 13.85
Response: 1127
Amount: 0.007677

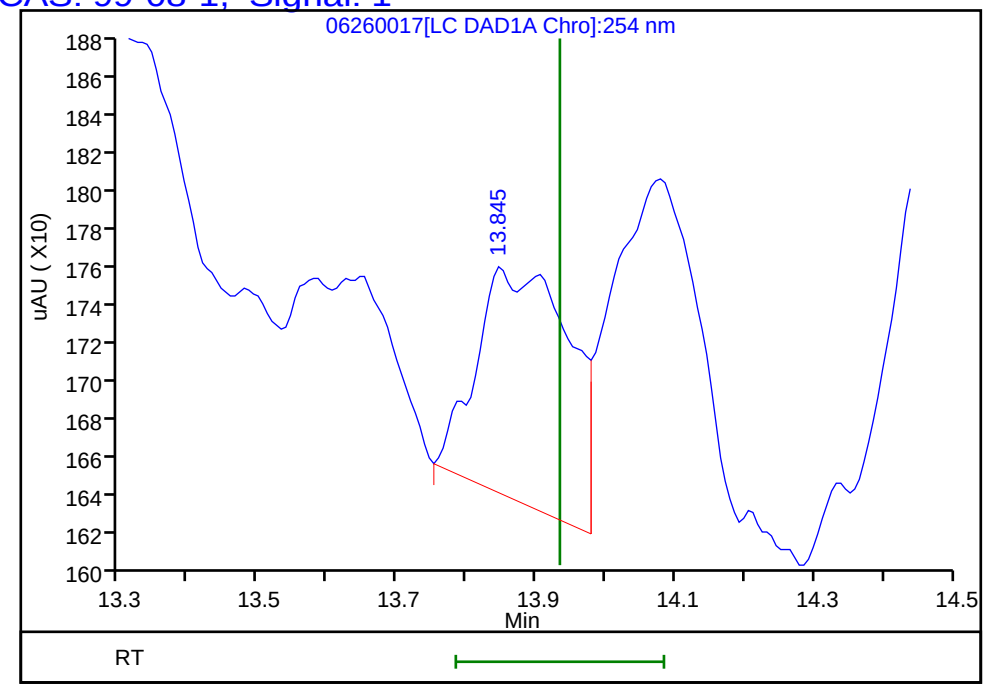

Reviewer: fiedlerh, 27-Jun-2019 08:48:03
Audit Action: Marked Compound Undetected Audit Reason: Invalid Compound ID

Manual Integration/User Assign Peak Report

Eurofins TestAmerica, Denver

Data File:	\\chromna\Denver\ChromData\CHHPLC_X\20190626-83230.b\06260017.D				
Injection Date:	26-Jun-2019 23:08:23	Instrument ID:	CHHPLC_X3		
Lims ID:	280-124986-A-3-A	Lab Sample ID:	280-124986-3		
Client ID:	NW023-19A				
Operator ID:	hkf	ALS Bottle#:	17	Worklist Smp#:	17
Injection Vol:	100.0 ul	Dil. Factor:	1.0000		
Method:	8330_X3	Limit Group:	GCSV - 8330		
Column:	UltraCarb5uODS (20) (4.60 mm)	Detector	LC DAD1B, 254 nm		

3 HMX, CAS: 2691-41-0

Signal: 1

Processing Integration Results

RT: 6.64
Area: 373729
Amount: 4.207344
Amount Units: ug/mL

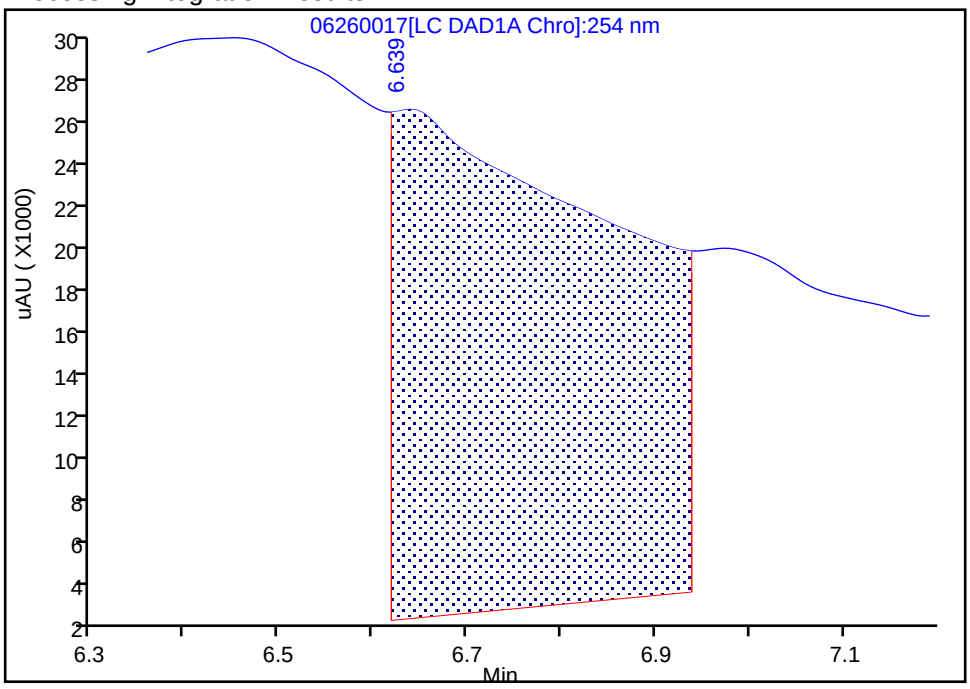

Manual Integration Results

RT: 6.64
Area: 3420
Amount: 0.038501
Amount Units: ug/mL

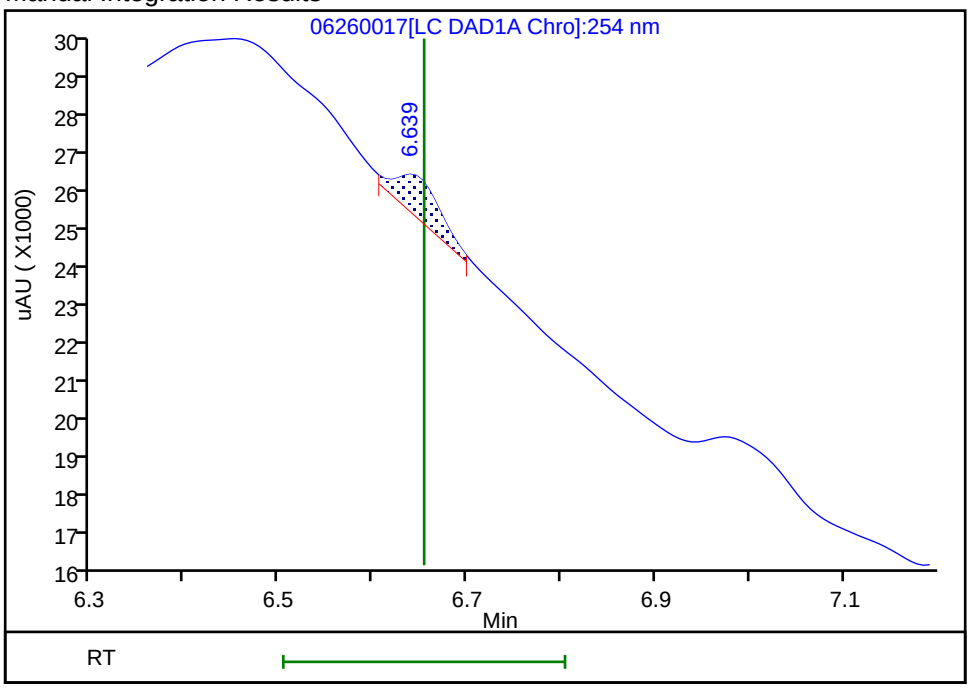

Reviewer: fiedlerh, 27-Jun-2019 08:47:31

Audit Action: Manually Integrated Audit Reason: Baseline Smoothing

Manual Integration/User Assign Peak Report

Eurofins TestAmerica, Denver

Data File:	\\chromna\Denver\ChromData\CHHPLC_X\20190626-83230.b\06260017.D		
Injection Date:	26-Jun-2019 23:08:23	Instrument ID:	CHHPLC_X3
Lims ID:	280-124986-A-3-A	Lab Sample ID:	280-124986-3
Client ID:	NW023-19A		
Operator ID:	hkf	ALS Bottle#:	17 Worklist Smp#: 17
Injection Vol:	100.0 ul	Dil. Factor:	1.0000
Method:	8330_X3	Limit Group:	GCSV - 8330
Column:	UltraCarb5uODS (20) (4.60 mm)	Detector	LC DAD1B, 254 nm

6 MNX, CAS: 5755-27-1

Signal: 1

Processing Integration Results

RT: 7.47
Area: 140096
Amount: 0.966451
Amount Units: ug/mL

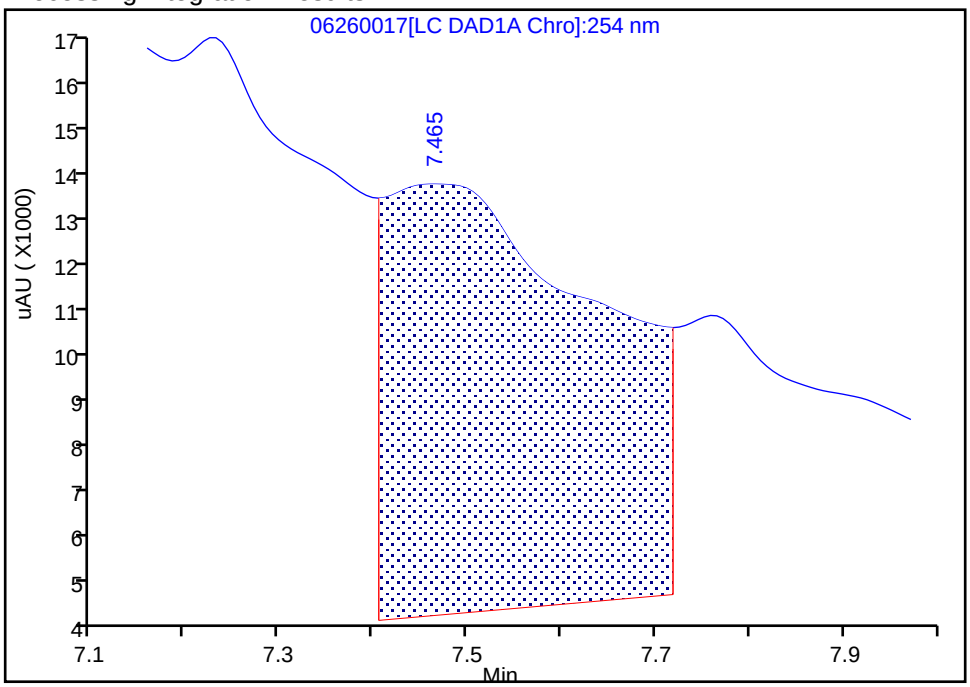

Manual Integration Results

RT: 7.47
Area: 7265
Amount: 0.050118
Amount Units: ug/mL

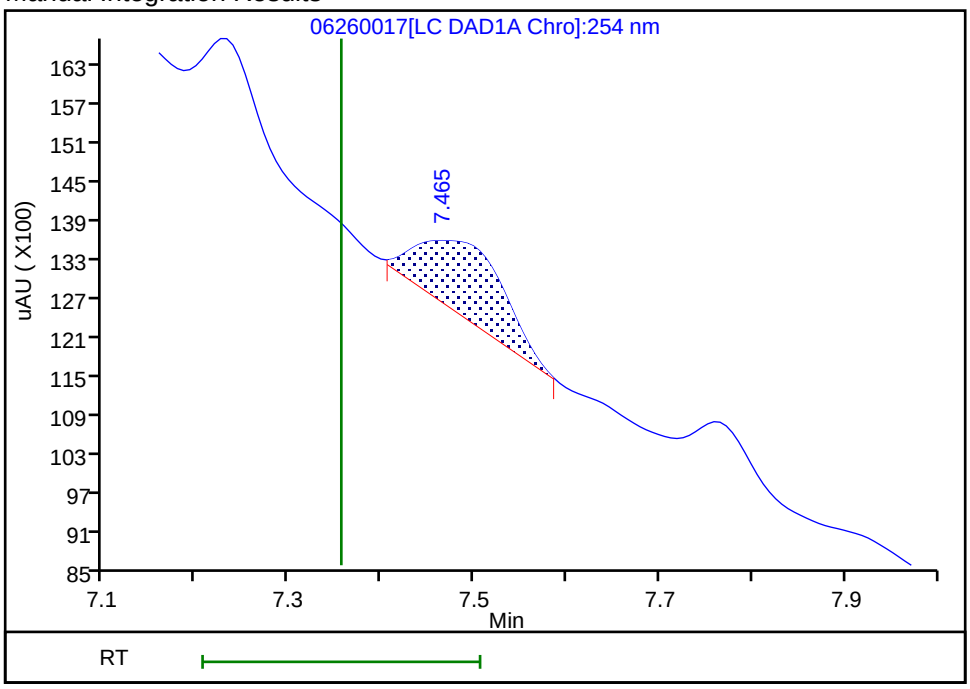

Reviewer: fiedlerh, 27-Jun-2019 08:47:38

Audit Action: Manually Integrated Audit Reason: Baseline Smoothing

Manual Integration/User Assign Peak Report

Eurofins TestAmerica, Denver

Data File:	\\chromna\Denver\ChromData\CHHPLC_X\20190626-83230.b\06260017.D		
Injection Date:	26-Jun-2019 23:08:23	Instrument ID:	CHHPLC_X3
Lims ID:	280-124986-A-3-A	Lab Sample ID:	280-124986-3
Client ID:	NW023-19A		
Operator ID:	hkf	ALS Bottle#:	17 Worklist Smp#: 17
Injection Vol:	100.0 ul	Dil. Factor:	1.0000
Method:	8330_X3	Limit Group:	GCSV - 8330
Column:	UltraCarb5uODS (20) (4.60 mm)	Detector	LC DAD1B, 254 nm

7 RDX, CAS: 121-82-4

Signal: 1

Processing Integration Results

RT: 7.76
Area: 86637
Amount: 0.827268
Amount Units: ug/mL

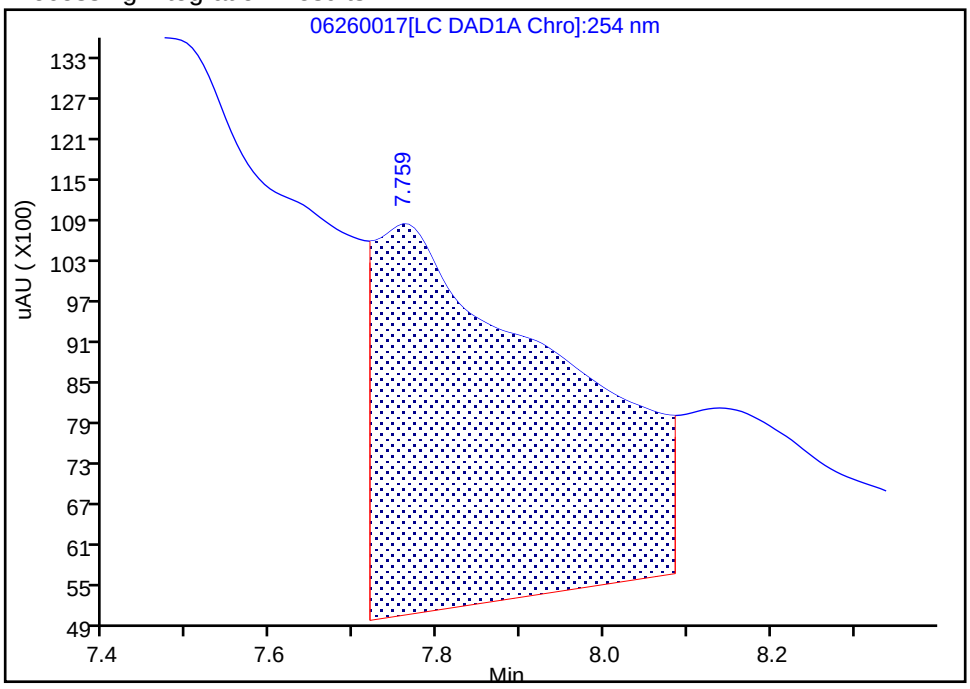

Manual Integration Results

RT: 7.76
Area: 2405
Amount: 0.022965
Amount Units: ug/mL

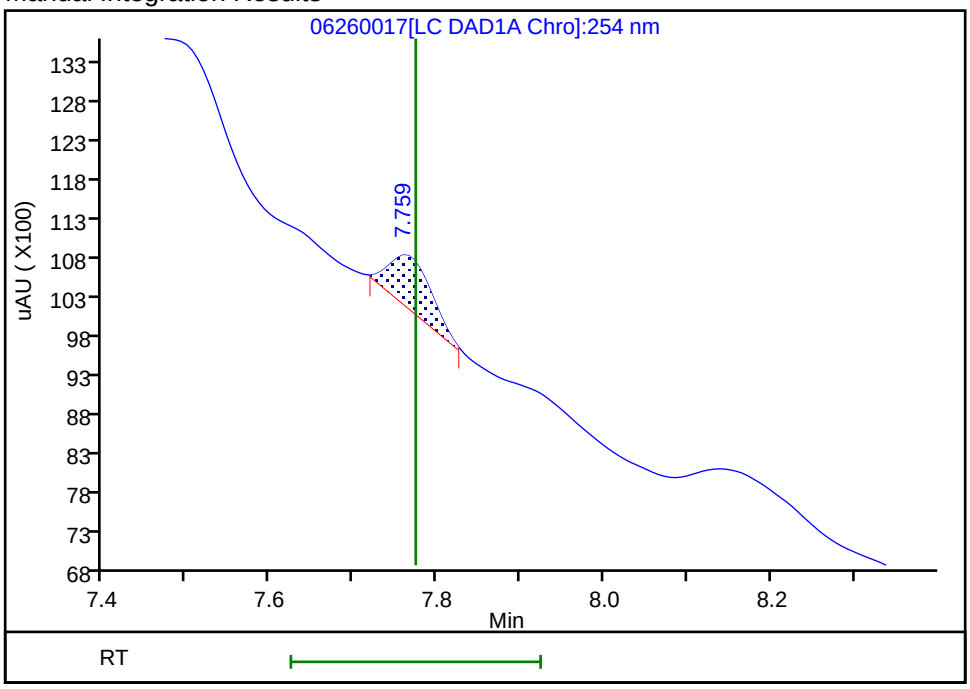

Reviewer: fiedlerh, 27-Jun-2019 08:47:49

Audit Action: Manually Integrated Audit Reason: Baseline Smoothing

User Disabled Compound Report

Eurofins TestAmerica, Denver

Data File: \\chromna\Denver\ChromData\CHHPLC_X\20190626-83230.b\06260017.D

Injection Date:	26-Jun-2019 23:08:23	Instrument ID:	CHHPLC_X3		
Lims ID:	280-124986-A-3-A	Lab Sample ID:	280-124986-3		
Client ID:	NW023-19A				
Operator ID:	hkf	ALS Bottle#:	17	Worklist Smp#:	17
Injection Vol:	100.0 ul	Dil. Factor:	1.0000		
Method:	8330_X3	Limit Group:	GCSV - 8330		
Column:	UltraCarb5uODS (20) (4.60 mm)	Detector	LC DAD1B, 254 nm		

14 Tetryl, CAS: 479-45-8, Signal: 1

RT: 10.21
Response: 5259
Amount: 0.032135

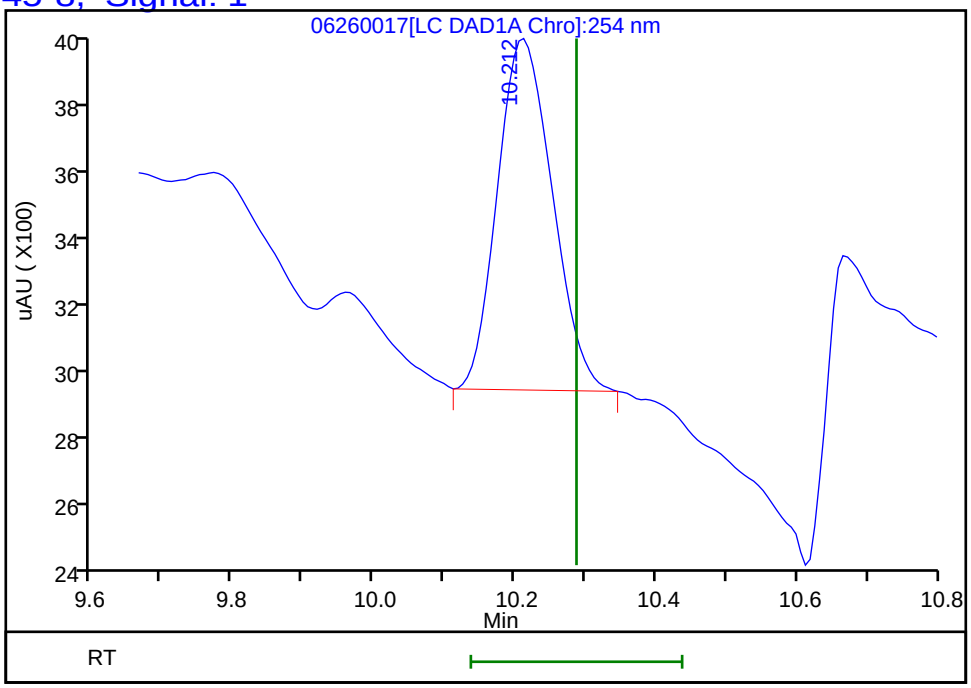

Reviewer: fiedlerh, 27-Jun-2019 08:48:03
Audit Action: Marked Compound Undetected Audit Reason: Invalid Compound ID

FORM I
HPLC/IC ORGANICS ANALYSIS DATA SHEET

Lab Name: Eurofins TestAmerica, Denver Job No.: 280-124986-1

SDG No.:

Client Sample ID: NW023-19A RE Lab Sample ID: 280-124986-3 RE

Matrix: Water Lab File ID: 06270015.D

Analysis Method: 8330A Date Collected: 06/10/2019 08:00

Extraction Method: 3535 Date Extracted: 06/18/2019 14:22

Sample wt/vol: 500.8(mL) Date Analyzed: 06/27/2019 23:37

Con. Extract Vol.: 5(mL) Dilution Factor: 1

Injection Volume: 100(uL) GC Column: Luna-phenylhex ID: 4.6(mm)

% Moisture: GPC Cleanup:(Y/N) N

Analysis Batch No.: 462962 Units: ug/L

CAS NO.	COMPOUND NAME	RESULT	Q	LOQ	LOD	DL
118-96-7	*2,4,6-Trinitrotoluene*	*0.40*	*U H*	*0.40*	0.40	*0.16*
35572-78-2	*2-Amino-4,6-dinitrotoluene*	*0.12*	*U H*	*0.20*	0.12	*0.051*
19406-51-0	*4-Amino-2,6-dinitrotoluene*	*0.12*	*U H Q*	*0.20*	0.12	*0.058*
5755-27-1	*MNX*	*0.40*	*U H*	*2.0*	0.40	*0.15*
121-82-4	*RDX*	*0.40*	*U H*	*0.40*	0.40	*0.16*

CAS NO.	SURROGATE	%REC	Q	LIMITS
528-29-0	1,2-Dinitrobenzene	96		83-119

Eurofins TestAmerica, Denver
Target Compound Quantitation Report

Data File: \\chromna\Denver\ChromData\G2_LUNA\20190627-83272.b\06270015.D
Lims ID: 280-124986-A-3-A
Client ID: NW023-19A
Sample Type: Client
Inject. Date: 27-Jun-2019 23:37:26 ALS Bottle#: 15 Worklist Smp#: 15
Injection Vol: 100.0 ul Dil. Factor: 1.0000
Sample Info: 280-124986-A-3-A
Misc. Info.: 280-0083272-015
Operator ID: HKF Instrument ID: CHHPLC_G2_LUNA

Method: \\chromna\Denver\ChromData\G2_LUNA\20190627-83272.b\G2_8330_Luna.m
Limit Group: GCSV - 8330
Last Update: 28-Jun-2019 13:30:52 Calib Date: 08-May-2019 00:28:23
Integrator: Falcon
Quant Method: External Standard Quant By: Initial Calibration
Last ICal File: \\chromna\Denver\ChromData\G2_LUNA\20190507-81649.b\05070023.D

Column 1 : Luna-Phenyl hexyl (4.60 mm) Det: LC DAD1A, 254 nm
Process Host: CTX0317

First Level Reviewer: fiedlerh Date: 28-Jun-2019 13:06:41

	Compound	Det	RT (min.)	Exp RT (min.)	Dlt RT (min.)	Response	OnCol Amt ug/ml	Flags
	6 HMX	1		7.181			ND	
	7 MNX	1		7.835			ND	
	8 RDX	1		9.254			ND	
	9 Nitrobenzene	1		12.227			ND	
$	10 1,2-Dinitrobenzene	1	13.259	13.267	-0.008	52954	0.1913	
	12 1,3-Dinitrobenzene	1		15.787			ND	
	14 o-Nitrotoluene	1		16.594			ND	
	15 p-Nitrotoluene	1		16.927			ND	U
	16 4-Amino-2,6-dinitrotoluene	1		17.341			ND	
	17 m-Nitrotoluene	1	17.872	17.841	0.031	15305	0.0523	
	18 2-Amino-4,6-dinitrotoluene	1		18.374			ND	
	19 1,3,5-Trinitrobenzene	1		19.087			ND	
	20 2,6-Dinitrotoluene	1		19.941			ND	
	21 2,4-Dinitrotoluene	1		20.501			ND	
	22 Tetryl	1		23.828			ND	
	23 2,4,6-Trinitrotoluene	1		24.814			ND	

QC Flag Legend

Review Flags
U - Marked Undetected

Report Date: 28-Jun-2019 13:31:10 Chrom Revision: 2.3 20-Jun-2019 20:50:56

Eurofins TestAmerica, Denver

Data File: \\chromna\Denver\ChromData\G2_LUNA\20190627-83272.b\06270015.D

Injection Date:	27-Jun-2019 23:37:26	Instrument ID:	CHHPLC_G2_LUNA	Operator ID:	HKF
Lims ID:	280-124986-A-3-A	Lab Sample ID:	280-124986-3	Worklist Smp#:	15
Client ID:	NW023-19A				
Injection Vol:	100.0 ul	Dil. Factor:	1.0000	ALS Bottle#:	15
Method:	G2_8330_Luna	Limit Group:	GCSV - 8330		

Column: Luna-Phenyl hexyl (4.60 mm) Y Scaling: Method Defined: Scale to the Nth Largest Peak: 1

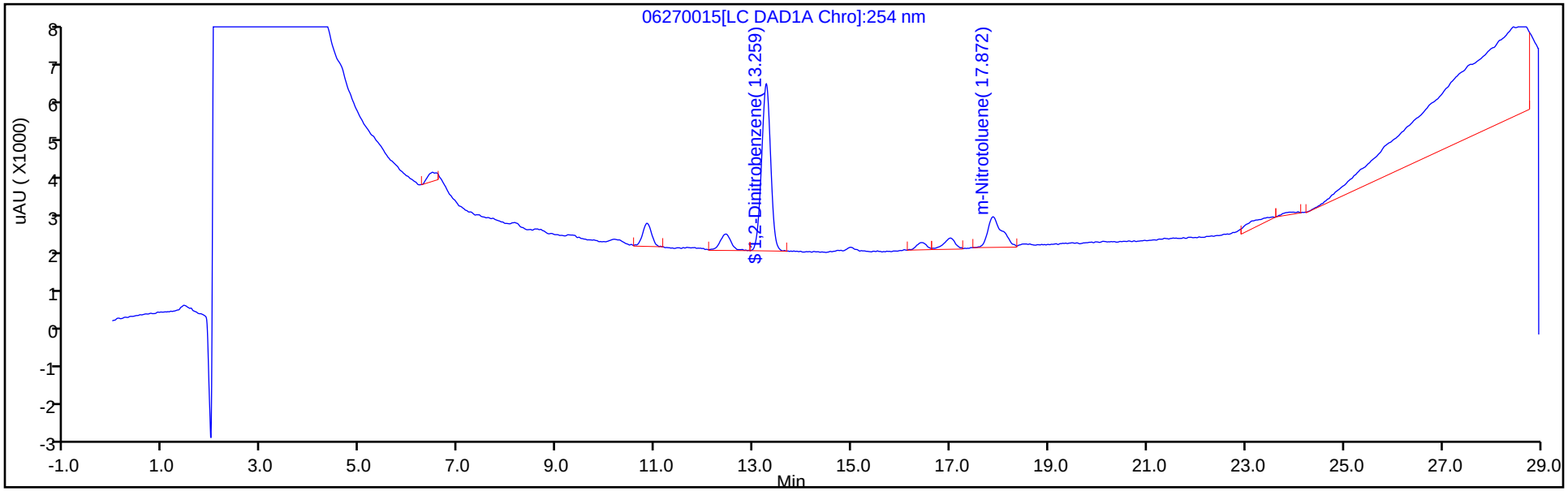

Y Scaling: Method Defined: Scale to the Nth Largest Peak: 1

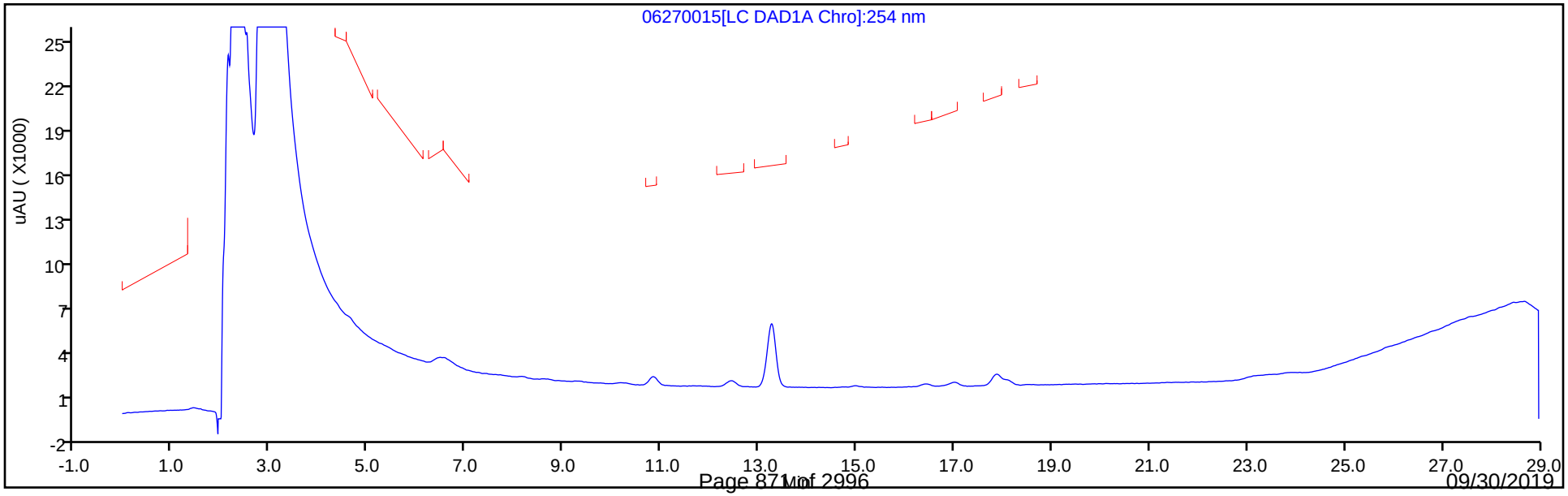

Eurofins TestAmerica, Denver
Recovery Report

Data File:	\\chromna\Denver\ChromData\G2_LUNA\20190627-83272.b\06270015.D				
Lims ID:	280-124986-A-3-A				
Client ID:	NW023-19A				
Sample Type:	Client				
Inject. Date:	27-Jun-2019 23:37:26	ALS Bottle#:	15	Worklist Smp#:	15
Injection Vol:	100.0 ul	Dil. Factor:	1.0000		
Sample Info:	280-124986-A-3-A				
Misc. Info.:	280-0083272-015				
Operator ID:	HKF	Instrument ID:	CHHPLC_G2_LUNA		
Method:	\\chromna\Denver\ChromData\G2_LUNA\20190627-83272.b\G2_8330_Luna.m				
Limit Group:	GCSV - 8330				
Last Update:	28-Jun-2019 13:30:52	Calib Date:	08-May-2019 00:28:23		
Integrator:	Falcon				
Quant Method:	External Standard	Quant By:	Initial Calibration		
Last ICal File:	\\chromna\Denver\ChromData\G2_LUNA\20190507-81649.b\05070023.D				
Column 1 :	Luna-Phenyl hexyl (4.60 mm)		Det: LC DAD1A, 254 nm		
Process Host:	CTX0317				
First Level Reviewer: fiedlerh		Date:	28-Jun-2019 13:06:41		

Compound	Amount Added	Amount Recovered	% Rec.
$ 10 1,2-Dinitrobenzene	0.2000	0.1913	95.63

User Disabled Compound Report

Eurofins TestAmerica, Denver

Data File:	\\chromna\Denver\ChromData\G2_LUNA\20190627-83272.b\06270015.D				
Injection Date:	27-Jun-2019 23:37:26	Instrument ID:	CHHPLC_G2_LUNA		
Lims ID:	280-124986-A-3-A	Lab Sample ID:	280-124986-3		
Client ID:	NW023-19A				
Operator ID:	HKF	ALS Bottle#:	15	Worklist Smp#:	15
Injection Vol:	100.0 ul	Dil. Factor:	1.0000		
Method:	G2_8330_Luna	Limit Group:	GCSV - 8330		
Column:	Luna-Phenyl hexyl (4.60 mm)	Detector	LC DAD1A, 254 nm		

15 p-Nitrotoluene, CAS: 99-99-0, Signal: 1

RT: 17.01
Response: 4644
Amount: 0.020490

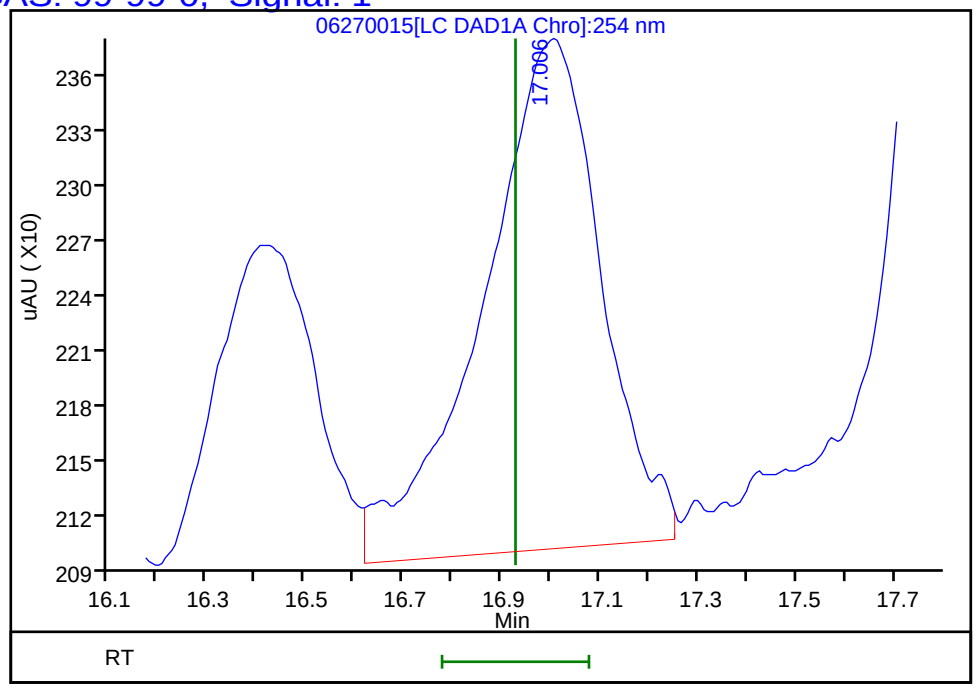

Reviewer: fiedlerh, 28-Jun-2019 13:06:41
Audit Action: Marked Compound Undetected Audit Reason: Invalid Compound ID

FORM I
HPLC/IC ORGANICS ANALYSIS DATA SHEET

Lab Name: Eurofins TestAmerica, Denver Job No.: 280-124986-1

SDG No.:

Client Sample ID: G0090-19A Lab Sample ID: 280-124986-4

Matrix: Water Lab File ID: 06190053.D

Analysis Method: 8330A Date Collected: 06/09/2019 11:45

Extraction Method: 3535 Date Extracted: 06/14/2019 10:20

Sample wt/vol: 507.1(mL) Date Analyzed: 06/20/2019 05:33

Con. Extract Vol.: 5(mL) Dilution Factor: 1

Injection Volume: 100(uL) GC Column: UltraCarb5uODS ID: 4.6(mm)

% Moisture: GPC Cleanup:(Y/N) N

Analysis Batch No.: 462065 Units: ug/L

CAS NO.	COMPOUND NAME	RESULT	Q	LOQ	LOD	DL
99-35-4	1,3,5-Trinitrobenzene	0.39	U M	0.99	0.39	0.20
99-65-0	1,3-Dinitrobenzene	0.20	U	0.39	0.20	0.087
118-96-7	2,4,6-Trinitrotoluene	0.39	U	0.39	0.39	0.16
121-14-2	2,4-Dinitrotoluene	0.20	U	0.39	0.20	0.083
606-20-2	2,6-Dinitrotoluene	0.20	U	0.20	0.20	0.064
35572-78-2	2-Amino-4,6-dinitrotoluene	0.19	J Q	0.20	0.12	0.050
88-72-2	2-Nitrotoluene	0.20	U Q	0.39	0.20	0.084
99-08-1	3-Nitrotoluene	0.39	U M Q	0.39	0.39	0.19
99-99-0	4-Nitrotoluene	0.39	U Q	0.99	0.39	0.20
2691-41-0	HMX	0.73	J1 M	0.39	0.20	0.086
5755-27-1	MNX	0.39	U	2.0	0.39	0.15
98-95-3	Nitrobenzene	0.20	U	0.39	0.20	0.090
121-82-4	RDX	0.60	M Q	0.39	0.39	0.16
479-45-8	Tetryl	0.20	U M	0.24	0.20	0.078

CAS NO.	SURROGATE	%REC	Q	LIMITS
528-29-0	1,2-Dinitrobenzene	208	M Q	83-119

Eurofins TestAmerica, Denver
Target Compound Quantitation Report

Data File: \\chromna\Denver\ChromData\CHHPLC_X\20190619-83007.b\06190053.D
Lims ID: 280-124986-A-4-A
Client ID: G0090-19A
Sample Type: Client
Inject. Date: 20-Jun-2019 05:33:15 ALS Bottle#: 53 Worklist Smp#: 53
Injection Vol: 100.0 ul Dil. Factor: 1.0000
Sample Info: 280-124986-A-4-A
Misc. Info.: 280-0083007-053
Operator ID: hkf Instrument ID: CHHPLC_X3

Method: \\chromna\Denver\ChromData\CHHPLC_X\20190619-83007.b\8330_X3.m
Limit Group: GCSV - 8330
Last Update: 20-Jun-2019 10:14:32 Calib Date: 15-May-2019 01:42:24
Integrator: Falcon
Quant Method: External Standard Quant By: Initial Calibration
Last ICal File: \\chromna\Denver\ChromData\CHHPLC_X\20190514-81869.b\0514B032.D

Column 1 : UltraCarb5uODS (20) (4.60 mm) Det: LC DAD1B, 254 nm
Process Host: CTX0329

First Level Reviewer: fiedlerh Date: 20-Jun-2019 10:09:58

	Compound	Det	RT (min.)	Exp RT (min.)	Dlt RT (min.)	Response	OnCol Amt ug/mL	Flags
	3 HMX	1	6.649	6.647	0.002	6598	0.0740	M
	6 MNX	1		7.359			ND	
	7 RDX	1	7.776	7.774	0.002	6510	0.0610	M
$	9 1,2-Dinitrobenzene	1	8.729	8.761	-0.032	54184	0.4164	M
	10 1,3,5-Trinitrobenzene	1	8.916	8.914	0.002	2619	0.0114	M
	11 1,3-Dinitrobenzene	1		9.580			ND	
	12 Nitrobenzene	1		9.974			ND	
	14 Tetryl	1		10.307			ND	U
	16 2,4,6-Trinitrotoluene	1		11.267			ND	
	17 4-Amino-2,6-dinitrotoluene	1	11.475	11.460	0.015	971	0.005978	
	18 2-Amino-4,6-dinitrotoluene	1	11.762	11.747	0.015	3720	0.0188	
	19 2,6-Dinitrotoluene	1		11.887			ND	
	20 2,4-Dinitrotoluene	1		12.087			ND	
	21 o-Nitrotoluene	1		12.934			ND	
	22 p-Nitrotoluene	1		13.374			ND	
	23 m-Nitrotoluene	1		13.974			ND	U

QC Flag Legend

Review Flags
M - Manually Integrated
U - Marked Undetected

Report Date: 20-Jun-2019 10:14:34 Chrom Revision: 2.3 18-Jun-2019 21:44:00

Eurofins TestAmerica, Denver

Data File: \\chromna\Denver\ChromData\CHHPLC_X\20190619-83007.b\06190053.D

Injection Date:	20-Jun-2019 05:33:15	Instrument ID:	CHHPLC_X3	Operator ID:	hkf
Lims ID:	280-124986-A-4-A	Lab Sample ID:	280-124986-4	Worklist Smp#:	53
Client ID:	G0090-19A				
Injection Vol:	100.0 ul	Dil. Factor:	1.0000	ALS Bottle#:	53
Method:	8330_X3	Limit Group:	GCSV - 8330		

Column: UltraCarb5uODS (20) (4.60 mm) Y Scaling: Method Defined: Scale to the Nth Largest Target: 1

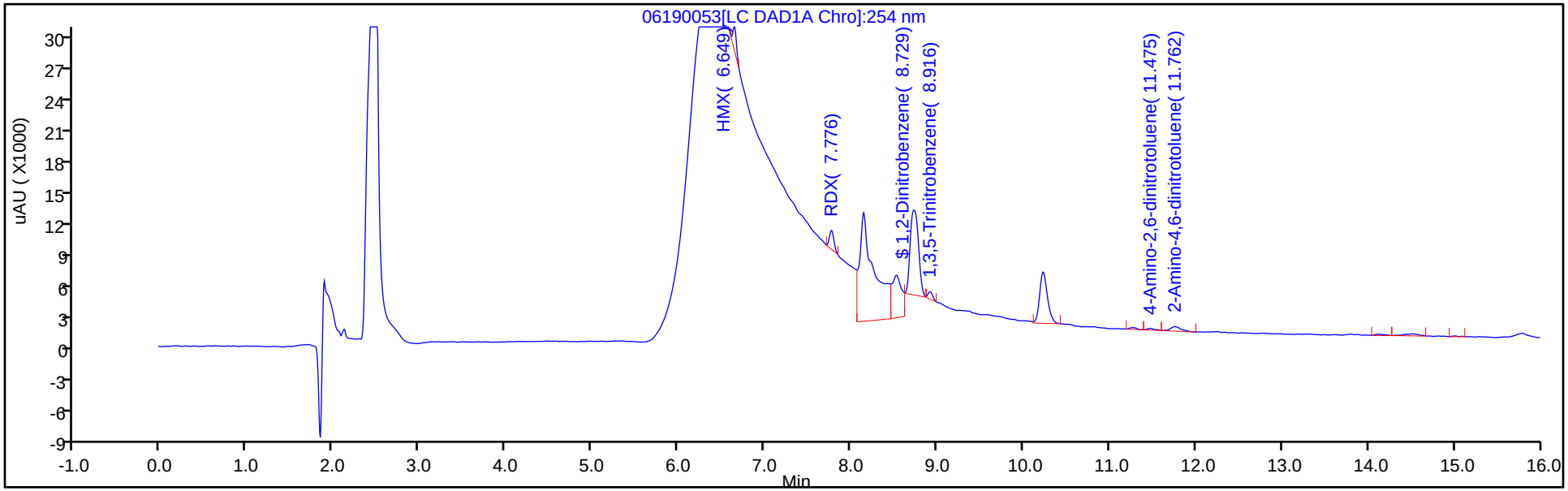

Y Scaling: Method Defined: Scale to the Nth Largest Target: 1

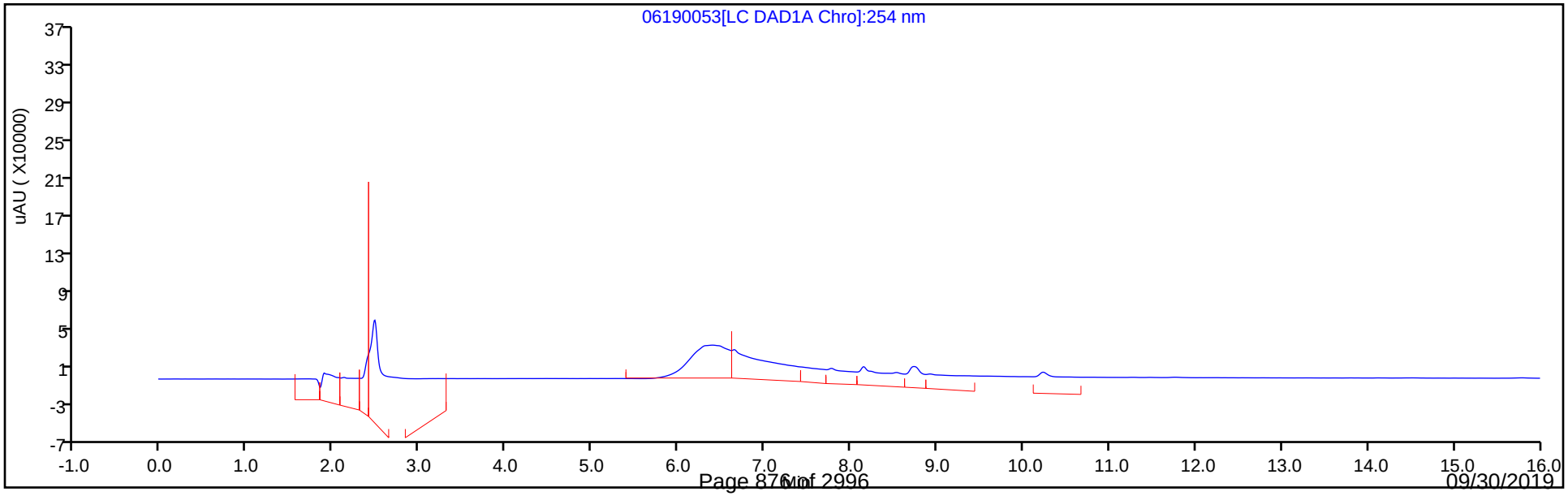

Eurofins TestAmerica, Denver
Recovery Report

Data File:	\\chromna\Denver\ChromData\CHHPLC_X\20190619-83007.b\06190053.D				
Lims ID:	280-124986-A-4-A				
Client ID:	G0090-19A				
Sample Type:	Client				
Inject. Date:	20-Jun-2019 05:33:15	ALS Bottle#:	53	Worklist Smp#:	53
Injection Vol:	100.0 ul	Dil. Factor:	1.0000		
Sample Info:	280-124986-A-4-A				
Misc. Info.:	280-0083007-053				
Operator ID:	hkf	Instrument ID:	CHHPLC_X3		
Method:	\\chromna\Denver\ChromData\CHHPLC_X\20190619-83007.b\8330_X3.m				
Limit Group:	GCSV - 8330				
Last Update:	20-Jun-2019 10:14:32	Calib Date:	15-May-2019 01:42:24		
Integrator:	Falcon				
Quant Method:	External Standard	Quant By:	Initial Calibration		
Last ICal File:	\\chromna\Denver\ChromData\CHHPLC_X\20190514-81869.b\0514B032.D				
Column 1 :	UltraCarb5uODS (20) (4.60 mm)		Det: LC DAD1B, 254 nm		
Process Host:	CTX0329				
First Level Reviewer: fiedlerh		Date:	20-Jun-2019 10:09:58		

Compound	Amount Added	Amount Recovered	% Rec.
$ 9 1,2-Dinitrobenzene	0.2000	0.4164	208.22

Manual Integration/User Assign Peak Report

Eurofins TestAmerica, Denver

Data File:	\\chromna\Denver\ChromData\CHHPLC_X\20190619-83007.b\06190053.D				
Injection Date:	20-Jun-2019 05:33:15	Instrument ID:	CHHPLC_X3		
Lims ID:	280-124986-A-4-A	Lab Sample ID:	280-124986-4		
Client ID:	G0090-19A				
Operator ID:	hkf	ALS Bottle#:	53	Worklist Smp#:	53
Injection Vol:	100.0 ul	Dil. Factor:	1.0000		
Method:	8330_X3	Limit Group:	GCSV - 8330		
Column:	UltraCarb5uODS (20) (4.60 mm)	Detector	LC DAD1B, 254 nm		

$ 9 1,2-Dinitrobenzene, CAS: 528-29-0

Signal: 1

Processing Integration Results

RT: 8.73
Area: 82776
Amount: 0.636197
Amount Units: ug/mL

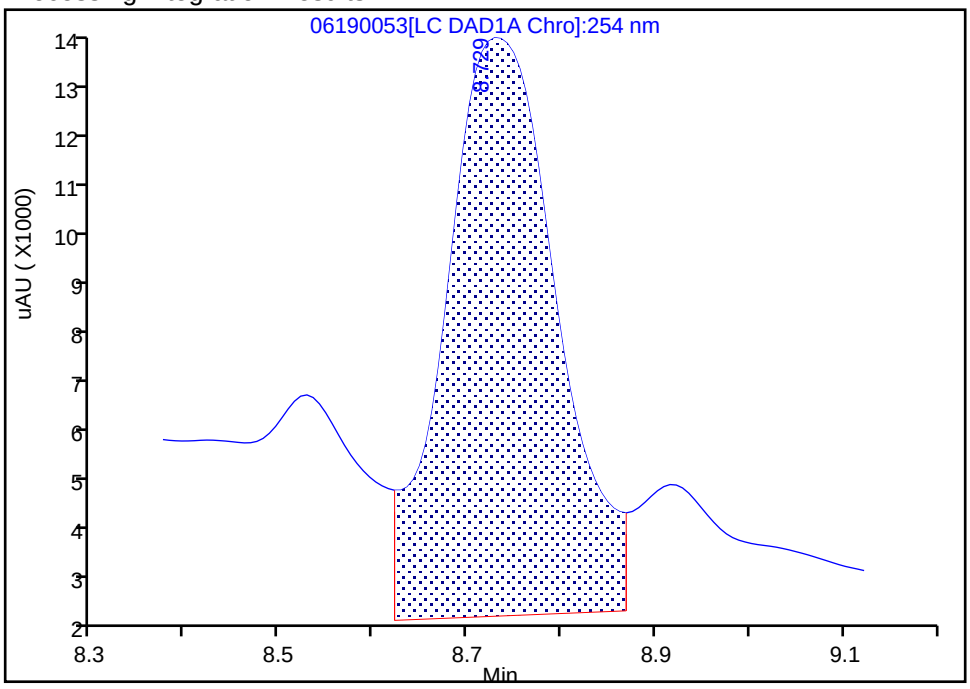

Manual Integration Results

RT: 8.73
Area: 54184
Amount: 0.416446
Amount Units: ug/mL

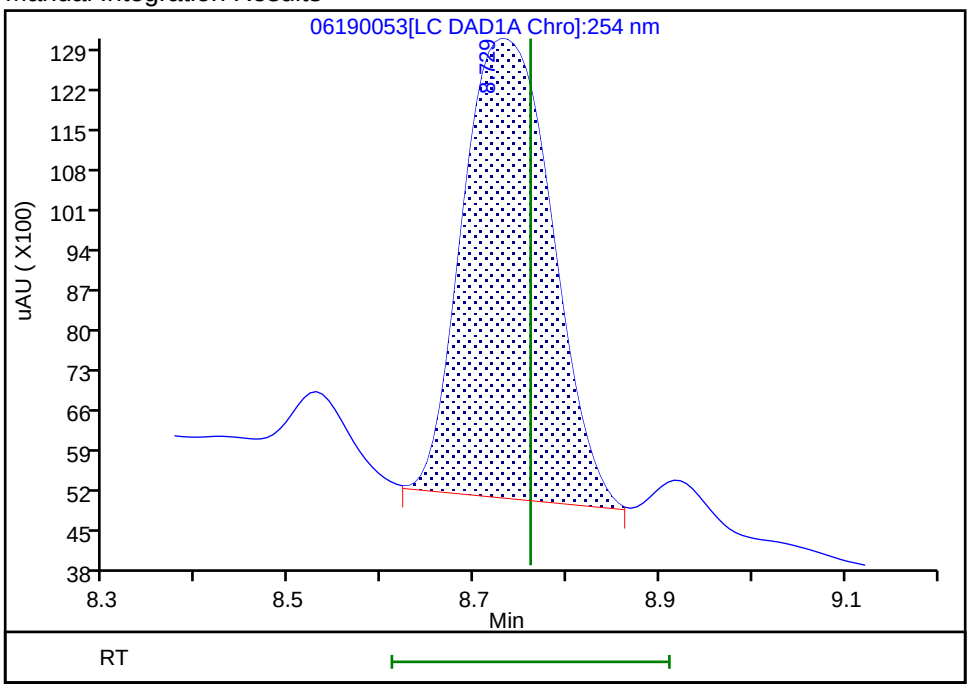

Reviewer: fiedlerh, 20-Jun-2019 10:09:23

Audit Action: Manually Integrated Audit Reason: Baseline Smoothing

Manual Integration/User Assign Peak Report

Eurofins TestAmerica, Denver

Data File:	\\chromna\Denver\ChromData\CHHPLC_X\20190619-83007.b\06190053.D				
Injection Date:	20-Jun-2019 05:33:15	Instrument ID:	CHHPLC_X3		
Lims ID:	280-124986-A-4-A	Lab Sample ID:	280-124986-4		
Client ID:	G0090-19A				
Operator ID:	hkf	ALS Bottle#:	53	Worklist Smp#:	53
Injection Vol:	100.0 ul	Dil. Factor:	1.0000		
Method:	8330_X3	Limit Group:	GCSV - 8330		
Column:	UltraCarb5uODS (20) (4.60 mm)	Detector	LC DAD1B, 254 nm		

10 1,3,5-Trinitrobenzene, CAS: 99-35-4

Signal: 1

Processing Integration Results

RT: 8.92
Area: 21615
Amount: 0.094275
Amount Units: ug/mL

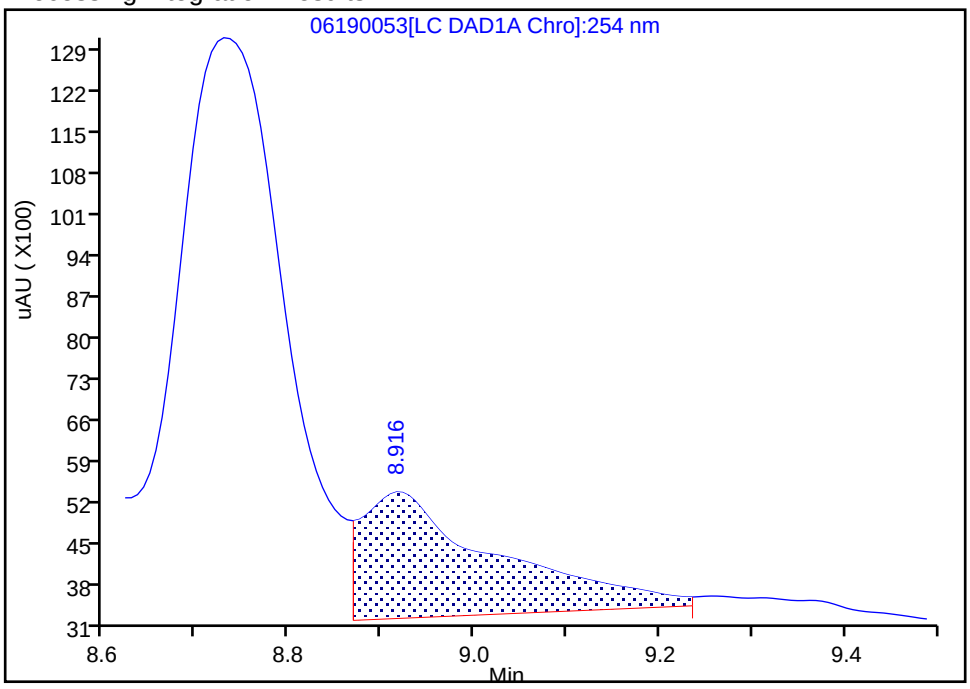

Manual Integration Results

RT: 8.92
Area: 2619
Amount: 0.011423
Amount Units: ug/mL

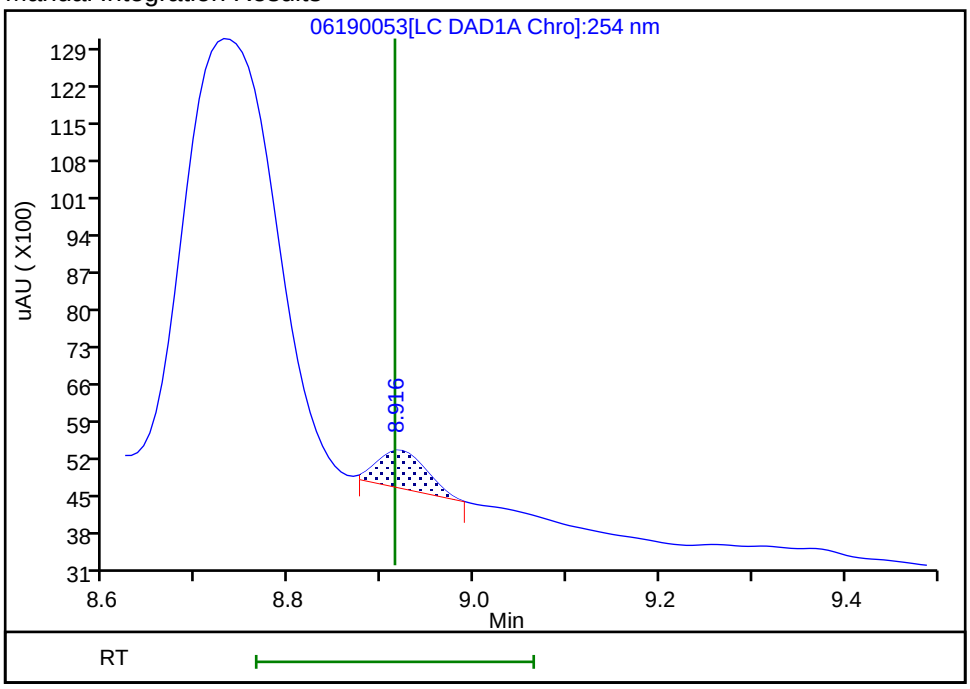

Reviewer: fiedlerh, 20-Jun-2019 10:09:29

Audit Action: Manually Integrated Audit Reason: Baseline Smoothing

User Disabled Compound Report

Eurofins TestAmerica, Denver

Data File:	\\chromna\Denver\ChromData\CHHPLC_X\20190619-83007.b\06190053.D				
Injection Date:	20-Jun-2019 05:33:15	Instrument ID:	CHHPLC_X3		
Lims ID:	280-124986-A-4-A	Lab Sample ID:	280-124986-4		
Client ID:	G0090-19A				
Operator ID:	hkf	ALS Bottle#:	53	Worklist Smp#:	53
Injection Vol:	100.0 ul	Dil. Factor:	1.0000		
Method:	8330_X3	Limit Group:	GCSV - 8330		
Column:	UltraCarb5uODS (20) (4.60 mm)	Detector	LC DAD1B, 254 nm		

23 m-Nitrotoluene, CAS: 99-08-1, Signal: 1

RT: 14.12
Response: 943
Amount: 0.006358

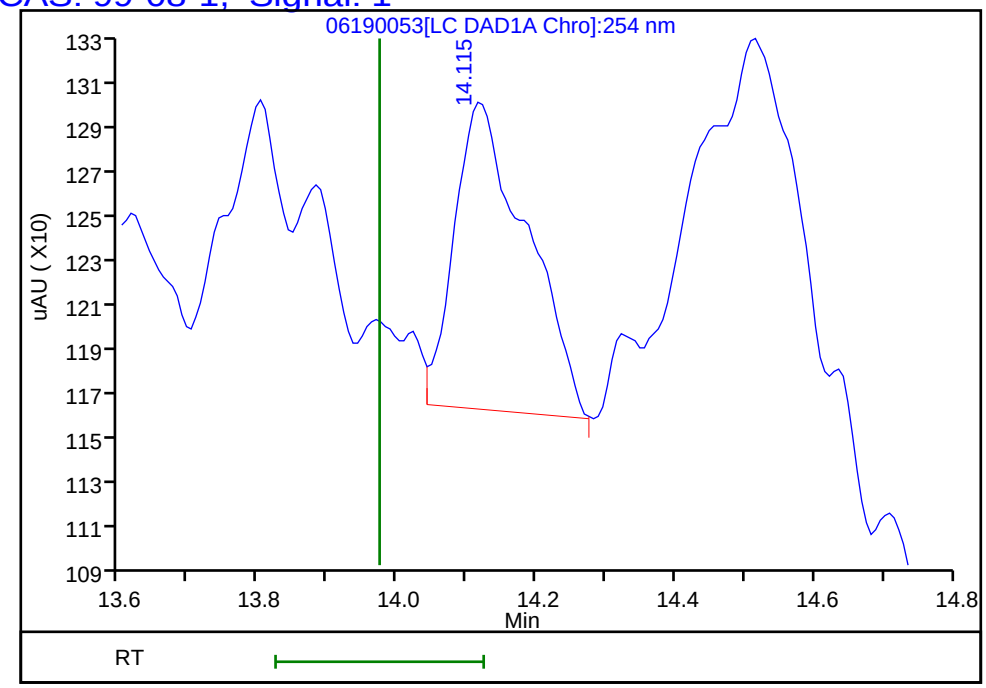

Reviewer: fiedlerh, 20-Jun-2019 10:09:58
Audit Action: Marked Compound Undetected Audit Reason: Invalid Compound ID

Manual Integration/User Assign Peak Report

Eurofins TestAmerica, Denver

Data File:	\\chromna\Denver\ChromData\CHHPLC_X\20190619-83007.b\06190053.D				
Injection Date:	20-Jun-2019 05:33:15	Instrument ID:	CHHPLC_X3		
Lims ID:	280-124986-A-4-A	Lab Sample ID:	280-124986-4		
Client ID:	G0090-19A				
Operator ID:	hkf	ALS Bottle#:	53	Worklist Smp#:	53
Injection Vol:	100.0 ul	Dil. Factor:	1.0000		
Method:	8330_X3	Limit Group:	GCSV - 8330		
Column:	UltraCarb5uODS (20) (4.60 mm)	Detector	LC DAD1B, 254 nm		

3 HMX, CAS: 2691-41-0

Signal: 1

Processing Integration Results

RT: 6.65
Area: 1034052
Amount: 11.591711
Amount Units: ug/mL

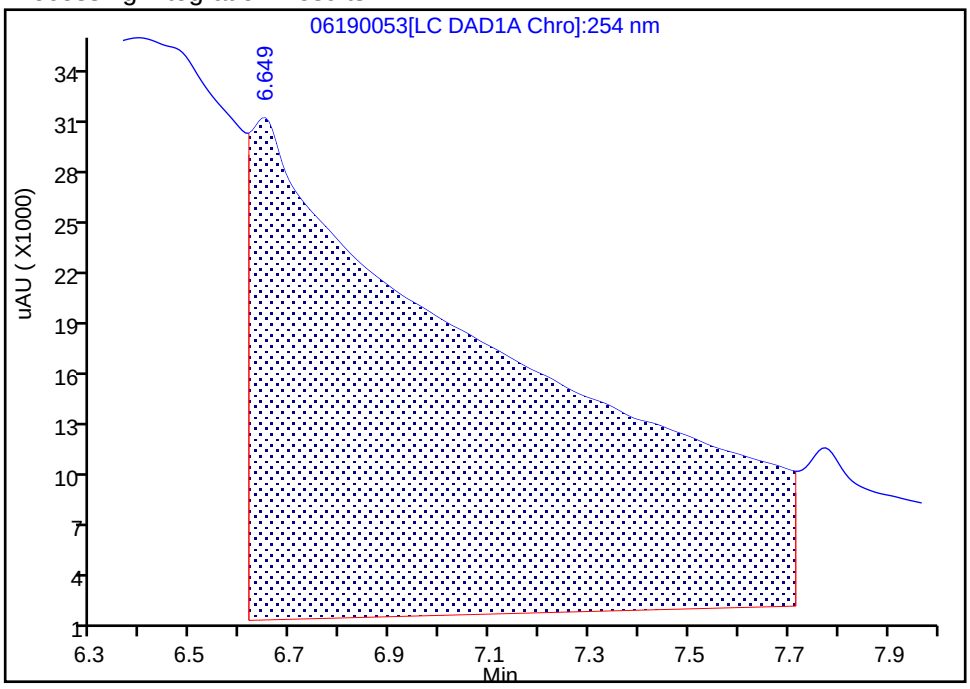

Manual Integration Results

RT: 6.65
Area: 6598
Amount: 0.073964
Amount Units: ug/mL

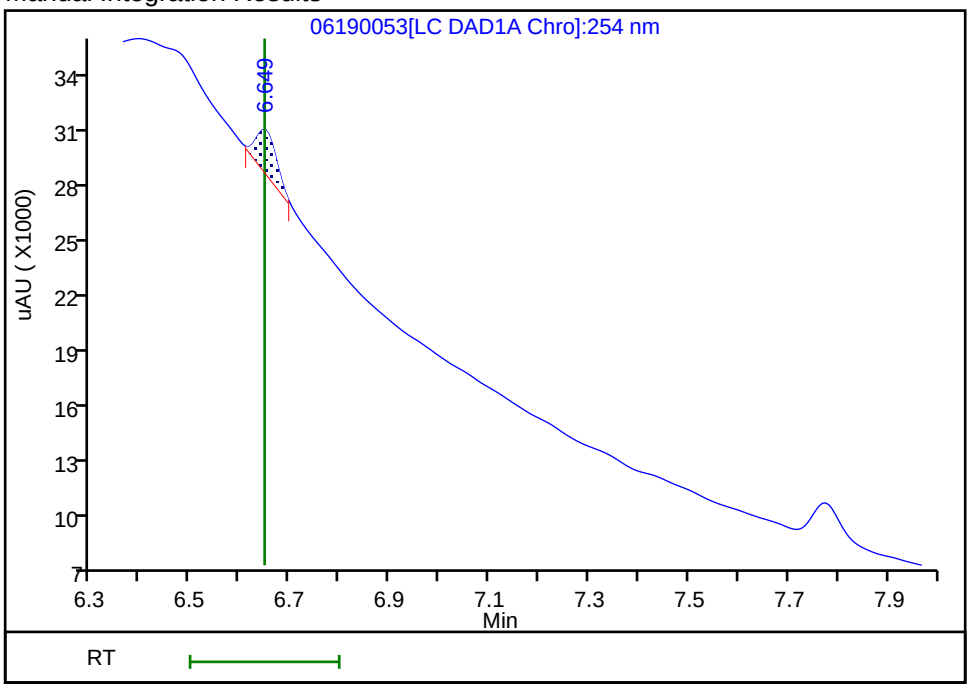

Reviewer: fiedlerh, 20-Jun-2019 10:08:56

Audit Action: Manually Integrated Audit Reason: Baseline Smoothing

Manual Integration/User Assign Peak Report

Eurofins TestAmerica, Denver

Data File:	\\chromna\Denver\ChromData\CHHPLC_X\20190619-83007.b\06190053.D				
Injection Date:	20-Jun-2019 05:33:15	Instrument ID:	CHHPLC_X3		
Lims ID:	280-124986-A-4-A	Lab Sample ID:	280-124986-4		
Client ID:	G0090-19A				
Operator ID:	hkf	ALS Bottle#:	53	Worklist Smp#:	53
Injection Vol:	100.0 ul	Dil. Factor:	1.0000		
Method:	8330_X3	Limit Group:	GCSV - 8330		
Column:	UltraCarb5uODS (20) (4.60 mm)	Detector	LC DAD1B, 254 nm		

7 RDX, CAS: 121-82-4

Signal: 1

Processing Integration Results

RT: 7.78
Area: 140640
Amount: 1.318837
Amount Units: ug/mL

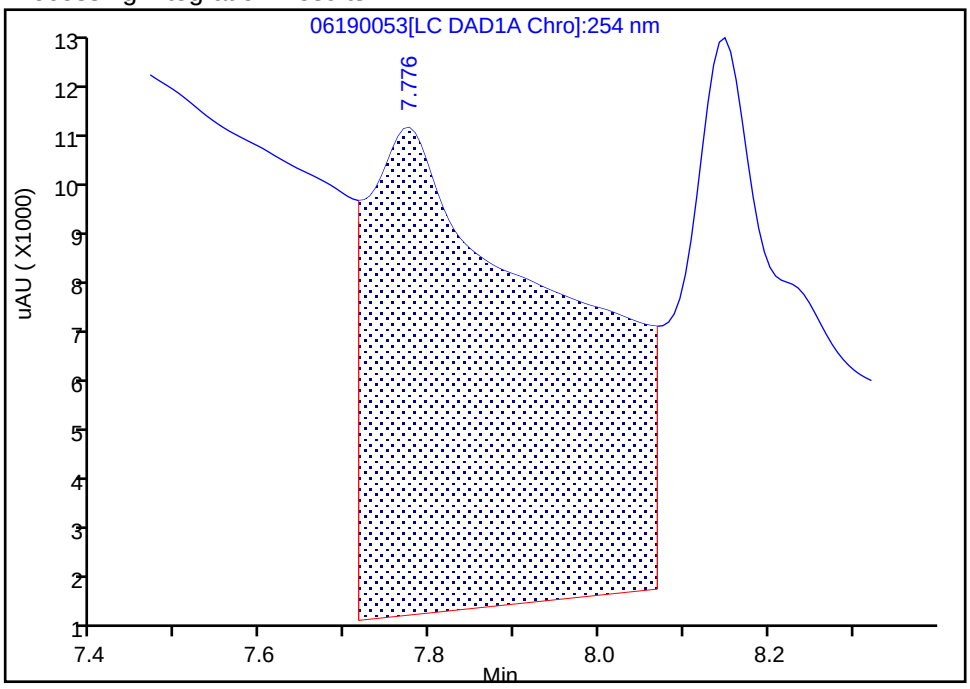

Manual Integration Results

RT: 7.78
Area: 6510
Amount: 0.061047
Amount Units: ug/mL

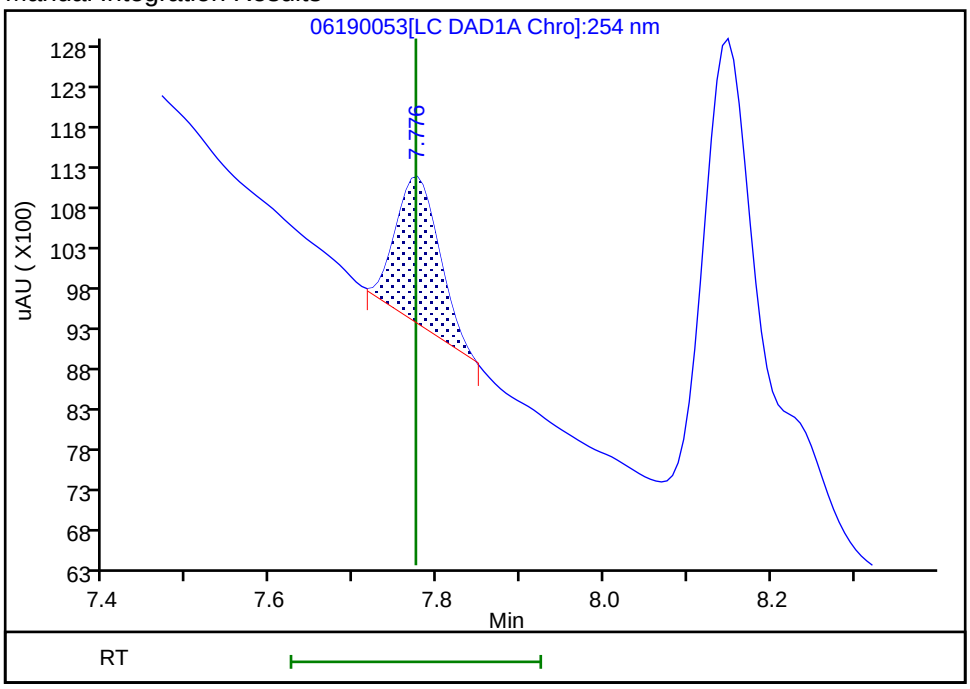

Reviewer: fiedlerh, 20-Jun-2019 10:09:03

Audit Action: Manually Integrated Audit Reason: Baseline Smoothing

User Disabled Compound Report

Eurofins TestAmerica, Denver

Data File: \\chromna\Denver\ChromData\CHHPLC_X\20190619-83007.b\06190053.D

Injection Date:	20-Jun-2019 05:33:15	Instrument ID:	CHHPLC_X3		
Lims ID:	280-124986-A-4-A	Lab Sample ID:	280-124986-4		
Client ID:	G0090-19A				
Operator ID:	hkf	ALS Bottle#:	53	Worklist Smp#:	53
Injection Vol:	100.0 ul	Dil. Factor:	1.0000		
Method:	8330_X3	Limit Group:	GCSV - 8330		
Column:	UltraCarb5uODS (20) (4.60 mm)	Detector	LC DAD1B, 254 nm		

14 Tetryl, CAS: 479-45-8, Signal: 1

RT: 10.23
Response: 30820
Amount: 0.183501

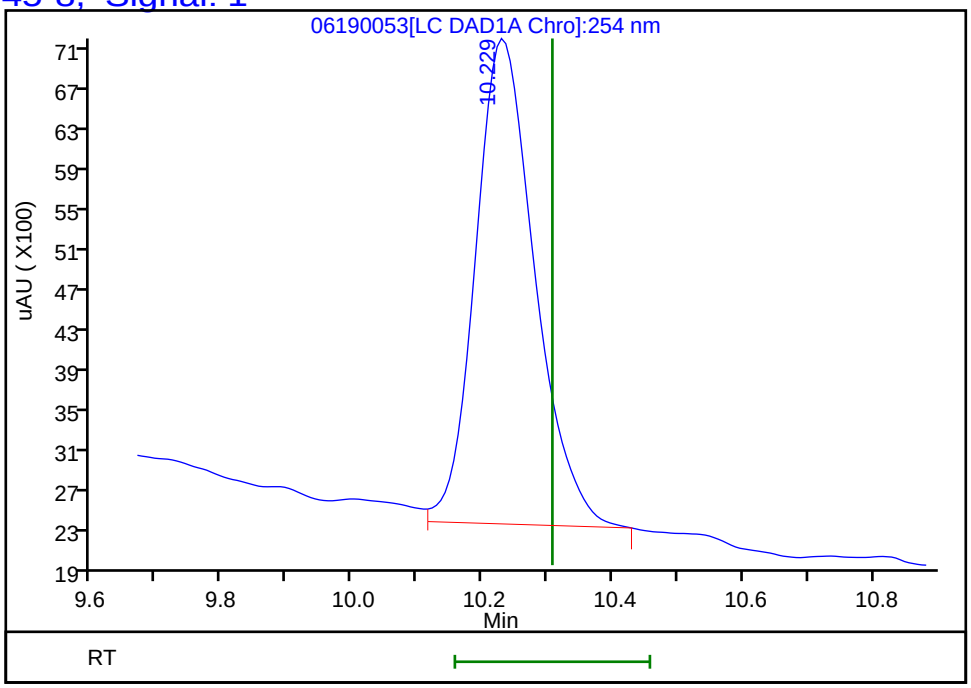

Reviewer: fiedlerh, 20-Jun-2019 10:09:58
Audit Action: Marked Compound Undetected Audit Reason: Invalid Compound ID

FORM I
HPLC/IC ORGANICS ANALYSIS DATA SHEET

Lab Name: Eurofins TestAmerica, Denver Job No.: 280-124986-1

SDG No.:

Client Sample ID: G0090-19A Lab Sample ID: 280-124986-4

Matrix: Water Lab File ID: 06210052.D

Analysis Method: 8330A Date Collected: 06/09/2019 11:45

Extraction Method: 3535 Date Extracted: 06/14/2019 10:20

Sample wt/vol: 507.1(mL) Date Analyzed: 06/22/2019 13:52

Con. Extract Vol.: 5(mL) Dilution Factor: 1

Injection Volume: 100(uL) GC Column: Luna-phenylhex ID: 4.6(mm)

% Moisture: GPC Cleanup:(Y/N) N

Analysis Batch No.: 462208 Units: ug/L

CAS NO.	COMPOUND NAME	RESULT	Q	LOQ	LOD	DL
19406-51-0	4-Amino-2,6-dinitrotoluene	0.12	U	0.20	0.12	0.057
2691-41-0	*HMX*	*1.3*	*J1*	*0.39*	0.20	*0.086*

CAS NO.	SURROGATE	%REC	Q	LIMITS
528-29-0	1,2-Dinitrobenzene	103		83-119

Eurofins TestAmerica, Denver
Target Compound Quantitation Report

Data File:	\\chromna\Denver\ChromData\G2_LUNA\20190620-83049.b\06210052.D				
Lims ID:	280-124986-A-4-A				
Client ID:	G0090-19A				
Sample Type:	Client				
Inject. Date:	22-Jun-2019 13:52:50	ALS Bottle#:	52	Worklist Smp#:	52
Injection Vol:	100.0 ul	Dil. Factor:	1.0000		
Sample Info:	280-124986-A-4-A				
Misc. Info.:	280-0083049-052				
Operator ID:	HKF	Instrument ID:	CHHPLC_G2_LUNA		
Method:	\\chromna\Denver\ChromData\G2_LUNA\20190620-83049.b\G2_8330_Luna.m				
Limit Group:	GCSV - 8330				
Last Update:	24-Jun-2019 10:52:06	Calib Date:	08-May-2019 00:28:23		
Integrator:	Falcon				
Quant Method:	External Standard	Quant By:	Initial Calibration		
Last ICal File:	\\chromna\Denver\ChromData\G2_LUNA\20190507-81649.b\05070023.D				
Column 1 :	Luna-Phenyl hexyl (4.60 mm)		Det: LC DAD1A, 254 nm		
Process Host:	CTX0327				
First Level Reviewer: fiedlerh		Date:	24-Jun-2019 10:39:41		

Compound	Det	RT (min.)	Exp RT (min.)	Dlt RT (min.)	Response	OnCol Amt ug/ml	Flags
6 HMX	1	7.180	7.225	-0.045	21729	0.1269	
7 MNX	1	7.747	7.848	-0.101	11847	0.0440	
8 RDX	1	9.267	9.312	-0.045	17907	0.0859	
9 Nitrobenzene	1		12.305			ND	
$ 10 1,2-Dinitrobenzene	1	13.280	13.338	-0.058	57179	0.2065	
12 1,3-Dinitrobenzene	1		15.858			ND	
14 o-Nitrotoluene	1		16.678			ND	
15 p-Nitrotoluene	1		17.005			ND	U
16 4-Amino-2,6-dinitrotoluene	1		17.412			ND	
17 m-Nitrotoluene	1	17.907	17.918	-0.011	6910	0.0236	
18 2-Amino-4,6-dinitrotoluene	1	18.380	18.445	-0.065	10288	0.0239	
19 1,3,5-Trinitrobenzene	1	19.114	19.158	-0.044	10541	0.0230	
20 2,6-Dinitrotoluene	1		20.018			ND	
21 2,4-Dinitrotoluene	1		20.579			ND	
22 Tetryl	1		23.905			ND	MU
23 2,4,6-Trinitrotoluene	1	24.827	24.885	-0.058	2102	0.005161	7M

QC Flag Legend

Processing Flags
- 7 - Failed Limit of Detection

Review Flags
- M - Manually Integrated
- U - Marked Undetected

Report Date: 24-Jun-2019 10:52:14 Chrom Revision: 2.3 20-Jun-2019 20:50:56

Eurofins TestAmerica, Denver

Data File: \\chromna\Denver\ChromData\G2_LUNA\20190620-83049.b\06210052.D

Injection Date:	22-Jun-2019 13:52:50	Instrument ID:	CHHPLC_G2_LUNA	Operator ID:	HKF
Lims ID:	280-124986-A-4-A	Lab Sample ID:	280-124986-4	Worklist Smp#:	52
Client ID:	G0090-19A				
Injection Vol:	100.0 ul	Dil. Factor:	1.0000	ALS Bottle#:	52
Method:	G2_8330_Luna	Limit Group:	GCSV - 8330		

Column: Luna-Phenyl hexyl (4.60 mm) Y Scaling: Method Defined: Scale to the Nth Largest Peak: 1

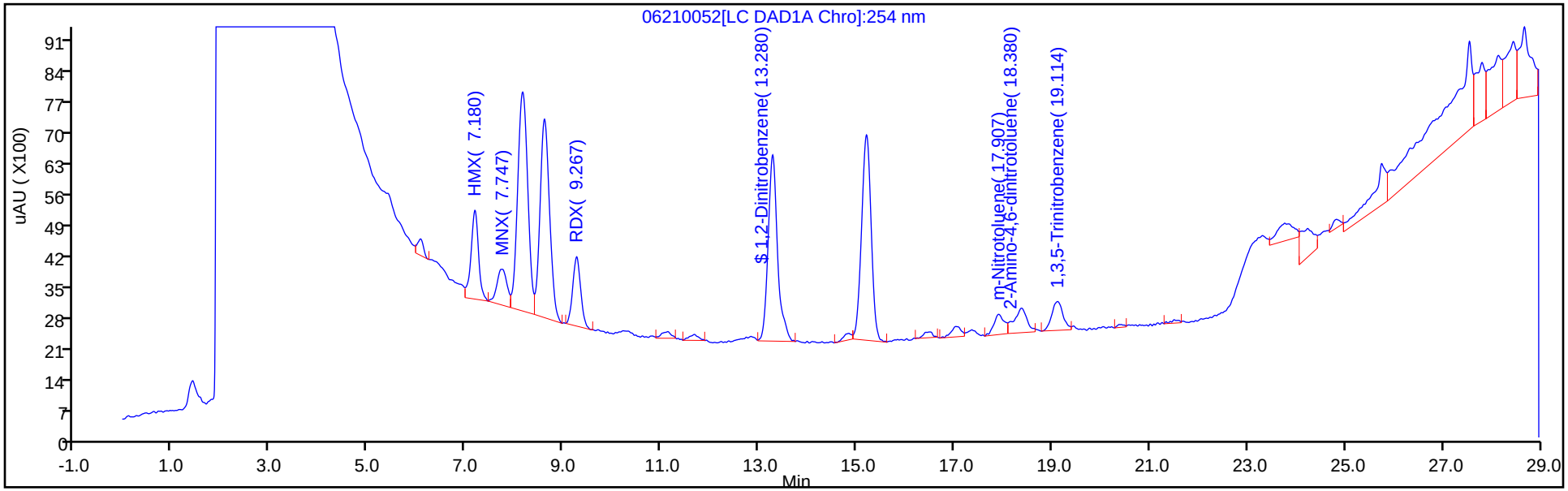

Y Scaling: Method Defined: Scale to the Nth Largest Peak: 1

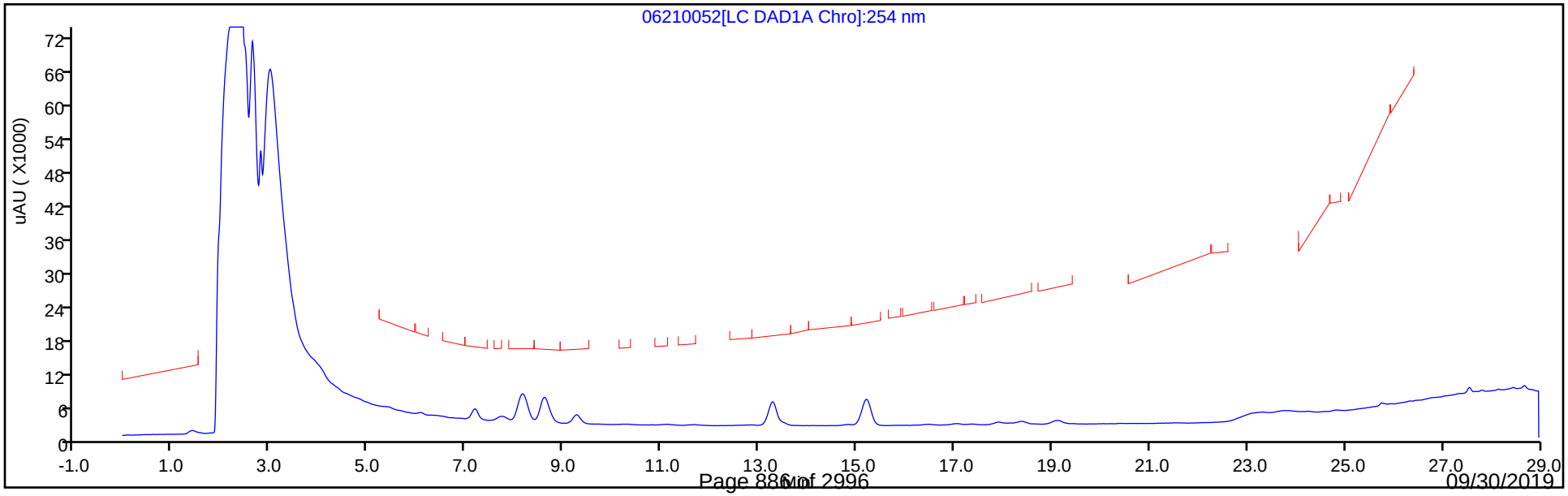

Eurofins TestAmerica, Denver
Recovery Report

Data File:	\\chromna\Denver\ChromData\G2_LUNA\20190620-83049.b\06210052.D				
Lims ID:	280-124986-A-4-A				
Client ID:	G0090-19A				
Sample Type:	Client				
Inject. Date:	22-Jun-2019 13:52:50	ALS Bottle#:	52	Worklist Smp#:	52
Injection Vol:	100.0 ul	Dil. Factor:	1.0000		
Sample Info:	280-124986-A-4-A				
Misc. Info.:	280-0083049-052				
Operator ID:	HKF	Instrument ID:	CHHPLC_G2_LUNA		
Method:	\\chromna\Denver\ChromData\G2_LUNA\20190620-83049.b\G2_8330_Luna.m				
Limit Group:	GCSV - 8330				
Last Update:	24-Jun-2019 10:52:06	Calib Date:	08-May-2019 00:28:23		
Integrator:	Falcon				
Quant Method:	External Standard	Quant By:	Initial Calibration		
Last ICal File:	\\chromna\Denver\ChromData\G2_LUNA\20190507-81649.b\05070023.D				
Column 1 :	Luna-Phenyl hexyl (4.60 mm)		Det: LC DAD1A, 254 nm		
Process Host:	CTX0327				
First Level Reviewer: fiedlerh		Date:	24-Jun-2019 10:39:41		

Compound	Amount Added	Amount Recovered	% Rec.
$ 10 1,2-Dinitrobenzene	0.2000	0.2065	103.26

Manual Integration/User Assign Peak Report

Eurofins TestAmerica, Denver

Data File:	\\chromna\Denver\ChromData\G2_LUNA\20190620-83049.b\06210052.D				
Injection Date:	22-Jun-2019 13:52:50	Instrument ID:	CHHPLC_G2_LUNA		
Lims ID:	280-124986-A-4-A	Lab Sample ID:	280-124986-4		
Client ID:	G0090-19A				
Operator ID:	HKF	ALS Bottle#:	52	Worklist Smp#:	52
Injection Vol:	100.0 ul	Dil. Factor:	1.0000		
Method:	G2_8330_Luna	Limit Group:	GCSV - 8330		
Column:	Luna-Phenyl hexyl (4.60 mm)	Detector	LC DAD1A, 254 nm		

23 2,4,6-Trinitrotoluene, CAS: 118-96-7

Signal: 1

Processing Integration Results

RT: 24.83
Area: 9389
Amount: 0.023053
Amount Units: ug/ml

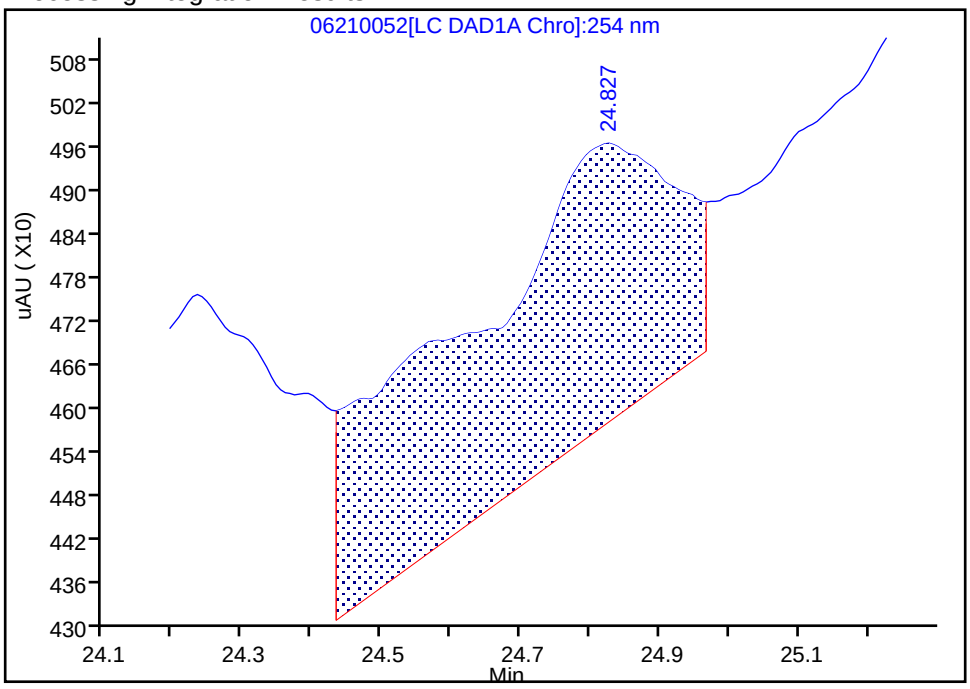

Manual Integration Results

RT: 24.83
Area: 2102
Amount: 0.005161
Amount Units: ug/ml

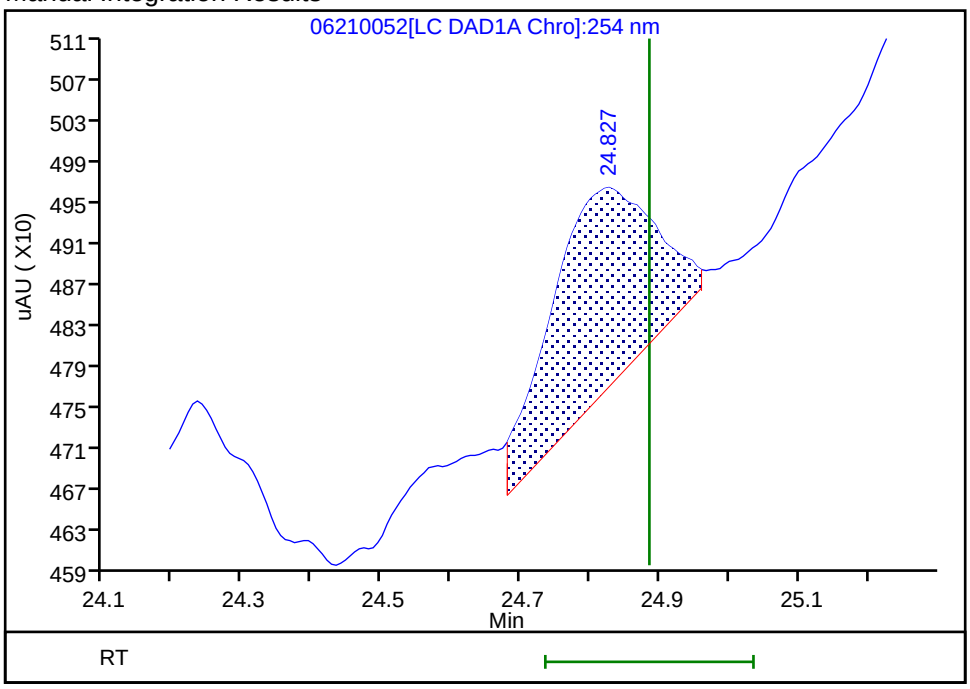

Reviewer: fiedlerh, 24-Jun-2019 10:39:40

Audit Action: Manually Integrated Audit Reason: Baseline Smoothing

User Disabled Compound Report

Eurofins TestAmerica, Denver

Data File:	\\chromna\Denver\ChromData\G2_LUNA\20190620-83049.b\06210052.D				
Injection Date:	22-Jun-2019 13:52:50	Instrument ID:	CHHPLC_G2_LUNA		
Lims ID:	280-124986-A-4-A	Lab Sample ID:	280-124986-4		
Client ID:	G0090-19A				
Operator ID:	HKF	ALS Bottle#:	52	Worklist Smp#:	52
Injection Vol:	100.0 ul	Dil. Factor:	1.0000		
Method:	G2_8330_Luna	Limit Group:	GCSV - 8330		
Column:	Luna-Phenyl hexyl (4.60 mm)	Detector	LC DAD1A, 254 nm		

15 p-Nitrotoluene, CAS: 99-99-0, Signal: 1

RT: 17.03
Response: 3364
Amount: 0.014842

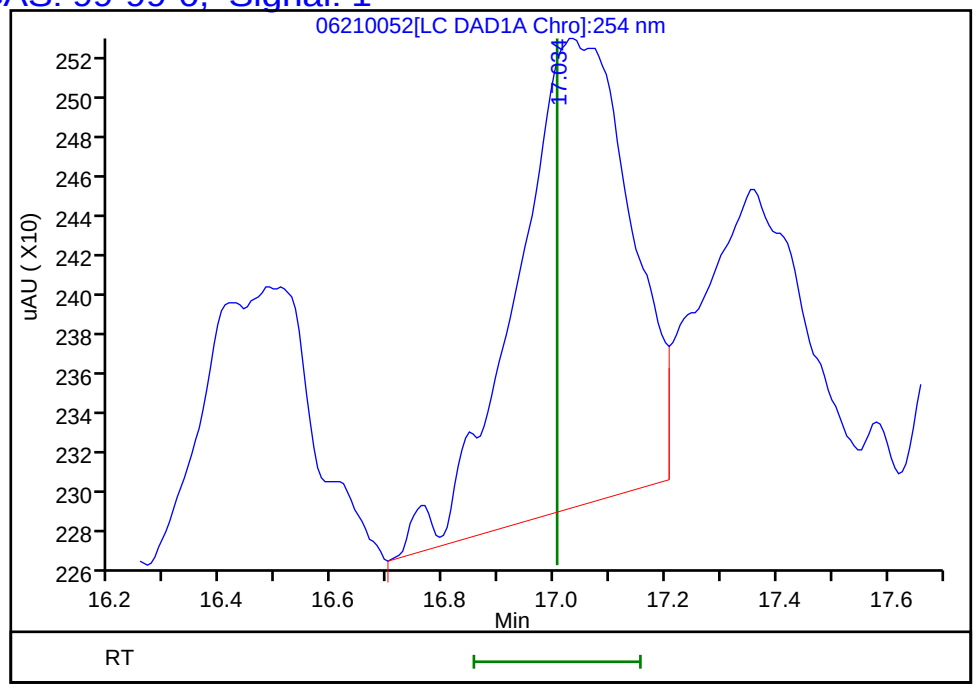

Reviewer: fiedlerh, 24-Jun-2019 10:39:41
Audit Action: Marked Compound Undetected Audit Reason: Invalid Compound ID

User Disabled Compound Report

Eurofins TestAmerica, Denver

Data File:	\\chromna\Denver\ChromData\G2_LUNA\20190620-83049.b\06210052.D				
Injection Date:	22-Jun-2019 13:52:50	Instrument ID:	CHHPLC_G2_LUNA		
Lims ID:	280-124986-A-4-A	Lab Sample ID:	280-124986-4		
Client ID:	G0090-19A				
Operator ID:	HKF	ALS Bottle#:	52	Worklist Smp#:	52
Injection Vol:	100.0 ul	Dil. Factor:	1.0000		
Method:	G2_8330_Luna	Limit Group:	GCSV - 8330		
Column:	Luna-Phenyl hexyl (4.60 mm)	Detector	LC DAD1A, 254 nm		

22 Tetryl, CAS: 479-45-8, Signal: 1

RT: 23.77
Response: 35376
Amount: 0.112490

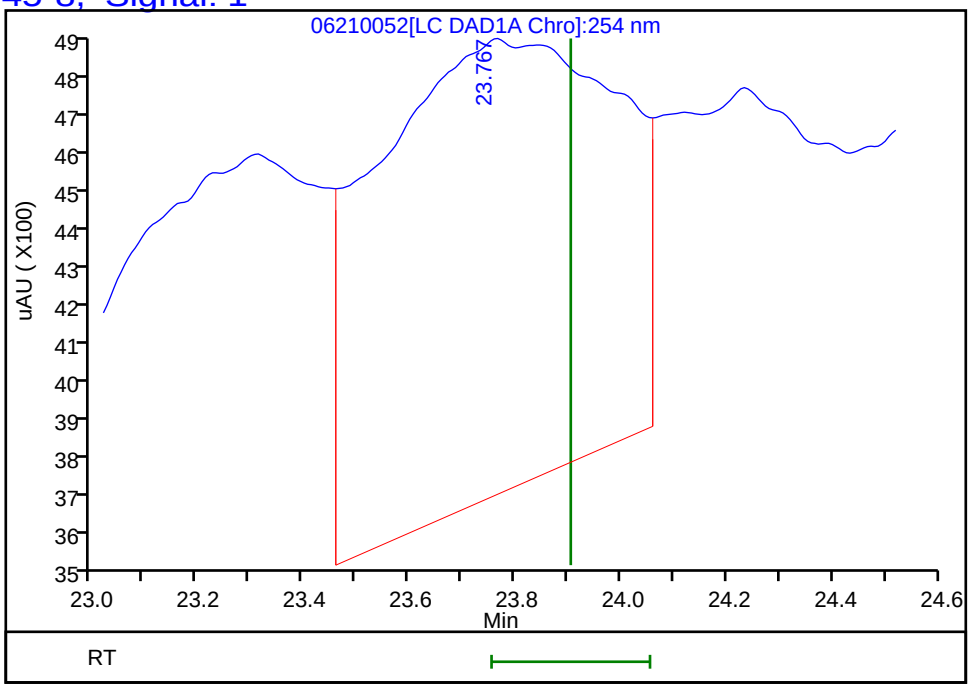

Reviewer: fiedlerh, 24-Jun-2019 10:39:41
Audit Action: Marked Compound Undetected Audit Reason: Invalid Compound ID

FORM I
HPLC/IC ORGANICS ANALYSIS DATA SHEET

Lab Name: Eurofins TestAmerica, Denver Job No.: 280-124986-1

SDG No.:

Client Sample ID: G0090-19A RE Lab Sample ID: 280-124986-4 RE

Matrix: Water Lab File ID: 06260018.D

Analysis Method: 8330A Date Collected: 06/09/2019 11:45

Extraction Method: 3535 Date Extracted: 06/18/2019 14:22

Sample wt/vol: 493.6(mL) Date Analyzed: 06/26/2019 23:32

Con. Extract Vol.: 5(mL) Dilution Factor: 1

Injection Volume: 100(uL) GC Column: UltraCarb5uODS ID: 4.6(mm)

% Moisture: GPC Cleanup:(Y/N) N

Analysis Batch No.: 462823 Units: ug/L

CAS NO.	COMPOUND NAME	RESULT	Q	LOQ	LOD	DL
99-35-4	*1,3,5-Trinitrobenzene*	*0.41*	*U H M*	*1.0*	0.41	*0.20*
99-65-0	*1,3-Dinitrobenzene*	*0.20*	*U H*	*0.41*	0.20	*0.090*
118-96-7	*2,4,6-Trinitrotoluene*	*0.41*	*U H*	*0.41*	0.41	*0.16*
121-14-2	*2,4-Dinitrotoluene*	*0.20*	*U H*	*0.41*	0.20	*0.085*
606-20-2	*2,6-Dinitrotoluene*	*0.20*	*U H*	*0.20*	0.20	*0.065*
35572-78-2	*2-Amino-4,6-dinitrotoluene*	*0.16*	*J H J1*	*0.20*	0.12	*0.051*
88-72-2	*2-Nitrotoluene*	*0.20*	*U H*	*0.41*	0.20	*0.087*
99-08-1	*3-Nitrotoluene*	*0.41*	*U Q H*	*0.41*	0.41	*0.20*
19406-51-0	*4-Amino-2,6-dinitrotoluene*	*0.12*	*U H Q*	*0.20*	0.12	*0.058*
99-99-0	*4-Nitrotoluene*	*0.41*	*U H*	*1.0*	0.41	*0.20*
2691-41-0	*HMX*	*0.80*	*H J1 M*	*0.41*	0.20	*0.089*
5755-27-1	*MNX*	*0.41*	*U H*	*2.0*	0.41	*0.16*
98-95-3	*Nitrobenzene*	*0.20*	*U H*	*0.41*	0.20	*0.092*
121-82-4	*RDX*	*0.74*	*H J1 M*	*0.41*	0.41	*0.16*
479-45-8	*Tetryl*	*0.20*	*U H M*	*0.24*	0.20	*0.080*

CAS NO.	SURROGATE	%REC	Q	LIMITS
528-29-0	1,2-Dinitrobenzene	92	*M*	83-119

Eurofins TestAmerica, Denver
Target Compound Quantitation Report

Data File: \\chromna\Denver\ChromData\CHHPLC_X\20190626-83230.b\06260018.D
Lims ID: 280-124986-B-4-A
Client ID: G0090-19A
Sample Type: Client
Inject. Date: 26-Jun-2019 23:32:27 ALS Bottle#: 18 Worklist Smp#: 18
Injection Vol: 100.0 ul Dil. Factor: 1.0000
Sample Info: 280-124986-B-4-A
Misc. Info.: 280-0083230-018
Operator ID: hkf Instrument ID: CHHPLC_X3

Method: \\chromna\Denver\ChromData\CHHPLC_X\20190626-83230.b\8330_X3.m
Limit Group: GCSV - 8330
Last Update: 27-Jun-2019 09:04:17 Calib Date: 21-Jun-2019 03:13:40
Integrator: Falcon
Quant Method: External Standard Quant By: Initial Calibration
Last ICal File: \\chromna\Denver\ChromData\CHHPLC_X\20190620-83048.b\06200032.D

Column 1 : UltraCarb5uODS (20) (4.60 mm) Det: LC DAD1B, 254 nm
Process Host: CTX0334

First Level Reviewer: fiedlerh Date: 27-Jun-2019 08:50:24

	Compound	Det	RT (min.)	Exp RT (min.)	Dlt RT (min.)	Response	OnCol Amt ug/mL	Flags
	3 HMX	1	6.648	6.654	-0.006	6976	0.0785	M
	6 MNX	1		7.356			ND	
	7 RDX	1	7.768	7.774	-0.006	7682	0.0734	M
$	9 1,2-Dinitrobenzene	1	8.748	8.754	-0.006	25136	0.1850	M
	10 1,3,5-Trinitrobenzene	1	8.901	8.914	-0.013	3940	0.0169	M
	11 1,3-Dinitrobenzene	1		9.574			ND	
	12 Nitrobenzene	1		9.960			ND	
	14 Tetryl	1		10.287			ND	U
	16 2,4,6-Trinitrotoluene	1		11.247			ND	
	17 4-Amino-2,6-dinitrotoluene	1		11.434			ND	
	18 2-Amino-4,6-dinitrotoluene	1	11.708	11.727	-0.019	3132	0.0155	
	19 2,6-Dinitrotoluene	1		11.854			ND	
	20 2,4-Dinitrotoluene	1		12.054			ND	
	21 o-Nitrotoluene	1		12.894			ND	
	22 p-Nitrotoluene	1		13.334			ND	
	23 m-Nitrotoluene	1		13.934			ND	

QC Flag Legend

Review Flags
M - Manually Integrated
U - Marked Undetected

Report Date: 27-Jun-2019 09:04:37 Chrom Revision: 2.3 20-Jun-2019 20:50:56

Eurofins TestAmerica, Denver

Data File: \\chromna\Denver\ChromData\CHHPLC_X\20190626-83230.b\06260018.D

Injection Date:	26-Jun-2019 23:32:27	Instrument ID:	CHHPLC_X3	Operator ID:	hkf
Lims ID:	280-124986-B-4-A	Lab Sample ID:	280-124986-4	Worklist Smp#:	18
Client ID:	G0090-19A				
Injection Vol:	100.0 ul	Dil. Factor:	1.0000	ALS Bottle#:	18
Method:	8330_X3	Limit Group:	GCSV - 8330		

Column: UltraCarb5uODS (20) (4.60 mm) Y Scaling: Method Defined: Scale to the Nth Largest Target: 1

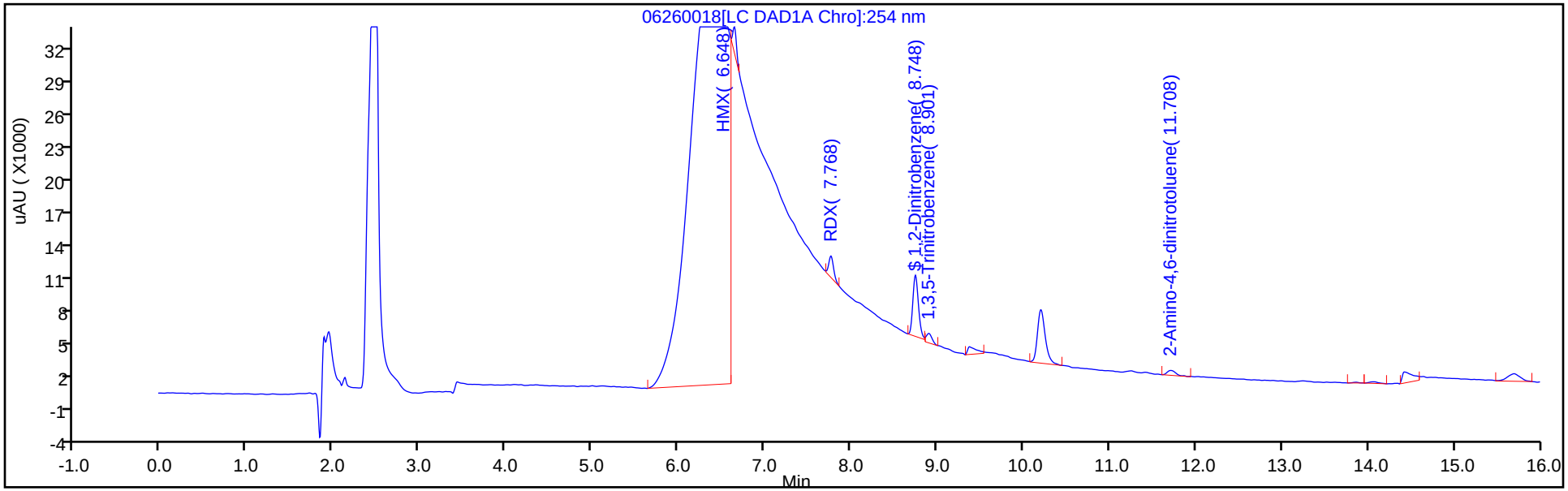

Y Scaling: Method Defined: Scale to the Nth Largest Target: 1

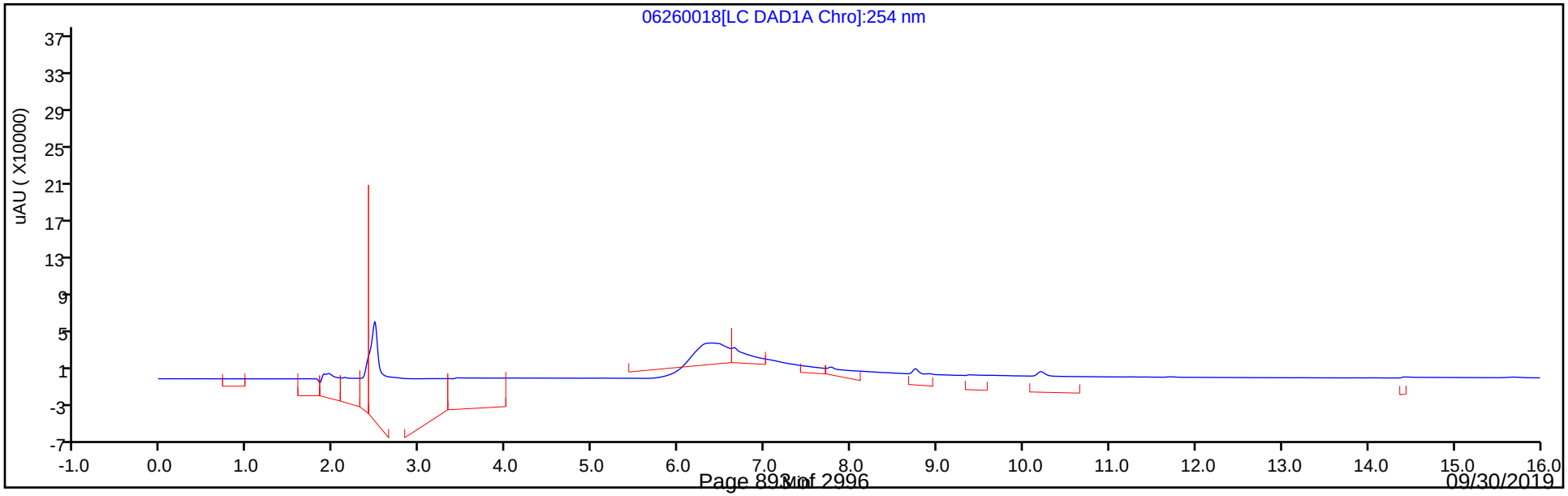

Eurofins TestAmerica, Denver
Recovery Report

Data File:	\\chromna\Denver\ChromData\CHHPLC_X\20190626-83230.b\06260018.D				
Lims ID:	280-124986-B-4-A				
Client ID:	G0090-19A				
Sample Type:	Client				
Inject. Date:	26-Jun-2019 23:32:27	ALS Bottle#:	18	Worklist Smp#:	18
Injection Vol:	100.0 ul	Dil. Factor:	1.0000		
Sample Info:	280-124986-B-4-A				
Misc. Info.:	280-0083230-018				
Operator ID:	hkf	Instrument ID:	CHHPLC_X3		
Method:	\\chromna\Denver\ChromData\CHHPLC_X\20190626-83230.b\8330_X3.m				
Limit Group:	GCSV - 8330				
Last Update:	27-Jun-2019 09:04:17	Calib Date:	21-Jun-2019 03:13:40		
Integrator:	Falcon				
Quant Method:	External Standard	Quant By:	Initial Calibration		
Last ICal File:	\\chromna\Denver\ChromData\CHHPLC_X\20190620-83048.b\06200032.D				
Column 1 :	UltraCarb5uODS (20) (4.60 mm)		Det: LC DAD1B, 254 nm		
Process Host:	CTX0334				
First Level Reviewer: fiedlerh		Date:	27-Jun-2019 08:50:24		

Compound	Amount Added	Amount Recovered	% Rec.
$ 9 1,2-Dinitrobenzene	0.2000	0.1850	92.48

Manual Integration/User Assign Peak Report

Eurofins TestAmerica, Denver

Data File:	\\chromna\Denver\ChromData\CHHPLC_X\20190626-83230.b\06260018.D				
Injection Date:	26-Jun-2019 23:32:27	Instrument ID:	CHHPLC_X3		
Lims ID:	280-124986-B-4-A	Lab Sample ID:	280-124986-4		
Client ID:	G0090-19A				
Operator ID:	hkf	ALS Bottle#:	18	Worklist Smp#:	18
Injection Vol:	100.0 ul	Dil. Factor:	1.0000		
Method:	8330_X3	Limit Group:	GCSV - 8330		
Column:	UltraCarb5uODS (20) (4.60 mm)	Detector	LC DAD1B, 254 nm		

$ 9 1,2-Dinitrobenzene, CAS: 528-29-0

Signal: 1

Processing Integration Results

RT: 8.75
Area: 50268
Amount: 0.369892
Amount Units: ug/mL

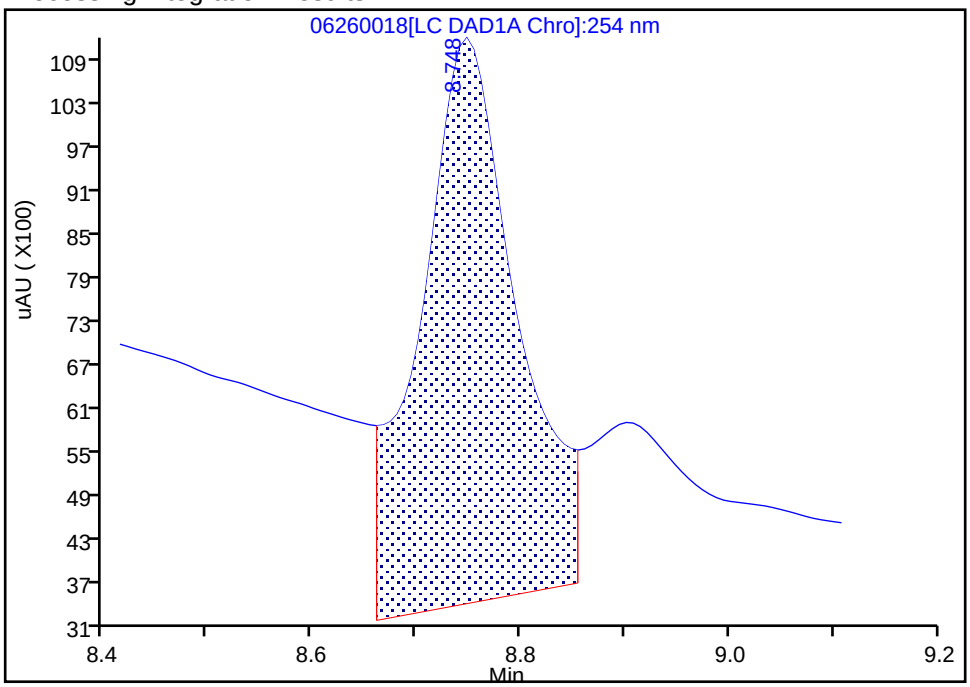

Manual Integration Results

RT: 8.75
Area: 25136
Amount: 0.184961
Amount Units: ug/mL

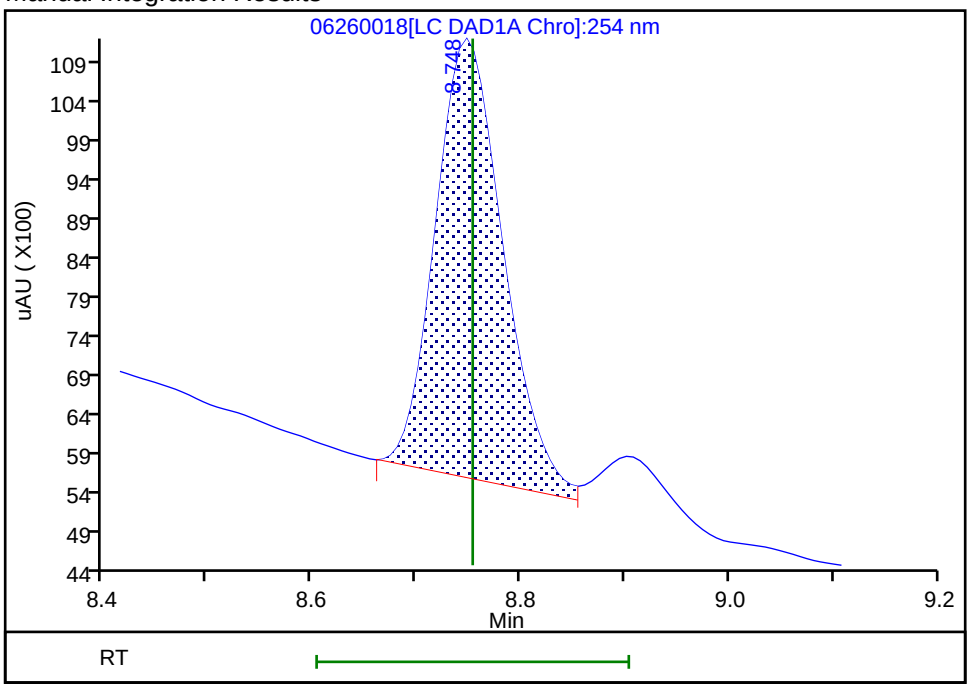

Reviewer: fiedlerh, 27-Jun-2019 08:50:12

Audit Action: Manually Integrated Audit Reason: Baseline Smoothing

Manual Integration/User Assign Peak Report

Eurofins TestAmerica, Denver

Data File:	\\chromna\Denver\ChromData\CHHPLC_X\20190626-83230.b\06260018.D				
Injection Date:	26-Jun-2019 23:32:27	Instrument ID:	CHHPLC_X3		
Lims ID:	280-124986-B-4-A	Lab Sample ID:	280-124986-4		
Client ID:	G0090-19A				
Operator ID:	hkf	ALS Bottle#:	18	Worklist Smp#:	18
Injection Vol:	100.0 ul	Dil. Factor:	1.0000		
Method:	8330_X3	Limit Group:	GCSV - 8330		
Column:	UltraCarb5uODS (20) (4.60 mm)	Detector	LC DAD1B, 254 nm		

10 1,3,5-Trinitrobenzene, CAS: 99-35-4

Signal: 1

Processing Integration Results

RT: 8.90
Area: 23733
Amount: 0.101774
Amount Units: ug/mL

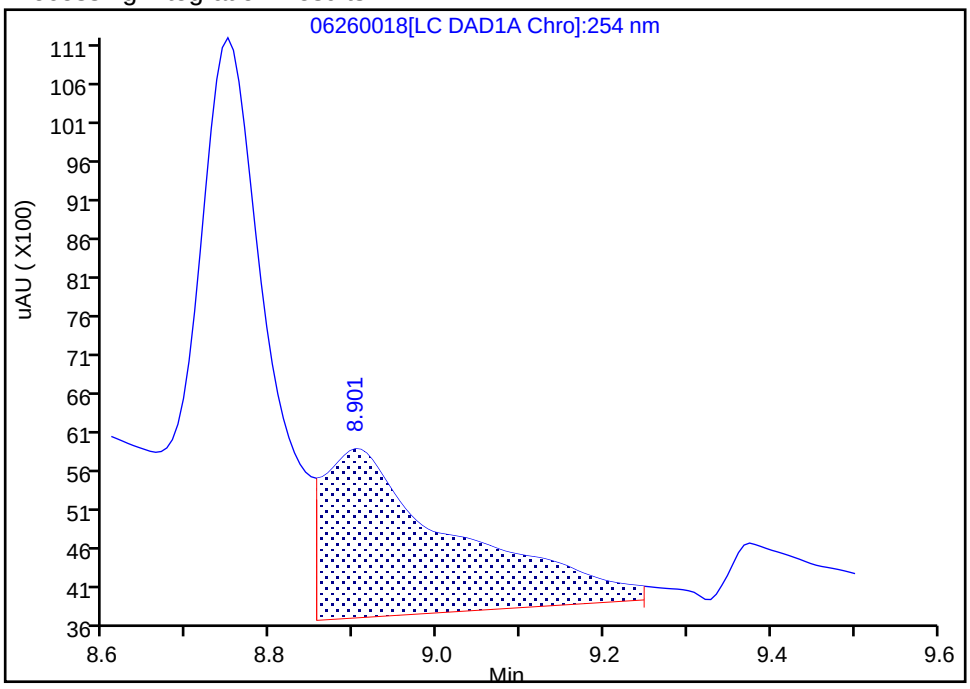

Manual Integration Results

RT: 8.90
Area: 3940
Amount: 0.016896
Amount Units: ug/mL

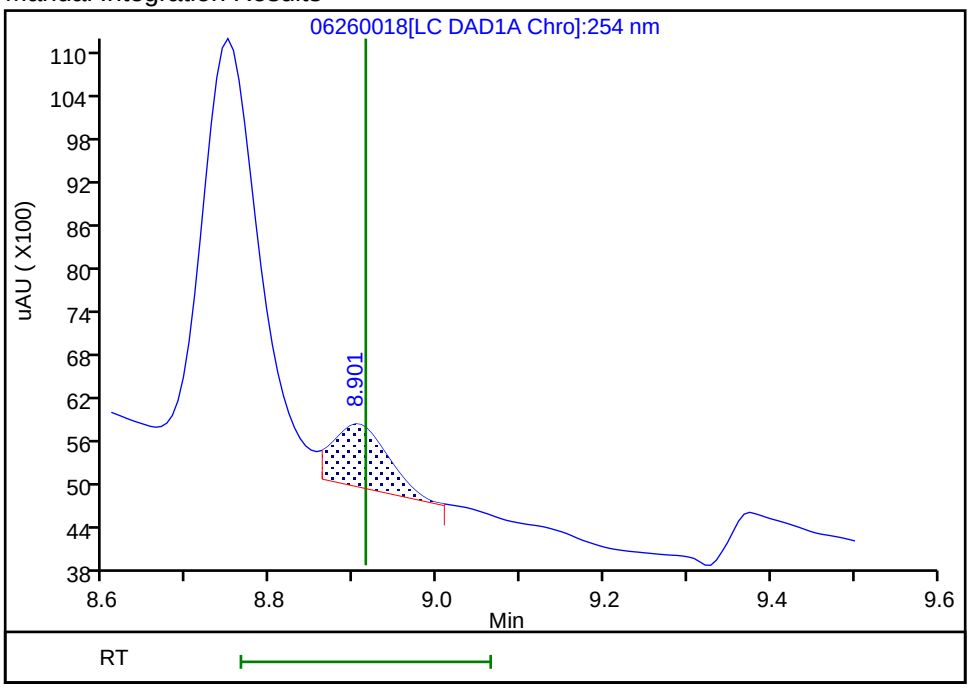

Reviewer: fiedlerh, 27-Jun-2019 08:50:18

Audit Action: Manually Integrated Audit Reason: Baseline Smoothing

Manual Integration/User Assign Peak Report

Eurofins TestAmerica, Denver

Data File:	\\chromna\Denver\ChromData\CHHPLC_X\20190626-83230.b\06260018.D		
Injection Date:	26-Jun-2019 23:32:27	Instrument ID:	CHHPLC_X3
Lims ID:	280-124986-B-4-A	Lab Sample ID:	280-124986-4
Client ID:	G0090-19A		
Operator ID:	hkf	ALS Bottle#:	18 Worklist Smp#: 18
Injection Vol:	100.0 ul	Dil. Factor:	1.0000
Method:	8330_X3	Limit Group:	GCSV - 8330
Column:	UltraCarb5uODS (20) (4.60 mm)	Detector	LC DAD1B, 254 nm

3 HMX, CAS: 2691-41-0

Signal: 1

Processing Integration Results

RT: 6.65
Area: 1191709
Amount: 13.415951
Amount Units: ug/mL

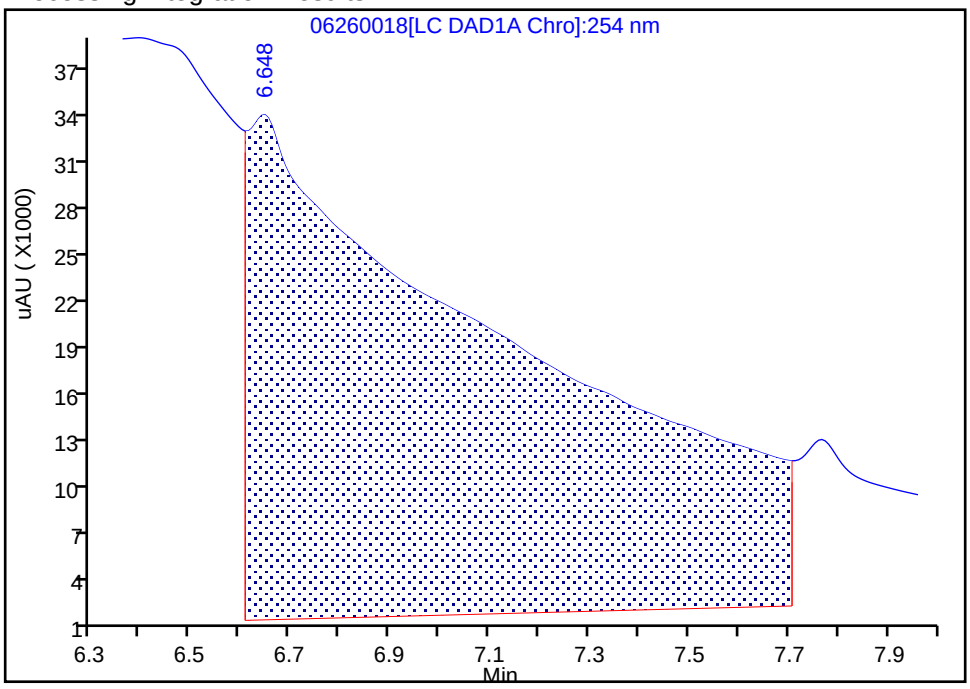

Manual Integration Results

RT: 6.65
Area: 6976
Amount: 0.078534
Amount Units: ug/mL

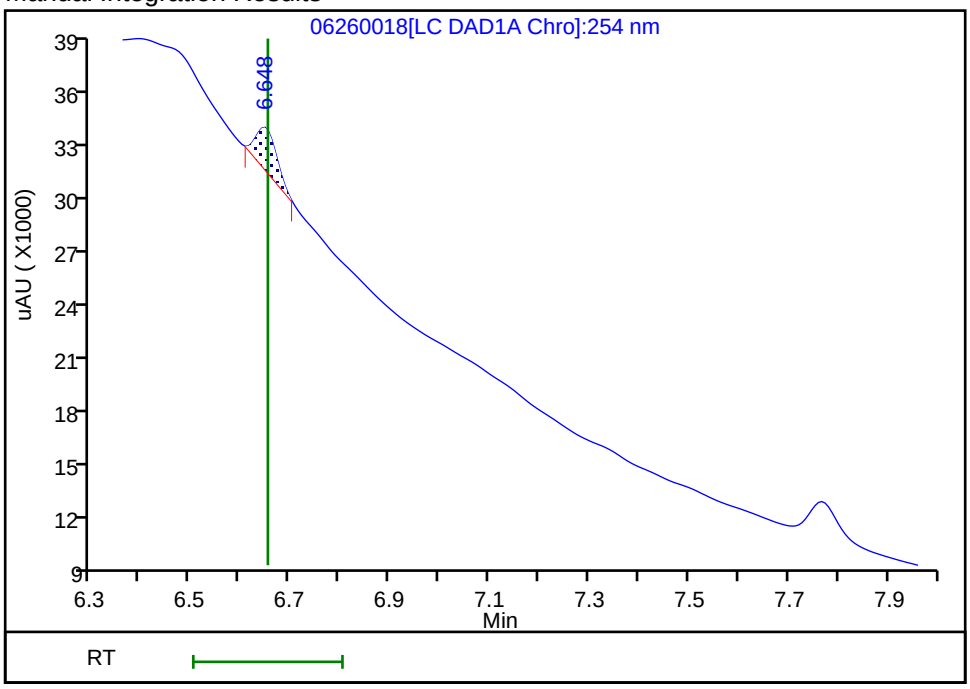

Reviewer: fiedlerh, 27-Jun-2019 08:50:02
Audit Action: Manually Integrated Audit Reason: Baseline Smoothing

Manual Integration/User Assign Peak Report

Eurofins TestAmerica, Denver

Data File:	\\chromna\Denver\ChromData\CHHPLC_X\20190626-83230.b\06260018.D		
Injection Date:	26-Jun-2019 23:32:27	Instrument ID:	CHHPLC_X3
Lims ID:	280-124986-B-4-A	Lab Sample ID:	280-124986-4
Client ID:	G0090-19A		
Operator ID:	hkf	ALS Bottle#:	18 Worklist Smp#: 18
Injection Vol:	100.0 ul	Dil. Factor:	1.0000
Method:	8330_X3	Limit Group:	GCSV - 8330
Column:	UltraCarb5uODS (20) (4.60 mm)	Detector	LC DAD1B, 254 nm

7 RDX, CAS: 121-82-4

Signal: 1

Processing Integration Results

RT: 7.77
Area: 326542
Amount: 3.118041
Amount Units: ug/mL

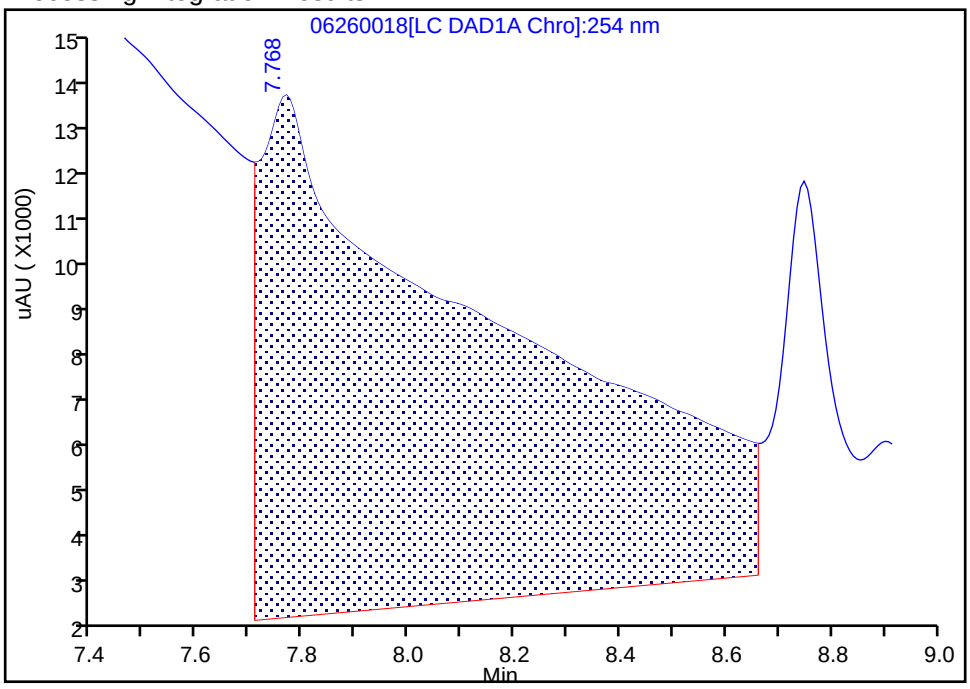

Manual Integration Results

RT: 7.77
Area: 7682
Amount: 0.073353
Amount Units: ug/mL

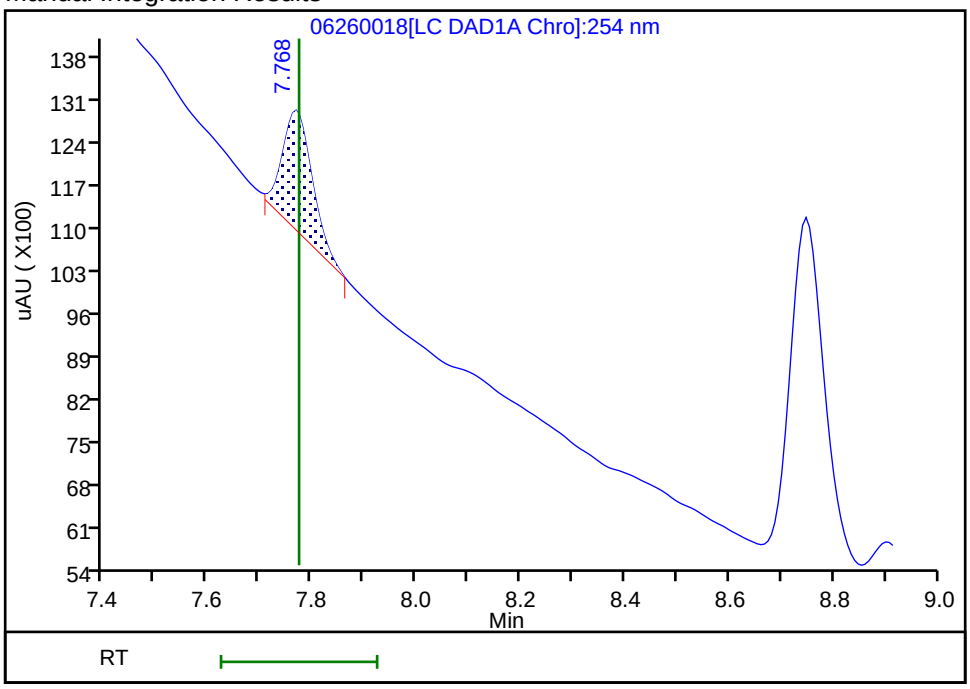

Reviewer: fiedlerh, 27-Jun-2019 08:50:07

Audit Action: Manually Integrated Audit Reason: Baseline Smoothing

User Disabled Compound Report

Eurofins TestAmerica, Denver

Data File:	\\chromna\Denver\ChromData\CHHPLC_X\20190626-83230.b\06260018.D				
Injection Date:	26-Jun-2019 23:32:27	Instrument ID:	CHHPLC_X3		
Lims ID:	280-124986-B-4-A	Lab Sample ID:	280-124986-4		
Client ID:	G0090-19A				
Operator ID:	hkf	ALS Bottle#:	18	Worklist Smp#:	18
Injection Vol:	100.0 ul	Dil. Factor:	1.0000		
Method:	8330_X3	Limit Group:	GCSV - 8330		
Column:	UltraCarb5uODS (20) (4.60 mm)	Detector	LC DAD1B, 254 nm		

14 Tetryl, CAS: 479-45-8, Signal: 1

RT: 10.20
Response: 30893
Amount: 0.188773

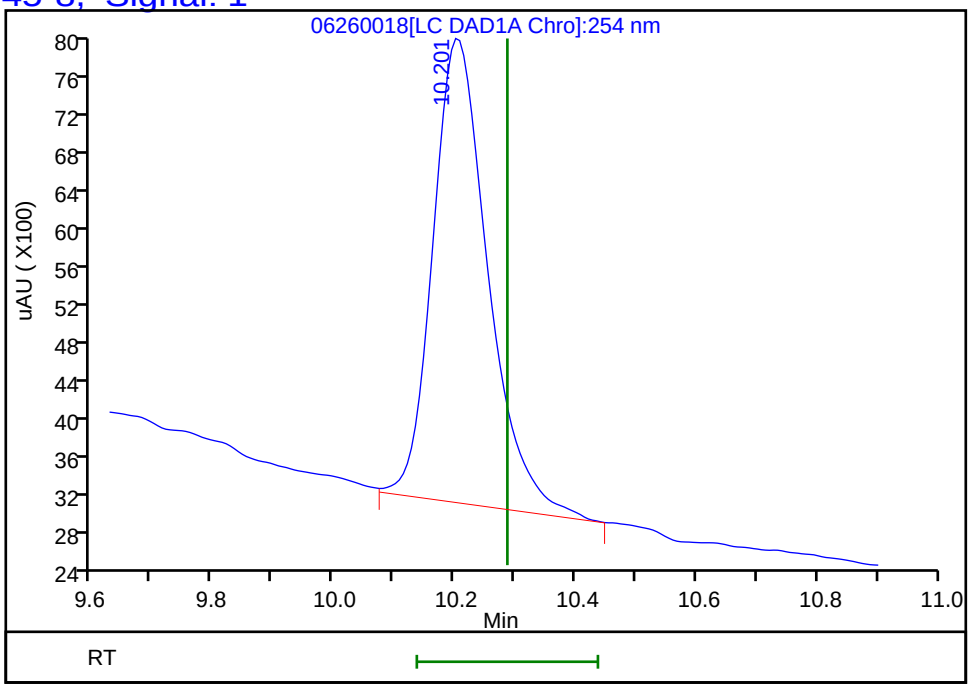

Reviewer: fiedlerh, 27-Jun-2019 08:50:24
Audit Action: Marked Compound Undetected Audit Reason: Invalid Compound ID

FORM I
HPLC/IC ORGANICS ANALYSIS DATA SHEET

Lab Name: Eurofins TestAmerica, Denver Job No.: 280-124986-1

SDG No.:

Client Sample ID: G0090-19A RE Lab Sample ID: 280-124986-4 RE

Matrix: Water Lab File ID: 06270016.D

Analysis Method: 8330A Date Collected: 06/09/2019 11:45

Extraction Method: 3535 Date Extracted: 06/18/2019 14:22

Sample wt/vol: 493.6(mL) Date Analyzed: 06/28/2019 00:12

Con. Extract Vol.: 5(mL) Dilution Factor: 1

Injection Volume: 100(uL) GC Column: Luna-phenylhex ID: 4.6(mm)

% Moisture: GPC Cleanup:(Y/N) N

Analysis Batch No.: 462962 Units: ug/L

CAS NO.	COMPOUND NAME	RESULT	Q	LOQ	LOD	DL
35572-78-2	*2-Amino-4,6-dinitrotoluene*	*2.3*	*H J1*	*0.20*	0.12	*0.051*
2691-41-0	*HMX*	*0.41*	*H J1 M*	*0.41*	0.20	*0.089*
121-82-4	*RDX*	*0.29*	*J H J1*	*0.41*	0.41	*0.16*

CAS NO.	SURROGATE	%REC	Q	LIMITS
528-29-0	1,2-Dinitrobenzene	110		83-119

Eurofins TestAmerica, Denver
Target Compound Quantitation Report

Data File: \\chromna\Denver\ChromData\G2_LUNA\20190627-83272.b\06270016.D
Lims ID: 280-124986-B-4-A
Client ID: G0090-19A
Sample Type: Client
Inject. Date: 28-Jun-2019 00:12:23 ALS Bottle#: 16 Worklist Smp#: 16
Injection Vol: 100.0 ul Dil. Factor: 1.0000
Sample Info: 280-124986-B-4-A
Misc. Info.: 280-0083272-016
Operator ID: HKF Instrument ID: CHHPLC_G2_LUNA

Method: \\chromna\Denver\ChromData\G2_LUNA\20190627-83272.b\G2_8330_Luna.m
Limit Group: GCSV - 8330
Last Update: 28-Jun-2019 13:30:52 Calib Date: 08-May-2019 00:28:23
Integrator: Falcon
Quant Method: External Standard Quant By: Initial Calibration
Last ICal File: \\chromna\Denver\ChromData\G2_LUNA\20190507-81649.b\05070023.D

Column 1 : Luna-Phenyl hexyl (4.60 mm) Det: LC DAD1A, 254 nm
Process Host: CTX0317

First Level Reviewer: fiedlerh Date: 28-Jun-2019 13:10:28

	Compound	Det	RT (min.)	Exp RT (min.)	Dlt RT (min.)	Response	OnCol Amt ug/ml	Flags
	6 HMX	1	7.178	7.181	-0.003	7008	0.0409	M
	7 MNX	1		7.835			ND	
	8 RDX	1	9.265	9.254	0.011	5933	0.0285	
	9 Nitrobenzene	1		12.227			ND	
$	10 1,2-Dinitrobenzene	1	13.272	13.267	0.005	61036	0.2205	
	12 1,3-Dinitrobenzene	1		15.787			ND	
	14 o-Nitrotoluene	1		16.594			ND	
	15 p-Nitrotoluene	1		16.927			ND	
	16 4-Amino-2,6-dinitrotoluene	1	17.338	17.341	-0.003	72497	0.2438	
	17 m-Nitrotoluene	1	17.885	17.841	0.044	12009	0.0410	
	18 2-Amino-4,6-dinitrotoluene	1	18.372	18.374	-0.002	97229	0.2260	
	19 1,3,5-Trinitrobenzene	1	19.112	19.087	0.025	7445	0.0163	
	20 2,6-Dinitrotoluene	1		19.941			ND	
	21 2,4-Dinitrotoluene	1	20.505	20.501	0.004	3057	0.005368	
	22 Tetryl	1		23.828			ND	
	23 2,4,6-Trinitrotoluene	1	24.832	24.814	0.018	15758	0.0387	M

QC Flag Legend

Review Flags
M - Manually Integrated

Report Date: 28-Jun-2019 13:31:13 Chrom Revision: 2.3 20-Jun-2019 20:50:56

Eurofins TestAmerica, Denver

Data File:	\\chromna\Denver\ChromData\G2_LUNA\20190627-83272.b\06270016.D				
Injection Date:	28-Jun-2019 00:12:23	Instrument ID:	CHHPLC_G2_LUNA	Operator ID:	HKF
Lims ID:	280-124986-B-4-A	Lab Sample ID:	280-124986-4	Worklist Smp#:	16
Client ID:	G0090-19A				
Injection Vol:	100.0 ul	Dil. Factor:	1.0000	ALS Bottle#:	16
Method:	G2_8330_Luna	Limit Group:	GCSV - 8330		

Column: Luna-Phenyl hexyl (4.60 mm) Y Scaling: Method Defined: Scale to the Nth Largest Peak: 1

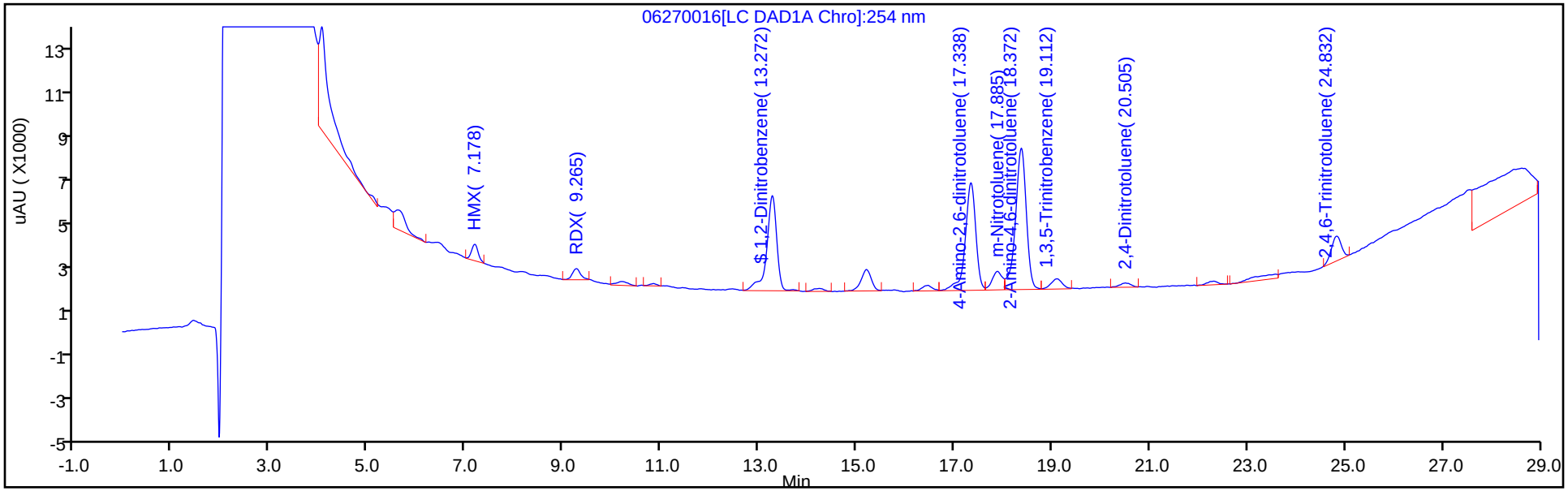

Y Scaling: Method Defined: Scale to the Nth Largest Peak: 1

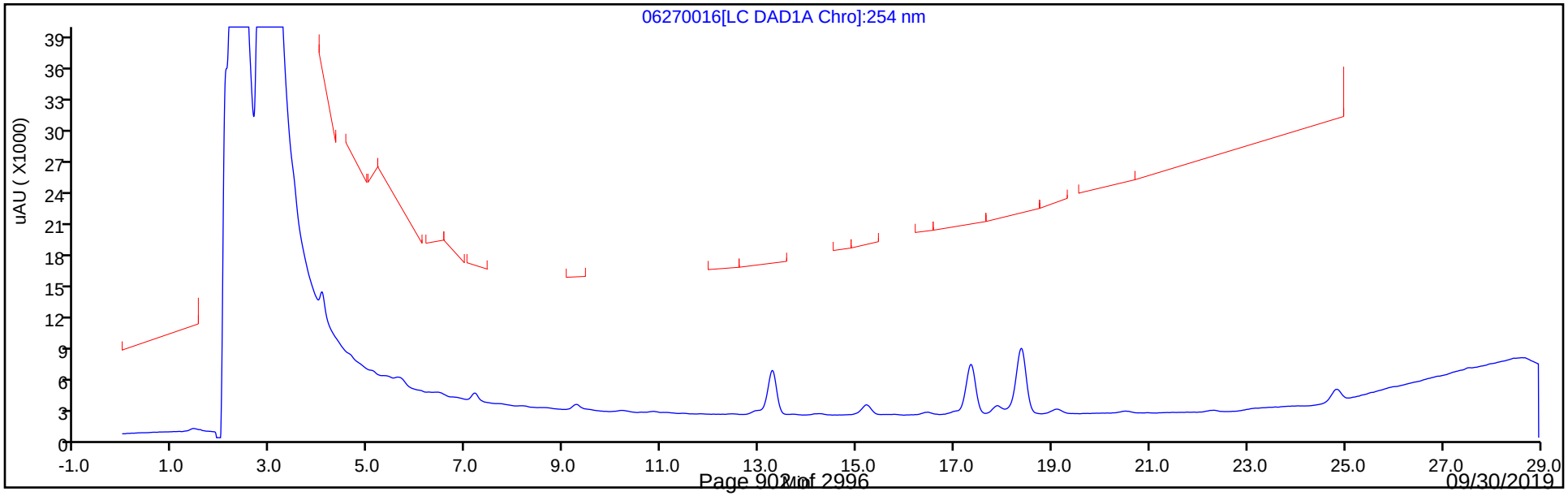

Eurofins TestAmerica, Denver
Recovery Report

Data File:	\\chromna\Denver\ChromData\G2_LUNA\20190627-83272.b\06270016.D				
Lims ID:	280-124986-B-4-A				
Client ID:	G0090-19A				
Sample Type:	Client				
Inject. Date:	28-Jun-2019 00:12:23	ALS Bottle#:	16	Worklist Smp#:	16
Injection Vol:	100.0 ul	Dil. Factor:	1.0000		
Sample Info:	280-124986-B-4-A				
Misc. Info.:	280-0083272-016				
Operator ID:	HKF	Instrument ID:	CHHPLC_G2_LUNA		
Method:	\\chromna\Denver\ChromData\G2_LUNA\20190627-83272.b\G2_8330_Luna.m				
Limit Group:	GCSV - 8330				
Last Update:	28-Jun-2019 13:30:52	Calib Date:	08-May-2019 00:28:23		
Integrator:	Falcon				
Quant Method:	External Standard	Quant By:	Initial Calibration		
Last ICal File:	\\chromna\Denver\ChromData\G2_LUNA\20190507-81649.b\05070023.D				
Column 1 :	Luna-Phenyl hexyl (4.60 mm)		Det: LC DAD1A, 254 nm		
Process Host:	CTX0317				
First Level Reviewer: fiedlerh		Date:	28-Jun-2019 13:10:28		

Compound	Amount Added	Amount Recovered	% Rec.
$ 10 1,2-Dinitrobenzene	0.2000	0.2205	110.23

Manual Integration/User Assign Peak Report

Eurofins TestAmerica, Denver

Data File:	\\chromna\Denver\ChromData\G2_LUNA\20190627-83272.b\06270016.D				
Injection Date:	28-Jun-2019 00:12:23	Instrument ID:	CHHPLC_G2_LUNA		
Lims ID:	280-124986-B-4-A	Lab Sample ID:	280-124986-4		
Client ID:	G0090-19A				
Operator ID:	HKF	ALS Bottle#:	16	Worklist Smp#:	16
Injection Vol:	100.0 ul	Dil. Factor:	1.0000		
Method:	G2_8330_Luna	Limit Group:	GCSV - 8330		
Column:	Luna-Phenyl hexyl (4.60 mm)	Detector	LC DAD1A, 254 nm		

23 2,4,6-Trinitrotoluene, CAS: 118-96-7

Signal: 1

Processing Integration Results

RT: 24.83
Area: 23139
Amount: 0.056813
Amount Units: ug/ml

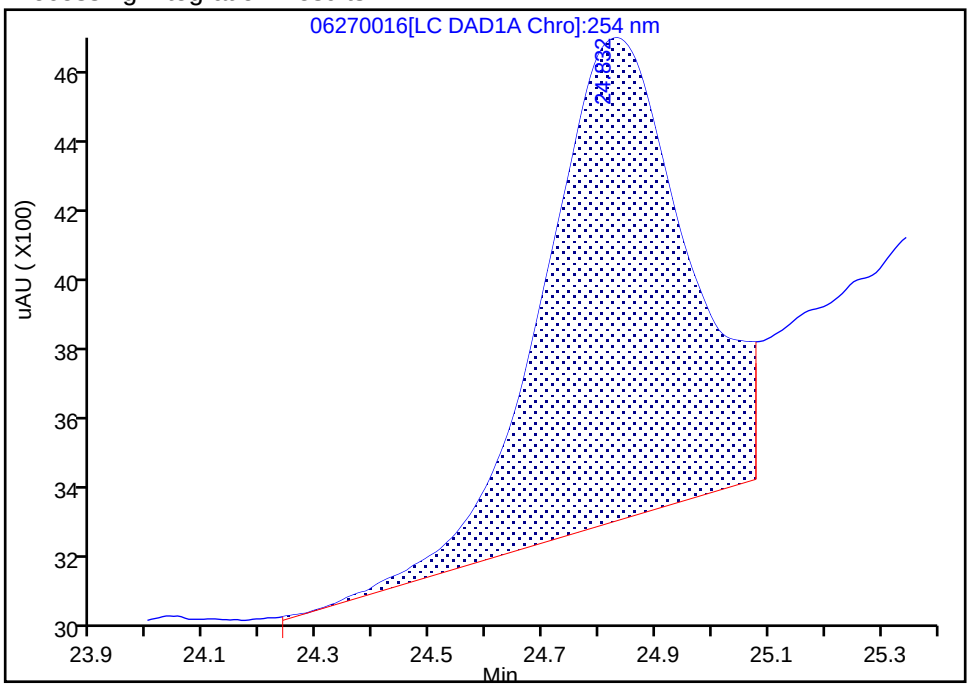

Manual Integration Results

RT: 24.83
Area: 15758
Amount: 0.038691
Amount Units: ug/ml

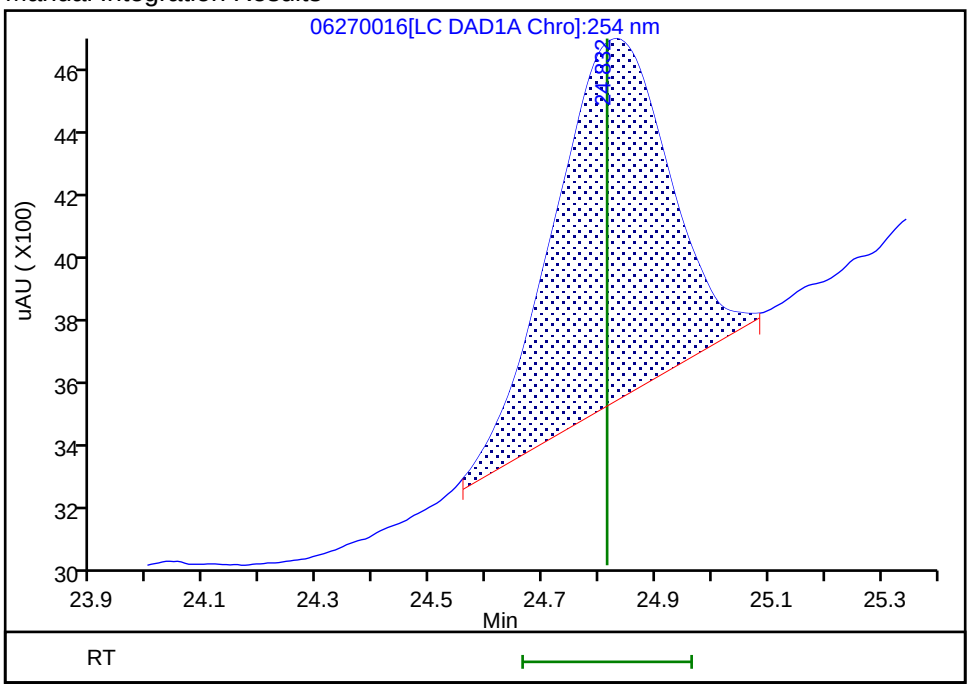

Reviewer: fiedlerh, 28-Jun-2019 13:10:27

Audit Action: Manually Integrated Audit Reason: Baseline Smoothing

Manual Integration/User Assign Peak Report

Eurofins TestAmerica, Denver

Data File:	\\chromna\Denver\ChromData\G2_LUNA\20190627-83272.b\06270016.D				
Injection Date:	28-Jun-2019 00:12:23	Instrument ID:	CHHPLC_G2_LUNA		
Lims ID:	280-124986-B-4-A	Lab Sample ID:	280-124986-4		
Client ID:	G0090-19A				
Operator ID:	HKF	ALS Bottle#:	16	Worklist Smp#:	16
Injection Vol:	100.0 ul	Dil. Factor:	1.0000		
Method:	G2_8330_Luna	Limit Group:	GCSV - 8330		
Column:	Luna-Phenyl hexyl (4.60 mm)	Detector	LC DAD1A, 254 nm		

6 HMX, CAS: 2691-41-0

Signal: 1

Processing Integration Results

RT: 7.18
Area: 10143
Amount: 0.059247
Amount Units: ug/ml

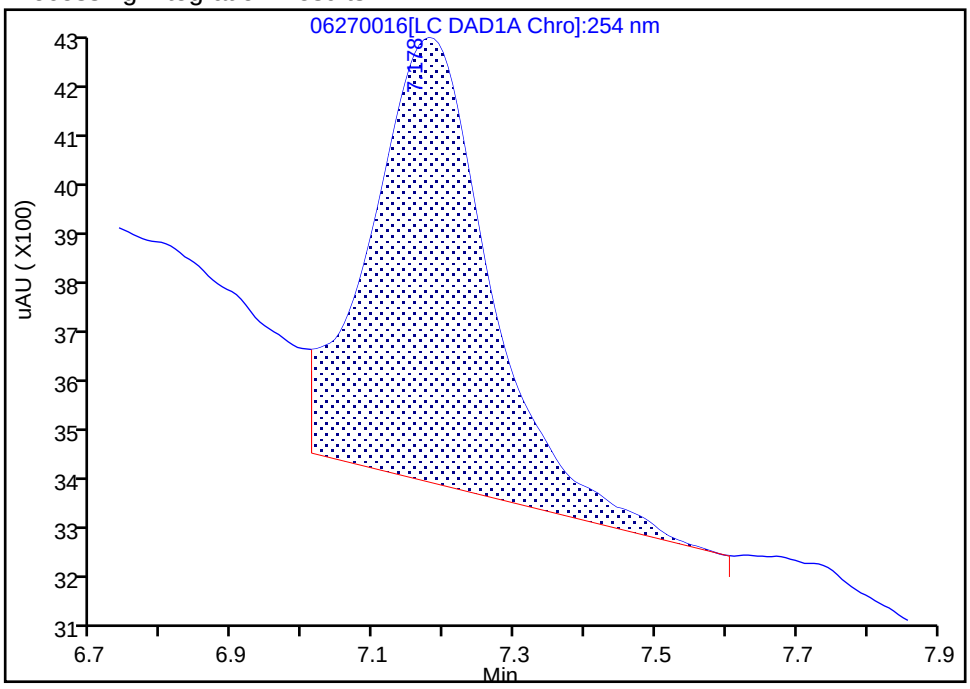

Manual Integration Results

RT: 7.18
Area: 7008
Amount: 0.040935
Amount Units: ug/ml

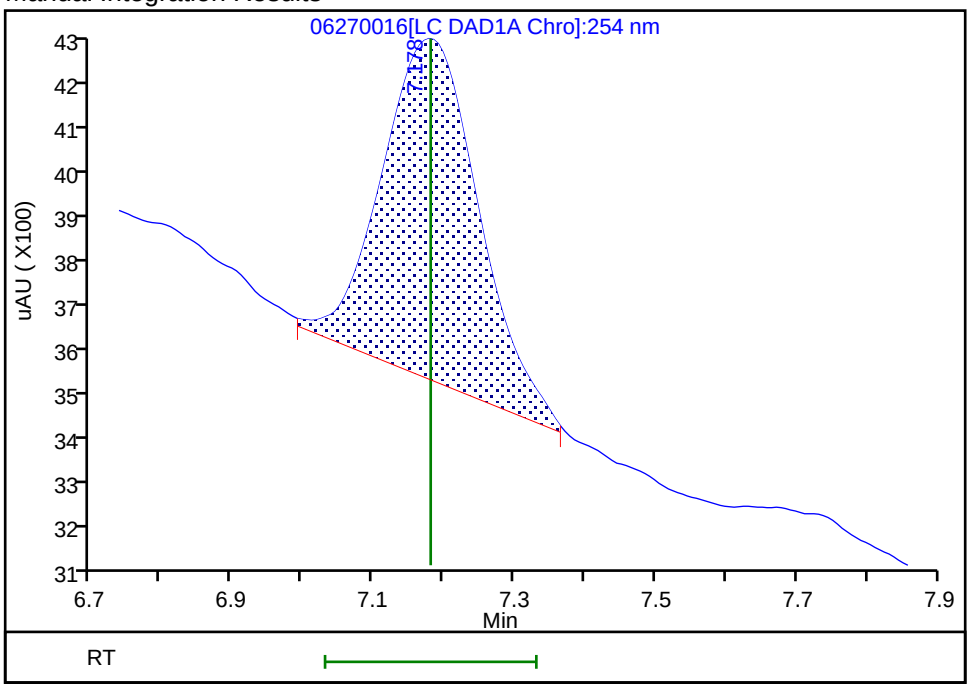

Reviewer: fiedlerh, 28-Jun-2019 13:07:00

Audit Action: Manually Integrated Audit Reason: Baseline Smoothing

FORM I
HPLC/IC ORGANICS ANALYSIS DATA SHEET

Lab Name: Eurofins TestAmerica, Denver Job No.: 280-124986-1

SDG No.:

Client Sample ID: G0088-19A Lab Sample ID: 280-124986-5

Matrix: Water Lab File ID: 06190054.D

Analysis Method: 8330A Date Collected: 06/09/2019 10:15

Extraction Method: 3535 Date Extracted: 06/14/2019 10:20

Sample wt/vol: 490.9(mL) Date Analyzed: 06/20/2019 05:56

Con. Extract Vol.: 5(mL) Dilution Factor: 1

Injection Volume: 100(uL) GC Column: UltraCarb5uODS ID: 4.6(mm)

% Moisture: GPC Cleanup:(Y/N) N

Analysis Batch No.: 462065 Units: ug/L

CAS NO.	COMPOUND NAME	RESULT	Q	LOQ	LOD	DL
99-35-4	1,3,5-Trinitrobenzene	5.5		1.0	0.41	0.20
99-65-0	1,3-Dinitrobenzene	0.20	U	0.41	0.20	0.090
118-96-7	2,4,6-Trinitrotoluene	0.70		0.41	0.41	0.16
121-14-2	2,4-Dinitrotoluene	0.20	U	0.41	0.20	0.085
606-20-2	2,6-Dinitrotoluene	0.20	U	0.20	0.20	0.066
35572-78-2	2-Amino-4,6-dinitrotoluene	0.45	M	0.20	0.12	0.052
88-72-2	2-Nitrotoluene	0.20	U Q	0.41	0.20	0.087
99-08-1	3-Nitrotoluene	0.41	U Q	0.41	0.41	0.20
19406-51-0	4-Amino-2,6-dinitrotoluene	0.33		0.20	0.12	0.059
99-99-0	4-Nitrotoluene	0.41	U Q	1.0	0.41	0.20
2691-41-0	HMX	0.20	U	0.41	0.20	0.089
5755-27-1	MNX	0.41	U	2.0	0.41	0.16
98-95-3	Nitrobenzene	0.20	U	0.41	0.20	0.093
121-82-4	RDX	0.41	U	0.41	0.41	0.16
479-45-8	Tetryl	0.20	U M	0.24	0.20	0.081

CAS NO.	SURROGATE	%REC	Q	LIMITS
528-29-0	1,2-Dinitrobenzene	93		83-119

Eurofins TestAmerica, Denver
Target Compound Quantitation Report

Data File: \\chromna\Denver\ChromData\CHHPLC_X\20190619-83007.b\06190054.D
Lims ID: 280-124986-B-5-A
Client ID: G0088-19A
Sample Type: Client
Inject. Date: 20-Jun-2019 05:56:16 ALS Bottle#: 54 Worklist Smp#: 54
Injection Vol: 100.0 ul Dil. Factor: 1.0000
Sample Info: 280-124986-B-5-A
Misc. Info.: 280-0083007-054
Operator ID: hkf Instrument ID: CHHPLC_X3

Method: \\chromna\Denver\ChromData\CHHPLC_X\20190619-83007.b\8330_X3.m
Limit Group: GCSV - 8330
Last Update: 20-Jun-2019 10:14:32 Calib Date: 15-May-2019 01:42:24
Integrator: Falcon
Quant Method: External Standard Quant By: Initial Calibration
Last ICal File: \\chromna\Denver\ChromData\CHHPLC_X\20190514-81869.b\0514B032.D

Column 1 : UltraCarb5uODS (20) (4.60 mm) Det: LC DAD1B, 254 nm
Process Host: CTX0329

First Level Reviewer: fiedlerh Date: 20-Jun-2019 10:10:26

	Compound	Det	RT (min.)	Exp RT (min.)	Dlt RT (min.)	Response	OnCol Amt ug/mL	Flags
	3 HMX	1		6.647			ND	
	6 MNX	1		7.359			ND	
	7 RDX	1		7.774			ND	
$	9 1,2-Dinitrobenzene	1	8.766	8.761	0.005	24095	0.1852	
	10 1,3,5-Trinitrobenzene	1	8.926	8.914	0.012	123254	0.5376	
	11 1,3-Dinitrobenzene	1		9.580			ND	
	12 Nitrobenzene	1		9.974			ND	
	14 Tetryl	1		10.307			ND	U
	16 2,4,6-Trinitrotoluene	1	11.279	11.267	0.012	15304	0.0684	
	17 4-Amino-2,6-dinitrotoluene	1	11.472	11.460	0.012	5290	0.0326	
	18 2-Amino-4,6-dinitrotoluene	1	11.772	11.747	0.025	8735	0.0442	M
	19 2,6-Dinitrotoluene	1		11.887			ND	
	20 2,4-Dinitrotoluene	1		12.087			ND	
	21 o-Nitrotoluene	1		12.934			ND	
	22 p-Nitrotoluene	1	13.386	13.374	0.012	1277	0.0113	
	23 m-Nitrotoluene	1		13.974			ND	

QC Flag Legend

Review Flags
M - Manually Integrated
U - Marked Undetected

Report Date: 20-Jun-2019 10:14:33 Chrom Revision: 2.3 18-Jun-2019 21:44:00

Eurofins TestAmerica, Denver

Data File: \\chromna\Denver\ChromData\CHHPLC_X\20190619-83007.b\06190054.D

Injection Date:	20-Jun-2019 05:56:16	Instrument ID:	CHHPLC_X3	Operator ID:	hkf
Lims ID:	280-124986-B-5-A	Lab Sample ID:	280-124986-5	Worklist Smp#:	54
Client ID:	G0088-19A				
Injection Vol:	100.0 ul	Dil. Factor:	1.0000	ALS Bottle#:	54
Method:	8330_X3	Limit Group:	GCSV - 8330		

Column: UltraCarb5uODS (20) (4.60 mm) Y Scaling: Method Defined: Scale to the Nth Largest Target: 1

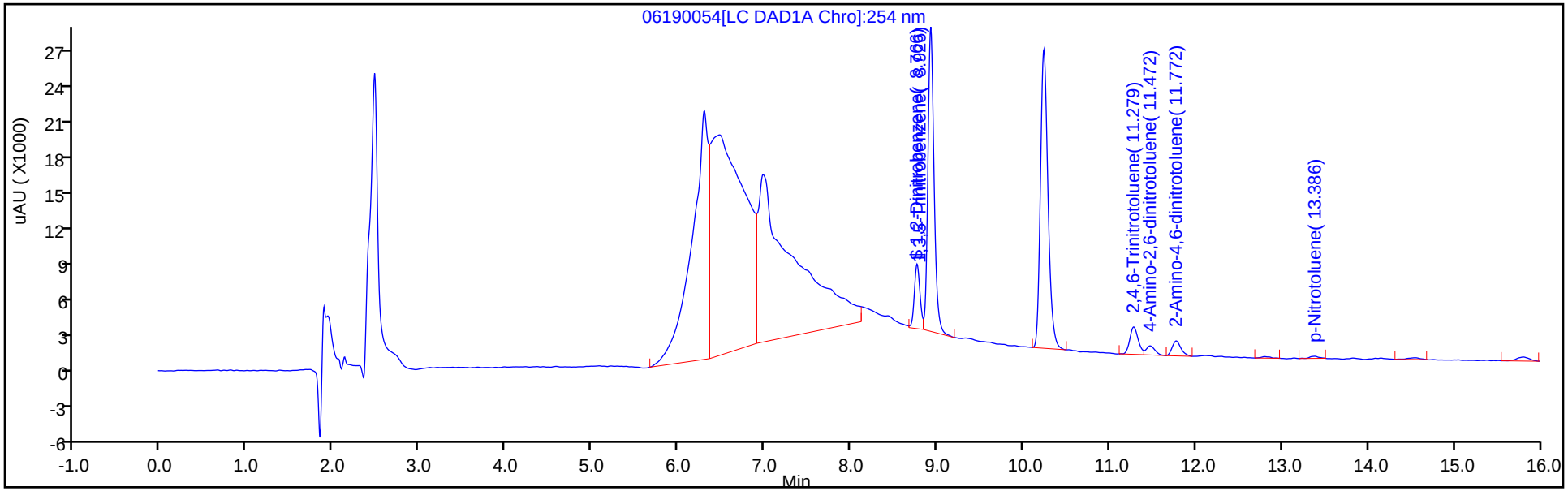

Y Scaling: Method Defined: Scale to the Nth Largest Target: 1

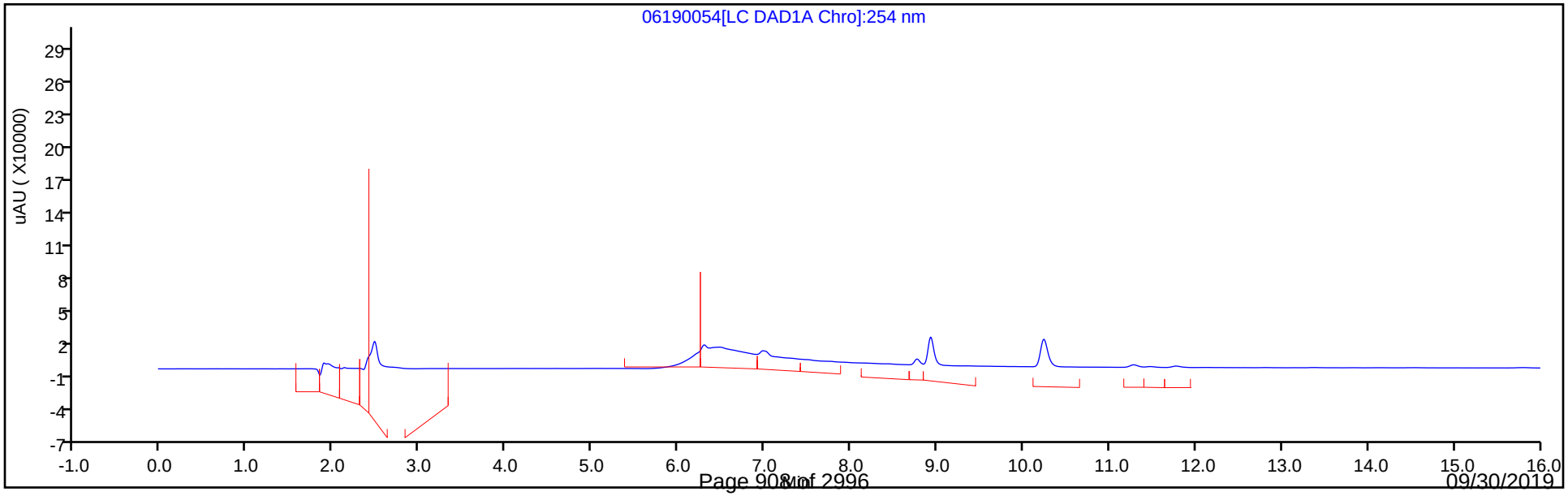

Eurofins TestAmerica, Denver
Recovery Report

Data File:	\\chromna\Denver\ChromData\CHHPLC_X\20190619-83007.b\06190054.D				
Lims ID:	280-124986-B-5-A				
Client ID:	G0088-19A				
Sample Type:	Client				
Inject. Date:	20-Jun-2019 05:56:16	ALS Bottle#:	54	Worklist Smp#:	54
Injection Vol:	100.0 ul	Dil. Factor:	1.0000		
Sample Info:	280-124986-B-5-A				
Misc. Info.:	280-0083007-054				
Operator ID:	hkf	Instrument ID:	CHHPLC_X3		
Method:	\\chromna\Denver\ChromData\CHHPLC_X\20190619-83007.b\8330_X3.m				
Limit Group:	GCSV - 8330				
Last Update:	20-Jun-2019 10:14:32	Calib Date:	15-May-2019 01:42:24		
Integrator:	Falcon				
Quant Method:	External Standard	Quant By:	Initial Calibration		
Last ICal File:	\\chromna\Denver\ChromData\CHHPLC_X\20190514-81869.b\0514B032.D				
Column 1 :	UltraCarb5uODS (20) (4.60 mm)		Det: LC DAD1B, 254 nm		
Process Host:	CTX0329				
First Level Reviewer: fiedlerh		Date:	20-Jun-2019 10:10:26		

Compound	Amount Added	Amount Recovered	% Rec.
$ 9 1,2-Dinitrobenzene	0.2000	0.1852	92.59

Manual Integration/User Assign Peak Report

Eurofins TestAmerica, Denver

Data File:	\\chromna\Denver\ChromData\CHHPLC_X\20190619-83007.b\06190054.D				
Injection Date:	20-Jun-2019 05:56:16	Instrument ID:	CHHPLC_X3		
Lims ID:	280-124986-B-5-A	Lab Sample ID:	280-124986-5		
Client ID:	G0088-19A				
Operator ID:	hkf	ALS Bottle#:	54	Worklist Smp#:	54
Injection Vol:	100.0 ul	Dil. Factor:	1.0000		
Method:	8330_X3	Limit Group:	GCSV - 8330		
Column:	UltraCarb5uODS (20) (4.60 mm)	Detector	LC DAD1B, 254 nm		

18 2-Amino-4,6-dinitrotoluene, CAS: 35572-78-2

Signal: 1

Processing Integration Results

RT: 11.77
Area: 3906
Amount: 0.019774
Amount Units: ug/mL

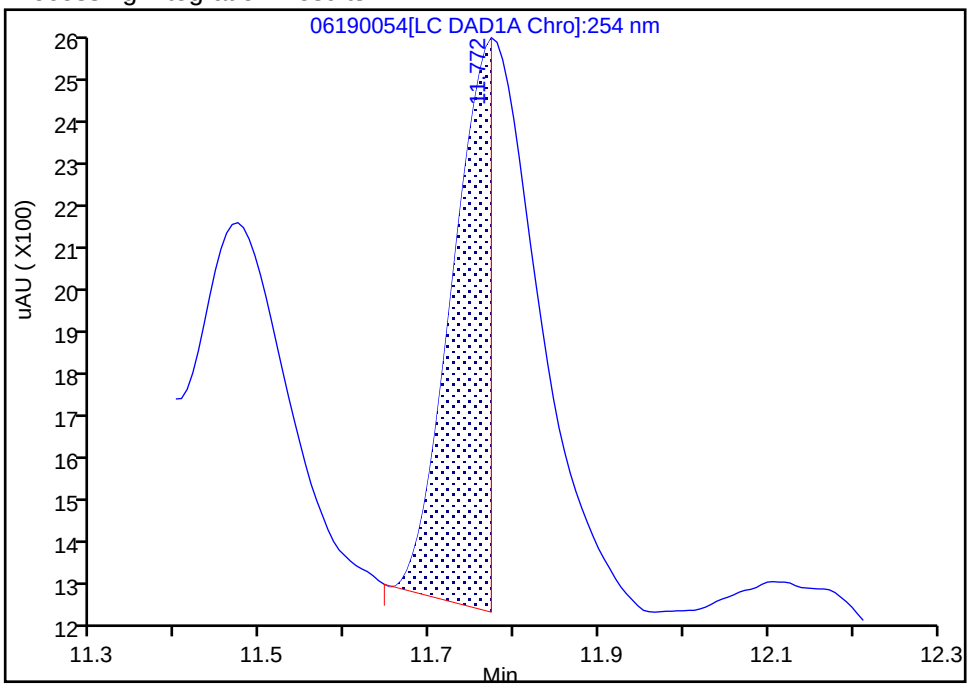

Manual Integration Results

RT: 11.77
Area: 8735
Amount: 0.044220
Amount Units: ug/mL

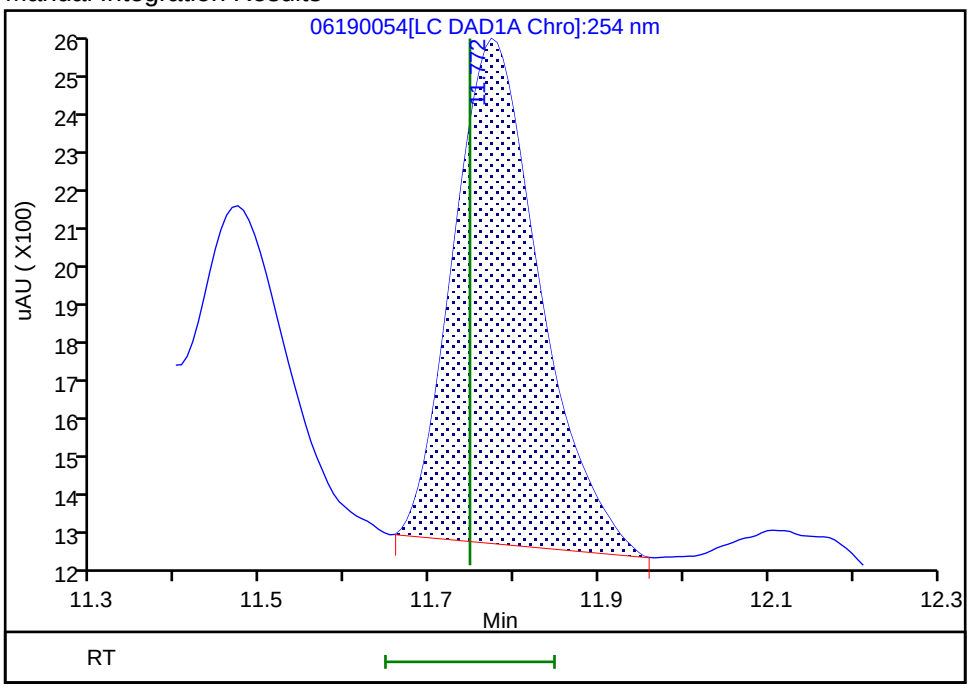

Reviewer: fiedlerh, 20-Jun-2019 10:10:25

Audit Action: Manually Integrated Audit Reason: Baseline Smoothing

User Disabled Compound Report

Eurofins TestAmerica, Denver

Data File:	\\chromna\Denver\ChromData\CHHPLC_X\20190619-83007.b\06190054.D				
Injection Date:	20-Jun-2019 05:56:16	Instrument ID:	CHHPLC_X3		
Lims ID:	280-124986-B-5-A	Lab Sample ID:	280-124986-5		
Client ID:	G0088-19A				
Operator ID:	hkf	ALS Bottle#:	54	Worklist Smp#:	54
Injection Vol:	100.0 ul	Dil. Factor:	1.0000		
Method:	8330_X3	Limit Group:	GCSV - 8330		
Column:	UltraCarb5uODS (20) (4.60 mm)	Detector	LC DAD1B, 254 nm		

14 Tetryl, CAS: 479-45-8, Signal: 1

RT: 10.24
Response: 149600
Amount: 0.890712

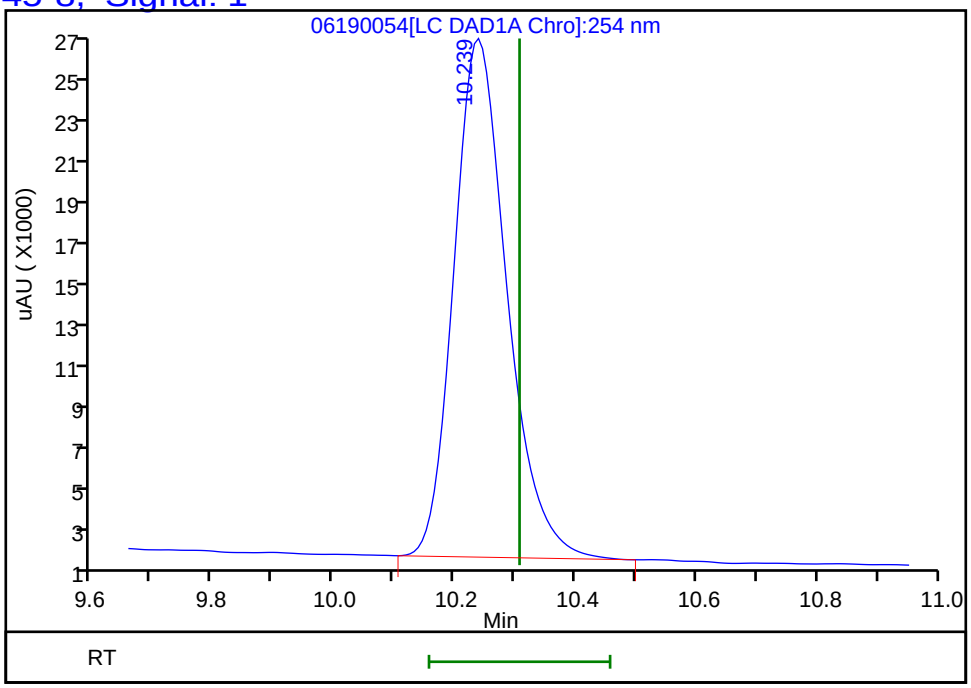

Reviewer: fiedlerh, 20-Jun-2019 10:10:26
Audit Action: Marked Compound Undetected Audit Reason: Invalid Compound ID

FORM I
HPLC/IC ORGANICS ANALYSIS DATA SHEET

Lab Name: Eurofins TestAmerica, Denver Job No.: 280-124986-1

SDG No.:

Client Sample ID: G0088-19A Lab Sample ID: 280-124986-5

Matrix: Water Lab File ID: 06210053.D

Analysis Method: 8330A Date Collected: 06/09/2019 10:15

Extraction Method: 3535 Date Extracted: 06/14/2019 10:20

Sample wt/vol: 490.9(mL) Date Analyzed: 06/22/2019 14:27

Con. Extract Vol.: 5(mL) Dilution Factor: 1

Injection Volume: 100(uL) GC Column: Luna-phenylhex ID: 4.6(mm)

% Moisture: GPC Cleanup:(Y/N) N

Analysis Batch No.: 462208 Units: ug/L

CAS NO.	SURROGATE	%REC	Q	LIMITS
528-29-0	1,2-Dinitrobenzene	93		83-119

Eurofins TestAmerica, Denver
Target Compound Quantitation Report

Data File: \\chromna\Denver\ChromData\G2_LUNA\20190620-83049.b\06210053.D
Lims ID: 280-124986-B-5-A
Client ID: G0088-19A
Sample Type: Client
Inject. Date: 22-Jun-2019 14:27:48 ALS Bottle#: 53 Worklist Smp#: 53
Injection Vol: 100.0 ul Dil. Factor: 1.0000
Sample Info: 280-124986-B-5-A
Misc. Info.: 280-0083049-053
Operator ID: HKF Instrument ID: CHHPLC_G2_LUNA

Method: \\chromna\Denver\ChromData\G2_LUNA\20190620-83049.b\G2_8330_Luna.m
Limit Group: GCSV - 8330
Last Update: 24-Jun-2019 10:52:06 Calib Date: 08-May-2019 00:28:23
Integrator: Falcon
Quant Method: External Standard Quant By: Initial Calibration
Last ICal File: \\chromna\Denver\ChromData\G2_LUNA\20190507-81649.b\05070023.D

Column 1 : Luna-Phenyl hexyl (4.60 mm) Det: LC DAD1A, 254 nm
Process Host: CTX0327

First Level Reviewer: fiedlerh Date: 24-Jun-2019 10:41:07

	Compound	Det	RT (min.)	Exp RT (min.)	Dlt RT (min.)	Response	OnCol Amt ug/ml	Flags
	6 HMX	1	7.163	7.225	-0.062	1804	0.0105	M
	7 MNX	1		7.848			ND	
	8 RDX	1		9.312			ND	
	9 Nitrobenzene	1		12.305			ND	
$	10 1,2-Dinitrobenzene	1	13.296	13.338	-0.042	51382	0.1856	
	12 1,3-Dinitrobenzene	1		15.858			ND	
	14 o-Nitrotoluene	1		16.678			ND	
	15 p-Nitrotoluene	1		17.005			ND	
	16 4-Amino-2,6-dinitrotoluene	1	17.376	17.412	-0.036	11039	0.0371	
	17 m-Nitrotoluene	1	17.942	17.918	0.024	6222	0.0213	
	18 2-Amino-4,6-dinitrotoluene	1	18.389	18.445	-0.056	23704	0.0551	
	19 1,3,5-Trinitrobenzene	1	19.116	19.158	-0.042	261111	0.5707	
	20 2,6-Dinitrotoluene	1		20.018			ND	
	21 2,4-Dinitrotoluene	1		20.579			ND	
	22 Tetryl	1	23.809	23.905	-0.096	18343	0.0583	M
	23 2,4,6-Trinitrotoluene	1	24.843	24.885	-0.042	32849	0.0807	

QC Flag Legend

Review Flags
M - Manually Integrated

Report Date: 24-Jun-2019 10:52:15 Chrom Revision: 2.3 20-Jun-2019 20:50:56

Eurofins TestAmerica, Denver

Data File:	\\chromna\Denver\ChromData\G2_LUNA\20190620-83049.b\06210053.D				
Injection Date:	22-Jun-2019 14:27:48	Instrument ID:	CHHPLC_G2_LUNA	Operator ID:	HKF
Lims ID:	280-124986-B-5-A	Lab Sample ID:	280-124986-5	Worklist Smp#:	53
Client ID:	G0088-19A				
Injection Vol:	100.0 ul	Dil. Factor:	1.0000	ALS Bottle#:	53
Method:	G2_8330_Luna	Limit Group:	GCSV - 8330		

Column: Luna-Phenyl hexyl (4.60 mm) Y Scaling: Method Defined: Scale to the Nth Largest Peak: 1

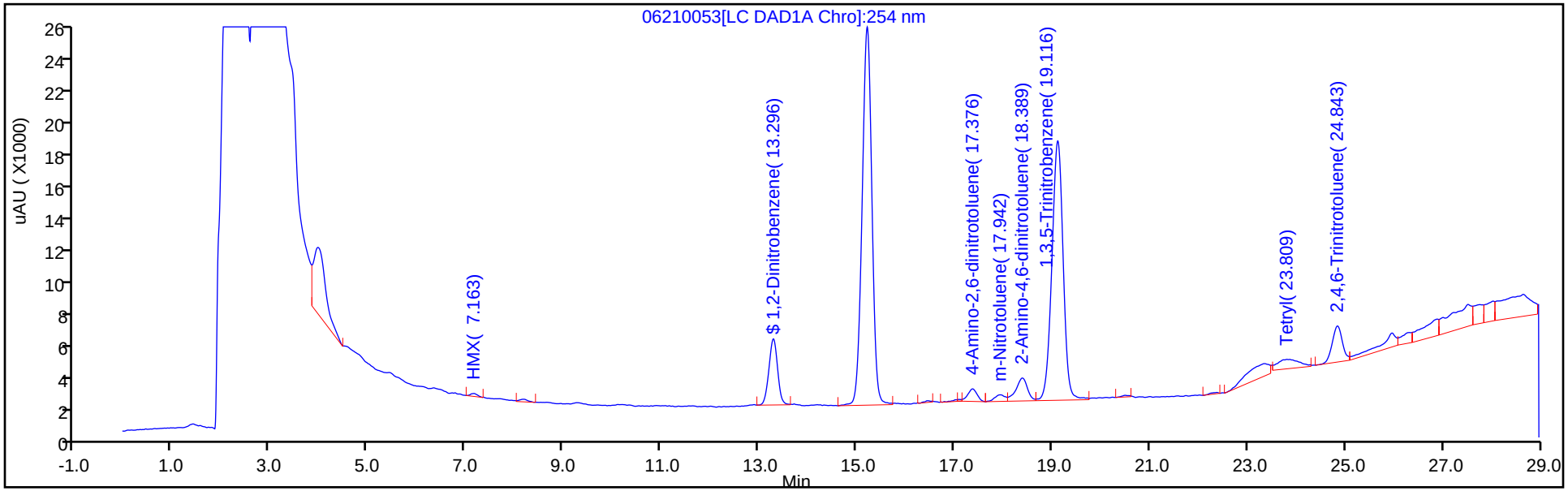

Y Scaling: Method Defined: Scale to the Nth Largest Peak: 1

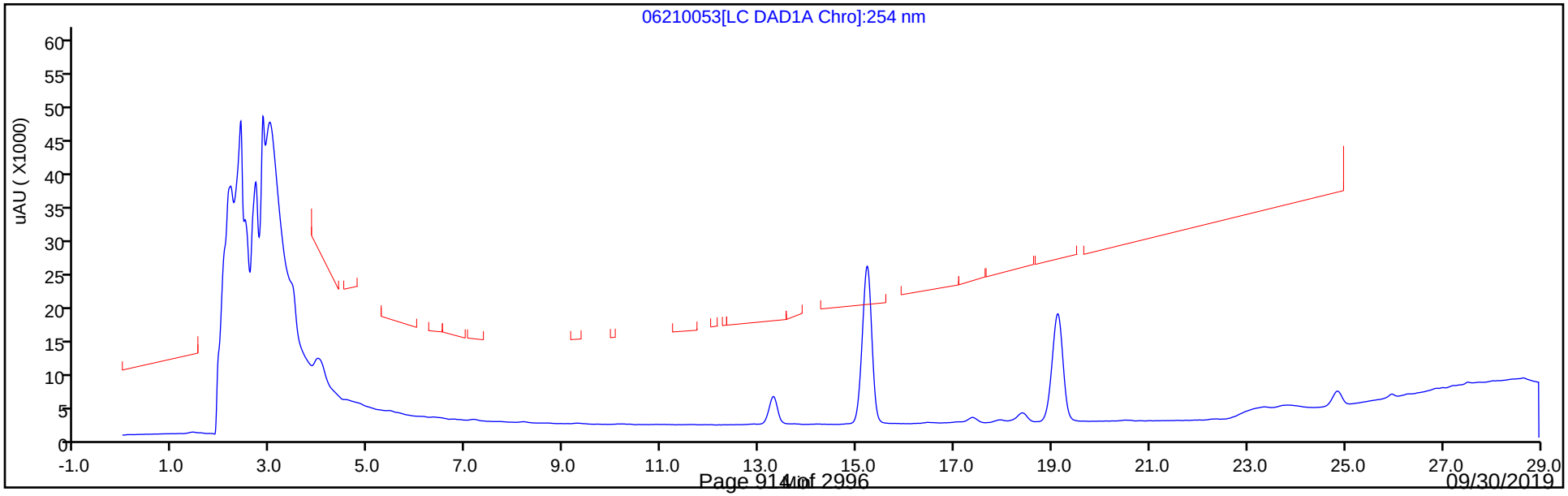

Eurofins TestAmerica, Denver
Recovery Report

Data File:	\\chromna\Denver\ChromData\G2_LUNA\20190620-83049.b\06210053.D				
Lims ID:	280-124986-B-5-A				
Client ID:	G0088-19A				
Sample Type:	Client				
Inject. Date:	22-Jun-2019 14:27:48	ALS Bottle#:	53	Worklist Smp#:	53
Injection Vol:	100.0 ul	Dil. Factor:	1.0000		
Sample Info:	280-124986-B-5-A				
Misc. Info.:	280-0083049-053				
Operator ID:	HKF	Instrument ID:	CHHPLC_G2_LUNA		
Method:	\\chromna\Denver\ChromData\G2_LUNA\20190620-83049.b\G2_8330_Luna.m				
Limit Group:	GCSV - 8330				
Last Update:	24-Jun-2019 10:52:06	Calib Date:	08-May-2019 00:28:23		
Integrator:	Falcon				
Quant Method:	External Standard	Quant By:	Initial Calibration		
Last ICal File:	\\chromna\Denver\ChromData\G2_LUNA\20190507-81649.b\05070023.D				
Column 1 :	Luna-Phenyl hexyl (4.60 mm)		Det: LC DAD1A, 254 nm		
Process Host:	CTX0327				
First Level Reviewer: fiedlerh		Date:	24-Jun-2019 10:41:07		

Compound	Amount Added	Amount Recovered	% Rec.
$ 10 1,2-Dinitrobenzene	0.2000	0.1856	92.80

Manual Integration/User Assign Peak Report

Eurofins TestAmerica, Denver

Data File:	\\chromna\Denver\ChromData\G2_LUNA\20190620-83049.b\06210053.D				
Injection Date:	22-Jun-2019 14:27:48	Instrument ID:	CHHPLC_G2_LUNA		
Lims ID:	280-124986-B-5-A	Lab Sample ID:	280-124986-5		
Client ID:	G0088-19A				
Operator ID:	HKF	ALS Bottle#:	53	Worklist Smp#:	53
Injection Vol:	100.0 ul	Dil. Factor:	1.0000		
Method:	G2_8330_Luna	Limit Group:	GCSV - 8330		
Column:	Luna-Phenyl hexyl (4.60 mm)	Detector	LC DAD1A, 254 nm		

6 HMX, CAS: 2691-41-0

Signal: 1

Processing Integration Results

RT: 7.16
Area: 2590
Amount: 0.015129
Amount Units: ug/ml

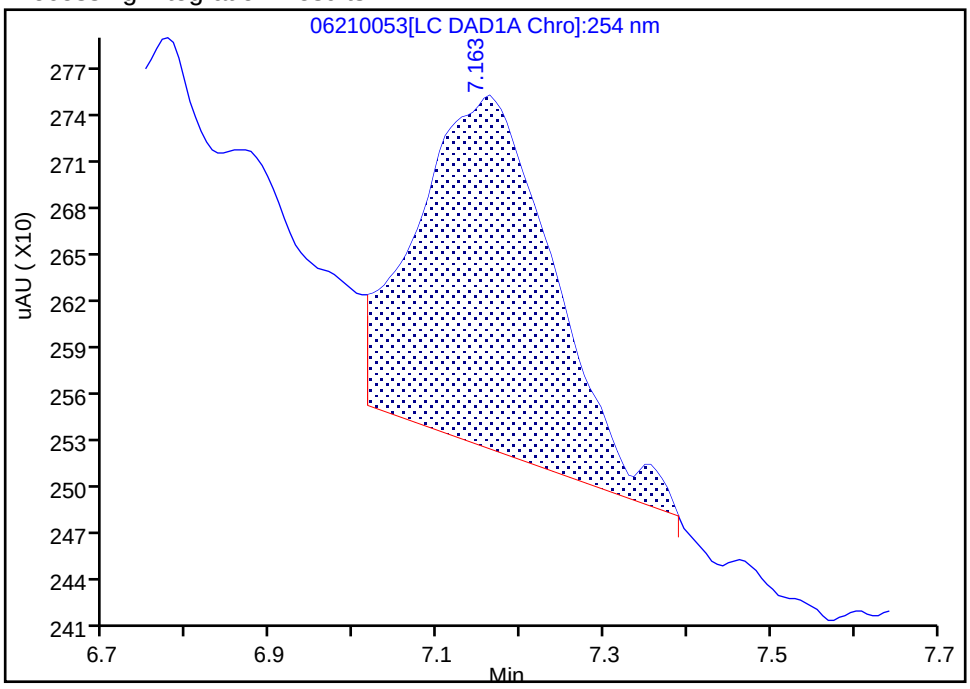

Manual Integration Results

RT: 7.16
Area: 1804
Amount: 0.010537
Amount Units: ug/ml

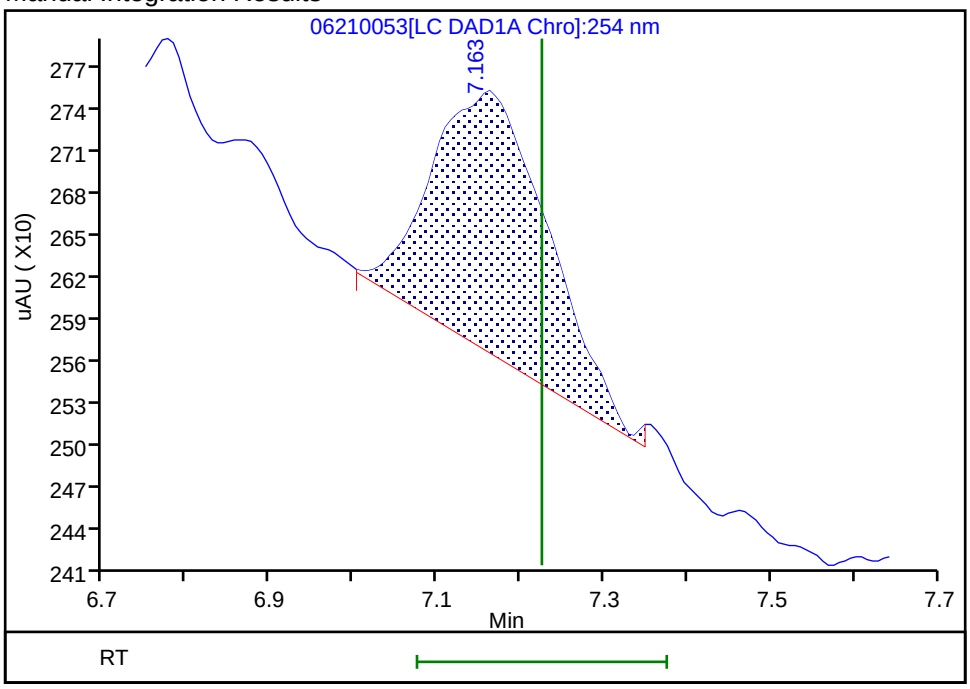

Reviewer: fiedlerh, 24-Jun-2019 10:41:06

Audit Action: Manually Integrated Audit Reason: Baseline Smoothing

Eurofins TestAmerica, Denver

Data File:	\\chromna\Denver\ChromData\G2_LUNA\20190620-83049.b\06210053.D				
Injection Date:	22-Jun-2019 14:27:48	Instrument ID:	CHHPLC_G2_LUNA		
Lims ID:	280-124986-B-5-A	Lab Sample ID:	280-124986-5		
Client ID:	G0088-19A				
Operator ID:	HKF	ALS Bottle#:	53	Worklist Smp#:	53
Injection Vol:	100.0 ul	Dil. Factor:	1.0000		
Method:	G2_8330_Luna	Limit Group:	GCSV - 8330		
Column:	Luna-Phenyl hexyl (4.60 mm)	Detector	LC DAD1A, 254 nm		

22 Tetryl, CAS: 479-45-8

Signal: 1

Processing Integration Results

RT: 23.81
Area: 17946
Amount: 0.057066
Amount Units: ug/ml

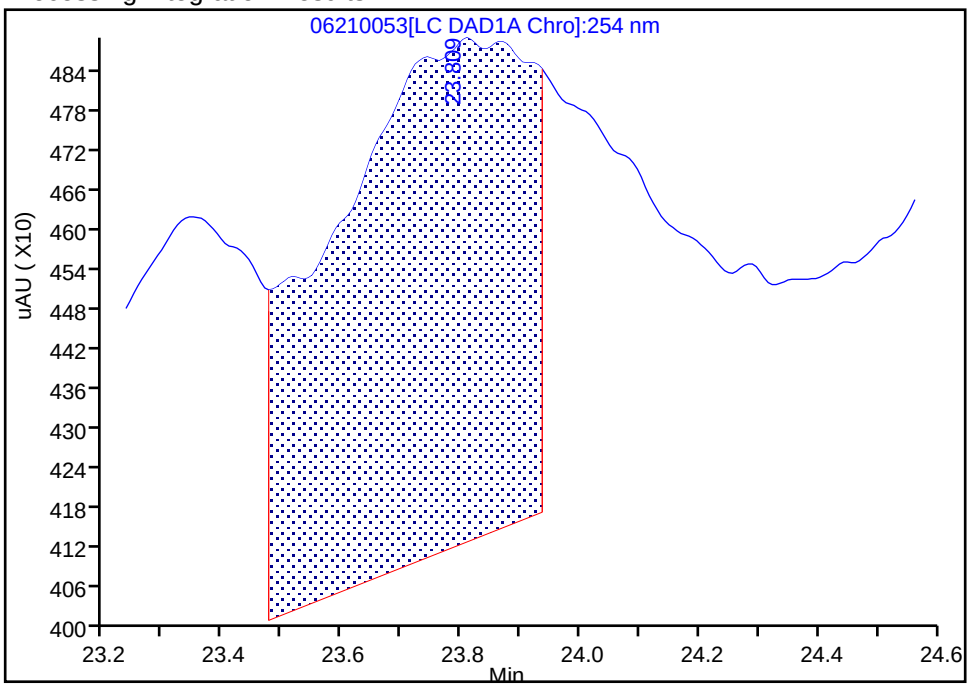

Manual Integration Results

RT: 23.81
Area: 18343
Amount: 0.058328
Amount Units: ug/ml

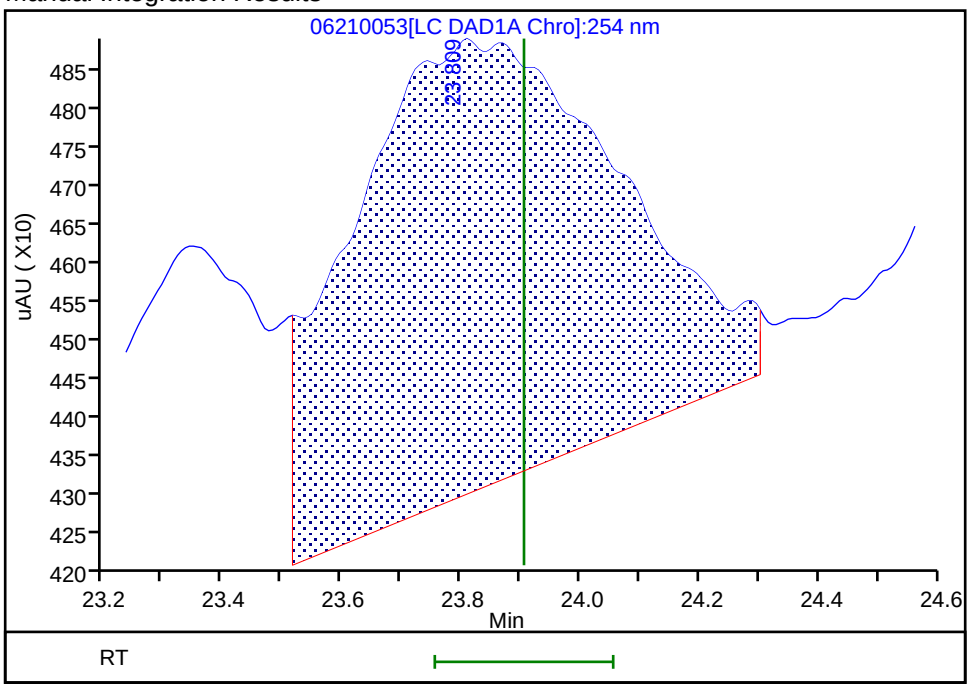

Reviewer: fiedlerh, 24-Jun-2019 10:41:00
Audit Action: Manually Integrated Audit Reason: Baseline Smoothing

FORM I
HPLC/IC ORGANICS ANALYSIS DATA SHEET

Lab Name: Eurofins TestAmerica, Denver Job No.: 280-124986-1

SDG No.:

Client Sample ID: G0088-19A RE Lab Sample ID: 280-124986-5 RE

Matrix: Water Lab File ID: 06260019.D

Analysis Method: 8330A Date Collected: 06/09/2019 10:15

Extraction Method: 3535 Date Extracted: 06/18/2019 14:22

Sample wt/vol: 493.2(mL) Date Analyzed: 06/26/2019 23:56

Con. Extract Vol.: 5(mL) Dilution Factor: 1

Injection Volume: 100(uL) GC Column: UltraCarb5uODS ID: 4.6(mm)

% Moisture: GPC Cleanup:(Y/N) N

Analysis Batch No.: 462823 Units: ug/L

CAS NO.	COMPOUND NAME	RESULT	Q	LOQ	LOD	DL
99-35-4	*1,3,5-Trinitrobenzene*	*5.3*	*H*	*1.0*	0.41	*0.20*
99-65-0	*1,3-Dinitrobenzene*	*0.20*	*U H*	*0.41*	0.20	*0.090*
118-96-7	*2,4,6-Trinitrotoluene*	*0.73*	*H*	*0.41*	0.41	*0.16*
121-14-2	*2,4-Dinitrotoluene*	*0.20*	*U H*	*0.41*	0.20	*0.085*
606-20-2	*2,6-Dinitrotoluene*	*0.20*	*U H*	*0.20*	0.20	*0.065*
35572-78-2	*2-Amino-4,6-dinitrotoluene*	*0.49*	*H*	*0.20*	0.12	*0.051*
88-72-2	*2-Nitrotoluene*	*0.20*	*U H*	*0.41*	0.20	*0.087*
99-08-1	*3-Nitrotoluene*	*0.41*	*U Q H*	*0.41*	0.41	*0.20*
19406-51-0	*4-Amino-2,6-dinitrotoluene*	*0.36*	*H Q*	*0.20*	0.12	*0.058*
99-99-0	*4-Nitrotoluene*	*0.41*	*U H M*	*1.0*	0.41	*0.20*
2691-41-0	*HMX*	*0.20*	*U H*	*0.41*	0.20	*0.089*
5755-27-1	*MNX*	*0.41*	*U H M*	*2.0*	0.41	*0.16*
98-95-3	*Nitrobenzene*	*0.20*	*U H*	*0.41*	0.20	*0.092*
121-82-4	*RDX*	*0.41*	*U H*	*0.41*	0.41	*0.16*
479-45-8	*Tetryl*	*0.20*	*U H M*	*0.24*	0.20	*0.080*

CAS NO.	SURROGATE	%REC	Q	LIMITS
528-29-0	1,2-Dinitrobenzene	95		83-119

Eurofins TestAmerica, Denver
Target Compound Quantitation Report

Data File: \\chromna\Denver\ChromData\CHHPLC_X\20190626-83230.b\06260019.D
Lims ID: 280-124986-A-5-A
Client ID: G0088-19A
Sample Type: Client
Inject. Date: 26-Jun-2019 23:56:34 ALS Bottle#: 19 Worklist Smp#: 19
Injection Vol: 100.0 ul Dil. Factor: 1.0000
Sample Info: 280-124986-A-5-A
Misc. Info.: 280-0083230-019
Operator ID: hkf Instrument ID: CHHPLC_X3

Method: \\chromna\Denver\ChromData\CHHPLC_X\20190626-83230.b\8330_X3.m
Limit Group: GCSV - 8330
Last Update: 27-Jun-2019 09:04:17 Calib Date: 21-Jun-2019 03:13:40
Integrator: Falcon
Quant Method: External Standard Quant By: Initial Calibration
Last ICal File: \\chromna\Denver\ChromData\CHHPLC_X\20190620-83048.b\06200032.D

Column 1 : UltraCarb5uODS (20) (4.60 mm) Det: LC DAD1B, 254 nm
Process Host: CTX0334

First Level Reviewer: fiedlerh Date: 27-Jun-2019 08:51:03

	Compound	Det	RT (min.)	Exp RT (min.)	Dlt RT (min.)	Response	OnCol Amt ug/mL	Flags
	3 HMX	1		6.654			ND	
	6 MNX	1		7.356			ND	MU
	7 RDX	1		7.774			ND	
$	9 1,2-Dinitrobenzene	1	8.750	8.754	-0.004	25773	0.1896	
	10 1,3,5-Trinitrobenzene	1	8.910	8.914	-0.004	122063	0.5234	
	11 1,3-Dinitrobenzene	1		9.574			ND	
	12 Nitrobenzene	1		9.960			ND	
	14 Tetryl	1		10.287			ND	U
	16 2,4,6-Trinitrotoluene	1	11.237	11.247	-0.010	15716	0.0716	
	17 4-Amino-2,6-dinitrotoluene	1	11.430	11.434	-0.004	5848	0.0360	
	18 2-Amino-4,6-dinitrotoluene	1	11.723	11.727	-0.004	9779	0.0484	
	19 2,6-Dinitrotoluene	1		11.854			ND	
	20 2,4-Dinitrotoluene	1		12.054			ND	
	21 o-Nitrotoluene	1		12.894			ND	
	22 p-Nitrotoluene	1		13.334			ND	U
	23 m-Nitrotoluene	1		13.934			ND	

QC Flag Legend

Review Flags
M - Manually Integrated
U - Marked Undetected

Report Date: 27-Jun-2019 09:04:40 Chrom Revision: 2.3 20-Jun-2019 20:50:56

Eurofins TestAmerica, Denver

Data File: \\chromna\Denver\ChromData\CHHPLC_X\20190626-83230.b\06260019.D

Injection Date:	26-Jun-2019 23:56:34	Instrument ID:	CHHPLC_X3	Operator ID:	hkf
Lims ID:	280-124986-A-5-A	Lab Sample ID:	280-124986-5	Worklist Smp#:	19
Client ID:	G0088-19A				
Injection Vol:	100.0 ul	Dil. Factor:	1.0000	ALS Bottle#:	19
Method:	8330_X3	Limit Group:	GCSV - 8330		

Column: UltraCarb5uODS (20) (4.60 mm) Y Scaling: Method Defined: Scale to the Nth Largest Target: 1

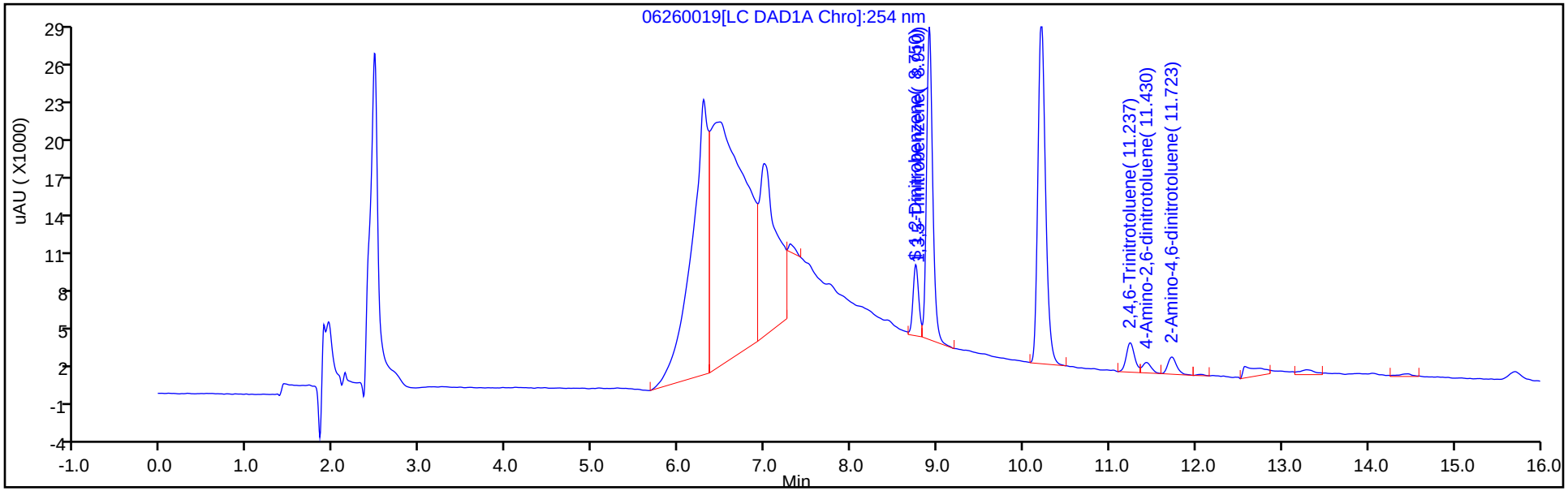

Y Scaling: Method Defined: Scale to the Nth Largest Target: 1

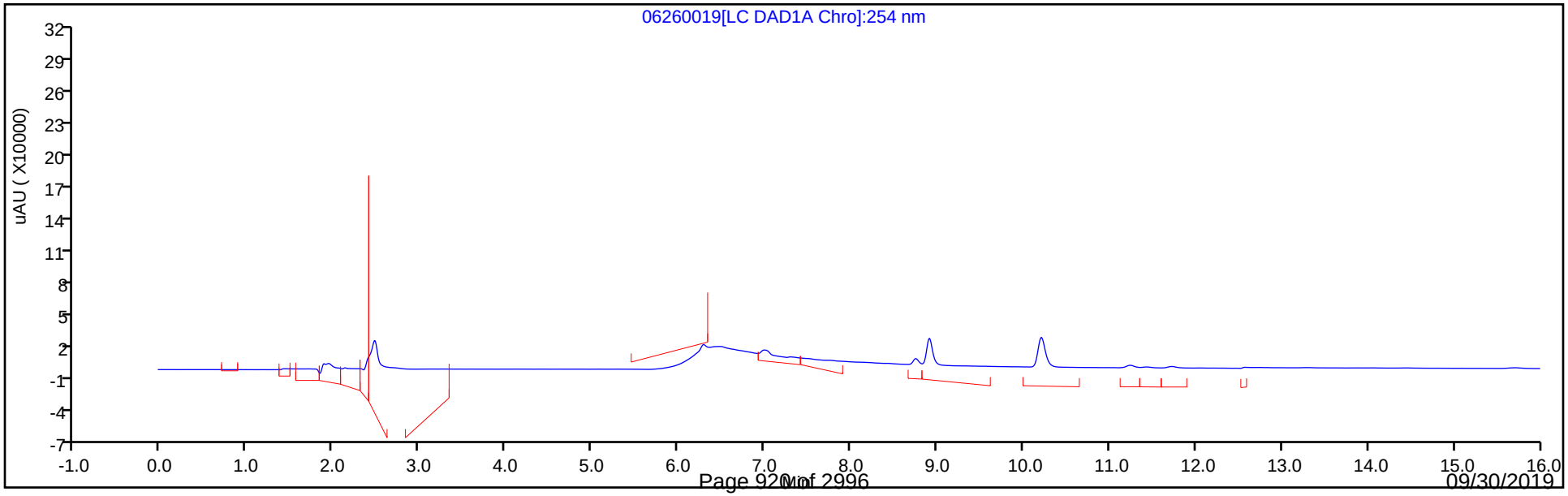

Eurofins TestAmerica, Denver
Recovery Report

Data File:	\\chromna\Denver\ChromData\CHHPLC_X\20190626-83230.b\06260019.D				
Lims ID:	280-124986-A-5-A				
Client ID:	G0088-19A				
Sample Type:	Client				
Inject. Date:	26-Jun-2019 23:56:34	ALS Bottle#:	19	Worklist Smp#:	19
Injection Vol:	100.0 ul	Dil. Factor:	1.0000		
Sample Info:	280-124986-A-5-A				
Misc. Info.:	280-0083230-019				
Operator ID:	hkf	Instrument ID:	CHHPLC_X3		
Method:	\\chromna\Denver\ChromData\CHHPLC_X\20190626-83230.b\8330_X3.m				
Limit Group:	GCSV - 8330				
Last Update:	27-Jun-2019 09:04:17	Calib Date:	21-Jun-2019 03:13:40		
Integrator:	Falcon				
Quant Method:	External Standard	Quant By:	Initial Calibration		
Last ICal File:	\\chromna\Denver\ChromData\CHHPLC_X\20190620-83048.b\06200032.D				
Column 1 :	UltraCarb5uODS (20) (4.60 mm)		Det: LC DAD1B, 254 nm		
Process Host:	CTX0334				
First Level Reviewer: fiedlerh		Date:	27-Jun-2019 08:51:03		

Compound	Amount Added	Amount Recovered	% Rec.
$ 9 1,2-Dinitrobenzene	0.2000	0.1896	94.82

User Disabled Compound Report

Eurofins TestAmerica, Denver

Data File:	\\chromna\Denver\ChromData\CHHPLC_X\20190626-83230.b\06260019.D				
Injection Date:	26-Jun-2019 23:56:34	Instrument ID:	CHHPLC_X3		
Lims ID:	280-124986-A-5-A	Lab Sample ID:	280-124986-5		
Client ID:	G0088-19A				
Operator ID:	hkf	ALS Bottle#:	19	Worklist Smp#:	19
Injection Vol:	100.0 ul	Dil. Factor:	1.0000		
Method:	8330_X3	Limit Group:	GCSV - 8330		
Column:	UltraCarb5uODS (20) (4.60 mm)	Detector	LC DAD1B, 254 nm		

22 p-Nitrotoluene, CAS: 99-99-0, Signal: 1

RT: 13.29
Response: 4945
Amount: 0.043824

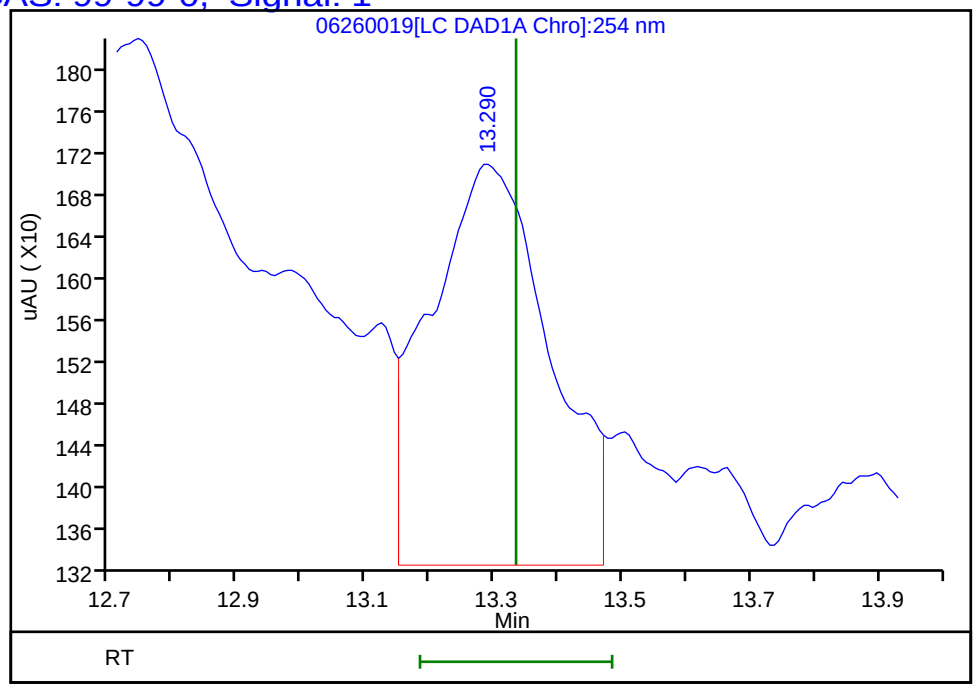

Reviewer: fiedlerh, 27-Jun-2019 08:51:03
Audit Action: Marked Compound Undetected Audit Reason: Invalid Compound ID

User Disabled Compound Report

Eurofins TestAmerica, Denver

Data File:	\\chromna\Denver\ChromData\CHHPLC_X\20190626-83230.b\06260019.D				
Injection Date:	26-Jun-2019 23:56:34	Instrument ID:	CHHPLC_X3		
Lims ID:	280-124986-A-5-A	Lab Sample ID:	280-124986-5		
Client ID:	G0088-19A				
Operator ID:	hkf	ALS Bottle#:	19	Worklist Smp#:	19
Injection Vol:	100.0 ul	Dil. Factor:	1.0000		
Method:	8330_X3	Limit Group:	GCSV - 8330		
Column:	UltraCarb5uODS (20) (4.60 mm)	Detector	LC DAD1B, 254 nm		

6 MNX, CAS: 5755-27-1, Signal: 1

RT: 7.30
Response: 101267
Amount: 0.698590

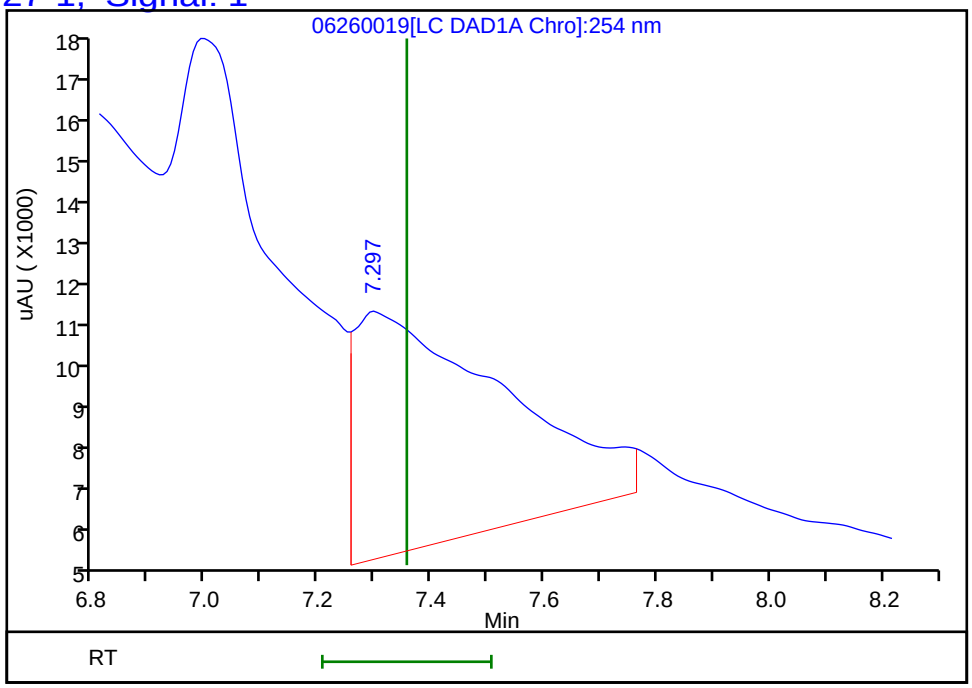

Reviewer: fiedlerh, 27-Jun-2019 08:51:03
Audit Action: Marked Compound Undetected Audit Reason: Invalid Compound ID

User Disabled Compound Report

Eurofins TestAmerica, Denver

Data File:	\\chromna\Denver\ChromData\CHHPLC_X\20190626-83230.b\06260019.D				
Injection Date:	26-Jun-2019 23:56:34	Instrument ID:	CHHPLC_X3		
Lims ID:	280-124986-A-5-A	Lab Sample ID:	280-124986-5		
Client ID:	G0088-19A				
Operator ID:	hkf	ALS Bottle#:	19	Worklist Smp#:	19
Injection Vol:	100.0 ul	Dil. Factor:	1.0000		
Method:	8330_X3	Limit Group:	GCSV - 8330		
Column:	UltraCarb5uODS (20) (4.60 mm)	Detector	LC DAD1B, 254 nm		

14 Tetryl, CAS: 479-45-8, Signal: 1

RT: 10.21
Response: 168263
Amount: 1.028181

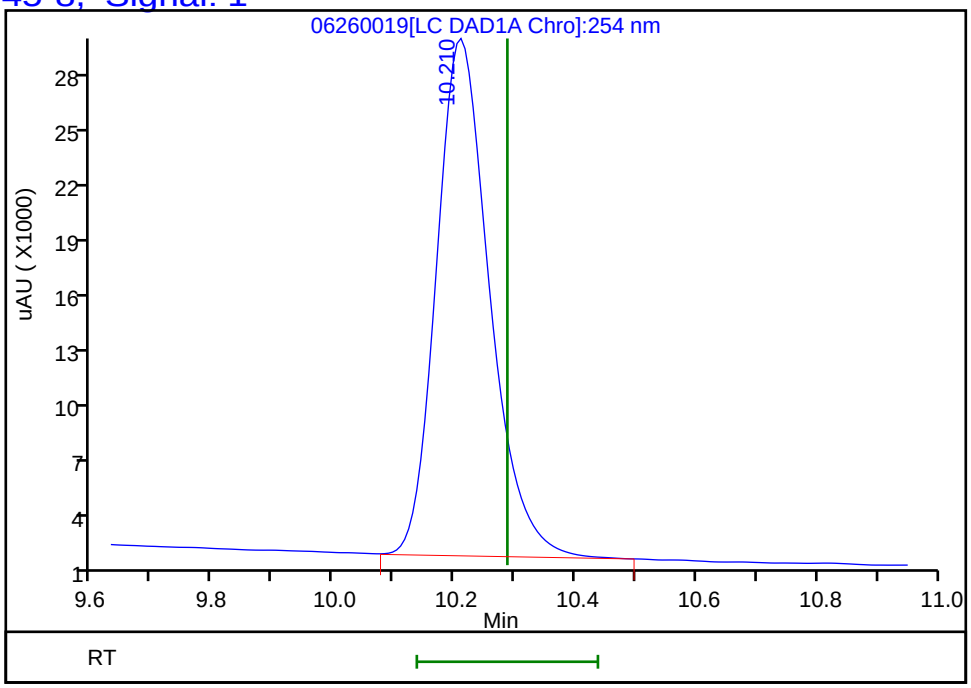

Reviewer: fiedlerh, 27-Jun-2019 08:51:03
Audit Action: Marked Compound Undetected Audit Reason: Invalid Compound ID

FORM I
HPLC/IC ORGANICS ANALYSIS DATA SHEET

Lab Name: Eurofins TestAmerica, Denver Job No.: 280-124986-1

SDG No.:

Client Sample ID: G0088-19A RE Lab Sample ID: 280-124986-5 RE

Matrix: Water Lab File ID: 06270017.D

Analysis Method: 8330A Date Collected: 06/09/2019 10:15

Extraction Method: 3535 Date Extracted: 06/18/2019 14:22

Sample wt/vol: 493.2(mL) Date Analyzed: 06/28/2019 00:47

Con. Extract Vol.: 5(mL) Dilution Factor: 1

Injection Volume: 100(uL) GC Column: Luna-phenylhex ID: 4.6(mm)

% Moisture: GPC Cleanup:(Y/N) N

Analysis Batch No.: 462962 Units: ug/L

CAS NO.	SURROGATE	%REC	Q	LIMITS
528-29-0	1,2-Dinitrobenzene	96		83-119

Eurofins TestAmerica, Denver
Target Compound Quantitation Report

Data File: \\chromna\Denver\ChromData\G2_LUNA\20190627-83272.b\06270017.D
Lims ID: 280-124986-A-5-A
Client ID: G0088-19A
Sample Type: Client
Inject. Date: 28-Jun-2019 00:47:24 ALS Bottle#: 17 Worklist Smp#: 17
Injection Vol: 100.0 ul Dil. Factor: 1.0000
Sample Info: 280-124986-A-5-A
Misc. Info.: 280-0083272-017
Operator ID: HKF Instrument ID: CHHPLC_G2_LUNA

Method: \\chromna\Denver\ChromData\G2_LUNA\20190627-83272.b\G2_8330_Luna.m
Limit Group: GCSV - 8330
Last Update: 28-Jun-2019 13:30:52 Calib Date: 08-May-2019 00:28:23
Integrator: Falcon
Quant Method: External Standard Quant By: Initial Calibration
Last ICal File: \\chromna\Denver\ChromData\G2_LUNA\20190507-81649.b\05070023.D

Column 1 : Luna-Phenyl hexyl (4.60 mm) Det: LC DAD1A, 254 nm
Process Host: CTX0317

First Level Reviewer: fiedlerh Date: 28-Jun-2019 13:10:55

	Compound	Det	RT (min.)	Exp RT (min.)	Dlt RT (min.)	Response	OnCol Amt ug/ml	Flags
	6 HMX	1	7.176	7.181	-0.005	1047	0.006116	M
	7 MNX	1		7.835			ND	
	8 RDX	1	9.303	9.254	0.049	1524	0.007311	
	9 Nitrobenzene	1		12.227			ND	
$	10 1,2-Dinitrobenzene	1	13.269	13.267	0.002	52907	0.1911	
	12 1,3-Dinitrobenzene	1		15.787			ND	
	14 o-Nitrotoluene	1		16.594			ND	
	15 p-Nitrotoluene	1		16.927			ND	U
	16 4-Amino-2,6-dinitrotoluene	1	17.336	17.341	-0.005	11953	0.0402	
	17 m-Nitrotoluene	1	17.876	17.841	0.035	10270	0.0351	
	18 2-Amino-4,6-dinitrotoluene	1	18.376	18.374	0.002	23447	0.0545	
	19 1,3,5-Trinitrobenzene	1	19.096	19.087	0.009	242546	0.5301	
	20 2,6-Dinitrotoluene	1		19.941			ND	
	21 2,4-Dinitrotoluene	1		20.501			ND	
	22 Tetryl	1		23.828			ND	
	23 2,4,6-Trinitrotoluene	1	24.830	24.814	0.016	29717	0.0730	M

QC Flag Legend

Review Flags
M - Manually Integrated
U - Marked Undetected

Report Date: 28-Jun-2019 13:31:16 Chrom Revision: 2.3 20-Jun-2019 20:50:56

Eurofins TestAmerica, Denver

Data File:	\\chromna\Denver\ChromData\G2_LUNA\20190627-83272.b\06270017.D				
Injection Date:	28-Jun-2019 00:47:24	Instrument ID:	CHHPLC_G2_LUNA	Operator ID:	HKF
Lims ID:	280-124986-A-5-A	Lab Sample ID:	280-124986-5	Worklist Smp#:	17
Client ID:	G0088-19A				
Injection Vol:	100.0 ul	Dil. Factor:	1.0000	ALS Bottle#:	17
Method:	G2_8330_Luna	Limit Group:	GCSV - 8330		

Column: Luna-Phenyl hexyl (4.60 mm) Y Scaling: Method Defined: Scale to the Nth Largest Peak: 1

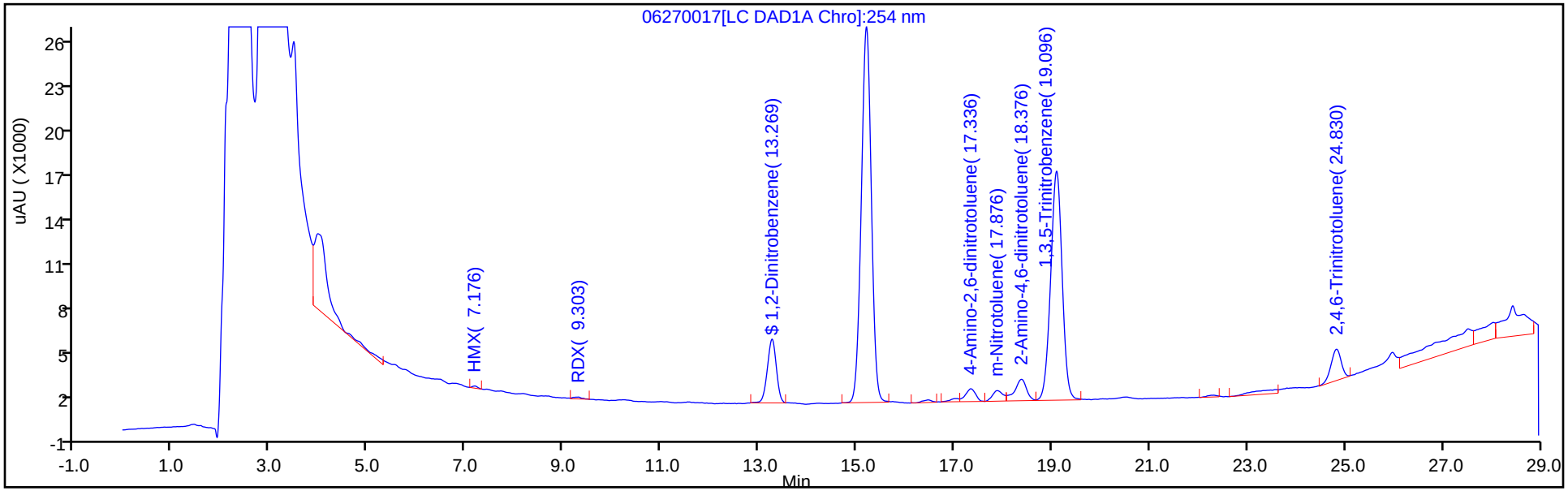

Y Scaling: Method Defined: Scale to the Nth Largest Peak: 1

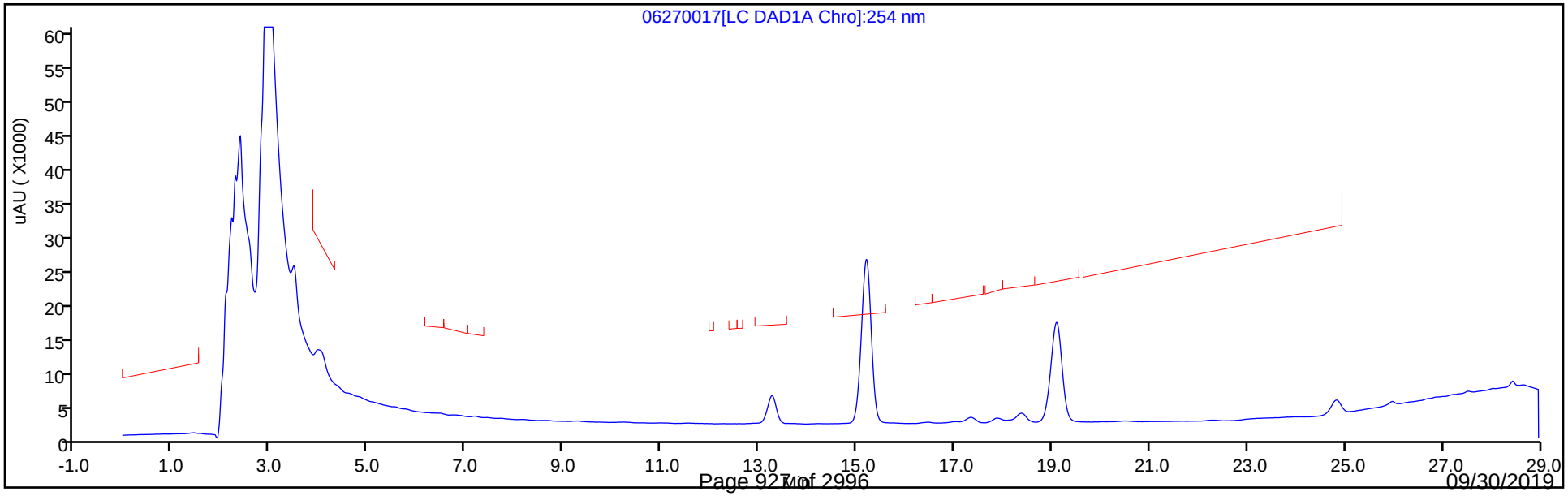

Eurofins TestAmerica, Denver
Recovery Report

Data File:	\\chromna\Denver\ChromData\G2_LUNA\20190627-83272.b\06270017.D				
Lims ID:	280-124986-A-5-A				
Client ID:	G0088-19A				
Sample Type:	Client				
Inject. Date:	28-Jun-2019 00:47:24	ALS Bottle#:	17	Worklist Smp#:	17
Injection Vol:	100.0 ul	Dil. Factor:	1.0000		
Sample Info:	280-124986-A-5-A				
Misc. Info.:	280-0083272-017				
Operator ID:	HKF	Instrument ID:	CHHPLC_G2_LUNA		
Method:	\\chromna\Denver\ChromData\G2_LUNA\20190627-83272.b\G2_8330_Luna.m				
Limit Group:	GCSV - 8330				
Last Update:	28-Jun-2019 13:30:52	Calib Date:	08-May-2019 00:28:23		
Integrator:	Falcon				
Quant Method:	External Standard	Quant By:	Initial Calibration		
Last ICal File:	\\chromna\Denver\ChromData\G2_LUNA\20190507-81649.b\05070023.D				
Column 1 :	Luna-Phenyl hexyl (4.60 mm)		Det: LC DAD1A, 254 nm		
Process Host:	CTX0317				
First Level Reviewer: fiedlerh		Date:	28-Jun-2019 13:10:55		

Compound	Amount Added	Amount Recovered	% Rec.
$ 10 1,2-Dinitrobenzene	0.2000	0.1911	95.55

Manual Integration/User Assign Peak Report

Eurofins TestAmerica, Denver

Data File:	\\chromna\Denver\ChromData\G2_LUNA\20190627-83272.b\06270017.D				
Injection Date:	28-Jun-2019 00:47:24	Instrument ID:	CHHPLC_G2_LUNA		
Lims ID:	280-124986-A-5-A	Lab Sample ID:	280-124986-5		
Client ID:	G0088-19A				
Operator ID:	HKF	ALS Bottle#:	17	Worklist Smp#:	17
Injection Vol:	100.0 ul	Dil. Factor:	1.0000		
Method:	G2_8330_Luna	Limit Group:	GCSV - 8330		
Column:	Luna-Phenyl hexyl (4.60 mm)	Detector	LC DAD1A, 254 nm		

23 2,4,6-Trinitrotoluene, CAS: 118-96-7

Signal: 1

Processing Integration Results

RT: 24.83
Area: 36179
Amount: 0.088831
Amount Units: ug/ml

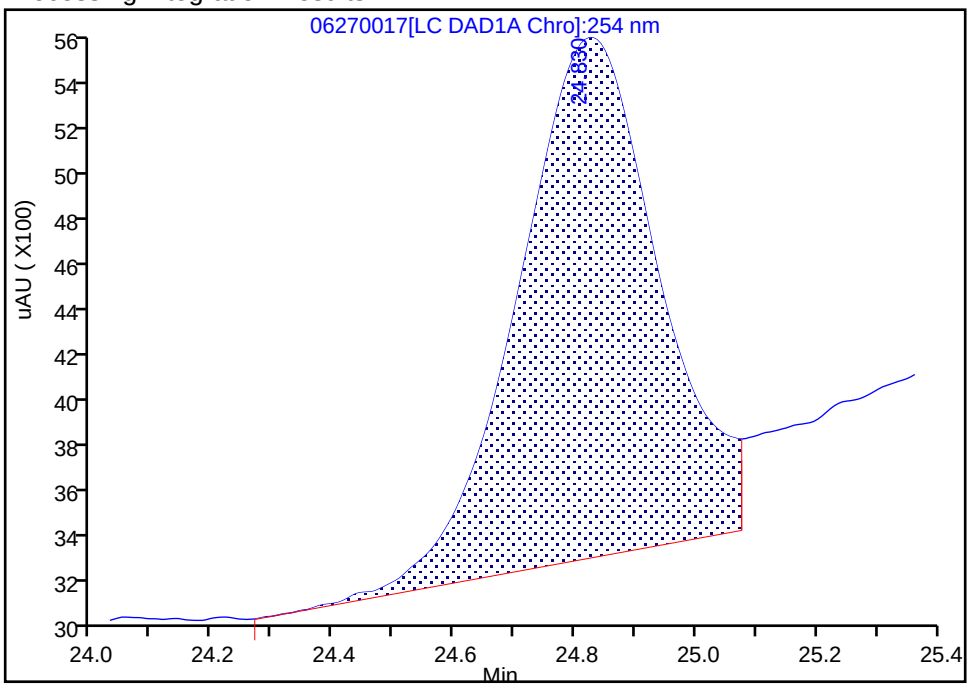

Manual Integration Results

RT: 24.83
Area: 29717
Amount: 0.072964
Amount Units: ug/ml

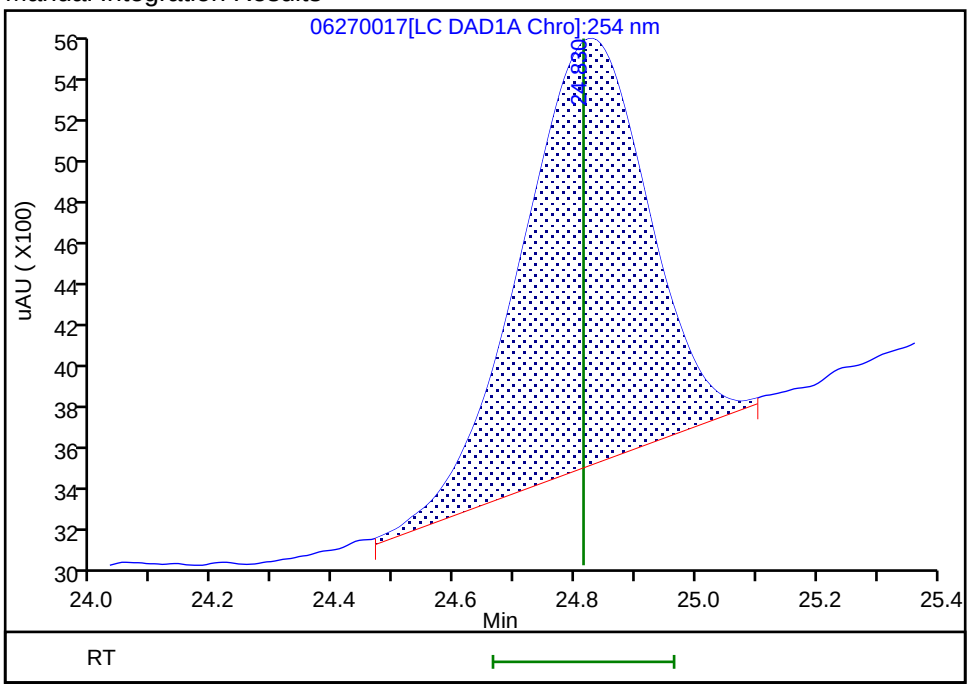

Reviewer: fiedlerh, 28-Jun-2019 13:10:54

Audit Action: Manually Integrated Audit Reason: Baseline Smoothing

User Disabled Compound Report

Eurofins TestAmerica, Denver

Data File:	\\chromna\Denver\ChromData\G2_LUNA\20190627-83272.b\06270017.D				
Injection Date:	28-Jun-2019 00:47:24	Instrument ID:	CHHPLC_G2_LUNA		
Lims ID:	280-124986-A-5-A	Lab Sample ID:	280-124986-5		
Client ID:	G0088-19A				
Operator ID:	HKF	ALS Bottle#:	17	Worklist Smp#:	17
Injection Vol:	100.0 ul	Dil. Factor:	1.0000		
Method:	G2_8330_Luna	Limit Group:	GCSV - 8330		
Column:	Luna-Phenyl hexyl (4.60 mm)	Detector	LC DAD1A, 254 nm		

15 p-Nitrotoluene, CAS: 99-99-0, Signal: 1

RT: 17.06
Response: 2633
Amount: 0.011617

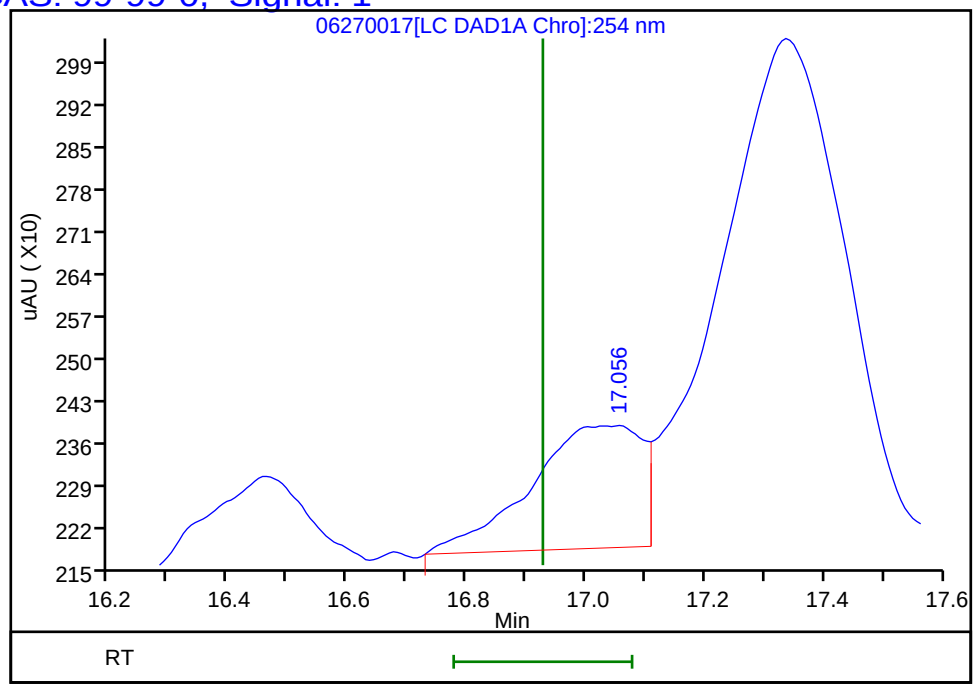

Reviewer: fiedlerh, 28-Jun-2019 13:10:55
Audit Action: Marked Compound Undetected Audit Reason: Invalid Compound ID

Manual Integration/User Assign Peak Report

Eurofins TestAmerica, Denver

Data File:	\\chromna\Denver\ChromData\G2_LUNA\20190627-83272.b\06270017.D				
Injection Date:	28-Jun-2019 00:47:24	Instrument ID:	CHHPLC_G2_LUNA		
Lims ID:	280-124986-A-5-A	Lab Sample ID:	280-124986-5		
Client ID:	G0088-19A				
Operator ID:	HKF	ALS Bottle#:	17	Worklist Smp#:	17
Injection Vol:	100.0 ul	Dil. Factor:	1.0000		
Method:	G2_8330_Luna	Limit Group:	GCSV - 8330		
Column:	Luna-Phenyl hexyl (4.60 mm)	Detector	LC DAD1A, 254 nm		

6 HMX, CAS: 2691-41-0

Signal: 1

Processing Integration Results

RT: 7.18
Area: 1505
Amount: 0.008791
Amount Units: ug/ml

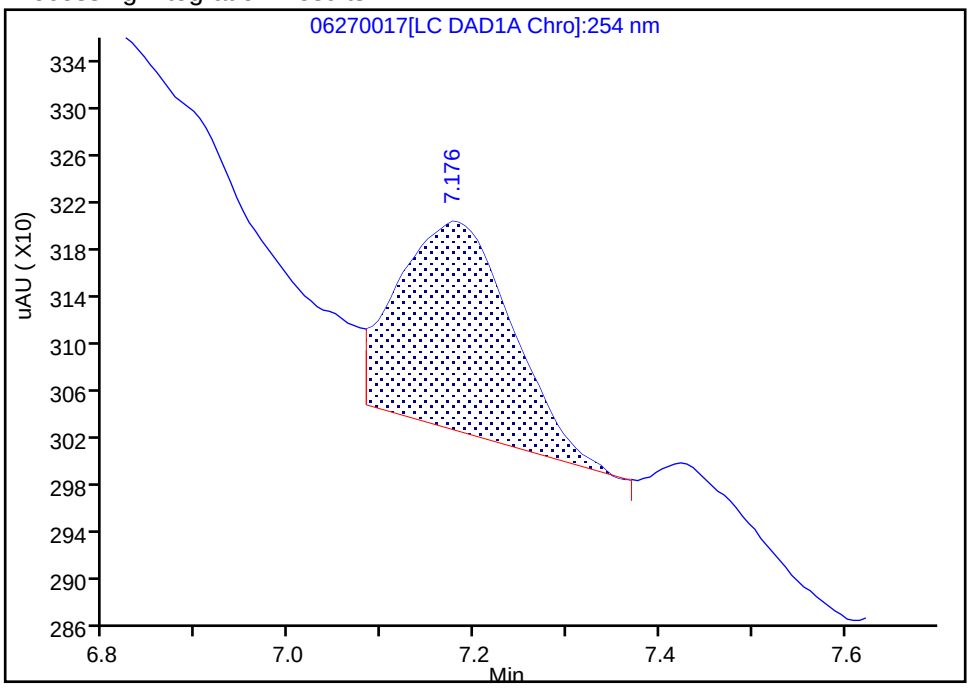

Manual Integration Results

RT: 7.18
Area: 1047
Amount: 0.006116
Amount Units: ug/ml

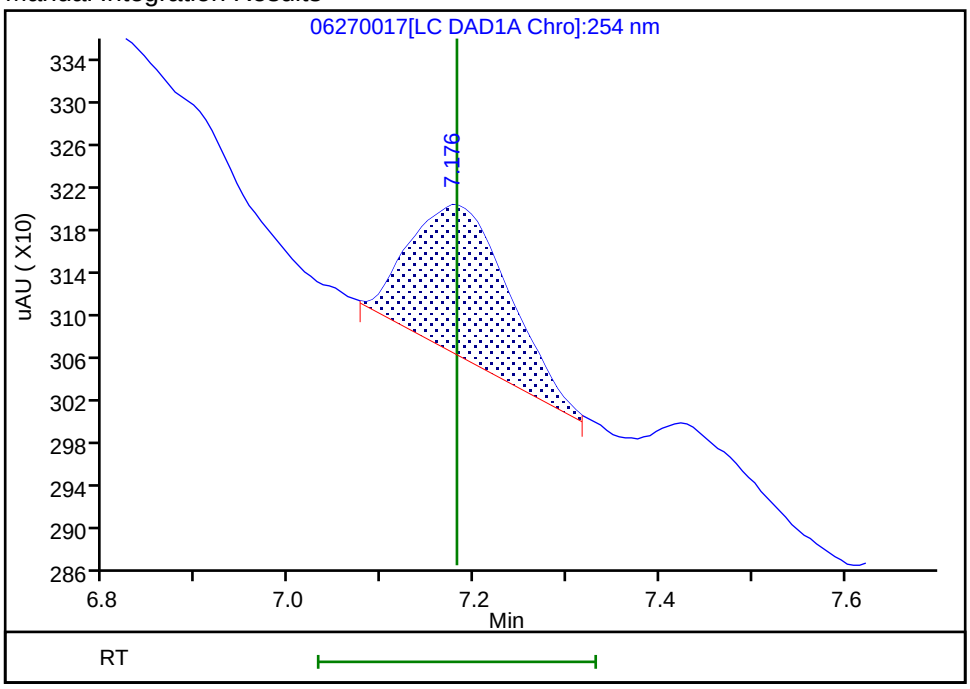

Reviewer: fiedlerh, 28-Jun-2019 13:10:41

Audit Action: Manually Integrated Audit Reason: Baseline Smoothing

FORM I
HPLC/IC ORGANICS ANALYSIS DATA SHEET

Lab Name: Eurofins TestAmerica, Denver Job No.: 280-124986-1

SDG No.:

Client Sample ID: PZ016-19A Lab Sample ID: 280-124986-6

Matrix: Water Lab File ID: 06190055.D

Analysis Method: 8330A Date Collected: 06/09/2019 08:45

Extraction Method: 3535 Date Extracted: 06/14/2019 10:20

Sample wt/vol: 488.9(mL) Date Analyzed: 06/20/2019 06:19

Con. Extract Vol.: 5(mL) Dilution Factor: 1

Injection Volume: 100(uL) GC Column: UltraCarb5uODS ID: 4.6(mm)

% Moisture: GPC Cleanup:(Y/N) N

Analysis Batch No.: 462065 Units: ug/L

CAS NO.	COMPOUND NAME	RESULT	Q	LOQ	LOD	DL
99-35-4	1,3,5-Trinitrobenzene	0.41	U	1.0	0.41	0.20
99-65-0	1,3-Dinitrobenzene	0.20	U	0.41	0.20	0.091
118-96-7	2,4,6-Trinitrotoluene	0.41	U	0.41	0.41	0.16
121-14-2	2,4-Dinitrotoluene	0.20	U	0.41	0.20	0.086
606-20-2	2,6-Dinitrotoluene	0.20	U	0.20	0.20	0.066
35572-78-2	2-Amino-4,6-dinitrotoluene	0.097	J J1	0.20	0.12	0.052
88-72-2	2-Nitrotoluene	0.20	U Q	0.41	0.20	0.087
99-08-1	3-Nitrotoluene	0.41	U Q	0.41	0.41	0.20
19406-51-0	4-Amino-2,6-dinitrotoluene	0.15	J J1 M	0.20	0.12	0.059
99-99-0	4-Nitrotoluene	0.41	U Q	1.0	0.41	0.20
2691-41-0	HMX	0.39	J J1 M	0.41	0.20	0.090
5755-27-1	MNX	0.41	U	2.0	0.41	0.16
98-95-3	Nitrobenzene	0.20	U	0.41	0.20	0.093
121-82-4	RDX	0.33	J M	0.41	0.41	0.16
479-45-8	Tetryl	0.20	U M	0.25	0.20	0.081

CAS NO.	SURROGATE	%REC	Q	LIMITS
528-29-0	1,2-Dinitrobenzene	89	M	83-119

Eurofins TestAmerica, Denver
Target Compound Quantitation Report

Data File: \\chromna\Denver\ChromData\CHHPLC_X\20190619-83007.b\06190055.D
Lims ID: 280-124986-A-6-A
Client ID: PZ016-19A
Sample Type: Client
Inject. Date: 20-Jun-2019 06:19:13 ALS Bottle#: 55 Worklist Smp#: 55
Injection Vol: 100.0 ul Dil. Factor: 1.0000
Sample Info: 280-124986-A-6-A
Misc. Info.: 280-0083007-055
Operator ID: hkf Instrument ID: CHHPLC_X3

Method: \\chromna\Denver\ChromData\CHHPLC_X\20190619-83007.b\8330_X3.m
Limit Group: GCSV - 8330
Last Update: 20-Jun-2019 10:14:32 Calib Date: 15-May-2019 01:42:24
Integrator: Falcon
Quant Method: External Standard Quant By: Initial Calibration
Last ICal File: \\chromna\Denver\ChromData\CHHPLC_X\20190514-81869.b\0514B032.D

Column 1 : UltraCarb5uODS (20) (4.60 mm) Det: LC DAD1B, 254 nm
Process Host: CTX0329

First Level Reviewer: fiedlerh Date: 20-Jun-2019 10:11:31

	Compound	Det	RT (min.)	Exp RT (min.)	Dlt RT (min.)	Response	OnCol Amt ug/mL	Flags
	3 HMX	1	6.645	6.647	-0.002	3404	0.0382	M
	6 MNX	1		7.359			ND	
	7 RDX	1	7.772	7.774	-0.002	3436	0.0322	M
$	9 1,2-Dinitrobenzene	1	8.765	8.761	0.004	23183	0.1782	M
	10 1,3,5-Trinitrobenzene	1		8.914			ND	
	11 1,3-Dinitrobenzene	1		9.580			ND	
	12 Nitrobenzene	1		9.974			ND	
	14 Tetryl	1		10.307			ND	U
	16 2,4,6-Trinitrotoluene	1		11.267			ND	
	17 4-Amino-2,6-dinitrotoluene	1	11.485	11.460	0.025	2449	0.0151	M
	18 2-Amino-4,6-dinitrotoluene	1	11.785	11.747	0.038	1873	0.009482	
	19 2,6-Dinitrotoluene	1		11.887			ND	
	20 2,4-Dinitrotoluene	1		12.087			ND	
	21 o-Nitrotoluene	1		12.934			ND	
	22 p-Nitrotoluene	1		13.374			ND	
	23 m-Nitrotoluene	1		13.974			ND	

QC Flag Legend

Review Flags
M - Manually Integrated
U - Marked Undetected

Report Date: 20-Jun-2019 10:14:33 Chrom Revision: 2.3 18-Jun-2019 21:44:00

Eurofins TestAmerica, Denver

Data File: \\chromna\Denver\ChromData\CHHPLC_X\20190619-83007.b\06190055.D

Injection Date:	20-Jun-2019 06:19:13	Instrument ID:	CHHPLC_X3	Operator ID:	hkf
Lims ID:	280-124986-A-6-A	Lab Sample ID:	280-124986-6	Worklist Smp#:	55
Client ID:	PZ016-19A				
Injection Vol:	100.0 ul	Dil. Factor:	1.0000	ALS Bottle#:	55
Method:	8330_X3	Limit Group:	GCSV - 8330		

Column: UltraCarb5uODS (20) (4.60 mm) Y Scaling: Method Defined: Scale to the Nth Largest Target: 1

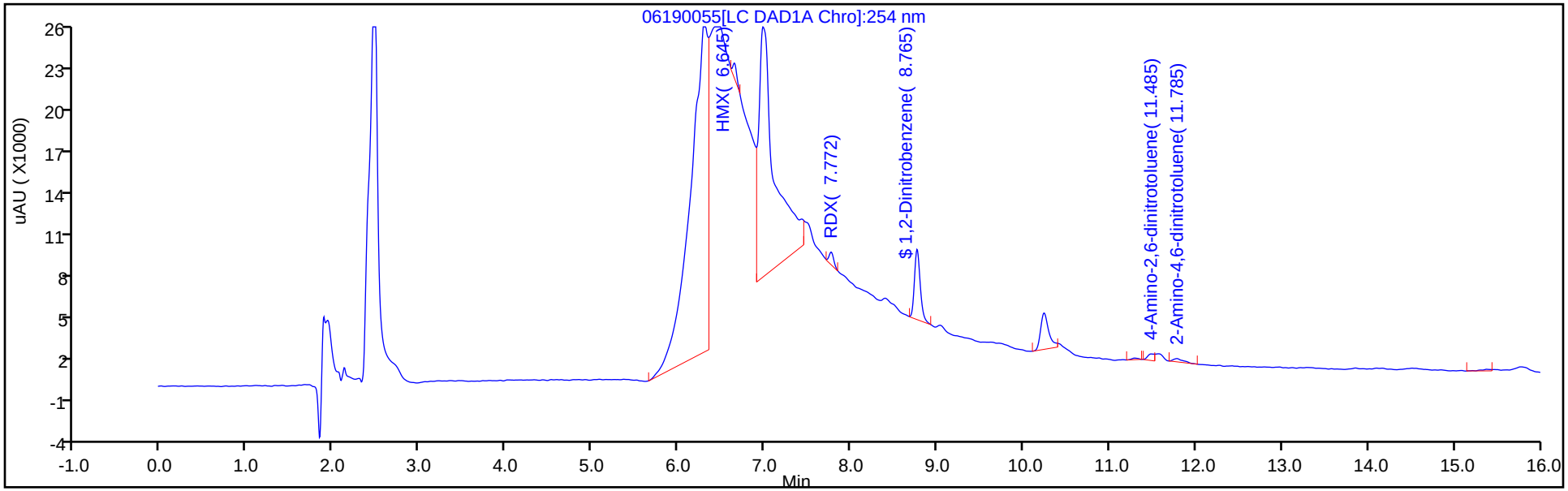

Y Scaling: Method Defined: Scale to the Nth Largest Target: 1

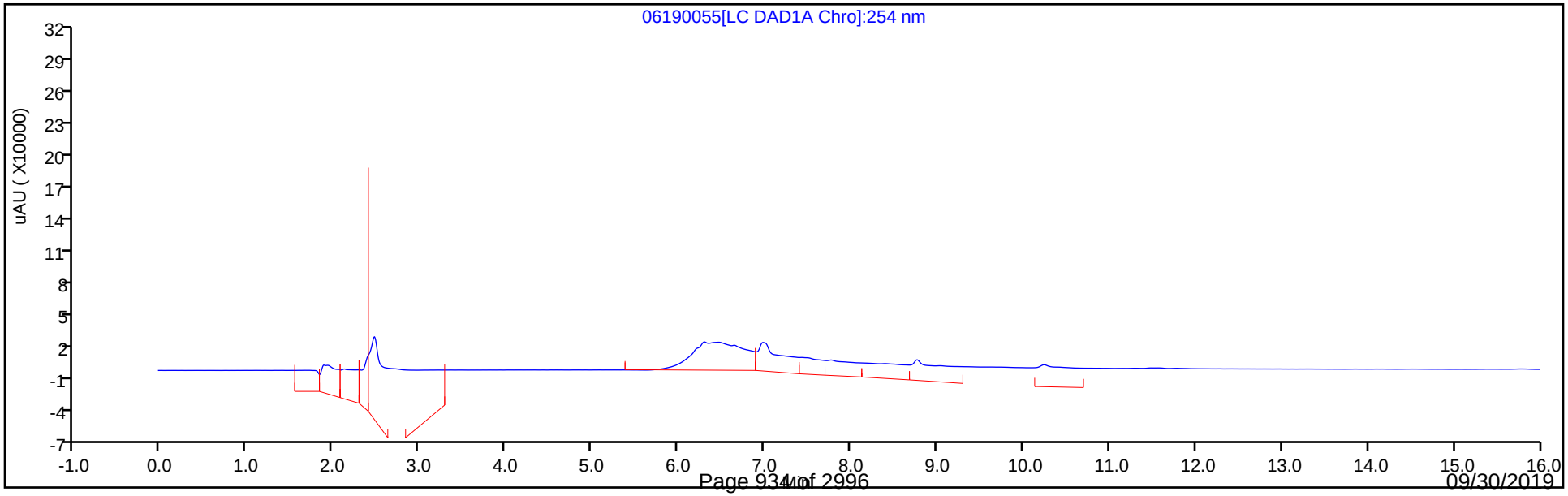

Eurofins TestAmerica, Denver
Recovery Report

Data File:	\\chromna\Denver\ChromData\CHHPLC_X\20190619-83007.b\06190055.D				
Lims ID:	280-124986-A-6-A				
Client ID:	PZ016-19A				
Sample Type:	Client				
Inject. Date:	20-Jun-2019 06:19:13	ALS Bottle#:	55	Worklist Smp#:	55
Injection Vol:	100.0 ul	Dil. Factor:	1.0000		
Sample Info:	280-124986-A-6-A				
Misc. Info.:	280-0083007-055				
Operator ID:	hkf	Instrument ID:	CHHPLC_X3		
Method:	\\chromna\Denver\ChromData\CHHPLC_X\20190619-83007.b\8330_X3.m				
Limit Group:	GCSV - 8330				
Last Update:	20-Jun-2019 10:14:32	Calib Date:	15-May-2019 01:42:24		
Integrator:	Falcon				
Quant Method:	External Standard	Quant By:	Initial Calibration		
Last ICal File:	\\chromna\Denver\ChromData\CHHPLC_X\20190514-81869.b\0514B032.D				
Column 1 :	UltraCarb5uODS (20) (4.60 mm)		Det: LC DAD1B, 254 nm		
Process Host:	CTX0329				

First Level Reviewer: fiedlerh Date: 20-Jun-2019 10:11:31

Compound	Amount Added	Amount Recovered	% Rec.
$ 9 1,2-Dinitrobenzene	0.2000	0.1782	89.09

Manual Integration/User Assign Peak Report

Eurofins TestAmerica, Denver

Data File:	\\chromna\Denver\ChromData\CHHPLC_X\20190619-83007.b\06190055.D				
Injection Date:	20-Jun-2019 06:19:13	Instrument ID:	CHHPLC_X3		
Lims ID:	280-124986-A-6-A	Lab Sample ID:	280-124986-6		
Client ID:	PZ016-19A				
Operator ID:	hkf	ALS Bottle#:	55	Worklist Smp#:	55
Injection Vol:	100.0 ul	Dil. Factor:	1.0000		
Method:	8330_X3	Limit Group:	GCSV - 8330		
Column:	UltraCarb5uODS (20) (4.60 mm)	Detector	LC DAD1B, 254 nm		

$ 9 1,2-Dinitrobenzene, CAS: 528-29-0

Signal: 1

Processing Integration Results

RT: 8.77
Area: 27090
Amount: 0.208208
Amount Units: ug/mL

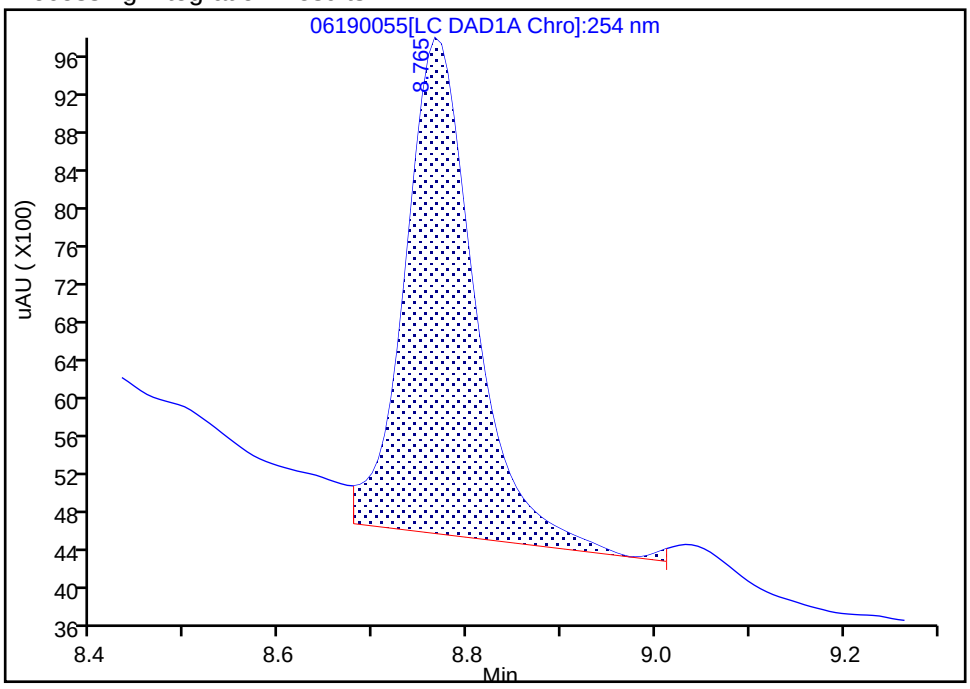

Manual Integration Results

RT: 8.77
Area: 23183
Amount: 0.178179
Amount Units: ug/mL

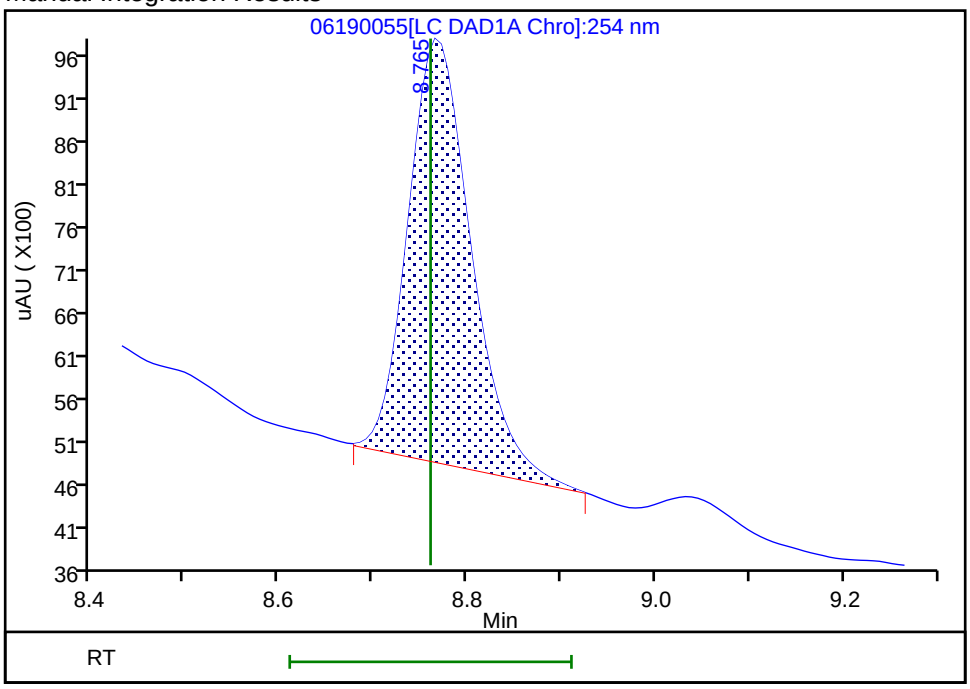

Reviewer: fiedlerh, 20-Jun-2019 10:11:11

Audit Action: Manually Integrated Audit Reason: Baseline Smoothing

Manual Integration/User Assign Peak Report

Eurofins TestAmerica, Denver

Data File:	\\chromna\Denver\ChromData\CHHPLC_X\20190619-83007.b\06190055.D				
Injection Date:	20-Jun-2019 06:19:13	Instrument ID:	CHHPLC_X3		
Lims ID:	280-124986-A-6-A	Lab Sample ID:	280-124986-6		
Client ID:	PZ016-19A				
Operator ID:	hkf	ALS Bottle#:	55	Worklist Smp#:	55
Injection Vol:	100.0 ul	Dil. Factor:	1.0000		
Method:	8330_X3	Limit Group:	GCSV - 8330		
Column:	UltraCarb5uODS (20) (4.60 mm)	Detector	LC DAD1B, 254 nm		

17 4-Amino-2,6-dinitrotoluene, CAS: 19406-51-0

Signal: 1

Processing Integration Results

RT: 11.49
Area: 2684
Amount: 0.016524
Amount Units: ug/mL

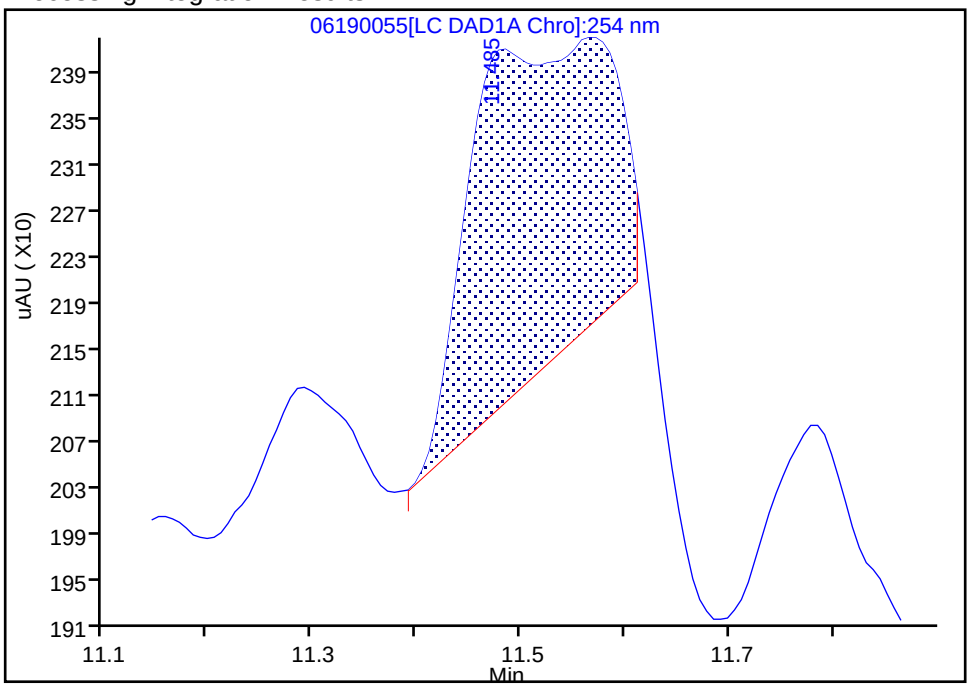

Manual Integration Results

RT: 11.49
Area: 2449
Amount: 0.015077
Amount Units: ug/mL

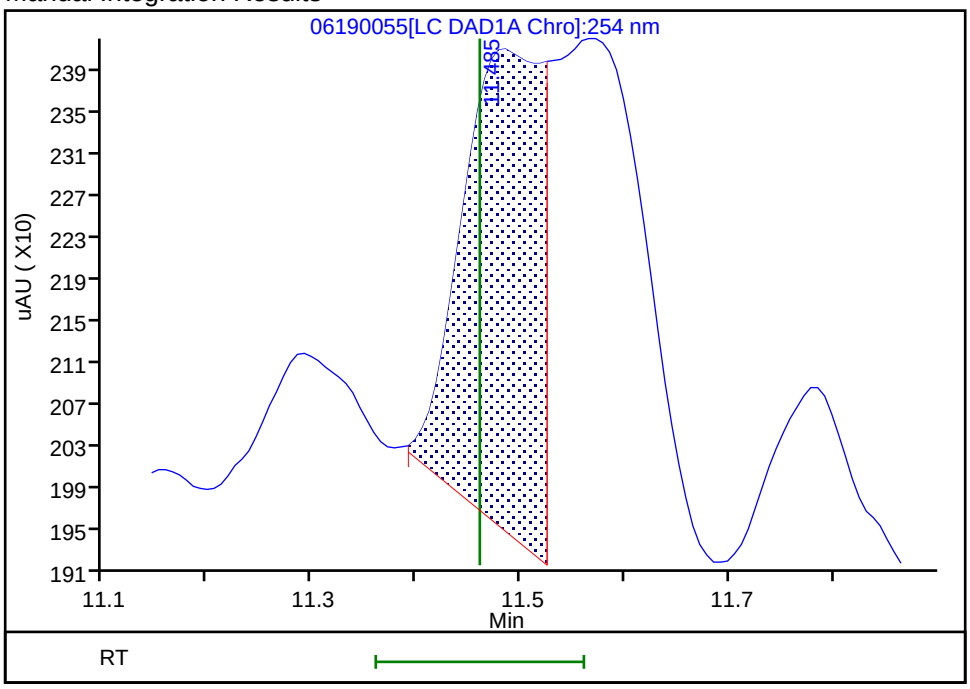

Reviewer: fiedlerh, 20-Jun-2019 10:11:25

Audit Action: Manually Integrated Audit Reason: Baseline Smoothing

Manual Integration/User Assign Peak Report

Eurofins TestAmerica, Denver

Data File:	\\chromna\Denver\ChromData\CHHPLC_X\20190619-83007.b\06190055.D				
Injection Date:	20-Jun-2019 06:19:13	Instrument ID:	CHHPLC_X3		
Lims ID:	280-124986-A-6-A	Lab Sample ID:	280-124986-6		
Client ID:	PZ016-19A				
Operator ID:	hkf	ALS Bottle#:	55	Worklist Smp#:	55
Injection Vol:	100.0 ul	Dil. Factor:	1.0000		
Method:	8330_X3	Limit Group:	GCSV - 8330		
Column:	UltraCarb5uODS (20) (4.60 mm)	Detector	LC DAD1B, 254 nm		

3 HMX, CAS: 2691-41-0

Signal: 1

Processing Integration Results

RT: 6.65
Area: 232061
Amount: 2.601401
Amount Units: ug/mL

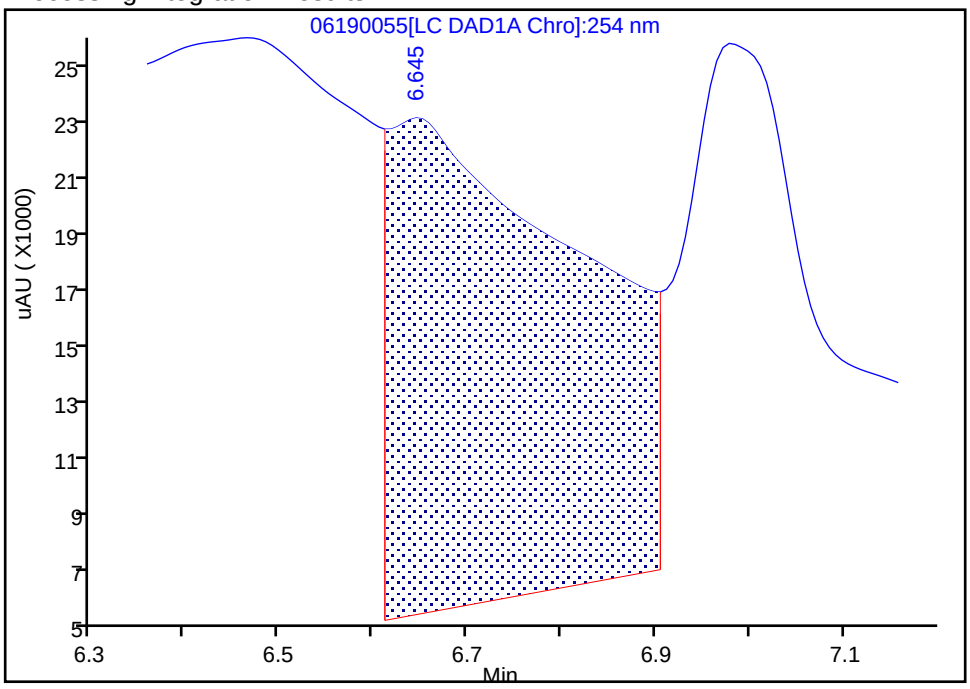

Manual Integration Results

RT: 6.65
Area: 3404
Amount: 0.038159
Amount Units: ug/mL

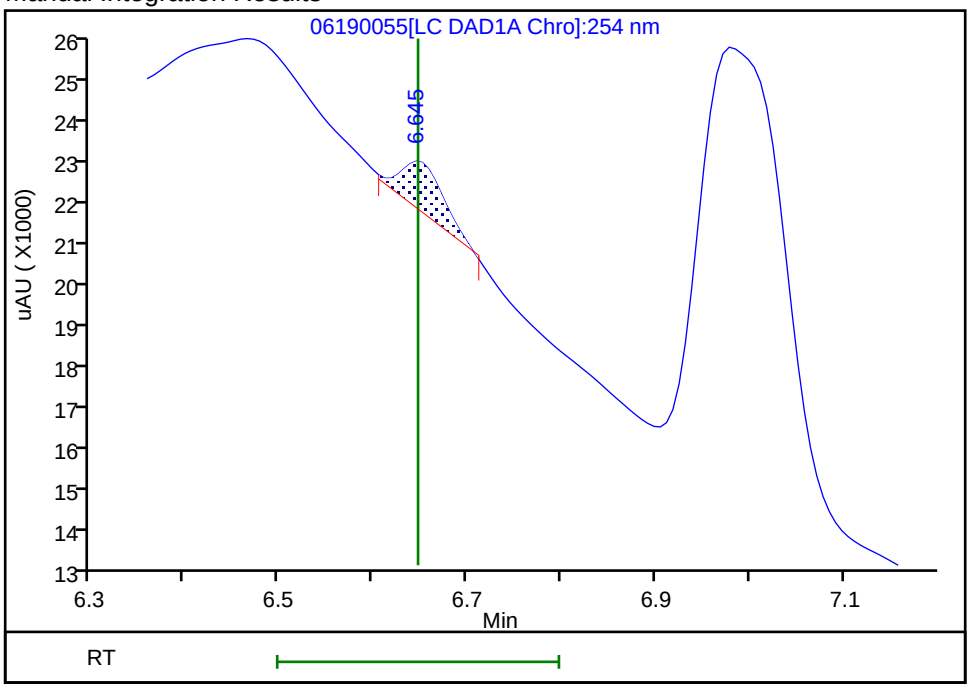

Reviewer: fiedlerh, 20-Jun-2019 10:11:00
Audit Action: Manually Integrated Audit Reason: Baseline Smoothing

Manual Integration/User Assign Peak Report

Eurofins TestAmerica, Denver

Data File:	\\chromna\Denver\ChromData\CHHPLC_X\20190619-83007.b\06190055.D				
Injection Date:	20-Jun-2019 06:19:13	Instrument ID:	CHHPLC_X3		
Lims ID:	280-124986-A-6-A	Lab Sample ID:	280-124986-6		
Client ID:	PZ016-19A				
Operator ID:	hkf	ALS Bottle#:	55	Worklist Smp#:	55
Injection Vol:	100.0 ul	Dil. Factor:	1.0000		
Method:	8330_X3	Limit Group:	GCSV - 8330		
Column:	UltraCarb5uODS (20) (4.60 mm)	Detector	LC DAD1B, 254 nm		

7 RDX, CAS: 121-82-4

Signal: 1

Processing Integration Results

RT: 7.77
Area: 23723
Amount: 0.222460
Amount Units: ug/mL

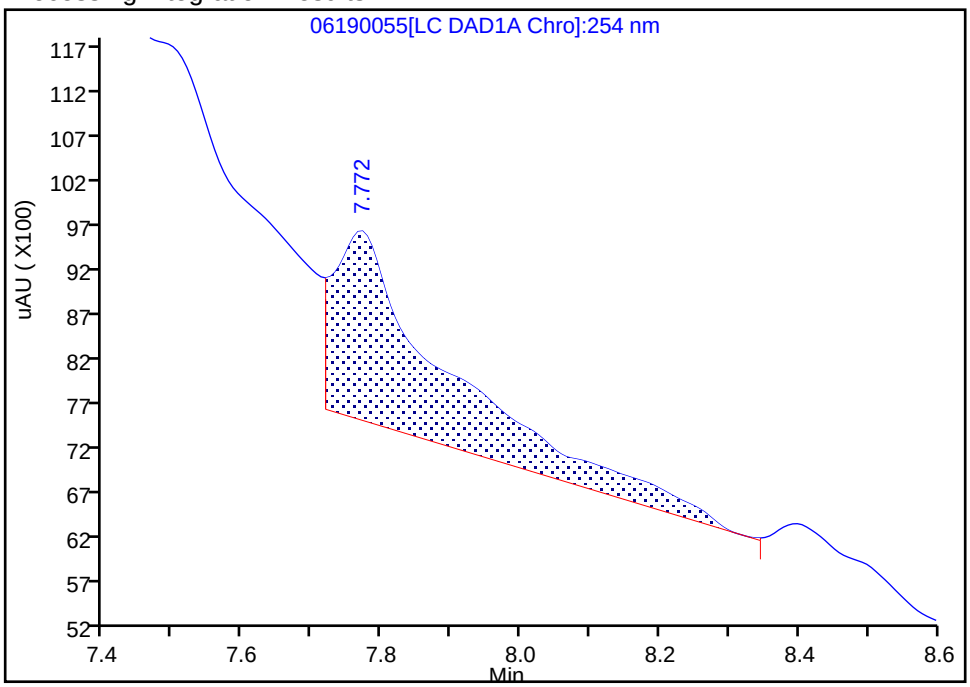

Manual Integration Results

RT: 7.77
Area: 3436
Amount: 0.032221
Amount Units: ug/mL

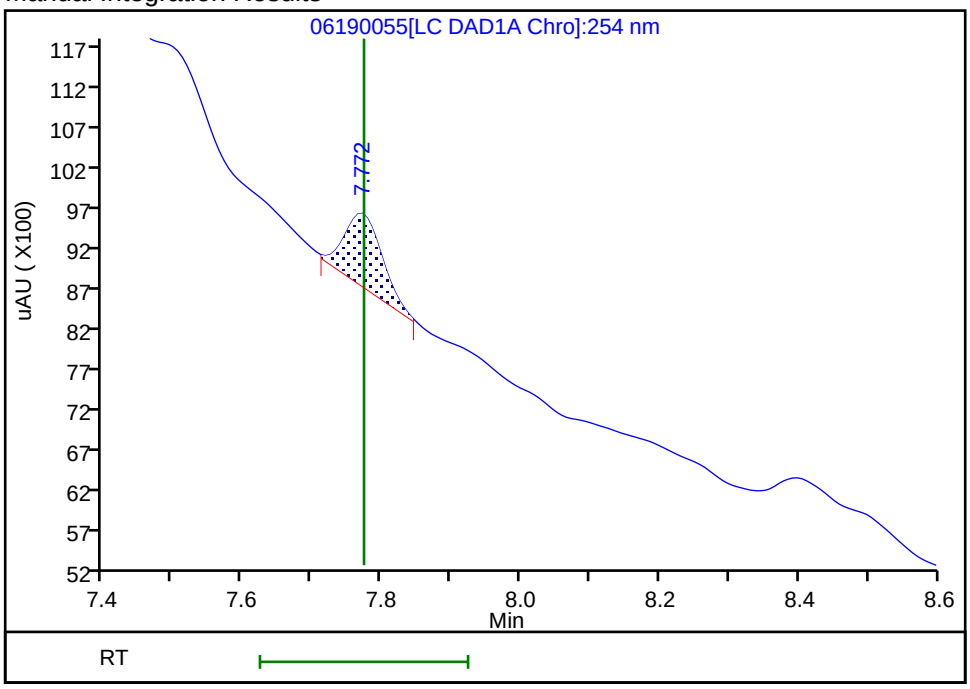

Reviewer: fiedlerh, 20-Jun-2019 10:11:06

Audit Action: Manually Integrated Audit Reason: Baseline Smoothing

User Disabled Compound Report

Eurofins TestAmerica, Denver

Data File: \\chromna\Denver\ChromData\CHHPLC_X\20190619-83007.b\06190055.D

Injection Date:	20-Jun-2019 06:19:13	Instrument ID:	CHHPLC_X3
Lims ID:	280-124986-A-6-A	Lab Sample ID:	280-124986-6
Client ID:	PZ016-19A		
Operator ID:	hkf	ALS Bottle#:	55 Worklist Smp#: 55
Injection Vol:	100.0 ul	Dil. Factor:	1.0000
Method:	8330_X3	Limit Group:	GCSV - 8330
Column:	UltraCarb5uODS (20) (4.60 mm)	Detector	LC DAD1B, 254 nm

14 Tetryl, CAS: 479-45-8, Signal: 1

RT: 10.24
Response: 16893
Amount: 0.100580

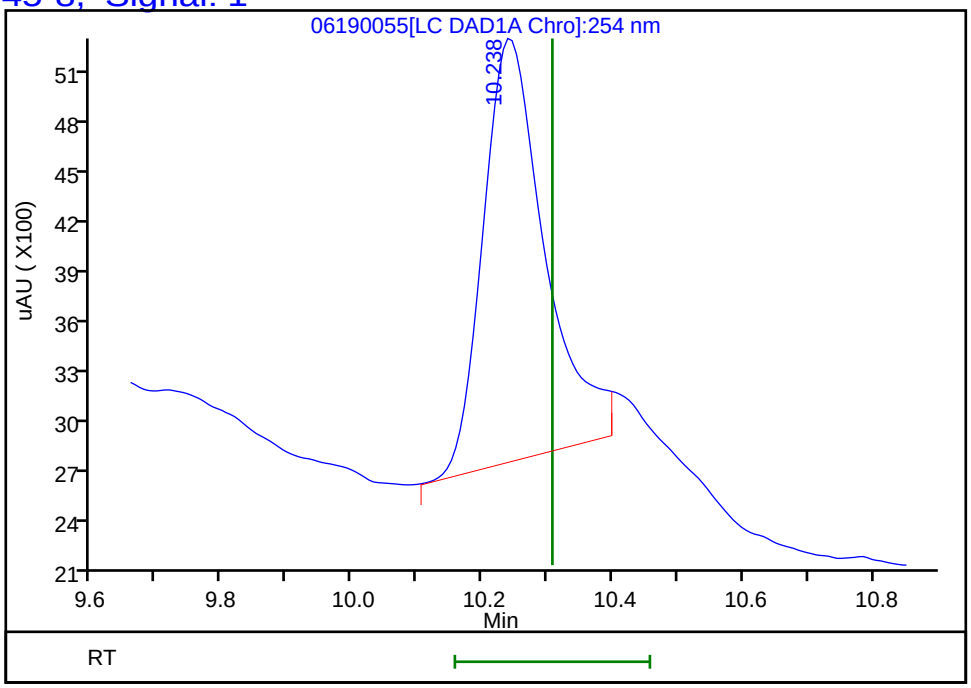

Reviewer: fiedlerh, 20-Jun-2019 10:11:31
Audit Action: Marked Compound Undetected Audit Reason: Invalid Compound ID

FORM I
HPLC/IC ORGANICS ANALYSIS DATA SHEET

Lab Name: Eurofins TestAmerica, Denver Job No.: 280-124986-1

SDG No.:

Client Sample ID: PZ016-19A Lab Sample ID: 280-124986-6

Matrix: Water Lab File ID: 06210054.D

Analysis Method: 8330A Date Collected: 06/09/2019 08:45

Extraction Method: 3535 Date Extracted: 06/14/2019 10:20

Sample wt/vol: 488.9(mL) Date Analyzed: 06/22/2019 15:02

Con. Extract Vol.: 5(mL) Dilution Factor: 1

Injection Volume: 100(uL) GC Column: Luna-phenylhex ID: 4.6(mm)

% Moisture: GPC Cleanup:(Y/N) N

Analysis Batch No.: 462208 Units: ug/L

CAS NO.	COMPOUND NAME	RESULT	Q	LOQ	LOD	DL
35572-78-2	*2-Amino-4,6-dinitrotoluene*	*0.23*	*J1*	*0.20*	0.12	*0.052*
19406-51-0	*4-Amino-2,6-dinitrotoluene*	*0.32*	*J1*	*0.20*	0.12	*0.059*
2691-41-0	*HMX*	*0.64*	*J1*	*0.41*	0.20	*0.090*

CAS NO.	SURROGATE	%REC	Q	LIMITS
528-29-0	1,2-Dinitrobenzene	110		83-119

Eurofins TestAmerica, Denver
Target Compound Quantitation Report

Data File: \\chromna\Denver\ChromData\G2_LUNA\20190620-83049.b\06210054.D
Lims ID: 280-124986-A-6-A
Client ID: PZ016-19A
Sample Type: Client
Inject. Date: 22-Jun-2019 15:02:51 ALS Bottle#: 54 Worklist Smp#: 54
Injection Vol: 100.0 ul Dil. Factor: 1.0000
Sample Info: 280-124986-A-6-A
Misc. Info.: 280-0083049-054
Operator ID: HKF Instrument ID: CHHPLC_G2_LUNA

Method: \\chromna\Denver\ChromData\G2_LUNA\20190620-83049.b\G2_8330_Luna.m
Limit Group: GCSV - 8330
Last Update: 24-Jun-2019 10:52:06 Calib Date: 08-May-2019 00:28:23
Integrator: Falcon
Quant Method: External Standard Quant By: Initial Calibration
Last ICal File: \\chromna\Denver\ChromData\G2_LUNA\20190507-81649.b\05070023.D

Column 1 : Luna-Phenyl hexyl (4.60 mm) Det: LC DAD1A, 254 nm
Process Host: CTX0327

First Level Reviewer: fiedlerh Date: 24-Jun-2019 10:41:31

	Compound	Det	RT (min.)	Exp RT (min.)	Dlt RT (min.)	Response	OnCol Amt ug/ml	Flags
	6 HMX	1	7.177	7.225	-0.048	10786	0.0630	
	7 MNX	1		7.848			ND	
	8 RDX	1	9.250	9.312	-0.062	7995	0.0384	
	9 Nitrobenzene	1		12.305			ND	
$	10 1,2-Dinitrobenzene	1	13.270	13.338	-0.068	60732	0.2194	
	12 1,3-Dinitrobenzene	1		15.858			ND	
	14 o-Nitrotoluene	1		16.678			ND	
	15 p-Nitrotoluene	1		17.005			ND	U
	16 4-Amino-2,6-dinitrotoluene	1	17.350	17.412	-0.062	9377	0.0315	
	17 m-Nitrotoluene	1	17.897	17.918	-0.021	6800	0.0232	
	18 2-Amino-4,6-dinitrotoluene	1	18.370	18.445	-0.075	9676	0.0225	
	19 1,3,5-Trinitrobenzene	1		19.158			ND	
	20 2,6-Dinitrotoluene	1		20.018			ND	
	21 2,4-Dinitrotoluene	1		20.579			ND	
	22 Tetryl	1	23.817	23.905	-0.088	14107	0.0449	M
	23 2,4,6-Trinitrotoluene	1		24.885			ND	

QC Flag Legend

Review Flags
M - Manually Integrated
U - Marked Undetected

Report Date: 24-Jun-2019 10:52:16 Chrom Revision: 2.3 20-Jun-2019 20:50:56

Eurofins TestAmerica, Denver

Data File: \\chromna\Denver\ChromData\G2_LUNA\20190620-83049.b\06210054.D

Injection Date:	22-Jun-2019 15:02:51	Instrument ID:	CHHPLC_G2_LUNA	Operator ID:	HKF
Lims ID:	280-124986-A-6-A	Lab Sample ID:	280-124986-6	Worklist Smp#:	54
Client ID:	PZ016-19A				
Injection Vol:	100.0 ul	Dil. Factor:	1.0000	ALS Bottle#:	54
Method:	G2_8330_Luna	Limit Group:	GCSV - 8330		

Column: Luna-Phenyl hexyl (4.60 mm) Y Scaling: Method Defined: Scale to the Nth Largest Peak: 1

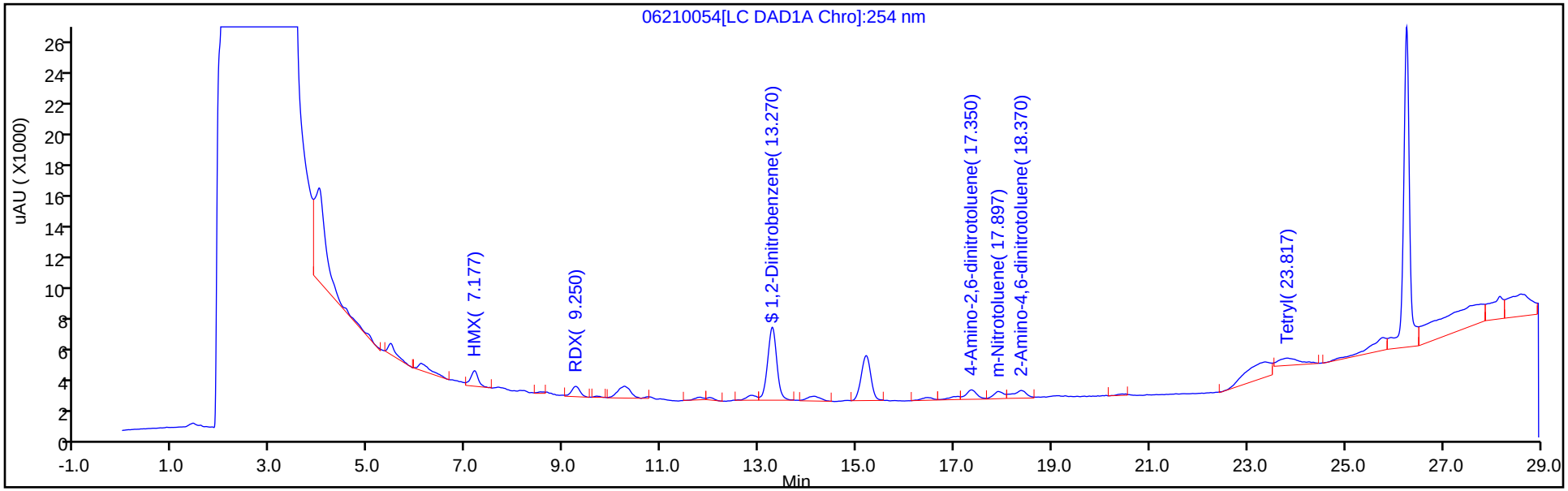

Y Scaling: Method Defined: Scale to the Nth Largest Peak: 1

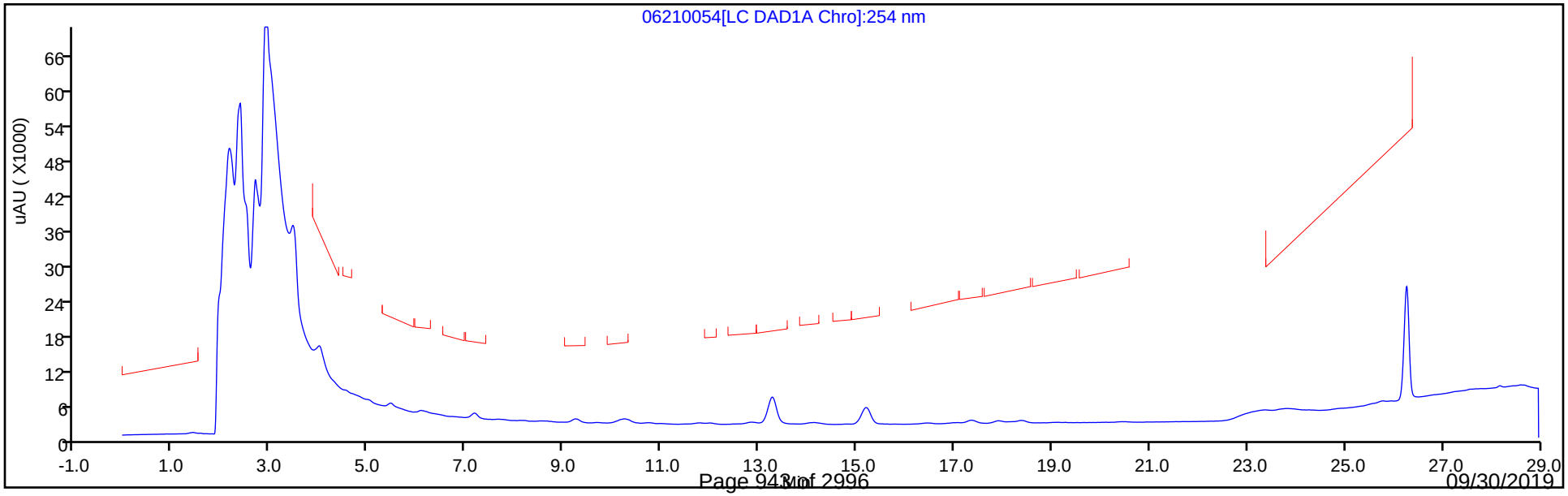

Eurofins TestAmerica, Denver
Recovery Report

Data File:	\\chromna\Denver\ChromData\G2_LUNA\20190620-83049.b\06210054.D				
Lims ID:	280-124986-A-6-A				
Client ID:	PZ016-19A				
Sample Type:	Client				
Inject. Date:	22-Jun-2019 15:02:51	ALS Bottle#:	54	Worklist Smp#:	54
Injection Vol:	100.0 ul	Dil. Factor:	1.0000		
Sample Info:	280-124986-A-6-A				
Misc. Info.:	280-0083049-054				
Operator ID:	HKF	Instrument ID:	CHHPLC_G2_LUNA		
Method:	\\chromna\Denver\ChromData\G2_LUNA\20190620-83049.b\G2_8330_Luna.m				
Limit Group:	GCSV - 8330				
Last Update:	24-Jun-2019 10:52:06	Calib Date:	08-May-2019 00:28:23		
Integrator:	Falcon				
Quant Method:	External Standard	Quant By:	Initial Calibration		
Last ICal File:	\\chromna\Denver\ChromData\G2_LUNA\20190507-81649.b\05070023.D				
Column 1 :	Luna-Phenyl hexyl (4.60 mm)		Det: LC DAD1A, 254 nm		
Process Host:	CTX0327				
First Level Reviewer: fiedlerh		Date:	24-Jun-2019 10:41:31		

Compound	Amount Added	Amount Recovered	% Rec.
$ 10 1,2-Dinitrobenzene	0.2000	0.2194	109.68

User Disabled Compound Report

Eurofins TestAmerica, Denver

Data File:	\\chromna\Denver\ChromData\G2_LUNA\20190620-83049.b\06210054.D				
Injection Date:	22-Jun-2019 15:02:51	Instrument ID:	CHHPLC_G2_LUNA		
Lims ID:	280-124986-A-6-A	Lab Sample ID:	280-124986-6		
Client ID:	PZ016-19A				
Operator ID:	HKF	ALS Bottle#:	54	Worklist Smp#:	54
Injection Vol:	100.0 ul	Dil. Factor:	1.0000		
Method:	G2_8330_Luna	Limit Group:	GCSV - 8330		
Column:	Luna-Phenyl hexyl (4.60 mm)	Detector	LC DAD1A, 254 nm		

15 p-Nitrotoluene, CAS: 99-99-0, Signal: 1

RT: 17.04
Response: 3150
Amount: 0.013898

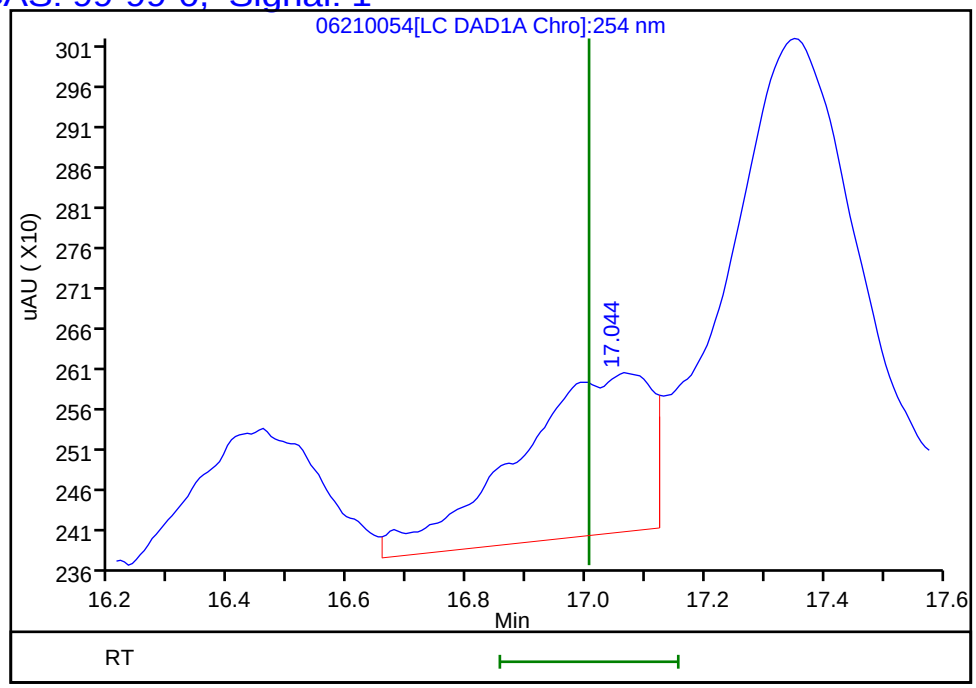

Reviewer: fiedlerh, 24-Jun-2019 10:41:31
Audit Action: Marked Compound Undetected Audit Reason: Invalid Compound ID

Manual Integration/User Assign Peak Report

Eurofins TestAmerica, Denver

Data File:	\\chromna\Denver\ChromData\G2_LUNA\20190620-83049.b\06210054.D				
Injection Date:	22-Jun-2019 15:02:51	Instrument ID:	CHHPLC_G2_LUNA		
Lims ID:	280-124986-A-6-A	Lab Sample ID:	280-124986-6		
Client ID:	PZ016-19A				
Operator ID:	HKF	ALS Bottle#:	54	Worklist Smp#:	54
Injection Vol:	100.0 ul	Dil. Factor:	1.0000		
Method:	G2_8330_Luna	Limit Group:	GCSV - 8330		
Column:	Luna-Phenyl hexyl (4.60 mm)	Detector	LC DAD1A, 254 nm		

22 Tetryl, CAS: 479-45-8

Signal: 1

Processing Integration Results

RT: 23.82
Area: 22793
Amount: 0.072478
Amount Units: ug/ml

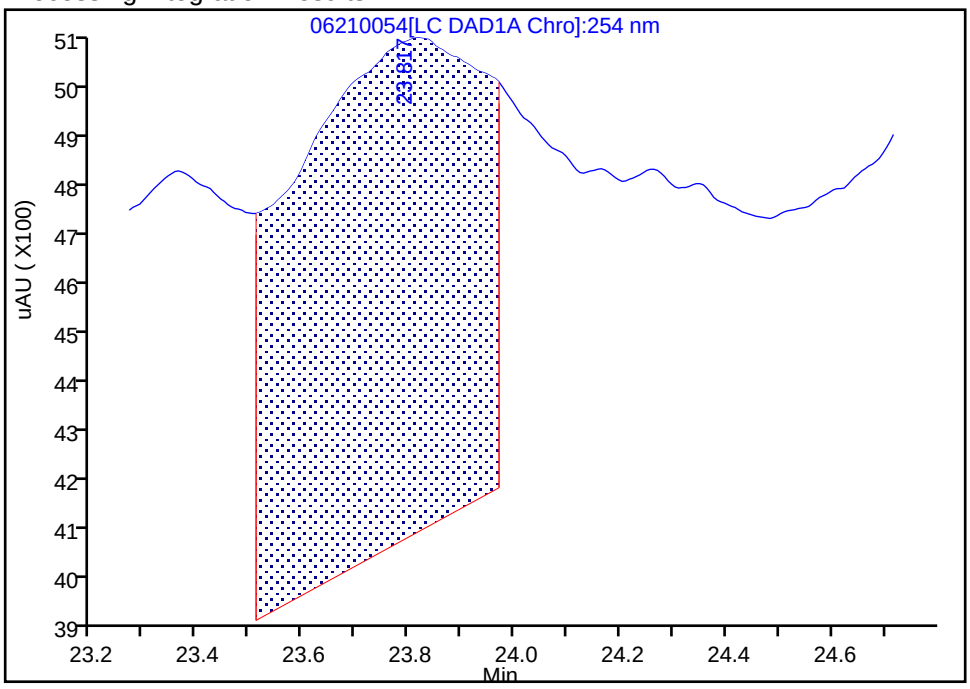

Manual Integration Results

RT: 23.82
Area: 14107
Amount: 0.044858
Amount Units: ug/ml

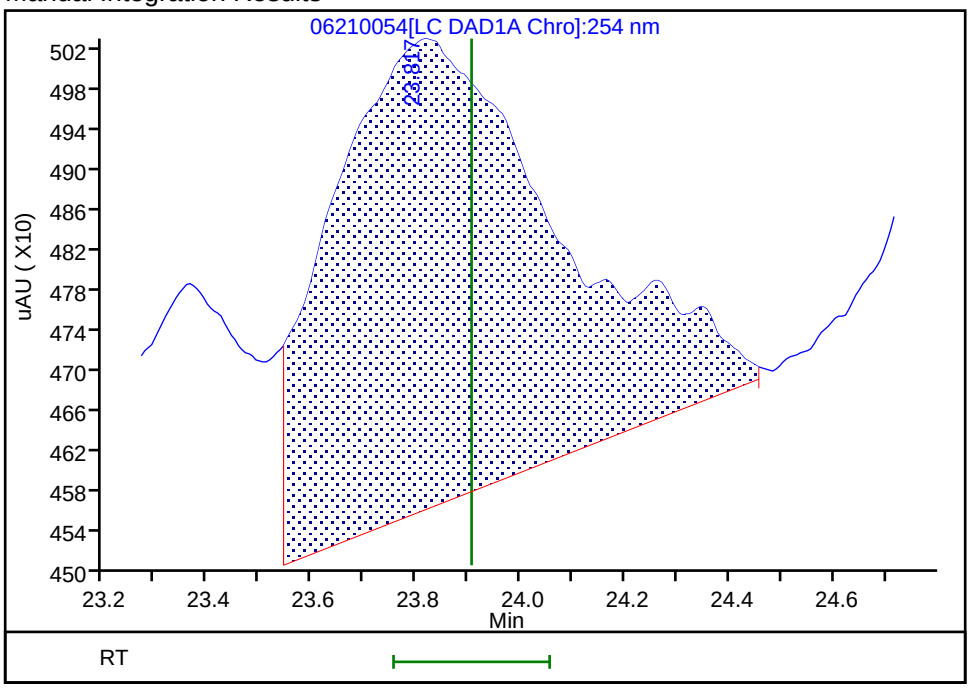

Reviewer: fiedlerh, 24-Jun-2019 10:41:30

Audit Action: Manually Integrated Audit Reason: Baseline Smoothing

FORM I
HPLC/IC ORGANICS ANALYSIS DATA SHEET

Lab Name: Eurofins TestAmerica, Denver Job No.: 280-124986-1

SDG No.:

Client Sample ID: PZ016-19A RE Lab Sample ID: 280-124986-6 RE

Matrix: Water Lab File ID: 06260023.D

Analysis Method: 8330A Date Collected: 06/09/2019 08:45

Extraction Method: 3535 Date Extracted: 06/18/2019 14:22

Sample wt/vol: 496.6(mL) Date Analyzed: 06/27/2019 01:32

Con. Extract Vol.: 5(mL) Dilution Factor: 1

Injection Volume: 100(uL) GC Column: UltraCarb5uODS ID: 4.6(mm)

% Moisture: GPC Cleanup:(Y/N) N

Analysis Batch No.: 462823 Units: ug/L

CAS NO.	COMPOUND NAME	RESULT	Q	LOQ	LOD	DL
99-35-4	*1,3,5-Trinitrobenzene*	*0.40*	*U H*	*1.0*	0.40	*0.20*
99-65-0	*1,3-Dinitrobenzene*	*0.20*	*U H*	*0.40*	0.20	*0.089*
118-96-7	*2,4,6-Trinitrotoluene*	*0.40*	*U H*	*0.40*	0.40	*0.16*
121-14-2	*2,4-Dinitrotoluene*	*0.20*	*U H*	*0.40*	0.20	*0.084*
606-20-2	*2,6-Dinitrotoluene*	*0.20*	*U H*	*0.20*	0.20	*0.065*
35572-78-2	*2-Amino-4,6-dinitrotoluene*	*0.080*	*J H M*	*0.20*	0.12	*0.051*
88-72-2	*2-Nitrotoluene*	*0.20*	*U H M*	*0.40*	0.20	*0.086*
99-08-1	*3-Nitrotoluene*	*0.40*	*U H M*	*0.40*	0.40	*0.20*
99-99-0	*4-Nitrotoluene*	*0.40*	*U H*	*1.0*	0.40	*0.20*
2691-41-0	*HMX*	*0.46*	*H M*	*0.40*	0.20	*0.088*
5755-27-1	*MNX*	*0.40*	*U H*	*2.0*	0.40	*0.16*
98-95-3	*Nitrobenzene*	*0.20*	*U H*	*0.40*	0.20	*0.092*
121-82-4	*RDX*	*0.44*	*H M*	*0.40*	0.40	*0.16*
479-45-8	*Tetryl*	*0.20*	*U H M*	*0.24*	0.20	*0.080*

CAS NO.	SURROGATE	%REC	Q	LIMITS
528-29-0	1,2-Dinitrobenzene	100	*M*	83-119

Eurofins TestAmerica, Denver
Target Compound Quantitation Report

Data File: \\chromna\Denver\ChromData\CHHPLC_X\20190626-83230.b\06260023.D
Lims ID: 280-124986-B-6-A
Client ID: PZ016-19A
Sample Type: Client
Inject. Date: 27-Jun-2019 01:32:41 ALS Bottle#: 23 Worklist Smp#: 23
Injection Vol: 100.0 ul Dil. Factor: 1.0000
Sample Info: 280-124986-B-6-A
Misc. Info.: 280-0083230-023
Operator ID: hkf Instrument ID: CHHPLC_X3

Method: \\chromna\Denver\ChromData\CHHPLC_X\20190626-83230.b\8330_X3.m
Limit Group: GCSV - 8330
Last Update: 27-Jun-2019 09:04:47 Calib Date: 21-Jun-2019 03:13:40
Integrator: Falcon
Quant Method: External Standard Quant By: Initial Calibration
Last ICal File: \\chromna\Denver\ChromData\CHHPLC_X\20190620-83048.b\06200032.D

Column 1 : UltraCarb5uODS (20) (4.60 mm) Det: LC DAD1B, 254 nm
Process Host: CTX0334

First Level Reviewer: fiedlerh Date: 27-Jun-2019 08:52:08

	Compound	Det	RT (min.)	Exp RT (min.)	Dlt RT (min.)	Response	OnCol Amt ug/mL	Flags
	3 HMX	1	6.648	6.654	-0.006	4092	0.0461	M
	6 MNX	1		7.356			ND	
	7 RDX	1	7.761	7.774	-0.013	4530	0.0433	M
$	9 1,2-Dinitrobenzene	1	8.748	8.754	-0.006	27049	0.1990	M
	10 1,3,5-Trinitrobenzene	1		8.914			ND	
	11 1,3-Dinitrobenzene	1		9.574			ND	
	12 Nitrobenzene	1		9.960			ND	
	14 Tetryl	1		10.287			ND	U
	16 2,4,6-Trinitrotoluene	1		11.247			ND	
	17 4-Amino-2,6-dinitrotoluene	1	11.441	11.434	0.007	5188	0.0319	
	18 2-Amino-4,6-dinitrotoluene	1	11.714	11.727	-0.013	1609	0.007960	M
	19 2,6-Dinitrotoluene	1		11.854			ND	
	20 2,4-Dinitrotoluene	1		12.054			ND	
	21 o-Nitrotoluene	1		12.894			ND	U
	22 p-Nitrotoluene	1		13.334			ND	
	23 m-Nitrotoluene	1		13.934			ND	U

QC Flag Legend

Review Flags
M - Manually Integrated
U - Marked Undetected

Report Date: 27-Jun-2019 09:04:49 Chrom Revision: 2.3 20-Jun-2019 20:50:56

Eurofins TestAmerica, Denver

Data File: \\chromna\Denver\ChromData\CHHPLC_X\20190626-83230.b\06260023.D

Injection Date:	27-Jun-2019 01:32:41	Instrument ID:	CHHPLC_X3	Operator ID:	hkf
Lims ID:	280-124986-B-6-A	Lab Sample ID:	280-124986-6	Worklist Smp#:	23
Client ID:	PZ016-19A				
Injection Vol:	100.0 ul	Dil. Factor:	1.0000	ALS Bottle#:	23
Method:	8330_X3	Limit Group:	GCSV - 8330		

Column: UltraCarb5uODS (20) (4.60 mm) Y Scaling: Method Defined: Scale to the Nth Largest Target: 1

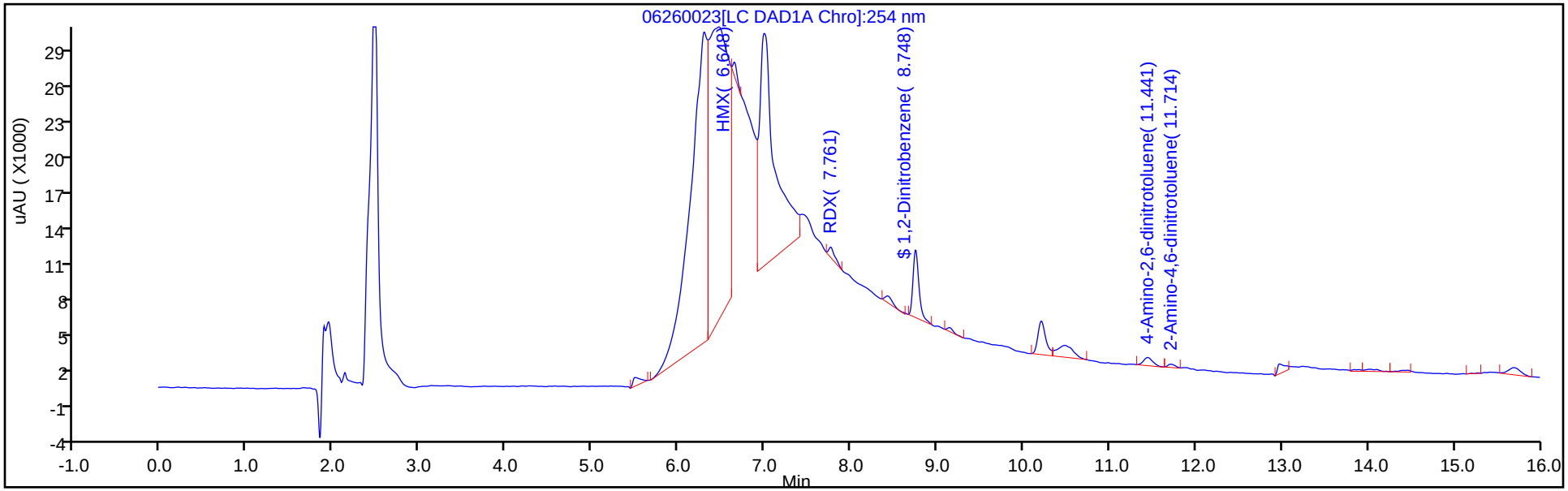

Y Scaling: Method Defined: Scale to the Nth Largest Target: 1

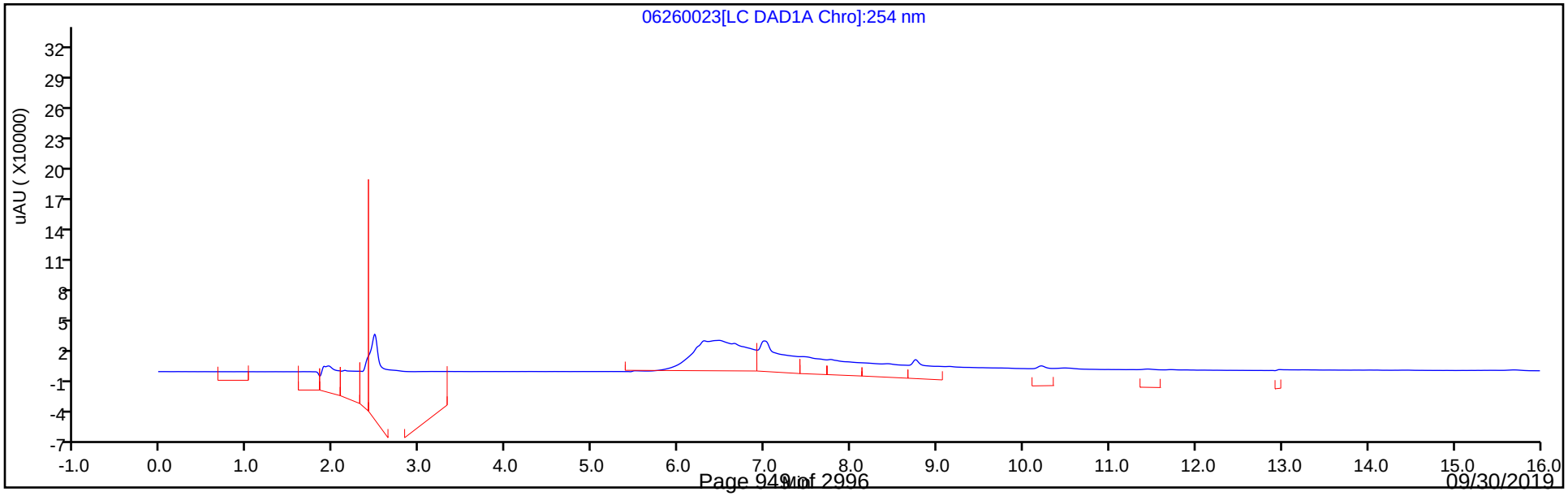

Eurofins TestAmerica, Denver
Recovery Report

Data File:	\\chromna\Denver\ChromData\CHHPLC_X\20190626-83230.b\06260023.D				
Lims ID:	280-124986-B-6-A				
Client ID:	PZ016-19A				
Sample Type:	Client				
Inject. Date:	27-Jun-2019 01:32:41	ALS Bottle#:	23	Worklist Smp#:	23
Injection Vol:	100.0 ul	Dil. Factor:	1.0000		
Sample Info:	280-124986-B-6-A				
Misc. Info.:	280-0083230-023				
Operator ID:	hkf	Instrument ID:	CHHPLC_X3		
Method:	\\chromna\Denver\ChromData\CHHPLC_X\20190626-83230.b\8330_X3.m				
Limit Group:	GCSV - 8330				
Last Update:	27-Jun-2019 09:04:47	Calib Date:	21-Jun-2019 03:13:40		
Integrator:	Falcon				
Quant Method:	External Standard	Quant By:	Initial Calibration		
Last ICal File:	\\chromna\Denver\ChromData\CHHPLC_X\20190620-83048.b\06200032.D				
Column 1 :	UltraCarb5uODS (20) (4.60 mm)		Det: LC DAD1B, 254 nm		
Process Host:	CTX0334				
First Level Reviewer: fiedlerh		Date:	27-Jun-2019 08:52:08		

Compound	Amount Added	Amount Recovered	% Rec.
$ 9 1,2-Dinitrobenzene	0.2000	0.1990	99.52

Manual Integration/User Assign Peak Report

Eurofins TestAmerica, Denver

Data File:	\\chromna\Denver\ChromData\CHHPLC_X\20190626-83230.b\06260023.D				
Injection Date:	27-Jun-2019 01:32:41	Instrument ID:	CHHPLC_X3		
Lims ID:	280-124986-B-6-A	Lab Sample ID:	280-124986-6		
Client ID:	PZ016-19A				
Operator ID:	hkf	ALS Bottle#:	23	Worklist Smp#:	23
Injection Vol:	100.0 ul	Dil. Factor:	1.0000		
Method:	8330_X3	Limit Group:	GCSV - 8330		
Column:	UltraCarb5uODS (20) (4.60 mm)	Detector	LC DAD1B, 254 nm		

$ 9 1,2-Dinitrobenzene, CAS: 528-29-0

Signal: 1

Processing Integration Results

RT: 8.75
Area: 27775
Amount: 0.204379
Amount Units: ug/mL

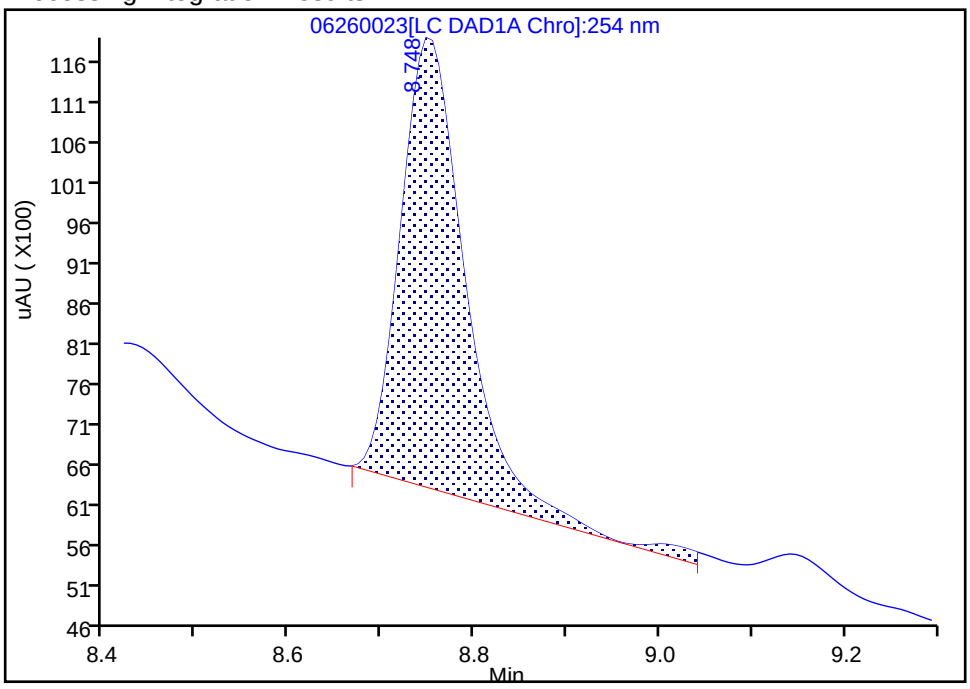

Manual Integration Results

RT: 8.75
Area: 27049
Amount: 0.199037
Amount Units: ug/mL

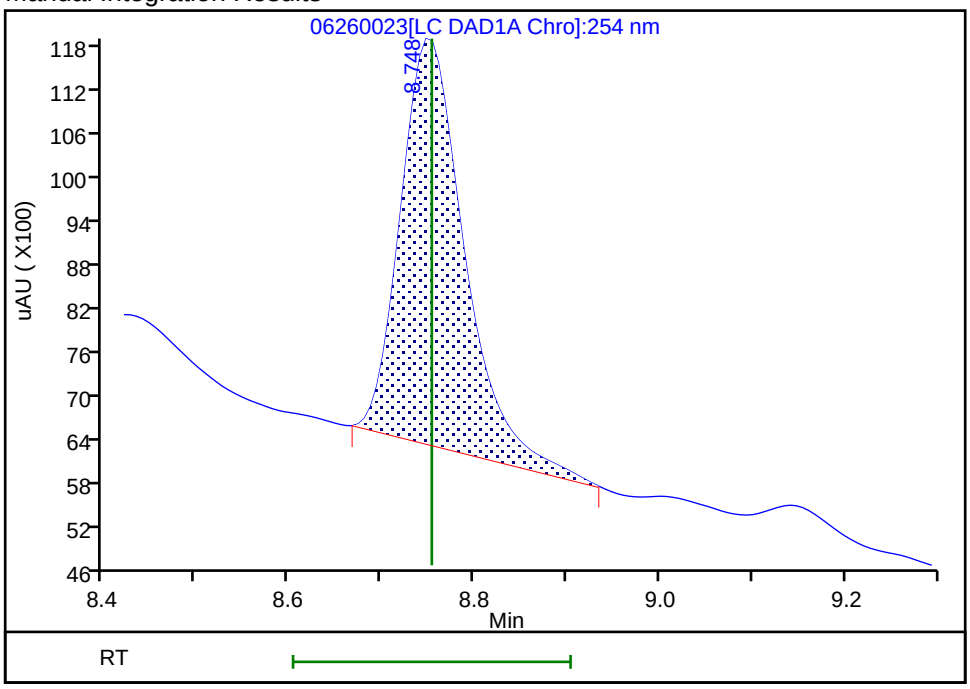

Reviewer: fiedlerh, 27-Jun-2019 08:51:54

Audit Action: Manually Integrated Audit Reason: Baseline Smoothing

Manual Integration/User Assign Peak Report

Eurofins TestAmerica, Denver

Data File:	\\chromna\Denver\ChromData\CHHPLC_X\20190626-83230.b\06260023.D				
Injection Date:	27-Jun-2019 01:32:41	Instrument ID:	CHHPLC_X3		
Lims ID:	280-124986-B-6-A	Lab Sample ID:	280-124986-6		
Client ID:	PZ016-19A				
Operator ID:	hkf	ALS Bottle#:	23	Worklist Smp#:	23
Injection Vol:	100.0 ul	Dil. Factor:	1.0000		
Method:	8330_X3	Limit Group:	GCSV - 8330		
Column:	UltraCarb5uODS (20) (4.60 mm)	Detector	LC DAD1B, 254 nm		

18 2-Amino-4,6-dinitrotoluene, CAS: 35572-78-2

Signal: 1

Processing Integration Results

RT: 11.71
Area: 3022
Amount: 0.014951
Amount Units: ug/mL

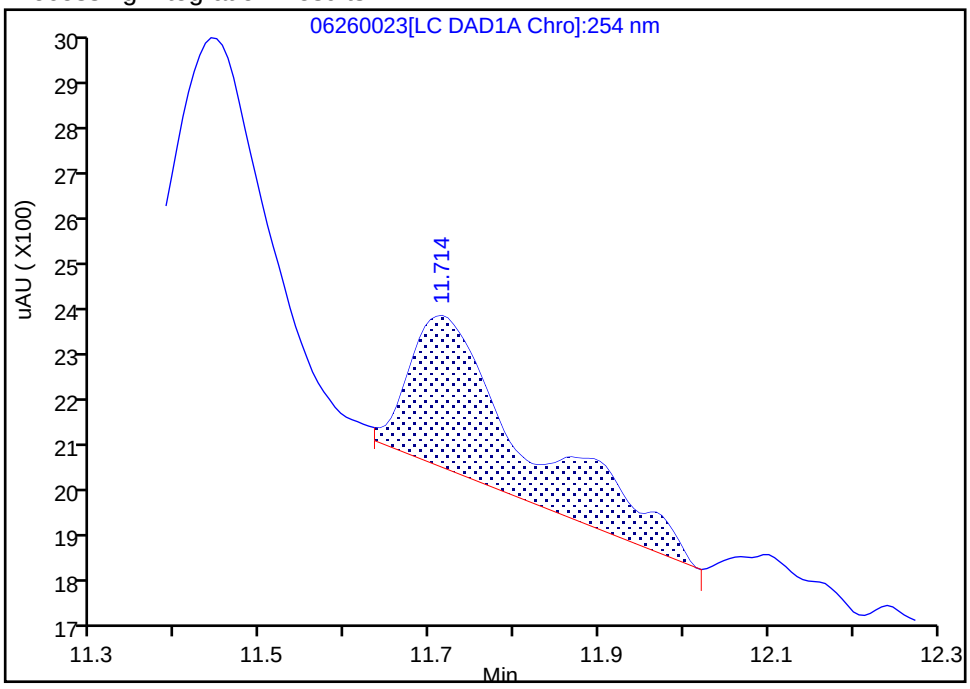

Manual Integration Results

RT: 11.71
Area: 1609
Amount: 0.007960
Amount Units: ug/mL

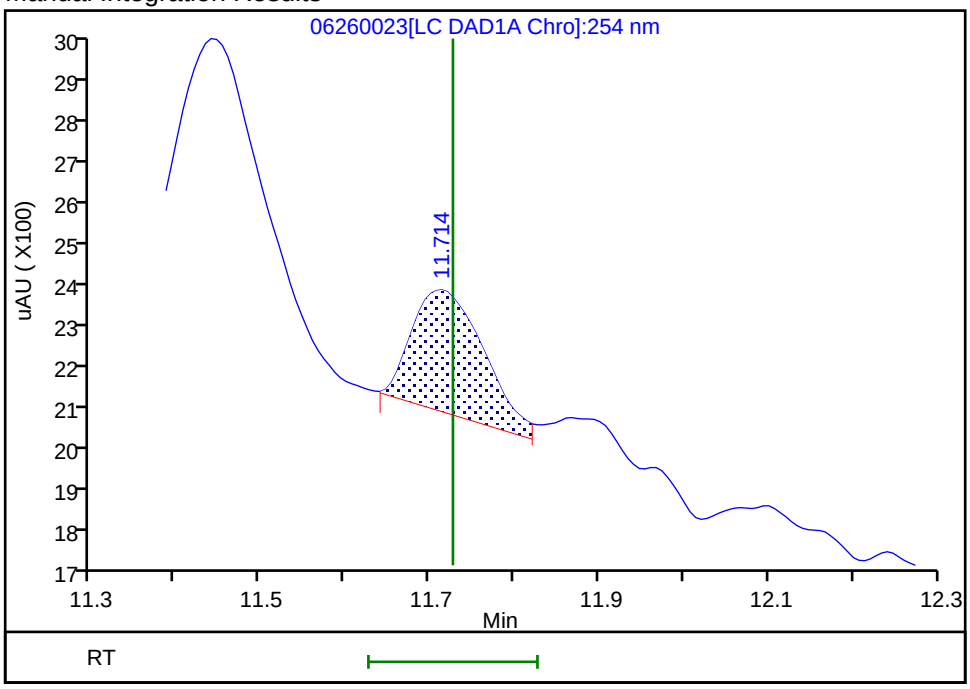

Reviewer: fiedlerh, 27-Jun-2019 08:52:03

Audit Action: Manually Integrated Audit Reason: Baseline Smoothing

User Disabled Compound Report

Eurofins TestAmerica, Denver

Data File:	\\chromna\Denver\ChromData\CHHPLC_X\20190626-83230.b\06260023.D				
Injection Date:	27-Jun-2019 01:32:41	Instrument ID:	CHHPLC_X3		
Lims ID:	280-124986-B-6-A	Lab Sample ID:	280-124986-6		
Client ID:	PZ016-19A				
Operator ID:	hkf	ALS Bottle#:	23	Worklist Smp#:	23
Injection Vol:	100.0 ul	Dil. Factor:	1.0000		
Method:	8330_X3	Limit Group:	GCSV - 8330		
Column:	UltraCarb5uODS (20) (4.60 mm)	Detector	LC DAD1B, 254 nm		

21 o-Nitrotoluene, CAS: 88-72-2, Signal: 1

RT: 12.97
Response: 4790
Amount: 0.036770

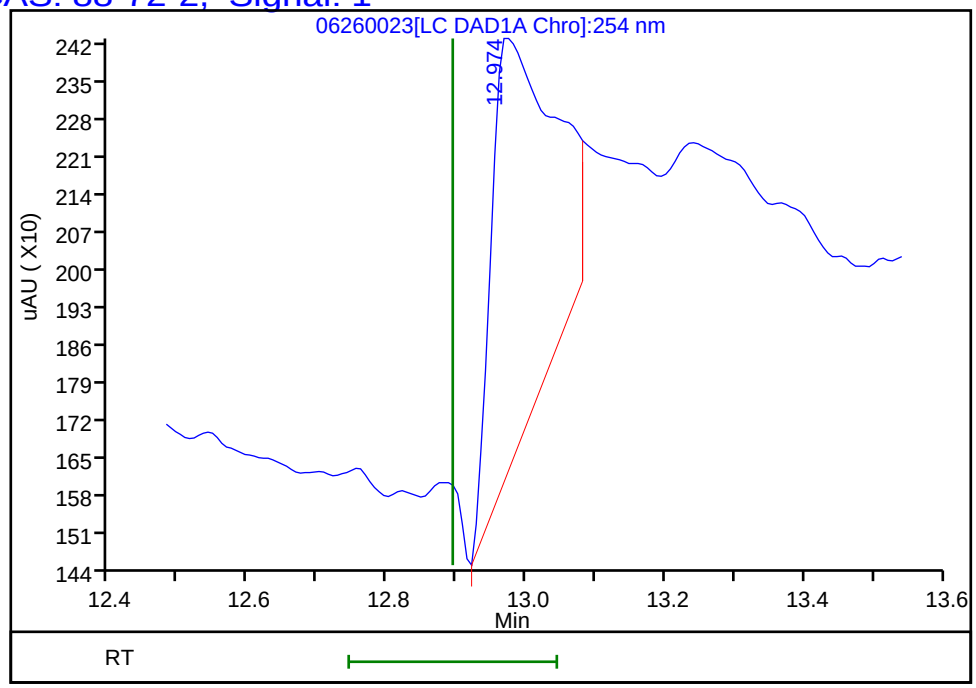

Reviewer: fiedlerh, 27-Jun-2019 08:52:08
Audit Action: Marked Compound Undetected Audit Reason: Invalid Compound ID

User Disabled Compound Report

Eurofins TestAmerica, Denver

Data File: \\chromna\Denver\ChromData\CHHPLC_X\20190626-83230.b\06260023.D
Injection Date: 27-Jun-2019 01:32:41 Instrument ID: CHHPLC_X3
Lims ID: 280-124986-B-6-A Lab Sample ID: 280-124986-6
Client ID: PZ016-19A
Operator ID: hkf ALS Bottle#: 23 Worklist Smp#: 23
Injection Vol: 100.0 ul Dil. Factor: 1.0000
Method: 8330_X3 Limit Group: GCSV - 8330

Column: UltraCarb5uODS (20) (4.60 mm) Detector LC DAD1B, 254 nm

23 m-Nitrotoluene, CAS: 99-08-1, Signal: 1

RT: 14.02
Response: 1913
Amount: 0.013032

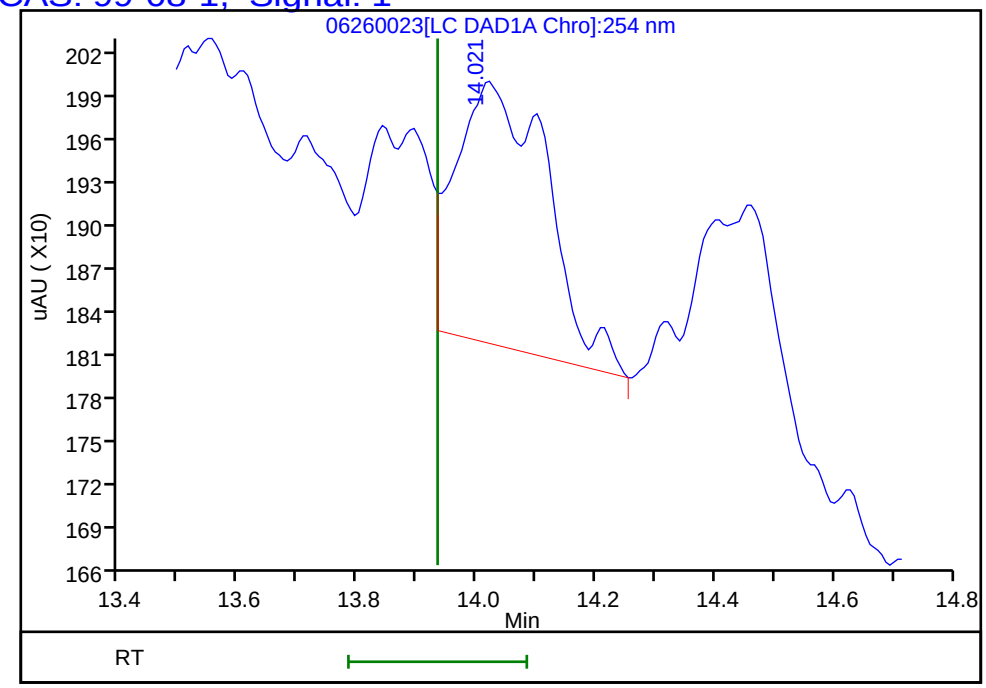

Reviewer: fiedlerh, 27-Jun-2019 08:52:08
Audit Action: Marked Compound Undetected Audit Reason: Invalid Compound ID

Manual Integration/User Assign Peak Report

Eurofins TestAmerica, Denver

Data File:	\\chromna\Denver\ChromData\CHHPLC_X\20190626-83230.b\06260023.D				
Injection Date:	27-Jun-2019 01:32:41	Instrument ID:	CHHPLC_X3		
Lims ID:	280-124986-B-6-A	Lab Sample ID:	280-124986-6		
Client ID:	PZ016-19A				
Operator ID:	hkf	ALS Bottle#:	23	Worklist Smp#:	23
Injection Vol:	100.0 ul	Dil. Factor:	1.0000		
Method:	8330_X3	Limit Group:	GCSV - 8330		
Column:	UltraCarb5uODS (20) (4.60 mm)	Detector	LC DAD1B, 254 nm		

3 HMX, CAS: 2691-41-0

Signal: 1

Processing Integration Results

RT: 6.65
Area: 272592
Amount: 3.068770
Amount Units: ug/mL

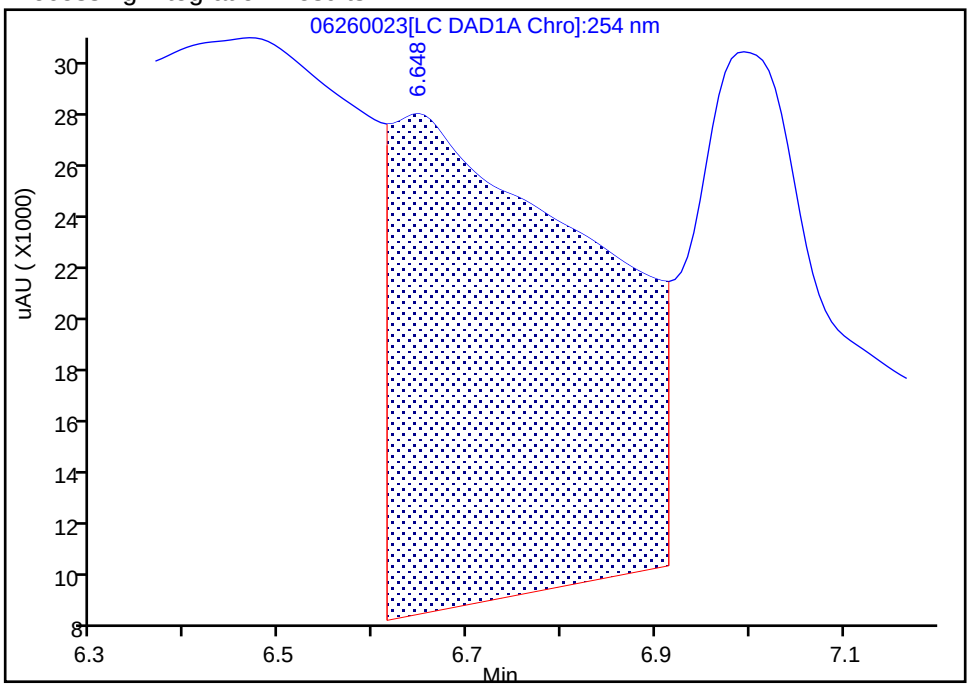

Manual Integration Results

RT: 6.65
Area: 4092
Amount: 0.046067
Amount Units: ug/mL

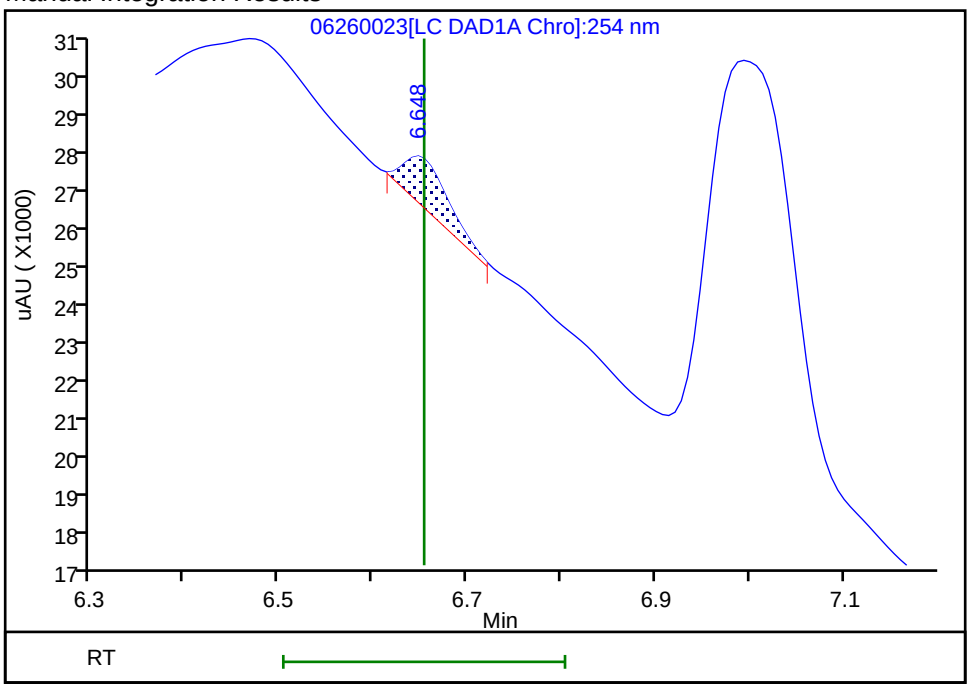

Reviewer: fiedlerh, 27-Jun-2019 08:51:42

Audit Action: Manually Integrated Audit Reason: Baseline Smoothing

Manual Integration/User Assign Peak Report

Eurofins TestAmerica, Denver

Data File:	\\chromna\Denver\ChromData\CHHPLC_X\20190626-83230.b\06260023.D		
Injection Date:	27-Jun-2019 01:32:41	Instrument ID:	CHHPLC_X3
Lims ID:	280-124986-B-6-A	Lab Sample ID:	280-124986-6
Client ID:	PZ016-19A		
Operator ID:	hkf	ALS Bottle#:	23 Worklist Smp#: 23
Injection Vol:	100.0 ul	Dil. Factor:	1.0000
Method:	8330_X3	Limit Group:	GCSV - 8330
Column:	UltraCarb5uODS (20) (4.60 mm)	Detector	LC DAD1B, 254 nm

7 RDX, CAS: 121-82-4

Signal: 1

Processing Integration Results

RT: 7.76
Area: 22356
Amount: 0.213470
Amount Units: ug/mL

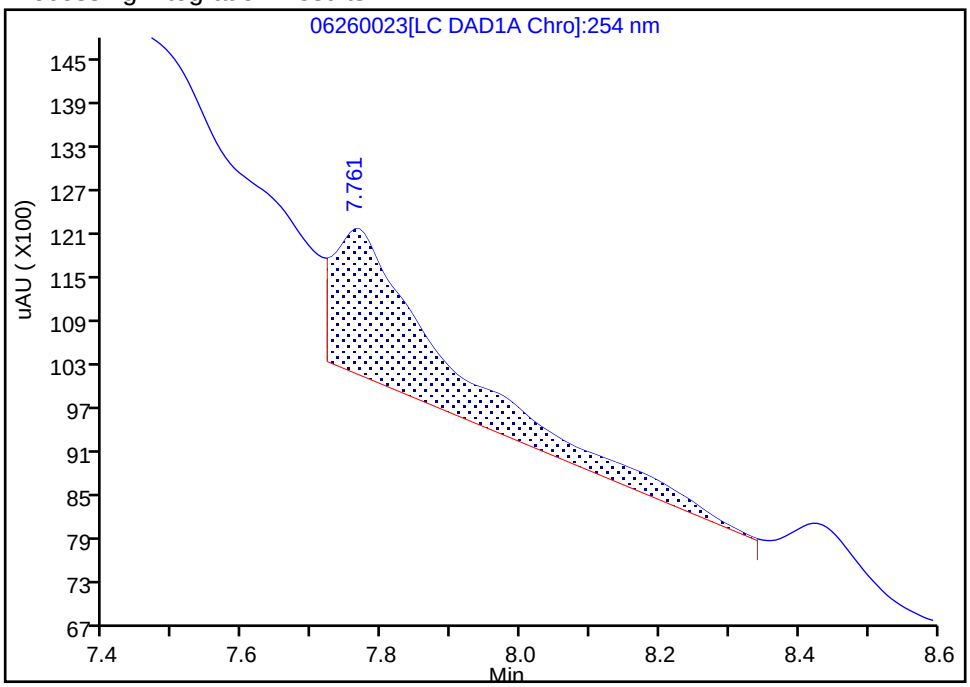

Manual Integration Results

RT: 7.76
Area: 4530
Amount: 0.043255
Amount Units: ug/mL

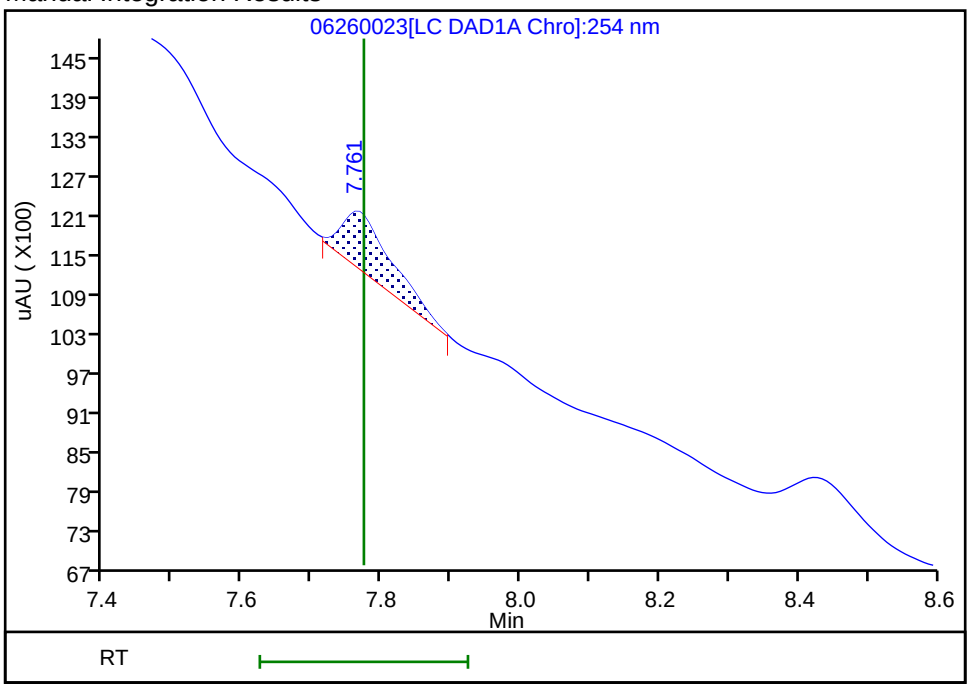

Reviewer: fiedlerh, 27-Jun-2019 08:51:47

Audit Action: Manually Integrated Audit Reason: Baseline Smoothing

User Disabled Compound Report

Eurofins TestAmerica, Denver

Data File:	\\chromna\Denver\ChromData\CHHPLC_X\20190626-83230.b\06260023.D				
Injection Date:	27-Jun-2019 01:32:41	Instrument ID:	CHHPLC_X3		
Lims ID:	280-124986-B-6-A	Lab Sample ID:	280-124986-6		
Client ID:	PZ016-19A				
Operator ID:	hkf	ALS Bottle#:	23	Worklist Smp#:	23
Injection Vol:	100.0 ul	Dil. Factor:	1.0000		
Method:	8330_X3	Limit Group:	GCSV - 8330		
Column:	UltraCarb5uODS (20) (4.60 mm)	Detector	LC DAD1B, 254 nm		

14 Tetryl, CAS: 479-45-8, Signal: 1

RT: 10.21
Response: 17810
Amount: 0.108829

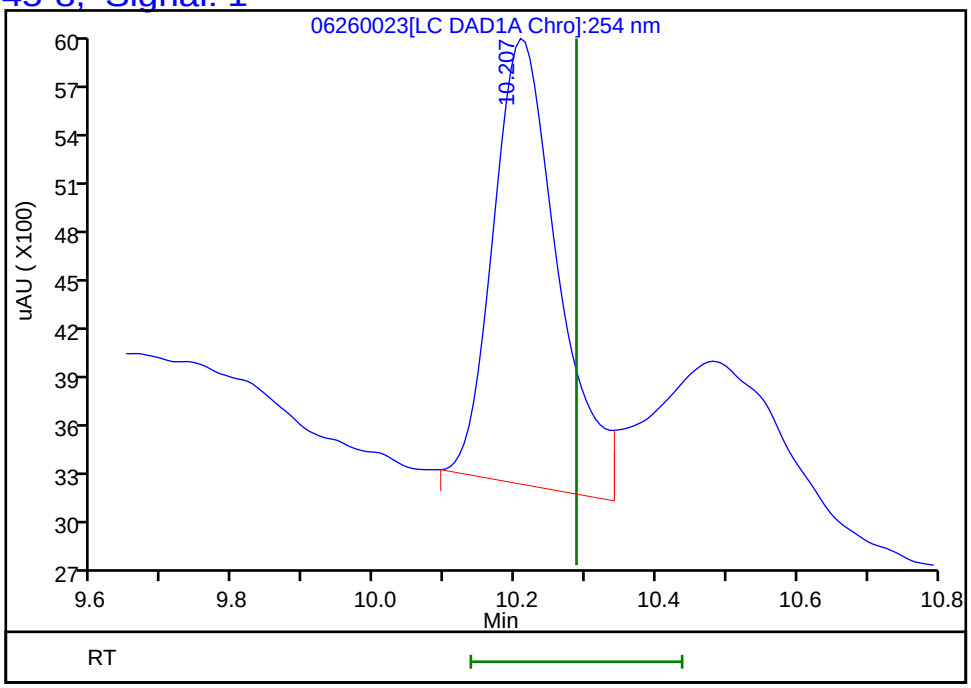

Reviewer: fiedlerh, 27-Jun-2019 08:52:08
Audit Action: Marked Compound Undetected Audit Reason: Invalid Compound ID

FORM I
HPLC/IC ORGANICS ANALYSIS DATA SHEET

Lab Name: Eurofins TestAmerica, Denver Job No.: 280-124986-1

SDG No.:

Client Sample ID: PZ016-19A RE Lab Sample ID: 280-124986-6 RE

Matrix: Water Lab File ID: 06270018.D

Analysis Method: 8330A Date Collected: 06/09/2019 08:45

Extraction Method: 3535 Date Extracted: 06/18/2019 14:22

Sample wt/vol: 496.6(mL) Date Analyzed: 06/28/2019 01:22

Con. Extract Vol.: 5(mL) Dilution Factor: 1

Injection Volume: 100(uL) GC Column: Luna-phenylhex ID: 4.6(mm)

% Moisture: GPC Cleanup:(Y/N) N

Analysis Batch No.: 462962 Units: ug/L

CAS NO.	COMPOUND NAME	RESULT	Q	LOQ	LOD	DL
19406-51-0	*4-Amino-2,6-dinitrotoluene*	*0.12*	*U H Q*	*0.20*	0.12	*0.058*

CAS NO.	SURROGATE	%REC	Q	LIMITS
528-29-0	1,2-Dinitrobenzene	113		83-119

Eurofins TestAmerica, Denver
Target Compound Quantitation Report

Data File: \\chromna\Denver\ChromData\G2_LUNA\20190627-83272.b\06270018.D
Lims ID: 280-124986-B-6-A
Client ID: PZ016-19A
Sample Type: Client
Inject. Date: 28-Jun-2019 01:22:20 ALS Bottle#: 18 Worklist Smp#: 18
Injection Vol: 100.0 ul Dil. Factor: 1.0000
Sample Info: 280-124986-B-6-A
Misc. Info.: 280-0083272-018
Operator ID: HKF Instrument ID: CHHPLC_G2_LUNA

Method: \\chromna\Denver\ChromData\G2_LUNA\20190627-83272.b\G2_8330_Luna.m
Limit Group: GCSV - 8330
Last Update: 28-Jun-2019 13:30:52 Calib Date: 08-May-2019 00:28:23
Integrator: Falcon
Quant Method: External Standard Quant By: Initial Calibration
Last ICal File: \\chromna\Denver\ChromData\G2_LUNA\20190507-81649.b\05070023.D

Column 1 : Luna-Phenyl hexyl (4.60 mm) Det: LC DAD1A, 254 nm
Process Host: CTX0317

First Level Reviewer: fiedlerh Date: 28-Jun-2019 13:11:24

Compound	Det	RT (min.)	Exp RT (min.)	Dlt RT (min.)	Response	OnCol Amt ug/ml	Flags
6 HMX	1	7.168	7.181	-0.013	8143	0.0476	M
7 MNX	1		7.835			ND	
8 RDX	1	9.241	9.254	-0.013	7587	0.0364	M
9 Nitrobenzene	1		12.227			ND	
$ 10 1,2-Dinitrobenzene	1	13.254	13.267	-0.013	62618	0.2262	
12 1,3-Dinitrobenzene	1		15.787			ND	
14 o-Nitrotoluene	1		16.594			ND	
15 p-Nitrotoluene	1		16.927			ND	U
16 4-Amino-2,6-dinitrotoluene	1		17.341			ND	M
17 m-Nitrotoluene	1	17.867	17.841	0.026	13282	0.0454	M
18 2-Amino-4,6-dinitrotoluene	1	18.374	18.374	0.000	5038	0.0117	
19 1,3,5-Trinitrobenzene	1		19.087			ND	
20 2,6-Dinitrotoluene	1		19.941			ND	
21 2,4-Dinitrotoluene	1		20.501			ND	
22 Tetryl	1		23.828			ND	
23 2,4,6-Trinitrotoluene	1		24.814			ND	

QC Flag Legend

Review Flags
M - Manually Integrated
U - Marked Undetected

Report Date: 28-Jun-2019 13:31:19 Chrom Revision: 2.3 20-Jun-2019 20:50:56

Eurofins TestAmerica, Denver

Data File: \\chromna\Denver\ChromData\G2_LUNA\20190627-83272.b\06270018.D

Injection Date:	28-Jun-2019 01:22:20	Instrument ID:	CHHPLC_G2_LUNA	Operator ID:	HKF
Lims ID:	280-124986-B-6-A	Lab Sample ID:	280-124986-6	Worklist Smp#:	18
Client ID:	PZ016-19A				
Injection Vol:	100.0 ul	Dil. Factor:	1.0000	ALS Bottle#:	18
Method:	G2_8330_Luna	Limit Group:	GCSV - 8330		

Column: Luna-Phenyl hexyl (4.60 mm) Y Scaling: Method Defined: Scale to the Nth Largest Peak: 1

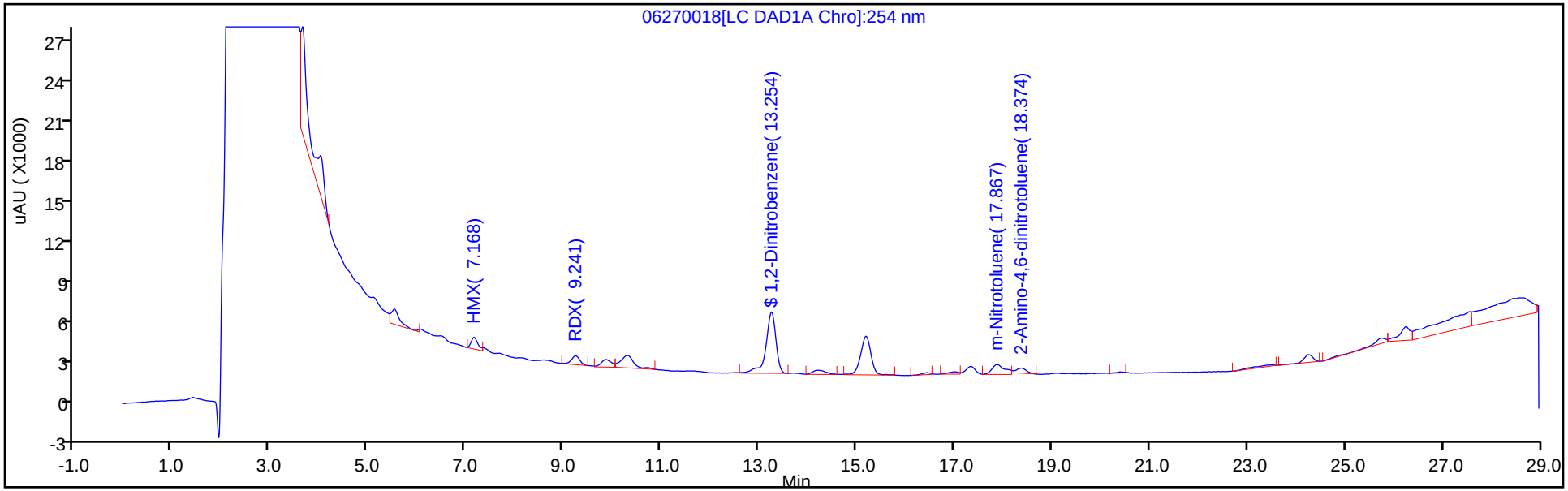

Y Scaling: Method Defined: Scale to the Nth Largest Peak: 1

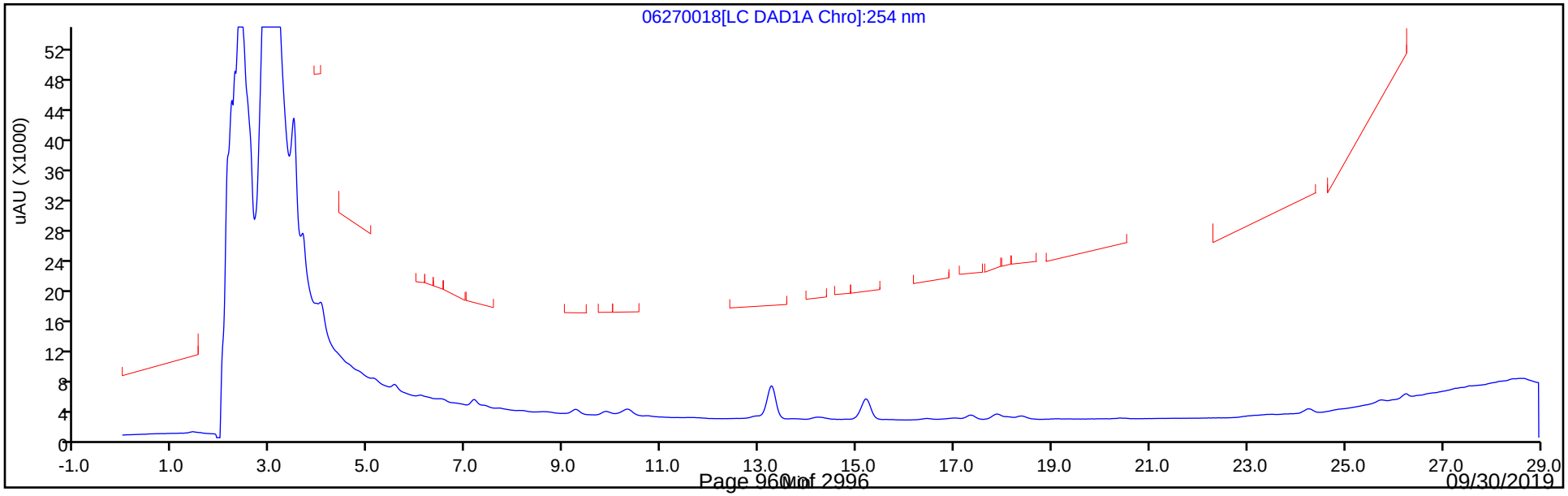

Eurofins TestAmerica, Denver
Recovery Report

Data File:	\\chromna\Denver\ChromData\G2_LUNA\20190627-83272.b\06270018.D				
Lims ID:	280-124986-B-6-A				
Client ID:	PZ016-19A				
Sample Type:	Client				
Inject. Date:	28-Jun-2019 01:22:20	ALS Bottle#:	18	Worklist Smp#:	18
Injection Vol:	100.0 ul	Dil. Factor:	1.0000		
Sample Info:	280-124986-B-6-A				
Misc. Info.:	280-0083272-018				
Operator ID:	HKF	Instrument ID:	CHHPLC_G2_LUNA		
Method:	\\chromna\Denver\ChromData\G2_LUNA\20190627-83272.b\G2_8330_Luna.m				
Limit Group:	GCSV - 8330				
Last Update:	28-Jun-2019 13:30:52	Calib Date:	08-May-2019 00:28:23		
Integrator:	Falcon				
Quant Method:	External Standard	Quant By:	Initial Calibration		
Last ICal File:	\\chromna\Denver\ChromData\G2_LUNA\20190507-81649.b\05070023.D				
Column 1 :	Luna-Phenyl hexyl (4.60 mm)		Det: LC DAD1A, 254 nm		
Process Host:	CTX0317				
First Level Reviewer: fiedlerh		Date:	28-Jun-2019 13:11:24		

Compound	Amount Added	Amount Recovered	% Rec.
$ 10 1,2-Dinitrobenzene	0.2000	0.2262	113.09

Manual Integration/User Assign Peak Report

Eurofins TestAmerica, Denver

Data File:	\\chromna\Denver\ChromData\G2_LUNA\20190627-83272.b\06270018.D				
Injection Date:	28-Jun-2019 01:22:20	Instrument ID:	CHHPLC_G2_LUNA		
Lims ID:	280-124986-B-6-A	Lab Sample ID:	280-124986-6		
Client ID:	PZ016-19A				
Operator ID:	HKF	ALS Bottle#:	18	Worklist Smp#:	18
Injection Vol:	100.0 ul	Dil. Factor:	1.0000		
Method:	G2_8330_Luna	Limit Group:	GCSV - 8330		
Column:	Luna-Phenyl hexyl (4.60 mm)	Detector	LC DAD1A, 254 nm		

17 m-Nitrotoluene, CAS: 99-08-1

Signal: 1

Processing Integration Results

RT: 17.87
Area: 9987
Amount: 0.034121
Amount Units: ug/ml

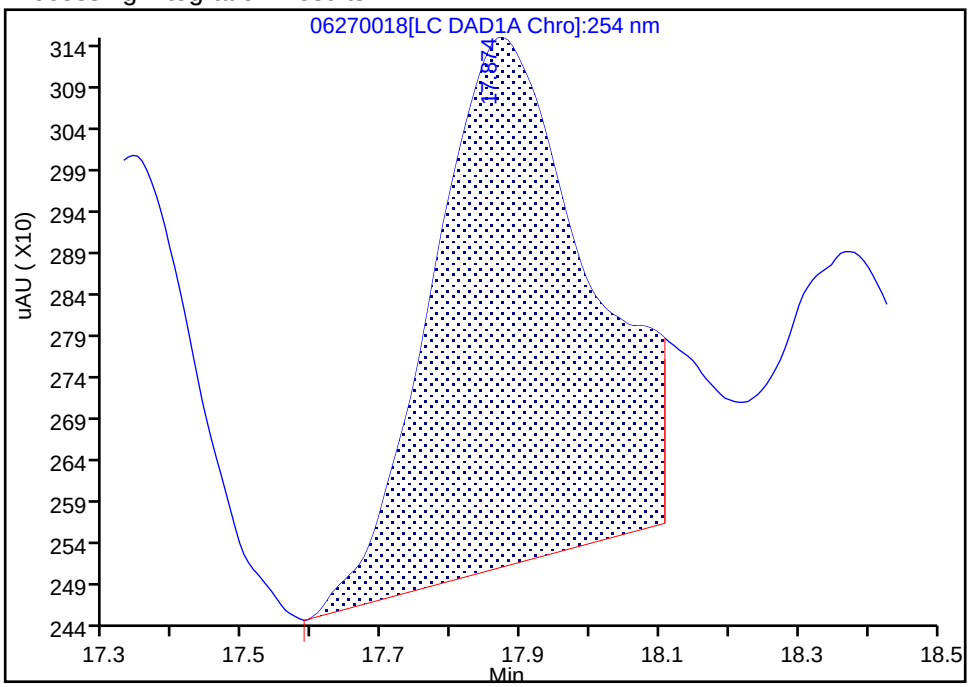

Manual Integration Results

RT: 17.87
Area: 13282
Amount: 0.045379
Amount Units: ug/ml

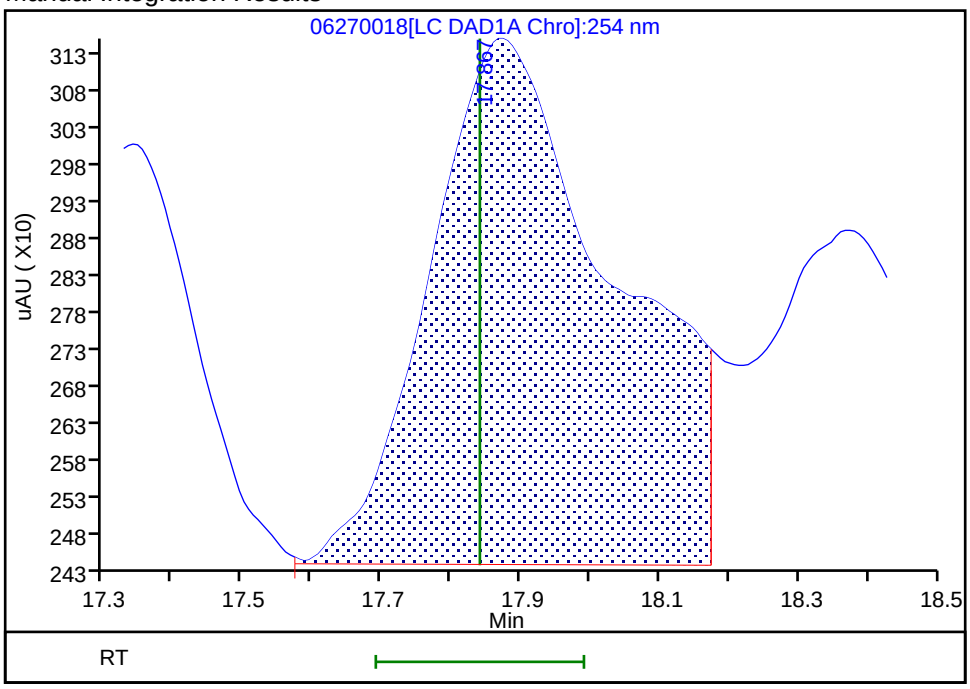

Reviewer: fiedlerh, 28-Jun-2019 13:11:21

Audit Action: Manually Integrated Audit Reason: Baseline Smoothing

User Disabled Compound Report

Eurofins TestAmerica, Denver

Data File:	\\chromna\Denver\ChromData\G2_LUNA\20190627-83272.b\06270018.D				
Injection Date:	28-Jun-2019 01:22:20	Instrument ID:	CHHPLC_G2_LUNA		
Lims ID:	280-124986-B-6-A	Lab Sample ID:	280-124986-6		
Client ID:	PZ016-19A				
Operator ID:	HKF	ALS Bottle#:	18	Worklist Smp#:	18
Injection Vol:	100.0 ul	Dil. Factor:	1.0000		
Method:	G2_8330_Luna	Limit Group:	GCSV - 8330		
Column:	Luna-Phenyl hexyl (4.60 mm)	Detector	LC DAD1A, 254 nm		

15 p-Nitrotoluene, CAS: 99-99-0, Signal: 1

RT: 17.01
Response: 2544
Amount: 0.011225

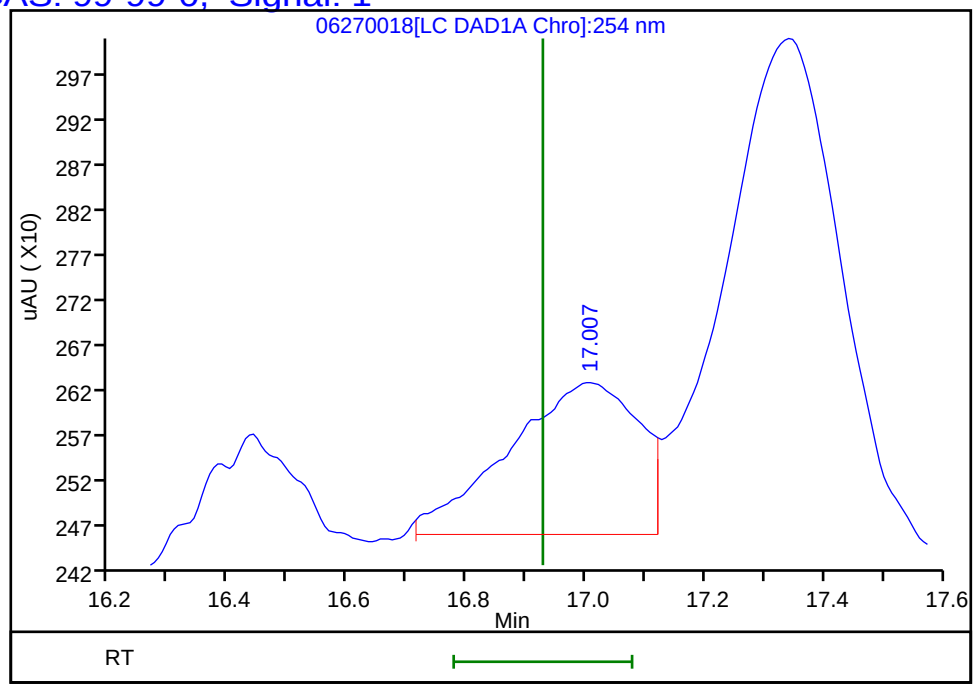

Reviewer: fiedlerh, 28-Jun-2019 13:11:24
Audit Action: Marked Compound Undetected Audit Reason: Invalid Compound ID

Manual Integration/User Assign Peak Report

Eurofins TestAmerica, Denver

Data File:	\\chromna\Denver\ChromData\G2_LUNA\20190627-83272.b\06270018.D				
Injection Date:	28-Jun-2019 01:22:20	Instrument ID:	CHHPLC_G2_LUNA		
Lims ID:	280-124986-B-6-A	Lab Sample ID:	280-124986-6		
Client ID:	PZ016-19A				
Operator ID:	HKF	ALS Bottle#:	18	Worklist Smp#:	18
Injection Vol:	100.0 ul	Dil. Factor:	1.0000		
Method:	G2_8330_Luna	Limit Group:	GCSV - 8330		
Column:	Luna-Phenyl hexyl (4.60 mm)	Detector	LC DAD1A, 254 nm		

6 HMX, CAS: 2691-41-0

Signal: 1

Processing Integration Results

RT: 7.17
Area: 17419
Amount: 0.101747
Amount Units: ug/ml

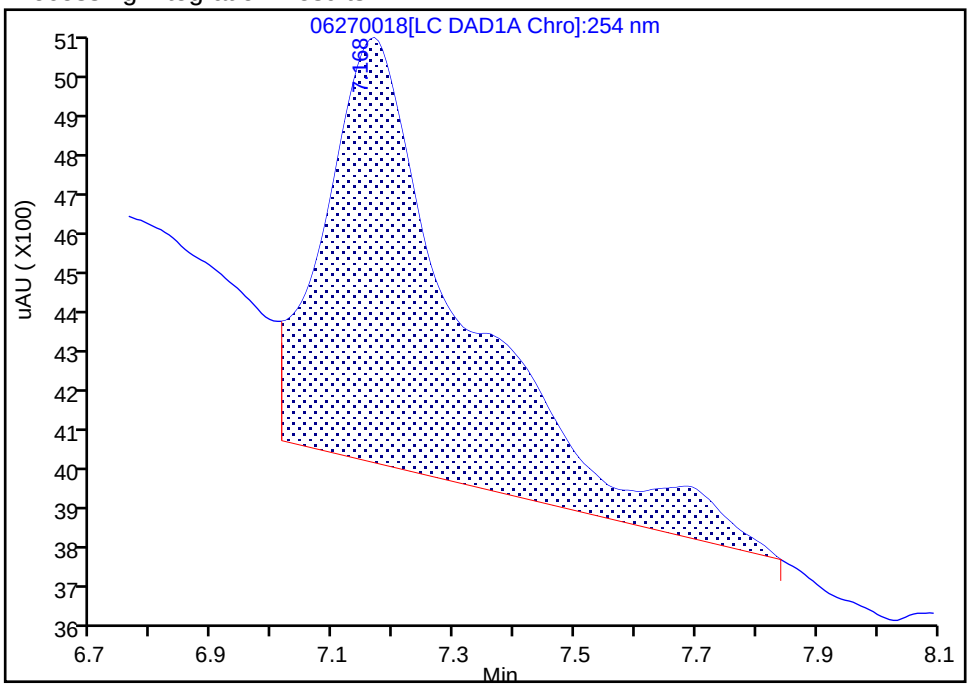

Manual Integration Results

RT: 7.17
Area: 8143
Amount: 0.047565
Amount Units: ug/ml

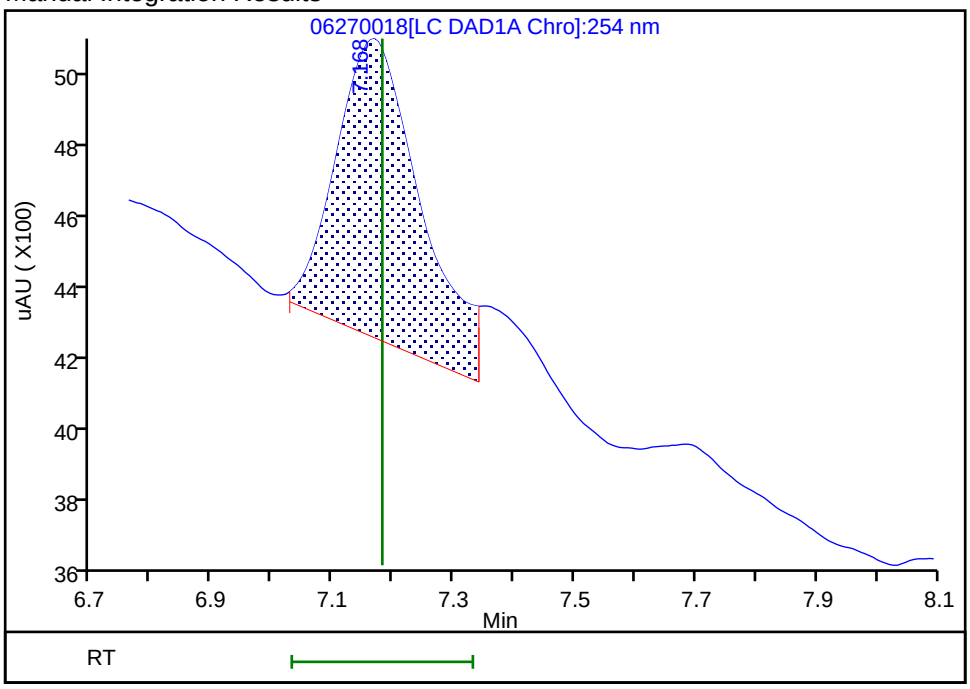

Reviewer: fiedlerh, 28-Jun-2019 13:11:11

Audit Action: Manually Integrated Audit Reason: Baseline Smoothing

Manual Integration/User Assign Peak Report

Eurofins TestAmerica, Denver

Data File:	\\chromna\Denver\ChromData\G2_LUNA\20190627-83272.b\06270018.D				
Injection Date:	28-Jun-2019 01:22:20	Instrument ID:	CHHPLC_G2_LUNA		
Lims ID:	280-124986-B-6-A	Lab Sample ID:	280-124986-6		
Client ID:	PZ016-19A				
Operator ID:	HKF	ALS Bottle#:	18	Worklist Smp#:	18
Injection Vol:	100.0 ul	Dil. Factor:	1.0000		
Method:	G2_8330_Luna	Limit Group:	GCSV - 8330		
Column:	Luna-Phenyl hexyl (4.60 mm)	Detector	LC DAD1A, 254 nm		

8 RDX, CAS: 121-82-4

Signal: 1

Processing Integration Results

RT: 9.24
Area: 9983
Amount: 0.047893
Amount Units: ug/ml

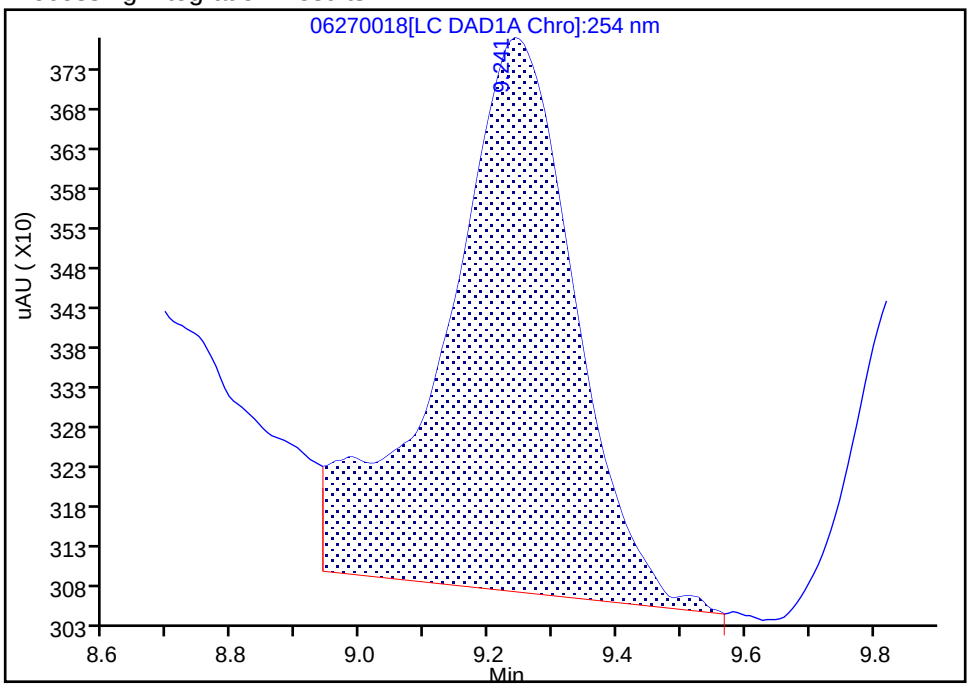

Manual Integration Results

RT: 9.24
Area: 7587
Amount: 0.036398
Amount Units: ug/ml

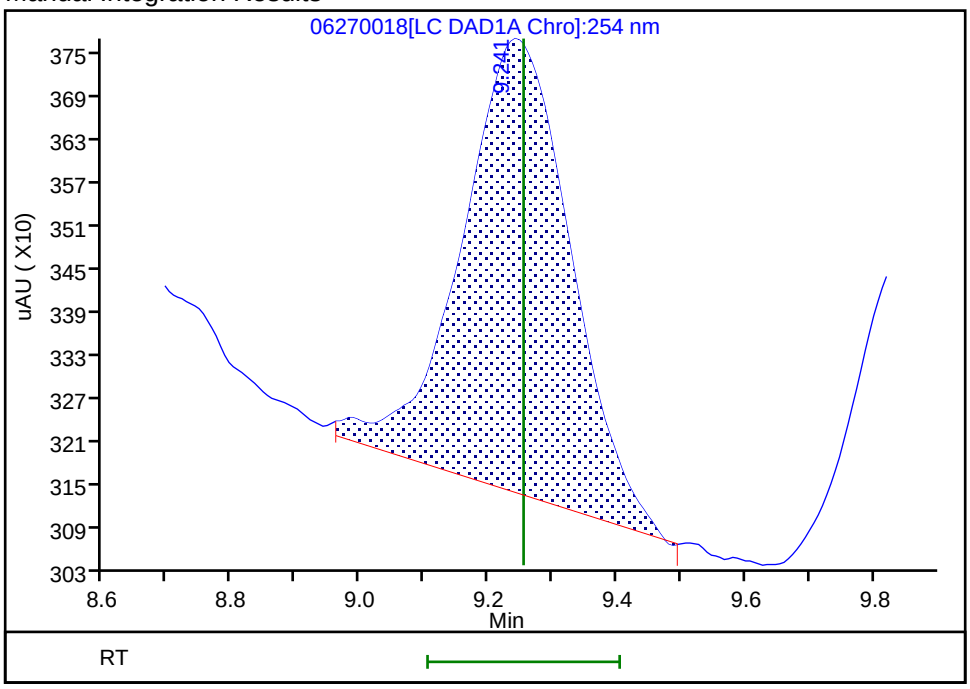

Reviewer: fiedlerh, 28-Jun-2019 13:11:06

Audit Action: Manually Integrated Audit Reason: Baseline Smoothing

FORM I
HPLC/IC ORGANICS ANALYSIS DATA SHEET

Lab Name: Eurofins TestAmerica, Denver Job No.: 280-124986-1

SDG No.:

Client Sample ID: G0112-19A Lab Sample ID: 280-124986-7

Matrix: Water Lab File ID: 06190059.D

Analysis Method: 8330A Date Collected: 06/08/2019 09:50

Extraction Method: 3535 Date Extracted: 06/14/2019 10:20

Sample wt/vol: 481(mL) Date Analyzed: 06/20/2019 07:51

Con. Extract Vol.: 5(mL) Dilution Factor: 1

Injection Volume: 100(uL) GC Column: UltraCarb5uODS ID: 4.6(mm)

% Moisture: GPC Cleanup:(Y/N) N

Analysis Batch No.: 462065 Units: ug/L

CAS NO.	COMPOUND NAME	RESULT	Q	LOQ	LOD	DL
99-35-4	1,3,5-Trinitrobenzene	0.42	U	1.0	0.42	0.21
99-65-0	1,3-Dinitrobenzene	0.21	U	0.42	0.21	0.092
118-96-7	2,4,6-Trinitrotoluene	0.42	U	0.42	0.42	0.17
121-14-2	2,4-Dinitrotoluene	0.21	U	0.42	0.21	0.087
606-20-2	2,6-Dinitrotoluene	0.21	U	0.21	0.21	0.067
35572-78-2	2-Amino-4,6-dinitrotoluene	0.14	J	0.21	0.12	0.053
88-72-2	2-Nitrotoluene	0.21	U Q	0.42	0.21	0.089
99-08-1	3-Nitrotoluene	0.42	U Q	0.42	0.42	0.20
19406-51-0	4-Amino-2,6-dinitrotoluene	0.13	J	0.21	0.12	0.060
99-99-0	4-Nitrotoluene	0.42	U M Q	1.0	0.42	0.21
2691-41-0	HMX	0.90	M J1	0.42	0.21	0.091
5755-27-1	MNX	0.42	U	2.1	0.42	0.16
98-95-3	Nitrobenzene	0.21	U	0.42	0.21	0.095
121-82-4	RDX	0.24	J M J1	0.42	0.42	0.16
479-45-8	Tetryl	0.21	U M	0.25	0.21	0.082

CAS NO.	SURROGATE	%REC	Q	LIMITS
528-29-0	1,2-Dinitrobenzene	130	M Q	83-119

Eurofins TestAmerica, Denver
Target Compound Quantitation Report

Data File: \\chromna\Denver\ChromData\CHHPLC_X\20190619-83007.b\06190059.D
Lims ID: 280-124986-A-7-A
Client ID: G0112-19A
Sample Type: Client
Inject. Date: 20-Jun-2019 07:51:02 ALS Bottle#: 59 Worklist Smp#: 59
Injection Vol: 100.0 ul Dil. Factor: 1.0000
Sample Info: 280-124986-A-7-A
Misc. Info.: 280-0083007-059
Operator ID: hkf Instrument ID: CHHPLC_X3

Method: \\chromna\Denver\ChromData\CHHPLC_X\20190619-83007.b\8330_X3.m
Limit Group: GCSV - 8330
Last Update: 01-Jul-2019 17:33:37 Calib Date: 15-May-2019 01:42:24
Integrator: Falcon
Quant Method: External Standard Quant By: Initial Calibration
Last ICal File: \\chromna\Denver\ChromData\CHHPLC_X\20190514-81869.b\0514B032.D

Column 1 : UltraCarb5uODS (20) (4.60 mm) Det: LC DAD1B, 254 nm
Process Host: CTX0321

First Level Reviewer: fiedlerh Date: 20-Jun-2019 10:12:13

Compound	Det	RT (min.)	Exp RT (min.)	Dlt RT (min.)	Response	OnCol Amt ug/mL	Flags
3 HMX	1	6.645	6.647	-0.002	7738	0.0867	M
6 MNX	1		7.359			ND	
7 RDX	1	7.771	7.774	-0.003	2416	0.0227	M
$ 9 1,2-Dinitrobenzene	1	8.758	8.761	-0.003	33773	0.2596	M
10 1,3,5-Trinitrobenzene	1		8.914			ND	
11 1,3-Dinitrobenzene	1		9.580			ND	
12 Nitrobenzene	1		9.974			ND	
14 Tetryl	1		10.307			ND	U
16 2,4,6-Trinitrotoluene	1		11.267			ND	
17 4-Amino-2,6-dinitrotoluene	1	11.471	11.460	0.011	2085	0.0128	
18 2-Amino-4,6-dinitrotoluene	1	11.771	11.747	0.024	2573	0.0130	
19 2,6-Dinitrotoluene	1		11.887			ND	
20 2,4-Dinitrotoluene	1		12.087			ND	
21 o-Nitrotoluene	1		12.934			ND	
22 p-Nitrotoluene	1		13.374			ND	U
23 m-Nitrotoluene	1		13.974			ND	

QC Flag Legend

Review Flags
M - Manually Integrated
U - Marked Undetected

Report Date: 30-Aug-2019 13:56:05 Chrom Revision: 2.3 22-Aug-2019 12:55:36

Eurofins TestAmerica, Denver

Data File:	\\chromna\Denver\ChromData\CHHPLC_X\20190619-83007.b\06190059.D				
Injection Date:	20-Jun-2019 07:51:02	Instrument ID:	CHHPLC_X3	Operator ID:	hkf
Lims ID:	280-124986-A-7-A	Lab Sample ID:	280-124986-7	Worklist Smp#:	59
Client ID:	G0112-19A				
Injection Vol:	100.0 ul	Dil. Factor:	1.0000	ALS Bottle#:	59
Method:	8330_X3	Limit Group:	GCSV - 8330		

Column: UltraCarb5uODS (20) (4.60 mm) Y Scaling: Method Defined: Scale to the Nth Largest Target: 1

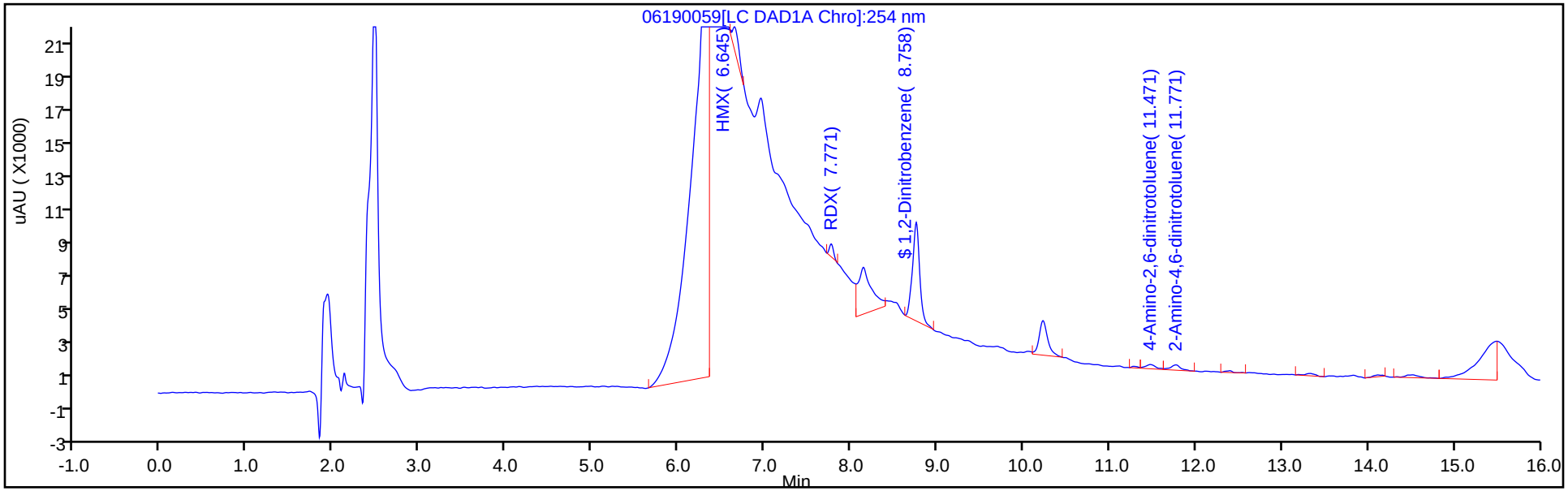

Y Scaling: Method Defined: Scale to the Nth Largest Target: 1

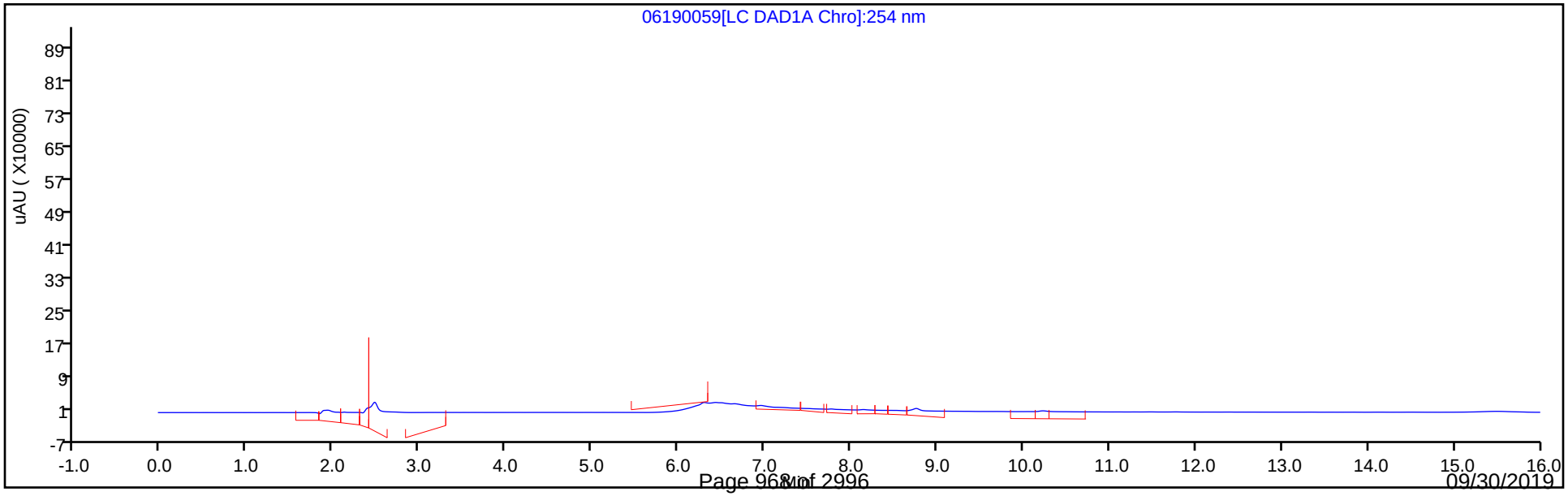

Eurofins TestAmerica, Denver
Recovery Report

Data File:	\\chromna\Denver\ChromData\CHHPLC_X\20190619-83007.b\06190059.D				
Lims ID:	280-124986-A-7-A				
Client ID:	G0112-19A				
Sample Type:	Client				
Inject. Date:	20-Jun-2019 07:51:02	ALS Bottle#:	59	Worklist Smp#:	59
Injection Vol:	100.0 ul	Dil. Factor:	1.0000		
Sample Info:	280-124986-A-7-A				
Misc. Info.:	280-0083007-059				
Operator ID:	hkf	Instrument ID:	CHHPLC_X3		
Method:	\\chromna\Denver\ChromData\CHHPLC_X\20190619-83007.b\8330_X3.m				
Limit Group:	GCSV - 8330				
Last Update:	01-Jul-2019 17:33:37	Calib Date:	15-May-2019 01:42:24		
Integrator:	Falcon				
Quant Method:	External Standard	Quant By:	Initial Calibration		
Last ICal File:	\\chromna\Denver\ChromData\CHHPLC_X\20190514-81869.b\0514B032.D				
Column 1 :	UltraCarb5uODS (20) (4.60 mm)		Det: LC DAD1B, 254 nm		
Process Host:	CTX0321				
First Level Reviewer: fiedlerh		Date:	20-Jun-2019 10:12:13		

Compound	Amount Added	Amount Recovered	% Rec.
$ 9 1,2-Dinitrobenzene	0.2000	0.2596	129.79

Manual Integration/User Assign Peak Report

Eurofins TestAmerica, Denver

Data File:	\\chromna\Denver\ChromData\CHHPLC_X\20190619-83007.b\06190059.D				
Injection Date:	20-Jun-2019 07:51:02	Instrument ID:	CHHPLC_X3		
Lims ID:	280-124986-A-7-A	Lab Sample ID:	280-124986-7		
Client ID:	G0112-19A				
Operator ID:	hkf	ALS Bottle#:	59	Worklist Smp#:	59
Injection Vol:	100.0 ul	Dil. Factor:	1.0000		
Method:	8330_X3	Limit Group:	GCSV - 8330		
Column:	UltraCarb5uODS (20) (4.60 mm)	Detector	LC DAD1B, 254 nm		

$ 9 1,2-Dinitrobenzene, CAS: 528-29-0

Signal: 1

Processing Integration Results

RT: 8.76
Area: 39060
Amount: 0.300206
Amount Units: ug/mL

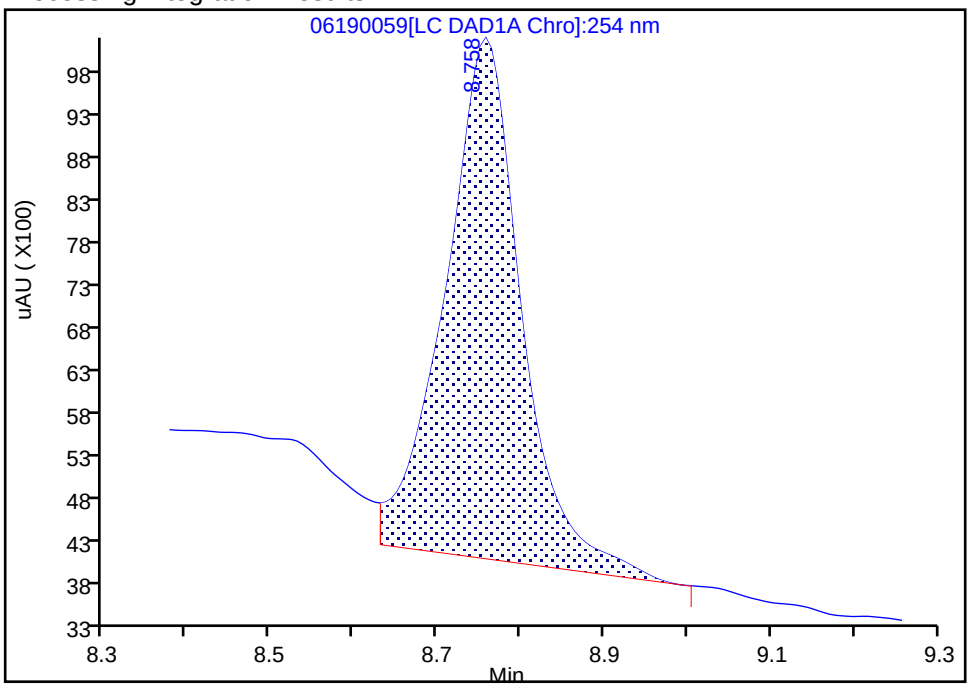

Manual Integration Results

RT: 8.76
Area: 33773
Amount: 0.259572
Amount Units: ug/mL

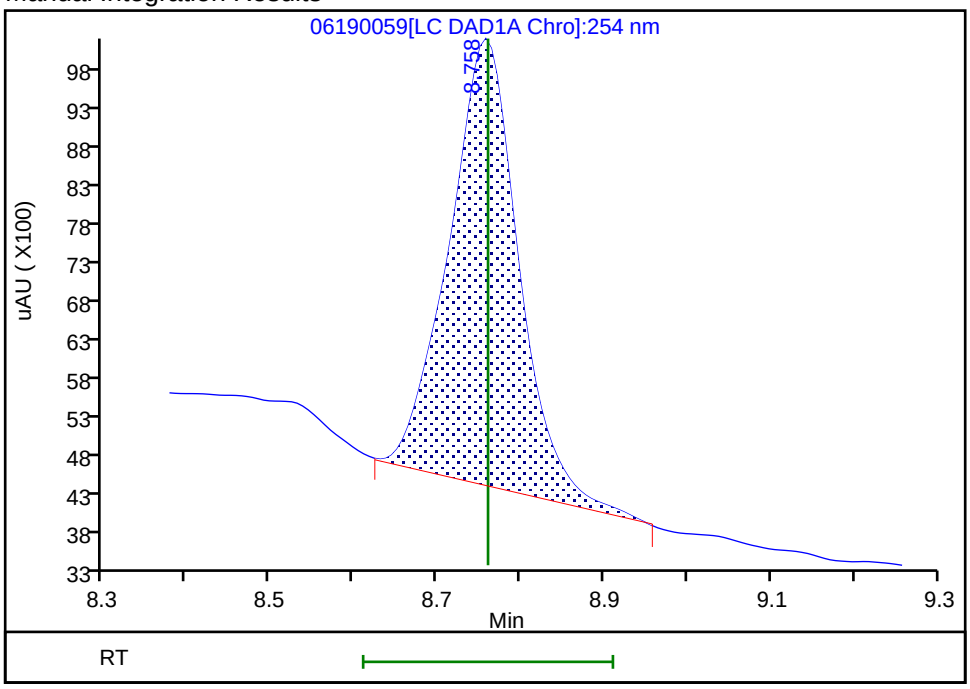

Reviewer: fiedlerh, 20-Jun-2019 10:11:56

Audit Action: Manually Integrated Audit Reason: Baseline Smoothing

User Disabled Compound Report

Eurofins TestAmerica, Denver

Data File:	\\chromna\Denver\ChromData\CHHPLC_X\20190619-83007.b\06190059.D				
Injection Date:	20-Jun-2019 07:51:02	Instrument ID:	CHHPLC_X3		
Lims ID:	280-124986-A-7-A	Lab Sample ID:	280-124986-7		
Client ID:	G0112-19A				
Operator ID:	hkf	ALS Bottle#:	59	Worklist Smp#:	59
Injection Vol:	100.0 ul	Dil. Factor:	1.0000		
Method:	8330_X3	Limit Group:	GCSV - 8330		
Column:	UltraCarb5uODS (20) (4.60 mm)	Detector	LC DAD1B, 254 nm		

22 p-Nitrotoluene, CAS: 99-99-0, Signal: 1

RT: 13.33
Response: 1146
Amount: 0.010167

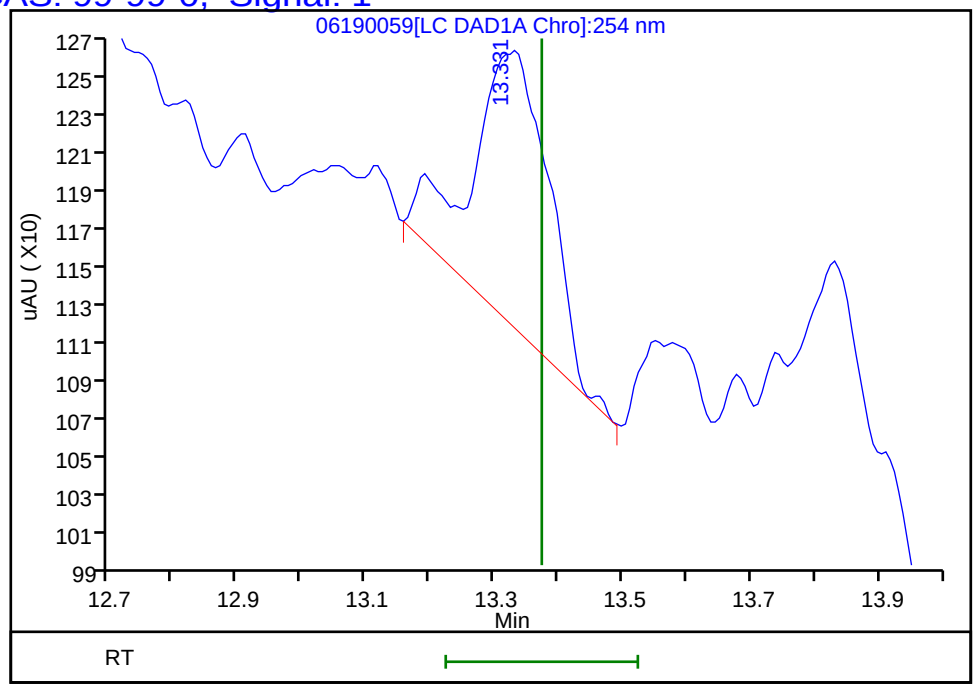

Reviewer: fiedlerh, 20-Jun-2019 10:12:13
Audit Action: Marked Compound Undetected Audit Reason: Invalid Compound ID

Manual Integration/User Assign Peak Report

Eurofins TestAmerica, Denver

Data File:	\\chromna\Denver\ChromData\CHHPLC_X\20190619-83007.b\06190059.D				
Injection Date:	20-Jun-2019 07:51:02	Instrument ID:	CHHPLC_X3		
Lims ID:	280-124986-A-7-A	Lab Sample ID:	280-124986-7		
Client ID:	G0112-19A				
Operator ID:	hkf	ALS Bottle#:	59	Worklist Smp#:	59
Injection Vol:	100.0 ul	Dil. Factor:	1.0000		
Method:	8330_X3	Limit Group:	GCSV - 8330		
Column:	UltraCarb5uODS (20) (4.60 mm)	Detector	LC DAD1B, 254 nm		

3 HMX, CAS: 2691-41-0

Signal: 1

Processing Integration Results

RT: 6.64
Area: 266720
Amount: 2.989928
Amount Units: ug/mL

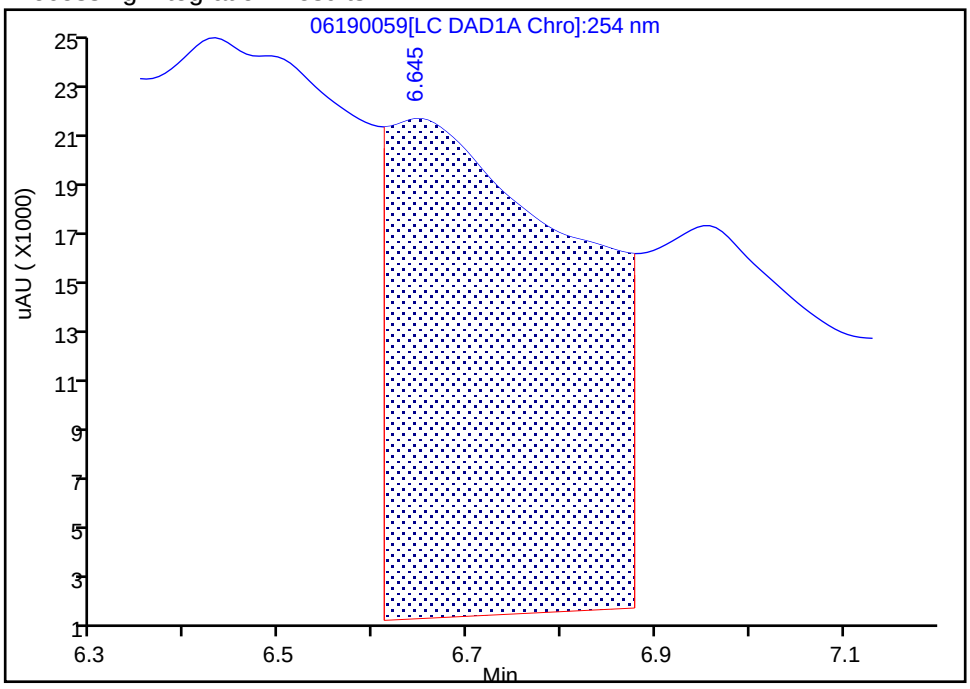

Manual Integration Results

RT: 6.64
Area: 7738
Amount: 0.086743
Amount Units: ug/mL

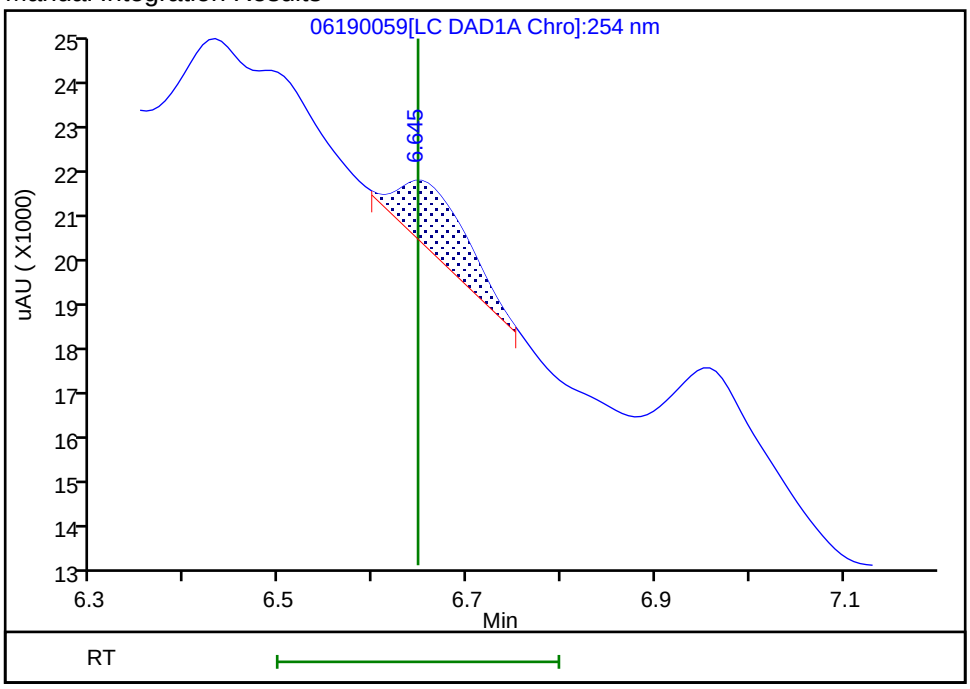

Reviewer: fiedlerh, 20-Jun-2019 10:11:48

Audit Action: Manually Integrated Audit Reason: Baseline Smoothing

Manual Integration/User Assign Peak Report

Eurofins TestAmerica, Denver

Data File:	\\chromna\Denver\ChromData\CHHPLC_X\20190619-83007.b\06190059.D				
Injection Date:	20-Jun-2019 07:51:02	Instrument ID:	CHHPLC_X3		
Lims ID:	280-124986-A-7-A	Lab Sample ID:	280-124986-7		
Client ID:	G0112-19A				
Operator ID:	hkf	ALS Bottle#:	59	Worklist Smp#:	59
Injection Vol:	100.0 ul	Dil. Factor:	1.0000		
Method:	8330_X3	Limit Group:	GCSV - 8330		
Column:	UltraCarb5uODS (20) (4.60 mm)	Detector	LC DAD1B, 254 nm		

7 RDX, CAS: 121-82-4

Signal: 1

Processing Integration Results

RT: 7.77
Area: 69885
Amount: 0.655339
Amount Units: ug/mL

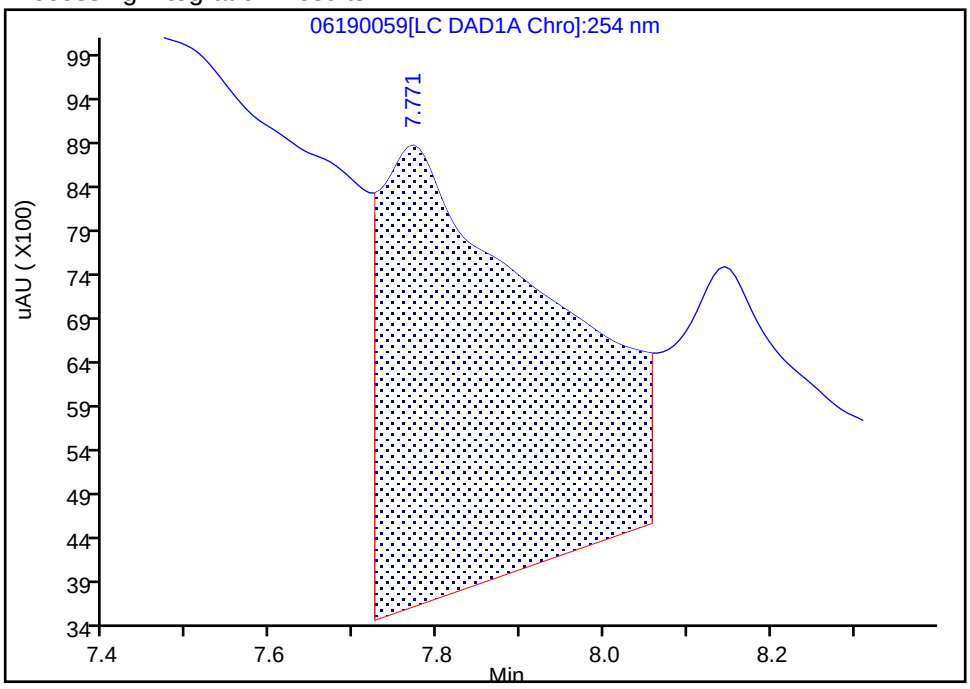

Manual Integration Results

RT: 7.77
Area: 2416
Amount: 0.022656
Amount Units: ug/mL

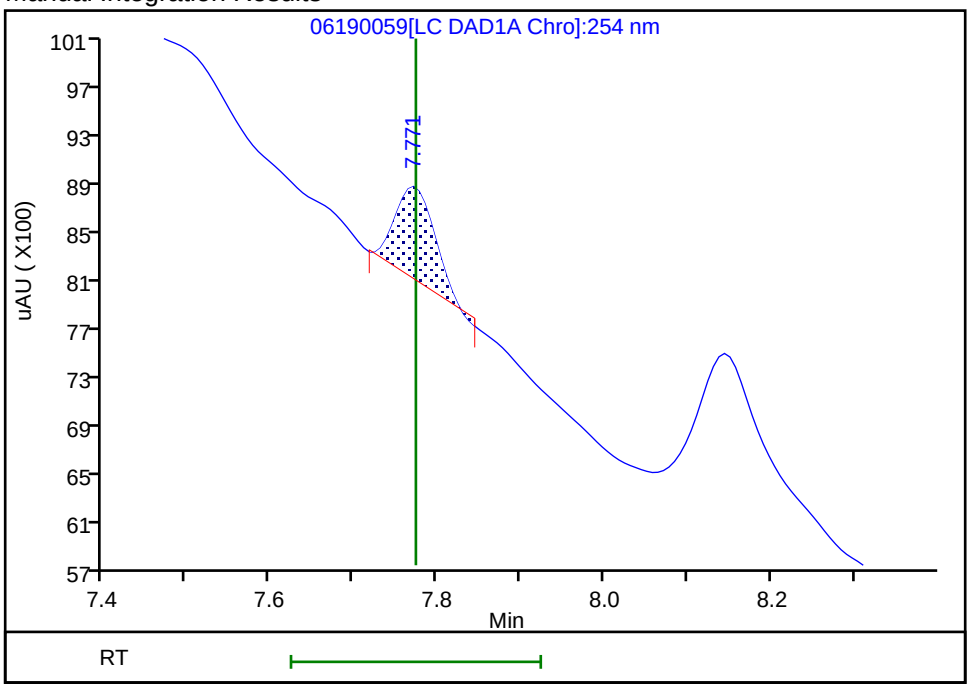

Reviewer: fiedlerh, 20-Jun-2019 10:11:53

Audit Action: Manually Integrated Audit Reason: Baseline Smoothing

User Disabled Compound Report

Eurofins TestAmerica, Denver

Data File:	\\chromna\Denver\ChromData\CHHPLC_X\20190619-83007.b\06190059.D				
Injection Date:	20-Jun-2019 07:51:02	Instrument ID:	CHHPLC_X3		
Lims ID:	280-124986-A-7-A	Lab Sample ID:	280-124986-7		
Client ID:	G0112-19A				
Operator ID:	hkf	ALS Bottle#:	59	Worklist Smp#:	59
Injection Vol:	100.0 ul	Dil. Factor:	1.0000		
Method:	8330_X3	Limit Group:	GCSV - 8330		
Column:	UltraCarb5uODS (20) (4.60 mm)	Detector	LC DAD1B, 254 nm		

14 Tetryl, CAS: 479-45-8, Signal: 1

RT: 10.23
Response: 14082
Amount: 0.083844

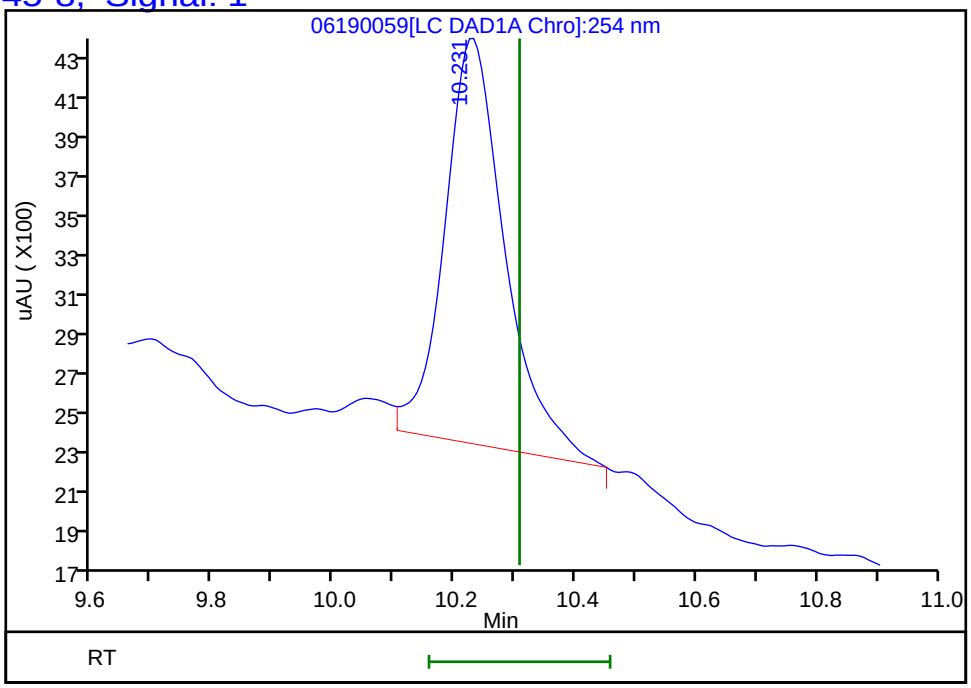

Reviewer: fiedlerh, 20-Jun-2019 10:12:13
Audit Action: Marked Compound Undetected Audit Reason: Invalid Compound ID

FORM I
HPLC/IC ORGANICS ANALYSIS DATA SHEET

Lab Name: Eurofins TestAmerica, Denver Job No.: 280-124986-1

SDG No.:

Client Sample ID: G0112-19A Lab Sample ID: 280-124986-7

Matrix: Water Lab File ID: 06210055.D

Analysis Method: 8330A Date Collected: 06/08/2019 09:50

Extraction Method: 3535 Date Extracted: 06/14/2019 10:20

Sample wt/vol: 481(mL) Date Analyzed: 06/22/2019 15:37

Con. Extract Vol.: 5(mL) Dilution Factor: 1

Injection Volume: 100(uL) GC Column: Luna-phenylhex ID: 4.6(mm)

% Moisture: GPC Cleanup:(Y/N) N

Analysis Batch No.: 462208 Units: ug/L

CAS NO.	COMPOUND NAME	RESULT	Q	LOQ	LOD	DL
2691-41-0	*HMX*	*0.22*	*J M J1*	*0.42*	0.21	*0.091*
121-82-4	*RDX*	*0.46*	*J1*	*0.42*	0.42	*0.16*

CAS NO.	SURROGATE	%REC	Q	LIMITS
528-29-0	1,2-Dinitrobenzene	96		83-119

Eurofins TestAmerica, Denver
Target Compound Quantitation Report

Data File: \\chromna\Denver\ChromData\G2_LUNA\20190620-83049.b\06210055.D
Lims ID: 280-124986-A-7-A
Client ID: G0112-19A
Sample Type: Client
Inject. Date: 22-Jun-2019 15:37:48 ALS Bottle#: 55 Worklist Smp#: 55
Injection Vol: 100.0 ul Dil. Factor: 1.0000
Sample Info: 280-124986-A-7-A
Misc. Info.: 280-0083049-055
Operator ID: HKF Instrument ID: CHHPLC_G2_LUNA

Method: \\chromna\Denver\ChromData\G2_LUNA\20190620-83049.b\G2_8330_Luna.m
Limit Group: GCSV - 8330
Last Update: 01-Jul-2019 18:16:34 Calib Date: 08-May-2019 00:28:23
Integrator: Falcon
Quant Method: External Standard Quant By: Initial Calibration
Last ICal File: \\chromna\Denver\ChromData\G2_LUNA\20190507-81649.b\05070023.D

Column 1 : Luna-Phenyl hexyl (4.60 mm) Det: LC DAD1A, 254 nm
Process Host: CTX0321

First Level Reviewer: fiedlerh Date: 24-Jun-2019 10:41:59

Compound	Det	RT (min.)	Exp RT (min.)	Dlt RT (min.)	Response	OnCol Amt ug/ml	Flags
6 HMX	1	7.184	7.225	-0.041	3553	0.0208	M
7 MNX	1		7.848			ND	
8 RDX	1	9.264	9.312	-0.048	9307	0.0446	
9 Nitrobenzene	1		12.305			ND	
$ 10 1,2-Dinitrobenzene	1	13.291	13.338	-0.047	53232	0.1923	
12 1,3-Dinitrobenzene	1		15.858			ND	
14 o-Nitrotoluene	1		16.678			ND	
15 p-Nitrotoluene	1	17.037	17.005	0.032	4281	0.0189	
16 4-Amino-2,6-dinitrotoluene	1	17.377	17.412	-0.035	2832	0.009523	
17 m-Nitrotoluene	1	17.917	17.918	-0.001	4444	0.0152	
18 2-Amino-4,6-dinitrotoluene	1	18.397	18.445	-0.048	4020	0.009344	
19 1,3,5-Trinitrobenzene	1		19.158			ND	
20 2,6-Dinitrotoluene	1		20.018			ND	
21 2,4-Dinitrotoluene	1		20.579			ND	
22 Tetryl	1	23.838	23.905	-0.067	14597	0.0464	M
23 2,4,6-Trinitrotoluene	1		24.885			ND	

QC Flag Legend

Review Flags
M - Manually Integrated

Report Date: 30-Aug-2019 14:01:15 Chrom Revision: 2.3 22-Aug-2019 12:55:36

Eurofins TestAmerica, Denver

Data File: \\chromna\Denver\ChromData\G2_LUNA\20190620-83049.b\06210055.D

Injection Date:	22-Jun-2019 15:37:48	Instrument ID:	CHHPLC_G2_LUNA	Operator ID:	HKF
Lims ID:	280-124986-A-7-A	Lab Sample ID:	280-124986-7	Worklist Smp#:	55
Client ID:	G0112-19A				
Injection Vol:	100.0 ul	Dil. Factor:	1.0000	ALS Bottle#:	55
Method:	G2_8330_Luna	Limit Group:	GCSV - 8330		

Column: Luna-Phenyl hexyl (4.60 mm) Y Scaling: Method Defined: Scale to the Nth Largest Peak: 1

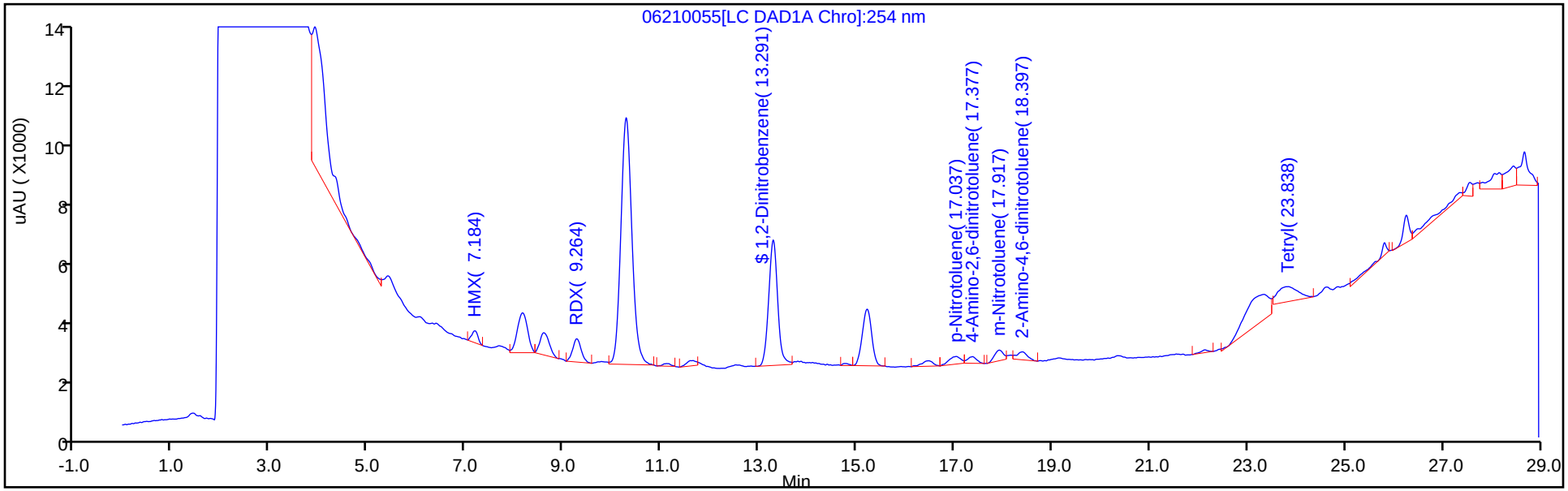

Y Scaling: Method Defined: Scale to the Nth Largest Peak: 1

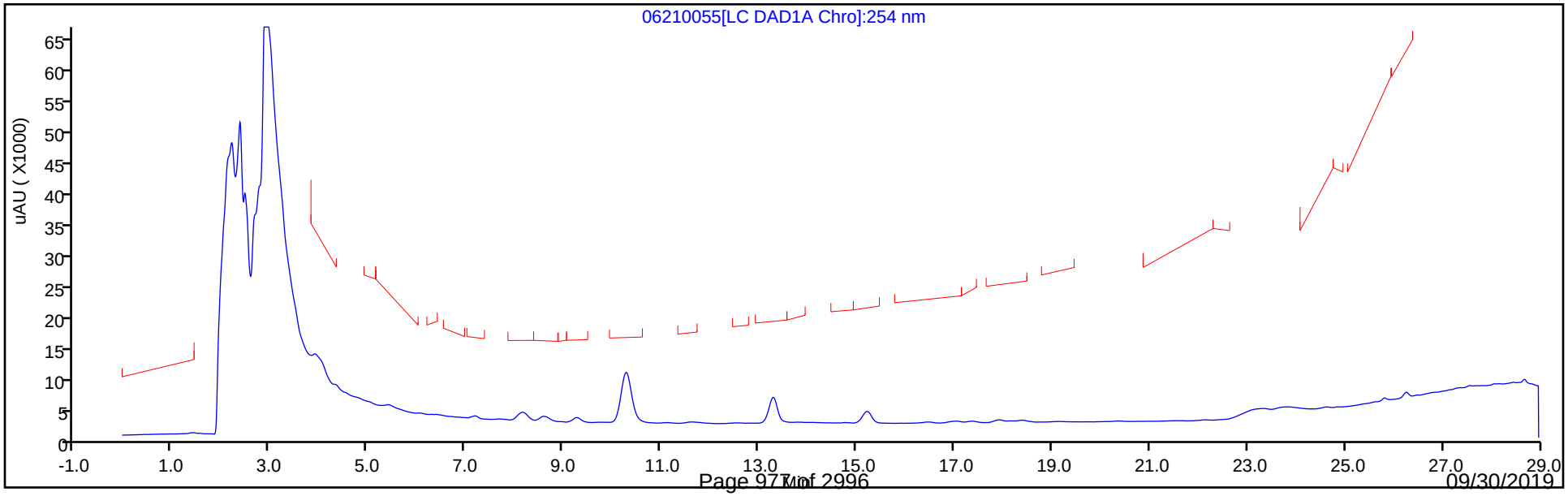

Eurofins TestAmerica, Denver
Recovery Report

Data File:	\\chromna\Denver\ChromData\G2_LUNA\20190620-83049.b\06210055.D				
Lims ID:	280-124986-A-7-A				
Client ID:	G0112-19A				
Sample Type:	Client				
Inject. Date:	22-Jun-2019 15:37:48	ALS Bottle#:	55	Worklist Smp#:	55
Injection Vol:	100.0 ul	Dil. Factor:	1.0000		
Sample Info:	280-124986-A-7-A				
Misc. Info.:	280-0083049-055				
Operator ID:	HKF	Instrument ID:	CHHPLC_G2_LUNA		
Method:	\\chromna\Denver\ChromData\G2_LUNA\20190620-83049.b\G2_8330_Luna.m				
Limit Group:	GCSV - 8330				
Last Update:	01-Jul-2019 18:16:34	Calib Date:	08-May-2019 00:28:23		
Integrator:	Falcon				
Quant Method:	External Standard	Quant By:	Initial Calibration		
Last ICal File:	\\chromna\Denver\ChromData\G2_LUNA\20190507-81649.b\05070023.D				
Column 1 :	Luna-Phenyl hexyl (4.60 mm)		Det: LC DAD1A, 254 nm		
Process Host:	CTX0321				
First Level Reviewer: fiedlerh		Date:	24-Jun-2019 10:41:59		

Compound	Amount Added	Amount Recovered	% Rec.
$ 10 1,2-Dinitrobenzene	0.2000	0.1923	96.14

Eurofins TestAmerica, Denver

Data File:	\\chromna\Denver\ChromData\G2_LUNA\20190620-83049.b\06210055.D				
Injection Date:	22-Jun-2019 15:37:48	Instrument ID:	CHHPLC_G2_LUNA		
Lims ID:	280-124986-A-7-A	Lab Sample ID:	280-124986-7		
Client ID:	G0112-19A				
Operator ID:	HKF	ALS Bottle#:	55	Worklist Smp#:	55
Injection Vol:	100.0 ul	Dil. Factor:	1.0000		
Method:	G2_8330_Luna	Limit Group:	GCSV - 8330		
Column:	Luna-Phenyl hexyl (4.60 mm)	Detector	LC DAD1A, 254 nm		

6 HMX, CAS: 2691-41-0

Signal: 1

Processing Integration Results

RT: 7.18
Area: 4774
Amount: 0.027886
Amount Units: ug/ml

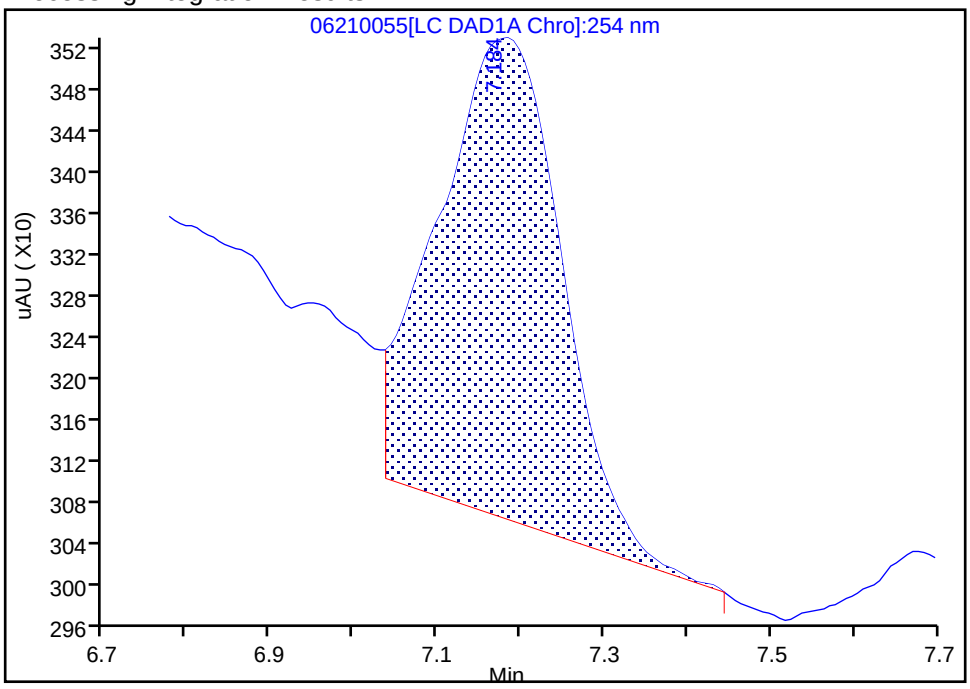

Manual Integration Results

RT: 7.18
Area: 3553
Amount: 0.020754
Amount Units: ug/ml

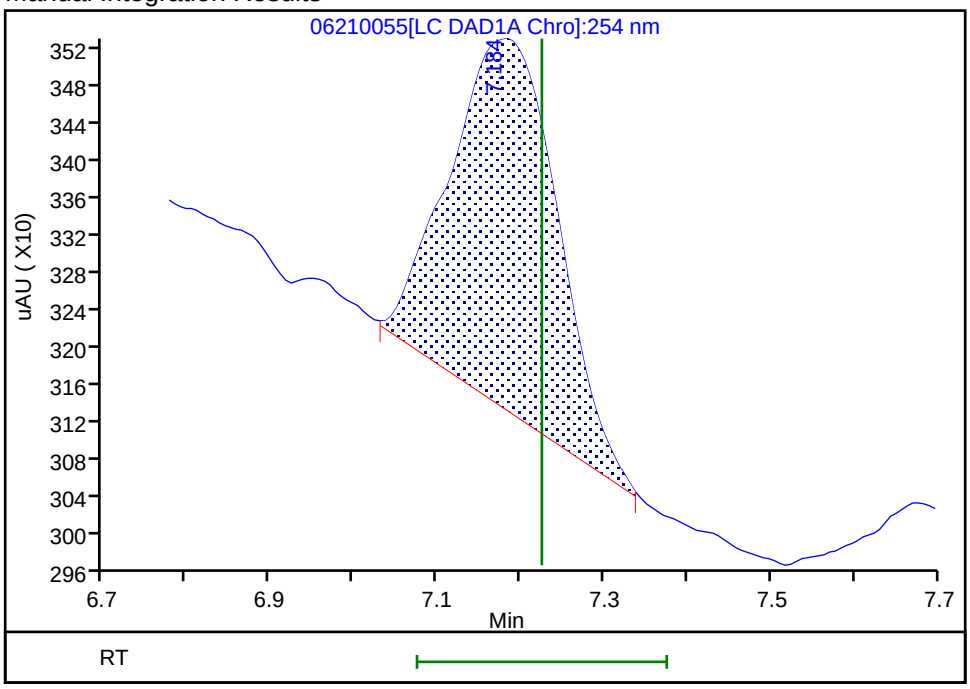

Reviewer: fiedlerh, 24-Jun-2019 10:41:58
Audit Action: Manually Integrated Audit Reason: Baseline Smoothing

Manual Integration/User Assign Peak Report

Eurofins TestAmerica, Denver

Data File:	\\chromna\Denver\ChromData\G2_LUNA\20190620-83049.b\06210055.D				
Injection Date:	22-Jun-2019 15:37:48	Instrument ID:	CHHPLC_G2_LUNA		
Lims ID:	280-124986-A-7-A	Lab Sample ID:	280-124986-7		
Client ID:	G0112-19A				
Operator ID:	HKF	ALS Bottle#:	55	Worklist Smp#:	55
Injection Vol:	100.0 ul	Dil. Factor:	1.0000		
Method:	G2_8330_Luna	Limit Group:	GCSV - 8330		
Column:	Luna-Phenyl hexyl (4.60 mm)	Detector	LC DAD1A, 254 nm		

22 Tetryl, CAS: 479-45-8

Signal: 1

Processing Integration Results

RT: 23.84
Area: 26930
Amount: 0.085633
Amount Units: ug/ml

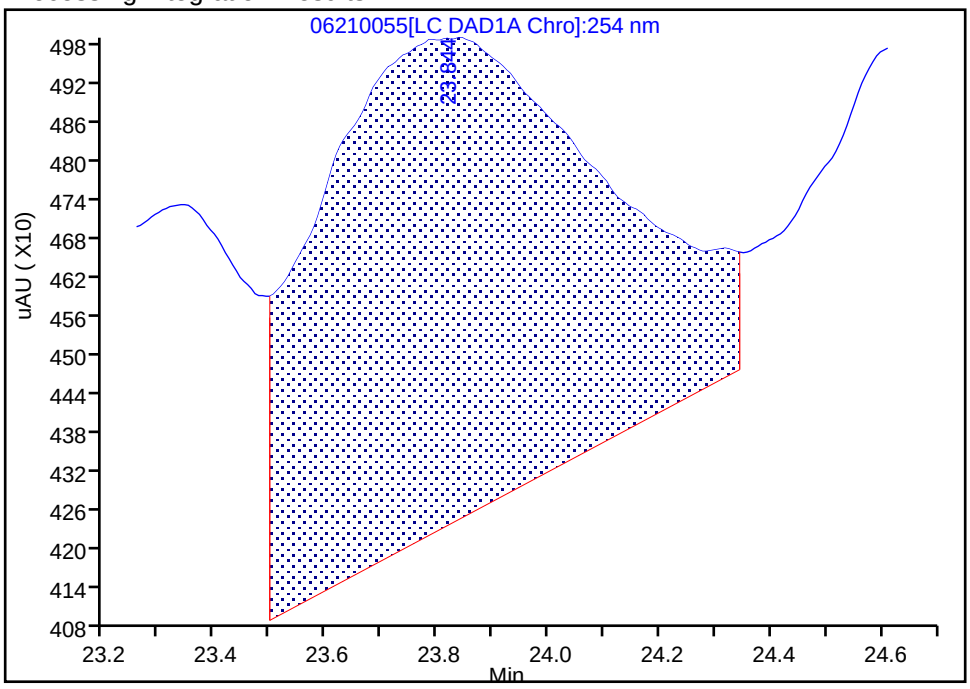

Manual Integration Results

RT: 23.84
Area: 14597
Amount: 0.046416
Amount Units: ug/ml

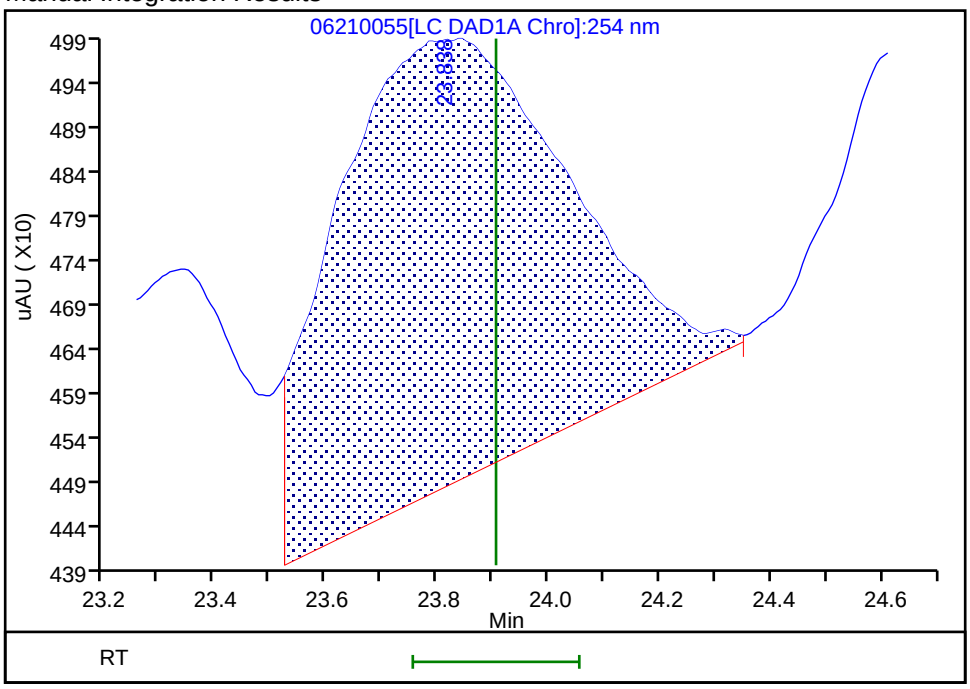

Reviewer: fiedlerh, 24-Jun-2019 10:41:39

Audit Action: Manually Integrated Audit Reason: Baseline Smoothing

FORM I
HPLC/IC ORGANICS ANALYSIS DATA SHEET

Lab Name: Eurofins TestAmerica, Denver | Job No.: 280-124986-1

SDG No.:

Client Sample ID: G0112-19A RE | Lab Sample ID: 280-124986-7 RE

Matrix: Water | Lab File ID: 06260024.D

Analysis Method: 8330A | Date Collected: 06/08/2019 09:50

Extraction Method: 3535 | Date Extracted: 06/18/2019 14:22

Sample wt/vol: 497.8(mL) | Date Analyzed: 06/27/2019 01:56

Con. Extract Vol.: 5(mL) | Dilution Factor: 1

Injection Volume: 100(uL) | GC Column: UltraCarb5uODS ID: 4.6(mm)

% Moisture: | GPC Cleanup:(Y/N) N

Analysis Batch No.: 462823 | Units: ug/L

CAS NO.	COMPOUND NAME	RESULT	Q	LOQ	LOD	DL
99-35-4	*1,3,5-Trinitrobenzene*	*0.40*	*U H*	*1.0*	0.40	*0.20*
99-65-0	*1,3-Dinitrobenzene*	*0.20*	*U H*	*0.40*	0.20	*0.089*
118-96-7	*2,4,6-Trinitrotoluene*	*0.40*	*U H*	*0.40*	0.40	*0.16*
121-14-2	*2,4-Dinitrotoluene*	*0.20*	*U H*	*0.40*	0.20	*0.084*
606-20-2	*2,6-Dinitrotoluene*	*0.20*	*U H*	*0.20*	0.20	*0.065*
35572-78-2	*2-Amino-4,6-dinitrotoluene*	*0.094*	*J H*	*0.20*	0.12	*0.051*
88-72-2	*2-Nitrotoluene*	*0.20*	*U H*	*0.40*	0.20	*0.086*
99-08-1	*3-Nitrotoluene*	*0.40*	*U M H*	*0.40*	0.40	*0.20*
19406-51-0	*4-Amino-2,6-dinitrotoluene*	*0.14*	*J H*	*0.20*	0.12	*0.058*
99-99-0	*4-Nitrotoluene*	*0.40*	*U H*	*1.0*	0.40	*0.20*
2691-41-0	*HMX*	*0.96*	*H M J1*	*0.40*	0.20	*0.088*
5755-27-1	*MNX*	*0.40*	*U H*	*2.0*	0.40	*0.15*
98-95-3	*Nitrobenzene*	*0.20*	*U H*	*0.40*	0.20	*0.091*
121-82-4	*RDX*	*0.47*	*M H*	*0.40*	0.40	*0.16*
479-45-8	*Tetryl*	*0.20*	*U M H*	*0.24*	0.20	*0.080*

CAS NO.	SURROGATE	%REC	Q	LIMITS
528-29-0	1,2-Dinitrobenzene	111	*M*	83-119

Eurofins TestAmerica, Denver
Target Compound Quantitation Report

Data File: \\chromna\Denver\ChromData\CHHPLC_X\20190626-83230.b\06260024.D
Lims ID: 280-124986-B-7-A
Client ID: G0112-19A
Sample Type: Client
Inject. Date: 27-Jun-2019 01:56:37 ALS Bottle#: 24 Worklist Smp#: 24
Injection Vol: 100.0 ul Dil. Factor: 1.0000
Sample Info: 280-124986-B-7-A
Misc. Info.: 280-0083230-024
Operator ID: hkf Instrument ID: CHHPLC_X3

Method: \\chromna\Denver\ChromData\CHHPLC_X\20190626-83230.b\8330_X3.m
Limit Group: GCSV - 8330
Last Update: 28-Jun-2019 13:03:55 Calib Date: 21-Jun-2019 03:13:40
Integrator: Falcon
Quant Method: External Standard Quant By: Initial Calibration
Last ICal File: \\chromna\Denver\ChromData\CHHPLC_X\20190620-83048.b\06200032.D

Column 1 : UltraCarb5uODS (20) (4.60 mm) Det: LC DAD1B, 254 nm
Process Host: CTX0321

First Level Reviewer: fiedlerh Date: 27-Jun-2019 08:54:59

	Compound	Det	RT (min.)	Exp RT (min.)	Dlt RT (min.)	Response	OnCol Amt ug/mL	Flags
	3 HMX	1	6.658	6.654	0.004	8500	0.0957	M
	6 MNX	1		7.356			ND	
	7 RDX	1	7.765	7.774	-0.009	4944	0.0472	M
$	9 1,2-Dinitrobenzene	1	8.752	8.754	-0.002	30196	0.2222	M
	10 1,3,5-Trinitrobenzene	1		8.914			ND	
	11 1,3-Dinitrobenzene	1		9.574			ND	
	12 Nitrobenzene	1		9.960			ND	
	14 Tetryl	1		10.287			ND	U
	16 2,4,6-Trinitrotoluene	1		11.247			ND	
	17 4-Amino-2,6-dinitrotoluene	1	11.438	11.434	0.004	2285	0.0141	
	18 2-Amino-4,6-dinitrotoluene	1	11.725	11.727	-0.002	1889	0.009345	
	19 2,6-Dinitrotoluene	1		11.854			ND	
	20 2,4-Dinitrotoluene	1		12.054			ND	
	21 o-Nitrotoluene	1		12.894			ND	
	22 p-Nitrotoluene	1		13.334			ND	
	23 m-Nitrotoluene	1		13.934			ND	U

QC Flag Legend

Review Flags
M - Manually Integrated
U - Marked Undetected

Report Date: 30-Aug-2019 14:02:35 Chrom Revision: 2.3 22-Aug-2019 12:55:36

Eurofins TestAmerica, Denver

Data File:	\\chromna\Denver\ChromData\CHHPLC_X\20190626-83230.b\06260024.D				
Injection Date:	27-Jun-2019 01:56:37	Instrument ID:	CHHPLC_X3	Operator ID:	hkf
Lims ID:	280-124986-B-7-A	Lab Sample ID:	280-124986-7	Worklist Smp#:	24
Client ID:	G0112-19A				
Injection Vol:	100.0 ul	Dil. Factor:	1.0000	ALS Bottle#:	24
Method:	8330_X3	Limit Group:	GCSV - 8330		

Column: UltraCarb5uODS (20) (4.60 mm) Y Scaling: Method Defined: Scale to the Nth Largest Target: 1

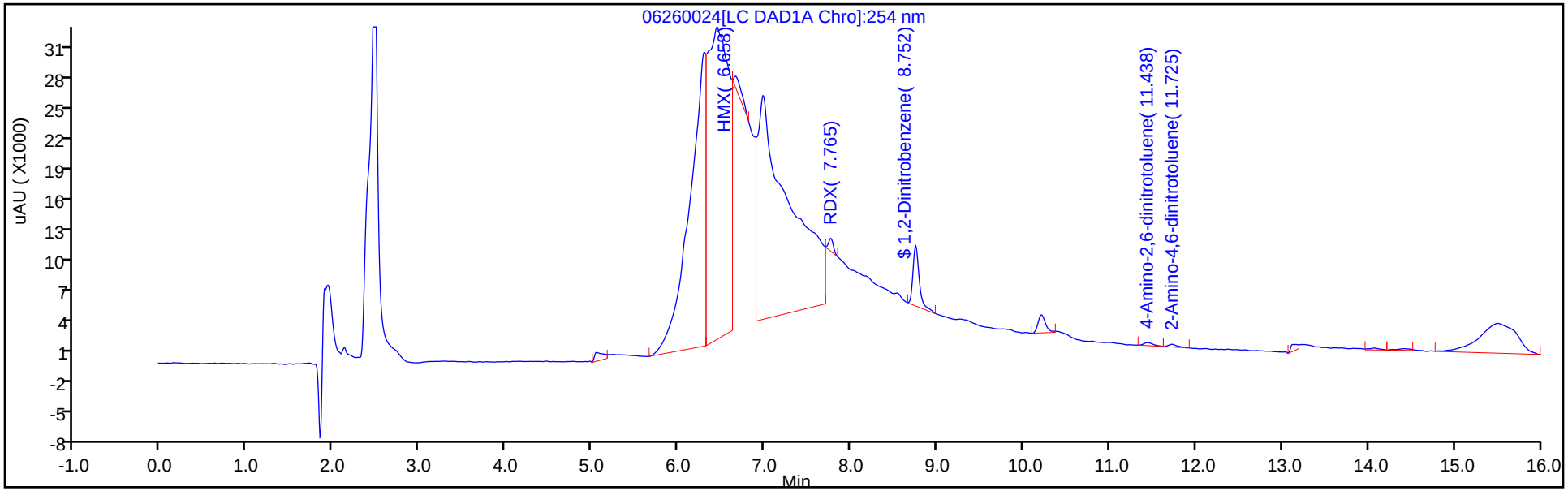

Y Scaling: Method Defined: Scale to the Nth Largest Target: 1

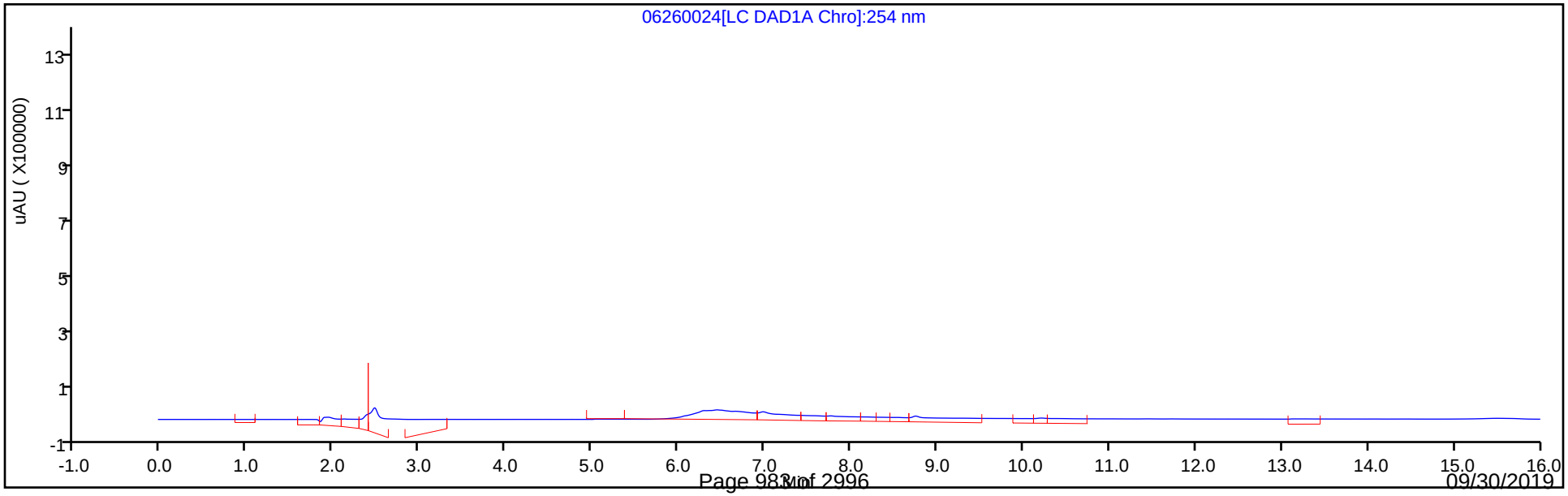

Eurofins TestAmerica, Denver
Recovery Report

Data File:	\\chromna\Denver\ChromData\CHHPLC_X\20190626-83230.b\06260024.D				
Lims ID:	280-124986-B-7-A				
Client ID:	G0112-19A				
Sample Type:	Client				
Inject. Date:	27-Jun-2019 01:56:37	ALS Bottle#:	24	Worklist Smp#:	24
Injection Vol:	100.0 ul	Dil. Factor:	1.0000		
Sample Info:	280-124986-B-7-A				
Misc. Info.:	280-0083230-024				
Operator ID:	hkf	Instrument ID:	CHHPLC_X3		
Method:	\\chromna\Denver\ChromData\CHHPLC_X\20190626-83230.b\8330_X3.m				
Limit Group:	GCSV - 8330				
Last Update:	28-Jun-2019 13:03:55	Calib Date:	21-Jun-2019 03:13:40		
Integrator:	Falcon				
Quant Method:	External Standard	Quant By:	Initial Calibration		
Last ICal File:	\\chromna\Denver\ChromData\CHHPLC_X\20190620-83048.b\06200032.D				
Column 1 :	UltraCarb5uODS (20) (4.60 mm)		Det: LC DAD1B, 254 nm		
Process Host:	CTX0321				
First Level Reviewer: fiedlerh		Date:	27-Jun-2019 08:54:59		

Compound	Amount Added	Amount Recovered	% Rec.
$ 9 1,2-Dinitrobenzene	0.2000	0.2222	111.10

Manual Integration/User Assign Peak Report

Eurofins TestAmerica, Denver

Data File:	\\chromna\Denver\ChromData\CHHPLC_X\20190626-83230.b\06260024.D				
Injection Date:	27-Jun-2019 01:56:37	Instrument ID:	CHHPLC_X3		
Lims ID:	280-124986-B-7-A	Lab Sample ID:	280-124986-7		
Client ID:	G0112-19A				
Operator ID:	hkf	ALS Bottle#:	24	Worklist Smp#:	24
Injection Vol:	100.0 ul	Dil. Factor:	1.0000		
Method:	8330_X3	Limit Group:	GCSV - 8330		
Column:	UltraCarb5uODS (20) (4.60 mm)	Detector	LC DAD1B, 254 nm		

$ 9 1,2-Dinitrobenzene, CAS: 528-29-0

Signal: 1

Processing Integration Results

RT: 8.75
Area: 41444
Amount: 0.304961
Amount Units: ug/mL

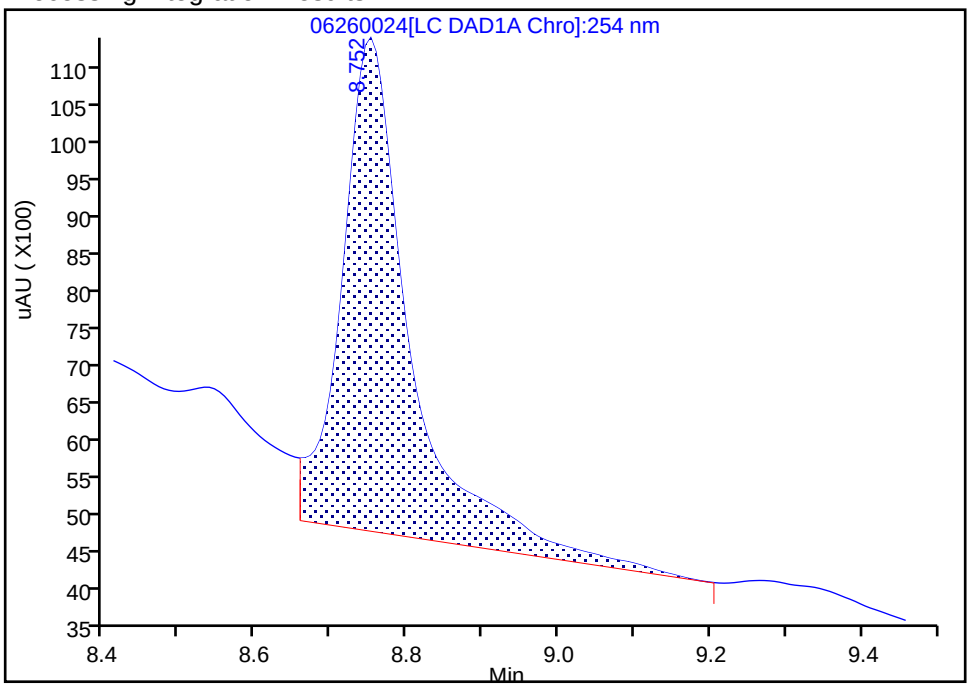

Manual Integration Results

RT: 8.75
Area: 30196
Amount: 0.222194
Amount Units: ug/mL

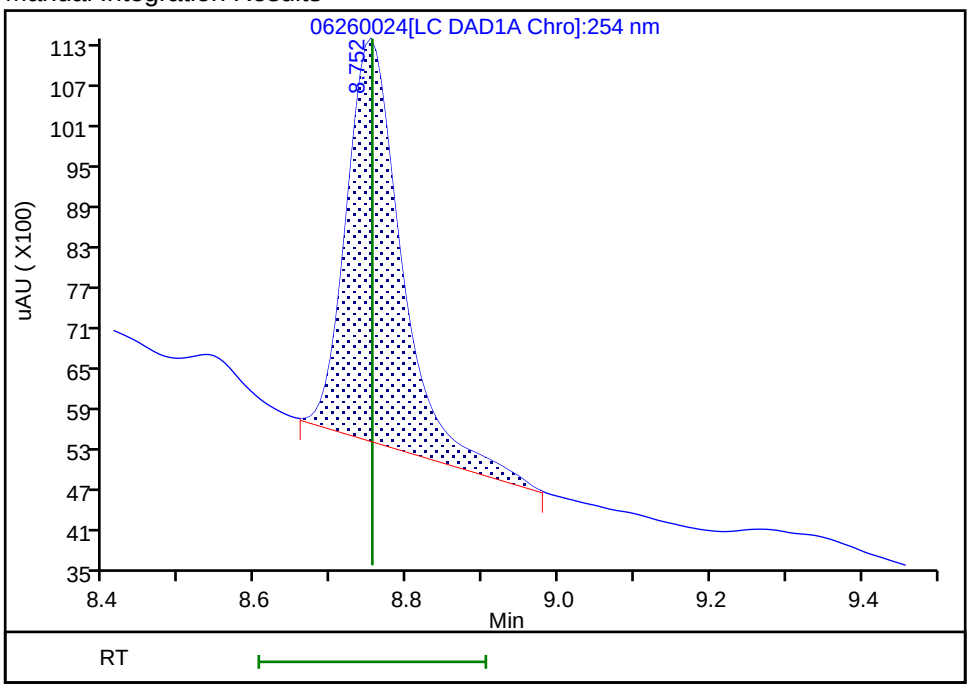

Reviewer: fiedlerh, 27-Jun-2019 08:54:51

Audit Action: Manually Integrated Audit Reason: Baseline Smoothing

User Disabled Compound Report

Eurofins TestAmerica, Denver

Data File:	\\chromna\Denver\ChromData\CHHPLC_X\20190626-83230.b\06260024.D				
Injection Date:	27-Jun-2019 01:56:37	Instrument ID:	CHHPLC_X3		
Lims ID:	280-124986-B-7-A	Lab Sample ID:	280-124986-7		
Client ID:	G0112-19A				
Operator ID:	hkf	ALS Bottle#:	24	Worklist Smp#:	24
Injection Vol:	100.0 ul	Dil. Factor:	1.0000		
Method:	8330_X3	Limit Group:	GCSV - 8330		
Column:	UltraCarb5uODS (20) (4.60 mm)	Detector	LC DAD1B, 254 nm		

23 m-Nitrotoluene, CAS: 99-08-1, Signal: 1

RT: 14.07
Response: 1662
Amount: 0.011322

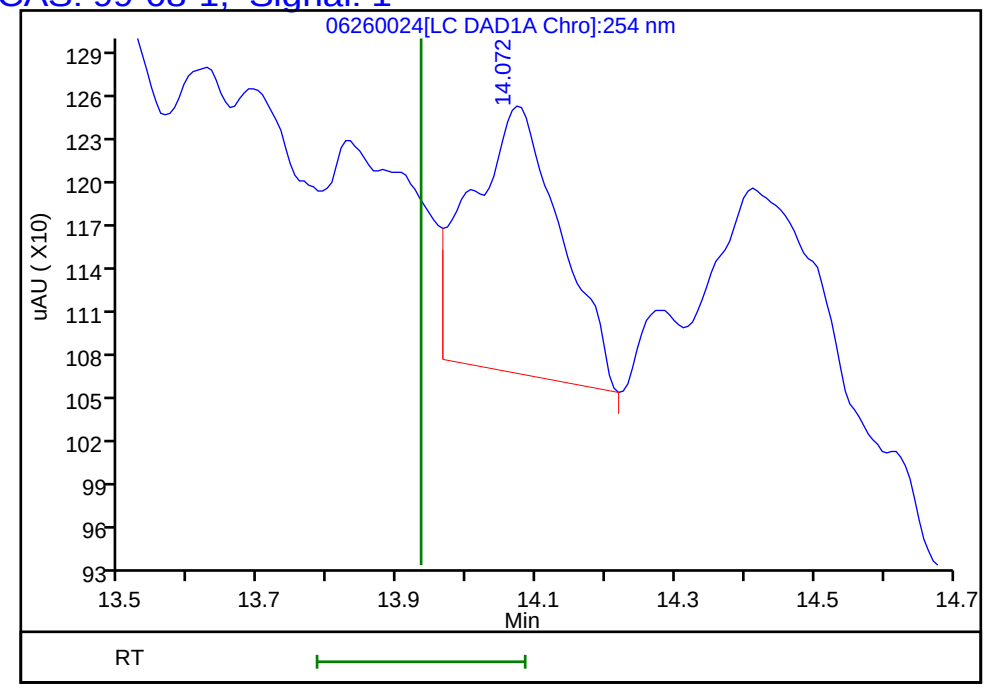

Reviewer: fiedlerh, 27-Jun-2019 08:54:59
Audit Action: Marked Compound Undetected Audit Reason: Invalid Compound ID

Manual Integration/User Assign Peak Report

Eurofins TestAmerica, Denver

Data File:	\\chromna\Denver\ChromData\CHHPLC_X\20190626-83230.b\06260024.D				
Injection Date:	27-Jun-2019 01:56:37	Instrument ID:	CHHPLC_X3		
Lims ID:	280-124986-B-7-A	Lab Sample ID:	280-124986-7		
Client ID:	G0112-19A				
Operator ID:	hkf	ALS Bottle#:	24	Worklist Smp#:	24
Injection Vol:	100.0 ul	Dil. Factor:	1.0000		
Method:	8330_X3	Limit Group:	GCSV - 8330		
Column:	UltraCarb5uODS (20) (4.60 mm)	Detector	LC DAD1B, 254 nm		

3 HMX, CAS: 2691-41-0

Signal: 1

Processing Integration Results

RT: 6.66
Area: 355998
Amount: 4.007733
Amount Units: ug/mL

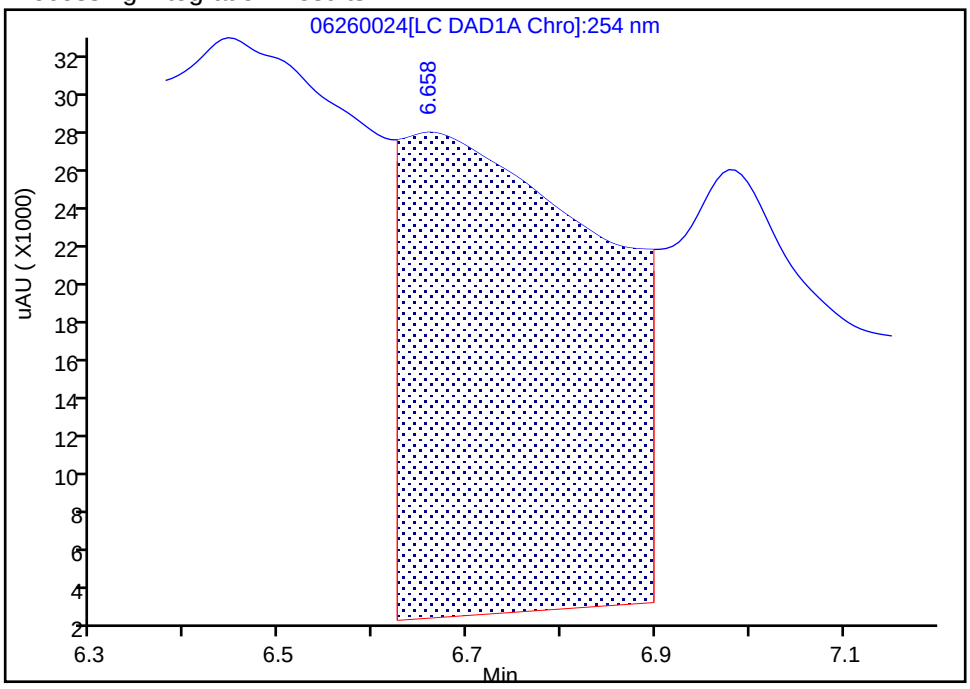

Manual Integration Results

RT: 6.66
Area: 8500
Amount: 0.095691
Amount Units: ug/mL

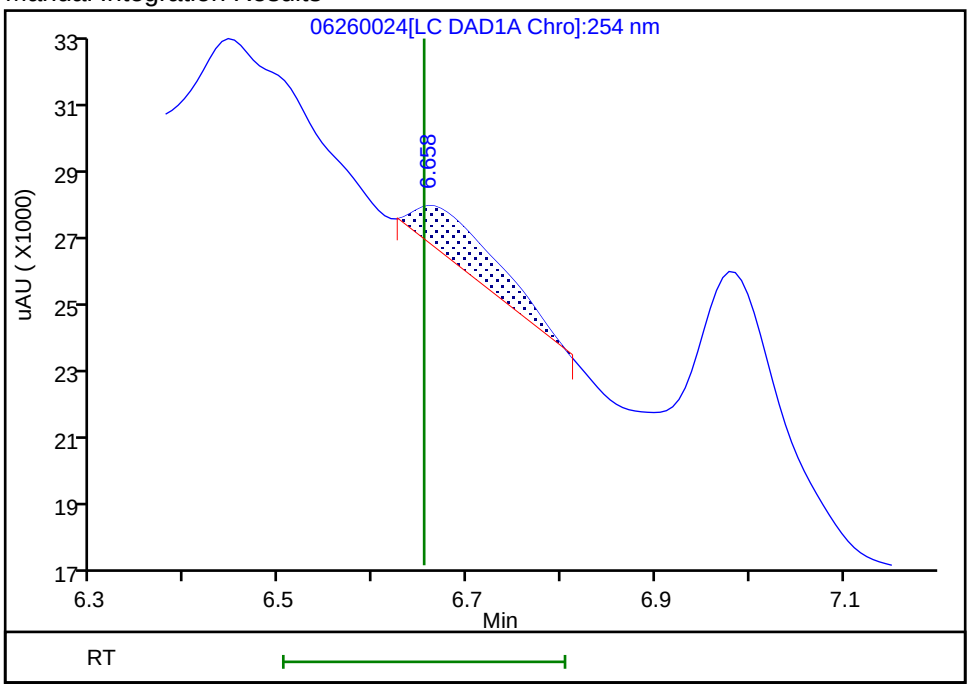

Reviewer: fiedlerh, 27-Jun-2019 08:54:42

Audit Action: Manually Integrated Audit Reason: Baseline Smoothing

Manual Integration/User Assign Peak Report

Eurofins TestAmerica, Denver

Data File:	\\chromna\Denver\ChromData\CHHPLC_X\20190626-83230.b\06260024.D				
Injection Date:	27-Jun-2019 01:56:37	Instrument ID:	CHHPLC_X3		
Lims ID:	280-124986-B-7-A	Lab Sample ID:	280-124986-7		
Client ID:	G0112-19A				
Operator ID:	hkf	ALS Bottle#:	24	Worklist Smp#:	24
Injection Vol:	100.0 ul	Dil. Factor:	1.0000		
Method:	8330_X3	Limit Group:	GCSV - 8330		
Column:	UltraCarb5uODS (20) (4.60 mm)	Detector	LC DAD1B, 254 nm		

7 RDX, CAS: 121-82-4

Signal: 1

Processing Integration Results

RT: 7.77
Area: 87839
Amount: 0.838745
Amount Units: ug/mL

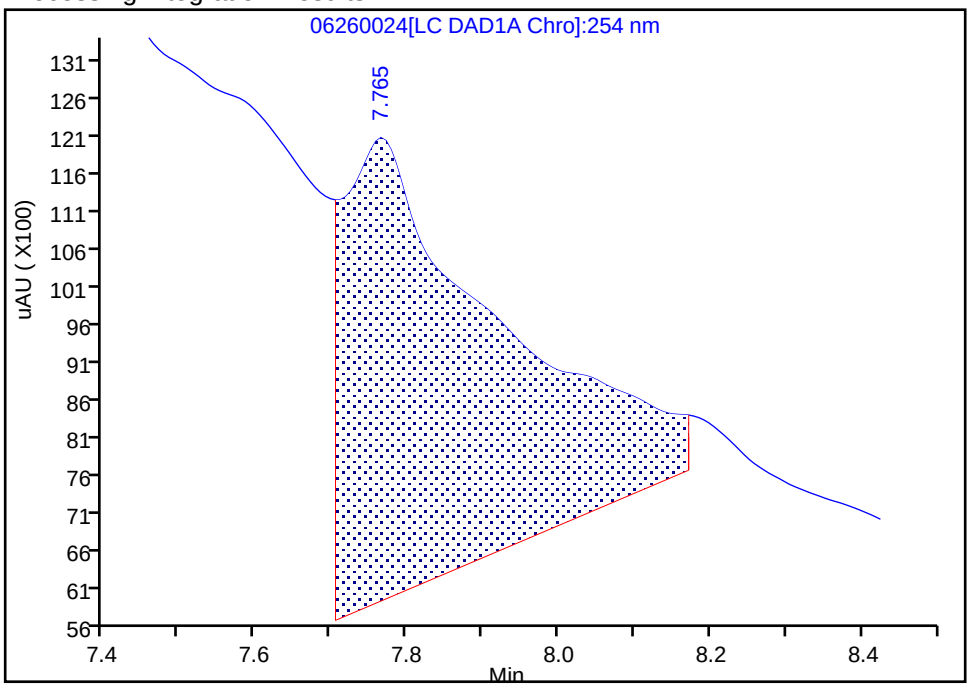

Manual Integration Results

RT: 7.77
Area: 4944
Amount: 0.047209
Amount Units: ug/mL

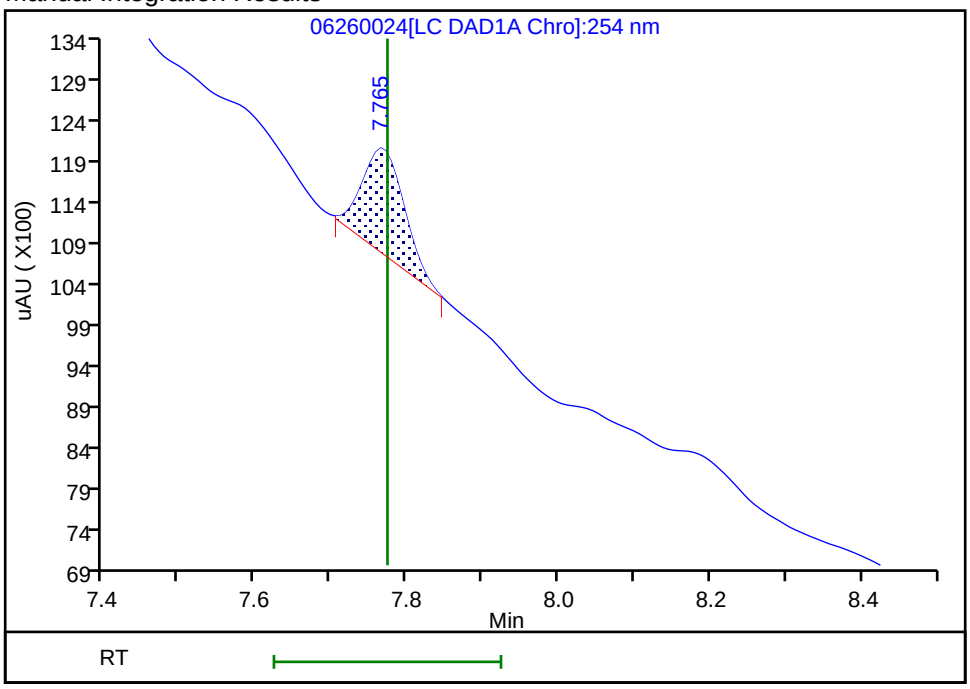

Reviewer: fiedlerh, 27-Jun-2019 08:54:47

Audit Action: Manually Integrated Audit Reason: Baseline Smoothing

User Disabled Compound Report

Eurofins TestAmerica, Denver

Data File:	\\chromna\Denver\ChromData\CHHPLC_X\20190626-83230.b\06260024.D				
Injection Date:	27-Jun-2019 01:56:37	Instrument ID:	CHHPLC_X3		
Lims ID:	280-124986-B-7-A	Lab Sample ID:	280-124986-7		
Client ID:	G0112-19A				
Operator ID:	hkf	ALS Bottle#:	24	Worklist Smp#:	24
Injection Vol:	100.0 ul	Dil. Factor:	1.0000		
Method:	8330_X3	Limit Group:	GCSV - 8330		
Column:	UltraCarb5uODS (20) (4.60 mm)	Detector	LC DAD1B, 254 nm		

14 Tetryl, CAS: 479-45-8, Signal: 1

RT: 10.21
Response: 10796
Amount: 0.065970

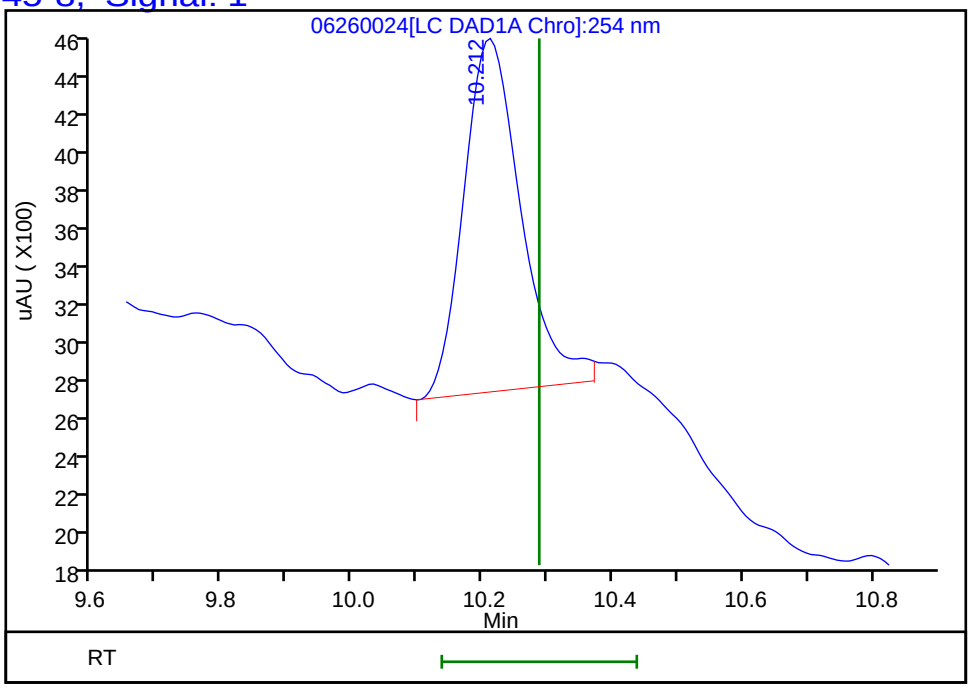

Reviewer: fiedlerh, 27-Jun-2019 08:54:59
Audit Action: Marked Compound Undetected Audit Reason: Invalid Compound ID

FORM I
HPLC/IC ORGANICS ANALYSIS DATA SHEET

Lab Name: Eurofins TestAmerica, Denver Job No.: 280-124986-1

SDG No.:

Client Sample ID: G0112-19A RE Lab Sample ID: 280-124986-7 RE

Matrix: Water Lab File ID: 06270021.D

Analysis Method: 8330A Date Collected: 06/08/2019 09:50

Extraction Method: 3535 Date Extracted: 06/18/2019 14:22

Sample wt/vol: 497.8(mL) Date Analyzed: 06/28/2019 03:07

Con. Extract Vol.: 5(mL) Dilution Factor: 1

Injection Volume: 100(uL) GC Column: Luna-phenylhex ID: 4.6(mm)

% Moisture: GPC Cleanup:(Y/N) N

Analysis Batch No.: 462962 Units: ug/L

CAS NO.	COMPOUND NAME	RESULT	Q	LOQ	LOD	DL
2691-41-0	*HMX*	*0.24*	*J H M J1*	*0.40*	0.20	*0.088*

CAS NO.	SURROGATE	%REC	Q	LIMITS
528-29-0	1,2-Dinitrobenzene	105		83-119

Eurofins TestAmerica, Denver
Target Compound Quantitation Report

Data File: \\chromna\Denver\ChromData\G2_LUNA\20190627-83272.b\06270021.D
Lims ID: 280-124986-B-7-A
Client ID: G0112-19A
Sample Type: Client
Inject. Date: 28-Jun-2019 03:07:17 ALS Bottle#: 21 Worklist Smp#: 21
Injection Vol: 100.0 ul Dil. Factor: 1.0000
Sample Info: 280-124986-B-7-A
Misc. Info.: 280-0083272-021
Operator ID: HKF Instrument ID: CHHPLC_G2_LUNA

Method: \\chromna\Denver\ChromData\G2_LUNA\20190627-83272.b\G2_8330_Luna.m
Limit Group: GCSV - 8330
Last Update: 01-Jul-2019 18:26:51 Calib Date: 08-May-2019 00:28:23
Integrator: Falcon
Quant Method: External Standard Quant By: Initial Calibration
Last ICal File: \\chromna\Denver\ChromData\G2_LUNA\20190507-81649.b\05070023.D

Column 1 : Luna-Phenyl hexyl (4.60 mm) Det: LC DAD1A, 254 nm
Process Host: CTX0321

First Level Reviewer: fiedlerh Date: 28-Jun-2019 13:11:58

	Compound	Det	RT (min.)	Exp RT (min.)	Dlt RT (min.)	Response	OnCol Amt ug/ml	Flags
	6 HMX	1	7.167	7.181	-0.014	4102	0.0240	M
	7 MNX	1		7.835			ND	
	8 RDX	1	9.234	9.254	-0.020	10611	0.0509	
	9 Nitrobenzene	1		12.227			ND	
$	10 1,2-Dinitrobenzene	1	13.241	13.267	-0.026	58071	0.2098	
	12 1,3-Dinitrobenzene	1		15.787			ND	
	14 o-Nitrotoluene	1		16.594			ND	
	15 p-Nitrotoluene	1	16.961	16.927	0.034	5800	0.0256	M
	16 4-Amino-2,6-dinitrotoluene	1	17.334	17.341	-0.007	4530	0.0152	M
	17 m-Nitrotoluene	1	17.847	17.841	0.006	14205	0.0485	M
	18 2-Amino-4,6-dinitrotoluene	1	18.361	18.374	-0.013	5846	0.0136	M
	19 1,3,5-Trinitrobenzene	1		19.087			ND	
	20 2,6-Dinitrotoluene	1		19.941			ND	
	21 2,4-Dinitrotoluene	1		20.501			ND	
	22 Tetryl	1		23.828			ND	
	23 2,4,6-Trinitrotoluene	1		24.814			ND	

QC Flag Legend

Review Flags
M - Manually Integrated

Report Date: 30-Aug-2019 14:03:56 Chrom Revision: 2.3 22-Aug-2019 12:55:36

Eurofins TestAmerica, Denver

Data File: \\chromna\Denver\ChromData\G2_LUNA\20190627-83272.b\06270021.D

Injection Date:	28-Jun-2019 03:07:17	Instrument ID:	CHHPLC_G2_LUNA	Operator ID:	HKF
Lims ID:	280-124986-B-7-A	Lab Sample ID:	280-124986-7	Worklist Smp#:	21
Client ID:	G0112-19A				
Injection Vol:	100.0 ul	Dil. Factor:	1.0000	ALS Bottle#:	21
Method:	G2_8330_Luna	Limit Group:	GCSV - 8330		

Column: Luna-Phenyl hexyl (4.60 mm) Y Scaling: Method Defined: Scale to the Nth Largest Peak: 1

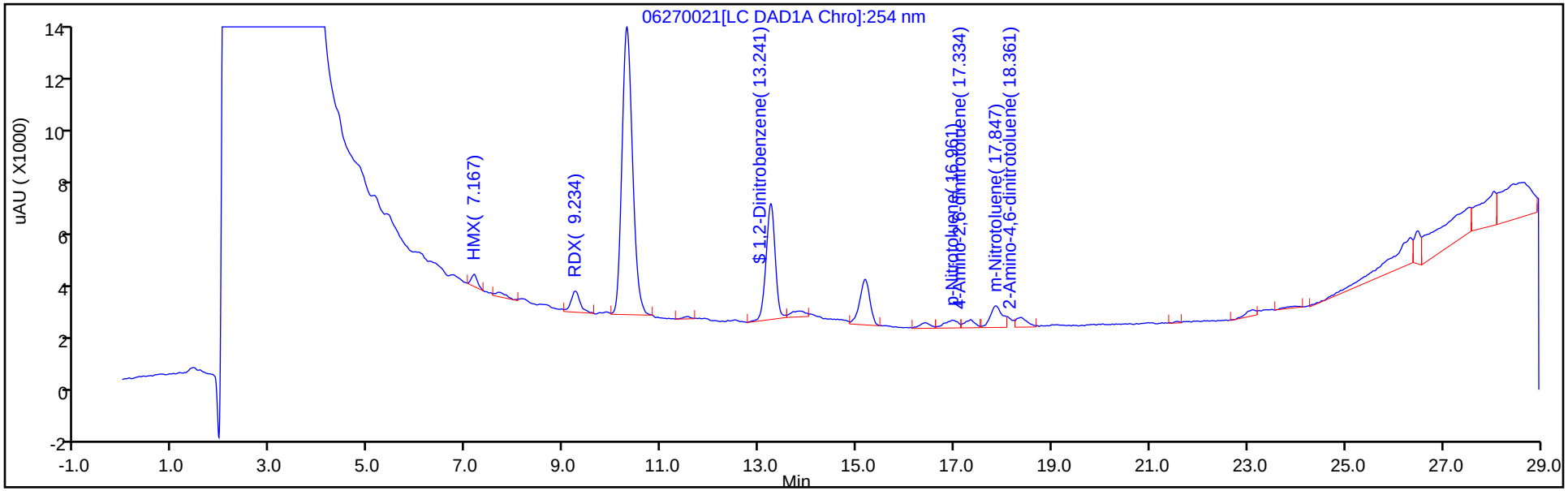

Y Scaling: Method Defined: Scale to the Nth Largest Peak: 1

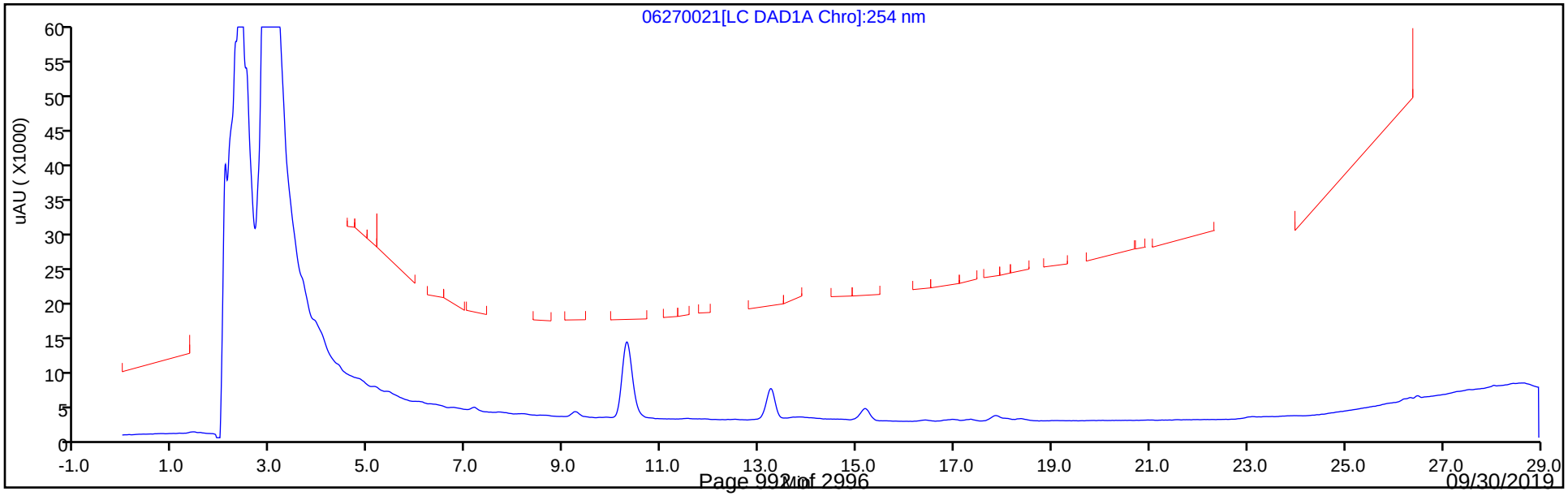

Eurofins TestAmerica, Denver
Recovery Report

Data File:	\\chromna\Denver\ChromData\G2_LUNA\20190627-83272.b\06270021.D				
Lims ID:	280-124986-B-7-A				
Client ID:	G0112-19A				
Sample Type:	Client				
Inject. Date:	28-Jun-2019 03:07:17	ALS Bottle#:	21	Worklist Smp#:	21
Injection Vol:	100.0 ul	Dil. Factor:	1.0000		
Sample Info:	280-124986-B-7-A				
Misc. Info.:	280-0083272-021				
Operator ID:	HKF	Instrument ID:	CHHPLC_G2_LUNA		
Method:	\\chromna\Denver\ChromData\G2_LUNA\20190627-83272.b\G2_8330_Luna.m				
Limit Group:	GCSV - 8330				
Last Update:	01-Jul-2019 18:26:51	Calib Date:	08-May-2019 00:28:23		
Integrator:	Falcon				
Quant Method:	External Standard	Quant By:	Initial Calibration		
Last ICal File:	\\chromna\Denver\ChromData\G2_LUNA\20190507-81649.b\05070023.D				
Column 1 :	Luna-Phenyl hexyl (4.60 mm)		Det: LC DAD1A, 254 nm		
Process Host:	CTX0321				
First Level Reviewer: fiedlerh		Date:	28-Jun-2019 13:11:58		

Compound	Amount Added	Amount Recovered	% Rec.
$ 10 1,2-Dinitrobenzene	0.2000	0.2098	104.88

Manual Integration/User Assign Peak Report

Eurofins TestAmerica, Denver

Data File:	\\chromna\Denver\ChromData\G2_LUNA\20190627-83272.b\06270021.D				
Injection Date:	28-Jun-2019 03:07:17	Instrument ID:	CHHPLC_G2_LUNA		
Lims ID:	280-124986-B-7-A	Lab Sample ID:	280-124986-7		
Client ID:	G0112-19A				
Operator ID:	HKF	ALS Bottle#:	21	Worklist Smp#:	21
Injection Vol:	100.0 ul	Dil. Factor:	1.0000		
Method:	G2_8330_Luna	Limit Group:	GCSV - 8330		
Column:	Luna-Phenyl hexyl (4.60 mm)	Detector	LC DAD1A, 254 nm		

18 2-Amino-4,6-dinitrotoluene, CAS: 35572-78-2

Signal: 1

Processing Integration Results

RT: 18.37
Area: 3025
Amount: 0.007031
Amount Units: ug/ml

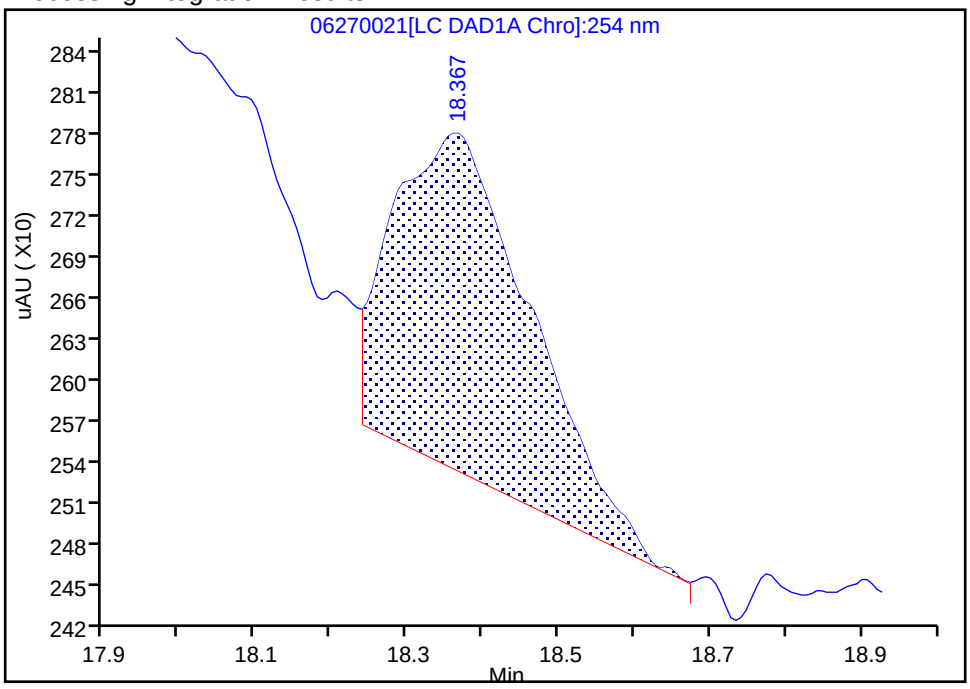

Manual Integration Results

RT: 18.36
Area: 5846
Amount: 0.013588
Amount Units: ug/ml

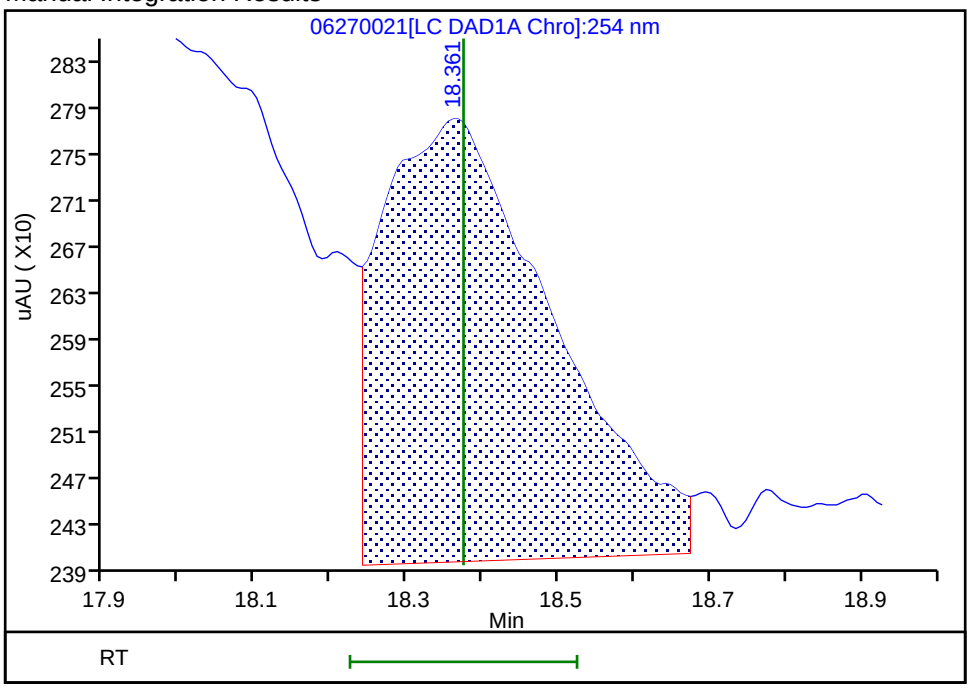

Reviewer: fiedlerh, 28-Jun-2019 13:11:54

Audit Action: Assigned New Baseline Audit Reason: Baseline Smoothing

Manual Integration/User Assign Peak Report

Eurofins TestAmerica, Denver

Data File:	\\chromna\Denver\ChromData\G2_LUNA\20190627-83272.b\06270021.D				
Injection Date:	28-Jun-2019 03:07:17	Instrument ID:	CHHPLC_G2_LUNA		
Lims ID:	280-124986-B-7-A	Lab Sample ID:	280-124986-7		
Client ID:	G0112-19A				
Operator ID:	HKF	ALS Bottle#:	21	Worklist Smp#:	21
Injection Vol:	100.0 ul	Dil. Factor:	1.0000		
Method:	G2_8330_Luna	Limit Group:	GCSV - 8330		
Column:	Luna-Phenyl hexyl (4.60 mm)	Detector	LC DAD1A, 254 nm		

17 m-Nitrotoluene, CAS: 99-08-1

Signal: 1

Processing Integration Results

RT: 17.85
Area: 9829
Amount: 0.033582
Amount Units: ug/ml

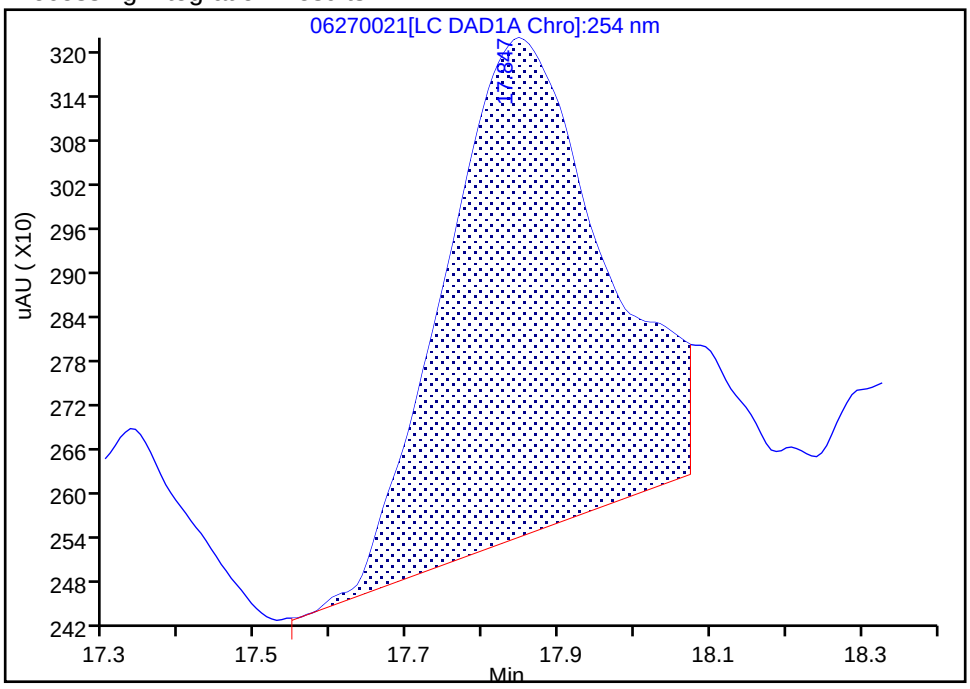

Manual Integration Results

RT: 17.85
Area: 14205
Amount: 0.048532
Amount Units: ug/ml

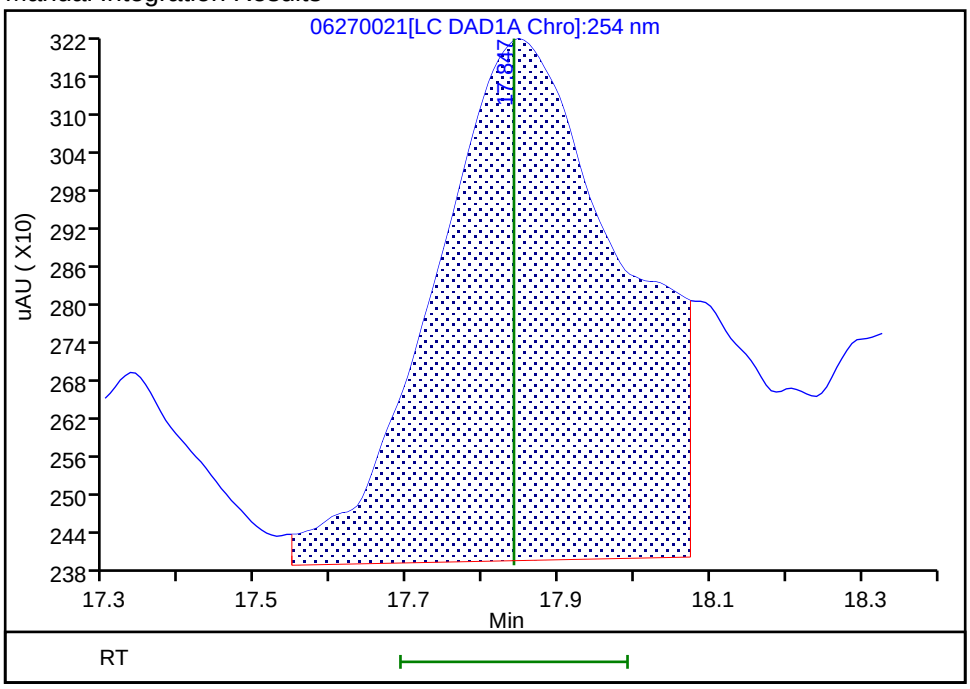

Reviewer: fiedlerh, 28-Jun-2019 13:11:54

Audit Action: Assigned New Baseline Audit Reason: Baseline Smoothing

Eurofins TestAmerica, Denver

Data File:	\\chromna\Denver\ChromData\G2_LUNA\20190627-83272.b\06270021.D				
Injection Date:	28-Jun-2019 03:07:17	Instrument ID:	CHHPLC_G2_LUNA		
Lims ID:	280-124986-B-7-A	Lab Sample ID:	280-124986-7		
Client ID:	G0112-19A				
Operator ID:	HKF	ALS Bottle#:	21	Worklist Smp#:	21
Injection Vol:	100.0 ul	Dil. Factor:	1.0000		
Method:	G2_8330_Luna	Limit Group:	GCSV - 8330		
Column:	Luna-Phenyl hexyl (4.60 mm)	Detector	LC DAD1A, 254 nm		

16 4-Amino-2,6-dinitrotoluene, CAS: 19406-51-0

Signal: 1

Processing Integration Results

RT: 17.33
Area: 2477
Amount: 0.008330
Amount Units: ug/ml

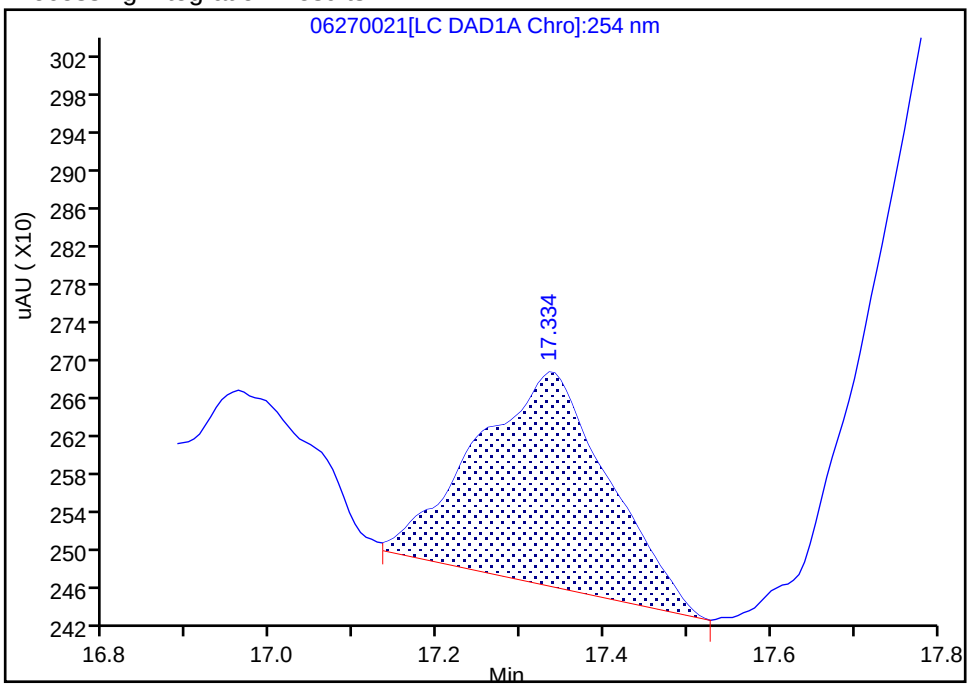

Manual Integration Results

RT: 17.33
Area: 4530
Amount: 0.015233
Amount Units: ug/ml

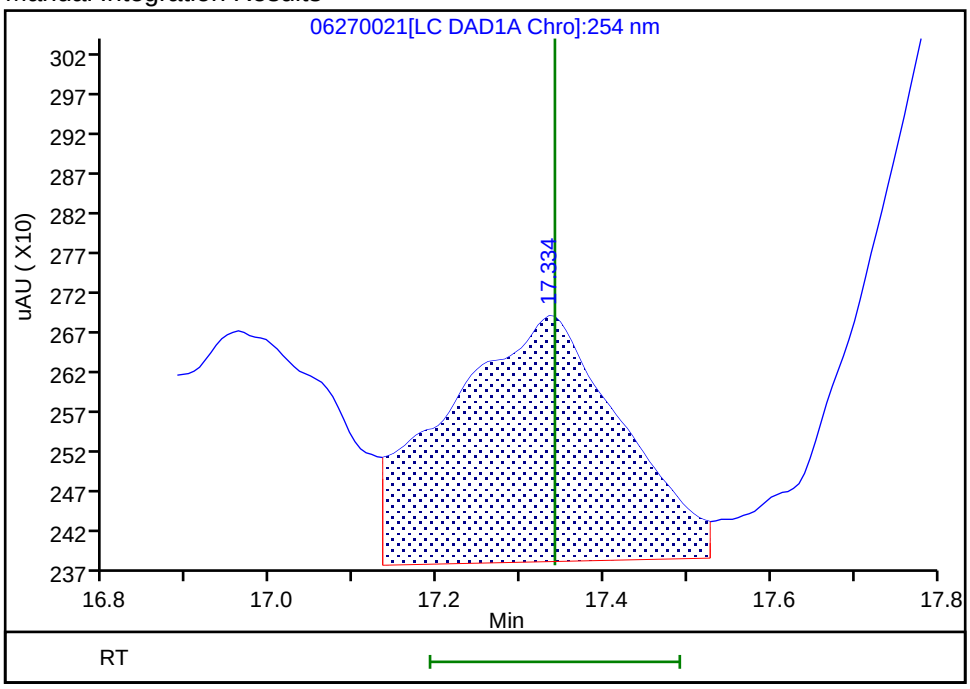

Reviewer: fiedlerh, 28-Jun-2019 13:11:54
Audit Action: Assigned New Baseline Audit Reason: Baseline Smoothing

Manual Integration/User Assign Peak Report

Eurofins TestAmerica, Denver

Data File:	\\chromna\Denver\ChromData\G2_LUNA\20190627-83272.b\06270021.D				
Injection Date:	28-Jun-2019 03:07:17	Instrument ID:	CHHPLC_G2_LUNA		
Lims ID:	280-124986-B-7-A	Lab Sample ID:	280-124986-7		
Client ID:	G0112-19A				
Operator ID:	HKF	ALS Bottle#:	21	Worklist Smp#:	21
Injection Vol:	100.0 ul	Dil. Factor:	1.0000		
Method:	G2_8330_Luna	Limit Group:	GCSV - 8330		
Column:	Luna-Phenyl hexyl (4.60 mm)	Detector	LC DAD1A, 254 nm		

15 p-Nitrotoluene, CAS: 99-99-0

Signal: 1

Processing Integration Results

RT: 16.96
Area: 3226
Amount: 0.014234
Amount Units: ug/ml

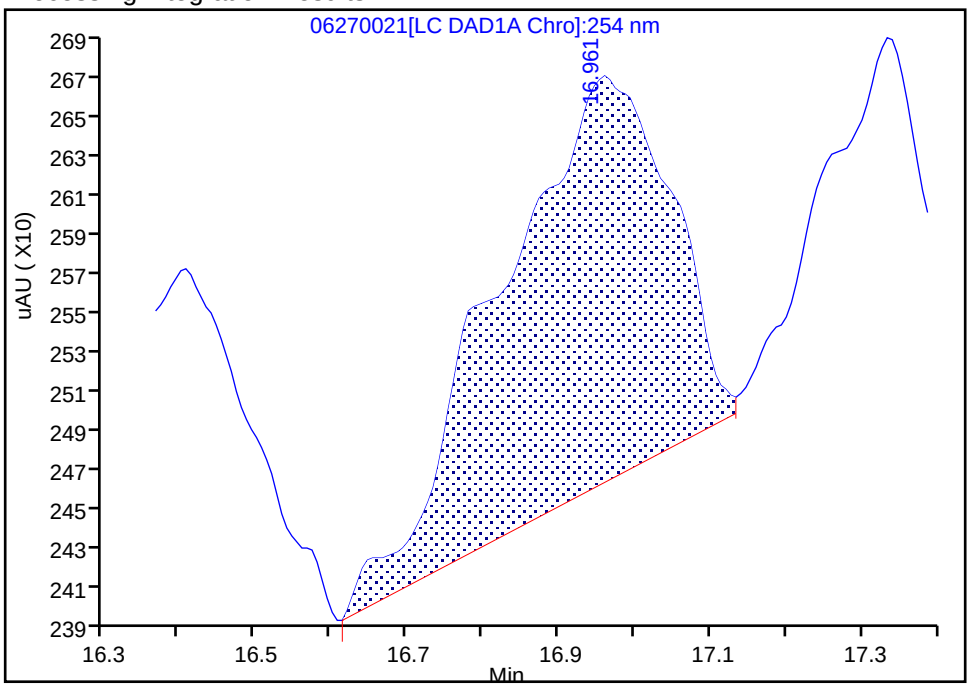

Manual Integration Results

RT: 16.96
Area: 5800
Amount: 0.025590
Amount Units: ug/ml

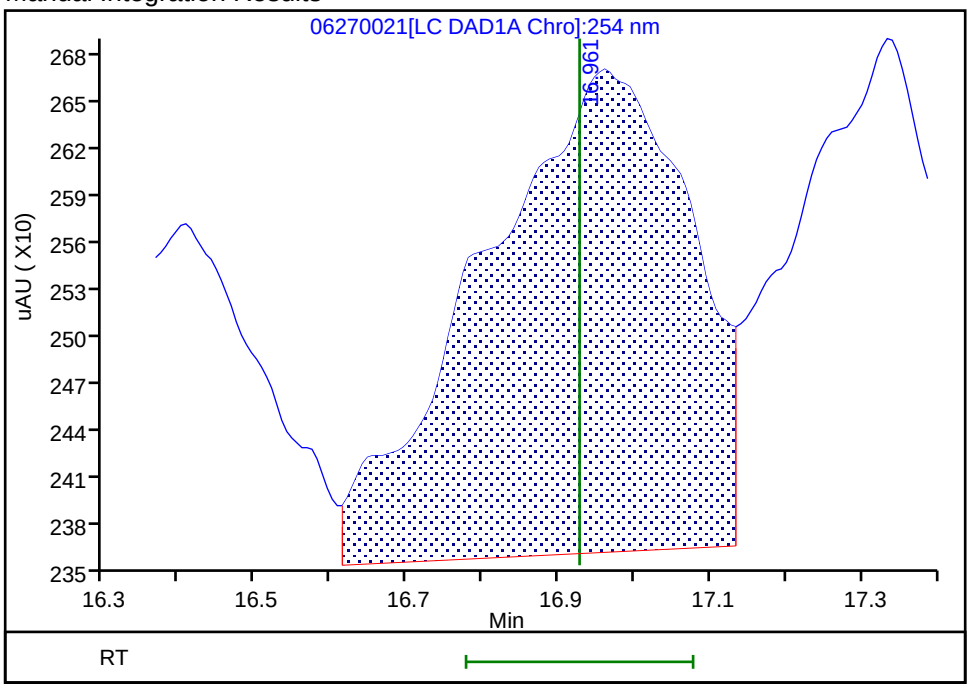

Reviewer: fiedlerh, 28-Jun-2019 13:11:54

Audit Action: Assigned New Baseline Audit Reason: Baseline Smoothing

Manual Integration/User Assign Peak Report

Eurofins TestAmerica, Denver

Data File:	\\chromna\Denver\ChromData\G2_LUNA\20190627-83272.b\06270021.D				
Injection Date:	28-Jun-2019 03:07:17	Instrument ID:	CHHPLC_G2_LUNA		
Lims ID:	280-124986-B-7-A	Lab Sample ID:	280-124986-7		
Client ID:	G0112-19A				
Operator ID:	HKF	ALS Bottle#:	21	Worklist Smp#:	21
Injection Vol:	100.0 ul	Dil. Factor:	1.0000		
Method:	G2_8330_Luna	Limit Group:	GCSV - 8330		
Column:	Luna-Phenyl hexyl (4.60 mm)	Detector	LC DAD1A, 254 nm		

6 HMX, CAS: 2691-41-0

Signal: 1

Processing Integration Results

RT: 7.17
Area: 7535
Amount: 0.044013
Amount Units: ug/ml

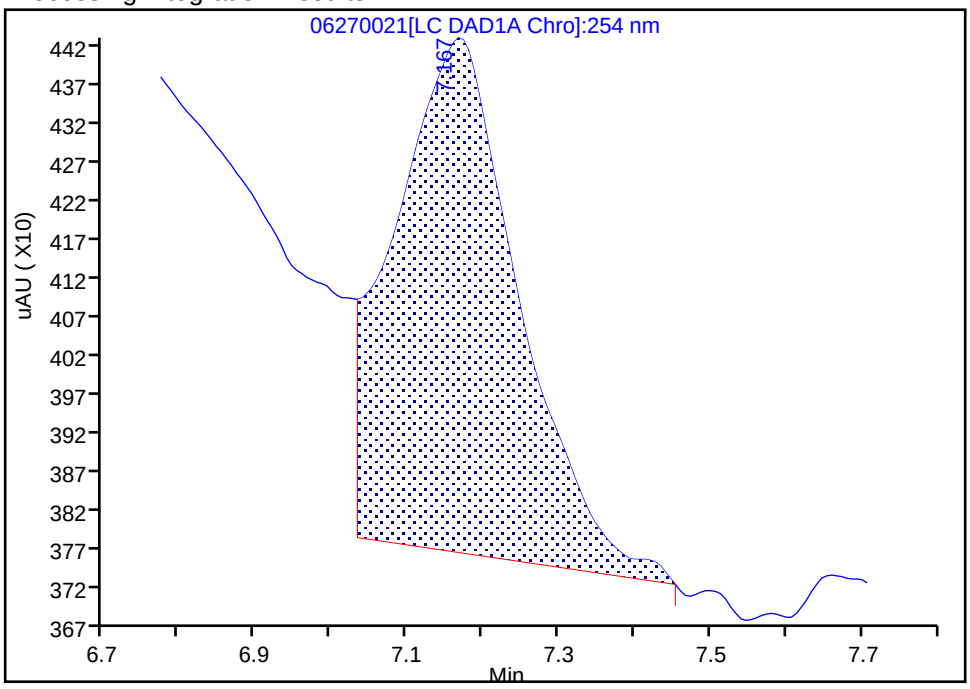

Manual Integration Results

RT: 7.17
Area: 4102
Amount: 0.023960
Amount Units: ug/ml

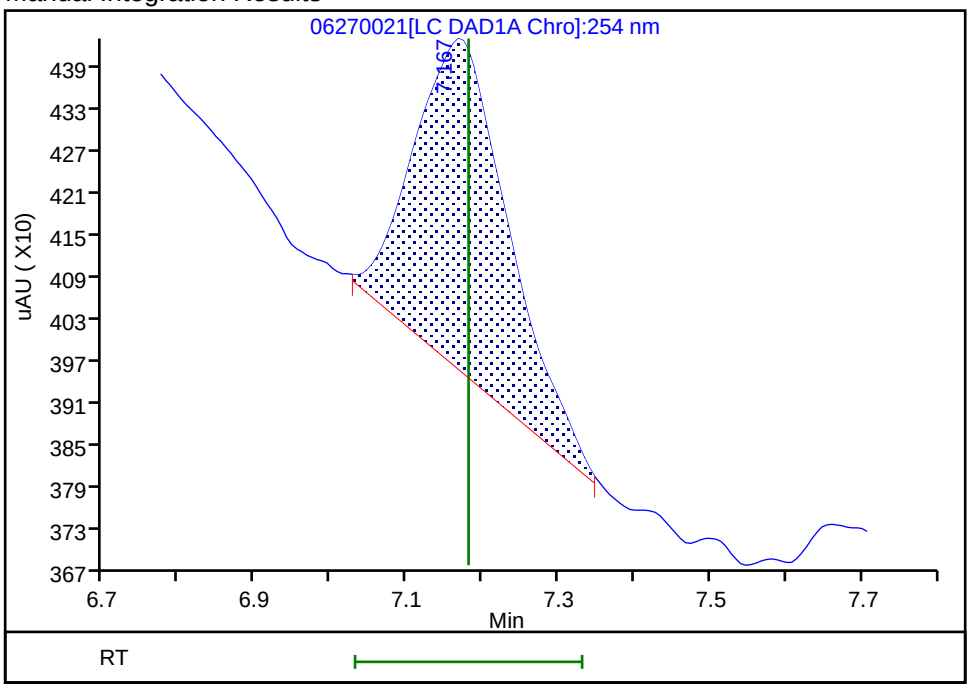

Reviewer: fiedlerh, 28-Jun-2019 13:11:44

Audit Action: Manually Integrated Audit Reason: Baseline Smoothing

FORM I
HPLC/IC ORGANICS ANALYSIS DATA SHEET

Lab Name: Eurofins TestAmerica, Denver Job No.: 280-124986-1

SDG No.:

Client Sample ID: G0084-19A Lab Sample ID: 280-124986-8

Matrix: Water Lab File ID: 06190060.D

Analysis Method: 8330A Date Collected: 06/08/2019 08:35

Extraction Method: 3535 Date Extracted: 06/14/2019 10:20

Sample wt/vol: 487.4(mL) Date Analyzed: 06/20/2019 08:14

Con. Extract Vol.: 5(mL) Dilution Factor: 1

Injection Volume: 100(uL) GC Column: UltraCarb5uODS ID: 4.6(mm)

% Moisture: GPC Cleanup:(Y/N) N

Analysis Batch No.: 462065 Units: ug/L

CAS NO.	COMPOUND NAME	RESULT	Q	LOQ	LOD	DL
99-35-4	1,3,5-Trinitrobenzene	0.41	U	1.0	0.41	0.21
99-65-0	1,3-Dinitrobenzene	0.21	U	0.41	0.21	0.091
118-96-7	2,4,6-Trinitrotoluene	0.41	U M	0.41	0.41	0.16
121-14-2	2,4-Dinitrotoluene	0.21	U	0.41	0.21	0.086
35572-78-2	2-Amino-4,6-dinitrotoluene	0.12	U	0.21	0.12	0.052
88-72-2	2-Nitrotoluene	0.21	U Q	0.41	0.21	0.088
99-08-1	3-Nitrotoluene	0.41	U Q	0.41	0.41	0.20
19406-51-0	4-Amino-2,6-dinitrotoluene	0.12	U	0.21	0.12	0.059
99-99-0	4-Nitrotoluene	0.41	U M Q	1.0	0.41	0.21
2691-41-0	HMX	0.55	M J1	0.41	0.21	0.090
5755-27-1	MNX	0.41	U	2.1	0.41	0.16
98-95-3	Nitrobenzene	0.21	U	0.41	0.21	0.093
121-82-4	RDX	0.41	U Q	0.41	0.41	0.16
479-45-8	Tetryl	0.21	U	0.25	0.21	0.081

CAS NO.	SURROGATE	%REC	Q	LIMITS
528-29-0	1,2-Dinitrobenzene	126	M Q	83-119

Eurofins TestAmerica, Denver
Target Compound Quantitation Report

Data File: \\chromna\Denver\ChromData\CHHPLC_X\20190619-83007.b\06190060.D
Lims ID: 280-124986-B-8-A
Client ID: G0084-19A
Sample Type: Client
Inject. Date: 20-Jun-2019 08:14:01 ALS Bottle#: 60 Worklist Smp#: 60
Injection Vol: 100.0 ul Dil. Factor: 1.0000
Sample Info: 280-124986-B-8-A
Misc. Info.: 280-0083007-060
Operator ID: hkf Instrument ID: CHHPLC_X3

Method: \\chromna\Denver\ChromData\CHHPLC_X\20190619-83007.b\8330_X3.m
Limit Group: GCSV - 8330
Last Update: 20-Jun-2019 17:33:10 Calib Date: 15-May-2019 01:42:24
Integrator: Falcon
Quant Method: External Standard Quant By: Initial Calibration
Last ICal File: \\chromna\Denver\ChromData\CHHPLC_X\20190514-81869.b\0514B032.D

Column 1 : UltraCarb5uODS (20) (4.60 mm) Det: LC DAD1B, 254 nm
Process Host: CTX0327

First Level Reviewer: fiedlerh Date: 20-Jun-2019 10:13:09

	Compound	Det	RT (min.)	Exp RT (min.)	Dlt RT (min.)	Response	OnCol Amt ug/mL	Flags
	3 HMX	1	6.645	6.647	-0.002	4808	0.0539	M
	6 MNX	1		7.359			ND	
	7 RDX	1		7.774			ND	
$	9 1,2-Dinitrobenzene	1	8.758	8.761	-0.003	32861	0.2526	M
	10 1,3,5-Trinitrobenzene	1		8.914			ND	
	11 1,3-Dinitrobenzene	1		9.580			ND	
	12 Nitrobenzene	1		9.974			ND	
	14 Tetryl	1		10.307			ND	
	16 2,4,6-Trinitrotoluene	1		11.267			ND	MU
	17 4-Amino-2,6-dinitrotoluene	1		11.460			ND	
	18 2-Amino-4,6-dinitrotoluene	1		11.747			ND	
	19 2,6-Dinitrotoluene	1	11.878	11.887	-0.009	3490	0.0223	M
	20 2,4-Dinitrotoluene	1		12.087			ND	
	21 o-Nitrotoluene	1		12.934			ND	
	22 p-Nitrotoluene	1	13.331	13.374	-0.043	1458	0.0129	M
	23 m-Nitrotoluene	1		13.974			ND	

QC Flag Legend

Review Flags
M - Manually Integrated
U - Marked Undetected

Report Date: 24-Jun-2019 15:18:44 Chrom Revision: 2.3 20-Jun-2019 20:50:56

Eurofins TestAmerica, Denver

Data File: \\chromna\Denver\ChromData\CHHPLC_X\20190619-83007.b\06190060.D

Injection Date:	20-Jun-2019 08:14:01	Instrument ID:	CHHPLC_X3	Operator ID:	hkf
Lims ID:	280-124986-B-8-A	Lab Sample ID:	280-124986-8	Worklist Smp#:	60
Client ID:	G0084-19A				
Injection Vol:	100.0 ul	Dil. Factor:	1.0000	ALS Bottle#:	60
Method:	8330_X3	Limit Group:	GCSV - 8330		

Column: UltraCarb5uODS (20) (4.60 mm) Y Scaling: Method Defined: Scale to the Nth Largest Target: 1

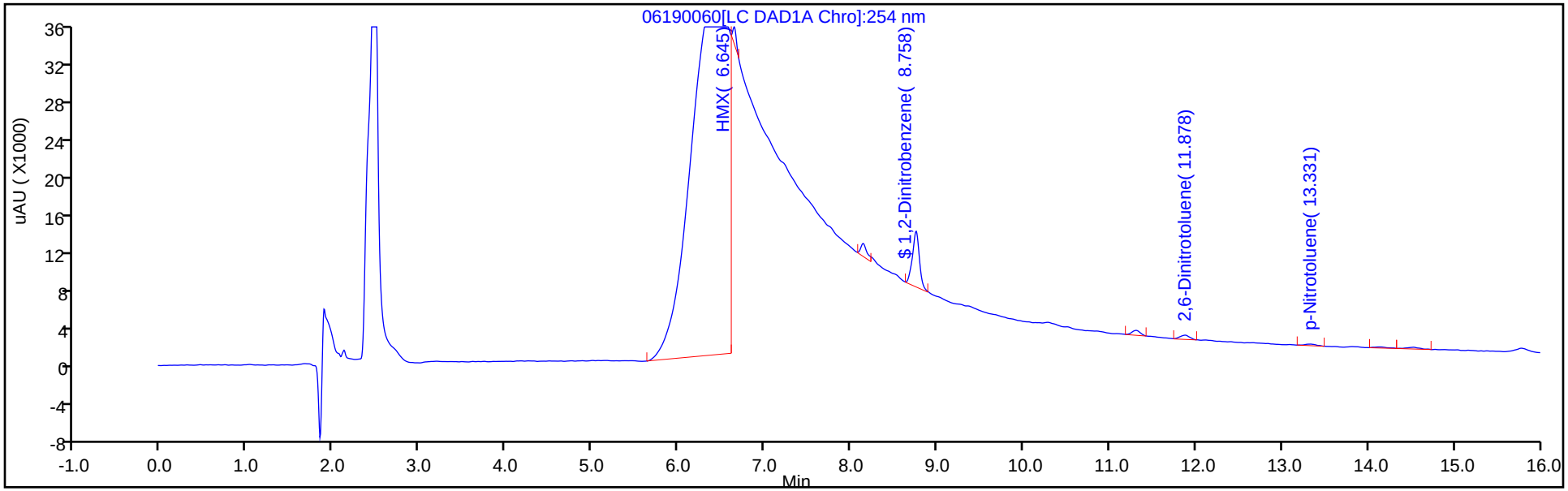

Y Scaling: Method Defined: Scale to the Nth Largest Target: 1

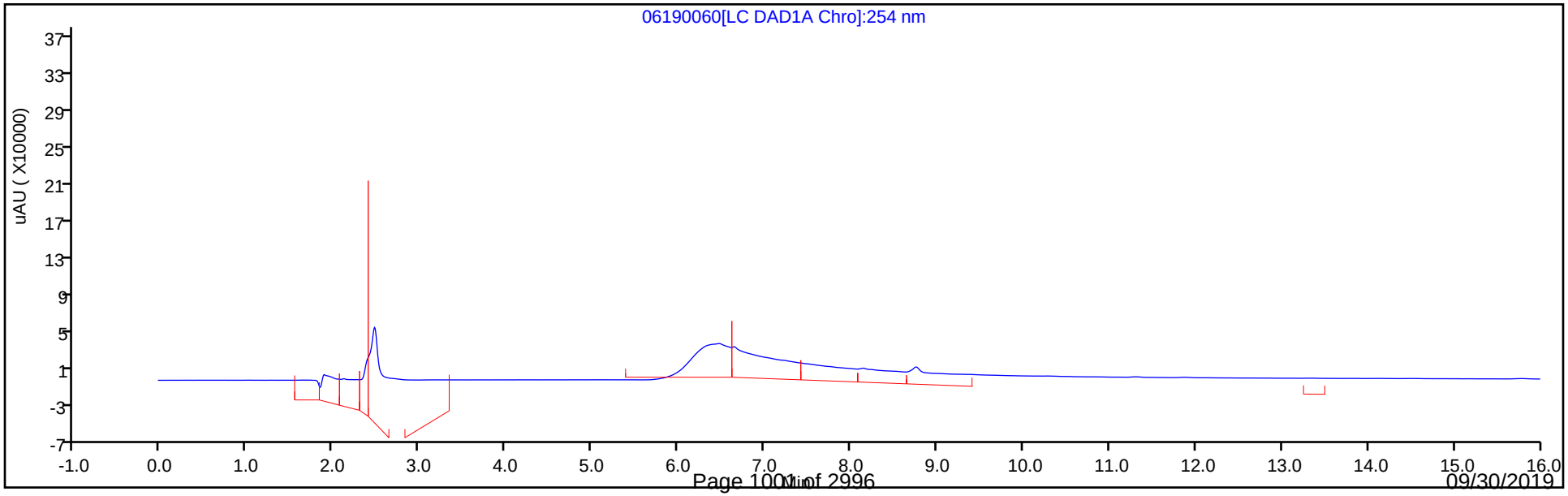

Eurofins TestAmerica, Denver
Recovery Report

Data File:	\\chromna\Denver\ChromData\CHHPLC_X\20190619-83007.b\06190060.D				
Lims ID:	280-124986-B-8-A				
Client ID:	G0084-19A				
Sample Type:	Client				
Inject. Date:	20-Jun-2019 08:14:01	ALS Bottle#:	60	Worklist Smp#:	60
Injection Vol:	100.0 ul	Dil. Factor:	1.0000		
Sample Info:	280-124986-B-8-A				
Misc. Info.:	280-0083007-060				
Operator ID:	hkf	Instrument ID:	CHHPLC_X3		
Method:	\\chromna\Denver\ChromData\CHHPLC_X\20190619-83007.b\8330_X3.m				
Limit Group:	GCSV - 8330				
Last Update:	20-Jun-2019 17:33:10	Calib Date:	15-May-2019 01:42:24		
Integrator:	Falcon				
Quant Method:	External Standard	Quant By:	Initial Calibration		
Last ICal File:	\\chromna\Denver\ChromData\CHHPLC_X\20190514-81869.b\0514B032.D				
Column 1 :	UltraCarb5uODS (20) (4.60 mm)		Det: LC DAD1B, 254 nm		
Process Host:	CTX0327				
First Level Reviewer: fiedlerh		Date:	20-Jun-2019 10:13:09		

Compound	Amount Added	Amount Recovered	% Rec.
$ 9 1,2-Dinitrobenzene	0.2000	0.2526	126.28

Manual Integration/User Assign Peak Report

Eurofins TestAmerica, Denver

Data File:	\\chromna\Denver\ChromData\CHHPLC_X\20190619-83007.b\06190060.D				
Injection Date:	20-Jun-2019 08:14:01	Instrument ID:	CHHPLC_X3		
Lims ID:	280-124986-B-8-A	Lab Sample ID:	280-124986-8		
Client ID:	G0084-19A				
Operator ID:	hkf	ALS Bottle#:	60	Worklist Smp#:	60
Injection Vol:	100.0 ul	Dil. Factor:	1.0000		
Method:	8330_X3	Limit Group:	GCSV - 8330		
Column:	UltraCarb5uODS (20) (4.60 mm)	Detector	LC DAD1B, 254 nm		

$ 9 1,2-Dinitrobenzene, CAS: 528-29-0

Signal: 1

Processing Integration Results

RT: 8.76
Area: 105662
Amount: 0.812094
Amount Units: ug/mL

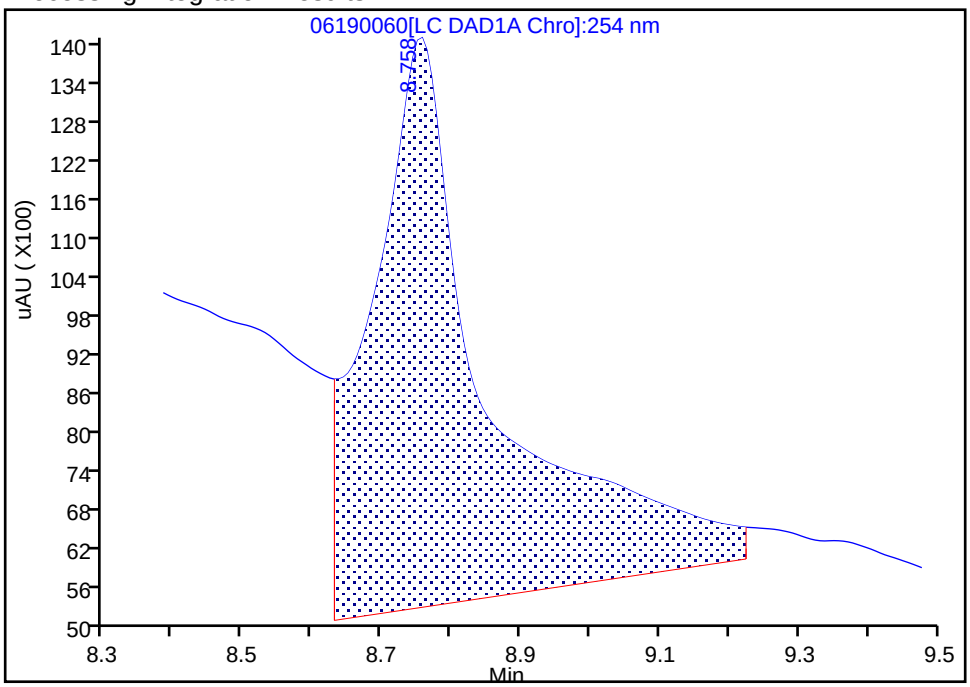

Manual Integration Results

RT: 8.76
Area: 32861
Amount: 0.252562
Amount Units: ug/mL

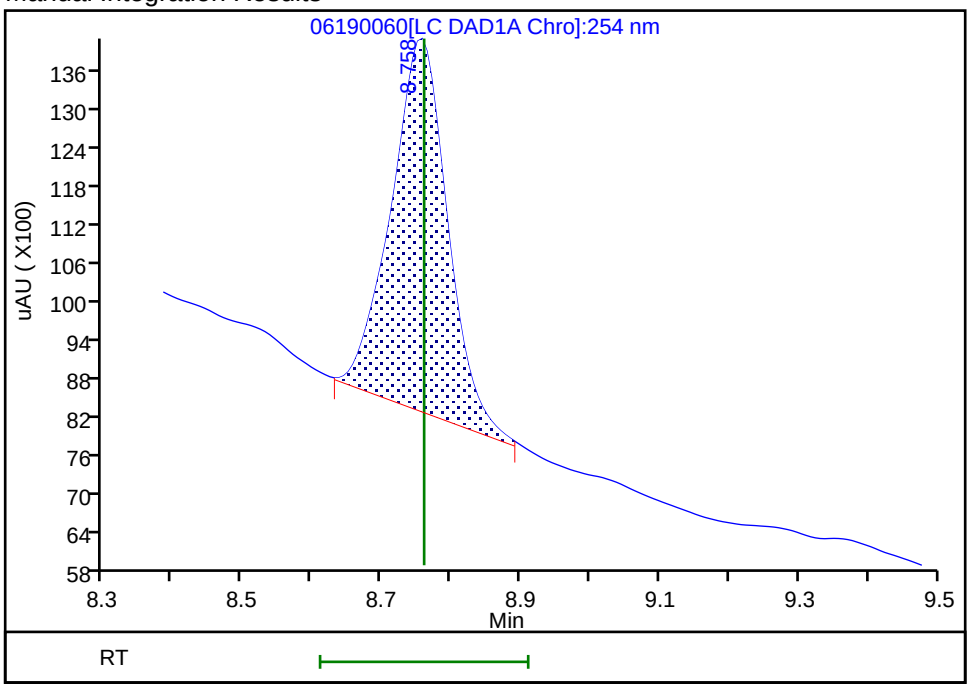

Reviewer: fiedlerh, 20-Jun-2019 10:12:44

Audit Action: Manually Integrated Audit Reason: Baseline Smoothing

User Disabled Compound Report

Eurofins TestAmerica, Denver

Data File: \\chromna\Denver\ChromData\CHHPLC_X\20190619-83007.b\06190060.D

Injection Date:	20-Jun-2019 08:14:01	Instrument ID:	CHHPLC_X3		
Lims ID:	280-124986-B-8-A	Lab Sample ID:	280-124986-8		
Client ID:	G0084-19A				
Operator ID:	hkf	ALS Bottle#:	60	Worklist Smp#:	60
Injection Vol:	100.0 ul	Dil. Factor:	1.0000		
Method:	8330_X3	Limit Group:	GCSV - 8330		
Column:	UltraCarb5uODS (20) (4.60 mm)	Detector	LC DAD1B, 254 nm		

16 2,4,6-Trinitrotoluene, CAS: 118-96-7, Signal: 1

RT: 11.31
Response: 6408
Amount: 0.028659

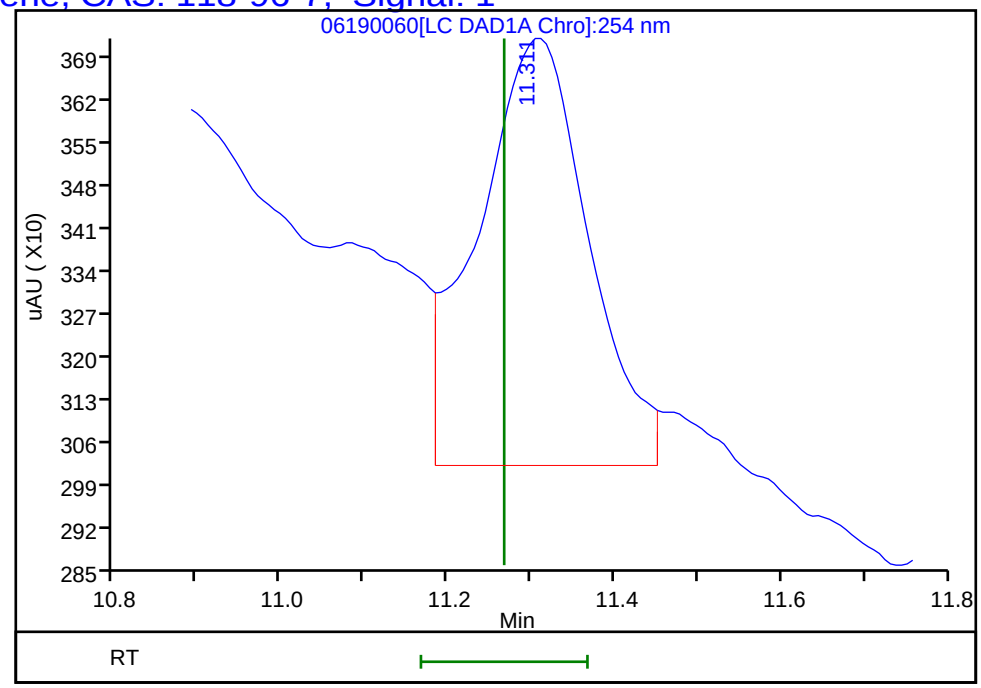

Reviewer: fiedlerh, 20-Jun-2019 10:13:09
Audit Action: Marked Compound Undetected Audit Reason: Invalid Compound ID

Manual Integration/User Assign Peak Report

Eurofins TestAmerica, Denver

Data File:	\\chromna\Denver\ChromData\CHHPLC_X\20190619-83007.b\06190060.D				
Injection Date:	20-Jun-2019 08:14:01	Instrument ID:	CHHPLC_X3		
Lims ID:	280-124986-B-8-A	Lab Sample ID:	280-124986-8		
Client ID:	G0084-19A				
Operator ID:	hkf	ALS Bottle#:	60	Worklist Smp#:	60
Injection Vol:	100.0 ul	Dil. Factor:	1.0000		
Method:	8330_X3	Limit Group:	GCSV - 8330		
Column:	UltraCarb5uODS (20) (4.60 mm)	Detector	LC DAD1B, 254 nm		

19 2,6-Dinitrotoluene, CAS: 606-20-2

Signal: 1

Processing Integration Results

RT: 11.88
Area: 6764
Amount: 0.043194
Amount Units: ug/mL

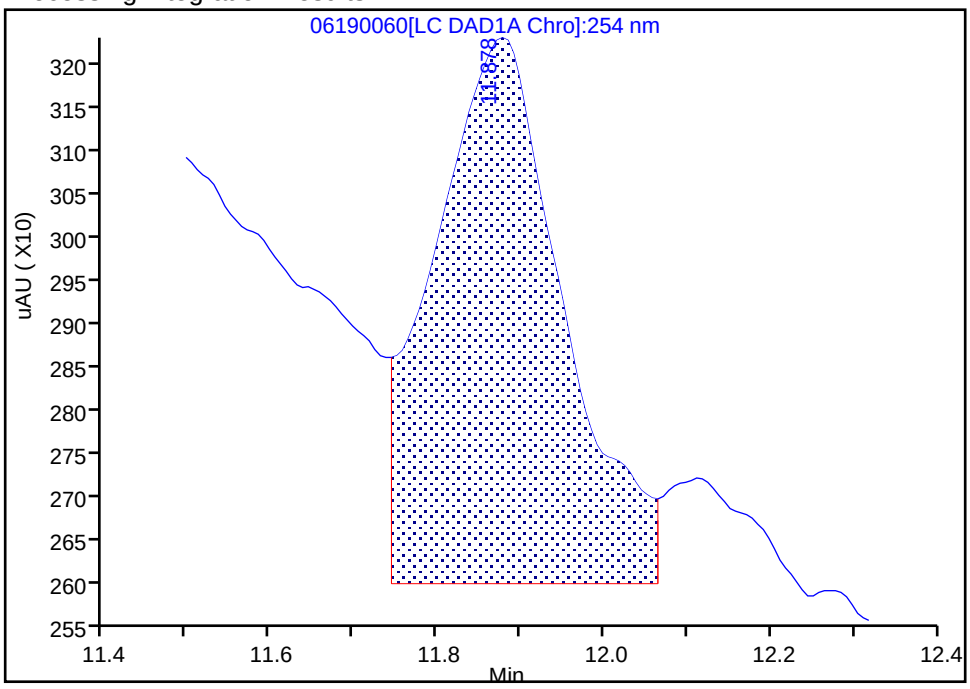

Manual Integration Results

RT: 11.88
Area: 3490
Amount: 0.022286
Amount Units: ug/mL

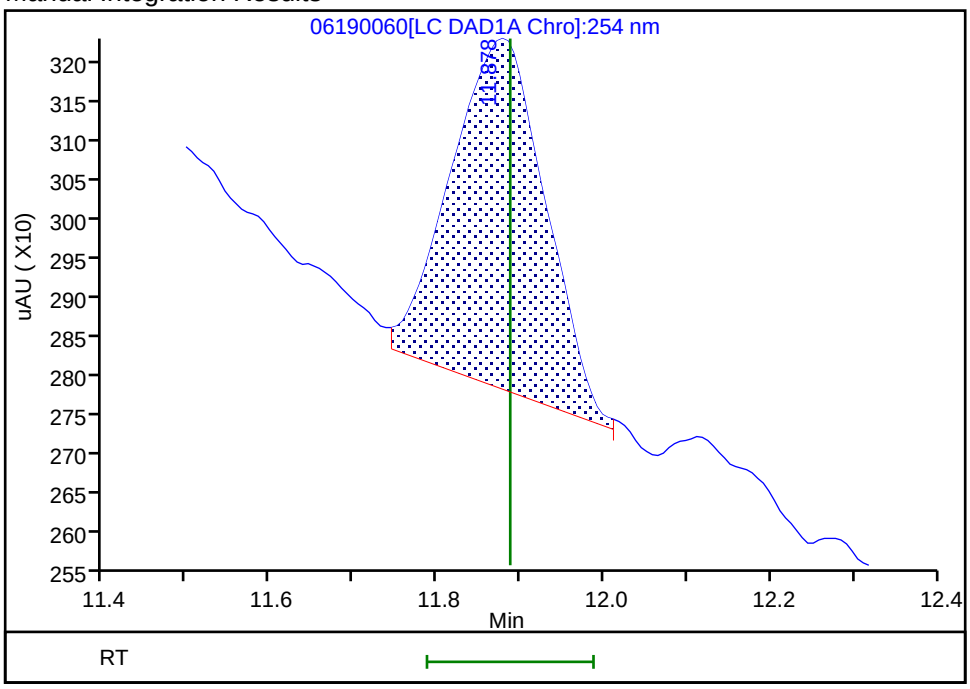

Reviewer: fiedlerh, 20-Jun-2019 10:12:58

Audit Action: Manually Integrated Audit Reason: Baseline Smoothing

Manual Integration/User Assign Peak Report

Eurofins TestAmerica, Denver

Data File:	\\chromna\Denver\ChromData\CHHPLC_X\20190619-83007.b\06190060.D				
Injection Date:	20-Jun-2019 08:14:01	Instrument ID:	CHHPLC_X3		
Lims ID:	280-124986-B-8-A	Lab Sample ID:	280-124986-8		
Client ID:	G0084-19A				
Operator ID:	hkf	ALS Bottle#:	60	Worklist Smp#:	60
Injection Vol:	100.0 ul	Dil. Factor:	1.0000		
Method:	8330_X3	Limit Group:	GCSV - 8330		
Column:	UltraCarb5uODS (20) (4.60 mm)	Detector	LC DAD1B, 254 nm		

22 p-Nitrotoluene, CAS: 99-99-0

Signal: 1

Processing Integration Results

RT: 13.34
Area: 1849
Amount: 0.016404
Amount Units: ug/mL

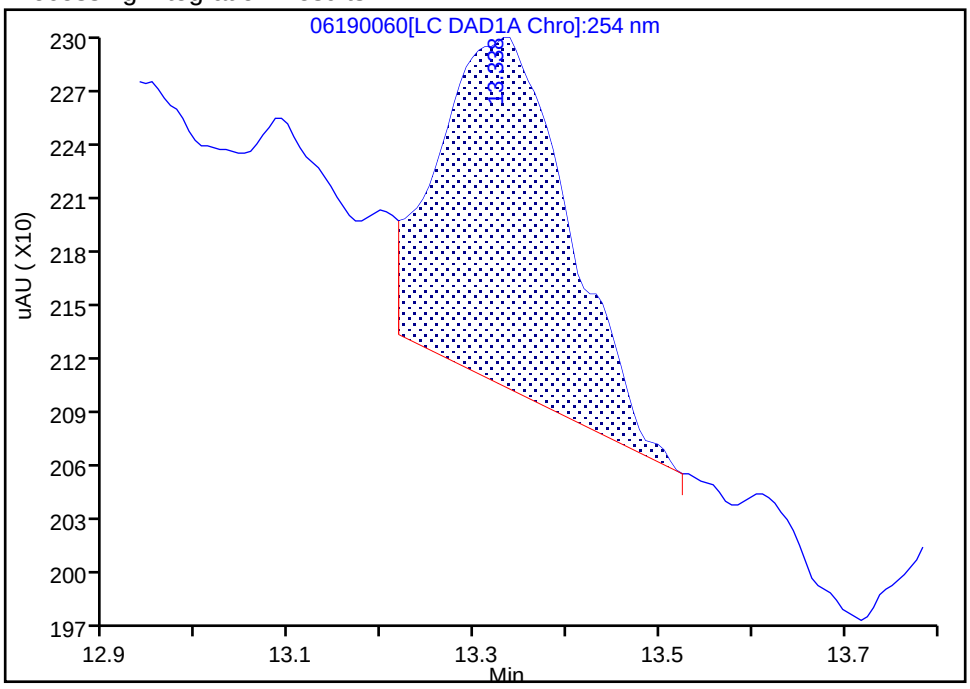

Manual Integration Results

RT: 13.33
Area: 1458
Amount: 0.012935
Amount Units: ug/mL

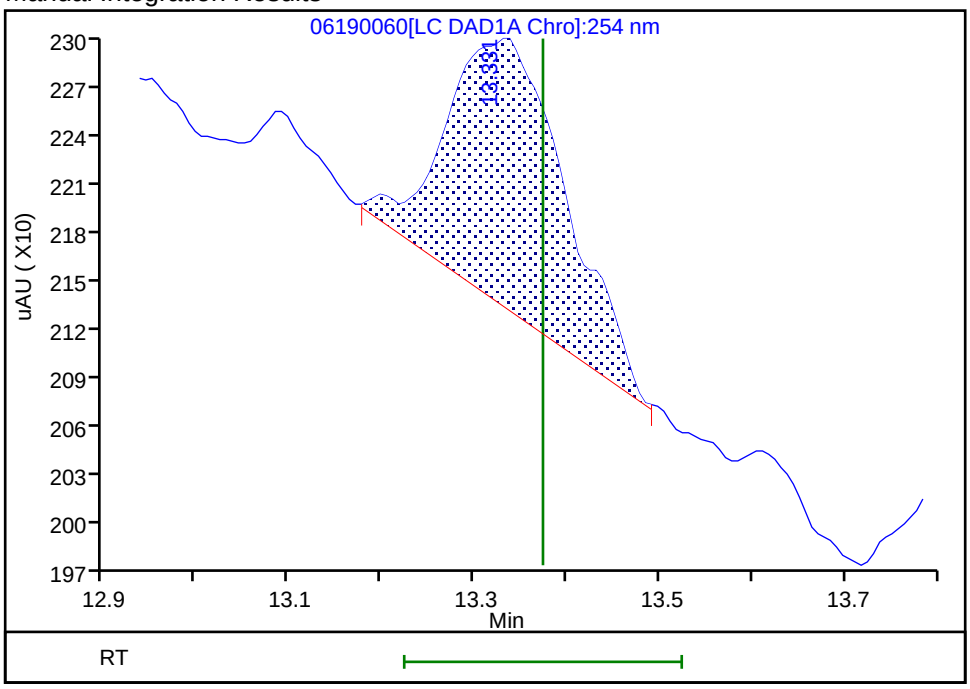

Reviewer: fiedlerh, 20-Jun-2019 10:13:08

Audit Action: Manually Integrated Audit Reason: Baseline Smoothing

Manual Integration/User Assign Peak Report

Eurofins TestAmerica, Denver

Data File:	\\chromna\Denver\ChromData\CHHPLC_X\20190619-83007.b\06190060.D				
Injection Date:	20-Jun-2019 08:14:01	Instrument ID:	CHHPLC_X3		
Lims ID:	280-124986-B-8-A	Lab Sample ID:	280-124986-8		
Client ID:	G0084-19A				
Operator ID:	hkf	ALS Bottle#:	60	Worklist Smp#:	60
Injection Vol:	100.0 ul	Dil. Factor:	1.0000		
Method:	8330_X3	Limit Group:	GCSV - 8330		
Column:	UltraCarb5uODS (20) (4.60 mm)	Detector	LC DAD1B, 254 nm		

3 HMX, CAS: 2691-41-0

Signal: 1

Processing Integration Results

RT: 6.64
Area: 1584990
Amount: 17.767720
Amount Units: ug/mL

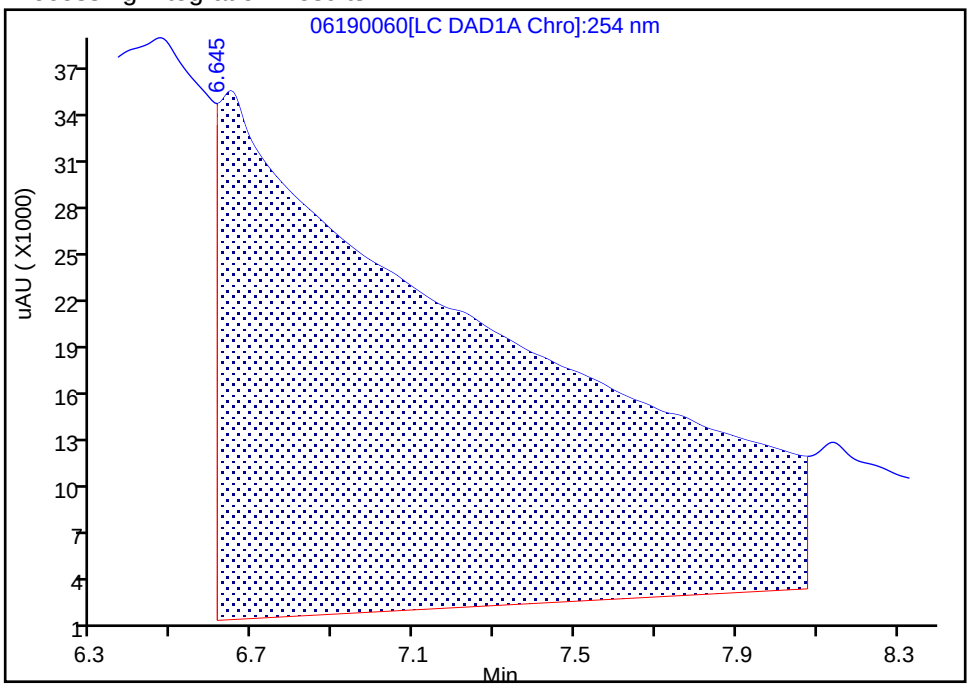

Manual Integration Results

RT: 6.64
Area: 4808
Amount: 0.053898
Amount Units: ug/mL

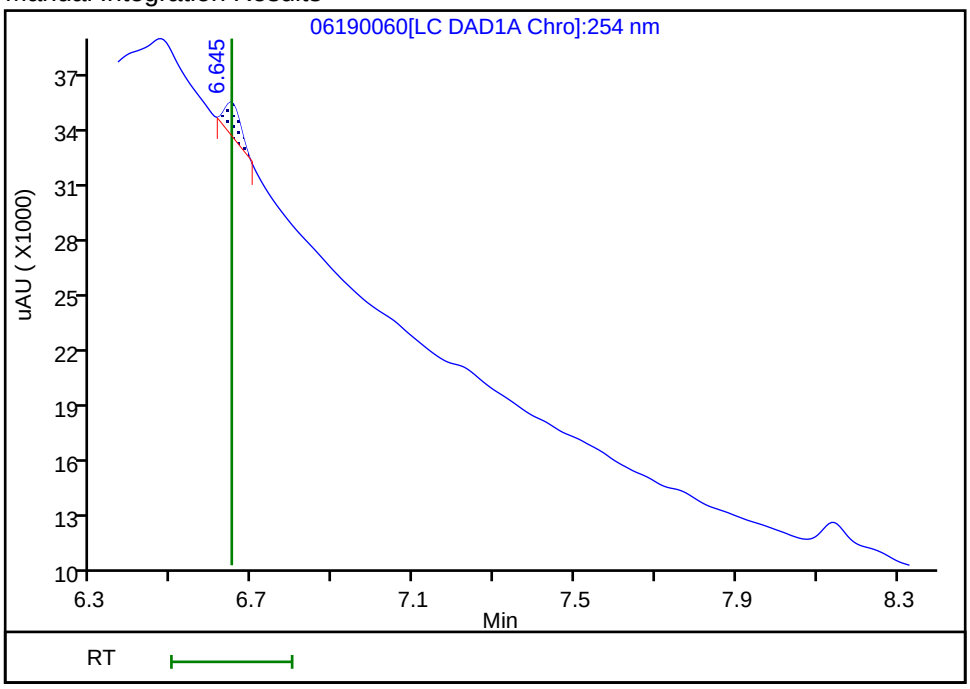

Reviewer: fiedlerh, 20-Jun-2019 10:12:29

Audit Action: Manually Integrated Audit Reason: Baseline Smoothing

FORM I
HPLC/IC ORGANICS ANALYSIS DATA SHEET

Lab Name: Eurofins TestAmerica, Denver Job No.: 280-124986-1

SDG No.:

Client Sample ID: G0084-19A Lab Sample ID: 280-124986-8

Matrix: Water Lab File ID: 06210059.D

Analysis Method: 8330A Date Collected: 06/08/2019 08:35

Extraction Method: 3535 Date Extracted: 06/14/2019 10:20

Sample wt/vol: 487.4(mL) Date Analyzed: 06/22/2019 17:22

Con. Extract Vol.: 5(mL) Dilution Factor: 1

Injection Volume: 100(uL) GC Column: Luna-phenylhex ID: 4.6(mm)

% Moisture: GPC Cleanup:(Y/N) N

Analysis Batch No.: 462208 Units: ug/L

CAS NO.	COMPOUND NAME	RESULT	Q	LOQ	LOD	DL
606-20-2	2,6-Dinitrotoluene	0.21	U	0.21	0.21	0.066
2691-41-0	*HMX*	*0.84*	*J1 M*	*0.41*	0.21	*0.090*

CAS NO.	SURROGATE	%REC	Q	LIMITS
528-29-0	1,2-Dinitrobenzene	97		83-119

Eurofins TestAmerica, Denver
Target Compound Quantitation Report

Data File: \\chromna\Denver\ChromData\G2_LUNA\20190620-83049.b\06210059.D
Lims ID: 280-124986-B-8-A
Client ID: G0084-19A
Sample Type: Client
Inject. Date: 22-Jun-2019 17:22:51 ALS Bottle#: 59 Worklist Smp#: 59
Injection Vol: 100.0 ul Dil. Factor: 1.0000
Sample Info: 280-124986-B-8-A
Misc. Info.: 280-0083049-059
Operator ID: HKF Instrument ID: CHHPLC_G2_LUNA

Method: \\chromna\Denver\ChromData\G2_LUNA\20190620-83049.b\G2_8330_Luna.m
Limit Group: GCSV - 8330
Last Update: 24-Jun-2019 10:51:04 Calib Date: 08-May-2019 00:28:23
Integrator: Falcon
Quant Method: External Standard Quant By: Initial Calibration
Last ICal File: \\chromna\Denver\ChromData\G2_LUNA\20190507-81649.b\05070023.D

Column 1 : Luna-Phenyl hexyl (4.60 mm) Det: LC DAD1A, 254 nm
Process Host: CTX0327

First Level Reviewer: fiedlerh Date: 24-Jun-2019 10:43:17

	Compound	Det	RT (min.)	Exp RT (min.)	Dlt RT (min.)	Response	OnCol Amt ug/ml	Flags
	6 HMX	1	7.194	7.225	-0.031	14033	0.0820	M
	7 MNX	1		7.848			ND	
	8 RDX	1	9.294	9.312	-0.018	2444	0.0117	
	9 Nitrobenzene	1		12.305			ND	
$	10 1,2-Dinitrobenzene	1	13.307	13.338	-0.031	53630	0.1937	
	12 1,3-Dinitrobenzene	1		15.858			ND	
	14 o-Nitrotoluene	1		16.678			ND	
	15 p-Nitrotoluene	1	16.961	17.005	-0.044	5228	0.0231	M
	16 4-Amino-2,6-dinitrotoluene	1		17.412			ND	
	17 m-Nitrotoluene	1	17.954	17.918	0.036	5555	0.0190	
	18 2-Amino-4,6-dinitrotoluene	1		18.445			ND	
	19 1,3,5-Trinitrobenzene	1		19.158			ND	
	20 2,6-Dinitrotoluene	1		20.018			ND	
	21 2,4-Dinitrotoluene	1	20.461	20.579	-0.117	4814	0.008454	
	22 Tetryl	1	23.841	23.905	-0.064	13714	0.0436	M
	23 2,4,6-Trinitrotoluene	1		24.885			ND	U

QC Flag Legend

Review Flags
M - Manually Integrated
U - Marked Undetected

Report Date: 24-Jun-2019 10:51:05 Chrom Revision: 2.3 20-Jun-2019 20:50:56

Eurofins TestAmerica, Denver

Data File:	\\chromna\Denver\ChromData\G2_LUNA\20190620-83049.b\06210059.D				
Injection Date:	22-Jun-2019 17:22:51	Instrument ID:	CHHPLC_G2_LUNA	Operator ID:	HKF
Lims ID:	280-124986-B-8-A	Lab Sample ID:	280-124986-8	Worklist Smp#:	59
Client ID:	G0084-19A				
Injection Vol:	100.0 ul	Dil. Factor:	1.0000	ALS Bottle#:	59
Method:	G2_8330_Luna	Limit Group:	GCSV - 8330		

Column: Luna-Phenyl hexyl (4.60 mm) Y Scaling: Method Defined: Scale to the Nth Largest Peak: 1

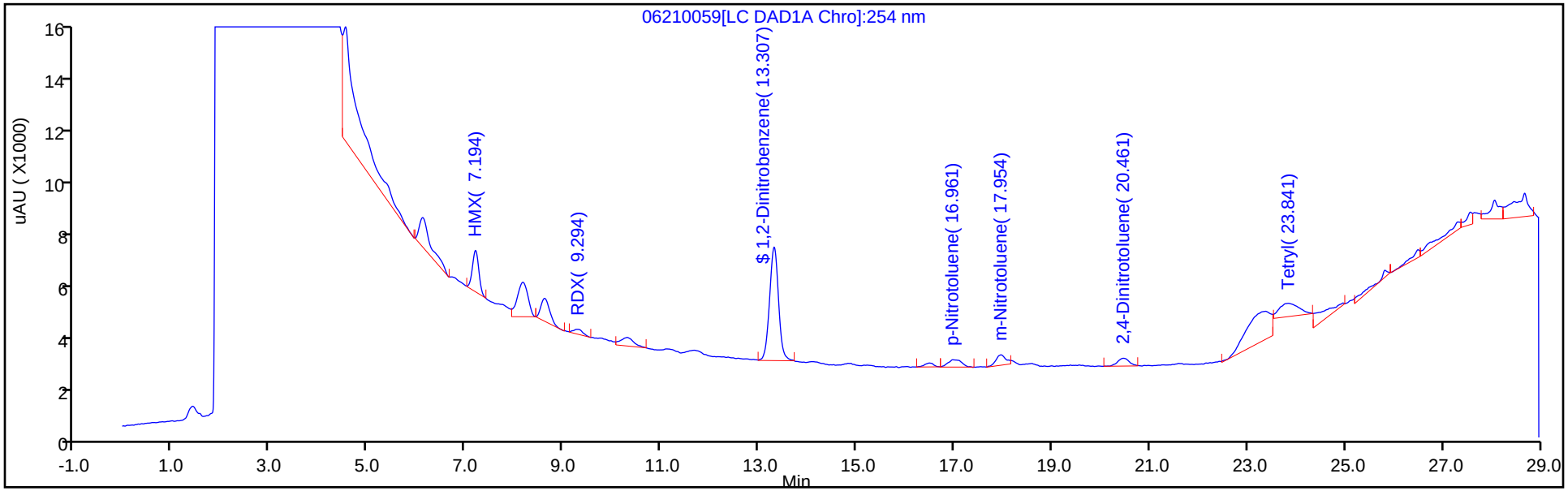

Y Scaling: Method Defined: Scale to the Nth Largest Peak: 1

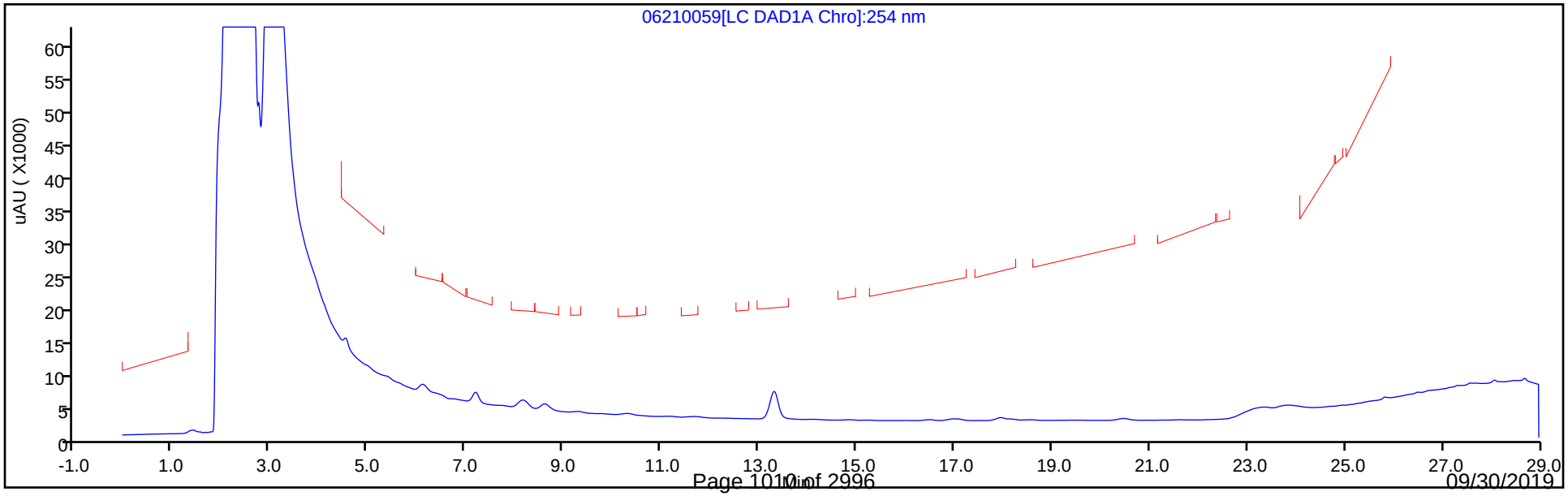

Eurofins TestAmerica, Denver
Recovery Report

Data File:	\\chromna\Denver\ChromData\G2_LUNA\20190620-83049.b\06210059.D				
Lims ID:	280-124986-B-8-A				
Client ID:	G0084-19A				
Sample Type:	Client				
Inject. Date:	22-Jun-2019 17:22:51	ALS Bottle#:	59	Worklist Smp#:	59
Injection Vol:	100.0 ul	Dil. Factor:	1.0000		
Sample Info:	280-124986-B-8-A				
Misc. Info.:	280-0083049-059				
Operator ID:	HKF	Instrument ID:	CHHPLC_G2_LUNA		
Method:	\\chromna\Denver\ChromData\G2_LUNA\20190620-83049.b\G2_8330_Luna.m				
Limit Group:	GCSV - 8330				
Last Update:	24-Jun-2019 10:51:04	Calib Date:	08-May-2019 00:28:23		
Integrator:	Falcon				
Quant Method:	External Standard	Quant By:	Initial Calibration		
Last ICal File:	\\chromna\Denver\ChromData\G2_LUNA\20190507-81649.b\05070023.D				
Column 1 :	Luna-Phenyl hexyl (4.60 mm)		Det: LC DAD1A, 254 nm		
Process Host:	CTX0327				
First Level Reviewer: fiedlerh		Date:	24-Jun-2019 10:43:17		

Compound	Amount Added	Amount Recovered	% Rec.
$ 10 1,2-Dinitrobenzene	0.2000	0.1937	96.86

User Disabled Compound Report

Eurofins TestAmerica, Denver

Data File:	\\chromna\Denver\ChromData\G2_LUNA\20190620-83049.b\06210059.D				
Injection Date:	22-Jun-2019 17:22:51	Instrument ID:	CHHPLC_G2_LUNA		
Lims ID:	280-124986-B-8-A	Lab Sample ID:	280-124986-8		
Client ID:	G0084-19A				
Operator ID:	HKF	ALS Bottle#:	59	Worklist Smp#:	59
Injection Vol:	100.0 ul	Dil. Factor:	1.0000		
Method:	G2_8330_Luna	Limit Group:	GCSV - 8330		
Column:	Luna-Phenyl hexyl (4.60 mm)	Detector	LC DAD1A, 254 nm		

23 2,4,6-Trinitrotoluene, CAS: 118-96-7, Signal: 1

RT: 24.95
Response: 9938
Amount: 0.024401

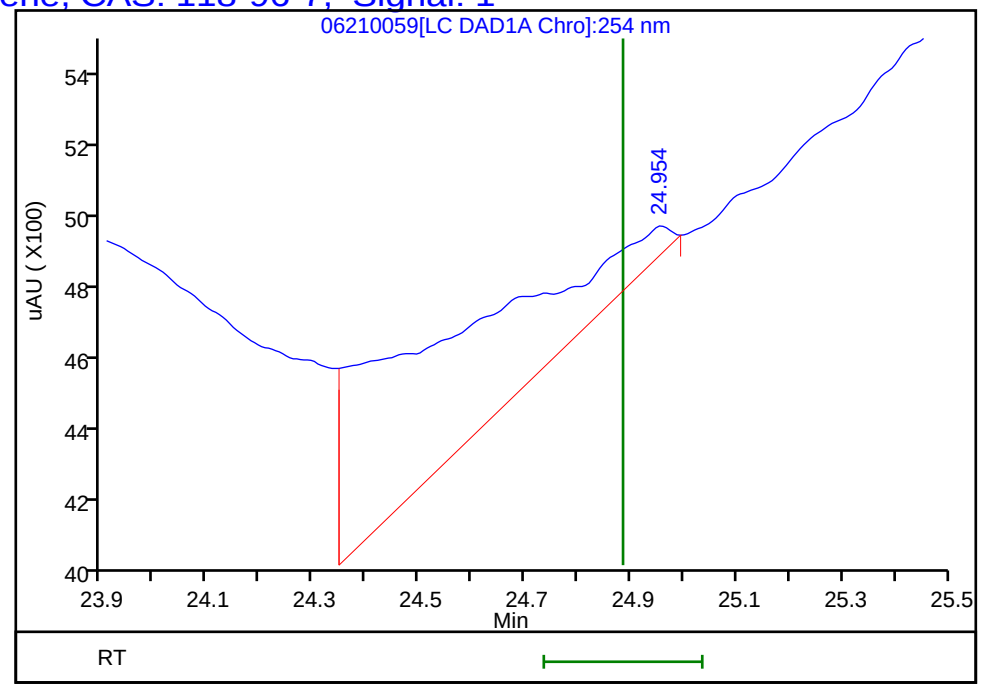

Reviewer: fiedlerh, 24-Jun-2019 10:43:17
Audit Action: Marked Compound Undetected Audit Reason: Invalid Compound ID

Manual Integration/User Assign Peak Report

Eurofins TestAmerica, Denver

Data File:	\\chromna\Denver\ChromData\G2_LUNA\20190620-83049.b\06210059.D				
Injection Date:	22-Jun-2019 17:22:51	Instrument ID:	CHHPLC_G2_LUNA		
Lims ID:	280-124986-B-8-A	Lab Sample ID:	280-124986-8		
Client ID:	G0084-19A				
Operator ID:	HKF	ALS Bottle#:	59	Worklist Smp#:	59
Injection Vol:	100.0 ul	Dil. Factor:	1.0000		
Method:	G2_8330_Luna	Limit Group:	GCSV - 8330		
Column:	Luna-Phenyl hexyl (4.60 mm)	Detector	LC DAD1A, 254 nm		

15 p-Nitrotoluene, CAS: 99-99-0

Signal: 1

Processing Integration Results

RT: 16.97
Area: 2693
Amount: 0.011882
Amount Units: ug/ml

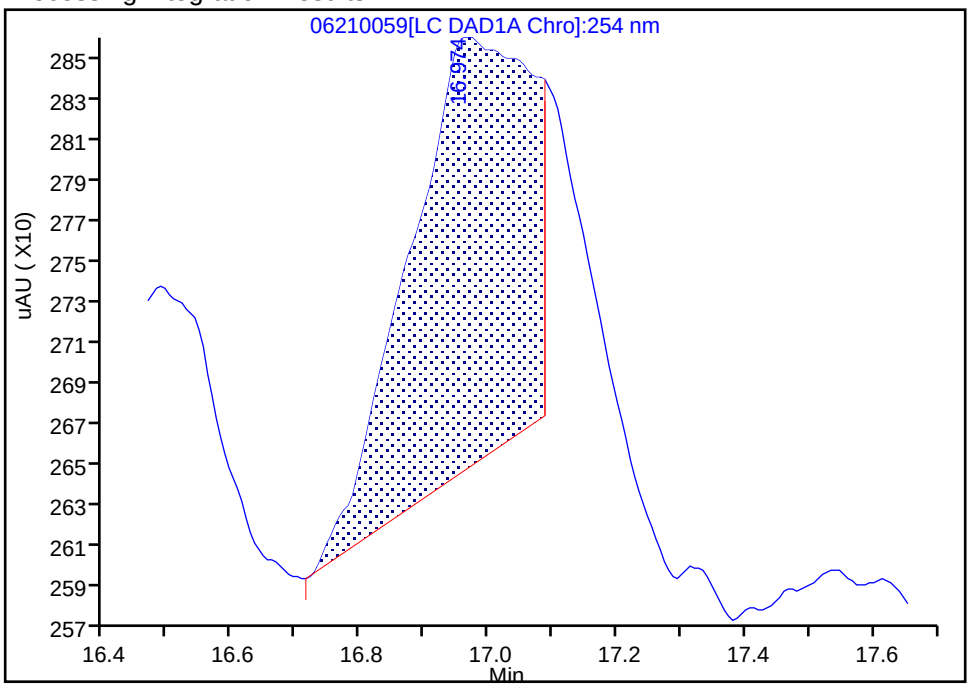

Manual Integration Results

RT: 16.96
Area: 5228
Amount: 0.023067
Amount Units: ug/ml

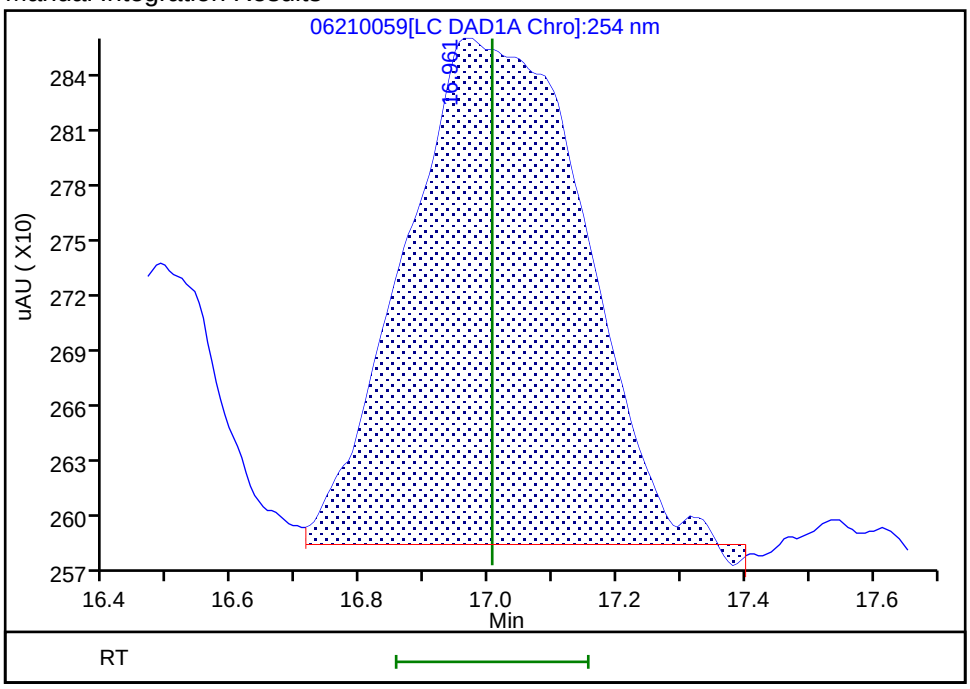

Reviewer: fiedlerh, 24-Jun-2019 10:43:03

Audit Action: Manually Integrated Audit Reason: Baseline Smoothing

Manual Integration/User Assign Peak Report

Eurofins TestAmerica, Denver

Data File:	\\chromna\Denver\ChromData\G2_LUNA\20190620-83049.b\06210059.D				
Injection Date:	22-Jun-2019 17:22:51	Instrument ID:	CHHPLC_G2_LUNA		
Lims ID:	280-124986-B-8-A	Lab Sample ID:	280-124986-8		
Client ID:	G0084-19A				
Operator ID:	HKF	ALS Bottle#:	59	Worklist Smp#:	59
Injection Vol:	100.0 ul	Dil. Factor:	1.0000		
Method:	G2_8330_Luna	Limit Group:	GCSV - 8330		
Column:	Luna-Phenyl hexyl (4.60 mm)	Detector	LC DAD1A, 254 nm		

6 HMX, CAS: 2691-41-0

Signal: 1

Processing Integration Results

RT: 7.19
Area: 19328
Amount: 0.112898
Amount Units: ug/ml

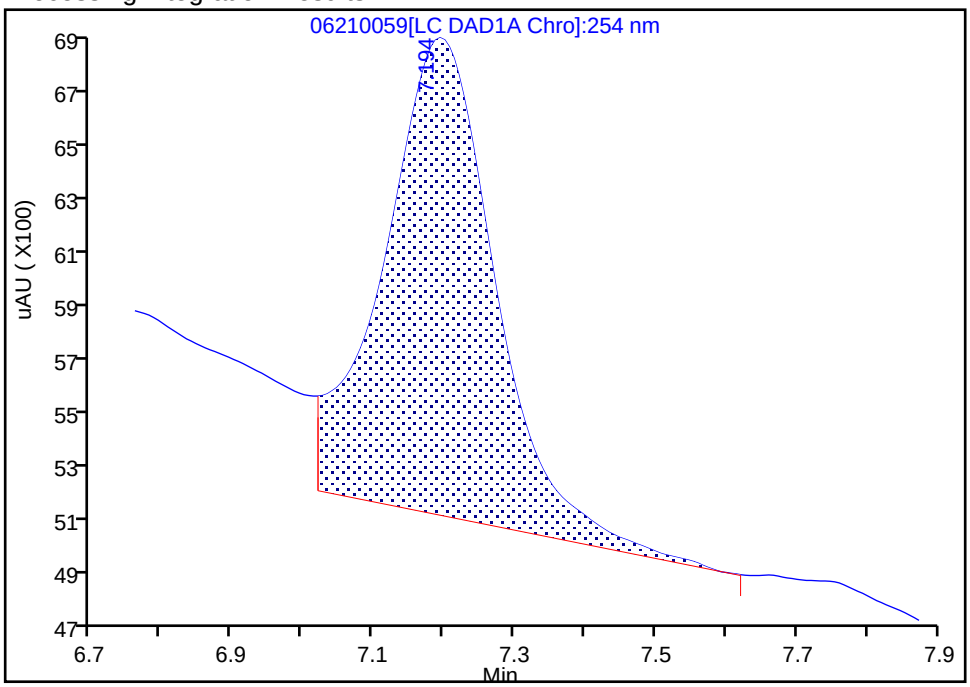

Manual Integration Results

RT: 7.19
Area: 14033
Amount: 0.081969
Amount Units: ug/ml

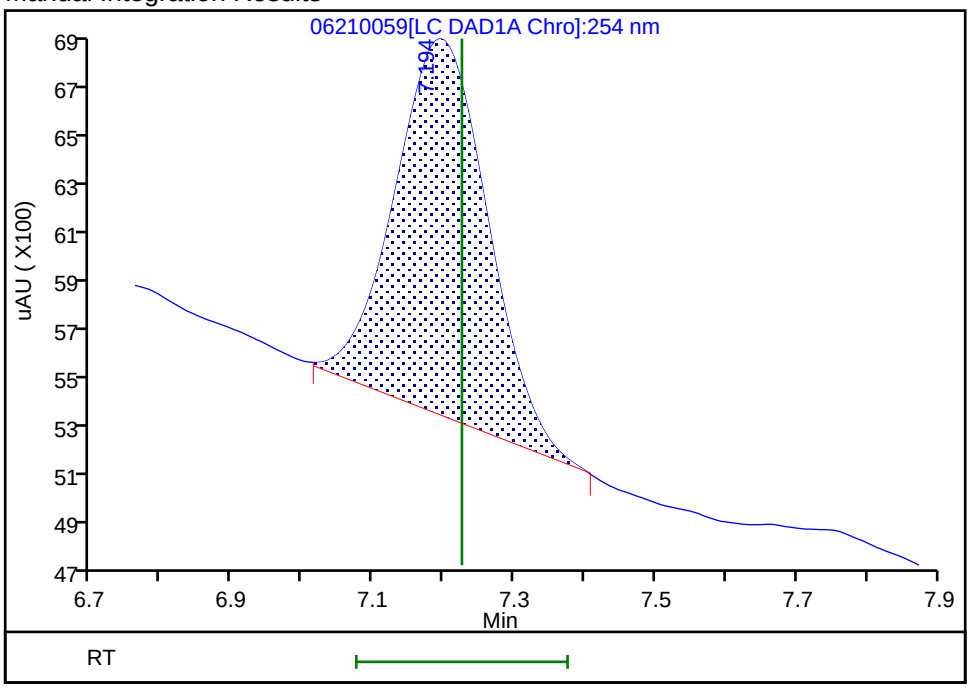

Reviewer: fiedlerh, 24-Jun-2019 10:42:54

Audit Action: Manually Integrated Audit Reason: Baseline Smoothing

Manual Integration/User Assign Peak Report

Eurofins TestAmerica, Denver

Data File:	\\chromna\Denver\ChromData\G2_LUNA\20190620-83049.b\06210059.D				
Injection Date:	22-Jun-2019 17:22:51	Instrument ID:	CHHPLC_G2_LUNA		
Lims ID:	280-124986-B-8-A	Lab Sample ID:	280-124986-8		
Client ID:	G0084-19A				
Operator ID:	HKF	ALS Bottle#:	59	Worklist Smp#:	59
Injection Vol:	100.0 ul	Dil. Factor:	1.0000		
Method:	G2_8330_Luna	Limit Group:	GCSV - 8330		
Column:	Luna-Phenyl hexyl (4.60 mm)	Detector	LC DAD1A, 254 nm		

22 Tetryl, CAS: 479-45-8

Signal: 1

Processing Integration Results

RT: 23.84
Area: 42554
Amount: 0.135315
Amount Units: ug/ml

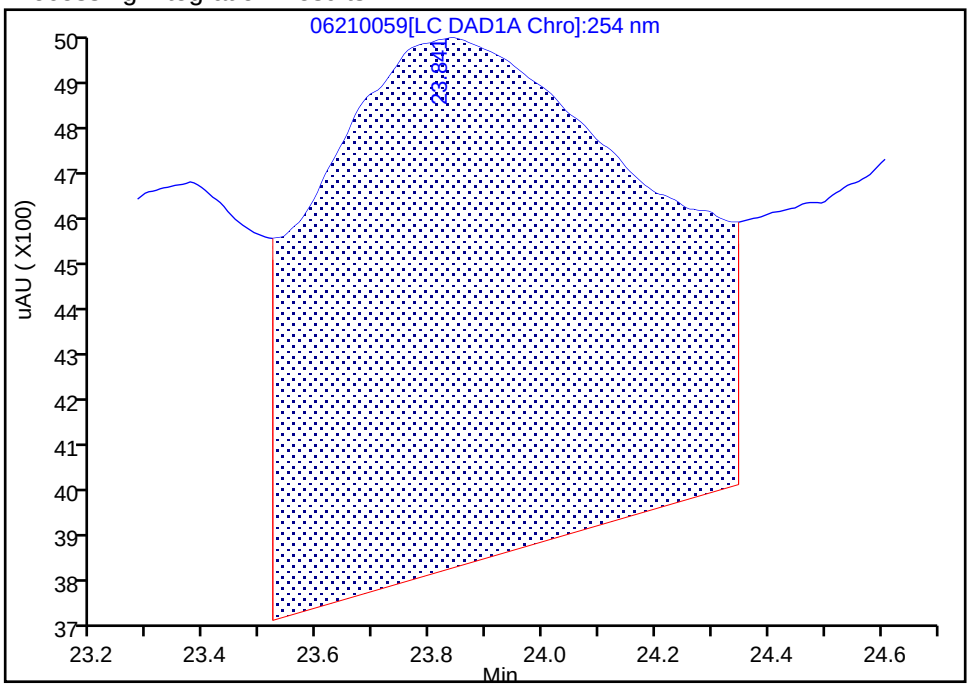

Manual Integration Results

RT: 23.84
Area: 13714
Amount: 0.043609
Amount Units: ug/ml

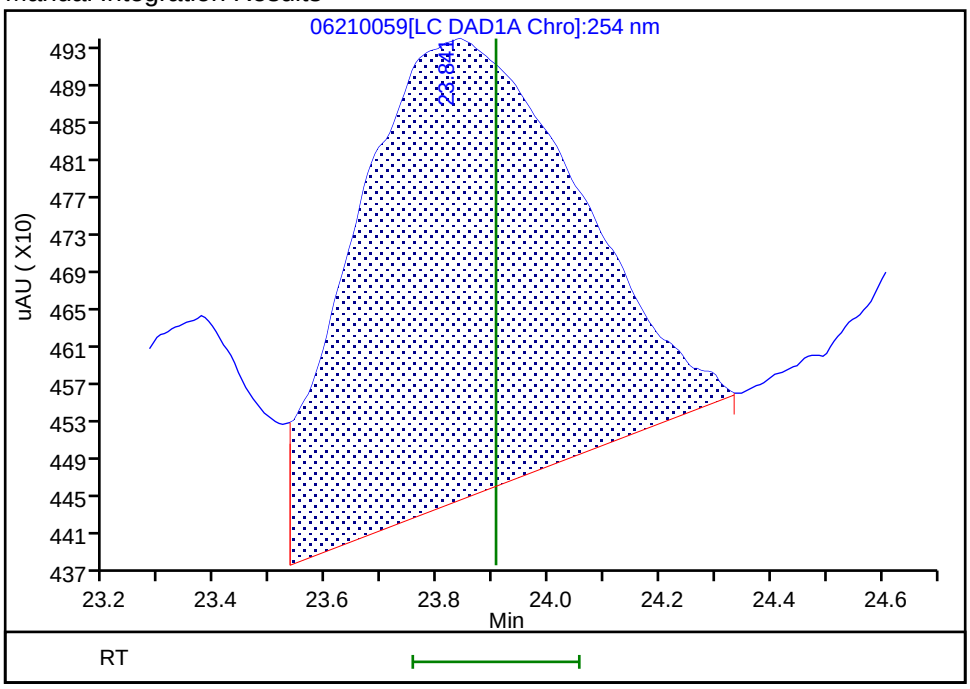

Reviewer: fiedlerh, 24-Jun-2019 10:43:15

Audit Action: Manually Integrated Audit Reason: Baseline Smoothing

FORM I
HPLC/IC ORGANICS ANALYSIS DATA SHEET

Lab Name: Eurofins TestAmerica, Denver Job No.: 280-124986-1

SDG No.:

Client Sample ID: G0084-19A RE Lab Sample ID: 280-124986-8 RE

Matrix: Water Lab File ID: 06260025.D

Analysis Method: 8330A Date Collected: 06/08/2019 08:35

Extraction Method: 3535 Date Extracted: 06/18/2019 14:22

Sample wt/vol: 479.3(mL) Date Analyzed: 06/27/2019 02:20

Con. Extract Vol.: 5(mL) Dilution Factor: 1

Injection Volume: 100(uL) GC Column: UltraCarb5uODS ID: 4.6(mm)

% Moisture: GPC Cleanup:(Y/N) N

Analysis Batch No.: 462823 Units: ug/L

CAS NO.	COMPOUND NAME	RESULT	Q	LOQ	LOD	DL
99-35-4	*1,3,5-Trinitrobenzene*	*0.42*	*U H*	*1.0*	0.42	*0.21*
99-65-0	*1,3-Dinitrobenzene*	*0.21*	*U H*	*0.42*	0.21	*0.093*
118-96-7	*2,4,6-Trinitrotoluene*	*0.42*	*U H*	*0.42*	0.42	*0.17*
121-14-2	*2,4-Dinitrotoluene*	*0.21*	*U H*	*0.42*	0.21	*0.087*
606-20-2	*2,6-Dinitrotoluene*	*0.21*	*U H M*	*0.21*	0.21	*0.067*
35572-78-2	*2-Amino-4,6-dinitrotoluene*	*0.13*	*U H*	*0.21*	0.13	*0.053*
88-72-2	*2-Nitrotoluene*	*0.21*	*U H*	*0.42*	0.21	*0.089*
99-08-1	*3-Nitrotoluene*	*0.42*	*U H*	*0.42*	0.42	*0.20*
99-99-0	*4-Nitrotoluene*	*0.42*	*U H M*	*1.0*	0.42	*0.21*
2691-41-0	*HMX*	*0.63*	*H M*	*0.42*	0.21	*0.091*
5755-27-1	*MNX*	*0.42*	*U H*	*2.1*	0.42	*0.16*
98-95-3	*Nitrobenzene*	*0.21*	*U H*	*0.42*	0.21	*0.095*
121-82-4	*RDX*	*0.42*	*U H*	*0.42*	0.42	*0.16*
479-45-8	*Tetryl*	*0.21*	*U H*	*0.25*	0.21	*0.083*

CAS NO.	SURROGATE	%REC	Q	LIMITS
528-29-0	1,2-Dinitrobenzene	94	*M*	83-119

Eurofins TestAmerica, Denver
Target Compound Quantitation Report

Data File: \\chromna\Denver\ChromData\CHHPLC_X\20190626-83230.b\06260025.D
Lims ID: 280-124986-A-8-A
Client ID: G0084-19A
Sample Type: Client
Inject. Date: 27-Jun-2019 02:20:33 ALS Bottle#: 25 Worklist Smp#: 25
Injection Vol: 100.0 ul Dil. Factor: 1.0000
Sample Info: 280-124986-A-8-A
Misc. Info.: 280-0083230-025
Operator ID: hkf Instrument ID: CHHPLC_X3

Method: \\chromna\Denver\ChromData\CHHPLC_X\20190626-83230.b\8330_X3.m
Limit Group: GCSV - 8330
Last Update: 27-Jun-2019 09:04:47 Calib Date: 21-Jun-2019 03:13:40
Integrator: Falcon
Quant Method: External Standard Quant By: Initial Calibration
Last ICal File: \\chromna\Denver\ChromData\CHHPLC_X\20190620-83048.b\06200032.D

Column 1 : UltraCarb5uODS (20) (4.60 mm) Det: LC DAD1B, 254 nm
Process Host: CTX0334

First Level Reviewer: fiedlerh Date: 27-Jun-2019 08:55:25

	Compound	Det	RT (min.)	Exp RT (min.)	Dlt RT (min.)	Response	OnCol Amt ug/mL	Flags
	3 HMX	1	6.644	6.654	-0.010	5330	0.0600	M
	6 MNX	1		7.356			ND	
	7 RDX	1		7.774			ND	
$	9 1,2-Dinitrobenzene	1	8.751	8.754	-0.003	25625	0.1886	M
	10 1,3,5-Trinitrobenzene	1		8.914			ND	
	11 1,3-Dinitrobenzene	1		9.574			ND	
	12 Nitrobenzene	1		9.960			ND	
	14 Tetryl	1		10.287			ND	
	16 2,4,6-Trinitrotoluene	1		11.247			ND	
	17 4-Amino-2,6-dinitrotoluene	1	11.464	11.434	0.030	5344	0.0329	M
	18 2-Amino-4,6-dinitrotoluene	1		11.727			ND	
	19 2,6-Dinitrotoluene	1		11.854			ND	U
	20 2,4-Dinitrotoluene	1		12.054			ND	
	21 o-Nitrotoluene	1		12.894			ND	
	22 p-Nitrotoluene	1		13.334			ND	U
	23 m-Nitrotoluene	1		13.934			ND	

QC Flag Legend

Review Flags
M - Manually Integrated
U - Marked Undetected

Report Date: 27-Jun-2019 09:04:53 Chrom Revision: 2.3 20-Jun-2019 20:50:56

Eurofins TestAmerica, Denver

Data File: \\chromna\Denver\ChromData\CHHPLC_X\20190626-83230.b\06260025.D

Injection Date:	27-Jun-2019 02:20:33	Instrument ID:	CHHPLC_X3	Operator ID:	hkf
Lims ID:	280-124986-A-8-A	Lab Sample ID:	280-124986-8	Worklist Smp#:	25
Client ID:	G0084-19A				
Injection Vol:	100.0 ul	Dil. Factor:	1.0000	ALS Bottle#:	25
Method:	8330_X3	Limit Group:	GCSV - 8330		

Column: UltraCarb5uODS (20) (4.60 mm) Y Scaling: Method Defined: Scale to the Nth Largest Target: 1

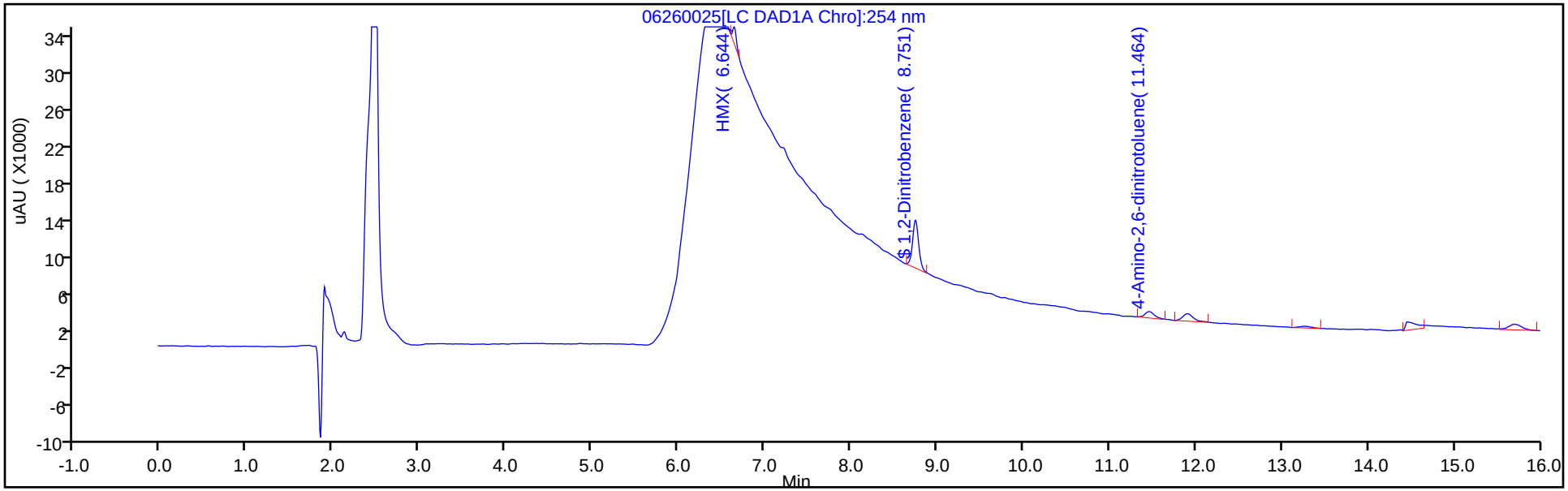

Y Scaling: Method Defined: Scale to the Nth Largest Target: 1

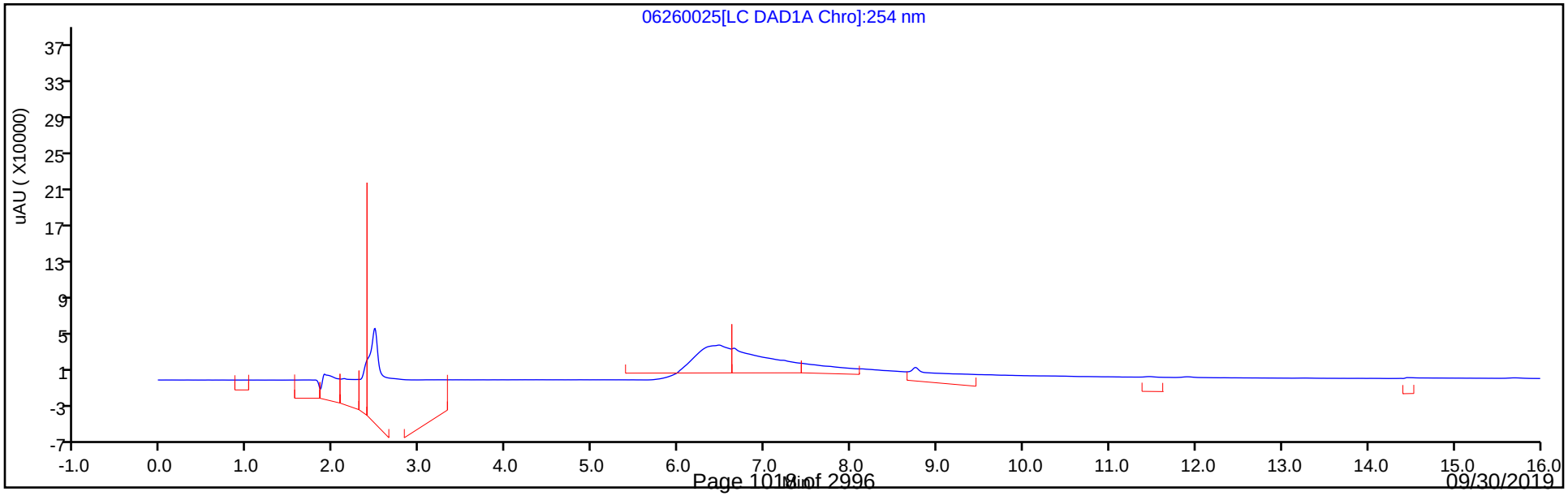

Eurofins TestAmerica, Denver
Recovery Report

Data File:	\\chromna\Denver\ChromData\CHHPLC_X\20190626-83230.b\06260025.D				
Lims ID:	280-124986-A-8-A				
Client ID:	G0084-19A				
Sample Type:	Client				
Inject. Date:	27-Jun-2019 02:20:33	ALS Bottle#:	25	Worklist Smp#:	25
Injection Vol:	100.0 ul	Dil. Factor:	1.0000		
Sample Info:	280-124986-A-8-A				
Misc. Info.:	280-0083230-025				
Operator ID:	hkf	Instrument ID:	CHHPLC_X3		
Method:	\\chromna\Denver\ChromData\CHHPLC_X\20190626-83230.b\8330_X3.m				
Limit Group:	GCSV - 8330				
Last Update:	27-Jun-2019 09:04:47	Calib Date:	21-Jun-2019 03:13:40		
Integrator:	Falcon				
Quant Method:	External Standard	Quant By:	Initial Calibration		
Last ICal File:	\\chromna\Denver\ChromData\CHHPLC_X\20190620-83048.b\06200032.D				
Column 1 :	UltraCarb5uODS (20) (4.60 mm)		Det: LC DAD1B, 254 nm		
Process Host:	CTX0334				
First Level Reviewer: fiedlerh		Date:	27-Jun-2019 08:55:25		

Compound	Amount Added	Amount Recovered	% Rec.
$ 9 1,2-Dinitrobenzene	0.2000	0.1886	94.28

Manual Integration/User Assign Peak Report

Eurofins TestAmerica, Denver

Data File:	\\chromna\Denver\ChromData\CHHPLC_X\20190626-83230.b\06260025.D				
Injection Date:	27-Jun-2019 02:20:33	Instrument ID:	CHHPLC_X3		
Lims ID:	280-124986-A-8-A	Lab Sample ID:	280-124986-8		
Client ID:	G0084-19A				
Operator ID:	hkf	ALS Bottle#:	25	Worklist Smp#:	25
Injection Vol:	100.0 ul	Dil. Factor:	1.0000		
Method:	8330_X3	Limit Group:	GCSV - 8330		
Column:	UltraCarb5uODS (20) (4.60 mm)	Detector	LC DAD1B, 254 nm		

$ 9 1,2-Dinitrobenzene, CAS: 528-29-0

Signal: 1

Processing Integration Results

RT: 8.75
Area: 42747
Amount: 0.314549
Amount Units: ug/mL

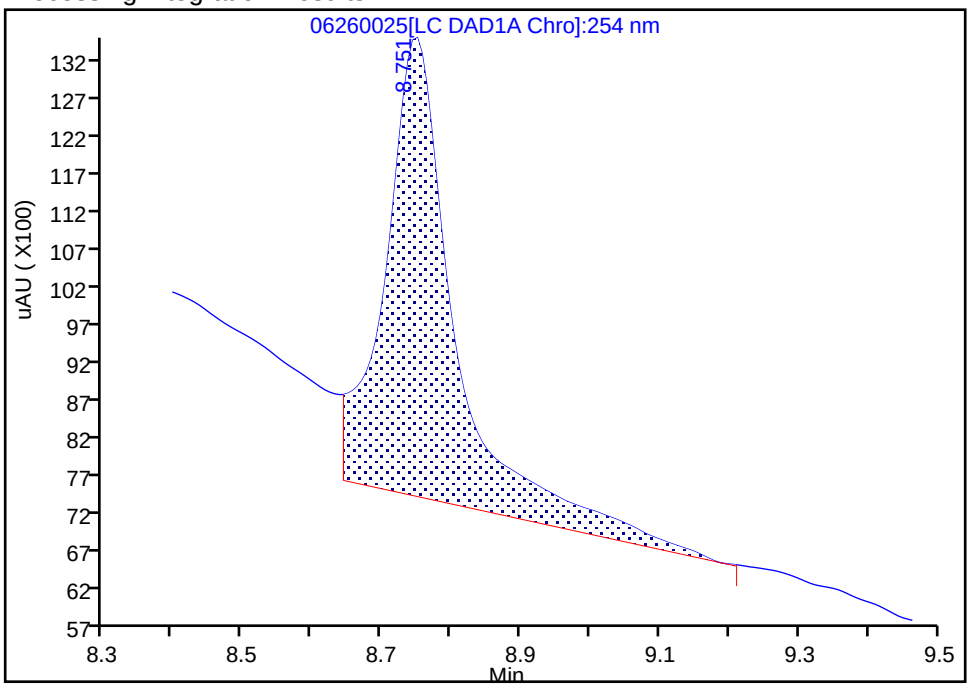

Manual Integration Results

RT: 8.75
Area: 25625
Amount: 0.188559
Amount Units: ug/mL

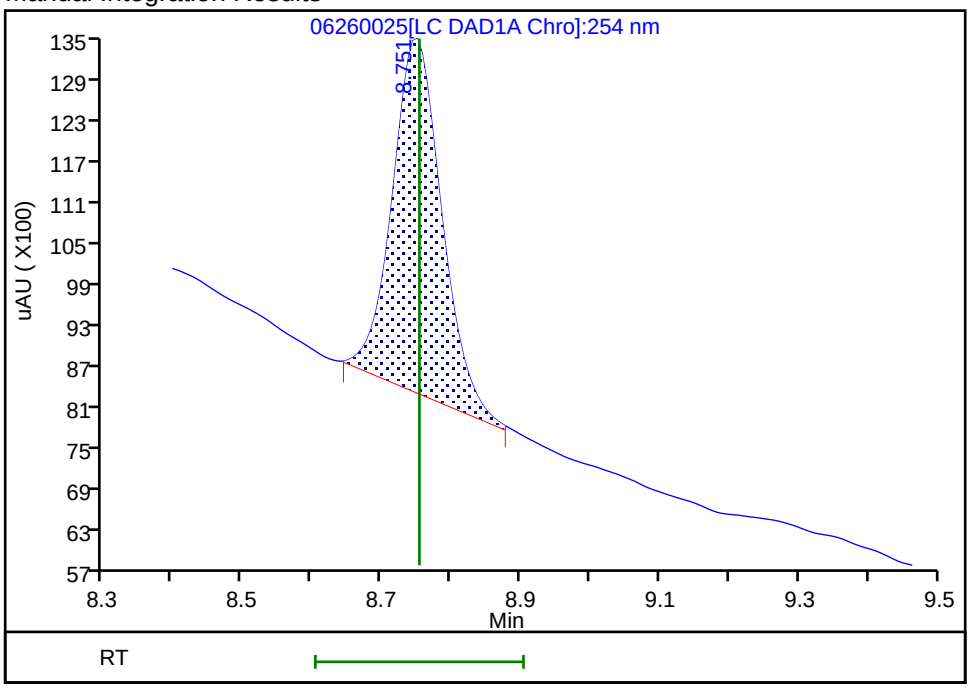

Reviewer: fiedlerh, 27-Jun-2019 08:55:10

Audit Action: Manually Integrated Audit Reason: Baseline Smoothing

User Disabled Compound Report

Eurofins TestAmerica, Denver

Data File: \\chromna\Denver\ChromData\CHHPLC_X\20190626-83230.b\06260025.D

Injection Date:	27-Jun-2019 02:20:33	Instrument ID:	CHHPLC_X3		
Lims ID:	280-124986-A-8-A	Lab Sample ID:	280-124986-8		
Client ID:	G0084-19A				
Operator ID:	hkf	ALS Bottle#:	25	Worklist Smp#:	25
Injection Vol:	100.0 ul	Dil. Factor:	1.0000		
Method:	8330_X3	Limit Group:	GCSV - 8330		
Column:	UltraCarb5uODS (20) (4.60 mm)	Detector	LC DAD1B, 254 nm		

19 2,6-Dinitrotoluene, CAS: 606-20-2, Signal: 1

RT: 11.90
Response: 7055
Amount: 0.045850

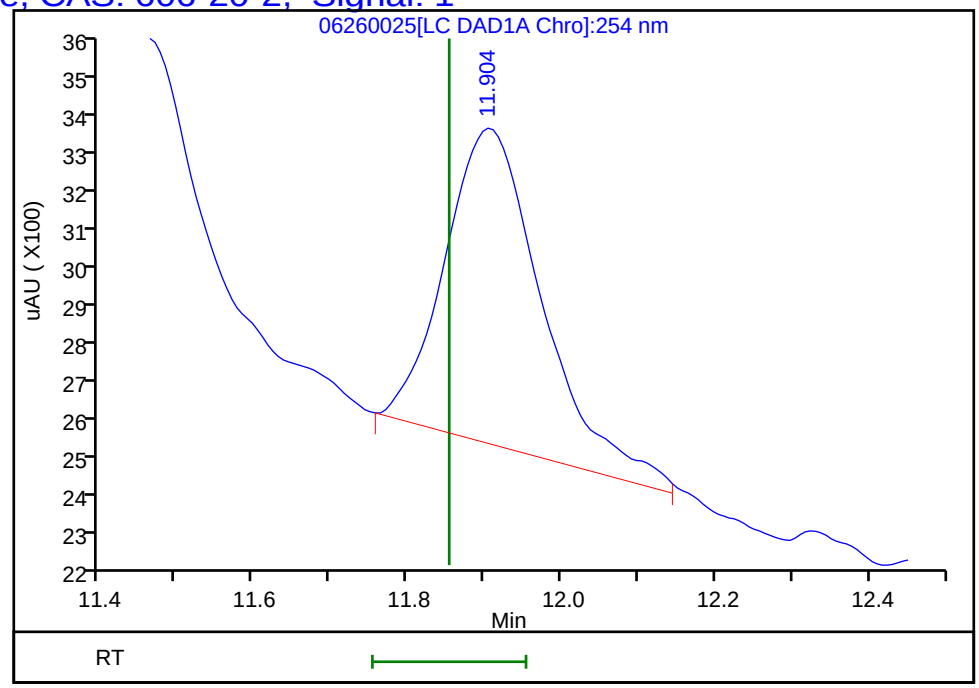

Reviewer: fiedlerh, 27-Jun-2019 08:55:25

Audit Action: Marked Compound Undetected Audit Reason: Invalid Compound ID

Manual Integration/User Assign Peak Report

Eurofins TestAmerica, Denver

Data File:	\\chromna\Denver\ChromData\CHHPLC_X\20190626-83230.b\06260025.D				
Injection Date:	27-Jun-2019 02:20:33	Instrument ID:	CHHPLC_X3		
Lims ID:	280-124986-A-8-A	Lab Sample ID:	280-124986-8		
Client ID:	G0084-19A				
Operator ID:	hkf	ALS Bottle#:	25	Worklist Smp#:	25
Injection Vol:	100.0 ul	Dil. Factor:	1.0000		
Method:	8330_X3	Limit Group:	GCSV - 8330		
Column:	UltraCarb5uODS (20) (4.60 mm)	Detector	LC DAD1B, 254 nm		

17 4-Amino-2,6-dinitrotoluene, CAS: 19406-51-0

Signal: 1

Processing Integration Results

RT: 11.46
Area: 9129
Amount: 0.056152
Amount Units: ug/mL

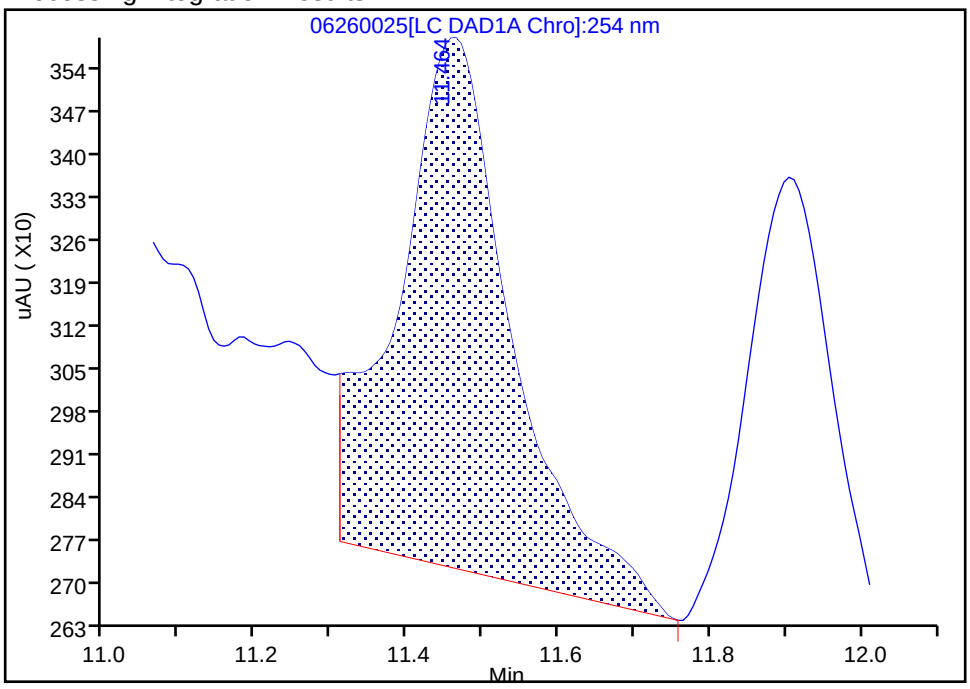

Manual Integration Results

RT: 11.46
Area: 5344
Amount: 0.032871
Amount Units: ug/mL

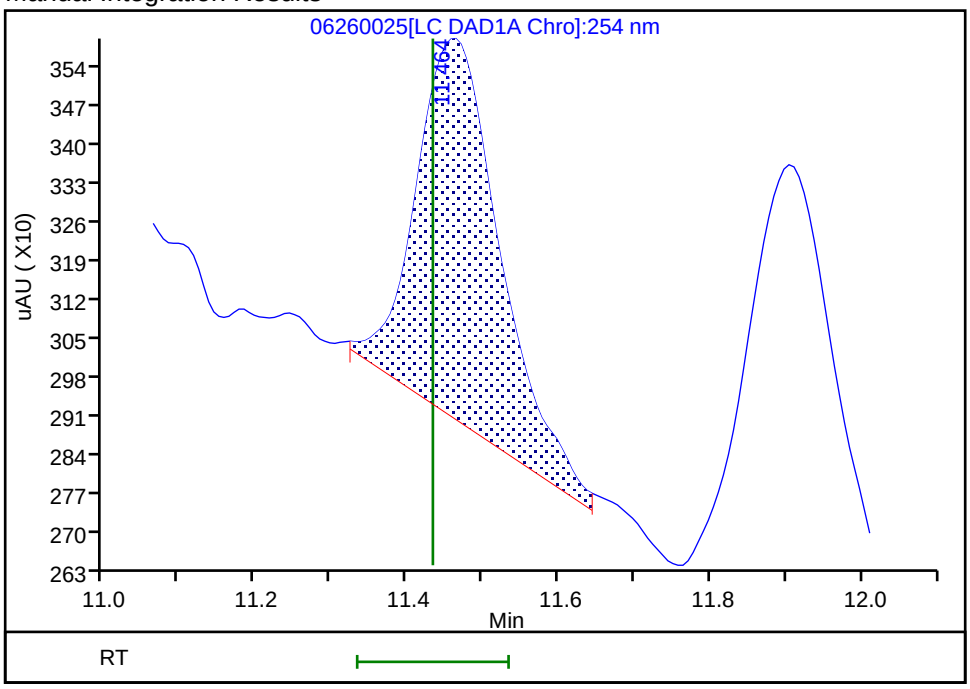

Reviewer: fiedlerh, 27-Jun-2019 08:55:19

Audit Action: Manually Integrated Audit Reason: Baseline Smoothing

User Disabled Compound Report

Eurofins TestAmerica, Denver

Data File: \\chromna\Denver\ChromData\CHHPLC_X\20190626-83230.b\06260025.D

Injection Date:	27-Jun-2019 02:20:33	Instrument ID:	CHHPLC_X3		
Lims ID:	280-124986-A-8-A	Lab Sample ID:	280-124986-8		
Client ID:	G0084-19A				
Operator ID:	hkf	ALS Bottle#:	25	Worklist Smp#:	25
Injection Vol:	100.0 ul	Dil. Factor:	1.0000		
Method:	8330_X3	Limit Group:	GCSV - 8330		
Column:	UltraCarb5uODS (20) (4.60 mm)	Detector	LC DAD1B, 254 nm		

22 p-Nitrotoluene, CAS: 99-99-0, Signal: 1

RT: 13.27
Response: 1808
Amount: 0.016023

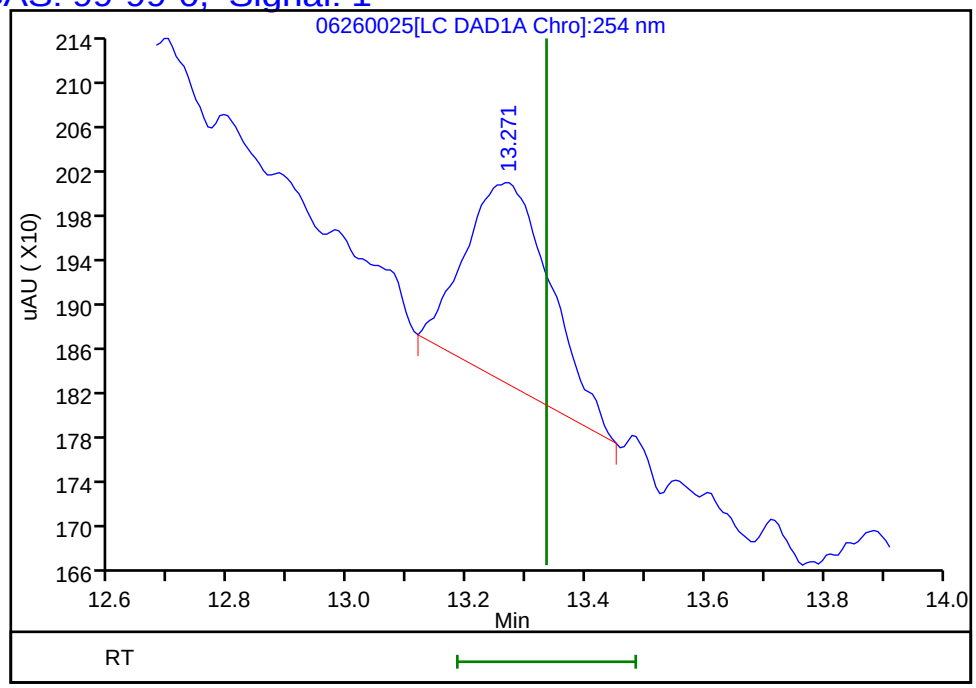

Reviewer: fiedlerh, 27-Jun-2019 08:55:25
Audit Action: Marked Compound Undetected Audit Reason: Invalid Compound ID

Manual Integration/User Assign Peak Report

Eurofins TestAmerica, Denver

Data File:	\\chromna\Denver\ChromData\CHHPLC_X\20190626-83230.b\06260025.D				
Injection Date:	27-Jun-2019 02:20:33	Instrument ID:	CHHPLC_X3		
Lims ID:	280-124986-A-8-A	Lab Sample ID:	280-124986-8		
Client ID:	G0084-19A				
Operator ID:	hkf	ALS Bottle#:	25	Worklist Smp#:	25
Injection Vol:	100.0 ul	Dil. Factor:	1.0000		
Method:	8330_X3	Limit Group:	GCSV - 8330		
Column:	UltraCarb5uODS (20) (4.60 mm)	Detector	LC DAD1B, 254 nm		

3 HMX, CAS: 2691-41-0

Signal: 1

Processing Integration Results

RT: 6.64
Area: 527091
Amount: 5.933854
Amount Units: ug/mL

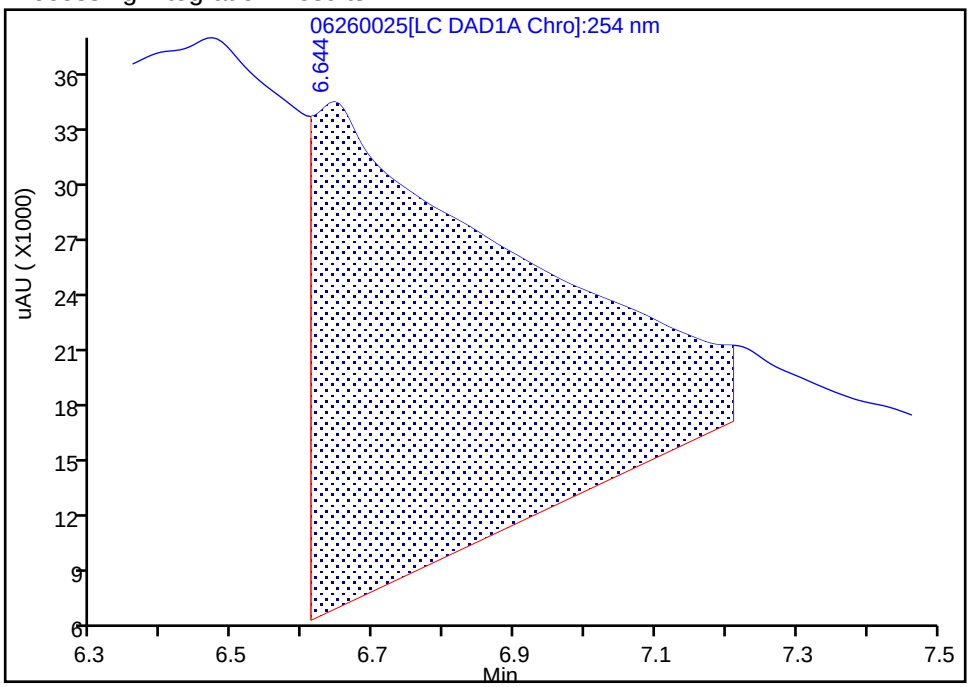

Manual Integration Results

RT: 6.64
Area: 5330
Amount: 0.060004
Amount Units: ug/mL

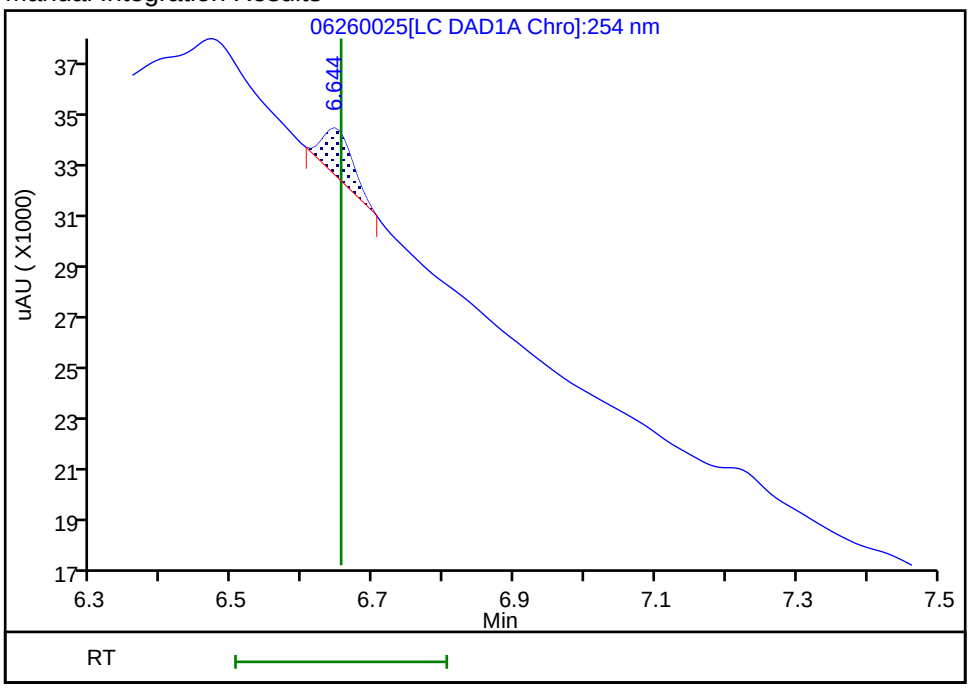

Reviewer: fiedlerh, 27-Jun-2019 08:55:14
Audit Action: Manually Integrated Audit Reason: Baseline Smoothing

FORM I
HPLC/IC ORGANICS ANALYSIS DATA SHEET

Lab Name: Eurofins TestAmerica, Denver Job No.: 280-124986-1

SDG No.:

Client Sample ID: G0084-19A RE Lab Sample ID: 280-124986-8 RE

Matrix: Water Lab File ID: 06270022.D

Analysis Method: 8330A Date Collected: 06/08/2019 08:35

Extraction Method: 3535 Date Extracted: 06/18/2019 14:22

Sample wt/vol: 479.3(mL) Date Analyzed: 06/28/2019 03:42

Con. Extract Vol.: 5(mL) Dilution Factor: 1

Injection Volume: 100(uL) GC Column: Luna-phenylhex ID: 4.6(mm)

% Moisture: GPC Cleanup:(Y/N) N

Analysis Batch No.: 462962 Units: ug/L

CAS NO.	COMPOUND NAME	RESULT	Q	LOQ	LOD	DL
19406-51-0	*4-Amino-2,6-dinitrotoluene*	*0.13*	*U H Q*	*0.21*	0.13	*0.060*

CAS NO.	SURROGATE	%REC	Q	LIMITS
528-29-0	1,2-Dinitrobenzene	92		83-119

Eurofins TestAmerica, Denver
Target Compound Quantitation Report

Data File: \\chromna\Denver\ChromData\G2_LUNA\20190627-83272.b\06270022.D
Lims ID: 280-124986-A-8-A
Client ID: G0084-19A
Sample Type: Client
Inject. Date: 28-Jun-2019 03:42:14 ALS Bottle#: 22 Worklist Smp#: 22
Injection Vol: 100.0 ul Dil. Factor: 1.0000
Sample Info: 280-124986-A-8-A
Misc. Info.: 280-0083272-022
Operator ID: HKF Instrument ID: CHHPLC_G2_LUNA

Method: \\chromna\Denver\ChromData\G2_LUNA\20190627-83272.b\G2_8330_Luna.m
Limit Group: GCSV - 8330
Last Update: 28-Jun-2019 13:31:23 Calib Date: 08-May-2019 00:28:23
Integrator: Falcon
Quant Method: External Standard Quant By: Initial Calibration
Last ICal File: \\chromna\Denver\ChromData\G2_LUNA\20190507-81649.b\05070023.D

Column 1 : Luna-Phenyl hexyl (4.60 mm) Det: LC DAD1A, 254 nm
Process Host: CTX0317

First Level Reviewer: fiedlerh Date: 28-Jun-2019 13:12:31

	Compound	Det	RT (min.)	Exp RT (min.)	Dlt RT (min.)	Response	OnCol Amt ug/ml	Flags
	6 HMX	1	7.179	7.181	-0.002	13095	0.0765	M
	7 MNX	1		7.835			ND	
	8 RDX	1	9.239	9.254	-0.015	3265	0.0157	M
	9 Nitrobenzene	1		12.227			ND	
$	10 1,2-Dinitrobenzene	1	13.239	13.267	-0.028	51161	0.1848	
	12 1,3-Dinitrobenzene	1		15.787			ND	
	14 o-Nitrotoluene	1		16.594			ND	
	15 p-Nitrotoluene	1	16.833	16.927	-0.094	3810	0.0168	
	16 4-Amino-2,6-dinitrotoluene	1		17.341			ND	
	17 m-Nitrotoluene	1	17.833	17.841	-0.008	11900	0.0407	M
	18 2-Amino-4,6-dinitrotoluene	1		18.374			ND	
	19 1,3,5-Trinitrobenzene	1		19.087			ND	
	20 2,6-Dinitrotoluene	1		19.941			ND	
	21 2,4-Dinitrotoluene	1		20.501			ND	
	22 Tetryl	1		23.828			ND	MU
	23 2,4,6-Trinitrotoluene	1		24.814			ND	

QC Flag Legend

Review Flags
M - Manually Integrated
U - Marked Undetected

Report Date: 28-Jun-2019 13:31:28 Chrom Revision: 2.3 20-Jun-2019 20:50:56

Eurofins TestAmerica, Denver

Data File:	\\chromna\Denver\ChromData\G2_LUNA\20190627-83272.b\06270022.D				
Injection Date:	28-Jun-2019 03:42:14	Instrument ID:	CHHPLC_G2_LUNA	Operator ID:	HKF
Lims ID:	280-124986-A-8-A	Lab Sample ID:	280-124986-8	Worklist Smp#:	22
Client ID:	G0084-19A				
Injection Vol:	100.0 ul	Dil. Factor:	1.0000	ALS Bottle#:	22
Method:	G2_8330_Luna	Limit Group:	GCSV - 8330		

Column: Luna-Phenyl hexyl (4.60 mm) Y Scaling: Method Defined: Scale to the Nth Largest Peak: 1

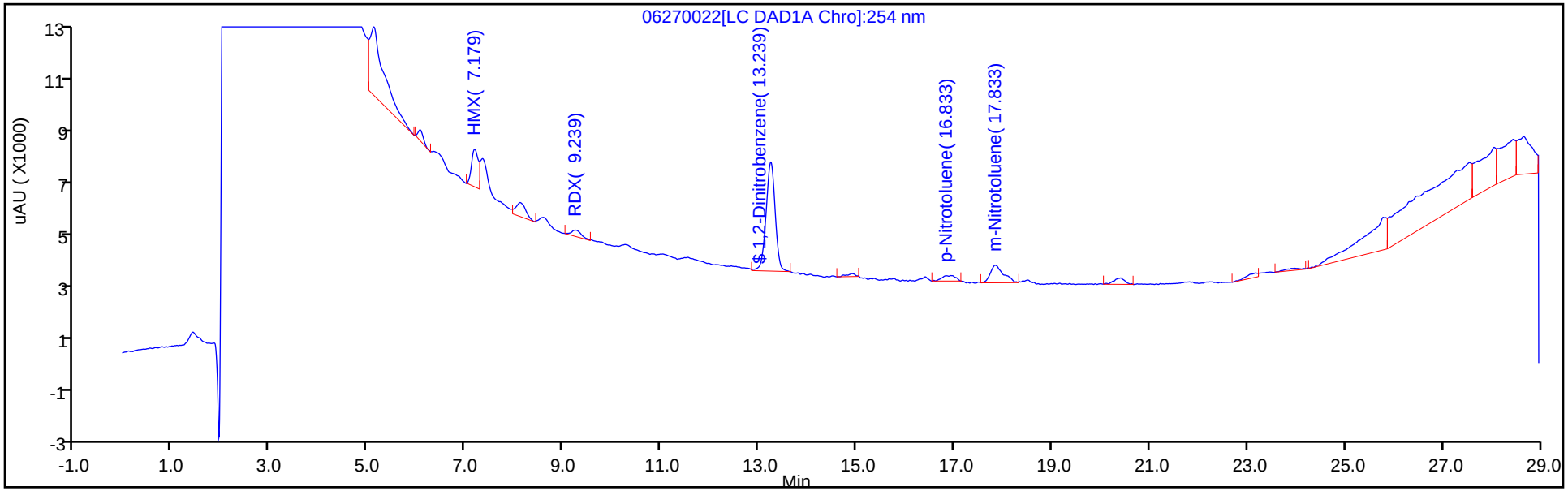

Y Scaling: Method Defined: Scale to the Nth Largest Peak: 1

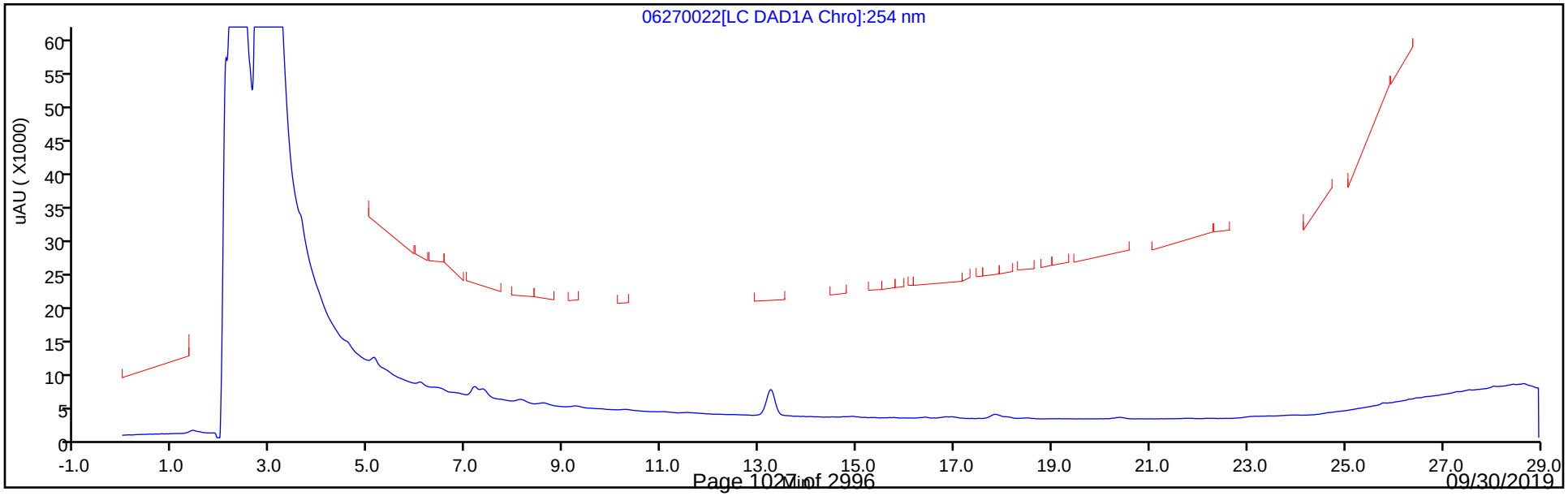

Eurofins TestAmerica, Denver
Recovery Report

Data File:	\\chromna\Denver\ChromData\G2_LUNA\20190627-83272.b\06270022.D				
Lims ID:	280-124986-A-8-A				
Client ID:	G0084-19A				
Sample Type:	Client				
Inject. Date:	28-Jun-2019 03:42:14	ALS Bottle#:	22	Worklist Smp#:	22
Injection Vol:	100.0 ul	Dil. Factor:	1.0000		
Sample Info:	280-124986-A-8-A				
Misc. Info.:	280-0083272-022				
Operator ID:	HKF	Instrument ID:	CHHPLC_G2_LUNA		
Method:	\\chromna\Denver\ChromData\G2_LUNA\20190627-83272.b\G2_8330_Luna.m				
Limit Group:	GCSV - 8330				
Last Update:	28-Jun-2019 13:31:23	Calib Date:	08-May-2019 00:28:23		
Integrator:	Falcon				
Quant Method:	External Standard	Quant By:	Initial Calibration		
Last ICal File:	\\chromna\Denver\ChromData\G2_LUNA\20190507-81649.b\05070023.D				
Column 1 :	Luna-Phenyl hexyl (4.60 mm)		Det: LC DAD1A, 254 nm		
Process Host:	CTX0317				
First Level Reviewer: fiedlerh		Date:	28-Jun-2019 13:12:31		

Compound	Amount Added	Amount Recovered	% Rec.
$ 10 1,2-Dinitrobenzene	0.2000	0.1848	92.40

Manual Integration/User Assign Peak Report

Eurofins TestAmerica, Denver

Data File:	\\chromna\Denver\ChromData\G2_LUNA\20190627-83272.b\06270022.D				
Injection Date:	28-Jun-2019 03:42:14	Instrument ID:	CHHPLC_G2_LUNA		
Lims ID:	280-124986-A-8-A	Lab Sample ID:	280-124986-8		
Client ID:	G0084-19A				
Operator ID:	HKF	ALS Bottle#:	22	Worklist Smp#:	22
Injection Vol:	100.0 ul	Dil. Factor:	1.0000		
Method:	G2_8330_Luna	Limit Group:	GCSV - 8330		
Column:	Luna-Phenyl hexyl (4.60 mm)	Detector	LC DAD1A, 254 nm		

17 m-Nitrotoluene, CAS: 99-08-1

Signal: 1

Processing Integration Results

RT: 17.83
Area: 8701
Amount: 0.029728
Amount Units: ug/ml

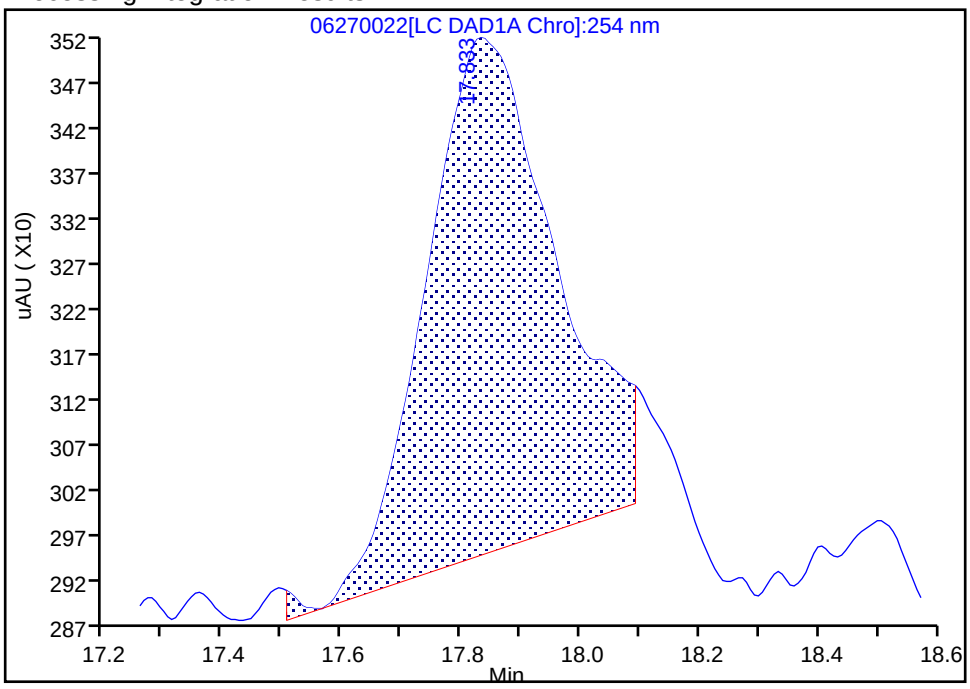

Manual Integration Results

RT: 17.83
Area: 11900
Amount: 0.040657
Amount Units: ug/ml

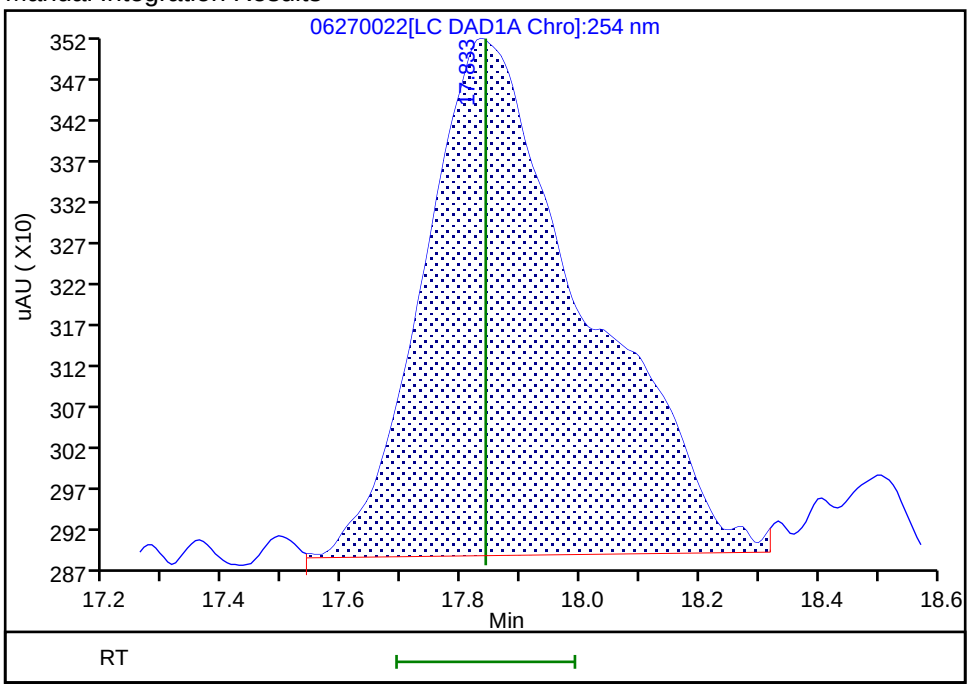

Reviewer: fiedlerh, 28-Jun-2019 13:12:31

Audit Action: Manually Integrated Audit Reason: Baseline Smoothing

Manual Integration/User Assign Peak Report

Eurofins TestAmerica, Denver

Data File:	\\chromna\Denver\ChromData\G2_LUNA\20190627-83272.b\06270022.D				
Injection Date:	28-Jun-2019 03:42:14	Instrument ID:	CHHPLC_G2_LUNA		
Lims ID:	280-124986-A-8-A	Lab Sample ID:	280-124986-8		
Client ID:	G0084-19A				
Operator ID:	HKF	ALS Bottle#:	22	Worklist Smp#:	22
Injection Vol:	100.0 ul	Dil. Factor:	1.0000		
Method:	G2_8330_Luna	Limit Group:	GCSV - 8330		
Column:	Luna-Phenyl hexyl (4.60 mm)	Detector	LC DAD1A, 254 nm		

6 HMX, CAS: 2691-41-0

Signal: 1

Processing Integration Results

RT: 7.18
Area: 22774
Amount: 0.133027
Amount Units: ug/ml

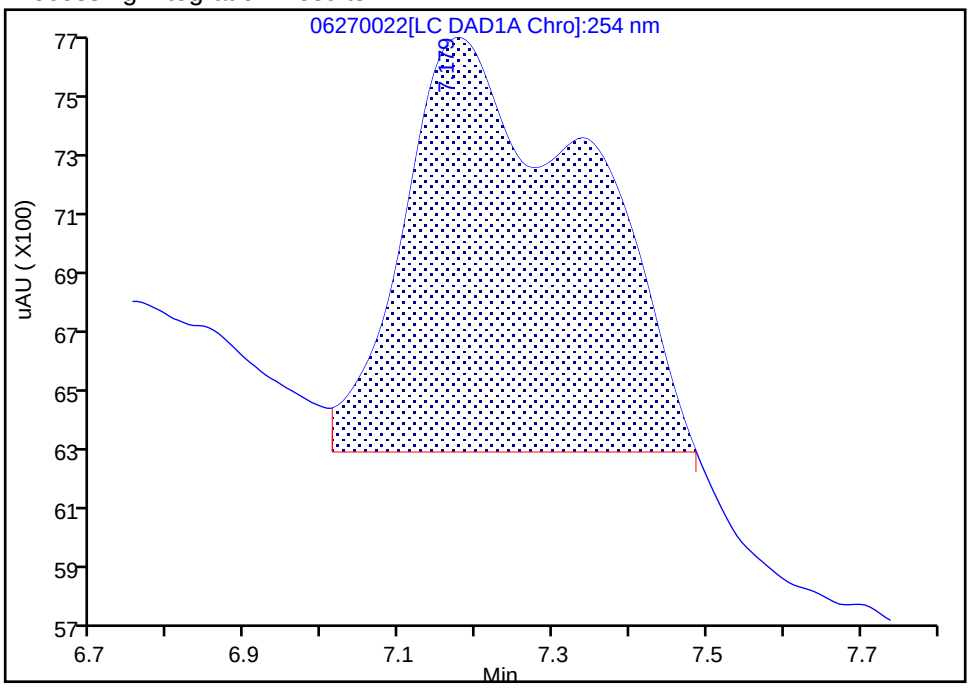

Manual Integration Results

RT: 7.18
Area: 13095
Amount: 0.076490
Amount Units: ug/ml

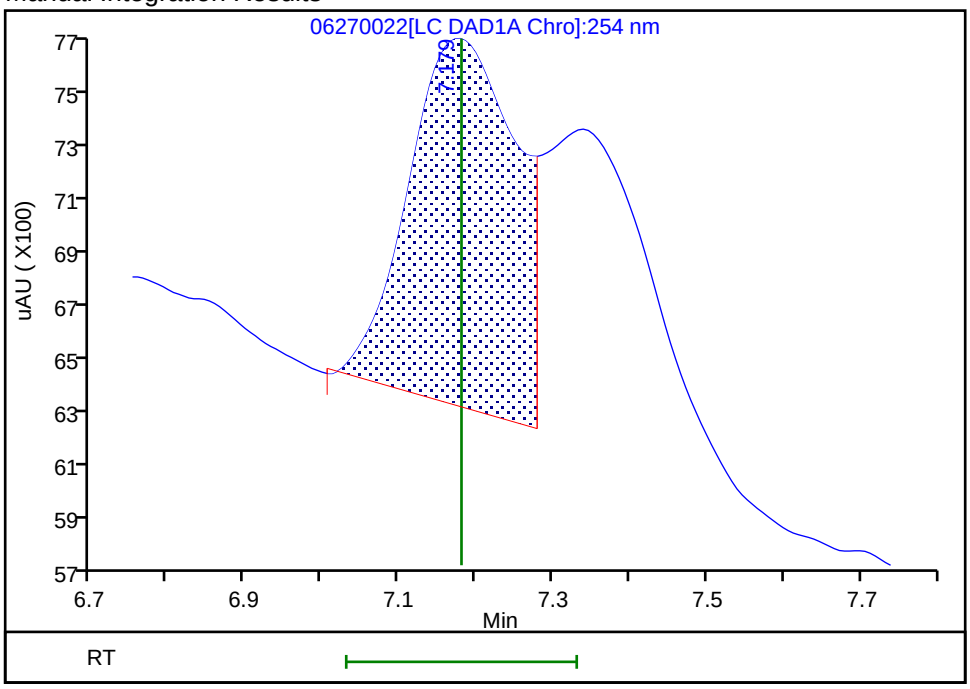

Reviewer: fiedlerh, 28-Jun-2019 13:12:21

Audit Action: Manually Integrated Audit Reason: Baseline Smoothing

Manual Integration/User Assign Peak Report

Eurofins TestAmerica, Denver

Data File:	\\chromna\Denver\ChromData\G2_LUNA\20190627-83272.b\06270022.D				
Injection Date:	28-Jun-2019 03:42:14	Instrument ID:	CHHPLC_G2_LUNA		
Lims ID:	280-124986-A-8-A	Lab Sample ID:	280-124986-8		
Client ID:	G0084-19A				
Operator ID:	HKF	ALS Bottle#:	22	Worklist Smp#:	22
Injection Vol:	100.0 ul	Dil. Factor:	1.0000		
Method:	G2_8330_Luna	Limit Group:	GCSV - 8330		
Column:	Luna-Phenyl hexyl (4.60 mm)	Detector	LC DAD1A, 254 nm		

8 RDX, CAS: 121-82-4

Signal: 1

Processing Integration Results

RT: 9.24
Area: 5625
Amount: 0.026986
Amount Units: ug/ml

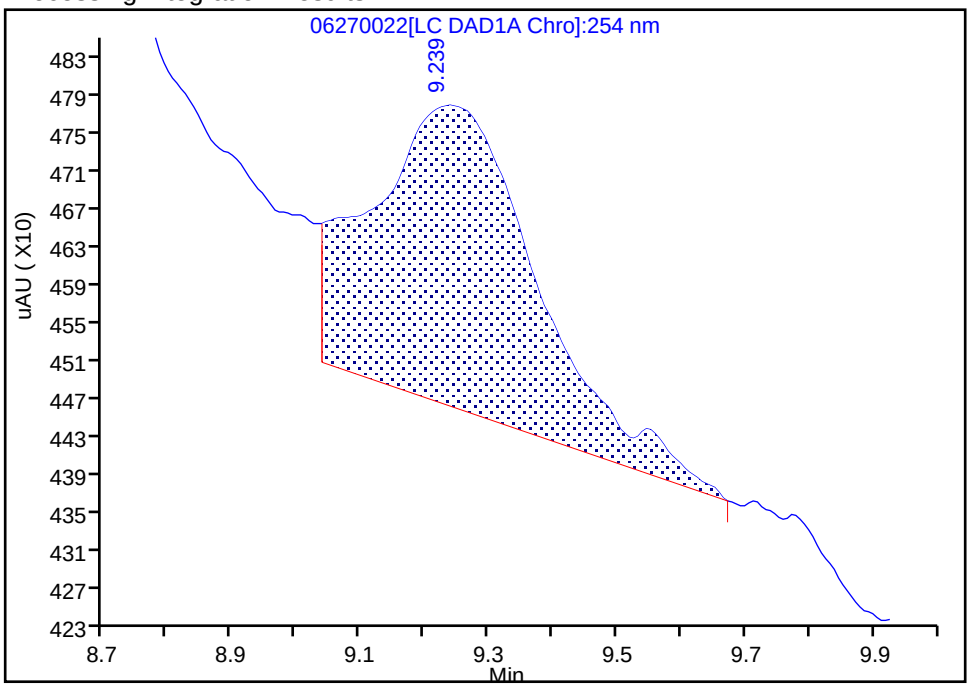

Manual Integration Results

RT: 9.24
Area: 3265
Amount: 0.015664
Amount Units: ug/ml

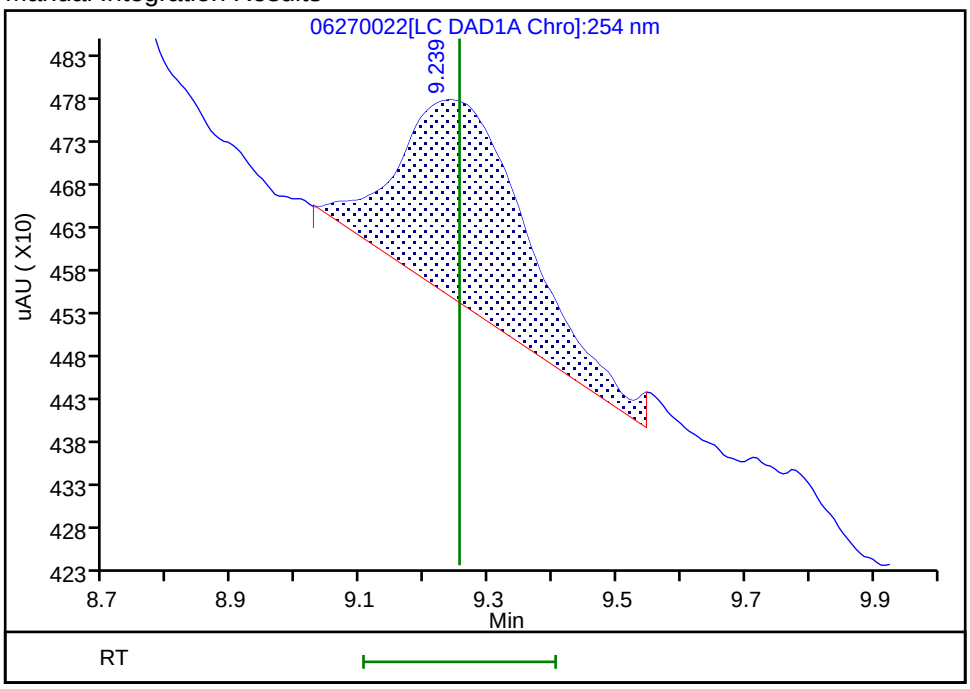

Reviewer: fiedlerh, 28-Jun-2019 13:12:18

Audit Action: Manually Integrated Audit Reason: Baseline Smoothing

User Disabled Compound Report

Eurofins TestAmerica, Denver

Data File:	\\chromna\Denver\ChromData\G2_LUNA\20190627-83272.b\06270022.D				
Injection Date:	28-Jun-2019 03:42:14	Instrument ID:	CHHPLC_G2_LUNA		
Lims ID:	280-124986-A-8-A	Lab Sample ID:	280-124986-8		
Client ID:	G0084-19A				
Operator ID:	HKF	ALS Bottle#:	22	Worklist Smp#:	22
Injection Vol:	100.0 ul	Dil. Factor:	1.0000		
Method:	G2_8330_Luna	Limit Group:	GCSV - 8330		
Column:	Luna-Phenyl hexyl (4.60 mm)	Detector	LC DAD1A, 254 nm		

22 Tetryl, CAS: 479-45-8, Signal: 1

RT: 23.96
Response: 3224
Amount: 0.010252

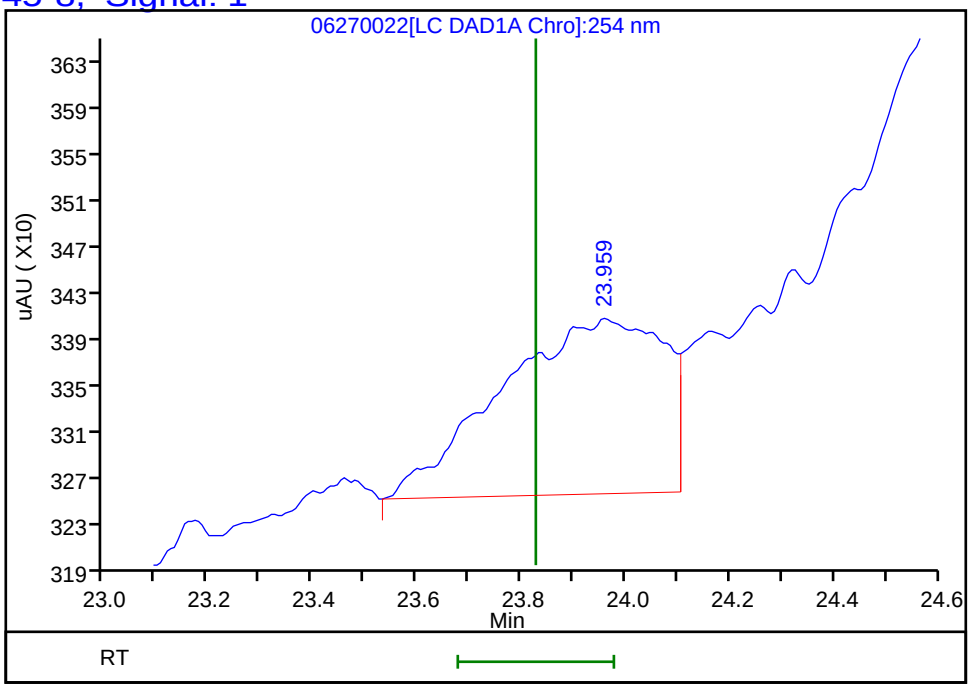

Reviewer: fiedlerh, 28-Jun-2019 13:12:31
Audit Action: Marked Compound Undetected Audit Reason: Invalid Compound ID

FORM I
HPLC/IC ORGANICS ANALYSIS DATA SHEET

Lab Name: Eurofins TestAmerica, Denver Job No.: 280-124986-1

SDG No.:

Client Sample ID: G0113-19A Lab Sample ID: 280-124986-9

Matrix: Water Lab File ID: 06190061.D

Analysis Method: 8330A Date Collected: 06/08/2019 11:05

Extraction Method: 3535 Date Extracted: 06/14/2019 10:20

Sample wt/vol: 507.4(mL) Date Analyzed: 06/20/2019 08:36

Con. Extract Vol.: 5(mL) Dilution Factor: 1

Injection Volume: 100(uL) GC Column: UltraCarb5uODS ID: 4.6(mm)

% Moisture: GPC Cleanup:(Y/N) N

Analysis Batch No.: 462065 Units: ug/L

CAS NO.	COMPOUND NAME	RESULT	Q	LOQ	LOD	DL
99-35-4	1,3,5-Trinitrobenzene	0.39	U	0.99	0.39	0.20
99-65-0	1,3-Dinitrobenzene	0.20	U	0.39	0.20	0.087
121-14-2	2,4-Dinitrotoluene	0.20	U	0.39	0.20	0.083
35572-78-2	2-Amino-4,6-dinitrotoluene	0.12	U	0.20	0.12	0.050
88-72-2	2-Nitrotoluene	0.20	U Q	0.39	0.20	0.084
99-08-1	3-Nitrotoluene	0.39	U M Q	0.39	0.39	0.19
19406-51-0	4-Amino-2,6-dinitrotoluene	0.12	U	0.20	0.12	0.057
99-99-0	4-Nitrotoluene	0.39	U M Q	0.99	0.39	0.20
2691-41-0	HMX	0.20	U	0.39	0.20	0.086
5755-27-1	MNX	0.39	U	2.0	0.39	0.15
98-95-3	Nitrobenzene	0.20	U M	0.39	0.20	0.090
121-82-4	RDX	0.39	U	0.39	0.39	0.16
479-45-8	Tetryl	0.55	Q	0.24	0.20	0.078

CAS NO.	SURROGATE	%REC	Q	LIMITS
528-29-0	1,2-Dinitrobenzene	126	M Q	83-119

Eurofins TestAmerica, Denver
Target Compound Quantitation Report

Data File: \\chromna\Denver\ChromData\CHHPLC_X\20190619-83007.b\06190061.D
Lims ID: 280-124986-A-9-A
Client ID: G0113-19A
Sample Type: Client
Inject. Date: 20-Jun-2019 08:36:58 ALS Bottle#: 61 Worklist Smp#: 61
Injection Vol: 100.0 ul Dil. Factor: 1.0000
Sample Info: 280-124986-A-9-A
Misc. Info.: 280-0083007-061
Operator ID: hkf Instrument ID: CHHPLC_X3

Method: \\chromna\Denver\ChromData\CHHPLC_X\20190619-83007.b\8330_X3.m
Limit Group: GCSV - 8330
Last Update: 20-Jun-2019 17:33:10 Calib Date: 15-May-2019 01:42:24
Integrator: Falcon
Quant Method: External Standard Quant By: Initial Calibration
Last ICal File: \\chromna\Denver\ChromData\CHHPLC_X\20190514-81869.b\0514B032.D

Column 1 : UltraCarb5uODS (20) (4.60 mm) Det: LC DAD1B, 254 nm
Process Host: CTX0327

First Level Reviewer: fiedlerh Date: 20-Jun-2019 10:13:31

	Compound	Det	RT (min.)	Exp RT (min.)	Dlt RT (min.)	Response	OnCol Amt ug/mL	Flags
	3 HMX	1		6.647			ND	
	6 MNX	1		7.359			ND	
	7 RDX	1		7.774			ND	
$	9 1,2-Dinitrobenzene	1	8.759	8.761	-0.002	32677	0.2511	M
	10 1,3,5-Trinitrobenzene	1		8.914			ND	
	11 1,3-Dinitrobenzene	1		9.580			ND	
	12 Nitrobenzene	1		9.974			ND	U
	14 Tetryl	1	10.292	10.307	-0.015	9453	0.0563	
	16 2,4,6-Trinitrotoluene	1	11.298	11.267	0.031	3601	0.0161	
	17 4-Amino-2,6-dinitrotoluene	1		11.460			ND	
	18 2-Amino-4,6-dinitrotoluene	1		11.747			ND	
	19 2,6-Dinitrotoluene	1	11.858	11.887	-0.029	10177	0.0650	
	20 2,4-Dinitrotoluene	1		12.087			ND	
	21 o-Nitrotoluene	1		12.934			ND	
	22 p-Nitrotoluene	1		13.374			ND	U
	23 m-Nitrotoluene	1		13.974			ND	U

QC Flag Legend

Review Flags
M - Manually Integrated
U - Marked Undetected

Report Date: 24-Jun-2019 15:18:48 Chrom Revision: 2.3 20-Jun-2019 20:50:56

Eurofins TestAmerica, Denver

Data File:	\\chromna\Denver\ChromData\CHHPLC_X\20190619-83007.b\06190061.D				
Injection Date:	20-Jun-2019 08:36:58	Instrument ID:	CHHPLC_X3	Operator ID:	hkf
Lims ID:	280-124986-A-9-A	Lab Sample ID:	280-124986-9	Worklist Smp#:	61
Client ID:	G0113-19A				
Injection Vol:	100.0 ul	Dil. Factor:	1.0000	ALS Bottle#:	61
Method:	8330_X3	Limit Group:	GCSV - 8330		

Column: UltraCarb5uODS (20) (4.60 mm) Y Scaling: Method Defined: Scale to the Nth Largest Target: 1

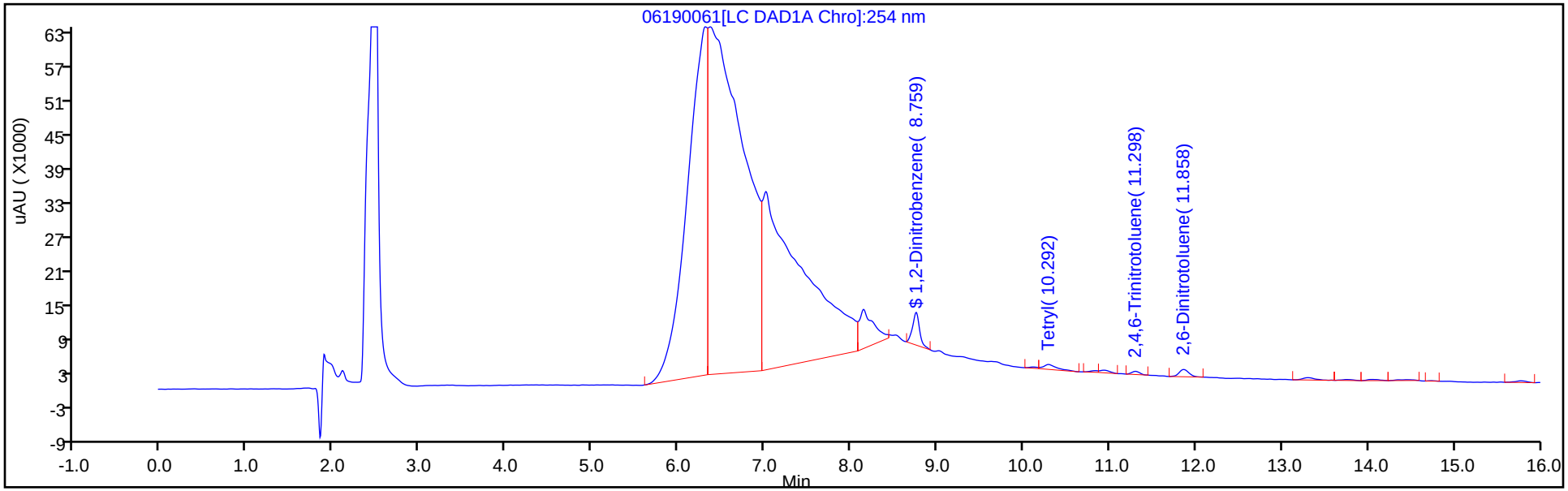

Y Scaling: Method Defined: Scale to the Nth Largest Target: 1

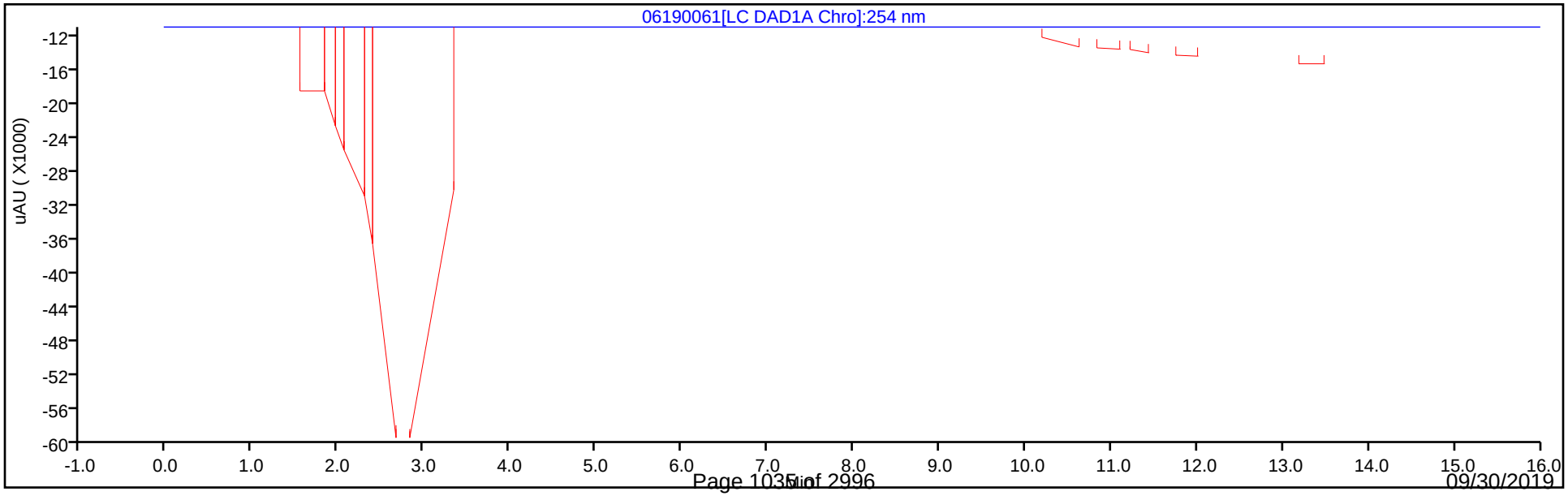

Eurofins TestAmerica, Denver
Recovery Report

Data File:	\\chromna\Denver\ChromData\CHHPLC_X\20190619-83007.b\06190061.D				
Lims ID:	280-124986-A-9-A				
Client ID:	G0113-19A				
Sample Type:	Client				
Inject. Date:	20-Jun-2019 08:36:58	ALS Bottle#:	61	Worklist Smp#:	61
Injection Vol:	100.0 ul	Dil. Factor:	1.0000		
Sample Info:	280-124986-A-9-A				
Misc. Info.:	280-0083007-061				
Operator ID:	hkf	Instrument ID:	CHHPLC_X3		
Method:	\\chromna\Denver\ChromData\CHHPLC_X\20190619-83007.b\8330_X3.m				
Limit Group:	GCSV - 8330				
Last Update:	20-Jun-2019 17:33:10	Calib Date:	15-May-2019 01:42:24		
Integrator:	Falcon				
Quant Method:	External Standard	Quant By:	Initial Calibration		
Last ICal File:	\\chromna\Denver\ChromData\CHHPLC_X\20190514-81869.b\0514B032.D				
Column 1 :	UltraCarb5uODS (20) (4.60 mm)		Det: LC DAD1B, 254 nm		
Process Host:	CTX0327				
First Level Reviewer: fiedlerh		Date:	20-Jun-2019 10:13:31		

Compound	Amount Added	Amount Recovered	% Rec.
$ 9 1,2-Dinitrobenzene	0.2000	0.2511	125.57

Manual Integration/User Assign Peak Report

Eurofins TestAmerica, Denver

Data File:	\\chromna\Denver\ChromData\CHHPLC_X\20190619-83007.b\06190061.D				
Injection Date:	20-Jun-2019 08:36:58	Instrument ID:	CHHPLC_X3		
Lims ID:	280-124986-A-9-A	Lab Sample ID:	280-124986-9		
Client ID:	G0113-19A				
Operator ID:	hkf	ALS Bottle#:	61	Worklist Smp#:	61
Injection Vol:	100.0 ul	Dil. Factor:	1.0000		
Method:	8330_X3	Limit Group:	GCSV - 8330		
Column:	UltraCarb5uODS (20) (4.60 mm)	Detector	LC DAD1B, 254 nm		

$ 9 1,2-Dinitrobenzene, CAS: 528-29-0

Signal: 1

Processing Integration Results

RT: 8.76
Area: 43213
Amount: 0.332125
Amount Units: ug/mL

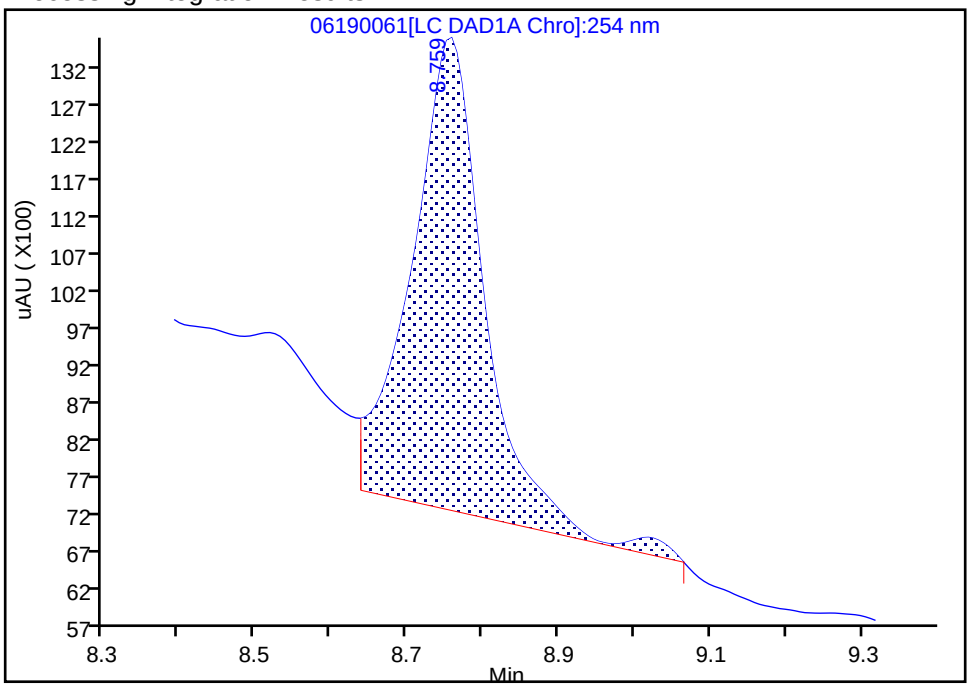

Manual Integration Results

RT: 8.76
Area: 32677
Amount: 0.251148
Amount Units: ug/mL

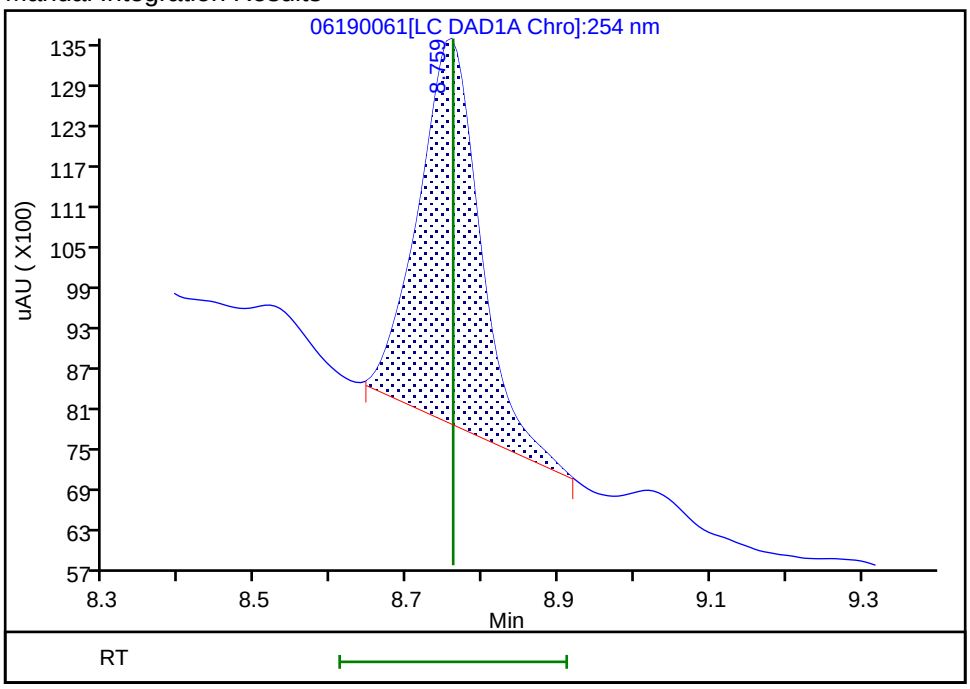

Reviewer: fiedlerh, 20-Jun-2019 10:13:18

Audit Action: Manually Integrated Audit Reason: Baseline Smoothing

User Disabled Compound Report

Eurofins TestAmerica, Denver

Data File:	\\chromna\Denver\ChromData\CHHPLC_X\20190619-83007.b\06190061.D				
Injection Date:	20-Jun-2019 08:36:58	Instrument ID:	CHHPLC_X3		
Lims ID:	280-124986-A-9-A	Lab Sample ID:	280-124986-9		
Client ID:	G0113-19A				
Operator ID:	hkf	ALS Bottle#:	61	Worklist Smp#:	61
Injection Vol:	100.0 ul	Dil. Factor:	1.0000		
Method:	8330_X3	Limit Group:	GCSV - 8330		
Column:	UltraCarb5uODS (20) (4.60 mm)	Detector	LC DAD1B, 254 nm		

23 m-Nitrotoluene, CAS: 99-08-1, Signal: 1

RT: 14.06
Response: 2041
Amount: 0.013762

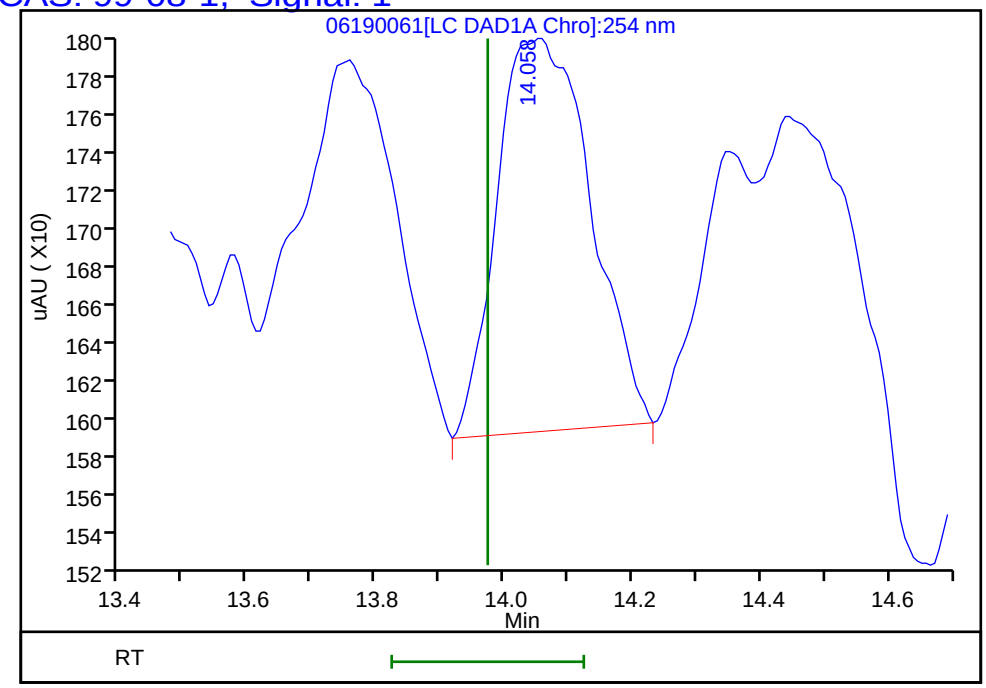

Reviewer: fiedlerh, 20-Jun-2019 10:13:31
Audit Action: Marked Compound Undetected Audit Reason: Invalid Compound ID

User Disabled Compound Report

Eurofins TestAmerica, Denver

Data File: \\chromna\Denver\ChromData\CHHPLC_X\20190619-83007.b\06190061.D

Injection Date:	20-Jun-2019 08:36:58	Instrument ID:	CHHPLC_X3		
Lims ID:	280-124986-A-9-A	Lab Sample ID:	280-124986-9		
Client ID:	G0113-19A				
Operator ID:	hkf	ALS Bottle#:	61	Worklist Smp#:	61
Injection Vol:	100.0 ul	Dil. Factor:	1.0000		
Method:	8330_X3	Limit Group:	GCSV - 8330		
Column:	UltraCarb5uODS (20) (4.60 mm)	Detector	LC DAD1B, 254 nm		

22 p-Nitrotoluene, CAS: 99-99-0, Signal: 1

RT: 13.31
Response: 4058
Amount: 0.036002

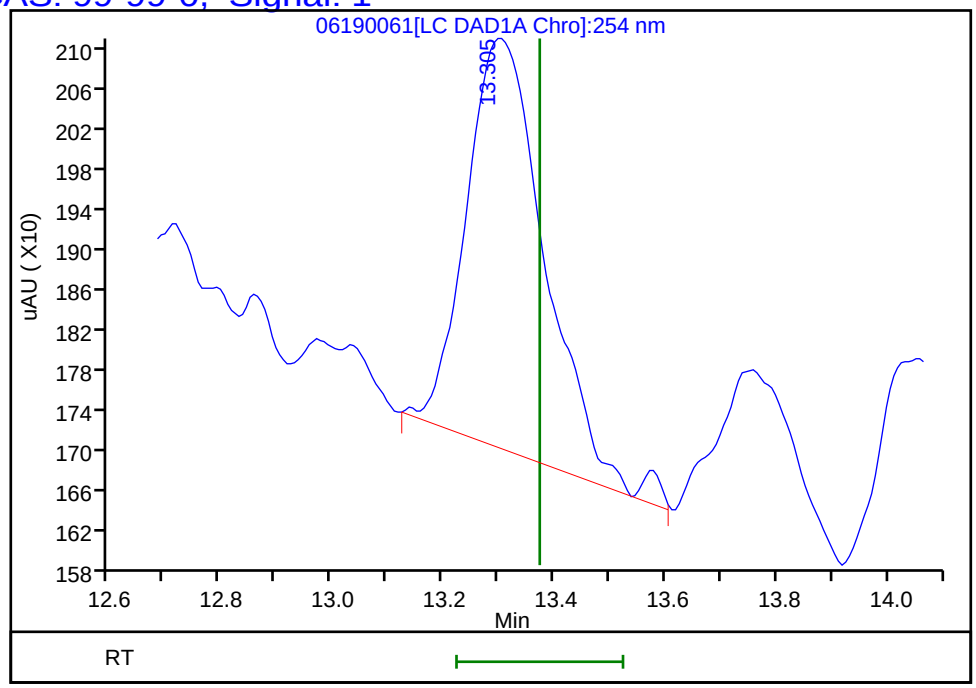

Reviewer: fiedlerh, 20-Jun-2019 10:13:31
Audit Action: Marked Compound Undetected Audit Reason: Invalid Compound ID

User Disabled Compound Report

Eurofins TestAmerica, Denver

Data File:	\\chromna\Denver\ChromData\CHHPLC_X\20190619-83007.b\06190061.D				
Injection Date:	20-Jun-2019 08:36:58	Instrument ID:	CHHPLC_X3		
Lims ID:	280-124986-A-9-A	Lab Sample ID:	280-124986-9		
Client ID:	G0113-19A				
Operator ID:	hkf	ALS Bottle#:	61	Worklist Smp#:	61
Injection Vol:	100.0 ul	Dil. Factor:	1.0000		
Method:	8330_X3	Limit Group:	GCSV - 8330		
Column:	UltraCarb5uODS (20) (4.60 mm)	Detector	LC DAD1B, 254 nm		

12 Nitrobenzene, CAS: 98-95-3, Signal: 1

RT: 10.11
Response: 1407
Amount: 0.007148

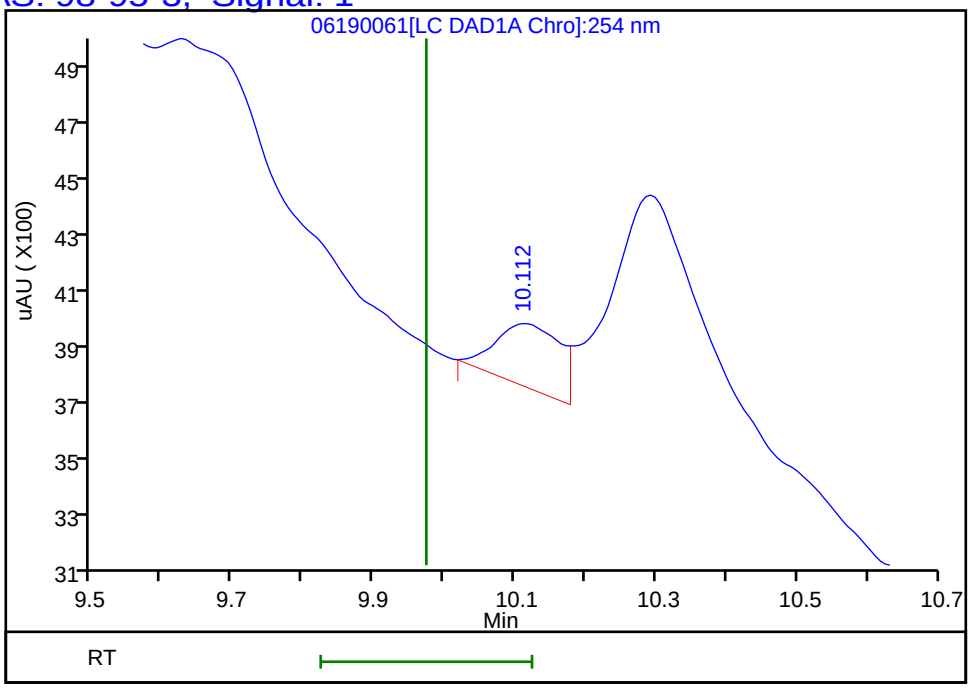

Reviewer: fiedlerh, 20-Jun-2019 10:13:31
Audit Action: Marked Compound Undetected Audit Reason: Invalid Compound ID

FORM I
HPLC/IC ORGANICS ANALYSIS DATA SHEET

Lab Name: Eurofins TestAmerica, Denver Job No.: 280-124986-1

SDG No.:

Client Sample ID: G0113-19A Lab Sample ID: 280-124986-9

Matrix: Water Lab File ID: 06210060.D

Analysis Method: 8330A Date Collected: 06/08/2019 11:05

Extraction Method: 3535 Date Extracted: 06/14/2019 10:20

Sample wt/vol: 507.4(mL) Date Analyzed: 06/22/2019 17:57

Con. Extract Vol.: 5(mL) Dilution Factor: 1

Injection Volume: 100(uL) GC Column: Luna-phenylhex ID: 4.6(mm)

% Moisture: GPC Cleanup:(Y/N) N

Analysis Batch No.: 462208 Units: ug/L

CAS NO.	COMPOUND NAME	RESULT	Q	LOQ	LOD	DL
118-96-7	2,4,6-Trinitrotoluene	0.39	U	0.39	0.39	0.16
606-20-2	2,6-Dinitrotoluene	0.20	U	0.20	0.20	0.064

CAS NO.	SURROGATE	%REC	Q	LIMITS
528-29-0	1,2-Dinitrobenzene	110		83-119

Eurofins TestAmerica, Denver
Target Compound Quantitation Report

Data File: \\chromna\Denver\ChromData\G2_LUNA\20190620-83049.b\06210060.D
Lims ID: 280-124986-A-9-A
Client ID: G0113-19A
Sample Type: Client
Inject. Date: 22-Jun-2019 17:57:53 ALS Bottle#: 60 Worklist Smp#: 60
Injection Vol: 100.0 ul Dil. Factor: 1.0000
Sample Info: 280-124986-A-9-A
Misc. Info.: 280-0083049-060
Operator ID: HKF Instrument ID: CHHPLC_G2_LUNA

Method: \\chromna\Denver\ChromData\G2_LUNA\20190620-83049.b\G2_8330_Luna.m
Limit Group: GCSV - 8330
Last Update: 24-Jun-2019 10:51:04 Calib Date: 08-May-2019 00:28:23
Integrator: Falcon
Quant Method: External Standard Quant By: Initial Calibration
Last ICal File: \\chromna\Denver\ChromData\G2_LUNA\20190507-81649.b\05070023.D

Column 1 : Luna-Phenyl hexyl (4.60 mm) Det: LC DAD1A, 254 nm
Process Host: CTX0327

First Level Reviewer: fiedlerh Date: 24-Jun-2019 10:43:56

Compound	Det	RT (min.)	Exp RT (min.)	Dlt RT (min.)	Response	OnCol Amt ug/ml	Flags
6 HMX	1	7.188	7.225	-0.037	9989	0.0583	M
7 MNX	1		7.848			ND	
8 RDX	1		9.312			ND	
9 Nitrobenzene	1		12.305			ND	
$ 10 1,2-Dinitrobenzene	1	13.301	13.338	-0.037	60949	0.2201	
12 1,3-Dinitrobenzene	1		15.858			ND	U
14 o-Nitrotoluene	1		16.678			ND	
15 p-Nitrotoluene	1		17.005			ND	U
16 4-Amino-2,6-dinitrotoluene	1	17.367	17.412	-0.045	3386	0.0114	M
17 m-Nitrotoluene	1		17.918			ND	U
18 2-Amino-4,6-dinitrotoluene	1		18.445			ND	U
19 1,3,5-Trinitrobenzene	1		19.158			ND	
20 2,6-Dinitrotoluene	1		20.018			ND	
21 2,4-Dinitrotoluene	1	20.474	20.579	-0.104	3062	0.005377	
22 Tetryl	1	23.774	23.905	-0.131	12934	0.0411	M
23 2,4,6-Trinitrotoluene	1		24.885			ND	

QC Flag Legend

Review Flags
M - Manually Integrated
U - Marked Undetected

Report Date: 24-Jun-2019 10:51:06 Chrom Revision: 2.3 20-Jun-2019 20:50:56

Eurofins TestAmerica, Denver

Data File: \\chromna\Denver\ChromData\G2_LUNA\20190620-83049.b\06210060.D

Injection Date:	22-Jun-2019 17:57:53	Instrument ID:	CHHPLC_G2_LUNA	Operator ID:	HKF
Lims ID:	280-124986-A-9-A	Lab Sample ID:	280-124986-9	Worklist Smp#:	60
Client ID:	G0113-19A				
Injection Vol:	100.0 ul	Dil. Factor:	1.0000	ALS Bottle#:	60
Method:	G2_8330_Luna	Limit Group:	GCSV - 8330		

Column: Luna-Phenyl hexyl (4.60 mm) Y Scaling: Method Defined: Scale to the Nth Largest Peak: 1

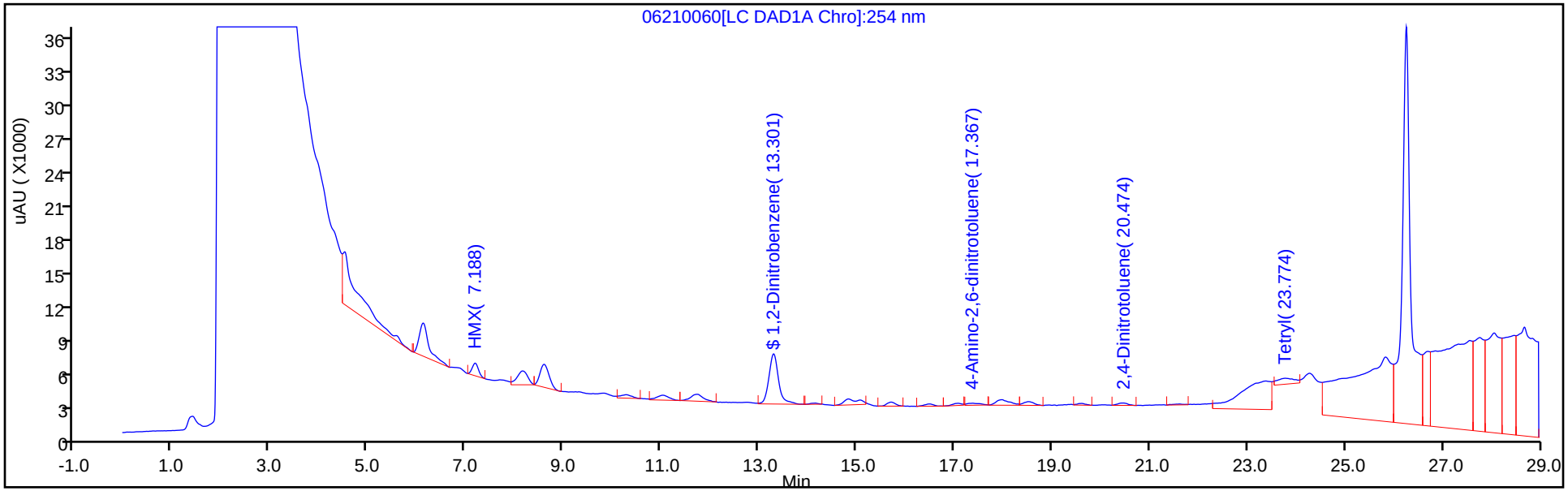

Y Scaling: Method Defined: Scale to the Nth Largest Peak: 1

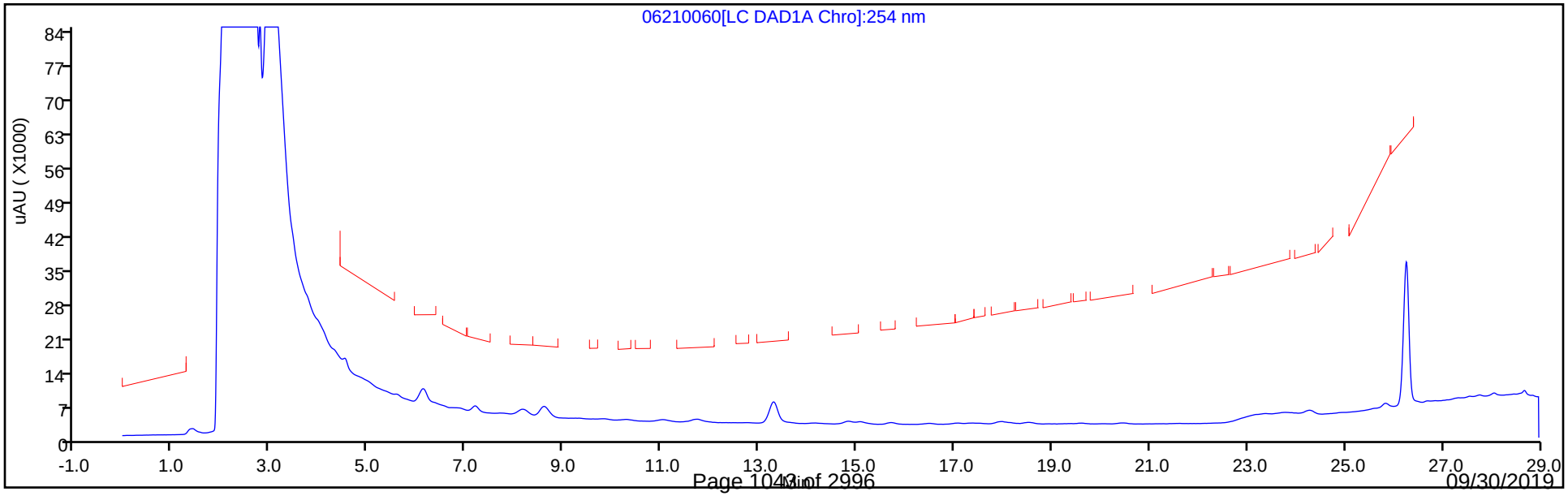

Eurofins TestAmerica, Denver
Recovery Report

Data File:	\\chromna\Denver\ChromData\G2_LUNA\20190620-83049.b\06210060.D				
Lims ID:	280-124986-A-9-A				
Client ID:	G0113-19A				
Sample Type:	Client				
Inject. Date:	22-Jun-2019 17:57:53	ALS Bottle#:	60	Worklist Smp#:	60
Injection Vol:	100.0 ul	Dil. Factor:	1.0000		
Sample Info:	280-124986-A-9-A				
Misc. Info.:	280-0083049-060				
Operator ID:	HKF	Instrument ID:	CHHPLC_G2_LUNA		
Method:	\\chromna\Denver\ChromData\G2_LUNA\20190620-83049.b\G2_8330_Luna.m				
Limit Group:	GCSV - 8330				
Last Update:	24-Jun-2019 10:51:04	Calib Date:	08-May-2019 00:28:23		
Integrator:	Falcon				
Quant Method:	External Standard	Quant By:	Initial Calibration		
Last ICal File:	\\chromna\Denver\ChromData\G2_LUNA\20190507-81649.b\05070023.D				
Column 1 :	Luna-Phenyl hexyl (4.60 mm)		Det: LC DAD1A, 254 nm		
Process Host:	CTX0327				
First Level Reviewer: fiedlerh		Date:	24-Jun-2019 10:43:56		

Compound	Amount Added	Amount Recovered	% Rec.
$ 10 1,2-Dinitrobenzene	0.2000	0.2201	110.07

User Disabled Compound Report

Eurofins TestAmerica, Denver

Data File: \\chromna\Denver\ChromData\G2_LUNA\20190620-83049.b\06210060.D

Injection Date:	22-Jun-2019 17:57:53	Instrument ID:	CHHPLC_G2_LUNA		
Lims ID:	280-124986-A-9-A	Lab Sample ID:	280-124986-9		
Client ID:	G0113-19A				
Operator ID:	HKF	ALS Bottle#:	60	Worklist Smp#:	60
Injection Vol:	100.0 ul	Dil. Factor:	1.0000		
Method:	G2_8330_Luna	Limit Group:	GCSV - 8330		
Column:	Luna-Phenyl hexyl (4.60 mm)	Detector	LC DAD1A, 254 nm		

12 1,3-Dinitrobenzene, CAS: 99-65-0, Signal: 1

RT: 15.71
Response: 4377
Amount: 0.006887

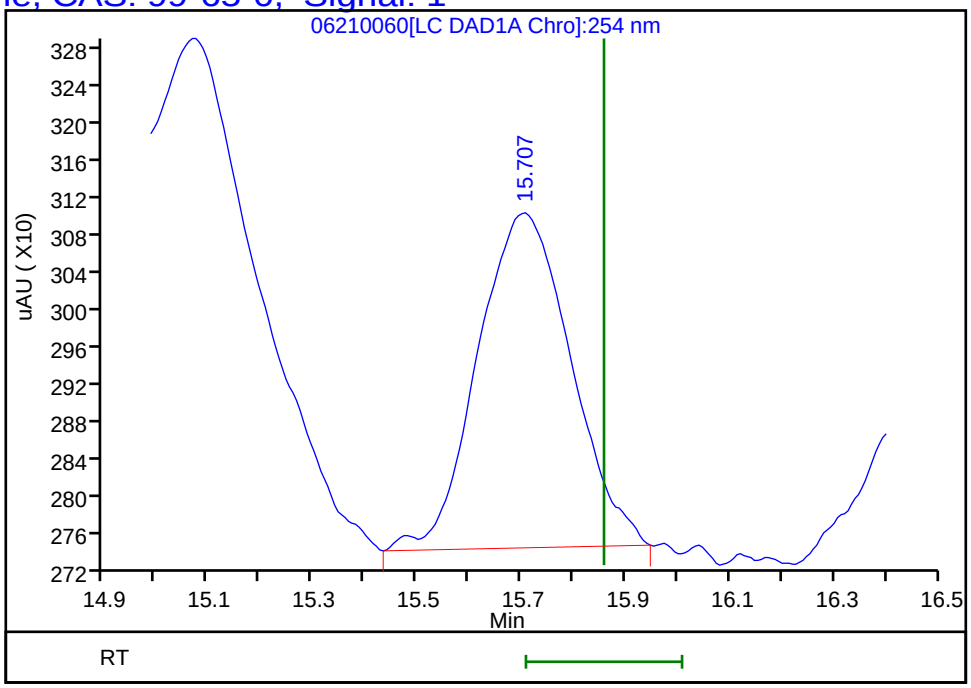

Reviewer: fiedlerh, 24-Jun-2019 10:43:56
Audit Action: Marked Compound Undetected Audit Reason: Invalid Compound ID

User Disabled Compound Report

Eurofins TestAmerica, Denver

Data File:	\\chromna\Denver\ChromData\G2_LUNA\20190620-83049.b\06210060.D				
Injection Date:	22-Jun-2019 17:57:53	Instrument ID:	CHHPLC_G2_LUNA		
Lims ID:	280-124986-A-9-A	Lab Sample ID:	280-124986-9		
Client ID:	G0113-19A				
Operator ID:	HKF	ALS Bottle#:	60	Worklist Smp#:	60
Injection Vol:	100.0 ul	Dil. Factor:	1.0000		
Method:	G2_8330_Luna	Limit Group:	GCSV - 8330		
Column:	Luna-Phenyl hexyl (4.60 mm)	Detector	LC DAD1A, 254 nm		

18 2-Amino-4,6-dinitrotoluene, CAS: 35572-78-2, Signal: 1

RT: 18.52
Response: 4893
Amount: 0.011373

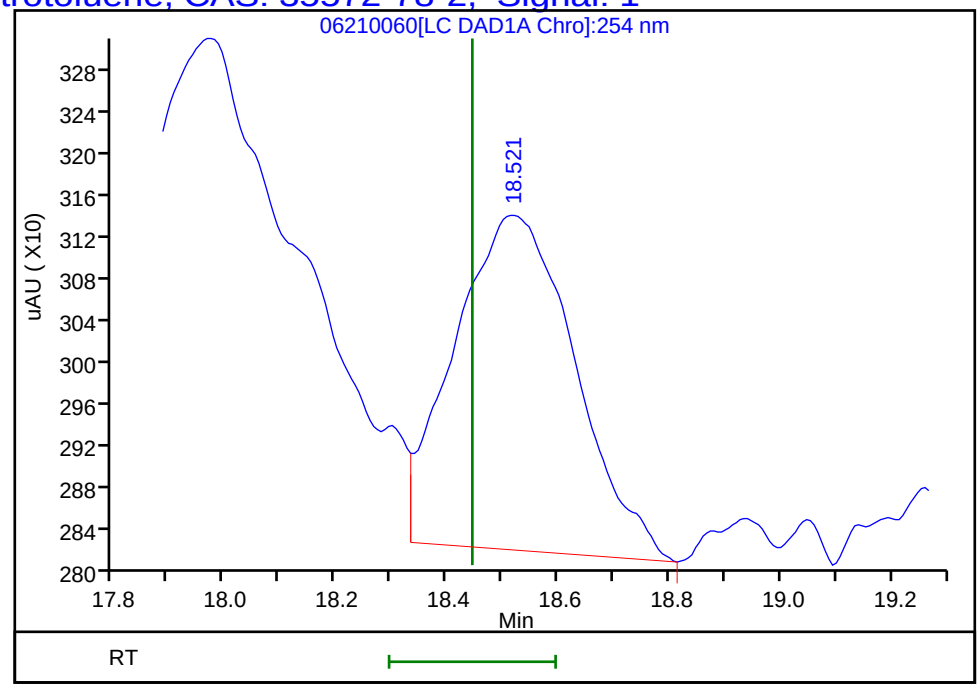

Reviewer: fiedlerh, 24-Jun-2019 10:43:56
Audit Action: Marked Compound Undetected Audit Reason: Invalid Compound ID

User Disabled Compound Report

Eurofins TestAmerica, Denver

Data File:	\\chromna\Denver\ChromData\G2_LUNA\20190620-83049.b\06210060.D				
Injection Date:	22-Jun-2019 17:57:53	Instrument ID:	CHHPLC_G2_LUNA		
Lims ID:	280-124986-A-9-A	Lab Sample ID:	280-124986-9		
Client ID:	G0113-19A				
Operator ID:	HKF	ALS Bottle#:	60	Worklist Smp#:	60
Injection Vol:	100.0 ul	Dil. Factor:	1.0000		
Method:	G2_8330_Luna	Limit Group:	GCSV - 8330		
Column:	Luna-Phenyl hexyl (4.60 mm)	Detector	LC DAD1A, 254 nm		

17 m-Nitrotoluene, CAS: 99-08-1, Signal: 1

RT: 17.97
Response: 9639
Amount: 0.032932

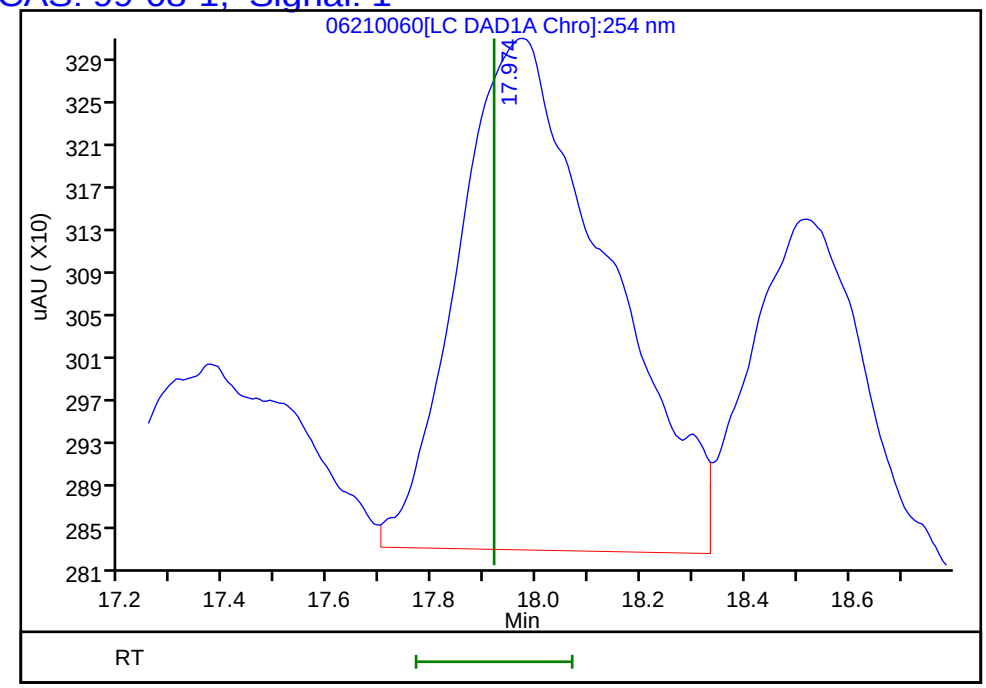

Reviewer: fiedlerh, 24-Jun-2019 10:43:56
Audit Action: Marked Compound Undetected Audit Reason: Invalid Compound ID

Manual Integration/User Assign Peak Report

Eurofins TestAmerica, Denver

Data File:	\\chromna\Denver\ChromData\G2_LUNA\20190620-83049.b\06210060.D				
Injection Date:	22-Jun-2019 17:57:53	Instrument ID:	CHHPLC_G2_LUNA		
Lims ID:	280-124986-A-9-A	Lab Sample ID:	280-124986-9		
Client ID:	G0113-19A				
Operator ID:	HKF	ALS Bottle#:	60	Worklist Smp#:	60
Injection Vol:	100.0 ul	Dil. Factor:	1.0000		
Method:	G2_8330_Luna	Limit Group:	GCSV - 8330		
Column:	Luna-Phenyl hexyl (4.60 mm)	Detector	LC DAD1A, 254 nm		

16 4-Amino-2,6-dinitrotoluene, CAS: 19406-51-0

Signal: 1

Processing Integration Results

RT: 17.37
Area: 2341
Amount: 0.007872
Amount Units: ug/ml

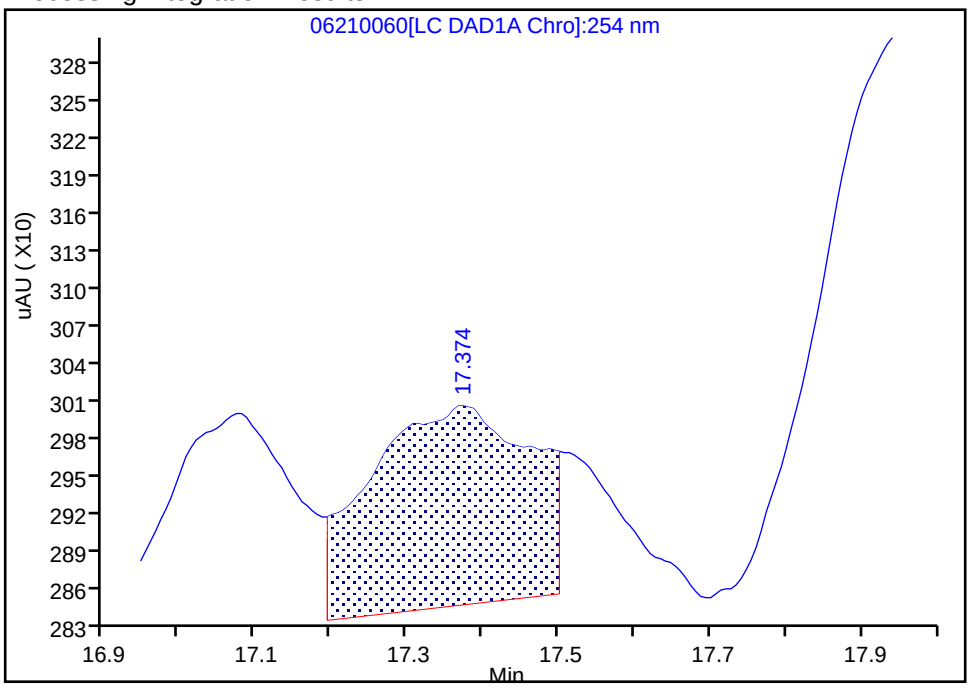

Manual Integration Results

RT: 17.37
Area: 3386
Amount: 0.011386
Amount Units: ug/ml

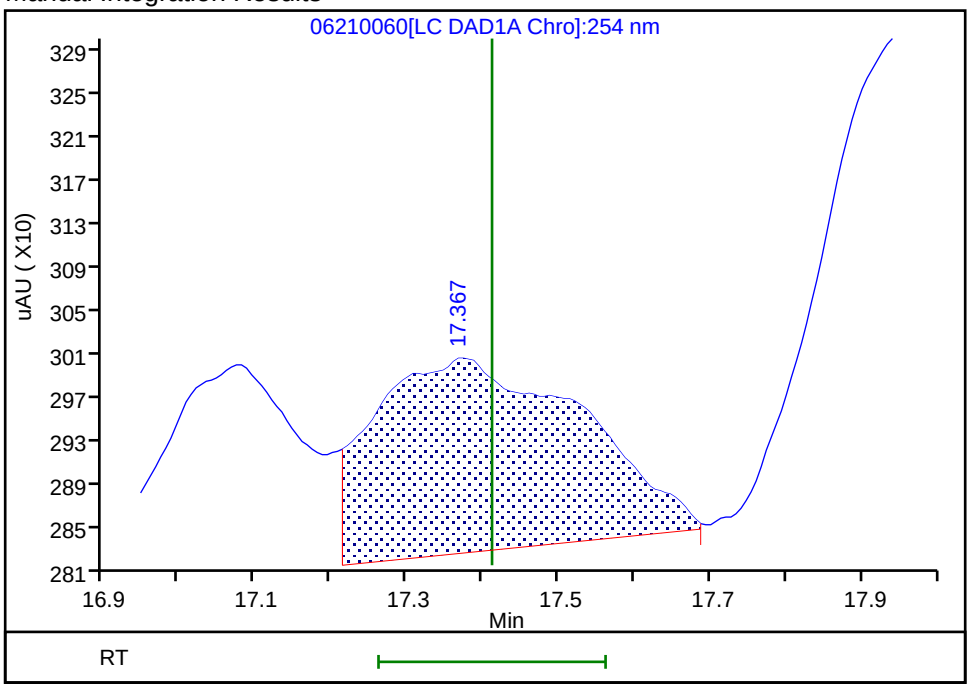

Reviewer: fiedlerh, 24-Jun-2019 10:43:43

Audit Action: Manually Integrated Audit Reason: Baseline Smoothing

User Disabled Compound Report

Eurofins TestAmerica, Denver

Data File:	\\chromna\Denver\ChromData\G2_LUNA\20190620-83049.b\06210060.D				
Injection Date:	22-Jun-2019 17:57:53	Instrument ID:	CHHPLC_G2_LUNA		
Lims ID:	280-124986-A-9-A	Lab Sample ID:	280-124986-9		
Client ID:	G0113-19A				
Operator ID:	HKF	ALS Bottle#:	60	Worklist Smp#:	60
Injection Vol:	100.0 ul	Dil. Factor:	1.0000		
Method:	G2_8330_Luna	Limit Group:	GCSV - 8330		
Column:	Luna-Phenyl hexyl (4.60 mm)	Detector	LC DAD1A, 254 nm		

15 p-Nitrotoluene, CAS: 99-99-0, Signal: 1

RT: 17.08
Response: 2489
Amount: 0.010982

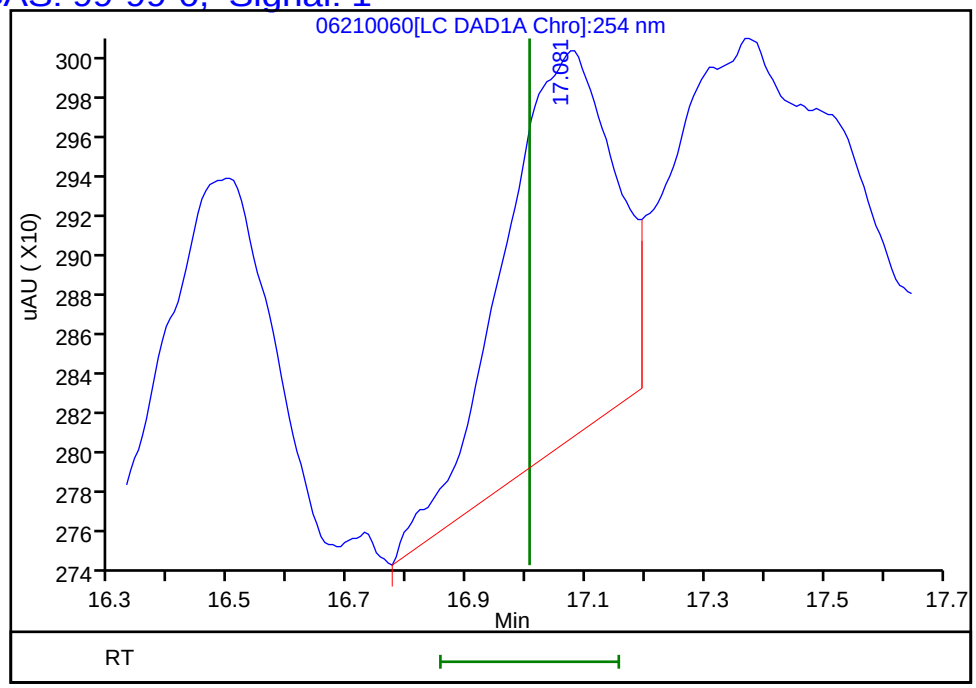

Reviewer: fiedlerh, 24-Jun-2019 10:43:56
Audit Action: Marked Compound Undetected Audit Reason: Invalid Compound ID

Manual Integration/User Assign Peak Report

Eurofins TestAmerica, Denver

Data File:	\\chromna\Denver\ChromData\G2_LUNA\20190620-83049.b\06210060.D				
Injection Date:	22-Jun-2019 17:57:53	Instrument ID:	CHHPLC_G2_LUNA		
Lims ID:	280-124986-A-9-A	Lab Sample ID:	280-124986-9		
Client ID:	G0113-19A				
Operator ID:	HKF	ALS Bottle#:	60	Worklist Smp#:	60
Injection Vol:	100.0 ul	Dil. Factor:	1.0000		
Method:	G2_8330_Luna	Limit Group:	GCSV - 8330		
Column:	Luna-Phenyl hexyl (4.60 mm)	Detector	LC DAD1A, 254 nm		

6 HMX, CAS: 2691-41-0

Signal: 1

Processing Integration Results

RT: 7.19
Area: 13814
Amount: 0.080690
Amount Units: ug/ml

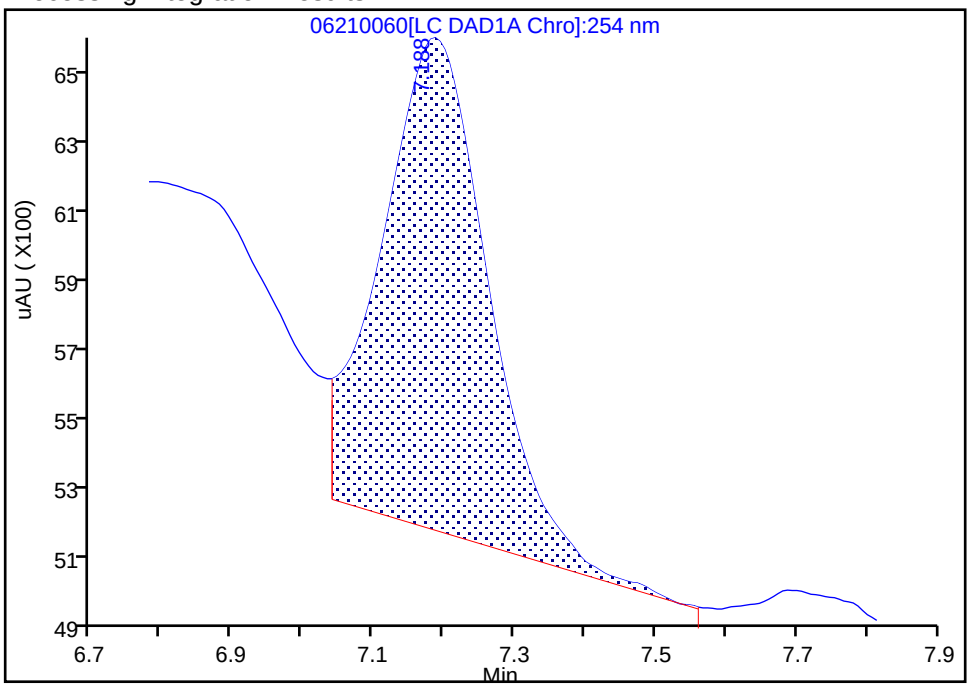

Manual Integration Results

RT: 7.19
Area: 9989
Amount: 0.058347
Amount Units: ug/ml

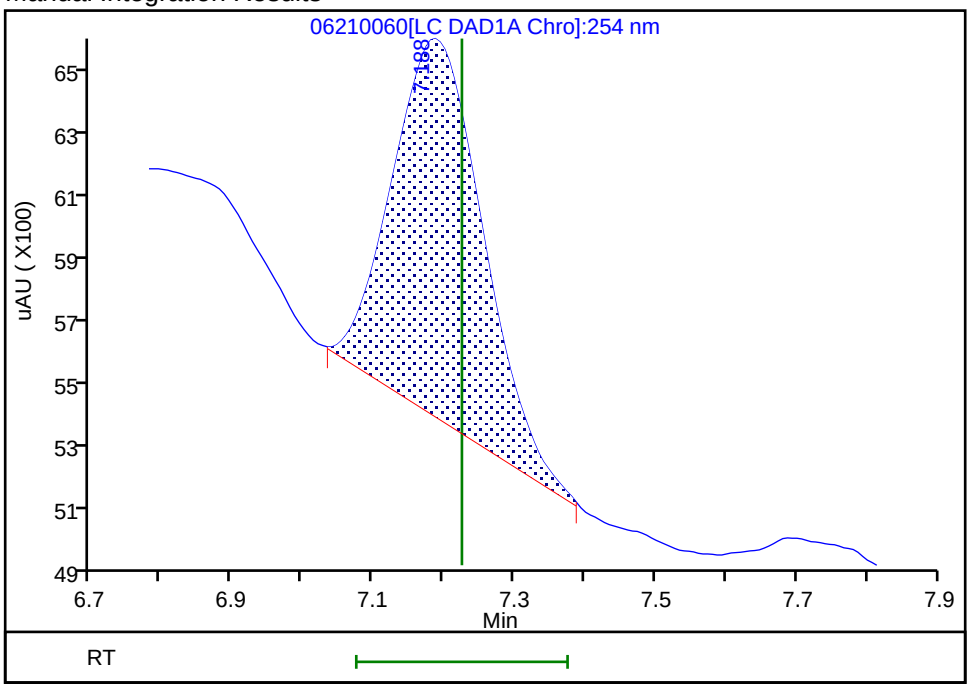

Reviewer: fiedlerh, 24-Jun-2019 10:43:32

Audit Action: Manually Integrated Audit Reason: Baseline Smoothing

Manual Integration/User Assign Peak Report

Eurofins TestAmerica, Denver

Data File:	\\chromna\Denver\ChromData\G2_LUNA\20190620-83049.b\06210060.D				
Injection Date:	22-Jun-2019 17:57:53	Instrument ID:	CHHPLC_G2_LUNA		
Lims ID:	280-124986-A-9-A	Lab Sample ID:	280-124986-9		
Client ID:	G0113-19A				
Operator ID:	HKF	ALS Bottle#:	60	Worklist Smp#:	60
Injection Vol:	100.0 ul	Dil. Factor:	1.0000		
Method:	G2_8330_Luna	Limit Group:	GCSV - 8330		
Column:	Luna-Phenyl hexyl (4.60 mm)	Detector	LC DAD1A, 254 nm		

22 Tetryl, CAS: 479-45-8

Signal: 1

Processing Integration Results

RT: 23.78
Area: 89458
Amount: 0.284463
Amount Units: ug/ml

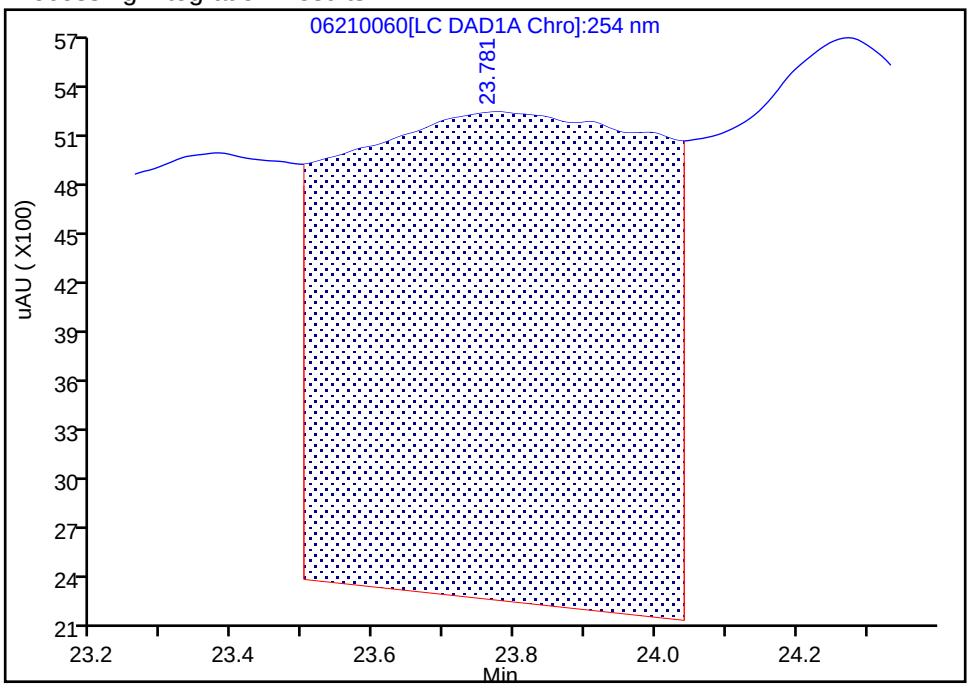

Manual Integration Results

RT: 23.77
Area: 12934
Amount: 0.041128
Amount Units: ug/ml

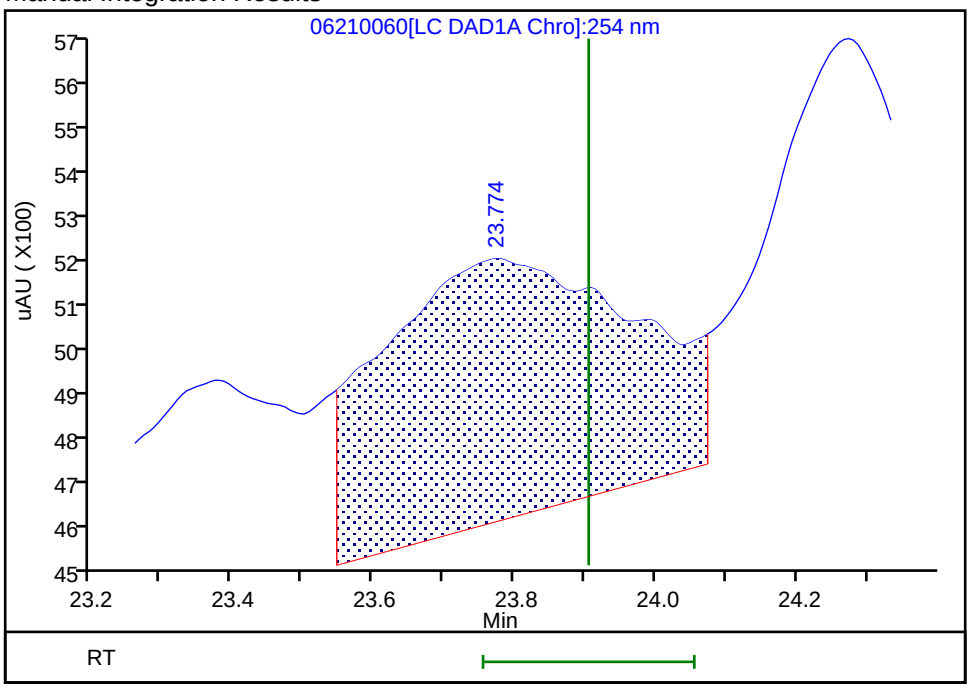

Reviewer: fiedlerh, 24-Jun-2019 10:44:06

Audit Action: Manually Integrated Audit Reason: Baseline Smoothing

FORM I
HPLC/IC ORGANICS ANALYSIS DATA SHEET

Lab Name: Eurofins TestAmerica, Denver Job No.: 280-124986-1

SDG No.:

Client Sample ID: G0113-19A RE Lab Sample ID: 280-124986-9 RE

Matrix: Water Lab File ID: 06260026.D

Analysis Method: 8330A Date Collected: 06/08/2019 11:05

Extraction Method: 3535 Date Extracted: 06/18/2019 14:22

Sample wt/vol: 509.6(mL) Date Analyzed: 06/27/2019 02:44

Con. Extract Vol.: 5(mL) Dilution Factor: 1

Injection Volume: 100(uL) GC Column: UltraCarb5uODS ID: 4.6(mm)

% Moisture: GPC Cleanup:(Y/N) N

Analysis Batch No.: 462823 Units: ug/L

CAS NO.	COMPOUND NAME	RESULT	Q	LOQ	LOD	DL
99-35-4	*1,3,5-Trinitrobenzene*	*0.39*	*U H*	*0.98*	0.39	*0.20*
99-65-0	*1,3-Dinitrobenzene*	*0.20*	*U H*	*0.39*	0.20	*0.087*
118-96-7	*2,4,6-Trinitrotoluene*	*0.39*	*U H*	*0.39*	0.39	*0.16*
121-14-2	*2,4-Dinitrotoluene*	*0.20*	*U H*	*0.39*	0.20	*0.082*
606-20-2	*2,6-Dinitrotoluene*	*0.20*	*U H M*	*0.20*	0.20	*0.063*
35572-78-2	*2-Amino-4,6-dinitrotoluene*	*0.12*	*U H*	*0.20*	0.12	*0.050*
88-72-2	*2-Nitrotoluene*	*0.20*	*U H*	*0.39*	0.20	*0.084*
99-08-1	*3-Nitrotoluene*	*0.39*	*U H M*	*0.39*	0.39	*0.19*
19406-51-0	*4-Amino-2,6-dinitrotoluene*	*0.12*	*U H Q M*	*0.20*	0.12	*0.057*
99-99-0	*4-Nitrotoluene*	*0.39*	*U H M*	*0.98*	0.39	*0.20*
2691-41-0	*HMX*	*0.20*	*U H*	*0.39*	0.20	*0.086*
5755-27-1	*MNX*	*0.39*	*U H*	*2.0*	0.39	*0.15*
98-95-3	*Nitrobenzene*	*0.20*	*U H*	*0.39*	0.20	*0.089*
121-82-4	*RDX*	*0.39*	*U H*	*0.39*	0.39	*0.16*

CAS NO.	SURROGATE	%REC	Q	LIMITS
528-29-0	1,2-Dinitrobenzene	86	*M*	83-119

Eurofins TestAmerica, Denver
Target Compound Quantitation Report

Data File: \\chromna\Denver\ChromData\CHHPLC_X\20190626-83230.b\06260026.D
Lims ID: 280-124986-B-9-A
Client ID: G0113-19A
Sample Type: Client
Inject. Date: 27-Jun-2019 02:44:31 ALS Bottle#: 26 Worklist Smp#: 26
Injection Vol: 100.0 ul Dil. Factor: 1.0000
Sample Info: 280-124986-B-9-A
Misc. Info.: 280-0083230-026
Operator ID: hkf Instrument ID: CHHPLC_X3

Method: \\chromna\Denver\ChromData\CHHPLC_X\20190626-83230.b\8330_X3.m
Limit Group: GCSV - 8330
Last Update: 27-Jun-2019 09:04:47 Calib Date: 21-Jun-2019 03:13:40
Integrator: Falcon
Quant Method: External Standard Quant By: Initial Calibration
Last ICal File: \\chromna\Denver\ChromData\CHHPLC_X\20190620-83048.b\06200032.D

Column 1 : UltraCarb5uODS (20) (4.60 mm) Det: LC DAD1B, 254 nm
Process Host: CTX0334

First Level Reviewer: fiedlerh Date: 27-Jun-2019 08:55:53

	Compound	Det	RT (min.)	Exp RT (min.)	Dlt RT (min.)	Response	OnCol Amt ug/mL	Flags
	3 HMX	1		6.654			ND	
	6 MNX	1		7.356			ND	
	7 RDX	1		7.774			ND	
$	9 1,2-Dinitrobenzene	1	8.749	8.754	-0.005	23271	0.1712	M
	10 1,3,5-Trinitrobenzene	1		8.914			ND	
	11 1,3-Dinitrobenzene	1		9.574			ND	
	12 Nitrobenzene	1		9.960			ND	
	14 Tetryl	1	10.282	10.287	-0.005	2816	0.0172	M
	16 2,4,6-Trinitrotoluene	1		11.247			ND	
	17 4-Amino-2,6-dinitrotoluene	1		11.434			ND	U
	18 2-Amino-4,6-dinitrotoluene	1		11.727			ND	
	19 2,6-Dinitrotoluene	1		11.854			ND	U
	20 2,4-Dinitrotoluene	1		12.054			ND	
	21 o-Nitrotoluene	1		12.894			ND	
	22 p-Nitrotoluene	1		13.334			ND	U
	23 m-Nitrotoluene	1		13.934			ND	U

QC Flag Legend

Review Flags
M - Manually Integrated
U - Marked Undetected

Report Date: 27-Jun-2019 09:04:55 Chrom Revision: 2.3 20-Jun-2019 20:50:56

Eurofins TestAmerica, Denver

Data File:	\\chromna\Denver\ChromData\CHHPLC_X\20190626-83230.b\06260026.D				
Injection Date:	27-Jun-2019 02:44:31	Instrument ID:	CHHPLC_X3	Operator ID:	hkf
Lims ID:	280-124986-B-9-A	Lab Sample ID:	280-124986-9	Worklist Smp#:	26
Client ID:	G0113-19A				
Injection Vol:	100.0 ul	Dil. Factor:	1.0000	ALS Bottle#:	26
Method:	8330_X3	Limit Group:	GCSV - 8330		

Column: UltraCarb5uODS (20) (4.60 mm) Y Scaling: Method Defined: Scale to the Nth Largest Target: 1

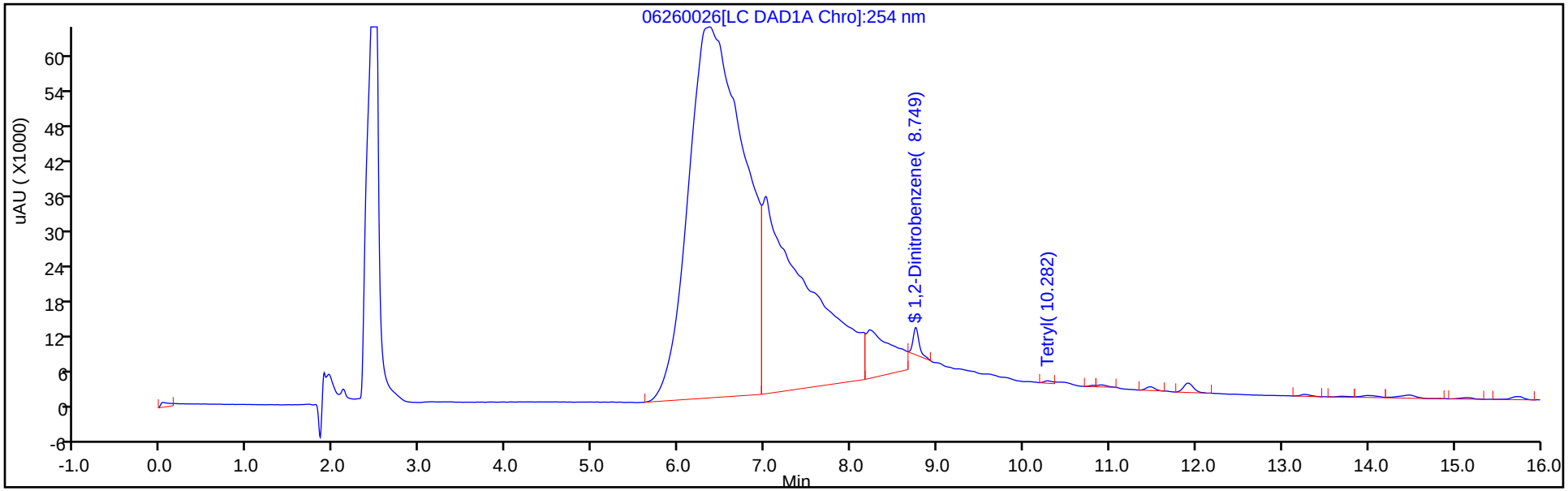

Y Scaling: Method Defined: Scale to the Nth Largest Target: 1

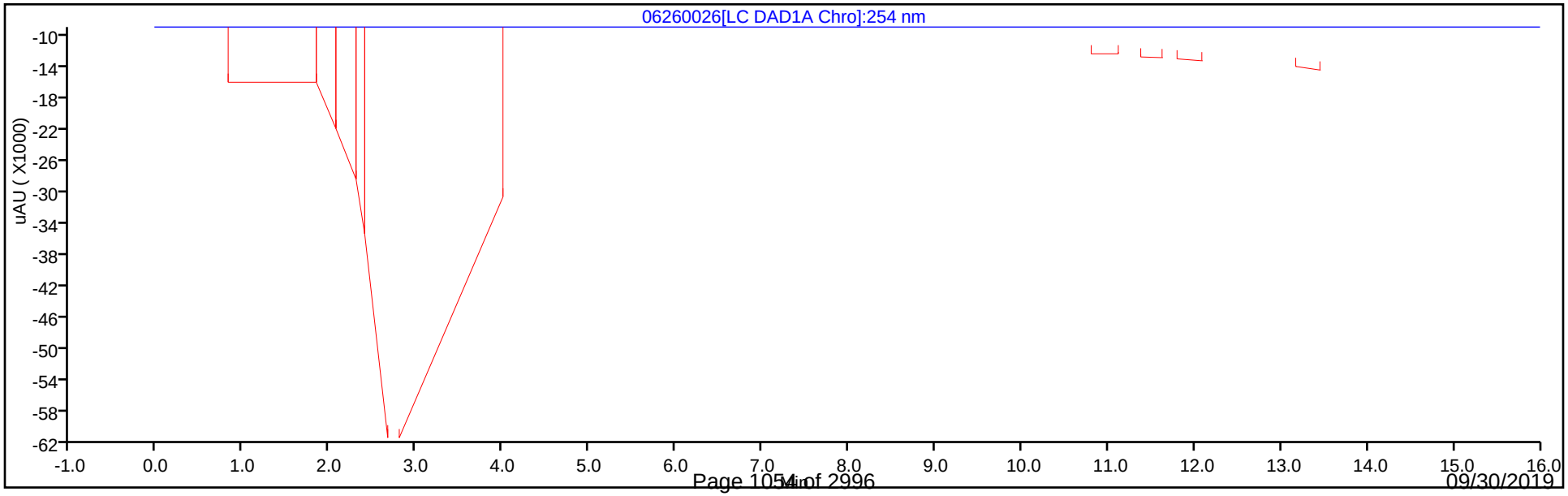

Eurofins TestAmerica, Denver
Recovery Report

Data File:	\\chromna\Denver\ChromData\CHHPLC_X\20190626-83230.b\06260026.D				
Lims ID:	280-124986-B-9-A				
Client ID:	G0113-19A				
Sample Type:	Client				
Inject. Date:	27-Jun-2019 02:44:31	ALS Bottle#:	26	Worklist Smp#:	26
Injection Vol:	100.0 ul	Dil. Factor:	1.0000		
Sample Info:	280-124986-B-9-A				
Misc. Info.:	280-0083230-026				
Operator ID:	hkf	Instrument ID:	CHHPLC_X3		
Method:	\\chromna\Denver\ChromData\CHHPLC_X\20190626-83230.b\8330_X3.m				
Limit Group:	GCSV - 8330				
Last Update:	27-Jun-2019 09:04:47	Calib Date:	21-Jun-2019 03:13:40		
Integrator:	Falcon				
Quant Method:	External Standard	Quant By:	Initial Calibration		
Last ICal File:	\\chromna\Denver\ChromData\CHHPLC_X\20190620-83048.b\06200032.D				
Column 1 :	UltraCarb5uODS (20) (4.60 mm)		Det: LC DAD1B, 254 nm		
Process Host:	CTX0334				
First Level Reviewer: fiedlerh		Date:	27-Jun-2019 08:55:53		

Compound	Amount Added	Amount Recovered	% Rec.
$ 9 1,2-Dinitrobenzene	0.2000	0.1712	85.62

Manual Integration/User Assign Peak Report

Eurofins TestAmerica, Denver

Data File:	\\chromna\Denver\ChromData\CHHPLC_X\20190626-83230.b\06260026.D				
Injection Date:	27-Jun-2019 02:44:31	Instrument ID:	CHHPLC_X3		
Lims ID:	280-124986-B-9-A	Lab Sample ID:	280-124986-9		
Client ID:	G0113-19A				
Operator ID:	hkf	ALS Bottle#:	26	Worklist Smp#:	26
Injection Vol:	100.0 ul	Dil. Factor:	1.0000		
Method:	8330_X3	Limit Group:	GCSV - 8330		
Column:	UltraCarb5uODS (20) (4.60 mm)	Detector	LC DAD1B, 254 nm		

$ 9 1,2-Dinitrobenzene, CAS: 528-29-0

Signal: 1

Processing Integration Results

RT: 8.75
Area: 55783
Amount: 0.410473
Amount Units: ug/mL

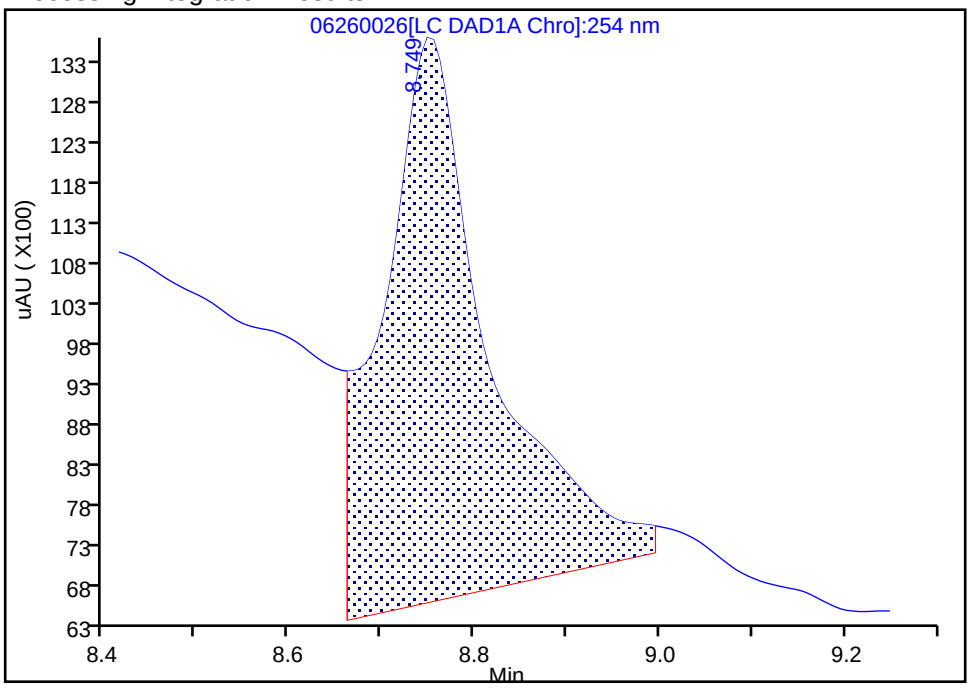

Manual Integration Results

RT: 8.75
Area: 23271
Amount: 0.171237
Amount Units: ug/mL

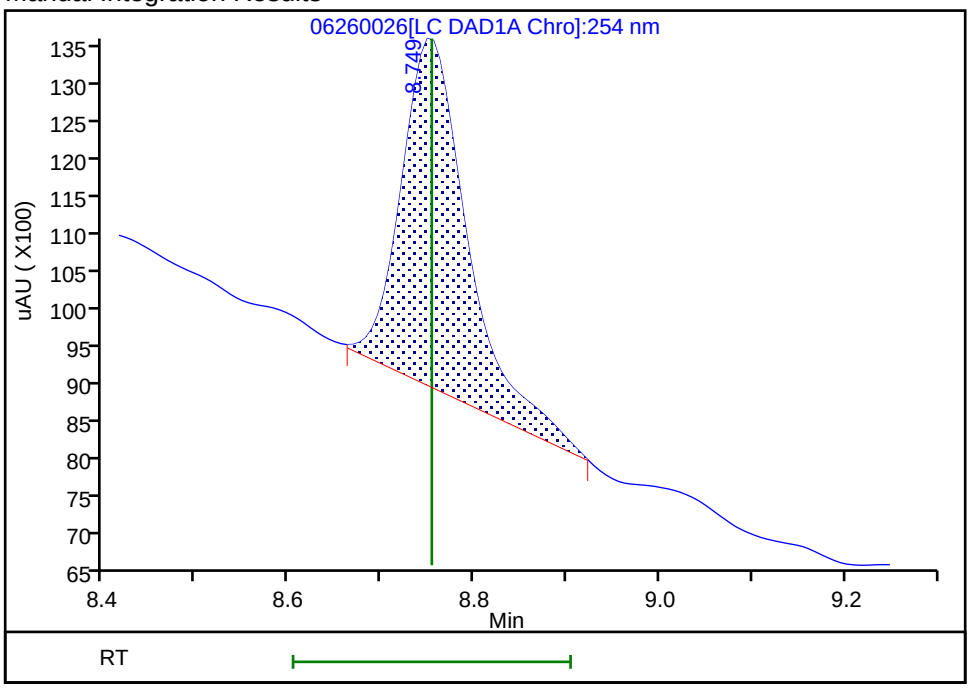

Reviewer: fiedlerh, 27-Jun-2019 08:55:37
Audit Action: Manually Integrated Audit Reason: Baseline Smoothing

User Disabled Compound Report

Eurofins TestAmerica, Denver

Data File: \\chromna\Denver\ChromData\CHHPLC_X\20190626-83230.b\06260026.D

Injection Date:	27-Jun-2019 02:44:31	Instrument ID:	CHHPLC_X3		
Lims ID:	280-124986-B-9-A	Lab Sample ID:	280-124986-9		
Client ID:	G0113-19A				
Operator ID:	hkf	ALS Bottle#:	26	Worklist Smp#:	26
Injection Vol:	100.0 ul	Dil. Factor:	1.0000		
Method:	8330_X3	Limit Group:	GCSV - 8330		
Column:	UltraCarb5uODS (20) (4.60 mm)	Detector	LC DAD1B, 254 nm		

19 2,6-Dinitrotoluene, CAS: 606-20-2, Signal: 1

RT: 11.91
Response: 13001
Amount: 0.084492

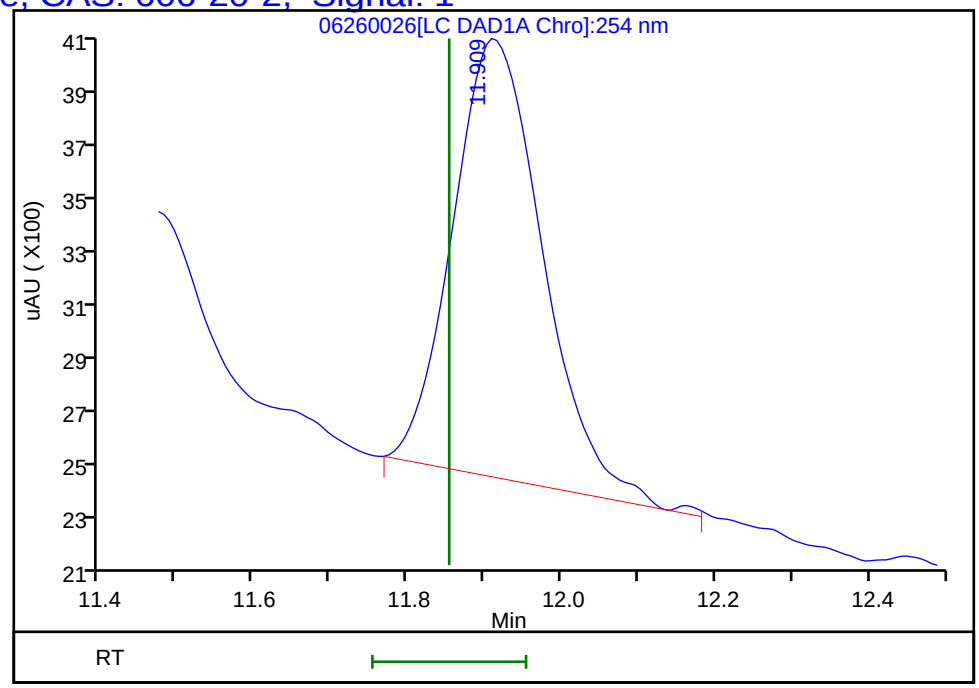

Reviewer: fiedlerh, 27-Jun-2019 08:55:53

Audit Action: Marked Compound Undetected Audit Reason: Invalid Compound ID

User Disabled Compound Report

Eurofins TestAmerica, Denver

Data File:	\\chromna\Denver\ChromData\CHHPLC_X\20190626-83230.b\06260026.D				
Injection Date:	27-Jun-2019 02:44:31	Instrument ID:	CHHPLC_X3		
Lims ID:	280-124986-B-9-A	Lab Sample ID:	280-124986-9		
Client ID:	G0113-19A				
Operator ID:	hkf	ALS Bottle#:	26	Worklist Smp#:	26
Injection Vol:	100.0 ul	Dil. Factor:	1.0000		
Method:	8330_X3	Limit Group:	GCSV - 8330		
Column:	UltraCarb5uODS (20) (4.60 mm)	Detector	LC DAD1B, 254 nm		

23 m-Nitrotoluene, CAS: 99-08-1, Signal: 1

RT: 14.00
Response: 4639
Amount: 0.031602

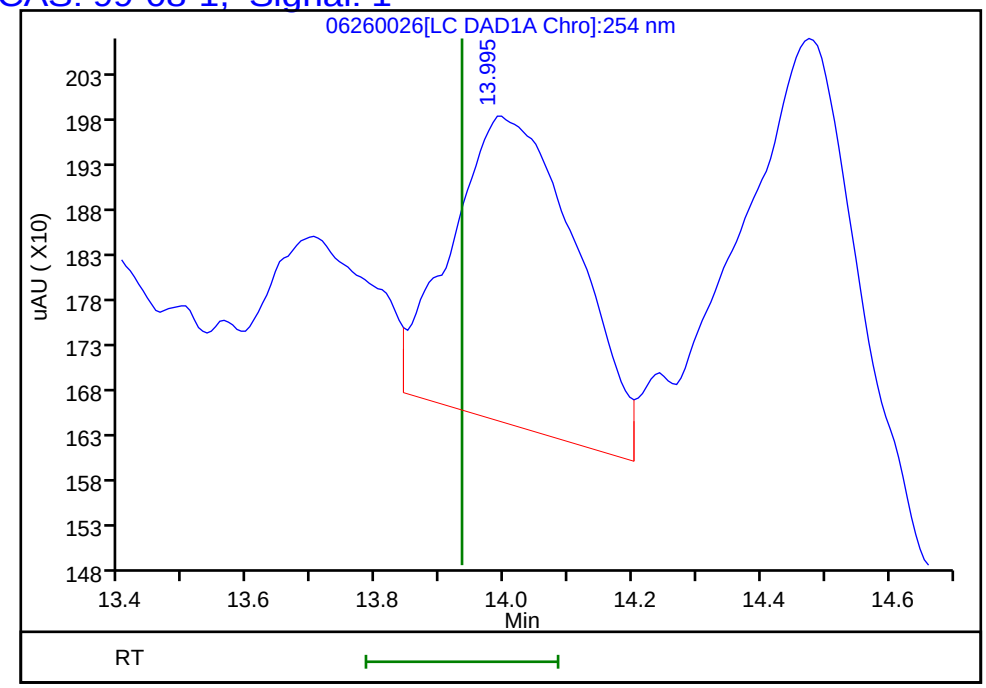

Reviewer: fiedlerh, 27-Jun-2019 08:55:53
Audit Action: Marked Compound Undetected Audit Reason: Invalid Compound ID

User Disabled Compound Report

Eurofins TestAmerica, Denver

Data File: \\chromna\Denver\ChromData\CHHPLC_X\20190626-83230.b\06260026.D

Injection Date:	27-Jun-2019 02:44:31	Instrument ID:	CHHPLC_X3		
Lims ID:	280-124986-B-9-A	Lab Sample ID:	280-124986-9		
Client ID:	G0113-19A				
Operator ID:	hkf	ALS Bottle#:	26	Worklist Smp#:	26
Injection Vol:	100.0 ul	Dil. Factor:	1.0000		
Method:	8330_X3	Limit Group:	GCSV - 8330		
Column:	UltraCarb5uODS (20) (4.60 mm)	Detector	LC DAD1B, 254 nm		

17 4-Amino-2,6-dinitrotoluene, CAS: 19406-51-0, Signal: 1

RT: 11.48
Response: 4438
Amount: 0.027298

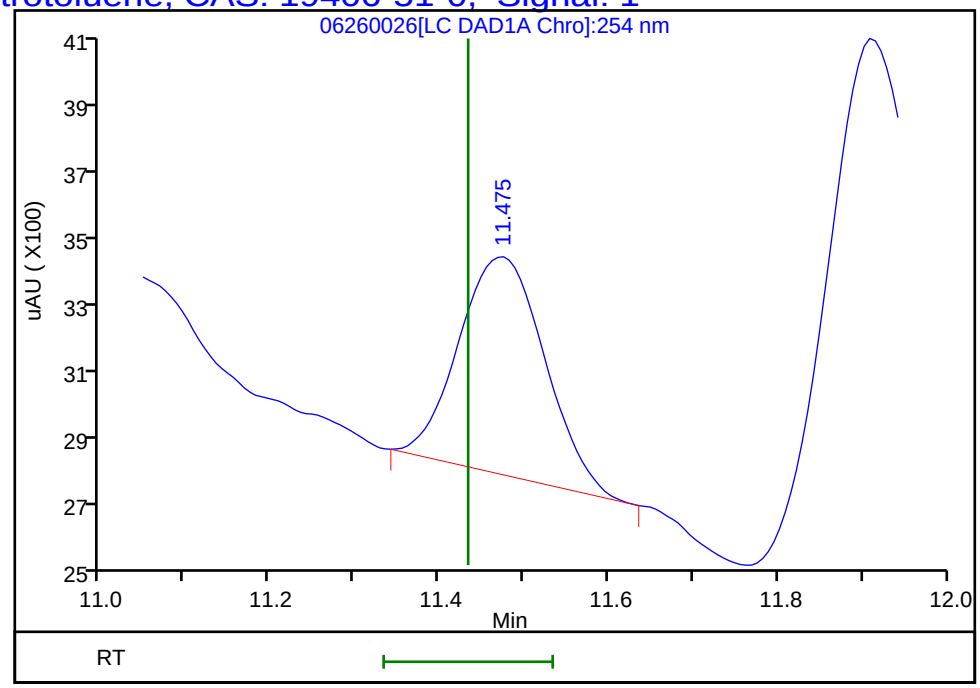

Reviewer: fiedlerh, 27-Jun-2019 08:55:53
Audit Action: Marked Compound Undetected Audit Reason: Invalid Compound ID

User Disabled Compound Report

Eurofins TestAmerica, Denver

Data File: \\chromna\Denver\ChromData\CHHPLC_X\20190626-83230.b\06260026.D

Injection Date:	27-Jun-2019 02:44:31	Instrument ID:	CHHPLC_X3
Lims ID:	280-124986-B-9-A	Lab Sample ID:	280-124986-9
Client ID:	G0113-19A		
Operator ID:	hkf	ALS Bottle#:	26 Worklist Smp#: 26
Injection Vol:	100.0 ul	Dil. Factor:	1.0000
Method:	8330_X3	Limit Group:	GCSV - 8330
Column:	UltraCarb5uODS (20) (4.60 mm)	Detector	LC DAD1B, 254 nm

22 p-Nitrotoluene, CAS: 99-99-0, Signal: 1

RT: 13.26
Response: 2693
Amount: 0.023866

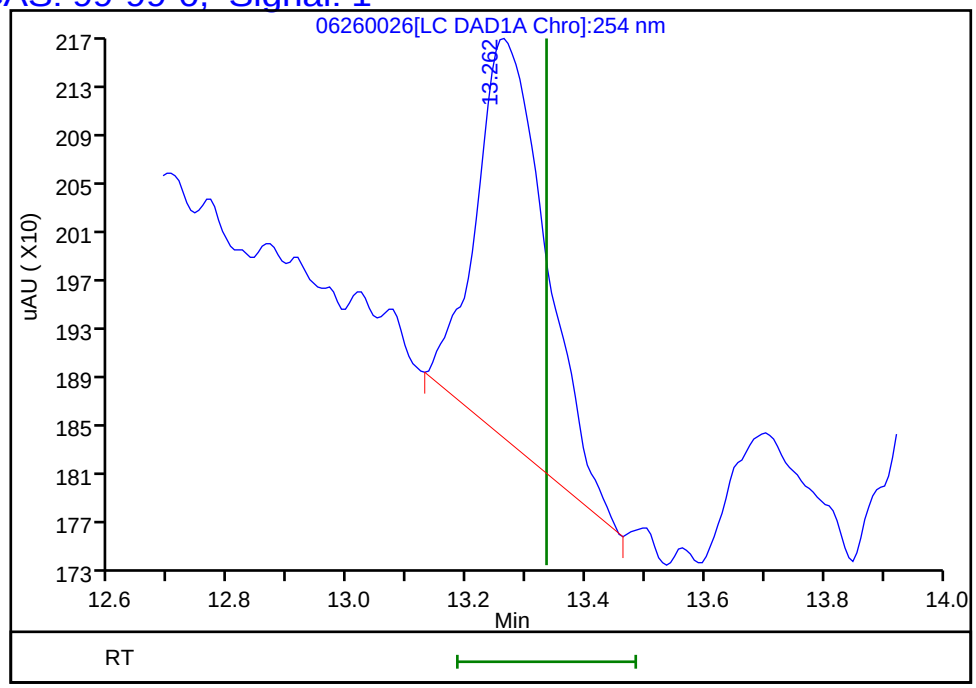

Reviewer: fiedlerh, 27-Jun-2019 08:55:53
Audit Action: Marked Compound Undetected Audit Reason: Invalid Compound ID

Manual Integration/User Assign Peak Report

Eurofins TestAmerica, Denver

Data File:	\\chromna\Denver\ChromData\CHHPLC_X\20190626-83230.b\06260026.D				
Injection Date:	27-Jun-2019 02:44:31	Instrument ID:	CHHPLC_X3		
Lims ID:	280-124986-B-9-A	Lab Sample ID:	280-124986-9		
Client ID:	G0113-19A				
Operator ID:	hkf	ALS Bottle#:	26	Worklist Smp#:	26
Injection Vol:	100.0 ul	Dil. Factor:	1.0000		
Method:	8330_X3	Limit Group:	GCSV - 8330		
Column:	UltraCarb5uODS (20) (4.60 mm)	Detector	LC DAD1B, 254 nm		

14 Tetryl, CAS: 479-45-8

Signal: 1

Processing Integration Results

RT: 10.28
Area: 4199
Amount: 0.025658
Amount Units: ug/mL

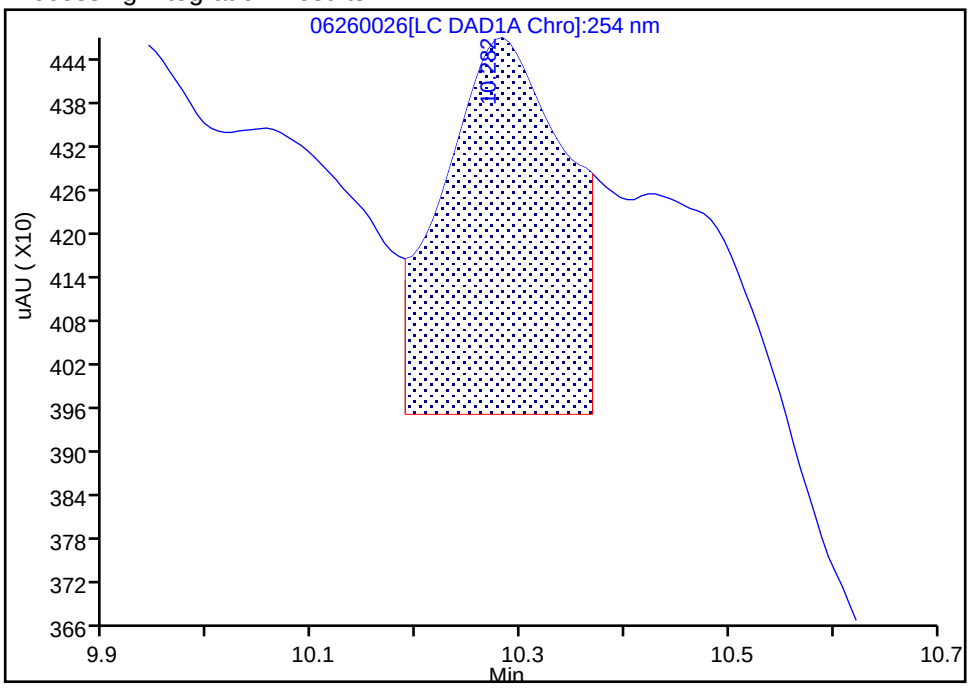

Manual Integration Results

RT: 10.28
Area: 2816
Amount: 0.017207
Amount Units: ug/mL

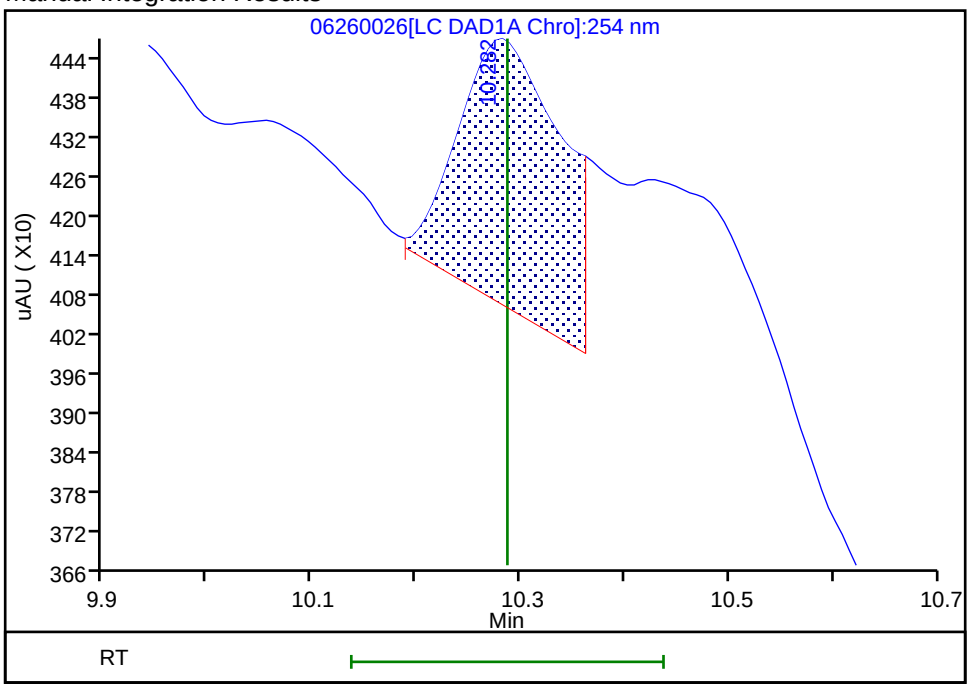

Reviewer: fiedlerh, 27-Jun-2019 08:55:43

Audit Action: Manually Integrated Audit Reason: Baseline Smoothing

FORM I
HPLC/IC ORGANICS ANALYSIS DATA SHEET

Lab Name: Eurofins TestAmerica, Denver Job No.: 280-124986-1

SDG No.:

Client Sample ID: G0113-19A RE Lab Sample ID: 280-124986-9 RE

Matrix: Water Lab File ID: 06270023.D

Analysis Method: 8330A Date Collected: 06/08/2019 11:05

Extraction Method: 3535 Date Extracted: 06/18/2019 14:22

Sample wt/vol: 509.6(mL) Date Analyzed: 06/28/2019 04:17

Con. Extract Vol.: 5(mL) Dilution Factor: 1

Injection Volume: 100(uL) GC Column: Luna-phenylhex ID: 4.6(mm)

% Moisture: GPC Cleanup:(Y/N) N

Analysis Batch No.: 462962 Units: ug/L

CAS NO.	COMPOUND NAME	RESULT	Q	LOQ	LOD	DL
479-45-8	*Tetryl*	*0.20*	*U H*	*0.24*	0.20	*0.078*

CAS NO.	SURROGATE	%REC	Q	LIMITS
528-29-0	1,2-Dinitrobenzene	99		83-119

Eurofins TestAmerica, Denver
Target Compound Quantitation Report

Data File: \\chromna\Denver\ChromData\G2_LUNA\20190627-83272.b\06270023.D
Lims ID: 280-124986-B-9-A
Client ID: G0113-19A
Sample Type: Client
Inject. Date: 28-Jun-2019 04:17:13 ALS Bottle#: 23 Worklist Smp#: 23
Injection Vol: 100.0 ul Dil. Factor: 1.0000
Sample Info: 280-124986-B-9-A
Misc. Info.: 280-0083272-023
Operator ID: HKF Instrument ID: CHHPLC_G2_LUNA

Method: \\chromna\Denver\ChromData\G2_LUNA\20190627-83272.b\G2_8330_Luna.m
Limit Group: GCSV - 8330
Last Update: 28-Jun-2019 13:31:23 Calib Date: 08-May-2019 00:28:23
Integrator: Falcon
Quant Method: External Standard Quant By: Initial Calibration
Last ICal File: \\chromna\Denver\ChromData\G2_LUNA\20190507-81649.b\05070023.D

Column 1 : Luna-Phenyl hexyl (4.60 mm) Det: LC DAD1A, 254 nm
Process Host: CTX0317

First Level Reviewer: fiedlerh Date: 28-Jun-2019 13:12:52

	Compound	Det	RT (min.)	Exp RT (min.)	Dlt RT (min.)	Response	OnCol Amt ug/ml	Flags
	6 HMX	1	7.197	7.181	0.016	7193	0.0420	M
	7 MNX	1		7.835			ND	
	8 RDX	1		9.254			ND	
	9 Nitrobenzene	1		12.227			ND	
$	10 1,2-Dinitrobenzene	1	13.244	13.267	-0.023	54579	0.1971	
	12 1,3-Dinitrobenzene	1		15.787			ND	
	14 o-Nitrotoluene	1		16.594			ND	
	15 p-Nitrotoluene	1		16.927			ND	
	16 4-Amino-2,6-dinitrotoluene	1		17.341			ND	
	17 m-Nitrotoluene	1	17.864	17.841	0.023	14735	0.0503	
	18 2-Amino-4,6-dinitrotoluene	1		18.374			ND	U
	19 1,3,5-Trinitrobenzene	1		19.087			ND	
	20 2,6-Dinitrotoluene	1		19.941			ND	
	21 2,4-Dinitrotoluene	1		20.501			ND	
	22 Tetryl	1		23.828			ND	
	23 2,4,6-Trinitrotoluene	1		24.814			ND	

QC Flag Legend

Review Flags
M - Manually Integrated
U - Marked Undetected

Report Date: 28-Jun-2019 13:31:30 Chrom Revision: 2.3 20-Jun-2019 20:50:56

Eurofins TestAmerica, Denver

Data File:	\\chromna\Denver\ChromData\G2_LUNA\20190627-83272.b\06270023.D				
Injection Date:	28-Jun-2019 04:17:13	Instrument ID:	CHHPLC_G2_LUNA	Operator ID:	HKF
Lims ID:	280-124986-B-9-A	Lab Sample ID:	280-124986-9	Worklist Smp#:	23
Client ID:	G0113-19A				
Injection Vol:	100.0 ul	Dil. Factor:	1.0000	ALS Bottle#:	23
Method:	G2_8330_Luna	Limit Group:	GCSV - 8330		

Column: Luna-Phenyl hexyl (4.60 mm) Y Scaling: Method Defined: Scale to the Nth Largest Peak: 1

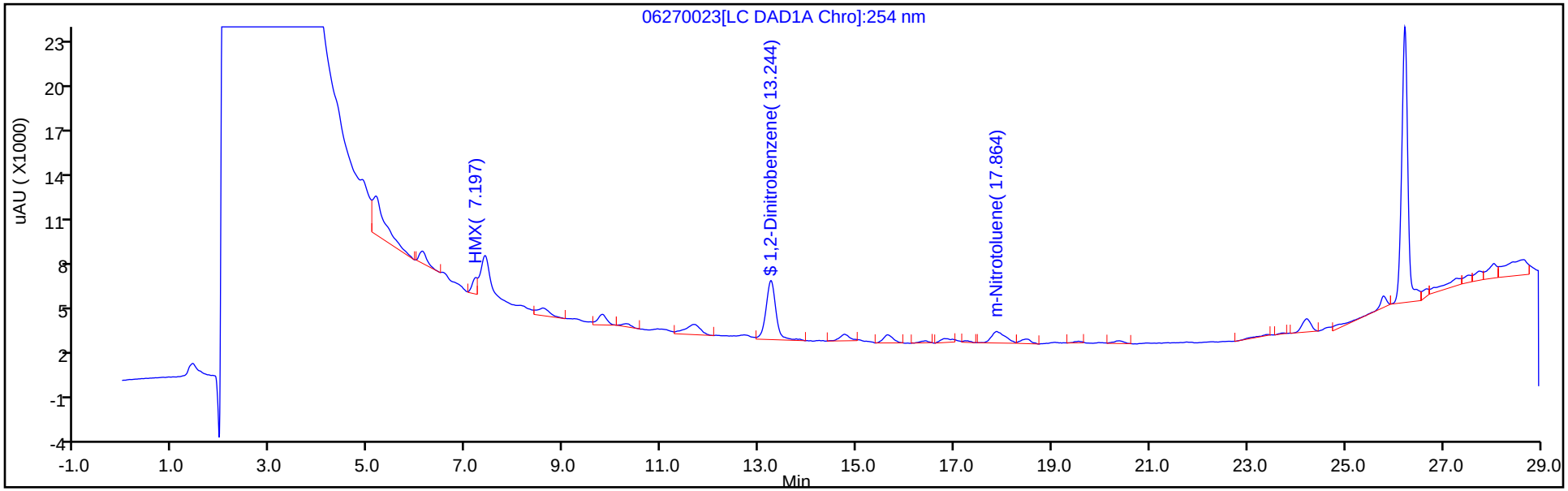

Y Scaling: Method Defined: Scale to the Nth Largest Peak: 1

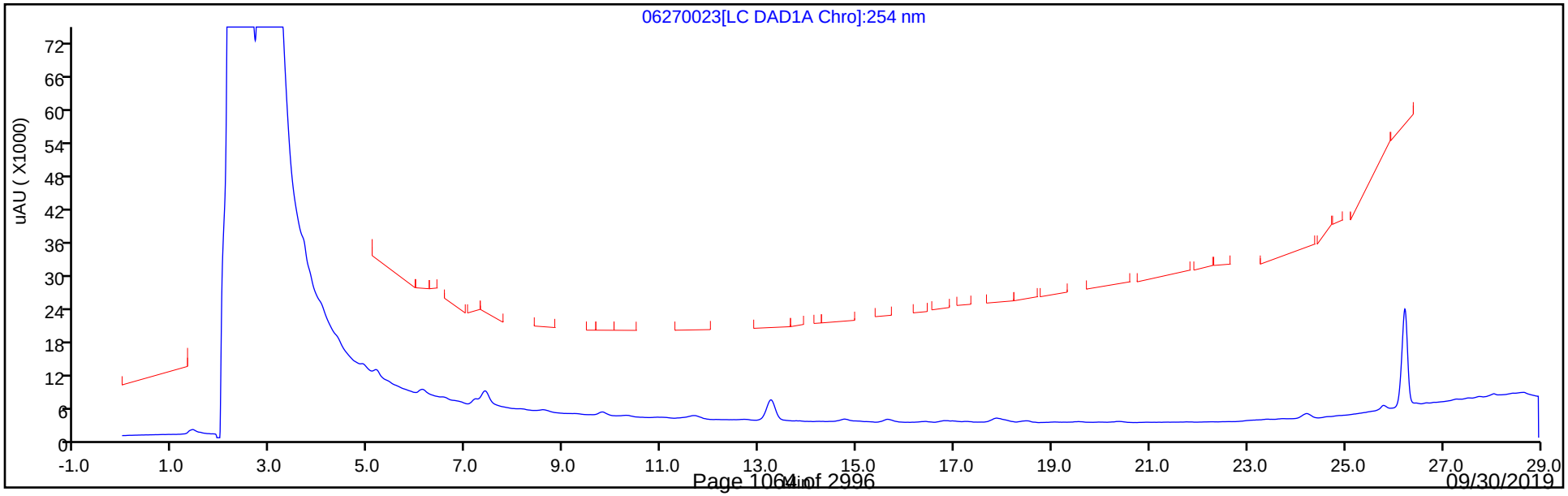

Eurofins TestAmerica, Denver
Recovery Report

Data File:	\\chromna\Denver\ChromData\G2_LUNA\20190627-83272.b\06270023.D				
Lims ID:	280-124986-B-9-A				
Client ID:	G0113-19A				
Sample Type:	Client				
Inject. Date:	28-Jun-2019 04:17:13	ALS Bottle#:	23	Worklist Smp#:	23
Injection Vol:	100.0 ul	Dil. Factor:	1.0000		
Sample Info:	280-124986-B-9-A				
Misc. Info.:	280-0083272-023				
Operator ID:	HKF	Instrument ID:	CHHPLC_G2_LUNA		
Method:	\\chromna\Denver\ChromData\G2_LUNA\20190627-83272.b\G2_8330_Luna.m				
Limit Group:	GCSV - 8330				
Last Update:	28-Jun-2019 13:31:23	Calib Date:	08-May-2019 00:28:23		
Integrator:	Falcon				
Quant Method:	External Standard	Quant By:	Initial Calibration		
Last ICal File:	\\chromna\Denver\ChromData\G2_LUNA\20190507-81649.b\05070023.D				
Column 1 :	Luna-Phenyl hexyl (4.60 mm)		Det: LC DAD1A, 254 nm		
Process Host:	CTX0317				
First Level Reviewer: fiedlerh		Date:	28-Jun-2019 13:12:52		

Compound	Amount Added	Amount Recovered	% Rec.
$ 10 1,2-Dinitrobenzene	0.2000	0.1971	98.57

User Disabled Compound Report

Eurofins TestAmerica, Denver

Data File:	\\chromna\Denver\ChromData\G2_LUNA\20190627-83272.b\06270023.D				
Injection Date:	28-Jun-2019 04:17:13	Instrument ID:	CHHPLC_G2_LUNA		
Lims ID:	280-124986-B-9-A	Lab Sample ID:	280-124986-9		
Client ID:	G0113-19A				
Operator ID:	HKF	ALS Bottle#:	23	Worklist Smp#:	23
Injection Vol:	100.0 ul	Dil. Factor:	1.0000		
Method:	G2_8330_Luna	Limit Group:	GCSV - 8330		
Column:	Luna-Phenyl hexyl (4.60 mm)	Detector	LC DAD1A, 254 nm		

18 2-Amino-4,6-dinitrotoluene, CAS: 35572-78-2, Signal: 1

RT: 18.48
Response: 4337
Amount: 0.010081

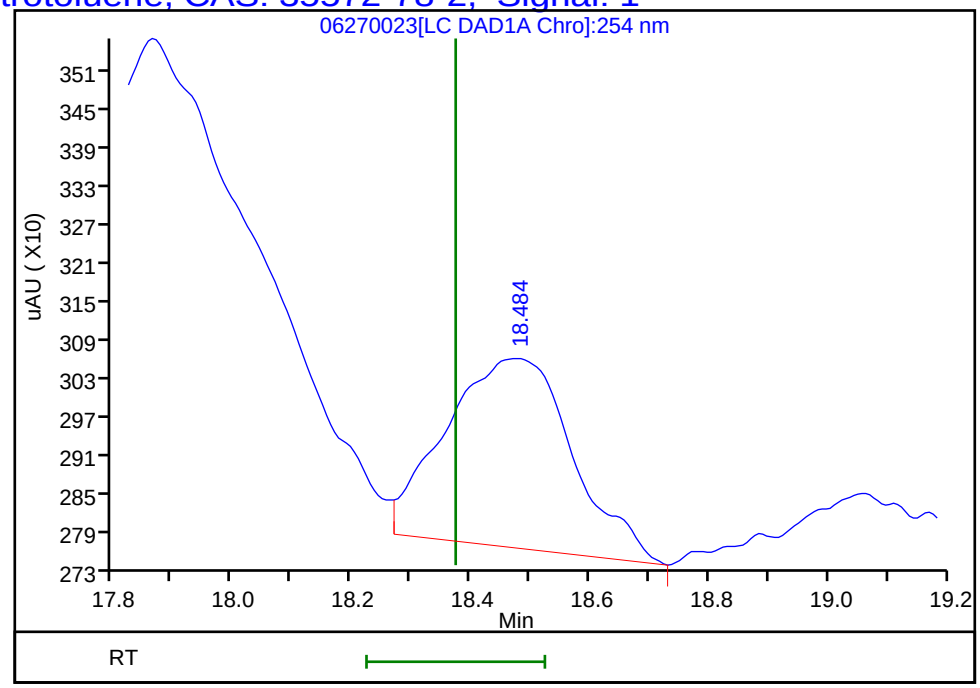

Reviewer: fiedlerh, 28-Jun-2019 13:12:52
Audit Action: Marked Compound Undetected Audit Reason: Invalid Compound ID

Manual Integration/User Assign Peak Report

Eurofins TestAmerica, Denver

Data File:	\\chromna\Denver\ChromData\G2_LUNA\20190627-83272.b\06270023.D				
Injection Date:	28-Jun-2019 04:17:13	Instrument ID:	CHHPLC_G2_LUNA		
Lims ID:	280-124986-B-9-A	Lab Sample ID:	280-124986-9		
Client ID:	G0113-19A				
Operator ID:	HKF	ALS Bottle#:	23	Worklist Smp#:	23
Injection Vol:	100.0 ul	Dil. Factor:	1.0000		
Method:	G2_8330_Luna	Limit Group:	GCSV - 8330		
Column:	Luna-Phenyl hexyl (4.60 mm)	Detector	LC DAD1A, 254 nm		

6 HMX, CAS: 2691-41-0

Signal: 1

Processing Integration Results

RT: 7.20
Area: 5491
Amount: 0.032074
Amount Units: ug/ml

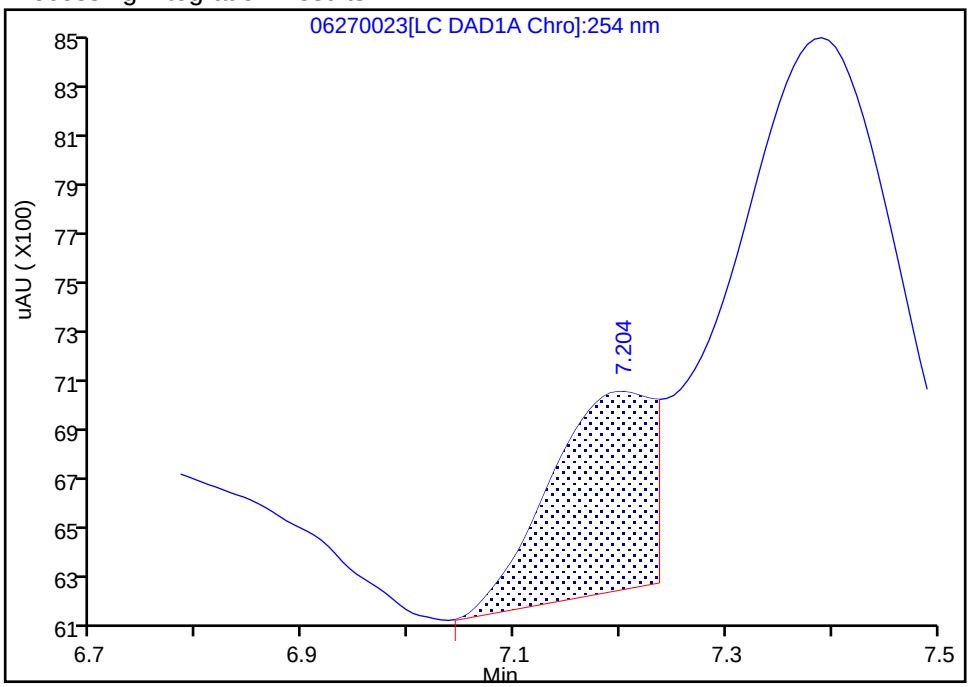

Manual Integration Results

RT: 7.20
Area: 7193
Amount: 0.042016
Amount Units: ug/ml

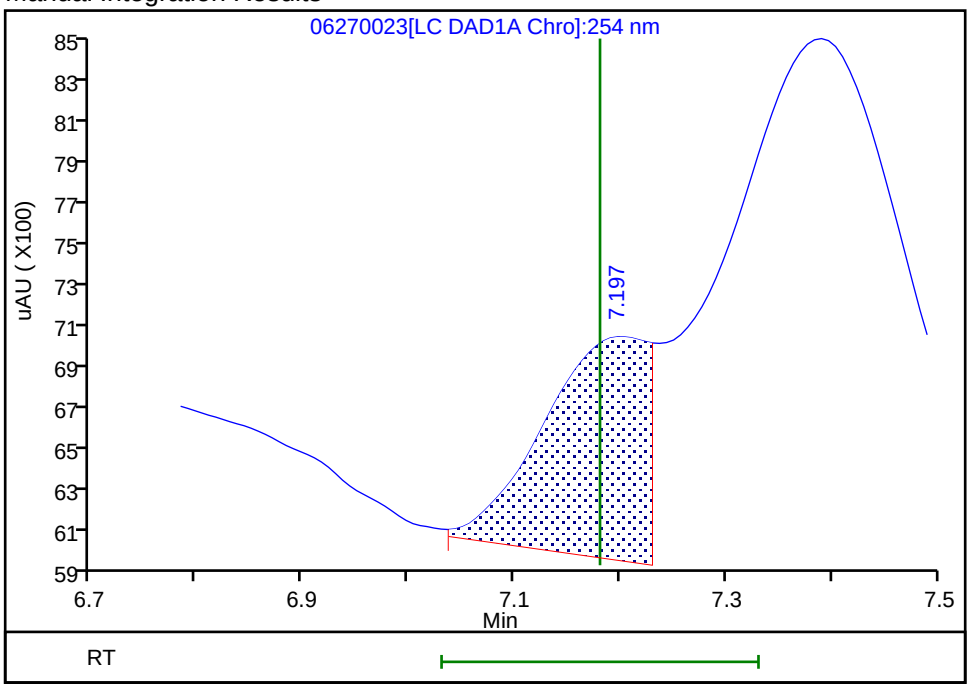

Reviewer: fiedlerh, 28-Jun-2019 13:12:51

Audit Action: Manually Integrated Audit Reason: Baseline Smoothing

FORM I
HPLC/IC ORGANICS ANALYSIS DATA SHEET

Lab Name: Eurofins TestAmerica, Denver Job No.: 280-124986-1

SDG No.:

Client Sample ID: G0075-19A Lab Sample ID: 280-124986-10

Matrix: Water Lab File ID: 06190062.D

Analysis Method: 8330A Date Collected: 06/09/2019 10:30

Extraction Method: 3535 Date Extracted: 06/14/2019 10:20

Sample wt/vol: 504.7(mL) Date Analyzed: 06/20/2019 08:59

Con. Extract Vol.: 5(mL) Dilution Factor: 1

Injection Volume: 100(uL) GC Column: UltraCarb5uODS ID: 4.6(mm)

% Moisture: GPC Cleanup:(Y/N) N

Analysis Batch No.: 462065 Units: ug/L

CAS NO.	COMPOUND NAME	RESULT	Q	LOQ	LOD	DL
99-35-4	1,3,5-Trinitrobenzene	0.40	U	0.99	0.40	0.20
99-65-0	1,3-Dinitrobenzene	0.20	U	0.40	0.20	0.088
118-96-7	2,4,6-Trinitrotoluene	0.40	U	0.40	0.40	0.16
121-14-2	2,4-Dinitrotoluene	0.20	U	0.40	0.20	0.083
606-20-2	2,6-Dinitrotoluene	0.20	U	0.20	0.20	0.064
35572-78-2	2-Amino-4,6-dinitrotoluene	0.12	U	0.20	0.12	0.050
88-72-2	2-Nitrotoluene	0.20	U Q	0.40	0.20	0.085
99-08-1	3-Nitrotoluene	0.40	U Q	0.40	0.40	0.19
19406-51-0	4-Amino-2,6-dinitrotoluene	0.12	U	0.20	0.12	0.057
99-99-0	4-Nitrotoluene	0.40	U Q	0.99	0.40	0.20
2691-41-0	HMX	0.20	U	0.40	0.20	0.087
5755-27-1	MNX	0.40	U	2.0	0.40	0.15
98-95-3	Nitrobenzene	0.20	U	0.40	0.20	0.090
121-82-4	RDX	0.40	U Q	0.40	0.40	0.16
479-45-8	Tetryl	0.20	U	0.24	0.20	0.079

CAS NO.	SURROGATE	%REC	Q	LIMITS
528-29-0	1,2-Dinitrobenzene	145	Q	83-119

Eurofins TestAmerica, Denver
Target Compound Quantitation Report

Data File: \\chromna\Denver\ChromData\CHHPLC_X\20190619-83007.b\06190062.D
Lims ID: 280-124986-A-10-A
Client ID: G0075-19A
Sample Type: Client
Inject. Date: 20-Jun-2019 08:59:54 ALS Bottle#: 62 Worklist Smp#: 62
Injection Vol: 100.0 ul Dil. Factor: 1.0000
Sample Info: 280-124986-A-10-
Misc. Info.: 280-0083007-062
Operator ID: hkf Instrument ID: CHHPLC_X3

Method: \\chromna\Denver\ChromData\CHHPLC_X\20190619-83007.b\8330_X3.m
Limit Group: GCSV - 8330
Last Update: 20-Jun-2019 17:33:10 Calib Date: 15-May-2019 01:42:24
Integrator: Falcon
Quant Method: External Standard Quant By: Initial Calibration
Last ICal File: \\chromna\Denver\ChromData\CHHPLC_X\20190514-81869.b\0514B032.D

Column 1 : UltraCarb5uODS (20) (4.60 mm) Det: LC DAD1B, 254 nm
Process Host: CTX0327

First Level Reviewer: fiedlerh Date: 20-Jun-2019 10:13:34

	Compound	Det	RT (min.)	Exp RT (min.)	Dlt RT (min.)	Response	OnCol Amt ug/mL	Flags
	3 HMX	1		6.647			ND	
	6 MNX	1		7.359			ND	
	7 RDX	1		7.774			ND	
$	9 1,2-Dinitrobenzene	1	8.758	8.761	-0.003	37843	0.2909	
	10 1,3,5-Trinitrobenzene	1		8.914			ND	
	11 1,3-Dinitrobenzene	1		9.580			ND	
	12 Nitrobenzene	1		9.974			ND	
	14 Tetryl	1		10.307			ND	
	16 2,4,6-Trinitrotoluene	1		11.267			ND	
	17 4-Amino-2,6-dinitrotoluene	1		11.460			ND	
	18 2-Amino-4,6-dinitrotoluene	1		11.747			ND	
	19 2,6-Dinitrotoluene	1		11.887			ND	
	20 2,4-Dinitrotoluene	1		12.087			ND	
	21 o-Nitrotoluene	1		12.934			ND	
	22 p-Nitrotoluene	1		13.374			ND	
	23 m-Nitrotoluene	1		13.974			ND	

Report Date: 24-Jun-2019 15:18:51 Chrom Revision: 2.3 20-Jun-2019 20:50:56

Eurofins TestAmerica, Denver

Data File: \\chromna\Denver\ChromData\CHHPLC_X\20190619-83007.b\06190062.D

Injection Date:	20-Jun-2019 08:59:54	Instrument ID:	CHHPLC_X3	Operator ID:	hkf
Lims ID:	280-124986-A-10-A	Lab Sample ID:	280-124986-10	Worklist Smp#:	62
Client ID:	G0075-19A				
Injection Vol:	100.0 ul	Dil. Factor:	1.0000	ALS Bottle#:	62
Method:	8330_X3	Limit Group:	GCSV - 8330		

Column: UltraCarb5uODS (20) (4.60 mm) Y Scaling: Method Defined: Scale to the Nth Largest Target: 1

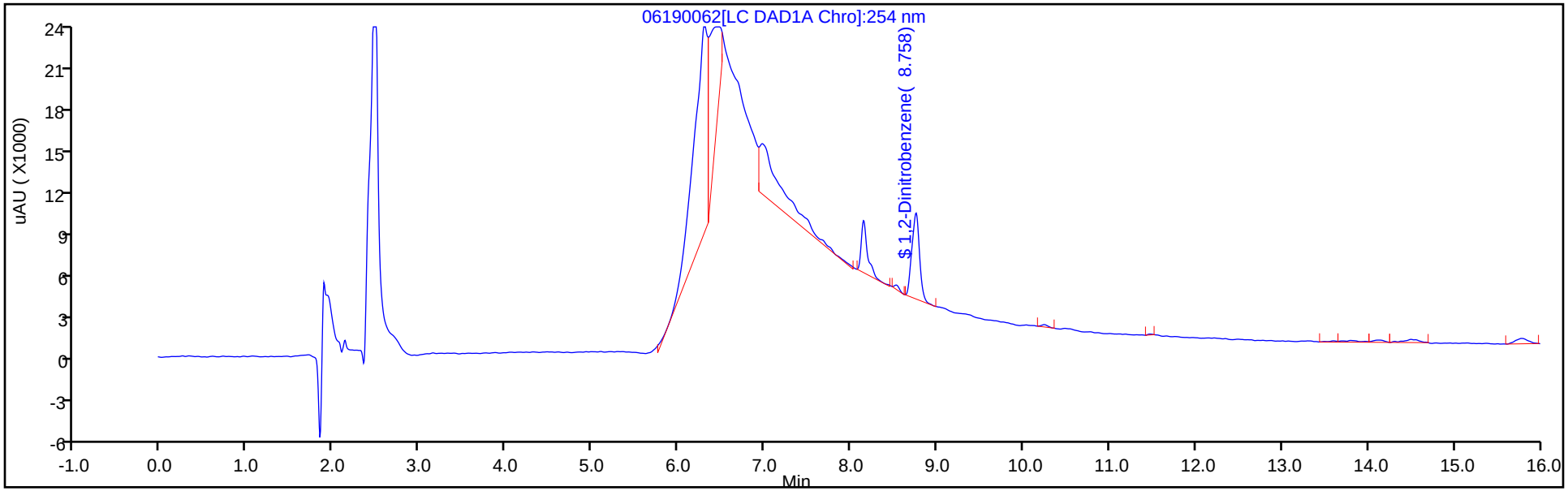

Y Scaling: Method Defined: Scale to the Nth Largest Target: 1

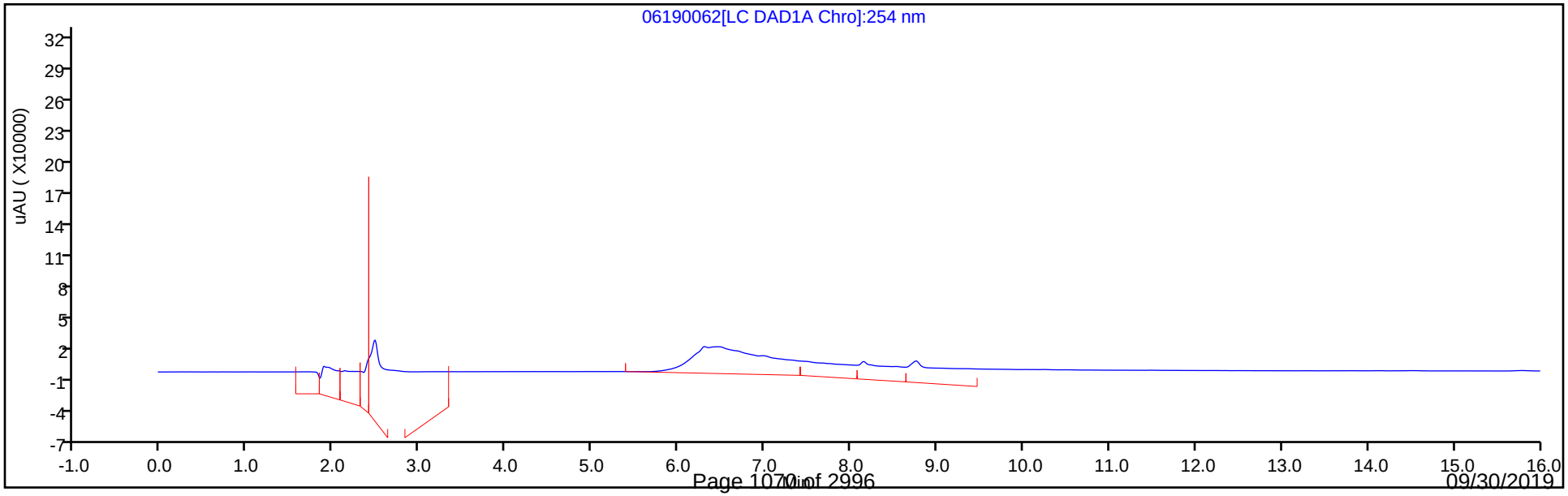

Eurofins TestAmerica, Denver
Recovery Report

Data File:	\\chromna\Denver\ChromData\CHHPLC_X\20190619-83007.b\06190062.D				
Lims ID:	280-124986-A-10-A				
Client ID:	G0075-19A				
Sample Type:	Client				
Inject. Date:	20-Jun-2019 08:59:54	ALS Bottle#:	62	Worklist Smp#:	62
Injection Vol:	100.0 ul	Dil. Factor:	1.0000		
Sample Info:	280-124986-A-10-				
Misc. Info.:	280-0083007-062				
Operator ID:	hkf	Instrument ID:	CHHPLC_X3		
Method:	\\chromna\Denver\ChromData\CHHPLC_X\20190619-83007.b\8330_X3.m				
Limit Group:	GCSV - 8330				
Last Update:	20-Jun-2019 17:33:10	Calib Date:	15-May-2019 01:42:24		
Integrator:	Falcon				
Quant Method:	External Standard	Quant By:	Initial Calibration		
Last ICal File:	\\chromna\Denver\ChromData\CHHPLC_X\20190514-81869.b\0514B032.D				
Column 1 :	UltraCarb5uODS (20) (4.60 mm)		Det: LC DAD1B, 254 nm		
Process Host:	CTX0327				
First Level Reviewer: fiedlerh		Date:	20-Jun-2019 10:13:34		

Compound	Amount Added	Amount Recovered	% Rec.
$ 9 1,2-Dinitrobenzene	0.2000	0.2909	145.43

FORM I
HPLC/IC ORGANICS ANALYSIS DATA SHEET

Lab Name: Eurofins TestAmerica, Denver Job No.: 280-124986-1

SDG No.:

Client Sample ID: G0075-19A RE Lab Sample ID: 280-124986-10 RE

Matrix: Water Lab File ID: 06260027.D

Analysis Method: 8330A Date Collected: 06/09/2019 10:30

Extraction Method: 3535 Date Extracted: 06/18/2019 14:22

Sample wt/vol: 506(mL) Date Analyzed: 06/27/2019 03:08

Con. Extract Vol.: 5(mL) Dilution Factor: 1

Injection Volume: 100(uL) GC Column: UltraCarb5uODS ID: 4.6(mm)

% Moisture: GPC Cleanup:(Y/N) N

Analysis Batch No.: 462823 Units: ug/L

CAS NO.	COMPOUND NAME	RESULT	Q	LOQ	LOD	DL
99-35-4	*1,3,5-Trinitrobenzene*	*0.40*	*U H*	*0.99*	0.40	*0.20*
99-65-0	*1,3-Dinitrobenzene*	*0.20*	*U H*	*0.40*	0.20	*0.088*
118-96-7	*2,4,6-Trinitrotoluene*	*0.40*	*U H*	*0.40*	0.40	*0.16*
121-14-2	*2,4-Dinitrotoluene*	*0.20*	*U H*	*0.40*	0.20	*0.083*
606-20-2	*2,6-Dinitrotoluene*	*0.20*	*U H*	*0.20*	0.20	*0.064*
35572-78-2	*2-Amino-4,6-dinitrotoluene*	*0.12*	*U H*	*0.20*	0.12	*0.050*
88-72-2	*2-Nitrotoluene*	*0.20*	*U H*	*0.40*	0.20	*0.084*
99-08-1	*3-Nitrotoluene*	*0.40*	*U H*	*0.40*	0.40	*0.19*
19406-51-0	*4-Amino-2,6-dinitrotoluene*	*0.12*	*U H Q*	*0.20*	0.12	*0.057*
99-99-0	*4-Nitrotoluene*	*0.40*	*U H Q*	*0.99*	0.40	*0.20*
2691-41-0	*HMX*	*0.20*	*U H*	*0.40*	0.20	*0.087*
5755-27-1	*MNX*	*0.40*	*U H*	*2.0*	0.40	*0.15*
98-95-3	*Nitrobenzene*	*0.20*	*U H*	*0.40*	0.20	*0.090*
121-82-4	*RDX*	*0.40*	*U H Q*	*0.40*	0.40	*0.16*
479-45-8	*Tetryl*	*0.20*	*U H M*	*0.24*	0.20	*0.078*

CAS NO.	SURROGATE	%REC	Q	LIMITS
528-29-0	1,2-Dinitrobenzene	145	*Q*	83-119

Eurofins TestAmerica, Denver
Target Compound Quantitation Report

Data File: \\chromna\Denver\ChromData\CHHPLC_X\20190626-83230.b\06260027.D
Lims ID: 280-124986-B-10-A
Client ID: G0075-19A
Sample Type: Client
Inject. Date: 27-Jun-2019 03:08:29 ALS Bottle#: 27 Worklist Smp#: 27
Injection Vol: 100.0 ul Dil. Factor: 1.0000
Sample Info: 280-124986-B-10-
Misc. Info.: 280-0083230-027
Operator ID: hkf Instrument ID: CHHPLC_X3

Method: \\chromna\Denver\ChromData\CHHPLC_X\20190626-83230.b\8330_X3.m
Limit Group: GCSV - 8330
Last Update: 27-Jun-2019 09:04:47 Calib Date: 21-Jun-2019 03:13:40
Integrator: Falcon
Quant Method: External Standard Quant By: Initial Calibration
Last ICal File: \\chromna\Denver\ChromData\CHHPLC_X\20190620-83048.b\06200032.D

Column 1 : UltraCarb5uODS (20) (4.60 mm) Det: LC DAD1B, 254 nm
Process Host: CTX0334

First Level Reviewer: fiedlerh Date: 27-Jun-2019 08:56:21

	Compound	Det	RT (min.)	Exp RT (min.)	Dlt RT (min.)	Response	OnCol Amt ug/mL	Flags
	3 HMX	1		6.654			ND	
	6 MNX	1		7.356			ND	
	7 RDX	1		7.774			ND	
$	9 1,2-Dinitrobenzene	1	8.750	8.754	-0.004	39429	0.2901	
	10 1,3,5-Trinitrobenzene	1		8.914			ND	
	11 1,3-Dinitrobenzene	1		9.574			ND	
	12 Nitrobenzene	1		9.960			ND	
	14 Tetryl	1		10.287			ND	U
	16 2,4,6-Trinitrotoluene	1		11.247			ND	
	17 4-Amino-2,6-dinitrotoluene	1		11.434			ND	
	18 2-Amino-4,6-dinitrotoluene	1		11.727			ND	
	19 2,6-Dinitrotoluene	1		11.854			ND	
	20 2,4-Dinitrotoluene	1		12.054			ND	
	21 o-Nitrotoluene	1		12.894			ND	
	22 p-Nitrotoluene	1		13.334			ND	
	23 m-Nitrotoluene	1		13.934			ND	

QC Flag Legend

Review Flags
U - Marked Undetected

Report Date: 27-Jun-2019 09:04:58 Chrom Revision: 2.3 20-Jun-2019 20:50:56

Eurofins TestAmerica, Denver

Data File: \\chromna\Denver\ChromData\CHHPLC_X\20190626-83230.b\06260027.D

Injection Date:	27-Jun-2019 03:08:29	Instrument ID:	CHHPLC_X3	Operator ID:	hkf
Lims ID:	280-124986-B-10-A	Lab Sample ID:	280-124986-10	Worklist Smp#:	27
Client ID:	G0075-19A				
Injection Vol:	100.0 ul	Dil. Factor:	1.0000	ALS Bottle#:	27
Method:	8330_X3	Limit Group:	GCSV - 8330		

Column: UltraCarb5uODS (20) (4.60 mm) Y Scaling: Method Defined: Scale to the Nth Largest Target: 1

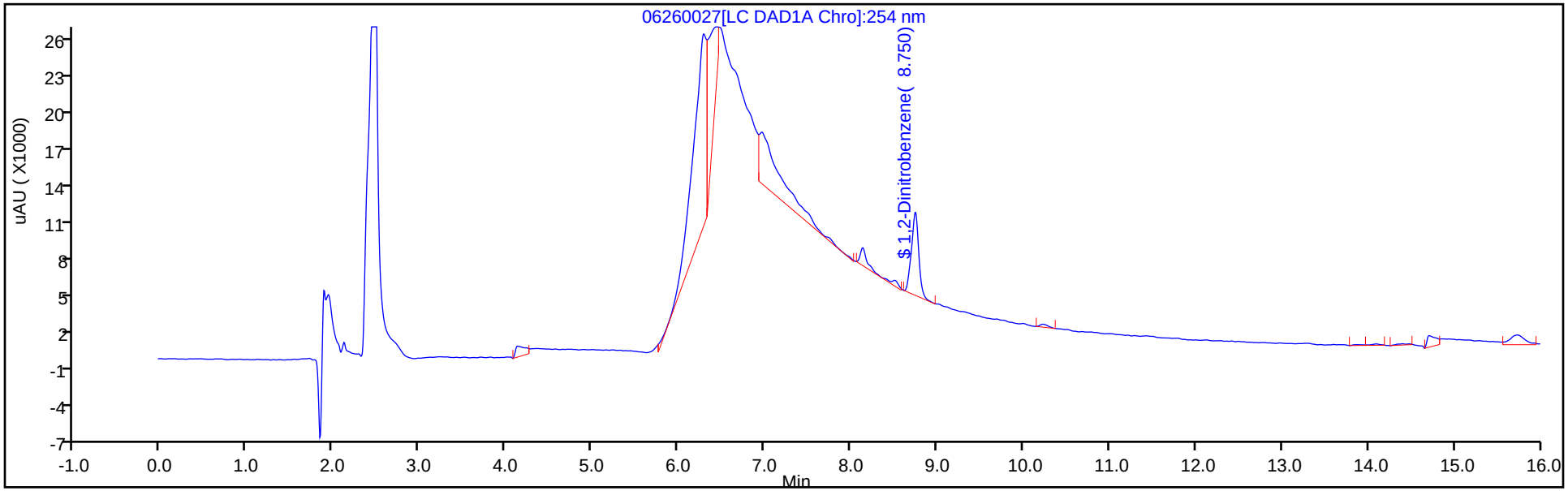

Y Scaling: Method Defined: Scale to the Nth Largest Target: 1

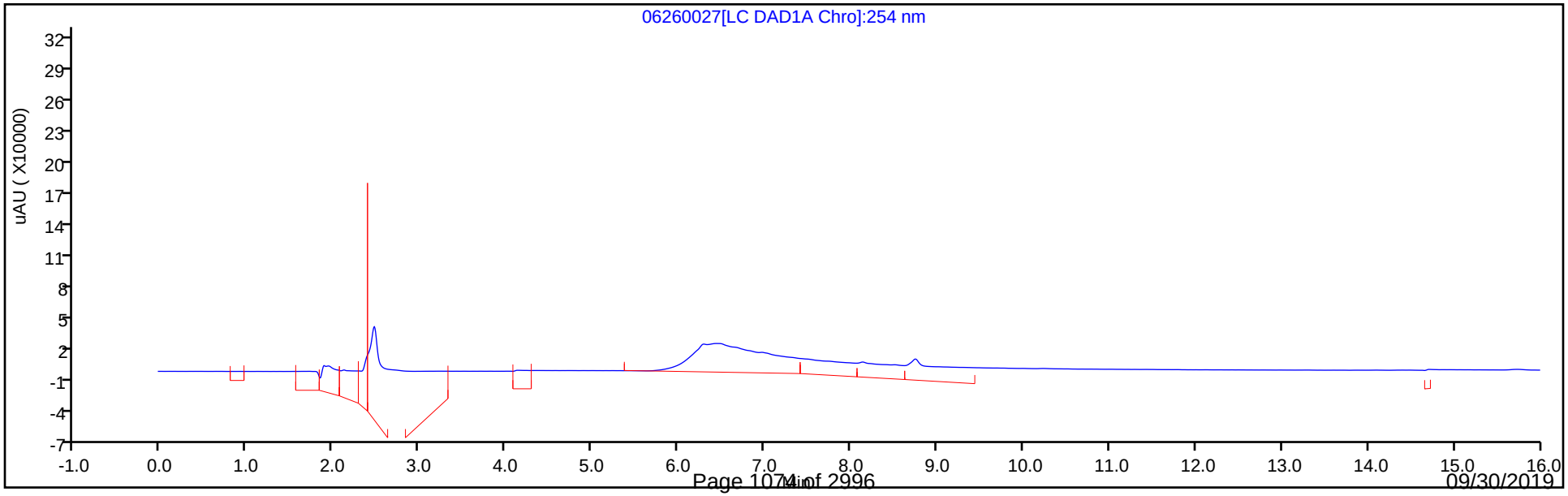

Eurofins TestAmerica, Denver
Recovery Report

Data File:	\\chromna\Denver\ChromData\CHHPLC_X\20190626-83230.b\06260027.D				
Lims ID:	280-124986-B-10-A				
Client ID:	G0075-19A				
Sample Type:	Client				
Inject. Date:	27-Jun-2019 03:08:29	ALS Bottle#:	27	Worklist Smp#:	27
Injection Vol:	100.0 ul	Dil. Factor:	1.0000		
Sample Info:	280-124986-B-10-				
Misc. Info.:	280-0083230-027				
Operator ID:	hkf	Instrument ID:	CHHPLC_X3		
Method:	\\chromna\Denver\ChromData\CHHPLC_X\20190626-83230.b\8330_X3.m				
Limit Group:	GCSV - 8330				
Last Update:	27-Jun-2019 09:04:47	Calib Date:	21-Jun-2019 03:13:40		
Integrator:	Falcon				
Quant Method:	External Standard	Quant By:	Initial Calibration		
Last ICal File:	\\chromna\Denver\ChromData\CHHPLC_X\20190620-83048.b\06200032.D				
Column 1 :	UltraCarb5uODS (20) (4.60 mm)		Det: LC DAD1B, 254 nm		
Process Host:	CTX0334				
First Level Reviewer: fiedlerh		Date:	27-Jun-2019 08:56:21		

Compound	Amount Added	Amount Recovered	% Rec.
$ 9 1,2-Dinitrobenzene	0.2000	0.2901	145.07

User Disabled Compound Report

Eurofins TestAmerica, Denver

Data File:	\\chromna\Denver\ChromData\CHHPLC_X\20190626-83230.b\06260027.D				
Injection Date:	27-Jun-2019 03:08:29	Instrument ID:	CHHPLC_X3		
Lims ID:	280-124986-B-10-A	Lab Sample ID:	280-124986-10		
Client ID:	G0075-19A				
Operator ID:	hkf	ALS Bottle#:	27	Worklist Smp#:	27
Injection Vol:	100.0 ul	Dil. Factor:	1.0000		
Method:	8330_X3	Limit Group:	GCSV - 8330		
Column:	UltraCarb5uODS (20) (4.60 mm)	Detector	LC DAD1B, 254 nm		

14 Tetryl, CAS: 479-45-8, Signal: 1

RT: 10.23
Response: 1535
Amount: 0.009380

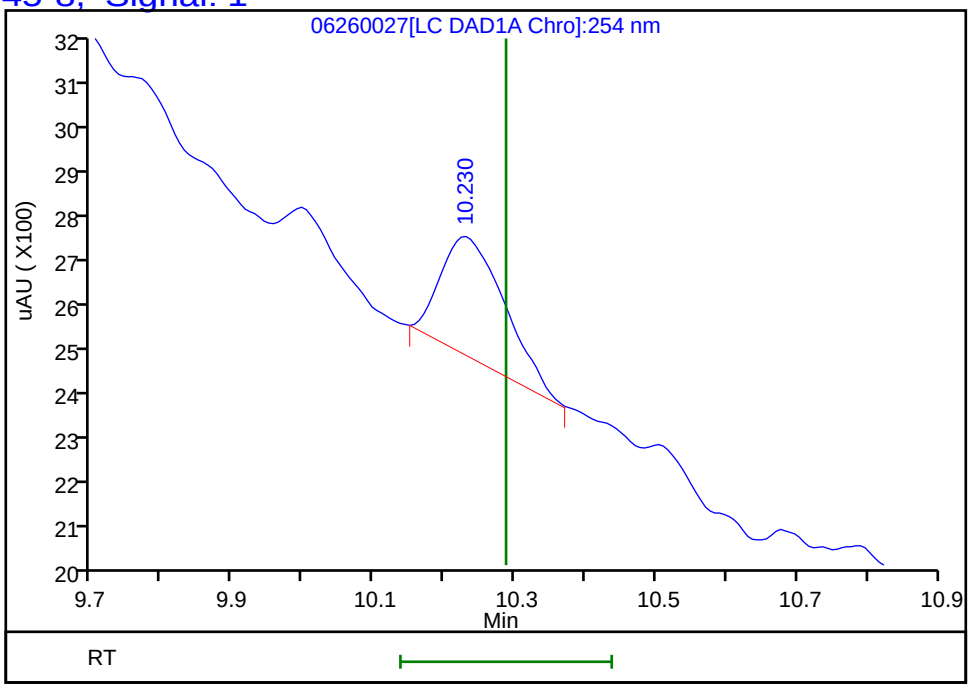

Reviewer: fiedlerh, 27-Jun-2019 08:56:21
Audit Action: Marked Compound Undetected Audit Reason: Invalid Compound ID

FORM I
HPLC/IC ORGANICS ANALYSIS DATA SHEET

Lab Name: Eurofins TestAmerica, Denver Job No.: 280-124986-1

SDG No.:

Client Sample ID: G0076-19A Lab Sample ID: 280-124986-11

Matrix: Water Lab File ID: 06190063.D

Analysis Method: 8330A Date Collected: 06/09/2019 09:20

Extraction Method: 3535 Date Extracted: 06/14/2019 10:20

Sample wt/vol: 511.8(mL) Date Analyzed: 06/20/2019 09:22

Con. Extract Vol.: 5(mL) Dilution Factor: 1

Injection Volume: 100(uL) GC Column: UltraCarb5uODS ID: 4.6(mm)

% Moisture: GPC Cleanup:(Y/N) N

Analysis Batch No.: 462065 Units: ug/L

CAS NO.	COMPOUND NAME	RESULT	Q	LOQ	LOD	DL
99-35-4	1,3,5-Trinitrobenzene	0.39	U	0.98	0.39	0.20
99-65-0	1,3-Dinitrobenzene	0.20	U	0.39	0.20	0.087
118-96-7	2,4,6-Trinitrotoluene	0.39	U	0.39	0.39	0.16
121-14-2	2,4-Dinitrotoluene	0.20	U	0.39	0.20	0.082
606-20-2	2,6-Dinitrotoluene	0.20	U	0.20	0.20	0.063
35572-78-2	2-Amino-4,6-dinitrotoluene	0.12	U	0.20	0.12	0.050
88-72-2	2-Nitrotoluene	0.20	U Q	0.39	0.20	0.084
99-08-1	3-Nitrotoluene	0.39	U Q	0.39	0.39	0.19
19406-51-0	4-Amino-2,6-dinitrotoluene	0.12	U	0.20	0.12	0.056
99-99-0	4-Nitrotoluene	0.39	U Q	0.98	0.39	0.20
2691-41-0	HMX	0.20	U	0.39	0.20	0.086
5755-27-1	MNX	0.39	U	2.0	0.39	0.15
98-95-3	Nitrobenzene	0.20	U	0.39	0.20	0.089
121-82-4	RDX	0.39	U Q	0.39	0.39	0.15
479-45-8	Tetryl	0.20	U	0.23	0.20	0.077

CAS NO.	SURROGATE	%REC	Q	LIMITS
528-29-0	1,2-Dinitrobenzene	140	M Q	83-119

Eurofins TestAmerica, Denver
Target Compound Quantitation Report

Data File: \\chromna\Denver\ChromData\CHHPLC_X\20190619-83007.b\06190063.D
Lims ID: 280-124986-B-11-A
Client ID: G0076-19A
Sample Type: Client
Inject. Date: 20-Jun-2019 09:22:52 ALS Bottle#: 63 Worklist Smp#: 63
Injection Vol: 100.0 ul Dil. Factor: 1.0000
Sample Info: 280-124986-B-11-
Misc. Info.: 280-0083007-063
Operator ID: hkf Instrument ID: CHHPLC_X3

Method: \\chromna\Denver\ChromData\CHHPLC_X\20190619-83007.b\8330_X3.m
Limit Group: GCSV - 8330
Last Update: 20-Jun-2019 17:33:10 Calib Date: 15-May-2019 01:42:24
Integrator: Falcon
Quant Method: External Standard Quant By: Initial Calibration
Last ICal File: \\chromna\Denver\ChromData\CHHPLC_X\20190514-81869.b\0514B032.D

Column 1 : UltraCarb5uODS (20) (4.60 mm) Det: LC DAD1B, 254 nm
Process Host: CTX0327

First Level Reviewer: fiedlerh Date: 20-Jun-2019 10:13:58

	Compound	Det	RT (min.)	Exp RT (min.)	Dlt RT (min.)	Response	OnCol Amt ug/mL	Flags
	3 HMX	1		6.647			ND	
	6 MNX	1		7.359			ND	
	7 RDX	1		7.774			ND	
$	9 1,2-Dinitrobenzene	1	8.753	8.761	-0.008	36379	0.2796	M
	10 1,3,5-Trinitrobenzene	1		8.914			ND	
	11 1,3-Dinitrobenzene	1		9.580			ND	
	12 Nitrobenzene	1		9.974			ND	
	14 Tetryl	1		10.307			ND	
	16 2,4,6-Trinitrotoluene	1		11.267			ND	
	17 4-Amino-2,6-dinitrotoluene	1		11.460			ND	
	18 2-Amino-4,6-dinitrotoluene	1		11.747			ND	
	19 2,6-Dinitrotoluene	1		11.887			ND	
	20 2,4-Dinitrotoluene	1		12.087			ND	
	21 o-Nitrotoluene	1		12.934			ND	
	22 p-Nitrotoluene	1		13.374			ND	
	23 m-Nitrotoluene	1		13.974			ND	

QC Flag Legend

Review Flags
M - Manually Integrated

Report Date: 24-Jun-2019 15:18:54 Chrom Revision: 2.3 20-Jun-2019 20:50:56

Eurofins TestAmerica, Denver

Data File: \\chromna\Denver\ChromData\CHHPLC_X\20190619-83007.b\06190063.D

Injection Date:	20-Jun-2019 09:22:52	Instrument ID:	CHHPLC_X3	Operator ID:	hkf
Lims ID:	280-124986-B-11-A	Lab Sample ID:	280-124986-11	Worklist Smp#:	63
Client ID:	G0076-19A				
Injection Vol:	100.0 ul	Dil. Factor:	1.0000	ALS Bottle#:	63
Method:	8330_X3	Limit Group:	GCSV - 8330		

Column: UltraCarb5uODS (20) (4.60 mm) Y Scaling: Method Defined: Scale to the Nth Largest Target: 1

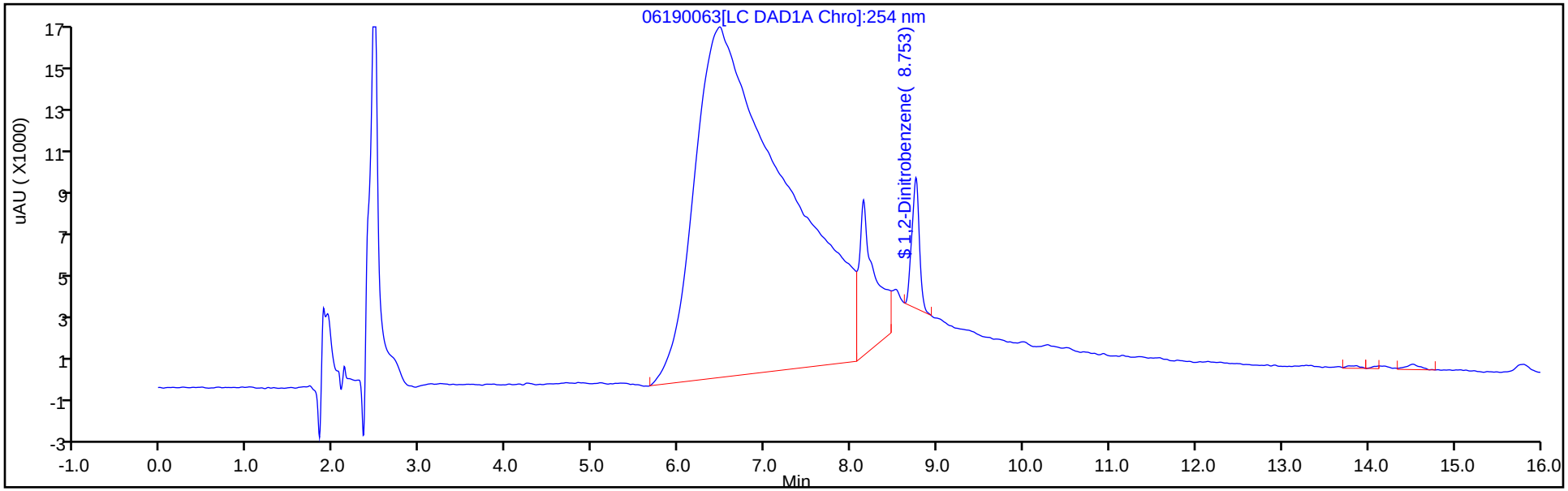

Y Scaling: Method Defined: Scale to the Nth Largest Target: 1

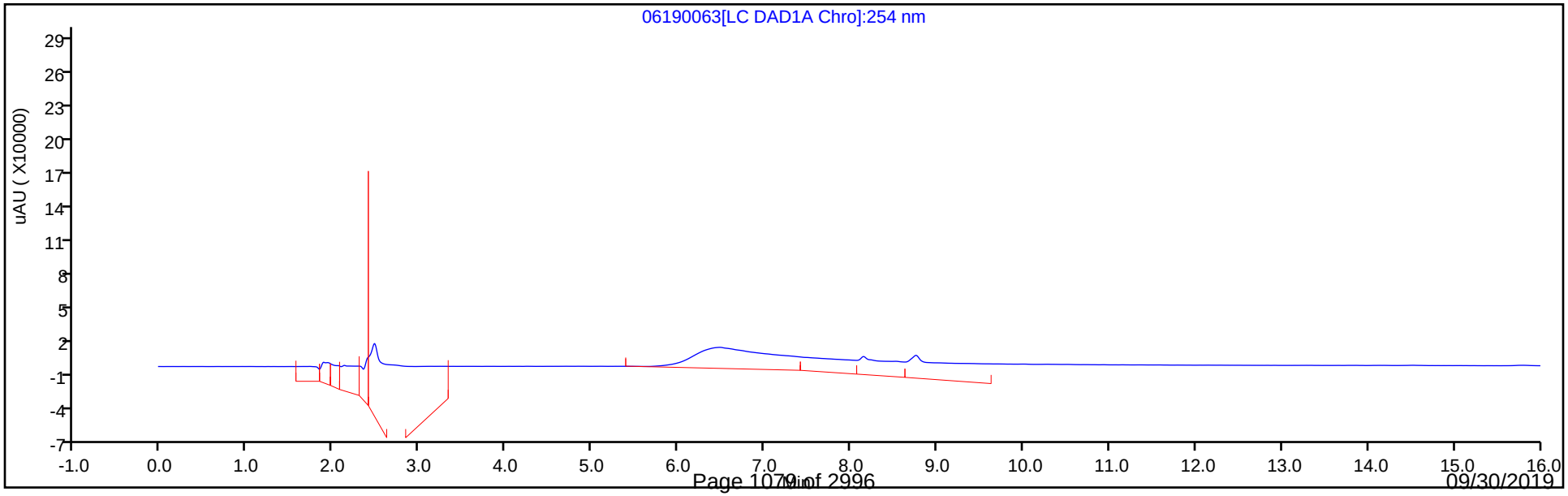

Eurofins TestAmerica, Denver
Recovery Report

Data File: \\chromna\Denver\ChromData\CHHPLC_X\20190619-83007.b\06190063.D
Lims ID: 280-124986-B-11-A
Client ID: G0076-19A
Sample Type: Client
Inject. Date: 20-Jun-2019 09:22:52 ALS Bottle#: 63 Worklist Smp#: 63
Injection Vol: 100.0 ul Dil. Factor: 1.0000
Sample Info: 280-124986-B-11-
Misc. Info.: 280-0083007-063
Operator ID: hkf Instrument ID: CHHPLC_X3

Method: \\chromna\Denver\ChromData\CHHPLC_X\20190619-83007.b\8330_X3.m
Limit Group: GCSV - 8330
Last Update: 20-Jun-2019 17:33:10 Calib Date: 15-May-2019 01:42:24
Integrator: Falcon
Quant Method: External Standard Quant By: Initial Calibration
Last ICal File: \\chromna\Denver\ChromData\CHHPLC_X\20190514-81869.b\0514B032.D

Column 1 : UltraCarb5uODS (20) (4.60 mm) Det: LC DAD1B, 254 nm
Process Host: CTX0327

First Level Reviewer: fiedlerh Date: 20-Jun-2019 10:13:58

Compound	Amount Added	Amount Recovered	% Rec.
$ 9 1,2-Dinitrobenzene	0.2000	0.2796	139.80

Manual Integration/User Assign Peak Report

Eurofins TestAmerica, Denver

Data File:	\\chromna\Denver\ChromData\CHHPLC_X\20190619-83007.b\06190063.D				
Injection Date:	20-Jun-2019 09:22:52	Instrument ID:	CHHPLC_X3		
Lims ID:	280-124986-B-11-A	Lab Sample ID:	280-124986-11		
Client ID:	G0076-19A				
Operator ID:	hkf	ALS Bottle#:	63	Worklist Smp#:	63
Injection Vol:	100.0 ul	Dil. Factor:	1.0000		
Method:	8330_X3	Limit Group:	GCSV - 8330		
Column:	UltraCarb5uODS (20) (4.60 mm)	Detector	LC DAD1B, 254 nm		

$ 9 1,2-Dinitrobenzene, CAS: 528-29-0

Signal: 1

Processing Integration Results

RT: 8.75
Area: 50026
Amount: 0.384488
Amount Units: ug/mL

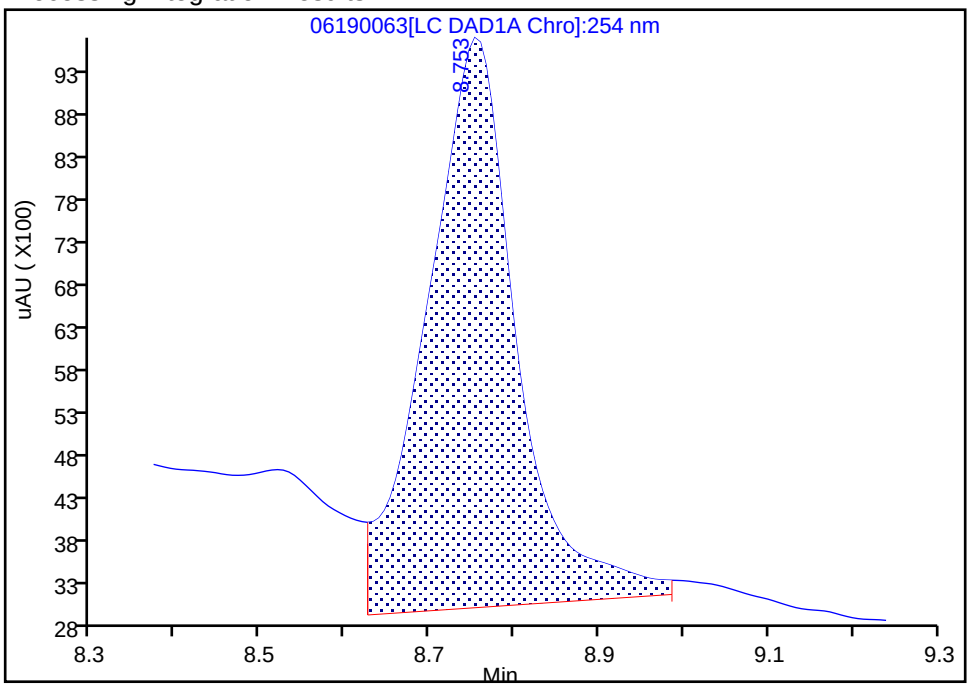

Manual Integration Results

RT: 8.75
Area: 36379
Amount: 0.279601
Amount Units: ug/mL

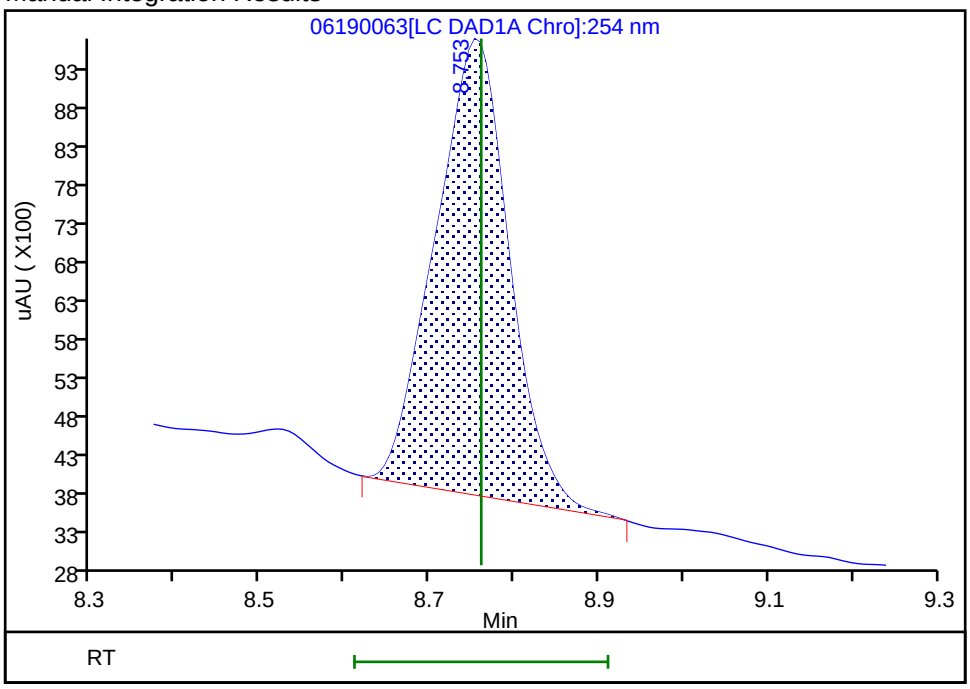

Reviewer: fiedlerh, 20-Jun-2019 10:13:43

Audit Action: Manually Integrated Audit Reason: Baseline Smoothing

FORM I
HPLC/IC ORGANICS ANALYSIS DATA SHEET

Lab Name: Eurofins TestAmerica, Denver Job No.: 280-124986-1

SDG No.:

Client Sample ID: G0076-19A RE Lab Sample ID: 280-124986-11 RE

Matrix: Water Lab File ID: 06260028.D

Analysis Method: 8330A Date Collected: 06/09/2019 09:20

Extraction Method: 3535 Date Extracted: 06/18/2019 14:22

Sample wt/vol: 508.8(mL) Date Analyzed: 06/27/2019 03:32

Con. Extract Vol.: 5(mL) Dilution Factor: 1

Injection Volume: 100(uL) GC Column: UltraCarb5uODS ID: 4.6(mm)

% Moisture: GPC Cleanup:(Y/N) N

Analysis Batch No.: 462823 Units: ug/L

CAS NO.	COMPOUND NAME	RESULT	Q	LOQ	LOD	DL
99-35-4	*1,3,5-Trinitrobenzene*	*0.39*	*U H*	*0.98*	0.39	*0.20*
99-65-0	*1,3-Dinitrobenzene*	*0.20*	*U H*	*0.39*	0.20	*0.087*
118-96-7	*2,4,6-Trinitrotoluene*	*0.39*	*U H*	*0.39*	0.39	*0.16*
121-14-2	*2,4-Dinitrotoluene*	*0.20*	*U H*	*0.39*	0.20	*0.082*
606-20-2	*2,6-Dinitrotoluene*	*0.20*	*U H*	*0.20*	0.20	*0.063*
35572-78-2	*2-Amino-4,6-dinitrotoluene*	*0.12*	*U H*	*0.20*	0.12	*0.050*
88-72-2	*2-Nitrotoluene*	*0.20*	*U H*	*0.39*	0.20	*0.084*
99-08-1	*3-Nitrotoluene*	*0.39*	*U H M*	*0.39*	0.39	*0.19*
19406-51-0	*4-Amino-2,6-dinitrotoluene*	*0.12*	*U H Q*	*0.20*	0.12	*0.057*
99-99-0	*4-Nitrotoluene*	*0.39*	*U H M Q*	*0.98*	0.39	*0.20*
2691-41-0	*HMX*	*0.20*	*U H*	*0.39*	0.20	*0.086*
5755-27-1	*MNX*	*0.39*	*U H*	*2.0*	0.39	*0.15*
98-95-3	*Nitrobenzene*	*0.20*	*U H*	*0.39*	0.20	*0.089*
121-82-4	*RDX*	*0.39*	*U H Q*	*0.39*	0.39	*0.16*
479-45-8	*Tetryl*	*0.20*	*U H*	*0.24*	0.20	*0.078*

CAS NO.	SURROGATE	%REC	Q	LIMITS
528-29-0	1,2-Dinitrobenzene	122	*M Q*	83-119

Eurofins TestAmerica, Denver
Target Compound Quantitation Report

Data File: \\chromna\Denver\ChromData\CHHPLC_X\20190626-83230.b\06260028.D
Lims ID: 280-124986-A-11-A
Client ID: G0076-19A
Sample Type: Client
Inject. Date: 27-Jun-2019 03:32:26 ALS Bottle#: 28 Worklist Smp#: 28
Injection Vol: 100.0 ul Dil. Factor: 1.0000
Sample Info: 280-124986-A-11-
Misc. Info.: 280-0083230-028
Operator ID: hkf Instrument ID: CHHPLC_X3

Method: \\chromna\Denver\ChromData\CHHPLC_X\20190626-83230.b\8330_X3.m
Limit Group: GCSV - 8330
Last Update: 27-Jun-2019 09:04:47 Calib Date: 21-Jun-2019 03:13:40
Integrator: Falcon
Quant Method: External Standard Quant By: Initial Calibration
Last ICal File: \\chromna\Denver\ChromData\CHHPLC_X\20190620-83048.b\06200032.D

Column 1 : UltraCarb5uODS (20) (4.60 mm) Det: LC DAD1B, 254 nm
Process Host: CTX0334

First Level Reviewer: fiedlerh Date: 27-Jun-2019 08:56:38

	Compound	Det	RT (min.)	Exp RT (min.)	Dlt RT (min.)	Response	OnCol Amt ug/mL	Flags
	3 HMX	1		6.654			ND	
	6 MNX	1		7.356			ND	
	7 RDX	1		7.774			ND	
$	9 1,2-Dinitrobenzene	1	8.757	8.754	0.003	33088	0.2435	M
	10 1,3,5-Trinitrobenzene	1		8.914			ND	
	11 1,3-Dinitrobenzene	1		9.574			ND	
	12 Nitrobenzene	1		9.960			ND	
	14 Tetryl	1		10.287			ND	
	16 2,4,6-Trinitrotoluene	1		11.247			ND	
	17 4-Amino-2,6-dinitrotoluene	1		11.434			ND	
	18 2-Amino-4,6-dinitrotoluene	1		11.727			ND	
	19 2,6-Dinitrotoluene	1		11.854			ND	
	20 2,4-Dinitrotoluene	1		12.054			ND	
	21 o-Nitrotoluene	1		12.894			ND	
	22 p-Nitrotoluene	1		13.334			ND	U
	23 m-Nitrotoluene	1		13.934			ND	U

QC Flag Legend

Review Flags
M - Manually Integrated
U - Marked Undetected

Report Date: 27-Jun-2019 09:04:59 Chrom Revision: 2.3 20-Jun-2019 20:50:56

Eurofins TestAmerica, Denver

Data File: \\chromna\Denver\ChromData\CHHPLC_X\20190626-83230.b\06260028.D

Injection Date:	27-Jun-2019 03:32:26	Instrument ID:	CHHPLC_X3	Operator ID:	hkf
Lims ID:	280-124986-A-11-A	Lab Sample ID:	280-124986-11	Worklist Smp#:	28
Client ID:	G0076-19A				
Injection Vol:	100.0 ul	Dil. Factor:	1.0000	ALS Bottle#:	28
Method:	8330_X3	Limit Group:	GCSV - 8330		

Column: UltraCarb5uODS (20) (4.60 mm) Y Scaling: Method Defined: Scale to the Nth Largest Target: 1

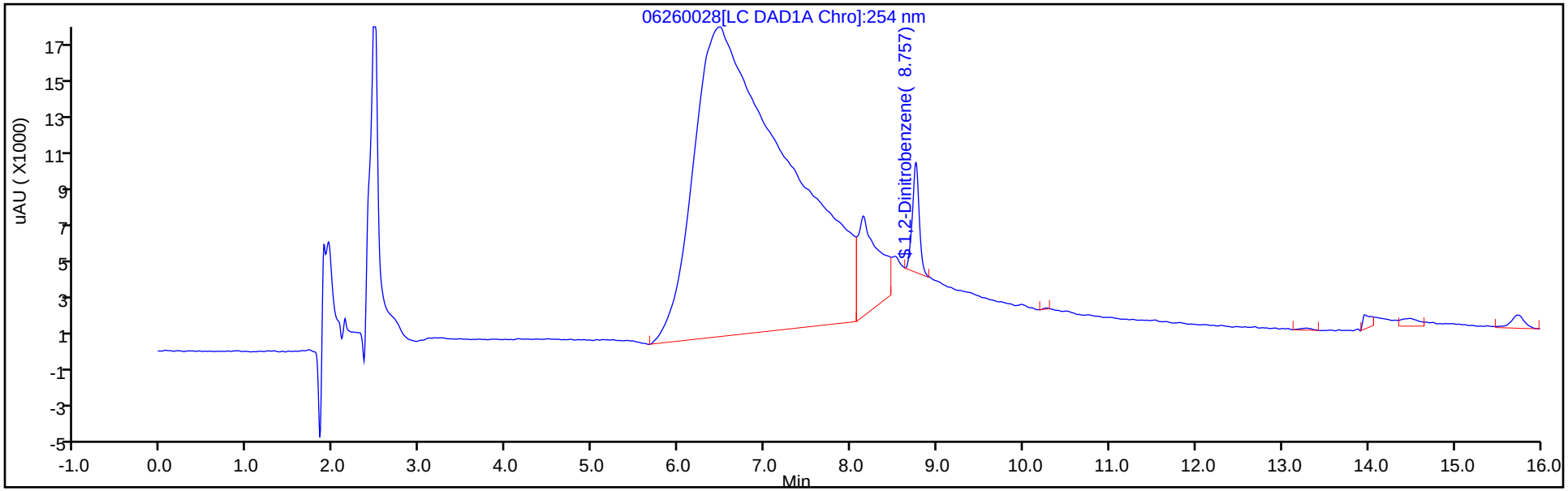

Y Scaling: Method Defined: Scale to the Nth Largest Target: 1

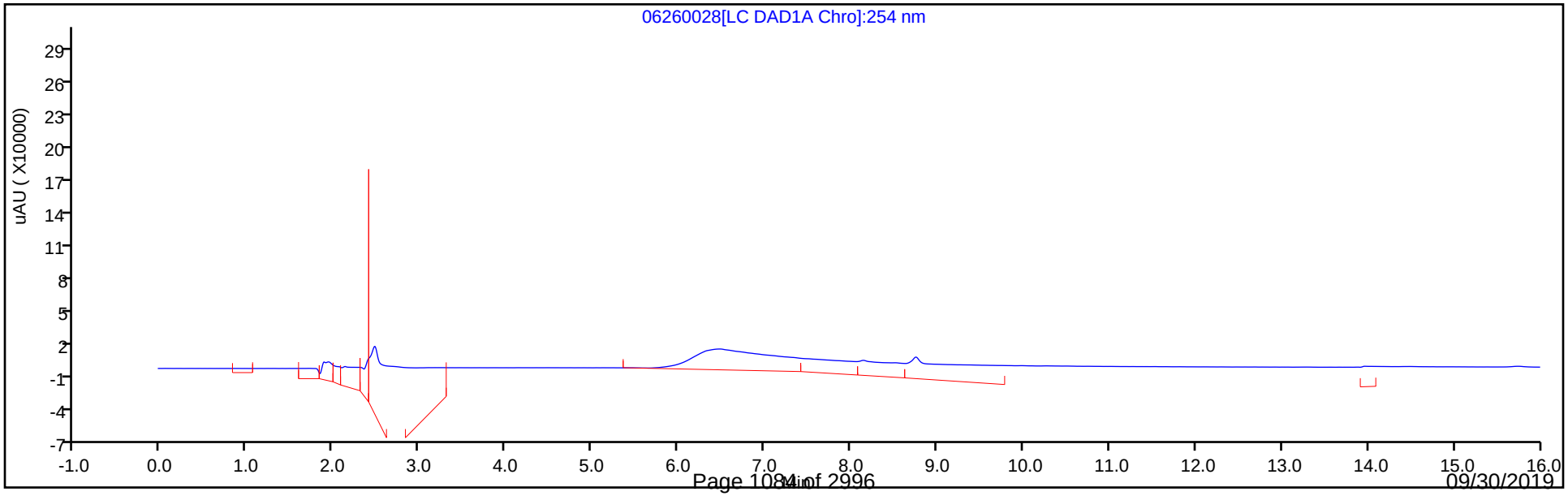

Eurofins TestAmerica, Denver
Recovery Report

Data File:	\\chromna\Denver\ChromData\CHHPLC_X\20190626-83230.b\06260028.D				
Lims ID:	280-124986-A-11-A				
Client ID:	G0076-19A				
Sample Type:	Client				
Inject. Date:	27-Jun-2019 03:32:26	ALS Bottle#:	28	Worklist Smp#:	28
Injection Vol:	100.0 ul	Dil. Factor:	1.0000		
Sample Info:	280-124986-A-11-				
Misc. Info.:	280-0083230-028				
Operator ID:	hkf	Instrument ID:	CHHPLC_X3		
Method:	\\chromna\Denver\ChromData\CHHPLC_X\20190626-83230.b\8330_X3.m				
Limit Group:	GCSV - 8330				
Last Update:	27-Jun-2019 09:04:47	Calib Date:	21-Jun-2019 03:13:40		
Integrator:	Falcon				
Quant Method:	External Standard	Quant By:	Initial Calibration		
Last ICal File:	\\chromna\Denver\ChromData\CHHPLC_X\20190620-83048.b\06200032.D				
Column 1 :	UltraCarb5uODS (20) (4.60 mm)		Det: LC DAD1B, 254 nm		
Process Host:	CTX0334				
First Level Reviewer: fiedlerh		Date:	27-Jun-2019 08:56:38		

Compound	Amount Added	Amount Recovered	% Rec.
$ 9 1,2-Dinitrobenzene	0.2000	0.2435	121.74

Manual Integration/User Assign Peak Report

Eurofins TestAmerica, Denver

Data File:	\\chromna\Denver\ChromData\CHHPLC_X\20190626-83230.b\06260028.D				
Injection Date:	27-Jun-2019 03:32:26	Instrument ID:	CHHPLC_X3		
Lims ID:	280-124986-A-11-A	Lab Sample ID:	280-124986-11		
Client ID:	G0076-19A				
Operator ID:	hkf	ALS Bottle#:	28	Worklist Smp#:	28
Injection Vol:	100.0 ul	Dil. Factor:	1.0000		
Method:	8330_X3	Limit Group:	GCSV - 8330		
Column:	UltraCarb5uODS (20) (4.60 mm)	Detector	LC DAD1B, 254 nm		

$ 9 1,2-Dinitrobenzene, CAS: 528-29-0

Signal: 1

Processing Integration Results

RT: 8.76
Area: 48118
Amount: 0.354071
Amount Units: ug/mL

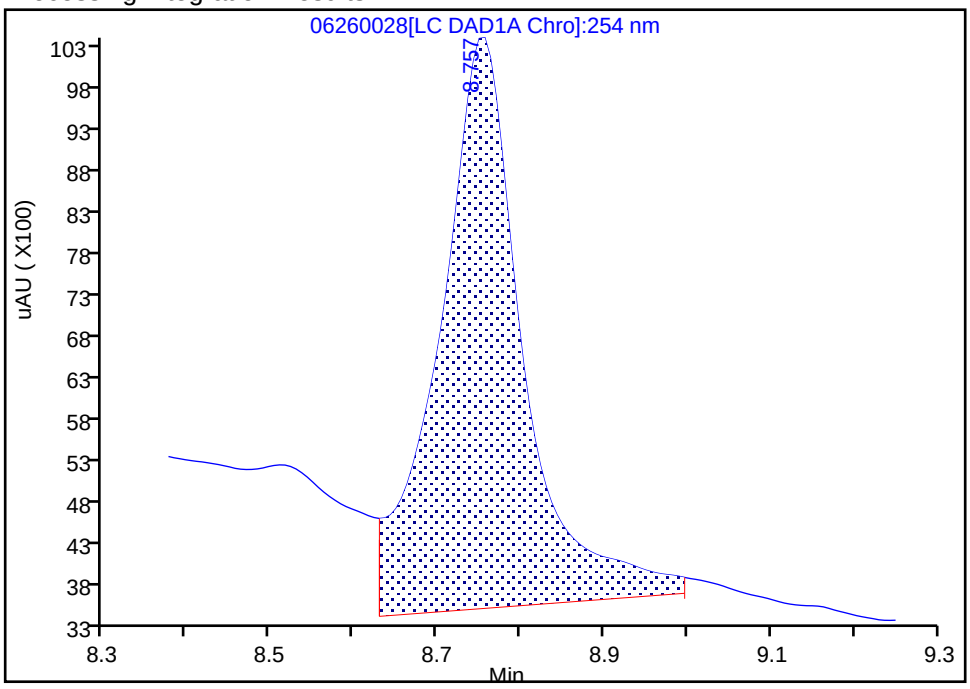

Manual Integration Results

RT: 8.76
Area: 33088
Amount: 0.243475
Amount Units: ug/mL

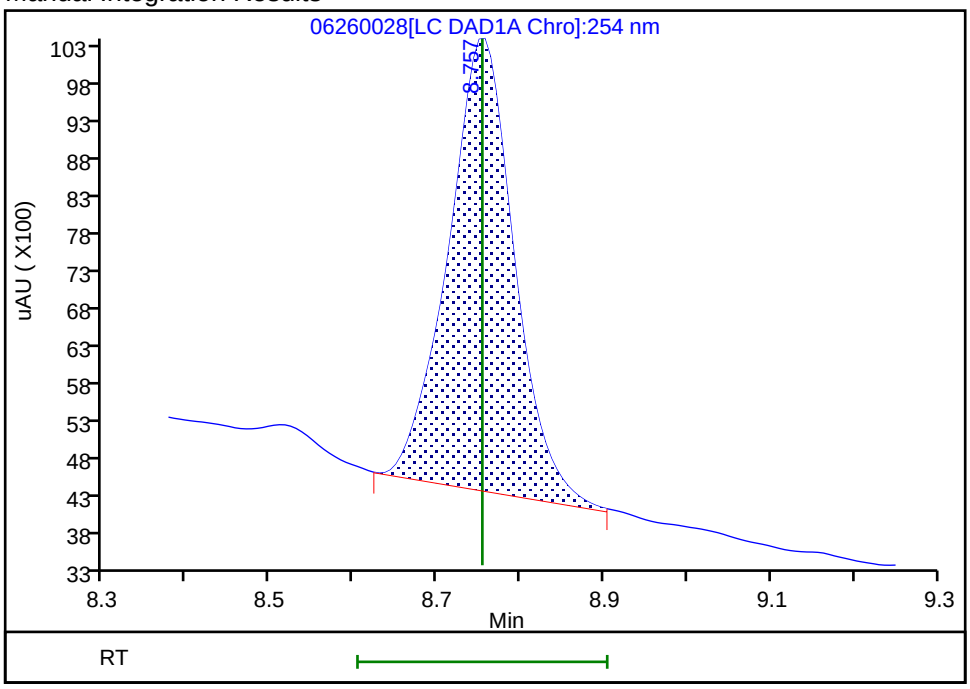

Reviewer: fiedlerh, 27-Jun-2019 08:56:30

Audit Action: Manually Integrated Audit Reason: Baseline Smoothing

User Disabled Compound Report

Eurofins TestAmerica, Denver

Data File:	\\chromna\Denver\ChromData\CHHPLC_X\20190626-83230.b\06260028.D				
Injection Date:	27-Jun-2019 03:32:26	Instrument ID:	CHHPLC_X3		
Lims ID:	280-124986-A-11-A	Lab Sample ID:	280-124986-11		
Client ID:	G0076-19A				
Operator ID:	hkf	ALS Bottle#:	28	Worklist Smp#:	28
Injection Vol:	100.0 ul	Dil. Factor:	1.0000		
Method:	8330_X3	Limit Group:	GCSV - 8330		
Column:	UltraCarb5uODS (20) (4.60 mm)	Detector	LC DAD1B, 254 nm		

23 m-Nitrotoluene, CAS: 99-08-1, Signal: 1

RT: 13.96
Response: 4886
Amount: 0.033285

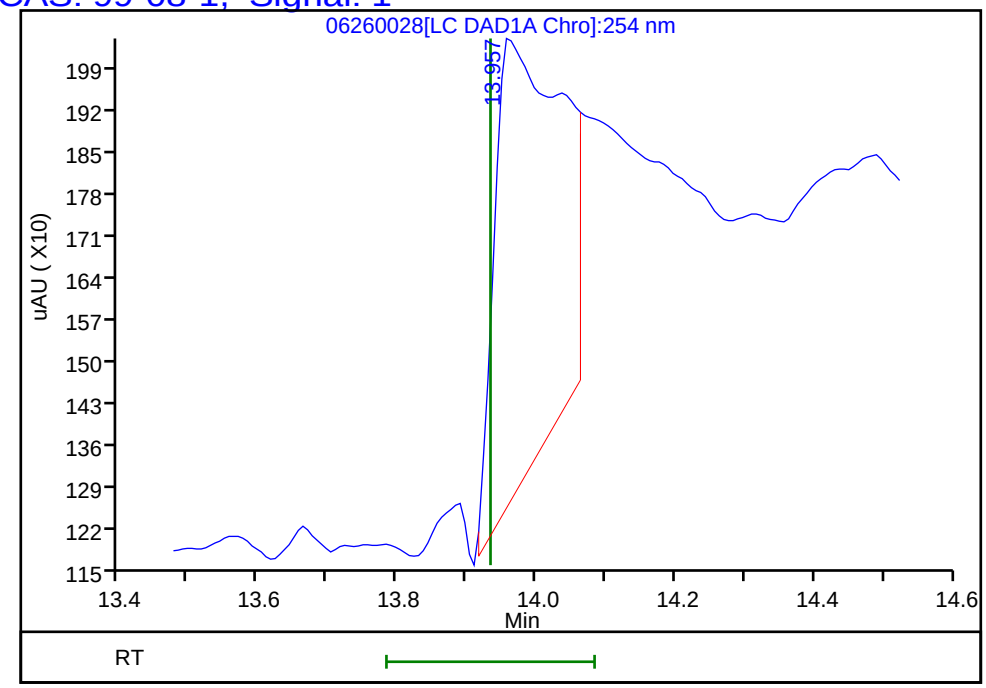

Reviewer: fiedlerh, 27-Jun-2019 08:56:38
Audit Action: Marked Compound Undetected Audit Reason: Invalid Compound ID

User Disabled Compound Report

Eurofins TestAmerica, Denver

Data File:	\\chromna\Denver\ChromData\CHHPLC_X\20190626-83230.b\06260028.D				
Injection Date:	27-Jun-2019 03:32:26	Instrument ID:	CHHPLC_X3		
Lims ID:	280-124986-A-11-A	Lab Sample ID:	280-124986-11		
Client ID:	G0076-19A				
Operator ID:	hkf	ALS Bottle#:	28	Worklist Smp#:	28
Injection Vol:	100.0 ul	Dil. Factor:	1.0000		
Method:	8330_X3	Limit Group:	GCSV - 8330		
Column:	UltraCarb5uODS (20) (4.60 mm)	Detector	LC DAD1B, 254 nm		

22 p-Nitrotoluene, CAS: 99-99-0, Signal: 1

RT: 13.28
Response: 1043
Amount: 0.009243

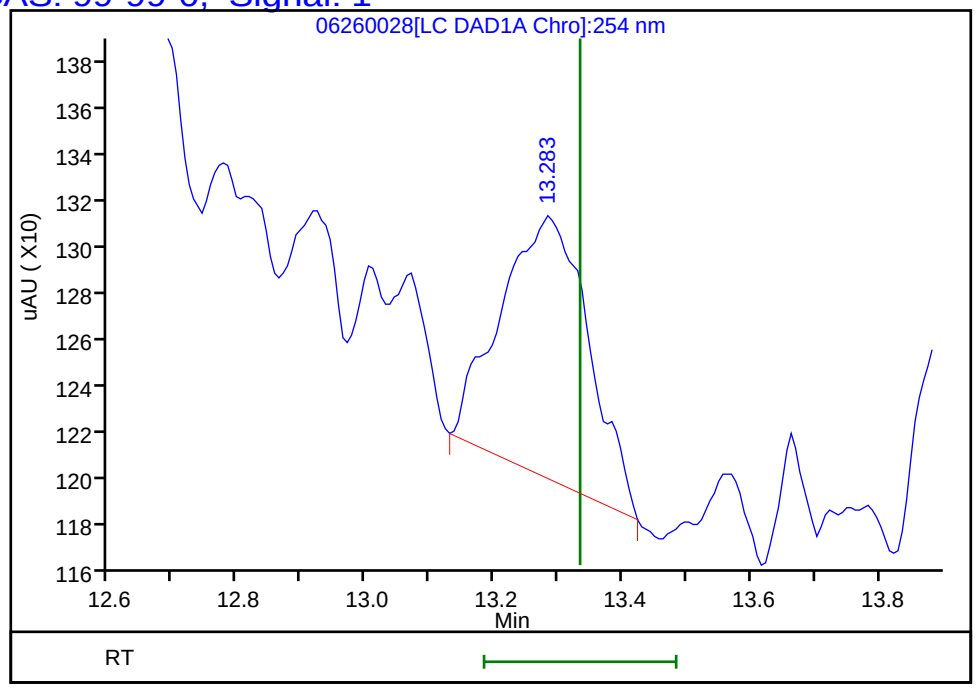

Reviewer: fiedlerh, 27-Jun-2019 08:56:38
Audit Action: Marked Compound Undetected Audit Reason: Invalid Compound ID

FORM I
HPLC/IC ORGANICS ANALYSIS DATA SHEET

Lab Name: Eurofins TestAmerica, Denver Job No.: 280-124986-1

SDG No.:

Client Sample ID: G0024-19A Lab Sample ID: 280-124986-12

Matrix: Water Lab File ID: 06190064.D

Analysis Method: 8330A Date Collected: 06/10/2019 09:50

Extraction Method: 3535 Date Extracted: 06/14/2019 10:20

Sample wt/vol: 504.4(mL) Date Analyzed: 06/20/2019 09:45

Con. Extract Vol.: 5(mL) Dilution Factor: 1

Injection Volume: 100(uL) GC Column: UltraCarb5uODS ID: 4.6(mm)

% Moisture: GPC Cleanup:(Y/N) N

Analysis Batch No.: 462065 Units: ug/L

CAS NO.	COMPOUND NAME	RESULT	Q	LOQ	LOD	DL
99-35-4	1,3,5-Trinitrobenzene	0.40	U	0.99	0.40	0.20
99-65-0	1,3-Dinitrobenzene	0.20	U	0.40	0.20	0.088
118-96-7	2,4,6-Trinitrotoluene	0.40	U	0.40	0.40	0.16
121-14-2	2,4-Dinitrotoluene	0.20	U	0.40	0.20	0.083
606-20-2	2,6-Dinitrotoluene	0.20	U	0.20	0.20	0.064
35572-78-2	2-Amino-4,6-dinitrotoluene	0.082	J	0.20	0.12	0.050
88-72-2	2-Nitrotoluene	0.20	U Q	0.40	0.20	0.085
99-08-1	3-Nitrotoluene	0.40	U Q	0.40	0.40	0.19
19406-51-0	4-Amino-2,6-dinitrotoluene	0.12	U M	0.20	0.12	0.057
99-99-0	4-Nitrotoluene	0.40	U Q	0.99	0.40	0.20
2691-41-0	HMX	0.20	U	0.40	0.20	0.087
5755-27-1	MNX	0.40	U	2.0	0.40	0.15
98-95-3	Nitrobenzene	0.20	U	0.40	0.20	0.090
121-82-4	RDX	0.40	U	0.40	0.40	0.16
479-45-8	Tetryl	0.20	U	0.24	0.20	0.079

CAS NO.	SURROGATE	%REC	Q	LIMITS
528-29-0	1,2-Dinitrobenzene	91	M	83-119

Eurofins TestAmerica, Denver
Target Compound Quantitation Report

Data File: \\chromna\Denver\ChromData\CHHPLC_X\20190619-83007.b\06190064.D
Lims ID: 280-124986-A-12-A
Client ID: G0024-19A
Sample Type: Client
Inject. Date: 20-Jun-2019 09:45:52 ALS Bottle#: 64 Worklist Smp#: 64
Injection Vol: 100.0 ul Dil. Factor: 1.0000
Sample Info: 280-124986-A-12-
Misc. Info.: 280-0083007-064
Operator ID: hkf Instrument ID: CHHPLC_X3

Method: \\chromna\Denver\ChromData\CHHPLC_X\20190619-83007.b\8330_X3.m
Limit Group: GCSV - 8330
Last Update: 20-Jun-2019 17:33:10 Calib Date: 15-May-2019 01:42:24
Integrator: Falcon
Quant Method: External Standard Quant By: Initial Calibration
Last ICal File: \\chromna\Denver\ChromData\CHHPLC_X\20190514-81869.b\0514B032.D

Column 1 : UltraCarb5uODS (20) (4.60 mm) Det: LC DAD1B, 254 nm
Process Host: CTX0327

First Level Reviewer: fiedlerh Date: 20-Jun-2019 10:14:18

	Compound	Det	RT (min.)	Exp RT (min.)	Dlt RT (min.)	Response	OnCol Amt ug/mL	Flags
	3 HMX	1		6.647			ND	
	6 MNX	1		7.359			ND	
	7 RDX	1		7.774			ND	
$	9 1,2-Dinitrobenzene	1	8.762	8.761	0.001	23704	0.1822	M
	10 1,3,5-Trinitrobenzene	1		8.914			ND	
	11 1,3-Dinitrobenzene	1		9.580			ND	
	12 Nitrobenzene	1		9.974			ND	
	14 Tetryl	1		10.307			ND	
	16 2,4,6-Trinitrotoluene	1		11.267			ND	
	17 4-Amino-2,6-dinitrotoluene	1	11.442	11.460	-0.018	441	0.002715	7M
	18 2-Amino-4,6-dinitrotoluene	1	11.735	11.747	-0.012	1635	0.008277	
	19 2,6-Dinitrotoluene	1		11.887			ND	
	20 2,4-Dinitrotoluene	1		12.087			ND	
	21 o-Nitrotoluene	1		12.934			ND	
	22 p-Nitrotoluene	1		13.374			ND	
	23 m-Nitrotoluene	1		13.974			ND	

QC Flag Legend

Processing Flags
7 - Failed Limit of Detection
Review Flags
M - Manually Integrated

Report Date: 24-Jun-2019 15:19:00 Chrom Revision: 2.3 20-Jun-2019 20:50:56

Eurofins TestAmerica, Denver

Data File: \\chromna\Denver\ChromData\CHHPLC_X\20190619-83007.b\06190064.D

Injection Date:	20-Jun-2019 09:45:52	Instrument ID:	CHHPLC_X3	Operator ID:	hkf
Lims ID:	280-124986-A-12-A	Lab Sample ID:	280-124986-12	Worklist Smp#:	64
Client ID:	G0024-19A				
Injection Vol:	100.0 ul	Dil. Factor:	1.0000	ALS Bottle#:	64
Method:	8330_X3	Limit Group:	GCSV - 8330		

Column: UltraCarb5uODS (20) (4.60 mm) Y Scaling: Method Defined: Scale to the Nth Largest Target: 1

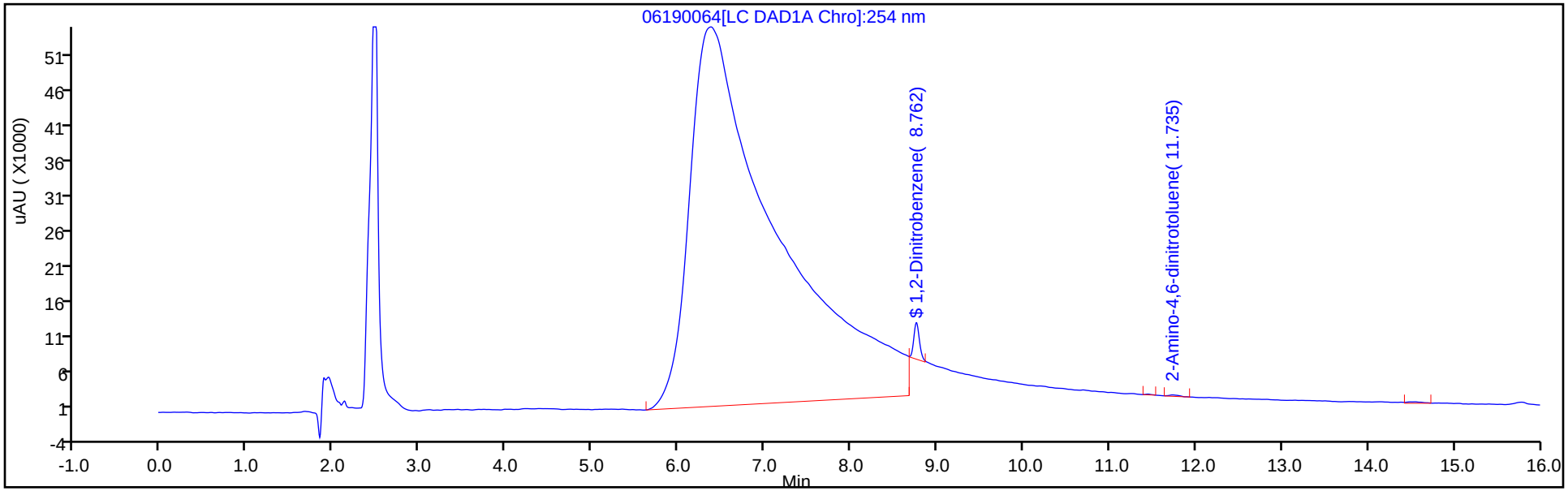

Y Scaling: Method Defined: Scale to the Nth Largest Target: 1

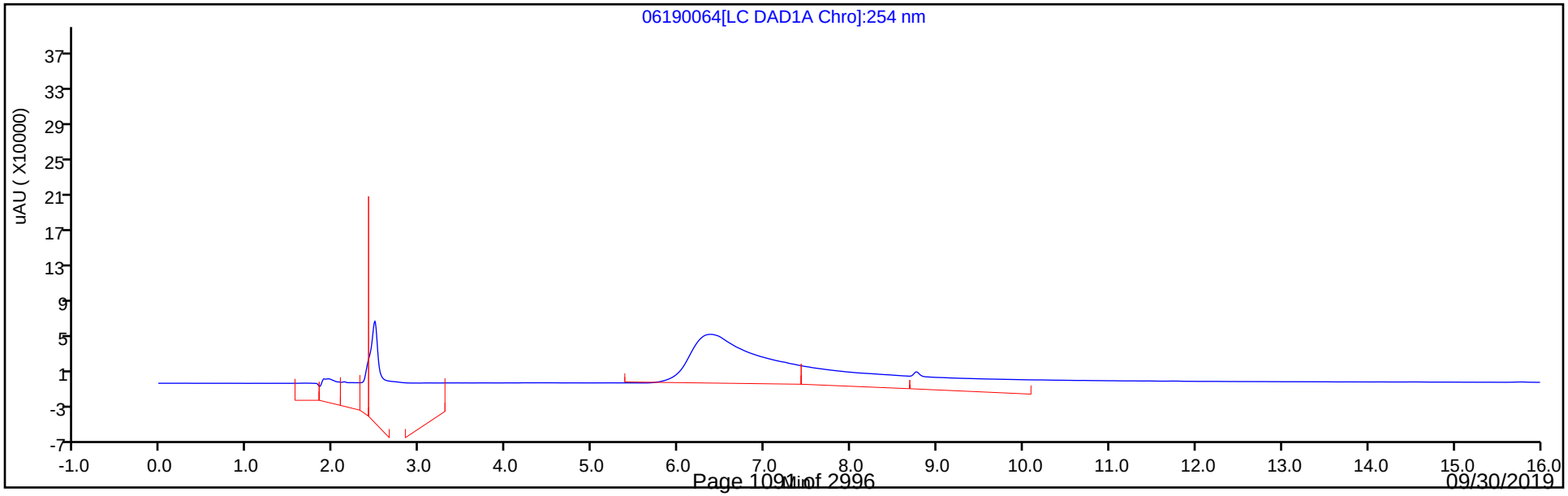

Eurofins TestAmerica, Denver
Recovery Report

Data File: \\chromna\Denver\ChromData\CHHPLC_X\20190619-83007.b\06190064.D
Lims ID: 280-124986-A-12-A
Client ID: G0024-19A
Sample Type: Client
Inject. Date: 20-Jun-2019 09:45:52 ALS Bottle#: 64 Worklist Smp#: 64
Injection Vol: 100.0 ul Dil. Factor: 1.0000
Sample Info: 280-124986-A-12-
Misc. Info.: 280-0083007-064
Operator ID: hkf Instrument ID: CHHPLC_X3

Method: \\chromna\Denver\ChromData\CHHPLC_X\20190619-83007.b\8330_X3.m
Limit Group: GCSV - 8330
Last Update: 20-Jun-2019 17:33:10 Calib Date: 15-May-2019 01:42:24
Integrator: Falcon
Quant Method: External Standard Quant By: Initial Calibration
Last ICal File: \\chromna\Denver\ChromData\CHHPLC_X\20190514-81869.b\0514B032.D

Column 1 : UltraCarb5uODS (20) (4.60 mm) Det: LC DAD1B, 254 nm
Process Host: CTX0327

First Level Reviewer: fiedlerh Date: 20-Jun-2019 10:14:18

Compound	Amount Added	Amount Recovered	% Rec.
$ 9 1,2-Dinitrobenzene	0.2000	0.1822	91.09

Manual Integration/User Assign Peak Report

Eurofins TestAmerica, Denver

Data File:	\\chromna\Denver\ChromData\CHHPLC_X\20190619-83007.b\06190064.D		
Injection Date:	20-Jun-2019 09:45:52	Instrument ID:	CHHPLC_X3
Lims ID:	280-124986-A-12-A	Lab Sample ID:	280-124986-12
Client ID:	G0024-19A		
Operator ID:	hkf	ALS Bottle#:	64 Worklist Smp#: 64
Injection Vol:	100.0 ul	Dil. Factor:	1.0000
Method:	8330_X3	Limit Group:	GCSV - 8330
Column:	UltraCarb5uODS (20) (4.60 mm)	Detector	LC DAD1B, 254 nm

$ 9 1,2-Dinitrobenzene, CAS: 528-29-0

Signal: 1

Processing Integration Results

RT: 8.76
Area: 143785
Amount: 1.105098
Amount Units: ug/mL

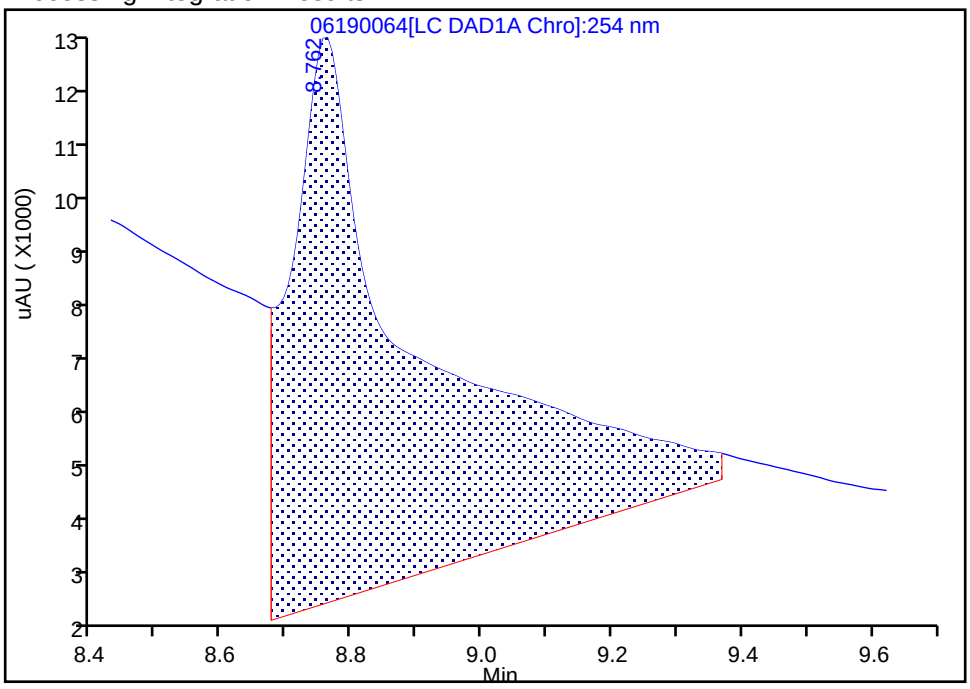

Manual Integration Results

RT: 8.76
Area: 23704
Amount: 0.182183
Amount Units: ug/mL

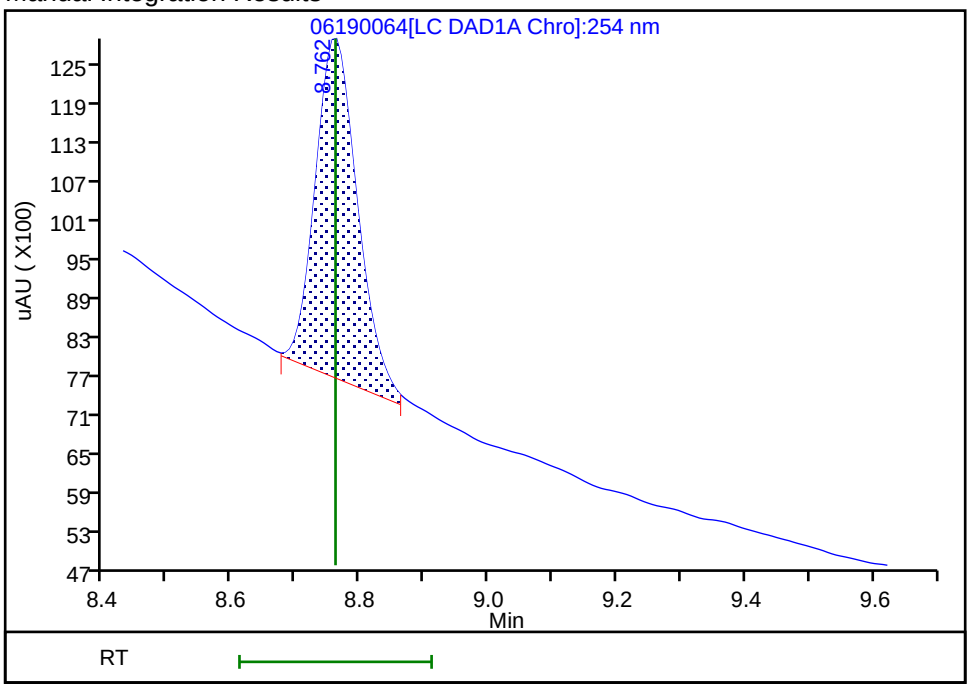

Reviewer: fiedlerh, 20-Jun-2019 10:14:06

Audit Action: Manually Integrated Audit Reason: Baseline Smoothing

Manual Integration/User Assign Peak Report

Eurofins TestAmerica, Denver

Data File:	\\chromna\Denver\ChromData\CHHPLC_X\20190619-83007.b\06190064.D				
Injection Date:	20-Jun-2019 09:45:52	Instrument ID:	CHHPLC_X3		
Lims ID:	280-124986-A-12-A	Lab Sample ID:	280-124986-12		
Client ID:	G0024-19A				
Operator ID:	hkf	ALS Bottle#:	64	Worklist Smp#:	64
Injection Vol:	100.0 ul	Dil. Factor:	1.0000		
Method:	8330_X3	Limit Group:	GCSV - 8330		
Column:	UltraCarb5uODS (20) (4.60 mm)	Detector	LC DAD1B, 254 nm		

17 4-Amino-2,6-dinitrotoluene, CAS: 19406-51-0

Signal: 1

Processing Integration Results

RT: 11.44
Area: 662
Amount: 0.004076
Amount Units: ug/mL

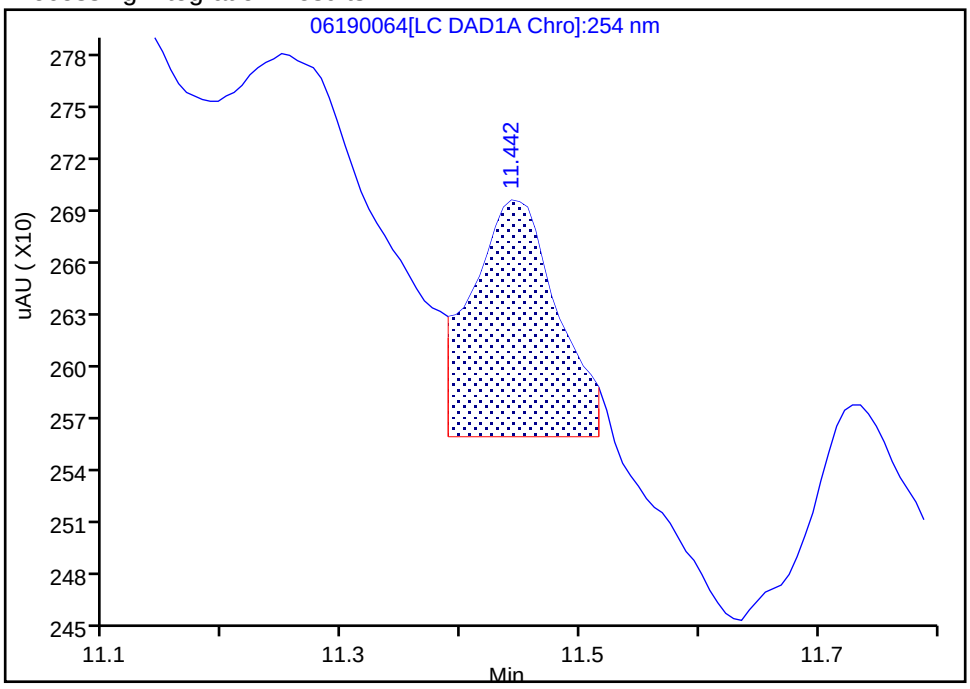

Manual Integration Results

RT: 11.44
Area: 441
Amount: 0.002715
Amount Units: ug/mL

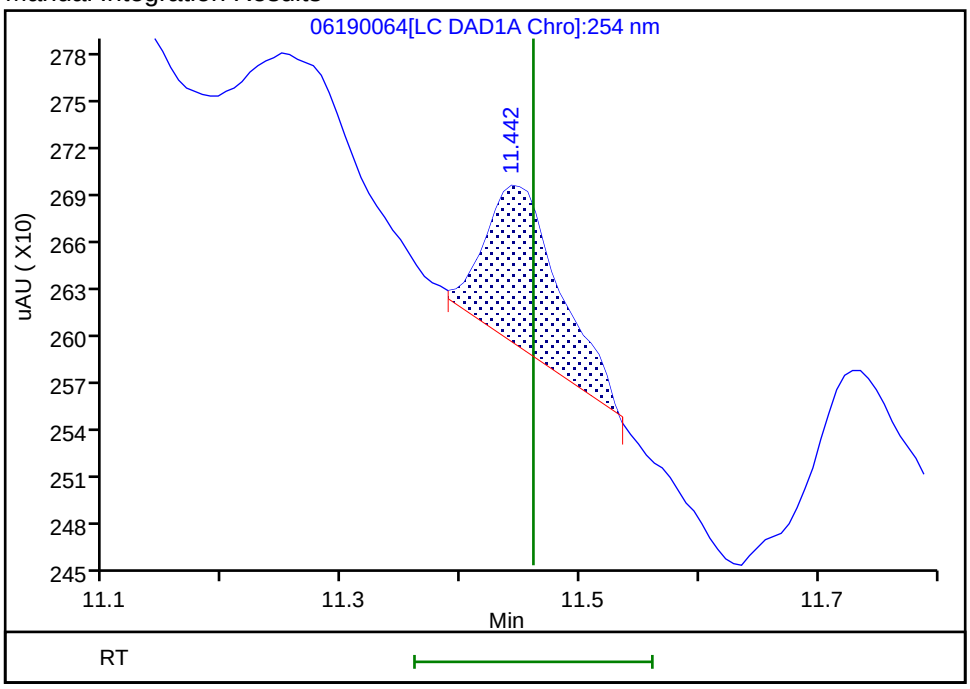

Reviewer: fiedlerh, 20-Jun-2019 10:14:14

Audit Action: Manually Integrated Audit Reason: Baseline Smoothing

FORM I
HPLC/IC ORGANICS ANALYSIS DATA SHEET

Lab Name: Eurofins TestAmerica, Denver Job No.: 280-124986-1

SDG No.:

Client Sample ID: G0024-19A Lab Sample ID: 280-124986-12

Matrix: Water Lab File ID: 06210063.D

Analysis Method: 8330A Date Collected: 06/10/2019 09:50

Extraction Method: 3535 Date Extracted: 06/14/2019 10:20

Sample wt/vol: 504.4(mL) Date Analyzed: 06/22/2019 19:42

Con. Extract Vol.: 5(mL) Dilution Factor: 1

Injection Volume: 100(uL) GC Column: Luna-phenylhex ID: 4.6(mm)

% Moisture: GPC Cleanup:(Y/N) N

Analysis Batch No.: 462208 Units: ug/L

CAS NO.	SURROGATE	%REC	Q	LIMITS
528-29-0	1,2-Dinitrobenzene	97		83-119

Eurofins TestAmerica, Denver
Target Compound Quantitation Report

Data File: \\chromna\Denver\ChromData\G2_LUNA\20190620-83049.b\06210063.D
Lims ID: 280-124986-A-12-A
Client ID: G0024-19A
Sample Type: Client
Inject. Date: 22-Jun-2019 19:42:47 ALS Bottle#: 63 Worklist Smp#: 63
Injection Vol: 100.0 ul Dil. Factor: 1.0000
Sample Info: 280-124986-A-12-
Misc. Info.: 280-0083049-063
Operator ID: HKF Instrument ID: CHHPLC_G2_LUNA

Method: \\chromna\Denver\ChromData\G2_LUNA\20190620-83049.b\G2_8330_Luna.m
Limit Group: GCSV - 8330
Last Update: 24-Jun-2019 10:51:04 Calib Date: 08-May-2019 00:28:23
Integrator: Falcon
Quant Method: External Standard Quant By: Initial Calibration
Last ICal File: \\chromna\Denver\ChromData\G2_LUNA\20190507-81649.b\05070023.D

Column 1 : Luna-Phenyl hexyl (4.60 mm) Det: LC DAD1A, 254 nm
Process Host: CTX0327

First Level Reviewer: fiedlerh Date: 24-Jun-2019 10:45:13

Compound	Det	RT (min.)	Exp RT (min.)	Dlt RT (min.)	Response	OnCol Amt ug/ml	Flags
6 HMX	1		7.225			ND	
7 MNX	1		7.848			ND	
8 RDX	1		9.312			ND	
9 Nitrobenzene	1		12.305			ND	
$ 10 1,2-Dinitrobenzene	1	13.294	13.338	-0.044	53567	0.1935	
12 1,3-Dinitrobenzene	1		15.858			ND	
14 o-Nitrotoluene	1		16.678			ND	
15 p-Nitrotoluene	1		17.005			ND	U
16 4-Amino-2,6-dinitrotoluene	1		17.412			ND	
17 m-Nitrotoluene	1	17.934	17.918	0.016	7583	0.0259	
18 2-Amino-4,6-dinitrotoluene	1	18.407	18.445	-0.038	3382	0.007861	
19 1,3,5-Trinitrobenzene	1		19.158			ND	
20 2,6-Dinitrotoluene	1		20.018			ND	
21 2,4-Dinitrotoluene	1		20.579			ND	
22 Tetryl	1	23.847	23.905	-0.058	16365	0.0520	M
23 2,4,6-Trinitrotoluene	1		24.885			ND	

QC Flag Legend

Review Flags
M - Manually Integrated
U - Marked Undetected

Report Date: 24-Jun-2019 10:51:10 Chrom Revision: 2.3 20-Jun-2019 20:50:56

Eurofins TestAmerica, Denver

Data File:	\\chromna\Denver\ChromData\G2_LUNA\20190620-83049.b\06210063.D				
Injection Date:	22-Jun-2019 19:42:47	Instrument ID:	CHHPLC_G2_LUNA	Operator ID:	HKF
Lims ID:	280-124986-A-12-A	Lab Sample ID:	280-124986-12	Worklist Smp#:	63
Client ID:	G0024-19A				
Injection Vol:	100.0 ul	Dil. Factor:	1.0000	ALS Bottle#:	63
Method:	G2_8330_Luna	Limit Group:	GCSV - 8330		

Column: Luna-Phenyl hexyl (4.60 mm) Y Scaling: Method Defined: Scale to the Nth Largest Peak: 1

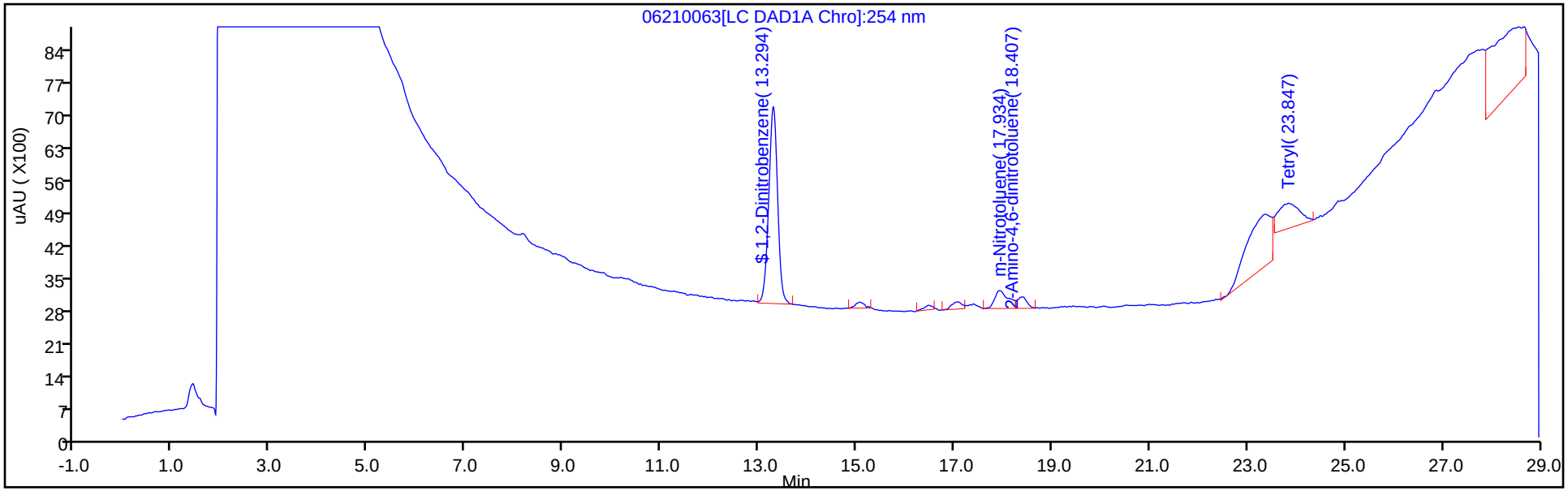

Y Scaling: Method Defined: Scale to the Nth Largest Peak: 1

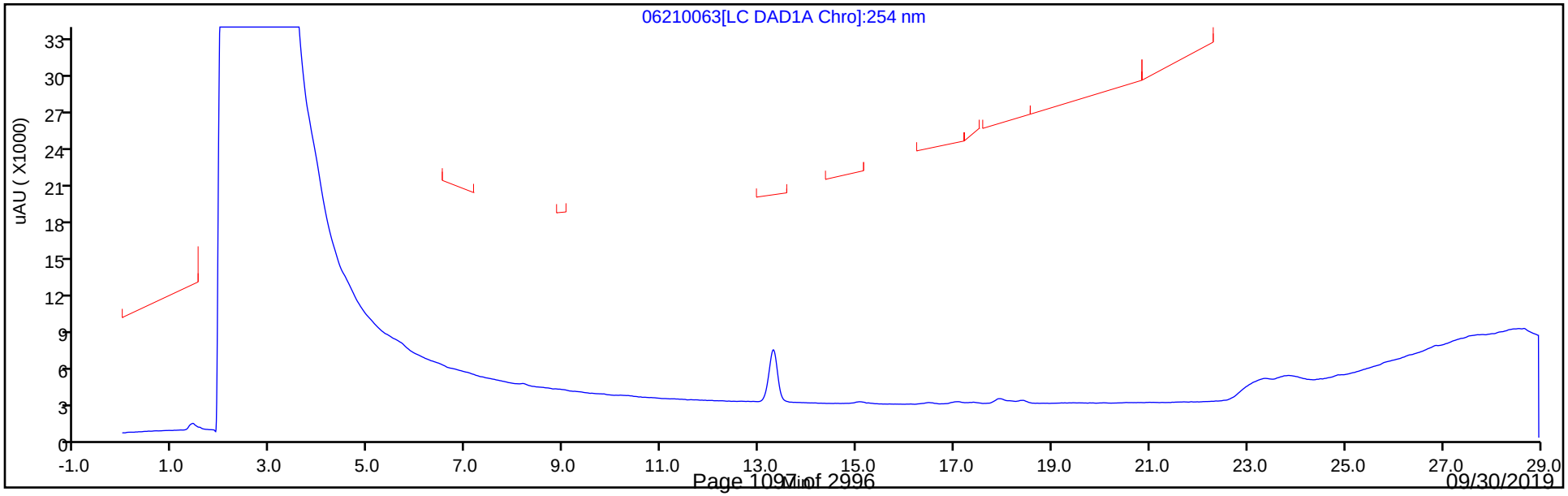

Eurofins TestAmerica, Denver
Recovery Report

Data File:	\\chromna\Denver\ChromData\G2_LUNA\20190620-83049.b\06210063.D				
Lims ID:	280-124986-A-12-A				
Client ID:	G0024-19A				
Sample Type:	Client				
Inject. Date:	22-Jun-2019 19:42:47	ALS Bottle#:	63	Worklist Smp#:	63
Injection Vol:	100.0 ul	Dil. Factor:	1.0000		
Sample Info:	280-124986-A-12-				
Misc. Info.:	280-0083049-063				
Operator ID:	HKF	Instrument ID:	CHHPLC_G2_LUNA		
Method:	\\chromna\Denver\ChromData\G2_LUNA\20190620-83049.b\G2_8330_Luna.m				
Limit Group:	GCSV - 8330				
Last Update:	24-Jun-2019 10:51:04	Calib Date:	08-May-2019 00:28:23		
Integrator:	Falcon				
Quant Method:	External Standard	Quant By:	Initial Calibration		
Last ICal File:	\\chromna\Denver\ChromData\G2_LUNA\20190507-81649.b\05070023.D				
Column 1 :	Luna-Phenyl hexyl (4.60 mm)		Det: LC DAD1A, 254 nm		
Process Host:	CTX0327				
First Level Reviewer: fiedlerh		Date:	24-Jun-2019 10:45:13		

Compound	Amount Added	Amount Recovered	% Rec.
$ 10 1,2-Dinitrobenzene	0.2000	0.1935	96.74

User Disabled Compound Report

Eurofins TestAmerica, Denver

Data File:	\\chromna\Denver\ChromData\G2_LUNA\20190620-83049.b\06210063.D				
Injection Date:	22-Jun-2019 19:42:47	Instrument ID:	CHHPLC_G2_LUNA		
Lims ID:	280-124986-A-12-A	Lab Sample ID:	280-124986-12		
Client ID:	G0024-19A				
Operator ID:	HKF	ALS Bottle#:	63	Worklist Smp#:	63
Injection Vol:	100.0 ul	Dil. Factor:	1.0000		
Method:	G2_8330_Luna	Limit Group:	GCSV - 8330		
Column:	Luna-Phenyl hexyl (4.60 mm)	Detector	LC DAD1A, 254 nm		

15 p-Nitrotoluene, CAS: 99-99-0, Signal: 1

RT: 17.08
Response: 2241
Amount: 0.009888

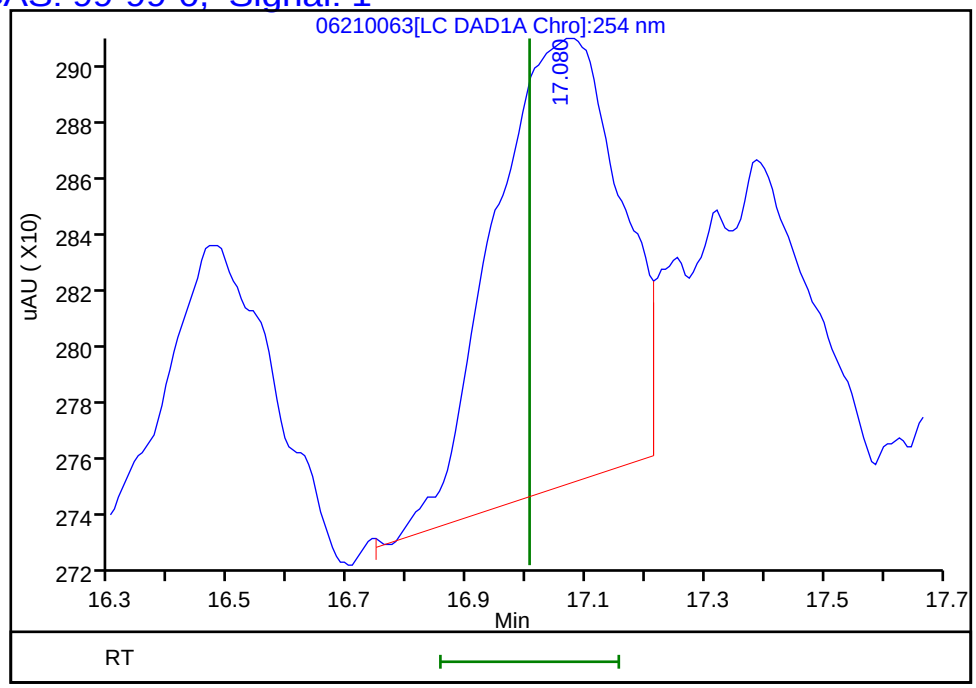

Reviewer: fiedlerh, 24-Jun-2019 10:45:13
Audit Action: Marked Compound Undetected Audit Reason: Invalid Compound ID

Manual Integration/User Assign Peak Report

Eurofins TestAmerica, Denver

Data File:	\\chromna\Denver\ChromData\G2_LUNA\20190620-83049.b\06210063.D				
Injection Date:	22-Jun-2019 19:42:47	Instrument ID:	CHHPLC_G2_LUNA		
Lims ID:	280-124986-A-12-A	Lab Sample ID:	280-124986-12		
Client ID:	G0024-19A				
Operator ID:	HKF	ALS Bottle#:	63	Worklist Smp#:	63
Injection Vol:	100.0 ul	Dil. Factor:	1.0000		
Method:	G2_8330_Luna	Limit Group:	GCSV - 8330		
Column:	Luna-Phenyl hexyl (4.60 mm)	Detector	LC DAD1A, 254 nm		

22 Tetryl, CAS: 479-45-8

Signal: 1

Processing Integration Results

RT: 23.85
Area: 45891
Amount: 0.145927
Amount Units: ug/ml

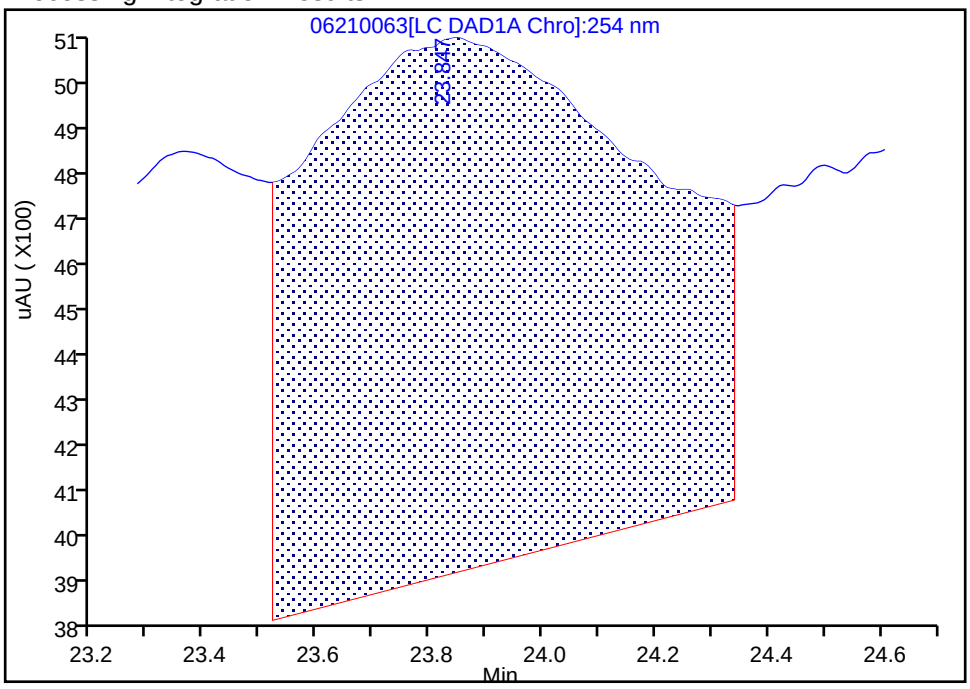

Manual Integration Results

RT: 23.85
Area: 16365
Amount: 0.052038
Amount Units: ug/ml

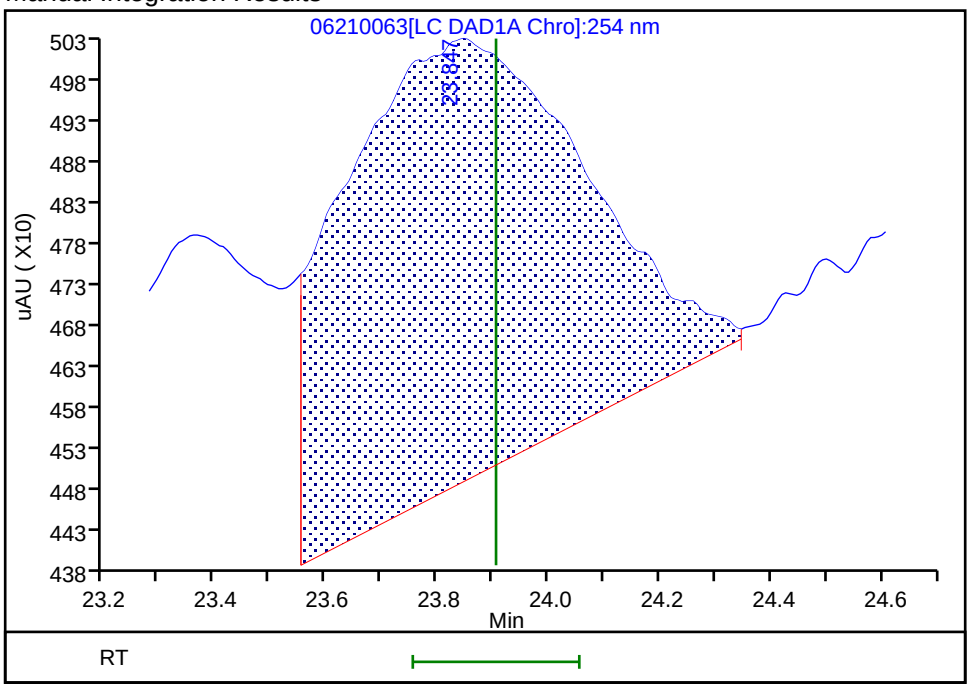

Reviewer: fiedlerh, 24-Jun-2019 10:45:12

Audit Action: Manually Integrated Audit Reason: Baseline Smoothing

FORM I
HPLC/IC ORGANICS ANALYSIS DATA SHEET

Lab Name: Eurofins TestAmerica, Denver Job No.: 280-124986-1

SDG No.:

Client Sample ID: G0024-19A RE Lab Sample ID: 280-124986-12 RE

Matrix: Water Lab File ID: 06260029.D

Analysis Method: 8330A Date Collected: 06/10/2019 09:50

Extraction Method: 3535 Date Extracted: 06/18/2019 14:22

Sample wt/vol: 530.9(mL) Date Analyzed: 06/27/2019 03:56

Con. Extract Vol.: 5(mL) Dilution Factor: 1

Injection Volume: 100(uL) GC Column: UltraCarb5uODS ID: 4.6(mm)

% Moisture: GPC Cleanup:(Y/N) N

Analysis Batch No.: 462823 Units: ug/L

CAS NO.	COMPOUND NAME	RESULT	Q	LOQ	LOD	DL
99-35-4	*1,3,5-Trinitrobenzene*	*0.38*	*U H*	*0.94*	0.38	*0.19*
99-65-0	*1,3-Dinitrobenzene*	*0.19*	*U H*	*0.38*	0.19	*0.084*
118-96-7	*2,4,6-Trinitrotoluene*	*0.38*	*U H*	*0.38*	0.38	*0.15*
121-14-2	*2,4-Dinitrotoluene*	*0.19*	*U H*	*0.38*	0.19	*0.079*
606-20-2	*2,6-Dinitrotoluene*	*0.19*	*U H*	*0.19*	0.19	*0.061*
88-72-2	*2-Nitrotoluene*	*0.19*	*U H*	*0.38*	0.19	*0.081*
99-08-1	*3-Nitrotoluene*	*0.38*	*U H M*	*0.38*	0.38	*0.18*
19406-51-0	*4-Amino-2,6-dinitrotoluene*	*0.11*	*U H Q*	*0.19*	0.11	*0.054*
99-99-0	*4-Nitrotoluene*	*0.38*	*U H*	*0.94*	0.38	*0.19*
2691-41-0	*HMX*	*0.19*	*U H*	*0.38*	0.19	*0.083*
5755-27-1	*MNX*	*0.38*	*U H*	*1.9*	0.38	*0.15*
98-95-3	*Nitrobenzene*	*0.19*	*U H*	*0.38*	0.19	*0.086*
121-82-4	*RDX*	*0.38*	*U H*	*0.38*	0.38	*0.15*
479-45-8	*Tetryl*	*0.19*	*U H*	*0.23*	0.19	*0.075*

CAS NO.	SURROGATE	%REC	Q	LIMITS
528-29-0	1,2-Dinitrobenzene	94	*M*	83-119

Eurofins TestAmerica, Denver
Target Compound Quantitation Report

Data File: \\chromna\Denver\ChromData\CHHPLC_X\20190626-83230.b\06260029.D
Lims ID: 280-124986-B-12-A
Client ID: G0024-19A
Sample Type: Client
Inject. Date: 27-Jun-2019 03:56:21 ALS Bottle#: 29 Worklist Smp#: 29
Injection Vol: 100.0 ul Dil. Factor: 1.0000
Sample Info: 280-124986-B-12-
Misc. Info.: 280-0083230-029
Operator ID: hkf Instrument ID: CHHPLC_X3

Method: \\chromna\Denver\ChromData\CHHPLC_X\20190626-83230.b\8330_X3.m
Limit Group: GCSV - 8330
Last Update: 27-Jun-2019 09:04:47 Calib Date: 21-Jun-2019 03:13:40
Integrator: Falcon
Quant Method: External Standard Quant By: Initial Calibration
Last ICal File: \\chromna\Denver\ChromData\CHHPLC_X\20190620-83048.b\06200032.D

Column 1 : UltraCarb5uODS (20) (4.60 mm) Det: LC DAD1B, 254 nm
Process Host: CTX0334

First Level Reviewer: fiedlerh Date: 27-Jun-2019 08:58:59

	Compound	Det	RT (min.)	Exp RT (min.)	Dlt RT (min.)	Response	OnCol Amt ug/mL	Flags
	3 HMX	1		6.654			ND	
	6 MNX	1		7.356			ND	
	7 RDX	1		7.774			ND	
$	9 1,2-Dinitrobenzene	1	8.751	8.754	-0.003	25547	0.1880	M
	10 1,3,5-Trinitrobenzene	1		8.914			ND	
	11 1,3-Dinitrobenzene	1		9.574			ND	
	12 Nitrobenzene	1		9.960			ND	
	14 Tetryl	1		10.287			ND	
	16 2,4,6-Trinitrotoluene	1		11.247			ND	
	17 4-Amino-2,6-dinitrotoluene	1		11.434			ND	
	18 2-Amino-4,6-dinitrotoluene	1	11.737	11.727	0.010	1405	0.006951	M
	19 2,6-Dinitrotoluene	1		11.854			ND	
	20 2,4-Dinitrotoluene	1		12.054			ND	
	21 o-Nitrotoluene	1		12.894			ND	
	22 p-Nitrotoluene	1		13.334			ND	
	23 m-Nitrotoluene	1		13.934			ND	U

QC Flag Legend

Review Flags
M - Manually Integrated
U - Marked Undetected

Report Date: 27-Jun-2019 09:05:01 Chrom Revision: 2.3 20-Jun-2019 20:50:56

Eurofins TestAmerica, Denver

Data File:	\\chromna\Denver\ChromData\CHHPLC_X\20190626-83230.b\06260029.D				
Injection Date:	27-Jun-2019 03:56:21	Instrument ID:	CHHPLC_X3	Operator ID:	hkf
Lims ID:	280-124986-B-12-A	Lab Sample ID:	280-124986-12	Worklist Smp#:	29
Client ID:	G0024-19A				
Injection Vol:	100.0 ul	Dil. Factor:	1.0000	ALS Bottle#:	29
Method:	8330_X3	Limit Group:	GCSV - 8330		

Column: UltraCarb5uODS (20) (4.60 mm) Y Scaling: Method Defined: Scale to the Nth Largest Target: 1

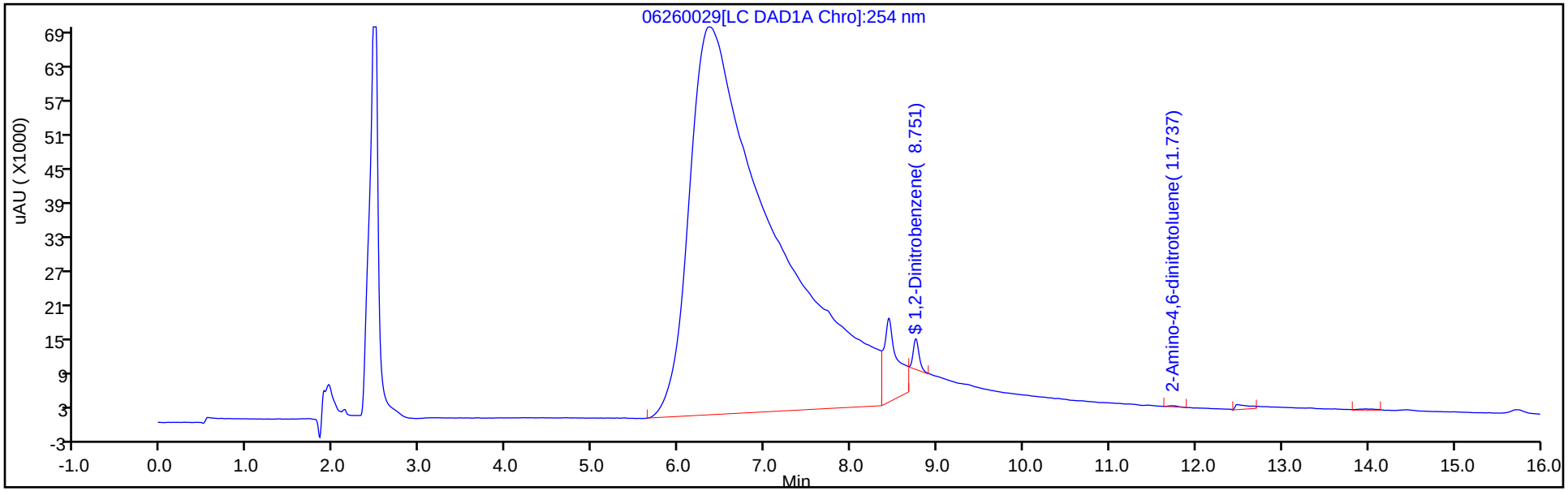

Y Scaling: Method Defined: Scale to the Nth Largest Target: 1

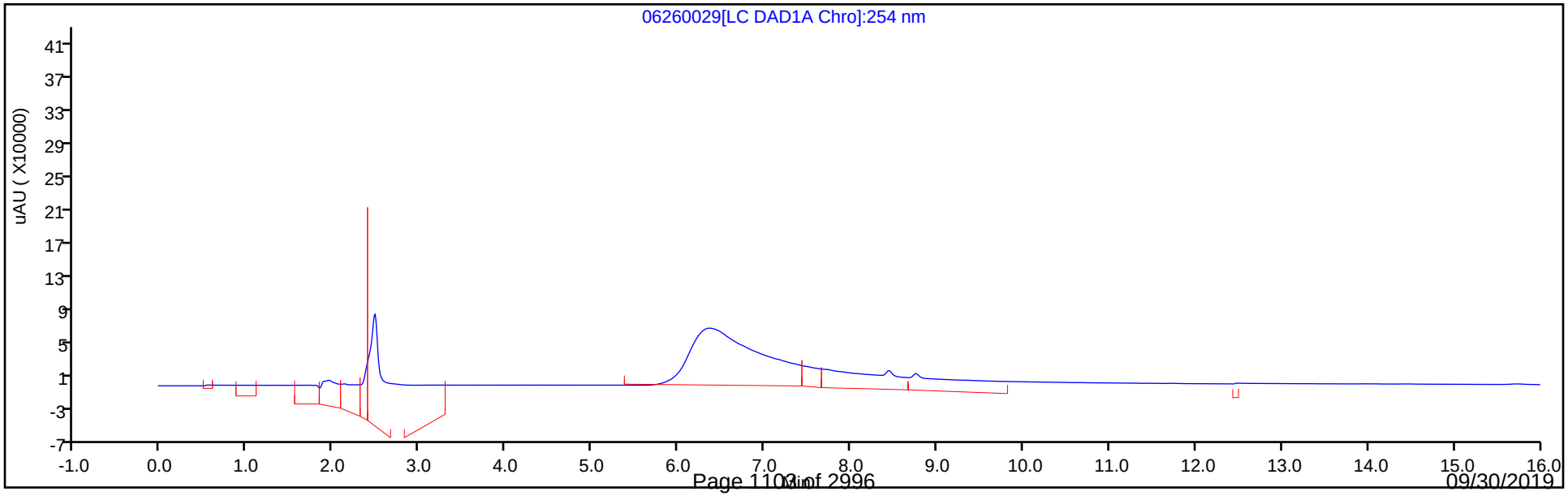

Eurofins TestAmerica, Denver
Recovery Report

Data File:	\\chromna\Denver\ChromData\CHHPLC_X\20190626-83230.b\06260029.D				
Lims ID:	280-124986-B-12-A				
Client ID:	G0024-19A				
Sample Type:	Client				
Inject. Date:	27-Jun-2019 03:56:21	ALS Bottle#:	29	Worklist Smp#:	29
Injection Vol:	100.0 ul	Dil. Factor:	1.0000		
Sample Info:	280-124986-B-12-				
Misc. Info.:	280-0083230-029				
Operator ID:	hkf	Instrument ID:	CHHPLC_X3		
Method:	\\chromna\Denver\ChromData\CHHPLC_X\20190626-83230.b\8330_X3.m				
Limit Group:	GCSV - 8330				
Last Update:	27-Jun-2019 09:04:47	Calib Date:	21-Jun-2019 03:13:40		
Integrator:	Falcon				
Quant Method:	External Standard	Quant By:	Initial Calibration		
Last ICal File:	\\chromna\Denver\ChromData\CHHPLC_X\20190620-83048.b\06200032.D				
Column 1 :	UltraCarb5uODS (20) (4.60 mm)		Det: LC DAD1B, 254 nm		
Process Host:	CTX0334				
First Level Reviewer: fiedlerh		Date:	27-Jun-2019 08:58:59		

Compound	Amount Added	Amount Recovered	% Rec.
$ 9 1,2-Dinitrobenzene	0.2000	0.1880	93.99

Manual Integration/User Assign Peak Report

Eurofins TestAmerica, Denver

Data File:	\\chromna\Denver\ChromData\CHHPLC_X\20190626-83230.b\06260029.D		
Injection Date:	27-Jun-2019 03:56:21	Instrument ID:	CHHPLC_X3
Lims ID:	280-124986-B-12-A	Lab Sample ID:	280-124986-12
Client ID:	G0024-19A		
Operator ID:	hkf	ALS Bottle#:	29 Worklist Smp#: 29
Injection Vol:	100.0 ul	Dil. Factor:	1.0000
Method:	8330_X3	Limit Group:	GCSV - 8330
Column:	UltraCarb5uODS (20) (4.60 mm)	Detector	LC DAD1B, 254 nm

$ 9 1,2-Dinitrobenzene, CAS: 528-29-0

Signal: 1

Processing Integration Results

RT: 8.75
Area: 117778
Amount: 0.866657
Amount Units: ug/mL

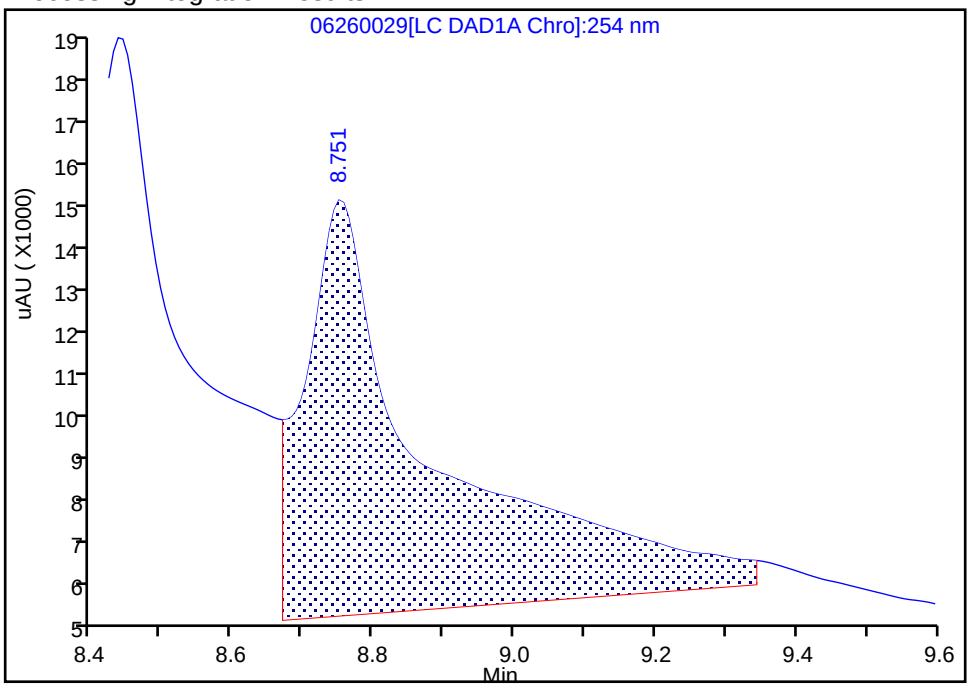

Manual Integration Results

RT: 8.75
Area: 25547
Amount: 0.187985
Amount Units: ug/mL

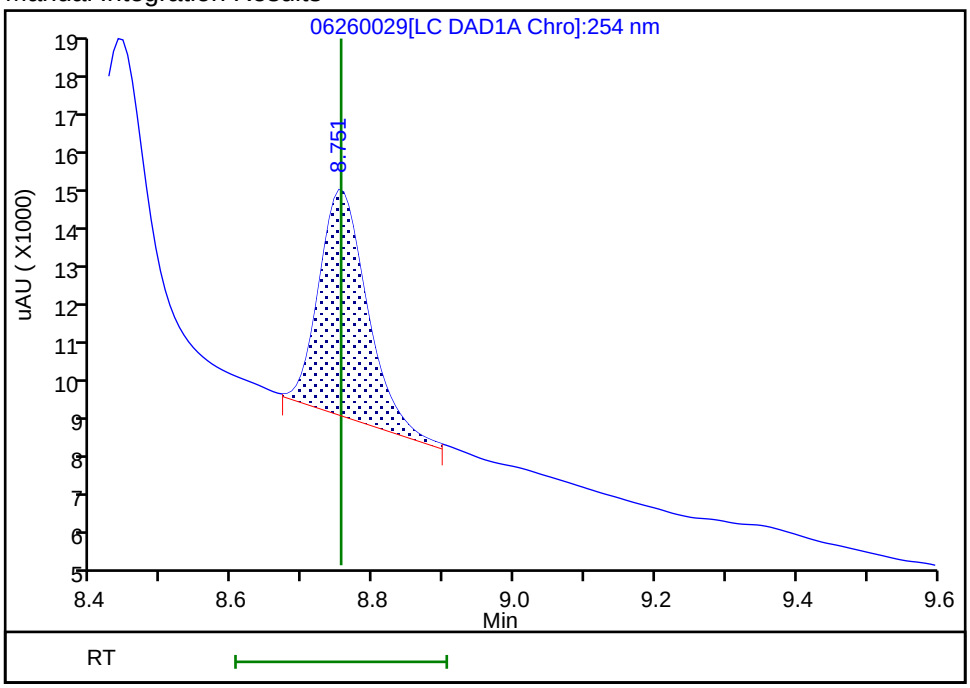

Reviewer: fiedlerh, 27-Jun-2019 08:58:36

Audit Action: Manually Integrated Audit Reason: Baseline Smoothing

Manual Integration/User Assign Peak Report

Eurofins TestAmerica, Denver

Data File:	\\chromna\Denver\ChromData\CHHPLC_X\20190626-83230.b\06260029.D				
Injection Date:	27-Jun-2019 03:56:21	Instrument ID:	CHHPLC_X3		
Lims ID:	280-124986-B-12-A	Lab Sample ID:	280-124986-12		
Client ID:	G0024-19A				
Operator ID:	hkf	ALS Bottle#:	29	Worklist Smp#:	29
Injection Vol:	100.0 ul	Dil. Factor:	1.0000		
Method:	8330_X3	Limit Group:	GCSV - 8330		
Column:	UltraCarb5uODS (20) (4.60 mm)	Detector	LC DAD1B, 254 nm		

18 2-Amino-4,6-dinitrotoluene, CAS: 35572-78-2

Signal: 1

Processing Integration Results

RT: 11.74
Area: 3451
Amount: 0.017073
Amount Units: ug/mL

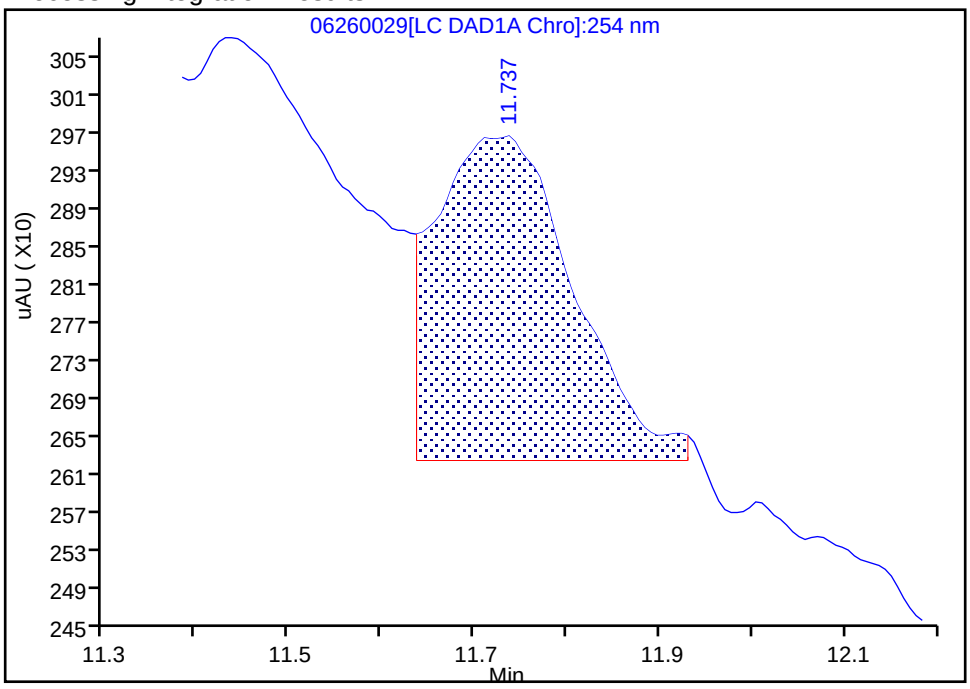

Manual Integration Results

RT: 11.74
Area: 1405
Amount: 0.006951
Amount Units: ug/mL

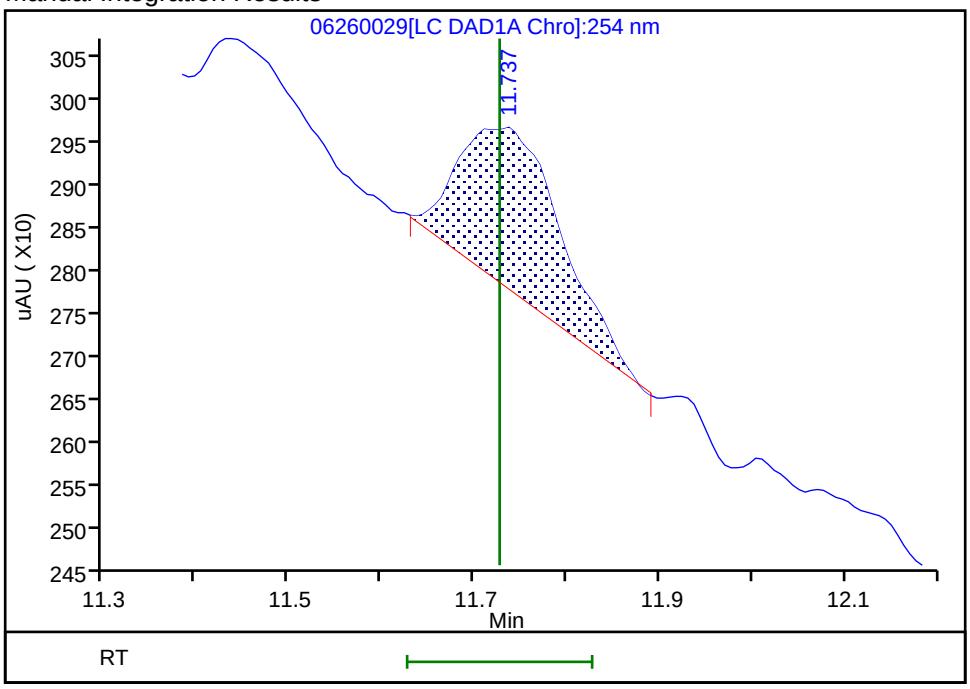

Reviewer: fiedlerh, 27-Jun-2019 08:58:53

Audit Action: Manually Integrated Audit Reason: Baseline Smoothing

User Disabled Compound Report

Eurofins TestAmerica, Denver

Data File:	\\chromna\Denver\ChromData\CHHPLC_X\20190626-83230.b\06260029.D				
Injection Date:	27-Jun-2019 03:56:21	Instrument ID:	CHHPLC_X3		
Lims ID:	280-124986-B-12-A	Lab Sample ID:	280-124986-12		
Client ID:	G0024-19A				
Operator ID:	hkf	ALS Bottle#:	29	Worklist Smp#:	29
Injection Vol:	100.0 ul	Dil. Factor:	1.0000		
Method:	8330_X3	Limit Group:	GCSV - 8330		
Column:	UltraCarb5uODS (20) (4.60 mm)	Detector	LC DAD1B, 254 nm		

23 m-Nitrotoluene, CAS: 99-08-1, Signal: 1

RT: 13.97
Response: 2813
Amount: 0.019163

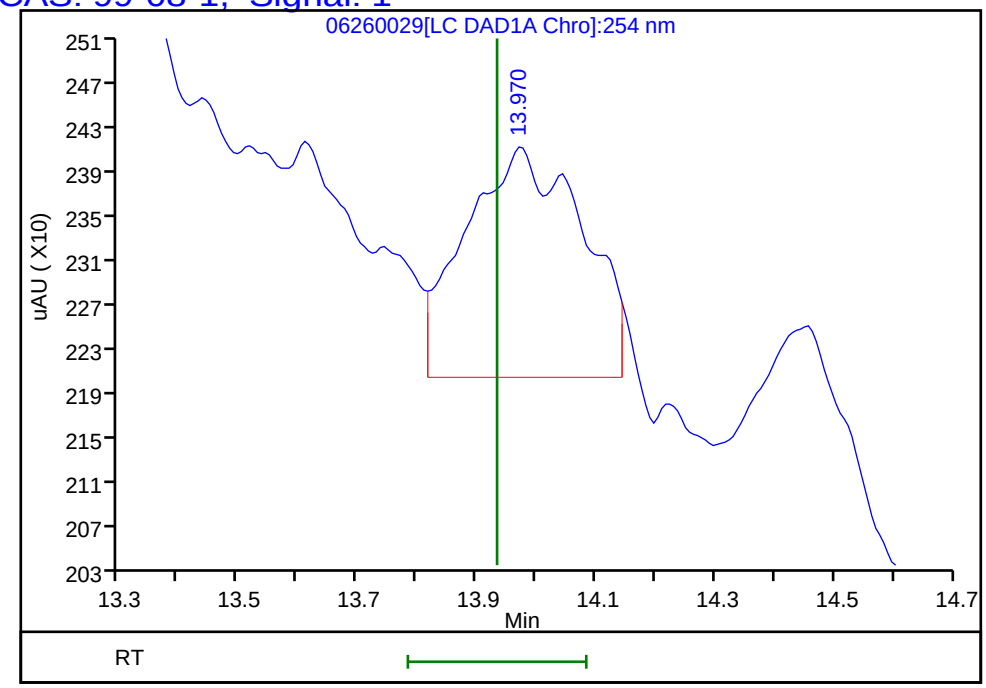

Reviewer: fiedlerh, 27-Jun-2019 08:58:59
Audit Action: Marked Compound Undetected Audit Reason: Invalid Compound ID

FORM I
HPLC/IC ORGANICS ANALYSIS DATA SHEET

Lab Name: Eurofins TestAmerica, Denver Job No.: 280-124986-1

SDG No.:

Client Sample ID: G0024-19A RE Lab Sample ID: 280-124986-12 RE

Matrix: Water Lab File ID: 06270024.D

Analysis Method: 8330A Date Collected: 06/10/2019 09:50

Extraction Method: 3535 Date Extracted: 06/18/2019 14:22

Sample wt/vol: 530.9(mL) Date Analyzed: 06/28/2019 04:52

Con. Extract Vol.: 5(mL) Dilution Factor: 1

Injection Volume: 100(uL) GC Column: Luna-phenylhex ID: 4.6(mm)

% Moisture: GPC Cleanup:(Y/N) N

Analysis Batch No.: 462962 Units: ug/L

CAS NO.	COMPOUND NAME	RESULT	Q	LOQ	LOD	DL
35572-78-2	*2-Amino-4,6-dinitrotoluene*	*0.11*	*U H*	*0.19*	0.11	*0.048*

CAS NO.	SURROGATE	%REC	Q	LIMITS
528-29-0	1,2-Dinitrobenzene	95		83-119

Eurofins TestAmerica, Denver
Target Compound Quantitation Report

Data File: \\chromna\Denver\ChromData\G2_LUNA\20190627-83272.b\06270024.D
Lims ID: 280-124986-B-12-A
Client ID: G0024-19A
Sample Type: Client
Inject. Date: 28-Jun-2019 04:52:13 ALS Bottle#: 24 Worklist Smp#: 24
Injection Vol: 100.0 ul Dil. Factor: 1.0000
Sample Info: 280-124986-B-12-
Misc. Info.: 280-0083272-024
Operator ID: HKF Instrument ID: CHHPLC_G2_LUNA

Method: \\chromna\Denver\ChromData\G2_LUNA\20190627-83272.b\G2_8330_Luna.m
Limit Group: GCSV - 8330
Last Update: 28-Jun-2019 13:31:23 Calib Date: 08-May-2019 00:28:23
Integrator: Falcon
Quant Method: External Standard Quant By: Initial Calibration
Last ICal File: \\chromna\Denver\ChromData\G2_LUNA\20190507-81649.b\05070023.D

Column 1 : Luna-Phenyl hexyl (4.60 mm) Det: LC DAD1A, 254 nm
Process Host: CTX0317

First Level Reviewer: fiedlerh Date: 28-Jun-2019 13:13:12

	Compound	Det	RT (min.)	Exp RT (min.)	Dlt RT (min.)	Response	OnCol Amt ug/ml	Flags
	6 HMX	1		7.181			ND	
	7 MNX	1		7.835			ND	
	8 RDX	1		9.254			ND	
	9 Nitrobenzene	1		12.227			ND	
$	10 1,2-Dinitrobenzene	1	13.251	13.267	-0.016	52707	0.1904	
	12 1,3-Dinitrobenzene	1		15.787			ND	
	14 o-Nitrotoluene	1		16.594			ND	
	15 p-Nitrotoluene	1	16.977	16.927	0.050	3615	0.0159	
	16 4-Amino-2,6-dinitrotoluene	1		17.341			ND	
	17 m-Nitrotoluene	1	17.837	17.841	-0.004	10540	0.0360	
	18 2-Amino-4,6-dinitrotoluene	1		18.374			ND	
	19 1,3,5-Trinitrobenzene	1		19.087			ND	
	20 2,6-Dinitrotoluene	1		19.941			ND	
	21 2,4-Dinitrotoluene	1		20.501			ND	
	22 Tetryl	1		23.828			ND	
	23 2,4,6-Trinitrotoluene	1	24.871	24.814	0.057	383	0.000940	7M

QC Flag Legend

Processing Flags
7 - Failed Limit of Detection
Review Flags
M - Manually Integrated

Report Date: 28-Jun-2019 13:31:33 Chrom Revision: 2.3 20-Jun-2019 20:50:56

Eurofins TestAmerica, Denver

Data File:	\\chromna\Denver\ChromData\G2_LUNA\20190627-83272.b\06270024.D				
Injection Date:	28-Jun-2019 04:52:13	Instrument ID:	CHHPLC_G2_LUNA	Operator ID:	HKF
Lims ID:	280-124986-B-12-A	Lab Sample ID:	280-124986-12	Worklist Smp#:	24
Client ID:	G0024-19A				
Injection Vol:	100.0 ul	Dil. Factor:	1.0000	ALS Bottle#:	24
Method:	G2_8330_Luna	Limit Group:	GCSV - 8330		

Column: Luna-Phenyl hexyl (4.60 mm) Y Scaling: Method Defined: Scale to the Nth Largest Peak: 1

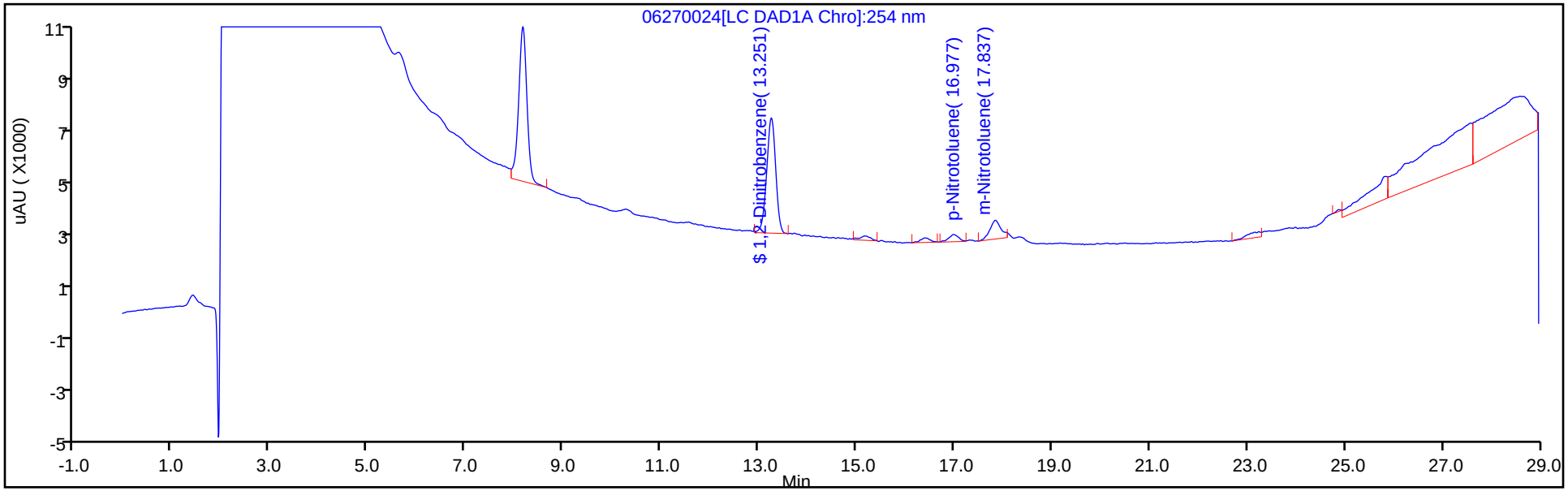

Y Scaling: Method Defined: Scale to the Nth Largest Peak: 1

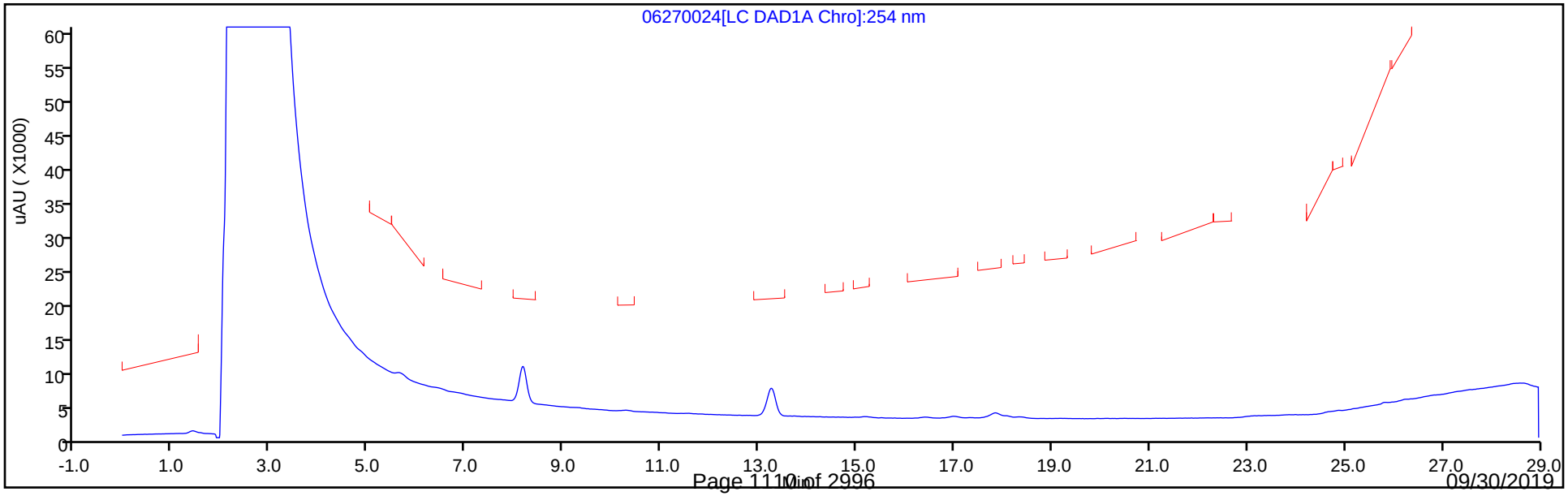

Eurofins TestAmerica, Denver
Recovery Report

Data File:	\\chromna\Denver\ChromData\G2_LUNA\20190627-83272.b\06270024.D				
Lims ID:	280-124986-B-12-A				
Client ID:	G0024-19A				
Sample Type:	Client				
Inject. Date:	28-Jun-2019 04:52:13	ALS Bottle#:	24	Worklist Smp#:	24
Injection Vol:	100.0 ul	Dil. Factor:	1.0000		
Sample Info:	280-124986-B-12-				
Misc. Info.:	280-0083272-024				
Operator ID:	HKF	Instrument ID:	CHHPLC_G2_LUNA		
Method:	\\chromna\Denver\ChromData\G2_LUNA\20190627-83272.b\G2_8330_Luna.m				
Limit Group:	GCSV - 8330				
Last Update:	28-Jun-2019 13:31:23	Calib Date:	08-May-2019 00:28:23		
Integrator:	Falcon				
Quant Method:	External Standard	Quant By:	Initial Calibration		
Last ICal File:	\\chromna\Denver\ChromData\G2_LUNA\20190507-81649.b\05070023.D				
Column 1 :	Luna-Phenyl hexyl (4.60 mm)		Det: LC DAD1A, 254 nm		
Process Host:	CTX0317				
First Level Reviewer: fiedlerh		Date:	28-Jun-2019 13:13:12		

Compound	Amount Added	Amount Recovered	% Rec.
$ 10 1,2-Dinitrobenzene	0.2000	0.1904	95.19

Manual Integration/User Assign Peak Report

Eurofins TestAmerica, Denver

Data File:	\\chromna\Denver\ChromData\G2_LUNA\20190627-83272.b\06270024.D				
Injection Date:	28-Jun-2019 04:52:13	Instrument ID:	CHHPLC_G2_LUNA		
Lims ID:	280-124986-B-12-A	Lab Sample ID:	280-124986-12		
Client ID:	G0024-19A				
Operator ID:	HKF	ALS Bottle#:	24	Worklist Smp#:	24
Injection Vol:	100.0 ul	Dil. Factor:	1.0000		
Method:	G2_8330_Luna	Limit Group:	GCSV - 8330		
Column:	Luna-Phenyl hexyl (4.60 mm)	Detector	LC DAD1A, 254 nm		

23 2,4,6-Trinitrotoluene, CAS: 118-96-7

Signal: 1

Processing Integration Results

RT: 24.87
Area: 6186
Amount: 0.015189
Amount Units: ug/ml

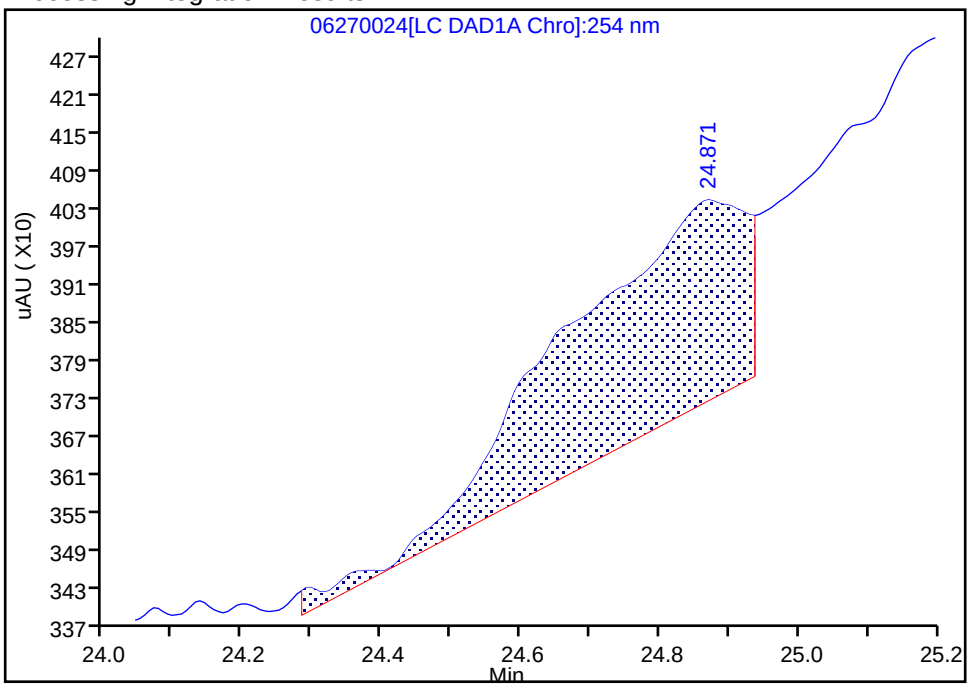

Manual Integration Results

RT: 24.87
Area: 383
Amount: 0.000940
Amount Units: ug/ml

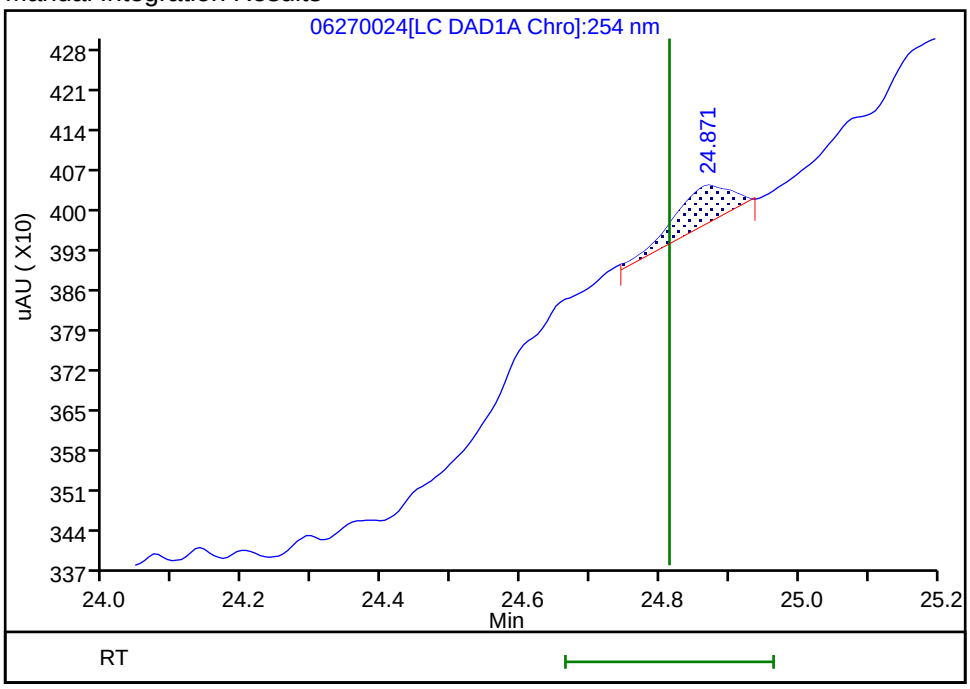

Reviewer: fiedlerh, 28-Jun-2019 13:13:11

Audit Action: Manually Integrated Audit Reason: Baseline Smoothing

FORM I
HPLC/IC ORGANICS ANALYSIS DATA SHEET

Lab Name: Eurofins TestAmerica, Denver Job No.: 280-124986-1

SDG No.:

Client Sample ID: G0087-19A Lab Sample ID: 280-124986-13

Matrix: Water Lab File ID: 06190065.D

Analysis Method: 8330A Date Collected: 06/09/2019 14:25

Extraction Method: 3535 Date Extracted: 06/14/2019 10:20

Sample wt/vol: 509.5(mL) Date Analyzed: 06/20/2019 10:08

Con. Extract Vol.: 5(mL) Dilution Factor: 1

Injection Volume: 100(uL) GC Column: UltraCarb5uODS ID: 4.6(mm)

% Moisture: GPC Cleanup:(Y/N) N

Analysis Batch No.: 462065 Units: ug/L

CAS NO.	COMPOUND NAME	RESULT	Q	LOQ	LOD	DL
99-35-4	1,3,5-Trinitrobenzene	0.39	U	0.98	0.39	0.20
99-65-0	1,3-Dinitrobenzene	0.20	U	0.39	0.20	0.087
118-96-7	2,4,6-Trinitrotoluene	0.39	U	0.39	0.39	0.16
121-14-2	2,4-Dinitrotoluene	0.20	U	0.39	0.20	0.082
606-20-2	2,6-Dinitrotoluene	0.20	U	0.20	0.20	0.063
35572-78-2	2-Amino-4,6-dinitrotoluene	0.12	U	0.20	0.12	0.050
88-72-2	2-Nitrotoluene	0.20	U Q	0.39	0.20	0.084
99-08-1	3-Nitrotoluene	0.39	U Q	0.39	0.39	0.19
19406-51-0	4-Amino-2,6-dinitrotoluene	0.12	U	0.20	0.12	0.057
99-99-0	4-Nitrotoluene	0.39	U M Q	0.98	0.39	0.20
2691-41-0	HMX	0.36	J M	0.39	0.20	0.086
5755-27-1	MNX	0.39	U	2.0	0.39	0.15
98-95-3	Nitrobenzene	0.20	U	0.39	0.20	0.089
121-82-4	RDX	0.39	U	0.39	0.39	0.16
479-45-8	Tetryl	0.20	U	0.24	0.20	0.078

CAS NO.	SURROGATE	%REC	Q	LIMITS
528-29-0	1,2-Dinitrobenzene	105		83-119

Eurofins TestAmerica, Denver
Target Compound Quantitation Report

Data File: \\chromna\Denver\ChromData\CHHPLC_X\20190619-83007.b\06190065.D
Lims ID: 280-124986-B-13-A
Client ID: G0087-19A
Sample Type: Client
Inject. Date: 20-Jun-2019 10:08:49 ALS Bottle#: 65 Worklist Smp#: 65
Injection Vol: 100.0 ul Dil. Factor: 1.0000
Sample Info: 280-124986-B-13-
Misc. Info.: 280-0083007-065
Operator ID: hkf Instrument ID: CHHPLC_X3

Method: \\chromna\Denver\ChromData\CHHPLC_X\20190619-83007.b\8330_X3.m
Limit Group: GCSV - 8330
Last Update: 20-Jun-2019 17:33:10 Calib Date: 15-May-2019 01:42:24
Integrator: Falcon
Quant Method: External Standard Quant By: Initial Calibration
Last ICal File: \\chromna\Denver\ChromData\CHHPLC_X\20190514-81869.b\0514B032.D

Column 1 : UltraCarb5uODS (20) (4.60 mm) Det: LC DAD1B, 254 nm
Process Host: CTX0327

First Level Reviewer: fiedlerh Date: 20-Jun-2019 11:27:39

	Compound	Det	RT (min.)	Exp RT (min.)	Dlt RT (min.)	Response	OnCol Amt ug/mL	Flags
	3 HMX	1	6.648	6.647	0.001	3289	0.0369	M
	6 MNX	1		7.359			ND	
	7 RDX	1		7.774			ND	
$	9 1,2-Dinitrobenzene	1	8.755	8.761	-0.006	27383	0.2105	
	10 1,3,5-Trinitrobenzene	1		8.914			ND	
	11 1,3-Dinitrobenzene	1		9.580			ND	
	12 Nitrobenzene	1		9.974			ND	
	14 Tetryl	1		10.307			ND	
	16 2,4,6-Trinitrotoluene	1		11.267			ND	
	17 4-Amino-2,6-dinitrotoluene	1		11.460			ND	
	18 2-Amino-4,6-dinitrotoluene	1		11.747			ND	
	19 2,6-Dinitrotoluene	1		11.887			ND	
	20 2,4-Dinitrotoluene	1		12.087			ND	
	21 o-Nitrotoluene	1		12.934			ND	
	22 p-Nitrotoluene	1		13.374			ND	U
	23 m-Nitrotoluene	1		13.974			ND	

QC Flag Legend

Review Flags
M - Manually Integrated
U - Marked Undetected

Report Date: 24-Jun-2019 15:19:03 Chrom Revision: 2.3 20-Jun-2019 20:50:56

Eurofins TestAmerica, Denver

Data File: \\chromna\Denver\ChromData\CHHPLC_X\20190619-83007.b\06190065.D

Injection Date:	20-Jun-2019 10:08:49	Instrument ID:	CHHPLC_X3	Operator ID:	hkf
Lims ID:	280-124986-B-13-A	Lab Sample ID:	280-124986-13	Worklist Smp#:	65
Client ID:	G0087-19A				
Injection Vol:	100.0 ul	Dil. Factor:	1.0000	ALS Bottle#:	65
Method:	8330_X3	Limit Group:	GCSV - 8330		

Column: UltraCarb5uODS (20) (4.60 mm) Y Scaling: Method Defined: Scale to the Nth Largest Target: 1

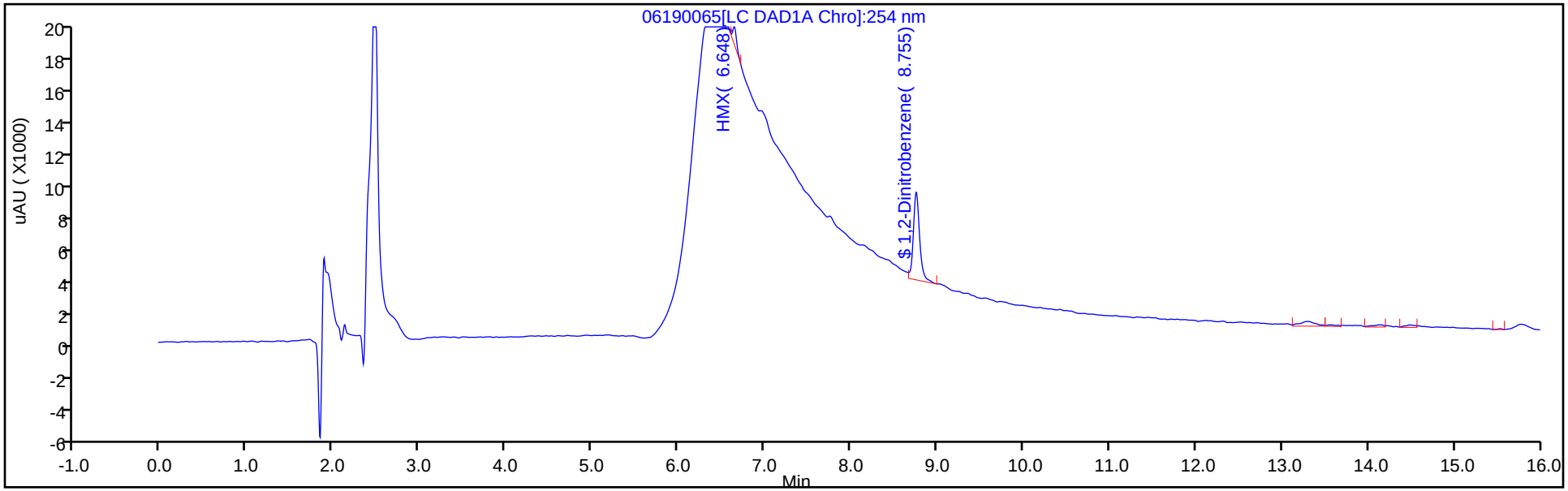

Y Scaling: Method Defined: Scale to the Nth Largest Target: 1

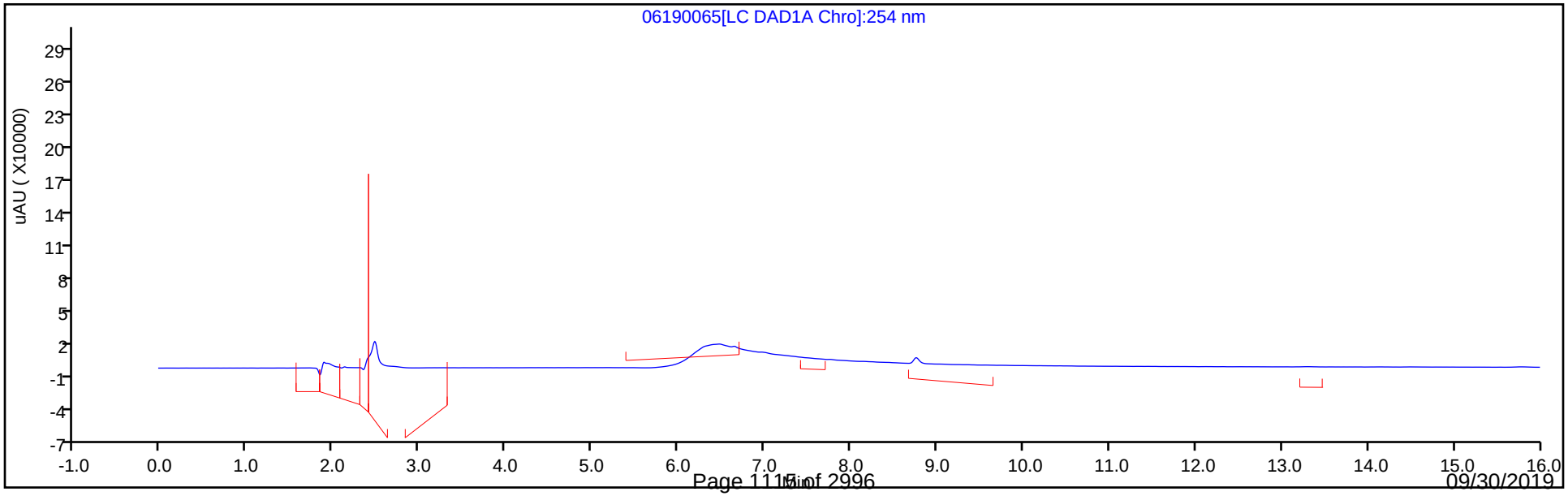

Eurofins TestAmerica, Denver
Recovery Report

Data File:	\\chromna\Denver\ChromData\CHHPLC_X\20190619-83007.b\06190065.D				
Lims ID:	280-124986-B-13-A				
Client ID:	G0087-19A				
Sample Type:	Client				
Inject. Date:	20-Jun-2019 10:08:49	ALS Bottle#:	65	Worklist Smp#:	65
Injection Vol:	100.0 ul	Dil. Factor:	1.0000		
Sample Info:	280-124986-B-13-				
Misc. Info.:	280-0083007-065				
Operator ID:	hkf	Instrument ID:	CHHPLC_X3		
Method:	\\chromna\Denver\ChromData\CHHPLC_X\20190619-83007.b\8330_X3.m				
Limit Group:	GCSV - 8330				
Last Update:	20-Jun-2019 17:33:10	Calib Date:	15-May-2019 01:42:24		
Integrator:	Falcon				
Quant Method:	External Standard	Quant By:	Initial Calibration		
Last ICal File:	\\chromna\Denver\ChromData\CHHPLC_X\20190514-81869.b\0514B032.D				
Column 1 :	UltraCarb5uODS (20) (4.60 mm)		Det: LC DAD1B, 254 nm		
Process Host:	CTX0327				

First Level Reviewer: fiedlerh Date: 20-Jun-2019 11:27:39

Compound	Amount Added	Amount Recovered	% Rec.
$ 9 1,2-Dinitrobenzene	0.2000	0.2105	105.23

User Disabled Compound Report

Eurofins TestAmerica, Denver

Data File: \\chromna\Denver\ChromData\CHHPLC_X\20190619-83007.b\06190065.D

Injection Date:	20-Jun-2019 10:08:49	Instrument ID:	CHHPLC_X3		
Lims ID:	280-124986-B-13-A	Lab Sample ID:	280-124986-13		
Client ID:	G0087-19A				
Operator ID:	hkf	ALS Bottle#:	65	Worklist Smp#:	65
Injection Vol:	100.0 ul	Dil. Factor:	1.0000		
Method:	8330_X3	Limit Group:	GCSV - 8330		
Column:	UltraCarb5uODS (20) (4.60 mm)	Detector	LC DAD1B, 254 nm		

22 p-Nitrotoluene, CAS: 99-99-0, Signal: 1

RT: 13.30
Response: 3793
Amount: 0.033651

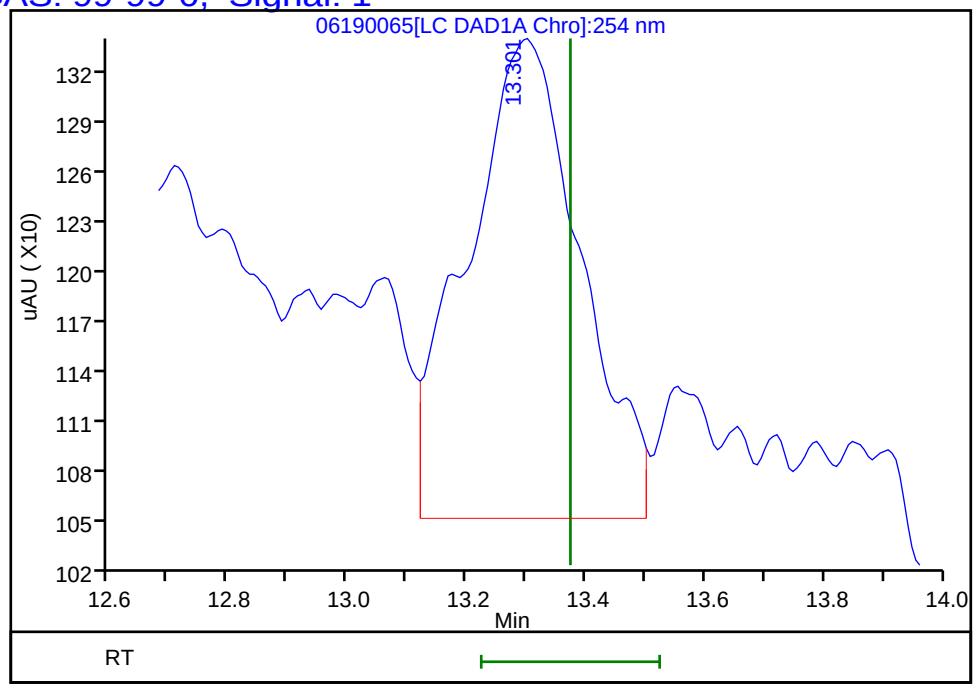

Reviewer: fiedlerh, 20-Jun-2019 11:27:39
Audit Action: Marked Compound Undetected Audit Reason: Invalid Compound ID

Manual Integration/User Assign Peak Report

Eurofins TestAmerica, Denver

Data File:	\\chromna\Denver\ChromData\CHHPLC_X\20190619-83007.b\06190065.D				
Injection Date:	20-Jun-2019 10:08:49	Instrument ID:	CHHPLC_X3		
Lims ID:	280-124986-B-13-A	Lab Sample ID:	280-124986-13		
Client ID:	G0087-19A				
Operator ID:	hkf	ALS Bottle#:	65	Worklist Smp#:	65
Injection Vol:	100.0 ul	Dil. Factor:	1.0000		
Method:	8330_X3	Limit Group:	GCSV - 8330		
Column:	UltraCarb5uODS (20) (4.60 mm)	Detector	LC DAD1B, 254 nm		

3 HMX, CAS: 2691-41-0

Signal: 1

Processing Integration Results

RT: 6.65
Area: 165818
Amount: 1.858818
Amount Units: ug/mL

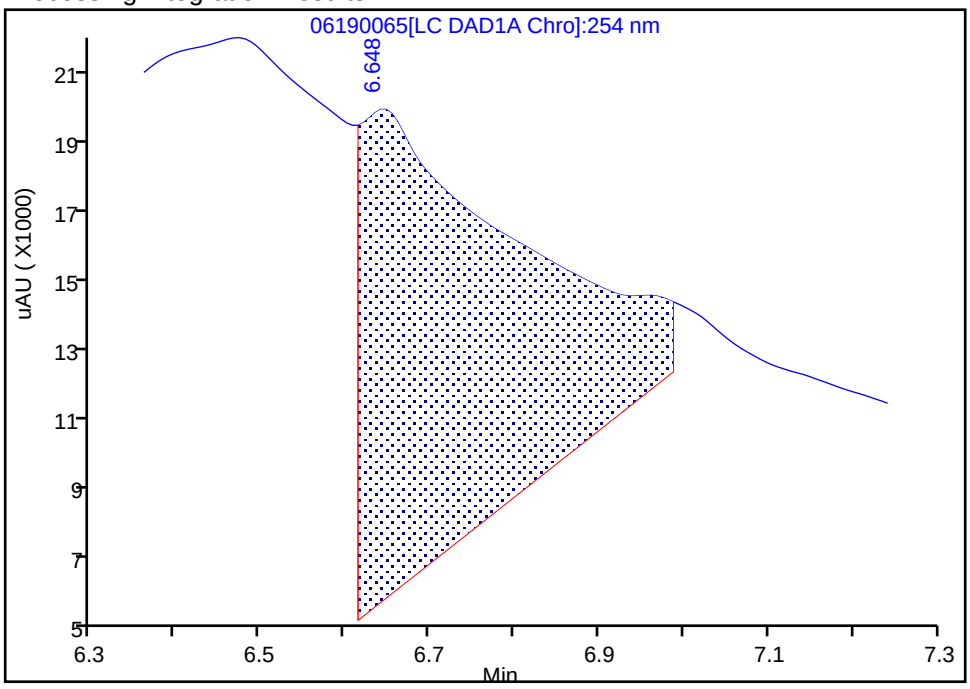

Manual Integration Results

RT: 6.65
Area: 3289
Amount: 0.036870
Amount Units: ug/mL

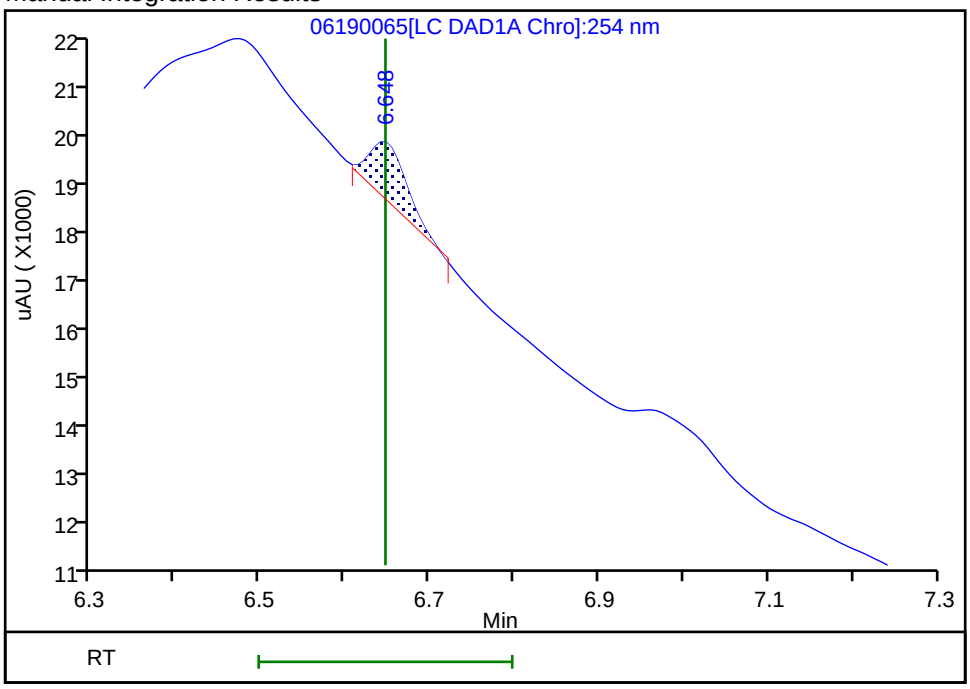

Reviewer: fiedlerh, 20-Jun-2019 11:27:36

Audit Action: Manually Integrated Audit Reason: Baseline Smoothing

FORM I
HPLC/IC ORGANICS ANALYSIS DATA SHEET

Lab Name: Eurofins TestAmerica, Denver Job No.: 280-124986-1

SDG No.:

Client Sample ID: G0087-19A Lab Sample ID: 280-124986-13

Matrix: Water Lab File ID: 06210064.D

Analysis Method: 8330A Date Collected: 06/09/2019 14:25

Extraction Method: 3535 Date Extracted: 06/14/2019 10:20

Sample wt/vol: 509.5(mL) Date Analyzed: 06/22/2019 20:17

Con. Extract Vol.: 5(mL) Dilution Factor: 1

Injection Volume: 100(uL) GC Column: Luna-phenylhex ID: 4.6(mm)

% Moisture: GPC Cleanup:(Y/N) N

Analysis Batch No.: 462208 Units: ug/L

CAS NO.	SURROGATE	%REC	Q	LIMITS
528-29-0	1,2-Dinitrobenzene	97		83-119

Eurofins TestAmerica, Denver
Target Compound Quantitation Report

Data File: \\chromna\Denver\ChromData\G2_LUNA\20190620-83049.b\06210064.D
Lims ID: 280-124986-B-13-A
Client ID: G0087-19A
Sample Type: Client
Inject. Date: 22-Jun-2019 20:17:51 ALS Bottle#: 64 Worklist Smp#: 64
Injection Vol: 100.0 ul Dil. Factor: 1.0000
Sample Info: 280-124986-B-13-
Misc. Info.: 280-0083049-064
Operator ID: HKF Instrument ID: CHHPLC_G2_LUNA

Method: \\chromna\Denver\ChromData\G2_LUNA\20190620-83049.b\G2_8330_Luna.m
Limit Group: GCSV - 8330
Last Update: 24-Jun-2019 10:51:04 Calib Date: 08-May-2019 00:28:23
Integrator: Falcon
Quant Method: External Standard Quant By: Initial Calibration
Last ICal File: \\chromna\Denver\ChromData\G2_LUNA\20190507-81649.b\05070023.D

Column 1 : Luna-Phenyl hexyl (4.60 mm) Det: LC DAD1A, 254 nm
Process Host: CTX0327

First Level Reviewer: fiedlerh Date: 24-Jun-2019 10:45:42

	Compound	Det	RT (min.)	Exp RT (min.)	Dlt RT (min.)	Response	OnCol Amt ug/ml	Flags
	6 HMX	1	7.174	7.225	-0.051	8577	0.0501	M
	7 MNX	1		7.848			ND	
	8 RDX	1	9.287	9.312	-0.025	2551	0.0122	M
	9 Nitrobenzene	1		12.305			ND	
$	10 1,2-Dinitrobenzene	1	13.287	13.338	-0.051	53854	0.1945	
	12 1,3-Dinitrobenzene	1		15.858			ND	
	14 o-Nitrotoluene	1		16.678			ND	
	15 p-Nitrotoluene	1		17.005			ND	U
	16 4-Amino-2,6-dinitrotoluene	1		17.412			ND	
	17 m-Nitrotoluene	1	17.934	17.918	0.016	5417	0.0185	
	18 2-Amino-4,6-dinitrotoluene	1		18.445			ND	
	19 1,3,5-Trinitrobenzene	1		19.158			ND	
	20 2,6-Dinitrotoluene	1		20.018			ND	
	21 2,4-Dinitrotoluene	1		20.579			ND	
	22 Tetryl	1	23.861	23.905	-0.044	16353	0.0520	M
	23 2,4,6-Trinitrotoluene	1		24.885			ND	

QC Flag Legend

Review Flags
M - Manually Integrated
U - Marked Undetected

Report Date: 24-Jun-2019 10:51:11 Chrom Revision: 2.3 20-Jun-2019 20:50:56

Eurofins TestAmerica, Denver

Data File:	\\chromna\Denver\ChromData\G2_LUNA\20190620-83049.b\06210064.D				
Injection Date:	22-Jun-2019 20:17:51	Instrument ID:	CHHPLC_G2_LUNA	Operator ID:	HKF
Lims ID:	280-124986-B-13-A	Lab Sample ID:	280-124986-13	Worklist Smp#:	64
Client ID:	G0087-19A				
Injection Vol:	100.0 ul	Dil. Factor:	1.0000	ALS Bottle#:	64
Method:	G2_8330_Luna	Limit Group:	GCSV - 8330		

Column: Luna-Phenyl hexyl (4.60 mm) Y Scaling: Method Defined: Scale to the Nth Largest Peak: 1

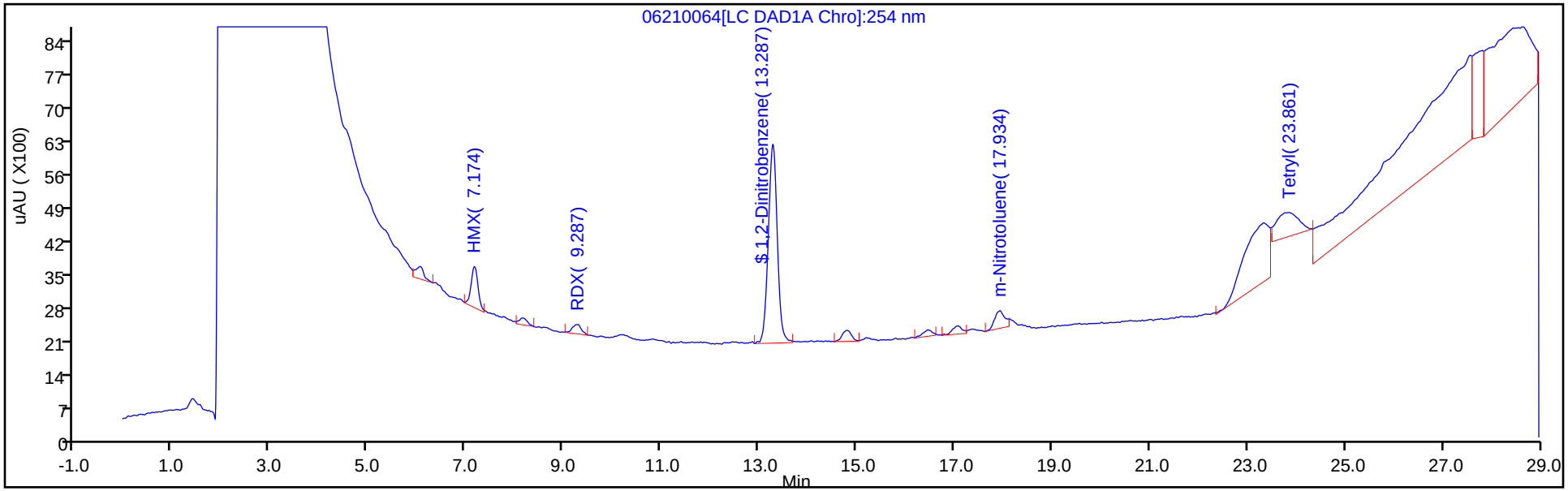

Y Scaling: Method Defined: Scale to the Nth Largest Peak: 1

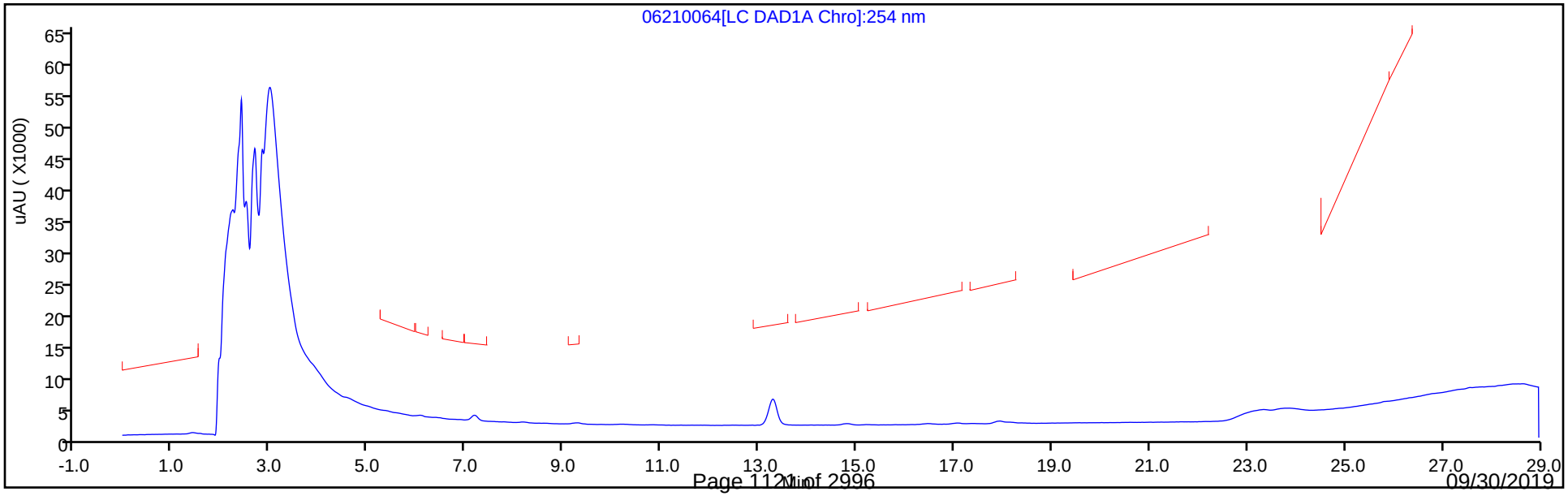

Eurofins TestAmerica, Denver
Recovery Report

Data File:	\\chromna\Denver\ChromData\G2_LUNA\20190620-83049.b\06210064.D				
Lims ID:	280-124986-B-13-A				
Client ID:	G0087-19A				
Sample Type:	Client				
Inject. Date:	22-Jun-2019 20:17:51	ALS Bottle#:	64	Worklist Smp#:	64
Injection Vol:	100.0 ul	Dil. Factor:	1.0000		
Sample Info:	280-124986-B-13-				
Misc. Info.:	280-0083049-064				
Operator ID:	HKF	Instrument ID:	CHHPLC_G2_LUNA		
Method:	\\chromna\Denver\ChromData\G2_LUNA\20190620-83049.b\G2_8330_Luna.m				
Limit Group:	GCSV - 8330				
Last Update:	24-Jun-2019 10:51:04	Calib Date:	08-May-2019 00:28:23		
Integrator:	Falcon				
Quant Method:	External Standard	Quant By:	Initial Calibration		
Last ICal File:	\\chromna\Denver\ChromData\G2_LUNA\20190507-81649.b\05070023.D				
Column 1 :	Luna-Phenyl hexyl (4.60 mm)		Det: LC DAD1A, 254 nm		
Process Host:	CTX0327				
First Level Reviewer: fiedlerh		Date:	24-Jun-2019 10:45:42		

Compound	Amount Added	Amount Recovered	% Rec.
$ 10 1,2-Dinitrobenzene	0.2000	0.1945	97.26

User Disabled Compound Report

Eurofins TestAmerica, Denver

Data File:	\\chromna\Denver\ChromData\G2_LUNA\20190620-83049.b\06210064.D				
Injection Date:	22-Jun-2019 20:17:51	Instrument ID:	CHHPLC_G2_LUNA		
Lims ID:	280-124986-B-13-A	Lab Sample ID:	280-124986-13		
Client ID:	G0087-19A				
Operator ID:	HKF	ALS Bottle#:	64	Worklist Smp#:	64
Injection Vol:	100.0 ul	Dil. Factor:	1.0000		
Method:	G2_8330_Luna	Limit Group:	GCSV - 8330		
Column:	Luna-Phenyl hexyl (4.60 mm)	Detector	LC DAD1A, 254 nm		

15 p-Nitrotoluene, CAS: 99-99-0, Signal: 1

RT: 17.06
Response: 2433
Amount: 0.010735

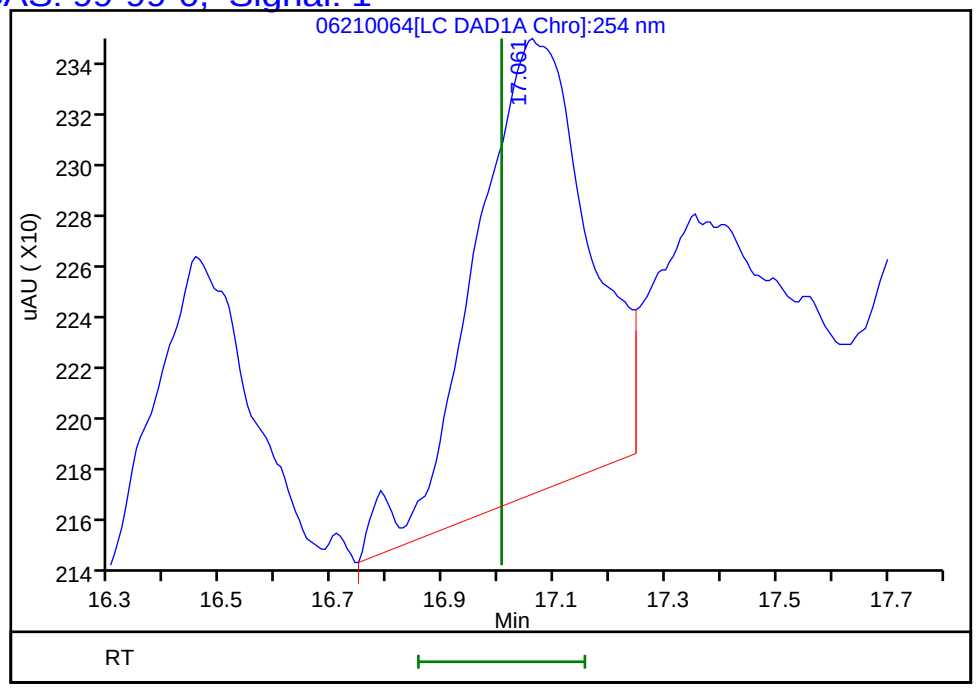

Reviewer: fiedlerh, 24-Jun-2019 10:45:42
Audit Action: Marked Compound Undetected Audit Reason: Invalid Compound ID

Manual Integration/User Assign Peak Report

Eurofins TestAmerica, Denver

Data File:	\\chromna\Denver\ChromData\G2_LUNA\20190620-83049.b\06210064.D				
Injection Date:	22-Jun-2019 20:17:51	Instrument ID:	CHHPLC_G2_LUNA		
Lims ID:	280-124986-B-13-A	Lab Sample ID:	280-124986-13		
Client ID:	G0087-19A				
Operator ID:	HKF	ALS Bottle#:	64	Worklist Smp#:	64
Injection Vol:	100.0 ul	Dil. Factor:	1.0000		
Method:	G2_8330_Luna	Limit Group:	GCSV - 8330		
Column:	Luna-Phenyl hexyl (4.60 mm)	Detector	LC DAD1A, 254 nm		

6 HMX, CAS: 2691-41-0

Signal: 1

Processing Integration Results

RT: 7.17
Area: 9911
Amount: 0.057892
Amount Units: ug/ml

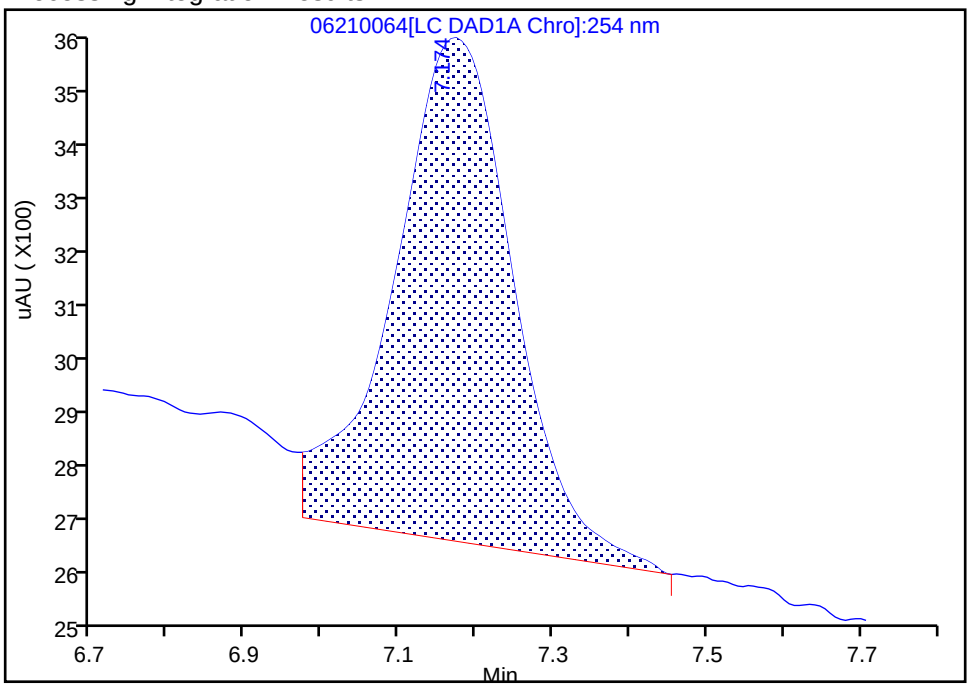

Manual Integration Results

RT: 7.17
Area: 8577
Amount: 0.050100
Amount Units: ug/ml

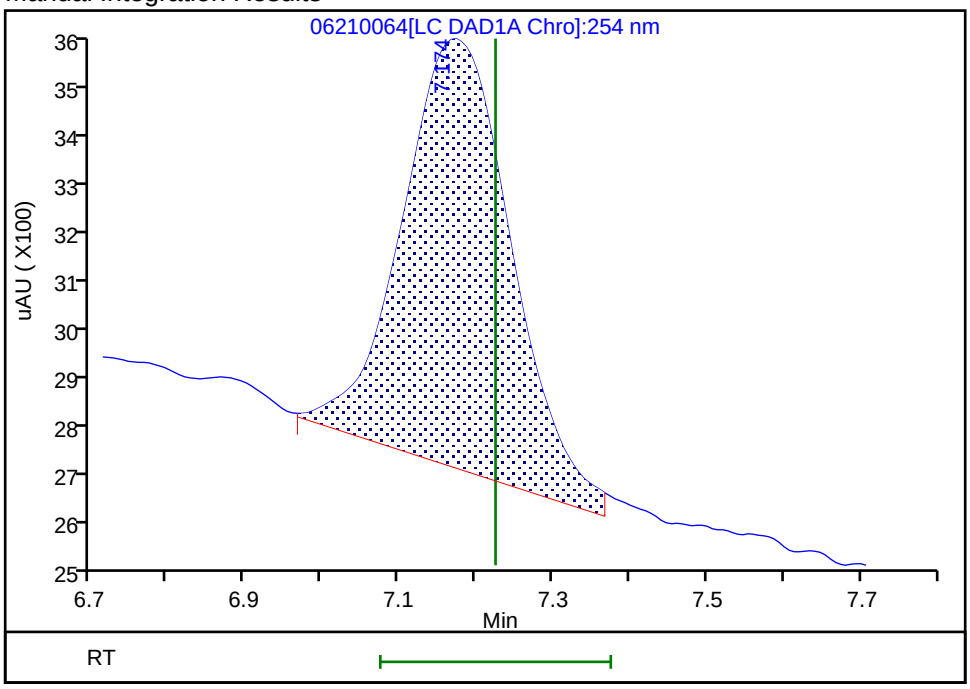

Reviewer: fiedlerh, 24-Jun-2019 10:45:26

Audit Action: Manually Integrated Audit Reason: Baseline Smoothing

Manual Integration/User Assign Peak Report

Eurofins TestAmerica, Denver

Data File:	\\chromna\Denver\ChromData\G2_LUNA\20190620-83049.b\06210064.D				
Injection Date:	22-Jun-2019 20:17:51	Instrument ID:	CHHPLC_G2_LUNA		
Lims ID:	280-124986-B-13-A	Lab Sample ID:	280-124986-13		
Client ID:	G0087-19A				
Operator ID:	HKF	ALS Bottle#:	64	Worklist Smp#:	64
Injection Vol:	100.0 ul	Dil. Factor:	1.0000		
Method:	G2_8330_Luna	Limit Group:	GCSV - 8330		
Column:	Luna-Phenyl hexyl (4.60 mm)	Detector	LC DAD1A, 254 nm		

8 RDX, CAS: 121-82-4

Signal: 1

Processing Integration Results

RT: 9.29
Area: 3041
Amount: 0.014589
Amount Units: ug/ml

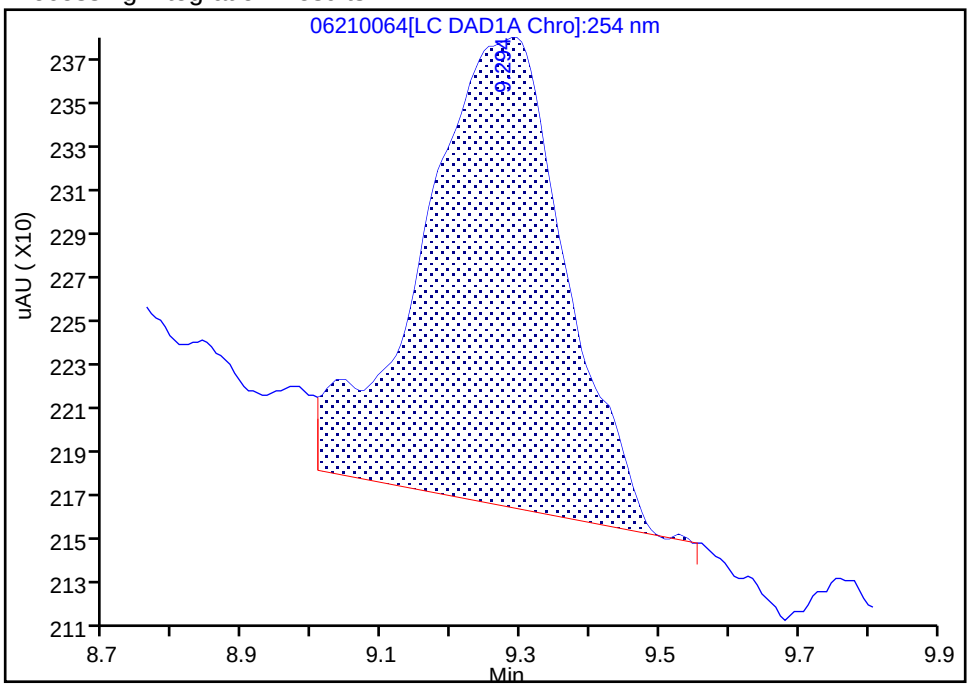

Manual Integration Results

RT: 9.29
Area: 2551
Amount: 0.012238
Amount Units: ug/ml

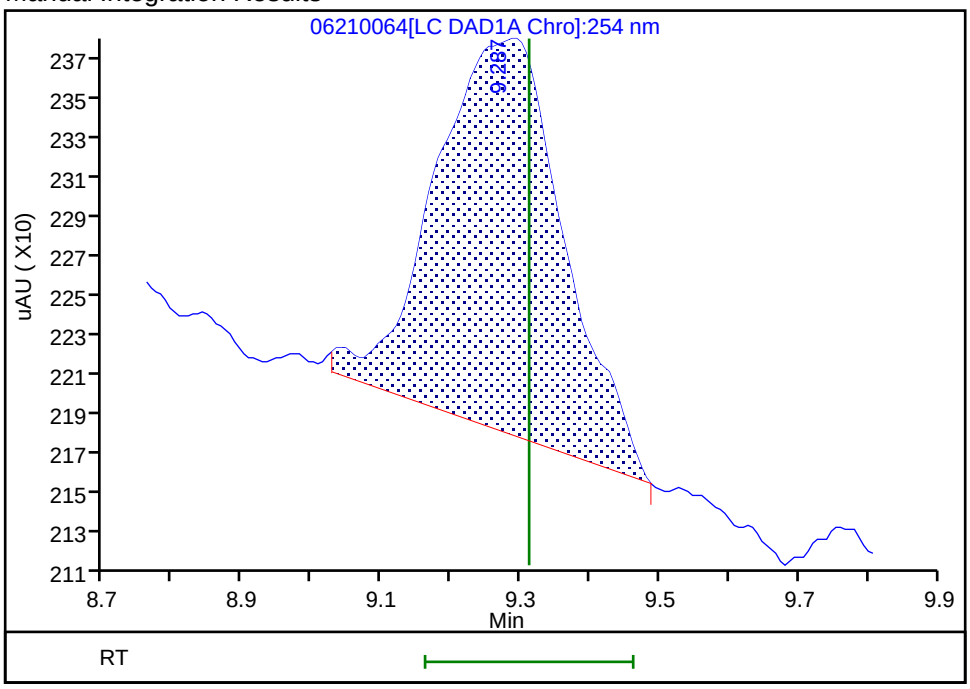

Reviewer: fiedlerh, 24-Jun-2019 10:45:31

Audit Action: Manually Integrated Audit Reason: Baseline Smoothing

Manual Integration/User Assign Peak Report

Eurofins TestAmerica, Denver

Data File:	\\chromna\Denver\ChromData\G2_LUNA\20190620-83049.b\06210064.D				
Injection Date:	22-Jun-2019 20:17:51	Instrument ID:	CHHPLC_G2_LUNA		
Lims ID:	280-124986-B-13-A	Lab Sample ID:	280-124986-13		
Client ID:	G0087-19A				
Operator ID:	HKF	ALS Bottle#:	64	Worklist Smp#:	64
Injection Vol:	100.0 ul	Dil. Factor:	1.0000		
Method:	G2_8330_Luna	Limit Group:	GCSV - 8330		
Column:	Luna-Phenyl hexyl (4.60 mm)	Detector	LC DAD1A, 254 nm		

22 Tetryl, CAS: 479-45-8

Signal: 1

Processing Integration Results

RT: 23.86
Area: 55041
Amount: 0.175022
Amount Units: ug/ml

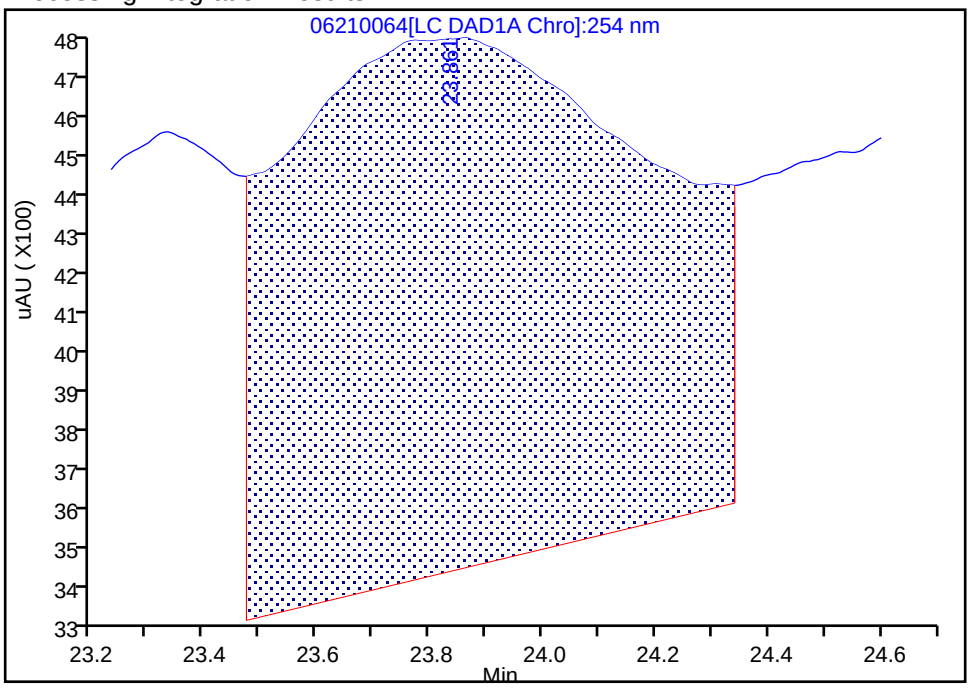

Manual Integration Results

RT: 23.86
Area: 16353
Amount: 0.052000
Amount Units: ug/ml

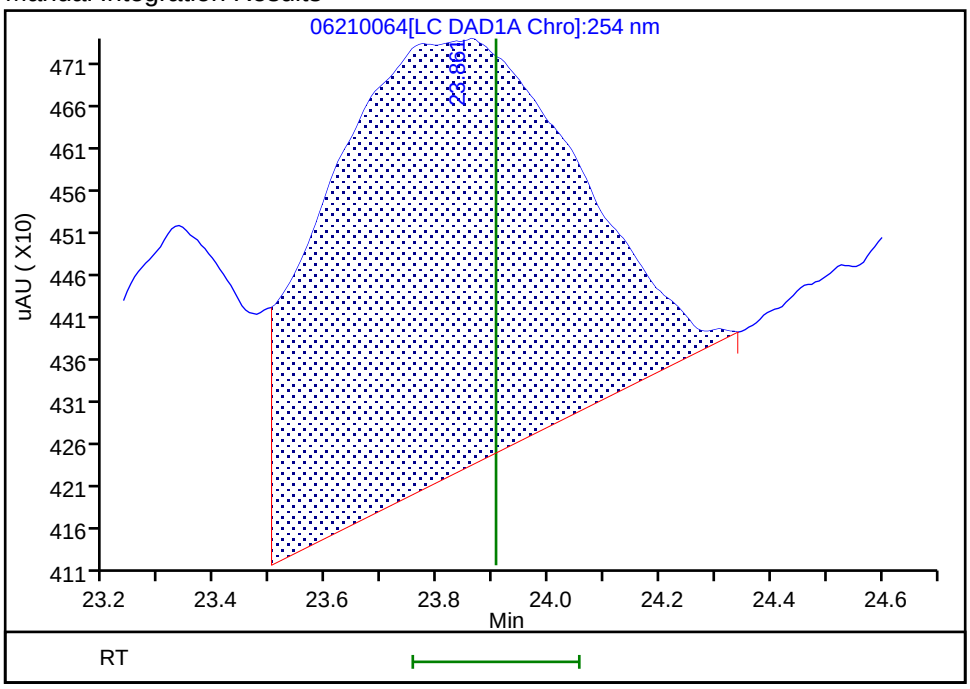

Reviewer: fiedlerh, 24-Jun-2019 10:45:42

Audit Action: Manually Integrated Audit Reason: Baseline Smoothing

FORM I
HPLC/IC ORGANICS ANALYSIS DATA SHEET

Lab Name: Eurofins TestAmerica, Denver Job No.: 280-124986-1

SDG No.:

Client Sample ID: G0087-19A RE Lab Sample ID: 280-124986-13 RE

Matrix: Water Lab File ID: 06260030.D

Analysis Method: 8330A Date Collected: 06/09/2019 14:25

Extraction Method: 3535 Date Extracted: 06/18/2019 14:22

Sample wt/vol: 518(mL) Date Analyzed: 06/27/2019 04:20

Con. Extract Vol.: 5(mL) Dilution Factor: 1

Injection Volume: 100(uL) GC Column: UltraCarb5uODS ID: 4.6(mm)

% Moisture: GPC Cleanup:(Y/N) N

Analysis Batch No.: 462823 Units: ug/L

CAS NO.	COMPOUND NAME	RESULT	Q	LOQ	LOD	DL
99-35-4	*1,3,5-Trinitrobenzene*	*0.39*	*U H*	*0.97*	0.39	*0.19*
99-65-0	*1,3-Dinitrobenzene*	*0.19*	*U H*	*0.39*	0.19	*0.086*
118-96-7	*2,4,6-Trinitrotoluene*	*0.39*	*U H*	*0.39*	0.39	*0.15*
121-14-2	*2,4-Dinitrotoluene*	*0.19*	*U H*	*0.39*	0.19	*0.081*
606-20-2	*2,6-Dinitrotoluene*	*0.19*	*U H*	*0.19*	0.19	*0.062*
35572-78-2	*2-Amino-4,6-dinitrotoluene*	*0.12*	*U H*	*0.19*	0.12	*0.049*
88-72-2	*2-Nitrotoluene*	*0.19*	*U H*	*0.39*	0.19	*0.083*
99-08-1	*3-Nitrotoluene*	*0.39*	*U H*	*0.39*	0.39	*0.19*
19406-51-0	*4-Amino-2,6-dinitrotoluene*	*0.12*	*U H Q*	*0.19*	0.12	*0.056*
99-99-0	*4-Nitrotoluene*	*0.39*	*U H M*	*0.97*	0.39	*0.19*
2691-41-0	*HMX*	*0.35*	*J H M*	*0.39*	0.19	*0.085*
5755-27-1	*MNX*	*0.39*	*U H*	*1.9*	0.39	*0.15*
98-95-3	*Nitrobenzene*	*0.19*	*U H*	*0.39*	0.19	*0.088*
121-82-4	*RDX*	*0.39*	*U H*	*0.39*	0.39	*0.15*
479-45-8	*Tetryl*	*0.19*	*U H*	*0.23*	0.19	*0.077*

CAS NO.	SURROGATE	%REC	Q	LIMITS
528-29-0	1,2-Dinitrobenzene	93	*M*	83-119

Eurofins TestAmerica, Denver
Target Compound Quantitation Report

Data File: \\chromna\Denver\ChromData\CHHPLC_X\20190626-83230.b\06260030.D
Lims ID: 280-124986-A-13-A
Client ID: G0087-19A
Sample Type: Client
Inject. Date: 27-Jun-2019 04:20:24 ALS Bottle#: 30 Worklist Smp#: 30
Injection Vol: 100.0 ul Dil. Factor: 1.0000
Sample Info: 280-124986-A-13-
Misc. Info.: 280-0083230-030
Operator ID: hkf Instrument ID: CHHPLC_X3

Method: \\chromna\Denver\ChromData\CHHPLC_X\20190626-83230.b\8330_X3.m
Limit Group: GCSV - 8330
Last Update: 27-Jun-2019 09:04:47 Calib Date: 21-Jun-2019 03:13:40
Integrator: Falcon
Quant Method: External Standard Quant By: Initial Calibration
Last ICal File: \\chromna\Denver\ChromData\CHHPLC_X\20190620-83048.b\06200032.D

Column 1 : UltraCarb5uODS (20) (4.60 mm) Det: LC DAD1B, 254 nm
Process Host: CTX0334

First Level Reviewer: fiedlerh Date: 27-Jun-2019 08:59:18

	Compound	Det	RT (min.)	Exp RT (min.)	Dlt RT (min.)	Response	OnCol Amt ug/mL	Flags
	3 HMX	1	6.646	6.654	-0.008	3214	0.0362	M
	6 MNX	1		7.356			ND	
	7 RDX	1		7.774			ND	
$	9 1,2-Dinitrobenzene	1	8.752	8.754	-0.002	25334	0.1864	M
	10 1,3,5-Trinitrobenzene	1		8.914			ND	
	11 1,3-Dinitrobenzene	1		9.574			ND	
	12 Nitrobenzene	1		9.960			ND	
	14 Tetryl	1		10.287			ND	
	16 2,4,6-Trinitrotoluene	1		11.247			ND	
	17 4-Amino-2,6-dinitrotoluene	1		11.434			ND	
	18 2-Amino-4,6-dinitrotoluene	1		11.727			ND	
	19 2,6-Dinitrotoluene	1		11.854			ND	
	20 2,4-Dinitrotoluene	1		12.054			ND	
	21 o-Nitrotoluene	1		12.894			ND	
	22 p-Nitrotoluene	1		13.334			ND	U
	23 m-Nitrotoluene	1		13.934			ND	

QC Flag Legend

Review Flags
M - Manually Integrated
U - Marked Undetected

Report Date: 27-Jun-2019 09:05:02 Chrom Revision: 2.3 20-Jun-2019 20:50:56

Eurofins TestAmerica, Denver

Data File:	\\chromna\Denver\ChromData\CHHPLC_X\20190626-83230.b\06260030.D				
Injection Date:	27-Jun-2019 04:20:24	Instrument ID:	CHHPLC_X3	Operator ID:	hkf
Lims ID:	280-124986-A-13-A	Lab Sample ID:	280-124986-13	Worklist Smp#:	30
Client ID:	G0087-19A				
Injection Vol:	100.0 ul	Dil. Factor:	1.0000	ALS Bottle#:	30
Method:	8330_X3	Limit Group:	GCSV - 8330		

Column: UltraCarb5uODS (20) (4.60 mm) Y Scaling: Method Defined: Scale to the Nth Largest Target: 1

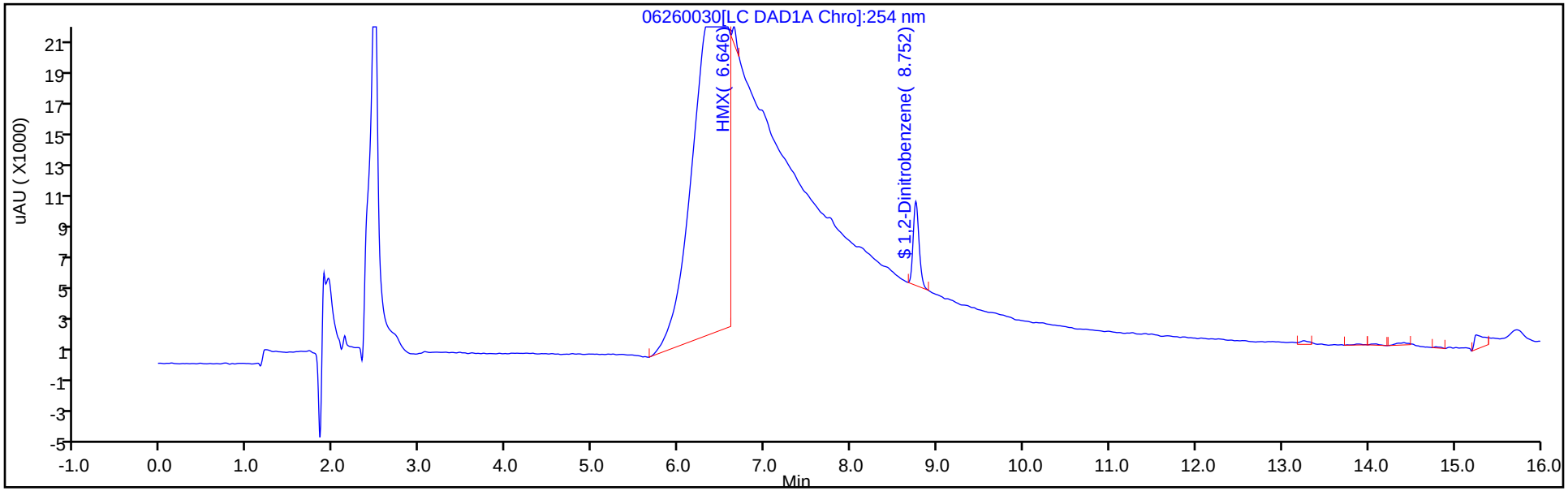

Y Scaling: Method Defined: Scale to the Nth Largest Target: 1

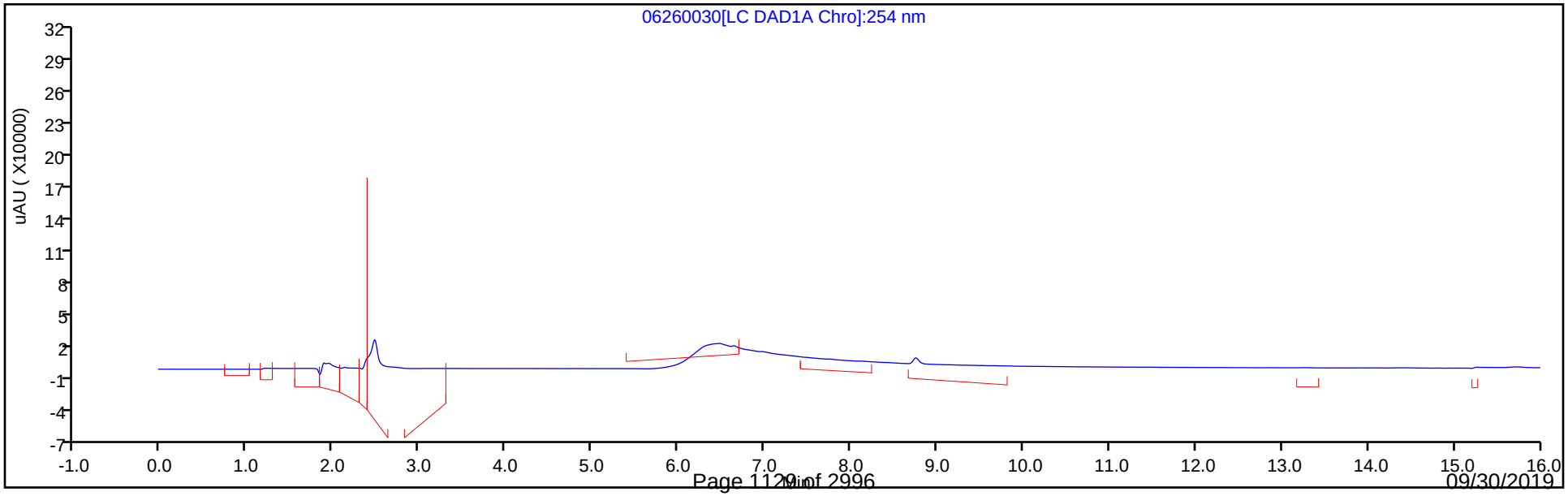

Eurofins TestAmerica, Denver
Recovery Report

Data File:	\\chromna\Denver\ChromData\CHHPLC_X\20190626-83230.b\06260030.D				
Lims ID:	280-124986-A-13-A				
Client ID:	G0087-19A				
Sample Type:	Client				
Inject. Date:	27-Jun-2019 04:20:24	ALS Bottle#:	30	Worklist Smp#:	30
Injection Vol:	100.0 ul	Dil. Factor:	1.0000		
Sample Info:	280-124986-A-13-				
Misc. Info.:	280-0083230-030				
Operator ID:	hkf	Instrument ID:	CHHPLC_X3		
Method:	\\chromna\Denver\ChromData\CHHPLC_X\20190626-83230.b\8330_X3.m				
Limit Group:	GCSV - 8330				
Last Update:	27-Jun-2019 09:04:47	Calib Date:	21-Jun-2019 03:13:40		
Integrator:	Falcon				
Quant Method:	External Standard	Quant By:	Initial Calibration		
Last ICal File:	\\chromna\Denver\ChromData\CHHPLC_X\20190620-83048.b\06200032.D				
Column 1 :	UltraCarb5uODS (20) (4.60 mm)		Det: LC DAD1B, 254 nm		
Process Host:	CTX0334				
First Level Reviewer: fiedlerh		Date:	27-Jun-2019 08:59:18		

Compound	Amount Added	Amount Recovered	% Rec.
$ 9 1,2-Dinitrobenzene	0.2000	0.1864	93.21

Manual Integration/User Assign Peak Report

Eurofins TestAmerica, Denver

Data File:	\\chromna\Denver\ChromData\CHHPLC_X\20190626-83230.b\06260030.D		
Injection Date:	27-Jun-2019 04:20:24	Instrument ID:	CHHPLC_X3
Lims ID:	280-124986-A-13-A	Lab Sample ID:	280-124986-13
Client ID:	G0087-19A		
Operator ID:	hkf	ALS Bottle#:	30 Worklist Smp#: 30
Injection Vol:	100.0 ul	Dil. Factor:	1.0000
Method:	8330_X3	Limit Group:	GCSV - 8330
Column:	UltraCarb5uODS (20) (4.60 mm)	Detector	LC DAD1B, 254 nm

$ 9 1,2-Dinitrobenzene, CAS: 528-29-0

Signal: 1

Processing Integration Results

RT: 8.75
Area: 29952
Amount: 0.220399
Amount Units: ug/mL

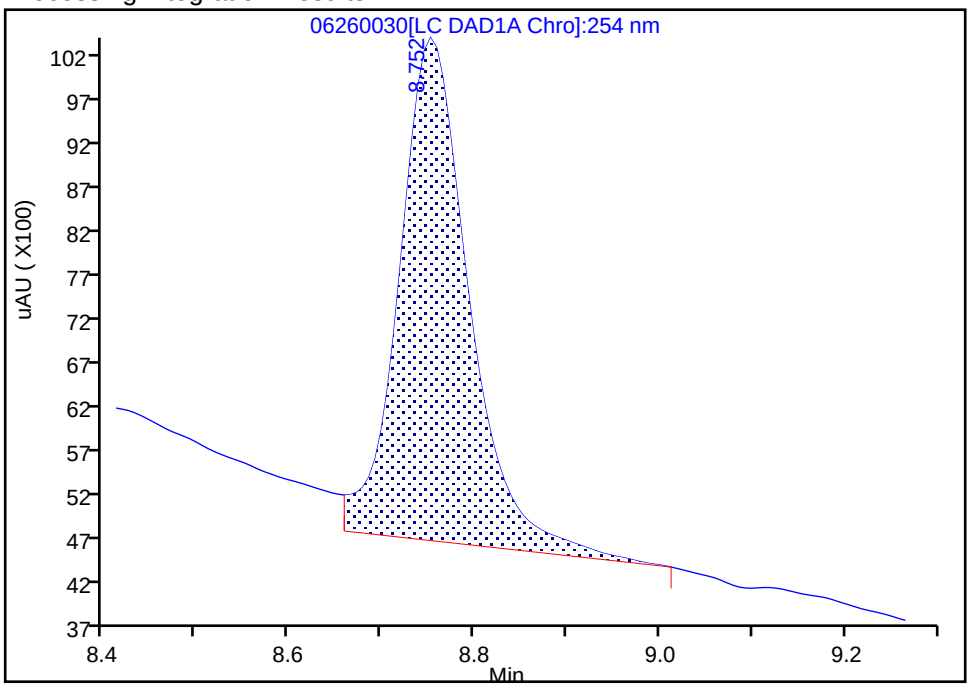

Manual Integration Results

RT: 8.75
Area: 25334
Amount: 0.186418
Amount Units: ug/mL

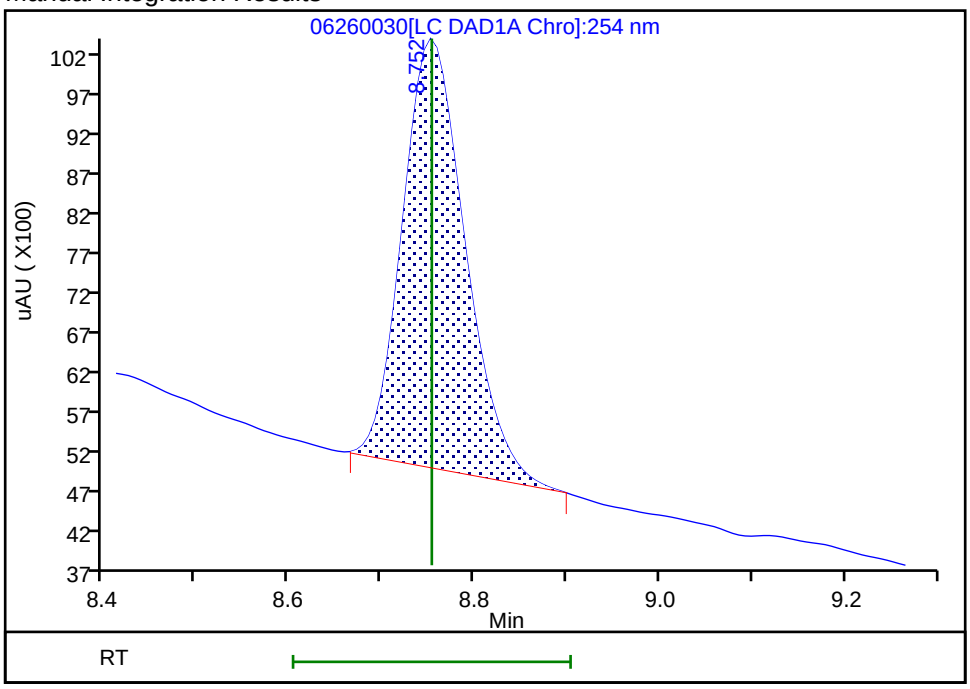

Reviewer: fiedlerh, 27-Jun-2019 08:59:16
Audit Action: Manually Integrated Audit Reason: Baseline Smoothing

User Disabled Compound Report

Eurofins TestAmerica, Denver

Data File:	\\chromna\Denver\ChromData\CHHPLC_X\20190626-83230.b\06260030.D				
Injection Date:	27-Jun-2019 04:20:24	Instrument ID:	CHHPLC_X3		
Lims ID:	280-124986-A-13-A	Lab Sample ID:	280-124986-13		
Client ID:	G0087-19A				
Operator ID:	hkf	ALS Bottle#:	30	Worklist Smp#:	30
Injection Vol:	100.0 ul	Dil. Factor:	1.0000		
Method:	8330_X3	Limit Group:	GCSV - 8330		
Column:	UltraCarb5uODS (20) (4.60 mm)	Detector	LC DAD1B, 254 nm		

22 p-Nitrotoluene, CAS: 99-99-0, Signal: 1

RT: 13.25
Response: 1709
Amount: 0.015146

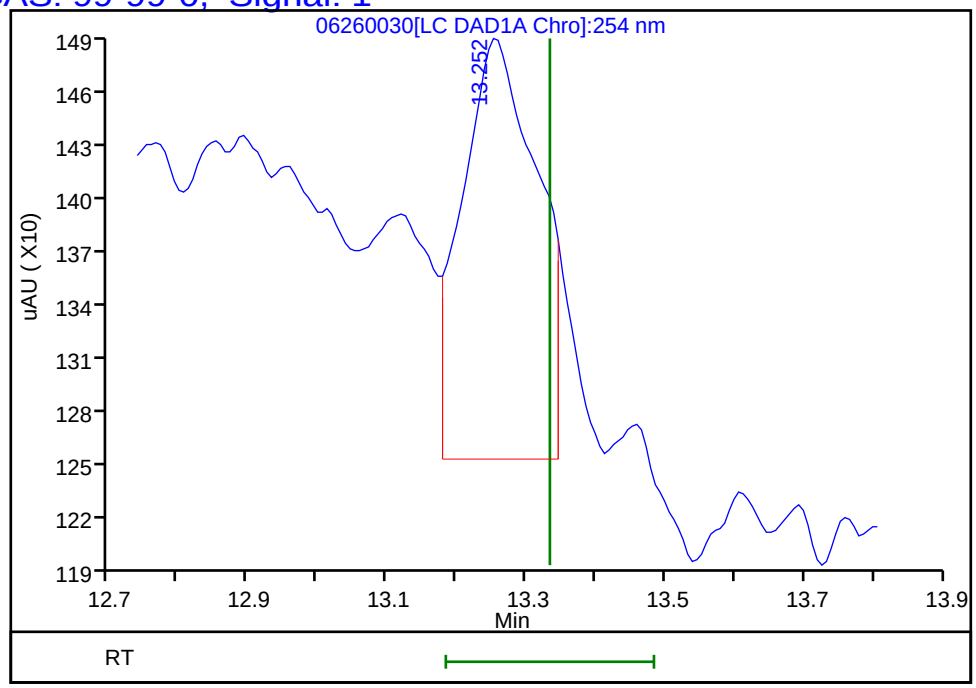

Reviewer: fiedlerh, 27-Jun-2019 08:59:18
Audit Action: Marked Compound Undetected Audit Reason: Invalid Compound ID

Manual Integration/User Assign Peak Report

Eurofins TestAmerica, Denver

Data File:	\\chromna\Denver\ChromData\CHHPLC_X\20190626-83230.b\06260030.D		
Injection Date:	27-Jun-2019 04:20:24	Instrument ID:	CHHPLC_X3
Lims ID:	280-124986-A-13-A	Lab Sample ID:	280-124986-13
Client ID:	G0087-19A		
Operator ID:	hkf	ALS Bottle#:	30 Worklist Smp#: 30
Injection Vol:	100.0 ul	Dil. Factor:	1.0000
Method:	8330_X3	Limit Group:	GCSV - 8330
Column:	UltraCarb5uODS (20) (4.60 mm)	Detector	LC DAD1B, 254 nm

3 HMX, CAS: 2691-41-0

Signal: 1

Processing Integration Results

RT: 6.65
Area: 661629
Amount: 7.448448
Amount Units: ug/mL

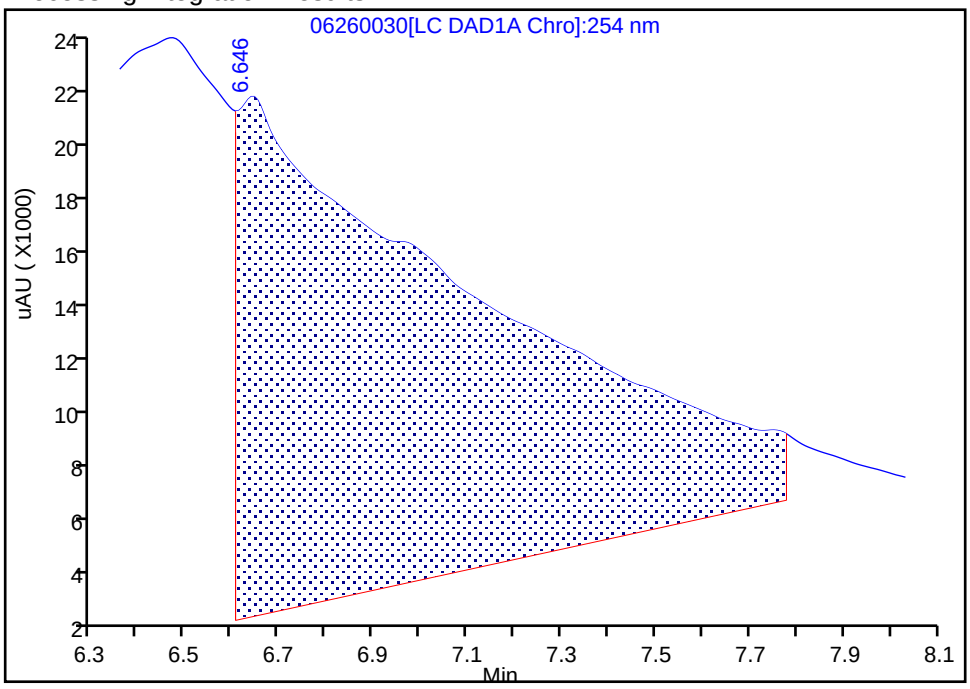

Manual Integration Results

RT: 6.65
Area: 3214
Amount: 0.036182
Amount Units: ug/mL

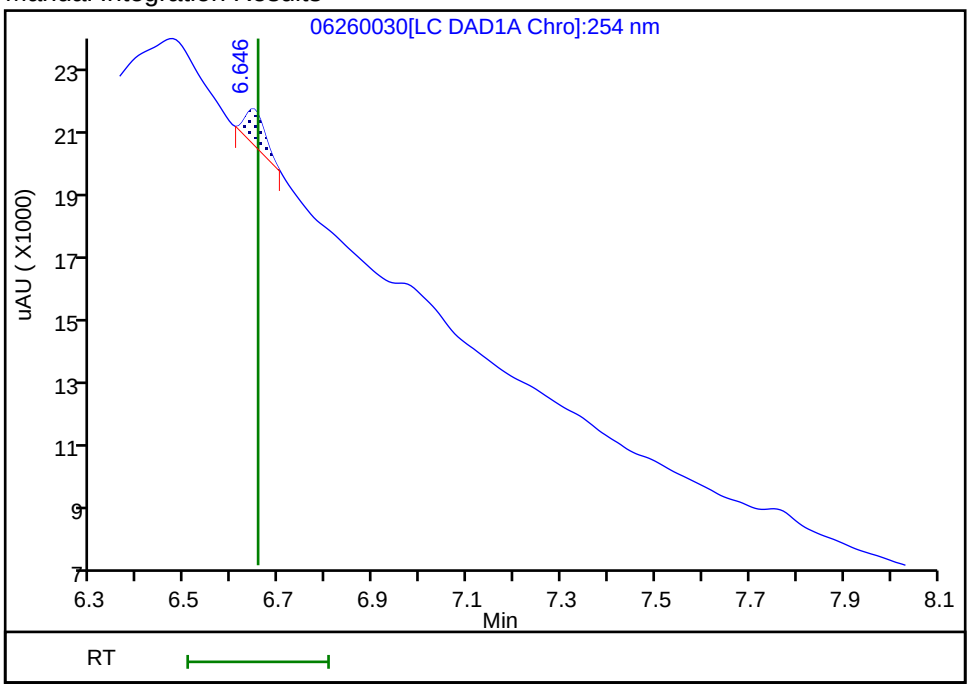

Reviewer: fiedlerh, 27-Jun-2019 08:59:11

Audit Action: Manually Integrated Audit Reason: Baseline Smoothing

FORM I
HPLC/IC ORGANICS ANALYSIS DATA SHEET

Lab Name: Eurofins TestAmerica, Denver Job No.: 280-124986-1

SDG No.:

Client Sample ID: G0087-19A RE Lab Sample ID: 280-124986-13 RE

Matrix: Water Lab File ID: 06270025.D

Analysis Method: 8330A Date Collected: 06/09/2019 14:25

Extraction Method: 3535 Date Extracted: 06/18/2019 14:22

Sample wt/vol: 518(mL) Date Analyzed: 06/28/2019 05:27

Con. Extract Vol.: 5(mL) Dilution Factor: 1

Injection Volume: 100(uL) GC Column: Luna-phenylhex ID: 4.6(mm)

% Moisture: GPC Cleanup:(Y/N) N

Analysis Batch No.: 462962 Units: ug/L

CAS NO.	SURROGATE	%REC	Q	LIMITS
528-29-0	1,2-Dinitrobenzene	96		83-119

Eurofins TestAmerica, Denver
Target Compound Quantitation Report

Data File: \\chromna\Denver\ChromData\G2_LUNA\20190627-83272.b\06270025.D
Lims ID: 280-124986-A-13-A
Client ID: G0087-19A
Sample Type: Client
Inject. Date: 28-Jun-2019 05:27:12 ALS Bottle#: 25 Worklist Smp#: 25
Injection Vol: 100.0 ul Dil. Factor: 1.0000
Sample Info: 280-124986-A-13-
Misc. Info.: 280-0083272-025
Operator ID: HKF Instrument ID: CHHPLC_G2_LUNA

Method: \\chromna\Denver\ChromData\G2_LUNA\20190627-83272.b\G2_8330_Luna.m
Limit Group: GCSV - 8330
Last Update: 28-Jun-2019 13:31:23 Calib Date: 08-May-2019 00:28:23
Integrator: Falcon
Quant Method: External Standard Quant By: Initial Calibration
Last ICal File: \\chromna\Denver\ChromData\G2_LUNA\20190507-81649.b\05070023.D

Column 1 : Luna-Phenyl hexyl (4.60 mm) Det: LC DAD1A, 254 nm
Process Host: CTX0317

First Level Reviewer: fiedlerh Date: 28-Jun-2019 13:17:16

	Compound	Det	RT (min.)	Exp RT (min.)	Dlt RT (min.)	Response	OnCol Amt ug/ml	Flags
	6 HMX	1	7.171	7.181	-0.010	8178	0.0478	M
	7 MNX	1		7.835			ND	
	8 RDX	1	9.258	9.254	0.004	2501	0.0120	M
	9 Nitrobenzene	1		12.227			ND	
$	10 1,2-Dinitrobenzene	1	13.258	13.267	-0.009	53062	0.1917	
	12 1,3-Dinitrobenzene	1		15.787			ND	
	14 o-Nitrotoluene	1		16.594			ND	
	15 p-Nitrotoluene	1		16.927			ND	U
	16 4-Amino-2,6-dinitrotoluene	1		17.341			ND	
	17 m-Nitrotoluene	1	17.851	17.841	0.010	14131	0.0483	
	18 2-Amino-4,6-dinitrotoluene	1		18.374			ND	U
	19 1,3,5-Trinitrobenzene	1		19.087			ND	
	20 2,6-Dinitrotoluene	1		19.941			ND	
	21 2,4-Dinitrotoluene	1		20.501			ND	
	22 Tetryl	1		23.828			ND	U
	23 2,4,6-Trinitrotoluene	1		24.814			ND	

QC Flag Legend

Review Flags
M - Manually Integrated
U - Marked Undetected

Report Date: 28-Jun-2019 13:31:35 Chrom Revision: 2.3 20-Jun-2019 20:50:56

Eurofins TestAmerica, Denver

Data File: \\chromna\Denver\ChromData\G2_LUNA\20190627-83272.b\06270025.D

Injection Date:	28-Jun-2019 05:27:12	Instrument ID:	CHHPLC_G2_LUNA	Operator ID:	HKF
Lims ID:	280-124986-A-13-A	Lab Sample ID:	280-124986-13	Worklist Smp#:	25
Client ID:	G0087-19A				
Injection Vol:	100.0 ul	Dil. Factor:	1.0000	ALS Bottle#:	25
Method:	G2_8330_Luna	Limit Group:	GCSV - 8330		

Column: Luna-Phenyl hexyl (4.60 mm) Y Scaling: Method Defined: Scale to the Nth Largest Peak: 1

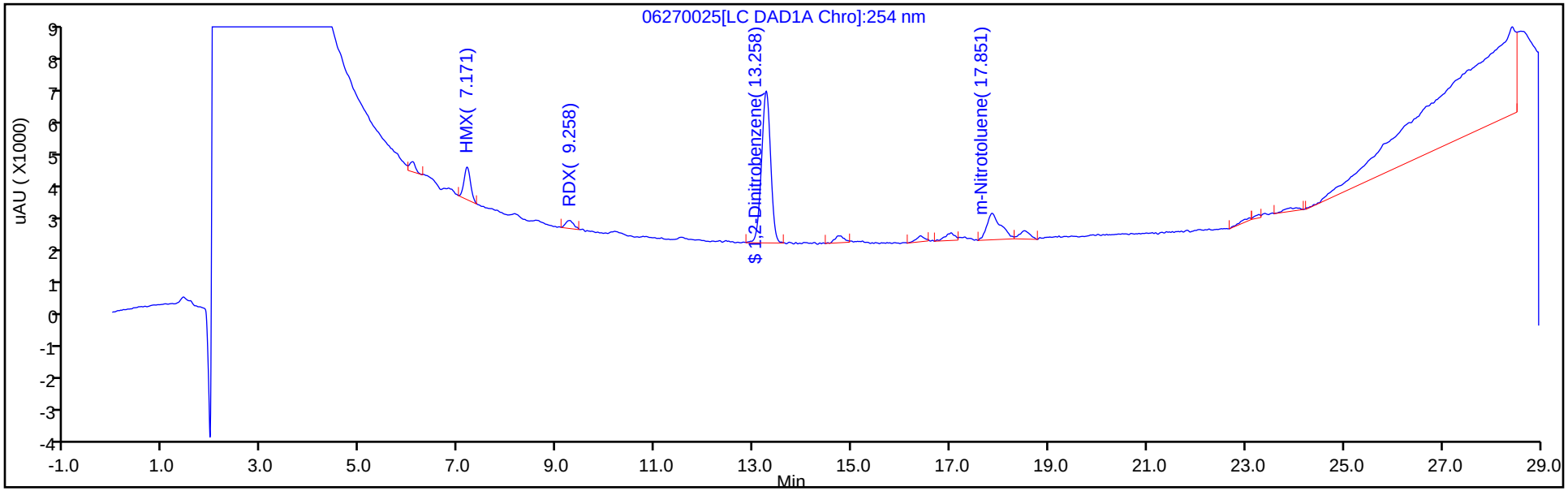

Y Scaling: Method Defined: Scale to the Nth Largest Peak: 1

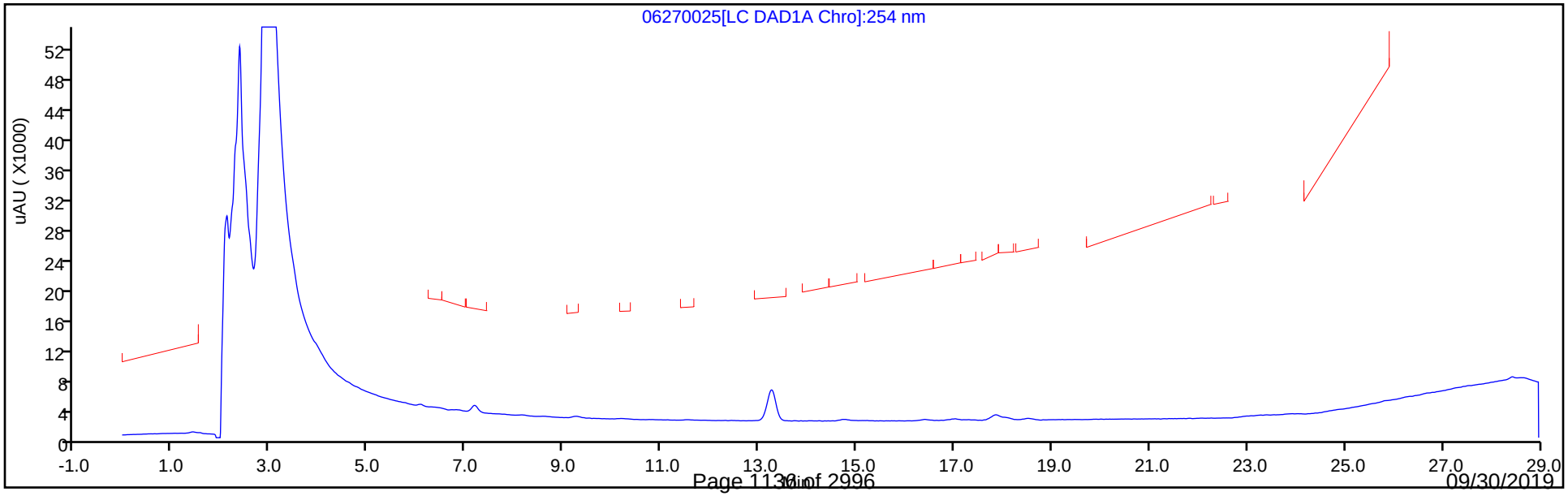

Eurofins TestAmerica, Denver
Recovery Report

Data File:	\\chromna\Denver\ChromData\G2_LUNA\20190627-83272.b\06270025.D				
Lims ID:	280-124986-A-13-A				
Client ID:	G0087-19A				
Sample Type:	Client				
Inject. Date:	28-Jun-2019 05:27:12	ALS Bottle#:	25	Worklist Smp#:	25
Injection Vol:	100.0 ul	Dil. Factor:	1.0000		
Sample Info:	280-124986-A-13-				
Misc. Info.:	280-0083272-025				
Operator ID:	HKF	Instrument ID:	CHHPLC_G2_LUNA		
Method:	\\chromna\Denver\ChromData\G2_LUNA\20190627-83272.b\G2_8330_Luna.m				
Limit Group:	GCSV - 8330				
Last Update:	28-Jun-2019 13:31:23	Calib Date:	08-May-2019 00:28:23		
Integrator:	Falcon				
Quant Method:	External Standard	Quant By:	Initial Calibration		
Last ICal File:	\\chromna\Denver\ChromData\G2_LUNA\20190507-81649.b\05070023.D				
Column 1 :	Luna-Phenyl hexyl (4.60 mm)		Det: LC DAD1A, 254 nm		
Process Host:	CTX0317				
First Level Reviewer: fiedlerh		Date:	28-Jun-2019 13:17:16		

Compound	Amount Added	Amount Recovered	% Rec.
$ 10 1,2-Dinitrobenzene	0.2000	0.1917	95.83

User Disabled Compound Report

Eurofins TestAmerica, Denver

Data File:	\\chromna\Denver\ChromData\G2_LUNA\20190627-83272.b\06270025.D				
Injection Date:	28-Jun-2019 05:27:12	Instrument ID:	CHHPLC_G2_LUNA		
Lims ID:	280-124986-A-13-A	Lab Sample ID:	280-124986-13		
Client ID:	G0087-19A				
Operator ID:	HKF	ALS Bottle#:	25	Worklist Smp#:	25
Injection Vol:	100.0 ul	Dil. Factor:	1.0000		
Method:	G2_8330_Luna	Limit Group:	GCSV - 8330		
Column:	Luna-Phenyl hexyl (4.60 mm)	Detector	LC DAD1A, 254 nm		

18 2-Amino-4,6-dinitrotoluene, CAS: 35572-78-2, Signal: 1

RT: 18.50
Response: 3321
Amount: 0.007719

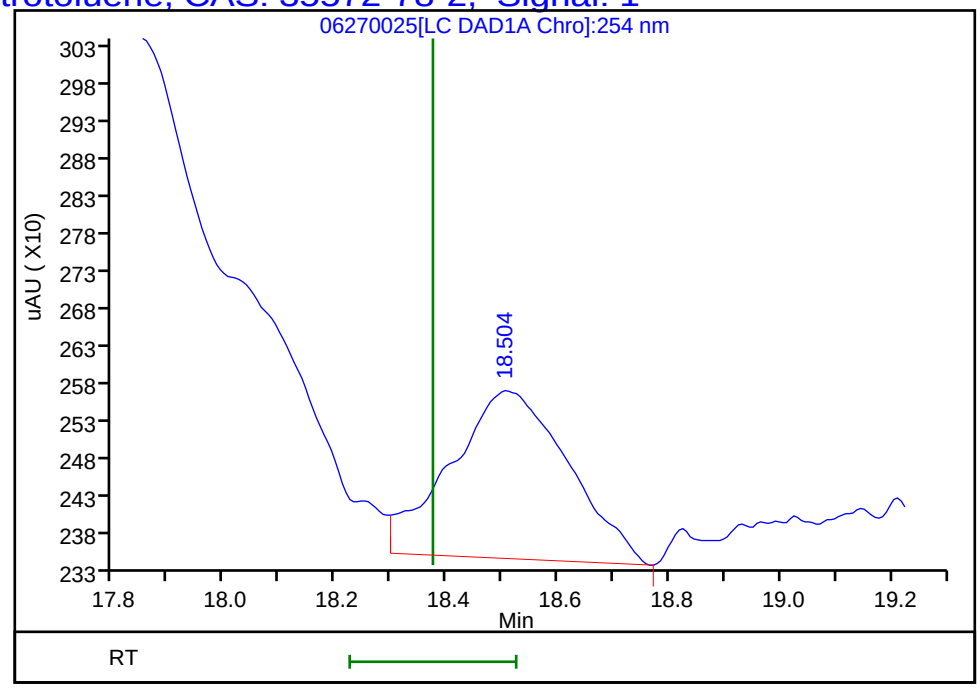

Reviewer: fiedlerh, 28-Jun-2019 13:17:16
Audit Action: Marked Compound Undetected Audit Reason: Invalid Compound ID

User Disabled Compound Report

Eurofins TestAmerica, Denver

Data File:	\\chromna\Denver\ChromData\G2_LUNA\20190627-83272.b\06270025.D				
Injection Date:	28-Jun-2019 05:27:12	Instrument ID:	CHHPLC_G2_LUNA		
Lims ID:	280-124986-A-13-A	Lab Sample ID:	280-124986-13		
Client ID:	G0087-19A				
Operator ID:	HKF	ALS Bottle#:	25	Worklist Smp#:	25
Injection Vol:	100.0 ul	Dil. Factor:	1.0000		
Method:	G2_8330_Luna	Limit Group:	GCSV - 8330		
Column:	Luna-Phenyl hexyl (4.60 mm)	Detector	LC DAD1A, 254 nm		

15 p-Nitrotoluene, CAS: 99-99-0, Signal: 1

RT: 17.02
Response: 2863
Amount: 0.012632

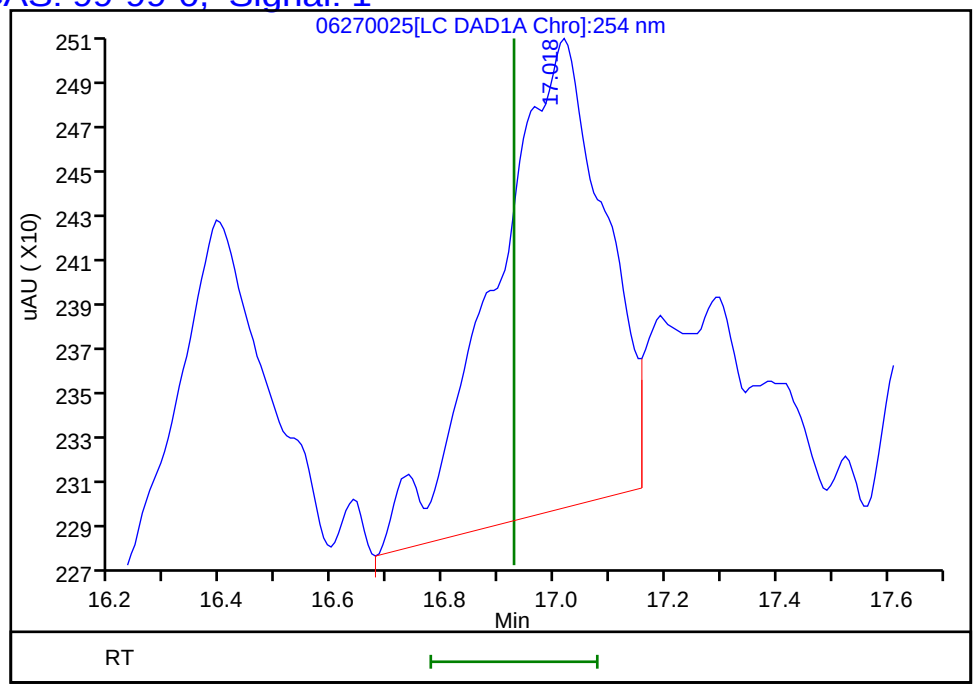

Reviewer: fiedlerh, 28-Jun-2019 13:17:16
Audit Action: Marked Compound Undetected Audit Reason: Invalid Compound ID

Manual Integration/User Assign Peak Report

Eurofins TestAmerica, Denver

Data File:	\\chromna\Denver\ChromData\G2_LUNA\20190627-83272.b\06270025.D				
Injection Date:	28-Jun-2019 05:27:12	Instrument ID:	CHHPLC_G2_LUNA		
Lims ID:	280-124986-A-13-A	Lab Sample ID:	280-124986-13		
Client ID:	G0087-19A				
Operator ID:	HKF	ALS Bottle#:	25	Worklist Smp#:	25
Injection Vol:	100.0 ul	Dil. Factor:	1.0000		
Method:	G2_8330_Luna	Limit Group:	GCSV - 8330		
Column:	Luna-Phenyl hexyl (4.60 mm)	Detector	LC DAD1A, 254 nm		

6 HMX, CAS: 2691-41-0

Signal: 1

Processing Integration Results

RT: 7.17
Area: 10091
Amount: 0.058943
Amount Units: ug/ml

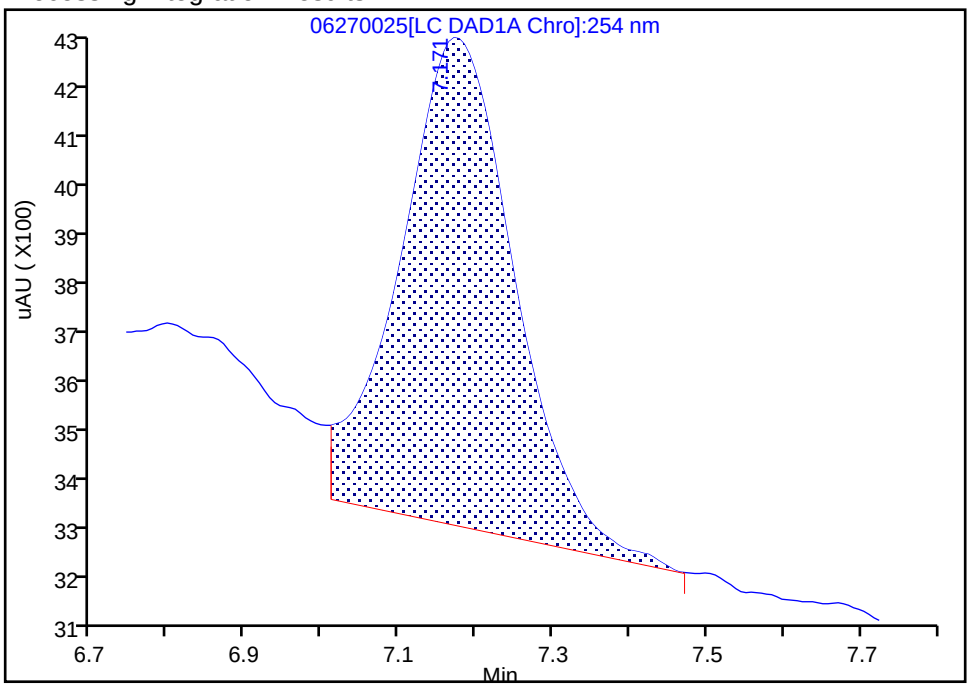

Manual Integration Results

RT: 7.17
Area: 8178
Amount: 0.047769
Amount Units: ug/ml

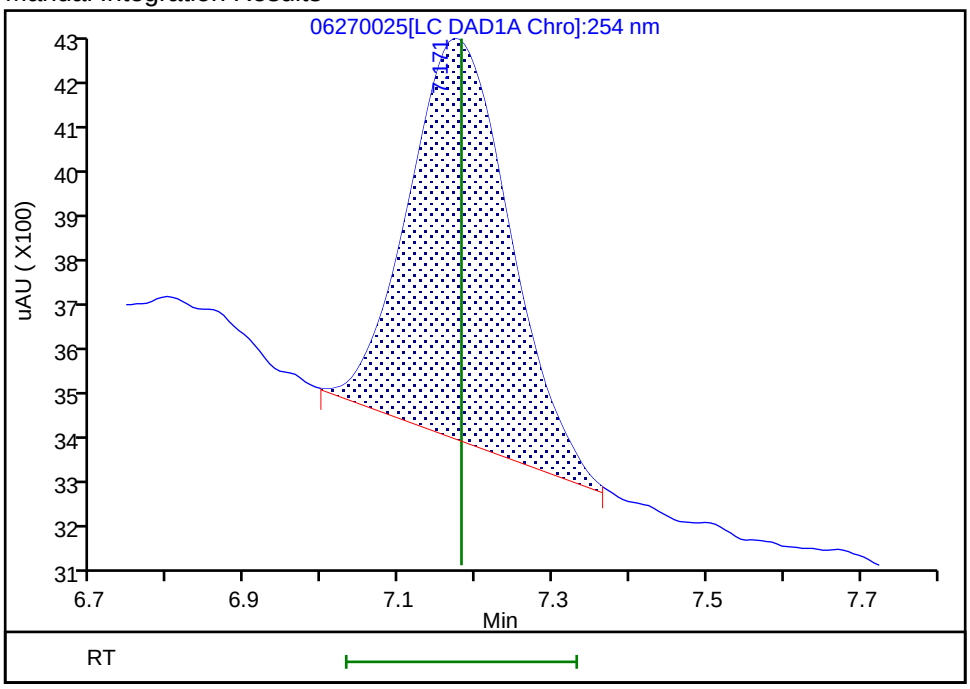

Reviewer: fiedlerh, 28-Jun-2019 13:16:52

Audit Action: Manually Integrated Audit Reason: Baseline Smoothing

Manual Integration/User Assign Peak Report

Eurofins TestAmerica, Denver

Data File:	\\chromna\Denver\ChromData\G2_LUNA\20190627-83272.b\06270025.D				
Injection Date:	28-Jun-2019 05:27:12	Instrument ID:	CHHPLC_G2_LUNA		
Lims ID:	280-124986-A-13-A	Lab Sample ID:	280-124986-13		
Client ID:	G0087-19A				
Operator ID:	HKF	ALS Bottle#:	25	Worklist Smp#:	25
Injection Vol:	100.0 ul	Dil. Factor:	1.0000		
Method:	G2_8330_Luna	Limit Group:	GCSV - 8330		
Column:	Luna-Phenyl hexyl (4.60 mm)	Detector	LC DAD1A, 254 nm		

8 RDX, CAS: 121-82-4

Signal: 1

Processing Integration Results

RT: 9.26
Area: 2963
Amount: 0.014215
Amount Units: ug/ml

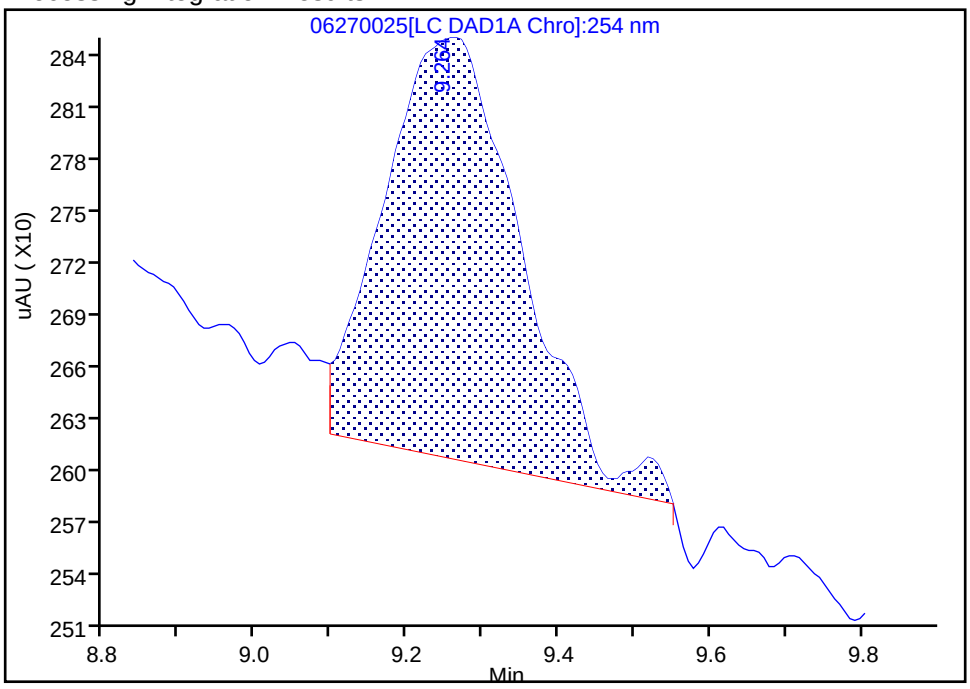

Manual Integration Results

RT: 9.26
Area: 2501
Amount: 0.011998
Amount Units: ug/ml

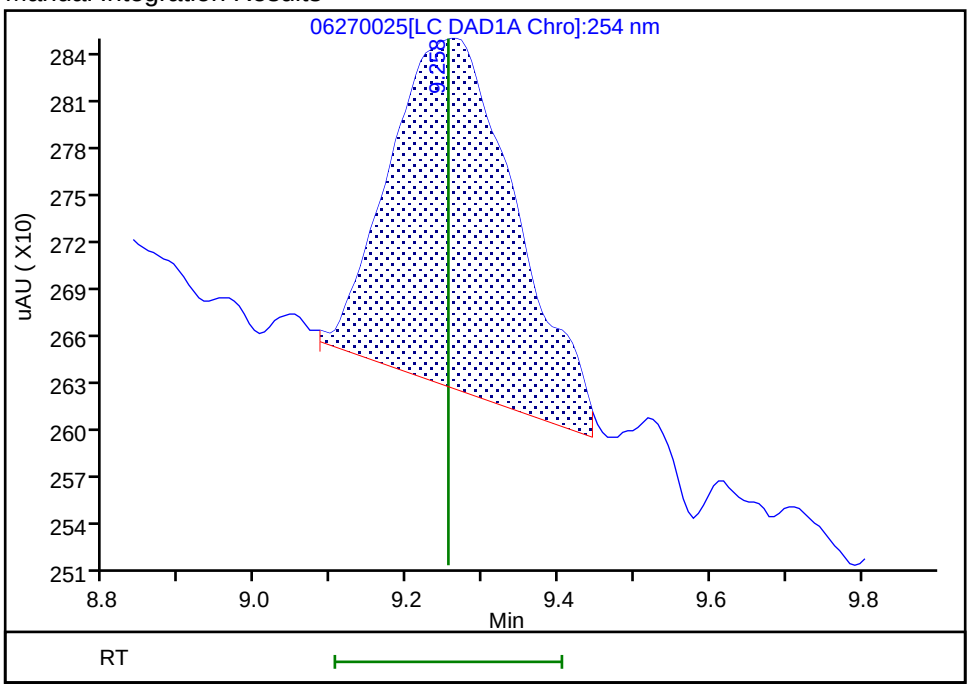

Reviewer: fiedlerh, 28-Jun-2019 13:16:56

Audit Action: Manually Integrated Audit Reason: Baseline Smoothing

User Disabled Compound Report

Eurofins TestAmerica, Denver

Data File:	\\chromna\Denver\ChromData\G2_LUNA\20190627-83272.b\06270025.D				
Injection Date:	28-Jun-2019 05:27:12	Instrument ID:	CHHPLC_G2_LUNA		
Lims ID:	280-124986-A-13-A	Lab Sample ID:	280-124986-13		
Client ID:	G0087-19A				
Operator ID:	HKF	ALS Bottle#:	25	Worklist Smp#:	25
Injection Vol:	100.0 ul	Dil. Factor:	1.0000		
Method:	G2_8330_Luna	Limit Group:	GCSV - 8330		
Column:	Luna-Phenyl hexyl (4.60 mm)	Detector	LC DAD1A, 254 nm		

22 Tetryl, CAS: 479-45-8, Signal: 1

RT: 23.92
Response: 1802
Amount: 0.005730

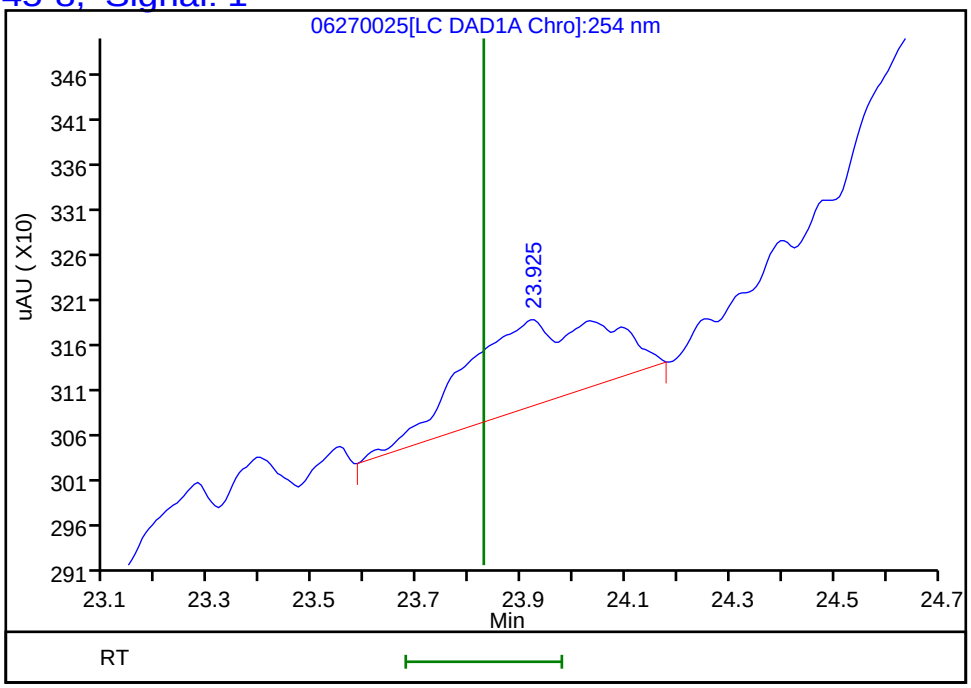

Reviewer: fiedlerh, 28-Jun-2019 13:17:16
Audit Action: Marked Compound Undetected Audit Reason: Invalid Compound ID

FORM I
HPLC/IC ORGANICS ANALYSIS DATA SHEET

Lab Name: Eurofins TestAmerica, Denver Job No.: 280-124986-1

SDG No.:

Client Sample ID: G0080-19A Lab Sample ID: 280-124986-14

Matrix: Water Lab File ID: 06190066.D

Analysis Method: 8330A Date Collected: 06/09/2019 13:05

Extraction Method: 3535 Date Extracted: 06/14/2019 10:20

Sample wt/vol: 503.1(mL) Date Analyzed: 06/20/2019 10:32

Con. Extract Vol.: 5(mL) Dilution Factor: 1

Injection Volume: 100(uL) GC Column: UltraCarb5uODS ID: 4.6(mm)

% Moisture: GPC Cleanup:(Y/N) N

Analysis Batch No.: 462065 Units: ug/L

CAS NO.	COMPOUND NAME	RESULT	Q	LOQ	LOD	DL
99-35-4	1,3,5-Trinitrobenzene	0.40	U	0.99	0.40	0.20
99-65-0	1,3-Dinitrobenzene	0.20	U	0.40	0.20	0.088
118-96-7	2,4,6-Trinitrotoluene	0.40	U	0.40	0.40	0.16
121-14-2	2,4-Dinitrotoluene	0.20	U	0.40	0.20	0.083
606-20-2	2,6-Dinitrotoluene	0.20	U	0.20	0.20	0.064
35572-78-2	2-Amino-4,6-dinitrotoluene	0.097	J M J1	0.20	0.12	0.050
88-72-2	2-Nitrotoluene	0.20	U Q	0.40	0.20	0.085
99-08-1	3-Nitrotoluene	0.40	U Q	0.40	0.40	0.19
19406-51-0	4-Amino-2,6-dinitrotoluene	0.073	J M	0.20	0.12	0.057
99-99-0	4-Nitrotoluene	0.40	U Q	0.99	0.40	0.20
2691-41-0	HMX	0.20	U	0.40	0.20	0.087
5755-27-1	MNX	0.40	U	2.0	0.40	0.15
98-95-3	Nitrobenzene	0.20	U	0.40	0.20	0.090
121-82-4	RDX	0.40	U M	0.40	0.40	0.16
479-45-8	Tetryl	0.20	U	0.24	0.20	0.079

CAS NO.	SURROGATE	%REC	Q	LIMITS
528-29-0	1,2-Dinitrobenzene	96	M	83-119

Eurofins TestAmerica, Denver
Target Compound Quantitation Report

Data File: \\chromna\Denver\ChromData\CHHPLC_X\20190619-83007.b\06190066.D
Lims ID: 280-124986-A-14-A
Client ID: G0080-19A
Sample Type: Client
Inject. Date: 20-Jun-2019 10:32:46 ALS Bottle#: 66 Worklist Smp#: 66
Injection Vol: 100.0 ul Dil. Factor: 1.0000
Sample Info: 280-124986-A-14-
Misc. Info.: 280-0083007-066
Operator ID: hkf Instrument ID: CHHPLC_X3

Method: \\chromna\Denver\ChromData\CHHPLC_X\20190619-83007.b\8330_X3.m
Limit Group: GCSV - 8330
Last Update: 20-Jun-2019 17:33:10 Calib Date: 15-May-2019 01:42:24
Integrator: Falcon
Quant Method: External Standard Quant By: Initial Calibration
Last ICal File: \\chromna\Denver\ChromData\CHHPLC_X\20190514-81869.b\0514B032.D

Column 1 : UltraCarb5uODS (20) (4.60 mm) Det: LC DAD1B, 254 nm
Process Host: CTX0327

First Level Reviewer: fiedlerh Date: 20-Jun-2019 11:28:05

Compound	Det	RT (min.)	Exp RT (min.)	Dlt RT (min.)	Response	OnCol Amt ug/mL	Flags
3 HMX	1		6.647			ND	
6 MNX	1		7.359			ND	
7 RDX	1	7.768	7.774	-0.006	1478	0.0139	M
$ 9 1,2-Dinitrobenzene	1	8.761	8.761	0.000	25074	0.1927	M
10 1,3,5-Trinitrobenzene	1		8.914			ND	
11 1,3-Dinitrobenzene	1		9.580			ND	
12 Nitrobenzene	1		9.974			ND	
14 Tetryl	1		10.307			ND	
16 2,4,6-Trinitrotoluene	1		11.267			ND	
17 4-Amino-2,6-dinitrotoluene	1	11.467	11.460	0.007	1188	0.007314	M
18 2-Amino-4,6-dinitrotoluene	1	11.767	11.747	0.020	1935	0.009796	M
19 2,6-Dinitrotoluene	1		11.887			ND	
20 2,4-Dinitrotoluene	1		12.087			ND	
21 o-Nitrotoluene	1		12.934			ND	
22 p-Nitrotoluene	1		13.374			ND	
23 m-Nitrotoluene	1		13.974			ND	

QC Flag Legend

Review Flags
M - Manually Integrated

Report Date: 24-Jun-2019 15:19:07 Chrom Revision: 2.3 20-Jun-2019 20:50:56

Eurofins TestAmerica, Denver

Data File: \\chromna\Denver\ChromData\CHHPLC_X\20190619-83007.b\06190066.D

Injection Date:	20-Jun-2019 10:32:46	Instrument ID:	CHHPLC_X3	Operator ID:	hkf
Lims ID:	280-124986-A-14-A	Lab Sample ID:	280-124986-14	Worklist Smp#:	66
Client ID:	G0080-19A				
Injection Vol:	100.0 ul	Dil. Factor:	1.0000	ALS Bottle#:	66
Method:	8330_X3	Limit Group:	GCSV - 8330		

Column: UltraCarb5uODS (20) (4.60 mm) Y Scaling: Method Defined: Scale to the Nth Largest Target: 1

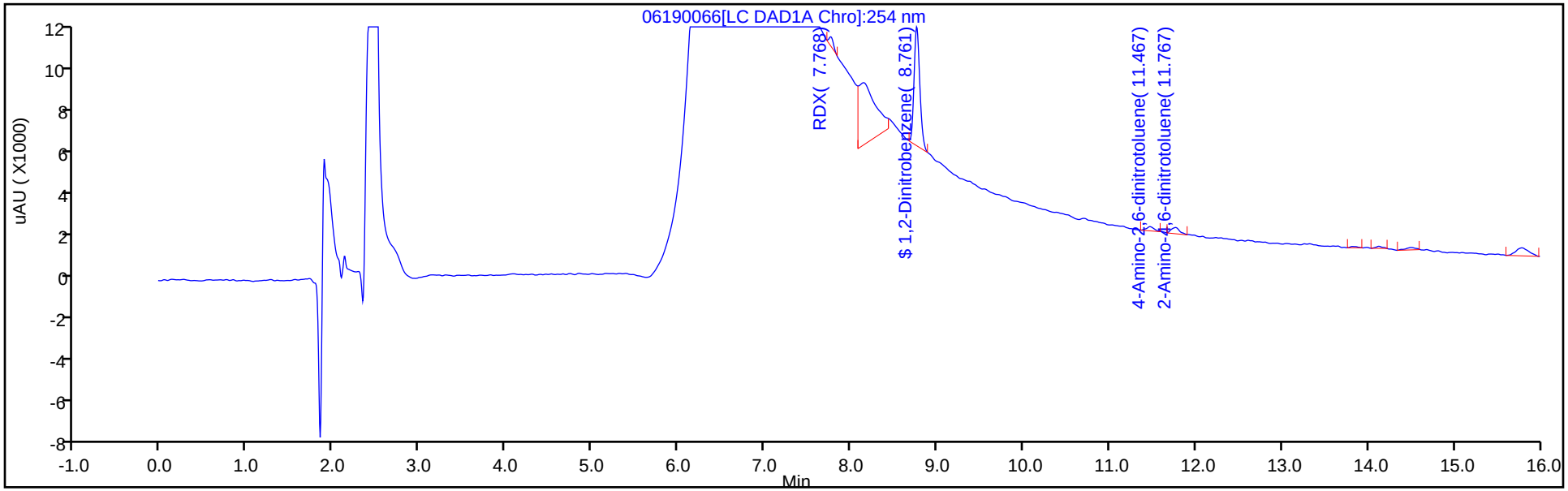

Y Scaling: Method Defined: Scale to the Nth Largest Target: 1

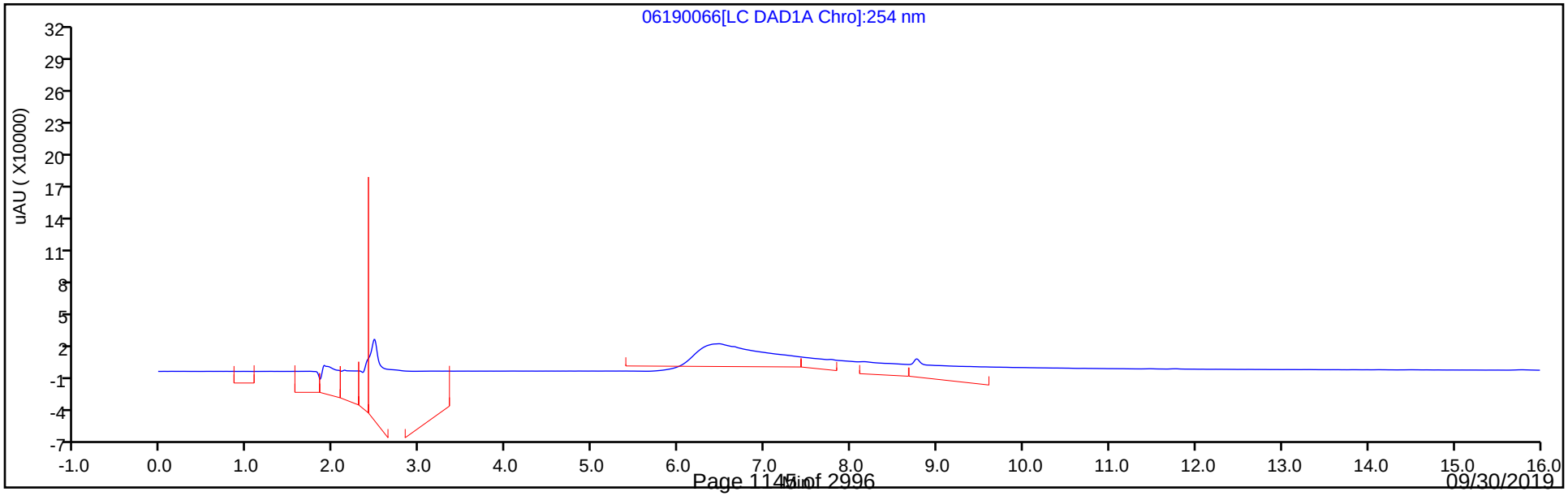

Eurofins TestAmerica, Denver
Recovery Report

Data File: \\chromna\Denver\ChromData\CHHPLC_X\20190619-83007.b\06190066.D
Lims ID: 280-124986-A-14-A
Client ID: G0080-19A
Sample Type: Client
Inject. Date: 20-Jun-2019 10:32:46 ALS Bottle#: 66 Worklist Smp#: 66
Injection Vol: 100.0 ul Dil. Factor: 1.0000
Sample Info: 280-124986-A-14-
Misc. Info.: 280-0083007-066
Operator ID: hkf Instrument ID: CHHPLC_X3

Method: \\chromna\Denver\ChromData\CHHPLC_X\20190619-83007.b\8330_X3.m
Limit Group: GCSV - 8330
Last Update: 20-Jun-2019 17:33:10 Calib Date: 15-May-2019 01:42:24
Integrator: Falcon
Quant Method: External Standard Quant By: Initial Calibration
Last ICal File: \\chromna\Denver\ChromData\CHHPLC_X\20190514-81869.b\0514B032.D

Column 1 : UltraCarb5uODS (20) (4.60 mm) Det: LC DAD1B, 254 nm
Process Host: CTX0327

First Level Reviewer: fiedlerh Date: 20-Jun-2019 11:28:05

Compound	Amount Added	Amount Recovered	% Rec.
$ 9 1,2-Dinitrobenzene	0.2000	0.1927	96.36

Manual Integration/User Assign Peak Report

Eurofins TestAmerica, Denver

Data File:	\\chromna\Denver\ChromData\CHHPLC_X\20190619-83007.b\06190066.D				
Injection Date:	20-Jun-2019 10:32:46	Instrument ID:	CHHPLC_X3		
Lims ID:	280-124986-A-14-A	Lab Sample ID:	280-124986-14		
Client ID:	G0080-19A				
Operator ID:	hkf	ALS Bottle#:	66	Worklist Smp#:	66
Injection Vol:	100.0 ul	Dil. Factor:	1.0000		
Method:	8330_X3	Limit Group:	GCSV - 8330		
Column:	UltraCarb5uODS (20) (4.60 mm)	Detector	LC DAD1B, 254 nm		

$ 9 1,2-Dinitrobenzene, CAS: 528-29-0

Signal: 1

Processing Integration Results

RT: 8.76
Area: 30612
Amount: 0.235277
Amount Units: ug/mL

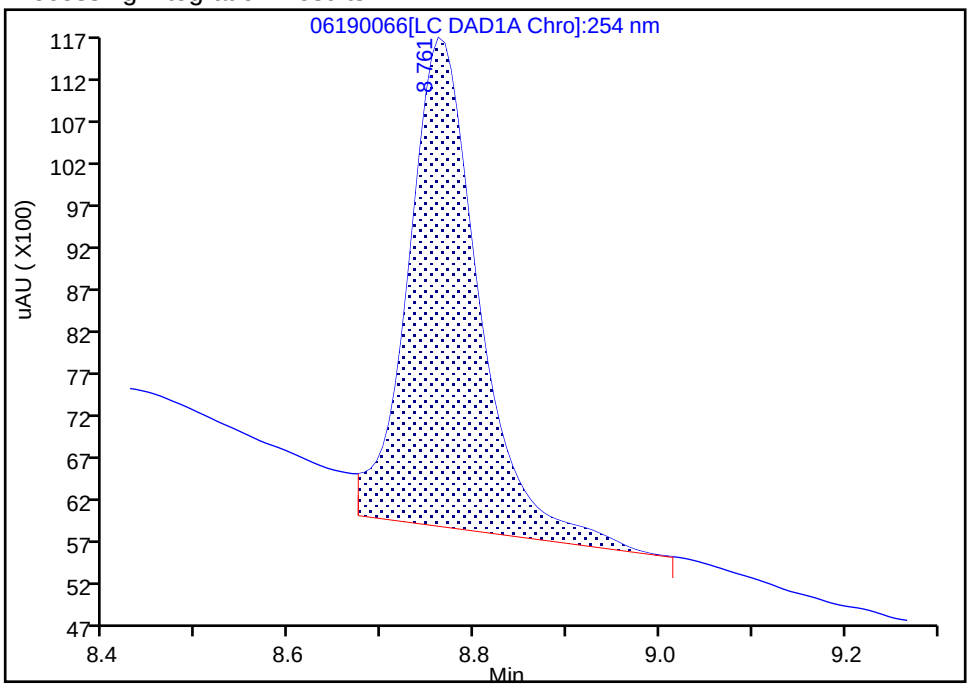

Manual Integration Results

RT: 8.76
Area: 25074
Amount: 0.192713
Amount Units: ug/mL

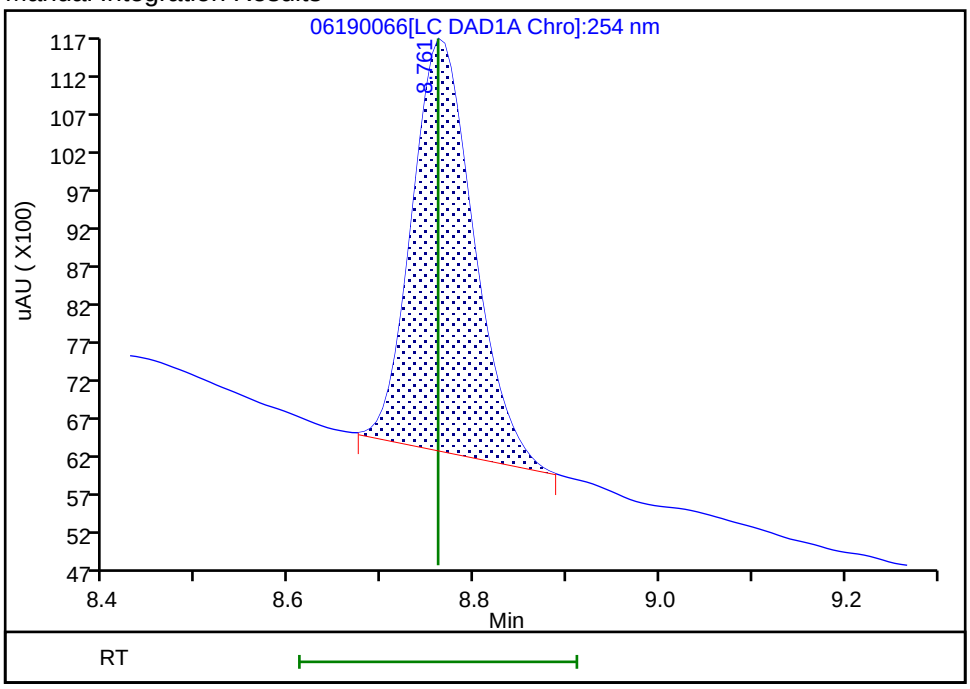

Reviewer: fiedlerh, 20-Jun-2019 11:27:48

Audit Action: Manually Integrated Audit Reason: Baseline Smoothing

Manual Integration/User Assign Peak Report

Eurofins TestAmerica, Denver

Data File:	\\chromna\Denver\ChromData\CHHPLC_X\20190619-83007.b\06190066.D				
Injection Date:	20-Jun-2019 10:32:46	Instrument ID:	CHHPLC_X3		
Lims ID:	280-124986-A-14-A	Lab Sample ID:	280-124986-14		
Client ID:	G0080-19A				
Operator ID:	hkf	ALS Bottle#:	66	Worklist Smp#:	66
Injection Vol:	100.0 ul	Dil. Factor:	1.0000		
Method:	8330_X3	Limit Group:	GCSV - 8330		
Column:	UltraCarb5uODS (20) (4.60 mm)	Detector	LC DAD1B, 254 nm		

18 2-Amino-4,6-dinitrotoluene, CAS: 35572-78-2

Signal: 1

Processing Integration Results

RT: 11.77
Area: 3923
Amount: 0.019860
Amount Units: ug/mL

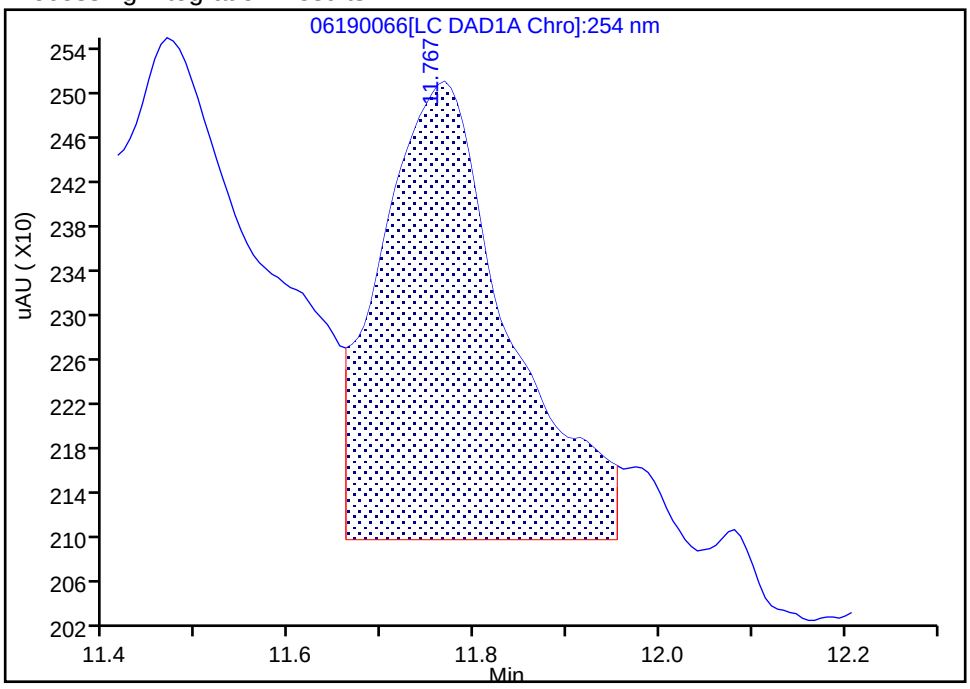

Manual Integration Results

RT: 11.77
Area: 1935
Amount: 0.009796
Amount Units: ug/mL

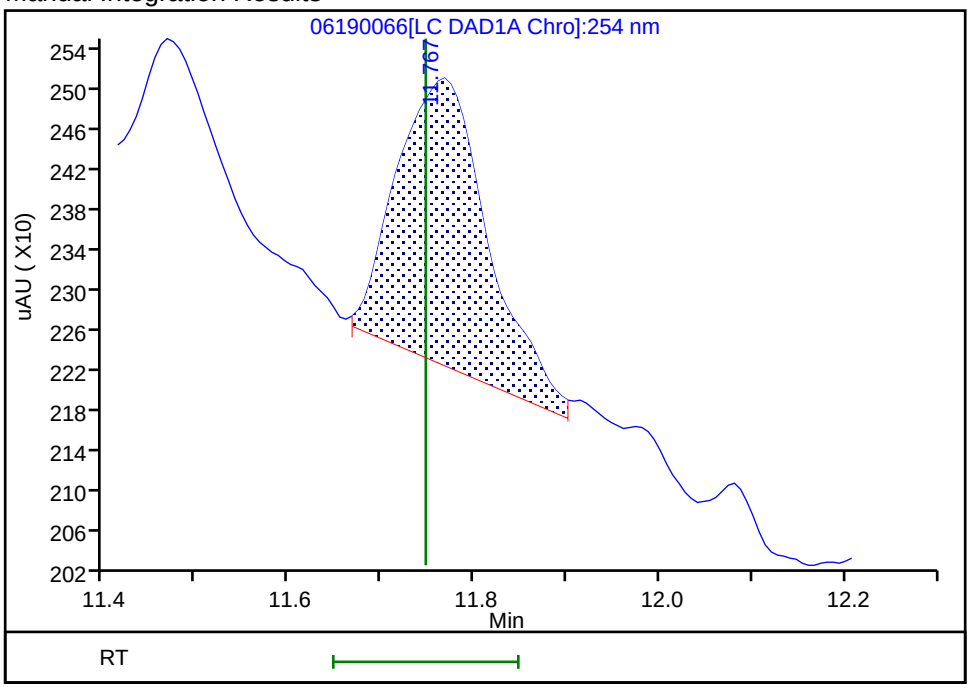

Reviewer: fiedlerh, 20-Jun-2019 11:28:04

Audit Action: Manually Integrated Audit Reason: Baseline Smoothing

Manual Integration/User Assign Peak Report

Eurofins TestAmerica, Denver

Data File:	\\chromna\Denver\ChromData\CHHPLC_X\20190619-83007.b\06190066.D				
Injection Date:	20-Jun-2019 10:32:46	Instrument ID:	CHHPLC_X3		
Lims ID:	280-124986-A-14-A	Lab Sample ID:	280-124986-14		
Client ID:	G0080-19A				
Operator ID:	hkf	ALS Bottle#:	66	Worklist Smp#:	66
Injection Vol:	100.0 ul	Dil. Factor:	1.0000		
Method:	8330_X3	Limit Group:	GCSV - 8330		
Column:	UltraCarb5uODS (20) (4.60 mm)	Detector	LC DAD1B, 254 nm		

17 4-Amino-2,6-dinitrotoluene, CAS: 19406-51-0

Signal: 1

Processing Integration Results

RT: 11.47
Area: 1376
Amount: 0.008471
Amount Units: ug/mL

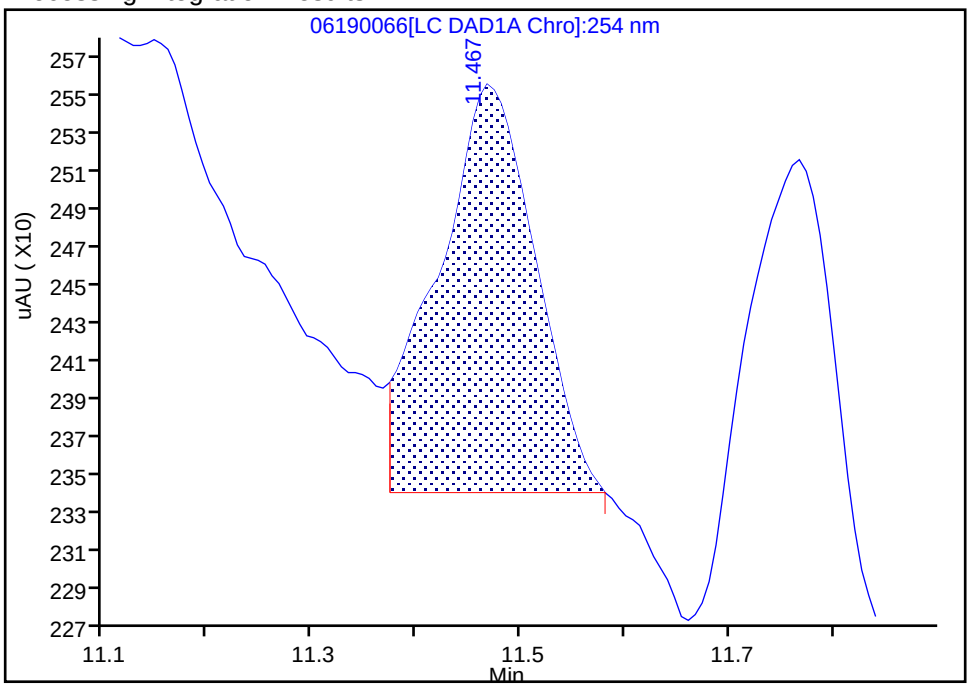

Manual Integration Results

RT: 11.47
Area: 1188
Amount: 0.007314
Amount Units: ug/mL

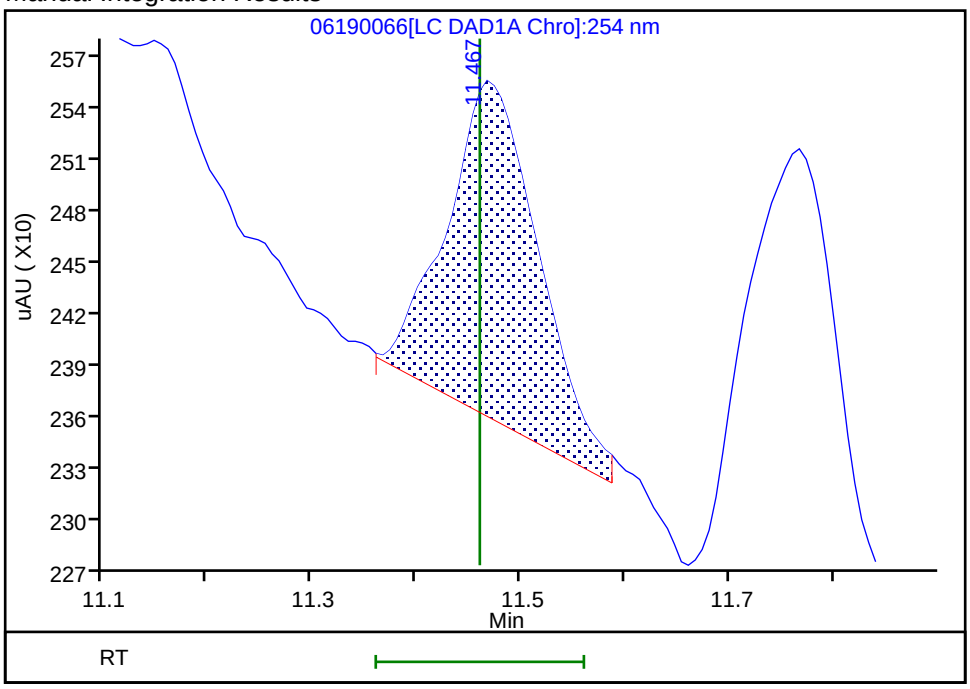

Reviewer: fiedlerh, 20-Jun-2019 11:27:59

Audit Action: Manually Integrated Audit Reason: Baseline Smoothing

Manual Integration/User Assign Peak Report

Eurofins TestAmerica, Denver

Data File:	\\chromna\Denver\ChromData\CHHPLC_X\20190619-83007.b\06190066.D		
Injection Date:	20-Jun-2019 10:32:46	Instrument ID:	CHHPLC_X3
Lims ID:	280-124986-A-14-A	Lab Sample ID:	280-124986-14
Client ID:	G0080-19A		
Operator ID:	hkf	ALS Bottle#:	66 Worklist Smp#: 66
Injection Vol:	100.0 ul	Dil. Factor:	1.0000
Method:	8330_X3	Limit Group:	GCSV - 8330
Column:	UltraCarb5uODS (20) (4.60 mm)	Detector	LC DAD1B, 254 nm

7 RDX, CAS: 121-82-4

Signal: 1

Processing Integration Results

RT: 7.77
Area: 115867
Amount: 1.086531
Amount Units: ug/mL

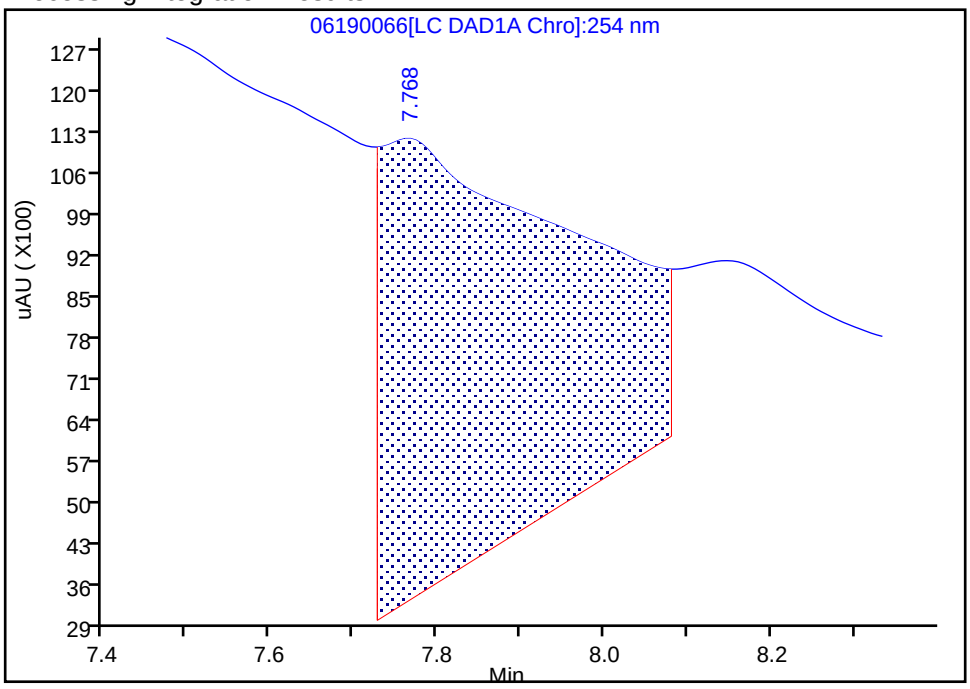

Manual Integration Results

RT: 7.77
Area: 1478
Amount: 0.013860
Amount Units: ug/mL

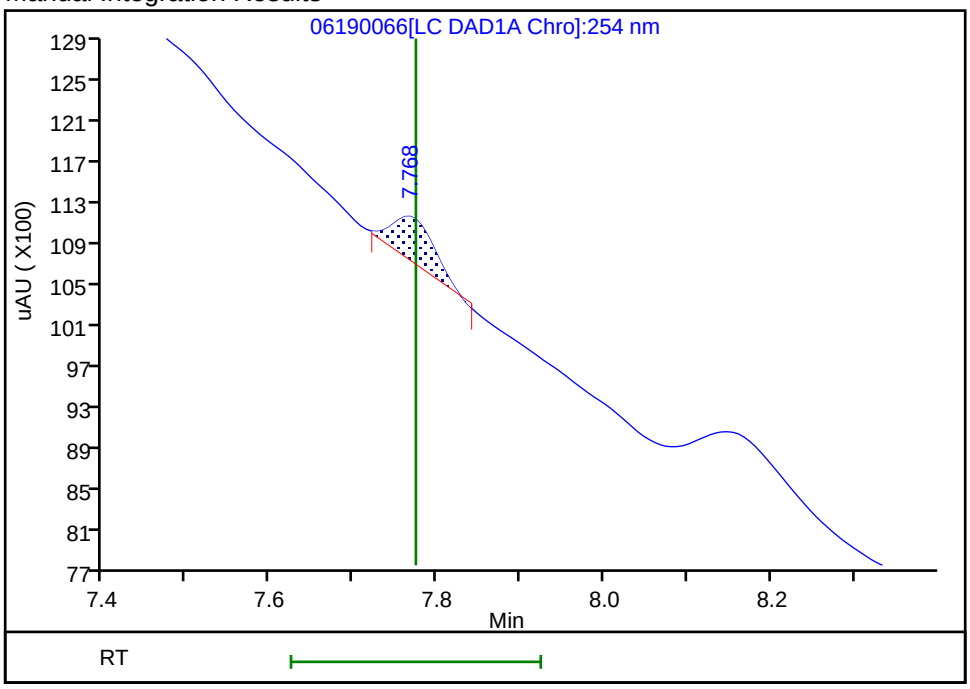

Reviewer: fiedlerh, 20-Jun-2019 11:27:55

Audit Action: Manually Integrated Audit Reason: Baseline Smoothing

FORM I
HPLC/IC ORGANICS ANALYSIS DATA SHEET

Lab Name: Eurofins TestAmerica, Denver Job No.: 280-124986-1

SDG No.:

Client Sample ID: G0080-19A Lab Sample ID: 280-124986-14

Matrix: Water Lab File ID: 06210065.D

Analysis Method: 8330A Date Collected: 06/09/2019 13:05

Extraction Method: 3535 Date Extracted: 06/14/2019 10:20

Sample wt/vol: 503.1(mL) Date Analyzed: 06/22/2019 20:52

Con. Extract Vol.: 5(mL) Dilution Factor: 1

Injection Volume: 100(uL) GC Column: Luna-phenylhex ID: 4.6(mm)

% Moisture: GPC Cleanup:(Y/N) N

Analysis Batch No.: 462208 Units: ug/L

CAS NO.	COMPOUND NAME	RESULT	Q	LOQ	LOD	DL
35572-78-2	*2-Amino-4,6-dinitrotoluene*	*0.17*	*J J1*	*0.20*	0.12	*0.050*

CAS NO.	SURROGATE	%REC	Q	LIMITS
528-29-0	1,2-Dinitrobenzene	97		83-119

Eurofins TestAmerica, Denver
Target Compound Quantitation Report

Data File: \\chromna\Denver\ChromData\G2_LUNA\20190620-83049.b\06210065.D
Lims ID: 280-124986-A-14-A
Client ID: G0080-19A
Sample Type: Client
Inject. Date: 22-Jun-2019 20:52:54 ALS Bottle#: 65 Worklist Smp#: 65
Injection Vol: 100.0 ul Dil. Factor: 1.0000
Sample Info: 280-124986-A-14-
Misc. Info.: 280-0083049-065
Operator ID: HKF Instrument ID: CHHPLC_G2_LUNA

Method: \\chromna\Denver\ChromData\G2_LUNA\20190620-83049.b\G2_8330_Luna.m
Limit Group: GCSV - 8330
Last Update: 24-Jun-2019 10:51:04 Calib Date: 08-May-2019 00:28:23
Integrator: Falcon
Quant Method: External Standard Quant By: Initial Calibration
Last ICal File: \\chromna\Denver\ChromData\G2_LUNA\20190507-81649.b\05070023.D

Column 1 : Luna-Phenyl hexyl (4.60 mm) Det: LC DAD1A, 254 nm
Process Host: CTX0327

First Level Reviewer: fiedlerh Date: 24-Jun-2019 10:46:14

	Compound	Det	RT (min.)	Exp RT (min.)	Dlt RT (min.)	Response	OnCol Amt ug/ml	Flags
	6 HMX	1	7.153	7.225	-0.072	2280	0.0133	M
	7 MNX	1		7.848			ND	
	8 RDX	1	9.233	9.312	-0.079	4537	0.0218	M
	9 Nitrobenzene	1		12.305			ND	
$	10 1,2-Dinitrobenzene	1	13.253	13.338	-0.085	53902	0.1947	
	12 1,3-Dinitrobenzene	1		15.858			ND	
	14 o-Nitrotoluene	1		16.678			ND	
	15 p-Nitrotoluene	1	17.000	17.005	-0.005	2201	0.009711	
	16 4-Amino-2,6-dinitrotoluene	1	17.313	17.412	-0.099	1861	0.006258	
	17 m-Nitrotoluene	1	17.873	17.918	-0.045	5756	0.0197	
	18 2-Amino-4,6-dinitrotoluene	1	18.346	18.445	-0.099	7453	0.0173	
	19 1,3,5-Trinitrobenzene	1		19.158			ND	
	20 2,6-Dinitrotoluene	1		20.018			ND	
	21 2,4-Dinitrotoluene	1		20.579			ND	
	22 Tetryl	1	23.753	23.905	-0.152	17318	0.0551	M
	23 2,4,6-Trinitrotoluene	1		24.885			ND	

QC Flag Legend

Review Flags
M - Manually Integrated

Report Date: 24-Jun-2019 10:51:12 Chrom Revision: 2.3 20-Jun-2019 20:50:56

Eurofins TestAmerica, Denver

Data File:	\\chromna\Denver\ChromData\G2_LUNA\20190620-83049.b\06210065.D				
Injection Date:	22-Jun-2019 20:52:54	Instrument ID:	CHHPLC_G2_LUNA	Operator ID:	HKF
Lims ID:	280-124986-A-14-A	Lab Sample ID:	280-124986-14	Worklist Smp#:	65
Client ID:	G0080-19A				
Injection Vol:	100.0 ul	Dil. Factor:	1.0000	ALS Bottle#:	65
Method:	G2_8330_Luna	Limit Group:	GCSV - 8330		

Column: Luna-Phenyl hexyl (4.60 mm) Y Scaling: Method Defined: Scale to the Nth Largest Peak: 1

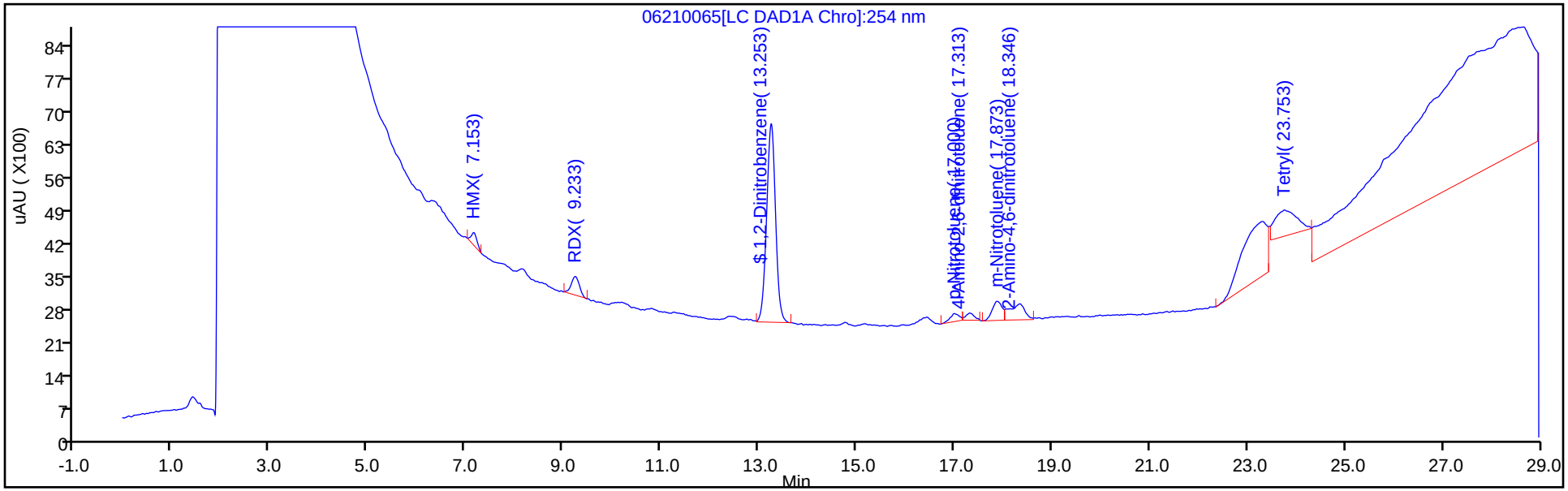

Y Scaling: Method Defined: Scale to the Nth Largest Peak: 1

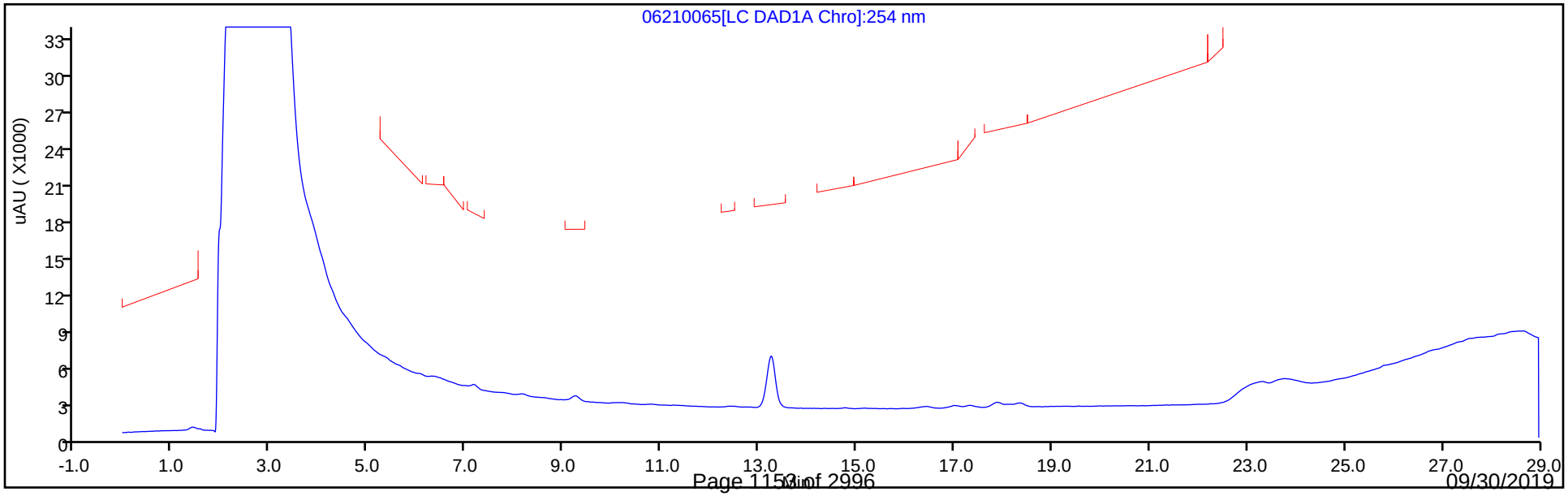

Eurofins TestAmerica, Denver
Recovery Report

Data File:	\\chromna\Denver\ChromData\G2_LUNA\20190620-83049.b\06210065.D				
Lims ID:	280-124986-A-14-A				
Client ID:	G0080-19A				
Sample Type:	Client				
Inject. Date:	22-Jun-2019 20:52:54	ALS Bottle#:	65	Worklist Smp#:	65
Injection Vol:	100.0 ul	Dil. Factor:	1.0000		
Sample Info:	280-124986-A-14-				
Misc. Info.:	280-0083049-065				
Operator ID:	HKF	Instrument ID:	CHHPLC_G2_LUNA		
Method:	\\chromna\Denver\ChromData\G2_LUNA\20190620-83049.b\G2_8330_Luna.m				
Limit Group:	GCSV - 8330				
Last Update:	24-Jun-2019 10:51:04	Calib Date:	08-May-2019 00:28:23		
Integrator:	Falcon				
Quant Method:	External Standard	Quant By:	Initial Calibration		
Last ICal File:	\\chromna\Denver\ChromData\G2_LUNA\20190507-81649.b\05070023.D				
Column 1 :	Luna-Phenyl hexyl (4.60 mm)		Det: LC DAD1A, 254 nm		
Process Host:	CTX0327				
First Level Reviewer: fiedlerh		Date:	24-Jun-2019 10:46:14		

Compound	Amount Added	Amount Recovered	% Rec.
$ 10 1,2-Dinitrobenzene	0.2000	0.1947	97.35

Manual Integration/User Assign Peak Report

Eurofins TestAmerica, Denver

Data File:	\\chromna\Denver\ChromData\G2_LUNA\20190620-83049.b\06210065.D				
Injection Date:	22-Jun-2019 20:52:54	Instrument ID:	CHHPLC_G2_LUNA		
Lims ID:	280-124986-A-14-A	Lab Sample ID:	280-124986-14		
Client ID:	G0080-19A				
Operator ID:	HKF	ALS Bottle#:	65	Worklist Smp#:	65
Injection Vol:	100.0 ul	Dil. Factor:	1.0000		
Method:	G2_8330_Luna	Limit Group:	GCSV - 8330		
Column:	Luna-Phenyl hexyl (4.60 mm)	Detector	LC DAD1A, 254 nm		

6 HMX, CAS: 2691-41-0

Signal: 1

Processing Integration Results

RT: 7.16
Area: 4884
Amount: 0.028528
Amount Units: ug/ml

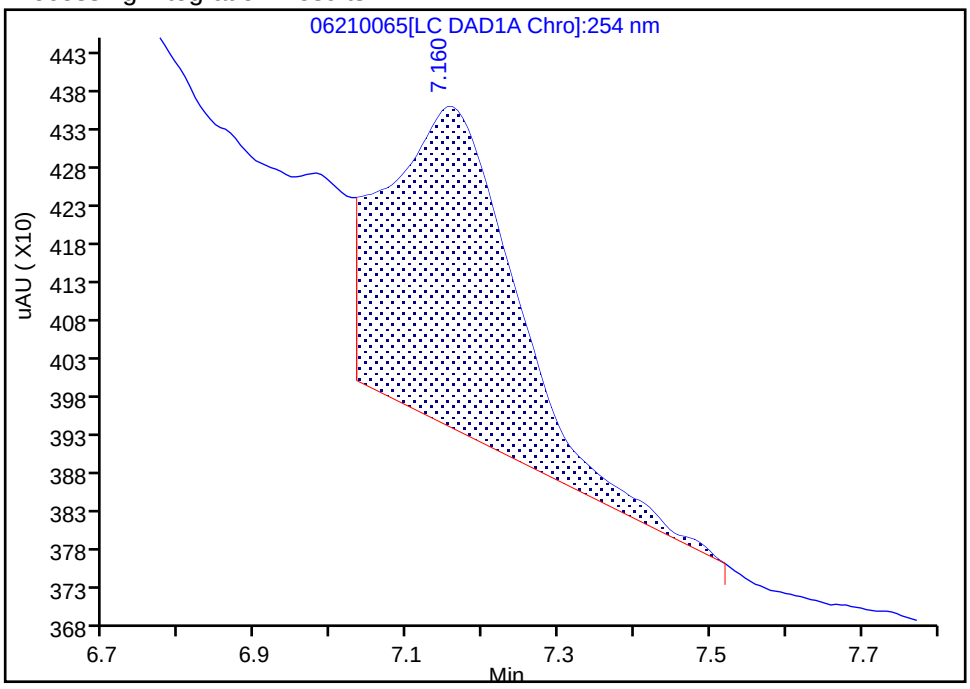

Manual Integration Results

RT: 7.15
Area: 2280
Amount: 0.013318
Amount Units: ug/ml

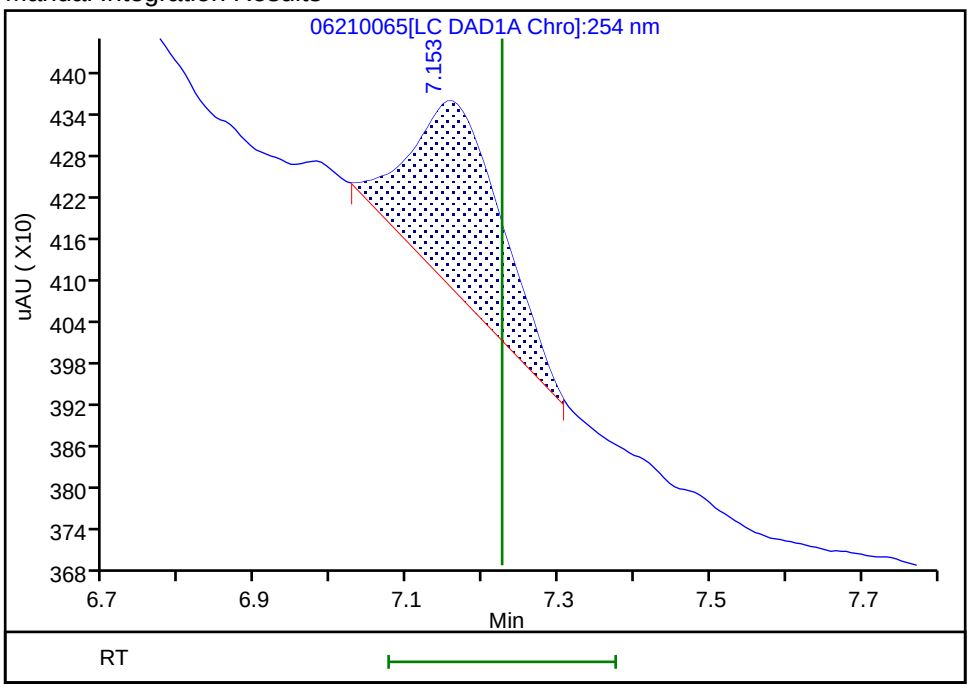

Reviewer: fiedlerh, 24-Jun-2019 10:45:58

Audit Action: Manually Integrated Audit Reason: Baseline Smoothing

Manual Integration/User Assign Peak Report

Eurofins TestAmerica, Denver

Data File:	\\chromna\Denver\ChromData\G2_LUNA\20190620-83049.b\06210065.D				
Injection Date:	22-Jun-2019 20:52:54	Instrument ID:	CHHPLC_G2_LUNA		
Lims ID:	280-124986-A-14-A	Lab Sample ID:	280-124986-14		
Client ID:	G0080-19A				
Operator ID:	HKF	ALS Bottle#:	65	Worklist Smp#:	65
Injection Vol:	100.0 ul	Dil. Factor:	1.0000		
Method:	G2_8330_Luna	Limit Group:	GCSV - 8330		
Column:	Luna-Phenyl hexyl (4.60 mm)	Detector	LC DAD1A, 254 nm		

8 RDX, CAS: 121-82-4

Signal: 1

Processing Integration Results

RT: 9.24
Area: 5859
Amount: 0.028108
Amount Units: ug/ml

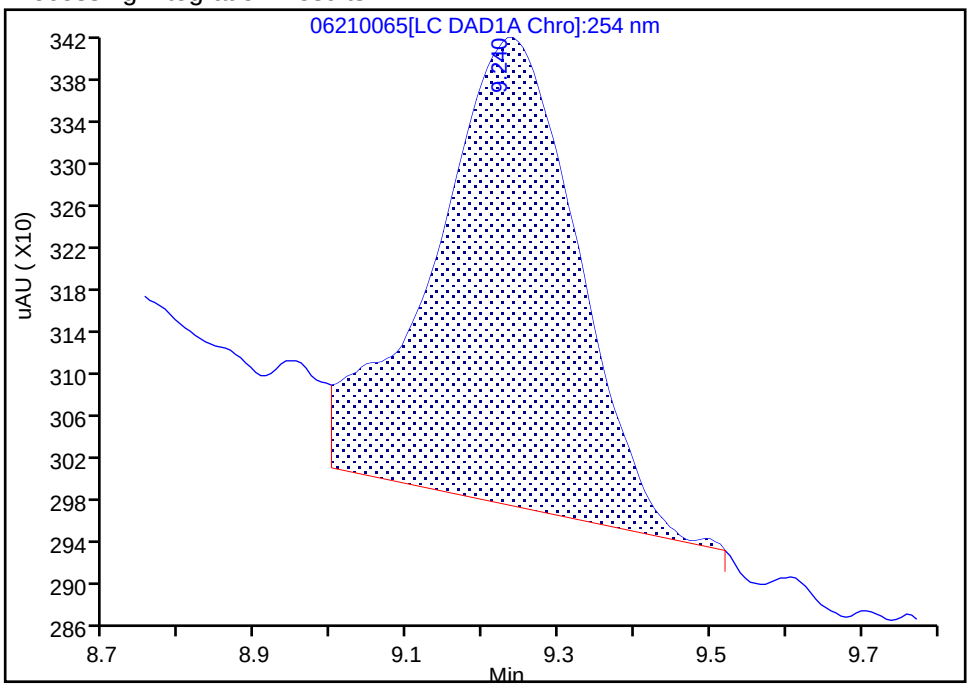

Manual Integration Results

RT: 9.23
Area: 4537
Amount: 0.021766
Amount Units: ug/ml

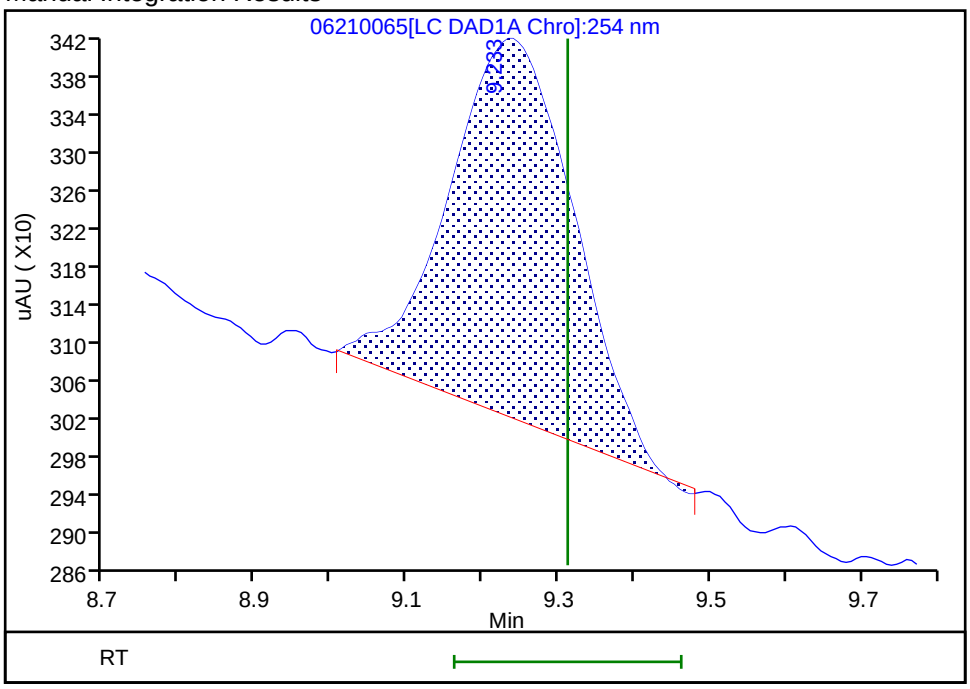

Reviewer: fiedlerh, 24-Jun-2019 10:46:01

Audit Action: Manually Integrated Audit Reason: Baseline Smoothing

Manual Integration/User Assign Peak Report

Eurofins TestAmerica, Denver

Data File:	\\chromna\Denver\ChromData\G2_LUNA\20190620-83049.b\06210065.D				
Injection Date:	22-Jun-2019 20:52:54	Instrument ID:	CHHPLC_G2_LUNA		
Lims ID:	280-124986-A-14-A	Lab Sample ID:	280-124986-14		
Client ID:	G0080-19A				
Operator ID:	HKF	ALS Bottle#:	65	Worklist Smp#:	65
Injection Vol:	100.0 ul	Dil. Factor:	1.0000		
Method:	G2_8330_Luna	Limit Group:	GCSV - 8330		
Column:	Luna-Phenyl hexyl (4.60 mm)	Detector	LC DAD1A, 254 nm		

22 Tetryl, CAS: 479-45-8

Signal: 1

Processing Integration Results

RT: 23.76
Area: 54613
Amount: 0.173661
Amount Units: ug/ml

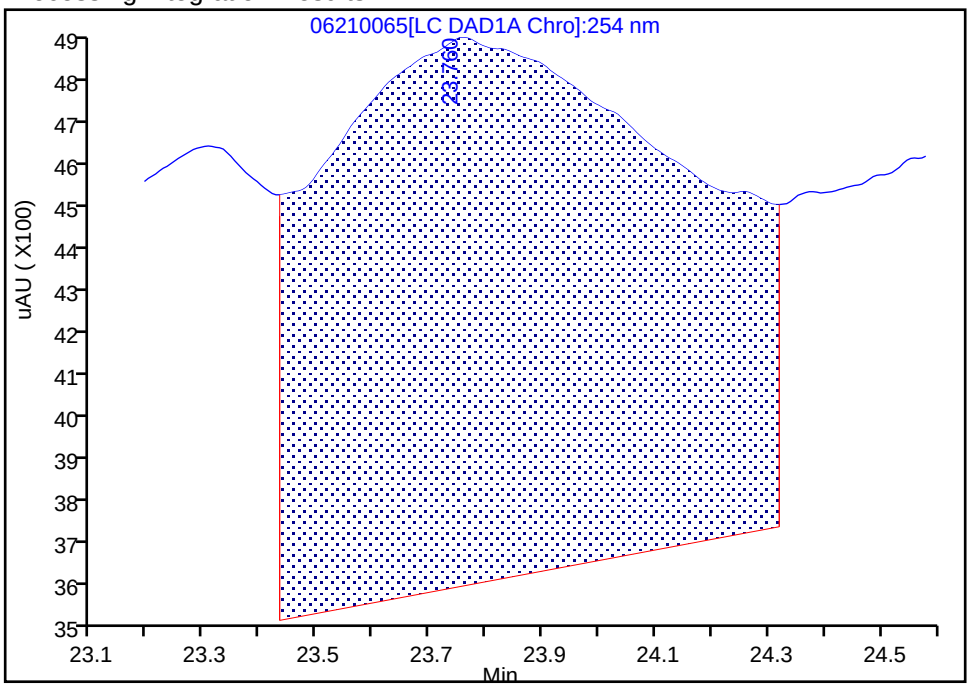

Manual Integration Results

RT: 23.75
Area: 17318
Amount: 0.055069
Amount Units: ug/ml

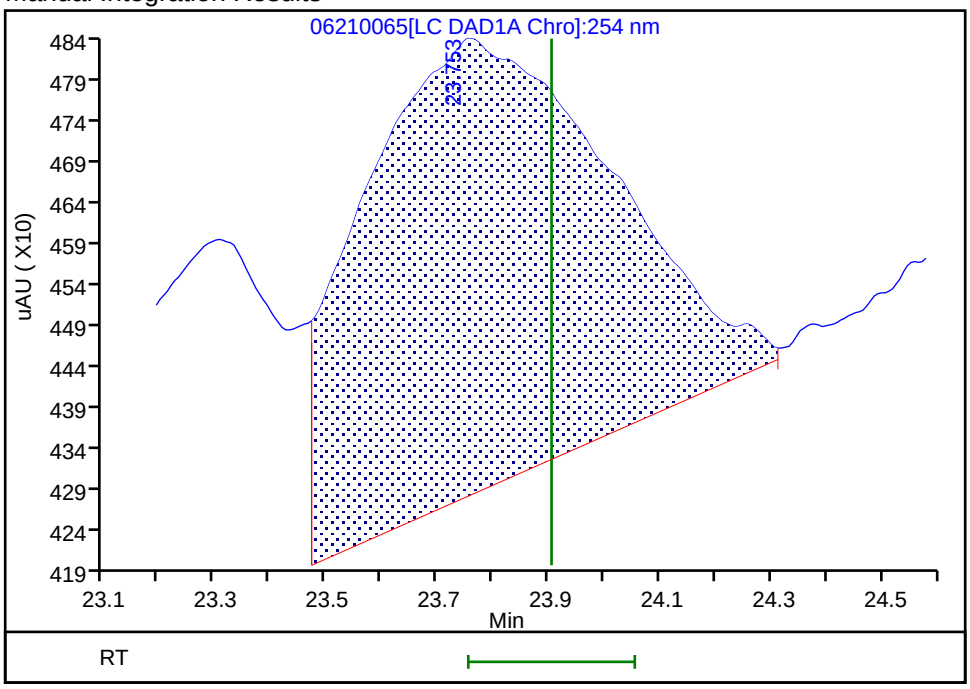

Reviewer: fiedlerh, 24-Jun-2019 10:46:13

Audit Action: Manually Integrated Audit Reason: Baseline Smoothing

FORM I
HPLC/IC ORGANICS ANALYSIS DATA SHEET

Lab Name: Eurofins TestAmerica, Denver Job No.: 280-124986-1

SDG No.:

Client Sample ID: G0080-19A RE Lab Sample ID: 280-124986-14 RE

Matrix: Water Lab File ID: 06260031.D

Analysis Method: 8330A Date Collected: 06/09/2019 13:05

Extraction Method: 3535 Date Extracted: 06/18/2019 14:22

Sample wt/vol: 506.6(mL) Date Analyzed: 06/27/2019 04:44

Con. Extract Vol.: 5(mL) Dilution Factor: 1

Injection Volume: 100(uL) GC Column: UltraCarb5uODS ID: 4.6(mm)

% Moisture: GPC Cleanup:(Y/N) N

Analysis Batch No.: 462823 Units: ug/L

CAS NO.	COMPOUND NAME	RESULT	Q	LOQ	LOD	DL
99-35-4	*1,3,5-Trinitrobenzene*	*0.39*	*U H*	*0.99*	0.39	*0.20*
99-65-0	*1,3-Dinitrobenzene*	*0.20*	*U H*	*0.39*	0.20	*0.088*
118-96-7	*2,4,6-Trinitrotoluene*	*0.39*	*U H*	*0.39*	0.39	*0.16*
121-14-2	*2,4-Dinitrotoluene*	*0.20*	*U H*	*0.39*	0.20	*0.083*
606-20-2	*2,6-Dinitrotoluene*	*0.20*	*U H*	*0.20*	0.20	*0.064*
35572-78-2	*2-Amino-4,6-dinitrotoluene*	*0.11*	*J H*	*0.20*	0.12	*0.050*
88-72-2	*2-Nitrotoluene*	*0.20*	*U H*	*0.39*	0.20	*0.084*
99-08-1	*3-Nitrotoluene*	*0.39*	*U H*	*0.39*	0.39	*0.19*
19406-51-0	*4-Amino-2,6-dinitrotoluene*	*0.12*	*U H Q*	*0.20*	0.12	*0.057*
99-99-0	*4-Nitrotoluene*	*0.39*	*U H*	*0.99*	0.39	*0.20*
2691-41-0	*HMX*	*0.20*	*U H*	*0.39*	0.20	*0.086*
5755-27-1	*MNX*	*0.39*	*U H*	*2.0*	0.39	*0.15*
98-95-3	*Nitrobenzene*	*0.20*	*U H*	*0.39*	0.20	*0.090*
121-82-4	*RDX*	*0.39*	*U H*	*0.39*	0.39	*0.16*
479-45-8	*Tetryl*	*0.20*	*U H*	*0.24*	0.20	*0.078*

CAS NO.	SURROGATE	%REC	Q	LIMITS
528-29-0	1,2-Dinitrobenzene	92	*M*	83-119

Eurofins TestAmerica, Denver
Target Compound Quantitation Report

Data File: \\chromna\Denver\ChromData\CHHPLC_X\20190626-83230.b\06260031.D
Lims ID: 280-124986-B-14-A
Client ID: G0080-19A
Sample Type: Client
Inject. Date: 27-Jun-2019 04:44:38 ALS Bottle#: 31 Worklist Smp#: 31
Injection Vol: 100.0 ul Dil. Factor: 1.0000
Sample Info: 280-124986-B-14-
Misc. Info.: 280-0083230-031
Operator ID: hkf Instrument ID: CHHPLC_X3

Method: \\chromna\Denver\ChromData\CHHPLC_X\20190626-83230.b\8330_X3.m
Limit Group: GCSV - 8330
Last Update: 27-Jun-2019 09:04:47 Calib Date: 21-Jun-2019 03:13:40
Integrator: Falcon
Quant Method: External Standard Quant By: Initial Calibration
Last ICal File: \\chromna\Denver\ChromData\CHHPLC_X\20190620-83048.b\06200032.D

Column 1 : UltraCarb5uODS (20) (4.60 mm) Det: LC DAD1B, 254 nm
Process Host: CTX0334

First Level Reviewer: fiedlerh Date: 27-Jun-2019 08:59:34

	Compound	Det	RT (min.)	Exp RT (min.)	Dlt RT (min.)	Response	OnCol Amt ug/mL	Flags
	3 HMX	1		6.654			ND	
	6 MNX	1		7.356			ND	
	7 RDX	1		7.774			ND	
$	9 1,2-Dinitrobenzene	1	8.751	8.754	-0.003	25114	0.1848	M
	10 1,3,5-Trinitrobenzene	1		8.914			ND	
	11 1,3-Dinitrobenzene	1		9.574			ND	
	12 Nitrobenzene	1		9.960			ND	
	14 Tetryl	1		10.287			ND	
	16 2,4,6-Trinitrotoluene	1		11.247			ND	
	17 4-Amino-2,6-dinitrotoluene	1		11.434			ND	
	18 2-Amino-4,6-dinitrotoluene	1	11.731	11.727	0.004	2253	0.0111	
	19 2,6-Dinitrotoluene	1		11.854			ND	
	20 2,4-Dinitrotoluene	1		12.054			ND	
	21 o-Nitrotoluene	1		12.894			ND	
	22 p-Nitrotoluene	1		13.334			ND	
	23 m-Nitrotoluene	1		13.934			ND	

QC Flag Legend

Review Flags
M - Manually Integrated

Report Date: 27-Jun-2019 09:05:04 Chrom Revision: 2.3 20-Jun-2019 20:50:56

Eurofins TestAmerica, Denver

Data File: \\chromna\Denver\ChromData\CHHPLC_X\20190626-83230.b\06260031.D

Injection Date:	27-Jun-2019 04:44:38	Instrument ID:	CHHPLC_X3	Operator ID:	hkf
Lims ID:	280-124986-B-14-A	Lab Sample ID:	280-124986-14	Worklist Smp#:	31
Client ID:	G0080-19A				
Injection Vol:	100.0 ul	Dil. Factor:	1.0000	ALS Bottle#:	31
Method:	8330_X3	Limit Group:	GCSV - 8330		

Column: UltraCarb5uODS (20) (4.60 mm) Y Scaling: Method Defined: Scale to the Nth Largest Target: 1

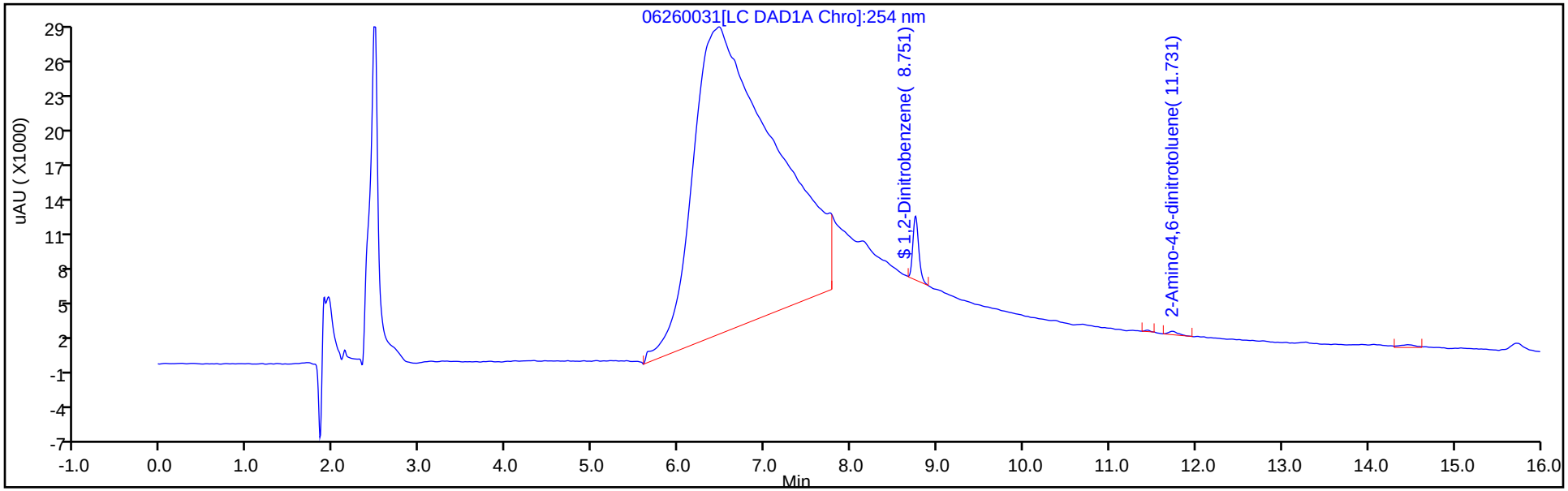

Y Scaling: Method Defined: Scale to the Nth Largest Target: 1

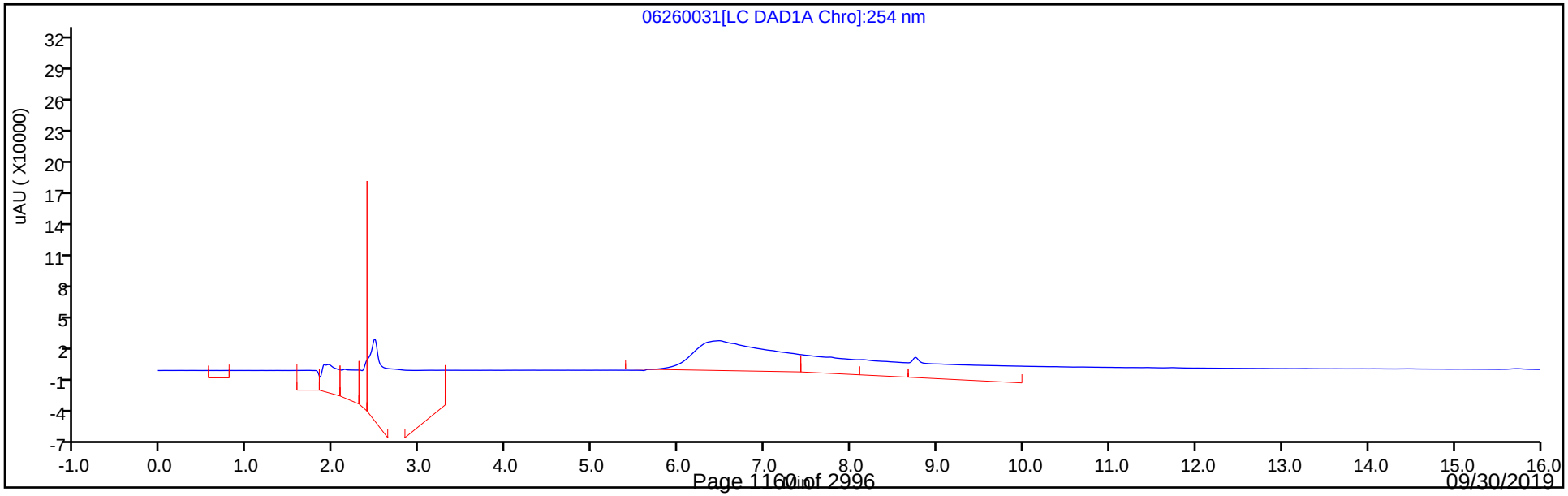

Eurofins TestAmerica, Denver
Recovery Report

Data File:	\\chromna\Denver\ChromData\CHHPLC_X\20190626-83230.b\06260031.D				
Lims ID:	280-124986-B-14-A				
Client ID:	G0080-19A				
Sample Type:	Client				
Inject. Date:	27-Jun-2019 04:44:38	ALS Bottle#:	31	Worklist Smp#:	31
Injection Vol:	100.0 ul	Dil. Factor:	1.0000		
Sample Info:	280-124986-B-14-				
Misc. Info.:	280-0083230-031				
Operator ID:	hkf	Instrument ID:	CHHPLC_X3		
Method:	\\chromna\Denver\ChromData\CHHPLC_X\20190626-83230.b\8330_X3.m				
Limit Group:	GCSV - 8330				
Last Update:	27-Jun-2019 09:04:47	Calib Date:	21-Jun-2019 03:13:40		
Integrator:	Falcon				
Quant Method:	External Standard	Quant By:	Initial Calibration		
Last ICal File:	\\chromna\Denver\ChromData\CHHPLC_X\20190620-83048.b\06200032.D				
Column 1 :	UltraCarb5uODS (20) (4.60 mm)		Det: LC DAD1B, 254 nm		
Process Host:	CTX0334				
First Level Reviewer: fiedlerh		Date:	27-Jun-2019 08:59:34		

Compound	Amount Added	Amount Recovered	% Rec.
$ 9 1,2-Dinitrobenzene	0.2000	0.1848	92.40

Manual Integration/User Assign Peak Report

Eurofins TestAmerica, Denver

Data File:	\\chromna\Denver\ChromData\CHHPLC_X\20190626-83230.b\06260031.D				
Injection Date:	27-Jun-2019 04:44:38	Instrument ID:	CHHPLC_X3		
Lims ID:	280-124986-B-14-A	Lab Sample ID:	280-124986-14		
Client ID:	G0080-19A				
Operator ID:	hkf	ALS Bottle#:	31	Worklist Smp#:	31
Injection Vol:	100.0 ul	Dil. Factor:	1.0000		
Method:	8330_X3	Limit Group:	GCSV - 8330		
Column:	UltraCarb5uODS (20) (4.60 mm)	Detector	LC DAD1B, 254 nm		

$ 9 1,2-Dinitrobenzene, CAS: 528-29-0

Signal: 1

Processing Integration Results

RT: 8.75
Area: 30155
Amount: 0.221892
Amount Units: ug/mL

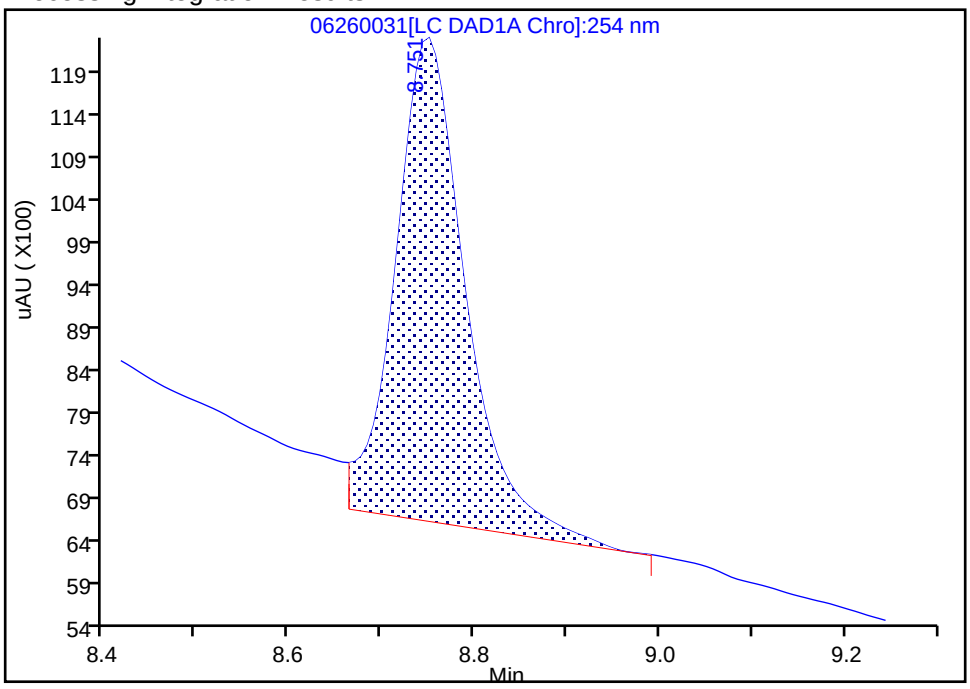

Manual Integration Results

RT: 8.75
Area: 25114
Amount: 0.184799
Amount Units: ug/mL

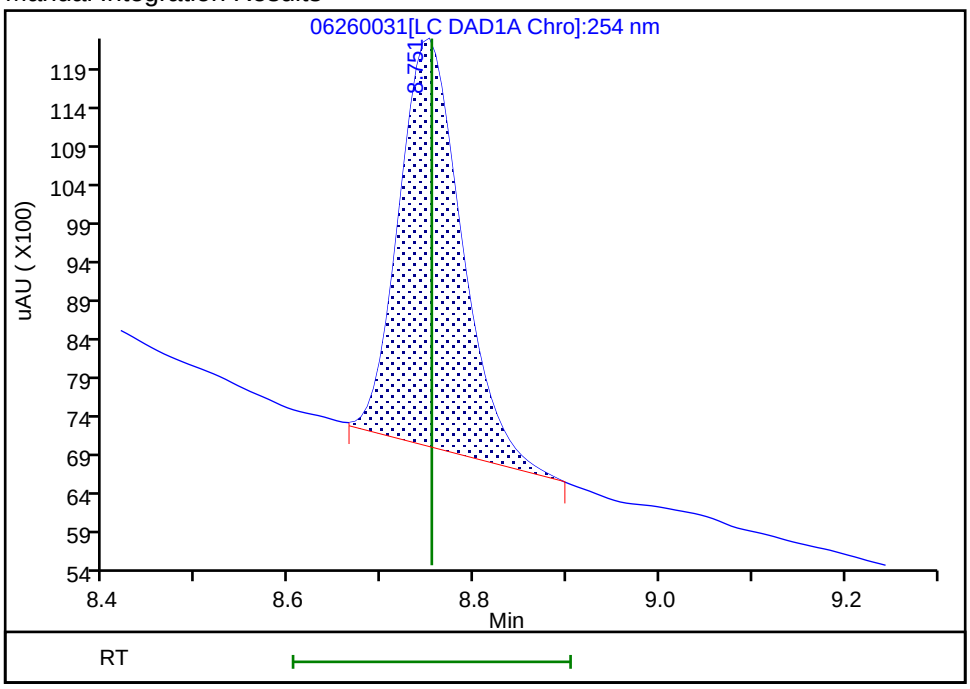

Reviewer: fiedlerh, 27-Jun-2019 08:59:31

Audit Action: Manually Integrated Audit Reason: Baseline Smoothing

FORM I
HPLC/IC ORGANICS ANALYSIS DATA SHEET

Lab Name: Eurofins TestAmerica, Denver Job No.: 280-124986-1

SDG No.:

Client Sample ID: G0080-19A RE Lab Sample ID: 280-124986-14 RE

Matrix: Water Lab File ID: 06270026.D

Analysis Method: 8330A Date Collected: 06/09/2019 13:05

Extraction Method: 3535 Date Extracted: 06/18/2019 14:22

Sample wt/vol: 506.6(mL) Date Analyzed: 06/28/2019 06:02

Con. Extract Vol.: 5(mL) Dilution Factor: 1

Injection Volume: 100(uL) GC Column: Luna-phenylhex ID: 4.6(mm)

% Moisture: GPC Cleanup:(Y/N) N

Analysis Batch No.: 462962 Units: ug/L

CAS NO.	SURROGATE	%REC	Q	LIMITS
528-29-0	1,2-Dinitrobenzene	97		83-119

Eurofins TestAmerica, Denver
Target Compound Quantitation Report

Data File: \\chromna\Denver\ChromData\G2_LUNA\20190627-83272.b\06270026.D
Lims ID: 280-124986-B-14-A
Client ID: G0080-19A
Sample Type: Client
Inject. Date: 28-Jun-2019 06:02:11 ALS Bottle#: 26 Worklist Smp#: 26
Injection Vol: 100.0 ul Dil. Factor: 1.0000
Sample Info: 280-124986-B-14-
Misc. Info.: 280-0083272-026
Operator ID: HKF Instrument ID: CHHPLC_G2_LUNA

Method: \\chromna\Denver\ChromData\G2_LUNA\20190627-83272.b\G2_8330_Luna.m
Limit Group: GCSV - 8330
Last Update: 28-Jun-2019 13:31:23 Calib Date: 08-May-2019 00:28:23
Integrator: Falcon
Quant Method: External Standard Quant By: Initial Calibration
Last ICal File: \\chromna\Denver\ChromData\G2_LUNA\20190507-81649.b\05070023.D

Column 1 : Luna-Phenyl hexyl (4.60 mm) Det: LC DAD1A, 254 nm
Process Host: CTX0317

First Level Reviewer: fiedlerh Date: 28-Jun-2019 13:17:54

	Compound	Det	RT (min.)	Exp RT (min.)	Dlt RT (min.)	Response	OnCol Amt ug/ml	Flags
	6 HMX	1	7.165	7.181	-0.016	3181	0.0186	M
	7 MNX	1		7.835			ND	
	8 RDX	1	9.232	9.254	-0.022	5309	0.0255	M
	9 Nitrobenzene	1		12.227			ND	
$	10 1,2-Dinitrobenzene	1	13.252	13.267	-0.015	53911	0.1947	
	12 1,3-Dinitrobenzene	1		15.787			ND	
	14 o-Nitrotoluene	1		16.594			ND	
	15 p-Nitrotoluene	1		16.927			ND	
	16 4-Amino-2,6-dinitrotoluene	1		17.341			ND	
	17 m-Nitrotoluene	1	17.845	17.841	0.004	14077	0.0481	M
	18 2-Amino-4,6-dinitrotoluene	1	18.332	18.374	-0.042	4023	0.009351	M
	19 1,3,5-Trinitrobenzene	1		19.087			ND	
	20 2,6-Dinitrotoluene	1		19.941			ND	
	21 2,4-Dinitrotoluene	1		20.501			ND	
	22 Tetryl	1		23.828			ND	
	23 2,4,6-Trinitrotoluene	1		24.814			ND	

QC Flag Legend

Review Flags
M - Manually Integrated

Report Date: 28-Jun-2019 13:31:38 Chrom Revision: 2.3 20-Jun-2019 20:50:56

Eurofins TestAmerica, Denver

Data File: \\chromna\Denver\ChromData\G2_LUNA\20190627-83272.b\06270026.D

Injection Date:	28-Jun-2019 06:02:11	Instrument ID:	CHHPLC_G2_LUNA	Operator ID:	HKF
Lims ID:	280-124986-B-14-A	Lab Sample ID:	280-124986-14	Worklist Smp#:	26
Client ID:	G0080-19A				
Injection Vol:	100.0 ul	Dil. Factor:	1.0000	ALS Bottle#:	26
Method:	G2_8330_Luna	Limit Group:	GCSV - 8330		

Column: Luna-Phenyl hexyl (4.60 mm) Y Scaling: Method Defined: Scale to the Nth Largest Peak: 1

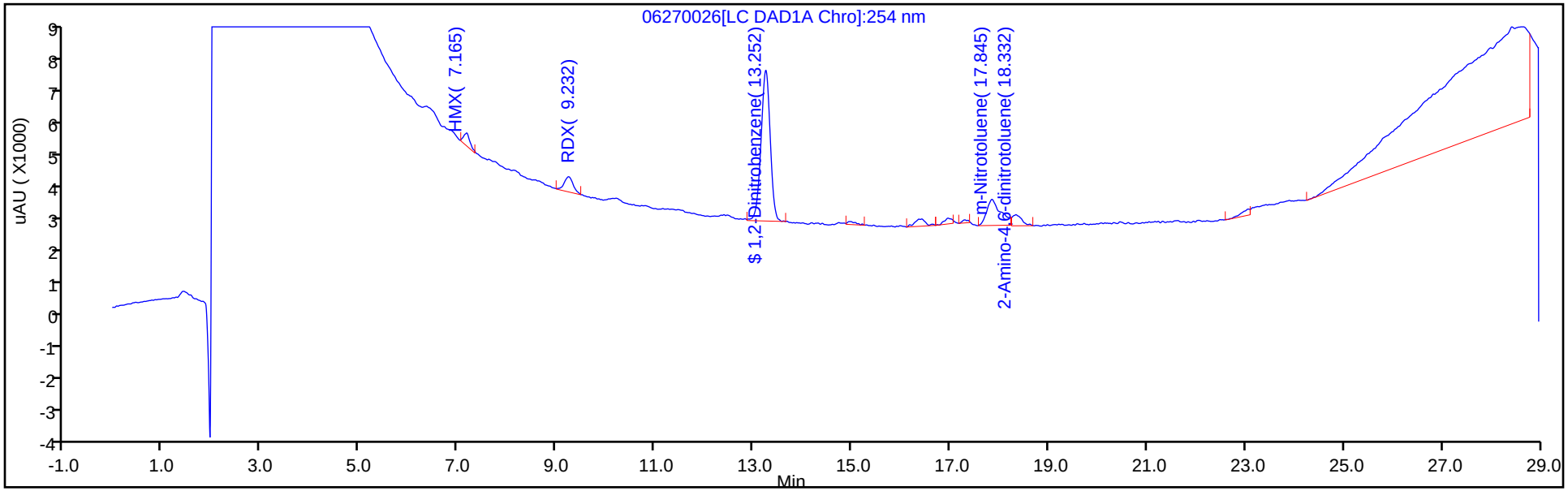

Y Scaling: Method Defined: Scale to the Nth Largest Peak: 1

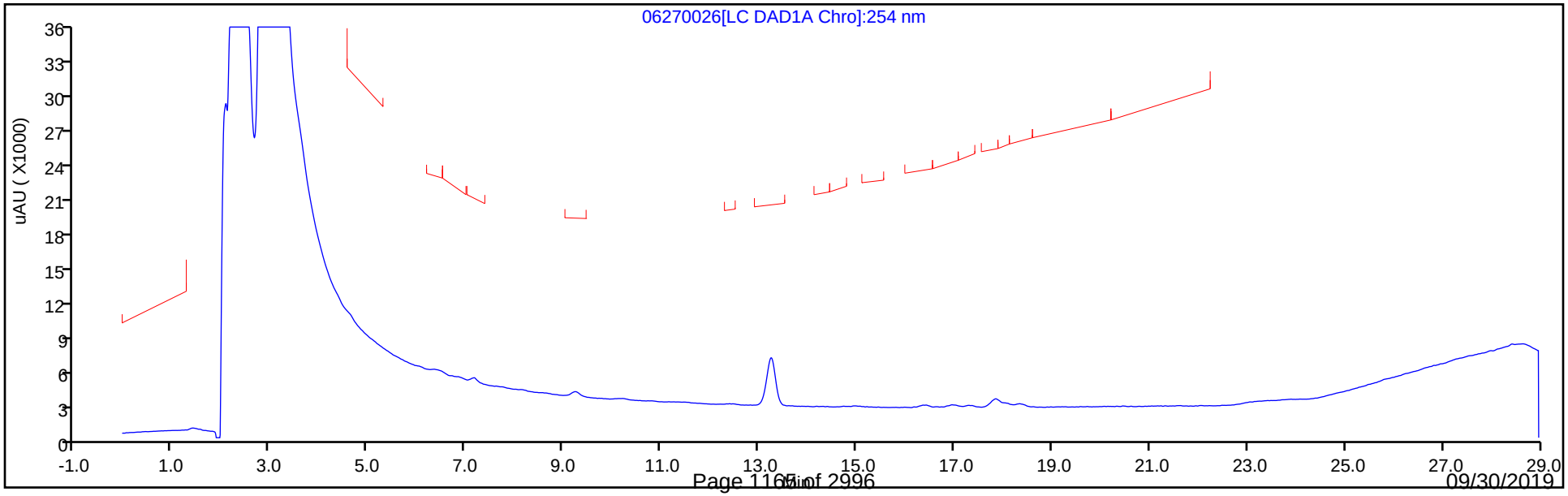

Eurofins TestAmerica, Denver
Recovery Report

Data File:	\\chromna\Denver\ChromData\G2_LUNA\20190627-83272.b\06270026.D				
Lims ID:	280-124986-B-14-A				
Client ID:	G0080-19A				
Sample Type:	Client				
Inject. Date:	28-Jun-2019 06:02:11	ALS Bottle#:	26	Worklist Smp#:	26
Injection Vol:	100.0 ul	Dil. Factor:	1.0000		
Sample Info:	280-124986-B-14-				
Misc. Info.:	280-0083272-026				
Operator ID:	HKF	Instrument ID:	CHHPLC_G2_LUNA		
Method:	\\chromna\Denver\ChromData\G2_LUNA\20190627-83272.b\G2_8330_Luna.m				
Limit Group:	GCSV - 8330				
Last Update:	28-Jun-2019 13:31:23	Calib Date:	08-May-2019 00:28:23		
Integrator:	Falcon				
Quant Method:	External Standard	Quant By:	Initial Calibration		
Last ICal File:	\\chromna\Denver\ChromData\G2_LUNA\20190507-81649.b\05070023.D				
Column 1 :	Luna-Phenyl hexyl (4.60 mm)		Det: LC DAD1A, 254 nm		
Process Host:	CTX0317				
First Level Reviewer: fiedlerh		Date:	28-Jun-2019 13:17:54		

Compound	Amount Added	Amount Recovered	% Rec.
$ 10 1,2-Dinitrobenzene	0.2000	0.1947	97.36

Manual Integration/User Assign Peak Report

Eurofins TestAmerica, Denver

Data File:	\\chromna\Denver\ChromData\G2_LUNA\20190627-83272.b\06270026.D				
Injection Date:	28-Jun-2019 06:02:11	Instrument ID:	CHHPLC_G2_LUNA		
Lims ID:	280-124986-B-14-A	Lab Sample ID:	280-124986-14		
Client ID:	G0080-19A				
Operator ID:	HKF	ALS Bottle#:	26	Worklist Smp#:	26
Injection Vol:	100.0 ul	Dil. Factor:	1.0000		
Method:	G2_8330_Luna	Limit Group:	GCSV - 8330		
Column:	Luna-Phenyl hexyl (4.60 mm)	Detector	LC DAD1A, 254 nm		

17 m-Nitrotoluene, CAS: 99-08-1

Signal: 1

Processing Integration Results

RT: 17.85
Area: 9588
Amount: 0.032758
Amount Units: ug/ml

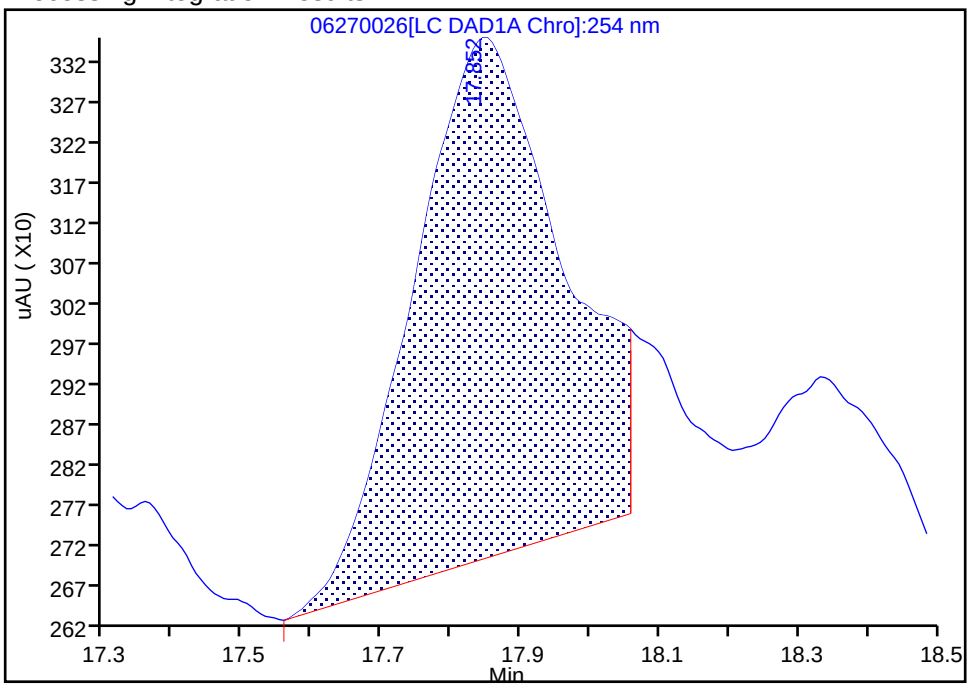

Manual Integration Results

RT: 17.84
Area: 14077
Amount: 0.048095
Amount Units: ug/ml

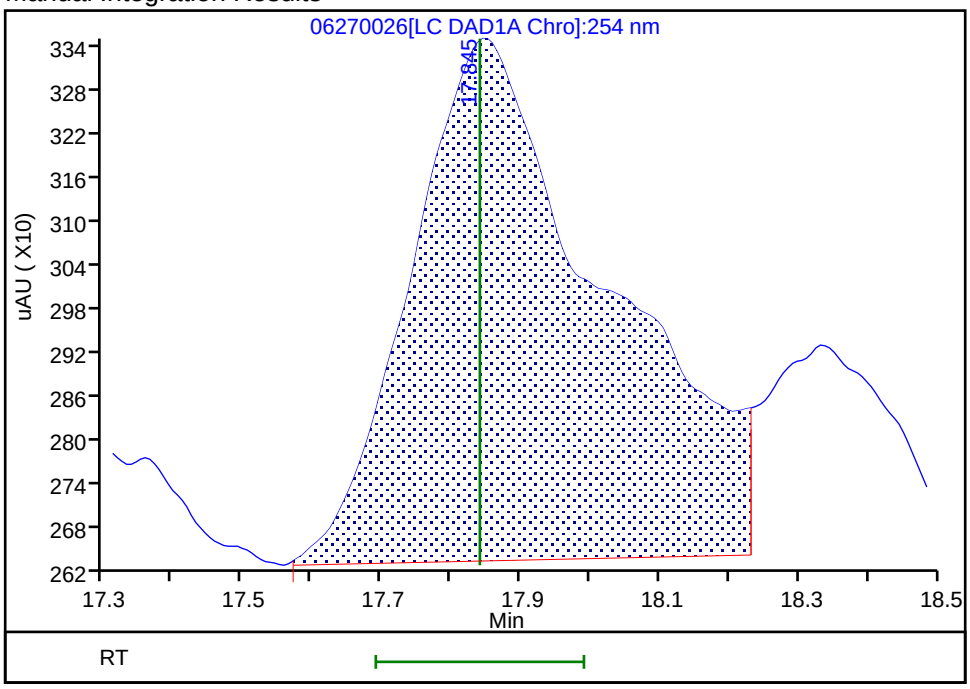

Reviewer: fiedlerh, 28-Jun-2019 13:17:41

Audit Action: Manually Integrated Audit Reason: Baseline Smoothing

Manual Integration/User Assign Peak Report

Eurofins TestAmerica, Denver

Data File:	\\chromna\Denver\ChromData\G2_LUNA\20190627-83272.b\06270026.D				
Injection Date:	28-Jun-2019 06:02:11	Instrument ID:	CHHPLC_G2_LUNA		
Lims ID:	280-124986-B-14-A	Lab Sample ID:	280-124986-14		
Client ID:	G0080-19A				
Operator ID:	HKF	ALS Bottle#:	26	Worklist Smp#:	26
Injection Vol:	100.0 ul	Dil. Factor:	1.0000		
Method:	G2_8330_Luna	Limit Group:	GCSV - 8330		
Column:	Luna-Phenyl hexyl (4.60 mm)	Detector	LC DAD1A, 254 nm		

6 HMX, CAS: 2691-41-0

Signal: 1

Processing Integration Results

RT: 7.17
Area: 6386
Amount: 0.037302
Amount Units: ug/ml

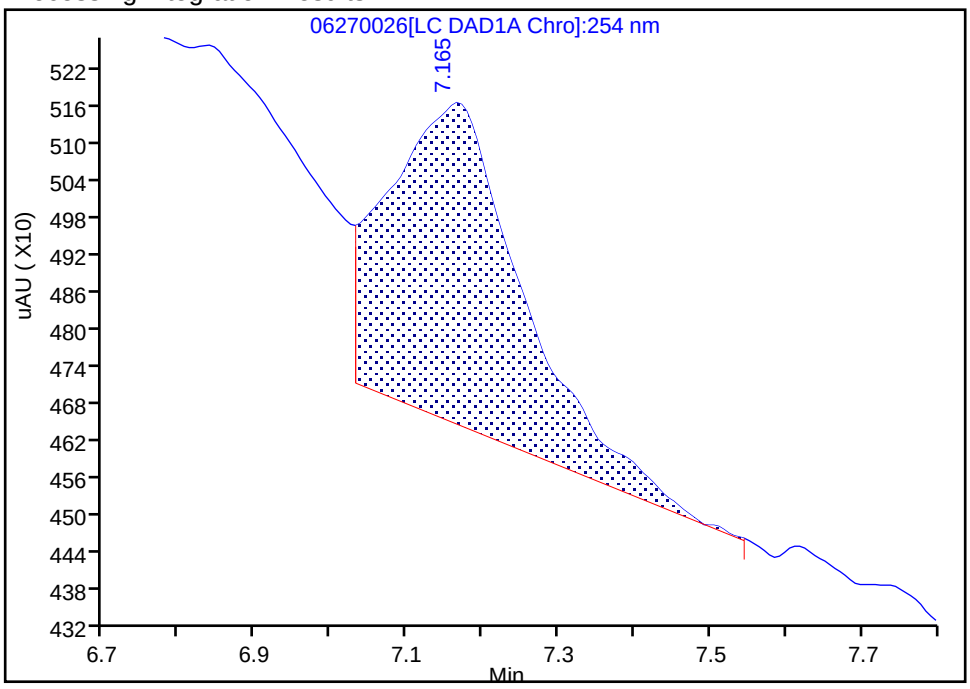

Manual Integration Results

RT: 7.17
Area: 3181
Amount: 0.018581
Amount Units: ug/ml

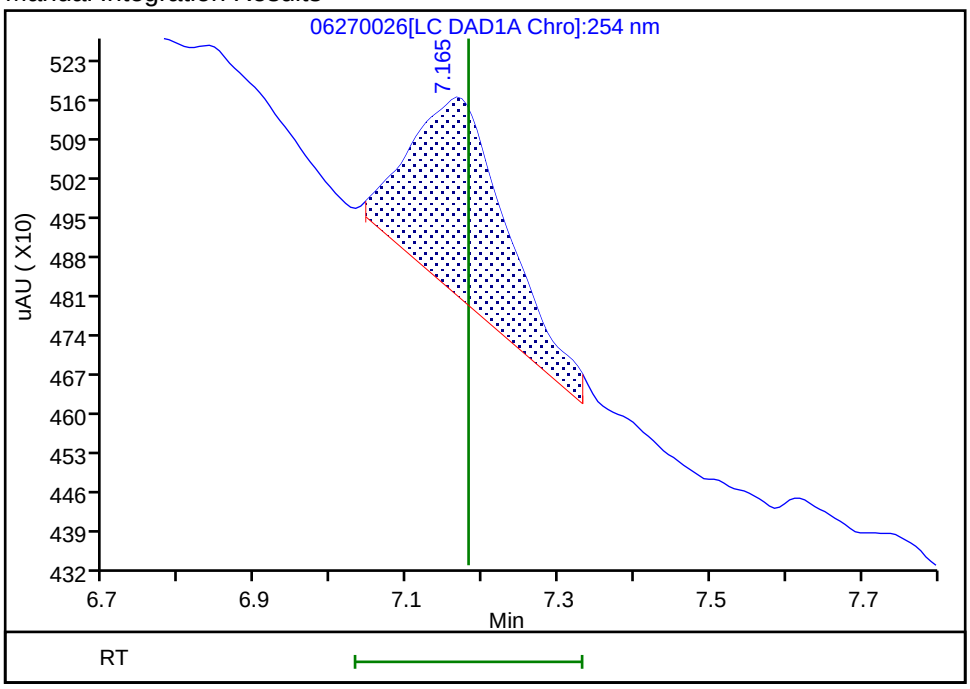

Reviewer: fiedlerh, 28-Jun-2019 13:17:34

Audit Action: Manually Integrated Audit Reason: Baseline Smoothing

Manual Integration/User Assign Peak Report

Eurofins TestAmerica, Denver

Data File:	\\chromna\Denver\ChromData\G2_LUNA\20190627-83272.b\06270026.D				
Injection Date:	28-Jun-2019 06:02:11	Instrument ID:	CHHPLC_G2_LUNA		
Lims ID:	280-124986-B-14-A	Lab Sample ID:	280-124986-14		
Client ID:	G0080-19A				
Operator ID:	HKF	ALS Bottle#:	26	Worklist Smp#:	26
Injection Vol:	100.0 ul	Dil. Factor:	1.0000		
Method:	G2_8330_Luna	Limit Group:	GCSV - 8330		
Column:	Luna-Phenyl hexyl (4.60 mm)	Detector	LC DAD1A, 254 nm		

8 RDX, CAS: 121-82-4

Signal: 1

Processing Integration Results

RT: 9.24
Area: 6882
Amount: 0.033016
Amount Units: ug/ml

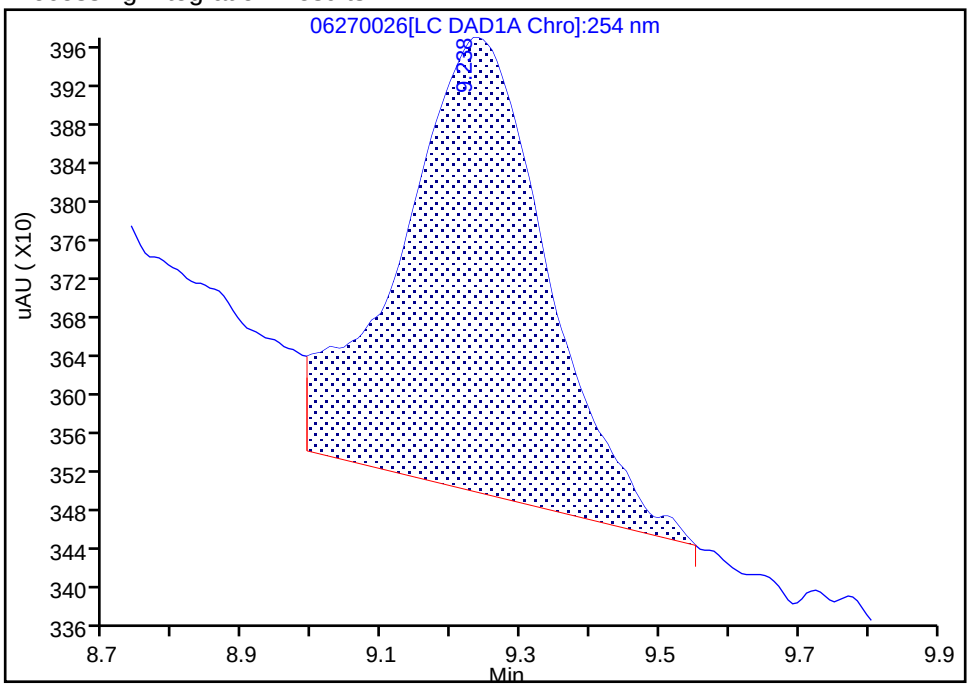

Manual Integration Results

RT: 9.23
Area: 5309
Amount: 0.025470
Amount Units: ug/ml

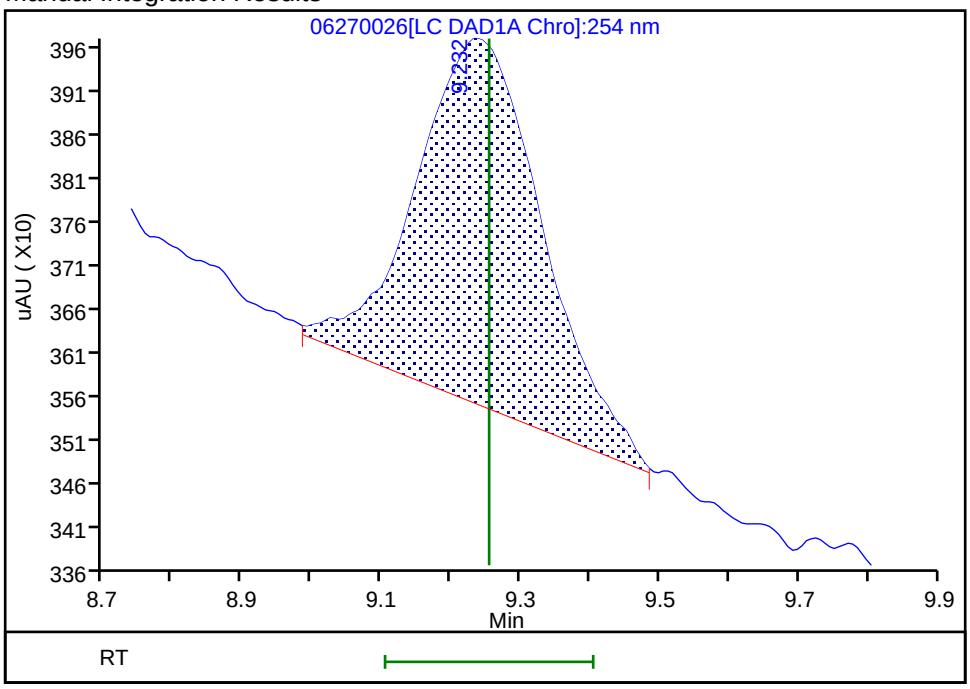

Reviewer: fiedlerh, 28-Jun-2019 13:17:30

Audit Action: Manually Integrated Audit Reason: Baseline Smoothing

FORM I
HPLC/IC ORGANICS ANALYSIS DATA SHEET

Lab Name: Eurofins TestAmerica, Denver Job No.: 280-124986-1

SDG No.:

Client Sample ID: G0086-19A Lab Sample ID: 280-124986-15

Matrix: Water Lab File ID: 06190067.D

Analysis Method: 8330A Date Collected: 06/09/2019 15:40

Extraction Method: 3535 Date Extracted: 06/14/2019 10:20

Sample wt/vol: 499.4(mL) Date Analyzed: 06/20/2019 10:55

Con. Extract Vol.: 5(mL) Dilution Factor: 1

Injection Volume: 100(uL) GC Column: UltraCarb5uODS ID: 4.6(mm)

% Moisture: GPC Cleanup:(Y/N) N

Analysis Batch No.: 462065 Units: ug/L

CAS NO.	COMPOUND NAME	RESULT	Q	LOQ	LOD	DL
99-35-4	1,3,5-Trinitrobenzene	8.9		1.0	0.40	0.20
99-65-0	1,3-Dinitrobenzene	0.20	U	0.40	0.20	0.089
118-96-7	2,4,6-Trinitrotoluene	2.5		0.40	0.40	0.16
121-14-2	2,4-Dinitrotoluene	0.20	U	0.40	0.20	0.084
606-20-2	2,6-Dinitrotoluene	0.20	U	0.20	0.20	0.065
35572-78-2	2-Amino-4,6-dinitrotoluene	1.4		0.20	0.12	0.051
88-72-2	2-Nitrotoluene	0.20	U Q	0.40	0.20	0.086
99-08-1	3-Nitrotoluene	0.40	U Q	0.40	0.40	0.20
19406-51-0	4-Amino-2,6-dinitrotoluene	0.98		0.20	0.12	0.058
99-99-0	4-Nitrotoluene	0.40	U Q	1.0	0.40	0.20
2691-41-0	HMX	0.26	J M	0.40	0.20	0.088
5755-27-1	MNX	0.40	U M	2.0	0.40	0.15
98-95-3	Nitrobenzene	0.20	U	0.40	0.20	0.091
121-82-4	RDX	0.18	J M	0.40	0.40	0.16
479-45-8	Tetryl	0.20	U M	0.24	0.20	0.079

CAS NO.	SURROGATE	%REC	Q	LIMITS
528-29-0	1,2-Dinitrobenzene	92		83-119

Eurofins TestAmerica, Denver
Target Compound Quantitation Report

Data File: \\chromna\Denver\ChromData\CHHPLC_X\20190619-83007.b\06190067.D
Lims ID: 280-124986-B-15-A
Client ID: G0086-19A
Sample Type: Client
Inject. Date: 20-Jun-2019 10:55:45 ALS Bottle#: 67 Worklist Smp#: 67
Injection Vol: 100.0 ul Dil. Factor: 1.0000
Sample Info: 280-124986-B-15-
Misc. Info.: 280-0083007-067
Operator ID: hkf Instrument ID: CHHPLC_X3

Method: \\chromna\Denver\ChromData\CHHPLC_X\20190619-83007.b\8330_X3.m
Limit Group: GCSV - 8330
Last Update: 20-Jun-2019 17:33:10 Calib Date: 15-May-2019 01:42:24
Integrator: Falcon
Quant Method: External Standard Quant By: Initial Calibration
Last ICal File: \\chromna\Denver\ChromData\CHHPLC_X\20190514-81869.b\0514B032.D

Column 1 : UltraCarb5uODS (20) (4.60 mm) Det: LC DAD1B, 254 nm
Process Host: CTX0327

First Level Reviewer: fiedlerh Date: 20-Jun-2019 11:29:08

	Compound	Det	RT (min.)	Exp RT (min.)	Dlt RT (min.)	Response	OnCol Amt ug/mL	Flags
	3 HMX	1	6.643	6.647	-0.004	2319	0.0260	M
	6 MNX	1		7.359			ND	U
	7 RDX	1	7.763	7.774	-0.011	1908	0.0179	M
$	9 1,2-Dinitrobenzene	1	8.756	8.761	-0.005	23943	0.1840	
	10 1,3,5-Trinitrobenzene	1	8.916	8.914	0.002	204354	0.8913	
	11 1,3-Dinitrobenzene	1		9.580			ND	
	12 Nitrobenzene	1		9.974			ND	
	14 Tetryl	1		10.307			ND	U
	16 2,4,6-Trinitrotoluene	1	11.262	11.267	-0.005	56521	0.2528	
	17 4-Amino-2,6-dinitrotoluene	1	11.449	11.460	-0.011	15898	0.0979	
	18 2-Amino-4,6-dinitrotoluene	1	11.742	11.747	-0.005	26942	0.1364	
	19 2,6-Dinitrotoluene	1		11.887			ND	
	20 2,4-Dinitrotoluene	1		12.087			ND	
	21 o-Nitrotoluene	1		12.934			ND	
	22 p-Nitrotoluene	1	13.342	13.374	-0.032	1452	0.0129	
	23 m-Nitrotoluene	1		13.974			ND	

QC Flag Legend

Review Flags
M - Manually Integrated
U - Marked Undetected

Report Date: 24-Jun-2019 15:19:11 Chrom Revision: 2.3 20-Jun-2019 20:50:56

Eurofins TestAmerica, Denver

Data File: \\chromna\Denver\ChromData\CHHPLC_X\20190619-83007.b\06190067.D

Injection Date:	20-Jun-2019 10:55:45	Instrument ID:	CHHPLC_X3	Operator ID:	hkf
Lims ID:	280-124986-B-15-A	Lab Sample ID:	280-124986-15	Worklist Smp#:	67
Client ID:	G0086-19A				
Injection Vol:	100.0 ul	Dil. Factor:	1.0000	ALS Bottle#:	67
Method:	8330_X3	Limit Group:	GCSV - 8330		

Column: UltraCarb5uODS (20) (4.60 mm) Y Scaling: Method Defined: Scale to the Nth Largest Target: 1

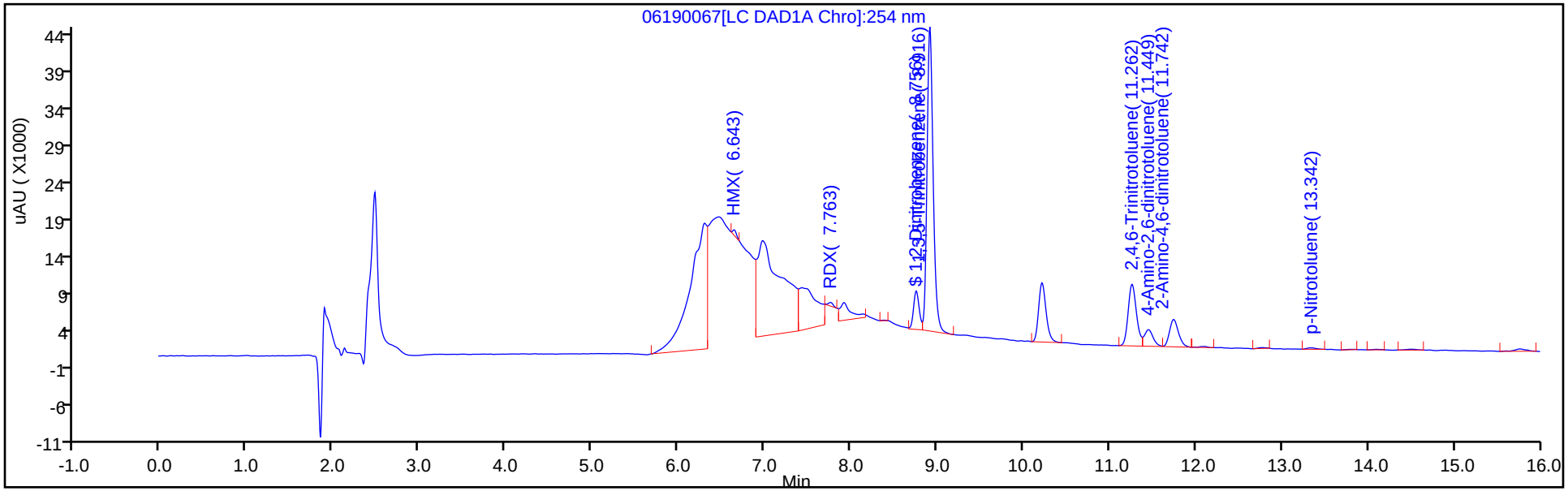

Y Scaling: Method Defined: Scale to the Nth Largest Target: 1

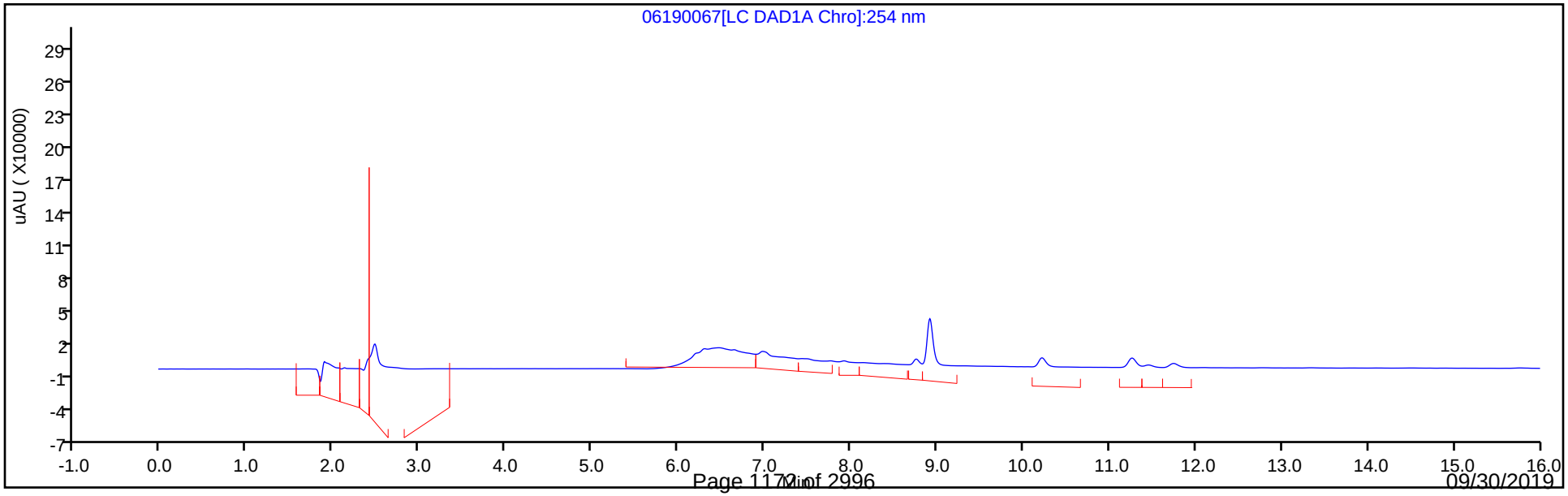

Eurofins TestAmerica, Denver
Recovery Report

Data File: \\chromna\Denver\ChromData\CHHPLC_X\20190619-83007.b\06190067.D
Lims ID: 280-124986-B-15-A
Client ID: G0086-19A
Sample Type: Client
Inject. Date: 20-Jun-2019 10:55:45 ALS Bottle#: 67 Worklist Smp#: 67
Injection Vol: 100.0 ul Dil. Factor: 1.0000
Sample Info: 280-124986-B-15-
Misc. Info.: 280-0083007-067
Operator ID: hkf Instrument ID: CHHPLC_X3

Method: \\chromna\Denver\ChromData\CHHPLC_X\20190619-83007.b\8330_X3.m
Limit Group: GCSV - 8330
Last Update: 20-Jun-2019 17:33:10 Calib Date: 15-May-2019 01:42:24
Integrator: Falcon
Quant Method: External Standard Quant By: Initial Calibration
Last ICal File: \\chromna\Denver\ChromData\CHHPLC_X\20190514-81869.b\0514B032.D

Column 1 : UltraCarb5uODS (20) (4.60 mm) Det: LC DAD1B, 254 nm
Process Host: CTX0327

First Level Reviewer: fiedlerh Date: 20-Jun-2019 11:29:08

Compound	Amount Added	Amount Recovered	% Rec.
$ 9 1,2-Dinitrobenzene	0.2000	0.1840	92.01

Manual Integration/User Assign Peak Report

Eurofins TestAmerica, Denver

Data File:	\\chromna\Denver\ChromData\CHHPLC_X\20190619-83007.b\06190067.D		
Injection Date:	20-Jun-2019 10:55:45	Instrument ID:	CHHPLC_X3
Lims ID:	280-124986-B-15-A	Lab Sample ID:	280-124986-15
Client ID:	G0086-19A		
Operator ID:	hkf	ALS Bottle#:	67 Worklist Smp#: 67
Injection Vol:	100.0 ul	Dil. Factor:	1.0000
Method:	8330_X3	Limit Group:	GCSV - 8330
Column:	UltraCarb5uODS (20) (4.60 mm)	Detector	LC DAD1B, 254 nm

3 HMX, CAS: 2691-41-0

Signal: 1

Processing Integration Results

RT: 6.64
Area: 213561
Amount: 2.394016
Amount Units: ug/mL

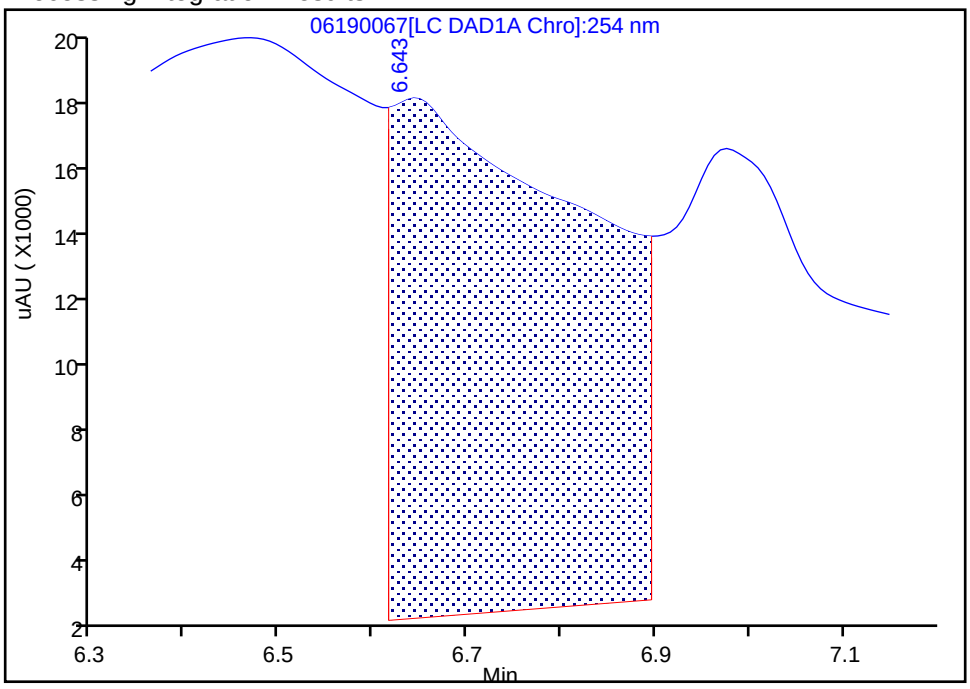

Manual Integration Results

RT: 6.64
Area: 2319
Amount: 0.025996
Amount Units: ug/mL

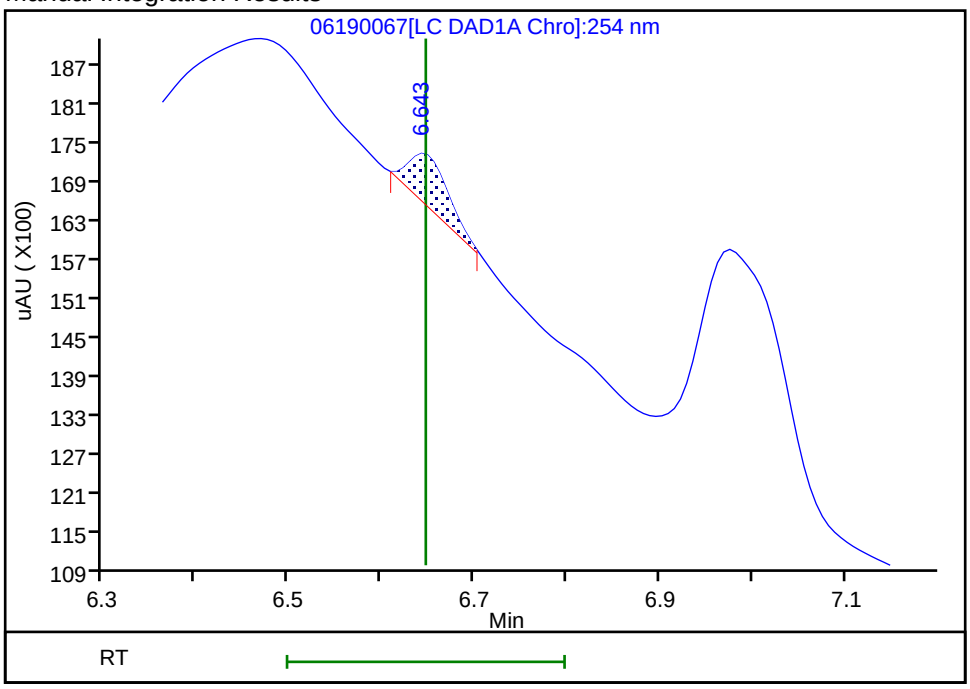

Reviewer: fiedlerh, 20-Jun-2019 11:28:31

Audit Action: Manually Integrated Audit Reason: Baseline Smoothing

User Disabled Compound Report

Eurofins TestAmerica, Denver

Data File:	\\chromna\Denver\ChromData\CHHPLC_X\20190619-83007.b\06190067.D				
Injection Date:	20-Jun-2019 10:55:45	Instrument ID:	CHHPLC_X3		
Lims ID:	280-124986-B-15-A	Lab Sample ID:	280-124986-15		
Client ID:	G0086-19A				
Operator ID:	hkf	ALS Bottle#:	67	Worklist Smp#:	67
Injection Vol:	100.0 ul	Dil. Factor:	1.0000		
Method:	8330_X3	Limit Group:	GCSV - 8330		
Column:	UltraCarb5uODS (20) (4.60 mm)	Detector	LC DAD1B, 254 nm		

6 MNX, CAS: 5755-27-1, Signal: 1

RT: 7.43
Response: 81148
Amount: 0.594325

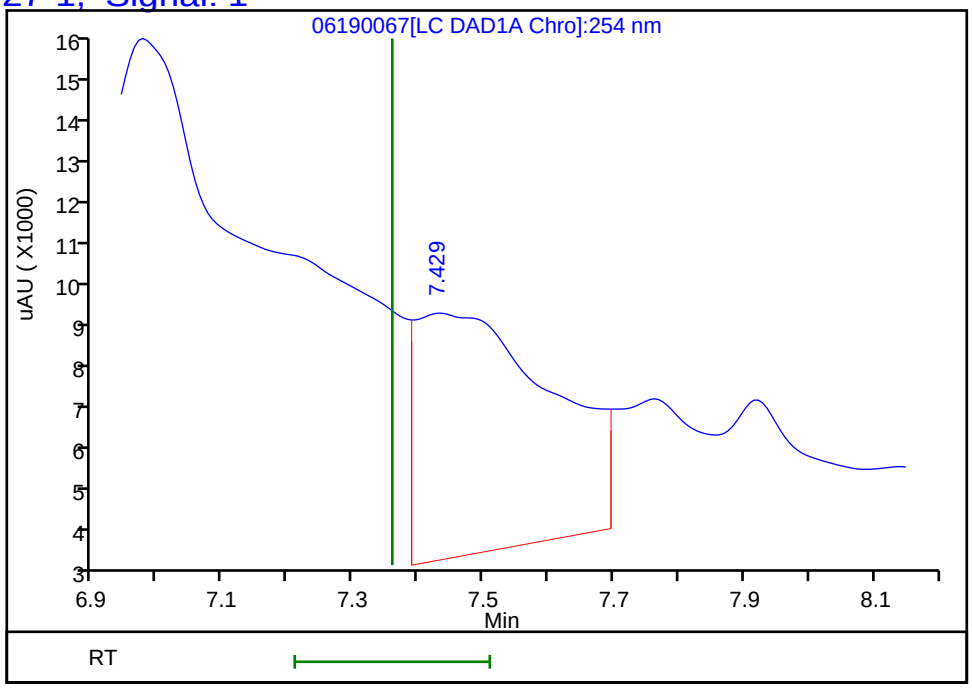

Reviewer: fiedlerh, 20-Jun-2019 11:29:08
Audit Action: Marked Compound Undetected Audit Reason: Invalid Compound ID

Manual Integration/User Assign Peak Report

Eurofins TestAmerica, Denver

Data File:	\\chromna\Denver\ChromData\CHHPLC_X\20190619-83007.b\06190067.D				
Injection Date:	20-Jun-2019 10:55:45	Instrument ID:	CHHPLC_X3		
Lims ID:	280-124986-B-15-A	Lab Sample ID:	280-124986-15		
Client ID:	G0086-19A				
Operator ID:	hkf	ALS Bottle#:	67	Worklist Smp#:	67
Injection Vol:	100.0 ul	Dil. Factor:	1.0000		
Method:	8330_X3	Limit Group:	GCSV - 8330		
Column:	UltraCarb5uODS (20) (4.60 mm)	Detector	LC DAD1B, 254 nm		

7 RDX, CAS: 121-82-4

Signal: 1

Processing Integration Results

RT: 7.76
Area: 23277
Amount: 0.218278
Amount Units: ug/mL

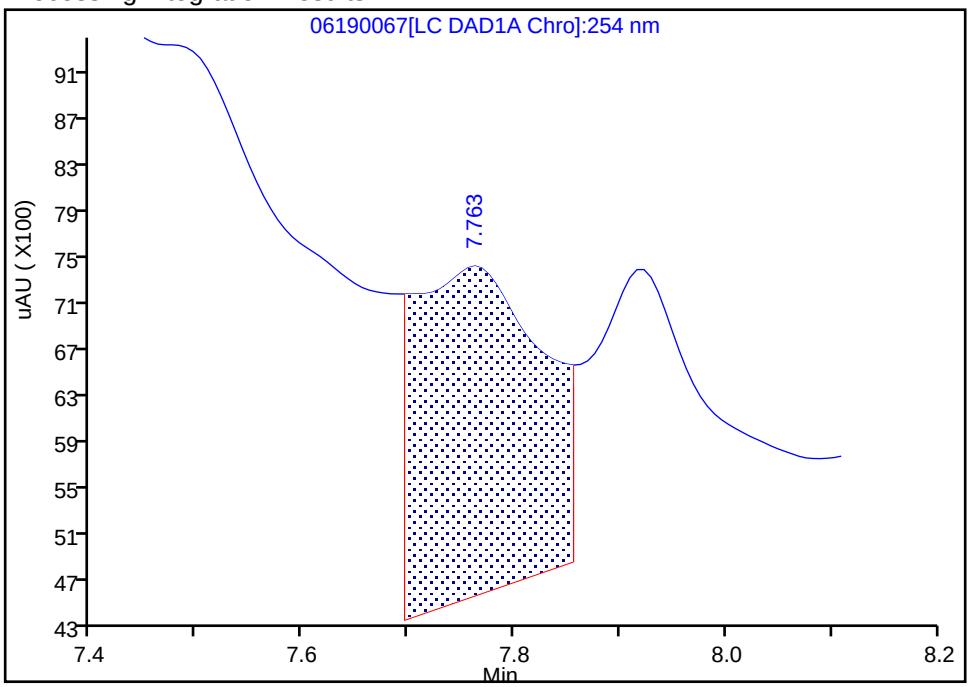

Manual Integration Results

RT: 7.76
Area: 1908
Amount: 0.017892
Amount Units: ug/mL

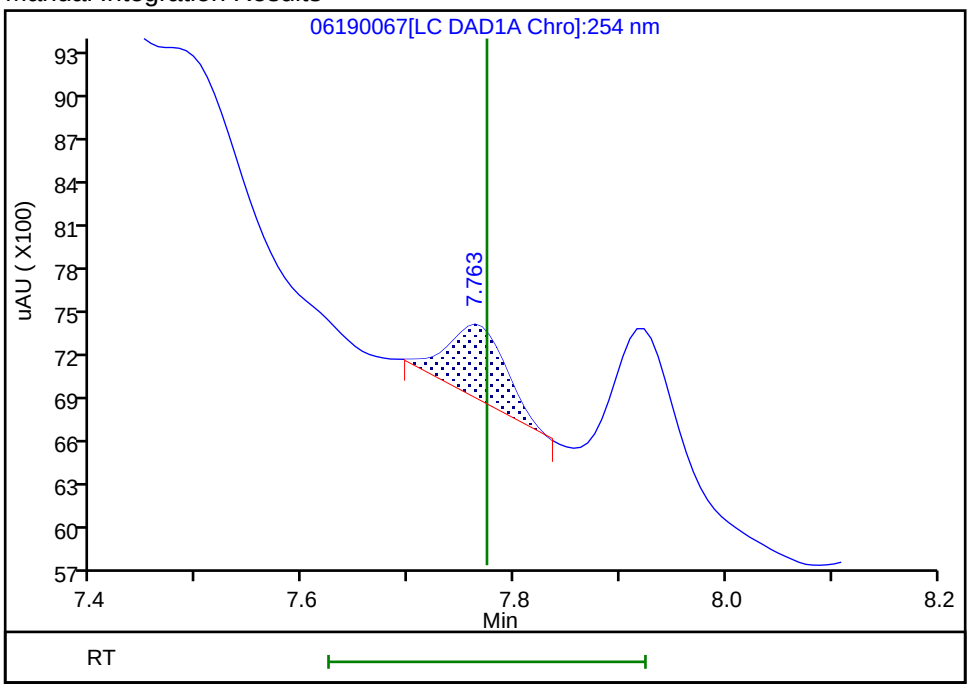

Reviewer: fiedlerh, 20-Jun-2019 11:28:20

Audit Action: Manually Integrated Audit Reason: Baseline Smoothing

User Disabled Compound Report

Eurofins TestAmerica, Denver

Data File: \\chromna\Denver\ChromData\CHHPLC_X\20190619-83007.b\06190067.D

Injection Date:	20-Jun-2019 10:55:45	Instrument ID:	CHHPLC_X3		
Lims ID:	280-124986-B-15-A	Lab Sample ID:	280-124986-15		
Client ID:	G0086-19A				
Operator ID:	hkf	ALS Bottle#:	67	Worklist Smp#:	67
Injection Vol:	100.0 ul	Dil. Factor:	1.0000		
Method:	8330_X3	Limit Group:	GCSV - 8330		
Column:	UltraCarb5uODS (20) (4.60 mm)	Detector	LC DAD1B, 254 nm		

14 Tetryl, CAS: 479-45-8, Signal: 1

RT: 10.22
Response: 48774
Amount: 0.290398

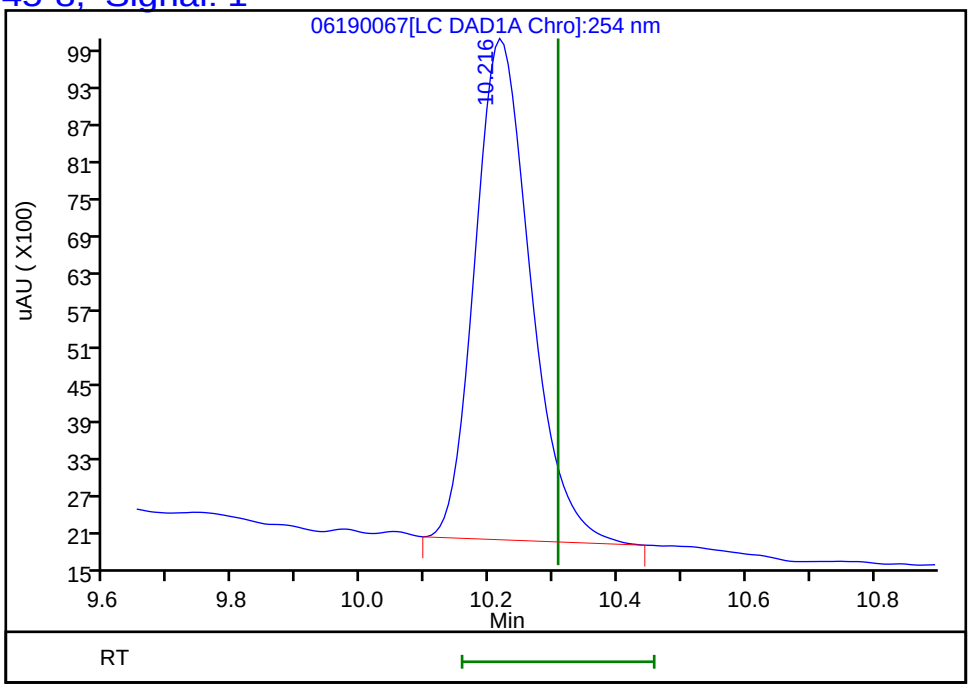

Reviewer: fiedlerh, 20-Jun-2019 11:29:08
Audit Action: Marked Compound Undetected Audit Reason: Invalid Compound ID

FORM I
HPLC/IC ORGANICS ANALYSIS DATA SHEET

Lab Name: Eurofins TestAmerica, Denver Job No.: 280-124986-1

SDG No.:

Client Sample ID: G0086-19A Lab Sample ID: 280-124986-15

Matrix: Water Lab File ID: 06210066.D

Analysis Method: 8330A Date Collected: 06/09/2019 15:40

Extraction Method: 3535 Date Extracted: 06/14/2019 10:20

Sample wt/vol: 499.4(mL) Date Analyzed: 06/22/2019 21:27

Con. Extract Vol.: 5(mL) Dilution Factor: 1

Injection Volume: 100(uL) GC Column: Luna-phenylhex ID: 4.6(mm)

% Moisture: GPC Cleanup:(Y/N) N

Analysis Batch No.: 462208 Units: ug/L

CAS NO.	SURROGATE	%REC	Q	LIMITS
528-29-0	1,2-Dinitrobenzene	94		83-119

Eurofins TestAmerica, Denver
Target Compound Quantitation Report

Data File: \\chromna\Denver\ChromData\G2_LUNA\20190620-83049.b\06210066.D
Lims ID: 280-124986-B-15-A
Client ID: G0086-19A
Sample Type: Client
Inject. Date: 22-Jun-2019 21:27:52 ALS Bottle#: 66 Worklist Smp#: 66
Injection Vol: 100.0 ul Dil. Factor: 1.0000
Sample Info: 280-124986-B-15-
Misc. Info.: 280-0083049-066
Operator ID: HKF Instrument ID: CHHPLC_G2_LUNA

Method: \\chromna\Denver\ChromData\G2_LUNA\20190620-83049.b\G2_8330_Luna.m
Limit Group: GCSV - 8330
Last Update: 24-Jun-2019 10:51:04 Calib Date: 08-May-2019 00:28:23
Integrator: Falcon
Quant Method: External Standard Quant By: Initial Calibration
Last ICal File: \\chromna\Denver\ChromData\G2_LUNA\20190507-81649.b\05070023.D

Column 1 : Luna-Phenyl hexyl (4.60 mm) Det: LC DAD1A, 254 nm
Process Host: CTX0327

First Level Reviewer: fiedlerh Date: 24-Jun-2019 10:46:52

	Compound	Det	RT (min.)	Exp RT (min.)	Dlt RT (min.)	Response	OnCol Amt ug/ml	Flags
	6 HMX	1	7.165	7.225	-0.060	6511	0.0380	M
	7 MNX	1		7.848			ND	
	8 RDX	1	9.245	9.312	-0.067	4837	0.0232	M
	9 Nitrobenzene	1		12.305			ND	
$	10 1,2-Dinitrobenzene	1	13.272	13.338	-0.066	51953	0.1877	
	12 1,3-Dinitrobenzene	1		15.858			ND	
	14 o-Nitrotoluene	1		16.678			ND	
	15 p-Nitrotoluene	1		17.005			ND	
	16 4-Amino-2,6-dinitrotoluene	1	17.345	17.412	-0.067	36080	0.1213	
	17 m-Nitrotoluene	1	17.912	17.918	-0.006	6179	0.0211	
	18 2-Amino-4,6-dinitrotoluene	1	18.365	18.445	-0.080	62367	0.1450	
	19 1,3,5-Trinitrobenzene	1	19.098	19.158	-0.060	428117	0.9357	
	20 2,6-Dinitrotoluene	1		20.018			ND	
	21 2,4-Dinitrotoluene	1		20.579			ND	
	22 Tetryl	1	23.819	23.905	-0.086	12933	0.0411	M
	23 2,4,6-Trinitrotoluene	1	24.819	24.885	-0.066	110476	0.2713	M

QC Flag Legend

Review Flags
M - Manually Integrated

Report Date: 24-Jun-2019 10:51:13 Chrom Revision: 2.3 20-Jun-2019 20:50:56

Eurofins TestAmerica, Denver

Data File:	\\chromna\Denver\ChromData\G2_LUNA\20190620-83049.b\06210066.D				
Injection Date:	22-Jun-2019 21:27:52	Instrument ID:	CHHPLC_G2_LUNA	Operator ID:	HKF
Lims ID:	280-124986-B-15-A	Lab Sample ID:	280-124986-15	Worklist Smp#:	66
Client ID:	G0086-19A				
Injection Vol:	100.0 ul	Dil. Factor:	1.0000	ALS Bottle#:	66
Method:	G2_8330_Luna	Limit Group:	GCSV - 8330		

Column: Luna-Phenyl hexyl (4.60 mm) Y Scaling: Method Defined: Scale to the Nth Largest Peak: 1

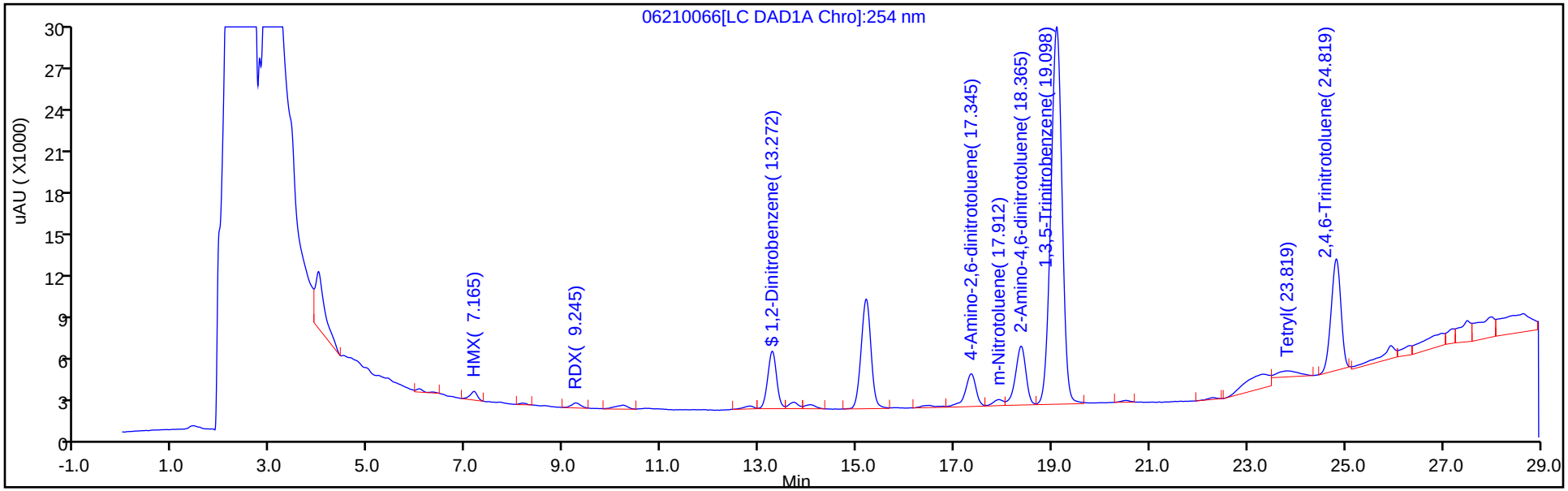

Y Scaling: Method Defined: Scale to the Nth Largest Peak: 1

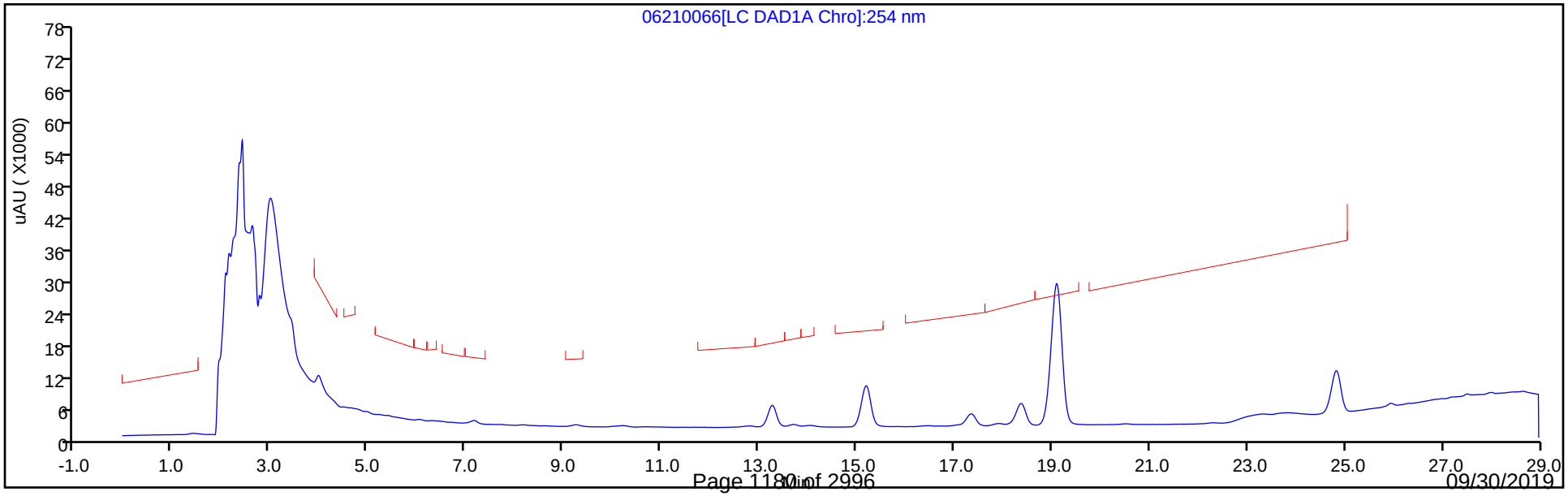

Eurofins TestAmerica, Denver
Recovery Report

Data File: \\chromna\Denver\ChromData\G2_LUNA\20190620-83049.b\06210066.D
Lims ID: 280-124986-B-15-A
Client ID: G0086-19A
Sample Type: Client
Inject. Date: 22-Jun-2019 21:27:52 ALS Bottle#: 66 Worklist Smp#: 66
Injection Vol: 100.0 ul Dil. Factor: 1.0000
Sample Info: 280-124986-B-15-
Misc. Info.: 280-0083049-066
Operator ID: HKF Instrument ID: CHHPLC_G2_LUNA

Method: \\chromna\Denver\ChromData\G2_LUNA\20190620-83049.b\G2_8330_Luna.m
Limit Group: GCSV - 8330
Last Update: 24-Jun-2019 10:51:04 Calib Date: 08-May-2019 00:28:23
Integrator: Falcon
Quant Method: External Standard Quant By: Initial Calibration
Last ICal File: \\chromna\Denver\ChromData\G2_LUNA\20190507-81649.b\05070023.D

Column 1 : Luna-Phenyl hexyl (4.60 mm) Det: LC DAD1A, 254 nm
Process Host: CTX0327

First Level Reviewer: fiedlerh Date: 24-Jun-2019 10:46:52

Compound	Amount Added	Amount Recovered	% Rec.
$ 10 1,2-Dinitrobenzene	0.2000	0.1877	93.83

Manual Integration/User Assign Peak Report

Eurofins TestAmerica, Denver

Data File:	\\chromna\Denver\ChromData\G2_LUNA\20190620-83049.b\06210066.D				
Injection Date:	22-Jun-2019 21:27:52	Instrument ID:	CHHPLC_G2_LUNA		
Lims ID:	280-124986-B-15-A	Lab Sample ID:	280-124986-15		
Client ID:	G0086-19A				
Operator ID:	HKF	ALS Bottle#:	66	Worklist Smp#:	66
Injection Vol:	100.0 ul	Dil. Factor:	1.0000		
Method:	G2_8330_Luna	Limit Group:	GCSV - 8330		
Column:	Luna-Phenyl hexyl (4.60 mm)	Detector	LC DAD1A, 254 nm		

23 2,4,6-Trinitrotoluene, CAS: 118-96-7

Signal: 1

Processing Integration Results

RT: 24.82
Area: 126323
Amount: 0.310162
Amount Units: ug/ml

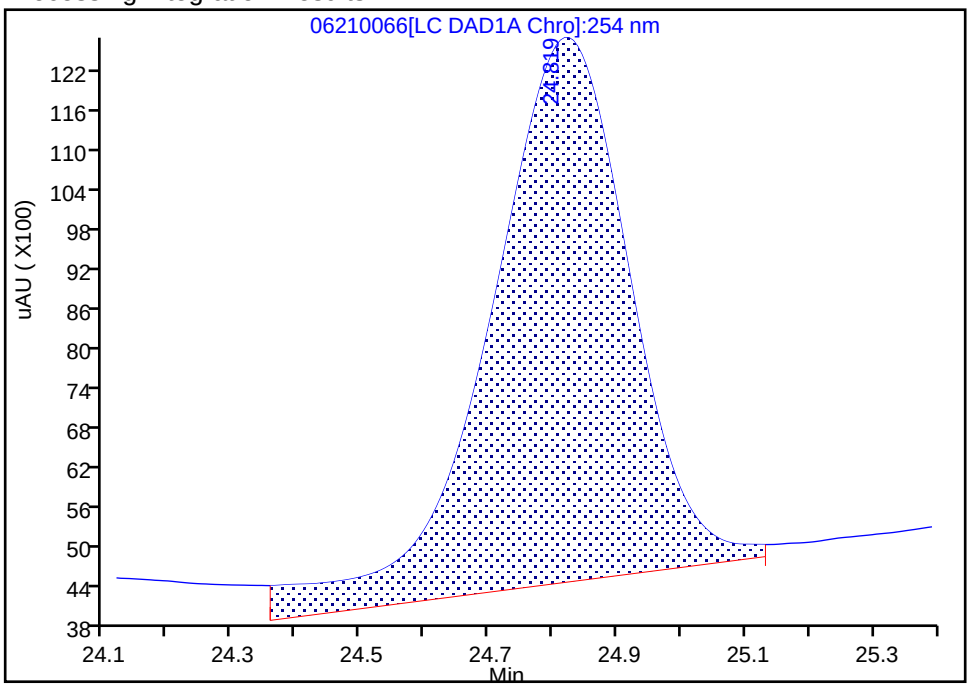

Manual Integration Results

RT: 24.82
Area: 110476
Amount: 0.271253
Amount Units: ug/ml

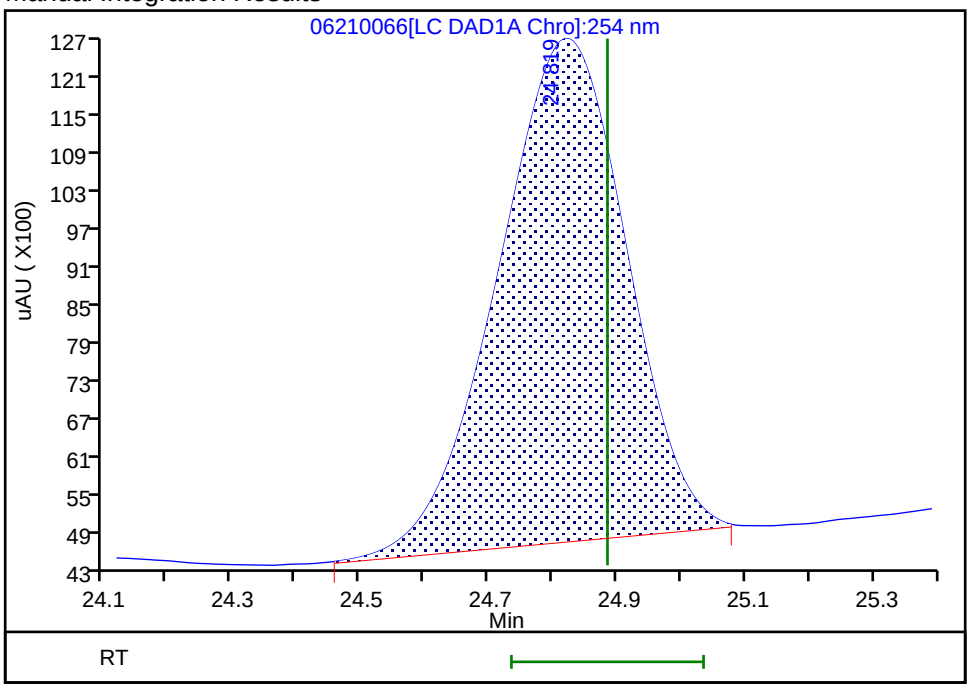

Reviewer: fiedlerh, 24-Jun-2019 10:46:51

Audit Action: Manually Integrated Audit Reason: Baseline Smoothing

Manual Integration/User Assign Peak Report

Eurofins TestAmerica, Denver

Data File:	\\chromna\Denver\ChromData\G2_LUNA\20190620-83049.b\06210066.D				
Injection Date:	22-Jun-2019 21:27:52	Instrument ID:	CHHPLC_G2_LUNA		
Lims ID:	280-124986-B-15-A	Lab Sample ID:	280-124986-15		
Client ID:	G0086-19A				
Operator ID:	HKF	ALS Bottle#:	66	Worklist Smp#:	66
Injection Vol:	100.0 ul	Dil. Factor:	1.0000		
Method:	G2_8330_Luna	Limit Group:	GCSV - 8330		
Column:	Luna-Phenyl hexyl (4.60 mm)	Detector	LC DAD1A, 254 nm		

6 HMX, CAS: 2691-41-0

Signal: 1

Processing Integration Results

RT: 7.17
Area: 8384
Amount: 0.048972
Amount Units: ug/ml

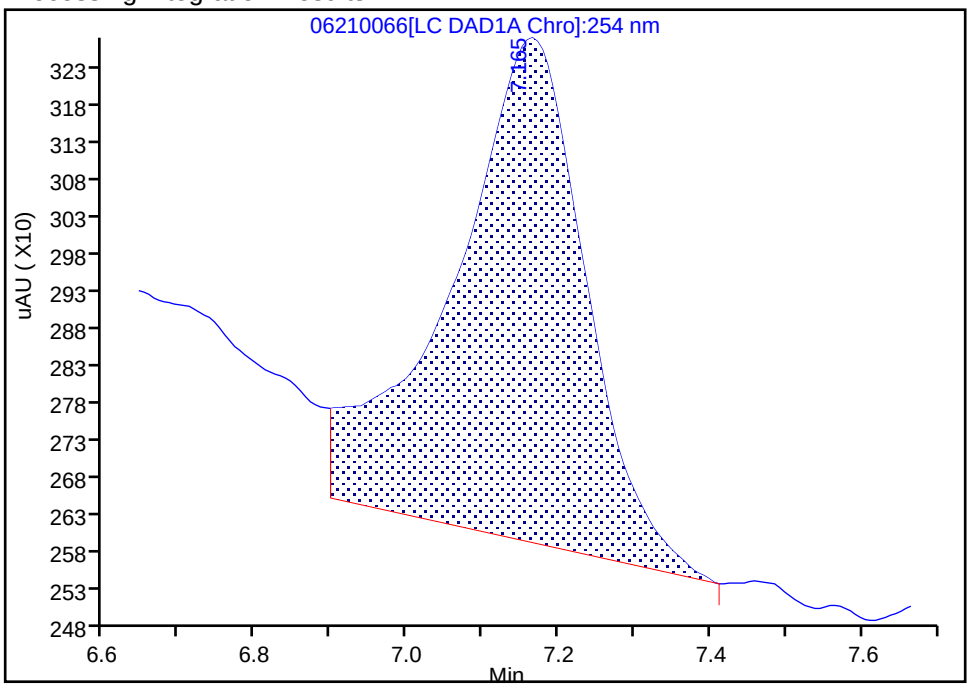

Manual Integration Results

RT: 7.17
Area: 6511
Amount: 0.038032
Amount Units: ug/ml

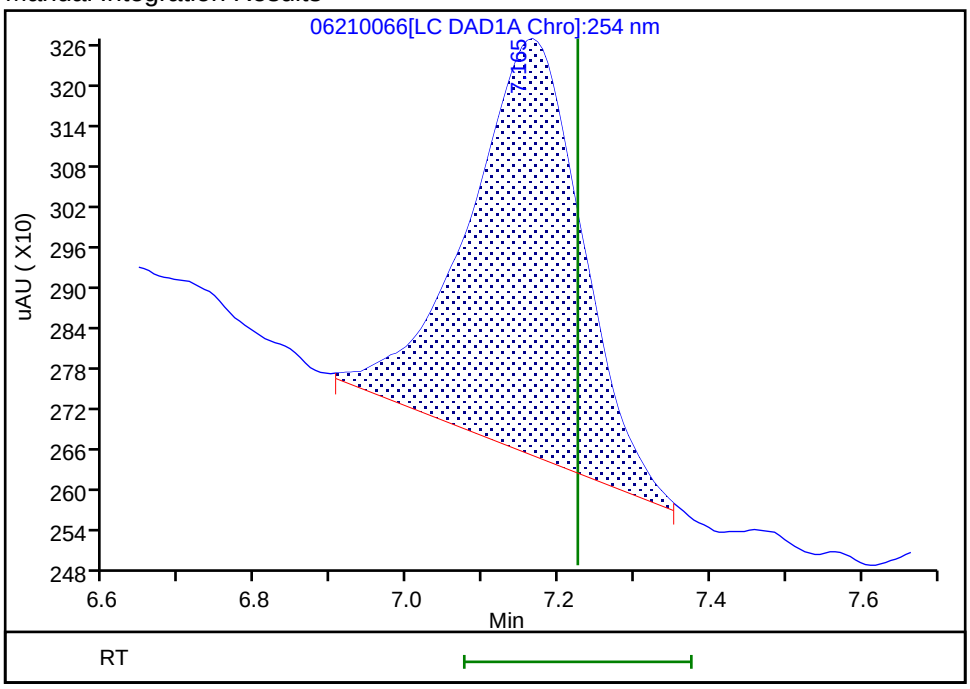

Reviewer: fiedlerh, 24-Jun-2019 10:46:29
Audit Action: Manually Integrated Audit Reason: Baseline Smoothing

Manual Integration/User Assign Peak Report

Eurofins TestAmerica, Denver

Data File:	\\chromna\Denver\ChromData\G2_LUNA\20190620-83049.b\06210066.D				
Injection Date:	22-Jun-2019 21:27:52	Instrument ID:	CHHPLC_G2_LUNA		
Lims ID:	280-124986-B-15-A	Lab Sample ID:	280-124986-15		
Client ID:	G0086-19A				
Operator ID:	HKF	ALS Bottle#:	66	Worklist Smp#:	66
Injection Vol:	100.0 ul	Dil. Factor:	1.0000		
Method:	G2_8330_Luna	Limit Group:	GCSV - 8330		
Column:	Luna-Phenyl hexyl (4.60 mm)	Detector	LC DAD1A, 254 nm		

8 RDX, CAS: 121-82-4

Signal: 1

Processing Integration Results

RT: 9.25
Area: 5469
Amount: 0.026237
Amount Units: ug/ml

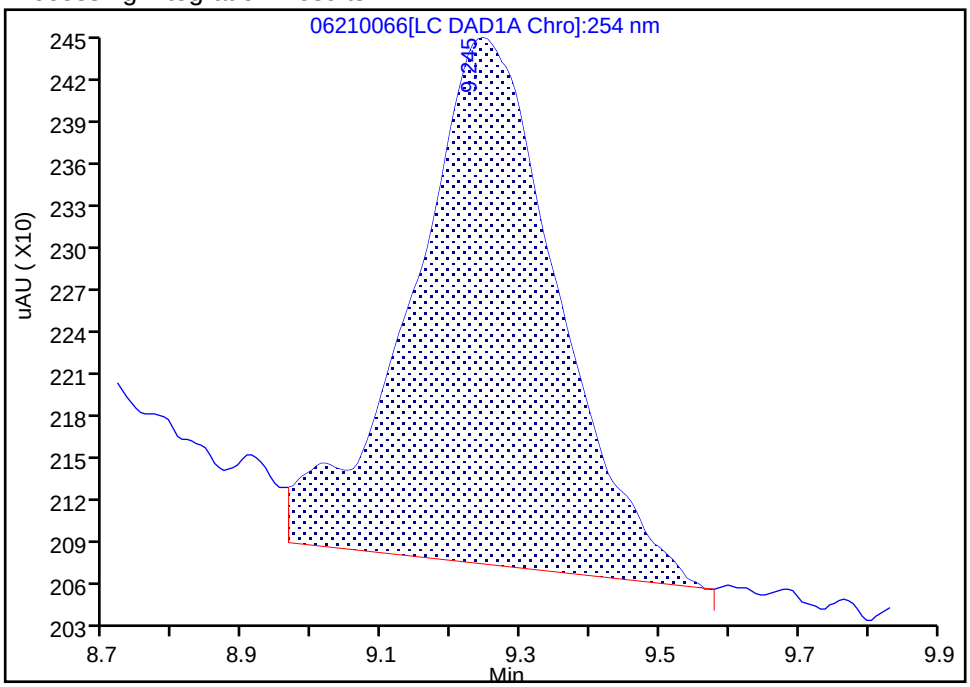

Manual Integration Results

RT: 9.25
Area: 4837
Amount: 0.023205
Amount Units: ug/ml

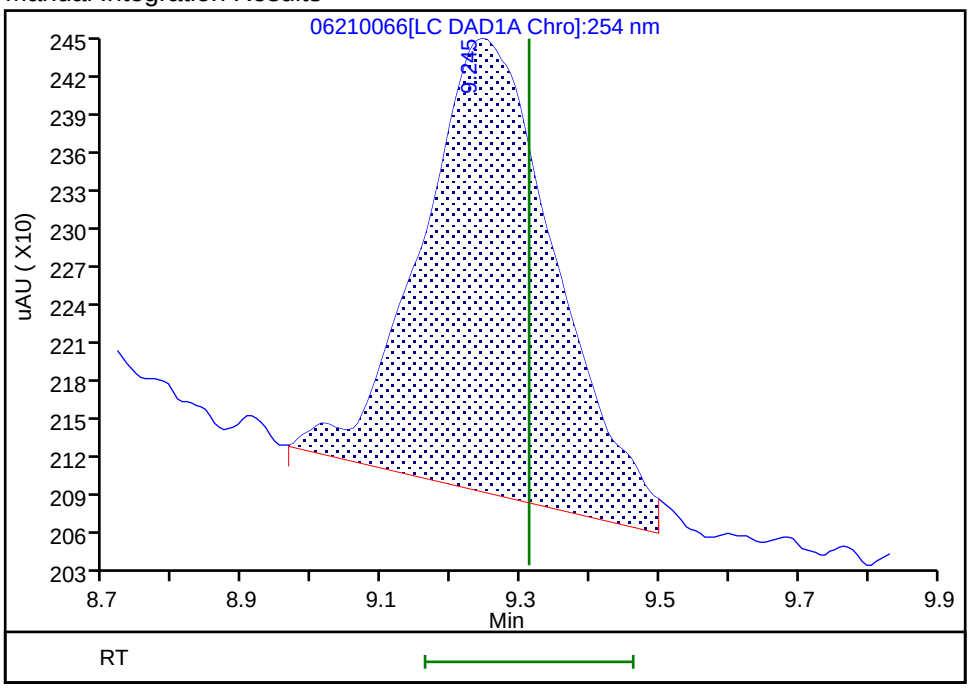

Reviewer: fiedlerh, 24-Jun-2019 10:46:32

Audit Action: Manually Integrated Audit Reason: Baseline Smoothing

Manual Integration/User Assign Peak Report

Eurofins TestAmerica, Denver

Data File:	\\chromna\Denver\ChromData\G2_LUNA\20190620-83049.b\06210066.D				
Injection Date:	22-Jun-2019 21:27:52	Instrument ID:	CHHPLC_G2_LUNA		
Lims ID:	280-124986-B-15-A	Lab Sample ID:	280-124986-15		
Client ID:	G0086-19A				
Operator ID:	HKF	ALS Bottle#:	66	Worklist Smp#:	66
Injection Vol:	100.0 ul	Dil. Factor:	1.0000		
Method:	G2_8330_Luna	Limit Group:	GCSV - 8330		
Column:	Luna-Phenyl hexyl (4.60 mm)	Detector	LC DAD1A, 254 nm		

22 Tetryl, CAS: 479-45-8

Signal: 1

Processing Integration Results

RT: 23.83
Area: 41235
Amount: 0.131121
Amount Units: ug/ml

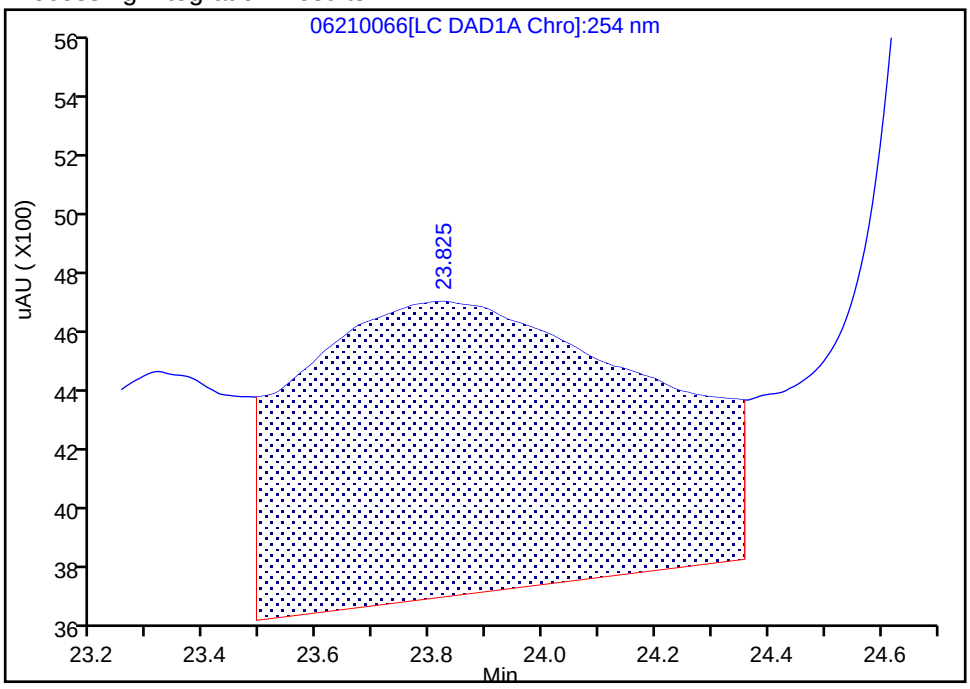

Manual Integration Results

RT: 23.82
Area: 12933
Amount: 0.041125
Amount Units: ug/ml

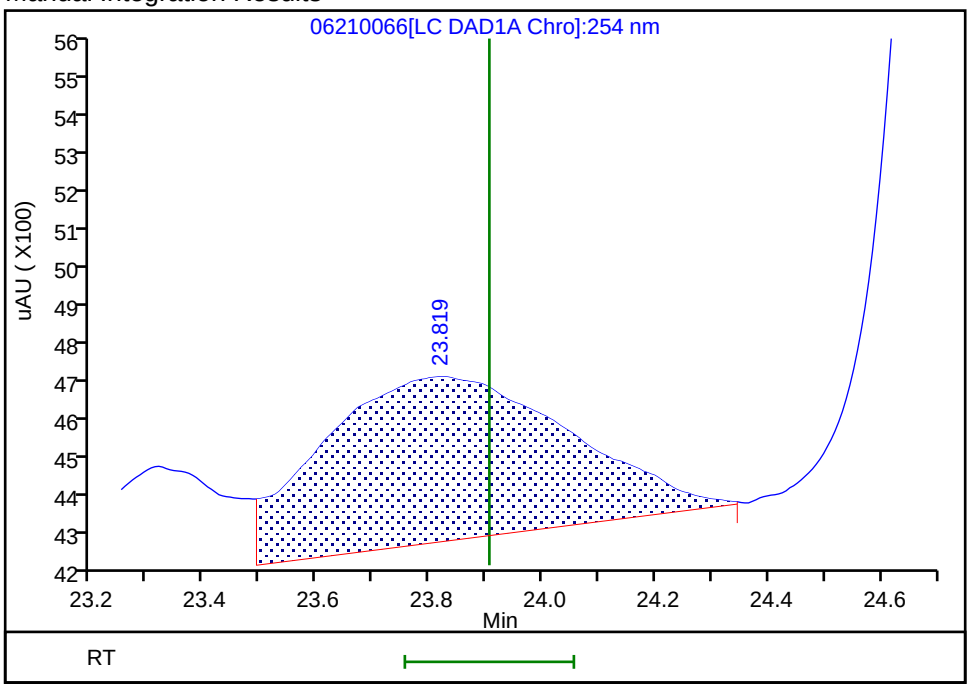

Reviewer: fiedlerh, 24-Jun-2019 10:46:47

Audit Action: Manually Integrated Audit Reason: Baseline Smoothing

FORM I
HPLC/IC ORGANICS ANALYSIS DATA SHEET

Lab Name: Eurofins TestAmerica, Denver Job No.: 280-124986-1

SDG No.:

Client Sample ID: G0086-19A RE Lab Sample ID: 280-124986-15 RE

Matrix: Water Lab File ID: 06260032.D

Analysis Method: 8330A Date Collected: 06/09/2019 15:40

Extraction Method: 3535 Date Extracted: 06/18/2019 14:22

Sample wt/vol: 501.1(mL) Date Analyzed: 06/27/2019 05:08

Con. Extract Vol.: 5(mL) Dilution Factor: 1

Injection Volume: 100(uL) GC Column: UltraCarb5uODS ID: 4.6(mm)

% Moisture: GPC Cleanup:(Y/N) N

Analysis Batch No.: 462823 Units: ug/L

CAS NO.	COMPOUND NAME	RESULT	Q	LOQ	LOD	DL
99-35-4	*1,3,5-Trinitrobenzene*	*8.6*	*H*	*1.0*	0.40	*0.20*
99-65-0	*1,3-Dinitrobenzene*	*0.20*	*U H*	*0.40*	0.20	*0.089*
118-96-7	*2,4,6-Trinitrotoluene*	*2.5*	*H*	*0.40*	0.40	*0.16*
121-14-2	*2,4-Dinitrotoluene*	*0.20*	*U H*	*0.40*	0.20	*0.084*
606-20-2	*2,6-Dinitrotoluene*	*0.20*	*U H*	*0.20*	0.20	*0.064*
35572-78-2	*2-Amino-4,6-dinitrotoluene*	*1.3*	*H*	*0.20*	0.12	*0.051*
88-72-2	*2-Nitrotoluene*	*0.20*	*U H M*	*0.40*	0.20	*0.085*
99-08-1	*3-Nitrotoluene*	*0.40*	*U H*	*0.40*	0.40	*0.19*
19406-51-0	*4-Amino-2,6-dinitrotoluene*	*0.94*	*H Q*	*0.20*	0.12	*0.058*
99-99-0	*4-Nitrotoluene*	*0.40*	*U H*	*1.0*	0.40	*0.20*
2691-41-0	*HMX*	*0.23*	*J H J1 M*	*0.40*	0.20	*0.087*
5755-27-1	*MNX*	*0.40*	*U H M*	*2.0*	0.40	*0.15*
98-95-3	*Nitrobenzene*	*0.20*	*U H*	*0.40*	0.20	*0.091*
121-82-4	*RDX*	*0.24*	*J H M*	*0.40*	0.40	*0.16*
479-45-8	*Tetryl*	*0.20*	*U H M*	*0.24*	0.20	*0.079*

CAS NO.	SURROGATE	%REC	Q	LIMITS
528-29-0	1,2-Dinitrobenzene	89		83-119

Eurofins TestAmerica, Denver
Target Compound Quantitation Report

Data File: \\chromna\Denver\ChromData\CHHPLC_X\20190626-83230.b\06260032.D
Lims ID: 280-124986-A-15-A
Client ID: G0086-19A
Sample Type: Client
Inject. Date: 27-Jun-2019 05:08:31 ALS Bottle#: 32 Worklist Smp#: 32
Injection Vol: 100.0 ul Dil. Factor: 1.0000
Sample Info: 280-124986-A-15-
Misc. Info.: 280-0083230-032
Operator ID: hkf Instrument ID: CHHPLC_X3

Method: \\chromna\Denver\ChromData\CHHPLC_X\20190626-83230.b\8330_X3.m
Limit Group: GCSV - 8330
Last Update: 27-Jun-2019 09:04:47 Calib Date: 21-Jun-2019 03:13:40
Integrator: Falcon
Quant Method: External Standard Quant By: Initial Calibration
Last ICal File: \\chromna\Denver\ChromData\CHHPLC_X\20190620-83048.b\06200032.D

Column 1 : UltraCarb5uODS (20) (4.60 mm) Det: LC DAD1B, 254 nm
Process Host: CTX0334

First Level Reviewer: fiedlerh Date: 27-Jun-2019 09:00:03

	Compound	Det	RT (min.)	Exp RT (min.)	Dlt RT (min.)	Response	OnCol Amt ug/mL	Flags
	3 HMX	1	6.645	6.654	-0.009	2076	0.0234	M
	6 MNX	1		7.356			ND	U
	7 RDX	1	7.758	7.774	-0.016	2535	0.0242	M
$	9 1,2-Dinitrobenzene	1	8.751	8.754	-0.003	24276	0.1786	
	10 1,3,5-Trinitrobenzene	1	8.911	8.914	-0.003	200925	0.8616	
	11 1,3-Dinitrobenzene	1		9.574			ND	
	12 Nitrobenzene	1		9.960			ND	
	14 Tetryl	1		10.287			ND	U
	16 2,4,6-Trinitrotoluene	1	11.251	11.247	0.004	54974	0.2503	
	17 4-Amino-2,6-dinitrotoluene	1	11.445	11.434	0.011	15264	0.0939	
	18 2-Amino-4,6-dinitrotoluene	1	11.738	11.727	0.011	25906	0.1282	
	19 2,6-Dinitrotoluene	1		11.854			ND	
	20 2,4-Dinitrotoluene	1		12.054			ND	
	21 o-Nitrotoluene	1		12.894			ND	U
	22 p-Nitrotoluene	1	13.331	13.334	-0.003	2065	0.0183	
	23 m-Nitrotoluene	1		13.934			ND	

QC Flag Legend

Review Flags
M - Manually Integrated
U - Marked Undetected

Report Date: 27-Jun-2019 09:05:06 Chrom Revision: 2.3 20-Jun-2019 20:50:56

Eurofins TestAmerica, Denver

Data File:	\\chromna\Denver\ChromData\CHHPLC_X\20190626-83230.b\06260032.D				
Injection Date:	27-Jun-2019 05:08:31	Instrument ID:	CHHPLC_X3	Operator ID:	hkf
Lims ID:	280-124986-A-15-A	Lab Sample ID:	280-124986-15	Worklist Smp#:	32
Client ID:	G0086-19A				
Injection Vol:	100.0 ul	Dil. Factor:	1.0000	ALS Bottle#:	32
Method:	8330_X3	Limit Group:	GCSV - 8330		

Column: UltraCarb5uODS (20) (4.60 mm) Y Scaling: Method Defined: Scale to the Nth Largest Target: 1

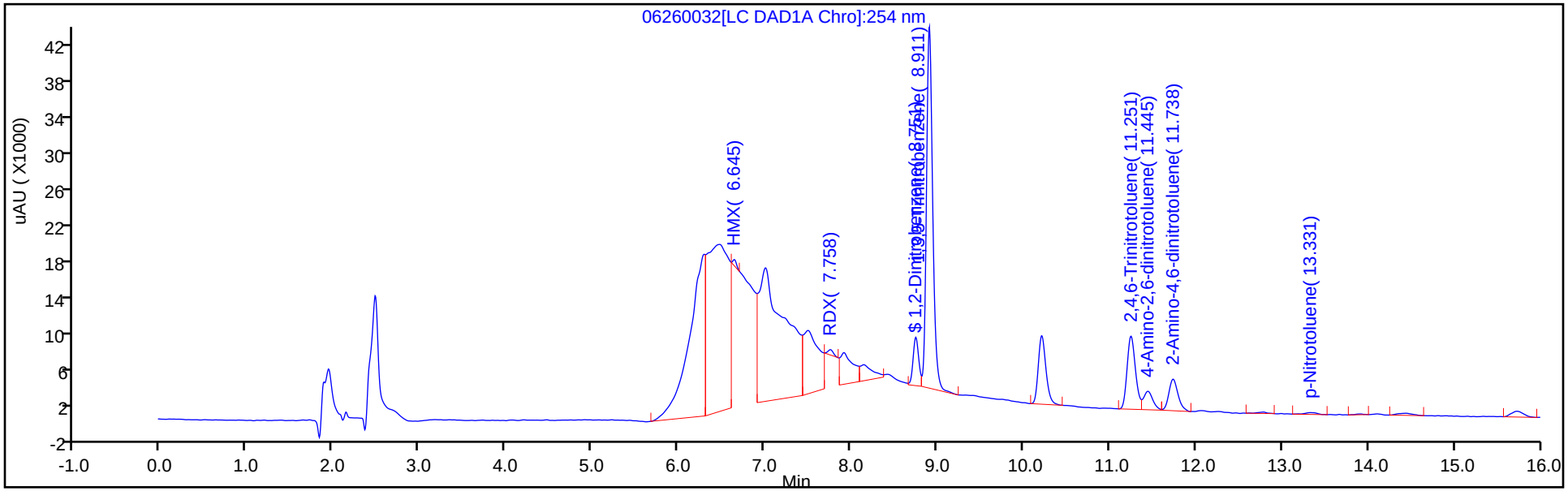

Y Scaling: Method Defined: Scale to the Nth Largest Target: 1

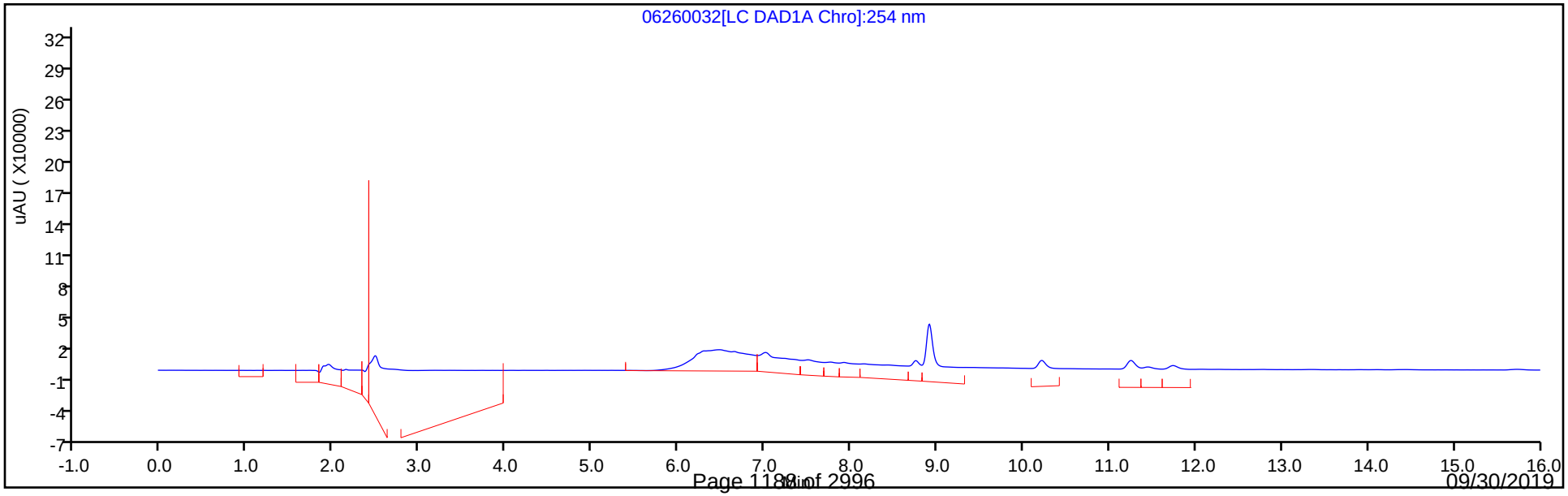

Eurofins TestAmerica, Denver
Recovery Report

Data File:	\\chromna\Denver\ChromData\CHHPLC_X\20190626-83230.b\06260032.D				
Lims ID:	280-124986-A-15-A				
Client ID:	G0086-19A				
Sample Type:	Client				
Inject. Date:	27-Jun-2019 05:08:31	ALS Bottle#:	32	Worklist Smp#:	32
Injection Vol:	100.0 ul	Dil. Factor:	1.0000		
Sample Info:	280-124986-A-15-				
Misc. Info.:	280-0083230-032				
Operator ID:	hkf	Instrument ID:	CHHPLC_X3		
Method:	\\chromna\Denver\ChromData\CHHPLC_X\20190626-83230.b\8330_X3.m				
Limit Group:	GCSV - 8330				
Last Update:	27-Jun-2019 09:04:47	Calib Date:	21-Jun-2019 03:13:40		
Integrator:	Falcon				
Quant Method:	External Standard	Quant By:	Initial Calibration		
Last ICal File:	\\chromna\Denver\ChromData\CHHPLC_X\20190620-83048.b\06200032.D				
Column 1 :	UltraCarb5uODS (20) (4.60 mm)		Det: LC DAD1B, 254 nm		
Process Host:	CTX0334				
First Level Reviewer: fiedlerh		Date:	27-Jun-2019 09:00:03		

Compound	Amount Added	Amount Recovered	% Rec.
$ 9 1,2-Dinitrobenzene	0.2000	0.1786	89.32

User Disabled Compound Report

Eurofins TestAmerica, Denver

Data File:	\\chromna\Denver\ChromData\CHHPLC_X\20190626-83230.b\06260032.D				
Injection Date:	27-Jun-2019 05:08:31	Instrument ID:	CHHPLC_X3		
Lims ID:	280-124986-A-15-A	Lab Sample ID:	280-124986-15		
Client ID:	G0086-19A				
Operator ID:	hkf	ALS Bottle#:	32	Worklist Smp#:	32
Injection Vol:	100.0 ul	Dil. Factor:	1.0000		
Method:	8330_X3	Limit Group:	GCSV - 8330		
Column:	UltraCarb5uODS (20) (4.60 mm)	Detector	LC DAD1B, 254 nm		

21 o-Nitrotoluene, CAS: 88-72-2, Signal: 1

RT: 12.79
Response: 1162
Amount: 0.008920

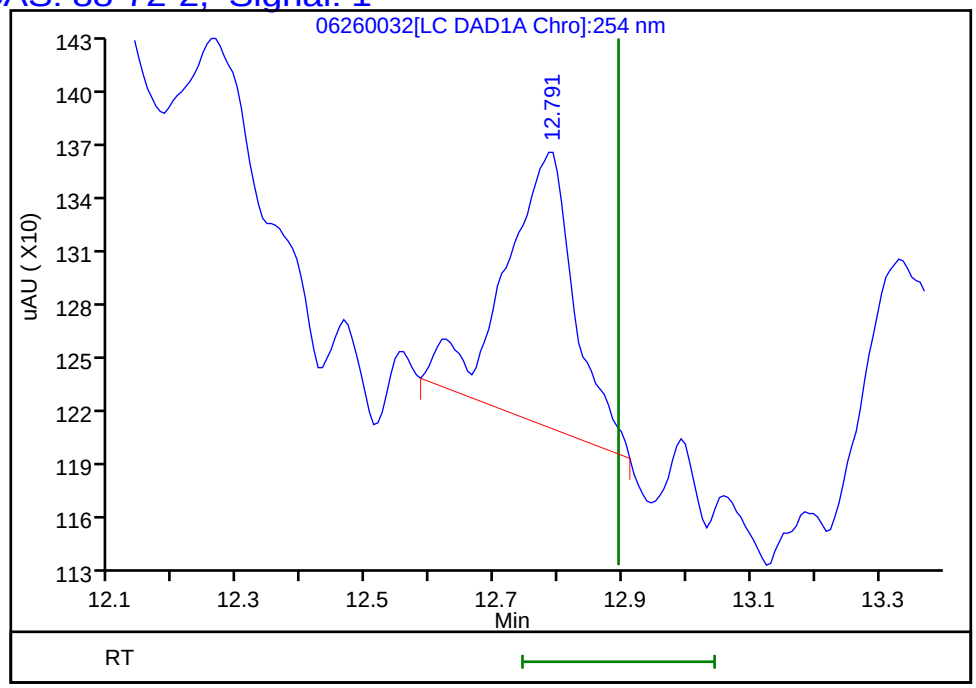

Reviewer: fiedlerh, 27-Jun-2019 09:00:03
Audit Action: Marked Compound Undetected Audit Reason: Invalid Compound ID

Manual Integration/User Assign Peak Report

Eurofins TestAmerica, Denver

Data File:	\\chromna\Denver\ChromData\CHHPLC_X\20190626-83230.b\06260032.D		
Injection Date:	27-Jun-2019 05:08:31	Instrument ID:	CHHPLC_X3
Lims ID:	280-124986-A-15-A	Lab Sample ID:	280-124986-15
Client ID:	G0086-19A		
Operator ID:	hkf	ALS Bottle#:	32 Worklist Smp#: 32
Injection Vol:	100.0 ul	Dil. Factor:	1.0000
Method:	8330_X3	Limit Group:	GCSV - 8330
Column:	UltraCarb5uODS (20) (4.60 mm)	Detector	LC DAD1B, 254 nm

3 HMX, CAS: 2691-41-0

Signal: 1

Processing Integration Results

RT: 6.64
Area: 255003
Amount: 2.870758
Amount Units: ug/mL

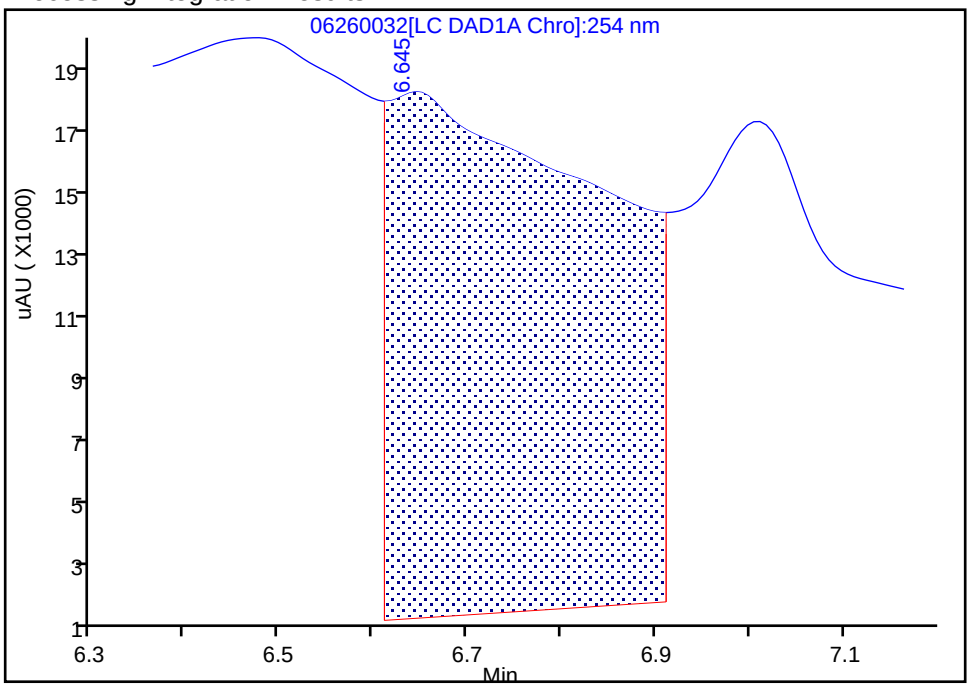

Manual Integration Results

RT: 6.64
Area: 2076
Amount: 0.023371
Amount Units: ug/mL

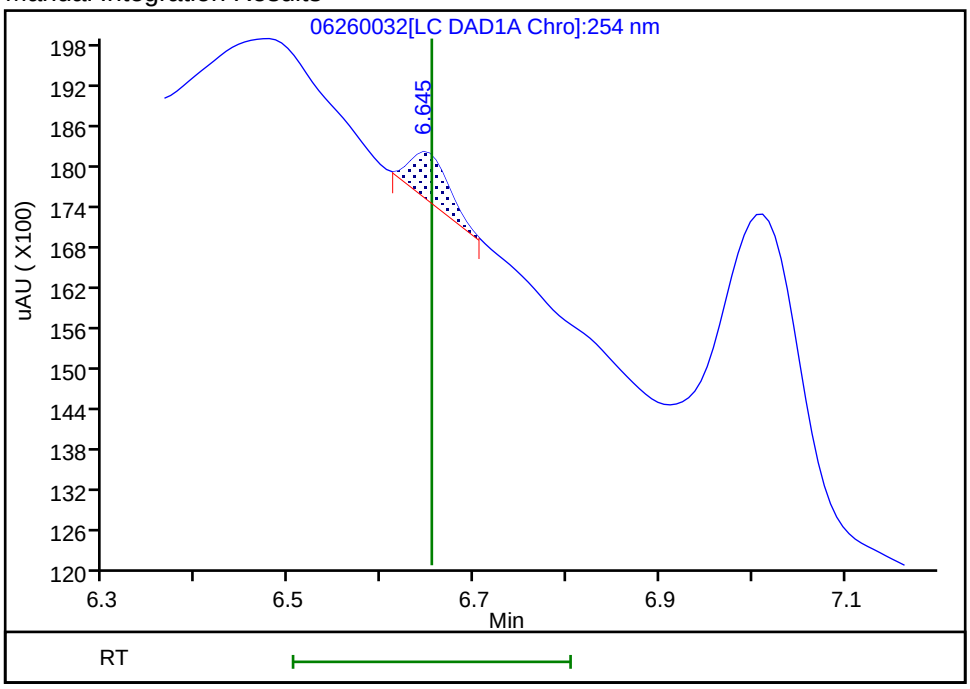

Reviewer: fiedlerh, 27-Jun-2019 08:59:42
Audit Action: Manually Integrated Audit Reason: Baseline Smoothing

User Disabled Compound Report

Eurofins TestAmerica, Denver

Data File:	\\chromna\Denver\ChromData\CHHPLC_X\20190626-83230.b\06260032.D				
Injection Date:	27-Jun-2019 05:08:31	Instrument ID:	CHHPLC_X3		
Lims ID:	280-124986-A-15-A	Lab Sample ID:	280-124986-15		
Client ID:	G0086-19A				
Operator ID:	hkf	ALS Bottle#:	32	Worklist Smp#:	32
Injection Vol:	100.0 ul	Dil. Factor:	1.0000		
Method:	8330_X3	Limit Group:	GCSV - 8330		
Column:	UltraCarb5uODS (20) (4.60 mm)	Detector	LC DAD1B, 254 nm		

6 MNX, CAS: 5755-27-1, Signal: 1

RT: 7.50
Response: 85707
Amount: 0.591249

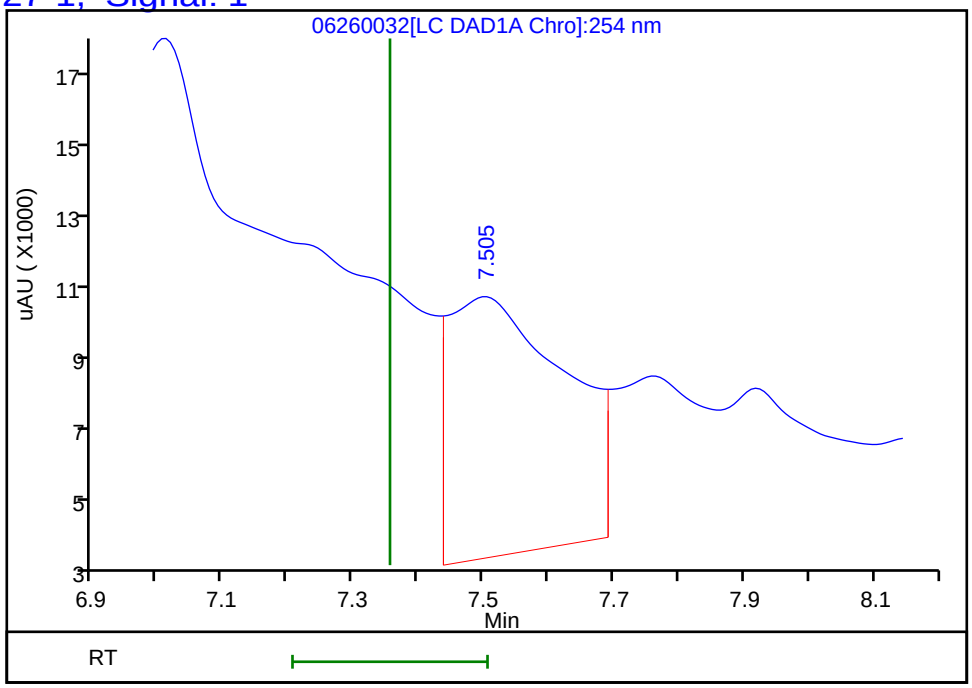

Reviewer: fiedlerh, 27-Jun-2019 09:00:03
Audit Action: Marked Compound Undetected Audit Reason: Invalid Compound ID

Manual Integration/User Assign Peak Report

Eurofins TestAmerica, Denver

Data File:	\\chromna\Denver\ChromData\CHHPLC_X\20190626-83230.b\06260032.D				
Injection Date:	27-Jun-2019 05:08:31	Instrument ID:	CHHPLC_X3		
Lims ID:	280-124986-A-15-A	Lab Sample ID:	280-124986-15		
Client ID:	G0086-19A				
Operator ID:	hkf	ALS Bottle#:	32	Worklist Smp#:	32
Injection Vol:	100.0 ul	Dil. Factor:	1.0000		
Method:	8330_X3	Limit Group:	GCSV - 8330		
Column:	UltraCarb5uODS (20) (4.60 mm)	Detector	LC DAD1B, 254 nm		

7 RDX, CAS: 121-82-4

Signal: 1

Processing Integration Results

RT: 7.76
Area: 38582
Amount: 0.368407
Amount Units: ug/mL

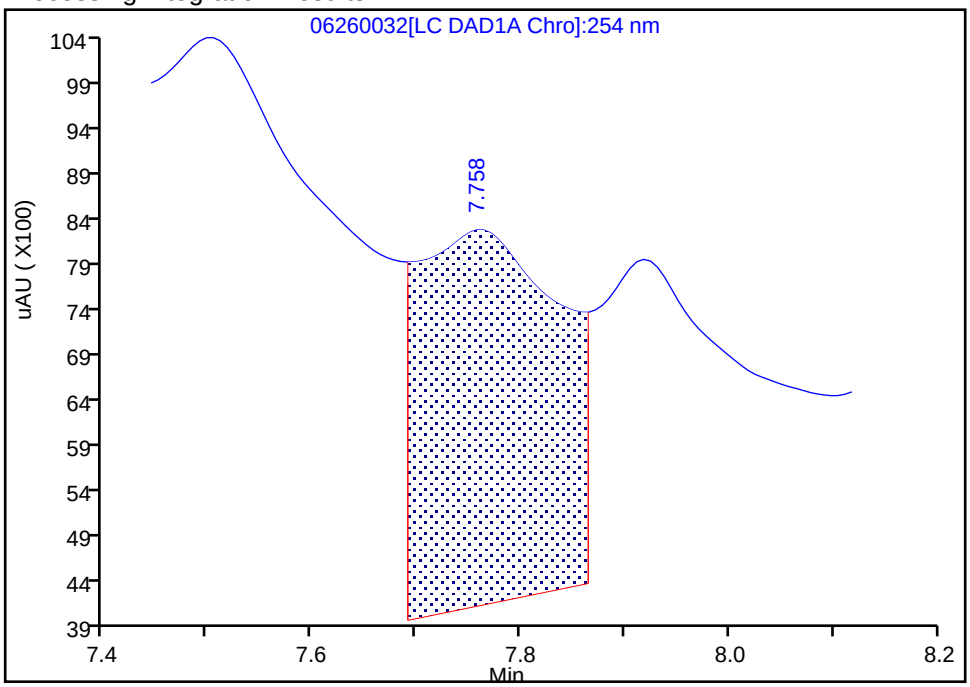

Manual Integration Results

RT: 7.76
Area: 2535
Amount: 0.024206
Amount Units: ug/mL

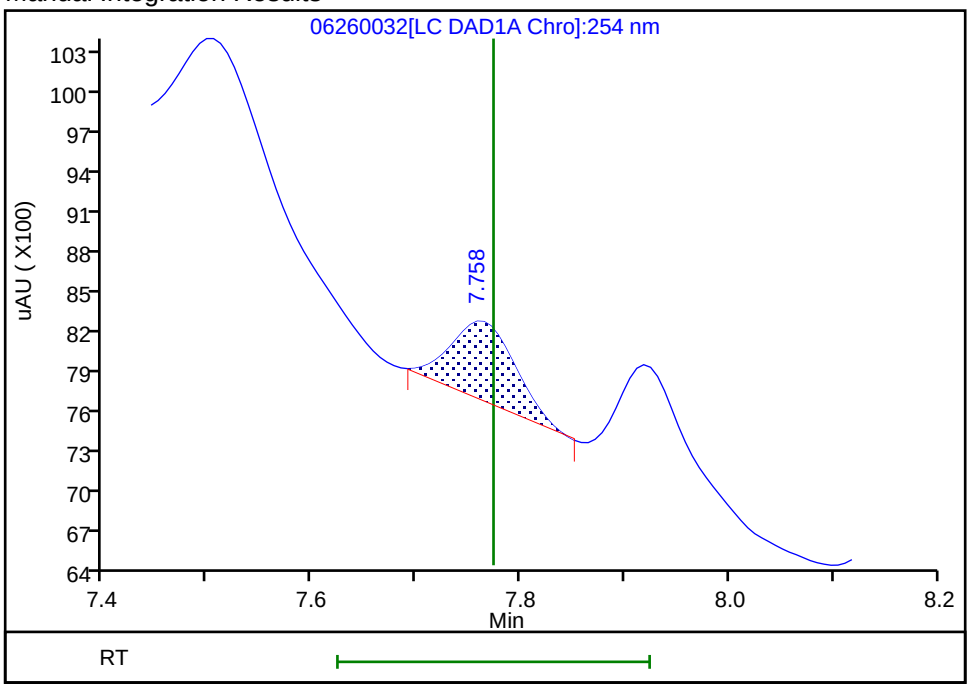

Reviewer: fiedlerh, 27-Jun-2019 08:59:50
Audit Action: Manually Integrated Audit Reason: Baseline Smoothing

User Disabled Compound Report

Eurofins TestAmerica, Denver

Data File:	\\chromna\Denver\ChromData\CHHPLC_X\20190626-83230.b\06260032.D				
Injection Date:	27-Jun-2019 05:08:31	Instrument ID:	CHHPLC_X3		
Lims ID:	280-124986-A-15-A	Lab Sample ID:	280-124986-15		
Client ID:	G0086-19A				
Operator ID:	hkf	ALS Bottle#:	32	Worklist Smp#:	32
Injection Vol:	100.0 ul	Dil. Factor:	1.0000		
Method:	8330_X3	Limit Group:	GCSV - 8330		
Column:	UltraCarb5uODS (20) (4.60 mm)	Detector	LC DAD1B, 254 nm		

14 Tetryl, CAS: 479-45-8, Signal: 1

RT: 10.21
Response: 47022
Amount: 0.287331

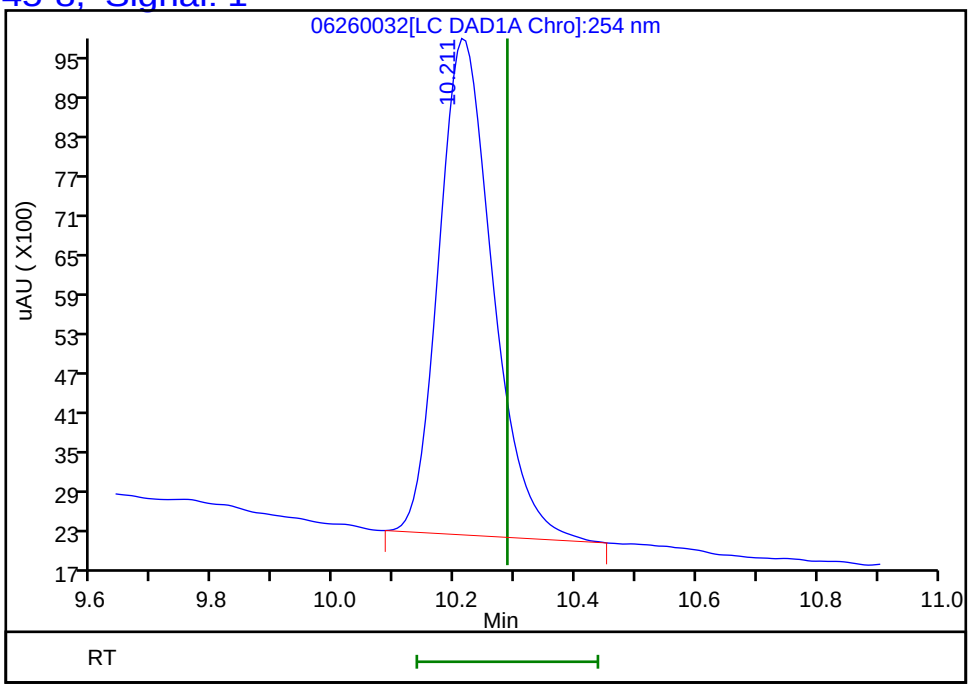

Reviewer: fiedlerh, 27-Jun-2019 09:00:03
Audit Action: Marked Compound Undetected Audit Reason: Invalid Compound ID

FORM I
HPLC/IC ORGANICS ANALYSIS DATA SHEET

Lab Name: Eurofins TestAmerica, Denver Job No.: 280-124986-1

SDG No.:

Client Sample ID: G0086-19A RE Lab Sample ID: 280-124986-15 RE

Matrix: Water Lab File ID: 06270027.D

Analysis Method: 8330A Date Collected: 06/09/2019 15:40

Extraction Method: 3535 Date Extracted: 06/18/2019 14:22

Sample wt/vol: 501.1(mL) Date Analyzed: 06/28/2019 06:37

Con. Extract Vol.: 5(mL) Dilution Factor: 1

Injection Volume: 100(uL) GC Column: Luna-phenylhex ID: 4.6(mm)

% Moisture: GPC Cleanup:(Y/N) N

Analysis Batch No.: 462962 Units: ug/L

CAS NO.	COMPOUND NAME	RESULT	Q	LOQ	LOD	DL
2691-41-0	*HMX*	*0.41*	*H J1*	*0.40*	0.20	*0.087*

CAS NO.	SURROGATE	%REC	Q	LIMITS
528-29-0	1,2-Dinitrobenzene	97		83-119

Eurofins TestAmerica, Denver
Target Compound Quantitation Report

Data File: \\chromna\Denver\ChromData\G2_LUNA\20190627-83272.b\06270027.D
Lims ID: 280-124986-A-15-A
Client ID: G0086-19A
Sample Type: Client
Inject. Date: 28-Jun-2019 06:37:15 ALS Bottle#: 27 Worklist Smp#: 27
Injection Vol: 100.0 ul Dil. Factor: 1.0000
Sample Info: 280-124986-A-15-
Misc. Info.: 280-0083272-027
Operator ID: HKF Instrument ID: CHHPLC_G2_LUNA

Method: \\chromna\Denver\ChromData\G2_LUNA\20190627-83272.b\G2_8330_Luna.m
Limit Group: GCSV - 8330
Last Update: 28-Jun-2019 13:31:23 Calib Date: 08-May-2019 00:28:23
Integrator: Falcon
Quant Method: External Standard Quant By: Initial Calibration
Last ICal File: \\chromna\Denver\ChromData\G2_LUNA\20190507-81649.b\05070023.D

Column 1 : Luna-Phenyl hexyl (4.60 mm) Det: LC DAD1A, 254 nm
Process Host: CTX0317

First Level Reviewer: fiedlerh Date: 28-Jun-2019 13:24:37

	Compound	Det	RT (min.)	Exp RT (min.)	Dlt RT (min.)	Response	OnCol Amt ug/ml	Flags
	6 HMX	1	7.178	7.181	-0.003	7077	0.0413	
	7 MNX	1		7.835			ND	
	8 RDX	1	9.264	9.254	0.010	4301	0.0206	M
	9 Nitrobenzene	1		12.227			ND	
$	10 1,2-Dinitrobenzene	1	13.264	13.267	-0.003	53730	0.1941	
	12 1,3-Dinitrobenzene	1		15.787			ND	
	14 o-Nitrotoluene	1		16.594			ND	
	15 p-Nitrotoluene	1		16.927			ND	
	16 4-Amino-2,6-dinitrotoluene	1	17.318	17.341	-0.023	29945	0.1007	
	17 m-Nitrotoluene	1	17.844	17.841	0.003	10074	0.0344	
	18 2-Amino-4,6-dinitrotoluene	1	18.351	18.374	-0.023	59793	0.1390	
	19 1,3,5-Trinitrobenzene	1	19.064	19.087	-0.023	396981	0.8676	
	20 2,6-Dinitrotoluene	1		19.941			ND	
	21 2,4-Dinitrotoluene	1		20.501			ND	
	22 Tetryl	1		23.828			ND	
	23 2,4,6-Trinitrotoluene	1	24.785	24.814	-0.029	104446	0.2564	

QC Flag Legend

Review Flags
M - Manually Integrated

Report Date: 28-Jun-2019 13:31:40 Chrom Revision: 2.3 20-Jun-2019 20:50:56

Eurofins TestAmerica, Denver

Data File: \\chromna\Denver\ChromData\G2_LUNA\20190627-83272.b\06270027.D

Injection Date:	28-Jun-2019 06:37:15	Instrument ID:	CHHPLC_G2_LUNA	Operator ID:	HKF
Lims ID:	280-124986-A-15-A	Lab Sample ID:	280-124986-15	Worklist Smp#:	27
Client ID:	G0086-19A				
Injection Vol:	100.0 ul	Dil. Factor:	1.0000	ALS Bottle#:	27
Method:	G2_8330_Luna	Limit Group:	GCSV - 8330		

Column: Luna-Phenyl hexyl (4.60 mm) Y Scaling: Method Defined: Scale to the Nth Largest Peak: 1

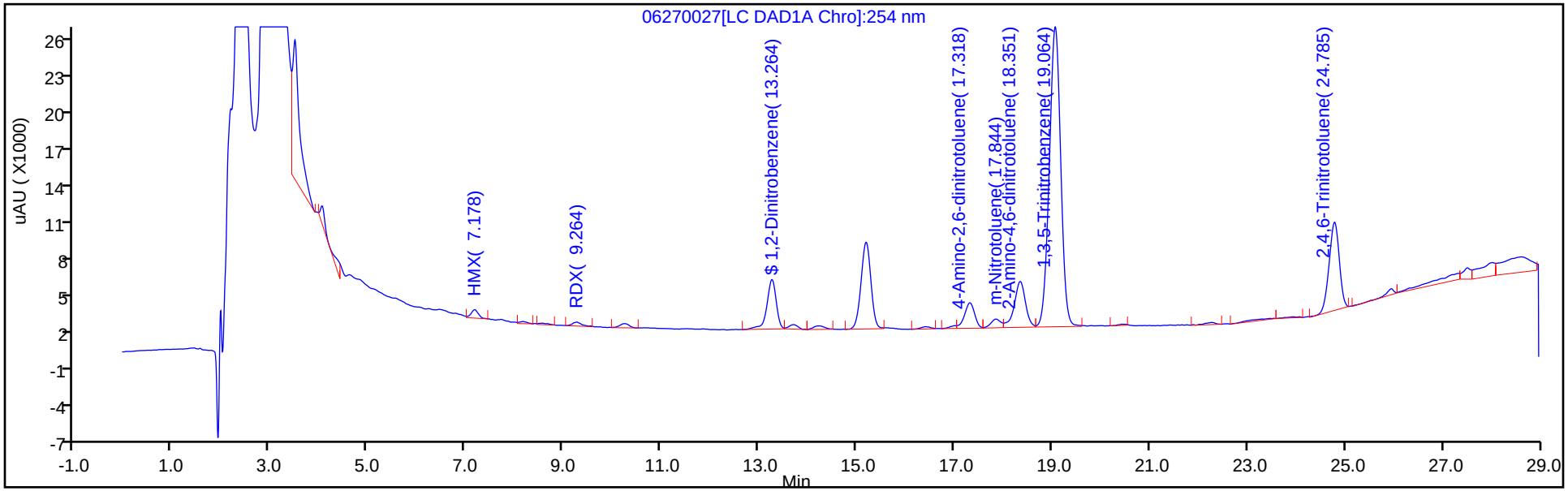

Y Scaling: Method Defined: Scale to the Nth Largest Peak: 1

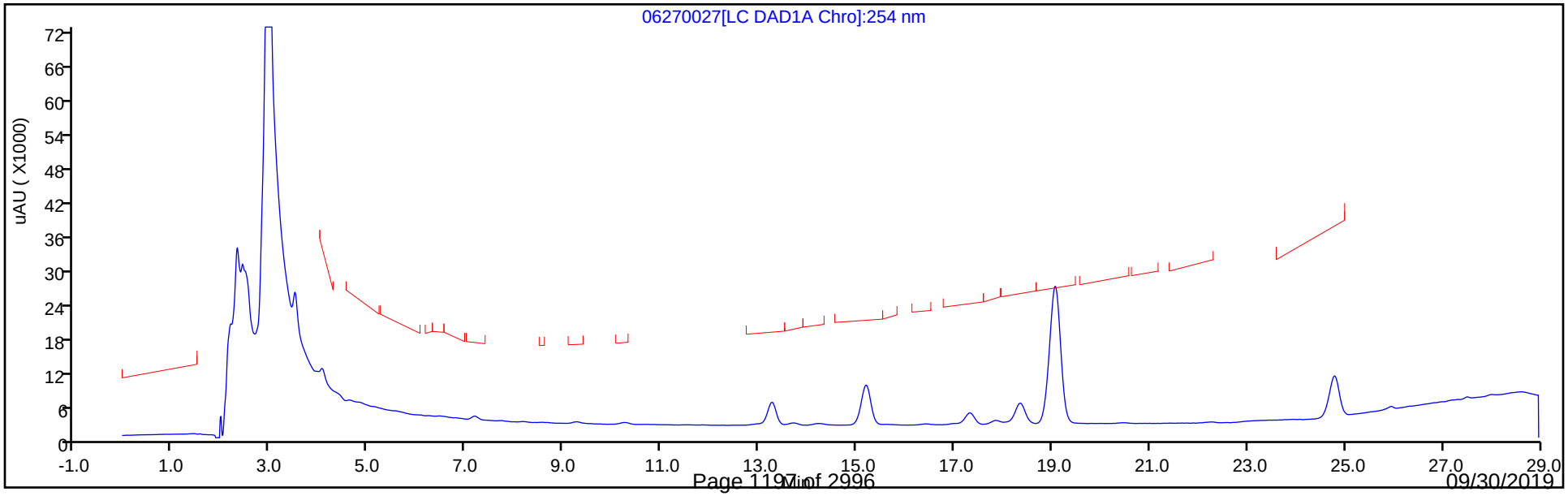

Eurofins TestAmerica, Denver
Recovery Report

Data File:	\\chromna\Denver\ChromData\G2_LUNA\20190627-83272.b\06270027.D				
Lims ID:	280-124986-A-15-A				
Client ID:	G0086-19A				
Sample Type:	Client				
Inject. Date:	28-Jun-2019 06:37:15	ALS Bottle#:	27	Worklist Smp#:	27
Injection Vol:	100.0 ul	Dil. Factor:	1.0000		
Sample Info:	280-124986-A-15-				
Misc. Info.:	280-0083272-027				
Operator ID:	HKF	Instrument ID:	CHHPLC_G2_LUNA		
Method:	\\chromna\Denver\ChromData\G2_LUNA\20190627-83272.b\G2_8330_Luna.m				
Limit Group:	GCSV - 8330				
Last Update:	28-Jun-2019 13:31:23	Calib Date:	08-May-2019 00:28:23		
Integrator:	Falcon				
Quant Method:	External Standard	Quant By:	Initial Calibration		
Last ICal File:	\\chromna\Denver\ChromData\G2_LUNA\20190507-81649.b\05070023.D				
Column 1 :	Luna-Phenyl hexyl (4.60 mm)		Det: LC DAD1A, 254 nm		
Process Host:	CTX0317				
First Level Reviewer: fiedlerh		Date:	28-Jun-2019 13:24:37		

Compound	Amount Added	Amount Recovered	% Rec.
$ 10 1,2-Dinitrobenzene	0.2000	0.1941	97.04

Manual Integration/User Assign Peak Report

Eurofins TestAmerica, Denver

Data File:	\\chromna\Denver\ChromData\G2_LUNA\20190627-83272.b\06270027.D				
Injection Date:	28-Jun-2019 06:37:15	Instrument ID:	CHHPLC_G2_LUNA		
Lims ID:	280-124986-A-15-A	Lab Sample ID:	280-124986-15		
Client ID:	G0086-19A				
Operator ID:	HKF	ALS Bottle#:	27	Worklist Smp#:	27
Injection Vol:	100.0 ul	Dil. Factor:	1.0000		
Method:	G2_8330_Luna	Limit Group:	GCSV - 8330		
Column:	Luna-Phenyl hexyl (4.60 mm)	Detector	LC DAD1A, 254 nm		

8 RDX, CAS: 121-82-4

Signal: 1

Processing Integration Results

RT: 9.26
Area: 4864
Amount: 0.023335
Amount Units: ug/ml

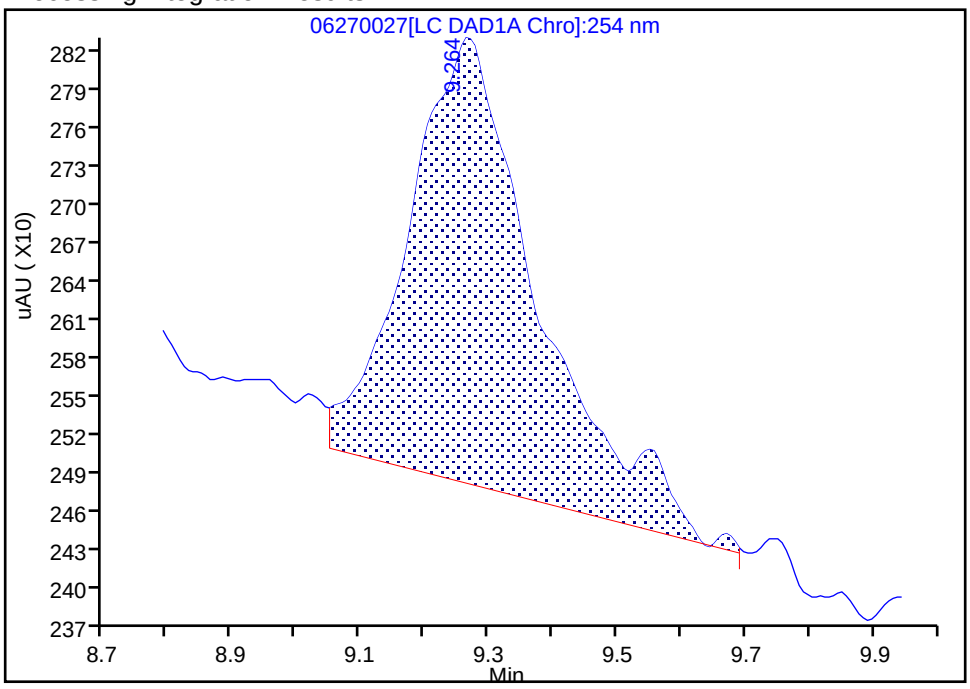

Manual Integration Results

RT: 9.26
Area: 4301
Amount: 0.020634
Amount Units: ug/ml

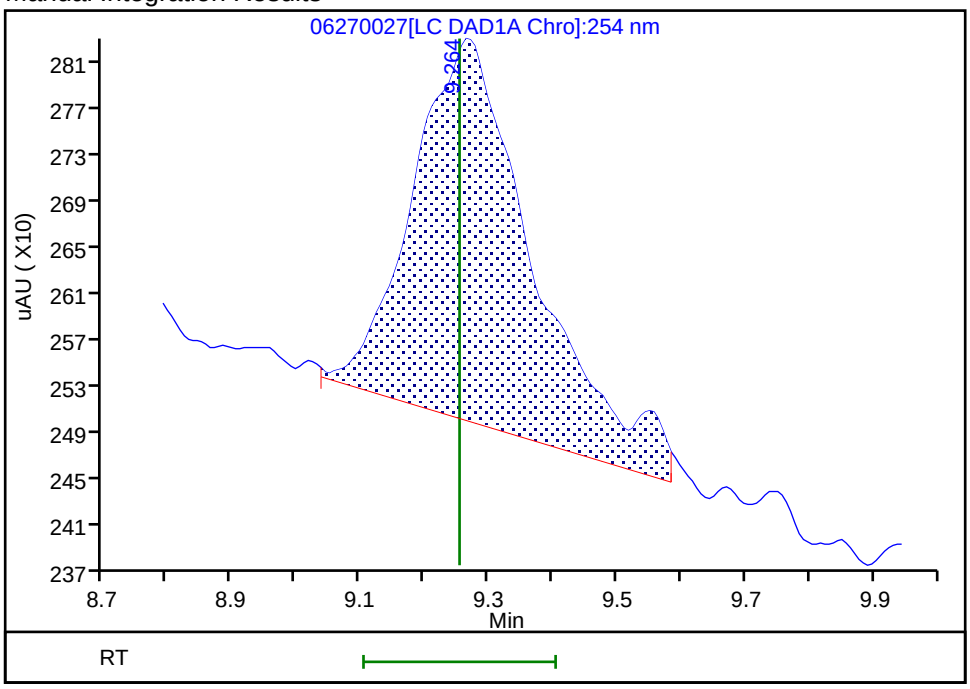

Reviewer: fiedlerh, 28-Jun-2019 13:24:27

Audit Action: Manually Integrated Audit Reason: Baseline Smoothing

FORM I
HPLC/IC ORGANICS ANALYSIS DATA SHEET

Lab Name: Eurofins TestAmerica, Denver Job No.: 280-124986-1

SDG No.:

Client Sample ID: G0118-19A Lab Sample ID: 280-124986-16

Matrix: Water Lab File ID: 06190068.D

Analysis Method: 8330A Date Collected: 06/08/2019 13:30

Extraction Method: 3535 Date Extracted: 06/14/2019 10:20

Sample wt/vol: 506.7(mL) Date Analyzed: 06/20/2019 11:18

Con. Extract Vol.: 5(mL) Dilution Factor: 1

Injection Volume: 100(uL) GC Column: UltraCarb5uODS ID: 4.6(mm)

% Moisture: GPC Cleanup:(Y/N) N

Analysis Batch No.: 462065 Units: ug/L

CAS NO.	COMPOUND NAME	RESULT	Q	LOQ	LOD	DL
99-65-0	1,3-Dinitrobenzene	0.20	U M	0.39	0.20	0.088
35572-78-2	2-Amino-4,6-dinitrotoluene	0.12	U	0.20	0.12	0.050
88-72-2	2-Nitrotoluene	0.20	U Q	0.39	0.20	0.084
99-08-1	3-Nitrotoluene	0.39	U Q	0.39	0.39	0.19
19406-51-0	4-Amino-2,6-dinitrotoluene	0.12	U	0.20	0.12	0.057
99-99-0	4-Nitrotoluene	0.39	U Q	0.99	0.39	0.20
2691-41-0	HMX	0.20	U	0.39	0.20	0.086
5755-27-1	MNX	0.39	U M	2.0	0.39	0.15
98-95-3	Nitrobenzene	0.20	U	0.39	0.20	0.090
121-82-4	RDX	0.39	U	0.39	0.39	0.16

CAS NO.	SURROGATE	%REC	Q	LIMITS
528-29-0	1,2-Dinitrobenzene	344	M Q	83-119

Eurofins TestAmerica, Denver
Target Compound Quantitation Report

Data File: \\chromna\Denver\ChromData\CHHPLC_X\20190619-83007.b\06190068.D
Lims ID: 280-124986-B-16-A
Client ID: G0118-19A
Sample Type: Client
Inject. Date: 20-Jun-2019 11:18:42 ALS Bottle#: 68 Worklist Smp#: 68
Injection Vol: 100.0 ul Dil. Factor: 1.0000
Sample Info: 280-124986-B-16-
Misc. Info.: 280-0083007-068
Operator ID: hkf Instrument ID: CHHPLC_X3

Method: \\chromna\Denver\ChromData\CHHPLC_X\20190619-83007.b\8330_X3.m
Limit Group: GCSV - 8330
Last Update: 20-Jun-2019 17:33:10 Calib Date: 15-May-2019 01:42:24
Integrator: Falcon
Quant Method: External Standard Quant By: Initial Calibration
Last ICal File: \\chromna\Denver\ChromData\CHHPLC_X\20190514-81869.b\0514B032.D

Column 1 : UltraCarb5uODS (20) (4.60 mm) Det: LC DAD1B, 254 nm
Process Host: CTX0327

First Level Reviewer: fiedlerh Date: 20-Jun-2019 11:50:45

	Compound	Det	RT (min.)	Exp RT (min.)	Dlt RT (min.)	Response	OnCol Amt ug/mL	Flags
	3 HMX	1		6.647			ND	
	6 MNX	1		7.359			ND	U
	7 RDX	1		7.774			ND	
$	9 1,2-Dinitrobenzene	1	8.709	8.761	-0.052	89457	0.6875	M
	10 1,3,5-Trinitrobenzene	1	8.889	8.914	-0.025	27321	0.1192	M
	11 1,3-Dinitrobenzene	1		9.580			ND	MU
	12 Nitrobenzene	1		9.974			ND	
	14 Tetryl	1	10.302	10.307	-0.005	30068	0.1790	M
	16 2,4,6-Trinitrotoluene	1	11.295	11.267	0.028	45212	0.2022	M
	17 4-Amino-2,6-dinitrotoluene	1		11.460			ND	
	18 2-Amino-4,6-dinitrotoluene	1		11.747			ND	
	19 2,6-Dinitrotoluene	1	11.889	11.887	0.002	26439	0.1688	M
	20 2,4-Dinitrotoluene	1	12.022	12.087	-0.065	4248	0.0143	M
	21 o-Nitrotoluene	1		12.934			ND	
	22 p-Nitrotoluene	1		13.374			ND	
	23 m-Nitrotoluene	1		13.974			ND	

QC Flag Legend

Review Flags
M - Manually Integrated
U - Marked Undetected

Report Date: 24-Jun-2019 15:19:14 Chrom Revision: 2.3 20-Jun-2019 20:50:56

Eurofins TestAmerica, Denver

Data File: \\chromna\Denver\ChromData\CHHPLC_X\20190619-83007.b\06190068.D

Injection Date:	20-Jun-2019 11:18:42	Instrument ID:	CHHPLC_X3	Operator ID:	hkf
Lims ID:	280-124986-B-16-A	Lab Sample ID:	280-124986-16	Worklist Smp#:	68
Client ID:	G0118-19A				
Injection Vol:	100.0 ul	Dil. Factor:	1.0000	ALS Bottle#:	68
Method:	8330_X3	Limit Group:	GCSV - 8330		

Column: UltraCarb5uODS (20) (4.60 mm) Y Scaling: Method Defined: Scale to the Nth Largest Target: 1

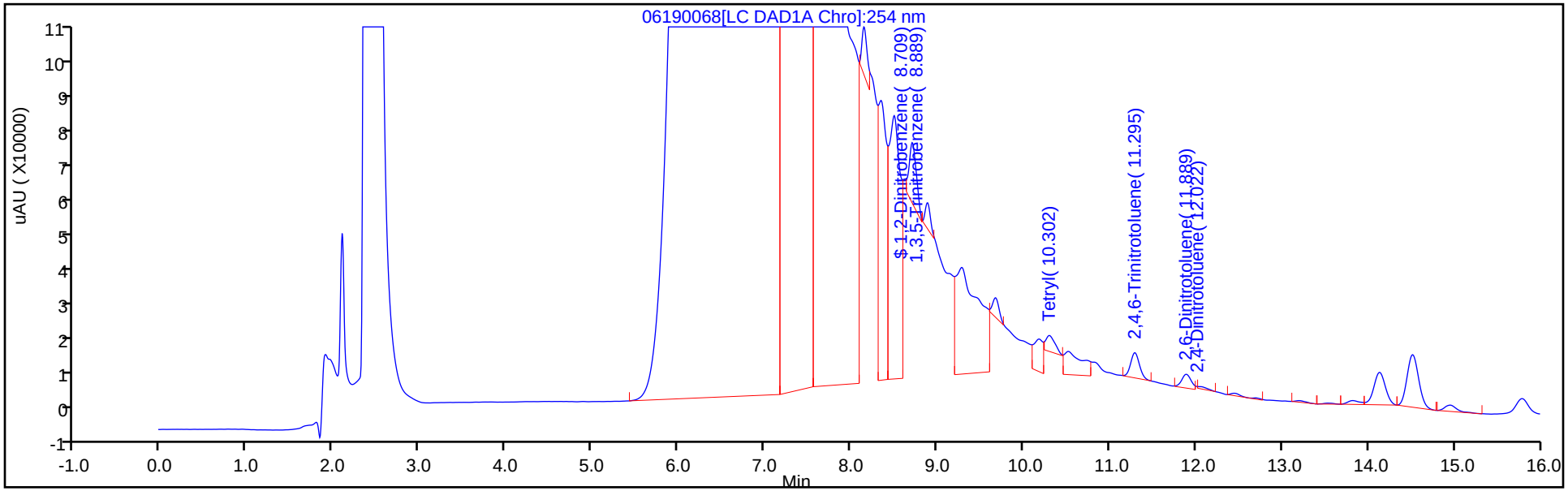

Y Scaling: Method Defined: Scale to the Nth Largest Target: 1

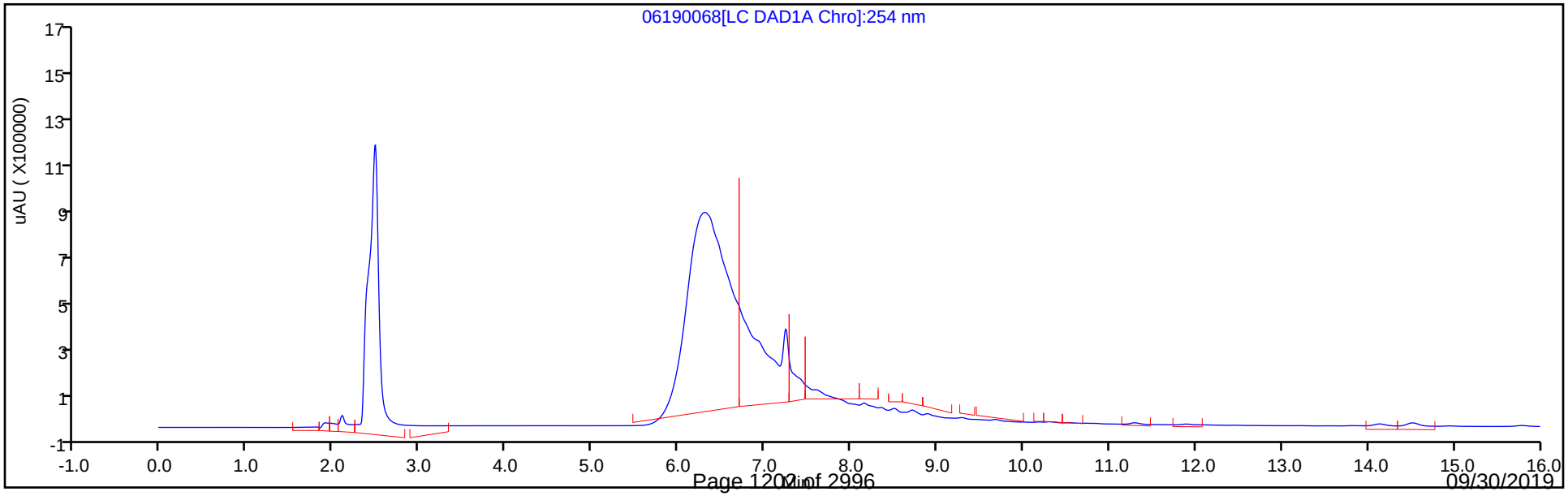

Eurofins TestAmerica, Denver
Recovery Report

Data File:	\\chromna\Denver\ChromData\CHHPLC_X\20190619-83007.b\06190068.D				
Lims ID:	280-124986-B-16-A				
Client ID:	G0118-19A				
Sample Type:	Client				
Inject. Date:	20-Jun-2019 11:18:42	ALS Bottle#:	68	Worklist Smp#:	68
Injection Vol:	100.0 ul	Dil. Factor:	1.0000		
Sample Info:	280-124986-B-16-				
Misc. Info.:	280-0083007-068				
Operator ID:	hkf	Instrument ID:	CHHPLC_X3		
Method:	\\chromna\Denver\ChromData\CHHPLC_X\20190619-83007.b\8330_X3.m				
Limit Group:	GCSV - 8330				
Last Update:	20-Jun-2019 17:33:10	Calib Date:	15-May-2019 01:42:24		
Integrator:	Falcon				
Quant Method:	External Standard	Quant By:	Initial Calibration		
Last ICal File:	\\chromna\Denver\ChromData\CHHPLC_X\20190514-81869.b\0514B032.D				
Column 1 :	UltraCarb5uODS (20) (4.60 mm)		Det: LC DAD1B, 254 nm		
Process Host:	CTX0327				
First Level Reviewer: fiedlerh		Date:	20-Jun-2019 11:50:45		

Compound	Amount Added	Amount Recovered	% Rec.
$ 9 1,2-Dinitrobenzene	0.2000	0.6875	343.77

Manual Integration/User Assign Peak Report

Eurofins TestAmerica, Denver

Data File:	\\chromna\Denver\ChromData\CHHPLC_X\20190619-83007.b\06190068.D				
Injection Date:	20-Jun-2019 11:18:42	Instrument ID:	CHHPLC_X3		
Lims ID:	280-124986-B-16-A	Lab Sample ID:	280-124986-16		
Client ID:	G0118-19A				
Operator ID:	hkf	ALS Bottle#:	68	Worklist Smp#:	68
Injection Vol:	100.0 ul	Dil. Factor:	1.0000		
Method:	8330_X3	Limit Group:	GCSV - 8330		
Column:	UltraCarb5uODS (20) (4.60 mm)	Detector	LC DAD1B, 254 nm		

$ 9 1,2-Dinitrobenzene, CAS: 528-29-0

Signal: 1

Processing Integration Results

RT: 8.71
Area: 687090
Amount: 5.280816
Amount Units: ug/mL

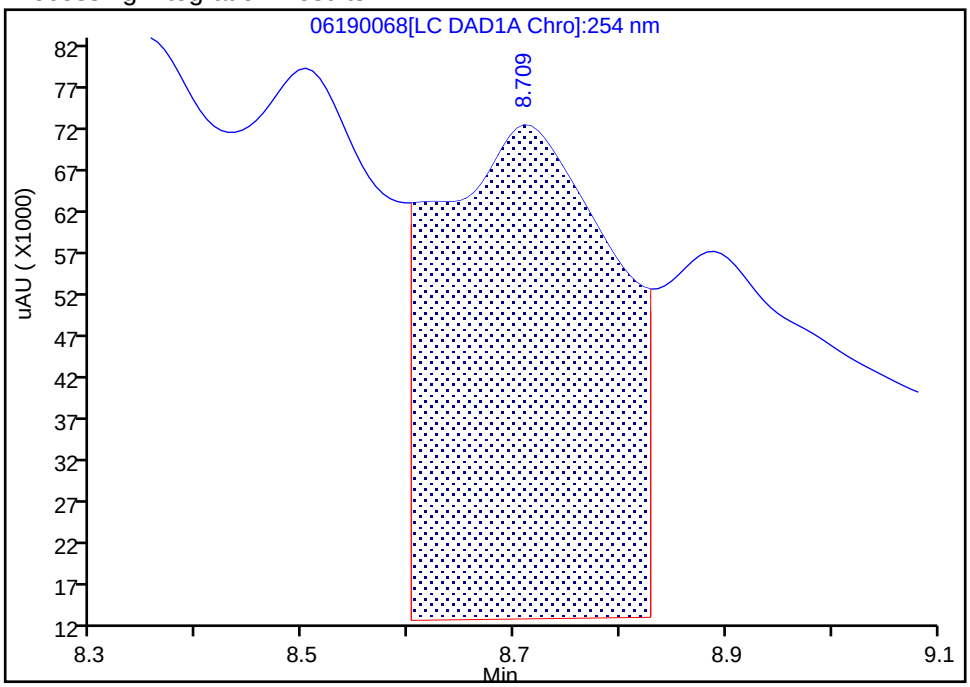

Manual Integration Results

RT: 8.71
Area: 89457
Amount: 0.687546
Amount Units: ug/mL

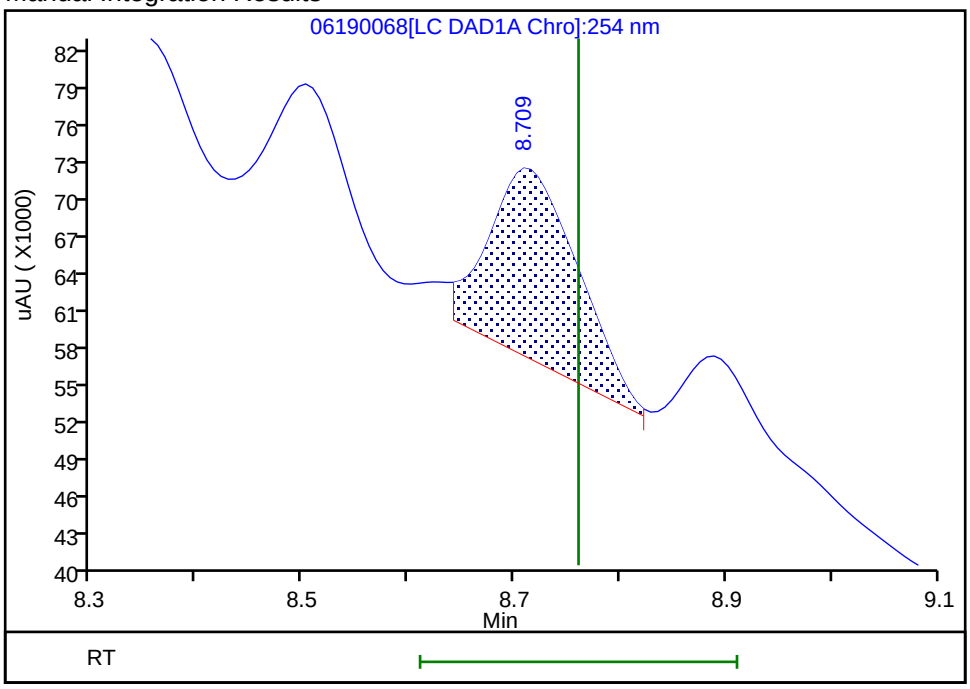

Reviewer: fiedlerh, 20-Jun-2019 11:49:53

Audit Action: Manually Integrated Audit Reason: Baseline Smoothing

Manual Integration/User Assign Peak Report

Eurofins TestAmerica, Denver

Data File:	\\chromna\Denver\ChromData\CHHPLC_X\20190619-83007.b\06190068.D				
Injection Date:	20-Jun-2019 11:18:42	Instrument ID:	CHHPLC_X3		
Lims ID:	280-124986-B-16-A	Lab Sample ID:	280-124986-16		
Client ID:	G0118-19A				
Operator ID:	hkf	ALS Bottle#:	68	Worklist Smp#:	68
Injection Vol:	100.0 ul	Dil. Factor:	1.0000		
Method:	8330_X3	Limit Group:	GCSV - 8330		
Column:	UltraCarb5uODS (20) (4.60 mm)	Detector	LC DAD1B, 254 nm		

10 1,3,5-Trinitrobenzene, CAS: 99-35-4

Signal: 1

Processing Integration Results

RT: 8.89
Area: 723833
Amount: 3.157034
Amount Units: ug/mL

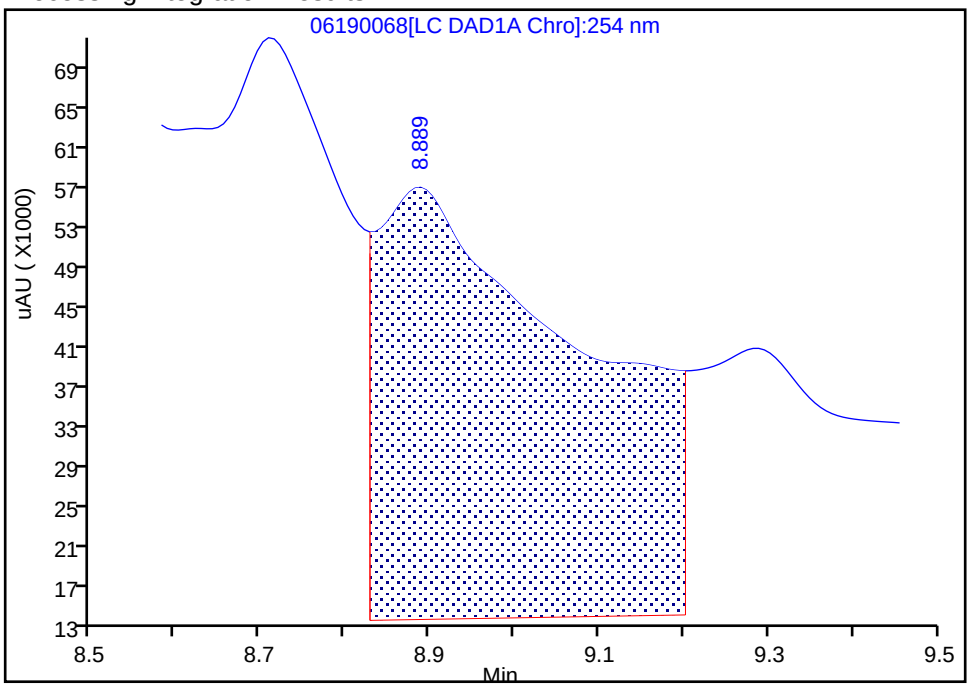

Manual Integration Results

RT: 8.89
Area: 27321
Amount: 0.119162
Amount Units: ug/mL

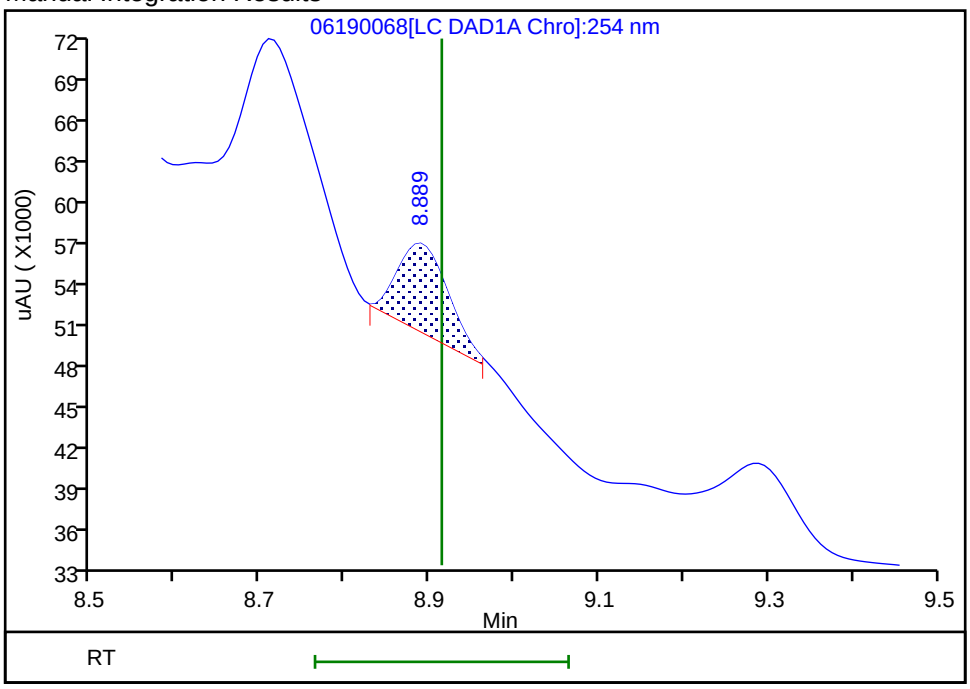

Reviewer: fiedlerh, 20-Jun-2019 11:49:58

Audit Action: Manually Integrated Audit Reason: Baseline Smoothing

User Disabled Compound Report

Eurofins TestAmerica, Denver

Data File: \\chromna\Denver\ChromData\CHHPLC_X\20190619-83007.b\06190068.D

Injection Date:	20-Jun-2019 11:18:42	Instrument ID:	CHHPLC_X3		
Lims ID:	280-124986-B-16-A	Lab Sample ID:	280-124986-16		
Client ID:	G0118-19A				
Operator ID:	hkf	ALS Bottle#:	68	Worklist Smp#:	68
Injection Vol:	100.0 ul	Dil. Factor:	1.0000		
Method:	8330_X3	Limit Group:	GCSV - 8330		
Column:	UltraCarb5uODS (20) (4.60 mm)	Detector	LC DAD1B, 254 nm		

11 1,3-Dinitrobenzene, CAS: 99-65-0, Signal: 1

RT: 9.68
Response: 316245
Amount: 1.051262

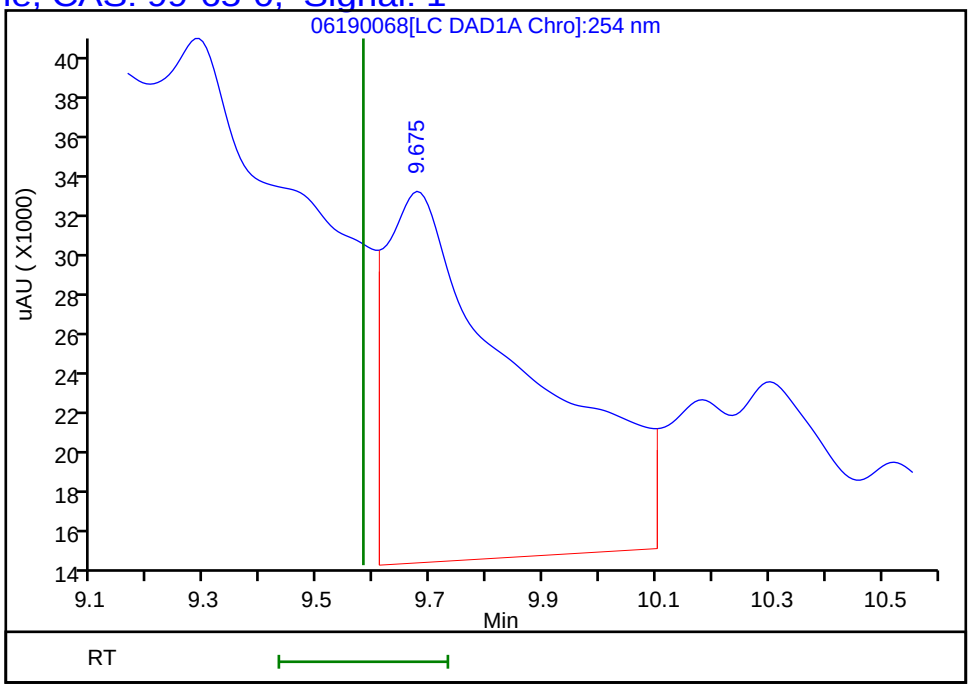

Reviewer: fiedlerh, 20-Jun-2019 11:50:45
Audit Action: Marked Compound Undetected Audit Reason: Invalid Compound ID

Manual Integration/User Assign Peak Report

Eurofins TestAmerica, Denver

Data File:	\\chromna\Denver\ChromData\CHHPLC_X\20190619-83007.b\06190068.D				
Injection Date:	20-Jun-2019 11:18:42	Instrument ID:	CHHPLC_X3		
Lims ID:	280-124986-B-16-A	Lab Sample ID:	280-124986-16		
Client ID:	G0118-19A				
Operator ID:	hkf	ALS Bottle#:	68	Worklist Smp#:	68
Injection Vol:	100.0 ul	Dil. Factor:	1.0000		
Method:	8330_X3	Limit Group:	GCSV - 8330		
Column:	UltraCarb5uODS (20) (4.60 mm)	Detector	LC DAD1B, 254 nm		

16 2,4,6-Trinitrotoluene, CAS: 118-96-7

Signal: 1

Processing Integration Results

RT: 11.30
Area: 75725
Amount: 0.338673
Amount Units: ug/mL

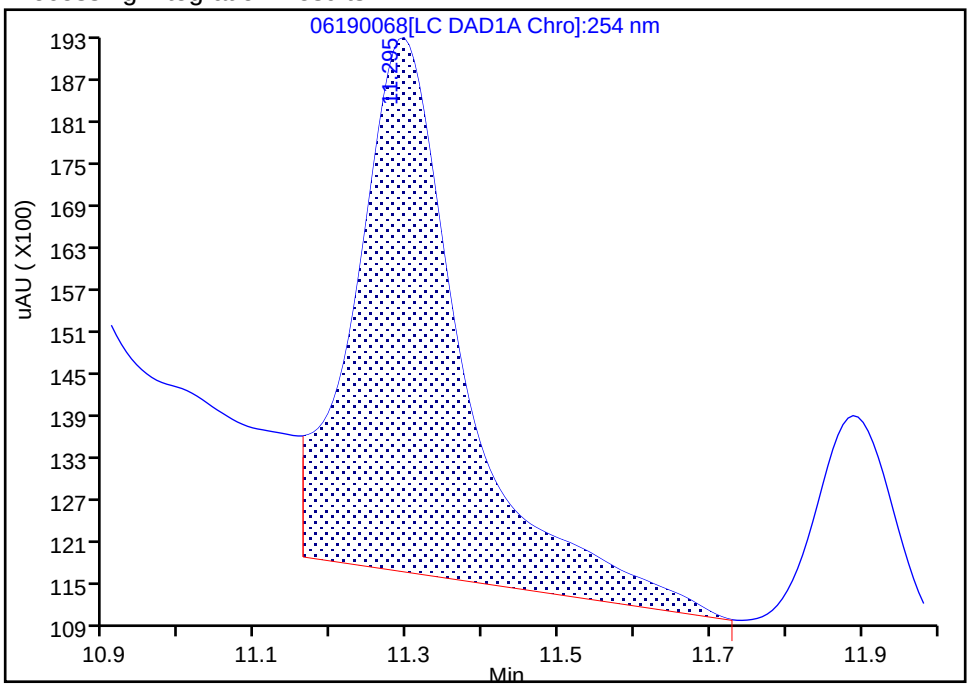

Manual Integration Results

RT: 11.30
Area: 45212
Amount: 0.202207
Amount Units: ug/mL

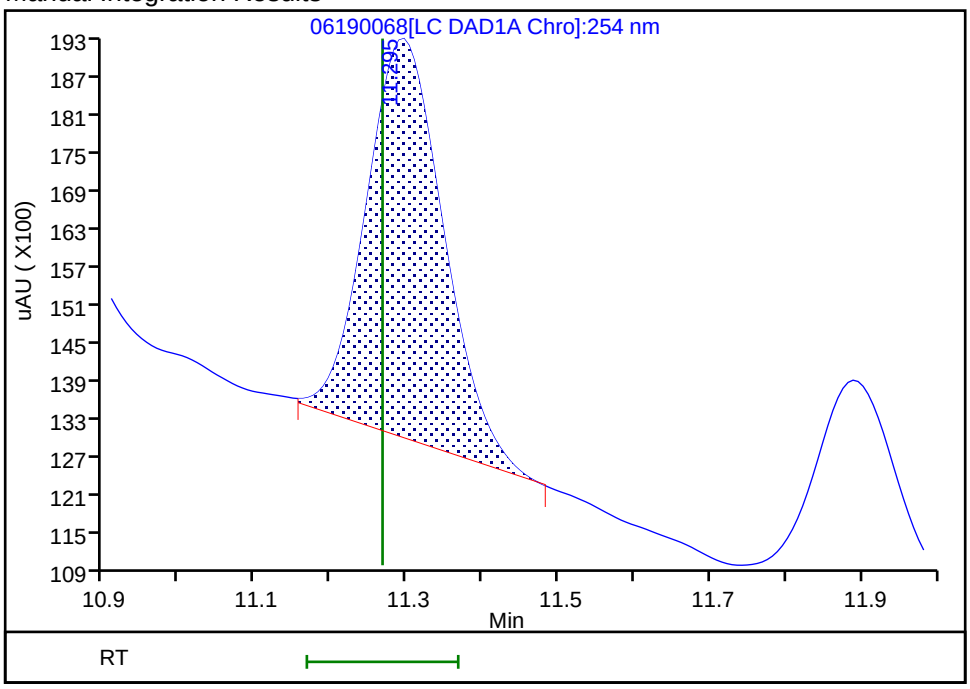

Reviewer: fiedlerh, 20-Jun-2019 11:50:24

Audit Action: Manually Integrated Audit Reason: Baseline Smoothing

Manual Integration/User Assign Peak Report

Eurofins TestAmerica, Denver

Data File:	\\chromna\Denver\ChromData\CHHPLC_X\20190619-83007.b\06190068.D				
Injection Date:	20-Jun-2019 11:18:42	Instrument ID:	CHHPLC_X3		
Lims ID:	280-124986-B-16-A	Lab Sample ID:	280-124986-16		
Client ID:	G0118-19A				
Operator ID:	hkf	ALS Bottle#:	68	Worklist Smp#:	68
Injection Vol:	100.0 ul	Dil. Factor:	1.0000		
Method:	8330_X3	Limit Group:	GCSV - 8330		
Column:	UltraCarb5uODS (20) (4.60 mm)	Detector	LC DAD1B, 254 nm		

19 2,6-Dinitrotoluene, CAS: 606-20-2

Signal: 1

Processing Integration Results

RT: 11.89
Area: 37724
Amount: 0.240898
Amount Units: ug/mL

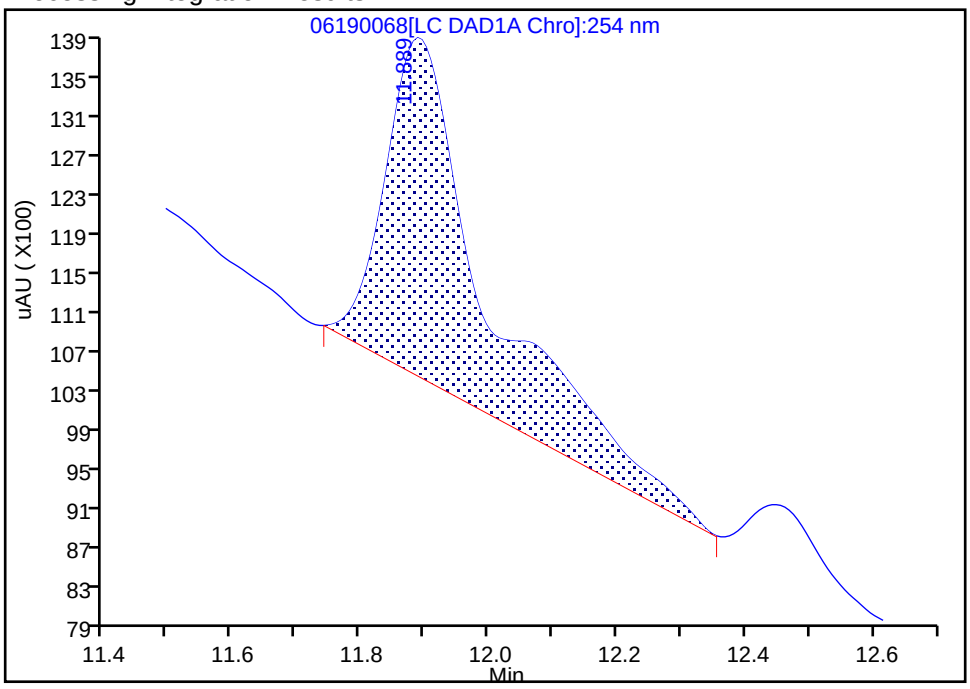

Manual Integration Results

RT: 11.89
Area: 26439
Amount: 0.168834
Amount Units: ug/mL

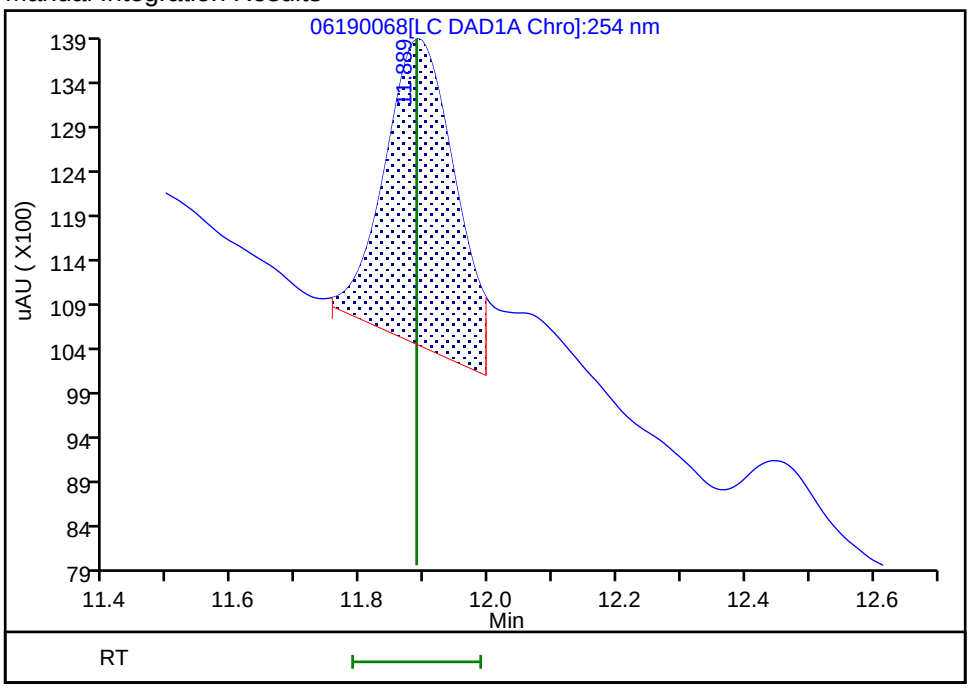

Reviewer: fiedlerh, 20-Jun-2019 11:50:28

Audit Action: Manually Integrated Audit Reason: Baseline Smoothing

User Disabled Compound Report

Eurofins TestAmerica, Denver

Data File:	\\chromna\Denver\ChromData\CHHPLC_X\20190619-83007.b\06190068.D				
Injection Date:	20-Jun-2019 11:18:42	Instrument ID:	CHHPLC_X3		
Lims ID:	280-124986-B-16-A	Lab Sample ID:	280-124986-16		
Client ID:	G0118-19A				
Operator ID:	hkf	ALS Bottle#:	68	Worklist Smp#:	68
Injection Vol:	100.0 ul	Dil. Factor:	1.0000		
Method:	8330_X3	Limit Group:	GCSV - 8330		
Column:	UltraCarb5uODS (20) (4.60 mm)	Detector	LC DAD1B, 254 nm		

6 MNX, CAS: 5755-27-1, Signal: 1

RT: 7.24
Response: 5213150
Amount: 38.180947

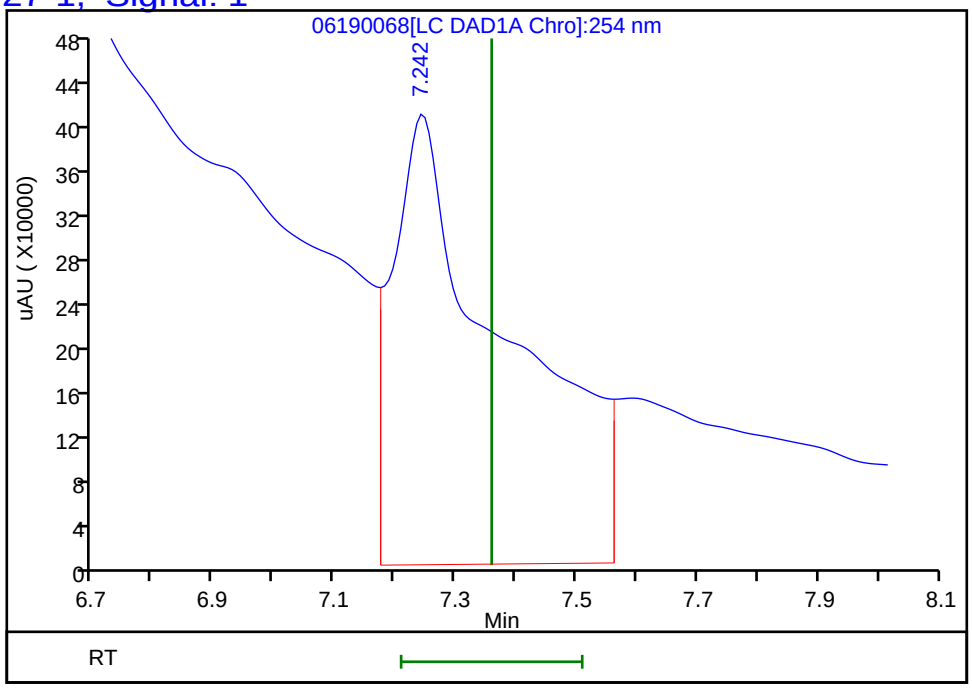

Reviewer: fiedlerh, 20-Jun-2019 11:50:45
Audit Action: Marked Compound Undetected Audit Reason: Invalid Compound ID

Manual Integration/User Assign Peak Report

Eurofins TestAmerica, Denver

Data File:	\\chromna\Denver\ChromData\CHHPLC_X\20190619-83007.b\06190068.D				
Injection Date:	20-Jun-2019 11:18:42	Instrument ID:	CHHPLC_X3		
Lims ID:	280-124986-B-16-A	Lab Sample ID:	280-124986-16		
Client ID:	G0118-19A				
Operator ID:	hkf	ALS Bottle#:	68	Worklist Smp#:	68
Injection Vol:	100.0 ul	Dil. Factor:	1.0000		
Method:	8330_X3	Limit Group:	GCSV - 8330		
Column:	UltraCarb5uODS (20) (4.60 mm)	Detector	LC DAD1B, 254 nm		

14 Tetryl, CAS: 479-45-8

Signal: 1

Processing Integration Results

RT: 10.30
Area: 103341
Amount: 0.615288
Amount Units: ug/mL

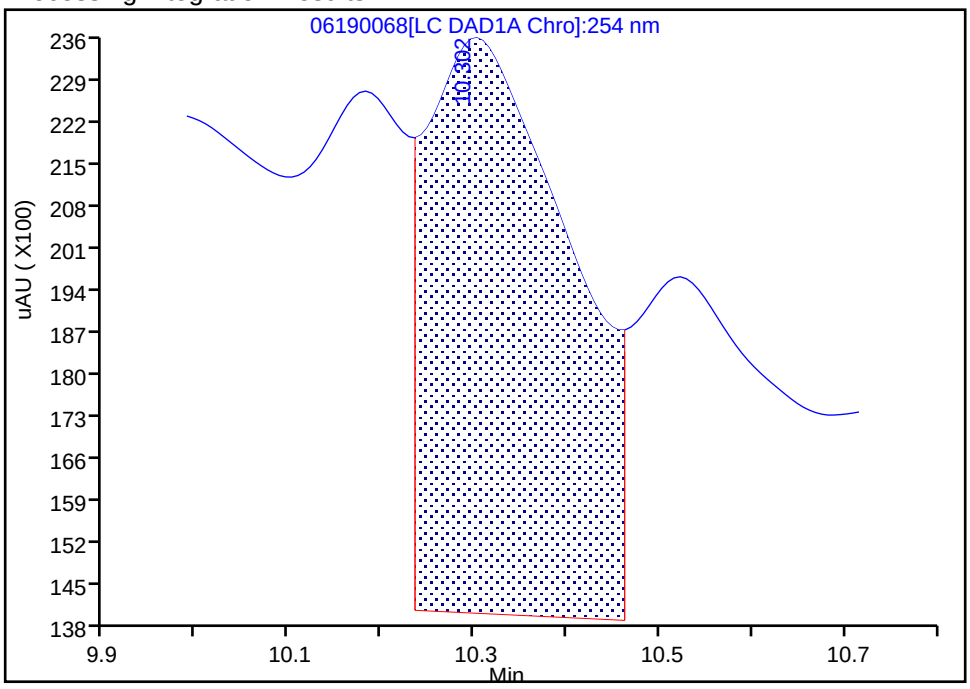

Manual Integration Results

RT: 10.30
Area: 30068
Amount: 0.179024
Amount Units: ug/mL

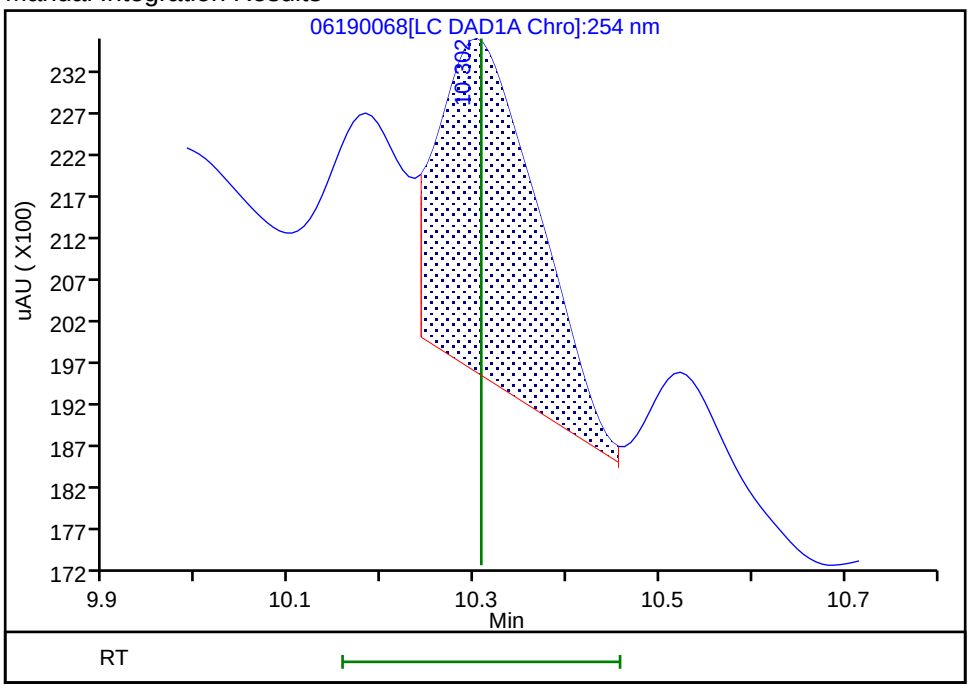

Reviewer: fiedlerh, 20-Jun-2019 11:50:12

Audit Action: Manually Integrated Audit Reason: Baseline Smoothing

FORM I
HPLC/IC ORGANICS ANALYSIS DATA SHEET

Lab Name: Eurofins TestAmerica, Denver Job No.: 280-124986-1

SDG No.:

Client Sample ID: G0118-19A Lab Sample ID: 280-124986-16

Matrix: Water Lab File ID: 06210067.D

Analysis Method: 8330A Date Collected: 06/08/2019 13:30

Extraction Method: 3535 Date Extracted: 06/14/2019 10:20

Sample wt/vol: 506.7(mL) Date Analyzed: 06/22/2019 22:02

Con. Extract Vol.: 5(mL) Dilution Factor: 1

Injection Volume: 100(uL) GC Column: Luna-phenylhex ID: 4.6(mm)

% Moisture: GPC Cleanup:(Y/N) N

Analysis Batch No.: 462208 Units: ug/L

CAS NO.	COMPOUND NAME	RESULT	Q	LOQ	LOD	DL
99-35-4	1,3,5-Trinitrobenzene	0.39	U	0.99	0.39	0.20
118-96-7	2,4,6-Trinitrotoluene	0.39	U M	0.39	0.39	0.16
121-14-2	2,4-Dinitrotoluene	0.20	U M	0.39	0.20	0.083
606-20-2	2,6-Dinitrotoluene	0.20	U	0.20	0.20	0.064
479-45-8	Tetryl	0.20	U M	0.24	0.20	0.078

CAS NO.	SURROGATE	%REC	Q	LIMITS
528-29-0	1,2-Dinitrobenzene	101		83-119

Eurofins TestAmerica, Denver
Target Compound Quantitation Report

Data File: \\chromna\Denver\ChromData\G2_LUNA\20190620-83049.b\06210067.D
Lims ID: 280-124986-B-16-A
Client ID: G0118-19A
Sample Type: Client
Inject. Date: 22-Jun-2019 22:02:53 ALS Bottle#: 67 Worklist Smp#: 67
Injection Vol: 100.0 ul Dil. Factor: 1.0000
Sample Info: 280-124986-B-16-
Misc. Info.: 280-0083049-067
Operator ID: HKF Instrument ID: CHHPLC_G2_LUNA

Method: \\chromna\Denver\ChromData\G2_LUNA\20190620-83049.b\G2_8330_Luna.m
Limit Group: GCSV - 8330
Last Update: 24-Jun-2019 10:51:04 Calib Date: 08-May-2019 00:28:23
Integrator: Falcon
Quant Method: External Standard Quant By: Initial Calibration
Last ICal File: \\chromna\Denver\ChromData\G2_LUNA\20190507-81649.b\05070023.D

Column 1 : Luna-Phenyl hexyl (4.60 mm) Det: LC DAD1A, 254 nm
Process Host: CTX0327

First Level Reviewer: fiedlerh Date: 24-Jun-2019 10:47:25

Compound	Det	RT (min.)	Exp RT (min.)	Dlt RT (min.)	Response	OnCol Amt ug/ml	Flags
6 HMX	1		7.225			ND	
7 MNX	1	7.708	7.848	-0.140	54766	0.2032	M
8 RDX	1		9.312			ND	U
9 Nitrobenzene	1		12.305			ND	
$ 10 1,2-Dinitrobenzene	1	13.261	13.338	-0.077	55681	0.2011	
12 1,3-Dinitrobenzene	1		15.858			ND	
14 o-Nitrotoluene	1		16.678			ND	
15 p-Nitrotoluene	1		17.005			ND	U
16 4-Amino-2,6-dinitrotoluene	1		17.412			ND	
17 m-Nitrotoluene	1	17.908	17.918	-0.010	68218	0.2331	
18 2-Amino-4,6-dinitrotoluene	1		18.445			ND	
19 1,3,5-Trinitrobenzene	1		19.158			ND	
20 2,6-Dinitrotoluene	1		20.018			ND	
21 2,4-Dinitrotoluene	1		20.579			ND	U
22 Tetryl	1		23.905			ND	U
23 2,4,6-Trinitrotoluene	1		24.885			ND	U

QC Flag Legend

Review Flags
M - Manually Integrated
U - Marked Undetected

Report Date: 24-Jun-2019 10:51:14 Chrom Revision: 2.3 20-Jun-2019 20:50:56

Eurofins TestAmerica, Denver

Data File: \\chromna\Denver\ChromData\G2_LUNA\20190620-83049.b\06210067.D

Injection Date:	22-Jun-2019 22:02:53	Instrument ID:	CHHPLC_G2_LUNA	Operator ID:	HKF
Lims ID:	280-124986-B-16-A	Lab Sample ID:	280-124986-16	Worklist Smp#:	67
Client ID:	G0118-19A				
Injection Vol:	100.0 ul	Dil. Factor:	1.0000	ALS Bottle#:	67
Method:	G2_8330_Luna	Limit Group:	GCSV - 8330		

Column: Luna-Phenyl hexyl (4.60 mm) Y Scaling: Method Defined: Scale to the Nth Largest Peak: 1

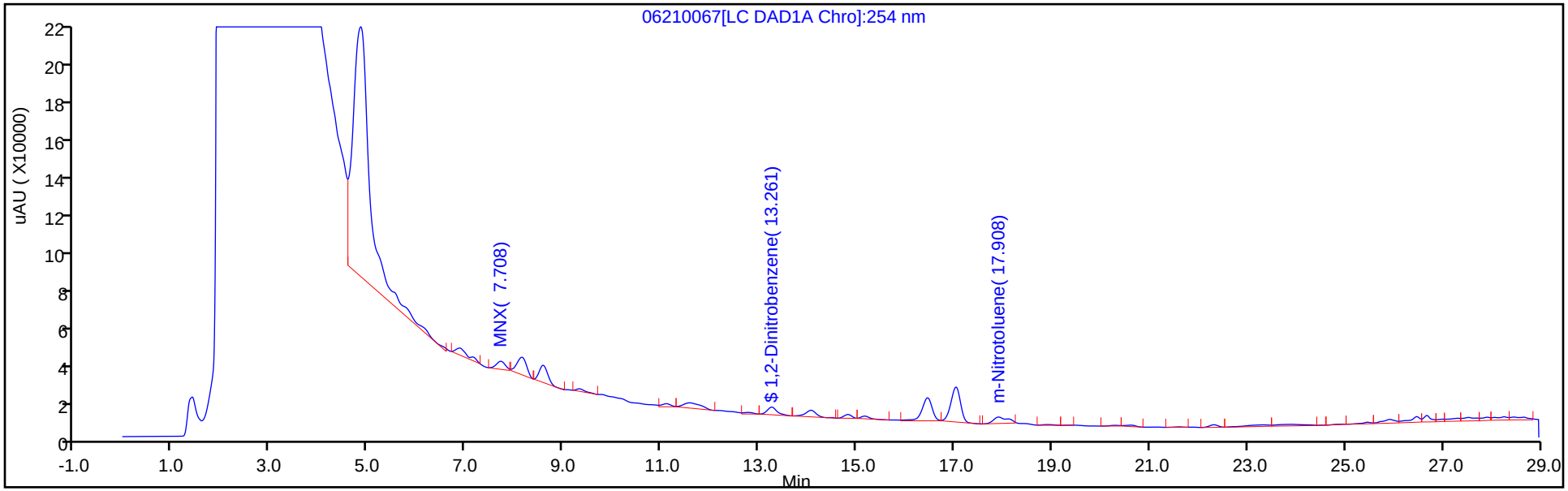

Y Scaling: Method Defined: Scale to the Nth Largest Peak: 1

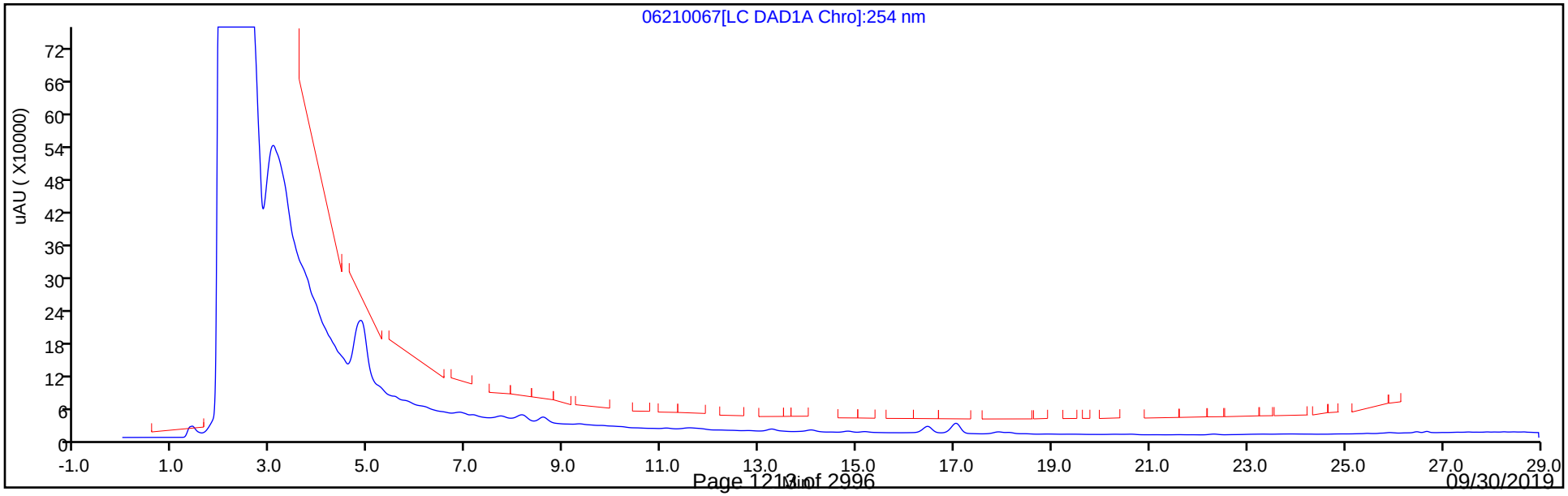

Eurofins TestAmerica, Denver
Recovery Report

Data File:	\\chromna\Denver\ChromData\G2_LUNA\20190620-83049.b\06210067.D				
Lims ID:	280-124986-B-16-A				
Client ID:	G0118-19A				
Sample Type:	Client				
Inject. Date:	22-Jun-2019 22:02:53	ALS Bottle#:	67	Worklist Smp#:	67
Injection Vol:	100.0 ul	Dil. Factor:	1.0000		
Sample Info:	280-124986-B-16-				
Misc. Info.:	280-0083049-067				
Operator ID:	HKF	Instrument ID:	CHHPLC_G2_LUNA		
Method:	\\chromna\Denver\ChromData\G2_LUNA\20190620-83049.b\G2_8330_Luna.m				
Limit Group:	GCSV - 8330				
Last Update:	24-Jun-2019 10:51:04	Calib Date:	08-May-2019 00:28:23		
Integrator:	Falcon				
Quant Method:	External Standard	Quant By:	Initial Calibration		
Last ICal File:	\\chromna\Denver\ChromData\G2_LUNA\20190507-81649.b\05070023.D				
Column 1 :	Luna-Phenyl hexyl (4.60 mm)		Det: LC DAD1A, 254 nm		
Process Host:	CTX0327				
First Level Reviewer: fiedlerh		Date:	24-Jun-2019 10:47:25		

Compound	Amount Added	Amount Recovered	% Rec.
$ 10 1,2-Dinitrobenzene	0.2000	0.2011	100.56

User Disabled Compound Report

Eurofins TestAmerica, Denver

Data File:	\\chromna\Denver\ChromData\G2_LUNA\20190620-83049.b\06210067.D				
Injection Date:	22-Jun-2019 22:02:53	Instrument ID:	CHHPLC_G2_LUNA		
Lims ID:	280-124986-B-16-A	Lab Sample ID:	280-124986-16		
Client ID:	G0118-19A				
Operator ID:	HKF	ALS Bottle#:	67	Worklist Smp#:	67
Injection Vol:	100.0 ul	Dil. Factor:	1.0000		
Method:	G2_8330_Luna	Limit Group:	GCSV - 8330		
Column:	Luna-Phenyl hexyl (4.60 mm)	Detector	LC DAD1A, 254 nm		

23 2,4,6-Trinitrotoluene, CAS: 118-96-7, Signal: 1

RT: 24.95
Response: 2738
Amount: 0.006723

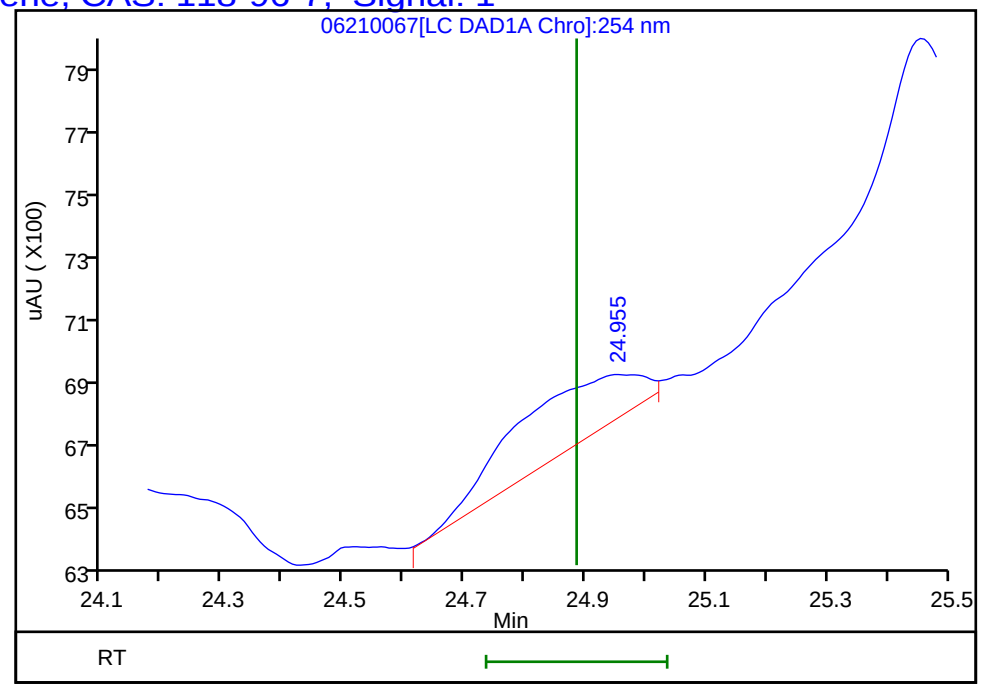

Reviewer: fiedlerh, 24-Jun-2019 10:47:25
Audit Action: Marked Compound Undetected Audit Reason: Invalid Compound ID

User Disabled Compound Report

Eurofins TestAmerica, Denver

Data File:	\\chromna\Denver\ChromData\G2_LUNA\20190620-83049.b\06210067.D				
Injection Date:	22-Jun-2019 22:02:53	Instrument ID:	CHHPLC_G2_LUNA		
Lims ID:	280-124986-B-16-A	Lab Sample ID:	280-124986-16		
Client ID:	G0118-19A				
Operator ID:	HKF	ALS Bottle#:	67	Worklist Smp#:	67
Injection Vol:	100.0 ul	Dil. Factor:	1.0000		
Method:	G2_8330_Luna	Limit Group:	GCSV - 8330		
Column:	Luna-Phenyl hexyl (4.60 mm)	Detector	LC DAD1A, 254 nm		

21 2,4-Dinitrotoluene, CAS: 121-14-2, Signal: 1

RT: 20.61
Response: 10383
Amount: 0.018233

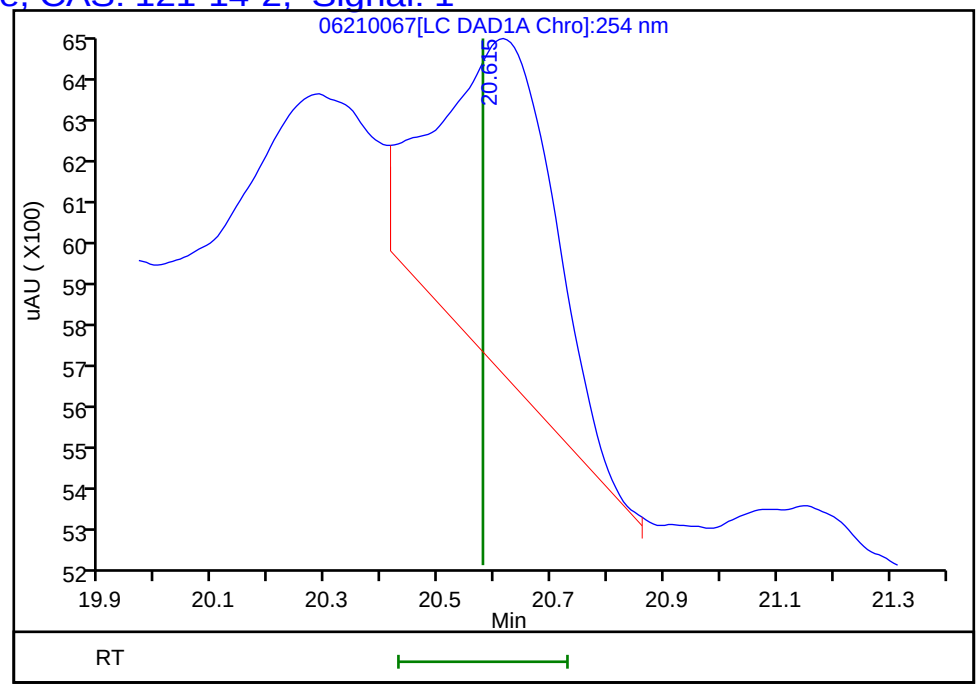

Reviewer: fiedlerh, 24-Jun-2019 10:47:25
Audit Action: Marked Compound Undetected Audit Reason: Invalid Compound ID

User Disabled Compound Report

Eurofins TestAmerica, Denver

Data File:	\\chromna\Denver\ChromData\G2_LUNA\20190620-83049.b\06210067.D				
Injection Date:	22-Jun-2019 22:02:53	Instrument ID:	CHHPLC_G2_LUNA		
Lims ID:	280-124986-B-16-A	Lab Sample ID:	280-124986-16		
Client ID:	G0118-19A				
Operator ID:	HKF	ALS Bottle#:	67	Worklist Smp#:	67
Injection Vol:	100.0 ul	Dil. Factor:	1.0000		
Method:	G2_8330_Luna	Limit Group:	GCSV - 8330		
Column:	Luna-Phenyl hexyl (4.60 mm)	Detector	LC DAD1A, 254 nm		

15 p-Nitrotoluene, CAS: 99-99-0, Signal: 1

RT: 17.03
Response: 249940
Amount: 1.102774

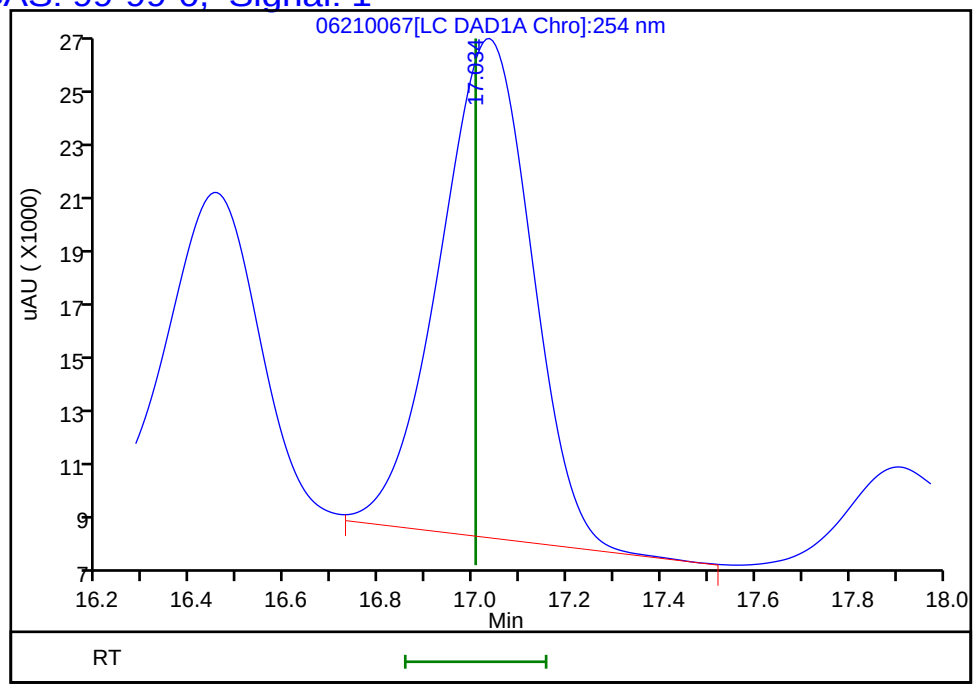

Reviewer: fiedlerh, 24-Jun-2019 10:47:25
Audit Action: Marked Compound Undetected Audit Reason: Invalid Compound ID

Manual Integration/User Assign Peak Report

Eurofins TestAmerica, Denver

Data File:	\\chromna\Denver\ChromData\G2_LUNA\20190620-83049.b\06210067.D				
Injection Date:	22-Jun-2019 22:02:53	Instrument ID:	CHHPLC_G2_LUNA		
Lims ID:	280-124986-B-16-A	Lab Sample ID:	280-124986-16		
Client ID:	G0118-19A				
Operator ID:	HKF	ALS Bottle#:	67	Worklist Smp#:	67
Injection Vol:	100.0 ul	Dil. Factor:	1.0000		
Method:	G2_8330_Luna	Limit Group:	GCSV - 8330		
Column:	Luna-Phenyl hexyl (4.60 mm)	Detector	LC DAD1A, 254 nm		

7 MNX, CAS: 5755-27-1

Signal: 1

Processing Integration Results

RT: 7.71
Area: 71900
Amount: 0.266766
Amount Units: ug/ml

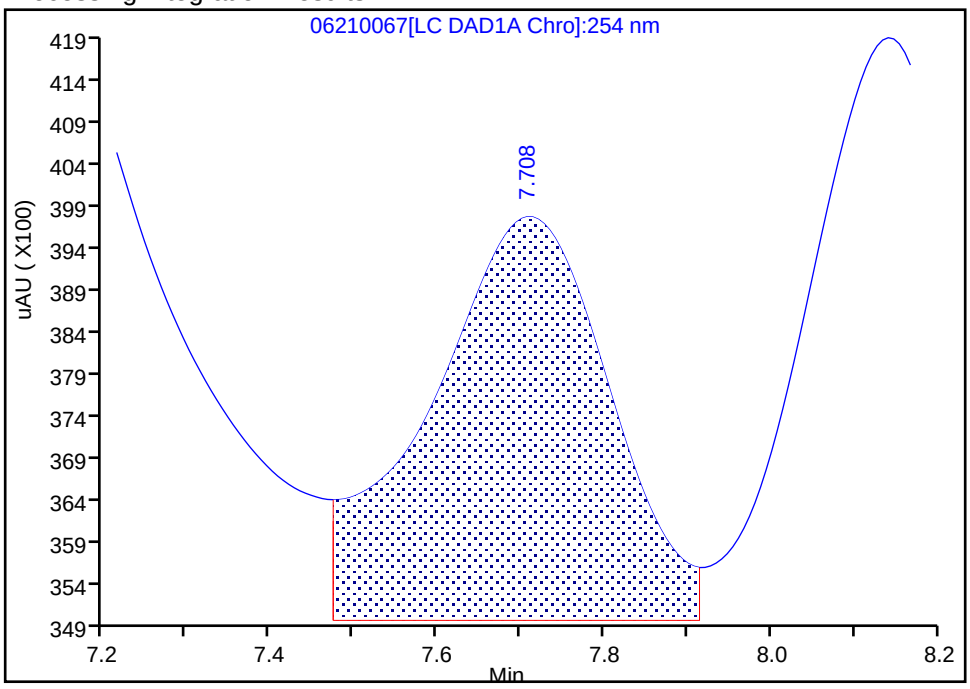

Manual Integration Results

RT: 7.71
Area: 54766
Amount: 0.203195
Amount Units: ug/ml

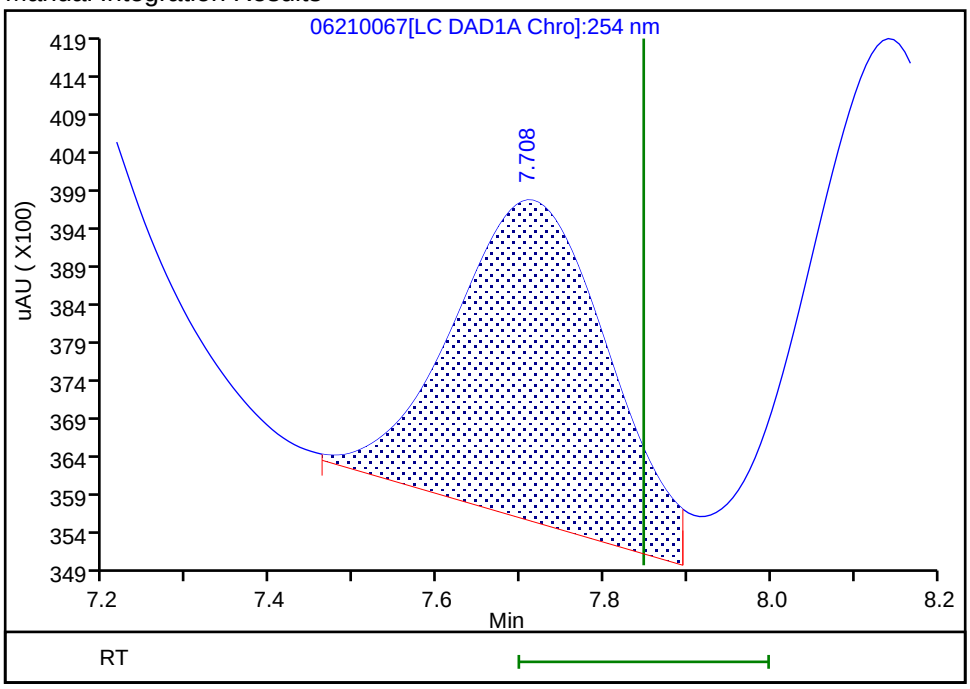

Reviewer: fiedlerh, 24-Jun-2019 10:47:10

Audit Action: Manually Integrated Audit Reason: Baseline Smoothing

User Disabled Compound Report

Eurofins TestAmerica, Denver

Data File: \\chromna\Denver\ChromData\G2_LUNA\20190620-83049.b\06210067.D

Injection Date:	22-Jun-2019 22:02:53	Instrument ID:	CHHPLC_G2_LUNA		
Lims ID:	280-124986-B-16-A	Lab Sample ID:	280-124986-16		
Client ID:	G0118-19A				
Operator ID:	HKF	ALS Bottle#:	67	Worklist Smp#:	67
Injection Vol:	100.0 ul	Dil. Factor:	1.0000		
Method:	G2_8330_Luna	Limit Group:	GCSV - 8330		
Column:	Luna-Phenyl hexyl (4.60 mm)	Detector	LC DAD1A, 254 nm		

8 RDX, CAS: 121-82-4, Signal: 1

RT: 9.32
Response: 16056
Amount: 0.077028

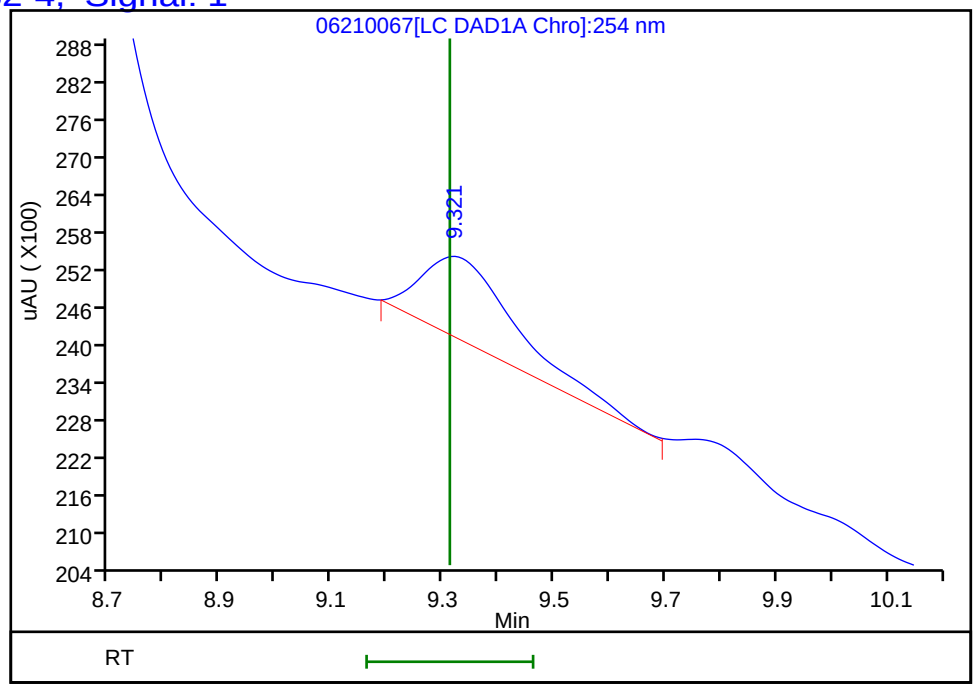

Reviewer: fiedlerh, 24-Jun-2019 10:47:25

Audit Action: Marked Compound Undetected Audit Reason: Invalid Compound ID

User Disabled Compound Report

Eurofins TestAmerica, Denver

Data File:	\\chromna\Denver\ChromData\G2_LUNA\20190620-83049.b\06210067.D				
Injection Date:	22-Jun-2019 22:02:53	Instrument ID:	CHHPLC_G2_LUNA		
Lims ID:	280-124986-B-16-A	Lab Sample ID:	280-124986-16		
Client ID:	G0118-19A				
Operator ID:	HKF	ALS Bottle#:	67	Worklist Smp#:	67
Injection Vol:	100.0 ul	Dil. Factor:	1.0000		
Method:	G2_8330_Luna	Limit Group:	GCSV - 8330		
Column:	Luna-Phenyl hexyl (4.60 mm)	Detector	LC DAD1A, 254 nm		

22 Tetryl, CAS: 479-45-8, Signal: 1

RT: 23.91
Response: 32648
Amount: 0.103816

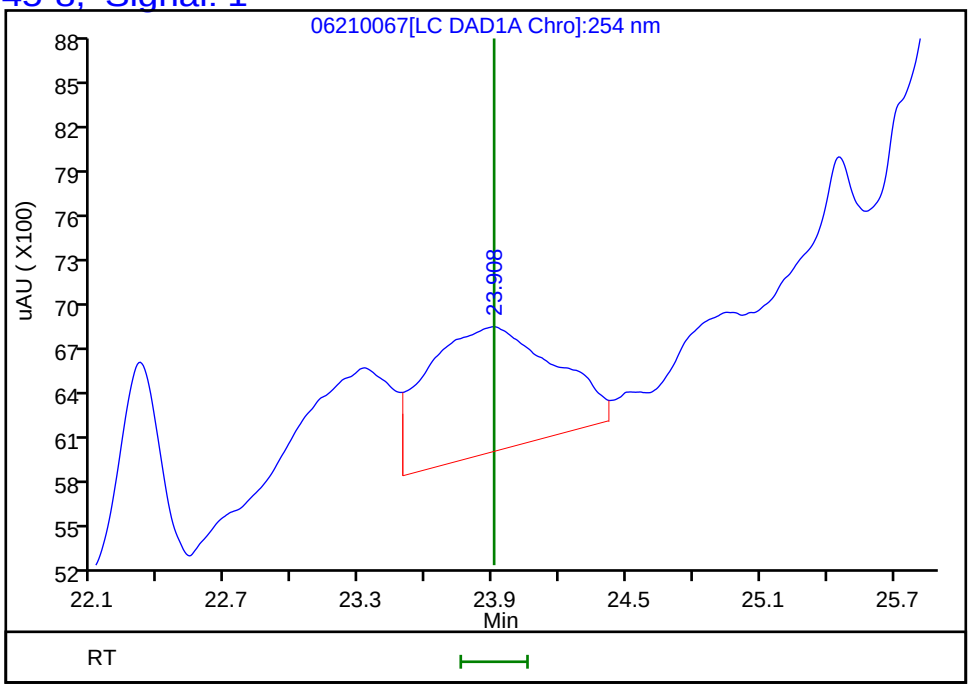

Reviewer: fiedlerh, 24-Jun-2019 10:47:25
Audit Action: Marked Compound Undetected Audit Reason: Invalid Compound ID

FORM I
HPLC/IC ORGANICS ANALYSIS DATA SHEET

Lab Name: Eurofins TestAmerica, Denver Job No.: 280-124986-1

SDG No.:

Client Sample ID: G0118-19A RE Lab Sample ID: 280-124986-16 RE

Matrix: Water Lab File ID: 06260036.D

Analysis Method: 8330A Date Collected: 06/08/2019 13:30

Extraction Method: 3535 Date Extracted: 06/18/2019 14:22

Sample wt/vol: 522.1(mL) Date Analyzed: 06/27/2019 06:44

Con. Extract Vol.: 5(mL) Dilution Factor: 1

Injection Volume: 100(uL) GC Column: UltraCarb5uODS ID: 4.6(mm)

% Moisture: GPC Cleanup:(Y/N) N

Analysis Batch No.: 462823 Units: ug/L

CAS NO.	COMPOUND NAME	RESULT	Q	LOQ	LOD	DL
99-35-4	*1,3,5-Trinitrobenzene*	*0.38*	*U H Q*	*0.96*	0.38	*0.19*
99-65-0	*1,3-Dinitrobenzene*	*0.38*	*H J1 M*	*0.38*	0.19	*0.085*
118-96-7	*2,4,6-Trinitrotoluene*	*0.38*	*U H*	*0.38*	0.38	*0.15*
121-14-2	*2,4-Dinitrotoluene*	*0.19*	*U H M*	*0.38*	0.19	*0.080*
606-20-2	*2,6-Dinitrotoluene*	*0.19*	*U H*	*0.19*	0.19	*0.062*
35572-78-2	*2-Amino-4,6-dinitrotoluene*	*0.11*	*U H*	*0.19*	0.11	*0.049*
88-72-2	*2-Nitrotoluene*	*0.19*	*U H*	*0.38*	0.19	*0.082*
99-08-1	*3-Nitrotoluene*	*0.38*	*U H*	*0.38*	0.38	*0.19*
99-99-0	*4-Nitrotoluene*	*0.38*	*U H*	*0.96*	0.38	*0.19*
2691-41-0	*HMX*	*0.19*	*U H*	*0.38*	0.19	*0.084*
5755-27-1	*MNX*	*0.38*	*U H M*	*1.9*	0.38	*0.15*
98-95-3	*Nitrobenzene*	*0.19*	*U H*	*0.38*	0.19	*0.087*
121-82-4	*RDX*	*0.38*	*U H Q*	*0.38*	0.38	*0.15*

CAS NO.	SURROGATE	%REC	Q	LIMITS
528-29-0	1,2-Dinitrobenzene	171	*M Q*	83-119

Eurofins TestAmerica, Denver
Target Compound Quantitation Report

Data File: \\chromna\Denver\ChromData\CHHPLC_X\20190626-83230.b\06260036.D
Lims ID: 280-124986-A-16-A
Client ID: G0118-19A
Sample Type: Client
Inject. Date: 27-Jun-2019 06:44:13 ALS Bottle#: 36 Worklist Smp#: 36
Injection Vol: 100.0 ul Dil. Factor: 1.0000
Sample Info: 280-124986-A-16-
Misc. Info.: 280-0083230-036
Operator ID: hkf Instrument ID: CHHPLC_X3

Method: \\chromna\Denver\ChromData\CHHPLC_X\20190626-83230.b\8330_X3.m
Limit Group: GCSV - 8330
Last Update: 27-Jun-2019 09:05:11 Calib Date: 21-Jun-2019 03:13:40
Integrator: Falcon
Quant Method: External Standard Quant By: Initial Calibration
Last ICal File: \\chromna\Denver\ChromData\CHHPLC_X\20190620-83048.b\06200032.D

Column 1 : UltraCarb5uODS (20) (4.60 mm) Det: LC DAD1B, 254 nm
Process Host: CTX0334

First Level Reviewer: fiedlerh Date: 27-Jun-2019 09:01:26

	Compound	Det	RT (min.)	Exp RT (min.)	Dlt RT (min.)	Response	OnCol Amt ug/mL	Flags
	3 HMX	1		6.654			ND	
	6 MNX	1		7.356			ND	U
	7 RDX	1		7.774			ND	
$	9 1,2-Dinitrobenzene	1	8.625	8.754	-0.129	46484	0.3420	M
	10 1,3,5-Trinitrobenzene	1		8.914			ND	
	11 1,3-Dinitrobenzene	1	9.598	9.574	0.024	12027	0.0394	M
	12 Nitrobenzene	1		9.960			ND	
	14 Tetryl	1	10.278	10.287	-0.009	19192	0.1173	M
	16 2,4,6-Trinitrotoluene	1		11.247			ND	M
	17 4-Amino-2,6-dinitrotoluene	1	11.472	11.434	0.038	60642	0.3730	M
	18 2-Amino-4,6-dinitrotoluene	1		11.727			ND	
	19 2,6-Dinitrotoluene	1		11.854			ND	
	20 2,4-Dinitrotoluene	1		12.054			ND	MU
	21 o-Nitrotoluene	1		12.894			ND	
	22 p-Nitrotoluene	1		13.334			ND	
	23 m-Nitrotoluene	1		13.934			ND	

QC Flag Legend

Review Flags
M - Manually Integrated
U - Marked Undetected

Report Date: 27-Jun-2019 09:05:13 Chrom Revision: 2.3 20-Jun-2019 20:50:56

Eurofins TestAmerica, Denver

Data File: \\chromna\Denver\ChromData\CHHPLC_X\20190626-83230.b\06260036.D

Injection Date:	27-Jun-2019 06:44:13	Instrument ID:	CHHPLC_X3	Operator ID:	hkf
Lims ID:	280-124986-A-16-A	Lab Sample ID:	280-124986-16	Worklist Smp#:	36
Client ID:	G0118-19A				
Injection Vol:	100.0 ul	Dil. Factor:	1.0000	ALS Bottle#:	36
Method:	8330_X3	Limit Group:	GCSV - 8330		

Column: UltraCarb5uODS (20) (4.60 mm) Y Scaling: Method Defined: Scale to the Nth Largest Target: 1

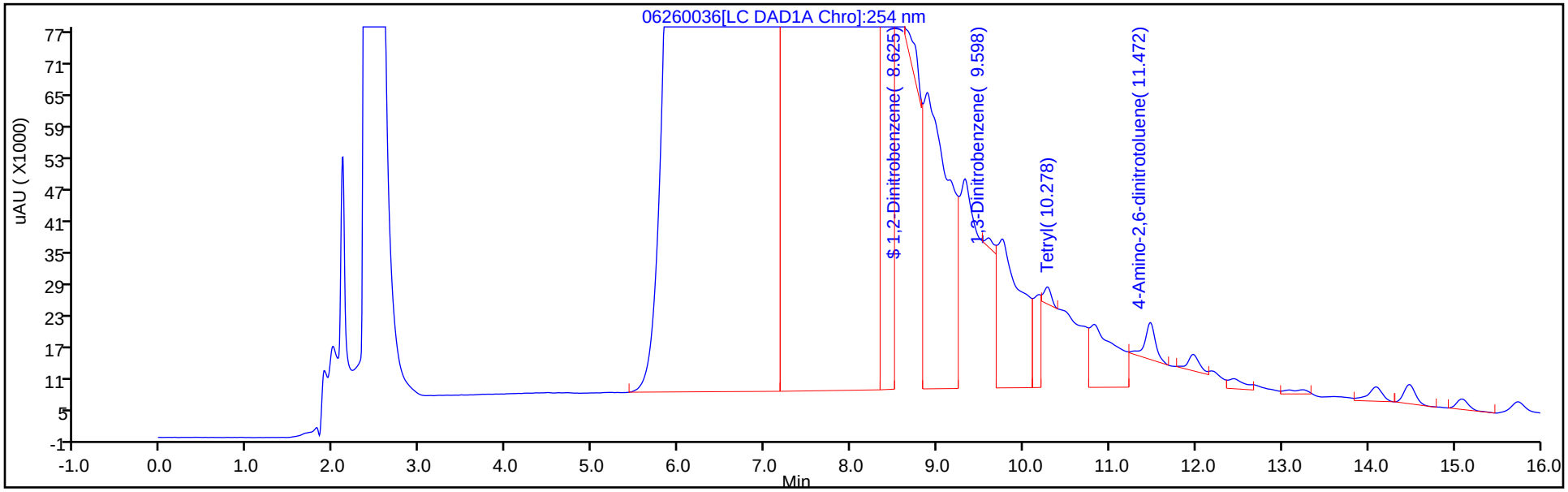

Y Scaling: Method Defined: Scale to the Nth Largest Target: 1

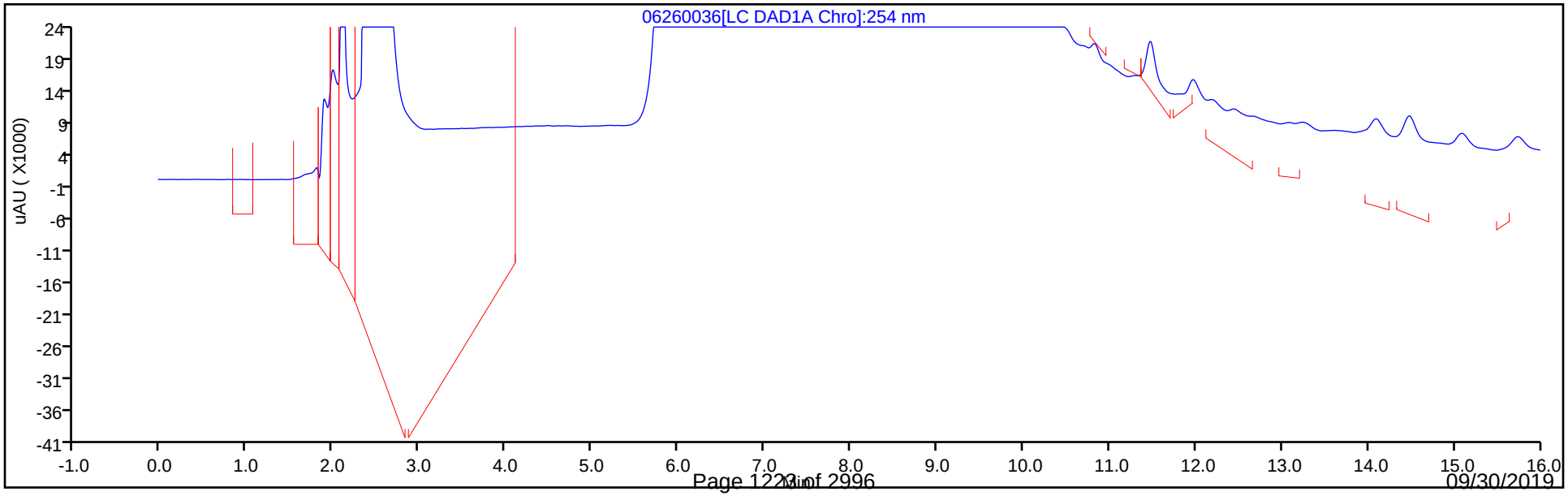

Eurofins TestAmerica, Denver
Recovery Report

Data File:	\\chromna\Denver\ChromData\CHHPLC_X\20190626-83230.b\06260036.D				
Lims ID:	280-124986-A-16-A				
Client ID:	G0118-19A				
Sample Type:	Client				
Inject. Date:	27-Jun-2019 06:44:13	ALS Bottle#:	36	Worklist Smp#:	36
Injection Vol:	100.0 ul	Dil. Factor:	1.0000		
Sample Info:	280-124986-A-16-				
Misc. Info.:	280-0083230-036				
Operator ID:	hkf	Instrument ID:	CHHPLC_X3		
Method:	\\chromna\Denver\ChromData\CHHPLC_X\20190626-83230.b\8330_X3.m				
Limit Group:	GCSV - 8330				
Last Update:	27-Jun-2019 09:05:11	Calib Date:	21-Jun-2019 03:13:40		
Integrator:	Falcon				
Quant Method:	External Standard	Quant By:	Initial Calibration		
Last ICal File:	\\chromna\Denver\ChromData\CHHPLC_X\20190620-83048.b\06200032.D				
Column 1 :	UltraCarb5uODS (20) (4.60 mm)		Det: LC DAD1B, 254 nm		
Process Host:	CTX0334				
First Level Reviewer: fiedlerh		Date:	27-Jun-2019 09:01:26		

Compound	Amount Added	Amount Recovered	% Rec.
$ 9 1,2-Dinitrobenzene	0.2000	0.3420	171.02

Manual Integration/User Assign Peak Report

Eurofins TestAmerica, Denver

Data File:	\\chromna\Denver\ChromData\CHHPLC_X\20190626-83230.b\06260036.D				
Injection Date:	27-Jun-2019 06:44:13	Instrument ID:	CHHPLC_X3		
Lims ID:	280-124986-A-16-A	Lab Sample ID:	280-124986-16		
Client ID:	G0118-19A				
Operator ID:	hkf	ALS Bottle#:	36	Worklist Smp#:	36
Injection Vol:	100.0 ul	Dil. Factor:	1.0000		
Method:	8330_X3	Limit Group:	GCSV - 8330		
Column:	UltraCarb5uODS (20) (4.60 mm)	Detector	LC DAD1B, 254 nm		

11 1,3-Dinitrobenzene, CAS: 99-65-0

Signal: 1

Processing Integration Results

RT: 9.60
Area: 243353
Amount: 0.796913
Amount Units: ug/mL

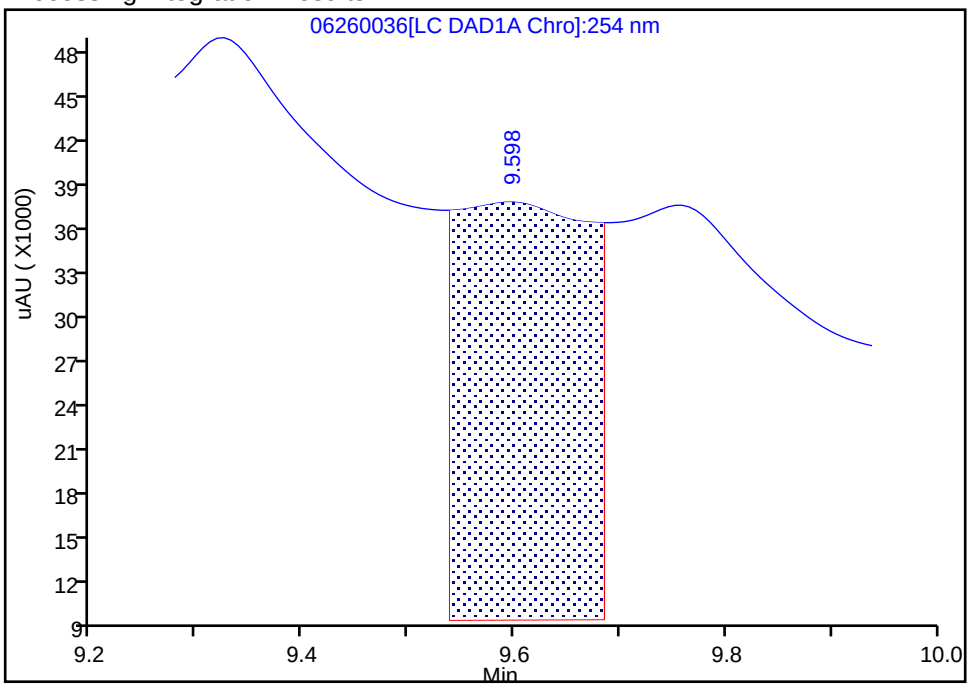

Manual Integration Results

RT: 9.60
Area: 12027
Amount: 0.039385
Amount Units: ug/mL

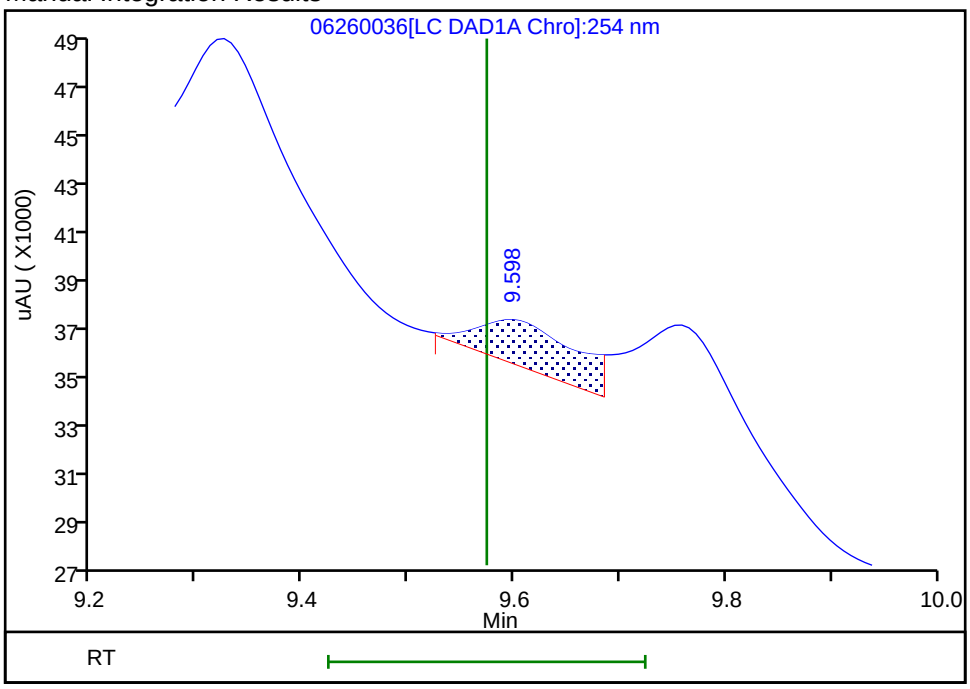

Reviewer: fiedlerh, 27-Jun-2019 09:01:03

Audit Action: Manually Integrated Audit Reason: Baseline Smoothing

User Disabled Compound Report

Eurofins TestAmerica, Denver

Data File:	\\chromna\Denver\ChromData\CHHPLC_X\20190626-83230.b\06260036.D				
Injection Date:	27-Jun-2019 06:44:13	Instrument ID:	CHHPLC_X3		
Lims ID:	280-124986-A-16-A	Lab Sample ID:	280-124986-16		
Client ID:	G0118-19A				
Operator ID:	hkf	ALS Bottle#:	36	Worklist Smp#:	36
Injection Vol:	100.0 ul	Dil. Factor:	1.0000		
Method:	8330_X3	Limit Group:	GCSV - 8330		
Column:	UltraCarb5uODS (20) (4.60 mm)	Detector	LC DAD1B, 254 nm		

20 2,4-Dinitrotoluene, CAS: 121-14-2, Signal: 1

RT: 11.97
Response: 132806
Amount: 0.447710

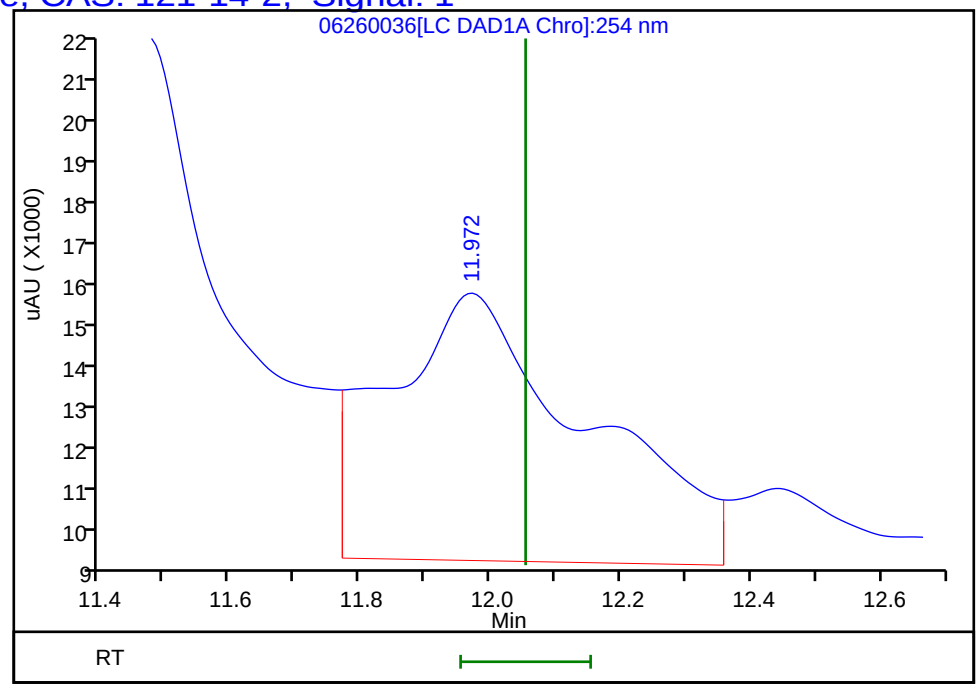

Reviewer: fiedlerh, 27-Jun-2019 09:01:26
Audit Action: Marked Compound Undetected Audit Reason: Invalid Compound ID

Manual Integration/User Assign Peak Report

Eurofins TestAmerica, Denver

Data File:	\\chromna\Denver\ChromData\CHHPLC_X\20190626-83230.b\06260036.D				
Injection Date:	27-Jun-2019 06:44:13	Instrument ID:	CHHPLC_X3		
Lims ID:	280-124986-A-16-A	Lab Sample ID:	280-124986-16		
Client ID:	G0118-19A				
Operator ID:	hkf	ALS Bottle#:	36	Worklist Smp#:	36
Injection Vol:	100.0 ul	Dil. Factor:	1.0000		
Method:	8330_X3	Limit Group:	GCSV - 8330		
Column:	UltraCarb5uODS (20) (4.60 mm)	Detector	LC DAD1B, 254 nm		

17 4-Amino-2,6-dinitrotoluene, CAS: 19406-51-0

Signal: 1

Processing Integration Results

RT: 11.47
Area: 190520
Amount: 1.171884
Amount Units: ug/mL

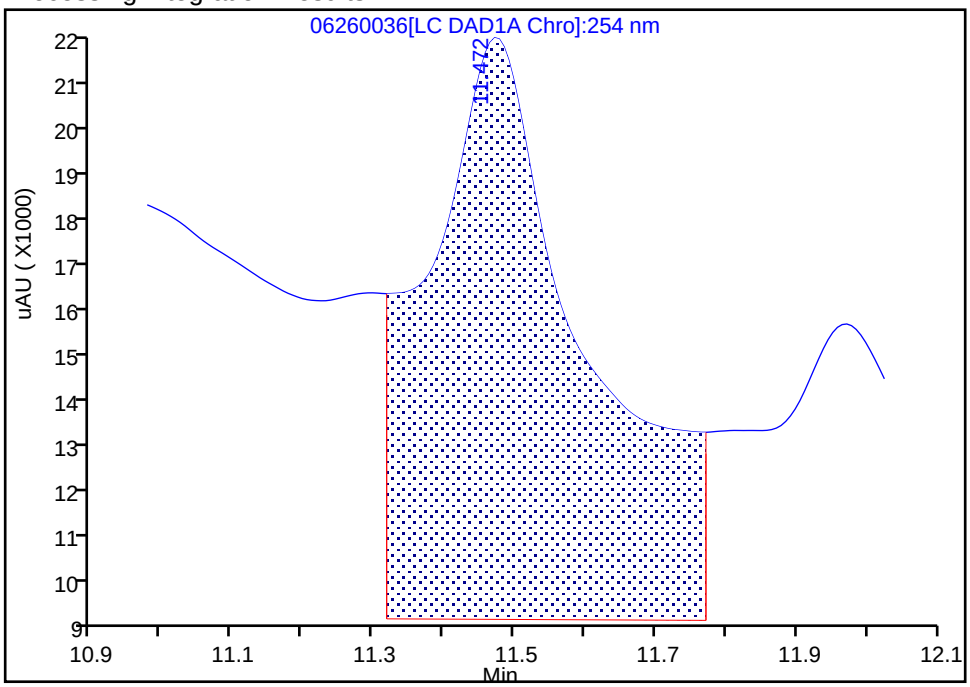

Manual Integration Results

RT: 11.47
Area: 60642
Amount: 0.373007
Amount Units: ug/mL

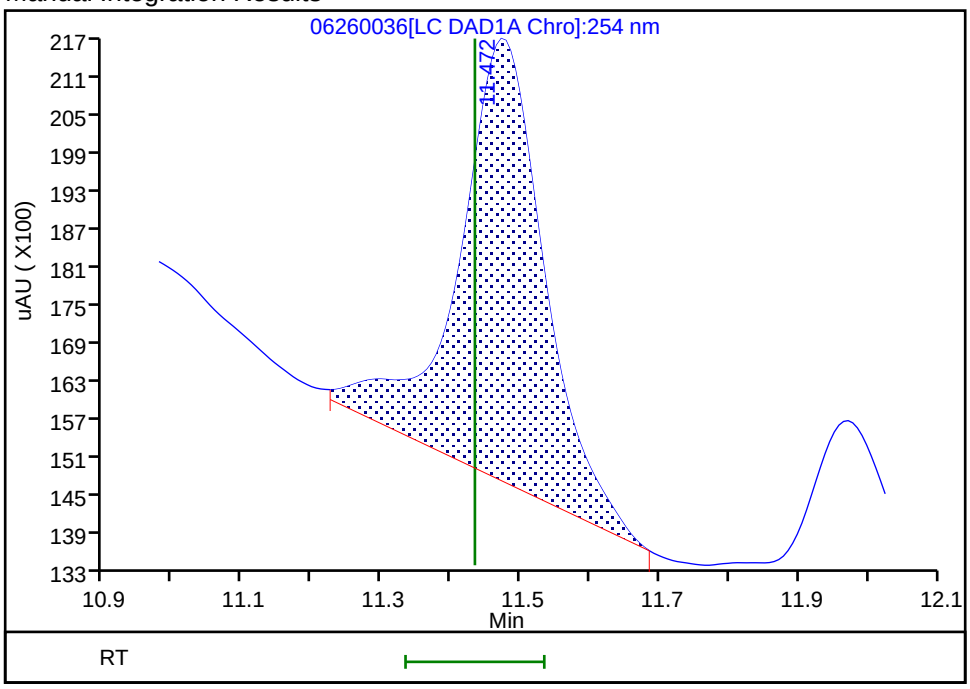

Reviewer: fiedlerh, 27-Jun-2019 09:01:16

Audit Action: Manually Integrated Audit Reason: Baseline Smoothing

User Disabled Compound Report

Eurofins TestAmerica, Denver

Data File:	\\chromna\Denver\ChromData\CHHPLC_X\20190626-83230.b\06260036.D				
Injection Date:	27-Jun-2019 06:44:13	Instrument ID:	CHHPLC_X3		
Lims ID:	280-124986-A-16-A	Lab Sample ID:	280-124986-16		
Client ID:	G0118-19A				
Operator ID:	hkf	ALS Bottle#:	36	Worklist Smp#:	36
Injection Vol:	100.0 ul	Dil. Factor:	1.0000		
Method:	8330_X3	Limit Group:	GCSV - 8330		
Column:	UltraCarb5uODS (20) (4.60 mm)	Detector	LC DAD1B, 254 nm		

6 MNX, CAS: 5755-27-1, Signal: 1

RT: 7.24
Response: 12355875
Amount: 85.236932

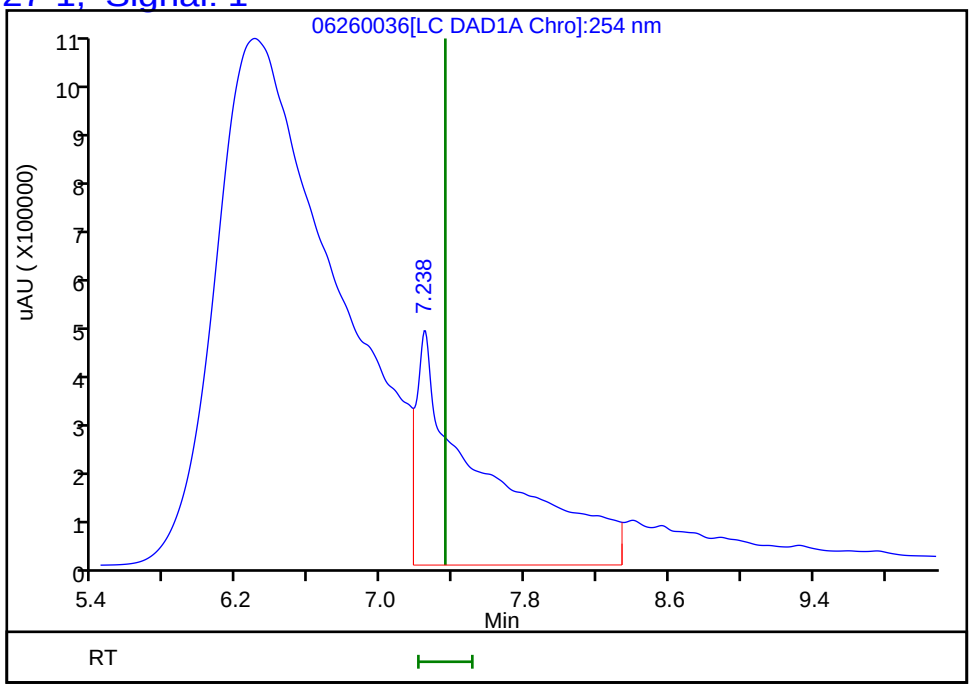

Reviewer: fiedlerh, 27-Jun-2019 09:01:26
Audit Action: Marked Compound Undetected Audit Reason: Invalid Compound ID

Manual Integration/User Assign Peak Report

Eurofins TestAmerica, Denver

Data File:	\\chromna\Denver\ChromData\CHHPLC_X\20190626-83230.b\06260036.D				
Injection Date:	27-Jun-2019 06:44:13	Instrument ID:	CHHPLC_X3		
Lims ID:	280-124986-A-16-A	Lab Sample ID:	280-124986-16		
Client ID:	G0118-19A				
Operator ID:	hkf	ALS Bottle#:	36	Worklist Smp#:	36
Injection Vol:	100.0 ul	Dil. Factor:	1.0000		
Method:	8330_X3	Limit Group:	GCSV - 8330		
Column:	UltraCarb5uODS (20) (4.60 mm)	Detector	LC DAD1B, 254 nm		

14 Tetryl, CAS: 479-45-8

Signal: 1

Processing Integration Results

RT: 10.28
Area: 476852
Amount: 2.913832
Amount Units: ug/mL

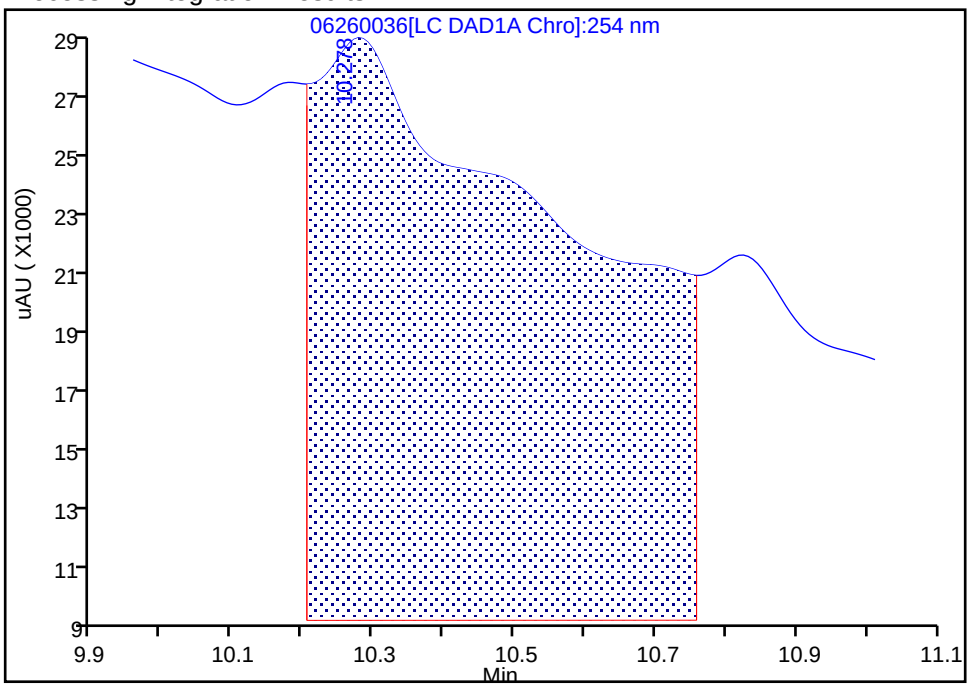

Manual Integration Results

RT: 10.28
Area: 19192
Amount: 0.117274
Amount Units: ug/mL

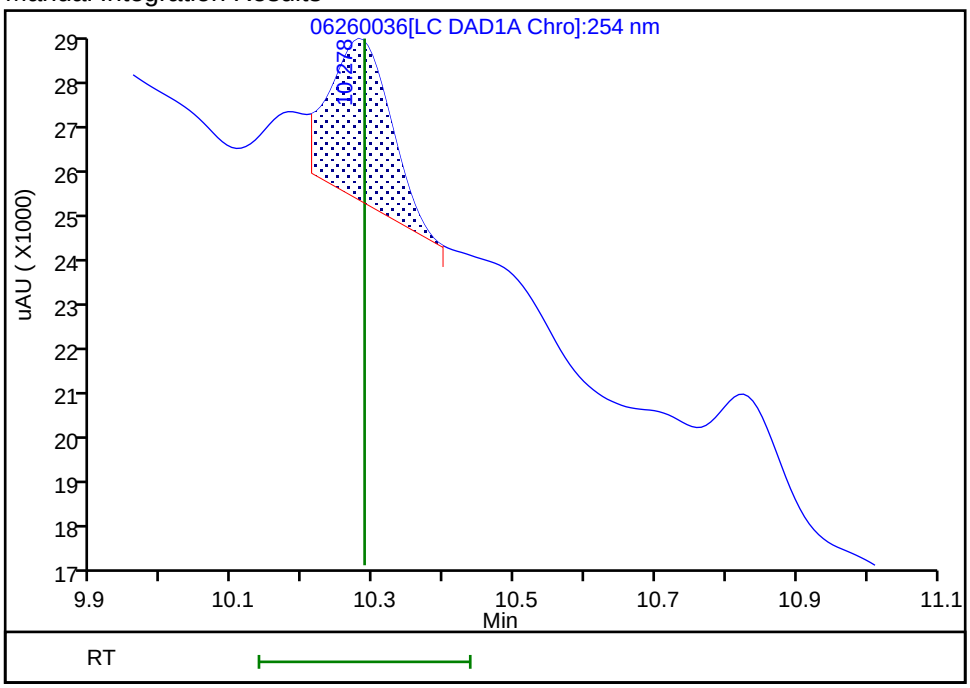

Reviewer: fiedlerh, 27-Jun-2019 09:01:09

Audit Action: Manually Integrated Audit Reason: Baseline Smoothing

FORM I
HPLC/IC ORGANICS ANALYSIS DATA SHEET

Lab Name: Eurofins TestAmerica, Denver Job No.: 280-124986-1

SDG No.:

Client Sample ID: G0118-19A RE Lab Sample ID: 280-124986-16 RE

Matrix: Water Lab File ID: 06270028.D

Analysis Method: 8330A Date Collected: 06/08/2019 13:30

Extraction Method: 3535 Date Extracted: 06/18/2019 14:22

Sample wt/vol: 522.1(mL) Date Analyzed: 06/28/2019 07:12

Con. Extract Vol.: 5(mL) Dilution Factor: 1

Injection Volume: 100(uL) GC Column: Luna-phenylhex ID: 4.6(mm)

% Moisture: GPC Cleanup:(Y/N) N

Analysis Batch No.: 462962 Units: ug/L

CAS NO.	COMPOUND NAME	RESULT	Q	LOQ	LOD	DL
99-65-0	*1,3-Dinitrobenzene*	*0.80*	*H J1*	*0.38*	0.19	*0.085*
19406-51-0	*4-Amino-2,6-dinitrotoluene*	*0.11*	*U H Q*	*0.19*	0.11	*0.055*
479-45-8	*Tetryl*	*0.19*	*U H M*	*0.23*	0.19	*0.076*

CAS NO.	SURROGATE	%REC	Q	LIMITS
528-29-0	1,2-Dinitrobenzene	109		83-119

Eurofins TestAmerica, Denver
Target Compound Quantitation Report

Data File: \\chromna\Denver\ChromData\G2_LUNA\20190627-83272.b\06270028.D
Lims ID: 280-124986-A-16-A
Client ID: G0118-19A
Sample Type: Client
Inject. Date: 28-Jun-2019 07:12:11 ALS Bottle#: 28 Worklist Smp#: 28
Injection Vol: 100.0 ul Dil. Factor: 1.0000
Sample Info: 280-124986-A-16-
Misc. Info.: 280-0083272-028
Operator ID: HKF Instrument ID: CHHPLC_G2_LUNA

Method: \\chromna\Denver\ChromData\G2_LUNA\20190627-83272.b\G2_8330_Luna.m
Limit Group: GCSV - 8330
Last Update: 28-Jun-2019 13:31:23 Calib Date: 08-May-2019 00:28:23
Integrator: Falcon
Quant Method: External Standard Quant By: Initial Calibration
Last ICal File: \\chromna\Denver\ChromData\G2_LUNA\20190507-81649.b\05070023.D

Column 1 : Luna-Phenyl hexyl (4.60 mm) Det: LC DAD1A, 254 nm
Process Host: CTX0317

First Level Reviewer: fiedlerh Date: 28-Jun-2019 13:26:58

	Compound	Det	RT (min.)	Exp RT (min.)	Dlt RT (min.)	Response	OnCol Amt ug/ml	Flags
	6 HMX	1		7.181			ND	
	7 MNX	1		7.835			ND	U
	8 RDX	1	9.241	9.254	-0.013	5987	0.0287	M
	9 Nitrobenzene	1		12.227			ND	
$	10 1,2-Dinitrobenzene	1	13.254	13.267	-0.013	60472	0.2184	
	12 1,3-Dinitrobenzene	1	15.748	15.787	-0.039	53218	0.0837	
	14 o-Nitrotoluene	1		16.594			ND	
	15 p-Nitrotoluene	1	16.988	16.927	0.061	81746	0.3607	
	16 4-Amino-2,6-dinitrotoluene	1		17.341			ND	
	17 m-Nitrotoluene	1	17.841	17.841	0.000	40121	0.1371	M
	18 2-Amino-4,6-dinitrotoluene	1		18.374			ND	
	19 1,3,5-Trinitrobenzene	1		19.087			ND	
	20 2,6-Dinitrotoluene	1		19.941			ND	
	21 2,4-Dinitrotoluene	1		20.501			ND	
	22 Tetryl	1		23.828			ND	U
	23 2,4,6-Trinitrotoluene	1	24.834	24.814	0.020	2169	0.005326	7M

QC Flag Legend

Processing Flags
7 - Failed Limit of Detection
Review Flags
M - Manually Integrated
U - Marked Undetected

Report Date: 28-Jun-2019 13:31:42 Chrom Revision: 2.3 20-Jun-2019 20:50:56

Eurofins TestAmerica, Denver

Data File: \\chromna\Denver\ChromData\G2_LUNA\20190627-83272.b\06270028.D

Injection Date:	28-Jun-2019 07:12:11	Instrument ID:	CHHPLC_G2_LUNA	Operator ID:	HKF
Lims ID:	280-124986-A-16-A	Lab Sample ID:	280-124986-16	Worklist Smp#:	28
Client ID:	G0118-19A				
Injection Vol:	100.0 ul	Dil. Factor:	1.0000	ALS Bottle#:	28
Method:	G2_8330_Luna	Limit Group:	GCSV - 8330		

Column: Luna-Phenyl hexyl (4.60 mm) Y Scaling: Method Defined: Scale to the Nth Largest Peak: 1

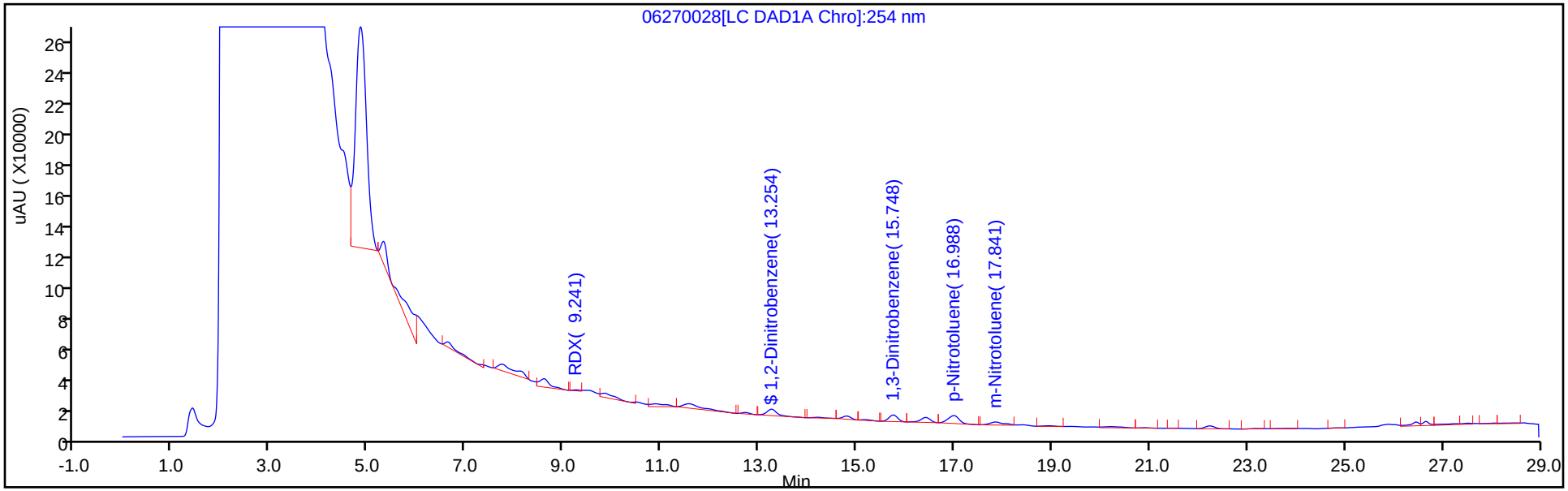

Y Scaling: Method Defined: Scale to the Nth Largest Peak: 1

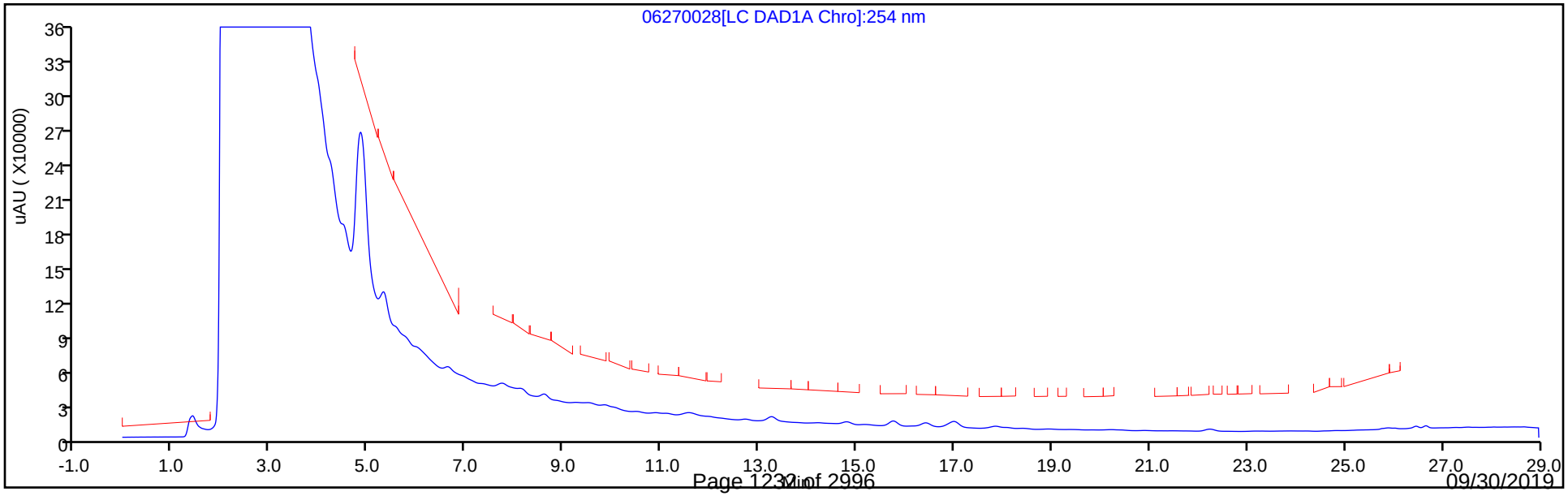

Eurofins TestAmerica, Denver
Recovery Report

Data File:	\\chromna\Denver\ChromData\G2_LUNA\20190627-83272.b\06270028.D				
Lims ID:	280-124986-A-16-A				
Client ID:	G0118-19A				
Sample Type:	Client				
Inject. Date:	28-Jun-2019 07:12:11	ALS Bottle#:	28	Worklist Smp#:	28
Injection Vol:	100.0 ul	Dil. Factor:	1.0000		
Sample Info:	280-124986-A-16-				
Misc. Info.:	280-0083272-028				
Operator ID:	HKF	Instrument ID:	CHHPLC_G2_LUNA		
Method:	\\chromna\Denver\ChromData\G2_LUNA\20190627-83272.b\G2_8330_Luna.m				
Limit Group:	GCSV - 8330				
Last Update:	28-Jun-2019 13:31:23	Calib Date:	08-May-2019 00:28:23		
Integrator:	Falcon				
Quant Method:	External Standard	Quant By:	Initial Calibration		
Last ICal File:	\\chromna\Denver\ChromData\G2_LUNA\20190507-81649.b\05070023.D				
Column 1 :	Luna-Phenyl hexyl (4.60 mm)		Det: LC DAD1A, 254 nm		
Process Host:	CTX0317				
First Level Reviewer: fiedlerh		Date:	28-Jun-2019 13:26:58		

Compound	Amount Added	Amount Recovered	% Rec.
$ 10 1,2-Dinitrobenzene	0.2000	0.2184	109.21

Manual Integration/User Assign Peak Report

Eurofins TestAmerica, Denver

Data File:	\\chromna\Denver\ChromData\G2_LUNA\20190627-83272.b\06270028.D				
Injection Date:	28-Jun-2019 07:12:11	Instrument ID:	CHHPLC_G2_LUNA		
Lims ID:	280-124986-A-16-A	Lab Sample ID:	280-124986-16		
Client ID:	G0118-19A				
Operator ID:	HKF	ALS Bottle#:	28	Worklist Smp#:	28
Injection Vol:	100.0 ul	Dil. Factor:	1.0000		
Method:	G2_8330_Luna	Limit Group:	GCSV - 8330		
Column:	Luna-Phenyl hexyl (4.60 mm)	Detector	LC DAD1A, 254 nm		

23 2,4,6-Trinitrotoluene, CAS: 118-96-7

Signal: 1

Processing Integration Results

RT: 24.86
Area: 7238
Amount: 0.017772
Amount Units: ug/ml

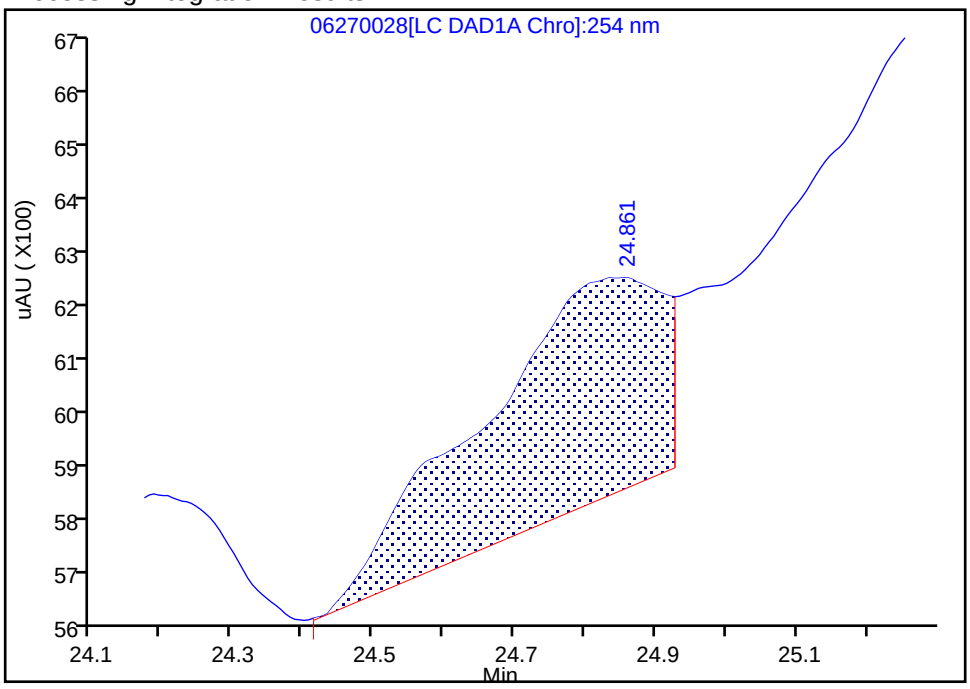

Manual Integration Results

RT: 24.83
Area: 2169
Amount: 0.005326
Amount Units: ug/ml

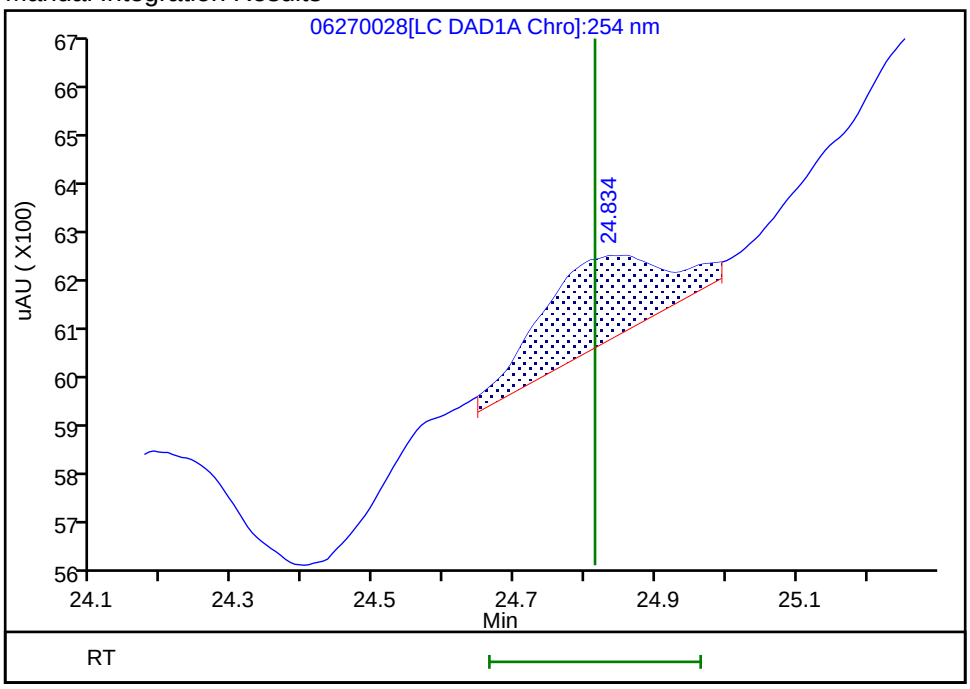

Reviewer: fiedlerh, 28-Jun-2019 13:26:54

Audit Action: Manually Integrated Audit Reason: Baseline Smoothing

Manual Integration/User Assign Peak Report

Eurofins TestAmerica, Denver

Data File:	\\chromna\Denver\ChromData\G2_LUNA\20190627-83272.b\06270028.D				
Injection Date:	28-Jun-2019 07:12:11	Instrument ID:	CHHPLC_G2_LUNA		
Lims ID:	280-124986-A-16-A	Lab Sample ID:	280-124986-16		
Client ID:	G0118-19A				
Operator ID:	HKF	ALS Bottle#:	28	Worklist Smp#:	28
Injection Vol:	100.0 ul	Dil. Factor:	1.0000		
Method:	G2_8330_Luna	Limit Group:	GCSV - 8330		
Column:	Luna-Phenyl hexyl (4.60 mm)	Detector	LC DAD1A, 254 nm		

17 m-Nitrotoluene, CAS: 99-08-1

Signal: 1

Processing Integration Results

RT: 17.84
Area: 40453
Amount: 0.138211
Amount Units: ug/ml

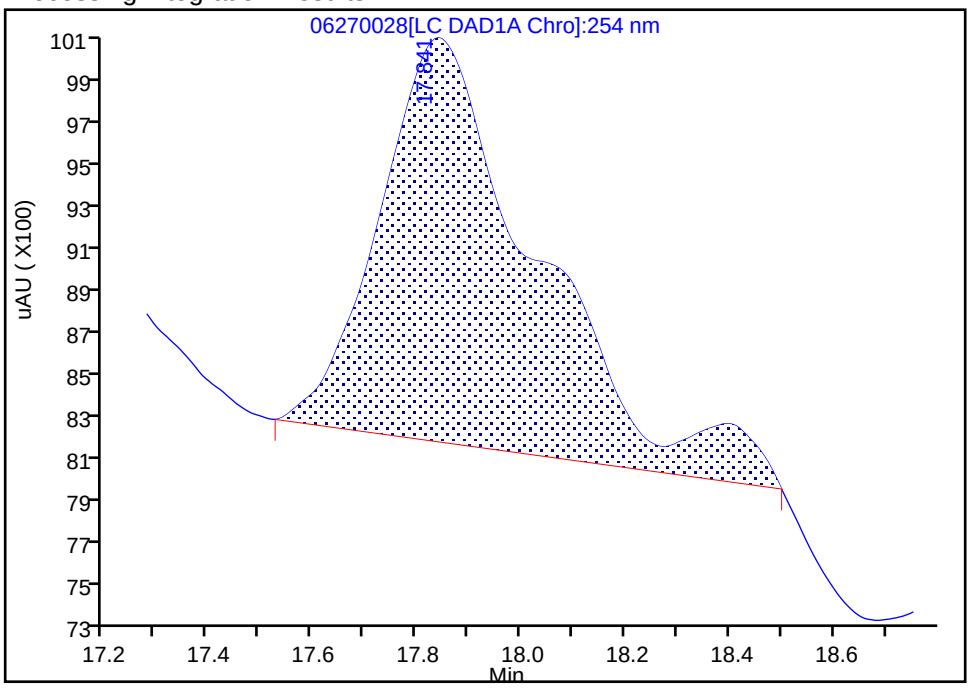

Manual Integration Results

RT: 17.84
Area: 40121
Amount: 0.137077
Amount Units: ug/ml

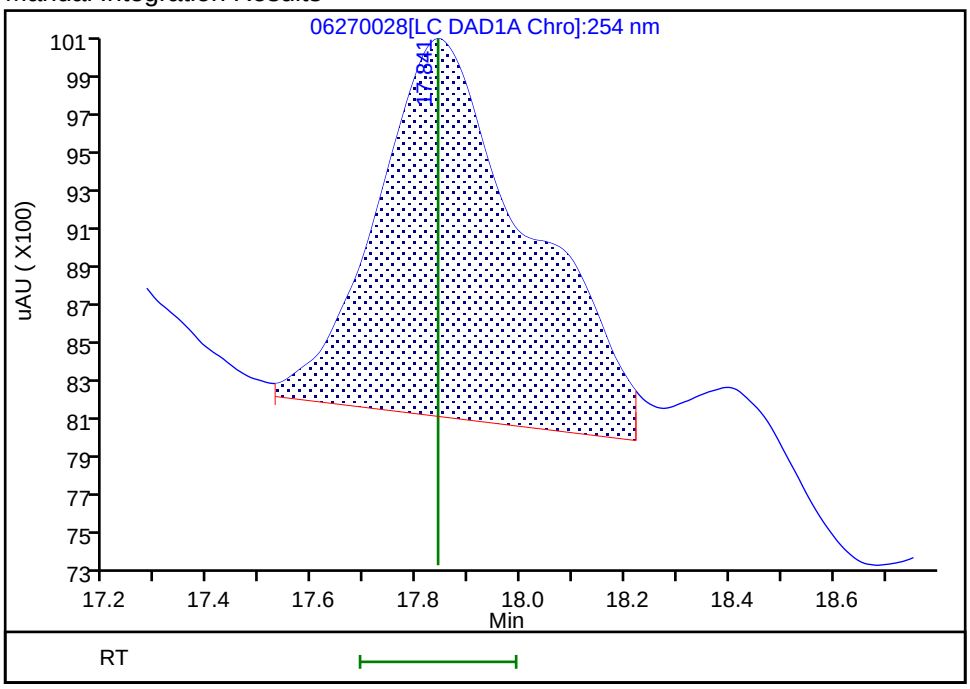

Reviewer: fiedlerh, 28-Jun-2019 13:26:45

Audit Action: Manually Integrated Audit Reason: Baseline Smoothing

User Disabled Compound Report

Eurofins TestAmerica, Denver

Data File:	\\chromna\Denver\ChromData\G2_LUNA\20190627-83272.b\06270028.D				
Injection Date:	28-Jun-2019 07:12:11	Instrument ID:	CHHPLC_G2_LUNA		
Lims ID:	280-124986-A-16-A	Lab Sample ID:	280-124986-16		
Client ID:	G0118-19A				
Operator ID:	HKF	ALS Bottle#:	28	Worklist Smp#:	28
Injection Vol:	100.0 ul	Dil. Factor:	1.0000		
Method:	G2_8330_Luna	Limit Group:	GCSV - 8330		
Column:	Luna-Phenyl hexyl (4.60 mm)	Detector	LC DAD1A, 254 nm		

7 MNX, CAS: 5755-27-1, Signal: 1

RT: 7.73
Response: 118364
Amount: 0.439158

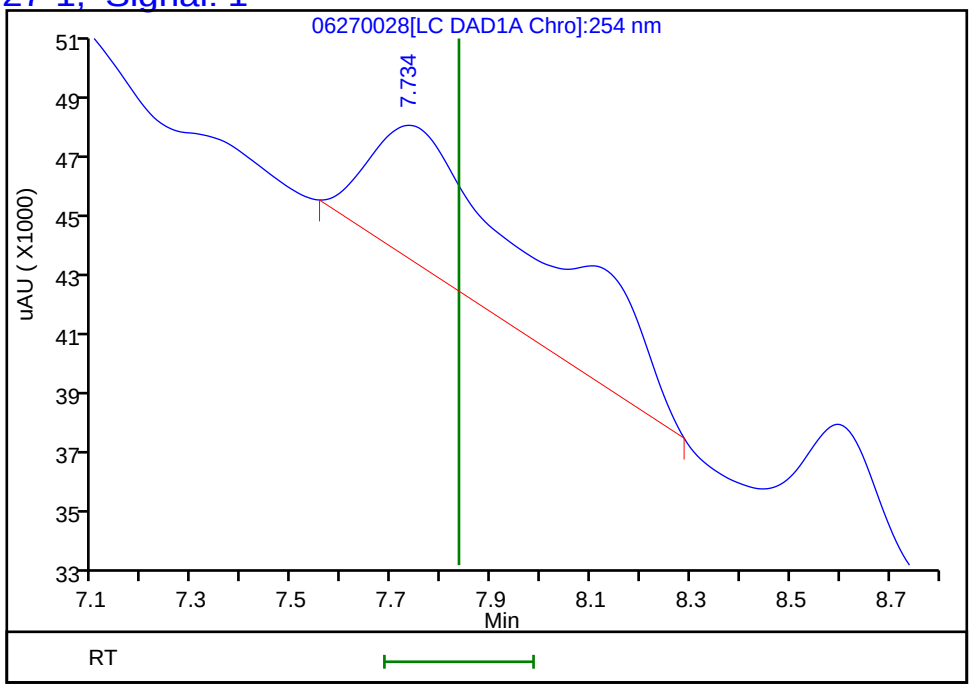

Reviewer: fiedlerh, 28-Jun-2019 13:26:58
Audit Action: Marked Compound Undetected Audit Reason: Invalid Compound ID

Manual Integration/User Assign Peak Report

Eurofins TestAmerica, Denver

Data File:	\\chromna\Denver\ChromData\G2_LUNA\20190627-83272.b\06270028.D				
Injection Date:	28-Jun-2019 07:12:11	Instrument ID:	CHHPLC_G2_LUNA		
Lims ID:	280-124986-A-16-A	Lab Sample ID:	280-124986-16		
Client ID:	G0118-19A				
Operator ID:	HKF	ALS Bottle#:	28	Worklist Smp#:	28
Injection Vol:	100.0 ul	Dil. Factor:	1.0000		
Method:	G2_8330_Luna	Limit Group:	GCSV - 8330		
Column:	Luna-Phenyl hexyl (4.60 mm)	Detector	LC DAD1A, 254 nm		

8 RDX, CAS: 121-82-4

Signal: 1

Processing Integration Results

RT: 9.24
Area: 17422
Amount: 0.083581
Amount Units: ug/ml

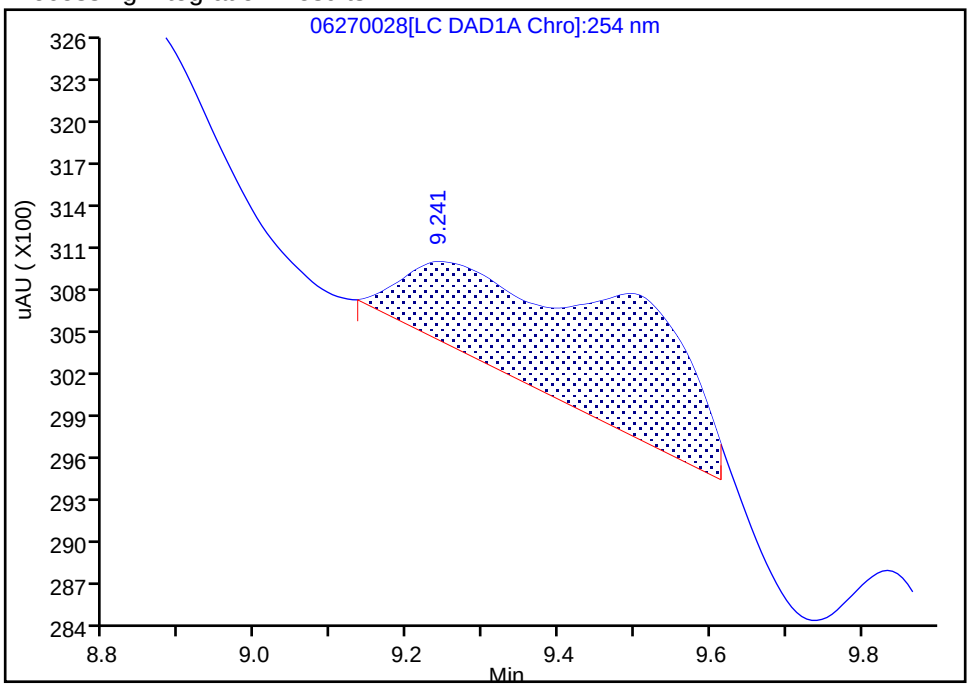

Manual Integration Results

RT: 9.24
Area: 5987
Amount: 0.028722
Amount Units: ug/ml

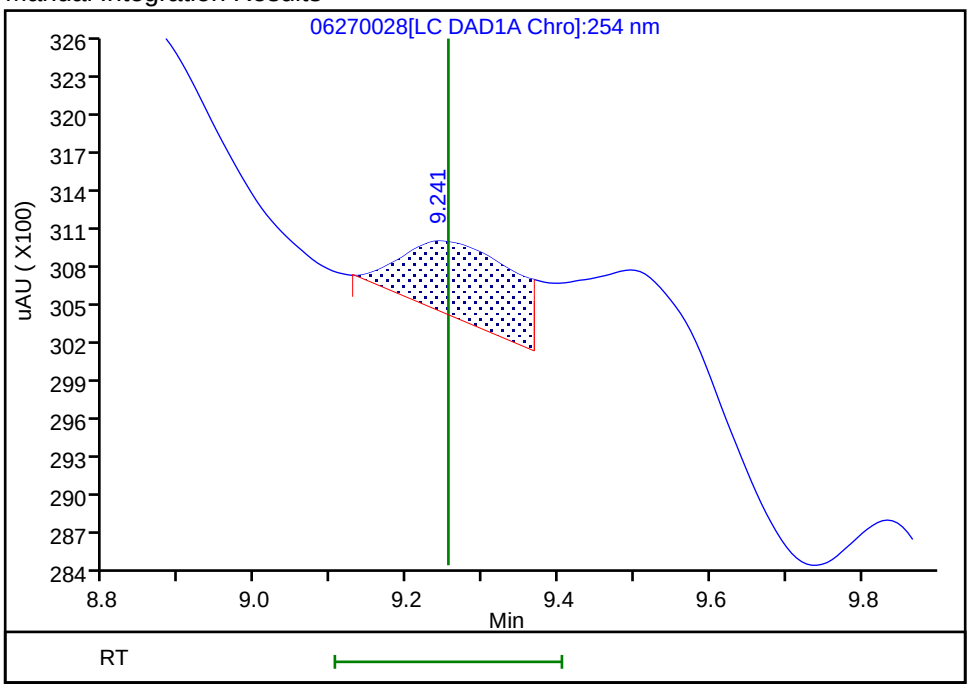

Reviewer: fiedlerh, 28-Jun-2019 13:26:09

Audit Action: Manually Integrated Audit Reason: Baseline Smoothing

User Disabled Compound Report

Eurofins TestAmerica, Denver

Data File:	\\chromna\Denver\ChromData\G2_LUNA\20190627-83272.b\06270028.D				
Injection Date:	28-Jun-2019 07:12:11	Instrument ID:	CHHPLC_G2_LUNA		
Lims ID:	280-124986-A-16-A	Lab Sample ID:	280-124986-16		
Client ID:	G0118-19A				
Operator ID:	HKF	ALS Bottle#:	28	Worklist Smp#:	28
Injection Vol:	100.0 ul	Dil. Factor:	1.0000		
Method:	G2_8330_Luna	Limit Group:	GCSV - 8330		
Column:	Luna-Phenyl hexyl (4.60 mm)	Detector	LC DAD1A, 254 nm		

22 Tetryl, CAS: 479-45-8, Signal: 1

RT: 23.89
Response: 4097
Amount: 0.013028

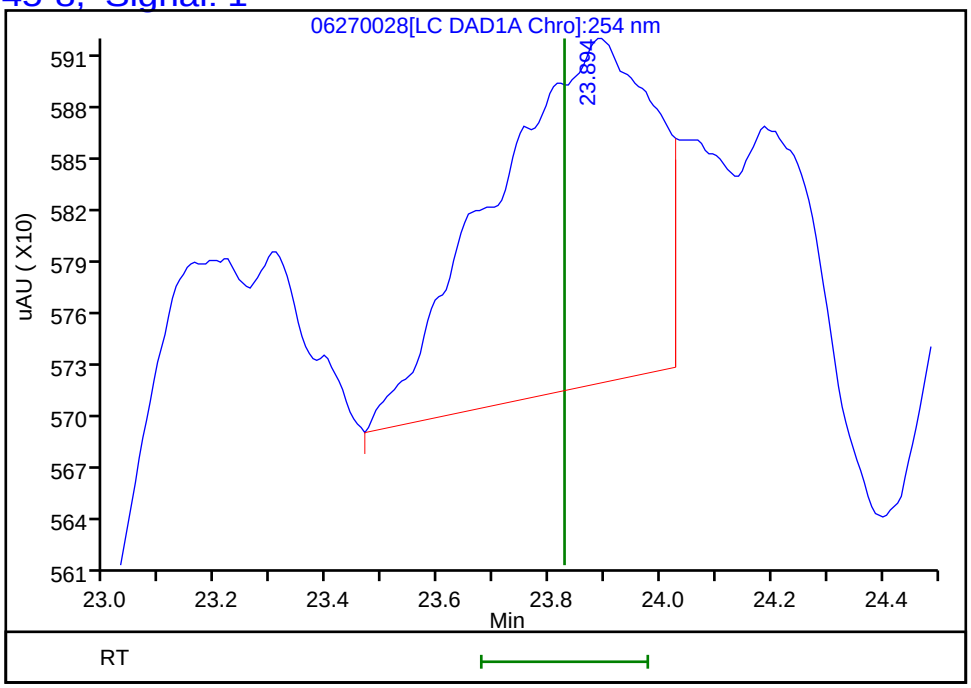

Reviewer: fiedlerh, 28-Jun-2019 13:26:58
Audit Action: Marked Compound Undetected Audit Reason: Invalid Compound ID

FORM I
HPLC/IC ORGANICS ANALYSIS DATA SHEET

Lab Name: Eurofins TestAmerica, Denver Job No.: 280-124986-1

SDG No.:

Client Sample ID: G0110-19A Lab Sample ID: 280-124986-17

Matrix: Water Lab File ID: 06190072.D

Analysis Method: 8330A Date Collected: 06/08/2019 14:40

Extraction Method: 3535 Date Extracted: 06/14/2019 10:20

Sample wt/vol: 473(mL) Date Analyzed: 06/20/2019 12:50

Con. Extract Vol.: 5(mL) Dilution Factor: 1

Injection Volume: 100(uL) GC Column: UltraCarb5uODS ID: 4.6(mm)

% Moisture: GPC Cleanup:(Y/N) N

Analysis Batch No.: 462065 Units: ug/L

CAS NO.	COMPOUND NAME	RESULT	Q	LOQ	LOD	DL
99-35-4	1,3,5-Trinitrobenzene	0.42	U	1.1	0.42	0.21
99-65-0	1,3-Dinitrobenzene	0.21	U M	0.42	0.21	0.094
118-96-7	2,4,6-Trinitrotoluene	0.42	U M	0.42	0.42	0.17
121-14-2	2,4-Dinitrotoluene	0.21	U M	0.42	0.21	0.089
606-20-2	2,6-Dinitrotoluene	0.43	Q J1	0.21	0.21	0.068
35572-78-2	2-Amino-4,6-dinitrotoluene	0.13	U	0.21	0.13	0.054
88-72-2	2-Nitrotoluene	0.21	U Q	0.42	0.21	0.090
99-08-1	3-Nitrotoluene	0.42	U Q	0.42	0.42	0.21
19406-51-0	4-Amino-2,6-dinitrotoluene	0.13	U	0.21	0.13	0.061
99-99-0	4-Nitrotoluene	0.42	U M Q	1.1	0.42	0.21
2691-41-0	HMX	0.21	U	0.42	0.21	0.093
5755-27-1	MNX	0.42	U M	2.1	0.42	0.16
98-95-3	Nitrobenzene	0.21	U	0.42	0.21	0.096
121-82-4	RDX	0.99	M Q J1	0.42	0.42	0.17
479-45-8	Tetryl	2.6	Q J1	0.25	0.21	0.084

CAS NO.	SURROGATE	%REC	Q	LIMITS
528-29-0	1,2-Dinitrobenzene	145	M Q	83-119

Eurofins TestAmerica, Denver
Target Compound Quantitation Report

Data File: \\chromna\Denver\ChromData\CHHPLC_X\20190619-83007.b\06190072.D
Lims ID: 280-124986-A-17-A
Client ID: G0110-19A
Sample Type: Client
Inject. Date: 20-Jun-2019 12:50:31 ALS Bottle#: 72 Worklist Smp#: 72
Injection Vol: 100.0 ul Dil. Factor: 1.0000
Sample Info: 280-124986-A-17-
Misc. Info.: 280-0083007-072
Operator ID: hkf Instrument ID: CHHPLC_X3

Method: \\chromna\Denver\ChromData\CHHPLC_X\20190619-83007.b\8330_X3.m
Limit Group: GCSV - 8330
Last Update: 24-Jun-2019 15:19:24 Calib Date: 15-May-2019 01:42:24
Integrator: Falcon
Quant Method: External Standard Quant By: Initial Calibration
Last ICal File: \\chromna\Denver\ChromData\CHHPLC_X\20190514-81869.b\0514B032.D

Column 1 : UltraCarb5uODS (20) (4.60 mm) Det: LC DAD1B, 254 nm
Process Host: CTX0327

First Level Reviewer: fiedlerh Date: 20-Jun-2019 15:05:32

	Compound	Det	RT (min.)	Exp RT (min.)	Dlt RT (min.)	Response	OnCol Amt ug/mL	Flags
	3 HMX	1		6.647			ND	
	6 MNX	1		7.359			ND	MU
	7 RDX	1	7.745	7.774	-0.029	10024	0.0940	M
$	9 1,2-Dinitrobenzene	1	8.752	8.761	-0.009	37779	0.2904	M
	10 1,3,5-Trinitrobenzene	1		8.914			ND	
	11 1,3-Dinitrobenzene	1		9.580			ND	U
	12 Nitrobenzene	1		9.974			ND	
	14 Tetryl	1	10.291	10.307	-0.016	42100	0.2507	
	16 2,4,6-Trinitrotoluene	1		11.267			ND	U
	17 4-Amino-2,6-dinitrotoluene	1		11.460			ND	
	18 2-Amino-4,6-dinitrotoluene	1		11.747			ND	
	19 2,6-Dinitrotoluene	1	11.865	11.887	-0.022	6383	0.0408	
	20 2,4-Dinitrotoluene	1		12.087			ND	U
	21 o-Nitrotoluene	1		12.934			ND	
	22 p-Nitrotoluene	1		13.374			ND	U
	23 m-Nitrotoluene	1		13.974			ND	

QC Flag Legend

Review Flags
M - Manually Integrated
U - Marked Undetected

Report Date: 24-Jun-2019 15:19:29 Chrom Revision: 2.3 20-Jun-2019 20:50:56

Eurofins TestAmerica, Denver

Data File: \\chromna\Denver\ChromData\CHHPLC_X\20190619-83007.b\06190072.D

Injection Date:	20-Jun-2019 12:50:31	Instrument ID:	CHHPLC_X3	Operator ID:	hkf
Lims ID:	280-124986-A-17-A	Lab Sample ID:	280-124986-17	Worklist Smp#:	72
Client ID:	G0110-19A				
Injection Vol:	100.0 ul	Dil. Factor:	1.0000	ALS Bottle#:	72
Method:	8330_X3	Limit Group:	GCSV - 8330		

Column: UltraCarb5uODS (20) (4.60 mm)

Y Scaling: Method Defined: Scale to the Nth Largest Target: 1

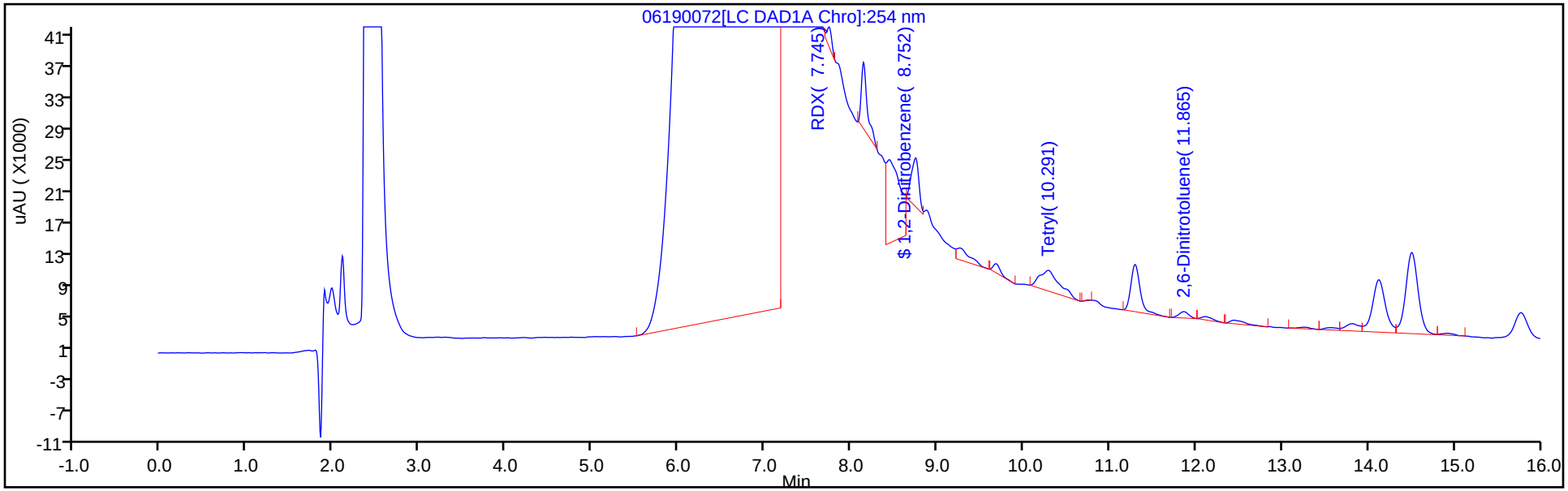

Y Scaling: Method Defined: Scale to the Nth Largest Target: 1

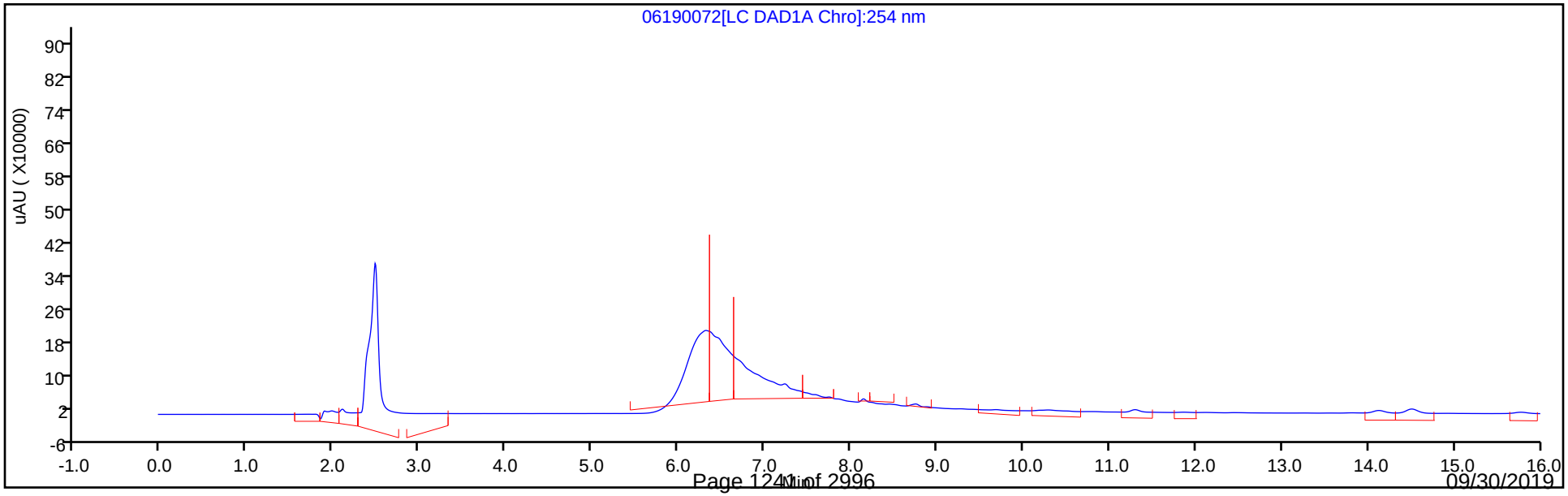

Eurofins TestAmerica, Denver
Recovery Report

Data File:	\\chromna\Denver\ChromData\CHHPLC_X\20190619-83007.b\06190072.D				
Lims ID:	280-124986-A-17-A				
Client ID:	G0110-19A				
Sample Type:	Client				
Inject. Date:	20-Jun-2019 12:50:31	ALS Bottle#:	72	Worklist Smp#:	72
Injection Vol:	100.0 ul	Dil. Factor:	1.0000		
Sample Info:	280-124986-A-17-				
Misc. Info.:	280-0083007-072				
Operator ID:	hkf	Instrument ID:	CHHPLC_X3		
Method:	\\chromna\Denver\ChromData\CHHPLC_X\20190619-83007.b\8330_X3.m				
Limit Group:	GCSV - 8330				
Last Update:	24-Jun-2019 15:19:24	Calib Date:	15-May-2019 01:42:24		
Integrator:	Falcon				
Quant Method:	External Standard	Quant By:	Initial Calibration		
Last ICal File:	\\chromna\Denver\ChromData\CHHPLC_X\20190514-81869.b\0514B032.D				
Column 1 :	UltraCarb5uODS (20) (4.60 mm)		Det: LC DAD1B, 254 nm		
Process Host:	CTX0327				

First Level Reviewer: fiedlerh Date: 20-Jun-2019 15:05:32

Compound	Amount Added	Amount Recovered	% Rec.
$ 9 1,2-Dinitrobenzene	0.2000	0.2904	145.18

Manual Integration/User Assign Peak Report

Eurofins TestAmerica, Denver

Data File:	\\chromna\Denver\ChromData\CHHPLC_X\20190619-83007.b\06190072.D				
Injection Date:	20-Jun-2019 12:50:31	Instrument ID:	CHHPLC_X3		
Lims ID:	280-124986-A-17-A	Lab Sample ID:	280-124986-17		
Client ID:	G0110-19A				
Operator ID:	hkf	ALS Bottle#:	72	Worklist Smp#:	72
Injection Vol:	100.0 ul	Dil. Factor:	1.0000		
Method:	8330_X3	Limit Group:	GCSV - 8330		
Column:	UltraCarb5uODS (20) (4.60 mm)	Detector	LC DAD1B, 254 nm		

$ 9 1,2-Dinitrobenzene, CAS: 528-29-0

Signal: 1

Processing Integration Results

RT: 8.75
Area: 89822
Amount: 0.690351
Amount Units: ug/mL

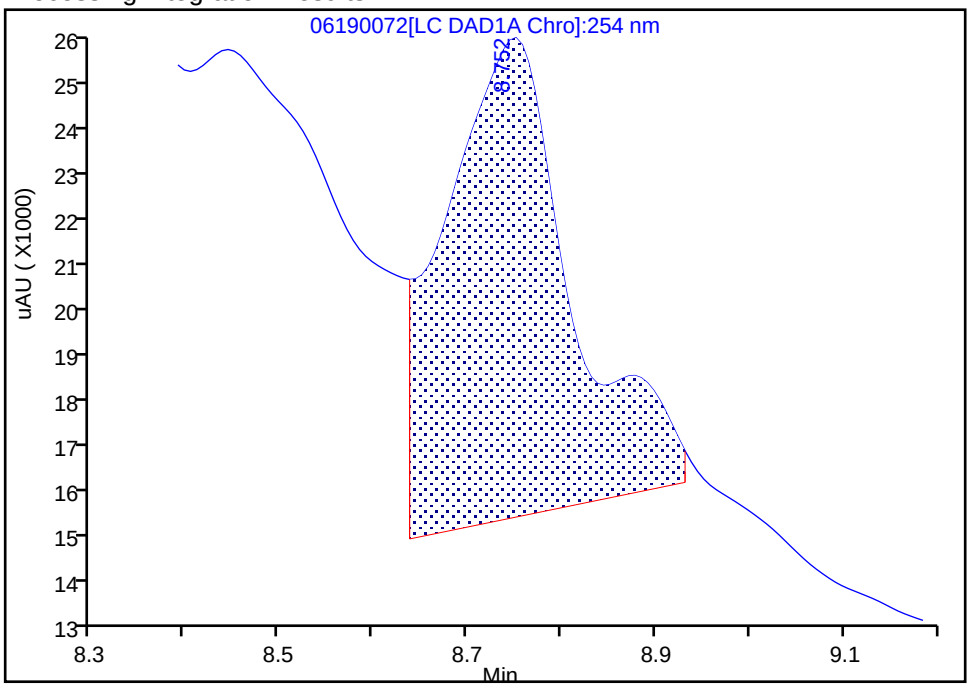

Manual Integration Results

RT: 8.75
Area: 37779
Amount: 0.290361
Amount Units: ug/mL

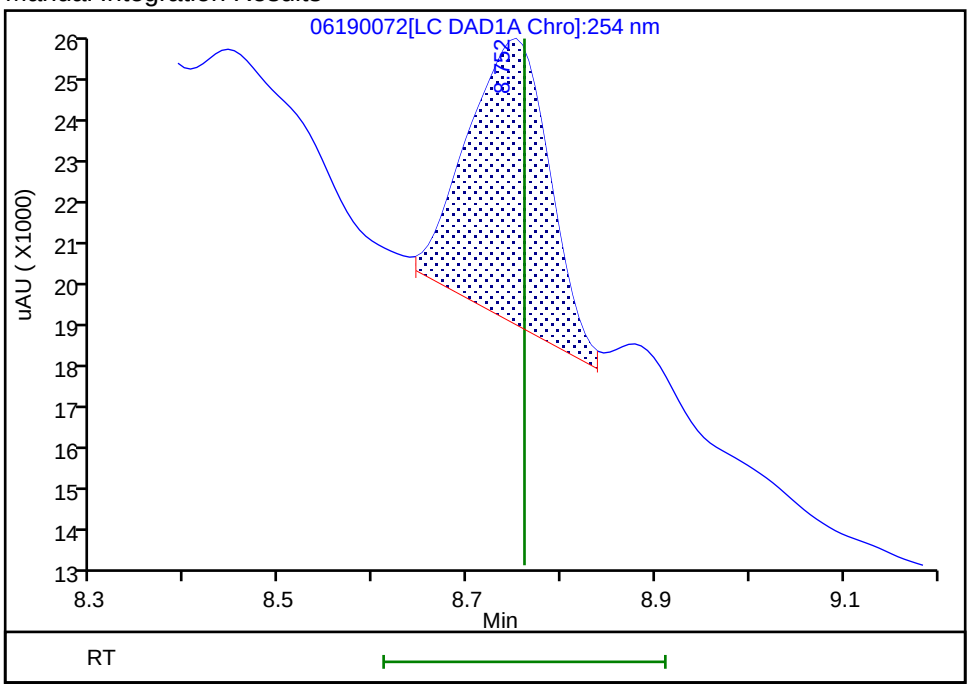

Reviewer: fiedlerh, 20-Jun-2019 15:05:17

Audit Action: Manually Integrated Audit Reason: Baseline Smoothing

User Disabled Compound Report

Eurofins TestAmerica, Denver

Data File: \\chromna\Denver\ChromData\CHHPLC_X\20190619-83007.b\06190072.D

Injection Date:	20-Jun-2019 12:50:31	Instrument ID:	CHHPLC_X3		
Lims ID:	280-124986-A-17-A	Lab Sample ID:	280-124986-17		
Client ID:	G0110-19A				
Operator ID:	hkf	ALS Bottle#:	72	Worklist Smp#:	72
Injection Vol:	100.0 ul	Dil. Factor:	1.0000		
Method:	8330_X3	Limit Group:	GCSV - 8330		
Column:	UltraCarb5uODS (20) (4.60 mm)	Detector	LC DAD1B, 254 nm		

11 1,3-Dinitrobenzene, CAS: 99-65-0, Signal: 1

RT: 9.68
Response: 6618
Amount: 0.022000

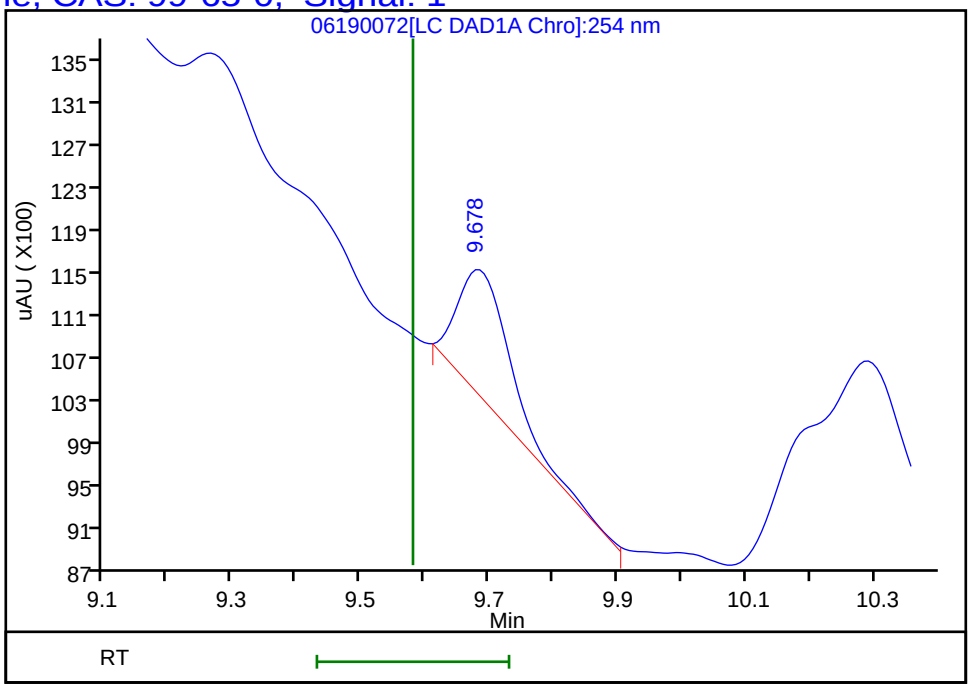

Reviewer: fiedlerh, 20-Jun-2019 15:05:32
Audit Action: Marked Compound Undetected Audit Reason: Invalid Compound ID

User Disabled Compound Report

Eurofins TestAmerica, Denver

Data File: \\chromna\Denver\ChromData\CHHPLC_X\20190619-83007.b\06190072.D

Injection Date:	20-Jun-2019 12:50:31	Instrument ID:	CHHPLC_X3		
Lims ID:	280-124986-A-17-A	Lab Sample ID:	280-124986-17		
Client ID:	G0110-19A				
Operator ID:	hkf	ALS Bottle#:	72	Worklist Smp#:	72
Injection Vol:	100.0 ul	Dil. Factor:	1.0000		
Method:	8330_X3	Limit Group:	GCSV - 8330		
Column:	UltraCarb5uODS (20) (4.60 mm)	Detector	LC DAD1B, 254 nm		

16 2,4,6-Trinitrotoluene, CAS: 118-96-7, Signal: 1

RT: 11.30
Response: 45548
Amount: 0.203709

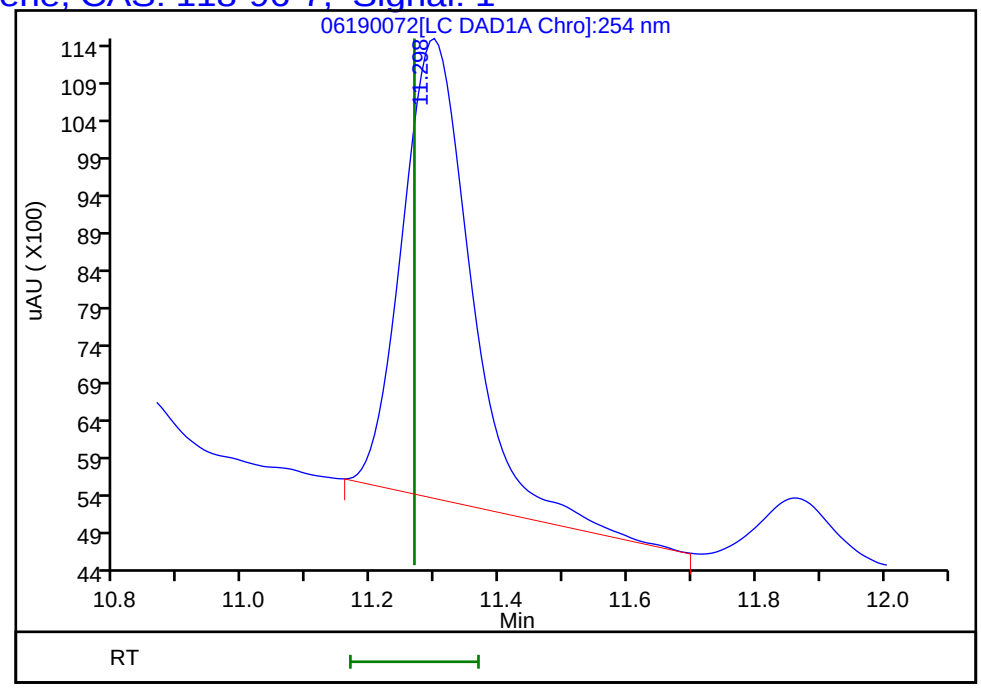

Reviewer: fiedlerh, 20-Jun-2019 15:05:32
Audit Action: Marked Compound Undetected Audit Reason: Invalid Compound ID

User Disabled Compound Report

Eurofins TestAmerica, Denver

Data File: \\chromna\Denver\ChromData\CHHPLC_X\20190619-83007.b\06190072.D

Injection Date:	20-Jun-2019 12:50:31	Instrument ID:	CHHPLC_X3		
Lims ID:	280-124986-A-17-A	Lab Sample ID:	280-124986-17		
Client ID:	G0110-19A				
Operator ID:	hkf	ALS Bottle#:	72	Worklist Smp#:	72
Injection Vol:	100.0 ul	Dil. Factor:	1.0000		
Method:	8330_X3	Limit Group:	GCSV - 8330		
Column:	UltraCarb5uODS (20) (4.60 mm)	Detector	LC DAD1B, 254 nm		

20 2,4-Dinitrotoluene, CAS: 121-14-2, Signal: 1

RT: 12.12
Response: 3911
Amount: 0.013150

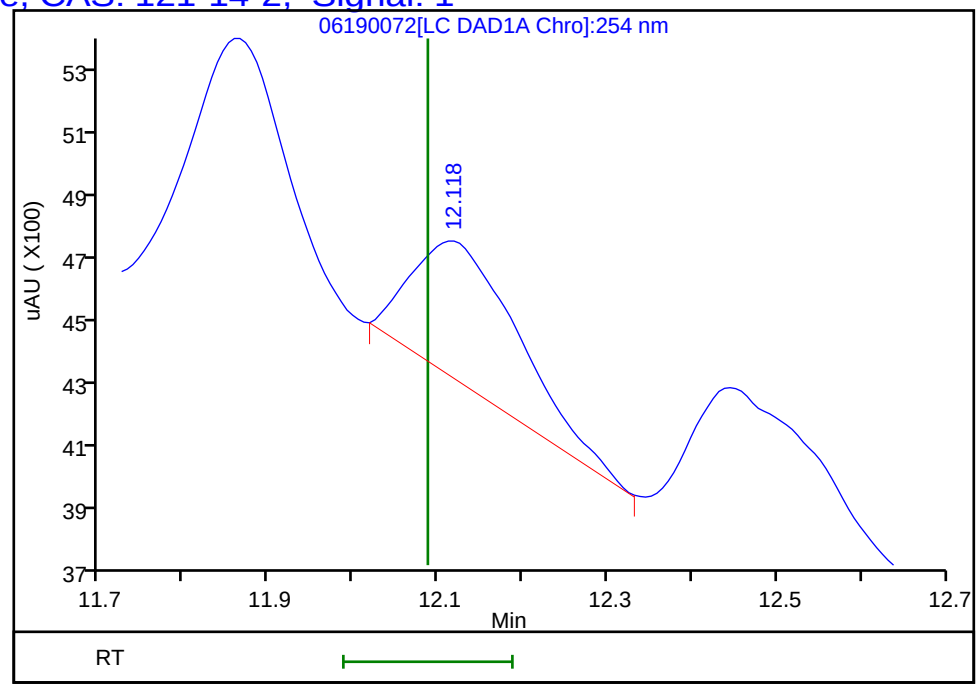

Reviewer: fiedlerh, 20-Jun-2019 15:05:32

Audit Action: Marked Compound Undetected Audit Reason: Invalid Compound ID

User Disabled Compound Report

Eurofins TestAmerica, Denver

Data File:	\\chromna\Denver\ChromData\CHHPLC_X\20190619-83007.b\06190072.D				
Injection Date:	20-Jun-2019 12:50:31	Instrument ID:	CHHPLC_X3		
Lims ID:	280-124986-A-17-A	Lab Sample ID:	280-124986-17		
Client ID:	G0110-19A				
Operator ID:	hkf	ALS Bottle#:	72	Worklist Smp#:	72
Injection Vol:	100.0 ul	Dil. Factor:	1.0000		
Method:	8330_X3	Limit Group:	GCSV - 8330		
Column:	UltraCarb5uODS (20) (4.60 mm)	Detector	LC DAD1B, 254 nm		

22 p-Nitrotoluene, CAS: 99-99-0, Signal: 1

RT: 13.25
Response: 1977
Amount: 0.017540

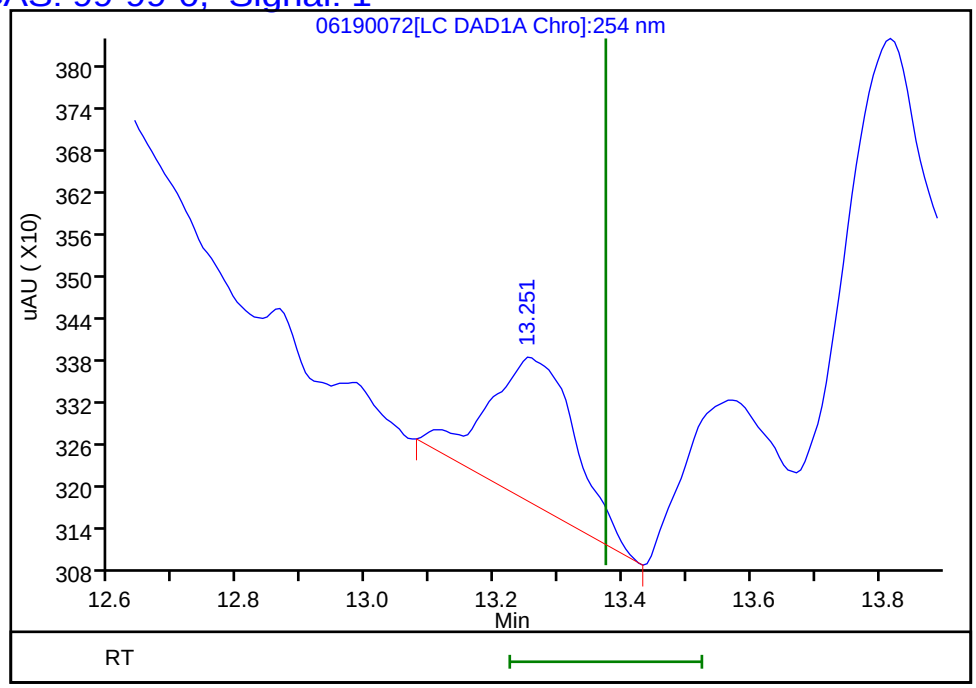

Reviewer: fiedlerh, 20-Jun-2019 15:05:32
Audit Action: Marked Compound Undetected Audit Reason: Invalid Compound ID

User Disabled Compound Report

Eurofins TestAmerica, Denver

Data File:	\\chromna\Denver\ChromData\CHHPLC_X\20190619-83007.b\06190072.D				
Injection Date:	20-Jun-2019 12:50:31	Instrument ID:	CHHPLC_X3		
Lims ID:	280-124986-A-17-A	Lab Sample ID:	280-124986-17		
Client ID:	G0110-19A				
Operator ID:	hkf	ALS Bottle#:	72	Worklist Smp#:	72
Injection Vol:	100.0 ul	Dil. Factor:	1.0000		
Method:	8330_X3	Limit Group:	GCSV - 8330		
Column:	UltraCarb5uODS (20) (4.60 mm)	Detector	LC DAD1B, 254 nm		

6 MNX, CAS: 5755-27-1, Signal: 1

RT: 7.23
Response: 1471008
Amount: 10.773616

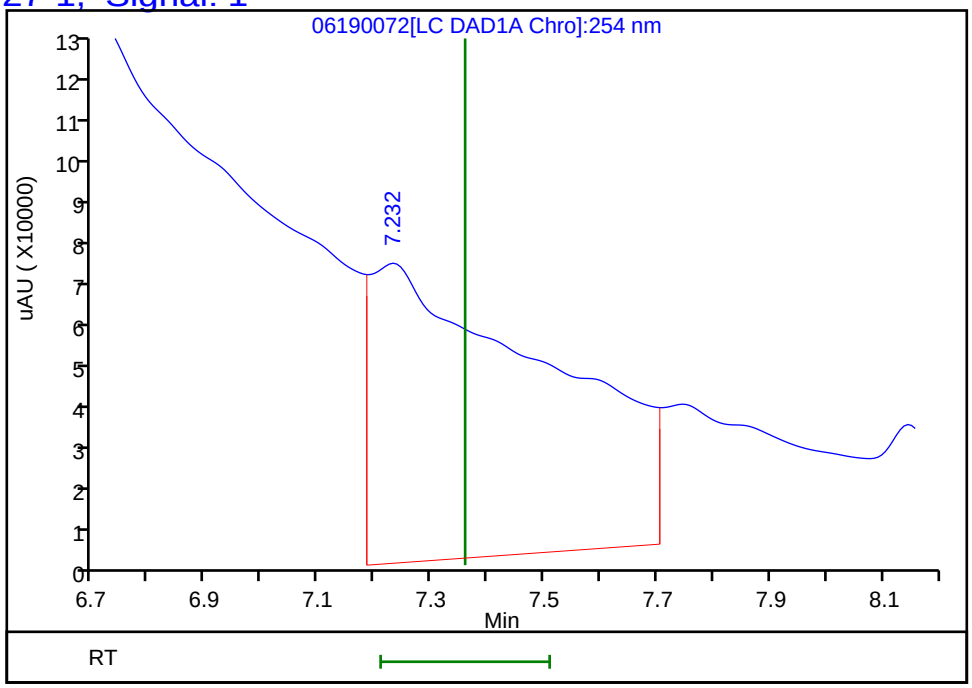

Reviewer: fiedlerh, 20-Jun-2019 15:05:32
Audit Action: Marked Compound Undetected Audit Reason: Invalid Compound ID

Manual Integration/User Assign Peak Report

Eurofins TestAmerica, Denver

Data File:	\\chromna\Denver\ChromData\CHHPLC_X\20190619-83007.b\06190072.D				
Injection Date:	20-Jun-2019 12:50:31	Instrument ID:	CHHPLC_X3		
Lims ID:	280-124986-A-17-A	Lab Sample ID:	280-124986-17		
Client ID:	G0110-19A				
Operator ID:	hkf	ALS Bottle#:	72	Worklist Smp#:	72
Injection Vol:	100.0 ul	Dil. Factor:	1.0000		
Method:	8330_X3	Limit Group:	GCSV - 8330		
Column:	UltraCarb5uODS (20) (4.60 mm)	Detector	LC DAD1B, 254 nm		

7 RDX, CAS: 121-82-4

Signal: 1

Processing Integration Results

RT: 7.74
Area: 535432
Amount: 5.020958
Amount Units: ug/mL

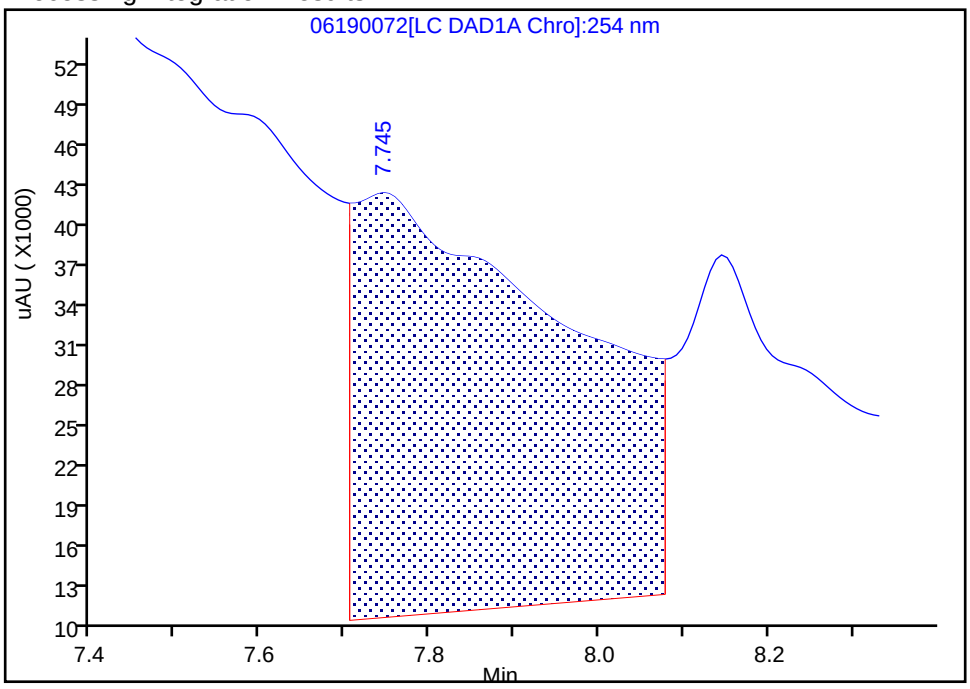

Manual Integration Results

RT: 7.74
Area: 10024
Amount: 0.093999
Amount Units: ug/mL

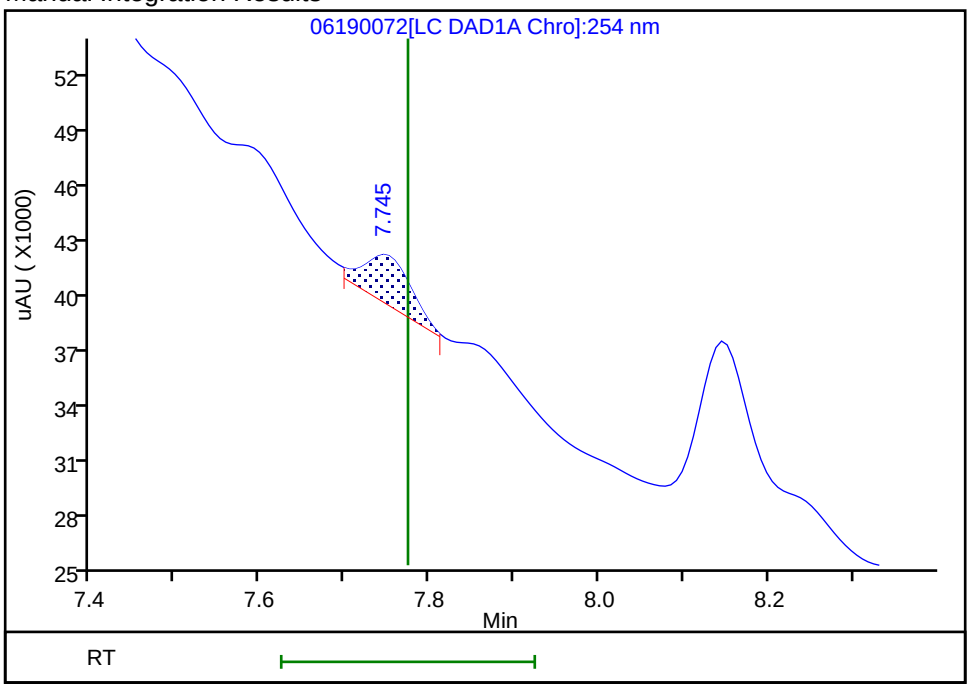

Reviewer: fiedlerh, 20-Jun-2019 15:05:10

Audit Action: Manually Integrated Audit Reason: Baseline Smoothing

FORM I
HPLC/IC ORGANICS ANALYSIS DATA SHEET

Lab Name: Eurofins TestAmerica, Denver Job No.: 280-124986-1

SDG No.:

Client Sample ID: G0110-19A Lab Sample ID: 280-124986-17

Matrix: Water Lab File ID: 06210068.D

Analysis Method: 8330A Date Collected: 06/08/2019 14:40

Extraction Method: 3535 Date Extracted: 06/14/2019 10:20

Sample wt/vol: 473(mL) Date Analyzed: 06/22/2019 22:37

Con. Extract Vol.: 5(mL) Dilution Factor: 1

Injection Volume: 100(uL) GC Column: Luna-phenylhex ID: 4.6(mm)

% Moisture: GPC Cleanup:(Y/N) N

Analysis Batch No.: 462208 Units: ug/L

CAS NO.	COMPOUND NAME	RESULT	Q	LOQ	LOD	DL
606-20-2	*2,6-Dinitrotoluene*	*0.069*	*J J1 M*	*0.21*	0.21	*0.068*
121-82-4	*RDX*	*0.32*	*J J1*	*0.42*	0.42	*0.17*
479-45-8	*Tetryl*	*0.52*	*J1 M B*	*0.25*	0.21	*0.084*

CAS NO.	SURROGATE	%REC	Q	LIMITS
528-29-0	1,2-Dinitrobenzene	92		83-119

Eurofins TestAmerica, Denver
Target Compound Quantitation Report

Data File: \\chromna\Denver\ChromData\G2_LUNA\20190620-83049.b\06210068.D
Lims ID: 280-124986-A-17-A
Client ID: G0110-19A
Sample Type: Client
Inject. Date: 22-Jun-2019 22:37:53 ALS Bottle#: 68 Worklist Smp#: 68
Injection Vol: 100.0 ul Dil. Factor: 1.0000
Sample Info: 280-124986-A-17-
Misc. Info.: 280-0083049-068
Operator ID: HKF Instrument ID: CHHPLC_G2_LUNA

Method: \\chromna\Denver\ChromData\G2_LUNA\20190620-83049.b\G2_8330_Luna.m
Limit Group: GCSV - 8330
Last Update: 24-Jun-2019 10:51:04 Calib Date: 08-May-2019 00:28:23
Integrator: Falcon
Quant Method: External Standard Quant By: Initial Calibration
Last ICal File: \\chromna\Denver\ChromData\G2_LUNA\20190507-81649.b\05070023.D

Column 1 : Luna-Phenyl hexyl (4.60 mm) Det: LC DAD1A, 254 nm
Process Host: CTX0327

First Level Reviewer: fiedlerh Date: 24-Jun-2019 10:48:04

	Compound	Det	RT (min.)	Exp RT (min.)	Dlt RT (min.)	Response	OnCol Amt ug/ml	Flags
	6 HMX	1		7.225			ND	
	7 MNX	1	7.729	7.848	-0.119	23200	0.0861	
	8 RDX	1	9.303	9.312	-0.009	6258	0.0300	
	9 Nitrobenzene	1	12.189	12.305	-0.116	2568	0.006334	
$	10 1,2-Dinitrobenzene	1	13.263	13.338	-0.075	51195	0.1849	
	12 1,3-Dinitrobenzene	1		15.858			ND	
	14 o-Nitrotoluene	1		16.678			ND	
	15 p-Nitrotoluene	1		17.005			ND	U
	16 4-Amino-2,6-dinitrotoluene	1		17.412			ND	
	17 m-Nitrotoluene	1	17.883	17.918	-0.035	49425	0.1689	M
	18 2-Amino-4,6-dinitrotoluene	1		18.445			ND	
	19 1,3,5-Trinitrobenzene	1	19.069	19.158	-0.089	5474	0.0120	M
	20 2,6-Dinitrotoluene	1	19.876	20.018	-0.142	1902	0.006481	M
	21 2,4-Dinitrotoluene	1		20.579			ND	
	22 Tetryl	1	23.836	23.905	-0.069	15478	0.0492	M
	23 2,4,6-Trinitrotoluene	1		24.885			ND	

QC Flag Legend

Review Flags
M - Manually Integrated
U - Marked Undetected

Report Date: 24-Jun-2019 10:51:15 Chrom Revision: 2.3 20-Jun-2019 20:50:56

Eurofins TestAmerica, Denver

Data File:	\\chromna\Denver\ChromData\G2_LUNA\20190620-83049.b\06210068.D				
Injection Date:	22-Jun-2019 22:37:53	Instrument ID:	CHHPLC_G2_LUNA	Operator ID:	HKF
Lims ID:	280-124986-A-17-A	Lab Sample ID:	280-124986-17	Worklist Smp#:	68
Client ID:	G0110-19A				
Injection Vol:	100.0 ul	Dil. Factor:	1.0000	ALS Bottle#:	68
Method:	G2_8330_Luna	Limit Group:	GCSV - 8330		

Column: Luna-Phenyl hexyl (4.60 mm) Y Scaling: Method Defined: Scale to the Nth Largest Peak: 1

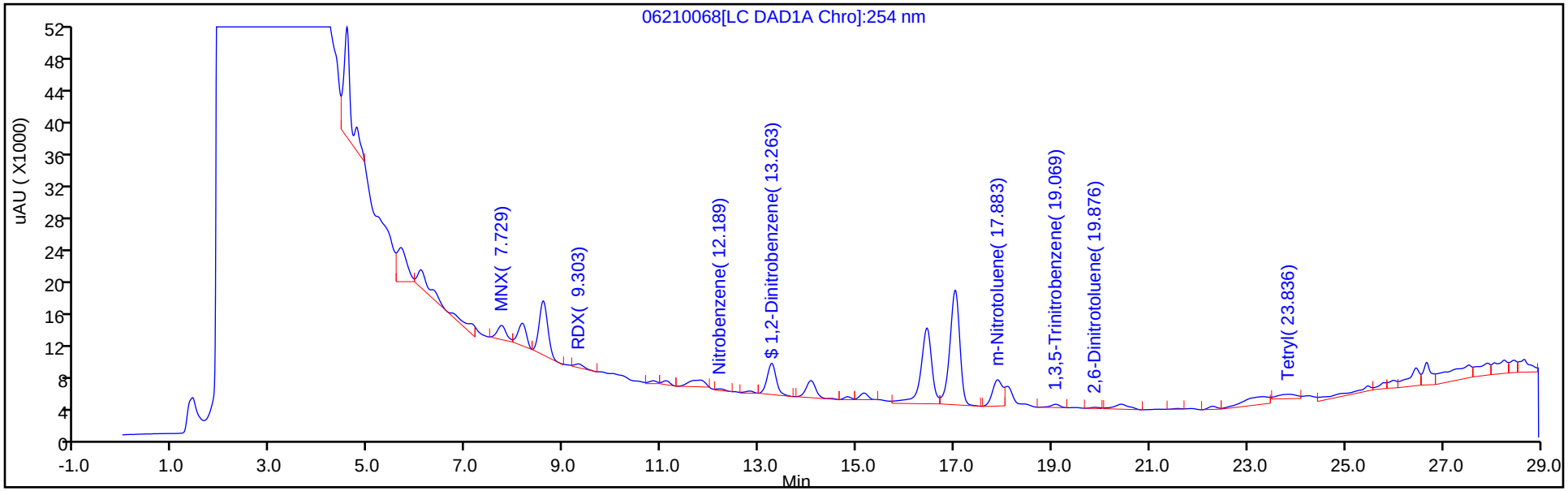

Y Scaling: Method Defined: Scale to the Nth Largest Peak: 1

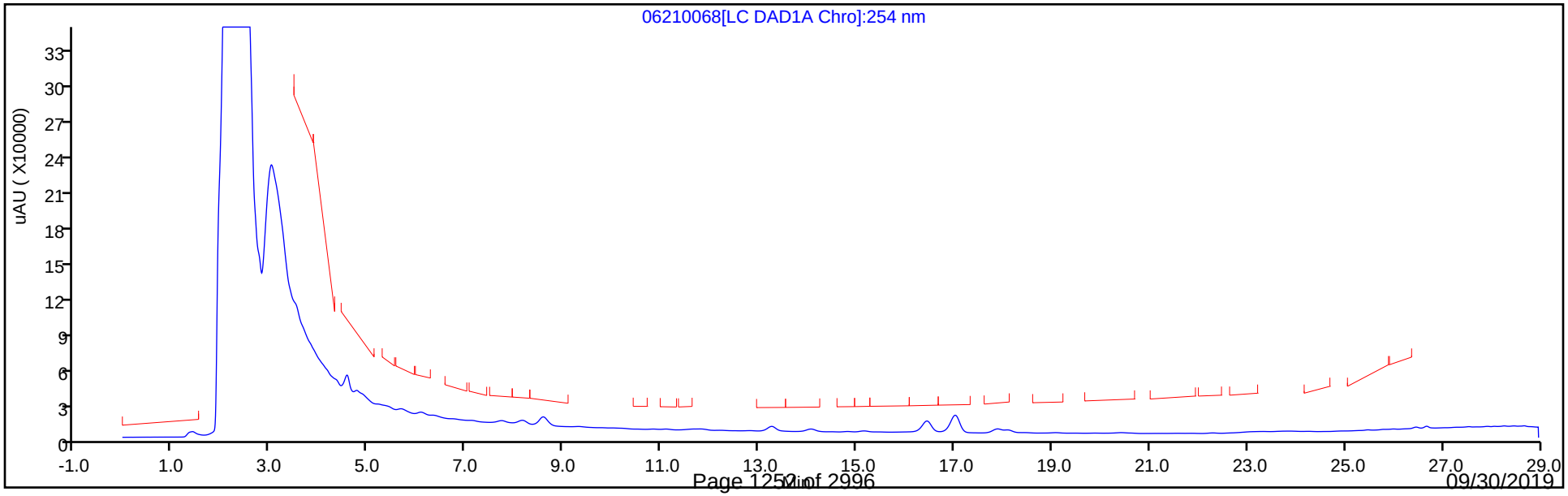

Eurofins TestAmerica, Denver
Recovery Report

Data File: \\chromna\Denver\ChromData\G2_LUNA\20190620-83049.b\06210068.D
Lims ID: 280-124986-A-17-A
Client ID: G0110-19A
Sample Type: Client
Inject. Date: 22-Jun-2019 22:37:53 ALS Bottle#: 68 Worklist Smp#: 68
Injection Vol: 100.0 ul Dil. Factor: 1.0000
Sample Info: 280-124986-A-17-
Misc. Info.: 280-0083049-068
Operator ID: HKF Instrument ID: CHHPLC_G2_LUNA

Method: \\chromna\Denver\ChromData\G2_LUNA\20190620-83049.b\G2_8330_Luna.m
Limit Group: GCSV - 8330
Last Update: 24-Jun-2019 10:51:04 Calib Date: 08-May-2019 00:28:23
Integrator: Falcon
Quant Method: External Standard Quant By: Initial Calibration
Last ICal File: \\chromna\Denver\ChromData\G2_LUNA\20190507-81649.b\05070023.D

Column 1 : Luna-Phenyl hexyl (4.60 mm) Det: LC DAD1A, 254 nm
Process Host: CTX0327

First Level Reviewer: fiedlerh Date: 24-Jun-2019 10:48:04

Compound	Amount Added	Amount Recovered	% Rec.
$ 10 1,2-Dinitrobenzene	0.2000	0.1849	92.46

Manual Integration/User Assign Peak Report

Eurofins TestAmerica, Denver

Data File:	\\chromna\Denver\ChromData\G2_LUNA\20190620-83049.b\06210068.D				
Injection Date:	22-Jun-2019 22:37:53	Instrument ID:	CHHPLC_G2_LUNA		
Lims ID:	280-124986-A-17-A	Lab Sample ID:	280-124986-17		
Client ID:	G0110-19A				
Operator ID:	HKF	ALS Bottle#:	68	Worklist Smp#:	68
Injection Vol:	100.0 ul	Dil. Factor:	1.0000		
Method:	G2_8330_Luna	Limit Group:	GCSV - 8330		
Column:	Luna-Phenyl hexyl (4.60 mm)	Detector	LC DAD1A, 254 nm		

19 1,3,5-Trinitrobenzene, CAS: 99-35-4

Signal: 1

Processing Integration Results

RT: 19.08
Area: 6533
Amount: 0.014278
Amount Units: ug/ml

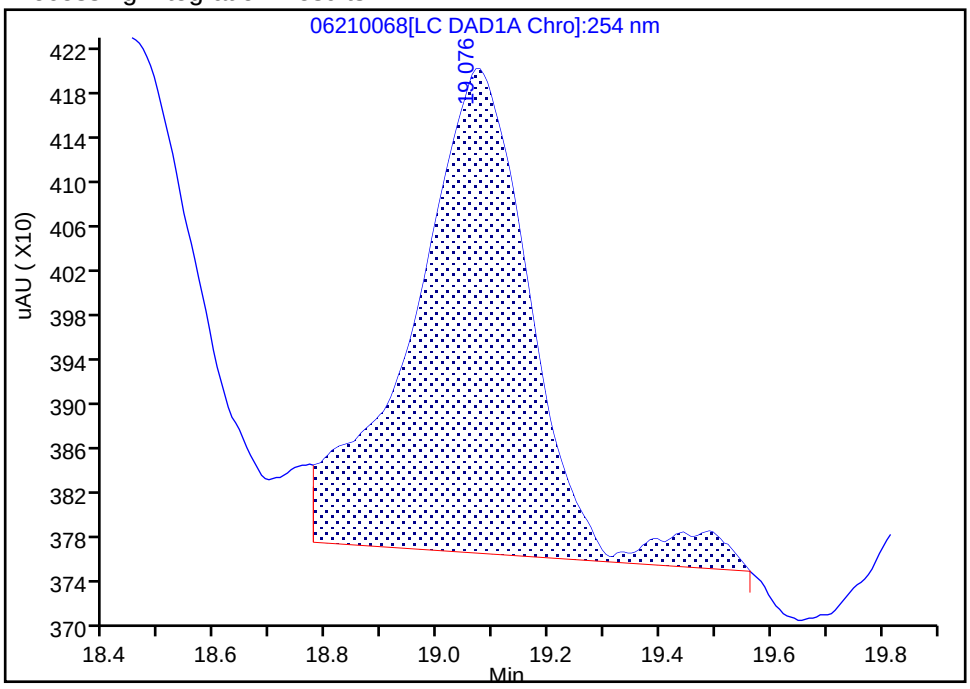

Manual Integration Results

RT: 19.07
Area: 5474
Amount: 0.011964
Amount Units: ug/ml

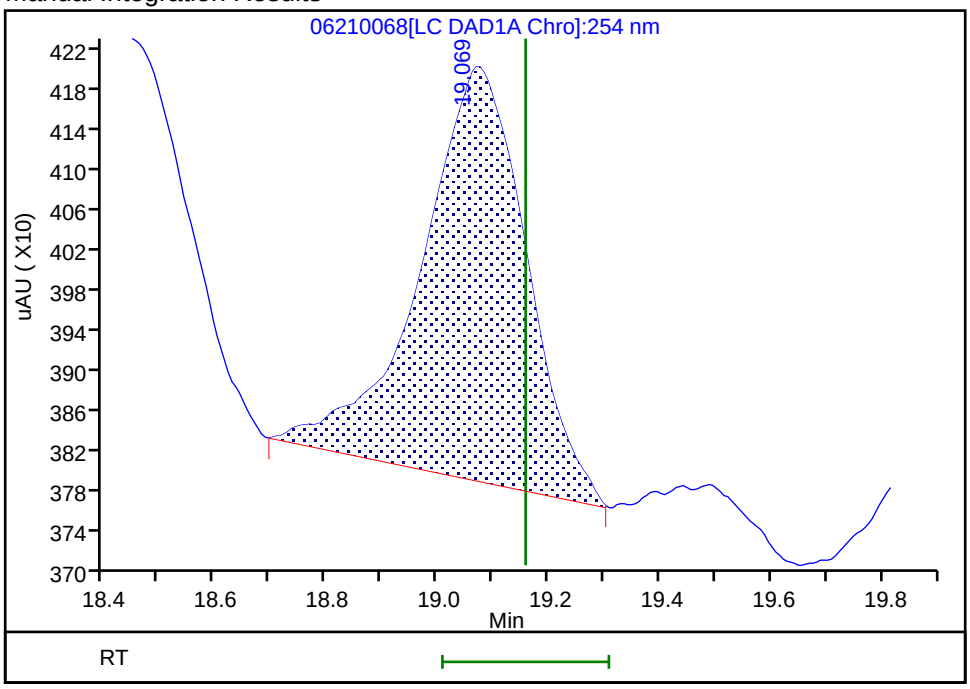

Reviewer: fiedlerh, 24-Jun-2019 10:47:53

Audit Action: Manually Integrated Audit Reason: Baseline Smoothing

Manual Integration/User Assign Peak Report

Eurofins TestAmerica, Denver

Data File:	\\chromna\Denver\ChromData\G2_LUNA\20190620-83049.b\06210068.D				
Injection Date:	22-Jun-2019 22:37:53	Instrument ID:	CHHPLC_G2_LUNA		
Lims ID:	280-124986-A-17-A	Lab Sample ID:	280-124986-17		
Client ID:	G0110-19A				
Operator ID:	HKF	ALS Bottle#:	68	Worklist Smp#:	68
Injection Vol:	100.0 ul	Dil. Factor:	1.0000		
Method:	G2_8330_Luna	Limit Group:	GCSV - 8330		
Column:	Luna-Phenyl hexyl (4.60 mm)	Detector	LC DAD1A, 254 nm		

20 2,6-Dinitrotoluene, CAS: 606-20-2

Signal: 1

Processing Integration Results

RT: 19.88
Area: 2787
Amount: 0.009497
Amount Units: ug/ml

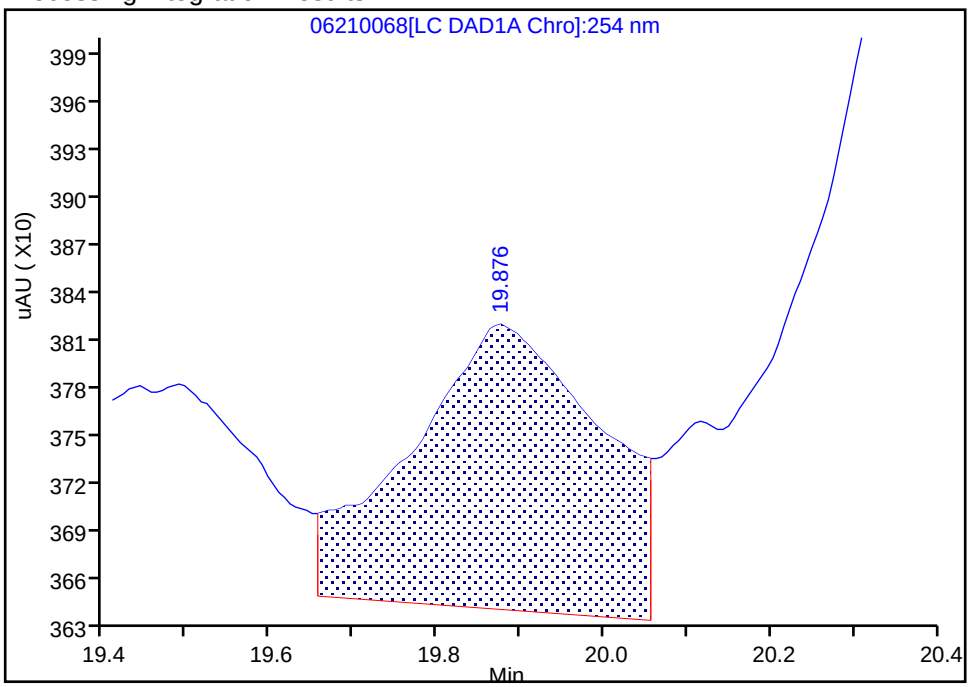

Manual Integration Results

RT: 19.88
Area: 1902
Amount: 0.006481
Amount Units: ug/ml

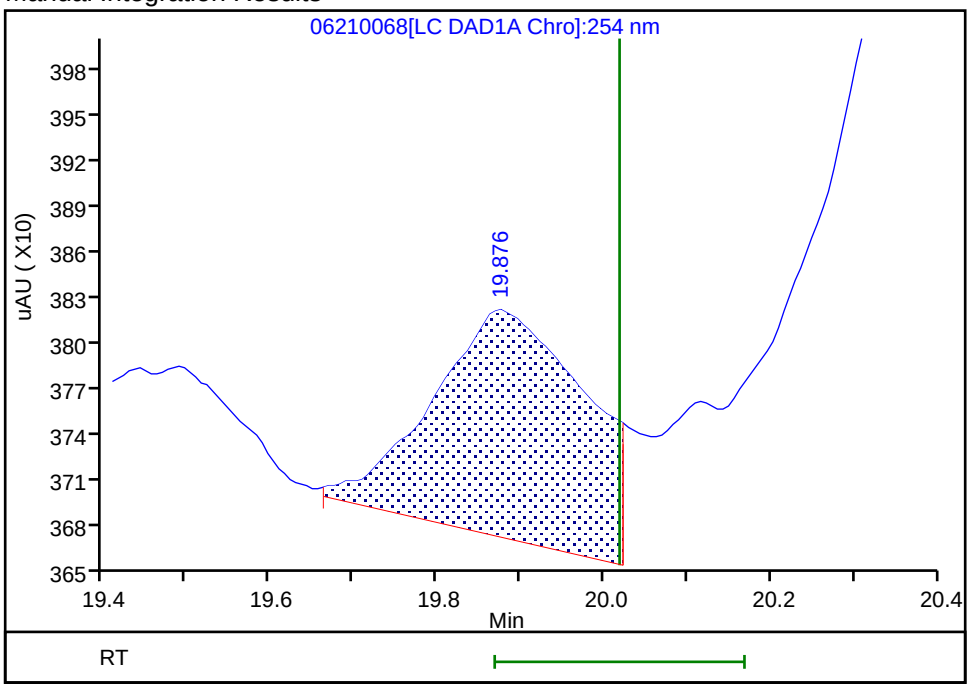

Reviewer: fiedlerh, 24-Jun-2019 10:47:58

Audit Action: Manually Integrated Audit Reason: Baseline Smoothing

Manual Integration/User Assign Peak Report

Eurofins TestAmerica, Denver

Data File:	\\chromna\Denver\ChromData\G2_LUNA\20190620-83049.b\06210068.D				
Injection Date:	22-Jun-2019 22:37:53	Instrument ID:	CHHPLC_G2_LUNA		
Lims ID:	280-124986-A-17-A	Lab Sample ID:	280-124986-17		
Client ID:	G0110-19A				
Operator ID:	HKF	ALS Bottle#:	68	Worklist Smp#:	68
Injection Vol:	100.0 ul	Dil. Factor:	1.0000		
Method:	G2_8330_Luna	Limit Group:	GCSV - 8330		
Column:	Luna-Phenyl hexyl (4.60 mm)	Detector	LC DAD1A, 254 nm		

17 m-Nitrotoluene, CAS: 99-08-1

Signal: 1

Processing Integration Results

RT: 17.88
Area: 66016
Amount: 0.225549
Amount Units: ug/ml

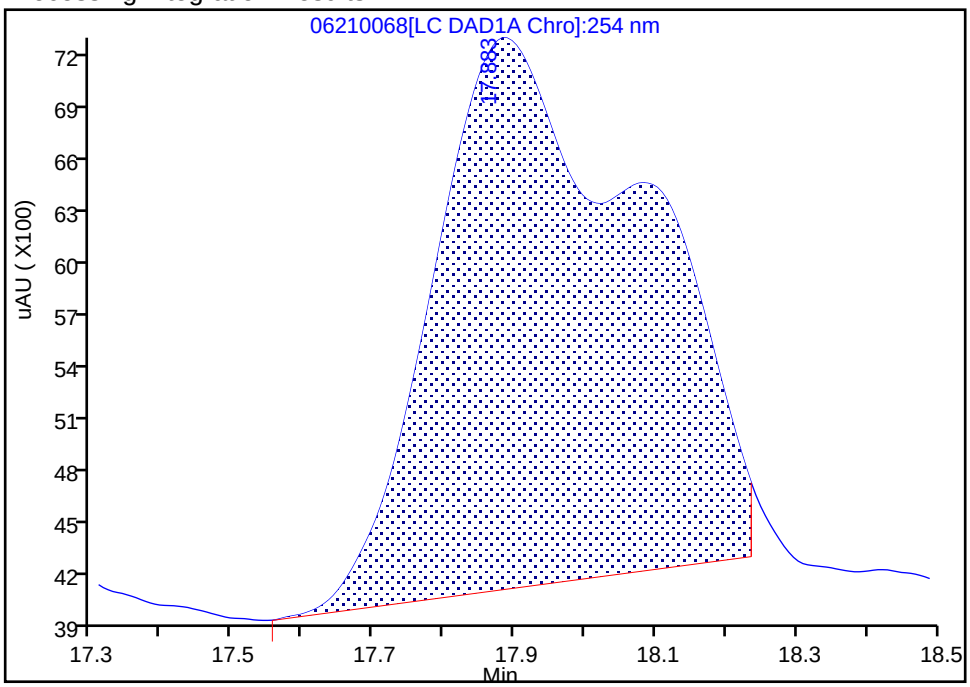

Manual Integration Results

RT: 17.88
Area: 49425
Amount: 0.168864
Amount Units: ug/ml

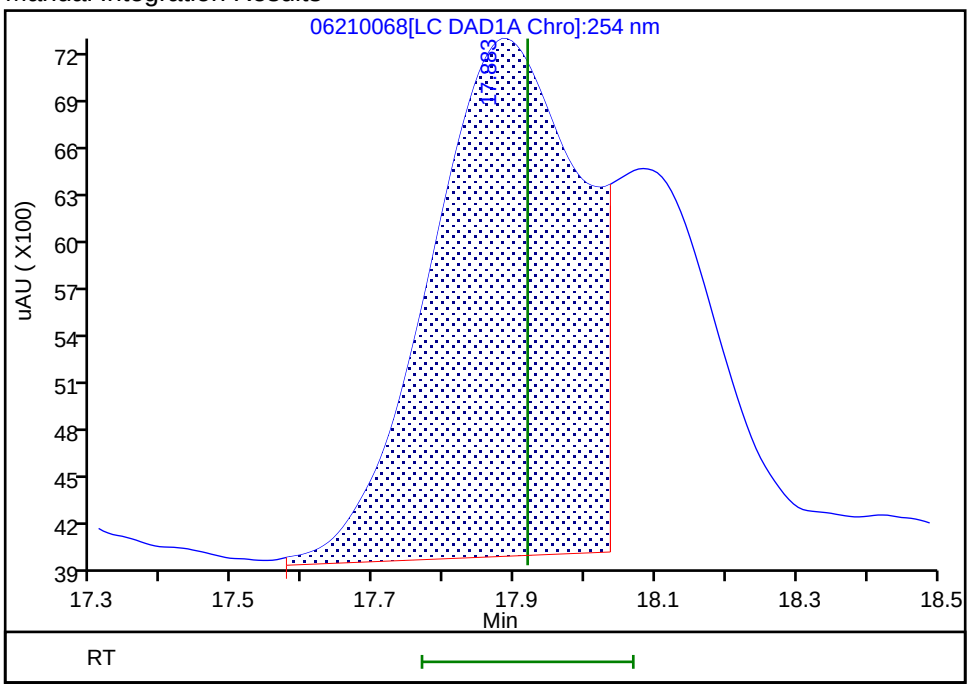

Reviewer: fiedlerh, 24-Jun-2019 10:47:48

Audit Action: Manually Integrated Audit Reason: Baseline Smoothing

User Disabled Compound Report

Eurofins TestAmerica, Denver

Data File:	\\chromna\Denver\ChromData\G2_LUNA\20190620-83049.b\06210068.D				
Injection Date:	22-Jun-2019 22:37:53	Instrument ID:	CHHPLC_G2_LUNA		
Lims ID:	280-124986-A-17-A	Lab Sample ID:	280-124986-17		
Client ID:	G0110-19A				
Operator ID:	HKF	ALS Bottle#:	68	Worklist Smp#:	68
Injection Vol:	100.0 ul	Dil. Factor:	1.0000		
Method:	G2_8330_Luna	Limit Group:	GCSV - 8330		
Column:	Luna-Phenyl hexyl (4.60 mm)	Detector	LC DAD1A, 254 nm		

15 p-Nitrotoluene, CAS: 99-99-0, Signal: 1

RT: 17.02
Response: 206429
Amount: 0.910797

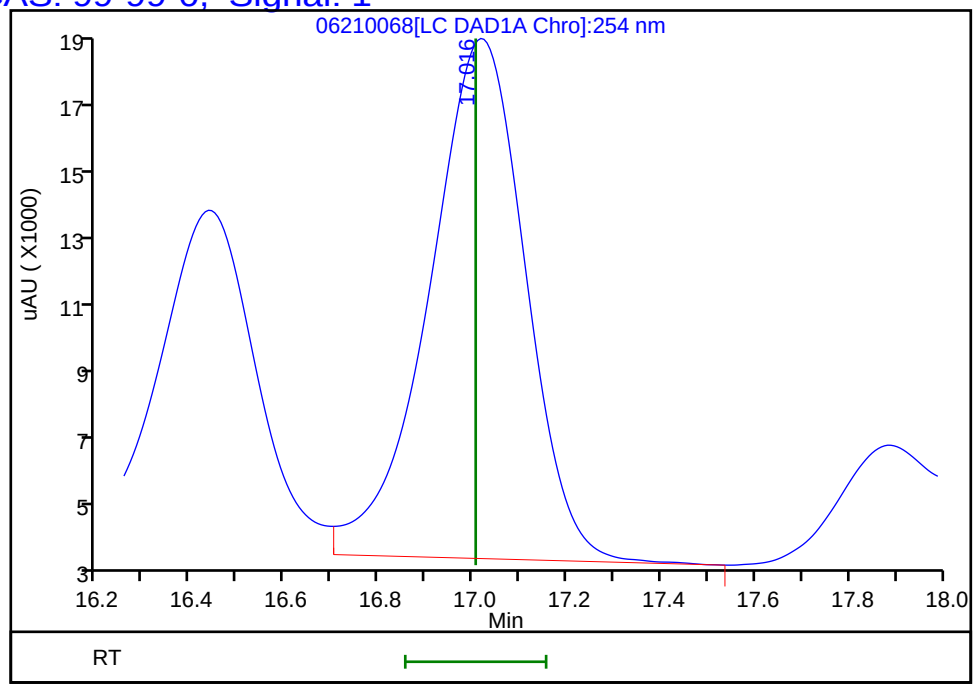

Reviewer: fiedlerh, 24-Jun-2019 10:48:04
Audit Action: Marked Compound Undetected Audit Reason: Invalid Compound ID

Manual Integration/User Assign Peak Report

Eurofins TestAmerica, Denver

Data File:	\\chromna\Denver\ChromData\G2_LUNA\20190620-83049.b\06210068.D				
Injection Date:	22-Jun-2019 22:37:53	Instrument ID:	CHHPLC_G2_LUNA		
Lims ID:	280-124986-A-17-A	Lab Sample ID:	280-124986-17		
Client ID:	G0110-19A				
Operator ID:	HKF	ALS Bottle#:	68	Worklist Smp#:	68
Injection Vol:	100.0 ul	Dil. Factor:	1.0000		
Method:	G2_8330_Luna	Limit Group:	GCSV - 8330		
Column:	Luna-Phenyl hexyl (4.60 mm)	Detector	LC DAD1A, 254 nm		

22 Tetryl, CAS: 479-45-8

Signal: 1

Processing Integration Results

RT: 23.84
Area: 48642
Amount: 0.154674
Amount Units: ug/ml

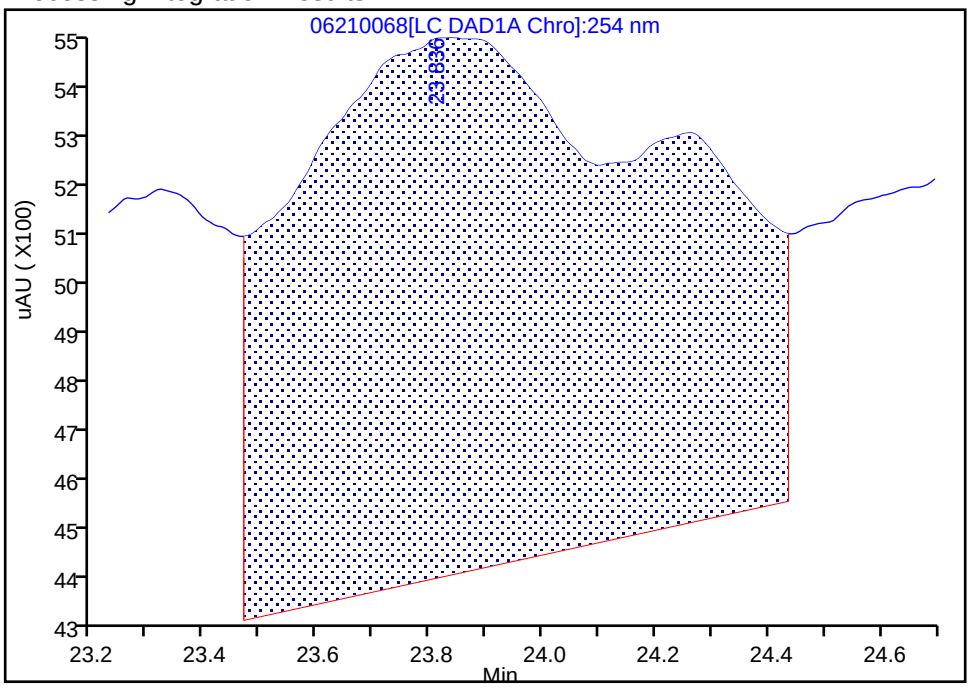

Manual Integration Results

RT: 23.84
Area: 15478
Amount: 0.049218
Amount Units: ug/ml

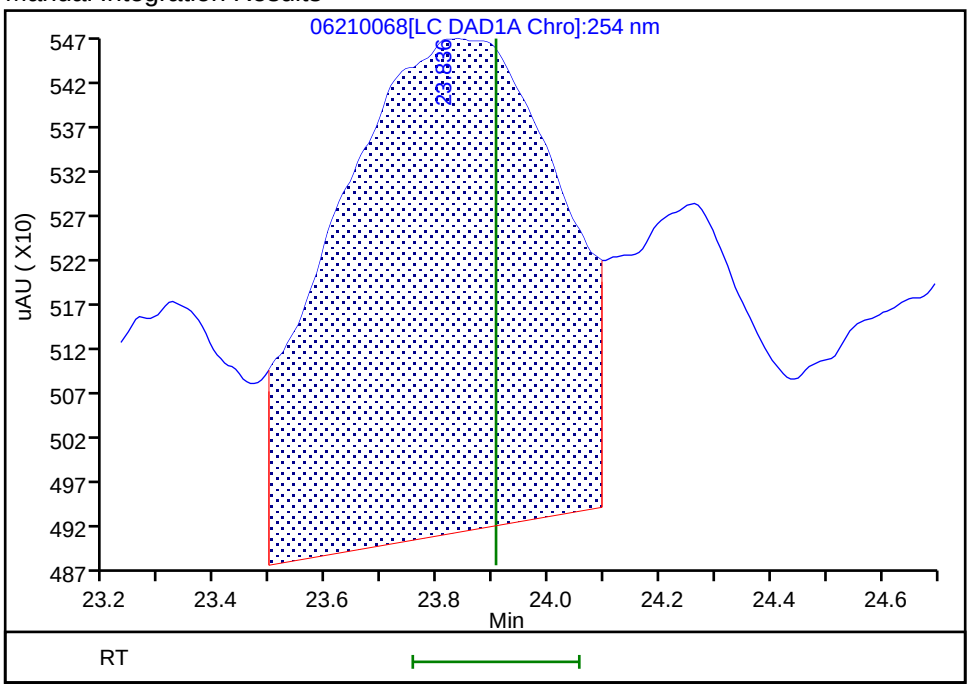

Reviewer: fiedlerh, 24-Jun-2019 10:48:03

Audit Action: Manually Integrated Audit Reason: Baseline Smoothing

FORM I
HPLC/IC ORGANICS ANALYSIS DATA SHEET

Lab Name: Eurofins TestAmerica, Denver Job No.: 280-124986-1

SDG No.:

Client Sample ID: G0110-19A RE Lab Sample ID: 280-124986-17 RE

Matrix: Water Lab File ID: 06260037.D

Analysis Method: 8330A Date Collected: 06/08/2019 14:40

Extraction Method: 3535 Date Extracted: 06/18/2019 14:22

Sample wt/vol: 476.4(mL) Date Analyzed: 06/27/2019 07:08

Con. Extract Vol.: 5(mL) Dilution Factor: 1

Injection Volume: 100(uL) GC Column: UltraCarb5uODS ID: 4.6(mm)

% Moisture: GPC Cleanup:(Y/N) N

Analysis Batch No.: 462823 Units: ug/L

CAS NO.	COMPOUND NAME	RESULT	Q	LOQ	LOD	DL
99-35-4	*1,3,5-Trinitrobenzene*	*0.42*	*U H*	*1.0*	0.42	*0.21*
99-65-0	*1,3-Dinitrobenzene*	*0.21*	*U H M*	*0.42*	0.21	*0.093*
118-96-7	*2,4,6-Trinitrotoluene*	*0.42*	*U H*	*0.42*	0.42	*0.17*
121-14-2	*2,4-Dinitrotoluene*	*0.21*	*U H*	*0.42*	0.21	*0.088*
606-20-2	*2,6-Dinitrotoluene*	*0.21*	*U H M*	*0.21*	0.21	*0.068*
35572-78-2	*2-Amino-4,6-dinitrotoluene*	*0.13*	*U H*	*0.21*	0.13	*0.053*
88-72-2	*2-Nitrotoluene*	*0.21*	*U H*	*0.42*	0.21	*0.090*
99-08-1	*3-Nitrotoluene*	*0.42*	*U H M*	*0.42*	0.42	*0.20*
19406-51-0	*4-Amino-2,6-dinitrotoluene*	*0.13*	*U H Q M*	*0.21*	0.13	*0.061*
99-99-0	*4-Nitrotoluene*	*0.42*	*U Q H M*	*1.0*	0.42	*0.21*
2691-41-0	*HMX*	*0.21*	*U H*	*0.42*	0.21	*0.092*
5755-27-1	*MNX*	*0.42*	*U H M*	*2.1*	0.42	*0.16*
98-95-3	*Nitrobenzene*	*0.21*	*U H*	*0.42*	0.21	*0.096*
121-82-4	*RDX*	*0.42*	*U Q H*	*0.42*	0.42	*0.17*
479-45-8	*Tetryl*	*0.21*	*U H M*	*0.25*	0.21	*0.083*

CAS NO.	SURROGATE	%REC	Q	LIMITS
528-29-0	1,2-Dinitrobenzene	78	*Q M*	83-119

Eurofins TestAmerica, Denver
Target Compound Quantitation Report

Data File: \\chromna\Denver\ChromData\CHHPLC_X\20190626-83230.b\06260037.D
Lims ID: 280-124986-B-17-A
Client ID: G0110-19A
Sample Type: Client
Inject. Date: 27-Jun-2019 07:08:08 ALS Bottle#: 37 Worklist Smp#: 37
Injection Vol: 100.0 ul Dil. Factor: 1.0000
Sample Info: 280-124986-B-17-
Misc. Info.: 280-0083230-037
Operator ID: hkf Instrument ID: CHHPLC_X3

Method: \\chromna\Denver\ChromData\CHHPLC_X\20190626-83230.b\8330_X3.m
Limit Group: GCSV - 8330
Last Update: 27-Jun-2019 09:05:11 Calib Date: 21-Jun-2019 03:13:40
Integrator: Falcon
Quant Method: External Standard Quant By: Initial Calibration
Last ICal File: \\chromna\Denver\ChromData\CHHPLC_X\20190620-83048.b\06200032.D

Column 1 : UltraCarb5uODS (20) (4.60 mm) Det: LC DAD1B, 254 nm
Process Host: CTX0334

First Level Reviewer: fiedlerh Date: 27-Jun-2019 09:06:44

	Compound	Det	RT (min.)	Exp RT (min.)	Dlt RT (min.)	Response	OnCol Amt ug/mL	Flags
	3 HMX	1		6.654			ND	
	6 MNX	1		7.356			ND	MU
	7 RDX	1		7.774			ND	
$	9 1,2-Dinitrobenzene	1	8.751	8.754	-0.003	21278	0.1566	M
	10 1,3,5-Trinitrobenzene	1		8.914			ND	
	11 1,3-Dinitrobenzene	1		9.574			ND	U
	12 Nitrobenzene	1		9.960			ND	
	14 Tetryl	1		10.287			ND	U
	16 2,4,6-Trinitrotoluene	1		11.247			ND	
	17 4-Amino-2,6-dinitrotoluene	1		11.434			ND	U
	18 2-Amino-4,6-dinitrotoluene	1		11.727			ND	
	19 2,6-Dinitrotoluene	1		11.854			ND	U
	20 2,4-Dinitrotoluene	1		12.054			ND	
	21 o-Nitrotoluene	1		12.894			ND	
	22 p-Nitrotoluene	1		13.334			ND	U
	23 m-Nitrotoluene	1		13.934			ND	U

QC Flag Legend

Review Flags
M - Manually Integrated
U - Marked Undetected

Report Date: 27-Jun-2019 09:06:45 Chrom Revision: 2.3 20-Jun-2019 20:50:56

Eurofins TestAmerica, Denver

Data File: \\chromna\Denver\ChromData\CHHPLC_X\20190626-83230.b\06260037.D

Injection Date:	27-Jun-2019 07:08:08	Instrument ID:	CHHPLC_X3	Operator ID:	hkf
Lims ID:	280-124986-B-17-A	Lab Sample ID:	280-124986-17	Worklist Smp#:	37
Client ID:	G0110-19A				
Injection Vol:	100.0 ul	Dil. Factor:	1.0000	ALS Bottle#:	37
Method:	8330_X3	Limit Group:	GCSV - 8330		

Column: UltraCarb5uODS (20) (4.60 mm) Y Scaling: Method Defined: Scale to the Nth Largest Target: 1

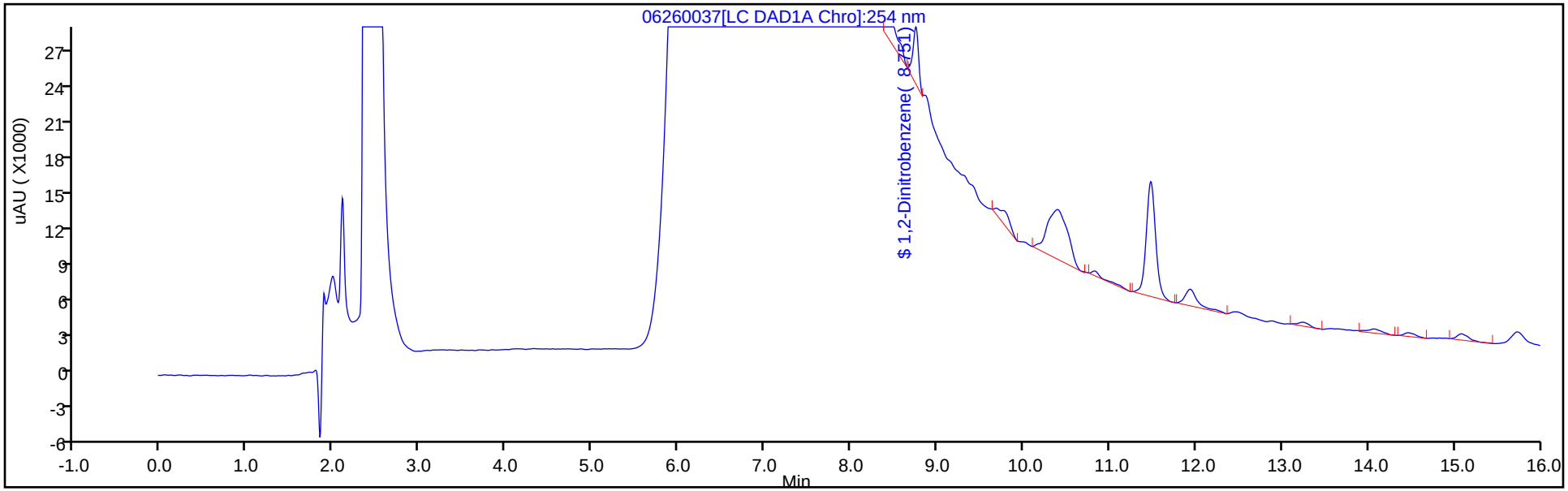

Y Scaling: Method Defined: Scale to the Nth Largest Target: 1

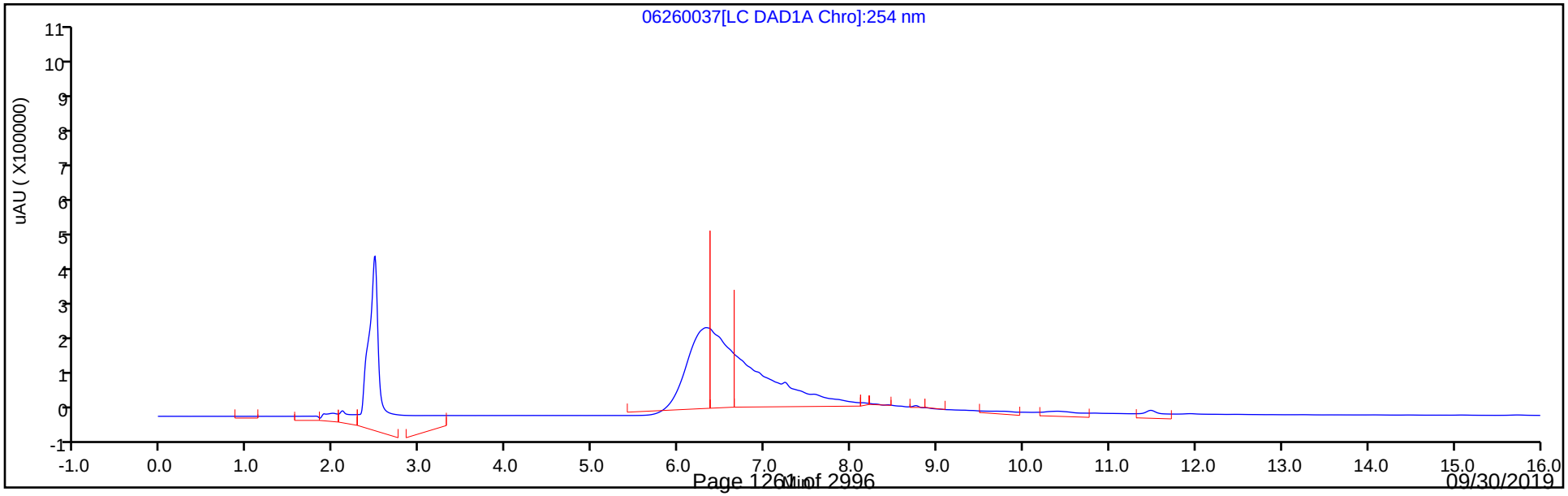

Eurofins TestAmerica, Denver
Recovery Report

Data File:	\\chromna\Denver\ChromData\CHHPLC_X\20190626-83230.b\06260037.D				
Lims ID:	280-124986-B-17-A				
Client ID:	G0110-19A				
Sample Type:	Client				
Inject. Date:	27-Jun-2019 07:08:08	ALS Bottle#:	37	Worklist Smp#:	37
Injection Vol:	100.0 ul	Dil. Factor:	1.0000		
Sample Info:	280-124986-B-17-				
Misc. Info.:	280-0083230-037				
Operator ID:	hkf	Instrument ID:	CHHPLC_X3		
Method:	\\chromna\Denver\ChromData\CHHPLC_X\20190626-83230.b\8330_X3.m				
Limit Group:	GCSV - 8330				
Last Update:	27-Jun-2019 09:05:11	Calib Date:	21-Jun-2019 03:13:40		
Integrator:	Falcon				
Quant Method:	External Standard	Quant By:	Initial Calibration		
Last ICal File:	\\chromna\Denver\ChromData\CHHPLC_X\20190620-83048.b\06200032.D				
Column 1 :	UltraCarb5uODS (20) (4.60 mm)		Det: LC DAD1B, 254 nm		
Process Host:	CTX0334				
First Level Reviewer: fiedlerh		Date:	27-Jun-2019 09:06:44		

Compound	Amount Added	Amount Recovered	% Rec.
$ 9 1,2-Dinitrobenzene	0.2000	0.1566	78.29

Manual Integration/User Assign Peak Report

Eurofins TestAmerica, Denver

Data File:	\\chromna\Denver\ChromData\CHHPLC_X\20190626-83230.b\06260037.D				
Injection Date:	27-Jun-2019 07:08:08	Instrument ID:	CHHPLC_X3		
Lims ID:	280-124986-B-17-A	Lab Sample ID:	280-124986-17		
Client ID:	G0110-19A				
Operator ID:	hkf	ALS Bottle#:	37	Worklist Smp#:	37
Injection Vol:	100.0 ul	Dil. Factor:	1.0000		
Method:	8330_X3	Limit Group:	GCSV - 8330		
Column:	UltraCarb5uODS (20) (4.60 mm)	Detector	LC DAD1B, 254 nm		

$ 9 1,2-Dinitrobenzene, CAS: 528-29-0

Signal: 1

Processing Integration Results

RT: 8.75
Area: 48075
Amount: 0.353755
Amount Units: ug/mL

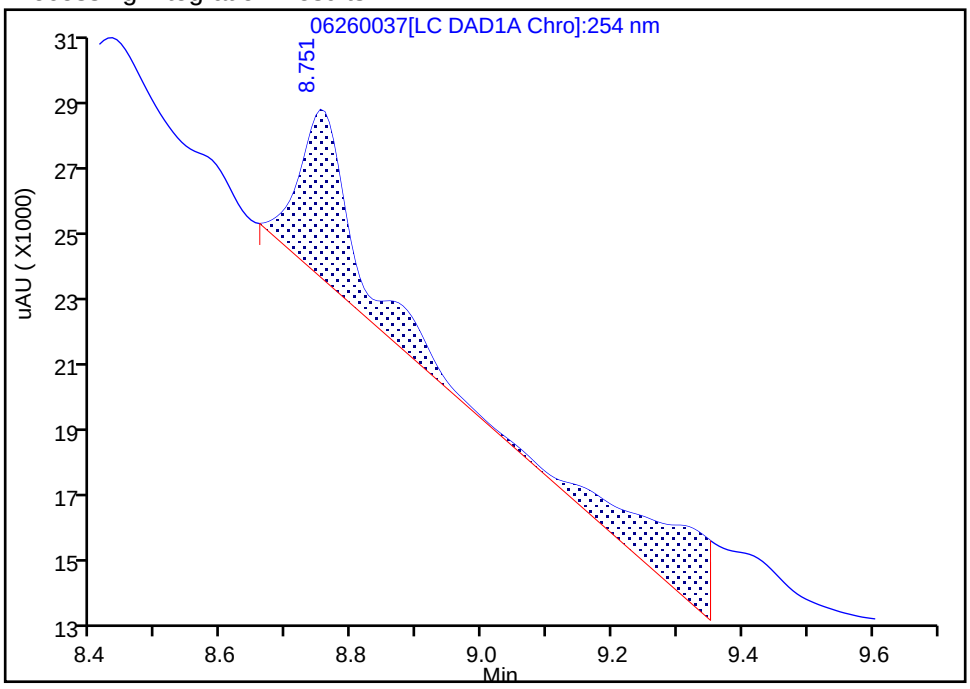

Manual Integration Results

RT: 8.75
Area: 21278
Amount: 0.156572
Amount Units: ug/mL

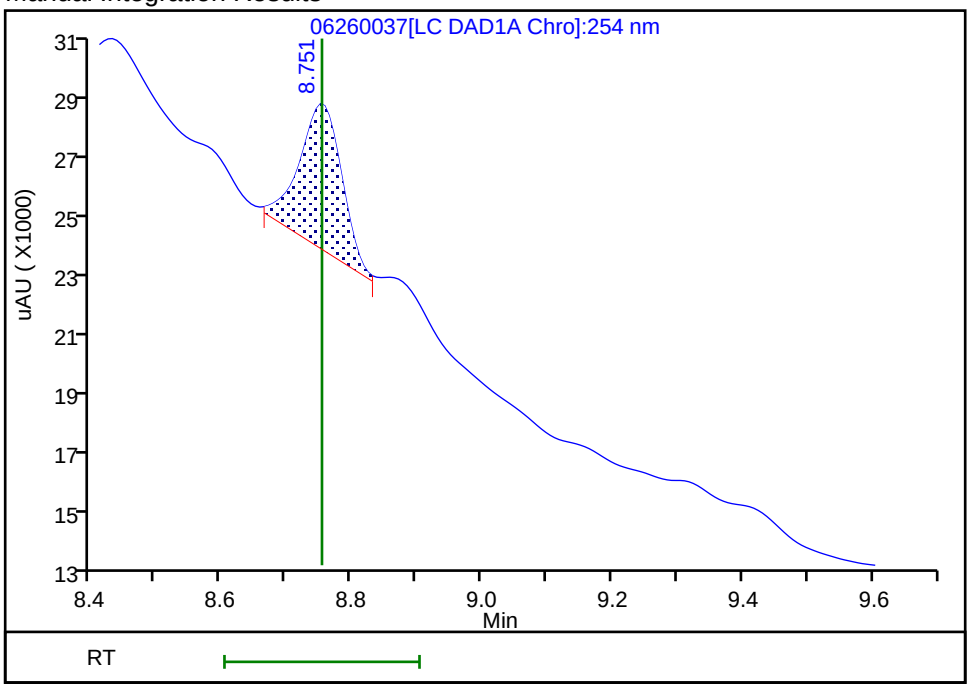

Reviewer: fiedlerh, 27-Jun-2019 09:01:46

Audit Action: Manually Integrated Audit Reason: Baseline Smoothing

User Disabled Compound Report

Eurofins TestAmerica, Denver

Data File: \\chromna\Denver\ChromData\CHHPLC_X\20190626-83230.b\06260037.D

Injection Date:	27-Jun-2019 07:08:08	Instrument ID:	CHHPLC_X3		
Lims ID:	280-124986-B-17-A	Lab Sample ID:	280-124986-17		
Client ID:	G0110-19A				
Operator ID:	hkf	ALS Bottle#:	37	Worklist Smp#:	37
Injection Vol:	100.0 ul	Dil. Factor:	1.0000		
Method:	8330_X3	Limit Group:	GCSV - 8330		
Column:	UltraCarb5uODS (20) (4.60 mm)	Detector	LC DAD1B, 254 nm		

11 1,3-Dinitrobenzene, CAS: 99-65-0, Signal: 1

RT: 9.68
Response: 10844
Amount: 0.035511

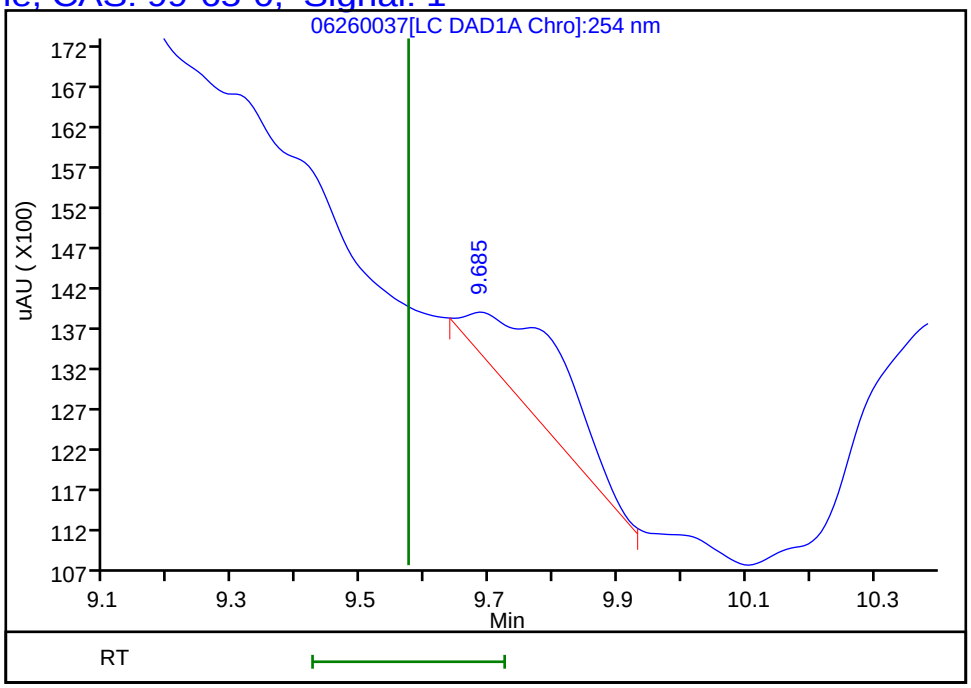

Reviewer: fiedlerh, 27-Jun-2019 09:02:00
Audit Action: Marked Compound Undetected Audit Reason: Invalid Compound ID

User Disabled Compound Report

Eurofins TestAmerica, Denver

Data File: \\chromna\Denver\ChromData\CHHPLC_X\20190626-83230.b\06260037.D

Injection Date:	27-Jun-2019 07:08:08	Instrument ID:	CHHPLC_X3		
Lims ID:	280-124986-B-17-A	Lab Sample ID:	280-124986-17		
Client ID:	G0110-19A				
Operator ID:	hkf	ALS Bottle#:	37	Worklist Smp#:	37
Injection Vol:	100.0 ul	Dil. Factor:	1.0000		
Method:	8330_X3	Limit Group:	GCSV - 8330		
Column:	UltraCarb5uODS (20) (4.60 mm)	Detector	LC DAD1B, 254 nm		

19 2,6-Dinitrotoluene, CAS: 606-20-2, Signal: 1

RT: 11.94
Response: 13889
Amount: 0.090263

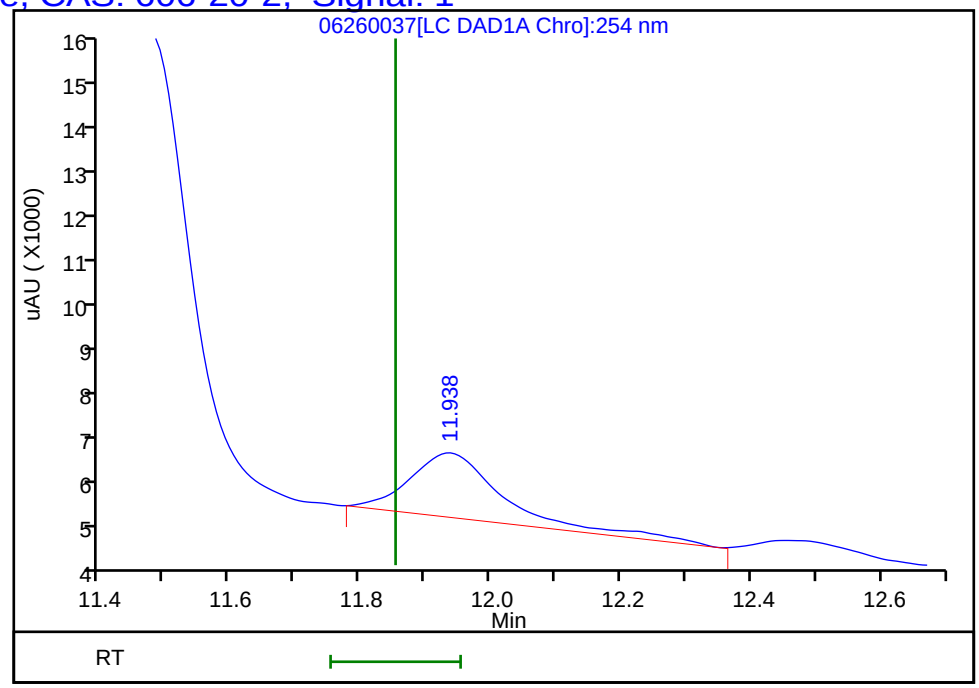

Reviewer: fiedlerh, 27-Jun-2019 09:02:00

Audit Action: Marked Compound Undetected Audit Reason: Invalid Compound ID

User Disabled Compound Report

Eurofins TestAmerica, Denver

Data File:	\\chromna\Denver\ChromData\CHHPLC_X\20190626-83230.b\06260037.D				
Injection Date:	27-Jun-2019 07:08:08	Instrument ID:	CHHPLC_X3		
Lims ID:	280-124986-B-17-A	Lab Sample ID:	280-124986-17		
Client ID:	G0110-19A				
Operator ID:	hkf	ALS Bottle#:	37	Worklist Smp#:	37
Injection Vol:	100.0 ul	Dil. Factor:	1.0000		
Method:	8330_X3	Limit Group:	GCSV - 8330		
Column:	UltraCarb5uODS (20) (4.60 mm)	Detector	LC DAD1B, 254 nm		

23 m-Nitrotoluene, CAS: 99-08-1, Signal: 1

RT: 14.07
Response: 4006
Amount: 0.027290

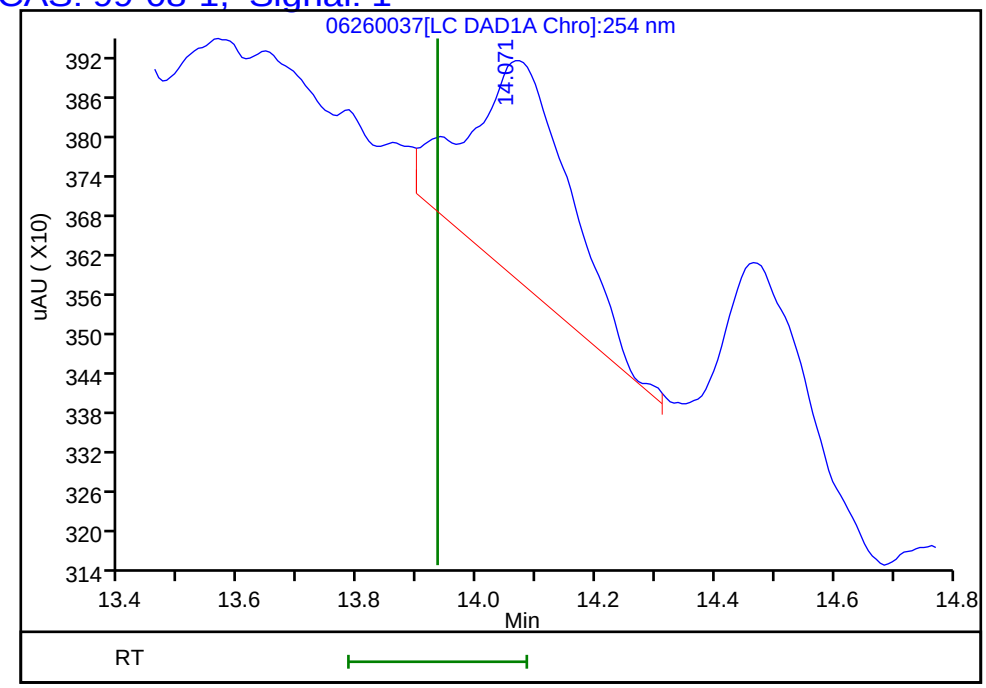

Reviewer: fiedlerh, 27-Jun-2019 09:02:00
Audit Action: Marked Compound Undetected Audit Reason: Invalid Compound ID

User Disabled Compound Report

Eurofins TestAmerica, Denver

Data File:	\\chromna\Denver\ChromData\CHHPLC_X\20190626-83230.b\06260037.D				
Injection Date:	27-Jun-2019 07:08:08	Instrument ID:	CHHPLC_X3		
Lims ID:	280-124986-B-17-A	Lab Sample ID:	280-124986-17		
Client ID:	G0110-19A				
Operator ID:	hkf	ALS Bottle#:	37	Worklist Smp#:	37
Injection Vol:	100.0 ul	Dil. Factor:	1.0000		
Method:	8330_X3	Limit Group:	GCSV - 8330		
Column:	UltraCarb5uODS (20) (4.60 mm)	Detector	LC DAD1B, 254 nm		

17 4-Amino-2,6-dinitrotoluene, CAS: 19406-51-0, Signal: 1

RT: 11.48
Response: 72242
Amount: 0.444359

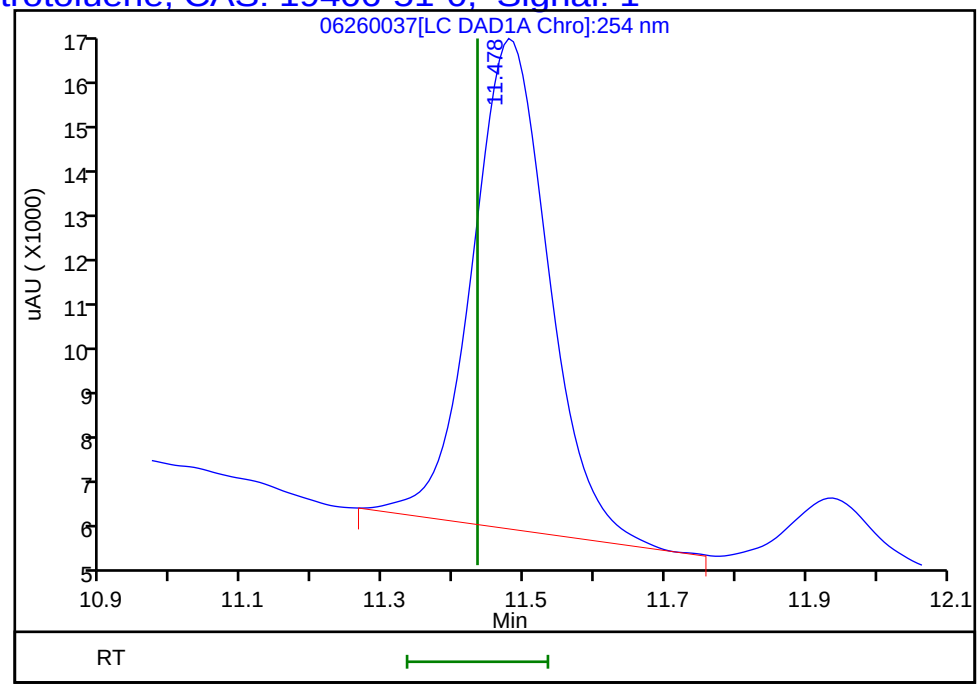

Reviewer: fiedlerh, 27-Jun-2019 09:02:00
Audit Action: Marked Compound Undetected Audit Reason: Invalid Compound ID

User Disabled Compound Report

Eurofins TestAmerica, Denver

Data File:	\\chromna\Denver\ChromData\CHHPLC_X\20190626-83230.b\06260037.D				
Injection Date:	27-Jun-2019 07:08:08	Instrument ID:	CHHPLC_X3		
Lims ID:	280-124986-B-17-A	Lab Sample ID:	280-124986-17		
Client ID:	G0110-19A				
Operator ID:	hkf	ALS Bottle#:	37	Worklist Smp#:	37
Injection Vol:	100.0 ul	Dil. Factor:	1.0000		
Method:	8330_X3	Limit Group:	GCSV - 8330		
Column:	UltraCarb5uODS (20) (4.60 mm)	Detector	LC DAD1B, 254 nm		

22 p-Nitrotoluene, CAS: 99-99-0, Signal: 1

RT: 13.24
Response: 2900
Amount: 0.025701

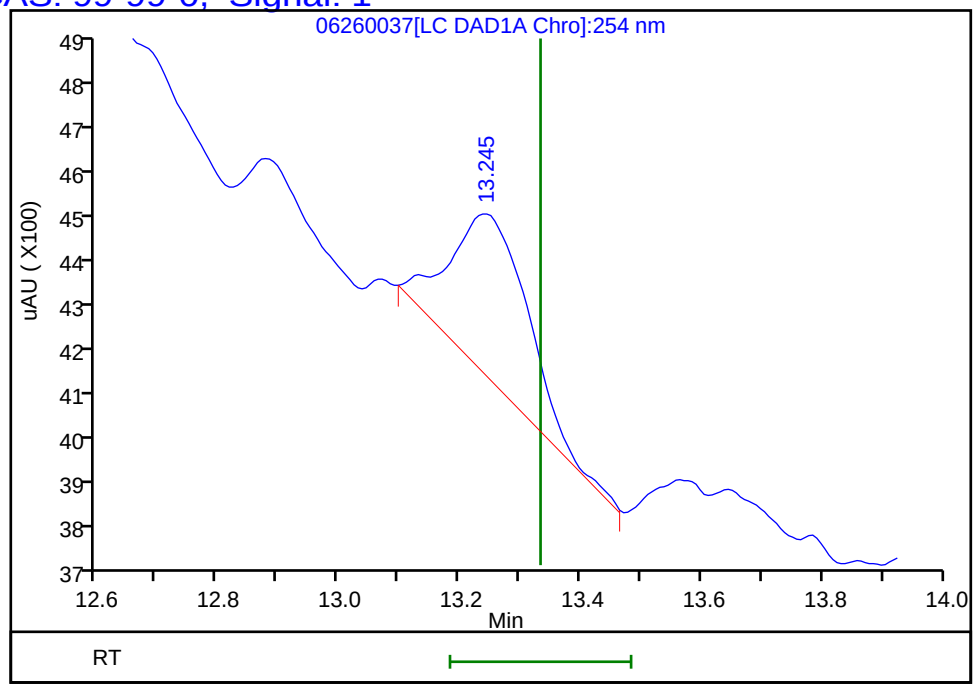

Reviewer: fiedlerh, 27-Jun-2019 09:02:00
Audit Action: Marked Compound Undetected Audit Reason: Invalid Compound ID

User Disabled Compound Report

Eurofins TestAmerica, Denver

Data File:	\\chromna\Denver\ChromData\CHHPLC_X\20190626-83230.b\06260037.D				
Injection Date:	27-Jun-2019 07:08:08	Instrument ID:	CHHPLC_X3		
Lims ID:	280-124986-B-17-A	Lab Sample ID:	280-124986-17		
Client ID:	G0110-19A				
Operator ID:	hkf	ALS Bottle#:	37	Worklist Smp#:	37
Injection Vol:	100.0 ul	Dil. Factor:	1.0000		
Method:	8330_X3	Limit Group:	GCSV - 8330		
Column:	UltraCarb5uODS (20) (4.60 mm)	Detector	LC DAD1B, 254 nm		

6 MNX, CAS: 5755-27-1, Signal: 1

RT: 7.23
Response: 1092710
Amount: 7.538054

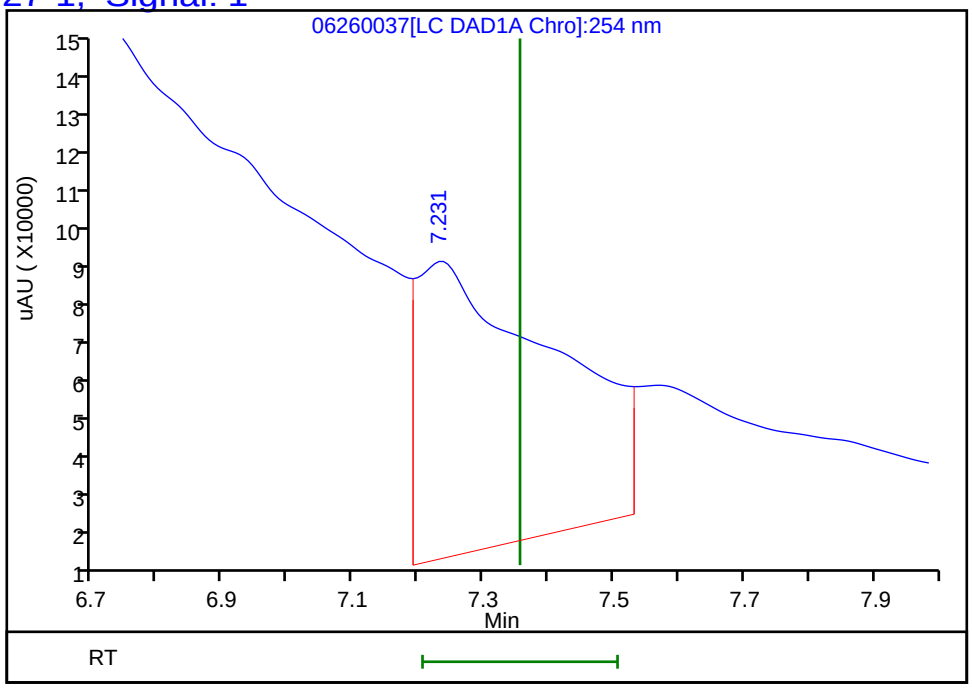

Reviewer: fiedlerh, 27-Jun-2019 09:02:00
Audit Action: Marked Compound Undetected Audit Reason: Invalid Compound ID

User Disabled Compound Report

Eurofins TestAmerica, Denver

Data File: \\chromna\Denver\ChromData\CHHPLC_X\20190626-83230.b\06260037.D

Injection Date:	27-Jun-2019 07:08:08	Instrument ID:	CHHPLC_X3		
Lims ID:	280-124986-B-17-A	Lab Sample ID:	280-124986-17		
Client ID:	G0110-19A				
Operator ID:	hkf	ALS Bottle#:	37	Worklist Smp#:	37
Injection Vol:	100.0 ul	Dil. Factor:	1.0000		
Method:	8330_X3	Limit Group:	GCSV - 8330		
Column:	UltraCarb5uODS (20) (4.60 mm)	Detector	LC DAD1B, 254 nm		

14 Tetryl, CAS: 479-45-8, Signal: 1

RT: 10.40
Response: 67107
Amount: 0.410061

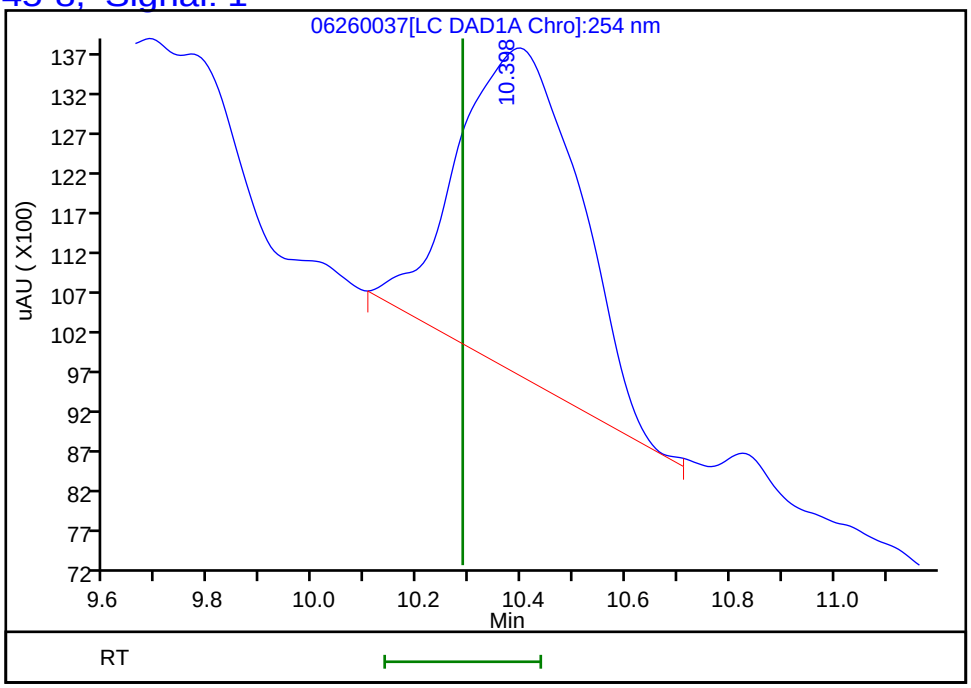

Reviewer: fiedlerh, 27-Jun-2019 09:02:00
Audit Action: Marked Compound Undetected Audit Reason: Invalid Compound ID

FORM I
HPLC/IC ORGANICS ANALYSIS DATA SHEET

Lab Name: Eurofins TestAmerica, Denver Job No.: 280-124986-1

SDG No.:

Client Sample ID: G0114-19A Lab Sample ID: 280-124986-18

Matrix: Water Lab File ID: 06190073.D

Analysis Method: 8330A Date Collected: 06/08/2019 12:15

Extraction Method: 3535 Date Extracted: 06/14/2019 10:20

Sample wt/vol: 498.3(mL) Date Analyzed: 06/20/2019 13:13

Con. Extract Vol.: 5(mL) Dilution Factor: 1

Injection Volume: 100(uL) GC Column: UltraCarb5uODS ID: 4.6(mm)

% Moisture: GPC Cleanup:(Y/N) N

Analysis Batch No.: 462065 Units: ug/L

CAS NO.	COMPOUND NAME	RESULT	Q	LOQ	LOD	DL
99-35-4	1,3,5-Trinitrobenzene	0.40	U	1.0	0.40	0.20
99-65-0	1,3-Dinitrobenzene	0.20	U	0.40	0.20	0.089
118-96-7	2,4,6-Trinitrotoluene	0.40	U M	0.40	0.40	0.16
121-14-2	2,4-Dinitrotoluene	0.20	U	0.40	0.20	0.084
35572-78-2	2-Amino-4,6-dinitrotoluene	0.12	U	0.20	0.12	0.051
88-72-2	2-Nitrotoluene	0.20	U Q	0.40	0.20	0.086
99-08-1	3-Nitrotoluene	0.40	U Q	0.40	0.40	0.20
19406-51-0	4-Amino-2,6-dinitrotoluene	0.12	U	0.20	0.12	0.058
99-99-0	4-Nitrotoluene	0.40	U Q	1.0	0.40	0.20
2691-41-0	HMX	0.20	U	0.40	0.20	0.088
5755-27-1	MNX	0.40	U	2.0	0.40	0.15
98-95-3	Nitrobenzene	0.20	U	0.40	0.20	0.091
121-82-4	RDX	0.59	M Q J1	0.40	0.40	0.16
479-45-8	Tetryl	0.20	U M	0.24	0.20	0.080

CAS NO.	SURROGATE	%REC	Q	LIMITS
528-29-0	1,2-Dinitrobenzene	199	Q	83-119

Eurofins TestAmerica, Denver
Target Compound Quantitation Report

Data File: \\chromna\Denver\ChromData\CHHPLC_X\20190619-83007.b\06190073.D
Lims ID: 280-124986-B-18-A
Client ID: G0114-19A
Sample Type: Client
Inject. Date: 20-Jun-2019 13:13:28 ALS Bottle#: 73 Worklist Smp#: 73
Injection Vol: 100.0 ul Dil. Factor: 1.0000
Sample Info: 280-124986-B-18-
Misc. Info.: 280-0083007-073
Operator ID: hkf Instrument ID: CHHPLC_X3

Method: \\chromna\Denver\ChromData\CHHPLC_X\20190619-83007.b\8330_X3.m
Limit Group: GCSV - 8330
Last Update: 24-Jun-2019 15:19:24 Calib Date: 15-May-2019 01:42:24
Integrator: Falcon
Quant Method: External Standard Quant By: Initial Calibration
Last ICal File: \\chromna\Denver\ChromData\CHHPLC_X\20190514-81869.b\0514B032.D

Column 1 : UltraCarb5uODS (20) (4.60 mm) Det: LC DAD1B, 254 nm
Process Host: CTX0327

First Level Reviewer: fiedlerh Date: 20-Jun-2019 15:05:54

	Compound	Det	RT (min.)	Exp RT (min.)	Dlt RT (min.)	Response	OnCol Amt ug/mL	Flags
	3 HMX	1		6.647			ND	
	6 MNX	1		7.359			ND	
	7 RDX	1	7.754	7.774	-0.020	6240	0.0585	M
$	9 1,2-Dinitrobenzene	1	8.741	8.761	-0.020	51720	0.3975	
	10 1,3,5-Trinitrobenzene	1		8.914			ND	
	11 1,3-Dinitrobenzene	1		9.580			ND	
	12 Nitrobenzene	1		9.974			ND	
	14 Tetryl	1		10.307			ND	U
	16 2,4,6-Trinitrotoluene	1		11.267			ND	U
	17 4-Amino-2,6-dinitrotoluene	1		11.460			ND	
	18 2-Amino-4,6-dinitrotoluene	1		11.747			ND	
	19 2,6-Dinitrotoluene	1	11.847	11.887	-0.040	18023	0.1151	M
	20 2,4-Dinitrotoluene	1		12.087			ND	
	21 o-Nitrotoluene	1		12.934			ND	
	22 p-Nitrotoluene	1		13.374			ND	
	23 m-Nitrotoluene	1		13.974			ND	

QC Flag Legend

Review Flags
M - Manually Integrated
U - Marked Undetected

Report Date: 24-Jun-2019 15:19:32 Chrom Revision: 2.3 20-Jun-2019 20:50:56

Eurofins TestAmerica, Denver

Data File: \\chromna\Denver\ChromData\CHHPLC_X\20190619-83007.b\06190073.D

Injection Date:	20-Jun-2019 13:13:28	Instrument ID:	CHHPLC_X3	Operator ID:	hkf
Lims ID:	280-124986-B-18-A	Lab Sample ID:	280-124986-18	Worklist Smp#:	73
Client ID:	G0114-19A				
Injection Vol:	100.0 ul	Dil. Factor:	1.0000	ALS Bottle#:	73
Method:	8330_X3	Limit Group:	GCSV - 8330		

Column: UltraCarb5uODS (20) (4.60 mm) Y Scaling: Method Defined: Scale to the Nth Largest Target: 1

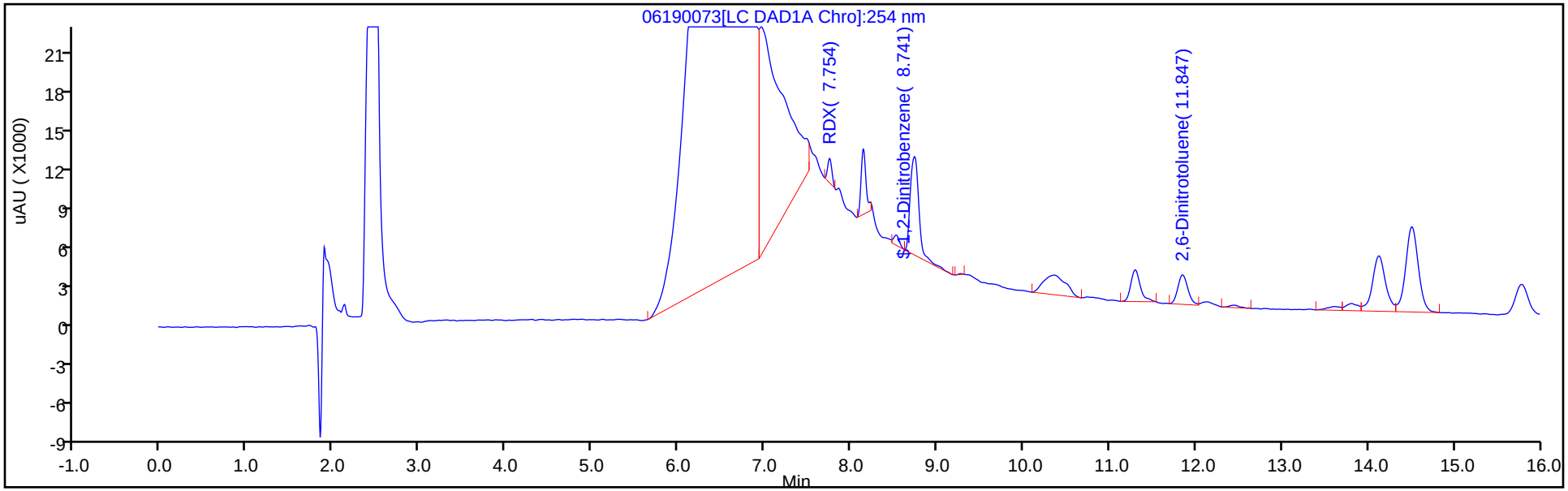

Y Scaling: Method Defined: Scale to the Nth Largest Target: 1

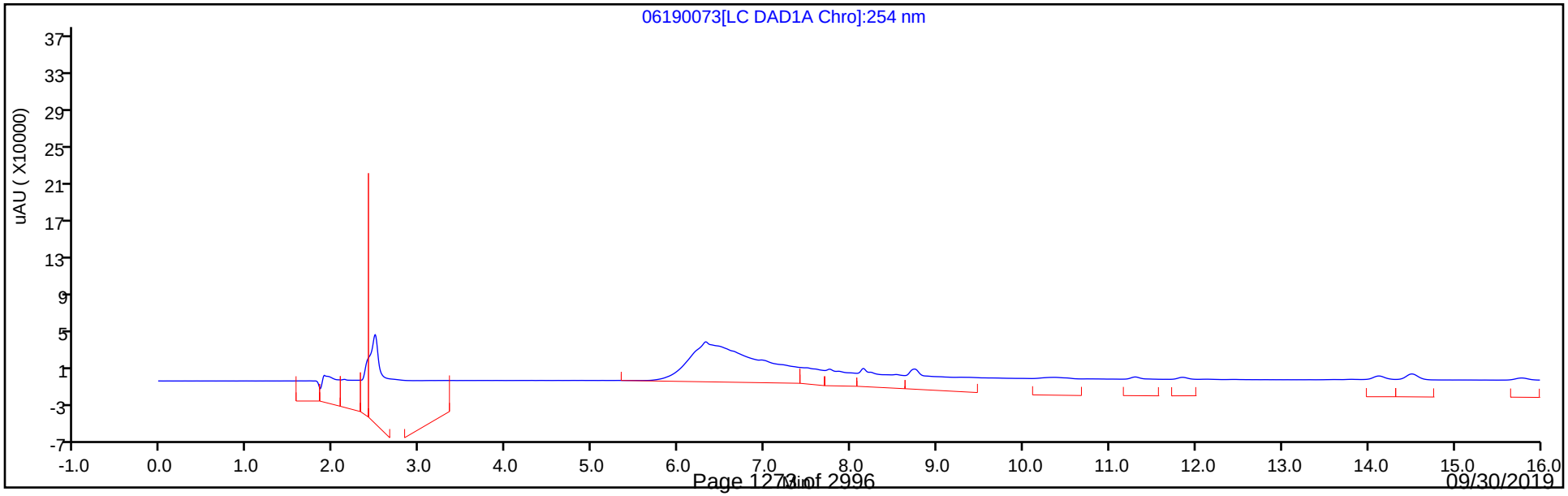

Eurofins TestAmerica, Denver
Recovery Report

Data File:	\\chromna\Denver\ChromData\CHHPLC_X\20190619-83007.b\06190073.D				
Lims ID:	280-124986-B-18-A				
Client ID:	G0114-19A				
Sample Type:	Client				
Inject. Date:	20-Jun-2019 13:13:28	ALS Bottle#:	73	Worklist Smp#:	73
Injection Vol:	100.0 ul	Dil. Factor:	1.0000		
Sample Info:	280-124986-B-18-				
Misc. Info.:	280-0083007-073				
Operator ID:	hkf	Instrument ID:	CHHPLC_X3		
Method:	\\chromna\Denver\ChromData\CHHPLC_X\20190619-83007.b\8330_X3.m				
Limit Group:	GCSV - 8330				
Last Update:	24-Jun-2019 15:19:24	Calib Date:	15-May-2019 01:42:24		
Integrator:	Falcon				
Quant Method:	External Standard	Quant By:	Initial Calibration		
Last ICal File:	\\chromna\Denver\ChromData\CHHPLC_X\20190514-81869.b\0514B032.D				
Column 1 :	UltraCarb5uODS (20) (4.60 mm)		Det: LC DAD1B, 254 nm		
Process Host:	CTX0327				
First Level Reviewer: fiedlerh		Date:	20-Jun-2019 15:05:54		

Compound	Amount Added	Amount Recovered	% Rec.
$ 9 1,2-Dinitrobenzene	0.2000	0.3975	198.75

User Disabled Compound Report

Eurofins TestAmerica, Denver

Data File: \\chromna\Denver\ChromData\CHHPLC_X\20190619-83007.b\06190073.D

Injection Date:	20-Jun-2019 13:13:28	Instrument ID:	CHHPLC_X3		
Lims ID:	280-124986-B-18-A	Lab Sample ID:	280-124986-18		
Client ID:	G0114-19A				
Operator ID:	hkf	ALS Bottle#:	73	Worklist Smp#:	73
Injection Vol:	100.0 ul	Dil. Factor:	1.0000		
Method:	8330_X3	Limit Group:	GCSV - 8330		
Column:	UltraCarb5uODS (20) (4.60 mm)	Detector	LC DAD1B, 254 nm		

16 2,4,6-Trinitrotoluene, CAS: 118-96-7, Signal: 1

RT: 11.30
Response: 18340
Amount: 0.082024

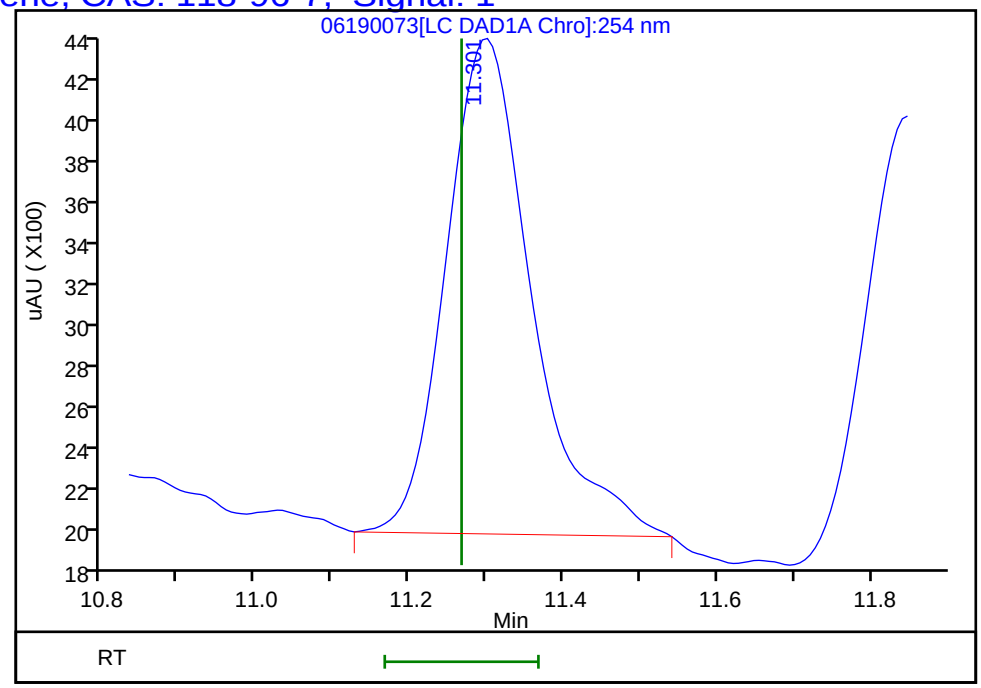

Reviewer: fiedlerh, 20-Jun-2019 15:05:54
Audit Action: Marked Compound Undetected Audit Reason: Invalid Compound ID

Manual Integration/User Assign Peak Report

Eurofins TestAmerica, Denver

Data File:	\\chromna\Denver\ChromData\CHHPLC_X\20190619-83007.b\06190073.D				
Injection Date:	20-Jun-2019 13:13:28	Instrument ID:	CHHPLC_X3		
Lims ID:	280-124986-B-18-A	Lab Sample ID:	280-124986-18		
Client ID:	G0114-19A				
Operator ID:	hkf	ALS Bottle#:	73	Worklist Smp#:	73
Injection Vol:	100.0 ul	Dil. Factor:	1.0000		
Method:	8330_X3	Limit Group:	GCSV - 8330		
Column:	UltraCarb5uODS (20) (4.60 mm)	Detector	LC DAD1B, 254 nm		

19 2,6-Dinitrotoluene, CAS: 606-20-2

Signal: 1

Processing Integration Results

RT: 11.85
Area: 21964
Amount: 0.140258
Amount Units: ug/mL

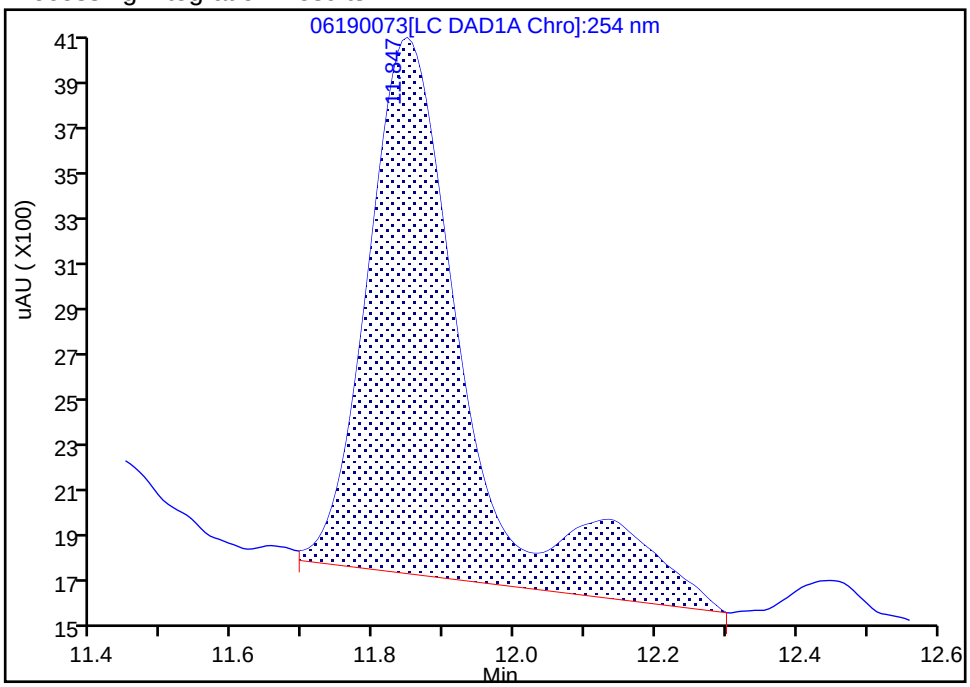

Manual Integration Results

RT: 11.85
Area: 18023
Amount: 0.115091
Amount Units: ug/mL

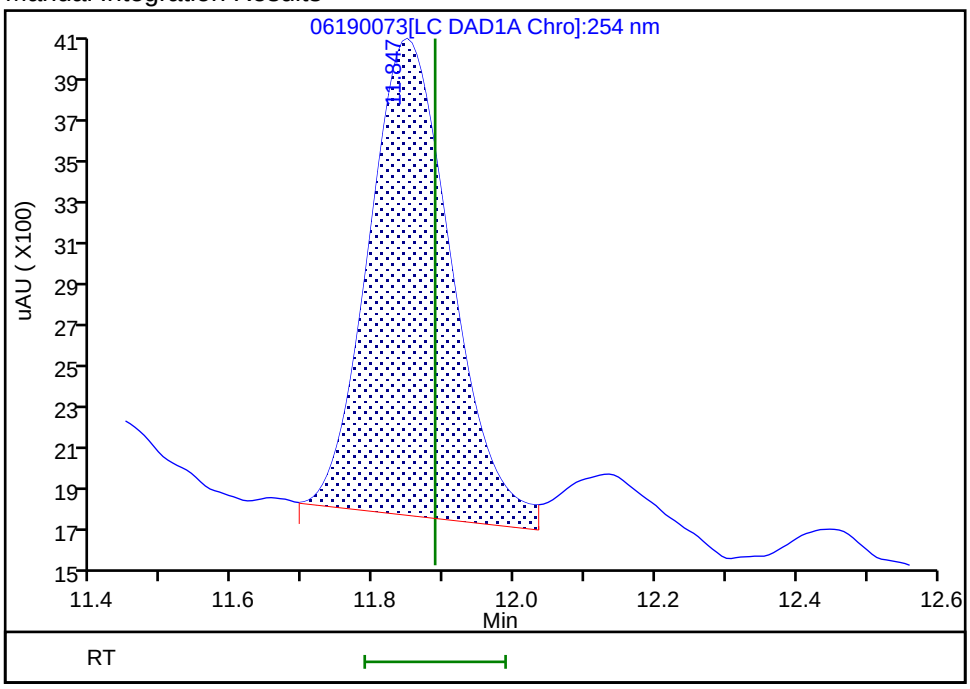

Reviewer: fiedlerh, 20-Jun-2019 15:05:52

Audit Action: Manually Integrated Audit Reason: Baseline Smoothing

Manual Integration/User Assign Peak Report

Eurofins TestAmerica, Denver

Data File:	\\chromna\Denver\ChromData\CHHPLC_X\20190619-83007.b\06190073.D				
Injection Date:	20-Jun-2019 13:13:28	Instrument ID:	CHHPLC_X3		
Lims ID:	280-124986-B-18-A	Lab Sample ID:	280-124986-18		
Client ID:	G0114-19A				
Operator ID:	hkf	ALS Bottle#:	73	Worklist Smp#:	73
Injection Vol:	100.0 ul	Dil. Factor:	1.0000		
Method:	8330_X3	Limit Group:	GCSV - 8330		
Column:	UltraCarb5uODS (20) (4.60 mm)	Detector	LC DAD1B, 254 nm		

7 RDX, CAS: 121-82-4

Signal: 1

Processing Integration Results

RT: 7.75
Area: 8315
Amount: 0.077973
Amount Units: ug/mL

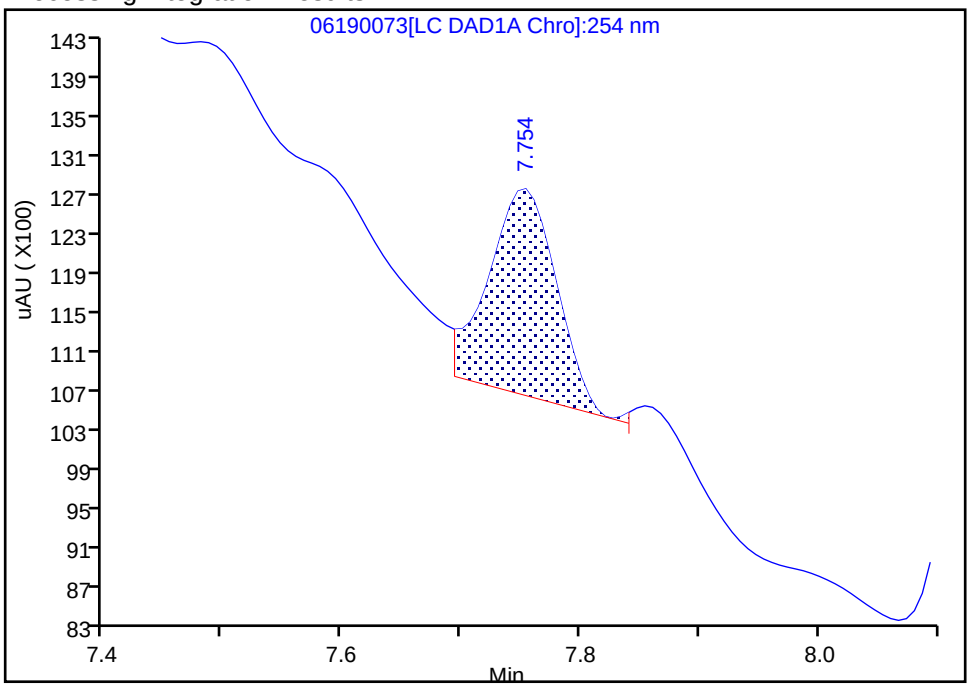

Manual Integration Results

RT: 7.75
Area: 6240
Amount: 0.058515
Amount Units: ug/mL

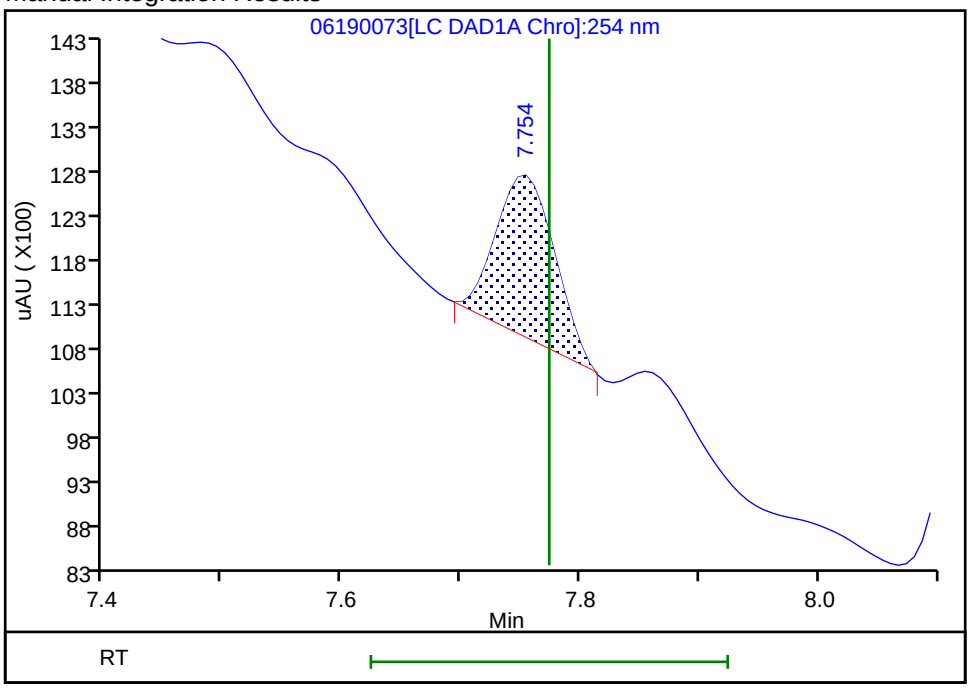

Reviewer: fiedlerh, 20-Jun-2019 15:05:40

Audit Action: Manually Integrated Audit Reason: Baseline Smoothing

User Disabled Compound Report

Eurofins TestAmerica, Denver

Data File: \\chromna\Denver\ChromData\CHHPLC_X\20190619-83007.b\06190073.D

Injection Date:	20-Jun-2019 13:13:28	Instrument ID:	CHHPLC_X3		
Lims ID:	280-124986-B-18-A	Lab Sample ID:	280-124986-18		
Client ID:	G0114-19A				
Operator ID:	hkf	ALS Bottle#:	73	Worklist Smp#:	73
Injection Vol:	100.0 ul	Dil. Factor:	1.0000		
Method:	8330_X3	Limit Group:	GCSV - 8330		
Column:	UltraCarb5uODS (20) (4.60 mm)	Detector	LC DAD1B, 254 nm		

14 Tetryl, CAS: 479-45-8, Signal: 1

RT: 10.36
Response: 26193
Amount: 0.155952

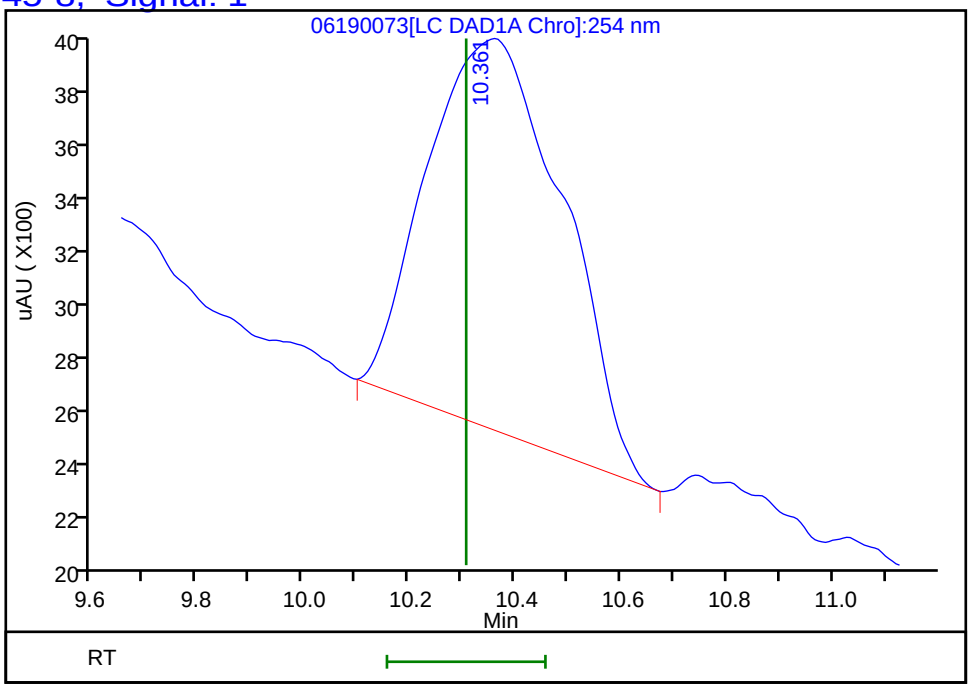

Reviewer: fiedlerh, 20-Jun-2019 15:05:54
Audit Action: Marked Compound Undetected Audit Reason: Invalid Compound ID

FORM I
HPLC/IC ORGANICS ANALYSIS DATA SHEET

Lab Name: Eurofins TestAmerica, Denver Job No.: 280-124986-1

SDG No.:

Client Sample ID: G0114-19A Lab Sample ID: 280-124986-18

Matrix: Water Lab File ID: 06210071.D

Analysis Method: 8330A Date Collected: 06/08/2019 12:15

Extraction Method: 3535 Date Extracted: 06/14/2019 10:20

Sample wt/vol: 498.3(mL) Date Analyzed: 06/23/2019 00:22

Con. Extract Vol.: 5(mL) Dilution Factor: 1

Injection Volume: 100(uL) GC Column: Luna-phenylhex ID: 4.6(mm)

% Moisture: GPC Cleanup:(Y/N) N

Analysis Batch No.: 462208 Units: ug/L

CAS NO.	COMPOUND NAME	RESULT	Q	LOQ	LOD	DL
606-20-2	2,6-Dinitrotoluene	0.20	U	0.20	0.20	0.065
121-82-4	*RDX*	*0.22*	*J J1*	*0.40*	0.40	*0.16*

CAS NO.	SURROGATE	%REC	Q	LIMITS
528-29-0	1,2-Dinitrobenzene	97		83-119

Eurofins TestAmerica, Denver
Target Compound Quantitation Report

Data File: \\chromna\Denver\ChromData\G2_LUNA\20190620-83049.b\06210071.D
Lims ID: 280-124986-B-18-A
Client ID: G0114-19A
Sample Type: Client
Inject. Date: 23-Jun-2019 00:22:53 ALS Bottle#: 71 Worklist Smp#: 71
Injection Vol: 100.0 ul Dil. Factor: 1.0000
Sample Info: 280-124986-B-18-
Misc. Info.: 280-0083049-071
Operator ID: HKF Instrument ID: CHHPLC_G2_LUNA

Method: \\chromna\Denver\ChromData\G2_LUNA\20190620-83049.b\G2_8330_Luna.m
Limit Group: GCSV - 8330
Last Update: 24-Jun-2019 10:51:17 Calib Date: 08-May-2019 00:28:23
Integrator: Falcon
Quant Method: External Standard Quant By: Initial Calibration
Last ICal File: \\chromna\Denver\ChromData\G2_LUNA\20190507-81649.b\05070023.D

Column 1 : Luna-Phenyl hexyl (4.60 mm) Det: LC DAD1A, 254 nm
Process Host: CTX0327

First Level Reviewer: fiedlerh Date: 24-Jun-2019 10:49:10

Compound	Det	RT (min.)	Exp RT (min.)	Dlt RT (min.)	Response	OnCol Amt ug/ml	Flags
6 HMX	1	7.162	7.225	-0.063	2831	0.0165	M
7 MNX	1	7.735	7.848	-0.113	18833	0.0699	
8 RDX	1	9.255	9.312	-0.057	4670	0.0224	
9 Nitrobenzene	1		12.305			ND	
$ 10 1,2-Dinitrobenzene	1	13.248	13.338	-0.090	53929	0.1948	
12 1,3-Dinitrobenzene	1		15.858			ND	
14 o-Nitrotoluene	1		16.678			ND	
15 p-Nitrotoluene	1		17.005			ND	U
16 4-Amino-2,6-dinitrotoluene	1		17.412			ND	
17 m-Nitrotoluene	1	17.882	17.918	-0.036	35951	0.1228	M
18 2-Amino-4,6-dinitrotoluene	1		18.445			ND	
19 1,3,5-Trinitrobenzene	1		19.158			ND	
20 2,6-Dinitrotoluene	1		20.018			ND	
21 2,4-Dinitrotoluene	1		20.579			ND	
22 Tetryl	1	23.755	23.905	-0.150	14197	0.0451	M
23 2,4,6-Trinitrotoluene	1		24.885			ND	

QC Flag Legend

Review Flags
M - Manually Integrated
U - Marked Undetected

Report Date: 24-Jun-2019 10:51:18 Chrom Revision: 2.3 20-Jun-2019 20:50:56

Eurofins TestAmerica, Denver

Data File:	\\chromna\Denver\ChromData\G2_LUNA\20190620-83049.b\06210071.D				
Injection Date:	23-Jun-2019 00:22:53	Instrument ID:	CHHPLC_G2_LUNA	Operator ID:	HKF
Lims ID:	280-124986-B-18-A	Lab Sample ID:	280-124986-18	Worklist Smp#:	71
Client ID:	G0114-19A				
Injection Vol:	100.0 ul	Dil. Factor:	1.0000	ALS Bottle#:	71
Method:	G2_8330_Luna	Limit Group:	GCSV - 8330		

Column: Luna-Phenyl hexyl (4.60 mm) Y Scaling: Method Defined: Scale to the Nth Largest Peak: 1

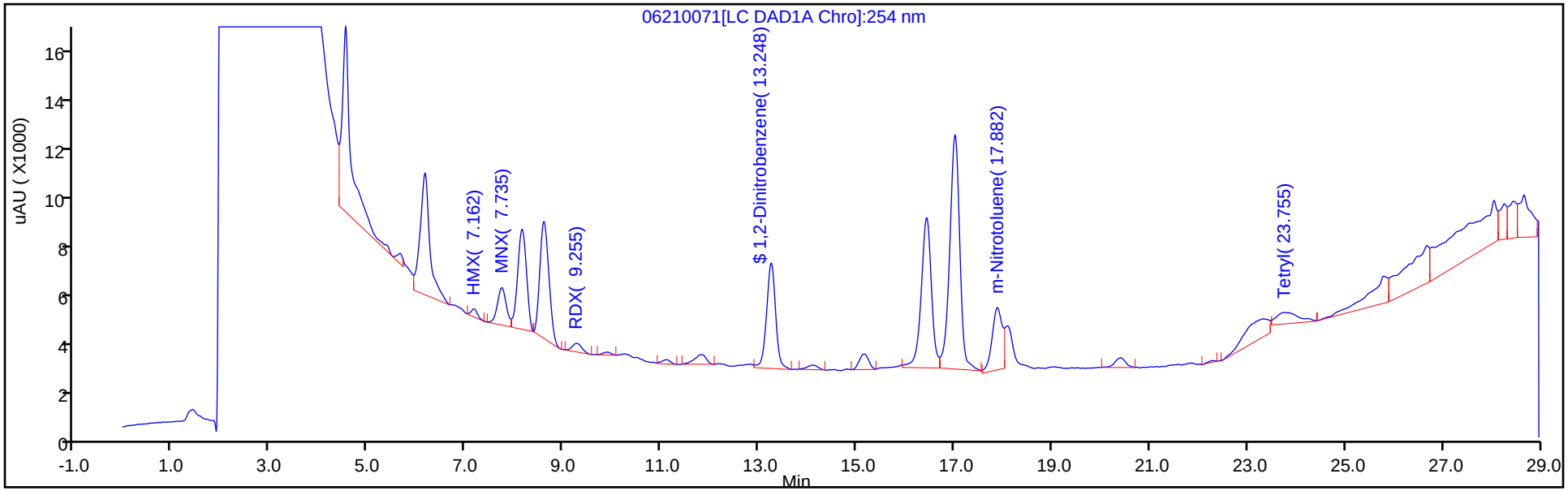

Y Scaling: Method Defined: Scale to the Nth Largest Peak: 1

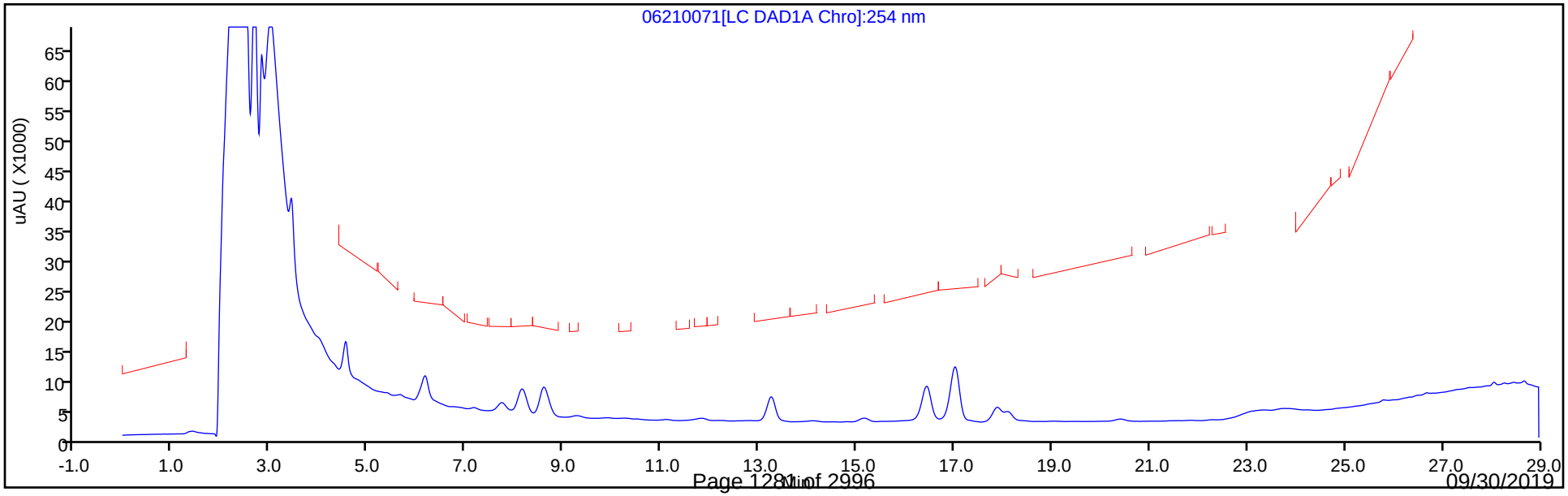

Eurofins TestAmerica, Denver
Recovery Report

Data File:	\\chromna\Denver\ChromData\G2_LUNA\20190620-83049.b\06210071.D				
Lims ID:	280-124986-B-18-A				
Client ID:	G0114-19A				
Sample Type:	Client				
Inject. Date:	23-Jun-2019 00:22:53	ALS Bottle#:	71	Worklist Smp#:	71
Injection Vol:	100.0 ul	Dil. Factor:	1.0000		
Sample Info:	280-124986-B-18-				
Misc. Info.:	280-0083049-071				
Operator ID:	HKF	Instrument ID:	CHHPLC_G2_LUNA		
Method:	\\chromna\Denver\ChromData\G2_LUNA\20190620-83049.b\G2_8330_Luna.m				
Limit Group:	GCSV - 8330				
Last Update:	24-Jun-2019 10:51:17	Calib Date:	08-May-2019 00:28:23		
Integrator:	Falcon				
Quant Method:	External Standard	Quant By:	Initial Calibration		
Last ICal File:	\\chromna\Denver\ChromData\G2_LUNA\20190507-81649.b\05070023.D				
Column 1 :	Luna-Phenyl hexyl (4.60 mm)		Det: LC DAD1A, 254 nm		
Process Host:	CTX0327				
First Level Reviewer: fiedlerh		Date:	24-Jun-2019 10:49:10		

Compound	Amount Added	Amount Recovered	% Rec.
$ 10 1,2-Dinitrobenzene	0.2000	0.1948	97.40

Manual Integration/User Assign Peak Report

Eurofins TestAmerica, Denver

Data File:	\\chromna\Denver\ChromData\G2_LUNA\20190620-83049.b\06210071.D				
Injection Date:	23-Jun-2019 00:22:53	Instrument ID:	CHHPLC_G2_LUNA		
Lims ID:	280-124986-B-18-A	Lab Sample ID:	280-124986-18		
Client ID:	G0114-19A				
Operator ID:	HKF	ALS Bottle#:	71	Worklist Smp#:	71
Injection Vol:	100.0 ul	Dil. Factor:	1.0000		
Method:	G2_8330_Luna	Limit Group:	GCSV - 8330		
Column:	Luna-Phenyl hexyl (4.60 mm)	Detector	LC DAD1A, 254 nm		

17 m-Nitrotoluene, CAS: 99-08-1

Signal: 1

Processing Integration Results

RT: 17.88
Area: 48974
Amount: 0.167323
Amount Units: ug/ml

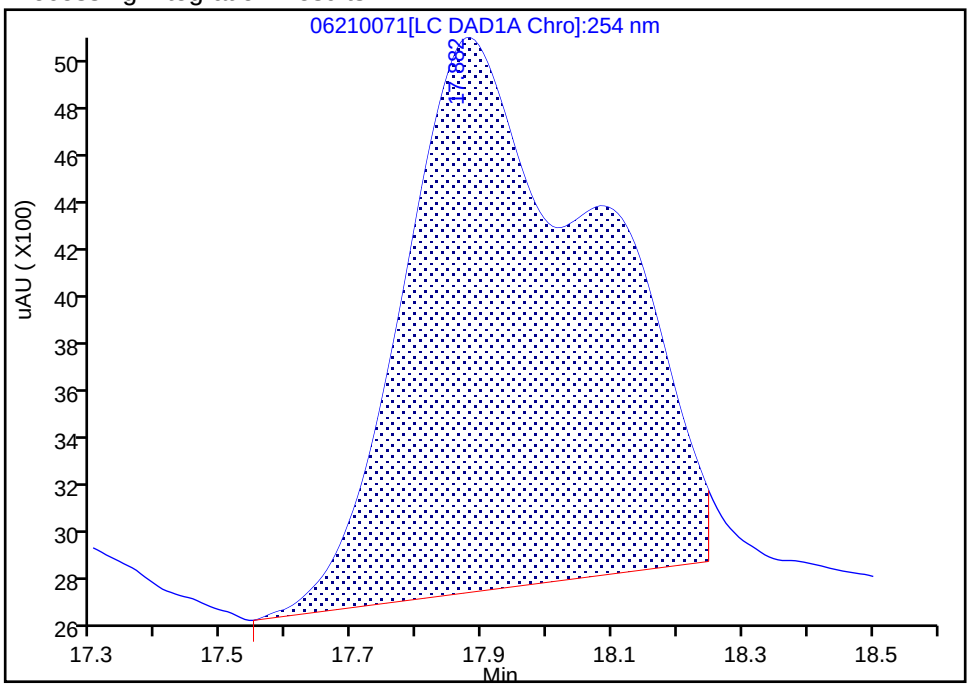

Manual Integration Results

RT: 17.88
Area: 35951
Amount: 0.122829
Amount Units: ug/ml

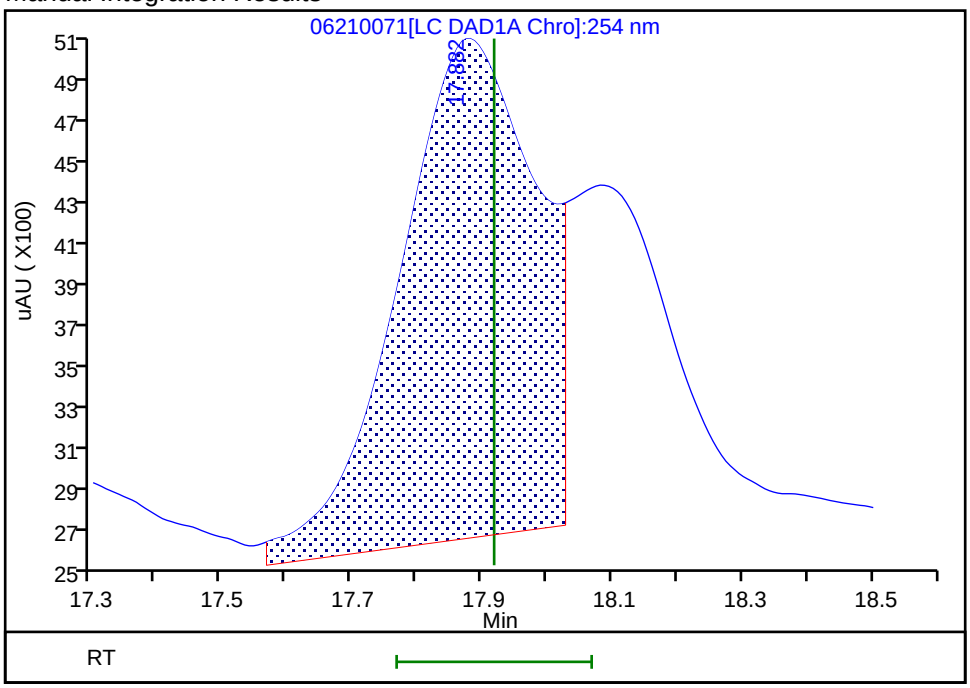

Reviewer: fiedlerh, 24-Jun-2019 10:49:02

Audit Action: Manually Integrated Audit Reason: Baseline Smoothing

User Disabled Compound Report

Eurofins TestAmerica, Denver

Data File:	\\chromna\Denver\ChromData\G2_LUNA\20190620-83049.b\06210071.D				
Injection Date:	23-Jun-2019 00:22:53	Instrument ID:	CHHPLC_G2_LUNA		
Lims ID:	280-124986-B-18-A	Lab Sample ID:	280-124986-18		
Client ID:	G0114-19A				
Operator ID:	HKF	ALS Bottle#:	71	Worklist Smp#:	71
Injection Vol:	100.0 ul	Dil. Factor:	1.0000		
Method:	G2_8330_Luna	Limit Group:	GCSV - 8330		
Column:	Luna-Phenyl hexyl (4.60 mm)	Detector	LC DAD1A, 254 nm		

15 p-Nitrotoluene, CAS: 99-99-0, Signal: 1

RT: 17.01
Response: 131785
Amount: 0.581456

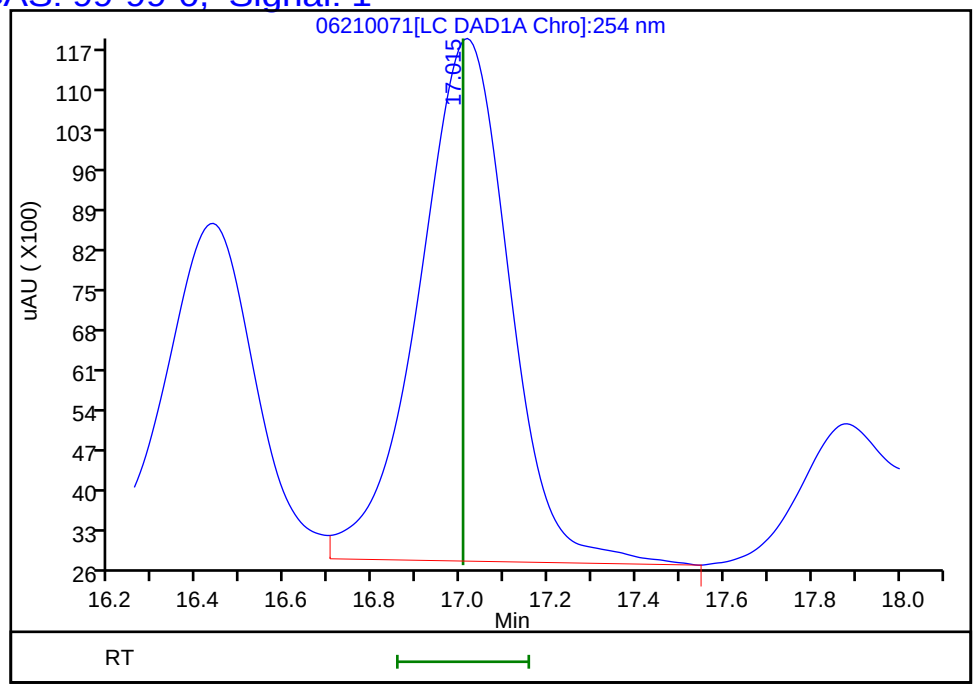

Reviewer: fiedlerh, 24-Jun-2019 10:49:10
Audit Action: Marked Compound Undetected Audit Reason: Invalid Compound ID

Manual Integration/User Assign Peak Report

Eurofins TestAmerica, Denver

Data File:	\\chromna\Denver\ChromData\G2_LUNA\20190620-83049.b\06210071.D				
Injection Date:	23-Jun-2019 00:22:53	Instrument ID:	CHHPLC_G2_LUNA		
Lims ID:	280-124986-B-18-A	Lab Sample ID:	280-124986-18		
Client ID:	G0114-19A				
Operator ID:	HKF	ALS Bottle#:	71	Worklist Smp#:	71
Injection Vol:	100.0 ul	Dil. Factor:	1.0000		
Method:	G2_8330_Luna	Limit Group:	GCSV - 8330		
Column:	Luna-Phenyl hexyl (4.60 mm)	Detector	LC DAD1A, 254 nm		

6 HMX, CAS: 2691-41-0

Signal: 1

Processing Integration Results

RT: 7.16
Area: 5411
Amount: 0.031607
Amount Units: ug/ml

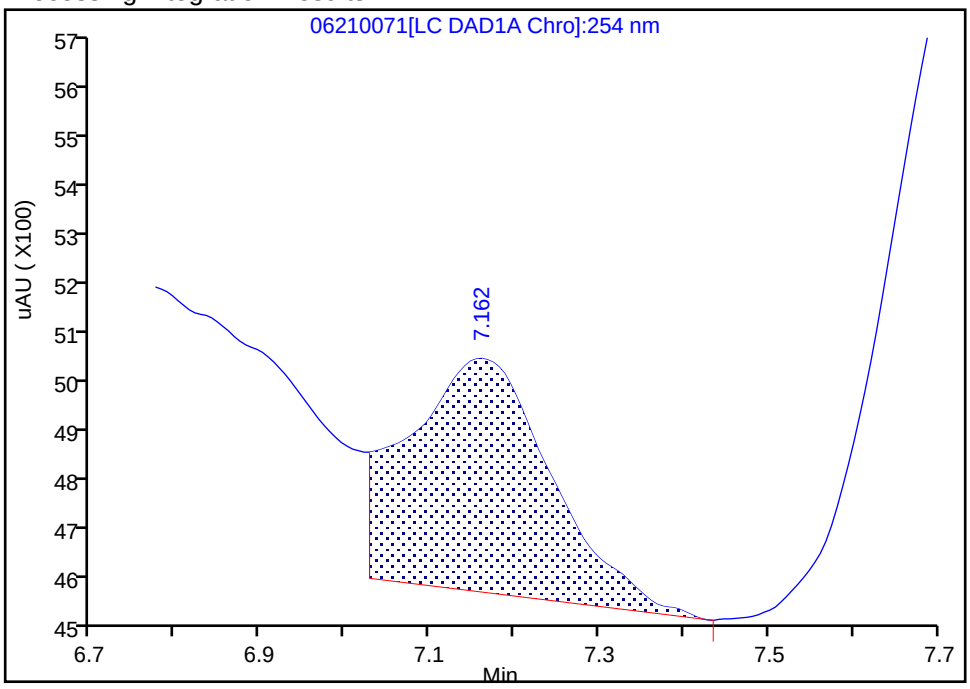

Manual Integration Results

RT: 7.16
Area: 2831
Amount: 0.016536
Amount Units: ug/ml

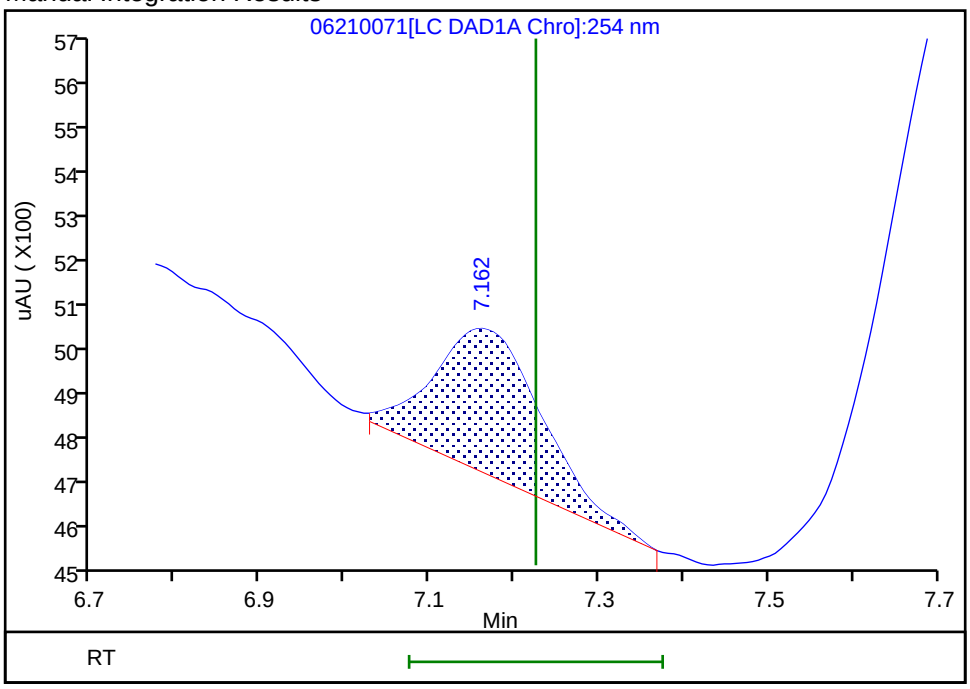

Reviewer: fiedlerh, 24-Jun-2019 10:48:55

Audit Action: Manually Integrated Audit Reason: Baseline Smoothing

Manual Integration/User Assign Peak Report

Eurofins TestAmerica, Denver

Data File:	\\chromna\Denver\ChromData\G2_LUNA\20190620-83049.b\06210071.D				
Injection Date:	23-Jun-2019 00:22:53	Instrument ID:	CHHPLC_G2_LUNA		
Lims ID:	280-124986-B-18-A	Lab Sample ID:	280-124986-18		
Client ID:	G0114-19A				
Operator ID:	HKF	ALS Bottle#:	71	Worklist Smp#:	71
Injection Vol:	100.0 ul	Dil. Factor:	1.0000		
Method:	G2_8330_Luna	Limit Group:	GCSV - 8330		
Column:	Luna-Phenyl hexyl (4.60 mm)	Detector	LC DAD1A, 254 nm		

22 Tetryl, CAS: 479-45-8

Signal: 1

Processing Integration Results

RT: 23.76
Area: 15585
Amount: 0.049558
Amount Units: ug/ml

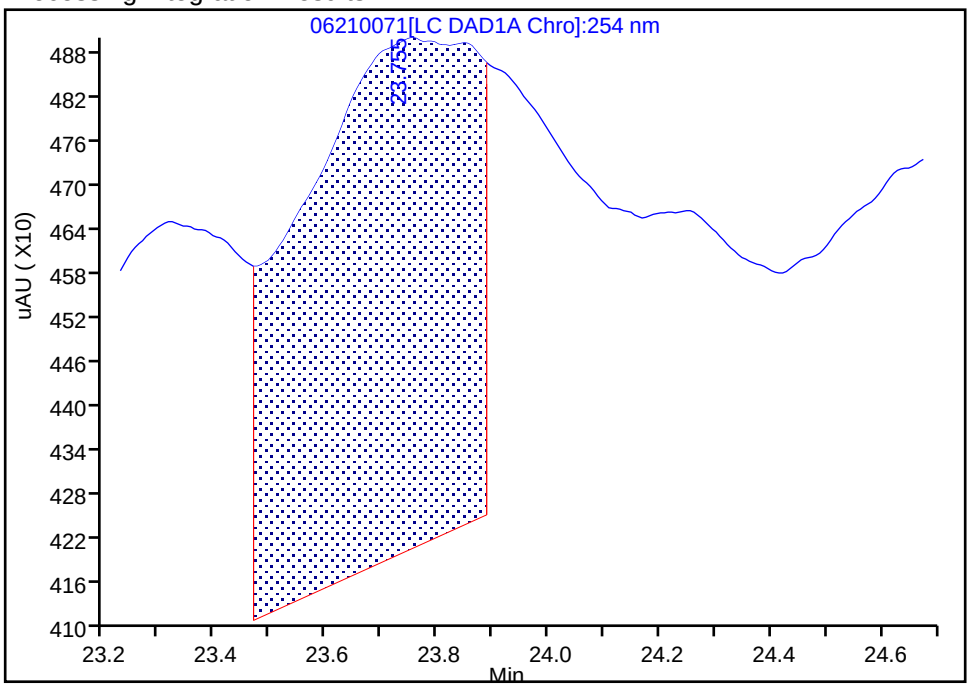

Manual Integration Results

RT: 23.76
Area: 14197
Amount: 0.045144
Amount Units: ug/ml

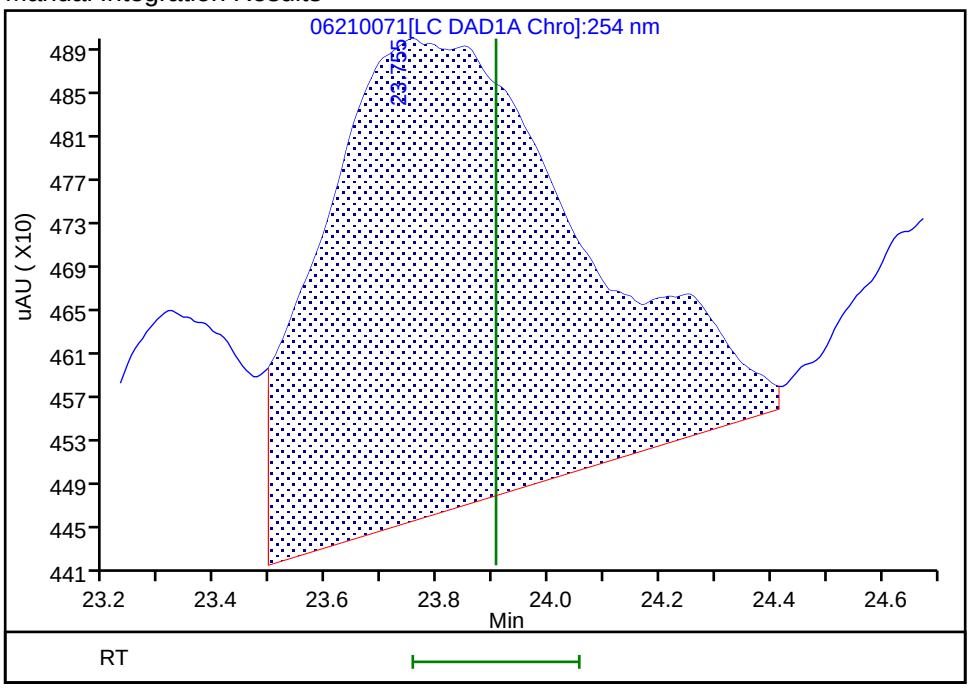

Reviewer: fiedlerh, 24-Jun-2019 10:49:07

Audit Action: Manually Integrated Audit Reason: Baseline Smoothing

FORM I
HPLC/IC ORGANICS ANALYSIS DATA SHEET

Lab Name: Eurofins TestAmerica, Denver Job No.: 280-124986-1

SDG No.:

Client Sample ID: G0114-19A RE Lab Sample ID: 280-124986-18 RE

Matrix: Water Lab File ID: 06260038.D

Analysis Method: 8330A Date Collected: 06/08/2019 12:15

Extraction Method: 3535 Date Extracted: 06/18/2019 14:22

Sample wt/vol: 503.4(mL) Date Analyzed: 06/27/2019 07:32

Con. Extract Vol.: 5(mL) Dilution Factor: 1

Injection Volume: 100(uL) GC Column: UltraCarb5uODS ID: 4.6(mm)

% Moisture: GPC Cleanup:(Y/N) N

Analysis Batch No.: 462823 Units: ug/L

CAS NO.	COMPOUND NAME	RESULT	Q	LOQ	LOD	DL
99-35-4	*1,3,5-Trinitrobenzene*	*0.40*	*U H*	*0.99*	0.40	*0.20*
99-65-0	*1,3-Dinitrobenzene*	*0.20*	*U H*	*0.40*	0.20	*0.088*
118-96-7	*2,4,6-Trinitrotoluene*	*0.40*	*U H*	*0.40*	0.40	*0.16*
121-14-2	*2,4-Dinitrotoluene*	*0.20*	*U H*	*0.40*	0.20	*0.083*
606-20-2	*2,6-Dinitrotoluene*	*0.20*	*U H M*	*0.20*	0.20	*0.064*
35572-78-2	*2-Amino-4,6-dinitrotoluene*	*0.12*	*U H*	*0.20*	0.12	*0.050*
88-72-2	*2-Nitrotoluene*	*0.20*	*U H*	*0.40*	0.20	*0.085*
99-08-1	*3-Nitrotoluene*	*0.40*	*U H*	*0.40*	0.40	*0.19*
19406-51-0	*4-Amino-2,6-dinitrotoluene*	*0.12*	*U H Q M*	*0.20*	0.12	*0.057*
99-99-0	*4-Nitrotoluene*	*0.40*	*U H*	*0.99*	0.40	*0.20*
2691-41-0	*HMX*	*0.20*	*U H*	*0.40*	0.20	*0.087*
5755-27-1	*MNX*	*0.40*	*U H*	*2.0*	0.40	*0.15*
98-95-3	*Nitrobenzene*	*0.20*	*U H*	*0.40*	0.20	*0.090*
121-82-4	*RDX*	*0.40*	*U H*	*0.40*	0.40	*0.16*
479-45-8	*Tetryl*	*0.20*	*U H M*	*0.24*	0.20	*0.079*

CAS NO.	SURROGATE	%REC	Q	LIMITS
528-29-0	1,2-Dinitrobenzene	106	*M*	83-119

Eurofins TestAmerica, Denver
Target Compound Quantitation Report

Data File: \\chromna\Denver\ChromData\CHHPLC_X\20190626-83230.b\06260038.D
Lims ID: 280-124986-A-18-A
Client ID: G0114-19A
Sample Type: Client
Inject. Date: 27-Jun-2019 07:32:13 ALS Bottle#: 38 Worklist Smp#: 38
Injection Vol: 100.0 ul Dil. Factor: 1.0000
Sample Info: 280-124986-A-18-
Misc. Info.: 280-0083230-038
Operator ID: hkf Instrument ID: CHHPLC_X3

Method: \\chromna\Denver\ChromData\CHHPLC_X\20190626-83230.b\8330_X3.m
Limit Group: GCSV - 8330
Last Update: 27-Jun-2019 09:05:11 Calib Date: 21-Jun-2019 03:13:40
Integrator: Falcon
Quant Method: External Standard Quant By: Initial Calibration
Last ICal File: \\chromna\Denver\ChromData\CHHPLC_X\20190620-83048.b\06200032.D

Column 1 : UltraCarb5uODS (20) (4.60 mm) Det: LC DAD1B, 254 nm
Process Host: CTX0334

First Level Reviewer: fiedlerh Date: 27-Jun-2019 09:02:22

	Compound	Det	RT (min.)	Exp RT (min.)	Dlt RT (min.)	Response	OnCol Amt ug/mL	Flags
	3 HMX	1		6.654			ND	
	6 MNX	1		7.356			ND	
	7 RDX	1		7.774			ND	
$	9 1,2-Dinitrobenzene	1	8.759	8.754	0.005	28684	0.2111	M
	10 1,3,5-Trinitrobenzene	1		8.914			ND	
	11 1,3-Dinitrobenzene	1		9.574			ND	
	12 Nitrobenzene	1		9.960			ND	
	14 Tetryl	1		10.287			ND	U
	16 2,4,6-Trinitrotoluene	1		11.247			ND	
	17 4-Amino-2,6-dinitrotoluene	1		11.434			ND	U
	18 2-Amino-4,6-dinitrotoluene	1		11.727			ND	
	19 2,6-Dinitrotoluene	1		11.854			ND	U
	20 2,4-Dinitrotoluene	1		12.054			ND	
	21 o-Nitrotoluene	1		12.894			ND	
	22 p-Nitrotoluene	1		13.334			ND	
	23 m-Nitrotoluene	1		13.934			ND	

QC Flag Legend

Review Flags
M - Manually Integrated
U - Marked Undetected

Report Date: 27-Jun-2019 09:05:18 Chrom Revision: 2.3 20-Jun-2019 20:50:56

Eurofins TestAmerica, Denver

Data File: \\chromna\Denver\ChromData\CHHPLC_X\20190626-83230.b\06260038.D

Injection Date:	27-Jun-2019 07:32:13	Instrument ID:	CHHPLC_X3	Operator ID:	hkf
Lims ID:	280-124986-A-18-A	Lab Sample ID:	280-124986-18	Worklist Smp#:	38
Client ID:	G0114-19A				
Injection Vol:	100.0 ul	Dil. Factor:	1.0000	ALS Bottle#:	38
Method:	8330_X3	Limit Group:	GCSV - 8330		

Column: UltraCarb5uODS (20) (4.60 mm) Y Scaling: Method Defined: Scale to the Nth Largest Target: 1

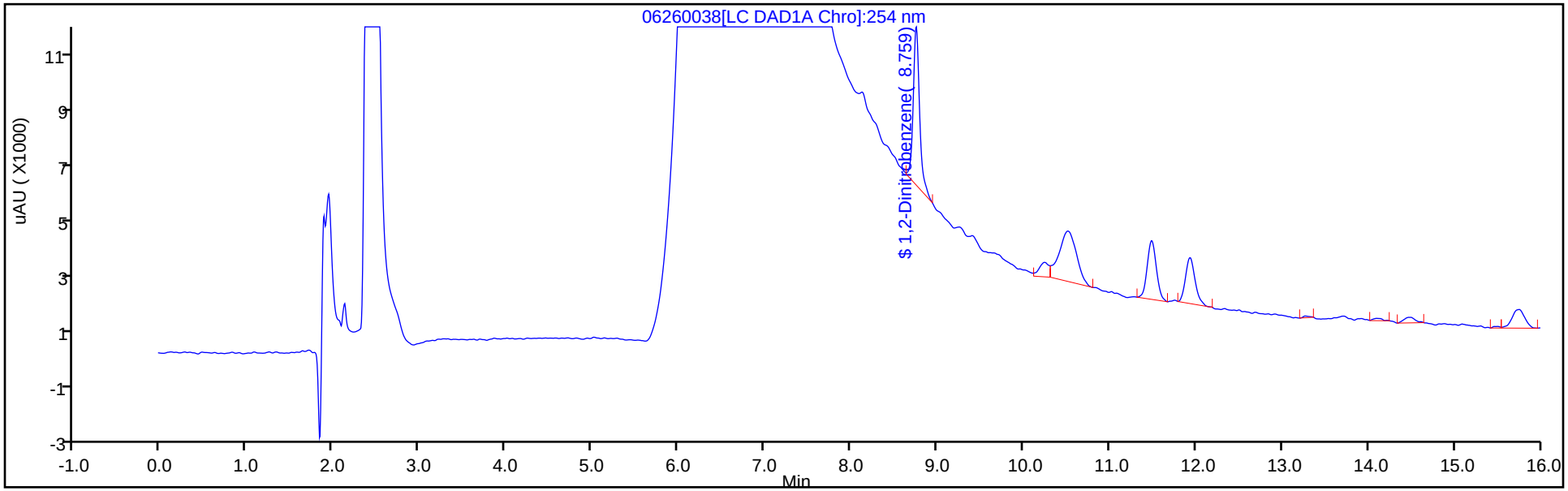

Y Scaling: Method Defined: Scale to the Nth Largest Target: 1

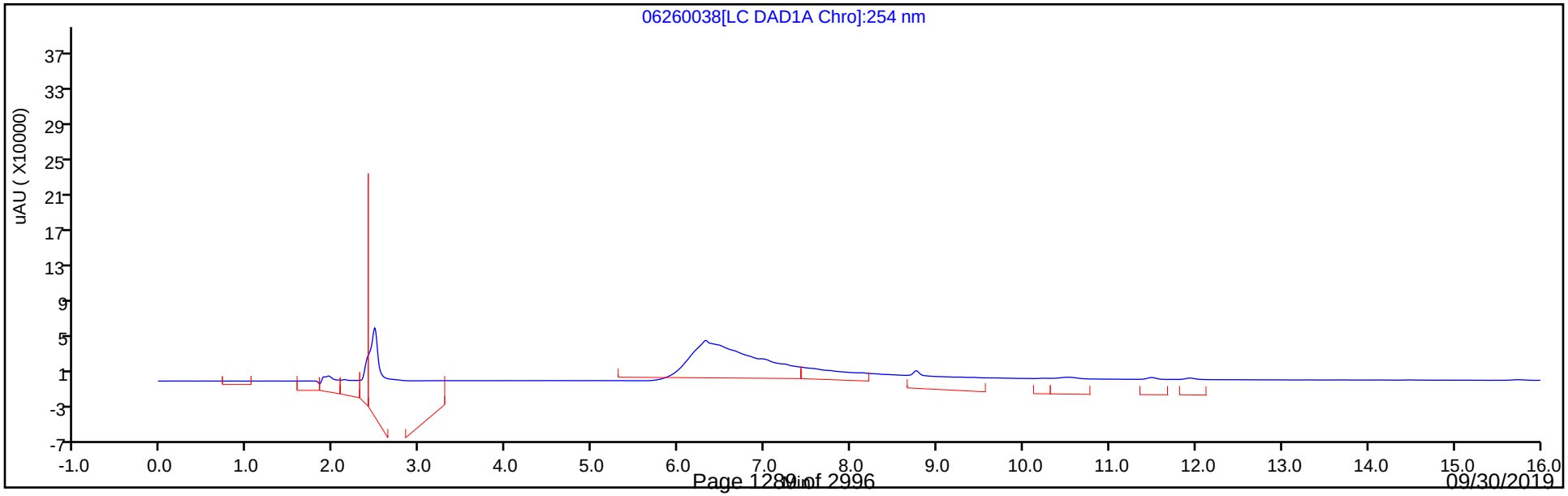

Eurofins TestAmerica, Denver
Recovery Report

Data File:	\\chromna\Denver\ChromData\CHHPLC_X\20190626-83230.b\06260038.D				
Lims ID:	280-124986-A-18-A				
Client ID:	G0114-19A				
Sample Type:	Client				
Inject. Date:	27-Jun-2019 07:32:13	ALS Bottle#:	38	Worklist Smp#:	38
Injection Vol:	100.0 ul	Dil. Factor:	1.0000		
Sample Info:	280-124986-A-18-				
Misc. Info.:	280-0083230-038				
Operator ID:	hkf	Instrument ID:	CHHPLC_X3		
Method:	\\chromna\Denver\ChromData\CHHPLC_X\20190626-83230.b\8330_X3.m				
Limit Group:	GCSV - 8330				
Last Update:	27-Jun-2019 09:05:11	Calib Date:	21-Jun-2019 03:13:40		
Integrator:	Falcon				
Quant Method:	External Standard	Quant By:	Initial Calibration		
Last ICal File:	\\chromna\Denver\ChromData\CHHPLC_X\20190620-83048.b\06200032.D				
Column 1 :	UltraCarb5uODS (20) (4.60 mm)		Det: LC DAD1B, 254 nm		
Process Host:	CTX0334				

First Level Reviewer: fiedlerh Date: 27-Jun-2019 09:02:22

Compound	Amount Added	Amount Recovered	% Rec.
$ 9 1,2-Dinitrobenzene	0.2000	0.2111	105.53

Manual Integration/User Assign Peak Report

Eurofins TestAmerica, Denver

Data File:	\\chromna\Denver\ChromData\CHHPLC_X\20190626-83230.b\06260038.D				
Injection Date:	27-Jun-2019 07:32:13	Instrument ID:	CHHPLC_X3		
Lims ID:	280-124986-A-18-A	Lab Sample ID:	280-124986-18		
Client ID:	G0114-19A				
Operator ID:	hkf	ALS Bottle#:	38	Worklist Smp#:	38
Injection Vol:	100.0 ul	Dil. Factor:	1.0000		
Method:	8330_X3	Limit Group:	GCSV - 8330		
Column:	UltraCarb5uODS (20) (4.60 mm)	Detector	LC DAD1B, 254 nm		

$ 9 1,2-Dinitrobenzene, CAS: 528-29-0

Signal: 1

Processing Integration Results

RT: 8.76
Area: 44699
Amount: 0.328913
Amount Units: ug/mL

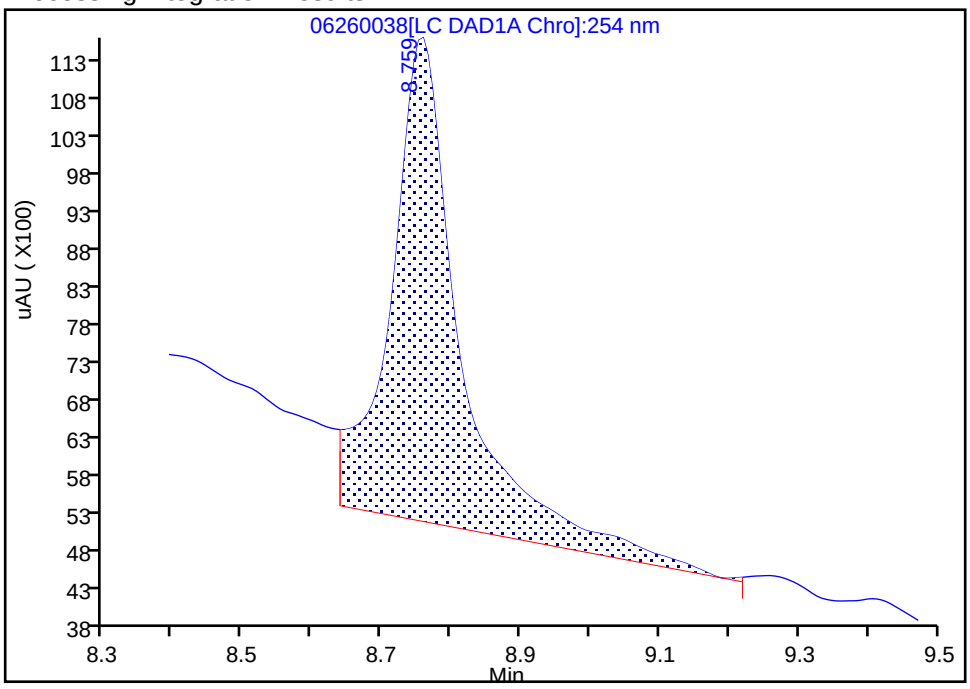

Manual Integration Results

RT: 8.76
Area: 28684
Amount: 0.211068
Amount Units: ug/mL

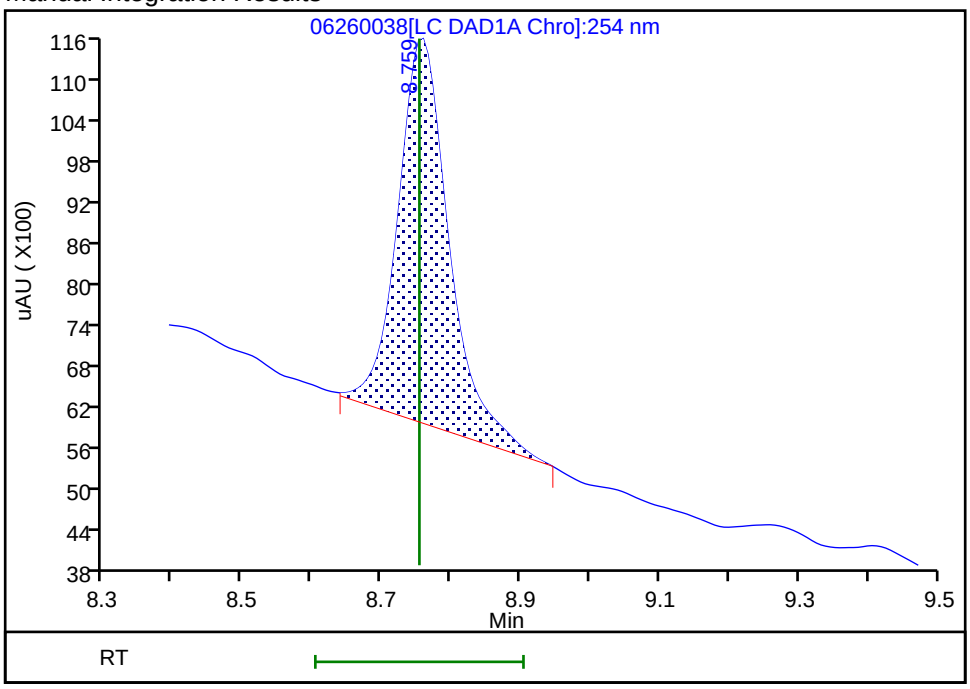

Reviewer: fiedlerh, 27-Jun-2019 09:02:12

Audit Action: Manually Integrated Audit Reason: Baseline Smoothing

User Disabled Compound Report

Eurofins TestAmerica, Denver

Data File:	\\chromna\Denver\ChromData\CHHPLC_X\20190626-83230.b\06260038.D				
Injection Date:	27-Jun-2019 07:32:13	Instrument ID:	CHHPLC_X3		
Lims ID:	280-124986-A-18-A	Lab Sample ID:	280-124986-18		
Client ID:	G0114-19A				
Operator ID:	hkf	ALS Bottle#:	38	Worklist Smp#:	38
Injection Vol:	100.0 ul	Dil. Factor:	1.0000		
Method:	8330_X3	Limit Group:	GCSV - 8330		
Column:	UltraCarb5uODS (20) (4.60 mm)	Detector	LC DAD1B, 254 nm		

19 2,6-Dinitrotoluene, CAS: 606-20-2, Signal: 1

RT: 11.93
Response: 12530
Amount: 0.081431

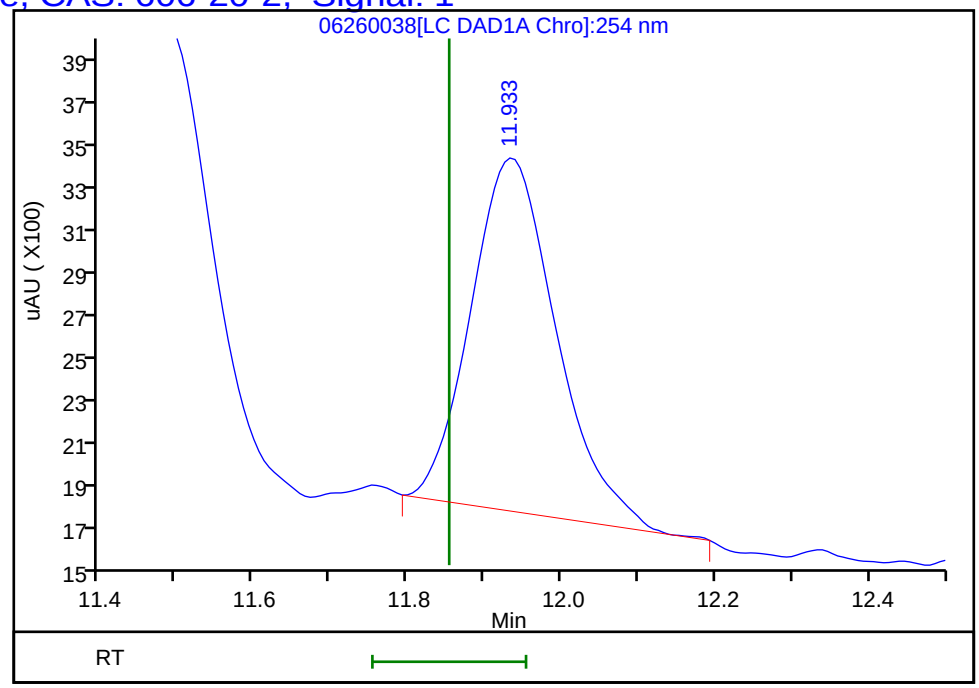

Reviewer: fiedlerh, 27-Jun-2019 09:02:22
Audit Action: Marked Compound Undetected Audit Reason: Invalid Compound ID

User Disabled Compound Report

Eurofins TestAmerica, Denver

Data File:	\\chromna\Denver\ChromData\CHHPLC_X\20190626-83230.b\06260038.D				
Injection Date:	27-Jun-2019 07:32:13	Instrument ID:	CHHPLC_X3		
Lims ID:	280-124986-A-18-A	Lab Sample ID:	280-124986-18		
Client ID:	G0114-19A				
Operator ID:	hkf	ALS Bottle#:	38	Worklist Smp#:	38
Injection Vol:	100.0 ul	Dil. Factor:	1.0000		
Method:	8330_X3	Limit Group:	GCSV - 8330		
Column:	UltraCarb5uODS (20) (4.60 mm)	Detector	LC DAD1B, 254 nm		

17 4-Amino-2,6-dinitrotoluene, CAS: 19406-51-0, Signal: 1

RT: 11.49
Response: 15367
Amount: 0.094522

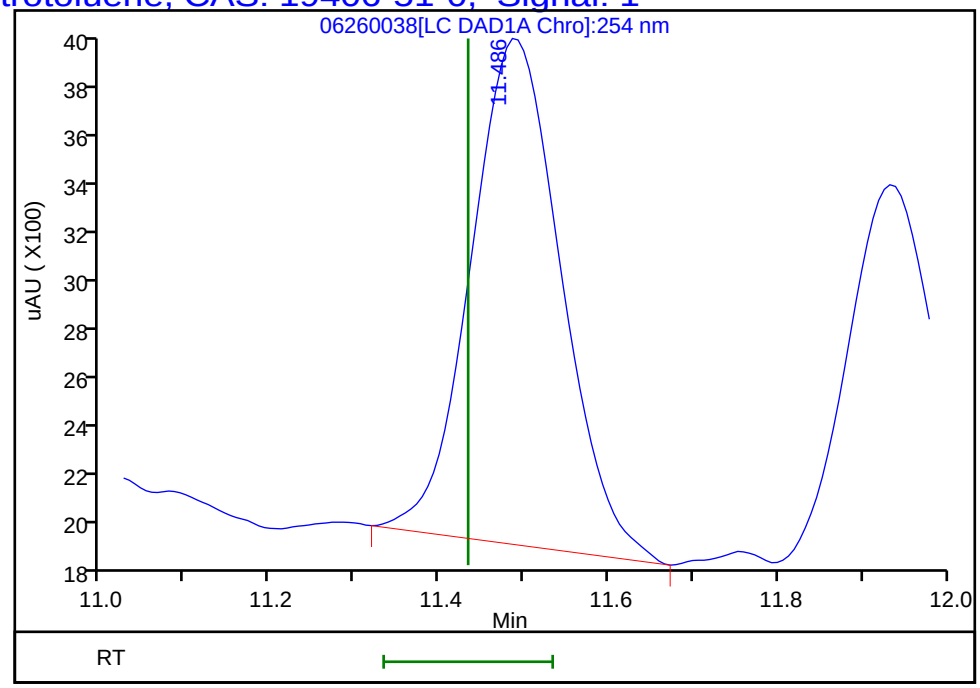

Reviewer: fiedlerh, 27-Jun-2019 09:02:22
Audit Action: Marked Compound Undetected Audit Reason: Invalid Compound ID

User Disabled Compound Report

Eurofins TestAmerica, Denver

Data File: \\chromna\Denver\ChromData\CHHPLC_X\20190626-83230.b\06260038.D

Injection Date:	27-Jun-2019 07:32:13	Instrument ID:	CHHPLC_X3		
Lims ID:	280-124986-A-18-A	Lab Sample ID:	280-124986-18		
Client ID:	G0114-19A				
Operator ID:	hkf	ALS Bottle#:	38	Worklist Smp#:	38
Injection Vol:	100.0 ul	Dil. Factor:	1.0000		
Method:	8330_X3	Limit Group:	GCSV - 8330		
Column:	UltraCarb5uODS (20) (4.60 mm)	Detector	LC DAD1B, 254 nm		

14 Tetryl, CAS: 479-45-8, Signal: 1

RT: 10.25
Response: 4026
Amount: 0.024601

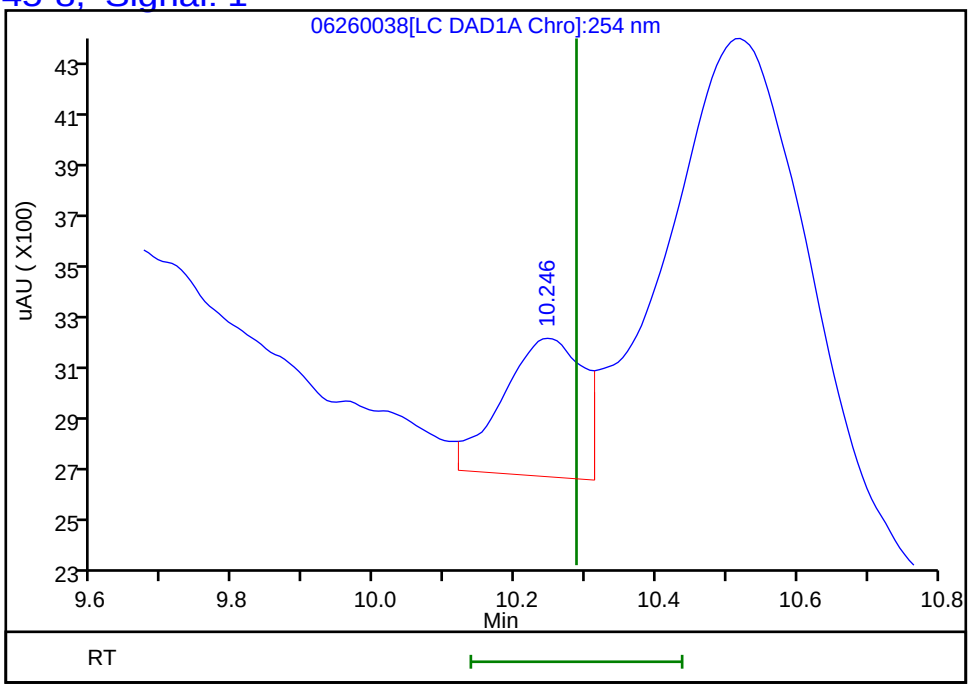

Reviewer: fiedlerh, 27-Jun-2019 09:02:22
Audit Action: Marked Compound Undetected Audit Reason: Invalid Compound ID

FORM I
HPLC/IC ORGANICS ANALYSIS DATA SHEET

Lab Name: Eurofins TestAmerica, Denver Job No.: 280-124986-1

SDG No.:

Client Sample ID: G0078-19A Lab Sample ID: 280-124986-19

Matrix: Water Lab File ID: 06190074.D

Analysis Method: 8330A Date Collected: 06/10/2019 08:45

Extraction Method: 3535 Date Extracted: 06/14/2019 10:20

Sample wt/vol: 497.5(mL) Date Analyzed: 06/20/2019 13:36

Con. Extract Vol.: 5(mL) Dilution Factor: 1

Injection Volume: 100(uL) GC Column: UltraCarb5uODS ID: 4.6(mm)

% Moisture: GPC Cleanup:(Y/N) N

Analysis Batch No.: 462065 Units: ug/L

CAS NO.	COMPOUND NAME	RESULT	Q	LOQ	LOD	DL
99-35-4	1,3,5-Trinitrobenzene	0.40	U Q	1.0	0.40	0.20
99-65-0	1,3-Dinitrobenzene	0.20	U	0.40	0.20	0.089
118-96-7	2,4,6-Trinitrotoluene	0.40	U	0.40	0.40	0.16
121-14-2	2,4-Dinitrotoluene	0.20	U	0.40	0.20	0.084
606-20-2	2,6-Dinitrotoluene	0.20	U	0.20	0.20	0.065
35572-78-2	2-Amino-4,6-dinitrotoluene	0.12	U	0.20	0.12	0.051
88-72-2	2-Nitrotoluene	0.20	U Q	0.40	0.20	0.086
99-08-1	3-Nitrotoluene	0.40	U M Q	0.40	0.40	0.20
19406-51-0	4-Amino-2,6-dinitrotoluene	0.12	U	0.20	0.12	0.058
99-99-0	4-Nitrotoluene	0.40	U Q	1.0	0.40	0.20
2691-41-0	HMX	0.20	U	0.40	0.20	0.088
5755-27-1	MNX	0.40	U	2.0	0.40	0.15
121-82-4	RDX	0.40	U	0.40	0.40	0.16
479-45-8	Tetryl	0.20	U	0.24	0.20	0.080

CAS NO.	SURROGATE	%REC	Q	LIMITS
528-29-0	1,2-Dinitrobenzene	172	Q	83-119

Eurofins TestAmerica, Denver
Target Compound Quantitation Report

Data File: \\chromna\Denver\ChromData\CHHPLC_X\20190619-83007.b\06190074.D
Lims ID: 280-124986-A-19-A
Client ID: G0078-19A
Sample Type: Client
Inject. Date: 20-Jun-2019 13:36:31 ALS Bottle#: 74 Worklist Smp#: 74
Injection Vol: 100.0 ul Dil. Factor: 1.0000
Sample Info: 280-124986-A-19-
Misc. Info.: 280-0083007-074
Operator ID: hkf Instrument ID: CHHPLC_X3

Method: \\chromna\Denver\ChromData\CHHPLC_X\20190619-83007.b\8330_X3.m
Limit Group: GCSV - 8330
Last Update: 24-Jun-2019 15:19:24 Calib Date: 15-May-2019 01:42:24
Integrator: Falcon
Quant Method: External Standard Quant By: Initial Calibration
Last ICal File: \\chromna\Denver\ChromData\CHHPLC_X\20190514-81869.b\0514B032.D

Column 1 : UltraCarb5uODS (20) (4.60 mm) Det: LC DAD1B, 254 nm
Process Host: CTX0327

First Level Reviewer: fiedlerh Date: 20-Jun-2019 15:06:04

	Compound	Det	RT (min.)	Exp RT (min.)	Dlt RT (min.)	Response	OnCol Amt ug/mL	Flags
	3 HMX	1		6.647			ND	
	6 MNX	1		7.359			ND	
	7 RDX	1		7.774			ND	
$	9 1,2-Dinitrobenzene	1	8.723	8.761	-0.038	44657	0.3432	
	10 1,3,5-Trinitrobenzene	1		8.914			ND	
	11 1,3-Dinitrobenzene	1		9.580			ND	
	12 Nitrobenzene	1	9.969	9.974	-0.005	2302	0.0117	
	14 Tetryl	1		10.307			ND	
	16 2,4,6-Trinitrotoluene	1		11.267			ND	
	17 4-Amino-2,6-dinitrotoluene	1		11.460			ND	
	18 2-Amino-4,6-dinitrotoluene	1		11.747			ND	
	19 2,6-Dinitrotoluene	1		11.887			ND	
	20 2,4-Dinitrotoluene	1		12.087			ND	
	21 o-Nitrotoluene	1		12.934			ND	
	22 p-Nitrotoluene	1		13.374			ND	
	23 m-Nitrotoluene	1		13.974			ND	U

QC Flag Legend

Review Flags
U - Marked Undetected

Report Date: 24-Jun-2019 15:19:35 Chrom Revision: 2.3 20-Jun-2019 20:50:56

Eurofins TestAmerica, Denver

Data File:	\\chromna\Denver\ChromData\CHHPLC_X\20190619-83007.b\06190074.D				
Injection Date:	20-Jun-2019 13:36:31	Instrument ID:	CHHPLC_X3	Operator ID:	hkf
Lims ID:	280-124986-A-19-A	Lab Sample ID:	280-124986-19	Worklist Smp#:	74
Client ID:	G0078-19A				
Injection Vol:	100.0 ul	Dil. Factor:	1.0000	ALS Bottle#:	74
Method:	8330_X3	Limit Group:	GCSV - 8330		

Column: UltraCarb5uODS (20) (4.60 mm) Y Scaling: Method Defined: Scale to the Nth Largest Target: 1

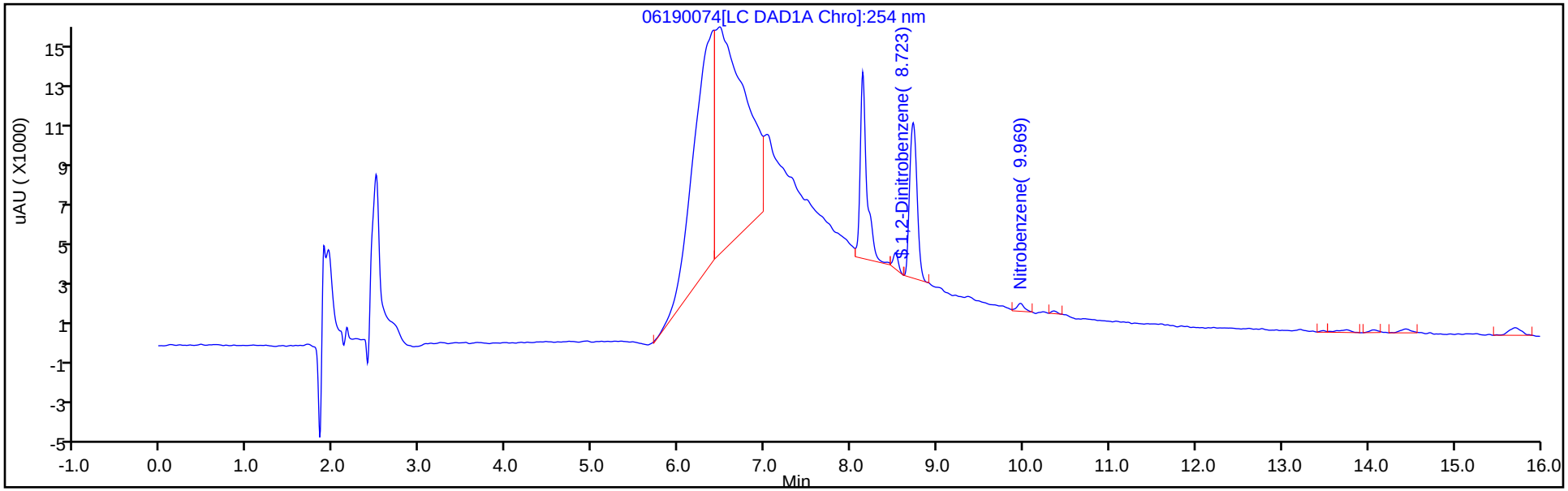

Y Scaling: Method Defined: Scale to the Nth Largest Target: 1

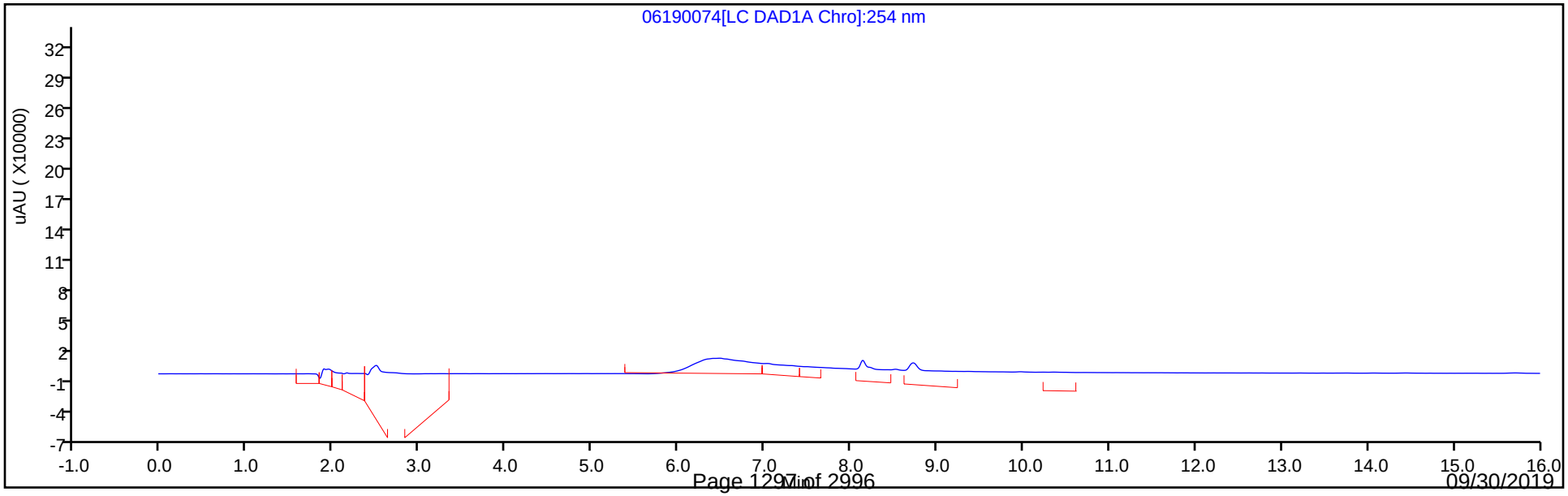

Eurofins TestAmerica, Denver
Recovery Report

Data File: \\chromna\Denver\ChromData\CHHPLC_X\20190619-83007.b\06190074.D
Lims ID: 280-124986-A-19-A
Client ID: G0078-19A
Sample Type: Client
Inject. Date: 20-Jun-2019 13:36:31 ALS Bottle#: 74 Worklist Smp#: 74
Injection Vol: 100.0 ul Dil. Factor: 1.0000
Sample Info: 280-124986-A-19-
Misc. Info.: 280-0083007-074
Operator ID: hkf Instrument ID: CHHPLC_X3

Method: \\chromna\Denver\ChromData\CHHPLC_X\20190619-83007.b\8330_X3.m
Limit Group: GCSV - 8330
Last Update: 24-Jun-2019 15:19:24 Calib Date: 15-May-2019 01:42:24
Integrator: Falcon
Quant Method: External Standard Quant By: Initial Calibration
Last ICal File: \\chromna\Denver\ChromData\CHHPLC_X\20190514-81869.b\0514B032.D

Column 1 : UltraCarb5uODS (20) (4.60 mm) Det: LC DAD1B, 254 nm
Process Host: CTX0327

First Level Reviewer: fiedlerh Date: 20-Jun-2019 15:06:04

Compound	Amount Added	Amount Recovered	% Rec.
$ 9 1,2-Dinitrobenzene	0.2000	0.3432	171.61

User Disabled Compound Report

Eurofins TestAmerica, Denver

Data File:	\\chromna\Denver\ChromData\CHHPLC_X\20190619-83007.b\06190074.D				
Injection Date:	20-Jun-2019 13:36:31	Instrument ID:	CHHPLC_X3		
Lims ID:	280-124986-A-19-A	Lab Sample ID:	280-124986-19		
Client ID:	G0078-19A				
Operator ID:	hkf	ALS Bottle#:	74	Worklist Smp#:	74
Injection Vol:	100.0 ul	Dil. Factor:	1.0000		
Method:	8330_X3	Limit Group:	GCSV - 8330		
Column:	UltraCarb5uODS (20) (4.60 mm)	Detector	LC DAD1B, 254 nm		

23 m-Nitrotoluene, CAS: 99-08-1, Signal: 1

RT: 14.07
Response: 864
Amount: 0.005826

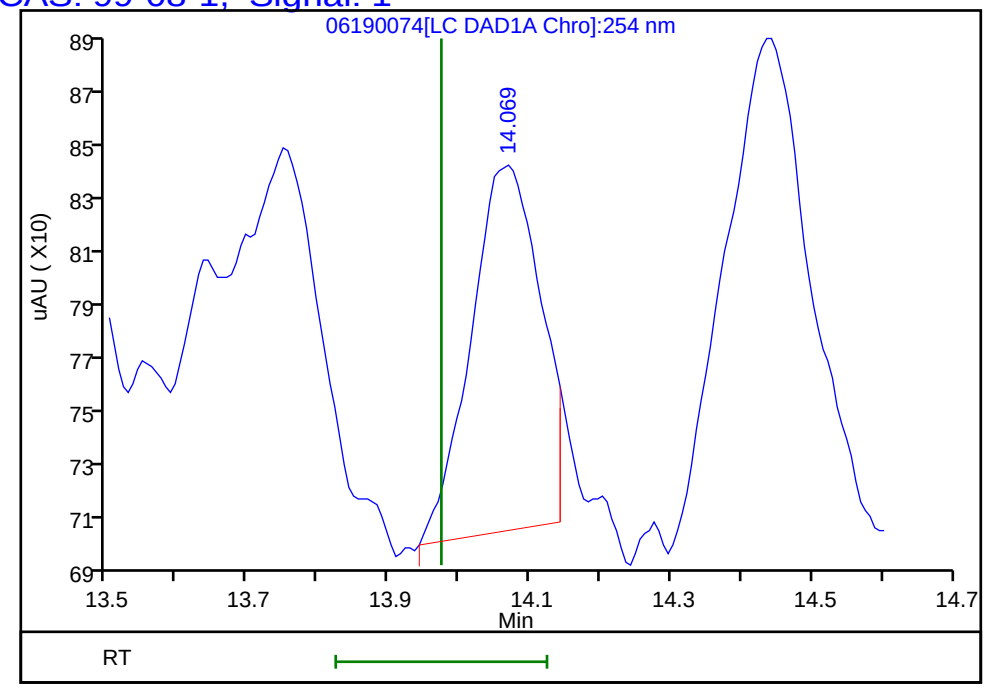

Reviewer: fiedlerh, 20-Jun-2019 15:06:04
Audit Action: Marked Compound Undetected Audit Reason: Invalid Compound ID

FORM I
HPLC/IC ORGANICS ANALYSIS DATA SHEET

Lab Name: Eurofins TestAmerica, Denver Job No.: 280-124986-1

SDG No.:

Client Sample ID: G0078-19A Lab Sample ID: 280-124986-19

Matrix: Water Lab File ID: 06210072.D

Analysis Method: 8330A Date Collected: 06/10/2019 08:45

Extraction Method: 3535 Date Extracted: 06/14/2019 10:20

Sample wt/vol: 497.5(mL) Date Analyzed: 06/23/2019 00:57

Con. Extract Vol.: 5(mL) Dilution Factor: 1

Injection Volume: 100(uL) GC Column: Luna-phenylhex ID: 4.6(mm)

% Moisture: GPC Cleanup:(Y/N) N

Analysis Batch No.: 462208 Units: ug/L

CAS NO.	COMPOUND NAME	RESULT	Q	LOQ	LOD	DL
98-95-3	Nitrobenzene	0.20	U	0.40	0.20	0.091

CAS NO.	SURROGATE	%REC	Q	LIMITS
528-29-0	1,2-Dinitrobenzene	90		83-119

Eurofins TestAmerica, Denver
Target Compound Quantitation Report

Data File: \\chromna\Denver\ChromData\G2_LUNA\20190620-83049.b\06210072.D
Lims ID: 280-124986-A-19-A
Client ID: G0078-19A
Sample Type: Client
Inject. Date: 23-Jun-2019 00:57:49 ALS Bottle#: 72 Worklist Smp#: 72
Injection Vol: 100.0 ul Dil. Factor: 1.0000
Sample Info: 280-124986-A-19-
Misc. Info.: 280-0083049-072
Operator ID: HKF Instrument ID: CHHPLC_G2_LUNA

Method: \\chromna\Denver\ChromData\G2_LUNA\20190620-83049.b\G2_8330_Luna.m
Limit Group: GCSV - 8330
Last Update: 24-Jun-2019 10:51:17 Calib Date: 08-May-2019 00:28:23
Integrator: Falcon
Quant Method: External Standard Quant By: Initial Calibration
Last ICal File: \\chromna\Denver\ChromData\G2_LUNA\20190507-81649.b\05070023.D

Column 1 : Luna-Phenyl hexyl (4.60 mm) Det: LC DAD1A, 254 nm
Process Host: CTX0327

First Level Reviewer: fiedlerh Date: 24-Jun-2019 10:49:34

Compound	Det	RT (min.)	Exp RT (min.)	Dlt RT (min.)	Response	OnCol Amt ug/ml	Flags
6 HMX	1		7.225			ND	
7 MNX	1	7.767	7.848	-0.081	7265	0.0270	
8 RDX	1		9.312			ND	U
9 Nitrobenzene	1		12.305			ND	
$ 10 1,2-Dinitrobenzene	1	13.260	13.338	-0.078	49736	0.1796	
12 1,3-Dinitrobenzene	1		15.858			ND	
14 o-Nitrotoluene	1		16.678			ND	
15 p-Nitrotoluene	1		17.005			ND	U
16 4-Amino-2,6-dinitrotoluene	1		17.412			ND	
17 m-Nitrotoluene	1	17.900	17.918	-0.018	5191	0.0177	
18 2-Amino-4,6-dinitrotoluene	1		18.445			ND	
19 1,3,5-Trinitrobenzene	1		19.158			ND	
20 2,6-Dinitrotoluene	1		20.018			ND	
21 2,4-Dinitrotoluene	1		20.579			ND	
22 Tetryl	1		23.905			ND	MU
23 2,4,6-Trinitrotoluene	1		24.885			ND	

QC Flag Legend

Review Flags
M - Manually Integrated
U - Marked Undetected

Report Date: 24-Jun-2019 10:51:19 Chrom Revision: 2.3 20-Jun-2019 20:50:56

Eurofins TestAmerica, Denver

Data File:	\\chromna\Denver\ChromData\G2_LUNA\20190620-83049.b\06210072.D				
Injection Date:	23-Jun-2019 00:57:49	Instrument ID:	CHHPLC_G2_LUNA	Operator ID:	HKF
Lims ID:	280-124986-A-19-A	Lab Sample ID:	280-124986-19	Worklist Smp#:	72
Client ID:	G0078-19A				
Injection Vol:	100.0 ul	Dil. Factor:	1.0000	ALS Bottle#:	72
Method:	G2_8330_Luna	Limit Group:	GCSV - 8330		

Column: Luna-Phenyl hexyl (4.60 mm) Y Scaling: Method Defined: Scale to the Nth Largest Peak: 1

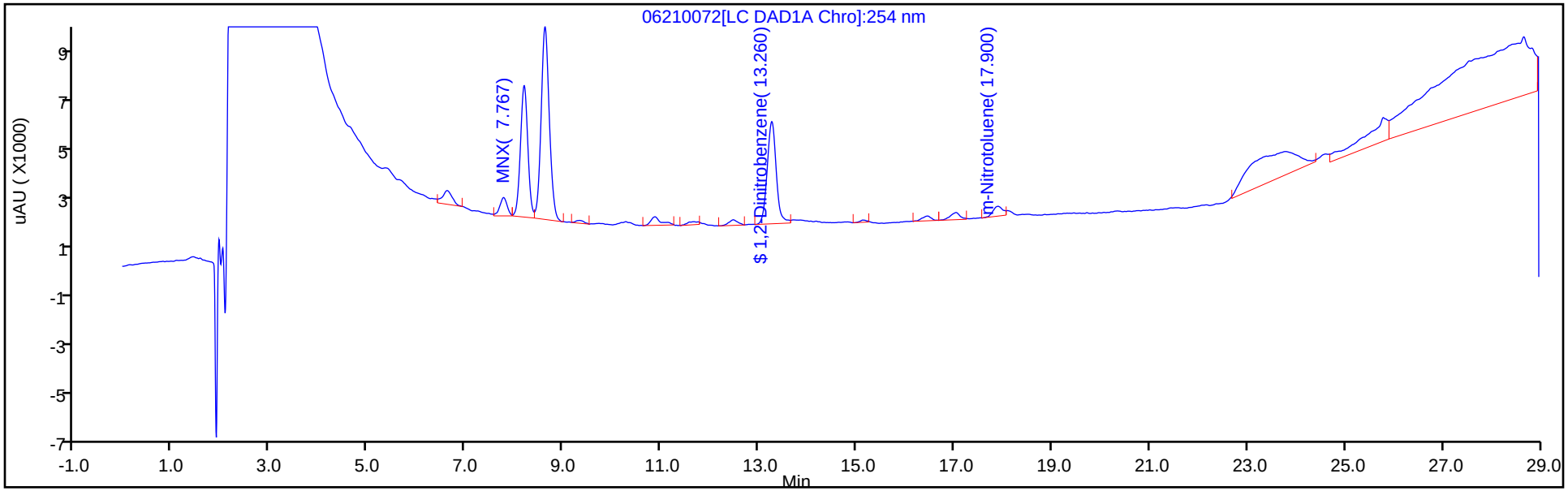

Y Scaling: Method Defined: Scale to the Nth Largest Peak: 1

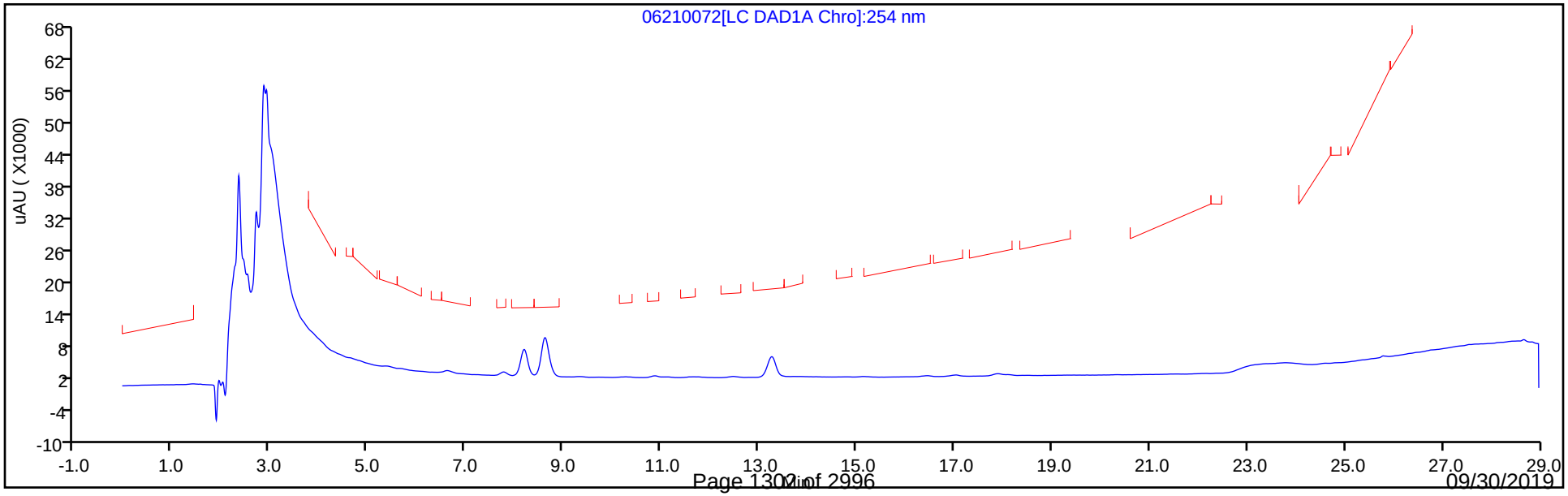

Eurofins TestAmerica, Denver
Recovery Report

Data File:	\\chromna\Denver\ChromData\G2_LUNA\20190620-83049.b\06210072.D				
Lims ID:	280-124986-A-19-A				
Client ID:	G0078-19A				
Sample Type:	Client				
Inject. Date:	23-Jun-2019 00:57:49	ALS Bottle#:	72	Worklist Smp#:	72
Injection Vol:	100.0 ul	Dil. Factor:	1.0000		
Sample Info:	280-124986-A-19-				
Misc. Info.:	280-0083049-072				
Operator ID:	HKF	Instrument ID:	CHHPLC_G2_LUNA		
Method:	\\chromna\Denver\ChromData\G2_LUNA\20190620-83049.b\G2_8330_Luna.m				
Limit Group:	GCSV - 8330				
Last Update:	24-Jun-2019 10:51:17	Calib Date:	08-May-2019 00:28:23		
Integrator:	Falcon				
Quant Method:	External Standard	Quant By:	Initial Calibration		
Last ICal File:	\\chromna\Denver\ChromData\G2_LUNA\20190507-81649.b\05070023.D				
Column 1 :	Luna-Phenyl hexyl (4.60 mm)		Det: LC DAD1A, 254 nm		
Process Host:	CTX0327				
First Level Reviewer: fiedlerh		Date:	24-Jun-2019 10:49:34		

Compound	Amount Added	Amount Recovered	% Rec.
$ 10 1,2-Dinitrobenzene	0.2000	0.1796	89.82

User Disabled Compound Report

Eurofins TestAmerica, Denver

Data File:	\\chromna\Denver\ChromData\G2_LUNA\20190620-83049.b\06210072.D				
Injection Date:	23-Jun-2019 00:57:49	Instrument ID:	CHHPLC_G2_LUNA		
Lims ID:	280-124986-A-19-A	Lab Sample ID:	280-124986-19		
Client ID:	G0078-19A				
Operator ID:	HKF	ALS Bottle#:	72	Worklist Smp#:	72
Injection Vol:	100.0 ul	Dil. Factor:	1.0000		
Method:	G2_8330_Luna	Limit Group:	GCSV - 8330		
Column:	Luna-Phenyl hexyl (4.60 mm)	Detector	LC DAD1A, 254 nm		

15 p-Nitrotoluene, CAS: 99-99-0, Signal: 1

RT: 17.03
Response: 3775
Amount: 0.016656

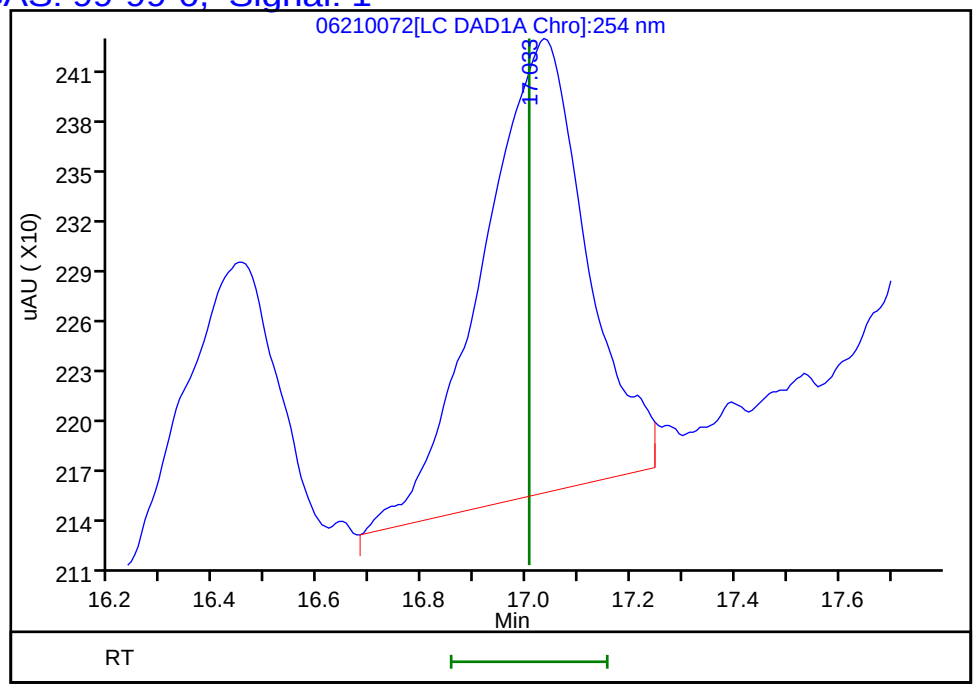

Reviewer: fiedlerh, 24-Jun-2019 10:49:34
Audit Action: Marked Compound Undetected Audit Reason: Invalid Compound ID

User Disabled Compound Report

Eurofins TestAmerica, Denver

Data File: \\chromna\Denver\ChromData\G2_LUNA\20190620-83049.b\06210072.D

Injection Date:	23-Jun-2019 00:57:49	Instrument ID:	CHHPLC_G2_LUNA		
Lims ID:	280-124986-A-19-A	Lab Sample ID:	280-124986-19		
Client ID:	G0078-19A				
Operator ID:	HKF	ALS Bottle#:	72	Worklist Smp#:	72
Injection Vol:	100.0 ul	Dil. Factor:	1.0000		
Method:	G2_8330_Luna	Limit Group:	GCSV - 8330		
Column:	Luna-Phenyl hexyl (4.60 mm)	Detector	LC DAD1A, 254 nm		

8 RDX, CAS: 121-82-4, Signal: 1

RT: 9.33
Response: 1251
Amount: 0.006002

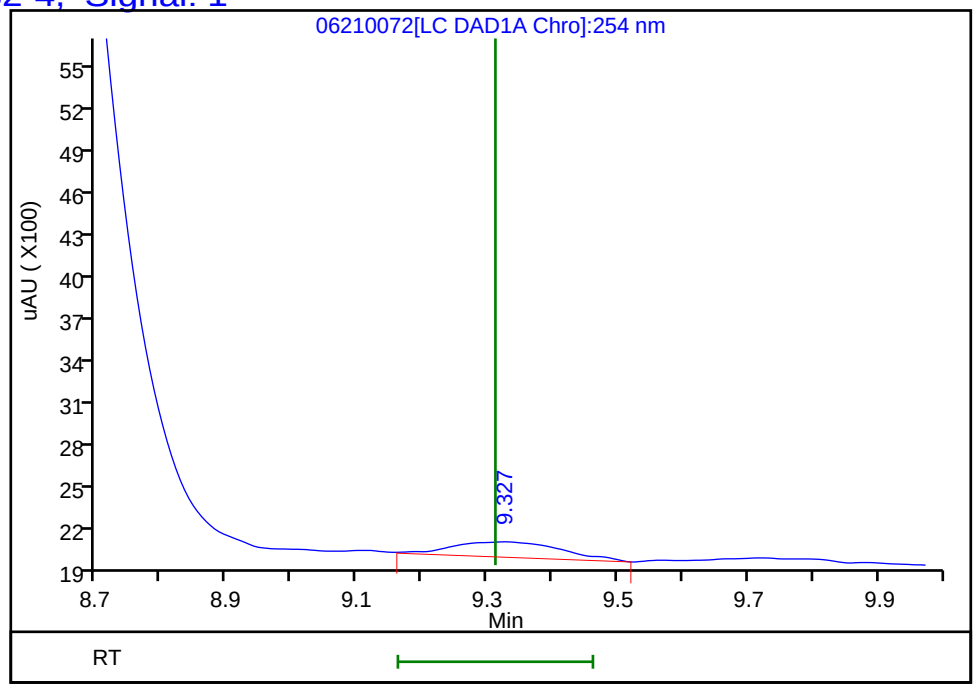

Reviewer: fiedlerh, 24-Jun-2019 10:49:34

Audit Action: Marked Compound Undetected Audit Reason: Invalid Compound ID

User Disabled Compound Report

Eurofins TestAmerica, Denver

Data File:	\\chromna\Denver\ChromData\G2_LUNA\20190620-83049.b\06210072.D				
Injection Date:	23-Jun-2019 00:57:49	Instrument ID:	CHHPLC_G2_LUNA		
Lims ID:	280-124986-A-19-A	Lab Sample ID:	280-124986-19		
Client ID:	G0078-19A				
Operator ID:	HKF	ALS Bottle#:	72	Worklist Smp#:	72
Injection Vol:	100.0 ul	Dil. Factor:	1.0000		
Method:	G2_8330_Luna	Limit Group:	GCSV - 8330		
Column:	Luna-Phenyl hexyl (4.60 mm)	Detector	LC DAD1A, 254 nm		

22 Tetryl, CAS: 479-45-8, Signal: 1

RT: 23.79
Response: 69892
Amount: 0.222246

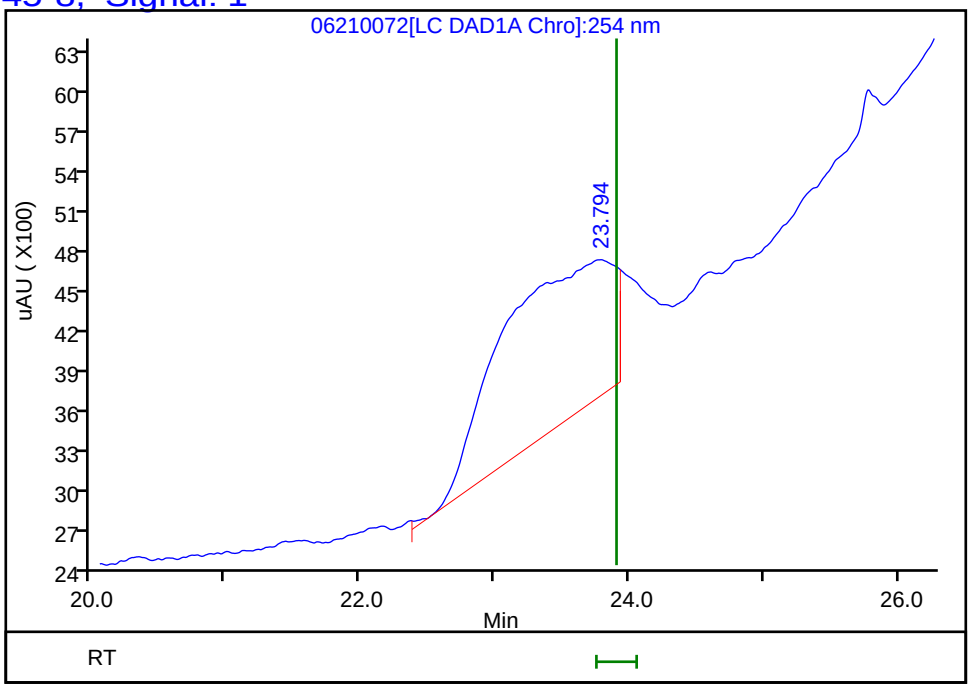

Reviewer: fiedlerh, 24-Jun-2019 10:50:30
Audit Action: Marked Compound Undetected Audit Reason: Invalid Compound ID

FORM I
HPLC/IC ORGANICS ANALYSIS DATA SHEET

Lab Name: Eurofins TestAmerica, Denver Job No.: 280-124986-1

SDG No.:

Client Sample ID: G0078-19A RE Lab Sample ID: 280-124986-19 RE

Matrix: Water Lab File ID: 06260039.D

Analysis Method: 8330A Date Collected: 06/10/2019 08:45

Extraction Method: 3535 Date Extracted: 06/18/2019 14:22

Sample wt/vol: 509.8(mL) Date Analyzed: 06/27/2019 07:56

Con. Extract Vol.: 5(mL) Dilution Factor: 1

Injection Volume: 100(uL) GC Column: UltraCarb5uODS ID: 4.6(mm)

% Moisture: GPC Cleanup:(Y/N) N

Analysis Batch No.: 462823 Units: ug/L

CAS NO.	COMPOUND NAME	RESULT	Q	LOQ	LOD	DL
99-35-4	*1,3,5-Trinitrobenzene*	*0.39*	*U H*	*0.98*	0.39	*0.20*
99-65-0	*1,3-Dinitrobenzene*	*0.20*	*U H*	*0.39*	0.20	*0.087*
118-96-7	*2,4,6-Trinitrotoluene*	*0.39*	*U H*	*0.39*	0.39	*0.16*
121-14-2	*2,4-Dinitrotoluene*	*0.20*	*U H*	*0.39*	0.20	*0.082*
606-20-2	*2,6-Dinitrotoluene*	*0.20*	*U H*	*0.20*	0.20	*0.063*
35572-78-2	*2-Amino-4,6-dinitrotoluene*	*0.12*	*U H*	*0.20*	0.12	*0.050*
88-72-2	*2-Nitrotoluene*	*0.20*	*U H*	*0.39*	0.20	*0.084*
99-08-1	*3-Nitrotoluene*	*0.39*	*U H M*	*0.39*	0.39	*0.19*
19406-51-0	*4-Amino-2,6-dinitrotoluene*	*0.12*	*U H Q*	*0.20*	0.12	*0.057*
99-99-0	*4-Nitrotoluene*	*0.39*	*U H*	*0.98*	0.39	*0.20*
2691-41-0	*HMX*	*0.20*	*U H*	*0.39*	0.20	*0.086*
5755-27-1	*MNX*	*0.39*	*U H*	*2.0*	0.39	*0.15*
121-82-4	*RDX*	*0.39*	*U H*	*0.39*	0.39	*0.15*
479-45-8	*Tetryl*	*0.20*	*U H M*	*0.24*	0.20	*0.078*

CAS NO.	SURROGATE	%REC	Q	LIMITS
528-29-0	1,2-Dinitrobenzene	97	*M*	83-119

Eurofins TestAmerica, Denver
Target Compound Quantitation Report

Data File: \\chromna\Denver\ChromData\CHHPLC_X\20190626-83230.b\06260039.D
Lims ID: 280-124986-B-19-A
Client ID: G0078-19A
Sample Type: Client
Inject. Date: 27-Jun-2019 07:56:16 ALS Bottle#: 39 Worklist Smp#: 39
Injection Vol: 100.0 ul Dil. Factor: 1.0000
Sample Info: 280-124986-B-19-
Misc. Info.: 280-0083230-039
Operator ID: hkf Instrument ID: CHHPLC_X3

Method: \\chromna\Denver\ChromData\CHHPLC_X\20190626-83230.b\8330_X3.m
Limit Group: GCSV - 8330
Last Update: 27-Jun-2019 09:05:11 Calib Date: 21-Jun-2019 03:13:40
Integrator: Falcon
Quant Method: External Standard Quant By: Initial Calibration
Last ICal File: \\chromna\Denver\ChromData\CHHPLC_X\20190620-83048.b\06200032.D

Column 1 : UltraCarb5uODS (20) (4.60 mm) Det: LC DAD1B, 254 nm
Process Host: CTX0334

First Level Reviewer: fiedlerh Date: 27-Jun-2019 09:02:40

	Compound	Det	RT (min.)	Exp RT (min.)	Dlt RT (min.)	Response	OnCol Amt ug/mL	Flags
	3 HMX	1		6.654			ND	
	6 MNX	1		7.356			ND	
	7 RDX	1		7.774			ND	
$	9 1,2-Dinitrobenzene	1	8.750	8.754	-0.004	26299	0.1935	M
	10 1,3,5-Trinitrobenzene	1		8.914			ND	
	11 1,3-Dinitrobenzene	1		9.574			ND	
	12 Nitrobenzene	1	9.977	9.960	0.017	2129	0.0109	M
	14 Tetryl	1		10.287			ND	U
	16 2,4,6-Trinitrotoluene	1		11.247			ND	
	17 4-Amino-2,6-dinitrotoluene	1		11.434			ND	
	18 2-Amino-4,6-dinitrotoluene	1		11.727			ND	
	19 2,6-Dinitrotoluene	1		11.854			ND	
	20 2,4-Dinitrotoluene	1		12.054			ND	
	21 o-Nitrotoluene	1		12.894			ND	
	22 p-Nitrotoluene	1		13.334			ND	
	23 m-Nitrotoluene	1		13.934			ND	U

QC Flag Legend

Review Flags
M - Manually Integrated
U - Marked Undetected

Report Date: 27-Jun-2019 09:05:21 Chrom Revision: 2.3 20-Jun-2019 20:50:56

Eurofins TestAmerica, Denver

Data File: \\chromna\Denver\ChromData\CHHPLC_X\20190626-83230.b\06260039.D

Injection Date:	27-Jun-2019 07:56:16	Instrument ID:	CHHPLC_X3	Operator ID:	hkf
Lims ID:	280-124986-B-19-A	Lab Sample ID:	280-124986-19	Worklist Smp#:	39
Client ID:	G0078-19A				
Injection Vol:	100.0 ul	Dil. Factor:	1.0000	ALS Bottle#:	39
Method:	8330_X3	Limit Group:	GCSV - 8330		

Column: UltraCarb5uODS (20) (4.60 mm) Y Scaling: Method Defined: Scale to the Nth Largest Target: 1

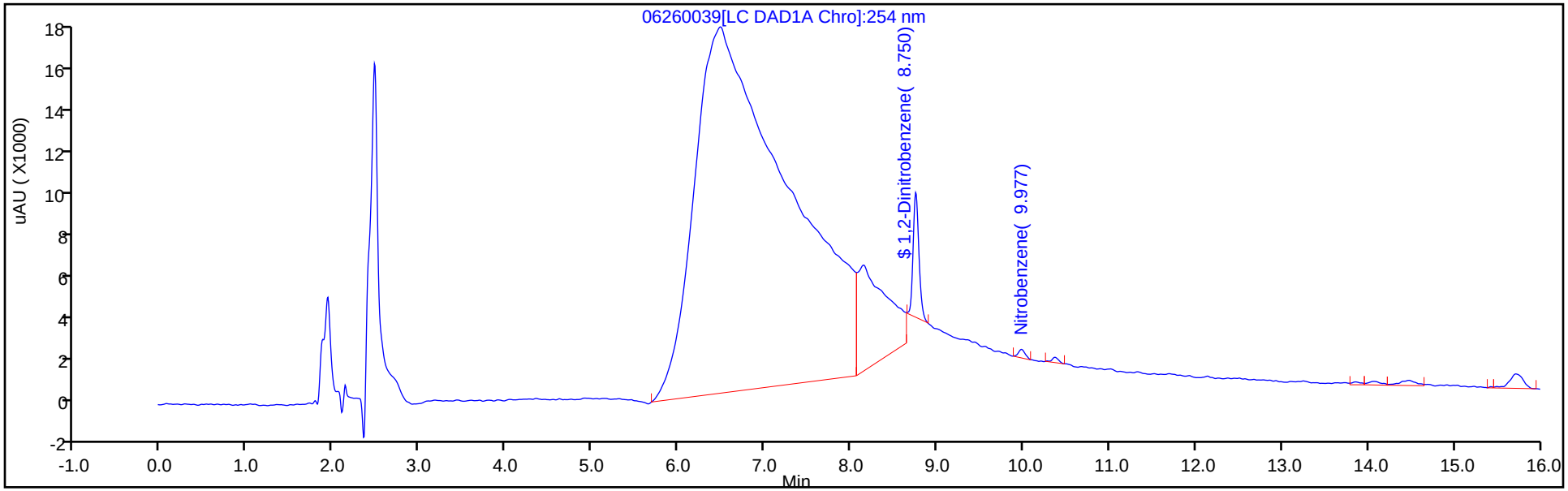

Y Scaling: Method Defined: Scale to the Nth Largest Target: 1

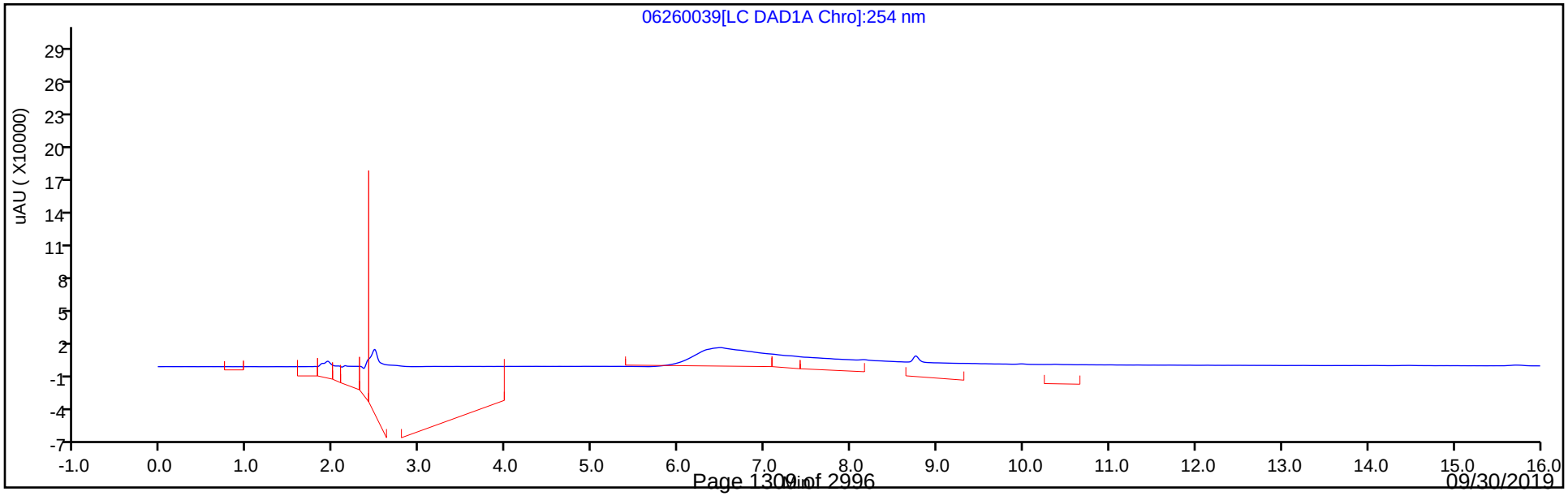

Eurofins TestAmerica, Denver
Recovery Report

Data File:	\\chromna\Denver\ChromData\CHHPLC_X\20190626-83230.b\06260039.D				
Lims ID:	280-124986-B-19-A				
Client ID:	G0078-19A				
Sample Type:	Client				
Inject. Date:	27-Jun-2019 07:56:16	ALS Bottle#:	39	Worklist Smp#:	39
Injection Vol:	100.0 ul	Dil. Factor:	1.0000		
Sample Info:	280-124986-B-19-				
Misc. Info.:	280-0083230-039				
Operator ID:	hkf	Instrument ID:	CHHPLC_X3		
Method:	\\chromna\Denver\ChromData\CHHPLC_X\20190626-83230.b\8330_X3.m				
Limit Group:	GCSV - 8330				
Last Update:	27-Jun-2019 09:05:11	Calib Date:	21-Jun-2019 03:13:40		
Integrator:	Falcon				
Quant Method:	External Standard	Quant By:	Initial Calibration		
Last ICal File:	\\chromna\Denver\ChromData\CHHPLC_X\20190620-83048.b\06200032.D				
Column 1 :	UltraCarb5uODS (20) (4.60 mm)		Det: LC DAD1B, 254 nm		
Process Host:	CTX0334				
First Level Reviewer: fiedlerh		Date:	27-Jun-2019 09:02:40		

Compound	Amount Added	Amount Recovered	% Rec.
$ 9 1,2-Dinitrobenzene	0.2000	0.1935	96.76

Manual Integration/User Assign Peak Report

Eurofins TestAmerica, Denver

Data File:	\\chromna\Denver\ChromData\CHHPLC_X\20190626-83230.b\06260039.D				
Injection Date:	27-Jun-2019 07:56:16	Instrument ID:	CHHPLC_X3		
Lims ID:	280-124986-B-19-A	Lab Sample ID:	280-124986-19		
Client ID:	G0078-19A				
Operator ID:	hkf	ALS Bottle#:	39	Worklist Smp#:	39
Injection Vol:	100.0 ul	Dil. Factor:	1.0000		
Method:	8330_X3	Limit Group:	GCSV - 8330		
Column:	UltraCarb5uODS (20) (4.60 mm)	Detector	LC DAD1B, 254 nm		

$ 9 1,2-Dinitrobenzene, CAS: 528-29-0

Signal: 1

Processing Integration Results

RT: 8.75
Area: 42858
Amount: 0.315366
Amount Units: ug/mL

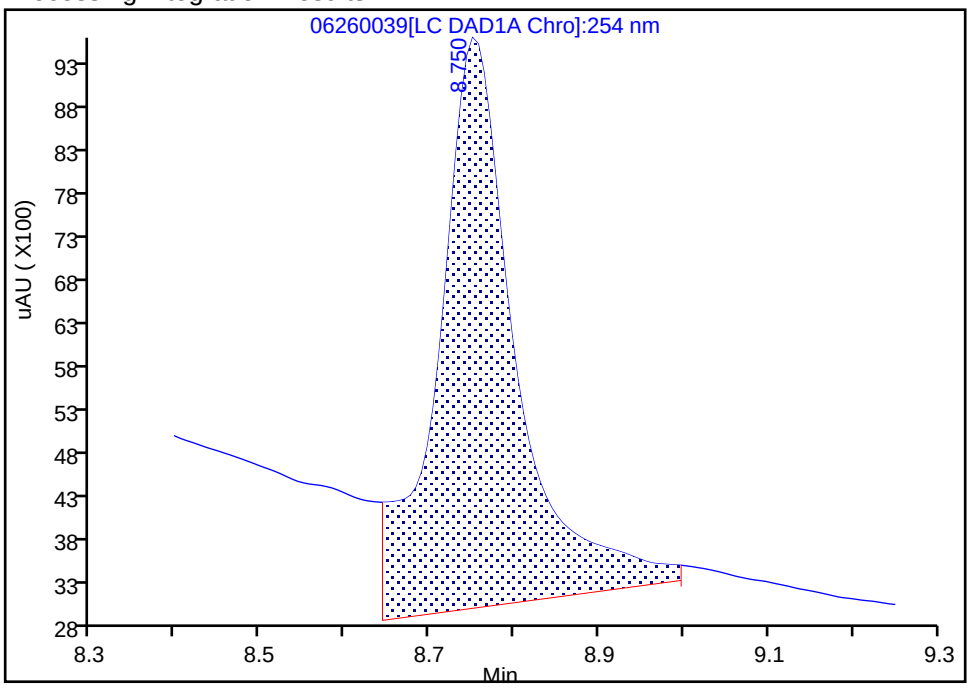

Manual Integration Results

RT: 8.75
Area: 26299
Amount: 0.193518
Amount Units: ug/mL

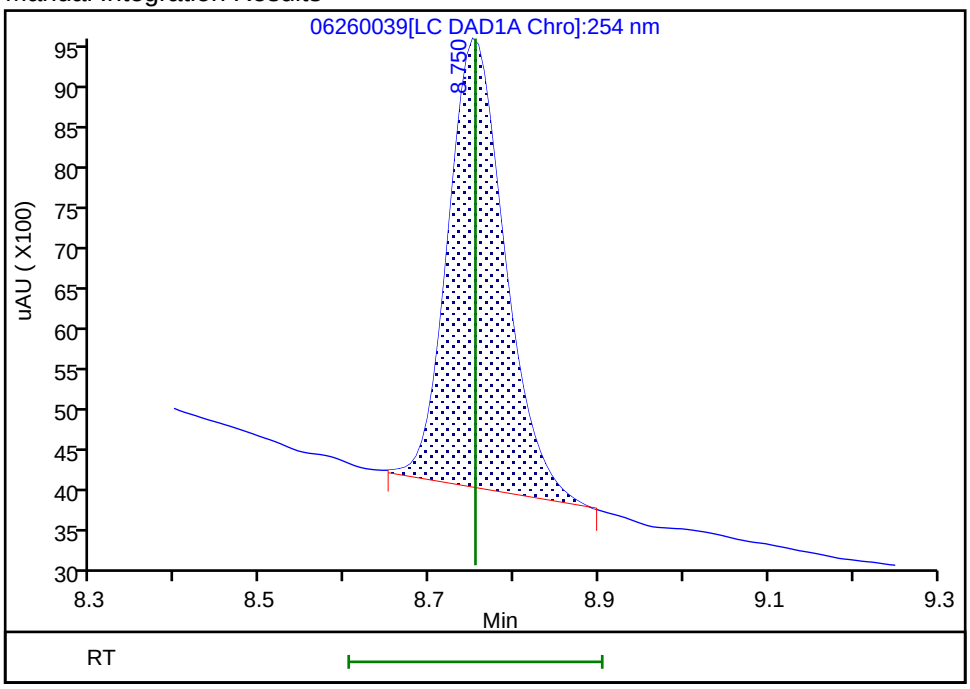

Reviewer: fiedlerh, 27-Jun-2019 09:02:31

Audit Action: Manually Integrated Audit Reason: Baseline Smoothing

User Disabled Compound Report

Eurofins TestAmerica, Denver

Data File:	\\chromna\Denver\ChromData\CHHPLC_X\20190626-83230.b\06260039.D				
Injection Date:	27-Jun-2019 07:56:16	Instrument ID:	CHHPLC_X3		
Lims ID:	280-124986-B-19-A	Lab Sample ID:	280-124986-19		
Client ID:	G0078-19A				
Operator ID:	hkf	ALS Bottle#:	39	Worklist Smp#:	39
Injection Vol:	100.0 ul	Dil. Factor:	1.0000		
Method:	8330_X3	Limit Group:	GCSV - 8330		
Column:	UltraCarb5uODS (20) (4.60 mm)	Detector	LC DAD1B, 254 nm		

23 m-Nitrotoluene, CAS: 99-08-1, Signal: 1

RT: 13.86
Response: 949
Amount: 0.006465

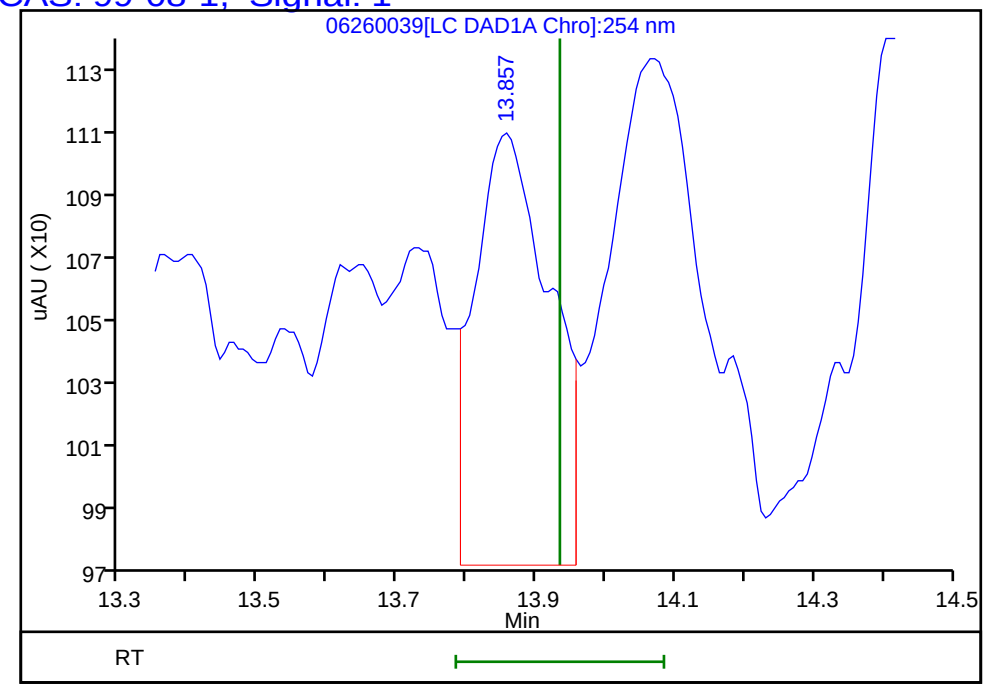

Reviewer: fiedlerh, 27-Jun-2019 09:02:40
Audit Action: Marked Compound Undetected Audit Reason: Invalid Compound ID

Manual Integration/User Assign Peak Report

Eurofins TestAmerica, Denver

Data File:	\\chromna\Denver\ChromData\CHHPLC_X\20190626-83230.b\06260039.D				
Injection Date:	27-Jun-2019 07:56:16	Instrument ID:	CHHPLC_X3		
Lims ID:	280-124986-B-19-A	Lab Sample ID:	280-124986-19		
Client ID:	G0078-19A				
Operator ID:	hkf	ALS Bottle#:	39	Worklist Smp#:	39
Injection Vol:	100.0 ul	Dil. Factor:	1.0000		
Method:	8330_X3	Limit Group:	GCSV - 8330		
Column:	UltraCarb5uODS (20) (4.60 mm)	Detector	LC DAD1B, 254 nm		

12 Nitrobenzene, CAS: 98-95-3

Signal: 1

Processing Integration Results

RT: 9.98
Area: 2741
Amount: 0.014046
Amount Units: ug/mL

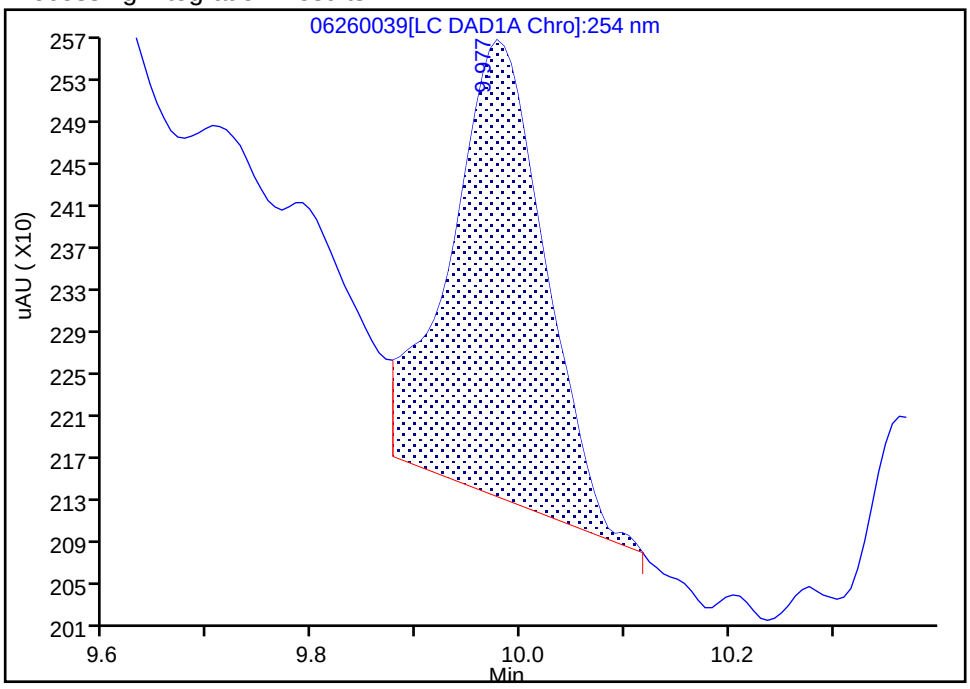

Manual Integration Results

RT: 9.98
Area: 2129
Amount: 0.010910
Amount Units: ug/mL

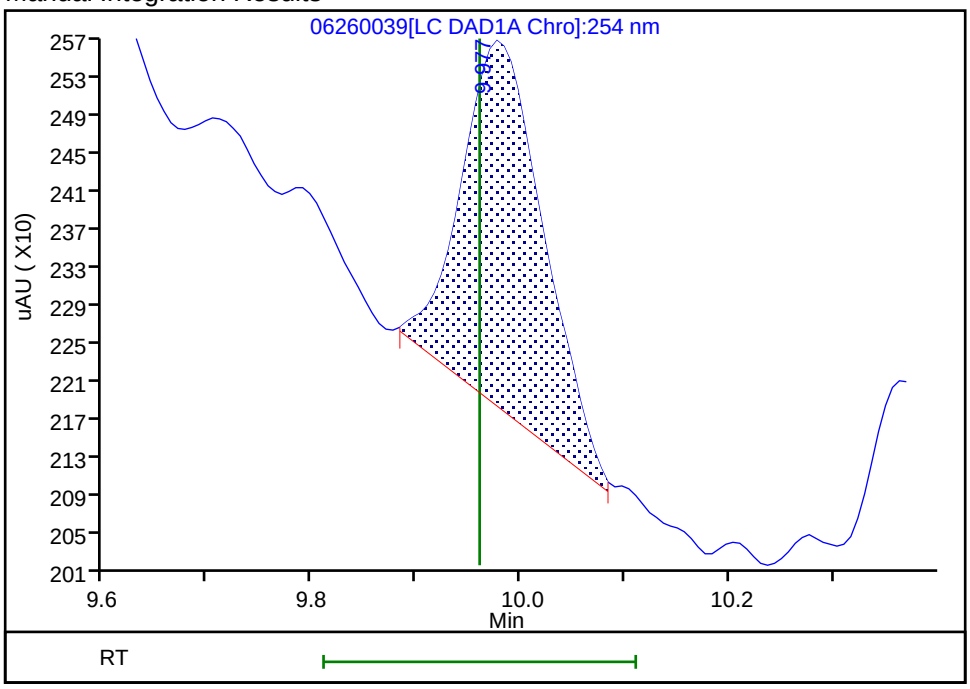

Reviewer: fiedlerh, 27-Jun-2019 09:02:35

Audit Action: Manually Integrated Audit Reason: Baseline Smoothing

User Disabled Compound Report

Eurofins TestAmerica, Denver

Data File: \\chromna\Denver\ChromData\CHHPLC_X\20190626-83230.b\06260039.D

Injection Date:	27-Jun-2019 07:56:16	Instrument ID:	CHHPLC_X3		
Lims ID:	280-124986-B-19-A	Lab Sample ID:	280-124986-19		
Client ID:	G0078-19A				
Operator ID:	hkf	ALS Bottle#:	39	Worklist Smp#:	39
Injection Vol:	100.0 ul	Dil. Factor:	1.0000		
Method:	8330_X3	Limit Group:	GCSV - 8330		
Column:	UltraCarb5uODS (20) (4.60 mm)	Detector	LC DAD1B, 254 nm		

14 Tetryl, CAS: 479-45-8, Signal: 1

RT: 10.36
Response: 1254
Amount: 0.007663

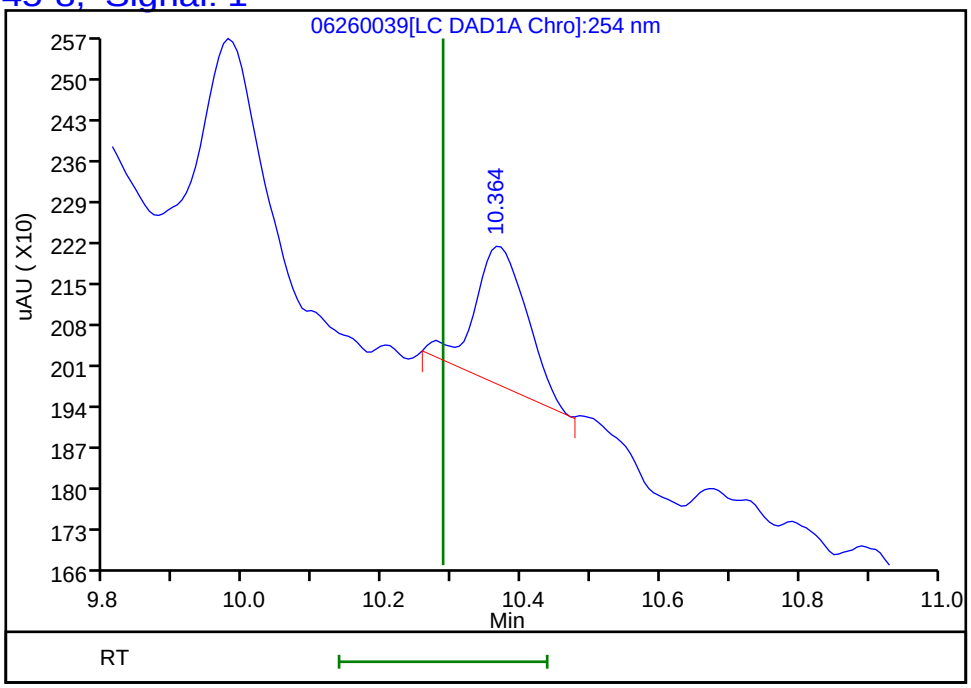

Reviewer: fiedlerh, 27-Jun-2019 09:02:40
Audit Action: Marked Compound Undetected Audit Reason: Invalid Compound ID

FORM I
HPLC/IC ORGANICS ANALYSIS DATA SHEET

Lab Name: Eurofins TestAmerica, Denver Job No.: 280-124986-1

SDG No.:

Client Sample ID: G0078-19A RE Lab Sample ID: 280-124986-19 RE

Matrix: Water Lab File ID: 06270030.D

Analysis Method: 8330A Date Collected: 06/10/2019 08:45

Extraction Method: 3535 Date Extracted: 06/18/2019 14:22

Sample wt/vol: 509.8(mL) Date Analyzed: 06/28/2019 08:22

Con. Extract Vol.: 5(mL) Dilution Factor: 1

Injection Volume: 100(uL) GC Column: Luna-phenylhex ID: 4.6(mm)

% Moisture: GPC Cleanup:(Y/N) N

Analysis Batch No.: 462962 Units: ug/L

CAS NO.	COMPOUND NAME	RESULT	Q	LOQ	LOD	DL
98-95-3	*Nitrobenzene*	*0.20*	*U H*	*0.39*	0.20	*0.089*

CAS NO.	SURROGATE	%REC	Q	LIMITS
528-29-0	1,2-Dinitrobenzene	99		83-119

Eurofins TestAmerica, Denver
Target Compound Quantitation Report

Data File: \\chromna\Denver\ChromData\G2_LUNA\20190627-83272.b\06270030.D
Lims ID: 280-124986-B-19-A
Client ID: G0078-19A
Sample Type: Client
Inject. Date: 28-Jun-2019 08:22:13 ALS Bottle#: 30 Worklist Smp#: 30
Injection Vol: 100.0 ul Dil. Factor: 1.0000
Sample Info: 280-124986-B-19-
Misc. Info.: 280-0083272-030
Operator ID: HKF Instrument ID: CHHPLC_G2_LUNA

Method: \\chromna\Denver\ChromData\G2_LUNA\20190627-83272.b\G2_8330_Luna.m
Limit Group: GCSV - 8330
Last Update: 28-Jun-2019 13:31:23 Calib Date: 08-May-2019 00:28:23
Integrator: Falcon
Quant Method: External Standard Quant By: Initial Calibration
Last ICal File: \\chromna\Denver\ChromData\G2_LUNA\20190507-81649.b\05070023.D

Column 1 : Luna-Phenyl hexyl (4.60 mm) Det: LC DAD1A, 254 nm
Process Host: CTX0317

First Level Reviewer: fiedlerh Date: 28-Jun-2019 13:28:01

	Compound	Det	RT (min.)	Exp RT (min.)	Dlt RT (min.)	Response	OnCol Amt ug/ml	Flags
	6 HMX	1		7.181			ND	
	7 MNX	1		7.835			ND	
	8 RDX	1		9.254			ND	
	9 Nitrobenzene	1		12.227			ND	
$	10 1,2-Dinitrobenzene	1	13.267	13.267	0.000	54621	0.1973	
	12 1,3-Dinitrobenzene	1		15.787			ND	
	14 o-Nitrotoluene	1		16.594			ND	
	15 p-Nitrotoluene	1		16.927			ND	U
	16 4-Amino-2,6-dinitrotoluene	1		17.341			ND	
	17 m-Nitrotoluene	1	17.861	17.841	0.020	9815	0.0335	
	18 2-Amino-4,6-dinitrotoluene	1		18.374			ND	
	19 1,3,5-Trinitrobenzene	1		19.087			ND	
	20 2,6-Dinitrotoluene	1		19.941			ND	
	21 2,4-Dinitrotoluene	1		20.501			ND	
	22 Tetryl	1	23.967	23.828	0.139	3303	0.0105	M
	23 2,4,6-Trinitrotoluene	1		24.814			ND	

QC Flag Legend

Review Flags
M - Manually Integrated
U - Marked Undetected

Report Date: 28-Jun-2019 13:31:46 Chrom Revision: 2.3 20-Jun-2019 20:50:56

Eurofins TestAmerica, Denver

Data File:	\\chromna\Denver\ChromData\G2_LUNA\20190627-83272.b\06270030.D				
Injection Date:	28-Jun-2019 08:22:13	Instrument ID:	CHHPLC_G2_LUNA	Operator ID:	HKF
Lims ID:	280-124986-B-19-A	Lab Sample ID:	280-124986-19	Worklist Smp#:	30
Client ID:	G0078-19A				
Injection Vol:	100.0 ul	Dil. Factor:	1.0000	ALS Bottle#:	30
Method:	G2_8330_Luna	Limit Group:	GCSV - 8330		

Column: Luna-Phenyl hexyl (4.60 mm) Y Scaling: Method Defined: Scale to the Nth Largest Peak: 1

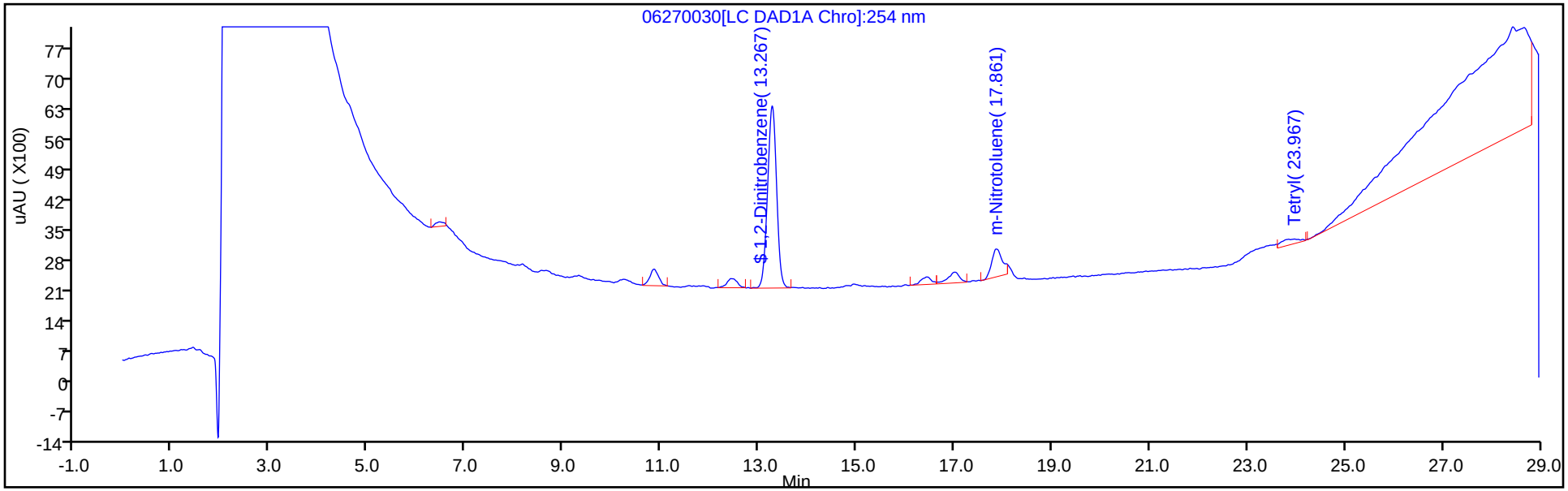

Y Scaling: Method Defined: Scale to the Nth Largest Peak: 1

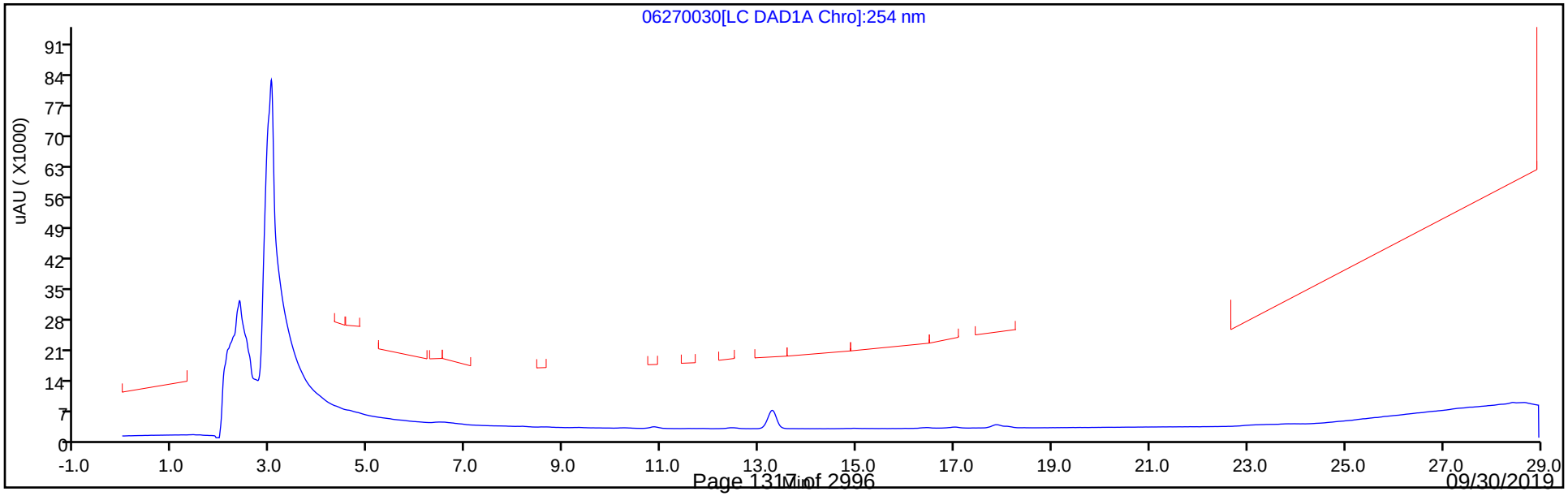

Eurofins TestAmerica, Denver
Recovery Report

Data File:	\\chromna\Denver\ChromData\G2_LUNA\20190627-83272.b\06270030.D				
Lims ID:	280-124986-B-19-A				
Client ID:	G0078-19A				
Sample Type:	Client				
Inject. Date:	28-Jun-2019 08:22:13	ALS Bottle#:	30	Worklist Smp#:	30
Injection Vol:	100.0 ul	Dil. Factor:	1.0000		
Sample Info:	280-124986-B-19-				
Misc. Info.:	280-0083272-030				
Operator ID:	HKF	Instrument ID:	CHHPLC_G2_LUNA		
Method:	\\chromna\Denver\ChromData\G2_LUNA\20190627-83272.b\G2_8330_Luna.m				
Limit Group:	GCSV - 8330				
Last Update:	28-Jun-2019 13:31:23	Calib Date:	08-May-2019 00:28:23		
Integrator:	Falcon				
Quant Method:	External Standard	Quant By:	Initial Calibration		
Last ICal File:	\\chromna\Denver\ChromData\G2_LUNA\20190507-81649.b\05070023.D				
Column 1 :	Luna-Phenyl hexyl (4.60 mm)		Det: LC DAD1A, 254 nm		
Process Host:	CTX0317				
First Level Reviewer: fiedlerh		Date:	28-Jun-2019 13:28:01		

Compound	Amount Added	Amount Recovered	% Rec.
$ 10 1,2-Dinitrobenzene	0.2000	0.1973	98.65

User Disabled Compound Report

Eurofins TestAmerica, Denver

Data File:	\\chromna\Denver\ChromData\G2_LUNA\20190627-83272.b\06270030.D				
Injection Date:	28-Jun-2019 08:22:13	Instrument ID:	CHHPLC_G2_LUNA		
Lims ID:	280-124986-B-19-A	Lab Sample ID:	280-124986-19		
Client ID:	G0078-19A				
Operator ID:	HKF	ALS Bottle#:	30	Worklist Smp#:	30
Injection Vol:	100.0 ul	Dil. Factor:	1.0000		
Method:	G2_8330_Luna	Limit Group:	GCSV - 8330		
Column:	Luna-Phenyl hexyl (4.60 mm)	Detector	LC DAD1A, 254 nm		

15 p-Nitrotoluene, CAS: 99-99-0, Signal: 1

RT: 17.01
Response: 4183
Amount: 0.018456

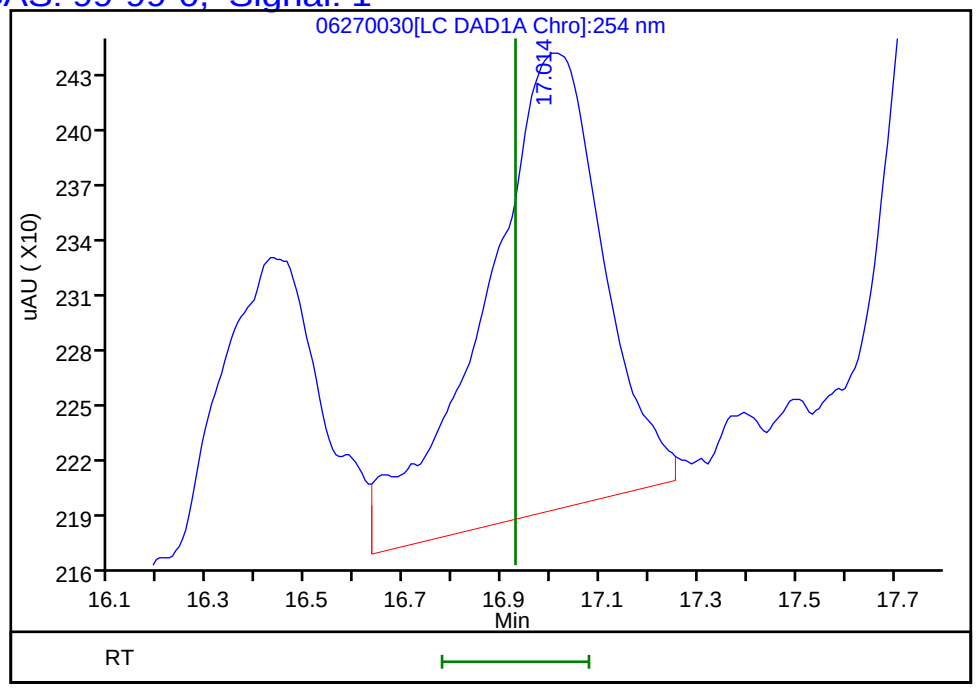

Reviewer: fiedlerh, 28-Jun-2019 13:28:01
Audit Action: Marked Compound Undetected Audit Reason: Invalid Compound ID

Manual Integration/User Assign Peak Report

Eurofins TestAmerica, Denver

Data File:	\\chromna\Denver\ChromData\G2_LUNA\20190627-83272.b\06270030.D				
Injection Date:	28-Jun-2019 08:22:13	Instrument ID:	CHHPLC_G2_LUNA		
Lims ID:	280-124986-B-19-A	Lab Sample ID:	280-124986-19		
Client ID:	G0078-19A				
Operator ID:	HKF	ALS Bottle#:	30	Worklist Smp#:	30
Injection Vol:	100.0 ul	Dil. Factor:	1.0000		
Method:	G2_8330_Luna	Limit Group:	GCSV - 8330		
Column:	Luna-Phenyl hexyl (4.60 mm)	Detector	LC DAD1A, 254 nm		

22 Tetryl, CAS: 479-45-8

Signal: 1

Processing Integration Results

RT: 23.85
Area: 9806
Amount: 0.031182
Amount Units: ug/ml

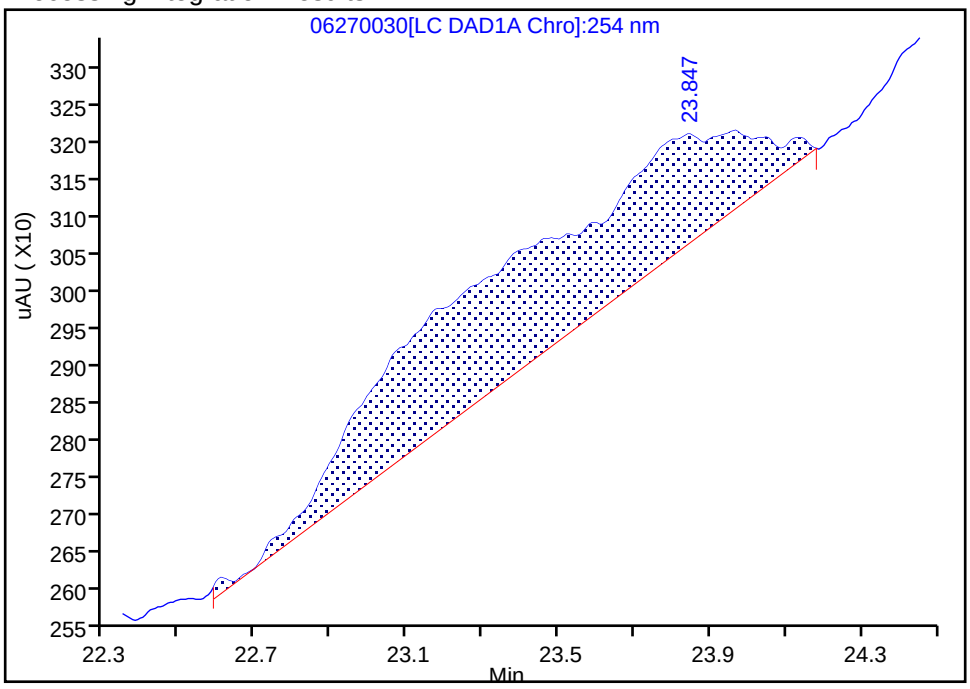

Manual Integration Results

RT: 23.97
Area: 3303
Amount: 0.010503
Amount Units: ug/ml

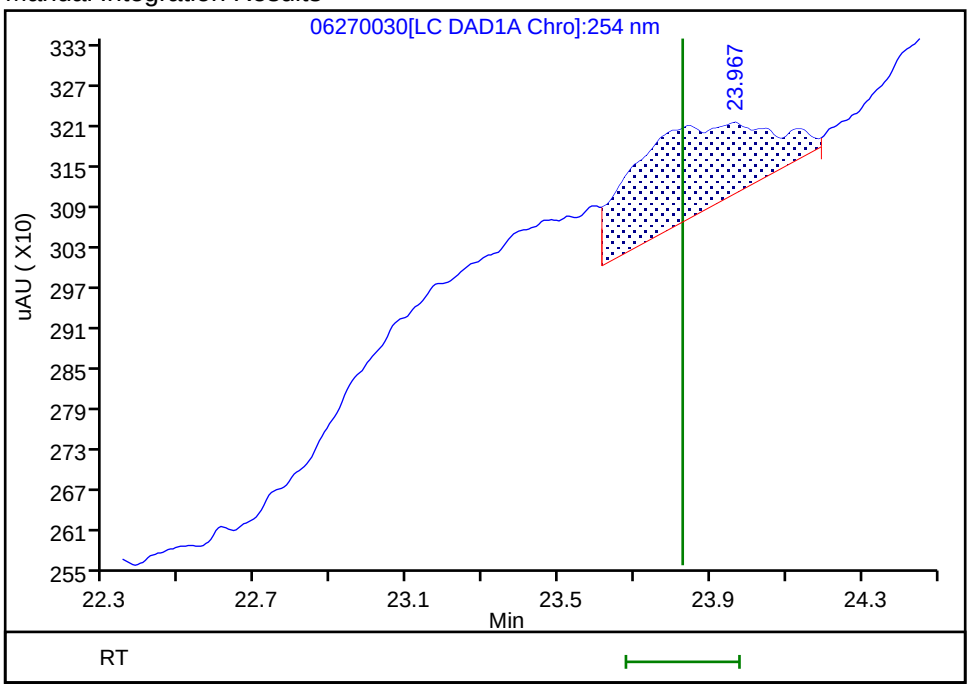

Reviewer: fiedlerh, 28-Jun-2019 13:28:00

Audit Action: Manually Integrated Audit Reason: Baseline Smoothing

FORM I
HPLC/IC ORGANICS ANALYSIS DATA SHEET

Lab Name: Eurofins TestAmerica, Denver Job No.: 280-124986-1

SDG No.:

Client Sample ID: G0077-19A Lab Sample ID: 280-124986-20

Matrix: Water Lab File ID: 06190075.D

Analysis Method: 8330A Date Collected: 06/10/2019 11:00

Extraction Method: 3535 Date Extracted: 06/14/2019 10:20

Sample wt/vol: 519(mL) Date Analyzed: 06/20/2019 13:59

Con. Extract Vol.: 5(mL) Dilution Factor: 1

Injection Volume: 100(uL) GC Column: UltraCarb5uODS ID: 4.6(mm)

% Moisture: GPC Cleanup:(Y/N) N

Analysis Batch No.: 462065 Units: ug/L

CAS NO.	COMPOUND NAME	RESULT	Q	LOQ	LOD	DL
99-35-4	1,3,5-Trinitrobenzene	1.6	M	0.96	0.39	0.19
99-65-0	1,3-Dinitrobenzene	0.19	U	0.39	0.19	0.085
118-96-7	2,4,6-Trinitrotoluene	2.2		0.39	0.39	0.15
121-14-2	2,4-Dinitrotoluene	0.19	U	0.39	0.19	0.081
606-20-2	2,6-Dinitrotoluene	0.19	U	0.19	0.19	0.062
35572-78-2	2-Amino-4,6-dinitrotoluene	2.0		0.19	0.12	0.049
88-72-2	2-Nitrotoluene	0.19	U Q	0.39	0.19	0.082
99-08-1	3-Nitrotoluene	0.39	U Q	0.39	0.39	0.19
19406-51-0	4-Amino-2,6-dinitrotoluene	1.9		0.19	0.12	0.056
99-99-0	4-Nitrotoluene	0.39	U M Q	0.96	0.39	0.19
2691-41-0	HMX	0.19	U	0.39	0.19	0.084
5755-27-1	MNX	0.39	U	1.9	0.39	0.15
98-95-3	Nitrobenzene	0.19	U	0.39	0.19	0.088
121-82-4	RDX	0.53	M	0.39	0.39	0.15
479-45-8	Tetryl	0.19	U M	0.23	0.19	0.076

CAS NO.	SURROGATE	%REC	Q	LIMITS
528-29-0	1,2-Dinitrobenzene	98	M	83-119

Eurofins TestAmerica, Denver
Target Compound Quantitation Report

Data File: \\chromna\Denver\ChromData\CHHPLC_X\20190619-83007.b\06190075.D
Lims ID: 280-124986-A-20-A
Client ID: G0077-19A
Sample Type: Client
Inject. Date: 20-Jun-2019 13:59:27 ALS Bottle#: 75 Worklist Smp#: 75
Injection Vol: 100.0 ul Dil. Factor: 1.0000
Sample Info: 280-124986-A-20-
Misc. Info.: 280-0083007-075
Operator ID: hkf Instrument ID: CHHPLC_X3

Method: \\chromna\Denver\ChromData\CHHPLC_X\20190619-83007.b\8330_X3.m
Limit Group: GCSV - 8330
Last Update: 24-Jun-2019 15:19:24 Calib Date: 15-May-2019 01:42:24
Integrator: Falcon
Quant Method: External Standard Quant By: Initial Calibration
Last ICal File: \\chromna\Denver\ChromData\CHHPLC_X\20190514-81869.b\0514B032.D

Column 1 : UltraCarb5uODS (20) (4.60 mm) Det: LC DAD1B, 254 nm
Process Host: CTX0327

First Level Reviewer: fiedlerh Date: 20-Jun-2019 15:07:02

	Compound	Det	RT (min.)	Exp RT (min.)	Dlt RT (min.)	Response	OnCol Amt ug/mL	Flags
	3 HMX	1		6.647			ND	
	6 MNX	1		7.359			ND	
	7 RDX	1	7.751	7.774	-0.023	5827	0.0546	M
$	9 1,2-Dinitrobenzene	1	8.737	8.761	-0.024	25450	0.1956	M
	10 1,3,5-Trinitrobenzene	1	8.897	8.914	-0.017	36990	0.1613	M
	11 1,3-Dinitrobenzene	1		9.580			ND	
	12 Nitrobenzene	1		9.974			ND	
	14 Tetryl	1		10.307			ND	MU
	16 2,4,6-Trinitrotoluene	1	11.224	11.267	-0.043	50234	0.2247	
	17 4-Amino-2,6-dinitrotoluene	1	11.397	11.460	-0.063	31575	0.1944	
	18 2-Amino-4,6-dinitrotoluene	1	11.684	11.747	-0.063	41663	0.2109	
	19 2,6-Dinitrotoluene	1		11.887			ND	
	20 2,4-Dinitrotoluene	1		12.087			ND	
	21 o-Nitrotoluene	1		12.934			ND	
	22 p-Nitrotoluene	1		13.374			ND	U
	23 m-Nitrotoluene	1		13.974			ND	

QC Flag Legend

Review Flags
M - Manually Integrated
U - Marked Undetected

Report Date: 24-Jun-2019 15:19:40 Chrom Revision: 2.3 20-Jun-2019 20:50:56

Eurofins TestAmerica, Denver

Data File: \\chromna\Denver\ChromData\CHHPLC_X\20190619-83007.b\06190075.D

Injection Date:	20-Jun-2019 13:59:27	Instrument ID:	CHHPLC_X3	Operator ID:	hkf
Lims ID:	280-124986-A-20-A	Lab Sample ID:	280-124986-20	Worklist Smp#:	75
Client ID:	G0077-19A				
Injection Vol:	100.0 ul	Dil. Factor:	1.0000	ALS Bottle#:	75
Method:	8330_X3	Limit Group:	GCSV - 8330		

Column: UltraCarb5uODS (20) (4.60 mm) Y Scaling: Method Defined: Scale to the Nth Largest Target: 1

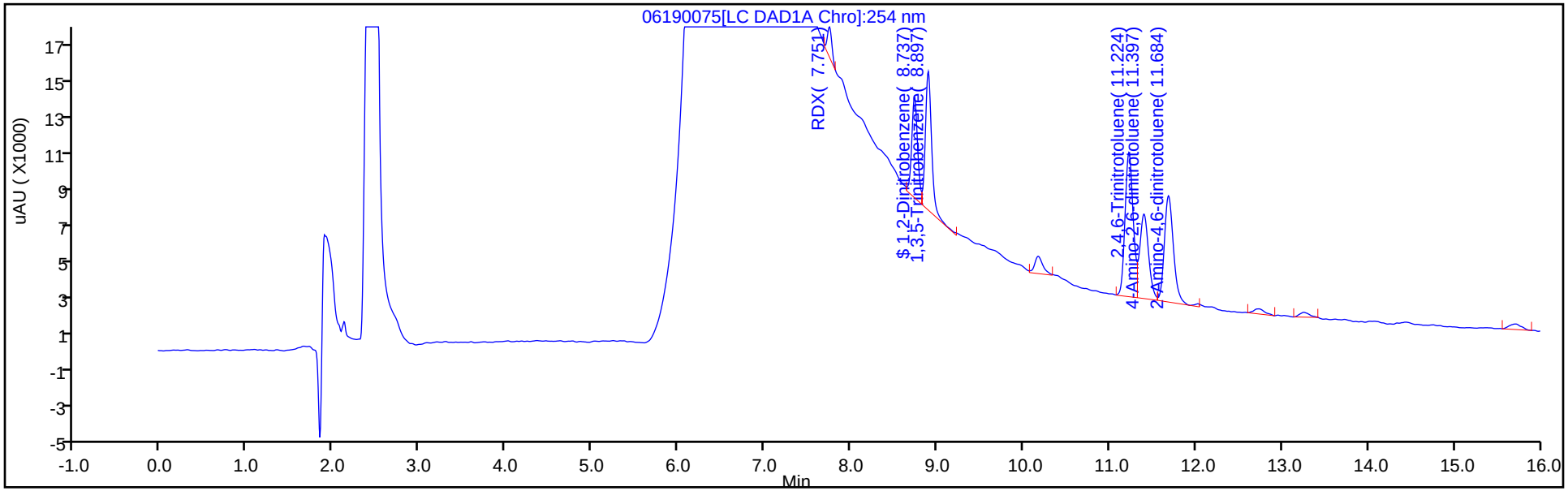

Y Scaling: Method Defined: Scale to the Nth Largest Target: 1

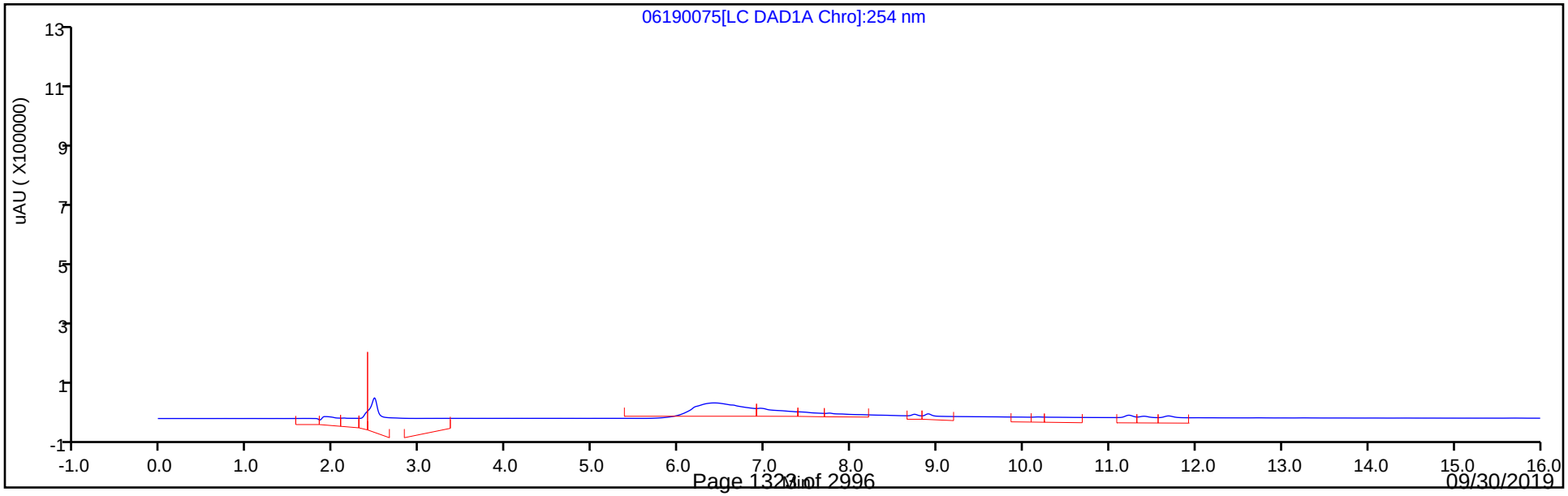

Eurofins TestAmerica, Denver
Recovery Report

Data File:	\\chromna\Denver\ChromData\CHHPLC_X\20190619-83007.b\06190075.D				
Lims ID:	280-124986-A-20-A				
Client ID:	G0077-19A				
Sample Type:	Client				
Inject. Date:	20-Jun-2019 13:59:27	ALS Bottle#:	75	Worklist Smp#:	75
Injection Vol:	100.0 ul	Dil. Factor:	1.0000		
Sample Info:	280-124986-A-20-				
Misc. Info.:	280-0083007-075				
Operator ID:	hkf	Instrument ID:	CHHPLC_X3		
Method:	\\chromna\Denver\ChromData\CHHPLC_X\20190619-83007.b\8330_X3.m				
Limit Group:	GCSV - 8330				
Last Update:	24-Jun-2019 15:19:24	Calib Date:	15-May-2019 01:42:24		
Integrator:	Falcon				
Quant Method:	External Standard	Quant By:	Initial Calibration		
Last ICal File:	\\chromna\Denver\ChromData\CHHPLC_X\20190514-81869.b\0514B032.D				
Column 1 :	UltraCarb5uODS (20) (4.60 mm)		Det: LC DAD1B, 254 nm		
Process Host:	CTX0327				

First Level Reviewer: fiedlerh Date: 20-Jun-2019 15:07:02

Compound	Amount Added	Amount Recovered	% Rec.
$ 9 1,2-Dinitrobenzene	0.2000	0.1956	97.80

Manual Integration/User Assign Peak Report

Eurofins TestAmerica, Denver

Data File:	\\chromna\Denver\ChromData\CHHPLC_X\20190619-83007.b\06190075.D				
Injection Date:	20-Jun-2019 13:59:27	Instrument ID:	CHHPLC_X3		
Lims ID:	280-124986-A-20-A	Lab Sample ID:	280-124986-20		
Client ID:	G0077-19A				
Operator ID:	hkf	ALS Bottle#:	75	Worklist Smp#:	75
Injection Vol:	100.0 ul	Dil. Factor:	1.0000		
Method:	8330_X3	Limit Group:	GCSV - 8330		
Column:	UltraCarb5uODS (20) (4.60 mm)	Detector	LC DAD1B, 254 nm		

$ 9 1,2-Dinitrobenzene, CAS: 528-29-0

Signal: 1

Processing Integration Results

RT: 8.74
Area: 59065
Amount: 0.453960
Amount Units: ug/mL

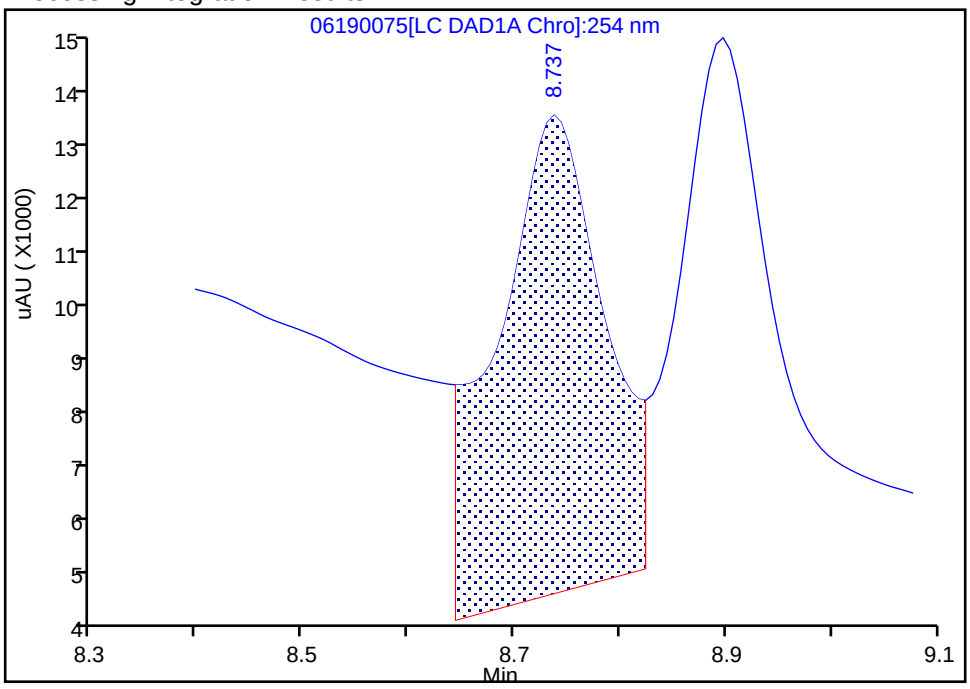

Manual Integration Results

RT: 8.74
Area: 25450
Amount: 0.195603
Amount Units: ug/mL

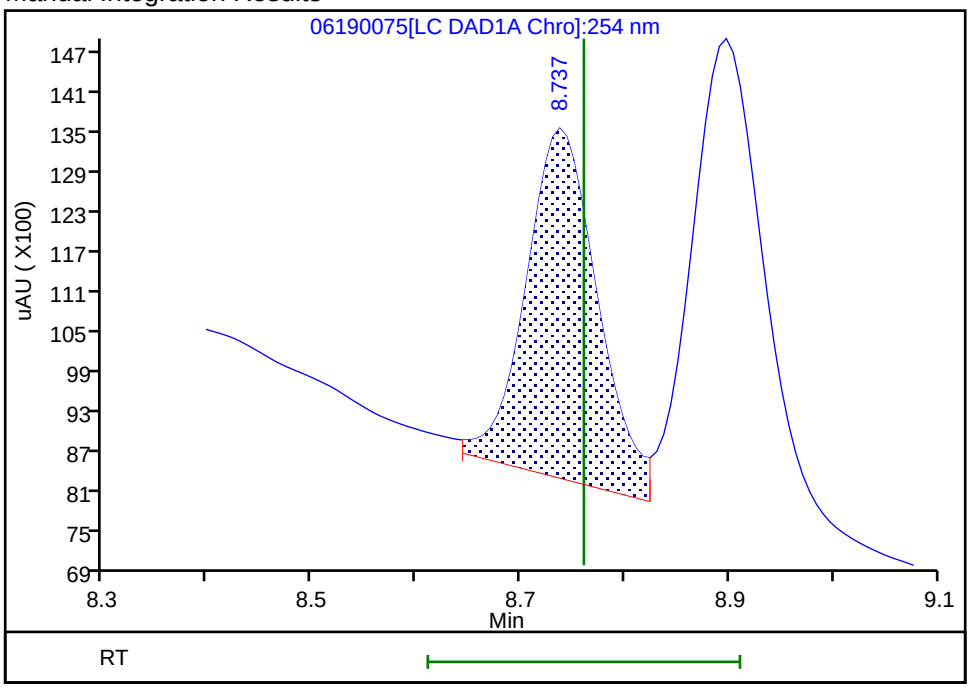

Reviewer: fiedlerh, 20-Jun-2019 15:06:29
Audit Action: Assigned New Baseline Audit Reason: Baseline Smoothing

Manual Integration/User Assign Peak Report

Eurofins TestAmerica, Denver

Data File:	\\chromna\Denver\ChromData\CHHPLC_X\20190619-83007.b\06190075.D				
Injection Date:	20-Jun-2019 13:59:27	Instrument ID:	CHHPLC_X3		
Lims ID:	280-124986-A-20-A	Lab Sample ID:	280-124986-20		
Client ID:	G0077-19A				
Operator ID:	hkf	ALS Bottle#:	75	Worklist Smp#:	75
Injection Vol:	100.0 ul	Dil. Factor:	1.0000		
Method:	8330_X3	Limit Group:	GCSV - 8330		
Column:	UltraCarb5uODS (20) (4.60 mm)	Detector	LC DAD1B, 254 nm		

10 1,3,5-Trinitrobenzene, CAS: 99-35-4

Signal: 1

Processing Integration Results

RT: 8.90
Area: 66786
Amount: 0.291290
Amount Units: ug/mL

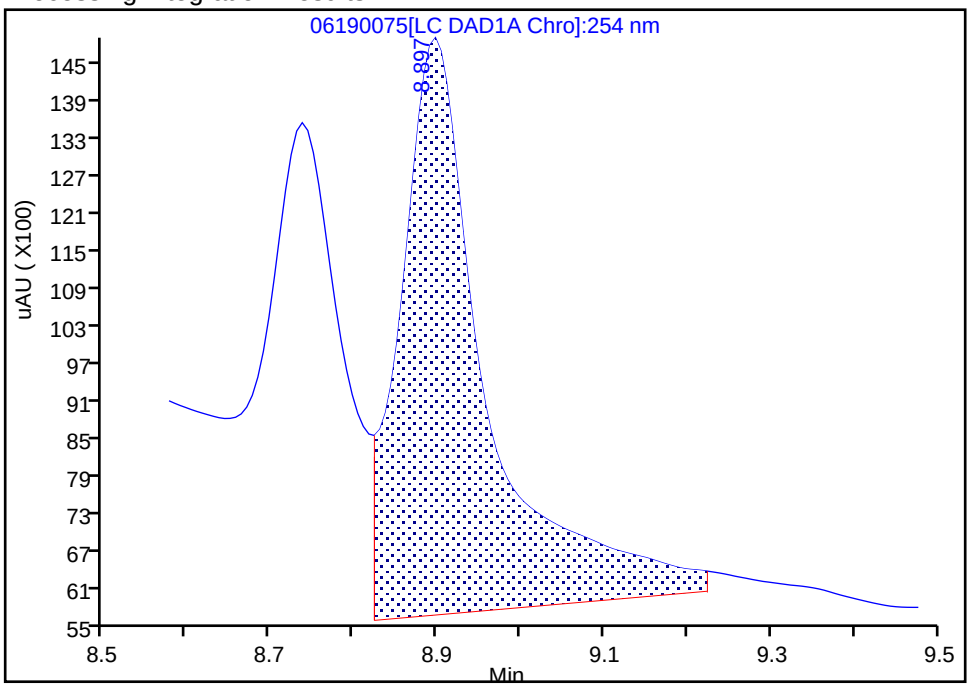

Manual Integration Results

RT: 8.90
Area: 36990
Amount: 0.161334
Amount Units: ug/mL

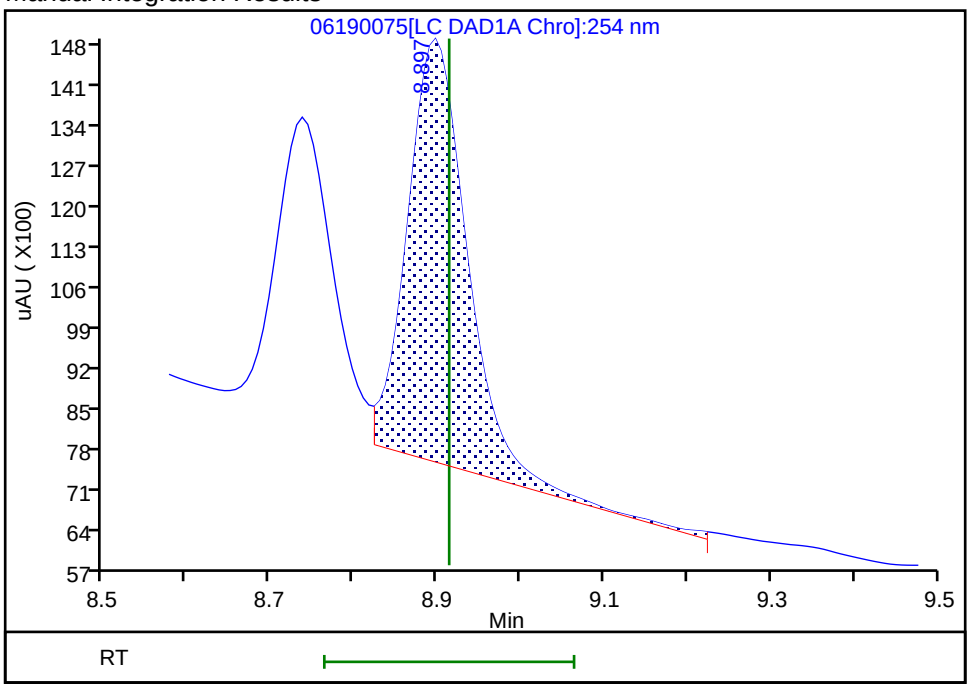

Reviewer: fiedlerh, 20-Jun-2019 15:06:29

Audit Action: Assigned New Baseline Audit Reason: Baseline Smoothing

User Disabled Compound Report

Eurofins TestAmerica, Denver

Data File:	\\chromna\Denver\ChromData\CHHPLC_X\20190619-83007.b\06190075.D				
Injection Date:	20-Jun-2019 13:59:27	Instrument ID:	CHHPLC_X3		
Lims ID:	280-124986-A-20-A	Lab Sample ID:	280-124986-20		
Client ID:	G0077-19A				
Operator ID:	hkf	ALS Bottle#:	75	Worklist Smp#:	75
Injection Vol:	100.0 ul	Dil. Factor:	1.0000		
Method:	8330_X3	Limit Group:	GCSV - 8330		
Column:	UltraCarb5uODS (20) (4.60 mm)	Detector	LC DAD1B, 254 nm		

22 p-Nitrotoluene, CAS: 99-99-0, Signal: 1

RT: 13.26
Response: 2021
Amount: 0.017930

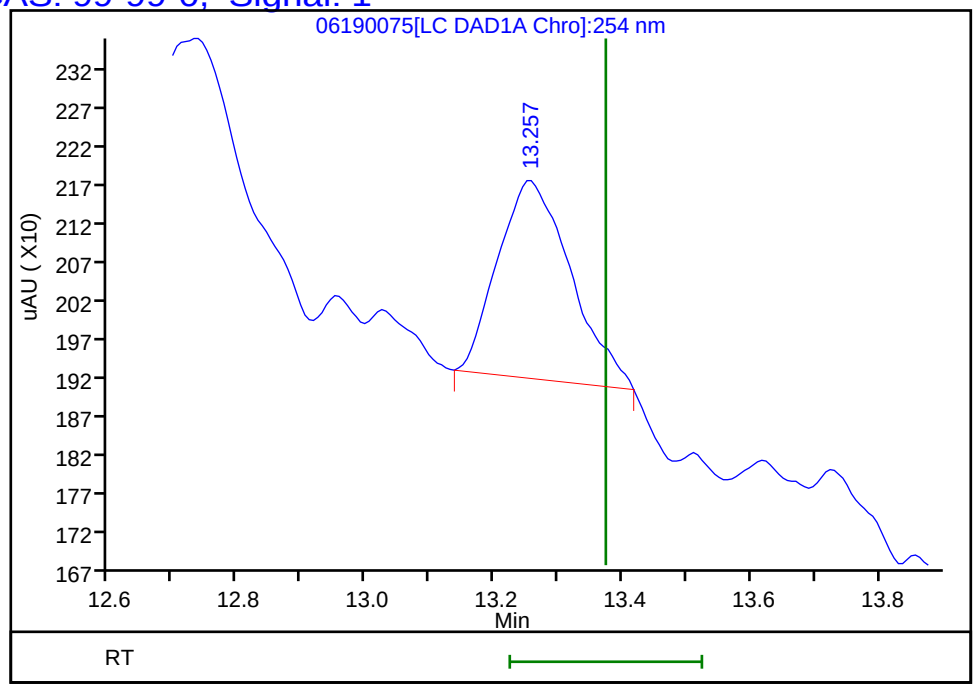

Reviewer: fiedlerh, 20-Jun-2019 15:07:02
Audit Action: Marked Compound Undetected Audit Reason: Invalid Compound ID

Manual Integration/User Assign Peak Report

Eurofins TestAmerica, Denver

Data File:	\\chromna\Denver\ChromData\CHHPLC_X\20190619-83007.b\06190075.D		
Injection Date:	20-Jun-2019 13:59:27	Instrument ID:	CHHPLC_X3
Lims ID:	280-124986-A-20-A	Lab Sample ID:	280-124986-20
Client ID:	G0077-19A		
Operator ID:	hkf	ALS Bottle#:	75 Worklist Smp#: 75
Injection Vol:	100.0 ul	Dil. Factor:	1.0000
Method:	8330_X3	Limit Group:	GCSV - 8330
Column:	UltraCarb5uODS (20) (4.60 mm)	Detector	LC DAD1B, 254 nm

7 RDX, CAS: 121-82-4

Signal: 1

Processing Integration Results

RT: 7.75
Area: 468076
Amount: 4.389334
Amount Units: ug/mL

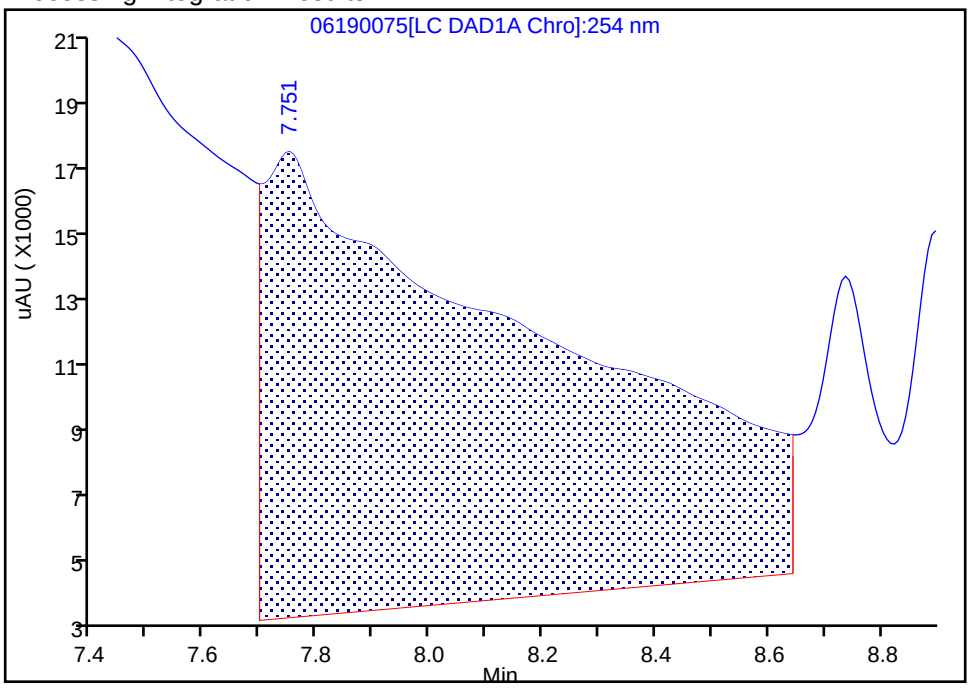

Manual Integration Results

RT: 7.75
Area: 5827
Amount: 0.054642
Amount Units: ug/mL

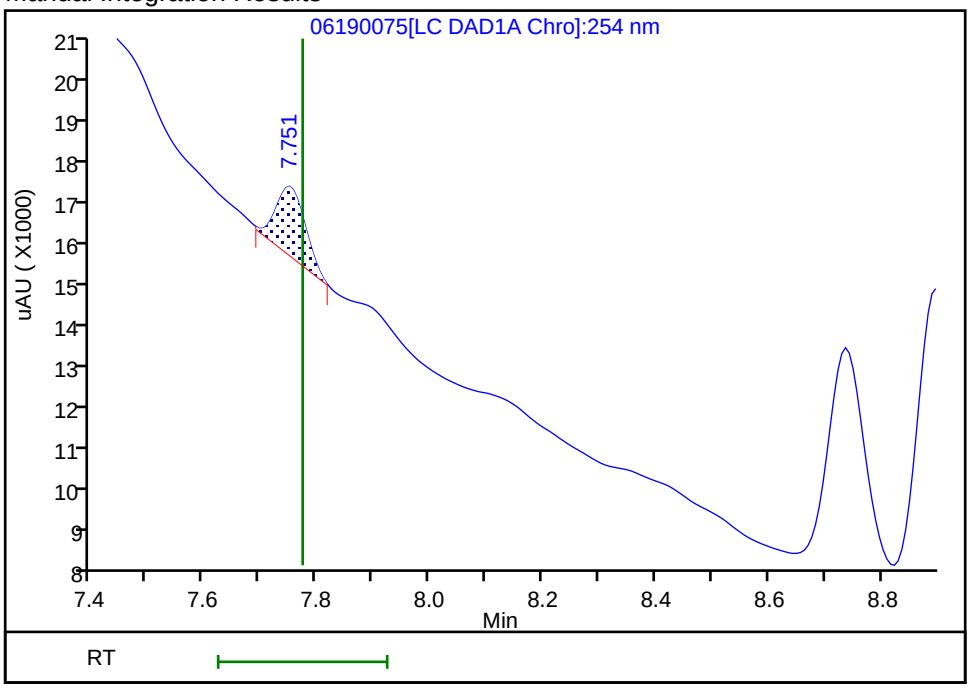

Reviewer: fiedlerh, 20-Jun-2019 15:06:22
Audit Action: Manually Integrated Audit Reason: Baseline Smoothing

User Disabled Compound Report

Eurofins TestAmerica, Denver

Data File: \\chromna\Denver\ChromData\CHHPLC_X\20190619-83007.b\06190075.D

Injection Date:	20-Jun-2019 13:59:27	Instrument ID:	CHHPLC_X3		
Lims ID:	280-124986-A-20-A	Lab Sample ID:	280-124986-20		
Client ID:	G0077-19A				
Operator ID:	hkf	ALS Bottle#:	75	Worklist Smp#:	75
Injection Vol:	100.0 ul	Dil. Factor:	1.0000		
Method:	8330_X3	Limit Group:	GCSV - 8330		
Column:	UltraCarb5uODS (20) (4.60 mm)	Detector	LC DAD1B, 254 nm		

14 Tetryl, CAS: 479-45-8, Signal: 1

RT: 10.17
Response: 11330
Amount: 0.067458

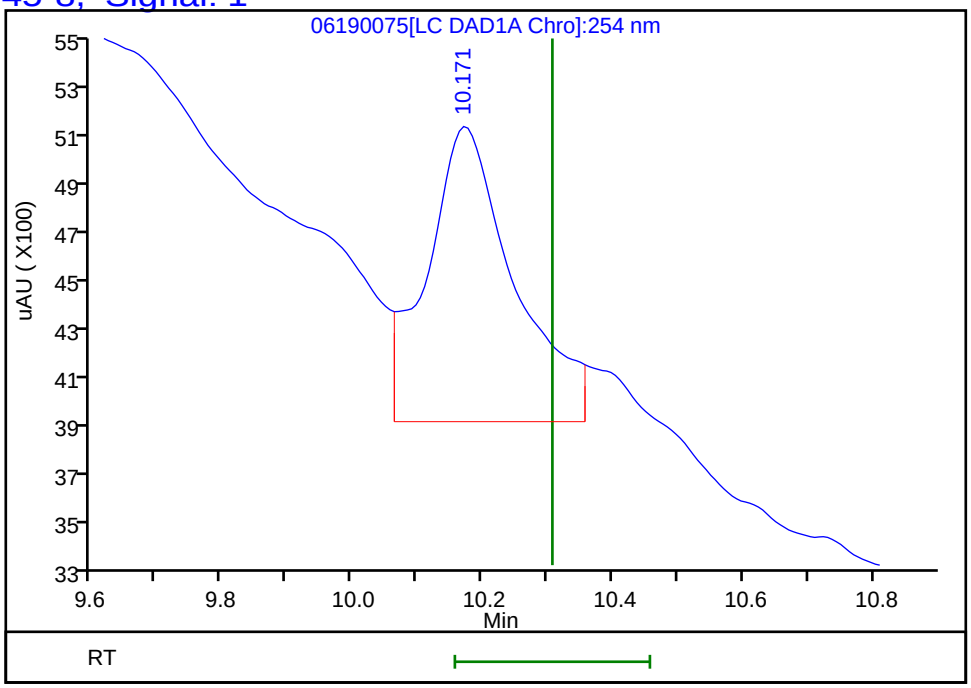

Reviewer: fiedlerh, 20-Jun-2019 15:07:02
Audit Action: Marked Compound Undetected Audit Reason: Invalid Compound ID

FORM I
HPLC/IC ORGANICS ANALYSIS DATA SHEET

Lab Name: Eurofins TestAmerica, Denver Job No.: 280-124986-1

SDG No.:

Client Sample ID: G0077-19A Lab Sample ID: 280-124986-20

Matrix: Water Lab File ID: 06210073.D

Analysis Method: 8330A Date Collected: 06/10/2019 11:00

Extraction Method: 3535 Date Extracted: 06/14/2019 10:20

Sample wt/vol: 519(mL) Date Analyzed: 06/23/2019 01:32

Con. Extract Vol.: 5(mL) Dilution Factor: 1

Injection Volume: 100(uL) GC Column: Luna-phenylhex ID: 4.6(mm)

% Moisture: GPC Cleanup:(Y/N) N

Analysis Batch No.: 462208 Units: ug/L

CAS NO.	SURROGATE	%REC	Q	LIMITS
528-29-0	1,2-Dinitrobenzene	92		83-119

Eurofins TestAmerica, Denver
Target Compound Quantitation Report

Data File: \\chromna\Denver\ChromData\G2_LUNA\20190620-83049.b\06210073.D
Lims ID: 280-124986-A-20-A
Client ID: G0077-19A
Sample Type: Client
Inject. Date: 23-Jun-2019 01:32:52 ALS Bottle#: 73 Worklist Smp#: 73
Injection Vol: 100.0 ul Dil. Factor: 1.0000
Sample Info: 280-124986-A-20-
Misc. Info.: 280-0083049-073
Operator ID: HKF Instrument ID: CHHPLC_G2_LUNA

Method: \\chromna\Denver\ChromData\G2_LUNA\20190620-83049.b\G2_8330_Luna.m
Limit Group: GCSV - 8330
Last Update: 24-Jun-2019 10:51:17 Calib Date: 08-May-2019 00:28:23
Integrator: Falcon
Quant Method: External Standard Quant By: Initial Calibration
Last ICal File: \\chromna\Denver\ChromData\G2_LUNA\20190507-81649.b\05070023.D

Column 1 : Luna-Phenyl hexyl (4.60 mm) Det: LC DAD1A, 254 nm
Process Host: CTX0327

First Level Reviewer: fiedlerh Date: 24-Jun-2019 10:50:03

	Compound	Det	RT (min.)	Exp RT (min.)	Dlt RT (min.)	Response	OnCol Amt ug/ml	Flags
	6 HMX	1	7.143	7.225	-0.082	9931	0.0580	M
	7 MNX	1		7.848			ND	
	8 RDX	1	9.230	9.312	-0.082	16770	0.0805	M
	9 Nitrobenzene	1		12.305			ND	
$	10 1,2-Dinitrobenzene	1	13.237	13.338	-0.101	51172	0.1848	
	12 1,3-Dinitrobenzene	1		15.858			ND	
	14 o-Nitrotoluene	1		16.678			ND	
	15 p-Nitrotoluene	1		17.005			ND	
	16 4-Amino-2,6-dinitrotoluene	1	17.310	17.412	-0.102	66584	0.2239	
	17 m-Nitrotoluene	1	17.877	17.918	-0.041	4753	0.0162	
	18 2-Amino-4,6-dinitrotoluene	1	18.330	18.445	-0.115	92072	0.2140	
	19 1,3,5-Trinitrobenzene	1	19.063	19.158	-0.095	74849	0.1636	
	20 2,6-Dinitrotoluene	1		20.018			ND	
	21 2,4-Dinitrotoluene	1		20.579			ND	
	22 Tetryl	1		23.905			ND	
	23 2,4,6-Trinitrotoluene	1	24.783	24.885	-0.102	109514	0.2689	

QC Flag Legend

Review Flags
M - Manually Integrated

Report Date: 24-Jun-2019 10:51:20 Chrom Revision: 2.3 20-Jun-2019 20:50:56

Eurofins TestAmerica, Denver

Data File:	\\chromna\Denver\ChromData\G2_LUNA\20190620-83049.b\06210073.D				
Injection Date:	23-Jun-2019 01:32:52	Instrument ID:	CHHPLC_G2_LUNA	Operator ID:	HKF
Lims ID:	280-124986-A-20-A	Lab Sample ID:	280-124986-20	Worklist Smp#:	73
Client ID:	G0077-19A				
Injection Vol:	100.0 ul	Dil. Factor:	1.0000	ALS Bottle#:	73
Method:	G2_8330_Luna	Limit Group:	GCSV - 8330		

Column: Luna-Phenyl hexyl (4.60 mm) Y Scaling: Method Defined: Scale to the Nth Largest Peak: 1

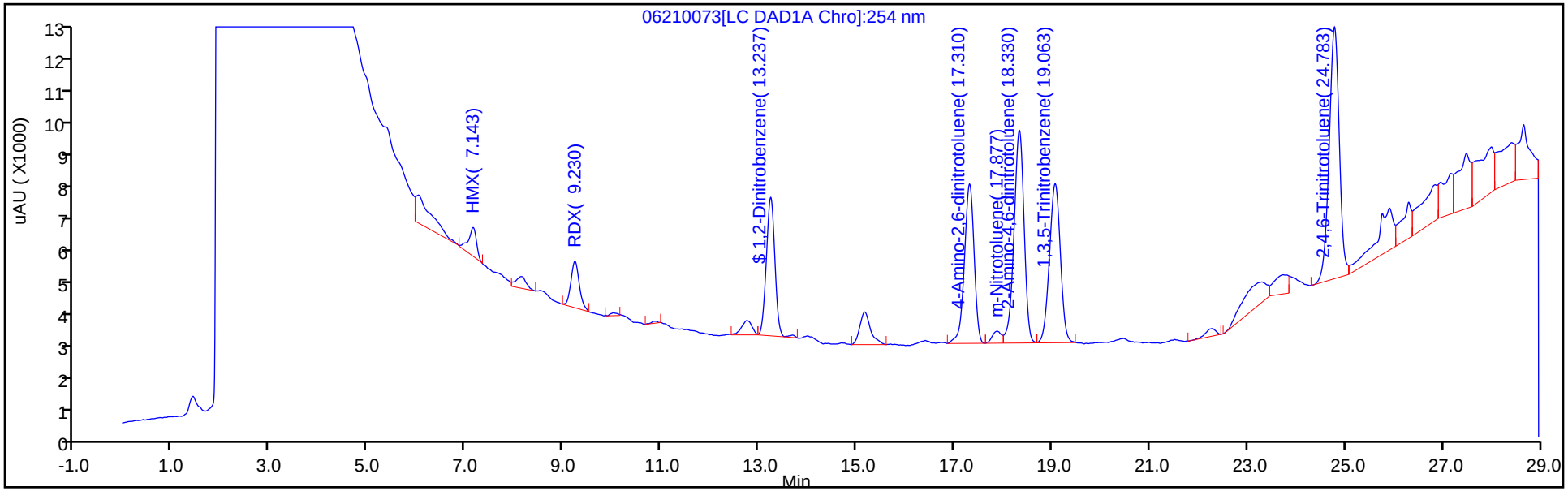

Y Scaling: Method Defined: Scale to the Nth Largest Peak: 1

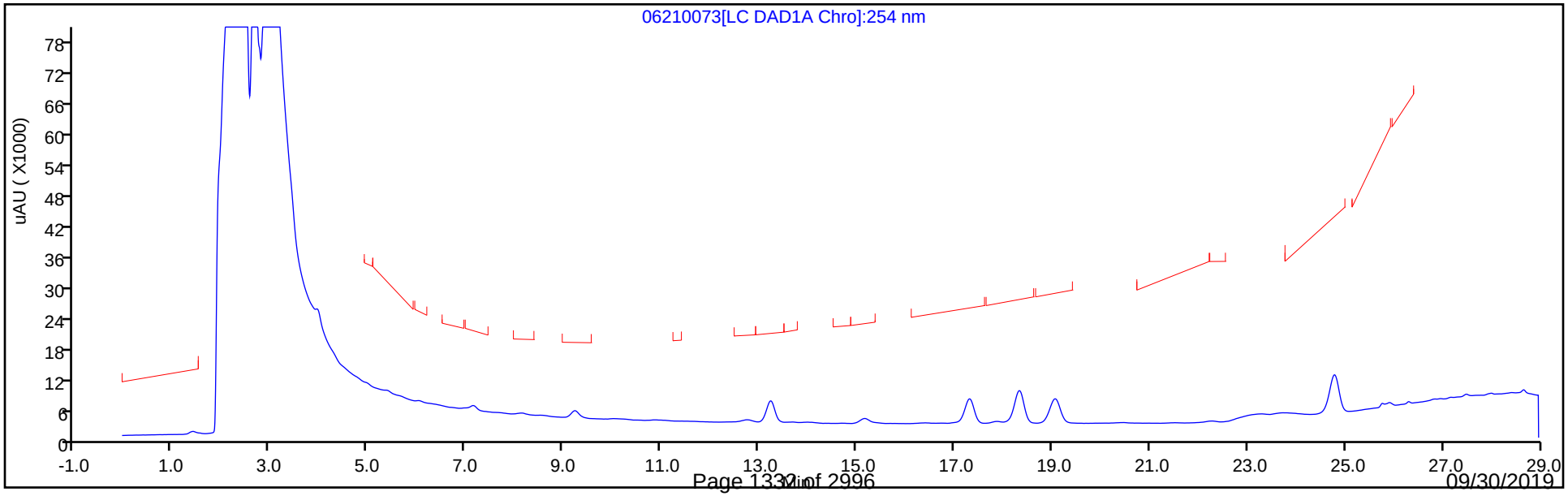

Eurofins TestAmerica, Denver
Recovery Report

Data File:	\\chromna\Denver\ChromData\G2_LUNA\20190620-83049.b\06210073.D				
Lims ID:	280-124986-A-20-A				
Client ID:	G0077-19A				
Sample Type:	Client				
Inject. Date:	23-Jun-2019 01:32:52	ALS Bottle#:	73	Worklist Smp#:	73
Injection Vol:	100.0 ul	Dil. Factor:	1.0000		
Sample Info:	280-124986-A-20-				
Misc. Info.:	280-0083049-073				
Operator ID:	HKF	Instrument ID:	CHHPLC_G2_LUNA		
Method:	\\chromna\Denver\ChromData\G2_LUNA\20190620-83049.b\G2_8330_Luna.m				
Limit Group:	GCSV - 8330				
Last Update:	24-Jun-2019 10:51:17	Calib Date:	08-May-2019 00:28:23		
Integrator:	Falcon				
Quant Method:	External Standard	Quant By:	Initial Calibration		
Last ICal File:	\\chromna\Denver\ChromData\G2_LUNA\20190507-81649.b\05070023.D				
Column 1 :	Luna-Phenyl hexyl (4.60 mm)		Det: LC DAD1A, 254 nm		
Process Host:	CTX0327				
First Level Reviewer: fiedlerh		Date:	24-Jun-2019 10:50:03		

Compound	Amount Added	Amount Recovered	% Rec.
$ 10 1,2-Dinitrobenzene	0.2000	0.1848	92.42

Manual Integration/User Assign Peak Report

Eurofins TestAmerica, Denver

Data File:	\\chromna\Denver\ChromData\G2_LUNA\20190620-83049.b\06210073.D				
Injection Date:	23-Jun-2019 01:32:52	Instrument ID:	CHHPLC_G2_LUNA		
Lims ID:	280-124986-A-20-A	Lab Sample ID:	280-124986-20		
Client ID:	G0077-19A				
Operator ID:	HKF	ALS Bottle#:	73	Worklist Smp#:	73
Injection Vol:	100.0 ul	Dil. Factor:	1.0000		
Method:	G2_8330_Luna	Limit Group:	GCSV - 8330		
Column:	Luna-Phenyl hexyl (4.60 mm)	Detector	LC DAD1A, 254 nm		

6 HMX, CAS: 2691-41-0

Signal: 1

Processing Integration Results

RT: 7.14
Area: 10151
Amount: 0.059294
Amount Units: ug/ml

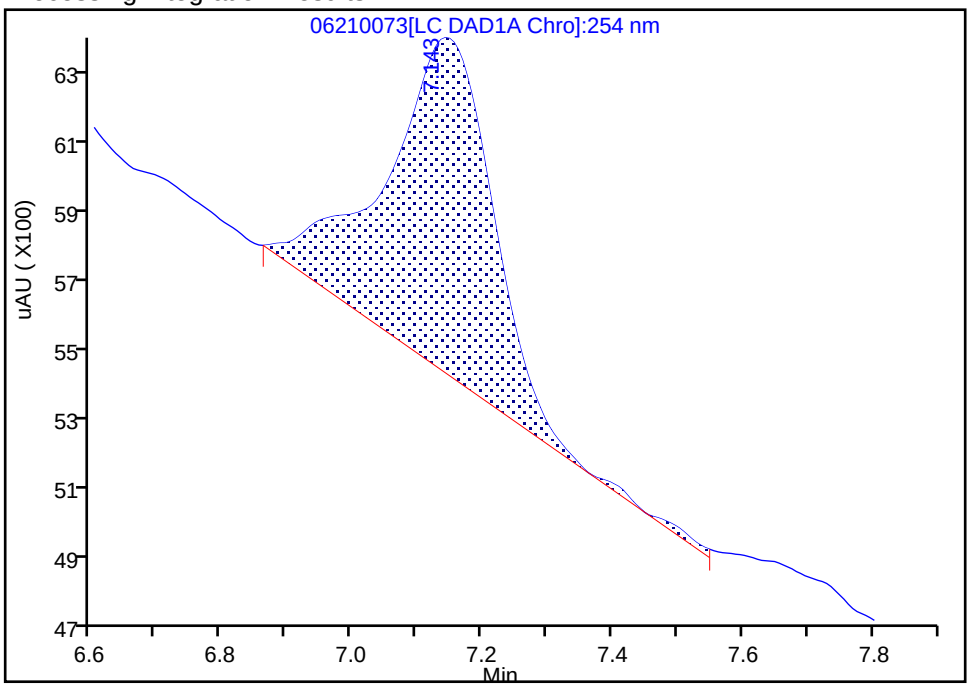

Manual Integration Results

RT: 7.14
Area: 9931
Amount: 0.058009
Amount Units: ug/ml

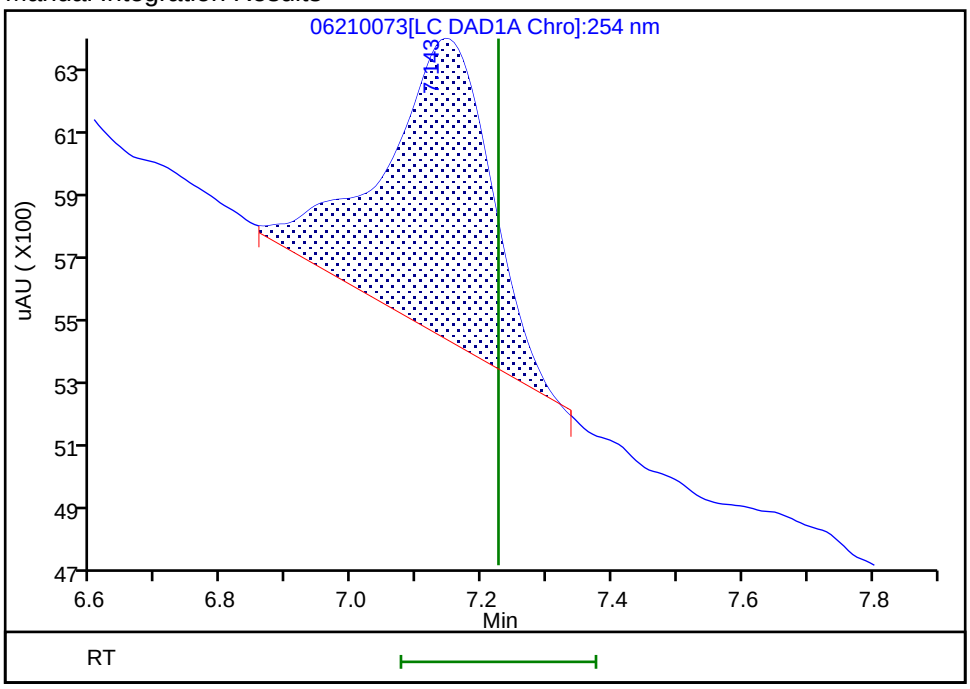

Reviewer: fiedlerh, 24-Jun-2019 10:49:54

Audit Action: Manually Integrated Audit Reason: Baseline Smoothing

Manual Integration/User Assign Peak Report

Eurofins TestAmerica, Denver

Data File:	\\chromna\Denver\ChromData\G2_LUNA\20190620-83049.b\06210073.D				
Injection Date:	23-Jun-2019 01:32:52	Instrument ID:	CHHPLC_G2_LUNA		
Lims ID:	280-124986-A-20-A	Lab Sample ID:	280-124986-20		
Client ID:	G0077-19A				
Operator ID:	HKF	ALS Bottle#:	73	Worklist Smp#:	73
Injection Vol:	100.0 ul	Dil. Factor:	1.0000		
Method:	G2_8330_Luna	Limit Group:	GCSV - 8330		
Column:	Luna-Phenyl hexyl (4.60 mm)	Detector	LC DAD1A, 254 nm		

8 RDX, CAS: 121-82-4

Signal: 1

Processing Integration Results

RT: 9.23
Area: 19792
Amount: 0.094951
Amount Units: ug/ml

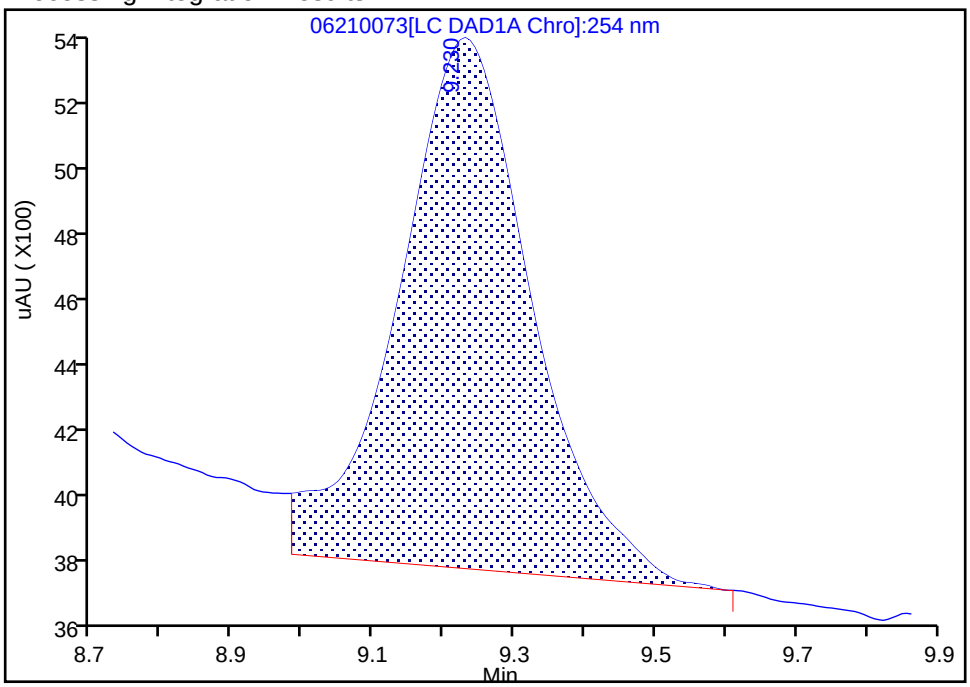

Manual Integration Results

RT: 9.23
Area: 16770
Amount: 0.080453
Amount Units: ug/ml

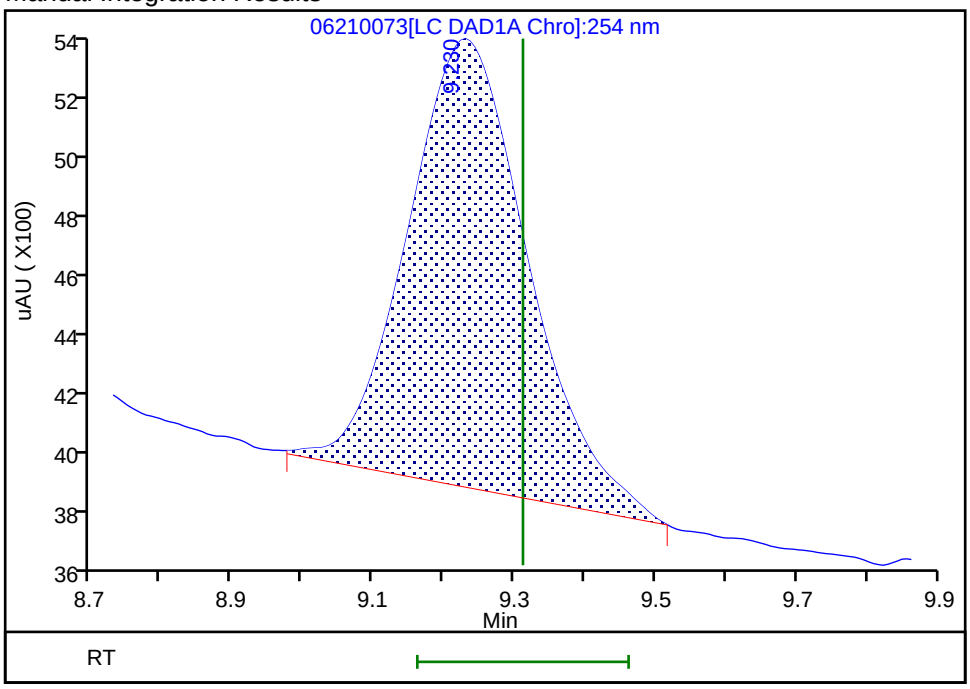

Reviewer: fiedlerh, 24-Jun-2019 10:49:49

Audit Action: Manually Integrated Audit Reason: Baseline Smoothing

FORM I
HPLC/IC ORGANICS ANALYSIS DATA SHEET

Lab Name: Eurofins TestAmerica, Denver Job No.: 280-124986-1

SDG No.:

Client Sample ID: G0077-19A RE Lab Sample ID: 280-124986-20 RE

Matrix: Water Lab File ID: 06260040.D

Analysis Method: 8330A Date Collected: 06/10/2019 11:00

Extraction Method: 3535 Date Extracted: 06/18/2019 14:22

Sample wt/vol: 510.8(mL) Date Analyzed: 06/27/2019 08:20

Con. Extract Vol.: 5(mL) Dilution Factor: 1

Injection Volume: 100(uL) GC Column: UltraCarb5uODS ID: 4.6(mm)

% Moisture: GPC Cleanup:(Y/N) N

Analysis Batch No.: 462823 Units: ug/L

CAS NO.	COMPOUND NAME	RESULT	Q	LOQ	LOD	DL
99-35-4	*1,3,5-Trinitrobenzene*	*1.4*	*H M*	*0.98*	0.39	*0.20*
99-65-0	*1,3-Dinitrobenzene*	*0.20*	*U H*	*0.39*	0.20	*0.087*
118-96-7	*2,4,6-Trinitrotoluene*	*2.2*	*H*	*0.39*	0.39	*0.16*
121-14-2	*2,4-Dinitrotoluene*	*0.20*	*U H*	*0.39*	0.20	*0.082*
606-20-2	*2,6-Dinitrotoluene*	*0.20*	*U H*	*0.20*	0.20	*0.063*
35572-78-2	*2-Amino-4,6-dinitrotoluene*	*1.9*	*H*	*0.20*	0.12	*0.050*
88-72-2	*2-Nitrotoluene*	*0.20*	*U H M*	*0.39*	0.20	*0.084*
99-08-1	*3-Nitrotoluene*	*0.39*	*U H M*	*0.39*	0.39	*0.19*
19406-51-0	*4-Amino-2,6-dinitrotoluene*	*1.8*	*H Q*	*0.20*	0.12	*0.056*
99-99-0	*4-Nitrotoluene*	*0.39*	*U H*	*0.98*	0.39	*0.20*
2691-41-0	*HMX*	*0.20*	*U H*	*0.39*	0.20	*0.086*
5755-27-1	*MNX*	*0.39*	*U H*	*2.0*	0.39	*0.15*
98-95-3	*Nitrobenzene*	*0.20*	*U H*	*0.39*	0.20	*0.089*
121-82-4	*RDX*	*0.60*	*H M*	*0.39*	0.39	*0.15*
479-45-8	*Tetryl*	*0.20*	*U H M*	*0.23*	0.20	*0.078*

CAS NO.	SURROGATE	%REC	Q	LIMITS
528-29-0	1,2-Dinitrobenzene	89	*M*	83-119

Eurofins TestAmerica, Denver
Target Compound Quantitation Report

Data File: \\chromna\Denver\ChromData\CHHPLC_X\20190626-83230.b\06260040.D
Lims ID: 280-124986-B-20-A
Client ID: G0077-19A
Sample Type: Client
Inject. Date: 27-Jun-2019 08:20:19 ALS Bottle#: 40 Worklist Smp#: 40
Injection Vol: 100.0 ul Dil. Factor: 1.0000
Sample Info: 280-124986-B-20-
Misc. Info.: 280-0083230-040
Operator ID: hkf Instrument ID: CHHPLC_X3

Method: \\chromna\Denver\ChromData\CHHPLC_X\20190626-83230.b\8330_X3.m
Limit Group: GCSV - 8330
Last Update: 27-Jun-2019 11:02:25 Calib Date: 21-Jun-2019 03:13:40
Integrator: Falcon
Quant Method: External Standard Quant By: Initial Calibration
Last ICal File: \\chromna\Denver\ChromData\CHHPLC_X\20190620-83048.b\06200032.D

Column 1 : UltraCarb5uODS (20) (4.60 mm) Det: LC DAD1B, 254 nm
Process Host: CTX0334

	Compound	Det	RT (min.)	Exp RT (min.)	Dlt RT (min.)	Response	OnCol Amt ug/mL	Flags
	3 HMX	1		6.654			ND	
	6 MNX	1		7.356			ND	
	7 RDX	1	7.763	7.774	-0.011	6404	0.0611	M
$	9 1,2-Dinitrobenzene	1	8.750	8.754	-0.004	24239	0.1784	M
	10 1,3,5-Trinitrobenzene	1	8.903	8.914	-0.011	32500	0.1394	M
	11 1,3-Dinitrobenzene	1		9.574			ND	
	12 Nitrobenzene	1		9.960			ND	
	14 Tetryl	1		10.287			ND	MU
	16 2,4,6-Trinitrotoluene	1	11.243	11.247	-0.004	49567	0.2257	
	17 4-Amino-2,6-dinitrotoluene	1	11.443	11.434	0.009	29150	0.1793	
	18 2-Amino-4,6-dinitrotoluene	1	11.730	11.727	0.003	38699	0.1915	
	19 2,6-Dinitrotoluene	1		11.854			ND	
	20 2,4-Dinitrotoluene	1		12.054			ND	
	21 o-Nitrotoluene	1		12.894			ND	U
	22 p-Nitrotoluene	1	13.330	13.334	-0.004	1958	0.0174	
	23 m-Nitrotoluene	1		13.934			ND	U

QC Flag Legend

Review Flags
M - Manually Integrated
U - Marked Undetected

Report Date: 27-Jun-2019 11:02:27 Chrom Revision: 2.3 20-Jun-2019 20:50:56

Eurofins TestAmerica, Denver

Data File: \\chromna\Denver\ChromData\CHHPLC_X\20190626-83230.b\06260040.D

Injection Date:	27-Jun-2019 08:20:19	Instrument ID:	CHHPLC_X3	Operator ID:	hkf
Lims ID:	280-124986-B-20-A	Lab Sample ID:	280-124986-20	Worklist Smp#:	40
Client ID:	G0077-19A				
Injection Vol:	100.0 ul	Dil. Factor:	1.0000	ALS Bottle#:	40
Method:	8330_X3	Limit Group:	GCSV - 8330		

Column: UltraCarb5uODS (20) (4.60 mm) Y Scaling: Method Defined: Scale to the Nth Largest Target: 1

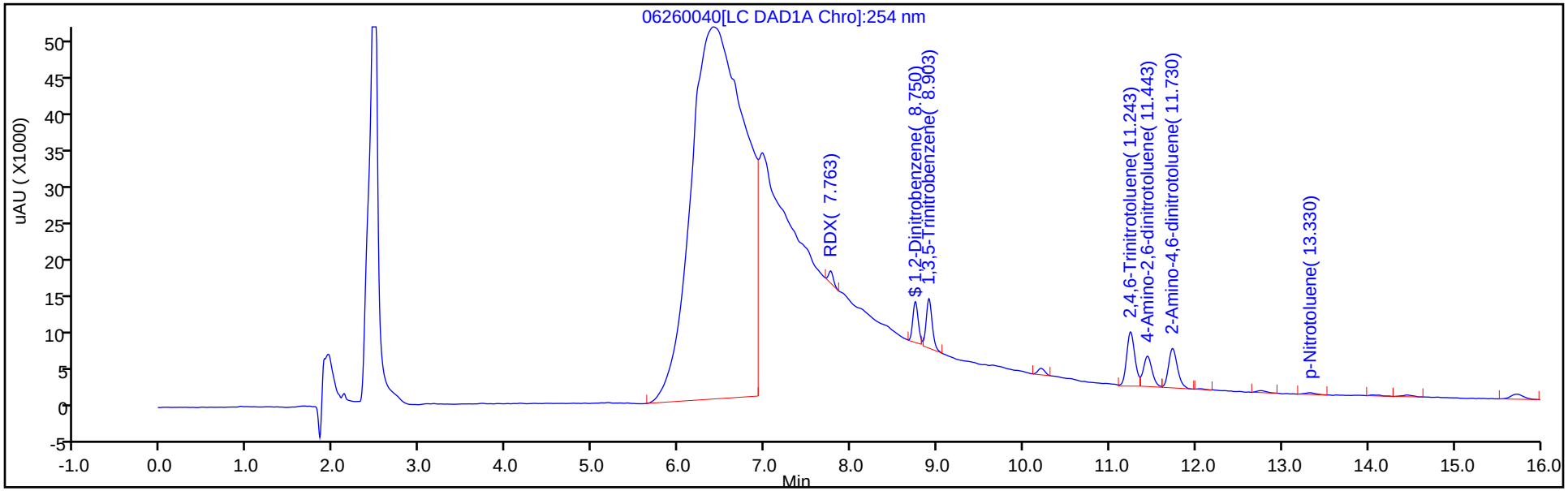

Y Scaling: Method Defined: Scale to the Nth Largest Target: 1

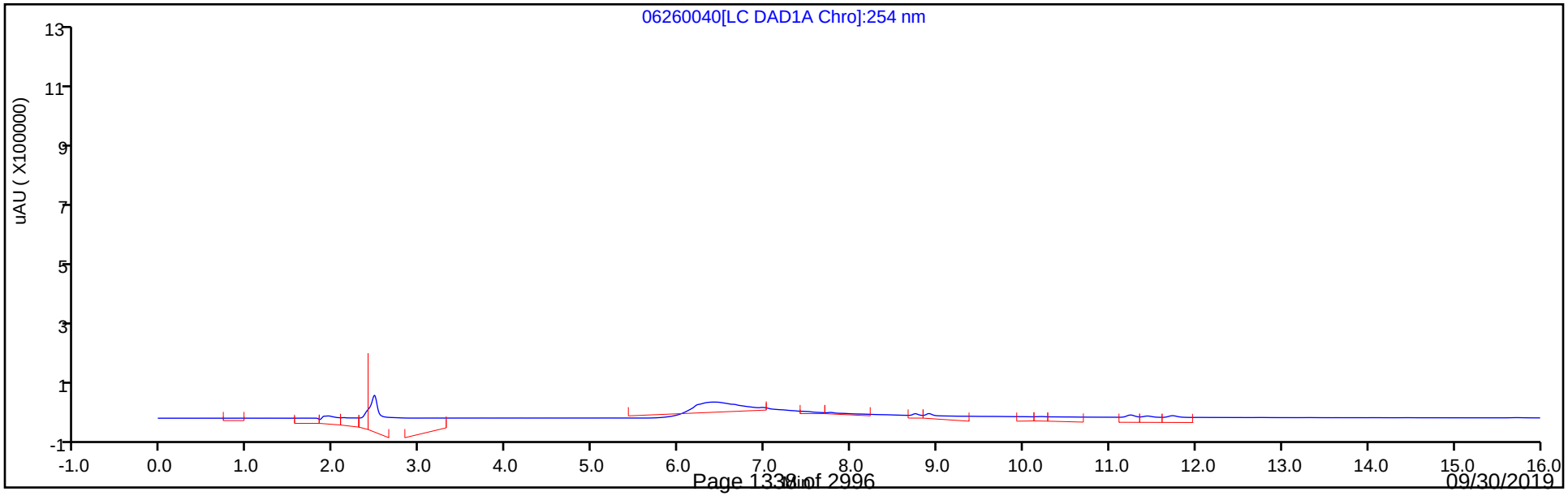

Eurofins TestAmerica, Denver
Recovery Report

Data File:	\\chromna\Denver\ChromData\CHHPLC_X\20190626-83230.b\06260040.D				
Lims ID:	280-124986-B-20-A				
Client ID:	G0077-19A				
Sample Type:	Client				
Inject. Date:	27-Jun-2019 08:20:19	ALS Bottle#:	40	Worklist Smp#:	40
Injection Vol:	100.0 ul	Dil. Factor:	1.0000		
Sample Info:	280-124986-B-20-				
Misc. Info.:	280-0083230-040				
Operator ID:	hkf	Instrument ID:	CHHPLC_X3		
Method:	\\chromna\Denver\ChromData\CHHPLC_X\20190626-83230.b\8330_X3.m				
Limit Group:	GCSV - 8330				
Last Update:	27-Jun-2019 11:02:25	Calib Date:	21-Jun-2019 03:13:40		
Integrator:	Falcon				
Quant Method:	External Standard	Quant By:	Initial Calibration		
Last ICal File:	\\chromna\Denver\ChromData\CHHPLC_X\20190620-83048.b\06200032.D				
Column 1 :	UltraCarb5uODS (20) (4.60 mm)		Det: LC DAD1B, 254 nm		
Process Host:	CTX0334				

Compound	Amount Added	Amount Recovered	% Rec.
$ 9 1,2-Dinitrobenzene	0.2000	0.1784	89.18

Manual Integration/User Assign Peak Report

Eurofins TestAmerica, Denver

Data File:	\\chromna\Denver\ChromData\CHHPLC_X\20190626-83230.b\06260040.D				
Injection Date:	27-Jun-2019 08:20:19	Instrument ID:	CHHPLC_X3		
Lims ID:	280-124986-B-20-A	Lab Sample ID:	280-124986-20		
Client ID:	G0077-19A				
Operator ID:	hkf	ALS Bottle#:	40	Worklist Smp#:	40
Injection Vol:	100.0 ul	Dil. Factor:	1.0000		
Method:	8330_X3	Limit Group:	GCSV - 8330		
Column:	UltraCarb5uODS (20) (4.60 mm)	Detector	LC DAD1B, 254 nm		

$ 9 1,2-Dinitrobenzene, CAS: 528-29-0

Signal: 1

Processing Integration Results

RT: 8.75
Area: 63636
Amount: 0.468259
Amount Units: ug/mL

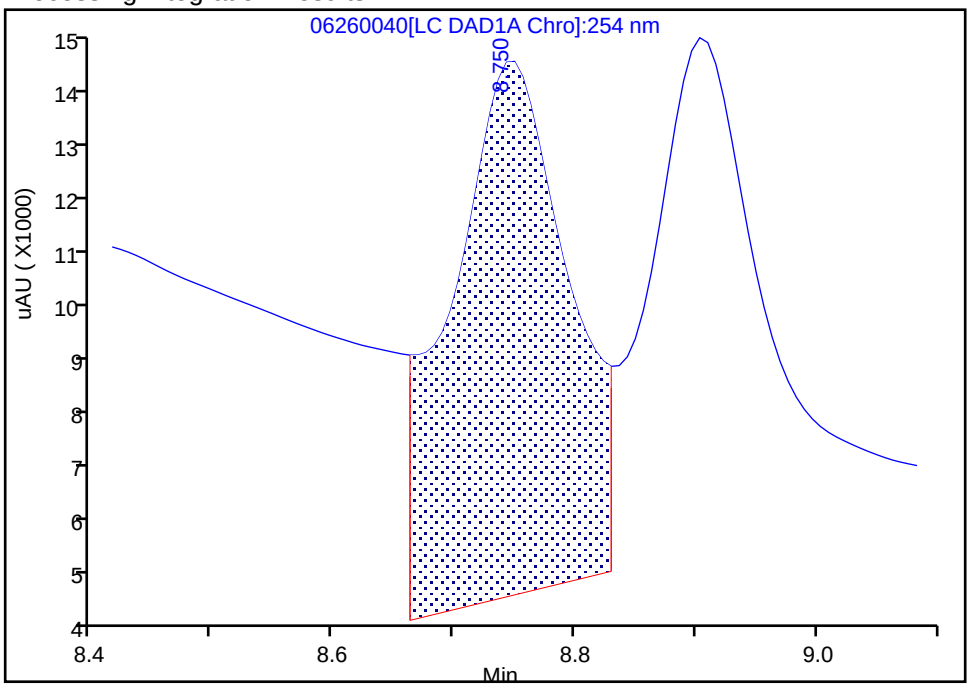

Manual Integration Results

RT: 8.75
Area: 24239
Amount: 0.178360
Amount Units: ug/mL

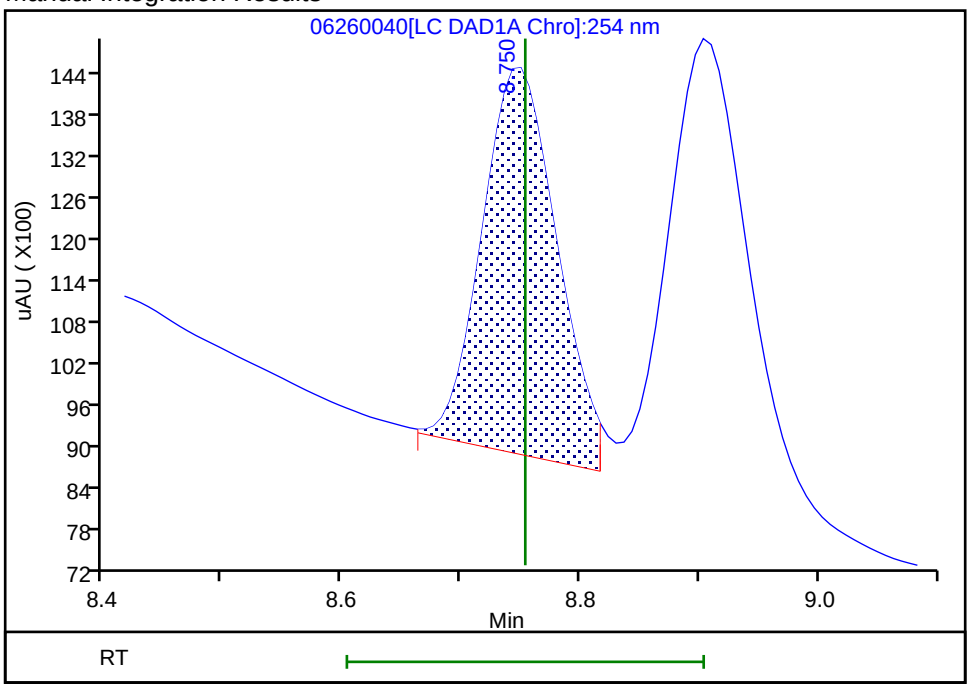

Reviewer: fiedlerh, 27-Jun-2019 09:02:58

Audit Action: Manually Integrated Audit Reason: Baseline Smoothing

Manual Integration/User Assign Peak Report

Eurofins TestAmerica, Denver

Data File:	\\chromna\Denver\ChromData\CHHPLC_X\20190626-83230.b\06260040.D				
Injection Date:	27-Jun-2019 08:20:19	Instrument ID:	CHHPLC_X3		
Lims ID:	280-124986-B-20-A	Lab Sample ID:	280-124986-20		
Client ID:	G0077-19A				
Operator ID:	hkf	ALS Bottle#:	40	Worklist Smp#:	40
Injection Vol:	100.0 ul	Dil. Factor:	1.0000		
Method:	8330_X3	Limit Group:	GCSV - 8330		
Column:	UltraCarb5uODS (20) (4.60 mm)	Detector	LC DAD1B, 254 nm		

10 1,3,5-Trinitrobenzene, CAS: 99-35-4

Signal: 1

Processing Integration Results

RT: 8.90
Area: 82225
Amount: 0.352605
Amount Units: ug/mL

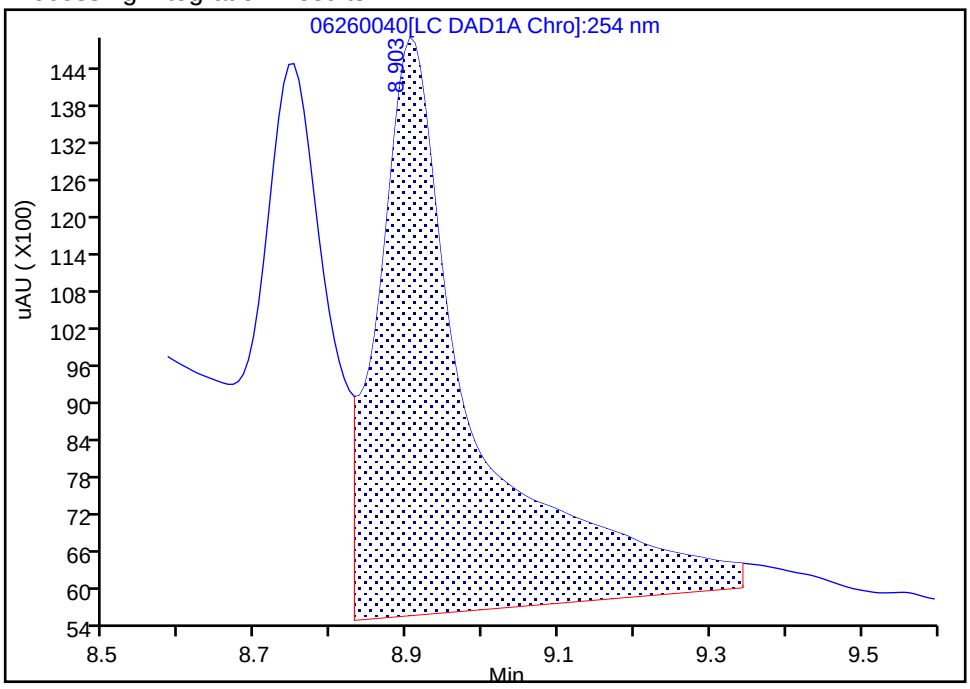

Manual Integration Results

RT: 8.90
Area: 32500
Amount: 0.139369
Amount Units: ug/mL

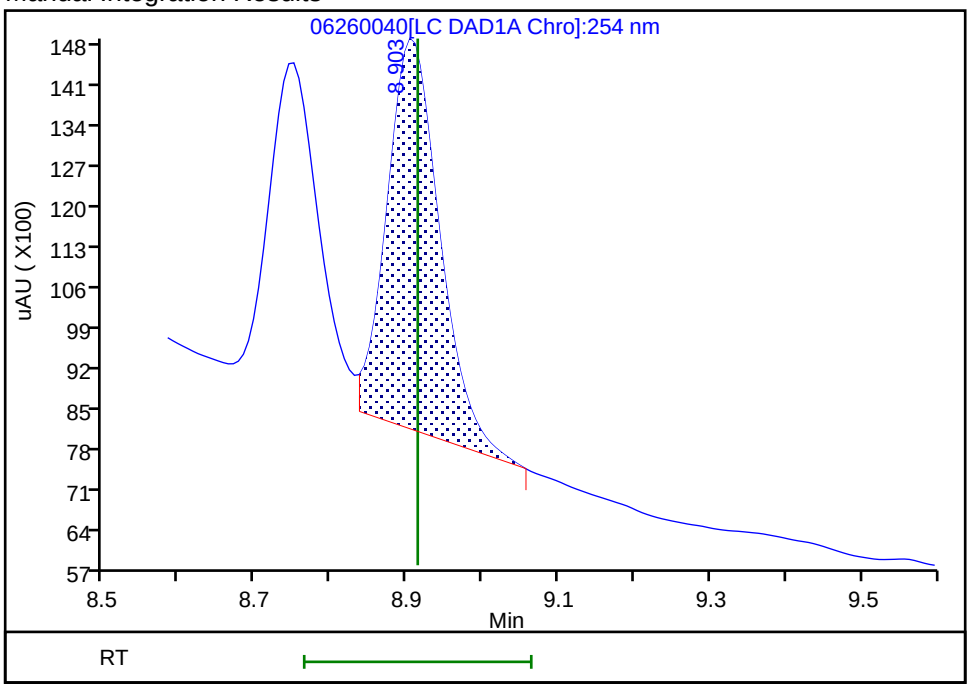

Reviewer: fiedlerh, 27-Jun-2019 09:03:04

Audit Action: Manually Integrated Audit Reason: Baseline Smoothing

User Disabled Compound Report

Eurofins TestAmerica, Denver

Data File:	\\chromna\Denver\ChromData\CHHPLC_X\20190626-83230.b\06260040.D				
Injection Date:	27-Jun-2019 08:20:19	Instrument ID:	CHHPLC_X3		
Lims ID:	280-124986-B-20-A	Lab Sample ID:	280-124986-20		
Client ID:	G0077-19A				
Operator ID:	hkf	ALS Bottle#:	40	Worklist Smp#:	40
Injection Vol:	100.0 ul	Dil. Factor:	1.0000		
Method:	8330_X3	Limit Group:	GCSV - 8330		
Column:	UltraCarb5uODS (20) (4.60 mm)	Detector	LC DAD1B, 254 nm		

21 o-Nitrotoluene, CAS: 88-72-2, Signal: 1

RT: 12.76
Response: 2076
Amount: 0.015936

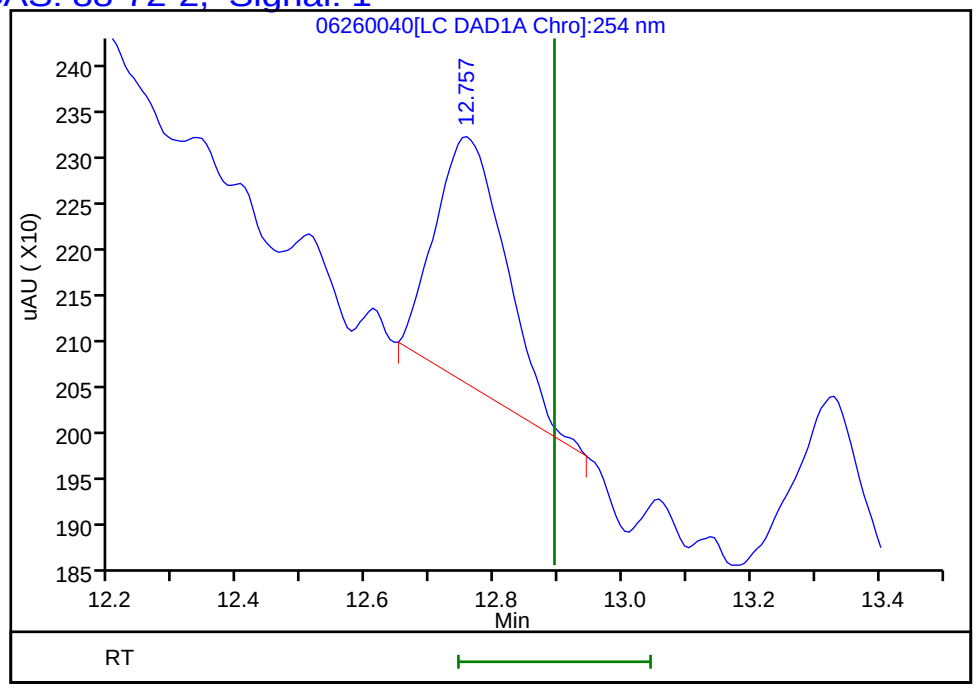

Reviewer: fiedlerh, 27-Jun-2019 09:03:21
Audit Action: Marked Compound Undetected Audit Reason: Invalid Compound ID

User Disabled Compound Report

Eurofins TestAmerica, Denver

Data File:	\\chromna\Denver\ChromData\CHHPLC_X\20190626-83230.b\06260040.D				
Injection Date:	27-Jun-2019 08:20:19	Instrument ID:	CHHPLC_X3		
Lims ID:	280-124986-B-20-A	Lab Sample ID:	280-124986-20		
Client ID:	G0077-19A				
Operator ID:	hkf	ALS Bottle#:	40	Worklist Smp#:	40
Injection Vol:	100.0 ul	Dil. Factor:	1.0000		
Method:	8330_X3	Limit Group:	GCSV - 8330		
Column:	UltraCarb5uODS (20) (4.60 mm)	Detector	LC DAD1B, 254 nm		

23 m-Nitrotoluene, CAS: 99-08-1, Signal: 1

RT: 14.06
Response: 1198
Amount: 0.008161

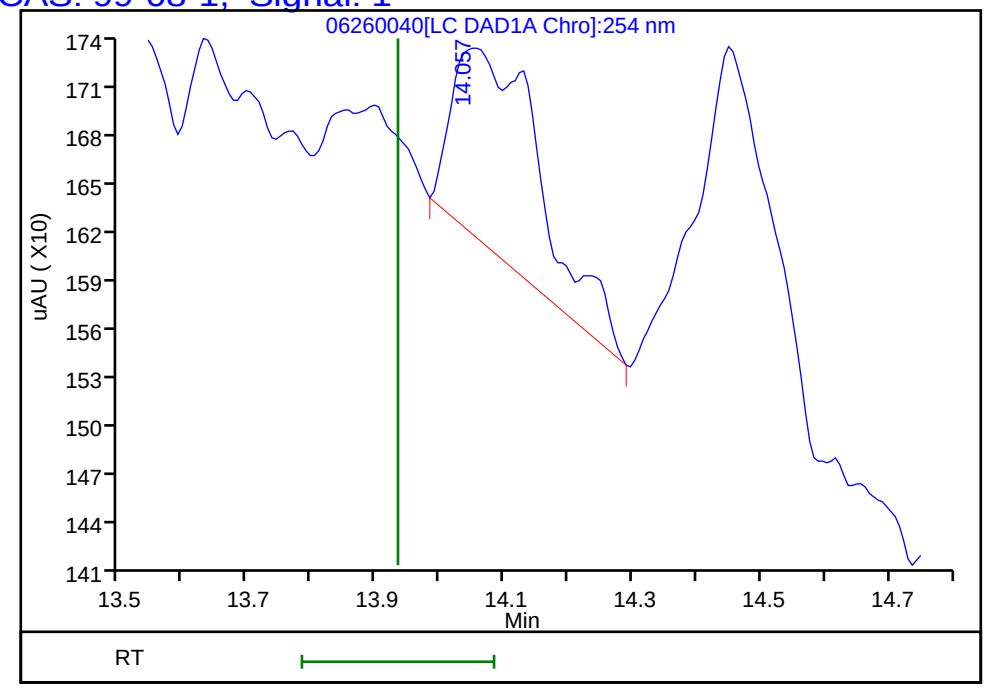

Reviewer: fiedlerh, 27-Jun-2019 09:03:21
Audit Action: Marked Compound Undetected Audit Reason: Invalid Compound ID

Manual Integration/User Assign Peak Report

Eurofins TestAmerica, Denver

Data File:	\\chromna\Denver\ChromData\CHHPLC_X\20190626-83230.b\06260040.D				
Injection Date:	27-Jun-2019 08:20:19	Instrument ID:	CHHPLC_X3		
Lims ID:	280-124986-B-20-A	Lab Sample ID:	280-124986-20		
Client ID:	G0077-19A				
Operator ID:	hkf	ALS Bottle#:	40	Worklist Smp#:	40
Injection Vol:	100.0 ul	Dil. Factor:	1.0000		
Method:	8330_X3	Limit Group:	GCSV - 8330		
Column:	UltraCarb5uODS (20) (4.60 mm)	Detector	LC DAD1B, 254 nm		

7 RDX, CAS: 121-82-4

Signal: 1

Processing Integration Results

RT: 7.76
Area: 527344
Amount: 5.035432
Amount Units: ug/mL

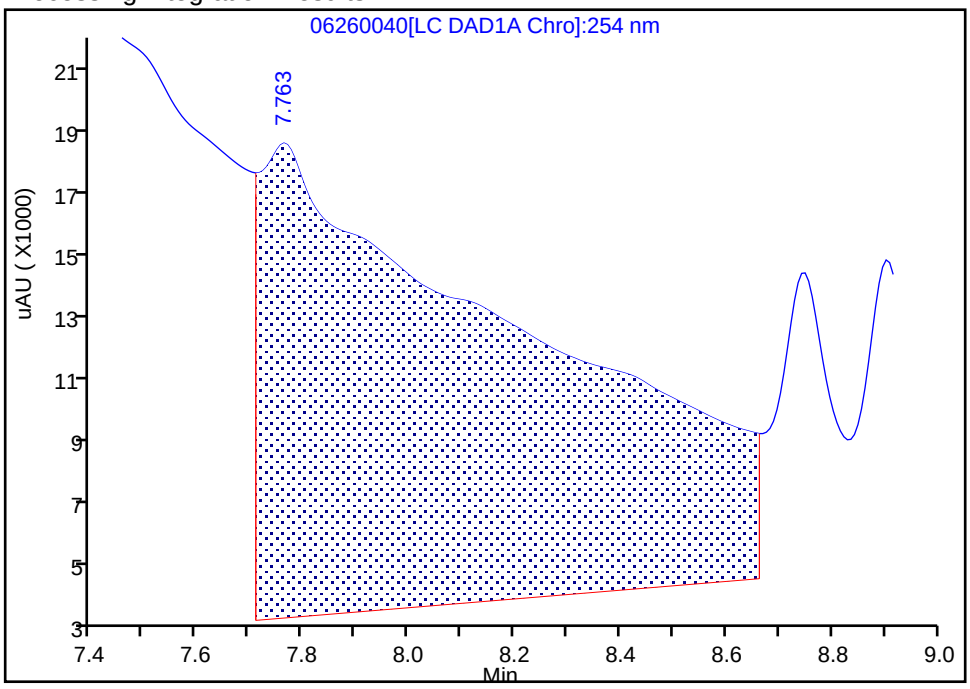

Manual Integration Results

RT: 7.76
Area: 6404
Amount: 0.061150
Amount Units: ug/mL

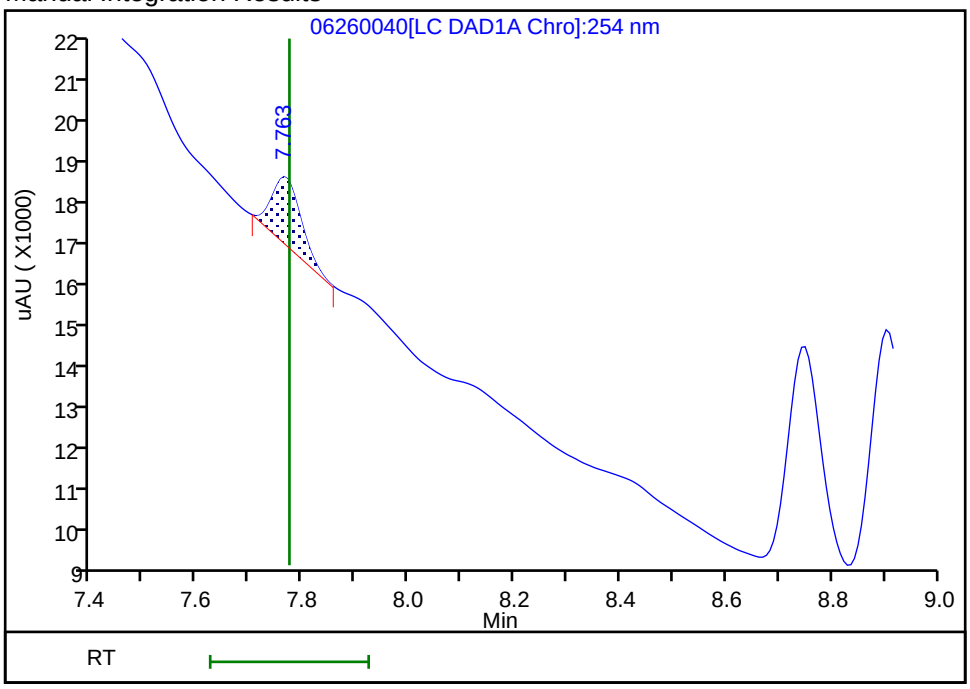

Reviewer: fiedlerh, 27-Jun-2019 09:02:53

Audit Action: Manually Integrated Audit Reason: Baseline Smoothing

User Disabled Compound Report

Eurofins TestAmerica, Denver

Data File:	\\chromna\Denver\ChromData\CHHPLC_X\20190626-83230.b\06260040.D				
Injection Date:	27-Jun-2019 08:20:19	Instrument ID:	CHHPLC_X3		
Lims ID:	280-124986-B-20-A	Lab Sample ID:	280-124986-20		
Client ID:	G0077-19A				
Operator ID:	hkf	ALS Bottle#:	40	Worklist Smp#:	40
Injection Vol:	100.0 ul	Dil. Factor:	1.0000		
Method:	8330_X3	Limit Group:	GCSV - 8330		
Column:	UltraCarb5uODS (20) (4.60 mm)	Detector	LC DAD1B, 254 nm		

14 Tetryl, CAS: 479-45-8, Signal: 1

RT: 10.20
Response: 14702
Amount: 0.089837

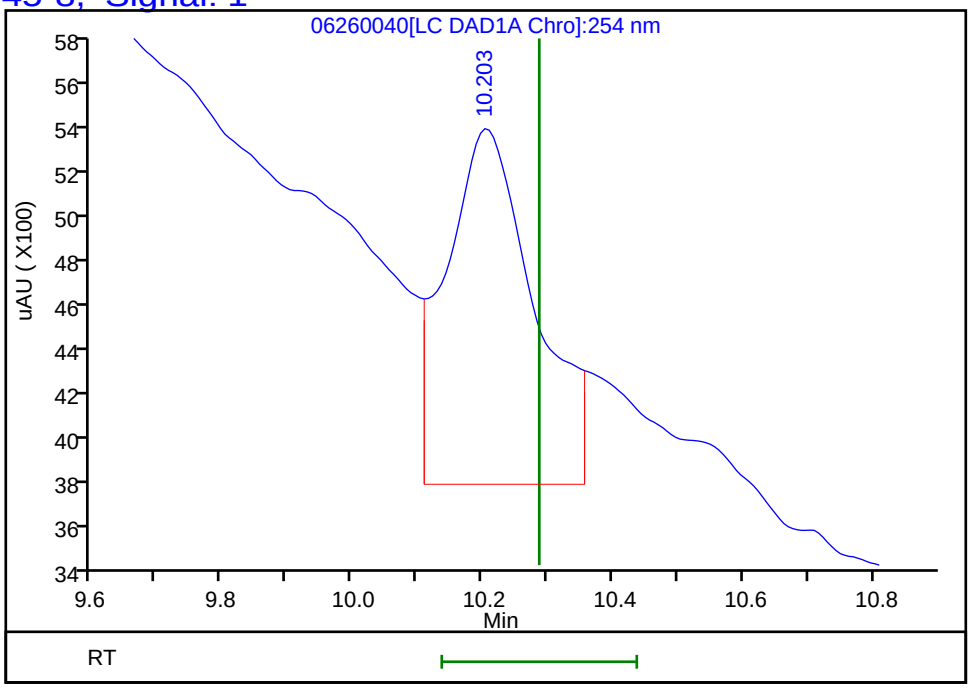

Reviewer: fiedlerh, 27-Jun-2019 09:03:21
Audit Action: Marked Compound Undetected Audit Reason: Invalid Compound ID

FORM I
HPLC/IC ORGANICS ANALYSIS DATA SHEET

Lab Name: Eurofins TestAmerica, Denver Job No.: 280-124986-1

SDG No.:

Client Sample ID: G0077-19A RE Lab Sample ID: 280-124986-20 RE

Matrix: Water Lab File ID: 06270033.D

Analysis Method: 8330A Date Collected: 06/10/2019 11:00

Extraction Method: 3535 Date Extracted: 06/18/2019 14:22

Sample wt/vol: 510.8(mL) Date Analyzed: 06/28/2019 10:07

Con. Extract Vol.: 5(mL) Dilution Factor: 1

Injection Volume: 100(uL) GC Column: Luna-phenylhex ID: 4.6(mm)

% Moisture: GPC Cleanup:(Y/N) N

Analysis Batch No.: 462962 Units: ug/L

CAS NO.	SURROGATE	%REC	Q	LIMITS
528-29-0	1,2-Dinitrobenzene	95		83-119

Eurofins TestAmerica, Denver
Target Compound Quantitation Report

Data File: \\chromna\Denver\ChromData\G2_LUNA\20190627-83272.b\06270033.D
Lims ID: 280-124986-B-20-A
Client ID: G0077-19A
Sample Type: Client
Inject. Date: 28-Jun-2019 10:07:14 ALS Bottle#: 33 Worklist Smp#: 33
Injection Vol: 100.0 ul Dil. Factor: 1.0000
Sample Info: 280-124986-B-20-
Misc. Info.: 280-0083272-033
Operator ID: HKF Instrument ID: CHHPLC_G2_LUNA

Method: \\chromna\Denver\ChromData\G2_LUNA\20190627-83272.b\G2_8330_Luna.m
Limit Group: GCSV - 8330
Last Update: 28-Jun-2019 13:31:48 Calib Date: 08-May-2019 00:28:23
Integrator: Falcon
Quant Method: External Standard Quant By: Initial Calibration
Last ICal File: \\chromna\Denver\ChromData\G2_LUNA\20190507-81649.b\05070023.D

Column 1 : Luna-Phenyl hexyl (4.60 mm) Det: LC DAD1A, 254 nm
Process Host: CTX0317

First Level Reviewer: fiedlerh Date: 28-Jun-2019 13:30:23

	Compound	Det	RT (min.)	Exp RT (min.)	Dlt RT (min.)	Response	OnCol Amt ug/ml	Flags
	6 HMX	1	7.179	7.181	-0.002	9811	0.0573	M
	7 MNX	1		7.835			ND	
	8 RDX	1	9.259	9.254	0.005	15534	0.0745	M
	9 Nitrobenzene	1		12.227			ND	
$	10 1,2-Dinitrobenzene	1	13.285	13.267	0.018	52704	0.1904	
	12 1,3-Dinitrobenzene	1		15.787			ND	
	14 o-Nitrotoluene	1		16.594			ND	
	15 p-Nitrotoluene	1		16.927			ND	
	16 4-Amino-2,6-dinitrotoluene	1	17.365	17.341	0.024	61901	0.2082	
	17 m-Nitrotoluene	1	17.905	17.841	0.064	10268	0.0351	
	18 2-Amino-4,6-dinitrotoluene	1	18.392	18.374	0.018	84645	0.1967	
	19 1,3,5-Trinitrobenzene	1	19.119	19.087	0.032	65114	0.1423	
	20 2,6-Dinitrotoluene	1		19.941			ND	
	21 2,4-Dinitrotoluene	1		20.501			ND	
	22 Tetryl	1		23.828			ND	U
	23 2,4,6-Trinitrotoluene	1	24.846	24.814	0.032	95927	0.2355	M

QC Flag Legend

Review Flags
M - Manually Integrated
U - Marked Undetected

Report Date: 28-Jun-2019 13:31:50 Chrom Revision: 2.3 20-Jun-2019 20:50:56

Eurofins TestAmerica, Denver

Data File:	\\chromna\Denver\ChromData\G2_LUNA\20190627-83272.b\06270033.D				
Injection Date:	28-Jun-2019 10:07:14	Instrument ID:	CHHPLC_G2_LUNA	Operator ID:	HKF
Lims ID:	280-124986-B-20-A	Lab Sample ID:	280-124986-20	Worklist Smp#:	33
Client ID:	G0077-19A				
Injection Vol:	100.0 ul	Dil. Factor:	1.0000	ALS Bottle#:	33
Method:	G2_8330_Luna	Limit Group:	GCSV - 8330		

Column: Luna-Phenyl hexyl (4.60 mm) Y Scaling: Method Defined: Scale to the Nth Largest Peak: 1

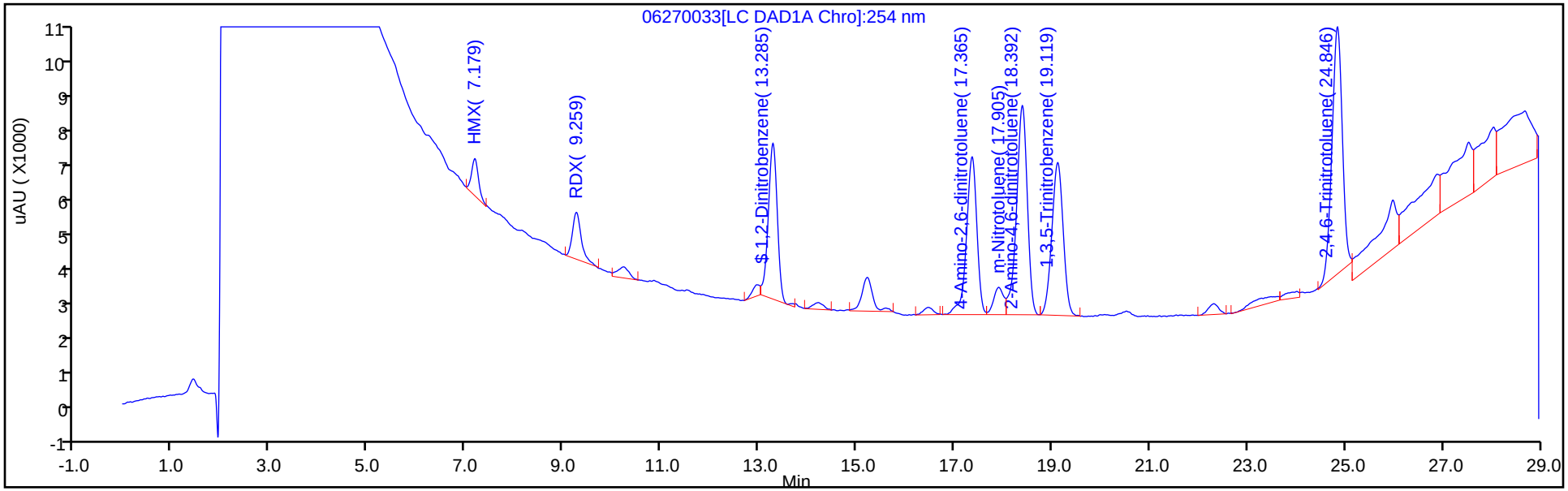

Y Scaling: Method Defined: Scale to the Nth Largest Peak: 1

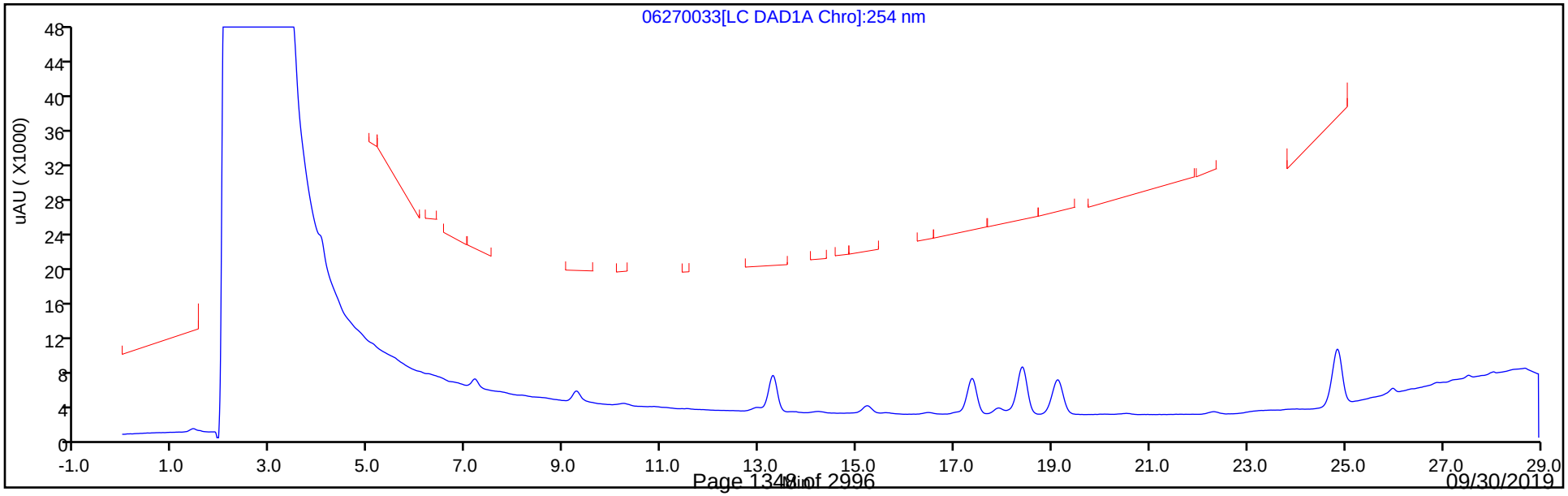

Eurofins TestAmerica, Denver
Recovery Report

Data File:	\\chromna\Denver\ChromData\G2_LUNA\20190627-83272.b\06270033.D				
Lims ID:	280-124986-B-20-A				
Client ID:	G0077-19A				
Sample Type:	Client				
Inject. Date:	28-Jun-2019 10:07:14	ALS Bottle#:	33	Worklist Smp#:	33
Injection Vol:	100.0 ul	Dil. Factor:	1.0000		
Sample Info:	280-124986-B-20-				
Misc. Info.:	280-0083272-033				
Operator ID:	HKF	Instrument ID:	CHHPLC_G2_LUNA		
Method:	\\chromna\Denver\ChromData\G2_LUNA\20190627-83272.b\G2_8330_Luna.m				
Limit Group:	GCSV - 8330				
Last Update:	28-Jun-2019 13:31:48	Calib Date:	08-May-2019 00:28:23		
Integrator:	Falcon				
Quant Method:	External Standard	Quant By:	Initial Calibration		
Last ICal File:	\\chromna\Denver\ChromData\G2_LUNA\20190507-81649.b\05070023.D				
Column 1 :	Luna-Phenyl hexyl (4.60 mm)		Det: LC DAD1A, 254 nm		
Process Host:	CTX0317				
First Level Reviewer: fiedlerh		Date:	28-Jun-2019 13:30:23		

Compound	Amount Added	Amount Recovered	% Rec.
$ 10 1,2-Dinitrobenzene	0.2000	0.1904	95.18

Manual Integration/User Assign Peak Report

Eurofins TestAmerica, Denver

Data File:	\\chromna\Denver\ChromData\G2_LUNA\20190627-83272.b\06270033.D				
Injection Date:	28-Jun-2019 10:07:14	Instrument ID:	CHHPLC_G2_LUNA		
Lims ID:	280-124986-B-20-A	Lab Sample ID:	280-124986-20		
Client ID:	G0077-19A				
Operator ID:	HKF	ALS Bottle#:	33	Worklist Smp#:	33
Injection Vol:	100.0 ul	Dil. Factor:	1.0000		
Method:	G2_8330_Luna	Limit Group:	GCSV - 8330		
Column:	Luna-Phenyl hexyl (4.60 mm)	Detector	LC DAD1A, 254 nm		

23 2,4,6-Trinitrotoluene, CAS: 118-96-7

Signal: 1

Processing Integration Results

RT: 24.85
Area: 106687
Amount: 0.261950
Amount Units: ug/ml

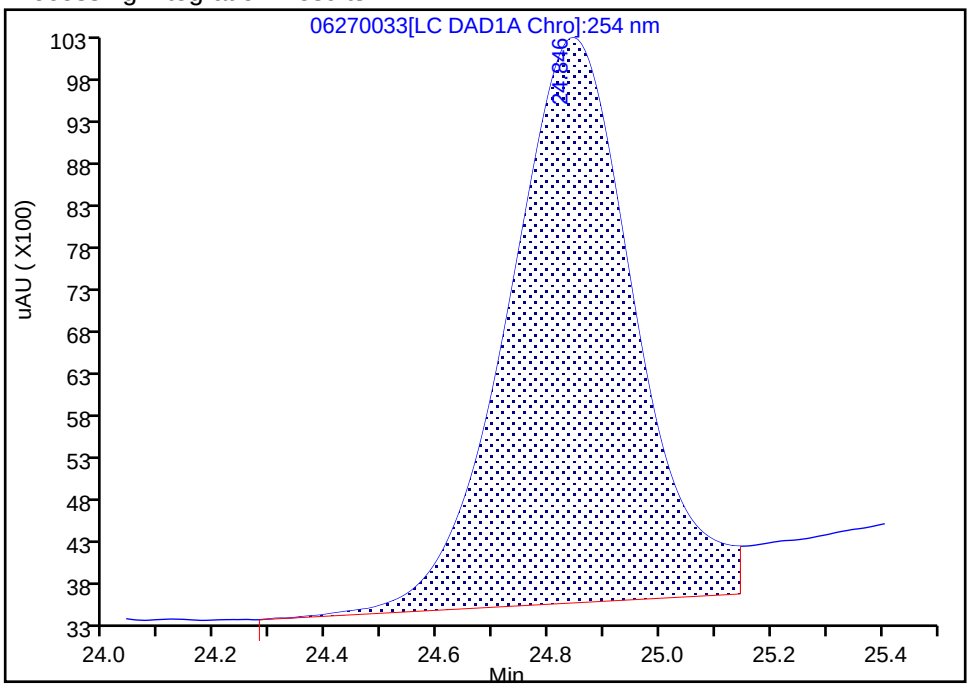

Manual Integration Results

RT: 24.85
Area: 95927
Amount: 0.235530
Amount Units: ug/ml

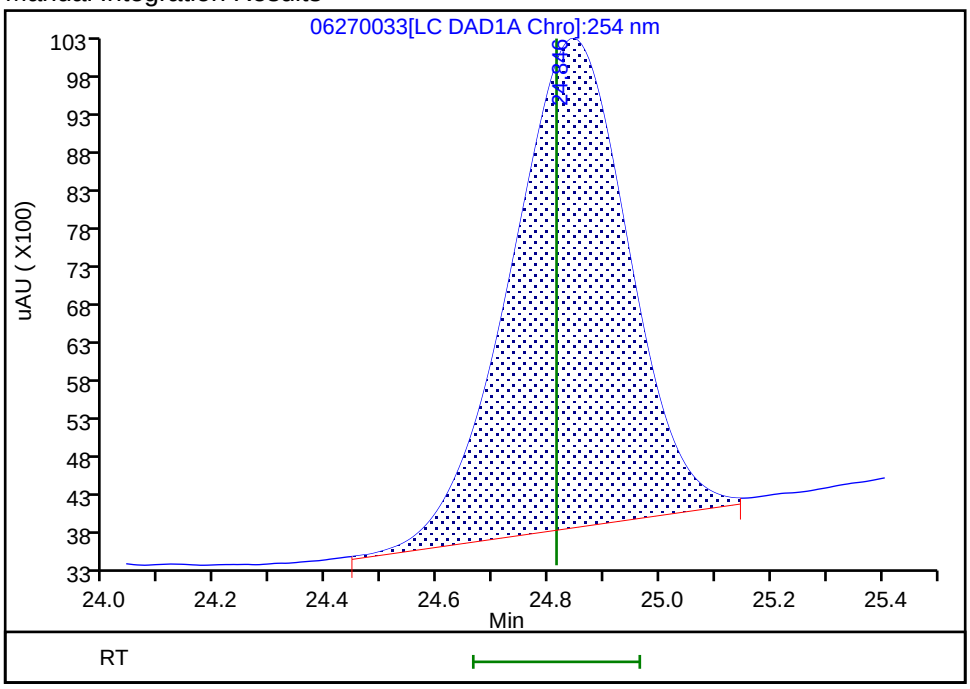

Reviewer: fiedlerh, 28-Jun-2019 13:28:40

Audit Action: Manually Integrated Audit Reason: Baseline Smoothing

Manual Integration/User Assign Peak Report

Eurofins TestAmerica, Denver

Data File:	\\chromna\Denver\ChromData\G2_LUNA\20190627-83272.b\06270033.D				
Injection Date:	28-Jun-2019 10:07:14	Instrument ID:	CHHPLC_G2_LUNA		
Lims ID:	280-124986-B-20-A	Lab Sample ID:	280-124986-20		
Client ID:	G0077-19A				
Operator ID:	HKF	ALS Bottle#:	33	Worklist Smp#:	33
Injection Vol:	100.0 ul	Dil. Factor:	1.0000		
Method:	G2_8330_Luna	Limit Group:	GCSV - 8330		
Column:	Luna-Phenyl hexyl (4.60 mm)	Detector	LC DAD1A, 254 nm		

6 HMX, CAS: 2691-41-0

Signal: 1

Processing Integration Results

RT: 7.18
Area: 15021
Amount: 0.087740
Amount Units: ug/ml

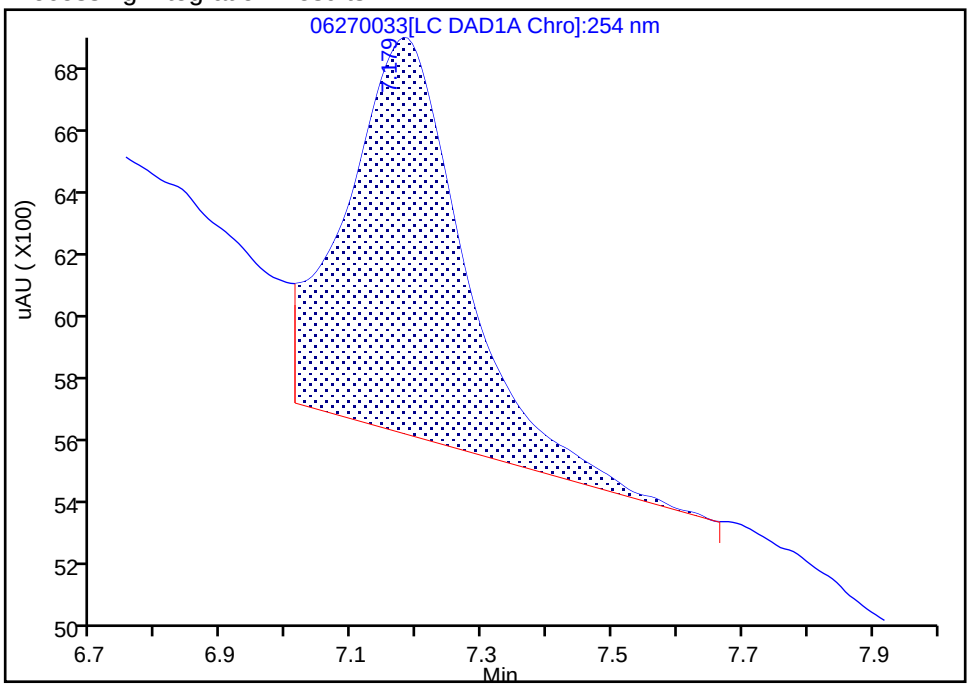

Manual Integration Results

RT: 7.18
Area: 9811
Amount: 0.057308
Amount Units: ug/ml

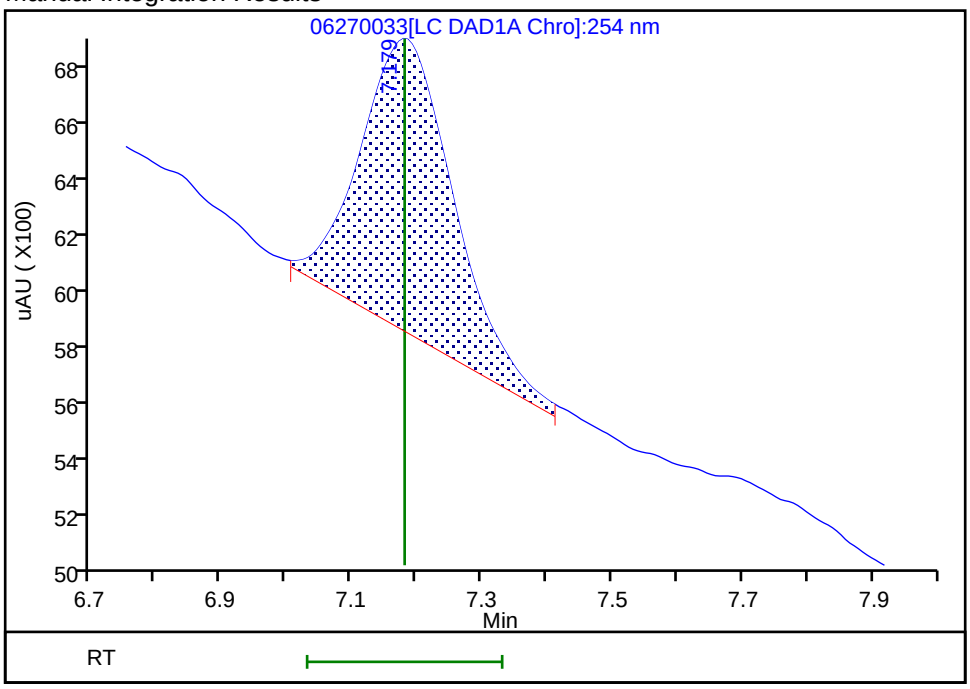

Reviewer: fiedlerh, 28-Jun-2019 13:30:17

Audit Action: Manually Integrated Audit Reason: Baseline Smoothing

Manual Integration/User Assign Peak Report

Eurofins TestAmerica, Denver

Data File:	\\chromna\Denver\ChromData\G2_LUNA\20190627-83272.b\06270033.D				
Injection Date:	28-Jun-2019 10:07:14	Instrument ID:	CHHPLC_G2_LUNA		
Lims ID:	280-124986-B-20-A	Lab Sample ID:	280-124986-20		
Client ID:	G0077-19A				
Operator ID:	HKF	ALS Bottle#:	33	Worklist Smp#:	33
Injection Vol:	100.0 ul	Dil. Factor:	1.0000		
Method:	G2_8330_Luna	Limit Group:	GCSV - 8330		
Column:	Luna-Phenyl hexyl (4.60 mm)	Detector	LC DAD1A, 254 nm		

8 RDX, CAS: 121-82-4

Signal: 1

Processing Integration Results

RT: 9.26
Area: 20100
Amount: 0.096429
Amount Units: ug/ml

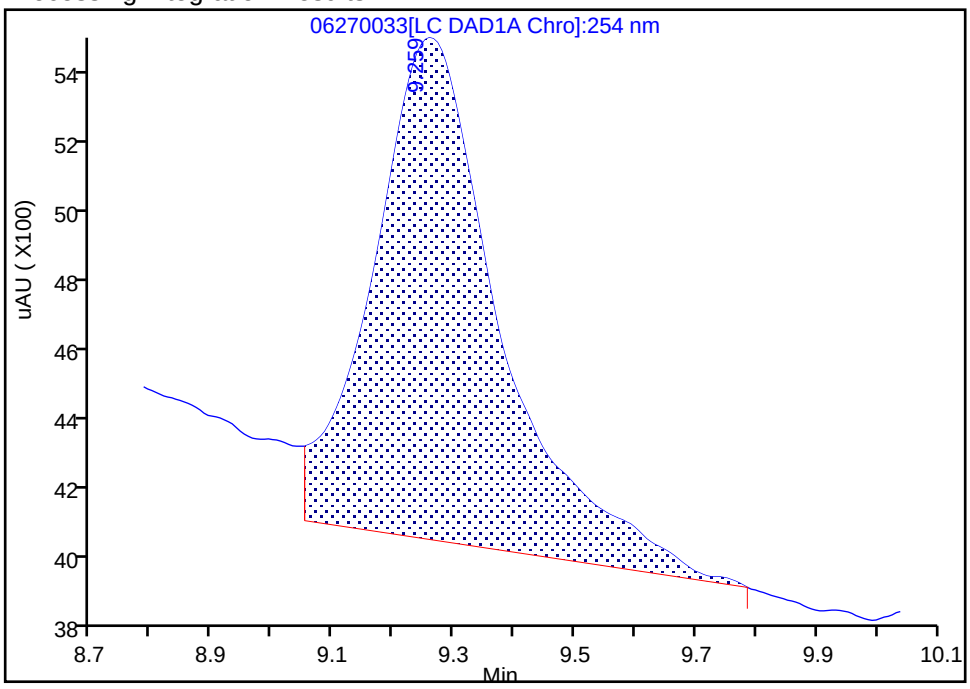

Manual Integration Results

RT: 9.26
Area: 15534
Amount: 0.074524
Amount Units: ug/ml

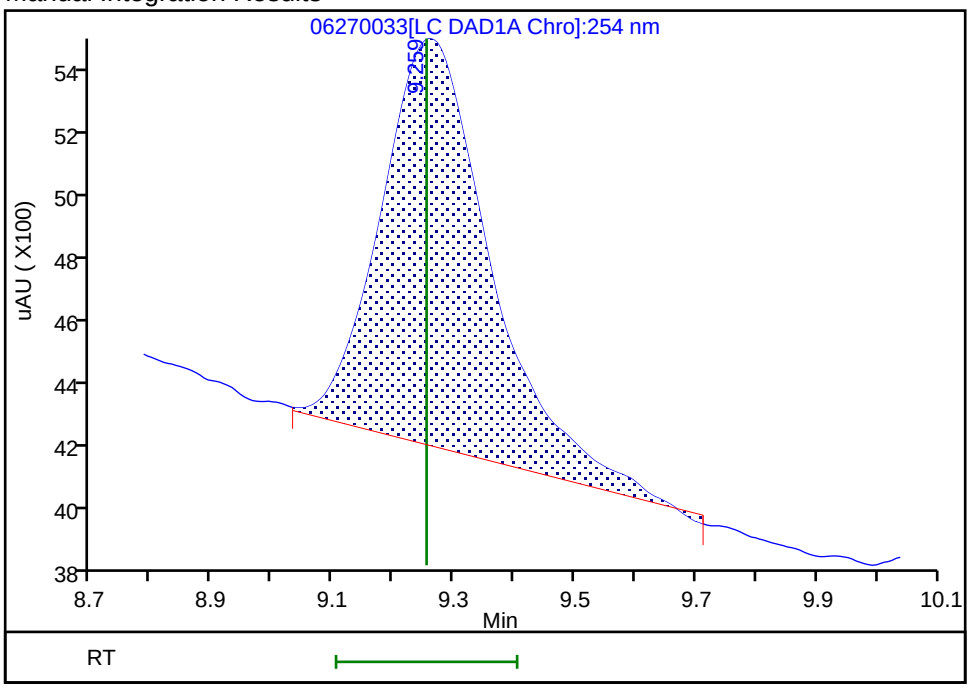

Reviewer: fiedlerh, 28-Jun-2019 13:30:20

Audit Action: Manually Integrated Audit Reason: Baseline Smoothing

User Disabled Compound Report

Eurofins TestAmerica, Denver

Data File:	\\chromna\Denver\ChromData\G2_LUNA\20190627-83272.b\06270033.D				
Injection Date:	28-Jun-2019 10:07:14	Instrument ID:	CHHPLC_G2_LUNA		
Lims ID:	280-124986-B-20-A	Lab Sample ID:	280-124986-20		
Client ID:	G0077-19A				
Operator ID:	HKF	ALS Bottle#:	33	Worklist Smp#:	33
Injection Vol:	100.0 ul	Dil. Factor:	1.0000		
Method:	G2_8330_Luna	Limit Group:	GCSV - 8330		
Column:	Luna-Phenyl hexyl (4.60 mm)	Detector	LC DAD1A, 254 nm		

22 Tetryl, CAS: 479-45-8, Signal: 1

RT: 24.01
Response: 3393
Amount: 0.010789

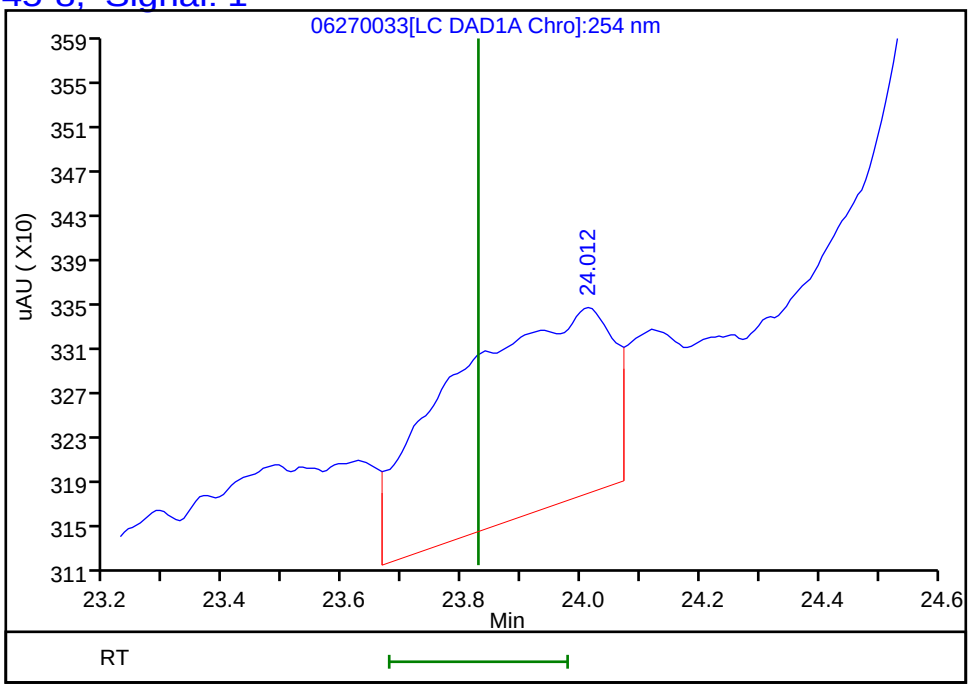

Reviewer: fiedlerh, 28-Jun-2019 13:30:23
Audit Action: Marked Compound Undetected Audit Reason: Invalid Compound ID

FORM I
HPLC/IC ORGANICS ANALYSIS DATA SHEET

Lab Name: Eurofins TestAmerica, Denver Job No.: 280-124986-1

SDG No.:

Client Sample ID: PZ020-19A Lab Sample ID: 280-124986-21

Matrix: Water Lab File ID: 06200079.D

Analysis Method: 8330A Date Collected: 06/10/2019 12:15

Extraction Method: 3535 Date Extracted: 06/14/2019 10:23

Sample wt/vol: 515.7(mL) Date Analyzed: 06/21/2019 21:28

Con. Extract Vol.: 5(mL) Dilution Factor: 1

Injection Volume: 100(uL) GC Column: UltraCarb5uODS ID: 4.6(mm)

% Moisture: GPC Cleanup:(Y/N) N

Analysis Batch No.: 462202 Units: ug/L

CAS NO.	COMPOUND NAME	RESULT	Q	LOQ	LOD	DL
99-35-4	1,3,5-Trinitrobenzene	2.3		0.97	0.39	0.19
99-65-0	1,3-Dinitrobenzene	0.19	U	0.39	0.19	0.086
118-96-7	2,4,6-Trinitrotoluene	3.0		0.39	0.39	0.16
121-14-2	2,4-Dinitrotoluene	0.19	U	0.39	0.19	0.081
606-20-2	2,6-Dinitrotoluene	0.19	U	0.19	0.19	0.063
35572-78-2	2-Amino-4,6-dinitrotoluene	1.8		0.19	0.12	0.049
88-72-2	2-Nitrotoluene	0.19	U Q M	0.39	0.19	0.083
99-08-1	3-Nitrotoluene	0.39	U Q	0.39	0.39	0.19
19406-51-0	4-Amino-2,6-dinitrotoluene	1.9		0.19	0.12	0.056
99-99-0	4-Nitrotoluene	0.39	U Q	0.97	0.39	0.19
2691-41-0	HMX	0.38	J M	0.39	0.19	0.085
5755-27-1	MNX	0.39	U	1.9	0.39	0.15
98-95-3	Nitrobenzene	0.19	U	0.39	0.19	0.088
121-82-4	RDX	0.37	J M	0.39	0.39	0.15
479-45-8	Tetryl	0.19	U M	0.23	0.19	0.077

CAS NO.	SURROGATE	%REC	Q	LIMITS
528-29-0	1,2-Dinitrobenzene	94		83-119

Eurofins TestAmerica, Denver
Target Compound Quantitation Report

Data File: \\chromna\Denver\ChromData\CHHPLC_X\20190620-83048.b\06200079.D
Lims ID: 280-124986-A-21-A
Client ID: PZ020-19A
Sample Type: Client
Inject. Date: 21-Jun-2019 21:28:50 ALS Bottle#: 79 Worklist Smp#: 79
Injection Vol: 100.0 ul Dil. Factor: 1.0000
Sample Info: 280-124986-A-21-
Misc. Info.: 280-0083048-079
Operator ID: hkf Instrument ID: CHHPLC_X3

Method: \\chromna\Denver\ChromData\CHHPLC_X\20190620-83048.b\8330_X3.m
Limit Group: GCSV - 8330
Last Update: 24-Jun-2019 09:26:35 Calib Date: 21-Jun-2019 03:13:40
Integrator: Falcon
Quant Method: External Standard Quant By: Initial Calibration
Last ICal File: \\chromna\Denver\ChromData\CHHPLC_X\20190620-83048.b\06200032.D

Column 1 : UltraCarb5uODS (20) (4.60 mm) Det: LC DAD1B, 254 nm
Process Host: CTX0327

First Level Reviewer: fiedlerh Date: 24-Jun-2019 08:53:15

	Compound	Det	RT (min.)	Exp RT (min.)	Dlt RT (min.)	Response	OnCol Amt ug/mL	Flags
	3 HMX	1	6.594	6.632	-0.038	3527	0.0397	M
	6 MNX	1		7.339			ND	
	7 RDX	1	7.741	7.746	-0.005	4022	0.0384	M
$	9 1,2-Dinitrobenzene	1	8.727	8.726	0.001	25668	0.1889	
	10 1,3,5-Trinitrobenzene	1	8.887	8.879	0.008	55389	0.2375	
	11 1,3-Dinitrobenzene	1		9.539			ND	
	12 Nitrobenzene	1		9.925			ND	
	14 Tetryl	1		10.245			ND	U
	16 2,4,6-Trinitrotoluene	1	11.207	11.199	0.008	68287	0.3109	
	17 4-Amino-2,6-dinitrotoluene	1	11.380	11.372	0.008	32567	0.2003	
	18 2-Amino-4,6-dinitrotoluene	1	11.667	11.659	0.008	37817	0.1871	
	19 2,6-Dinitrotoluene	1		11.812			ND	
	20 2,4-Dinitrotoluene	1		12.005			ND	
	21 o-Nitrotoluene	1		12.845			ND	U
	22 p-Nitrotoluene	1	13.247	13.279	-0.032	1254	0.0111	
	23 m-Nitrotoluene	1		13.872			ND	

QC Flag Legend

Review Flags
M - Manually Integrated
U - Marked Undetected

Report Date: 24-Jun-2019 09:26:40 Chrom Revision: 2.3 20-Jun-2019 20:50:56

Eurofins TestAmerica, Denver

Data File:	\\chromna\Denver\ChromData\CHHPLC_X\20190620-83048.b\06200079.D				
Injection Date:	21-Jun-2019 21:28:50	Instrument ID:	CHHPLC_X3	Operator ID:	hkf
Lims ID:	280-124986-A-21-A	Lab Sample ID:	280-124986-21	Worklist Smp#:	79
Client ID:	PZ020-19A				
Injection Vol:	100.0 ul	Dil. Factor:	1.0000	ALS Bottle#:	79
Method:	8330_X3	Limit Group:	GCSV - 8330		

Column: UltraCarb5uODS (20) (4.60 mm) Y Scaling: Method Defined: Scale to the Nth Largest Target: 1

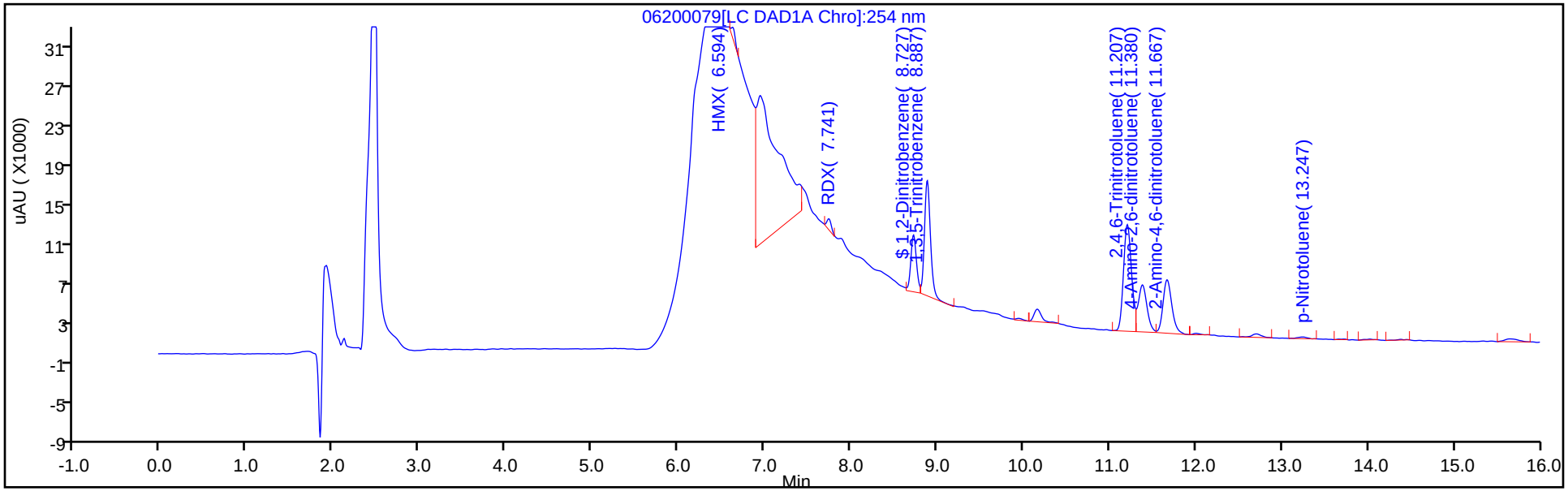

Y Scaling: Method Defined: Scale to the Nth Largest Target: 1

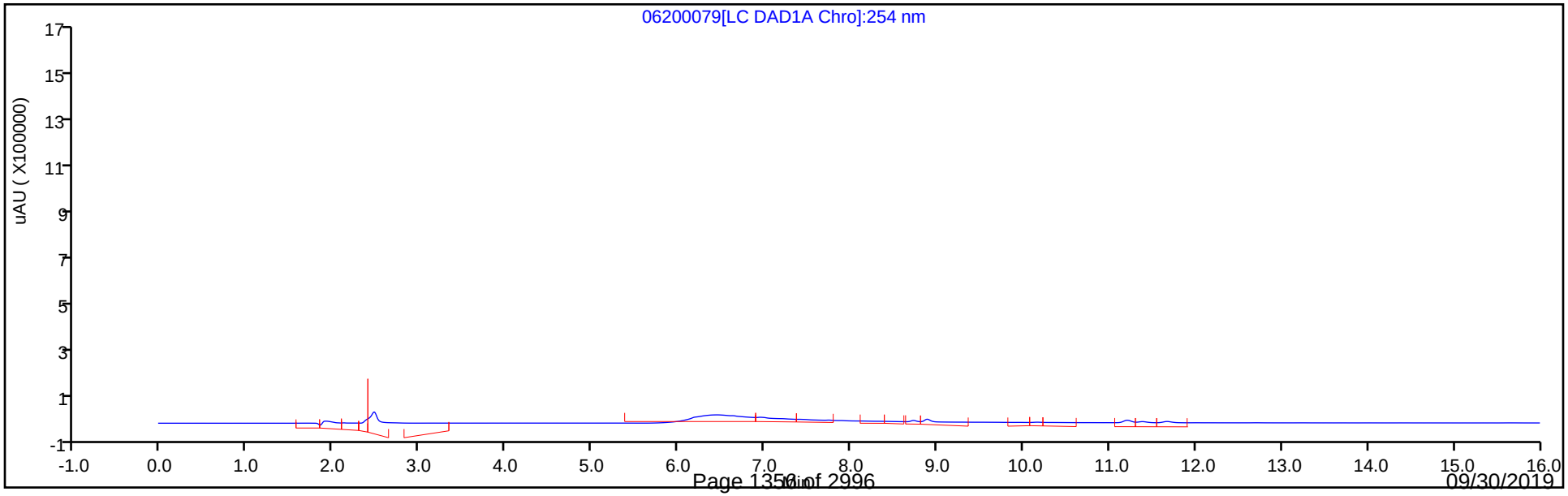

Eurofins TestAmerica, Denver
Recovery Report

Data File:	\\chromna\Denver\ChromData\CHHPLC_X\20190620-83048.b\06200079.D				
Lims ID:	280-124986-A-21-A				
Client ID:	PZ020-19A				
Sample Type:	Client				
Inject. Date:	21-Jun-2019 21:28:50	ALS Bottle#:	79	Worklist Smp#:	79
Injection Vol:	100.0 ul	Dil. Factor:	1.0000		
Sample Info:	280-124986-A-21-				
Misc. Info.:	280-0083048-079				
Operator ID:	hkf	Instrument ID:	CHHPLC_X3		
Method:	\\chromna\Denver\ChromData\CHHPLC_X\20190620-83048.b\8330_X3.m				
Limit Group:	GCSV - 8330				
Last Update:	24-Jun-2019 09:26:35	Calib Date:	21-Jun-2019 03:13:40		
Integrator:	Falcon				
Quant Method:	External Standard	Quant By:	Initial Calibration		
Last ICal File:	\\chromna\Denver\ChromData\CHHPLC_X\20190620-83048.b\06200032.D				
Column 1 :	UltraCarb5uODS (20) (4.60 mm)		Det: LC DAD1B, 254 nm		
Process Host:	CTX0327				
First Level Reviewer: fiedlerh		Date:	24-Jun-2019 08:53:15		

Compound	Amount Added	Amount Recovered	% Rec.
$ 9 1,2-Dinitrobenzene	0.2000	0.1889	94.44

User Disabled Compound Report

Eurofins TestAmerica, Denver

Data File:	\\chromna\Denver\ChromData\CHHPLC_X\20190620-83048.b\06200079.D				
Injection Date:	21-Jun-2019 21:28:50	Instrument ID:	CHHPLC_X3		
Lims ID:	280-124986-A-21-A	Lab Sample ID:	280-124986-21		
Client ID:	PZ020-19A				
Operator ID:	hkf	ALS Bottle#:	79	Worklist Smp#:	79
Injection Vol:	100.0 ul	Dil. Factor:	1.0000		
Method:	8330_X3	Limit Group:	GCSV - 8330		
Column:	UltraCarb5uODS (20) (4.60 mm)	Detector	LC DAD1B, 254 nm		

21 o-Nitrotoluene, CAS: 88-72-2, Signal: 1

RT: 12.71
Response: 2680
Amount: 0.020573

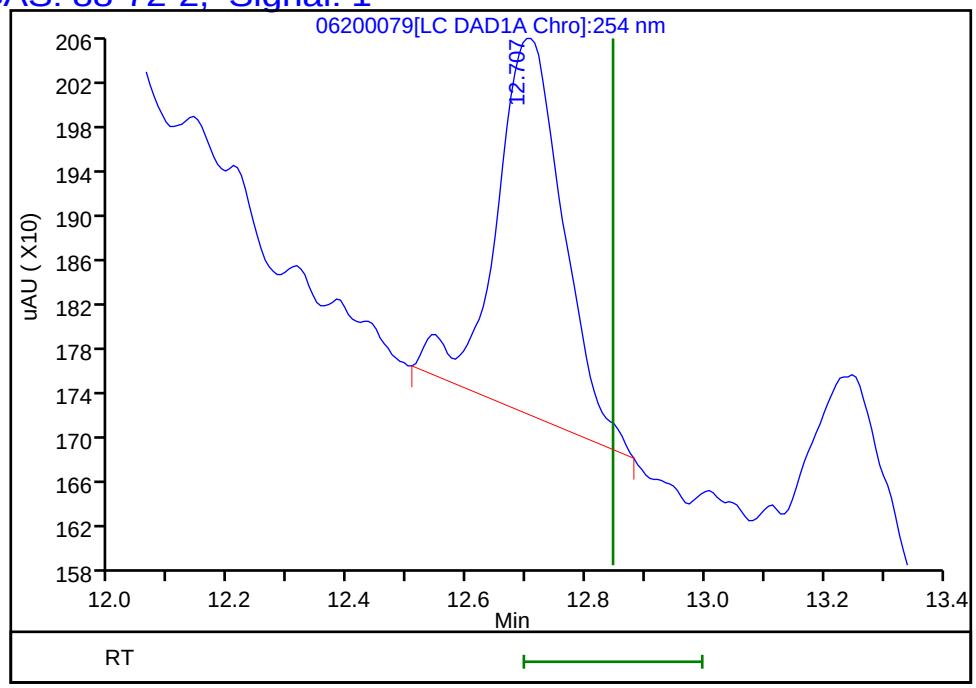

Reviewer: fiedlerh, 24-Jun-2019 08:53:15
Audit Action: Marked Compound Undetected Audit Reason: Invalid Compound ID

Manual Integration/User Assign Peak Report

Eurofins TestAmerica, Denver

Data File:	\\chromna\Denver\ChromData\CHHPLC_X\20190620-83048.b\06200079.D		
Injection Date:	21-Jun-2019 21:28:50	Instrument ID:	CHHPLC_X3
Lims ID:	280-124986-A-21-A	Lab Sample ID:	280-124986-21
Client ID:	PZ020-19A		
Operator ID:	hkf	ALS Bottle#:	79 Worklist Smp#: 79
Injection Vol:	100.0 ul	Dil. Factor:	1.0000
Method:	8330_X3	Limit Group:	GCSV - 8330
Column:	UltraCarb5uODS (20) (4.60 mm)	Detector	LC DAD1B, 254 nm

3 HMX, CAS: 2691-41-0

Signal: 1

Processing Integration Results

RT: 6.63
Area: 345673
Amount: 3.891497
Amount Units: ug/mL

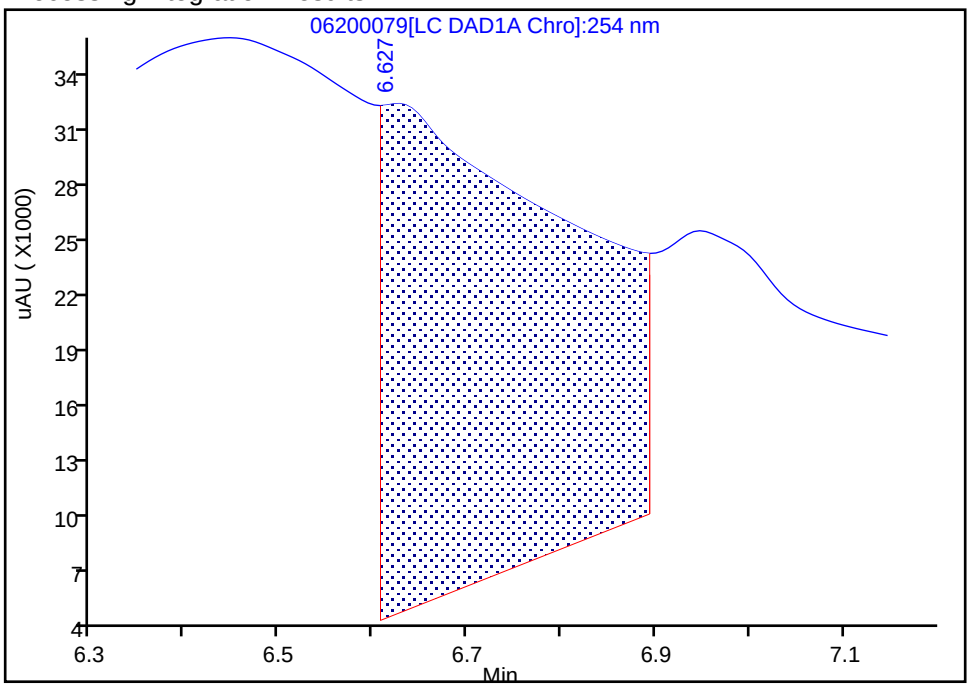

Manual Integration Results

RT: 6.59
Area: 3527
Amount: 0.039706
Amount Units: ug/mL

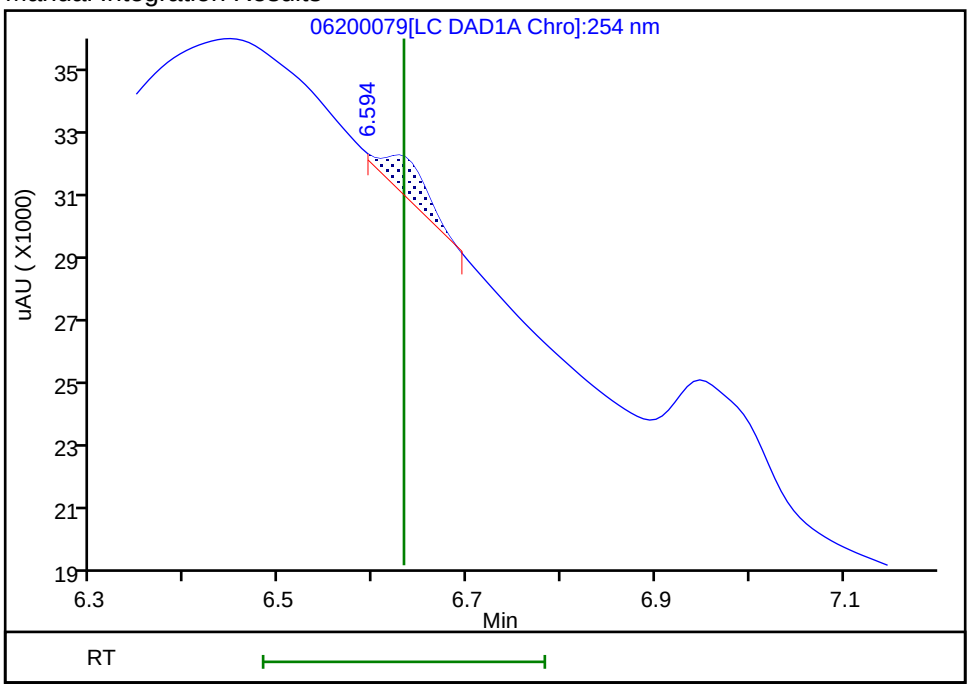

Reviewer: fiedlerh, 24-Jun-2019 08:52:53

Audit Action: Manually Integrated Audit Reason: Baseline Smoothing

Manual Integration/User Assign Peak Report

Eurofins TestAmerica, Denver

Data File:	\\chromna\Denver\ChromData\CHHPLC_X\20190620-83048.b\06200079.D				
Injection Date:	21-Jun-2019 21:28:50	Instrument ID:	CHHPLC_X3		
Lims ID:	280-124986-A-21-A	Lab Sample ID:	280-124986-21		
Client ID:	PZ020-19A				
Operator ID:	hkf	ALS Bottle#:	79	Worklist Smp#:	79
Injection Vol:	100.0 ul	Dil. Factor:	1.0000		
Method:	8330_X3	Limit Group:	GCSV - 8330		
Column:	UltraCarb5uODS (20) (4.60 mm)	Detector	LC DAD1B, 254 nm		

7 RDX, CAS: 121-82-4

Signal: 1

Processing Integration Results

RT: 7.74
Area: 7203
Amount: 0.068779
Amount Units: ug/mL

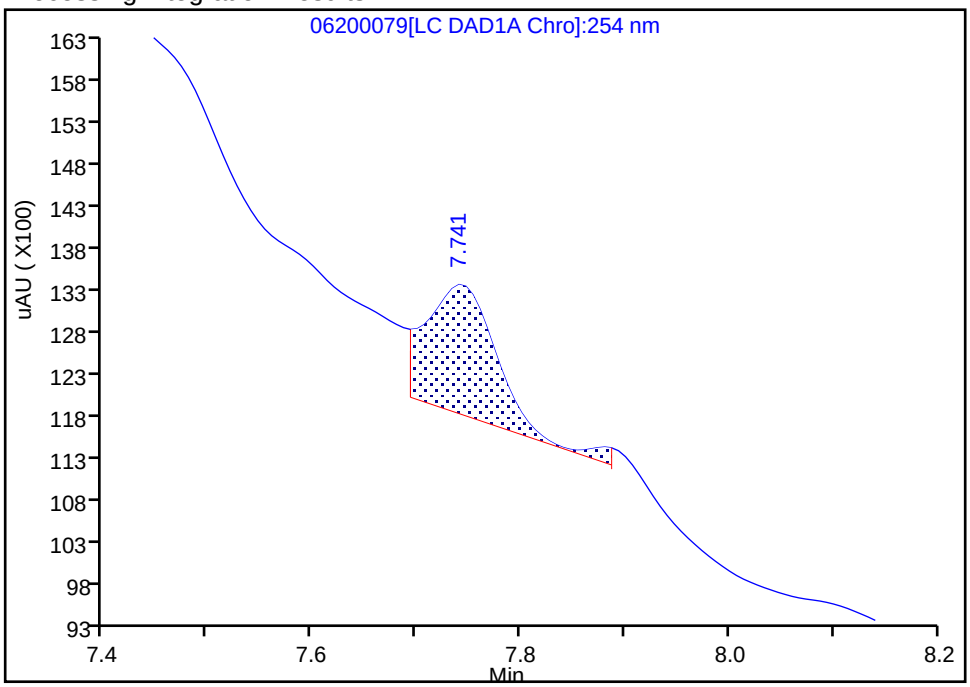

Manual Integration Results

RT: 7.74
Area: 4022
Amount: 0.038405
Amount Units: ug/mL

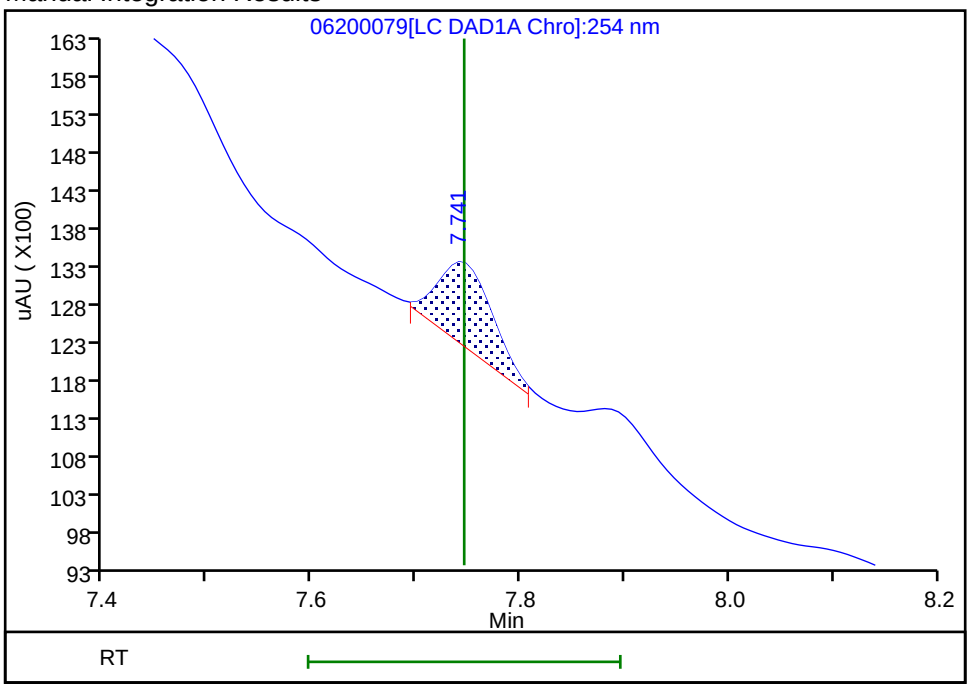

Reviewer: fiedlerh, 24-Jun-2019 08:53:02

Audit Action: Manually Integrated Audit Reason: Baseline Smoothing

User Disabled Compound Report

Eurofins TestAmerica, Denver

Data File: \\chromna\Denver\ChromData\CHHPLC_X\20190620-83048.b\06200079.D

Injection Date:	21-Jun-2019 21:28:50	Instrument ID:	CHHPLC_X3		
Lims ID:	280-124986-A-21-A	Lab Sample ID:	280-124986-21		
Client ID:	PZ020-19A				
Operator ID:	hkf	ALS Bottle#:	79	Worklist Smp#:	79
Injection Vol:	100.0 ul	Dil. Factor:	1.0000		
Method:	8330_X3	Limit Group:	GCSV - 8330		
Column:	UltraCarb5uODS (20) (4.60 mm)	Detector	LC DAD1B, 254 nm		

14 Tetryl, CAS: 479-45-8, Signal: 1

RT: 10.16
Response: 7644
Amount: 0.046709

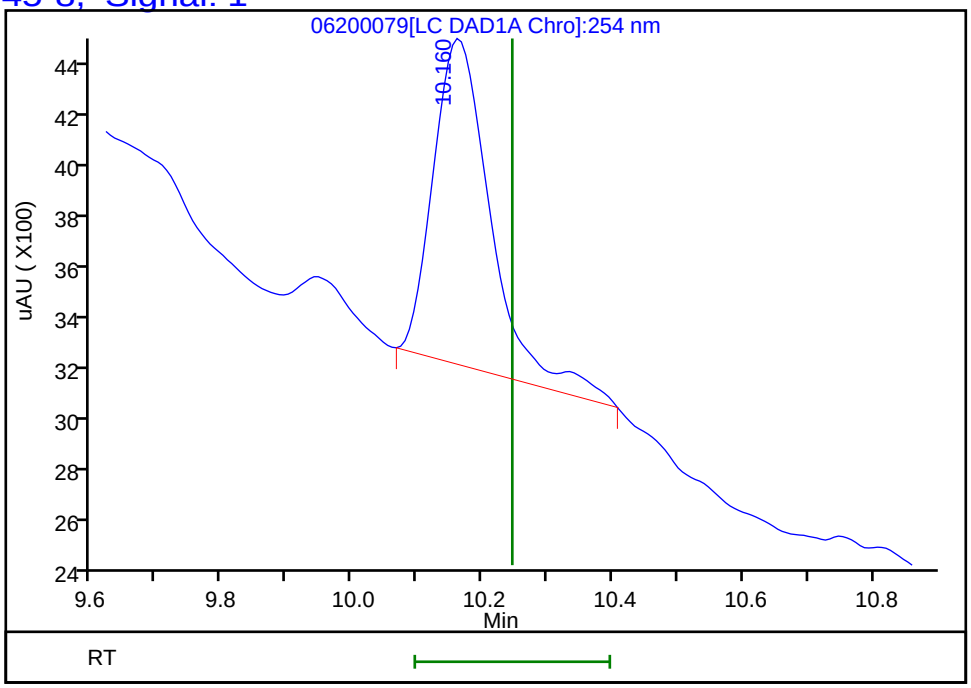

Reviewer: fiedlerh, 24-Jun-2019 08:53:15
Audit Action: Marked Compound Undetected Audit Reason: Invalid Compound ID

FORM I
HPLC/IC ORGANICS ANALYSIS DATA SHEET

Lab Name: Eurofins TestAmerica, Denver Job No.: 280-124986-1

SDG No.:

Client Sample ID: PZ020-19A Lab Sample ID: 280-124986-21

Matrix: Water Lab File ID: 06240017.D

Analysis Method: 8330A Date Collected: 06/10/2019 12:15

Extraction Method: 3535 Date Extracted: 06/14/2019 10:23

Sample wt/vol: 515.7(mL) Date Analyzed: 06/24/2019 21:52

Con. Extract Vol.: 5(mL) Dilution Factor: 1

Injection Volume: 100(uL) GC Column: Luna-phenylhex ID: 4.6(mm)

% Moisture: GPC Cleanup:(Y/N) N

Analysis Batch No.: 462508 Units: ug/L

CAS NO.	SURROGATE	%REC	Q	LIMITS
528-29-0	1,2-Dinitrobenzene	108		83-119

Eurofins TestAmerica, Denver
Target Compound Quantitation Report

Data File: \\chromna\Denver\ChromData\G2_LUNA\20190624-83137.b\06240017.D
Lims ID: 280-124986-A-21-A
Client ID: PZ020-19A
Sample Type: Client
Inject. Date: 24-Jun-2019 21:52:55 ALS Bottle#: 17 Worklist Smp#: 17
Injection Vol: 100.0 ul Dil. Factor: 1.0000
Sample Info: 280-124986-A-21-
Misc. Info.: 280-0083137-017
Operator ID: HKF Instrument ID: CHHPLC_G2_LUNA

Method: \\chromna\Denver\ChromData\G2_LUNA\20190624-83137.b\G2_8330_Luna.m
Limit Group: GCSV - 8330
Last Update: 25-Jun-2019 10:50:09 Calib Date: 08-May-2019 00:28:23
Integrator: Falcon
Quant Method: External Standard Quant By: Initial Calibration
Last ICal File: \\chromna\Denver\ChromData\G2_LUNA\20190507-81649.b\05070023.D

Column 1 : Luna-Phenyl hexyl (4.60 mm) Det: LC DAD1A, 254 nm
Process Host: CTX0328

First Level Reviewer: fiedlerh Date: 25-Jun-2019 10:37:15

	Compound	Det	RT (min.)	Exp RT (min.)	Dlt RT (min.)	Response	OnCol Amt ug/ml	Flags
	6 HMX	1	7.207	7.203	0.004	8547	0.0499	M
	7 MNX	1		7.848			ND	
	8 RDX	1	9.287	9.283	0.004	9322	0.0447	M
	9 Nitrobenzene	1		12.263			ND	
$	10 1,2-Dinitrobenzene	1	13.314	13.296	0.018	59979	0.2166	
	12 1,3-Dinitrobenzene	1		15.823			ND	
	14 o-Nitrotoluene	1		16.629			ND	
	15 p-Nitrotoluene	1		16.963			ND	
	16 4-Amino-2,6-dinitrotoluene	1	17.407	17.383	0.024	62587	0.2105	
	17 m-Nitrotoluene	1	17.934	17.876	0.058	3783	0.0129	
	18 2-Amino-4,6-dinitrotoluene	1	18.434	18.416	0.018	77513	0.1802	
	19 1,3,5-Trinitrobenzene	1	19.154	19.129	0.025	109433	0.2392	
	20 2,6-Dinitrotoluene	1		19.983			ND	
	21 2,4-Dinitrotoluene	1		20.543			ND	
	22 Tetryl	1		23.876			ND	
	23 2,4,6-Trinitrotoluene	1	24.880	24.856	0.024	142184	0.3491	

QC Flag Legend

Review Flags
M - Manually Integrated

Report Date: 25-Jun-2019 10:50:36 Chrom Revision: 2.3 20-Jun-2019 20:50:56

Eurofins TestAmerica, Denver

Data File:	\\chromna\Denver\ChromData\G2_LUNA\20190624-83137.b\06240017.D				
Injection Date:	24-Jun-2019 21:52:55	Instrument ID:	CHHPLC_G2_LUNA	Operator ID:	HKF
Lims ID:	280-124986-A-21-A	Lab Sample ID:	280-124986-21	Worklist Smp#:	17
Client ID:	PZ020-19A				
Injection Vol:	100.0 ul	Dil. Factor:	1.0000	ALS Bottle#:	17
Method:	G2_8330_Luna	Limit Group:	GCSV - 8330		

Column: Luna-Phenyl hexyl (4.60 mm) Y Scaling: Method Defined: Scale to the Nth Largest Peak: 1

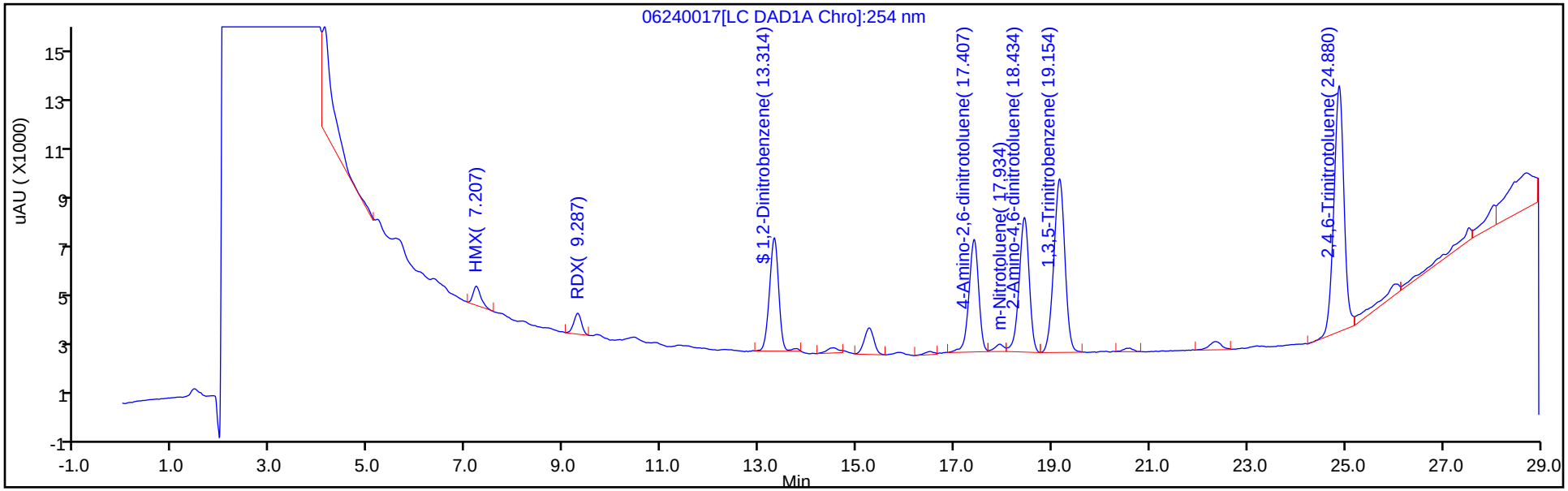

Y Scaling: Method Defined: Scale to the Nth Largest Peak: 1

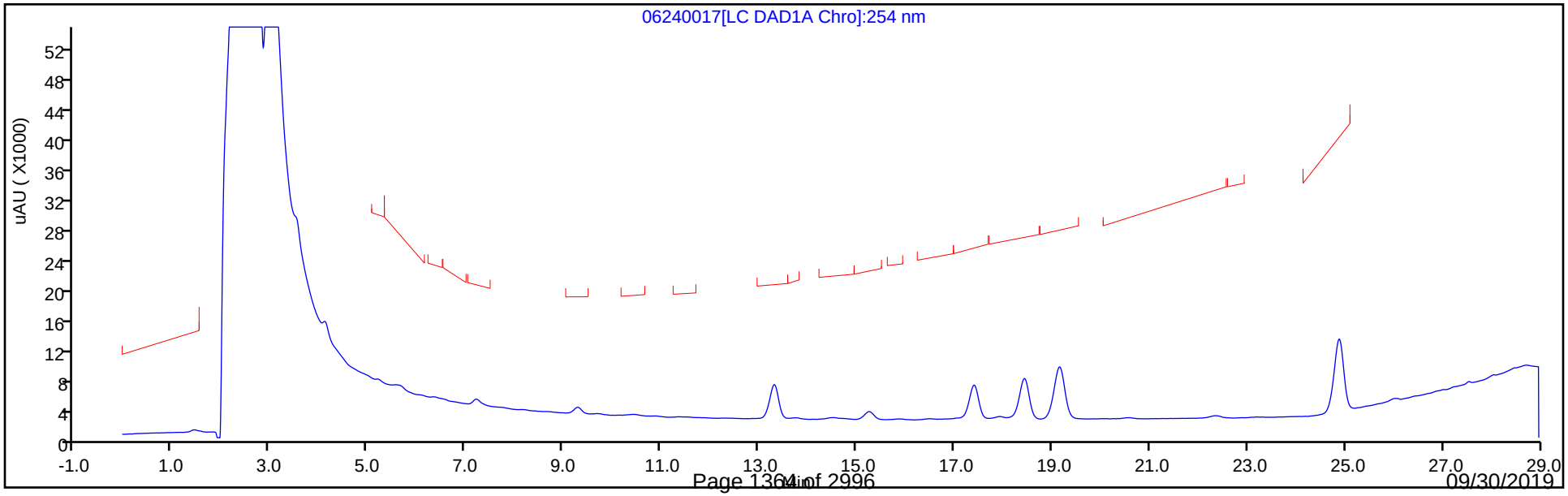

Eurofins TestAmerica, Denver
Recovery Report

Data File:	\\chromna\Denver\ChromData\G2_LUNA\20190624-83137.b\06240017.D				
Lims ID:	280-124986-A-21-A				
Client ID:	PZ020-19A				
Sample Type:	Client				
Inject. Date:	24-Jun-2019 21:52:55	ALS Bottle#:	17	Worklist Smp#:	17
Injection Vol:	100.0 ul	Dil. Factor:	1.0000		
Sample Info:	280-124986-A-21-				
Misc. Info.:	280-0083137-017				
Operator ID:	HKF	Instrument ID:	CHHPLC_G2_LUNA		
Method:	\\chromna\Denver\ChromData\G2_LUNA\20190624-83137.b\G2_8330_Luna.m				
Limit Group:	GCSV - 8330				
Last Update:	25-Jun-2019 10:50:09	Calib Date:	08-May-2019 00:28:23		
Integrator:	Falcon				
Quant Method:	External Standard	Quant By:	Initial Calibration		
Last ICal File:	\\chromna\Denver\ChromData\G2_LUNA\20190507-81649.b\05070023.D				
Column 1 :	Luna-Phenyl hexyl (4.60 mm)		Det: LC DAD1A, 254 nm		
Process Host:	CTX0328				
First Level Reviewer: fiedlerh		Date:	25-Jun-2019 10:37:15		

Compound	Amount Added	Amount Recovered	% Rec.
$ 10 1,2-Dinitrobenzene	0.2000	0.2166	108.32

Manual Integration/User Assign Peak Report

Eurofins TestAmerica, Denver

Data File:	\\chromna\Denver\ChromData\G2_LUNA\20190624-83137.b\06240017.D				
Injection Date:	24-Jun-2019 21:52:55	Instrument ID:	CHHPLC_G2_LUNA		
Lims ID:	280-124986-A-21-A	Lab Sample ID:	280-124986-21		
Client ID:	PZ020-19A				
Operator ID:	HKF	ALS Bottle#:	17	Worklist Smp#:	17
Injection Vol:	100.0 ul	Dil. Factor:	1.0000		
Method:	G2_8330_Luna	Limit Group:	GCSV - 8330		
Column:	Luna-Phenyl hexyl (4.60 mm)	Detector	LC DAD1A, 254 nm		

6 HMX, CAS: 2691-41-0

Signal: 1

Processing Integration Results

RT: 7.21
Area: 12365
Amount: 0.072226
Amount Units: ug/ml

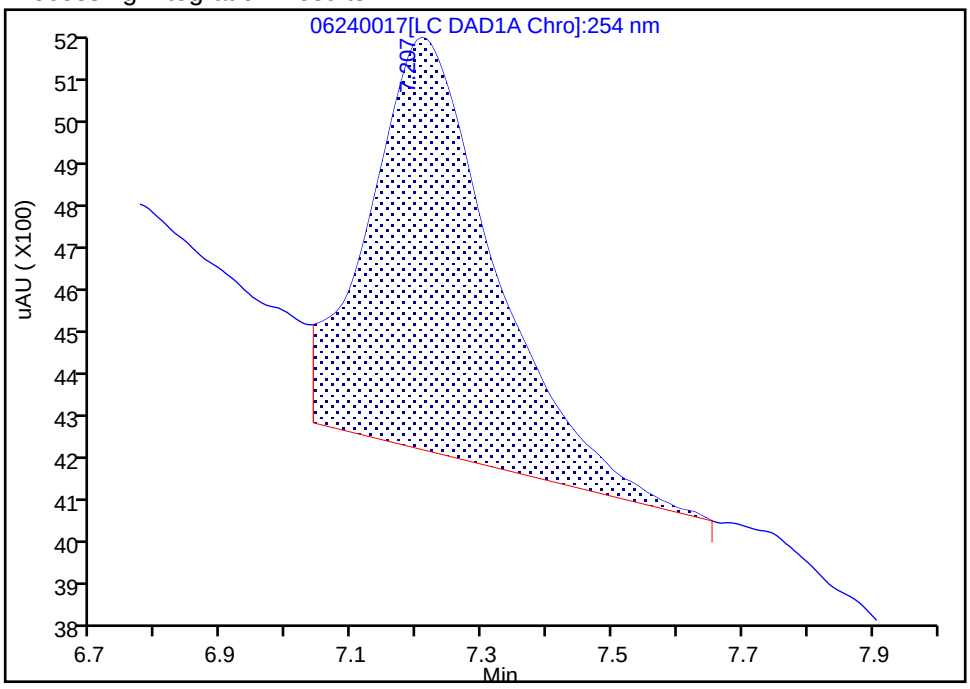

Manual Integration Results

RT: 7.21
Area: 8547
Amount: 0.049925
Amount Units: ug/ml

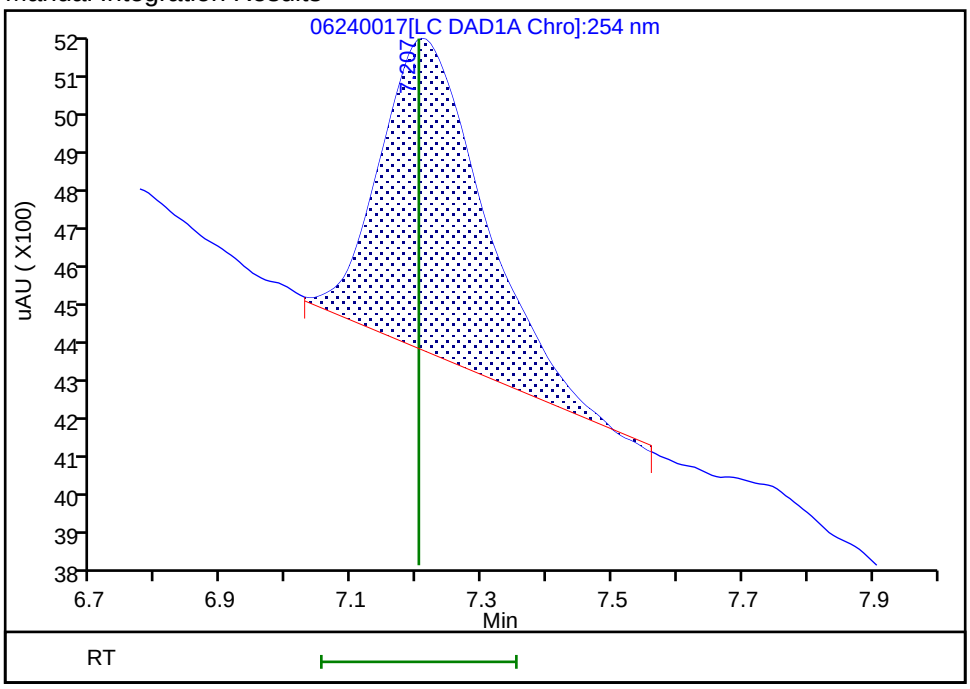

Reviewer: fiedlerh, 25-Jun-2019 10:36:58

Audit Action: Manually Integrated Audit Reason: Baseline Smoothing

Manual Integration/User Assign Peak Report

Eurofins TestAmerica, Denver

Data File:	\\chromna\Denver\ChromData\G2_LUNA\20190624-83137.b\06240017.D				
Injection Date:	24-Jun-2019 21:52:55	Instrument ID:	CHHPLC_G2_LUNA		
Lims ID:	280-124986-A-21-A	Lab Sample ID:	280-124986-21		
Client ID:	PZ020-19A				
Operator ID:	HKF	ALS Bottle#:	17	Worklist Smp#:	17
Injection Vol:	100.0 ul	Dil. Factor:	1.0000		
Method:	G2_8330_Luna	Limit Group:	GCSV - 8330		
Column:	Luna-Phenyl hexyl (4.60 mm)	Detector	LC DAD1A, 254 nm		

8 RDX, CAS: 121-82-4

Signal: 1

Processing Integration Results

RT: 9.29
Area: 10186
Amount: 0.048867
Amount Units: ug/ml

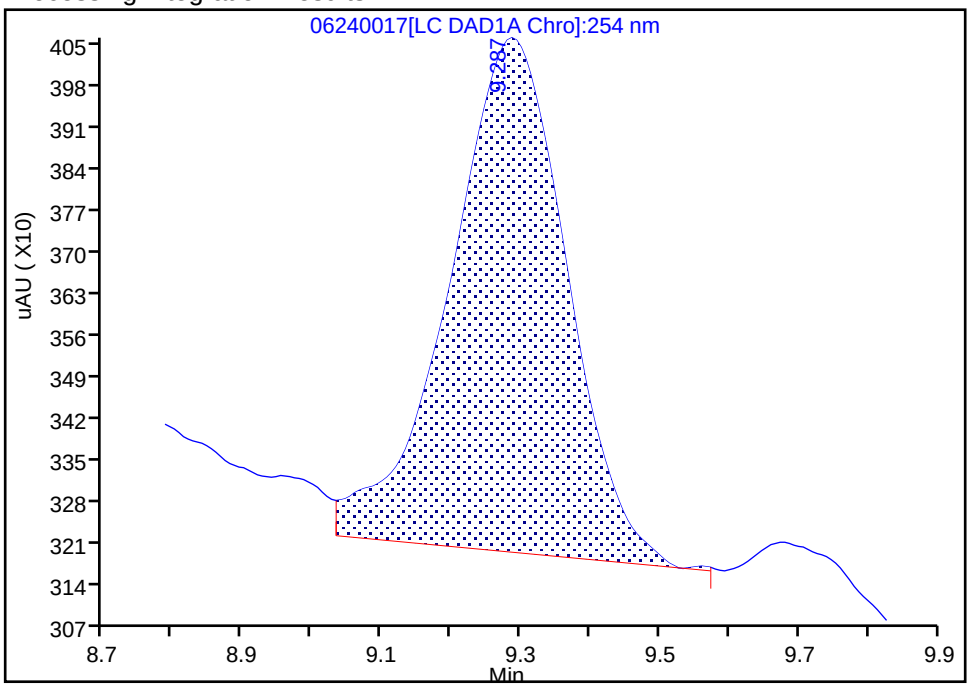

Manual Integration Results

RT: 9.29
Area: 9322
Amount: 0.044722
Amount Units: ug/ml

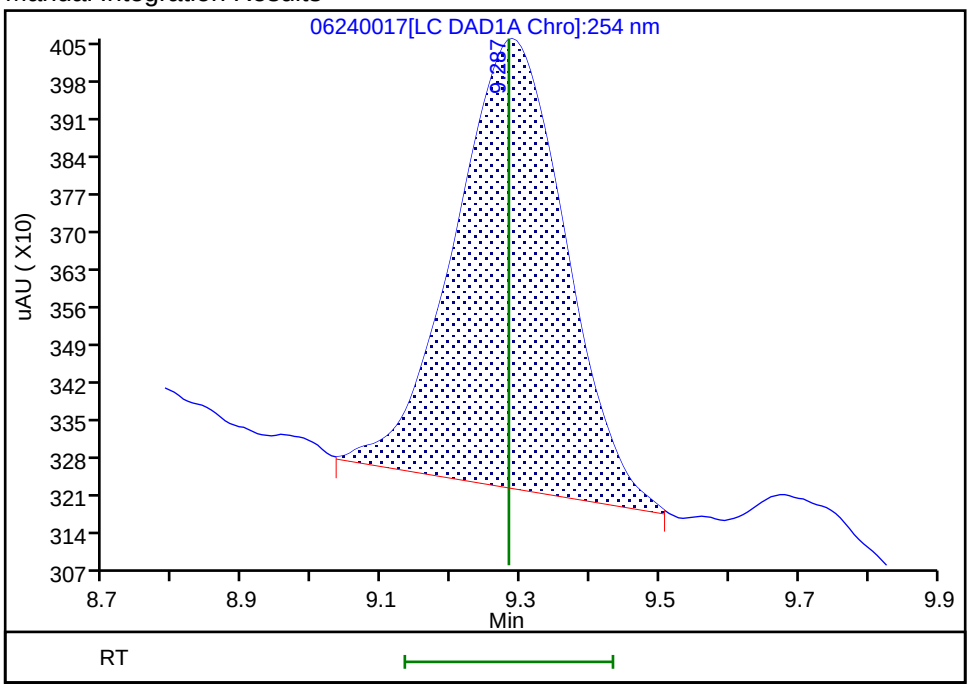

Reviewer: fiedlerh, 25-Jun-2019 10:37:03

Audit Action: Manually Integrated Audit Reason: Baseline Smoothing

FORM I
HPLC/IC ORGANICS ANALYSIS DATA SHEET

Lab Name: Eurofins TestAmerica, Denver Job No.: 280-124986-1

SDG No.:

Client Sample ID: PZ020-19A RE Lab Sample ID: 280-124986-21 RE

Matrix: Water Lab File ID: 07020061.D

Analysis Method: 8330A Date Collected: 06/10/2019 12:15

Extraction Method: 3535 Date Extracted: 06/18/2019 15:47

Sample wt/vol: 520.8(mL) Date Analyzed: 07/03/2019 06:35

Con. Extract Vol.: 5(mL) Dilution Factor: 1

Injection Volume: 100(uL) GC Column: UltraCarb5uODS ID: 4.6(mm)

% Moisture: GPC Cleanup:(Y/N) N

Analysis Batch No.: 463366 Units: ug/L

CAS NO.	COMPOUND NAME	RESULT	Q	LOQ	LOD	DL
99-35-4	*1,3,5-Trinitrobenzene*	*1.9*	*H M*	*0.96*	0.38	*0.19*
99-65-0	*1,3-Dinitrobenzene*	*0.19*	*U H*	*0.38*	0.19	*0.085*
118-96-7	*2,4,6-Trinitrotoluene*	*2.7*	*H*	*0.38*	0.38	*0.15*
121-14-2	*2,4-Dinitrotoluene*	*0.19*	*U H*	*0.38*	0.19	*0.080*
606-20-2	*2,6-Dinitrotoluene*	*0.19*	*U H*	*0.19*	0.19	*0.062*
35572-78-2	*2-Amino-4,6-dinitrotoluene*	*1.6*	*H*	*0.19*	0.12	*0.049*
88-72-2	*2-Nitrotoluene*	*0.19*	*U H*	*0.38*	0.19	*0.082*
99-08-1	*3-Nitrotoluene*	*0.38*	*U H M*	*0.38*	0.38	*0.19*
19406-51-0	*4-Amino-2,6-dinitrotoluene*	*1.7*	*H*	*0.19*	0.12	*0.055*
99-99-0	*4-Nitrotoluene*	*0.38*	*U H M*	*0.96*	0.38	*0.19*
2691-41-0	*HMX*	*0.19*	*U H*	*0.38*	0.19	*0.084*
5755-27-1	*MNX*	*0.38*	*U H*	*1.9*	0.38	*0.15*
98-95-3	*Nitrobenzene*	*0.19*	*U H*	*0.38*	0.19	*0.087*
121-82-4	*RDX*	*0.34*	*J H J1 M*	*0.38*	0.38	*0.15*
479-45-8	*Tetryl*	*0.19*	*U H M*	*0.23*	0.19	*0.076*

CAS NO.	SURROGATE	%REC	Q	LIMITS
528-29-0	1,2-Dinitrobenzene	102	*M*	83-119

Eurofins TestAmerica, Denver
Target Compound Quantitation Report

Data File: \\chromna\Denver\ChromData\CHHPLC_X\20190702-83402.b\07020061.D
Lims ID: 280-124986-B-21-A
Client ID: PZ020-19A
Sample Type: Client
Inject. Date: 03-Jul-2019 06:35:59 ALS Bottle#: 61 Worklist Smp#: 61
Injection Vol: 100.0 ul Dil. Factor: 1.0000
Sample Info: 280-124986-B-21-
Misc. Info.: 280-0083402-061
Operator ID: hkf Instrument ID: CHHPLC_X3

Method: \\chromna\Denver\ChromData\CHHPLC_X\20190702-83402.b\8330_X3.m
Limit Group: GCSV - 8330
Last Update: 03-Jul-2019 10:48:25 Calib Date: 02-Jul-2019 00:18:07
Integrator: Falcon
Quant Method: External Standard Quant By: Initial Calibration
Last ICal File: \\chromna\Denver\ChromData\CHHPLC_X\20190701-83376.b\07010032.D

Column 1 : UltraCarb5uODS (20) (4.60 mm) Det: LC DAD1B, 254 nm
Process Host: CTX0326

First Level Reviewer: fiedlerh Date: 03-Jul-2019 09:28:32

	Compound	Det	RT (min.)	Exp RT (min.)	Dlt RT (min.)	Response	OnCol Amt ug/mL	Flags
	3 HMX	1		6.647			ND	
	6 MNX	1		7.343			ND	
	7 RDX	1	7.752	7.767	-0.015	3990	0.0359	M
$	9 1,2-Dinitrobenzene	1	8.738	8.754	-0.016	28343	0.2034	M
	10 1,3,5-Trinitrobenzene	1	8.898	8.907	-0.009	49687	0.2027	M
	11 1,3-Dinitrobenzene	1		9.574			ND	
	12 Nitrobenzene	1		9.961			ND	
	14 Tetryl	1		10.294			ND	MU
	16 2,4,6-Trinitrotoluene	1	11.232	11.247	-0.015	64345	0.2831	
	17 4-Amino-2,6-dinitrotoluene	1	11.425	11.441	-0.016	29399	0.1767	
	18 2-Amino-4,6-dinitrotoluene	1	11.718	11.734	-0.016	34164	0.1665	
	19 2,6-Dinitrotoluene	1		11.867			ND	
	20 2,4-Dinitrotoluene	1		12.061			ND	
	21 o-Nitrotoluene	1		12.907			ND	
	22 p-Nitrotoluene	1		13.347			ND	U
	23 m-Nitrotoluene	1		13.947			ND	U

QC Flag Legend

Review Flags
M - Manually Integrated
U - Marked Undetected

Report Date: 03-Jul-2019 11:01:52 Chrom Revision: 2.3 20-Jun-2019 20:50:56

Eurofins TestAmerica, Denver

Data File: \\chromna\Denver\ChromData\CHHPLC_X\20190702-83402.b\07020061.D

Injection Date:	03-Jul-2019 06:35:59	Instrument ID:	CHHPLC_X3	Operator ID:	hkf
Lims ID:	280-124986-B-21-A	Lab Sample ID:	280-124986-21	Worklist Smp#:	61
Client ID:	PZ020-19A				
Injection Vol:	100.0 ul	Dil. Factor:	1.0000	ALS Bottle#:	61
Method:	8330_X3	Limit Group:	GCSV - 8330		

Column: UltraCarb5uODS (20) (4.60 mm) Y Scaling: Method Defined: Scale to the Nth Largest Target: 1

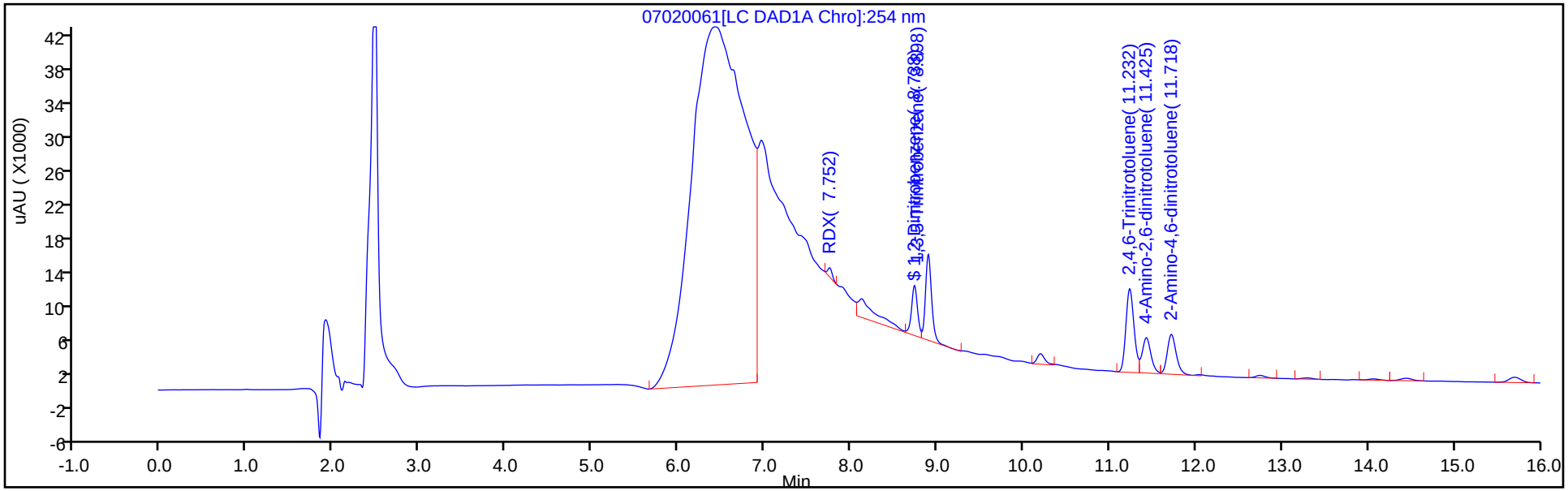

Y Scaling: Method Defined: Scale to the Nth Largest Target: 1

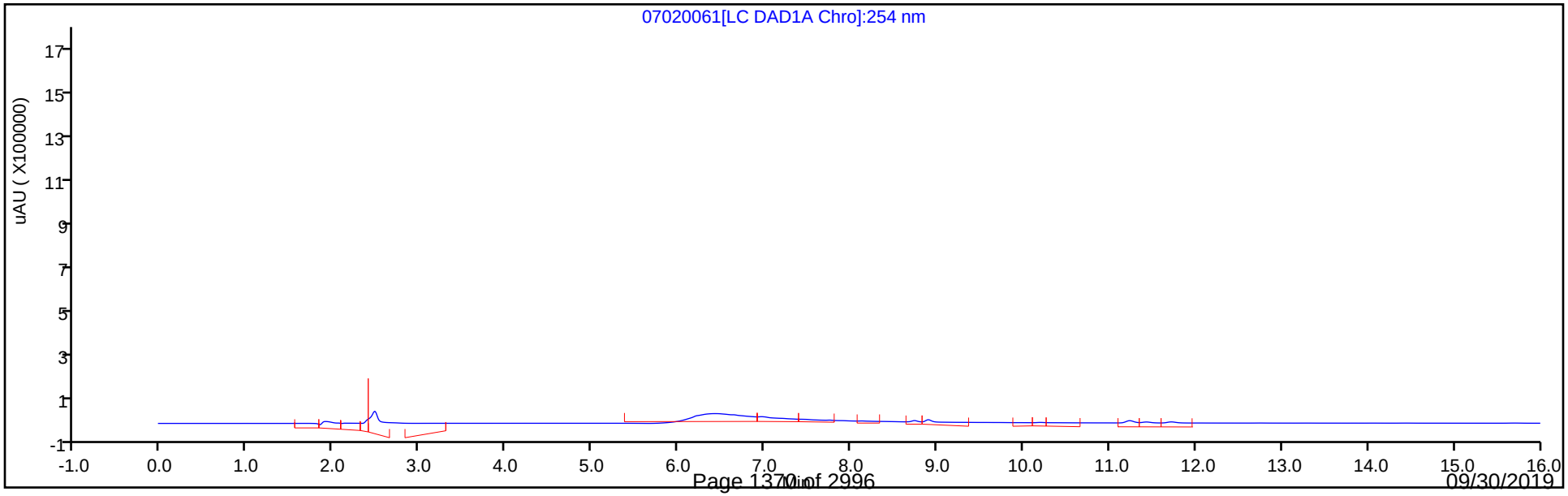

Eurofins TestAmerica, Denver
Recovery Report

Data File:	\\chromna\Denver\ChromData\CHHPLC_X\20190702-83402.b\07020061.D				
Lims ID:	280-124986-B-21-A				
Client ID:	PZ020-19A				
Sample Type:	Client				
Inject. Date:	03-Jul-2019 06:35:59	ALS Bottle#:	61	Worklist Smp#:	61
Injection Vol:	100.0 ul	Dil. Factor:	1.0000		
Sample Info:	280-124986-B-21-				
Misc. Info.:	280-0083402-061				
Operator ID:	hkf	Instrument ID:	CHHPLC_X3		
Method:	\\chromna\Denver\ChromData\CHHPLC_X\20190702-83402.b\8330_X3.m				
Limit Group:	GCSV - 8330				
Last Update:	03-Jul-2019 10:48:25	Calib Date:	02-Jul-2019 00:18:07		
Integrator:	Falcon				
Quant Method:	External Standard	Quant By:	Initial Calibration		
Last ICal File:	\\chromna\Denver\ChromData\CHHPLC_X\20190701-83376.b\07010032.D				
Column 1 :	UltraCarb5uODS (20) (4.60 mm)		Det: LC DAD1B, 254 nm		
Process Host:	CTX0326				
First Level Reviewer: fiedlerh		Date:	03-Jul-2019 09:28:32		

Compound	Amount Added	Amount Recovered	% Rec.
$ 9 1,2-Dinitrobenzene	0.2000	0.2034	101.71

Manual Integration/User Assign Peak Report

Eurofins TestAmerica, Denver

Data File:	\\chromna\Denver\ChromData\CHHPLC_X\20190702-83402.b\07020061.D				
Injection Date:	03-Jul-2019 06:35:59	Instrument ID:	CHHPLC_X3		
Lims ID:	280-124986-B-21-A	Lab Sample ID:	280-124986-21		
Client ID:	PZ020-19A				
Operator ID:	hkf	ALS Bottle#:	61	Worklist Smp#:	61
Injection Vol:	100.0 ul	Dil. Factor:	1.0000		
Method:	8330_X3	Limit Group:	GCSV - 8330		
Column:	UltraCarb5uODS (20) (4.60 mm)	Detector	LC DAD1B, 254 nm		

$ 9 1,2-Dinitrobenzene, CAS: 528-29-0

Signal: 1

Processing Integration Results

RT: 8.74
Area: 58902
Amount: 0.422756
Amount Units: ug/mL

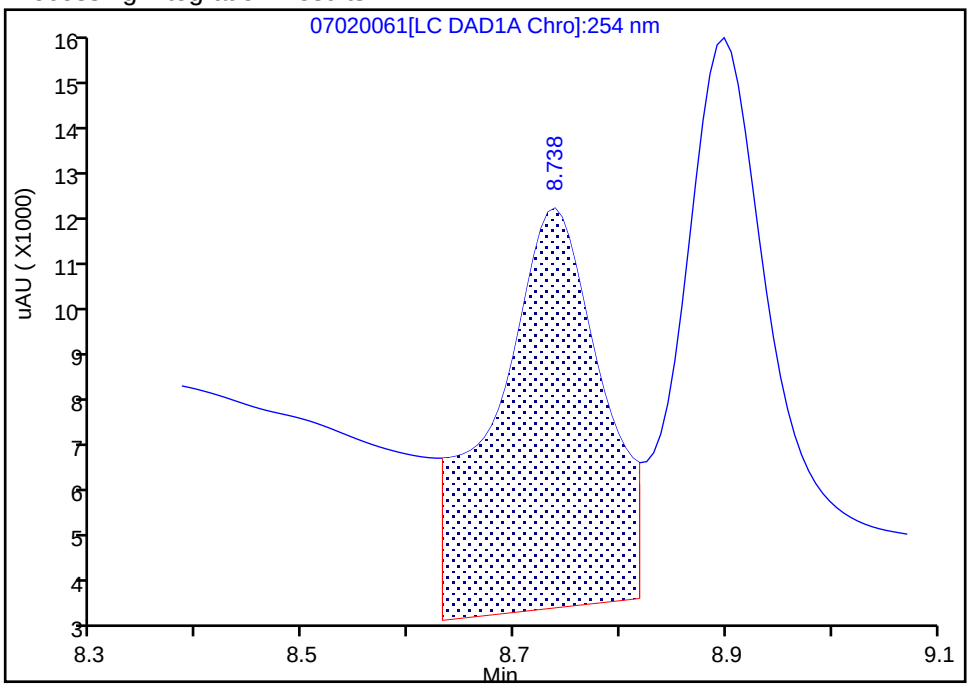

Manual Integration Results

RT: 8.74
Area: 28343
Amount: 0.203426
Amount Units: ug/mL

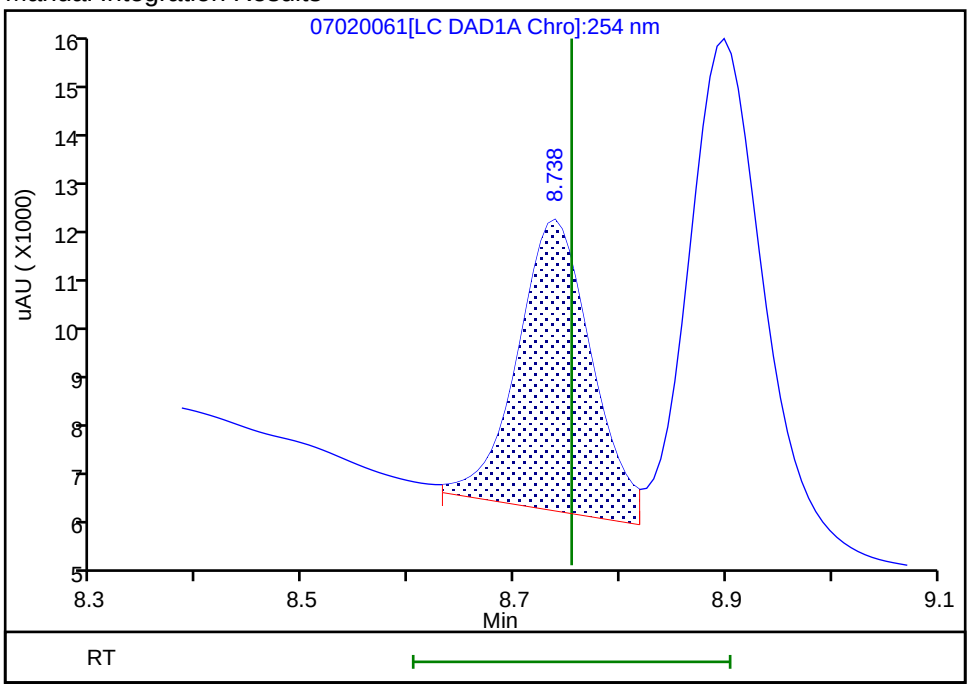

Reviewer: fiedlerh, 03-Jul-2019 09:28:12
Audit Action: Assigned New Baseline Audit Reason: Baseline Smoothing

Manual Integration/User Assign Peak Report

Eurofins TestAmerica, Denver

Data File:	\\chromna\Denver\ChromData\CHHPLC_X\20190702-83402.b\07020061.D				
Injection Date:	03-Jul-2019 06:35:59	Instrument ID:	CHHPLC_X3		
Lims ID:	280-124986-B-21-A	Lab Sample ID:	280-124986-21		
Client ID:	PZ020-19A				
Operator ID:	hkf	ALS Bottle#:	61	Worklist Smp#:	61
Injection Vol:	100.0 ul	Dil. Factor:	1.0000		
Method:	8330_X3	Limit Group:	GCSV - 8330		
Column:	UltraCarb5uODS (20) (4.60 mm)	Detector	LC DAD1B, 254 nm		

10 1,3,5-Trinitrobenzene, CAS: 99-35-4

Signal: 1

Processing Integration Results

RT: 8.90
Area: 82393
Amount: 0.336193
Amount Units: ug/mL

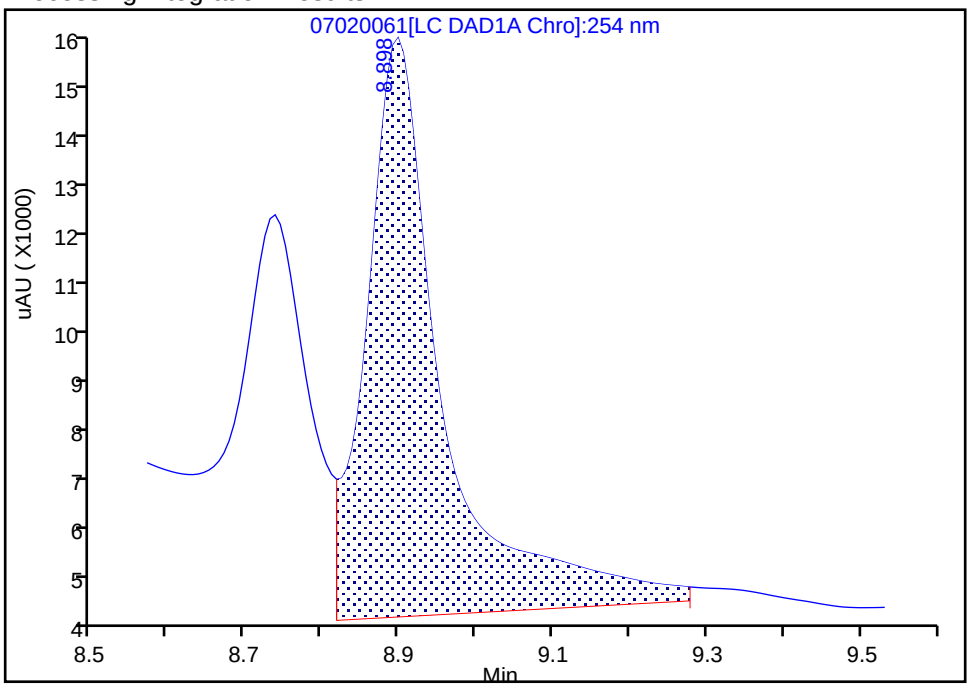

Manual Integration Results

RT: 8.90
Area: 49687
Amount: 0.202741
Amount Units: ug/mL

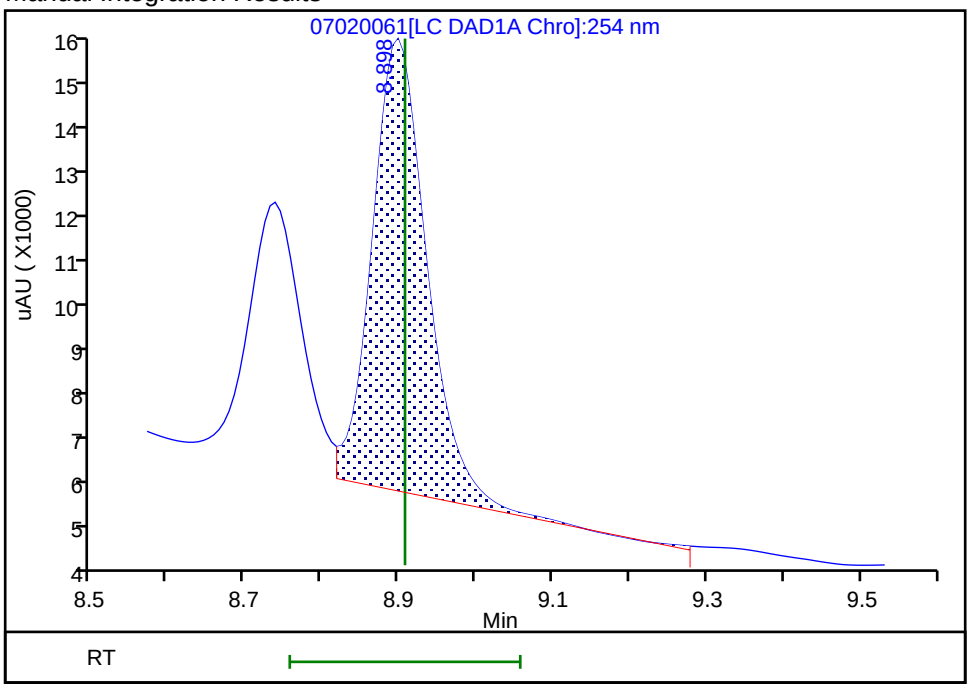

Reviewer: fiedlerh, 03-Jul-2019 09:28:12
Audit Action: Assigned New Baseline Audit Reason: Baseline Smoothing

User Disabled Compound Report

Eurofins TestAmerica, Denver

Data File:	\\chromna\Denver\ChromData\CHHPLC_X\20190702-83402.b\07020061.D				
Injection Date:	03-Jul-2019 06:35:59	Instrument ID:	CHHPLC_X3		
Lims ID:	280-124986-B-21-A	Lab Sample ID:	280-124986-21		
Client ID:	PZ020-19A				
Operator ID:	hkf	ALS Bottle#:	61	Worklist Smp#:	61
Injection Vol:	100.0 ul	Dil. Factor:	1.0000		
Method:	8330_X3	Limit Group:	GCSV - 8330		
Column:	UltraCarb5uODS (20) (4.60 mm)	Detector	LC DAD1B, 254 nm		

23 m-Nitrotoluene, CAS: 99-08-1, Signal: 1

RT: 14.06
Response: 1192
Amount: 0.008214

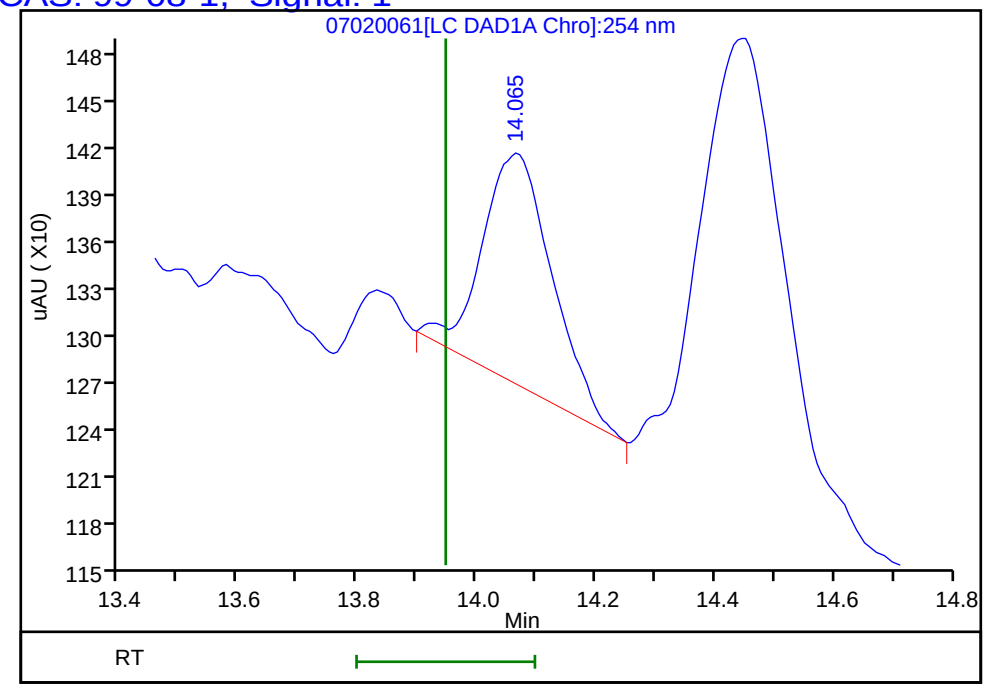

Reviewer: fiedlerh, 03-Jul-2019 09:28:32
Audit Action: Marked Compound Undetected Audit Reason: Invalid Compound ID

User Disabled Compound Report

Eurofins TestAmerica, Denver

Data File:	\\chromna\Denver\ChromData\CHHPLC_X\20190702-83402.b\07020061.D				
Injection Date:	03-Jul-2019 06:35:59	Instrument ID:	CHHPLC_X3		
Lims ID:	280-124986-B-21-A	Lab Sample ID:	280-124986-21		
Client ID:	PZ020-19A				
Operator ID:	hkf	ALS Bottle#:	61	Worklist Smp#:	61
Injection Vol:	100.0 ul	Dil. Factor:	1.0000		
Method:	8330_X3	Limit Group:	GCSV - 8330		
Column:	UltraCarb5uODS (20) (4.60 mm)	Detector	LC DAD1B, 254 nm		

22 p-Nitrotoluene, CAS: 99-99-0, Signal: 1

RT: 13.29
Response: 1160
Amount: 0.010521

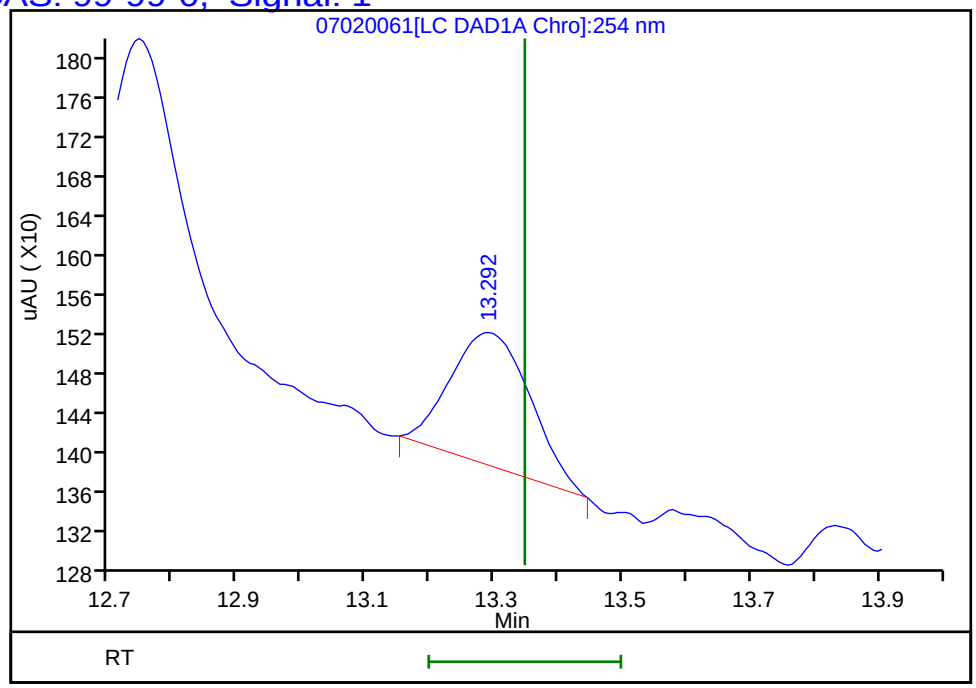

Reviewer: fiedlerh, 03-Jul-2019 09:28:32
Audit Action: Marked Compound Undetected Audit Reason: Invalid Compound ID

Manual Integration/User Assign Peak Report

Eurofins TestAmerica, Denver

Data File:	\\chromna\Denver\ChromData\CHHPLC_X\20190702-83402.b\07020061.D				
Injection Date:	03-Jul-2019 06:35:59	Instrument ID:	CHHPLC_X3		
Lims ID:	280-124986-B-21-A	Lab Sample ID:	280-124986-21		
Client ID:	PZ020-19A				
Operator ID:	hkf	ALS Bottle#:	61	Worklist Smp#:	61
Injection Vol:	100.0 ul	Dil. Factor:	1.0000		
Method:	8330_X3	Limit Group:	GCSV - 8330		
Column:	UltraCarb5uODS (20) (4.60 mm)	Detector	LC DAD1B, 254 nm		

7 RDX, CAS: 121-82-4

Signal: 1

Processing Integration Results

RT: 7.75
Area: 206875
Amount: 1.861719
Amount Units: ug/mL

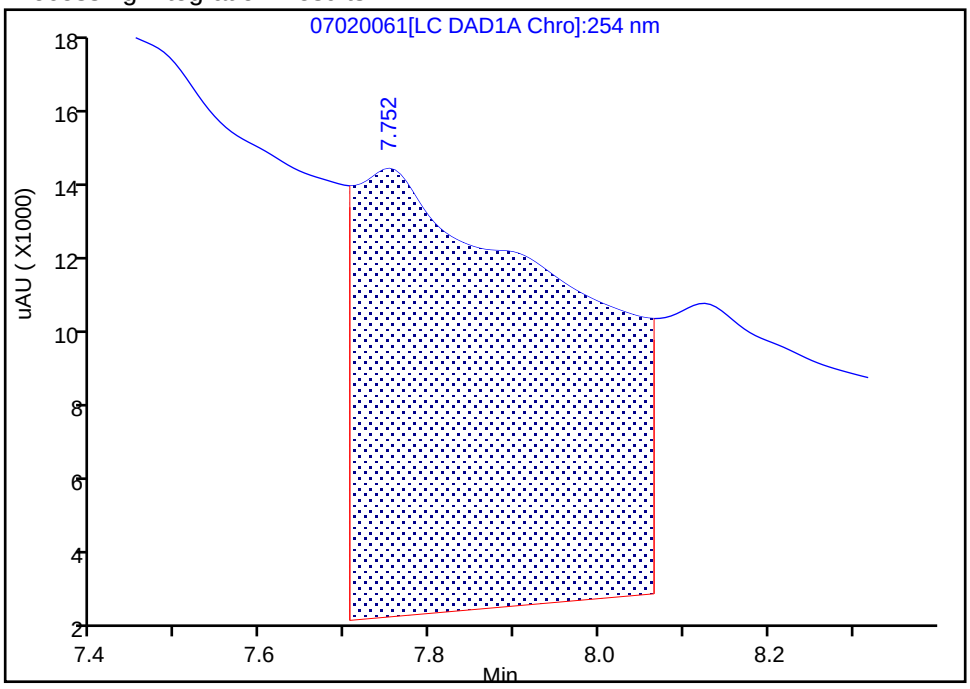

Manual Integration Results

RT: 7.75
Area: 3990
Amount: 0.035907
Amount Units: ug/mL

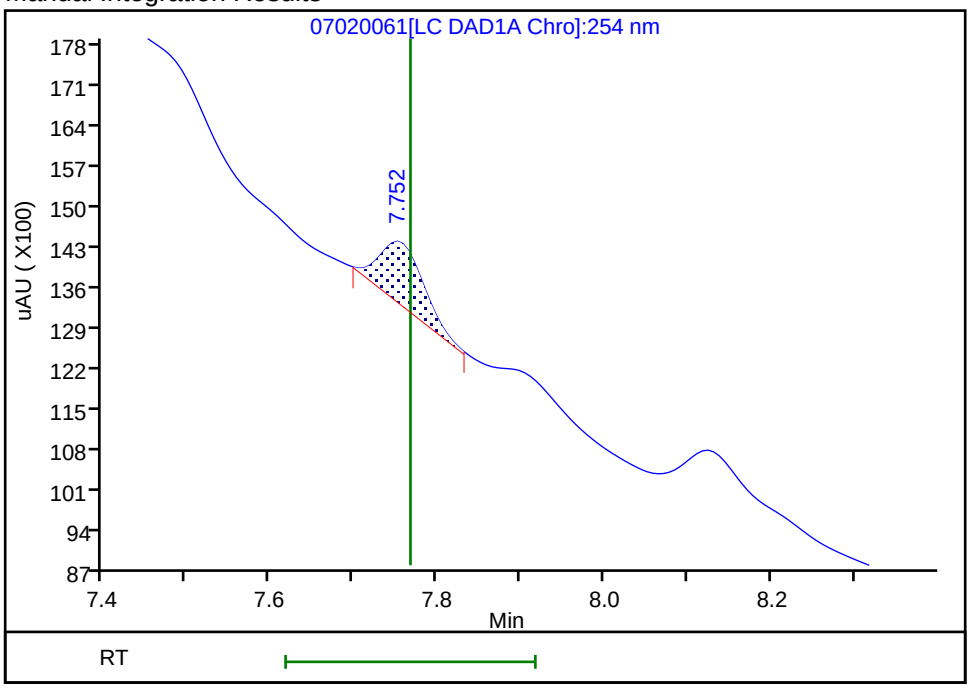

Reviewer: fiedlerh, 03-Jul-2019 09:28:07

Audit Action: Manually Integrated Audit Reason: Baseline Smoothing

User Disabled Compound Report

Eurofins TestAmerica, Denver

Data File: \\chromna\Denver\ChromData\CHHPLC_X\20190702-83402.b\07020061.D

Injection Date:	03-Jul-2019 06:35:59	Instrument ID:	CHHPLC_X3		
Lims ID:	280-124986-B-21-A	Lab Sample ID:	280-124986-21		
Client ID:	PZ020-19A				
Operator ID:	hkf	ALS Bottle#:	61	Worklist Smp#:	61
Injection Vol:	100.0 ul	Dil. Factor:	1.0000		
Method:	8330_X3	Limit Group:	GCSV - 8330		
Column:	UltraCarb5uODS (20) (4.60 mm)	Detector	LC DAD1B, 254 nm		

14 Tetryl, CAS: 479-45-8, Signal: 1

RT: 10.20
Response: 11474
Amount: 0.070846

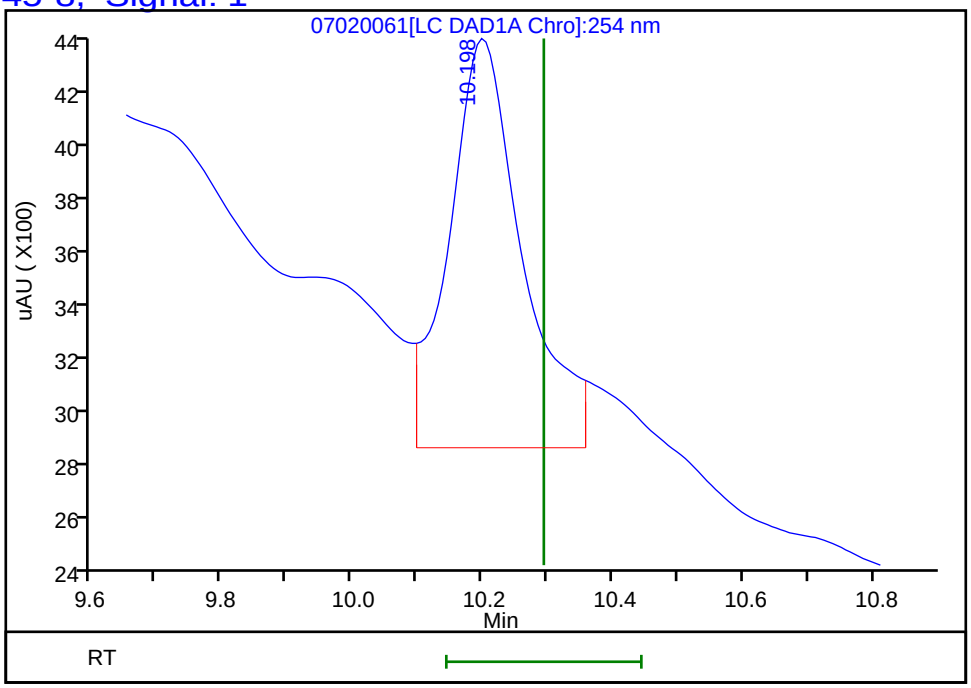

Reviewer: fiedlerh, 03-Jul-2019 09:28:32
Audit Action: Assigned New Baseline Audit Reason: Baseline Smoothing

FORM I
HPLC/IC ORGANICS ANALYSIS DATA SHEET

Lab Name: Eurofins TestAmerica, Denver Job No.: 280-124986-1

SDG No.:

Client Sample ID: PZ020-19A RE Lab Sample ID: 280-124986-21 RE

Matrix: Water Lab File ID: 07030013.D

Analysis Method: 8330A Date Collected: 06/10/2019 12:15

Extraction Method: 3535 Date Extracted: 06/18/2019 15:47

Sample wt/vol: 520.8(mL) Date Analyzed: 07/05/2019 16:09

Con. Extract Vol.: 5(mL) Dilution Factor: 1

Injection Volume: 100(uL) GC Column: Luna-phenylhex ID: 4.6(mm)

% Moisture: GPC Cleanup:(Y/N) N

Analysis Batch No.: 463562 Units: ug/L

CAS NO.	COMPOUND NAME	RESULT	Q	LOQ	LOD	DL
121-82-4	*RDX*	*0.52*	*H J1*	*0.38*	0.38	*0.15*

CAS NO.	SURROGATE	%REC	Q	LIMITS
528-29-0	1,2-Dinitrobenzene	98		83-119

Eurofins TestAmerica, Denver
Target Compound Quantitation Report

Data File: \\chromna\Denver\ChromData\G2_LUNA\20190703-83452.b\07030013.D
Lims ID: 280-124986-B-21-A
Client ID: PZ020-19A
Sample Type: Client
Inject. Date: 05-Jul-2019 16:09:56 ALS Bottle#: 13 Worklist Smp#: 13
Injection Vol: 100.0 ul Dil. Factor: 1.0000
Sample Info: 280-124986-B-21-
Misc. Info.: 280-0083452-013
Operator ID: HKF Instrument ID: CHHPLC_G2_LUNA

Method: \\chromna\Denver\ChromData\G2_LUNA\20190703-83452.b\G2_8330_Luna.m
Limit Group: GCSV - 8330
Last Update: 06-Jul-2019 13:52:41 Calib Date: 08-May-2019 00:28:23
Integrator: Falcon
Quant Method: External Standard Quant By: Initial Calibration
Last ICal File: \\chromna\Denver\ChromData\G2_LUNA\20190507-81649.b\05070023.D

Column 1 : Luna-Phenyl hexyl (4.60 mm) Det: LC DAD1A, 254 nm
Process Host: CTX0337

First Level Reviewer: fiedlerh Date: 06-Jul-2019 13:21:51

	Compound	Det	RT (min.)	Exp RT (min.)	Dlt RT (min.)	Response	OnCol Amt ug/ml	Flags
	6 HMX	1	7.184	7.220	-0.036	9677	0.0565	M
	7 MNX	1		7.866			ND	
	8 RDX	1	9.277	9.300	-0.023	11393	0.0547	
	9 Nitrobenzene	1		12.293			ND	
$	10 1,2-Dinitrobenzene	1	13.317	13.340	-0.023	54475	0.1968	
	12 1,3-Dinitrobenzene	1		15.860			ND	
	14 o-Nitrotoluene	1		16.686			ND	
	15 p-Nitrotoluene	1		17.013			ND	
	16 4-Amino-2,6-dinitrotoluene	1	17.404	17.426	-0.022	66365	0.2232	
	17 m-Nitrotoluene	1	17.957	17.926	0.031	10515	0.0359	
	18 2-Amino-4,6-dinitrotoluene	1	18.437	18.453	-0.016	81319	0.1890	
	19 1,3,5-Trinitrobenzene	1	19.151	19.160	-0.009	104555	0.2285	
	20 2,6-Dinitrotoluene	1		20.020			ND	
	21 2,4-Dinitrotoluene	1		20.580			ND	
	22 Tetryl	1		23.893			ND	
	23 2,4,6-Trinitrotoluene	1	24.878	24.873	0.005	139696	0.3430	

QC Flag Legend

Review Flags
M - Manually Integrated

Report Date: 06-Jul-2019 13:52:47 Chrom Revision: 2.3 20-Jun-2019 20:50:56

Eurofins TestAmerica, Denver

Data File: \\chromna\Denver\ChromData\G2_LUNA\20190703-83452.b\07030013.D

Injection Date:	05-Jul-2019 16:09:56	Instrument ID:	CHHPLC_G2_LUNA	Operator ID:	HKF
Lims ID:	280-124986-B-21-A	Lab Sample ID:	280-124986-21	Worklist Smp#:	13
Client ID:	PZ020-19A				
Injection Vol:	100.0 ul	Dil. Factor:	1.0000	ALS Bottle#:	13
Method:	G2_8330_Luna	Limit Group:	GCSV - 8330		

Column: Luna-Phenyl hexyl (4.60 mm) Y Scaling: Method Defined: Scale to the Nth Largest Peak: 1

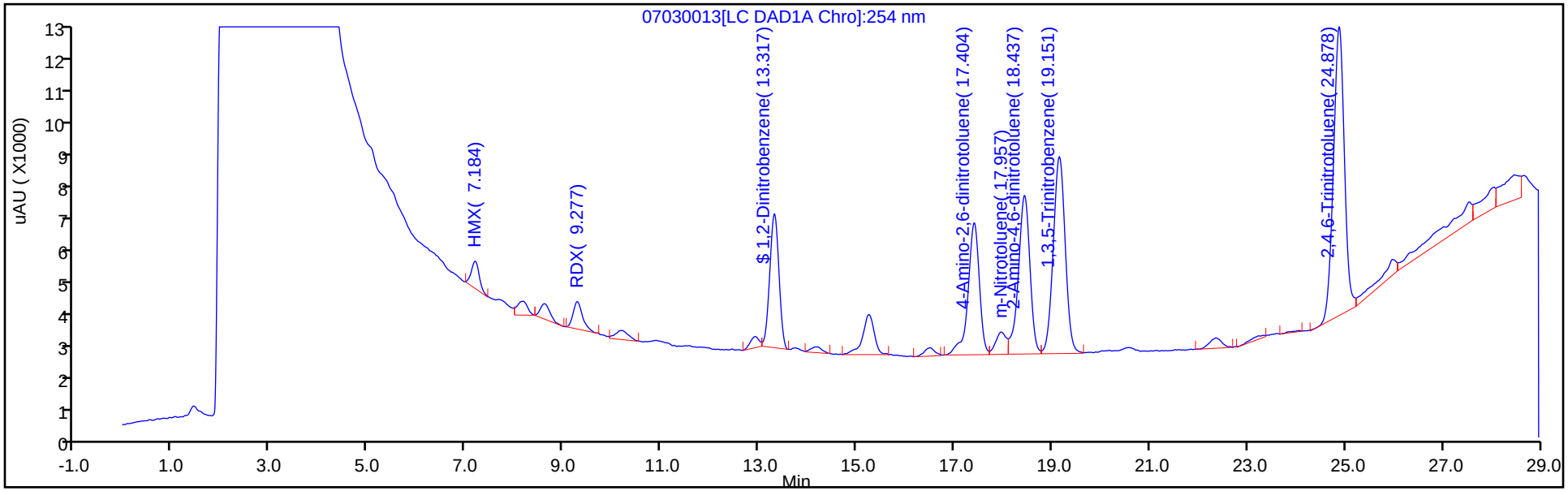

Y Scaling: Method Defined: Scale to the Nth Largest Peak: 1

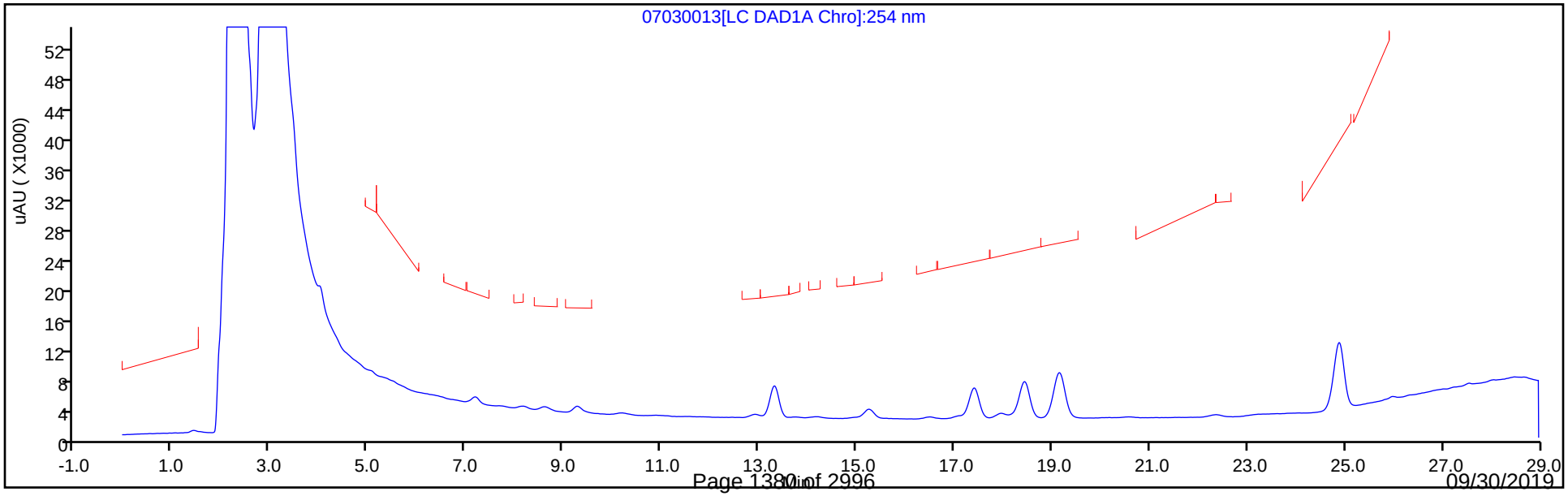

Eurofins TestAmerica, Denver
Recovery Report

Data File:	\\chromna\Denver\ChromData\G2_LUNA\20190703-83452.b\07030013.D				
Lims ID:	280-124986-B-21-A				
Client ID:	PZ020-19A				
Sample Type:	Client				
Inject. Date:	05-Jul-2019 16:09:56	ALS Bottle#:	13	Worklist Smp#:	13
Injection Vol:	100.0 ul	Dil. Factor:	1.0000		
Sample Info:	280-124986-B-21-				
Misc. Info.:	280-0083452-013				
Operator ID:	HKF	Instrument ID:	CHHPLC_G2_LUNA		
Method:	\\chromna\Denver\ChromData\G2_LUNA\20190703-83452.b\G2_8330_Luna.m				
Limit Group:	GCSV - 8330				
Last Update:	06-Jul-2019 13:52:41	Calib Date:	08-May-2019 00:28:23		
Integrator:	Falcon				
Quant Method:	External Standard	Quant By:	Initial Calibration		
Last ICal File:	\\chromna\Denver\ChromData\G2_LUNA\20190507-81649.b\05070023.D				
Column 1 :	Luna-Phenyl hexyl (4.60 mm)		Det: LC DAD1A, 254 nm		
Process Host:	CTX0337				
First Level Reviewer: fiedlerh		Date:	06-Jul-2019 13:21:51		

Compound	Amount Added	Amount Recovered	% Rec.
$ 10 1,2-Dinitrobenzene	0.2000	0.1968	98.38

Manual Integration/User Assign Peak Report

Eurofins TestAmerica, Denver

Data File:	\\chromna\Denver\ChromData\G2_LUNA\20190703-83452.b\07030013.D				
Injection Date:	05-Jul-2019 16:09:56	Instrument ID:	CHHPLC_G2_LUNA		
Lims ID:	280-124986-B-21-A	Lab Sample ID:	280-124986-21		
Client ID:	PZ020-19A				
Operator ID:	HKF	ALS Bottle#:	13	Worklist Smp#:	13
Injection Vol:	100.0 ul	Dil. Factor:	1.0000		
Method:	G2_8330_Luna	Limit Group:	GCSV - 8330		
Column:	Luna-Phenyl hexyl (4.60 mm)	Detector	LC DAD1A, 254 nm		

6 HMX, CAS: 2691-41-0

Signal: 1

Processing Integration Results

RT: 7.18
Area: 13982
Amount: 0.081671
Amount Units: ug/ml

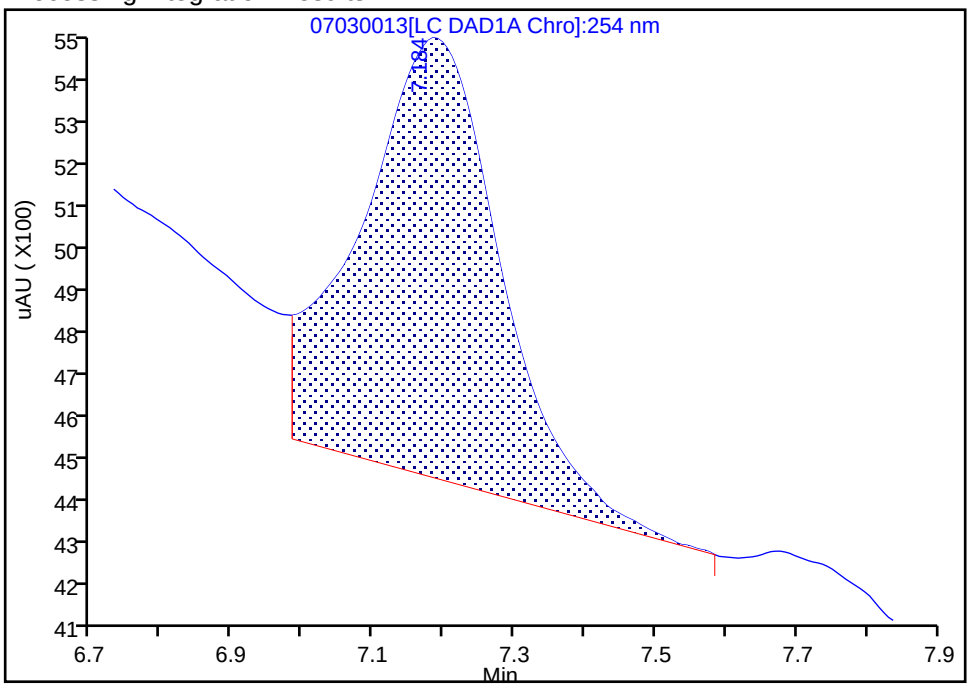

Manual Integration Results

RT: 7.18
Area: 9677
Amount: 0.056525
Amount Units: ug/ml

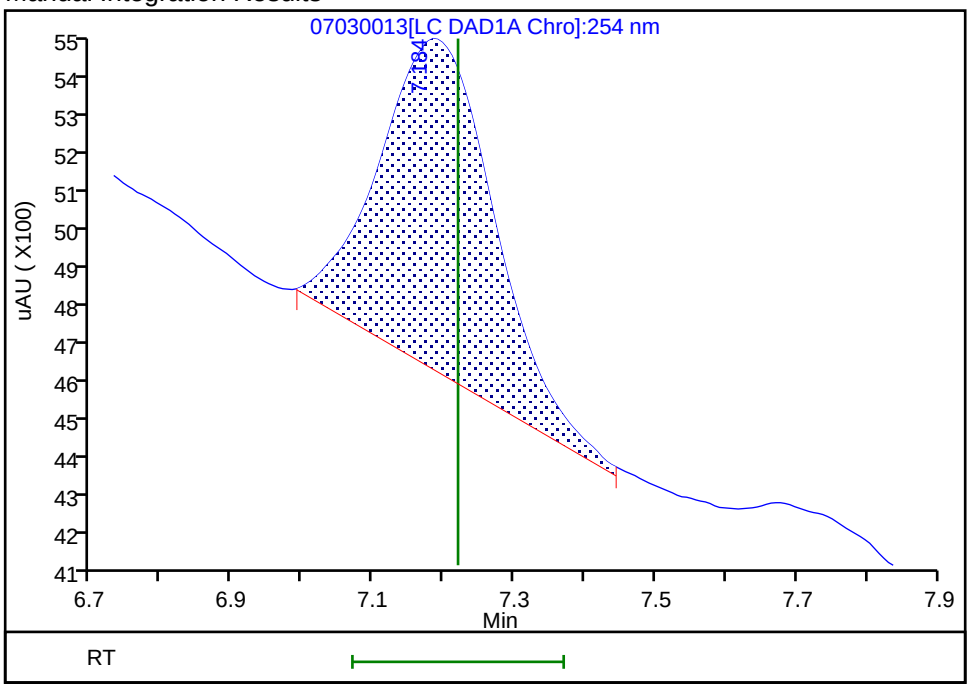

Reviewer: fiedlerh, 06-Jul-2019 13:21:43

Audit Action: Manually Integrated Audit Reason: Baseline Smoothing

FORM I
HPLC/IC ORGANICS ANALYSIS DATA SHEET

Lab Name: Eurofins TestAmerica, Denver Job No.: 280-124986-1

SDG No.:

Client Sample ID: PZ019-19A Lab Sample ID: 280-124986-22

Matrix: Water Lab File ID: 06200080.D

Analysis Method: 8330A Date Collected: 06/10/2019 08:50

Extraction Method: 3535 Date Extracted: 06/14/2019 10:23

Sample wt/vol: 508.1(mL) Date Analyzed: 06/21/2019 21:51

Con. Extract Vol.: 5(mL) Dilution Factor: 1

Injection Volume: 100(uL) GC Column: UltraCarb5uODS ID: 4.6(mm)

% Moisture: GPC Cleanup:(Y/N) N

Analysis Batch No.: 462202 Units: ug/L

CAS NO.	COMPOUND NAME	RESULT	Q	LOQ	LOD	DL
99-35-4	1,3,5-Trinitrobenzene	0.39	U	0.98	0.39	0.20
99-65-0	1,3-Dinitrobenzene	0.20	U	0.39	0.20	0.087
118-96-7	2,4,6-Trinitrotoluene	0.39	U	0.39	0.39	0.16
121-14-2	2,4-Dinitrotoluene	0.20	U	0.39	0.20	0.082
606-20-2	2,6-Dinitrotoluene	0.20	U	0.20	0.20	0.063
35572-78-2	2-Amino-4,6-dinitrotoluene	0.12	U	0.20	0.12	0.050
88-72-2	2-Nitrotoluene	0.20	U Q	0.39	0.20	0.084
99-08-1	3-Nitrotoluene	0.39	U Q	0.39	0.39	0.19
19406-51-0	4-Amino-2,6-dinitrotoluene	0.12	U	0.20	0.12	0.057
99-99-0	4-Nitrotoluene	0.39	U Q	0.98	0.39	0.20
2691-41-0	HMX	0.20	U	0.39	0.20	0.086
5755-27-1	MNX	0.39	U M	2.0	0.39	0.15
98-95-3	Nitrobenzene	0.20	U	0.39	0.20	0.090
121-82-4	RDX	0.39	U	0.39	0.39	0.16
479-45-8	Tetryl	0.20	U	0.24	0.20	0.078

CAS NO.	SURROGATE	%REC	Q	LIMITS
528-29-0	1,2-Dinitrobenzene	103		83-119

Eurofins TestAmerica, Denver
Target Compound Quantitation Report

Data File: \\chromna\Denver\ChromData\CHHPLC_X\20190620-83048.b\06200080.D
Lims ID: 280-124986-A-22-A
Client ID: PZ019-19A
Sample Type: Client
Inject. Date: 21-Jun-2019 21:51:47 ALS Bottle#: 80 Worklist Smp#: 80
Injection Vol: 100.0 ul Dil. Factor: 1.0000
Sample Info: 280-124986-A-22-
Misc. Info.: 280-0083048-080
Operator ID: hkf Instrument ID: CHHPLC_X3

Method: \\chromna\Denver\ChromData\CHHPLC_X\20190620-83048.b\8330_X3.m
Limit Group: GCSV - 8330
Last Update: 24-Jun-2019 09:26:35 Calib Date: 21-Jun-2019 03:13:40
Integrator: Falcon
Quant Method: External Standard Quant By: Initial Calibration
Last ICal File: \\chromna\Denver\ChromData\CHHPLC_X\20190620-83048.b\06200032.D

Column 1 : UltraCarb5uODS (20) (4.60 mm) Det: LC DAD1B, 254 nm
Process Host: CTX0327

First Level Reviewer: fiedlerh Date: 24-Jun-2019 08:54:25

	Compound	Det	RT (min.)	Exp RT (min.)	Dlt RT (min.)	Response	OnCol Amt ug/mL	Flags
	3 HMX	1		6.632			ND	
	6 MNX	1		7.339			ND	U
	7 RDX	1		7.746			ND	
$	9 1,2-Dinitrobenzene	1	8.719	8.726	-0.007	28095	0.2067	
	10 1,3,5-Trinitrobenzene	1		8.879			ND	
	11 1,3-Dinitrobenzene	1		9.539			ND	
	12 Nitrobenzene	1		9.925			ND	
	14 Tetryl	1		10.245			ND	
	16 2,4,6-Trinitrotoluene	1		11.199			ND	
	17 4-Amino-2,6-dinitrotoluene	1		11.372			ND	
	18 2-Amino-4,6-dinitrotoluene	1		11.659			ND	
	19 2,6-Dinitrotoluene	1		11.812			ND	
	20 2,4-Dinitrotoluene	1		12.005			ND	
	21 o-Nitrotoluene	1		12.845			ND	
	22 p-Nitrotoluene	1		13.279			ND	
	23 m-Nitrotoluene	1		13.872			ND	

QC Flag Legend

Review Flags
U - Marked Undetected

Report Date: 24-Jun-2019 09:26:42 Chrom Revision: 2.3 20-Jun-2019 20:50:56

Eurofins TestAmerica, Denver

Data File:	\\chromna\Denver\ChromData\CHHPLC_X\20190620-83048.b\06200080.D				
Injection Date:	21-Jun-2019 21:51:47	Instrument ID:	CHHPLC_X3	Operator ID:	hkf
Lims ID:	280-124986-A-22-A	Lab Sample ID:	280-124986-22	Worklist Smp#:	80
Client ID:	PZ019-19A				
Injection Vol:	100.0 ul	Dil. Factor:	1.0000	ALS Bottle#:	80
Method:	8330_X3	Limit Group:	GCSV - 8330		

Column: UltraCarb5uODS (20) (4.60 mm) Y Scaling: Method Defined: Scale to the Nth Largest Target: 1

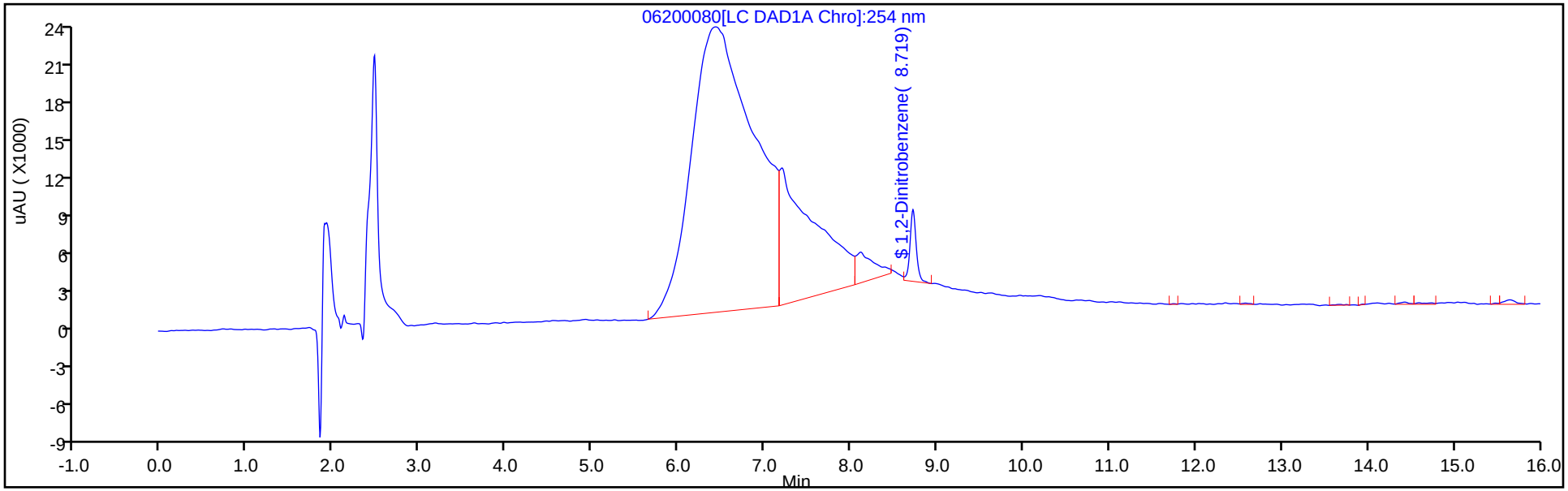

Y Scaling: Method Defined: Scale to the Nth Largest Target: 1

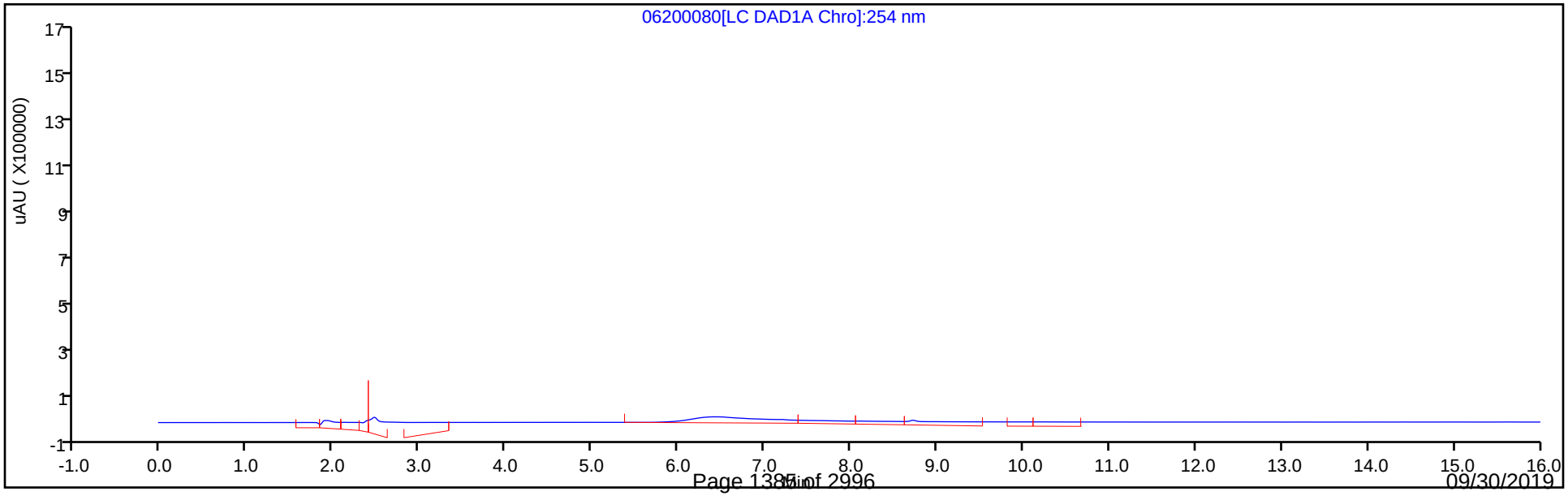

Eurofins TestAmerica, Denver
Recovery Report

Data File:	\\chromna\Denver\ChromData\CHHPLC_X\20190620-83048.b\06200080.D				
Lims ID:	280-124986-A-22-A				
Client ID:	PZ019-19A				
Sample Type:	Client				
Inject. Date:	21-Jun-2019 21:51:47	ALS Bottle#:	80	Worklist Smp#:	80
Injection Vol:	100.0 ul	Dil. Factor:	1.0000		
Sample Info:	280-124986-A-22-				
Misc. Info.:	280-0083048-080				
Operator ID:	hkf	Instrument ID:	CHHPLC_X3		
Method:	\\chromna\Denver\ChromData\CHHPLC_X\20190620-83048.b\8330_X3.m				
Limit Group:	GCSV - 8330				
Last Update:	24-Jun-2019 09:26:35	Calib Date:	21-Jun-2019 03:13:40		
Integrator:	Falcon				
Quant Method:	External Standard	Quant By:	Initial Calibration		
Last ICal File:	\\chromna\Denver\ChromData\CHHPLC_X\20190620-83048.b\06200032.D				
Column 1 :	UltraCarb5uODS (20) (4.60 mm)		Det: LC DAD1B, 254 nm		
Process Host:	CTX0327				
First Level Reviewer: fiedlerh		Date:	24-Jun-2019 08:54:25		

Compound	Amount Added	Amount Recovered	% Rec.
$ 9 1,2-Dinitrobenzene	0.2000	0.2067	103.37

User Disabled Compound Report

Eurofins TestAmerica, Denver

Data File:	\\chromna\Denver\ChromData\CHHPLC_X\20190620-83048.b\06200080.D				
Injection Date:	21-Jun-2019 21:51:47	Instrument ID:	CHHPLC_X3		
Lims ID:	280-124986-A-22-A	Lab Sample ID:	280-124986-22		
Client ID:	PZ019-19A				
Operator ID:	hkf	ALS Bottle#:	80	Worklist Smp#:	80
Injection Vol:	100.0 ul	Dil. Factor:	1.0000		
Method:	8330_X3	Limit Group:	GCSV - 8330		
Column:	UltraCarb5uODS (20) (4.60 mm)	Detector	LC DAD1B, 254 nm		

6 MNX, CAS: 5755-27-1, Signal: 1

RT: 7.20
Response: 299736
Amount: 2.067727

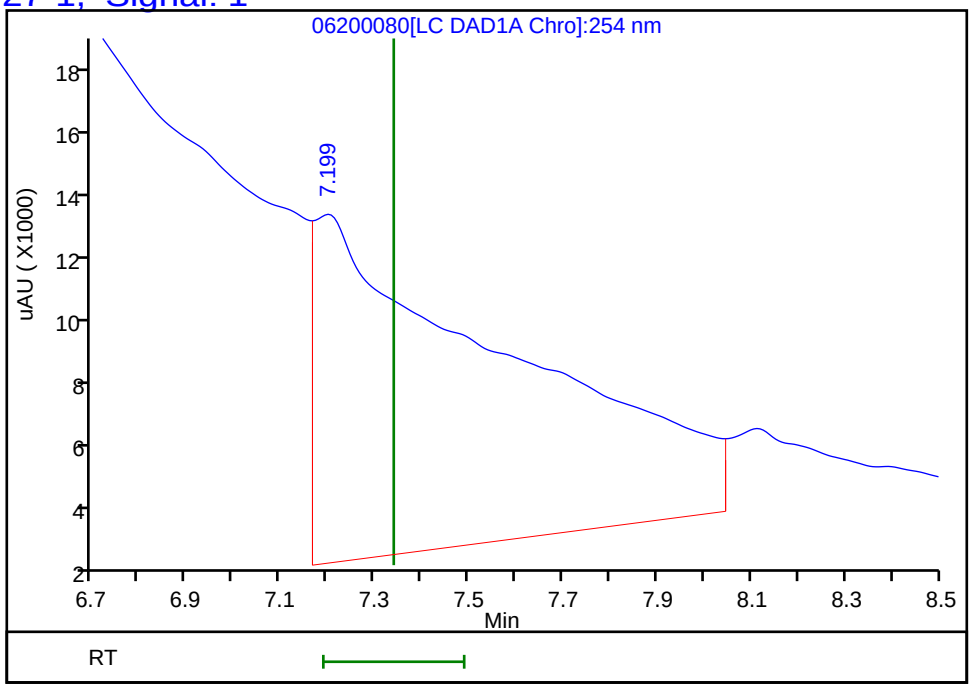

Reviewer: fiedlerh, 24-Jun-2019 08:54:25
Audit Action: Marked Compound Undetected Audit Reason: Invalid Compound ID

FORM I
HPLC/IC ORGANICS ANALYSIS DATA SHEET

Lab Name: Eurofins TestAmerica, Denver Job No.: 280-124986-1

SDG No.:

Client Sample ID: PZ019-19A RE Lab Sample ID: 280-124986-22 RE

Matrix: Water Lab File ID: 07020062.D

Analysis Method: 8330A Date Collected: 06/10/2019 08:50

Extraction Method: 3535 Date Extracted: 06/18/2019 15:47

Sample wt/vol: 518.2(mL) Date Analyzed: 07/03/2019 06:58

Con. Extract Vol.: 5(mL) Dilution Factor: 1

Injection Volume: 100(uL) GC Column: UltraCarb5uODS ID: 4.6(mm)

% Moisture: GPC Cleanup:(Y/N) N

Analysis Batch No.: 463366 Units: ug/L

CAS NO.	COMPOUND NAME	RESULT	Q	LOQ	LOD	DL
99-35-4	*1,3,5-Trinitrobenzene*	*0.39*	*U H*	*0.96*	0.39	*0.19*
99-65-0	*1,3-Dinitrobenzene*	*0.19*	*U H*	*0.39*	0.19	*0.086*
118-96-7	*2,4,6-Trinitrotoluene*	*0.39*	*U H*	*0.39*	0.39	*0.15*
121-14-2	*2,4-Dinitrotoluene*	*0.19*	*U H*	*0.39*	0.19	*0.081*
606-20-2	*2,6-Dinitrotoluene*	*0.19*	*U H*	*0.19*	0.19	*0.062*
35572-78-2	*2-Amino-4,6-dinitrotoluene*	*0.12*	*U H*	*0.19*	0.12	*0.049*
88-72-2	*2-Nitrotoluene*	*0.19*	*U H*	*0.39*	0.19	*0.082*
99-08-1	*3-Nitrotoluene*	*0.39*	*U H M*	*0.39*	0.39	*0.19*
19406-51-0	*4-Amino-2,6-dinitrotoluene*	*0.12*	*U H*	*0.19*	0.12	*0.056*
99-99-0	*4-Nitrotoluene*	*0.39*	*U H M*	*0.96*	0.39	*0.19*
2691-41-0	*HMX*	*0.19*	*U H*	*0.39*	0.19	*0.085*
5755-27-1	*MNX*	*0.39*	*U H*	*1.9*	0.39	*0.15*
98-95-3	*Nitrobenzene*	*0.19*	*U H*	*0.39*	0.19	*0.088*
121-82-4	*RDX*	*0.39*	*U H*	*0.39*	0.39	*0.15*
479-45-8	*Tetryl*	*0.19*	*U H*	*0.23*	0.19	*0.077*

CAS NO.	SURROGATE	%REC	Q	LIMITS
528-29-0	1,2-Dinitrobenzene	112	*M*	83-119

Eurofins TestAmerica, Denver
Target Compound Quantitation Report

Data File: \\chromna\Denver\ChromData\CHHPLC_X\20190702-83402.b\07020062.D
Lims ID: 280-124986-B-22-A
Client ID: PZ019-19A
Sample Type: Client
Inject. Date: 03-Jul-2019 06:58:57 ALS Bottle#: 62 Worklist Smp#: 62
Injection Vol: 100.0 ul Dil. Factor: 1.0000
Sample Info: 280-124986-B-22-
Misc. Info.: 280-0083402-062
Operator ID: hkf Instrument ID: CHHPLC_X3

Method: \\chromna\Denver\ChromData\CHHPLC_X\20190702-83402.b\8330_X3.m
Limit Group: GCSV - 8330
Last Update: 03-Jul-2019 10:48:25 Calib Date: 02-Jul-2019 00:18:07
Integrator: Falcon
Quant Method: External Standard Quant By: Initial Calibration
Last ICal File: \\chromna\Denver\ChromData\CHHPLC_X\20190701-83376.b\07010032.D

Column 1 : UltraCarb5uODS (20) (4.60 mm) Det: LC DAD1B, 254 nm
Process Host: CTX0326

First Level Reviewer: fiedlerh Date: 03-Jul-2019 09:53:16

	Compound	Det	RT (min.)	Exp RT (min.)	Dlt RT (min.)	Response	OnCol Amt ug/mL	Flags
	3 HMX	1		6.647			ND	
	6 MNX	1		7.343			ND	
	7 RDX	1		7.767			ND	
$	9 1,2-Dinitrobenzene	1	8.737	8.754	-0.017	31131	0.2234	M
	10 1,3,5-Trinitrobenzene	1		8.907			ND	
	11 1,3-Dinitrobenzene	1		9.574			ND	
	12 Nitrobenzene	1		9.961			ND	
	14 Tetryl	1		10.294			ND	
	16 2,4,6-Trinitrotoluene	1		11.247			ND	
	17 4-Amino-2,6-dinitrotoluene	1		11.441			ND	
	18 2-Amino-4,6-dinitrotoluene	1		11.734			ND	
	19 2,6-Dinitrotoluene	1		11.867			ND	
	20 2,4-Dinitrotoluene	1		12.061			ND	
	21 o-Nitrotoluene	1		12.907			ND	
	22 p-Nitrotoluene	1		13.347			ND	U
	23 m-Nitrotoluene	1		13.947			ND	U

QC Flag Legend

Review Flags
M - Manually Integrated
U - Marked Undetected

Report Date: 03-Jul-2019 11:01:58 Chrom Revision: 2.3 20-Jun-2019 20:50:56

Eurofins TestAmerica, Denver

Data File: \\chromna\Denver\ChromData\CHHPLC_X\20190702-83402.b\07020062.D

Injection Date:	03-Jul-2019 06:58:57	Instrument ID:	CHHPLC_X3	Operator ID:	hkf
Lims ID:	280-124986-B-22-A	Lab Sample ID:	280-124986-22	Worklist Smp#:	62
Client ID:	PZ019-19A				
Injection Vol:	100.0 ul	Dil. Factor:	1.0000	ALS Bottle#:	62
Method:	8330_X3	Limit Group:	GCSV - 8330		

Column: UltraCarb5uODS (20) (4.60 mm) Y Scaling: Method Defined: Scale to the Nth Largest Target: 1

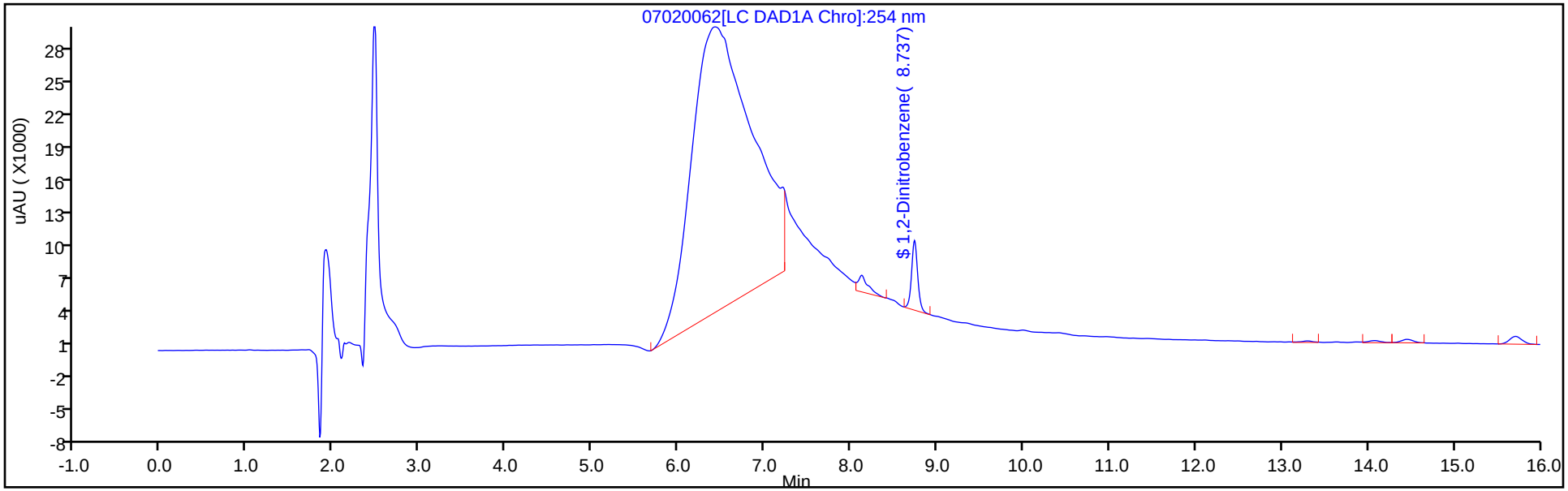

Y Scaling: Method Defined: Scale to the Nth Largest Target: 1

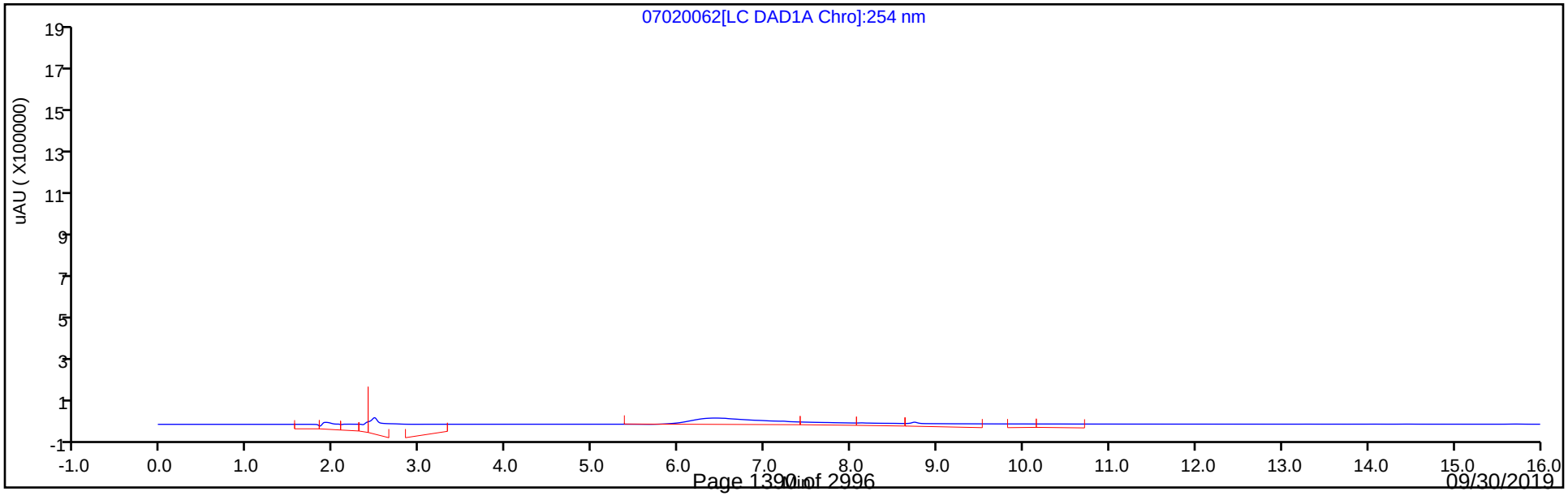

Eurofins TestAmerica, Denver
Recovery Report

Data File:	\\chromna\Denver\ChromData\CHHPLC_X\20190702-83402.b\07020062.D				
Lims ID:	280-124986-B-22-A				
Client ID:	PZ019-19A				
Sample Type:	Client				
Inject. Date:	03-Jul-2019 06:58:57	ALS Bottle#:	62	Worklist Smp#:	62
Injection Vol:	100.0 ul	Dil. Factor:	1.0000		
Sample Info:	280-124986-B-22-				
Misc. Info.:	280-0083402-062				
Operator ID:	hkf	Instrument ID:	CHHPLC_X3		
Method:	\\chromna\Denver\ChromData\CHHPLC_X\20190702-83402.b\8330_X3.m				
Limit Group:	GCSV - 8330				
Last Update:	03-Jul-2019 10:48:25	Calib Date:	02-Jul-2019 00:18:07		
Integrator:	Falcon				
Quant Method:	External Standard	Quant By:	Initial Calibration		
Last ICal File:	\\chromna\Denver\ChromData\CHHPLC_X\20190701-83376.b\07010032.D				
Column 1 :	UltraCarb5uODS (20) (4.60 mm)		Det: LC DAD1B, 254 nm		
Process Host:	CTX0326				
First Level Reviewer: fiedlerh		Date:	03-Jul-2019 09:53:16		

Compound	Amount Added	Amount Recovered	% Rec.
$ 9 1,2-Dinitrobenzene	0.2000	0.2234	111.72

Manual Integration/User Assign Peak Report

Eurofins TestAmerica, Denver

Data File:	\\chromna\Denver\ChromData\CHHPLC_X\20190702-83402.b\07020062.D				
Injection Date:	03-Jul-2019 06:58:57	Instrument ID:	CHHPLC_X3		
Lims ID:	280-124986-B-22-A	Lab Sample ID:	280-124986-22		
Client ID:	PZ019-19A				
Operator ID:	hkf	ALS Bottle#:	62	Worklist Smp#:	62
Injection Vol:	100.0 ul	Dil. Factor:	1.0000		
Method:	8330_X3	Limit Group:	GCSV - 8330		
Column:	UltraCarb5uODS (20) (4.60 mm)	Detector	LC DAD1B, 254 nm		

$ 9 1,2-Dinitrobenzene, CAS: 528-29-0

Signal: 1

Processing Integration Results

RT: 8.74
Area: 35411
Amount: 0.254155
Amount Units: ug/mL

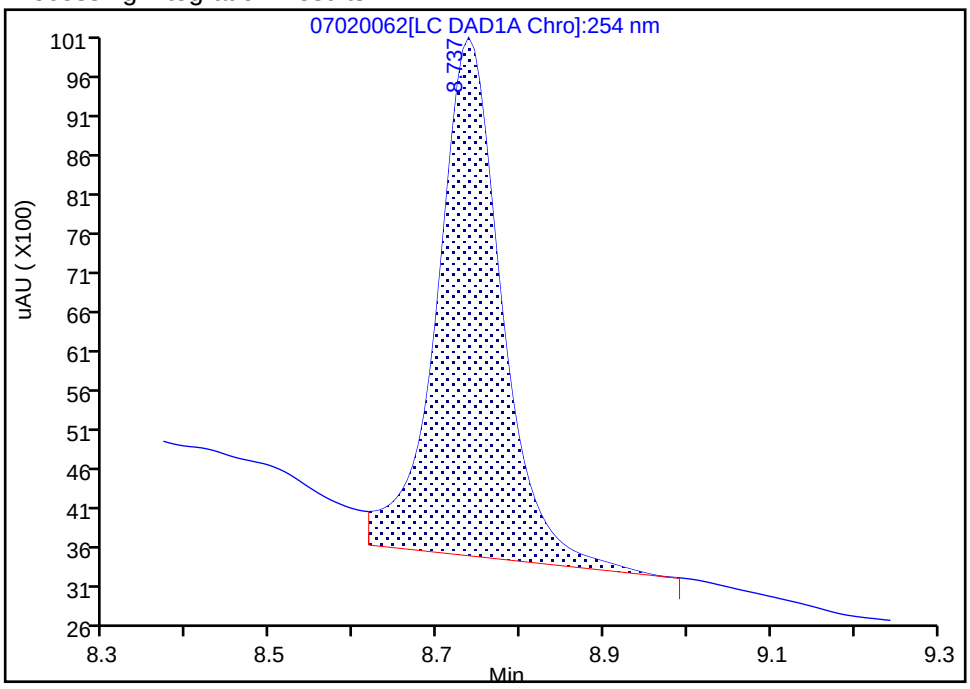

Manual Integration Results

RT: 8.74
Area: 31131
Amount: 0.223436
Amount Units: ug/mL

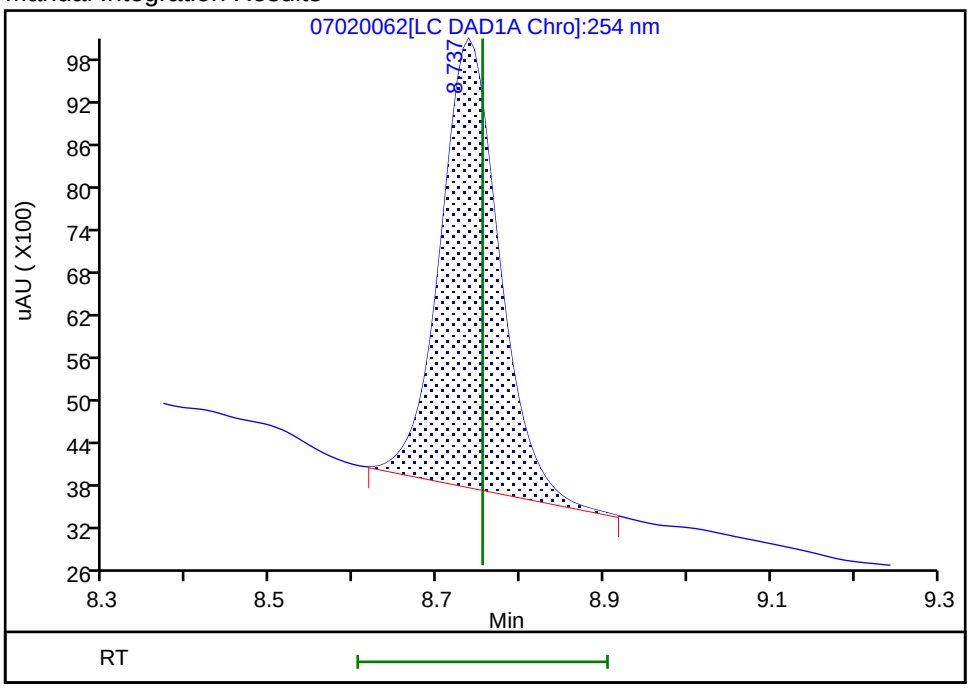

Reviewer: fiedlerh, 03-Jul-2019 09:53:07

Audit Action: Manually Integrated Audit Reason: Baseline Smoothing

User Disabled Compound Report

Eurofins TestAmerica, Denver

Data File:	\\chromna\Denver\ChromData\CHHPLC_X\20190702-83402.b\07020062.D				
Injection Date:	03-Jul-2019 06:58:57	Instrument ID:	CHHPLC_X3		
Lims ID:	280-124986-B-22-A	Lab Sample ID:	280-124986-22		
Client ID:	PZ019-19A				
Operator ID:	hkf	ALS Bottle#:	62	Worklist Smp#:	62
Injection Vol:	100.0 ul	Dil. Factor:	1.0000		
Method:	8330_X3	Limit Group:	GCSV - 8330		
Column:	UltraCarb5uODS (20) (4.60 mm)	Detector	LC DAD1B, 254 nm		

23 m-Nitrotoluene, CAS: 99-08-1, Signal: 1

RT: 14.08
Response: 1976
Amount: 0.013616

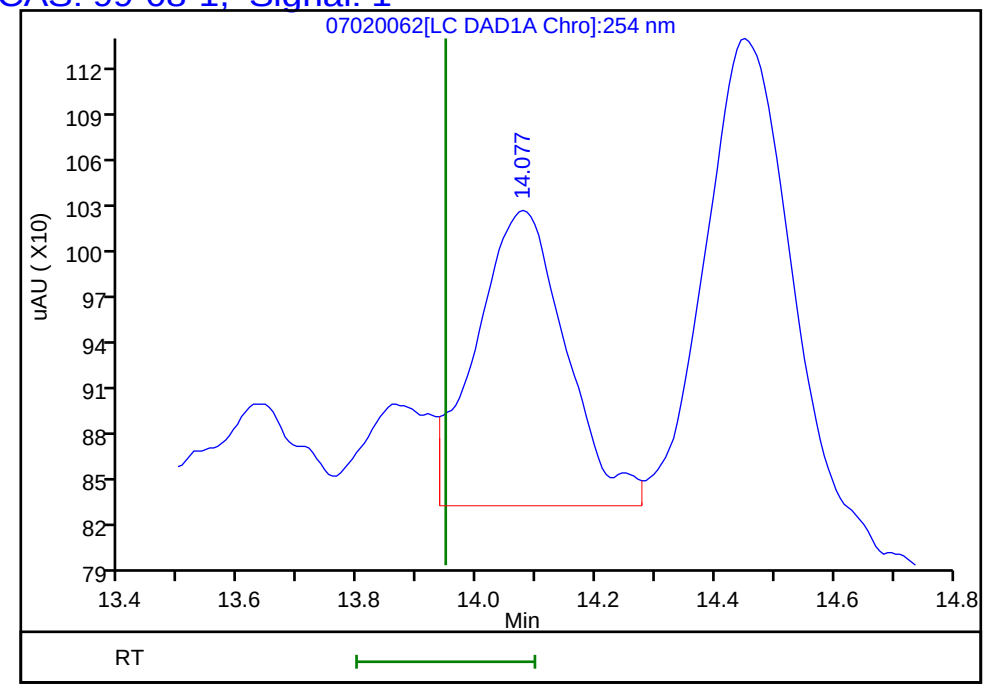

Reviewer: fiedlerh, 03-Jul-2019 09:53:16
Audit Action: Marked Compound Undetected Audit Reason: Invalid Compound ID

User Disabled Compound Report

Eurofins TestAmerica, Denver

Data File:	\\chromna\Denver\ChromData\CHHPLC_X\20190702-83402.b\07020062.D				
Injection Date:	03-Jul-2019 06:58:57	Instrument ID:	CHHPLC_X3		
Lims ID:	280-124986-B-22-A	Lab Sample ID:	280-124986-22		
Client ID:	PZ019-19A				
Operator ID:	hkf	ALS Bottle#:	62	Worklist Smp#:	62
Injection Vol:	100.0 ul	Dil. Factor:	1.0000		
Method:	8330_X3	Limit Group:	GCSV - 8330		
Column:	UltraCarb5uODS (20) (4.60 mm)	Detector	LC DAD1B, 254 nm		

22 p-Nitrotoluene, CAS: 99-99-0, Signal: 1

RT: 13.30
Response: 1331
Amount: 0.012072

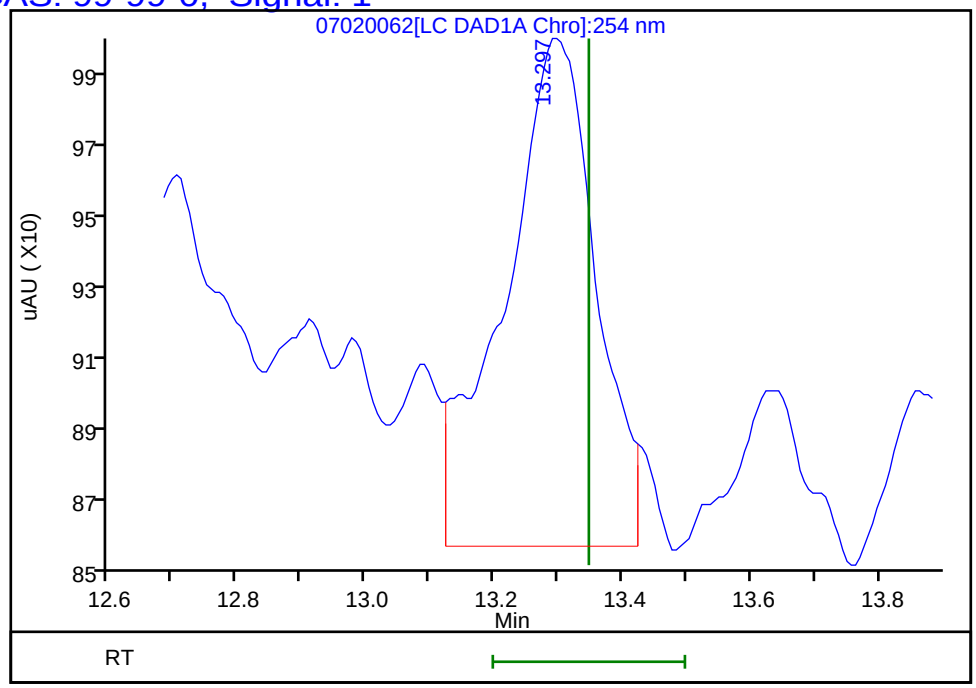

Reviewer: fiedlerh, 03-Jul-2019 09:53:16
Audit Action: Marked Compound Undetected Audit Reason: Invalid Compound ID

FORM I
HPLC/IC ORGANICS ANALYSIS DATA SHEET

Lab Name: Eurofins TestAmerica, Denver Job No.: 280-124986-1

SDG No.:

Client Sample ID: NW020-19A Lab Sample ID: 280-124986-23

Matrix: Water Lab File ID: 06200081.D

Analysis Method: 8330A Date Collected: 06/10/2019 12:45

Extraction Method: 3535 Date Extracted: 06/14/2019 10:23

Sample wt/vol: 511.3(mL) Date Analyzed: 06/21/2019 22:14

Con. Extract Vol.: 5(mL) Dilution Factor: 1

Injection Volume: 100(uL) GC Column: UltraCarb5uODS ID: 4.6(mm)

% Moisture: GPC Cleanup:(Y/N) N

Analysis Batch No.: 462202 Units: ug/L

CAS NO.	COMPOUND NAME	RESULT	Q	LOQ	LOD	DL
99-35-4	1,3,5-Trinitrobenzene	0.39	U	0.98	0.39	0.20
99-65-0	1,3-Dinitrobenzene	0.20	U	0.39	0.20	0.087
118-96-7	2,4,6-Trinitrotoluene	0.33	J	0.39	0.39	0.16
121-14-2	2,4-Dinitrotoluene	0.20	U	0.39	0.20	0.082
606-20-2	2,6-Dinitrotoluene	0.20	U	0.20	0.20	0.063
35572-78-2	2-Amino-4,6-dinitrotoluene	2.0		0.20	0.12	0.050
88-72-2	2-Nitrotoluene	0.20	U Q	0.39	0.20	0.084
99-08-1	3-Nitrotoluene	0.39	U Q	0.39	0.39	0.19
19406-51-0	4-Amino-2,6-dinitrotoluene	1.8		0.20	0.12	0.056
99-99-0	4-Nitrotoluene	0.39	U Q	0.98	0.39	0.20
2691-41-0	HMX	0.27	J M J1	0.39	0.20	0.086
5755-27-1	MNX	0.39	U M	2.0	0.39	0.15
98-95-3	Nitrobenzene	0.20	U	0.39	0.20	0.089
121-82-4	RDX	0.17	J M J1	0.39	0.39	0.15
479-45-8	Tetryl	0.20	U M	0.23	0.20	0.078

CAS NO.	SURROGATE	%REC	Q	LIMITS
528-29-0	1,2-Dinitrobenzene	92		83-119

Eurofins TestAmerica, Denver
Target Compound Quantitation Report

Data File: \\chromna\Denver\ChromData\CHHPLC_X\20190620-83048.b\06200081.D
Lims ID: 280-124986-B-23-A
Client ID: NW020-19A
Sample Type: Client
Inject. Date: 21-Jun-2019 22:14:47 ALS Bottle#: 81 Worklist Smp#: 81
Injection Vol: 100.0 ul Dil. Factor: 1.0000
Sample Info: 280-124986-B-23-
Misc. Info.: 280-0083048-081
Operator ID: hkf Instrument ID: CHHPLC_X3

Method: \\chromna\Denver\ChromData\CHHPLC_X\20190620-83048.b\8330_X3.m
Limit Group: GCSV - 8330
Last Update: 24-Jun-2019 09:26:35 Calib Date: 21-Jun-2019 03:13:40
Integrator: Falcon
Quant Method: External Standard Quant By: Initial Calibration
Last ICal File: \\chromna\Denver\ChromData\CHHPLC_X\20190620-83048.b\06200032.D

Column 1 : UltraCarb5uODS (20) (4.60 mm) Det: LC DAD1B, 254 nm
Process Host: CTX0327

First Level Reviewer: fiedlerh Date: 24-Jun-2019 08:55:06

	Compound	Det	RT (min.)	Exp RT (min.)	Dlt RT (min.)	Response	OnCol Amt ug/mL	Flags
	3 HMX	1	6.595	6.632	-0.037	2480	0.0279	M
	6 MNX	1		7.339			ND	U
	7 RDX	1	7.728	7.746	-0.018	1787	0.0171	M
$	9 1,2-Dinitrobenzene	1	8.715	8.726	-0.011	25065	0.1844	
	10 1,3,5-Trinitrobenzene	1	8.875	8.879	-0.004	2970	0.0127	
	11 1,3-Dinitrobenzene	1		9.539			ND	
	12 Nitrobenzene	1		9.925			ND	
	14 Tetryl	1		10.245			ND	U
	16 2,4,6-Trinitrotoluene	1	11.202	11.199	0.003	7368	0.0335	
	17 4-Amino-2,6-dinitrotoluene	1	11.375	11.372	0.003	30464	0.1874	
	18 2-Amino-4,6-dinitrotoluene	1	11.662	11.659	0.003	41385	0.2047	
	19 2,6-Dinitrotoluene	1		11.812			ND	
	20 2,4-Dinitrotoluene	1		12.005			ND	
	21 o-Nitrotoluene	1		12.845			ND	
	22 p-Nitrotoluene	1		13.279			ND	
	23 m-Nitrotoluene	1		13.872			ND	

QC Flag Legend

Review Flags
M - Manually Integrated
U - Marked Undetected

Report Date: 24-Jun-2019 09:26:43 Chrom Revision: 2.3 20-Jun-2019 20:50:56

Eurofins TestAmerica, Denver

Data File:	\\chromna\Denver\ChromData\CHHPLC_X\20190620-83048.b\06200081.D				
Injection Date:	21-Jun-2019 22:14:47	Instrument ID:	CHHPLC_X3	Operator ID:	hkf
Lims ID:	280-124986-B-23-A	Lab Sample ID:	280-124986-23	Worklist Smp#:	81
Client ID:	NW020-19A				
Injection Vol:	100.0 ul	Dil. Factor:	1.0000	ALS Bottle#:	81
Method:	8330_X3	Limit Group:	GCSV - 8330		

Column: UltraCarb5uODS (20) (4.60 mm) Y Scaling: Method Defined: Scale to the Nth Largest Target: 1

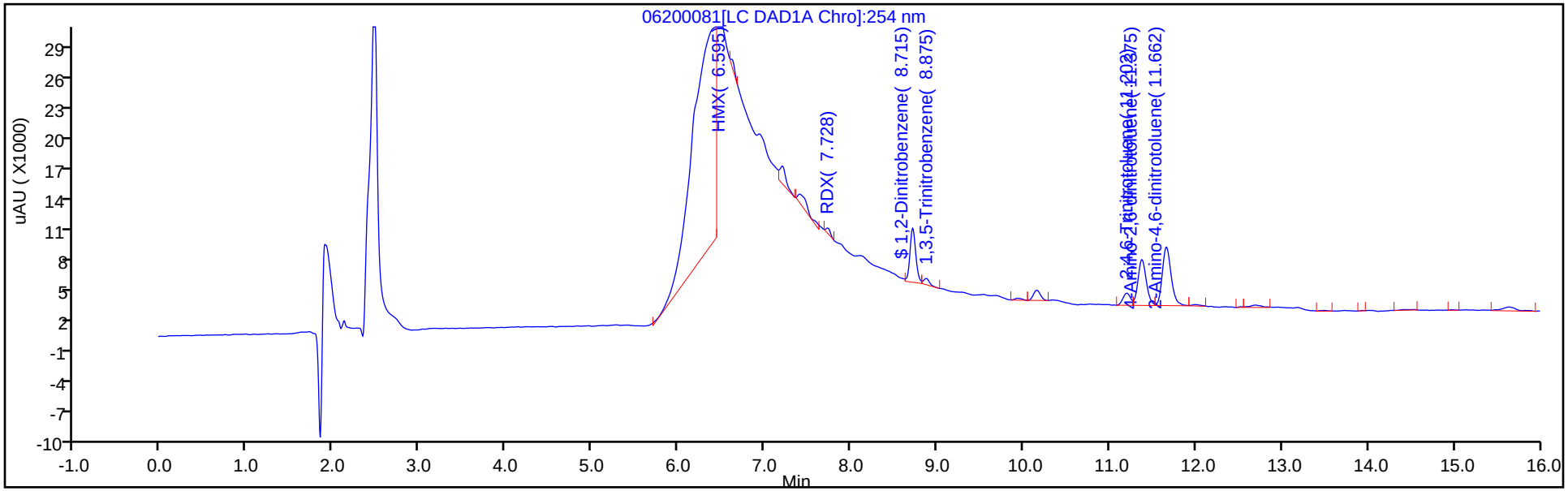

Y Scaling: Method Defined: Scale to the Nth Largest Target: 1

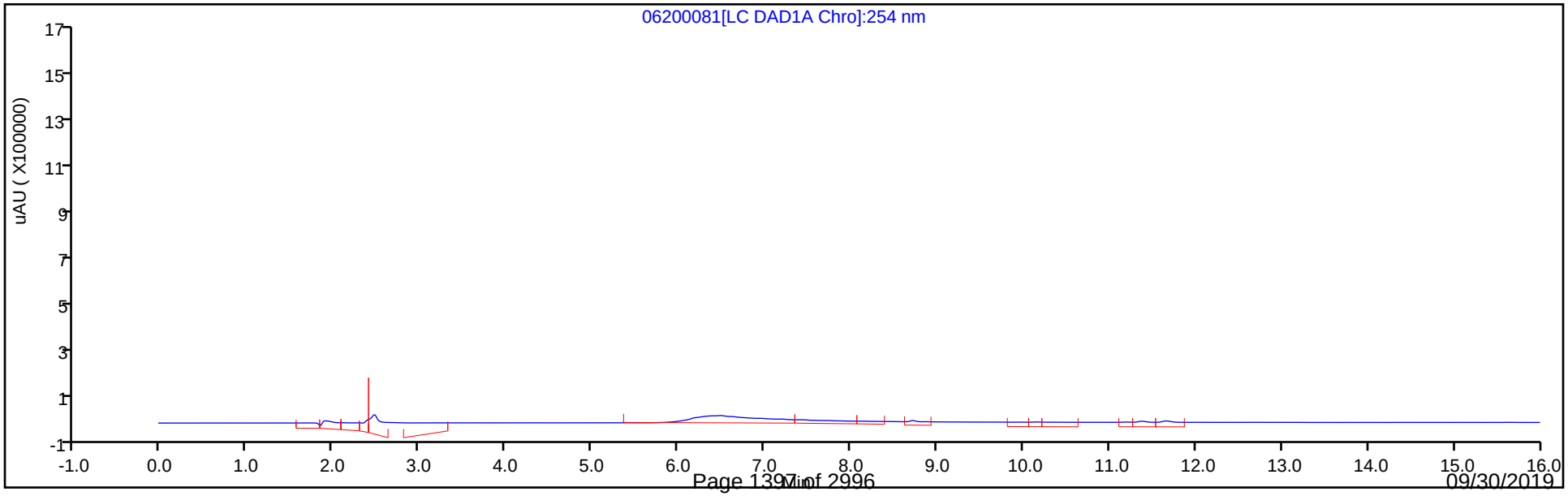

Eurofins TestAmerica, Denver
Recovery Report

Data File:	\\chromna\Denver\ChromData\CHHPLC_X\20190620-83048.b\06200081.D				
Lims ID:	280-124986-B-23-A				
Client ID:	NW020-19A				
Sample Type:	Client				
Inject. Date:	21-Jun-2019 22:14:47	ALS Bottle#:	81	Worklist Smp#:	81
Injection Vol:	100.0 ul	Dil. Factor:	1.0000		
Sample Info:	280-124986-B-23-				
Misc. Info.:	280-0083048-081				
Operator ID:	hkf	Instrument ID:	CHHPLC_X3		
Method:	\\chromna\Denver\ChromData\CHHPLC_X\20190620-83048.b\8330_X3.m				
Limit Group:	GCSV - 8330				
Last Update:	24-Jun-2019 09:26:35	Calib Date:	21-Jun-2019 03:13:40		
Integrator:	Falcon				
Quant Method:	External Standard	Quant By:	Initial Calibration		
Last ICal File:	\\chromna\Denver\ChromData\CHHPLC_X\20190620-83048.b\06200032.D				
Column 1 :	UltraCarb5uODS (20) (4.60 mm)		Det: LC DAD1B, 254 nm		
Process Host:	CTX0327				
First Level Reviewer: fiedlerh		Date:	24-Jun-2019 08:55:06		

Compound	Amount Added	Amount Recovered	% Rec.
$ 9 1,2-Dinitrobenzene	0.2000	0.1844	92.22

Manual Integration/User Assign Peak Report

Eurofins TestAmerica, Denver

Data File:	\\chromna\Denver\ChromData\CHHPLC_X\20190620-83048.b\06200081.D				
Injection Date:	21-Jun-2019 22:14:47	Instrument ID:	CHHPLC_X3		
Lims ID:	280-124986-B-23-A	Lab Sample ID:	280-124986-23		
Client ID:	NW020-19A				
Operator ID:	hkf	ALS Bottle#:	81	Worklist Smp#:	81
Injection Vol:	100.0 ul	Dil. Factor:	1.0000		
Method:	8330_X3	Limit Group:	GCSV - 8330		
Column:	UltraCarb5uODS (20) (4.60 mm)	Detector	LC DAD1B, 254 nm		

3 HMX, CAS: 2691-41-0

Signal: 1

Processing Integration Results

RT: 6.49
Area: 419259
Amount: 4.719909
Amount Units: ug/mL

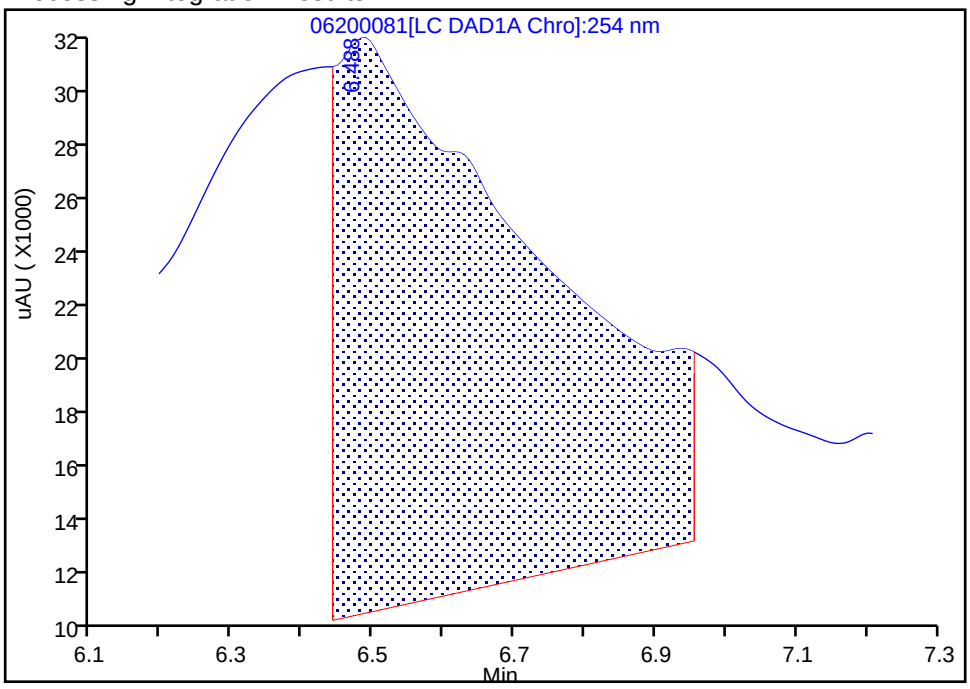

Manual Integration Results

RT: 6.60
Area: 2480
Amount: 0.027919
Amount Units: ug/mL

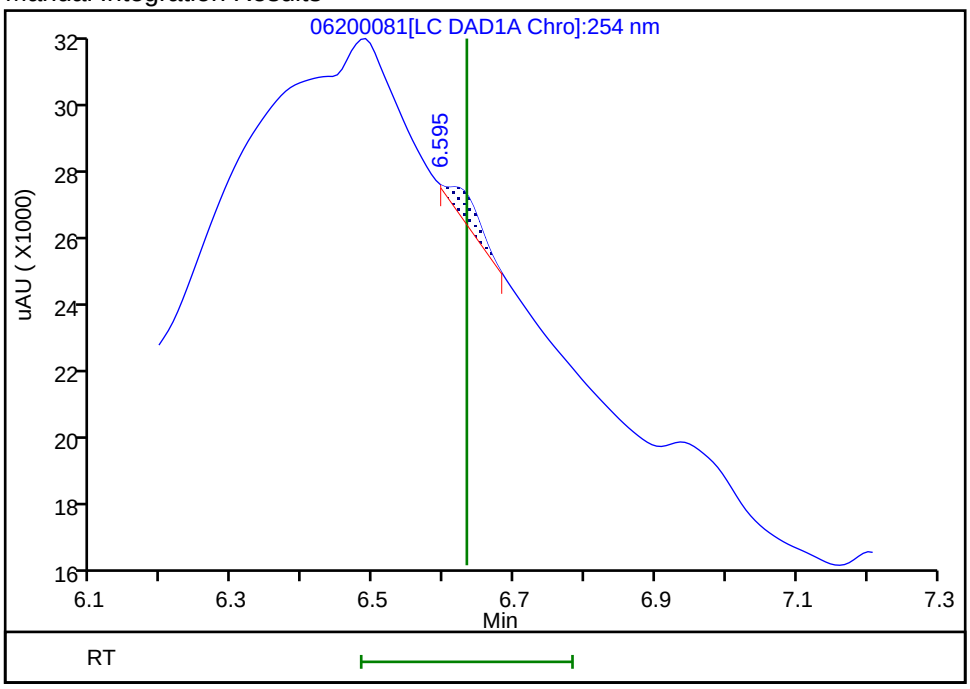

Reviewer: fiedlerh, 24-Jun-2019 08:54:53

Audit Action: Manually Integrated Audit Reason: Baseline Smoothing

User Disabled Compound Report

Eurofins TestAmerica, Denver

Data File:	\\chromna\Denver\ChromData\CHHPLC_X\20190620-83048.b\06200081.D				
Injection Date:	21-Jun-2019 22:14:47	Instrument ID:	CHHPLC_X3		
Lims ID:	280-124986-B-23-A	Lab Sample ID:	280-124986-23		
Client ID:	NW020-19A				
Operator ID:	hkf	ALS Bottle#:	81	Worklist Smp#:	81
Injection Vol:	100.0 ul	Dil. Factor:	1.0000		
Method:	8330_X3	Limit Group:	GCSV - 8330		
Column:	UltraCarb5uODS (20) (4.60 mm)	Detector	LC DAD1B, 254 nm		

6 MNX, CAS: 5755-27-1, Signal: 1

RT: 7.41
Response: 8674
Amount: 0.059838

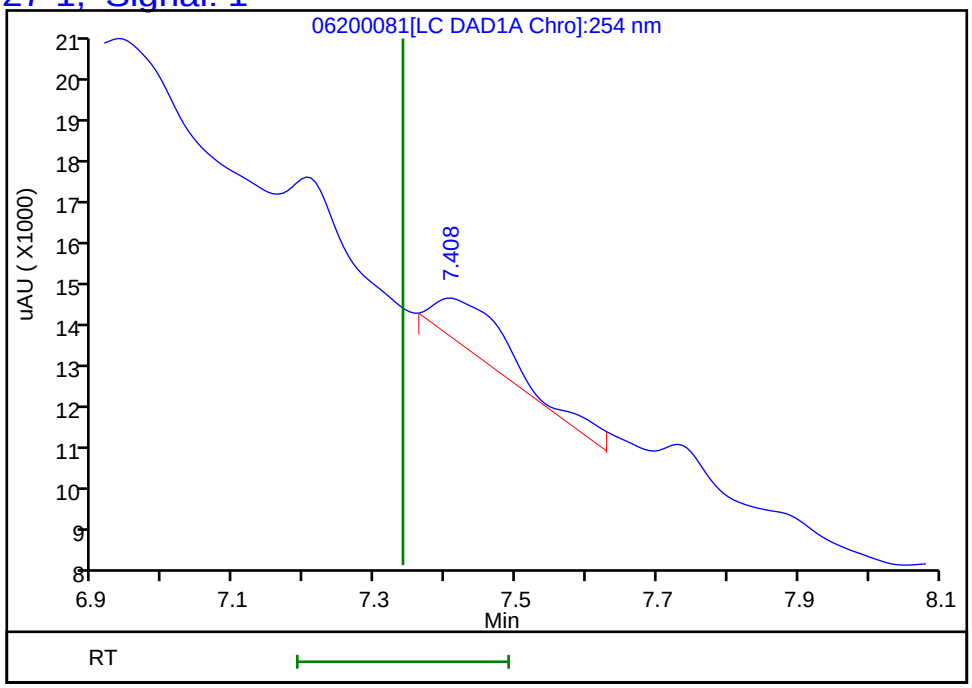

Reviewer: fiedlerh, 24-Jun-2019 08:55:06
Audit Action: Marked Compound Undetected Audit Reason: Invalid Compound ID

Manual Integration/User Assign Peak Report

Eurofins TestAmerica, Denver

Data File:	\\chromna\Denver\ChromData\CHHPLC_X\20190620-83048.b\06200081.D				
Injection Date:	21-Jun-2019 22:14:47	Instrument ID:	CHHPLC_X3		
Lims ID:	280-124986-B-23-A	Lab Sample ID:	280-124986-23		
Client ID:	NW020-19A				
Operator ID:	hkf	ALS Bottle#:	81	Worklist Smp#:	81
Injection Vol:	100.0 ul	Dil. Factor:	1.0000		
Method:	8330_X3	Limit Group:	GCSV - 8330		
Column:	UltraCarb5uODS (20) (4.60 mm)	Detector	LC DAD1B, 254 nm		

7 RDX, CAS: 121-82-4

Signal: 1

Processing Integration Results

RT: 7.73
Area: 4746
Amount: 0.045318
Amount Units: ug/mL

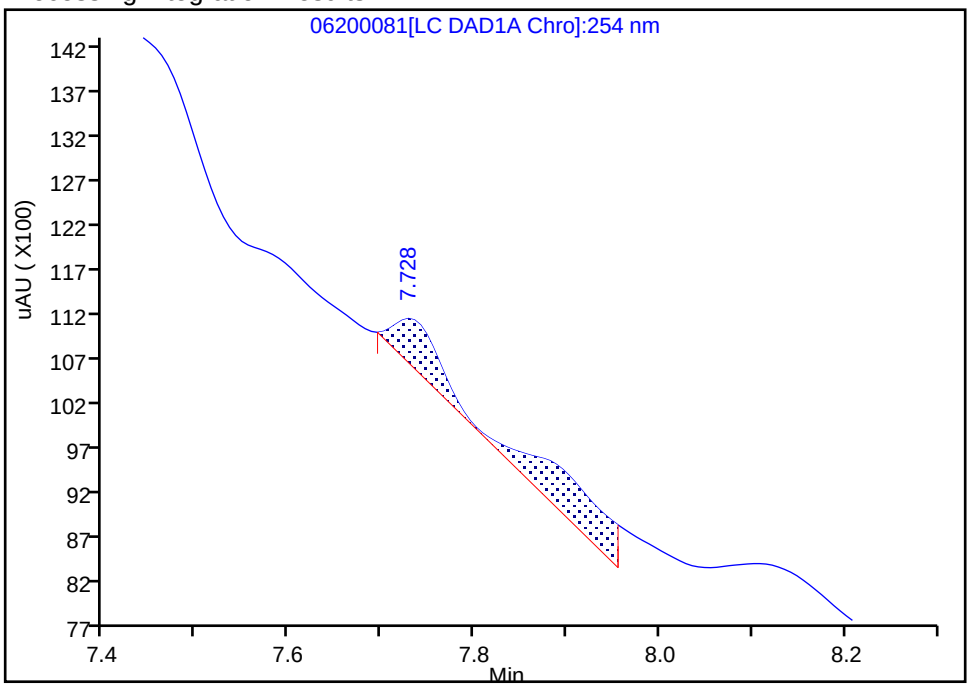

Manual Integration Results

RT: 7.73
Area: 1787
Amount: 0.017063
Amount Units: ug/mL

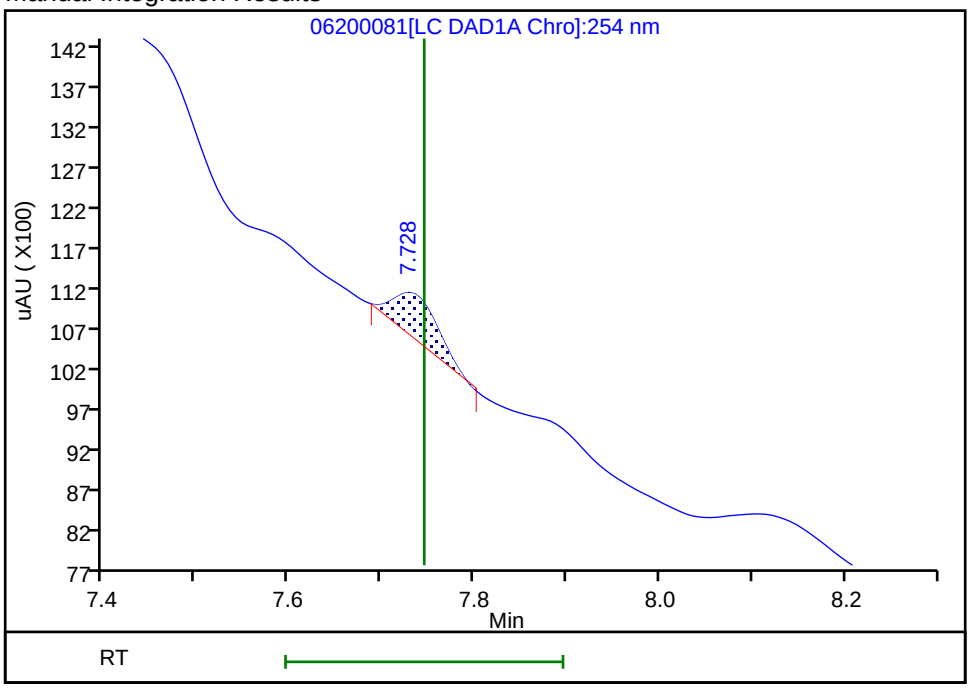

Reviewer: fiedlerh, 24-Jun-2019 08:54:40

Audit Action: Manually Integrated Audit Reason: Baseline Smoothing

User Disabled Compound Report

Eurofins TestAmerica, Denver

Data File:	\\chromna\Denver\ChromData\CHHPLC_X\20190620-83048.b\06200081.D				
Injection Date:	21-Jun-2019 22:14:47	Instrument ID:	CHHPLC_X3		
Lims ID:	280-124986-B-23-A	Lab Sample ID:	280-124986-23		
Client ID:	NW020-19A				
Operator ID:	hkf	ALS Bottle#:	81	Worklist Smp#:	81
Injection Vol:	100.0 ul	Dil. Factor:	1.0000		
Method:	8330_X3	Limit Group:	GCSV - 8330		
Column:	UltraCarb5uODS (20) (4.60 mm)	Detector	LC DAD1B, 254 nm		

14 Tetryl, CAS: 479-45-8, Signal: 1

RT: 10.15
Response: 5691
Amount: 0.034775

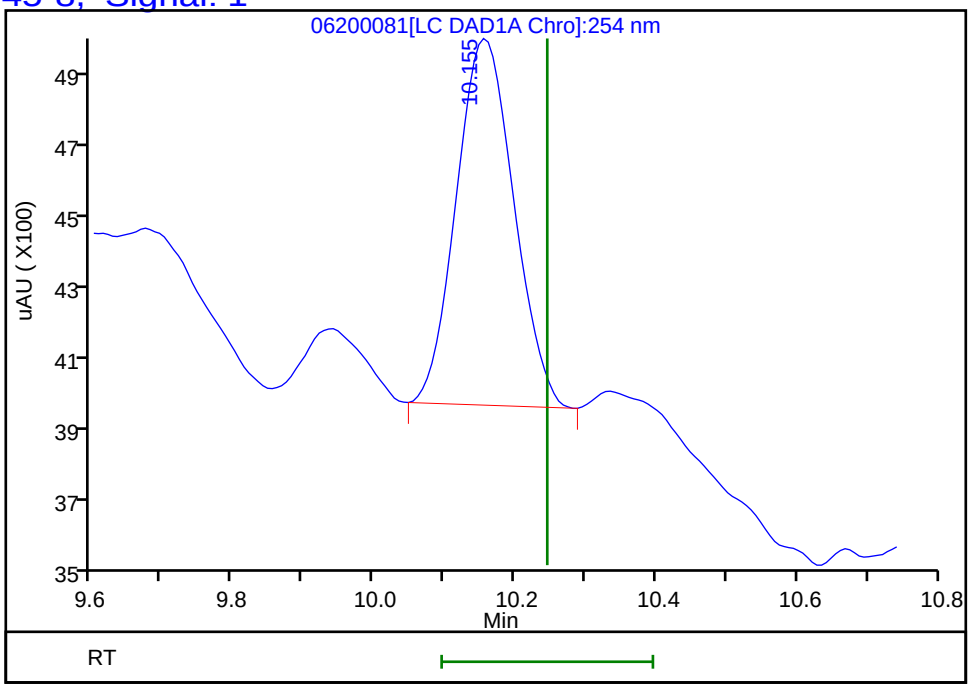

Reviewer: fiedlerh, 24-Jun-2019 08:55:06
Audit Action: Marked Compound Undetected Audit Reason: Invalid Compound ID

FORM I
HPLC/IC ORGANICS ANALYSIS DATA SHEET

Lab Name: Eurofins TestAmerica, Denver Job No.: 280-124986-1

SDG No.:

Client Sample ID: NW020-19A Lab Sample ID: 280-124986-23

Matrix: Water Lab File ID: 06240018.D

Analysis Method: 8330A Date Collected: 06/10/2019 12:45

Extraction Method: 3535 Date Extracted: 06/14/2019 10:23

Sample wt/vol: 511.3(mL) Date Analyzed: 06/24/2019 22:27

Con. Extract Vol.: 5(mL) Dilution Factor: 1

Injection Volume: 100(uL) GC Column: Luna-phenylhex ID: 4.6(mm)

% Moisture: GPC Cleanup:(Y/N) N

Analysis Batch No.: 462508 Units: ug/L

CAS NO.	COMPOUND NAME	RESULT	Q	LOQ	LOD	DL
2691-41-0	*HMX*	*0.42*	*J1*	*0.39*	0.20	*0.086*
121-82-4	*RDX*	*0.26*	*J M J1*	*0.39*	0.39	*0.15*

CAS NO.	SURROGATE	%REC	Q	LIMITS
528-29-0	1,2-Dinitrobenzene	106		83-119

Eurofins TestAmerica, Denver
Target Compound Quantitation Report

Data File: \\chromna\Denver\ChromData\G2_LUNA\20190624-83137.b\06240018.D
Lims ID: 280-124986-B-23-A
Client ID: NW020-19A
Sample Type: Client
Inject. Date: 24-Jun-2019 22:27:49 ALS Bottle#: 18 Worklist Smp#: 18
Injection Vol: 100.0 ul Dil. Factor: 1.0000
Sample Info: 280-124986-B-23-
Misc. Info.: 280-0083137-018
Operator ID: HKF Instrument ID: CHHPLC_G2_LUNA

Method: \\chromna\Denver\ChromData\G2_LUNA\20190624-83137.b\G2_8330_Luna.m
Limit Group: GCSV - 8330
Last Update: 25-Jun-2019 10:50:09 Calib Date: 08-May-2019 00:28:23
Integrator: Falcon
Quant Method: External Standard Quant By: Initial Calibration
Last ICal File: \\chromna\Denver\ChromData\G2_LUNA\20190507-81649.b\05070023.D

Column 1 : Luna-Phenyl hexyl (4.60 mm) Det: LC DAD1A, 254 nm
Process Host: CTX0328

First Level Reviewer: fiedlerh Date: 25-Jun-2019 10:41:19

Compound	Det	RT (min.)	Exp RT (min.)	Dlt RT (min.)	Response	OnCol Amt ug/ml	Flags
6 HMX	1	7.213	7.203	0.010	7288	0.0426	
7 MNX	1		7.848			ND	
8 RDX	1	9.286	9.283	0.003	5644	0.0271	M
9 Nitrobenzene	1		12.263			ND	
$ 10 1,2-Dinitrobenzene	1	13.299	13.296	0.003	58678	0.2119	
12 1,3-Dinitrobenzene	1		15.823			ND	
14 o-Nitrotoluene	1		16.629			ND	U
15 p-Nitrotoluene	1		16.963			ND	
16 4-Amino-2,6-dinitrotoluene	1	17.399	17.383	0.016	72962	0.2454	
17 m-Nitrotoluene	1	17.939	17.876	0.063	5697	0.0195	
18 2-Amino-4,6-dinitrotoluene	1	18.433	18.416	0.017	95682	0.2224	
19 1,3,5-Trinitrobenzene	1	19.153	19.129	0.024	8165	0.0178	
20 2,6-Dinitrotoluene	1		19.983			ND	
21 2,4-Dinitrotoluene	1	20.573	20.543	0.030	3199	0.005618	
22 Tetryl	1		23.876			ND	
23 2,4,6-Trinitrotoluene	1	24.886	24.856	0.030	15972	0.0392	M

QC Flag Legend

Review Flags
M - Manually Integrated
U - Marked Undetected

Report Date: 25-Jun-2019 10:50:37 Chrom Revision: 2.3 20-Jun-2019 20:50:56

Eurofins TestAmerica, Denver

Data File:	\\chromna\Denver\ChromData\G2_LUNA\20190624-83137.b\06240018.D				
Injection Date:	24-Jun-2019 22:27:49	Instrument ID:	CHHPLC_G2_LUNA	Operator ID:	HKF
Lims ID:	280-124986-B-23-A	Lab Sample ID:	280-124986-23	Worklist Smp#:	18
Client ID:	NW020-19A				
Injection Vol:	100.0 ul	Dil. Factor:	1.0000	ALS Bottle#:	18
Method:	G2_8330_Luna	Limit Group:	GCSV - 8330		

Column: Luna-Phenyl hexyl (4.60 mm) Y Scaling: Method Defined: Scale to the Nth Largest Peak: 1

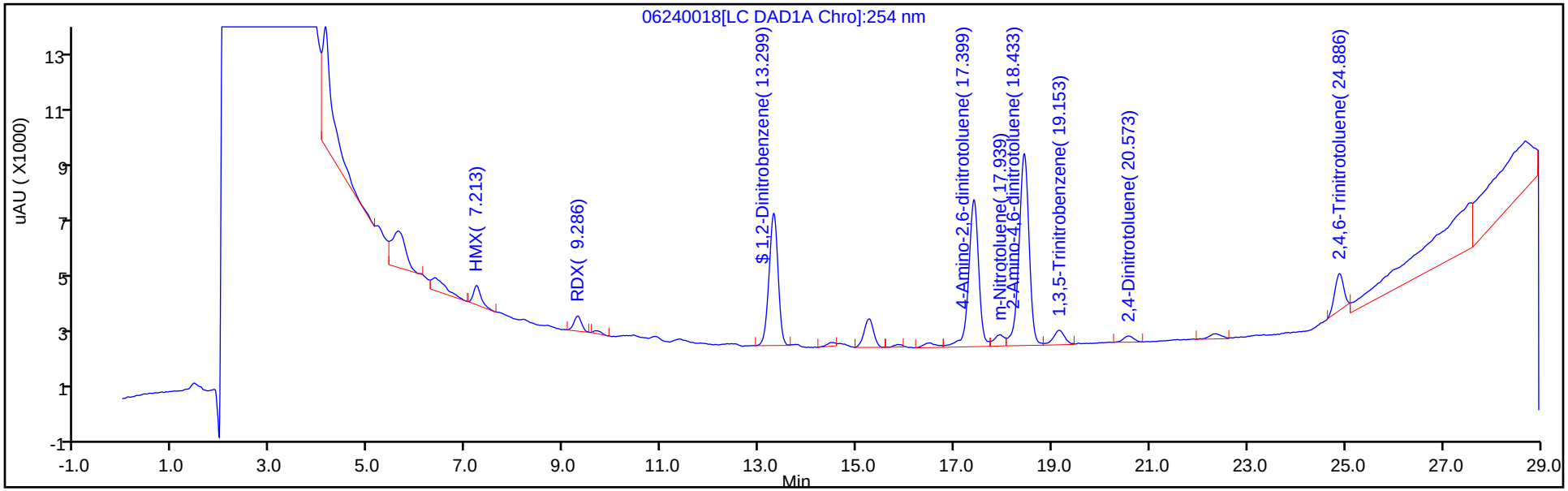

Y Scaling: Method Defined: Scale to the Nth Largest Peak: 1

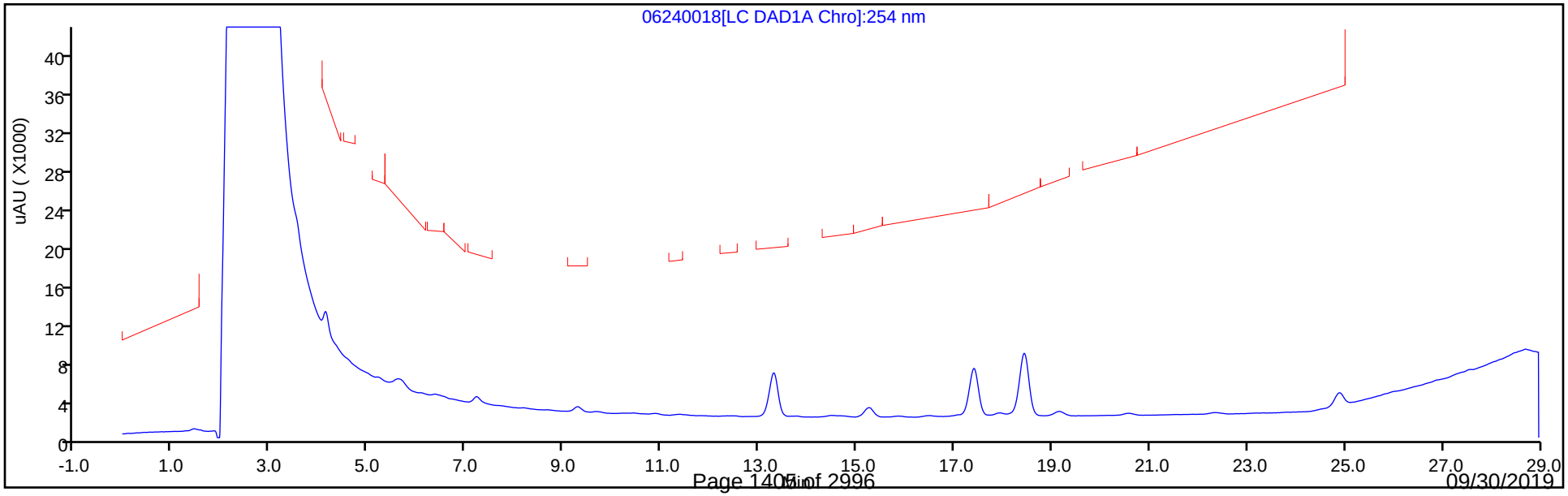

Eurofins TestAmerica, Denver
Recovery Report

Data File:	\\chromna\Denver\ChromData\G2_LUNA\20190624-83137.b\06240018.D				
Lims ID:	280-124986-B-23-A				
Client ID:	NW020-19A				
Sample Type:	Client				
Inject. Date:	24-Jun-2019 22:27:49	ALS Bottle#:	18	Worklist Smp#:	18
Injection Vol:	100.0 ul	Dil. Factor:	1.0000		
Sample Info:	280-124986-B-23-				
Misc. Info.:	280-0083137-018				
Operator ID:	HKF	Instrument ID:	CHHPLC_G2_LUNA		
Method:	\\chromna\Denver\ChromData\G2_LUNA\20190624-83137.b\G2_8330_Luna.m				
Limit Group:	GCSV - 8330				
Last Update:	25-Jun-2019 10:50:09	Calib Date:	08-May-2019 00:28:23		
Integrator:	Falcon				
Quant Method:	External Standard	Quant By:	Initial Calibration		
Last ICal File:	\\chromna\Denver\ChromData\G2_LUNA\20190507-81649.b\05070023.D				
Column 1 :	Luna-Phenyl hexyl (4.60 mm)		Det: LC DAD1A, 254 nm		
Process Host:	CTX0328				
First Level Reviewer: fiedlerh		Date:	25-Jun-2019 10:41:19		

Compound	Amount Added	Amount Recovered	% Rec.
$ 10 1,2-Dinitrobenzene	0.2000	0.2119	105.97

Manual Integration/User Assign Peak Report

Eurofins TestAmerica, Denver

Data File:	\\chromna\Denver\ChromData\G2_LUNA\20190624-83137.b\06240018.D				
Injection Date:	24-Jun-2019 22:27:49	Instrument ID:	CHHPLC_G2_LUNA		
Lims ID:	280-124986-B-23-A	Lab Sample ID:	280-124986-23		
Client ID:	NW020-19A				
Operator ID:	HKF	ALS Bottle#:	18	Worklist Smp#:	18
Injection Vol:	100.0 ul	Dil. Factor:	1.0000		
Method:	G2_8330_Luna	Limit Group:	GCSV - 8330		
Column:	Luna-Phenyl hexyl (4.60 mm)	Detector	LC DAD1A, 254 nm		

23 2,4,6-Trinitrotoluene, CAS: 118-96-7

Signal: 1

Processing Integration Results

RT: 24.89
Area: 24078
Amount: 0.059119
Amount Units: ug/ml

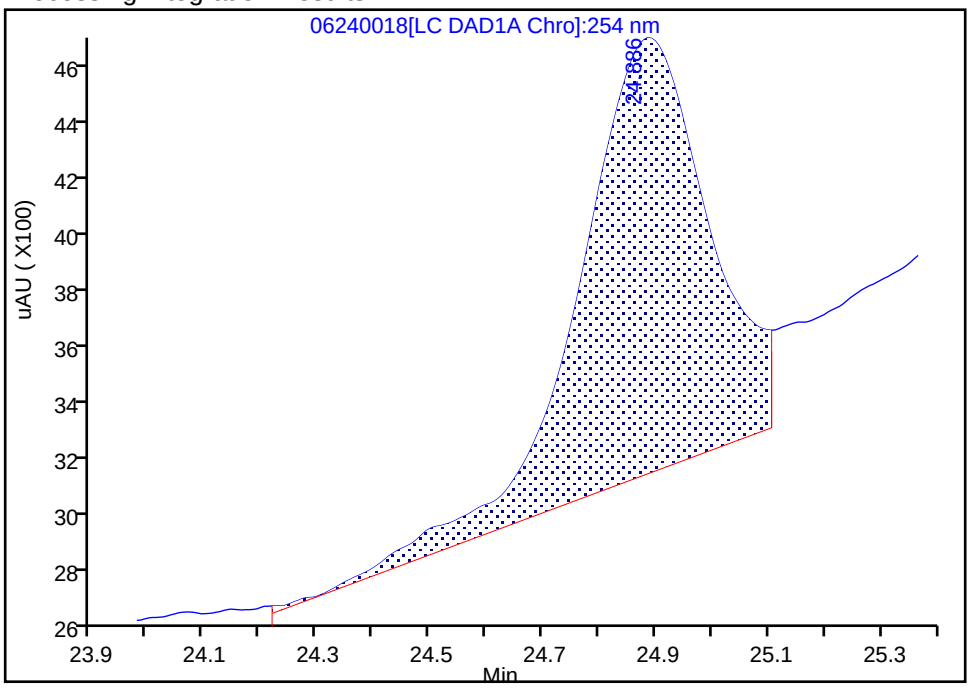

Manual Integration Results

RT: 24.89
Area: 15972
Amount: 0.039216
Amount Units: ug/ml

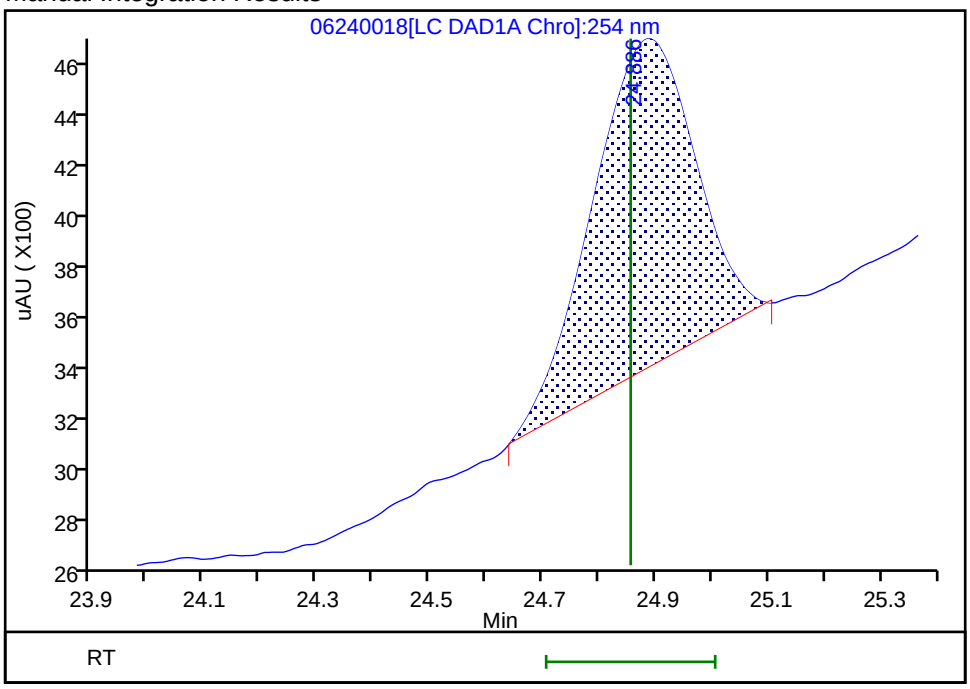

Reviewer: fiedlerh, 25-Jun-2019 10:37:51

Audit Action: Manually Integrated Audit Reason: Baseline Smoothing

User Disabled Compound Report

Eurofins TestAmerica, Denver

Data File:	\\chromna\Denver\ChromData\G2_LUNA\20190624-83137.b\06240018.D				
Injection Date:	24-Jun-2019 22:27:49	Instrument ID:	CHHPLC_G2_LUNA		
Lims ID:	280-124986-B-23-A	Lab Sample ID:	280-124986-23		
Client ID:	NW020-19A				
Operator ID:	HKF	ALS Bottle#:	18	Worklist Smp#:	18
Injection Vol:	100.0 ul	Dil. Factor:	1.0000		
Method:	G2_8330_Luna	Limit Group:	GCSV - 8330		
Column:	Luna-Phenyl hexyl (4.60 mm)	Detector	LC DAD1A, 254 nm		

14 o-Nitrotoluene, CAS: 88-72-2, Signal: 1

RT: 16.50
Response: 2888
Amount: 0.011029

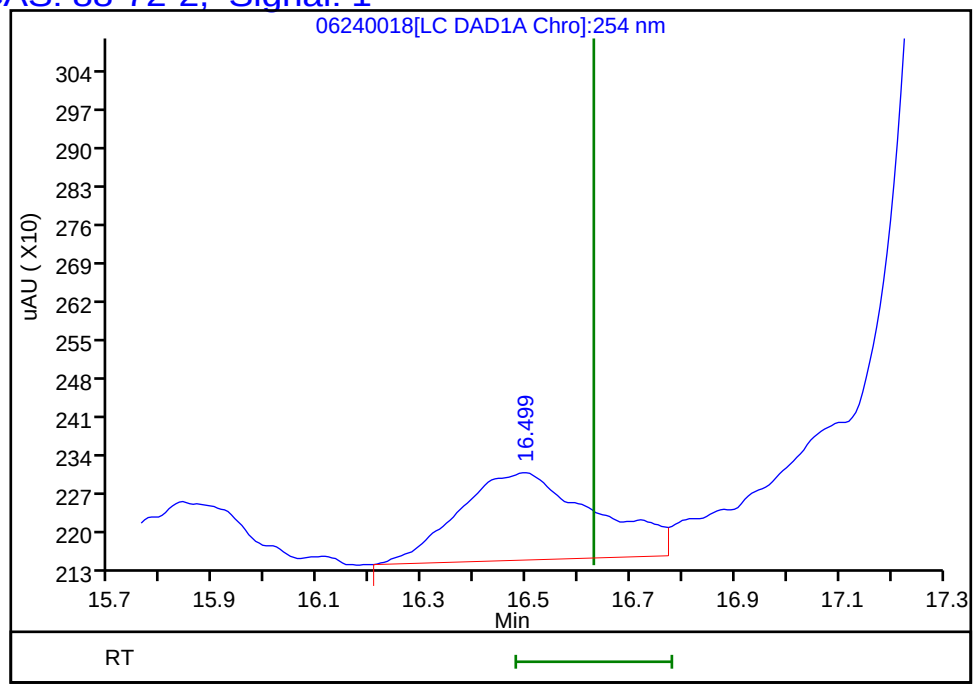

Reviewer: fiedlerh, 25-Jun-2019 10:41:19
Audit Action: Marked Compound Undetected Audit Reason: Invalid Compound ID

Manual Integration/User Assign Peak Report

Eurofins TestAmerica, Denver

Data File:	\\chromna\Denver\ChromData\G2_LUNA\20190624-83137.b\06240018.D				
Injection Date:	24-Jun-2019 22:27:49	Instrument ID:	CHHPLC_G2_LUNA		
Lims ID:	280-124986-B-23-A	Lab Sample ID:	280-124986-23		
Client ID:	NW020-19A				
Operator ID:	HKF	ALS Bottle#:	18	Worklist Smp#:	18
Injection Vol:	100.0 ul	Dil. Factor:	1.0000		
Method:	G2_8330_Luna	Limit Group:	GCSV - 8330		
Column:	Luna-Phenyl hexyl (4.60 mm)	Detector	LC DAD1A, 254 nm		

8 RDX, CAS: 121-82-4

Signal: 1

Processing Integration Results

RT: 9.29
Area: 6719
Amount: 0.032234
Amount Units: ug/ml

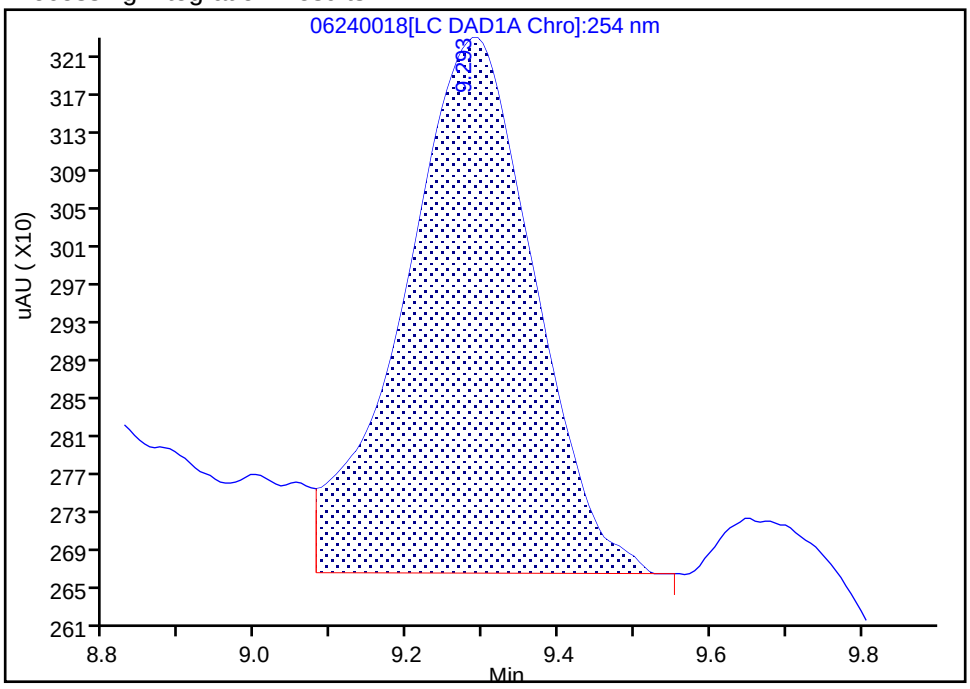

Manual Integration Results

RT: 9.29
Area: 5644
Amount: 0.027077
Amount Units: ug/ml

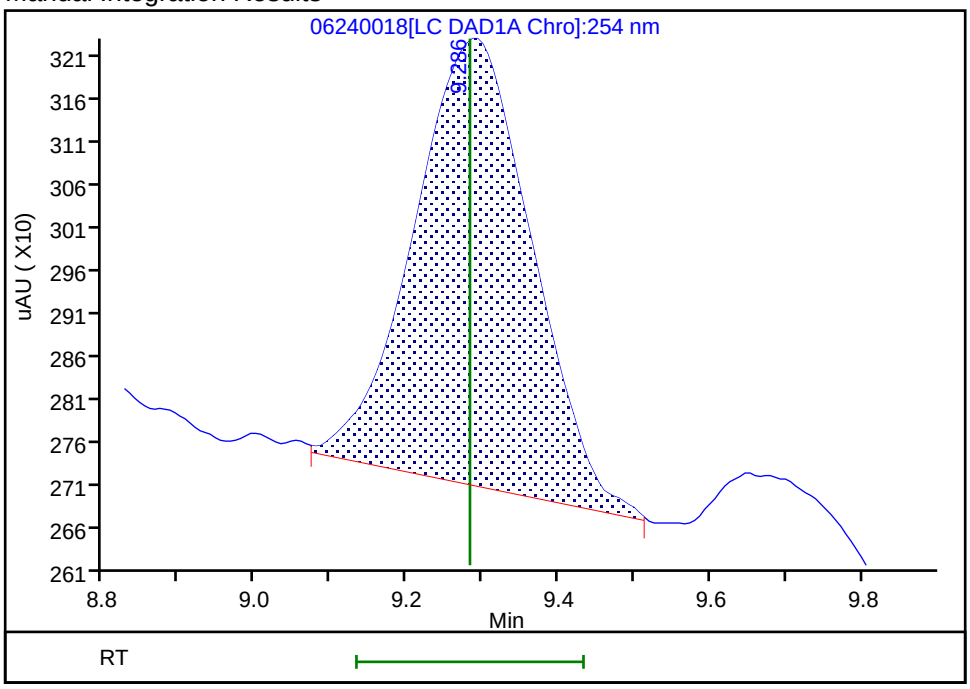

Reviewer: fiedlerh, 25-Jun-2019 10:37:27

Audit Action: Manually Integrated Audit Reason: Baseline Smoothing

FORM I
HPLC/IC ORGANICS ANALYSIS DATA SHEET

Lab Name: Eurofins TestAmerica, Denver Job No.: 280-124986-1

SDG No.:

Client Sample ID: NW020-19A RE Lab Sample ID: 280-124986-23 RE

Matrix: Water Lab File ID: 07020063.D

Analysis Method: 8330A Date Collected: 06/10/2019 12:45

Extraction Method: 3535 Date Extracted: 06/18/2019 15:47

Sample wt/vol: 507.8(mL) Date Analyzed: 07/03/2019 07:21

Con. Extract Vol.: 5(mL) Dilution Factor: 1

Injection Volume: 100(uL) GC Column: UltraCarb5uODS ID: 4.6(mm)

% Moisture: GPC Cleanup:(Y/N) N

Analysis Batch No.: 463366 Units: ug/L

CAS NO.	COMPOUND NAME	RESULT	Q	LOQ	LOD	DL
99-35-4	*1,3,5-Trinitrobenzene*	*0.39*	*U H M*	*0.98*	0.39	*0.20*
99-65-0	*1,3-Dinitrobenzene*	*0.20*	*U H*	*0.39*	0.20	*0.087*
118-96-7	*2,4,6-Trinitrotoluene*	*0.34*	*J H*	*0.39*	0.39	*0.16*
121-14-2	*2,4-Dinitrotoluene*	*0.20*	*U H*	*0.39*	0.20	*0.083*
606-20-2	*2,6-Dinitrotoluene*	*0.20*	*U H*	*0.20*	0.20	*0.064*
35572-78-2	*2-Amino-4,6-dinitrotoluene*	*1.9*	*H*	*0.20*	0.12	*0.050*
88-72-2	*2-Nitrotoluene*	*0.20*	*U H*	*0.39*	0.20	*0.084*
99-08-1	*3-Nitrotoluene*	*0.39*	*U H M*	*0.39*	0.39	*0.19*
19406-51-0	*4-Amino-2,6-dinitrotoluene*	*1.8*	*H*	*0.20*	0.12	*0.057*
99-99-0	*4-Nitrotoluene*	*0.39*	*U H*	*0.98*	0.39	*0.20*
2691-41-0	*HMX*	*0.20*	*U H*	*0.39*	0.20	*0.086*
5755-27-1	*MNX*	*0.39*	*U H M*	*2.0*	0.39	*0.15*
98-95-3	*Nitrobenzene*	*0.20*	*U H*	*0.39*	0.20	*0.090*
121-82-4	*RDX*	*0.22*	*J H J1 M*	*0.39*	0.39	*0.16*
479-45-8	*Tetryl*	*0.20*	*U H M*	*0.24*	0.20	*0.078*

CAS NO.	SURROGATE	%REC	Q	LIMITS
528-29-0	1,2-Dinitrobenzene	105	*M*	83-119

Eurofins TestAmerica, Denver
Target Compound Quantitation Report

Data File: \\chromna\Denver\ChromData\CHHPLC_X\20190702-83402.b\07020063.D
Lims ID: 280-124986-A-23-A
Client ID: NW020-19A
Sample Type: Client
Inject. Date: 03-Jul-2019 07:21:58 ALS Bottle#: 63 Worklist Smp#: 63
Injection Vol: 100.0 ul Dil. Factor: 1.0000
Sample Info: 280-124986-A-23-
Misc. Info.: 280-0083402-063
Operator ID: hkf Instrument ID: CHHPLC_X3

Method: \\chromna\Denver\ChromData\CHHPLC_X\20190702-83402.b\8330_X3.m
Limit Group: GCSV - 8330
Last Update: 03-Jul-2019 10:48:25 Calib Date: 02-Jul-2019 00:18:07
Integrator: Falcon
Quant Method: External Standard Quant By: Initial Calibration
Last ICal File: \\chromna\Denver\ChromData\CHHPLC_X\20190701-83376.b\07010032.D

Column 1 : UltraCarb5uODS (20) (4.60 mm) Det: LC DAD1B, 254 nm
Process Host: CTX0326

First Level Reviewer: fiedlerh Date: 03-Jul-2019 10:06:21

	Compound	Det	RT (min.)	Exp RT (min.)	Dlt RT (min.)	Response	OnCol Amt ug/mL	Flags
	3 HMX	1		6.647			ND	
	6 MNX	1		7.343			ND	MU
	7 RDX	1	7.756	7.767	-0.011	2505	0.0225	M
$	9 1,2-Dinitrobenzene	1	8.743	8.754	-0.011	29380	0.2109	M
	10 1,3,5-Trinitrobenzene	1	8.896	8.907	-0.011	2772	0.0113	M
	11 1,3-Dinitrobenzene	1		9.574			ND	
	12 Nitrobenzene	1		9.961			ND	
	14 Tetryl	1		10.294			ND	U
	16 2,4,6-Trinitrotoluene	1	11.236	11.247	-0.011	7744	0.0341	
	17 4-Amino-2,6-dinitrotoluene	1	11.429	11.441	-0.012	29967	0.1801	
	18 2-Amino-4,6-dinitrotoluene	1	11.716	11.734	-0.018	40364	0.1967	
	19 2,6-Dinitrotoluene	1		11.867			ND	
	20 2,4-Dinitrotoluene	1		12.061			ND	
	21 o-Nitrotoluene	1		12.907			ND	
	22 p-Nitrotoluene	1		13.347			ND	
	23 m-Nitrotoluene	1		13.947			ND	U

QC Flag Legend

Review Flags
M - Manually Integrated
U - Marked Undetected

Report Date: 03-Jul-2019 11:02:06 Chrom Revision: 2.3 20-Jun-2019 20:50:56

Eurofins TestAmerica, Denver

Data File:	\\chromna\Denver\ChromData\CHHPLC_X\20190702-83402.b\07020063.D				
Injection Date:	03-Jul-2019 07:21:58	Instrument ID:	CHHPLC_X3	Operator ID:	hkf
Lims ID:	280-124986-A-23-A	Lab Sample ID:	280-124986-23	Worklist Smp#:	63
Client ID:	NW020-19A				
Injection Vol:	100.0 ul	Dil. Factor:	1.0000	ALS Bottle#:	63
Method:	8330_X3	Limit Group:	GCSV - 8330		

Column: UltraCarb5uODS (20) (4.60 mm) Y Scaling: Method Defined: Scale to the Nth Largest Target: 1

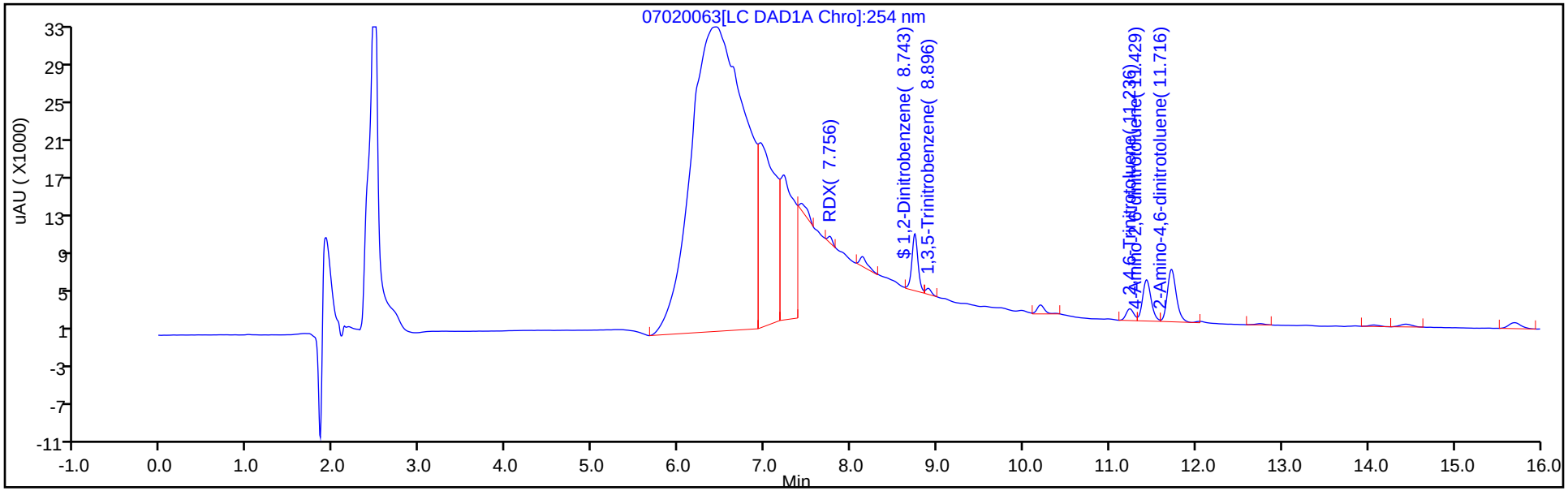

Y Scaling: Method Defined: Scale to the Nth Largest Target: 1

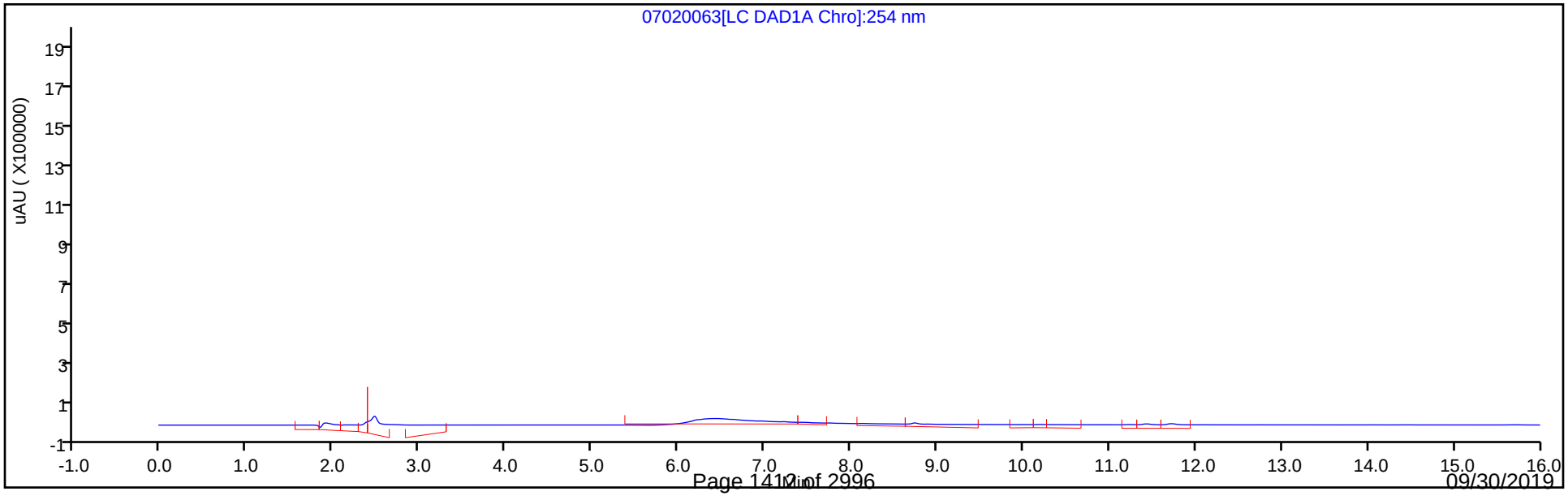

Eurofins TestAmerica, Denver
Recovery Report

Data File:	\\chromna\Denver\ChromData\CHHPLC_X\20190702-83402.b\07020063.D				
Lims ID:	280-124986-A-23-A				
Client ID:	NW020-19A				
Sample Type:	Client				
Inject. Date:	03-Jul-2019 07:21:58	ALS Bottle#:	63	Worklist Smp#:	63
Injection Vol:	100.0 ul	Dil. Factor:	1.0000		
Sample Info:	280-124986-A-23-				
Misc. Info.:	280-0083402-063				
Operator ID:	hkf	Instrument ID:	CHHPLC_X3		
Method:	\\chromna\Denver\ChromData\CHHPLC_X\20190702-83402.b\8330_X3.m				
Limit Group:	GCSV - 8330				
Last Update:	03-Jul-2019 10:48:25	Calib Date:	02-Jul-2019 00:18:07		
Integrator:	Falcon				
Quant Method:	External Standard	Quant By:	Initial Calibration		
Last ICal File:	\\chromna\Denver\ChromData\CHHPLC_X\20190701-83376.b\07010032.D				
Column 1 :	UltraCarb5uODS (20) (4.60 mm)		Det: LC DAD1B, 254 nm		
Process Host:	CTX0326				
First Level Reviewer: fiedlerh		Date:	03-Jul-2019 10:06:21		

Compound	Amount Added	Amount Recovered	% Rec.
$ 9 1,2-Dinitrobenzene	0.2000	0.2109	105.43

Manual Integration/User Assign Peak Report

Eurofins TestAmerica, Denver

Data File:	\\chromna\Denver\ChromData\CHHPLC_X\20190702-83402.b\07020063.D				
Injection Date:	03-Jul-2019 07:21:58	Instrument ID:	CHHPLC_X3		
Lims ID:	280-124986-A-23-A	Lab Sample ID:	280-124986-23		
Client ID:	NW020-19A				
Operator ID:	hkf	ALS Bottle#:	63	Worklist Smp#:	63
Injection Vol:	100.0 ul	Dil. Factor:	1.0000		
Method:	8330_X3	Limit Group:	GCSV - 8330		
Column:	UltraCarb5uODS (20) (4.60 mm)	Detector	LC DAD1B, 254 nm		

$ 9 1,2-Dinitrobenzene, CAS: 528-29-0

Signal: 1

Processing Integration Results

RT: 8.74
Area: 48124
Amount: 0.345400
Amount Units: ug/mL

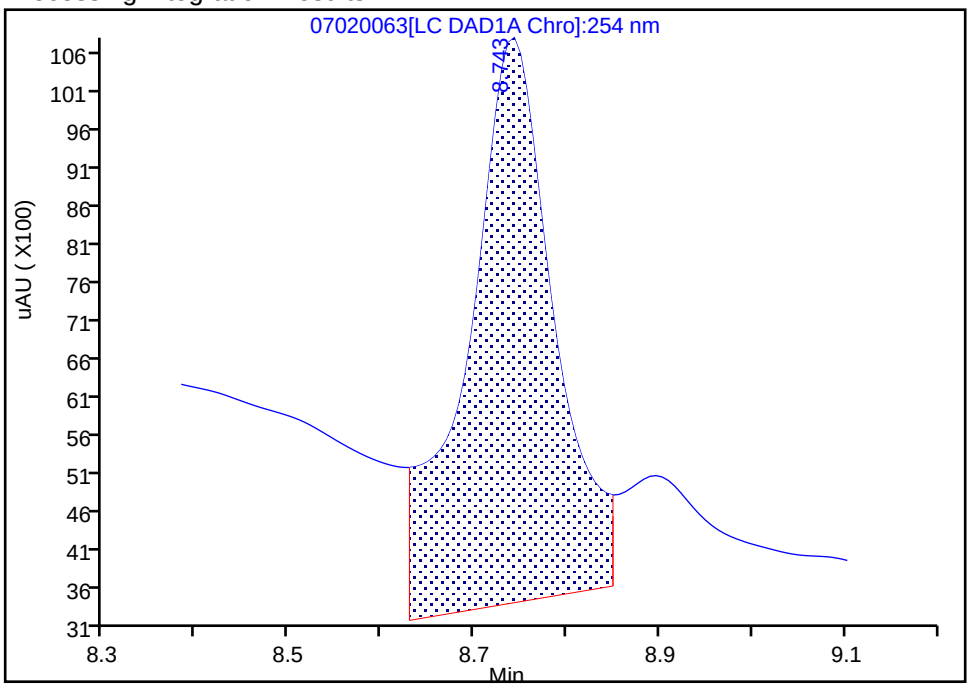

Manual Integration Results

RT: 8.74
Area: 29380
Amount: 0.210869
Amount Units: ug/mL

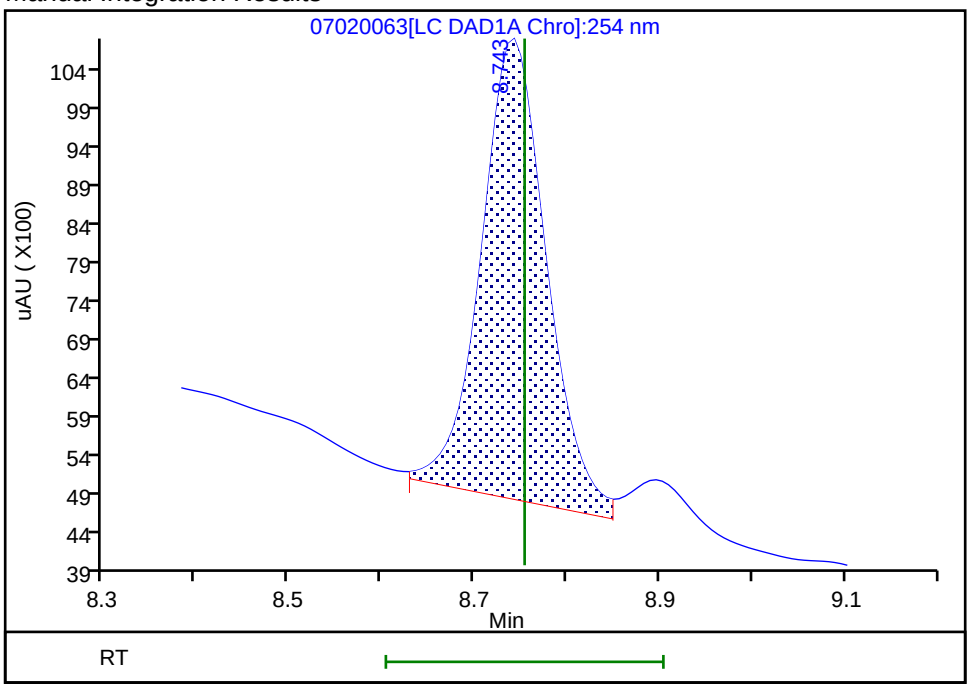

Reviewer: fiedlerh, 03-Jul-2019 09:53:39
Audit Action: Assigned New Baseline Audit Reason: Baseline Smoothing

Manual Integration/User Assign Peak Report

Eurofins TestAmerica, Denver

Data File:	\\chromna\Denver\ChromData\CHHPLC_X\20190702-83402.b\07020063.D				
Injection Date:	03-Jul-2019 07:21:58	Instrument ID:	CHHPLC_X3		
Lims ID:	280-124986-A-23-A	Lab Sample ID:	280-124986-23		
Client ID:	NW020-19A				
Operator ID:	hkf	ALS Bottle#:	63	Worklist Smp#:	63
Injection Vol:	100.0 ul	Dil. Factor:	1.0000		
Method:	8330_X3	Limit Group:	GCSV - 8330		
Column:	UltraCarb5uODS (20) (4.60 mm)	Detector	LC DAD1B, 254 nm		

10 1,3,5-Trinitrobenzene, CAS: 99-35-4

Signal: 1

Processing Integration Results

RT: 8.90
Area: 9835
Amount: 0.040130
Amount Units: ug/mL

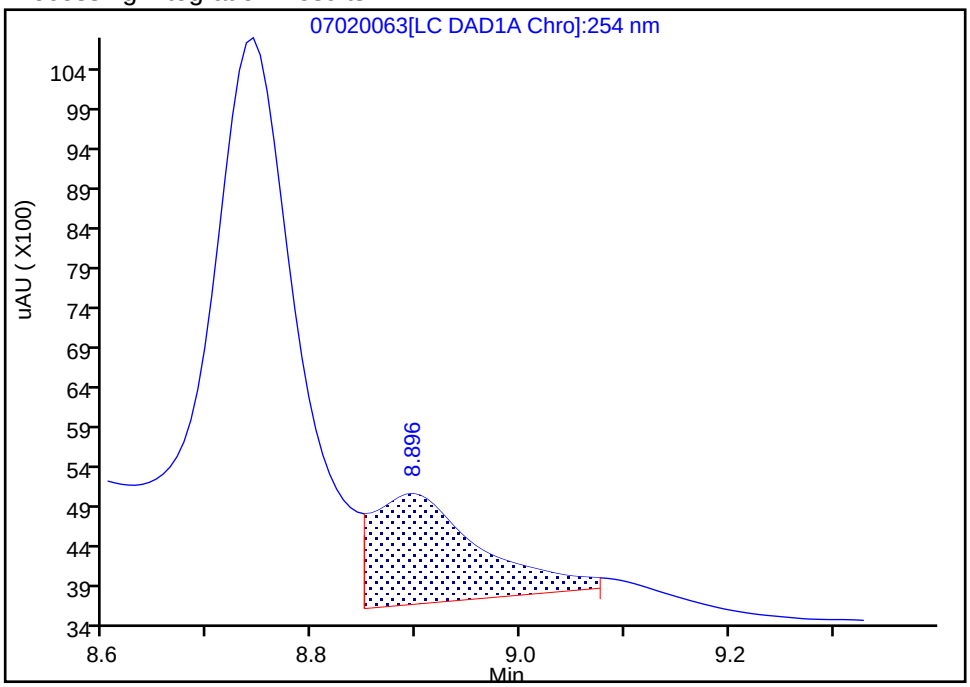

Manual Integration Results

RT: 8.90
Area: 2772
Amount: 0.011311
Amount Units: ug/mL

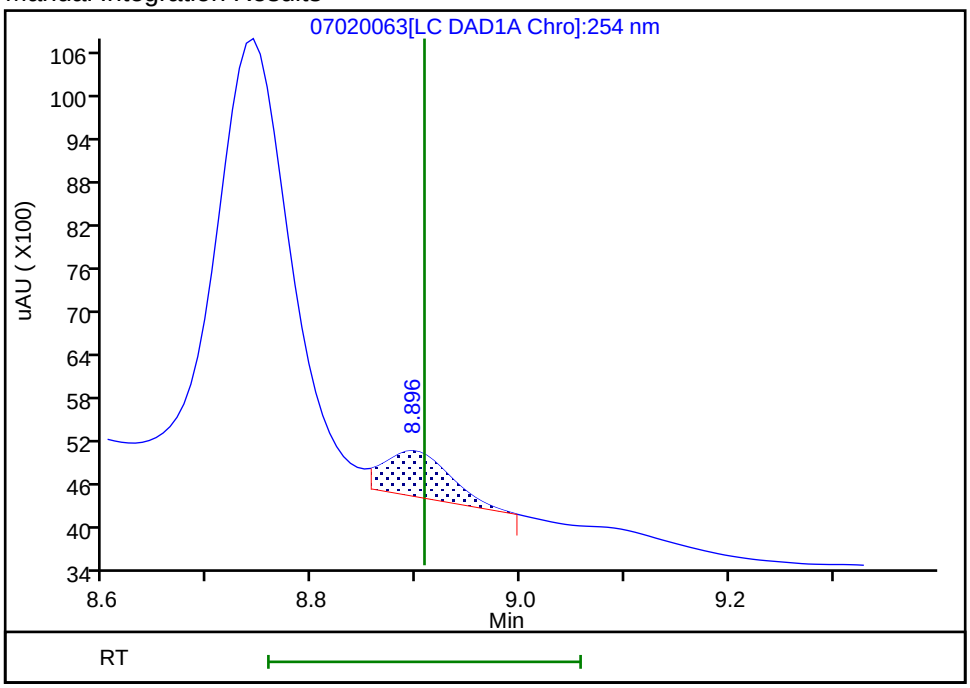

Reviewer: fiedlerh, 03-Jul-2019 10:06:12

Audit Action: Manually Integrated Audit Reason: Baseline Smoothing

User Disabled Compound Report

Eurofins TestAmerica, Denver

Data File: \\chromna\Denver\ChromData\CHHPLC_X\20190702-83402.b\07020063.D

Injection Date:	03-Jul-2019 07:21:58	Instrument ID:	CHHPLC_X3		
Lims ID:	280-124986-A-23-A	Lab Sample ID:	280-124986-23		
Client ID:	NW020-19A				
Operator ID:	hkf	ALS Bottle#:	63	Worklist Smp#:	63
Injection Vol:	100.0 ul	Dil. Factor:	1.0000		
Method:	8330_X3	Limit Group:	GCSV - 8330		
Column:	UltraCarb5uODS (20) (4.60 mm)	Detector	LC DAD1B, 254 nm		

23 m-Nitrotoluene, CAS: 99-08-1, Signal: 1

RT: 14.07
Response: 1259
Amount: 0.008675

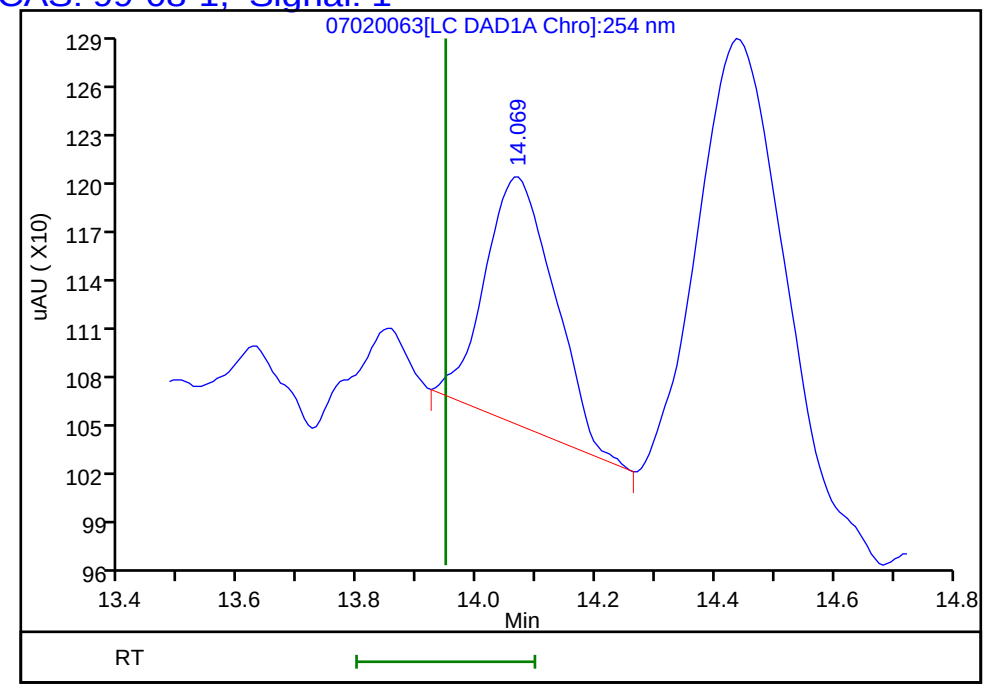

Reviewer: fiedlerh, 03-Jul-2019 10:06:21
Audit Action: Marked Compound Undetected Audit Reason: Invalid Compound ID

User Disabled Compound Report

Eurofins TestAmerica, Denver

Data File:	\\chromna\Denver\ChromData\CHHPLC_X\20190702-83402.b\07020063.D				
Injection Date:	03-Jul-2019 07:21:58	Instrument ID:	CHHPLC_X3		
Lims ID:	280-124986-A-23-A	Lab Sample ID:	280-124986-23		
Client ID:	NW020-19A				
Operator ID:	hkf	ALS Bottle#:	63	Worklist Smp#:	63
Injection Vol:	100.0 ul	Dil. Factor:	1.0000		
Method:	8330_X3	Limit Group:	GCSV - 8330		
Column:	UltraCarb5uODS (20) (4.60 mm)	Detector	LC DAD1B, 254 nm		

6 MNX, CAS: 5755-27-1, Signal: 1

RT: 7.42
Response: 197300
Amount: 1.408873

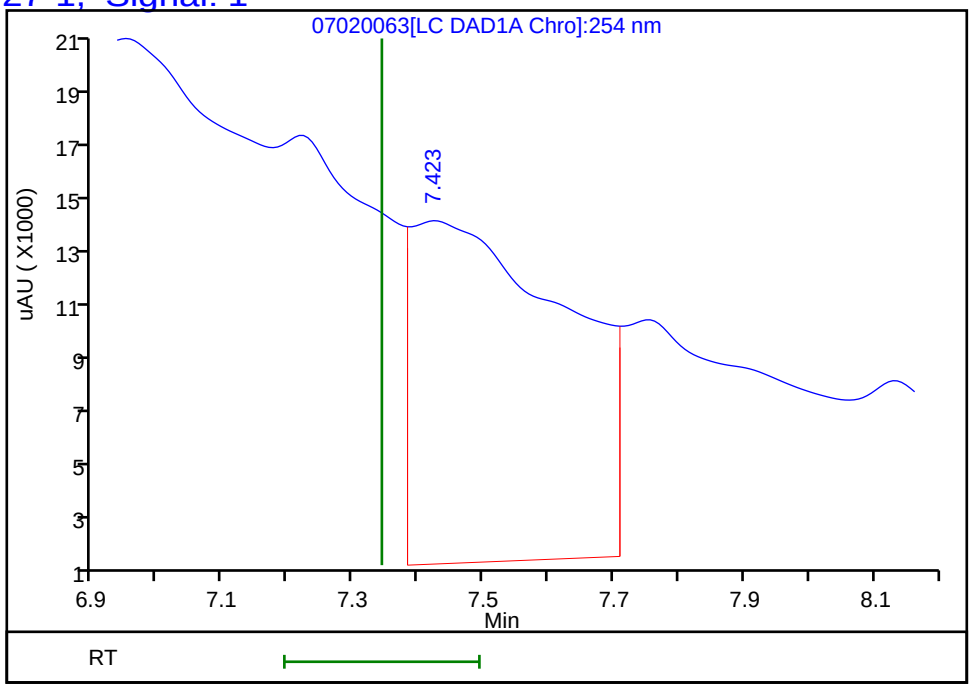

Reviewer: fiedlerh, 03-Jul-2019 10:06:21
Audit Action: Marked Compound Undetected Audit Reason: Invalid Compound ID

Manual Integration/User Assign Peak Report

Eurofins TestAmerica, Denver

Data File:	\\chromna\Denver\ChromData\CHHPLC_X\20190702-83402.b\07020063.D				
Injection Date:	03-Jul-2019 07:21:58	Instrument ID:	CHHPLC_X3		
Lims ID:	280-124986-A-23-A	Lab Sample ID:	280-124986-23		
Client ID:	NW020-19A				
Operator ID:	hkf	ALS Bottle#:	63	Worklist Smp#:	63
Injection Vol:	100.0 ul	Dil. Factor:	1.0000		
Method:	8330_X3	Limit Group:	GCSV - 8330		
Column:	UltraCarb5uODS (20) (4.60 mm)	Detector	LC DAD1B, 254 nm		

7 RDX, CAS: 121-82-4

Signal: 1

Processing Integration Results

RT: 7.76
Area: 138877
Amount: 1.249788
Amount Units: ug/mL

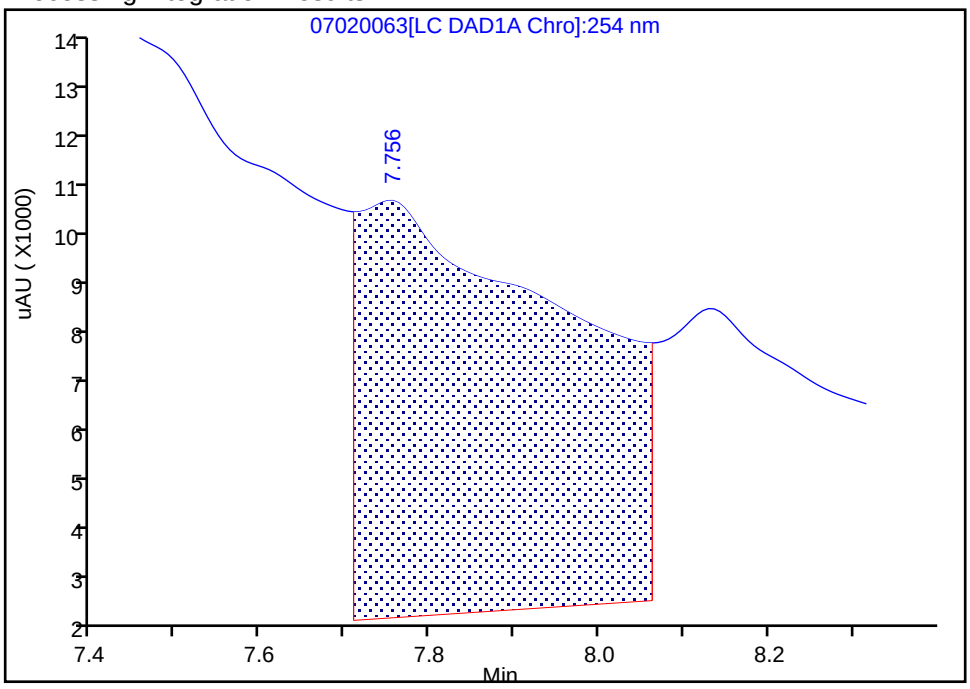

Manual Integration Results

RT: 7.76
Area: 2505
Amount: 0.022543
Amount Units: ug/mL

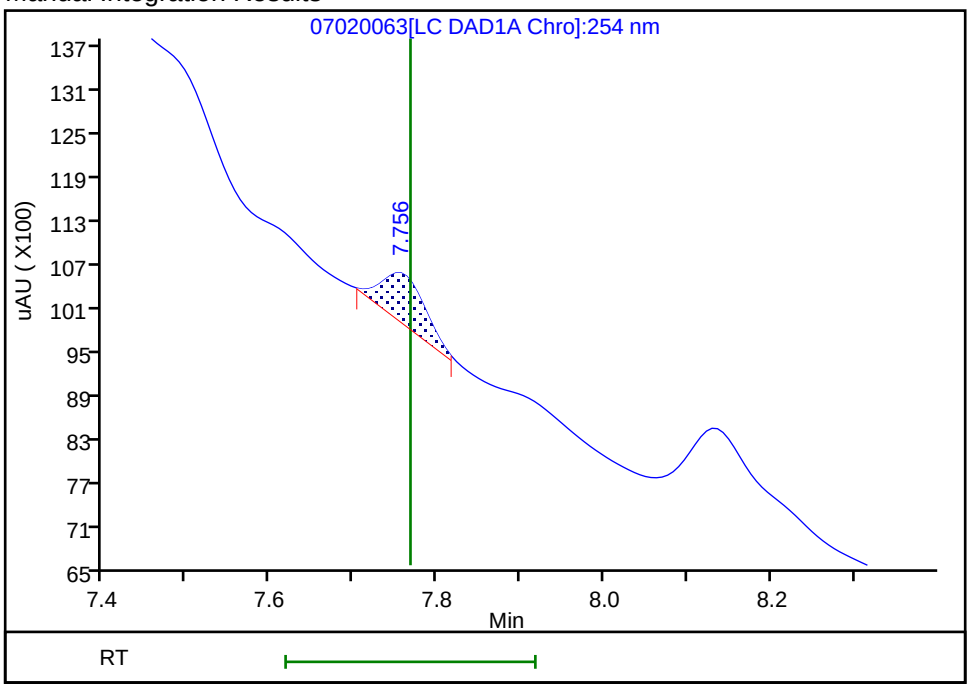

Reviewer: fiedlerh, 03-Jul-2019 09:53:33
Audit Action: Manually Integrated Audit Reason: Baseline Smoothing

User Disabled Compound Report

Eurofins TestAmerica, Denver

Data File: \\chromna\Denver\ChromData\CHHPLC_X\20190702-83402.b\07020063.D

Injection Date:	03-Jul-2019 07:21:58	Instrument ID:	CHHPLC_X3		
Lims ID:	280-124986-A-23-A	Lab Sample ID:	280-124986-23		
Client ID:	NW020-19A				
Operator ID:	hkf	ALS Bottle#:	63	Worklist Smp#:	63
Injection Vol:	100.0 ul	Dil. Factor:	1.0000		
Method:	8330_X3	Limit Group:	GCSV - 8330		
Column:	UltraCarb5uODS (20) (4.60 mm)	Detector	LC DAD1B, 254 nm		

14 Tetryl, CAS: 479-45-8, Signal: 1

RT: 10.20
Response: 5879
Amount: 0.036300

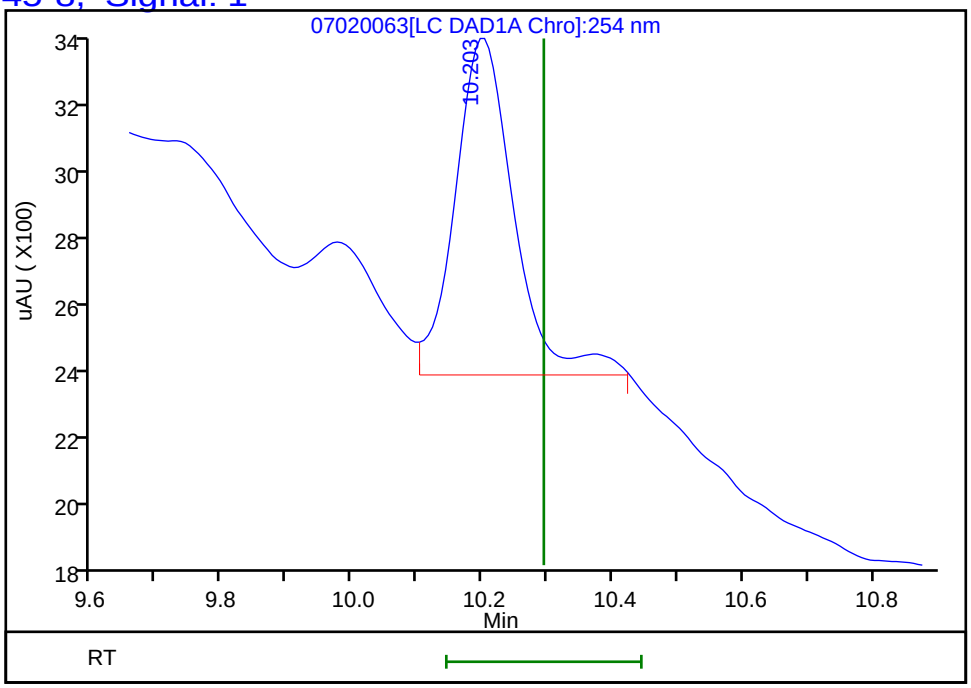

Reviewer: fiedlerh, 03-Jul-2019 10:06:21
Audit Action: Marked Compound Undetected Audit Reason: Invalid Compound ID

FORM I
HPLC/IC ORGANICS ANALYSIS DATA SHEET

Lab Name: Eurofins TestAmerica, Denver Job No.: 280-124986-1

SDG No.:

Client Sample ID: NW020-19A RE Lab Sample ID: 280-124986-23 RE

Matrix: Water Lab File ID: 07030015.D

Analysis Method: 8330A Date Collected: 06/10/2019 12:45

Extraction Method: 3535 Date Extracted: 06/18/2019 15:47

Sample wt/vol: 507.8(mL) Date Analyzed: 07/05/2019 17:20

Con. Extract Vol.: 5(mL) Dilution Factor: 1

Injection Volume: 100(uL) GC Column: Luna-phenylhex ID: 4.6(mm)

% Moisture: GPC Cleanup:(Y/N) N

Analysis Batch No.: 463562 Units: ug/L

CAS NO.	COMPOUND NAME	RESULT	Q	LOQ	LOD	DL
121-82-4	*RDX*	*0.38*	*J H J1*	*0.39*	0.39	*0.16*

CAS NO.	SURROGATE	%REC	Q	LIMITS
528-29-0	1,2-Dinitrobenzene	104		83-119

Eurofins TestAmerica, Denver
Target Compound Quantitation Report

Data File: \\chromna\Denver\ChromData\G2_LUNA\20190703-83452.b\07030015.D
Lims ID: 280-124986-A-23-A
Client ID: NW020-19A
Sample Type: Client
Inject. Date: 05-Jul-2019 17:20:00 ALS Bottle#: 15 Worklist Smp#: 15
Injection Vol: 100.0 ul Dil. Factor: 1.0000
Sample Info: 280-124986-A-23-
Misc. Info.: 280-0083452-015
Operator ID: HKF Instrument ID: CHHPLC_G2_LUNA

Method: \\chromna\Denver\ChromData\G2_LUNA\20190703-83452.b\G2_8330_Luna.m
Limit Group: GCSV - 8330
Last Update: 06-Jul-2019 13:52:41 Calib Date: 08-May-2019 00:28:23
Integrator: Falcon
Quant Method: External Standard Quant By: Initial Calibration
Last ICal File: \\chromna\Denver\ChromData\G2_LUNA\20190507-81649.b\05070023.D

Column 1 : Luna-Phenyl hexyl (4.60 mm) Det: LC DAD1A, 254 nm
Process Host: CTX0337

First Level Reviewer: fiedlerh Date: 06-Jul-2019 13:22:30

	Compound	Det	RT (min.)	Exp RT (min.)	Dlt RT (min.)	Response	OnCol Amt ug/ml	Flags
	6 HMX	1	7.199	7.220	-0.021	7485	0.0437	M
	7 MNX	1		7.866			ND	
	8 RDX	1	9.286	9.300	-0.014	8137	0.0390	
	9 Nitrobenzene	1		12.293			ND	
$	10 1,2-Dinitrobenzene	1	13.332	13.340	-0.008	57805	0.2088	
	12 1,3-Dinitrobenzene	1		15.860			ND	
	14 o-Nitrotoluene	1		16.686			ND	
	15 p-Nitrotoluene	1		17.013			ND	
	16 4-Amino-2,6-dinitrotoluene	1	17.412	17.426	-0.014	73542	0.2473	
	17 m-Nitrotoluene	1	17.966	17.926	0.040	11755	0.0402	
	18 2-Amino-4,6-dinitrotoluene	1	18.439	18.453	-0.014	95438	0.2218	
	19 1,3,5-Trinitrobenzene	1	19.152	19.160	-0.008	7877	0.0172	
	20 2,6-Dinitrotoluene	1		20.020			ND	
	21 2,4-Dinitrotoluene	1	20.586	20.580	0.006	2911	0.005112	
	22 Tetryl	1		23.893			ND	U
	23 2,4,6-Trinitrotoluene	1	24.873	24.873	0.000	16851	0.0414	M

QC Flag Legend

Review Flags
M - Manually Integrated
U - Marked Undetected

Report Date: 06-Jul-2019 13:52:49 Chrom Revision: 2.3 20-Jun-2019 20:50:56

Eurofins TestAmerica, Denver

Data File:	\\chromna\Denver\ChromData\G2_LUNA\20190703-83452.b\07030015.D				
Injection Date:	05-Jul-2019 17:20:00	Instrument ID:	CHHPLC_G2_LUNA	Operator ID:	HKF
Lims ID:	280-124986-A-23-A	Lab Sample ID:	280-124986-23	Worklist Smp#:	15
Client ID:	NW020-19A				
Injection Vol:	100.0 ul	Dil. Factor:	1.0000	ALS Bottle#:	15
Method:	G2_8330_Luna	Limit Group:	GCSV - 8330		

Column: Luna-Phenyl hexyl (4.60 mm) Y Scaling: Method Defined: Scale to the Nth Largest Peak: 1

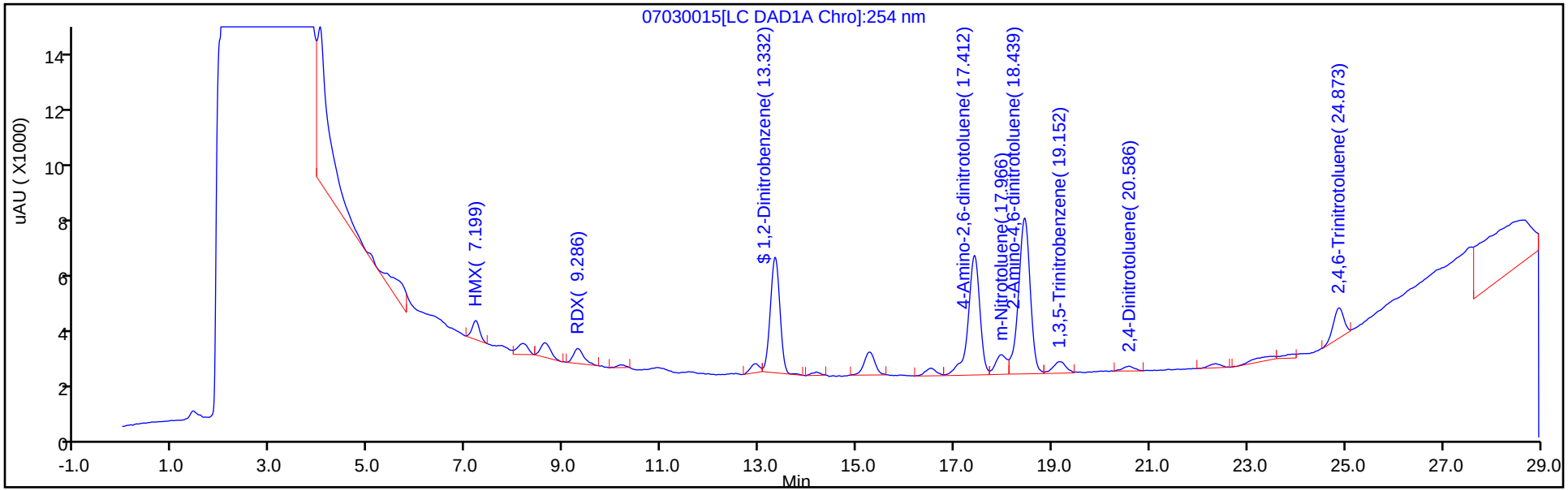

Y Scaling: Method Defined: Scale to the Nth Largest Peak: 1

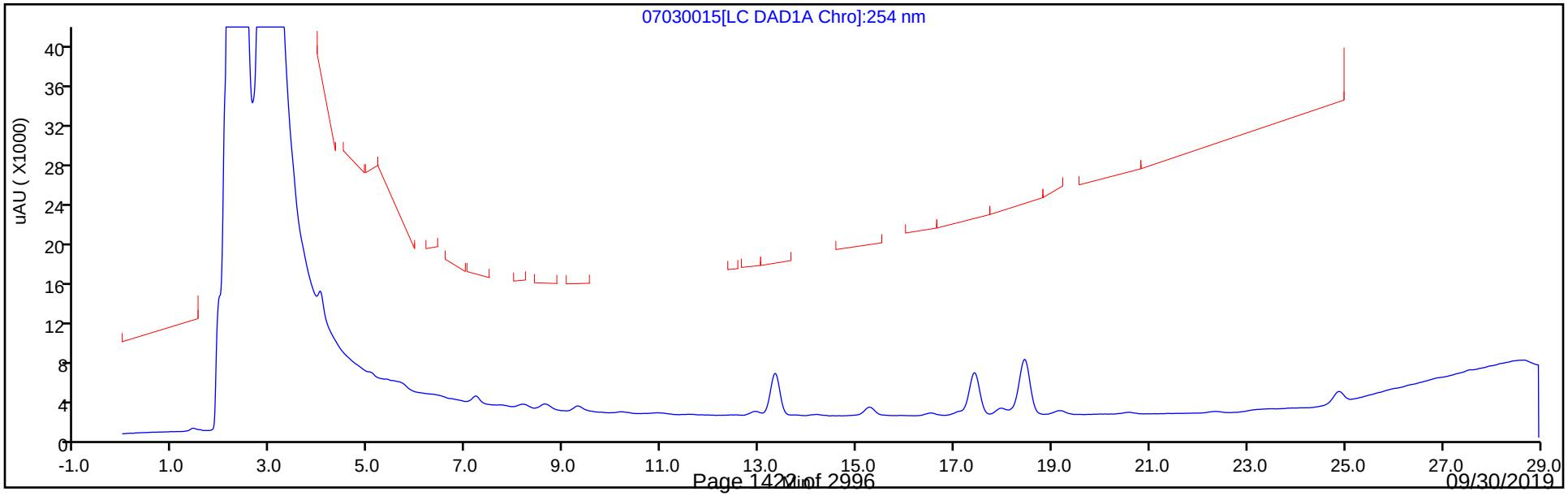

Eurofins TestAmerica, Denver
Recovery Report

Data File:	\\chromna\Denver\ChromData\G2_LUNA\20190703-83452.b\07030015.D				
Lims ID:	280-124986-A-23-A				
Client ID:	NW020-19A				
Sample Type:	Client				
Inject. Date:	05-Jul-2019 17:20:00	ALS Bottle#:	15	Worklist Smp#:	15
Injection Vol:	100.0 ul	Dil. Factor:	1.0000		
Sample Info:	280-124986-A-23-				
Misc. Info.:	280-0083452-015				
Operator ID:	HKF	Instrument ID:	CHHPLC_G2_LUNA		
Method:	\\chromna\Denver\ChromData\G2_LUNA\20190703-83452.b\G2_8330_Luna.m				
Limit Group:	GCSV - 8330				
Last Update:	06-Jul-2019 13:52:41	Calib Date:	08-May-2019 00:28:23		
Integrator:	Falcon				
Quant Method:	External Standard	Quant By:	Initial Calibration		
Last ICal File:	\\chromna\Denver\ChromData\G2_LUNA\20190507-81649.b\05070023.D				
Column 1 :	Luna-Phenyl hexyl (4.60 mm)		Det: LC DAD1A, 254 nm		
Process Host:	CTX0337				
First Level Reviewer: fiedlerh		Date:	06-Jul-2019 13:22:30		

Compound	Amount Added	Amount Recovered	% Rec.
$ 10 1,2-Dinitrobenzene	0.2000	0.2088	104.40

Manual Integration/User Assign Peak Report

Eurofins TestAmerica, Denver

Data File:	\\chromna\Denver\ChromData\G2_LUNA\20190703-83452.b\07030015.D				
Injection Date:	05-Jul-2019 17:20:00	Instrument ID:	CHHPLC_G2_LUNA		
Lims ID:	280-124986-A-23-A	Lab Sample ID:	280-124986-23		
Client ID:	NW020-19A				
Operator ID:	HKF	ALS Bottle#:	15	Worklist Smp#:	15
Injection Vol:	100.0 ul	Dil. Factor:	1.0000		
Method:	G2_8330_Luna	Limit Group:	GCSV - 8330		
Column:	Luna-Phenyl hexyl (4.60 mm)	Detector	LC DAD1A, 254 nm		

23 2,4,6-Trinitrotoluene, CAS: 118-96-7

Signal: 1

Processing Integration Results

RT: 24.88
Area: 25460
Amount: 0.062512
Amount Units: ug/ml

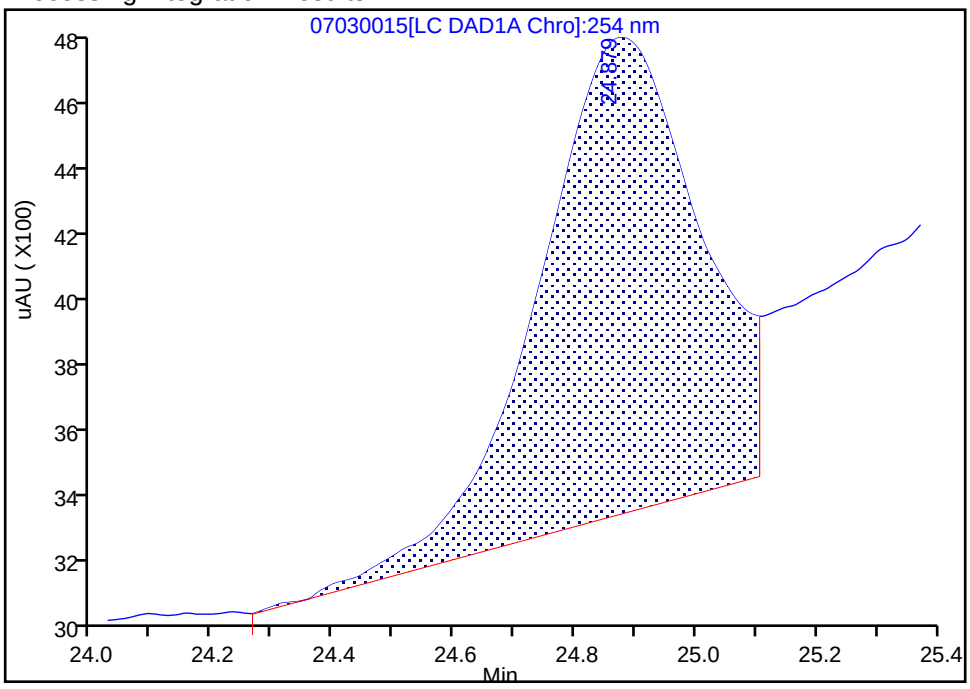

Manual Integration Results

RT: 24.87
Area: 16851
Amount: 0.041374
Amount Units: ug/ml

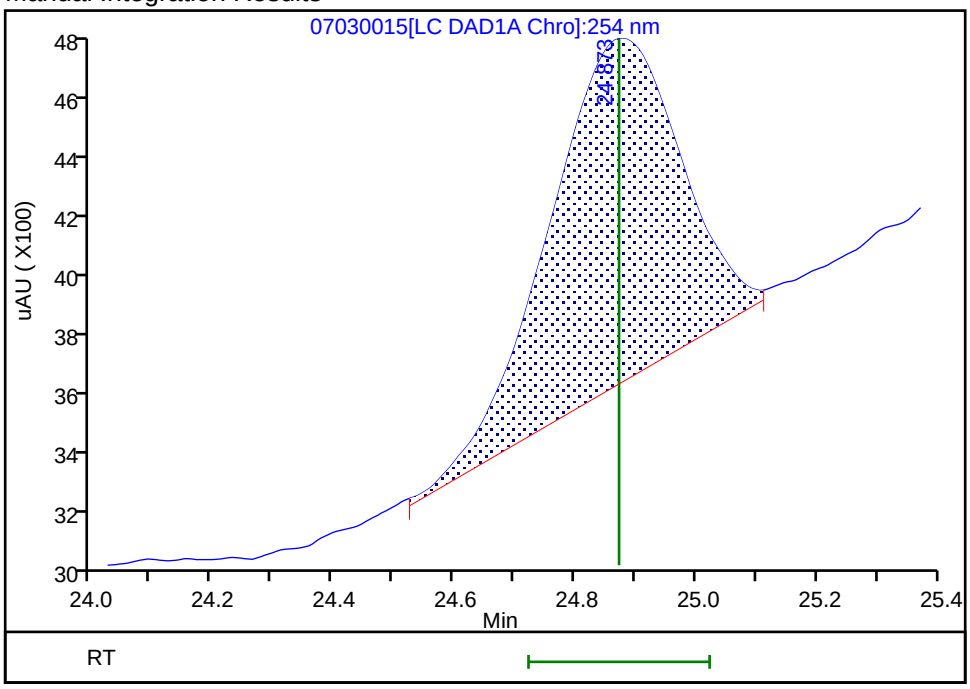

Reviewer: fiedlerh, 06-Jul-2019 13:22:29

Audit Action: Manually Integrated Audit Reason: Baseline Smoothing

Manual Integration/User Assign Peak Report

Eurofins TestAmerica, Denver

Data File:	\\chromna\Denver\ChromData\G2_LUNA\20190703-83452.b\07030015.D				
Injection Date:	05-Jul-2019 17:20:00	Instrument ID:	CHHPLC_G2_LUNA		
Lims ID:	280-124986-A-23-A	Lab Sample ID:	280-124986-23		
Client ID:	NW020-19A				
Operator ID:	HKF	ALS Bottle#:	15	Worklist Smp#:	15
Injection Vol:	100.0 ul	Dil. Factor:	1.0000		
Method:	G2_8330_Luna	Limit Group:	GCSV - 8330		
Column:	Luna-Phenyl hexyl (4.60 mm)	Detector	LC DAD1A, 254 nm		

6 HMX, CAS: 2691-41-0

Signal: 1

Processing Integration Results

RT: 7.20
Area: 10548
Amount: 0.061613
Amount Units: ug/ml

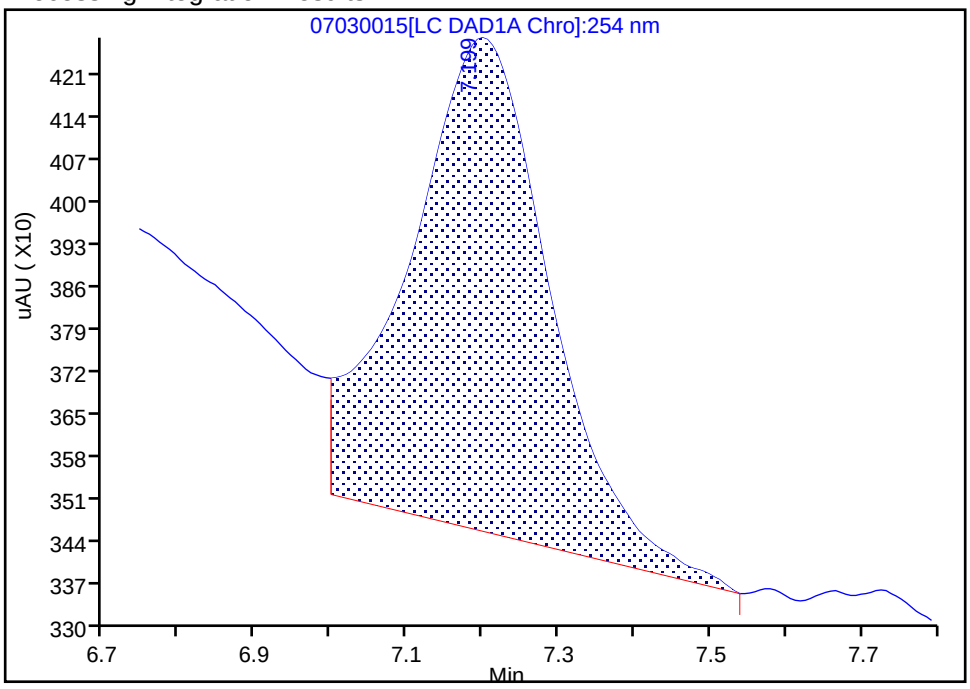

Manual Integration Results

RT: 7.20
Area: 7485
Amount: 0.043721
Amount Units: ug/ml

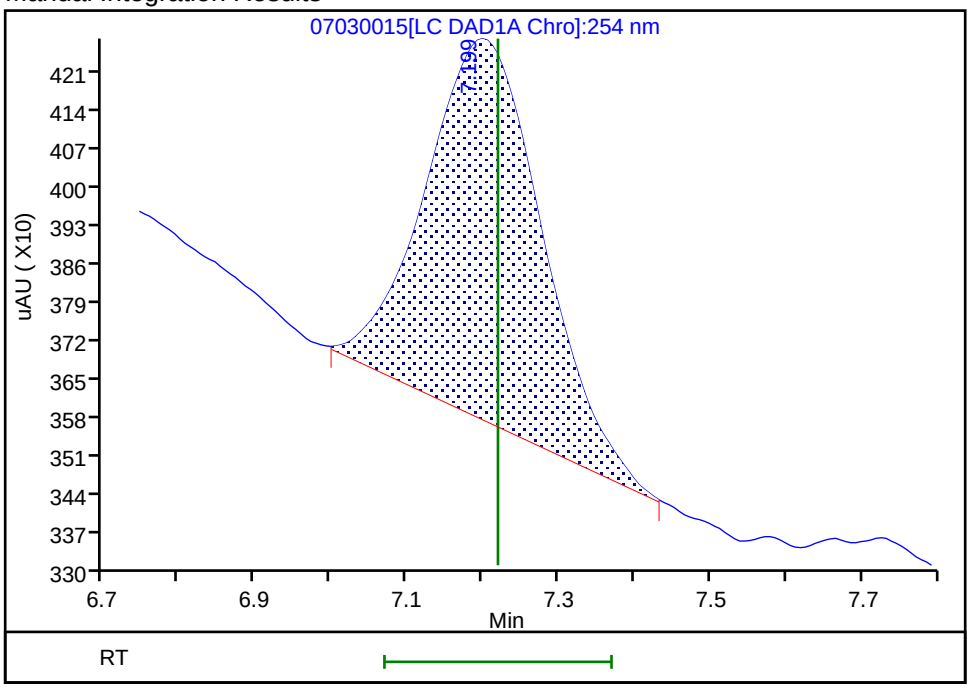

Reviewer: fiedlerh, 06-Jul-2019 13:22:10

Audit Action: Manually Integrated Audit Reason: Baseline Smoothing

User Disabled Compound Report

Eurofins TestAmerica, Denver

Data File: \\chromna\Denver\ChromData\G2_LUNA\20190703-83452.b\07030015.D
Injection Date: 05-Jul-2019 17:20:00 Instrument ID: CHHPLC_G2_LUNA
Lims ID: 280-124986-A-23-A Lab Sample ID: 280-124986-23
Client ID: NW020-19A
Operator ID: HKF ALS Bottle#: 15 Worklist Smp#: 15
Injection Vol: 100.0 ul Dil. Factor: 1.0000
Method: G2_8330_Luna Limit Group: GCSV - 8330

Column: Luna-Phenyl hexyl (4.60 mm) Detector LC DAD1A, 254 nm

22 Tetryl, CAS: 479-45-8, Signal: 1

RT: 23.91
Response: 2703
Amount: 0.008595

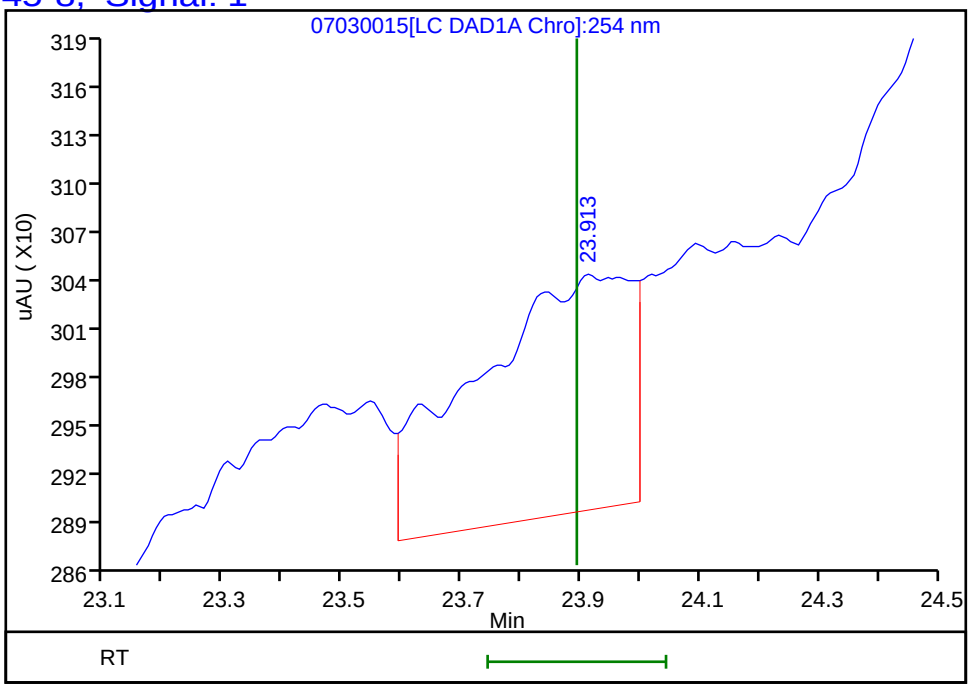

Reviewer: fiedlerh, 06-Jul-2019 13:22:30
Audit Action: Marked Compound Undetected Audit Reason: Invalid Compound ID

FORM I
HPLC/IC ORGANICS ANALYSIS DATA SHEET

Lab Name: Eurofins TestAmerica, Denver Job No.: 280-124986-1

SDG No.:

Client Sample ID: NW021-19A Lab Sample ID: 280-124986-24

Matrix: Water Lab File ID: 06200082.D

Analysis Method: 8330A Date Collected: 06/10/2019 11:40

Extraction Method: 3535 Date Extracted: 06/14/2019 10:23

Sample wt/vol: 520.8(mL) Date Analyzed: 06/21/2019 22:37

Con. Extract Vol.: 5(mL) Dilution Factor: 1

Injection Volume: 100(uL) GC Column: UltraCarb5uODS ID: 4.6(mm)

% Moisture: GPC Cleanup:(Y/N) N

Analysis Batch No.: 462202 Units: ug/L

CAS NO.	COMPOUND NAME	RESULT	Q	LOQ	LOD	DL
99-35-4	1,3,5-Trinitrobenzene	0.38	U	0.96	0.38	0.19
99-65-0	1,3-Dinitrobenzene	0.19	U	0.38	0.19	0.085
118-96-7	2,4,6-Trinitrotoluene	0.38	U	0.38	0.38	0.15
121-14-2	2,4-Dinitrotoluene	0.19	U	0.38	0.19	0.080
606-20-2	2,6-Dinitrotoluene	0.19	U	0.19	0.19	0.062
35572-78-2	2-Amino-4,6-dinitrotoluene	2.4		0.19	0.12	0.049
88-72-2	2-Nitrotoluene	0.19	U Q	0.38	0.19	0.082
99-08-1	3-Nitrotoluene	0.38	U Q	0.38	0.38	0.19
19406-51-0	4-Amino-2,6-dinitrotoluene	1.2		0.19	0.12	0.055
99-99-0	4-Nitrotoluene	0.38	U Q	0.96	0.38	0.19
2691-41-0	HMX	0.19	U M	0.38	0.19	0.084
5755-27-1	MNX	0.38	U	1.9	0.38	0.15
121-82-4	RDX	0.38	U M	0.38	0.38	0.15
479-45-8	Tetryl	0.19	U M	0.23	0.19	0.076

CAS NO.	SURROGATE	%REC	Q	LIMITS
528-29-0	1,2-Dinitrobenzene	104		83-119

Eurofins TestAmerica, Denver
Target Compound Quantitation Report

Data File: \\chromna\Denver\ChromData\CHHPLC_X\20190620-83048.b\06200082.D
Lims ID: 280-124986-B-24-A
Client ID: NW021-19A
Sample Type: Client
Inject. Date: 21-Jun-2019 22:37:47 ALS Bottle#: 82 Worklist Smp#: 82
Injection Vol: 100.0 ul Dil. Factor: 1.0000
Sample Info: 280-124986-B-24-
Misc. Info.: 280-0083048-082
Operator ID: hkf Instrument ID: CHHPLC_X3

Method: \\chromna\Denver\ChromData\CHHPLC_X\20190620-83048.b\8330_X3.m
Limit Group: GCSV - 8330
Last Update: 24-Jun-2019 09:26:35 Calib Date: 21-Jun-2019 03:13:40
Integrator: Falcon
Quant Method: External Standard Quant By: Initial Calibration
Last ICal File: \\chromna\Denver\ChromData\CHHPLC_X\20190620-83048.b\06200032.D

Column 1 : UltraCarb5uODS (20) (4.60 mm) Det: LC DAD1B, 254 nm
Process Host: CTX0327

First Level Reviewer: fiedlerh Date: 24-Jun-2019 08:55:39

Compound	Det	RT (min.)	Exp RT (min.)	Dlt RT (min.)	Response	OnCol Amt ug/mL	Flags
3 HMX	1		6.632			ND	MU
6 MNX	1		7.339			ND	M
7 RDX	1	7.727	7.746	-0.019	1301	0.0124	M
$ 9 1,2-Dinitrobenzene	1	8.720	8.726	-0.006	28303	0.2083	
10 1,3,5-Trinitrobenzene	1		8.879			ND	
11 1,3-Dinitrobenzene	1		9.539			ND	
12 Nitrobenzene	1	9.940	9.925	0.015	2029	0.0104	
14 Tetryl	1		10.245			ND	U
16 2,4,6-Trinitrotoluene	1		11.199			ND	
17 4-Amino-2,6-dinitrotoluene	1	11.380	11.372	0.008	19787	0.1217	
18 2-Amino-4,6-dinitrotoluene	1	11.660	11.659	0.001	51444	0.2545	
19 2,6-Dinitrotoluene	1		11.812			ND	
20 2,4-Dinitrotoluene	1		12.005			ND	
21 o-Nitrotoluene	1		12.845			ND	
22 p-Nitrotoluene	1		13.279			ND	
23 m-Nitrotoluene	1		13.872			ND	

QC Flag Legend

Review Flags
M - Manually Integrated
U - Marked Undetected

Report Date: 24-Jun-2019 09:26:45 Chrom Revision: 2.3 20-Jun-2019 20:50:56

Eurofins TestAmerica, Denver

Data File: \\chromna\Denver\ChromData\CHHPLC_X\20190620-83048.b\06200082.D

Injection Date:	21-Jun-2019 22:37:47	Instrument ID:	CHHPLC_X3	Operator ID:	hkf
Lims ID:	280-124986-B-24-A	Lab Sample ID:	280-124986-24	Worklist Smp#:	82
Client ID:	NW021-19A				
Injection Vol:	100.0 ul	Dil. Factor:	1.0000	ALS Bottle#:	82
Method:	8330_X3	Limit Group:	GCSV - 8330		

Column: UltraCarb5uODS (20) (4.60 mm) Y Scaling: Method Defined: Scale to the Nth Largest Target: 1

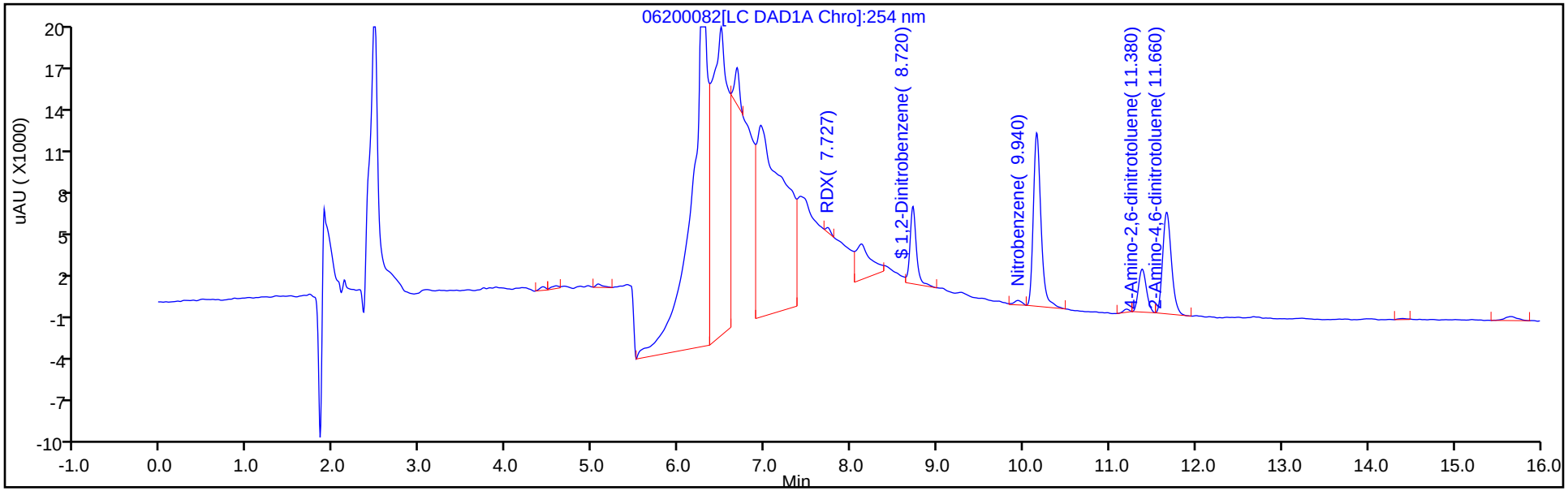

Y Scaling: Method Defined: Scale to the Nth Largest Target: 1

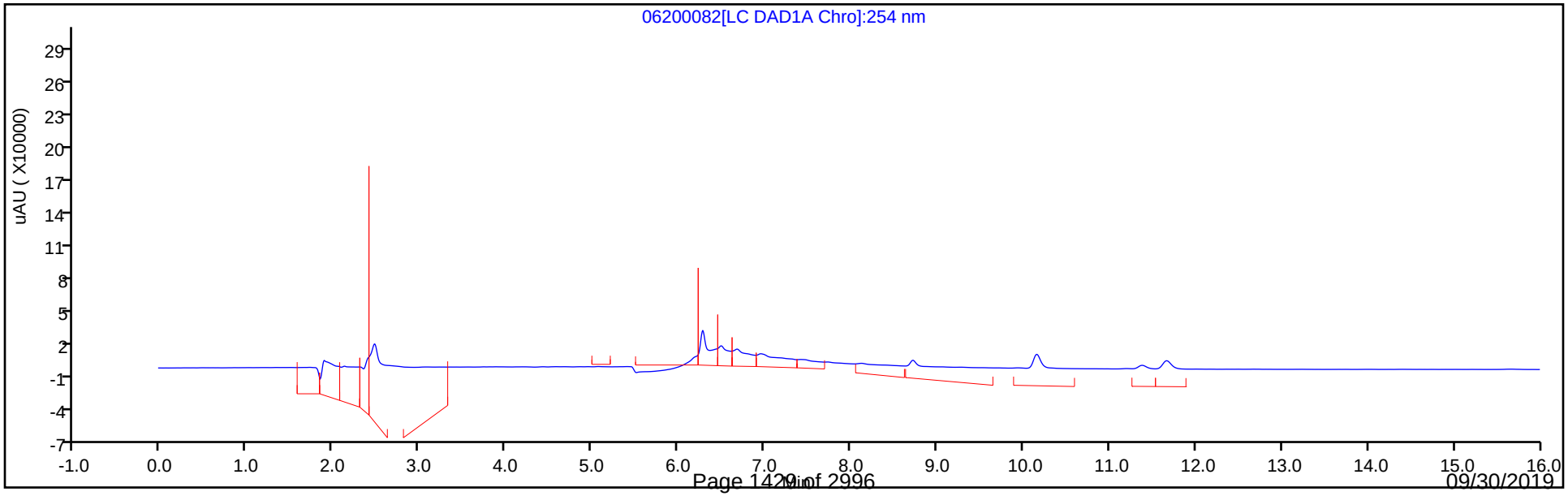

Eurofins TestAmerica, Denver
Recovery Report

Data File:	\\chromna\Denver\ChromData\CHHPLC_X\20190620-83048.b\06200082.D				
Lims ID:	280-124986-B-24-A				
Client ID:	NW021-19A				
Sample Type:	Client				
Inject. Date:	21-Jun-2019 22:37:47	ALS Bottle#:	82	Worklist Smp#:	82
Injection Vol:	100.0 ul	Dil. Factor:	1.0000		
Sample Info:	280-124986-B-24-				
Misc. Info.:	280-0083048-082				
Operator ID:	hkf	Instrument ID:	CHHPLC_X3		
Method:	\\chromna\Denver\ChromData\CHHPLC_X\20190620-83048.b\8330_X3.m				
Limit Group:	GCSV - 8330				
Last Update:	24-Jun-2019 09:26:35	Calib Date:	21-Jun-2019 03:13:40		
Integrator:	Falcon				
Quant Method:	External Standard	Quant By:	Initial Calibration		
Last ICal File:	\\chromna\Denver\ChromData\CHHPLC_X\20190620-83048.b\06200032.D				
Column 1 :	UltraCarb5uODS (20) (4.60 mm)		Det: LC DAD1B, 254 nm		
Process Host:	CTX0327				
First Level Reviewer: fiedlerh		Date:	24-Jun-2019 08:55:39		

Compound	Amount Added	Amount Recovered	% Rec.
$ 9 1,2-Dinitrobenzene	0.2000	0.2083	104.13

User Disabled Compound Report

Eurofins TestAmerica, Denver

Data File:	\\chromna\Denver\ChromData\CHHPLC_X\20190620-83048.b\06200082.D				
Injection Date:	21-Jun-2019 22:37:47	Instrument ID:	CHHPLC_X3		
Lims ID:	280-124986-B-24-A	Lab Sample ID:	280-124986-24		
Client ID:	NW021-19A				
Operator ID:	hkf	ALS Bottle#:	82	Worklist Smp#:	82
Injection Vol:	100.0 ul	Dil. Factor:	1.0000		
Method:	8330_X3	Limit Group:	GCSV - 8330		
Column:	UltraCarb5uODS (20) (4.60 mm)	Detector	LC DAD1B, 254 nm		

3 HMX, CAS: 2691-41-0, Signal: 1

RT: 6.68
Response: 262103
Amount: 2.950688

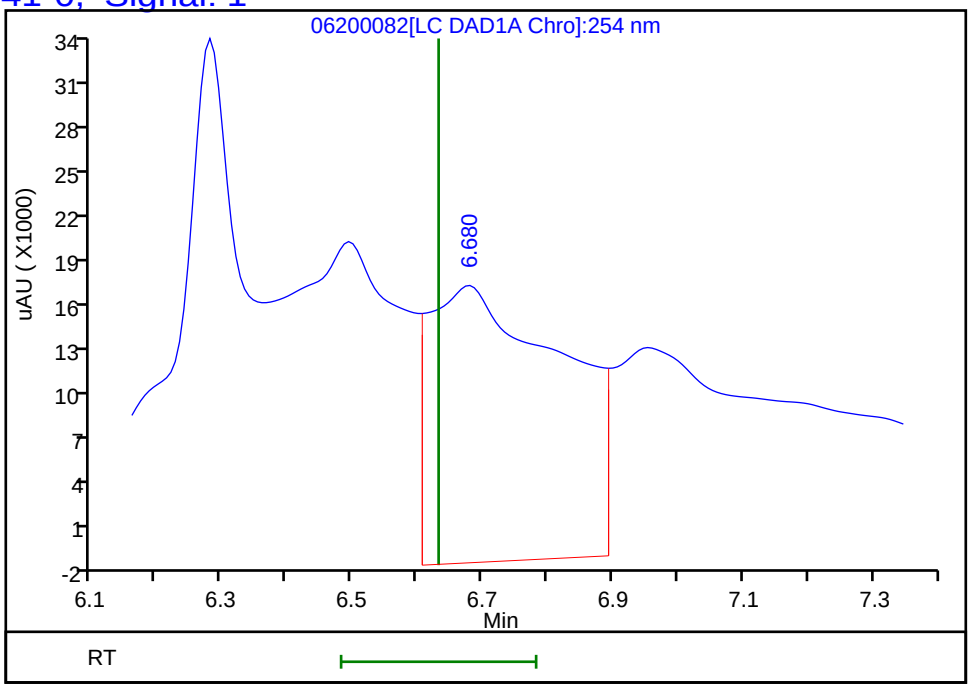

Reviewer: fiedlerh, 24-Jun-2019 08:55:39
Audit Action: Marked Compound Undetected Audit Reason: Invalid Compound ID

Manual Integration/User Assign Peak Report

Eurofins TestAmerica, Denver

Data File:	\\chromna\Denver\ChromData\CHHPLC_X\20190620-83048.b\06200082.D				
Injection Date:	21-Jun-2019 22:37:47	Instrument ID:	CHHPLC_X3		
Lims ID:	280-124986-B-24-A	Lab Sample ID:	280-124986-24		
Client ID:	NW021-19A				
Operator ID:	hkf	ALS Bottle#:	82	Worklist Smp#:	82
Injection Vol:	100.0 ul	Dil. Factor:	1.0000		
Method:	8330_X3	Limit Group:	GCSV - 8330		
Column:	UltraCarb5uODS (20) (4.60 mm)	Detector	LC DAD1B, 254 nm		

7 RDX, CAS: 121-82-4

Signal: 1

Processing Integration Results

RT: 7.73
Area: 70111
Amount: 0.669467
Amount Units: ug/mL

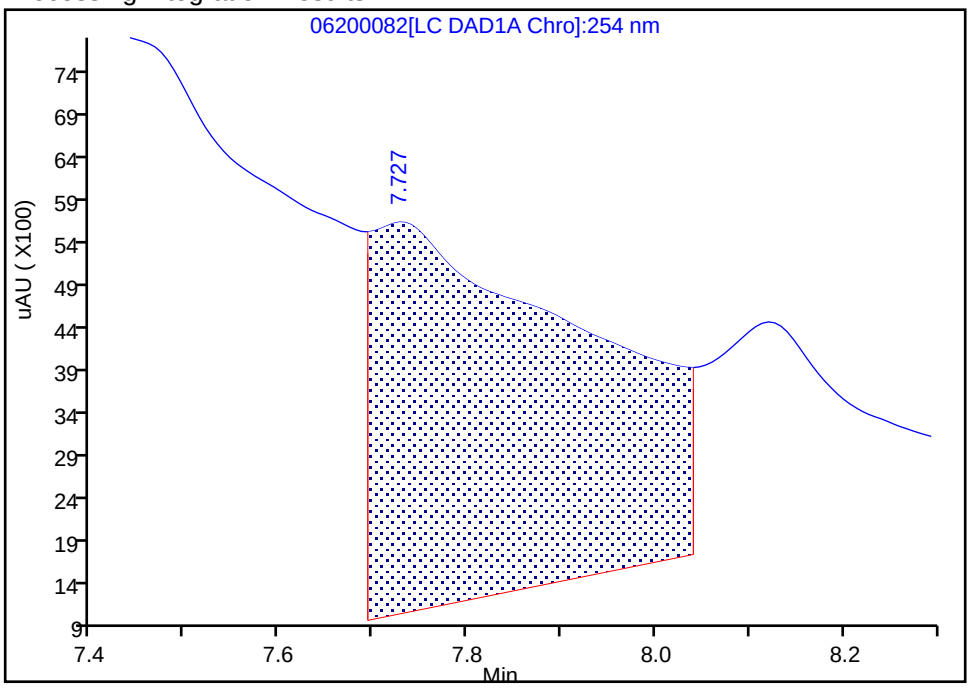

Manual Integration Results

RT: 7.73
Area: 1301
Amount: 0.012423
Amount Units: ug/mL

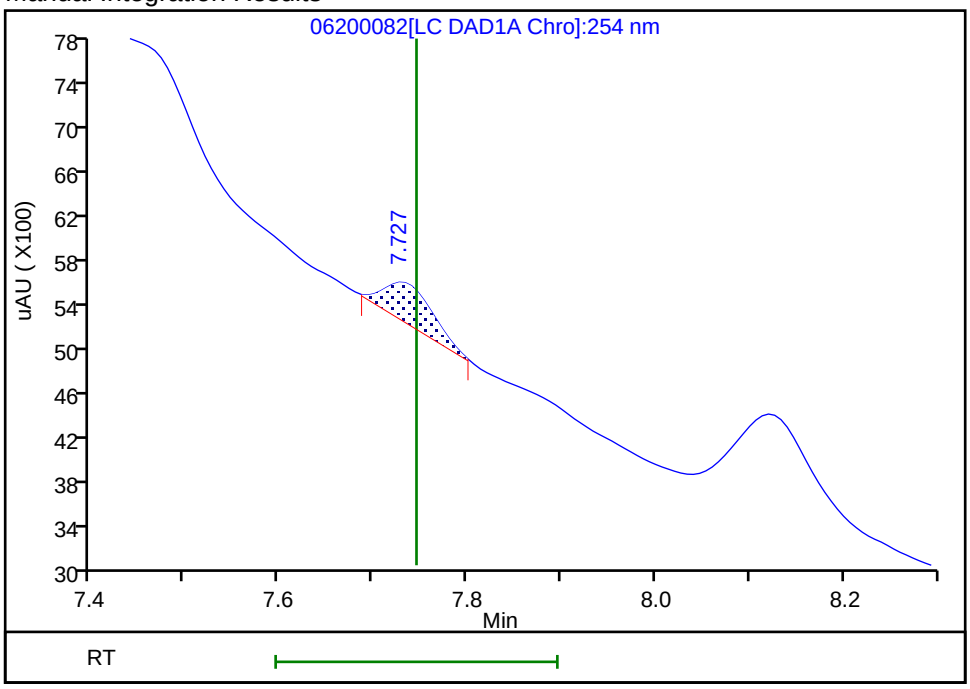

Reviewer: fiedlerh, 24-Jun-2019 08:55:30

Audit Action: Manually Integrated Audit Reason: Baseline Smoothing

User Disabled Compound Report

Eurofins TestAmerica, Denver

Data File:	\\chromna\Denver\ChromData\CHHPLC_X\20190620-83048.b\06200082.D				
Injection Date:	21-Jun-2019 22:37:47	Instrument ID:	CHHPLC_X3		
Lims ID:	280-124986-B-24-A	Lab Sample ID:	280-124986-24		
Client ID:	NW021-19A				
Operator ID:	hkf	ALS Bottle#:	82	Worklist Smp#:	82
Injection Vol:	100.0 ul	Dil. Factor:	1.0000		
Method:	8330_X3	Limit Group:	GCSV - 8330		
Column:	UltraCarb5uODS (20) (4.60 mm)	Detector	LC DAD1B, 254 nm		

14 Tetryl, CAS: 479-45-8, Signal: 1

RT: 10.15
Response: 76711
Amount: 0.468747

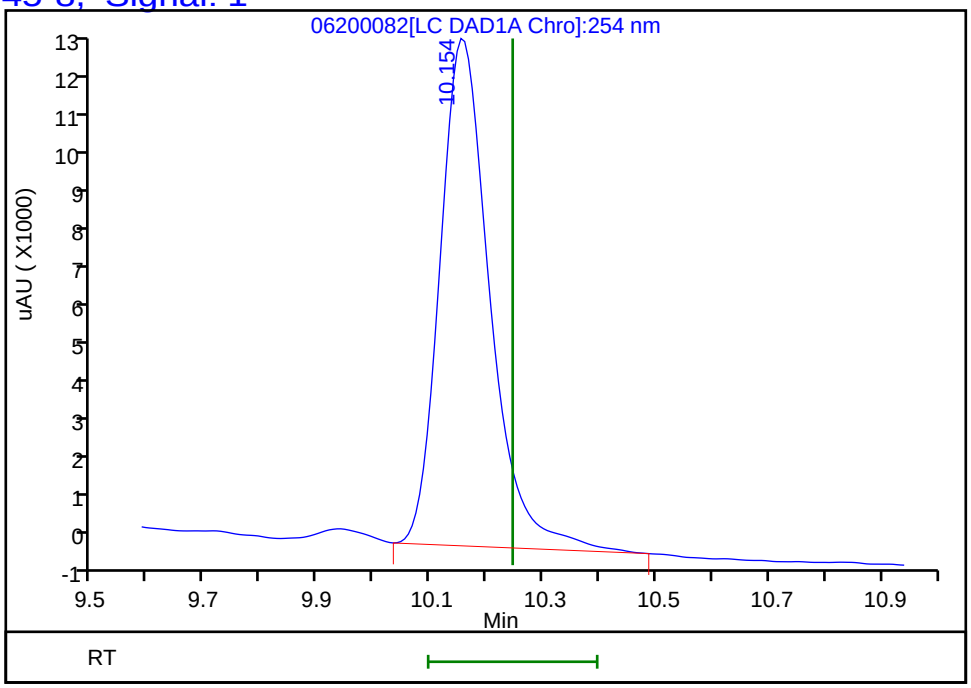

Reviewer: fiedlerh, 24-Jun-2019 08:55:39
Audit Action: Marked Compound Undetected Audit Reason: Invalid Compound ID

FORM I
HPLC/IC ORGANICS ANALYSIS DATA SHEET

Lab Name: Eurofins TestAmerica, Denver Job No.: 280-124986-1

SDG No.:

Client Sample ID: NW021-19A Lab Sample ID: 280-124986-24

Matrix: Water Lab File ID: 06240019.D

Analysis Method: 8330A Date Collected: 06/10/2019 11:40

Extraction Method: 3535 Date Extracted: 06/14/2019 10:23

Sample wt/vol: 520.8(mL) Date Analyzed: 06/24/2019 23:02

Con. Extract Vol.: 5(mL) Dilution Factor: 1

Injection Volume: 100(uL) GC Column: Luna-phenylhex ID: 4.6(mm)

% Moisture: GPC Cleanup:(Y/N) N

Analysis Batch No.: 462508 Units: ug/L

CAS NO.	COMPOUND NAME	RESULT	Q	LOQ	LOD	DL
98-95-3	Nitrobenzene	0.19	U	0.38	0.19	0.087

CAS NO.	SURROGATE	%REC	Q	LIMITS
528-29-0	1,2-Dinitrobenzene	99		83-119

Eurofins TestAmerica, Denver
Target Compound Quantitation Report

Data File: \\chromna\Denver\ChromData\G2_LUNA\20190624-83137.b\06240019.D
Lims ID: 280-124986-B-24-A
Client ID: NW021-19A
Sample Type: Client
Inject. Date: 24-Jun-2019 23:02:50 ALS Bottle#: 19 Worklist Smp#: 19
Injection Vol: 100.0 ul Dil. Factor: 1.0000
Sample Info: 280-124986-B-24-
Misc. Info.: 280-0083137-019
Operator ID: HKF Instrument ID: CHHPLC_G2_LUNA

Method: \\chromna\Denver\ChromData\G2_LUNA\20190624-83137.b\G2_8330_Luna.m
Limit Group: GCSV - 8330
Last Update: 25-Jun-2019 10:50:09 Calib Date: 08-May-2019 00:28:23
Integrator: Falcon
Quant Method: External Standard Quant By: Initial Calibration
Last ICal File: \\chromna\Denver\ChromData\G2_LUNA\20190507-81649.b\05070023.D

Column 1 : Luna-Phenyl hexyl (4.60 mm) Det: LC DAD1A, 254 nm
Process Host: CTX0328

First Level Reviewer: fiedlerh Date: 25-Jun-2019 10:41:57

	Compound	Det	RT (min.)	Exp RT (min.)	Dlt RT (min.)	Response	OnCol Amt ug/ml	Flags
	6 HMX	1	7.211	7.203	0.008	4155	0.0243	
	7 MNX	1		7.848			ND	
	8 RDX	1	9.278	9.283	-0.005	2091	0.0100	M
	9 Nitrobenzene	1		12.263			ND	
$	10 1,2-Dinitrobenzene	1	13.318	13.296	0.022	55049	0.1988	
	12 1,3-Dinitrobenzene	1		15.823			ND	
	14 o-Nitrotoluene	1		16.629			ND	
	15 p-Nitrotoluene	1		16.963			ND	
	16 4-Amino-2,6-dinitrotoluene	1	17.398	17.383	0.015	49612	0.1668	
	17 m-Nitrotoluene	1	17.924	17.876	0.048	4673	0.0160	
	18 2-Amino-4,6-dinitrotoluene	1	18.431	18.416	0.015	117203	0.2724	
	19 1,3,5-Trinitrobenzene	1		19.129			ND	
	20 2,6-Dinitrotoluene	1		19.983			ND	
	21 2,4-Dinitrotoluene	1		20.543			ND	
	22 Tetryl	1		23.876			ND	
	23 2,4,6-Trinitrotoluene	1	24.898	24.856	0.042	4431	0.0109	M

QC Flag Legend

Review Flags
M - Manually Integrated

Report Date: 25-Jun-2019 10:50:38 Chrom Revision: 2.3 20-Jun-2019 20:50:56

Eurofins TestAmerica, Denver

Data File:	\\chromna\Denver\ChromData\G2_LUNA\20190624-83137.b\06240019.D				
Injection Date:	24-Jun-2019 23:02:50	Instrument ID:	CHHPLC_G2_LUNA	Operator ID:	HKF
Lims ID:	280-124986-B-24-A	Lab Sample ID:	280-124986-24	Worklist Smp#:	19
Client ID:	NW021-19A				
Injection Vol:	100.0 ul	Dil. Factor:	1.0000	ALS Bottle#:	19
Method:	G2_8330_Luna	Limit Group:	GCSV - 8330		

Column: Luna-Phenyl hexyl (4.60 mm) Y Scaling: Method Defined: Scale to the Nth Largest Peak: 1

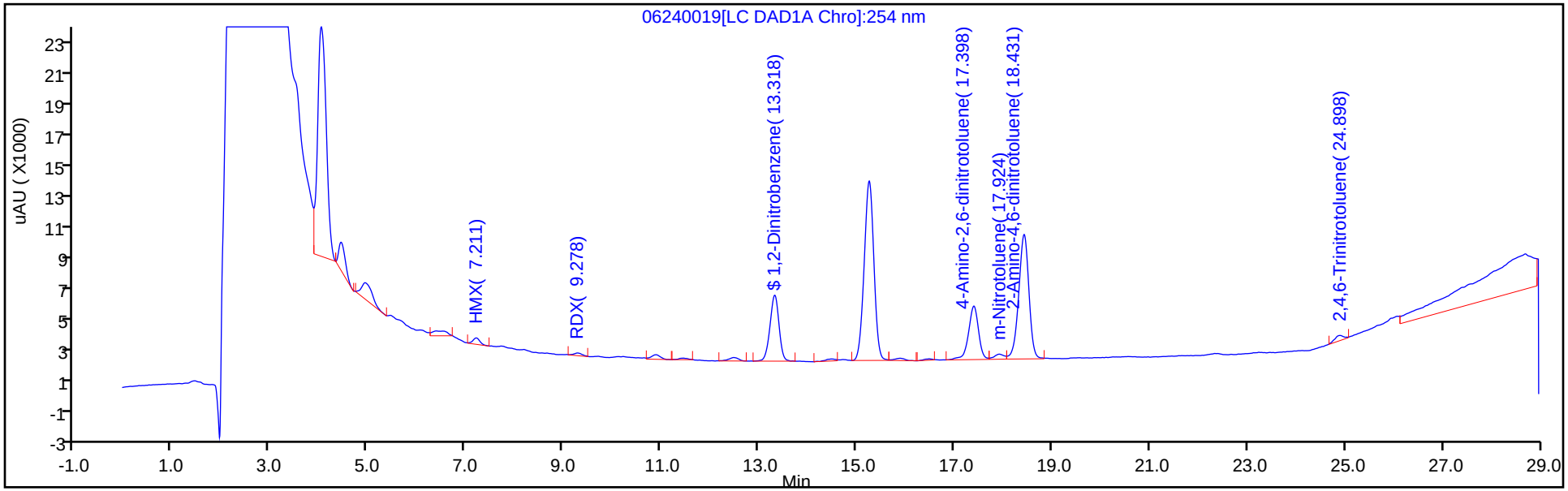

Y Scaling: Method Defined: Scale to the Nth Largest Peak: 1

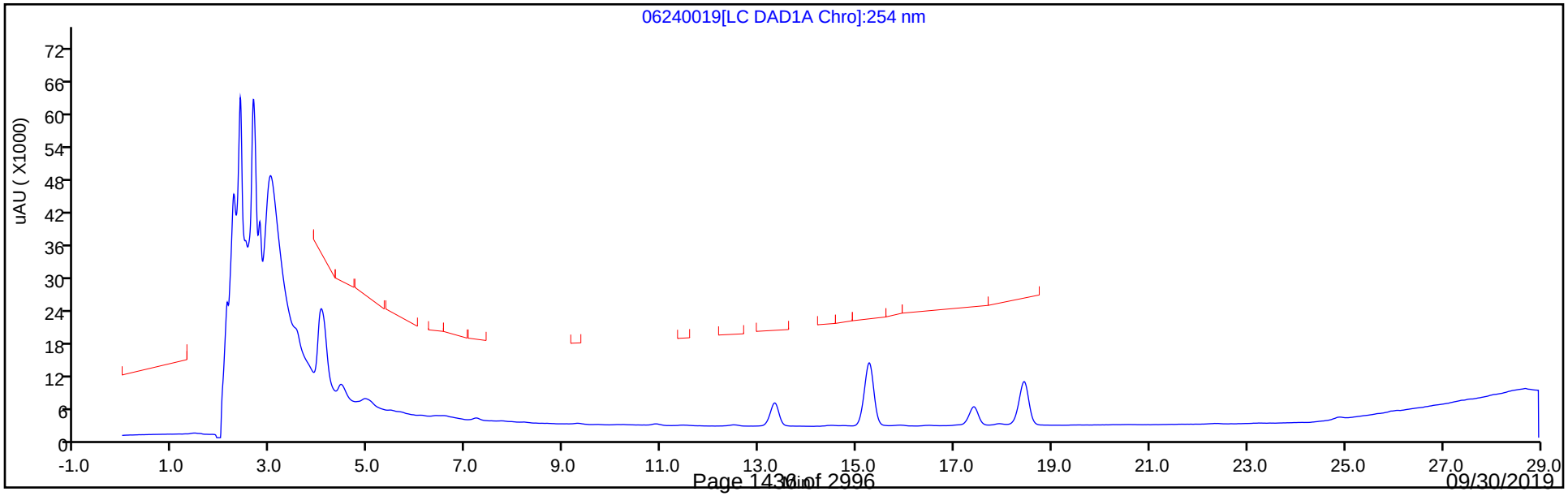

Eurofins TestAmerica, Denver
Recovery Report

Data File:	\\chromna\Denver\ChromData\G2_LUNA\20190624-83137.b\06240019.D				
Lims ID:	280-124986-B-24-A				
Client ID:	NW021-19A				
Sample Type:	Client				
Inject. Date:	24-Jun-2019 23:02:50	ALS Bottle#:	19	Worklist Smp#:	19
Injection Vol:	100.0 ul	Dil. Factor:	1.0000		
Sample Info:	280-124986-B-24-				
Misc. Info.:	280-0083137-019				
Operator ID:	HKF	Instrument ID:	CHHPLC_G2_LUNA		
Method:	\\chromna\Denver\ChromData\G2_LUNA\20190624-83137.b\G2_8330_Luna.m				
Limit Group:	GCSV - 8330				
Last Update:	25-Jun-2019 10:50:09	Calib Date:	08-May-2019 00:28:23		
Integrator:	Falcon				
Quant Method:	External Standard	Quant By:	Initial Calibration		
Last ICal File:	\\chromna\Denver\ChromData\G2_LUNA\20190507-81649.b\05070023.D				
Column 1 :	Luna-Phenyl hexyl (4.60 mm)		Det: LC DAD1A, 254 nm		
Process Host:	CTX0328				
First Level Reviewer: fiedlerh		Date:	25-Jun-2019 10:41:57		

Compound	Amount Added	Amount Recovered	% Rec.
$ 10 1,2-Dinitrobenzene	0.2000	0.1988	99.42

Manual Integration/User Assign Peak Report

Eurofins TestAmerica, Denver

Data File:	\\chromna\Denver\ChromData\G2_LUNA\20190624-83137.b\06240019.D				
Injection Date:	24-Jun-2019 23:02:50	Instrument ID:	CHHPLC_G2_LUNA		
Lims ID:	280-124986-B-24-A	Lab Sample ID:	280-124986-24		
Client ID:	NW021-19A				
Operator ID:	HKF	ALS Bottle#:	19	Worklist Smp#:	19
Injection Vol:	100.0 ul	Dil. Factor:	1.0000		
Method:	G2_8330_Luna	Limit Group:	GCSV - 8330		
Column:	Luna-Phenyl hexyl (4.60 mm)	Detector	LC DAD1A, 254 nm		

23 2,4,6-Trinitrotoluene, CAS: 118-96-7

Signal: 1

Processing Integration Results

RT: 24.90
Area: 9569
Amount: 0.023495
Amount Units: ug/ml

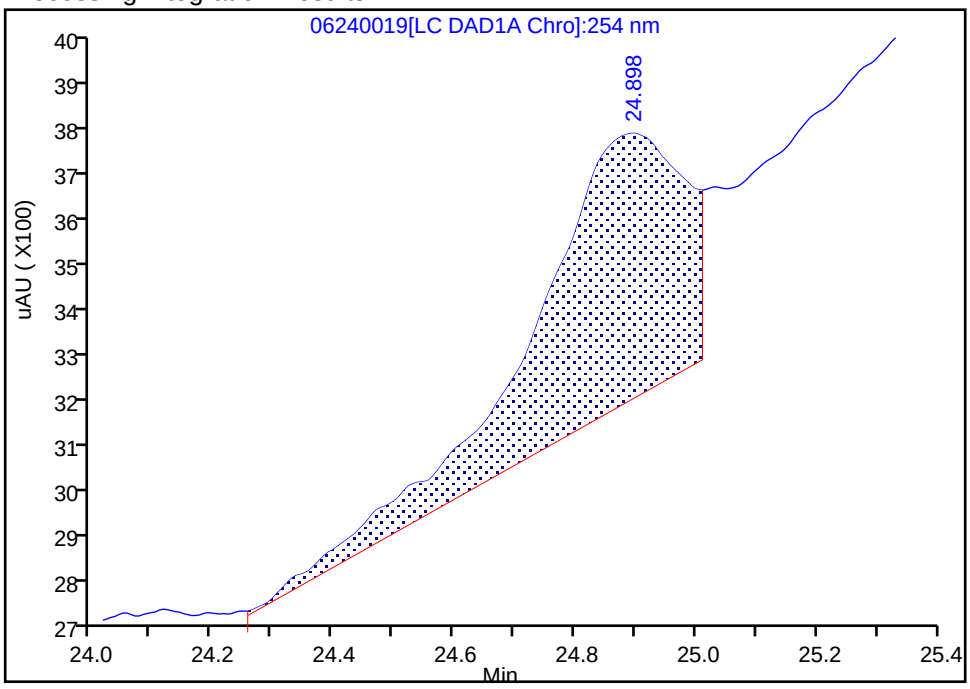

Manual Integration Results

RT: 24.90
Area: 4431
Amount: 0.010879
Amount Units: ug/ml

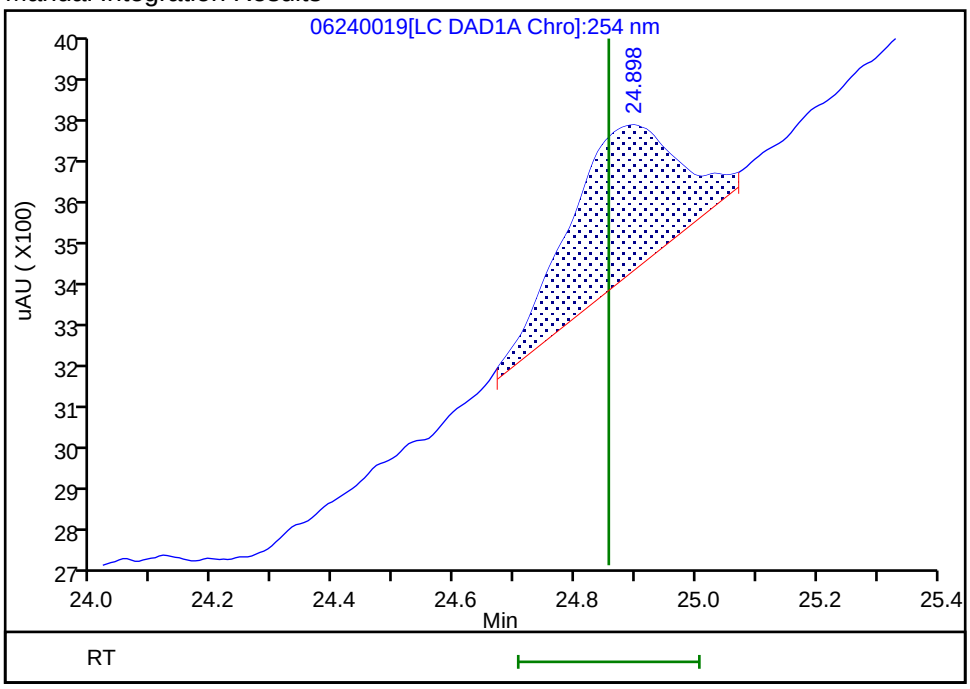

Reviewer: fiedlerh, 25-Jun-2019 10:41:56

Audit Action: Manually Integrated Audit Reason: Baseline Smoothing

Manual Integration/User Assign Peak Report

Eurofins TestAmerica, Denver

Data File:	\\chromna\Denver\ChromData\G2_LUNA\20190624-83137.b\06240019.D				
Injection Date:	24-Jun-2019 23:02:50	Instrument ID:	CHHPLC_G2_LUNA		
Lims ID:	280-124986-B-24-A	Lab Sample ID:	280-124986-24		
Client ID:	NW021-19A				
Operator ID:	HKF	ALS Bottle#:	19	Worklist Smp#:	19
Injection Vol:	100.0 ul	Dil. Factor:	1.0000		
Method:	G2_8330_Luna	Limit Group:	GCSV - 8330		
Column:	Luna-Phenyl hexyl (4.60 mm)	Detector	LC DAD1A, 254 nm		

8 RDX, CAS: 121-82-4

Signal: 1

Processing Integration Results

RT: 9.28
Area: 2825
Amount: 0.013553
Amount Units: ug/ml

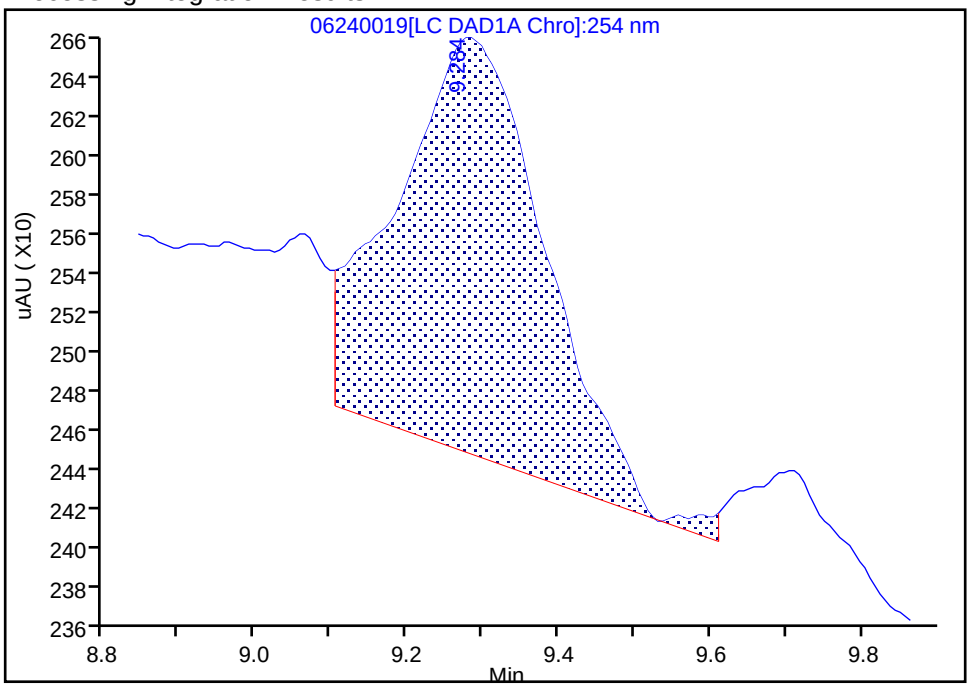

Manual Integration Results

RT: 9.28
Area: 2091
Amount: 0.010031
Amount Units: ug/ml

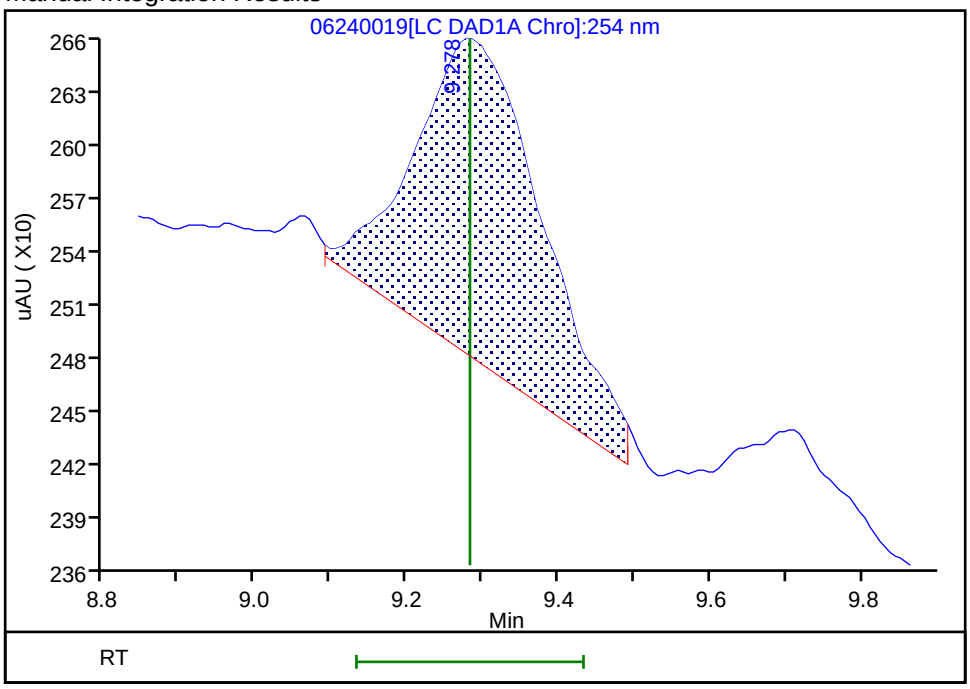

Reviewer: fiedlerh, 25-Jun-2019 10:41:46

Audit Action: Manually Integrated Audit Reason: Baseline Smoothing

FORM I
HPLC/IC ORGANICS ANALYSIS DATA SHEET

Lab Name: Eurofins TestAmerica, Denver Job No.: 280-124986-1

SDG No.:

Client Sample ID: NW021-19A RE Lab Sample ID: 280-124986-24 RE

Matrix: Water Lab File ID: 07020064.D

Analysis Method: 8330A Date Collected: 06/10/2019 11:40

Extraction Method: 3535 Date Extracted: 06/18/2019 15:47

Sample wt/vol: 519.3(mL) Date Analyzed: 07/03/2019 07:44

Con. Extract Vol.: 5(mL) Dilution Factor: 1

Injection Volume: 100(uL) GC Column: UltraCarb5uODS ID: 4.6(mm)

% Moisture: GPC Cleanup:(Y/N) N

Analysis Batch No.: 463366 Units: ug/L

CAS NO.	COMPOUND NAME	RESULT	Q	LOQ	LOD	DL
99-35-4	*1,3,5-Trinitrobenzene*	*0.39*	*U H*	*0.96*	0.39	*0.19*
99-65-0	*1,3-Dinitrobenzene*	*0.19*	*U H*	*0.39*	0.19	*0.085*
118-96-7	*2,4,6-Trinitrotoluene*	*0.39*	*U H*	*0.39*	0.39	*0.15*
121-14-2	*2,4-Dinitrotoluene*	*0.19*	*U H*	*0.39*	0.19	*0.081*
606-20-2	*2,6-Dinitrotoluene*	*0.19*	*U H*	*0.19*	0.19	*0.062*
35572-78-2	*2-Amino-4,6-dinitrotoluene*	*2.3*	*H*	*0.19*	0.12	*0.049*
88-72-2	*2-Nitrotoluene*	*0.19*	*U H*	*0.39*	0.19	*0.082*
99-08-1	*3-Nitrotoluene*	*0.39*	*U H M*	*0.39*	0.39	*0.19*
19406-51-0	*4-Amino-2,6-dinitrotoluene*	*1.2*	*H*	*0.19*	0.12	*0.056*
99-99-0	*4-Nitrotoluene*	*0.39*	*U H*	*0.96*	0.39	*0.19*
2691-41-0	*HMX*	*1.1*	*H J1 M*	*0.39*	0.19	*0.084*
5755-27-1	*MNX*	*0.39*	*U H*	*1.9*	0.39	*0.15*
98-95-3	*Nitrobenzene*	*0.19*	*U H*	*0.39*	0.19	*0.088*
121-82-4	*RDX*	*0.39*	*U H M*	*0.39*	0.39	*0.15*
479-45-8	*Tetryl*	*0.19*	*U H M*	*0.23*	0.19	*0.076*

CAS NO.	SURROGATE	%REC	Q	LIMITS
528-29-0	1,2-Dinitrobenzene	110		83-119

Eurofins TestAmerica, Denver
Target Compound Quantitation Report

Data File: \\chromna\Denver\ChromData\CHHPLC_X\20190702-83402.b\07020064.D
Lims ID: 280-124986-A-24-A
Client ID: NW021-19A
Sample Type: Client
Inject. Date: 03-Jul-2019 07:44:55 ALS Bottle#: 64 Worklist Smp#: 64
Injection Vol: 100.0 ul Dil. Factor: 1.0000
Sample Info: 280-124986-A-24-
Misc. Info.: 280-0083402-064
Operator ID: hkf Instrument ID: CHHPLC_X3

Method: \\chromna\Denver\ChromData\CHHPLC_X\20190702-83402.b\8330_X3.m
Limit Group: GCSV - 8330
Last Update: 03-Jul-2019 10:48:25 Calib Date: 02-Jul-2019 00:18:07
Integrator: Falcon
Quant Method: External Standard Quant By: Initial Calibration
Last ICal File: \\chromna\Denver\ChromData\CHHPLC_X\20190701-83376.b\07010032.D

Column 1 : UltraCarb5uODS (20) (4.60 mm) Det: LC DAD1B, 254 nm
Process Host: CTX0326

First Level Reviewer: fiedlerh Date: 03-Jul-2019 10:31:30

	Compound	Det	RT (min.)	Exp RT (min.)	Dlt RT (min.)	Response	OnCol Amt ug/mL	Flags
	3 HMX	1	6.675	6.647	0.028	10373	0.1130	M
	6 MNX	1		7.343			ND	
	7 RDX	1	7.741	7.767	-0.026	1387	0.0125	M
$	9 1,2-Dinitrobenzene	1	8.735	8.754	-0.019	30668	0.2201	
	10 1,3,5-Trinitrobenzene	1		8.907			ND	
	11 1,3-Dinitrobenzene	1		9.574			ND	
	12 Nitrobenzene	1	9.961	9.961	0.000	1518	0.007632	
	14 Tetryl	1		10.294			ND	U
	16 2,4,6-Trinitrotoluene	1	11.228	11.247	-0.019	2089	0.009191	
	17 4-Amino-2,6-dinitrotoluene	1	11.421	11.441	-0.020	20707	0.1245	
	18 2-Amino-4,6-dinitrotoluene	1	11.708	11.734	-0.026	49469	0.2410	
	19 2,6-Dinitrotoluene	1		11.867			ND	
	20 2,4-Dinitrotoluene	1		12.061			ND	
	21 o-Nitrotoluene	1		12.907			ND	
	22 p-Nitrotoluene	1		13.347			ND	
	23 m-Nitrotoluene	1		13.947			ND	U

QC Flag Legend

Review Flags
M - Manually Integrated
U - Marked Undetected

Report Date: 03-Jul-2019 11:02:13 Chrom Revision: 2.3 20-Jun-2019 20:50:56

Eurofins TestAmerica, Denver

Data File: \\chromna\Denver\ChromData\CHHPLC_X\20190702-83402.b\07020064.D

Injection Date:	03-Jul-2019 07:44:55	Instrument ID:	CHHPLC_X3	Operator ID:	hkf
Lims ID:	280-124986-A-24-A	Lab Sample ID:	280-124986-24	Worklist Smp#:	64
Client ID:	NW021-19A				
Injection Vol:	100.0 ul	Dil. Factor:	1.0000	ALS Bottle#:	64
Method:	8330_X3	Limit Group:	GCSV - 8330		

Column: UltraCarb5uODS (20) (4.60 mm) Y Scaling: Method Defined: Scale to the Nth Largest Target: 1

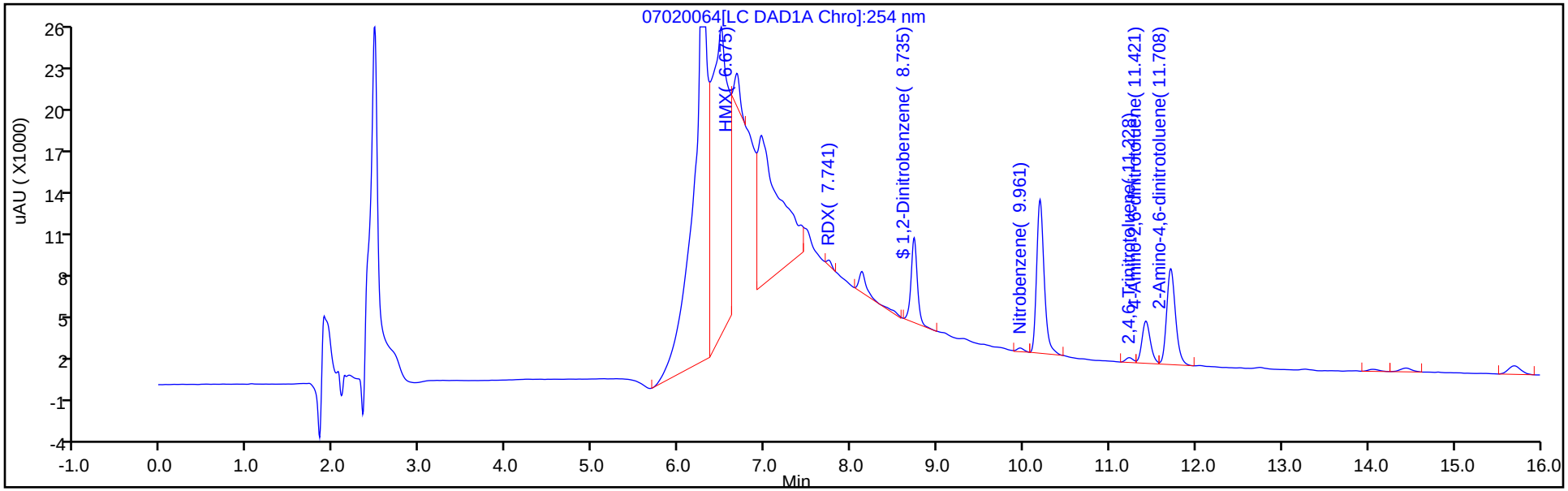

Y Scaling: Method Defined: Scale to the Nth Largest Target: 1

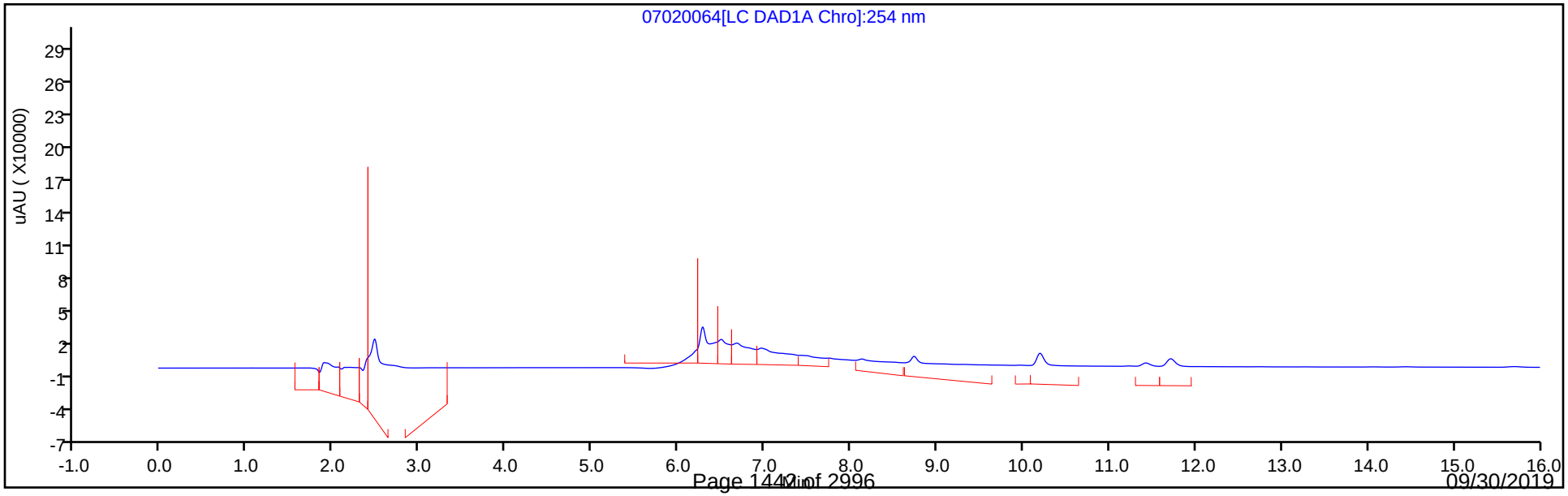

Eurofins TestAmerica, Denver
Recovery Report

Data File:	\\chromna\Denver\ChromData\CHHPLC_X\20190702-83402.b\07020064.D				
Lims ID:	280-124986-A-24-A				
Client ID:	NW021-19A				
Sample Type:	Client				
Inject. Date:	03-Jul-2019 07:44:55	ALS Bottle#:	64	Worklist Smp#:	64
Injection Vol:	100.0 ul	Dil. Factor:	1.0000		
Sample Info:	280-124986-A-24-				
Misc. Info.:	280-0083402-064				
Operator ID:	hkf	Instrument ID:	CHHPLC_X3		
Method:	\\chromna\Denver\ChromData\CHHPLC_X\20190702-83402.b\8330_X3.m				
Limit Group:	GCSV - 8330				
Last Update:	03-Jul-2019 10:48:25	Calib Date:	02-Jul-2019 00:18:07		
Integrator:	Falcon				
Quant Method:	External Standard	Quant By:	Initial Calibration		
Last ICal File:	\\chromna\Denver\ChromData\CHHPLC_X\20190701-83376.b\07010032.D				
Column 1 :	UltraCarb5uODS (20) (4.60 mm)		Det: LC DAD1B, 254 nm		
Process Host:	CTX0326				
First Level Reviewer: fiedlerh		Date:	03-Jul-2019 10:31:30		

Compound	Amount Added	Amount Recovered	% Rec.
$ 9 1,2-Dinitrobenzene	0.2000	0.2201	110.06

User Disabled Compound Report

Eurofins TestAmerica, Denver

Data File:	\\chromna\Denver\ChromData\CHHPLC_X\20190702-83402.b\07020064.D				
Injection Date:	03-Jul-2019 07:44:55	Instrument ID:	CHHPLC_X3		
Lims ID:	280-124986-A-24-A	Lab Sample ID:	280-124986-24		
Client ID:	NW021-19A				
Operator ID:	hkf	ALS Bottle#:	64	Worklist Smp#:	64
Injection Vol:	100.0 ul	Dil. Factor:	1.0000		
Method:	8330_X3	Limit Group:	GCSV - 8330		
Column:	UltraCarb5uODS (20) (4.60 mm)	Detector	LC DAD1B, 254 nm		

23 m-Nitrotoluene, CAS: 99-08-1, Signal: 1

RT: 14.05
Response: 1289
Amount: 0.008882

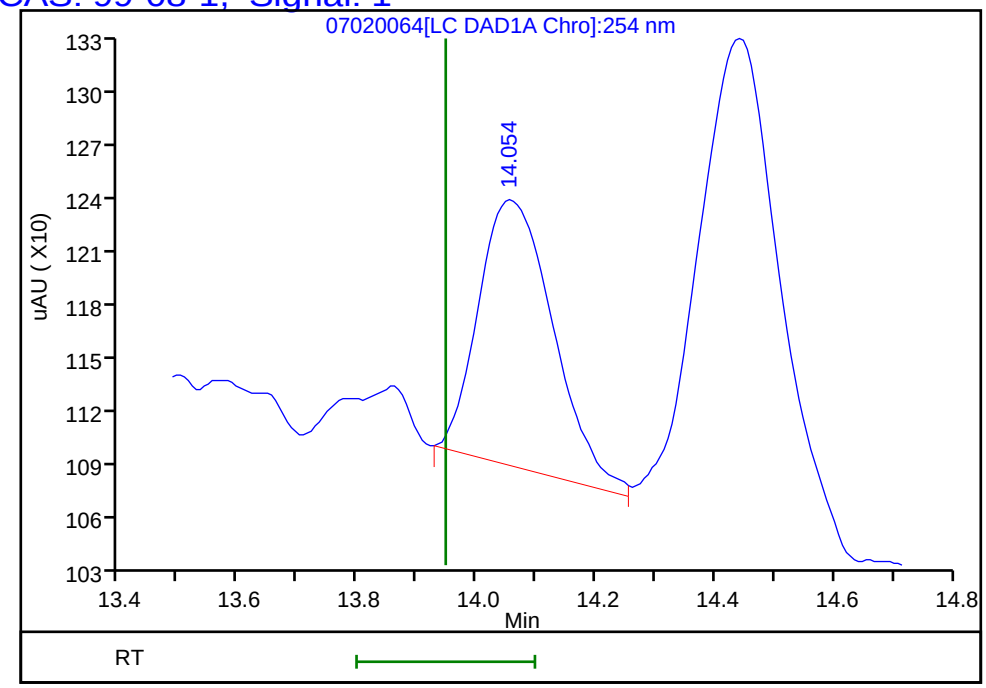

Reviewer: fiedlerh, 03-Jul-2019 10:31:30
Audit Action: Marked Compound Undetected Audit Reason: Invalid Compound ID

Manual Integration/User Assign Peak Report

Eurofins TestAmerica, Denver

Data File:	\\chromna\Denver\ChromData\CHHPLC_X\20190702-83402.b\07020064.D				
Injection Date:	03-Jul-2019 07:44:55	Instrument ID:	CHHPLC_X3		
Lims ID:	280-124986-A-24-A	Lab Sample ID:	280-124986-24		
Client ID:	NW021-19A				
Operator ID:	hkf	ALS Bottle#:	64	Worklist Smp#:	64
Injection Vol:	100.0 ul	Dil. Factor:	1.0000		
Method:	8330_X3	Limit Group:	GCSV - 8330		
Column:	UltraCarb5uODS (20) (4.60 mm)	Detector	LC DAD1B, 254 nm		

3 HMX, CAS: 2691-41-0

Signal: 1

Processing Integration Results

RT: 6.67
Area: 236585
Amount: 2.576246
Amount Units: ug/mL

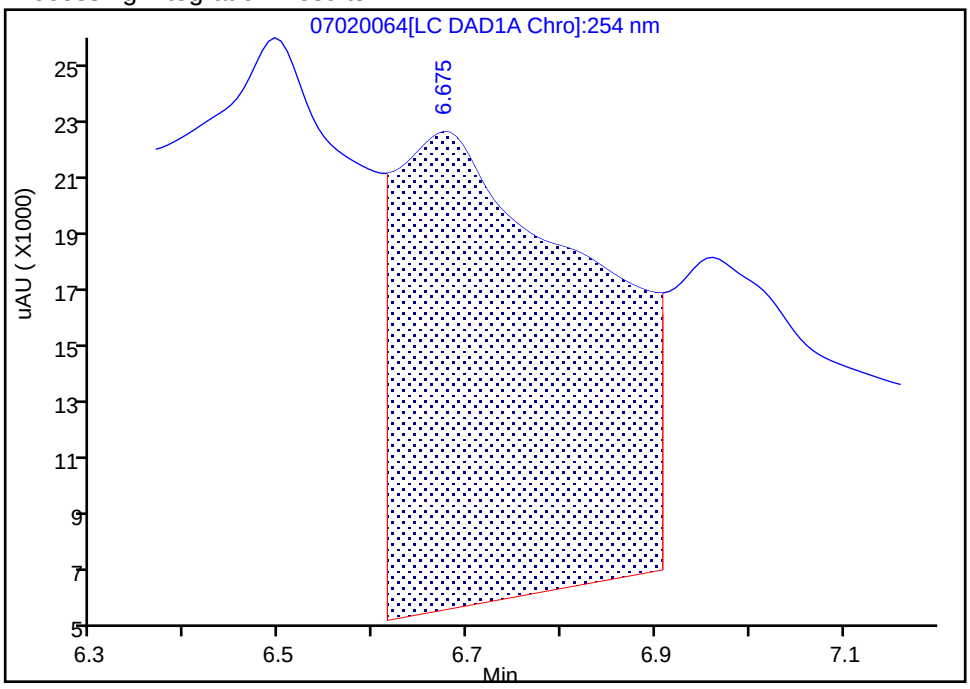

Manual Integration Results

RT: 6.67
Area: 10373
Amount: 0.112955
Amount Units: ug/mL

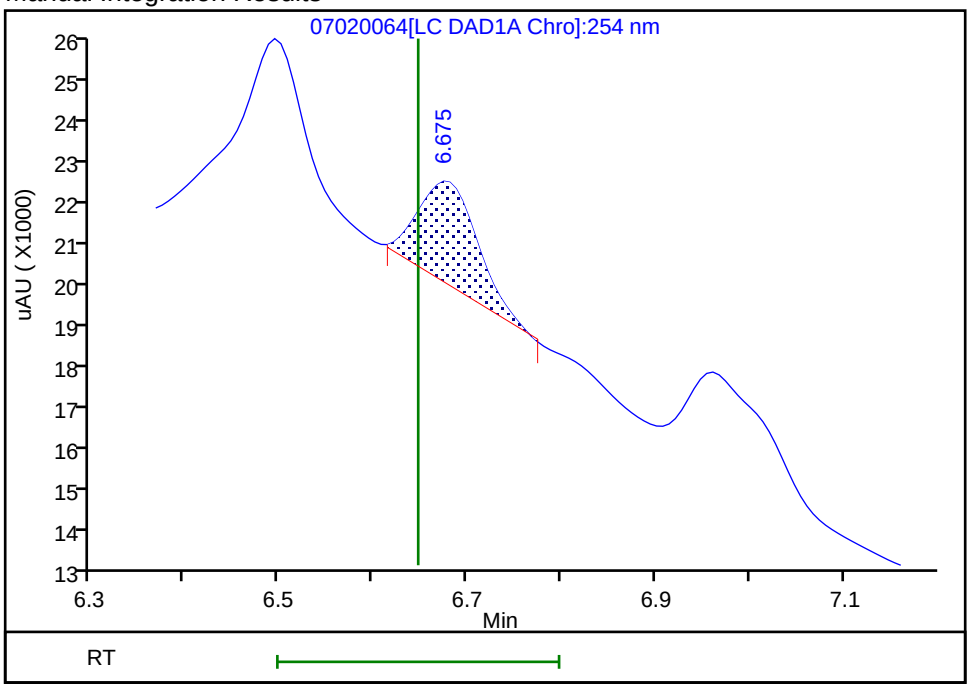

Reviewer: fiedlerh, 03-Jul-2019 10:31:12
Audit Action: Manually Integrated Audit Reason: Baseline Smoothing

Manual Integration/User Assign Peak Report

Eurofins TestAmerica, Denver

Data File:	\\chromna\Denver\ChromData\CHHPLC_X\20190702-83402.b\07020064.D				
Injection Date:	03-Jul-2019 07:44:55	Instrument ID:	CHHPLC_X3		
Lims ID:	280-124986-A-24-A	Lab Sample ID:	280-124986-24		
Client ID:	NW021-19A				
Operator ID:	hkf	ALS Bottle#:	64	Worklist Smp#:	64
Injection Vol:	100.0 ul	Dil. Factor:	1.0000		
Method:	8330_X3	Limit Group:	GCSV - 8330		
Column:	UltraCarb5uODS (20) (4.60 mm)	Detector	LC DAD1B, 254 nm		

7 RDX, CAS: 121-82-4

Signal: 1

Processing Integration Results

RT: 7.74
Area: 7171
Amount: 0.064534
Amount Units: ug/mL

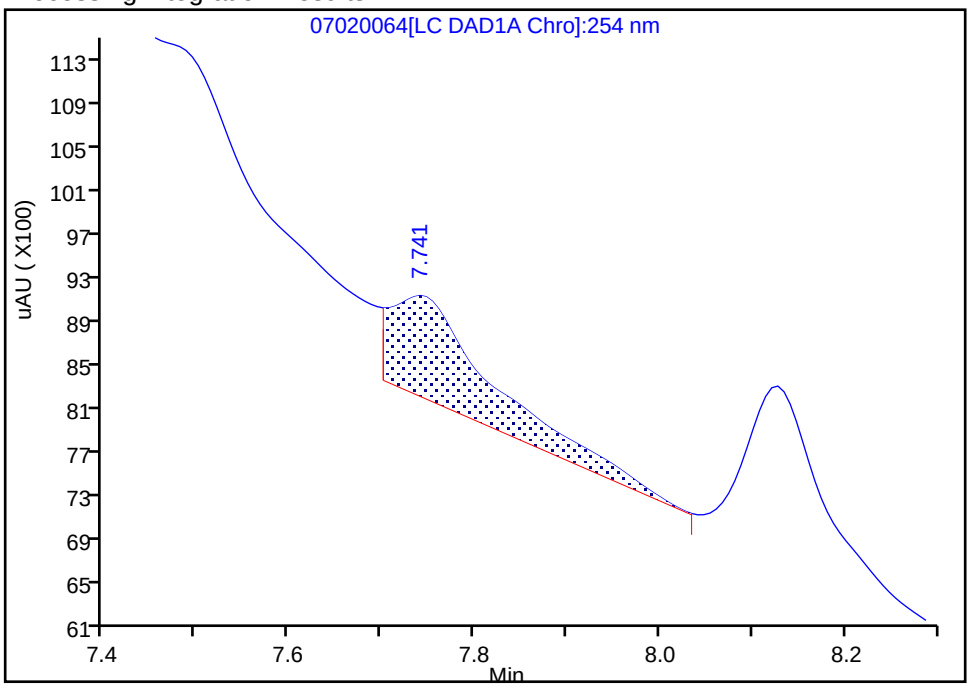

Manual Integration Results

RT: 7.74
Area: 1387
Amount: 0.012482
Amount Units: ug/mL

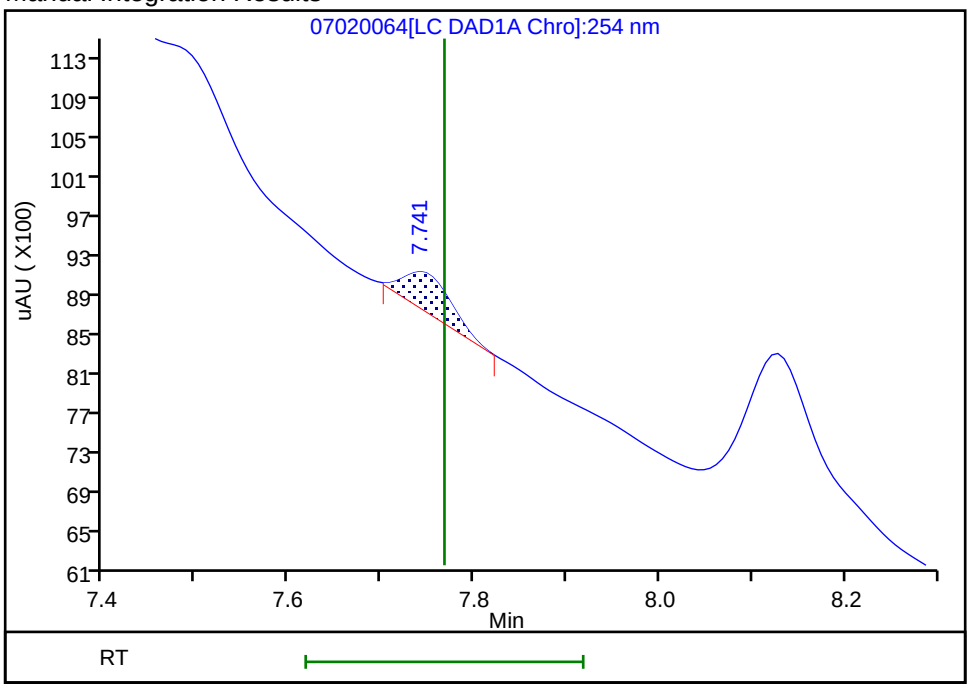

Reviewer: fiedlerh, 03-Jul-2019 10:31:18
Audit Action: Manually Integrated Audit Reason: Baseline Smoothing

User Disabled Compound Report

Eurofins TestAmerica, Denver

Data File: \\chromna\Denver\ChromData\CHHPLC_X\20190702-83402.b\07020064.D

Injection Date:	03-Jul-2019 07:44:55	Instrument ID:	CHHPLC_X3		
Lims ID:	280-124986-A-24-A	Lab Sample ID:	280-124986-24		
Client ID:	NW021-19A				
Operator ID:	hkf	ALS Bottle#:	64	Worklist Smp#:	64
Injection Vol:	100.0 ul	Dil. Factor:	1.0000		
Method:	8330_X3	Limit Group:	GCSV - 8330		
Column:	UltraCarb5uODS (20) (4.60 mm)	Detector	LC DAD1B, 254 nm		

14 Tetryl, CAS: 479-45-8, Signal: 1

RT: 10.19
Response: 67287
Amount: 0.415462

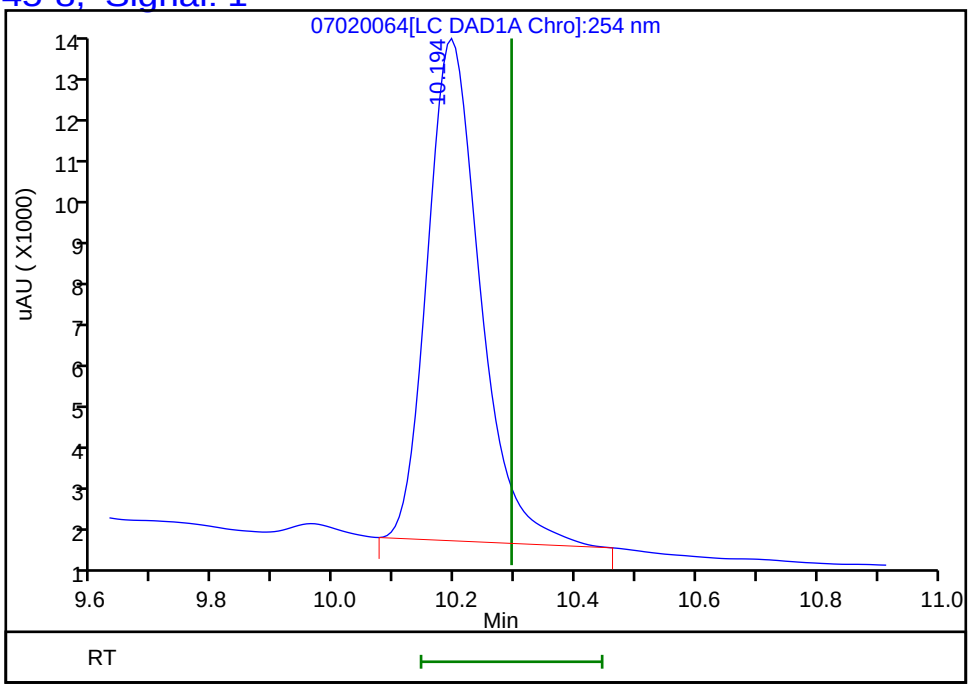

Reviewer: fiedlerh, 03-Jul-2019 10:31:30
Audit Action: Marked Compound Undetected Audit Reason: Invalid Compound ID

FORM I
HPLC/IC ORGANICS ANALYSIS DATA SHEET

Lab Name: Eurofins TestAmerica, Denver Job No.: 280-124986-1

SDG No.:

Client Sample ID: NW021-19A RE Lab Sample ID: 280-124986-24 RE

Matrix: Water Lab File ID: 07030016.D

Analysis Method: 8330A Date Collected: 06/10/2019 11:40

Extraction Method: 3535 Date Extracted: 06/18/2019 15:47

Sample wt/vol: 519.3(mL) Date Analyzed: 07/05/2019 17:54

Con. Extract Vol.: 5(mL) Dilution Factor: 1

Injection Volume: 100(uL) GC Column: Luna-phenylhex ID: 4.6(mm)

% Moisture: GPC Cleanup:(Y/N) N

Analysis Batch No.: 463562 Units: ug/L

CAS NO.	COMPOUND NAME	RESULT	Q	LOQ	LOD	DL
2691-41-0	*HMX*	*0.26*	*J H M J1*	*0.39*	0.19	*0.084*

CAS NO.	SURROGATE	%REC	Q	LIMITS
528-29-0	1,2-Dinitrobenzene	107		83-119

Eurofins TestAmerica, Denver
Target Compound Quantitation Report

Data File:	\\chromna\Denver\ChromData\G2_LUNA\20190703-83452.b\07030016.D				
Lims ID:	280-124986-A-24-A				
Client ID:	NW021-19A				
Sample Type:	Client				
Inject. Date:	05-Jul-2019 17:54:58	ALS Bottle#:	16	Worklist Smp#:	16
Injection Vol:	100.0 ul	Dil. Factor:	1.0000		
Sample Info:	280-124986-A-24-				
Misc. Info.:	280-0083452-016				
Operator ID:	HKF	Instrument ID:	CHHPLC_G2_LUNA		
Method:	\\chromna\Denver\ChromData\G2_LUNA\20190703-83452.b\G2_8330_Luna.m				
Limit Group:	GCSV - 8330				
Last Update:	06-Jul-2019 13:52:41	Calib Date:	08-May-2019 00:28:23		
Integrator:	Falcon				
Quant Method:	External Standard	Quant By:	Initial Calibration		
Last ICal File:	\\chromna\Denver\ChromData\G2_LUNA\20190507-81649.b\05070023.D				
Column 1 :	Luna-Phenyl hexyl (4.60 mm)		Det: LC DAD1A, 254 nm		
Process Host:	CTX0337				
First Level Reviewer: fiedlerh		Date:	06-Jul-2019 13:22:50		

Compound	Det	RT (min.)	Exp RT (min.)	Dlt RT (min.)	Response	OnCol Amt ug/ml	Flags
6 HMX	1	7.202	7.220	-0.018	4565	0.0267	M
7 MNX	1		7.866			ND	
8 RDX	1	9.289	9.300	-0.011	1687	0.008093	
9 Nitrobenzene	1		12.293			ND	
$ 10 1,2-Dinitrobenzene	1	13.322	13.340	-0.018	59435	0.2147	
12 1,3-Dinitrobenzene	1		15.860			ND	
14 o-Nitrotoluene	1		16.686			ND	
15 p-Nitrotoluene	1		17.013			ND	
16 4-Amino-2,6-dinitrotoluene	1	17.389	17.426	-0.037	51798	0.1742	
17 m-Nitrotoluene	1	17.942	17.926	0.016	10094	0.0345	
18 2-Amino-4,6-dinitrotoluene	1	18.422	18.453	-0.031	117842	0.2739	
19 1,3,5-Trinitrobenzene	1		19.160			ND	
20 2,6-Dinitrotoluene	1		20.020			ND	
21 2,4-Dinitrotoluene	1		20.580			ND	
22 Tetryl	1		23.893			ND	
23 2,4,6-Trinitrotoluene	1	24.889	24.873	0.016	4910	0.0121	M

QC Flag Legend

Review Flags

M - Manually Integrated

Report Date: 06-Jul-2019 13:52:50 Chrom Revision: 2.3 20-Jun-2019 20:50:56

Eurofins TestAmerica, Denver

Data File:	\\chromna\Denver\ChromData\G2_LUNA\20190703-83452.b\07030016.D				
Injection Date:	05-Jul-2019 17:54:58	Instrument ID:	CHHPLC_G2_LUNA	Operator ID:	HKF
Lims ID:	280-124986-A-24-A	Lab Sample ID:	280-124986-24	Worklist Smp#:	16
Client ID:	NW021-19A				
Injection Vol:	100.0 ul	Dil. Factor:	1.0000	ALS Bottle#:	16
Method:	G2_8330_Luna	Limit Group:	GCSV - 8330		

Column: Luna-Phenyl hexyl (4.60 mm) Y Scaling: Method Defined: Scale to the Nth Largest Peak: 1

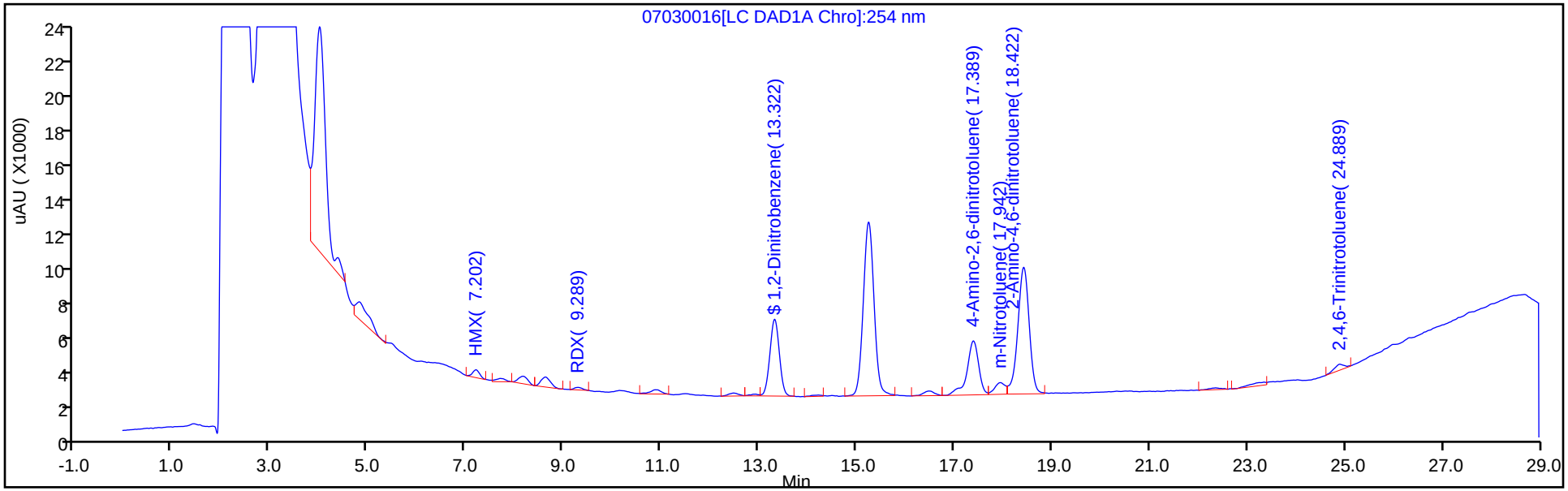

Y Scaling: Method Defined: Scale to the Nth Largest Peak: 1

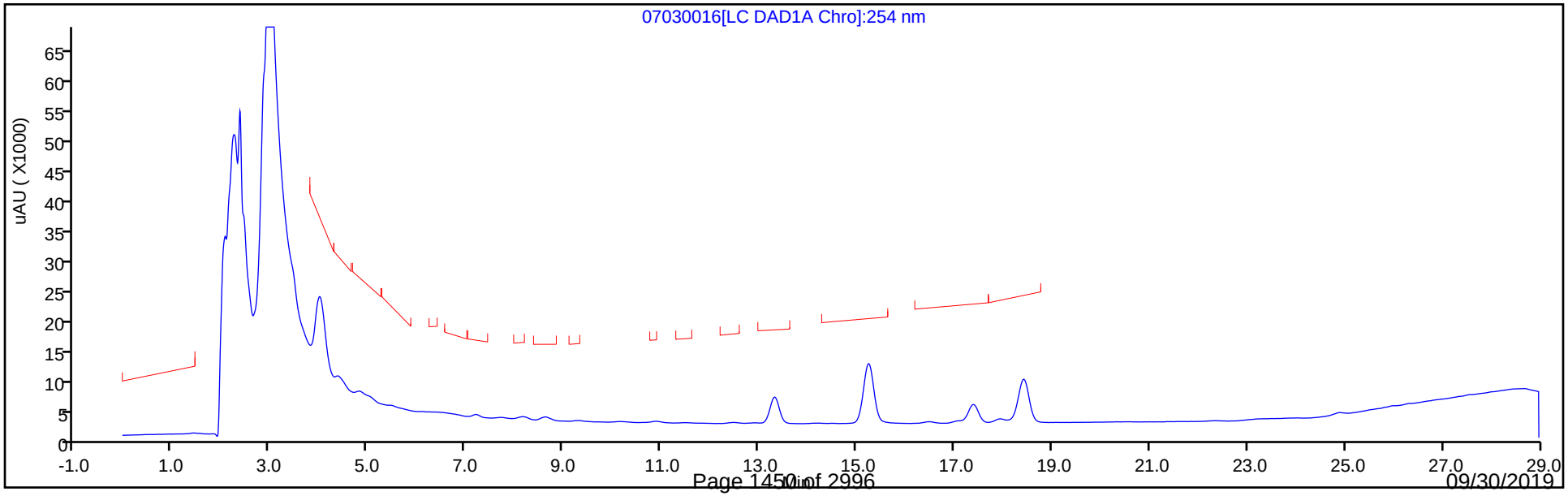

Eurofins TestAmerica, Denver
Recovery Report

Data File:	\\chromna\Denver\ChromData\G2_LUNA\20190703-83452.b\07030016.D				
Lims ID:	280-124986-A-24-A				
Client ID:	NW021-19A				
Sample Type:	Client				
Inject. Date:	05-Jul-2019 17:54:58	ALS Bottle#:	16	Worklist Smp#:	16
Injection Vol:	100.0 ul	Dil. Factor:	1.0000		
Sample Info:	280-124986-A-24-				
Misc. Info.:	280-0083452-016				
Operator ID:	HKF	Instrument ID:	CHHPLC_G2_LUNA		
Method:	\\chromna\Denver\ChromData\G2_LUNA\20190703-83452.b\G2_8330_Luna.m				
Limit Group:	GCSV - 8330				
Last Update:	06-Jul-2019 13:52:41	Calib Date:	08-May-2019 00:28:23		
Integrator:	Falcon				
Quant Method:	External Standard	Quant By:	Initial Calibration		
Last ICal File:	\\chromna\Denver\ChromData\G2_LUNA\20190507-81649.b\05070023.D				
Column 1 :	Luna-Phenyl hexyl (4.60 mm)		Det: LC DAD1A, 254 nm		
Process Host:	CTX0337				
First Level Reviewer: fiedlerh		Date:	06-Jul-2019 13:22:50		

Compound	Amount Added	Amount Recovered	% Rec.
$ 10 1,2-Dinitrobenzene	0.2000	0.2147	107.34

Manual Integration/User Assign Peak Report

Eurofins TestAmerica, Denver

Data File:	\\chromna\Denver\ChromData\G2_LUNA\20190703-83452.b\07030016.D				
Injection Date:	05-Jul-2019 17:54:58	Instrument ID:	CHHPLC_G2_LUNA		
Lims ID:	280-124986-A-24-A	Lab Sample ID:	280-124986-24		
Client ID:	NW021-19A				
Operator ID:	HKF	ALS Bottle#:	16	Worklist Smp#:	16
Injection Vol:	100.0 ul	Dil. Factor:	1.0000		
Method:	G2_8330_Luna	Limit Group:	GCSV - 8330		
Column:	Luna-Phenyl hexyl (4.60 mm)	Detector	LC DAD1A, 254 nm		

23 2,4,6-Trinitrotoluene, CAS: 118-96-7

Signal: 1

Processing Integration Results

RT: 24.90
Area: 11117
Amount: 0.027296
Amount Units: ug/ml

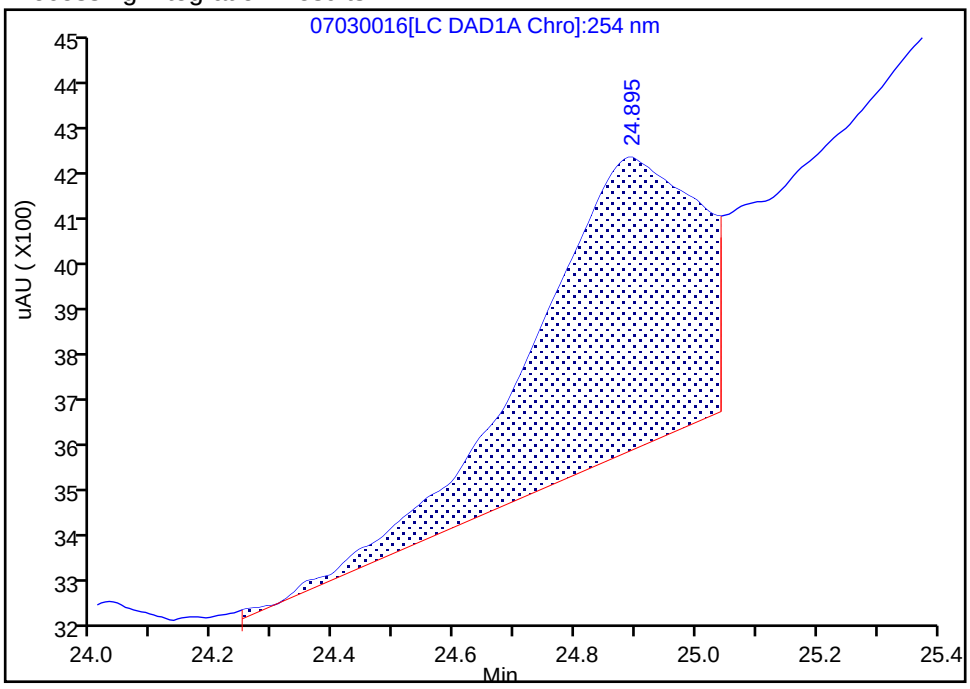

Manual Integration Results

RT: 24.89
Area: 4910
Amount: 0.012056
Amount Units: ug/ml

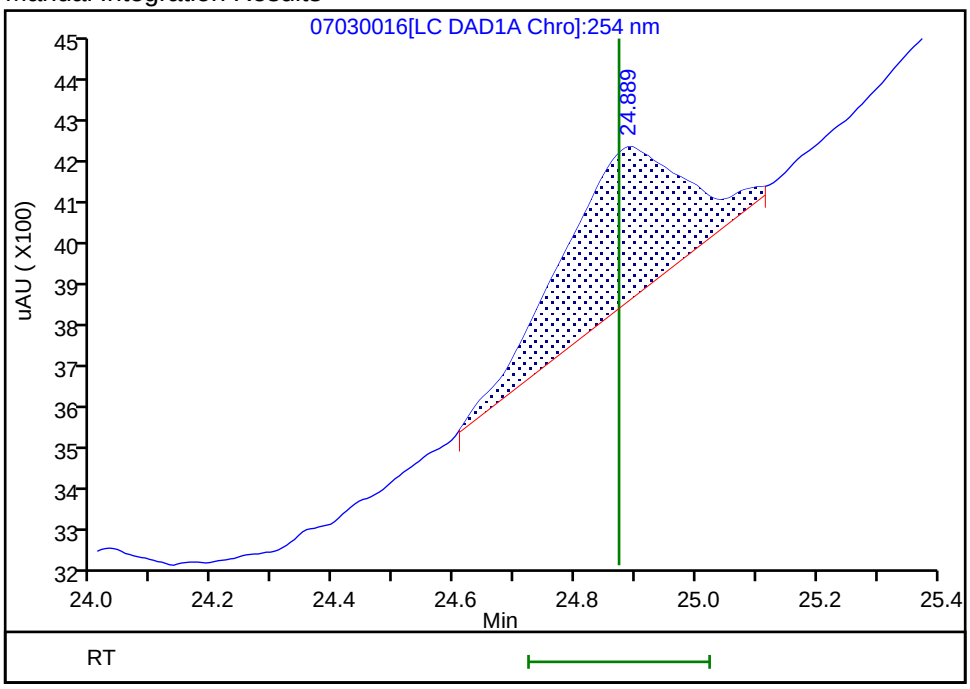

Reviewer: fiedlerh, 06-Jul-2019 13:22:37

Audit Action: Manually Integrated Audit Reason: Baseline Smoothing

Manual Integration/User Assign Peak Report

Eurofins TestAmerica, Denver

Data File:	\\chromna\Denver\ChromData\G2_LUNA\20190703-83452.b\07030016.D				
Injection Date:	05-Jul-2019 17:54:58	Instrument ID:	CHHPLC_G2_LUNA		
Lims ID:	280-124986-A-24-A	Lab Sample ID:	280-124986-24		
Client ID:	NW021-19A				
Operator ID:	HKF	ALS Bottle#:	16	Worklist Smp#:	16
Injection Vol:	100.0 ul	Dil. Factor:	1.0000		
Method:	G2_8330_Luna	Limit Group:	GCSV - 8330		
Column:	Luna-Phenyl hexyl (4.60 mm)	Detector	LC DAD1A, 254 nm		

6 HMX, CAS: 2691-41-0

Signal: 1

Processing Integration Results

RT: 7.20
Area: 6799
Amount: 0.039714
Amount Units: ug/ml

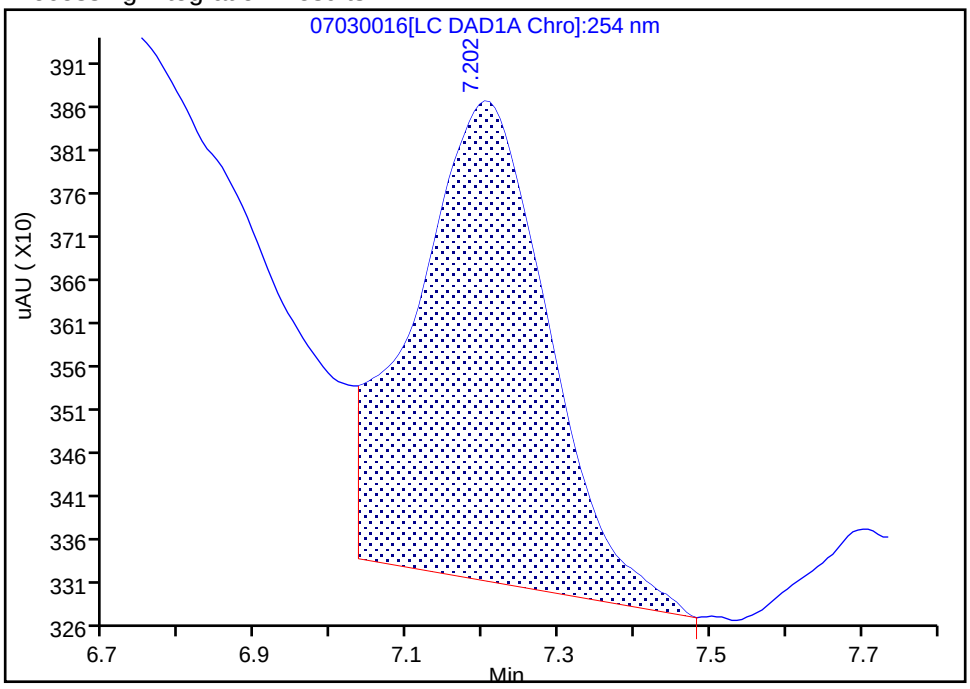

Manual Integration Results

RT: 7.20
Area: 4565
Amount: 0.026665
Amount Units: ug/ml

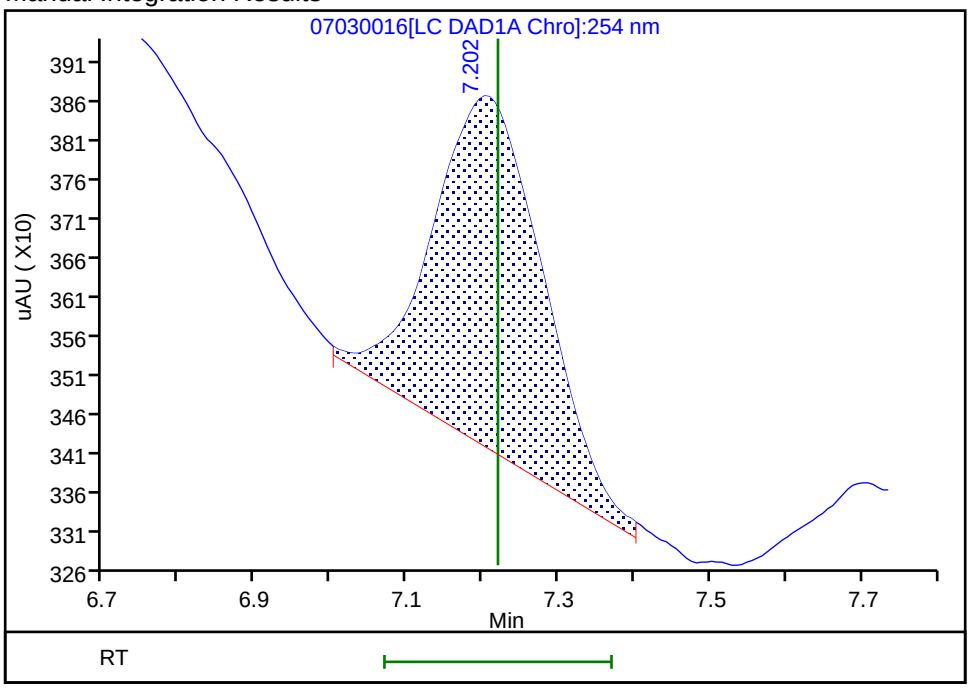

Reviewer: fiedlerh, 06-Jul-2019 13:22:50
Audit Action: Manually Integrated Audit Reason: Baseline Smoothing

FORM I
HPLC/IC ORGANICS ANALYSIS DATA SHEET

Lab Name: Eurofins TestAmerica, Denver Job No.: 280-124986-1

SDG No.:

Client Sample ID: G0070-19A Lab Sample ID: 280-124986-25

Matrix: Water Lab File ID: 06200083.D

Analysis Method: 8330A Date Collected: 06/09/2019 12:55

Extraction Method: 3535 Date Extracted: 06/14/2019 10:23

Sample wt/vol: 514(mL) Date Analyzed: 06/21/2019 23:00

Con. Extract Vol.: 5(mL) Dilution Factor: 1

Injection Volume: 100(uL) GC Column: UltraCarb5uODS ID: 4.6(mm)

% Moisture: GPC Cleanup:(Y/N) N

Analysis Batch No.: 462202 Units: ug/L

CAS NO.	COMPOUND NAME	RESULT	Q	LOQ	LOD	DL
99-35-4	1,3,5-Trinitrobenzene	0.39	U	0.97	0.39	0.19
99-65-0	1,3-Dinitrobenzene	0.19	U	0.39	0.19	0.086
118-96-7	2,4,6-Trinitrotoluene	0.39	U M	0.39	0.39	0.16
121-14-2	2,4-Dinitrotoluene	0.19	U	0.39	0.19	0.082
606-20-2	2,6-Dinitrotoluene	0.19	U	0.19	0.19	0.063
35572-78-2	2-Amino-4,6-dinitrotoluene	0.12	U	0.19	0.12	0.049
88-72-2	2-Nitrotoluene	0.19	U Q	0.39	0.19	0.083
99-08-1	3-Nitrotoluene	0.39	U Q	0.39	0.39	0.19
19406-51-0	4-Amino-2,6-dinitrotoluene	0.12	U	0.19	0.12	0.056
99-99-0	4-Nitrotoluene	0.39	U Q	0.97	0.39	0.19
2691-41-0	HMX	0.19	U	0.39	0.19	0.085
5755-27-1	MNX	0.39	U	1.9	0.39	0.15
121-82-4	RDX	0.39	U	0.39	0.39	0.15
479-45-8	Tetryl	0.19	U	0.23	0.19	0.077

CAS NO.	SURROGATE	%REC	Q	LIMITS
528-29-0	1,2-Dinitrobenzene	92		83-119

Eurofins TestAmerica, Denver
Target Compound Quantitation Report

Data File: \\chromna\Denver\ChromData\CHHPLC_X\20190620-83048.b\06200083.D
Lims ID: 280-124986-B-25-A
Client ID: G0070-19A
Sample Type: Client
Inject. Date: 21-Jun-2019 23:00:45 ALS Bottle#: 83 Worklist Smp#: 83
Injection Vol: 100.0 ul Dil. Factor: 1.0000
Sample Info: 280-124986-B-25-
Misc. Info.: 280-0083048-083
Operator ID: hkf Instrument ID: CHHPLC_X3

Method: \\chromna\Denver\ChromData\CHHPLC_X\20190620-83048.b\8330_X3.m
Limit Group: GCSV - 8330
Last Update: 24-Jun-2019 09:26:35 Calib Date: 21-Jun-2019 03:13:40
Integrator: Falcon
Quant Method: External Standard Quant By: Initial Calibration
Last ICal File: \\chromna\Denver\ChromData\CHHPLC_X\20190620-83048.b\06200032.D

Column 1 : UltraCarb5uODS (20) (4.60 mm) Det: LC DAD1B, 254 nm
Process Host: CTX0327

First Level Reviewer: fiedlerh Date: 24-Jun-2019 08:55:51

	Compound	Det	RT (min.)	Exp RT (min.)	Dlt RT (min.)	Response	OnCol Amt ug/mL	Flags
1	2,6-diamino-4-nitrotoluene	1		6.491			ND	U
2	TNX	1		6.546			ND	
3	HMX	1		6.632			ND	
4	2,4-diamino-6-nitrotoluene	1		6.678			ND	
5	DNX	1		6.873			ND	
6	MNX	1		7.339			ND	
7	RDX	1		7.746			ND	
8	2,4,6-Trinitrophenol	1	8.124	8.146	-0.022	14529	0.1745	
$ 9	1,2-Dinitrobenzene	1	8.717	8.726	-0.009	24986	0.1839	
10	1,3,5-Trinitrobenzene	1		8.879			ND	
11	1,3-Dinitrobenzene	1		9.539			ND	
12	Nitrobenzene	1	9.937	9.925	0.012	2084	0.0107	
13	3,5-Dinitroaniline	1		10.158			ND	
14	Tetryl	1		10.245			ND	
15	Nitroglycerin	2		10.752			ND	
16	2,4,6-Trinitrotoluene	1		11.199			ND	U
17	4-Amino-2,6-dinitrotoluene	1		11.372			ND	
18	2-Amino-4,6-dinitrotoluene	1		11.659			ND	
19	2,6-Dinitrotoluene	1		11.812			ND	
20	2,4-Dinitrotoluene	1		12.005			ND	
21	o-Nitrotoluene	1		12.845			ND	
22	p-Nitrotoluene	1		13.279			ND	
23	m-Nitrotoluene	1		13.872			ND	
24	PETN	2		14.972			ND	
25	Ammonium Picrate	1		0.000			ND	

QC Flag Legend

Review Flags

U - Marked Undetected

Report Date: 24-Jun-2019 09:26:46 Chrom Revision: 2.3 20-Jun-2019 20:50:56

Eurofins TestAmerica, Denver

Data File:	\\chromna\Denver\ChromData\CHHPLC_X\20190620-83048.b\06200083.D				
Injection Date:	21-Jun-2019 23:00:45	Instrument ID:	CHHPLC_X3	Operator ID:	hkf
Lims ID:	280-124986-B-25-A	Lab Sample ID:	280-124986-25	Worklist Smp#:	83
Client ID:	G0070-19A				
Injection Vol:	100.0 ul	Dil. Factor:	1.0000	ALS Bottle#:	83
Method:	8330_X3	Limit Group:	GCSV - 8330		

Column: UltraCarb5uODS (20) (4.60 mm) Y Scaling: Method Defined: Scale to the Nth Largest Target: 1

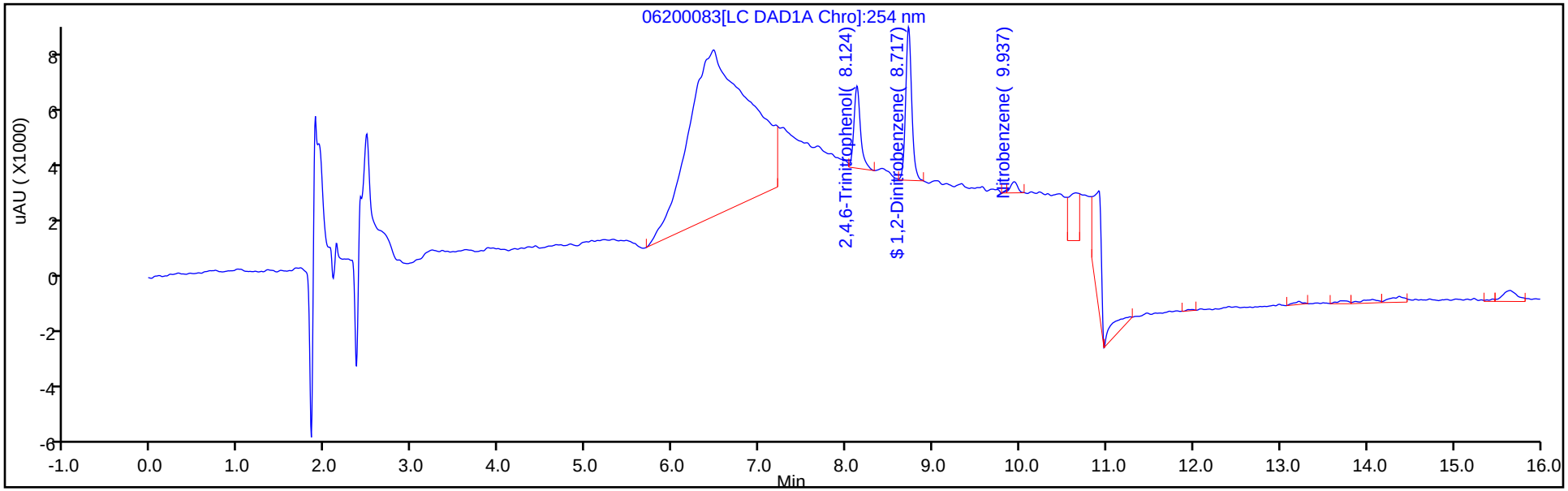

Y Scaling: Method Defined: Scale to the Nth Largest Target: 1

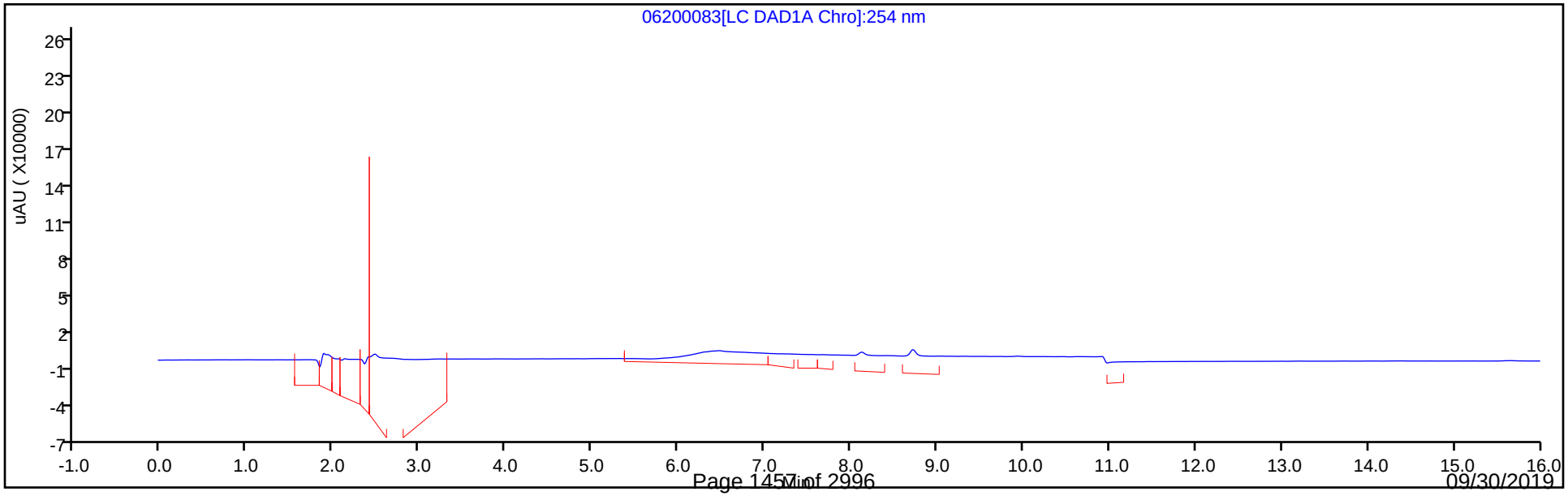

Eurofins TestAmerica, Denver
Recovery Report

Data File:	\\chromna\Denver\ChromData\CHHPLC_X\20190620-83048.b\06200083.D				
Lims ID:	280-124986-B-25-A				
Client ID:	G0070-19A				
Sample Type:	Client				
Inject. Date:	21-Jun-2019 23:00:45	ALS Bottle#:	83	Worklist Smp#:	83
Injection Vol:	100.0 ul	Dil. Factor:	1.0000		
Sample Info:	280-124986-B-25-				
Misc. Info.:	280-0083048-083				
Operator ID:	hkf	Instrument ID:	CHHPLC_X3		
Method:	\\chromna\Denver\ChromData\CHHPLC_X\20190620-83048.b\8330_X3.m				
Limit Group:	GCSV - 8330				
Last Update:	24-Jun-2019 09:26:35	Calib Date:	21-Jun-2019 03:13:40		
Integrator:	Falcon				
Quant Method:	External Standard	Quant By:	Initial Calibration		
Last ICal File:	\\chromna\Denver\ChromData\CHHPLC_X\20190620-83048.b\06200032.D				
Column 1 :	UltraCarb5uODS (20) (4.60 mm)		Det: LC DAD1B, 254 nm		
Process Host:	CTX0327				
First Level Reviewer: fiedlerh		Date:	24-Jun-2019 08:55:51		

Compound	Amount Added	Amount Recovered	% Rec.
$ 9 1,2-Dinitrobenzene	0.2000	0.1839	91.93

User Disabled Compound Report

Eurofins TestAmerica, Denver

Data File:	\\chromna\Denver\ChromData\CHHPLC_X\20190620-83048.b\06200083.D				
Injection Date:	21-Jun-2019 23:00:45	Instrument ID:	CHHPLC_X3		
Lims ID:	280-124986-B-25-A	Lab Sample ID:	280-124986-25		
Client ID:	G0070-19A				
Operator ID:	hkf	ALS Bottle#:	83	Worklist Smp#:	83
Injection Vol:	100.0 ul	Dil. Factor:	1.0000		
Method:	8330_X3	Limit Group:	GCSV - 8330		
Column:	UltraCarb5uODS (20) (4.60 mm)	Detector	LC DAD1B, 254 nm		

16 2,4,6-Trinitrotoluene, CAS: 118-96-7, Signal: 1

RT: 11.27
Response: 6095
Amount: 0.027751

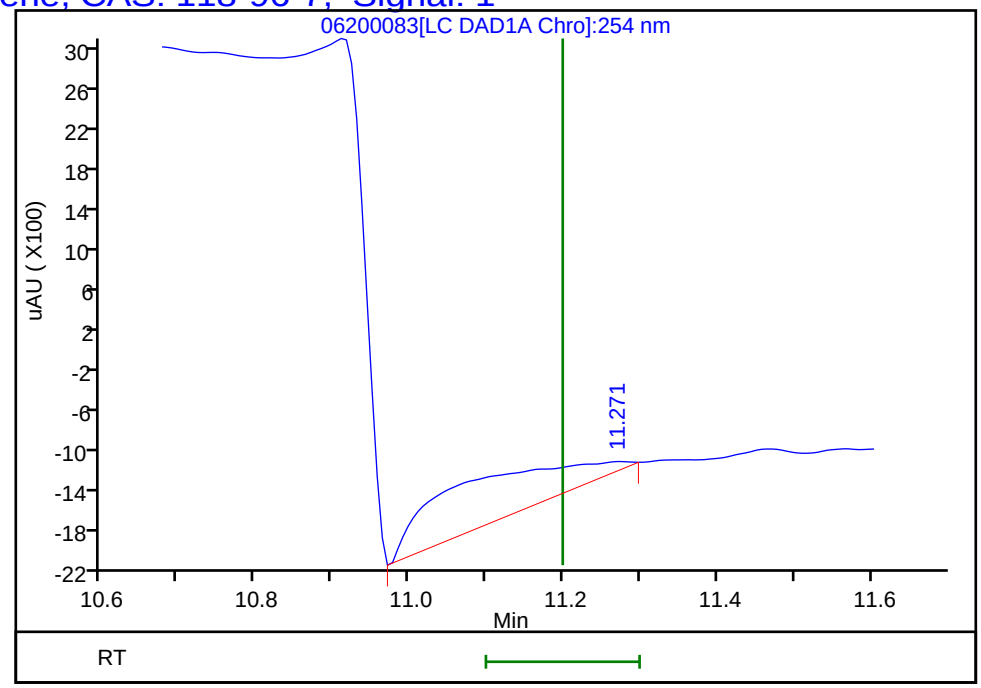

Reviewer: fiedlerh, 24-Jun-2019 08:55:51
Audit Action: Marked Compound Undetected Audit Reason: Invalid Compound ID

FORM I
HPLC/IC ORGANICS ANALYSIS DATA SHEET

Lab Name: Eurofins TestAmerica, Denver Job No.: 280-124986-1

SDG No.:

Client Sample ID: G0070-19A Lab Sample ID: 280-124986-25

Matrix: Water Lab File ID: 06240020.D

Analysis Method: 8330A Date Collected: 06/09/2019 12:55

Extraction Method: 3535 Date Extracted: 06/14/2019 10:23

Sample wt/vol: 514(mL) Date Analyzed: 06/24/2019 23:37

Con. Extract Vol.: 5(mL) Dilution Factor: 1

Injection Volume: 100(uL) GC Column: Luna-phenylhex ID: 4.6(mm)

% Moisture: GPC Cleanup:(Y/N) N

Analysis Batch No.: 462508 Units: ug/L

CAS NO.	COMPOUND NAME	RESULT	Q	LOQ	LOD	DL
98-95-3	Nitrobenzene	0.19	U	0.39	0.19	0.089

CAS NO.	SURROGATE	%REC	Q	LIMITS
528-29-0	1,2-Dinitrobenzene	92		83-119

Eurofins TestAmerica, Denver
Target Compound Quantitation Report

Data File: \\chromna\Denver\ChromData\G2_LUNA\20190624-83137.b\06240020.D
Lims ID: 280-124986-B-25-A
Client ID: G0070-19A
Sample Type: Client
Inject. Date: 24-Jun-2019 23:37:49 ALS Bottle#: 20 Worklist Smp#: 20
Injection Vol: 100.0 ul Dil. Factor: 1.0000
Sample Info: 280-124986-B-25-
Misc. Info.: 280-0083137-020
Operator ID: HKF Instrument ID: CHHPLC_G2_LUNA

Method: \\chromna\Denver\ChromData\G2_LUNA\20190624-83137.b\G2_8330_Luna.m
Limit Group: GCSV - 8330
Last Update: 25-Jun-2019 10:50:09 Calib Date: 08-May-2019 00:28:23
Integrator: Falcon
Quant Method: External Standard Quant By: Initial Calibration
Last ICal File: \\chromna\Denver\ChromData\G2_LUNA\20190507-81649.b\05070023.D

Column 1 : Luna-Phenyl hexyl (4.60 mm) Det: LC DAD1A, 254 nm
Process Host: CTX0328

First Level Reviewer: fiedlerh Date: 25-Jun-2019 10:42:29

	Compound	Det	RT (min.)	Exp RT (min.)	Dlt RT (min.)	Response	OnCol Amt ug/ml	Flags
	1 2,6-diamino-4-nitrotoluene	1		4.449			ND	
	2 2,4-diamino-6-nitrotoluene	1		4.989			ND	
	3 TNX	1		5.488			ND	
	5 2,4,6-Trinitrophenol	1		6.203			ND	
	4 DNX	1		6.308			ND	
	6 HMX	1		7.203			ND	
	7 MNX	1		7.848			ND	
	8 RDX	1		9.283			ND	
	9 Nitrobenzene	1		12.263			ND	
$	10 1,2-Dinitrobenzene	1	13.325	13.296	0.029	51083	0.1845	
	11 3,5-Dinitroaniline	1		15.243			ND	
	13 Nitroglycerin	2		15.803			ND	
	12 1,3-Dinitrobenzene	1		15.823			ND	
	14 o-Nitrotoluene	1		16.629			ND	
	15 p-Nitrotoluene	1		16.963			ND	U
	16 4-Amino-2,6-dinitrotoluene	1		17.383			ND	
	17 m-Nitrotoluene	1	17.918	17.876	0.042	4660	0.0159	
	18 2-Amino-4,6-dinitrotoluene	1		18.416			ND	
	19 1,3,5-Trinitrobenzene	1		19.129			ND	
	20 2,6-Dinitrotoluene	1		19.983			ND	
	21 2,4-Dinitrotoluene	1		20.543			ND	
	22 Tetryl	1		23.876			ND	
	23 2,4,6-Trinitrotoluene	1		24.856			ND	
	24 PETN	2		25.276			ND	
	25 Ammonium Picrate	1		0.000			ND	

QC Flag Legend

Review Flags

U - Marked Undetected

Report Date: 25-Jun-2019 10:50:39 Chrom Revision: 2.3 20-Jun-2019 20:50:56

Eurofins TestAmerica, Denver

Data File:	\\chromna\Denver\ChromData\G2_LUNA\20190624-83137.b\06240020.D				
Injection Date:	24-Jun-2019 23:37:49	Instrument ID:	CHHPLC_G2_LUNA	Operator ID:	HKF
Lims ID:	280-124986-B-25-A	Lab Sample ID:	280-124986-25	Worklist Smp#:	20
Client ID:	G0070-19A				
Injection Vol:	100.0 ul	Dil. Factor:	1.0000	ALS Bottle#:	20
Method:	G2_8330_Luna	Limit Group:	GCSV - 8330		

Column: Luna-Phenyl hexyl (4.60 mm) Y Scaling: Method Defined: Scale to the Nth Largest Peak: 1

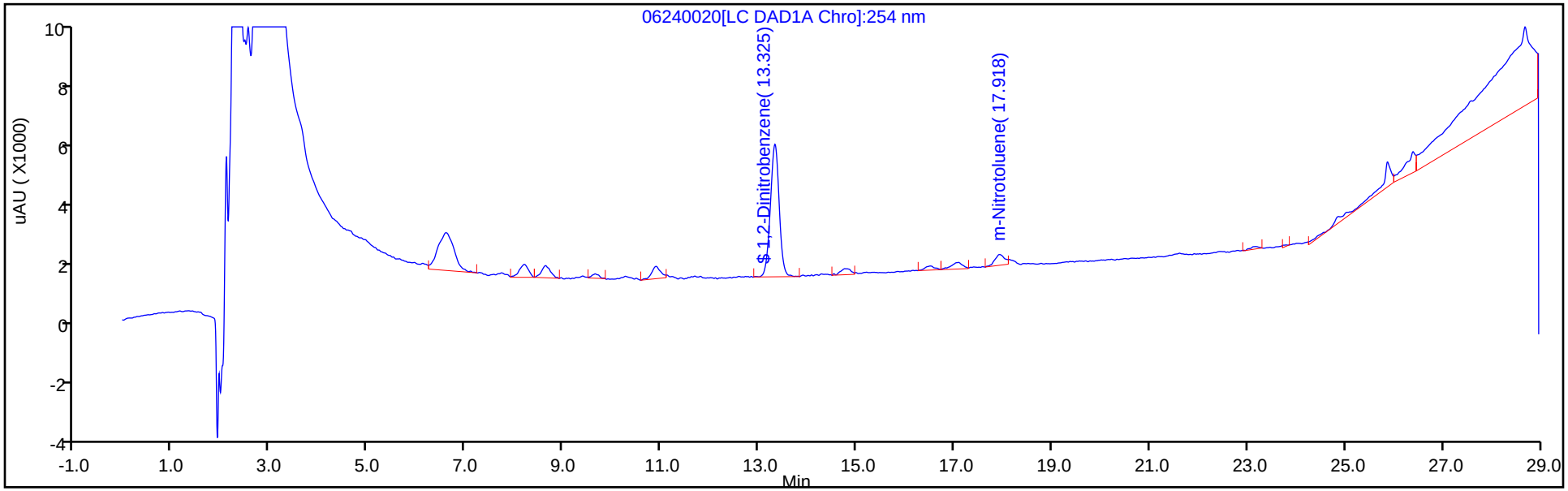

Y Scaling: Method Defined: Scale to the Nth Largest Peak: 1

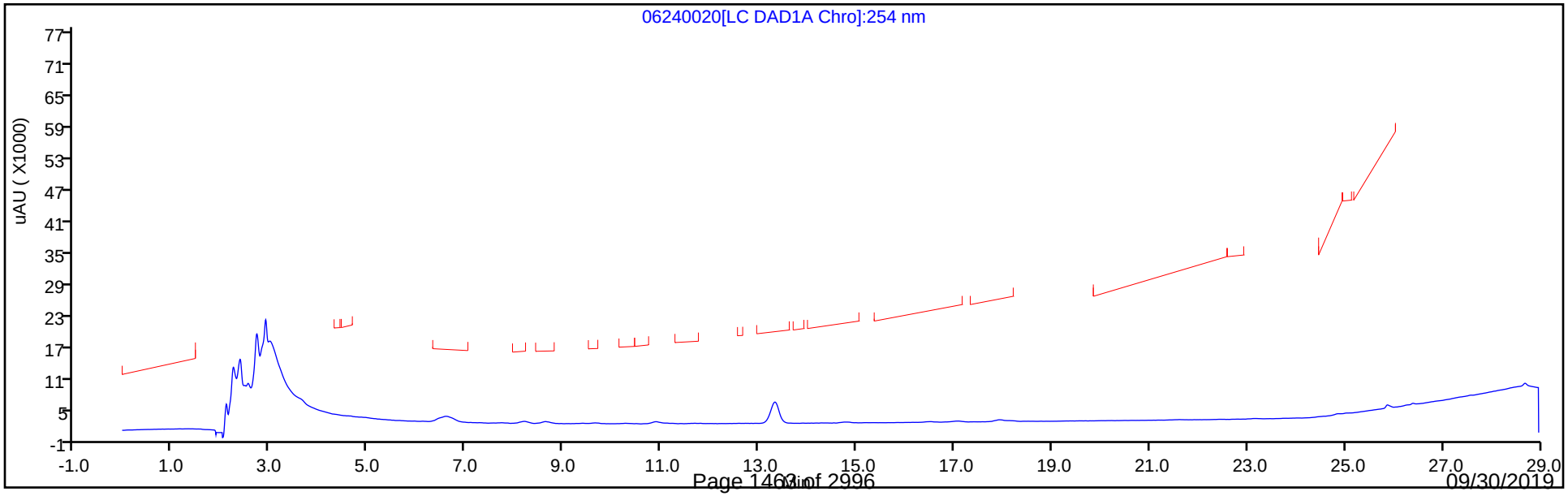

Eurofins TestAmerica, Denver
Recovery Report

Data File:	\\chromna\Denver\ChromData\G2_LUNA\20190624-83137.b\06240020.D				
Lims ID:	280-124986-B-25-A				
Client ID:	G0070-19A				
Sample Type:	Client				
Inject. Date:	24-Jun-2019 23:37:49	ALS Bottle#:	20	Worklist Smp#:	20
Injection Vol:	100.0 ul	Dil. Factor:	1.0000		
Sample Info:	280-124986-B-25-				
Misc. Info.:	280-0083137-020				
Operator ID:	HKF	Instrument ID:	CHHPLC_G2_LUNA		
Method:	\\chromna\Denver\ChromData\G2_LUNA\20190624-83137.b\G2_8330_Luna.m				
Limit Group:	GCSV - 8330				
Last Update:	25-Jun-2019 10:50:09	Calib Date:	08-May-2019 00:28:23		
Integrator:	Falcon				
Quant Method:	External Standard	Quant By:	Initial Calibration		
Last ICal File:	\\chromna\Denver\ChromData\G2_LUNA\20190507-81649.b\05070023.D				
Column 1 :	Luna-Phenyl hexyl (4.60 mm)		Det: LC DAD1A, 254 nm		
Process Host:	CTX0328				
First Level Reviewer: fiedlerh		Date:	25-Jun-2019 10:42:29		

Compound	Amount Added	Amount Recovered	% Rec.
$ 10 1,2-Dinitrobenzene	0.2000	0.1845	92.26

User Disabled Compound Report

Eurofins TestAmerica, Denver

Data File:	\\chromna\Denver\ChromData\G2_LUNA\20190624-83137.b\06240020.D				
Injection Date:	24-Jun-2019 23:37:49	Instrument ID:	CHHPLC_G2_LUNA		
Lims ID:	280-124986-B-25-A	Lab Sample ID:	280-124986-25		
Client ID:	G0070-19A				
Operator ID:	HKF	ALS Bottle#:	20	Worklist Smp#:	20
Injection Vol:	100.0 ul	Dil. Factor:	1.0000		
Method:	G2_8330_Luna	Limit Group:	GCSV - 8330		
Column:	Luna-Phenyl hexyl (4.60 mm)	Detector	LC DAD1A, 254 nm		

15 p-Nitrotoluene, CAS: 99-99-0, Signal: 1

RT: 17.08
Response: 3316
Amount: 0.014631

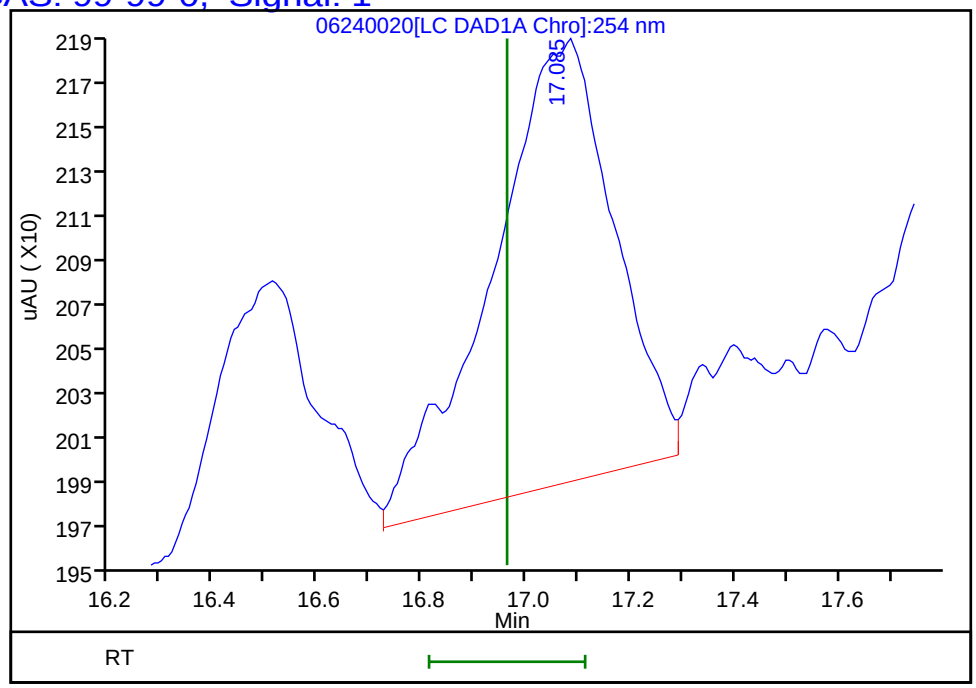

Reviewer: fiedlerh, 25-Jun-2019 10:42:29
Audit Action: Marked Compound Undetected Audit Reason: Invalid Compound ID

FORM I
HPLC/IC ORGANICS ANALYSIS DATA SHEET

Lab Name: Eurofins TestAmerica, Denver Job No.: 280-124986-1

SDG No.:

Client Sample ID: G0070-19A RE Lab Sample ID: 280-124986-25 RE

Matrix: Water Lab File ID: 07020065.D

Analysis Method: 8330A Date Collected: 06/09/2019 12:55

Extraction Method: 3535 Date Extracted: 06/18/2019 15:47

Sample wt/vol: 508.2(mL) Date Analyzed: 07/03/2019 08:07

Con. Extract Vol.: 5(mL) Dilution Factor: 1

Injection Volume: 100(uL) GC Column: UltraCarb5uODS ID: 4.6(mm)

% Moisture: GPC Cleanup:(Y/N) N

Analysis Batch No.: 463366 Units: ug/L

CAS NO.	COMPOUND NAME	RESULT	Q	LOQ	LOD	DL
99-35-4	*1,3,5-Trinitrobenzene*	*0.39*	*U H*	*0.98*	0.39	*0.20*
99-65-0	*1,3-Dinitrobenzene*	*0.20*	*U H J1*	*0.39*	0.20	*0.087*
118-96-7	*2,4,6-Trinitrotoluene*	*0.39*	*U H*	*0.39*	0.39	*0.16*
121-14-2	*2,4-Dinitrotoluene*	*0.20*	*U H J1*	*0.39*	0.20	*0.082*
606-20-2	*2,6-Dinitrotoluene*	*0.20*	*U H J1*	*0.20*	0.20	*0.063*
35572-78-2	*2-Amino-4,6-dinitrotoluene*	*0.12*	*U H J1*	*0.20*	0.12	*0.050*
88-72-2	*2-Nitrotoluene*	*0.20*	*U H J1*	*0.39*	0.20	*0.084*
99-08-1	*3-Nitrotoluene*	*0.39*	*U H M J1*	*0.39*	0.39	*0.19*
19406-51-0	*4-Amino-2,6-dinitrotoluene*	*0.12*	*U H J1*	*0.20*	0.12	*0.057*
99-99-0	*4-Nitrotoluene*	*0.39*	*U H J1*	*0.98*	0.39	*0.20*
2691-41-0	*HMX*	*0.20*	*U H*	*0.39*	0.20	*0.086*
5755-27-1	*MNX*	*0.39*	*U H*	*2.0*	0.39	*0.15*
121-82-4	*RDX*	*0.39*	*U H*	*0.39*	0.39	*0.16*
479-45-8	*Tetryl*	*0.20*	*U H*	*0.24*	0.20	*0.078*

CAS NO.	SURROGATE	%REC	Q	LIMITS
528-29-0	1,2-Dinitrobenzene	108		83-119

Eurofins TestAmerica, Denver
Target Compound Quantitation Report

Data File: \\chromna\Denver\ChromData\CHHPLC_X\20190702-83402.b\07020065.D
Lims ID: 280-124986-A-25-B
Client ID: G0070-19A
Sample Type: Client
Inject. Date: 03-Jul-2019 08:07:54 ALS Bottle#: 65 Worklist Smp#: 65
Injection Vol: 100.0 ul Dil. Factor: 1.0000
Sample Info: 280-124986-A-25-
Misc. Info.: 280-0083402-065
Operator ID: hkf Instrument ID: CHHPLC_X3

Method: \\chromna\Denver\ChromData\CHHPLC_X\20190702-83402.b\8330_X3.m
Limit Group: GCSV - 8330
Last Update: 03-Jul-2019 10:48:25 Calib Date: 02-Jul-2019 00:18:07
Integrator: Falcon
Quant Method: External Standard Quant By: Initial Calibration
Last ICal File: \\chromna\Denver\ChromData\CHHPLC_X\20190701-83376.b\07010032.D

Column 1 : UltraCarb5uODS (20) (4.60 mm) Det: LC DAD1B, 254 nm
Process Host: CTX0326

First Level Reviewer: fiedlerh Date: 03-Jul-2019 10:46:12

	Compound	Det	RT (min.)	Exp RT (min.)	Dlt RT (min.)	Response	OnCol Amt ug/mL	Flags
1	2,6-diamino-4-nitrotoluene	1		6.488			ND	U
2	TNX	1		6.550			ND	
3	HMX	1		6.647			ND	
4	2,4-diamino-6-nitrotoluene	1		6.675			ND	
5	DNX	1		6.883			ND	
6	MNX	1		7.343			ND	
7	RDX	1		7.767			ND	
8	2,4,6-Trinitrophenol	1	8.131	8.214	-0.083	23398	0.2579	
$ 9	1,2-Dinitrobenzene	1	8.731	8.754	-0.023	30005	0.2154	
10	1,3,5-Trinitrobenzene	1		8.907			ND	
11	1,3-Dinitrobenzene	1		9.574			ND	
12	Nitrobenzene	1	9.964	9.961	0.003	1904	0.009573	M
13	3,5-Dinitroaniline	1		10.202			ND	
14	Tetryl	1		10.294			ND	
15	Nitroglycerin	2		10.794			ND	
16	2,4,6-Trinitrotoluene	1		11.247			ND	
17	4-Amino-2,6-dinitrotoluene	1		11.441			ND	
18	2-Amino-4,6-dinitrotoluene	1		11.734			ND	
19	2,6-Dinitrotoluene	1		11.867			ND	
20	2,4-Dinitrotoluene	1		12.061			ND	
21	o-Nitrotoluene	1		12.907			ND	
22	p-Nitrotoluene	1		13.347			ND	
23	m-Nitrotoluene	1		13.947			ND	U
24	PETN	2		15.047			ND	
25	Ammonium Picrate	1		0.000			ND	

QC Flag Legend

Review Flags

M - Manually Integrated

U - Marked Undetected

Report Date: 03-Jul-2019 11:02:20 Chrom Revision: 2.3 20-Jun-2019 20:50:56

Eurofins TestAmerica, Denver

Data File: \\chromna\Denver\ChromData\CHHPLC_X\20190702-83402.b\07020065.D

Injection Date:	03-Jul-2019 08:07:54	Instrument ID:	CHHPLC_X3	Operator ID:	hkf
Lims ID:	280-124986-A-25-B	Lab Sample ID:	280-124986-25	Worklist Smp#:	65
Client ID:	G0070-19A				
Injection Vol:	100.0 ul	Dil. Factor:	1.0000	ALS Bottle#:	65
Method:	8330_X3	Limit Group:	GCSV - 8330		

Column: UltraCarb5uODS (20) (4.60 mm) Y Scaling: Method Defined: Scale to the Nth Largest Target: 1

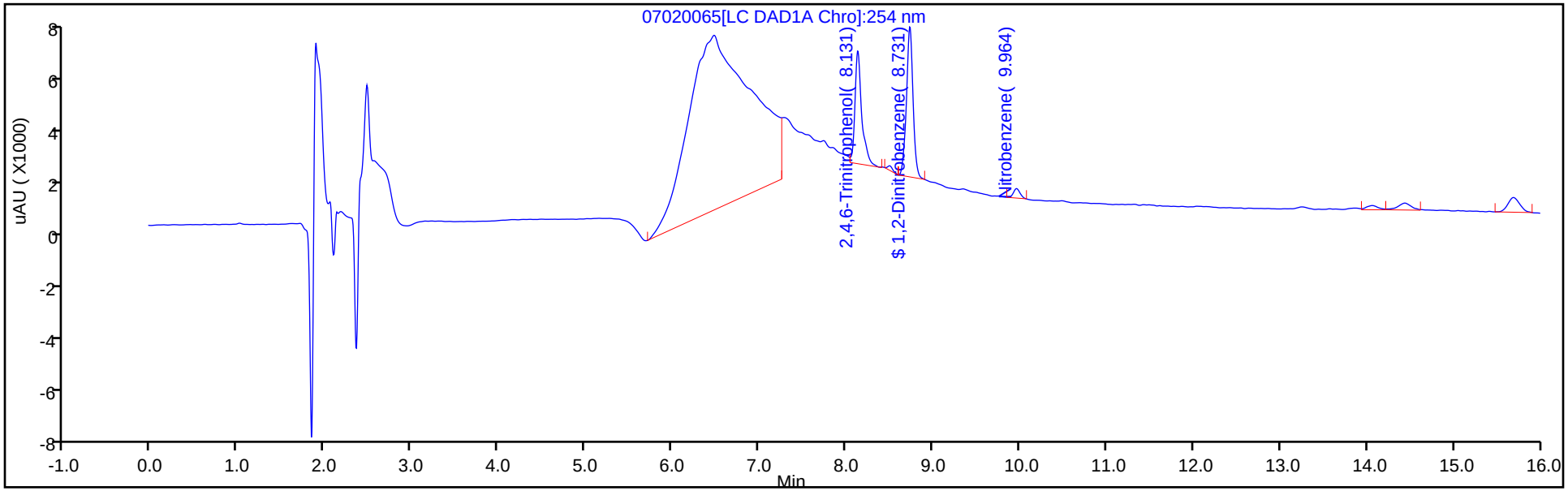

Y Scaling: Method Defined: Scale to the Nth Largest Target: 1

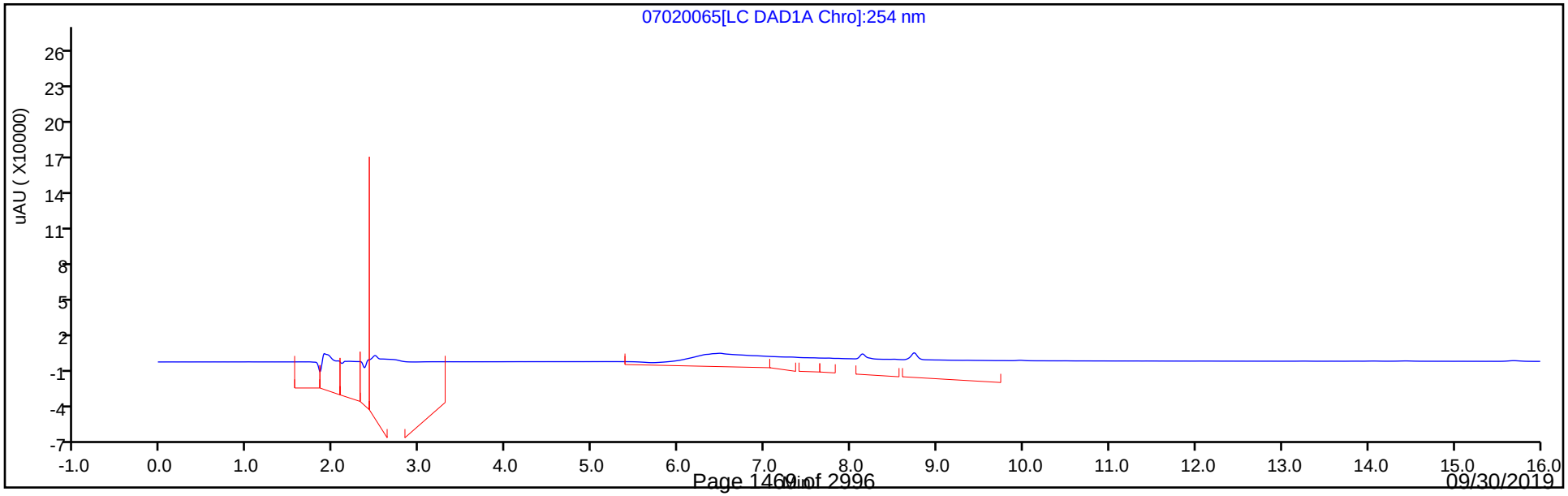

Eurofins TestAmerica, Denver
Recovery Report

Data File: \\chromna\Denver\ChromData\CHHPLC_X\20190702-83402.b\07020065.D
Lims ID: 280-124986-A-25-B
Client ID: G0070-19A
Sample Type: Client
Inject. Date: 03-Jul-2019 08:07:54 ALS Bottle#: 65 Worklist Smp#: 65
Injection Vol: 100.0 ul Dil. Factor: 1.0000
Sample Info: 280-124986-A-25-
Misc. Info.: 280-0083402-065
Operator ID: hkf Instrument ID: CHHPLC_X3

Method: \\chromna\Denver\ChromData\CHHPLC_X\20190702-83402.b\8330_X3.m
Limit Group: GCSV - 8330
Last Update: 03-Jul-2019 10:48:25 Calib Date: 02-Jul-2019 00:18:07
Integrator: Falcon
Quant Method: External Standard Quant By: Initial Calibration
Last ICal File: \\chromna\Denver\ChromData\CHHPLC_X\20190701-83376.b\07010032.D

Column 1 : UltraCarb5uODS (20) (4.60 mm) Det: LC DAD1B, 254 nm
Process Host: CTX0326

First Level Reviewer: fiedlerh Date: 03-Jul-2019 10:46:12

Compound	Amount Added	Amount Recovered	% Rec.
$ 9 1,2-Dinitrobenzene	0.2000	0.2154	107.68

User Disabled Compound Report

Eurofins TestAmerica, Denver

Data File:	\\chromna\Denver\ChromData\CHHPLC_X\20190702-83402.b\07020065.D				
Injection Date:	03-Jul-2019 08:07:54	Instrument ID:	CHHPLC_X3		
Lims ID:	280-124986-A-25-B	Lab Sample ID:	280-124986-25		
Client ID:	G0070-19A				
Operator ID:	hkf	ALS Bottle#:	65	Worklist Smp#:	65
Injection Vol:	100.0 ul	Dil. Factor:	1.0000		
Method:	8330_X3	Limit Group:	GCSV - 8330		
Column:	UltraCarb5uODS (20) (4.60 mm)	Detector	LC DAD1B, 254 nm		

23 m-Nitrotoluene, CAS: 99-08-1, Signal: 1

RT: 14.06
Response: 1525
Amount: 0.010508

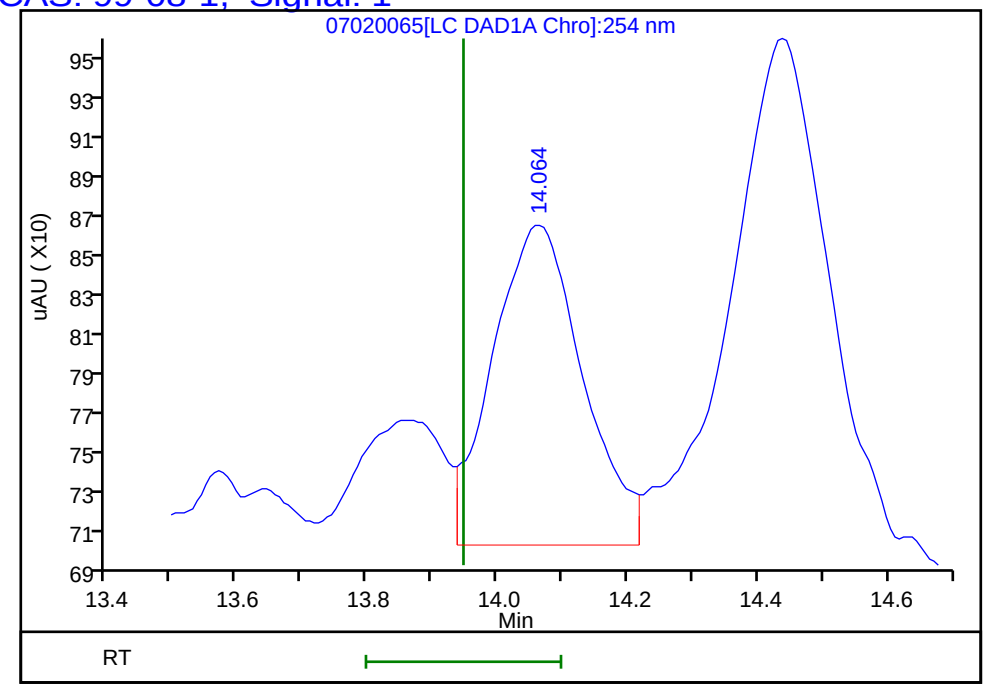

Reviewer: fiedlerh, 03-Jul-2019 10:46:12
Audit Action: Marked Compound Undetected Audit Reason: Invalid Compound ID

Manual Integration/User Assign Peak Report

Eurofins TestAmerica, Denver

Data File:	\\chromna\Denver\ChromData\CHHPLC_X\20190702-83402.b\07020065.D				
Injection Date:	03-Jul-2019 08:07:54	Instrument ID:	CHHPLC_X3		
Lims ID:	280-124986-A-25-B	Lab Sample ID:	280-124986-25		
Client ID:	G0070-19A				
Operator ID:	hkf	ALS Bottle#:	65	Worklist Smp#:	65
Injection Vol:	100.0 ul	Dil. Factor:	1.0000		
Method:	8330_X3	Limit Group:	GCSV - 8330		
Column:	UltraCarb5uODS (20) (4.60 mm)	Detector	LC DAD1B, 254 nm		

12 Nitrobenzene, CAS: 98-95-3

Signal: 1

Processing Integration Results

RT: 9.96
Area: 2224
Amount: 0.011181
Amount Units: ug/mL

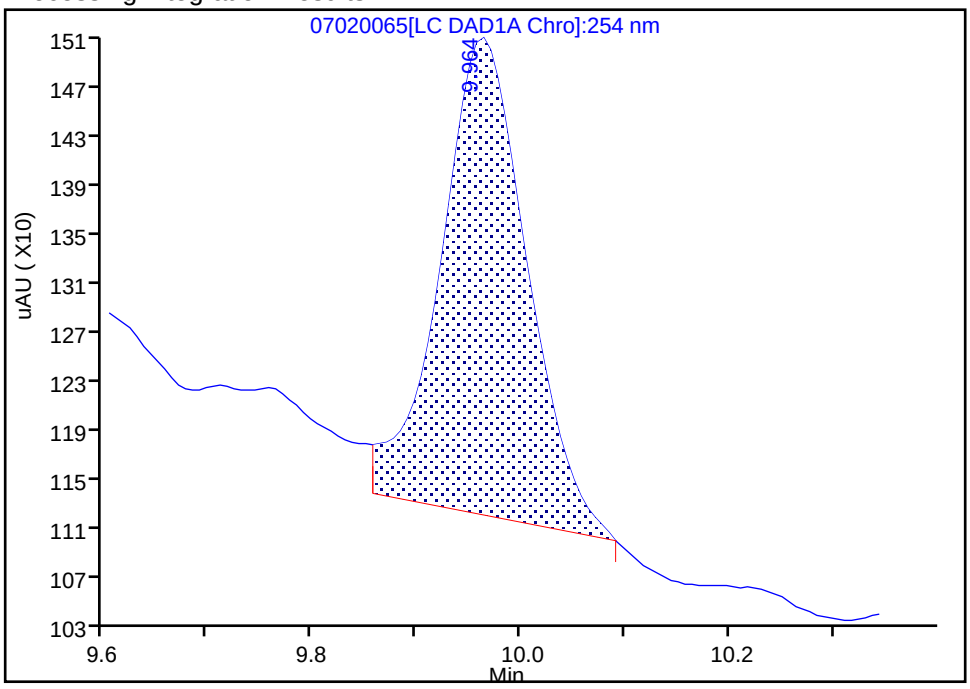

Manual Integration Results

RT: 9.96
Area: 1904
Amount: 0.009573
Amount Units: ug/mL

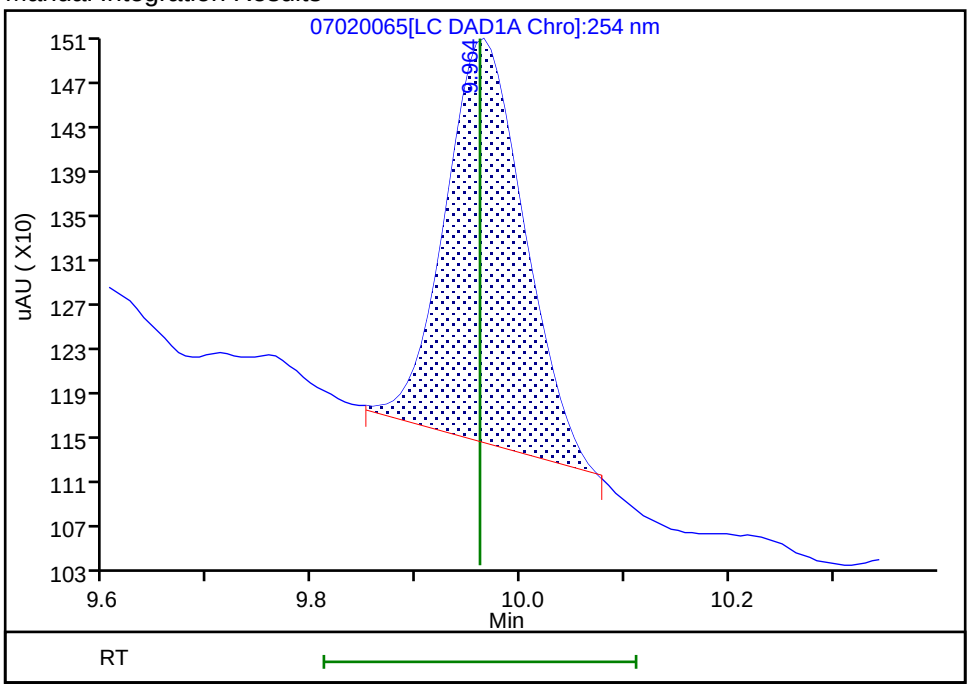

Reviewer: fiedlerh, 03-Jul-2019 10:46:09

Audit Action: Manually Integrated Audit Reason: Baseline Smoothing

FORM I
HPLC/IC ORGANICS ANALYSIS DATA SHEET

Lab Name: Eurofins TestAmerica, Denver Job No.: 280-124986-1

SDG No.:

Client Sample ID: G0070-19A RE Lab Sample ID: 280-124986-25 RE

Matrix: Water Lab File ID: 07030017.D

Analysis Method: 8330A Date Collected: 06/09/2019 12:55

Extraction Method: 3535 Date Extracted: 06/18/2019 15:47

Sample wt/vol: 508.2(mL) Date Analyzed: 07/05/2019 18:29

Con. Extract Vol.: 5(mL) Dilution Factor: 1

Injection Volume: 100(uL) GC Column: Luna-phenylhex ID: 4.6(mm)

% Moisture: GPC Cleanup:(Y/N) N

Analysis Batch No.: 463562 Units: ug/L

CAS NO.	COMPOUND NAME	RESULT	Q	LOQ	LOD	DL
98-95-3	*Nitrobenzene*	*0.20*	*U H J1*	*0.39*	0.20	*0.090*

CAS NO.	SURROGATE	%REC	Q	LIMITS
528-29-0	1,2-Dinitrobenzene	99		83-119

Eurofins TestAmerica, Denver
Target Compound Quantitation Report

Data File: \\chromna\Denver\ChromData\G2_LUNA\20190703-83452.b\07030017.D
Lims ID: 280-124986-A-25-B
Client ID: G0070-19A
Sample Type: Client
Inject. Date: 05-Jul-2019 18:29:58 ALS Bottle#: 17 Worklist Smp#: 17
Injection Vol: 100.0 ul Dil. Factor: 1.0000
Sample Info: 280-124986-A-25-
Misc. Info.: 280-0083452-017
Operator ID: HKF Instrument ID: CHHPLC_G2_LUNA

Method: \\chromna\Denver\ChromData\G2_LUNA\20190703-83452.b\G2_8330_Luna.m
Limit Group: GCSV - 8330
Last Update: 06-Jul-2019 13:52:41 Calib Date: 08-May-2019 00:28:23
Integrator: Falcon
Quant Method: External Standard Quant By: Initial Calibration
Last ICal File: \\chromna\Denver\ChromData\G2_LUNA\20190507-81649.b\05070023.D

Column 1 : Luna-Phenyl hexyl (4.60 mm) Det: LC DAD1A, 254 nm
Process Host: CTX0337

First Level Reviewer: fiedlerh Date: 06-Jul-2019 13:23:00

	Compound	Det	RT (min.)	Exp RT (min.)	Dlt RT (min.)	Response	OnCol Amt ug/ml	Flags
	1 2,6-diamino-4-nitrotoluene	1		4.440			ND	
	2 2,4-diamino-6-nitrotoluene	1		4.980			ND	
	3 TNX	1		5.499			ND	
	5 2,4,6-Trinitrophenol	1		6.013			ND	
	4 DNX	1		6.326			ND	
	6 HMX	1		7.220			ND	
	7 MNX	1		7.866			ND	U
	8 RDX	1		9.300			ND	
	9 Nitrobenzene	1		12.293			ND	
$	10 1,2-Dinitrobenzene	1	13.329	13.340	-0.011	54646	0.1974	
	11 3,5-Dinitroaniline	1		15.280			ND	
	13 Nitroglycerin	2		15.853			ND	
	12 1,3-Dinitrobenzene	1		15.860			ND	
	14 o-Nitrotoluene	1		16.686			ND	
	15 p-Nitrotoluene	1		17.013			ND	U
	16 4-Amino-2,6-dinitrotoluene	1		17.426			ND	
	17 m-Nitrotoluene	1	17.962	17.926	0.036	8985	0.0307	
	18 2-Amino-4,6-dinitrotoluene	1		18.453			ND	
	19 1,3,5-Trinitrobenzene	1		19.160			ND	
	20 2,6-Dinitrotoluene	1		20.020			ND	
	21 2,4-Dinitrotoluene	1		20.580			ND	
	22 Tetryl	1		23.893			ND	
	23 2,4,6-Trinitrotoluene	1		24.873			ND	
	24 PETN	2		25.293			ND	
	25 Ammonium Picrate	1		0.000			ND	

QC Flag Legend

Review Flags

U - Marked Undetected

Report Date: 06-Jul-2019 13:52:51 Chrom Revision: 2.3 20-Jun-2019 20:50:56

Eurofins TestAmerica, Denver

Data File: \\chromna\Denver\ChromData\G2_LUNA\20190703-83452.b\07030017.D

Injection Date:	05-Jul-2019 18:29:58	Instrument ID:	CHHPLC_G2_LUNA	Operator ID:	HKF
Lims ID:	280-124986-A-25-B	Lab Sample ID:	280-124986-25	Worklist Smp#:	17
Client ID:	G0070-19A				
Injection Vol:	100.0 ul	Dil. Factor:	1.0000	ALS Bottle#:	17
Method:	G2_8330_Luna	Limit Group:	GCSV - 8330		

Column: Luna-Phenyl hexyl (4.60 mm) Y Scaling: Method Defined: Scale to the Nth Largest Peak: 1

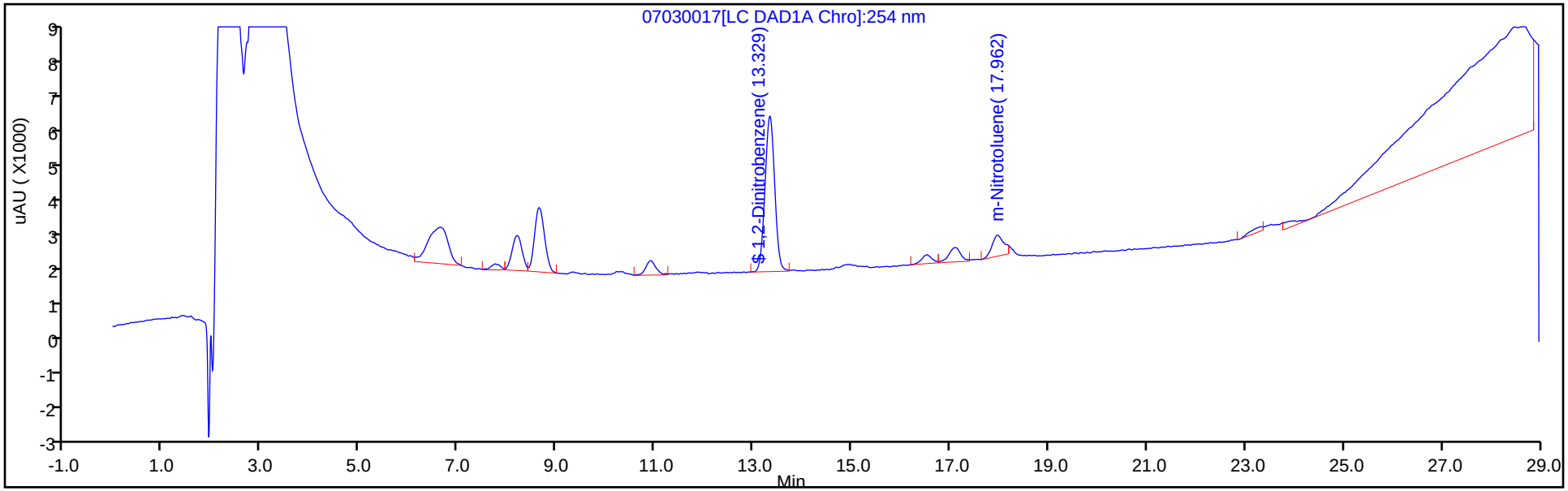

Y Scaling: Method Defined: Scale to the Nth Largest Peak: 1

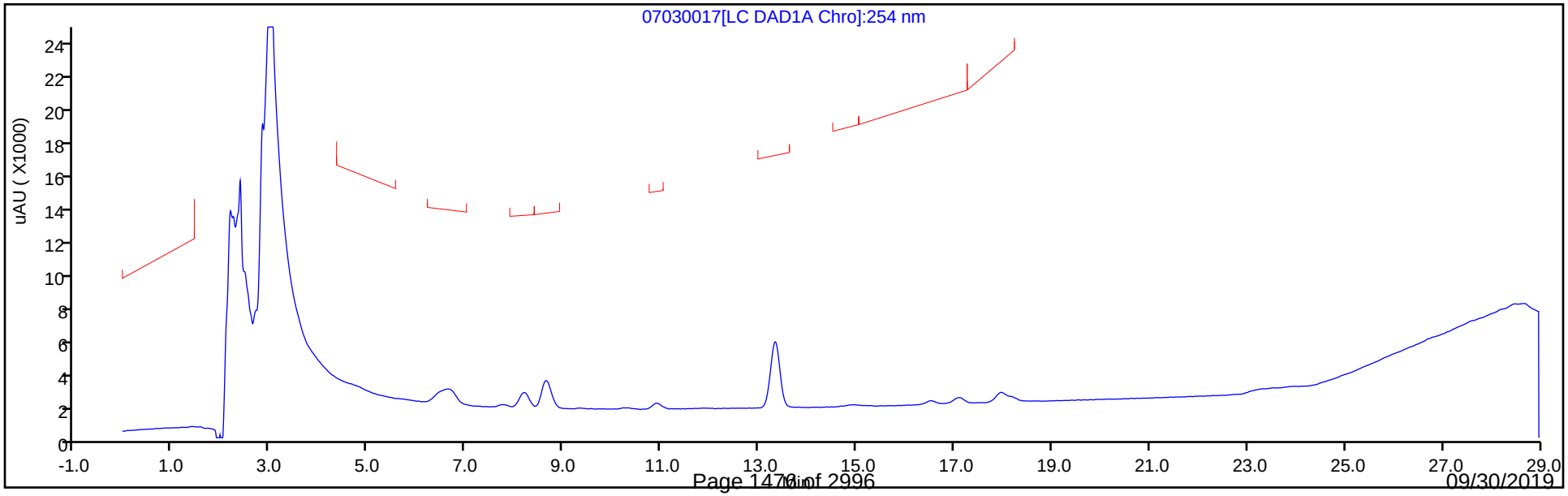

Eurofins TestAmerica, Denver
Recovery Report

Data File:	\\chromna\Denver\ChromData\G2_LUNA\20190703-83452.b\07030017.D				
Lims ID:	280-124986-A-25-B				
Client ID:	G0070-19A				
Sample Type:	Client				
Inject. Date:	05-Jul-2019 18:29:58	ALS Bottle#:	17	Worklist Smp#:	17
Injection Vol:	100.0 ul	Dil. Factor:	1.0000		
Sample Info:	280-124986-A-25-				
Misc. Info.:	280-0083452-017				
Operator ID:	HKF	Instrument ID:	CHHPLC_G2_LUNA		
Method:	\\chromna\Denver\ChromData\G2_LUNA\20190703-83452.b\G2_8330_Luna.m				
Limit Group:	GCSV - 8330				
Last Update:	06-Jul-2019 13:52:41	Calib Date:	08-May-2019 00:28:23		
Integrator:	Falcon				
Quant Method:	External Standard	Quant By:	Initial Calibration		
Last ICal File:	\\chromna\Denver\ChromData\G2_LUNA\20190507-81649.b\05070023.D				
Column 1 :	Luna-Phenyl hexyl (4.60 mm)		Det: LC DAD1A, 254 nm		
Process Host:	CTX0337				
First Level Reviewer: fiedlerh		Date:	06-Jul-2019 13:23:00		

Compound	Amount Added	Amount Recovered	% Rec.
$ 10 1,2-Dinitrobenzene	0.2000	0.1974	98.69

User Disabled Compound Report

Eurofins TestAmerica, Denver

Data File:	\\chromna\Denver\ChromData\G2_LUNA\20190703-83452.b\07030017.D				
Injection Date:	05-Jul-2019 18:29:58	Instrument ID:	CHHPLC_G2_LUNA		
Lims ID:	280-124986-A-25-B	Lab Sample ID:	280-124986-25		
Client ID:	G0070-19A				
Operator ID:	HKF	ALS Bottle#:	17	Worklist Smp#:	17
Injection Vol:	100.0 ul	Dil. Factor:	1.0000		
Method:	G2_8330_Luna	Limit Group:	GCSV - 8330		
Column:	Luna-Phenyl hexyl (4.60 mm)	Detector	LC DAD1A, 254 nm		

15 p-Nitrotoluene, CAS: 99-99-0, Signal: 1

RT: 17.09
Response: 6232
Amount: 0.027497

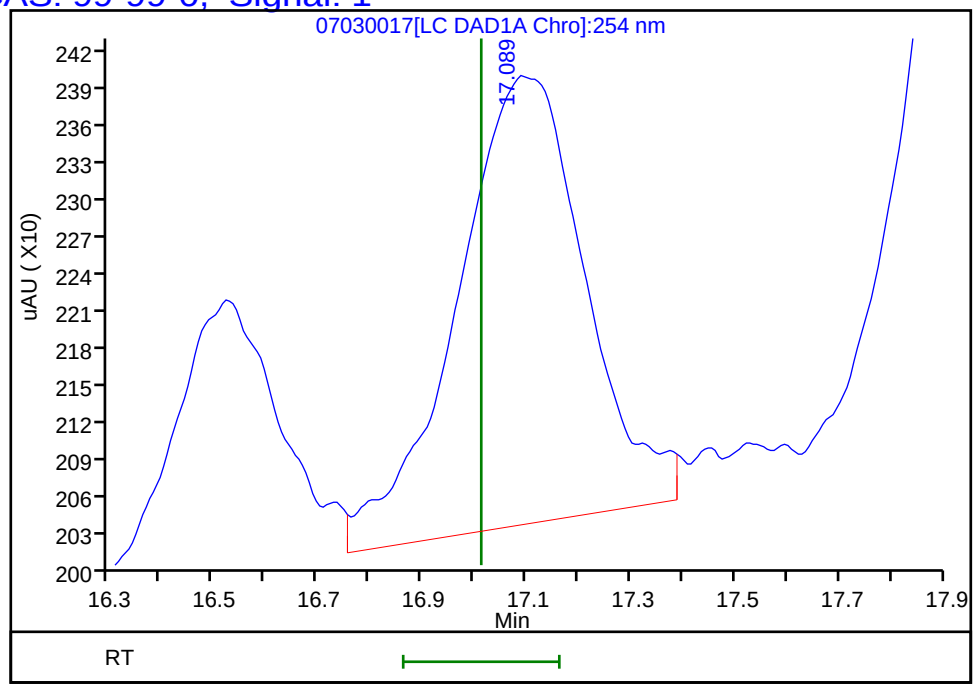

Reviewer: fiedlerh, 06-Jul-2019 13:23:00
Audit Action: Marked Compound Undetected Audit Reason: Invalid Compound ID

User Disabled Compound Report

Eurofins TestAmerica, Denver

Data File:	\\chromna\Denver\ChromData\G2_LUNA\20190703-83452.b\07030017.D				
Injection Date:	05-Jul-2019 18:29:58	Instrument ID:	CHHPLC_G2_LUNA		
Lims ID:	280-124986-A-25-B	Lab Sample ID:	280-124986-25		
Client ID:	G0070-19A				
Operator ID:	HKF	ALS Bottle#:	17	Worklist Smp#:	17
Injection Vol:	100.0 ul	Dil. Factor:	1.0000		
Method:	G2_8330_Luna	Limit Group:	GCSV - 8330		
Column:	Luna-Phenyl hexyl (4.60 mm)	Detector	LC DAD1A, 254 nm		

7 MNX, CAS: 5755-27-1, Signal: 1

RT: 7.74
Response: 2061
Amount: 0.007647

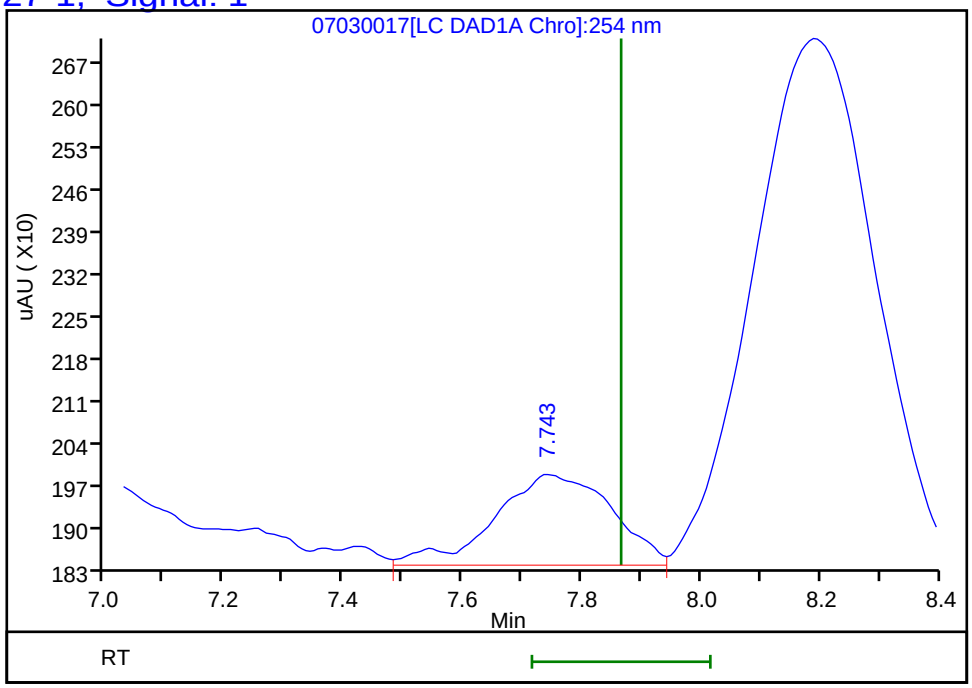

Reviewer: fiedlerh, 06-Jul-2019 13:23:00
Audit Action: Marked Compound Undetected Audit Reason: Invalid Compound ID

FORM I
HPLC/IC ORGANICS ANALYSIS DATA SHEET

Lab Name: Eurofins TestAmerica, Denver Job No.: 280-124986-1

SDG No.:

Client Sample ID: G0108-19A Lab Sample ID: 280-124986-26

Matrix: Water Lab File ID: 06200086.D

Analysis Method: 8330A Date Collected: 06/08/2019 15:20

Extraction Method: 3535 Date Extracted: 06/14/2019 10:23

Sample wt/vol: 488.3(mL) Date Analyzed: 06/22/2019 00:10

Con. Extract Vol.: 5(mL) Dilution Factor: 1

Injection Volume: 100(uL) GC Column: UltraCarb5uODS ID: 4.6(mm)

% Moisture: GPC Cleanup:(Y/N) N

Analysis Batch No.: 462202 Units: ug/L

CAS NO.	COMPOUND NAME	RESULT	Q	LOQ	LOD	DL
99-35-4	1,3,5-Trinitrobenzene	0.41	U	1.0	0.41	0.20
99-65-0	1,3-Dinitrobenzene	0.20	U M	0.41	0.20	0.091
118-96-7	2,4,6-Trinitrotoluene	0.41	U M	0.41	0.41	0.16
121-14-2	2,4-Dinitrotoluene	0.20	U M	0.41	0.20	0.086
606-20-2	2,6-Dinitrotoluene	0.092	J M	0.20	0.20	0.066
35572-78-2	2-Amino-4,6-dinitrotoluene	0.12	U	0.20	0.12	0.052
88-72-2	2-Nitrotoluene	0.20	U Q M	0.41	0.20	0.088
99-08-1	3-Nitrotoluene	0.41	U Q	0.41	0.41	0.20
19406-51-0	4-Amino-2,6-dinitrotoluene	0.12	U	0.20	0.12	0.059
99-99-0	4-Nitrotoluene	0.41	U Q M	1.0	0.41	0.20
2691-41-0	HMX	0.20	U	0.41	0.20	0.090
5755-27-1	MNX	0.41	U M	2.0	0.41	0.16
98-95-3	Nitrobenzene	0.20	U	0.41	0.20	0.093
121-82-4	RDX	1.2	J1	0.41	0.41	0.16
479-45-8	Tetryl	0.39		0.25	0.20	0.081

CAS NO.	SURROGATE	%REC	Q	LIMITS
528-29-0	1,2-Dinitrobenzene	92	M	83-119

Eurofins TestAmerica, Denver
Target Compound Quantitation Report

Data File: \\chromna\Denver\ChromData\CHHPLC_X\20190620-83048.b\06200086.D
Lims ID: 280-124986-A-26-A
Client ID: G0108-19A
Sample Type: Client
Inject. Date: 22-Jun-2019 00:10:29 ALS Bottle#: 86 Worklist Smp#: 86
Injection Vol: 100.0 ul Dil. Factor: 1.0000
Sample Info: 280-124986-A-26-
Misc. Info.: 280-0083048-086
Operator ID: hkf Instrument ID: CHHPLC_X3

Method: \\chromna\Denver\ChromData\CHHPLC_X\20190620-83048.b\8330_X3.m
Limit Group: GCSV - 8330
Last Update: 24-Jun-2019 09:26:35 Calib Date: 21-Jun-2019 03:13:40
Integrator: Falcon
Quant Method: External Standard Quant By: Initial Calibration
Last ICal File: \\chromna\Denver\ChromData\CHHPLC_X\20190620-83048.b\06200032.D

Column 1 : UltraCarb5uODS (20) (4.60 mm) Det: LC DAD1B, 254 nm
Process Host: CTX0327

First Level Reviewer: fiedlerh Date: 24-Jun-2019 08:58:15

	Compound	Det	RT (min.)	Exp RT (min.)	Dlt RT (min.)	Response	OnCol Amt ug/mL	Flags
	3 HMX	1		6.632			ND	
	6 MNX	1		7.339			ND	U
	7 RDX	1	7.728	7.746	-0.018	12108	0.1156	
$	9 1,2-Dinitrobenzene	1	8.722	8.726	-0.004	25103	0.1847	M
	10 1,3,5-Trinitrobenzene	1		8.879			ND	
	11 1,3-Dinitrobenzene	1		9.539			ND	U
	12 Nitrobenzene	1		9.925			ND	
	14 Tetryl	1	10.242	10.245	-0.003	6189	0.0378	
	16 2,4,6-Trinitrotoluene	1		11.199			ND	U
	17 4-Amino-2,6-dinitrotoluene	1		11.372			ND	
	18 2-Amino-4,6-dinitrotoluene	1		11.659			ND	
	19 2,6-Dinitrotoluene	1	11.802	11.812	-0.010	1379	0.008962	M
	20 2,4-Dinitrotoluene	1		12.005			ND	U
	21 o-Nitrotoluene	1		12.845			ND	U
	22 p-Nitrotoluene	1		13.279			ND	MU
	23 m-Nitrotoluene	1		13.872			ND	

QC Flag Legend

Review Flags
M - Manually Integrated
U - Marked Undetected

Report Date: 24-Jun-2019 09:26:50 Chrom Revision: 2.3 20-Jun-2019 20:50:56

Eurofins TestAmerica, Denver

Data File:	\\chromna\Denver\ChromData\CHHPLC_X\20190620-83048.b\06200086.D				
Injection Date:	22-Jun-2019 00:10:29	Instrument ID:	CHHPLC_X3	Operator ID:	hkf
Lims ID:	280-124986-A-26-A	Lab Sample ID:	280-124986-26	Worklist Smp#:	86
Client ID:	G0108-19A				
Injection Vol:	100.0 ul	Dil. Factor:	1.0000	ALS Bottle#:	86
Method:	8330_X3	Limit Group:	GCSV - 8330		

Column: UltraCarb5uODS (20) (4.60 mm) Y Scaling: Method Defined: Scale to the Nth Largest Target: 1

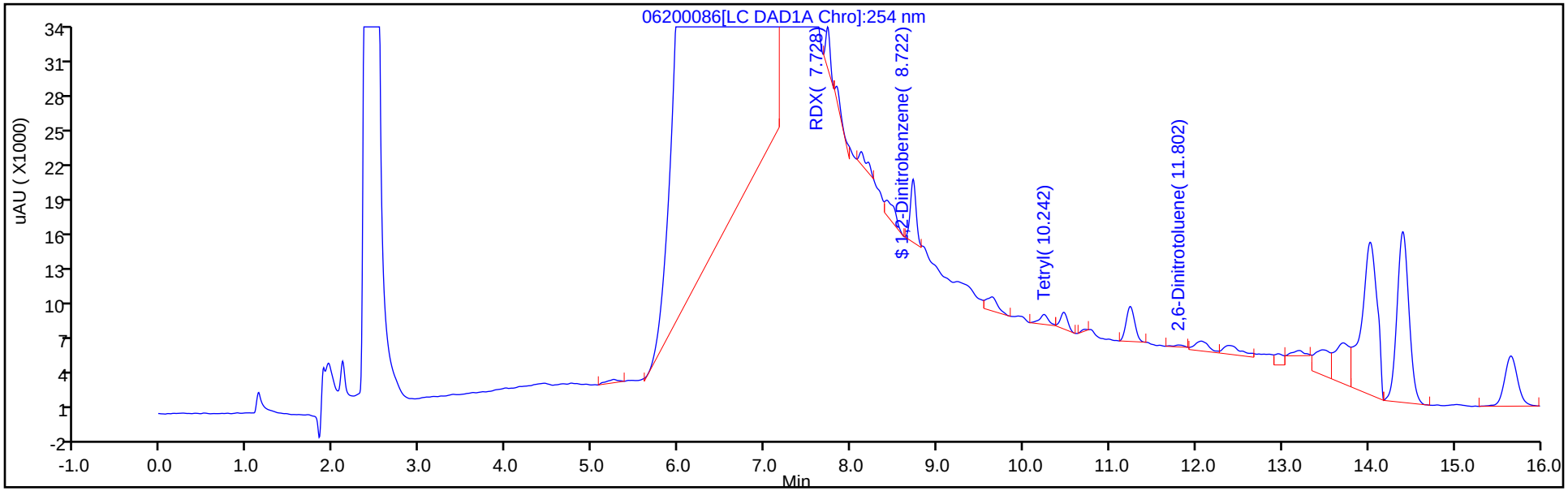

Y Scaling: Method Defined: Scale to the Nth Largest Target: 1

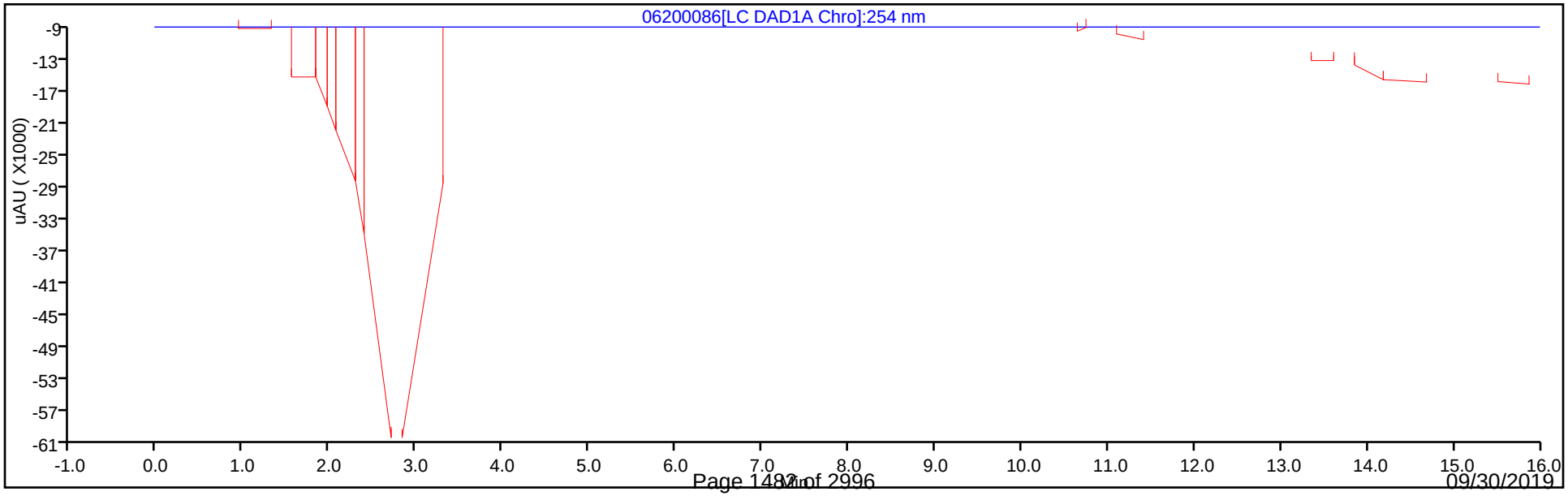

Eurofins TestAmerica, Denver
Recovery Report

Data File:	\\chromna\Denver\ChromData\CHHPLC_X\20190620-83048.b\06200086.D				
Lims ID:	280-124986-A-26-A				
Client ID:	G0108-19A				
Sample Type:	Client				
Inject. Date:	22-Jun-2019 00:10:29	ALS Bottle#:	86	Worklist Smp#:	86
Injection Vol:	100.0 ul	Dil. Factor:	1.0000		
Sample Info:	280-124986-A-26-				
Misc. Info.:	280-0083048-086				
Operator ID:	hkf	Instrument ID:	CHHPLC_X3		
Method:	\\chromna\Denver\ChromData\CHHPLC_X\20190620-83048.b\8330_X3.m				
Limit Group:	GCSV - 8330				
Last Update:	24-Jun-2019 09:26:35	Calib Date:	21-Jun-2019 03:13:40		
Integrator:	Falcon				
Quant Method:	External Standard	Quant By:	Initial Calibration		
Last ICal File:	\\chromna\Denver\ChromData\CHHPLC_X\20190620-83048.b\06200032.D				
Column 1 :	UltraCarb5uODS (20) (4.60 mm)		Det: LC DAD1B, 254 nm		
Process Host:	CTX0327				
First Level Reviewer: fiedlerh		Date:	24-Jun-2019 08:58:15		

Compound	Amount Added	Amount Recovered	% Rec.
$ 9 1,2-Dinitrobenzene	0.2000	0.1847	92.36

Manual Integration/User Assign Peak Report

Eurofins TestAmerica, Denver

Data File:	\\chromna\Denver\ChromData\CHHPLC_X\20190620-83048.b\06200086.D				
Injection Date:	22-Jun-2019 00:10:29	Instrument ID:	CHHPLC_X3		
Lims ID:	280-124986-A-26-A	Lab Sample ID:	280-124986-26		
Client ID:	G0108-19A				
Operator ID:	hkf	ALS Bottle#:	86	Worklist Smp#:	86
Injection Vol:	100.0 ul	Dil. Factor:	1.0000		
Method:	8330_X3	Limit Group:	GCSV - 8330		
Column:	UltraCarb5uODS (20) (4.60 mm)	Detector	LC DAD1B, 254 nm		

$ 9 1,2-Dinitrobenzene, CAS: 528-29-0

Signal: 1

Processing Integration Results

RT: 8.72
Area: 34299
Amount: 0.252386
Amount Units: ug/mL

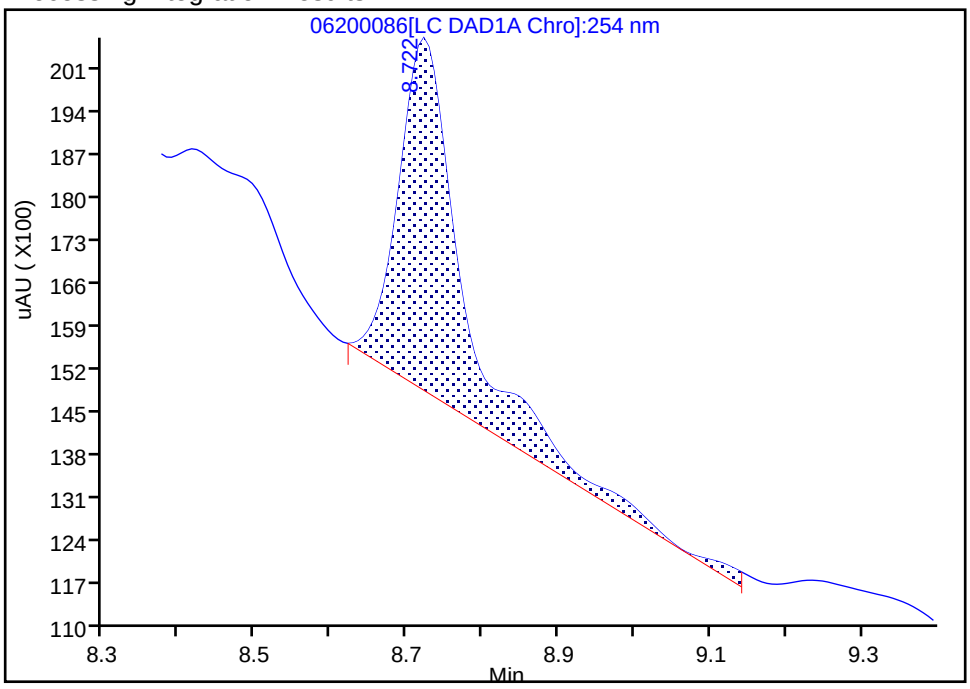

Manual Integration Results

RT: 8.72
Area: 25103
Amount: 0.184718
Amount Units: ug/mL

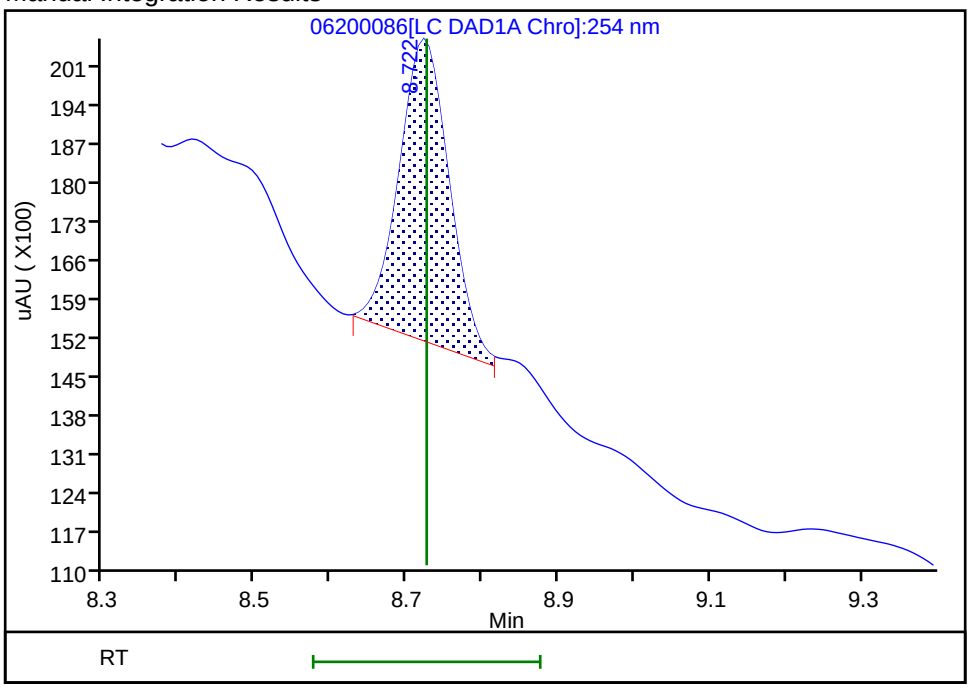

Reviewer: fiedlerh, 24-Jun-2019 08:57:43

Audit Action: Manually Integrated Audit Reason: Baseline Smoothing

User Disabled Compound Report

Eurofins TestAmerica, Denver

Data File: \\chromna\Denver\ChromData\CHHPLC_X\20190620-83048.b\06200086.D

Injection Date:	22-Jun-2019 00:10:29	Instrument ID:	CHHPLC_X3		
Lims ID:	280-124986-A-26-A	Lab Sample ID:	280-124986-26		
Client ID:	G0108-19A				
Operator ID:	hkf	ALS Bottle#:	86	Worklist Smp#:	86
Injection Vol:	100.0 ul	Dil. Factor:	1.0000		
Method:	8330_X3	Limit Group:	GCSV - 8330		
Column:	UltraCarb5uODS (20) (4.60 mm)	Detector	LC DAD1B, 254 nm		

11 1,3-Dinitrobenzene, CAS: 99-65-0, Signal: 1

RT: 9.63
Response: 11098
Amount: 0.036343

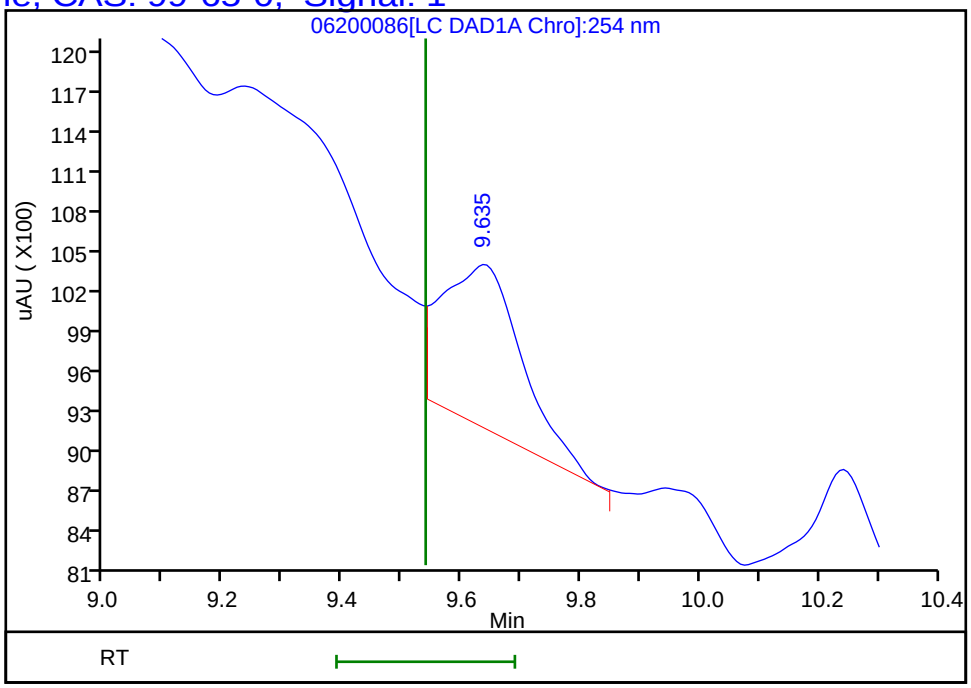

Reviewer: fiedlerh, 24-Jun-2019 08:58:15
Audit Action: Marked Compound Undetected Audit Reason: Invalid Compound ID

User Disabled Compound Report

Eurofins TestAmerica, Denver

Data File: \\chromna\Denver\ChromData\CHHPLC_X\20190620-83048.b\06200086.D

Injection Date:	22-Jun-2019 00:10:29	Instrument ID:	CHHPLC_X3		
Lims ID:	280-124986-A-26-A	Lab Sample ID:	280-124986-26		
Client ID:	G0108-19A				
Operator ID:	hkf	ALS Bottle#:	86	Worklist Smp#:	86
Injection Vol:	100.0 ul	Dil. Factor:	1.0000		
Method:	8330_X3	Limit Group:	GCSV - 8330		
Column:	UltraCarb5uODS (20) (4.60 mm)	Detector	LC DAD1B, 254 nm		

16 2,4,6-Trinitrotoluene, CAS: 118-96-7, Signal: 1

RT: 11.24
Response: 20922
Amount: 0.095261

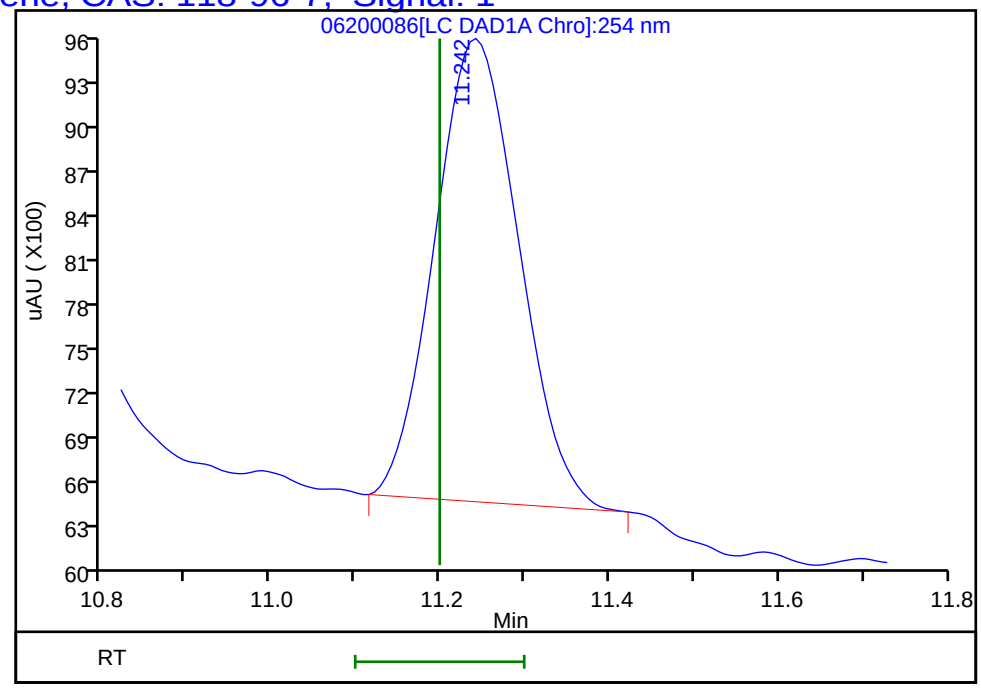

Reviewer: fiedlerh, 24-Jun-2019 08:58:15
Audit Action: Marked Compound Undetected Audit Reason: Invalid Compound ID

User Disabled Compound Report

Eurofins TestAmerica, Denver

Data File: \\chromna\Denver\ChromData\CHHPLC_X\20190620-83048.b\06200086.D

Injection Date:	22-Jun-2019 00:10:29	Instrument ID:	CHHPLC_X3		
Lims ID:	280-124986-A-26-A	Lab Sample ID:	280-124986-26		
Client ID:	G0108-19A				
Operator ID:	hkf	ALS Bottle#:	86	Worklist Smp#:	86
Injection Vol:	100.0 ul	Dil. Factor:	1.0000		
Method:	8330_X3	Limit Group:	GCSV - 8330		
Column:	UltraCarb5uODS (20) (4.60 mm)	Detector	LC DAD1B, 254 nm		

20 2,4-Dinitrotoluene, CAS: 121-14-2, Signal: 1

RT: 12.06
Response: 9701
Amount: 0.032704

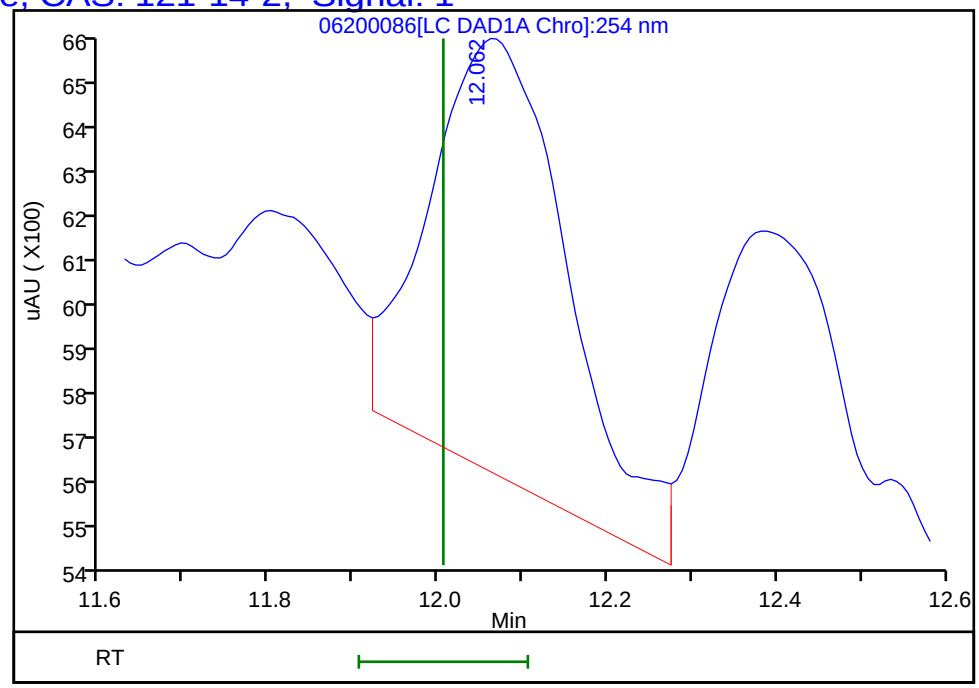

Reviewer: fiedlerh, 24-Jun-2019 08:58:15

Audit Action: Marked Compound Undetected Audit Reason: Invalid Compound ID

Manual Integration/User Assign Peak Report

Eurofins TestAmerica, Denver

Data File:	\\chromna\Denver\ChromData\CHHPLC_X\20190620-83048.b\06200086.D				
Injection Date:	22-Jun-2019 00:10:29	Instrument ID:	CHHPLC_X3		
Lims ID:	280-124986-A-26-A	Lab Sample ID:	280-124986-26		
Client ID:	G0108-19A				
Operator ID:	hkf	ALS Bottle#:	86	Worklist Smp#:	86
Injection Vol:	100.0 ul	Dil. Factor:	1.0000		
Method:	8330_X3	Limit Group:	GCSV - 8330		
Column:	UltraCarb5uODS (20) (4.60 mm)	Detector	LC DAD1B, 254 nm		

19 2,6-Dinitrotoluene, CAS: 606-20-2

Signal: 1

Processing Integration Results

RT: 11.80
Area: 5155
Amount: 0.033502
Amount Units: ug/mL

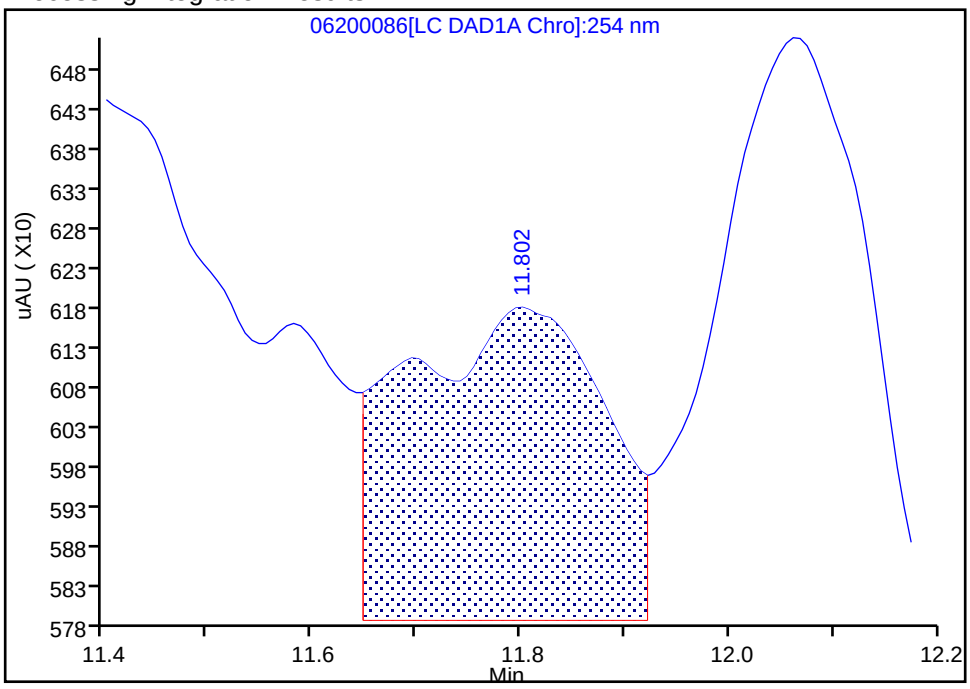

Manual Integration Results

RT: 11.80
Area: 1379
Amount: 0.008962
Amount Units: ug/mL

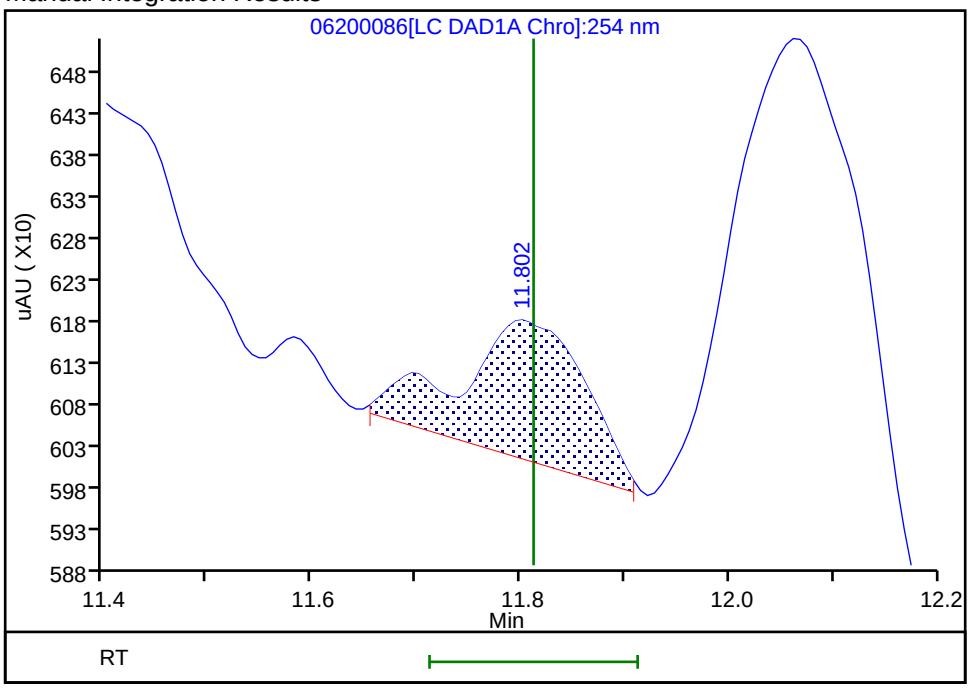

Reviewer: fiedlerh, 24-Jun-2019 08:58:05

Audit Action: Manually Integrated Audit Reason: Baseline Smoothing

User Disabled Compound Report

Eurofins TestAmerica, Denver

Data File:	\\chromna\Denver\ChromData\CHHPLC_X\20190620-83048.b\06200086.D				
Injection Date:	22-Jun-2019 00:10:29	Instrument ID:	CHHPLC_X3		
Lims ID:	280-124986-A-26-A	Lab Sample ID:	280-124986-26		
Client ID:	G0108-19A				
Operator ID:	hkf	ALS Bottle#:	86	Worklist Smp#:	86
Injection Vol:	100.0 ul	Dil. Factor:	1.0000		
Method:	8330_X3	Limit Group:	GCSV - 8330		
Column:	UltraCarb5uODS (20) (4.60 mm)	Detector	LC DAD1B, 254 nm		

21 o-Nitrotoluene, CAS: 88-72-2, Signal: 1

RT: 12.96
Response: 6780
Amount: 0.052046

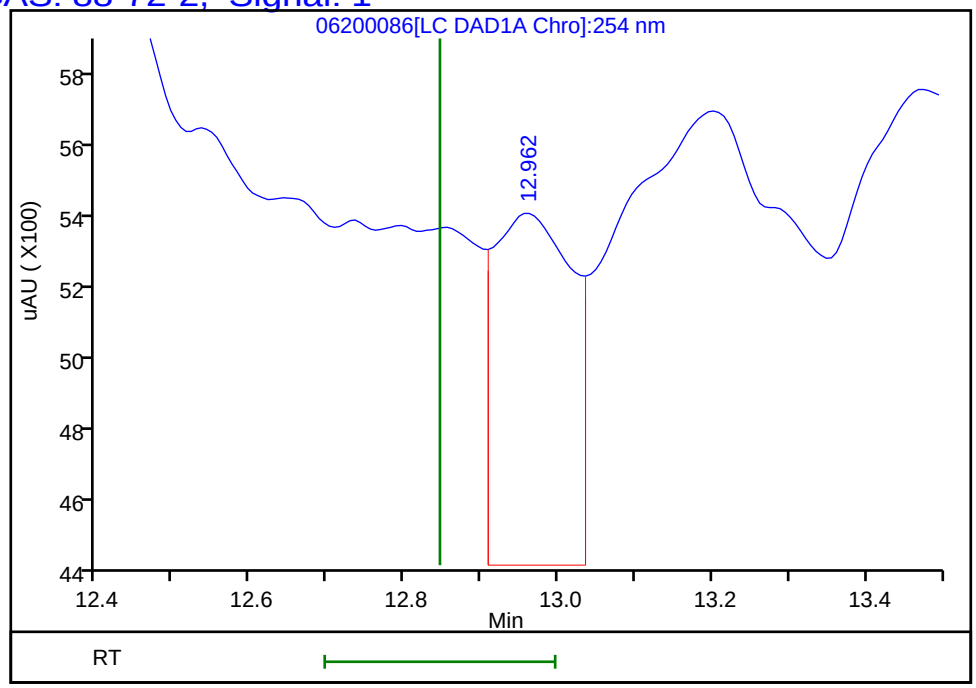

Reviewer: fiedlerh, 24-Jun-2019 08:58:15
Audit Action: Marked Compound Undetected Audit Reason: Invalid Compound ID

User Disabled Compound Report

Eurofins TestAmerica, Denver

Data File:	\\chromna\Denver\ChromData\CHHPLC_X\20190620-83048.b\06200086.D				
Injection Date:	22-Jun-2019 00:10:29	Instrument ID:	CHHPLC_X3		
Lims ID:	280-124986-A-26-A	Lab Sample ID:	280-124986-26		
Client ID:	G0108-19A				
Operator ID:	hkf	ALS Bottle#:	86	Worklist Smp#:	86
Injection Vol:	100.0 ul	Dil. Factor:	1.0000		
Method:	8330_X3	Limit Group:	GCSV - 8330		
Column:	UltraCarb5uODS (20) (4.60 mm)	Detector	LC DAD1B, 254 nm		

22 p-Nitrotoluene, CAS: 99-99-0, Signal: 1

RT: 13.20
Response: 24029
Amount: 0.212952

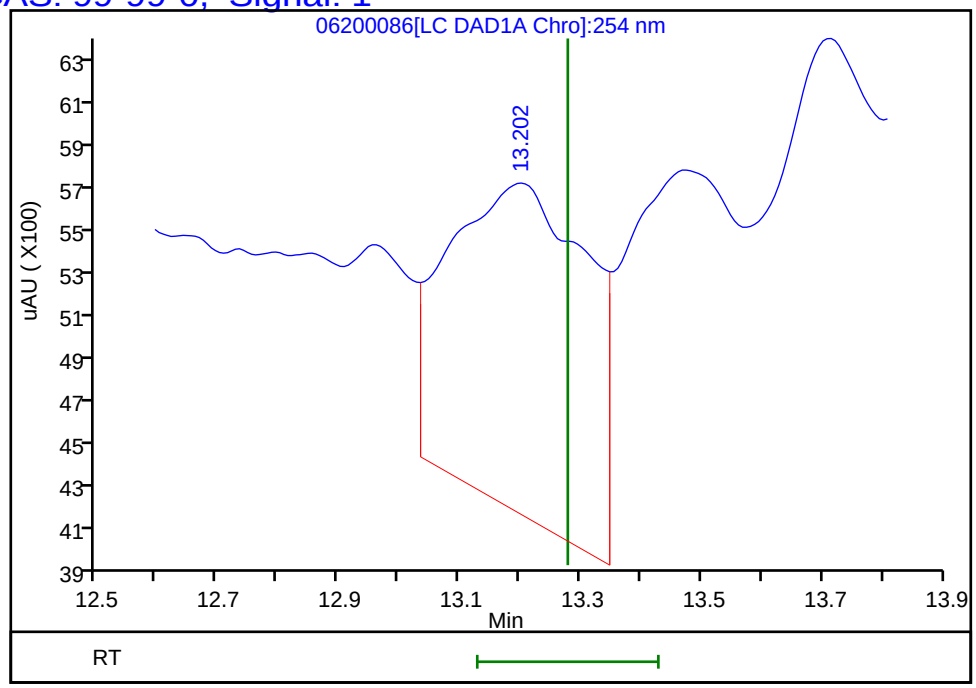

Reviewer: fiedlerh, 24-Jun-2019 08:58:15
Audit Action: Marked Compound Undetected Audit Reason: Invalid Compound ID

User Disabled Compound Report

Eurofins TestAmerica, Denver

Data File: \\chromna\Denver\ChromData\CHHPLC_X\20190620-83048.b\06200086.D

Injection Date:	22-Jun-2019 00:10:29	Instrument ID:	CHHPLC_X3
Lims ID:	280-124986-A-26-A	Lab Sample ID:	280-124986-26
Client ID:	G0108-19A		
Operator ID:	hkf	ALS Bottle#:	86 Worklist Smp#: 86
Injection Vol:	100.0 ul	Dil. Factor:	1.0000
Method:	8330_X3	Limit Group:	GCSV - 8330
Column:	UltraCarb5uODS (20) (4.60 mm)	Detector	LC DAD1B, 254 nm

6 MNX, CAS: 5755-27-1, Signal: 1

RT: 7.22
Response: 160422
Amount: 1.106670

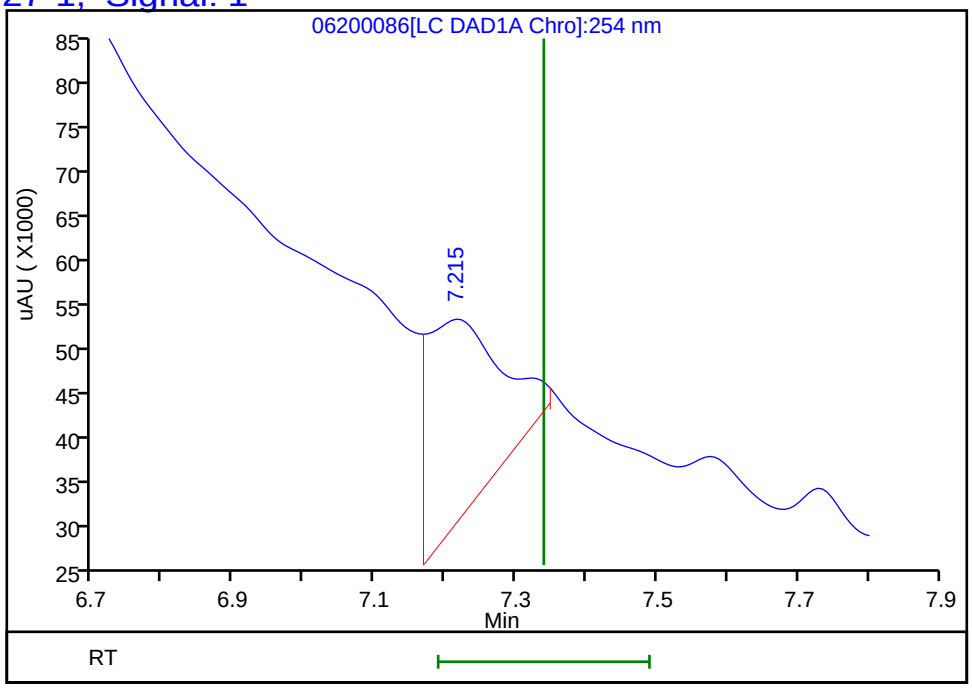

Reviewer: fiedlerh, 24-Jun-2019 08:58:15
Audit Action: Marked Compound Undetected Audit Reason: Invalid Compound ID

FORM I
HPLC/IC ORGANICS ANALYSIS DATA SHEET

Lab Name: Eurofins TestAmerica, Denver Job No.: 280-124986-1

SDG No.:

Client Sample ID: G0108-19A Lab Sample ID: 280-124986-26

Matrix: Water Lab File ID: 06240023.D

Analysis Method: 8330A Date Collected: 06/08/2019 15:20

Extraction Method: 3535 Date Extracted: 06/14/2019 10:23

Sample wt/vol: 488.3(mL) Date Analyzed: 06/25/2019 01:22

Con. Extract Vol.: 5(mL) Dilution Factor: 1

Injection Volume: 100(uL) GC Column: Luna-phenylhex ID: 4.6(mm)

% Moisture: GPC Cleanup:(Y/N) N

Analysis Batch No.: 462508 Units: ug/L

CAS NO.	COMPOUND NAME	RESULT	Q	LOQ	LOD	DL
121-82-4	*RDX*	*0.32*	*J J1*	*0.41*	0.41	*0.16*

CAS NO.	SURROGATE	%REC	Q	LIMITS
528-29-0	1,2-Dinitrobenzene	92	*M*	83-119

Eurofins TestAmerica, Denver
Target Compound Quantitation Report

Data File: \\chromna\Denver\ChromData\G2_LUNA\20190624-83137.b\06240023.D
Lims ID: 280-124986-A-26-A
Client ID: G0108-19A
Sample Type: Client
Inject. Date: 25-Jun-2019 01:22:48 ALS Bottle#: 23 Worklist Smp#: 23
Injection Vol: 100.0 ul Dil. Factor: 1.0000
Sample Info: 280-124986-A-26-
Misc. Info.: 280-0083137-023
Operator ID: HKF Instrument ID: CHHPLC_G2_LUNA

Method: \\chromna\Denver\ChromData\G2_LUNA\20190624-83137.b\G2_8330_Luna.m
Limit Group: GCSV - 8330
Last Update: 25-Jun-2019 10:50:09 Calib Date: 08-May-2019 00:28:23
Integrator: Falcon
Quant Method: External Standard Quant By: Initial Calibration
Last ICal File: \\chromna\Denver\ChromData\G2_LUNA\20190507-81649.b\05070023.D

Column 1 : Luna-Phenyl hexyl (4.60 mm) Det: LC DAD1A, 254 nm
Process Host: CTX0328

First Level Reviewer: fiedlerh Date: 25-Jun-2019 10:44:13

Compound	Det	RT (min.)	Exp RT (min.)	Dlt RT (min.)	Response	OnCol Amt ug/ml	Flags
6 HMX	1		7.203			ND	
7 MNX	1		7.848			ND	MU
8 RDX	1	9.304	9.283	0.021	6599	0.0317	
9 Nitrobenzene	1		12.263			ND	
$ 10 1,2-Dinitrobenzene	1	13.298	13.296	0.002	50949	0.1840	M
12 1,3-Dinitrobenzene	1		15.823			ND	
14 o-Nitrotoluene	1		16.629			ND	
15 p-Nitrotoluene	1		16.963			ND	U
16 4-Amino-2,6-dinitrotoluene	1		17.383			ND	
17 m-Nitrotoluene	1	17.911	17.876	0.035	52503	0.1794	M
18 2-Amino-4,6-dinitrotoluene	1		18.416			ND	U
19 1,3,5-Trinitrobenzene	1	19.111	19.129	-0.018	6740	0.0147	
20 2,6-Dinitrotoluene	1		19.983			ND	
21 2,4-Dinitrotoluene	1		20.543			ND	
22 Tetryl	1		23.876			ND	
23 2,4,6-Trinitrotoluene	1	24.871	24.856	0.015	3730	0.009158	

QC Flag Legend

Review Flags
M - Manually Integrated
U - Marked Undetected

Report Date: 25-Jun-2019 10:50:42 Chrom Revision: 2.3 20-Jun-2019 20:50:56

Eurofins TestAmerica, Denver

Data File: \\chromna\Denver\ChromData\G2_LUNA\20190624-83137.b\06240023.D

Injection Date:	25-Jun-2019 01:22:48	Instrument ID:	CHHPLC_G2_LUNA	Operator ID:	HKF
Lims ID:	280-124986-A-26-A	Lab Sample ID:	280-124986-26	Worklist Smp#:	23
Client ID:	G0108-19A				
Injection Vol:	100.0 ul	Dil. Factor:	1.0000	ALS Bottle#:	23
Method:	G2_8330_Luna	Limit Group:	GCSV - 8330		

Column: Luna-Phenyl hexyl (4.60 mm) Y Scaling: Method Defined: Scale to the Nth Largest Peak: 1

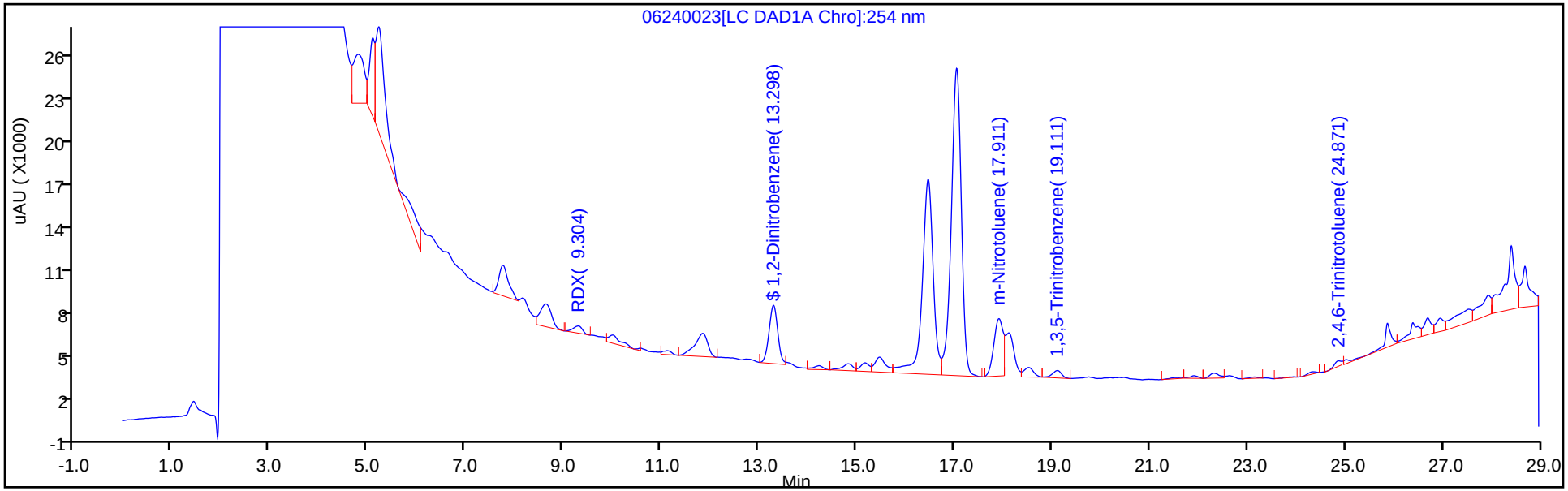

Y Scaling: Method Defined: Scale to the Nth Largest Peak: 1

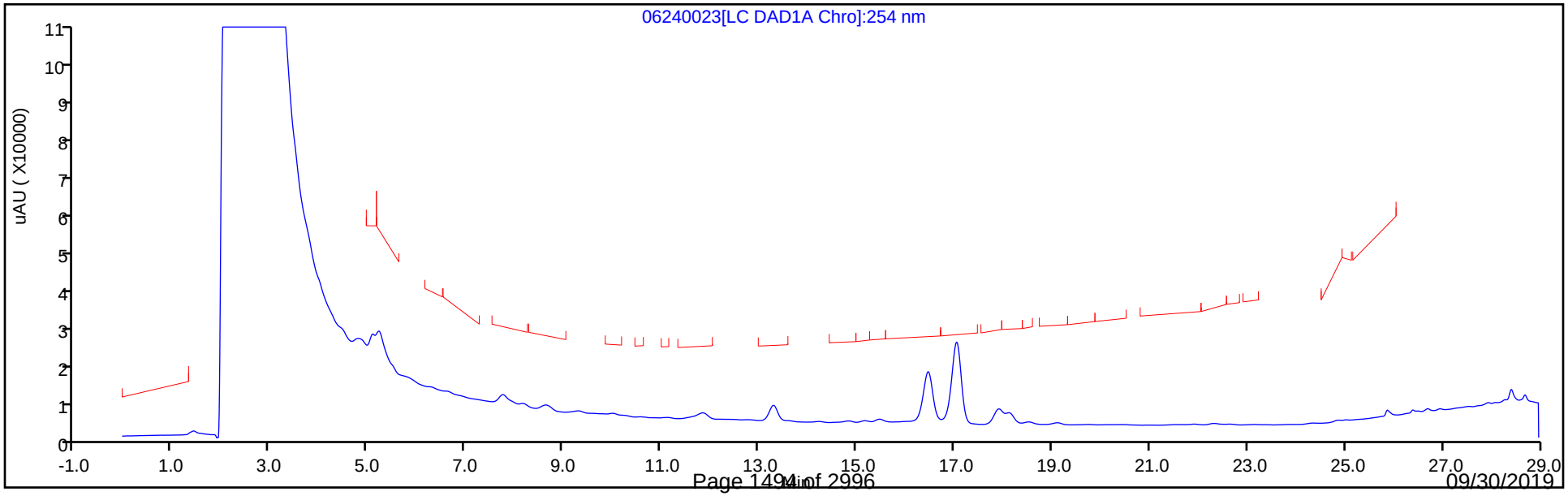

Eurofins TestAmerica, Denver
Recovery Report

Data File:	\\chromna\Denver\ChromData\G2_LUNA\20190624-83137.b\06240023.D				
Lims ID:	280-124986-A-26-A				
Client ID:	G0108-19A				
Sample Type:	Client				
Inject. Date:	25-Jun-2019 01:22:48	ALS Bottle#:	23	Worklist Smp#:	23
Injection Vol:	100.0 ul	Dil. Factor:	1.0000		
Sample Info:	280-124986-A-26-				
Misc. Info.:	280-0083137-023				
Operator ID:	HKF	Instrument ID:	CHHPLC_G2_LUNA		
Method:	\\chromna\Denver\ChromData\G2_LUNA\20190624-83137.b\G2_8330_Luna.m				
Limit Group:	GCSV - 8330				
Last Update:	25-Jun-2019 10:50:09	Calib Date:	08-May-2019 00:28:23		
Integrator:	Falcon				
Quant Method:	External Standard	Quant By:	Initial Calibration		
Last ICal File:	\\chromna\Denver\ChromData\G2_LUNA\20190507-81649.b\05070023.D				
Column 1 :	Luna-Phenyl hexyl (4.60 mm)		Det: LC DAD1A, 254 nm		
Process Host:	CTX0328				
First Level Reviewer: fiedlerh		Date:	25-Jun-2019 10:44:13		

Compound	Amount Added	Amount Recovered	% Rec.
$ 10 1,2-Dinitrobenzene	0.2000	0.1840	92.01

Manual Integration/User Assign Peak Report

Eurofins TestAmerica, Denver

Data File:	\\chromna\Denver\ChromData\G2_LUNA\20190624-83137.b\06240023.D				
Injection Date:	25-Jun-2019 01:22:48	Instrument ID:	CHHPLC_G2_LUNA		
Lims ID:	280-124986-A-26-A	Lab Sample ID:	280-124986-26		
Client ID:	G0108-19A				
Operator ID:	HKF	ALS Bottle#:	23	Worklist Smp#:	23
Injection Vol:	100.0 ul	Dil. Factor:	1.0000		
Method:	G2_8330_Luna	Limit Group:	GCSV - 8330		
Column:	Luna-Phenyl hexyl (4.60 mm)	Detector	LC DAD1A, 254 nm		

$ 10 1,2-Dinitrobenzene, CAS: 528-29-0

Signal: 1

Processing Integration Results

RT: 13.30
Area: 59526
Amount: 0.215007
Amount Units: ug/ml

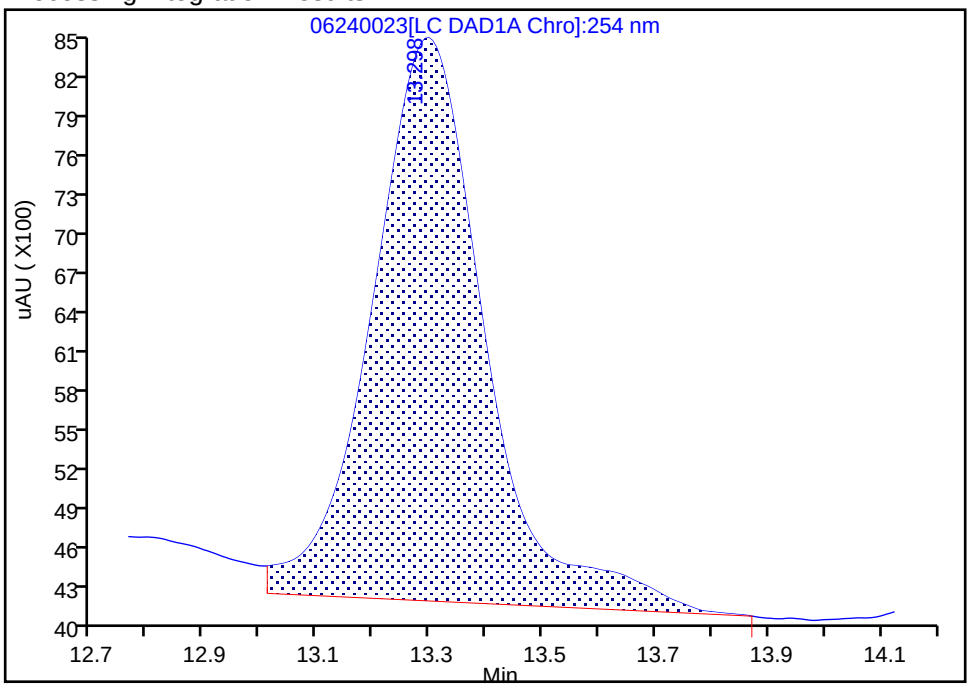

Manual Integration Results

RT: 13.30
Area: 50949
Amount: 0.184027
Amount Units: ug/ml

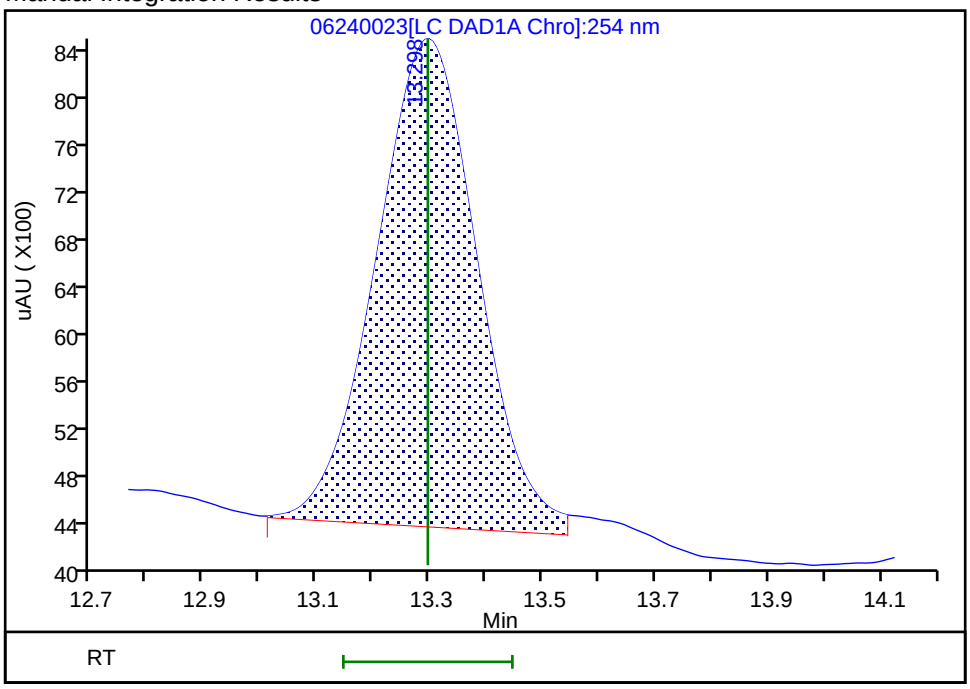

Reviewer: fiedlerh, 25-Jun-2019 10:43:33

Audit Action: Manually Integrated Audit Reason: Baseline Smoothing

User Disabled Compound Report

Eurofins TestAmerica, Denver

Data File:	\\chromna\Denver\ChromData\G2_LUNA\20190624-83137.b\06240023.D				
Injection Date:	25-Jun-2019 01:22:48	Instrument ID:	CHHPLC_G2_LUNA		
Lims ID:	280-124986-A-26-A	Lab Sample ID:	280-124986-26		
Client ID:	G0108-19A				
Operator ID:	HKF	ALS Bottle#:	23	Worklist Smp#:	23
Injection Vol:	100.0 ul	Dil. Factor:	1.0000		
Method:	G2_8330_Luna	Limit Group:	GCSV - 8330		
Column:	Luna-Phenyl hexyl (4.60 mm)	Detector	LC DAD1A, 254 nm		

18 2-Amino-4,6-dinitrotoluene, CAS: 35572-78-2, Signal: 1

RT: 18.52
Response: 9323
Amount: 0.021670

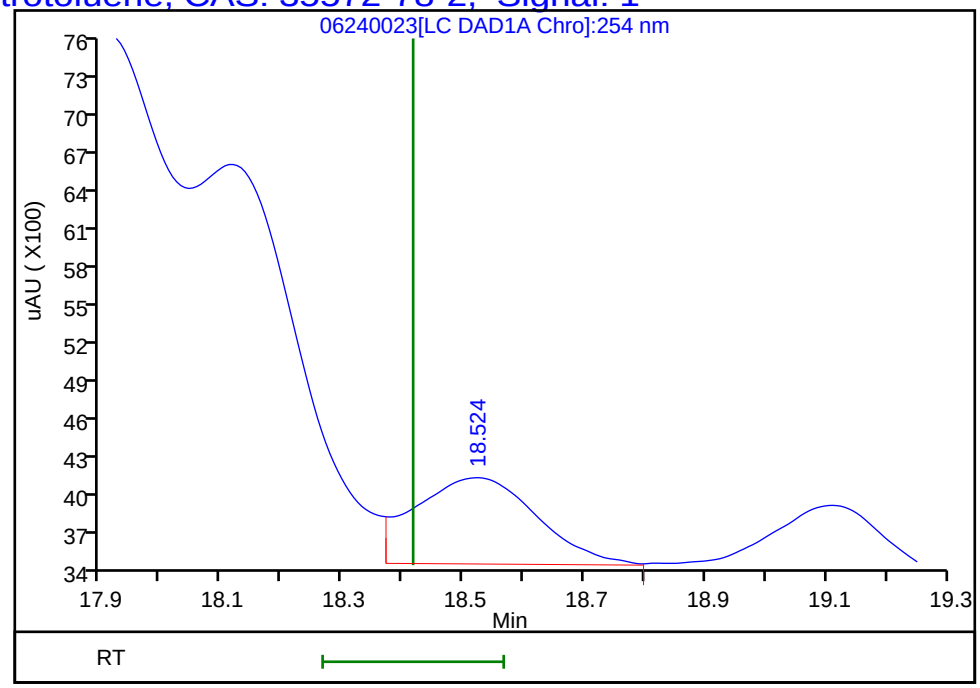

Reviewer: fiedlerh, 25-Jun-2019 10:44:13
Audit Action: Marked Compound Undetected Audit Reason: Invalid Compound ID

Manual Integration/User Assign Peak Report

Eurofins TestAmerica, Denver

Data File:	\\chromna\Denver\ChromData\G2_LUNA\20190624-83137.b\06240023.D				
Injection Date:	25-Jun-2019 01:22:48	Instrument ID:	CHHPLC_G2_LUNA		
Lims ID:	280-124986-A-26-A	Lab Sample ID:	280-124986-26		
Client ID:	G0108-19A				
Operator ID:	HKF	ALS Bottle#:	23	Worklist Smp#:	23
Injection Vol:	100.0 ul	Dil. Factor:	1.0000		
Method:	G2_8330_Luna	Limit Group:	GCSV - 8330		
Column:	Luna-Phenyl hexyl (4.60 mm)	Detector	LC DAD1A, 254 nm		

17 m-Nitrotoluene, CAS: 99-08-1

Signal: 1

Processing Integration Results

RT: 17.91
Area: 93608
Amount: 0.319819
Amount Units: ug/ml

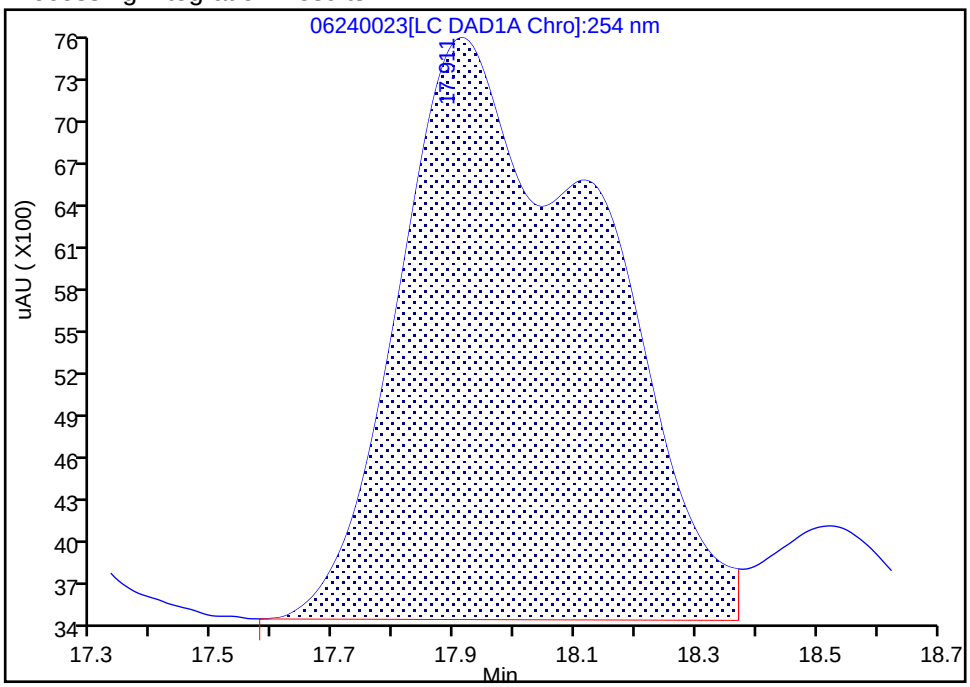

Manual Integration Results

RT: 17.91
Area: 52503
Amount: 0.179381
Amount Units: ug/ml

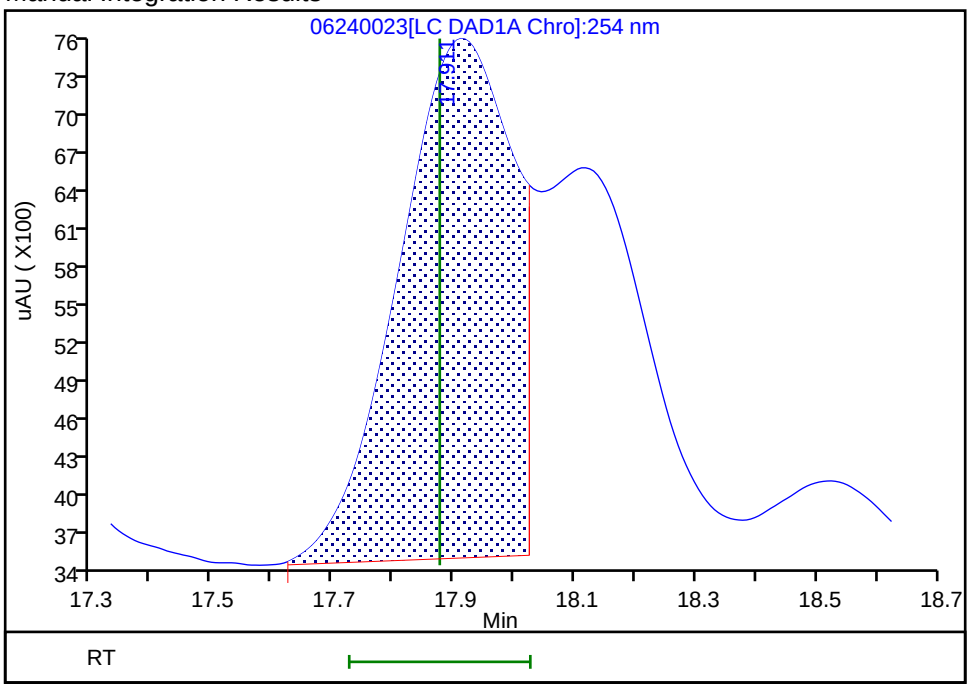

Reviewer: fiedlerh, 25-Jun-2019 10:44:03

Audit Action: Manually Integrated Audit Reason: Baseline Smoothing

User Disabled Compound Report

Eurofins TestAmerica, Denver

Data File:	\\chromna\Denver\ChromData\G2_LUNA\20190624-83137.b\06240023.D				
Injection Date:	25-Jun-2019 01:22:48	Instrument ID:	CHHPLC_G2_LUNA		
Lims ID:	280-124986-A-26-A	Lab Sample ID:	280-124986-26		
Client ID:	G0108-19A				
Operator ID:	HKF	ALS Bottle#:	23	Worklist Smp#:	23
Injection Vol:	100.0 ul	Dil. Factor:	1.0000		
Method:	G2_8330_Luna	Limit Group:	GCSV - 8330		
Column:	Luna-Phenyl hexyl (4.60 mm)	Detector	LC DAD1A, 254 nm		

15 p-Nitrotoluene, CAS: 99-99-0, Signal: 1

RT: 17.04
Response: 306998
Amount: 1.354522

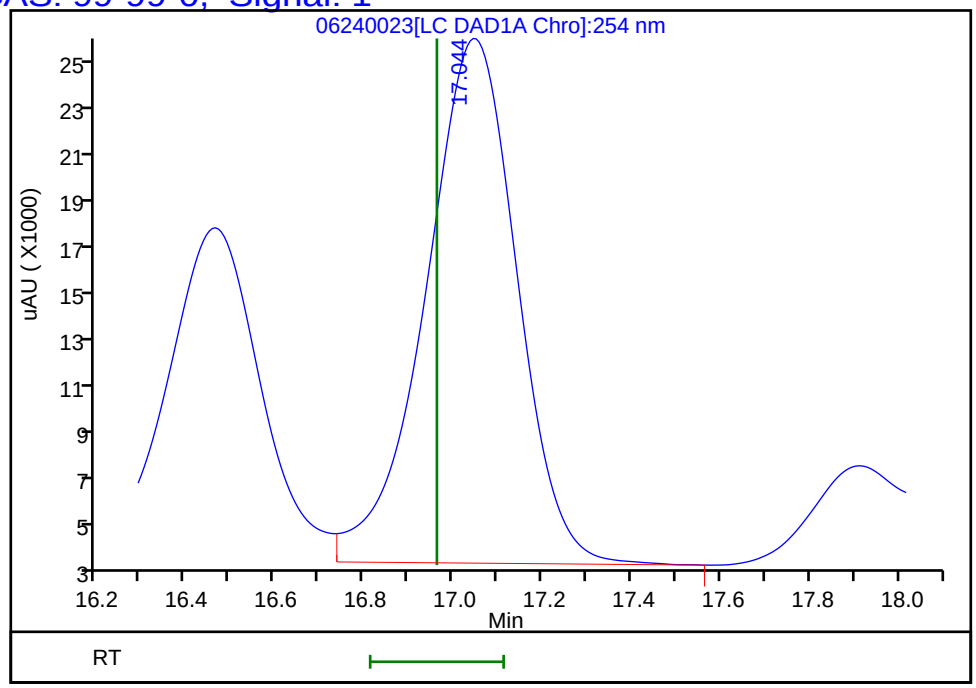

Reviewer: fiedlerh, 25-Jun-2019 10:44:13
Audit Action: Marked Compound Undetected Audit Reason: Invalid Compound ID

User Disabled Compound Report

Eurofins TestAmerica, Denver

Data File:	\\chromna\Denver\ChromData\G2_LUNA\20190624-83137.b\06240023.D				
Injection Date:	25-Jun-2019 01:22:48	Instrument ID:	CHHPLC_G2_LUNA		
Lims ID:	280-124986-A-26-A	Lab Sample ID:	280-124986-26		
Client ID:	G0108-19A				
Operator ID:	HKF	ALS Bottle#:	23	Worklist Smp#:	23
Injection Vol:	100.0 ul	Dil. Factor:	1.0000		
Method:	G2_8330_Luna	Limit Group:	GCSV - 8330		
Column:	Luna-Phenyl hexyl (4.60 mm)	Detector	LC DAD1A, 254 nm		

7 MNX, CAS: 5755-27-1, Signal: 1

RT: 7.76
Response: 55321
Amount: 0.205254

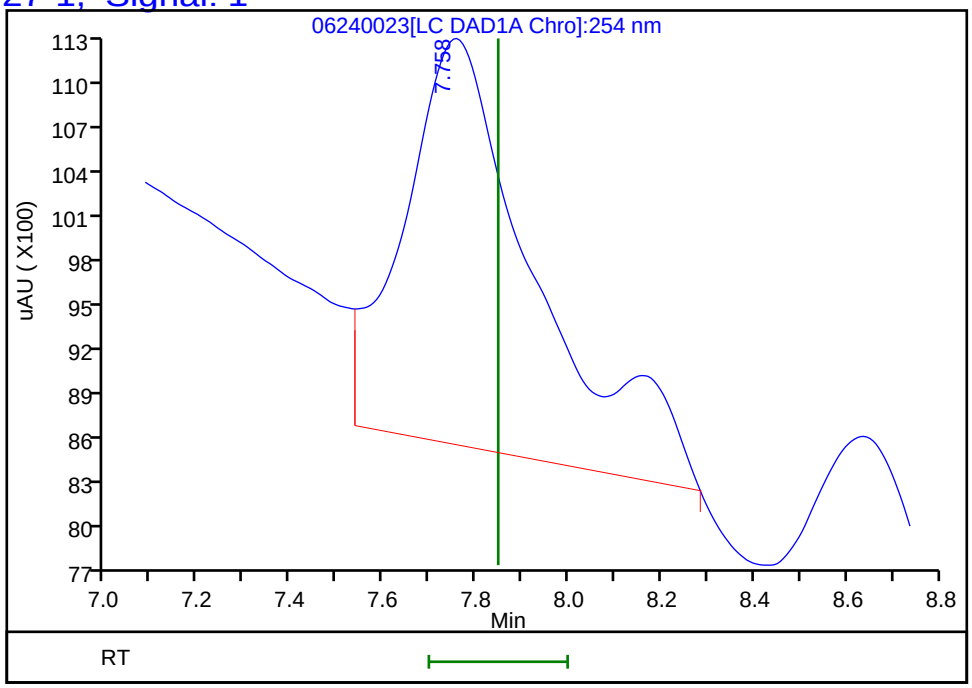

Reviewer: fiedlerh, 25-Jun-2019 10:44:13
Audit Action: Marked Compound Undetected Audit Reason: Invalid Compound ID

FORM I
HPLC/IC ORGANICS ANALYSIS DATA SHEET

Lab Name: Eurofins TestAmerica, Denver Job No.: 280-124986-1

SDG No.:

Client Sample ID: G0108-19A RE Lab Sample ID: 280-124986-26 RE

Matrix: Water Lab File ID: 07020071.D

Analysis Method: 8330A Date Collected: 06/08/2019 15:20

Extraction Method: 3535 Date Extracted: 06/18/2019 15:47

Sample wt/vol: 495.8(mL) Date Analyzed: 07/03/2019 10:25

Con. Extract Vol.: 5(mL) Dilution Factor: 1

Injection Volume: 100(uL) GC Column: UltraCarb5uODS ID: 4.6(mm)

% Moisture: GPC Cleanup:(Y/N) N

Analysis Batch No.: 463366 Units: ug/L

CAS NO.	COMPOUND NAME	RESULT	Q	LOQ	LOD	DL
99-35-4	*1,3,5-Trinitrobenzene*	*0.40*	*U H*	*1.0*	0.40	*0.20*
99-65-0	*1,3-Dinitrobenzene*	*0.20*	*U H J1 M*	*0.40*	0.20	*0.089*
118-96-7	*2,4,6-Trinitrotoluene*	*0.40*	*U H*	*0.40*	0.40	*0.16*
121-14-2	*2,4-Dinitrotoluene*	*0.20*	*U H*	*0.40*	0.20	*0.085*
35572-78-2	*2-Amino-4,6-dinitrotoluene*	*0.12*	*U H*	*0.20*	0.12	*0.051*
88-72-2	*2-Nitrotoluene*	*0.20*	*U H*	*0.40*	0.20	*0.086*
99-08-1	*3-Nitrotoluene*	*0.40*	*U H*	*0.40*	0.40	*0.20*
99-99-0	*4-Nitrotoluene*	*0.40*	*U H M*	*1.0*	0.40	*0.20*
2691-41-0	*HMX*	*0.20*	*U H*	*0.40*	0.20	*0.088*
98-95-3	*Nitrobenzene*	*0.20*	*U H*	*0.40*	0.20	*0.092*
121-82-4	*RDX*	*0.40*	*U H*	*0.40*	0.40	*0.16*

CAS NO.	SURROGATE	%REC	Q	LIMITS
528-29-0	1,2-Dinitrobenzene	73	*Q M*	83-119

Eurofins TestAmerica, Denver
Target Compound Quantitation Report

Data File: \\chromna\Denver\ChromData\CHHPLC_X\20190702-83402.b\07020071.D
Lims ID: 280-124986-B-26-A
Client ID: G0108-19A
Sample Type: Client
Inject. Date: 03-Jul-2019 10:25:49 ALS Bottle#: 71 Worklist Smp#: 71
Injection Vol: 100.0 ul Dil. Factor: 1.0000
Sample Info: 280-124986-B-26-
Misc. Info.: 280-0083402-071
Operator ID: hkf Instrument ID: CHHPLC_X3

Method: \\chromna\Denver\ChromData\CHHPLC_X\20190702-83402.b\8330_X3.m
Limit Group: GCSV - 8330
Last Update: 03-Jul-2019 14:48:54 Calib Date: 02-Jul-2019 00:18:07
Integrator: Falcon
Quant Method: External Standard Quant By: Initial Calibration
Last ICal File: \\chromna\Denver\ChromData\CHHPLC_X\20190701-83376.b\07010032.D

Column 1 : UltraCarb5uODS (20) (4.60 mm) Det: LC DAD1B, 254 nm
Process Host: CTX0326

First Level Reviewer: fiedlerh Date: 03-Jul-2019 14:33:47

	Compound	Det	RT (min.)	Exp RT (min.)	Dlt RT (min.)	Response	OnCol Amt ug/mL	Flags
	3 HMX	1		6.647			ND	
	6 MNX	1	7.301	7.343	-0.042	6367	0.0455	M
	7 RDX	1		7.767			ND	
$	9 1,2-Dinitrobenzene	1	8.735	8.754	-0.019	20262	0.1454	M
	10 1,3,5-Trinitrobenzene	1		8.907			ND	
	11 1,3-Dinitrobenzene	1	9.594	9.574	0.020	1293	0.004155	M
	12 Nitrobenzene	1		9.961			ND	
	14 Tetryl	1	10.268	10.294	-0.026	2548	0.0157	M
	16 2,4,6-Trinitrotoluene	1		11.247			ND	
	17 4-Amino-2,6-dinitrotoluene	1	11.421	11.441	-0.020	13880	0.0834	
	18 2-Amino-4,6-dinitrotoluene	1		11.734			ND	
	19 2,6-Dinitrotoluene	1	11.908	11.867	0.041	1151	0.007226	
	20 2,4-Dinitrotoluene	1		12.061			ND	
	21 o-Nitrotoluene	1		12.907			ND	
	22 p-Nitrotoluene	1		13.347			ND	U
	23 m-Nitrotoluene	1		13.947			ND	

QC Flag Legend

Review Flags
M - Manually Integrated
U - Marked Undetected

Report Date: 03-Jul-2019 14:49:12 Chrom Revision: 2.3 20-Jun-2019 20:50:56

Eurofins TestAmerica, Denver

Data File: \\chromna\Denver\ChromData\CHHPLC_X\20190702-83402.b\07020071.D

Injection Date:	03-Jul-2019 10:25:49	Instrument ID:	CHHPLC_X3	Operator ID:	hkf
Lims ID:	280-124986-B-26-A	Lab Sample ID:	280-124986-26	Worklist Smp#:	71
Client ID:	G0108-19A				
Injection Vol:	100.0 ul	Dil. Factor:	1.0000	ALS Bottle#:	71
Method:	8330_X3	Limit Group:	GCSV - 8330		

Column: UltraCarb5uODS (20) (4.60 mm) Y Scaling: Method Defined: Scale to the Nth Largest Target: 1

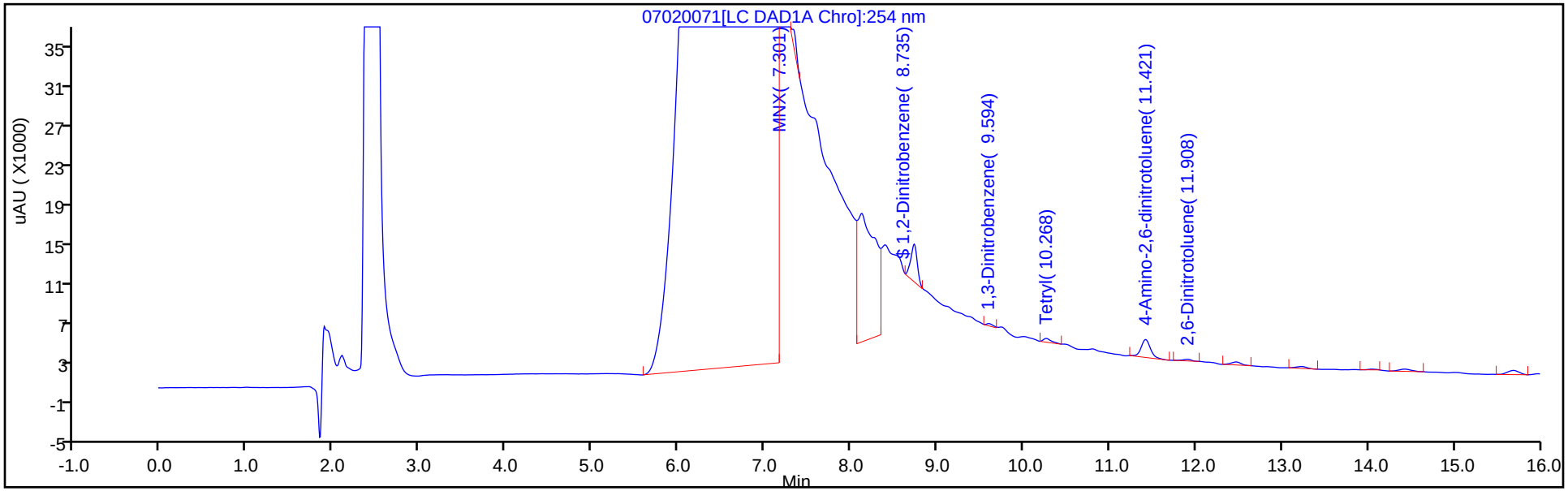

Y Scaling: Method Defined: Scale to the Nth Largest Target: 1

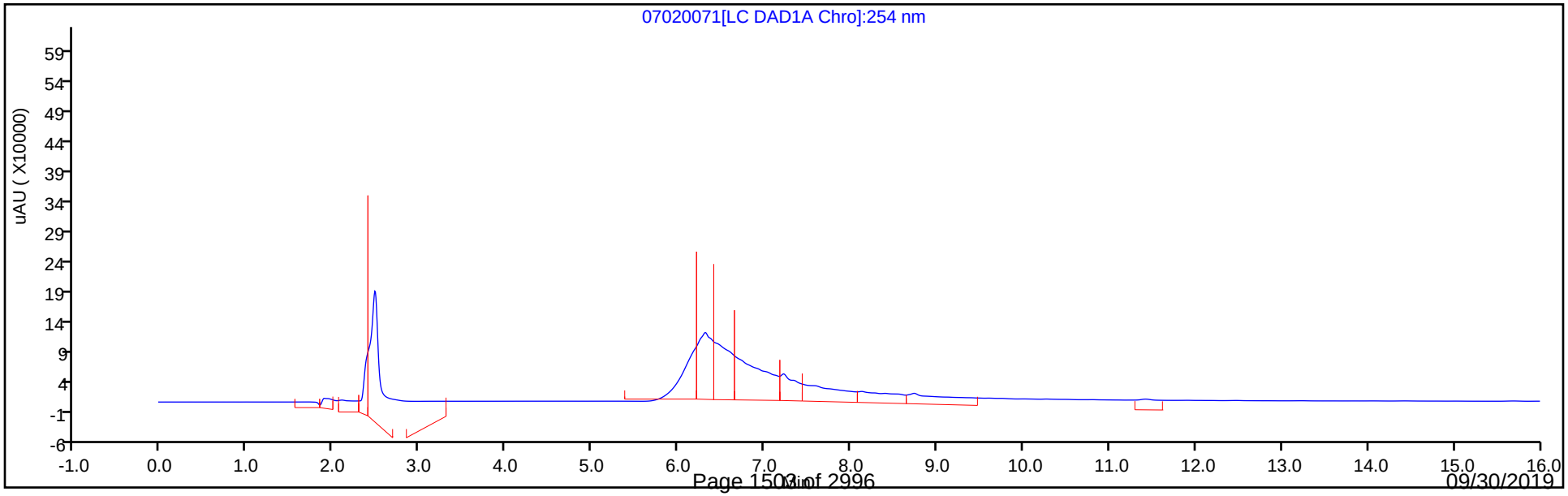

Eurofins TestAmerica, Denver
Recovery Report

Data File:	\\chromna\Denver\ChromData\CHHPLC_X\20190702-83402.b\07020071.D				
Lims ID:	280-124986-B-26-A				
Client ID:	G0108-19A				
Sample Type:	Client				
Inject. Date:	03-Jul-2019 10:25:49	ALS Bottle#:	71	Worklist Smp#:	71
Injection Vol:	100.0 ul	Dil. Factor:	1.0000		
Sample Info:	280-124986-B-26-				
Misc. Info.:	280-0083402-071				
Operator ID:	hkf	Instrument ID:	CHHPLC_X3		
Method:	\\chromna\Denver\ChromData\CHHPLC_X\20190702-83402.b\8330_X3.m				
Limit Group:	GCSV - 8330				
Last Update:	03-Jul-2019 14:48:54	Calib Date:	02-Jul-2019 00:18:07		
Integrator:	Falcon				
Quant Method:	External Standard	Quant By:	Initial Calibration		
Last ICal File:	\\chromna\Denver\ChromData\CHHPLC_X\20190701-83376.b\07010032.D				
Column 1 :	UltraCarb5uODS (20) (4.60 mm)		Det: LC DAD1B, 254 nm		
Process Host:	CTX0326				
First Level Reviewer: fiedlerh		Date:	03-Jul-2019 14:33:47		

Compound	Amount Added	Amount Recovered	% Rec.
$ 9 1,2-Dinitrobenzene	0.2000	0.1454	72.71

Manual Integration/User Assign Peak Report

Eurofins TestAmerica, Denver

Data File:	\\chromna\Denver\ChromData\CHHPLC_X\20190702-83402.b\07020071.D				
Injection Date:	03-Jul-2019 10:25:49	Instrument ID:	CHHPLC_X3		
Lims ID:	280-124986-B-26-A	Lab Sample ID:	280-124986-26		
Client ID:	G0108-19A				
Operator ID:	hkf	ALS Bottle#:	71	Worklist Smp#:	71
Injection Vol:	100.0 ul	Dil. Factor:	1.0000		
Method:	8330_X3	Limit Group:	GCSV - 8330		
Column:	UltraCarb5uODS (20) (4.60 mm)	Detector	LC DAD1B, 254 nm		

$ 9 1,2-Dinitrobenzene, CAS: 528-29-0

Signal: 1

Processing Integration Results

RT: 8.73
Area: 145097
Amount: 1.041402
Amount Units: ug/mL

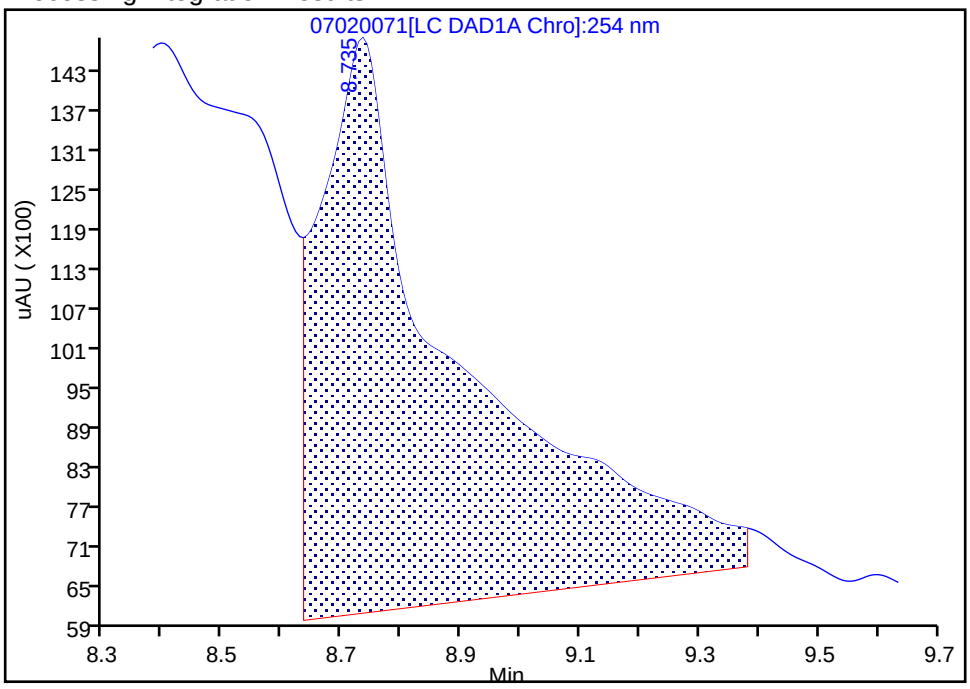

Manual Integration Results

RT: 8.73
Area: 20262
Amount: 0.145426
Amount Units: ug/mL

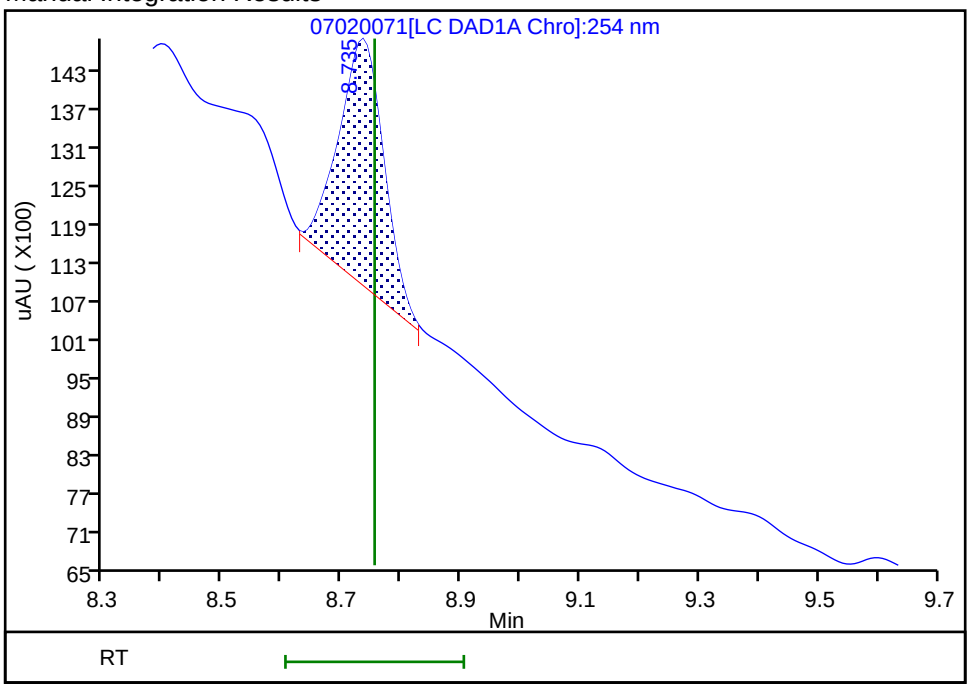

Reviewer: fiedlerh, 03-Jul-2019 14:33:14
Audit Action: Manually Integrated Audit Reason: Baseline Smoothing

Manual Integration/User Assign Peak Report

Eurofins TestAmerica, Denver

Data File:	\\chromna\Denver\ChromData\CHHPLC_X\20190702-83402.b\07020071.D				
Injection Date:	03-Jul-2019 10:25:49	Instrument ID:	CHHPLC_X3		
Lims ID:	280-124986-B-26-A	Lab Sample ID:	280-124986-26		
Client ID:	G0108-19A				
Operator ID:	hkf	ALS Bottle#:	71	Worklist Smp#:	71
Injection Vol:	100.0 ul	Dil. Factor:	1.0000		
Method:	8330_X3	Limit Group:	GCSV - 8330		
Column:	UltraCarb5uODS (20) (4.60 mm)	Detector	LC DAD1B, 254 nm		

11 1,3-Dinitrobenzene, CAS: 99-65-0

Signal: 1

Processing Integration Results

RT: 9.60
Area: 5081
Amount: 0.016328
Amount Units: ug/mL

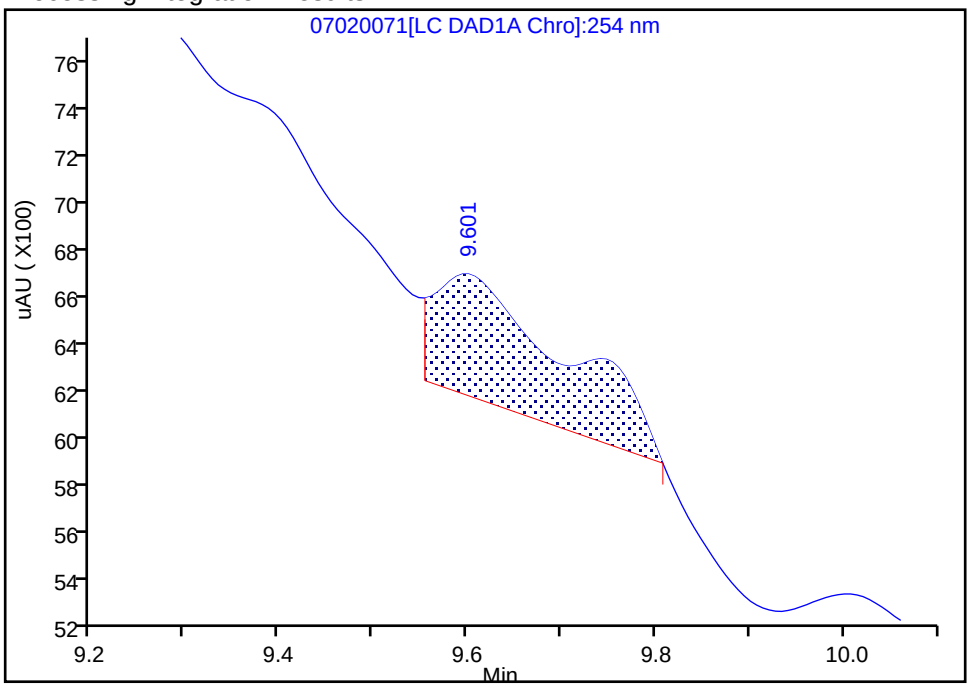

Manual Integration Results

RT: 9.59
Area: 1293
Amount: 0.004155
Amount Units: ug/mL

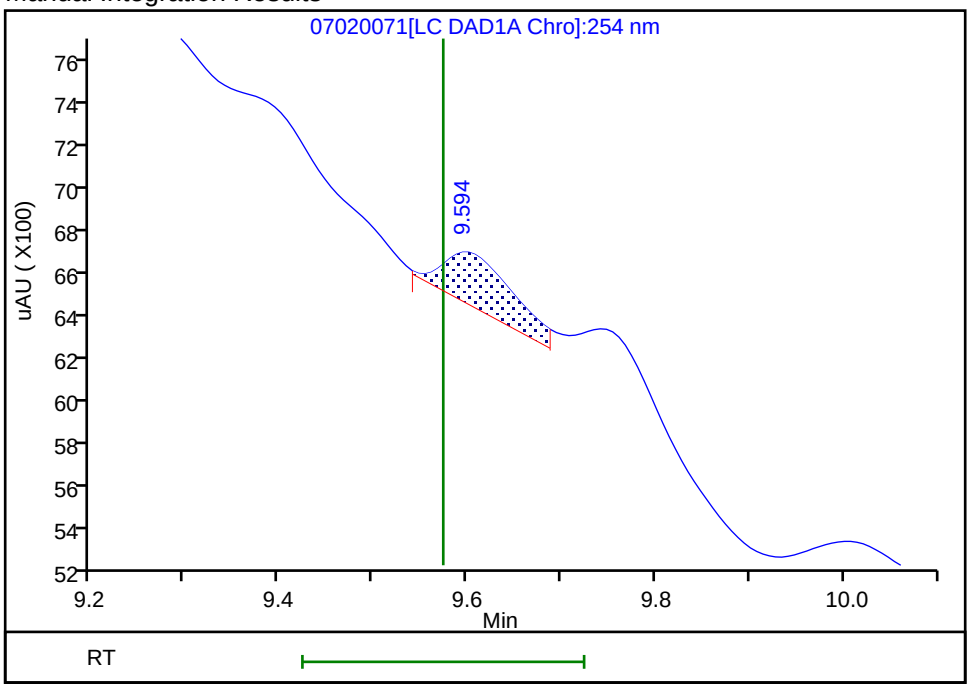

Reviewer: fiedlerh, 03-Jul-2019 14:33:19

Audit Action: Manually Integrated Audit Reason: Baseline Smoothing

User Disabled Compound Report

Eurofins TestAmerica, Denver

Data File:	\\chromna\Denver\ChromData\CHHPLC_X\20190702-83402.b\07020071.D				
Injection Date:	03-Jul-2019 10:25:49	Instrument ID:	CHHPLC_X3		
Lims ID:	280-124986-B-26-A	Lab Sample ID:	280-124986-26		
Client ID:	G0108-19A				
Operator ID:	hkf	ALS Bottle#:	71	Worklist Smp#:	71
Injection Vol:	100.0 ul	Dil. Factor:	1.0000		
Method:	8330_X3	Limit Group:	GCSV - 8330		
Column:	UltraCarb5uODS (20) (4.60 mm)	Detector	LC DAD1B, 254 nm		

22 p-Nitrotoluene, CAS: 99-99-0, Signal: 1

RT: 13.23
Response: 1635
Amount: 0.014829

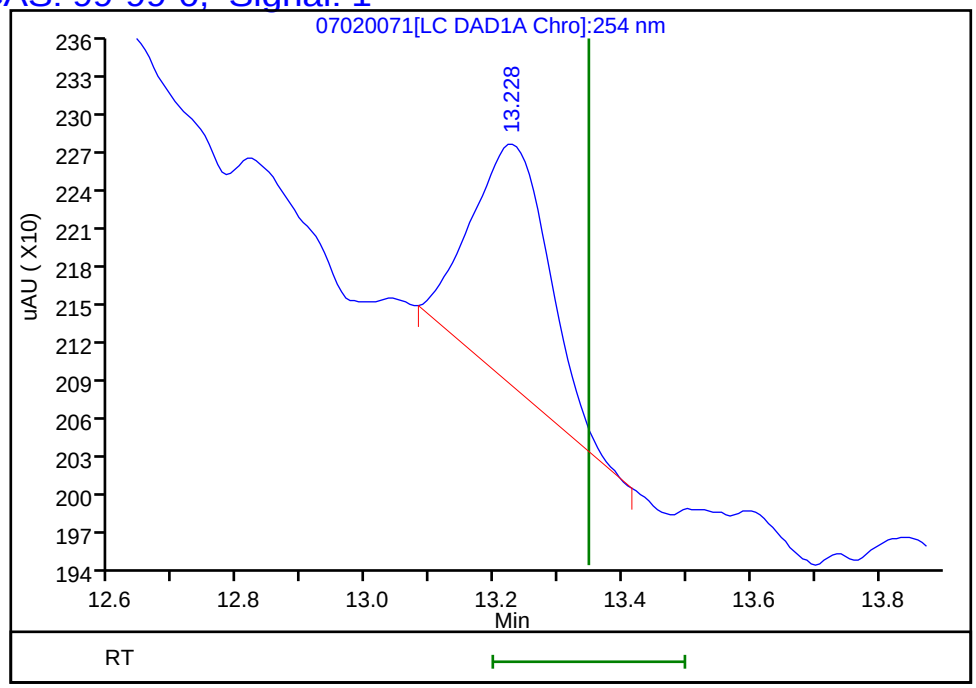

Reviewer: fiedlerh, 03-Jul-2019 14:33:47
Audit Action: Marked Compound Undetected Audit Reason: Invalid Compound ID

Manual Integration/User Assign Peak Report

Eurofins TestAmerica, Denver

Data File:	\\chromna\Denver\ChromData\CHHPLC_X\20190702-83402.b\07020071.D				
Injection Date:	03-Jul-2019 10:25:49	Instrument ID:	CHHPLC_X3		
Lims ID:	280-124986-B-26-A	Lab Sample ID:	280-124986-26		
Client ID:	G0108-19A				
Operator ID:	hkf	ALS Bottle#:	71	Worklist Smp#:	71
Injection Vol:	100.0 ul	Dil. Factor:	1.0000		
Method:	8330_X3	Limit Group:	GCSV - 8330		
Column:	UltraCarb5uODS (20) (4.60 mm)	Detector	LC DAD1B, 254 nm		

6 MNX, CAS: 5755-27-1

Signal: 1

Processing Integration Results

RT: 7.22
Area: 1287714
Amount: 9.195266
Amount Units: ug/mL

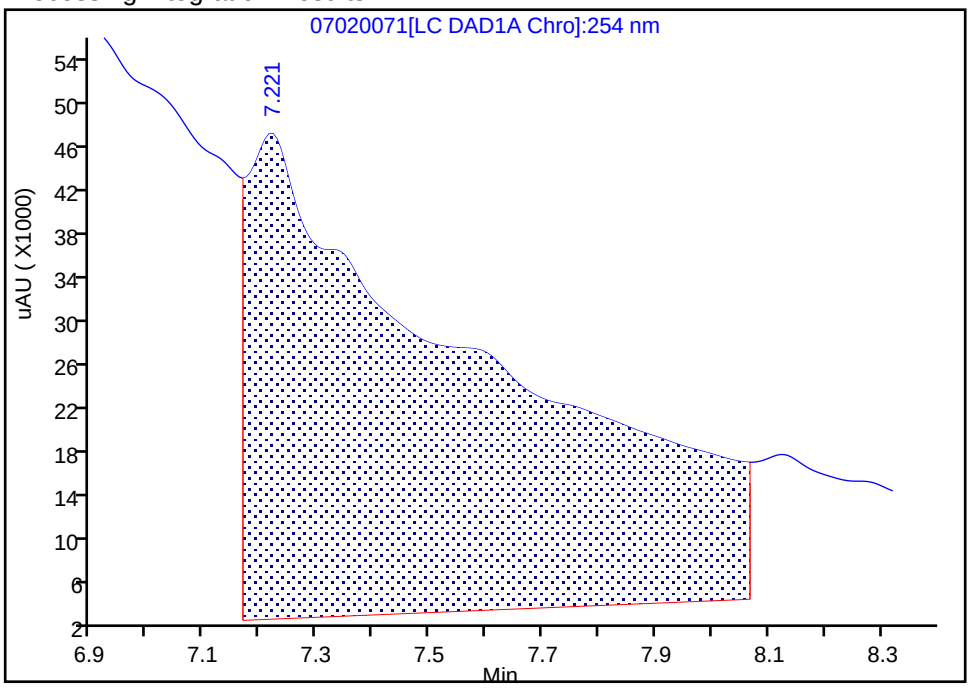

Manual Integration Results

RT: 7.30
Area: 6367
Amount: 0.045465
Amount Units: ug/mL

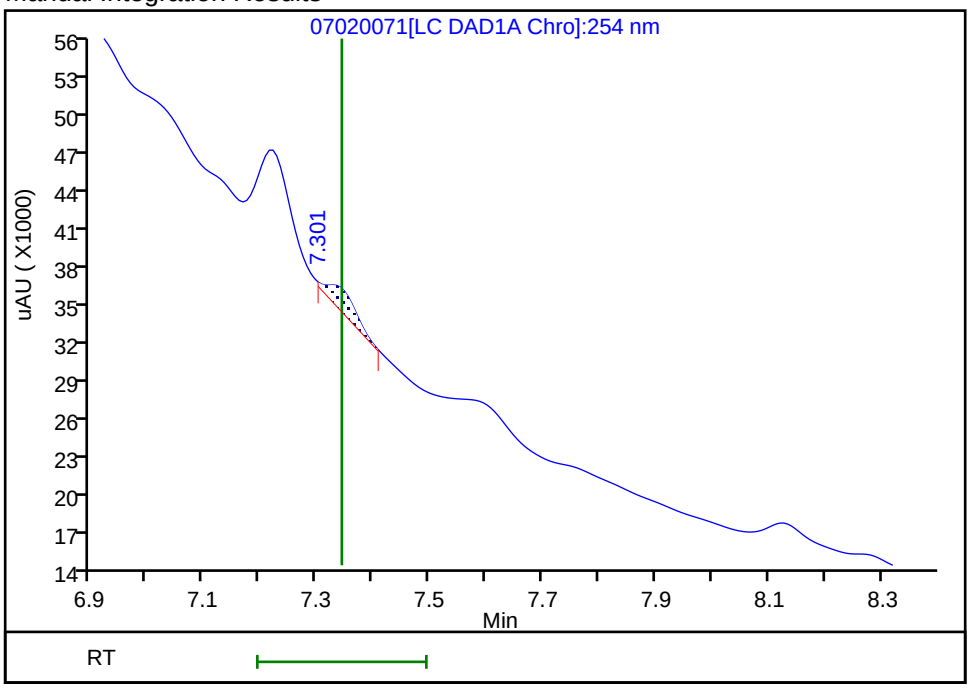

Reviewer: fiedlerh, 03-Jul-2019 14:32:57

Audit Action: Manually Integrated Audit Reason: Baseline Smoothing

Manual Integration/User Assign Peak Report

Eurofins TestAmerica, Denver

Data File:	\\chromna\Denver\ChromData\CHHPLC_X\20190702-83402.b\07020071.D				
Injection Date:	03-Jul-2019 10:25:49	Instrument ID:	CHHPLC_X3		
Lims ID:	280-124986-B-26-A	Lab Sample ID:	280-124986-26		
Client ID:	G0108-19A				
Operator ID:	hkf	ALS Bottle#:	71	Worklist Smp#:	71
Injection Vol:	100.0 ul	Dil. Factor:	1.0000		
Method:	8330_X3	Limit Group:	GCSV - 8330		
Column:	UltraCarb5uODS (20) (4.60 mm)	Detector	LC DAD1B, 254 nm		

14 Tetryl, CAS: 479-45-8

Signal: 1

Processing Integration Results

RT: 10.27
Area: 3476
Amount: 0.021462
Amount Units: ug/mL

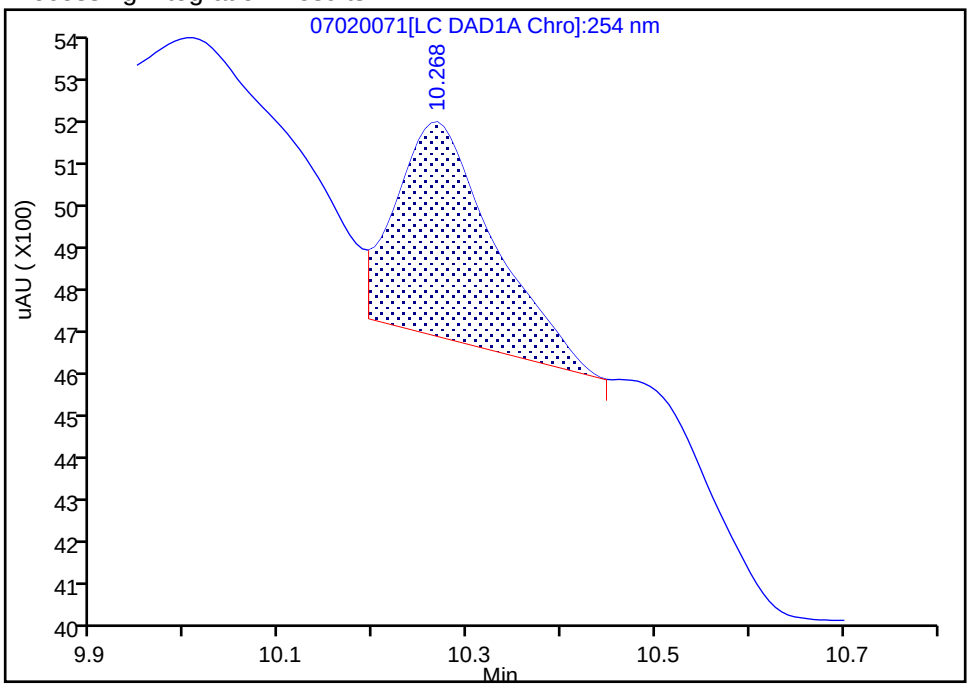

Manual Integration Results

RT: 10.27
Area: 2548
Amount: 0.015733
Amount Units: ug/mL

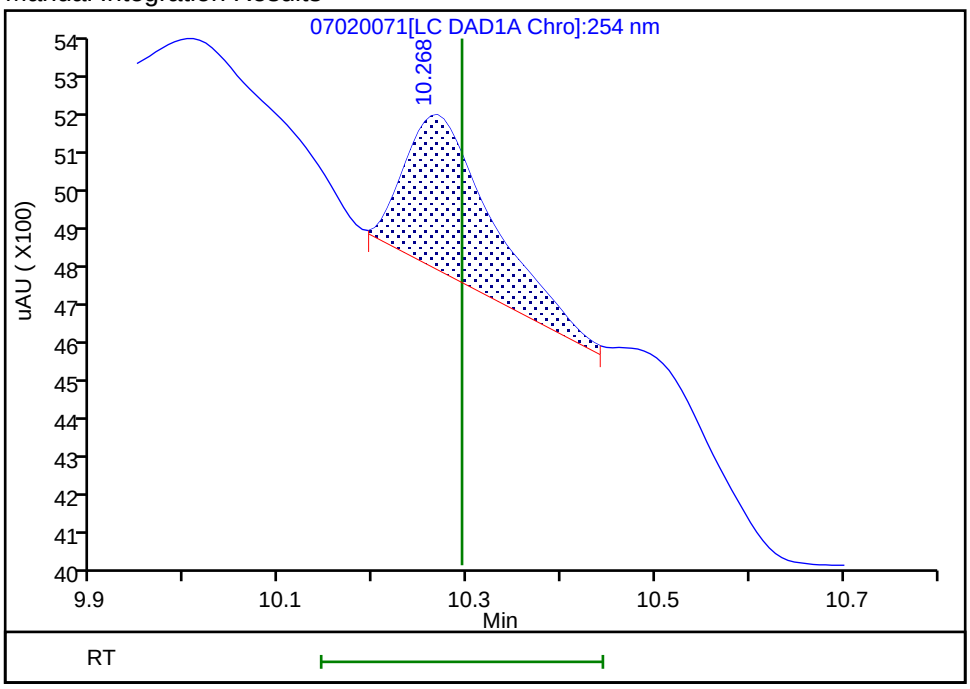

Reviewer: fiedlerh, 03-Jul-2019 14:33:25
Audit Action: Manually Integrated Audit Reason: Baseline Smoothing

FORM I
HPLC/IC ORGANICS ANALYSIS DATA SHEET

Lab Name: Eurofins TestAmerica, Denver Job No.: 280-124986-1

SDG No.:

Client Sample ID: G0108-19A RE Lab Sample ID: 280-124986-26 RE

Matrix: Water Lab File ID: 07030022.D

Analysis Method: 8330A Date Collected: 06/08/2019 15:20

Extraction Method: 3535 Date Extracted: 06/18/2019 15:47

Sample wt/vol: 495.8(mL) Date Analyzed: 07/05/2019 21:24

Con. Extract Vol.: 5(mL) Dilution Factor: 1

Injection Volume: 100(uL) GC Column: Luna-phenylhex ID: 4.6(mm)

% Moisture: GPC Cleanup:(Y/N) N

Analysis Batch No.: 463562 Units: ug/L

CAS NO.	COMPOUND NAME	RESULT	Q	LOQ	LOD	DL
99-65-0	*1,3-Dinitrobenzene*	*0.13*	*J H J1*	*0.40*	0.20	*0.089*
606-20-2	*2,6-Dinitrotoluene*	*0.20*	*U H*	*0.20*	0.20	*0.065*
19406-51-0	*4-Amino-2,6-dinitrotoluene*	*0.12*	*U H*	*0.20*	0.12	*0.058*
5755-27-1	*MNX*	*0.40*	*U M H Q*	*2.0*	0.40	*0.16*
479-45-8	*Tetryl*	*0.20*	*U H*	*0.24*	0.20	*0.080*

CAS NO.	SURROGATE	%REC	Q	LIMITS
528-29-0	1,2-Dinitrobenzene	62	*Q*	83-119

Eurofins TestAmerica, Denver
Target Compound Quantitation Report

Data File:	\\chromna\Denver\ChromData\G2_LUNA\20190703-83452.b\07030022.D				
Lims ID:	280-124986-B-26-A				
Client ID:	G0108-19A				
Sample Type:	Client				
Inject. Date:	05-Jul-2019 21:24:57	ALS Bottle#:	22	Worklist Smp#:	22
Injection Vol:	100.0 ul	Dil. Factor:	1.0000		
Sample Info:	280-124986-B-26-				
Misc. Info.:	280-0083452-022				
Operator ID:	HKF	Instrument ID:	CHHPLC_G2_LUNA		
Method:	\\chromna\Denver\ChromData\G2_LUNA\20190703-83452.b\G2_8330_Luna.m				
Limit Group:	GCSV - 8330				
Last Update:	06-Jul-2019 13:52:54	Calib Date:	08-May-2019 00:28:23		
Integrator:	Falcon				
Quant Method:	External Standard	Quant By:	Initial Calibration		
Last ICal File:	\\chromna\Denver\ChromData\G2_LUNA\20190507-81649.b\05070023.D				
Column 1 :	Luna-Phenyl hexyl (4.60 mm)		Det: LC DAD1A, 254 nm		
Process Host:	CTX0337				
First Level Reviewer: fiedlerh		Date:	06-Jul-2019 13:23:39		

Compound	Det	RT (min.)	Exp RT (min.)	Dlt RT (min.)	Response	OnCol Amt ug/ml	Flags
6 HMX	1		7.220			ND	
7 MNX	1		7.866			ND	U
8 RDX	1		9.300			ND	
9 Nitrobenzene	1		12.293			ND	
$ 10 1,2-Dinitrobenzene	1	13.327	13.340	-0.013	34364	0.1241	
12 1,3-Dinitrobenzene	1	15.813	15.860	-0.047	7943	0.0125	
14 o-Nitrotoluene	1		16.686			ND	
15 p-Nitrotoluene	1	17.053	17.013	0.040	4476	0.0197	
16 4-Amino-2,6-dinitrotoluene	1		17.426			ND	
17 m-Nitrotoluene	1	17.967	17.926	0.041	6461	0.0221	
18 2-Amino-4,6-dinitrotoluene	1		18.453			ND	U
19 1,3,5-Trinitrobenzene	1	19.160	19.160	0.000	5038	0.0110	
20 2,6-Dinitrotoluene	1		20.020			ND	
21 2,4-Dinitrotoluene	1		20.580			ND	U
22 Tetryl	1		23.893			ND	
23 2,4,6-Trinitrotoluene	1		24.873			ND	

QC Flag Legend

Review Flags

U - Marked Undetected

Report Date: 06-Jul-2019 13:52:56 Chrom Revision: 2.3 20-Jun-2019 20:50:56

Eurofins TestAmerica, Denver

Data File:	\\chromna\Denver\ChromData\G2_LUNA\20190703-83452.b\07030022.D				
Injection Date:	05-Jul-2019 21:24:57	Instrument ID:	CHHPLC_G2_LUNA	Operator ID:	HKF
Lims ID:	280-124986-B-26-A	Lab Sample ID:	280-124986-26	Worklist Smp#:	22
Client ID:	G0108-19A				
Injection Vol:	100.0 ul	Dil. Factor:	1.0000	ALS Bottle#:	22
Method:	G2_8330_Luna	Limit Group:	GCSV - 8330		

Column: Luna-Phenyl hexyl (4.60 mm) Y Scaling: Method Defined: Scale to the Nth Largest Peak: 1

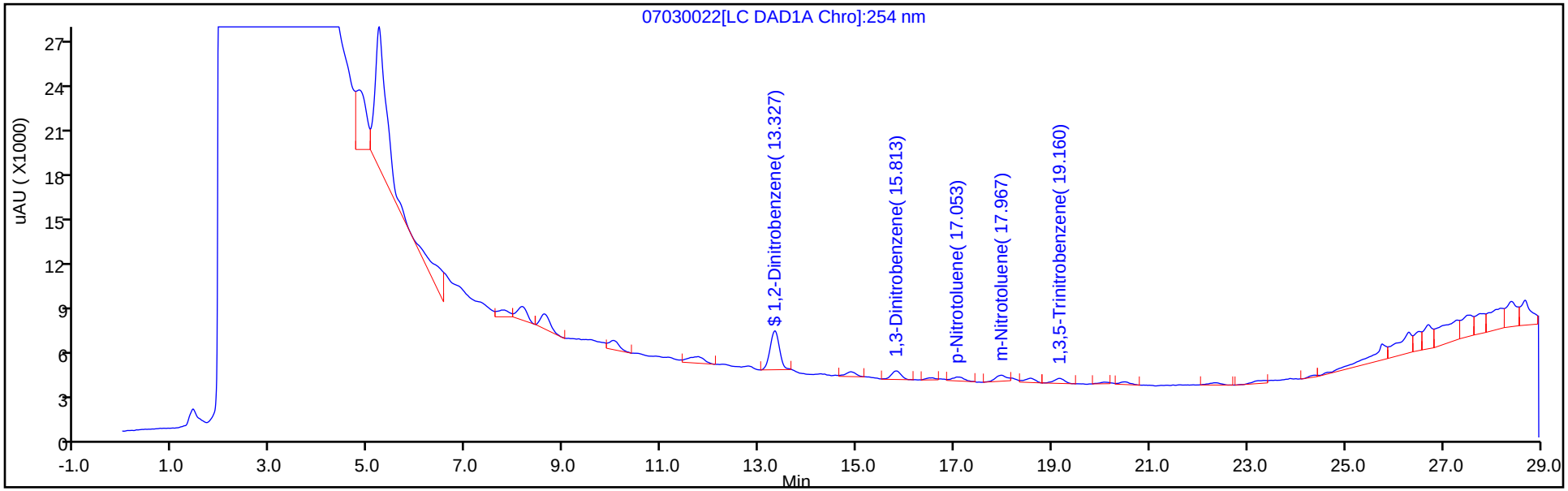

Y Scaling: Method Defined: Scale to the Nth Largest Peak: 1

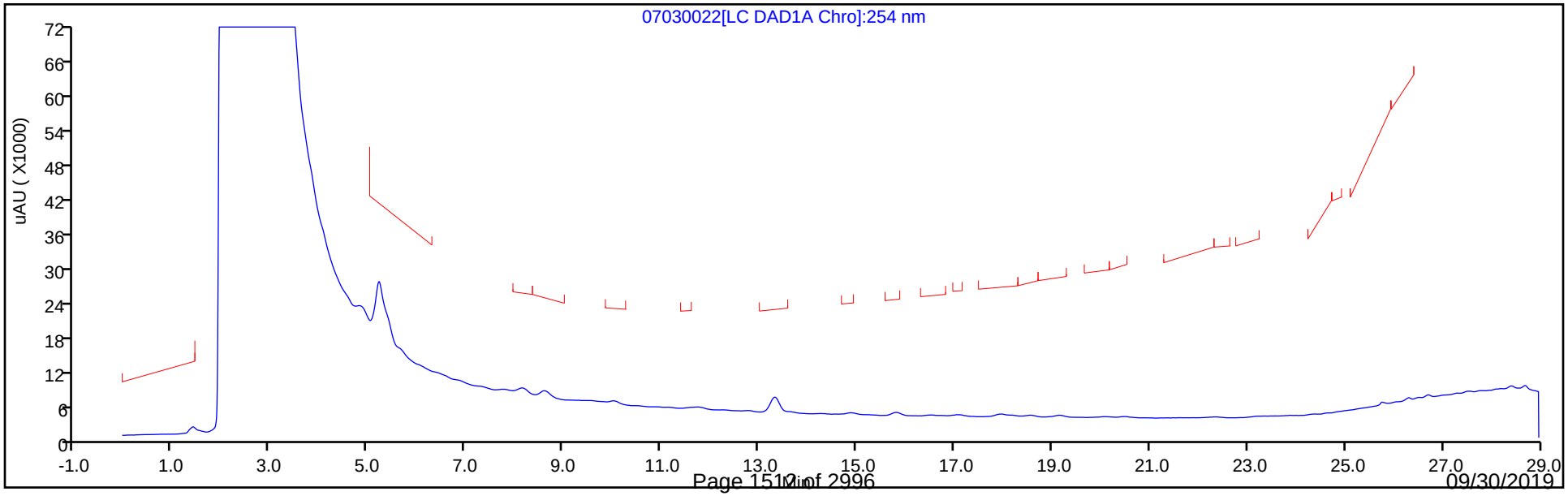

Eurofins TestAmerica, Denver
Recovery Report

Data File:	\\chromna\Denver\ChromData\G2_LUNA\20190703-83452.b\07030022.D				
Lims ID:	280-124986-B-26-A				
Client ID:	G0108-19A				
Sample Type:	Client				
Inject. Date:	05-Jul-2019 21:24:57	ALS Bottle#:	22	Worklist Smp#:	22
Injection Vol:	100.0 ul	Dil. Factor:	1.0000		
Sample Info:	280-124986-B-26-				
Misc. Info.:	280-0083452-022				
Operator ID:	HKF	Instrument ID:	CHHPLC_G2_LUNA		
Method:	\\chromna\Denver\ChromData\G2_LUNA\20190703-83452.b\G2_8330_Luna.m				
Limit Group:	GCSV - 8330				
Last Update:	06-Jul-2019 13:52:54	Calib Date:	08-May-2019 00:28:23		
Integrator:	Falcon				
Quant Method:	External Standard	Quant By:	Initial Calibration		
Last ICal File:	\\chromna\Denver\ChromData\G2_LUNA\20190507-81649.b\05070023.D				
Column 1 :	Luna-Phenyl hexyl (4.60 mm)		Det: LC DAD1A, 254 nm		
Process Host:	CTX0337				
First Level Reviewer: fiedlerh		Date:	06-Jul-2019 13:23:39		

Compound	Amount Added	Amount Recovered	% Rec.
$ 10 1,2-Dinitrobenzene	0.2000	0.1241	62.06

User Disabled Compound Report

Eurofins TestAmerica, Denver

Data File:	\\chromna\Denver\ChromData\G2_LUNA\20190703-83452.b\07030022.D				
Injection Date:	05-Jul-2019 21:24:57	Instrument ID:	CHHPLC_G2_LUNA		
Lims ID:	280-124986-B-26-A	Lab Sample ID:	280-124986-26		
Client ID:	G0108-19A				
Operator ID:	HKF	ALS Bottle#:	22	Worklist Smp#:	22
Injection Vol:	100.0 ul	Dil. Factor:	1.0000		
Method:	G2_8330_Luna	Limit Group:	GCSV - 8330		
Column:	Luna-Phenyl hexyl (4.60 mm)	Detector	LC DAD1A, 254 nm		

21 2,4-Dinitrotoluene, CAS: 121-14-2, Signal: 1

RT: 20.49
Response: 2665
Amount: 0.004680

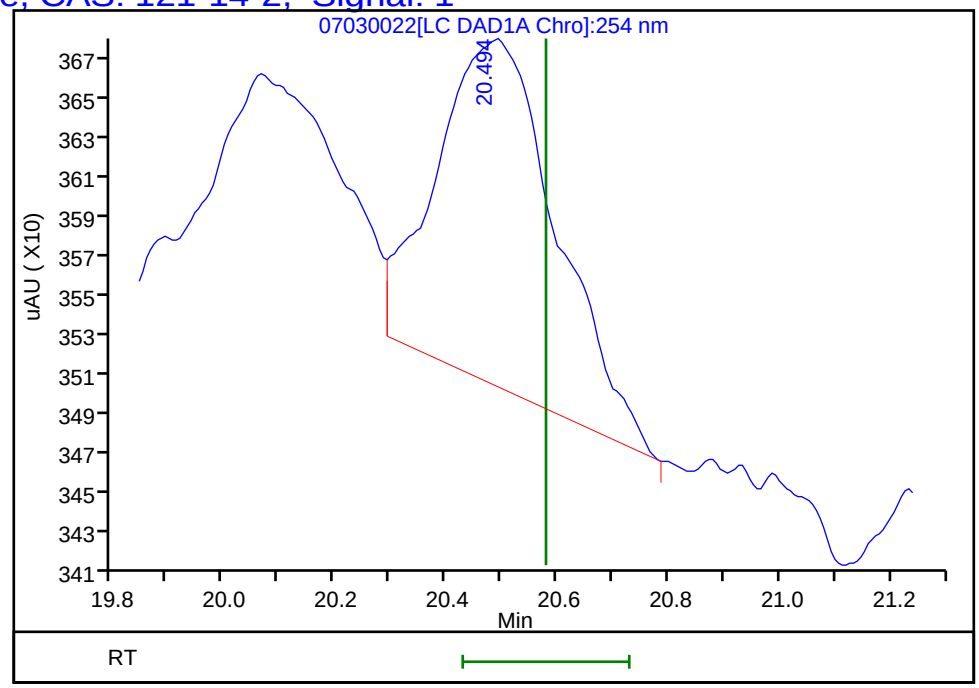

Reviewer: fiedlerh, 06-Jul-2019 13:23:39
Audit Action: Marked Compound Undetected Audit Reason: Invalid Compound ID

User Disabled Compound Report

Eurofins TestAmerica, Denver

Data File: \\chromna\Denver\ChromData\G2_LUNA\20190703-83452.b\07030022.D
Injection Date: 05-Jul-2019 21:24:57 Instrument ID: CHHPLC_G2_LUNA
Lims ID: 280-124986-B-26-A Lab Sample ID: 280-124986-26
Client ID: G0108-19A
Operator ID: HKF ALS Bottle#: 22 Worklist Smp#: 22
Injection Vol: 100.0 ul Dil. Factor: 1.0000
Method: G2_8330_Luna Limit Group: GCSV - 8330

Column: Luna-Phenyl hexyl (4.60 mm) Detector LC DAD1A, 254 nm

18 2-Amino-4,6-dinitrotoluene, CAS: 35572-78-2, Signal: 1

RT: 18.56
Response: 4259
Amount: 0.009899

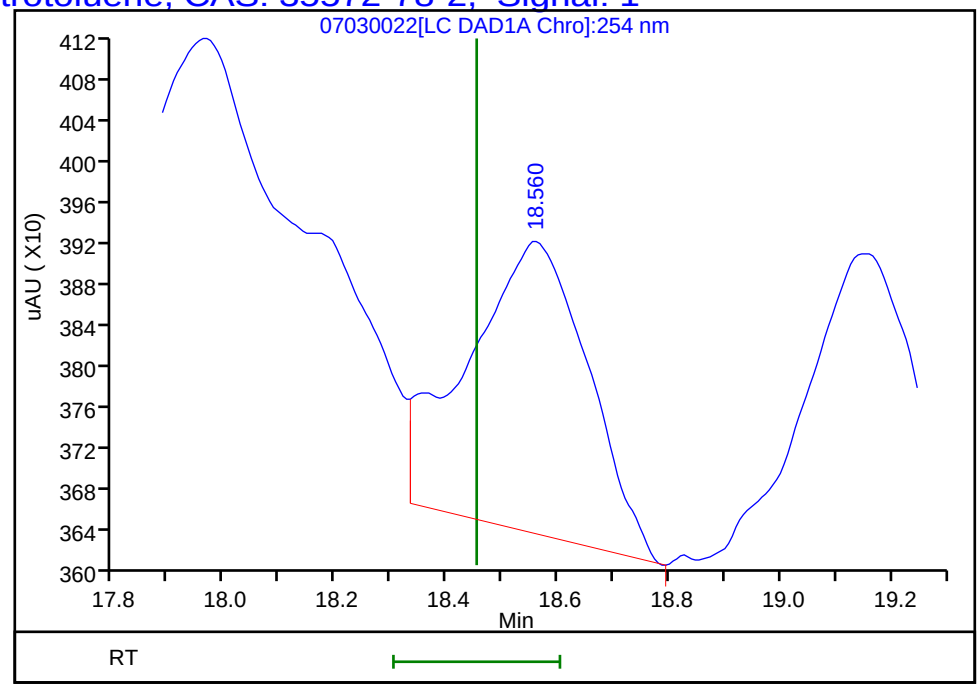

Reviewer: fiedlerh, 06-Jul-2019 13:23:39
Audit Action: Marked Compound Undetected Audit Reason: Invalid Compound ID

User Disabled Compound Report

Eurofins TestAmerica, Denver

Data File:	\\chromna\Denver\ChromData\G2_LUNA\20190703-83452.b\07030022.D				
Injection Date:	05-Jul-2019 21:24:57	Instrument ID:	CHHPLC_G2_LUNA		
Lims ID:	280-124986-B-26-A	Lab Sample ID:	280-124986-26		
Client ID:	G0108-19A				
Operator ID:	HKF	ALS Bottle#:	22	Worklist Smp#:	22
Injection Vol:	100.0 ul	Dil. Factor:	1.0000		
Method:	G2_8330_Luna	Limit Group:	GCSV - 8330		
Column:	Luna-Phenyl hexyl (4.60 mm)	Detector	LC DAD1A, 254 nm		

7 MNX, CAS: 5755-27-1, Signal: 1

RT: 7.78
Response: 7831
Amount: 0.029055

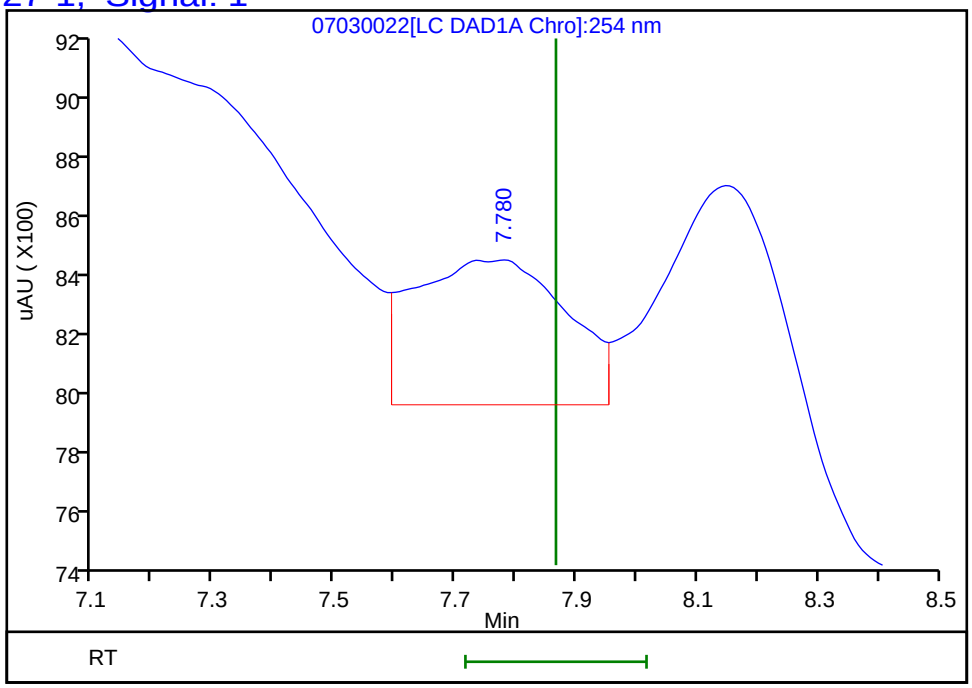

Reviewer: fiedlerh, 06-Jul-2019 13:23:39
Audit Action: Marked Compound Undetected Audit Reason: Invalid Compound ID

FORM I
HPLC/IC ORGANICS ANALYSIS DATA SHEET

Lab Name: Eurofins TestAmerica, Denver Job No.: 280-124986-1

SDG No.:

Client Sample ID: G0098-19A Lab Sample ID: 280-124986-27

Matrix: Water Lab File ID: 06200090.D

Analysis Method: 8330A Date Collected: 06/08/2019 14:10

Extraction Method: 3535 Date Extracted: 06/14/2019 10:23

Sample wt/vol: 501.6(mL) Date Analyzed: 06/22/2019 01:44

Con. Extract Vol.: 5(mL) Dilution Factor: 1

Injection Volume: 100(uL) GC Column: UltraCarb5uODS ID: 4.6(mm)

% Moisture: GPC Cleanup:(Y/N) N

Analysis Batch No.: 462202 Units: ug/L

CAS NO.	COMPOUND NAME	RESULT	Q	LOQ	LOD	DL
99-35-4	1,3,5-Trinitrobenzene	0.40	U	1.0	0.40	0.20
99-65-0	1,3-Dinitrobenzene	0.20	U	0.40	0.20	0.088
118-96-7	2,4,6-Trinitrotoluene	0.40	U M	0.40	0.40	0.16
121-14-2	2,4-Dinitrotoluene	0.20	U M	0.40	0.20	0.084
606-20-2	2,6-Dinitrotoluene	0.20	U	0.20	0.20	0.064
35572-78-2	2-Amino-4,6-dinitrotoluene	0.12	U	0.20	0.12	0.051
88-72-2	2-Nitrotoluene	0.20	U Q M	0.40	0.20	0.085
99-08-1	3-Nitrotoluene	0.40	U Q M	0.40	0.40	0.19
19406-51-0	4-Amino-2,6-dinitrotoluene	0.12	U M	0.20	0.12	0.058
99-99-0	4-Nitrotoluene	0.40	U Q M	1.0	0.40	0.20
2691-41-0	HMX	1.6	M	0.40	0.20	0.087
5755-27-1	MNX	0.40	U	2.0	0.40	0.15
98-95-3	Nitrobenzene	0.20	U Q M	0.40	0.20	0.091
121-82-4	RDX	0.40	U	0.40	0.40	0.16
479-45-8	Tetryl	0.20	U M	0.24	0.20	0.079

CAS NO.	SURROGATE	%REC	Q	LIMITS
528-29-0	1,2-Dinitrobenzene	94	M	83-119

Eurofins TestAmerica, Denver
Target Compound Quantitation Report

Data File: \\chromna\Denver\ChromData\CHHPLC_X\20190620-83048.b\06200090.D
Lims ID: 280-124986-A-27-A
Client ID: G0098-19A
Sample Type: Client
Inject. Date: 22-Jun-2019 01:44:16 ALS Bottle#: 90 Worklist Smp#: 90
Injection Vol: 100.0 ul Dil. Factor: 1.0000
Sample Info: 280-124986-A-27-
Misc. Info.: 280-0083048-090
Operator ID: hkf Instrument ID: CHHPLC_X3

Method: \\chromna\Denver\ChromData\CHHPLC_X\20190620-83048.b\8330_X3.m
Limit Group: GCSV - 8330
Last Update: 24-Jun-2019 09:26:53 Calib Date: 21-Jun-2019 03:13:40
Integrator: Falcon
Quant Method: External Standard Quant By: Initial Calibration
Last ICal File: \\chromna\Denver\ChromData\CHHPLC_X\20190620-83048.b\06200032.D

Column 1 : UltraCarb5uODS (20) (4.60 mm) Det: LC DAD1B, 254 nm
Process Host: CTX0327

First Level Reviewer: fiedlerh Date: 24-Jun-2019 08:59:44

	Compound	Det	RT (min.)	Exp RT (min.)	Dlt RT (min.)	Response	OnCol Amt ug/mL	Flags
	3 HMX	1	6.634	6.632	0.002	14120	0.1590	M
	6 MNX	1		7.339			ND	
	7 RDX	1		7.746			ND	
$	9 1,2-Dinitrobenzene	1	8.727	8.726	0.001	25596	0.1883	M
	10 1,3,5-Trinitrobenzene	1		8.879			ND	
	11 1,3-Dinitrobenzene	1		9.539			ND	
	12 Nitrobenzene	1		9.925			ND	U
	14 Tetryl	1		10.245			ND	U
	16 2,4,6-Trinitrotoluene	1		11.199			ND	U
	17 4-Amino-2,6-dinitrotoluene	1		11.372			ND	U
	18 2-Amino-4,6-dinitrotoluene	1		11.659			ND	
	19 2,6-Dinitrotoluene	1		11.812			ND	
	20 2,4-Dinitrotoluene	1		12.005			ND	U
	21 o-Nitrotoluene	1		12.845			ND	U
	22 p-Nitrotoluene	1		13.279			ND	U
	23 m-Nitrotoluene	1		13.872			ND	U

QC Flag Legend

Review Flags
M - Manually Integrated
U - Marked Undetected

Report Date: 24-Jun-2019 09:26:55 Chrom Revision: 2.3 20-Jun-2019 20:50:56

Eurofins TestAmerica, Denver

Data File:	\\chromna\Denver\ChromData\CHHPLC_X\20190620-83048.b\06200090.D				
Injection Date:	22-Jun-2019 01:44:16	Instrument ID:	CHHPLC_X3	Operator ID:	hkf
Lims ID:	280-124986-A-27-A	Lab Sample ID:	280-124986-27	Worklist Smp#:	90
Client ID:	G0098-19A				
Injection Vol:	100.0 ul	Dil. Factor:	1.0000	ALS Bottle#:	90
Method:	8330_X3	Limit Group:	GCSV - 8330		

Column: UltraCarb5uODS (20) (4.60 mm) Y Scaling: Method Defined: Scale to the Nth Largest Target: 1

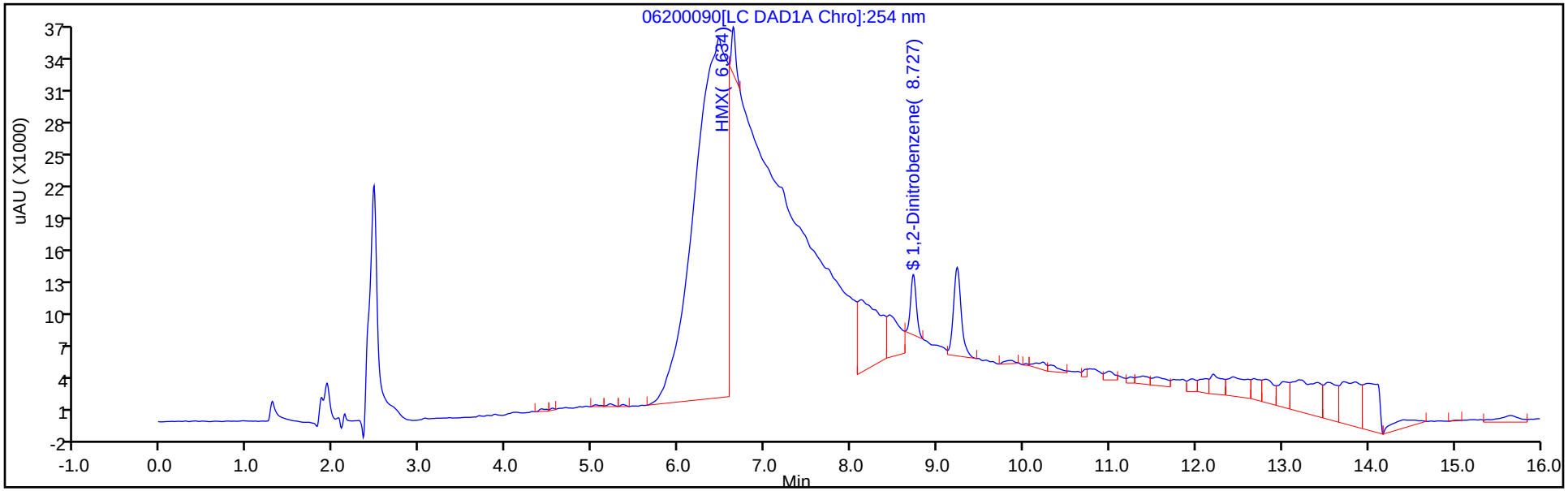

Y Scaling: Method Defined: Scale to the Nth Largest Target: 1

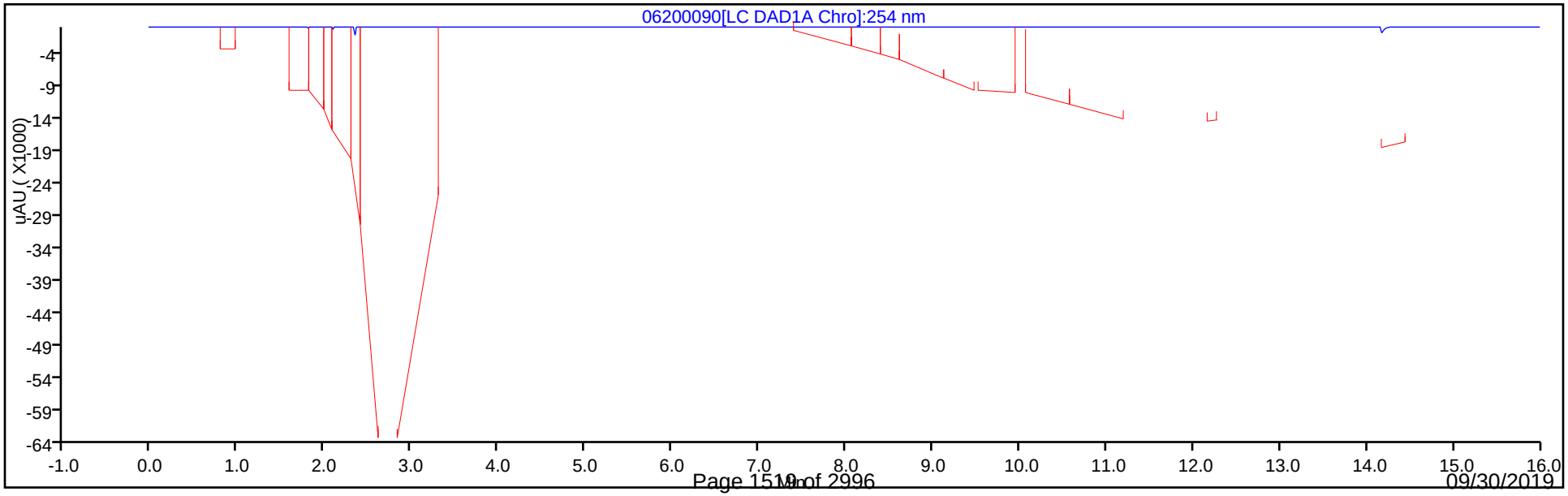

Eurofins TestAmerica, Denver
Recovery Report

Data File:	\\chromna\Denver\ChromData\CHHPLC_X\20190620-83048.b\06200090.D				
Lims ID:	280-124986-A-27-A				
Client ID:	G0098-19A				
Sample Type:	Client				
Inject. Date:	22-Jun-2019 01:44:16	ALS Bottle#:	90	Worklist Smp#:	90
Injection Vol:	100.0 ul	Dil. Factor:	1.0000		
Sample Info:	280-124986-A-27-				
Misc. Info.:	280-0083048-090				
Operator ID:	hkf	Instrument ID:	CHHPLC_X3		
Method:	\\chromna\Denver\ChromData\CHHPLC_X\20190620-83048.b\8330_X3.m				
Limit Group:	GCSV - 8330				
Last Update:	24-Jun-2019 09:26:53	Calib Date:	21-Jun-2019 03:13:40		
Integrator:	Falcon				
Quant Method:	External Standard	Quant By:	Initial Calibration		
Last ICal File:	\\chromna\Denver\ChromData\CHHPLC_X\20190620-83048.b\06200032.D				
Column 1 :	UltraCarb5uODS (20) (4.60 mm)		Det: LC DAD1B, 254 nm		
Process Host:	CTX0327				
First Level Reviewer: fiedlerh		Date:	24-Jun-2019 08:59:44		

Compound	Amount Added	Amount Recovered	% Rec.
$ 9 1,2-Dinitrobenzene	0.2000	0.1883	94.17

Manual Integration/User Assign Peak Report

Eurofins TestAmerica, Denver

Data File:	\\chromna\Denver\ChromData\CHHPLC_X\20190620-83048.b\06200090.D				
Injection Date:	22-Jun-2019 01:44:16	Instrument ID:	CHHPLC_X3		
Lims ID:	280-124986-A-27-A	Lab Sample ID:	280-124986-27		
Client ID:	G0098-19A				
Operator ID:	hkf	ALS Bottle#:	90	Worklist Smp#:	90
Injection Vol:	100.0 ul	Dil. Factor:	1.0000		
Method:	8330_X3	Limit Group:	GCSV - 8330		
Column:	UltraCarb5uODS (20) (4.60 mm)	Detector	LC DAD1B, 254 nm		

$ 9 1,2-Dinitrobenzene, CAS: 528-29-0

Signal: 1

Processing Integration Results

RT: 8.73
Area: 49048
Amount: 0.360915
Amount Units: ug/mL

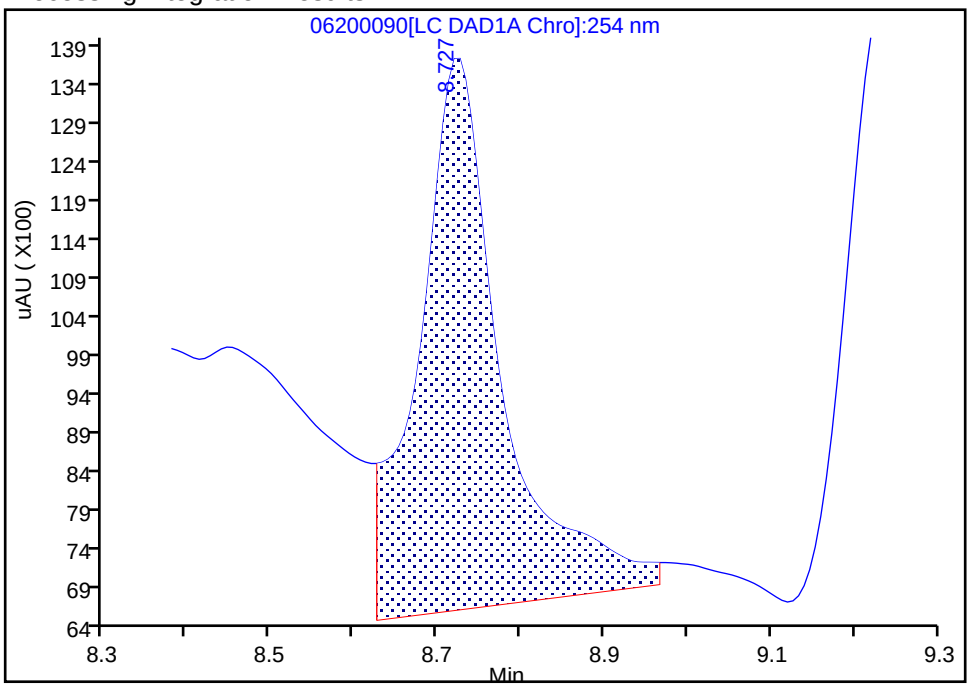

Manual Integration Results

RT: 8.73
Area: 25596
Amount: 0.188346
Amount Units: ug/mL

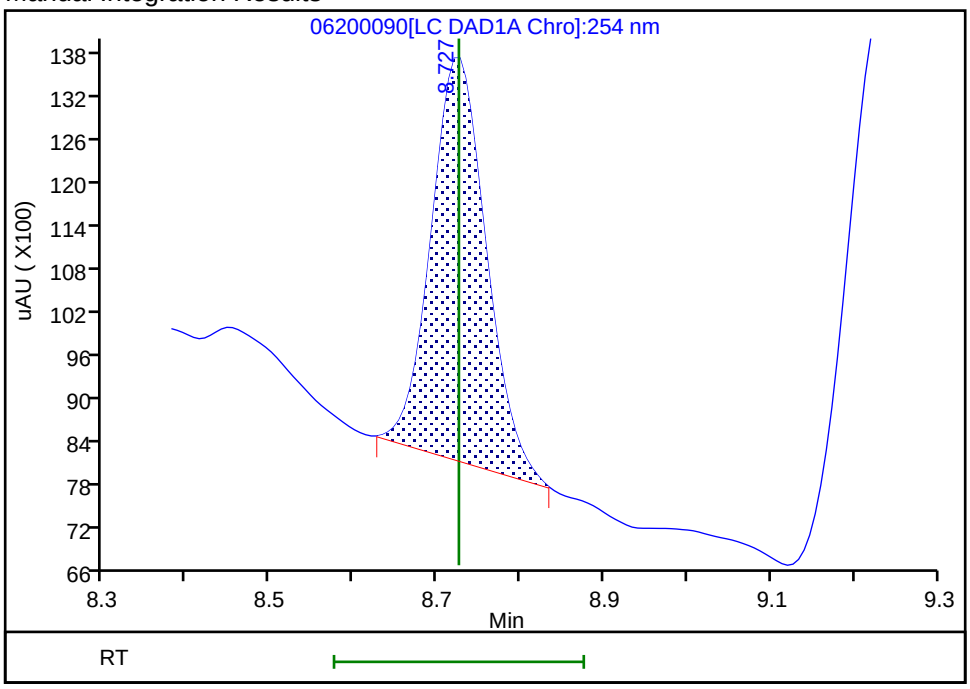

Reviewer: fiedlerh, 24-Jun-2019 08:59:25

Audit Action: Manually Integrated Audit Reason: Baseline Smoothing

User Disabled Compound Report

Eurofins TestAmerica, Denver

Data File:	\\chromna\Denver\ChromData\CHHPLC_X\20190620-83048.b\06200090.D				
Injection Date:	22-Jun-2019 01:44:16	Instrument ID:	CHHPLC_X3		
Lims ID:	280-124986-A-27-A	Lab Sample ID:	280-124986-27		
Client ID:	G0098-19A				
Operator ID:	hkf	ALS Bottle#:	90	Worklist Smp#:	90
Injection Vol:	100.0 ul	Dil. Factor:	1.0000		
Method:	8330_X3	Limit Group:	GCSV - 8330		
Column:	UltraCarb5uODS (20) (4.60 mm)	Detector	LC DAD1B, 254 nm		

16 2,4,6-Trinitrotoluene, CAS: 118-96-7, Signal: 1

RT: 11.25
Response: 3011
Amount: 0.013710

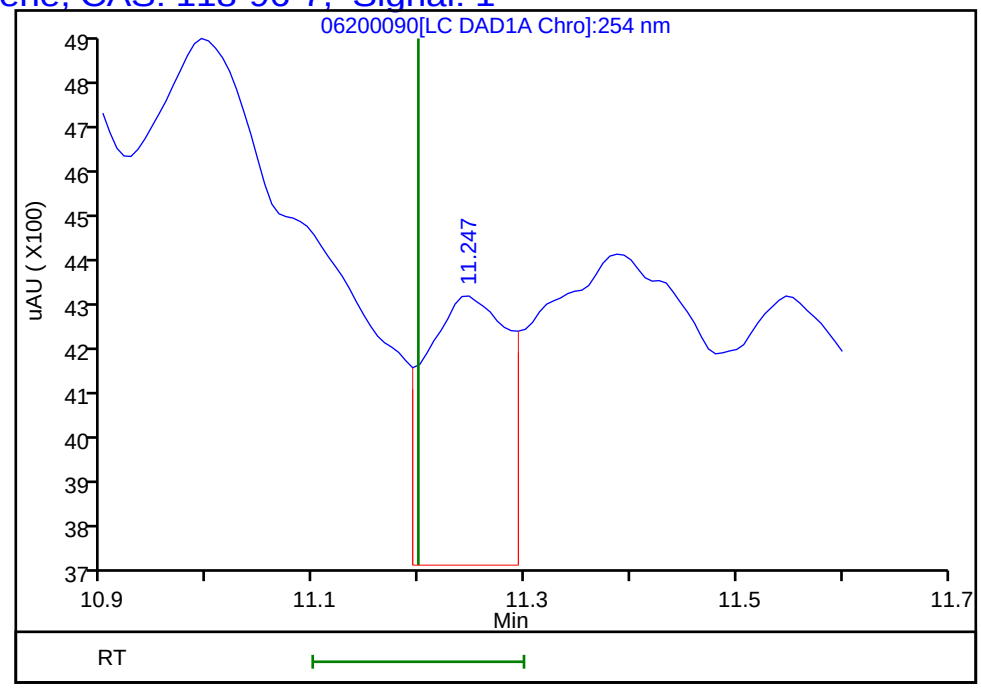

Reviewer: fiedlerh, 24-Jun-2019 08:59:44
Audit Action: Marked Compound Undetected Audit Reason: Invalid Compound ID

User Disabled Compound Report

Eurofins TestAmerica, Denver

Data File: \\chromna\Denver\ChromData\CHHPLC_X\20190620-83048.b\06200090.D

Injection Date:	22-Jun-2019 01:44:16	Instrument ID:	CHHPLC_X3		
Lims ID:	280-124986-A-27-A	Lab Sample ID:	280-124986-27		
Client ID:	G0098-19A				
Operator ID:	hkf	ALS Bottle#:	90	Worklist Smp#:	90
Injection Vol:	100.0 ul	Dil. Factor:	1.0000		
Method:	8330_X3	Limit Group:	GCSV - 8330		
Column:	UltraCarb5uODS (20) (4.60 mm)	Detector	LC DAD1B, 254 nm		

20 2,4-Dinitrotoluene, CAS: 121-14-2, Signal: 1

RT: 11.97
Response: 8135
Amount: 0.027424

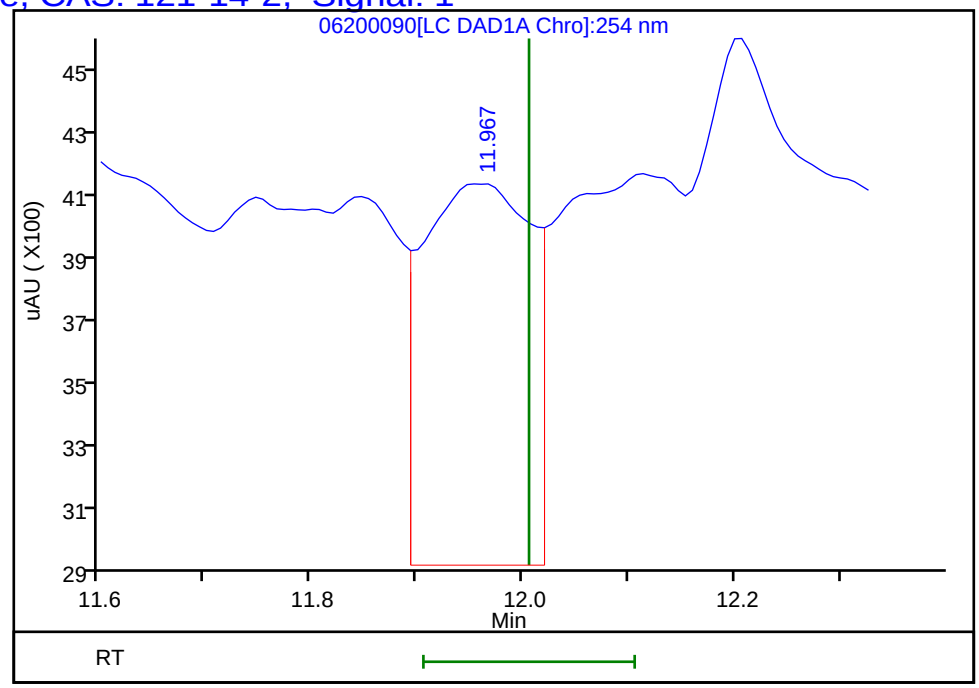

Reviewer: fiedlerh, 24-Jun-2019 08:59:44

Audit Action: Marked Compound Undetected Audit Reason: Invalid Compound ID

User Disabled Compound Report

Eurofins TestAmerica, Denver

Data File:	\\chromna\Denver\ChromData\CHHPLC_X\20190620-83048.b\06200090.D				
Injection Date:	22-Jun-2019 01:44:16	Instrument ID:	CHHPLC_X3		
Lims ID:	280-124986-A-27-A	Lab Sample ID:	280-124986-27		
Client ID:	G0098-19A				
Operator ID:	hkf	ALS Bottle#:	90	Worklist Smp#:	90
Injection Vol:	100.0 ul	Dil. Factor:	1.0000		
Method:	8330_X3	Limit Group:	GCSV - 8330		
Column:	UltraCarb5uODS (20) (4.60 mm)	Detector	LC DAD1B, 254 nm		

21 o-Nitrotoluene, CAS: 88-72-2, Signal: 1

RT: 12.81
Response: 19957
Amount: 0.153197

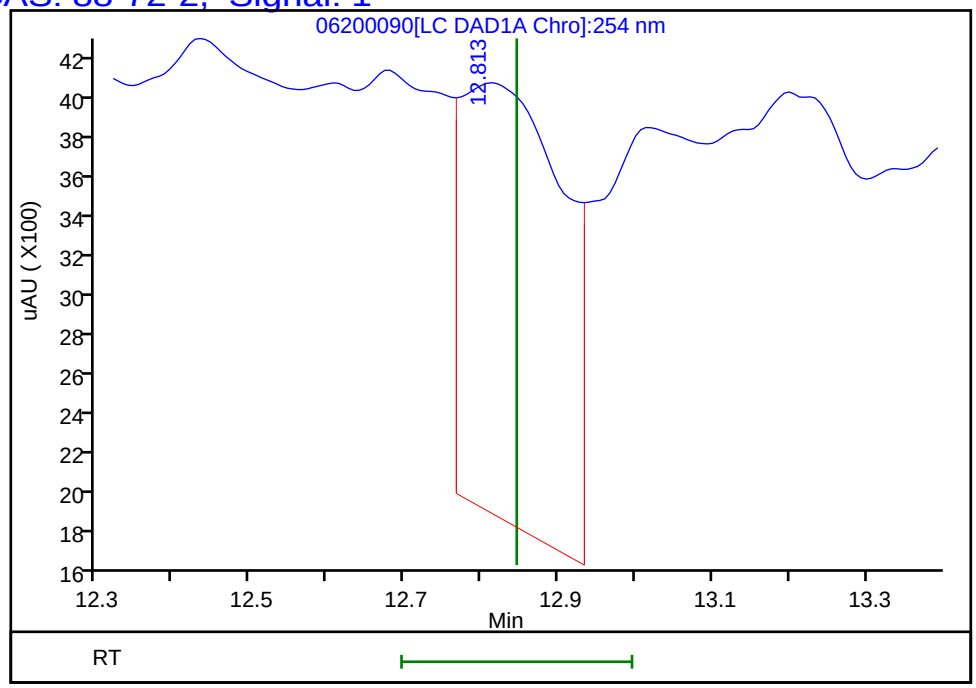

Reviewer: fiedlerh, 24-Jun-2019 08:59:44
Audit Action: Marked Compound Undetected Audit Reason: Invalid Compound ID

User Disabled Compound Report

Eurofins TestAmerica, Denver

Data File: \\chromna\Denver\ChromData\CHHPLC_X\20190620-83048.b\06200090.D

Injection Date:	22-Jun-2019 01:44:16	Instrument ID:	CHHPLC_X3		
Lims ID:	280-124986-A-27-A	Lab Sample ID:	280-124986-27		
Client ID:	G0098-19A				
Operator ID:	hkf	ALS Bottle#:	90	Worklist Smp#:	90
Injection Vol:	100.0 ul	Dil. Factor:	1.0000		
Method:	8330_X3	Limit Group:	GCSV - 8330		
Column:	UltraCarb5uODS (20) (4.60 mm)	Detector	LC DAD1B, 254 nm		

23 m-Nitrotoluene, CAS: 99-08-1, Signal: 1

RT: 14.00
Response: 54404
Amount: 0.370616

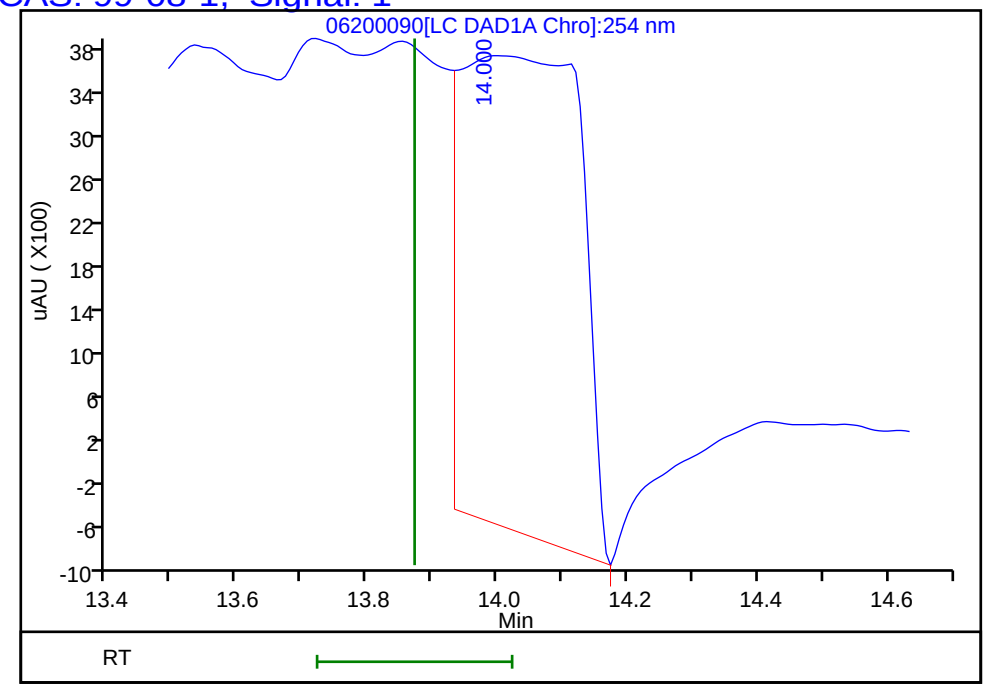

Reviewer: fiedlerh, 24-Jun-2019 08:59:44
Audit Action: Marked Compound Undetected Audit Reason: Invalid Compound ID

User Disabled Compound Report

Eurofins TestAmerica, Denver

Data File: \\chromna\Denver\ChromData\CHHPLC_X\20190620-83048.b\06200090.D

Injection Date:	22-Jun-2019 01:44:16	Instrument ID:	CHHPLC_X3		
Lims ID:	280-124986-A-27-A	Lab Sample ID:	280-124986-27		
Client ID:	G0098-19A				
Operator ID:	hkf	ALS Bottle#:	90	Worklist Smp#:	90
Injection Vol:	100.0 ul	Dil. Factor:	1.0000		
Method:	8330_X3	Limit Group:	GCSV - 8330		
Column:	UltraCarb5uODS (20) (4.60 mm)	Detector	LC DAD1B, 254 nm		

17 4-Amino-2,6-dinitrotoluene, CAS: 19406-51-0, Signal: 1

RT: 11.39
Response: 6998
Amount: 0.043045

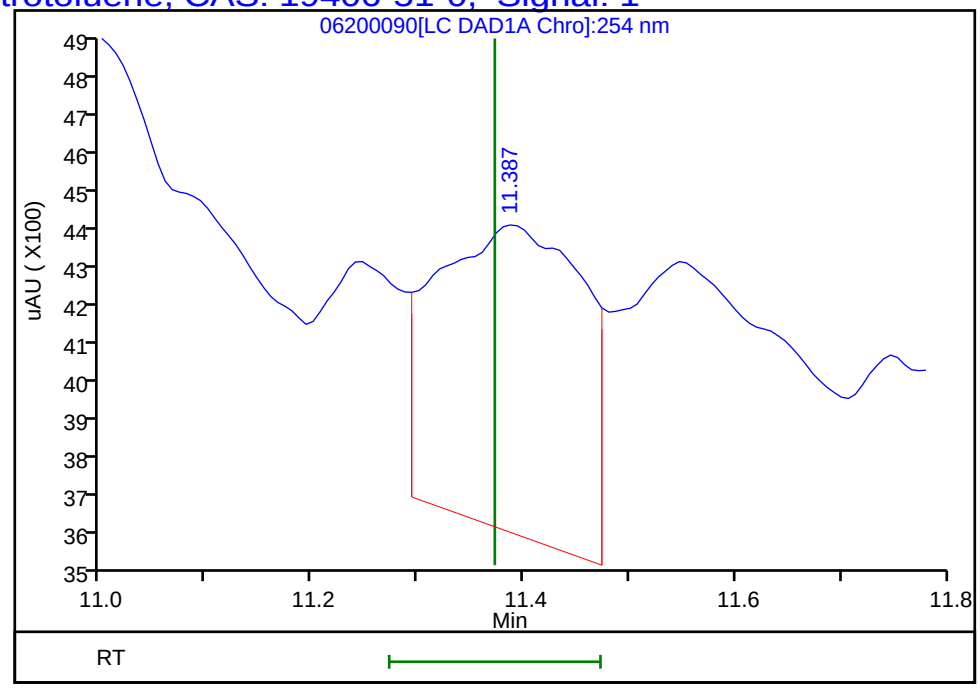

Reviewer: fiedlerh, 24-Jun-2019 08:59:44
Audit Action: Marked Compound Undetected Audit Reason: Invalid Compound ID

User Disabled Compound Report

Eurofins TestAmerica, Denver

Data File:	\\chromna\Denver\ChromData\CHHPLC_X\20190620-83048.b\06200090.D				
Injection Date:	22-Jun-2019 01:44:16	Instrument ID:	CHHPLC_X3		
Lims ID:	280-124986-A-27-A	Lab Sample ID:	280-124986-27		
Client ID:	G0098-19A				
Operator ID:	hkf	ALS Bottle#:	90	Worklist Smp#:	90
Injection Vol:	100.0 ul	Dil. Factor:	1.0000		
Method:	8330_X3	Limit Group:	GCSV - 8330		
Column:	UltraCarb5uODS (20) (4.60 mm)	Detector	LC DAD1B, 254 nm		

22 p-Nitrotoluene, CAS: 99-99-0, Signal: 1

RT: 13.20
Response: 64708
Amount: 0.573462

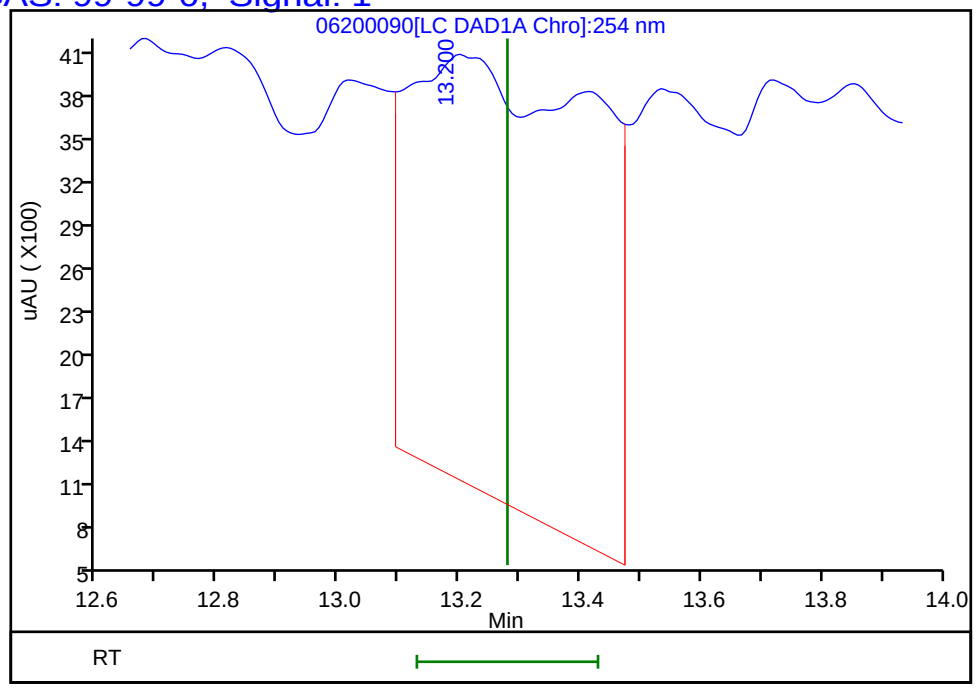

Reviewer: fiedlerh, 24-Jun-2019 08:59:44
Audit Action: Marked Compound Undetected Audit Reason: Invalid Compound ID

Manual Integration/User Assign Peak Report

Eurofins TestAmerica, Denver

Data File:	\\chromna\Denver\ChromData\CHHPLC_X\20190620-83048.b\06200090.D				
Injection Date:	22-Jun-2019 01:44:16	Instrument ID:	CHHPLC_X3		
Lims ID:	280-124986-A-27-A	Lab Sample ID:	280-124986-27		
Client ID:	G0098-19A				
Operator ID:	hkf	ALS Bottle#:	90	Worklist Smp#:	90
Injection Vol:	100.0 ul	Dil. Factor:	1.0000		
Method:	8330_X3	Limit Group:	GCSV - 8330		
Column:	UltraCarb5uODS (20) (4.60 mm)	Detector	LC DAD1B, 254 nm		

3 HMX, CAS: 2691-41-0

Signal: 1

Processing Integration Results

RT: 6.63
Area: 1477257
Amount: 16.630576
Amount Units: ug/mL

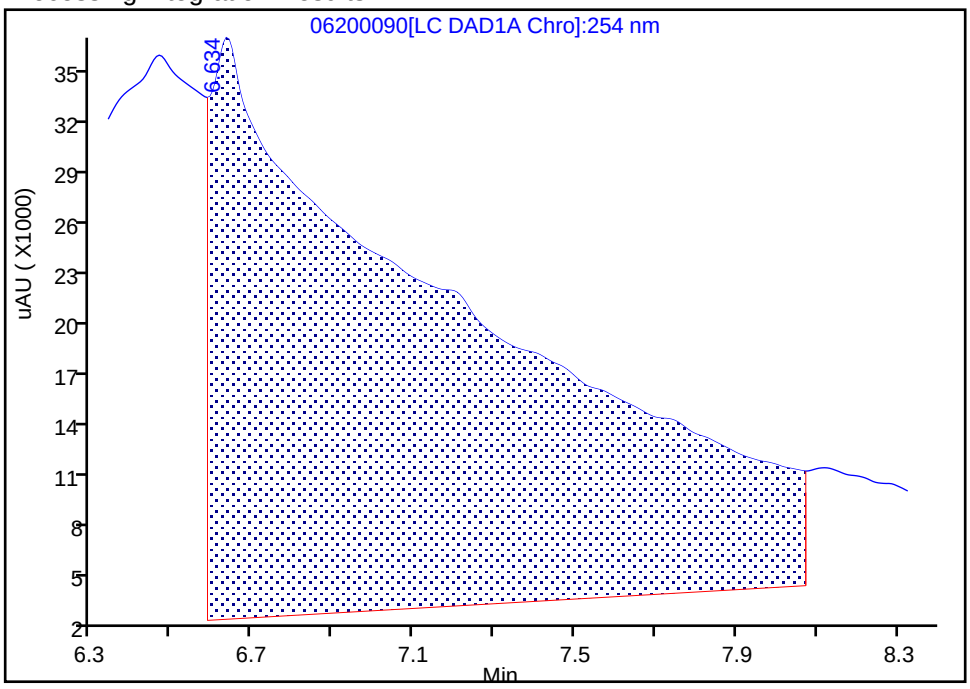

Manual Integration Results

RT: 6.63
Area: 14120
Amount: 0.158959
Amount Units: ug/mL

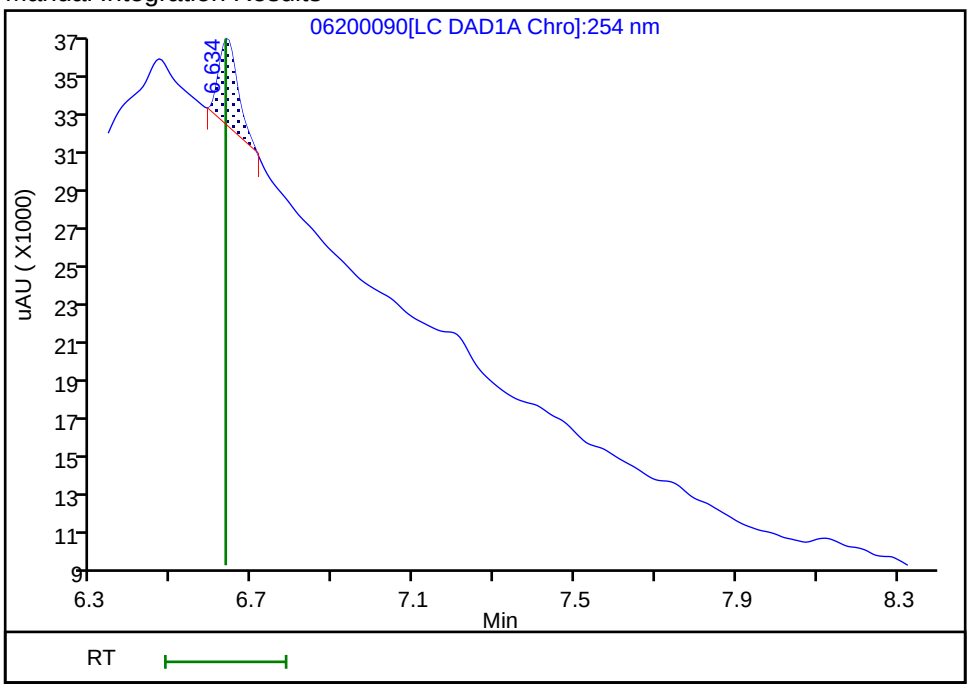

Reviewer: fiedlerh, 24-Jun-2019 08:59:16

Audit Action: Manually Integrated Audit Reason: Baseline Smoothing

User Disabled Compound Report

Eurofins TestAmerica, Denver

Data File:	\\chromna\Denver\ChromData\CHHPLC_X\20190620-83048.b\06200090.D				
Injection Date:	22-Jun-2019 01:44:16	Instrument ID:	CHHPLC_X3		
Lims ID:	280-124986-A-27-A	Lab Sample ID:	280-124986-27		
Client ID:	G0098-19A				
Operator ID:	hkf	ALS Bottle#:	90	Worklist Smp#:	90
Injection Vol:	100.0 ul	Dil. Factor:	1.0000		
Method:	8330_X3	Limit Group:	GCSV - 8330		
Column:	UltraCarb5uODS (20) (4.60 mm)	Detector	LC DAD1B, 254 nm		

12 Nitrobenzene, CAS: 98-95-3, Signal: 1

RT: 9.85
Response: 2463
Amount: 0.012621

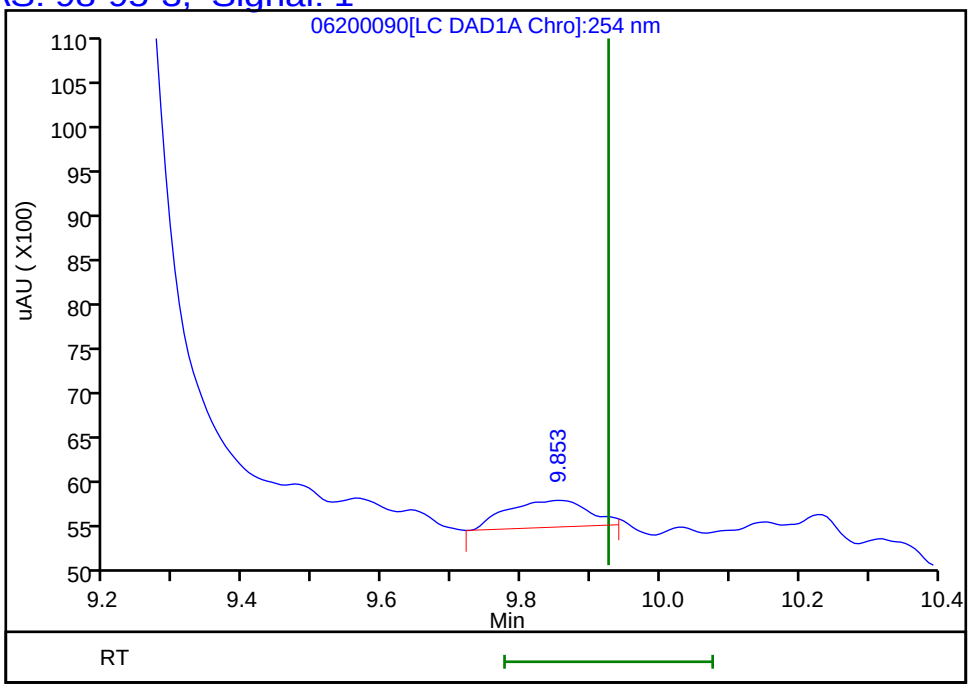

Reviewer: fiedlerh, 24-Jun-2019 08:59:44
Audit Action: Marked Compound Undetected Audit Reason: Invalid Compound ID

User Disabled Compound Report

Eurofins TestAmerica, Denver

Data File:	\\chromna\Denver\ChromData\CHHPLC_X\20190620-83048.b\06200090.D				
Injection Date:	22-Jun-2019 01:44:16	Instrument ID:	CHHPLC_X3		
Lims ID:	280-124986-A-27-A	Lab Sample ID:	280-124986-27		
Client ID:	G0098-19A				
Operator ID:	hkf	ALS Bottle#:	90	Worklist Smp#:	90
Injection Vol:	100.0 ul	Dil. Factor:	1.0000		
Method:	8330_X3	Limit Group:	GCSV - 8330		
Column:	UltraCarb5uODS (20) (4.60 mm)	Detector	LC DAD1B, 254 nm		

14 Tetryl, CAS: 479-45-8, Signal: 1

RT: 10.32
Response: 5185
Amount: 0.031683

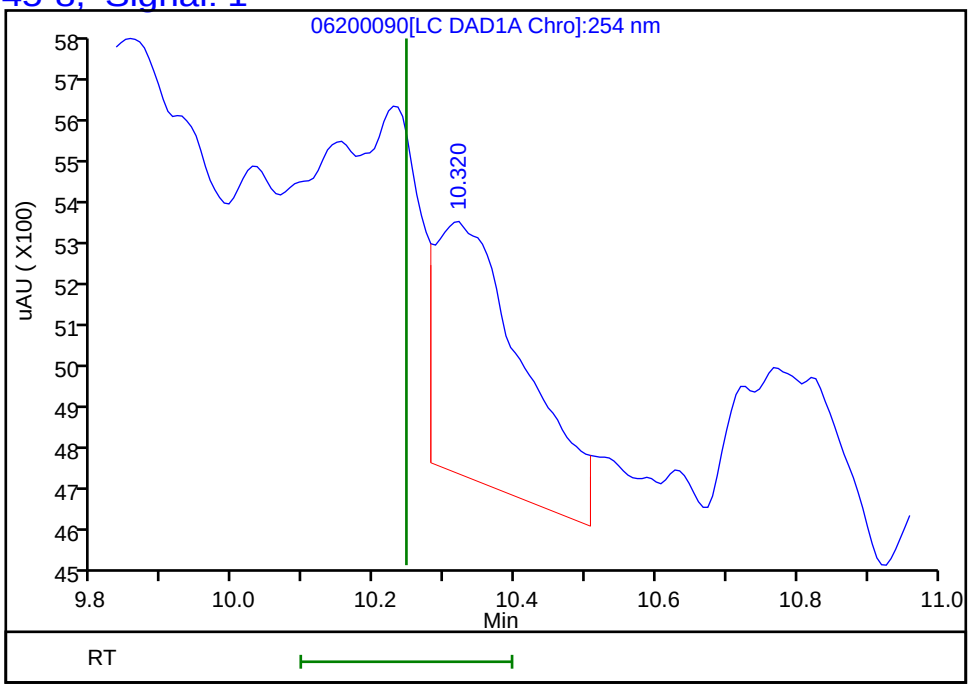

Reviewer: fiedlerh, 24-Jun-2019 08:59:44
Audit Action: Marked Compound Undetected Audit Reason: Invalid Compound ID

FORM I
HPLC/IC ORGANICS ANALYSIS DATA SHEET

Lab Name: Eurofins TestAmerica, Denver Job No.: 280-124986-1

SDG No.:

Client Sample ID: G0098-19A Lab Sample ID: 280-124986-27

Matrix: Water Lab File ID: 06240024.D

Analysis Method: 8330A Date Collected: 06/08/2019 14:10

Extraction Method: 3535 Date Extracted: 06/14/2019 10:23

Sample wt/vol: 501.6(mL) Date Analyzed: 06/25/2019 01:57

Con. Extract Vol.: 5(mL) Dilution Factor: 1

Injection Volume: 100(uL) GC Column: Luna-phenylhex ID: 4.6(mm)

% Moisture: GPC Cleanup:(Y/N) N

Analysis Batch No.: 462508 Units: ug/L

CAS NO.	SURROGATE	%REC	Q	LIMITS
528-29-0	1,2-Dinitrobenzene	101		83-119

Eurofins TestAmerica, Denver
Target Compound Quantitation Report

Data File: \\chromna\Denver\ChromData\G2_LUNA\20190624-83137.b\06240024.D
Lims ID: 280-124986-A-27-A
Client ID: G0098-19A
Sample Type: Client
Inject. Date: 25-Jun-2019 01:57:45 ALS Bottle#: 24 Worklist Smp#: 24
Injection Vol: 100.0 ul Dil. Factor: 1.0000
Sample Info: 280-124986-A-27-
Misc. Info.: 280-0083137-024
Operator ID: HKF Instrument ID: CHHPLC_G2_LUNA

Method: \\chromna\Denver\ChromData\G2_LUNA\20190624-83137.b\G2_8330_Luna.m
Limit Group: GCSV - 8330
Last Update: 25-Jun-2019 10:50:09 Calib Date: 08-May-2019 00:28:23
Integrator: Falcon
Quant Method: External Standard Quant By: Initial Calibration
Last ICal File: \\chromna\Denver\ChromData\G2_LUNA\20190507-81649.b\05070023.D

Column 1 : Luna-Phenyl hexyl (4.60 mm) Det: LC DAD1A, 254 nm
Process Host: CTX0328

First Level Reviewer: fiedlerh Date: 25-Jun-2019 10:44:56

	Compound	Det	RT (min.)	Exp RT (min.)	Dlt RT (min.)	Response	OnCol Amt ug/ml	Flags
	6 HMX	1	7.193	7.203	-0.010	27973	0.1634	M
	7 MNX	1	7.900	7.848	0.052	5281	0.0196	M
	8 RDX	1	9.260	9.283	-0.023	2293	0.0110	M
	9 Nitrobenzene	1		12.263			ND	
$	10 1,2-Dinitrobenzene	1	13.280	13.296	-0.016	55976	0.2022	
	12 1,3-Dinitrobenzene	1		15.823			ND	
	14 o-Nitrotoluene	1		16.629			ND	
	15 p-Nitrotoluene	1		16.963			ND	U
	16 4-Amino-2,6-dinitrotoluene	1	17.400	17.383	0.017	1622	0.005454	
	17 m-Nitrotoluene	1	17.893	17.876	0.017	4846	0.0166	
	18 2-Amino-4,6-dinitrotoluene	1		18.416			ND	
	19 1,3,5-Trinitrobenzene	1	19.126	19.129	-0.003	2061	0.004504	
	20 2,6-Dinitrotoluene	1		19.983			ND	
	21 2,4-Dinitrotoluene	1		20.543			ND	
	22 Tetryl	1		23.876			ND	
	23 2,4,6-Trinitrotoluene	1	24.820	24.856	-0.036	3065	0.007526	M

QC Flag Legend

Review Flags
M - Manually Integrated
U - Marked Undetected

Report Date: 25-Jun-2019 10:50:44 Chrom Revision: 2.3 20-Jun-2019 20:50:56

Eurofins TestAmerica, Denver

Data File:	\\chromna\Denver\ChromData\G2_LUNA\20190624-83137.b\06240024.D				
Injection Date:	25-Jun-2019 01:57:45	Instrument ID:	CHHPLC_G2_LUNA	Operator ID:	HKF
Lims ID:	280-124986-A-27-A	Lab Sample ID:	280-124986-27	Worklist Smp#:	24
Client ID:	G0098-19A				
Injection Vol:	100.0 ul	Dil. Factor:	1.0000	ALS Bottle#:	24
Method:	G2_8330_Luna	Limit Group:	GCSV - 8330		

Column: Luna-Phenyl hexyl (4.60 mm) Y Scaling: Method Defined: Scale to the Nth Largest Peak: 1

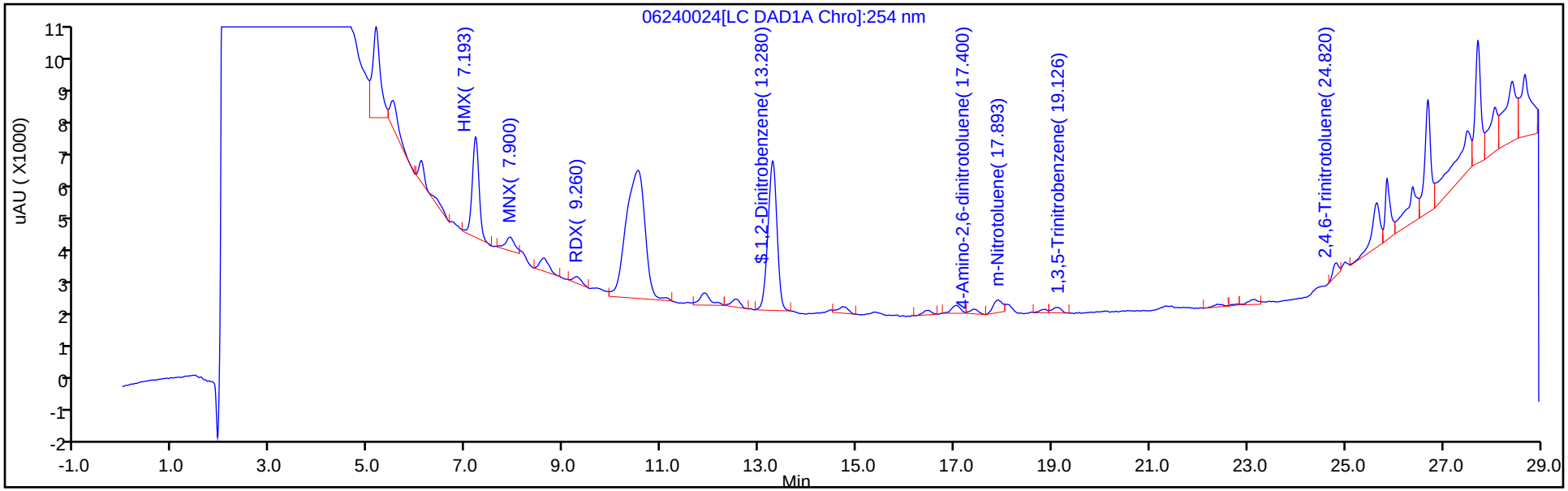

Y Scaling: Method Defined: Scale to the Nth Largest Peak: 1

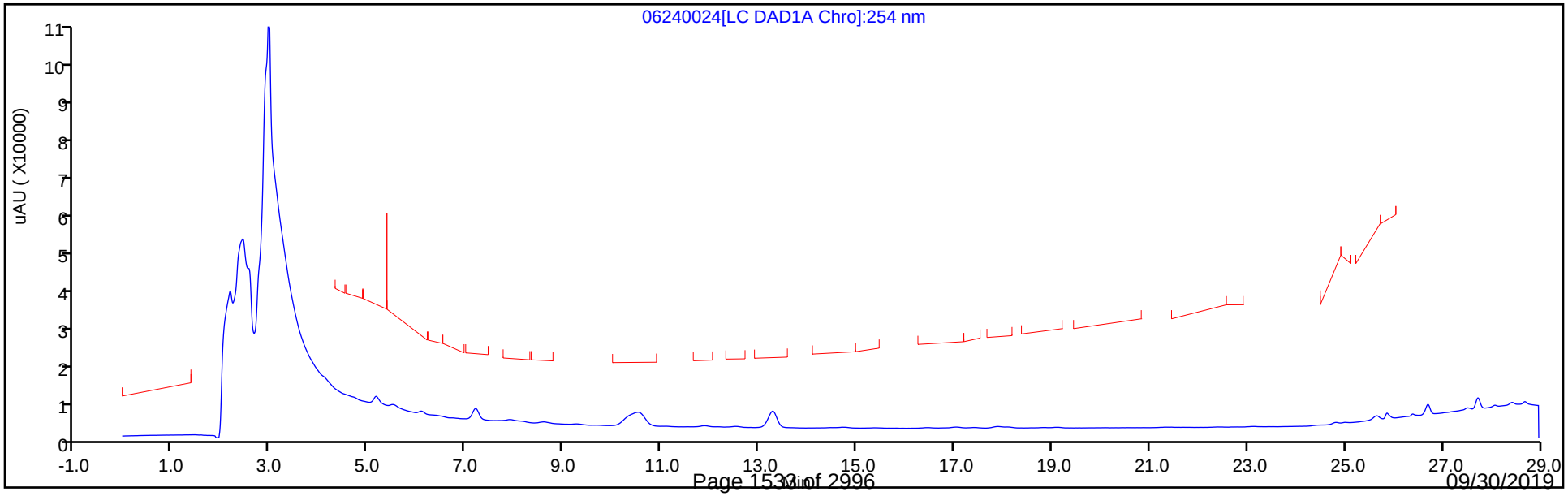

Eurofins TestAmerica, Denver
Recovery Report

Data File:	\\chromna\Denver\ChromData\G2_LUNA\20190624-83137.b\06240024.D				
Lims ID:	280-124986-A-27-A				
Client ID:	G0098-19A				
Sample Type:	Client				
Inject. Date:	25-Jun-2019 01:57:45	ALS Bottle#:	24	Worklist Smp#:	24
Injection Vol:	100.0 ul	Dil. Factor:	1.0000		
Sample Info:	280-124986-A-27-				
Misc. Info.:	280-0083137-024				
Operator ID:	HKF	Instrument ID:	CHHPLC_G2_LUNA		
Method:	\\chromna\Denver\ChromData\G2_LUNA\20190624-83137.b\G2_8330_Luna.m				
Limit Group:	GCSV - 8330				
Last Update:	25-Jun-2019 10:50:09	Calib Date:	08-May-2019 00:28:23		
Integrator:	Falcon				
Quant Method:	External Standard	Quant By:	Initial Calibration		
Last ICal File:	\\chromna\Denver\ChromData\G2_LUNA\20190507-81649.b\05070023.D				
Column 1 :	Luna-Phenyl hexyl (4.60 mm)		Det: LC DAD1A, 254 nm		
Process Host:	CTX0328				
First Level Reviewer: fiedlerh		Date:	25-Jun-2019 10:44:56		

Compound	Amount Added	Amount Recovered	% Rec.
$ 10 1,2-Dinitrobenzene	0.2000	0.2022	101.09

Manual Integration/User Assign Peak Report

Eurofins TestAmerica, Denver

Data File:	\\chromna\Denver\ChromData\G2_LUNA\20190624-83137.b\06240024.D				
Injection Date:	25-Jun-2019 01:57:45	Instrument ID:	CHHPLC_G2_LUNA		
Lims ID:	280-124986-A-27-A	Lab Sample ID:	280-124986-27		
Client ID:	G0098-19A				
Operator ID:	HKF	ALS Bottle#:	24	Worklist Smp#:	24
Injection Vol:	100.0 ul	Dil. Factor:	1.0000		
Method:	G2_8330_Luna	Limit Group:	GCSV - 8330		
Column:	Luna-Phenyl hexyl (4.60 mm)	Detector	LC DAD1A, 254 nm		

23 2,4,6-Trinitrotoluene, CAS: 118-96-7

Signal: 1

Processing Integration Results

RT: 24.82
Area: 5170
Amount: 0.012694
Amount Units: ug/ml

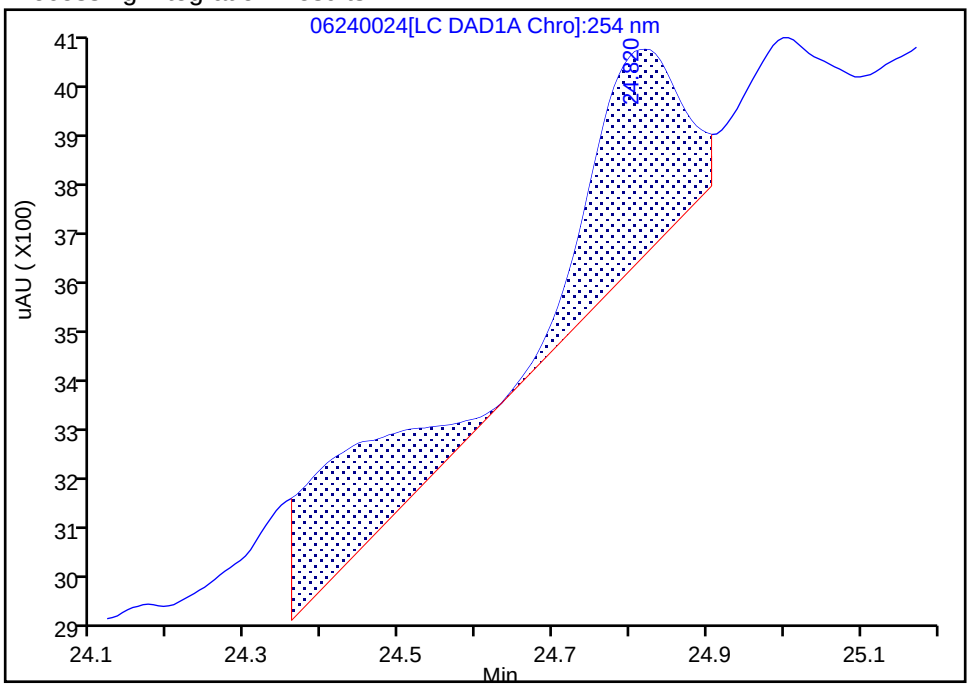

Manual Integration Results

RT: 24.82
Area: 3065
Amount: 0.007526
Amount Units: ug/ml

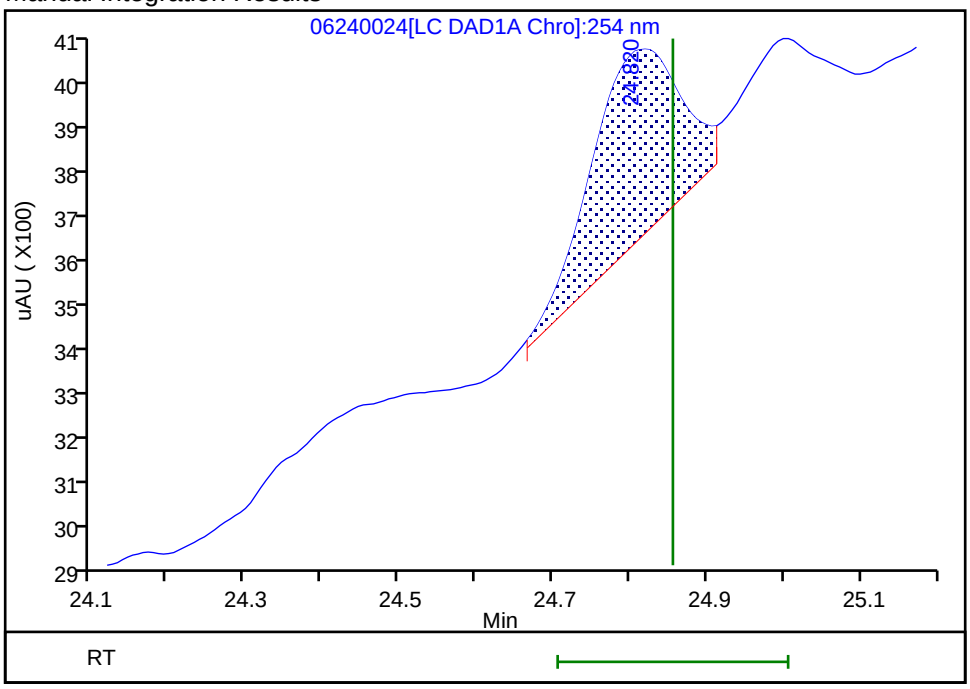

Reviewer: fiedlerh, 25-Jun-2019 10:44:56

Audit Action: Manually Integrated Audit Reason: Baseline Smoothing

User Disabled Compound Report

Eurofins TestAmerica, Denver

Data File: \\chromna\Denver\ChromData\G2_LUNA\20190624-83137.b\06240024.D

Injection Date:	25-Jun-2019 01:57:45	Instrument ID:	CHHPLC_G2_LUNA		
Lims ID:	280-124986-A-27-A	Lab Sample ID:	280-124986-27		
Client ID:	G0098-19A				
Operator ID:	HKF	ALS Bottle#:	24	Worklist Smp#:	24
Injection Vol:	100.0 ul	Dil. Factor:	1.0000		
Method:	G2_8330_Luna	Limit Group:	GCSV - 8330		
Column:	Luna-Phenyl hexyl (4.60 mm)	Detector	LC DAD1A, 254 nm		

15 p-Nitrotoluene, CAS: 99-99-0, Signal: 1

RT: 17.03
Response: 2969
Amount: 0.013100

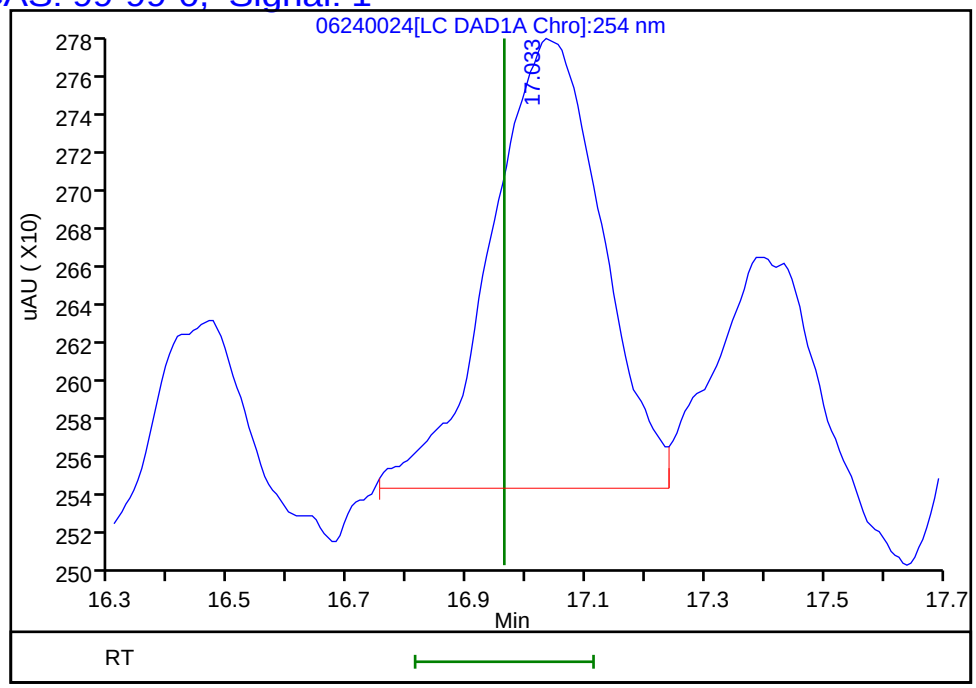

Reviewer: fiedlerh, 25-Jun-2019 10:44:56

Audit Action: Marked Compound Undetected Audit Reason: Invalid Compound ID

Manual Integration/User Assign Peak Report

Eurofins TestAmerica, Denver

Data File:	\\chromna\Denver\ChromData\G2_LUNA\20190624-83137.b\06240024.D		
Injection Date:	25-Jun-2019 01:57:45	Instrument ID:	CHHPLC_G2_LUNA
Lims ID:	280-124986-A-27-A	Lab Sample ID:	280-124986-27
Client ID:	G0098-19A		
Operator ID:	HKF	ALS Bottle#:	24 Worklist Smp#: 24
Injection Vol:	100.0 ul	Dil. Factor:	1.0000
Method:	G2_8330_Luna	Limit Group:	GCSV - 8330
Column:	Luna-Phenyl hexyl (4.60 mm)	Detector	LC DAD1A, 254 nm

6 HMX, CAS: 2691-41-0

Signal: 1

Processing Integration Results

RT: 7.20
Area: 32824
Amount: 0.191731
Amount Units: ug/ml

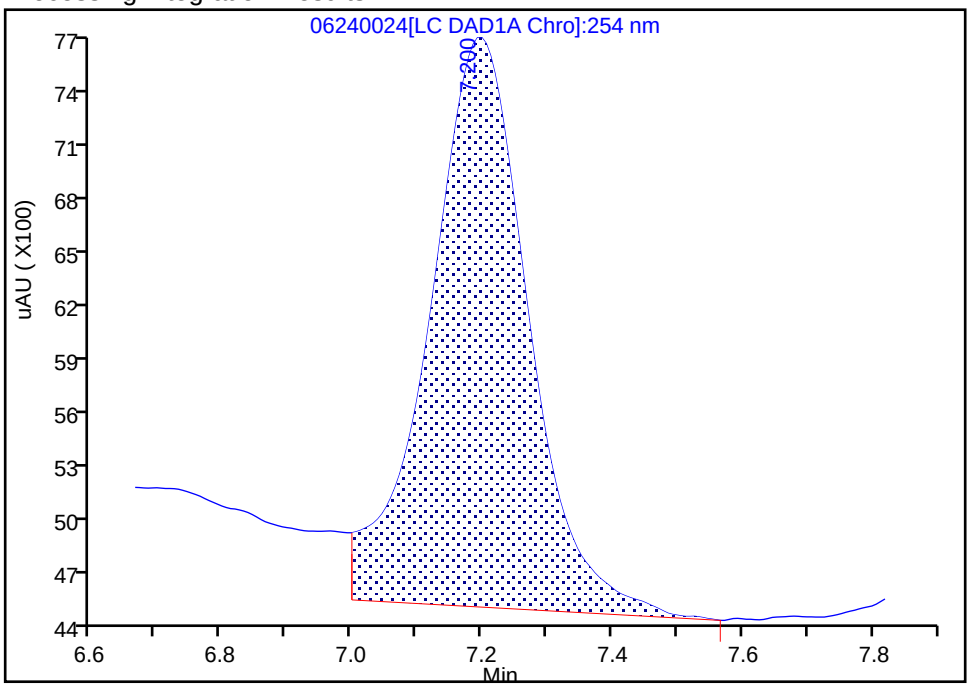

Manual Integration Results

RT: 7.19
Area: 27973
Amount: 0.163395
Amount Units: ug/ml

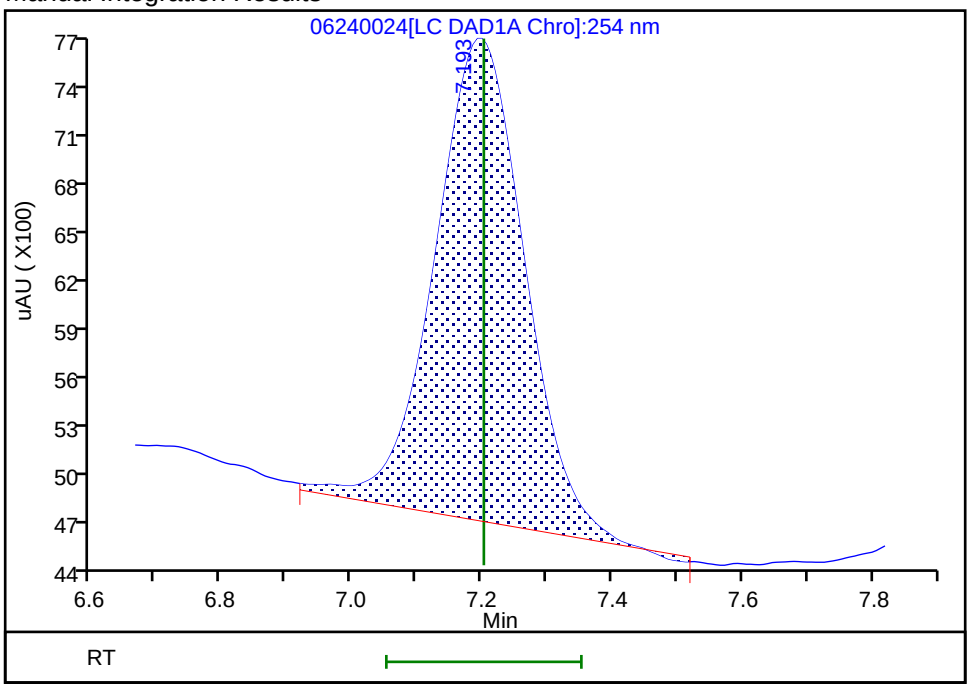

Reviewer: fiedlerh, 25-Jun-2019 10:44:37

Audit Action: Manually Integrated Audit Reason: Baseline Smoothing

Manual Integration/User Assign Peak Report

Eurofins TestAmerica, Denver

Data File:	\\chromna\Denver\ChromData\G2_LUNA\20190624-83137.b\06240024.D				
Injection Date:	25-Jun-2019 01:57:45	Instrument ID:	CHHPLC_G2_LUNA		
Lims ID:	280-124986-A-27-A	Lab Sample ID:	280-124986-27		
Client ID:	G0098-19A				
Operator ID:	HKF	ALS Bottle#:	24	Worklist Smp#:	24
Injection Vol:	100.0 ul	Dil. Factor:	1.0000		
Method:	G2_8330_Luna	Limit Group:	GCSV - 8330		
Column:	Luna-Phenyl hexyl (4.60 mm)	Detector	LC DAD1A, 254 nm		

7 MNX, CAS: 5755-27-1

Signal: 1

Processing Integration Results

RT: 7.90
Area: 17445
Amount: 0.064725
Amount Units: ug/ml

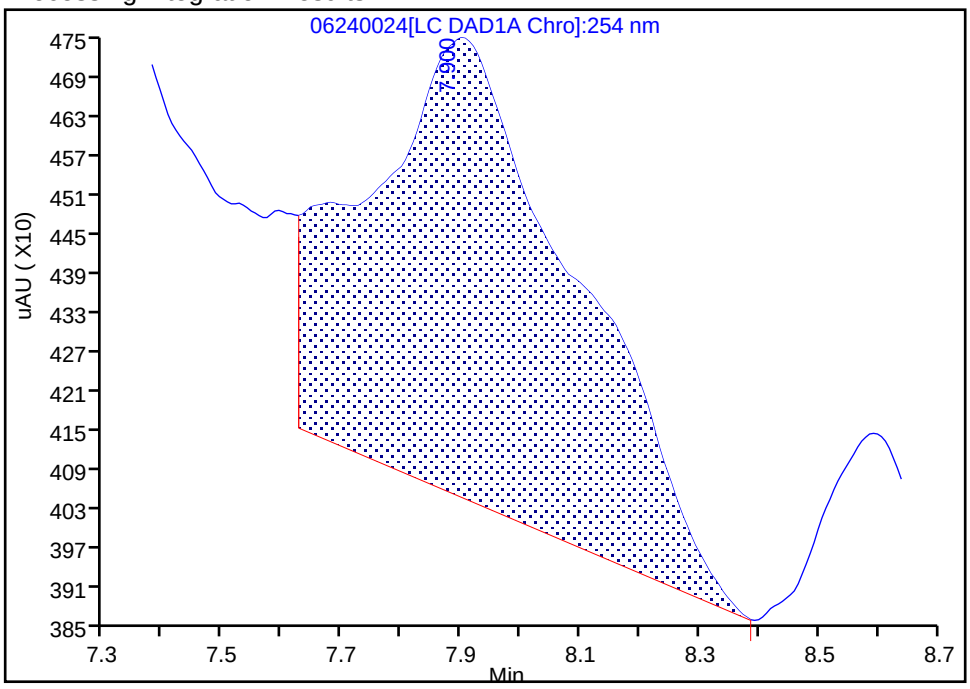

Manual Integration Results

RT: 7.90
Area: 5281
Amount: 0.019594
Amount Units: ug/ml

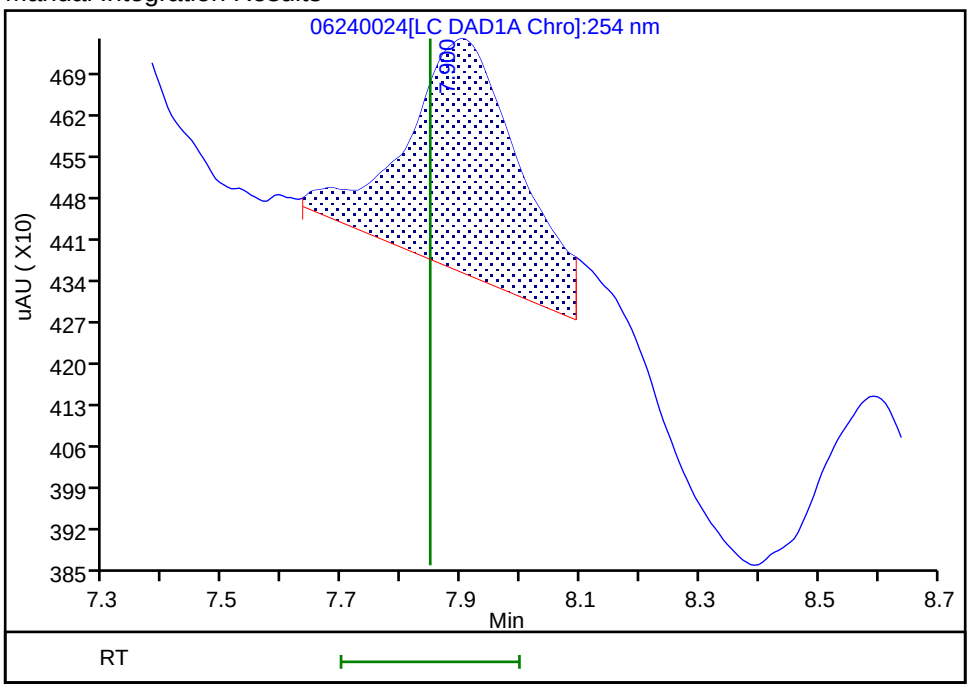

Reviewer: fiedlerh, 25-Jun-2019 10:44:34

Audit Action: Manually Integrated Audit Reason: Baseline Smoothing

Manual Integration/User Assign Peak Report

Eurofins TestAmerica, Denver

Data File:	\\chromna\Denver\ChromData\G2_LUNA\20190624-83137.b\06240024.D				
Injection Date:	25-Jun-2019 01:57:45	Instrument ID:	CHHPLC_G2_LUNA		
Lims ID:	280-124986-A-27-A	Lab Sample ID:	280-124986-27		
Client ID:	G0098-19A				
Operator ID:	HKF	ALS Bottle#:	24	Worklist Smp#:	24
Injection Vol:	100.0 ul	Dil. Factor:	1.0000		
Method:	G2_8330_Luna	Limit Group:	GCSV - 8330		
Column:	Luna-Phenyl hexyl (4.60 mm)	Detector	LC DAD1A, 254 nm		

8 RDX, CAS: 121-82-4

Signal: 1

Processing Integration Results

RT: 9.26
Area: 2673
Amount: 0.012824
Amount Units: ug/ml

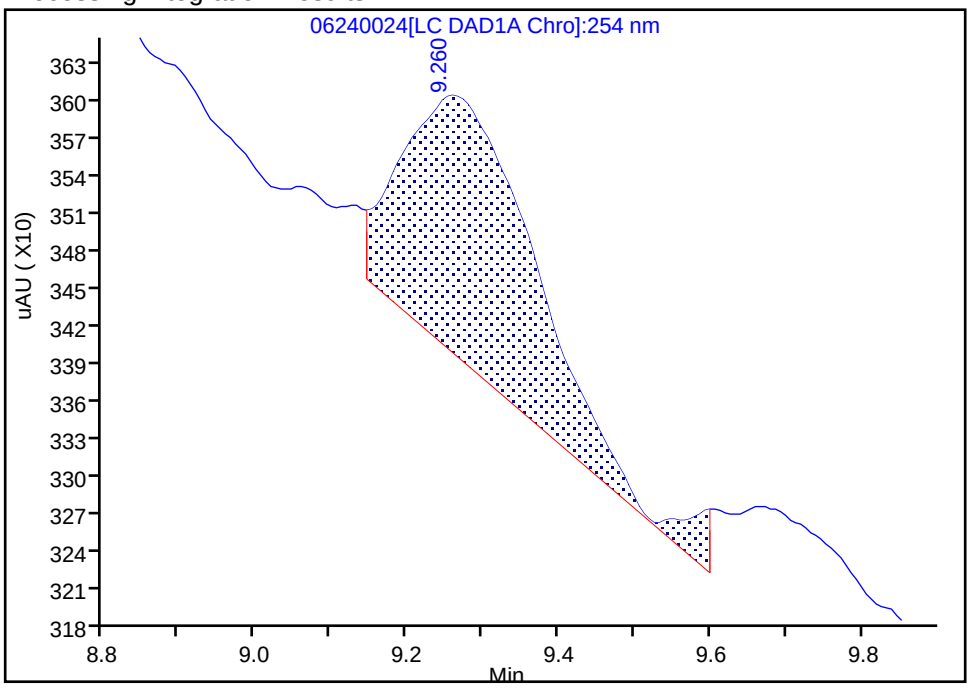

Manual Integration Results

RT: 9.26
Area: 2293
Amount: 0.011001
Amount Units: ug/ml

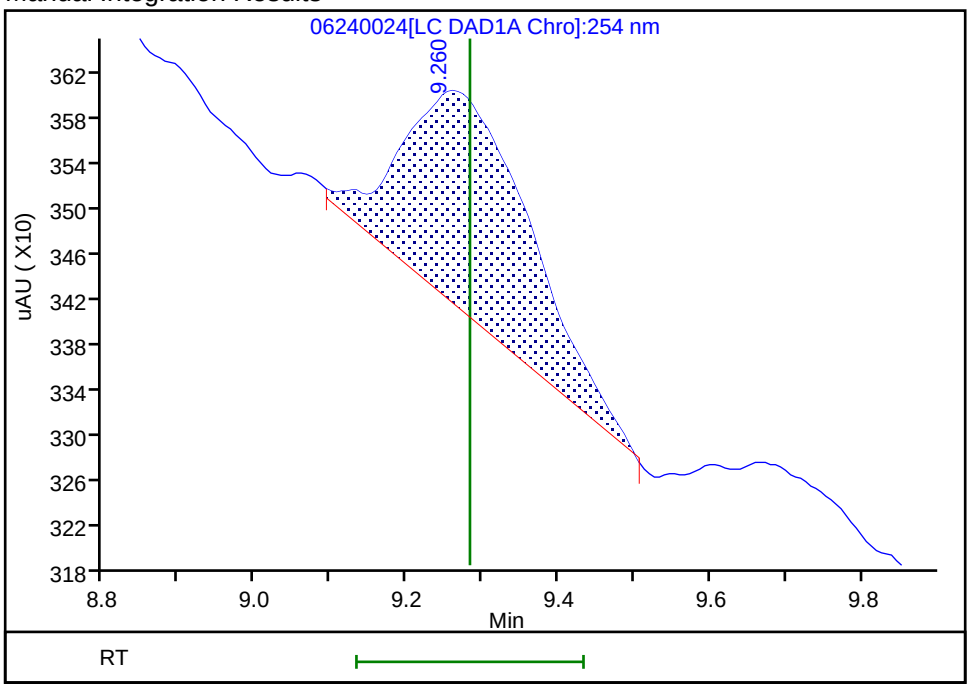

Reviewer: fiedlerh, 25-Jun-2019 10:44:31

Audit Action: Manually Integrated Audit Reason: Baseline Smoothing

FORM I
HPLC/IC ORGANICS ANALYSIS DATA SHEET

Lab Name: Eurofins TestAmerica, Denver Job No.: 280-124986-1

SDG No.:

Client Sample ID: G0098-19A RE Lab Sample ID: 280-124986-27 RE

Matrix: Water Lab File ID: 07020072.D

Analysis Method: 8330A Date Collected: 06/08/2019 14:10

Extraction Method: 3535 Date Extracted: 06/18/2019 15:47

Sample wt/vol: 496(mL) Date Analyzed: 07/03/2019 10:48

Con. Extract Vol.: 5(mL) Dilution Factor: 1

Injection Volume: 100(uL) GC Column: UltraCarb5uODS ID: 4.6(mm)

% Moisture: GPC Cleanup:(Y/N) N

Analysis Batch No.: 463366 Units: ug/L

CAS NO.	COMPOUND NAME	RESULT	Q	LOQ	LOD	DL
99-35-4	*1,3,5-Trinitrobenzene*	*0.40*	*U H*	*1.0*	0.40	*0.20*
99-65-0	*1,3-Dinitrobenzene*	*0.20*	*U H*	*0.40*	0.20	*0.089*
118-96-7	*2,4,6-Trinitrotoluene*	*0.40*	*U H*	*0.40*	0.40	*0.16*
121-14-2	*2,4-Dinitrotoluene*	*0.20*	*U H*	*0.40*	0.20	*0.084*
606-20-2	*2,6-Dinitrotoluene*	*0.20*	*U H*	*0.20*	0.20	*0.065*
35572-78-2	*2-Amino-4,6-dinitrotoluene*	*0.12*	*U H*	*0.20*	0.12	*0.051*
88-72-2	*2-Nitrotoluene*	*0.20*	*U H*	*0.40*	0.20	*0.086*
99-08-1	*3-Nitrotoluene*	*0.40*	*U H M*	*0.40*	0.40	*0.20*
19406-51-0	*4-Amino-2,6-dinitrotoluene*	*0.12*	*U H*	*0.20*	0.12	*0.058*
99-99-0	*4-Nitrotoluene*	*0.40*	*U H M*	*1.0*	0.40	*0.20*
2691-41-0	*HMX*	*1.3*	*H M*	*0.40*	0.20	*0.088*
5755-27-1	*MNX*	*0.40*	*U H*	*2.0*	0.40	*0.16*
121-82-4	*RDX*	*0.40*	*U H*	*0.40*	0.40	*0.16*
479-45-8	*Tetryl*	*0.20*	*U H*	*0.24*	0.20	*0.080*

CAS NO.	SURROGATE	%REC	Q	LIMITS
528-29-0	1,2-Dinitrobenzene	98	*M*	83-119

Eurofins TestAmerica, Denver
Target Compound Quantitation Report

Data File: \\chromna\Denver\ChromData\CHHPLC_X\20190702-83402.b\07020072.D
Lims ID: 280-124986-B-27-A
Client ID: G0098-19A
Sample Type: Client
Inject. Date: 03-Jul-2019 10:48:47 ALS Bottle#: 72 Worklist Smp#: 72
Injection Vol: 100.0 ul Dil. Factor: 1.0000
Sample Info: 280-124986-B-27-
Misc. Info.: 280-0083402-072
Operator ID: hkf Instrument ID: CHHPLC_X3

Method: \\chromna\Denver\ChromData\CHHPLC_X\20190702-83402.b\8330_X3.m
Limit Group: GCSV - 8330
Last Update: 03-Jul-2019 14:48:54 Calib Date: 02-Jul-2019 00:18:07
Integrator: Falcon
Quant Method: External Standard Quant By: Initial Calibration
Last ICal File: \\chromna\Denver\ChromData\CHHPLC_X\20190701-83376.b\07010032.D

Column 1 : UltraCarb5uODS (20) (4.60 mm) Det: LC DAD1B, 254 nm
Process Host: CTX0326

First Level Reviewer: fiedlerh Date: 03-Jul-2019 14:34:22

	Compound	Det	RT (min.)	Exp RT (min.)	Dlt RT (min.)	Response	OnCol Amt ug/mL	Flags
	3 HMX	1	6.644	6.647	-0.003	11615	0.1265	M
	6 MNX	1		7.343			ND	
	7 RDX	1		7.767			ND	
$	9 1,2-Dinitrobenzene	1	8.731	8.754	-0.023	27416	0.1968	M
	10 1,3,5-Trinitrobenzene	1		8.907			ND	
	11 1,3-Dinitrobenzene	1		9.574			ND	
	12 Nitrobenzene	1	9.964	9.961	0.003	1909	0.009598	
	14 Tetryl	1		10.294			ND	
	16 2,4,6-Trinitrotoluene	1		11.247			ND	
	17 4-Amino-2,6-dinitrotoluene	1		11.441			ND	
	18 2-Amino-4,6-dinitrotoluene	1		11.734			ND	
	19 2,6-Dinitrotoluene	1		11.867			ND	
	20 2,4-Dinitrotoluene	1		12.061			ND	
	21 o-Nitrotoluene	1		12.907			ND	
	22 p-Nitrotoluene	1		13.347			ND	U
	23 m-Nitrotoluene	1		13.947			ND	U

QC Flag Legend

Review Flags
M - Manually Integrated
U - Marked Undetected

Report Date: 03-Jul-2019 14:49:14 Chrom Revision: 2.3 20-Jun-2019 20:50:56

Eurofins TestAmerica, Denver

Data File: \\chromna\Denver\ChromData\CHHPLC_X\20190702-83402.b\07020072.D

Injection Date:	03-Jul-2019 10:48:47	Instrument ID:	CHHPLC_X3	Operator ID:	hkf
Lims ID:	280-124986-B-27-A	Lab Sample ID:	280-124986-27	Worklist Smp#:	72
Client ID:	G0098-19A				
Injection Vol:	100.0 ul	Dil. Factor:	1.0000	ALS Bottle#:	72
Method:	8330_X3	Limit Group:	GCSV - 8330		

Column: UltraCarb5uODS (20) (4.60 mm) Y Scaling: Method Defined: Scale to the Nth Largest Target: 1

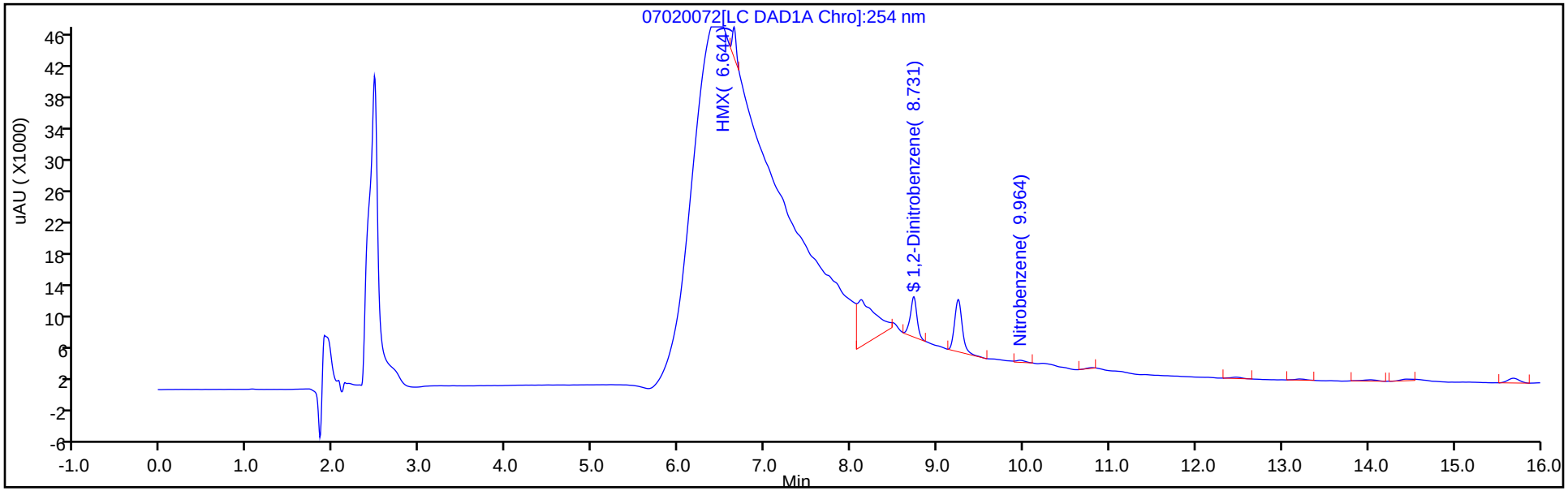

Y Scaling: Method Defined: Scale to the Nth Largest Target: 1

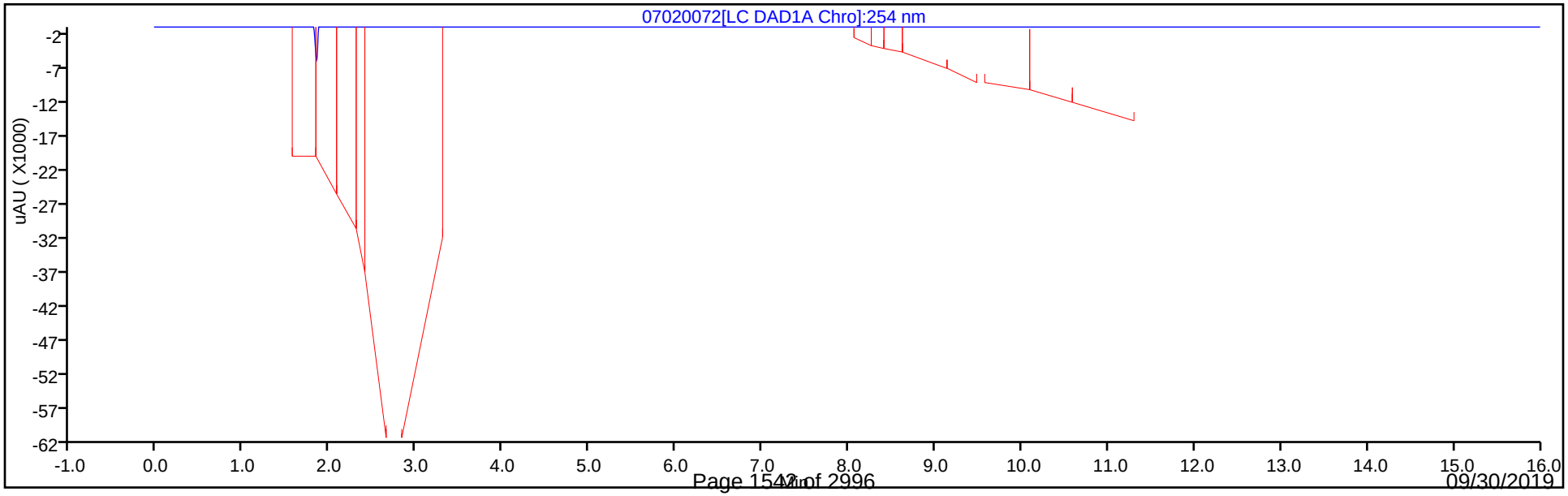

Eurofins TestAmerica, Denver
Recovery Report

Data File:	\\chromna\Denver\ChromData\CHHPLC_X\20190702-83402.b\07020072.D				
Lims ID:	280-124986-B-27-A				
Client ID:	G0098-19A				
Sample Type:	Client				
Inject. Date:	03-Jul-2019 10:48:47	ALS Bottle#:	72	Worklist Smp#:	72
Injection Vol:	100.0 ul	Dil. Factor:	1.0000		
Sample Info:	280-124986-B-27-				
Misc. Info.:	280-0083402-072				
Operator ID:	hkf	Instrument ID:	CHHPLC_X3		
Method:	\\chromna\Denver\ChromData\CHHPLC_X\20190702-83402.b\8330_X3.m				
Limit Group:	GCSV - 8330				
Last Update:	03-Jul-2019 14:48:54	Calib Date:	02-Jul-2019 00:18:07		
Integrator:	Falcon				
Quant Method:	External Standard	Quant By:	Initial Calibration		
Last ICal File:	\\chromna\Denver\ChromData\CHHPLC_X\20190701-83376.b\07010032.D				
Column 1 :	UltraCarb5uODS (20) (4.60 mm)		Det: LC DAD1B, 254 nm		
Process Host:	CTX0326				
First Level Reviewer: fiedlerh		Date:	03-Jul-2019 14:34:22		

Compound	Amount Added	Amount Recovered	% Rec.
$ 9 1,2-Dinitrobenzene	0.2000	0.1968	98.39

Manual Integration/User Assign Peak Report

Eurofins TestAmerica, Denver

Data File:	\\chromna\Denver\ChromData\CHHPLC_X\20190702-83402.b\07020072.D				
Injection Date:	03-Jul-2019 10:48:47	Instrument ID:	CHHPLC_X3		
Lims ID:	280-124986-B-27-A	Lab Sample ID:	280-124986-27		
Client ID:	G0098-19A				
Operator ID:	hkf	ALS Bottle#:	72	Worklist Smp#:	72
Injection Vol:	100.0 ul	Dil. Factor:	1.0000		
Method:	8330_X3	Limit Group:	GCSV - 8330		
Column:	UltraCarb5uODS (20) (4.60 mm)	Detector	LC DAD1B, 254 nm		

$ 9 1,2-Dinitrobenzene, CAS: 528-29-0

Signal: 1

Processing Integration Results

RT: 8.73
Area: 38840
Amount: 0.278766
Amount Units: ug/mL

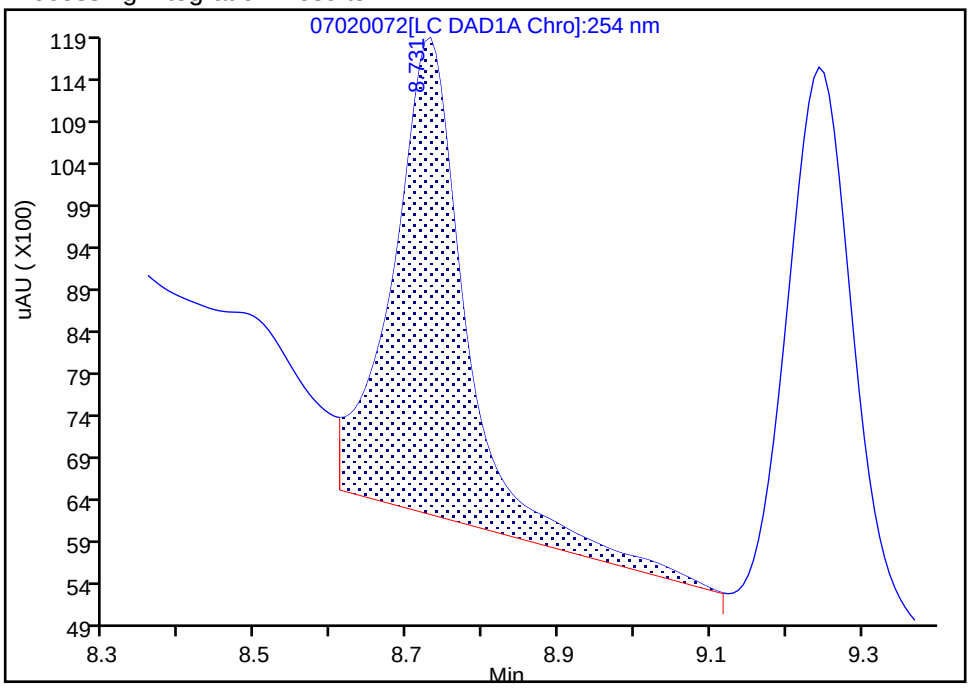

Manual Integration Results

RT: 8.73
Area: 27416
Amount: 0.196772
Amount Units: ug/mL

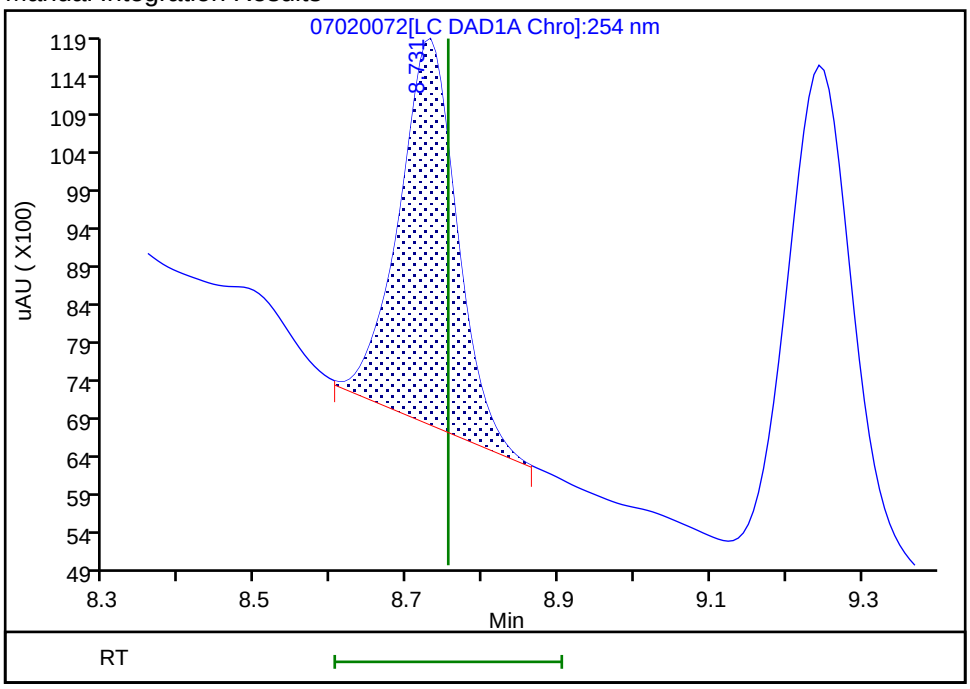

Reviewer: fiedlerh, 03-Jul-2019 14:33:59
Audit Action: Manually Integrated Audit Reason: Baseline Smoothing

User Disabled Compound Report

Eurofins TestAmerica, Denver

Data File: \\chromna\Denver\ChromData\CHHPLC_X\20190702-83402.b\07020072.D

Injection Date:	03-Jul-2019 10:48:47	Instrument ID:	CHHPLC_X3		
Lims ID:	280-124986-B-27-A	Lab Sample ID:	280-124986-27		
Client ID:	G0098-19A				
Operator ID:	hkf	ALS Bottle#:	72	Worklist Smp#:	72
Injection Vol:	100.0 ul	Dil. Factor:	1.0000		
Method:	8330_X3	Limit Group:	GCSV - 8330		
Column:	UltraCarb5uODS (20) (4.60 mm)	Detector	LC DAD1B, 254 nm		

23 m-Nitrotoluene, CAS: 99-08-1, Signal: 1

RT: 14.03
Response: 1828
Amount: 0.012596

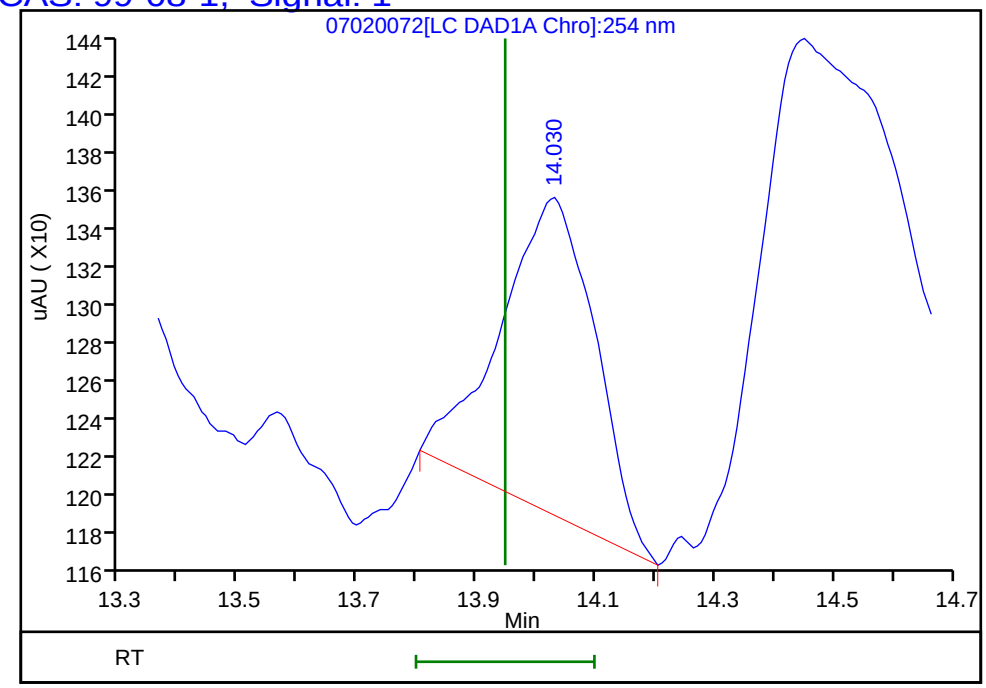

Reviewer: fiedlerh, 03-Jul-2019 14:34:22
Audit Action: Marked Compound Undetected Audit Reason: Invalid Compound ID

User Disabled Compound Report

Eurofins TestAmerica, Denver

Data File:	\\chromna\Denver\ChromData\CHHPLC_X\20190702-83402.b\07020072.D				
Injection Date:	03-Jul-2019 10:48:47	Instrument ID:	CHHPLC_X3		
Lims ID:	280-124986-B-27-A	Lab Sample ID:	280-124986-27		
Client ID:	G0098-19A				
Operator ID:	hkf	ALS Bottle#:	72	Worklist Smp#:	72
Injection Vol:	100.0 ul	Dil. Factor:	1.0000		
Method:	8330_X3	Limit Group:	GCSV - 8330		
Column:	UltraCarb5uODS (20) (4.60 mm)	Detector	LC DAD1B, 254 nm		

22 p-Nitrotoluene, CAS: 99-99-0, Signal: 1

RT: 13.20
Response: 1217
Amount: 0.011038

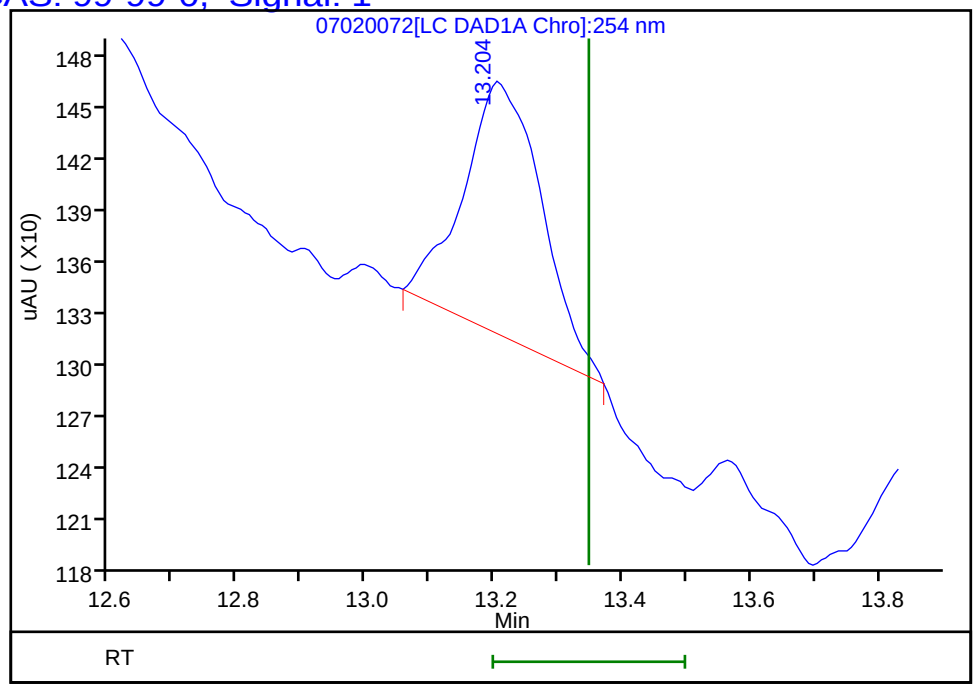

Reviewer: fiedlerh, 03-Jul-2019 14:34:22
Audit Action: Marked Compound Undetected Audit Reason: Invalid Compound ID

Manual Integration/User Assign Peak Report

Eurofins TestAmerica, Denver

Data File:	\\chromna\Denver\ChromData\CHHPLC_X\20190702-83402.b\07020072.D				
Injection Date:	03-Jul-2019 10:48:47	Instrument ID:	CHHPLC_X3		
Lims ID:	280-124986-B-27-A	Lab Sample ID:	280-124986-27		
Client ID:	G0098-19A				
Operator ID:	hkf	ALS Bottle#:	72	Worklist Smp#:	72
Injection Vol:	100.0 ul	Dil. Factor:	1.0000		
Method:	8330_X3	Limit Group:	GCSV - 8330		
Column:	UltraCarb5uODS (20) (4.60 mm)	Detector	LC DAD1B, 254 nm		

3 HMX, CAS: 2691-41-0

Signal: 1

Processing Integration Results

RT: 6.64
Area: 1737365
Amount: 18.918693
Amount Units: ug/mL

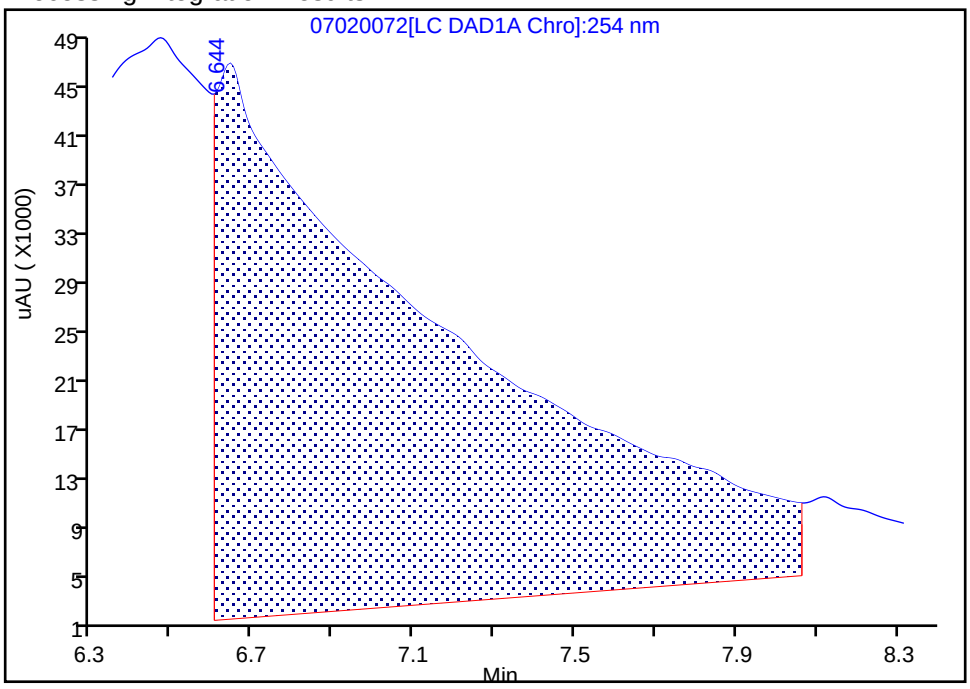

Manual Integration Results

RT: 6.64
Area: 11615
Amount: 0.126479
Amount Units: ug/mL

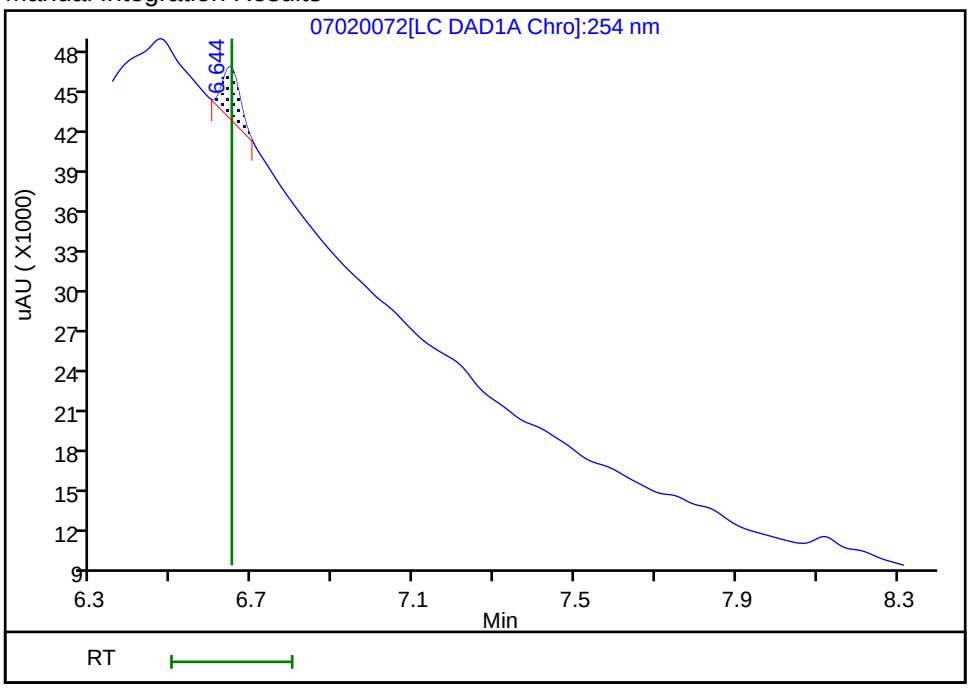

Reviewer: fiedlerh, 03-Jul-2019 14:34:05
Audit Action: Manually Integrated Audit Reason: Baseline Smoothing

FORM I
HPLC/IC ORGANICS ANALYSIS DATA SHEET

Lab Name: Eurofins TestAmerica, Denver Job No.: 280-124986-1

SDG No.:

Client Sample ID: G0098-19A RE Lab Sample ID: 280-124986-27 RE

Matrix: Water Lab File ID: 07030023.D

Analysis Method: 8330A Date Collected: 06/08/2019 14:10

Extraction Method: 3535 Date Extracted: 06/18/2019 15:47

Sample wt/vol: 496(mL) Date Analyzed: 07/05/2019 22:00

Con. Extract Vol.: 5(mL) Dilution Factor: 1

Injection Volume: 100(uL) GC Column: Luna-phenylhex ID: 4.6(mm)

% Moisture: GPC Cleanup:(Y/N) N

Analysis Batch No.: 463562 Units: ug/L

CAS NO.	COMPOUND NAME	RESULT	Q	LOQ	LOD	DL
98-95-3	*Nitrobenzene*	*0.20*	*U H*	*0.40*	0.20	*0.092*

CAS NO.	SURROGATE	%REC	Q	LIMITS
528-29-0	1,2-Dinitrobenzene	88		83-119

Eurofins TestAmerica, Denver
Target Compound Quantitation Report

Data File:	\\chromna\Denver\ChromData\G2_LUNA\20190703-83452.b\07030023.D				
Lims ID:	280-124986-B-27-A				
Client ID:	G0098-19A				
Sample Type:	Client				
Inject. Date:	05-Jul-2019 22:00:00	ALS Bottle#:	23	Worklist Smp#:	23
Injection Vol:	100.0 ul	Dil. Factor:	1.0000		
Sample Info:	280-124986-B-27-				
Misc. Info.:	280-0083452-023				
Operator ID:	HKF	Instrument ID:	CHHPLC_G2_LUNA		
Method:	\\chromna\Denver\ChromData\G2_LUNA\20190703-83452.b\G2_8330_Luna.m				
Limit Group:	GCSV - 8330				
Last Update:	06-Jul-2019 13:52:54	Calib Date:	08-May-2019 00:28:23		
Integrator:	Falcon				
Quant Method:	External Standard	Quant By:	Initial Calibration		
Last ICal File:	\\chromna\Denver\ChromData\G2_LUNA\20190507-81649.b\05070023.D				
Column 1 :	Luna-Phenyl hexyl (4.60 mm)		Det: LC DAD1A, 254 nm		
Process Host:	CTX0337				
First Level Reviewer: fiedlerh		Date:	06-Jul-2019 13:23:56		

Compound	Det	RT (min.)	Exp RT (min.)	Dlt RT (min.)	Response	OnCol Amt ug/ml	Flags
6 HMX	1	7.227	7.220	0.007	25380	0.1482	M
7 MNX	1	7.814	7.866	-0.052	6354	0.0236	
8 RDX	1		9.300			ND	
9 Nitrobenzene	1		12.293			ND	
$ 10 1,2-Dinitrobenzene	1	13.340	13.340	0.000	48786	0.1762	
12 1,3-Dinitrobenzene	1		15.860			ND	
14 o-Nitrotoluene	1		16.686			ND	U
15 p-Nitrotoluene	1		17.013			ND	U
16 4-Amino-2,6-dinitrotoluene	1		17.426			ND	
17 m-Nitrotoluene	1	17.960	17.926	0.034	12642	0.0432	
18 2-Amino-4,6-dinitrotoluene	1		18.453			ND	
19 1,3,5-Trinitrobenzene	1		19.160			ND	
20 2,6-Dinitrotoluene	1		20.020			ND	
21 2,4-Dinitrotoluene	1		20.580			ND	
22 Tetryl	1		23.893			ND	
23 2,4,6-Trinitrotoluene	1		24.873			ND	

QC Flag Legend

Review Flags

M - Manually Integrated

U - Marked Undetected

Report Date: 06-Jul-2019 13:52:56 Chrom Revision: 2.3 20-Jun-2019 20:50:56

Eurofins TestAmerica, Denver

Data File:	\\chromna\Denver\ChromData\G2_LUNA\20190703-83452.b\07030023.D				
Injection Date:	05-Jul-2019 22:00:00	Instrument ID:	CHHPLC_G2_LUNA	Operator ID:	HKF
Lims ID:	280-124986-B-27-A	Lab Sample ID:	280-124986-27	Worklist Smp#:	23
Client ID:	G0098-19A				
Injection Vol:	100.0 ul	Dil. Factor:	1.0000	ALS Bottle#:	23
Method:	G2_8330_Luna	Limit Group:	GCSV - 8330		

Column: Luna-Phenyl hexyl (4.60 mm) Y Scaling: Method Defined: Scale to the Nth Largest Peak: 1

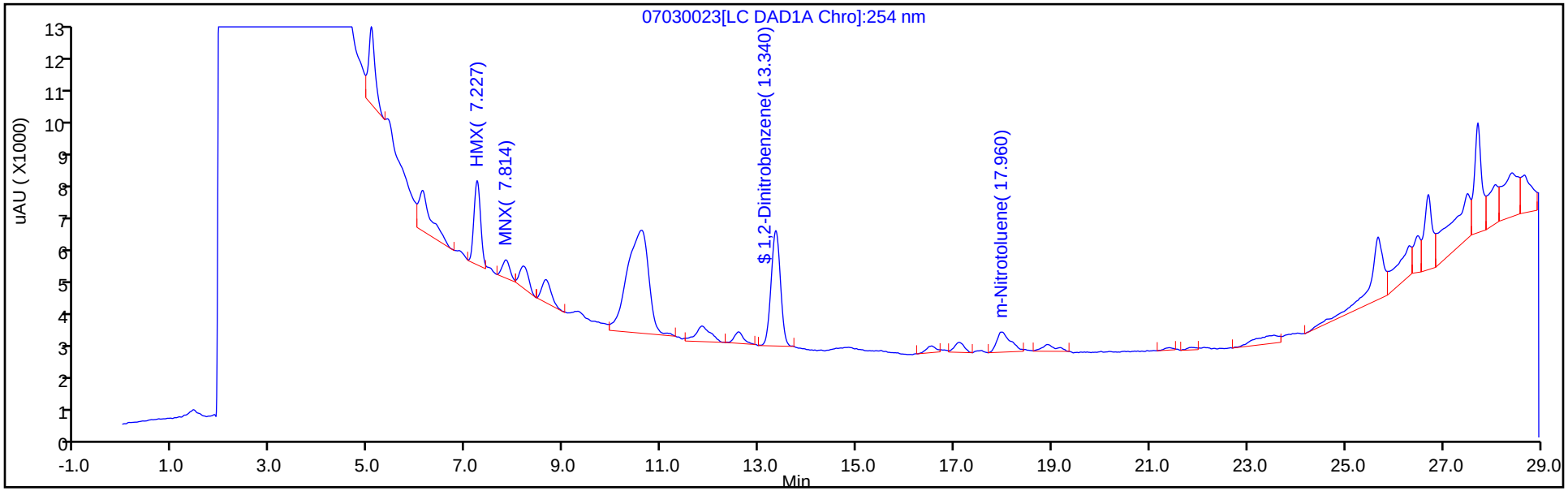

Y Scaling: Method Defined: Scale to the Nth Largest Peak: 1

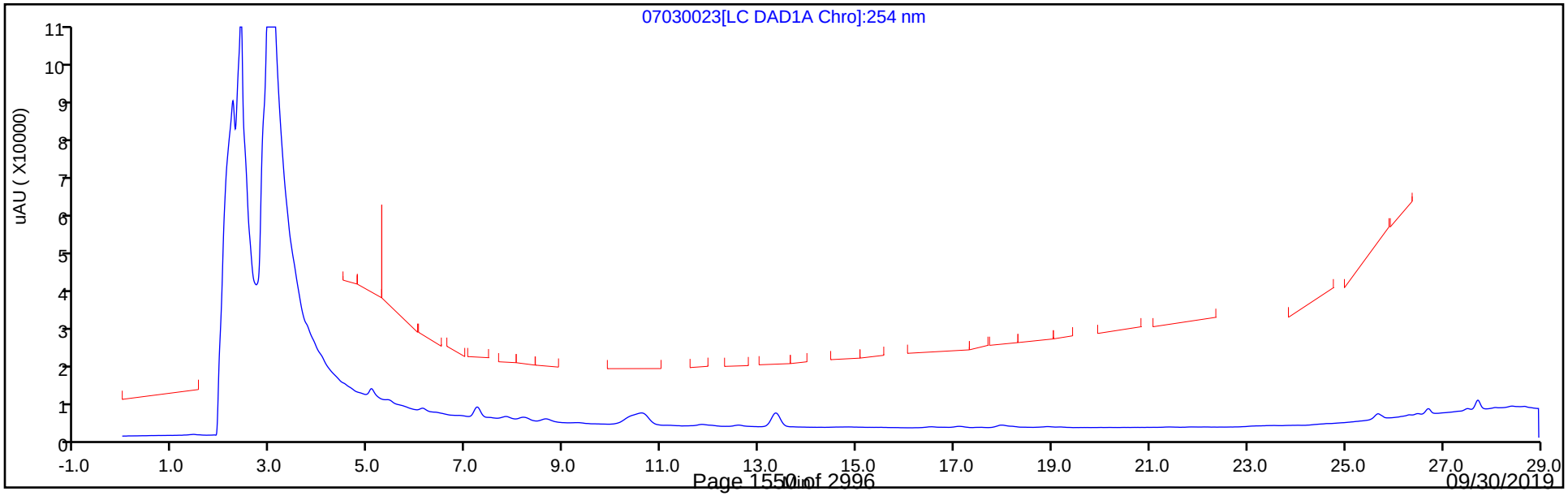

Eurofins TestAmerica, Denver
Recovery Report

Data File:	\\chromna\Denver\ChromData\G2_LUNA\20190703-83452.b\07030023.D				
Lims ID:	280-124986-B-27-A				
Client ID:	G0098-19A				
Sample Type:	Client				
Inject. Date:	05-Jul-2019 22:00:00	ALS Bottle#:	23	Worklist Smp#:	23
Injection Vol:	100.0 ul	Dil. Factor:	1.0000		
Sample Info:	280-124986-B-27-				
Misc. Info.:	280-0083452-023				
Operator ID:	HKF	Instrument ID:	CHHPLC_G2_LUNA		
Method:	\\chromna\Denver\ChromData\G2_LUNA\20190703-83452.b\G2_8330_Luna.m				
Limit Group:	GCSV - 8330				
Last Update:	06-Jul-2019 13:52:54	Calib Date:	08-May-2019 00:28:23		
Integrator:	Falcon				
Quant Method:	External Standard	Quant By:	Initial Calibration		
Last ICal File:	\\chromna\Denver\ChromData\G2_LUNA\20190507-81649.b\05070023.D				
Column 1 :	Luna-Phenyl hexyl (4.60 mm)		Det: LC DAD1A, 254 nm		
Process Host:	CTX0337				
First Level Reviewer: fiedlerh		Date:	06-Jul-2019 13:23:56		

Compound	Amount Added	Amount Recovered	% Rec.
$ 10 1,2-Dinitrobenzene	0.2000	0.1762	88.11

User Disabled Compound Report

Eurofins TestAmerica, Denver

Data File:	\\chromna\Denver\ChromData\G2_LUNA\20190703-83452.b\07030023.D				
Injection Date:	05-Jul-2019 22:00:00	Instrument ID:	CHHPLC_G2_LUNA		
Lims ID:	280-124986-B-27-A	Lab Sample ID:	280-124986-27		
Client ID:	G0098-19A				
Operator ID:	HKF	ALS Bottle#:	23	Worklist Smp#:	23
Injection Vol:	100.0 ul	Dil. Factor:	1.0000		
Method:	G2_8330_Luna	Limit Group:	GCSV - 8330		
Column:	Luna-Phenyl hexyl (4.60 mm)	Detector	LC DAD1A, 254 nm		

14 o-Nitrotoluene, CAS: 88-72-2, Signal: 1

RT: 16.54
Response: 2946
Amount: 0.011250

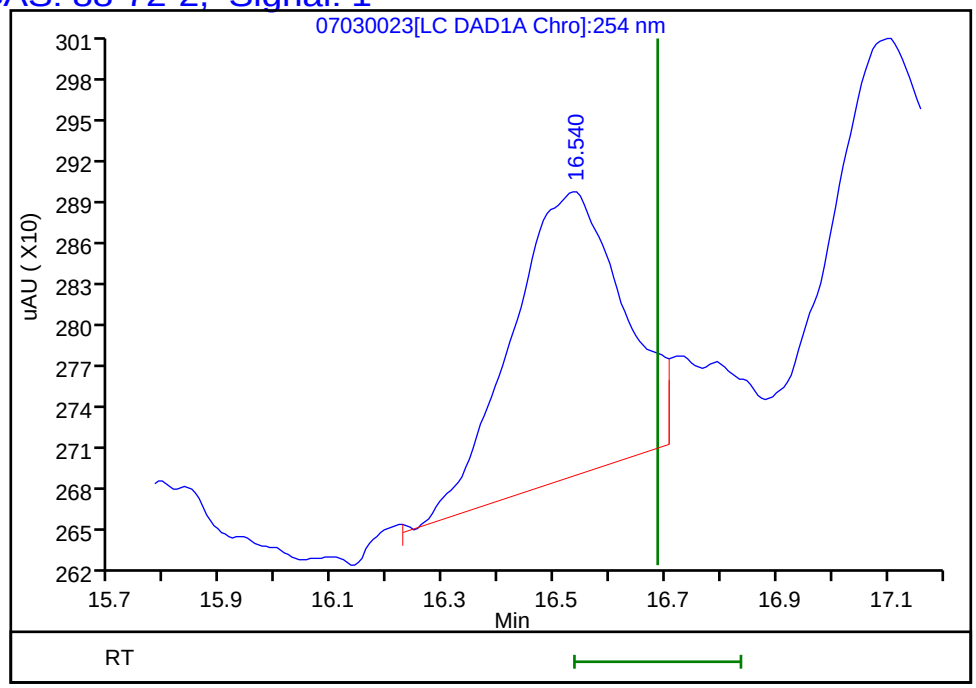

Reviewer: fiedlerh, 06-Jul-2019 13:23:56
Audit Action: Marked Compound Undetected Audit Reason: Invalid Compound ID

User Disabled Compound Report

Eurofins TestAmerica, Denver

Data File:	\\chromna\Denver\ChromData\G2_LUNA\20190703-83452.b\07030023.D				
Injection Date:	05-Jul-2019 22:00:00	Instrument ID:	CHHPLC_G2_LUNA		
Lims ID:	280-124986-B-27-A	Lab Sample ID:	280-124986-27		
Client ID:	G0098-19A				
Operator ID:	HKF	ALS Bottle#:	23	Worklist Smp#:	23
Injection Vol:	100.0 ul	Dil. Factor:	1.0000		
Method:	G2_8330_Luna	Limit Group:	GCSV - 8330		
Column:	Luna-Phenyl hexyl (4.60 mm)	Detector	LC DAD1A, 254 nm		

15 p-Nitrotoluene, CAS: 99-99-0, Signal: 1

RT: 17.11
Response: 4461
Amount: 0.019683

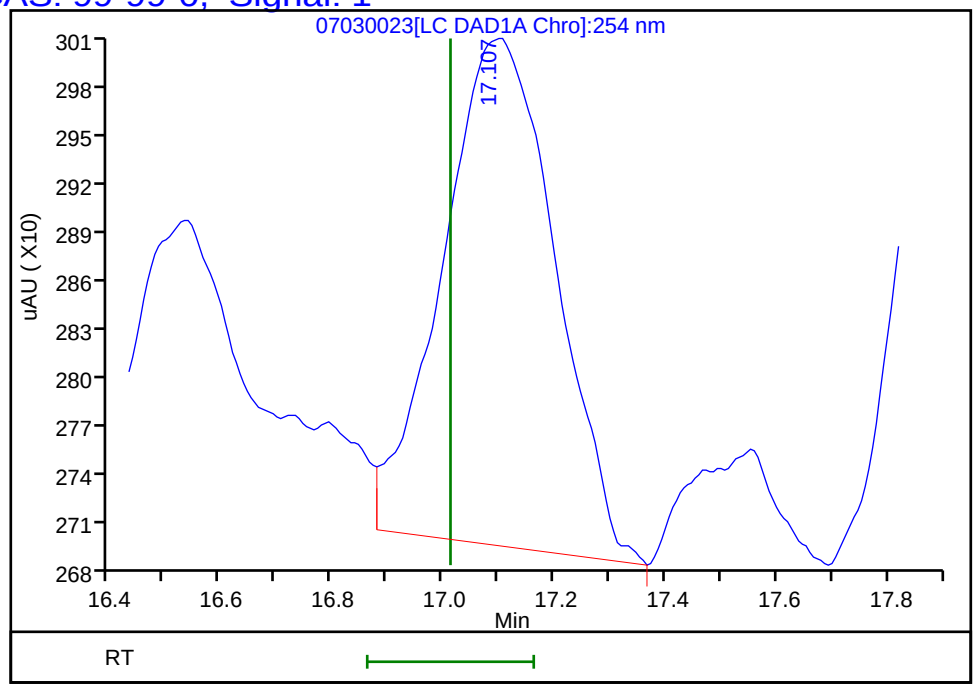

Reviewer: fiedlerh, 06-Jul-2019 13:23:56
Audit Action: Marked Compound Undetected Audit Reason: Invalid Compound ID

Manual Integration/User Assign Peak Report

Eurofins TestAmerica, Denver

Data File:	\\chromna\Denver\ChromData\G2_LUNA\20190703-83452.b\07030023.D				
Injection Date:	05-Jul-2019 22:00:00	Instrument ID:	CHHPLC_G2_LUNA		
Lims ID:	280-124986-B-27-A	Lab Sample ID:	280-124986-27		
Client ID:	G0098-19A				
Operator ID:	HKF	ALS Bottle#:	23	Worklist Smp#:	23
Injection Vol:	100.0 ul	Dil. Factor:	1.0000		
Method:	G2_8330_Luna	Limit Group:	GCSV - 8330		
Column:	Luna-Phenyl hexyl (4.60 mm)	Detector	LC DAD1A, 254 nm		

6 HMX, CAS: 2691-41-0

Signal: 1

Processing Integration Results

RT: 7.23
Area: 31941
Amount: 0.186573
Amount Units: ug/ml

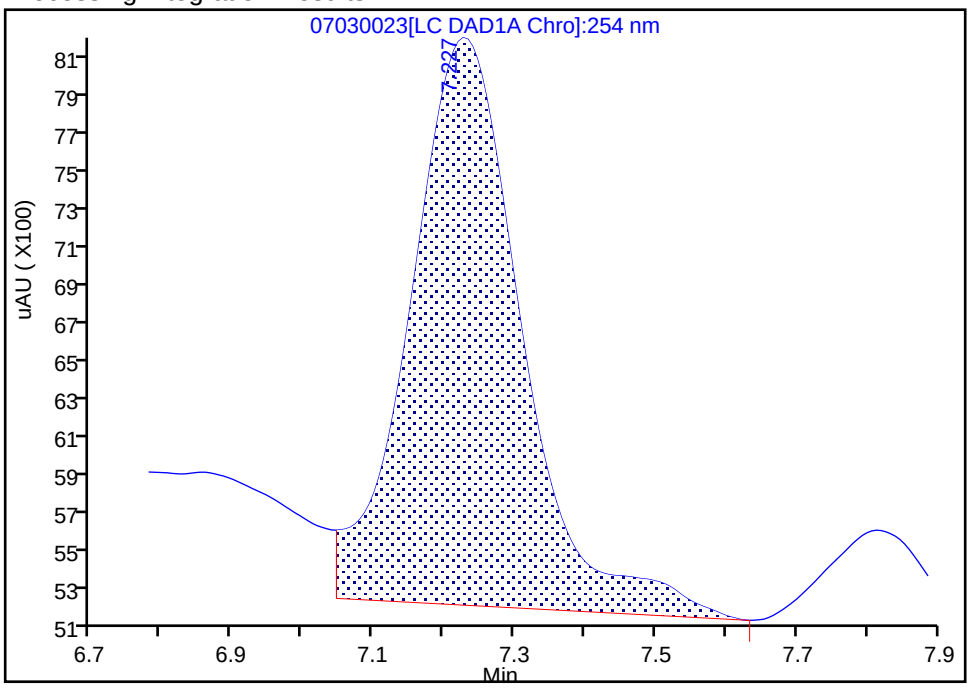

Manual Integration Results

RT: 7.23
Area: 25380
Amount: 0.148249
Amount Units: ug/ml

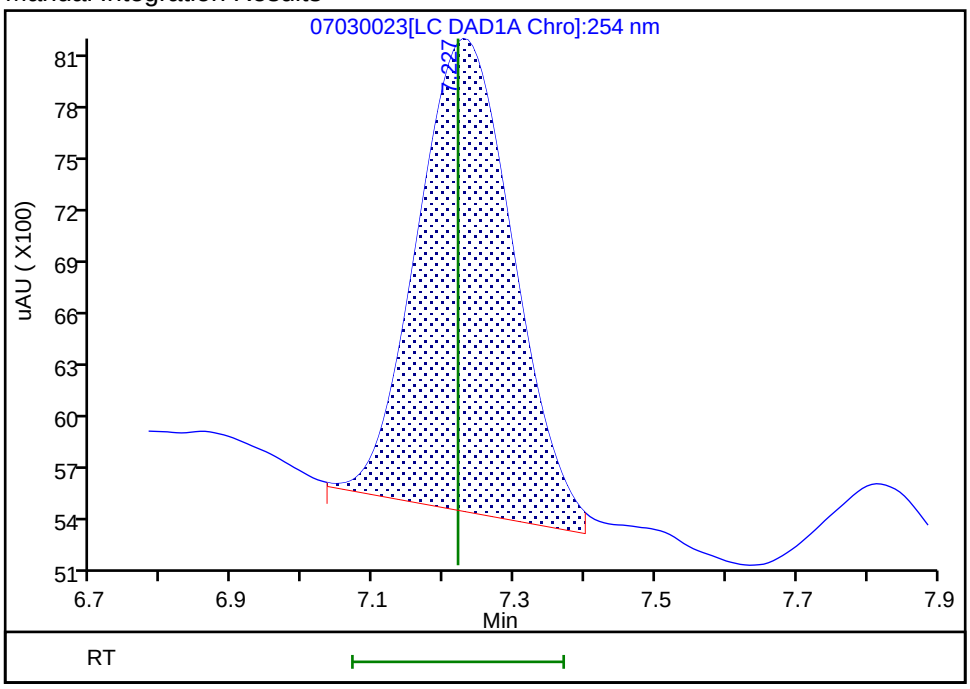

Reviewer: fiedlerh, 06-Jul-2019 13:23:50
Audit Action: Manually Integrated Audit Reason: Baseline Smoothing

FORM I
HPLC/IC ORGANICS ANALYSIS DATA SHEET

Lab Name: Eurofins TestAmerica, Denver Job No.: 280-124986-1

SDG No.:

Client Sample ID: G0097-19A Lab Sample ID: 280-124986-28

Matrix: Water Lab File ID: 06200091.D

Analysis Method: 8330A Date Collected: 06/08/2019 12:20

Extraction Method: 3535 Date Extracted: 06/14/2019 10:23

Sample wt/vol: 462.5(mL) Date Analyzed: 06/22/2019 02:07

Con. Extract Vol.: 5(mL) Dilution Factor: 1

Injection Volume: 100(uL) GC Column: UltraCarb5uODS ID: 4.6(mm)

% Moisture: GPC Cleanup:(Y/N) N

Analysis Batch No.: 462202 Units: ug/L

CAS NO.	COMPOUND NAME	RESULT	Q	LOQ	LOD	DL
99-35-4	1,3,5-Trinitrobenzene	1.2	M	1.1	0.43	0.22
99-65-0	1,3-Dinitrobenzene	0.22	U M	0.43	0.22	0.096
121-14-2	2,4-Dinitrotoluene	0.22	U	0.43	0.22	0.091
606-20-2	2,6-Dinitrotoluene	0.22	U	0.22	0.22	0.070
35572-78-2	2-Amino-4,6-dinitrotoluene	0.13	U M	0.22	0.13	0.055
88-72-2	2-Nitrotoluene	0.22	U Q	0.43	0.22	0.092
99-08-1	3-Nitrotoluene	0.43	U Q M	0.43	0.43	0.21
19406-51-0	4-Amino-2,6-dinitrotoluene	0.13	U	0.22	0.13	0.062
99-99-0	4-Nitrotoluene	0.43	U Q	1.1	0.43	0.22
2691-41-0	HMX	0.22	U	0.43	0.22	0.095
98-95-3	Nitrobenzene	0.22	U Q	0.43	0.22	0.098
121-82-4	RDX	0.43	U	0.43	0.43	0.17
479-45-8	Tetryl	0.87	J1	0.26	0.22	0.086

CAS NO.	SURROGATE	%REC	Q	LIMITS
528-29-0	1,2-Dinitrobenzene	109	M	83-119

Eurofins TestAmerica, Denver
Target Compound Quantitation Report

Data File: \\chromna\Denver\ChromData\CHHPLC_X\20190620-83048.b\06200091.D
Lims ID: 280-124986-A-28-A
Client ID: G0097-19A
Sample Type: Client
Inject. Date: 22-Jun-2019 02:07:15 ALS Bottle#: 91 Worklist Smp#: 91
Injection Vol: 100.0 ul Dil. Factor: 1.0000
Sample Info: 280-124986-A-28-
Misc. Info.: 280-0083048-091
Operator ID: hkf Instrument ID: CHHPLC_X3

Method: \\chromna\Denver\ChromData\CHHPLC_X\20190620-83048.b\8330_X3.m
Limit Group: GCSV - 8330
Last Update: 24-Jun-2019 09:26:53 Calib Date: 21-Jun-2019 03:13:40
Integrator: Falcon
Quant Method: External Standard Quant By: Initial Calibration
Last ICal File: \\chromna\Denver\ChromData\CHHPLC_X\20190620-83048.b\06200032.D

Column 1 : UltraCarb5uODS (20) (4.60 mm) Det: LC DAD1B, 254 nm
Process Host: CTX0327

First Level Reviewer: fiedlerh Date: 24-Jun-2019 09:00:31

Compound	Det	RT (min.)	Exp RT (min.)	Dlt RT (min.)	Response	OnCol Amt ug/mL	Flags
3 HMX	1		6.632			ND	
6 MNX	1	7.328	7.339	-0.011	776735	5.36	EM
7 RDX	1		7.746			ND	
$ 9 1,2-Dinitrobenzene	1	8.702	8.726	-0.024	29682	0.2184	M
10 1,3,5-Trinitrobenzene	1	8.842	8.879	-0.037	26337	0.1129	M
11 1,3-Dinitrobenzene	1		9.539			ND	U
12 Nitrobenzene	1		9.925			ND	
14 Tetryl	1	10.235	10.245	-0.010	13197	0.0806	
16 2,4,6-Trinitrotoluene	1	11.201	11.199	0.002	10824	0.0493	
17 4-Amino-2,6-dinitrotoluene	1		11.372			ND	
18 2-Amino-4,6-dinitrotoluene	1		11.659			ND	U
19 2,6-Dinitrotoluene	1		11.812			ND	
20 2,4-Dinitrotoluene	1		12.005			ND	
21 o-Nitrotoluene	1		12.845			ND	
22 p-Nitrotoluene	1		13.279			ND	
23 m-Nitrotoluene	1		13.872			ND	U

QC Flag Legend

Processing Flags
E - Exceeded Maximum Amount
Review Flags
M - Manually Integrated
U - Marked Undetected

Report Date: 24-Jun-2019 09:26:56 Chrom Revision: 2.3 20-Jun-2019 20:50:56

Eurofins TestAmerica, Denver

Data File:	\\chromna\Denver\ChromData\CHHPLC_X\20190620-83048.b\06200091.D				
Injection Date:	22-Jun-2019 02:07:15	Instrument ID:	CHHPLC_X3	Operator ID:	hkf
Lims ID:	280-124986-A-28-A	Lab Sample ID:	280-124986-28	Worklist Smp#:	91
Client ID:	G0097-19A				
Injection Vol:	100.0 ul	Dil. Factor:	1.0000	ALS Bottle#:	91
Method:	8330_X3	Limit Group:	GCSV - 8330		

Column: UltraCarb5uODS (20) (4.60 mm) Y Scaling: Method Defined: Scale to the Nth Largest Target: 1

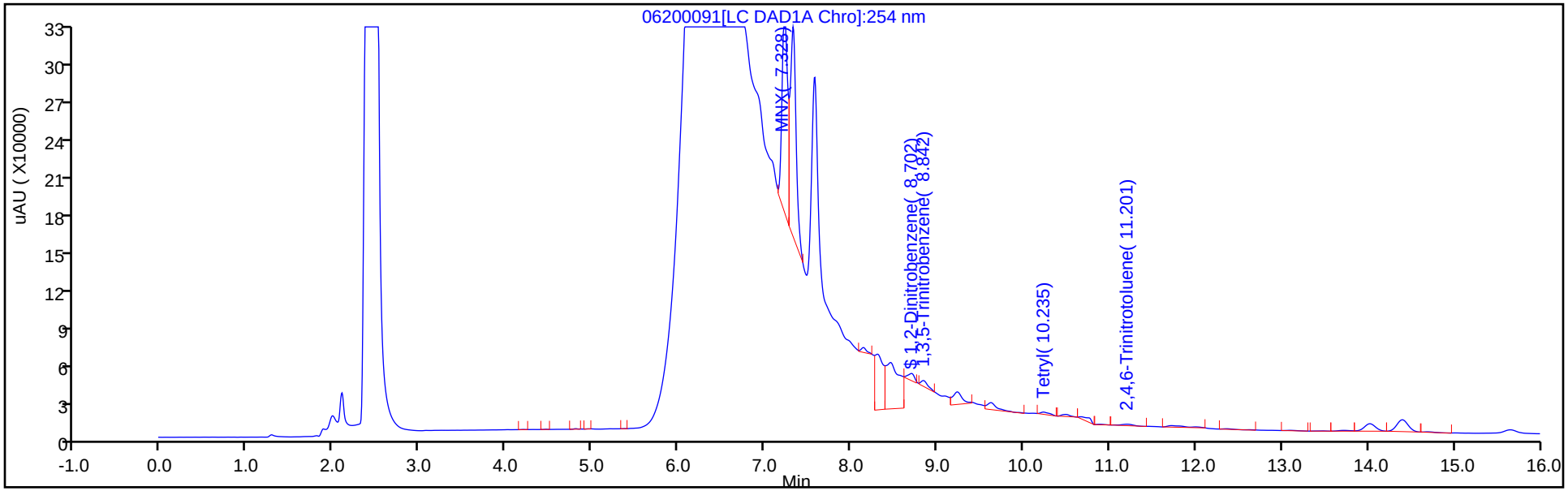

Y Scaling: Method Defined: Scale to the Nth Largest Target: 1

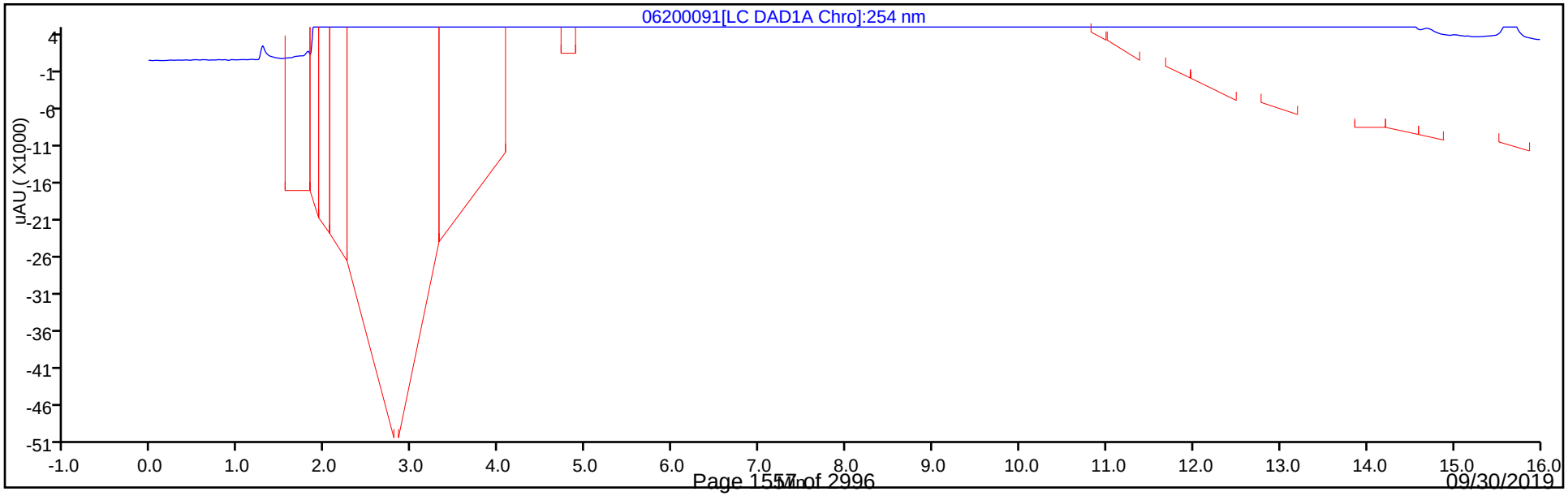

Eurofins TestAmerica, Denver
Recovery Report

Data File:	\\chromna\Denver\ChromData\CHHPLC_X\20190620-83048.b\06200091.D				
Lims ID:	280-124986-A-28-A				
Client ID:	G0097-19A				
Sample Type:	Client				
Inject. Date:	22-Jun-2019 02:07:15	ALS Bottle#:	91	Worklist Smp#:	91
Injection Vol:	100.0 ul	Dil. Factor:	1.0000		
Sample Info:	280-124986-A-28-				
Misc. Info.:	280-0083048-091				
Operator ID:	hkf	Instrument ID:	CHHPLC_X3		
Method:	\\chromna\Denver\ChromData\CHHPLC_X\20190620-83048.b\8330_X3.m				
Limit Group:	GCSV - 8330				
Last Update:	24-Jun-2019 09:26:53	Calib Date:	21-Jun-2019 03:13:40		
Integrator:	Falcon				
Quant Method:	External Standard	Quant By:	Initial Calibration		
Last ICal File:	\\chromna\Denver\ChromData\CHHPLC_X\20190620-83048.b\06200032.D				
Column 1 :	UltraCarb5uODS (20) (4.60 mm)		Det: LC DAD1B, 254 nm		
Process Host:	CTX0327				
First Level Reviewer: fiedlerh		Date:	24-Jun-2019 09:00:31		

Compound	Amount Added	Amount Recovered	% Rec.
$ 9 1,2-Dinitrobenzene	0.2000	0.2184	109.21

Manual Integration/User Assign Peak Report

Eurofins TestAmerica, Denver

Data File:	\\chromna\Denver\ChromData\CHHPLC_X\20190620-83048.b\06200091.D				
Injection Date:	22-Jun-2019 02:07:15	Instrument ID:	CHHPLC_X3		
Lims ID:	280-124986-A-28-A	Lab Sample ID:	280-124986-28		
Client ID:	G0097-19A				
Operator ID:	hkf	ALS Bottle#:	91	Worklist Smp#:	91
Injection Vol:	100.0 ul	Dil. Factor:	1.0000		
Method:	8330_X3	Limit Group:	GCSV - 8330		
Column:	UltraCarb5uODS (20) (4.60 mm)	Detector	LC DAD1B, 254 nm		

$ 9 1,2-Dinitrobenzene, CAS: 528-29-0

Signal: 1

Processing Integration Results

RT: 8.70
Area: 250928
Amount: 1.846428
Amount Units: ug/mL

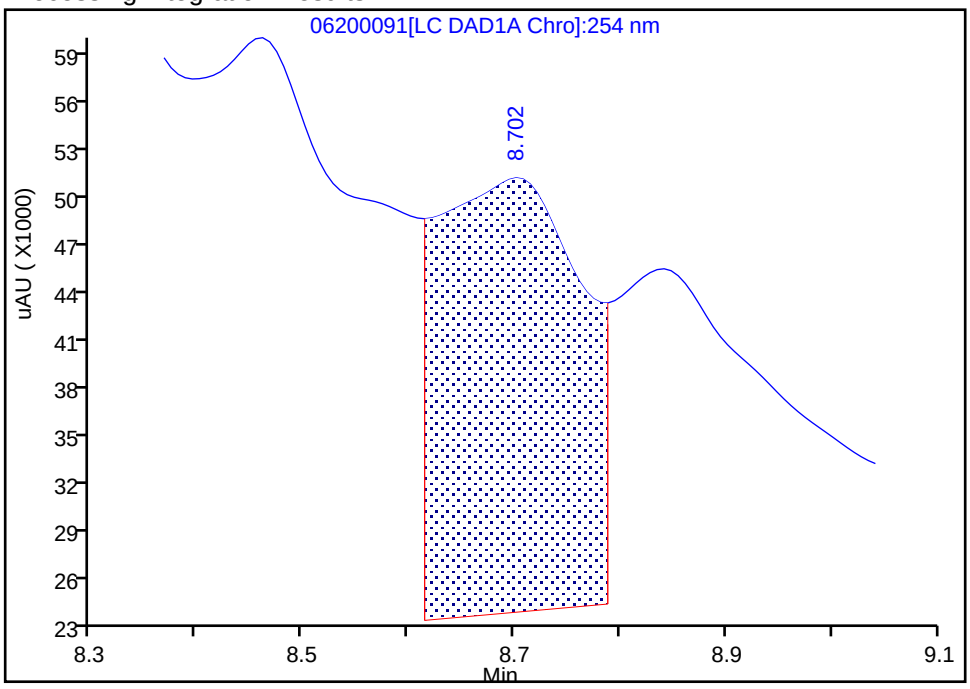

Manual Integration Results

RT: 8.70
Area: 29682
Amount: 0.218412
Amount Units: ug/mL

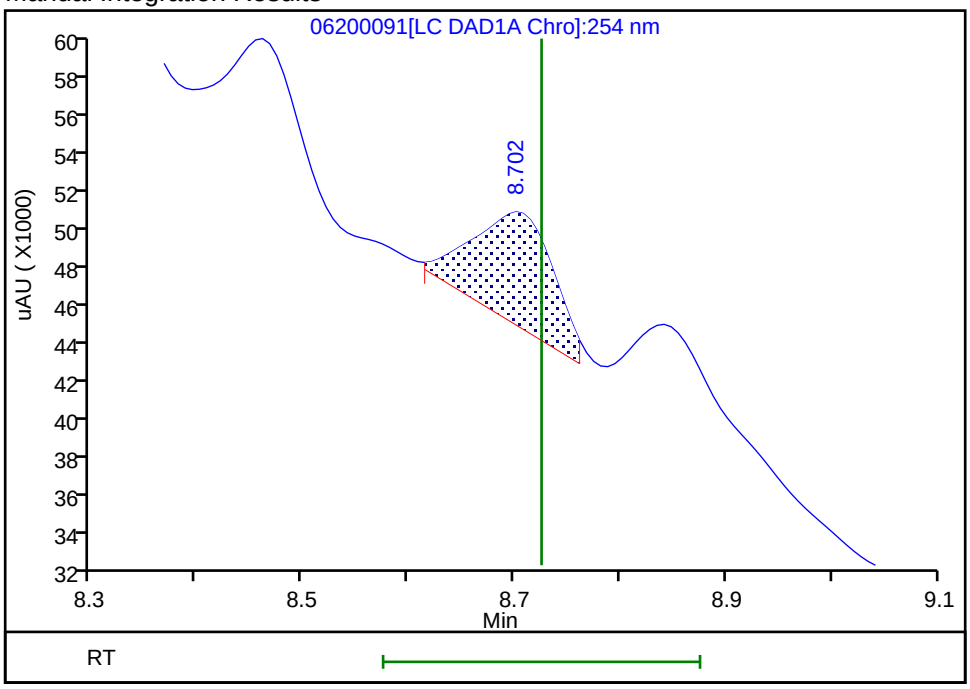

Reviewer: fiedlerh, 24-Jun-2019 09:00:12

Audit Action: Manually Integrated Audit Reason: Baseline Smoothing

Manual Integration/User Assign Peak Report

Eurofins TestAmerica, Denver

Data File:	\\chromna\Denver\ChromData\CHHPLC_X\20190620-83048.b\06200091.D				
Injection Date:	22-Jun-2019 02:07:15	Instrument ID:	CHHPLC_X3		
Lims ID:	280-124986-A-28-A	Lab Sample ID:	280-124986-28		
Client ID:	G0097-19A				
Operator ID:	hkf	ALS Bottle#:	91	Worklist Smp#:	91
Injection Vol:	100.0 ul	Dil. Factor:	1.0000		
Method:	8330_X3	Limit Group:	GCSV - 8330		
Column:	UltraCarb5uODS (20) (4.60 mm)	Detector	LC DAD1B, 254 nm		

10 1,3,5-Trinitrobenzene, CAS: 99-35-4

Signal: 1

Processing Integration Results

RT: 8.84
Area: 271061
Amount: 1.162388
Amount Units: ug/mL

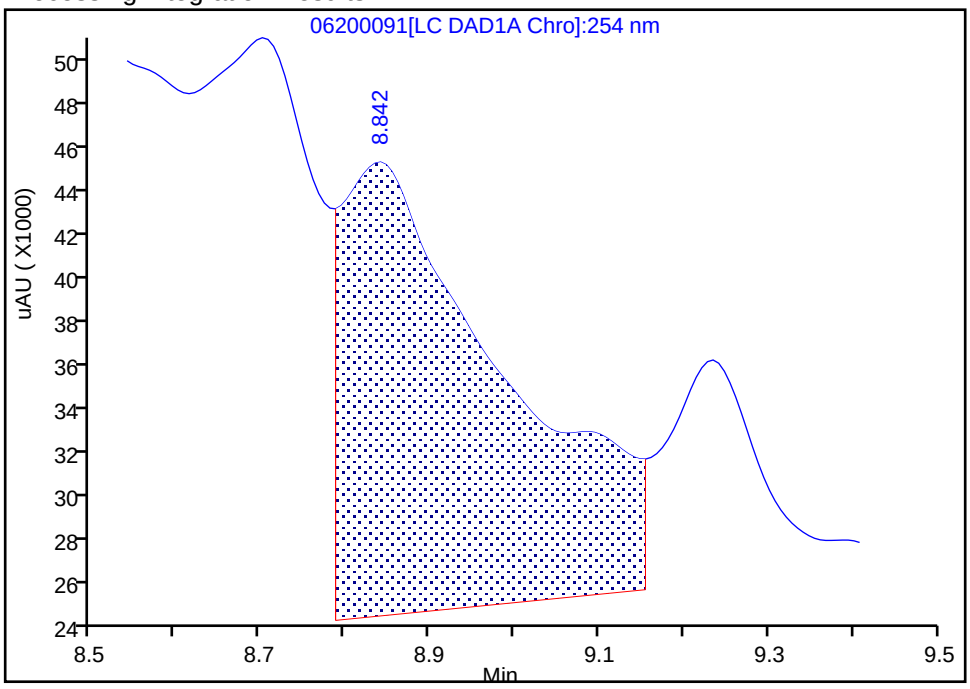

Manual Integration Results

RT: 8.84
Area: 26337
Amount: 0.112941
Amount Units: ug/mL

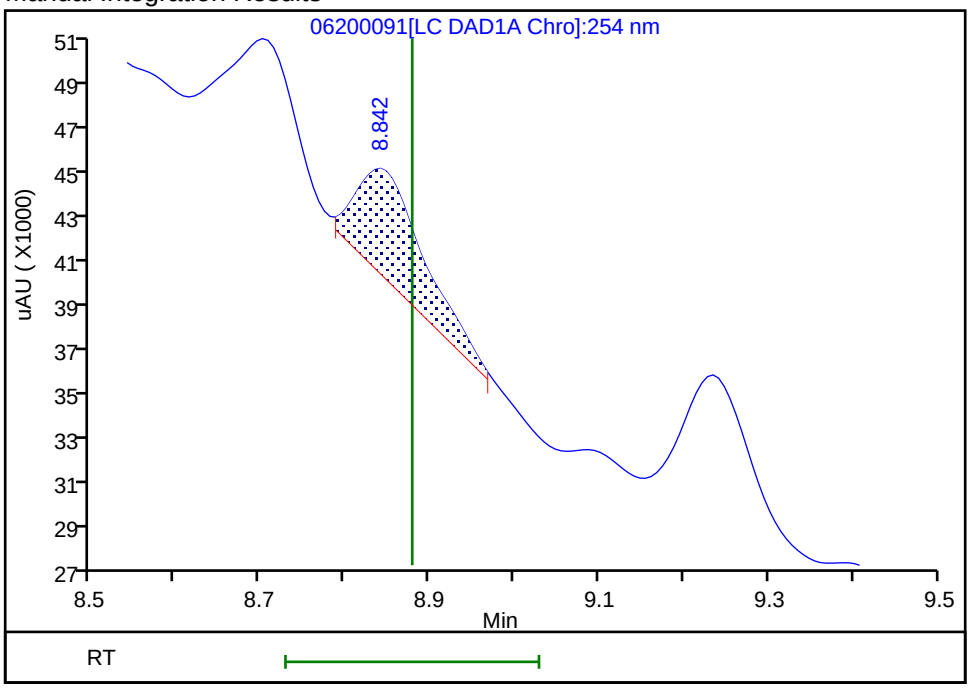

Reviewer: fiedlerh, 24-Jun-2019 09:00:20

Audit Action: Manually Integrated Audit Reason: Baseline Smoothing

User Disabled Compound Report

Eurofins TestAmerica, Denver

Data File:	\\chromna\Denver\ChromData\CHHPLC_X\20190620-83048.b\06200091.D				
Injection Date:	22-Jun-2019 02:07:15	Instrument ID:	CHHPLC_X3		
Lims ID:	280-124986-A-28-A	Lab Sample ID:	280-124986-28		
Client ID:	G0097-19A				
Operator ID:	hkf	ALS Bottle#:	91	Worklist Smp#:	91
Injection Vol:	100.0 ul	Dil. Factor:	1.0000		
Method:	8330_X3	Limit Group:	GCSV - 8330		
Column:	UltraCarb5uODS (20) (4.60 mm)	Detector	LC DAD1B, 254 nm		

11 1,3-Dinitrobenzene, CAS: 99-65-0, Signal: 1

RT: 9.62
Response: 43814
Amount: 0.143479

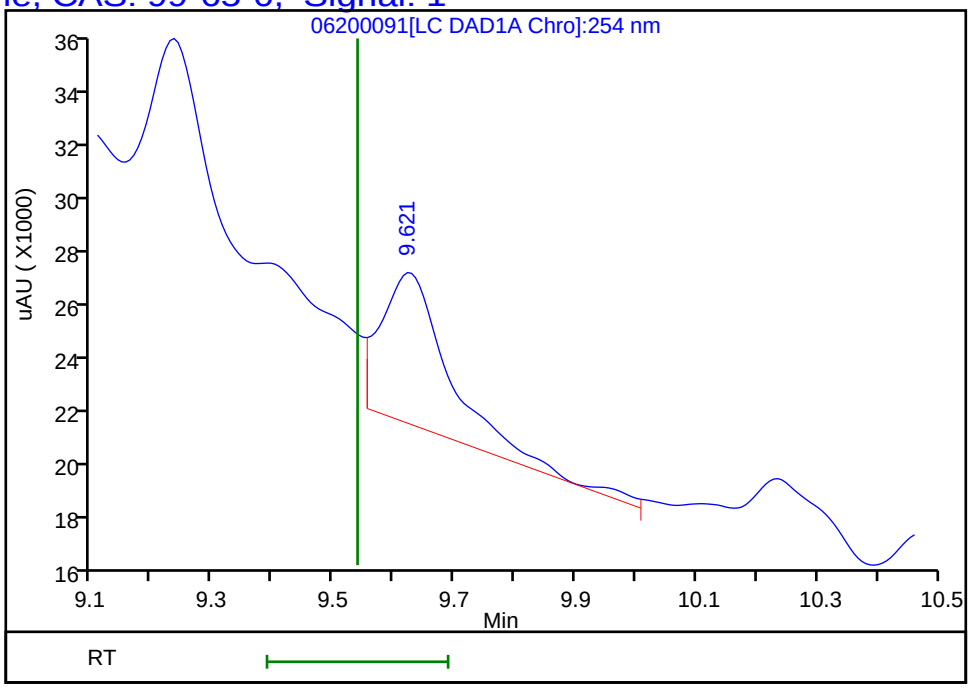

Reviewer: fiedlerh, 24-Jun-2019 09:00:31
Audit Action: Marked Compound Undetected Audit Reason: Invalid Compound ID

User Disabled Compound Report

Eurofins TestAmerica, Denver

Data File:	\\chromna\Denver\ChromData\CHHPLC_X\20190620-83048.b\06200091.D				
Injection Date:	22-Jun-2019 02:07:15	Instrument ID:	CHHPLC_X3		
Lims ID:	280-124986-A-28-A	Lab Sample ID:	280-124986-28		
Client ID:	G0097-19A				
Operator ID:	hkf	ALS Bottle#:	91	Worklist Smp#:	91
Injection Vol:	100.0 ul	Dil. Factor:	1.0000		
Method:	8330_X3	Limit Group:	GCSV - 8330		
Column:	UltraCarb5uODS (20) (4.60 mm)	Detector	LC DAD1B, 254 nm		

18 2-Amino-4,6-dinitrotoluene, CAS: 35572-78-2, Signal: 1

RT: 11.72
Response: 18706
Amount: 0.092543

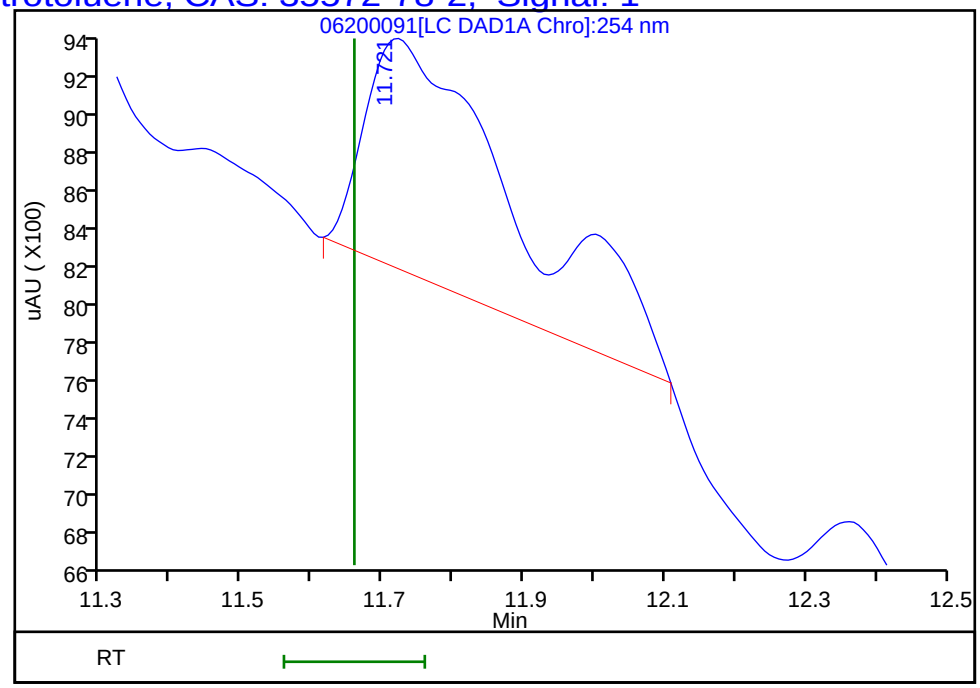

Reviewer: fiedlerh, 24-Jun-2019 09:00:31
Audit Action: Marked Compound Undetected Audit Reason: Invalid Compound ID

User Disabled Compound Report

Eurofins TestAmerica, Denver

Data File: \\chromna\Denver\ChromData\CHHPLC_X\20190620-83048.b\06200091.D

Injection Date:	22-Jun-2019 02:07:15	Instrument ID:	CHHPLC_X3		
Lims ID:	280-124986-A-28-A	Lab Sample ID:	280-124986-28		
Client ID:	G0097-19A				
Operator ID:	hkf	ALS Bottle#:	91	Worklist Smp#:	91
Injection Vol:	100.0 ul	Dil. Factor:	1.0000		
Method:	8330_X3	Limit Group:	GCSV - 8330		
Column:	UltraCarb5uODS (20) (4.60 mm)	Detector	LC DAD1B, 254 nm		

23 m-Nitrotoluene, CAS: 99-08-1, Signal: 1

RT: 14.02
Response: 53753
Amount: 0.366181

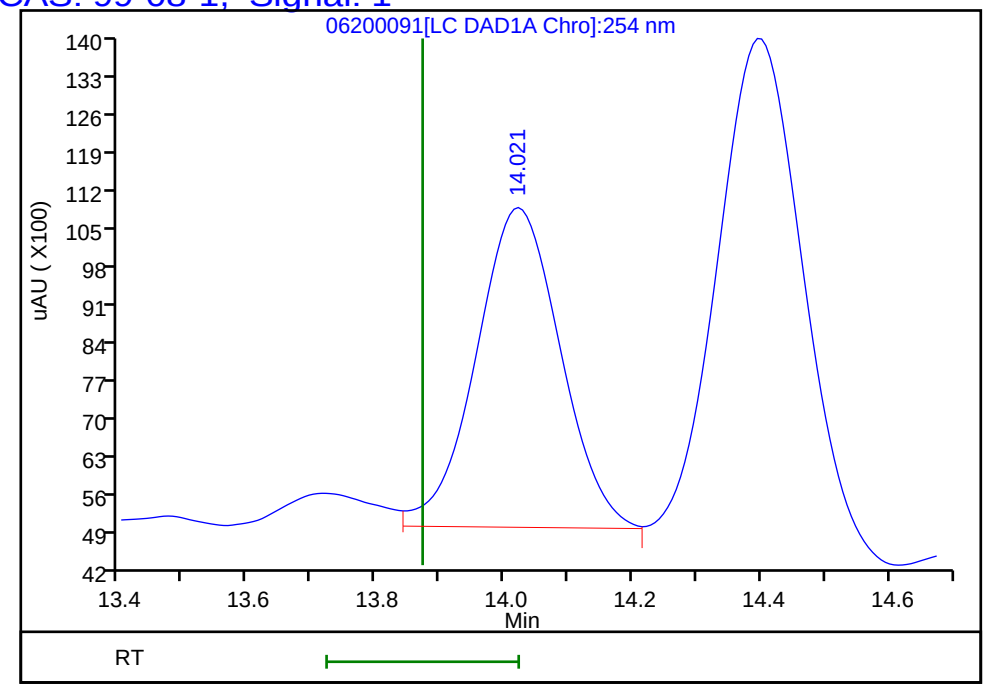

Reviewer: fiedlerh, 24-Jun-2019 09:00:31
Audit Action: Marked Compound Undetected Audit Reason: Invalid Compound ID

FORM I
HPLC/IC ORGANICS ANALYSIS DATA SHEET

Lab Name: Eurofins TestAmerica, Denver Job No.: 280-124986-1

SDG No.:

Client Sample ID: G0097-19A Lab Sample ID: 280-124986-28

Matrix: Water Lab File ID: 06240027.D

Analysis Method: 8330A Date Collected: 06/08/2019 12:20

Extraction Method: 3535 Date Extracted: 06/14/2019 10:23

Sample wt/vol: 462.5(mL) Date Analyzed: 06/25/2019 03:42

Con. Extract Vol.: 5(mL) Dilution Factor: 1

Injection Volume: 100(uL) GC Column: Luna-phenylhex ID: 4.6(mm)

% Moisture: GPC Cleanup:(Y/N) N

Analysis Batch No.: 462508 Units: ug/L

CAS NO.	COMPOUND NAME	RESULT	Q	LOQ	LOD	DL
118-96-7	2,4,6-Trinitrotoluene	0.43	U M	0.43	0.43	0.17
5755-27-1	MNX	0.43	U M	2.2	0.43	0.17
479-45-8	*Tetryl*	*0.092*	*J M J1*	*0.26*	0.22	*0.086*

CAS NO.	SURROGATE	%REC	Q	LIMITS
528-29-0	1,2-Dinitrobenzene	97	*M*	83-119

Eurofins TestAmerica, Denver
Target Compound Quantitation Report

Data File: \\chromna\Denver\ChromData\G2_LUNA\20190624-83137.b\06240027.D
Lims ID: 280-124986-A-28-A
Client ID: G0097-19A
Sample Type: Client
Inject. Date: 25-Jun-2019 03:42:35 ALS Bottle#: 27 Worklist Smp#: 27
Injection Vol: 100.0 ul Dil. Factor: 1.0000
Sample Info: 280-124986-A-28-
Misc. Info.: 280-0083137-027
Operator ID: HKF Instrument ID: CHHPLC_G2_LUNA

Method: \\chromna\Denver\ChromData\G2_LUNA\20190624-83137.b\G2_8330_Luna.m
Limit Group: GCSV - 8330
Last Update: 25-Jun-2019 10:50:46 Calib Date: 08-May-2019 00:28:23
Integrator: Falcon
Quant Method: External Standard Quant By: Initial Calibration
Last ICal File: \\chromna\Denver\ChromData\G2_LUNA\20190507-81649.b\05070023.D

Column 1 : Luna-Phenyl hexyl (4.60 mm) Det: LC DAD1A, 254 nm
Process Host: CTX0328

First Level Reviewer: fiedlerh Date: 25-Jun-2019 10:45:37

Compound	Det	RT (min.)	Exp RT (min.)	Dlt RT (min.)	Response	OnCol Amt ug/ml	Flags
6 HMX	1		7.203			ND	
7 MNX	1		7.848			ND	U
8 RDX	1	9.308	9.283	0.025	12292	0.0590	
9 Nitrobenzene	1		12.263			ND	
$ 10 1,2-Dinitrobenzene	1	13.294	13.296	-0.002	53821	0.1944	M
12 1,3-Dinitrobenzene	1		15.823			ND	
14 o-Nitrotoluene	1		16.629			ND	
15 p-Nitrotoluene	1		16.963			ND	U
16 4-Amino-2,6-dinitrotoluene	1		17.383			ND	
17 m-Nitrotoluene	1	17.914	17.876	0.038	37814	0.1292	
18 2-Amino-4,6-dinitrotoluene	1		18.416			ND	
19 1,3,5-Trinitrobenzene	1		19.129			ND	U
20 2,6-Dinitrotoluene	1		19.983			ND	
21 2,4-Dinitrotoluene	1		20.543			ND	
22 Tetryl	1	23.901	23.876	0.025	2671	0.008493	M
23 2,4,6-Trinitrotoluene	1	24.834	24.856	-0.022	5254	0.0129	M

QC Flag Legend

Review Flags
M - Manually Integrated
U - Marked Undetected

Report Date: 25-Jun-2019 10:50:47 Chrom Revision: 2.3 20-Jun-2019 20:50:56

Eurofins TestAmerica, Denver

Data File: \\chromna\Denver\ChromData\G2_LUNA\20190624-83137.b\06240027.D

Injection Date:	25-Jun-2019 03:42:35	Instrument ID:	CHHPLC_G2_LUNA	Operator ID:	HKF
Lims ID:	280-124986-A-28-A	Lab Sample ID:	280-124986-28	Worklist Smp#:	27
Client ID:	G0097-19A				
Injection Vol:	100.0 ul	Dil. Factor:	1.0000	ALS Bottle#:	27
Method:	G2_8330_Luna	Limit Group:	GCSV - 8330		

Column: Luna-Phenyl hexyl (4.60 mm) Y Scaling: Method Defined: Scale to the Nth Largest Peak: 1

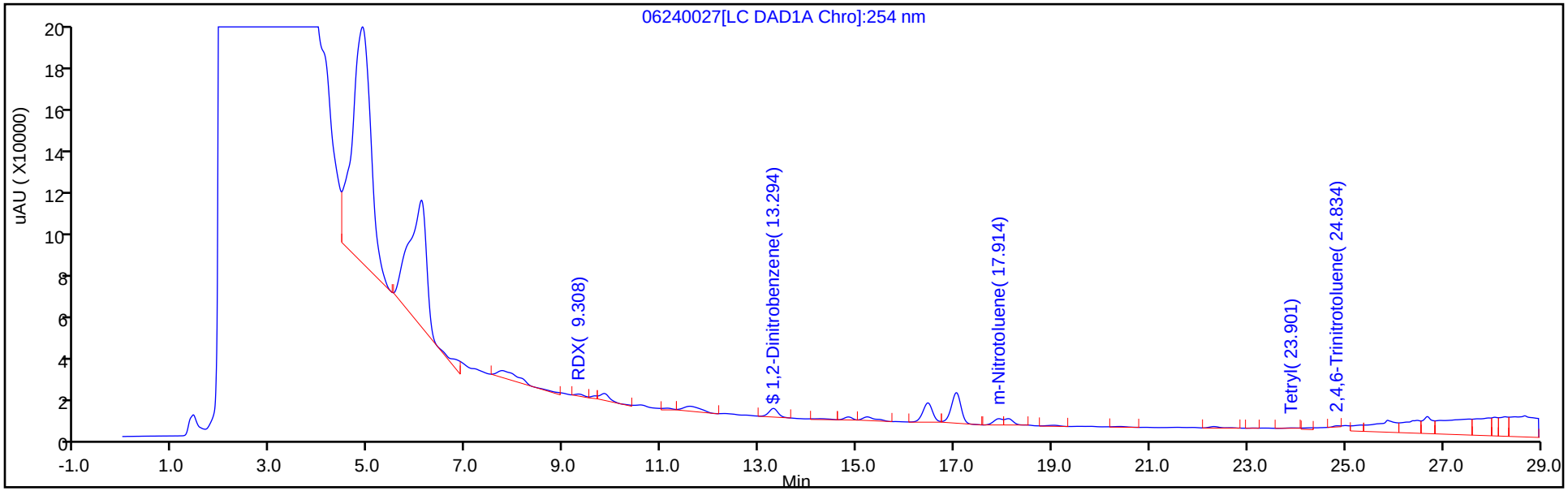

Y Scaling: Method Defined: Scale to the Nth Largest Peak: 1

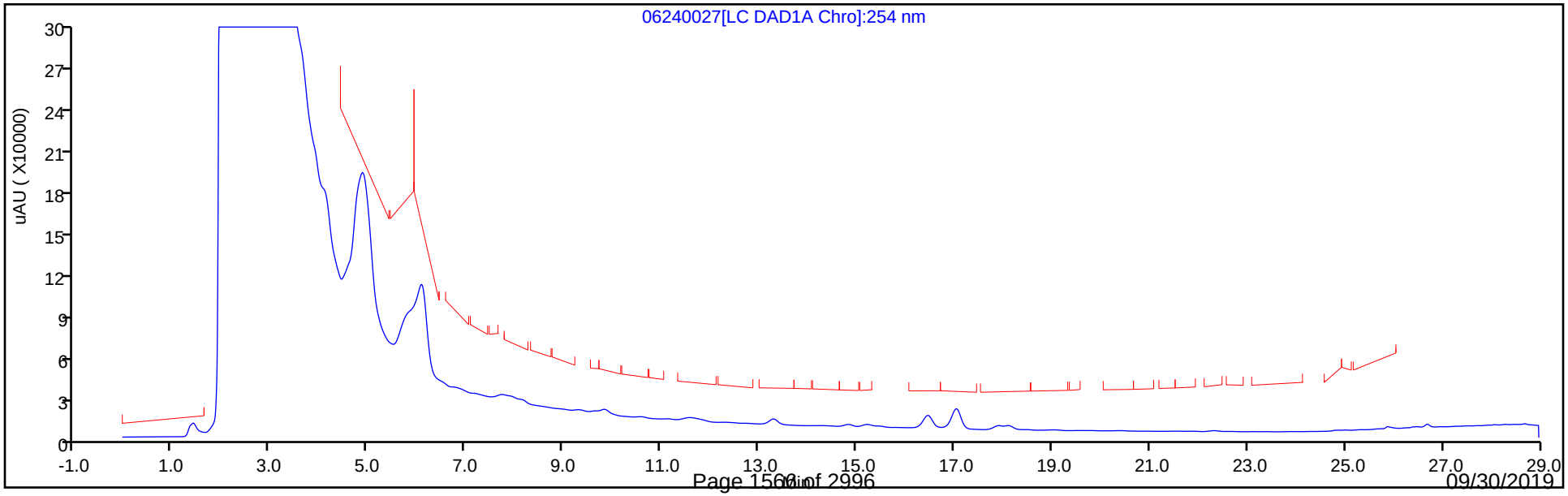

Eurofins TestAmerica, Denver
Recovery Report

Data File:	\\chromna\Denver\ChromData\G2_LUNA\20190624-83137.b\06240027.D				
Lims ID:	280-124986-A-28-A				
Client ID:	G0097-19A				
Sample Type:	Client				
Inject. Date:	25-Jun-2019 03:42:35	ALS Bottle#:	27	Worklist Smp#:	27
Injection Vol:	100.0 ul	Dil. Factor:	1.0000		
Sample Info:	280-124986-A-28-				
Misc. Info.:	280-0083137-027				
Operator ID:	HKF	Instrument ID:	CHHPLC_G2_LUNA		
Method:	\\chromna\Denver\ChromData\G2_LUNA\20190624-83137.b\G2_8330_Luna.m				
Limit Group:	GCSV - 8330				
Last Update:	25-Jun-2019 10:50:46	Calib Date:	08-May-2019 00:28:23		
Integrator:	Falcon				
Quant Method:	External Standard	Quant By:	Initial Calibration		
Last ICal File:	\\chromna\Denver\ChromData\G2_LUNA\20190507-81649.b\05070023.D				
Column 1 :	Luna-Phenyl hexyl (4.60 mm)		Det: LC DAD1A, 254 nm		
Process Host:	CTX0328				
First Level Reviewer: fiedlerh		Date:	25-Jun-2019 10:45:37		

Compound	Amount Added	Amount Recovered	% Rec.
$ 10 1,2-Dinitrobenzene	0.2000	0.1944	97.20

Manual Integration/User Assign Peak Report

Eurofins TestAmerica, Denver

Data File:	\\chromna\Denver\ChromData\G2_LUNA\20190624-83137.b\06240027.D				
Injection Date:	25-Jun-2019 03:42:35	Instrument ID:	CHHPLC_G2_LUNA		
Lims ID:	280-124986-A-28-A	Lab Sample ID:	280-124986-28		
Client ID:	G0097-19A				
Operator ID:	HKF	ALS Bottle#:	27	Worklist Smp#:	27
Injection Vol:	100.0 ul	Dil. Factor:	1.0000		
Method:	G2_8330_Luna	Limit Group:	GCSV - 8330		
Column:	Luna-Phenyl hexyl (4.60 mm)	Detector	LC DAD1A, 254 nm		

$ 10 1,2-Dinitrobenzene, CAS: 528-29-0

Signal: 1

Processing Integration Results

RT: 13.29
Area: 71202
Amount: 0.257181
Amount Units: ug/ml

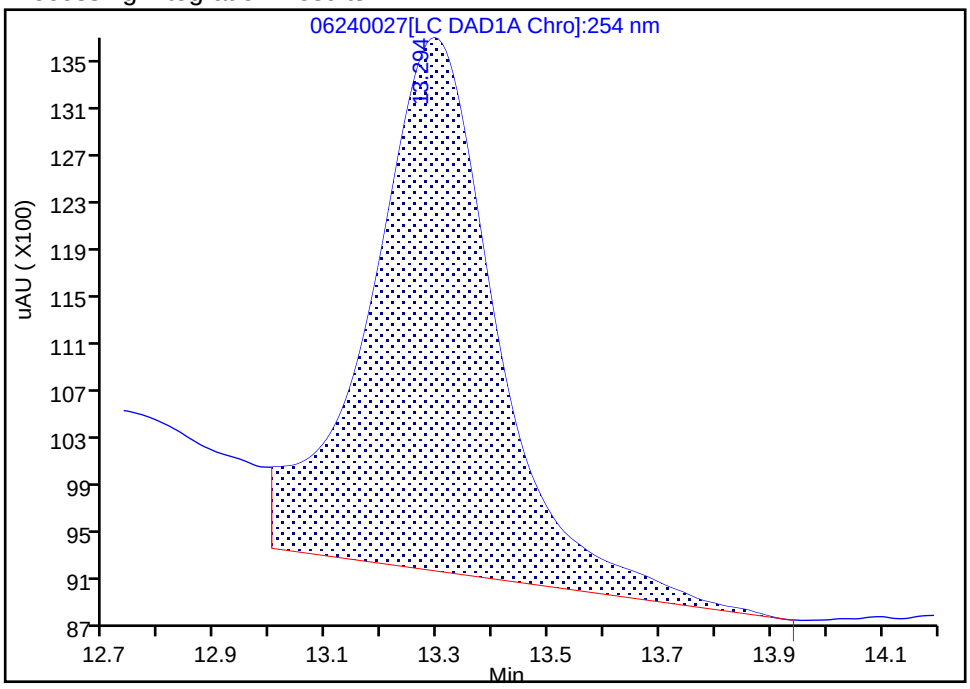

Manual Integration Results

RT: 13.29
Area: 53821
Amount: 0.194401
Amount Units: ug/ml

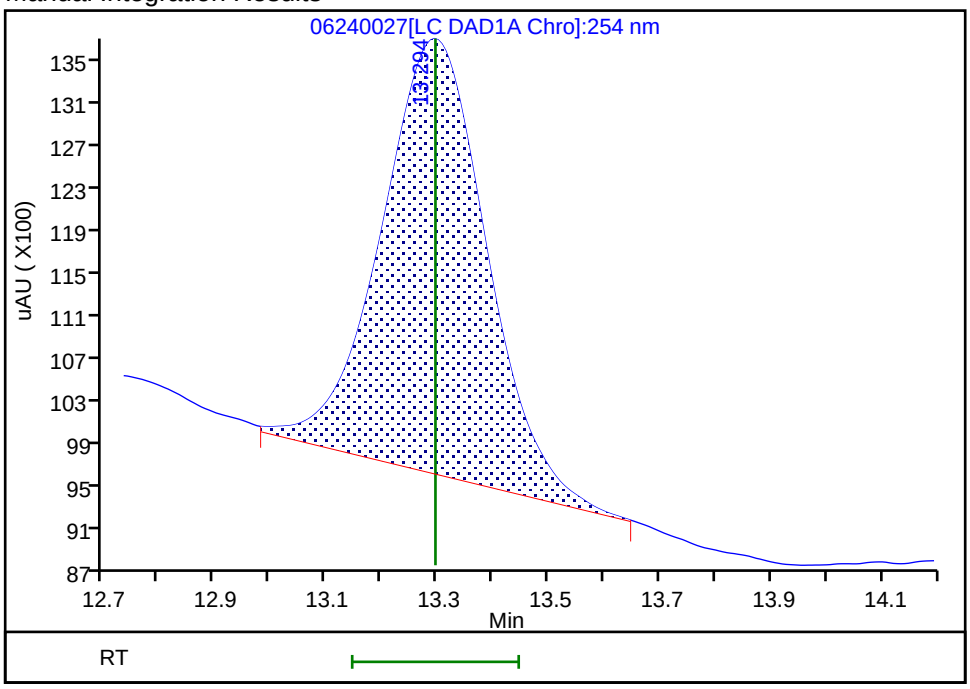

Reviewer: fiedlerh, 25-Jun-2019 10:45:15

Audit Action: Manually Integrated Audit Reason: Baseline Smoothing

User Disabled Compound Report

Eurofins TestAmerica, Denver

Data File:	\\chromna\Denver\ChromData\G2_LUNA\20190624-83137.b\06240027.D				
Injection Date:	25-Jun-2019 03:42:35	Instrument ID:	CHHPLC_G2_LUNA		
Lims ID:	280-124986-A-28-A	Lab Sample ID:	280-124986-28		
Client ID:	G0097-19A				
Operator ID:	HKF	ALS Bottle#:	27	Worklist Smp#:	27
Injection Vol:	100.0 ul	Dil. Factor:	1.0000		
Method:	G2_8330_Luna	Limit Group:	GCSV - 8330		
Column:	Luna-Phenyl hexyl (4.60 mm)	Detector	LC DAD1A, 254 nm		

19 1,3,5-Trinitrobenzene, CAS: 99-35-4, Signal: 1

RT: 19.04
Response: 8703
Amount: 0.019021

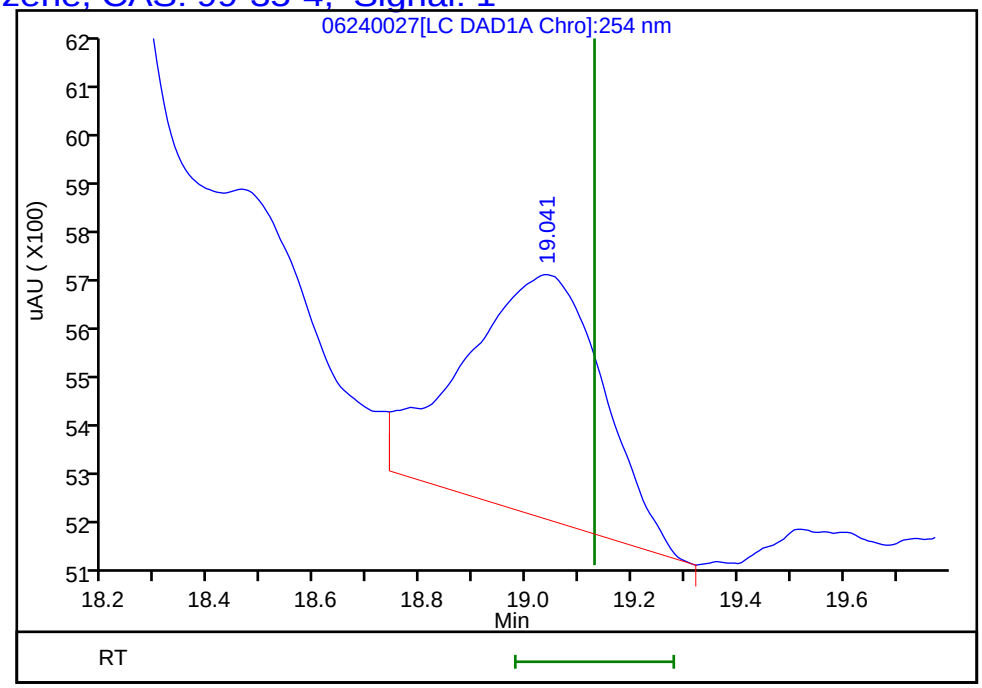

Reviewer: fiedlerh, 25-Jun-2019 10:45:37
Audit Action: Marked Compound Undetected Audit Reason: Invalid Compound ID

Manual Integration/User Assign Peak Report

Eurofins TestAmerica, Denver

Data File:	\\chromna\Denver\ChromData\G2_LUNA\20190624-83137.b\06240027.D				
Injection Date:	25-Jun-2019 03:42:35	Instrument ID:	CHHPLC_G2_LUNA		
Lims ID:	280-124986-A-28-A	Lab Sample ID:	280-124986-28		
Client ID:	G0097-19A				
Operator ID:	HKF	ALS Bottle#:	27	Worklist Smp#:	27
Injection Vol:	100.0 ul	Dil. Factor:	1.0000		
Method:	G2_8330_Luna	Limit Group:	GCSV - 8330		
Column:	Luna-Phenyl hexyl (4.60 mm)	Detector	LC DAD1A, 254 nm		

23 2,4,6-Trinitrotoluene, CAS: 118-96-7

Signal: 1

Processing Integration Results

RT: 24.83
Area: 47709
Amount: 0.117140
Amount Units: ug/ml

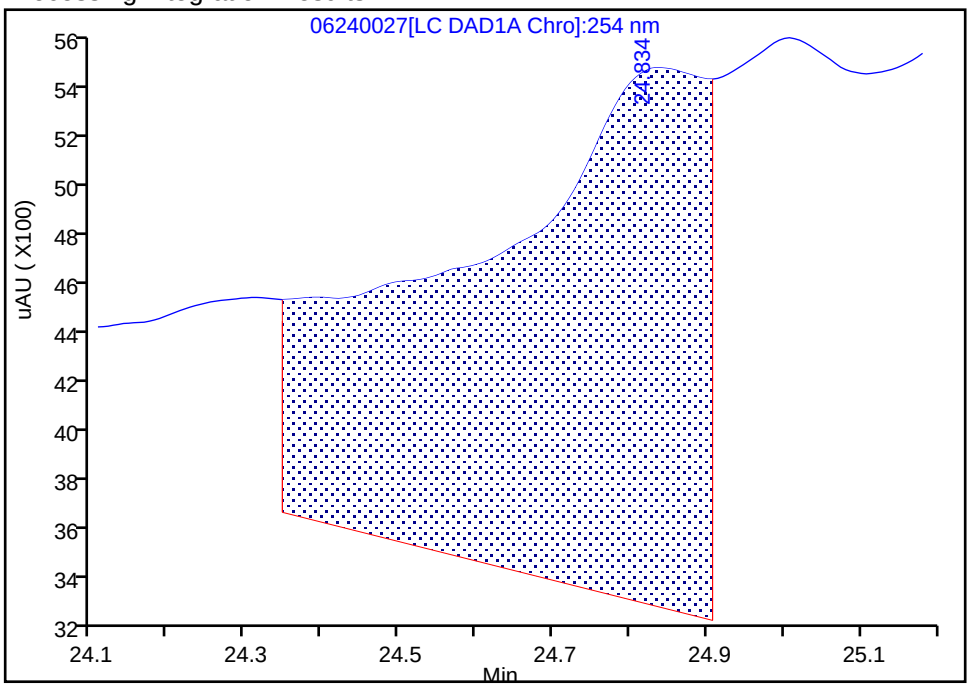

Manual Integration Results

RT: 24.83
Area: 5254
Amount: 0.012900
Amount Units: ug/ml

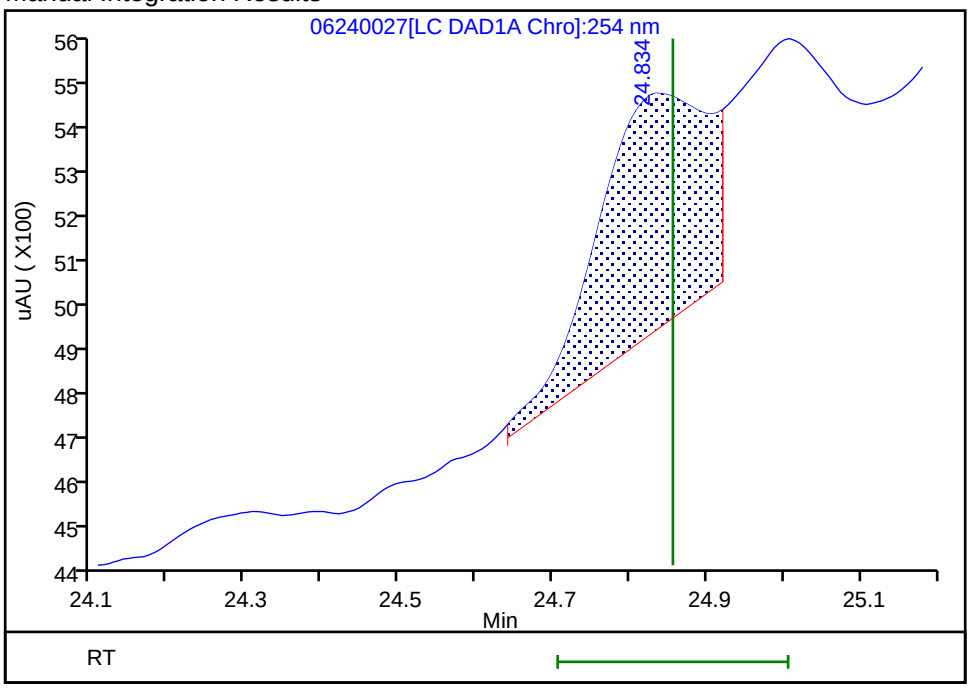

Reviewer: fiedlerh, 25-Jun-2019 10:45:36

Audit Action: Manually Integrated Audit Reason: Baseline Smoothing

User Disabled Compound Report

Eurofins TestAmerica, Denver

Data File:	\\chromna\Denver\ChromData\G2_LUNA\20190624-83137.b\06240027.D				
Injection Date:	25-Jun-2019 03:42:35	Instrument ID:	CHHPLC_G2_LUNA		
Lims ID:	280-124986-A-28-A	Lab Sample ID:	280-124986-28		
Client ID:	G0097-19A				
Operator ID:	HKF	ALS Bottle#:	27	Worklist Smp#:	27
Injection Vol:	100.0 ul	Dil. Factor:	1.0000		
Method:	G2_8330_Luna	Limit Group:	GCSV - 8330		
Column:	Luna-Phenyl hexyl (4.60 mm)	Detector	LC DAD1A, 254 nm		

15 p-Nitrotoluene, CAS: 99-99-0, Signal: 1

RT: 17.04
Response: 197419
Amount: 0.871043

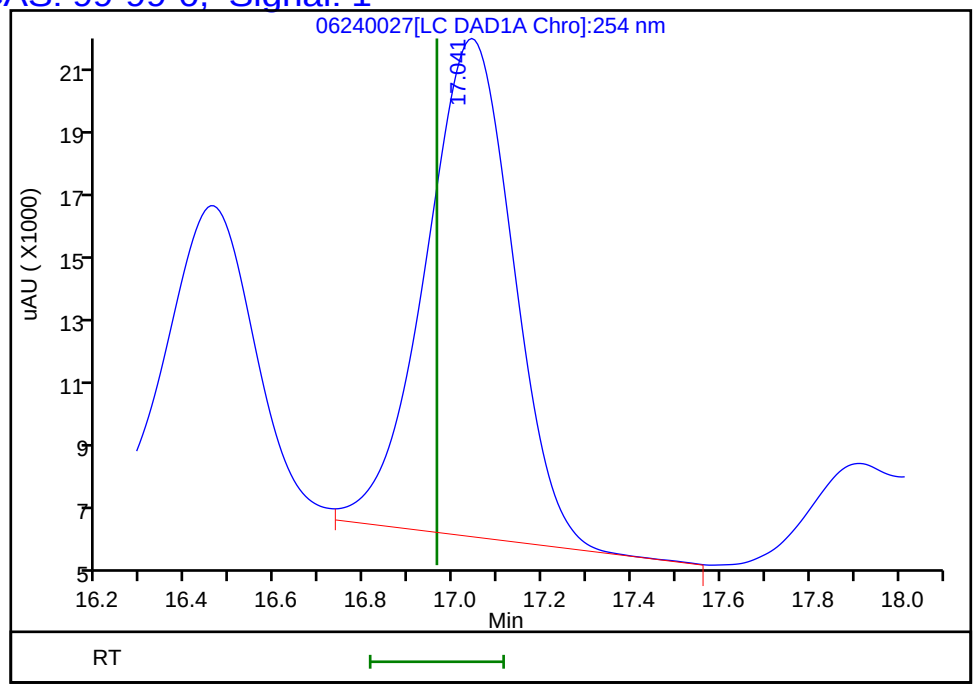

Reviewer: fiedlerh, 25-Jun-2019 10:45:37
Audit Action: Marked Compound Undetected Audit Reason: Invalid Compound ID

User Disabled Compound Report

Eurofins TestAmerica, Denver

Data File:	\\chromna\Denver\ChromData\G2_LUNA\20190624-83137.b\06240027.D				
Injection Date:	25-Jun-2019 03:42:35	Instrument ID:	CHHPLC_G2_LUNA		
Lims ID:	280-124986-A-28-A	Lab Sample ID:	280-124986-28		
Client ID:	G0097-19A				
Operator ID:	HKF	ALS Bottle#:	27	Worklist Smp#:	27
Injection Vol:	100.0 ul	Dil. Factor:	1.0000		
Method:	G2_8330_Luna	Limit Group:	GCSV - 8330		
Column:	Luna-Phenyl hexyl (4.60 mm)	Detector	LC DAD1A, 254 nm		

7 MNX, CAS: 5755-27-1, Signal: 1

RT: 7.74
Response: 118656
Amount: 0.440241

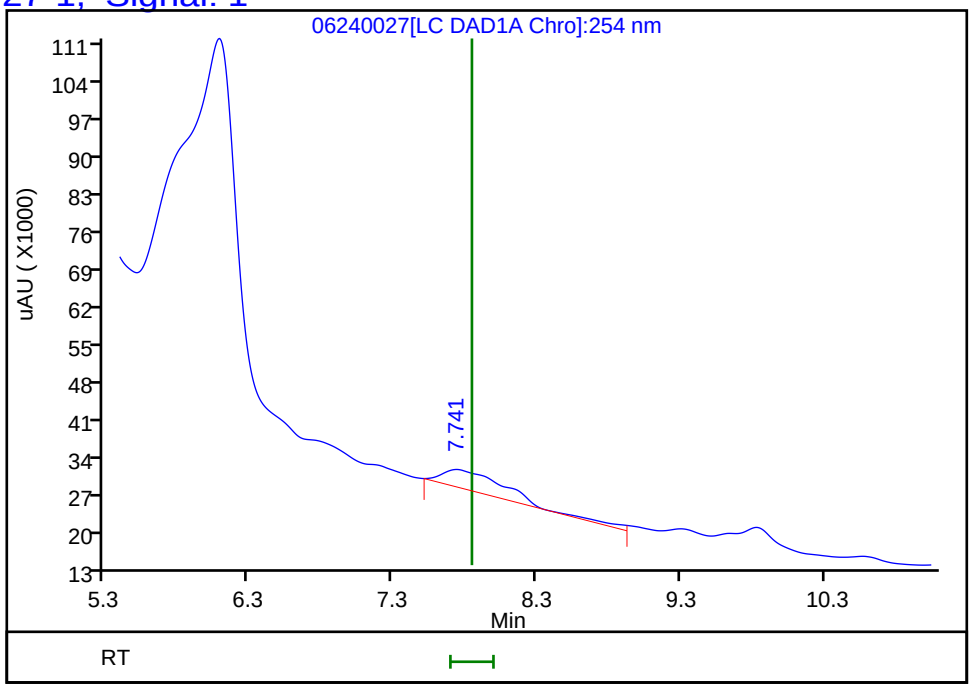

Reviewer: fiedlerh, 25-Jun-2019 10:45:37
Audit Action: Marked Compound Undetected Audit Reason: Invalid Compound ID

Manual Integration/User Assign Peak Report

Eurofins TestAmerica, Denver

Data File:	\\chromna\Denver\ChromData\G2_LUNA\20190624-83137.b\06240027.D				
Injection Date:	25-Jun-2019 03:42:35	Instrument ID:	CHHPLC_G2_LUNA		
Lims ID:	280-124986-A-28-A	Lab Sample ID:	280-124986-28		
Client ID:	G0097-19A				
Operator ID:	HKF	ALS Bottle#:	27	Worklist Smp#:	27
Injection Vol:	100.0 ul	Dil. Factor:	1.0000		
Method:	G2_8330_Luna	Limit Group:	GCSV - 8330		
Column:	Luna-Phenyl hexyl (4.60 mm)	Detector	LC DAD1A, 254 nm		

22 Tetryl, CAS: 479-45-8

Signal: 1

Processing Integration Results

RT: 23.91
Area: 15041
Amount: 0.047828
Amount Units: ug/ml

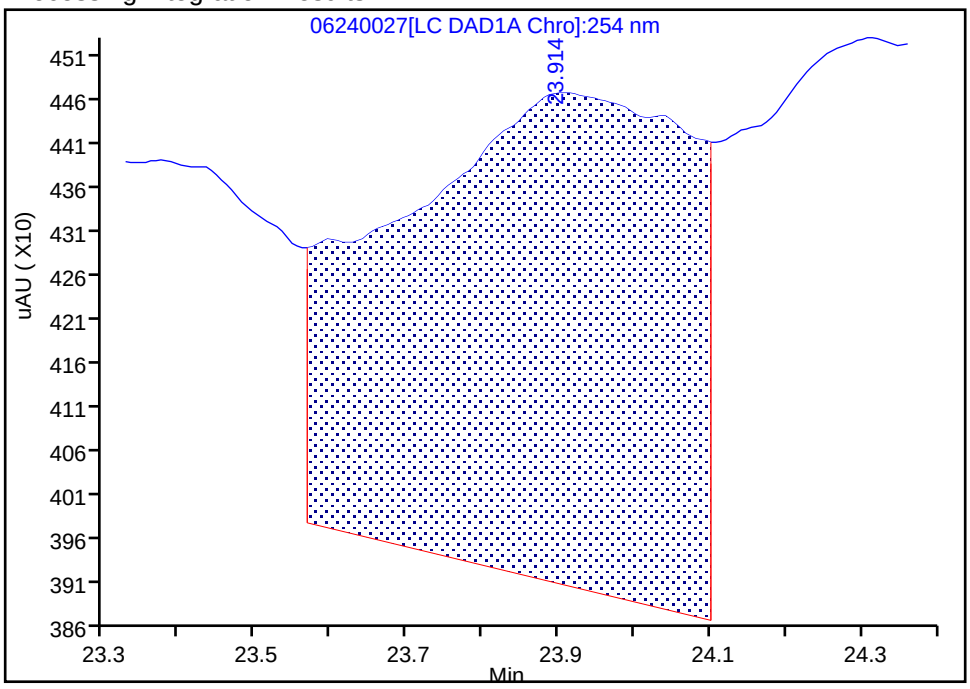

Manual Integration Results

RT: 23.90
Area: 2671
Amount: 0.008493
Amount Units: ug/ml

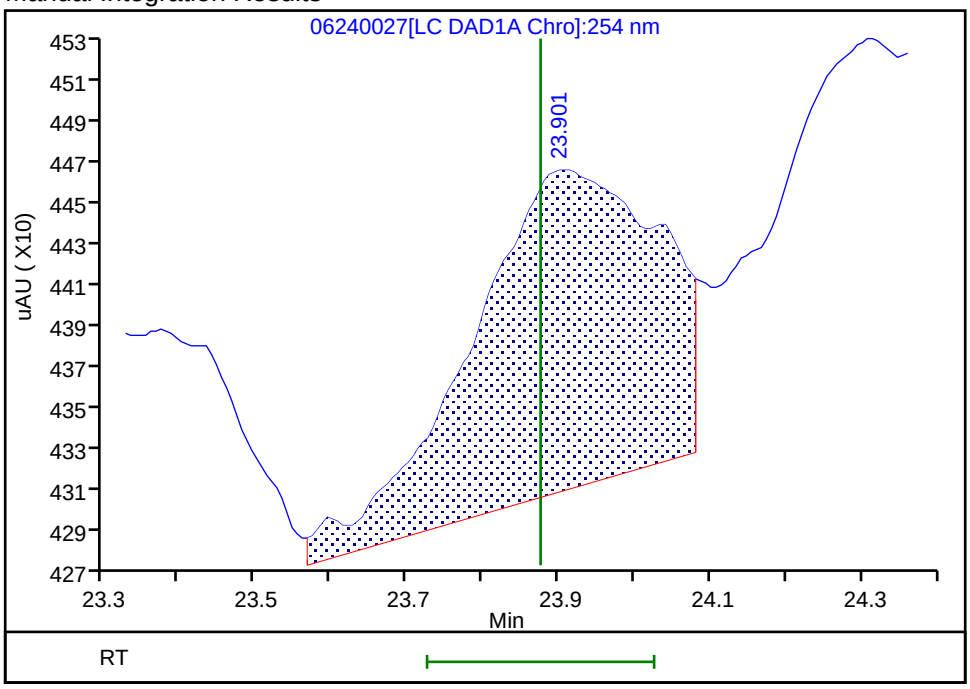

Reviewer: fiedlerh, 25-Jun-2019 10:45:31

Audit Action: Manually Integrated Audit Reason: Baseline Smoothing

FORM I
HPLC/IC ORGANICS ANALYSIS DATA SHEET

Lab Name: Eurofins TestAmerica, Denver Job No.: 280-124986-1

SDG No.:

Client Sample ID: G0097-19A RE Lab Sample ID: 280-124986-28 RE

Matrix: Water Lab File ID: 07020073.D

Analysis Method: 8330A Date Collected: 06/08/2019 12:20

Extraction Method: 3535 Date Extracted: 06/18/2019 15:47

Sample wt/vol: 468.2(mL) Date Analyzed: 07/03/2019 11:11

Con. Extract Vol.: 5(mL) Dilution Factor: 1

Injection Volume: 100(uL) GC Column: UltraCarb5uODS ID: 4.6(mm)

% Moisture: GPC Cleanup:(Y/N) N

Analysis Batch No.: 463366 Units: ug/L

CAS NO.	COMPOUND NAME	RESULT	Q	LOQ	LOD	DL
99-65-0	*1,3-Dinitrobenzene*	*0.21*	*U H*	*0.43*	0.21	*0.095*
606-20-2	*2,6-Dinitrotoluene*	*0.21*	*U H*	*0.21*	0.21	*0.069*
35572-78-2	*2-Amino-4,6-dinitrotoluene*	*0.13*	*U H*	*0.21*	0.13	*0.054*
88-72-2	*2-Nitrotoluene*	*0.21*	*U H*	*0.43*	0.21	*0.091*
99-08-1	*3-Nitrotoluene*	*0.43*	*U H M*	*0.43*	0.43	*0.21*
19406-51-0	*4-Amino-2,6-dinitrotoluene*	*0.13*	*U H*	*0.21*	0.13	*0.062*
99-99-0	*4-Nitrotoluene*	*0.43*	*U H*	*1.1*	0.43	*0.21*
2691-41-0	*HMX*	*0.21*	*U H*	*0.43*	0.21	*0.094*
98-95-3	*Nitrobenzene*	*0.21*	*U H*	*0.43*	0.21	*0.097*
121-82-4	*RDX*	*0.43*	*U H*	*0.43*	0.43	*0.17*

CAS NO.	SURROGATE	%REC	Q	LIMITS
528-29-0	1,2-Dinitrobenzene	103	*M*	83-119

Eurofins TestAmerica, Denver
Target Compound Quantitation Report

Data File: \\chromna\Denver\ChromData\CHHPLC_X\20190702-83402.b\07020073.D
Lims ID: 280-124986-B-28-A
Client ID: G0097-19A
Sample Type: Client
Inject. Date: 03-Jul-2019 11:11:43 ALS Bottle#: 73 Worklist Smp#: 73
Injection Vol: 100.0 ul Dil. Factor: 1.0000
Sample Info: 280-124986-B-28-
Misc. Info.: 280-0083402-073
Operator ID: hkf Instrument ID: CHHPLC_X3

Method: \\chromna\Denver\ChromData\CHHPLC_X\20190702-83402.b\8330_X3.m
Limit Group: GCSV - 8330
Last Update: 03-Jul-2019 14:48:54 Calib Date: 02-Jul-2019 00:18:07
Integrator: Falcon
Quant Method: External Standard Quant By: Initial Calibration
Last ICal File: \\chromna\Denver\ChromData\CHHPLC_X\20190701-83376.b\07010032.D

Column 1 : UltraCarb5uODS (20) (4.60 mm) Det: LC DAD1B, 254 nm
Process Host: CTX0326

First Level Reviewer: fiedlerh Date: 03-Jul-2019 14:35:45

	Compound	Det	RT (min.)	Exp RT (min.)	Dlt RT (min.)	Response	OnCol Amt ug/mL	Flags
	3 HMX	1		6.647			ND	
	6 MNX	1	7.342	7.343	-0.001	789406	5.64	EM
	7 RDX	1		7.767			ND	
$	9 1,2-Dinitrobenzene	1	8.729	8.754	-0.025	28617	0.2054	M
	10 1,3,5-Trinitrobenzene	1	8.862	8.907	-0.045	10242	0.0418	M
	11 1,3-Dinitrobenzene	1		9.574			ND	
	12 Nitrobenzene	1		9.961			ND	
	14 Tetryl	1	10.262	10.294	-0.032	6881	0.0425	M
	16 2,4,6-Trinitrotoluene	1	11.248	11.247	0.001	11353	0.0500	M
	17 4-Amino-2,6-dinitrotoluene	1		11.441			ND	
	18 2-Amino-4,6-dinitrotoluene	1		11.734			ND	
	19 2,6-Dinitrotoluene	1		11.867			ND	
	20 2,4-Dinitrotoluene	1	12.142	12.061	0.081	8405	0.0280	M
	21 o-Nitrotoluene	1		12.907			ND	
	22 p-Nitrotoluene	1		13.347			ND	
	23 m-Nitrotoluene	1		13.947			ND	MU

QC Flag Legend

Processing Flags
E - Exceeded Maximum Amount
Review Flags
M - Manually Integrated
U - Marked Undetected

Report Date: 03-Jul-2019 14:49:16 Chrom Revision: 2.3 20-Jun-2019 20:50:56

Eurofins TestAmerica, Denver

Data File:	\\chromna\Denver\ChromData\CHHPLC_X\20190702-83402.b\07020073.D				
Injection Date:	03-Jul-2019 11:11:43	Instrument ID:	CHHPLC_X3	Operator ID:	hkf
Lims ID:	280-124986-B-28-A	Lab Sample ID:	280-124986-28	Worklist Smp#:	73
Client ID:	G0097-19A				
Injection Vol:	100.0 ul	Dil. Factor:	1.0000	ALS Bottle#:	73
Method:	8330_X3	Limit Group:	GCSV - 8330		

Column: UltraCarb5uODS (20) (4.60 mm) Y Scaling: Method Defined: Scale to the Nth Largest Target: 1

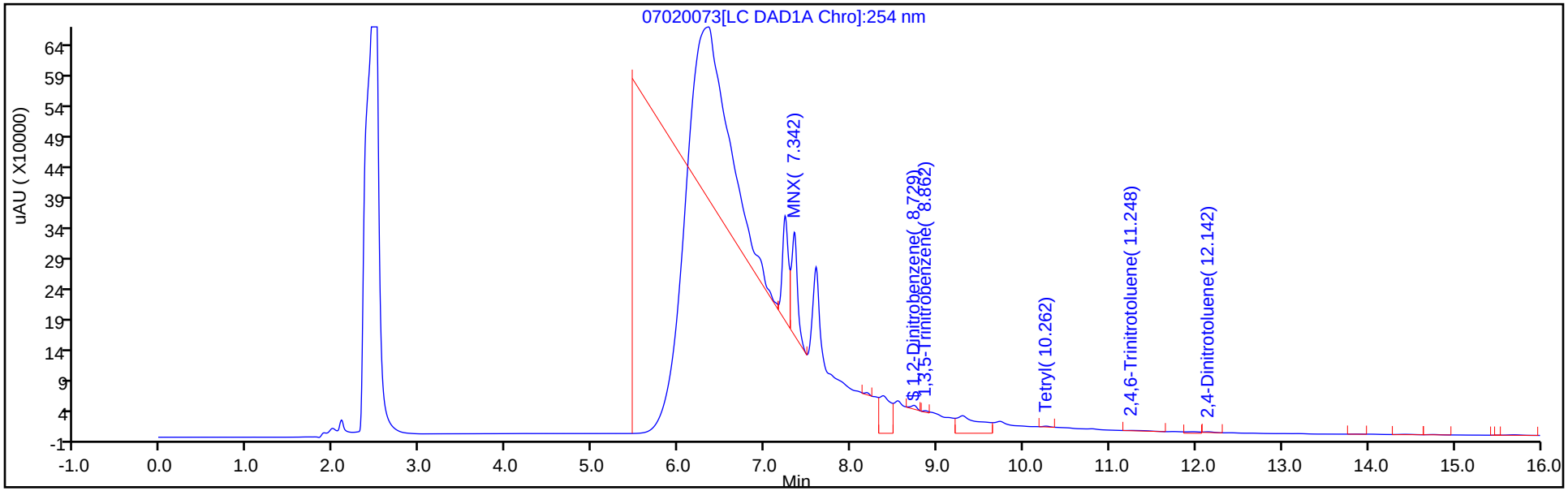

Y Scaling: Method Defined: Scale to the Nth Largest Target: 1

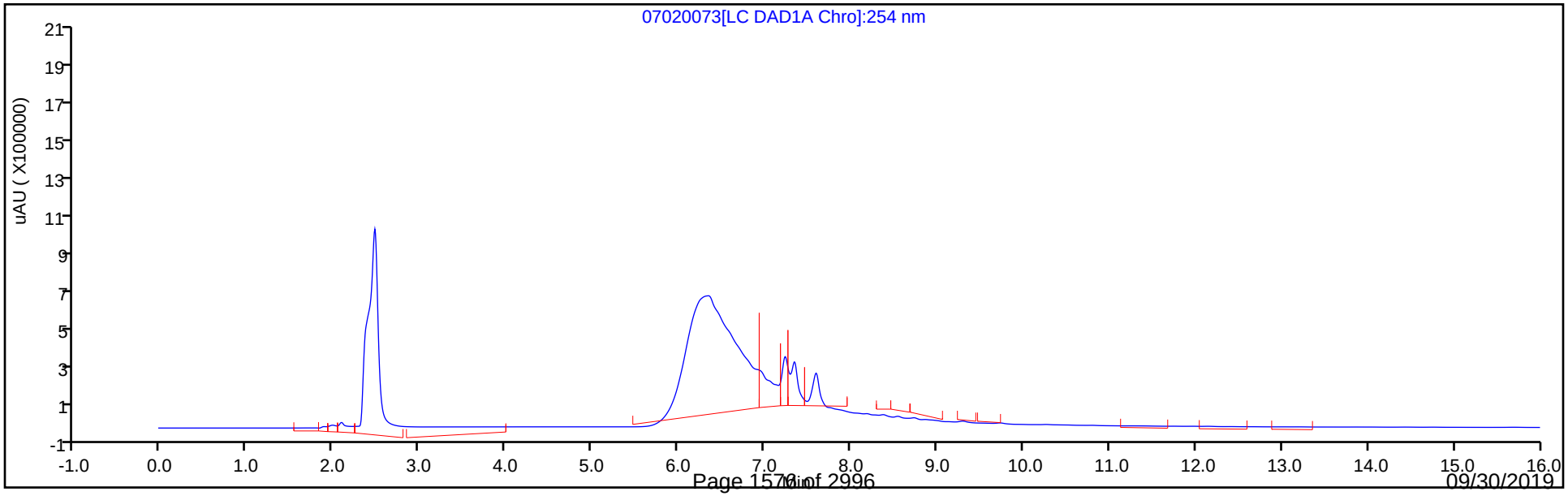

Eurofins TestAmerica, Denver
Recovery Report

Data File:	\\chromna\Denver\ChromData\CHHPLC_X\20190702-83402.b\07020073.D				
Lims ID:	280-124986-B-28-A				
Client ID:	G0097-19A				
Sample Type:	Client				
Inject. Date:	03-Jul-2019 11:11:43	ALS Bottle#:	73	Worklist Smp#:	73
Injection Vol:	100.0 ul	Dil. Factor:	1.0000		
Sample Info:	280-124986-B-28-				
Misc. Info.:	280-0083402-073				
Operator ID:	hkf	Instrument ID:	CHHPLC_X3		
Method:	\\chromna\Denver\ChromData\CHHPLC_X\20190702-83402.b\8330_X3.m				
Limit Group:	GCSV - 8330				
Last Update:	03-Jul-2019 14:48:54	Calib Date:	02-Jul-2019 00:18:07		
Integrator:	Falcon				
Quant Method:	External Standard	Quant By:	Initial Calibration		
Last ICal File:	\\chromna\Denver\ChromData\CHHPLC_X\20190701-83376.b\07010032.D				
Column 1 :	UltraCarb5uODS (20) (4.60 mm)		Det: LC DAD1B, 254 nm		
Process Host:	CTX0326				
First Level Reviewer: fiedlerh		Date:	03-Jul-2019 14:35:45		

Compound	Amount Added	Amount Recovered	% Rec.
$ 9 1,2-Dinitrobenzene	0.2000	0.2054	102.70

Manual Integration/User Assign Peak Report

Eurofins TestAmerica, Denver

Data File:	\\chromna\Denver\ChromData\CHHPLC_X\20190702-83402.b\07020073.D				
Injection Date:	03-Jul-2019 11:11:43	Instrument ID:	CHHPLC_X3		
Lims ID:	280-124986-B-28-A	Lab Sample ID:	280-124986-28		
Client ID:	G0097-19A				
Operator ID:	hkf	ALS Bottle#:	73	Worklist Smp#:	73
Injection Vol:	100.0 ul	Dil. Factor:	1.0000		
Method:	8330_X3	Limit Group:	GCSV - 8330		
Column:	UltraCarb5uODS (20) (4.60 mm)	Detector	LC DAD1B, 254 nm		

$ 9 1,2-Dinitrobenzene, CAS: 528-29-0

Signal: 1

Processing Integration Results

RT: 8.73
Area: 397613
Amount: 2.853781
Amount Units: ug/mL

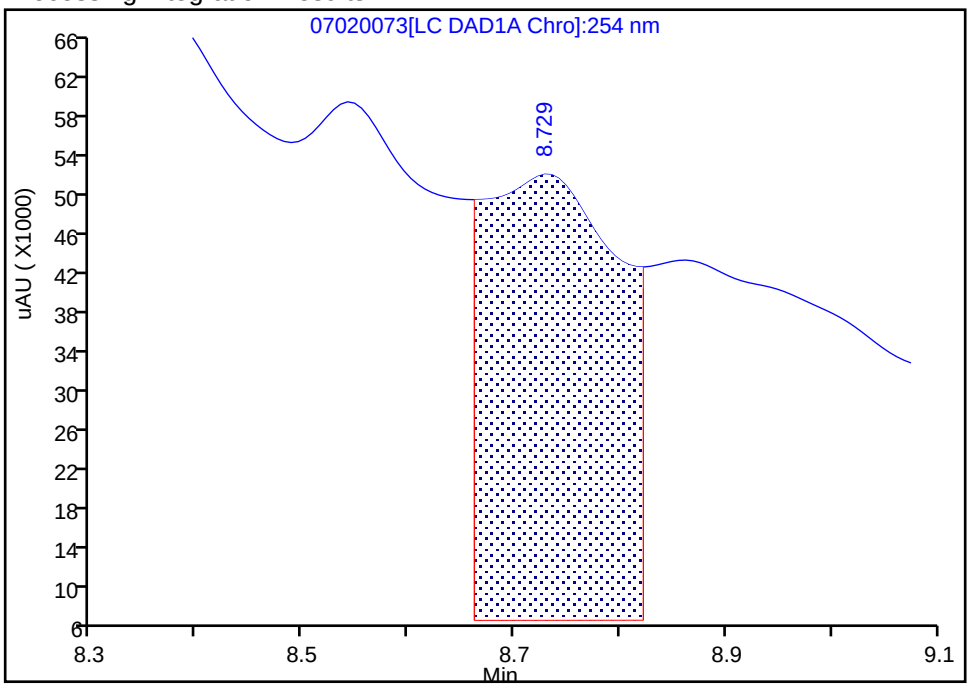

Manual Integration Results

RT: 8.73
Area: 28617
Amount: 0.205392
Amount Units: ug/mL

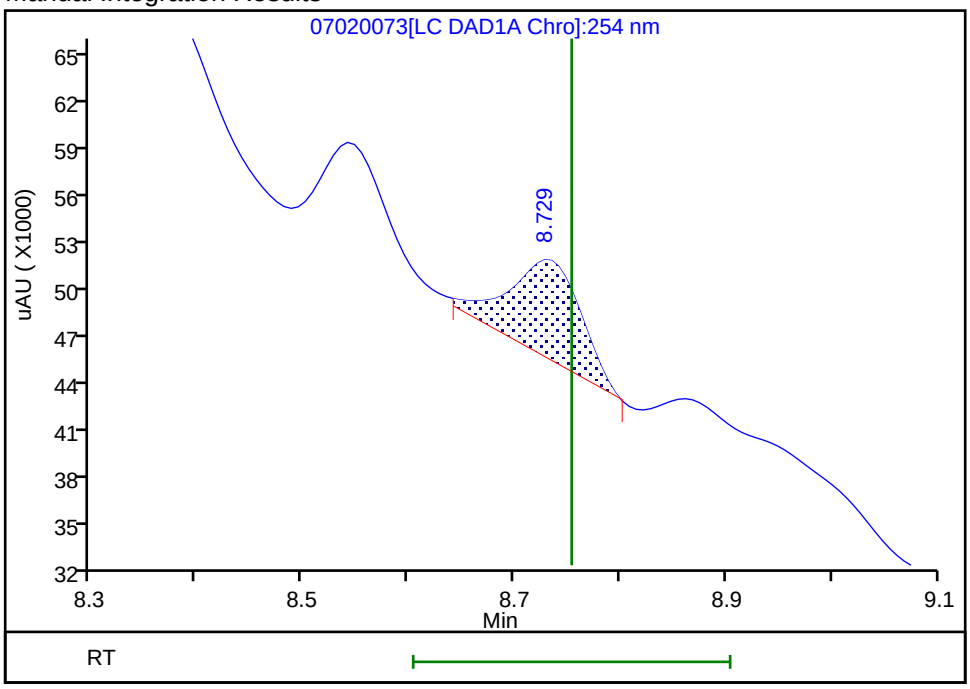

Reviewer: fiedlerh, 03-Jul-2019 14:35:07

Audit Action: Manually Integrated Audit Reason: Baseline Smoothing

Manual Integration/User Assign Peak Report

Eurofins TestAmerica, Denver

Data File:	\\chromna\Denver\ChromData\CHHPLC_X\20190702-83402.b\07020073.D				
Injection Date:	03-Jul-2019 11:11:43	Instrument ID:	CHHPLC_X3		
Lims ID:	280-124986-B-28-A	Lab Sample ID:	280-124986-28		
Client ID:	G0097-19A				
Operator ID:	hkf	ALS Bottle#:	73	Worklist Smp#:	73
Injection Vol:	100.0 ul	Dil. Factor:	1.0000		
Method:	8330_X3	Limit Group:	GCSV - 8330		
Column:	UltraCarb5uODS (20) (4.60 mm)	Detector	LC DAD1B, 254 nm		

10 1,3,5-Trinitrobenzene, CAS: 99-35-4

Signal: 1

Processing Integration Results

RT: 8.86
Area: 696453
Amount: 2.841778
Amount Units: ug/mL

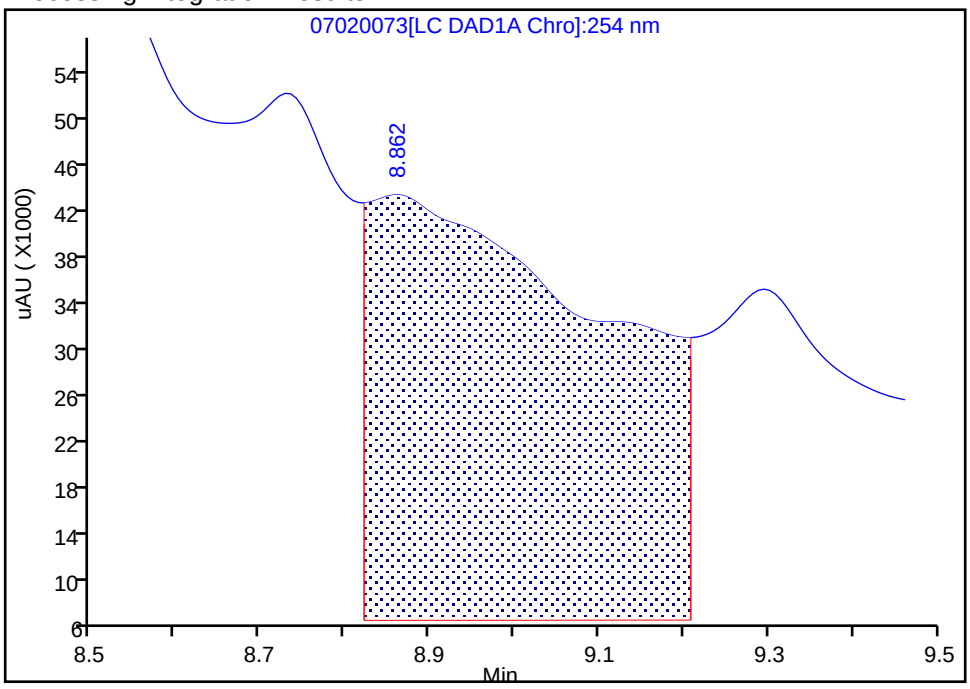

Manual Integration Results

RT: 8.86
Area: 10242
Amount: 0.041791
Amount Units: ug/mL

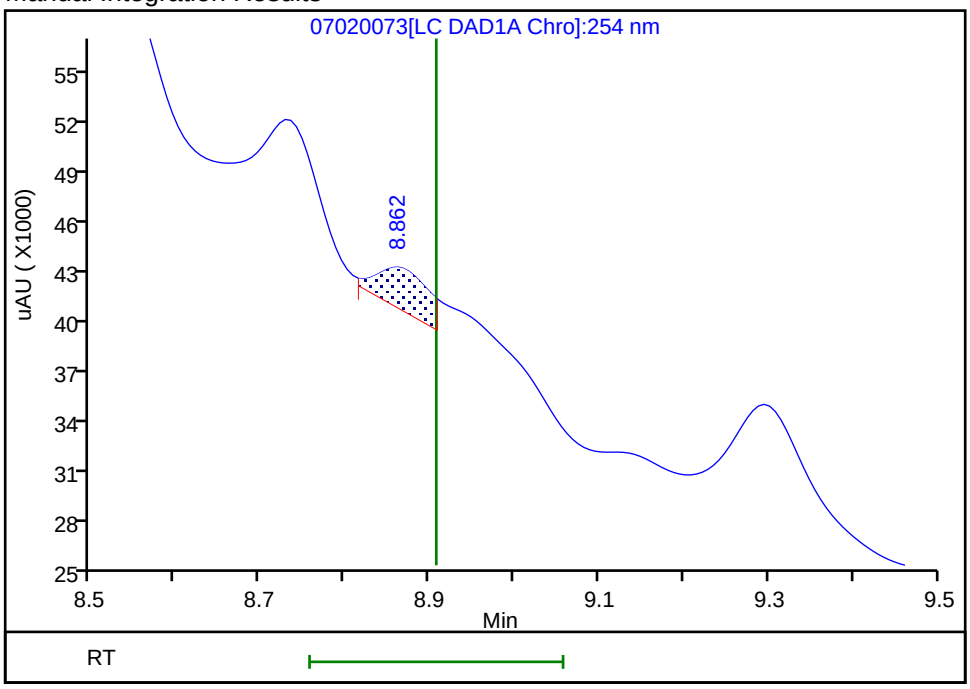

Reviewer: fiedlerh, 03-Jul-2019 14:35:11

Audit Action: Manually Integrated Audit Reason: Baseline Smoothing

Manual Integration/User Assign Peak Report

Eurofins TestAmerica, Denver

Data File:	\\chromna\Denver\ChromData\CHHPLC_X\20190702-83402.b\07020073.D				
Injection Date:	03-Jul-2019 11:11:43	Instrument ID:	CHHPLC_X3		
Lims ID:	280-124986-B-28-A	Lab Sample ID:	280-124986-28		
Client ID:	G0097-19A				
Operator ID:	hkf	ALS Bottle#:	73	Worklist Smp#:	73
Injection Vol:	100.0 ul	Dil. Factor:	1.0000		
Method:	8330_X3	Limit Group:	GCSV - 8330		
Column:	UltraCarb5uODS (20) (4.60 mm)	Detector	LC DAD1B, 254 nm		

16 2,4,6-Trinitrotoluene, CAS: 118-96-7

Signal: 1

Processing Integration Results

RT: 11.26
Area: 135443
Amount: 0.595939
Amount Units: ug/mL

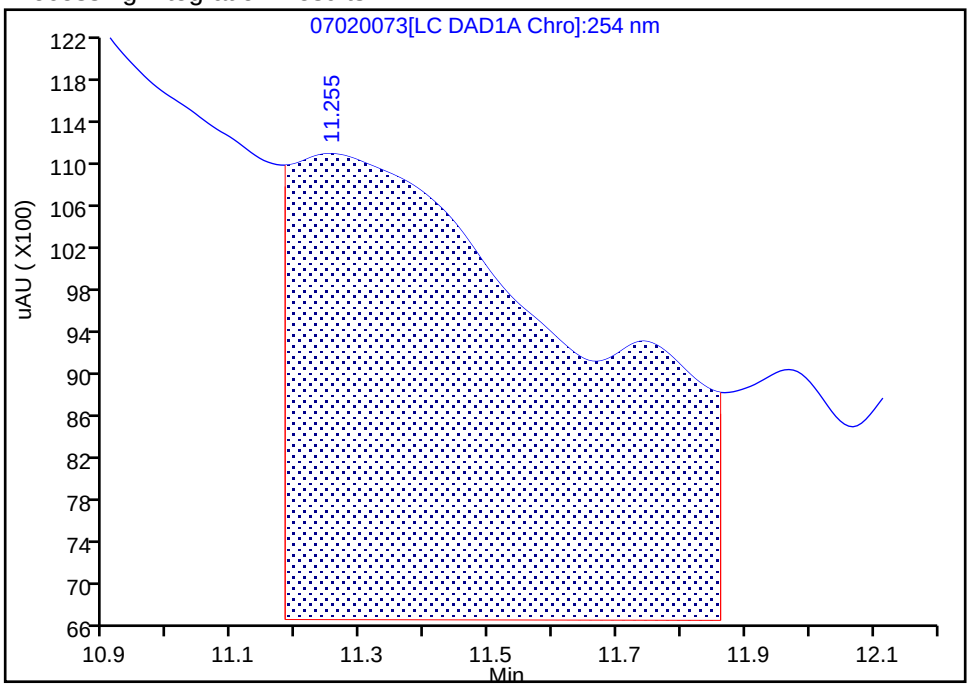

Manual Integration Results

RT: 11.25
Area: 11353
Amount: 0.049952
Amount Units: ug/mL

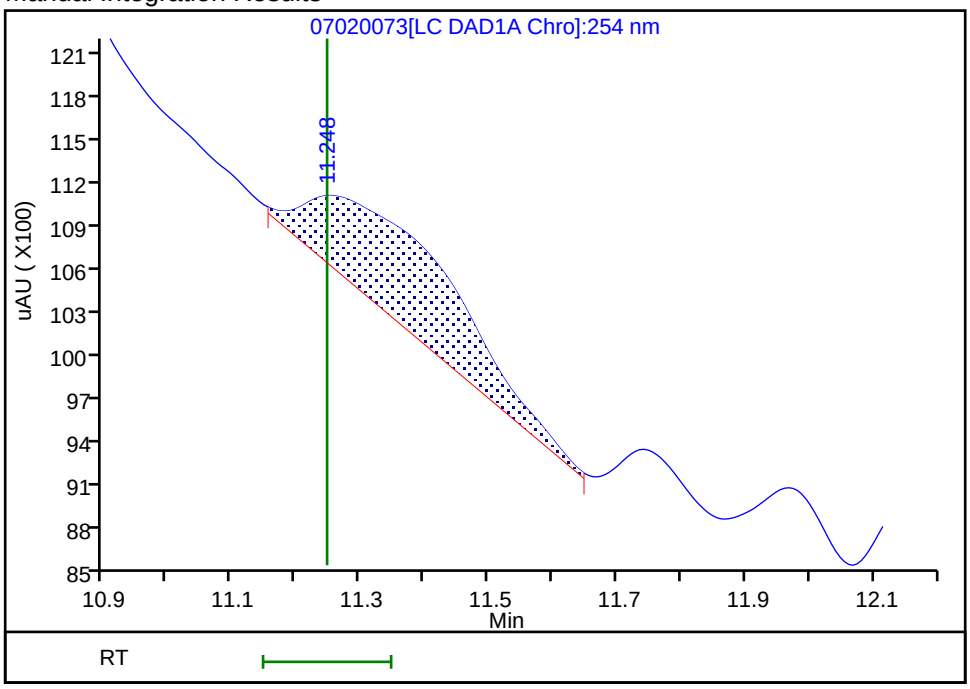

Reviewer: fiedlerh, 03-Jul-2019 14:35:25
Audit Action: Manually Integrated Audit Reason: Baseline Smoothing

Manual Integration/User Assign Peak Report

Eurofins TestAmerica, Denver

Data File:	\\chromna\Denver\ChromData\CHHPLC_X\20190702-83402.b\07020073.D				
Injection Date:	03-Jul-2019 11:11:43	Instrument ID:	CHHPLC_X3		
Lims ID:	280-124986-B-28-A	Lab Sample ID:	280-124986-28		
Client ID:	G0097-19A				
Operator ID:	hkf	ALS Bottle#:	73	Worklist Smp#:	73
Injection Vol:	100.0 ul	Dil. Factor:	1.0000		
Method:	8330_X3	Limit Group:	GCSV - 8330		
Column:	UltraCarb5uODS (20) (4.60 mm)	Detector	LC DAD1B, 254 nm		

20 2,4-Dinitrotoluene, CAS: 121-14-2

Signal: 1

Processing Integration Results

RT: 12.14
Area: 35655
Amount: 0.118673
Amount Units: ug/mL

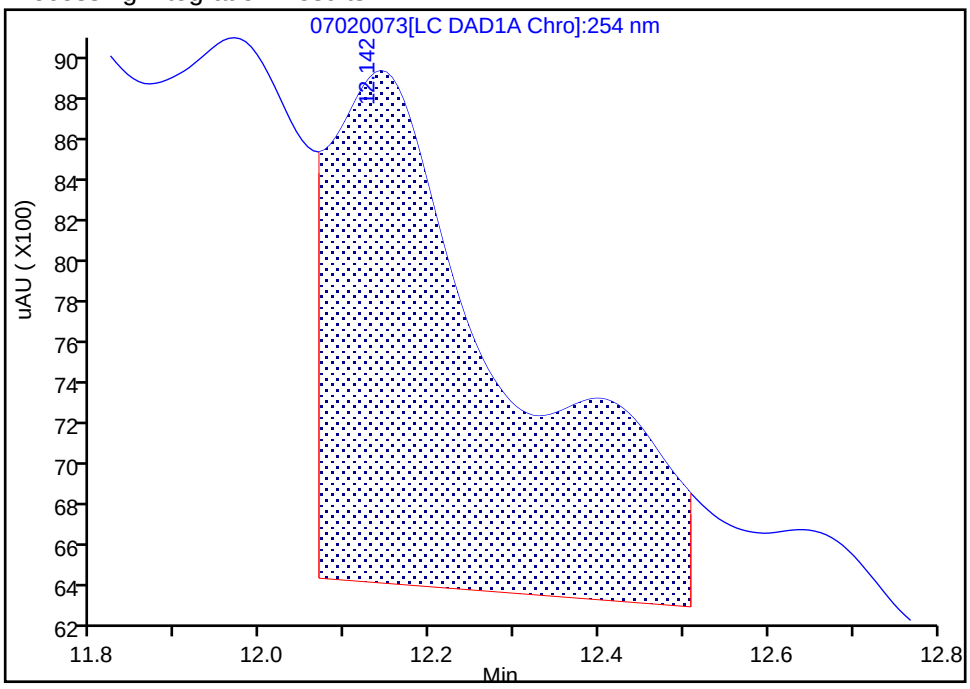

Manual Integration Results

RT: 12.14
Area: 8405
Amount: 0.027975
Amount Units: ug/mL

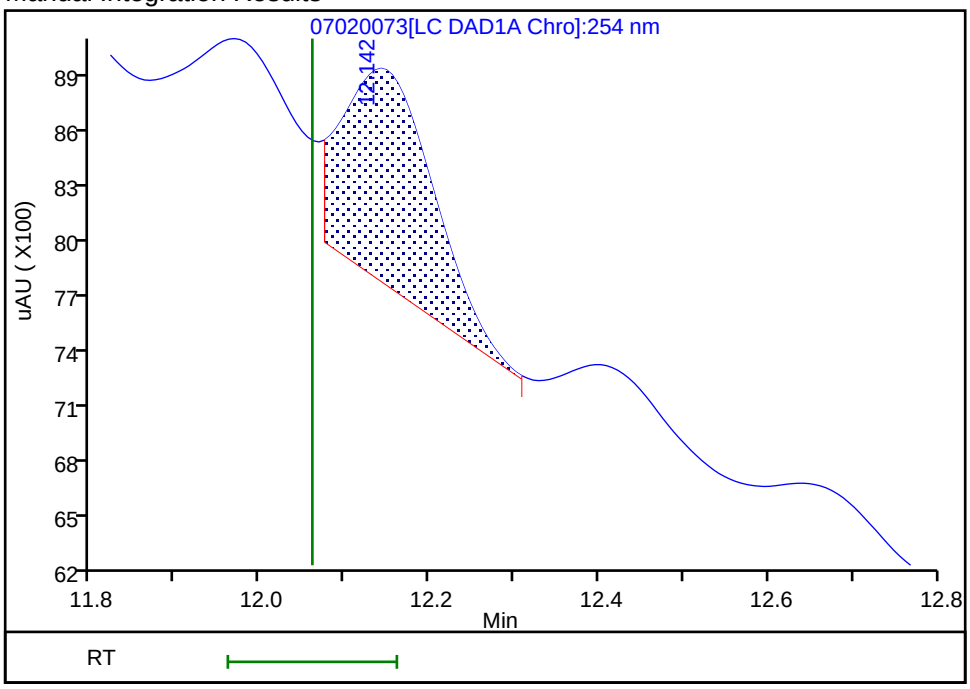

Reviewer: fiedlerh, 03-Jul-2019 14:35:32

Audit Action: Manually Integrated Audit Reason: Baseline Smoothing

User Disabled Compound Report

Eurofins TestAmerica, Denver

Data File: \\chromna\Denver\ChromData\CHHPLC_X\20190702-83402.b\07020073.D

Injection Date:	03-Jul-2019 11:11:43	Instrument ID:	CHHPLC_X3		
Lims ID:	280-124986-B-28-A	Lab Sample ID:	280-124986-28		
Client ID:	G0097-19A				
Operator ID:	hkf	ALS Bottle#:	73	Worklist Smp#:	73
Injection Vol:	100.0 ul	Dil. Factor:	1.0000		
Method:	8330_X3	Limit Group:	GCSV - 8330		
Column:	UltraCarb5uODS (20) (4.60 mm)	Detector	LC DAD1B, 254 nm		

23 m-Nitrotoluene, CAS: 99-08-1, Signal: 1

RT: 13.86
Response: 5401
Amount: 0.037217

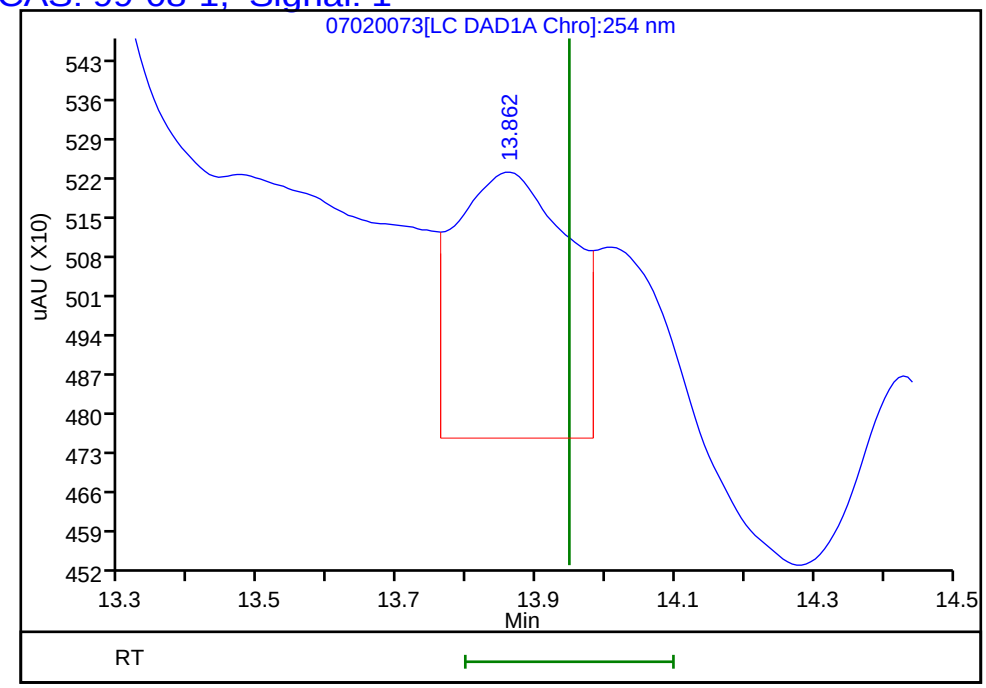

Reviewer: fiedlerh, 03-Jul-2019 14:35:45
Audit Action: Marked Compound Undetected Audit Reason: Invalid Compound ID

Manual Integration/User Assign Peak Report

Eurofins TestAmerica, Denver

Data File:	\\chromna\Denver\ChromData\CHHPLC_X\20190702-83402.b\07020073.D				
Injection Date:	03-Jul-2019 11:11:43	Instrument ID:	CHHPLC_X3		
Lims ID:	280-124986-B-28-A	Lab Sample ID:	280-124986-28		
Client ID:	G0097-19A				
Operator ID:	hkf	ALS Bottle#:	73	Worklist Smp#:	73
Injection Vol:	100.0 ul	Dil. Factor:	1.0000		
Method:	8330_X3	Limit Group:	GCSV - 8330		
Column:	UltraCarb5uODS (20) (4.60 mm)	Detector	LC DAD1B, 254 nm		

6 MNX, CAS: 5755-27-1

Signal: 1

Processing Integration Results

RT: 7.34
Area: 2502674
Amount: 17.871013
Amount Units: ug/mL

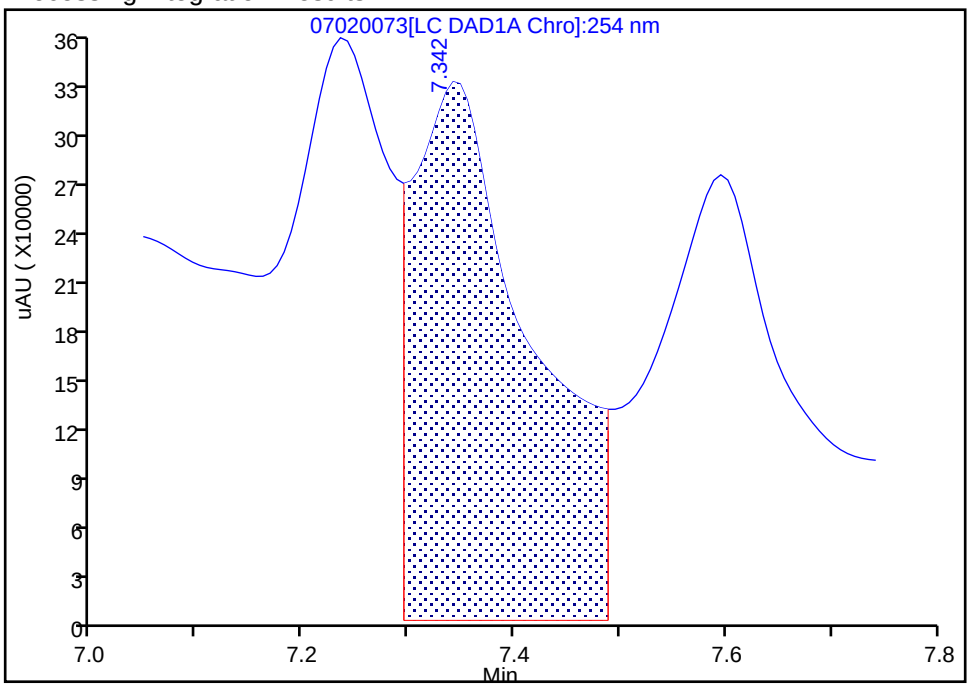

Manual Integration Results

RT: 7.34
Area: 789406
Amount: 5.636965
Amount Units: ug/mL

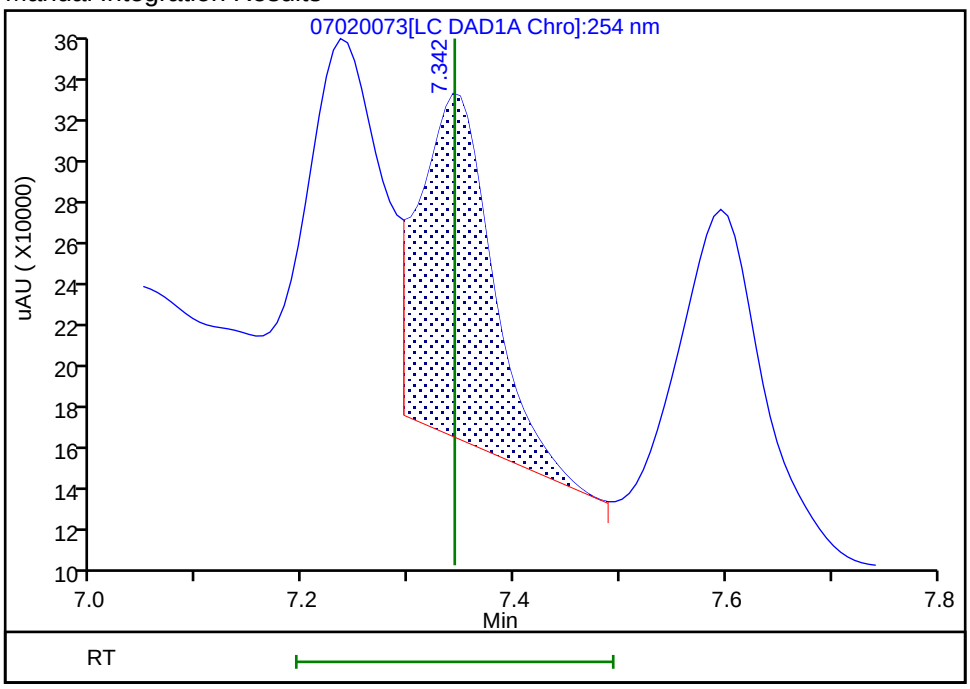

Reviewer: fiedlerh, 03-Jul-2019 14:34:53
Audit Action: Assigned New Baseline Audit Reason: Baseline Smoothing

Manual Integration/User Assign Peak Report

Eurofins TestAmerica, Denver

Data File:	\\chromna\Denver\ChromData\CHHPLC_X\20190702-83402.b\07020073.D				
Injection Date:	03-Jul-2019 11:11:43	Instrument ID:	CHHPLC_X3		
Lims ID:	280-124986-B-28-A	Lab Sample ID:	280-124986-28		
Client ID:	G0097-19A				
Operator ID:	hkf	ALS Bottle#:	73	Worklist Smp#:	73
Injection Vol:	100.0 ul	Dil. Factor:	1.0000		
Method:	8330_X3	Limit Group:	GCSV - 8330		
Column:	UltraCarb5uODS (20) (4.60 mm)	Detector	LC DAD1B, 254 nm		

14 Tetryl, CAS: 479-45-8

Signal: 1

Processing Integration Results

RT: 10.26
Area: 294402
Amount: 1.817776
Amount Units: ug/mL

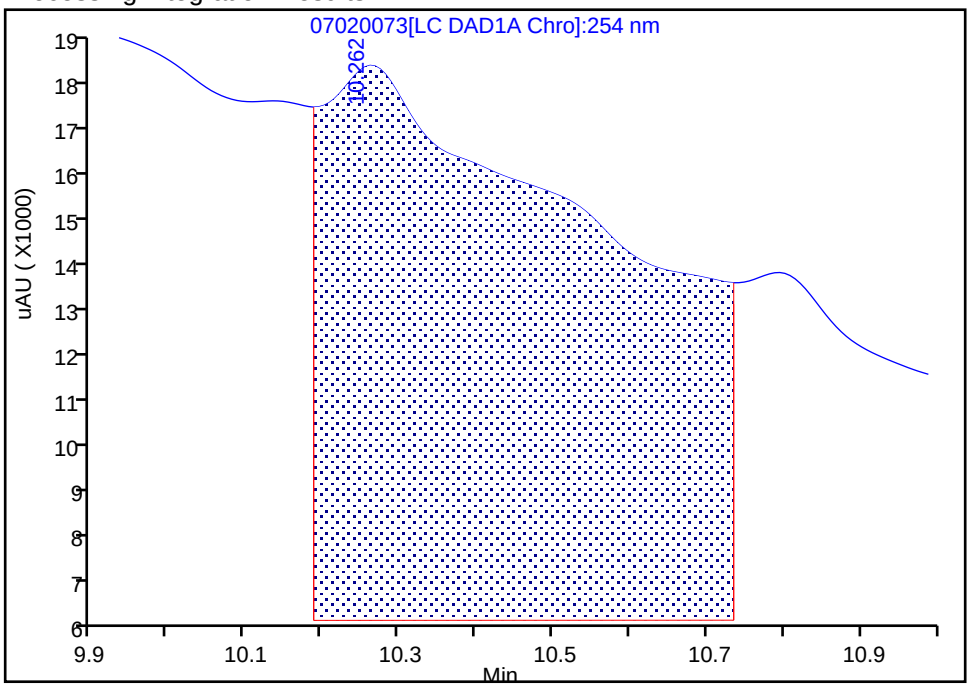

Manual Integration Results

RT: 10.26
Area: 6881
Amount: 0.042487
Amount Units: ug/mL

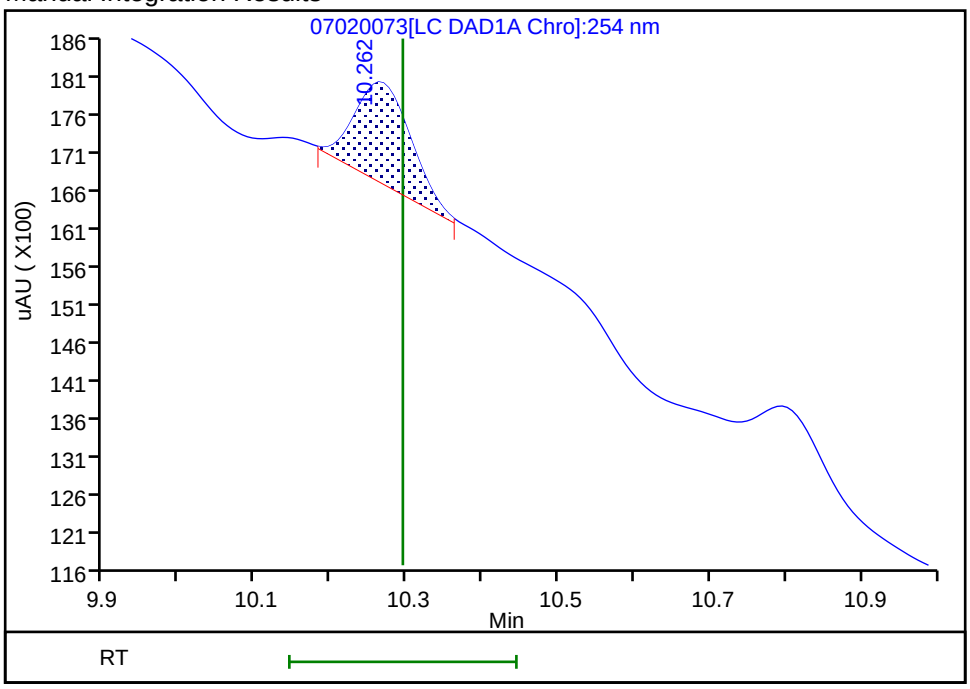

Reviewer: fiedlerh, 03-Jul-2019 14:35:18
Audit Action: Manually Integrated Audit Reason: Baseline Smoothing

FORM I
HPLC/IC ORGANICS ANALYSIS DATA SHEET

Lab Name: Eurofins TestAmerica, Denver Job No.: 280-124986-1

SDG No.:

Client Sample ID: G0097-19A RE Lab Sample ID: 280-124986-28 RE

Matrix: Water Lab File ID: 07030024.D

Analysis Method: 8330A Date Collected: 06/08/2019 12:20

Extraction Method: 3535 Date Extracted: 06/18/2019 15:47

Sample wt/vol: 468.2(mL) Date Analyzed: 07/05/2019 22:35

Con. Extract Vol.: 5(mL) Dilution Factor: 1

Injection Volume: 100(uL) GC Column: Luna-phenylhex ID: 4.6(mm)

% Moisture: GPC Cleanup:(Y/N) N

Analysis Batch No.: 463562 Units: ug/L

CAS NO.	COMPOUND NAME	RESULT	Q	LOQ	LOD	DL
99-35-4	*1,3,5-Trinitrobenzene*	*0.43*	*U M H*	*1.1*	0.43	*0.21*
118-96-7	*2,4,6-Trinitrotoluene*	*0.43*	*U H*	*0.43*	0.43	*0.17*
121-14-2	*2,4-Dinitrotoluene*	*0.21*	*U M H*	*0.43*	0.21	*0.089*
5755-27-1	*MNX*	*0.43*	*U M H Q*	*2.1*	0.43	*0.16*
479-45-8	*Tetryl*	*0.21*	*U H*	*0.26*	0.21	*0.085*

CAS NO.	SURROGATE	%REC	Q	LIMITS
528-29-0	1,2-Dinitrobenzene	97	*M*	83-119

Eurofins TestAmerica, Denver
Target Compound Quantitation Report

Data File:	\\chromna\Denver\ChromData\G2_LUNA\20190703-83452.b\07030024.D				
Lims ID:	280-124986-B-28-A				
Client ID:	G0097-19A				
Sample Type:	Client				
Inject. Date:	05-Jul-2019 22:35:00	ALS Bottle#:	24	Worklist Smp#:	24
Injection Vol:	100.0 ul	Dil. Factor:	1.0000		
Sample Info:	280-124986-B-28-				
Misc. Info.:	280-0083452-024				
Operator ID:	HKF	Instrument ID:	CHHPLC_G2_LUNA		
Method:	\\chromna\Denver\ChromData\G2_LUNA\20190703-83452.b\G2_8330_Luna.m				
Limit Group:	GCSV - 8330				
Last Update:	06-Jul-2019 13:52:54	Calib Date:	08-May-2019 00:28:23		
Integrator:	Falcon				
Quant Method:	External Standard	Quant By:	Initial Calibration		
Last ICal File:	\\chromna\Denver\ChromData\G2_LUNA\20190507-81649.b\05070023.D				
Column 1 :	Luna-Phenyl hexyl (4.60 mm)		Det: LC DAD1A, 254 nm		
Process Host:	CTX0337				
First Level Reviewer: fiedlerh		Date:	06-Jul-2019 13:24:19		

Compound	Det	RT (min.)	Exp RT (min.)	Dlt RT (min.)	Response	OnCol Amt ug/ml	Flags
6 HMX	1		7.220			ND	
7 MNX	1		7.866			ND	U
8 RDX	1	9.355	9.300	0.055	15419	0.0740	
9 Nitrobenzene	1		12.293			ND	
$ 10 1,2-Dinitrobenzene	1	13.322	13.340	-0.018	53823	0.1944	M
12 1,3-Dinitrobenzene	1	15.802	15.860	-0.058	9976	0.0157	
14 o-Nitrotoluene	1		16.686			ND	
15 p-Nitrotoluene	1		17.013			ND	U
16 4-Amino-2,6-dinitrotoluene	1		17.426			ND	
17 m-Nitrotoluene	1		17.926			ND	
18 2-Amino-4,6-dinitrotoluene	1		18.453			ND	
19 1,3,5-Trinitrobenzene	1		19.160			ND	U
20 2,6-Dinitrotoluene	1		20.020			ND	
21 2,4-Dinitrotoluene	1		20.580			ND	U
22 Tetryl	1		23.893			ND	
23 2,4,6-Trinitrotoluene	1		24.873			ND	

QC Flag Legend

Review Flags

M - Manually Integrated

U - Marked Undetected

Report Date: 06-Jul-2019 13:52:57 Chrom Revision: 2.3 20-Jun-2019 20:50:56

Eurofins TestAmerica, Denver

Data File:	\\chromna\Denver\ChromData\G2_LUNA\20190703-83452.b\07030024.D				
Injection Date:	05-Jul-2019 22:35:00	Instrument ID:	CHHPLC_G2_LUNA	Operator ID:	HKF
Lims ID:	280-124986-B-28-A	Lab Sample ID:	280-124986-28	Worklist Smp#:	24
Client ID:	G0097-19A				
Injection Vol:	100.0 ul	Dil. Factor:	1.0000	ALS Bottle#:	24
Method:	G2_8330_Luna	Limit Group:	GCSV - 8330		

Column: Luna-Phenyl hexyl (4.60 mm) Y Scaling: Method Defined: Scale to the Nth Largest Peak: 1

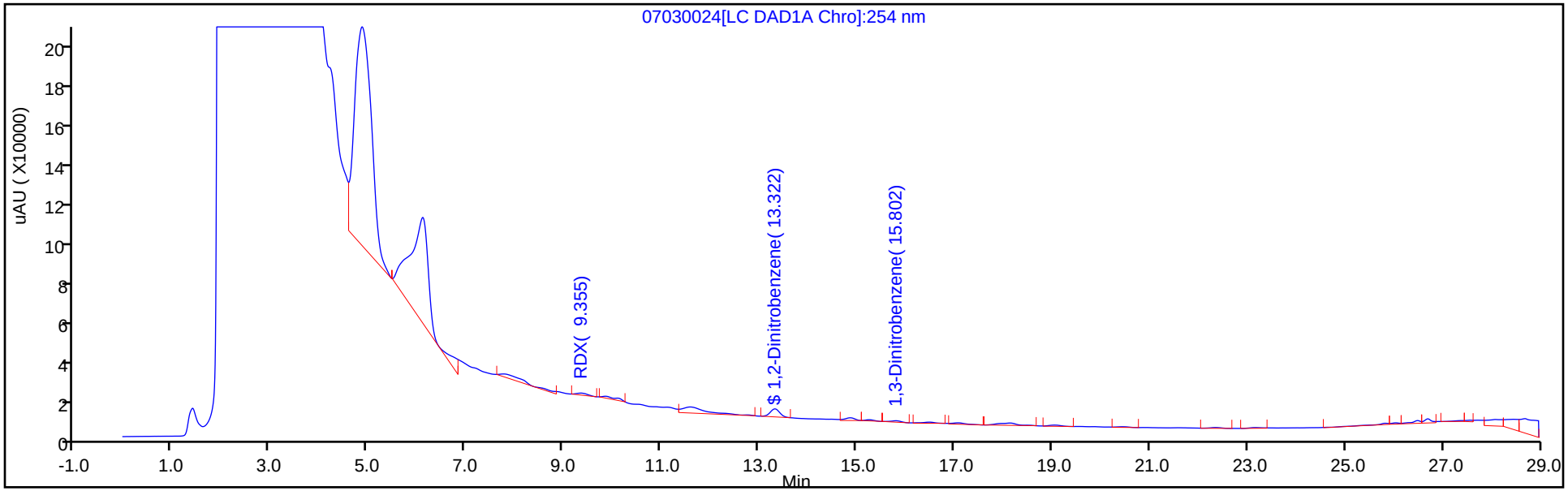

Y Scaling: Method Defined: Scale to the Nth Largest Peak: 1

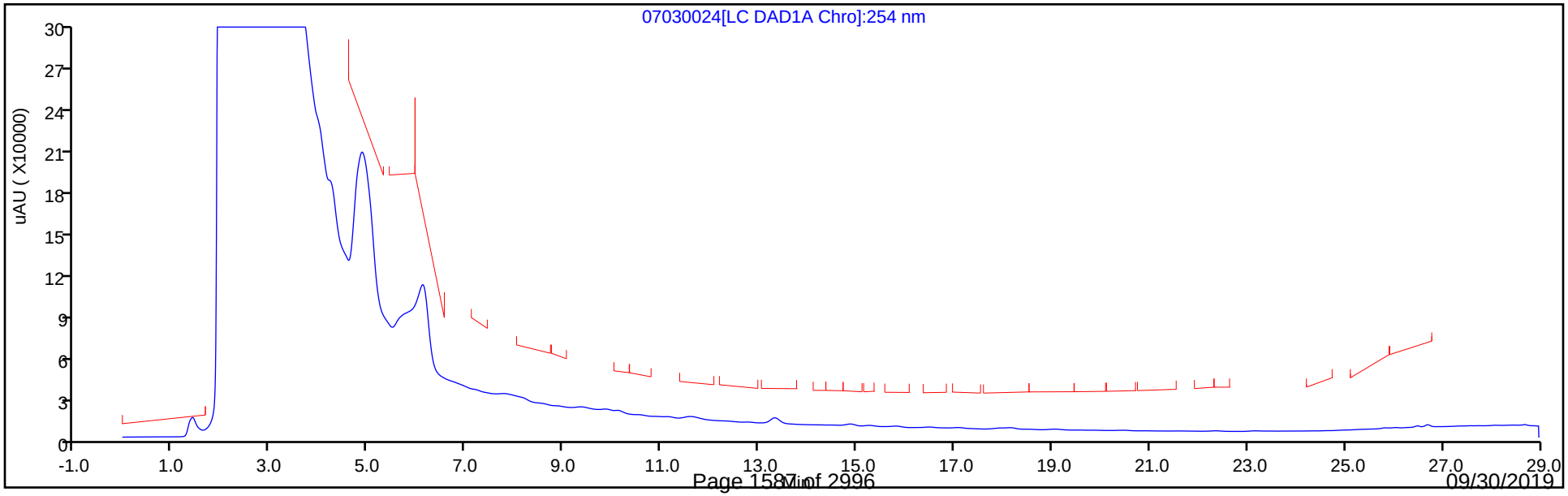

Eurofins TestAmerica, Denver
Recovery Report

Data File:	\\chromna\Denver\ChromData\G2_LUNA\20190703-83452.b\07030024.D				
Lims ID:	280-124986-B-28-A				
Client ID:	G0097-19A				
Sample Type:	Client				
Inject. Date:	05-Jul-2019 22:35:00	ALS Bottle#:	24	Worklist Smp#:	24
Injection Vol:	100.0 ul	Dil. Factor:	1.0000		
Sample Info:	280-124986-B-28-				
Misc. Info.:	280-0083452-024				
Operator ID:	HKF	Instrument ID:	CHHPLC_G2_LUNA		
Method:	\\chromna\Denver\ChromData\G2_LUNA\20190703-83452.b\G2_8330_Luna.m				
Limit Group:	GCSV - 8330				
Last Update:	06-Jul-2019 13:52:54	Calib Date:	08-May-2019 00:28:23		
Integrator:	Falcon				
Quant Method:	External Standard	Quant By:	Initial Calibration		
Last ICal File:	\\chromna\Denver\ChromData\G2_LUNA\20190507-81649.b\05070023.D				
Column 1 :	Luna-Phenyl hexyl (4.60 mm)		Det: LC DAD1A, 254 nm		
Process Host:	CTX0337				
First Level Reviewer: fiedlerh		Date:	06-Jul-2019 13:24:19		

Compound	Amount Added	Amount Recovered	% Rec.
$ 10 1,2-Dinitrobenzene	0.2000	0.1944	97.20

Manual Integration/User Assign Peak Report

Eurofins TestAmerica, Denver

Data File:	\\chromna\Denver\ChromData\G2_LUNA\20190703-83452.b\07030024.D				
Injection Date:	05-Jul-2019 22:35:00	Instrument ID:	CHHPLC_G2_LUNA		
Lims ID:	280-124986-B-28-A	Lab Sample ID:	280-124986-28		
Client ID:	G0097-19A				
Operator ID:	HKF	ALS Bottle#:	24	Worklist Smp#:	24
Injection Vol:	100.0 ul	Dil. Factor:	1.0000		
Method:	G2_8330_Luna	Limit Group:	GCSV - 8330		
Column:	Luna-Phenyl hexyl (4.60 mm)	Detector	LC DAD1A, 254 nm		

$ 10 1,2-Dinitrobenzene, CAS: 528-29-0

Signal: 1

Processing Integration Results

RT: 13.32
Area: 75158
Amount: 0.271470
Amount Units: ug/ml

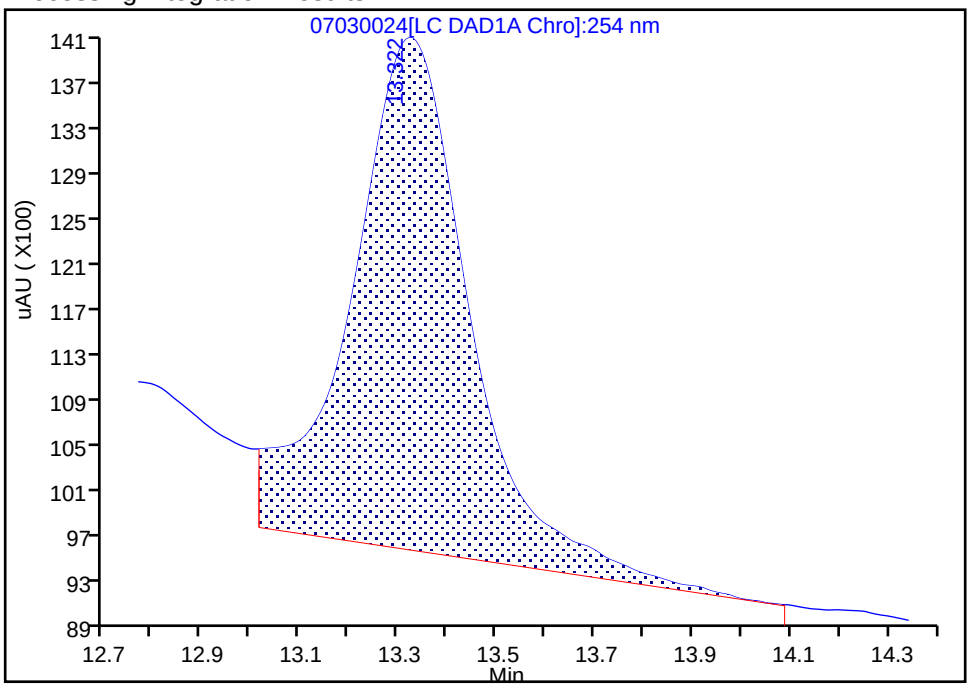

Manual Integration Results

RT: 13.32
Area: 53823
Amount: 0.194408
Amount Units: ug/ml

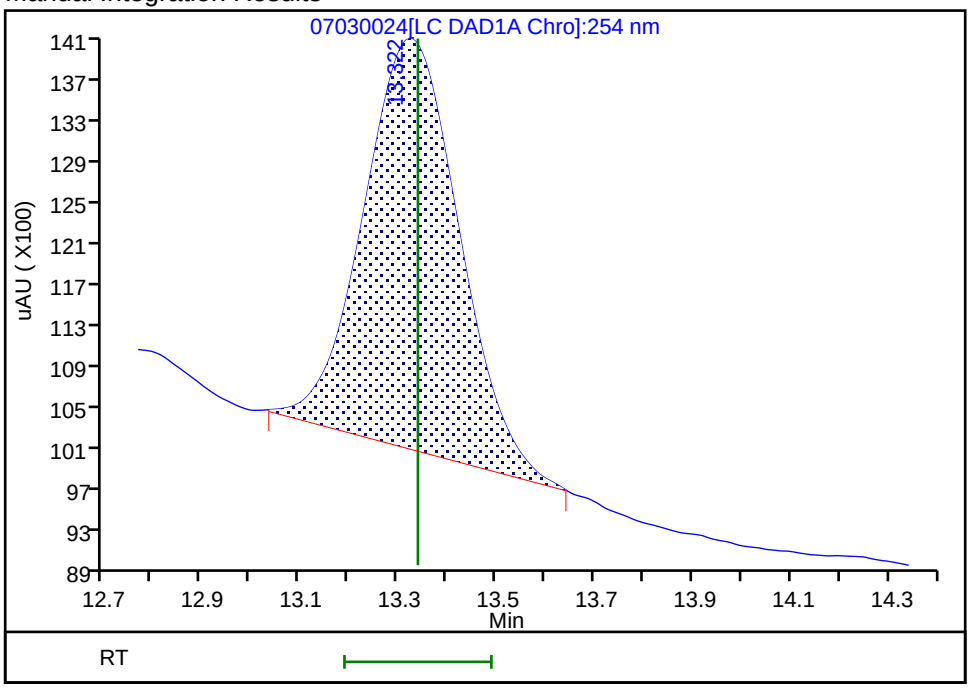

Reviewer: fiedlerh, 06-Jul-2019 13:24:05

Audit Action: Manually Integrated Audit Reason: Baseline Smoothing

User Disabled Compound Report

Eurofins TestAmerica, Denver

Data File:	\\chromna\Denver\ChromData\G2_LUNA\20190703-83452.b\07030024.D				
Injection Date:	05-Jul-2019 22:35:00	Instrument ID:	CHHPLC_G2_LUNA		
Lims ID:	280-124986-B-28-A	Lab Sample ID:	280-124986-28		
Client ID:	G0097-19A				
Operator ID:	HKF	ALS Bottle#:	24	Worklist Smp#:	24
Injection Vol:	100.0 ul	Dil. Factor:	1.0000		
Method:	G2_8330_Luna	Limit Group:	GCSV - 8330		
Column:	Luna-Phenyl hexyl (4.60 mm)	Detector	LC DAD1A, 254 nm		

19 1,3,5-Trinitrobenzene, CAS: 99-35-4, Signal: 1

RT: 19.05
Response: 10225
Amount: 0.022347

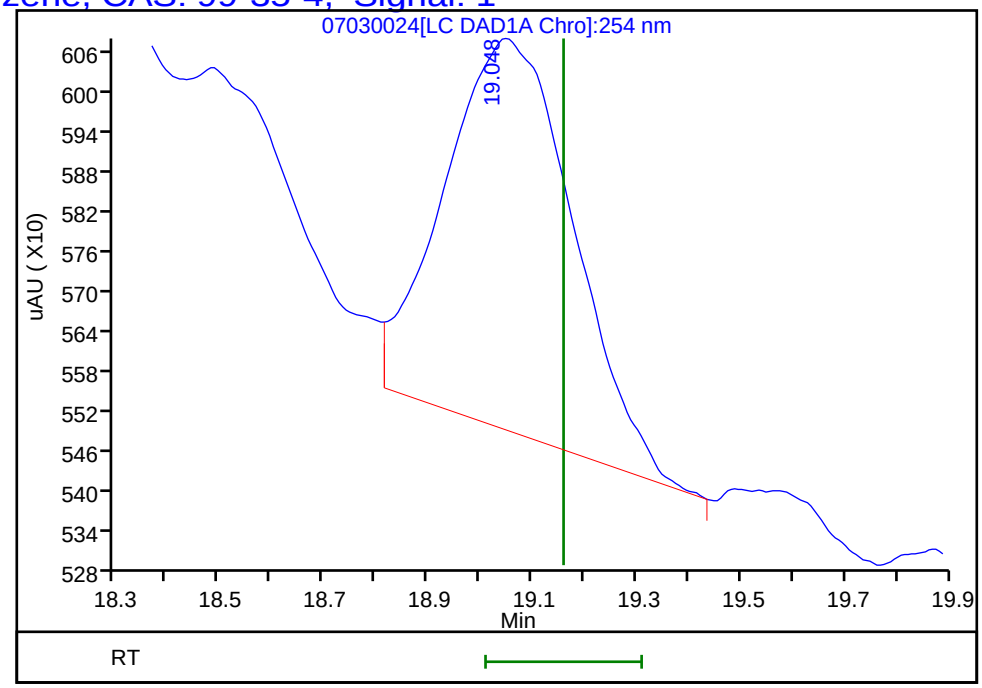

Reviewer: fiedlerh, 06-Jul-2019 13:24:19
Audit Action: Marked Compound Undetected Audit Reason: Invalid Compound ID

User Disabled Compound Report

Eurofins TestAmerica, Denver

Data File:	\\chromna\Denver\ChromData\G2_LUNA\20190703-83452.b\07030024.D				
Injection Date:	05-Jul-2019 22:35:00	Instrument ID:	CHHPLC_G2_LUNA		
Lims ID:	280-124986-B-28-A	Lab Sample ID:	280-124986-28		
Client ID:	G0097-19A				
Operator ID:	HKF	ALS Bottle#:	24	Worklist Smp#:	24
Injection Vol:	100.0 ul	Dil. Factor:	1.0000		
Method:	G2_8330_Luna	Limit Group:	GCSV - 8330		
Column:	Luna-Phenyl hexyl (4.60 mm)	Detector	LC DAD1A, 254 nm		

21 2,4-Dinitrotoluene, CAS: 121-14-2, Signal: 1

RT: 20.44
Response: 5671
Amount: 0.009958

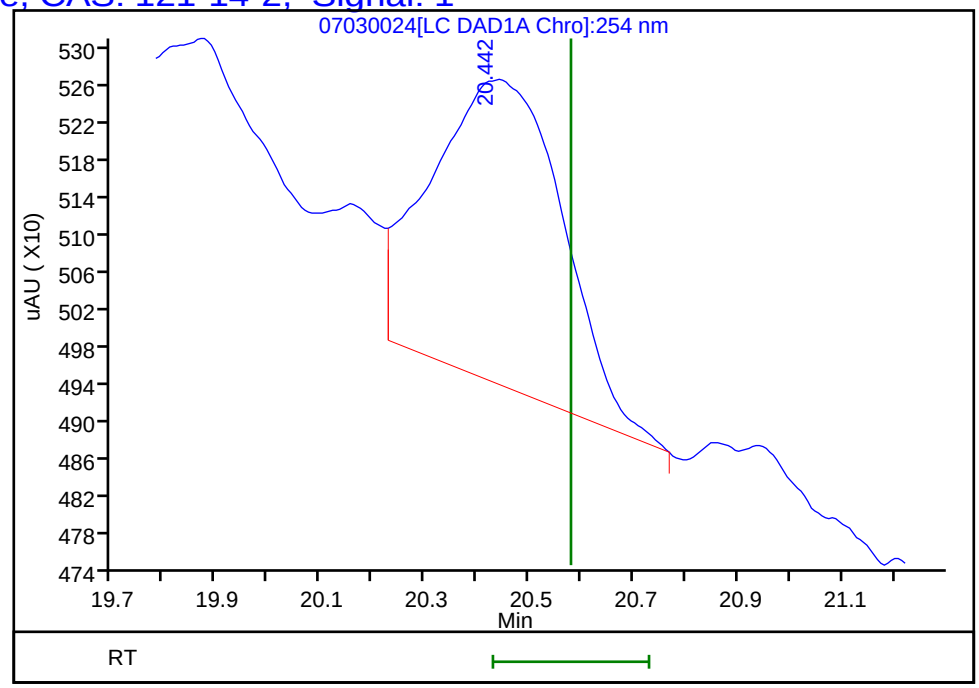

Reviewer: fiedlerh, 06-Jul-2019 13:24:19
Audit Action: Marked Compound Undetected Audit Reason: Invalid Compound ID

User Disabled Compound Report

Eurofins TestAmerica, Denver

Data File:	\\chromna\Denver\ChromData\G2_LUNA\20190703-83452.b\07030024.D				
Injection Date:	05-Jul-2019 22:35:00	Instrument ID:	CHHPLC_G2_LUNA		
Lims ID:	280-124986-B-28-A	Lab Sample ID:	280-124986-28		
Client ID:	G0097-19A				
Operator ID:	HKF	ALS Bottle#:	24	Worklist Smp#:	24
Injection Vol:	100.0 ul	Dil. Factor:	1.0000		
Method:	G2_8330_Luna	Limit Group:	GCSV - 8330		
Column:	Luna-Phenyl hexyl (4.60 mm)	Detector	LC DAD1A, 254 nm		

15 p-Nitrotoluene, CAS: 99-99-0, Signal: 1

RT: 17.09
Response: 12340
Amount: 0.054446

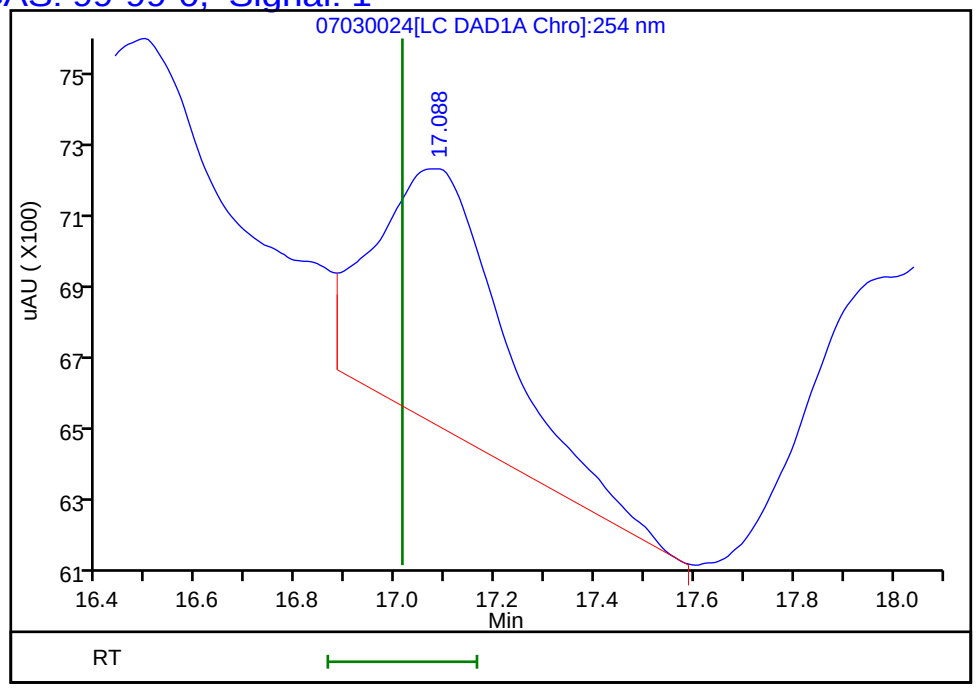

Reviewer: fiedlerh, 06-Jul-2019 13:24:19
Audit Action: Marked Compound Undetected Audit Reason: Invalid Compound ID

User Disabled Compound Report

Eurofins TestAmerica, Denver

Data File: \\chromna\Denver\ChromData\G2_LUNA\20190703-83452.b\07030024.D

Injection Date:	05-Jul-2019 22:35:00	Instrument ID:	CHHPLC_G2_LUNA		
Lims ID:	280-124986-B-28-A	Lab Sample ID:	280-124986-28		
Client ID:	G0097-19A				
Operator ID:	HKF	ALS Bottle#:	24	Worklist Smp#:	24
Injection Vol:	100.0 ul	Dil. Factor:	1.0000		
Method:	G2_8330_Luna	Limit Group:	GCSV - 8330		
Column:	Luna-Phenyl hexyl (4.60 mm)	Detector	LC DAD1A, 254 nm		

7 MNX, CAS: 5755-27-1, Signal: 1

RT: 7.78
Response: 70320
Amount: 0.260904

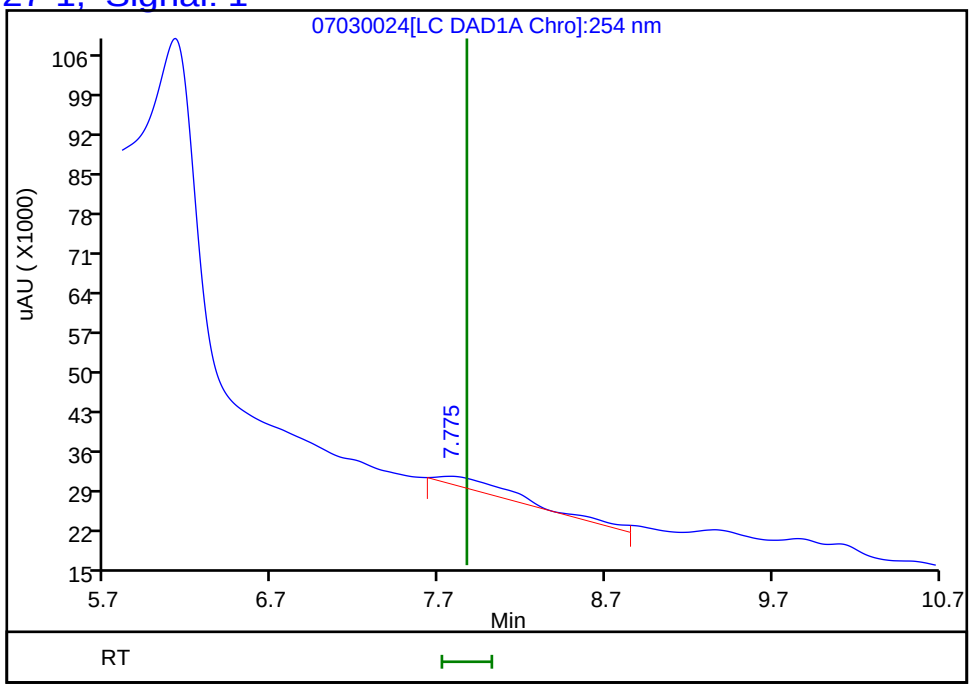

Reviewer: fiedlerh, 06-Jul-2019 13:24:19
Audit Action: Marked Compound Undetected Audit Reason: Invalid Compound ID

FORM I
HPLC/IC ORGANICS ANALYSIS DATA SHEET

Lab Name: Eurofins TestAmerica, Denver Job No.: 280-124986-1

SDG No.:

Client Sample ID: G0109-19A Lab Sample ID: 280-124986-29

Matrix: Water Lab File ID: 06200092.D

Analysis Method: 8330A Date Collected: 06/08/2019 11:05

Extraction Method: 3535 Date Extracted: 06/14/2019 10:23

Sample wt/vol: 511.6(mL) Date Analyzed: 06/22/2019 02:30

Con. Extract Vol.: 5(mL) Dilution Factor: 1

Injection Volume: 100(uL) GC Column: UltraCarb5uODS ID: 4.6(mm)

% Moisture: GPC Cleanup:(Y/N) N

Analysis Batch No.: 462202 Units: ug/L

CAS NO.	COMPOUND NAME	RESULT	Q	LOQ	LOD	DL
99-35-4	1,3,5-Trinitrobenzene	0.39	U	0.98	0.39	0.20
99-65-0	1,3-Dinitrobenzene	0.20	U	0.39	0.20	0.087
118-96-7	2,4,6-Trinitrotoluene	0.39	U M	0.39	0.39	0.16
121-14-2	2,4-Dinitrotoluene	0.20	U M	0.39	0.20	0.082
606-20-2	2,6-Dinitrotoluene	0.20	U	0.20	0.20	0.063
35572-78-2	2-Amino-4,6-dinitrotoluene	0.12	U	0.20	0.12	0.050
88-72-2	2-Nitrotoluene	0.20	U Q	0.39	0.20	0.084
99-08-1	3-Nitrotoluene	0.39	U Q	0.39	0.39	0.19
19406-51-0	4-Amino-2,6-dinitrotoluene	0.12	U	0.20	0.12	0.056
99-99-0	4-Nitrotoluene	0.39	U Q	0.98	0.39	0.20
2691-41-0	HMX	14	M	0.39	0.20	0.086
98-95-3	Nitrobenzene	0.20	U Q	0.39	0.20	0.089
121-82-4	RDX	3.5	M	0.39	0.39	0.15
479-45-8	Tetryl	0.20	U M	0.23	0.20	0.078

CAS NO.	SURROGATE	%REC	Q	LIMITS
528-29-0	1,2-Dinitrobenzene	91	M	83-119

Eurofins TestAmerica, Denver
Target Compound Quantitation Report

Data File: \\chromna\Denver\ChromData\CHHPLC_X\20190620-83048.b\06200092.D
Lims ID: 280-124986-B-29-A
Client ID: G0109-19A
Sample Type: Client
Inject. Date: 22-Jun-2019 02:30:10 ALS Bottle#: 92 Worklist Smp#: 92
Injection Vol: 100.0 ul Dil. Factor: 1.0000
Sample Info: 280-124986-B-29-
Misc. Info.: 280-0083048-092
Operator ID: hkf Instrument ID: CHHPLC_X3

Method: \\chromna\Denver\ChromData\CHHPLC_X\20190620-83048.b\8330_X3.m
Limit Group: GCSV - 8330
Last Update: 24-Jun-2019 09:26:53 Calib Date: 21-Jun-2019 03:13:40
Integrator: Falcon
Quant Method: External Standard Quant By: Initial Calibration
Last ICal File: \\chromna\Denver\ChromData\CHHPLC_X\20190620-83048.b\06200032.D

Column 1 : UltraCarb5uODS (20) (4.60 mm) Det: LC DAD1B, 254 nm
Process Host: CTX0327

First Level Reviewer: fiedlerh Date: 24-Jun-2019 09:02:13

	Compound	Det	RT (min.)	Exp RT (min.)	Dlt RT (min.)	Response	OnCol Amt ug/mL	Flags
	3 HMX	1	6.632	6.632	0.000	124062	1.40	M
	6 MNX	1	7.326	7.339	-0.013	4430	0.0306	M
	7 RDX	1	7.739	7.746	-0.007	37001	0.3533	M
$	9 1,2-Dinitrobenzene	1	8.719	8.726	-0.007	24623	0.1812	M
	10 1,3,5-Trinitrobenzene	1		8.879			ND	
	11 1,3-Dinitrobenzene	1		9.539			ND	
	12 Nitrobenzene	1		9.925			ND	
	14 Tetryl	1		10.245			ND	U
	16 2,4,6-Trinitrotoluene	1		11.199			ND	U
	17 4-Amino-2,6-dinitrotoluene	1		11.372			ND	
	18 2-Amino-4,6-dinitrotoluene	1		11.659			ND	
	19 2,6-Dinitrotoluene	1		11.812			ND	
	20 2,4-Dinitrotoluene	1		12.005			ND	U
	21 o-Nitrotoluene	1		12.845			ND	
	22 p-Nitrotoluene	1		13.279			ND	
	23 m-Nitrotoluene	1		13.872			ND	

QC Flag Legend

Review Flags
M - Manually Integrated
U - Marked Undetected

Report Date: 24-Jun-2019 09:26:57 Chrom Revision: 2.3 20-Jun-2019 20:50:56

Eurofins TestAmerica, Denver

Data File: \\chromna\Denver\ChromData\CHHPLC_X\20190620-83048.b\06200092.D

Injection Date:	22-Jun-2019 02:30:10	Instrument ID:	CHHPLC_X3	Operator ID:	hkf
Lims ID:	280-124986-B-29-A	Lab Sample ID:	280-124986-29	Worklist Smp#:	92
Client ID:	G0109-19A				
Injection Vol:	100.0 ul	Dil. Factor:	1.0000	ALS Bottle#:	92
Method:	8330_X3	Limit Group:	GCSV - 8330		

Column: UltraCarb5uODS (20) (4.60 mm) Y Scaling: Method Defined: Scale to the Nth Largest Target: 1

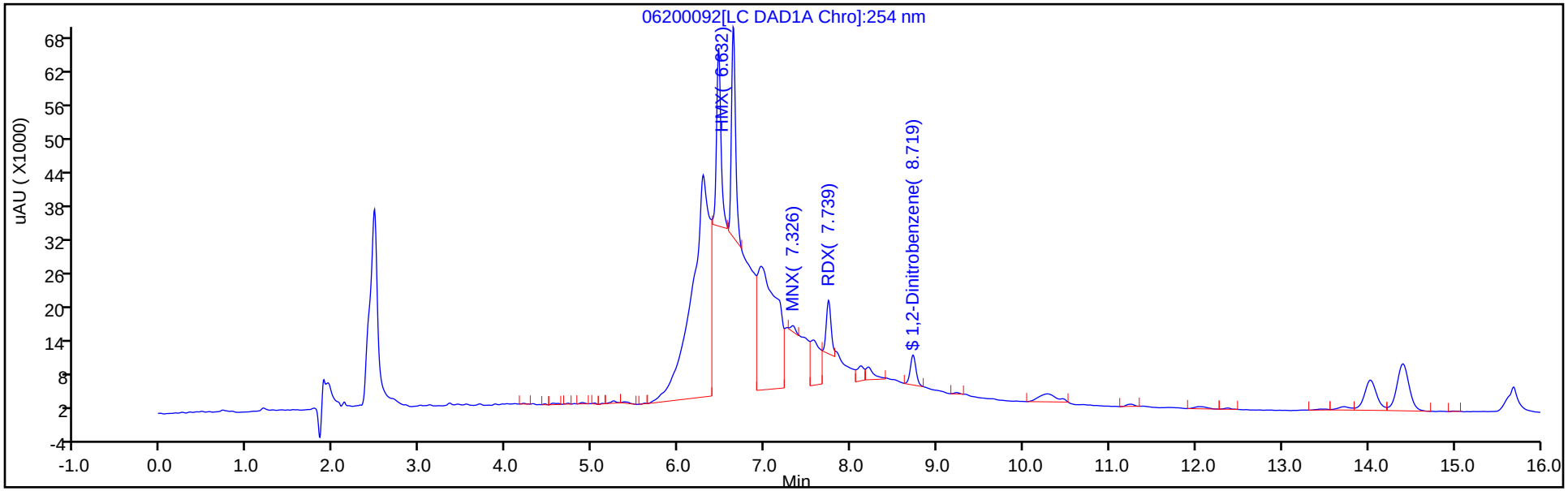

Y Scaling: Method Defined: Scale to the Nth Largest Target: 1

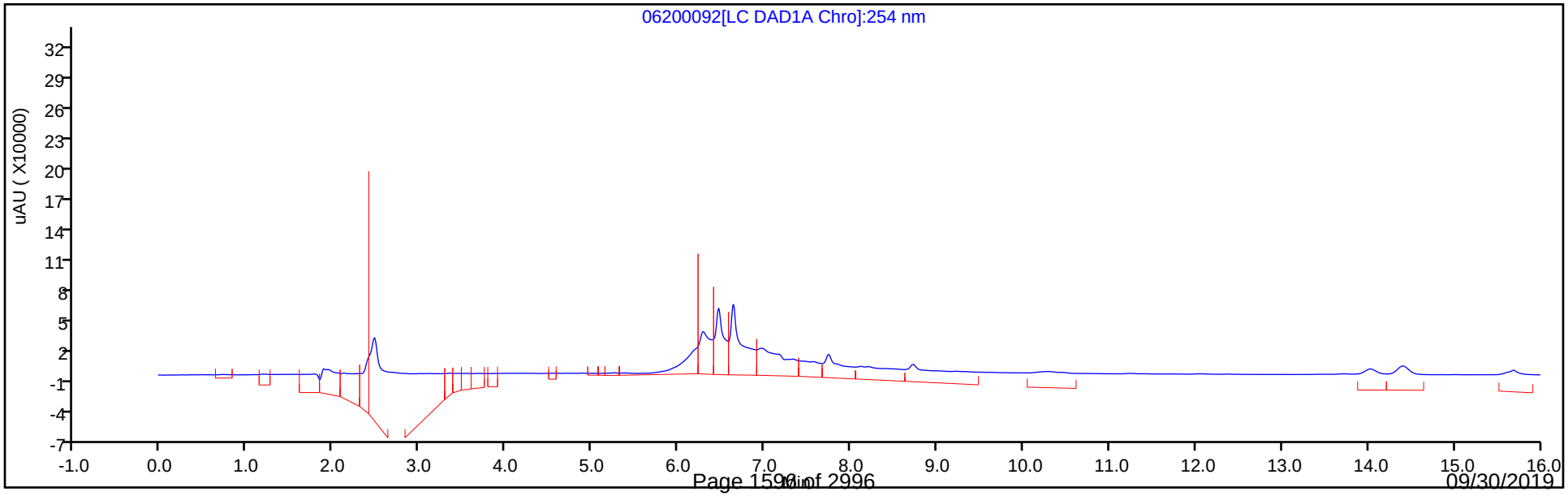

Eurofins TestAmerica, Denver
Recovery Report

Data File: \\chromna\Denver\ChromData\CHHPLC_X\20190620-83048.b\06200092.D
Lims ID: 280-124986-B-29-A
Client ID: G0109-19A
Sample Type: Client
Inject. Date: 22-Jun-2019 02:30:10 ALS Bottle#: 92 Worklist Smp#: 92
Injection Vol: 100.0 ul Dil. Factor: 1.0000
Sample Info: 280-124986-B-29-
Misc. Info.: 280-0083048-092
Operator ID: hkf Instrument ID: CHHPLC_X3

Method: \\chromna\Denver\ChromData\CHHPLC_X\20190620-83048.b\8330_X3.m
Limit Group: GCSV - 8330
Last Update: 24-Jun-2019 09:26:53 Calib Date: 21-Jun-2019 03:13:40
Integrator: Falcon
Quant Method: External Standard Quant By: Initial Calibration
Last ICal File: \\chromna\Denver\ChromData\CHHPLC_X\20190620-83048.b\06200032.D

Column 1 : UltraCarb5uODS (20) (4.60 mm) Det: LC DAD1B, 254 nm
Process Host: CTX0327

First Level Reviewer: fiedlerh Date: 24-Jun-2019 09:02:13

Compound	Amount Added	Amount Recovered	% Rec.
$ 9 1,2-Dinitrobenzene	0.2000	0.1812	90.59

Manual Integration/User Assign Peak Report

Eurofins TestAmerica, Denver

Data File:	\\chromna\Denver\ChromData\CHHPLC_X\20190620-83048.b\06200092.D				
Injection Date:	22-Jun-2019 02:30:10	Instrument ID:	CHHPLC_X3		
Lims ID:	280-124986-B-29-A	Lab Sample ID:	280-124986-29		
Client ID:	G0109-19A				
Operator ID:	hkf	ALS Bottle#:	92	Worklist Smp#:	92
Injection Vol:	100.0 ul	Dil. Factor:	1.0000		
Method:	8330_X3	Limit Group:	GCSV - 8330		
Column:	UltraCarb5uODS (20) (4.60 mm)	Detector	LC DAD1B, 254 nm		

$ 9 1,2-Dinitrobenzene, CAS: 528-29-0

Signal: 1

Processing Integration Results

RT: 8.72
Area: 38459
Amount: 0.282997
Amount Units: ug/mL

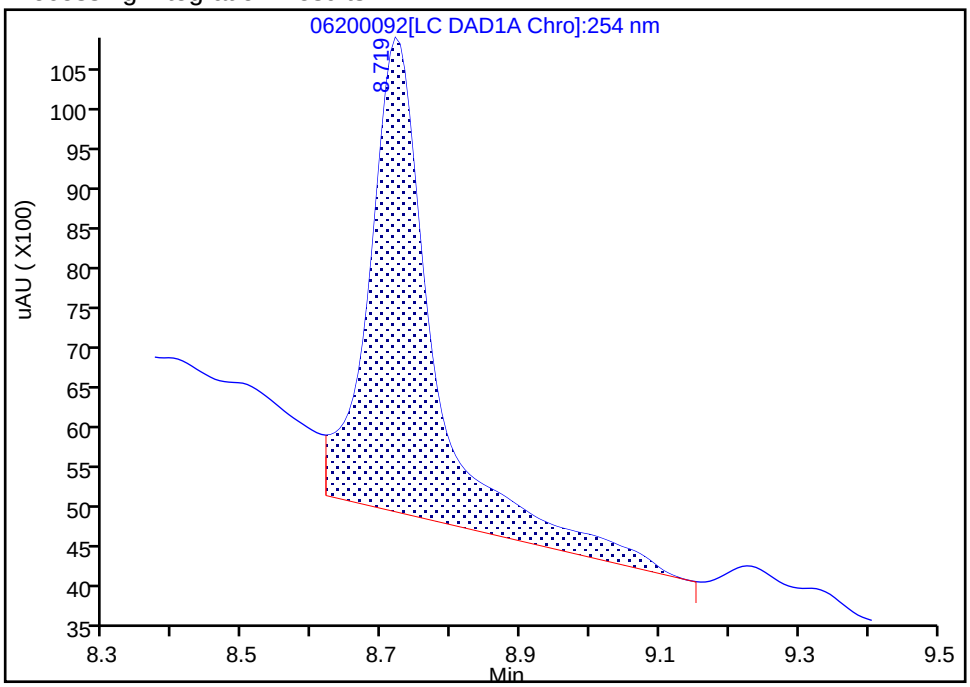

Manual Integration Results

RT: 8.72
Area: 24623
Amount: 0.181186
Amount Units: ug/mL

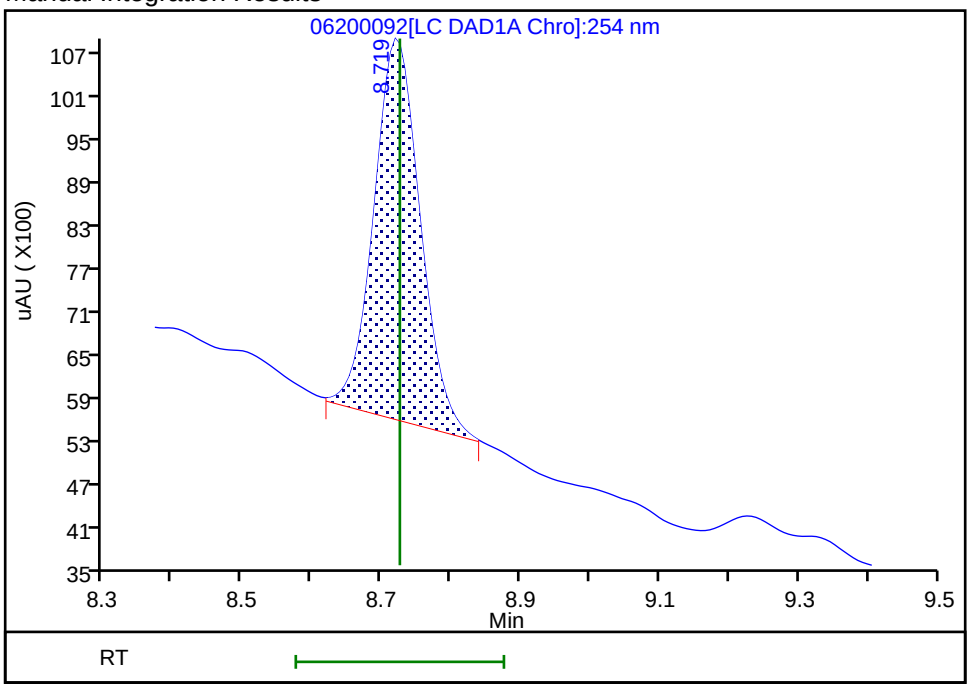

Reviewer: fiedlerh, 24-Jun-2019 09:02:02

Audit Action: Manually Integrated Audit Reason: Baseline Smoothing

User Disabled Compound Report

Eurofins TestAmerica, Denver

Data File:	\\chromna\Denver\ChromData\CHHPLC_X\20190620-83048.b\06200092.D				
Injection Date:	22-Jun-2019 02:30:10	Instrument ID:	CHHPLC_X3		
Lims ID:	280-124986-B-29-A	Lab Sample ID:	280-124986-29		
Client ID:	G0109-19A				
Operator ID:	hkf	ALS Bottle#:	92	Worklist Smp#:	92
Injection Vol:	100.0 ul	Dil. Factor:	1.0000		
Method:	8330_X3	Limit Group:	GCSV - 8330		
Column:	UltraCarb5uODS (20) (4.60 mm)	Detector	LC DAD1B, 254 nm		

16 2,4,6-Trinitrotoluene, CAS: 118-96-7, Signal: 1

RT: 11.24
Response: 2327
Amount: 0.010595

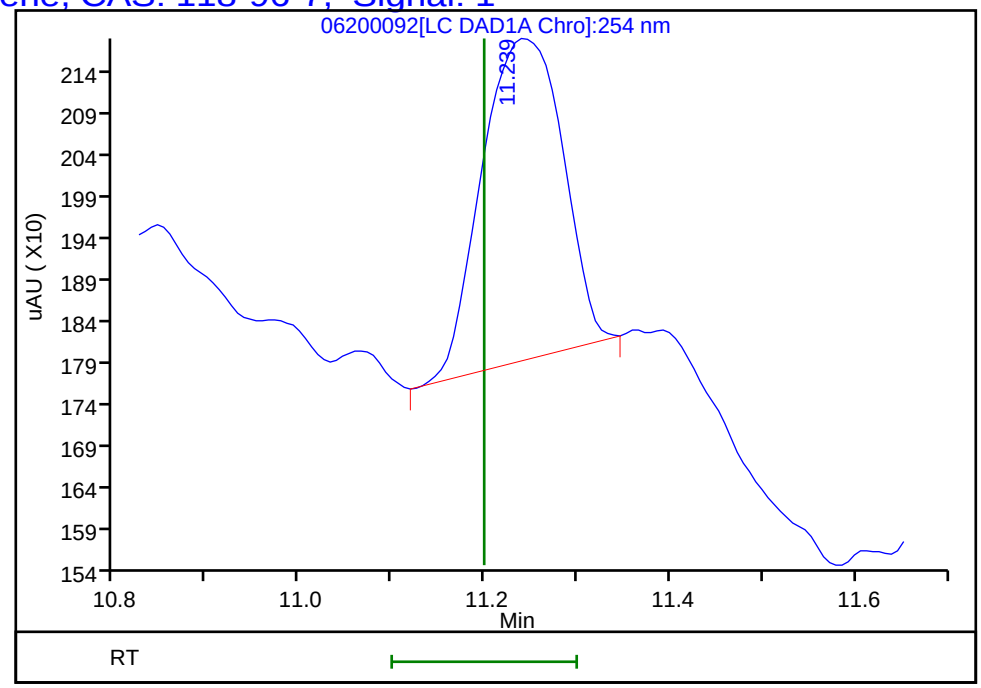

Reviewer: fiedlerh, 24-Jun-2019 09:02:13
Audit Action: Marked Compound Undetected Audit Reason: Invalid Compound ID

User Disabled Compound Report

Eurofins TestAmerica, Denver

Data File: \\chromna\Denver\ChromData\CHHPLC_X\20190620-83048.b\06200092.D

Injection Date:	22-Jun-2019 02:30:10	Instrument ID:	CHHPLC_X3
Lims ID:	280-124986-B-29-A	Lab Sample ID:	280-124986-29
Client ID:	G0109-19A		
Operator ID:	hkf	ALS Bottle#:	92 Worklist Smp#: 92
Injection Vol:	100.0 ul	Dil. Factor:	1.0000
Method:	8330_X3	Limit Group:	GCSV - 8330
Column:	UltraCarb5uODS (20) (4.60 mm)	Detector	LC DAD1B, 254 nm

20 2,4-Dinitrotoluene, CAS: 121-14-2, Signal: 1

RT: 12.04
Response: 3867
Amount: 0.013036

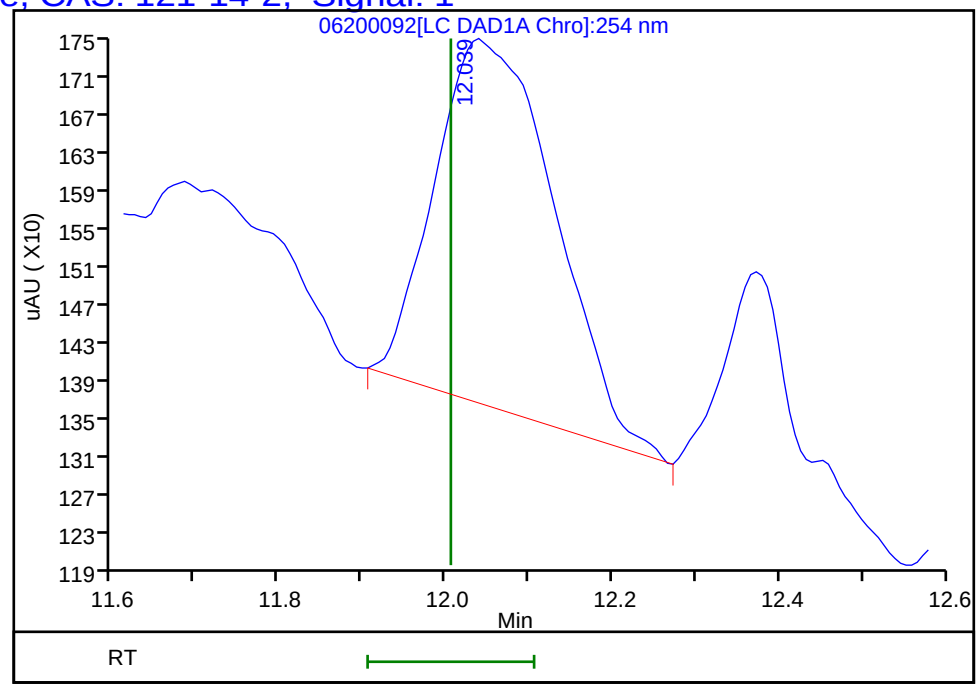

Reviewer: fiedlerh, 24-Jun-2019 09:02:13
Audit Action: Marked Compound Undetected Audit Reason: Invalid Compound ID

Manual Integration/User Assign Peak Report

Eurofins TestAmerica, Denver

Data File:	\\chromna\Denver\ChromData\CHHPLC_X\20190620-83048.b\06200092.D				
Injection Date:	22-Jun-2019 02:30:10	Instrument ID:	CHHPLC_X3		
Lims ID:	280-124986-B-29-A	Lab Sample ID:	280-124986-29		
Client ID:	G0109-19A				
Operator ID:	hkf	ALS Bottle#:	92	Worklist Smp#:	92
Injection Vol:	100.0 ul	Dil. Factor:	1.0000		
Method:	8330_X3	Limit Group:	GCSV - 8330		
Column:	UltraCarb5uODS (20) (4.60 mm)	Detector	LC DAD1B, 254 nm		

3 HMX, CAS: 2691-41-0

Signal: 1

Processing Integration Results

RT: 6.63
Area: 603726
Amount: 6.796591
Amount Units: ug/mL

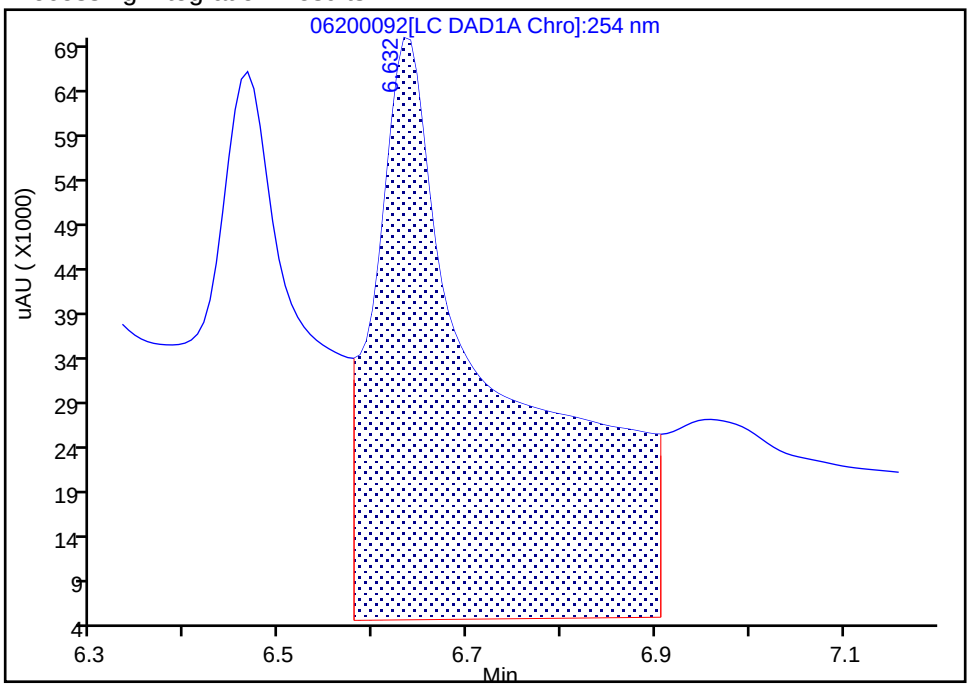

Manual Integration Results

RT: 6.63
Area: 124062
Amount: 1.396658
Amount Units: ug/mL

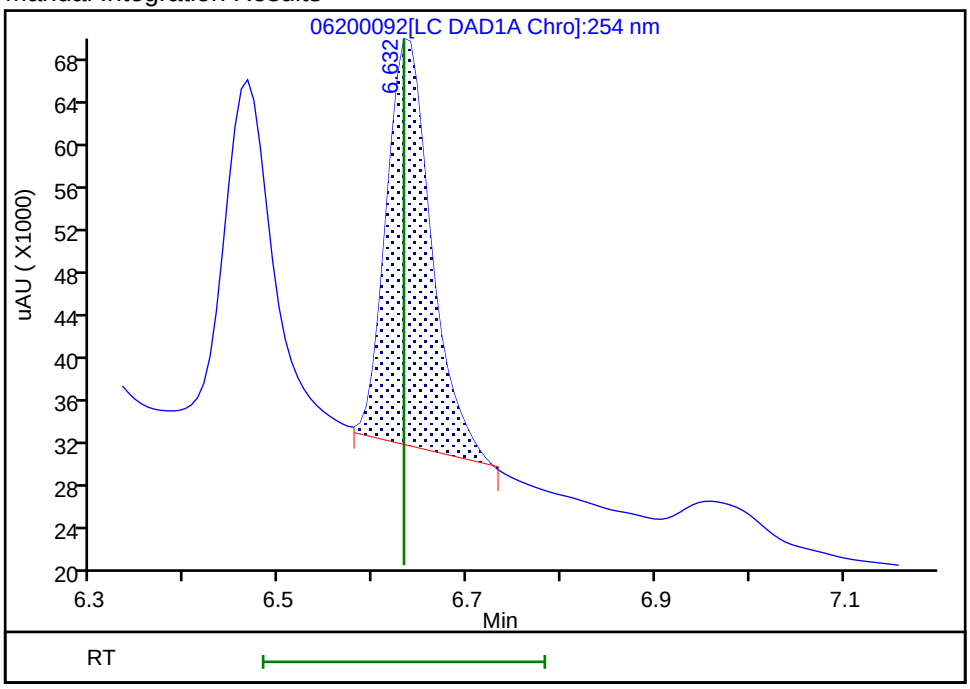

Reviewer: fiedlerh, 24-Jun-2019 09:01:44

Audit Action: Manually Integrated Audit Reason: Baseline Smoothing

Manual Integration/User Assign Peak Report

Eurofins TestAmerica, Denver

Data File:	\\chromna\Denver\ChromData\CHHPLC_X\20190620-83048.b\06200092.D				
Injection Date:	22-Jun-2019 02:30:10	Instrument ID:	CHHPLC_X3		
Lims ID:	280-124986-B-29-A	Lab Sample ID:	280-124986-29		
Client ID:	G0109-19A				
Operator ID:	hkf	ALS Bottle#:	92	Worklist Smp#:	92
Injection Vol:	100.0 ul	Dil. Factor:	1.0000		
Method:	8330_X3	Limit Group:	GCSV - 8330		
Column:	UltraCarb5uODS (20) (4.60 mm)	Detector	LC DAD1B, 254 nm		

6 MNX, CAS: 5755-27-1

Signal: 1

Processing Integration Results

RT: 7.33
Area: 132842
Amount: 0.916410
Amount Units: ug/mL

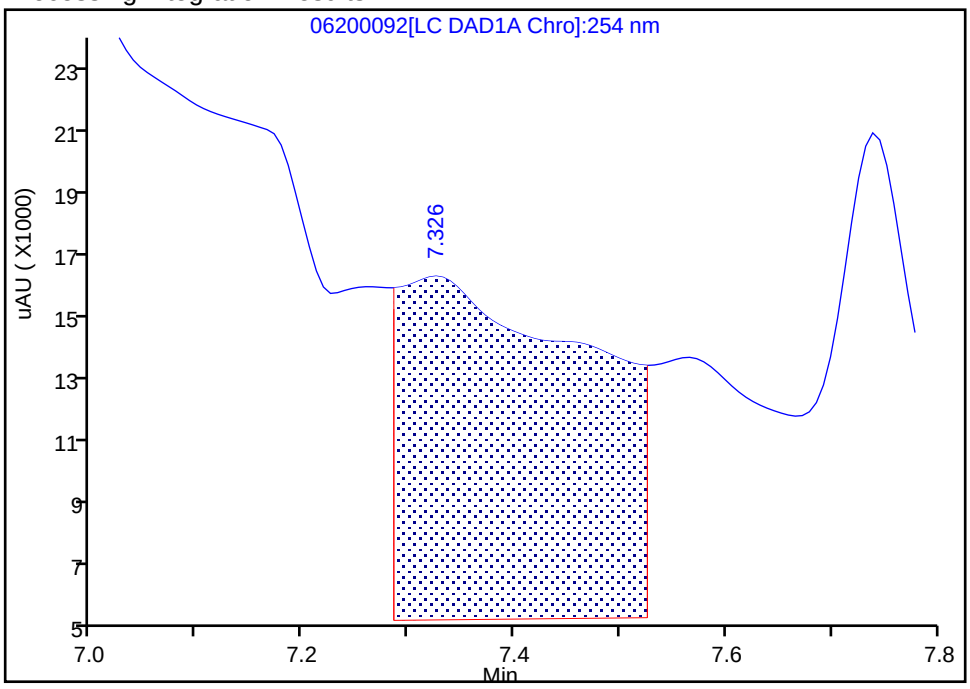

Manual Integration Results

RT: 7.33
Area: 4430
Amount: 0.030560
Amount Units: ug/mL

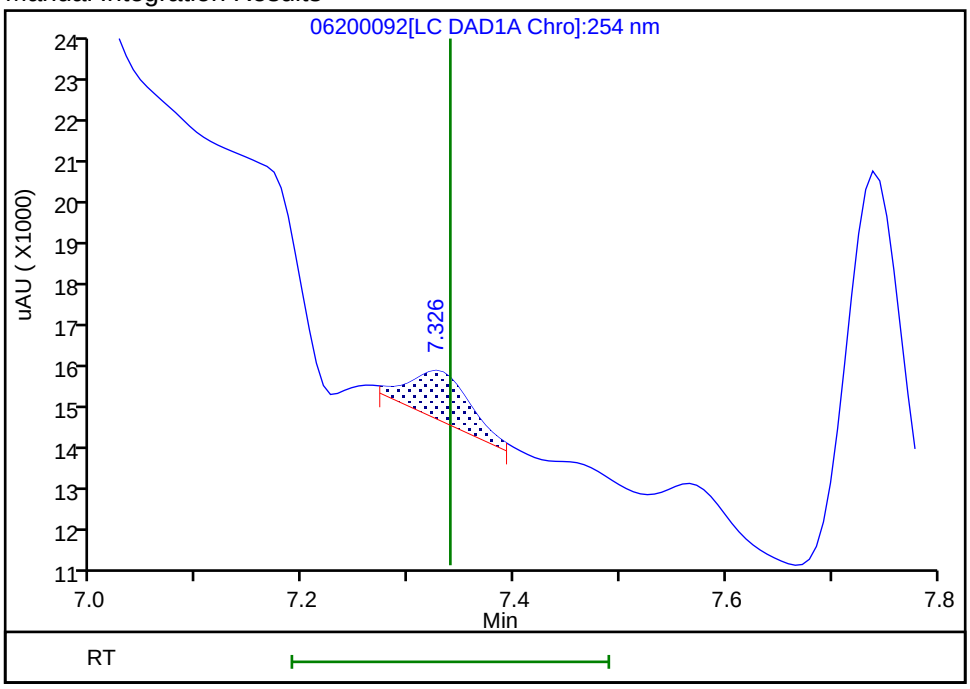

Reviewer: fiedlerh, 24-Jun-2019 09:01:50

Audit Action: Manually Integrated Audit Reason: Baseline Smoothing

Manual Integration/User Assign Peak Report

Eurofins TestAmerica, Denver

Data File:	\\chromna\Denver\ChromData\CHHPLC_X\20190620-83048.b\06200092.D				
Injection Date:	22-Jun-2019 02:30:10	Instrument ID:	CHHPLC_X3		
Lims ID:	280-124986-B-29-A	Lab Sample ID:	280-124986-29		
Client ID:	G0109-19A				
Operator ID:	hkf	ALS Bottle#:	92	Worklist Smp#:	92
Injection Vol:	100.0 ul	Dil. Factor:	1.0000		
Method:	8330_X3	Limit Group:	GCSV - 8330		
Column:	UltraCarb5uODS (20) (4.60 mm)	Detector	LC DAD1B, 254 nm		

7 RDX, CAS: 121-82-4

Signal: 1

Processing Integration Results

RT: 7.74
Area: 133590
Amount: 1.275606
Amount Units: ug/mL

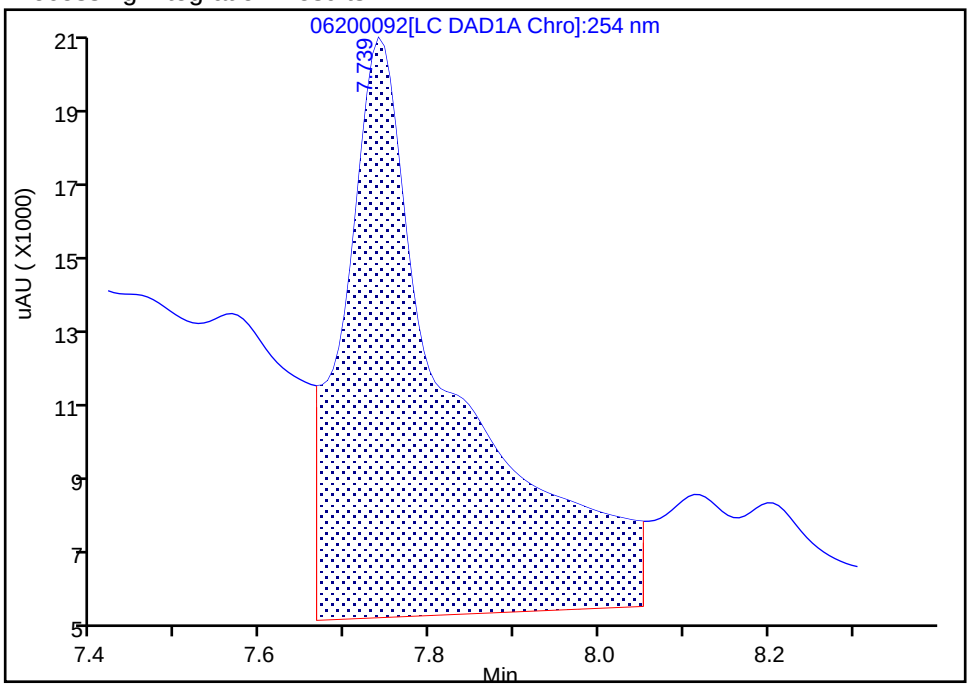

Manual Integration Results

RT: 7.74
Area: 37001
Amount: 0.353310
Amount Units: ug/mL

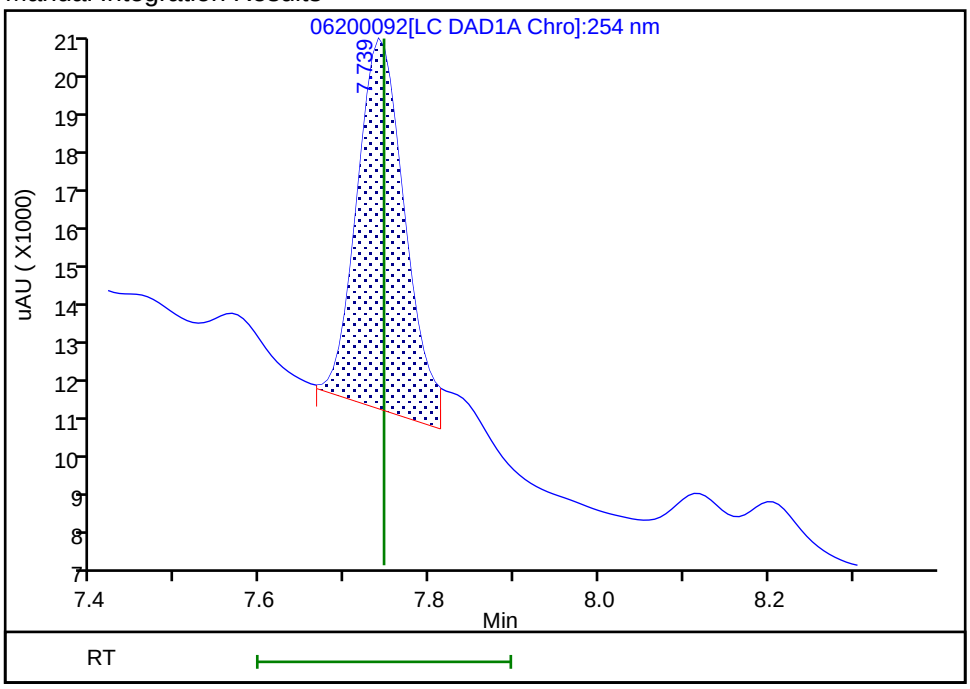

Reviewer: fiedlerh, 24-Jun-2019 09:01:57

Audit Action: Manually Integrated Audit Reason: Baseline Smoothing

User Disabled Compound Report

Eurofins TestAmerica, Denver

Data File: \\chromna\Denver\ChromData\CHHPLC_X\20190620-83048.b\06200092.D

Injection Date:	22-Jun-2019 02:30:10	Instrument ID:	CHHPLC_X3		
Lims ID:	280-124986-B-29-A	Lab Sample ID:	280-124986-29		
Client ID:	G0109-19A				
Operator ID:	hkf	ALS Bottle#:	92	Worklist Smp#:	92
Injection Vol:	100.0 ul	Dil. Factor:	1.0000		
Method:	8330_X3	Limit Group:	GCSV - 8330		
Column:	UltraCarb5uODS (20) (4.60 mm)	Detector	LC DAD1B, 254 nm		

14 Tetryl, CAS: 479-45-8, Signal: 1

RT: 10.28
Response: 20654
Amount: 0.126207

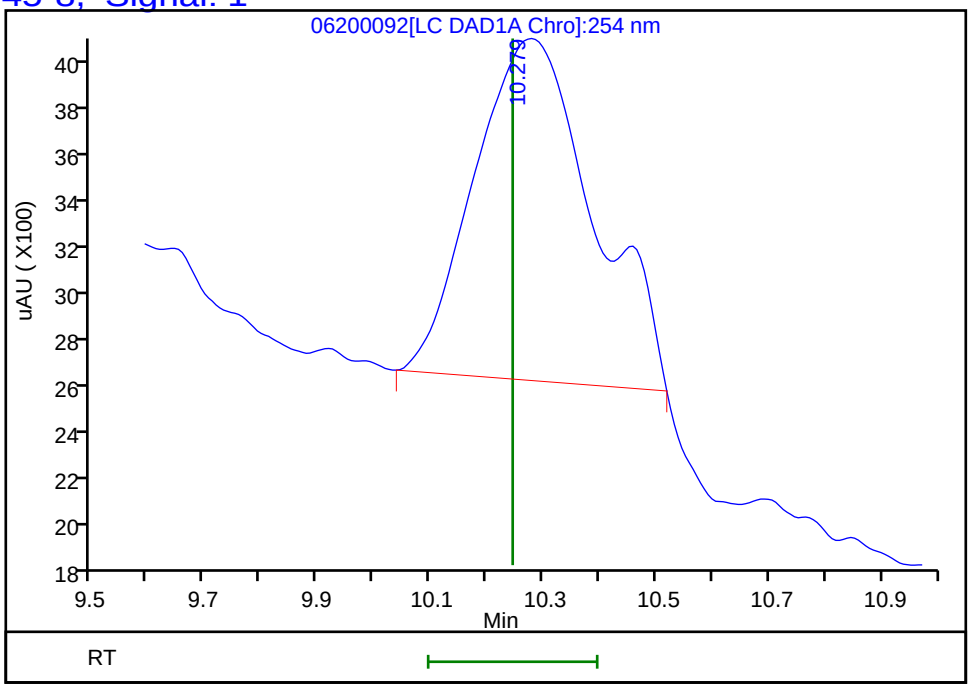

Reviewer: fiedlerh, 24-Jun-2019 09:02:13
Audit Action: Marked Compound Undetected Audit Reason: Invalid Compound ID

FORM I
HPLC/IC ORGANICS ANALYSIS DATA SHEET

Lab Name: Eurofins TestAmerica, Denver Job No.: 280-124986-1

SDG No.:

Client Sample ID: G0109-19A Lab Sample ID: 280-124986-29

Matrix: Water Lab File ID: 06240029.D

Analysis Method: 8330A Date Collected: 06/08/2019 11:05

Extraction Method: 3535 Date Extracted: 06/14/2019 10:23

Sample wt/vol: 511.6(mL) Date Analyzed: 06/25/2019 04:52

Con. Extract Vol.: 5(mL) Dilution Factor: 1

Injection Volume: 100(uL) GC Column: Luna-phenylhex ID: 4.6(mm)

% Moisture: GPC Cleanup:(Y/N) N

Analysis Batch No.: 462508 Units: ug/L

CAS NO.	COMPOUND NAME	RESULT	Q	LOQ	LOD	DL
5755-27-1	MNX	0.39	U M	2.0	0.39	0.15

CAS NO.	SURROGATE	%REC	Q	LIMITS
528-29-0	1,2-Dinitrobenzene	100		83-119

Eurofins TestAmerica, Denver
Target Compound Quantitation Report

Data File: \\chromna\Denver\ChromData\G2_LUNA\20190624-83137.b\06240029.D
Lims ID: 280-124986-B-29-A
Client ID: G0109-19A
Sample Type: Client
Inject. Date: 25-Jun-2019 04:52:31 ALS Bottle#: 29 Worklist Smp#: 29
Injection Vol: 100.0 ul Dil. Factor: 1.0000
Sample Info: 280-124986-B-29-
Misc. Info.: 280-0083137-029
Operator ID: HKF Instrument ID: CHHPLC_G2_LUNA

Method: \\chromna\Denver\ChromData\G2_LUNA\20190624-83137.b\G2_8330_Luna.m
Limit Group: GCSV - 8330
Last Update: 25-Jun-2019 10:50:46 Calib Date: 08-May-2019 00:28:23
Integrator: Falcon
Quant Method: External Standard Quant By: Initial Calibration
Last ICal File: \\chromna\Denver\ChromData\G2_LUNA\20190507-81649.b\05070023.D

Column 1 : Luna-Phenyl hexyl (4.60 mm) Det: LC DAD1A, 254 nm
Process Host: CTX0328

First Level Reviewer: fiedlerh Date: 25-Jun-2019 10:46:23

	Compound	Det	RT (min.)	Exp RT (min.)	Dlt RT (min.)	Response	OnCol Amt ug/ml	Flags
	6 HMX	1	7.185	7.203	-0.018	257349	1.50	
	7 MNX	1		7.848			ND	U
	8 RDX	1	9.265	9.283	-0.018	62877	0.3016	
	9 Nitrobenzene	1		12.263			ND	
$	10 1,2-Dinitrobenzene	1	13.285	13.296	-0.011	55406	0.2001	
	12 1,3-Dinitrobenzene	1		15.823			ND	
	14 o-Nitrotoluene	1		16.629			ND	
	15 p-Nitrotoluene	1	17.019	16.963	0.056	168877	0.7451	
	16 4-Amino-2,6-dinitrotoluene	1		17.383			ND	
	17 m-Nitrotoluene	1	17.885	17.876	0.009	42139	0.1440	M
	18 2-Amino-4,6-dinitrotoluene	1		18.416			ND	
	19 1,3,5-Trinitrobenzene	1		19.129			ND	
	20 2,6-Dinitrotoluene	1		19.983			ND	
	21 2,4-Dinitrotoluene	1		20.543			ND	
	22 Tetryl	1		23.876			ND	
	23 2,4,6-Trinitrotoluene	1		24.856			ND	

QC Flag Legend

Review Flags
M - Manually Integrated
U - Marked Undetected

Report Date: 25-Jun-2019 10:50:50 Chrom Revision: 2.3 20-Jun-2019 20:50:56

Eurofins TestAmerica, Denver

Data File: \\chromna\Denver\ChromData\G2_LUNA\20190624-83137.b\06240029.D

Injection Date:	25-Jun-2019 04:52:31	Instrument ID:	CHHPLC_G2_LUNA	Operator ID:	HKF
Lims ID:	280-124986-B-29-A	Lab Sample ID:	280-124986-29	Worklist Smp#:	29
Client ID:	G0109-19A				
Injection Vol:	100.0 ul	Dil. Factor:	1.0000	ALS Bottle#:	29
Method:	G2_8330_Luna	Limit Group:	GCSV - 8330		

Column: Luna-Phenyl hexyl (4.60 mm) Y Scaling: Method Defined: Scale to the Nth Largest Peak: 1

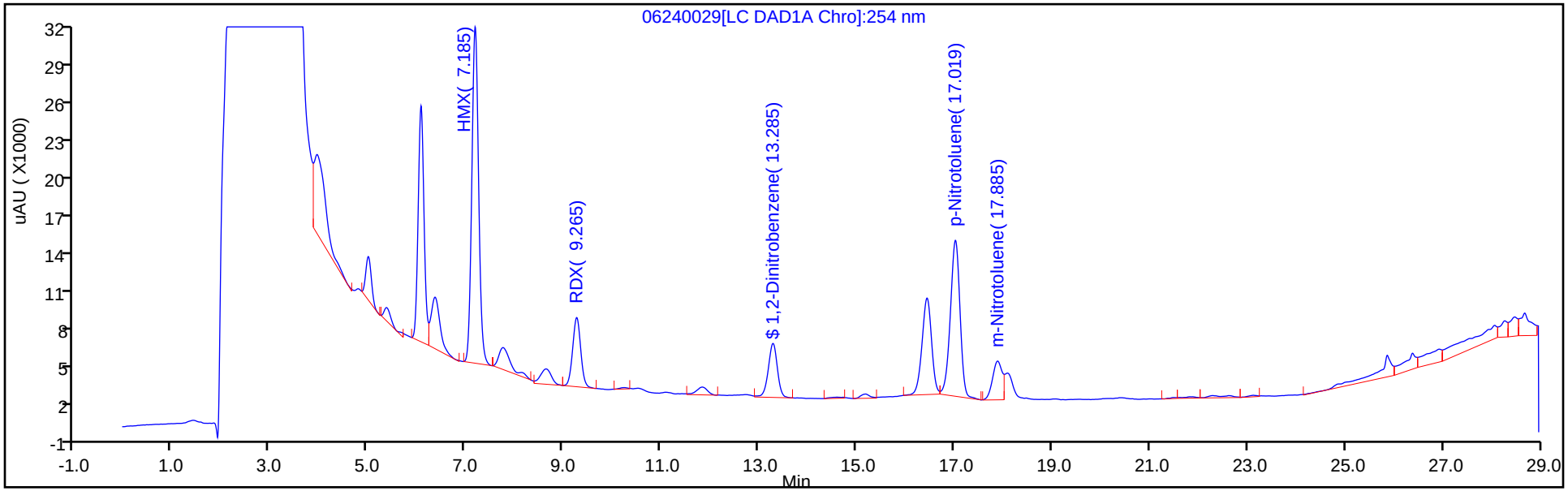

Y Scaling: Method Defined: Scale to the Nth Largest Peak: 1

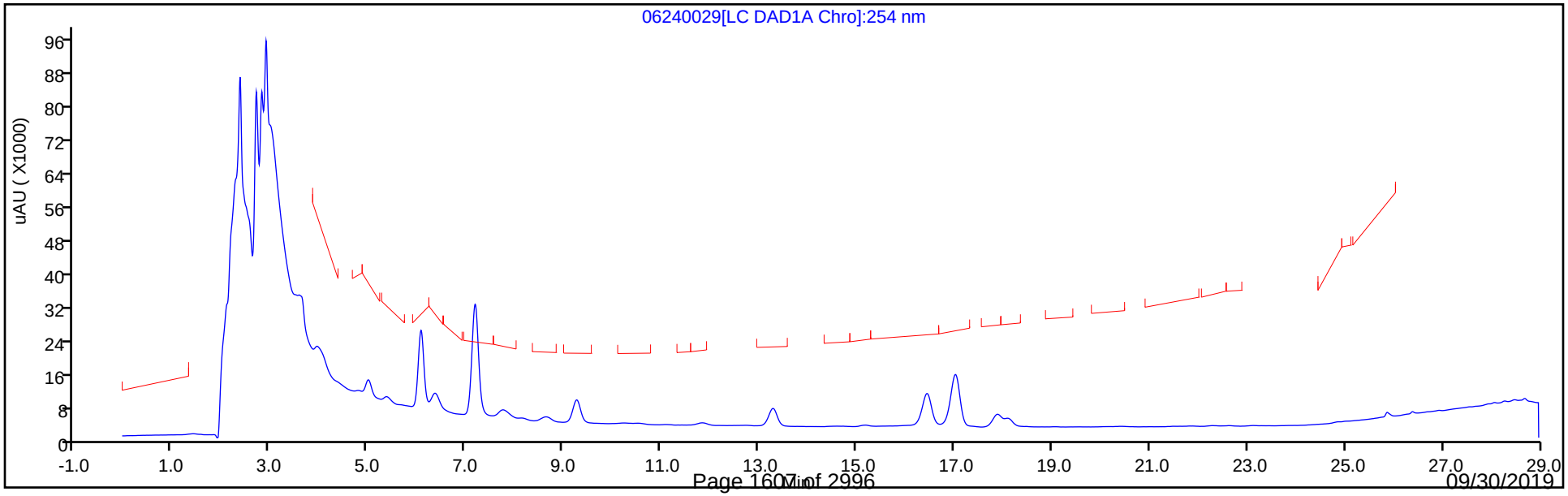

Eurofins TestAmerica, Denver
Recovery Report

Data File:	\\chromna\Denver\ChromData\G2_LUNA\20190624-83137.b\06240029.D				
Lims ID:	280-124986-B-29-A				
Client ID:	G0109-19A				
Sample Type:	Client				
Inject. Date:	25-Jun-2019 04:52:31	ALS Bottle#:	29	Worklist Smp#:	29
Injection Vol:	100.0 ul	Dil. Factor:	1.0000		
Sample Info:	280-124986-B-29-				
Misc. Info.:	280-0083137-029				
Operator ID:	HKF	Instrument ID:	CHHPLC_G2_LUNA		
Method:	\\chromna\Denver\ChromData\G2_LUNA\20190624-83137.b\G2_8330_Luna.m				
Limit Group:	GCSV - 8330				
Last Update:	25-Jun-2019 10:50:46	Calib Date:	08-May-2019 00:28:23		
Integrator:	Falcon				
Quant Method:	External Standard	Quant By:	Initial Calibration		
Last ICal File:	\\chromna\Denver\ChromData\G2_LUNA\20190507-81649.b\05070023.D				
Column 1 :	Luna-Phenyl hexyl (4.60 mm)		Det: LC DAD1A, 254 nm		
Process Host:	CTX0328				
First Level Reviewer: fiedlerh		Date:	25-Jun-2019 10:46:23		

Compound	Amount Added	Amount Recovered	% Rec.
$ 10 1,2-Dinitrobenzene	0.2000	0.2001	100.06

Manual Integration/User Assign Peak Report

Eurofins TestAmerica, Denver

Data File:	\\chromna\Denver\ChromData\G2_LUNA\20190624-83137.b\06240029.D				
Injection Date:	25-Jun-2019 04:52:31	Instrument ID:	CHHPLC_G2_LUNA		
Lims ID:	280-124986-B-29-A	Lab Sample ID:	280-124986-29		
Client ID:	G0109-19A				
Operator ID:	HKF	ALS Bottle#:	29	Worklist Smp#:	29
Injection Vol:	100.0 ul	Dil. Factor:	1.0000		
Method:	G2_8330_Luna	Limit Group:	GCSV - 8330		
Column:	Luna-Phenyl hexyl (4.60 mm)	Detector	LC DAD1A, 254 nm		

17 m-Nitrotoluene, CAS: 99-08-1

Signal: 1

Processing Integration Results

RT: 17.89
Area: 59353
Amount: 0.202784
Amount Units: ug/ml

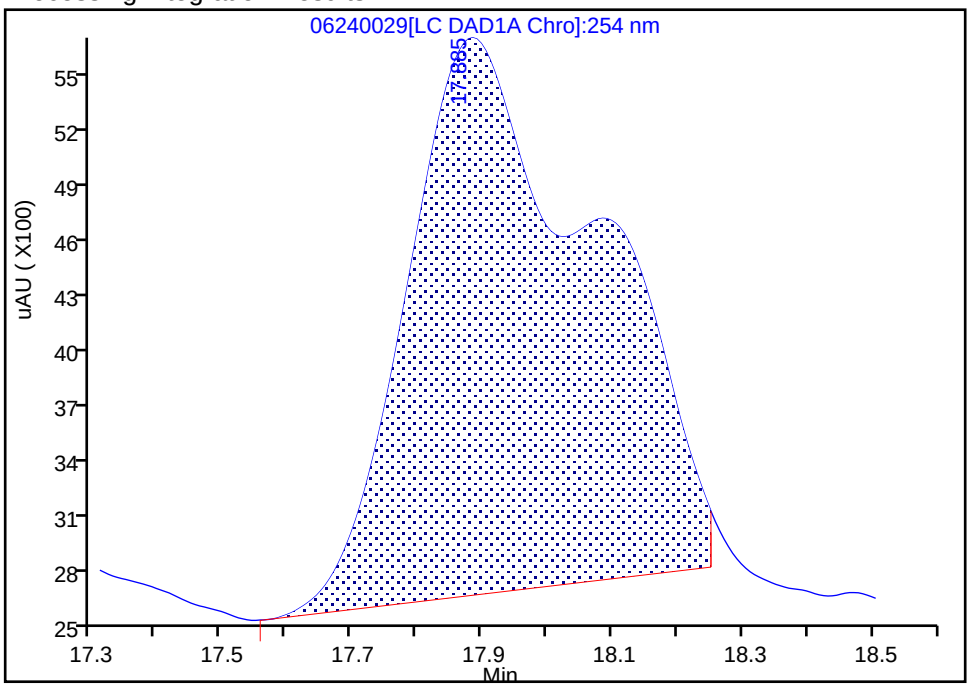

Manual Integration Results

RT: 17.89
Area: 42139
Amount: 0.143971
Amount Units: ug/ml

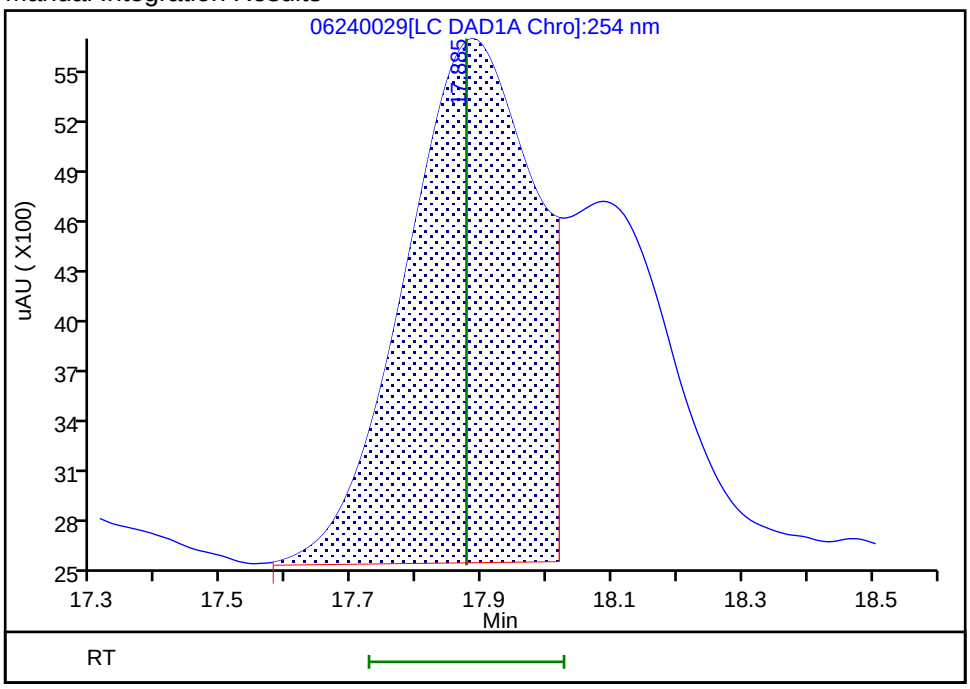

Reviewer: fiedlerh, 25-Jun-2019 10:46:23

Audit Action: Manually Integrated Audit Reason: Baseline Smoothing

User Disabled Compound Report

Eurofins TestAmerica, Denver

Data File: \\chromna\Denver\ChromData\G2_LUNA\20190624-83137.b\06240029.D
Injection Date: 25-Jun-2019 04:52:31 Instrument ID: CHHPLC_G2_LUNA
Lims ID: 280-124986-B-29-A Lab Sample ID: 280-124986-29
Client ID: G0109-19A
Operator ID: HKF ALS Bottle#: 29 Worklist Smp#: 29
Injection Vol: 100.0 ul Dil. Factor: 1.0000
Method: G2_8330_Luna Limit Group: GCSV - 8330

Column: Luna-Phenyl hexyl (4.60 mm) Detector LC DAD1A, 254 nm

7 MNX, CAS: 5755-27-1, Signal: 1

RT: 7.76
Response: 29083
Amount: 0.107905

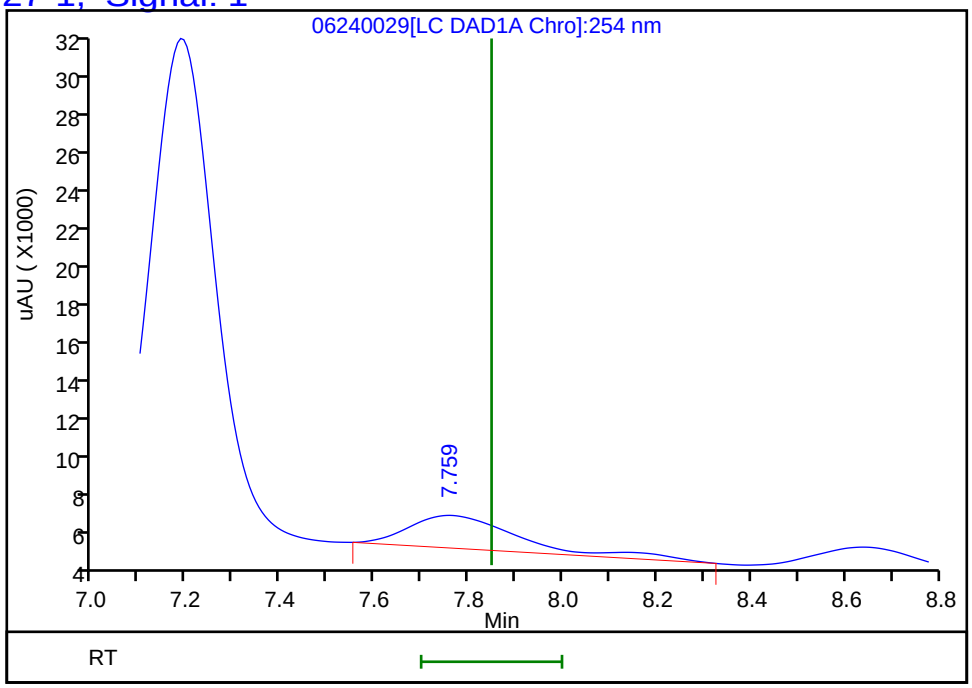

Reviewer: fiedlerh, 25-Jun-2019 10:46:23
Audit Action: Marked Compound Undetected Audit Reason: Invalid Compound ID

FORM I
HPLC/IC ORGANICS ANALYSIS DATA SHEET

Lab Name: Eurofins TestAmerica, Denver Job No.: 280-124986-1

SDG No.:

Client Sample ID: G0109-19A RE Lab Sample ID: 280-124986-29 RE

Matrix: Water Lab File ID: 07020074.D

Analysis Method: 8330A Date Collected: 06/08/2019 11:05

Extraction Method: 3535 Date Extracted: 06/18/2019 15:47

Sample wt/vol: 514.1(mL) Date Analyzed: 07/03/2019 11:34

Con. Extract Vol.: 5(mL) Dilution Factor: 1

Injection Volume: 100(uL) GC Column: UltraCarb5uODS ID: 4.6(mm)

% Moisture: GPC Cleanup:(Y/N) N

Analysis Batch No.: 463366 Units: ug/L

CAS NO.	COMPOUND NAME	RESULT	Q	LOQ	LOD	DL
99-35-4	*1,3,5-Trinitrobenzene*	*0.39*	*U H*	*0.97*	0.39	*0.19*
99-65-0	*1,3-Dinitrobenzene*	*0.19*	*U H*	*0.39*	0.19	*0.086*
118-96-7	*2,4,6-Trinitrotoluene*	*0.39*	*U H*	*0.39*	0.39	*0.16*
121-14-2	*2,4-Dinitrotoluene*	*0.19*	*U H*	*0.39*	0.19	*0.082*
606-20-2	*2,6-Dinitrotoluene*	*0.19*	*U H*	*0.19*	0.19	*0.063*
35572-78-2	*2-Amino-4,6-dinitrotoluene*	*0.12*	*U H*	*0.19*	0.12	*0.049*
88-72-2	*2-Nitrotoluene*	*0.19*	*U H*	*0.39*	0.19	*0.083*
99-08-1	*3-Nitrotoluene*	*0.39*	*U H M*	*0.39*	0.39	*0.19*
99-99-0	*4-Nitrotoluene*	*0.39*	*U H*	*0.97*	0.39	*0.19*
2691-41-0	*HMX*	*13*	*H M*	*0.39*	0.19	*0.085*
5755-27-1	*MNX*	*0.39*	*U H*	*1.9*	0.39	*0.15*
98-95-3	*Nitrobenzene*	*0.19*	*U H*	*0.39*	0.19	*0.089*
121-82-4	*RDX*	*22*	*H J1*	*0.39*	0.39	*0.15*
479-45-8	*Tetryl*	*0.19*	*U H M*	*0.23*	0.19	*0.077*

CAS NO.	SURROGATE	%REC	Q	LIMITS
528-29-0	1,2-Dinitrobenzene	113	*M*	83-119

Eurofins TestAmerica, Denver
Target Compound Quantitation Report

Data File: \\chromna\Denver\ChromData\CHHPLC_X\20190702-83402.b\07020074.D
Lims ID: 280-124986-A-29-A
Client ID: G0109-19A
Sample Type: Client
Inject. Date: 03-Jul-2019 11:34:48 ALS Bottle#: 74 Worklist Smp#: 74
Injection Vol: 100.0 ul Dil. Factor: 1.0000
Sample Info: 280-124986-A-29-
Misc. Info.: 280-0083402-074
Operator ID: hkf Instrument ID: CHHPLC_X3

Method: \\chromna\Denver\ChromData\CHHPLC_X\20190702-83402.b\8330_X3.m
Limit Group: GCSV - 8330
Last Update: 03-Jul-2019 14:48:54 Calib Date: 02-Jul-2019 00:18:07
Integrator: Falcon
Quant Method: External Standard Quant By: Initial Calibration
Last ICal File: \\chromna\Denver\ChromData\CHHPLC_X\20190701-83376.b\07010032.D

Column 1 : UltraCarb5uODS (20) (4.60 mm) Det: LC DAD1B, 254 nm
Process Host: CTX0326

First Level Reviewer: fiedlerh Date: 03-Jul-2019 14:36:35

	Compound	Det	RT (min.)	Exp RT (min.)	Dlt RT (min.)	Response	OnCol Amt ug/mL	Flags
	3 HMX	1	6.648	6.647	0.001	122946	1.34	M
	6 MNX	1		7.343			ND	
	7 RDX	1	7.755	7.767	-0.012	254289	2.29	
$	9 1,2-Dinitrobenzene	1	8.728	8.754	-0.026	31502	0.2261	M
	10 1,3,5-Trinitrobenzene	1		8.907			ND	
	11 1,3-Dinitrobenzene	1		9.574			ND	
	12 Nitrobenzene	1		9.961			ND	
	14 Tetryl	1		10.294			ND	MU
	16 2,4,6-Trinitrotoluene	1		11.247			ND	
	17 4-Amino-2,6-dinitrotoluene	1	11.421	11.441	-0.020	4164	0.0250	
	18 2-Amino-4,6-dinitrotoluene	1		11.734			ND	
	19 2,6-Dinitrotoluene	1		11.867			ND	
	20 2,4-Dinitrotoluene	1		12.061			ND	
	21 o-Nitrotoluene	1		12.907			ND	
	22 p-Nitrotoluene	1		13.347			ND	
	23 m-Nitrotoluene	1		13.947			ND	U

QC Flag Legend

Review Flags
M - Manually Integrated
U - Marked Undetected

Report Date: 03-Jul-2019 14:49:19 Chrom Revision: 2.3 20-Jun-2019 20:50:56

Eurofins TestAmerica, Denver

Data File: \\chromna\Denver\ChromData\CHHPLC_X\20190702-83402.b\07020074.D

Injection Date:	03-Jul-2019 11:34:48	Instrument ID:	CHHPLC_X3	Operator ID:	hkf
Lims ID:	280-124986-A-29-A	Lab Sample ID:	280-124986-29	Worklist Smp#:	74
Client ID:	G0109-19A				
Injection Vol:	100.0 ul	Dil. Factor:	1.0000	ALS Bottle#:	74
Method:	8330_X3	Limit Group:	GCSV - 8330		

Column: UltraCarb5uODS (20) (4.60 mm) Y Scaling: Method Defined: Scale to the Nth Largest Target: 1

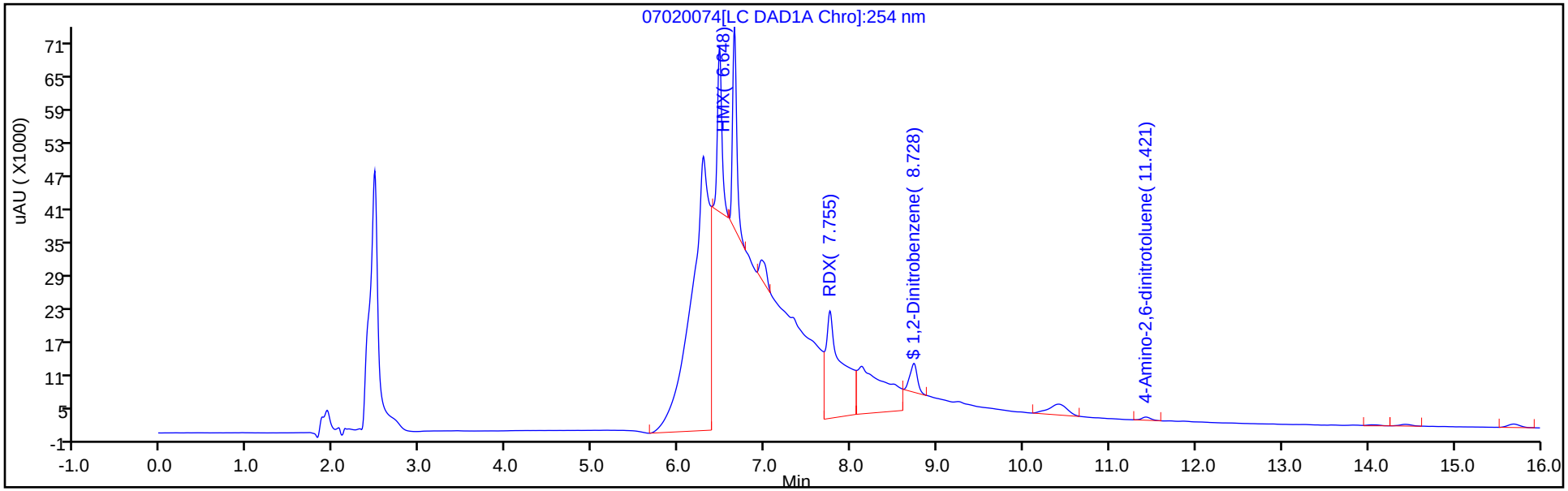

Y Scaling: Method Defined: Scale to the Nth Largest Target: 1

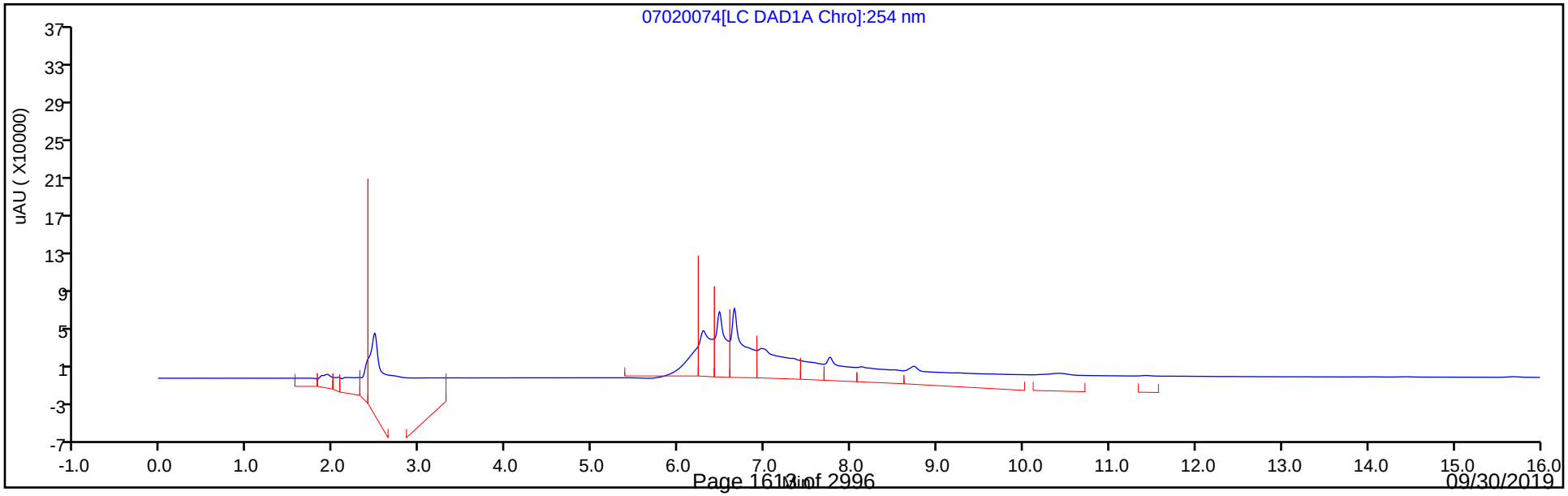

Eurofins TestAmerica, Denver
Recovery Report

Data File:	\\chromna\Denver\ChromData\CHHPLC_X\20190702-83402.b\07020074.D				
Lims ID:	280-124986-A-29-A				
Client ID:	G0109-19A				
Sample Type:	Client				
Inject. Date:	03-Jul-2019 11:34:48	ALS Bottle#:	74	Worklist Smp#:	74
Injection Vol:	100.0 ul	Dil. Factor:	1.0000		
Sample Info:	280-124986-A-29-				
Misc. Info.:	280-0083402-074				
Operator ID:	hkf	Instrument ID:	CHHPLC_X3		
Method:	\\chromna\Denver\ChromData\CHHPLC_X\20190702-83402.b\8330_X3.m				
Limit Group:	GCSV - 8330				
Last Update:	03-Jul-2019 14:48:54	Calib Date:	02-Jul-2019 00:18:07		
Integrator:	Falcon				
Quant Method:	External Standard	Quant By:	Initial Calibration		
Last ICal File:	\\chromna\Denver\ChromData\CHHPLC_X\20190701-83376.b\07010032.D				
Column 1 :	UltraCarb5uODS (20) (4.60 mm)		Det: LC DAD1B, 254 nm		
Process Host:	CTX0326				
First Level Reviewer: fiedlerh		Date:	03-Jul-2019 14:36:35		

Compound	Amount Added	Amount Recovered	% Rec.
$ 9 1,2-Dinitrobenzene	0.2000	0.2261	113.05

Manual Integration/User Assign Peak Report

Eurofins TestAmerica, Denver

Data File:	\\chromna\Denver\ChromData\CHHPLC_X\20190702-83402.b\07020074.D		
Injection Date:	03-Jul-2019 11:34:48	Instrument ID:	CHHPLC_X3
Lims ID:	280-124986-A-29-A	Lab Sample ID:	280-124986-29
Client ID:	G0109-19A		
Operator ID:	hkf	ALS Bottle#:	74 Worklist Smp#: 74
Injection Vol:	100.0 ul	Dil. Factor:	1.0000
Method:	8330_X3	Limit Group:	GCSV - 8330
Column:	UltraCarb5uODS (20) (4.60 mm)	Detector	LC DAD1B, 254 nm

$ 9 1,2-Dinitrobenzene, CAS: 528-29-0

Signal: 1

Processing Integration Results

RT: 8.73
Area: 113314
Amount: 0.813287
Amount Units: ug/mL

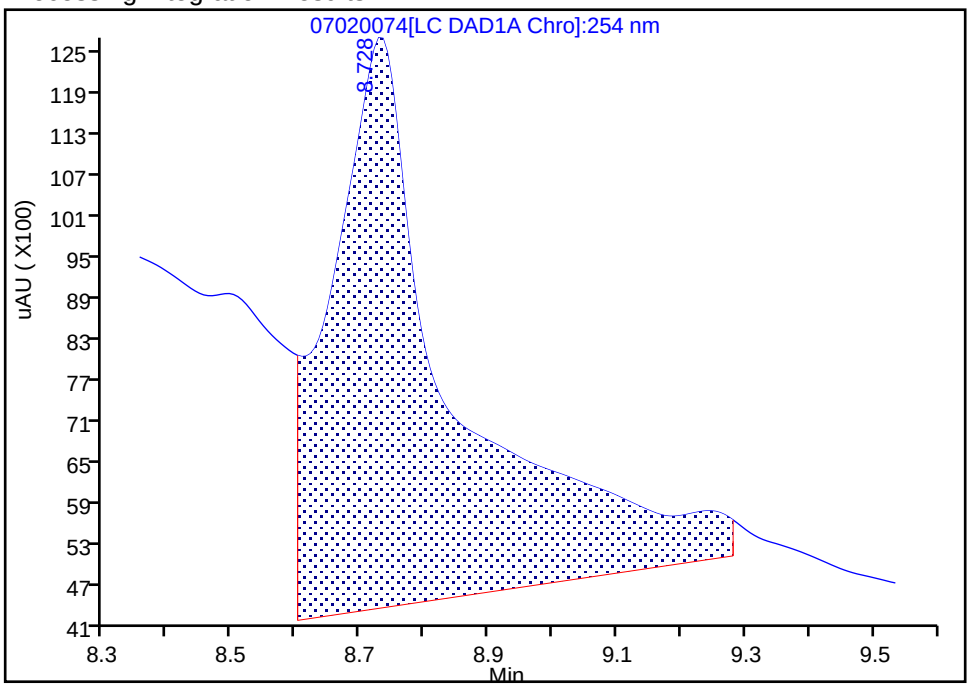

Manual Integration Results

RT: 8.73
Area: 31502
Amount: 0.226099
Amount Units: ug/mL

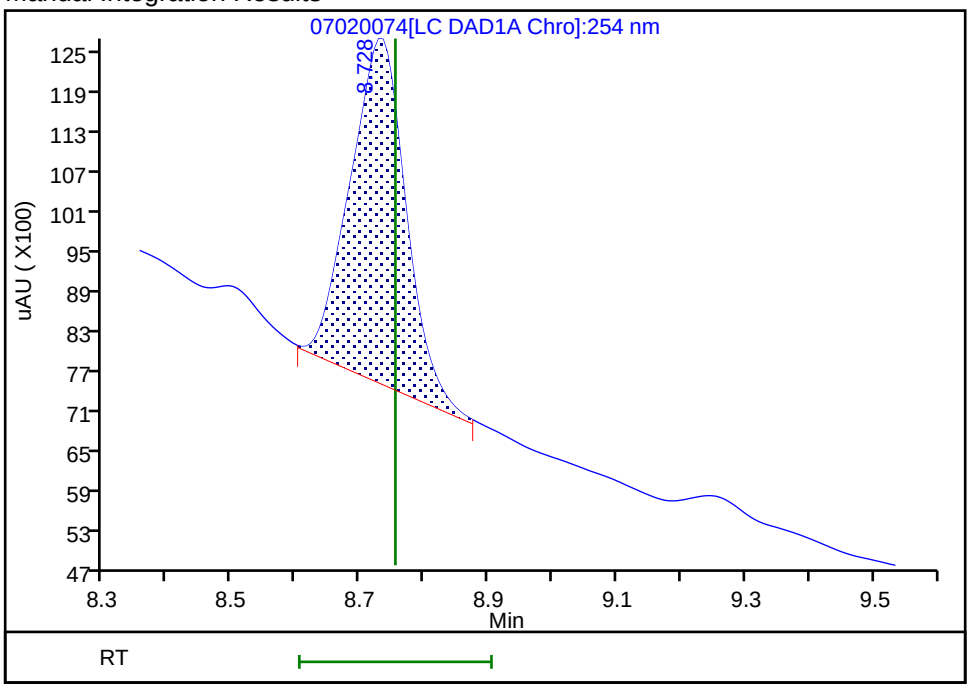

Reviewer: fiedlerh, 03-Jul-2019 14:36:21
Audit Action: Manually Integrated Audit Reason: Baseline Smoothing

User Disabled Compound Report

Eurofins TestAmerica, Denver

Data File: \\chromna\Denver\ChromData\CHHPLC_X\20190702-83402.b\07020074.D

Injection Date:	03-Jul-2019 11:34:48	Instrument ID:	CHHPLC_X3		
Lims ID:	280-124986-A-29-A	Lab Sample ID:	280-124986-29		
Client ID:	G0109-19A				
Operator ID:	hkf	ALS Bottle#:	74	Worklist Smp#:	74
Injection Vol:	100.0 ul	Dil. Factor:	1.0000		
Method:	8330_X3	Limit Group:	GCSV - 8330		
Column:	UltraCarb5uODS (20) (4.60 mm)	Detector	LC DAD1B, 254 nm		

23 m-Nitrotoluene, CAS: 99-08-1, Signal: 1

RT: 14.05
Response: 1801
Amount: 0.012410

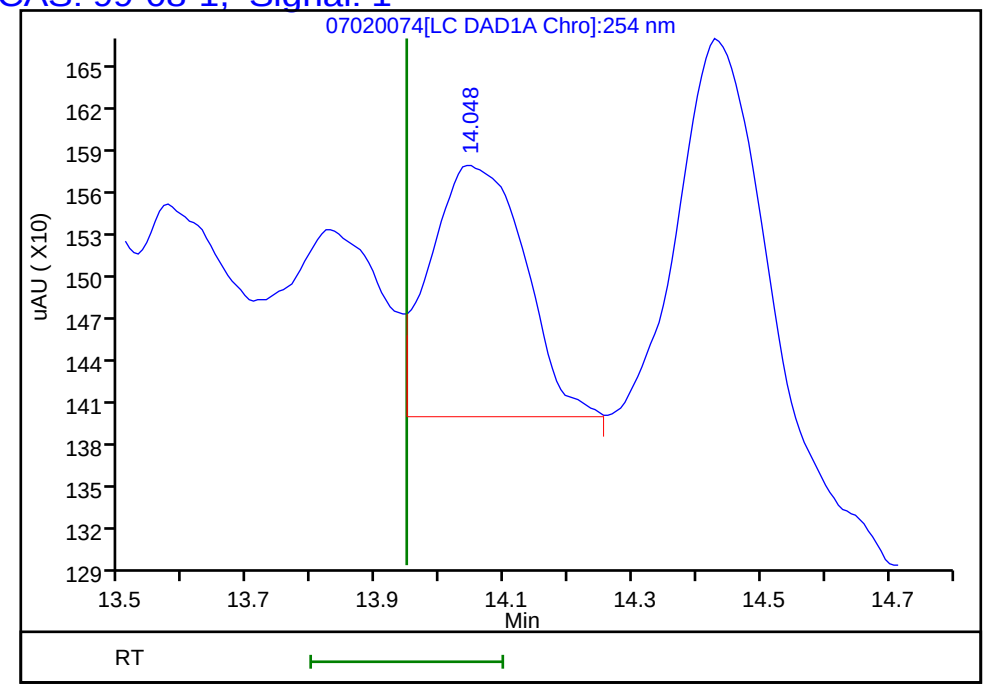

Reviewer: fiedlerh, 03-Jul-2019 14:36:35
Audit Action: Marked Compound Undetected Audit Reason: Invalid Compound ID

Manual Integration/User Assign Peak Report

Eurofins TestAmerica, Denver

Data File:	\\chromna\Denver\ChromData\CHHPLC_X\20190702-83402.b\07020074.D		
Injection Date:	03-Jul-2019 11:34:48	Instrument ID:	CHHPLC_X3
Lims ID:	280-124986-A-29-A	Lab Sample ID:	280-124986-29
Client ID:	G0109-19A		
Operator ID:	hkf	ALS Bottle#:	74 Worklist Smp#: 74
Injection Vol:	100.0 ul	Dil. Factor:	1.0000
Method:	8330_X3	Limit Group:	GCSV - 8330
Column:	UltraCarb5uODS (20) (4.60 mm)	Detector	LC DAD1B, 254 nm

3 HMX, CAS: 2691-41-0

Signal: 1

Processing Integration Results

RT: 6.65
Area: 745032
Amount: 8.112879
Amount Units: ug/mL

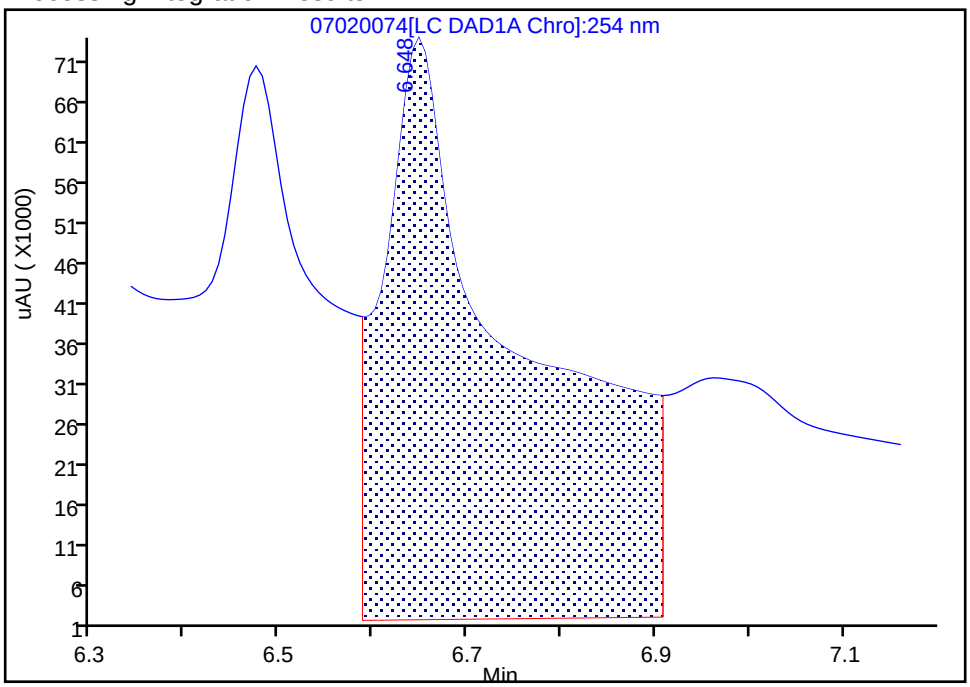

Manual Integration Results

RT: 6.65
Area: 122946
Amount: 1.338796
Amount Units: ug/mL

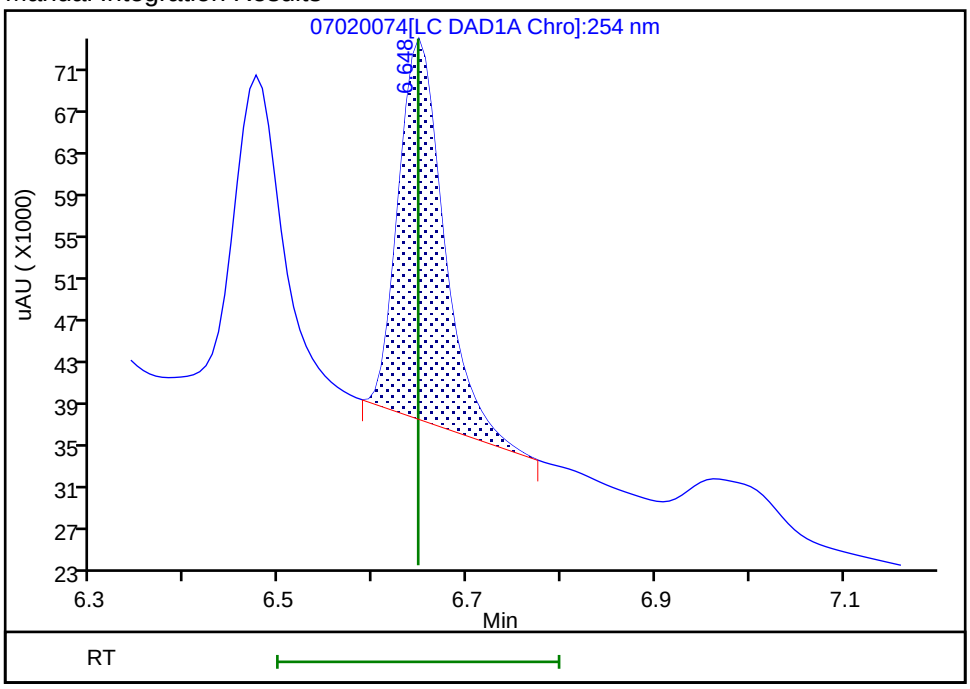

Reviewer: fiedlerh, 03-Jul-2019 14:36:04
Audit Action: Manually Integrated Audit Reason: Baseline Smoothing

User Disabled Compound Report

Eurofins TestAmerica, Denver

Data File:	\\chromna\Denver\ChromData\CHHPLC_X\20190702-83402.b\07020074.D				
Injection Date:	03-Jul-2019 11:34:48	Instrument ID:	CHHPLC_X3		
Lims ID:	280-124986-A-29-A	Lab Sample ID:	280-124986-29		
Client ID:	G0109-19A				
Operator ID:	hkf	ALS Bottle#:	74	Worklist Smp#:	74
Injection Vol:	100.0 ul	Dil. Factor:	1.0000		
Method:	8330_X3	Limit Group:	GCSV - 8330		
Column:	UltraCarb5uODS (20) (4.60 mm)	Detector	LC DAD1B, 254 nm		

14 Tetryl, CAS: 479-45-8, Signal: 1

RT: 10.41
Response: 35573
Amount: 0.219644

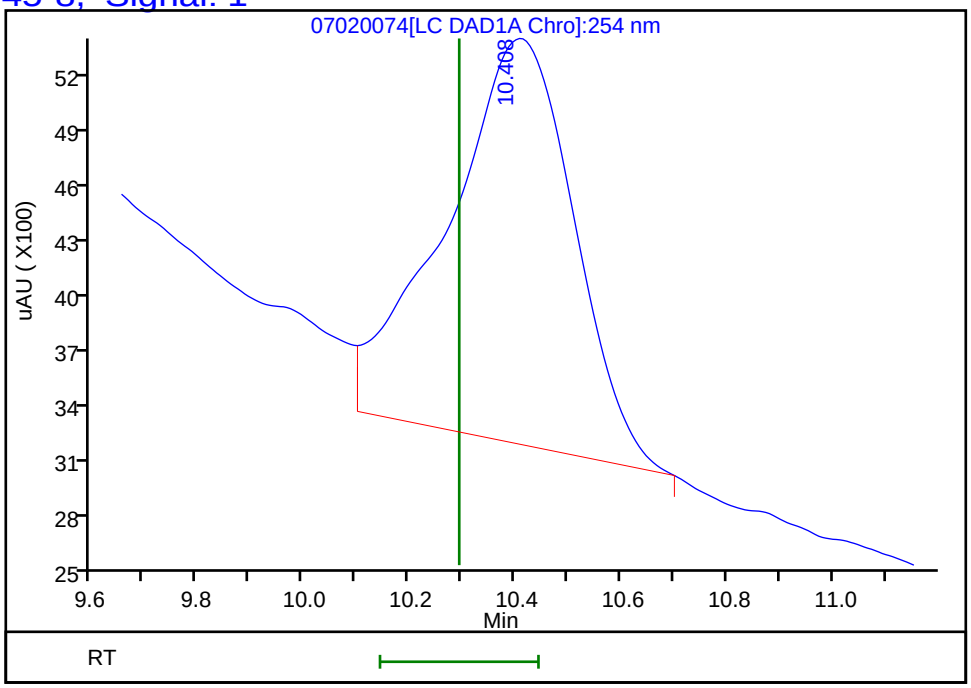

Reviewer: fiedlerh, 03-Jul-2019 14:36:35
Audit Action: Marked Compound Undetected Audit Reason: Invalid Compound ID

FORM I
HPLC/IC ORGANICS ANALYSIS DATA SHEET

Lab Name: Eurofins TestAmerica, Denver Job No.: 280-124986-1

SDG No.:

Client Sample ID: G0109-19A RE Lab Sample ID: 280-124986-29 RE

Matrix: Water Lab File ID: 07030025.D

Analysis Method: 8330A Date Collected: 06/08/2019 11:05

Extraction Method: 3535 Date Extracted: 06/18/2019 15:47

Sample wt/vol: 514.1(mL) Date Analyzed: 07/05/2019 23:09

Con. Extract Vol.: 5(mL) Dilution Factor: 1

Injection Volume: 100(uL) GC Column: Luna-phenylhex ID: 4.6(mm)

% Moisture: GPC Cleanup:(Y/N) N

Analysis Batch No.: 463562 Units: ug/L

CAS NO.	COMPOUND NAME	RESULT	Q	LOQ	LOD	DL
19406-51-0	*4-Amino-2,6-dinitrotoluene*	*0.12*	*U H*	*0.19*	0.12	*0.056*
121-82-4	*RDX*	*3.3*	*H J1*	*0.39*	0.39	*0.15*

CAS NO.	SURROGATE	%REC	Q	LIMITS
528-29-0	1,2-Dinitrobenzene	84		83-119

Eurofins TestAmerica, Denver
Target Compound Quantitation Report

Data File:	\\chromna\Denver\ChromData\G2_LUNA\20190703-83452.b\07030025.D				
Lims ID:	280-124986-A-29-A				
Client ID:	G0109-19A				
Sample Type:	Client				
Inject. Date:	05-Jul-2019 23:09:59	ALS Bottle#:	25	Worklist Smp#:	25
Injection Vol:	100.0 ul	Dil. Factor:	1.0000		
Sample Info:	280-124986-A-29-				
Misc. Info.:	280-0083452-025				
Operator ID:	HKF	Instrument ID:	CHHPLC_G2_LUNA		
Method:	\\chromna\Denver\ChromData\G2_LUNA\20190703-83452.b\G2_8330_Luna.m				
Limit Group:	GCSV - 8330				
Last Update:	06-Jul-2019 13:52:54	Calib Date:	08-May-2019 00:28:23		
Integrator:	Falcon				
Quant Method:	External Standard	Quant By:	Initial Calibration		
Last ICal File:	\\chromna\Denver\ChromData\G2_LUNA\20190507-81649.b\05070023.D				
Column 1 :	Luna-Phenyl hexyl (4.60 mm)		Det: LC DAD1A, 254 nm		
Process Host:	CTX0337				
First Level Reviewer: fiedlerh		Date:	06-Jul-2019 13:24:32		

Compound	Det	RT (min.)	Exp RT (min.)	Dlt RT (min.)	Response	OnCol Amt ug/ml	Flags
6 HMX	1	7.231	7.220	0.011	252241	1.47	
7 MNX	1	7.838	7.866	-0.028	5626	0.0209	
8 RDX	1	9.304	9.300	0.004	71744	0.3442	
9 Nitrobenzene	1		12.293			ND	
$ 10 1,2-Dinitrobenzene	1	13.331	13.340	-0.009	46315	0.1673	
12 1,3-Dinitrobenzene	1		15.860			ND	
14 o-Nitrotoluene	1		16.686			ND	
15 p-Nitrotoluene	1	17.057	17.013	0.044	4511	0.0199	
16 4-Amino-2,6-dinitrotoluene	1		17.426			ND	
17 m-Nitrotoluene	1	17.937	17.926	0.011	8820	0.0301	
18 2-Amino-4,6-dinitrotoluene	1		18.453			ND	
19 1,3,5-Trinitrobenzene	1		19.160			ND	
20 2,6-Dinitrotoluene	1		20.020			ND	
21 2,4-Dinitrotoluene	1		20.580			ND	
22 Tetryl	1		23.893			ND	
23 2,4,6-Trinitrotoluene	1		24.873			ND	

Report Date: 06-Jul-2019 13:52:59 Chrom Revision: 2.3 20-Jun-2019 20:50:56

Eurofins TestAmerica, Denver

Data File:	\\chromna\Denver\ChromData\G2_LUNA\20190703-83452.b\07030025.D				
Injection Date:	05-Jul-2019 23:09:59	Instrument ID:	CHHPLC_G2_LUNA	Operator ID:	HKF
Lims ID:	280-124986-A-29-A	Lab Sample ID:	280-124986-29	Worklist Smp#:	25
Client ID:	G0109-19A				
Injection Vol:	100.0 ul	Dil. Factor:	1.0000	ALS Bottle#:	25
Method:	G2_8330_Luna	Limit Group:	GCSV - 8330		

Column: Luna-Phenyl hexyl (4.60 mm) Y Scaling: Method Defined: Scale to the Nth Largest Peak: 1

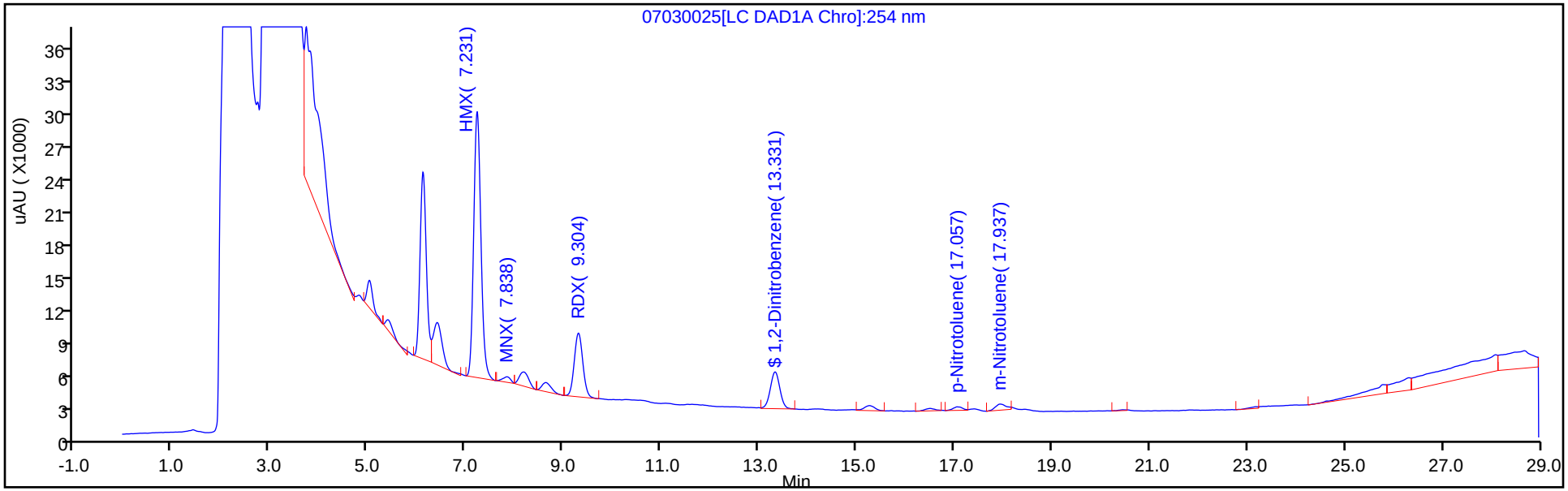

Y Scaling: Method Defined: Scale to the Nth Largest Peak: 1

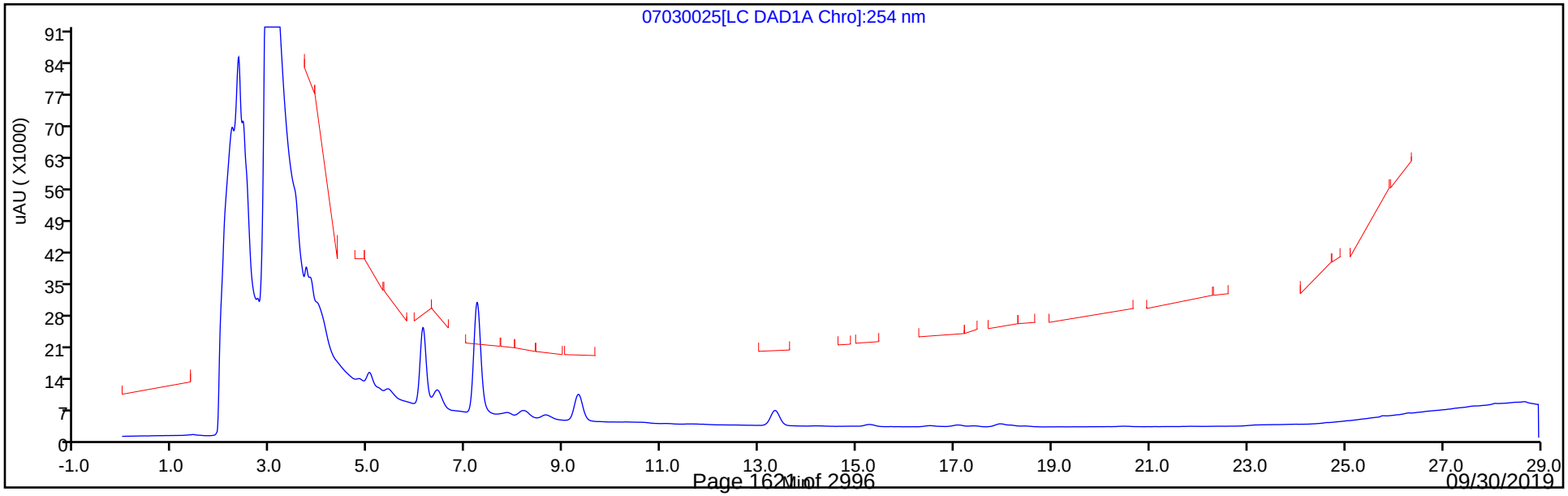

Eurofins TestAmerica, Denver
Recovery Report

Data File:	\\chromna\Denver\ChromData\G2_LUNA\20190703-83452.b\07030025.D				
Lims ID:	280-124986-A-29-A				
Client ID:	G0109-19A				
Sample Type:	Client				
Inject. Date:	05-Jul-2019 23:09:59	ALS Bottle#:	25	Worklist Smp#:	25
Injection Vol:	100.0 ul	Dil. Factor:	1.0000		
Sample Info:	280-124986-A-29-				
Misc. Info.:	280-0083452-025				
Operator ID:	HKF	Instrument ID:	CHHPLC_G2_LUNA		
Method:	\\chromna\Denver\ChromData\G2_LUNA\20190703-83452.b\G2_8330_Luna.m				
Limit Group:	GCSV - 8330				
Last Update:	06-Jul-2019 13:52:54	Calib Date:	08-May-2019 00:28:23		
Integrator:	Falcon				
Quant Method:	External Standard	Quant By:	Initial Calibration		
Last ICal File:	\\chromna\Denver\ChromData\G2_LUNA\20190507-81649.b\05070023.D				
Column 1 :	Luna-Phenyl hexyl (4.60 mm)		Det: LC DAD1A, 254 nm		
Process Host:	CTX0337				
First Level Reviewer: fiedlerh		Date:	06-Jul-2019 13:24:32		

Compound	Amount Added	Amount Recovered	% Rec.
$ 10 1,2-Dinitrobenzene	0.2000	0.1673	83.64

FORM I
HPLC/IC ORGANICS ANALYSIS DATA SHEET

Lab Name: Eurofins TestAmerica, Denver Job No.: 280-124986-1

SDG No.:

Client Sample ID: G0099-19A Lab Sample ID: 280-124986-30

Matrix: Water Lab File ID: 06200093.D

Analysis Method: 8330A Date Collected: 06/08/2019 09:40

Extraction Method: 3535 Date Extracted: 06/14/2019 10:23

Sample wt/vol: 511(mL) Date Analyzed: 06/22/2019 02:54

Con. Extract Vol.: 5(mL) Dilution Factor: 1

Injection Volume: 100(uL) GC Column: UltraCarb5uODS ID: 4.6(mm)

% Moisture: GPC Cleanup:(Y/N) N

Analysis Batch No.: 462202 Units: ug/L

CAS NO.	COMPOUND NAME	RESULT	Q	LOQ	LOD	DL
99-35-4	1,3,5-Trinitrobenzene	0.39	U	0.98	0.39	0.20
99-65-0	1,3-Dinitrobenzene	0.20	U	0.39	0.20	0.087
118-96-7	2,4,6-Trinitrotoluene	0.39	U M	0.39	0.39	0.16
121-14-2	2,4-Dinitrotoluene	0.20	U	0.39	0.20	0.082
606-20-2	2,6-Dinitrotoluene	0.20	U	0.20	0.20	0.063
35572-78-2	2-Amino-4,6-dinitrotoluene	0.12	U M	0.20	0.12	0.050
88-72-2	2-Nitrotoluene	0.20	U Q M	0.39	0.20	0.084
99-08-1	3-Nitrotoluene	0.39	U Q	0.39	0.39	0.19
19406-51-0	4-Amino-2,6-dinitrotoluene	0.28	J1	0.20	0.12	0.056
99-99-0	4-Nitrotoluene	0.39	U Q	0.98	0.39	0.20
2691-41-0	HMX	0.51	M	0.39	0.20	0.086
5755-27-1	MNX	0.39	U M	2.0	0.39	0.15
98-95-3	Nitrobenzene	0.20	U Q	0.39	0.20	0.089
121-82-4	RDX	2.2	M	0.39	0.39	0.15
479-45-8	Tetryl	0.20	U M	0.23	0.20	0.078

CAS NO.	SURROGATE	%REC	Q	LIMITS
528-29-0	1,2-Dinitrobenzene	113	M	83-119

Eurofins TestAmerica, Denver
Target Compound Quantitation Report

Data File: \\chromna\Denver\ChromData\CHHPLC_X\20190620-83048.b\06200093.D
Lims ID: 280-124986-A-30-A
Client ID: G0099-19A
Sample Type: Client
Inject. Date: 22-Jun-2019 02:54:01 ALS Bottle#: 93 Worklist Smp#: 93
Injection Vol: 100.0 ul Dil. Factor: 1.0000
Sample Info: 280-124986-A-30-
Misc. Info.: 280-0083048-093
Operator ID: hkf Instrument ID: CHHPLC_X3

Method: \\chromna\Denver\ChromData\CHHPLC_X\20190620-83048.b\8330_X3.m
Limit Group: GCSV - 8330
Last Update: 24-Jun-2019 09:26:53 Calib Date: 21-Jun-2019 03:13:40
Integrator: Falcon
Quant Method: External Standard Quant By: Initial Calibration
Last ICal File: \\chromna\Denver\ChromData\CHHPLC_X\20190620-83048.b\06200032.D

Column 1 : UltraCarb5uODS (20) (4.60 mm) Det: LC DAD1B, 254 nm
Process Host: CTX0327

First Level Reviewer: fiedlerh Date: 24-Jun-2019 09:03:03

	Compound	Det	RT (min.)	Exp RT (min.)	Dlt RT (min.)	Response	OnCol Amt ug/mL	Flags
	3 HMX	1	6.626	6.632	-0.006	4586	0.0516	M
	6 MNX	1		7.339			ND	U
	7 RDX	1	7.746	7.746	0.000	23442	0.2238	M
$	9 1,2-Dinitrobenzene	1	8.726	8.726	0.000	30597	0.2251	M
	10 1,3,5-Trinitrobenzene	1		8.879			ND	
	11 1,3-Dinitrobenzene	1		9.539			ND	
	12 Nitrobenzene	1		9.925			ND	
	14 Tetryl	1		10.245			ND	U
	16 2,4,6-Trinitrotoluene	1		11.199			ND	U
	17 4-Amino-2,6-dinitrotoluene	1	11.393	11.372	0.021	4577	0.0282	
	18 2-Amino-4,6-dinitrotoluene	1		11.659			ND	U
	19 2,6-Dinitrotoluene	1		11.812			ND	
	20 2,4-Dinitrotoluene	1		12.005			ND	
	21 o-Nitrotoluene	1		12.845			ND	U
	22 p-Nitrotoluene	1		13.279			ND	
	23 m-Nitrotoluene	1		13.872			ND	

QC Flag Legend

Review Flags
M - Manually Integrated
U - Marked Undetected

Report Date: 24-Jun-2019 09:26:58 Chrom Revision: 2.3 20-Jun-2019 20:50:56

Eurofins TestAmerica, Denver

Data File:	\\chromna\Denver\ChromData\CHHPLC_X\20190620-83048.b\06200093.D				
Injection Date:	22-Jun-2019 02:54:01	Instrument ID:	CHHPLC_X3	Operator ID:	hkf
Lims ID:	280-124986-A-30-A	Lab Sample ID:	280-124986-30	Worklist Smp#:	93
Client ID:	G0099-19A				
Injection Vol:	100.0 ul	Dil. Factor:	1.0000	ALS Bottle#:	93
Method:	8330_X3	Limit Group:	GCSV - 8330		

Column: UltraCarb5uODS (20) (4.60 mm) Y Scaling: Method Defined: Scale to the Nth Largest Target: 1

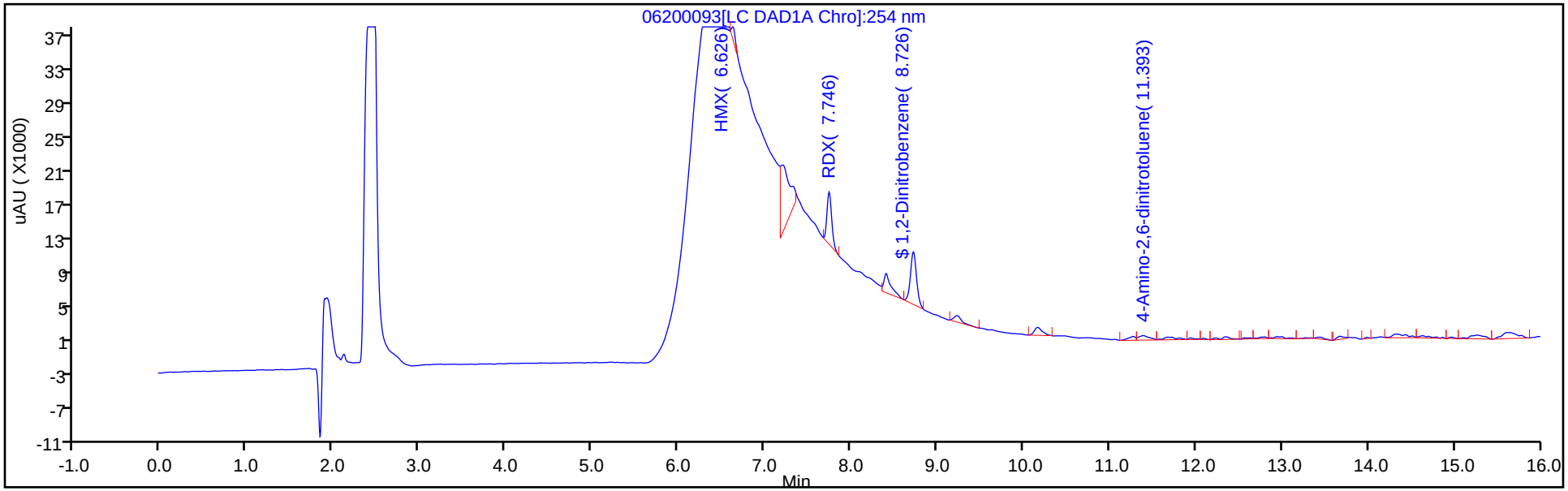

Y Scaling: Method Defined: Scale to the Nth Largest Target: 1

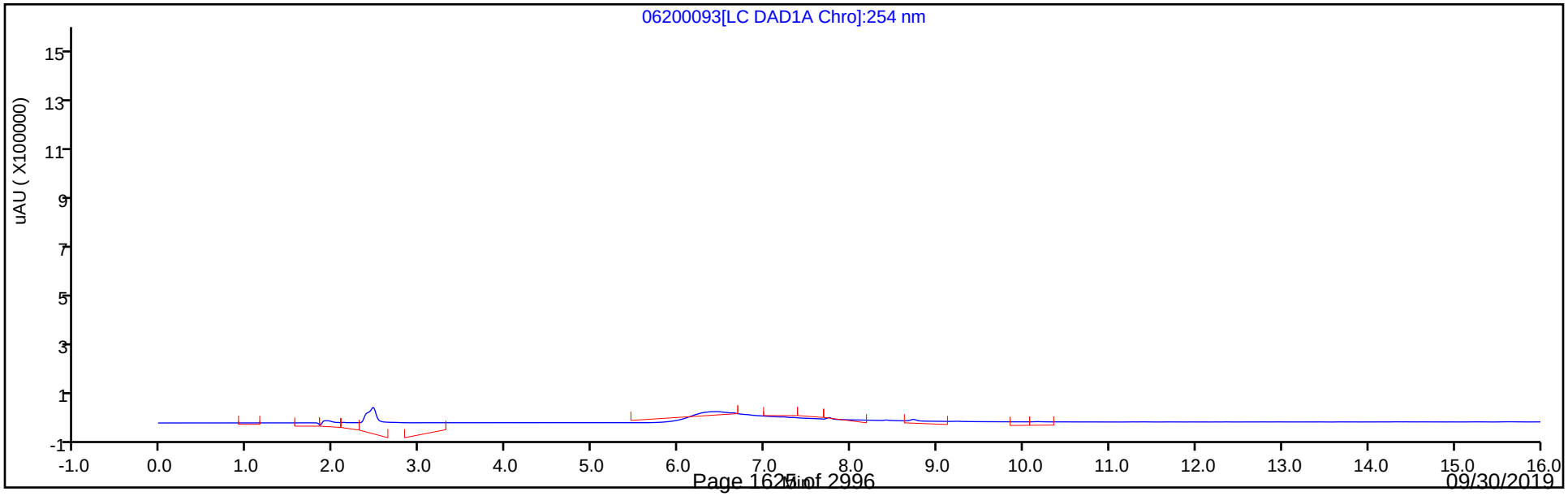

Eurofins TestAmerica, Denver
Recovery Report

Data File:	\\chromna\Denver\ChromData\CHHPLC_X\20190620-83048.b\06200093.D				
Lims ID:	280-124986-A-30-A				
Client ID:	G0099-19A				
Sample Type:	Client				
Inject. Date:	22-Jun-2019 02:54:01	ALS Bottle#:	93	Worklist Smp#:	93
Injection Vol:	100.0 ul	Dil. Factor:	1.0000		
Sample Info:	280-124986-A-30-				
Misc. Info.:	280-0083048-093				
Operator ID:	hkf	Instrument ID:	CHHPLC_X3		
Method:	\\chromna\Denver\ChromData\CHHPLC_X\20190620-83048.b\8330_X3.m				
Limit Group:	GCSV - 8330				
Last Update:	24-Jun-2019 09:26:53	Calib Date:	21-Jun-2019 03:13:40		
Integrator:	Falcon				
Quant Method:	External Standard	Quant By:	Initial Calibration		
Last ICal File:	\\chromna\Denver\ChromData\CHHPLC_X\20190620-83048.b\06200032.D				
Column 1 :	UltraCarb5uODS (20) (4.60 mm)		Det: LC DAD1B, 254 nm		
Process Host:	CTX0327				
First Level Reviewer: fiedlerh		Date:	24-Jun-2019 09:03:03		

Compound	Amount Added	Amount Recovered	% Rec.
$ 9 1,2-Dinitrobenzene	0.2000	0.2251	112.57

Manual Integration/User Assign Peak Report

Eurofins TestAmerica, Denver

Data File:	\\chromna\Denver\ChromData\CHHPLC_X\20190620-83048.b\06200093.D				
Injection Date:	22-Jun-2019 02:54:01	Instrument ID:	CHHPLC_X3		
Lims ID:	280-124986-A-30-A	Lab Sample ID:	280-124986-30		
Client ID:	G0099-19A				
Operator ID:	hkf	ALS Bottle#:	93	Worklist Smp#:	93
Injection Vol:	100.0 ul	Dil. Factor:	1.0000		
Method:	8330_X3	Limit Group:	GCSV - 8330		
Column:	UltraCarb5uODS (20) (4.60 mm)	Detector	LC DAD1B, 254 nm		

$ 9 1,2-Dinitrobenzene, CAS: 528-29-0

Signal: 1

Processing Integration Results

RT: 8.73
Area: 32079
Amount: 0.236050
Amount Units: ug/mL

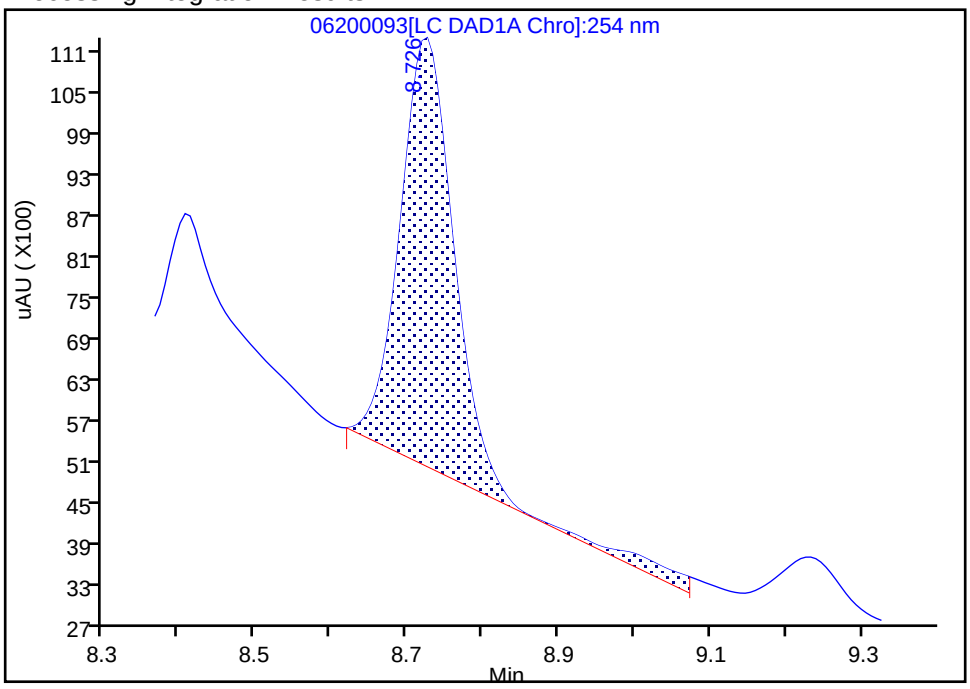

Manual Integration Results

RT: 8.73
Area: 30597
Amount: 0.225145
Amount Units: ug/mL

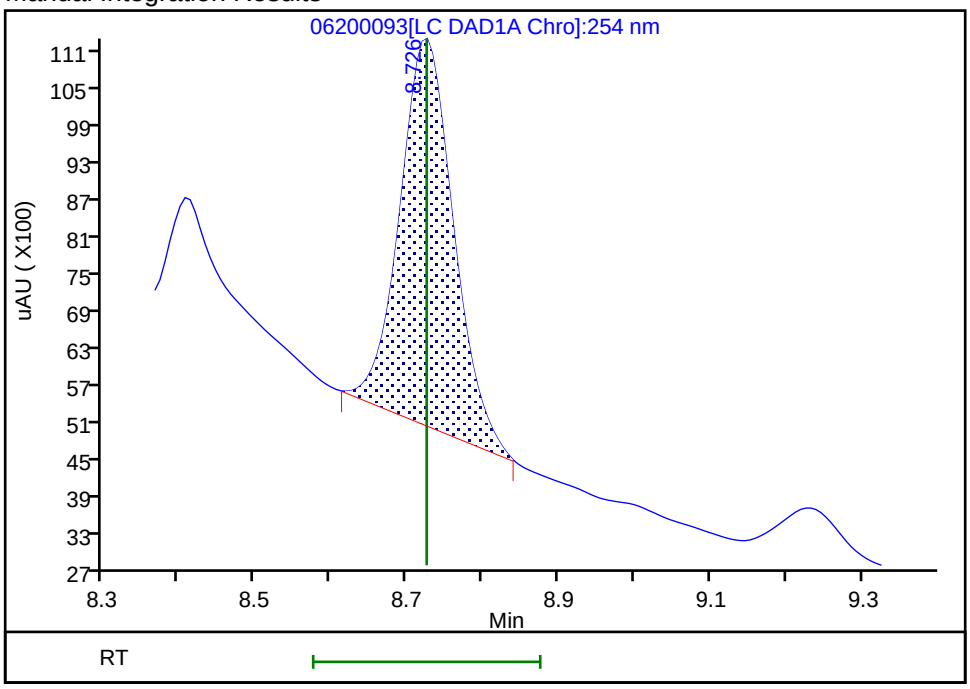

Reviewer: fiedlerh, 24-Jun-2019 09:02:47

Audit Action: Manually Integrated Audit Reason: Baseline Smoothing

User Disabled Compound Report

Eurofins TestAmerica, Denver

Data File:	\\chromna\Denver\ChromData\CHHPLC_X\20190620-83048.b\06200093.D				
Injection Date:	22-Jun-2019 02:54:01	Instrument ID:	CHHPLC_X3		
Lims ID:	280-124986-A-30-A	Lab Sample ID:	280-124986-30		
Client ID:	G0099-19A				
Operator ID:	hkf	ALS Bottle#:	93	Worklist Smp#:	93
Injection Vol:	100.0 ul	Dil. Factor:	1.0000		
Method:	8330_X3	Limit Group:	GCSV - 8330		
Column:	UltraCarb5uODS (20) (4.60 mm)	Detector	LC DAD1B, 254 nm		

16 2,4,6-Trinitrotoluene, CAS: 118-96-7, Signal: 1

RT: 11.28
Response: 2656
Amount: 0.012093

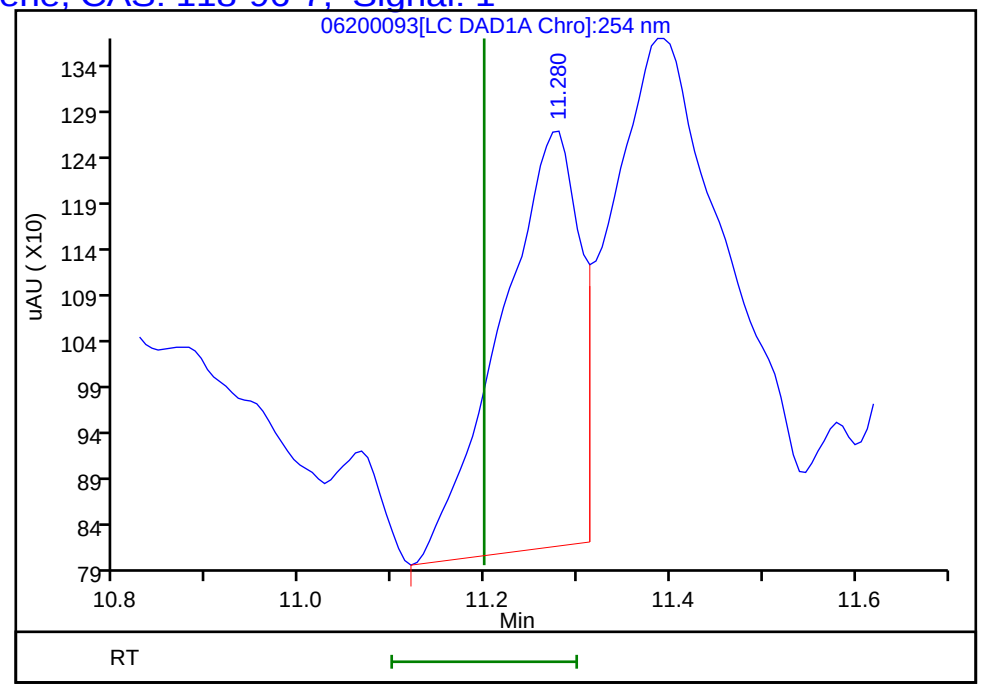

Reviewer: fiedlerh, 24-Jun-2019 09:03:03
Audit Action: Marked Compound Undetected Audit Reason: Invalid Compound ID

User Disabled Compound Report

Eurofins TestAmerica, Denver

Data File:	\\chromna\Denver\ChromData\CHHPLC_X\20190620-83048.b\06200093.D				
Injection Date:	22-Jun-2019 02:54:01	Instrument ID:	CHHPLC_X3		
Lims ID:	280-124986-A-30-A	Lab Sample ID:	280-124986-30		
Client ID:	G0099-19A				
Operator ID:	hkf	ALS Bottle#:	93	Worklist Smp#:	93
Injection Vol:	100.0 ul	Dil. Factor:	1.0000		
Method:	8330_X3	Limit Group:	GCSV - 8330		
Column:	UltraCarb5uODS (20) (4.60 mm)	Detector	LC DAD1B, 254 nm		

18 2-Amino-4,6-dinitrotoluene, CAS: 35572-78-2, Signal: 1

RT: 11.68
Response: 3436
Amount: 0.016999

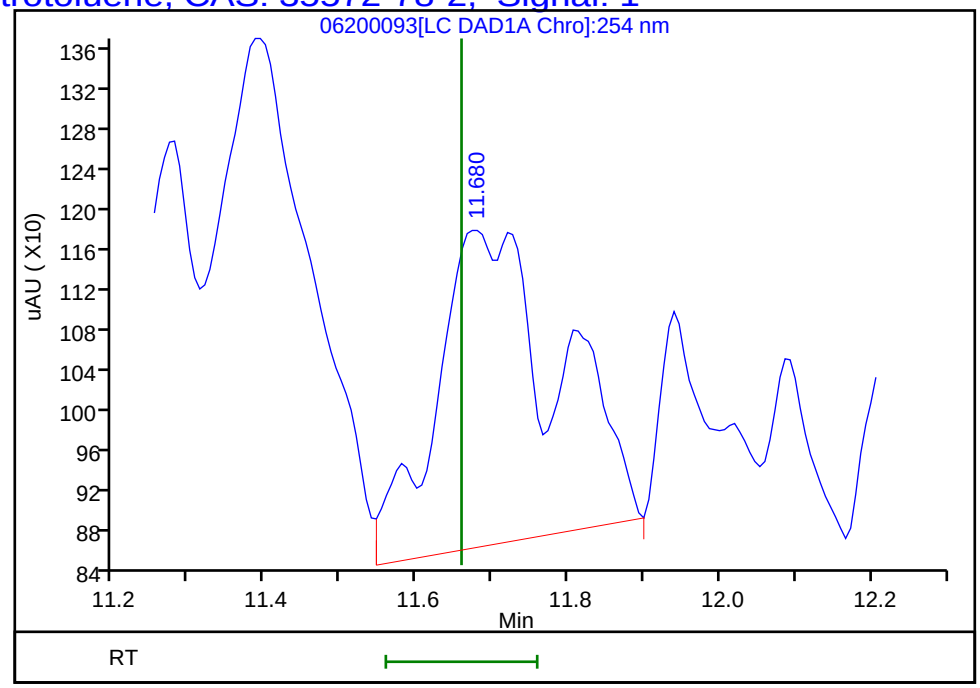

Reviewer: fiedlerh, 24-Jun-2019 09:03:03
Audit Action: Marked Compound Undetected Audit Reason: Invalid Compound ID

User Disabled Compound Report

Eurofins TestAmerica, Denver

Data File:	\\chromna\Denver\ChromData\CHHPLC_X\20190620-83048.b\06200093.D				
Injection Date:	22-Jun-2019 02:54:01	Instrument ID:	CHHPLC_X3		
Lims ID:	280-124986-A-30-A	Lab Sample ID:	280-124986-30		
Client ID:	G0099-19A				
Operator ID:	hkf	ALS Bottle#:	93	Worklist Smp#:	93
Injection Vol:	100.0 ul	Dil. Factor:	1.0000		
Method:	8330_X3	Limit Group:	GCSV - 8330		
Column:	UltraCarb5uODS (20) (4.60 mm)	Detector	LC DAD1B, 254 nm		

21 o-Nitrotoluene, CAS: 88-72-2, Signal: 1

RT: 12.80
Response: 1256
Amount: 0.009642

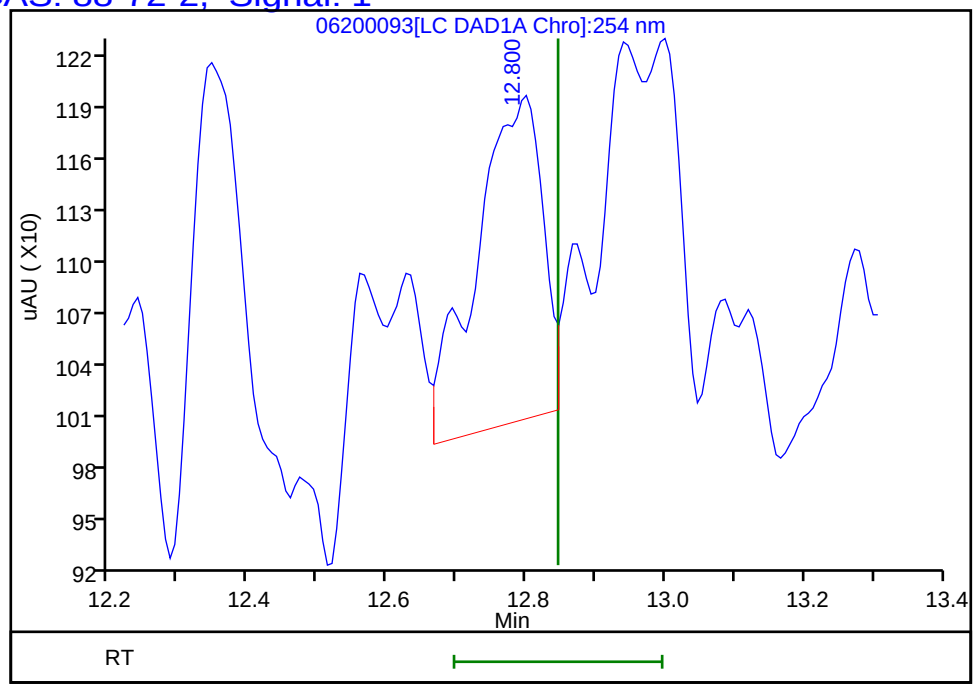

Reviewer: fiedlerh, 24-Jun-2019 09:03:03
Audit Action: Marked Compound Undetected Audit Reason: Invalid Compound ID

Manual Integration/User Assign Peak Report

Eurofins TestAmerica, Denver

Data File:	\\chromna\Denver\ChromData\CHHPLC_X\20190620-83048.b\06200093.D				
Injection Date:	22-Jun-2019 02:54:01	Instrument ID:	CHHPLC_X3		
Lims ID:	280-124986-A-30-A	Lab Sample ID:	280-124986-30		
Client ID:	G0099-19A				
Operator ID:	hkf	ALS Bottle#:	93	Worklist Smp#:	93
Injection Vol:	100.0 ul	Dil. Factor:	1.0000		
Method:	8330_X3	Limit Group:	GCSV - 8330		
Column:	UltraCarb5uODS (20) (4.60 mm)	Detector	LC DAD1B, 254 nm		

3 HMX, CAS: 2691-41-0

Signal: 1

Processing Integration Results

RT: 6.63
Area: 673307
Amount: 7.579916
Amount Units: ug/mL

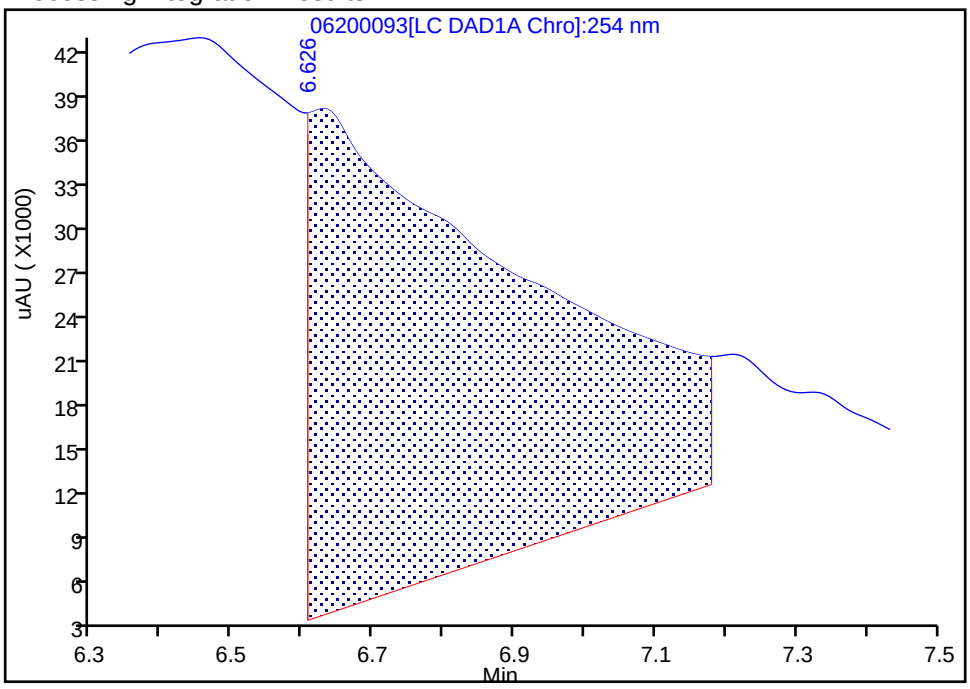

Manual Integration Results

RT: 6.63
Area: 4586
Amount: 0.051628
Amount Units: ug/mL

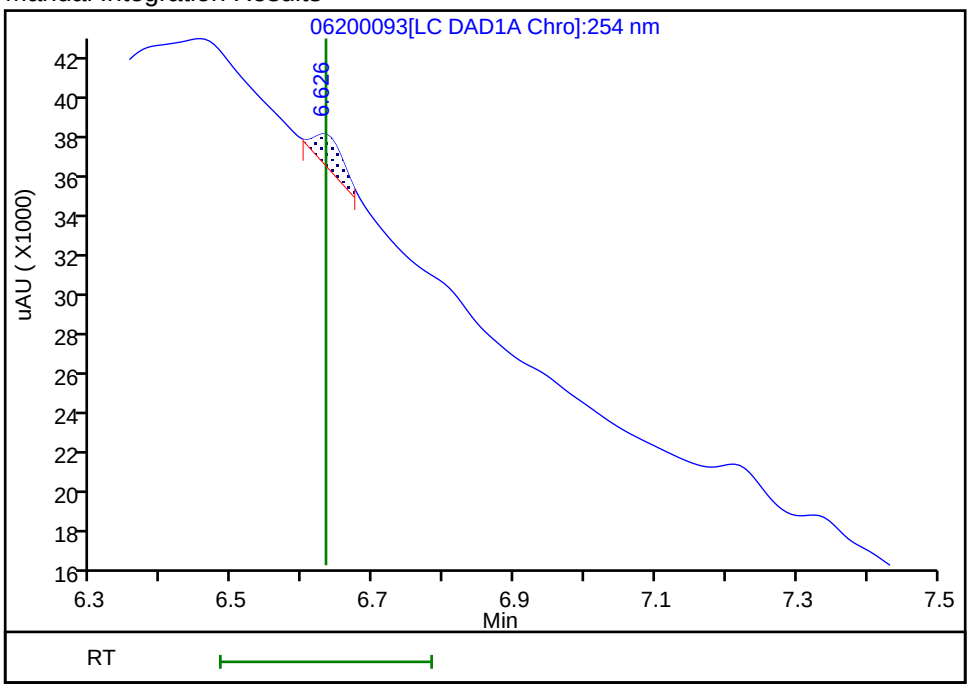

Reviewer: fiedlerh, 24-Jun-2019 09:02:34

Audit Action: Manually Integrated Audit Reason: Baseline Smoothing

User Disabled Compound Report

Eurofins TestAmerica, Denver

Data File:	\\chromna\Denver\ChromData\CHHPLC_X\20190620-83048.b\06200093.D				
Injection Date:	22-Jun-2019 02:54:01	Instrument ID:	CHHPLC_X3		
Lims ID:	280-124986-A-30-A	Lab Sample ID:	280-124986-30		
Client ID:	G0099-19A				
Operator ID:	hkf	ALS Bottle#:	93	Worklist Smp#:	93
Injection Vol:	100.0 ul	Dil. Factor:	1.0000		
Method:	8330_X3	Limit Group:	GCSV - 8330		
Column:	UltraCarb5uODS (20) (4.60 mm)	Detector	LC DAD1B, 254 nm		

6 MNX, CAS: 5755-27-1, Signal: 1

RT: 7.21
Response: 52822
Amount: 0.364392

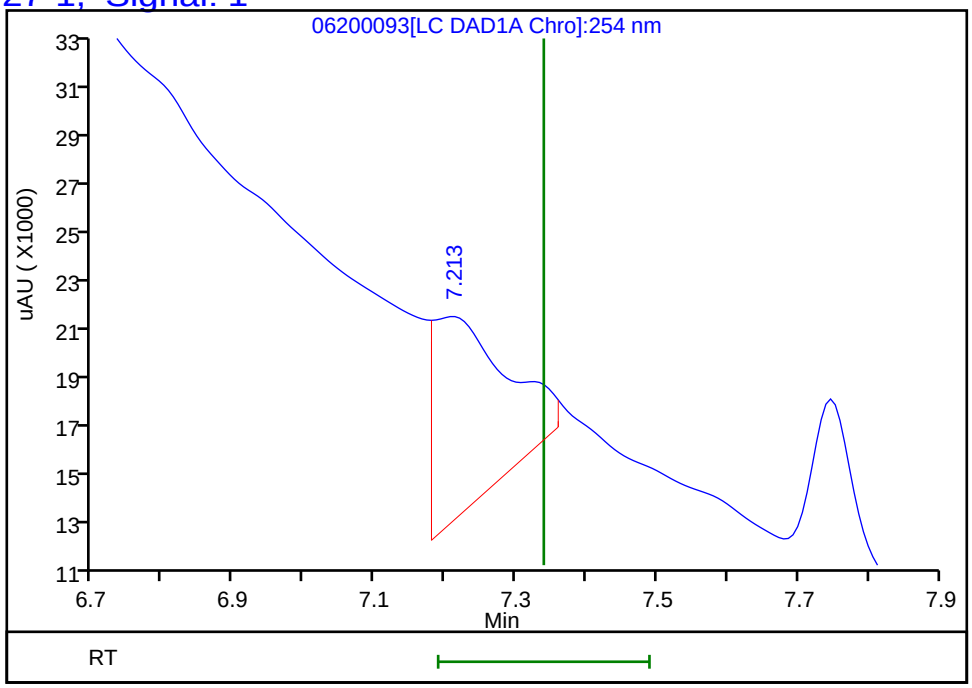

Reviewer: fiedlerh, 24-Jun-2019 09:03:03
Audit Action: Marked Compound Undetected Audit Reason: Invalid Compound ID

Manual Integration/User Assign Peak Report

Eurofins TestAmerica, Denver

Data File:	\\chromna\Denver\ChromData\CHHPLC_X\20190620-83048.b\06200093.D				
Injection Date:	22-Jun-2019 02:54:01	Instrument ID:	CHHPLC_X3		
Lims ID:	280-124986-A-30-A	Lab Sample ID:	280-124986-30		
Client ID:	G0099-19A				
Operator ID:	hkf	ALS Bottle#:	93	Worklist Smp#:	93
Injection Vol:	100.0 ul	Dil. Factor:	1.0000		
Method:	8330_X3	Limit Group:	GCSV - 8330		
Column:	UltraCarb5uODS (20) (4.60 mm)	Detector	LC DAD1B, 254 nm		

7 RDX, CAS: 121-82-4

Signal: 1

Processing Integration Results

RT: 7.75
Area: 43205
Amount: 0.412550
Amount Units: ug/mL

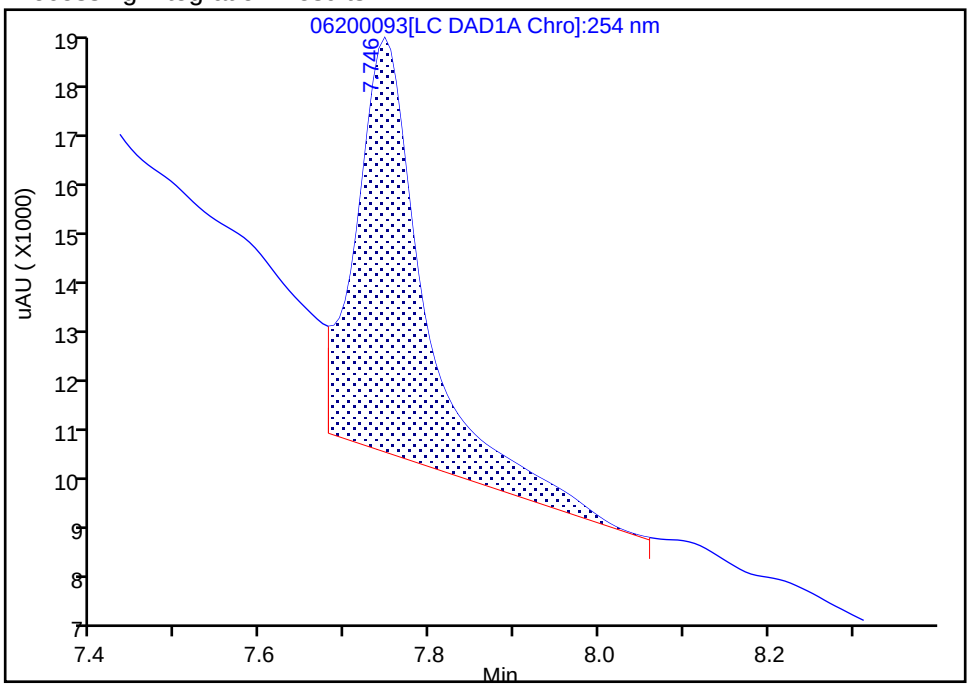

Manual Integration Results

RT: 7.75
Area: 23442
Amount: 0.223840
Amount Units: ug/mL

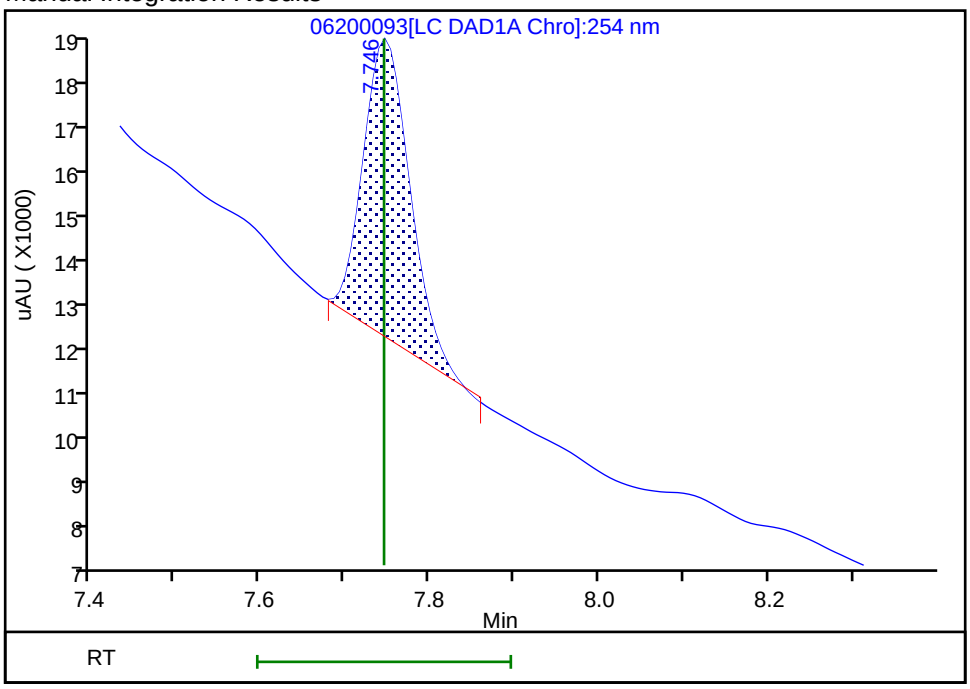

Reviewer: fiedlerh, 24-Jun-2019 09:02:42

Audit Action: Manually Integrated Audit Reason: Baseline Smoothing

User Disabled Compound Report

Eurofins TestAmerica, Denver

Data File: \\chromna\Denver\ChromData\CHHPLC_X\20190620-83048.b\06200093.D

Injection Date:	22-Jun-2019 02:54:01	Instrument ID:	CHHPLC_X3
Lims ID:	280-124986-A-30-A	Lab Sample ID:	280-124986-30
Client ID:	G0099-19A		
Operator ID:	hkf	ALS Bottle#:	93 Worklist Smp#: 93
Injection Vol:	100.0 ul	Dil. Factor:	1.0000
Method:	8330_X3	Limit Group:	GCSV - 8330
Column:	UltraCarb5uODS (20) (4.60 mm)	Detector	LC DAD1B, 254 nm

14 Tetryl, CAS: 479-45-8, Signal: 1

RT: 10.17
Response: 6033
Amount: 0.036865

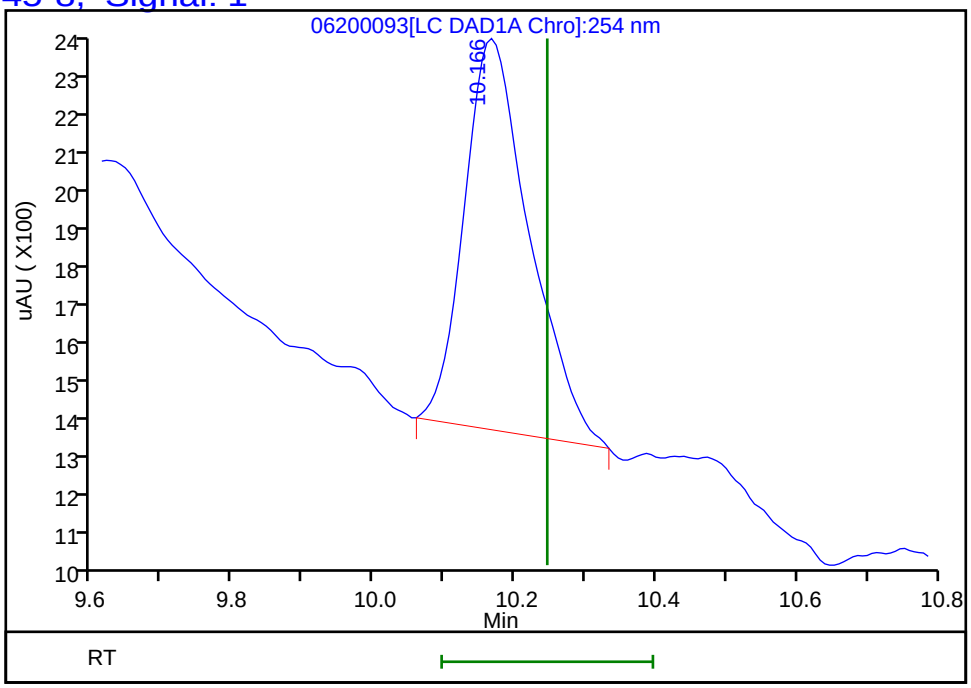

Reviewer: fiedlerh, 24-Jun-2019 09:03:03
Audit Action: Marked Compound Undetected Audit Reason: Invalid Compound ID

FORM I
HPLC/IC ORGANICS ANALYSIS DATA SHEET

Lab Name: Eurofins TestAmerica, Denver Job No.: 280-124986-1

SDG No.:

Client Sample ID: G0099-19A Lab Sample ID: 280-124986-30

Matrix: Water Lab File ID: 06240030.D

Analysis Method: 8330A Date Collected: 06/08/2019 09:40

Extraction Method: 3535 Date Extracted: 06/14/2019 10:23

Sample wt/vol: 511(mL) Date Analyzed: 06/25/2019 05:27

Con. Extract Vol.: 5(mL) Dilution Factor: 1

Injection Volume: 100(uL) GC Column: Luna-phenylhex ID: 4.6(mm)

% Moisture: GPC Cleanup:(Y/N) N

Analysis Batch No.: 462508 Units: ug/L

CAS NO.	COMPOUND NAME	RESULT	Q	LOQ	LOD	DL
19406-51-0	*4-Amino-2,6-dinitrotoluene*	*0.15*	*J J1*	*0.20*	0.12	*0.056*

CAS NO.	SURROGATE	%REC	Q	LIMITS
528-29-0	1,2-Dinitrobenzene	96		83-119

Eurofins TestAmerica, Denver
Target Compound Quantitation Report

Data File: \\chromna\Denver\ChromData\G2_LUNA\20190624-83137.b\06240030.D
Lims ID: 280-124986-A-30-A
Client ID: G0099-19A
Sample Type: Client
Inject. Date: 25-Jun-2019 05:27:30 ALS Bottle#: 30 Worklist Smp#: 30
Injection Vol: 100.0 ul Dil. Factor: 1.0000
Sample Info: 280-124986-A-30-
Misc. Info.: 280-0083137-030
Operator ID: HKF Instrument ID: CHHPLC_G2_LUNA

Method: \\chromna\Denver\ChromData\G2_LUNA\20190624-83137.b\G2_8330_Luna.m
Limit Group: GCSV - 8330
Last Update: 25-Jun-2019 10:50:46 Calib Date: 08-May-2019 00:28:23
Integrator: Falcon
Quant Method: External Standard Quant By: Initial Calibration
Last ICal File: \\chromna\Denver\ChromData\G2_LUNA\20190507-81649.b\05070023.D

Column 1 : Luna-Phenyl hexyl (4.60 mm) Det: LC DAD1A, 254 nm
Process Host: CTX0328

First Level Reviewer: fiedlerh Date: 25-Jun-2019 10:47:08

	Compound	Det	RT (min.)	Exp RT (min.)	Dlt RT (min.)	Response	OnCol Amt ug/ml	Flags
	6 HMX	1	7.184	7.203	-0.019	12419	0.0725	M
	7 MNX	1	7.804	7.848	-0.044	4531	0.0168	M
	8 RDX	1	9.258	9.283	-0.025	56876	0.2729	
	9 Nitrobenzene	1		12.263			ND	
$	10 1,2-Dinitrobenzene	1	13.264	13.296	-0.032	53366	0.1928	
	12 1,3-Dinitrobenzene	1		15.823			ND	
	14 o-Nitrotoluene	1		16.629			ND	
	15 p-Nitrotoluene	1	16.984	16.963	0.021	5253	0.0232	
	16 4-Amino-2,6-dinitrotoluene	1	17.344	17.383	-0.039	4558	0.0153	
	17 m-Nitrotoluene	1	17.864	17.876	-0.012	6824	0.0233	
	18 2-Amino-4,6-dinitrotoluene	1		18.416			ND	
	19 1,3,5-Trinitrobenzene	1		19.129			ND	
	20 2,6-Dinitrotoluene	1		19.983			ND	
	21 2,4-Dinitrotoluene	1		20.543			ND	
	22 Tetryl	1		23.876			ND	
	23 2,4,6-Trinitrotoluene	1		24.856			ND	

QC Flag Legend

Review Flags
M - Manually Integrated

Report Date: 25-Jun-2019 10:50:51 Chrom Revision: 2.3 20-Jun-2019 20:50:56

Eurofins TestAmerica, Denver

Data File: \\chromna\Denver\ChromData\G2_LUNA\20190624-83137.b\06240030.D

Injection Date:	25-Jun-2019 05:27:30	Instrument ID:	CHHPLC_G2_LUNA	Operator ID:	HKF
Lims ID:	280-124986-A-30-A	Lab Sample ID:	280-124986-30	Worklist Smp#:	30
Client ID:	G0099-19A				
Injection Vol:	100.0 ul	Dil. Factor:	1.0000	ALS Bottle#:	30
Method:	G2_8330_Luna	Limit Group:	GCSV - 8330		

Column: Luna-Phenyl hexyl (4.60 mm) Y Scaling: Method Defined: Scale to the Nth Largest Peak: 1

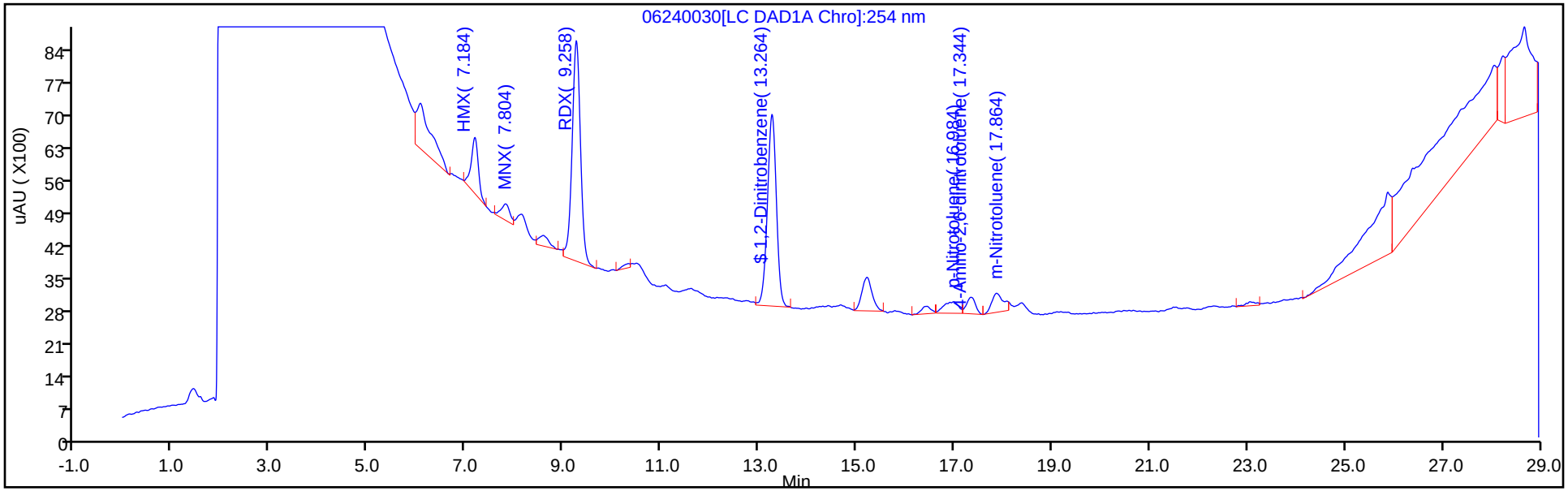

Y Scaling: Method Defined: Scale to the Nth Largest Peak: 1

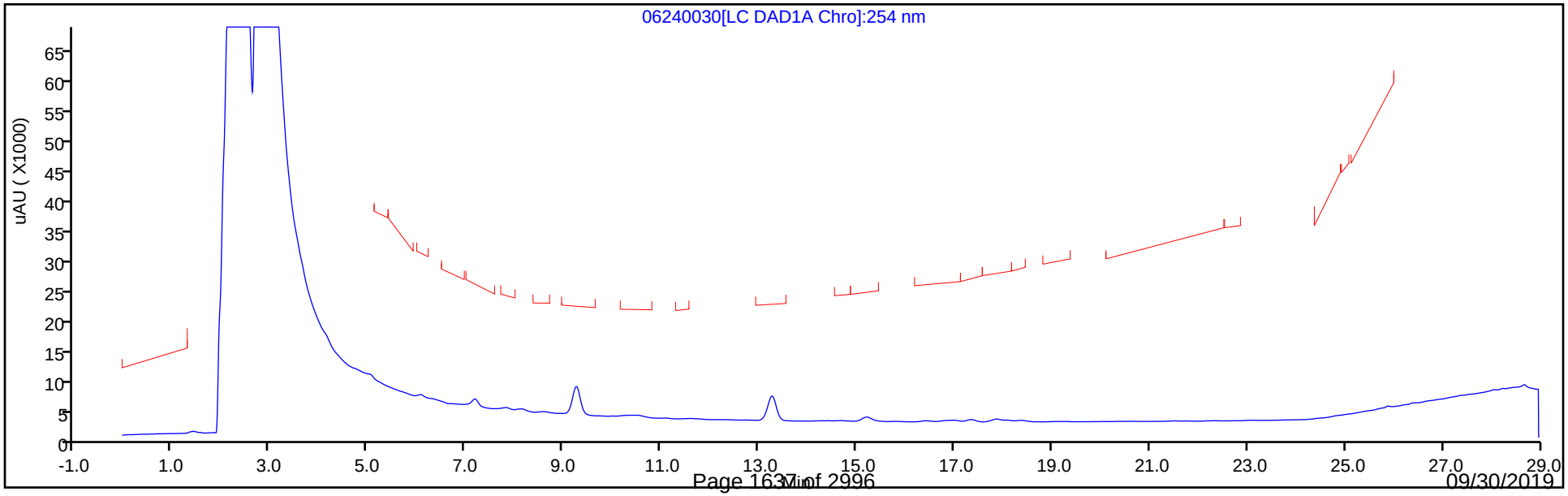

Eurofins TestAmerica, Denver
Recovery Report

Data File:	\\chromna\Denver\ChromData\G2_LUNA\20190624-83137.b\06240030.D				
Lims ID:	280-124986-A-30-A				
Client ID:	G0099-19A				
Sample Type:	Client				
Inject. Date:	25-Jun-2019 05:27:30	ALS Bottle#:	30	Worklist Smp#:	30
Injection Vol:	100.0 ul	Dil. Factor:	1.0000		
Sample Info:	280-124986-A-30-				
Misc. Info.:	280-0083137-030				
Operator ID:	HKF	Instrument ID:	CHHPLC_G2_LUNA		
Method:	\\chromna\Denver\ChromData\G2_LUNA\20190624-83137.b\G2_8330_Luna.m				
Limit Group:	GCSV - 8330				
Last Update:	25-Jun-2019 10:50:46	Calib Date:	08-May-2019 00:28:23		
Integrator:	Falcon				
Quant Method:	External Standard	Quant By:	Initial Calibration		
Last ICal File:	\\chromna\Denver\ChromData\G2_LUNA\20190507-81649.b\05070023.D				
Column 1 :	Luna-Phenyl hexyl (4.60 mm)		Det: LC DAD1A, 254 nm		
Process Host:	CTX0328				
First Level Reviewer: fiedlerh		Date:	25-Jun-2019 10:47:08		

Compound	Amount Added	Amount Recovered	% Rec.
$ 10 1,2-Dinitrobenzene	0.2000	0.1928	96.38

Manual Integration/User Assign Peak Report

Eurofins TestAmerica, Denver

Data File:	\\chromna\Denver\ChromData\G2_LUNA\20190624-83137.b\06240030.D				
Injection Date:	25-Jun-2019 05:27:30	Instrument ID:	CHHPLC_G2_LUNA		
Lims ID:	280-124986-A-30-A	Lab Sample ID:	280-124986-30		
Client ID:	G0099-19A				
Operator ID:	HKF	ALS Bottle#:	30	Worklist Smp#:	30
Injection Vol:	100.0 ul	Dil. Factor:	1.0000		
Method:	G2_8330_Luna	Limit Group:	GCSV - 8330		
Column:	Luna-Phenyl hexyl (4.60 mm)	Detector	LC DAD1A, 254 nm		

6 HMX, CAS: 2691-41-0

Signal: 1

Processing Integration Results

RT: 7.18
Area: 19904
Amount: 0.116263
Amount Units: ug/ml

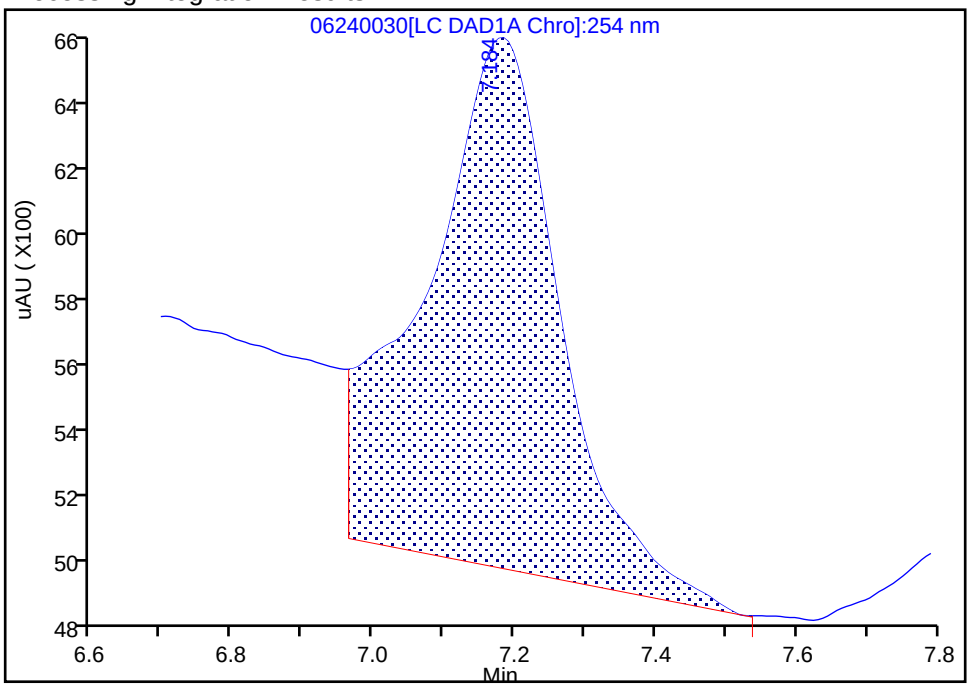

Manual Integration Results

RT: 7.18
Area: 12419
Amount: 0.072542
Amount Units: ug/ml

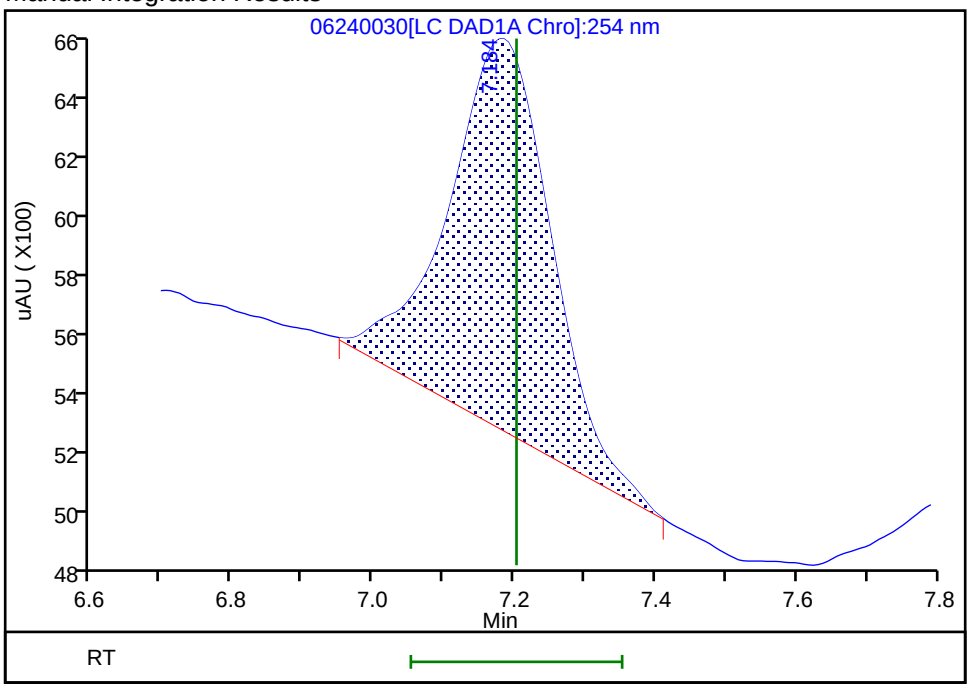

Reviewer: fiedlerh, 25-Jun-2019 10:47:04

Audit Action: Manually Integrated Audit Reason: Baseline Smoothing

Manual Integration/User Assign Peak Report

Eurofins TestAmerica, Denver

Data File:	\\chromna\Denver\ChromData\G2_LUNA\20190624-83137.b\06240030.D				
Injection Date:	25-Jun-2019 05:27:30	Instrument ID:	CHHPLC_G2_LUNA		
Lims ID:	280-124986-A-30-A	Lab Sample ID:	280-124986-30		
Client ID:	G0099-19A				
Operator ID:	HKF	ALS Bottle#:	30	Worklist Smp#:	30
Injection Vol:	100.0 ul	Dil. Factor:	1.0000		
Method:	G2_8330_Luna	Limit Group:	GCSV - 8330		
Column:	Luna-Phenyl hexyl (4.60 mm)	Detector	LC DAD1A, 254 nm		

7 MNX, CAS: 5755-27-1

Signal: 1

Processing Integration Results

RT: 7.81
Area: 6180
Amount: 0.022929
Amount Units: ug/ml

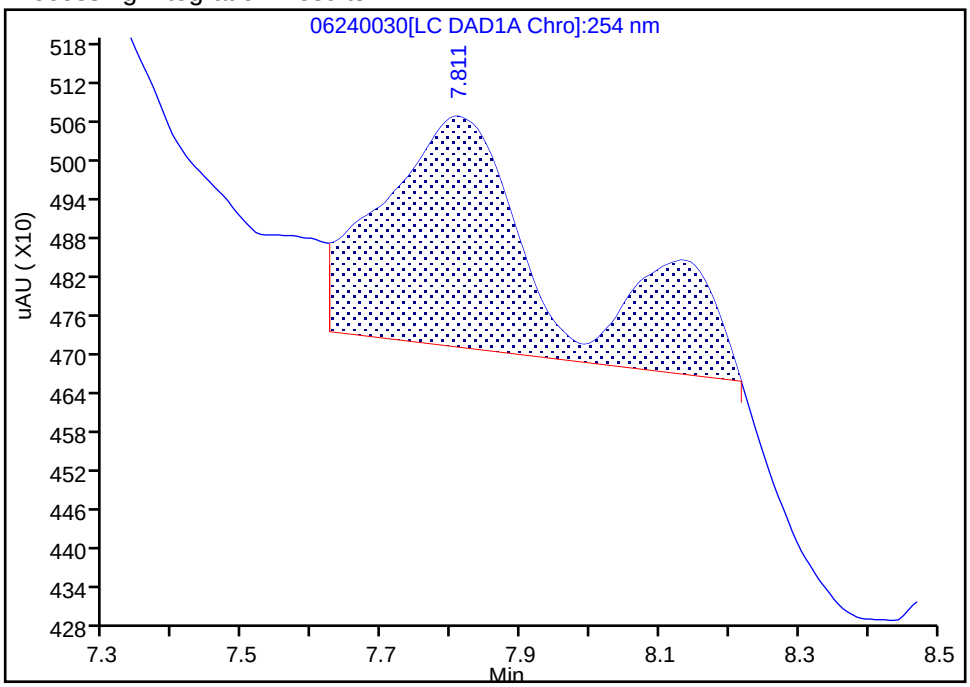

Manual Integration Results

RT: 7.80
Area: 4531
Amount: 0.016811
Amount Units: ug/ml

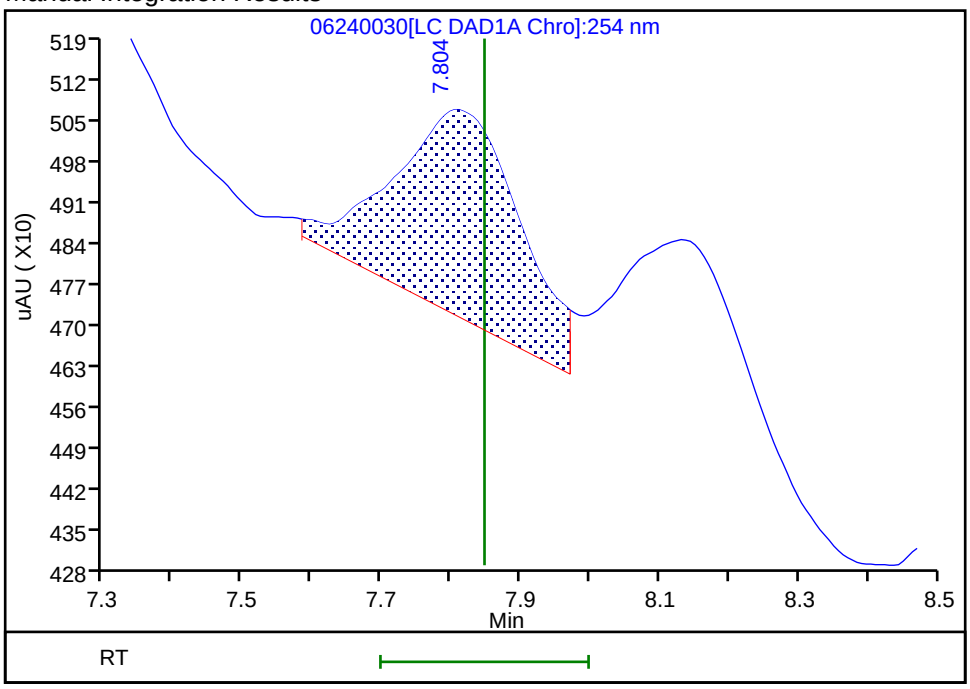

Reviewer: fiedlerh, 25-Jun-2019 10:46:41

Audit Action: Manually Integrated Audit Reason: Baseline Smoothing

FORM I
HPLC/IC ORGANICS ANALYSIS DATA SHEET

Lab Name: Eurofins TestAmerica, Denver Job No.: 280-124986-1

SDG No.:

Client Sample ID: G0099-19A RE Lab Sample ID: 280-124986-30 RE

Matrix: Water Lab File ID: 07020075.D

Analysis Method: 8330A Date Collected: 06/08/2019 09:40

Extraction Method: 3535 Date Extracted: 06/18/2019 15:47

Sample wt/vol: 511(mL) Date Analyzed: 07/03/2019 11:57

Con. Extract Vol.: 5(mL) Dilution Factor: 1

Injection Volume: 100(uL) GC Column: UltraCarb5uODS ID: 4.6(mm)

% Moisture: GPC Cleanup:(Y/N) N

Analysis Batch No.: 463366 Units: ug/L

CAS NO.	COMPOUND NAME	RESULT	Q	LOQ	LOD	DL
99-35-4	*1,3,5-Trinitrobenzene*	*0.39*	*U H*	*0.98*	0.39	*0.20*
99-65-0	*1,3-Dinitrobenzene*	*0.20*	*U H*	*0.39*	0.20	*0.087*
118-96-7	*2,4,6-Trinitrotoluene*	*0.39*	*U H*	*0.39*	0.39	*0.16*
121-14-2	*2,4-Dinitrotoluene*	*0.20*	*U H*	*0.39*	0.20	*0.082*
606-20-2	*2,6-Dinitrotoluene*	*0.20*	*U H*	*0.20*	0.20	*0.063*
88-72-2	*2-Nitrotoluene*	*0.20*	*U H*	*0.39*	0.20	*0.084*
99-08-1	*3-Nitrotoluene*	*0.39*	*U M H*	*0.39*	0.39	*0.19*
19406-51-0	*4-Amino-2,6-dinitrotoluene*	*0.24*	*H J1*	*0.20*	0.12	*0.056*
99-99-0	*4-Nitrotoluene*	*0.39*	*U M H*	*0.98*	0.39	*0.20*
2691-41-0	*HMX*	*0.45*	*M H*	*0.39*	0.20	*0.086*
5755-27-1	*MNX*	*0.39*	*U H*	*2.0*	0.39	*0.15*
98-95-3	*Nitrobenzene*	*0.20*	*U H*	*0.39*	0.20	*0.089*
121-82-4	*RDX*	*2.0*	*M H*	*0.39*	0.39	*0.15*
479-45-8	*Tetryl*	*0.20*	*U M H*	*0.23*	0.20	*0.078*

CAS NO.	SURROGATE	%REC	Q	LIMITS
528-29-0	1,2-Dinitrobenzene	135	*M Q*	83-119

Eurofins TestAmerica, Denver
Target Compound Quantitation Report

Data File: \\chromna\Denver\ChromData\CHHPLC_X\20190702-83402.b\07020075.D
Lims ID: 280-124986-B-30-A
Client ID: G0099-19A
Sample Type: Client
Inject. Date: 03-Jul-2019 11:57:49 ALS Bottle#: 75 Worklist Smp#: 75
Injection Vol: 100.0 ul Dil. Factor: 1.0000
Sample Info: 280-124986-B-30-
Misc. Info.: 280-0083402-075
Operator ID: hkf Instrument ID: CHHPLC_X3

Method: \\chromna\Denver\ChromData\CHHPLC_X\20190702-83402.b\8330_X3.m
Limit Group: GCSV - 8330
Last Update: 06-Jul-2019 15:43:55 Calib Date: 02-Jul-2019 00:18:07
Integrator: Falcon
Quant Method: External Standard Quant By: Initial Calibration
Last ICal File: \\chromna\Denver\ChromData\CHHPLC_X\20190701-83376.b\07010032.D

Column 1 : UltraCarb5uODS (20) (4.60 mm) Det: LC DAD1B, 254 nm
Process Host: CTX0304

First Level Reviewer: fiedlerh Date: 23-Jul-2019 16:54:54

	Compound	Det	RT (min.)	Exp RT (min.)	Dlt RT (min.)	Response	OnCol Amt ug/mL	Flags
	3 HMX	1	6.638	6.647	-0.009	4198	0.0457	M
	6 MNX	1		7.343			ND	
	7 RDX	1	7.758	7.767	-0.009	22879	0.2059	M
$	9 1,2-Dinitrobenzene	1	8.731	8.754	-0.023	37485	0.2690	M
	10 1,3,5-Trinitrobenzene	1		8.907			ND	
	11 1,3-Dinitrobenzene	1		9.574			ND	
	12 Nitrobenzene	1		9.961			ND	
	14 Tetryl	1		10.294			ND	MU
	16 2,4,6-Trinitrotoluene	1		11.247			ND	
	17 4-Amino-2,6-dinitrotoluene	1	11.418	11.441	-0.023	4110	0.0247	
	18 2-Amino-4,6-dinitrotoluene	1	11.704	11.734	-0.030	1535	0.007479	
	19 2,6-Dinitrotoluene	1		11.867			ND	
	20 2,4-Dinitrotoluene	1		12.061			ND	
	21 o-Nitrotoluene	1		12.907			ND	
	22 p-Nitrotoluene	1		13.347			ND	U
	23 m-Nitrotoluene	1		13.947			ND	U

QC Flag Legend

Review Flags
M - Manually Integrated
U - Marked Undetected

Report Date: 23-Jul-2019 16:54:55 Chrom Revision: 2.3 15-Jul-2019 06:58:08

Eurofins TestAmerica, Denver

Data File: \\chromna\Denver\ChromData\CHHPLC_X\20190702-83402.b\07020075.D

Injection Date:	03-Jul-2019 11:57:49	Instrument ID:	CHHPLC_X3	Operator ID:	hkf
Lims ID:	280-124986-B-30-A	Lab Sample ID:	280-124986-30	Worklist Smp#:	75
Client ID:	G0099-19A				
Injection Vol:	100.0 ul	Dil. Factor:	1.0000	ALS Bottle#:	75
Method:	8330_X3	Limit Group:	GCSV - 8330		

Column: UltraCarb5uODS (20) (4.60 mm) Y Scaling: Method Defined: Scale to the Nth Largest Target: 1

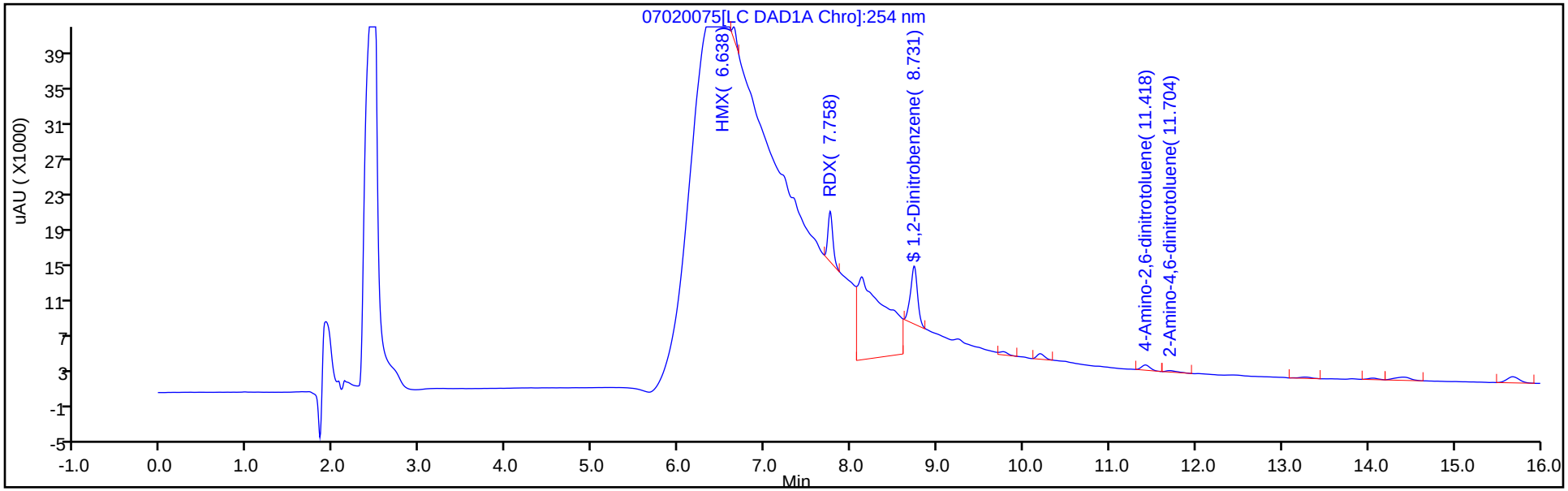

Y Scaling: Method Defined: Scale to the Nth Largest Target: 1

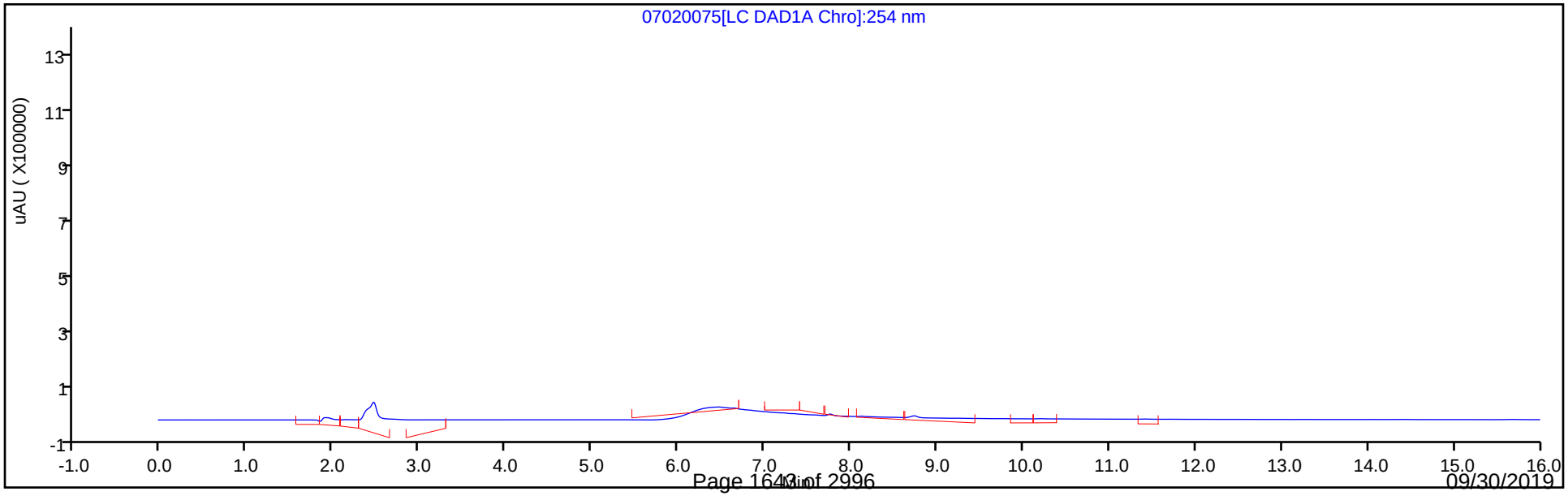

Eurofins TestAmerica, Denver
Recovery Report

Data File: \\chromna\Denver\ChromData\CHHPLC_X\20190702-83402.b\07020075.D
Lims ID: 280-124986-B-30-A
Client ID: G0099-19A
Sample Type: Client
Inject. Date: 03-Jul-2019 11:57:49 ALS Bottle#: 75 Worklist Smp#: 75
Injection Vol: 100.0 ul Dil. Factor: 1.0000
Sample Info: 280-124986-B-30-
Misc. Info.: 280-0083402-075
Operator ID: hkf Instrument ID: CHHPLC_X3

Method: \\chromna\Denver\ChromData\CHHPLC_X\20190702-83402.b\8330_X3.m
Limit Group: GCSV - 8330
Last Update: 06-Jul-2019 15:43:55 Calib Date: 02-Jul-2019 00:18:07
Integrator: Falcon
Quant Method: External Standard Quant By: Initial Calibration
Last ICal File: \\chromna\Denver\ChromData\CHHPLC_X\20190701-83376.b\07010032.D

Column 1 : UltraCarb5uODS (20) (4.60 mm) Det: LC DAD1B, 254 nm
Process Host: CTX0304

First Level Reviewer: fiedlerh Date: 23-Jul-2019 16:54:54

Compound	Amount Added	Amount Recovered	% Rec.
$ 9 1,2-Dinitrobenzene	0.2000	0.2690	134.52

Manual Integration/User Assign Peak Report

Eurofins TestAmerica, Denver

Data File:	\\chromna\Denver\ChromData\CHHPLC_X\20190702-83402.b\07020075.D		
Injection Date:	03-Jul-2019 11:57:49	Instrument ID:	CHHPLC_X3
Lims ID:	280-124986-B-30-A	Lab Sample ID:	280-124986-30
Client ID:	G0099-19A		
Operator ID:	hkf	ALS Bottle#:	75 Worklist Smp#: 75
Injection Vol:	100.0 ul	Dil. Factor:	1.0000
Method:	8330_X3	Limit Group:	GCSV - 8330
Column:	UltraCarb5uODS (20) (4.60 mm)	Detector	LC DAD1B, 254 nm

$ 9 1,2-Dinitrobenzene, CAS: 528-29-0

Signal: 1

Processing Integration Results

RT: 8.73
Area: 121597
Amount: 0.872736
Amount Units: ug/mL

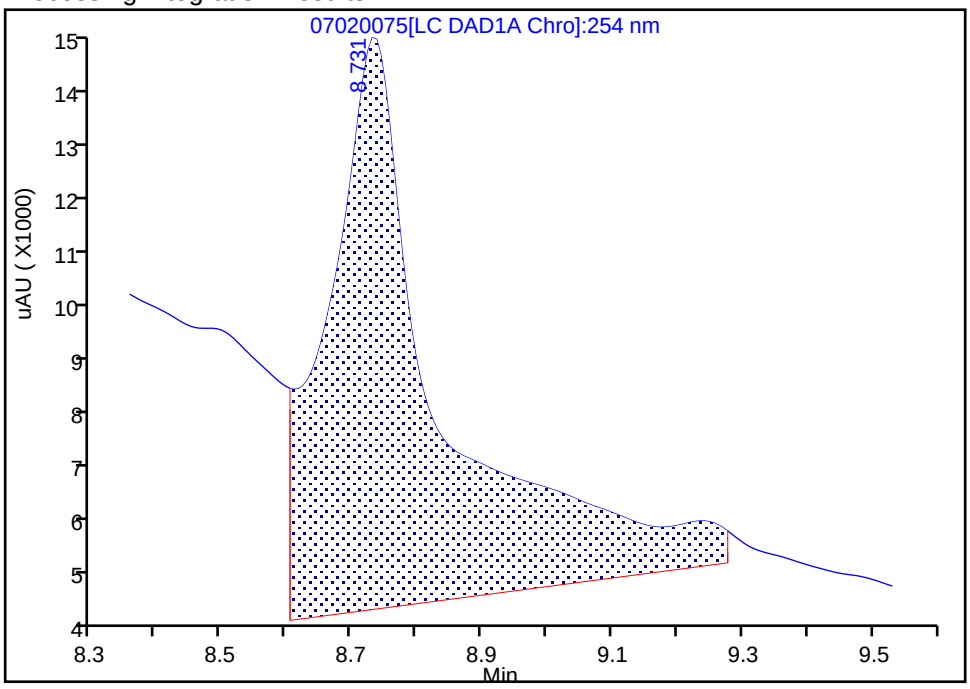

Manual Integration Results

RT: 8.73
Area: 37485
Amount: 0.269040
Amount Units: ug/mL

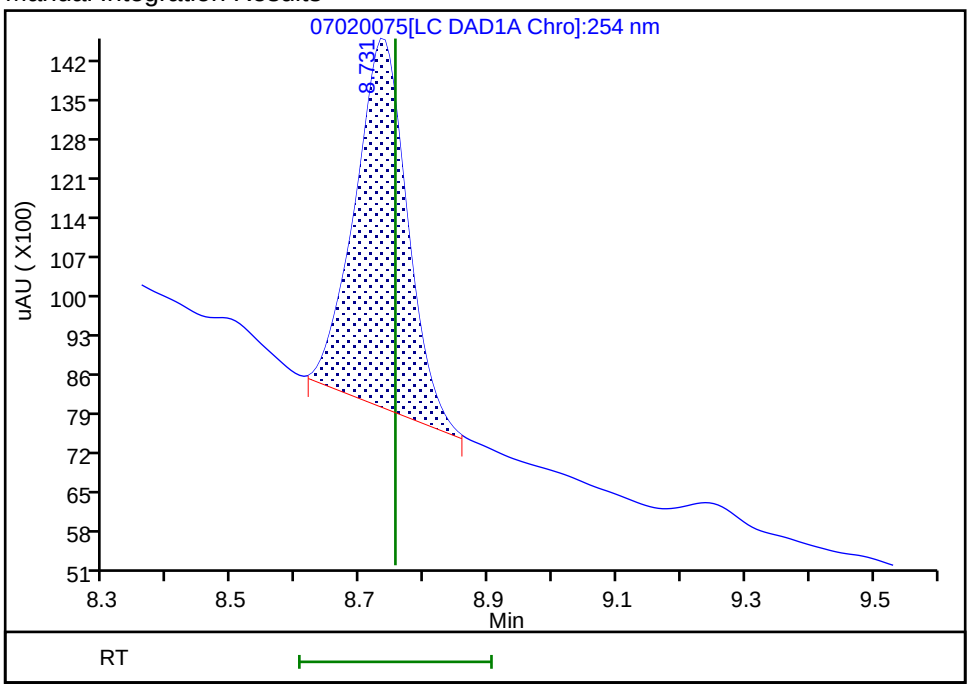

Reviewer: fiedlerh, 03-Jul-2019 14:36:46
Audit Action: Manually Integrated Audit Reason: Baseline Smoothing

User Disabled Compound Report

Eurofins TestAmerica, Denver

Data File:	\\chromna\Denver\ChromData\CHHPLC_X\20190702-83402.b\07020075.D				
Injection Date:	03-Jul-2019 11:57:49	Instrument ID:	CHHPLC_X3		
Lims ID:	280-124986-B-30-A	Lab Sample ID:	280-124986-30		
Client ID:	G0099-19A				
Operator ID:	hkf	ALS Bottle#:	75	Worklist Smp#:	75
Injection Vol:	100.0 ul	Dil. Factor:	1.0000		
Method:	8330_X3	Limit Group:	GCSV - 8330		
Column:	UltraCarb5uODS (20) (4.60 mm)	Detector	LC DAD1B, 254 nm		

23 m-Nitrotoluene, CAS: 99-08-1, Signal: 1

RT: 14.06
Response: 1339
Amount: 0.009227

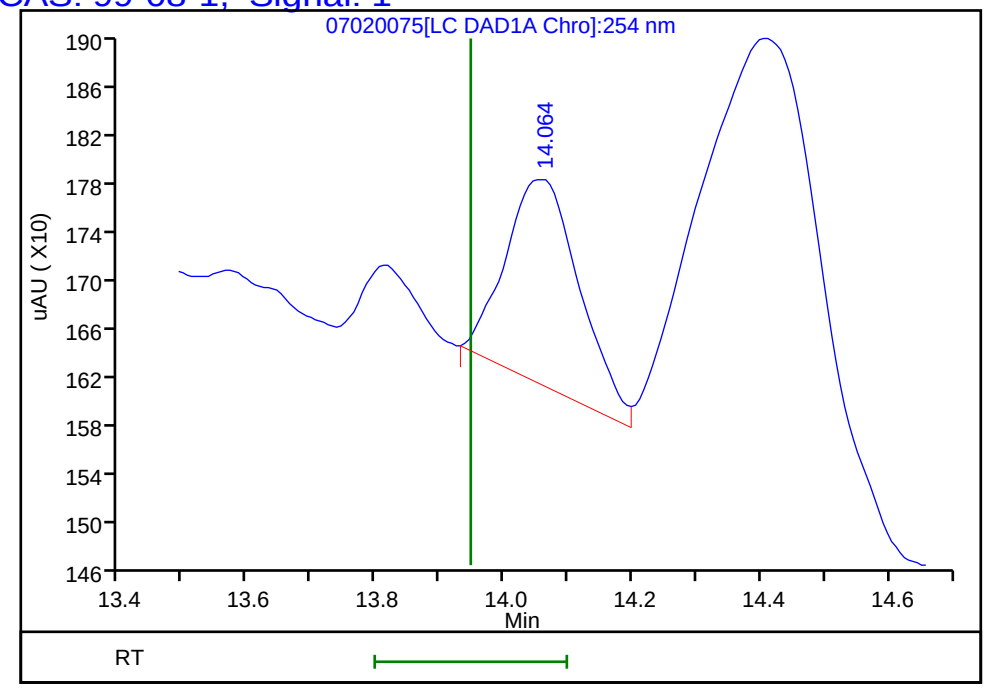

Reviewer: fiedlerh, 03-Jul-2019 14:37:22
Audit Action: Marked Compound Undetected Audit Reason: Invalid Compound ID

User Disabled Compound Report

Eurofins TestAmerica, Denver

Data File: \\chromna\Denver\ChromData\CHHPLC_X\20190702-83402.b\07020075.D

Injection Date:	03-Jul-2019 11:57:49	Instrument ID:	CHHPLC_X3
Lims ID:	280-124986-B-30-A	Lab Sample ID:	280-124986-30
Client ID:	G0099-19A		
Operator ID:	hkf	ALS Bottle#:	75 Worklist Smp#: 75
Injection Vol:	100.0 ul	Dil. Factor:	1.0000
Method:	8330_X3	Limit Group:	GCSV - 8330
Column:	UltraCarb5uODS (20) (4.60 mm)	Detector	LC DAD1B, 254 nm

22 p-Nitrotoluene, CAS: 99-99-0, Signal: 1

RT: 13.26
Response: 1390
Amount: 0.012607

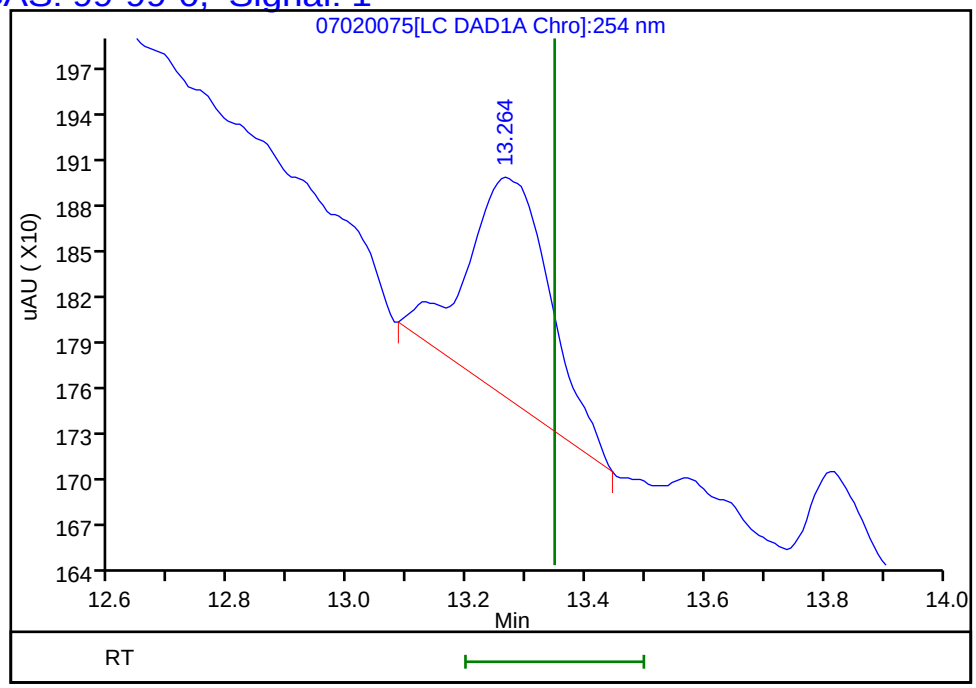

Reviewer: fiedlerh, 06-Jul-2019 15:32:33
Audit Action: Marked Compound Undetected Audit Reason: Invalid Compound ID

Manual Integration/User Assign Peak Report

Eurofins TestAmerica, Denver

Data File:	\\chromna\Denver\ChromData\CHHPLC_X\20190702-83402.b\07020075.D		
Injection Date:	03-Jul-2019 11:57:49	Instrument ID:	CHHPLC_X3
Lims ID:	280-124986-B-30-A	Lab Sample ID:	280-124986-30
Client ID:	G0099-19A		
Operator ID:	hkf	ALS Bottle#:	75 Worklist Smp#: 75
Injection Vol:	100.0 ul	Dil. Factor:	1.0000
Method:	8330_X3	Limit Group:	GCSV - 8330
Column:	UltraCarb5uODS (20) (4.60 mm)	Detector	LC DAD1B, 254 nm

3 HMX, CAS: 2691-41-0

Signal: 1

Processing Integration Results

RT: 6.64
Area: 1616819
Amount: 17.606032
Amount Units: ug/mL

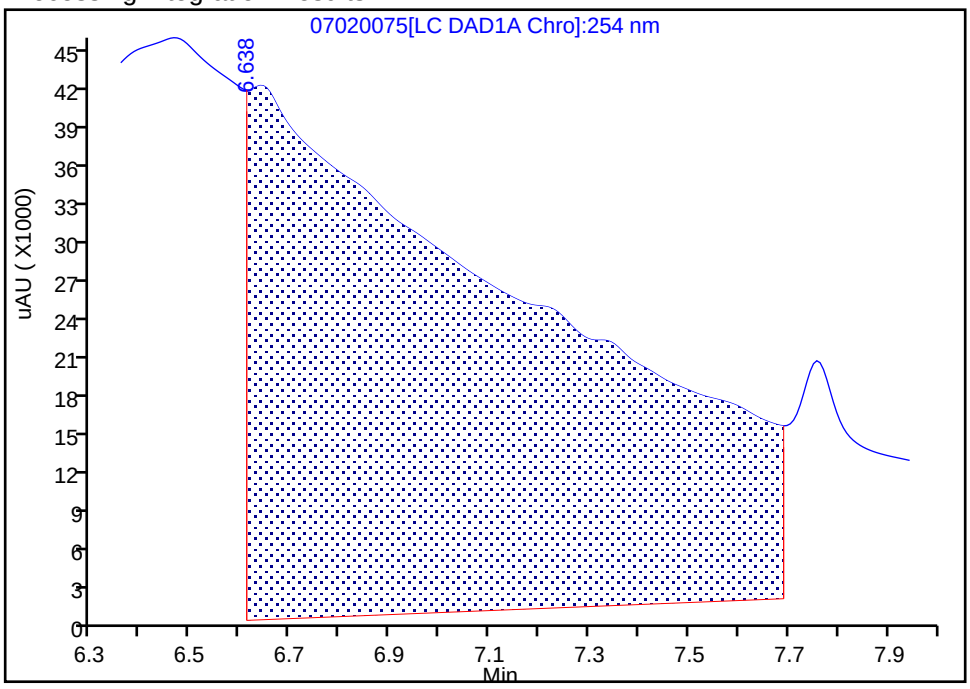

Manual Integration Results

RT: 6.64
Area: 4198
Amount: 0.045713
Amount Units: ug/mL

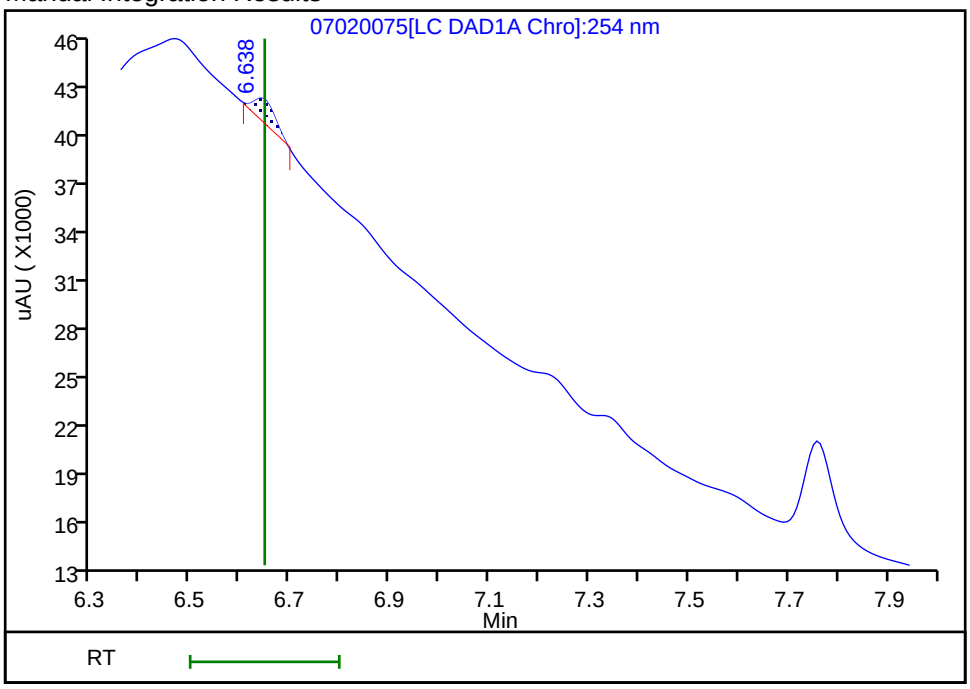

Reviewer: fiedlerh, 03-Jul-2019 14:36:58
Audit Action: Manually Integrated Audit Reason: Baseline Smoothing

Manual Integration/User Assign Peak Report

Eurofins TestAmerica, Denver

Data File:	\\chromna\Denver\ChromData\CHHPLC_X\20190702-83402.b\07020075.D		
Injection Date:	03-Jul-2019 11:57:49	Instrument ID:	CHHPLC_X3
Lims ID:	280-124986-B-30-A	Lab Sample ID:	280-124986-30
Client ID:	G0099-19A		
Operator ID:	hkf	ALS Bottle#:	75 Worklist Smp#: 75
Injection Vol:	100.0 ul	Dil. Factor:	1.0000
Method:	8330_X3	Limit Group:	GCSV - 8330
Column:	UltraCarb5uODS (20) (4.60 mm)	Detector	LC DAD1B, 254 nm

7 RDX, CAS: 121-82-4

Signal: 1

Processing Integration Results

RT: 7.76
Area: 261458
Amount: 2.352925
Amount Units: ug/mL

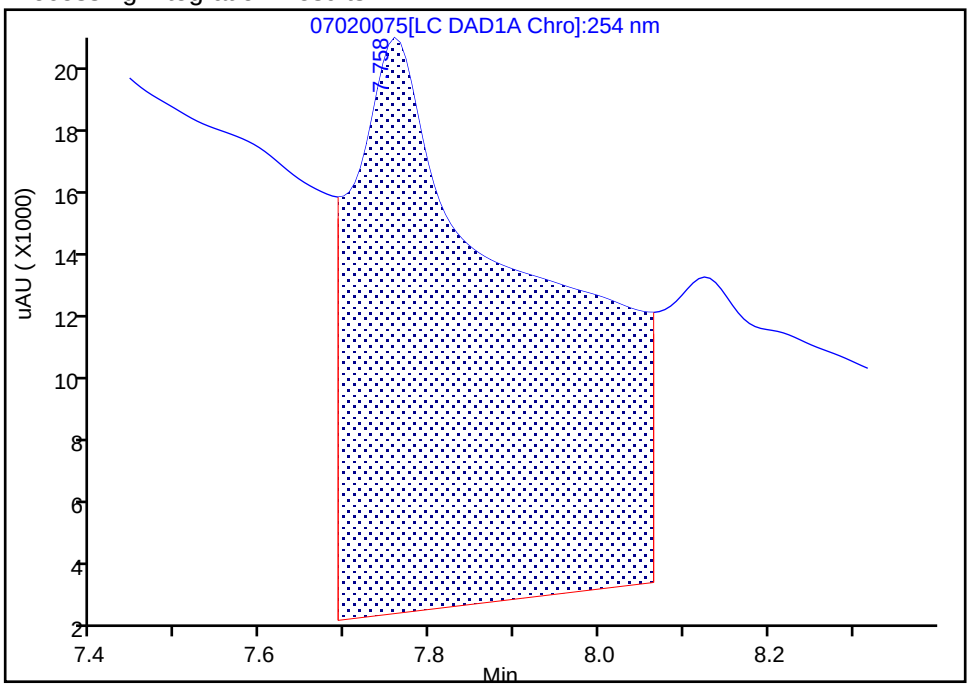

Manual Integration Results

RT: 7.76
Area: 22879
Amount: 0.205894
Amount Units: ug/mL

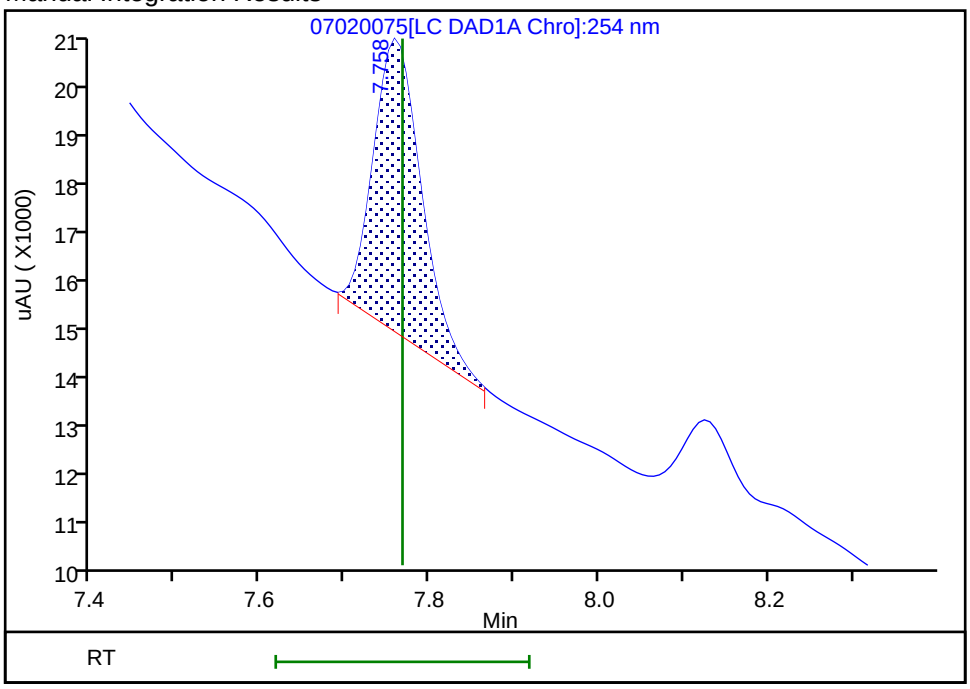

Reviewer: fiedlerh, 03-Jul-2019 14:36:51
Audit Action: Manually Integrated Audit Reason: Baseline Smoothing

User Disabled Compound Report

Eurofins TestAmerica, Denver

Data File: \\chromna\Denver\ChromData\CHHPLC_X\20190702-83402.b\07020075.D

Injection Date:	03-Jul-2019 11:57:49	Instrument ID:	CHHPLC_X3		
Lims ID:	280-124986-B-30-A	Lab Sample ID:	280-124986-30		
Client ID:	G0099-19A				
Operator ID:	hkf	ALS Bottle#:	75	Worklist Smp#:	75
Injection Vol:	100.0 ul	Dil. Factor:	1.0000		
Method:	8330_X3	Limit Group:	GCSV - 8330		
Column:	UltraCarb5uODS (20) (4.60 mm)	Detector	LC DAD1B, 254 nm		

14 Tetryl, CAS: 479-45-8, Signal: 1

RT: 10.20
Response: 5883
Amount: 0.036324

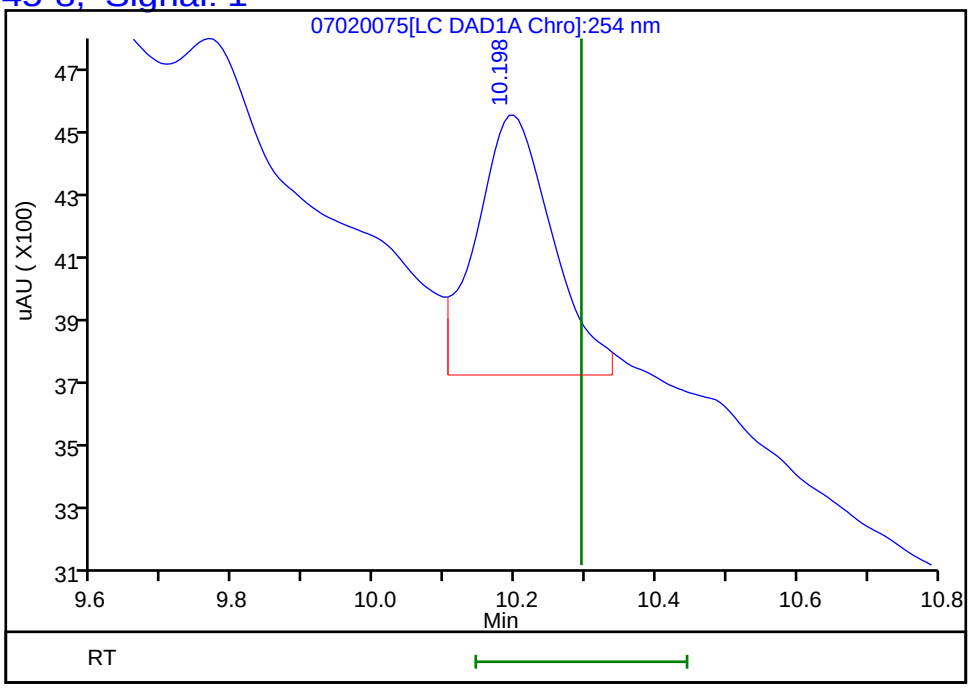

Reviewer: fiedlerh, 03-Jul-2019 14:37:22
Audit Action: Marked Compound Undetected Audit Reason: Invalid Compound ID

FORM I
HPLC/IC ORGANICS ANALYSIS DATA SHEET

Lab Name: Eurofins TestAmerica, Denver Job No.: 280-124986-1

SDG No.:

Client Sample ID: G0099-19A RE Lab Sample ID: 280-124986-30 RE

Matrix: Water Lab File ID: 07030026.D

Analysis Method: 8330A Date Collected: 06/08/2019 09:40

Extraction Method: 3535 Date Extracted: 06/18/2019 15:47

Sample wt/vol: 511(mL) Date Analyzed: 07/05/2019 23:44

Con. Extract Vol.: 5(mL) Dilution Factor: 1

Injection Volume: 100(uL) GC Column: Luna-phenylhex ID: 4.6(mm)

% Moisture: GPC Cleanup:(Y/N) N

Analysis Batch No.: 463562 Units: ug/L

CAS NO.	COMPOUND NAME	RESULT	Q	LOQ	LOD	DL
35572-78-2	*2-Amino-4,6-dinitrotoluene*	*0.12*	*U M H*	*0.20*	0.12	*0.050*
19406-51-0	*4-Amino-2,6-dinitrotoluene*	*0.14*	*J H J1*	*0.20*	0.12	*0.056*

CAS NO.	SURROGATE	%REC	Q	LIMITS
528-29-0	1,2-Dinitrobenzene	109		83-119

Eurofins TestAmerica, Denver
Target Compound Quantitation Report

Data File: \\chromna\Denver\ChromData\G2_LUNA\20190703-83452.b\07030026.D
Lims ID: 280-124986-B-30-A
Client ID: G0099-19A
Sample Type: Client
Inject. Date: 05-Jul-2019 23:44:57 ALS Bottle#: 26 Worklist Smp#: 26
Injection Vol: 100.0 ul Dil. Factor: 1.0000
Sample Info: 280-124986-B-30-
Misc. Info.: 280-0083452-026
Operator ID: HKF Instrument ID: CHHPLC_G2_LUNA

Method: \\chromna\Denver\ChromData\G2_LUNA\20190703-83452.b\G2_8330_Luna.m
Limit Group: GCSV - 8330
Last Update: 06-Jul-2019 13:52:54 Calib Date: 08-May-2019 00:28:23
Integrator: Falcon
Quant Method: External Standard Quant By: Initial Calibration
Last ICal File: \\chromna\Denver\ChromData\G2_LUNA\20190507-81649.b\05070023.D

Column 1 : Luna-Phenyl hexyl (4.60 mm) Det: LC DAD1A, 254 nm
Process Host: CTX0337

First Level Reviewer: fiedlerh Date: 06-Jul-2019 13:24:45

	Compound	Det	RT (min.)	Exp RT (min.)	Dlt RT (min.)	Response	OnCol Amt ug/ml	Flags
	6 HMX	1	7.212	7.220	-0.008	10919	0.0638	
	7 MNX	1	7.812	7.866	-0.054	2963	0.0110	
	8 RDX	1	9.285	9.300	-0.015	54647	0.2622	
	9 Nitrobenzene	1		12.293			ND	
$	10 1,2-Dinitrobenzene	1	13.305	13.340	-0.035	60604	0.2189	
	12 1,3-Dinitrobenzene	1		15.860			ND	
	14 o-Nitrotoluene	1		16.686			ND	
	15 p-Nitrotoluene	1	17.039	17.013	0.026	7549	0.0333	
	16 4-Amino-2,6-dinitrotoluene	1	17.399	17.426	-0.027	4317	0.0145	
	17 m-Nitrotoluene	1	17.919	17.926	-0.007	10093	0.0345	
	18 2-Amino-4,6-dinitrotoluene	1		18.453			ND	U
	19 1,3,5-Trinitrobenzene	1		19.160			ND	
	20 2,6-Dinitrotoluene	1		20.020			ND	
	21 2,4-Dinitrotoluene	1		20.580			ND	
	22 Tetryl	1		23.893			ND	
	23 2,4,6-Trinitrotoluene	1		24.873			ND	

QC Flag Legend

Review Flags
U - Marked Undetected

Report Date: 06-Jul-2019 13:53:00 Chrom Revision: 2.3 20-Jun-2019 20:50:56

Eurofins TestAmerica, Denver

Data File: \\chromna\Denver\ChromData\G2_LUNA\20190703-83452.b\07030026.D

Injection Date:	05-Jul-2019 23:44:57	Instrument ID:	CHHPLC_G2_LUNA	Operator ID:	HKF
Lims ID:	280-124986-B-30-A	Lab Sample ID:	280-124986-30	Worklist Smp#:	26
Client ID:	G0099-19A				
Injection Vol:	100.0 ul	Dil. Factor:	1.0000	ALS Bottle#:	26
Method:	G2_8330_Luna	Limit Group:	GCSV - 8330		

Column: Luna-Phenyl hexyl (4.60 mm) Y Scaling: Method Defined: Scale to the Nth Largest Peak: 1

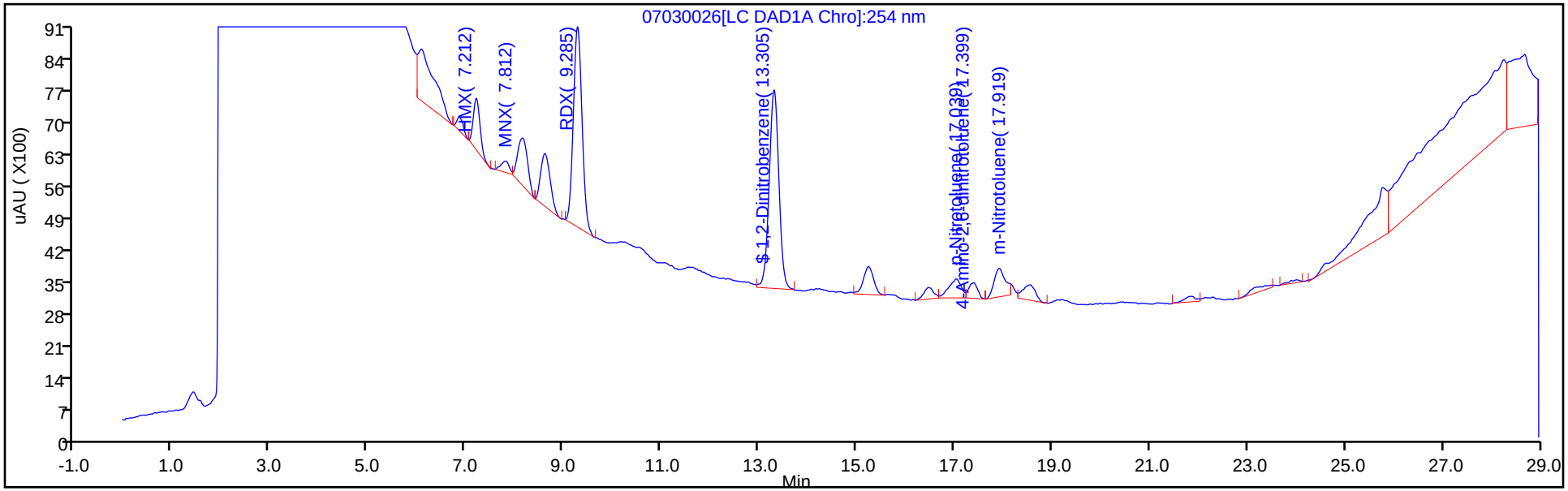

Y Scaling: Method Defined: Scale to the Nth Largest Peak: 1

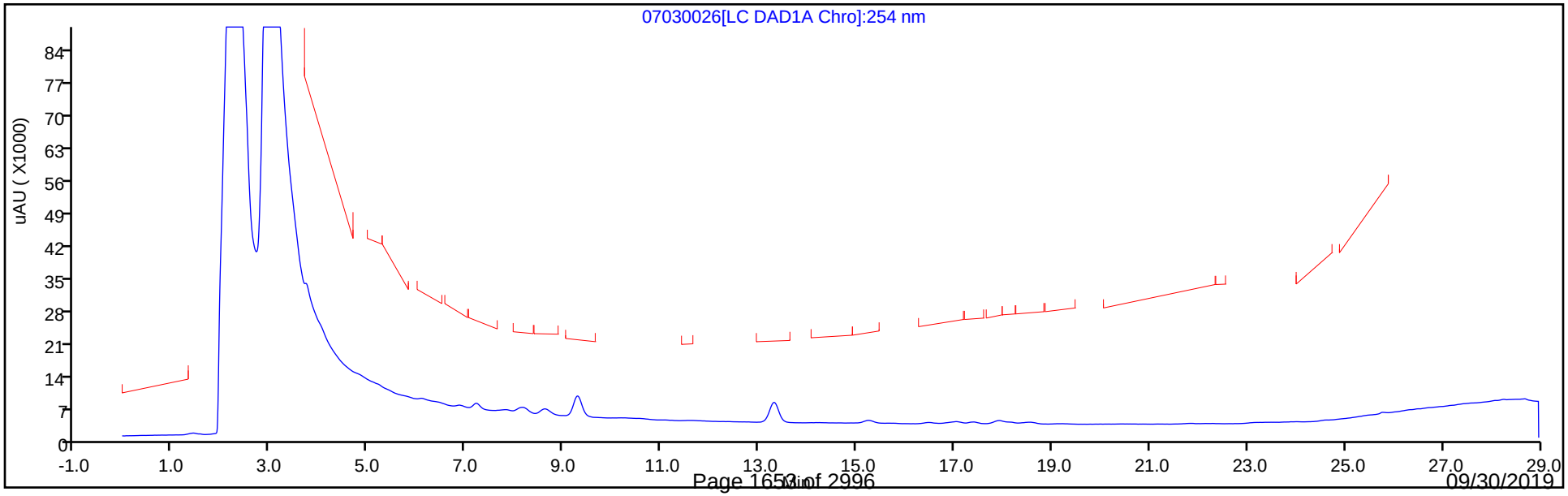

Eurofins TestAmerica, Denver
Recovery Report

Data File:	\\chromna\Denver\ChromData\G2_LUNA\20190703-83452.b\07030026.D				
Lims ID:	280-124986-B-30-A				
Client ID:	G0099-19A				
Sample Type:	Client				
Inject. Date:	05-Jul-2019 23:44:57	ALS Bottle#:	26	Worklist Smp#:	26
Injection Vol:	100.0 ul	Dil. Factor:	1.0000		
Sample Info:	280-124986-B-30-				
Misc. Info.:	280-0083452-026				
Operator ID:	HKF	Instrument ID:	CHHPLC_G2_LUNA		
Method:	\\chromna\Denver\ChromData\G2_LUNA\20190703-83452.b\G2_8330_Luna.m				
Limit Group:	GCSV - 8330				
Last Update:	06-Jul-2019 13:52:54	Calib Date:	08-May-2019 00:28:23		
Integrator:	Falcon				
Quant Method:	External Standard	Quant By:	Initial Calibration		
Last ICal File:	\\chromna\Denver\ChromData\G2_LUNA\20190507-81649.b\05070023.D				
Column 1 :	Luna-Phenyl hexyl (4.60 mm)		Det: LC DAD1A, 254 nm		
Process Host:	CTX0337				
First Level Reviewer: fiedlerh		Date:	06-Jul-2019 13:24:45		

Compound	Amount Added	Amount Recovered	% Rec.
$ 10 1,2-Dinitrobenzene	0.2000	0.2189	109.45

User Disabled Compound Report

Eurofins TestAmerica, Denver

Data File:	\\chromna\Denver\ChromData\G2_LUNA\20190703-83452.b\07030026.D				
Injection Date:	05-Jul-2019 23:44:57	Instrument ID:	CHHPLC_G2_LUNA		
Lims ID:	280-124986-B-30-A	Lab Sample ID:	280-124986-30		
Client ID:	G0099-19A				
Operator ID:	HKF	ALS Bottle#:	26	Worklist Smp#:	26
Injection Vol:	100.0 ul	Dil. Factor:	1.0000		
Method:	G2_8330_Luna	Limit Group:	GCSV - 8330		
Column:	Luna-Phenyl hexyl (4.60 mm)	Detector	LC DAD1A, 254 nm		

18 2-Amino-4,6-dinitrotoluene, CAS: 35572-78-2, Signal: 1

RT: 18.56
Response: 6057
Amount: 0.014078

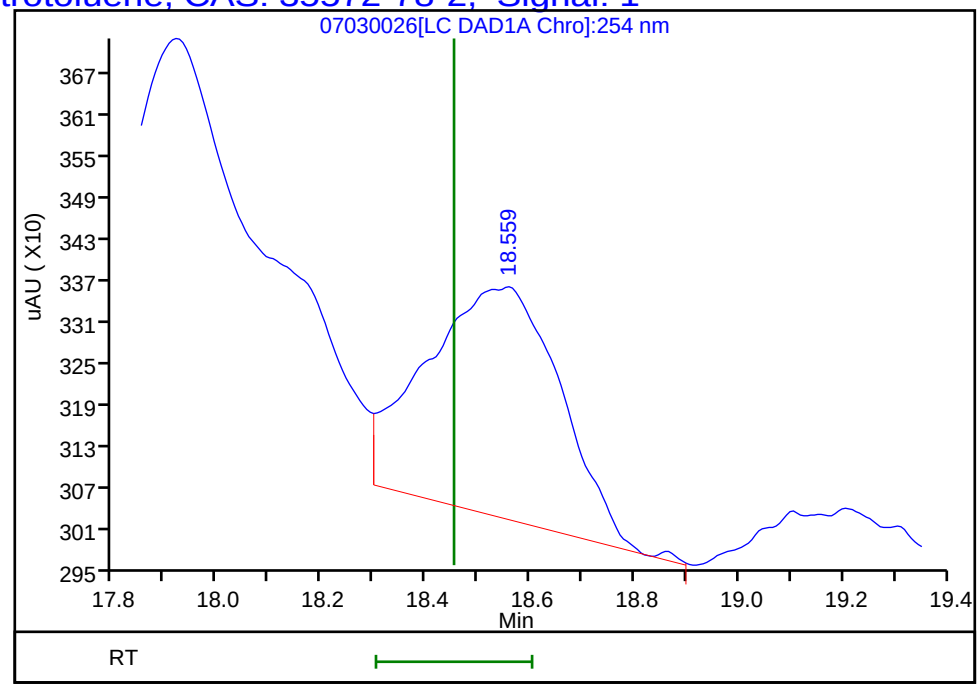

Reviewer: fiedlerh, 06-Jul-2019 13:24:45
Audit Action: Marked Compound Undetected Audit Reason: Invalid Compound ID

FORM I
HPLC/IC ORGANICS ANALYSIS DATA SHEET

Lab Name: Eurofins TestAmerica, Denver Job No.: 280-124986-1

SDG No.:

Client Sample ID: G0067-19A Lab Sample ID: 280-124986-31

Matrix: Water Lab File ID: 06200094.D

Analysis Method: 8330A Date Collected: 06/08/2019 08:30

Extraction Method: 3535 Date Extracted: 06/14/2019 10:23

Sample wt/vol: 506.2(mL) Date Analyzed: 06/22/2019 03:16

Con. Extract Vol.: 5(mL) Dilution Factor: 1

Injection Volume: 100(uL) GC Column: UltraCarb5uODS ID: 4.6(mm)

% Moisture: GPC Cleanup:(Y/N) N

Analysis Batch No.: 462202 Units: ug/L

CAS NO.	COMPOUND NAME	RESULT	Q	LOQ	LOD	DL
99-35-4	1,3,5-Trinitrobenzene	0.40	U	0.99	0.40	0.20
99-65-0	1,3-Dinitrobenzene	0.20	U	0.40	0.20	0.088
118-96-7	2,4,6-Trinitrotoluene	0.40	U	0.40	0.40	0.16
121-14-2	2,4-Dinitrotoluene	0.20	U	0.40	0.20	0.083
606-20-2	2,6-Dinitrotoluene	0.20	U	0.20	0.20	0.064
35572-78-2	2-Amino-4,6-dinitrotoluene	0.12	U	0.20	0.12	0.050
88-72-2	2-Nitrotoluene	0.20	U Q	0.40	0.20	0.084
99-08-1	3-Nitrotoluene	0.40	U Q M	0.40	0.40	0.19
19406-51-0	4-Amino-2,6-dinitrotoluene	0.12	U	0.20	0.12	0.057
99-99-0	4-Nitrotoluene	0.40	U Q	0.99	0.40	0.20
2691-41-0	HMX	0.20	U	0.40	0.20	0.087
5755-27-1	MNX	0.40	U	2.0	0.40	0.15
98-95-3	Nitrobenzene	0.20	U Q	0.40	0.20	0.090
121-82-4	RDX	0.21	J M J1	0.40	0.40	0.16
479-45-8	Tetryl	0.20	U	0.24	0.20	0.078

CAS NO.	SURROGATE	%REC	Q	LIMITS
528-29-0	1,2-Dinitrobenzene	94	M	83-119

Eurofins TestAmerica, Denver
Target Compound Quantitation Report

Data File:	\\chromna\Denver\ChromData\CHHPLC_X\20190620-83048.b\06200094.D				
Lims ID:	280-124986-A-31-A				
Client ID:	G0067-19A				
Sample Type:	Client				
Inject. Date:	22-Jun-2019 03:16:59	ALS Bottle#:	94	Worklist Smp#:	94
Injection Vol:	100.0 ul	Dil. Factor:	1.0000		
Sample Info:	280-124986-A-31-				
Misc. Info.:	280-0083048-094				
Operator ID:	hkf	Instrument ID:	CHHPLC_X3		
Method:	\\chromna\Denver\ChromData\CHHPLC_X\20190620-83048.b\8330_X3.m				
Limit Group:	GCSV - 8330				
Last Update:	24-Jun-2019 09:26:53	Calib Date:	21-Jun-2019 03:13:40		
Integrator:	Falcon				
Quant Method:	External Standard	Quant By:	Initial Calibration		
Last ICal File:	\\chromna\Denver\ChromData\CHHPLC_X\20190620-83048.b\06200032.D				
Column 1 :	UltraCarb5uODS (20) (4.60 mm)		Det: LC DAD1B, 254 nm		
Process Host:	CTX0327				
First Level Reviewer: fiedlerh		Date:	24-Jun-2019 09:03:38		

	Compound	Det	RT (min.)	Exp RT (min.)	Dlt RT (min.)	Response	OnCol Amt ug/mL	Flags
	3 HMX	1		6.632			ND	
	6 MNX	1		7.339			ND	M
	7 RDX	1	7.738	7.746	-0.008	2263	0.0216	M
$	9 1,2-Dinitrobenzene	1	8.718	8.726	-0.008	25428	0.1871	M
	10 1,3,5-Trinitrobenzene	1		8.879			ND	
	11 1,3-Dinitrobenzene	1		9.539			ND	
	12 Nitrobenzene	1		9.925			ND	
	14 Tetryl	1		10.245			ND	
	16 2,4,6-Trinitrotoluene	1		11.199			ND	
	17 4-Amino-2,6-dinitrotoluene	1		11.372			ND	
	18 2-Amino-4,6-dinitrotoluene	1		11.659			ND	
	19 2,6-Dinitrotoluene	1		11.812			ND	
	20 2,4-Dinitrotoluene	1		12.005			ND	
	21 o-Nitrotoluene	1		12.845			ND	
	22 p-Nitrotoluene	1		13.279			ND	
	23 m-Nitrotoluene	1		13.872			ND	U

QC Flag Legend

Review Flags

M - Manually Integrated

U - Marked Undetected

Report Date: 24-Jun-2019 09:27:00 Chrom Revision: 2.3 20-Jun-2019 20:50:56

Eurofins TestAmerica, Denver

Data File: \\chromna\Denver\ChromData\CHHPLC_X\20190620-83048.b\06200094.D

Injection Date:	22-Jun-2019 03:16:59	Instrument ID:	CHHPLC_X3	Operator ID:	hkf
Lims ID:	280-124986-A-31-A	Lab Sample ID:	280-124986-31	Worklist Smp#:	94
Client ID:	G0067-19A				
Injection Vol:	100.0 ul	Dil. Factor:	1.0000	ALS Bottle#:	94
Method:	8330_X3	Limit Group:	GCSV - 8330		

Column: UltraCarb5uODS (20) (4.60 mm) Y Scaling: Method Defined: Scale to the Nth Largest Target: 1

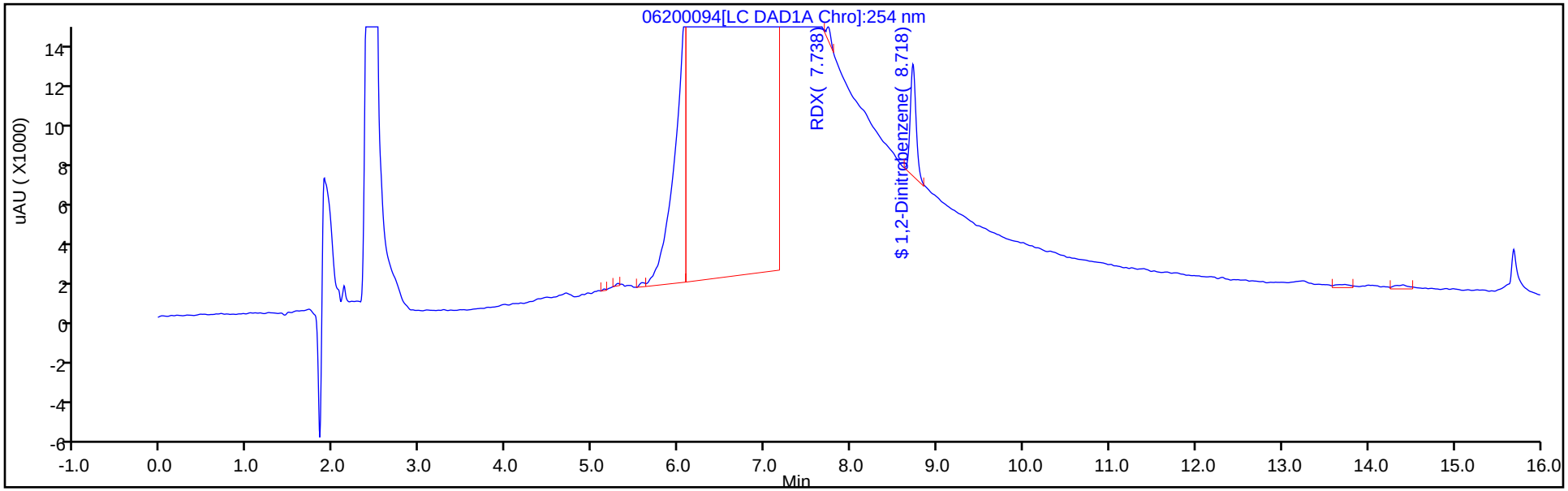

Y Scaling: Method Defined: Scale to the Nth Largest Target: 1

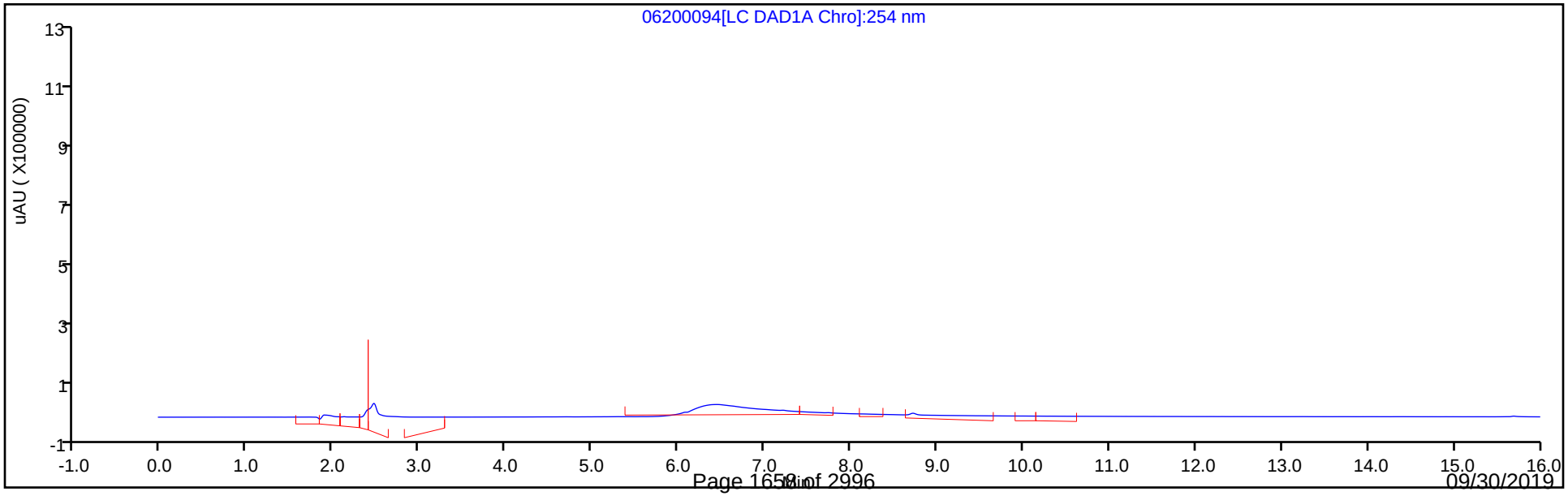

Eurofins TestAmerica, Denver
Recovery Report

Data File:	\\chromna\Denver\ChromData\CHHPLC_X\20190620-83048.b\06200094.D				
Lims ID:	280-124986-A-31-A				
Client ID:	G0067-19A				
Sample Type:	Client				
Inject. Date:	22-Jun-2019 03:16:59	ALS Bottle#:	94	Worklist Smp#:	94
Injection Vol:	100.0 ul	Dil. Factor:	1.0000		
Sample Info:	280-124986-A-31-				
Misc. Info.:	280-0083048-094				
Operator ID:	hkf	Instrument ID:	CHHPLC_X3		
Method:	\\chromna\Denver\ChromData\CHHPLC_X\20190620-83048.b\8330_X3.m				
Limit Group:	GCSV - 8330				
Last Update:	24-Jun-2019 09:26:53	Calib Date:	21-Jun-2019 03:13:40		
Integrator:	Falcon				
Quant Method:	External Standard	Quant By:	Initial Calibration		
Last ICal File:	\\chromna\Denver\ChromData\CHHPLC_X\20190620-83048.b\06200032.D				
Column 1 :	UltraCarb5uODS (20) (4.60 mm)		Det: LC DAD1B, 254 nm		
Process Host:	CTX0327				
First Level Reviewer: fiedlerh		Date:	24-Jun-2019 09:03:38		

Compound	Amount Added	Amount Recovered	% Rec.
$ 9 1,2-Dinitrobenzene	0.2000	0.1871	93.55

Manual Integration/User Assign Peak Report

Eurofins TestAmerica, Denver

Data File:	\\chromna\Denver\ChromData\CHHPLC_X\20190620-83048.b\06200094.D				
Injection Date:	22-Jun-2019 03:16:59	Instrument ID:	CHHPLC_X3		
Lims ID:	280-124986-A-31-A	Lab Sample ID:	280-124986-31		
Client ID:	G0067-19A				
Operator ID:	hkf	ALS Bottle#:	94	Worklist Smp#:	94
Injection Vol:	100.0 ul	Dil. Factor:	1.0000		
Method:	8330_X3	Limit Group:	GCSV - 8330		
Column:	UltraCarb5uODS (20) (4.60 mm)	Detector	LC DAD1B, 254 nm		

$ 9 1,2-Dinitrobenzene, CAS: 528-29-0

Signal: 1

Processing Integration Results

RT: 8.72
Area: 126416
Amount: 0.930219
Amount Units: ug/mL

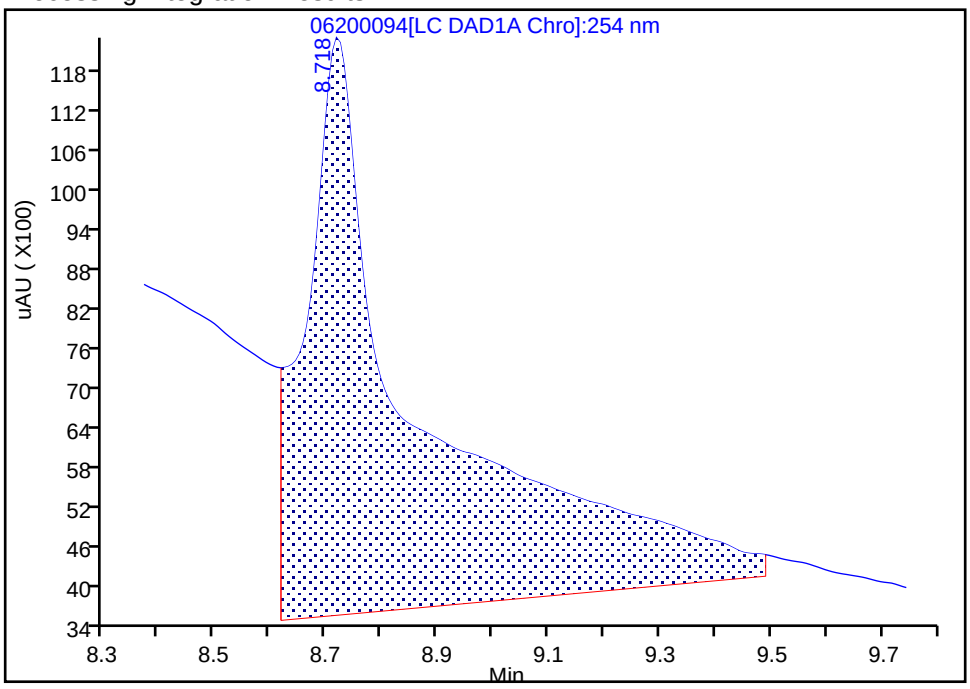

Manual Integration Results

RT: 8.72
Area: 25428
Amount: 0.187109
Amount Units: ug/mL

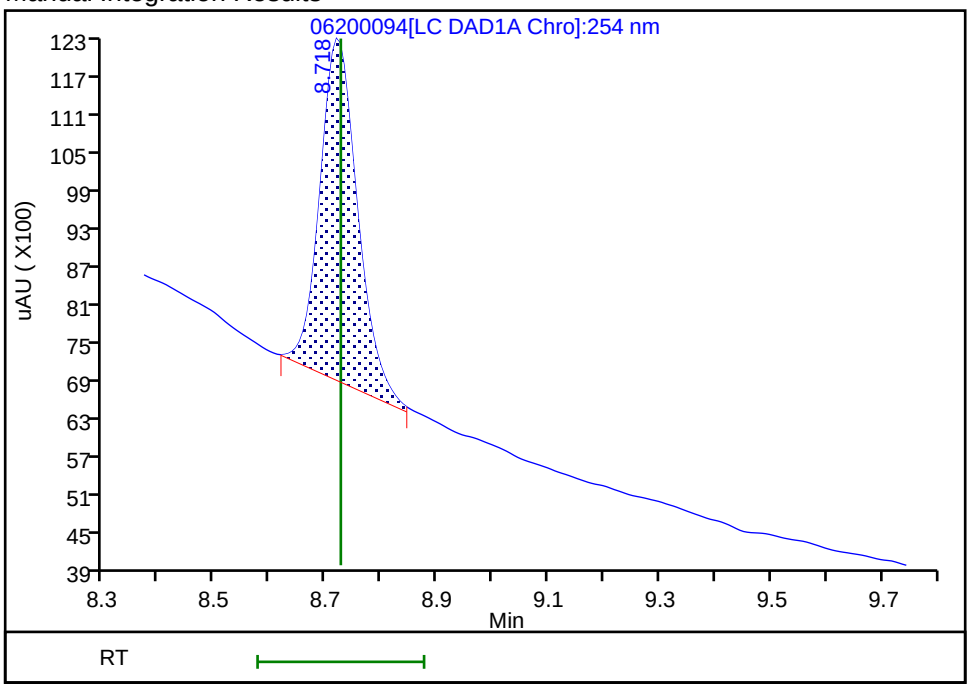

Reviewer: fiedlerh, 24-Jun-2019 09:03:35

Audit Action: Manually Integrated Audit Reason: Baseline Smoothing

User Disabled Compound Report

Eurofins TestAmerica, Denver

Data File:	\\chromna\Denver\ChromData\CHHPLC_X\20190620-83048.b\06200094.D				
Injection Date:	22-Jun-2019 03:16:59	Instrument ID:	CHHPLC_X3		
Lims ID:	280-124986-A-31-A	Lab Sample ID:	280-124986-31		
Client ID:	G0067-19A				
Operator ID:	hkf	ALS Bottle#:	94	Worklist Smp#:	94
Injection Vol:	100.0 ul	Dil. Factor:	1.0000		
Method:	8330_X3	Limit Group:	GCSV - 8330		
Column:	UltraCarb5uODS (20) (4.60 mm)	Detector	LC DAD1B, 254 nm		

23 m-Nitrotoluene, CAS: 99-08-1, Signal: 1

RT: 13.73
Response: 1818
Amount: 0.012385

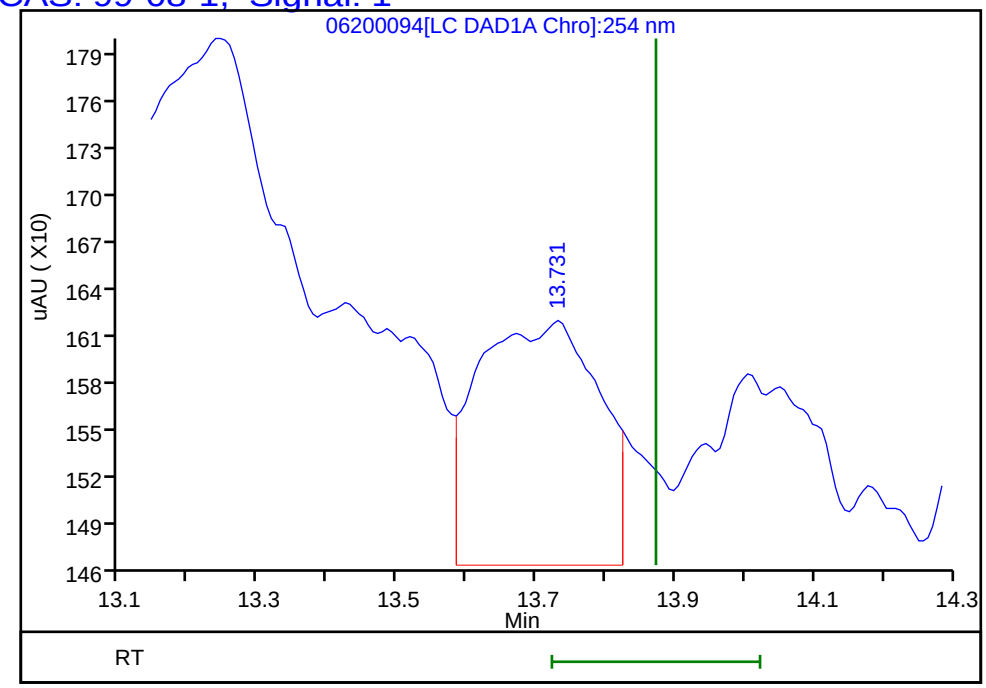

Reviewer: fiedlerh, 24-Jun-2019 09:03:38
Audit Action: Marked Compound Undetected Audit Reason: Invalid Compound ID

Manual Integration/User Assign Peak Report

Eurofins TestAmerica, Denver

Data File:	\\chromna\Denver\ChromData\CHHPLC_X\20190620-83048.b\06200094.D				
Injection Date:	22-Jun-2019 03:16:59	Instrument ID:	CHHPLC_X3		
Lims ID:	280-124986-A-31-A	Lab Sample ID:	280-124986-31		
Client ID:	G0067-19A				
Operator ID:	hkf	ALS Bottle#:	94	Worklist Smp#:	94
Injection Vol:	100.0 ul	Dil. Factor:	1.0000		
Method:	8330_X3	Limit Group:	GCSV - 8330		
Column:	UltraCarb5uODS (20) (4.60 mm)	Detector	LC DAD1B, 254 nm		

7 RDX, CAS: 121-82-4

Signal: 1

Processing Integration Results

RT: 7.74
Area: 381567
Amount: 3.643456
Amount Units: ug/mL

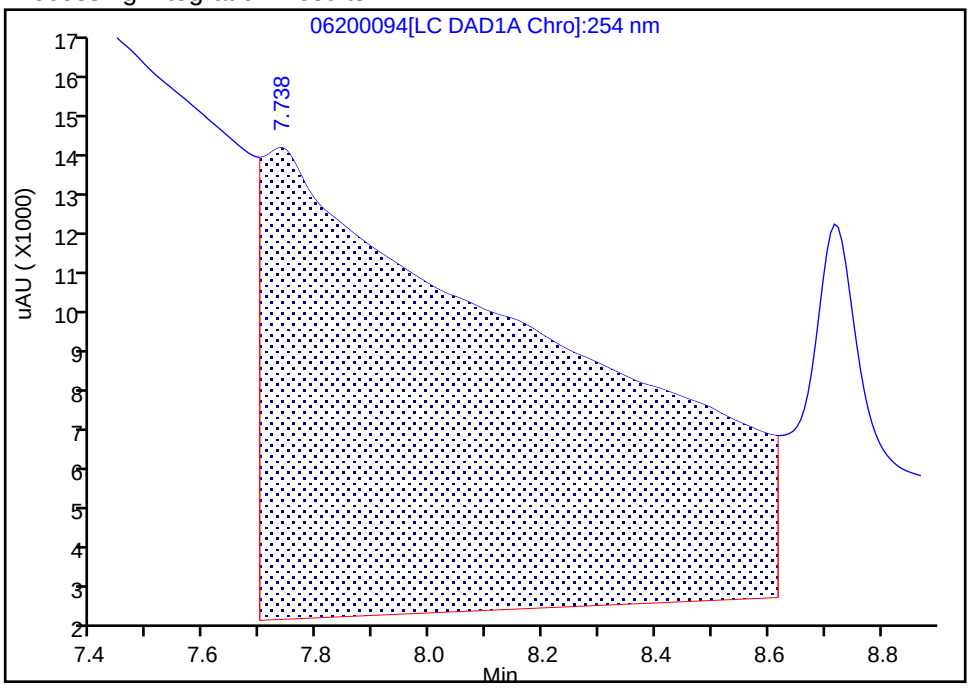

Manual Integration Results

RT: 7.74
Area: 2263
Amount: 0.021609
Amount Units: ug/mL

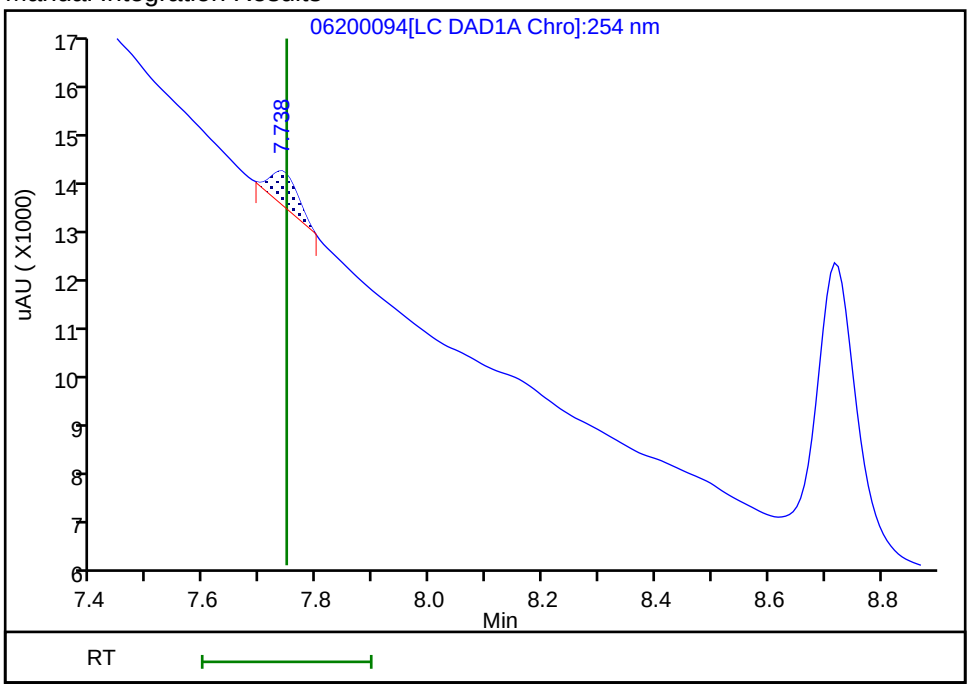

Reviewer: fiedlerh, 24-Jun-2019 09:03:31

Audit Action: Manually Integrated Audit Reason: Baseline Smoothing

FORM I
HPLC/IC ORGANICS ANALYSIS DATA SHEET

Lab Name: Eurofins TestAmerica, Denver Job No.: 280-124986-1

SDG No.:

Client Sample ID: G0067-19A Lab Sample ID: 280-124986-31

Matrix: Water Lab File ID: 06240031.D

Analysis Method: 8330A Date Collected: 06/08/2019 08:30

Extraction Method: 3535 Date Extracted: 06/14/2019 10:23

Sample wt/vol: 506.2(mL) Date Analyzed: 06/25/2019 06:02

Con. Extract Vol.: 5(mL) Dilution Factor: 1

Injection Volume: 100(uL) GC Column: Luna-phenylhex ID: 4.6(mm)

% Moisture: GPC Cleanup:(Y/N) N

Analysis Batch No.: 462508 Units: ug/L

CAS NO.	COMPOUND NAME	RESULT	Q	LOQ	LOD	DL
121-82-4	*RDX*	*0.33*	*J M J1*	*0.40*	0.40	*0.16*

CAS NO.	SURROGATE	%REC	Q	LIMITS
528-29-0	1,2-Dinitrobenzene	97		83-119

Eurofins TestAmerica, Denver
Target Compound Quantitation Report

Data File: \\chromna\Denver\ChromData\G2_LUNA\20190624-83137.b\06240031.D
Lims ID: 280-124986-A-31-A
Client ID: G0067-19A
Sample Type: Client
Inject. Date: 25-Jun-2019 06:02:30 ALS Bottle#: 31 Worklist Smp#: 31
Injection Vol: 100.0 ul Dil. Factor: 1.0000
Sample Info: 280-124986-A-31-
Misc. Info.: 280-0083137-031
Operator ID: HKF Instrument ID: CHHPLC_G2_LUNA

Method: \\chromna\Denver\ChromData\G2_LUNA\20190624-83137.b\G2_8330_Luna.m
Limit Group: GCSV - 8330
Last Update: 25-Jun-2019 10:50:46 Calib Date: 08-May-2019 00:28:23
Integrator: Falcon
Quant Method: External Standard Quant By: Initial Calibration
Last ICal File: \\chromna\Denver\ChromData\G2_LUNA\20190507-81649.b\05070023.D

Column 1 : Luna-Phenyl hexyl (4.60 mm) Det: LC DAD1A, 254 nm
Process Host: CTX0328

First Level Reviewer: fiedlerh Date: 25-Jun-2019 10:48:57

	Compound	Det	RT (min.)	Exp RT (min.)	Dlt RT (min.)	Response	OnCol Amt ug/ml	Flags
	6 HMX	1	7.167	7.203	-0.036	1178	0.006881	M
	7 MNX	1		7.848			ND	
	8 RDX	1	9.260	9.283	-0.023	6952	0.0334	M
	9 Nitrobenzene	1		12.263			ND	
$	10 1,2-Dinitrobenzene	1	13.280	13.296	-0.016	53900	0.1947	
	12 1,3-Dinitrobenzene	1		15.823			ND	
	14 o-Nitrotoluene	1		16.629			ND	
	15 p-Nitrotoluene	1	17.020	16.963	0.057	4252	0.0188	
	16 4-Amino-2,6-dinitrotoluene	1		17.383			ND	
	17 m-Nitrotoluene	1	17.873	17.876	-0.003	8535	0.0292	M
	18 2-Amino-4,6-dinitrotoluene	1		18.416			ND	
	19 1,3,5-Trinitrobenzene	1		19.129			ND	
	20 2,6-Dinitrotoluene	1		19.983			ND	
	21 2,4-Dinitrotoluene	1		20.543			ND	
	22 Tetryl	1		23.876			ND	
	23 2,4,6-Trinitrotoluene	1		24.856			ND	

QC Flag Legend

Review Flags
M - Manually Integrated

Report Date: 25-Jun-2019 10:50:52 Chrom Revision: 2.3 20-Jun-2019 20:50:56

Eurofins TestAmerica, Denver

Data File: \\chromna\Denver\ChromData\G2_LUNA\20190624-83137.b\06240031.D

Injection Date:	25-Jun-2019 06:02:30	Instrument ID:	CHHPLC_G2_LUNA	Operator ID:	HKF
Lims ID:	280-124986-A-31-A	Lab Sample ID:	280-124986-31	Worklist Smp#:	31
Client ID:	G0067-19A				
Injection Vol:	100.0 ul	Dil. Factor:	1.0000	ALS Bottle#:	31
Method:	G2_8330_Luna	Limit Group:	GCSV - 8330		

Column: Luna-Phenyl hexyl (4.60 mm) Y Scaling: Method Defined: Scale to the Nth Largest Peak: 1

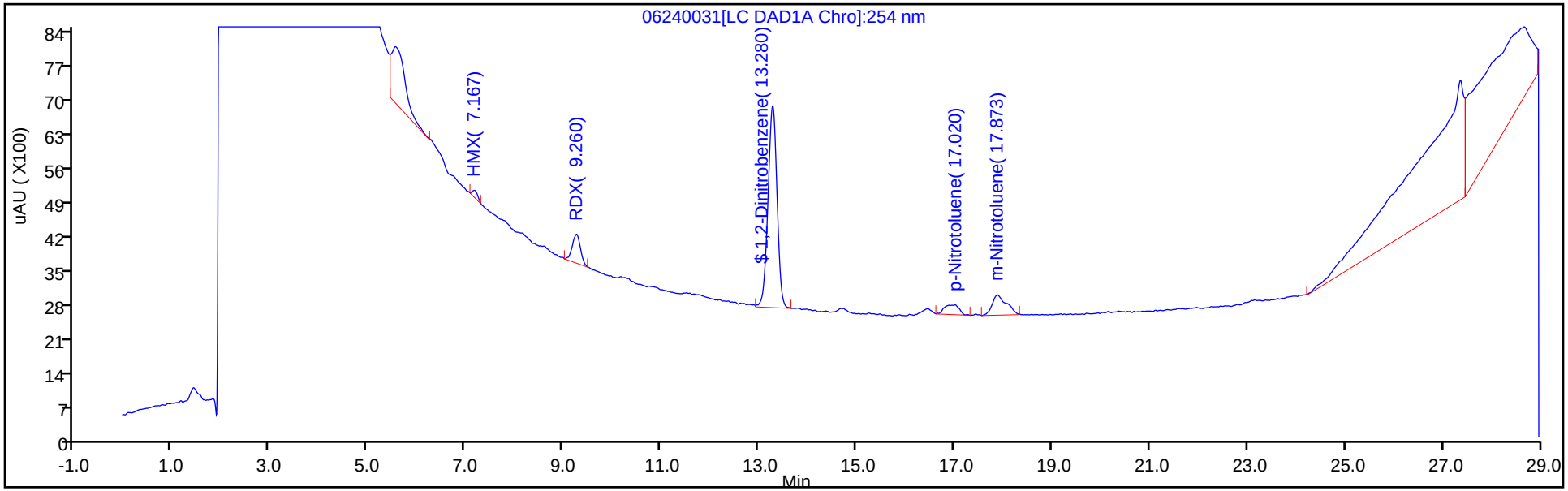

Y Scaling: Method Defined: Scale to the Nth Largest Peak: 1

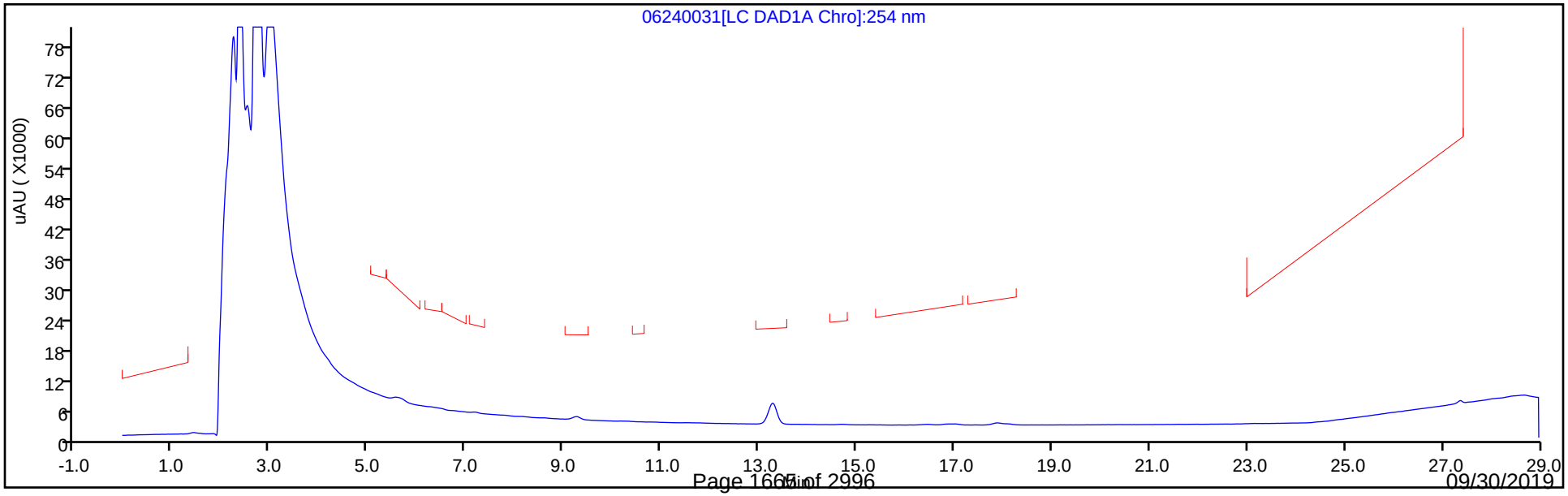

Eurofins TestAmerica, Denver
Recovery Report

Data File:	\\chromna\Denver\ChromData\G2_LUNA\20190624-83137.b\06240031.D				
Lims ID:	280-124986-A-31-A				
Client ID:	G0067-19A				
Sample Type:	Client				
Inject. Date:	25-Jun-2019 06:02:30	ALS Bottle#:	31	Worklist Smp#:	31
Injection Vol:	100.0 ul	Dil. Factor:	1.0000		
Sample Info:	280-124986-A-31-				
Misc. Info.:	280-0083137-031				
Operator ID:	HKF	Instrument ID:	CHHPLC_G2_LUNA		
Method:	\\chromna\Denver\ChromData\G2_LUNA\20190624-83137.b\G2_8330_Luna.m				
Limit Group:	GCSV - 8330				
Last Update:	25-Jun-2019 10:50:46	Calib Date:	08-May-2019 00:28:23		
Integrator:	Falcon				
Quant Method:	External Standard	Quant By:	Initial Calibration		
Last ICal File:	\\chromna\Denver\ChromData\G2_LUNA\20190507-81649.b\05070023.D				
Column 1 :	Luna-Phenyl hexyl (4.60 mm)		Det: LC DAD1A, 254 nm		
Process Host:	CTX0328				
First Level Reviewer: fiedlerh		Date:	25-Jun-2019 10:48:57		

Compound	Amount Added	Amount Recovered	% Rec.
$ 10 1,2-Dinitrobenzene	0.2000	0.1947	97.34

Manual Integration/User Assign Peak Report

Eurofins TestAmerica, Denver

Data File:	\\chromna\Denver\ChromData\G2_LUNA\20190624-83137.b\06240031.D				
Injection Date:	25-Jun-2019 06:02:30	Instrument ID:	CHHPLC_G2_LUNA		
Lims ID:	280-124986-A-31-A	Lab Sample ID:	280-124986-31		
Client ID:	G0067-19A				
Operator ID:	HKF	ALS Bottle#:	31	Worklist Smp#:	31
Injection Vol:	100.0 ul	Dil. Factor:	1.0000		
Method:	G2_8330_Luna	Limit Group:	GCSV - 8330		
Column:	Luna-Phenyl hexyl (4.60 mm)	Detector	LC DAD1A, 254 nm		

17 m-Nitrotoluene, CAS: 99-08-1

Signal: 1

Processing Integration Results

RT: 17.87
Area: 5355
Amount: 0.018296
Amount Units: ug/ml

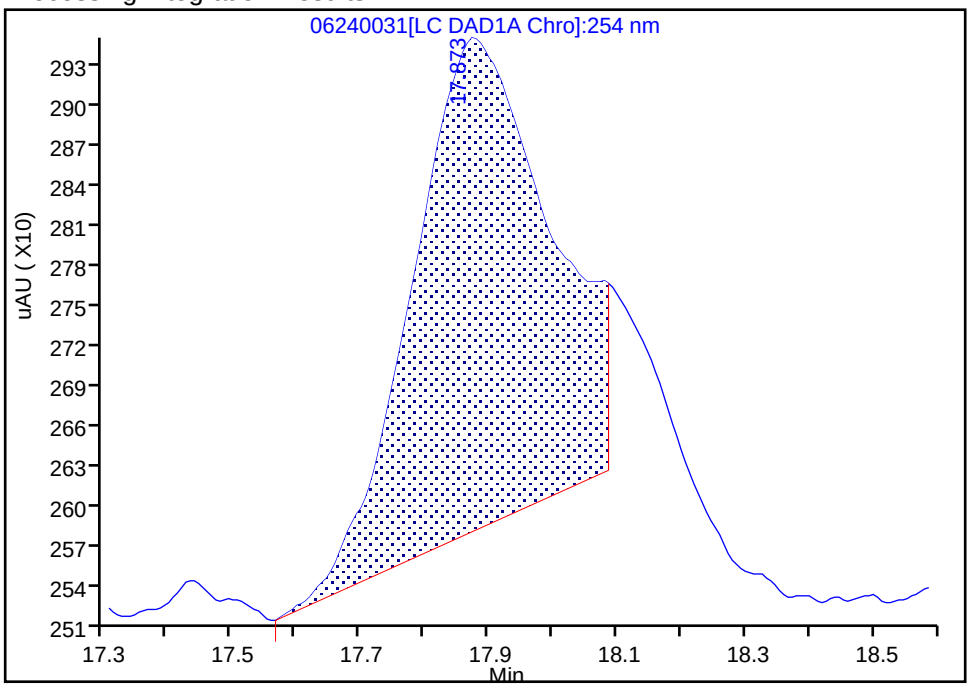

Manual Integration Results

RT: 17.87
Area: 8535
Amount: 0.029160
Amount Units: ug/ml

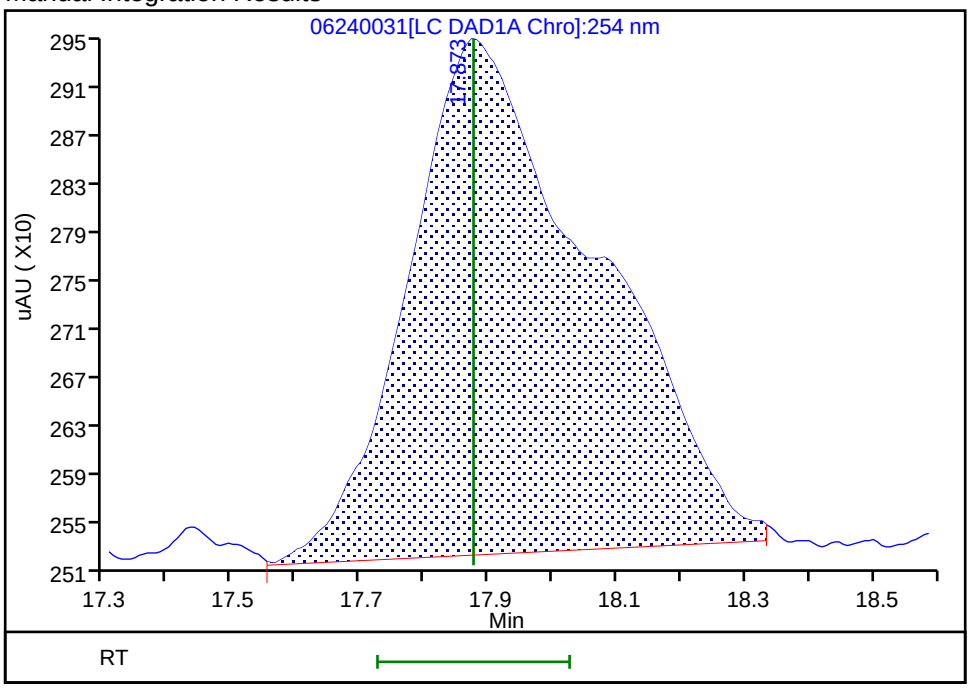

Reviewer: fiedlerh, 25-Jun-2019 10:48:57

Audit Action: Manually Integrated Audit Reason: Baseline Smoothing

Manual Integration/User Assign Peak Report

Eurofins TestAmerica, Denver

Data File:	\\chromna\Denver\ChromData\G2_LUNA\20190624-83137.b\06240031.D				
Injection Date:	25-Jun-2019 06:02:30	Instrument ID:	CHHPLC_G2_LUNA		
Lims ID:	280-124986-A-31-A	Lab Sample ID:	280-124986-31		
Client ID:	G0067-19A				
Operator ID:	HKF	ALS Bottle#:	31	Worklist Smp#:	31
Injection Vol:	100.0 ul	Dil. Factor:	1.0000		
Method:	G2_8330_Luna	Limit Group:	GCSV - 8330		
Column:	Luna-Phenyl hexyl (4.60 mm)	Detector	LC DAD1A, 254 nm		

6 HMX, CAS: 2691-41-0

Signal: 1

Processing Integration Results

RT: 7.17
Area: 4273
Amount: 0.024959
Amount Units: ug/ml

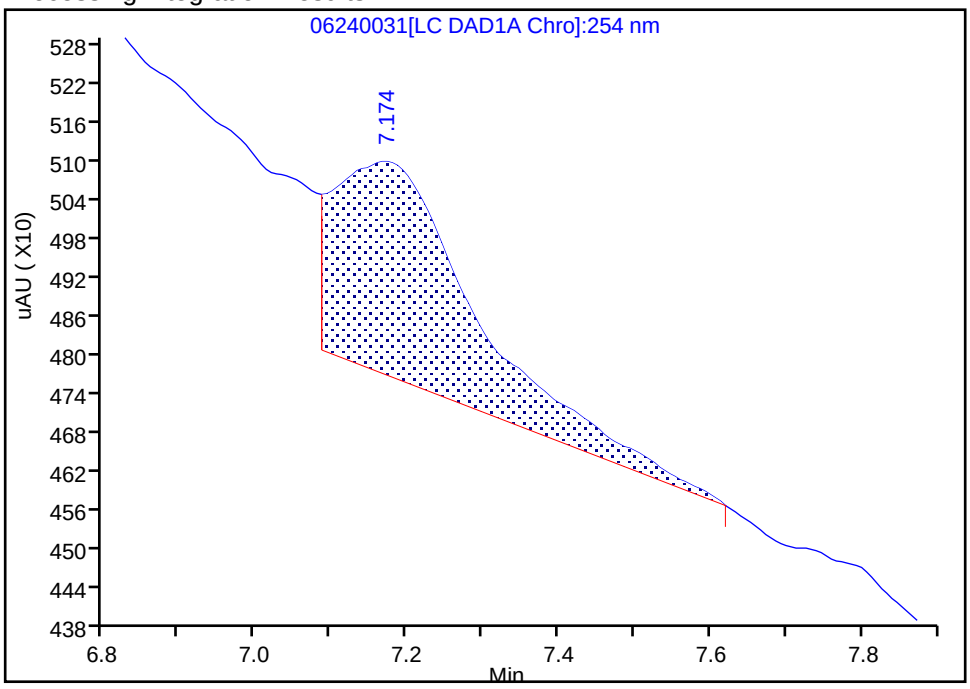

Manual Integration Results

RT: 7.17
Area: 1178
Amount: 0.006881
Amount Units: ug/ml

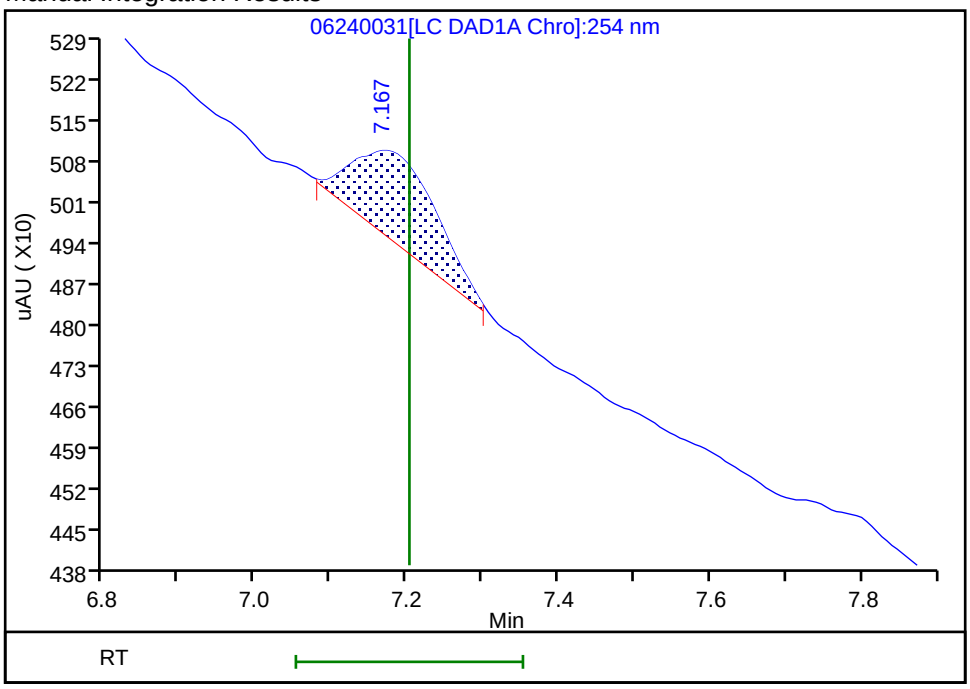

Reviewer: fiedlerh, 25-Jun-2019 10:48:45

Audit Action: Manually Integrated Audit Reason: Baseline Smoothing

Manual Integration/User Assign Peak Report

Eurofins TestAmerica, Denver

Data File:	\\chromna\Denver\ChromData\G2_LUNA\20190624-83137.b\06240031.D				
Injection Date:	25-Jun-2019 06:02:30	Instrument ID:	CHHPLC_G2_LUNA		
Lims ID:	280-124986-A-31-A	Lab Sample ID:	280-124986-31		
Client ID:	G0067-19A				
Operator ID:	HKF	ALS Bottle#:	31	Worklist Smp#:	31
Injection Vol:	100.0 ul	Dil. Factor:	1.0000		
Method:	G2_8330_Luna	Limit Group:	GCSV - 8330		
Column:	Luna-Phenyl hexyl (4.60 mm)	Detector	LC DAD1A, 254 nm		

8 RDX, CAS: 121-82-4

Signal: 1

Processing Integration Results

RT: 9.27
Area: 8544
Amount: 0.040989
Amount Units: ug/ml

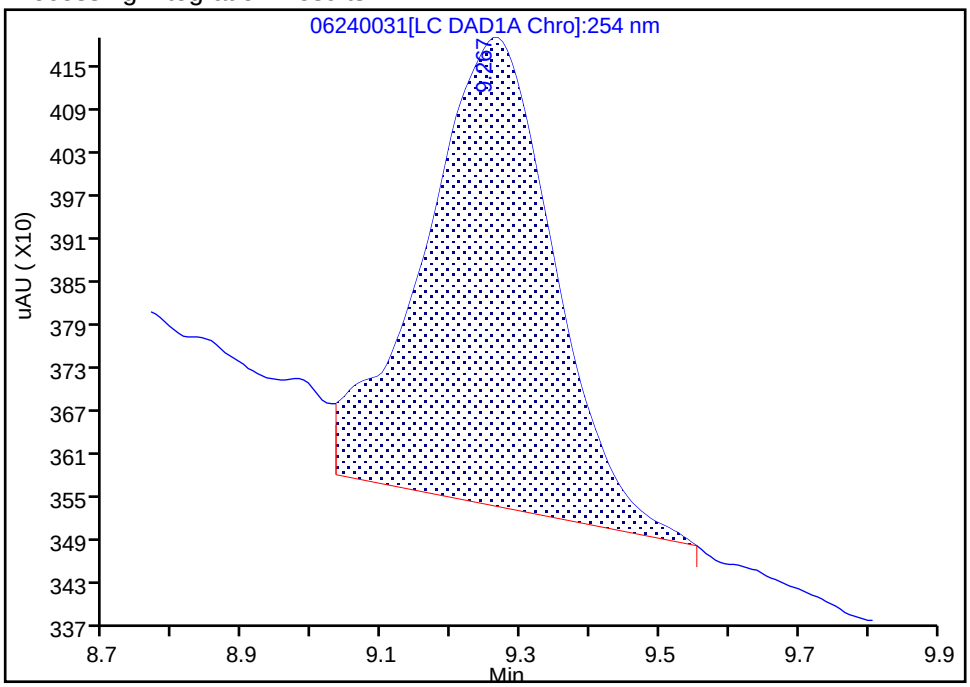

Manual Integration Results

RT: 9.26
Area: 6952
Amount: 0.033352
Amount Units: ug/ml

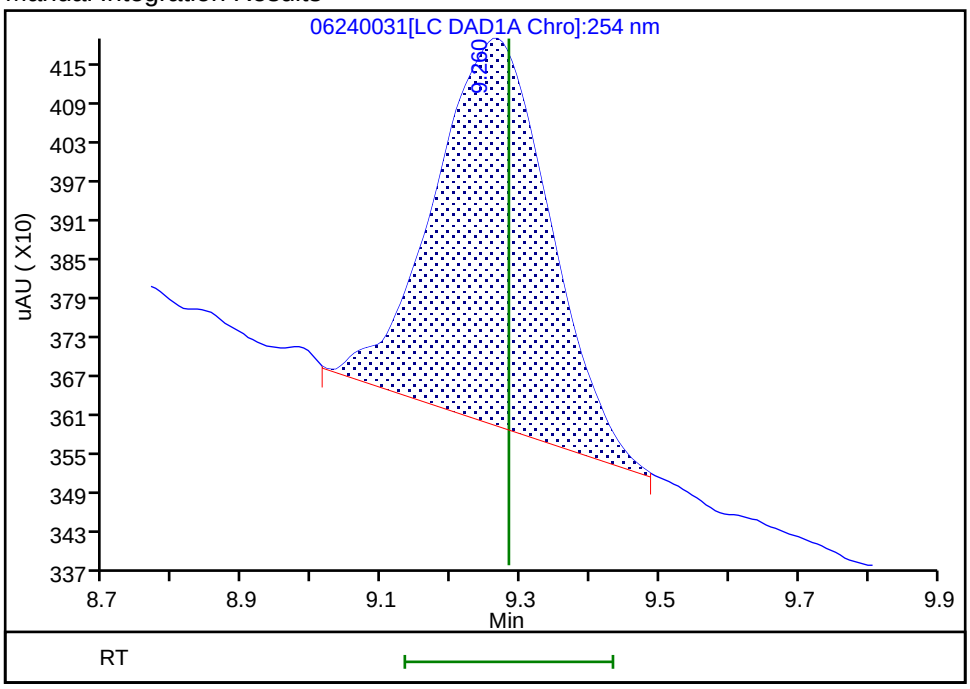

Reviewer: fiedlerh, 25-Jun-2019 10:48:40

Audit Action: Manually Integrated Audit Reason: Baseline Smoothing

FORM I
HPLC/IC ORGANICS ANALYSIS DATA SHEET

Lab Name: Eurofins TestAmerica, Denver | Job No.: 280-124986-1

SDG No.:

Client Sample ID: G0067-19A RE | Lab Sample ID: 280-124986-31 RE

Matrix: Water | Lab File ID: 07020076.D

Analysis Method: 8330A | Date Collected: 06/08/2019 08:30

Extraction Method: 3535 | Date Extracted: 06/18/2019 15:47

Sample wt/vol: 507(mL) | Date Analyzed: 07/03/2019 12:20

Con. Extract Vol.: 5(mL) | Dilution Factor: 1

Injection Volume: 100(uL) | GC Column: UltraCarb5uODS ID: 4.6(mm)

% Moisture: | GPC Cleanup:(Y/N) N

Analysis Batch No.: 463366 | Units: ug/L

CAS NO.	COMPOUND NAME	RESULT	Q	LOQ	LOD	DL
99-35-4	*1,3,5-Trinitrobenzene*	*0.39*	*U H*	*0.99*	0.39	*0.20*
99-65-0	*1,3-Dinitrobenzene*	*0.20*	*U H*	*0.39*	0.20	*0.087*
118-96-7	*2,4,6-Trinitrotoluene*	*0.39*	*U H*	*0.39*	0.39	*0.16*
121-14-2	*2,4-Dinitrotoluene*	*0.20*	*U H*	*0.39*	0.20	*0.083*
606-20-2	*2,6-Dinitrotoluene*	*0.20*	*U H*	*0.20*	0.20	*0.064*
35572-78-2	*2-Amino-4,6-dinitrotoluene*	*0.12*	*U H*	*0.20*	0.12	*0.050*
88-72-2	*2-Nitrotoluene*	*0.20*	*U H*	*0.39*	0.20	*0.084*
99-08-1	*3-Nitrotoluene*	*0.39*	*U M H*	*0.39*	0.39	*0.19*
19406-51-0	*4-Amino-2,6-dinitrotoluene*	*0.12*	*U H*	*0.20*	0.12	*0.057*
99-99-0	*4-Nitrotoluene*	*0.39*	*U M H*	*0.99*	0.39	*0.20*
2691-41-0	*HMX*	*0.20*	*U H*	*0.39*	0.20	*0.086*
5755-27-1	*MNX*	*0.39*	*U H*	*2.0*	0.39	*0.15*
98-95-3	*Nitrobenzene*	*0.20*	*U H*	*0.39*	0.20	*0.090*
121-82-4	*RDX*	*0.20*	*J H M J1*	*0.39*	0.39	*0.16*
479-45-8	*Tetryl*	*0.20*	*U H*	*0.24*	0.20	*0.078*

CAS NO.	SURROGATE	%REC	Q	LIMITS
528-29-0	1,2-Dinitrobenzene	105	*M*	83-119

Eurofins TestAmerica, Denver
Target Compound Quantitation Report

Data File: \\chromna\Denver\ChromData\CHHPLC_X\20190702-83402.b\07020076.D
Lims ID: 280-124986-B-31-A
Client ID: G0067-19A
Sample Type: Client
Inject. Date: 03-Jul-2019 12:20:49 ALS Bottle#: 76 Worklist Smp#: 76
Injection Vol: 100.0 ul Dil. Factor: 1.0000
Sample Info: 280-124986-B-31-
Misc. Info.: 280-0083402-076
Operator ID: hkf Instrument ID: CHHPLC_X3

Method: \\chromna\Denver\ChromData\CHHPLC_X\20190702-83402.b\8330_X3.m
Limit Group: GCSV - 8330
Last Update: 06-Jul-2019 15:43:55 Calib Date: 02-Jul-2019 00:18:07
Integrator: Falcon
Quant Method: External Standard Quant By: Initial Calibration
Last ICal File: \\chromna\Denver\ChromData\CHHPLC_X\20190701-83376.b\07010032.D

Column 1 : UltraCarb5uODS (20) (4.60 mm) Det: LC DAD1B, 254 nm
Process Host: CTX0304

First Level Reviewer: fiedlerh Date: 03-Jul-2019 14:38:01

	Compound	Det	RT (min.)	Exp RT (min.)	Dlt RT (min.)	Response	OnCol Amt ug/mL	Flags
	3 HMX	1		6.647			ND	
	6 MNX	1		7.343			ND	
	7 RDX	1	7.741	7.767	-0.026	2302	0.0207	M
$	9 1,2-Dinitrobenzene	1	8.728	8.754	-0.026	29151	0.2092	M
	10 1,3,5-Trinitrobenzene	1		8.907			ND	
	11 1,3-Dinitrobenzene	1		9.574			ND	
	12 Nitrobenzene	1		9.961			ND	
	14 Tetryl	1		10.294			ND	
	16 2,4,6-Trinitrotoluene	1		11.247			ND	
	17 4-Amino-2,6-dinitrotoluene	1		11.441			ND	
	18 2-Amino-4,6-dinitrotoluene	1		11.734			ND	
	19 2,6-Dinitrotoluene	1		11.867			ND	
	20 2,4-Dinitrotoluene	1		12.061			ND	
	21 o-Nitrotoluene	1		12.907			ND	
	22 p-Nitrotoluene	1		13.347			ND	MU
	23 m-Nitrotoluene	1		13.947			ND	MU

QC Flag Legend

Review Flags
M - Manually Integrated
U - Marked Undetected

Report Date: 23-Jul-2019 16:55:05 Chrom Revision: 2.3 15-Jul-2019 06:58:08

Eurofins TestAmerica, Denver

Data File: \\chromna\Denver\ChromData\CHHPLC_X\20190702-83402.b\07020076.D

Injection Date:	03-Jul-2019 12:20:49	Instrument ID:	CHHPLC_X3	Operator ID:	hkf
Lims ID:	280-124986-B-31-A	Lab Sample ID:	280-124986-31	Worklist Smp#:	76
Client ID:	G0067-19A				
Injection Vol:	100.0 ul	Dil. Factor:	1.0000	ALS Bottle#:	76
Method:	8330_X3	Limit Group:	GCSV - 8330		

Column: UltraCarb5uODS (20) (4.60 mm) Y Scaling: Method Defined: Scale to the Nth Largest Target: 1

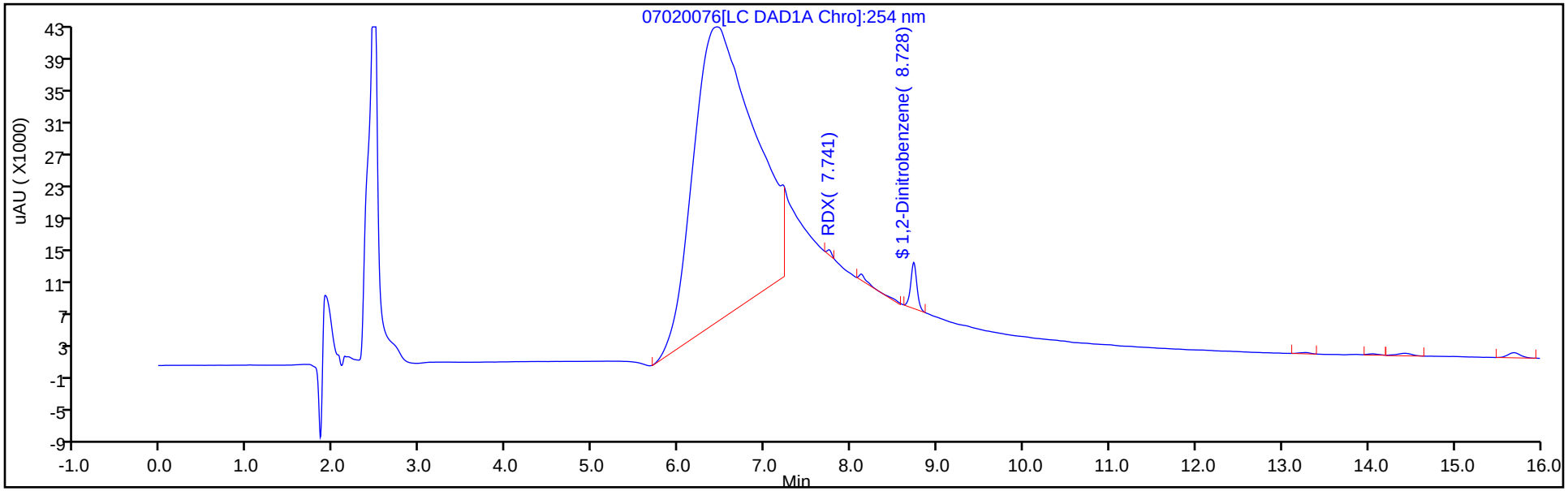

Y Scaling: Method Defined: Scale to the Nth Largest Target: 1

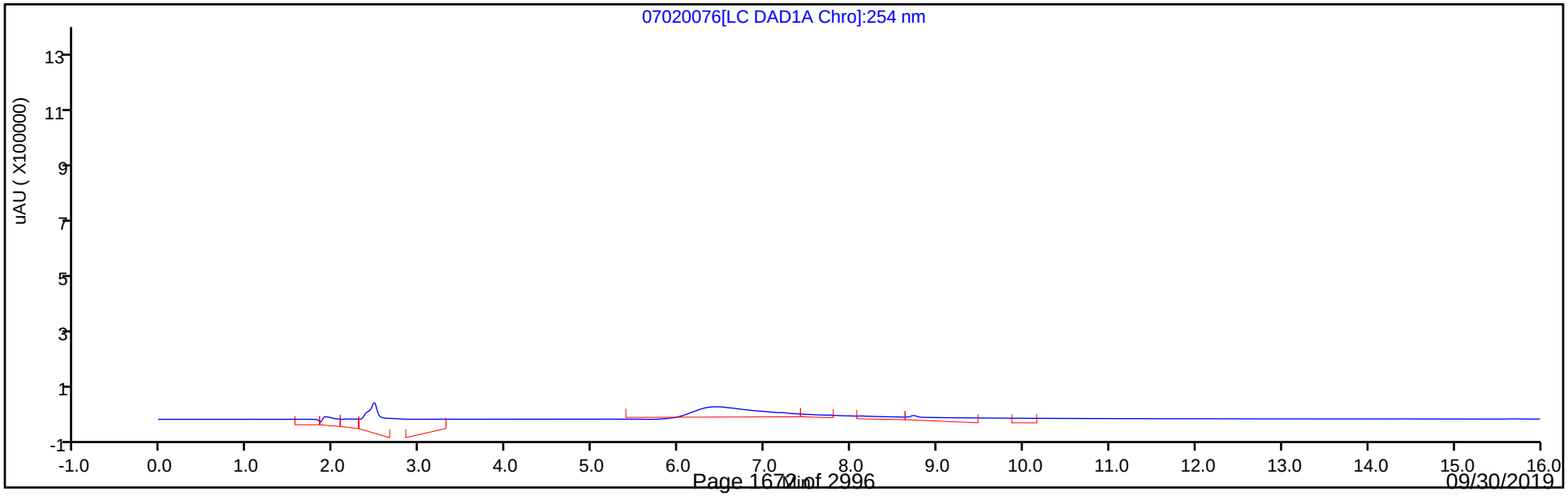

Eurofins TestAmerica, Denver
Recovery Report

Data File:	\\chromna\Denver\ChromData\CHHPLC_X\20190702-83402.b\07020076.D				
Lims ID:	280-124986-B-31-A				
Client ID:	G0067-19A				
Sample Type:	Client				
Inject. Date:	03-Jul-2019 12:20:49	ALS Bottle#:	76	Worklist Smp#:	76
Injection Vol:	100.0 ul	Dil. Factor:	1.0000		
Sample Info:	280-124986-B-31-				
Misc. Info.:	280-0083402-076				
Operator ID:	hkf	Instrument ID:	CHHPLC_X3		
Method:	\\chromna\Denver\ChromData\CHHPLC_X\20190702-83402.b\8330_X3.m				
Limit Group:	GCSV - 8330				
Last Update:	06-Jul-2019 15:43:55	Calib Date:	02-Jul-2019 00:18:07		
Integrator:	Falcon				
Quant Method:	External Standard	Quant By:	Initial Calibration		
Last ICal File:	\\chromna\Denver\ChromData\CHHPLC_X\20190701-83376.b\07010032.D				
Column 1 :	UltraCarb5uODS (20) (4.60 mm)		Det: LC DAD1B, 254 nm		
Process Host:	CTX0304				

First Level Reviewer: fiedlerh Date: 03-Jul-2019 14:38:01

Compound	Amount Added	Amount Recovered	% Rec.
$ 9 1,2-Dinitrobenzene	0.2000	0.2092	104.61

Manual Integration/User Assign Peak Report

Eurofins TestAmerica, Denver

Data File:	\\chromna\Denver\ChromData\CHHPLC_X\20190702-83402.b\07020076.D				
Injection Date:	03-Jul-2019 12:20:49	Instrument ID:	CHHPLC_X3		
Lims ID:	280-124986-B-31-A	Lab Sample ID:	280-124986-31		
Client ID:	G0067-19A				
Operator ID:	hkf	ALS Bottle#:	76	Worklist Smp#:	76
Injection Vol:	100.0 ul	Dil. Factor:	1.0000		
Method:	8330_X3	Limit Group:	GCSV - 8330		
Column:	UltraCarb5uODS (20) (4.60 mm)	Detector	LC DAD1B, 254 nm		

$ 9 1,2-Dinitrobenzene, CAS: 528-29-0

Signal: 1

Processing Integration Results

RT: 8.73
Area: 30528
Amount: 0.219108
Amount Units: ug/mL

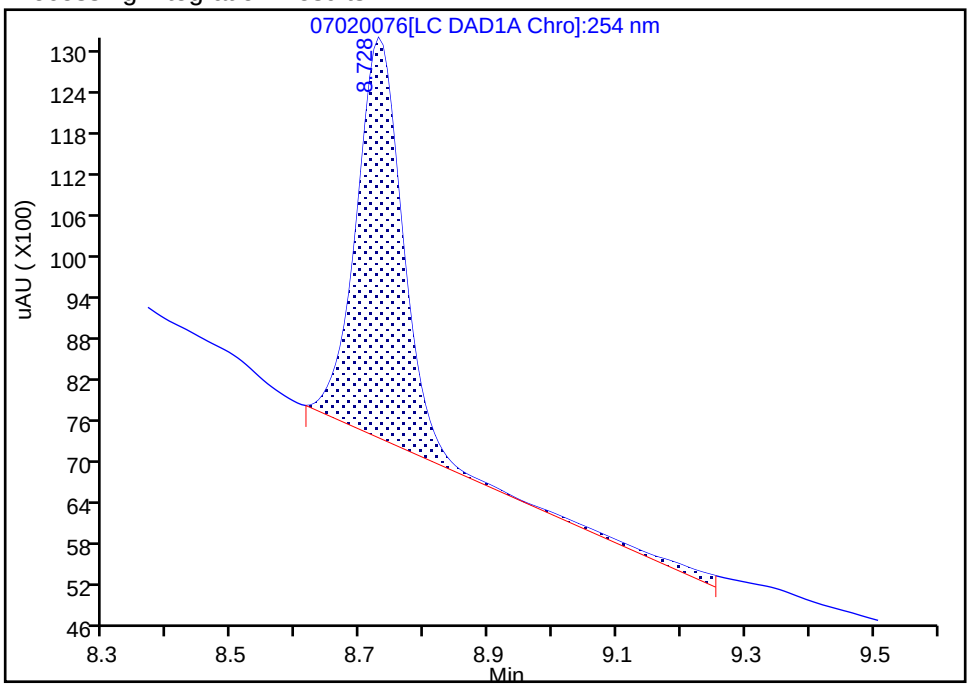

Manual Integration Results

RT: 8.73
Area: 29151
Amount: 0.209225
Amount Units: ug/mL

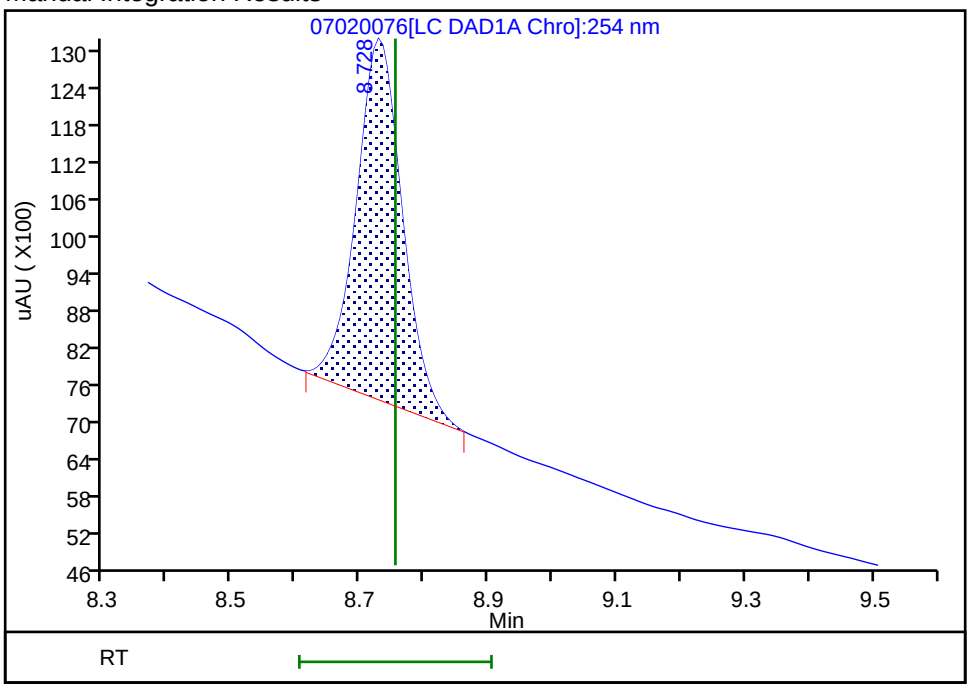

Reviewer: fiedlerh, 03-Jul-2019 14:37:33

Audit Action: Manually Integrated Audit Reason: Baseline Smoothing

User Disabled Compound Report

Eurofins TestAmerica, Denver

Data File:	\\chromna\Denver\ChromData\CHHPLC_X\20190702-83402.b\07020076.D				
Injection Date:	03-Jul-2019 12:20:49	Instrument ID:	CHHPLC_X3		
Lims ID:	280-124986-B-31-A	Lab Sample ID:	280-124986-31		
Client ID:	G0067-19A				
Operator ID:	hkf	ALS Bottle#:	76	Worklist Smp#:	76
Injection Vol:	100.0 ul	Dil. Factor:	1.0000		
Method:	8330_X3	Limit Group:	GCSV - 8330		
Column:	UltraCarb5uODS (20) (4.60 mm)	Detector	LC DAD1B, 254 nm		

23 m-Nitrotoluene, CAS: 99-08-1, Signal: 1

RT: 14.05
Response: 2420
Amount: 0.016676

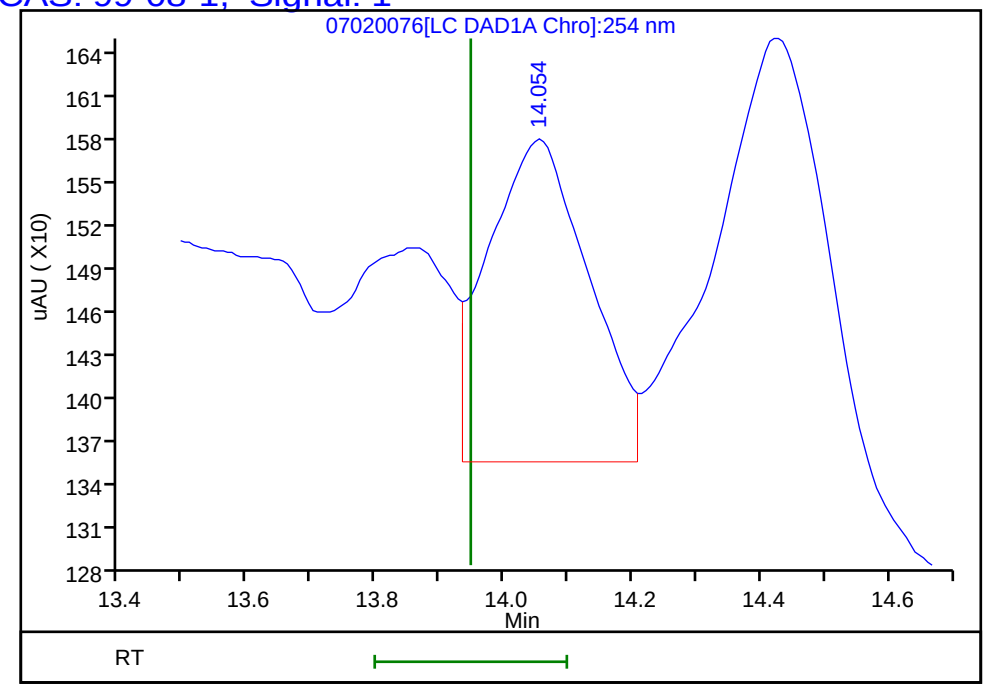

Reviewer: fiedlerh, 03-Jul-2019 14:38:01
Audit Action: Marked Compound Undetected Audit Reason: Invalid Compound ID

User Disabled Compound Report

Eurofins TestAmerica, Denver

Data File: \\chromna\Denver\ChromData\CHHPLC_X\20190702-83402.b\07020076.D

Injection Date:	03-Jul-2019 12:20:49	Instrument ID:	CHHPLC_X3
Lims ID:	280-124986-B-31-A	Lab Sample ID:	280-124986-31
Client ID:	G0067-19A		
Operator ID:	hkf	ALS Bottle#:	76 Worklist Smp#: 76
Injection Vol:	100.0 ul	Dil. Factor:	1.0000
Method:	8330_X3	Limit Group:	GCSV - 8330
Column:	UltraCarb5uODS (20) (4.60 mm)	Detector	LC DAD1B, 254 nm

22 p-Nitrotoluene, CAS: 99-99-0, Signal: 1

RT: 13.28
Response: 3995
Amount: 0.036234

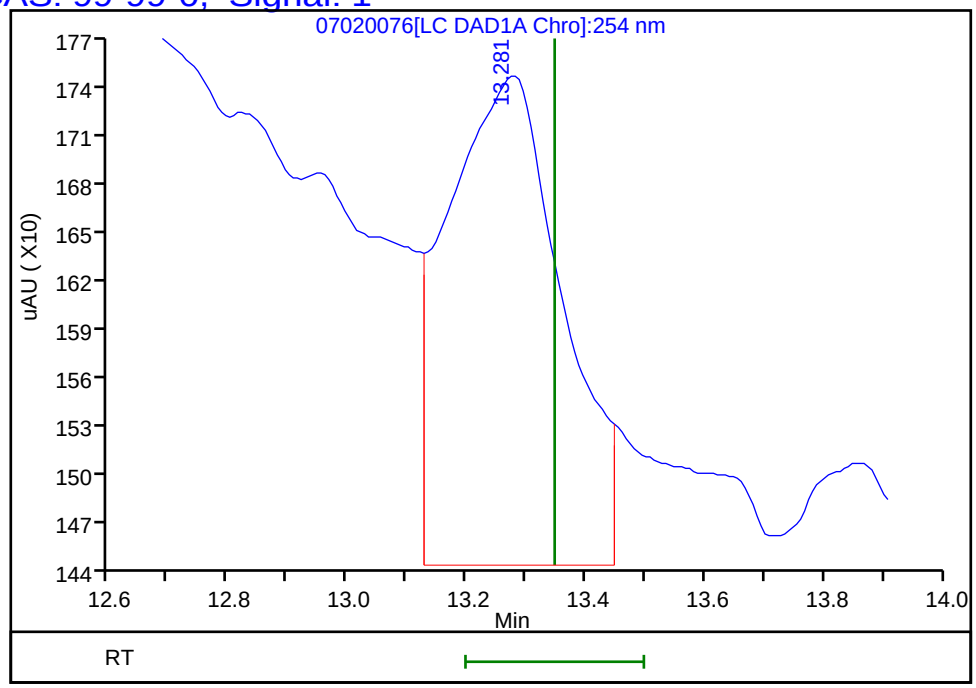

Reviewer: fiedlerh, 06-Jul-2019 15:43:55
Audit Action: Marked Compound Undetected Audit Reason: Invalid Compound ID

Manual Integration/User Assign Peak Report

Eurofins TestAmerica, Denver

Data File:	\\chromna\Denver\ChromData\CHHPLC_X\20190702-83402.b\07020076.D		
Injection Date:	03-Jul-2019 12:20:49	Instrument ID:	CHHPLC_X3
Lims ID:	280-124986-B-31-A	Lab Sample ID:	280-124986-31
Client ID:	G0067-19A		
Operator ID:	hkf	ALS Bottle#:	76 Worklist Smp#: 76
Injection Vol:	100.0 ul	Dil. Factor:	1.0000
Method:	8330_X3	Limit Group:	GCSV - 8330
Column:	UltraCarb5uODS (20) (4.60 mm)	Detector	LC DAD1B, 254 nm

7 RDX, CAS: 121-82-4

Signal: 1

Processing Integration Results

RT: 7.75
Area: 11039
Amount: 0.099343
Amount Units: ug/mL

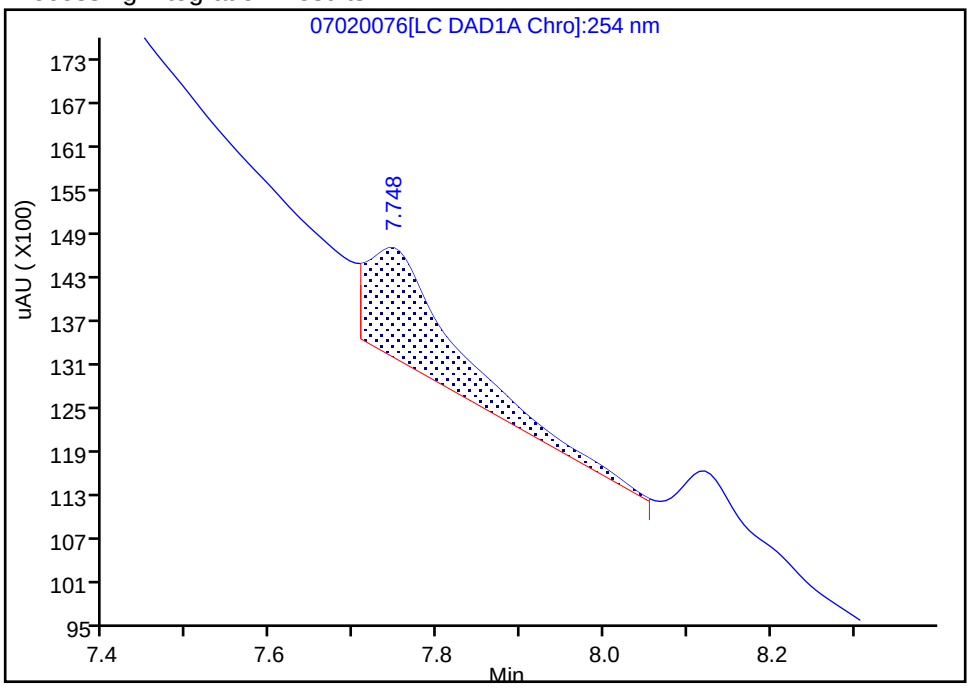

Manual Integration Results

RT: 7.74
Area: 2302
Amount: 0.020716
Amount Units: ug/mL

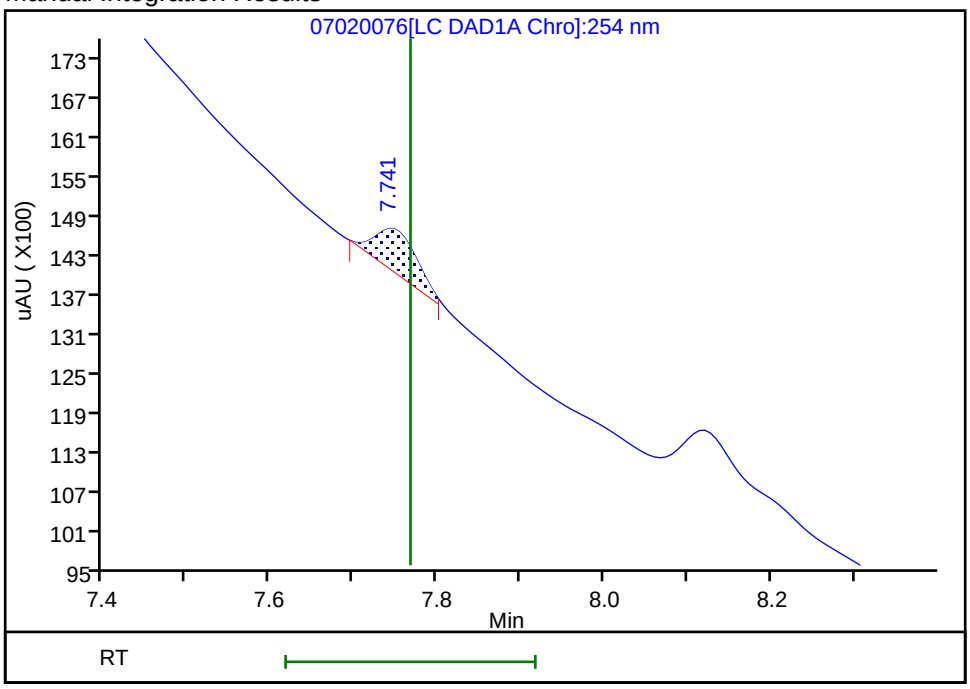

Reviewer: fiedlerh, 03-Jul-2019 14:37:37

Audit Action: Manually Integrated Audit Reason: Baseline Smoothing

FORM I
HPLC/IC ORGANICS ANALYSIS DATA SHEET

Lab Name: Eurofins TestAmerica, Denver Job No.: 280-124986-1

SDG No.:

Client Sample ID: G0067-19A RE Lab Sample ID: 280-124986-31 RE

Matrix: Water Lab File ID: 07030027.D

Analysis Method: 8330A Date Collected: 06/08/2019 08:30

Extraction Method: 3535 Date Extracted: 06/18/2019 15:47

Sample wt/vol: 507(mL) Date Analyzed: 07/06/2019 00:19

Con. Extract Vol.: 5(mL) Dilution Factor: 1

Injection Volume: 100(uL) GC Column: Luna-phenylhex ID: 4.6(mm)

% Moisture: GPC Cleanup:(Y/N) N

Analysis Batch No.: 463562 Units: ug/L

CAS NO.	COMPOUND NAME	RESULT	Q	LOQ	LOD	DL
121-82-4	*RDX*	*0.33*	*J H J1*	*0.39*	0.39	*0.16*

CAS NO.	SURROGATE	%REC	Q	LIMITS
528-29-0	1,2-Dinitrobenzene	107		83-119

Eurofins TestAmerica, Denver
Target Compound Quantitation Report

Data File:	\\chromna\Denver\ChromData\G2_LUNA\20190703-83452.b\07030027.D				
Lims ID:	280-124986-B-31-A				
Client ID:	G0067-19A				
Sample Type:	Client				
Inject. Date:	06-Jul-2019 00:19:55	ALS Bottle#:	27	Worklist Smp#:	27
Injection Vol:	100.0 ul	Dil. Factor:	1.0000		
Sample Info:	280-124986-B-31-				
Misc. Info.:	280-0083452-027				
Operator ID:	HKF	Instrument ID:	CHHPLC_G2_LUNA		
Method:	\\chromna\Denver\ChromData\G2_LUNA\20190703-83452.b\G2_8330_Luna.m				
Limit Group:	GCSV - 8330				
Last Update:	06-Jul-2019 13:52:54	Calib Date:	08-May-2019 00:28:23		
Integrator:	Falcon				
Quant Method:	External Standard	Quant By:	Initial Calibration		
Last ICal File:	\\chromna\Denver\ChromData\G2_LUNA\20190507-81649.b\05070023.D				
Column 1 :	Luna-Phenyl hexyl (4.60 mm)		Det: LC DAD1A, 254 nm		
Process Host:	CTX0337				
First Level Reviewer: fiedlerh		Date:	06-Jul-2019 13:25:01		

Compound	Det	RT (min.)	Exp RT (min.)	Dlt RT (min.)	Response	OnCol Amt ug/ml	Flags
6 HMX	1	7.187	7.220	-0.033	1806	0.0105	M
7 MNX	1		7.866			ND	
8 RDX	1	9.260	9.300	-0.040	6903	0.0331	
9 Nitrobenzene	1		12.293			ND	
$ 10 1,2-Dinitrobenzene	1	13.307	13.340	-0.033	59177	0.2137	
12 1,3-Dinitrobenzene	1		15.860			ND	
14 o-Nitrotoluene	1		16.686			ND	
15 p-Nitrotoluene	1	17.053	17.013	0.040	7519	0.0332	
16 4-Amino-2,6-dinitrotoluene	1		17.426			ND	
17 m-Nitrotoluene	1	17.933	17.926	0.007	14633	0.0500	
18 2-Amino-4,6-dinitrotoluene	1		18.453			ND	
19 1,3,5-Trinitrobenzene	1		19.160			ND	
20 2,6-Dinitrotoluene	1		20.020			ND	
21 2,4-Dinitrotoluene	1		20.580			ND	
22 Tetryl	1		23.893			ND	
23 2,4,6-Trinitrotoluene	1		24.873			ND	

QC Flag Legend

Review Flags

M - Manually Integrated

Report Date: 06-Jul-2019 13:53:01 Chrom Revision: 2.3 20-Jun-2019 20:50:56

Eurofins TestAmerica, Denver

Data File:	\\chromna\Denver\ChromData\G2_LUNA\20190703-83452.b\07030027.D				
Injection Date:	06-Jul-2019 00:19:55	Instrument ID:	CHHPLC_G2_LUNA	Operator ID:	HKF
Lims ID:	280-124986-B-31-A	Lab Sample ID:	280-124986-31	Worklist Smp#:	27
Client ID:	G0067-19A				
Injection Vol:	100.0 ul	Dil. Factor:	1.0000	ALS Bottle#:	27
Method:	G2_8330_Luna	Limit Group:	GCSV - 8330		

Column: Luna-Phenyl hexyl (4.60 mm) Y Scaling: Method Defined: Scale to the Nth Largest Peak: 1

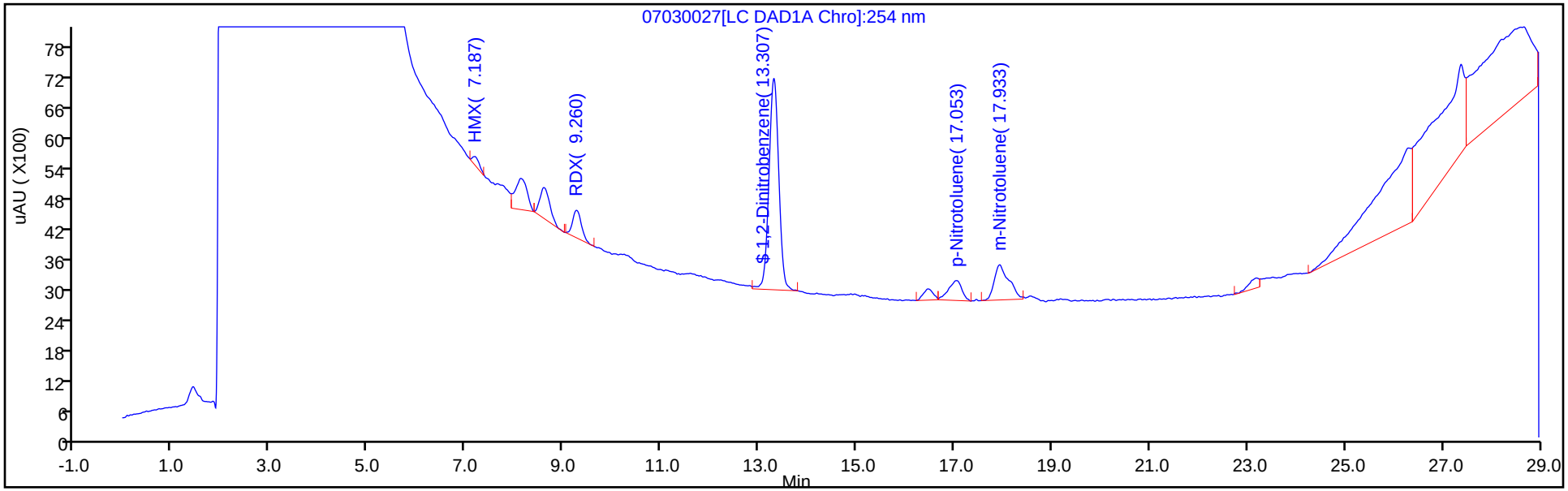

Y Scaling: Method Defined: Scale to the Nth Largest Peak: 1

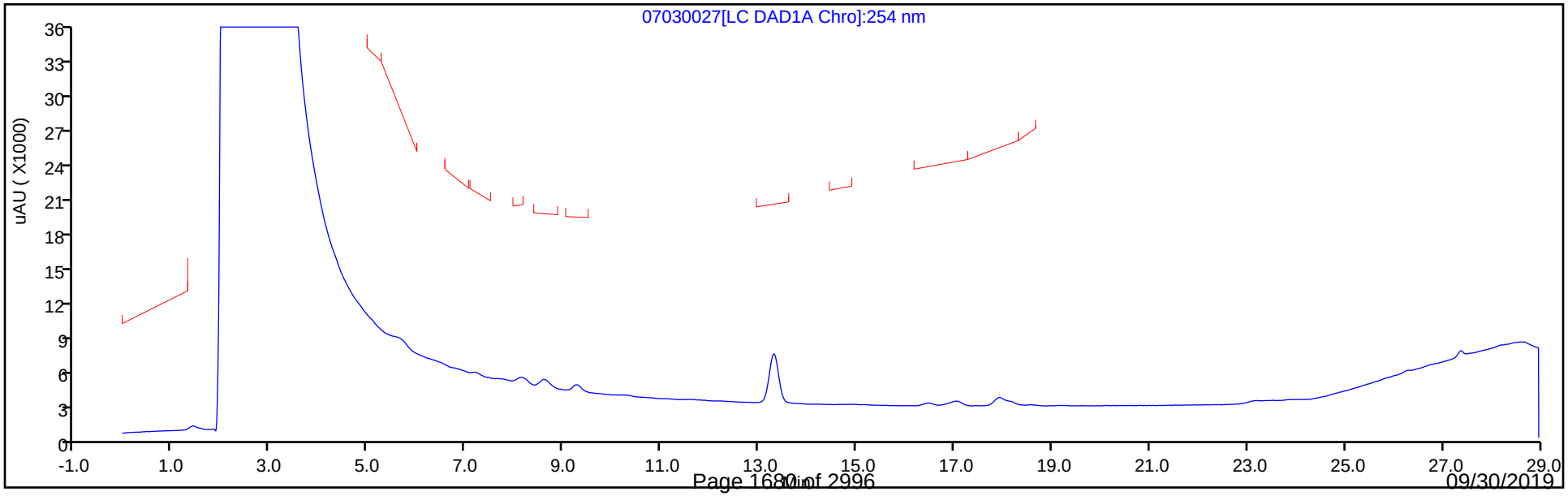

Eurofins TestAmerica, Denver
Recovery Report

Data File:	\\chromna\Denver\ChromData\G2_LUNA\20190703-83452.b\07030027.D				
Lims ID:	280-124986-B-31-A				
Client ID:	G0067-19A				
Sample Type:	Client				
Inject. Date:	06-Jul-2019 00:19:55	ALS Bottle#:	27	Worklist Smp#:	27
Injection Vol:	100.0 ul	Dil. Factor:	1.0000		
Sample Info:	280-124986-B-31-				
Misc. Info.:	280-0083452-027				
Operator ID:	HKF	Instrument ID:	CHHPLC_G2_LUNA		
Method:	\\chromna\Denver\ChromData\G2_LUNA\20190703-83452.b\G2_8330_Luna.m				
Limit Group:	GCSV - 8330				
Last Update:	06-Jul-2019 13:52:54	Calib Date:	08-May-2019 00:28:23		
Integrator:	Falcon				
Quant Method:	External Standard	Quant By:	Initial Calibration		
Last ICal File:	\\chromna\Denver\ChromData\G2_LUNA\20190507-81649.b\05070023.D				
Column 1 :	Luna-Phenyl hexyl (4.60 mm)		Det: LC DAD1A, 254 nm		
Process Host:	CTX0337				
First Level Reviewer: fiedlerh		Date:	06-Jul-2019 13:25:01		

Compound	Amount Added	Amount Recovered	% Rec.
$ 10 1,2-Dinitrobenzene	0.2000	0.2137	106.87

Manual Integration/User Assign Peak Report

Eurofins TestAmerica, Denver

Data File:	\\chromna\Denver\ChromData\G2_LUNA\20190703-83452.b\07030027.D				
Injection Date:	06-Jul-2019 00:19:55	Instrument ID:	CHHPLC_G2_LUNA		
Lims ID:	280-124986-B-31-A	Lab Sample ID:	280-124986-31		
Client ID:	G0067-19A				
Operator ID:	HKF	ALS Bottle#:	27	Worklist Smp#:	27
Injection Vol:	100.0 ul	Dil. Factor:	1.0000		
Method:	G2_8330_Luna	Limit Group:	GCSV - 8330		
Column:	Luna-Phenyl hexyl (4.60 mm)	Detector	LC DAD1A, 254 nm		

6 HMX, CAS: 2691-41-0

Signal: 1

Processing Integration Results

RT: 7.19
Area: 5147
Amount: 0.030065
Amount Units: ug/ml

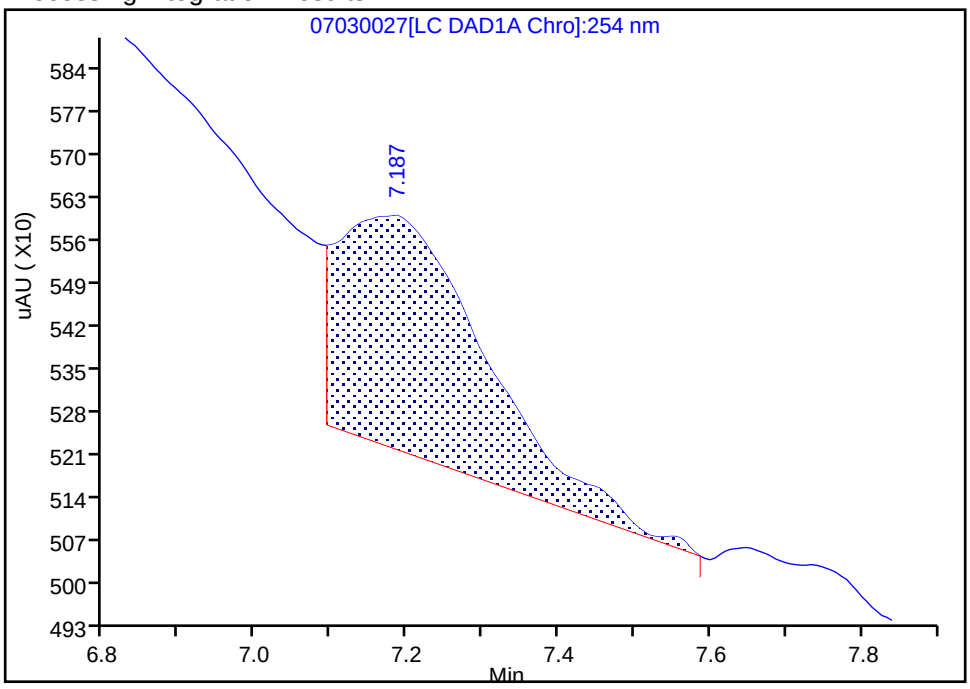

Manual Integration Results

RT: 7.19
Area: 1806
Amount: 0.010549
Amount Units: ug/ml

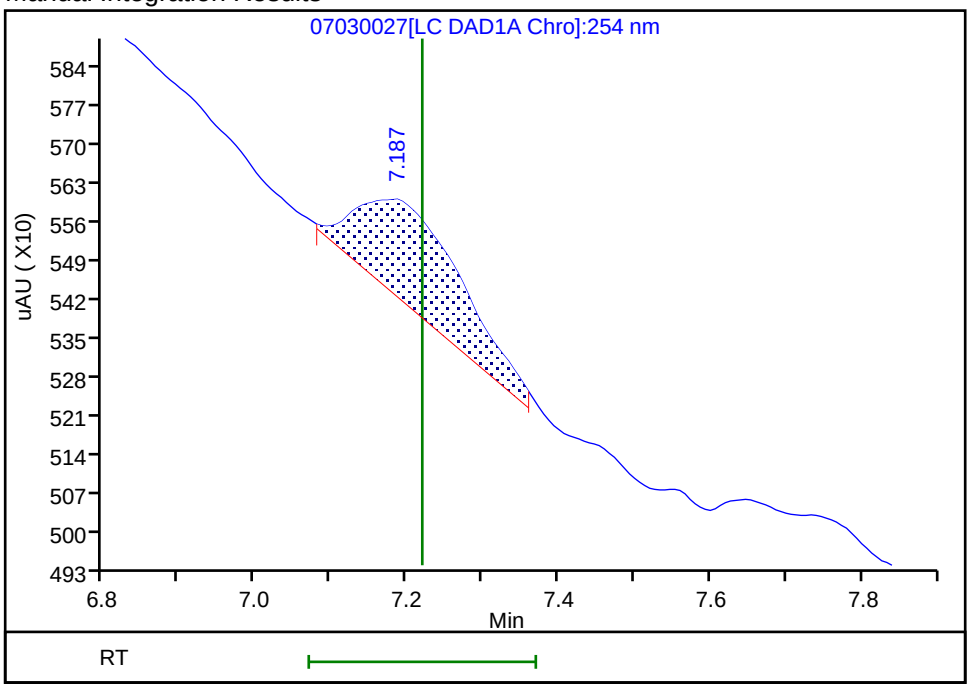

Reviewer: fiedlerh, 06-Jul-2019 13:24:55

Audit Action: Manually Integrated Audit Reason: Baseline Smoothing

FORM I
HPLC/IC ORGANICS ANALYSIS DATA SHEET

Lab Name: Eurofins TestAmerica, Denver Job No.: 280-124986-1

SDG No.:

Client Sample ID: G0079-19A Lab Sample ID: 280-124986-32

Matrix: Water Lab File ID: 06200095.D

Analysis Method: 8330A Date Collected: 06/09/2019 11:35

Extraction Method: 3535 Date Extracted: 06/14/2019 10:23

Sample wt/vol: 510.3(mL) Date Analyzed: 06/22/2019 03:39

Con. Extract Vol.: 5(mL) Dilution Factor: 1

Injection Volume: 100(uL) GC Column: UltraCarb5uODS ID: 4.6(mm)

% Moisture: GPC Cleanup:(Y/N) N

Analysis Batch No.: 462202 Units: ug/L

CAS NO.	COMPOUND NAME	RESULT	Q	LOQ	LOD	DL
99-35-4	1,3,5-Trinitrobenzene	0.39	U	0.98	0.39	0.20
99-65-0	1,3-Dinitrobenzene	0.20	U M	0.39	0.20	0.087
118-96-7	2,4,6-Trinitrotoluene	0.39	U	0.39	0.39	0.16
121-14-2	2,4-Dinitrotoluene	0.20	U	0.39	0.20	0.082
606-20-2	2,6-Dinitrotoluene	0.20	U	0.20	0.20	0.063
35572-78-2	2-Amino-4,6-dinitrotoluene	0.12	U M	0.20	0.12	0.050
88-72-2	2-Nitrotoluene	0.20	U Q	0.39	0.20	0.084
99-08-1	3-Nitrotoluene	0.39	U Q M	0.39	0.39	0.19
19406-51-0	4-Amino-2,6-dinitrotoluene	0.12	U	0.20	0.12	0.057
99-99-0	4-Nitrotoluene	0.39	U Q M	0.98	0.39	0.20
2691-41-0	HMX	0.20	U	0.39	0.20	0.086
5755-27-1	MNX	0.39	U	2.0	0.39	0.15
98-95-3	Nitrobenzene	0.20	U Q	0.39	0.20	0.089
121-82-4	RDX	0.39	U	0.39	0.39	0.15
479-45-8	Tetryl	0.20	U	0.24	0.20	0.078

CAS NO.	SURROGATE	%REC	Q	LIMITS
528-29-0	1,2-Dinitrobenzene	96	M	83-119

Eurofins TestAmerica, Denver
Target Compound Quantitation Report

Data File: \\chromna\Denver\ChromData\CHHPLC_X\20190620-83048.b\06200095.D
Lims ID: 280-124986-B-32-A
Client ID: G0079-19A
Sample Type: Client
Inject. Date: 22-Jun-2019 03:39:58 ALS Bottle#: 95 Worklist Smp#: 95
Injection Vol: 100.0 ul Dil. Factor: 1.0000
Sample Info: 280-124986-B-32-
Misc. Info.: 280-0083048-095
Operator ID: hkf Instrument ID: CHHPLC_X3

Method: \\chromna\Denver\ChromData\CHHPLC_X\20190620-83048.b\8330_X3.m
Limit Group: GCSV - 8330
Last Update: 24-Jun-2019 09:26:53 Calib Date: 21-Jun-2019 03:13:40
Integrator: Falcon
Quant Method: External Standard Quant By: Initial Calibration
Last ICal File: \\chromna\Denver\ChromData\CHHPLC_X\20190620-83048.b\06200032.D

Column 1 : UltraCarb5uODS (20) (4.60 mm) Det: LC DAD1B, 254 nm
Process Host: CTX0327

First Level Reviewer: fiedlerh Date: 24-Jun-2019 09:07:26

	Compound	Det	RT (min.)	Exp RT (min.)	Dlt RT (min.)	Response	OnCol Amt ug/mL	Flags
	3 HMX	1		6.632			ND	
	6 MNX	1		7.339			ND	
	7 RDX	1		7.746			ND	
$	9 1,2-Dinitrobenzene	1	8.718	8.726	-0.008	26168	0.1926	M
	10 1,3,5-Trinitrobenzene	1		8.879			ND	
	11 1,3-Dinitrobenzene	1		9.539			ND	MU
	12 Nitrobenzene	1		9.925			ND	
	14 Tetryl	1		10.245			ND	
	16 2,4,6-Trinitrotoluene	1		11.199			ND	
	17 4-Amino-2,6-dinitrotoluene	1		11.372			ND	
	18 2-Amino-4,6-dinitrotoluene	1		11.659			ND	U
	19 2,6-Dinitrotoluene	1		11.812			ND	
	20 2,4-Dinitrotoluene	1		12.005			ND	
	21 o-Nitrotoluene	1		12.845			ND	
	22 p-Nitrotoluene	1		13.279			ND	U
	23 m-Nitrotoluene	1		13.872			ND	U

QC Flag Legend

Review Flags
M - Manually Integrated
U - Marked Undetected

Report Date: 24-Jun-2019 09:27:02 Chrom Revision: 2.3 20-Jun-2019 20:50:56

Eurofins TestAmerica, Denver

Data File:	\\chromna\Denver\ChromData\CHHPLC_X\20190620-83048.b\06200095.D				
Injection Date:	22-Jun-2019 03:39:58	Instrument ID:	CHHPLC_X3	Operator ID:	hkf
Lims ID:	280-124986-B-32-A	Lab Sample ID:	280-124986-32	Worklist Smp#:	95
Client ID:	G0079-19A				
Injection Vol:	100.0 ul	Dil. Factor:	1.0000	ALS Bottle#:	95
Method:	8330_X3	Limit Group:	GCSV - 8330		

Column: UltraCarb5uODS (20) (4.60 mm) Y Scaling: Method Defined: Scale to the Nth Largest Target: 1

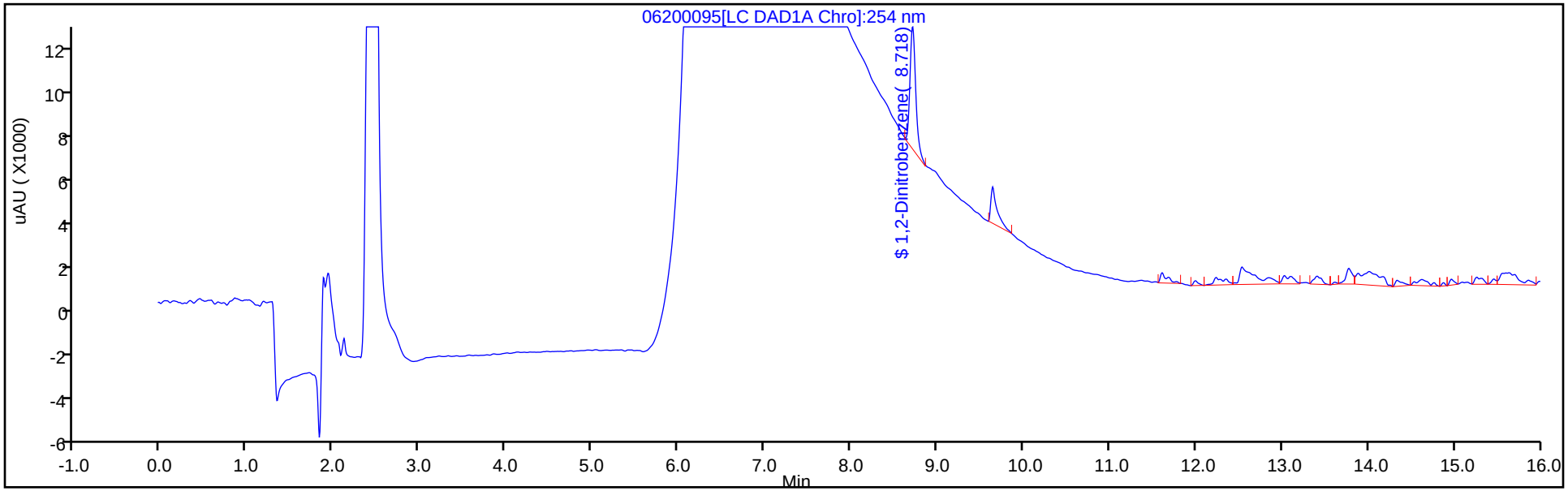

Y Scaling: Method Defined: Scale to the Nth Largest Target: 1

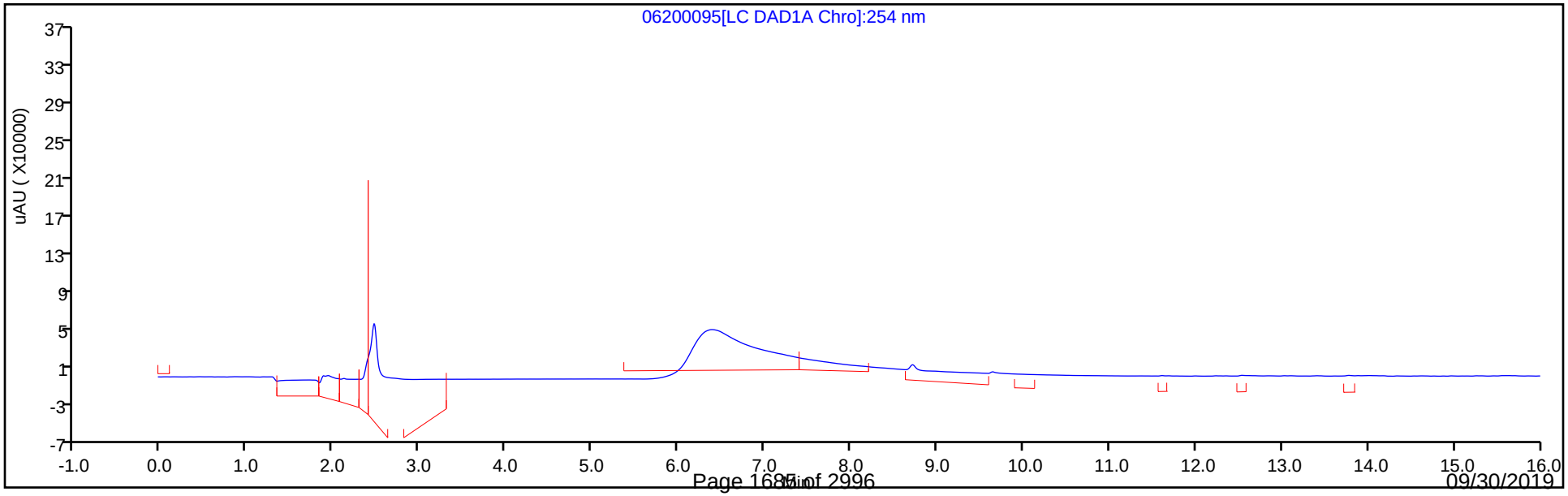

Eurofins TestAmerica, Denver
Recovery Report

Data File:	\\chromna\Denver\ChromData\CHHPLC_X\20190620-83048.b\06200095.D				
Lims ID:	280-124986-B-32-A				
Client ID:	G0079-19A				
Sample Type:	Client				
Inject. Date:	22-Jun-2019 03:39:58	ALS Bottle#:	95	Worklist Smp#:	95
Injection Vol:	100.0 ul	Dil. Factor:	1.0000		
Sample Info:	280-124986-B-32-				
Misc. Info.:	280-0083048-095				
Operator ID:	hkf	Instrument ID:	CHHPLC_X3		
Method:	\\chromna\Denver\ChromData\CHHPLC_X\20190620-83048.b\8330_X3.m				
Limit Group:	GCSV - 8330				
Last Update:	24-Jun-2019 09:26:53	Calib Date:	21-Jun-2019 03:13:40		
Integrator:	Falcon				
Quant Method:	External Standard	Quant By:	Initial Calibration		
Last ICal File:	\\chromna\Denver\ChromData\CHHPLC_X\20190620-83048.b\06200032.D				
Column 1 :	UltraCarb5uODS (20) (4.60 mm)		Det: LC DAD1B, 254 nm		
Process Host:	CTX0327				
First Level Reviewer: fiedlerh		Date:	24-Jun-2019 09:07:26		

Compound	Amount Added	Amount Recovered	% Rec.
$ 9 1,2-Dinitrobenzene	0.2000	0.1926	96.28

Manual Integration/User Assign Peak Report

Eurofins TestAmerica, Denver

Data File:	\\chromna\Denver\ChromData\CHHPLC_X\20190620-83048.b\06200095.D				
Injection Date:	22-Jun-2019 03:39:58	Instrument ID:	CHHPLC_X3		
Lims ID:	280-124986-B-32-A	Lab Sample ID:	280-124986-32		
Client ID:	G0079-19A				
Operator ID:	hkf	ALS Bottle#:	95	Worklist Smp#:	95
Injection Vol:	100.0 ul	Dil. Factor:	1.0000		
Method:	8330_X3	Limit Group:	GCSV - 8330		
Column:	UltraCarb5uODS (20) (4.60 mm)	Detector	LC DAD1B, 254 nm		

$ 9 1,2-Dinitrobenzene, CAS: 528-29-0

Signal: 1

Processing Integration Results

RT: 8.72
Area: 318337
Amount: 2.342450
Amount Units: ug/mL

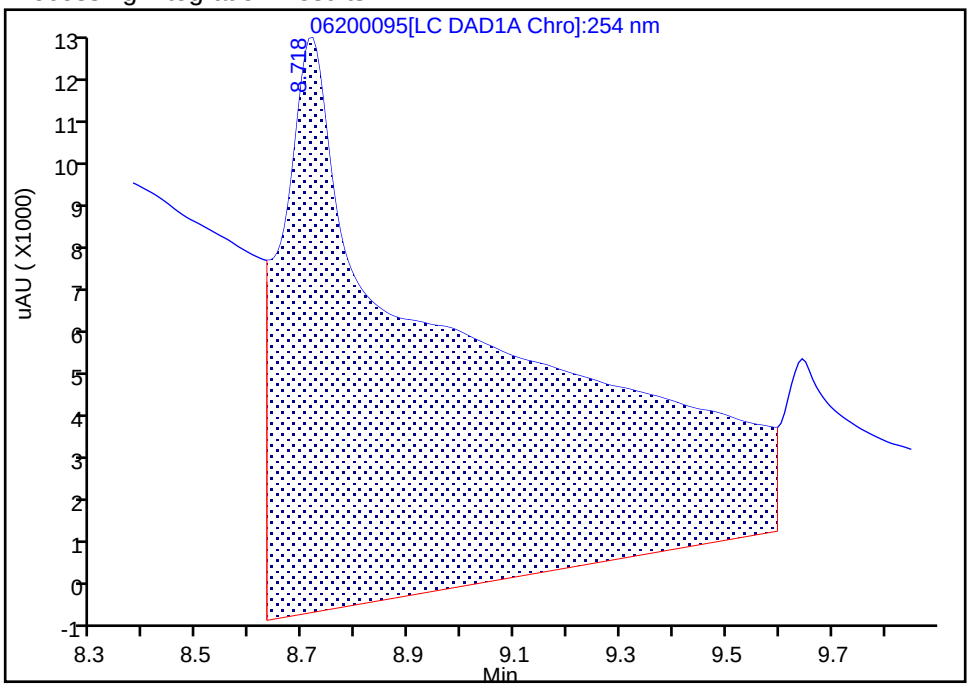

Manual Integration Results

RT: 8.72
Area: 26168
Amount: 0.192555
Amount Units: ug/mL

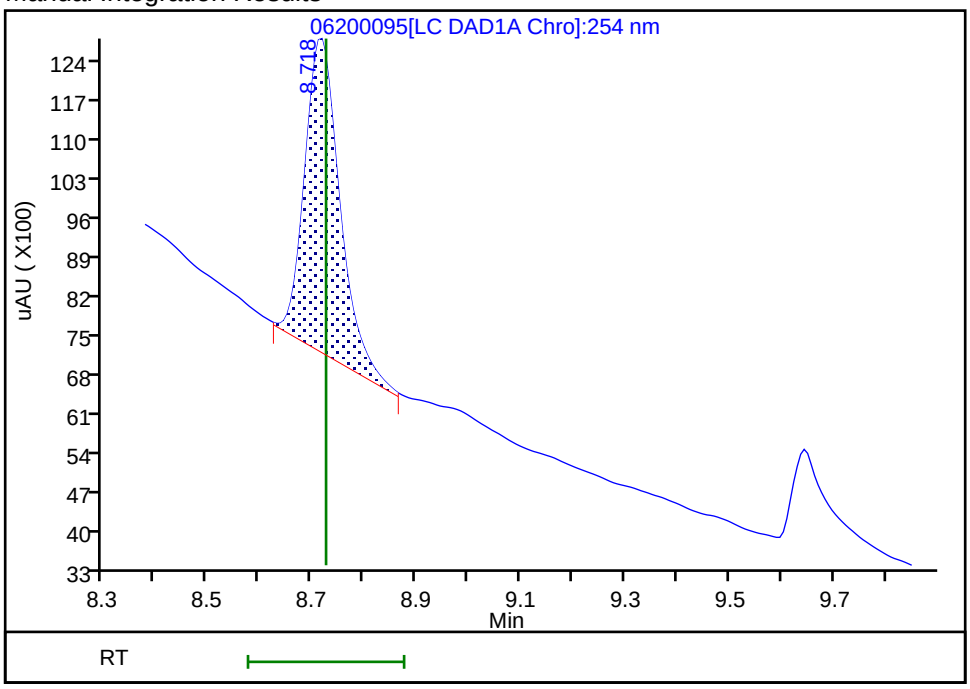

Reviewer: fiedlerh, 24-Jun-2019 09:07:13

Audit Action: Manually Integrated Audit Reason: Baseline Smoothing

User Disabled Compound Report

Eurofins TestAmerica, Denver

Data File: \\chromna\Denver\ChromData\CHHPLC_X\20190620-83048.b\06200095.D

Injection Date:	22-Jun-2019 03:39:58	Instrument ID:	CHHPLC_X3		
Lims ID:	280-124986-B-32-A	Lab Sample ID:	280-124986-32		
Client ID:	G0079-19A				
Operator ID:	hkf	ALS Bottle#:	95	Worklist Smp#:	95
Injection Vol:	100.0 ul	Dil. Factor:	1.0000		
Method:	8330_X3	Limit Group:	GCSV - 8330		
Column:	UltraCarb5uODS (20) (4.60 mm)	Detector	LC DAD1B, 254 nm		

11 1,3-Dinitrobenzene, CAS: 99-65-0, Signal: 1

RT: 9.64
Response: 51450
Amount: 0.168484

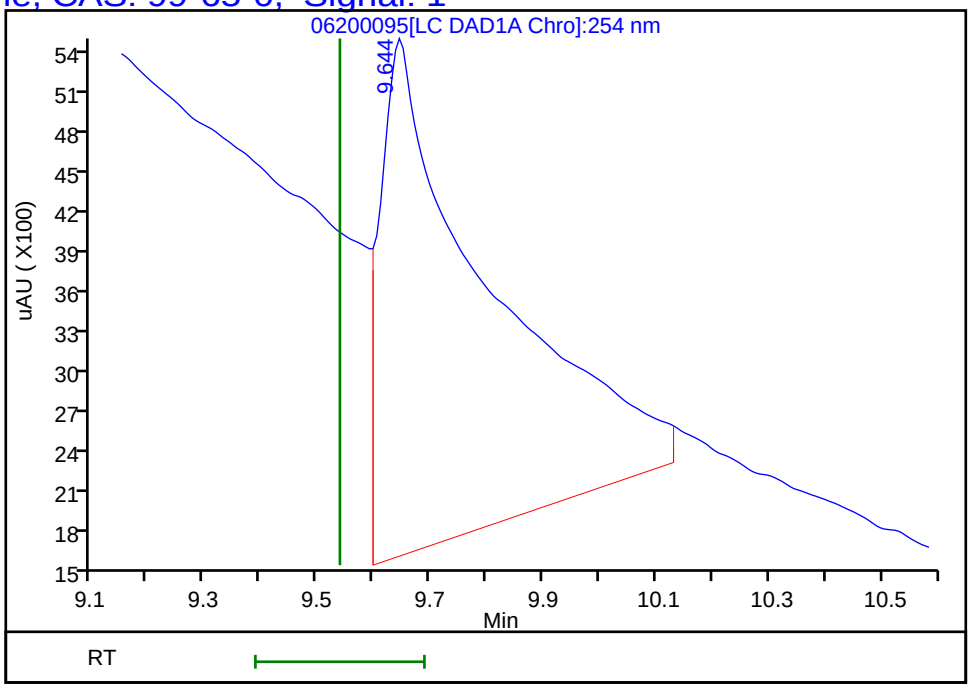

Reviewer: fiedlerh, 24-Jun-2019 09:07:26
Audit Action: Marked Compound Undetected Audit Reason: Invalid Compound ID

User Disabled Compound Report

Eurofins TestAmerica, Denver

Data File:	\\chromna\Denver\ChromData\CHHPLC_X\20190620-83048.b\06200095.D				
Injection Date:	22-Jun-2019 03:39:58	Instrument ID:	CHHPLC_X3		
Lims ID:	280-124986-B-32-A	Lab Sample ID:	280-124986-32		
Client ID:	G0079-19A				
Operator ID:	hkf	ALS Bottle#:	95	Worklist Smp#:	95
Injection Vol:	100.0 ul	Dil. Factor:	1.0000		
Method:	8330_X3	Limit Group:	GCSV - 8330		
Column:	UltraCarb5uODS (20) (4.60 mm)	Detector	LC DAD1B, 254 nm		

18 2-Amino-4,6-dinitrotoluene, CAS: 35572-78-2, Signal: 1

RT: 11.61
Response: 2701
Amount: 0.013362

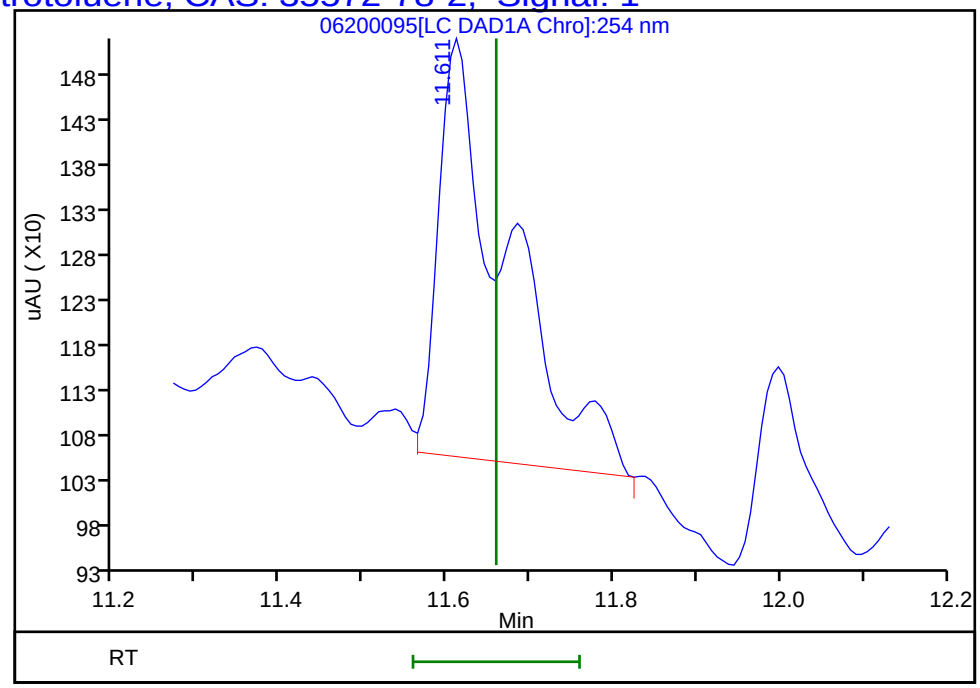

Reviewer: fiedlerh, 24-Jun-2019 09:07:26
Audit Action: Marked Compound Undetected Audit Reason: Invalid Compound ID

User Disabled Compound Report

Eurofins TestAmerica, Denver

Data File: \\chromna\Denver\ChromData\CHHPLC_X\20190620-83048.b\06200095.D

Injection Date:	22-Jun-2019 03:39:58	Instrument ID:	CHHPLC_X3		
Lims ID:	280-124986-B-32-A	Lab Sample ID:	280-124986-32		
Client ID:	G0079-19A				
Operator ID:	hkf	ALS Bottle#:	95	Worklist Smp#:	95
Injection Vol:	100.0 ul	Dil. Factor:	1.0000		
Method:	8330_X3	Limit Group:	GCSV - 8330		
Column:	UltraCarb5uODS (20) (4.60 mm)	Detector	LC DAD1B, 254 nm		

23 m-Nitrotoluene, CAS: 99-08-1, Signal: 1

RT: 13.78
Response: 3817
Amount: 0.026003

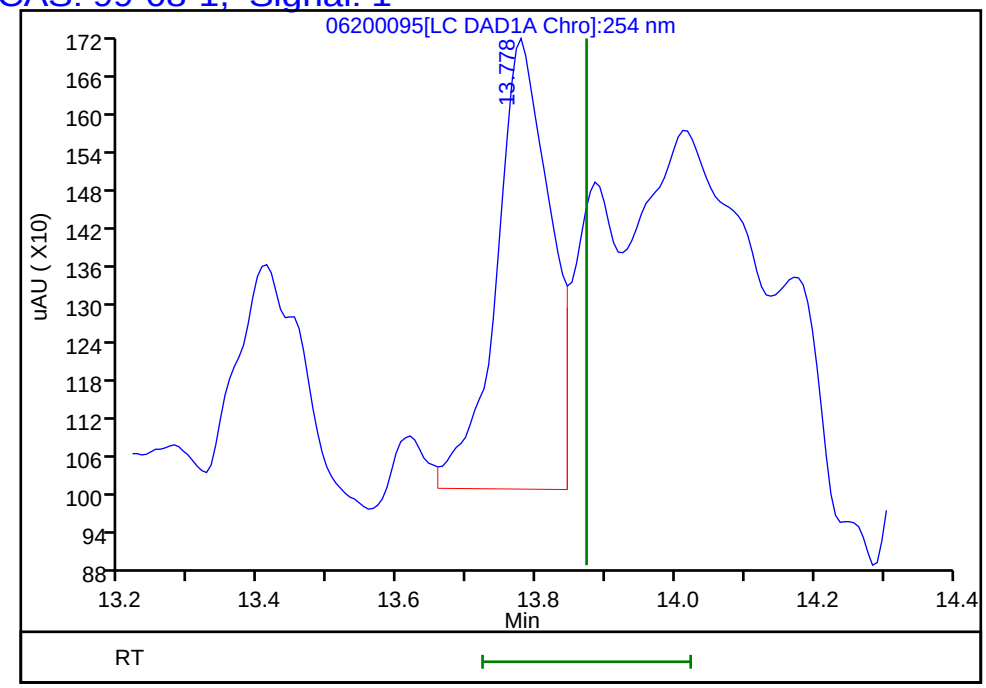

Reviewer: fiedlerh, 24-Jun-2019 09:07:26
Audit Action: Marked Compound Undetected Audit Reason: Invalid Compound ID

User Disabled Compound Report

Eurofins TestAmerica, Denver

Data File:	\\chromna\Denver\ChromData\CHHPLC_X\20190620-83048.b\06200095.D				
Injection Date:	22-Jun-2019 03:39:58	Instrument ID:	CHHPLC_X3		
Lims ID:	280-124986-B-32-A	Lab Sample ID:	280-124986-32		
Client ID:	G0079-19A				
Operator ID:	hkf	ALS Bottle#:	95	Worklist Smp#:	95
Injection Vol:	100.0 ul	Dil. Factor:	1.0000		
Method:	8330_X3	Limit Group:	GCSV - 8330		
Column:	UltraCarb5uODS (20) (4.60 mm)	Detector	LC DAD1B, 254 nm		

22 p-Nitrotoluene, CAS: 99-99-0, Signal: 1

RT: 13.41
Response: 2380
Amount: 0.021092

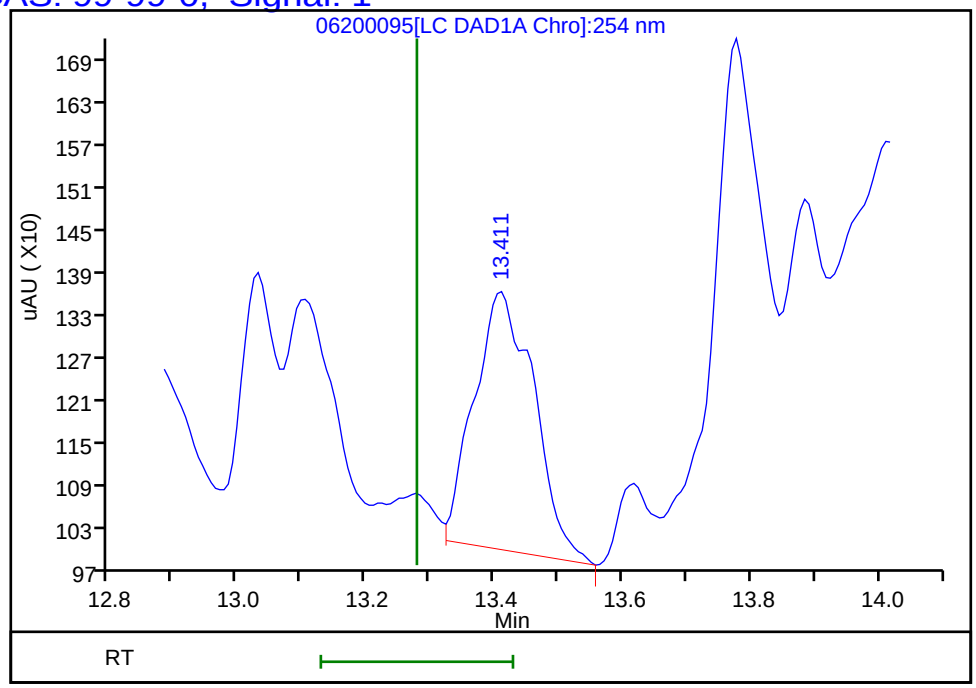

Reviewer: fiedlerh, 24-Jun-2019 09:07:26
Audit Action: Marked Compound Undetected Audit Reason: Invalid Compound ID

FORM I
HPLC/IC ORGANICS ANALYSIS DATA SHEET

Lab Name: Eurofins TestAmerica, Denver Job No.: 280-124986-1

SDG No.:

Client Sample ID: G0079-19A RE Lab Sample ID: 280-124986-32 RE

Matrix: Water Lab File ID: 07020077.D

Analysis Method: 8330A Date Collected: 06/09/2019 11:35

Extraction Method: 3535 Date Extracted: 06/18/2019 15:47

Sample wt/vol: 506.7(mL) Date Analyzed: 07/03/2019 12:43

Con. Extract Vol.: 5(mL) Dilution Factor: 1

Injection Volume: 100(uL) GC Column: UltraCarb5uODS ID: 4.6(mm)

% Moisture: GPC Cleanup:(Y/N) N

Analysis Batch No.: 463366 Units: ug/L

CAS NO.	COMPOUND NAME	RESULT	Q	LOQ	LOD	DL
99-35-4	*1,3,5-Trinitrobenzene*	*0.39*	*U H*	*0.99*	0.39	*0.20*
99-65-0	*1,3-Dinitrobenzene*	*0.20*	*U H*	*0.39*	0.20	*0.088*
118-96-7	*2,4,6-Trinitrotoluene*	*0.39*	*U H*	*0.39*	0.39	*0.16*
121-14-2	*2,4-Dinitrotoluene*	*0.20*	*U H*	*0.39*	0.20	*0.083*
606-20-2	*2,6-Dinitrotoluene*	*0.20*	*U H*	*0.20*	0.20	*0.064*
35572-78-2	*2-Amino-4,6-dinitrotoluene*	*0.12*	*U H*	*0.20*	0.12	*0.050*
88-72-2	*2-Nitrotoluene*	*0.20*	*U H*	*0.39*	0.20	*0.084*
99-08-1	*3-Nitrotoluene*	*0.39*	*U H M*	*0.39*	0.39	*0.19*
19406-51-0	*4-Amino-2,6-dinitrotoluene*	*0.12*	*U H*	*0.20*	0.12	*0.057*
99-99-0	*4-Nitrotoluene*	*0.39*	*U H*	*0.99*	0.39	*0.20*
2691-41-0	*HMX*	*0.20*	*U H*	*0.39*	0.20	*0.086*
5755-27-1	*MNX*	*0.39*	*U H*	*2.0*	0.39	*0.15*
98-95-3	*Nitrobenzene*	*0.20*	*U H*	*0.39*	0.20	*0.090*
121-82-4	*RDX*	*0.39*	*U H*	*0.39*	0.39	*0.16*
479-45-8	*Tetryl*	*0.20*	*U H*	*0.24*	0.20	*0.078*

CAS NO.	SURROGATE	%REC	Q	LIMITS
528-29-0	1,2-Dinitrobenzene	102	*M*	83-119

Eurofins TestAmerica, Denver
Target Compound Quantitation Report

Data File: \\chromna\Denver\ChromData\CHHPLC_X\20190702-83402.b\07020077.D
Lims ID: 280-124986-A-32-A
Client ID: G0079-19A
Sample Type: Client
Inject. Date: 03-Jul-2019 12:43:49 ALS Bottle#: 77 Worklist Smp#: 77
Injection Vol: 100.0 ul Dil. Factor: 1.0000
Sample Info: 280-124986-A-32-
Misc. Info.: 280-0083402-077
Operator ID: hkf Instrument ID: CHHPLC_X3

Method: \\chromna\Denver\ChromData\CHHPLC_X\20190702-83402.b\8330_X3.m
Limit Group: GCSV - 8330
Last Update: 03-Jul-2019 14:48:54 Calib Date: 02-Jul-2019 00:18:07
Integrator: Falcon
Quant Method: External Standard Quant By: Initial Calibration
Last ICal File: \\chromna\Denver\ChromData\CHHPLC_X\20190701-83376.b\07010032.D

Column 1 : UltraCarb5uODS (20) (4.60 mm) Det: LC DAD1B, 254 nm
Process Host: CTX0326

First Level Reviewer: fiedlerh Date: 03-Jul-2019 14:38:53

	Compound	Det	RT (min.)	Exp RT (min.)	Dlt RT (min.)	Response	OnCol Amt ug/mL	Flags
	3 HMX	1		6.647			ND	
	6 MNX	1		7.343			ND	
	7 RDX	1		7.767			ND	
$	9 1,2-Dinitrobenzene	1	8.740	8.754	-0.014	28545	0.2049	M
	10 1,3,5-Trinitrobenzene	1		8.907			ND	
	11 1,3-Dinitrobenzene	1		9.574			ND	
	12 Nitrobenzene	1		9.961			ND	
	14 Tetryl	1		10.294			ND	
	16 2,4,6-Trinitrotoluene	1		11.247			ND	
	17 4-Amino-2,6-dinitrotoluene	1		11.441			ND	
	18 2-Amino-4,6-dinitrotoluene	1		11.734			ND	
	19 2,6-Dinitrotoluene	1		11.867			ND	
	20 2,4-Dinitrotoluene	1		12.061			ND	
	21 o-Nitrotoluene	1		12.907			ND	
	22 p-Nitrotoluene	1		13.347			ND	
	23 m-Nitrotoluene	1		13.947			ND	MU

QC Flag Legend

Review Flags
M - Manually Integrated
U - Marked Undetected

Report Date: 03-Jul-2019 14:49:24 Chrom Revision: 2.3 20-Jun-2019 20:50:56

Eurofins TestAmerica, Denver

Data File: \\chromna\Denver\ChromData\CHHPLC_X\20190702-83402.b\07020077.D

Injection Date:	03-Jul-2019 12:43:49	Instrument ID:	CHHPLC_X3	Operator ID:	hkf
Lims ID:	280-124986-A-32-A	Lab Sample ID:	280-124986-32	Worklist Smp#:	77
Client ID:	G0079-19A				
Injection Vol:	100.0 ul	Dil. Factor:	1.0000	ALS Bottle#:	77
Method:	8330_X3	Limit Group:	GCSV - 8330		

Column: UltraCarb5uODS (20) (4.60 mm) Y Scaling: Method Defined: Scale to the Nth Largest Target: 1

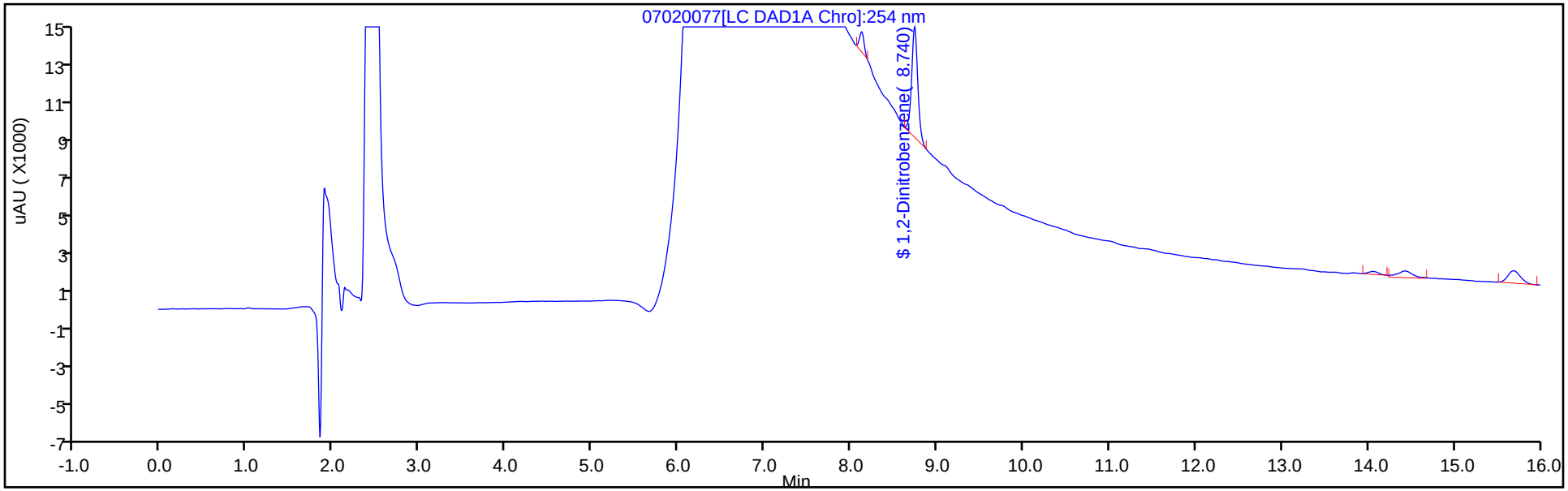

Y Scaling: Method Defined: Scale to the Nth Largest Target: 1

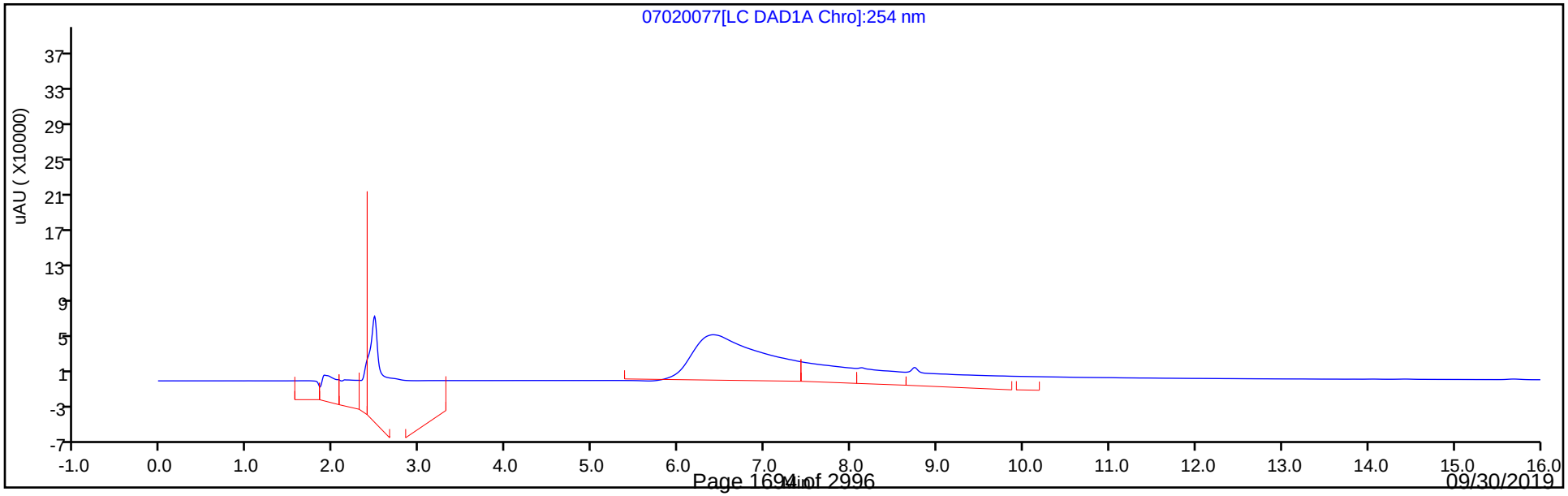

Eurofins TestAmerica, Denver
Recovery Report

Data File:	\\chromna\Denver\ChromData\CHHPLC_X\20190702-83402.b\07020077.D				
Lims ID:	280-124986-A-32-A				
Client ID:	G0079-19A				
Sample Type:	Client				
Inject. Date:	03-Jul-2019 12:43:49	ALS Bottle#:	77	Worklist Smp#:	77
Injection Vol:	100.0 ul	Dil. Factor:	1.0000		
Sample Info:	280-124986-A-32-				
Misc. Info.:	280-0083402-077				
Operator ID:	hkf	Instrument ID:	CHHPLC_X3		
Method:	\\chromna\Denver\ChromData\CHHPLC_X\20190702-83402.b\8330_X3.m				
Limit Group:	GCSV - 8330				
Last Update:	03-Jul-2019 14:48:54	Calib Date:	02-Jul-2019 00:18:07		
Integrator:	Falcon				
Quant Method:	External Standard	Quant By:	Initial Calibration		
Last ICal File:	\\chromna\Denver\ChromData\CHHPLC_X\20190701-83376.b\07010032.D				
Column 1 :	UltraCarb5uODS (20) (4.60 mm)		Det: LC DAD1B, 254 nm		
Process Host:	CTX0326				
First Level Reviewer: fiedlerh		Date:	03-Jul-2019 14:38:53		

Compound	Amount Added	Amount Recovered	% Rec.
$ 9 1,2-Dinitrobenzene	0.2000	0.2049	102.44

Manual Integration/User Assign Peak Report

Eurofins TestAmerica, Denver

Data File:	\\chromna\Denver\ChromData\CHHPLC_X\20190702-83402.b\07020077.D				
Injection Date:	03-Jul-2019 12:43:49	Instrument ID:	CHHPLC_X3		
Lims ID:	280-124986-A-32-A	Lab Sample ID:	280-124986-32		
Client ID:	G0079-19A				
Operator ID:	hkf	ALS Bottle#:	77	Worklist Smp#:	77
Injection Vol:	100.0 ul	Dil. Factor:	1.0000		
Method:	8330_X3	Limit Group:	GCSV - 8330		
Column:	UltraCarb5uODS (20) (4.60 mm)	Detector	LC DAD1B, 254 nm		

$ 9 1,2-Dinitrobenzene, CAS: 528-29-0

Signal: 1

Processing Integration Results

RT: 8.74
Area: 83726
Amount: 0.600925
Amount Units: ug/mL

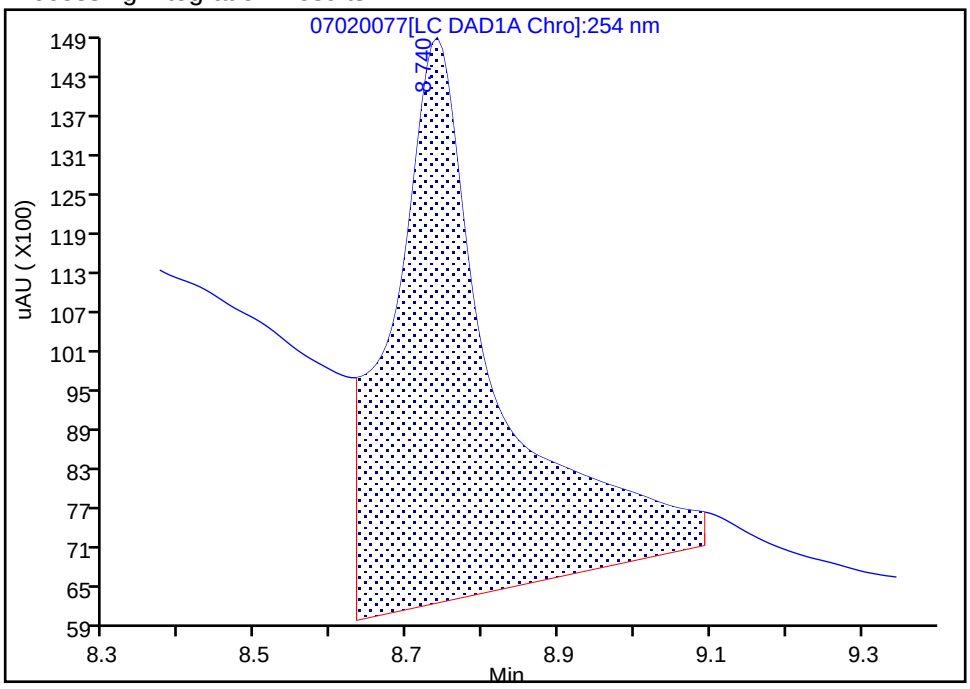

Manual Integration Results

RT: 8.74
Area: 28545
Amount: 0.204876
Amount Units: ug/mL

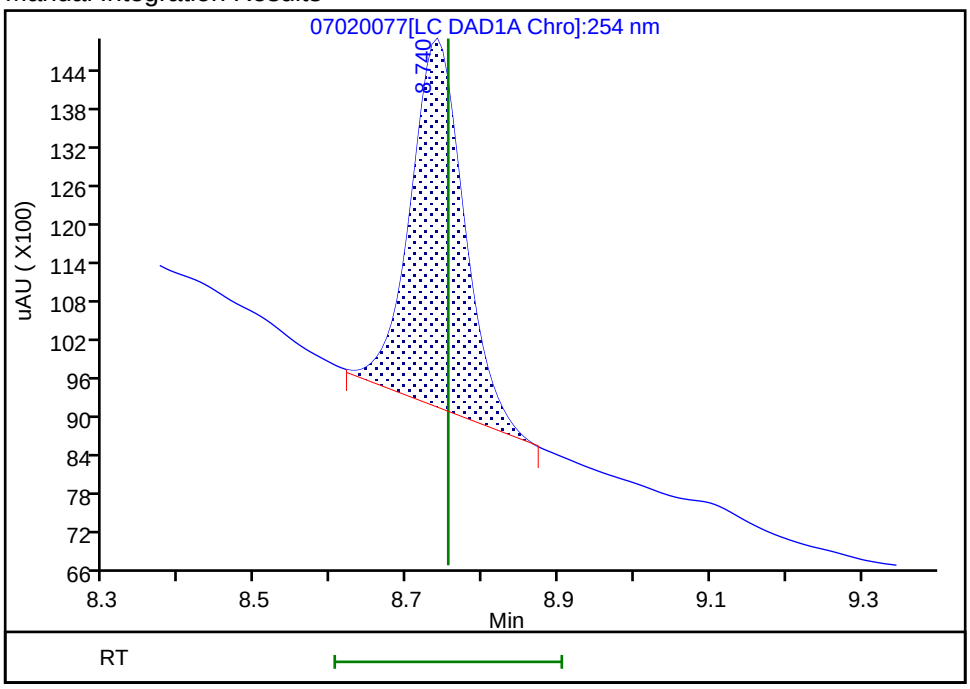

Reviewer: fiedlerh, 03-Jul-2019 14:38:11
Audit Action: Manually Integrated Audit Reason: Baseline Smoothing

User Disabled Compound Report

Eurofins TestAmerica, Denver

Data File:	\\chromna\Denver\ChromData\CHHPLC_X\20190702-83402.b\07020077.D				
Injection Date:	03-Jul-2019 12:43:49	Instrument ID:	CHHPLC_X3		
Lims ID:	280-124986-A-32-A	Lab Sample ID:	280-124986-32		
Client ID:	G0079-19A				
Operator ID:	hkf	ALS Bottle#:	77	Worklist Smp#:	77
Injection Vol:	100.0 ul	Dil. Factor:	1.0000		
Method:	8330_X3	Limit Group:	GCSV - 8330		
Column:	UltraCarb5uODS (20) (4.60 mm)	Detector	LC DAD1B, 254 nm		

23 m-Nitrotoluene, CAS: 99-08-1, Signal: 1

RT: 14.06
Response: 3608
Amount: 0.024862

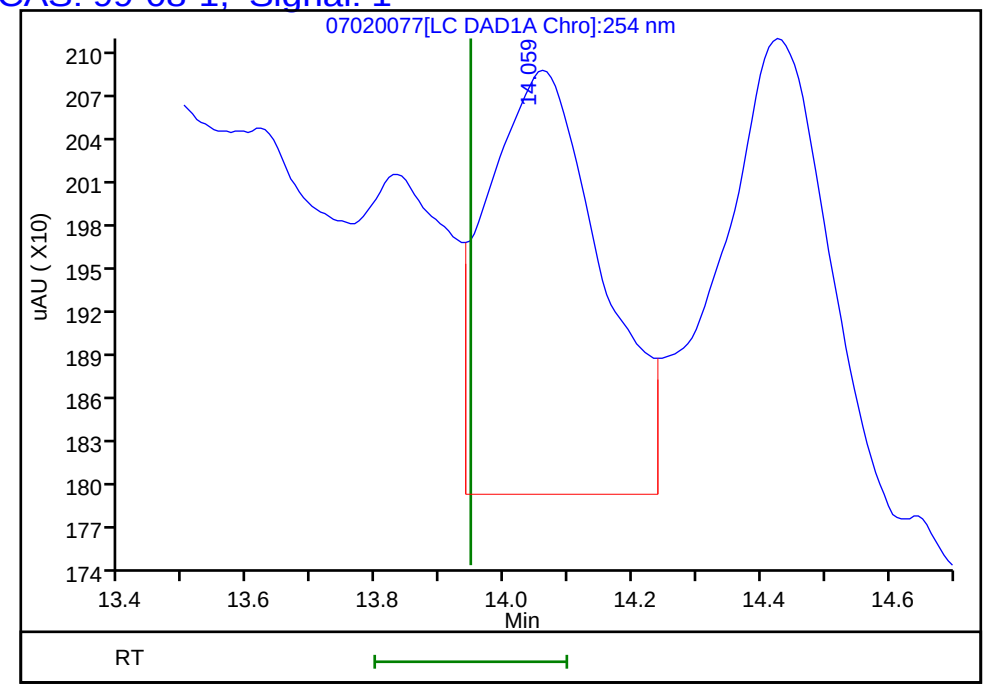

Reviewer: fiedlerh, 03-Jul-2019 14:38:53
Audit Action: Marked Compound Undetected Audit Reason: Invalid Compound ID

FORM I
HPLC/IC ORGANICS ANALYSIS DATA SHEET

Lab Name: Eurofins TestAmerica, Denver Job No.: 280-124986-1

SDG No.:

Client Sample ID: G0081-19A Lab Sample ID: 280-124986-33

Matrix: Water Lab File ID: 06200096.D

Analysis Method: 8330A Date Collected: 06/09/2019 14:40

Extraction Method: 3535 Date Extracted: 06/14/2019 10:23

Sample wt/vol: 505.2(mL) Date Analyzed: 06/22/2019 04:03

Con. Extract Vol.: 5(mL) Dilution Factor: 1

Injection Volume: 100(uL) GC Column: UltraCarb5uODS ID: 4.6(mm)

% Moisture: GPC Cleanup:(Y/N) N

Analysis Batch No.: 462202 Units: ug/L

CAS NO.	COMPOUND NAME	RESULT	Q	LOQ	LOD	DL
99-35-4	1,3,5-Trinitrobenzene	0.85	J M	0.99	0.40	0.20
99-65-0	1,3-Dinitrobenzene	0.20	U M	0.40	0.20	0.088
118-96-7	2,4,6-Trinitrotoluene	0.59	M J1	0.40	0.40	0.16
121-14-2	2,4-Dinitrotoluene	0.20	U	0.40	0.20	0.083
606-20-2	2,6-Dinitrotoluene	0.20	U	0.20	0.20	0.064
35572-78-2	2-Amino-4,6-dinitrotoluene	0.25	M	0.20	0.12	0.050
88-72-2	2-Nitrotoluene	0.20	U Q	0.40	0.20	0.085
99-08-1	3-Nitrotoluene	0.40	U Q M	0.40	0.40	0.19
19406-51-0	4-Amino-2,6-dinitrotoluene	0.12	U	0.20	0.12	0.057
99-99-0	4-Nitrotoluene	0.40	U Q M	0.99	0.40	0.20
2691-41-0	HMX	0.20	U	0.40	0.20	0.087
5755-27-1	MNX	0.40	U	2.0	0.40	0.15
98-95-3	Nitrobenzene	0.20	U Q	0.40	0.20	0.090
121-82-4	RDX	0.40	U	0.40	0.40	0.16
479-45-8	Tetryl	0.20	U M	0.24	0.20	0.078

CAS NO.	SURROGATE	%REC	Q	LIMITS
528-29-0	1,2-Dinitrobenzene	87	M	83-119

Eurofins TestAmerica, Denver
Target Compound Quantitation Report

Data File: \\chromna\Denver\ChromData\CHHPLC_X\20190620-83048.b\06200096.D
Lims ID: 280-124986-A-33-A
Client ID: G0081-19A
Sample Type: Client
Inject. Date: 22-Jun-2019 04:03:47 ALS Bottle#: 96 Worklist Smp#: 96
Injection Vol: 100.0 ul Dil. Factor: 1.0000
Sample Info: 280-124986-A-33-
Misc. Info.: 280-0083048-096
Operator ID: hkf Instrument ID: CHHPLC_X3

Method: \\chromna\Denver\ChromData\CHHPLC_X\20190620-83048.b\8330_X3.m
Limit Group: GCSV - 8330
Last Update: 24-Jun-2019 09:26:53 Calib Date: 21-Jun-2019 03:13:40
Integrator: Falcon
Quant Method: External Standard Quant By: Initial Calibration
Last ICal File: \\chromna\Denver\ChromData\CHHPLC_X\20190620-83048.b\06200032.D

Column 1 : UltraCarb5uODS (20) (4.60 mm) Det: LC DAD1B, 254 nm
Process Host: CTX0327

First Level Reviewer: fiedlerh Date: 24-Jun-2019 09:11:42

	Compound	Det	RT (min.)	Exp RT (min.)	Dlt RT (min.)	Response	OnCol Amt ug/mL	Flags
	3 HMX	1		6.632			ND	
	6 MNX	1		7.339			ND	
	7 RDX	1		7.746			ND	
$	9 1,2-Dinitrobenzene	1	8.721	8.726	-0.005	23636	0.1739	M
	10 1,3,5-Trinitrobenzene	1	8.881	8.879	0.002	20016	0.0858	M
	11 1,3-Dinitrobenzene	1		9.539			ND	U
	12 Nitrobenzene	1		9.925			ND	
	14 Tetryl	1		10.245			ND	MU
	16 2,4,6-Trinitrotoluene	1	11.214	11.199	0.015	13103	0.0597	M
	17 4-Amino-2,6-dinitrotoluene	1		11.372			ND	
	18 2-Amino-4,6-dinitrotoluene	1	11.668	11.659	0.009	5021	0.0248	M
	19 2,6-Dinitrotoluene	1		11.812			ND	
	20 2,4-Dinitrotoluene	1		12.005			ND	
	21 o-Nitrotoluene	1		12.845			ND	
	22 p-Nitrotoluene	1		13.279			ND	U
	23 m-Nitrotoluene	1		13.872			ND	U

QC Flag Legend

Review Flags
M - Manually Integrated
U - Marked Undetected

Report Date: 24-Jun-2019 09:27:03 Chrom Revision: 2.3 20-Jun-2019 20:50:56

Eurofins TestAmerica, Denver

Data File:	\\chromna\Denver\ChromData\CHHPLC_X\20190620-83048.b\06200096.D				
Injection Date:	22-Jun-2019 04:03:47	Instrument ID:	CHHPLC_X3	Operator ID:	hkf
Lims ID:	280-124986-A-33-A	Lab Sample ID:	280-124986-33	Worklist Smp#:	96
Client ID:	G0081-19A				
Injection Vol:	100.0 ul	Dil. Factor:	1.0000	ALS Bottle#:	96
Method:	8330_X3	Limit Group:	GCSV - 8330		

Column: UltraCarb5uODS (20) (4.60 mm) Y Scaling: Method Defined: Scale to the Nth Largest Target: 1

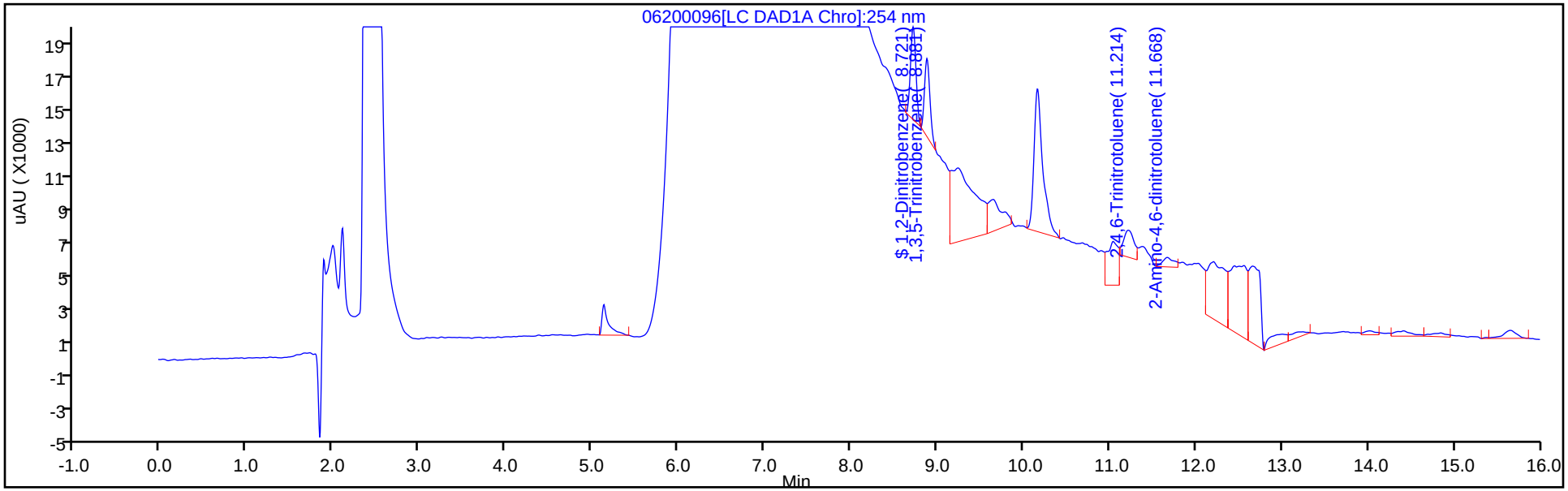

Y Scaling: Method Defined: Scale to the Nth Largest Target: 1

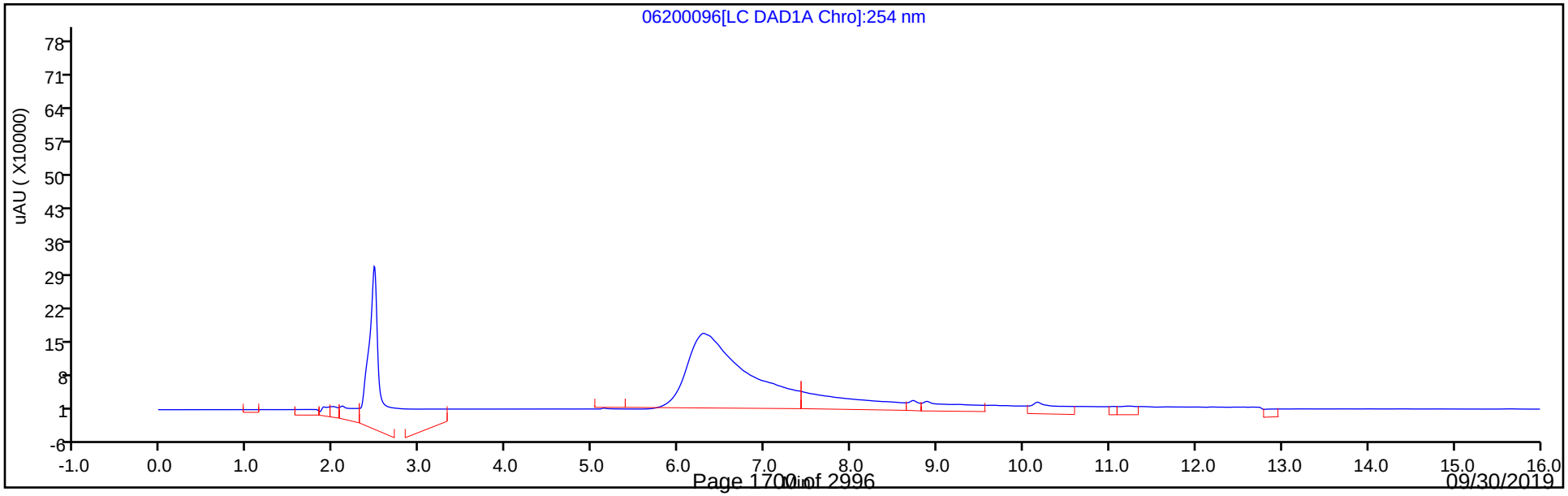

Eurofins TestAmerica, Denver
Recovery Report

Data File:	\\chromna\Denver\ChromData\CHHPLC_X\20190620-83048.b\06200096.D				
Lims ID:	280-124986-A-33-A				
Client ID:	G0081-19A				
Sample Type:	Client				
Inject. Date:	22-Jun-2019 04:03:47	ALS Bottle#:	96	Worklist Smp#:	96
Injection Vol:	100.0 ul	Dil. Factor:	1.0000		
Sample Info:	280-124986-A-33-				
Misc. Info.:	280-0083048-096				
Operator ID:	hkf	Instrument ID:	CHHPLC_X3		
Method:	\\chromna\Denver\ChromData\CHHPLC_X\20190620-83048.b\8330_X3.m				
Limit Group:	GCSV - 8330				
Last Update:	24-Jun-2019 09:26:53	Calib Date:	21-Jun-2019 03:13:40		
Integrator:	Falcon				
Quant Method:	External Standard	Quant By:	Initial Calibration		
Last ICal File:	\\chromna\Denver\ChromData\CHHPLC_X\20190620-83048.b\06200032.D				
Column 1 :	UltraCarb5uODS (20) (4.60 mm)		Det: LC DAD1B, 254 nm		
Process Host:	CTX0327				
First Level Reviewer: fiedlerh		Date:	24-Jun-2019 09:11:42		

Compound	Amount Added	Amount Recovered	% Rec.
$ 9 1,2-Dinitrobenzene	0.2000	0.1739	86.96

Manual Integration/User Assign Peak Report

Eurofins TestAmerica, Denver

Data File:	\\chromna\Denver\ChromData\CHHPLC_X\20190620-83048.b\06200096.D				
Injection Date:	22-Jun-2019 04:03:47	Instrument ID:	CHHPLC_X3		
Lims ID:	280-124986-A-33-A	Lab Sample ID:	280-124986-33		
Client ID:	G0081-19A				
Operator ID:	hkf	ALS Bottle#:	96	Worklist Smp#:	96
Injection Vol:	100.0 ul	Dil. Factor:	1.0000		
Method:	8330_X3	Limit Group:	GCSV - 8330		
Column:	UltraCarb5uODS (20) (4.60 mm)	Detector	LC DAD1B, 254 nm		

$ 9 1,2-Dinitrobenzene, CAS: 528-29-0

Signal: 1

Processing Integration Results

RT: 8.72
Area: 115536
Amount: 0.850160
Amount Units: ug/mL

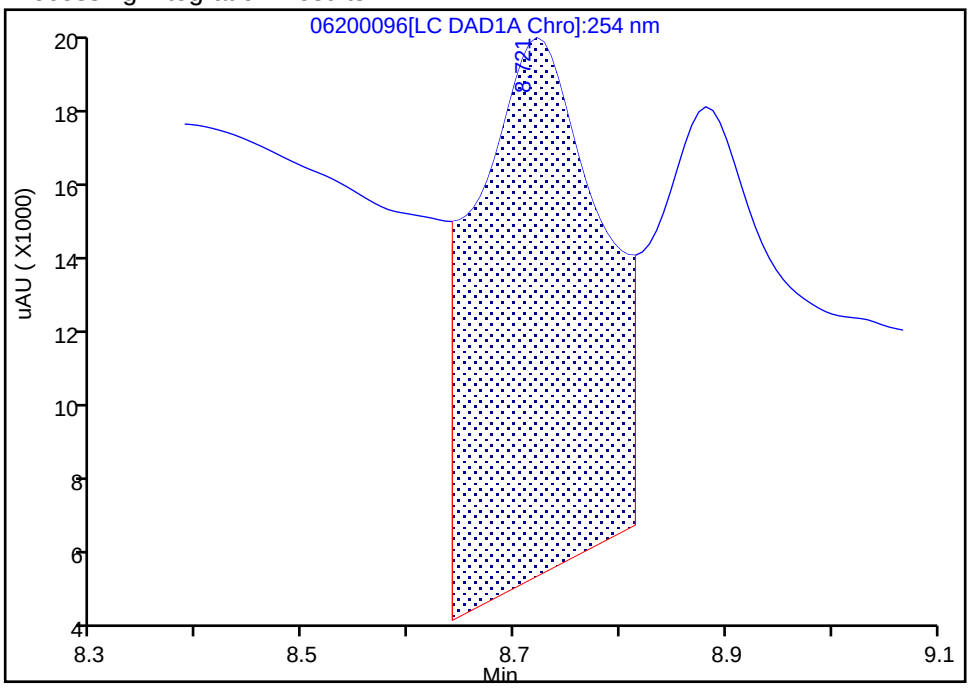

Manual Integration Results

RT: 8.72
Area: 23636
Amount: 0.173923
Amount Units: ug/mL

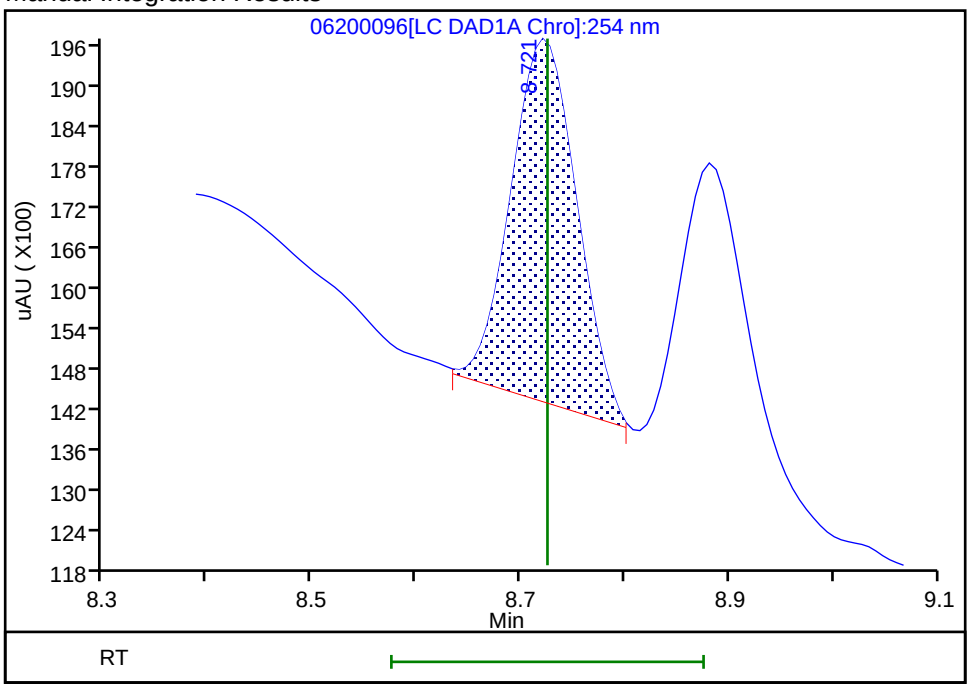

Reviewer: fiedlerh, 24-Jun-2019 09:07:46

Audit Action: Manually Integrated Audit Reason: Baseline Smoothing

Manual Integration/User Assign Peak Report

Eurofins TestAmerica, Denver

Data File:	\\chromna\Denver\ChromData\CHHPLC_X\20190620-83048.b\06200096.D				
Injection Date:	22-Jun-2019 04:03:47	Instrument ID:	CHHPLC_X3		
Lims ID:	280-124986-A-33-A	Lab Sample ID:	280-124986-33		
Client ID:	G0081-19A				
Operator ID:	hkf	ALS Bottle#:	96	Worklist Smp#:	96
Injection Vol:	100.0 ul	Dil. Factor:	1.0000		
Method:	8330_X3	Limit Group:	GCSV - 8330		
Column:	UltraCarb5uODS (20) (4.60 mm)	Detector	LC DAD1B, 254 nm		

10 1,3,5-Trinitrobenzene, CAS: 99-35-4

Signal: 1

Processing Integration Results

RT: 8.88
Area: 133027
Amount: 0.570458
Amount Units: ug/mL

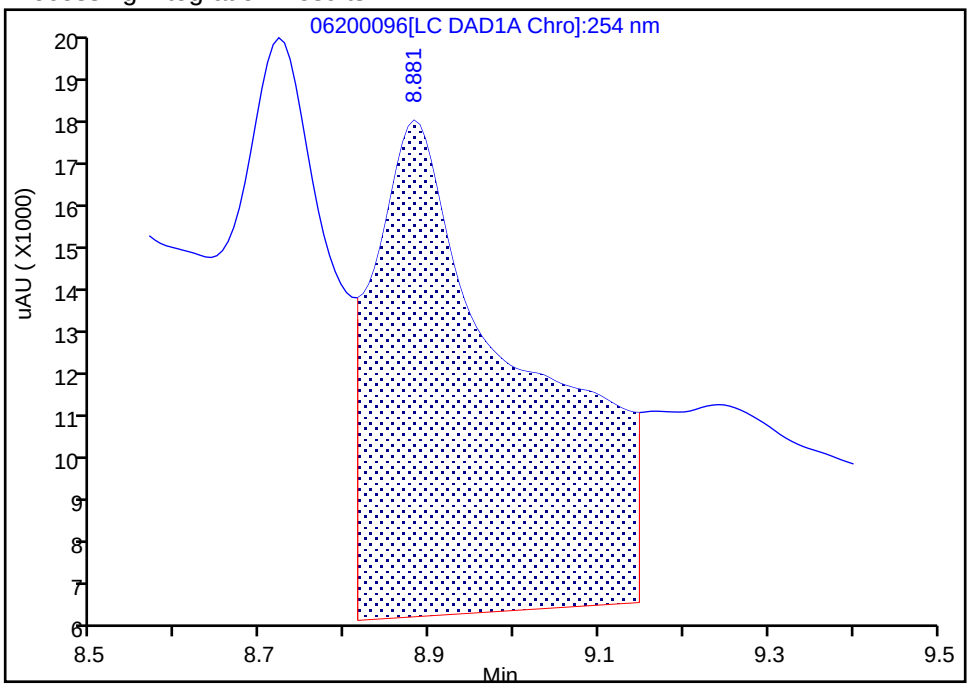

Manual Integration Results

RT: 8.88
Area: 20016
Amount: 0.085834
Amount Units: ug/mL

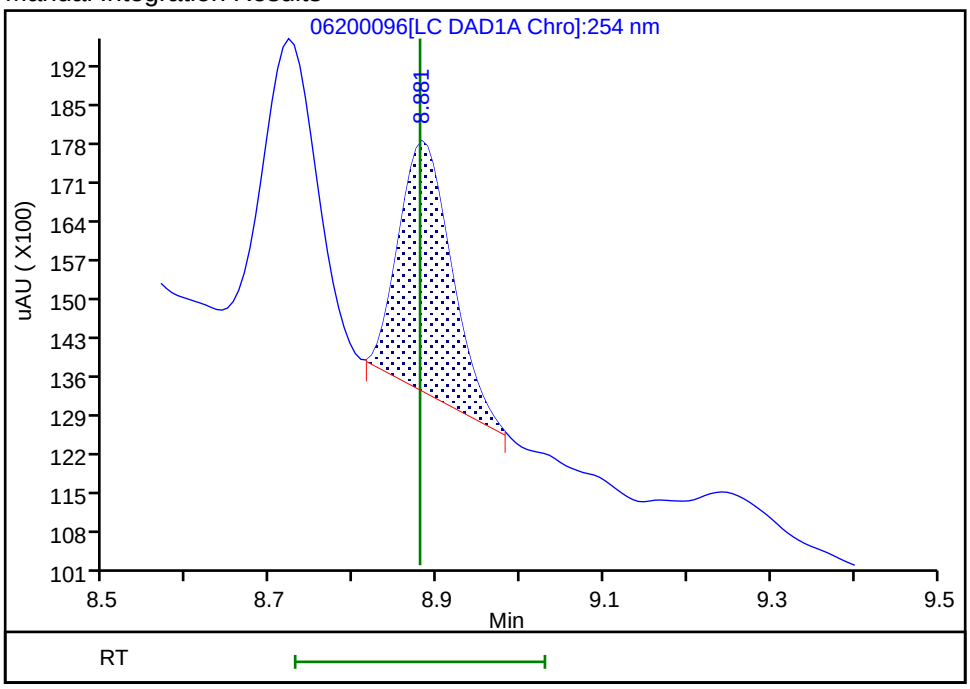

Reviewer: fiedlerh, 24-Jun-2019 09:07:52

Audit Action: Manually Integrated Audit Reason: Baseline Smoothing

User Disabled Compound Report

Eurofins TestAmerica, Denver

Data File: \\chromna\Denver\ChromData\CHHPLC_X\20190620-83048.b\06200096.D

Injection Date:	22-Jun-2019 04:03:47	Instrument ID:	CHHPLC_X3		
Lims ID:	280-124986-A-33-A	Lab Sample ID:	280-124986-33		
Client ID:	G0081-19A				
Operator ID:	hkf	ALS Bottle#:	96	Worklist Smp#:	96
Injection Vol:	100.0 ul	Dil. Factor:	1.0000		
Method:	8330_X3	Limit Group:	GCSV - 8330		
Column:	UltraCarb5uODS (20) (4.60 mm)	Detector	LC DAD1B, 254 nm		

11 1,3-Dinitrobenzene, CAS: 99-65-0, Signal: 1

RT: 9.65
Response: 20018
Amount: 0.065553

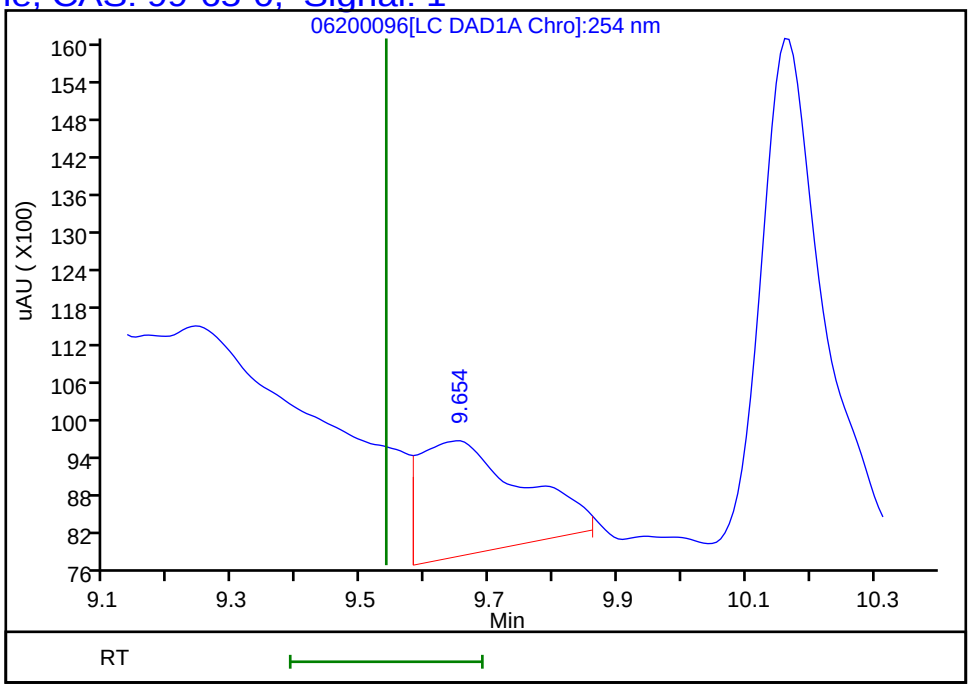

Reviewer: fiedlerh, 24-Jun-2019 09:11:42
Audit Action: Marked Compound Undetected Audit Reason: Invalid Compound ID

Manual Integration/User Assign Peak Report

Eurofins TestAmerica, Denver

Data File:	\\chromna\Denver\ChromData\CHHPLC_X\20190620-83048.b\06200096.D				
Injection Date:	22-Jun-2019 04:03:47	Instrument ID:	CHHPLC_X3		
Lims ID:	280-124986-A-33-A	Lab Sample ID:	280-124986-33		
Client ID:	G0081-19A				
Operator ID:	hkf	ALS Bottle#:	96	Worklist Smp#:	96
Injection Vol:	100.0 ul	Dil. Factor:	1.0000		
Method:	8330_X3	Limit Group:	GCSV - 8330		
Column:	UltraCarb5uODS (20) (4.60 mm)	Detector	LC DAD1B, 254 nm		

16 2,4,6-Trinitrotoluene, CAS: 118-96-7

Signal: 1

Processing Integration Results

RT: 11.21
Area: 62934
Amount: 0.286548
Amount Units: ug/mL

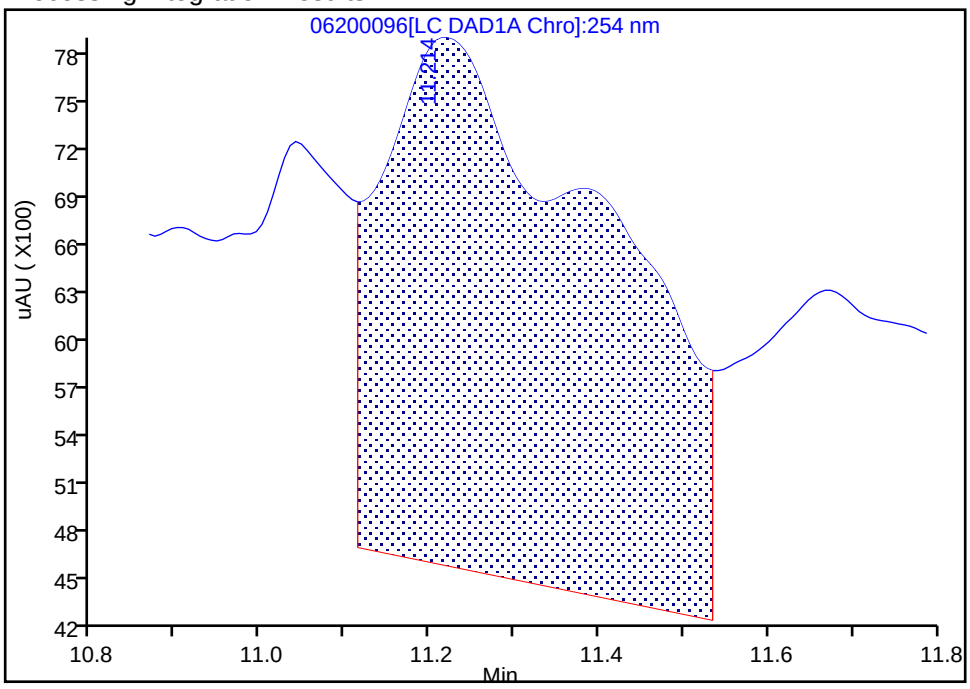

Manual Integration Results

RT: 11.21
Area: 13103
Amount: 0.059660
Amount Units: ug/mL

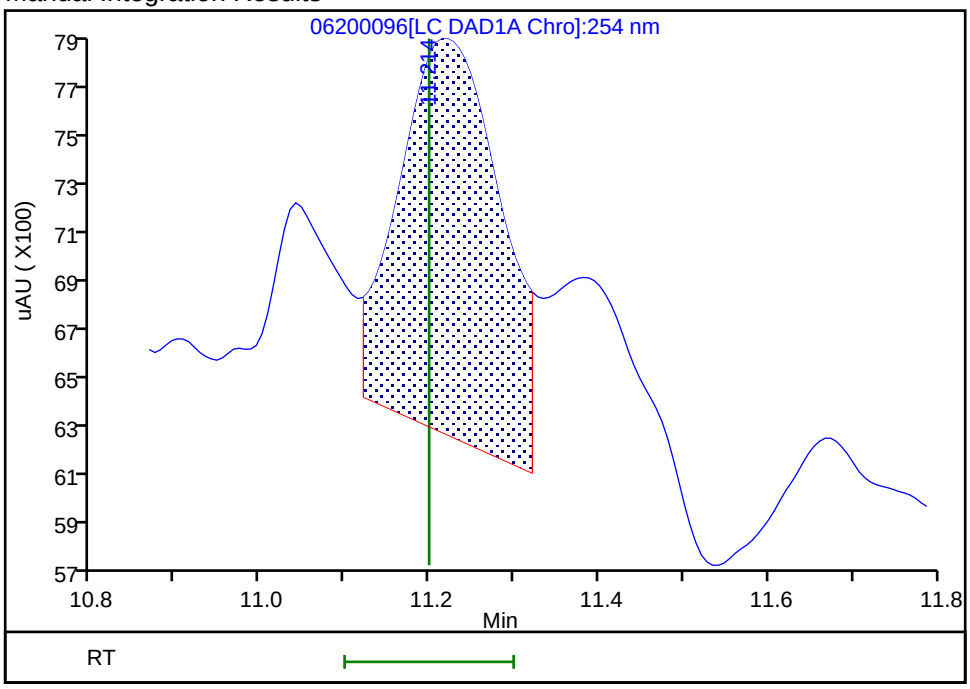

Reviewer: fiedlerh, 24-Jun-2019 09:11:28

Audit Action: Manually Integrated Audit Reason: Baseline Smoothing

Manual Integration/User Assign Peak Report

Eurofins TestAmerica, Denver

Data File:	\\chromna\Denver\ChromData\CHHPLC_X\20190620-83048.b\06200096.D				
Injection Date:	22-Jun-2019 04:03:47	Instrument ID:	CHHPLC_X3		
Lims ID:	280-124986-A-33-A	Lab Sample ID:	280-124986-33		
Client ID:	G0081-19A				
Operator ID:	hkf	ALS Bottle#:	96	Worklist Smp#:	96
Injection Vol:	100.0 ul	Dil. Factor:	1.0000		
Method:	8330_X3	Limit Group:	GCSV - 8330		
Column:	UltraCarb5uODS (20) (4.60 mm)	Detector	LC DAD1B, 254 nm		

18 2-Amino-4,6-dinitrotoluene, CAS: 35572-78-2

Signal: 1

Processing Integration Results

RT: 11.67
Area: 81624
Amount: 0.403813
Amount Units: ug/mL

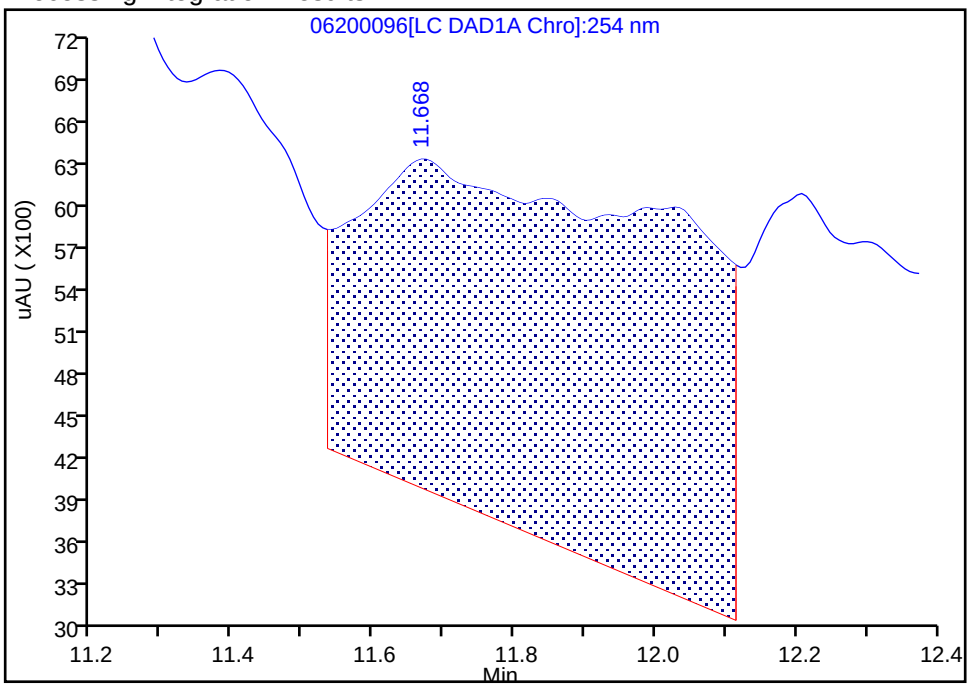

Manual Integration Results

RT: 11.67
Area: 5021
Amount: 0.024840
Amount Units: ug/mL

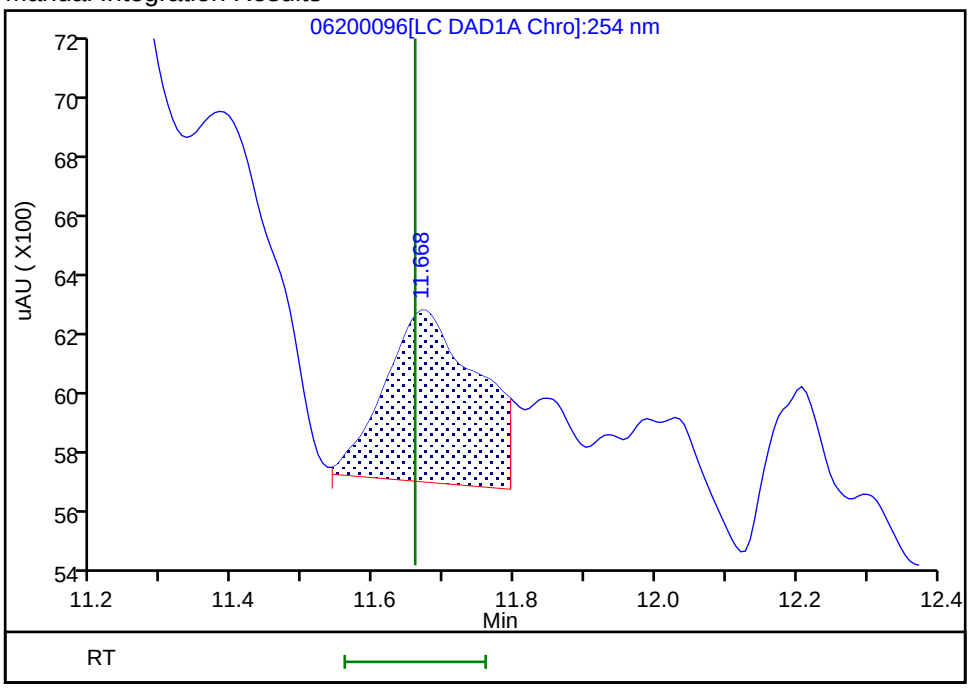

Reviewer: fiedlerh, 24-Jun-2019 09:11:34

Audit Action: Manually Integrated Audit Reason: Baseline Smoothing

User Disabled Compound Report

Eurofins TestAmerica, Denver

Data File: \\chromna\Denver\ChromData\CHHPLC_X\20190620-83048.b\06200096.D

Injection Date:	22-Jun-2019 04:03:47	Instrument ID:	CHHPLC_X3		
Lims ID:	280-124986-A-33-A	Lab Sample ID:	280-124986-33		
Client ID:	G0081-19A				
Operator ID:	hkf	ALS Bottle#:	96	Worklist Smp#:	96
Injection Vol:	100.0 ul	Dil. Factor:	1.0000		
Method:	8330_X3	Limit Group:	GCSV - 8330		
Column:	UltraCarb5uODS (20) (4.60 mm)	Detector	LC DAD1B, 254 nm		

23 m-Nitrotoluene, CAS: 99-08-1, Signal: 1

RT: 14.02
Response: 2057
Amount: 0.014013

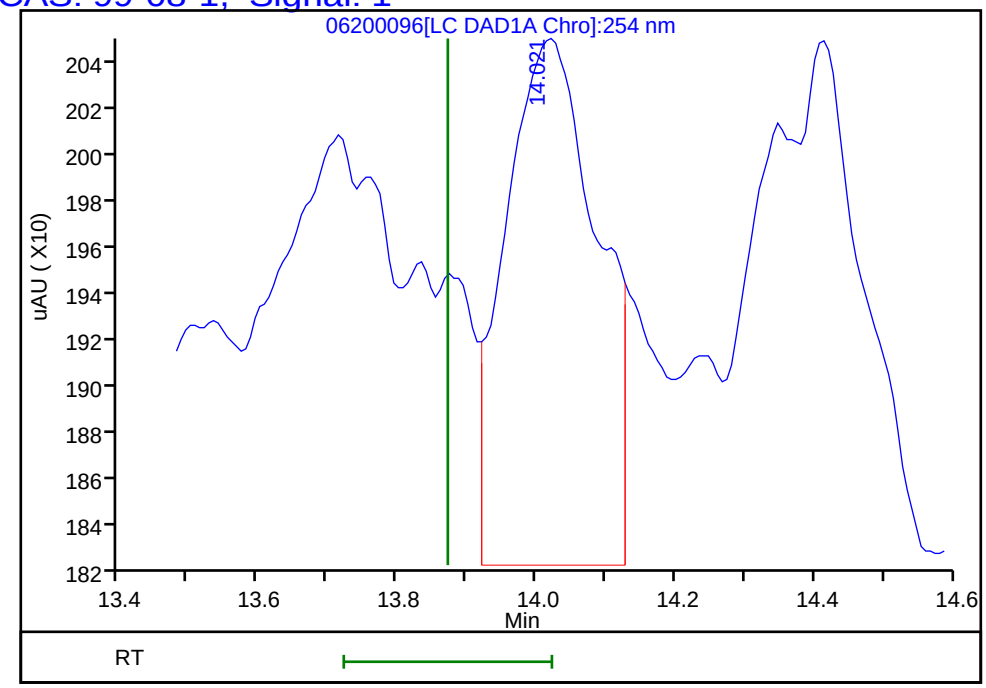

Reviewer: fiedlerh, 24-Jun-2019 09:11:42
Audit Action: Marked Compound Undetected Audit Reason: Invalid Compound ID

User Disabled Compound Report

Eurofins TestAmerica, Denver

Data File: \\chromna\Denver\ChromData\CHHPLC_X\20190620-83048.b\06200096.D

Injection Date:	22-Jun-2019 04:03:47	Instrument ID:	CHHPLC_X3
Lims ID:	280-124986-A-33-A	Lab Sample ID:	280-124986-33
Client ID:	G0081-19A		
Operator ID:	hkf	ALS Bottle#:	96 Worklist Smp#: 96
Injection Vol:	100.0 ul	Dil. Factor:	1.0000
Method:	8330_X3	Limit Group:	GCSV - 8330
Column:	UltraCarb5uODS (20) (4.60 mm)	Detector	LC DAD1B, 254 nm

22 p-Nitrotoluene, CAS: 99-99-0, Signal: 1

RT: 13.24
Response: 3616
Amount: 0.032046

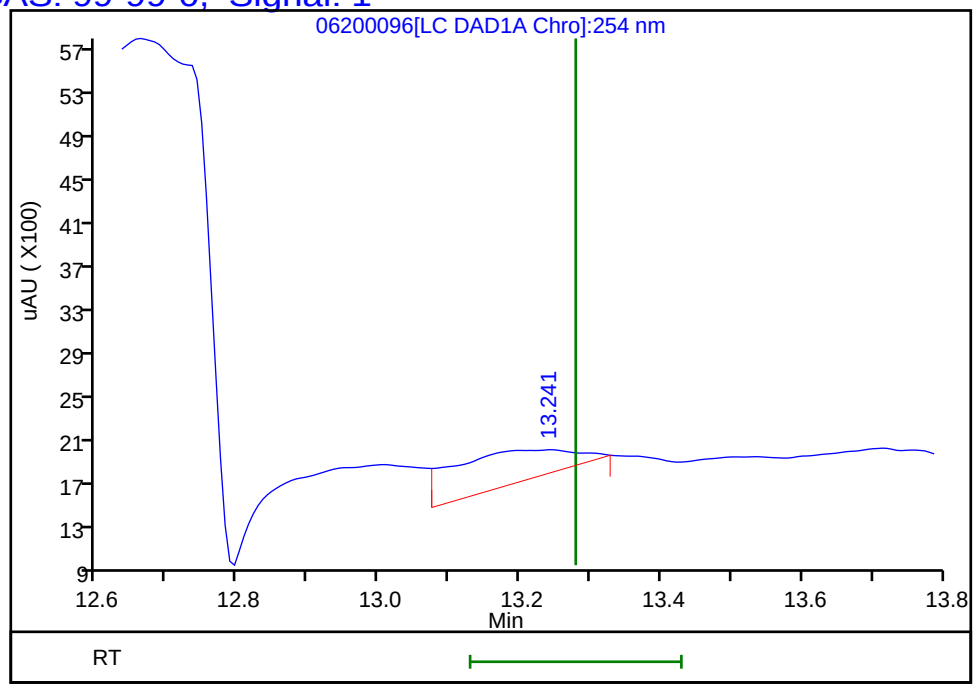

Reviewer: fiedlerh, 24-Jun-2019 09:11:42

Audit Action: Marked Compound Undetected Audit Reason: Invalid Compound ID

User Disabled Compound Report

Eurofins TestAmerica, Denver

Data File: \\chromna\Denver\ChromData\CHHPLC_X\20190620-83048.b\06200096.D

Injection Date:	22-Jun-2019 04:03:47	Instrument ID:	CHHPLC_X3
Lims ID:	280-124986-A-33-A	Lab Sample ID:	280-124986-33
Client ID:	G0081-19A		
Operator ID:	hkf	ALS Bottle#:	96 Worklist Smp#: 96
Injection Vol:	100.0 ul	Dil. Factor:	1.0000
Method:	8330_X3	Limit Group:	GCSV - 8330
Column:	UltraCarb5uODS (20) (4.60 mm)	Detector	LC DAD1B, 254 nm

14 Tetryl, CAS: 479-45-8, Signal: 1

RT: 10.16
Response: 104400
Amount: 0.637942

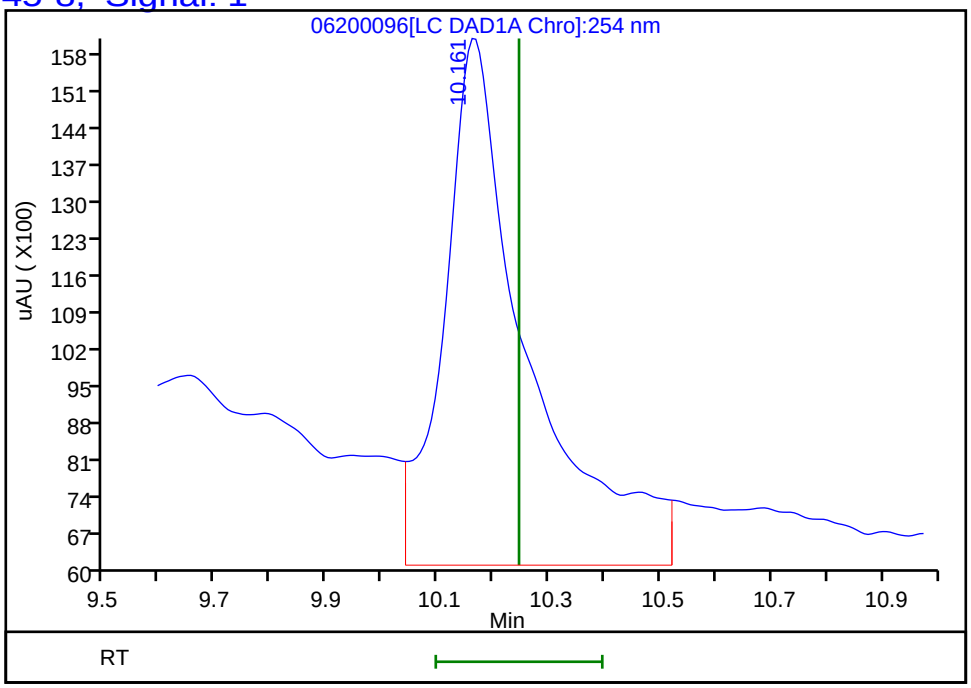

Reviewer: fiedlerh, 24-Jun-2019 09:11:42
Audit Action: Marked Compound Undetected Audit Reason: Invalid Compound ID

FORM I
HPLC/IC ORGANICS ANALYSIS DATA SHEET

Lab Name: Eurofins TestAmerica, Denver Job No.: 280-124986-1

SDG No.:

Client Sample ID: G0081-19A Lab Sample ID: 280-124986-33

Matrix: Water Lab File ID: 06240032.D

Analysis Method: 8330A Date Collected: 06/09/2019 14:40

Extraction Method: 3535 Date Extracted: 06/14/2019 10:23

Sample wt/vol: 505.2(mL) Date Analyzed: 06/25/2019 06:37

Con. Extract Vol.: 5(mL) Dilution Factor: 1

Injection Volume: 100(uL) GC Column: Luna-phenylhex ID: 4.6(mm)

% Moisture: GPC Cleanup:(Y/N) N

Analysis Batch No.: 462508 Units: ug/L

CAS NO.	COMPOUND NAME	RESULT	Q	LOQ	LOD	DL
118-96-7	*2,4,6-Trinitrotoluene*	*0.23*	*J M J1*	*0.40*	0.40	*0.16*

CAS NO.	SURROGATE	%REC	Q	LIMITS
528-29-0	1,2-Dinitrobenzene	101		83-119

Eurofins TestAmerica, Denver
Target Compound Quantitation Report

Data File: \\chromna\Denver\ChromData\G2_LUNA\20190624-83137.b\06240032.D
Lims ID: 280-124986-A-33-A
Client ID: G0081-19A
Sample Type: Client
Inject. Date: 25-Jun-2019 06:37:27 ALS Bottle#: 32 Worklist Smp#: 32
Injection Vol: 100.0 ul Dil. Factor: 1.0000
Sample Info: 280-124986-A-33-
Misc. Info.: 280-0083137-032
Operator ID: HKF Instrument ID: CHHPLC_G2_LUNA

Method: \\chromna\Denver\ChromData\G2_LUNA\20190624-83137.b\G2_8330_Luna.m
Limit Group: GCSV - 8330
Last Update: 25-Jun-2019 10:50:46 Calib Date: 08-May-2019 00:28:23
Integrator: Falcon
Quant Method: External Standard Quant By: Initial Calibration
Last ICal File: \\chromna\Denver\ChromData\G2_LUNA\20190507-81649.b\05070023.D

Column 1 : Luna-Phenyl hexyl (4.60 mm) Det: LC DAD1A, 254 nm
Process Host: CTX0328

First Level Reviewer: fiedlerh Date: 25-Jun-2019 10:49:25

	Compound	Det	RT (min.)	Exp RT (min.)	Dlt RT (min.)	Response	OnCol Amt ug/ml	Flags
	6 HMX	1	7.174	7.203	-0.029	5153	0.0301	M
	7 MNX	1		7.848			ND	
	8 RDX	1		9.283			ND	
	9 Nitrobenzene	1		12.263			ND	
$	10 1,2-Dinitrobenzene	1	13.274	13.296	-0.022	56036	0.2024	
	12 1,3-Dinitrobenzene	1		15.823			ND	
	14 o-Nitrotoluene	1		16.629			ND	
	15 p-Nitrotoluene	1	17.014	16.963	0.051	3758	0.0166	
	16 4-Amino-2,6-dinitrotoluene	1	17.368	17.383	-0.015	3782	0.0127	
	17 m-Nitrotoluene	1	17.881	17.876	0.005	6160	0.0210	
	18 2-Amino-4,6-dinitrotoluene	1	18.401	18.416	-0.015	7223	0.0168	
	19 1,3,5-Trinitrobenzene	1	19.108	19.129	-0.021	46412	0.1014	
	20 2,6-Dinitrotoluene	1		19.983			ND	
	21 2,4-Dinitrotoluene	1		20.543			ND	
	22 Tetryl	1		23.876			ND	
	23 2,4,6-Trinitrotoluene	1	24.848	24.856	-0.008	9473	0.0233	M

QC Flag Legend

Review Flags
M - Manually Integrated

Report Date: 25-Jun-2019 10:50:53 Chrom Revision: 2.3 20-Jun-2019 20:50:56

Eurofins TestAmerica, Denver

Data File:	\\chromna\Denver\ChromData\G2_LUNA\20190624-83137.b\06240032.D				
Injection Date:	25-Jun-2019 06:37:27	Instrument ID:	CHHPLC_G2_LUNA	Operator ID:	HKF
Lims ID:	280-124986-A-33-A	Lab Sample ID:	280-124986-33	Worklist Smp#:	32
Client ID:	G0081-19A				
Injection Vol:	100.0 ul	Dil. Factor:	1.0000	ALS Bottle#:	32
Method:	G2_8330_Luna	Limit Group:	GCSV - 8330		

Column: Luna-Phenyl hexyl (4.60 mm) Y Scaling: Method Defined: Scale to the Nth Largest Peak: 1

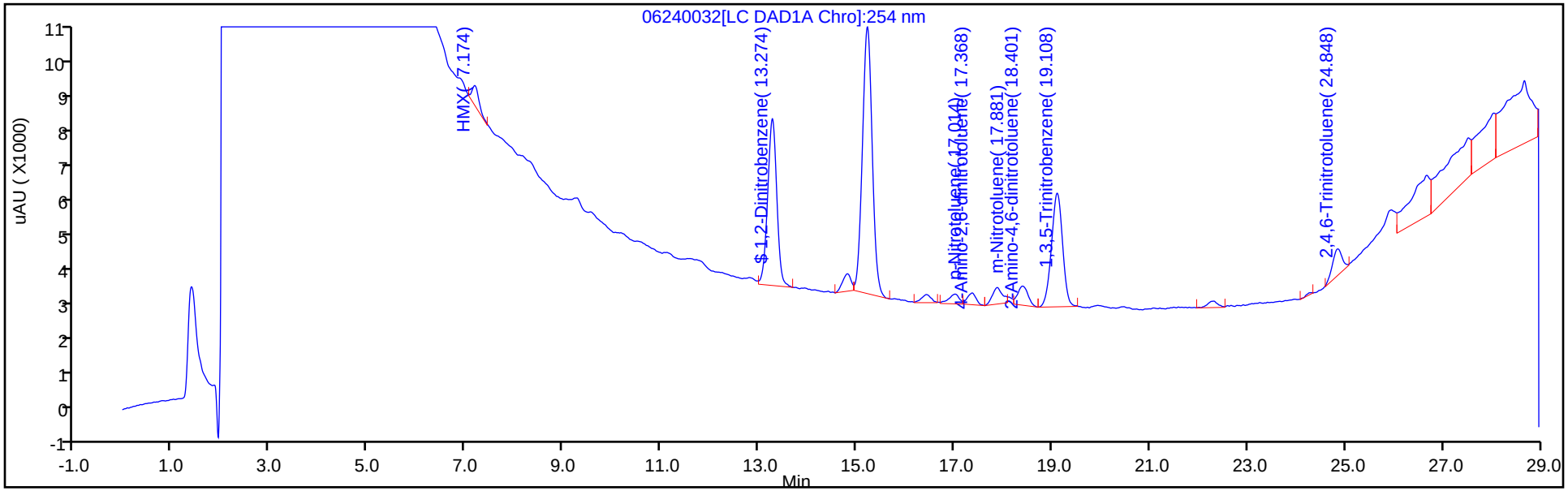

Y Scaling: Method Defined: Scale to the Nth Largest Peak: 1

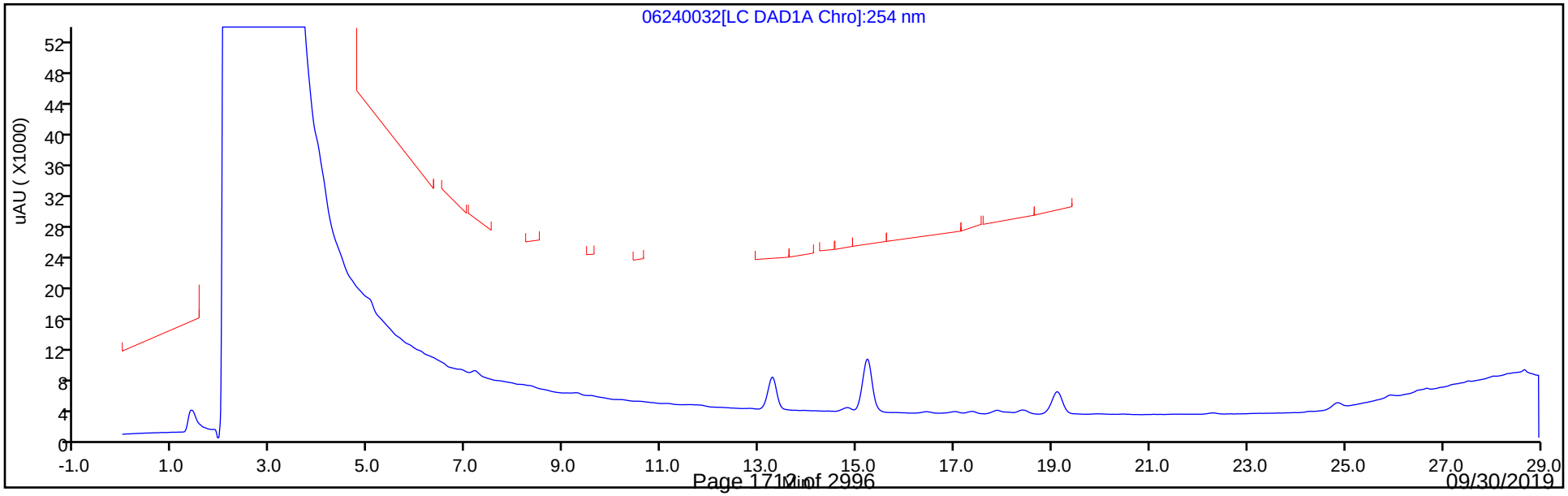

Eurofins TestAmerica, Denver
Recovery Report

Data File:	\\chromna\Denver\ChromData\G2_LUNA\20190624-83137.b\06240032.D				
Lims ID:	280-124986-A-33-A				
Client ID:	G0081-19A				
Sample Type:	Client				
Inject. Date:	25-Jun-2019 06:37:27	ALS Bottle#:	32	Worklist Smp#:	32
Injection Vol:	100.0 ul	Dil. Factor:	1.0000		
Sample Info:	280-124986-A-33-				
Misc. Info.:	280-0083137-032				
Operator ID:	HKF	Instrument ID:	CHHPLC_G2_LUNA		
Method:	\\chromna\Denver\ChromData\G2_LUNA\20190624-83137.b\G2_8330_Luna.m				
Limit Group:	GCSV - 8330				
Last Update:	25-Jun-2019 10:50:46	Calib Date:	08-May-2019 00:28:23		
Integrator:	Falcon				
Quant Method:	External Standard	Quant By:	Initial Calibration		
Last ICal File:	\\chromna\Denver\ChromData\G2_LUNA\20190507-81649.b\05070023.D				
Column 1 :	Luna-Phenyl hexyl (4.60 mm)		Det: LC DAD1A, 254 nm		
Process Host:	CTX0328				
First Level Reviewer: fiedlerh		Date:	25-Jun-2019 10:49:25		

Compound	Amount Added	Amount Recovered	% Rec.
$ 10 1,2-Dinitrobenzene	0.2000	0.2024	101.20

Manual Integration/User Assign Peak Report

Eurofins TestAmerica, Denver

Data File:	\\chromna\Denver\ChromData\G2_LUNA\20190624-83137.b\06240032.D				
Injection Date:	25-Jun-2019 06:37:27	Instrument ID:	CHHPLC_G2_LUNA		
Lims ID:	280-124986-A-33-A	Lab Sample ID:	280-124986-33		
Client ID:	G0081-19A				
Operator ID:	HKF	ALS Bottle#:	32	Worklist Smp#:	32
Injection Vol:	100.0 ul	Dil. Factor:	1.0000		
Method:	G2_8330_Luna	Limit Group:	GCSV - 8330		
Column:	Luna-Phenyl hexyl (4.60 mm)	Detector	LC DAD1A, 254 nm		

23 2,4,6-Trinitrotoluene, CAS: 118-96-7

Signal: 1

Processing Integration Results

RT: 24.85
Area: 15215
Amount: 0.037358
Amount Units: ug/ml

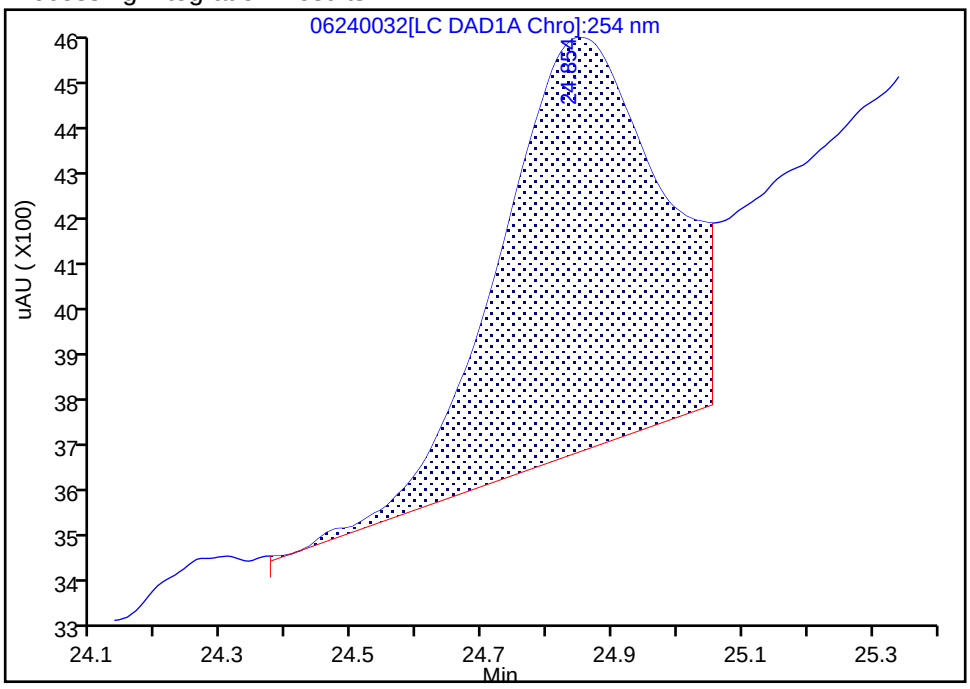

Manual Integration Results

RT: 24.85
Area: 9473
Amount: 0.023259
Amount Units: ug/ml

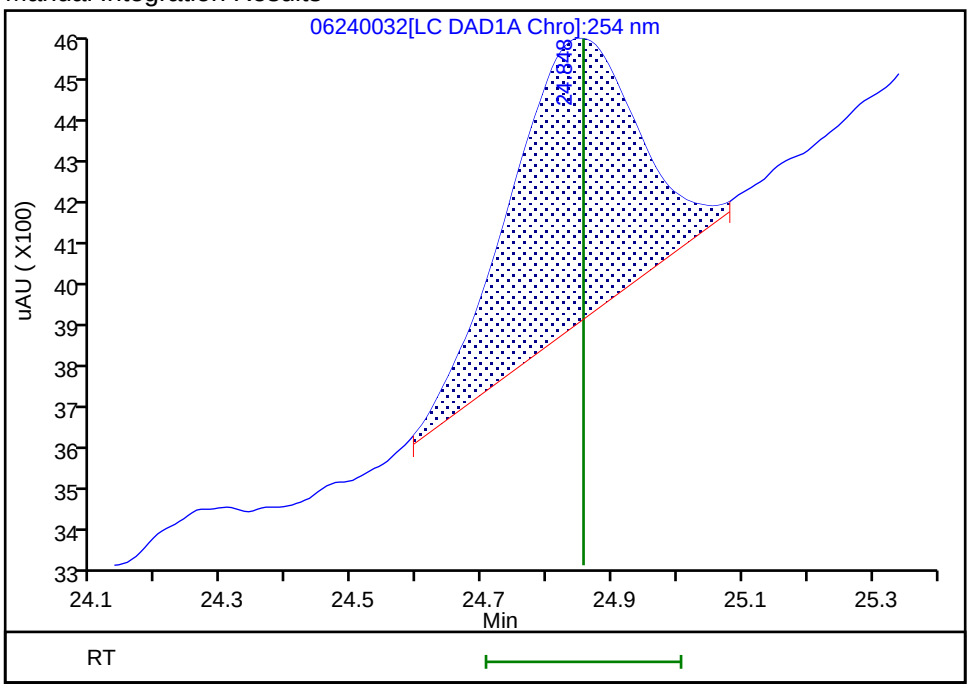

Reviewer: fiedlerh, 25-Jun-2019 10:49:24

Audit Action: Manually Integrated Audit Reason: Baseline Smoothing

Manual Integration/User Assign Peak Report

Eurofins TestAmerica, Denver

Data File:	\\chromna\Denver\ChromData\G2_LUNA\20190624-83137.b\06240032.D				
Injection Date:	25-Jun-2019 06:37:27	Instrument ID:	CHHPLC_G2_LUNA		
Lims ID:	280-124986-A-33-A	Lab Sample ID:	280-124986-33		
Client ID:	G0081-19A				
Operator ID:	HKF	ALS Bottle#:	32	Worklist Smp#:	32
Injection Vol:	100.0 ul	Dil. Factor:	1.0000		
Method:	G2_8330_Luna	Limit Group:	GCSV - 8330		
Column:	Luna-Phenyl hexyl (4.60 mm)	Detector	LC DAD1A, 254 nm		

6 HMX, CAS: 2691-41-0

Signal: 1

Processing Integration Results

RT: 7.18
Area: 11936
Amount: 0.069720
Amount Units: ug/ml

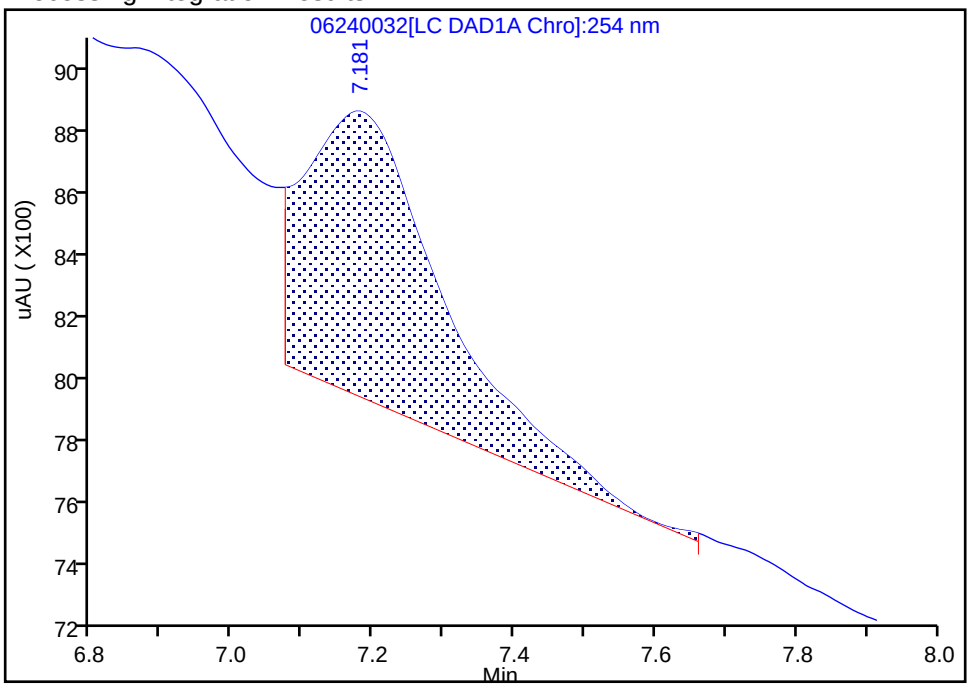

Manual Integration Results

RT: 7.17
Area: 5153
Amount: 0.030100
Amount Units: ug/ml

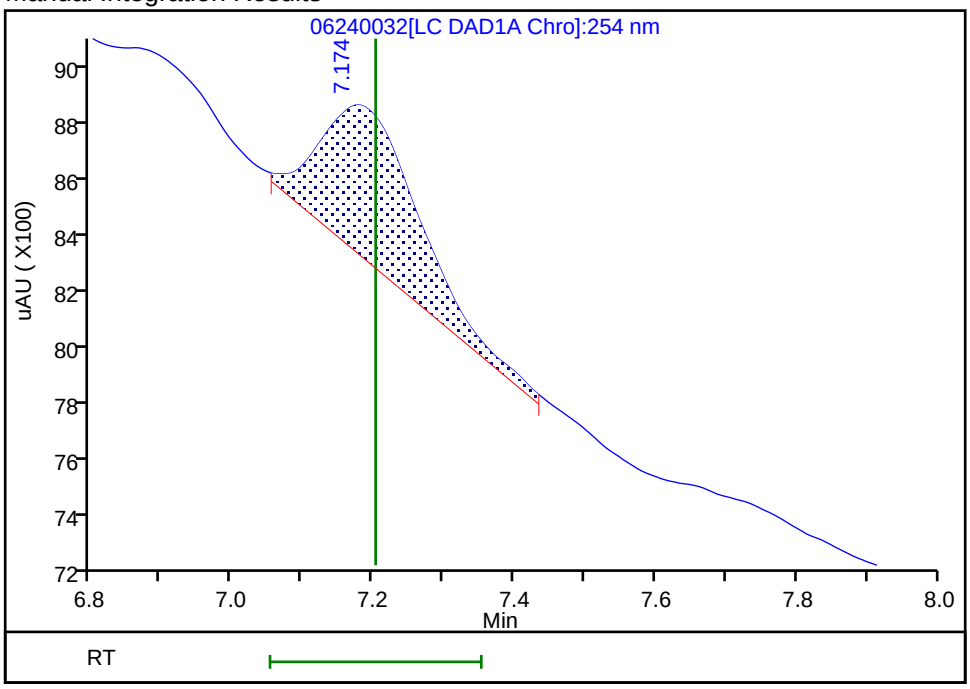

Reviewer: fiedlerh, 25-Jun-2019 10:49:10

Audit Action: Manually Integrated Audit Reason: Baseline Smoothing

FORM I
HPLC/IC ORGANICS ANALYSIS DATA SHEET

Lab Name: Eurofins TestAmerica, Denver Job No.: 280-124986-1

SDG No.:

Client Sample ID: G0081-19A RE Lab Sample ID: 280-124986-33 RE

Matrix: Water Lab File ID: 07020078.D

Analysis Method: 8330A Date Collected: 06/09/2019 14:40

Extraction Method: 3535 Date Extracted: 06/18/2019 15:47

Sample wt/vol: 511(mL) Date Analyzed: 07/03/2019 13:06

Con. Extract Vol.: 5(mL) Dilution Factor: 1

Injection Volume: 100(uL) GC Column: UltraCarb5uODS ID: 4.6(mm)

% Moisture: GPC Cleanup:(Y/N) N

Analysis Batch No.: 463366 Units: ug/L

CAS NO.	COMPOUND NAME	RESULT	Q	LOQ	LOD	DL
99-35-4	*1,3,5-Trinitrobenzene*	*0.39*	*U H*	*0.98*	0.39	*0.20*
99-65-0	*1,3-Dinitrobenzene*	*0.20*	*U H*	*0.39*	0.20	*0.087*
118-96-7	*2,4,6-Trinitrotoluene*	*0.39*	*U H*	*0.39*	0.39	*0.16*
121-14-2	*2,4-Dinitrotoluene*	*0.20*	*U H*	*0.39*	0.20	*0.082*
606-20-2	*2,6-Dinitrotoluene*	*0.20*	*U H*	*0.20*	0.20	*0.063*
35572-78-2	*2-Amino-4,6-dinitrotoluene*	*0.16*	*J H*	*0.20*	0.12	*0.050*
88-72-2	*2-Nitrotoluene*	*0.20*	*U H*	*0.39*	0.20	*0.084*
99-08-1	*3-Nitrotoluene*	*0.39*	*U H M*	*0.39*	0.39	*0.19*
19406-51-0	*4-Amino-2,6-dinitrotoluene*	*0.34*	*H J1*	*0.20*	0.12	*0.056*
99-99-0	*4-Nitrotoluene*	*0.39*	*U H*	*0.98*	0.39	*0.20*
2691-41-0	*HMX*	*0.20*	*U H*	*0.39*	0.20	*0.086*
5755-27-1	*MNX*	*0.39*	*U H*	*2.0*	0.39	*0.15*
98-95-3	*Nitrobenzene*	*0.20*	*U H*	*0.39*	0.20	*0.089*
121-82-4	*RDX*	*0.39*	*U H*	*0.39*	0.39	*0.15*
479-45-8	*Tetryl*	*0.20*	*U H M*	*0.23*	0.20	*0.078*

CAS NO.	SURROGATE	%REC	Q	LIMITS
528-29-0	1,2-Dinitrobenzene	124	*M Q*	83-119

Eurofins TestAmerica, Denver
Target Compound Quantitation Report

Data File: \\chromna\Denver\ChromData\CHHPLC_X\20190702-83402.b\07020078.D
Lims ID: 280-124986-B-33-A
Client ID: G0081-19A
Sample Type: Client
Inject. Date: 03-Jul-2019 13:06:51 ALS Bottle#: 78 Worklist Smp#: 78
Injection Vol: 100.0 ul Dil. Factor: 1.0000
Sample Info: 280-124986-B-33-
Misc. Info.: 280-0083402-078
Operator ID: hkf Instrument ID: CHHPLC_X3

Method: \\chromna\Denver\ChromData\CHHPLC_X\20190702-83402.b\8330_X3.m
Limit Group: GCSV - 8330
Last Update: 03-Jul-2019 14:48:54 Calib Date: 02-Jul-2019 00:18:07
Integrator: Falcon
Quant Method: External Standard Quant By: Initial Calibration
Last ICal File: \\chromna\Denver\ChromData\CHHPLC_X\20190701-83376.b\07010032.D

Column 1 : UltraCarb5uODS (20) (4.60 mm) Det: LC DAD1B, 254 nm
Process Host: CTX0326

First Level Reviewer: fiedlerh Date: 03-Jul-2019 14:48:19

	Compound	Det	RT (min.)	Exp RT (min.)	Dlt RT (min.)	Response	OnCol Amt ug/mL	Flags
	3 HMX	1		6.647			ND	
	6 MNX	1		7.343			ND	
	7 RDX	1		7.767			ND	
$	9 1,2-Dinitrobenzene	1	8.736	8.754	-0.018	34535	0.2479	M
	10 1,3,5-Trinitrobenzene	1		8.907			ND	
	11 1,3-Dinitrobenzene	1		9.574			ND	
	12 Nitrobenzene	1		9.961			ND	
	14 Tetryl	1		10.294			ND	U
	16 2,4,6-Trinitrotoluene	1	11.230	11.247	-0.017	1325	0.005830	
	17 4-Amino-2,6-dinitrotoluene	1	11.410	11.441	-0.031	5777	0.0347	
	18 2-Amino-4,6-dinitrotoluene	1	11.696	11.734	-0.038	3306	0.0161	
	19 2,6-Dinitrotoluene	1		11.867			ND	
	20 2,4-Dinitrotoluene	1		12.061			ND	
	21 o-Nitrotoluene	1		12.907			ND	
	22 p-Nitrotoluene	1		13.347			ND	
	23 m-Nitrotoluene	1		13.947			ND	U

QC Flag Legend

Review Flags
M - Manually Integrated
U - Marked Undetected

Report Date: 03-Jul-2019 14:49:25 Chrom Revision: 2.3 20-Jun-2019 20:50:56

Eurofins TestAmerica, Denver

Data File: \\chromna\Denver\ChromData\CHHPLC_X\20190702-83402.b\07020078.D

Injection Date:	03-Jul-2019 13:06:51	Instrument ID:	CHHPLC_X3	Operator ID:	hkf
Lims ID:	280-124986-B-33-A	Lab Sample ID:	280-124986-33	Worklist Smp#:	78
Client ID:	G0081-19A				
Injection Vol:	100.0 ul	Dil. Factor:	1.0000	ALS Bottle#:	78
Method:	8330_X3	Limit Group:	GCSV - 8330		

Column: UltraCarb5uODS (20) (4.60 mm) Y Scaling: Method Defined: Scale to the Nth Largest Target: 1

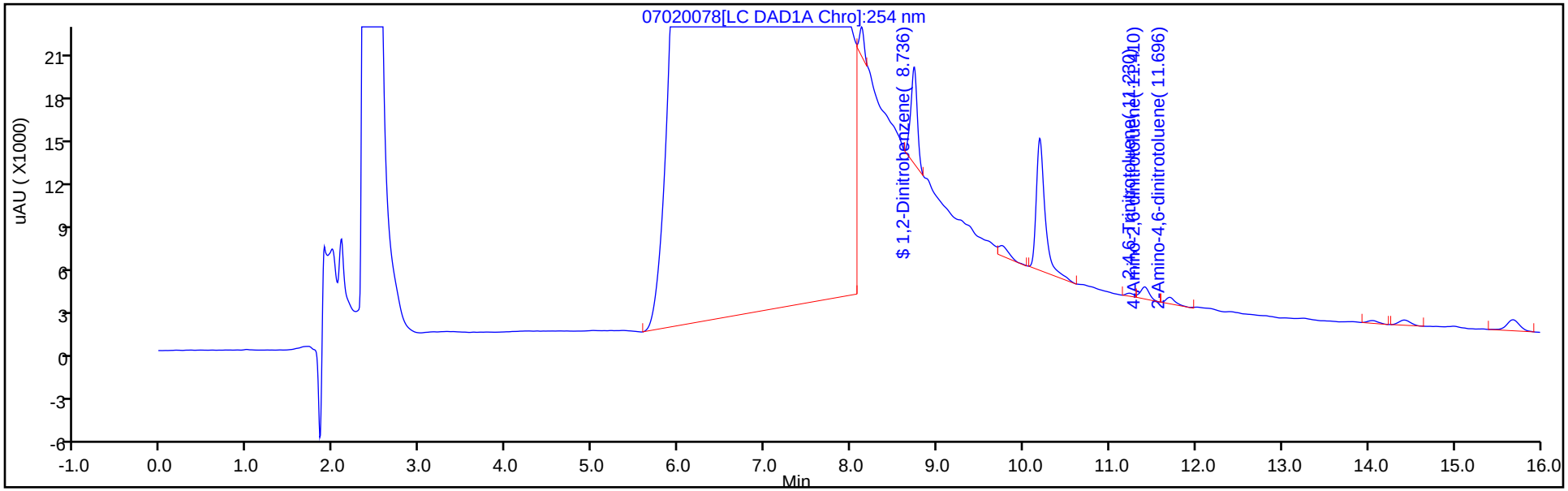

Y Scaling: Method Defined: Scale to the Nth Largest Target: 1

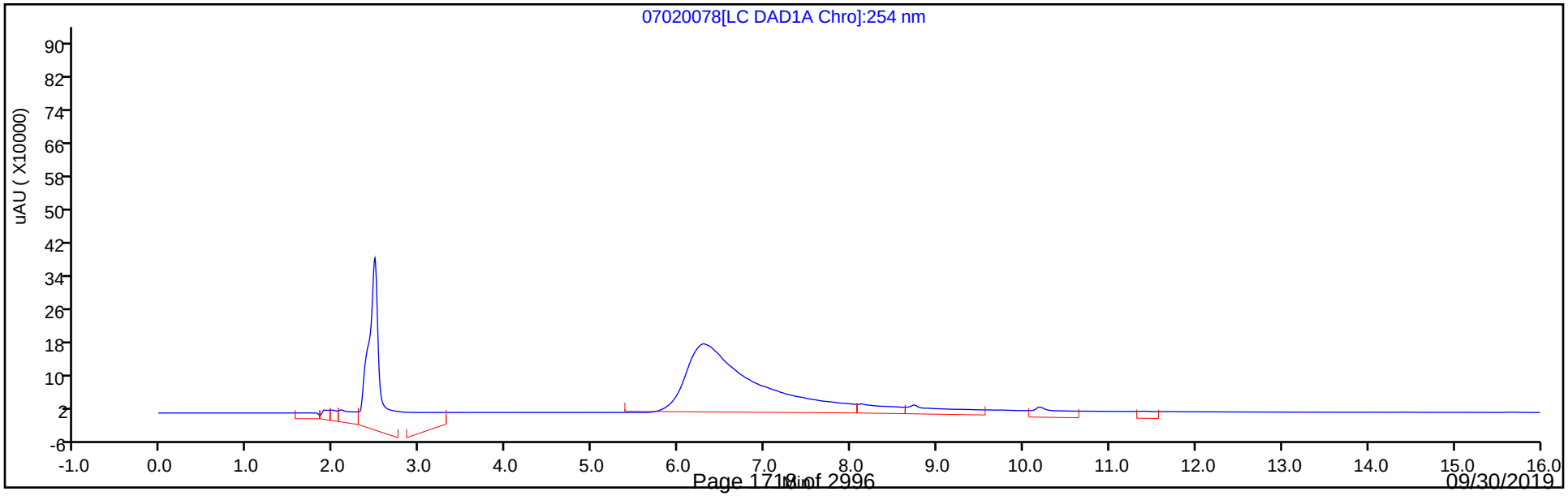

Eurofins TestAmerica, Denver
Recovery Report

Data File: \\chromna\Denver\ChromData\CHHPLC_X\20190702-83402.b\07020078.D
Lims ID: 280-124986-B-33-A
Client ID: G0081-19A
Sample Type: Client
Inject. Date: 03-Jul-2019 13:06:51 ALS Bottle#: 78 Worklist Smp#: 78
Injection Vol: 100.0 ul Dil. Factor: 1.0000
Sample Info: 280-124986-B-33-
Misc. Info.: 280-0083402-078
Operator ID: hkf Instrument ID: CHHPLC_X3

Method: \\chromna\Denver\ChromData\CHHPLC_X\20190702-83402.b\8330_X3.m
Limit Group: GCSV - 8330
Last Update: 03-Jul-2019 14:48:54 Calib Date: 02-Jul-2019 00:18:07
Integrator: Falcon
Quant Method: External Standard Quant By: Initial Calibration
Last ICal File: \\chromna\Denver\ChromData\CHHPLC_X\20190701-83376.b\07010032.D

Column 1 : UltraCarb5uODS (20) (4.60 mm) Det: LC DAD1B, 254 nm
Process Host: CTX0326

First Level Reviewer: fiedlerh Date: 03-Jul-2019 14:48:19

Compound	Amount Added	Amount Recovered	% Rec.
$ 9 1,2-Dinitrobenzene	0.2000	0.2479	123.93

Manual Integration/User Assign Peak Report

Eurofins TestAmerica, Denver

Data File:	\\chromna\Denver\ChromData\CHHPLC_X\20190702-83402.b\07020078.D				
Injection Date:	03-Jul-2019 13:06:51	Instrument ID:	CHHPLC_X3		
Lims ID:	280-124986-B-33-A	Lab Sample ID:	280-124986-33		
Client ID:	G0081-19A				
Operator ID:	hkf	ALS Bottle#:	78	Worklist Smp#:	78
Injection Vol:	100.0 ul	Dil. Factor:	1.0000		
Method:	8330_X3	Limit Group:	GCSV - 8330		
Column:	UltraCarb5uODS (20) (4.60 mm)	Detector	LC DAD1B, 254 nm		

$ 9 1,2-Dinitrobenzene, CAS: 528-29-0

Signal: 1

Processing Integration Results

RT: 8.74
Area: 165897
Amount: 1.190690
Amount Units: ug/mL

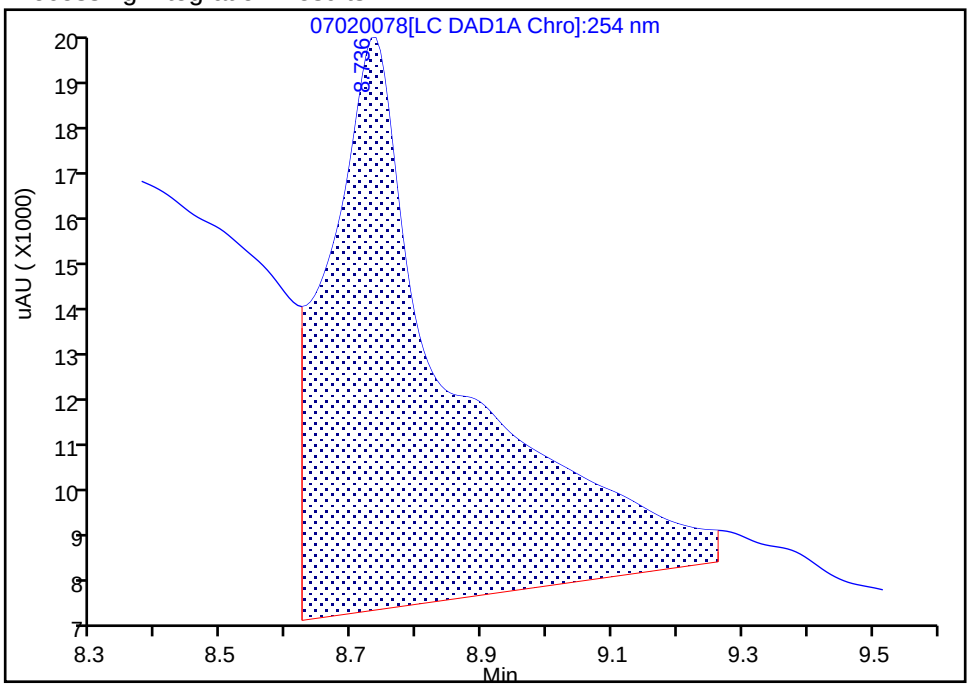

Manual Integration Results

RT: 8.74
Area: 34535
Amount: 0.247867
Amount Units: ug/mL

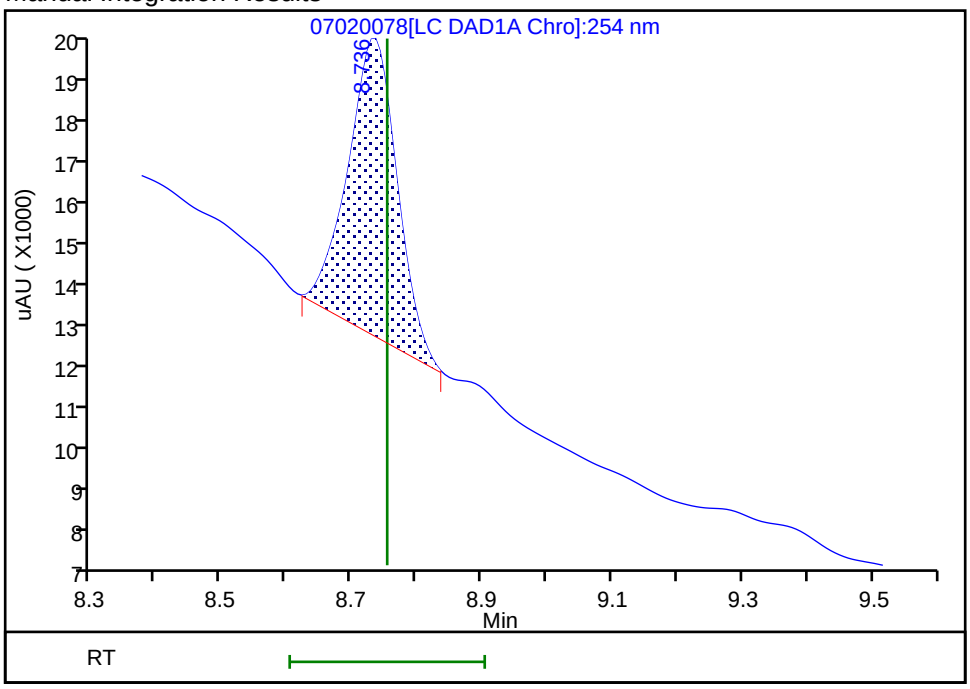

Reviewer: fiedlerh, 03-Jul-2019 14:39:15

Audit Action: Manually Integrated Audit Reason: Baseline Smoothing

User Disabled Compound Report

Eurofins TestAmerica, Denver

Data File: \\chromna\Denver\ChromData\CHHPLC_X\20190702-83402.b\07020078.D

Injection Date:	03-Jul-2019 13:06:51	Instrument ID:	CHHPLC_X3		
Lims ID:	280-124986-B-33-A	Lab Sample ID:	280-124986-33		
Client ID:	G0081-19A				
Operator ID:	hkf	ALS Bottle#:	78	Worklist Smp#:	78
Injection Vol:	100.0 ul	Dil. Factor:	1.0000		
Method:	8330_X3	Limit Group:	GCSV - 8330		
Column:	UltraCarb5uODS (20) (4.60 mm)	Detector	LC DAD1B, 254 nm		

23 m-Nitrotoluene, CAS: 99-08-1, Signal: 1

RT: 14.05
Response: 1570
Amount: 0.010818

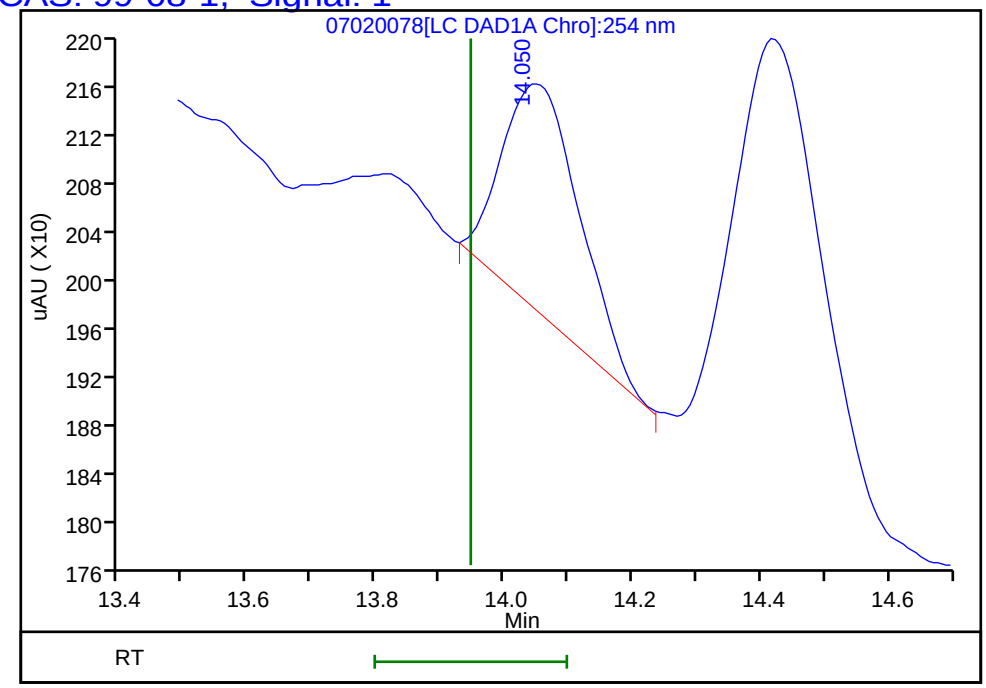

Reviewer: fiedlerh, 03-Jul-2019 14:48:19
Audit Action: Marked Compound Undetected Audit Reason: Invalid Compound ID

User Disabled Compound Report

Eurofins TestAmerica, Denver

Data File: \\chromna\Denver\ChromData\CHHPLC_X\20190702-83402.b\07020078.D

Injection Date:	03-Jul-2019 13:06:51	Instrument ID:	CHHPLC_X3		
Lims ID:	280-124986-B-33-A	Lab Sample ID:	280-124986-33		
Client ID:	G0081-19A				
Operator ID:	hkf	ALS Bottle#:	78	Worklist Smp#:	78
Injection Vol:	100.0 ul	Dil. Factor:	1.0000		
Method:	8330_X3	Limit Group:	GCSV - 8330		
Column:	UltraCarb5uODS (20) (4.60 mm)	Detector	LC DAD1B, 254 nm		

14 Tetryl, CAS: 479-45-8, Signal: 1

RT: 10.19
Response: 63953
Amount: 0.394876

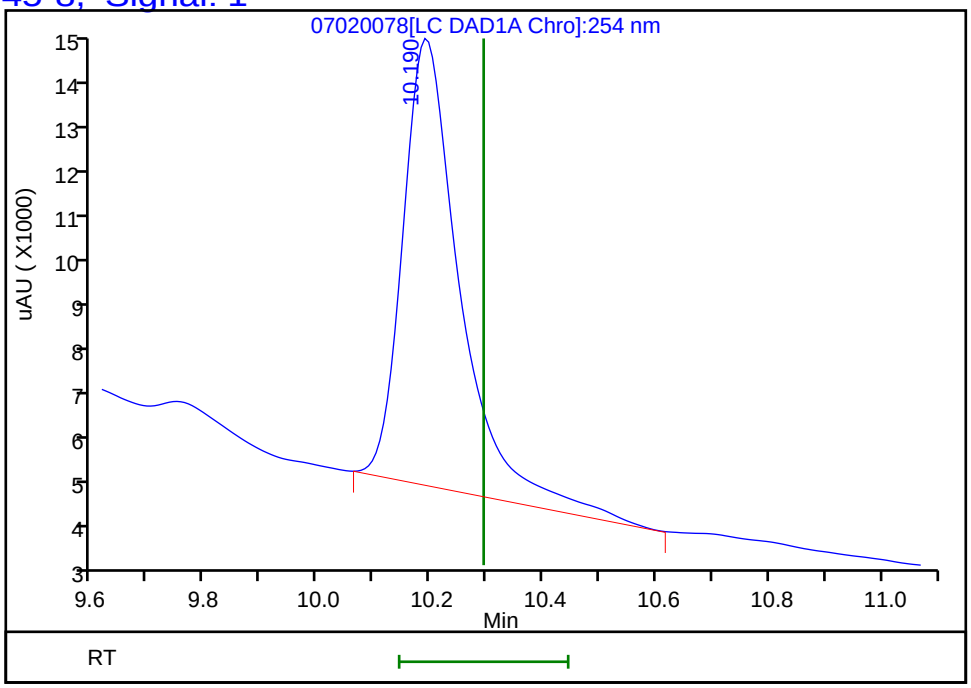

Reviewer: fiedlerh, 03-Jul-2019 14:48:19
Audit Action: Marked Compound Undetected Audit Reason: Invalid Compound ID

FORM I
HPLC/IC ORGANICS ANALYSIS DATA SHEET

Lab Name: Eurofins TestAmerica, Denver Job No.: 280-124986-1

SDG No.:

Client Sample ID: G0081-19A RE Lab Sample ID: 280-124986-33 RE

Matrix: Water Lab File ID: 07030029.D

Analysis Method: 8330A Date Collected: 06/09/2019 14:40

Extraction Method: 3535 Date Extracted: 06/18/2019 15:47

Sample wt/vol: 511(mL) Date Analyzed: 07/06/2019 01:29

Con. Extract Vol.: 5(mL) Dilution Factor: 1

Injection Volume: 100(uL) GC Column: Luna-phenylhex ID: 4.6(mm)

% Moisture: GPC Cleanup:(Y/N) N

Analysis Batch No.: 463562 Units: ug/L

CAS NO.	COMPOUND NAME	RESULT	Q	LOQ	LOD	DL
19406-51-0	*4-Amino-2,6-dinitrotoluene*	*0.19*	*J H J1*	*0.20*	0.12	*0.056*

CAS NO.	SURROGATE	%REC	Q	LIMITS
528-29-0	1,2-Dinitrobenzene	119		83-119

Eurofins TestAmerica, Denver
Target Compound Quantitation Report

Data File: \\chromna\Denver\ChromData\G2_LUNA\20190703-83452.b\07030029.D
Lims ID: 280-124986-B-33-A
Client ID: G0081-19A
Sample Type: Client
Inject. Date: 06-Jul-2019 01:29:54 ALS Bottle#: 29 Worklist Smp#: 29
Injection Vol: 100.0 ul Dil. Factor: 1.0000
Sample Info: 280-124986-B-33-
Misc. Info.: 280-0083452-029
Operator ID: HKF Instrument ID: CHHPLC_G2_LUNA

Method: \\chromna\Denver\ChromData\G2_LUNA\20190703-83452.b\G2_8330_Luna.m
Limit Group: GCSV - 8330
Last Update: 06-Jul-2019 13:52:54 Calib Date: 08-May-2019 00:28:23
Integrator: Falcon
Quant Method: External Standard Quant By: Initial Calibration
Last ICal File: \\chromna\Denver\ChromData\G2_LUNA\20190507-81649.b\05070023.D

Column 1 : Luna-Phenyl hexyl (4.60 mm) Det: LC DAD1A, 254 nm
Process Host: CTX0337

First Level Reviewer: fiedlerh Date: 06-Jul-2019 13:25:29

Compound	Det	RT (min.)	Exp RT (min.)	Dlt RT (min.)	Response	OnCol Amt ug/ml	Flags
6 HMX	1	7.186	7.220	-0.034	3614	0.0211	M
7 MNX	1		7.866			ND	
8 RDX	1		9.300			ND	
9 Nitrobenzene	1		12.293			ND	
$ 10 1,2-Dinitrobenzene	1	13.300	13.340	-0.040	65644	0.2371	
12 1,3-Dinitrobenzene	1		15.860			ND	
14 o-Nitrotoluene	1		16.686			ND	
15 p-Nitrotoluene	1	17.046	17.013	0.033	6321	0.0279	
16 4-Amino-2,6-dinitrotoluene	1	17.373	17.426	-0.053	5644	0.0190	
17 m-Nitrotoluene	1	17.906	17.926	-0.020	16214	0.0554	
18 2-Amino-4,6-dinitrotoluene	1	18.406	18.453	-0.047	9599	0.0223	
19 1,3,5-Trinitrobenzene	1	19.120	19.160	-0.040	5151	0.0113	
20 2,6-Dinitrotoluene	1		20.020			ND	
21 2,4-Dinitrotoluene	1		20.580			ND	
22 Tetryl	1		23.893			ND	
23 2,4,6-Trinitrotoluene	1		24.873			ND	

QC Flag Legend

Review Flags
M - Manually Integrated

Report Date: 06-Jul-2019 13:53:03 Chrom Revision: 2.3 20-Jun-2019 20:50:56

Eurofins TestAmerica, Denver

Data File:	\\chromna\Denver\ChromData\G2_LUNA\20190703-83452.b\07030029.D				
Injection Date:	06-Jul-2019 01:29:54	Instrument ID:	CHHPLC_G2_LUNA	Operator ID:	HKF
Lims ID:	280-124986-B-33-A	Lab Sample ID:	280-124986-33	Worklist Smp#:	29
Client ID:	G0081-19A				
Injection Vol:	100.0 ul	Dil. Factor:	1.0000	ALS Bottle#:	29
Method:	G2_8330_Luna	Limit Group:	GCSV - 8330		

Column: Luna-Phenyl hexyl (4.60 mm) Y Scaling: Method Defined: Scale to the Nth Largest Peak: 1

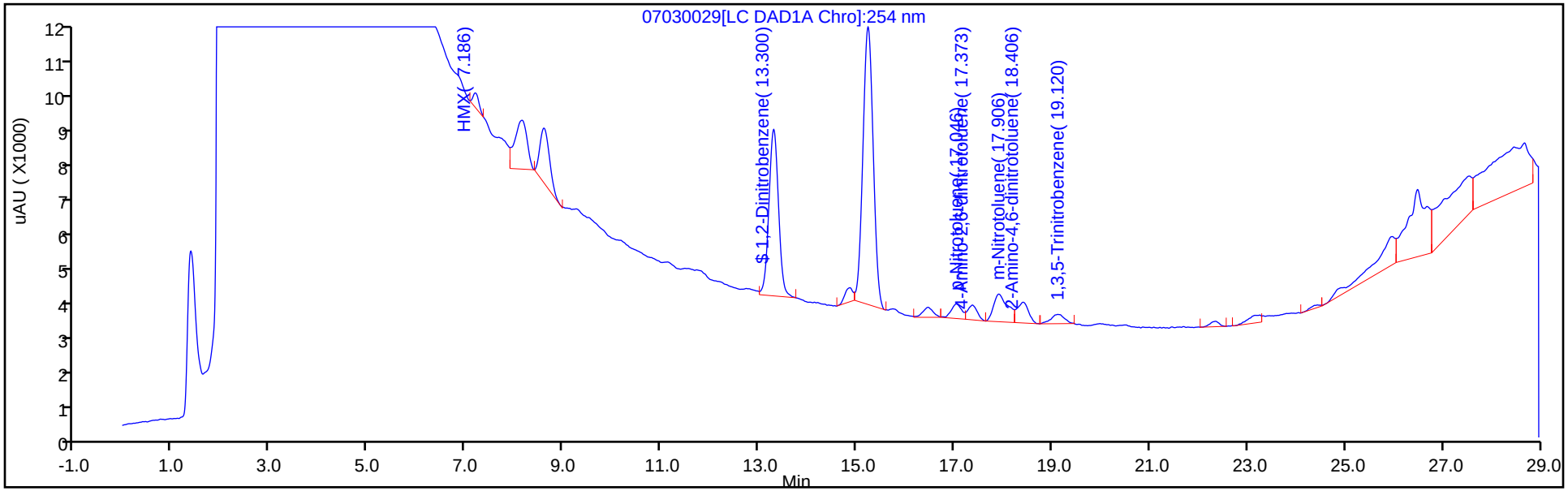

Y Scaling: Method Defined: Scale to the Nth Largest Peak: 1

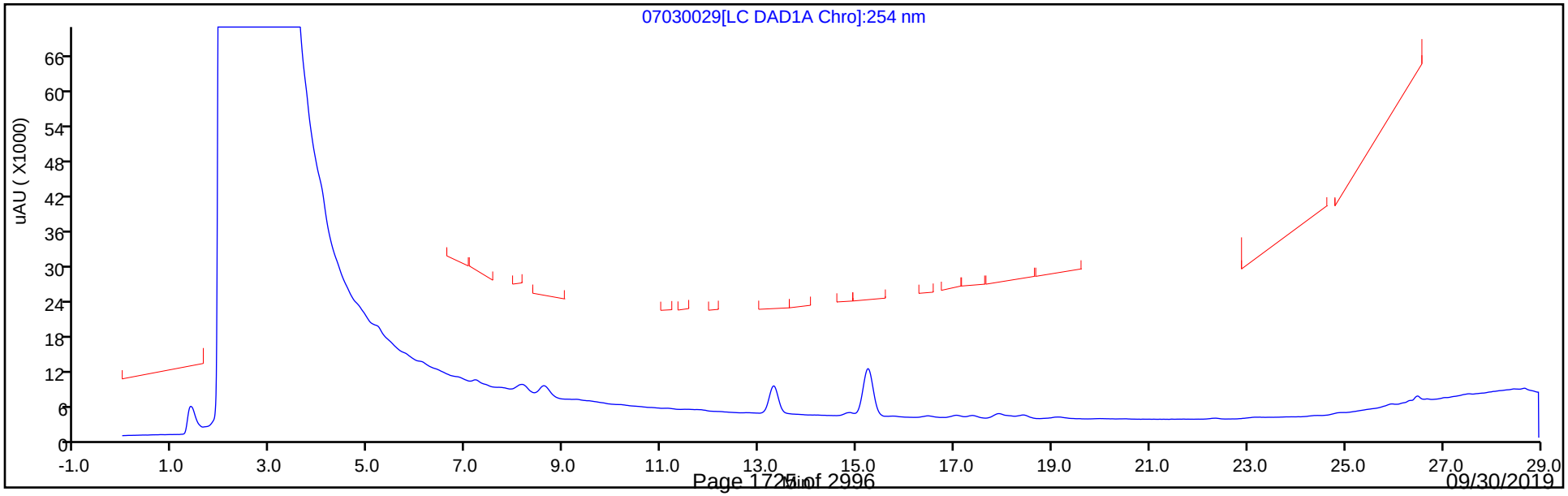

Eurofins TestAmerica, Denver
Recovery Report

Data File:	\\chromna\Denver\ChromData\G2_LUNA\20190703-83452.b\07030029.D				
Lims ID:	280-124986-B-33-A				
Client ID:	G0081-19A				
Sample Type:	Client				
Inject. Date:	06-Jul-2019 01:29:54	ALS Bottle#:	29	Worklist Smp#:	29
Injection Vol:	100.0 ul	Dil. Factor:	1.0000		
Sample Info:	280-124986-B-33-				
Misc. Info.:	280-0083452-029				
Operator ID:	HKF	Instrument ID:	CHHPLC_G2_LUNA		
Method:	\\chromna\Denver\ChromData\G2_LUNA\20190703-83452.b\G2_8330_Luna.m				
Limit Group:	GCSV - 8330				
Last Update:	06-Jul-2019 13:52:54	Calib Date:	08-May-2019 00:28:23		
Integrator:	Falcon				
Quant Method:	External Standard	Quant By:	Initial Calibration		
Last ICal File:	\\chromna\Denver\ChromData\G2_LUNA\20190507-81649.b\05070023.D				
Column 1 :	Luna-Phenyl hexyl (4.60 mm)		Det: LC DAD1A, 254 nm		
Process Host:	CTX0337				
First Level Reviewer: fiedlerh		Date:	06-Jul-2019 13:25:29		

Compound	Amount Added	Amount Recovered	% Rec.
$ 10 1,2-Dinitrobenzene	0.2000	0.2371	118.55

Manual Integration/User Assign Peak Report

Eurofins TestAmerica, Denver

Data File:	\\chromna\Denver\ChromData\G2_LUNA\20190703-83452.b\07030029.D				
Injection Date:	06-Jul-2019 01:29:54	Instrument ID:	CHHPLC_G2_LUNA		
Lims ID:	280-124986-B-33-A	Lab Sample ID:	280-124986-33		
Client ID:	G0081-19A				
Operator ID:	HKF	ALS Bottle#:	29	Worklist Smp#:	29
Injection Vol:	100.0 ul	Dil. Factor:	1.0000		
Method:	G2_8330_Luna	Limit Group:	GCSV - 8330		
Column:	Luna-Phenyl hexyl (4.60 mm)	Detector	LC DAD1A, 254 nm		

6 HMX, CAS: 2691-41-0

Signal: 1

Processing Integration Results

RT: 7.19
Area: 13043
Amount: 0.076186
Amount Units: ug/ml

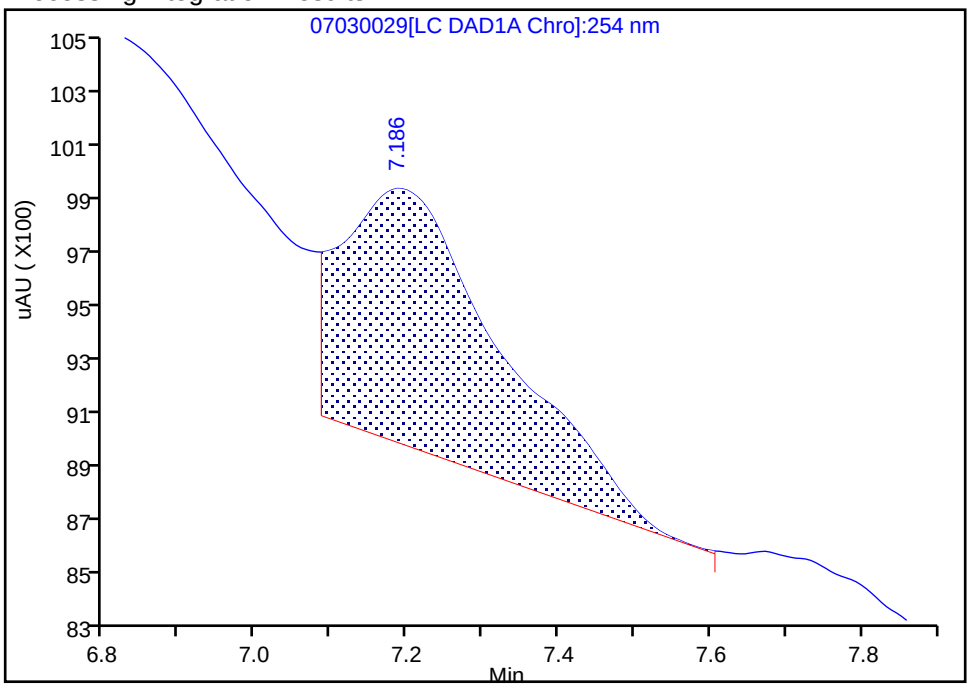

Manual Integration Results

RT: 7.19
Area: 3614
Amount: 0.021110
Amount Units: ug/ml

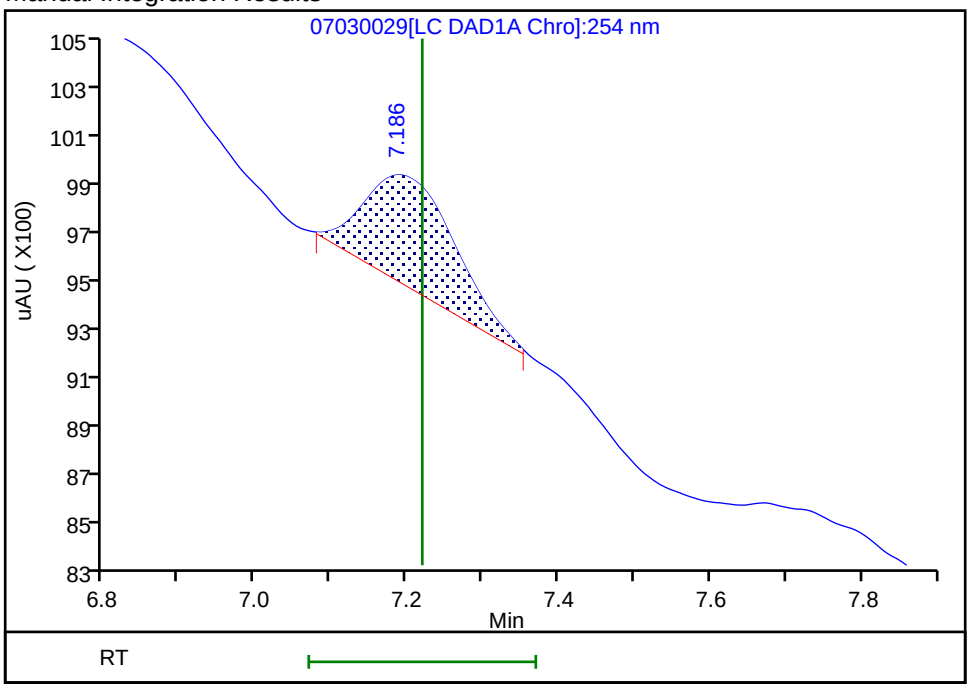

Reviewer: fiedlerh, 06-Jul-2019 13:25:20

Audit Action: Manually Integrated Audit Reason: Baseline Smoothing

FORM I
HPLC/IC ORGANICS ANALYSIS DATA SHEET

Lab Name: Eurofins TestAmerica, Denver Job No.: 280-124986-1

SDG No.:

Client Sample ID: G0082-19A Lab Sample ID: 280-124986-34

Matrix: Water Lab File ID: 06200097.D

Analysis Method: 8330A Date Collected: 06/09/2019 15:45

Extraction Method: 3535 Date Extracted: 06/14/2019 10:23

Sample wt/vol: 511.7(mL) Date Analyzed: 06/22/2019 04:26

Con. Extract Vol.: 5(mL) Dilution Factor: 1

Injection Volume: 100(uL) GC Column: UltraCarb5uODS ID: 4.6(mm)

% Moisture: GPC Cleanup:(Y/N) N

Analysis Batch No.: 462202 Units: ug/L

CAS NO.	COMPOUND NAME	RESULT	Q	LOQ	LOD	DL
99-35-4	1,3,5-Trinitrobenzene	0.39	U	0.98	0.39	0.20
99-65-0	1,3-Dinitrobenzene	0.20	U	0.39	0.20	0.087
118-96-7	2,4,6-Trinitrotoluene	0.39	U	0.39	0.39	0.16
121-14-2	2,4-Dinitrotoluene	0.20	U	0.39	0.20	0.082
606-20-2	2,6-Dinitrotoluene	0.20	U	0.20	0.20	0.063
35572-78-2	2-Amino-4,6-dinitrotoluene	0.22		0.20	0.12	0.050
88-72-2	2-Nitrotoluene	0.20	U Q	0.39	0.20	0.084
99-08-1	3-Nitrotoluene	0.39	U Q	0.39	0.39	0.19
19406-51-0	4-Amino-2,6-dinitrotoluene	0.10	J	0.20	0.12	0.056
99-99-0	4-Nitrotoluene	0.39	U Q	0.98	0.39	0.20
2691-41-0	HMX	0.43	M J1	0.39	0.20	0.086
5755-27-1	MNX	0.39	U	2.0	0.39	0.15
98-95-3	Nitrobenzene	0.20	U Q	0.39	0.20	0.089
121-82-4	RDX	0.34	J M	0.39	0.39	0.15
479-45-8	Tetryl	0.20	U M	0.23	0.20	0.077

CAS NO.	SURROGATE	%REC	Q	LIMITS
528-29-0	1,2-Dinitrobenzene	168	M Q	83-119

Eurofins TestAmerica, Denver
Target Compound Quantitation Report

Data File: \\chromna\Denver\ChromData\CHHPLC_X\20190620-83048.b\06200097.D
Lims ID: 280-124986-A-34-A
Client ID: G0082-19A
Sample Type: Client
Inject. Date: 22-Jun-2019 04:26:43 ALS Bottle#: 97 Worklist Smp#: 97
Injection Vol: 100.0 ul Dil. Factor: 1.0000
Sample Info: 280-124986-A-34-
Misc. Info.: 280-0083048-097
Operator ID: hkf Instrument ID: CHHPLC_X3

Method: \\chromna\Denver\ChromData\CHHPLC_X\20190620-83048.b\8330_X3.m
Limit Group: GCSV - 8330
Last Update: 24-Jun-2019 09:26:53 Calib Date: 21-Jun-2019 03:13:40
Integrator: Falcon
Quant Method: External Standard Quant By: Initial Calibration
Last ICal File: \\chromna\Denver\ChromData\CHHPLC_X\20190620-83048.b\06200032.D

Column 1 : UltraCarb5uODS (20) (4.60 mm) Det: LC DAD1B, 254 nm
Process Host: CTX0327

First Level Reviewer: fiedlerh Date: 24-Jun-2019 09:12:35

	Compound	Det	RT (min.)	Exp RT (min.)	Dlt RT (min.)	Response	OnCol Amt ug/mL	Flags
	3 HMX	1	6.632	6.632	0.000	3907	0.0440	M
	6 MNX	1		7.339			ND	
	7 RDX	1	7.738	7.746	-0.008	3648	0.0348	M
$	9 1,2-Dinitrobenzene	1	8.718	8.726	-0.008	45768	0.3368	M
	10 1,3,5-Trinitrobenzene	1	8.912	8.879	0.033	3304	0.0142	
	11 1,3-Dinitrobenzene	1		9.539			ND	
	12 Nitrobenzene	1		9.925			ND	
	14 Tetryl	1		10.245			ND	U
	16 2,4,6-Trinitrotoluene	1		11.199			ND	
	17 4-Amino-2,6-dinitrotoluene	1	11.372	11.372	0.000	1664	0.0102	
	18 2-Amino-4,6-dinitrotoluene	1	11.665	11.659	0.006	4471	0.0221	
	19 2,6-Dinitrotoluene	1		11.812			ND	
	20 2,4-Dinitrotoluene	1		12.005			ND	
	21 o-Nitrotoluene	1		12.845			ND	
	22 p-Nitrotoluene	1		13.279			ND	
	23 m-Nitrotoluene	1		13.872			ND	

QC Flag Legend

Review Flags
M - Manually Integrated
U - Marked Undetected

Report Date: 24-Jun-2019 09:27:05 Chrom Revision: 2.3 20-Jun-2019 20:50:56

Eurofins TestAmerica, Denver

Data File: \\chromna\Denver\ChromData\CHHPLC_X\20190620-83048.b\06200097.D

Injection Date:	22-Jun-2019 04:26:43	Instrument ID:	CHHPLC_X3	Operator ID:	hkf
Lims ID:	280-124986-A-34-A	Lab Sample ID:	280-124986-34	Worklist Smp#:	97
Client ID:	G0082-19A				
Injection Vol:	100.0 ul	Dil. Factor:	1.0000	ALS Bottle#:	97
Method:	8330_X3	Limit Group:	GCSV - 8330		

Column: UltraCarb5uODS (20) (4.60 mm) Y Scaling: Method Defined: Scale to the Nth Largest Target: 1

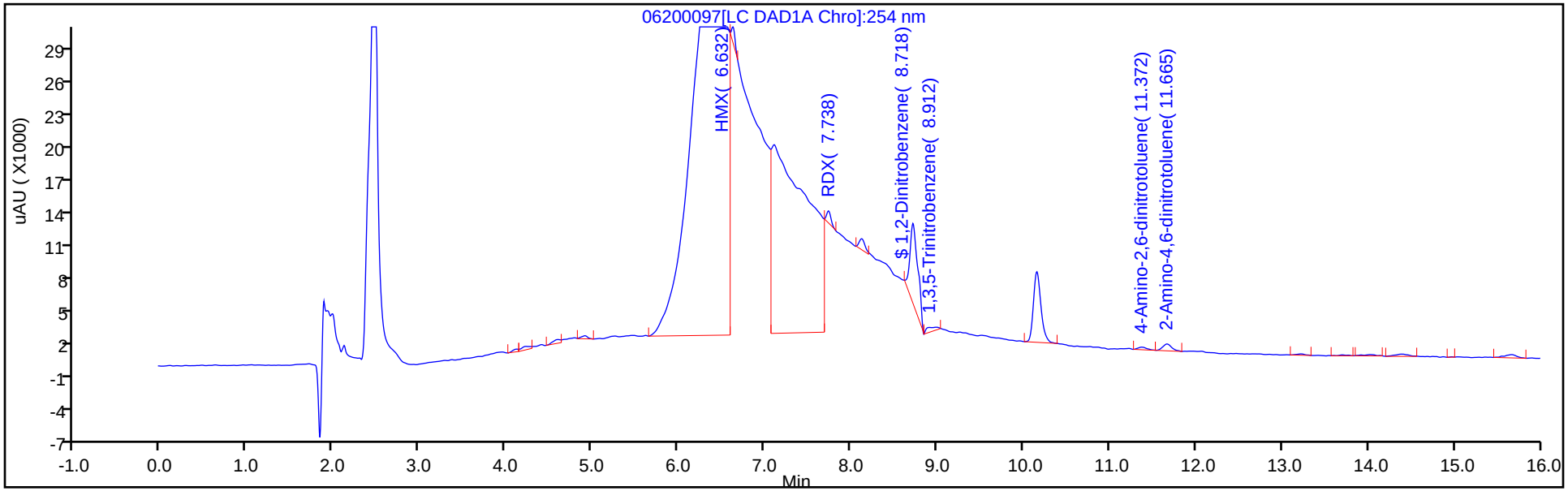

Y Scaling: Method Defined: Scale to the Nth Largest Target: 1

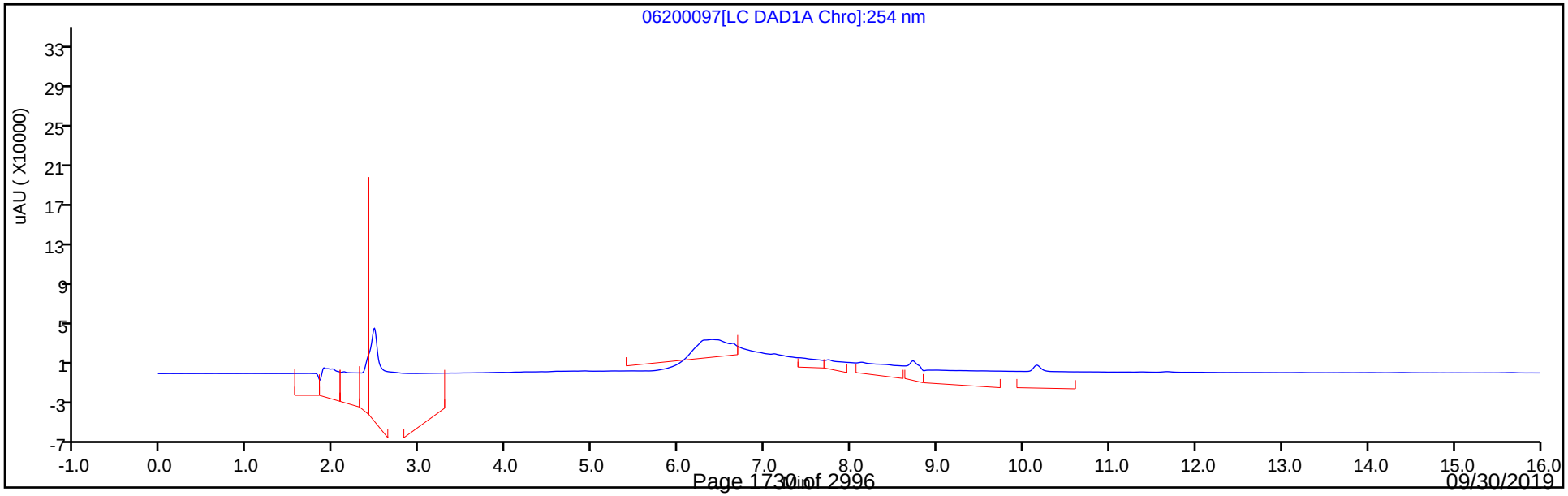

Eurofins TestAmerica, Denver
Recovery Report

Data File:	\\chromna\Denver\ChromData\CHHPLC_X\20190620-83048.b\06200097.D				
Lims ID:	280-124986-A-34-A				
Client ID:	G0082-19A				
Sample Type:	Client				
Inject. Date:	22-Jun-2019 04:26:43	ALS Bottle#:	97	Worklist Smp#:	97
Injection Vol:	100.0 ul	Dil. Factor:	1.0000		
Sample Info:	280-124986-A-34-				
Misc. Info.:	280-0083048-097				
Operator ID:	hkf	Instrument ID:	CHHPLC_X3		
Method:	\\chromna\Denver\ChromData\CHHPLC_X\20190620-83048.b\8330_X3.m				
Limit Group:	GCSV - 8330				
Last Update:	24-Jun-2019 09:26:53	Calib Date:	21-Jun-2019 03:13:40		
Integrator:	Falcon				
Quant Method:	External Standard	Quant By:	Initial Calibration		
Last ICal File:	\\chromna\Denver\ChromData\CHHPLC_X\20190620-83048.b\06200032.D				
Column 1 :	UltraCarb5uODS (20) (4.60 mm)		Det: LC DAD1B, 254 nm		
Process Host:	CTX0327				
First Level Reviewer: fiedlerh		Date:	24-Jun-2019 09:12:35		

Compound	Amount Added	Amount Recovered	% Rec.
$ 9 1,2-Dinitrobenzene	0.2000	0.3368	168.39

Manual Integration/User Assign Peak Report

Eurofins TestAmerica, Denver

Data File:	\\chromna\Denver\ChromData\CHHPLC_X\20190620-83048.b\06200097.D				
Injection Date:	22-Jun-2019 04:26:43	Instrument ID:	CHHPLC_X3		
Lims ID:	280-124986-A-34-A	Lab Sample ID:	280-124986-34		
Client ID:	G0082-19A				
Operator ID:	hkf	ALS Bottle#:	97	Worklist Smp#:	97
Injection Vol:	100.0 ul	Dil. Factor:	1.0000		
Method:	8330_X3	Limit Group:	GCSV - 8330		
Column:	UltraCarb5uODS (20) (4.60 mm)	Detector	LC DAD1B, 254 nm		

$ 9 1,2-Dinitrobenzene, CAS: 528-29-0

Signal: 1

Processing Integration Results

RT: 8.72
Area: 75320
Amount: 0.554234
Amount Units: ug/mL

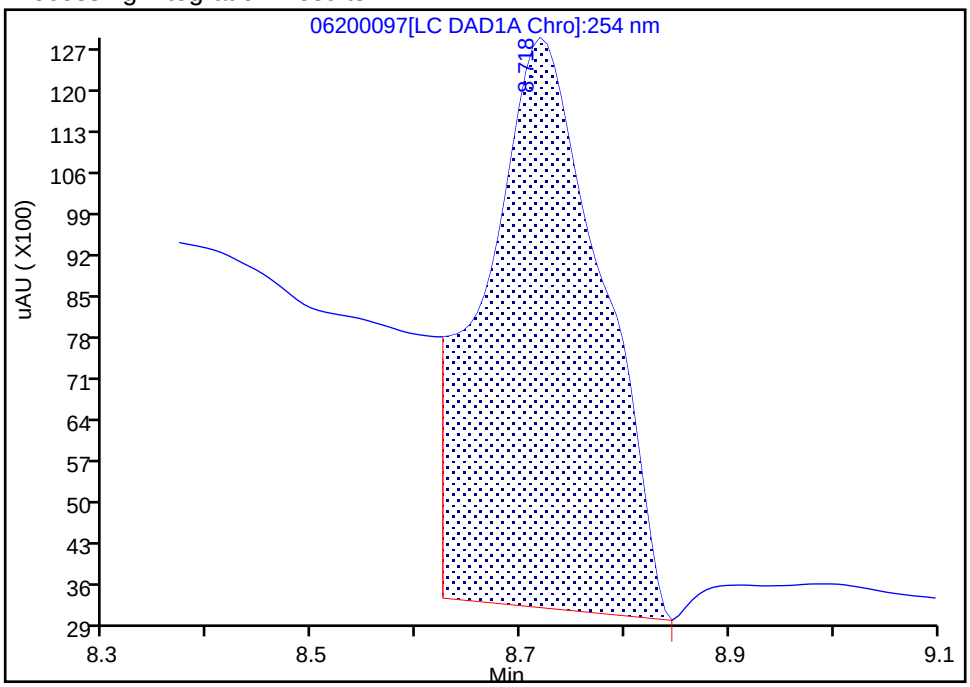

Manual Integration Results

RT: 8.72
Area: 45768
Amount: 0.336779
Amount Units: ug/mL

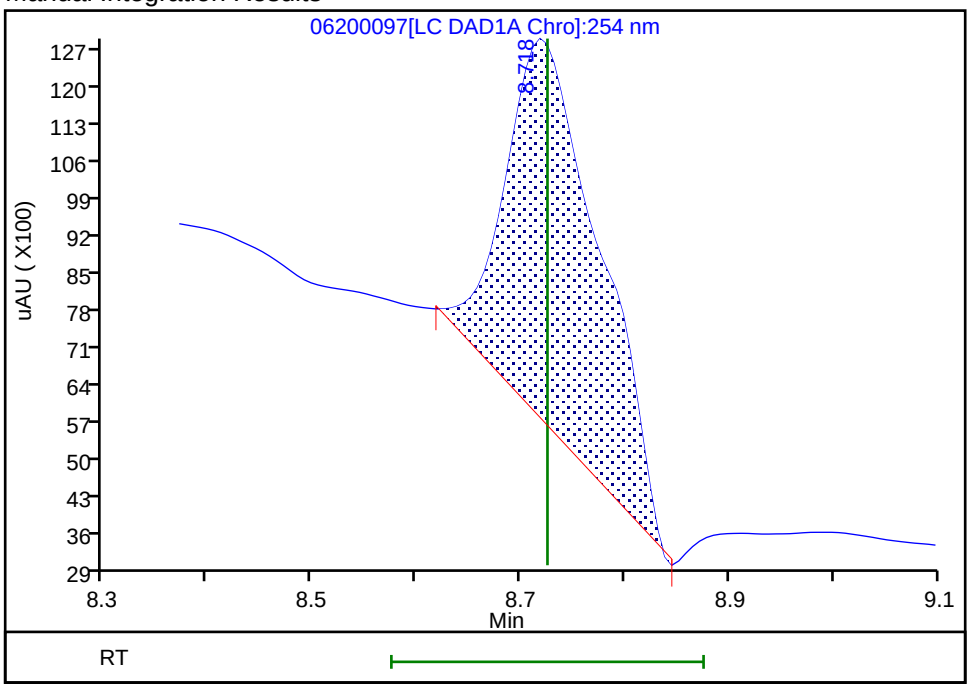

Reviewer: fiedlerh, 24-Jun-2019 09:12:19
Audit Action: Manually Integrated Audit Reason: Baseline Smoothing

Manual Integration/User Assign Peak Report

Eurofins TestAmerica, Denver

Data File:	\\chromna\Denver\ChromData\CHHPLC_X\20190620-83048.b\06200097.D				
Injection Date:	22-Jun-2019 04:26:43	Instrument ID:	CHHPLC_X3		
Lims ID:	280-124986-A-34-A	Lab Sample ID:	280-124986-34		
Client ID:	G0082-19A				
Operator ID:	hkf	ALS Bottle#:	97	Worklist Smp#:	97
Injection Vol:	100.0 ul	Dil. Factor:	1.0000		
Method:	8330_X3	Limit Group:	GCSV - 8330		
Column:	UltraCarb5uODS (20) (4.60 mm)	Detector	LC DAD1B, 254 nm		

3 HMX, CAS: 2691-41-0

Signal: 1

Processing Integration Results

RT: 6.63
Area: 593365
Amount: 6.679949
Amount Units: ug/mL

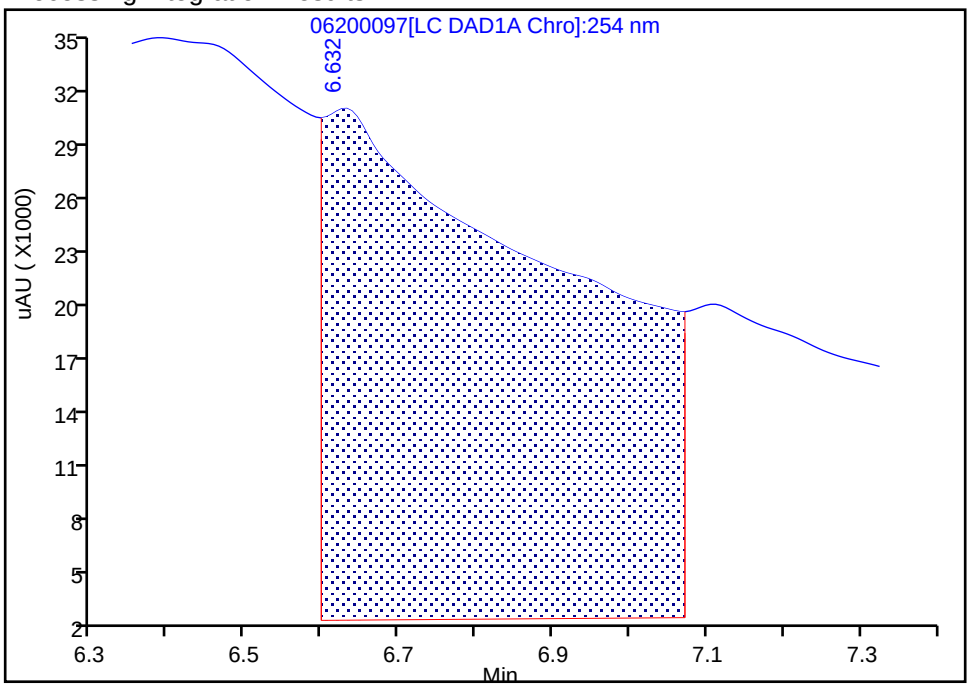

Manual Integration Results

RT: 6.63
Area: 3907
Amount: 0.043984
Amount Units: ug/mL

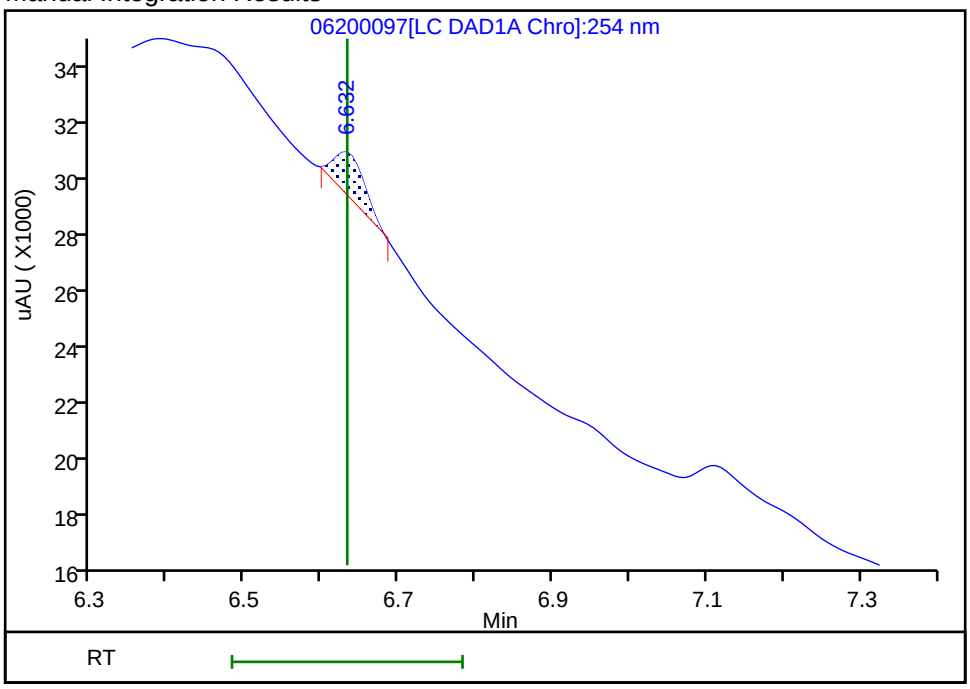

Reviewer: fiedlerh, 24-Jun-2019 09:12:03

Audit Action: Manually Integrated Audit Reason: Baseline Smoothing

Manual Integration/User Assign Peak Report

Eurofins TestAmerica, Denver

Data File:	\\chromna\Denver\ChromData\CHHPLC_X\20190620-83048.b\06200097.D				
Injection Date:	22-Jun-2019 04:26:43	Instrument ID:	CHHPLC_X3		
Lims ID:	280-124986-A-34-A	Lab Sample ID:	280-124986-34		
Client ID:	G0082-19A				
Operator ID:	hkf	ALS Bottle#:	97	Worklist Smp#:	97
Injection Vol:	100.0 ul	Dil. Factor:	1.0000		
Method:	8330_X3	Limit Group:	GCSV - 8330		
Column:	UltraCarb5uODS (20) (4.60 mm)	Detector	LC DAD1B, 254 nm		

7 RDX, CAS: 121-82-4

Signal: 1

Processing Integration Results

RT: 7.74
Area: 196111
Amount: 1.872599
Amount Units: ug/mL

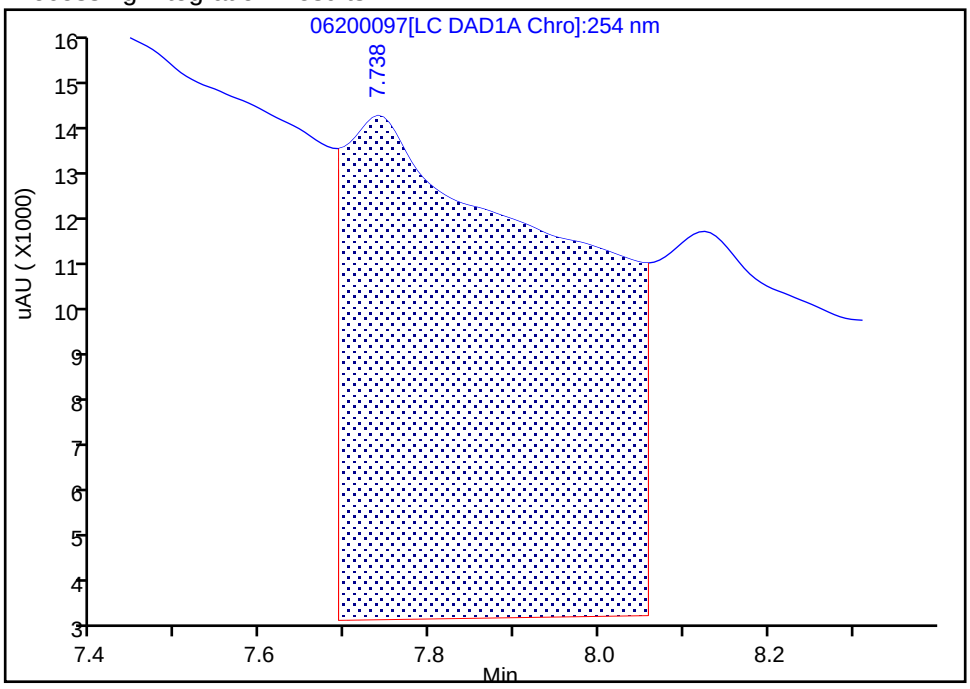

Manual Integration Results

RT: 7.74
Area: 3648
Amount: 0.034834
Amount Units: ug/mL

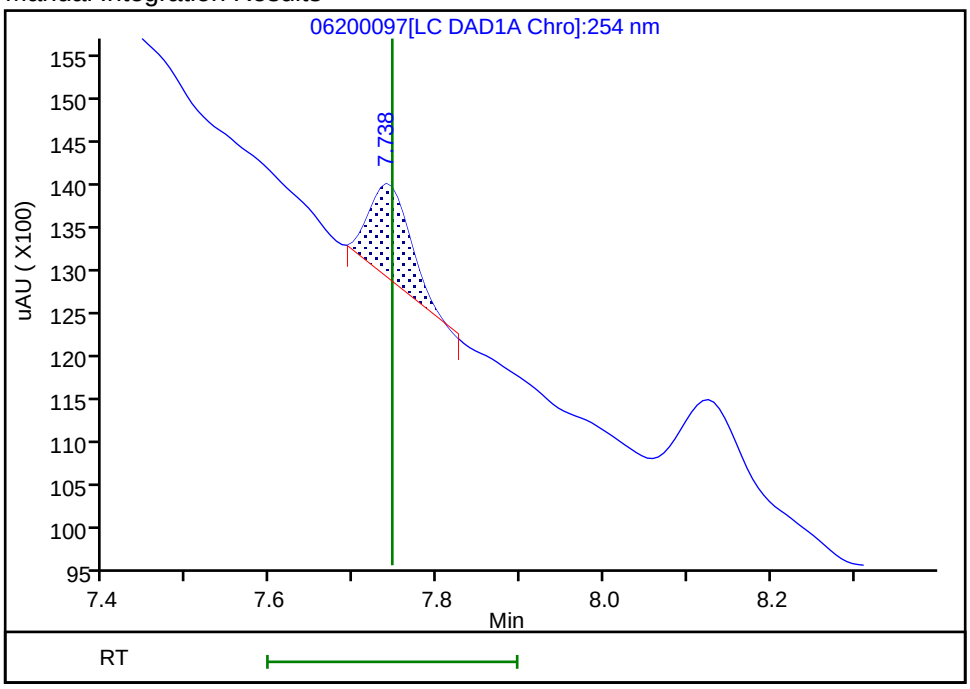

Reviewer: fiedlerh, 24-Jun-2019 09:12:08
Audit Action: Manually Integrated Audit Reason: Baseline Smoothing

User Disabled Compound Report

Eurofins TestAmerica, Denver

Data File: \\chromna\Denver\ChromData\CHHPLC_X\20190620-83048.b\06200097.D

Injection Date:	22-Jun-2019 04:26:43	Instrument ID:	CHHPLC_X3		
Lims ID:	280-124986-A-34-A	Lab Sample ID:	280-124986-34		
Client ID:	G0082-19A				
Operator ID:	hkf	ALS Bottle#:	97	Worklist Smp#:	97
Injection Vol:	100.0 ul	Dil. Factor:	1.0000		
Method:	8330_X3	Limit Group:	GCSV - 8330		
Column:	UltraCarb5uODS (20) (4.60 mm)	Detector	LC DAD1B, 254 nm		

14 Tetryl, CAS: 479-45-8, Signal: 1

RT: 10.16
Response: 38584
Amount: 0.235770

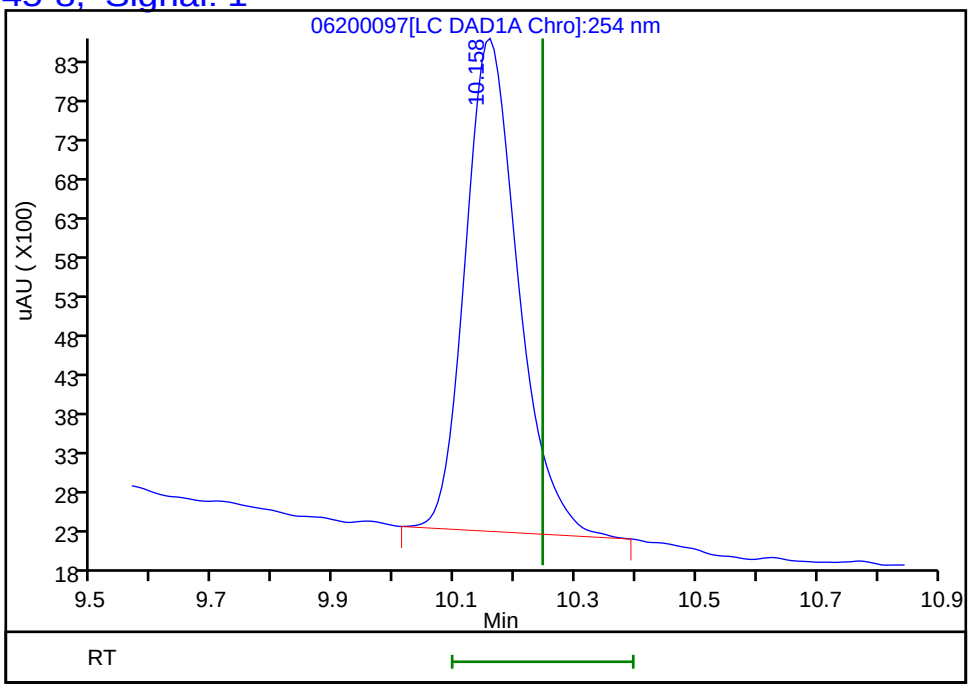

Reviewer: fiedlerh, 24-Jun-2019 09:12:35
Audit Action: Marked Compound Undetected Audit Reason: Invalid Compound ID

FORM I
HPLC/IC ORGANICS ANALYSIS DATA SHEET

Lab Name: Eurofins TestAmerica, Denver Job No.: 280-124986-1

SDG No.:

Client Sample ID: G0082-19A Lab Sample ID: 280-124986-34

Matrix: Water Lab File ID: 06240033.D

Analysis Method: 8330A Date Collected: 06/09/2019 15:45

Extraction Method: 3535 Date Extracted: 06/14/2019 10:23

Sample wt/vol: 511.7(mL) Date Analyzed: 06/25/2019 07:12

Con. Extract Vol.: 5(mL) Dilution Factor: 1

Injection Volume: 100(uL) GC Column: Luna-phenylhex ID: 4.6(mm)

% Moisture: GPC Cleanup:(Y/N) N

Analysis Batch No.: 462508 Units: ug/L

CAS NO.	COMPOUND NAME	RESULT	Q	LOQ	LOD	DL
2691-41-0	*HMX*	*0.65*	*M J1*	*0.39*	0.20	*0.086*

CAS NO.	SURROGATE	%REC	Q	LIMITS
528-29-0	1,2-Dinitrobenzene	98		83-119

Eurofins TestAmerica, Denver
Target Compound Quantitation Report

Data File: \\chromna\Denver\ChromData\G2_LUNA\20190624-83137.b\06240033.D
Lims ID: 280-124986-A-34-A
Client ID: G0082-19A
Sample Type: Client
Inject. Date: 25-Jun-2019 07:12:23 ALS Bottle#: 33 Worklist Smp#: 33
Injection Vol: 100.0 ul Dil. Factor: 1.0000
Sample Info: 280-124986-A-34-
Misc. Info.: 280-0083137-033
Operator ID: HKF Instrument ID: CHHPLC_G2_LUNA

Method: \\chromna\Denver\ChromData\G2_LUNA\20190624-83137.b\G2_8330_Luna.m
Limit Group: GCSV - 8330
Last Update: 25-Jun-2019 10:50:46 Calib Date: 08-May-2019 00:28:23
Integrator: Falcon
Quant Method: External Standard Quant By: Initial Calibration
Last ICal File: \\chromna\Denver\ChromData\G2_LUNA\20190507-81649.b\05070023.D

Column 1 : Luna-Phenyl hexyl (4.60 mm) Det: LC DAD1A, 254 nm
Process Host: CTX0328

First Level Reviewer: fiedlerh Date: 25-Jun-2019 10:50:09

Compound	Det	RT (min.)	Exp RT (min.)	Dlt RT (min.)	Response	OnCol Amt ug/ml	Flags
6 HMX	1	7.180	7.203	-0.023	11428	0.0668	M
7 MNX	1		7.848			ND	
8 RDX	1	9.254	9.283	-0.029	10033	0.0481	M
9 Nitrobenzene	1		12.263			ND	
$ 10 1,2-Dinitrobenzene	1	13.260	13.296	-0.036	54467	0.1967	
12 1,3-Dinitrobenzene	1		15.823			ND	
14 o-Nitrotoluene	1		16.629			ND	
15 p-Nitrotoluene	1		16.963			ND	U
16 4-Amino-2,6-dinitrotoluene	1	17.380	17.383	-0.003	3151	0.0106	
17 m-Nitrotoluene	1	17.880	17.876	0.004	6414	0.0219	
18 2-Amino-4,6-dinitrotoluene	1	18.380	18.416	-0.036	10200	0.0237	
19 1,3,5-Trinitrobenzene	1		19.129			ND	
20 2,6-Dinitrotoluene	1		19.983			ND	
21 2,4-Dinitrotoluene	1		20.543			ND	
22 Tetryl	1		23.876			ND	
23 2,4,6-Trinitrotoluene	1		24.856			ND	

QC Flag Legend

Review Flags
M - Manually Integrated
U - Marked Undetected

Report Date: 25-Jun-2019 10:50:54 Chrom Revision: 2.3 20-Jun-2019 20:50:56

Eurofins TestAmerica, Denver

Data File: \\chromna\Denver\ChromData\G2_LUNA\20190624-83137.b\06240033.D

Injection Date:	25-Jun-2019 07:12:23	Instrument ID:	CHHPLC_G2_LUNA	Operator ID:	HKF
Lims ID:	280-124986-A-34-A	Lab Sample ID:	280-124986-34	Worklist Smp#:	33
Client ID:	G0082-19A				
Injection Vol:	100.0 ul	Dil. Factor:	1.0000	ALS Bottle#:	33
Method:	G2_8330_Luna	Limit Group:	GCSV - 8330		

Column: Luna-Phenyl hexyl (4.60 mm) Y Scaling: Method Defined: Scale to the Nth Largest Peak: 1

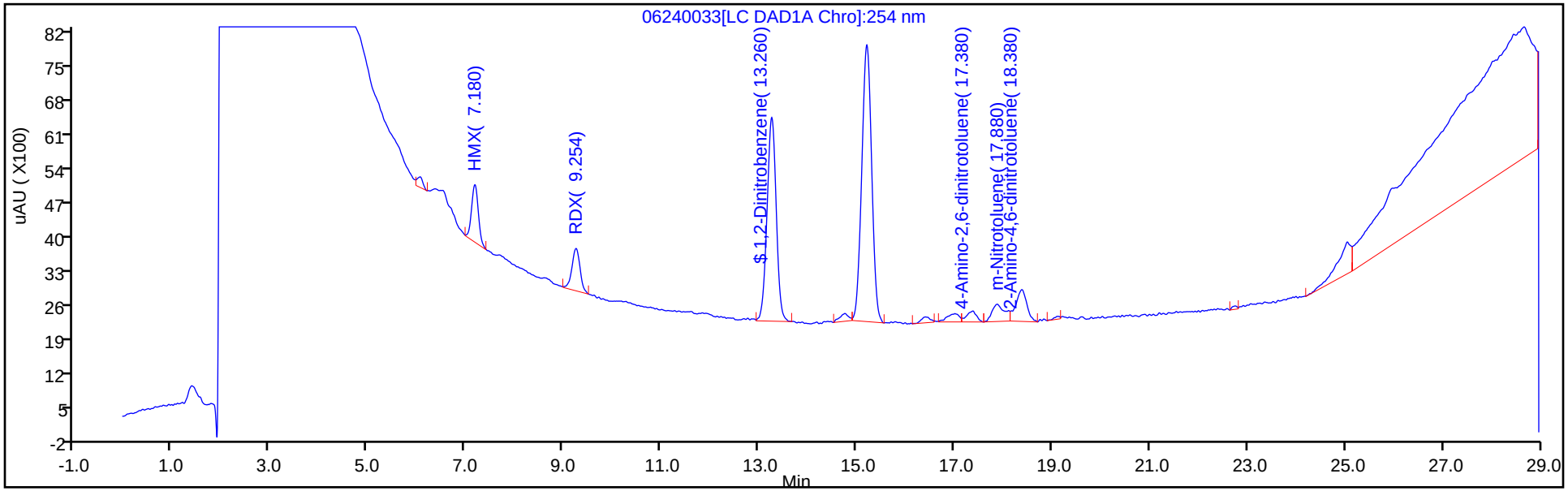

Y Scaling: Method Defined: Scale to the Nth Largest Peak: 1

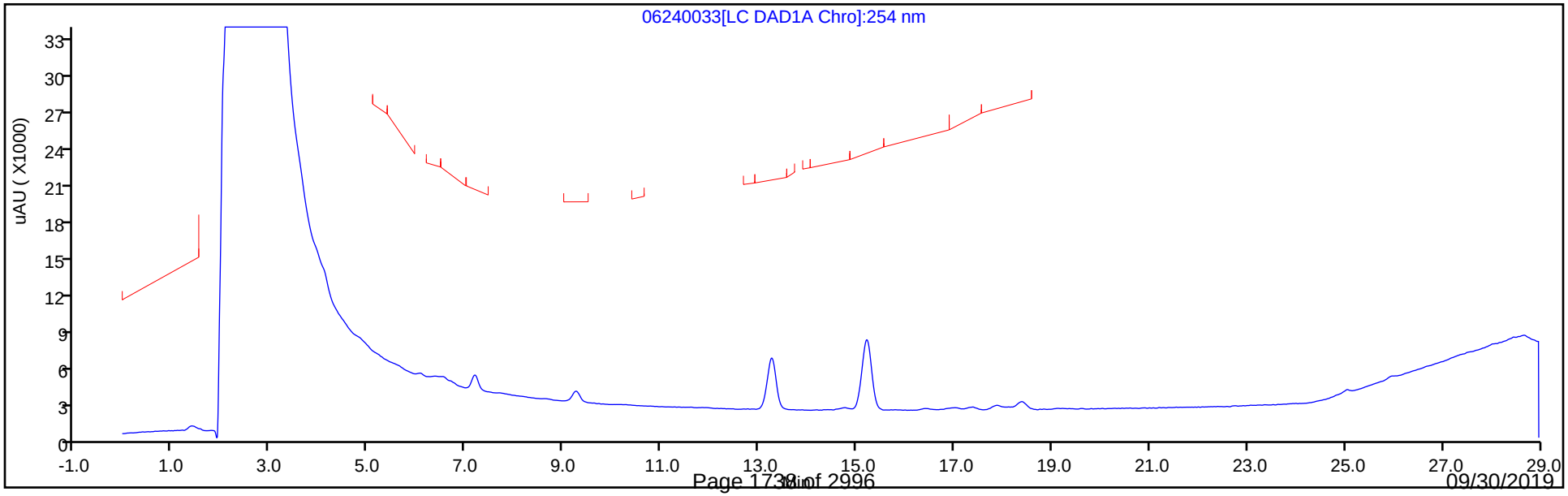

Eurofins TestAmerica, Denver
Recovery Report

Data File:	\\chromna\Denver\ChromData\G2_LUNA\20190624-83137.b\06240033.D				
Lims ID:	280-124986-A-34-A				
Client ID:	G0082-19A				
Sample Type:	Client				
Inject. Date:	25-Jun-2019 07:12:23	ALS Bottle#:	33	Worklist Smp#:	33
Injection Vol:	100.0 ul	Dil. Factor:	1.0000		
Sample Info:	280-124986-A-34-				
Misc. Info.:	280-0083137-033				
Operator ID:	HKF	Instrument ID:	CHHPLC_G2_LUNA		
Method:	\\chromna\Denver\ChromData\G2_LUNA\20190624-83137.b\G2_8330_Luna.m				
Limit Group:	GCSV - 8330				
Last Update:	25-Jun-2019 10:50:46	Calib Date:	08-May-2019 00:28:23		
Integrator:	Falcon				
Quant Method:	External Standard	Quant By:	Initial Calibration		
Last ICal File:	\\chromna\Denver\ChromData\G2_LUNA\20190507-81649.b\05070023.D				
Column 1 :	Luna-Phenyl hexyl (4.60 mm)		Det: LC DAD1A, 254 nm		
Process Host:	CTX0328				
First Level Reviewer: fiedlerh		Date:	25-Jun-2019 10:50:09		

Compound	Amount Added	Amount Recovered	% Rec.
$ 10 1,2-Dinitrobenzene	0.2000	0.1967	98.37

User Disabled Compound Report

Eurofins TestAmerica, Denver

Data File:	\\chromna\Denver\ChromData\G2_LUNA\20190624-83137.b\06240033.D				
Injection Date:	25-Jun-2019 07:12:23	Instrument ID:	CHHPLC_G2_LUNA		
Lims ID:	280-124986-A-34-A	Lab Sample ID:	280-124986-34		
Client ID:	G0082-19A				
Operator ID:	HKF	ALS Bottle#:	33	Worklist Smp#:	33
Injection Vol:	100.0 ul	Dil. Factor:	1.0000		
Method:	G2_8330_Luna	Limit Group:	GCSV - 8330		
Column:	Luna-Phenyl hexyl (4.60 mm)	Detector	LC DAD1A, 254 nm		

15 p-Nitrotoluene, CAS: 99-99-0, Signal: 1

RT: 17.01
Response: 2903
Amount: 0.012808

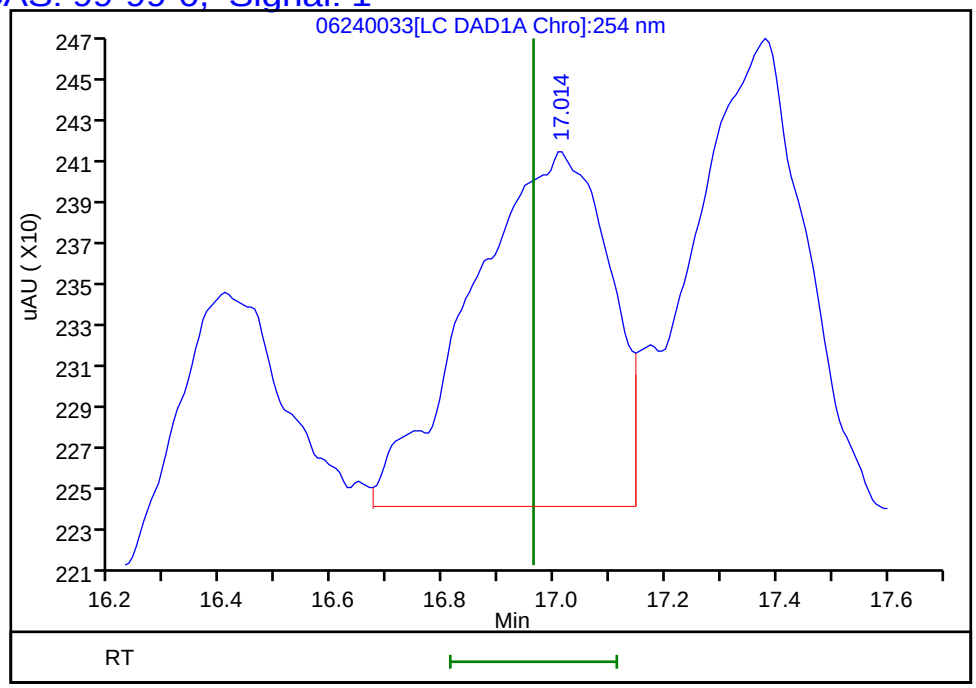

Reviewer: fiedlerh, 25-Jun-2019 10:50:09
Audit Action: Marked Compound Undetected Audit Reason: Invalid Compound ID

Manual Integration/User Assign Peak Report

Eurofins TestAmerica, Denver

Data File:	\\chromna\Denver\ChromData\G2_LUNA\20190624-83137.b\06240033.D				
Injection Date:	25-Jun-2019 07:12:23	Instrument ID:	CHHPLC_G2_LUNA		
Lims ID:	280-124986-A-34-A	Lab Sample ID:	280-124986-34		
Client ID:	G0082-19A				
Operator ID:	HKF	ALS Bottle#:	33	Worklist Smp#:	33
Injection Vol:	100.0 ul	Dil. Factor:	1.0000		
Method:	G2_8330_Luna	Limit Group:	GCSV - 8330		
Column:	Luna-Phenyl hexyl (4.60 mm)	Detector	LC DAD1A, 254 nm		

6 HMX, CAS: 2691-41-0

Signal: 1

Processing Integration Results

RT: 7.18
Area: 13757
Amount: 0.080357
Amount Units: ug/ml

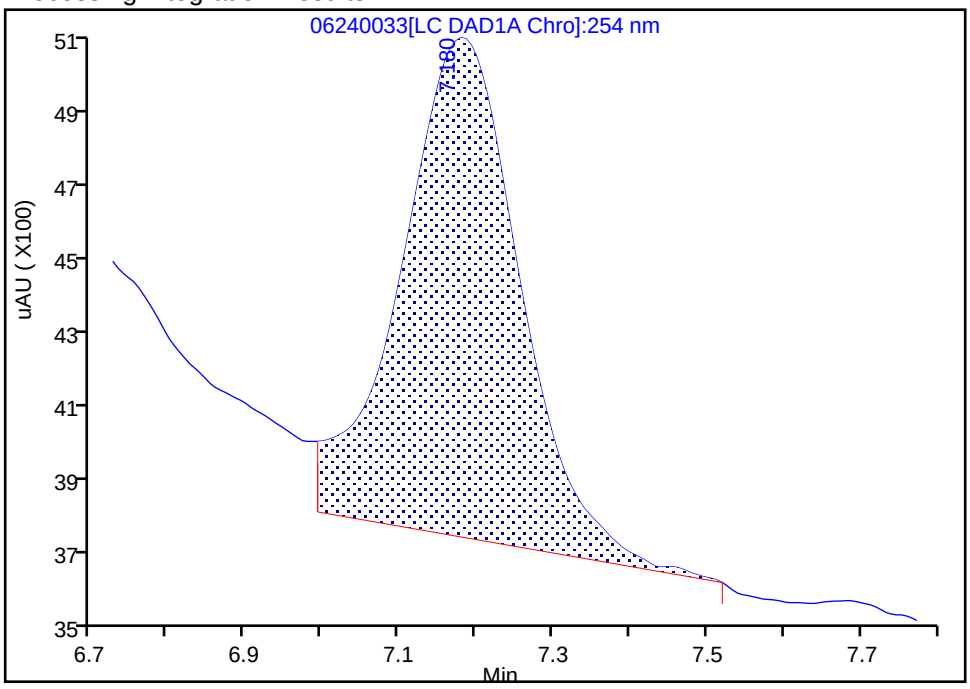

Manual Integration Results

RT: 7.18
Area: 11428
Amount: 0.066753
Amount Units: ug/ml

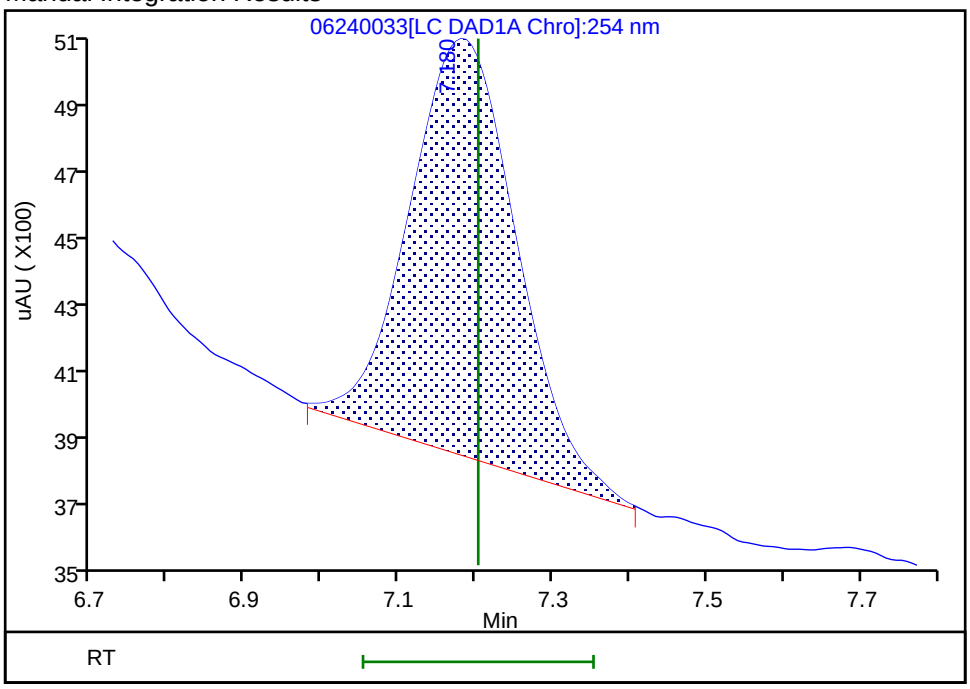

Reviewer: fiedlerh, 25-Jun-2019 10:49:55

Audit Action: Manually Integrated Audit Reason: Baseline Smoothing

Manual Integration/User Assign Peak Report

Eurofins TestAmerica, Denver

Data File:	\\chromna\Denver\ChromData\G2_LUNA\20190624-83137.b\06240033.D				
Injection Date:	25-Jun-2019 07:12:23	Instrument ID:	CHHPLC_G2_LUNA		
Lims ID:	280-124986-A-34-A	Lab Sample ID:	280-124986-34		
Client ID:	G0082-19A				
Operator ID:	HKF	ALS Bottle#:	33	Worklist Smp#:	33
Injection Vol:	100.0 ul	Dil. Factor:	1.0000		
Method:	G2_8330_Luna	Limit Group:	GCSV - 8330		
Column:	Luna-Phenyl hexyl (4.60 mm)	Detector	LC DAD1A, 254 nm		

8 RDX, CAS: 121-82-4

Signal: 1

Processing Integration Results

RT: 9.25
Area: 11551
Amount: 0.055415
Amount Units: ug/ml

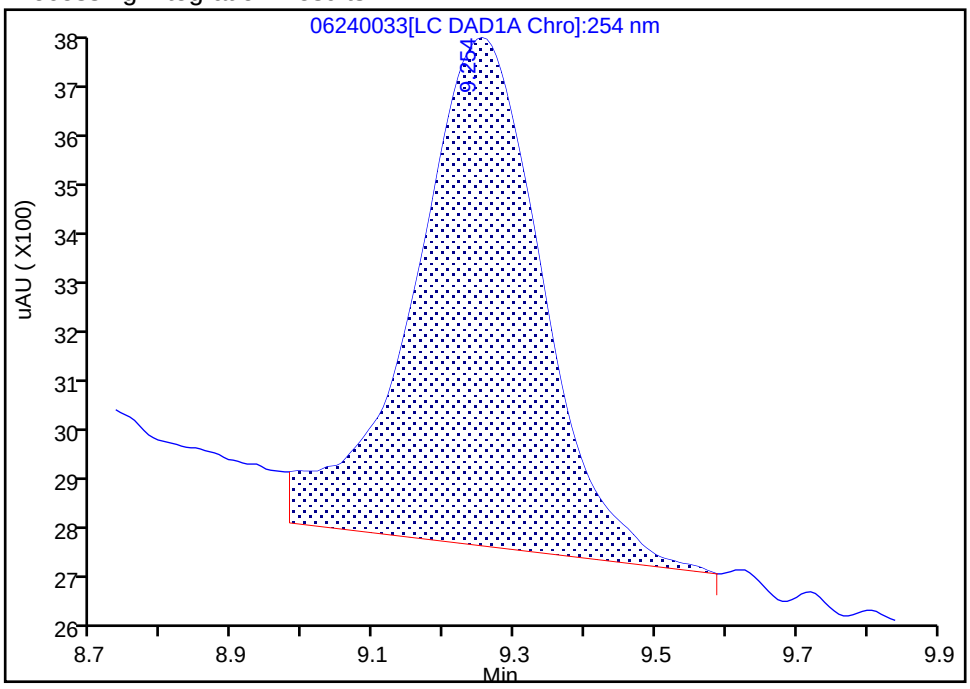

Manual Integration Results

RT: 9.25
Area: 10033
Amount: 0.048133
Amount Units: ug/ml

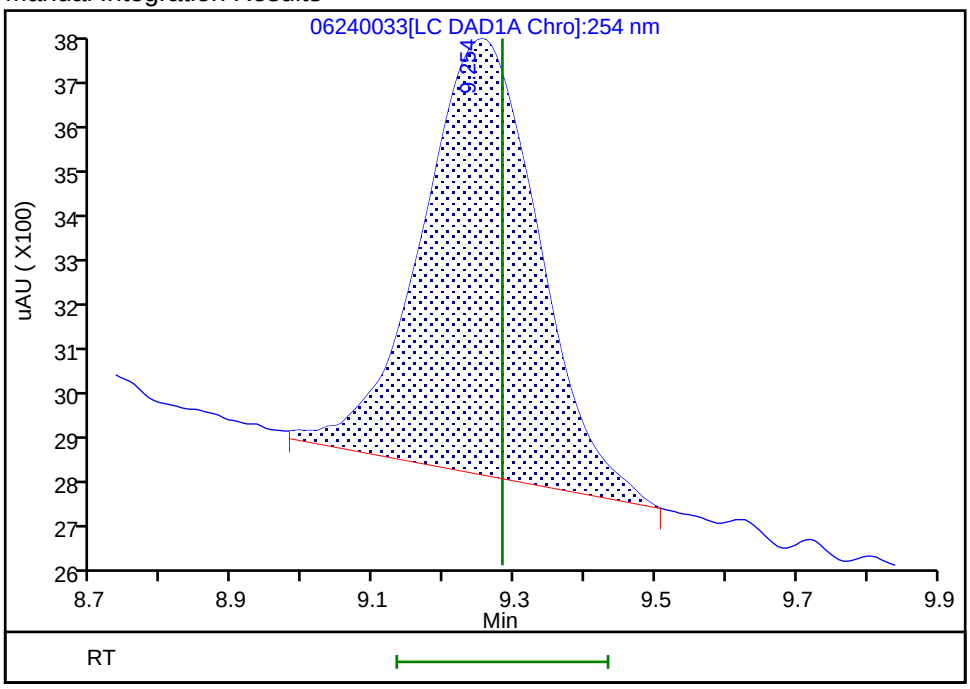

Reviewer: fiedlerh, 25-Jun-2019 10:49:58

Audit Action: Manually Integrated Audit Reason: Baseline Smoothing

FORM I
HPLC/IC ORGANICS ANALYSIS DATA SHEET

Lab Name: Eurofins TestAmerica, Denver Job No.: 280-124986-1

SDG No.:

Client Sample ID: G0082-19A RE Lab Sample ID: 280-124986-34 RE

Matrix: Water Lab File ID: 07020079.D

Analysis Method: 8330A Date Collected: 06/09/2019 15:45

Extraction Method: 3535 Date Extracted: 06/18/2019 15:47

Sample wt/vol: 514.1(mL) Date Analyzed: 07/03/2019 13:29

Con. Extract Vol.: 5(mL) Dilution Factor: 1

Injection Volume: 100(uL) GC Column: UltraCarb5uODS ID: 4.6(mm)

% Moisture: GPC Cleanup:(Y/N) N

Analysis Batch No.: 463366 Units: ug/L

CAS NO.	COMPOUND NAME	RESULT	Q	LOQ	LOD	DL
99-35-4	*1,3,5-Trinitrobenzene*	*0.39*	*U H*	*0.97*	0.39	*0.19*
99-65-0	*1,3-Dinitrobenzene*	*0.19*	*U H*	*0.39*	0.19	*0.086*
118-96-7	*2,4,6-Trinitrotoluene*	*0.39*	*U H*	*0.39*	0.39	*0.16*
121-14-2	*2,4-Dinitrotoluene*	*0.19*	*U H*	*0.39*	0.19	*0.082*
606-20-2	*2,6-Dinitrotoluene*	*0.19*	*U H*	*0.19*	0.19	*0.063*
35572-78-2	*2-Amino-4,6-dinitrotoluene*	*0.16*	*J H*	*0.19*	0.12	*0.049*
88-72-2	*2-Nitrotoluene*	*0.19*	*U H*	*0.39*	0.19	*0.083*
99-08-1	*3-Nitrotoluene*	*0.39*	*U H M*	*0.39*	0.39	*0.19*
99-99-0	*4-Nitrotoluene*	*0.39*	*U H*	*0.97*	0.39	*0.19*
2691-41-0	*HMX*	*0.35*	*J H M J1*	*0.39*	0.19	*0.085*
5755-27-1	*MNX*	*0.39*	*U H*	*1.9*	0.39	*0.15*
98-95-3	*Nitrobenzene*	*0.19*	*U H*	*0.39*	0.19	*0.089*
121-82-4	*RDX*	*0.34*	*J H M*	*0.39*	0.39	*0.15*
479-45-8	*Tetryl*	*0.19*	*U H M*	*0.23*	0.19	*0.077*

CAS NO.	SURROGATE	%REC	Q	LIMITS
528-29-0	1,2-Dinitrobenzene	86	*M*	83-119

Eurofins TestAmerica, Denver
Target Compound Quantitation Report

Data File: \\chromna\Denver\ChromData\CHHPLC_X\20190702-83402.b\07020079.D
Lims ID: 280-124986-B-34-A
Client ID: G0082-19A
Sample Type: Client
Inject. Date: 03-Jul-2019 13:29:51 ALS Bottle#: 79 Worklist Smp#: 79
Injection Vol: 100.0 ul Dil. Factor: 1.0000
Sample Info: 280-124986-B-34-
Misc. Info.: 280-0083402-079
Operator ID: hkf Instrument ID: CHHPLC_X3

Method: \\chromna\Denver\ChromData\CHHPLC_X\20190702-83402.b\8330_X3.m
Limit Group: GCSV - 8330
Last Update: 03-Jul-2019 14:48:54 Calib Date: 02-Jul-2019 00:18:07
Integrator: Falcon
Quant Method: External Standard Quant By: Initial Calibration
Last ICal File: \\chromna\Denver\ChromData\CHHPLC_X\20190701-83376.b\07010032.D

Column 1 : UltraCarb5uODS (20) (4.60 mm) Det: LC DAD1B, 254 nm
Process Host: CTX0326

First Level Reviewer: fiedlerh Date: 03-Jul-2019 14:48:54

	Compound	Det	RT (min.)	Exp RT (min.)	Dlt RT (min.)	Response	OnCol Amt ug/mL	Flags
	3 HMX	1	6.637	6.647	-0.010	3309	0.0360	M
	6 MNX	1		7.343			ND	
	7 RDX	1	7.750	7.767	-0.017	3877	0.0349	M
$	9 1,2-Dinitrobenzene	1	8.737	8.754	-0.017	23973	0.1721	M
	10 1,3,5-Trinitrobenzene	1		8.907			ND	
	11 1,3-Dinitrobenzene	1		9.574			ND	
	12 Nitrobenzene	1		9.961			ND	
	14 Tetryl	1		10.294			ND	U
	16 2,4,6-Trinitrotoluene	1		11.247			ND	
	17 4-Amino-2,6-dinitrotoluene	1	11.416	11.441	-0.025	1125	0.006762	
	18 2-Amino-4,6-dinitrotoluene	1	11.710	11.734	-0.024	3321	0.0162	
	19 2,6-Dinitrotoluene	1		11.867			ND	
	20 2,4-Dinitrotoluene	1		12.061			ND	
	21 o-Nitrotoluene	1		12.907			ND	
	22 p-Nitrotoluene	1		13.347			ND	
	23 m-Nitrotoluene	1		13.947			ND	U

QC Flag Legend

Review Flags
M - Manually Integrated
U - Marked Undetected

Report Date: 03-Jul-2019 14:49:27 Chrom Revision: 2.3 20-Jun-2019 20:50:56

Eurofins TestAmerica, Denver

Data File: \\chromna\Denver\ChromData\CHHPLC_X\20190702-83402.b\07020079.D

Injection Date:	03-Jul-2019 13:29:51	Instrument ID:	CHHPLC_X3	Operator ID:	hkf
Lims ID:	280-124986-B-34-A	Lab Sample ID:	280-124986-34	Worklist Smp#:	79
Client ID:	G0082-19A				
Injection Vol:	100.0 ul	Dil. Factor:	1.0000	ALS Bottle#:	79
Method:	8330_X3	Limit Group:	GCSV - 8330		

Column: UltraCarb5uODS (20) (4.60 mm) Y Scaling: Method Defined: Scale to the Nth Largest Target: 1

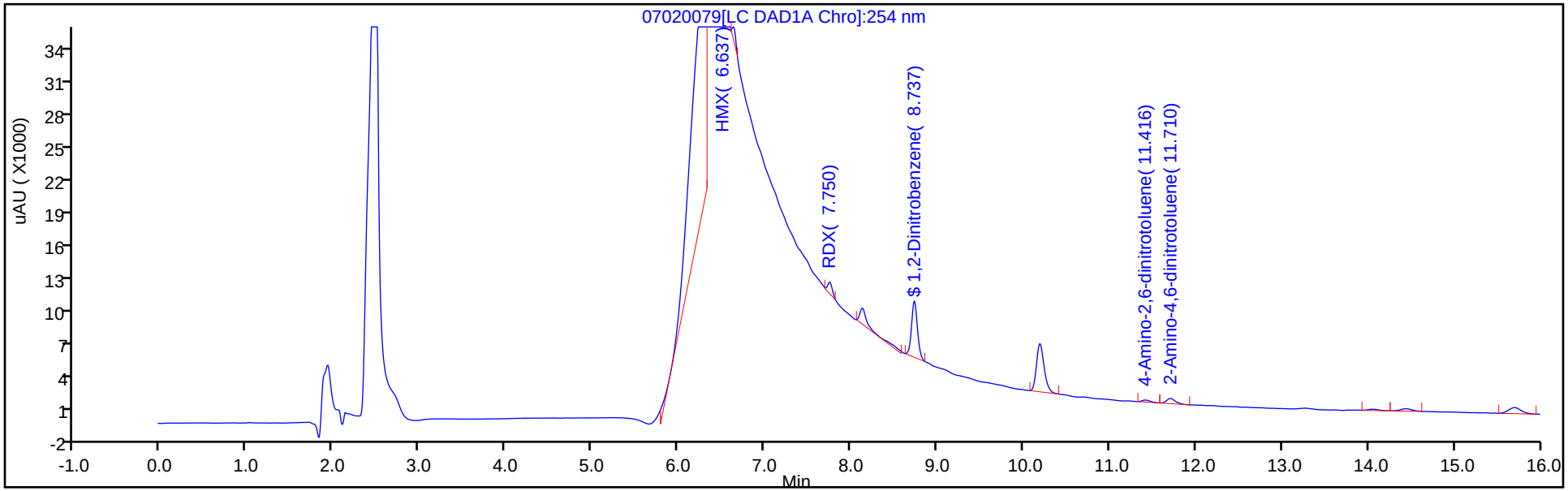

Y Scaling: Method Defined: Scale to the Nth Largest Target: 1

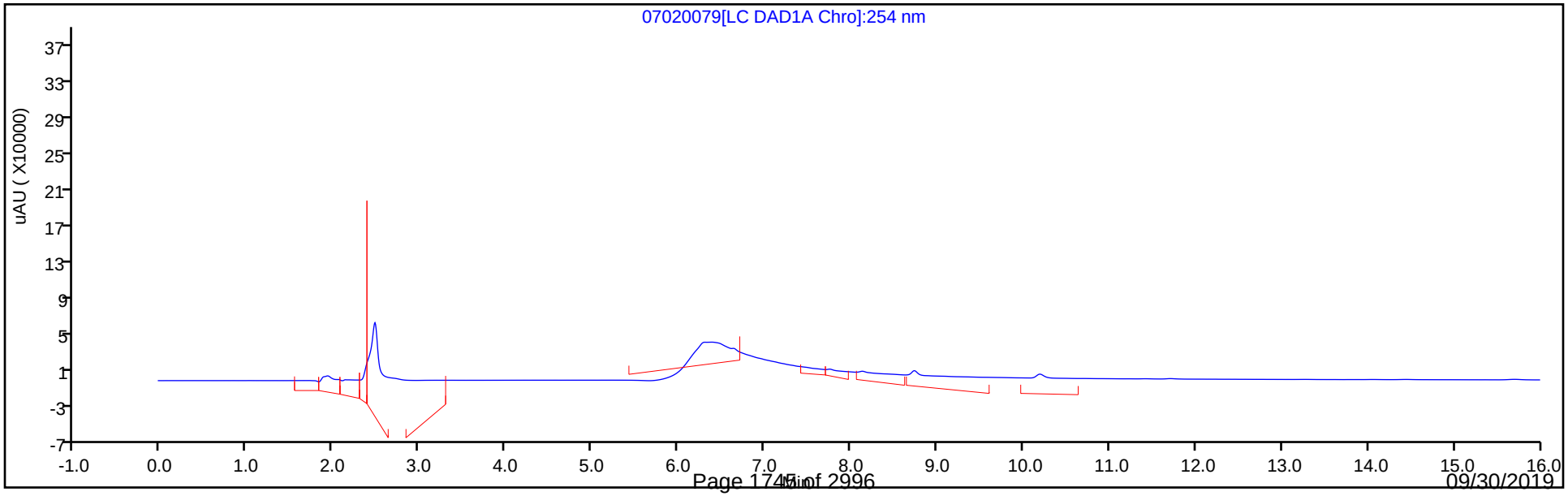

Eurofins TestAmerica, Denver
Recovery Report

Data File:	\\chromna\Denver\ChromData\CHHPLC_X\20190702-83402.b\07020079.D				
Lims ID:	280-124986-B-34-A				
Client ID:	G0082-19A				
Sample Type:	Client				
Inject. Date:	03-Jul-2019 13:29:51	ALS Bottle#:	79	Worklist Smp#:	79
Injection Vol:	100.0 ul	Dil. Factor:	1.0000		
Sample Info:	280-124986-B-34-				
Misc. Info.:	280-0083402-079				
Operator ID:	hkf	Instrument ID:	CHHPLC_X3		
Method:	\\chromna\Denver\ChromData\CHHPLC_X\20190702-83402.b\8330_X3.m				
Limit Group:	GCSV - 8330				
Last Update:	03-Jul-2019 14:48:54	Calib Date:	02-Jul-2019 00:18:07		
Integrator:	Falcon				
Quant Method:	External Standard	Quant By:	Initial Calibration		
Last ICal File:	\\chromna\Denver\ChromData\CHHPLC_X\20190701-83376.b\07010032.D				
Column 1 :	UltraCarb5uODS (20) (4.60 mm)		Det: LC DAD1B, 254 nm		
Process Host:	CTX0326				

First Level Reviewer: fiedlerh Date: 03-Jul-2019 14:48:54

Compound	Amount Added	Amount Recovered	% Rec.
$ 9 1,2-Dinitrobenzene	0.2000	0.1721	86.03

Manual Integration/User Assign Peak Report

Eurofins TestAmerica, Denver

Data File:	\\chromna\Denver\ChromData\CHHPLC_X\20190702-83402.b\07020079.D				
Injection Date:	03-Jul-2019 13:29:51	Instrument ID:	CHHPLC_X3		
Lims ID:	280-124986-B-34-A	Lab Sample ID:	280-124986-34		
Client ID:	G0082-19A				
Operator ID:	hkf	ALS Bottle#:	79	Worklist Smp#:	79
Injection Vol:	100.0 ul	Dil. Factor:	1.0000		
Method:	8330_X3	Limit Group:	GCSV - 8330		
Column:	UltraCarb5uODS (20) (4.60 mm)	Detector	LC DAD1B, 254 nm		

$ 9 1,2-Dinitrobenzene, CAS: 528-29-0

Signal: 1

Processing Integration Results

RT: 8.74
Area: 25805
Amount: 0.185210
Amount Units: ug/mL

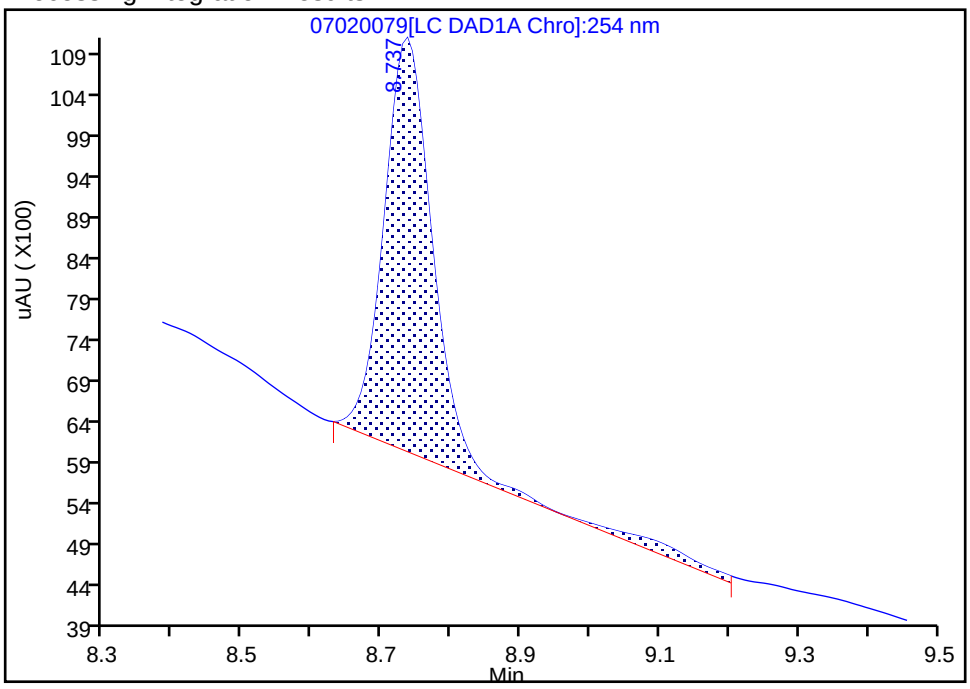

Manual Integration Results

RT: 8.74
Area: 23973
Amount: 0.172061
Amount Units: ug/mL

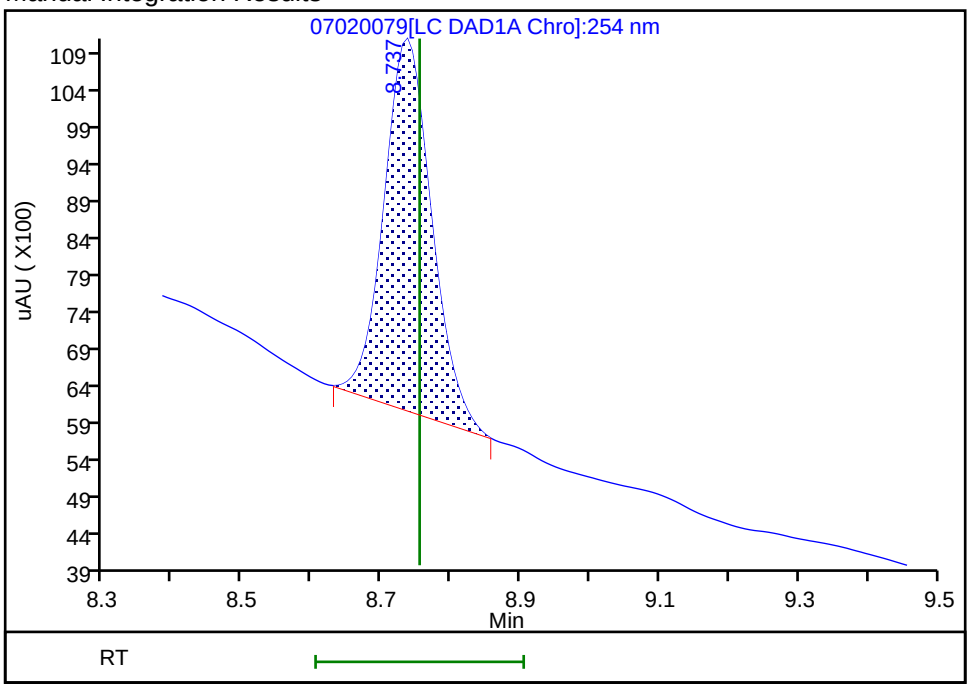

Reviewer: fiedlerh, 03-Jul-2019 14:48:47

Audit Action: Manually Integrated Audit Reason: Baseline Smoothing

User Disabled Compound Report

Eurofins TestAmerica, Denver

Data File:	\\chromna\Denver\ChromData\CHHPLC_X\20190702-83402.b\07020079.D				
Injection Date:	03-Jul-2019 13:29:51	Instrument ID:	CHHPLC_X3		
Lims ID:	280-124986-B-34-A	Lab Sample ID:	280-124986-34		
Client ID:	G0082-19A				
Operator ID:	hkf	ALS Bottle#:	79	Worklist Smp#:	79
Injection Vol:	100.0 ul	Dil. Factor:	1.0000		
Method:	8330_X3	Limit Group:	GCSV - 8330		
Column:	UltraCarb5uODS (20) (4.60 mm)	Detector	LC DAD1B, 254 nm		

23 m-Nitrotoluene, CAS: 99-08-1, Signal: 1

RT: 14.04
Response: 1002
Amount: 0.006905

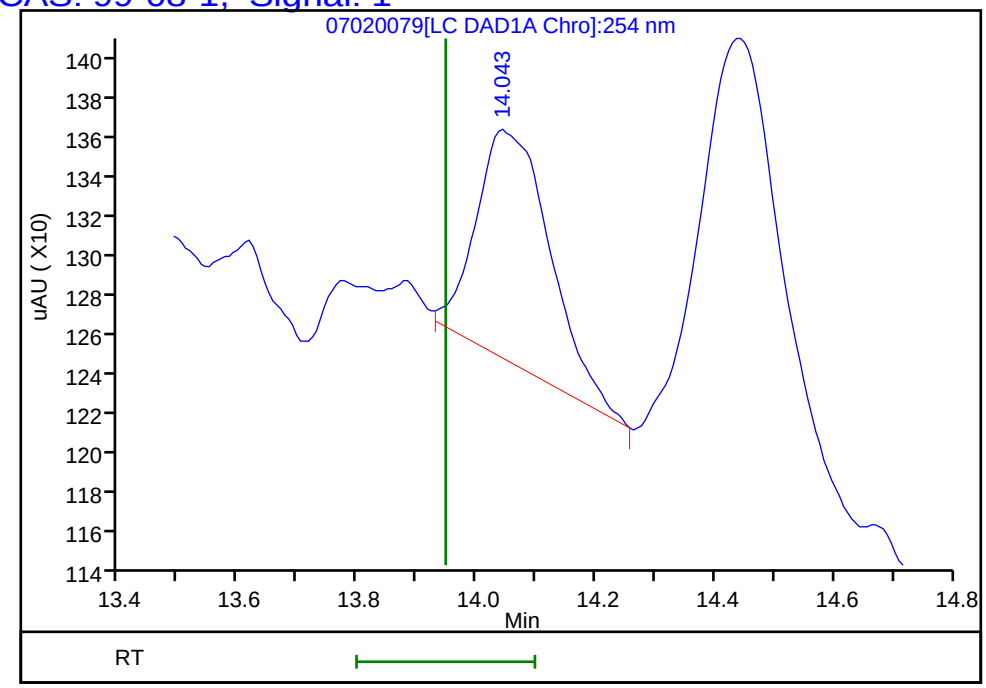

Reviewer: fiedlerh, 03-Jul-2019 14:48:54
Audit Action: Marked Compound Undetected Audit Reason: Invalid Compound ID

Manual Integration/User Assign Peak Report

Eurofins TestAmerica, Denver

Data File:	\\chromna\Denver\ChromData\CHHPLC_X\20190702-83402.b\07020079.D				
Injection Date:	03-Jul-2019 13:29:51	Instrument ID:	CHHPLC_X3		
Lims ID:	280-124986-B-34-A	Lab Sample ID:	280-124986-34		
Client ID:	G0082-19A				
Operator ID:	hkf	ALS Bottle#:	79	Worklist Smp#:	79
Injection Vol:	100.0 ul	Dil. Factor:	1.0000		
Method:	8330_X3	Limit Group:	GCSV - 8330		
Column:	UltraCarb5uODS (20) (4.60 mm)	Detector	LC DAD1B, 254 nm		

3 HMX, CAS: 2691-41-0

Signal: 1

Processing Integration Results

RT: 6.64
Area: 86231
Amount: 0.938995
Amount Units: ug/mL

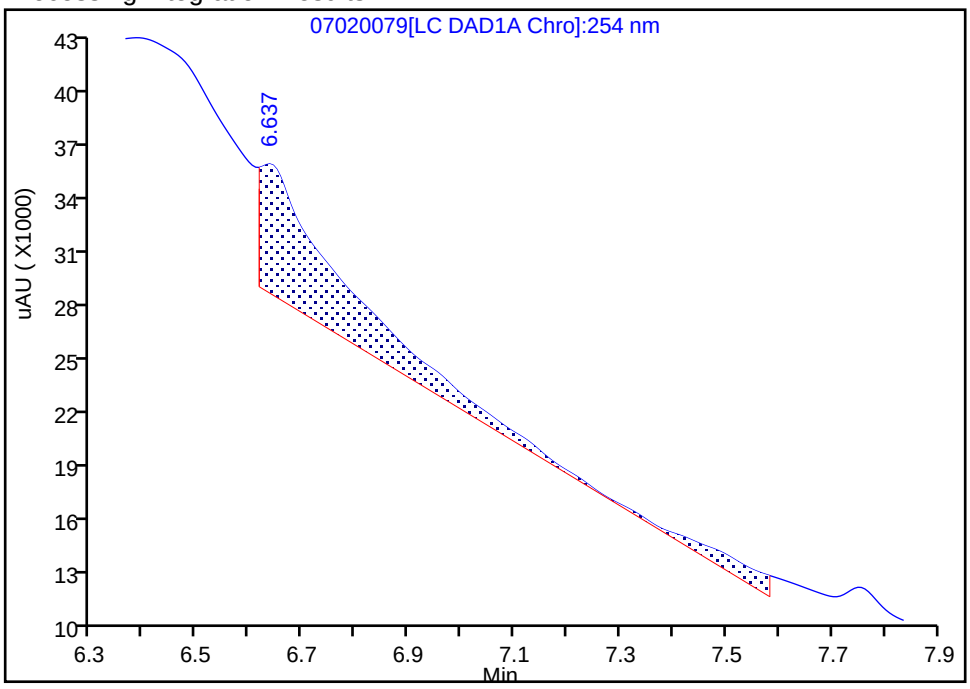

Manual Integration Results

RT: 6.64
Area: 3309
Amount: 0.036033
Amount Units: ug/mL

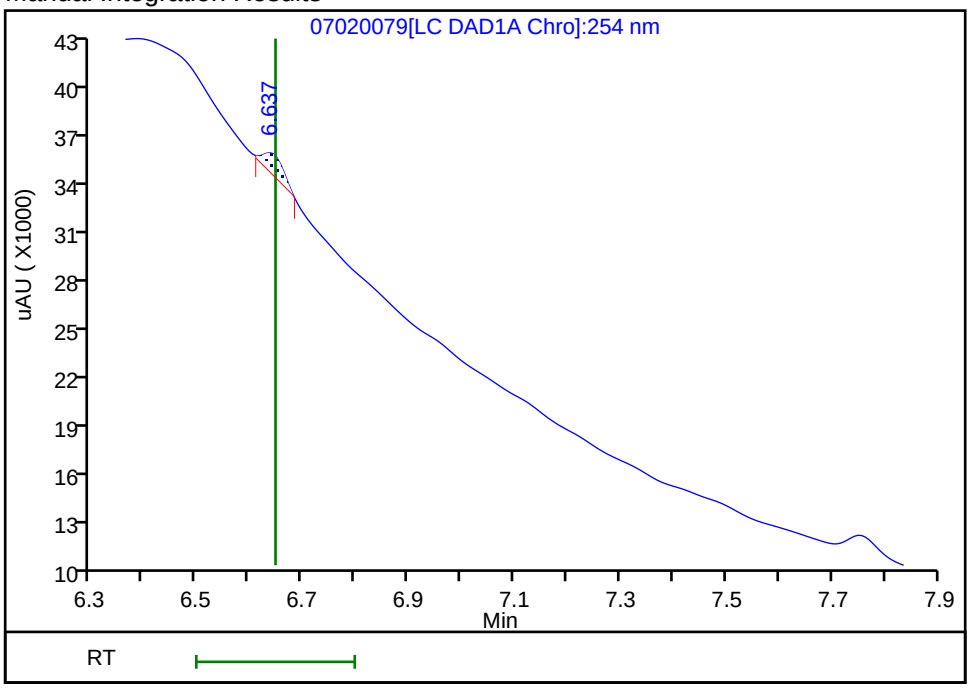

Reviewer: fiedlerh, 03-Jul-2019 14:48:38

Audit Action: Manually Integrated Audit Reason: Baseline Smoothing

Manual Integration/User Assign Peak Report

Eurofins TestAmerica, Denver

Data File:	\\chromna\Denver\ChromData\CHHPLC_X\20190702-83402.b\07020079.D				
Injection Date:	03-Jul-2019 13:29:51	Instrument ID:	CHHPLC_X3		
Lims ID:	280-124986-B-34-A	Lab Sample ID:	280-124986-34		
Client ID:	G0082-19A				
Operator ID:	hkf	ALS Bottle#:	79	Worklist Smp#:	79
Injection Vol:	100.0 ul	Dil. Factor:	1.0000		
Method:	8330_X3	Limit Group:	GCSV - 8330		
Column:	UltraCarb5uODS (20) (4.60 mm)	Detector	LC DAD1B, 254 nm		

7 RDX, CAS: 121-82-4

Signal: 1

Processing Integration Results

RT: 7.75
Area: 4800
Amount: 0.043196
Amount Units: ug/mL

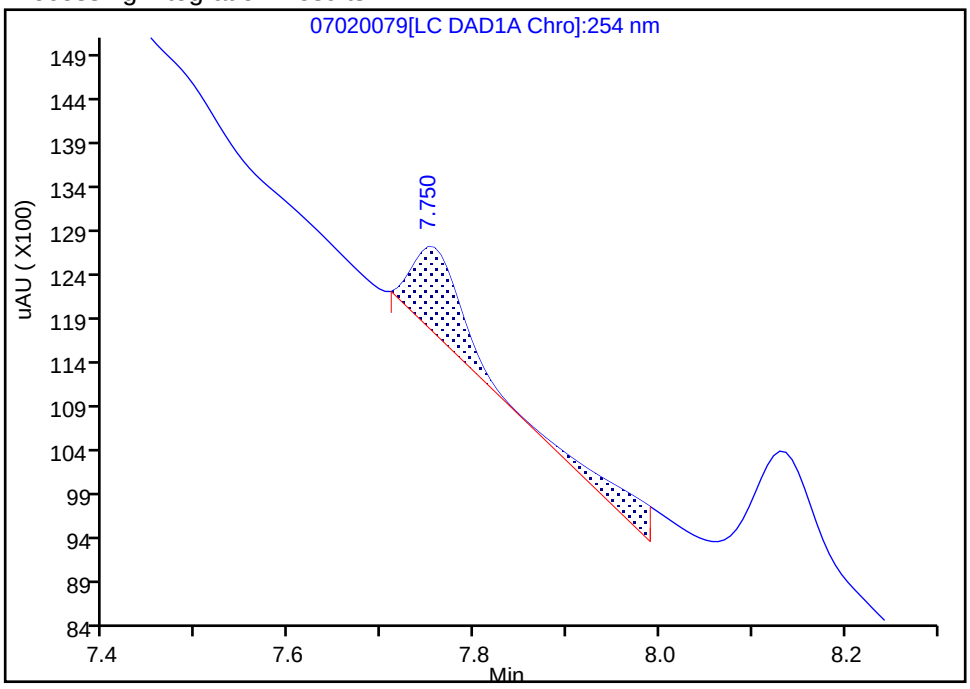

Manual Integration Results

RT: 7.75
Area: 3877
Amount: 0.034890
Amount Units: ug/mL

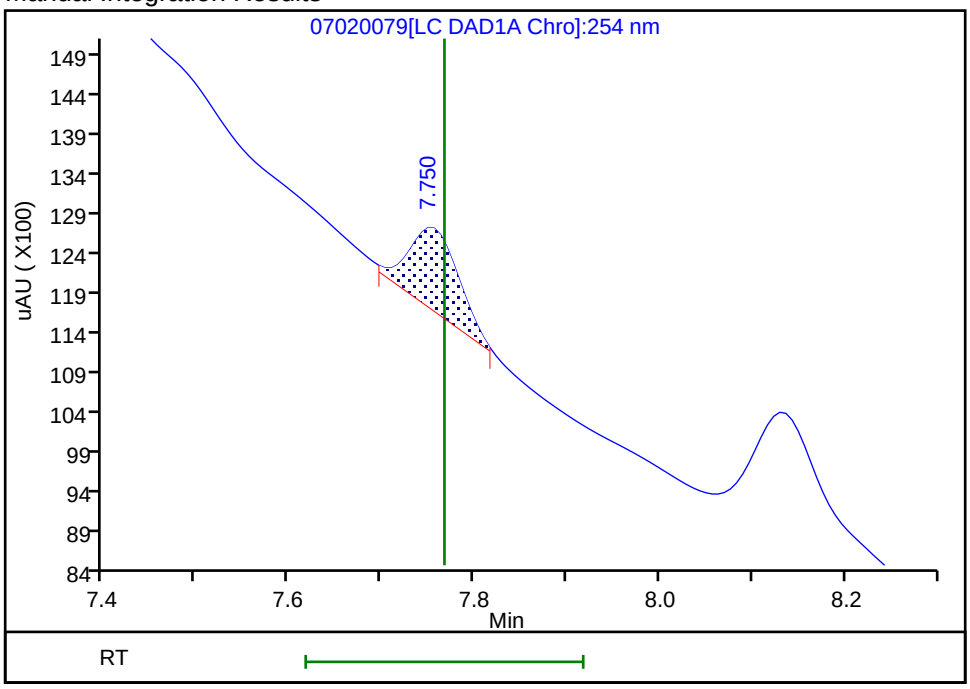

Reviewer: fiedlerh, 03-Jul-2019 14:48:42

Audit Action: Manually Integrated Audit Reason: Baseline Smoothing

User Disabled Compound Report

Eurofins TestAmerica, Denver

Data File: \\chromna\Denver\ChromData\CHHPLC_X\20190702-83402.b\07020079.D

Injection Date:	03-Jul-2019 13:29:51	Instrument ID:	CHHPLC_X3
Lims ID:	280-124986-B-34-A	Lab Sample ID:	280-124986-34
Client ID:	G0082-19A		
Operator ID:	hkf	ALS Bottle#:	79 Worklist Smp#: 79
Injection Vol:	100.0 ul	Dil. Factor:	1.0000
Method:	8330_X3	Limit Group:	GCSV - 8330
Column:	UltraCarb5uODS (20) (4.60 mm)	Detector	LC DAD1B, 254 nm

14 Tetryl, CAS: 479-45-8, Signal: 1

RT: 10.19
Response: 26688
Amount: 0.164784

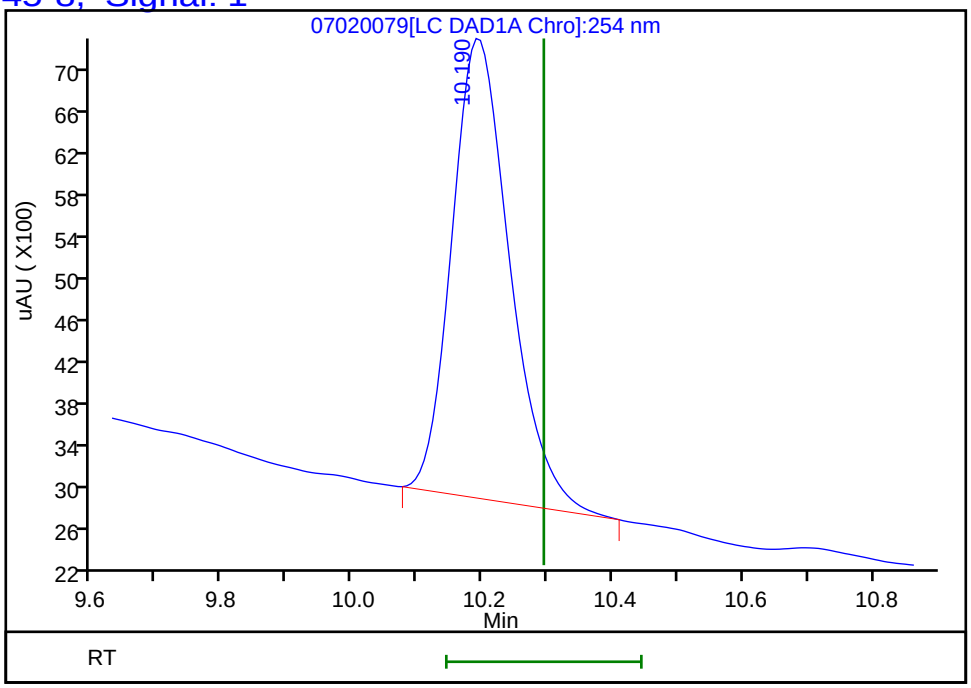

Reviewer: fiedlerh, 03-Jul-2019 14:48:54
Audit Action: Marked Compound Undetected Audit Reason: Invalid Compound ID

FORM I
HPLC/IC ORGANICS ANALYSIS DATA SHEET

Lab Name: Eurofins TestAmerica, Denver Job No.: 280-124986-1

SDG No.:

Client Sample ID: G0082-19A RE Lab Sample ID: 280-124986-34 RE

Matrix: Water Lab File ID: 07030030.D

Analysis Method: 8330A Date Collected: 06/09/2019 15:45

Extraction Method: 3535 Date Extracted: 06/18/2019 15:47

Sample wt/vol: 514.1(mL) Date Analyzed: 07/06/2019 02:04

Con. Extract Vol.: 5(mL) Dilution Factor: 1

Injection Volume: 100(uL) GC Column: Luna-phenylhex ID: 4.6(mm)

% Moisture: GPC Cleanup:(Y/N) N

Analysis Batch No.: 463562 Units: ug/L

CAS NO.	COMPOUND NAME	RESULT	Q	LOQ	LOD	DL
19406-51-0	*4-Amino-2,6-dinitrotoluene*	*0.12*	*U H*	*0.19*	0.12	*0.056*
2691-41-0	*HMX*	*0.63*	*H M J1*	*0.39*	0.19	*0.085*

CAS NO.	SURROGATE	%REC	Q	LIMITS
528-29-0	1,2-Dinitrobenzene	92		83-119

Eurofins TestAmerica, Denver
Target Compound Quantitation Report

Data File: \\chromna\Denver\ChromData\G2_LUNA\20190703-83452.b\07030030.D
Lims ID: 280-124986-B-34-A
Client ID: G0082-19A
Sample Type: Client
Inject. Date: 06-Jul-2019 02:04:57 ALS Bottle#: 30 Worklist Smp#: 30
Injection Vol: 100.0 ul Dil. Factor: 1.0000
Sample Info: 280-124986-B-34-
Misc. Info.: 280-0083452-030
Operator ID: HKF Instrument ID: CHHPLC_G2_LUNA

Method: \\chromna\Denver\ChromData\G2_LUNA\20190703-83452.b\G2_8330_Luna.m
Limit Group: GCSV - 8330
Last Update: 06-Jul-2019 13:52:54 Calib Date: 08-May-2019 00:28:23
Integrator: Falcon
Quant Method: External Standard Quant By: Initial Calibration
Last ICal File: \\chromna\Denver\ChromData\G2_LUNA\20190507-81649.b\05070023.D

Column 1 : Luna-Phenyl hexyl (4.60 mm) Det: LC DAD1A, 254 nm
Process Host: CTX0337

First Level Reviewer: fiedlerh Date: 06-Jul-2019 13:25:59

	Compound	Det	RT (min.)	Exp RT (min.)	Dlt RT (min.)	Response	OnCol Amt ug/ml	Flags
	6 HMX	1	7.199	7.220	-0.021	11176	0.0653	M
	7 MNX	1		7.866			ND	
	8 RDX	1	9.272	9.300	-0.028	9677	0.0464	
	9 Nitrobenzene	1		12.293			ND	
$	10 1,2-Dinitrobenzene	1	13.292	13.340	-0.048	51190	0.1849	
	12 1,3-Dinitrobenzene	1		15.860			ND	
	14 o-Nitrotoluene	1		16.686			ND	
	15 p-Nitrotoluene	1		17.013			ND	MU
	16 4-Amino-2,6-dinitrotoluene	1		17.426			ND	
	17 m-Nitrotoluene	1	17.912	17.926	-0.014	11226	0.0384	
	18 2-Amino-4,6-dinitrotoluene	1	18.419	18.453	-0.034	8507	0.0198	
	19 1,3,5-Trinitrobenzene	1		19.160			ND	
	20 2,6-Dinitrotoluene	1		20.020			ND	
	21 2,4-Dinitrotoluene	1		20.580			ND	
	22 Tetryl	1		23.893			ND	
	23 2,4,6-Trinitrotoluene	1		24.873			ND	U

QC Flag Legend

Review Flags
M - Manually Integrated
U - Marked Undetected

Report Date: 06-Jul-2019 13:53:04 Chrom Revision: 2.3 20-Jun-2019 20:50:56

Eurofins TestAmerica, Denver

Data File:	\\chromna\Denver\ChromData\G2_LUNA\20190703-83452.b\07030030.D				
Injection Date:	06-Jul-2019 02:04:57	Instrument ID:	CHHPLC_G2_LUNA	Operator ID:	HKF
Lims ID:	280-124986-B-34-A	Lab Sample ID:	280-124986-34	Worklist Smp#:	30
Client ID:	G0082-19A				
Injection Vol:	100.0 ul	Dil. Factor:	1.0000	ALS Bottle#:	30
Method:	G2_8330_Luna	Limit Group:	GCSV - 8330		

Column: Luna-Phenyl hexyl (4.60 mm) Y Scaling: Method Defined: Scale to the Nth Largest Peak: 1

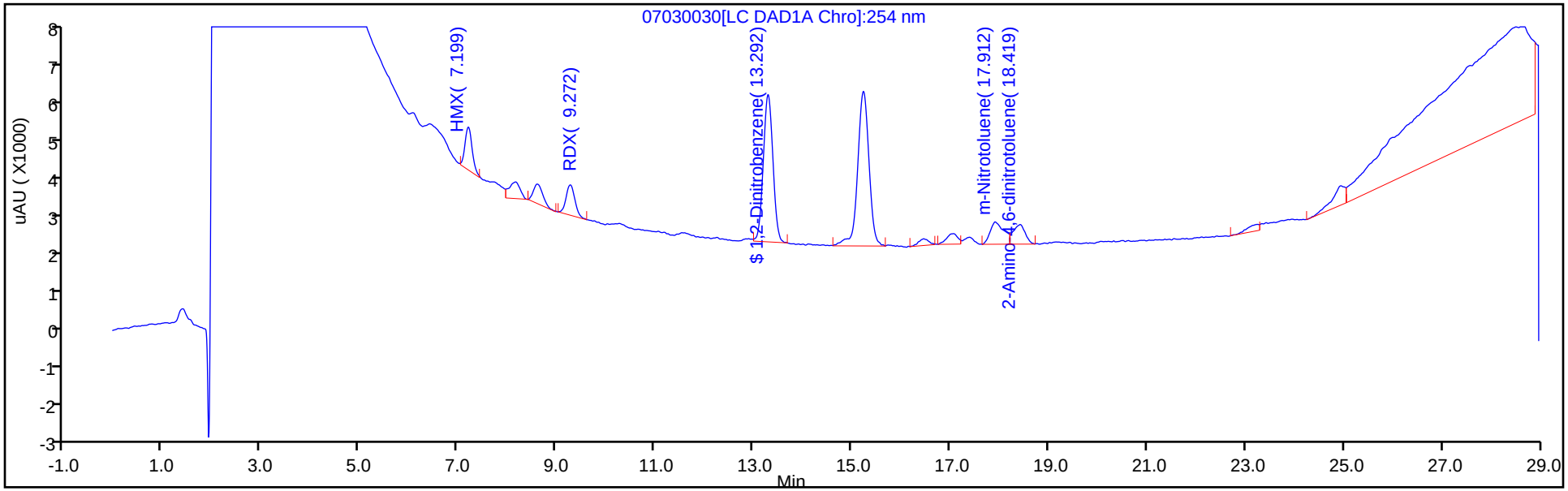

Y Scaling: Method Defined: Scale to the Nth Largest Peak: 1

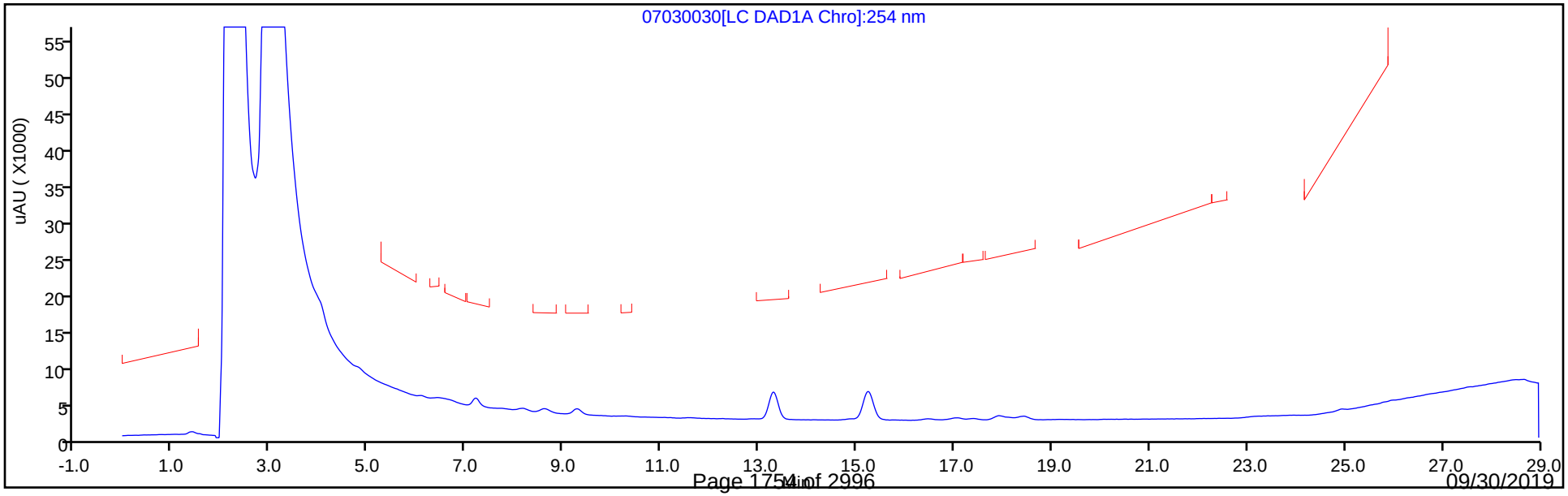

Eurofins TestAmerica, Denver
Recovery Report

Data File:	\\chromna\Denver\ChromData\G2_LUNA\20190703-83452.b\07030030.D				
Lims ID:	280-124986-B-34-A				
Client ID:	G0082-19A				
Sample Type:	Client				
Inject. Date:	06-Jul-2019 02:04:57	ALS Bottle#:	30	Worklist Smp#:	30
Injection Vol:	100.0 ul	Dil. Factor:	1.0000		
Sample Info:	280-124986-B-34-				
Misc. Info.:	280-0083452-030				
Operator ID:	HKF	Instrument ID:	CHHPLC_G2_LUNA		
Method:	\\chromna\Denver\ChromData\G2_LUNA\20190703-83452.b\G2_8330_Luna.m				
Limit Group:	GCSV - 8330				
Last Update:	06-Jul-2019 13:52:54	Calib Date:	08-May-2019 00:28:23		
Integrator:	Falcon				
Quant Method:	External Standard	Quant By:	Initial Calibration		
Last ICal File:	\\chromna\Denver\ChromData\G2_LUNA\20190507-81649.b\05070023.D				
Column 1 :	Luna-Phenyl hexyl (4.60 mm)		Det: LC DAD1A, 254 nm		
Process Host:	CTX0337				
First Level Reviewer: fiedlerh		Date:	06-Jul-2019 13:25:59		

Compound	Amount Added	Amount Recovered	% Rec.
$ 10 1,2-Dinitrobenzene	0.2000	0.1849	92.45

User Disabled Compound Report

Eurofins TestAmerica, Denver

Data File:	\\chromna\Denver\ChromData\G2_LUNA\20190703-83452.b\07030030.D				
Injection Date:	06-Jul-2019 02:04:57	Instrument ID:	CHHPLC_G2_LUNA		
Lims ID:	280-124986-B-34-A	Lab Sample ID:	280-124986-34		
Client ID:	G0082-19A				
Operator ID:	HKF	ALS Bottle#:	30	Worklist Smp#:	30
Injection Vol:	100.0 ul	Dil. Factor:	1.0000		
Method:	G2_8330_Luna	Limit Group:	GCSV - 8330		
Column:	Luna-Phenyl hexyl (4.60 mm)	Detector	LC DAD1A, 254 nm		

23 2,4,6-Trinitrotoluene, CAS: 118-96-7, Signal: 1

RT: 24.95
Response: 9341
Amount: 0.022935

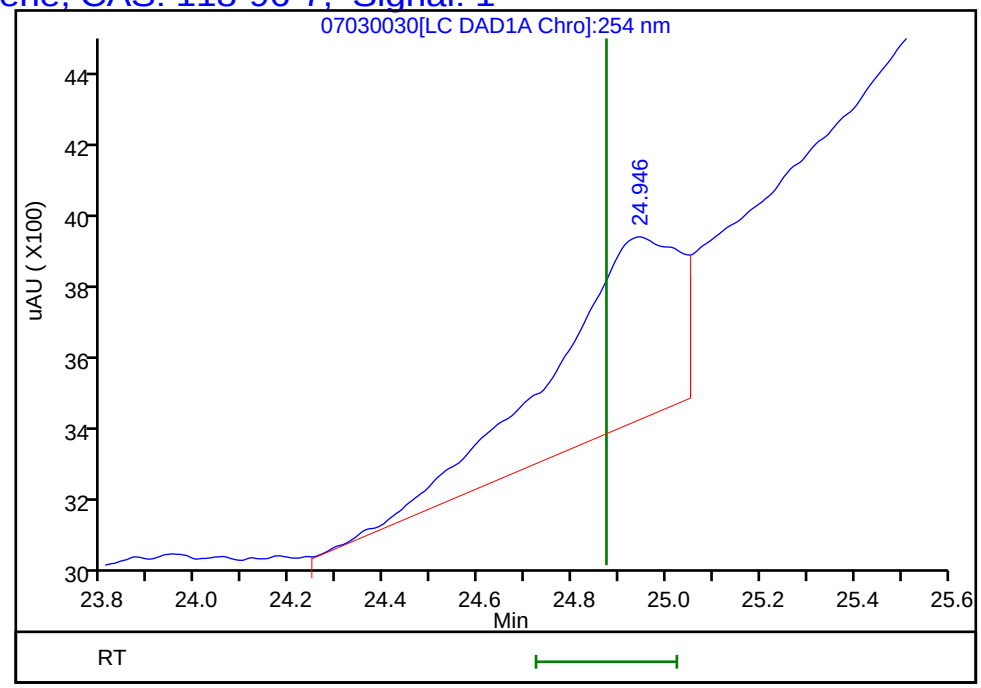

Reviewer: fiedlerh, 06-Jul-2019 13:25:59
Audit Action: Marked Compound Undetected Audit Reason: Invalid Compound ID

User Disabled Compound Report

Eurofins TestAmerica, Denver

Data File:	\\chromna\Denver\ChromData\G2_LUNA\20190703-83452.b\07030030.D				
Injection Date:	06-Jul-2019 02:04:57	Instrument ID:	CHHPLC_G2_LUNA		
Lims ID:	280-124986-B-34-A	Lab Sample ID:	280-124986-34		
Client ID:	G0082-19A				
Operator ID:	HKF	ALS Bottle#:	30	Worklist Smp#:	30
Injection Vol:	100.0 ul	Dil. Factor:	1.0000		
Method:	G2_8330_Luna	Limit Group:	GCSV - 8330		
Column:	Luna-Phenyl hexyl (4.60 mm)	Detector	LC DAD1A, 254 nm		

15 p-Nitrotoluene, CAS: 99-99-0, Signal: 1

RT: 17.07
Response: 6107
Amount: 0.026945

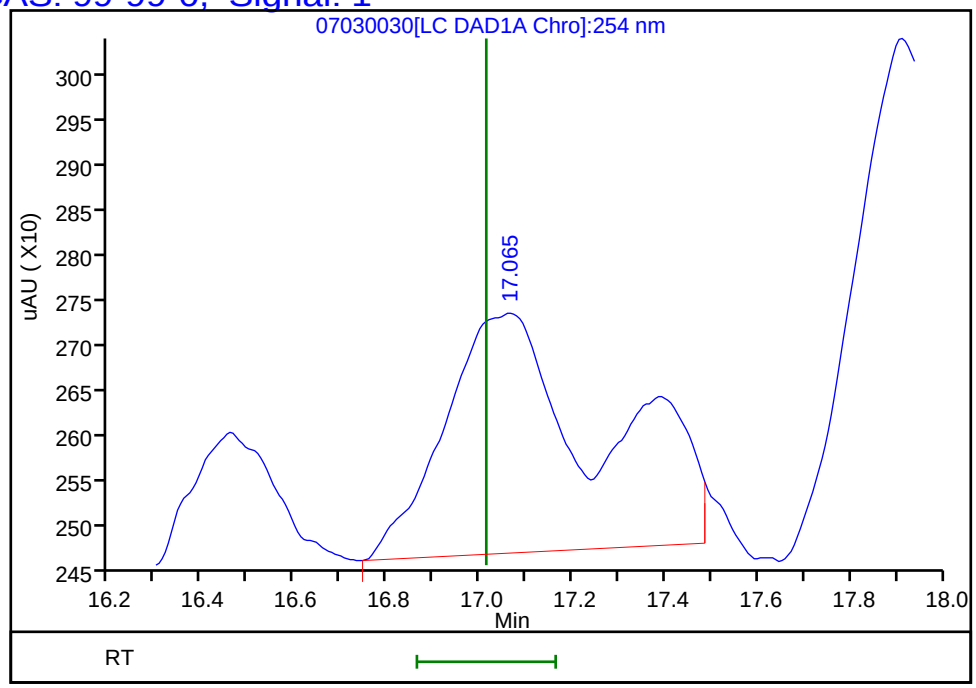

Reviewer: fiedlerh, 06-Jul-2019 13:25:59
Audit Action: Marked Compound Undetected Audit Reason: Invalid Compound ID

Manual Integration/User Assign Peak Report

Eurofins TestAmerica, Denver

Data File:	\\chromna\Denver\ChromData\G2_LUNA\20190703-83452.b\07030030.D				
Injection Date:	06-Jul-2019 02:04:57	Instrument ID:	CHHPLC_G2_LUNA		
Lims ID:	280-124986-B-34-A	Lab Sample ID:	280-124986-34		
Client ID:	G0082-19A				
Operator ID:	HKF	ALS Bottle#:	30	Worklist Smp#:	30
Injection Vol:	100.0 ul	Dil. Factor:	1.0000		
Method:	G2_8330_Luna	Limit Group:	GCSV - 8330		
Column:	Luna-Phenyl hexyl (4.60 mm)	Detector	LC DAD1A, 254 nm		

6 HMX, CAS: 2691-41-0

Signal: 1

Processing Integration Results

RT: 7.20
Area: 14807
Amount: 0.086490
Amount Units: ug/ml

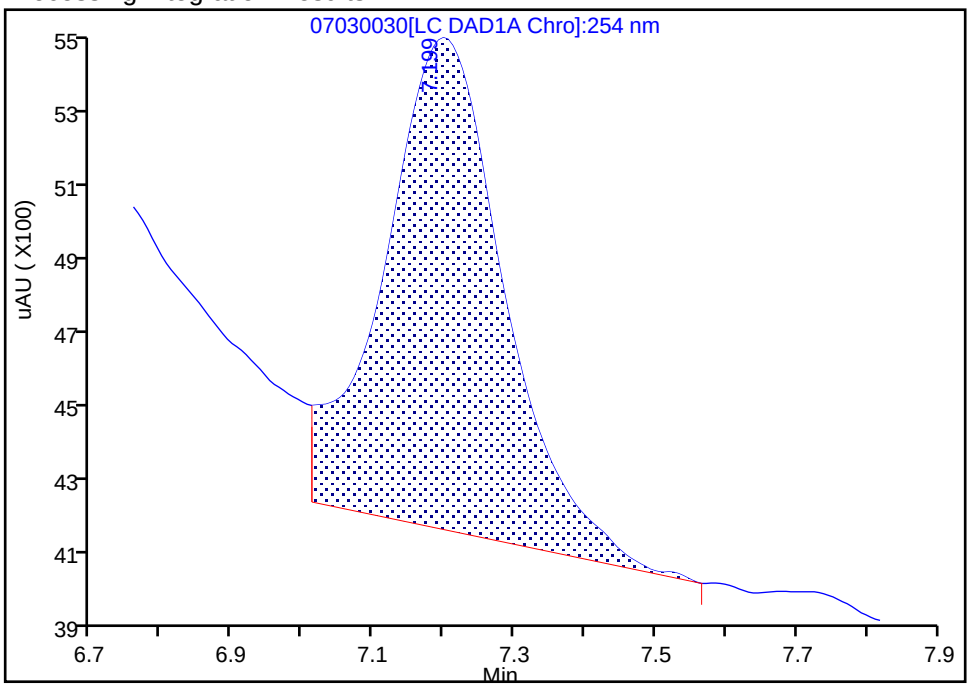

Manual Integration Results

RT: 7.20
Area: 11176
Amount: 0.065281
Amount Units: ug/ml

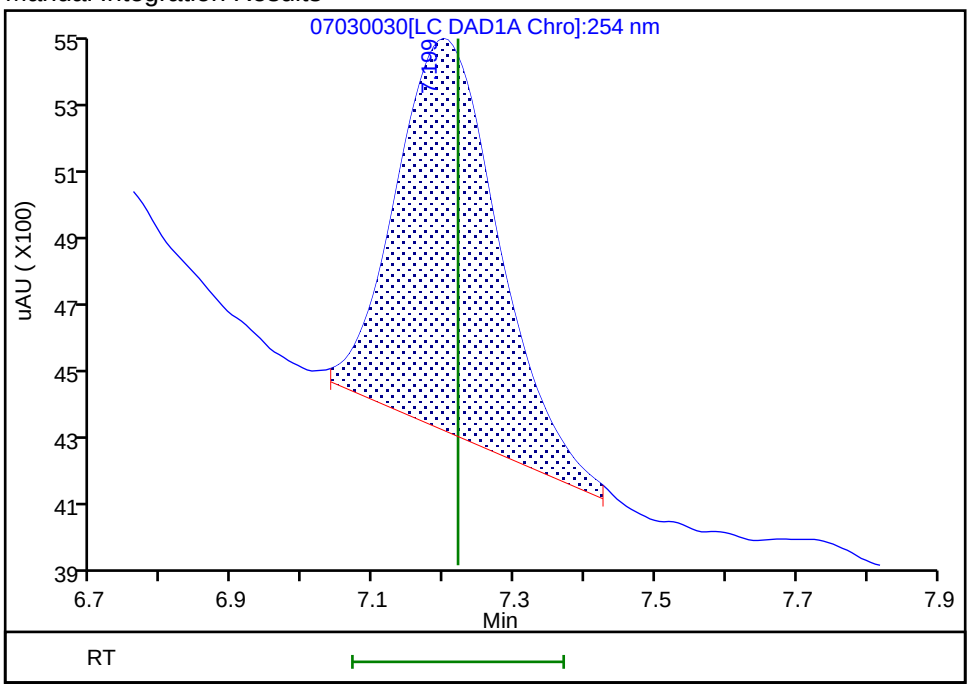

Reviewer: fiedlerh, 06-Jul-2019 13:25:40

Audit Action: Manually Integrated Audit Reason: Baseline Smoothing

FORM VI
HPLC/IC BY EXTERNAL STANDARD - INITIAL CALIBRATION DATA
RETENTION TIME SUMMARY

Lab Name: Eurofins TestAmerica, Denver Job No.: 280-124986-1 Analy Batch No.: 457315

SDG No.:

Instrument ID: CHHPLC_G2_LUNA GC Column: Luna-phenyl ID: 4.6(mm) Heated Purge: (Y/N) N

Calibration Start Date: 05/07/2019 15:08 Calibration End Date: 05/07/2019 19:13 Calibration ID: 36292

Calibration Files:

LEVEL:	LAB SAMPLE ID:	LAB FILE ID:
Level 1	IC 280-457315/14	05070014.D
Level 2	IC 280-457315/13	05070013.D
Level 3	IC 280-457315/12	05070012.D
Level 4	IC 280-457315/11	05070011.D
Level 5	IC 280-457315/10	05070010.D
Level 6	IC 280-457315/9	05070009.D
Level 7	IC 280-457315/8	05070008.D
Level 8	IC 280-457315/7	05070007.D

ANALYTE	LVL 1	LVL 2	LVL 3	LVL 4	LVL 5	LVL 6	LVL 7	LVL 8			RT WINDOW	AVG RT
Picric acid	6.206	6.147	6.091	6.007	5.940	5.877	5.793	5.636			5.790 - 6.090	5.962
HMX	7.232	7.220	7.224	7.207	7.200	7.197	7.186	7.169			7.050 - 7.350	7.204
RDX	9.326	9.314	9.324	9.300	9.300	9.291	9.273	9.242			9.150 - 9.450	9.296
Nitrobenzene	12.332	12.334	12.344	12.320	12.326	12.324	12.293	12.269			12.176 - 12.476	12.318
Nitroglycerin	15.892	15.900	15.904	15.880	15.873	15.877	15.853	15.822			15.723 - 16.023	15.875
1,3-Dinitrobenzene	15.899	15.907	15.911	15.887	15.880	15.884	15.860	15.822			15.730 - 16.030	15.881
2-Nitrotoluene	16.732	16.740	16.751	16.727	16.720	16.731	16.713	16.682			16.570 - 16.870	16.725
4-Nitrotoluene	17.066	17.067	17.078	17.054	17.053	17.057	17.040	17.002			16.903 - 17.203	17.052
4-Amino-2,6-dinitrotoluene	17.459	17.467	17.478	17.447	17.440	17.444	17.420	17.382			17.290 - 17.590	17.442
3-Nitrotoluene	17.979	17.980	17.991	17.967	17.966	17.977	17.960	17.922			17.816 - 18.116	17.968
2-Amino-4,6-dinitrotoluene	18.479	18.480	18.484	18.454	18.446	18.451	18.426	18.382			18.296 - 18.596	18.450
1,3,5-Trinitrobenzene	19.226	19.227	19.238	19.214	19.213	19.217	19.200	19.169			19.063 - 19.363	19.213
2,6-Dinitrotoluene	20.086	20.087	20.091	20.074	20.073	20.084	20.060	20.029			19.923 - 20.223	20.073
2,4-Dinitrotoluene	20.632	20.634	20.638	20.621	20.620	20.624	20.606	20.569			20.470 - 20.770	20.618
Tetryl	23.972	23.974	23.964	23.954	23.966	23.957	23.946	23.916			23.816 - 24.116	23.956
2,4,6-Trinitrotoluene	24.952	24.960	24.951	24.947	24.953	24.951	24.946	24.923			24.803 - 25.103	24.948
PETN	25.366	25.360	25.351	25.347	25.353	25.351	25.346	25.329			25.203 - 25.503	25.350
1,2-Dinitrobenzene	13.359	13.360	13.378	13.347	13.346	13.344	13.313	13.289			13.196 - 13.496	13.342

FORM VI
HPLC/IC BY EXTERNAL STANDARD - INITIAL CALIBRATION DATA
CURVE EVALUATION

Lab Name: Eurofins TestAmerica, Denver Job No.: 280-124986-1 Analy Batch No.: 457315

SDG No.:

Instrument ID: CHHPLC_G2_LUNA GC Column: Luna-phenyl ID: 4.6(mm) Heated Purge: (Y/N) N

Calibration Start Date: 05/07/2019 15:08 Calibration End Date: 05/07/2019 19:13 Calibration ID: 36292

Calibration Files:

LEVEL:	LAB SAMPLE ID:	LAB FILE ID:
Level 1	IC 280-457315/14	05070014.D
Level 2	IC 280-457315/13	05070013.D
Level 3	IC 280-457315/12	05070012.D
Level 4	IC 280-457315/11	05070011.D
Level 5	IC 280-457315/10	05070010.D
Level 6	IC 280-457315/9	05070009.D
Level 7	IC 280-457315/8	05070008.D
Level 8	IC 280-457315/7	05070007.D

ANALYTE	CF				CURVE TYPE	COEFFICIENT			#	MIN CF	%RSD	#	MAX %RSD	R^2 OR COD	#	MIN R^2 OR COD
	LVL 1 LVL 5	LVL 2 LVL 6	LVL 3 LVL 7	LVL 4 LVL 8		B	M1	M2								
Picric acid	143200 158295	152000 154761	148660 160018	147288 175135	Ave		154919.654				6.4		20.0			
HMX	186700 170538	170160 166396	163480 167514	162388 182412	Ave		171198.452				5.1		20.0			
RDX	208850 209973	214300 203474	204000 205258	199228 222468	Ave		208443.798				3.5		20.0			
Nitrobenzene	397355 410773	411317 399424	395868 400807	389110 438928	Ave		405447.961				3.8		20.0			
Nitroglycerin	230695 182930	206262 178504	190583 179150	179764 195591	Ave		192934.972				9.4		20.0			
1,3-Dinitrobenzene	675275 635292	633007 617101	624346 620589	607960 670941	Ave		635563.995				3.9		20.0			
2-Nitrotoluene	258724 264803	258624 258557	258684 257667	254022 283836	Ave		261864.701				3.6		20.0			
4-Nitrotoluene	226594 230254	224761 224437	220080 225659	217853 243537	Ave		226646.674				3.5		20.0			
4-Amino-2,6-dinitrotoluene	299153 300965	294955 291538	293200 294109	285815 319270	Ave		297375.493				3.4		20.0			
3-Nitrotoluene	297012 294945	290857 287782	288088 288231	280554 314057	Ave		292690.570				3.4		20.0			
2-Amino-4,6-dinitrotoluene	466899 430032	425503 416844	419412 419959	407159 456077	Ave		430235.716				4.8		20.0			
1,3,5-Trinitrobenzene	509350 452540	454000 437647	455080 441599	432684 477467	Ave		457545.868				5.5		20.0			
2,6-Dinitrotoluene	331406 289240	293280 280508	287368 282894	276275 306747	Ave		293464.768				6.1		20.0			
2,4-Dinitrotoluene	603892 566425	582874 550905	553952 555029	540878 601773	Ave		569466.073				4.2		20.0			

Note: The M1 coefficient is the same as Ave CF for an Ave curve type.

FORM VI
HPLC/IC BY EXTERNAL STANDARD - INITIAL CALIBRATION DATA
CURVE EVALUATION

Lab Name: Eurofins TestAmerica, Denver Job No.: 280-124986-1 Analy Batch No.: 457315

SDG No.:

Instrument ID: CHHPLC_G2_LUNA GC Column: Luna-phenyl ID: 4.6(mm) Heated Purge: (Y/N) N

Calibration Start Date: 05/07/2019 15:08 Calibration End Date: 05/07/2019 19:13 Calibration ID: 36292

ANALYTE	CF				CURVE TYPE	COEFFICIENT			#	MIN CF	%RSD	#	MAX %RSD	R^2 OR COD	#	MIN R^2 OR COD
	LVL 1 LVL 5	LVL 2 LVL 6	LVL 3 LVL 7	LVL 4 LVL 8		B	M1	M2								
Tetryl	267700 327900	305600 320959	307270 324996	308636 352779	Ave		314479.971				7.7		20.0			
2,4,6-Trinitrotoluene	401444 417263	397052 400117	394731 407163	389534 450941	Ave		407280.633				4.8		20.0			
PETN	118365 133438	144766 129380	134056 128638	128655 141615	Ave		132364.136				6.2		20.0			
1,2-Dinitrobenzene	290800 275953	279400 269164	272150 270248	264504 292628	Ave		276855.798				3.7		20.0			

Note: The M1 coefficient is the same as Ave CF for an Ave curve type.

FORM VI
HPLC/IC BY EXTERNAL STANDARD - INITIAL CALIBRATION DATA
RESPONSE AND CONCENTRATION

Lab Name: Eurofins TestAmerica, Denver Job No.: 280-124986-1 Analy Batch No.: 457315

SDG No.:

Instrument ID: CHHPLC_G2_LUNA GC Column: Luna-phenyl ID: 4.6(mm) Heated Purge: (Y/N) N

Calibration Start Date: 05/07/2019 15:08 Calibration End Date: 05/07/2019 19:13 Calibration ID: 36292

Calibration Files:

LEVEL:	LAB SAMPLE ID:	LAB FILE ID:
Level 1	IC 280-457315/14	05070014.D
Level 2	IC 280-457315/13	05070013.D
Level 3	IC 280-457315/12	05070012.D
Level 4	IC 280-457315/11	05070011.D
Level 5	IC 280-457315/10	05070010.D
Level 6	IC 280-457315/9	05070009.D
Level 7	IC 280-457315/8	05070008.D
Level 8	IC 280-457315/7	05070007.D

ANALYTE	CURVE TYPE	RESPONSE					CONCENTRATION (UG/ML)				
		LVL 1 LVL 6	LVL 2 LVL 7	LVL 3 LVL 8	LVL 4	LVL 5	LVL 1 LVL 6	LVL 2 LVL 7	LVL 3 LVL 8	LVL 4	LVL 5
Picric acid	Ave	2864 108333	7600 160018	14866 437837	36822	63318	0.0200 0.700	0.0500 1.00	0.100 2.50	0.250	0.400
HMX	Ave	3734 116477	8508 167514	16348 456031	40597	68215	0.0200 0.700	0.0500 1.00	0.100 2.50	0.250	0.400
RDX	Ave	4177 142432	10715 205258	20400 556169	49807	83989	0.0200 0.700	0.0500 1.00	0.100 2.50	0.250	0.400
Nitrobenzene	Ave	7963 280156	20607 401609	39666 1099515	97472	164638	0.0200 0.701	0.0501 1.00	0.100 2.51	0.251	0.401
Nitroglycerin	Ave	46139 1249529	103131 1791502	190583 4889782	449411	731719	0.200 7.00	0.500 10.0	1.00 25.0	2.50	4.00
1,3-Dinitrobenzene	Ave	13519 432403	31682 621210	62497 1679031	152142	254371	0.0200 0.701	0.0501 1.00	0.100 2.50	0.250	0.400
2-Nitrotoluene	Ave	5190 181533	12970 258440	25946 711720	63696	106239	0.0201 0.702	0.0502 1.00	0.100 2.51	0.251	0.401
4-Nitrotoluene	Ave	4550 157734	11283 226562	22096 611277	54681	92470	0.0201 0.703	0.0502 1.00	0.100 2.51	0.251	0.402
4-Amino-2,6-dinitrotoluene	Ave	6001 204689	14792 294991	29408 800569	71668	120747	0.0201 0.702	0.0502 1.00	0.100 2.51	0.251	0.401
3-Nitrotoluene	Ave	5964 202253	14601 289384	28924 788282	70419	118450	0.0201 0.703	0.0502 1.00	0.100 2.51	0.251	0.402
2-Amino-4,6-dinitrotoluene	Ave	9366 292666	21339 421219	42067 1143614	102095	172529	0.0201 0.702	0.0502 1.00	0.100 2.51	0.251	0.401
1,3,5-Trinitrobenzene	Ave	10187 306353	22700 441599	45508 1193667	108171	181016	0.0200 0.700	0.0500 1.00	0.100 2.50	0.250	0.400
2,6-Dinitrotoluene	Ave	6648 196945	14708 283743	28823 769167	69276	116043	0.0201 0.702	0.0502 1.00	0.100 2.51	0.251	0.401
2,4-Dinitrotoluene	Ave	12102 386405	29202 556139	55506 1507441	135490	227023	0.0200 0.701	0.0501 1.00	0.100 2.51	0.251	0.401
Tetryl	Ave	5354 224671	15280 324996	30727 881948	77159	131160	0.0200 0.700	0.0500 1.00	0.100 2.50	0.250	0.400

FORM VI
HPLC/IC BY EXTERNAL STANDARD - INITIAL CALIBRATION DATA
RESPONSE AND CONCENTRATION

Lab Name: Eurofins TestAmerica, Denver Job No.: 280-124986-1 Analy Batch No.: 457315

SDG No.:

Instrument ID: CHHPLC_G2_LUNA GC Column: Luna-phenyl ID: 4.6(mm) Heated Purge: (Y/N) N

Calibration Start Date: 05/07/2019 15:08 Calibration End Date: 05/07/2019 19:13 Calibration ID: 36292

ANALYTE	CURVE TYPE	RESPONSE					CONCENTRATION (UG/ML)				
		LVL 1 LVL 6	LVL 2 LVL 7	LVL 3 LVL 8	LVL 4	LVL 5	LVL 1 LVL 6	LVL 2 LVL 7	LVL 3 LVL 8	LVL 4	LVL 5
2,4,6-Trinitrotoluene	Ave	8061 281202	19932 408792	39631 1131861	97773	167573	0.0201 0.703	0.0502 1.00	0.100 2.51	0.251	0.402
PETN	Ave	23673 905663	72383 1286384	134056 3540364	321638	533750	0.200 7.00	0.500 10.0	1.00 25.0	2.50	4.00
1,2-Dinitrobenzene	Ave	5816 188415	13970 270248	27215 731569	66126	110381	0.0200 0.700	0.0500 1.00	0.100 2.50	0.250	0.400

Curve Type Legend:
Ave = Average

Eurofins TestAmerica, Denver
Target Compound Quantitation Report

Data File: \\chromna\Denver\ChromData\G2_LUNA\20190507-81649.b\05070007.D
Lims ID: IC FULL LV 8
Client ID:
Sample Type: IC Calib Level: 8
Inject. Date: 07-May-2019 15:08:19 ALS Bottle#: 7 Worklist Smp#: 7
Injection Vol: 100.0 ul Dil. Factor: 1.0000
Sample Info: IC FULL LV 8
Misc. Info.: 280-0081649-007
Operator ID: HKF Instrument ID: CHHPLC_G2_LUNA
Sublist: chrom-G2_8330_Luna*sub6

Method: \\chromna\Denver\ChromData\G2_LUNA\20190507-81649.b\G2_8330_Luna.m
Limit Group: GCSV - 8330
Last Update: 09-May-2019 08:13:33 Calib Date: 08-May-2019 00:28:23
Integrator: Falcon
Quant Method: External Standard Quant By: Initial Calibration
Last ICal File: \\chromna\Denver\ChromData\G2_LUNA\20190507-81649.b\05070023.D

Column 1 : Luna-Phenyl hexyl (4.60 mm) Det: LC DAD1A, 254 nm
Process Host: CTX0337

First Level Reviewer: fiedlerh Date: 08-May-2019 09:04:24

Compound	Det	RT (min.)	Exp RT (min.)	Dlt RT (min.)	Response	Cal Amt ug/ml	OnCol Amt ug/ml	Flags
1 2,6-diamino-4-nitrotoluene	1	4.403	4.446	-0.043	676801	2.50	1.72	
2 2,4-diamino-6-nitrotoluene	1	4.996	4.993	0.003	406734	2.50	1.59	
5 2,4,6-Trinitrophenol	1	5.636	5.940	-0.304	437837	2.50	2.83	a
6 HMX	1	7.169	7.200	-0.031	456031	2.50	2.66	
8 RDX	1	9.242	9.300	-0.058	556169	2.50	2.67	
9 Nitrobenzene	1	12.269	12.326	-0.057	1099515	2.51	2.71	
$ 10 1,2-Dinitrobenzene	1	13.289	13.346	-0.057	731569	2.50	2.64	
11 3,5-Dinitroaniline	1	15.196	15.266	-0.070	789313	2.50	1.68	
13 Nitroglycerin	2	15.822	15.873	-0.051	4889782	25.0	25.3	
12 1,3-Dinitrobenzene	1	15.822	15.880	-0.058	1679031	2.50	2.64	
14 o-Nitrotoluene	1	16.682	16.720	-0.038	711720	2.51	2.72	
15 p-Nitrotoluene	1	17.002	17.053	-0.051	611277	2.51	2.70	
16 4-Amino-2,6-dinitrotoluene	1	17.382	17.440	-0.058	800569	2.51	2.69	
17 m-Nitrotoluene	1	17.922	17.966	-0.044	788282	2.51	2.69	
18 2-Amino-4,6-dinitrotoluene	1	18.382	18.446	-0.064	1143614	2.51	2.66	
19 1,3,5-Trinitrobenzene	1	19.169	19.213	-0.044	1193667	2.50	2.61	
20 2,6-Dinitrotoluene	1	20.029	20.073	-0.044	769167	2.51	2.62	
21 2,4-Dinitrotoluene	1	20.569	20.620	-0.051	1507441	2.51	2.65	
22 Tetryl	1	23.916	23.966	-0.050	881948	2.50	2.80	
23 2,4,6-Trinitrotoluene	1	24.923	24.953	-0.030	1131861	2.51	2.78	
24 PETN	2	25.329	25.353	-0.024	3540364	25.0	26.7	

QC Flag Legend

Review Flags
a - User Assigned ID

Reagents:

8330IntermStk_00058	Amount Added: 125.00	Units: uL
8330_ADDs_00021	Amount Added: 125.00	Units: uL

Report Date: 09-May-2019 08:13:33 Chrom Revision: 2.3 03-May-2019 15:52:00

Eurofins TestAmerica, Denver

Data File:	\\chromna\Denver\ChromData\G2_LUNA\20190507-81649.b\05070007.D				
Injection Date:	07-May-2019 15:08:19	Instrument ID:	CHHPLC_G2_LUNA	Operator ID:	HKF
Lims ID:	IC FULL LV 8			Worklist Smp#:	7
Client ID:					
Injection Vol:	100.0 ul	Dil. Factor:	1.0000	ALS Bottle#:	7
Method:	G2_8330_Luna	Limit Group:	GCSV - 8330		

Column: Luna-Phenyl hexyl (4.60 mm) Y Scaling: Method Defined: Scale to the Nth Largest Peak: 1

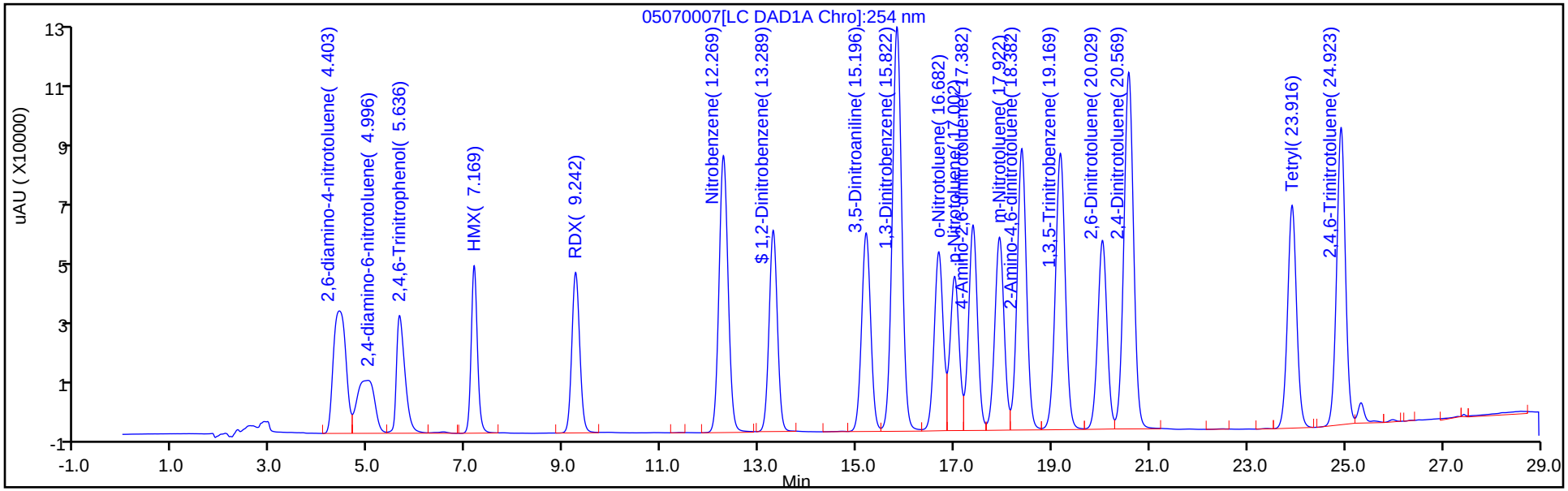

Y Scaling: Method Defined: Scale to the Nth Largest Peak: 1

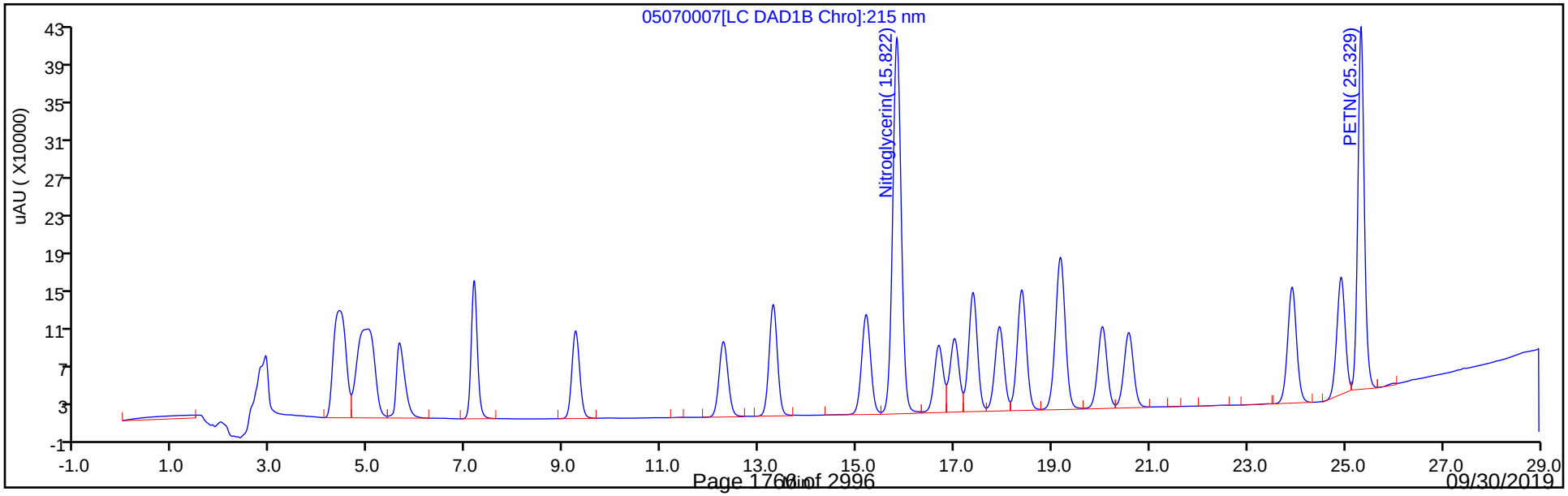

Manual Integration/User Assign Peak Report

Eurofins TestAmerica, Denver

Data File:	\\chromna\Denver\ChromData\G2_LUNA\20190507-81649.b\05070007.D				
Injection Date:	07-May-2019 15:08:19	Instrument ID:	CHHPLC_G2_LUNA		
Lims ID:	IC FULL LV 8				
Client ID:					
Operator ID:	HKF	ALS Bottle#:	7	Worklist Smp#:	7
Injection Vol:	100.0 ul	Dil. Factor:	1.0000		
Method:	G2_8330_Luna	Limit Group:	GCSV - 8330		
Column:	Luna-Phenyl hexyl (4.60 mm)	Detector	LC DAD1A, 254 nm		

5 2,4,6-Trinitrophenol, CAS: 88-89-1

Signal: 1

Processing Integration Results

Not Detected
Expected RT: 5.94

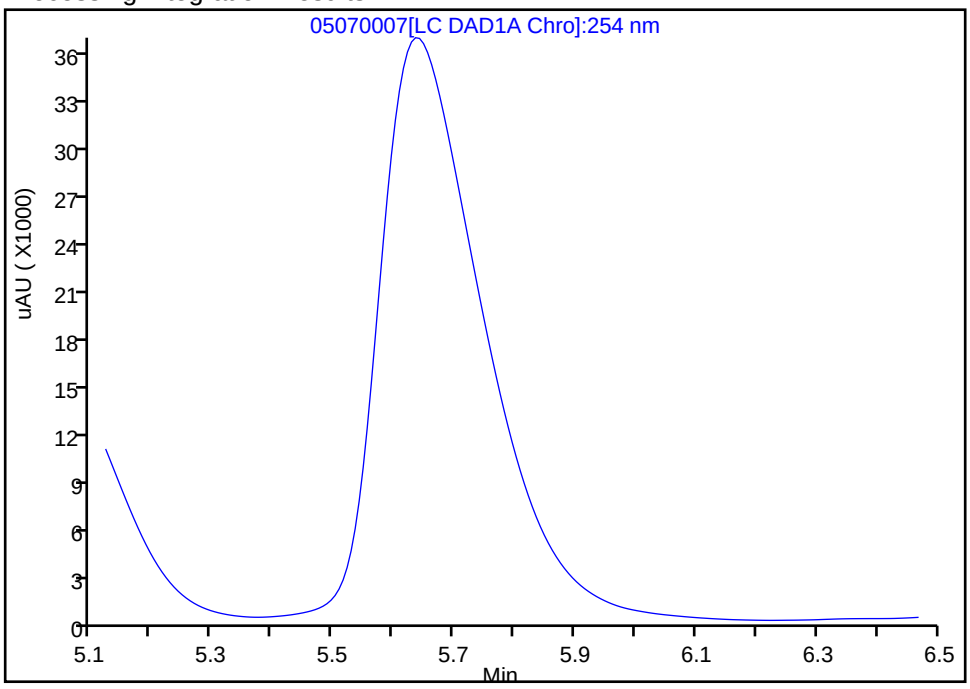

Manual Integration Results

RT: 5.64
Area: 437837
Amount: 2.826220
Amount Units: ug/ml

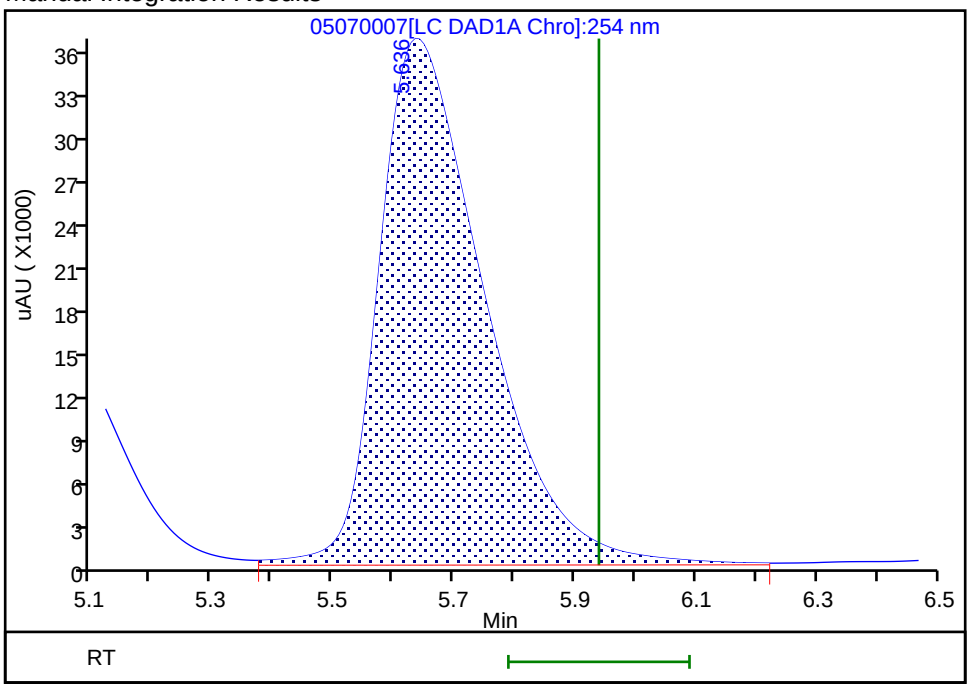

Reviewer: fiedlerh, 08-May-2019 09:04:18
Audit Action: Assigned Compound ID Audit Reason:

Eurofins TestAmerica, Denver
Target Compound Quantitation Report

Data File: \\chromna\Denver\ChromData\G2_LUNA\20190507-81649.b\05070008.D
Lims ID: IC FULL LV 7
Client ID:
Sample Type: IC Calib Level: 7
Inject. Date: 07-May-2019 15:43:22 ALS Bottle#: 8 Worklist Smp#: 8
Injection Vol: 100.0 ul Dil. Factor: 1.0000
Sample Info: IC FULL LV 7
Misc. Info.: 280-0081649-008
Operator ID: HKF Instrument ID: CHHPLC_G2_LUNA
Sublist: chrom-G2_8330_Luna*sub6

Method: \\chromna\Denver\ChromData\G2_LUNA\20190507-81649.b\G2_8330_Luna.m
Limit Group: GCSV - 8330
Last Update: 09-May-2019 08:13:33 Calib Date: 08-May-2019 00:28:23
Integrator: Falcon
Quant Method: External Standard Quant By: Initial Calibration
Last ICal File: \\chromna\Denver\ChromData\G2_LUNA\20190507-81649.b\05070023.D

Column 1 : Luna-Phenyl hexyl (4.60 mm) Det: LC DAD1A, 254 nm
Process Host: CTX0337

First Level Reviewer: fiedlerh Date: 08-May-2019 09:01:15

Compound	Det	RT (min.)	Exp RT (min.)	Dlt RT (min.)	Response	Cal Amt ug/ml	OnCol Amt ug/ml	Flags
1 2,6-diamino-4-nitrotoluene	1	4.426	4.446	-0.020	403610	1.00	1.02	
2 2,4-diamino-6-nitrotoluene	1	4.953	4.993	-0.040	242342	1.00	0.9472	
5 2,4,6-Trinitrophenol	1	5.793	5.940	-0.147	160018	1.00	1.03	
6 HMX	1	7.186	7.200	-0.014	167514	1.00	0.9785	
8 RDX	1	9.273	9.300	-0.027	205258	1.00	0.9847	
9 Nitrobenzene	1	12.293	12.326	-0.033	401609	1.00	0.99	
$ 10 1,2-Dinitrobenzene	1	13.313	13.346	-0.033	270248	1.00	0.9761	
11 3,5-Dinitroaniline	1	15.233	15.266	-0.033	471598	1.00	1.01	
13 Nitroglycerin	2	15.853	15.873	-0.020	1791502	10.0	9.29	
12 1,3-Dinitrobenzene	1	15.860	15.880	-0.020	621210	1.00	0.9774	
14 o-Nitrotoluene	1	16.713	16.720	-0.007	258440	1.00	0.9869	
15 p-Nitrotoluene	1	17.040	17.053	-0.013	226562	1.00	1.00	
16 4-Amino-2,6-dinitrotoluene	1	17.420	17.440	-0.020	294991	1.00	0.99	
17 m-Nitrotoluene	1	17.960	17.966	-0.006	289384	1.00	0.9887	
18 2-Amino-4,6-dinitrotoluene	1	18.426	18.446	-0.020	421219	1.00	0.9790	
19 1,3,5-Trinitrobenzene	1	19.200	19.213	-0.013	441599	1.00	0.9651	
20 2,6-Dinitrotoluene	1	20.060	20.073	-0.013	283743	1.00	0.9669	
21 2,4-Dinitrotoluene	1	20.606	20.620	-0.014	556139	1.00	0.9766	
22 Tetryl	1	23.946	23.966	-0.020	324996	1.00	1.03	
23 2,4,6-Trinitrotoluene	1	24.946	24.953	-0.007	408792	1.00	1.00	
24 PETN	2	25.346	25.353	-0.007	1286384	10.0	9.72	

Reagents:

8330IntermStk_00058 Amount Added: 50.00 Units: uL
8330_ADDs_00021 Amount Added: 50.00 Units: uL

Report Date: 09-May-2019 08:13:33 Chrom Revision: 2.3 03-May-2019 15:52:00

Eurofins TestAmerica, Denver

Data File: \\chromna\Denver\ChromData\G2_LUNA\20190507-81649.b\05070008.D

Injection Date:	07-May-2019 15:43:22	Instrument ID:	CHHPLC_G2_LUNA	Operator ID:	HKF
Lims ID:	IC FULL LV 7			Worklist Smp#:	8
Client ID:					
Injection Vol:	100.0 ul	Dil. Factor:	1.0000	ALS Bottle#:	8
Method:	G2_8330_Luna	Limit Group:	GCSV - 8330		

Column: Luna-Phenyl hexyl (4.60 mm) Y Scaling: Method Defined: Scale to the Nth Largest Peak: 1

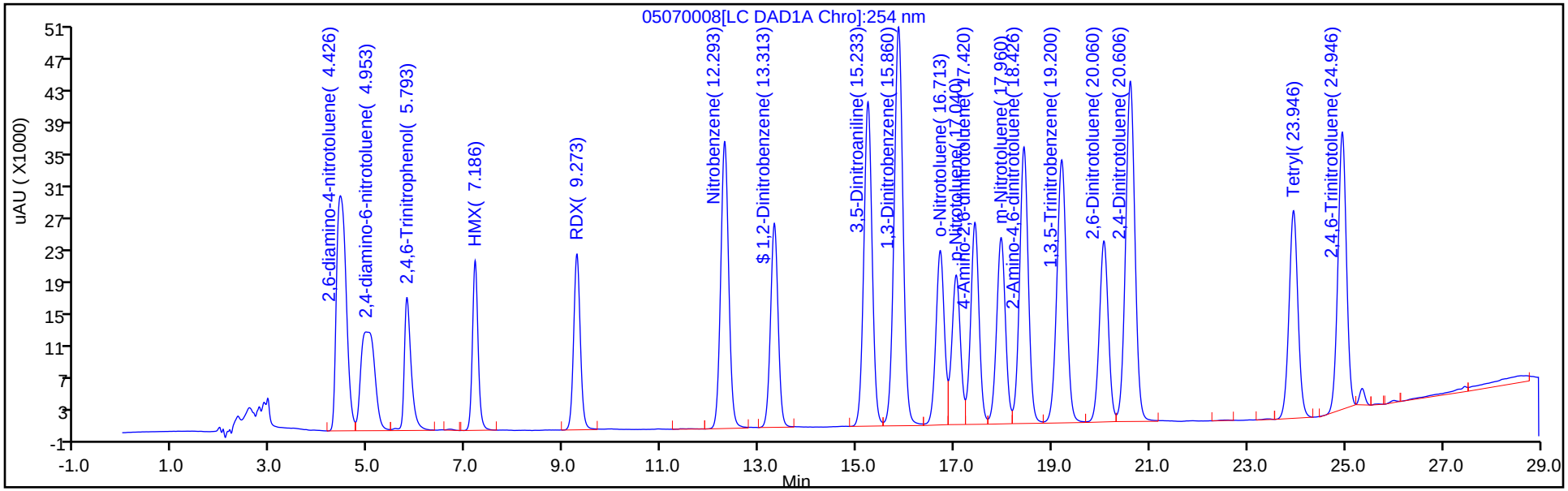

Y Scaling: Method Defined: Scale to the Nth Largest Peak: 1

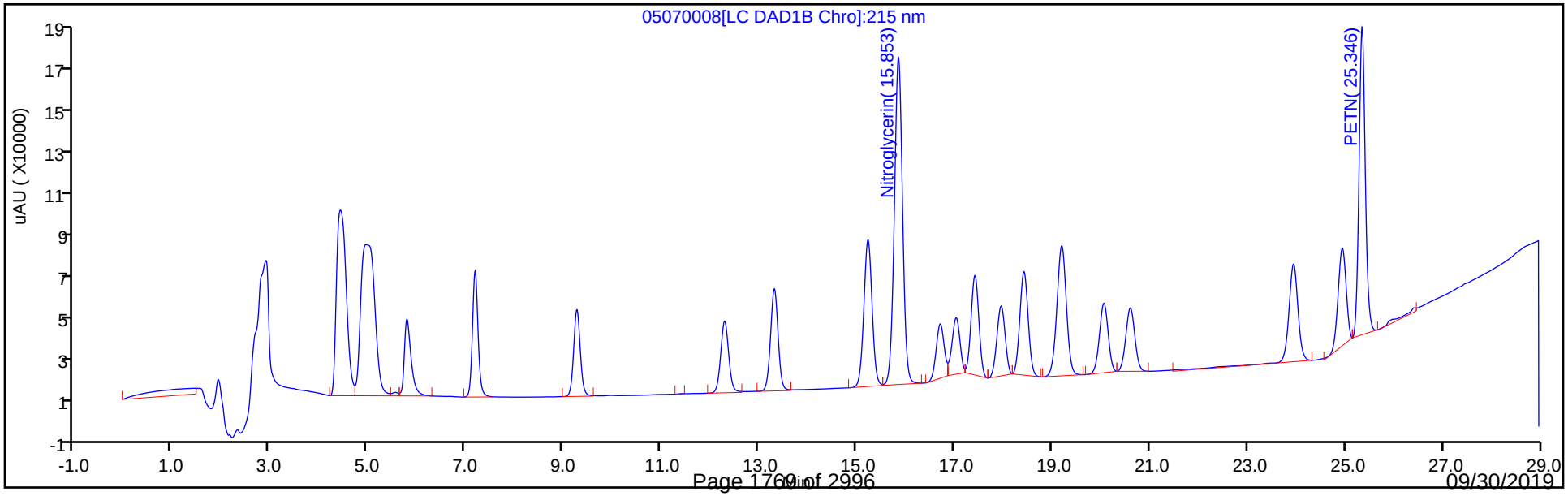

Eurofins TestAmerica, Denver
Target Compound Quantitation Report

Data File: \\chromna\Denver\ChromData\G2_LUNA\20190507-81649.b\05070009.D
Lims ID: IC FULL LV 6
Client ID:
Sample Type: IC Calib Level: 6
Inject. Date: 07-May-2019 16:18:20 ALS Bottle#: 9 Worklist Smp#: 9
Injection Vol: 100.0 ul Dil. Factor: 1.0000
Sample Info: IC FULL LV 6
Misc. Info.: 280-0081649-009
Operator ID: HKF Instrument ID: CHHPLC_G2_LUNA
Sublist: chrom-G2_8330_Luna*sub6

Method: \\chromna\Denver\ChromData\G2_LUNA\20190507-81649.b\G2_8330_Luna.m
Limit Group: GCSV - 8330
Last Update: 09-May-2019 08:13:34 Calib Date: 08-May-2019 00:28:23
Integrator: Falcon
Quant Method: External Standard Quant By: Initial Calibration
Last ICal File: \\chromna\Denver\ChromData\G2_LUNA\20190507-81649.b\05070023.D

Column 1 : Luna-Phenyl hexyl (4.60 mm) Det: LC DAD1A, 254 nm
Process Host: CTX0337

First Level Reviewer: fiedlerh Date: 08-May-2019 09:00:45

Compound	Det	RT (min.)	Exp RT (min.)	Dlt RT (min.)	Response	Cal Amt ug/ml	OnCol Amt ug/ml	Flags
1 2,6-diamino-4-nitrotoluene	1	4.437	4.446	-0.009	282422	0.7000	0.7157	
2 2,4-diamino-6-nitrotoluene	1	5.004	4.993	0.011	170308	0.7000	0.6657	
5 2,4,6-Trinitrophenol	1	5.877	5.940	-0.063	108333	0.7000	0.6993	
6 HMX	1	7.197	7.200	-0.003	116477	0.7000	0.6804	
8 RDX	1	9.291	9.300	-0.009	142432	0.7000	0.6833	
9 Nitrobenzene	1	12.324	12.326	-0.002	280156	0.7014	0.6910	
$ 10 1,2-Dinitrobenzene	1	13.344	13.346	-0.002	188415	0.7000	0.6806	
11 3,5-Dinitroaniline	1	15.264	15.266	-0.002	330264	0.7000	0.7039	
13 Nitroglycerin	2	15.877	15.873	0.004	1249529	7.00	6.48	
12 1,3-Dinitrobenzene	1	15.884	15.880	0.004	432403	0.7007	0.6803	
14 o-Nitrotoluene	1	16.731	16.720	0.011	181533	0.7021	0.6932	
15 p-Nitrotoluene	1	17.057	17.053	0.004	157734	0.7028	0.6959	
16 4-Amino-2,6-dinitrotoluene	1	17.444	17.440	0.004	204689	0.7021	0.6883	
17 m-Nitrotoluene	1	17.977	17.966	0.011	202253	0.7028	0.6910	
18 2-Amino-4,6-dinitrotoluene	1	18.451	18.446	0.005	292666	0.7021	0.6802	
19 1,3,5-Trinitrobenzene	1	19.217	19.213	0.004	306353	0.7000	0.6696	
20 2,6-Dinitrotoluene	1	20.084	20.073	0.011	196945	0.7021	0.6711	
21 2,4-Dinitrotoluene	1	20.624	20.620	0.004	386405	0.7014	0.6785	
22 Tetryl	1	23.957	23.966	-0.009	224671	0.7000	0.7144	
23 2,4,6-Trinitrotoluene	1	24.951	24.953	-0.002	281202	0.7028	0.6904	
24 PETN	2	25.351	25.353	-0.002	905663	7.00	6.84	

Reagents:

8330IntermStk_00058 Amount Added: 35.00 Units: uL
8330_ADDs_00021 Amount Added: 35.00 Units: uL

Report Date: 09-May-2019 08:13:34 Chrom Revision: 2.3 03-May-2019 15:52:00

Eurofins TestAmerica, Denver

Data File: \\chromna\Denver\ChromData\G2_LUNA\20190507-81649.b\05070009.D

Injection Date:	07-May-2019 16:18:20	Instrument ID:	CHHPLC_G2_LUNA	Operator ID:	HKF
Lims ID:	IC FULL LV 6			Worklist Smp#:	9
Client ID:					
Injection Vol:	100.0 ul	Dil. Factor:	1.0000	ALS Bottle#:	9
Method:	G2_8330_Luna	Limit Group:	GCSV - 8330		

Column: Luna-Phenyl hexyl (4.60 mm) Y Scaling: Method Defined: Scale to the Nth Largest Peak: 1

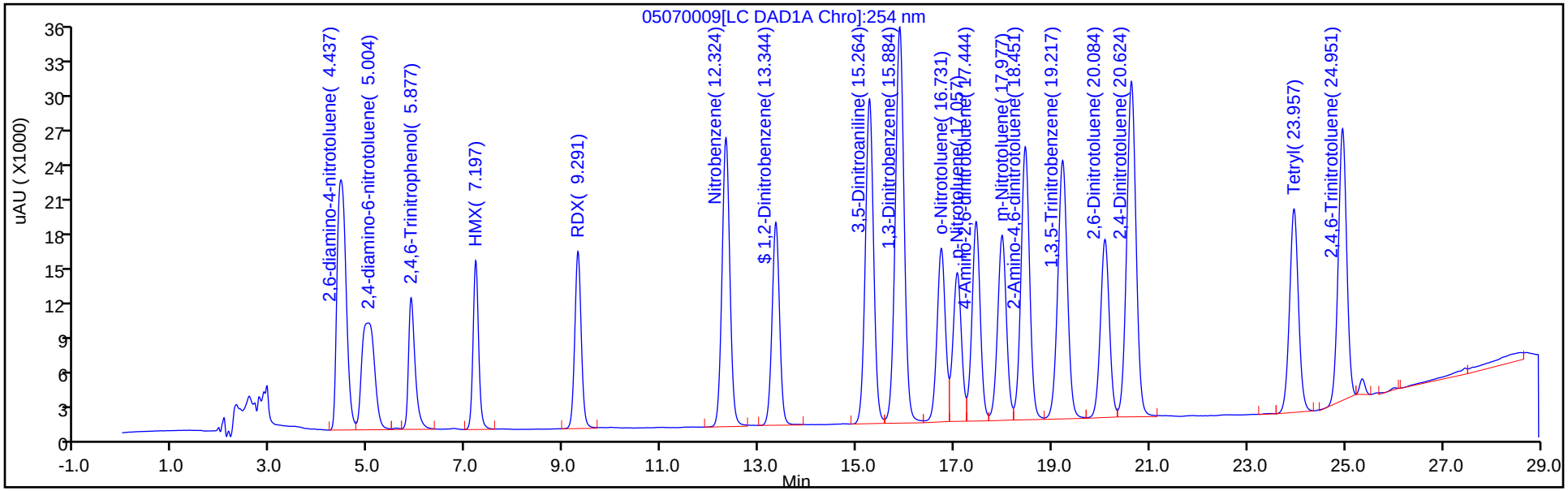

Y Scaling: Method Defined: Scale to the Nth Largest Peak: 1

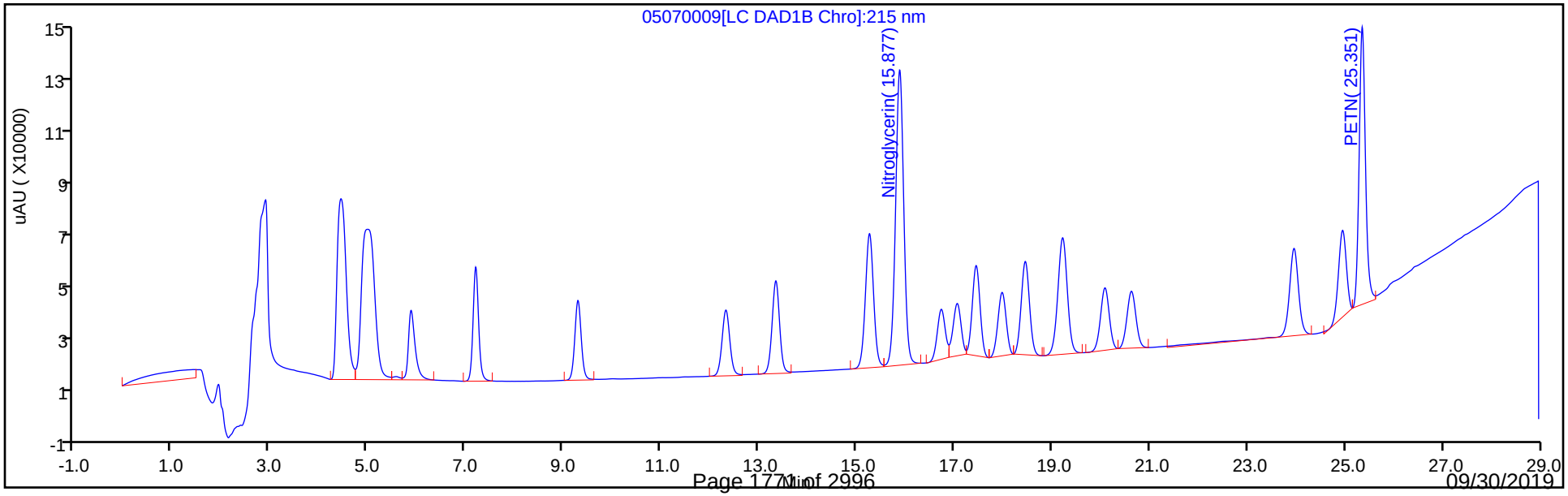

Eurofins TestAmerica, Denver
Target Compound Quantitation Report

Data File: \\chromna\Denver\ChromData\G2_LUNA\20190507-81649.b\05070010.D
Lims ID: IC FULL LV 5
Client ID:
Sample Type: IC Calib Level: 5
Inject. Date: 07-May-2019 16:53:23 ALS Bottle#: 10 Worklist Smp#: 10
Injection Vol: 100.0 ul Dil. Factor: 1.0000
Sample Info: IC FULL LV 5
Misc. Info.: 280-0081649-010
Operator ID: HKF Instrument ID: CHHPLC_G2_LUNA
Sublist: chrom-G2_8330_Luna*sub6

Method: \\chromna\Denver\ChromData\G2_LUNA\20190507-81649.b\G2_8330_Luna.m
Limit Group: GCSV - 8330
Last Update: 09-May-2019 08:13:35 Calib Date: 08-May-2019 00:28:23
Integrator: Falcon
Quant Method: External Standard Quant By: Initial Calibration
Last ICal File: \\chromna\Denver\ChromData\G2_LUNA\20190507-81649.b\05070023.D

Column 1 : Luna-Phenyl hexyl (4.60 mm) Det: LC DAD1A, 254 nm
Process Host: CTX0337

First Level Reviewer: fiedlerh Date: 08-May-2019 09:00:38

Compound	Det	RT (min.)	Exp RT (min.)	Dlt RT (min.)	Response	Cal Amt ug/ml	OnCol Amt ug/ml	Flags
1 2,6-diamino-4-nitrotoluene	1	4.446	4.446	0.000	154442	0.4000	0.3914	
2 2,4-diamino-6-nitrotoluene	1	4.993	4.993	0.000	92869	0.4000	0.3630	
5 2,4,6-Trinitrophenol	1	5.940	5.940	0.000	63318	0.4000	0.4087	
6 HMX	1	7.200	7.200	0.000	68215	0.4000	0.3985	
8 RDX	1	9.300	9.300	0.000	83989	0.4000	0.4029	
9 Nitrobenzene	1	12.326	12.326	0.000	164638	0.4008	0.4061	
$ 10 1,2-Dinitrobenzene	1	13.346	13.346	0.000	110381	0.4000	0.3987	
11 3,5-Dinitroaniline	1	15.266	15.266	0.000	181912	0.4000	0.3873	
13 Nitroglycerin	2	15.873	15.873	0.000	731719	4.00	3.79	
12 1,3-Dinitrobenzene	1	15.880	15.880	0.000	254371	0.4004	0.4002	
14 o-Nitrotoluene	1	16.720	16.720	0.000	106239	0.4012	0.4057	
15 p-Nitrotoluene	1	17.053	17.053	0.000	92470	0.4016	0.4080	
16 4-Amino-2,6-dinitrotoluene	1	17.440	17.440	0.000	120747	0.4012	0.4060	
17 m-Nitrotoluene	1	17.966	17.966	0.000	118450	0.4016	0.4047	
18 2-Amino-4,6-dinitrotoluene	1	18.446	18.446	0.000	172529	0.4012	0.4010	
19 1,3,5-Trinitrobenzene	1	19.213	19.213	0.000	181016	0.4000	0.3956	
20 2,6-Dinitrotoluene	1	20.073	20.073	0.000	116043	0.4012	0.3954	
21 2,4-Dinitrotoluene	1	20.620	20.620	0.000	227023	0.4008	0.3987	
22 Tetryl	1	23.966	23.966	0.000	131160	0.4000	0.4171	
23 2,4,6-Trinitrotoluene	1	24.953	24.953	0.000	167573	0.4016	0.4114	
24 PETN	2	25.353	25.353	0.000	533750	4.00	4.03	

Reagents:

8330IntermStk_00058 Amount Added: 20.00 Units: uL
8330_ADDs_00021 Amount Added: 20.00 Units: uL

Report Date: 09-May-2019 08:13:35 Chrom Revision: 2.3 03-May-2019 15:52:00

Eurofins TestAmerica, Denver

Data File: \\chromna\Denver\ChromData\G2_LUNA\20190507-81649.b\05070010.D

Injection Date:	07-May-2019 16:53:23	Instrument ID:	CHHPLC_G2_LUNA	Operator ID:	HKF
Lims ID:	IC FULL LV 5			Worklist Smp#:	10
Client ID:					
Injection Vol:	100.0 ul	Dil. Factor:	1.0000	ALS Bottle#:	10
Method:	G2_8330_Luna	Limit Group:	GCSV - 8330		

Column: Luna-Phenyl hexyl (4.60 mm) Y Scaling: Method Defined: Scale to the Nth Largest Peak: 1

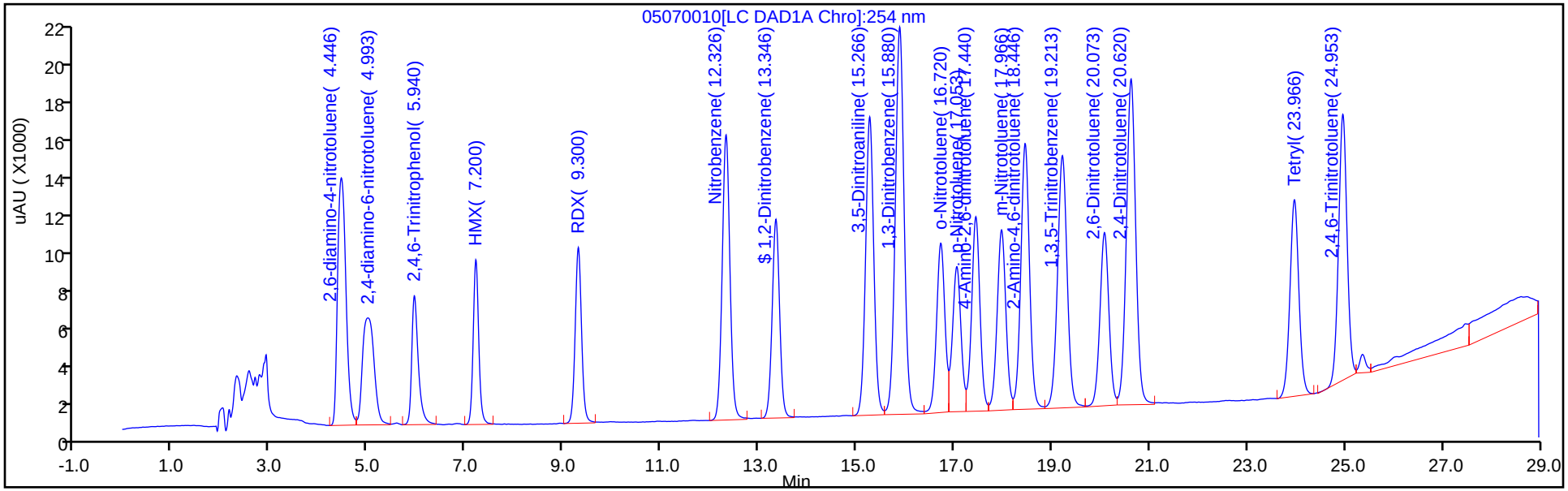

Y Scaling: Method Defined: Scale to the Nth Largest Peak: 1

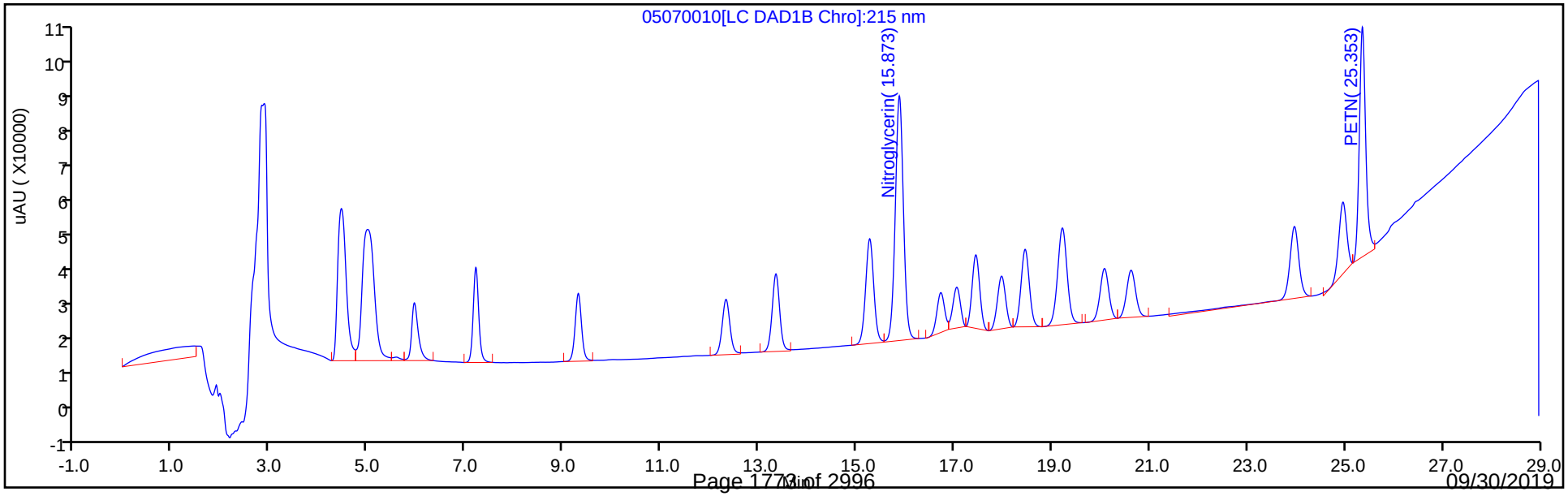

Eurofins TestAmerica, Denver
Target Compound Quantitation Report

Data File: \\chromna\Denver\ChromData\G2_LUNA\20190507-81649.b\05070011.D
Lims ID: IC FULL LV 4
Client ID:
Sample Type: IC Calib Level: 4
Inject. Date: 07-May-2019 17:28:26 ALS Bottle#: 11 Worklist Smp#: 11
Injection Vol: 100.0 ul Dil. Factor: 1.0000
Sample Info: IC FULL LV 4
Misc. Info.: 280-0081649-011
Operator ID: HKF Instrument ID: CHHPLC_G2_LUNA
Sublist: chrom-G2_8330_Luna*sub6

Method: \\chromna\Denver\ChromData\G2_LUNA\20190507-81649.b\G2_8330_Luna.m
Limit Group: GCSV - 8330
Last Update: 09-May-2019 08:13:35 Calib Date: 08-May-2019 00:28:23
Integrator: Falcon
Quant Method: External Standard Quant By: Initial Calibration
Last ICal File: \\chromna\Denver\ChromData\G2_LUNA\20190507-81649.b\05070023.D

Column 1 : Luna-Phenyl hexyl (4.60 mm) Det: LC DAD1A, 254 nm
Process Host: CTX0337

First Level Reviewer: fiedlerh Date: 08-May-2019 09:00:21

Compound	Det	RT (min.)	Exp RT (min.)	Dlt RT (min.)	Response	Cal Amt ug/ml	OnCol Amt ug/ml	Flags
1 2,6-diamino-4-nitrotoluene	1	4.447	4.446	0.001	100901	0.2500	0.2557	
2 2,4-diamino-6-nitrotoluene	1	5.001	4.993	0.008	60668	0.2500	0.2371	
5 2,4,6-Trinitrophenol	1	6.007	5.940	0.067	36822	0.2500	0.2377	
6 HMX	1	7.207	7.200	0.007	40597	0.2500	0.2371	
8 RDX	1	9.300	9.300	0.000	49807	0.2500	0.2389	
9 Nitrobenzene	1	12.320	12.326	-0.006	97472	0.2505	0.2404	
$ 10 1,2-Dinitrobenzene	1	13.347	13.346	0.001	66126	0.2500	0.2388	
11 3,5-Dinitroaniline	1	15.274	15.266	0.008	119322	0.2500	0.2538	
13 Nitroglycerin	2	15.880	15.873	0.007	449411	2.50	2.33	
12 1,3-Dinitrobenzene	1	15.887	15.880	0.007	152142	0.2503	0.2394	
14 o-Nitrotoluene	1	16.727	16.720	0.007	63696	0.2508	0.2432	
15 p-Nitrotoluene	1	17.054	17.053	0.001	54681	0.2510	0.2413	
16 4-Amino-2,6-dinitrotoluene	1	17.447	17.440	0.007	71668	0.2508	0.2410	
17 m-Nitrotoluene	1	17.967	17.966	0.001	70419	0.2510	0.2406	
18 2-Amino-4,6-dinitrotoluene	1	18.454	18.446	0.008	102095	0.2508	0.2373	
19 1,3,5-Trinitrobenzene	1	19.214	19.213	0.001	108171	0.2500	0.2364	
20 2,6-Dinitrotoluene	1	20.074	20.073	0.001	69276	0.2508	0.2361	
21 2,4-Dinitrotoluene	1	20.621	20.620	0.000	135490	0.2505	0.2379	
22 Tetryl	1	23.954	23.966	-0.012	77159	0.2500	0.2454	
23 2,4,6-Trinitrotoluene	1	24.947	24.953	-0.006	97773	0.2510	0.2401	
24 PETN	2	25.347	25.353	-0.006	321638	2.50	2.43	

Reagents:

8330IntermStk_00058 Amount Added: 12.50 Units: uL
8330_ADDs_00021 Amount Added: 12.50 Units: uL

Report Date: 09-May-2019 08:13:36 Chrom Revision: 2.3 03-May-2019 15:52:00

Eurofins TestAmerica, Denver

Data File: \\chromna\Denver\ChromData\G2_LUNA\20190507-81649.b\05070011.D

Injection Date:	07-May-2019 17:28:26	Instrument ID:	CHHPLC_G2_LUNA	Operator ID:	HKF
Lims ID:	IC FULL LV 4			Worklist Smp#:	11
Client ID:					
Injection Vol:	100.0 ul	Dil. Factor:	1.0000	ALS Bottle#:	11
Method:	G2_8330_Luna	Limit Group:	GCSV - 8330		

Column: Luna-Phenyl hexyl (4.60 mm) Y Scaling: Method Defined: Scale to the Nth Largest Peak: 1

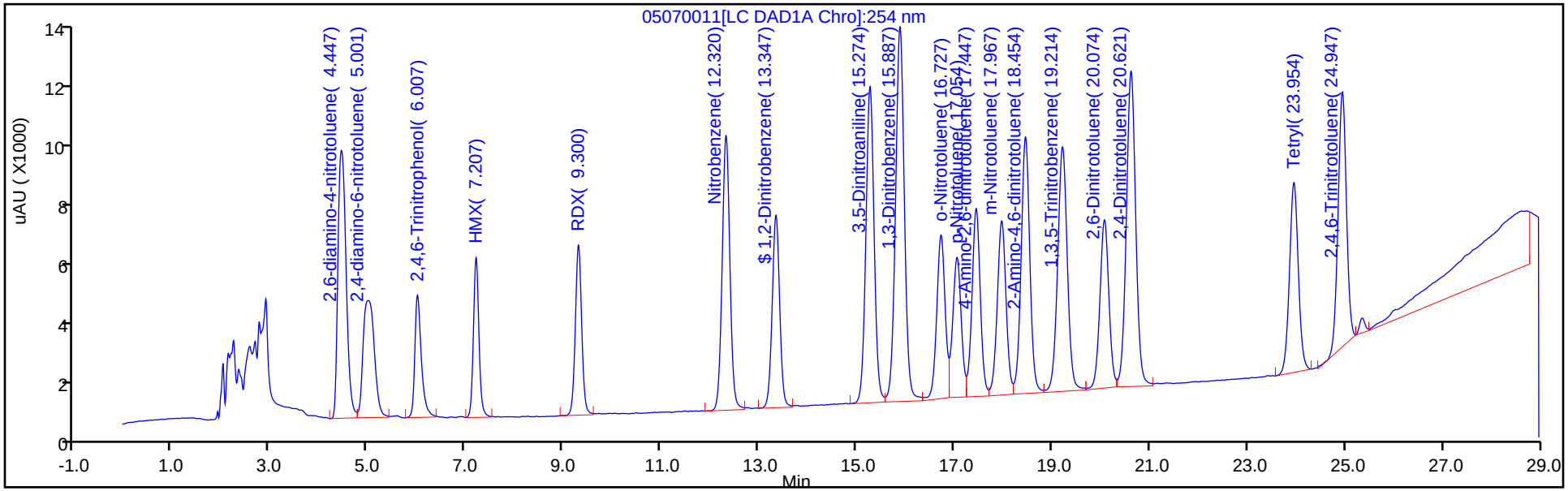

Y Scaling: Method Defined: Scale to the Nth Largest Peak: 1

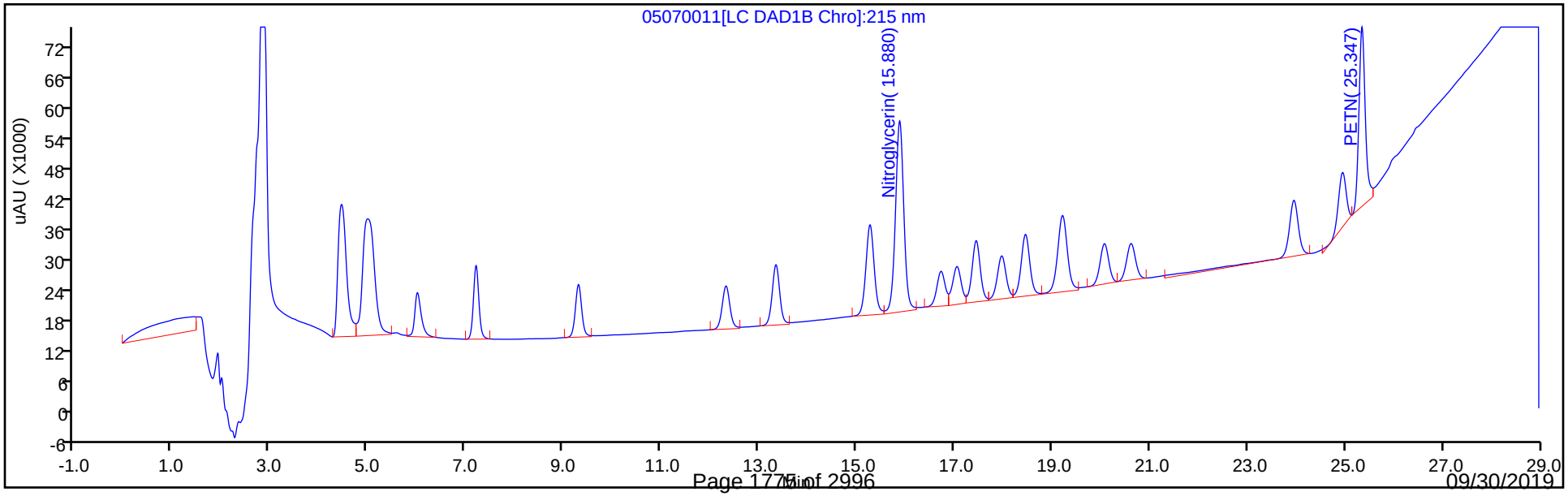

Eurofins TestAmerica, Denver
Target Compound Quantitation Report

Data File: \\chromna\Denver\ChromData\G2_LUNA\20190507-81649.b\05070012.D
Lims ID: IC FULL LV 3
Client ID:
Sample Type: IC Calib Level: 3
Inject. Date: 07-May-2019 18:03:28 ALS Bottle#: 12 Worklist Smp#: 12
Injection Vol: 100.0 ul Dil. Factor: 1.0000
Sample Info: IC FULL LV 3
Misc. Info.: 280-0081649-012
Operator ID: HKF Instrument ID: CHHPLC_G2_LUNA
Sublist: chrom-G2_8330_Luna*sub6

Method: \\chromna\Denver\ChromData\G2_LUNA\20190507-81649.b\G2_8330_Luna.m
Limit Group: GCSV - 8330
Last Update: 09-May-2019 08:13:36 Calib Date: 08-May-2019 00:28:23
Integrator: Falcon
Quant Method: External Standard Quant By: Initial Calibration
Last ICal File: \\chromna\Denver\ChromData\G2_LUNA\20190507-81649.b\05070023.D

Column 1 : Luna-Phenyl hexyl (4.60 mm) Det: LC DAD1A, 254 nm
Process Host: CTX0337

First Level Reviewer: fiedlerh Date: 08-May-2019 09:00:31

Compound	Det	RT (min.)	Exp RT (min.)	Dlt RT (min.)	Response	Cal Amt ug/ml	OnCol Amt ug/ml	Flags
1 2,6-diamino-4-nitrotoluene	1	4.458	4.446	0.012	39527	0.1000	0.1002	
2 2,4-diamino-6-nitrotoluene	1	4.998	4.993	0.005	24748	0.1000	0.0967	
5 2,4,6-Trinitrophenol	1	6.091	5.940	0.151	14866	0.1000	0.0960	
6 HMX	1	7.224	7.200	0.024	16348	0.1000	0.0955	
8 RDX	1	9.324	9.300	0.024	20400	0.1000	0.0979	
9 Nitrobenzene	1	12.344	12.326	0.018	39666	0.1002	0.0978	
$ 10 1,2-Dinitrobenzene	1	13.378	13.346	0.032	27215	0.1000	0.0983	
11 3,5-Dinitroaniline	1	15.304	15.266	0.038	46736	0.1000	0.0989	
13 Nitroglycerin	2	15.904	15.873	0.031	190583	1.00	0.9878	
12 1,3-Dinitrobenzene	1	15.911	15.880	0.031	62497	0.1001	0.0983	
14 o-Nitrotoluene	1	16.751	16.720	0.031	25946	0.1003	0.0991	
15 p-Nitrotoluene	1	17.078	17.053	0.025	22096	0.1004	0.0975	
16 4-Amino-2,6-dinitrotoluene	1	17.478	17.440	0.038	29408	0.1003	0.0989	
17 m-Nitrotoluene	1	17.991	17.966	0.025	28924	0.1004	0.0988	
18 2-Amino-4,6-dinitrotoluene	1	18.484	18.446	0.038	42067	0.1003	0.0978	
19 1,3,5-Trinitrobenzene	1	19.238	19.213	0.025	45508	0.1000	0.0995	
20 2,6-Dinitrotoluene	1	20.091	20.073	0.018	28823	0.1003	0.0982	
21 2,4-Dinitrotoluene	1	20.638	20.620	0.018	55506	0.1002	0.0975	
22 Tetryl	1	23.964	23.966	-0.002	30727	0.1000	0.0977	
23 2,4,6-Trinitrotoluene	1	24.951	24.953	-0.002	39631	0.1004	0.0973	
24 PETN	2	25.351	25.353	-0.002	134056	1.00	1.01	

Reagents:

8330IntermStk_00058 Amount Added: 5.00 Units: uL
8330_ADDs_00021 Amount Added: 5.00 Units: uL

Report Date: 09-May-2019 08:13:36 Chrom Revision: 2.3 03-May-2019 15:52:00

Eurofins TestAmerica, Denver

Data File: \\chromna\Denver\ChromData\G2_LUNA\20190507-81649.b\05070012.D

Injection Date:	07-May-2019 18:03:28	Instrument ID:	CHHPLC_G2_LUNA	Operator ID:	HKF
Lims ID:	IC FULL LV 3			Worklist Smp#:	12
Client ID:					
Injection Vol:	100.0 ul	Dil. Factor:	1.0000	ALS Bottle#:	12
Method:	G2_8330_Luna	Limit Group:	GCSV - 8330		

Column: Luna-Phenyl hexyl (4.60 mm) Y Scaling: Method Defined: Scale to the Nth Largest Peak: 1

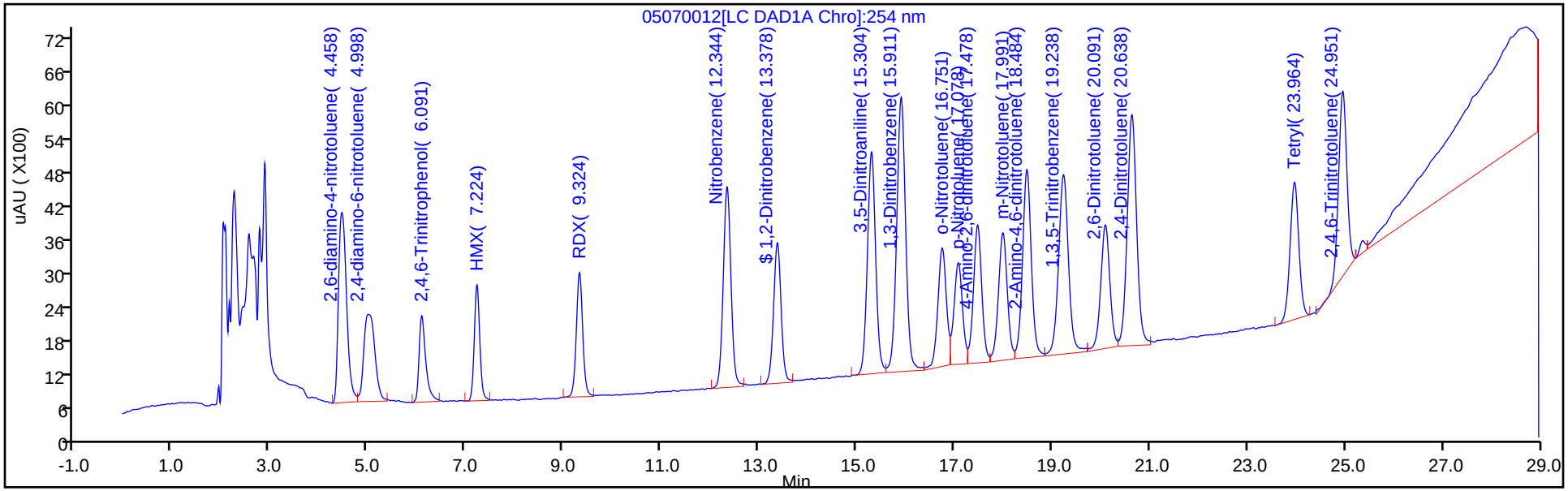

Y Scaling: Method Defined: Scale to the Nth Largest Peak: 1

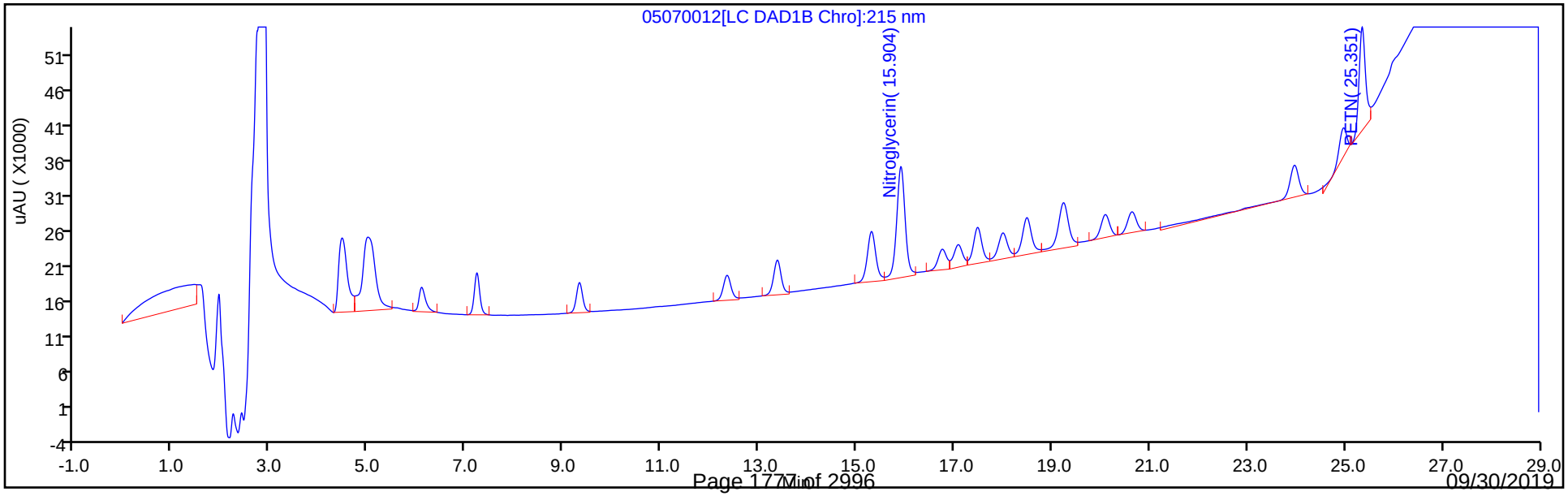

Eurofins TestAmerica, Denver
Target Compound Quantitation Report

Data File: \\chromna\Denver\ChromData\G2_LUNA\20190507-81649.b\05070013.D
Lims ID: IC FULL LV 2
Client ID:
Sample Type: IC Calib Level: 2
Inject. Date: 07-May-2019 18:38:27 ALS Bottle#: 13 Worklist Smp#: 13
Injection Vol: 100.0 ul Dil. Factor: 1.0000
Sample Info: IC FULL LV 2
Misc. Info.: 280-0081649-013
Operator ID: HKF Instrument ID: CHHPLC_G2_LUNA
Sublist: chrom-G2_8330_Luna*sub6

Method: \\chromna\Denver\ChromData\G2_LUNA\20190507-81649.b\G2_8330_Luna.m
Limit Group: GCSV - 8330
Last Update: 09-May-2019 08:13:37 Calib Date: 08-May-2019 00:28:23
Integrator: Falcon
Quant Method: External Standard Quant By: Initial Calibration
Last ICal File: \\chromna\Denver\ChromData\G2_LUNA\20190507-81649.b\05070023.D

Column 1 : Luna-Phenyl hexyl (4.60 mm) Det: LC DAD1A, 254 nm
Process Host: CTX0337

First Level Reviewer: fiedlerh Date: 08-May-2019 09:04:39

Compound	Det	RT (min.)	Exp RT (min.)	Dlt RT (min.)	Response	Cal Amt ug/ml	OnCol Amt ug/ml	Flags
1 2,6-diamino-4-nitrotoluene	1	4.460	4.446	0.014	20307	0.0500	0.0515	
2 2,4-diamino-6-nitrotoluene	1	5.007	4.993	0.014	13871	0.0500	0.0542	
5 2,4,6-Trinitrophenol	1	6.147	5.940	0.207	7600	0.0500	0.0491	a
6 HMX	1	7.220	7.200	0.020	8508	0.0500	0.0497	
8 RDX	1	9.314	9.300	0.014	10715	0.0500	0.0514	
9 Nitrobenzene	1	12.334	12.326	0.008	20607	0.0501	0.0508	
$ 10 1,2-Dinitrobenzene	1	13.360	13.346	0.014	13970	0.0500	0.0505	
11 3,5-Dinitroaniline	1	15.300	15.266	0.034	24136	0.0500	0.0507	
13 Nitroglycerin	2	15.900	15.873	0.027	103131	0.5000	0.5345	
12 1,3-Dinitrobenzene	1	15.907	15.880	0.027	31682	0.0501	0.0498	
14 o-Nitrotoluene	1	16.740	16.720	0.020	12970	0.0502	0.0495	
15 p-Nitrotoluene	1	17.067	17.053	0.014	11283	0.0502	0.0498	
16 4-Amino-2,6-dinitrotoluene	1	17.467	17.440	0.027	14792	0.0502	0.0497	
17 m-Nitrotoluene	1	17.980	17.966	0.014	14601	0.0502	0.0499	
18 2-Amino-4,6-dinitrotoluene	1	18.480	18.446	0.034	21339	0.0502	0.0496	
19 1,3,5-Trinitrobenzene	1	19.227	19.213	0.014	22700	0.0500	0.0496	
20 2,6-Dinitrotoluene	1	20.087	20.073	0.014	14708	0.0502	0.0501	
21 2,4-Dinitrotoluene	1	20.634	20.620	0.014	29202	0.0501	0.0513	
22 Tetryl	1	23.974	23.966	0.008	15280	0.0500	0.0486	
23 2,4,6-Trinitrotoluene	1	24.960	24.953	0.007	19932	0.0502	0.0489	
24 PETN	2	25.360	25.353	0.007	72383	0.5000	0.5468	

QC Flag Legend

Review Flags
a - User Assigned ID

Reagents:

8330IntermStk_00058	Amount Added:	2.50	Units: uL
8330_ADDs_00021	Amount Added:	2.50	Units: uL

Report Date: 09-May-2019 08:13:37 Chrom Revision: 2.3 03-May-2019 15:52:00

Eurofins TestAmerica, Denver

Data File: \\chromna\Denver\ChromData\G2_LUNA\20190507-81649.b\05070013.D

Injection Date:	07-May-2019 18:38:27	Instrument ID:	CHHPLC_G2_LUNA	Operator ID:	HKF
Lims ID:	IC FULL LV 2			Worklist Smp#:	13
Client ID:					
Injection Vol:	100.0 ul	Dil. Factor:	1.0000	ALS Bottle#:	13
Method:	G2_8330_Luna	Limit Group:	GCSV - 8330		

Column: Luna-Phenyl hexyl (4.60 mm) Y Scaling: Method Defined: Scale to the Nth Largest Peak: 1

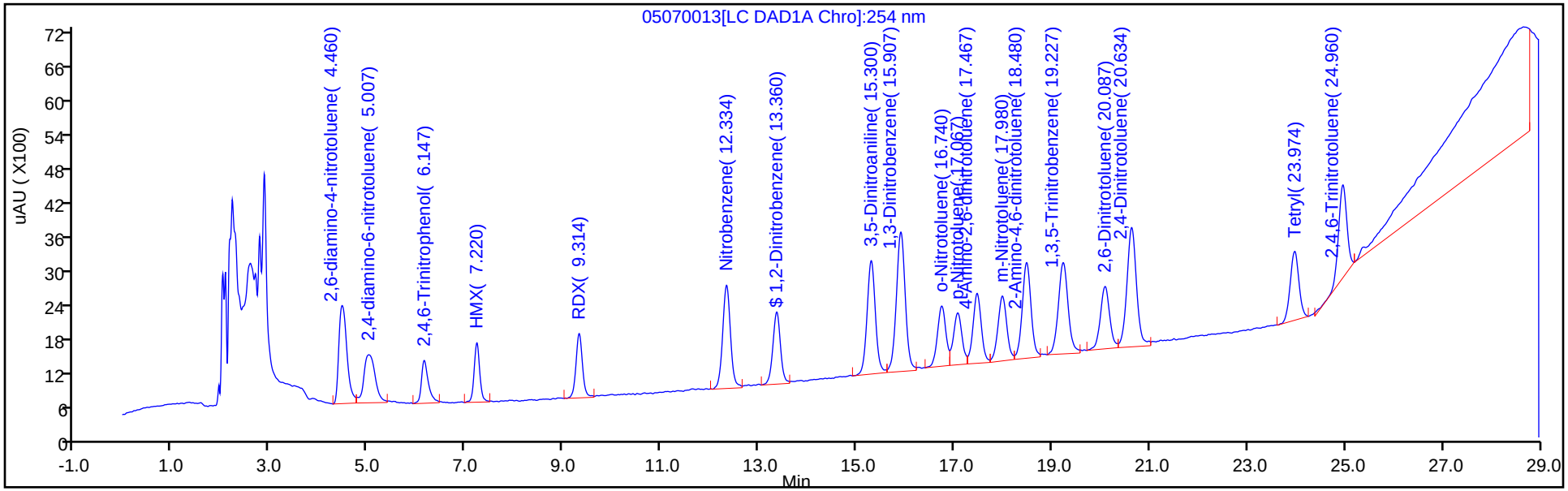

Y Scaling: Method Defined: Scale to the Nth Largest Peak: 1

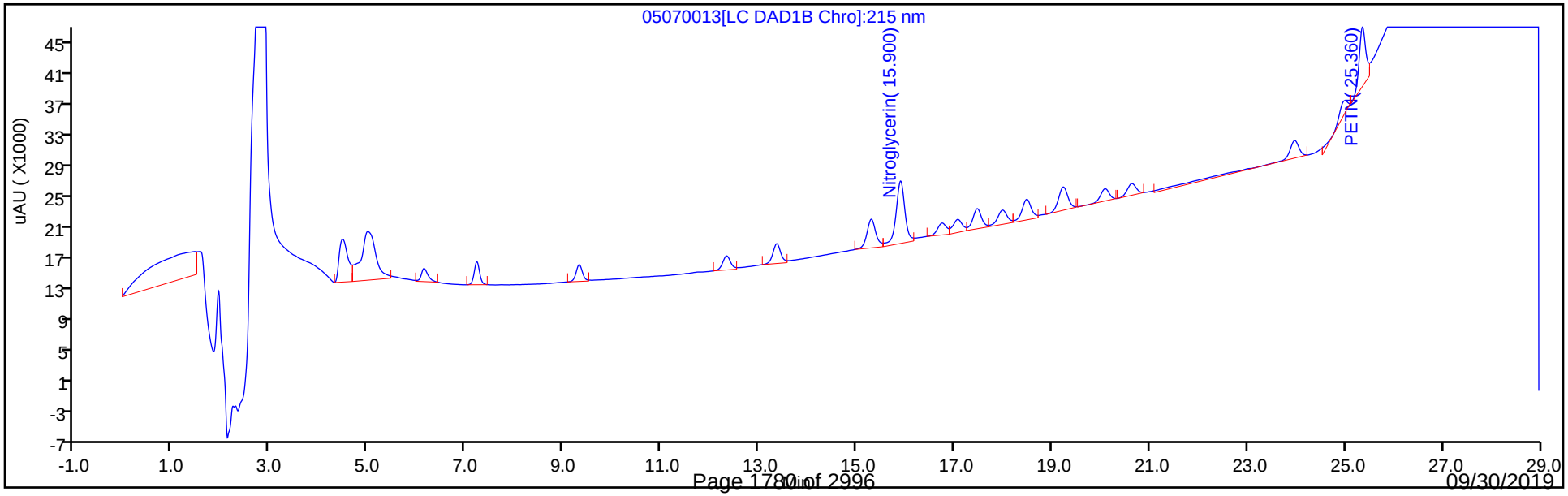

Manual Integration/User Assign Peak Report

Eurofins TestAmerica, Denver

Data File:	\\chromna\Denver\ChromData\G2_LUNA\20190507-81649.b\05070013.D				
Injection Date:	07-May-2019 18:38:27	Instrument ID:	CHHPLC_G2_LUNA		
Lims ID:	IC FULL LV 2				
Client ID:					
Operator ID:	HKF	ALS Bottle#:	13	Worklist Smp#:	13
Injection Vol:	100.0 ul	Dil. Factor:	1.0000		
Method:	G2_8330_Luna	Limit Group:	GCSV - 8330		
Column:	Luna-Phenyl hexyl (4.60 mm)	Detector	LC DAD1A, 254 nm		

5 2,4,6-Trinitrophenol, CAS: 88-89-1

Signal: 1

Not Detected
Expected RT: 5.94

Processing Integration Results

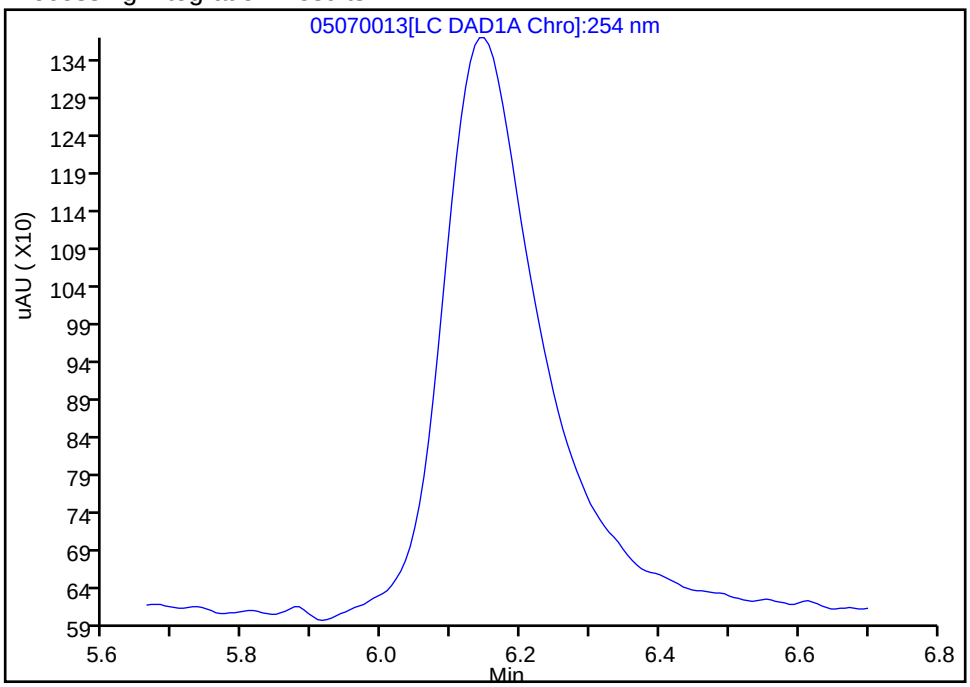

Manual Integration Results

RT: 6.15
Area: 7600
Amount: 0.049058
Amount Units: ug/ml

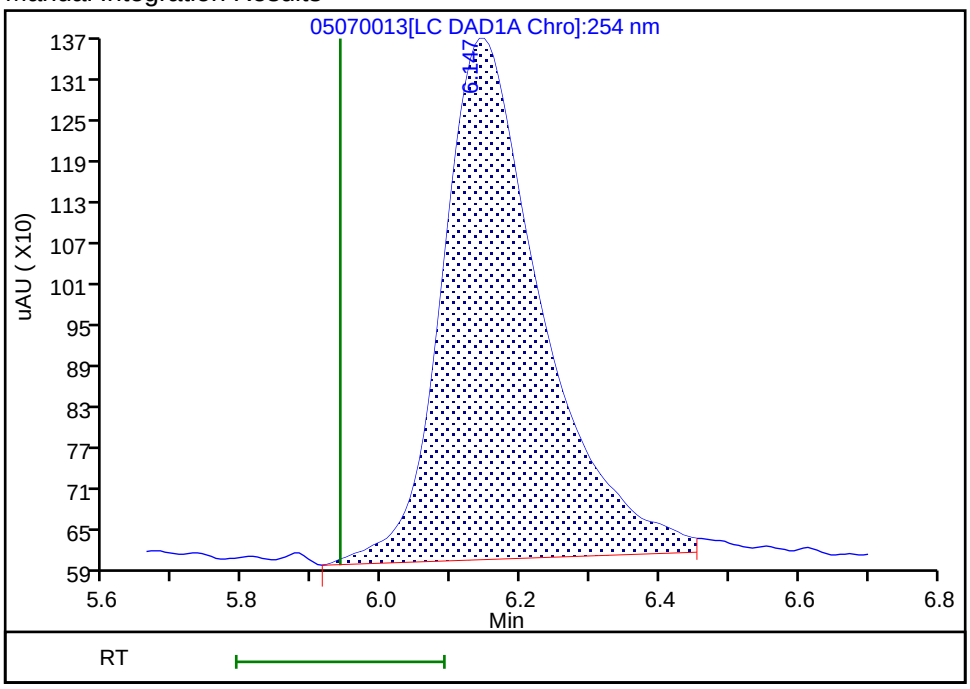

Reviewer: fiedlerh, 08-May-2019 09:04:38
Audit Action: Assigned Compound ID Audit Reason:

Eurofins TestAmerica, Denver
Target Compound Quantitation Report

Data File: \\chromna\Denver\ChromData\G2_LUNA\20190507-81649.b\05070014.D
Lims ID: IC FULL LV 1
Client ID:
Sample Type: IC Calib Level: 1
Inject. Date: 07-May-2019 19:13:24 ALS Bottle#: 14 Worklist Smp#: 14
Injection Vol: 100.0 ul Dil. Factor: 1.0000
Sample Info: IC FULL LV 1
Misc. Info.: 280-0081649-014
Operator ID: HKF Instrument ID: CHHPLC_G2_LUNA
Sublist: chrom-G2_8330_Luna*sub6

Method: \\chromna\Denver\ChromData\G2_LUNA\20190507-81649.b\G2_8330_Luna.m
Limit Group: GCSV - 8330
Last Update: 09-May-2019 08:13:38 Calib Date: 08-May-2019 00:28:23
Integrator: Falcon
Quant Method: External Standard Quant By: Initial Calibration
Last ICal File: \\chromna\Denver\ChromData\G2_LUNA\20190507-81649.b\05070023.D

Column 1 : Luna-Phenyl hexyl (4.60 mm) Det: LC DAD1A, 254 nm
Process Host: CTX0337

First Level Reviewer: fiedlerh Date: 08-May-2019 09:04:56

Compound	Det	RT (min.)	Exp RT (min.)	Dlt RT (min.)	Response	Cal Amt ug/ml	OnCol Amt ug/ml	Flags
1 2,6-diamino-4-nitrotoluene	1	4.466	4.446	0.020	9763	0.0200	0.0247	
2 2,4-diamino-6-nitrotoluene	1	5.006	4.993	0.013	6110	0.0200	0.0239	
5 2,4,6-Trinitrophenol	1	6.206	5.940	0.266	2864	0.0200	0.0185	a
6 HMX	1	7.232	7.200	0.032	3734	0.0200	0.0218	
8 RDX	1	9.326	9.300	0.026	4177	0.0200	0.0200	
9 Nitrobenzene	1	12.332	12.326	0.006	7963	0.0200	0.0196	
$ 10 1,2-Dinitrobenzene	1	13.359	13.346	0.013	5816	0.0200	0.0210	
11 3,5-Dinitroaniline	1	15.292	15.266	0.026	9783	0.0200	0.0201	
13 Nitroglycerin	2	15.892	15.873	0.019	46139	0.2000	0.2391	
12 1,3-Dinitrobenzene	1	15.899	15.880	0.019	13519	0.0200	0.0213	
14 o-Nitrotoluene	1	16.732	16.720	0.012	5190	0.0201	0.0198	
15 p-Nitrotoluene	1	17.066	17.053	0.013	4550	0.0201	0.0201	
16 4-Amino-2,6-dinitrotoluene	1	17.459	17.440	0.019	6001	0.0201	0.0202	
17 m-Nitrotoluene	1	17.979	17.966	0.013	5964	0.0201	0.0204	
18 2-Amino-4,6-dinitrotoluene	1	18.479	18.446	0.033	9366	0.0201	0.0218	
19 1,3,5-Trinitrobenzene	1	19.226	19.213	0.013	10187	0.0200	0.0223	
20 2,6-Dinitrotoluene	1	20.086	20.073	0.013	6648	0.0201	0.0227	
21 2,4-Dinitrotoluene	1	20.632	20.620	0.012	12102	0.0200	0.0213	
22 Tetryl	1	23.972	23.966	0.006	5354	0.0200	0.0170	
23 2,4,6-Trinitrotoluene	1	24.952	24.953	-0.001	8061	0.0201	0.0198	
24 PETN	2	25.366	25.353	0.013	23673	0.2000	0.1788	M

QC Flag Legend

Review Flags

M - Manually Integrated

a - User Assigned ID

Reagents:

8330IntermStk_00058	Amount Added:	1.00	Units: uL
8330_ADDs_00021	Amount Added:	1.00	Units: uL

Report Date: 09-May-2019 08:13:38 Chrom Revision: 2.3 03-May-2019 15:52:00

Eurofins TestAmerica, Denver

Data File: \\chromna\Denver\ChromData\G2_LUNA\20190507-81649.b\05070014.D

Injection Date:	07-May-2019 19:13:24	Instrument ID:	CHHPLC_G2_LUNA	Operator ID:	HKF
Lims ID:	IC FULL LV 1			Worklist Smp#:	14
Client ID:					
Injection Vol:	100.0 ul	Dil. Factor:	1.0000	ALS Bottle#:	14
Method:	G2_8330_Luna	Limit Group:	GCSV - 8330		

Column: Luna-Phenyl hexyl (4.60 mm) Y Scaling: Method Defined: Scale to the Nth Largest Peak: 1

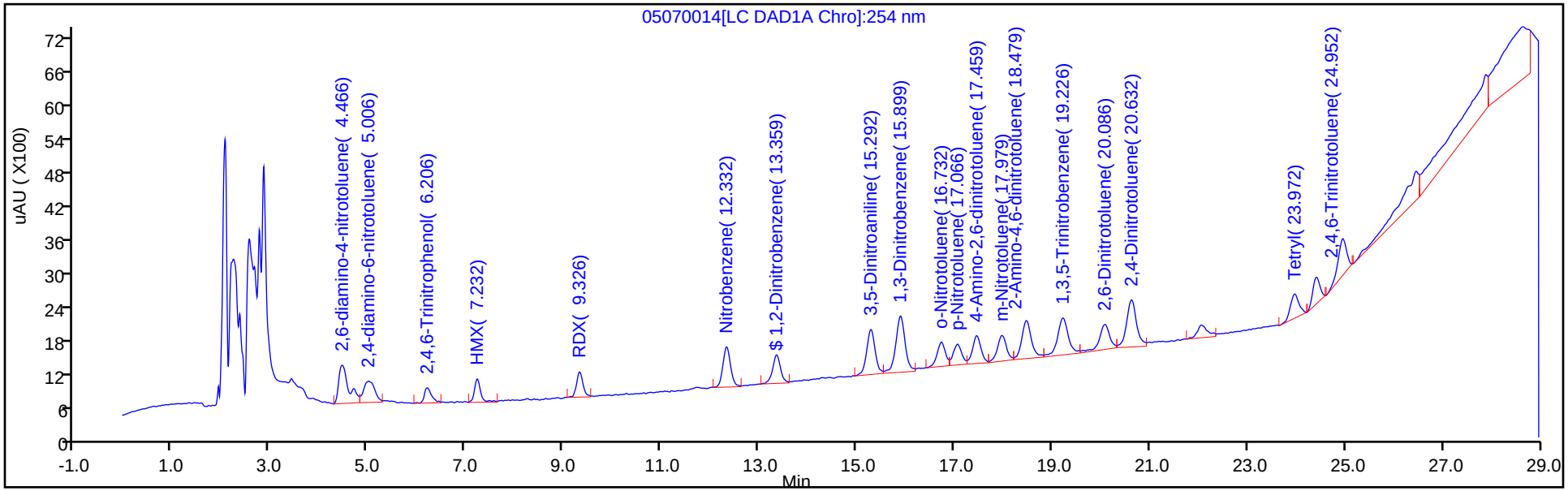

Y Scaling: Method Defined: Scale to the Nth Largest Peak: 1

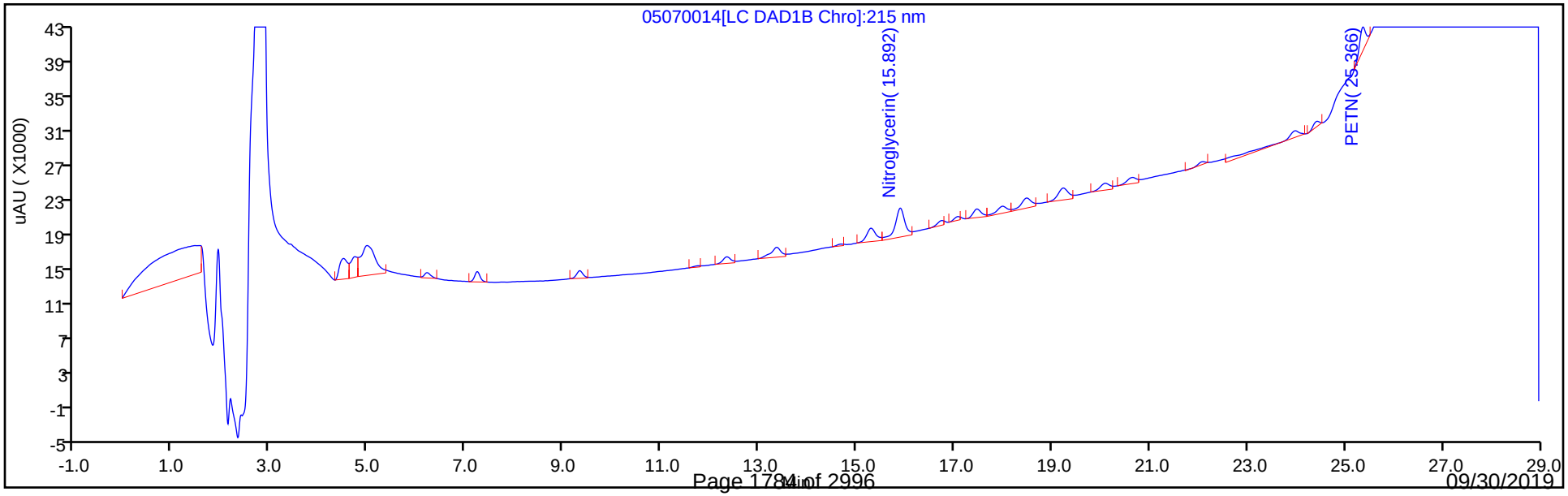

Manual Integration/User Assign Peak Report

Eurofins TestAmerica, Denver

Data File:	\\chromna\Denver\ChromData\G2_LUNA\20190507-81649.b\05070014.D				
Injection Date:	07-May-2019 19:13:24	Instrument ID:	CHHPLC_G2_LUNA		
Lims ID:	IC FULL LV 1				
Client ID:					
Operator ID:	HKF	ALS Bottle#:	14	Worklist Smp#:	14
Injection Vol:	100.0 ul	Dil. Factor:	1.0000		
Method:	G2_8330_Luna	Limit Group:	GCSV - 8330		
Column:	Luna-Phenyl hexyl (4.60 mm)	Detector	LC DAD1A, 254 nm		

5 2,4,6-Trinitrophenol, CAS: 88-89-1

Signal: 1

Not Detected
Expected RT: 5.94

Processing Integration Results

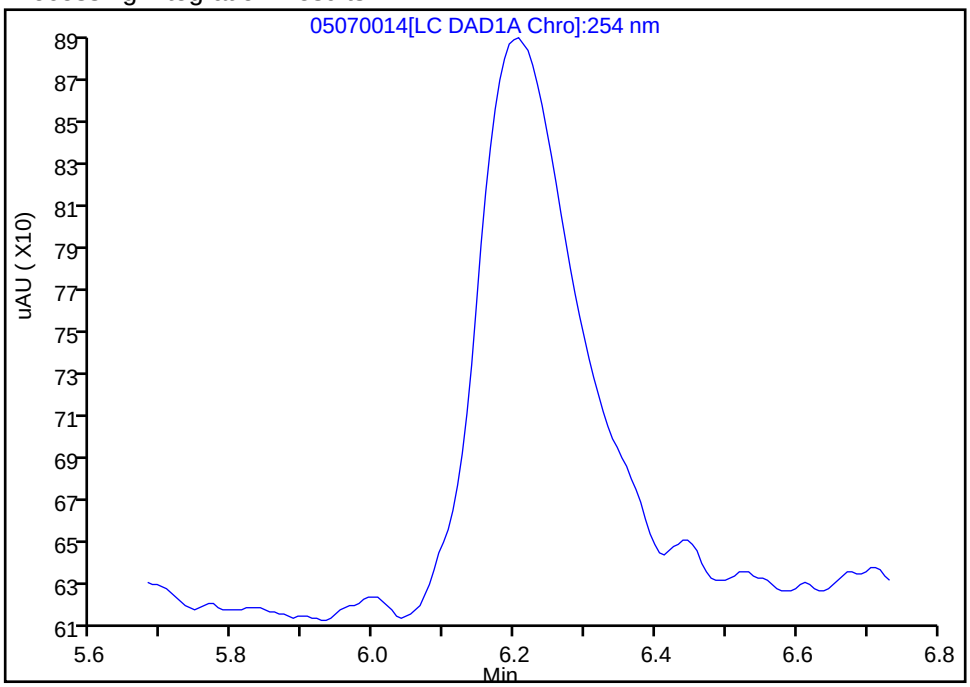

Manual Integration Results

RT: 6.21
Area: 2864
Amount: 0.018487
Amount Units: ug/ml

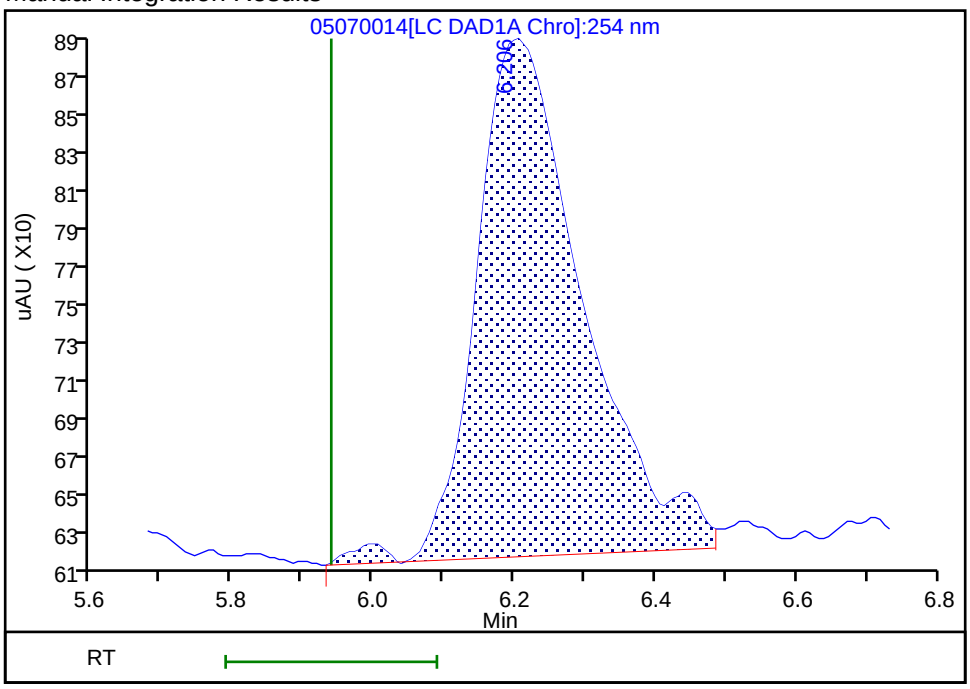

Reviewer: fiedlerh, 08-May-2019 09:04:54
Audit Action: Assigned Compound ID Audit Reason:

Manual Integration/User Assign Peak Report

Eurofins TestAmerica, Denver

Data File: \\chromna\Denver\ChromData\G2_LUNA\20190507-81649.b\05070014.D
Injection Date: 07-May-2019 19:13:24 Instrument ID: CHHPLC_G2_LUNA
Lims ID: IC FULL LV 1
Client ID:
Operator ID: HKF ALS Bottle#: 14 Worklist Smp#: 14
Injection Vol: 100.0 ul Dil. Factor: 1.0000
Method: G2_8330_Luna Limit Group: GCSV - 8330
Column: Detector LC DAD1B, 215 nm

24 PETN, CAS: 78-11-5

Signal: 1

Processing Integration Results

RT: 25.37
Area: 54813
Amount: 0.289335
Amount Units: ug/ml

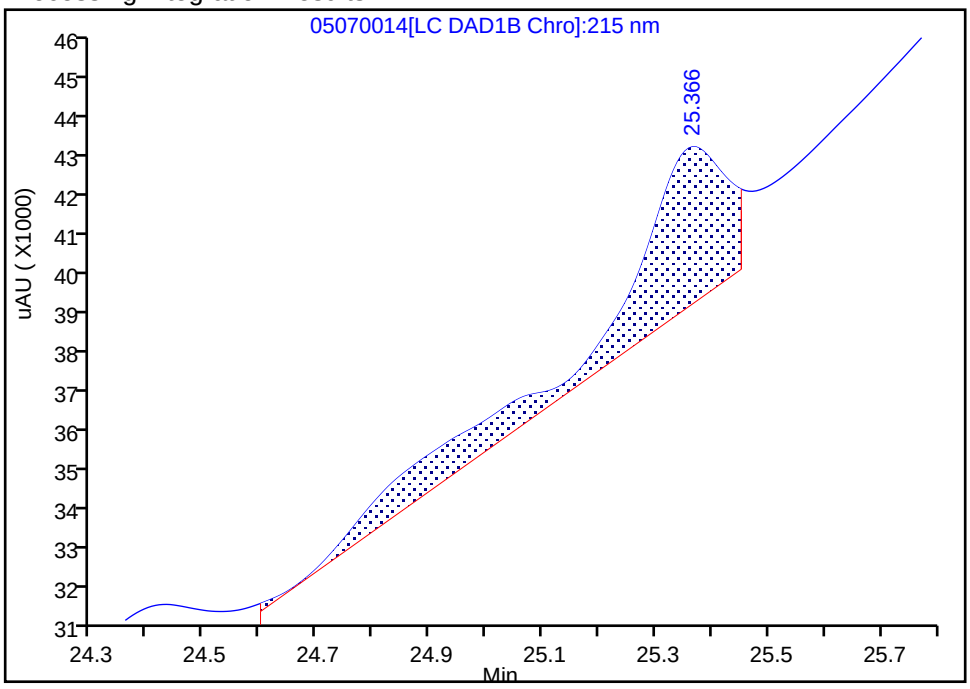

Manual Integration Results

RT: 25.37
Area: 23673
Amount: 0.178848
Amount Units: ug/ml

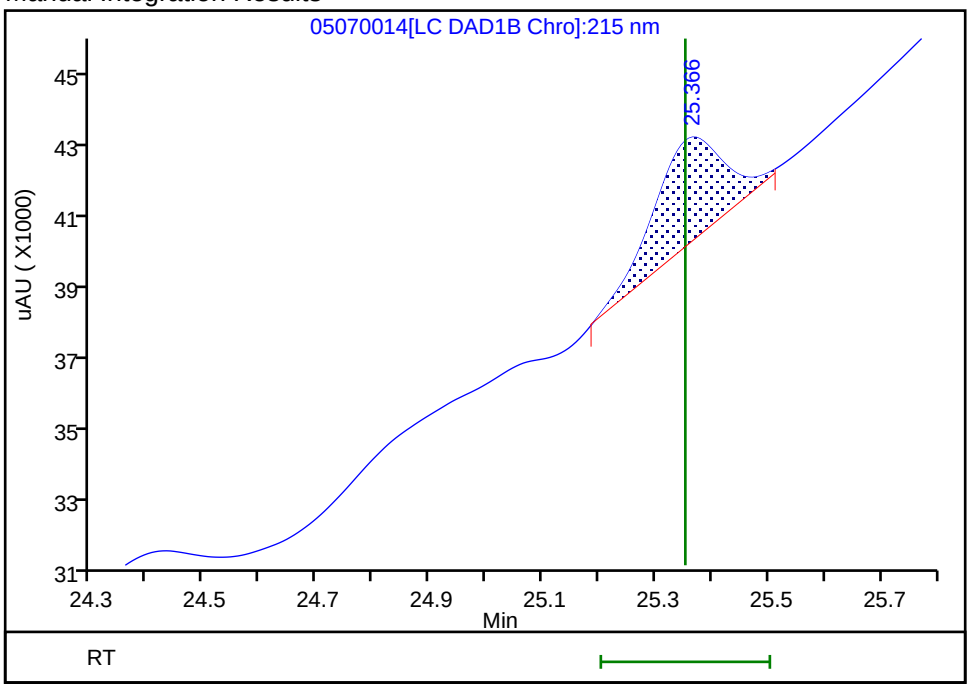

Reviewer: fiedlerh, 08-May-2019 09:10:18
Audit Action: Manually Integrated Audit Reason: Baseline Smoothing

FORM VI
HPLC/IC BY EXTERNAL STANDARD - INITIAL CALIBRATION DATA
RETENTION TIME SUMMARY

Lab Name: Eurofins TestAmerica, Denver Job No.: 280-124986-1 Analy Batch No.: 457315

SDG No.:

Instrument ID: CHHPLC_G2_LUNA GC Column: Luna-phenyl ID: 4.6(mm) Heated Purge: (Y/N) N

Calibration Start Date: 05/07/2019 20:23 Calibration End Date: 05/08/2019 00:28 Calibration ID: 36293

Calibration Files:

LEVEL:	LAB SAMPLE ID:	LAB FILE ID:
Level 1	IC 280-457315/23	05070023.D
Level 2	IC 280-457315/22	05070022.D
Level 3	IC 280-457315/21	05070021.D
Level 4	IC 280-457315/20	05070020.D
Level 5	IC 280-457315/19	05070019.D
Level 6	IC 280-457315/18	05070018.D
Level 7	IC 280-457315/17	05070017.D
Level 8	IC 280-457315/16	05070016.D

ANALYTE	LVL 1	LVL 2	LVL 3	LVL 4	LVL 5	LVL 6	LVL 7	LVL 8			RT WINDOW	AVG RT
TNX	5.515	5.513	5.515	5.509	5.512	5.508	5.504	5.487			5.362 - 5.662	5.508
DNX	6.342	6.340	6.342	6.336	6.338	6.335	6.331	6.307			6.188 - 6.488	6.334
MNX	7.895	7.893	7.895	7.889	7.892	7.888	7.878	7.854			7.742 - 8.042	7.886

FORM VI
HPLC/IC BY EXTERNAL STANDARD - INITIAL CALIBRATION DATA
CURVE EVALUATION

Lab Name: Eurofins TestAmerica, Denver Job No.: 280-124986-1 Analy Batch No.: 457315

SDG No.:

Instrument ID: CHHPLC_G2_LUNA GC Column: Luna-phenyl ID: 4.6(mm) Heated Purge: (Y/N) N

Calibration Start Date: 05/07/2019 20:23 Calibration End Date: 05/08/2019 00:28 Calibration ID: 36293

Calibration Files:

LEVEL:	LAB SAMPLE ID:	LAB FILE ID:
Level 1	IC 280-457315/23	05070023.D
Level 2	IC 280-457315/22	05070022.D
Level 3	IC 280-457315/21	05070021.D
Level 4	IC 280-457315/20	05070020.D
Level 5	IC 280-457315/19	05070019.D
Level 6	IC 280-457315/18	05070018.D
Level 7	IC 280-457315/17	05070017.D
Level 8	IC 280-457315/16	05070016.D

ANALYTE	CF				CURVE TYPE	COEFFICIENT			#	MIN CF	%RSD	#	MAX %RSD	R^2 OR COD	#	MIN R^2 OR COD
	LVL 1 LVL 5	LVL 2 LVL 6	LVL 3 LVL 7	LVL 4 LVL 8		B	M1	M2								
TNX	422128 395292	396723 399087	396094 407781	387469 422841	Ave		403426.800				3.2		20.0			
DNX	298701 284323	290450 286481	286064 291186	280803 301043	Ave		289881.274				2.4		20.0			
MNX	284961 262230	268672 264920	268115 269398	261049 276853	Ave		269524.800				2.9		20.0			

Note: The M1 coefficient is the same as Ave CF for an Ave curve type.

FORM VI
HPLC/IC BY EXTERNAL STANDARD - INITIAL CALIBRATION DATA
RESPONSE AND CONCENTRATION

Lab Name: Eurofins TestAmerica, Denver Job No.: 280-124986-1 Analy Batch No.: 457315

SDG No.:

Instrument ID: CHHPLC_G2_LUNA GC Column: Luna-phenyl ID: 4.6(mm) Heated Purge: (Y/N) N

Calibration Start Date: 05/07/2019 20:23 Calibration End Date: 05/08/2019 00:28 Calibration ID: 36293

Calibration Files:

LEVEL:	LAB SAMPLE ID:	LAB FILE ID:
Level 1	IC 280-457315/23	05070023.D
Level 2	IC 280-457315/22	05070022.D
Level 3	IC 280-457315/21	05070021.D
Level 4	IC 280-457315/20	05070020.D
Level 5	IC 280-457315/19	05070019.D
Level 6	IC 280-457315/18	05070018.D
Level 7	IC 280-457315/17	05070017.D
Level 8	IC 280-457315/16	05070016.D

ANALYTE	CURVE TYPE	RESPONSE					CONCENTRATION (UG/ML)				
		LVL 1 LVL 6	LVL 2 LVL 7	LVL 3 LVL 8	LVL 4	LVL 5	LVL 1 LVL 6	LVL 2 LVL 7	LVL 3 LVL 8	LVL 4	LVL 5
TNX	Ave	8451 279640	19856 408189	39649 1058159	96964	158275	0.0200 0.701	0.0501 1.00	0.100 2.50	0.250	0.400
DNX	Ave	5980 200737	14537 291477	28635 753359	70271	113843	0.0200 0.701	0.0501 1.00	0.100 2.50	0.250	0.400
MNX	Ave	6651 216413	15677 314388	31289 807719	76161	122409	0.0233 0.817	0.0584 1.17	0.117 2.92	0.292	0.467

Curve Type Legend:
Ave = Average

Eurofins TestAmerica, Denver
Target Compound Quantitation Report

Data File:	\\chromna\Denver\ChromData\G2_LUNA\20190507-81649.b\05070016.D				
Lims ID:	IC DMT L8				
Client ID:					
Sample Type:	IC	Calib Level:	8		
Inject. Date:	07-May-2019 20:23:21	ALS Bottle#:	16	Worklist Smp#:	16
Injection Vol:	100.0 ul	Dil. Factor:	1.0000		
Sample Info:	IC DMT L8				
Misc. Info.:	280-0081649-016				
Operator ID:	HKF	Instrument ID:	CHHPLC_G2_LUNA		
Sublist:	chrom-G2_8330_Luna*sub13				
Method:	\\chromna\Denver\ChromData\G2_LUNA\20190507-81649.b\G2_8330_Luna.m				
Limit Group:	GCSV - 8330				
Last Update:	08-May-2019 09:13:55	Calib Date:	08-May-2019 00:28:23		
Integrator:	Falcon				
Quant Method:	External Standard	Quant By:	Initial Calibration		
Last ICal File:	\\chromna\Denver\ChromData\G2_LUNA\20190507-81649.b\05070023.D				
Column 1 :	Luna-Phenyl hexyl (4.60 mm)		Det: LC DAD1A, 254 nm		
Process Host:	CTX0325				

Compound	Det	RT (min.)	Exp RT (min.)	Dlt RT (min.)	Response	Cal Amt ug/ml	OnCol Amt ug/ml	Flags
3 TNX	1	5.487	5.512	-0.025	1058159	2.50	2.62	
4 DNX	1	6.307	6.338	-0.031	753359	2.50	2.60	
7 MNX	1	7.854	7.892	-0.038	807719	2.92	3.00	

Reagents:

8330 DMT_00002 Amount Added: 125.00 Units: uL

Report Date: 08-May-2019 09:13:56 Chrom Revision: 2.3 03-May-2019 15:52:00

Eurofins TestAmerica, Denver

Data File:	\\chromna\Denver\ChromData\G2_LUNA\20190507-81649.b\05070016.D				
Injection Date:	07-May-2019 20:23:21	Instrument ID:	CHHPLC_G2_LUNA	Operator ID:	HKF
Lims ID:	IC DMT L8			Worklist Smp#:	16
Client ID:					
Injection Vol:	100.0 ul	Dil. Factor:	1.0000	ALS Bottle#:	16
Method:	G2_8330_Luna	Limit Group:	GCSV - 8330		

Column: Luna-Phenyl hexyl (4.60 mm) Y Scaling: Method Defined: Scale to the Nth Largest Peak: 1

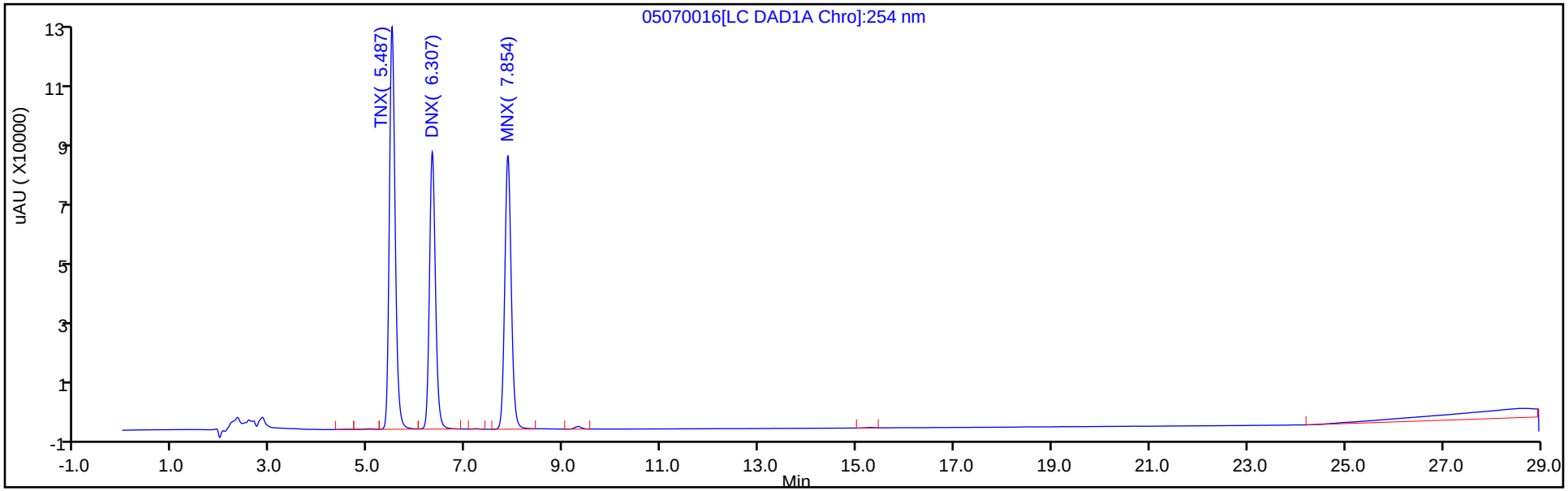

Y Scaling: Method Defined: Scale to the Nth Largest Peak: 1

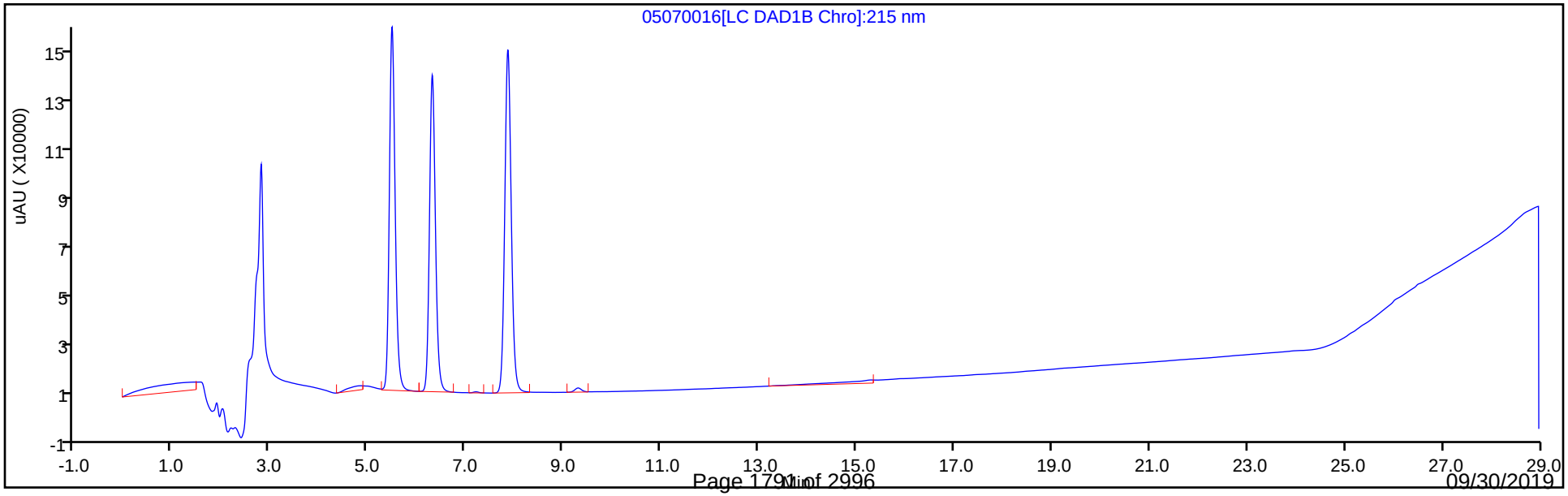

Eurofins TestAmerica, Denver
Target Compound Quantitation Report

Data File:	\\chromna\Denver\ChromData\G2_LUNA\20190507-81649.b\05070017.D				
Lims ID:	IC DMT L7				
Client ID:					
Sample Type:	IC	Calib Level:	7		
Inject. Date:	07-May-2019 20:58:21	ALS Bottle#:	17	Worklist Smp#:	17
Injection Vol:	100.0 ul	Dil. Factor:	1.0000		
Sample Info:	IC DMT L7				
Misc. Info.:	280-0081649-017				
Operator ID:	HKF	Instrument ID:	CHHPLC_G2_LUNA		
Sublist:	chrom-G2_8330_Luna*sub13				
Method:	\\chromna\Denver\ChromData\G2_LUNA\20190507-81649.b\G2_8330_Luna.m				
Limit Group:	GCSV - 8330				
Last Update:	08-May-2019 09:13:56	Calib Date:	08-May-2019 00:28:23		
Integrator:	Falcon				
Quant Method:	External Standard	Quant By:	Initial Calibration		
Last ICal File:	\\chromna\Denver\ChromData\G2_LUNA\20190507-81649.b\05070023.D				
Column 1 :	Luna-Phenyl hexyl (4.60 mm)		Det: LC DAD1A, 254 nm		
Process Host:	CTX0325				

Compound	Det	RT (min.)	Exp RT (min.)	Dlt RT (min.)	Response	Cal Amt ug/ml	OnCol Amt ug/ml	Flags
3 TNX	1	5.504	5.512	-0.008	408189	1.00	1.01	
4 DNX	1	6.331	6.338	-0.007	291477	1.00	1.01	
7 MNX	1	7.878	7.892	-0.014	314388	1.17	1.17	

Reagents:

8330 DMT_00002 Amount Added: 50.00 Units: uL

Report Date: 08-May-2019 09:13:57 Chrom Revision: 2.3 03-May-2019 15:52:00

Eurofins TestAmerica, Denver

Data File:	\\chromna\Denver\ChromData\G2_LUNA\20190507-81649.b\05070017.D				
Injection Date:	07-May-2019 20:58:21	Instrument ID:	CHHPLC_G2_LUNA	Operator ID:	HKF
Lims ID:	IC DMT L7			Worklist Smp#:	17
Client ID:					
Injection Vol:	100.0 ul	Dil. Factor:	1.0000	ALS Bottle#:	17
Method:	G2_8330_Luna	Limit Group:	GCSV - 8330		

Column: Luna-Phenyl hexyl (4.60 mm) Y Scaling: Method Defined: Scale to the Nth Largest Peak: 1

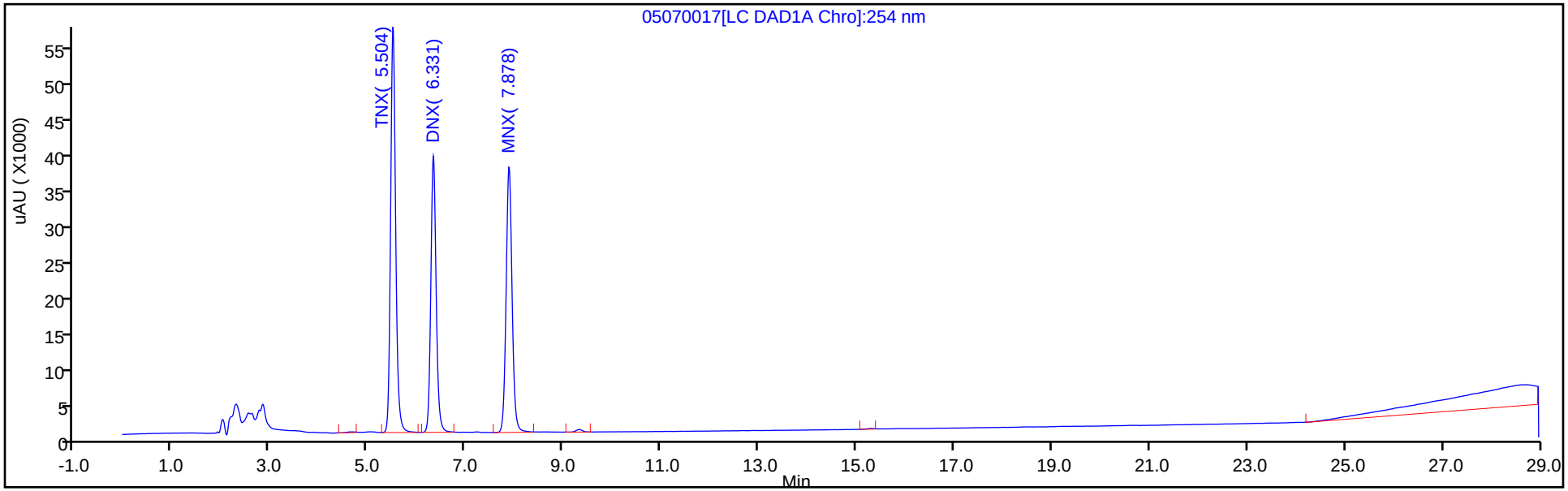

Y Scaling: Method Defined: Scale to the Nth Largest Peak: 1

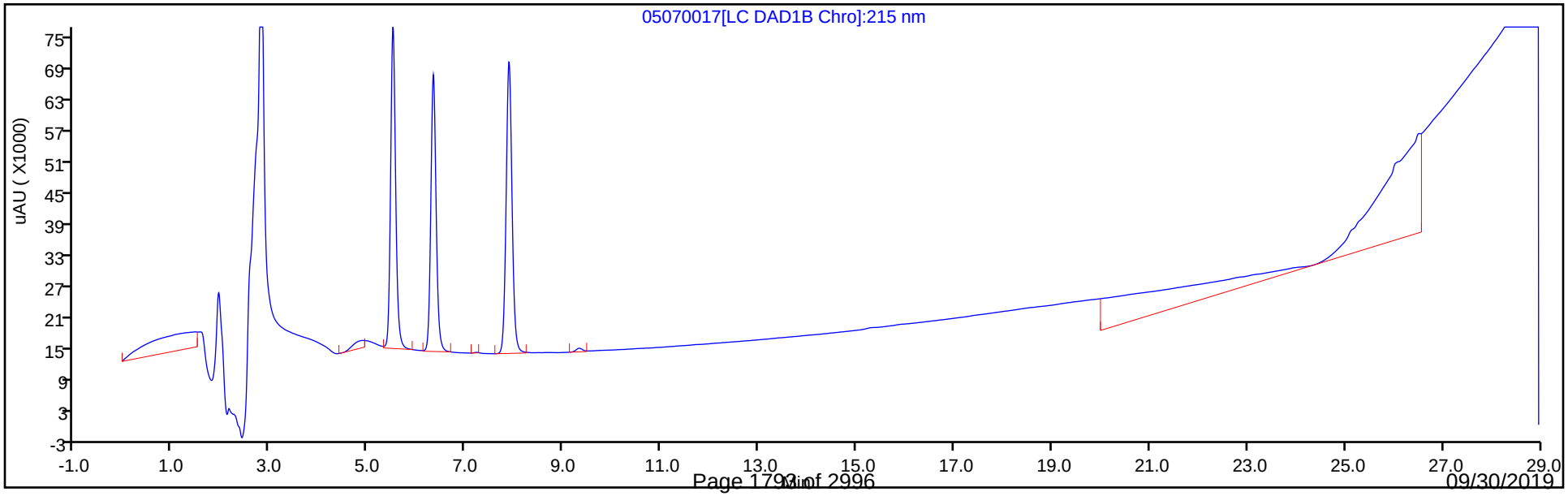

Eurofins TestAmerica, Denver
Target Compound Quantitation Report

Data File: \\chromna\Denver\ChromData\G2_LUNA\20190507-81649.b\05070018.D
Lims ID: IC DMT L6
Client ID:
Sample Type: IC Calib Level: 6
Inject. Date: 07-May-2019 21:33:21 ALS Bottle#: 18 Worklist Smp#: 18
Injection Vol: 100.0 ul Dil. Factor: 1.0000
Sample Info: IC DMT L6
Misc. Info.: 280-0081649-018
Operator ID: HKF Instrument ID: CHHPLC_G2_LUNA
Sublist: chrom-G2_8330_Luna*sub13

Method: \\chromna\Denver\ChromData\G2_LUNA\20190507-81649.b\G2_8330_Luna.m
Limit Group: GCSV - 8330
Last Update: 08-May-2019 09:13:58 Calib Date: 08-May-2019 00:28:23
Integrator: Falcon
Quant Method: External Standard Quant By: Initial Calibration
Last ICal File: \\chromna\Denver\ChromData\G2_LUNA\20190507-81649.b\05070023.D

Column 1 : Luna-Phenyl hexyl (4.60 mm) Det: LC DAD1A, 254 nm
Process Host: CTX0325

First Level Reviewer: fiedlerh Date: 08-May-2019 09:07:18

Compound	Det	RT (min.)	Exp RT (min.)	Dlt RT (min.)	Response	Cal Amt ug/ml	OnCol Amt ug/ml	Flags
3 TNX	1	5.508	5.512	-0.004	279640	0.7007	0.6932	
4 DNX	1	6.335	6.338	-0.003	200737	0.7007	0.6925	
7 MNX	1	7.888	7.892	-0.004	216413	0.8169	0.8029	

Reagents:

8330 DMT_00002 Amount Added: 35.00 Units: uL

Report Date: 08-May-2019 09:13:58 Chrom Revision: 2.3 03-May-2019 15:52:00

Eurofins TestAmerica, Denver

Data File:	\\chromna\Denver\ChromData\G2_LUNA\20190507-81649.b\05070018.D				
Injection Date:	07-May-2019 21:33:21	Instrument ID:	CHHPLC_G2_LUNA	Operator ID:	HKF
Lims ID:	IC DMT L6			Worklist Smp#:	18
Client ID:					
Injection Vol:	100.0 ul	Dil. Factor:	1.0000	ALS Bottle#:	18
Method:	G2_8330_Luna	Limit Group:	GCSV - 8330		

Column: Luna-Phenyl hexyl (4.60 mm) Y Scaling: Method Defined: Scale to the Nth Largest Peak: 1

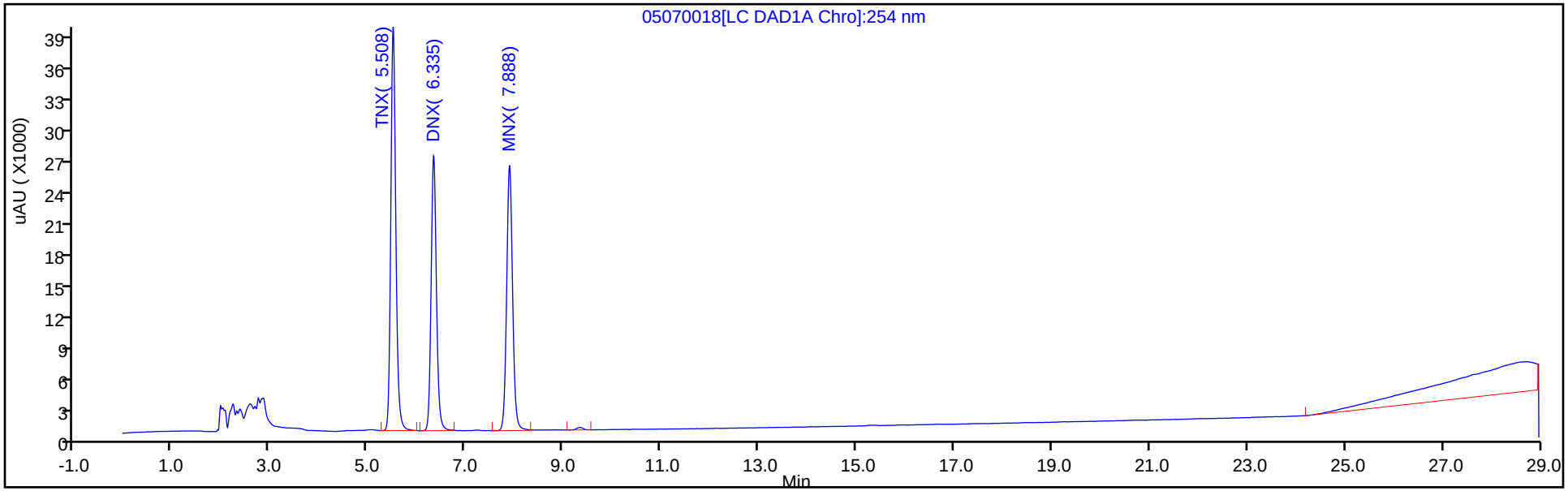

Y Scaling: Method Defined: Scale to the Nth Largest Peak: 1

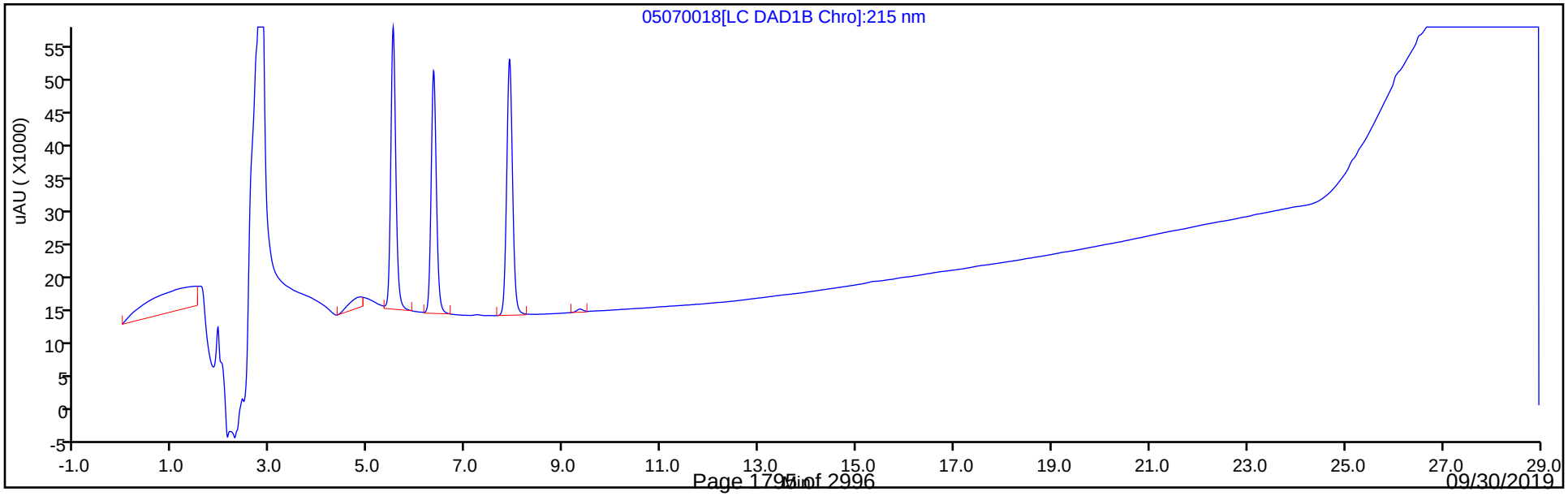

Eurofins TestAmerica, Denver
Target Compound Quantitation Report

Data File:	\\chromna\Denver\ChromData\G2_LUNA\20190507-81649.b\05070019.D				
Lims ID:	IC DMT L5				
Client ID:					
Sample Type:	IC	Calib Level:	5		
Inject. Date:	07-May-2019 22:08:20	ALS Bottle#:	19	Worklist Smp#:	19
Injection Vol:	100.0 ul	Dil. Factor:	1.0000		
Sample Info:	IC DMT L5				
Misc. Info.:	280-0081649-019				
Operator ID:	HKF	Instrument ID:	CHHPLC_G2_LUNA		
Sublist:	chrom-G2_8330_Luna*sub13				
Method:	\\chromna\Denver\ChromData\G2_LUNA\20190507-81649.b\G2_8330_Luna.m				
Limit Group:	GCSV - 8330				
Last Update:	08-May-2019 09:13:59	Calib Date:	08-May-2019 00:28:23		
Integrator:	Falcon				
Quant Method:	External Standard	Quant By:	Initial Calibration		
Last ICal File:	\\chromna\Denver\ChromData\G2_LUNA\20190507-81649.b\05070023.D				
Column 1 :	Luna-Phenyl hexyl (4.60 mm)		Det: LC DAD1A, 254 nm		
Process Host:	CTX0325				
First Level Reviewer: fiedlerh		Date:	08-May-2019 09:07:14		

Compound	Det	RT (min.)	Exp RT (min.)	Dlt RT (min.)	Response	Cal Amt ug/ml	OnCol Amt ug/ml	Flags
3 TNX	1	5.512	5.512	0.000	158275	0.4004	0.3923	
4 DNX	1	6.338	6.338	0.000	113843	0.4004	0.3927	
7 MNX	1	7.892	7.892	0.000	122409	0.4668	0.4542	

Reagents:

8330 DMT_00002 Amount Added: 20.00 Units: uL

Report Date: 08-May-2019 09:13:59 Chrom Revision: 2.3 03-May-2019 15:52:00

Eurofins TestAmerica, Denver

Data File: \\chromna\Denver\ChromData\G2_LUNA\20190507-81649.b\05070019.D

Injection Date:	07-May-2019 22:08:20	Instrument ID:	CHHPLC_G2_LUNA	Operator ID:	HKF
Lims ID:	IC DMT L5			Worklist Smp#:	19
Client ID:					
Injection Vol:	100.0 ul	Dil. Factor:	1.0000	ALS Bottle#:	19
Method:	G2_8330_Luna	Limit Group:	GCSV - 8330		

Column: Luna-Phenyl hexyl (4.60 mm) Y Scaling: Method Defined: Scale to the Nth Largest Peak: 1

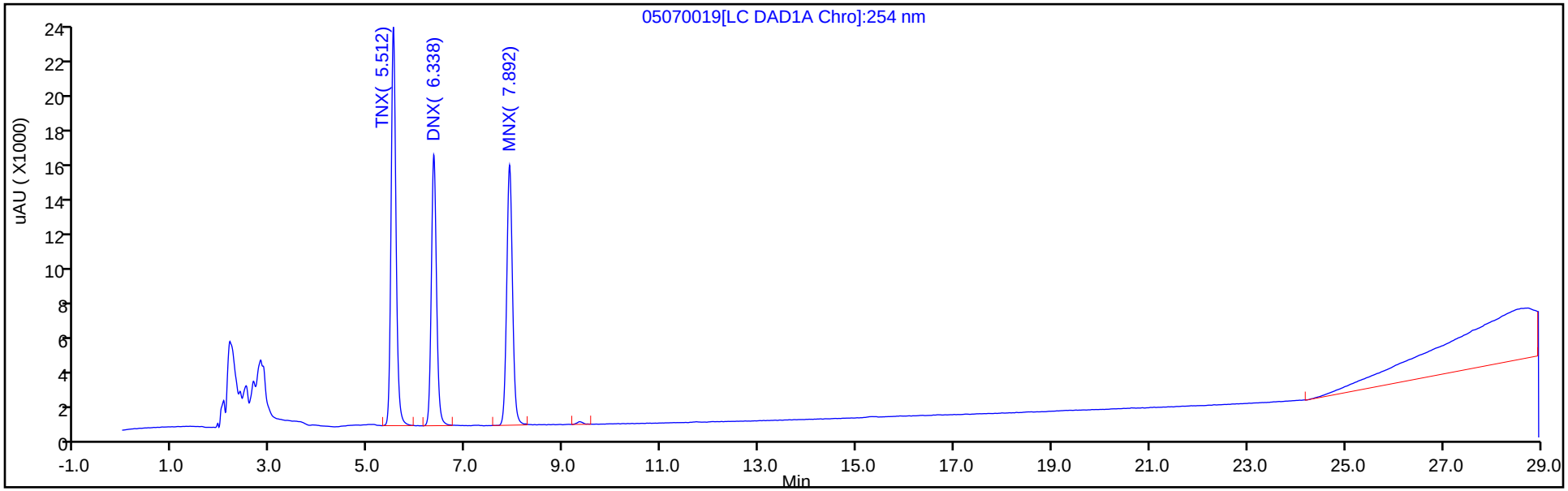

Y Scaling: Method Defined: Scale to the Nth Largest Peak: 1

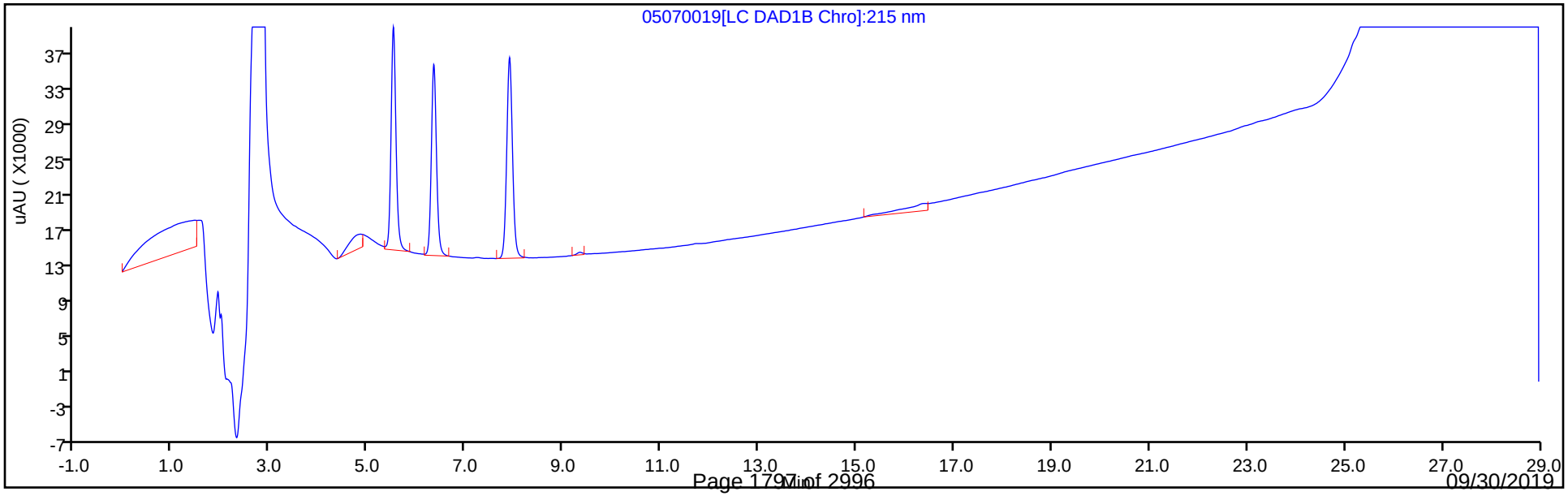

Eurofins TestAmerica, Denver
Target Compound Quantitation Report

Data File: \\chromna\Denver\ChromData\G2_LUNA\20190507-81649.b\05070020.D
Lims ID: IC DMT L4
Client ID:
Sample Type: IC Calib Level: 4
Inject. Date: 07-May-2019 22:43:18 ALS Bottle#: 20 Worklist Smp#: 20
Injection Vol: 100.0 ul Dil. Factor: 1.0000
Sample Info: IC DMT L4
Misc. Info.: 280-0081649-020
Operator ID: HKF Instrument ID: CHHPLC_G2_LUNA
Sublist: chrom-G2_8330_Luna*sub13

Method: \\chromna\Denver\ChromData\G2_LUNA\20190507-81649.b\G2_8330_Luna.m
Limit Group: GCSV - 8330
Last Update: 08-May-2019 09:14:00 Calib Date: 08-May-2019 00:28:23
Integrator: Falcon
Quant Method: External Standard Quant By: Initial Calibration
Last ICal File: \\chromna\Denver\ChromData\G2_LUNA\20190507-81649.b\05070023.D

Column 1 : Luna-Phenyl hexyl (4.60 mm) Det: LC DAD1A, 254 nm
Process Host: CTX0325

First Level Reviewer: fiedlerh Date: 08-May-2019 09:07:09

Compound	Det	RT (min.)	Exp RT (min.)	Dlt RT (min.)	Response	Cal Amt ug/ml	OnCol Amt ug/ml	Flags
3 TNX	1	5.509	5.512	-0.003	96964	0.2503	0.2404	
4 DNX	1	6.336	6.338	-0.002	70271	0.2503	0.2424	
7 MNX	1	7.889	7.892	-0.003	76161	0.2918	0.2826	

Reagents:

8330 DMT_00002 Amount Added: 12.50 Units: uL

Report Date: 08-May-2019 09:14:00 Chrom Revision: 2.3 03-May-2019 15:52:00

Eurofins TestAmerica, Denver

Data File: \\chromna\Denver\ChromData\G2_LUNA\20190507-81649.b\05070020.D

Injection Date:	07-May-2019 22:43:18	Instrument ID:	CHHPLC_G2_LUNA	Operator ID:	HKF
Lims ID:	IC DMT L4			Worklist Smp#:	20
Client ID:					
Injection Vol:	100.0 ul	Dil. Factor:	1.0000	ALS Bottle#:	20
Method:	G2_8330_Luna	Limit Group:	GCSV - 8330		

Column: Luna-Phenyl hexyl (4.60 mm) Y Scaling: Method Defined: Scale to the Nth Largest Peak: 1

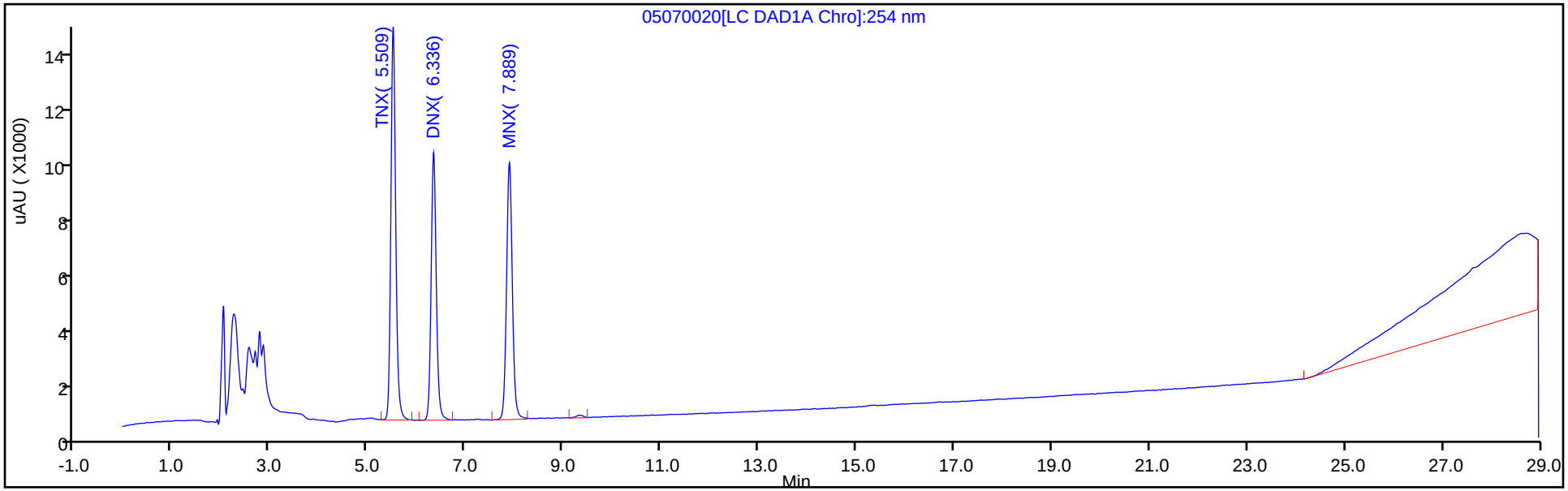

Y Scaling: Method Defined: Scale to the Nth Largest Peak: 1

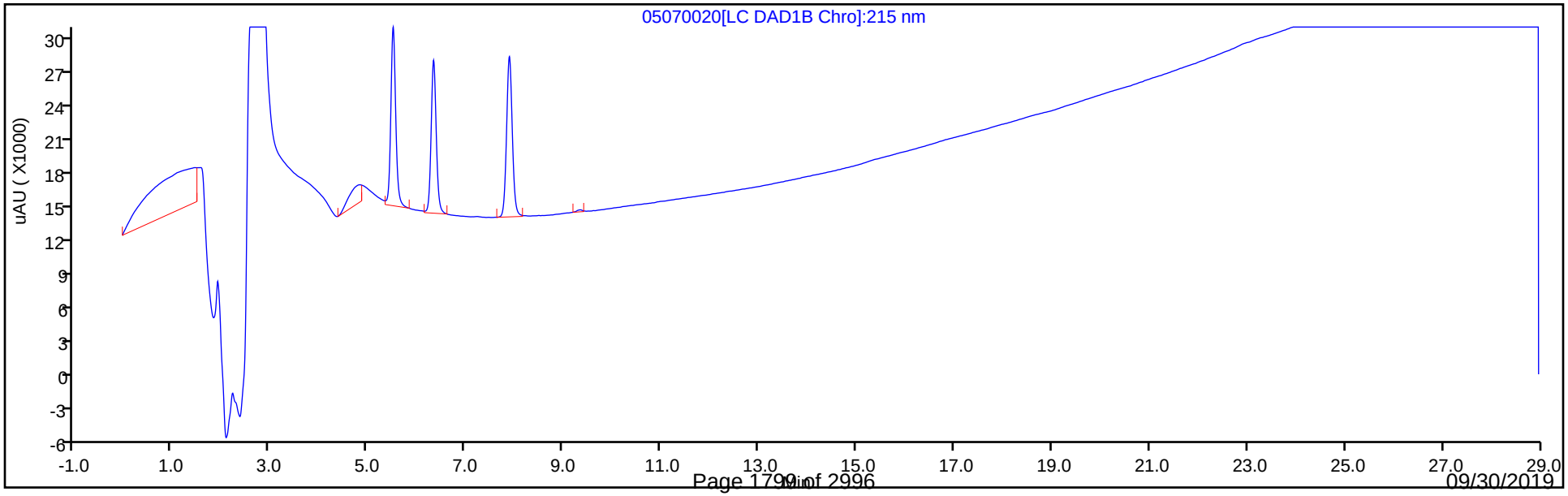

Eurofins TestAmerica, Denver
Target Compound Quantitation Report

Data File:	\\chromna\Denver\ChromData\G2_LUNA\20190507-81649.b\05070021.D				
Lims ID:	IC DMT L3				
Client ID:					
Sample Type:	IC	Calib Level:	3		
Inject. Date:	07-May-2019 23:18:20	ALS Bottle#:	21	Worklist Smp#:	21
Injection Vol:	100.0 ul	Dil. Factor:	1.0000		
Sample Info:	IC DMT L3				
Misc. Info.:	280-0081649-021				
Operator ID:	HKF	Instrument ID:	CHHPLC_G2_LUNA		
Sublist:	chrom-G2_8330_Luna*sub13				
Method:	\\chromna\Denver\ChromData\G2_LUNA\20190507-81649.b\G2_8330_Luna.m				
Limit Group:	GCSV - 8330				
Last Update:	08-May-2019 09:14:01	Calib Date:	08-May-2019 00:28:23		
Integrator:	Falcon				
Quant Method:	External Standard	Quant By:	Initial Calibration		
Last ICal File:	\\chromna\Denver\ChromData\G2_LUNA\20190507-81649.b\05070023.D				
Column 1 :	Luna-Phenyl hexyl (4.60 mm)		Det: LC DAD1A, 254 nm		
Process Host:	CTX0325				

Compound	Det	RT (min.)	Exp RT (min.)	Dlt RT (min.)	Response	Cal Amt ug/ml	OnCol Amt ug/ml	Flags
3 TNX	1	5.515	5.512	0.003	39649	0.1001	0.0983	
4 DNX	1	6.342	6.338	0.004	28635	0.1001	0.0988	
7 MNX	1	7.895	7.892	0.003	31289	0.1167	0.1161	

Reagents:

8330 DMT_00002 Amount Added: 5.00 Units: uL

Report Date: 08-May-2019 09:14:02 Chrom Revision: 2.3 03-May-2019 15:52:00

Eurofins TestAmerica, Denver

Data File: \\chromna\Denver\ChromData\G2_LUNA\20190507-81649.b\05070021.D

Injection Date:	07-May-2019 23:18:20	Instrument ID:	CHHPLC_G2_LUNA	Operator ID:	HKF
Lims ID:	IC DMT L3			Worklist Smp#:	21
Client ID:					
Injection Vol:	100.0 ul	Dil. Factor:	1.0000	ALS Bottle#:	21
Method:	G2_8330_Luna	Limit Group:	GCSV - 8330		

Column: Luna-Phenyl hexyl (4.60 mm) Y Scaling: Method Defined: Scale to the Nth Largest Peak: 1

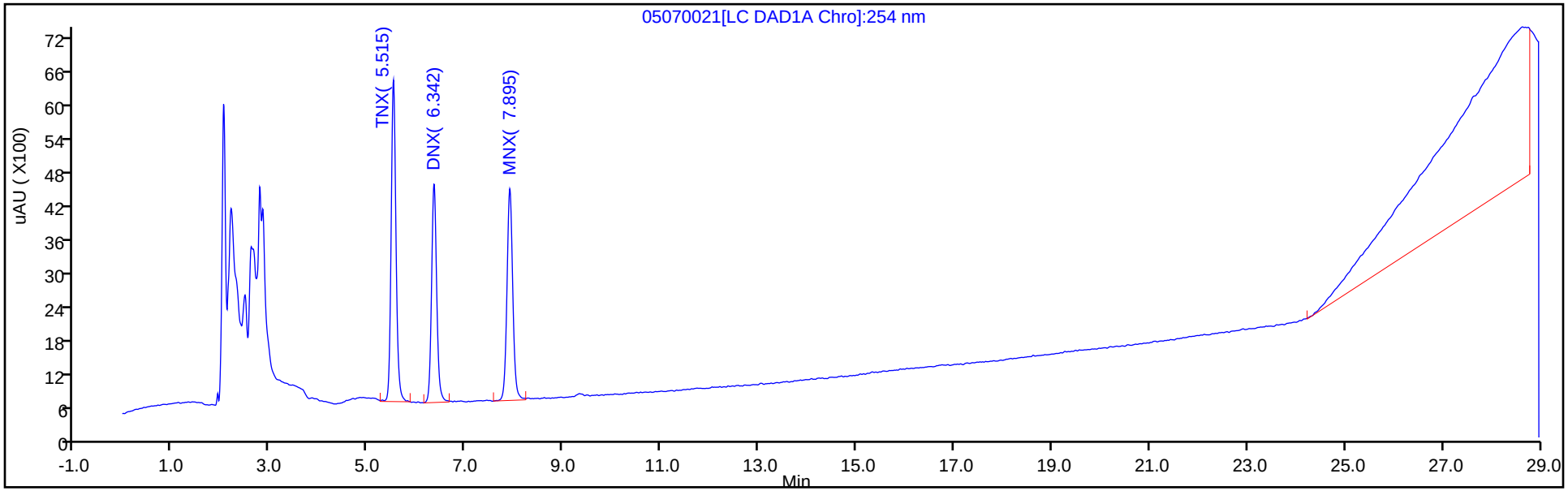

Y Scaling: Method Defined: Scale to the Nth Largest Peak: 1

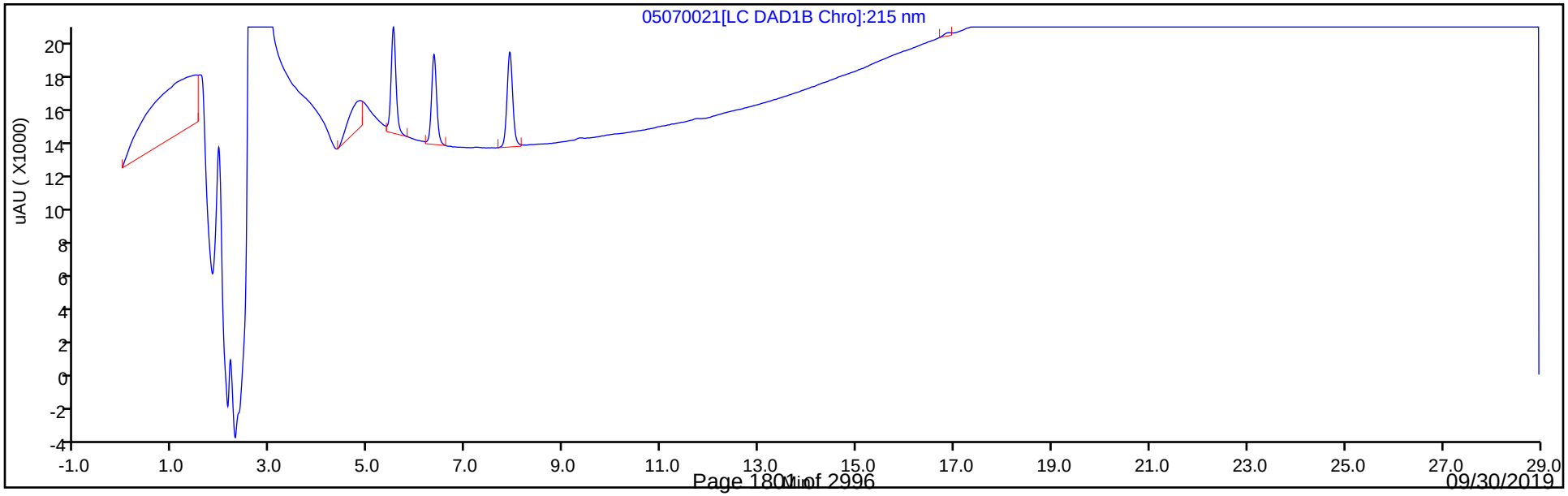

Eurofins TestAmerica, Denver
Target Compound Quantitation Report

Data File:	\\chromna\Denver\ChromData\G2_LUNA\20190507-81649.b\05070022.D				
Lims ID:	IC DMT L2				
Client ID:					
Sample Type:	IC	Calib Level:	2		
Inject. Date:	07-May-2019 23:53:26	ALS Bottle#:	22	Worklist Smp#:	22
Injection Vol:	100.0 ul	Dil. Factor:	1.0000		
Sample Info:	IC DMT L2				
Misc. Info.:	280-0081649-022				
Operator ID:	HKF	Instrument ID:	CHHPLC_G2_LUNA		
Sublist:	chrom-G2_8330_Luna*sub13				
Method:	\\chromna\Denver\ChromData\G2_LUNA\20190507-81649.b\G2_8330_Luna.m				
Limit Group:	GCSV - 8330				
Last Update:	08-May-2019 09:14:03	Calib Date:	08-May-2019 00:28:23		
Integrator:	Falcon				
Quant Method:	External Standard	Quant By:	Initial Calibration		
Last ICal File:	\\chromna\Denver\ChromData\G2_LUNA\20190507-81649.b\05070023.D				
Column 1 :	Luna-Phenyl hexyl (4.60 mm)		Det: LC DAD1A, 254 nm		
Process Host:	CTX0325				

Compound	Det	RT (min.)	Exp RT (min.)	Dlt RT (min.)	Response	Cal Amt ug/ml	OnCol Amt ug/ml	Flags
3 TNX	1	5.513	5.512	0.001	19856	0.0501	0.0492	
4 DNX	1	6.340	6.338	0.002	14537	0.0501	0.0501	
7 MNX	1	7.893	7.892	0.001	15677	0.0584	0.0582	

Reagents:

8330 DMT_00002 Amount Added: 2.50 Units: uL

Report Date: 08-May-2019 09:14:03 Chrom Revision: 2.3 03-May-2019 15:52:00

Eurofins TestAmerica, Denver

Data File: \\chromna\Denver\ChromData\G2_LUNA\20190507-81649.b\05070022.D

Injection Date:	07-May-2019 23:53:26	Instrument ID:	CHHPLC_G2_LUNA	Operator ID:	HKF
Lims ID:	IC DMT L2			Worklist Smp#:	22
Client ID:					
Injection Vol:	100.0 ul	Dil. Factor:	1.0000	ALS Bottle#:	22
Method:	G2_8330_Luna	Limit Group:	GCSV - 8330		

Column: Luna-Phenyl hexyl (4.60 mm) Y Scaling: Method Defined: Scale to the Nth Largest Peak: 1

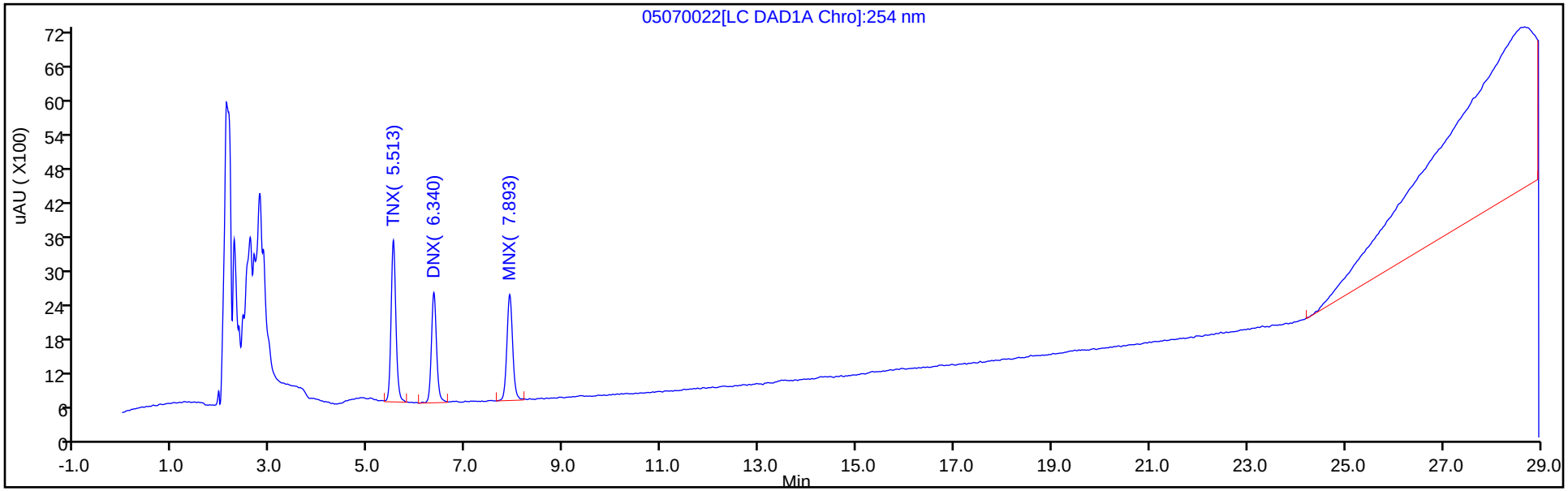

Y Scaling: Method Defined: Scale to the Nth Largest Peak: 1

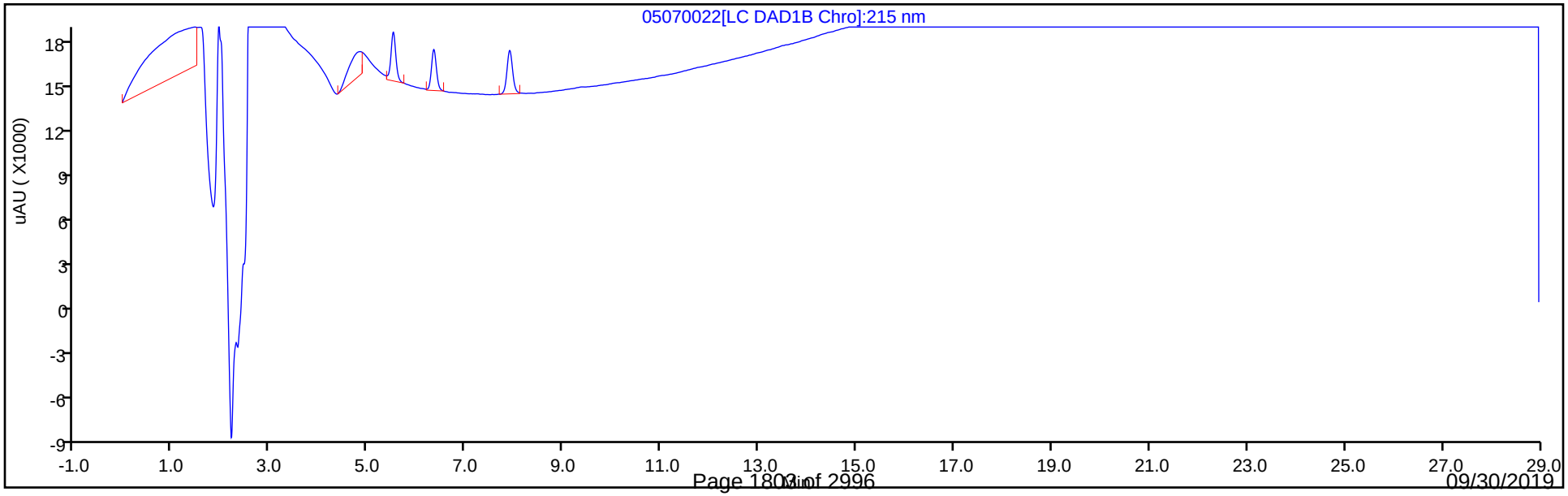

Eurofins TestAmerica, Denver
Target Compound Quantitation Report

Data File: \\chromna\Denver\ChromData\G2_LUNA\20190507-81649.b\05070023.D
Lims ID: IC DMT L1
Client ID:
Sample Type: IC Calib Level: 1
Inject. Date: 08-May-2019 00:28:23 ALS Bottle#: 23 Worklist Smp#: 23
Injection Vol: 100.0 ul Dil. Factor: 1.0000
Sample Info: IC DMT L1
Misc. Info.: 280-0081649-023
Operator ID: HKF Instrument ID: CHHPLC_G2_LUNA
Sublist: chrom-G2_8330_Luna*sub13

Method: \\chromna\Denver\ChromData\G2_LUNA\20190507-81649.b\G2_8330_Luna.m
Limit Group: GCSV - 8330
Last Update: 08-May-2019 09:14:04 Calib Date: 08-May-2019 00:28:23
Integrator: Falcon
Quant Method: External Standard Quant By: Initial Calibration
Last ICal File: \\chromna\Denver\ChromData\G2_LUNA\20190507-81649.b\05070023.D

Column 1 : Luna-Phenyl hexyl (4.60 mm) Det: LC DAD1A, 254 nm
Process Host: CTX0325

First Level Reviewer: fiedlerh Date: 08-May-2019 09:08:14

Compound	Det	RT (min.)	Exp RT (min.)	Dlt RT (min.)	Response	Cal Amt ug/ml	OnCol Amt ug/ml	Flags
3 TNX	1	5.515	5.512	0.003	8451	0.0200	0.0209	
4 DNX	1	6.342	6.338	0.004	5980	0.0200	0.0206	
7 MNX	1	7.895	7.892	0.003	6651	0.0233	0.0247	

Reagents:

8330 DMT_00002 Amount Added: 1.00 Units: uL

Report Date: 08-May-2019 09:14:04 Chrom Revision: 2.3 03-May-2019 15:52:00

Eurofins TestAmerica, Denver

Data File:	\\chromna\Denver\ChromData\G2_LUNA\20190507-81649.b\05070023.D				
Injection Date:	08-May-2019 00:28:23	Instrument ID:	CHHPLC_G2_LUNA	Operator ID:	HKF
Lims ID:	IC DMT L1			Worklist Smp#:	23
Client ID:					
Injection Vol:	100.0 ul	Dil. Factor:	1.0000	ALS Bottle#:	23
Method:	G2_8330_Luna	Limit Group:	GCSV - 8330		

Column: Luna-Phenyl hexyl (4.60 mm) Y Scaling: Method Defined: Scale to the Nth Largest Peak: 1

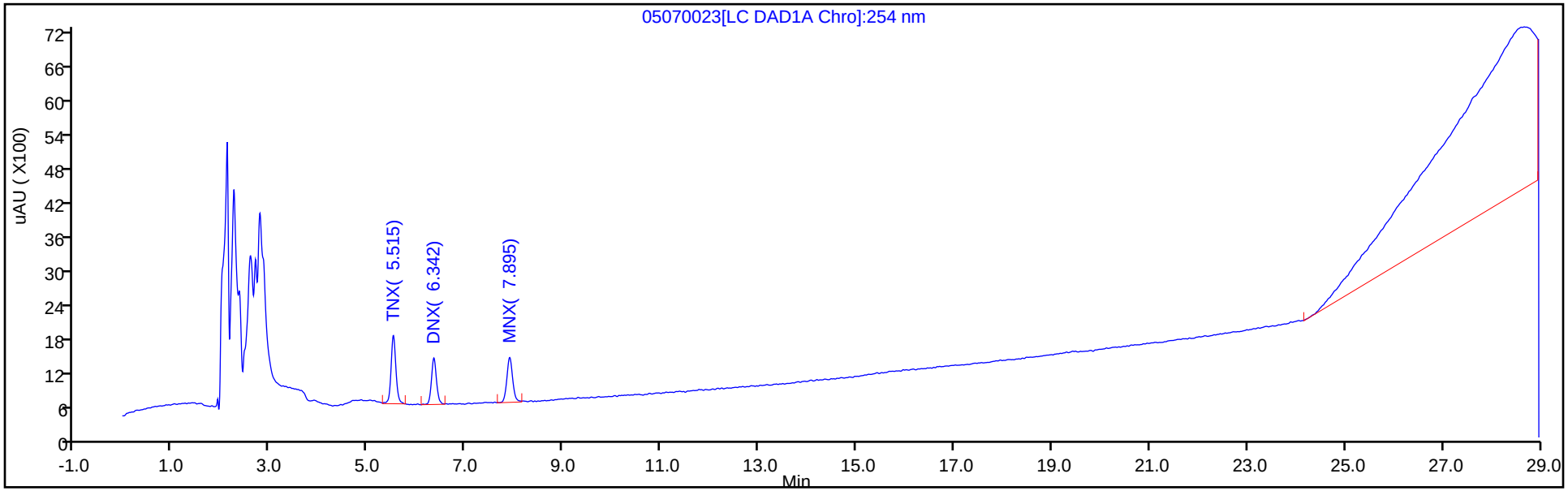

Y Scaling: Method Defined: Scale to the Nth Largest Peak: 1

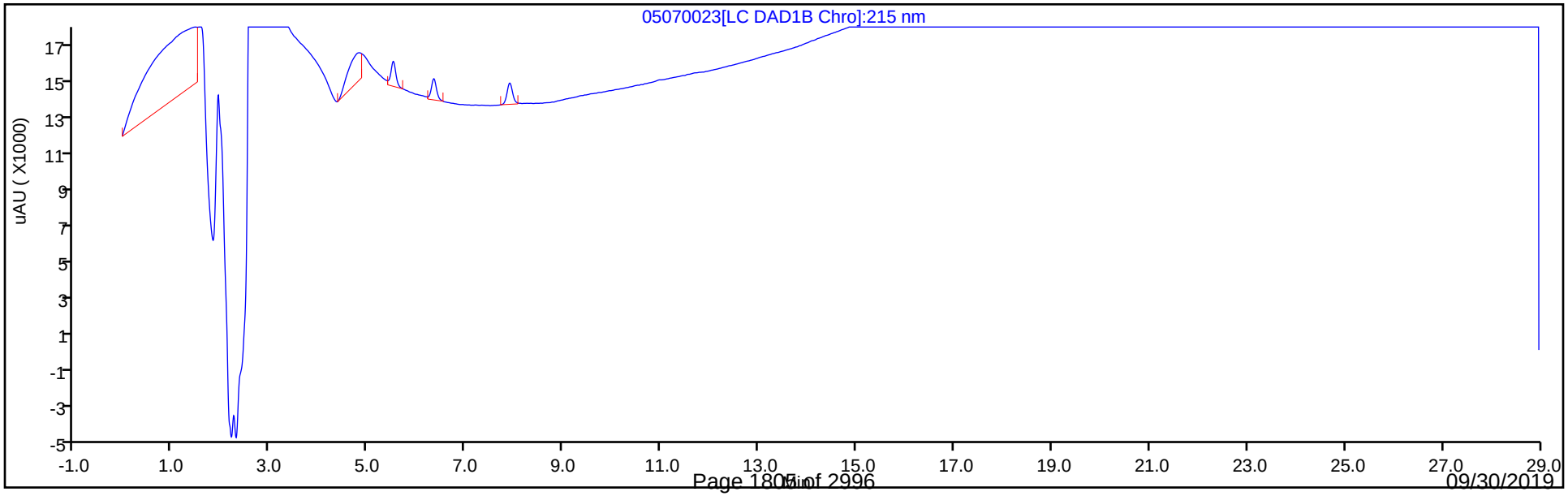

FORM VI
HPLC/IC BY EXTERNAL STANDARD - INITIAL CALIBRATION DATA
RETENTION TIME SUMMARY

Lab Name: Eurofins TestAmerica, Denver Job No.: 280-124986-1 Analy Batch No.: 458150

SDG No.:

Instrument ID: CHHPLC_X3 GC Column: UltraCarb5u ID: 4.6(mm) Heated Purge: (Y/N) N

Calibration Start Date: 05/14/2019 15:49 Calibration End Date: 05/14/2019 18:35 Calibration ID: 36354

Calibration Files:

LEVEL:	LAB SAMPLE ID:	LAB FILE ID:
Level 1	IC 280-458150/14	0514B014.D
Level 2	IC 280-458150/13	0514B013.D
Level 3	IC 280-458150/12	0514B012.D
Level 4	IC 280-458150/11	0514B011.D
Level 5	IC 280-458150/10	0514B010.D
Level 6	IC 280-458150/9	0514B009.D
Level 7	IC 280-458150/8	0514B008.D
Level 8	IC 280-458150/7	0514B007.D

ANALYTE	LVL 1	LVL 2	LVL 3	LVL 4	LVL 5	LVL 6	LVL 7	LVL 8			RT WINDOW	AVG RT
HMX	6.657	6.655	6.656	6.661	6.658	6.653	6.654	6.654			6.500 - 6.800	6.656
RDX	7.763	7.768	7.769	7.774	7.771	7.767	7.767	7.761			7.614 - 7.914	7.768
Picric acid	8.157	8.155	8.149	8.147	8.138	8.120	8.107	8.054			7.980 - 8.280	8.128
1,3,5-Trinitrobenzene	8.910	8.908	8.909	8.914	8.911	8.907	8.901	8.901			8.754 - 9.054	8.908
1,3-Dinitrobenzene	9.576	9.568	9.569	9.581	9.577	9.567	9.567	9.567			9.414 - 9.714	9.572
Nitrobenzene	9.963	9.955	9.956	9.967	9.964	9.953	9.954	9.954			9.800 - 10.100	9.958
Tetryl	10.296	10.281	10.283	10.301	10.291	10.280	10.280	10.287			10.134 - 10.434	10.287
Nitroglycerin	10.803	10.788	10.789	10.807	10.797	10.780	10.780	10.781			10.634 - 10.934	10.791
2,4,6-Trinitrotoluene	11.256	11.241	11.243	11.261	11.251	11.240	11.240	11.241			11.137 - 11.337	11.247
4-Amino-2,6-dinitrotoluene	11.443	11.435	11.429	11.454	11.444	11.427	11.427	11.434			11.330 - 11.530	11.437
2-Amino-4,6-dinitrotoluene	11.736	11.721	11.723	11.747	11.737	11.720	11.720	11.721			11.617 - 11.817	11.728
2,6-Dinitrotoluene	11.870	11.848	11.856	11.874	11.864	11.853	11.854	11.854			11.750 - 11.950	11.859
2,4-Dinitrotoluene	12.070	12.055	12.056	12.081	12.064	12.047	12.054	12.054			11.950 - 12.150	12.060
2-Nitrotoluene	12.916	12.895	12.889	12.921	12.904	12.887	12.894	12.887			12.740 - 13.040	12.899
4-Nitrotoluene	13.330	13.341	13.329	13.361	13.344	13.327	13.334	13.327			13.180 - 13.480	13.337
3-Nitrotoluene	13.943	13.935	13.929	13.961	13.944	13.920	13.934	13.927			13.780 - 14.080	13.937
PETN	15.036	15.021	15.016	15.061	15.037	15.007	15.027	15.021			14.874 - 15.174	15.028
1,2-Dinitrobenzene	8.750	8.748	8.749	8.754	8.751	8.747	8.741	8.741			8.594 - 8.894	8.748

FORM VI
HPLC/IC BY EXTERNAL STANDARD - INITIAL CALIBRATION DATA
CURVE EVALUATION

Lab Name: Eurofins TestAmerica, Denver Job No.: 280-124986-1 Analy Batch No.: 458150

SDG No.:

Instrument ID: CHHPLC_X3 GC Column: UltraCarb5u ID: 4.6(mm) Heated Purge: (Y/N) N

Calibration Start Date: 05/14/2019 15:49 Calibration End Date: 05/14/2019 18:35 Calibration ID: 36354

Calibration Files:

LEVEL:	LAB SAMPLE ID:	LAB FILE ID:
Level 1	IC 280-458150/14	0514B014.D
Level 2	IC 280-458150/13	0514B013.D
Level 3	IC 280-458150/12	0514B012.D
Level 4	IC 280-458150/11	0514B011.D
Level 5	IC 280-458150/10	0514B010.D
Level 6	IC 280-458150/9	0514B009.D
Level 7	IC 280-458150/8	0514B008.D
Level 8	IC 280-458150/7	0514B007.D

ANALYTE	CF				CURVE TYPE	COEFFICIENT			#	MIN CF	%RSD	#	MAX %RSD	R^2 OR COD	#	MIN R^2 OR COD
	LVL 1 LVL 5	LVL 2 LVL 6	LVL 3 LVL 7	LVL 4 LVL 8		B	M1	M2								
HMX	101150 87813	91100 86537	85040 87520	89540 84950	Ave		89206.1554				5.9		20.0			
RDX	114450 106500	109200 104197	101900 106825	108632 101411	Ave		106639.418				4.0		20.0			
Picric acid	95550 81538	84360 80240	81330 83745	84012 79571	Ave		83793.1625				6.1		20.0			
1,3,5-Trinitrobenzene	225250 240935	213340 236247	217640 235773	241580 223445	Ave		229276.293				4.7		20.0			
1,3-Dinitrobenzene	300799 304296	297682 301636	297453 303625	309858 291245	Ave		300824.194				1.8		20.0			
Nitrobenzene	192515 195881	194032 195955	194052 202210	203876 196095	Ave		196826.951				2.1		20.0			
Tetryl	161150 171098	160480 167927	168380 175552	172804 166254	Ave		167955.580				3.2		20.0			
Nitroglycerin	76640 70756	66784 69235	68189 69251	73513 65450	Ave		69977.1309				5.2		20.0			
2,4,6-Trinitrotoluene	235508 224482	230199 219408	223247 219991	226602 209307	Ave		223592.967				3.5		20.0			
4-Amino-2,6-dinitrotoluene	171236 161304	170688 159365	161555 159595	164650 151045	Ave		162429.755				4.0		20.0			
2-Amino-4,6-dinitrotoluene	195763 202094	198385 199393	197338 198295	201212 187801	Ave		197535.173				2.2		20.0			
2,6-Dinitrotoluene	162512 156633	159182 153450	157737 154332	160160 148773	Ave		156597.345				2.8		20.0			
2,4-Dinitrotoluene	295559 298897	301437 296449	297056 297932	305066 286981	Ave		297422.109				1.8		20.0			
2-Nitrotoluene	144467 129100	131625 127144	134088 127658	133109 123603	Ave		131349.229				4.8		20.0			

Note: The M1 coefficient is the same as Ave CF for an Ave curve type.

FORM VI
HPLC/IC BY EXTERNAL STANDARD - INITIAL CALIBRATION DATA
CURVE EVALUATION

Lab Name: Eurofins TestAmerica, Denver Job No.: 280-124986-1 Analy Batch No.: 458150

SDG No.:

Instrument ID: CHHPLC_X3 GC Column: UltraCarb5u ID: 4.6(mm) Heated Purge: (Y/N) N

Calibration Start Date: 05/14/2019 15:49 Calibration End Date: 05/14/2019 18:35 Calibration ID: 36354

ANALYTE	CF				CURVE TYPE	COEFFICIENT			#	MIN CF	%RSD	#	MAX %RSD	R^2 OR COD	#	MIN R^2 OR COD
	LVL 1 LVL 5	LVL 2 LVL 6	LVL 3 LVL 7	LVL 4 LVL 8		B	M1	M2								
4-Nitrotoluene	115837 111566	120697 109078	113406 110796	113076 107275	Ave		112716.408				3.7		20.0			
3-Nitrotoluene	172958 144086	152131 142446	146673 138729	151183 138243	Ave		148306.351				7.6		20.0			
PETN	67805 76433	70610 75180	73478 75418	76547 70058	Ave		73191.2127				4.5		20.0			
1,2-Dinitrobenzene	121600 135710	122220 134553	124840 135315	137172 129475	Ave		130110.582				5.0		20.0			

Note: The M1 coefficient is the same as Ave CF for an Ave curve type.

FORM VI
HPLC/IC BY EXTERNAL STANDARD - INITIAL CALIBRATION DATA
RESPONSE AND CONCENTRATION

Lab Name: Eurofins TestAmerica, Denver Job No.: 280-124986-1 Analy Batch No.: 458150

SDG No.:

Instrument ID: CHHPLC_X3 GC Column: UltraCarb5u ID: 4.6(mm) Heated Purge: (Y/N) N

Calibration Start Date: 05/14/2019 15:49 Calibration End Date: 05/14/2019 18:35 Calibration ID: 36354

Calibration Files:

LEVEL:	LAB SAMPLE ID:	LAB FILE ID:
Level 1	IC 280-458150/14	0514B014.D
Level 2	IC 280-458150/13	0514B013.D
Level 3	IC 280-458150/12	0514B012.D
Level 4	IC 280-458150/11	0514B011.D
Level 5	IC 280-458150/10	0514B010.D
Level 6	IC 280-458150/9	0514B009.D
Level 7	IC 280-458150/8	0514B008.D
Level 8	IC 280-458150/7	0514B007.D

ANALYTE	CURVE TYPE	RESPONSE					CONCENTRATION (UG/ML)				
		LVL 1 LVL 6	LVL 2 LVL 7	LVL 3 LVL 8	LVL 4	LVL 5	LVL 1 LVL 6	LVL 2 LVL 7	LVL 3 LVL 8	LVL 4	LVL 5
HMX	Ave	2023 60576	4555 87520	8504 212374	22385	35125	0.0200 0.700	0.0500 1.00	0.100 2.50	0.250	0.400
RDX	Ave	2289 72938	5460 106825	10190 253528	27158	42600	0.0200 0.700	0.0500 1.00	0.100 2.50	0.250	0.400
Picric acid	Ave	1911 56168	4218 83745	8133 198927	21003	32615	0.0200 0.700	0.0500 1.00	0.100 2.50	0.250	0.400
1,3,5-Trinitrobenzene	Ave	4505 165373	10667 235773	21764 558613	60395	96374	0.0200 0.700	0.0500 1.00	0.100 2.50	0.250	0.400
1,3-Dinitrobenzene	Ave	6022 211356	14899 303929	29775 728840	77542	121840	0.0200 0.701	0.0501 1.00	0.100 2.50	0.250	0.400
Nitrobenzene	Ave	3858 137443	9721 202614	19444 491218	51071	78509	0.0200 0.701	0.0501 1.00	0.100 2.51	0.251	0.401
Tetryl	Ave	3223 117549	8024 175552	16838 415635	43201	68439	0.0200 0.700	0.0500 1.00	0.100 2.50	0.250	0.400
Nitroglycerin	Ave	15328 484644	33392 692505	68189 1636241	183782	283025	0.200 7.00	0.500 10.0	1.00 25.0	2.50	4.00
2,4,6-Trinitrotoluene	Ave	4729 154200	11556 220871	22414 525360	56877	90152	0.0201 0.703	0.0502 1.00	0.100 2.51	0.251	0.402
4-Amino-2,6-dinitrotoluene	Ave	3435 111890	8560 160074	16204 378745	41286	64715	0.0201 0.702	0.0502 1.00	0.100 2.51	0.251	0.401
2-Amino-4,6-dinitrotoluene	Ave	3927 139994	9949 198890	19793 470912	50454	81080	0.0201 0.702	0.0502 1.00	0.100 2.51	0.251	0.401
2,6-Dinitrotoluene	Ave	3260 107737	7983 154795	15821 373049	40160	62841	0.0201 0.702	0.0502 1.00	0.100 2.51	0.251	0.401
2,4-Dinitrotoluene	Ave	5923 207929	15102 298528	29765 718888	76419	119798	0.0200 0.701	0.0501 1.00	0.100 2.51	0.251	0.401
2-Nitrotoluene	Ave	2898 89268	6601 128041	13449 309935	33377	51795	0.0201 0.702	0.0502 1.00	0.100 2.51	0.251	0.401
4-Nitrotoluene	Ave	2326 76660	6059 111239	11386 269261	28382	44805	0.0201 0.703	0.0502 1.00	0.100 2.51	0.251	0.402

FORM VI
HPLC/IC BY EXTERNAL STANDARD - INITIAL CALIBRATION DATA
RESPONSE AND CONCENTRATION

Lab Name: Eurofins TestAmerica, Denver Job No.: 280-124986-1 Analy Batch No.: 458150

SDG No.:

Instrument ID: CHHPLC_X3 GC Column: UltraCarb5u ID: 4.6(mm) Heated Purge: (Y/N) N

Calibration Start Date: 05/14/2019 15:49 Calibration End Date: 05/14/2019 18:35 Calibration ID: 36354

ANALYTE	CURVE TYPE	RESPONSE					CONCENTRATION (UG/ML)				
		LVL 1 LVL 6	LVL 2 LVL 7	LVL 3 LVL 8	LVL 4	LVL 5	LVL 1 LVL 6	LVL 2 LVL 7	LVL 3 LVL 8	LVL 4	LVL 5
3-Nitrotoluene	Ave	3473 100111	7637 139284	14726 346991	37947	57865	0.0201 0.703	0.0502 1.00	0.100 2.51	0.251	0.402
PETN	Ave	13561 526257	35305 754182	73478 1751462	191368	305733	0.200 7.00	0.500 10.0	1.00 25.0	2.50	4.00
1,2-Dinitrobenzene	Ave	2432 94187	6111 135315	12484 323687	34293	54284	0.0200 0.700	0.0500 1.00	0.100 2.50	0.250	0.400

Curve Type Legend:
Ave = Average

Eurofins TestAmerica, Denver
Target Compound Quantitation Report

Data File: \\chromna\Denver\ChromData\CHHPLC_X\20190514-81869.b\0514B007.D
Lims ID: IC MAIN L8
Client ID:
Sample Type: IC Calib Level: 8
Inject. Date: 14-May-2019 15:49:27 ALS Bottle#: 7 Worklist Smp#: 7
Injection Vol: 100.0 ul Dil. Factor: 1.0000
Sample Info: IC MAIN L8
Misc. Info.: 280-0081869-007
Operator ID: hkf Instrument ID: CHHPLC_X3
Sublist: chrom-8330_X3*sub9

Method: \\chromna\Denver\ChromData\CHHPLC_X\20190514-81869.b\8330_X3.m
Limit Group: GCSV - 8330
Last Update: 15-May-2019 10:58:03 Calib Date: 15-May-2019 01:42:24
Integrator: Falcon
Quant Method: External Standard Quant By: Initial Calibration
Last ICal File: \\chromna\Denver\ChromData\CHHPLC_X\20190514-81869.b\0514B032.D

Column 1 : UltraCarb5uODS (20) (4.60 mm) Det: LC DAD1B, 254 nm
Process Host: CTX0331

First Level Reviewer: fiedlerh Date: 15-May-2019 10:09:00

Compound	Det	RT (min.)	Exp RT (min.)	Dlt RT (min.)	Response	Cal Amt ug/mL	OnCol Amt ug/mL	Flags
3 HMX	1	6.654	6.650	0.004	212374	2.50	2.38	
7 RDX	1	7.761	7.764	-0.003	253528	2.50	2.38	
8 2,4,6-Trinitrophenol	1	8.054	8.130	-0.076	198927	2.50	2.37	
$ 9 1,2-Dinitrobenzene	1	8.741	8.744	-0.003	323687	2.50	2.49	
10 1,3,5-Trinitrobenzene	1	8.901	8.904	-0.003	558613	2.50	2.44	
11 1,3-Dinitrobenzene	1	9.567	9.564	0.003	728840	2.50	2.42	
12 Nitrobenzene	1	9.954	9.950	0.004	491218	2.51	2.50	
14 Tetryl	1	10.287	10.284	0.003	415635	2.50	2.47	
15 Nitroglycerin	2	10.781	10.784	-0.003	1636241	25.0	23.4	
16 2,4,6-Trinitrotoluene	1	11.241	11.237	0.004	525360	2.51	2.35	M
17 4-Amino-2,6-dinitrotoluene	1	11.434	11.430	0.004	378745	2.51	2.33	
18 2-Amino-4,6-dinitrotoluene	1	11.721	11.717	0.004	470912	2.51	2.38	
19 2,6-Dinitrotoluene	1	11.854	11.850	0.004	373049	2.51	2.38	
20 2,4-Dinitrotoluene	1	12.054	12.050	0.004	718888	2.51	2.42	
21 o-Nitrotoluene	1	12.887	12.890	-0.003	309935	2.51	2.36	
22 p-Nitrotoluene	1	13.327	13.330	-0.003	269261	2.51	2.39	
23 m-Nitrotoluene	1	13.927	13.930	-0.003	346991	2.51	2.34	
24 PETN	2	15.021	15.024	-0.003	1751462	25.0	23.9	

QC Flag Legend

Review Flags
M - Manually Integrated

Reagents:

8330IntermStk_00058 Amount Added: 125.00 Units: uL

Report Date: 15-May-2019 10:58:03 Chrom Revision: 2.3 03-May-2019 15:52:00

Eurofins TestAmerica, Denver

Data File: \\chromna\Denver\ChromData\CHHPLC_X\20190514-81869.b\0514B007.D

Injection Date:	14-May-2019 15:49:27	Instrument ID:	CHHPLC_X3	Operator ID:	hkf
Lims ID:	IC MAIN L8			Worklist Smp#:	7
Client ID:					
Injection Vol:	100.0 ul	Dil. Factor:	1.0000	ALS Bottle#:	7
Method:	8330_X3	Limit Group:	GCSV - 8330		

Column: UltraCarb5uODS (20) (4.60 mm) Y Scaling: Method Defined: Scale to the Nth Largest Target: 1

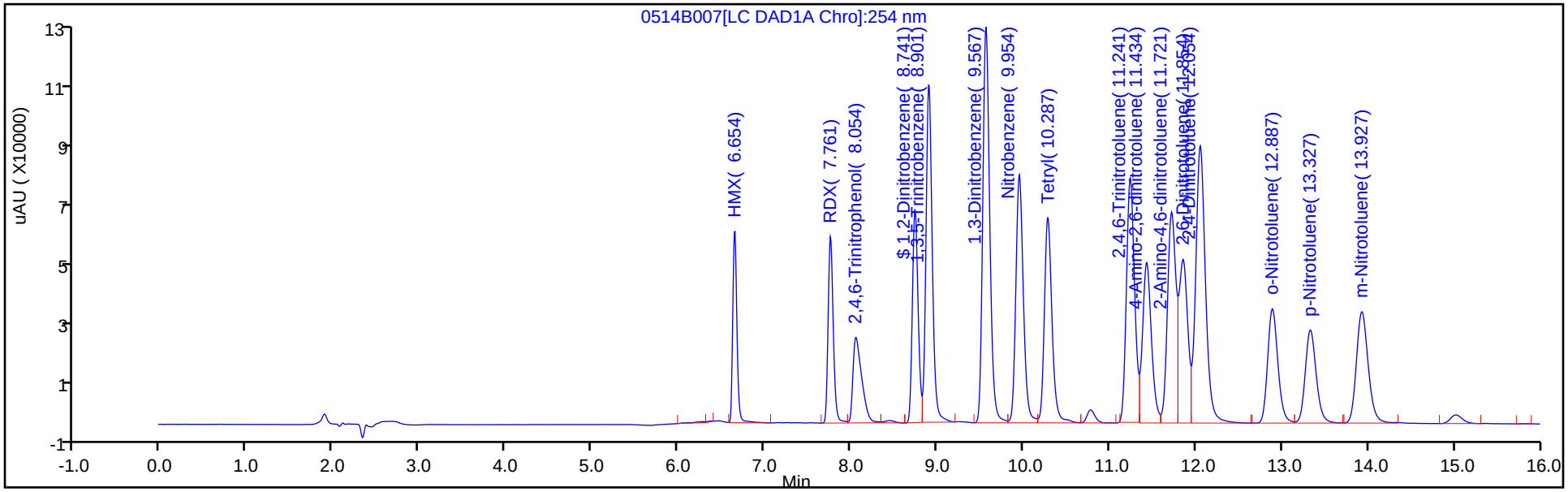

Y Scaling: Method Defined: Scale to the Nth Largest Target: 1

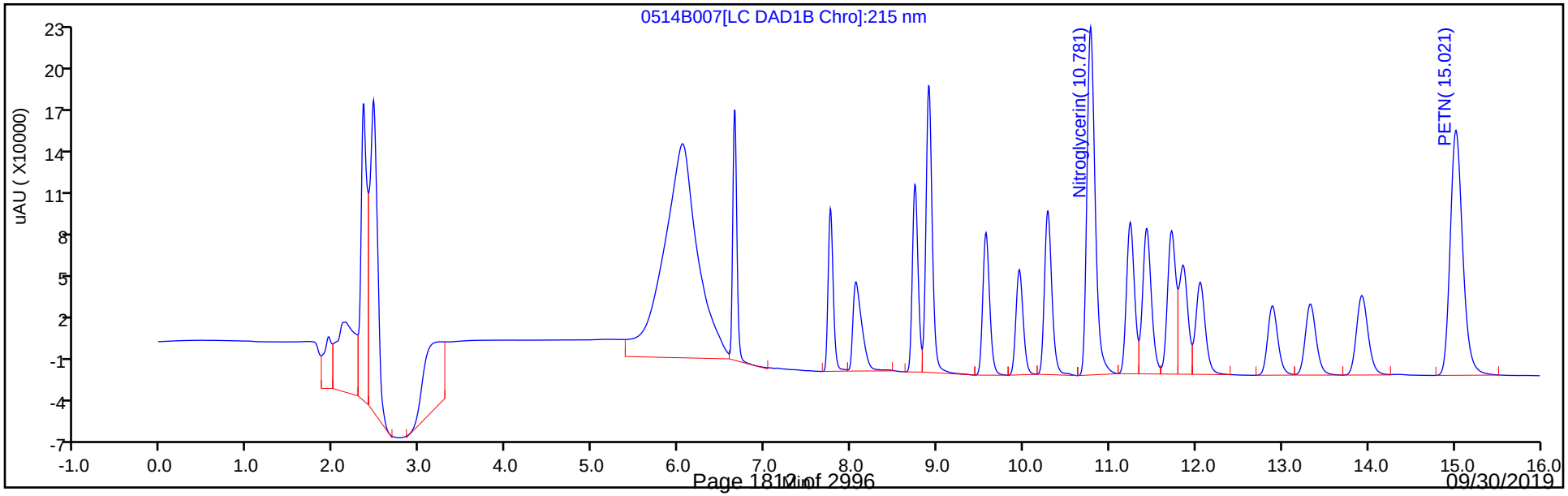

Manual Integration/User Assign Peak Report

Eurofins TestAmerica, Denver

Data File:	\\chromna\Denver\ChromData\CHHPLC_X\20190514-81869.b\0514B007.D				
Injection Date:	14-May-2019 15:49:27	Instrument ID:	CHHPLC_X3		
Lims ID:	IC MAIN L8				
Client ID:					
Operator ID:	hkf	ALS Bottle#:	7	Worklist Smp#:	7
Injection Vol:	100.0 ul	Dil. Factor:	1.0000		
Method:	8330_X3	Limit Group:	GCSV - 8330		
Column:	UltraCarb5uODS (20) (4.60 mm)	Detector	LC DAD1B, 254 nm		

16 2,4,6-Trinitrotoluene, CAS: 118-96-7

Signal: 1

Processing Integration Results

RT: 11.24
Area: 243340
Amount: 1.296794
Amount Units: ug/mL

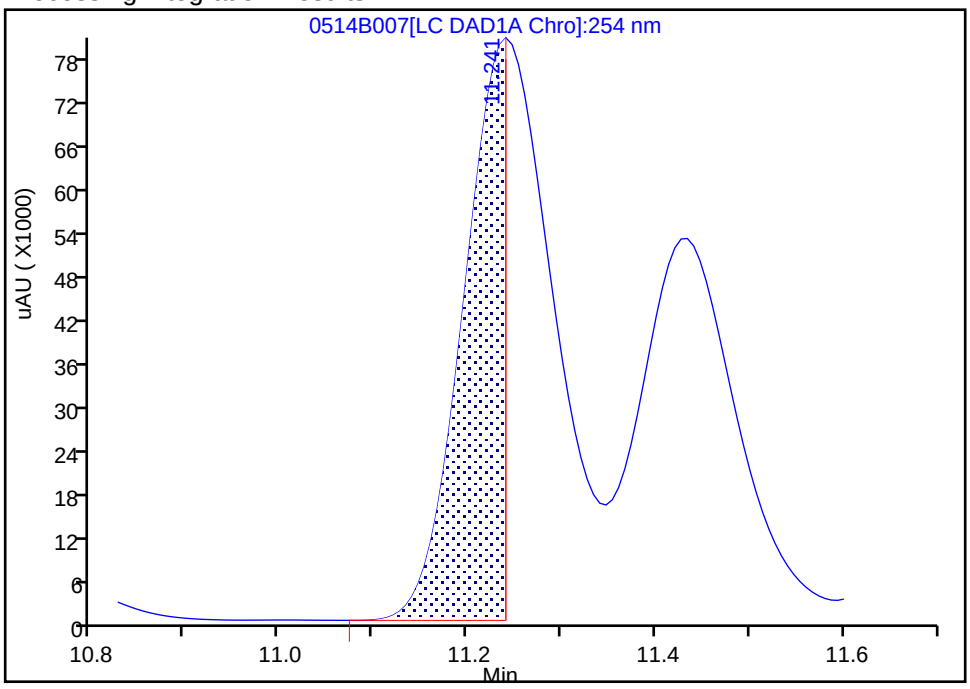

Manual Integration Results

RT: 11.24
Area: 525360
Amount: 2.349627
Amount Units: ug/mL

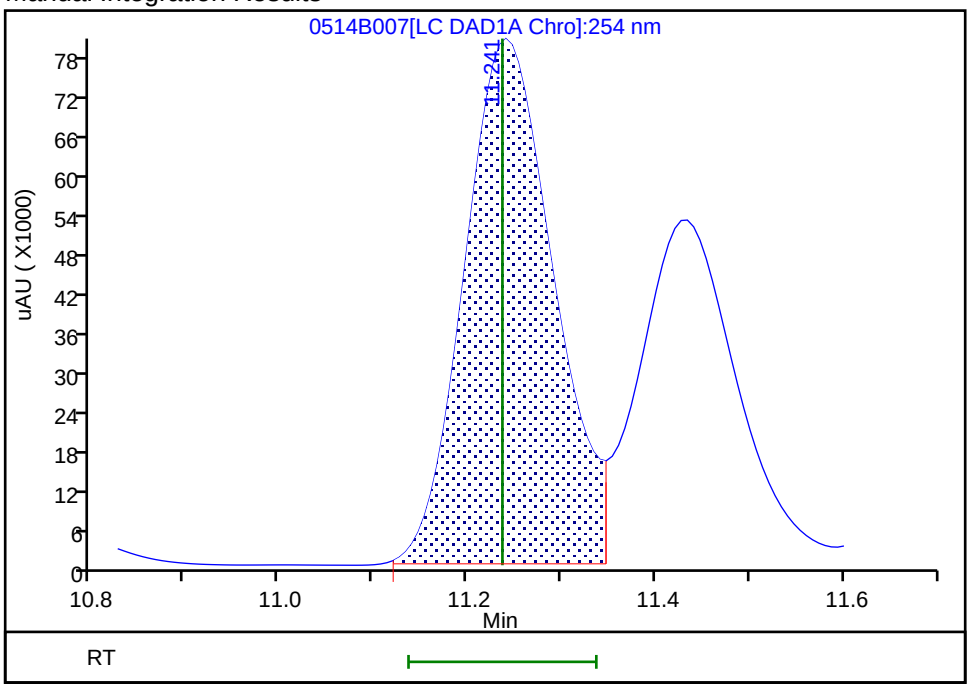

Reviewer: fiedlerh, 15-May-2019 10:08:56
Audit Action: Manually Integrated Audit Reason: Baseline Smoothing

Eurofins TestAmerica, Denver
Target Compound Quantitation Report

Data File: \\chromna\Denver\ChromData\CHHPLC_X\20190514-81869.b\0514B008.D
Lims ID: IC MAIN L7
Client ID:
Sample Type: IC Calib Level: 7
Inject. Date: 14-May-2019 16:13:10 ALS Bottle#: 8 Worklist Smp#: 8
Injection Vol: 100.0 ul Dil. Factor: 1.0000
Sample Info: IC MAIN L7
Misc. Info.: 280-0081869-008
Operator ID: hkf Instrument ID: CHHPLC_X3
Sublist: chrom-8330_X3*sub9

Method: \\chromna\Denver\ChromData\CHHPLC_X\20190514-81869.b\8330_X3.m
Limit Group: GCSV - 8330
Last Update: 15-May-2019 10:58:04 Calib Date: 15-May-2019 01:42:24
Integrator: Falcon
Quant Method: External Standard Quant By: Initial Calibration
Last ICal File: \\chromna\Denver\ChromData\CHHPLC_X\20190514-81869.b\0514B032.D

Column 1 : UltraCarb5uODS (20) (4.60 mm) Det: LC DAD1B, 254 nm
Process Host: CTX0331

First Level Reviewer: fiedlerh Date: 15-May-2019 10:09:26

Compound	Det	RT (min.)	Exp RT (min.)	Dlt RT (min.)	Response	Cal Amt ug/mL	OnCol Amt ug/mL	Flags
3 HMX	1	6.654	6.650	0.004	87520	1.00	0.9811	
7 RDX	1	7.767	7.764	0.003	106825	1.00	1.00	
8 2,4,6-Trinitrophenol	1	8.107	8.130	-0.023	83745	1.00	1.00	
$ 9 1,2-Dinitrobenzene	1	8.741	8.744	-0.003	135315	1.00	1.04	
10 1,3,5-Trinitrobenzene	1	8.901	8.904	-0.003	235773	1.00	1.03	
11 1,3-Dinitrobenzene	1	9.567	9.564	0.003	303929	1.00	1.01	
12 Nitrobenzene	1	9.954	9.950	0.004	202614	1.00	1.03	
14 Tetryl	1	10.280	10.284	-0.004	175552	1.00	1.05	
15 Nitroglycerin	2	10.780	10.784	-0.004	692505	10.0	9.90	
16 2,4,6-Trinitrotoluene	1	11.240	11.237	0.003	220871	1.00	0.9878	
17 4-Amino-2,6-dinitrotoluene	1	11.427	11.430	-0.003	160074	1.00	0.9855	
18 2-Amino-4,6-dinitrotoluene	1	11.720	11.717	0.003	198890	1.00	1.01	
19 2,6-Dinitrotoluene	1	11.854	11.850	0.004	154795	1.00	0.9885	
20 2,4-Dinitrotoluene	1	12.054	12.050	0.004	298528	1.00	1.00	
21 o-Nitrotoluene	1	12.894	12.890	0.004	128041	1.00	0.9748	
22 p-Nitrotoluene	1	13.334	13.330	0.004	111239	1.00	0.9869	
23 m-Nitrotoluene	1	13.934	13.930	0.004	139284	1.00	0.9392	M
24 PETN	2	15.027	15.024	0.003	754182	10.0	10.3	

QC Flag Legend

Review Flags
M - Manually Integrated

Reagents:

8330IntermStk_00058 Amount Added: 50.00 Units: uL

Report Date: 15-May-2019 10:58:05 Chrom Revision: 2.3 03-May-2019 15:52:00

Eurofins TestAmerica, Denver

Data File: \\chromna\Denver\ChromData\CHHPLC_X\20190514-81869.b\0514B008.D

Injection Date:	14-May-2019 16:13:10	Instrument ID:	CHHPLC_X3	Operator ID:	hkf
Lims ID:	IC MAIN L7			Worklist Smp#:	8
Client ID:					
Injection Vol:	100.0 ul	Dil. Factor:	1.0000	ALS Bottle#:	8
Method:	8330_X3	Limit Group:	GCSV - 8330		

Column: UltraCarb5uODS (20) (4.60 mm) Y Scaling: Method Defined: Scale to the Nth Largest Target: 1

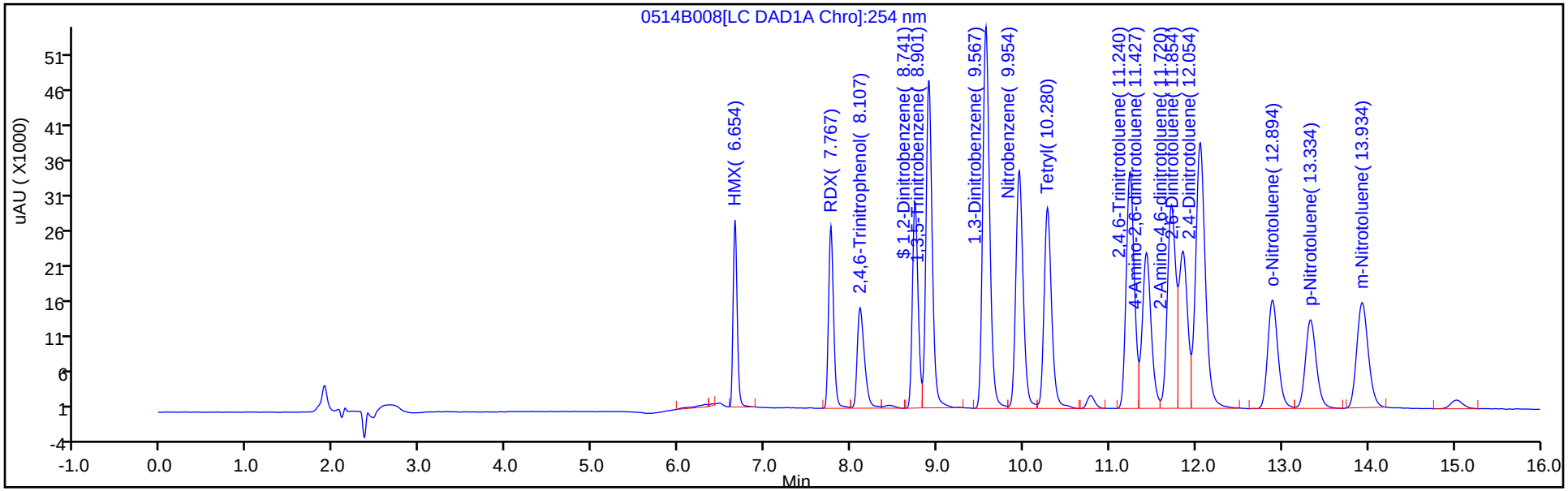

Y Scaling: Method Defined: Scale to the Nth Largest Target: 1

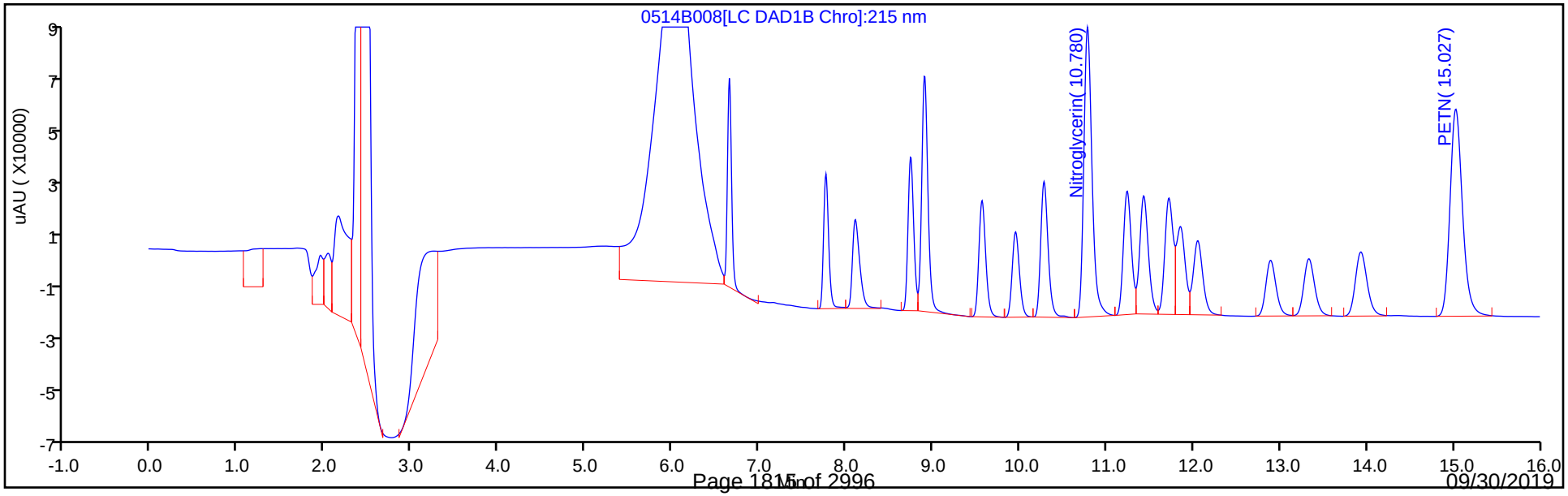

Manual Integration/User Assign Peak Report

Eurofins TestAmerica, Denver

Data File:	\\chromna\Denver\ChromData\CHHPLC_X\20190514-81869.b\0514B008.D				
Injection Date:	14-May-2019 16:13:10	Instrument ID:	CHHPLC_X3		
Lims ID:	IC MAIN L7				
Client ID:					
Operator ID:	hkf	ALS Bottle#:	8	Worklist Smp#:	8
Injection Vol:	100.0 ul	Dil. Factor:	1.0000		
Method:	8330_X3	Limit Group:	GCSV - 8330		
Column:	UltraCarb5uODS (20) (4.60 mm)	Detector	LC DAD1B, 254 nm		

23 m-Nitrotoluene, CAS: 99-08-1

Signal: 1

Processing Integration Results

RT: 13.93
Area: 67128
Amount: 0.481816
Amount Units: ug/mL

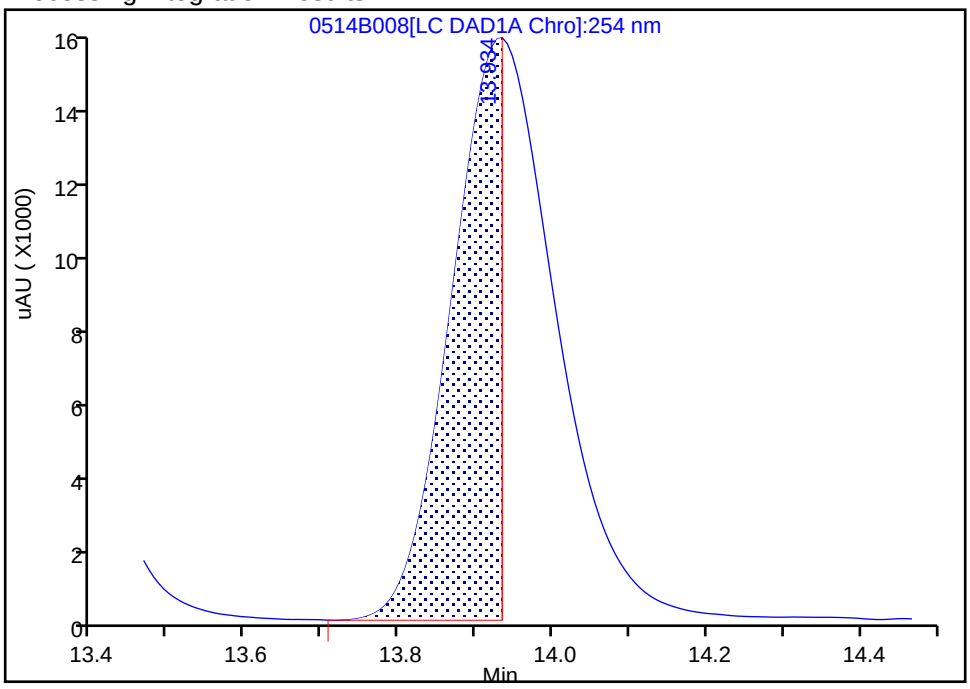

Manual Integration Results

RT: 13.93
Area: 139284
Amount: 0.939164
Amount Units: ug/mL

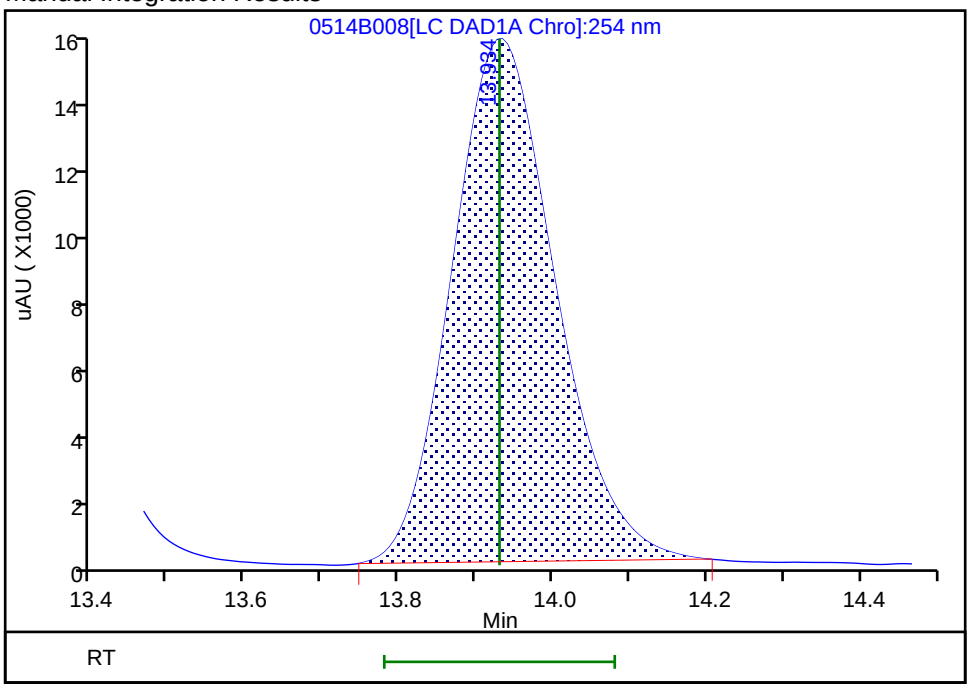

Reviewer: fiedlerh, 15-May-2019 10:09:22
Audit Action: Manually Integrated Audit Reason: Baseline Smoothing

Eurofins TestAmerica, Denver
Target Compound Quantitation Report

Data File: \\chromna\Denver\ChromData\CHHPLC_X\20190514-81869.b\0514B009.D
Lims ID: IC MAIN L6
Client ID:
Sample Type: IC Calib Level: 6
Inject. Date: 14-May-2019 16:36:52 ALS Bottle#: 9 Worklist Smp#: 9
Injection Vol: 100.0 ul Dil. Factor: 1.0000
Sample Info: IC MAIN L6
Misc. Info.: 280-0081869-009
Operator ID: hkf Instrument ID: CHHPLC_X3
Sublist: chrom-8330_X3*sub9

Method: \\chromna\Denver\ChromData\CHHPLC_X\20190514-81869.b\8330_X3.m
Limit Group: GCSV - 8330
Last Update: 15-May-2019 10:58:05 Calib Date: 15-May-2019 01:42:24
Integrator: Falcon
Quant Method: External Standard Quant By: Initial Calibration
Last ICal File: \\chromna\Denver\ChromData\CHHPLC_X\20190514-81869.b\0514B032.D

Column 1 : UltraCarb5uODS (20) (4.60 mm) Det: LC DAD1B, 254 nm
Process Host: CTX0331

	Compound	Det	RT (min.)	Exp RT (min.)	Dlt RT (min.)	Response	Cal Amt ug/mL	OnCol Amt ug/mL	Flags
	3 HMX	1	6.653	6.650	0.003	60576	0.7000	0.6791	
	7 RDX	1	7.767	7.764	0.003	72938	0.7000	0.6840	
	8 2,4,6-Trinitrophenol	1	8.120	8.130	-0.010	56168	0.7000	0.6703	
$	9 1,2-Dinitrobenzene	1	8.747	8.744	0.003	94187	0.7000	0.7239	
	10 1,3,5-Trinitrobenzene	1	8.907	8.904	0.003	165373	0.7000	0.7213	
	11 1,3-Dinitrobenzene	1	9.567	9.564	0.003	211356	0.7007	0.7026	
	12 Nitrobenzene	1	9.953	9.950	0.003	137443	0.7014	0.6983	
	14 Tetryl	1	10.280	10.284	-0.004	117549	0.7000	0.6999	
	15 Nitroglycerin	2	10.780	10.784	-0.004	484644	7.00	6.93	
	16 2,4,6-Trinitrotoluene	1	11.240	11.237	0.003	154200	0.7028	0.6896	
	17 4-Amino-2,6-dinitrotoluene	1	11.427	11.430	-0.003	111890	0.7021	0.6889	
	18 2-Amino-4,6-dinitrotoluene	1	11.720	11.717	0.003	139994	0.7021	0.7087	
	19 2,6-Dinitrotoluene	1	11.853	11.850	0.003	107737	0.7021	0.6880	
	20 2,4-Dinitrotoluene	1	12.047	12.050	-0.003	207929	0.7014	0.6991	
	21 o-Nitrotoluene	1	12.887	12.890	-0.003	89268	0.7021	0.6796	
	22 p-Nitrotoluene	1	13.327	13.330	-0.003	76660	0.7028	0.6801	
	23 m-Nitrotoluene	1	13.920	13.930	-0.010	100111	0.7028	0.6750	
	24 PETN	2	15.007	15.024	-0.017	526257	7.00	7.19	

Reagents:

8330IntermStk_00058 Amount Added: 35.00 Units: uL

Report Date: 15-May-2019 10:58:06 Chrom Revision: 2.3 03-May-2019 15:52:00

Eurofins TestAmerica, Denver

Data File: \\chromna\Denver\ChromData\CHHPLC_X\20190514-81869.b\0514B009.D

Injection Date:	14-May-2019 16:36:52	Instrument ID:	CHHPLC_X3	Operator ID:	hkf
Lims ID:	IC MAIN L6			Worklist Smp#:	9
Client ID:					
Injection Vol:	100.0 ul	Dil. Factor:	1.0000	ALS Bottle#:	9
Method:	8330_X3	Limit Group:	GCSV - 8330		

Column: UltraCarb5uODS (20) (4.60 mm) Y Scaling: Method Defined: Scale to the Nth Largest Target: 1

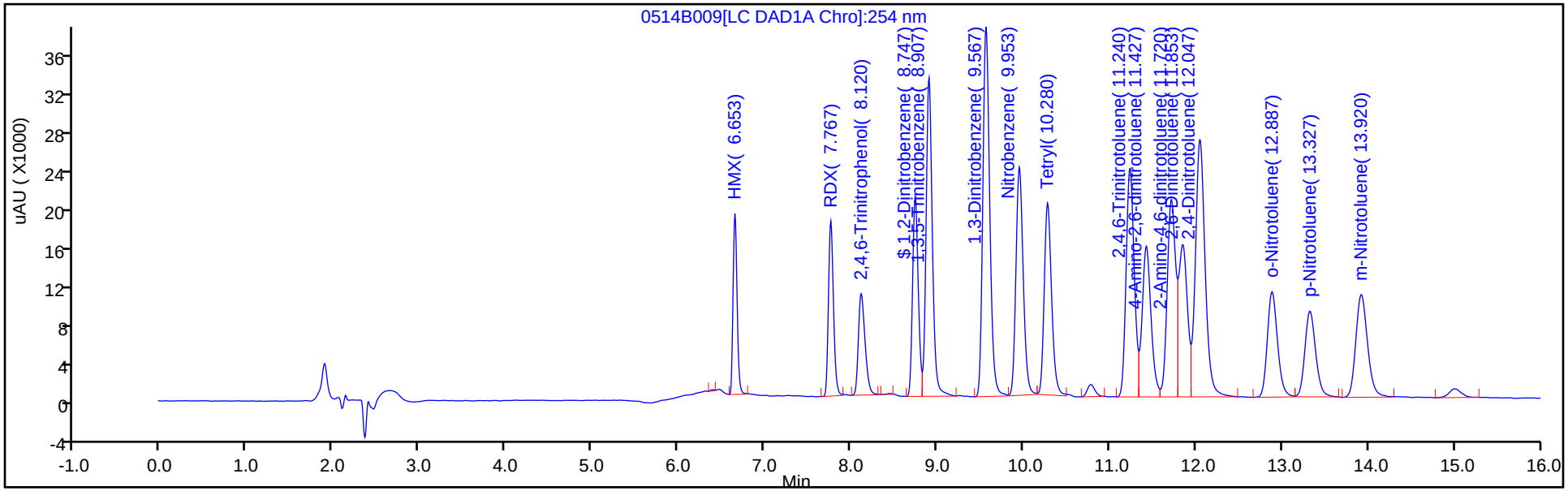

Y Scaling: Method Defined: Scale to the Nth Largest Target: 1

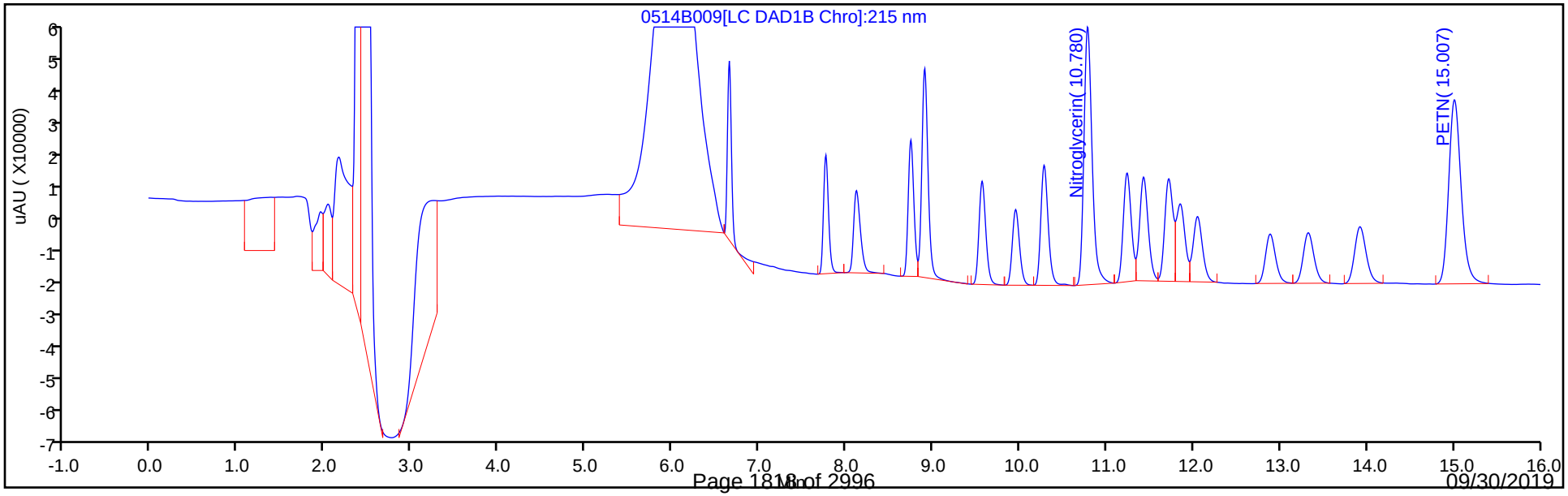

Eurofins TestAmerica, Denver
Target Compound Quantitation Report

Data File: \\chromna\Denver\ChromData\CHHPLC_X\20190514-81869.b\0514B010.D
Lims ID: IC MAIN L5
Client ID:
Sample Type: IC Calib Level: 5
Inject. Date: 14-May-2019 17:00:38 ALS Bottle#: 10 Worklist Smp#: 10
Injection Vol: 100.0 ul Dil. Factor: 1.0000
Sample Info: IC MAIN L5
Misc. Info.: 280-0081869-010
Operator ID: hkf Instrument ID: CHHPLC_X3
Sublist: chrom-8330_X3*sub9

Method: \\chromna\Denver\ChromData\CHHPLC_X\20190514-81869.b\8330_X3.m
Limit Group: GCSV - 8330
Last Update: 15-May-2019 10:58:07 Calib Date: 15-May-2019 01:42:24
Integrator: Falcon
Quant Method: External Standard Quant By: Initial Calibration
Last ICal File: \\chromna\Denver\ChromData\CHHPLC_X\20190514-81869.b\0514B032.D

Column 1 : UltraCarb5uODS (20) (4.60 mm) Det: LC DAD1B, 254 nm
Process Host: CTX0331

	Compound	Det	RT (min.)	Exp RT (min.)	Dlt RT (min.)	Response	Cal Amt ug/mL	OnCol Amt ug/mL	Flags
	3 HMX	1	6.658	6.650	0.008	35125	0.4000	0.3938	
	7 RDX	1	7.771	7.764	0.007	42600	0.4000	0.3995	
	8 2,4,6-Trinitrophenol	1	8.138	8.130	0.008	32615	0.4000	0.3892	
$	9 1,2-Dinitrobenzene	1	8.751	8.744	0.007	54284	0.4000	0.4172	
	10 1,3,5-Trinitrobenzene	1	8.911	8.904	0.007	96374	0.4000	0.4203	
	11 1,3-Dinitrobenzene	1	9.577	9.564	0.013	121840	0.4004	0.4050	
	12 Nitrobenzene	1	9.964	9.950	0.014	78509	0.4008	0.3989	
	14 Tetryl	1	10.291	10.284	0.007	68439	0.4000	0.4075	
	15 Nitroglycerin	2	10.797	10.784	0.013	283025	4.00	4.04	
	16 2,4,6-Trinitrotoluene	1	11.251	11.237	0.014	90152	0.4016	0.4032	
	17 4-Amino-2,6-dinitrotoluene	1	11.444	11.430	0.014	64715	0.4012	0.3984	
	18 2-Amino-4,6-dinitrotoluene	1	11.737	11.717	0.020	81080	0.4012	0.4105	
	19 2,6-Dinitrotoluene	1	11.864	11.850	0.014	62841	0.4012	0.4013	
	20 2,4-Dinitrotoluene	1	12.064	12.050	0.014	119798	0.4008	0.4028	
	21 o-Nitrotoluene	1	12.904	12.890	0.014	51795	0.4012	0.3943	
	22 p-Nitrotoluene	1	13.344	13.330	0.014	44805	0.4016	0.3975	
	23 m-Nitrotoluene	1	13.944	13.930	0.014	57865	0.4016	0.3902	
	24 PETN	2	15.037	15.024	0.013	305733	4.00	4.18	

Reagents:

8330IntermStk_00058 Amount Added: 20.00 Units: uL

Report Date: 15-May-2019 10:58:07 Chrom Revision: 2.3 03-May-2019 15:52:00

Eurofins TestAmerica, Denver

Data File: \\chromna\Denver\ChromData\CHHPLC_X\20190514-81869.b\0514B010.D

Injection Date:	14-May-2019 17:00:38	Instrument ID:	CHHPLC_X3	Operator ID:	hkf
Lims ID:	IC MAIN L5			Worklist Smp#:	10
Client ID:					
Injection Vol:	100.0 ul	Dil. Factor:	1.0000	ALS Bottle#:	10
Method:	8330_X3	Limit Group:	GCSV - 8330		

Column: UltraCarb5uODS (20) (4.60 mm) Y Scaling: Method Defined: Scale to the Nth Largest Target: 1

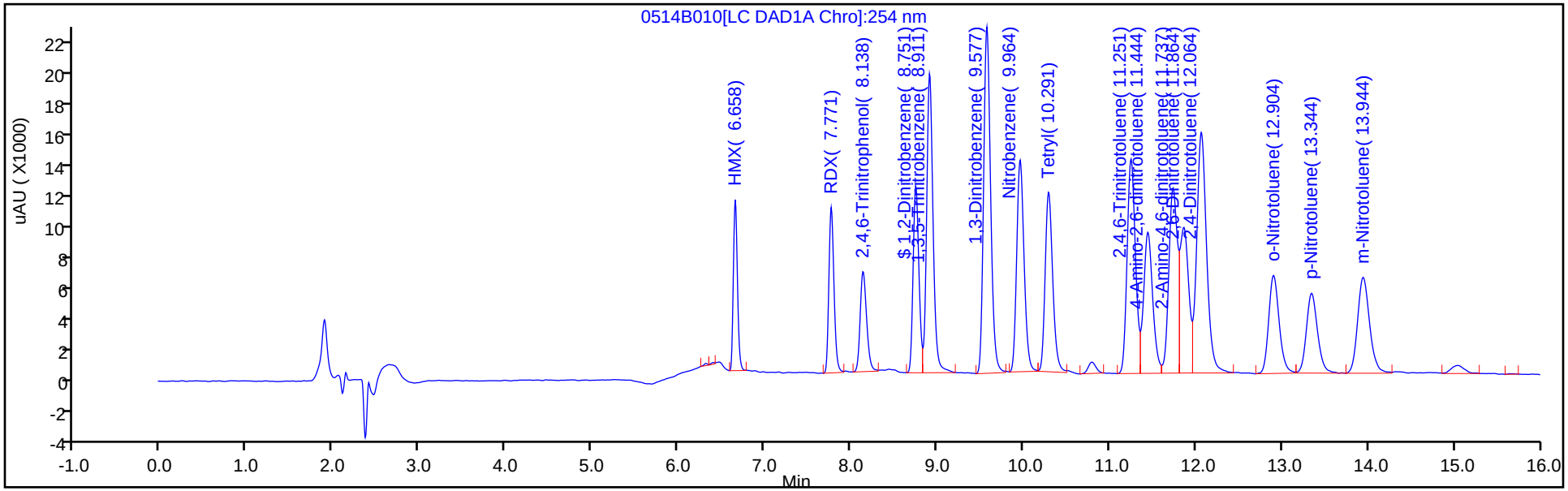

Y Scaling: Method Defined: Scale to the Nth Largest Target: 1

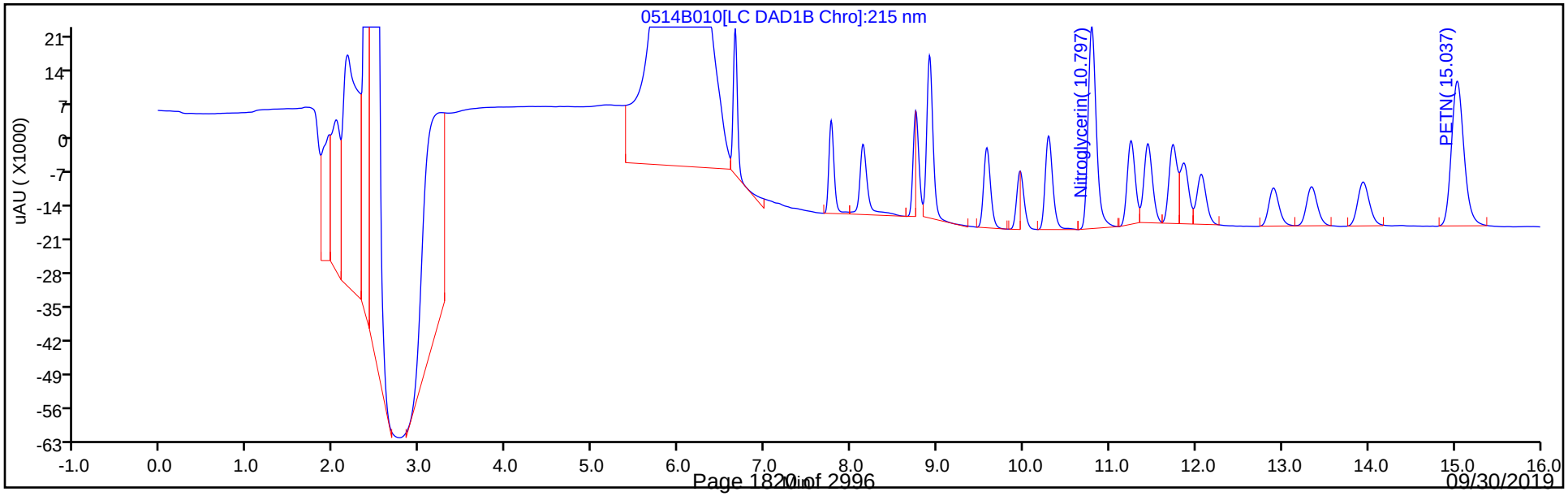

Eurofins TestAmerica, Denver
Target Compound Quantitation Report

Data File: \\chromna\Denver\ChromData\CHHPLC_X\20190514-81869.b\0514B011.D
Lims ID: IC MAIN L4
Client ID:
Sample Type: IC Calib Level: 4
Inject. Date: 14-May-2019 17:24:22 ALS Bottle#: 11 Worklist Smp#: 11
Injection Vol: 100.0 ul Dil. Factor: 1.0000
Sample Info: IC MAIN L4
Misc. Info.: 280-0081869-011
Operator ID: hkf Instrument ID: CHHPLC_X3
Sublist: chrom-8330_X3*sub9

Method: \\chromna\Denver\ChromData\CHHPLC_X\20190514-81869.b\8330_X3.m
Limit Group: GCSV - 8330
Last Update: 15-May-2019 10:58:08 Calib Date: 15-May-2019 01:42:24
Integrator: Falcon
Quant Method: External Standard Quant By: Initial Calibration
Last ICal File: \\chromna\Denver\ChromData\CHHPLC_X\20190514-81869.b\0514B032.D

Column 1 : UltraCarb5uODS (20) (4.60 mm) Det: LC DAD1B, 254 nm
Process Host: CTX0331

First Level Reviewer: fiedlerh Date: 15-May-2019 08:51:34

Compound	Det	RT (min.)	Exp RT (min.)	Dlt RT (min.)	Response	Cal Amt ug/mL	OnCol Amt ug/mL	Flags
3 HMX	1	6.661	6.650	0.011	22385	0.2500	0.2509	
7 RDX	1	7.774	7.764	0.010	27158	0.2500	0.2547	
8 2,4,6-Trinitrophenol	1	8.147	8.130	0.017	21003	0.2500	0.2507	
$ 9 1,2-Dinitrobenzene	1	8.754	8.744	0.010	34293	0.2500	0.2636	
10 1,3,5-Trinitrobenzene	1	8.914	8.904	0.010	60395	0.2500	0.2634	
11 1,3-Dinitrobenzene	1	9.581	9.564	0.017	77542	0.2503	0.2578	
12 Nitrobenzene	1	9.967	9.950	0.017	51071	0.2505	0.2595	
14 Tetryl	1	10.301	10.284	0.017	43201	0.2500	0.2572	
15 Nitroglycerin	2	10.807	10.784	0.023	183782	2.50	2.63	
16 2,4,6-Trinitrotoluene	1	11.261	11.237	0.024	56877	0.2510	0.2544	
17 4-Amino-2,6-dinitrotoluene	1	11.454	11.430	0.024	41286	0.2508	0.2542	
18 2-Amino-4,6-dinitrotoluene	1	11.747	11.717	0.030	50454	0.2508	0.2554	
19 2,6-Dinitrotoluene	1	11.874	11.850	0.024	40160	0.2508	0.2565	
20 2,4-Dinitrotoluene	1	12.081	12.050	0.031	76419	0.2505	0.2569	
21 o-Nitrotoluene	1	12.921	12.890	0.031	33377	0.2508	0.2541	
22 p-Nitrotoluene	1	13.361	13.330	0.031	28382	0.2510	0.2518	
23 m-Nitrotoluene	1	13.961	13.930	0.031	37947	0.2510	0.2559	
24 PETN	2	15.061	15.024	0.037	191368	2.50	2.61	

Reagents:

8330IntermStk_00058 Amount Added: 12.50 Units: uL

Report Date: 15-May-2019 10:58:08 Chrom Revision: 2.3 03-May-2019 15:52:00

Eurofins TestAmerica, Denver

Data File: \\chromna\Denver\ChromData\CHHPLC_X\20190514-81869.b\0514B011.D

Injection Date:	14-May-2019 17:24:22	Instrument ID:	CHHPLC_X3	Operator ID:	hkf
Lims ID:	IC MAIN L4			Worklist Smp#:	11
Client ID:					
Injection Vol:	100.0 ul	Dil. Factor:	1.0000	ALS Bottle#:	11
Method:	8330_X3	Limit Group:	GCSV - 8330		

Column: UltraCarb5uODS (20) (4.60 mm) Y Scaling: Method Defined: Scale to the Nth Largest Target: 1

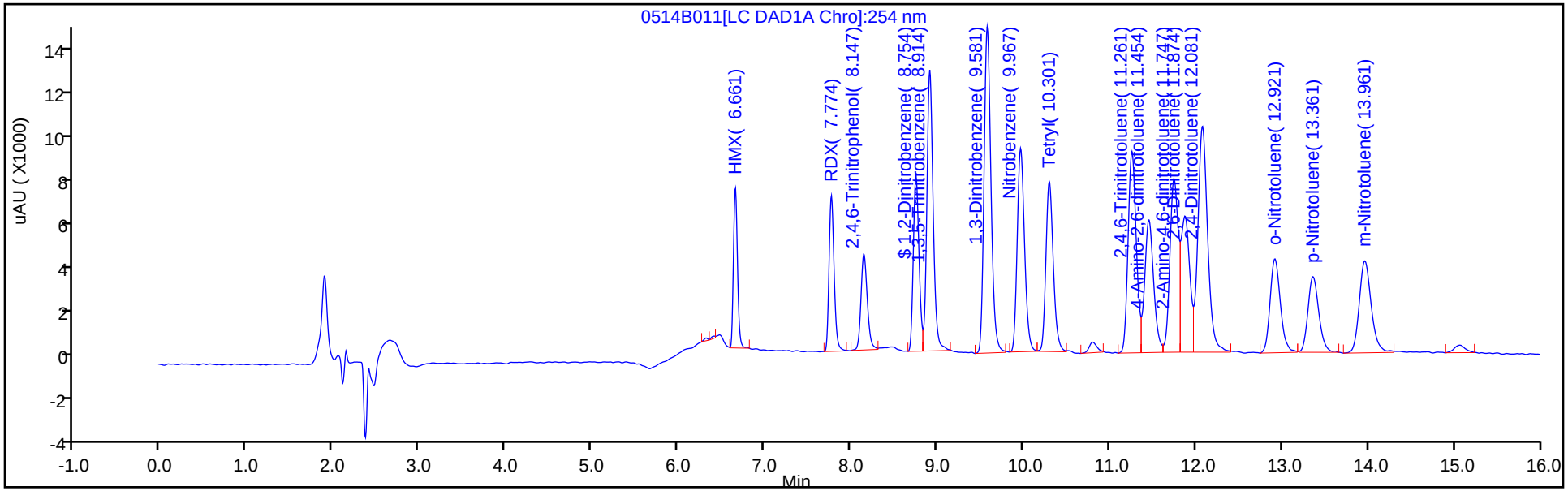

Y Scaling: Method Defined: Scale to the Nth Largest Target: 1

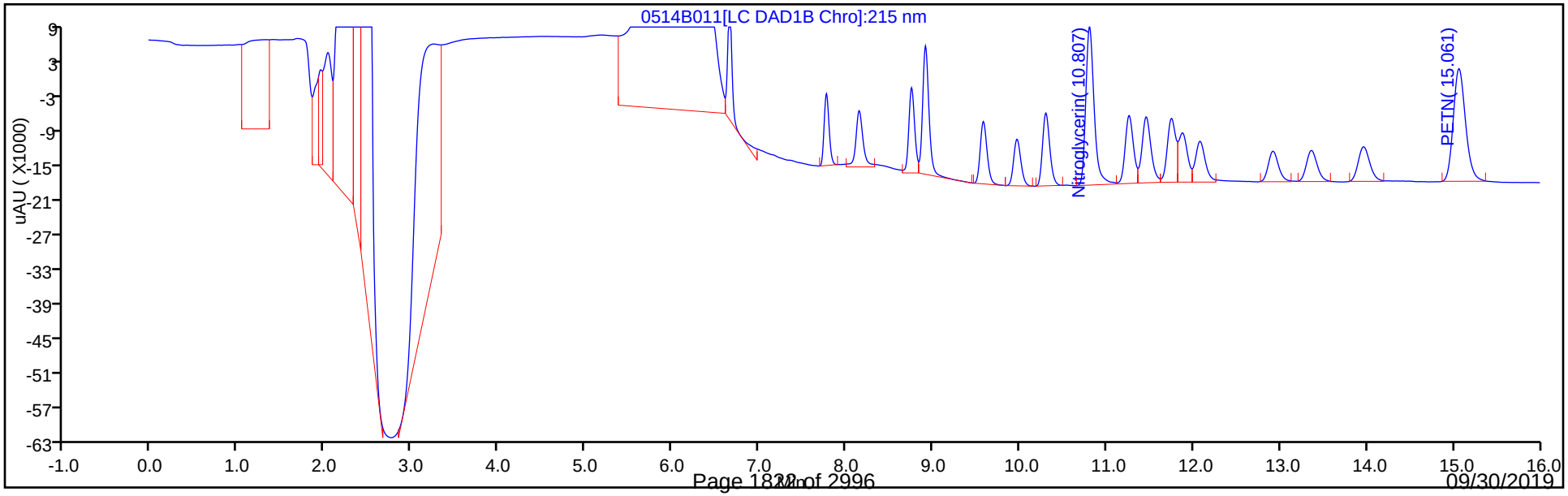

Eurofins TestAmerica, Denver
Target Compound Quantitation Report

Data File: \\chromna\Denver\ChromData\CHHPLC_X\20190514-81869.b\0514B012.D
Lims ID: IC MAIN L3
Client ID:
Sample Type: IC Calib Level: 3
Inject. Date: 14-May-2019 17:48:04 ALS Bottle#: 12 Worklist Smp#: 12
Injection Vol: 100.0 ul Dil. Factor: 1.0000
Sample Info: IC MAIN L3
Misc. Info.: 280-0081869-012
Operator ID: hkf Instrument ID: CHHPLC_X3
Sublist: chrom-8330_X3*sub9

Method: \\chromna\Denver\ChromData\CHHPLC_X\20190514-81869.b\8330_X3.m
Limit Group: GCSV - 8330
Last Update: 15-May-2019 10:58:09 Calib Date: 15-May-2019 01:42:24
Integrator: Falcon
Quant Method: External Standard Quant By: Initial Calibration
Last ICal File: \\chromna\Denver\ChromData\CHHPLC_X\20190514-81869.b\0514B032.D

Column 1 : UltraCarb5uODS (20) (4.60 mm) Det: LC DAD1B, 254 nm
Process Host: CTX0331

	Compound	Det	RT (min.)	Exp RT (min.)	Dlt RT (min.)	Response	Cal Amt ug/mL	OnCol Amt ug/mL	Flags
	3 HMX	1	6.656	6.650	0.006	8504	0.1000	0.0953	
	7 RDX	1	7.769	7.764	0.005	10190	0.1000	0.0956	
	8 2,4,6-Trinitrophenol	1	8.149	8.130	0.019	8133	0.1000	0.0971	
$	9 1,2-Dinitrobenzene	1	8.749	8.744	0.005	12484	0.1000	0.0959	
	10 1,3,5-Trinitrobenzene	1	8.909	8.904	0.005	21764	0.1000	0.0949	
	11 1,3-Dinitrobenzene	1	9.569	9.564	0.005	29775	0.1001	0.0990	
	12 Nitrobenzene	1	9.956	9.950	0.006	19444	0.1002	0.0988	
	14 Tetryl	1	10.283	10.284	-0.001	16838	0.1000	0.1003	
	15 Nitroglycerin	2	10.789	10.784	0.005	68189	1.00	0.9744	
	16 2,4,6-Trinitrotoluene	1	11.243	11.237	0.006	22414	0.1004	0.1002	
	17 4-Amino-2,6-dinitrotoluene	1	11.429	11.430	-0.001	16204	0.1003	0.0998	
	18 2-Amino-4,6-dinitrotoluene	1	11.723	11.717	0.006	19793	0.1003	0.1002	
	19 2,6-Dinitrotoluene	1	11.856	11.850	0.006	15821	0.1003	0.1010	
	20 2,4-Dinitrotoluene	1	12.056	12.050	0.006	29765	0.1002	0.1001	
	21 o-Nitrotoluene	1	12.889	12.890	-0.001	13449	0.1003	0.1024	
	22 p-Nitrotoluene	1	13.329	13.330	-0.001	11386	0.1004	0.1010	
	23 m-Nitrotoluene	1	13.929	13.930	-0.001	14726	0.1004	0.0993	
	24 PETN	2	15.016	15.024	-0.008	73478	1.00	1.00	

Reagents:

8330IntermStk_00058 Amount Added: 5.00 Units: uL

Report Date: 15-May-2019 10:58:09 Chrom Revision: 2.3 03-May-2019 15:52:00

Eurofins TestAmerica, Denver

Data File: \\chromna\Denver\ChromData\CHHPLC_X\20190514-81869.b\0514B012.D

Injection Date:	14-May-2019 17:48:04	Instrument ID:	CHHPLC_X3	Operator ID:	hkf
Lims ID:	IC MAIN L3			Worklist Smp#:	12
Client ID:					
Injection Vol:	100.0 ul	Dil. Factor:	1.0000	ALS Bottle#:	12
Method:	8330_X3	Limit Group:	GCSV - 8330		

Column: UltraCarb5uODS (20) (4.60 mm) Y Scaling: Method Defined: Scale to the Nth Largest Target: 1

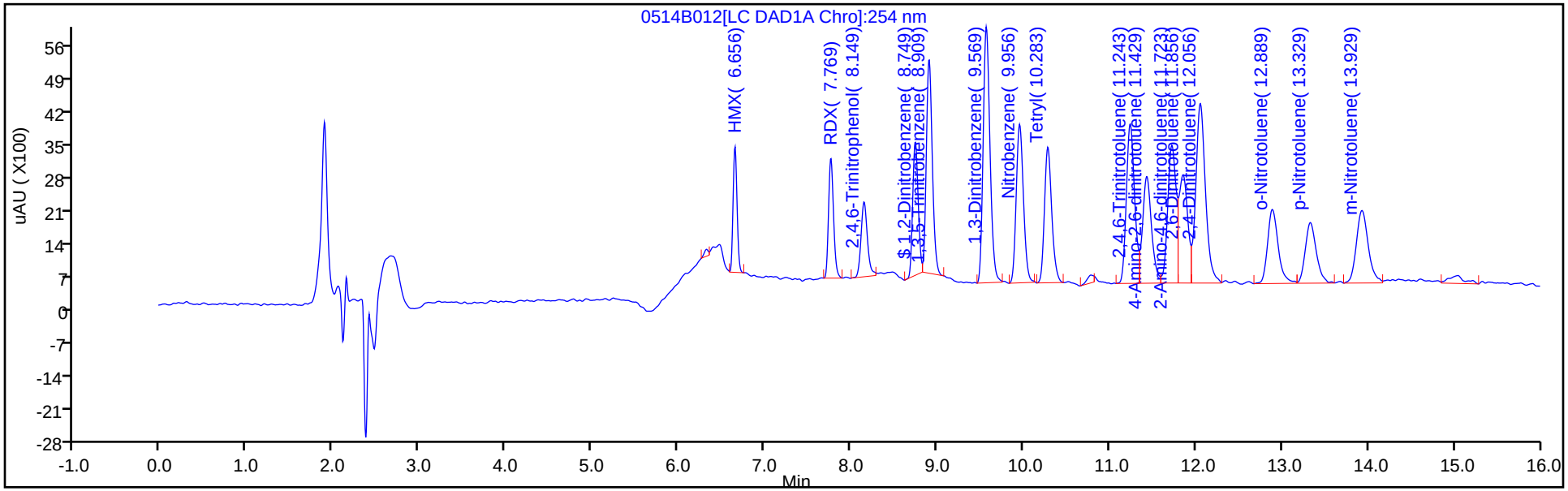

Y Scaling: Method Defined: Scale to the Nth Largest Target: 1

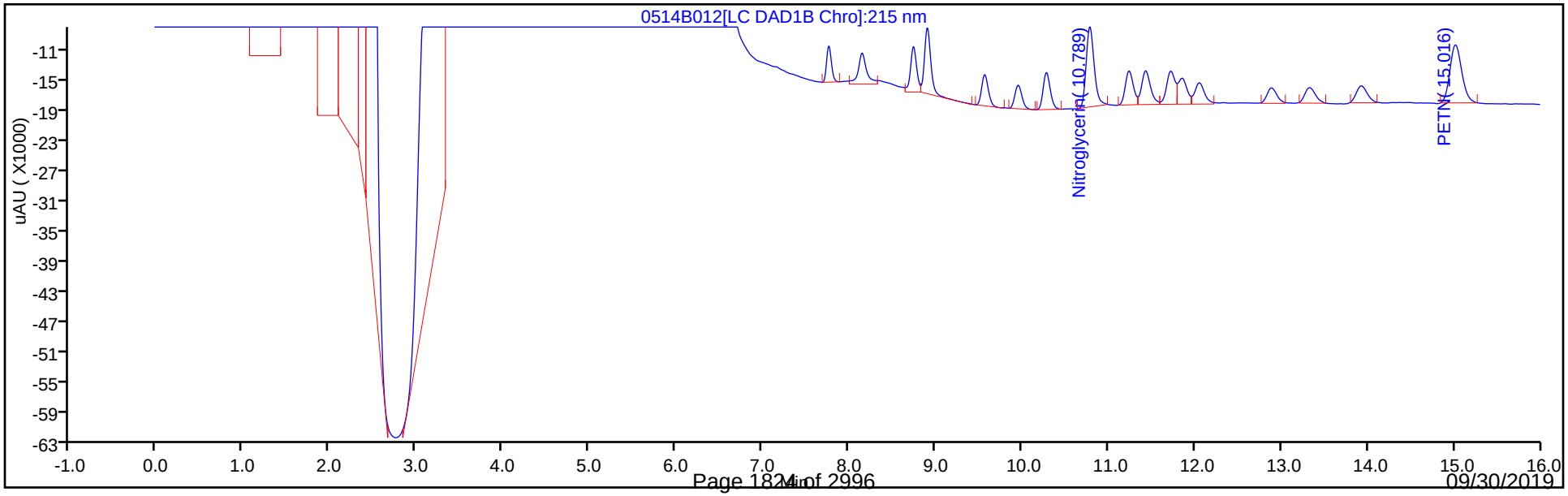

Eurofins TestAmerica, Denver
Target Compound Quantitation Report

Data File: \\chromna\Denver\ChromData\CHHPLC_X\20190514-81869.b\0514B013.D
Lims ID: IC MAIN L2
Client ID:
Sample Type: IC Calib Level: 2
Inject. Date: 14-May-2019 18:11:46 ALS Bottle#: 13 Worklist Smp#: 13
Injection Vol: 100.0 ul Dil. Factor: 1.0000
Sample Info: IC MAIN L2
Misc. Info.: 280-0081869-013
Operator ID: hkf Instrument ID: CHHPLC_X3
Sublist: chrom-8330_X3*sub9

Method: \\chromna\Denver\ChromData\CHHPLC_X\20190514-81869.b\8330_X3.m
Limit Group: GCSV - 8330
Last Update: 15-May-2019 10:58:10 Calib Date: 15-May-2019 01:42:24
Integrator: Falcon
Quant Method: External Standard Quant By: Initial Calibration
Last ICal File: \\chromna\Denver\ChromData\CHHPLC_X\20190514-81869.b\0514B032.D

Column 1 : UltraCarb5uODS (20) (4.60 mm) Det: LC DAD1B, 254 nm
Process Host: CTX0331

First Level Reviewer: fiedlerh Date: 15-May-2019 10:11:37

Compound	Det	RT (min.)	Exp RT (min.)	Dlt RT (min.)	Response	Cal Amt ug/mL	OnCol Amt ug/mL	Flags
3 HMX	1	6.655	6.650	0.005	4555	0.0500	0.0511	
7 RDX	1	7.768	7.764	0.004	5460	0.0500	0.0512	
8 2,4,6-Trinitrophenol	1	8.155	8.130	0.025	4218	0.0500	0.0503	
$ 9 1,2-Dinitrobenzene	1	8.748	8.744	0.004	6111	0.0500	0.0470	
10 1,3,5-Trinitrobenzene	1	8.908	8.904	0.004	10667	0.0500	0.0465	
11 1,3-Dinitrobenzene	1	9.568	9.564	0.004	14899	0.0501	0.0495	
12 Nitrobenzene	1	9.955	9.950	0.005	9721	0.0501	0.0494	
14 Tetryl	1	10.281	10.284	-0.003	8024	0.0500	0.0478	
15 Nitroglycerin	2	10.788	10.784	0.004	33392	0.5000	0.4772	
16 2,4,6-Trinitrotoluene	1	11.241	11.237	0.004	11556	0.0502	0.0517	
17 4-Amino-2,6-dinitrotoluene	1	11.435	11.430	0.005	8560	0.0502	0.0527	
18 2-Amino-4,6-dinitrotoluene	1	11.721	11.717	0.004	9949	0.0502	0.0504	M
19 2,6-Dinitrotoluene	1	11.848	11.850	-0.002	7983	0.0502	0.0510	M
20 2,4-Dinitrotoluene	1	12.055	12.050	0.005	15102	0.0501	0.0508	
21 o-Nitrotoluene	1	12.895	12.890	0.005	6601	0.0502	0.0503	
22 p-Nitrotoluene	1	13.341	13.330	0.011	6059	0.0502	0.0538	
23 m-Nitrotoluene	1	13.935	13.930	0.005	7637	0.0502	0.0515	
24 PETN	2	15.021	15.024	-0.003	35305	0.5000	0.4824	

QC Flag Legend

Review Flags
M - Manually Integrated

Reagents:

8330IntermStk_00058 Amount Added: 2.50 Units: uL

Report Date: 15-May-2019 10:58:10 Chrom Revision: 2.3 03-May-2019 15:52:00

Eurofins TestAmerica, Denver

Data File: \\chromna\Denver\ChromData\CHHPLC_X\20190514-81869.b\0514B013.D

Injection Date:	14-May-2019 18:11:46	Instrument ID:	CHHPLC_X3	Operator ID:	hkf
Lims ID:	IC MAIN L2			Worklist Smp#:	13
Client ID:					
Injection Vol:	100.0 ul	Dil. Factor:	1.0000	ALS Bottle#:	13
Method:	8330_X3	Limit Group:	GCSV - 8330		

Column: UltraCarb5uODS (20) (4.60 mm) Y Scaling: Method Defined: Scale to the Nth Largest Target: 1

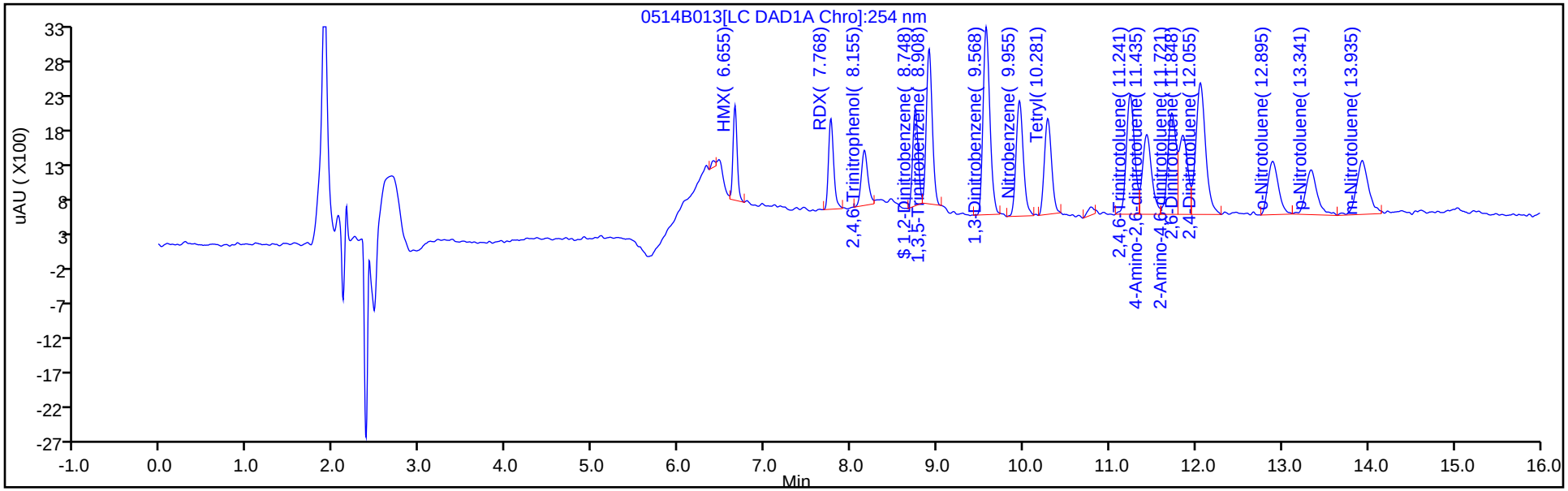

Y Scaling: Method Defined: Scale to the Nth Largest Target: 1

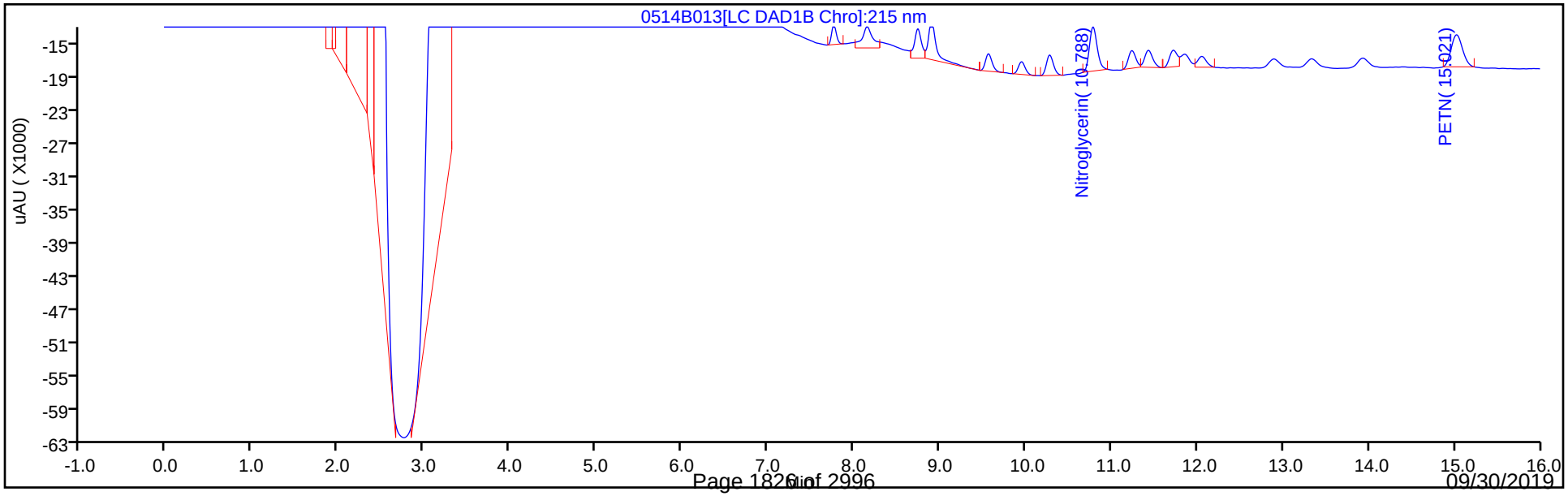

Eurofins TestAmerica, Denver
Target Compound Quantitation Report

Data File: \\chromna\Denver\ChromData\CHHPLC_X\20190514-81869.b\0514B014.D
Lims ID: IC MAIN L1
Client ID:
Sample Type: IC Calib Level: 1
Inject. Date: 14-May-2019 18:35:34 ALS Bottle#: 14 Worklist Smp#: 14
Injection Vol: 100.0 ul Dil. Factor: 1.0000
Sample Info: IC MAIN L1
Misc. Info.: 280-0081869-014
Operator ID: hkf Instrument ID: CHHPLC_X3
Sublist: chrom-8330_X3*sub9

Method: \\chromna\Denver\ChromData\CHHPLC_X\20190514-81869.b\8330_X3.m
Limit Group: GCSV - 8330
Last Update: 15-May-2019 10:58:11 Calib Date: 15-May-2019 01:42:24
Integrator: Falcon
Quant Method: External Standard Quant By: Initial Calibration
Last ICal File: \\chromna\Denver\ChromData\CHHPLC_X\20190514-81869.b\0514B032.D

Column 1 : UltraCarb5uODS (20) (4.60 mm) Det: LC DAD1B, 254 nm
Process Host: CTX0331

First Level Reviewer: fiedlerh Date: 15-May-2019 10:12:55

Compound	Det	RT (min.)	Exp RT (min.)	Dlt RT (min.)	Response	Cal Amt ug/mL	OnCol Amt ug/mL	Flags
3 HMX	1	6.657	6.650	0.007	2023	0.0200	0.0227	
7 RDX	1	7.763	7.764	-0.001	2289	0.0200	0.0215	
8 2,4,6-Trinitrophenol	1	8.157	8.130	0.027	1911	0.0200	0.0228	
$ 9 1,2-Dinitrobenzene	1	8.750	8.744	0.006	2432	0.0200	0.0187	
10 1,3,5-Trinitrobenzene	1	8.910	8.904	0.006	4505	0.0200	0.0196	
11 1,3-Dinitrobenzene	1	9.576	9.564	0.012	6022	0.0200	0.0200	
12 Nitrobenzene	1	9.963	9.950	0.013	3858	0.0200	0.0196	
14 Tetryl	1	10.296	10.284	0.012	3223	0.0200	0.0192	
15 Nitroglycerin	2	10.803	10.784	0.019	15328	0.2000	0.2190	
16 2,4,6-Trinitrotoluene	1	11.256	11.237	0.019	4729	0.0201	0.0212	
17 4-Amino-2,6-dinitrotoluene	1	11.443	11.430	0.013	3435	0.0201	0.0211	
18 2-Amino-4,6-dinitrotoluene	1	11.736	11.717	0.019	3927	0.0201	0.0199	M
19 2,6-Dinitrotoluene	1	11.870	11.850	0.020	3260	0.0201	0.0208	M
20 2,4-Dinitrotoluene	1	12.070	12.050	0.020	5923	0.0200	0.0199	
21 o-Nitrotoluene	1	12.916	12.890	0.026	2898	0.0201	0.0221	
22 p-Nitrotoluene	1	13.330	13.330	0.000	2326	0.0201	0.0206	
23 m-Nitrotoluene	1	13.943	13.930	0.013	3473	0.0201	0.0234	
24 PETN	2	15.036	15.024	0.012	13561	0.2000	0.1853	

QC Flag Legend

Review Flags
M - Manually Integrated

Reagents:

8330IntermStk_00058 Amount Added: 1.00 Units: uL

Report Date: 15-May-2019 10:58:11 Chrom Revision: 2.3 03-May-2019 15:52:00

Eurofins TestAmerica, Denver

Data File: \\chromna\Denver\ChromData\CHHPLC_X\20190514-81869.b\0514B014.D

Injection Date:	14-May-2019 18:35:34	Instrument ID:	CHHPLC_X3	Operator ID:	hkf
Lims ID:	IC MAIN L1			Worklist Smp#:	14
Client ID:					
Injection Vol:	100.0 ul	Dil. Factor:	1.0000	ALS Bottle#:	14
Method:	8330_X3	Limit Group:	GCSV - 8330		

Column: UltraCarb5uODS (20) (4.60 mm) Y Scaling: Method Defined: Scale to the Nth Largest Target: 1

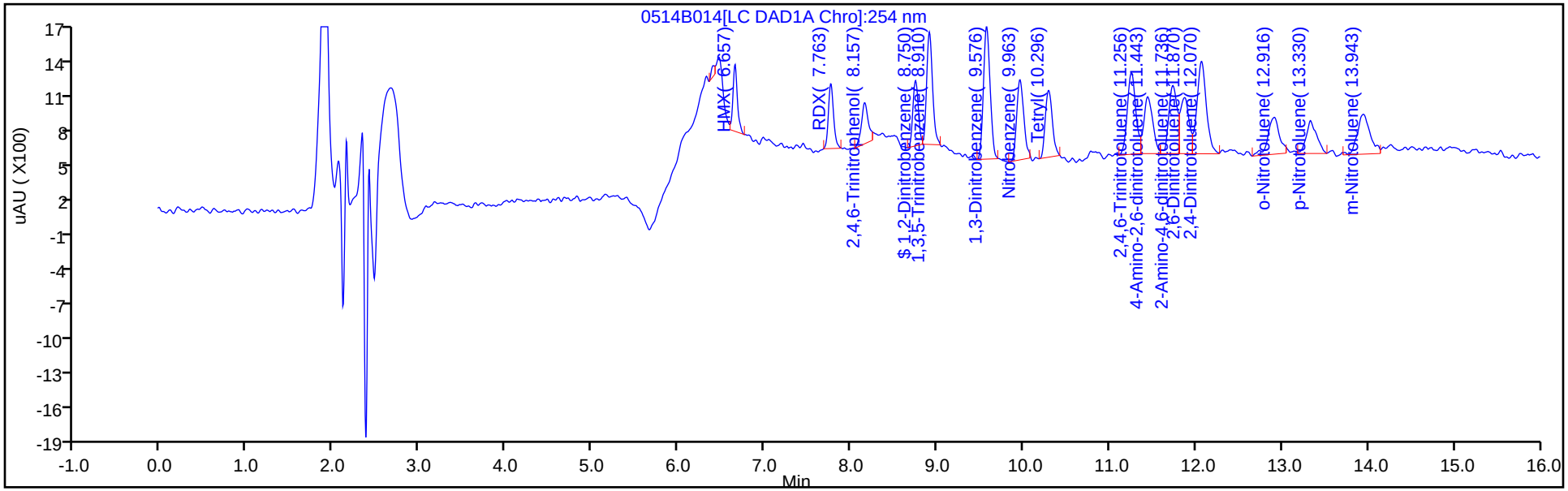

Y Scaling: Method Defined: Scale to the Nth Largest Target: 1

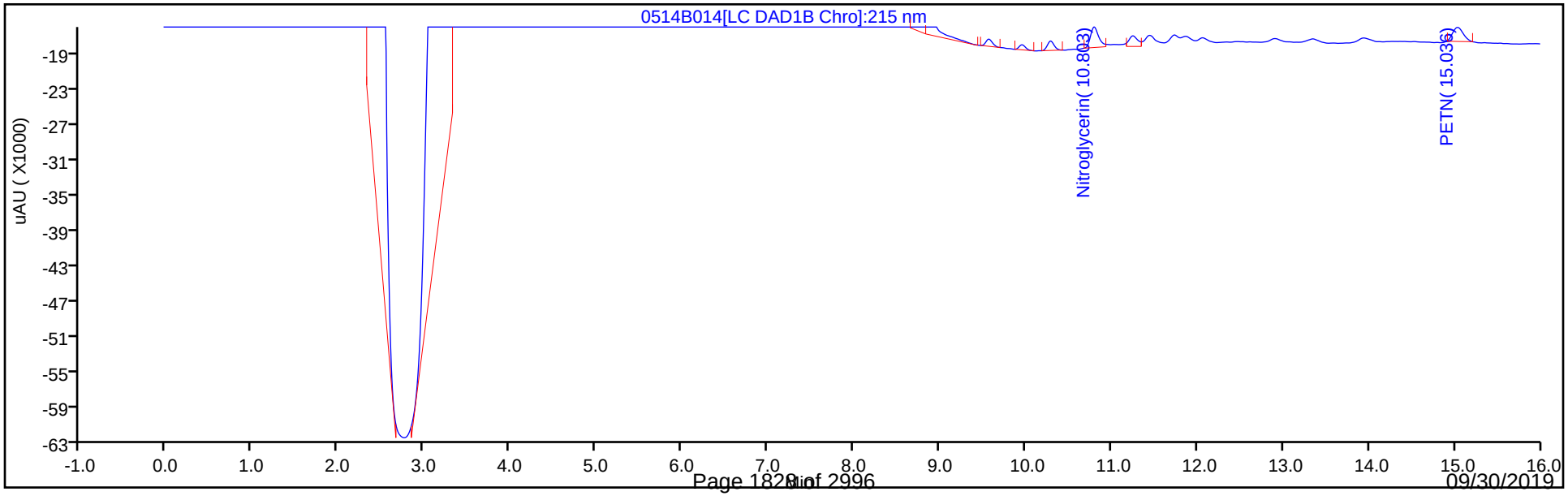

Manual Integration/User Assign Peak Report

Eurofins TestAmerica, Denver

Data File:	\\chromna\Denver\ChromData\CHHPLC_X\20190514-81869.b\0514B014.D				
Injection Date:	14-May-2019 18:35:34	Instrument ID:	CHHPLC_X3		
Lims ID:	IC MAIN L1				
Client ID:					
Operator ID:	hkf	ALS Bottle#:	14	Worklist Smp#:	14
Injection Vol:	100.0 ul	Dil. Factor:	1.0000		
Method:	8330_X3	Limit Group:	GCSV - 8330		
Column:	UltraCarb5uODS (20) (4.60 mm)	Detector	LC DAD1B, 254 nm		

18 2-Amino-4,6-dinitrotoluene, CAS: 35572-78-2

Signal: 1

Processing Integration Results

RT: 11.74
Area: 7194
Amount: 0.024800
Amount Units: ug/mL

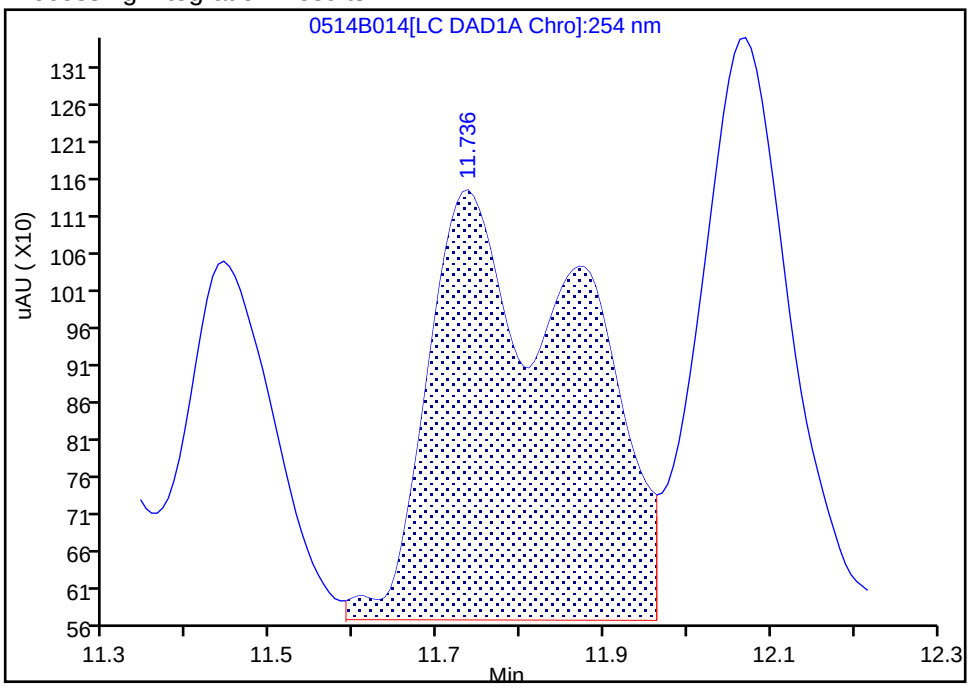

Manual Integration Results

RT: 11.74
Area: 3927
Amount: 0.019880
Amount Units: ug/mL

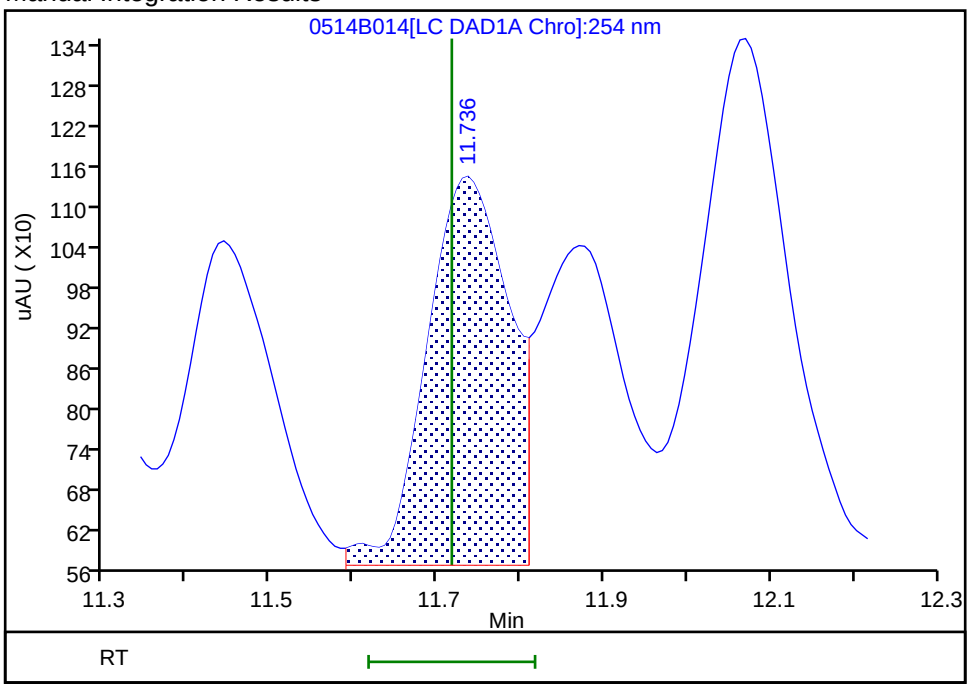

Reviewer: fiedlerh, 15-May-2019 10:11:49

Audit Action: Split an Integrated Peak Audit Reason: Baseline Smoothing

FORM VI
HPLC/IC BY EXTERNAL STANDARD - INITIAL CALIBRATION DATA
RETENTION TIME SUMMARY

Lab Name: Eurofins TestAmerica, Denver Job No.: 280-124986-1 Analy Batch No.: 458150

SDG No.:

Instrument ID: CHHPLC_X3 GC Column: UltraCarb5u ID: 4.6(mm) Heated Purge: (Y/N) N

Calibration Start Date: 05/14/2019 22:56 Calibration End Date: 05/15/2019 01:42 Calibration ID: 36356

Calibration Files:

LEVEL:	LAB SAMPLE ID:	LAB FILE ID:
Level 1	IC 280-458150/32	0514B032.D
Level 2	IC 280-458150/31	0514B031.D
Level 3	IC 280-458150/30	0514B030.D
Level 4	IC 280-458150/29	0514B029.D
Level 5	IC 280-458150/28	0514B028.D
Level 6	IC 280-458150/27	0514B027.D
Level 7	IC 280-458150/26	0514B026.D
Level 8	IC 280-458150/25	0514B025.D

ANALYTE	LVL 1	LVL 2	LVL 3	LVL 4	LVL 5	LVL 6	LVL 7	LVL 8			RT WINDOW	AVG RT
TNX	6.554	6.555	6.559	6.556	6.556	6.556	6.556	6.557			6.456 - 6.656	6.556
DNX	6.894	6.888	6.893	6.889	6.889	6.889	6.890	6.884			6.789 - 6.989	6.890
MNX	7.354	7.355	7.353	7.356	7.349	7.349	7.350	7.344			7.206 - 7.506	7.351

FORM VI
HPLC/IC BY EXTERNAL STANDARD - INITIAL CALIBRATION DATA
CURVE EVALUATION

Lab Name: Eurofins TestAmerica, Denver Job No.: 280-124986-1 Analy Batch No.: 458150

SDG No.:

Instrument ID: CHHPLC_X3 GC Column: UltraCarb5u ID: 4.6(mm) Heated Purge: (Y/N) N

Calibration Start Date: 05/14/2019 22:56 Calibration End Date: 05/15/2019 01:42 Calibration ID: 36356

Calibration Files:

LEVEL:	LAB SAMPLE ID:	LAB FILE ID:
Level 1	IC 280-458150/32	0514B032.D
Level 2	IC 280-458150/31	0514B031.D
Level 3	IC 280-458150/30	0514B030.D
Level 4	IC 280-458150/29	0514B029.D
Level 5	IC 280-458150/28	0514B028.D
Level 6	IC 280-458150/27	0514B027.D
Level 7	IC 280-458150/26	0514B026.D
Level 8	IC 280-458150/25	0514B025.D

ANALYTE	CF				CURVE TYPE	COEFFICIENT			#	MIN CF	%RSD	#	MAX %RSD	R^2 OR COD	#	MIN R^2 OR COD
	LVL 1 LVL 5	LVL 2 LVL 6	LVL 3 LVL 7	LVL 4 LVL 8		B	M1	M2								
TNX	154545 212972	183816 205213	207013 212865	204416 213938	Ave		199347.299				10.3		20.0			
DNX	144406 148329	148032 146825	156114 149647	143688 150054	Ave		148386.904				2.6		20.0			
MNX	132005 138565	138440 135687	136264 137584	135685 138073	Ave		136537.997				1.6		20.0			

Note: The M1 coefficient is the same as Ave CF for an Ave curve type.

FORM VI
HPLC/IC BY EXTERNAL STANDARD - INITIAL CALIBRATION DATA
RESPONSE AND CONCENTRATION

Lab Name: Eurofins TestAmerica, Denver Job No.: 280-124986-1 Analy Batch No.: 458150

SDG No.:

Instrument ID: CHHPLC_X3 GC Column: UltraCarb5u ID: 4.6(mm) Heated Purge: (Y/N) N

Calibration Start Date: 05/14/2019 22:56 Calibration End Date: 05/15/2019 01:42 Calibration ID: 36356

Calibration Files:

LEVEL:	LAB SAMPLE ID:	LAB FILE ID:
Level 1	IC 280-458150/32	0514B032.D
Level 2	IC 280-458150/31	0514B031.D
Level 3	IC 280-458150/30	0514B030.D
Level 4	IC 280-458150/29	0514B029.D
Level 5	IC 280-458150/28	0514B028.D
Level 6	IC 280-458150/27	0514B027.D
Level 7	IC 280-458150/26	0514B026.D
Level 8	IC 280-458150/25	0514B025.D

ANALYTE	CURVE TYPE	RESPONSE					CONCENTRATION (UG/ML)				
		LVL 1 LVL 6	LVL 2 LVL 7	LVL 3 LVL 8	LVL 4	LVL 5	LVL 1 LVL 6	LVL 2 LVL 7	LVL 3 LVL 8	LVL 4	LVL 5
TNX	Ave	3094 143793	9200 213078	20722 535379	51155	85274	0.0200 0.701	0.0501 1.00	0.100 2.50	0.250	0.400
DNX	Ave	2891 102880	7409 149797	15627 375511	35958	59391	0.0200 0.701	0.0501 1.00	0.100 2.50	0.250	0.400
MNX	Ave	3081 110843	8078 160561	15902 402829	39586	64682	0.0233 0.817	0.0584 1.17	0.117 2.92	0.292	0.467

Curve Type Legend:
Ave = Average

Eurofins TestAmerica, Denver
Target Compound Quantitation Report

Data File:	\\chromna\Denver\ChromData\CHHPLC_X\20190514-81869.b\0514B025.D				
Lims ID:	IC DMT L8				
Client ID:					
Sample Type:	IC	Calib Level:	8		
Inject. Date:	14-May-2019 22:56:27	ALS Bottle#:	25	Worklist Smp#:	25
Injection Vol:	100.0 ul	Dil. Factor:	1.0000		
Sample Info:	IC DMT L8				
Misc. Info.:	280-0081869-025				
Operator ID:	hkf	Instrument ID:	CHHPLC_X3		
Sublist:	chrom-8330_X3*sub17				
Method:	\\chromna\Denver\ChromData\CHHPLC_X\20190514-81869.b\8330_X3.m				
Limit Group:	GCSV - 8330				
Last Update:	15-May-2019 10:58:22	Calib Date:	15-May-2019 01:42:24		
Integrator:	Falcon				
Quant Method:	External Standard	Quant By:	Initial Calibration		
Last ICal File:	\\chromna\Denver\ChromData\CHHPLC_X\20190514-81869.b\0514B032.D				
Column 1 :	UltraCarb5uODS (20) (4.60 mm)		Det: LC DAD1B, 254 nm		
Process Host:	CTX0331				

Compound	Det	RT (min.)	Exp RT (min.)	Dlt RT (min.)	Response	Cal Amt ug/mL	OnCol Amt ug/mL	Flags
2 TNX	1	6.557	6.556	0.001	535379	2.50	2.69	
5 DNX	1	6.884	6.889	-0.005	375511	2.50	2.53	
6 MNX	1	7.344	7.356	-0.012	402829	2.92	2.95	

Reagents:

8330 DMT_00002 Amount Added: 125.00 Units: uL

Report Date: 15-May-2019 10:58:23 Chrom Revision: 2.3 03-May-2019 15:52:00

Eurofins TestAmerica, Denver

Data File: \\chromna\Denver\ChromData\CHHPLC_X\20190514-81869.b\0514B025.D

Injection Date:	14-May-2019 22:56:27	Instrument ID:	CHHPLC_X3	Operator ID:	hkf
Lims ID:	IC DMT L8			Worklist Smp#:	25
Client ID:					
Injection Vol:	100.0 ul	Dil. Factor:	1.0000	ALS Bottle#:	25
Method:	8330_X3	Limit Group:	GCSV - 8330		

Column: UltraCarb5uODS (20) (4.60 mm) Y Scaling: Method Defined: Scale to the Nth Largest Target: 1

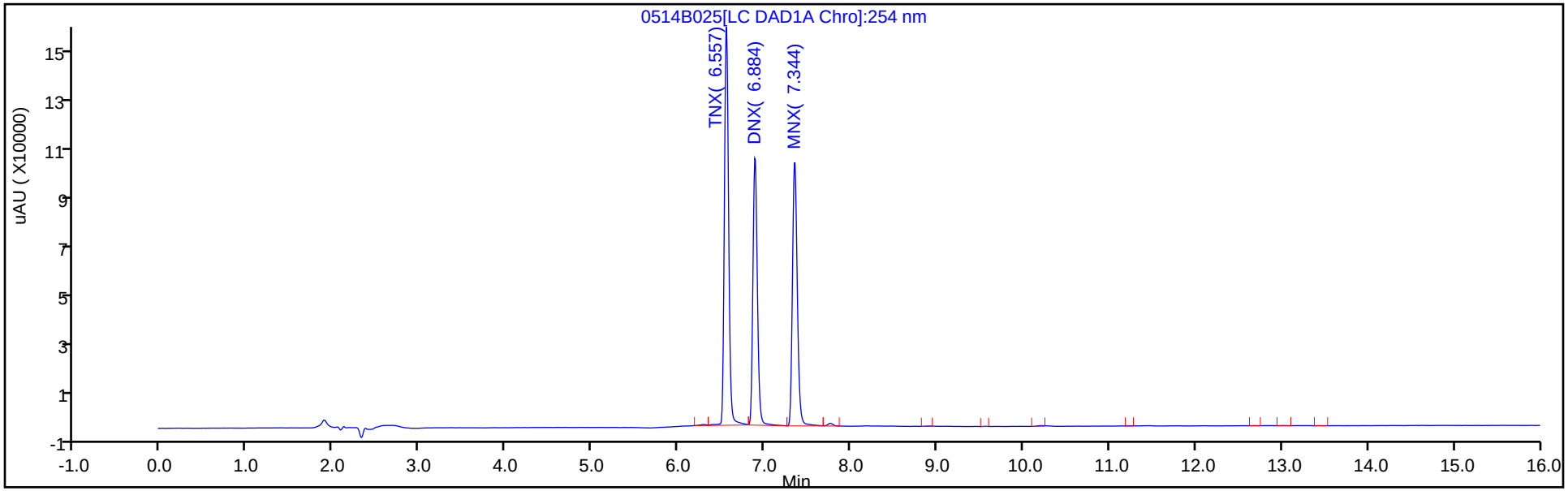

Y Scaling: Method Defined: Scale to the Nth Largest Target: 1

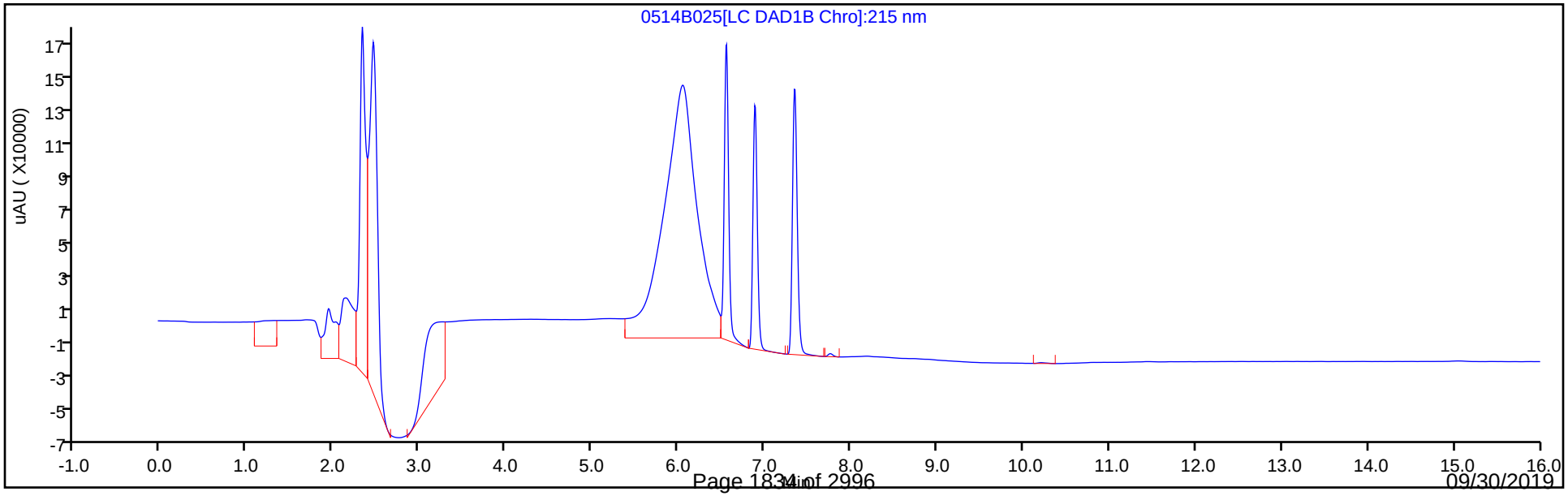

Eurofins TestAmerica, Denver
Target Compound Quantitation Report

Data File:	\\chromna\Denver\ChromData\CHHPLC_X\20190514-81869.b\0514B026.D				
Lims ID:	IC DMT L7				
Client ID:					
Sample Type:	IC	Calib Level:	7		
Inject. Date:	14-May-2019 23:20:08	ALS Bottle#:	26	Worklist Smp#:	26
Injection Vol:	100.0 ul	Dil. Factor:	1.0000		
Sample Info:	IC DMT L7				
Misc. Info.:	280-0081869-026				
Operator ID:	hkf	Instrument ID:	CHHPLC_X3		
Sublist:	chrom-8330_X3*sub17				
Method:	\\chromna\Denver\ChromData\CHHPLC_X\20190514-81869.b\8330_X3.m				
Limit Group:	GCSV - 8330				
Last Update:	15-May-2019 10:58:24	Calib Date:	15-May-2019 01:42:24		
Integrator:	Falcon				
Quant Method:	External Standard	Quant By:	Initial Calibration		
Last ICal File:	\\chromna\Denver\ChromData\CHHPLC_X\20190514-81869.b\0514B032.D				
Column 1 :	UltraCarb5uODS (20) (4.60 mm)		Det: LC DAD1B, 254 nm		
Process Host:	CTX0331				

Compound	Det	RT (min.)	Exp RT (min.)	Dlt RT (min.)	Response	Cal Amt ug/mL	OnCol Amt ug/mL	Flags
2 TNX	1	6.556	6.556	0.000	213078	1.00	1.07	
5 DNX	1	6.890	6.889	0.001	149797	1.00	1.01	
6 MNX	1	7.350	7.356	-0.006	160561	1.17	1.18	

Reagents:

8330 DMT_00002 Amount Added: 50.00 Units: uL

Report Date: 15-May-2019 10:58:24 Chrom Revision: 2.3 03-May-2019 15:52:00

Eurofins TestAmerica, Denver

Data File: \\chromna\Denver\ChromData\CHHPLC_X\20190514-81869.b\0514B026.D

Injection Date:	14-May-2019 23:20:08	Instrument ID:	CHHPLC_X3	Operator ID:	hkf
Lims ID:	IC DMT L7			Worklist Smp#:	26
Client ID:					
Injection Vol:	100.0 ul	Dil. Factor:	1.0000	ALS Bottle#:	26
Method:	8330_X3	Limit Group:	GCSV - 8330		

Column: UltraCarb5uODS (20) (4.60 mm) Y Scaling: Method Defined: Scale to the Nth Largest Target: 1

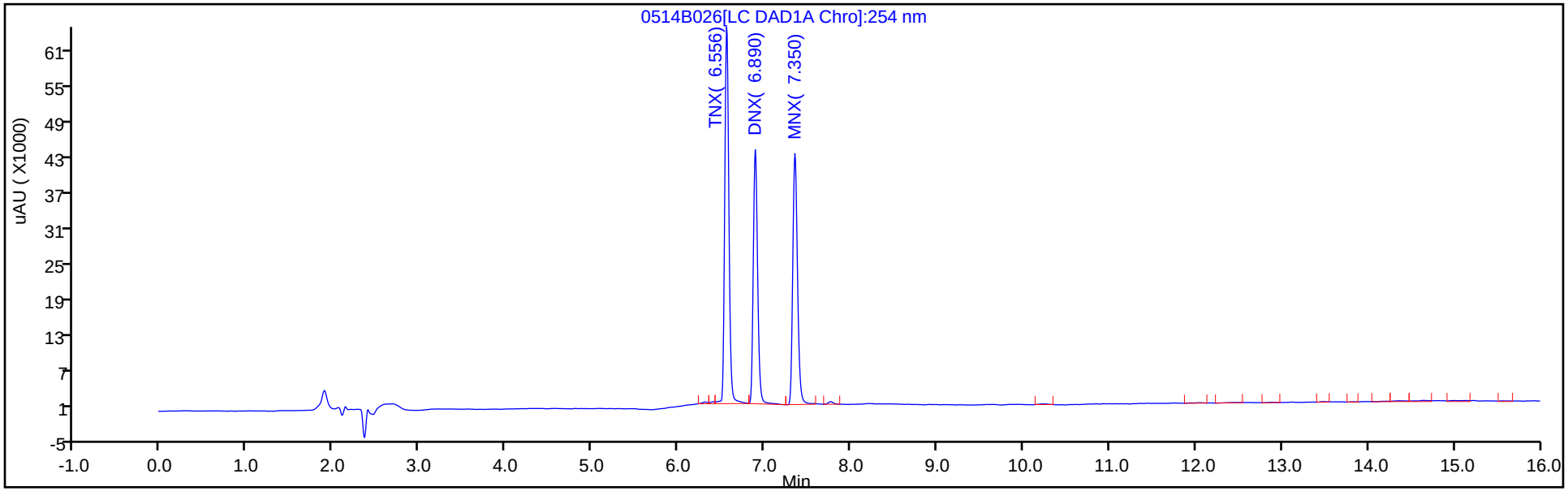

Y Scaling: Method Defined: Scale to the Nth Largest Target: 1

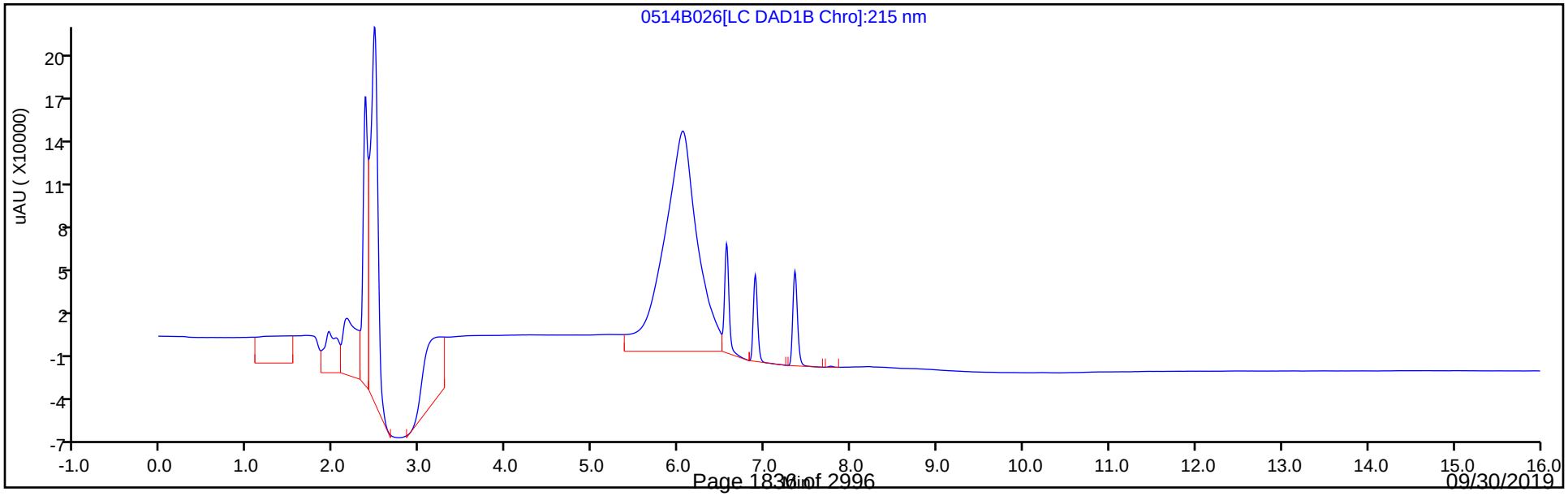

Eurofins TestAmerica, Denver
Target Compound Quantitation Report

Data File: \\chromna\Denver\ChromData\CHHPLC_X\20190514-81869.b\0514B027.D
Lims ID: IC DMT L6
Client ID:
Sample Type: IC Calib Level: 6
Inject. Date: 14-May-2019 23:43:50 ALS Bottle#: 27 Worklist Smp#: 27
Injection Vol: 100.0 ul Dil. Factor: 1.0000
Sample Info: IC DMT L6
Misc. Info.: 280-0081869-027
Operator ID: hkf Instrument ID: CHHPLC_X3
Sublist: chrom-8330_X3*sub17

Method: \\chromna\Denver\ChromData\CHHPLC_X\20190514-81869.b\8330_X3.m
Limit Group: GCSV - 8330
Last Update: 15-May-2019 10:58:25 Calib Date: 15-May-2019 01:42:24
Integrator: Falcon
Quant Method: External Standard Quant By: Initial Calibration
Last ICal File: \\chromna\Denver\ChromData\CHHPLC_X\20190514-81869.b\0514B032.D

Column 1 : UltraCarb5uODS (20) (4.60 mm) Det: LC DAD1B, 254 nm
Process Host: CTX0331

Compound	Det	RT (min.)	Exp RT (min.)	Dlt RT (min.)	Response	Cal Amt ug/mL	OnCol Amt ug/mL	Flags
2 TNX	1	6.556	6.556	0.000	143793	0.7007	0.7213	
5 DNX	1	6.889	6.889	0.000	102880	0.7007	0.6933	
6 MNX	1	7.349	7.356	-0.007	110843	0.8169	0.8118	

Reagents:

8330 DMT_00002 Amount Added: 35.00 Units: uL

Report Date: 15-May-2019 10:58:26 Chrom Revision: 2.3 03-May-2019 15:52:00

Eurofins TestAmerica, Denver

Data File: \\chromna\Denver\ChromData\CHHPLC_X\20190514-81869.b\0514B027.D

Injection Date:	14-May-2019 23:43:50	Instrument ID:	CHHPLC_X3	Operator ID:	hkf
Lims ID:	IC DMT L6			Worklist Smp#:	27
Client ID:					
Injection Vol:	100.0 ul	Dil. Factor:	1.0000	ALS Bottle#:	27
Method:	8330_X3	Limit Group:	GCSV - 8330		

Column: UltraCarb5uODS (20) (4.60 mm) Y Scaling: Method Defined: Scale to the Nth Largest Target: 1

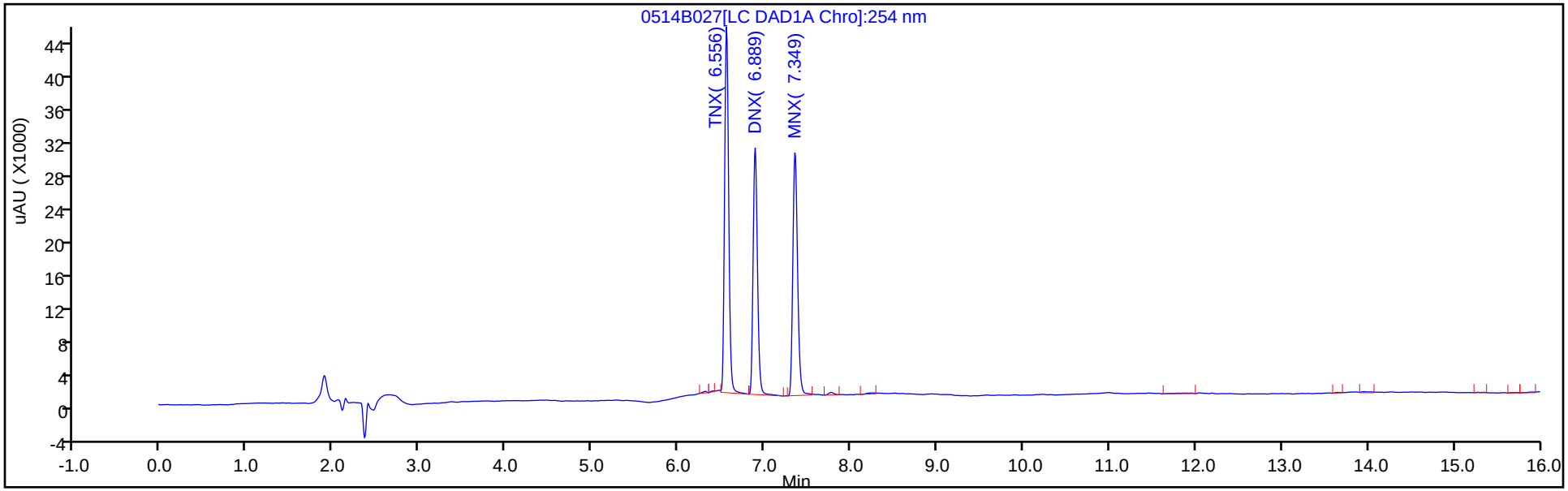

Y Scaling: Method Defined: Scale to the Nth Largest Target: 1

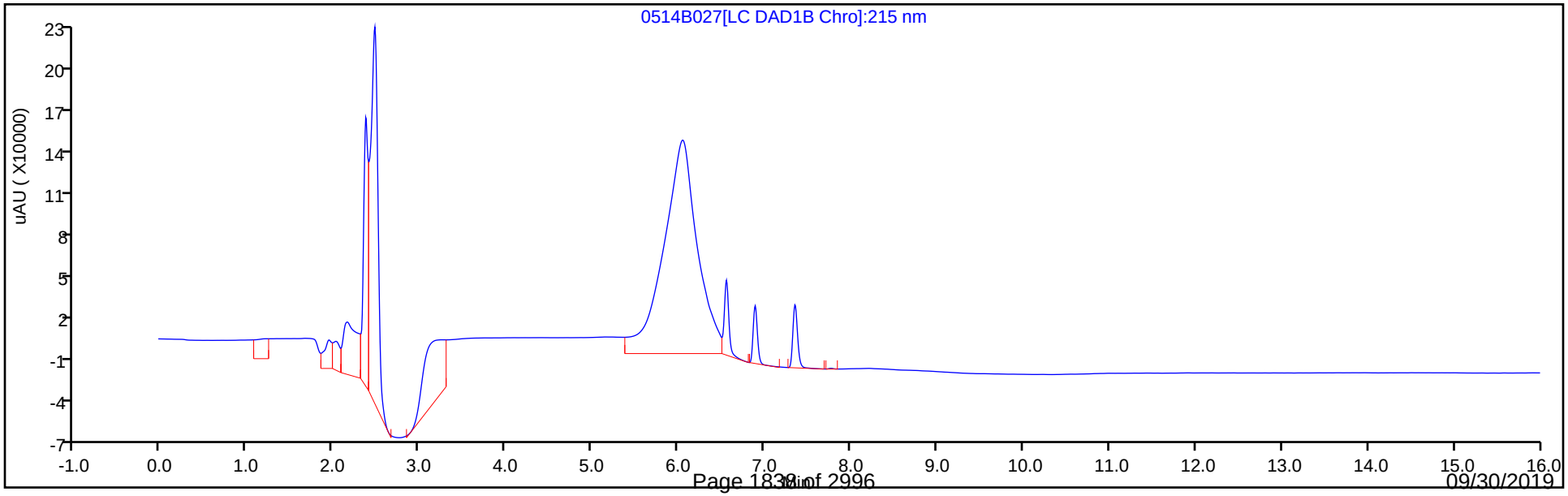

Eurofins TestAmerica, Denver
Target Compound Quantitation Report

Data File:	\\chromna\Denver\ChromData\CHHPLC_X\20190514-81869.b\0514B028.D				
Lims ID:	IC DMT L5				
Client ID:					
Sample Type:	IC	Calib Level:	5		
Inject. Date:	15-May-2019 00:07:31	ALS Bottle#:	28	Worklist Smp#:	28
Injection Vol:	100.0 ul	Dil. Factor:	1.0000		
Sample Info:	IC DMT L5				
Misc. Info.:	280-0081869-028				
Operator ID:	hkf	Instrument ID:	CHHPLC_X3		
Sublist:	chrom-8330_X3*sub17				
Method:	\\chromna\Denver\ChromData\CHHPLC_X\20190514-81869.b\8330_X3.m				
Limit Group:	GCSV - 8330				
Last Update:	15-May-2019 10:58:26	Calib Date:	15-May-2019 01:42:24		
Integrator:	Falcon				
Quant Method:	External Standard	Quant By:	Initial Calibration		
Last ICal File:	\\chromna\Denver\ChromData\CHHPLC_X\20190514-81869.b\0514B032.D				
Column 1 :	UltraCarb5uODS (20) (4.60 mm)		Det: LC DAD1B, 254 nm		
Process Host:	CTX0331				

Compound	Det	RT (min.)	Exp RT (min.)	Dlt RT (min.)	Response	Cal Amt ug/mL	OnCol Amt ug/mL	Flags
2 TNX	1	6.556	6.556	0.000	85274	0.4004	0.4278	
5 DNX	1	6.889	6.889	0.000	59391	0.4004	0.4002	
6 MNX	1	7.349	7.356	-0.007	64682	0.4668	0.4737	

Reagents:

8330 DMT_00002 Amount Added: 20.00 Units: uL

Report Date: 15-May-2019 10:58:27 Chrom Revision: 2.3 03-May-2019 15:52:00

Eurofins TestAmerica, Denver

Data File: \\chromna\Denver\ChromData\CHHPLC_X\20190514-81869.b\0514B028.D

Injection Date:	15-May-2019 00:07:31	Instrument ID:	CHHPLC_X3	Operator ID:	hkf
Lims ID:	IC DMT L5			Worklist Smp#:	28
Client ID:					
Injection Vol:	100.0 ul	Dil. Factor:	1.0000	ALS Bottle#:	28
Method:	8330_X3	Limit Group:	GCSV - 8330		

Column: UltraCarb5uODS (20) (4.60 mm) Y Scaling: Method Defined: Scale to the Nth Largest Target: 1

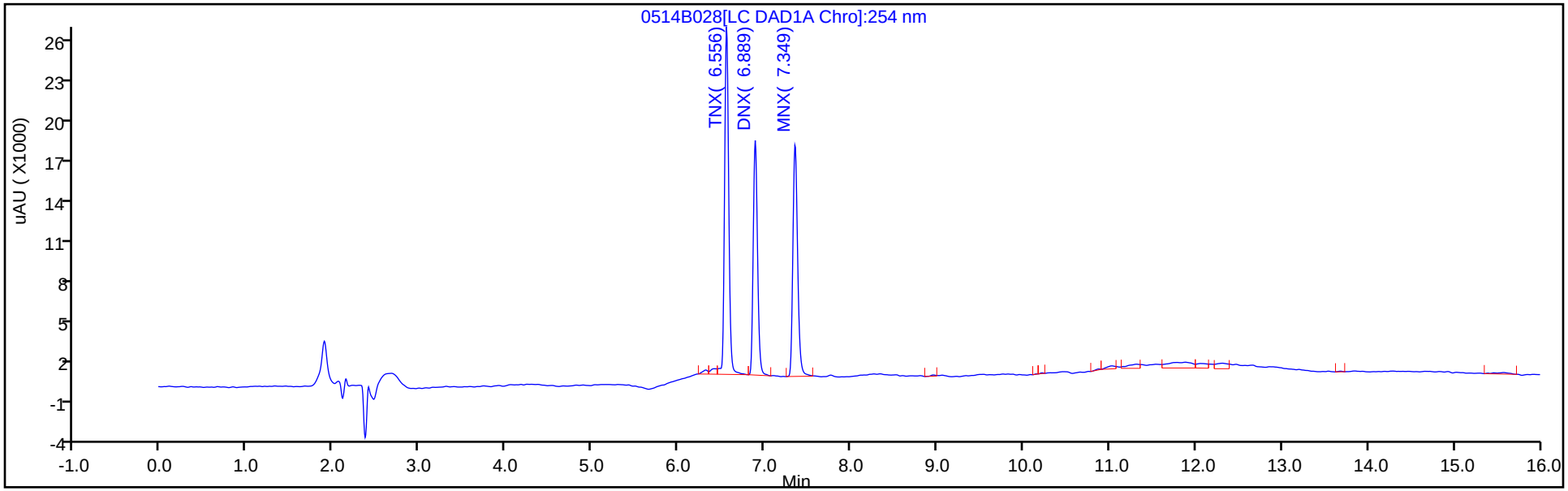

Y Scaling: Method Defined: Scale to the Nth Largest Target: 1

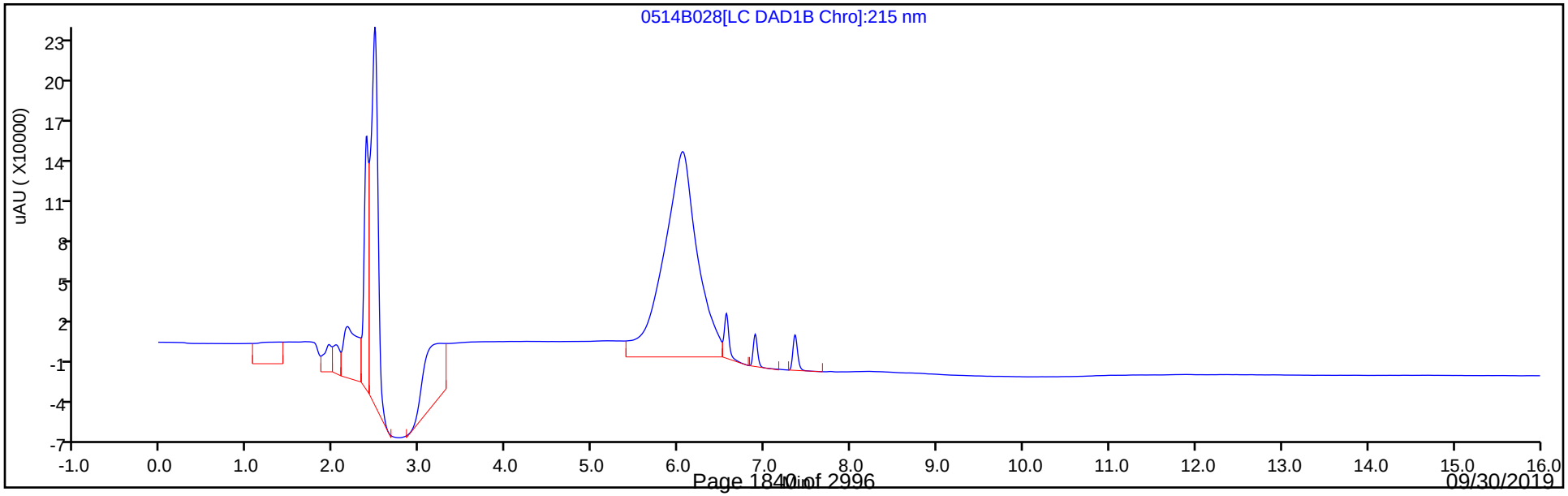

Eurofins TestAmerica, Denver
Target Compound Quantitation Report

Data File: \\chromna\Denver\ChromData\CHHPLC_X\20190514-81869.b\0514B029.D
Lims ID: IC DMT L4
Client ID:
Sample Type: IC Calib Level: 4
Inject. Date: 15-May-2019 00:31:14 ALS Bottle#: 29 Worklist Smp#: 29
Injection Vol: 100.0 ul Dil. Factor: 1.0000
Sample Info: IC DMT L4
Misc. Info.: 280-0081869-029
Operator ID: hkf Instrument ID: CHHPLC_X3
Sublist: chrom-8330_X3*sub17

Method: \\chromna\Denver\ChromData\CHHPLC_X\20190514-81869.b\8330_X3.m
Limit Group: GCSV - 8330
Last Update: 15-May-2019 10:58:27 Calib Date: 15-May-2019 01:42:24
Integrator: Falcon
Quant Method: External Standard Quant By: Initial Calibration
Last ICal File: \\chromna\Denver\ChromData\CHHPLC_X\20190514-81869.b\0514B032.D

Column 1 : UltraCarb5uODS (20) (4.60 mm) Det: LC DAD1B, 254 nm
Process Host: CTX0331

First Level Reviewer: fiedlerh Date: 15-May-2019 10:08:24

Compound	Det	RT (min.)	Exp RT (min.)	Dlt RT (min.)	Response	Cal Amt ug/mL	OnCol Amt ug/mL	Flags
2 TNX	1	6.556	6.556	0.000	51155	0.2503	0.2566	
5 DNX	1	6.889	6.889	0.000	35958	0.2503	0.2423	
6 MNX	1	7.356	7.356	0.000	39586	0.2918	0.2899	

Reagents:

8330 DMT_00002 Amount Added: 12.50 Units: uL

Report Date: 15-May-2019 10:58:28 Chrom Revision: 2.3 03-May-2019 15:52:00

Eurofins TestAmerica, Denver

Data File: \\chromna\Denver\ChromData\CHHPLC_X\20190514-81869.b\0514B029.D

Injection Date:	15-May-2019 00:31:14	Instrument ID:	CHHPLC_X3	Operator ID:	hkf
Lims ID:	IC DMT L4			Worklist Smp#:	29
Client ID:					
Injection Vol:	100.0 ul	Dil. Factor:	1.0000	ALS Bottle#:	29
Method:	8330_X3	Limit Group:	GCSV - 8330		

Column: UltraCarb5uODS (20) (4.60 mm) Y Scaling: Method Defined: Scale to the Nth Largest Target: 1

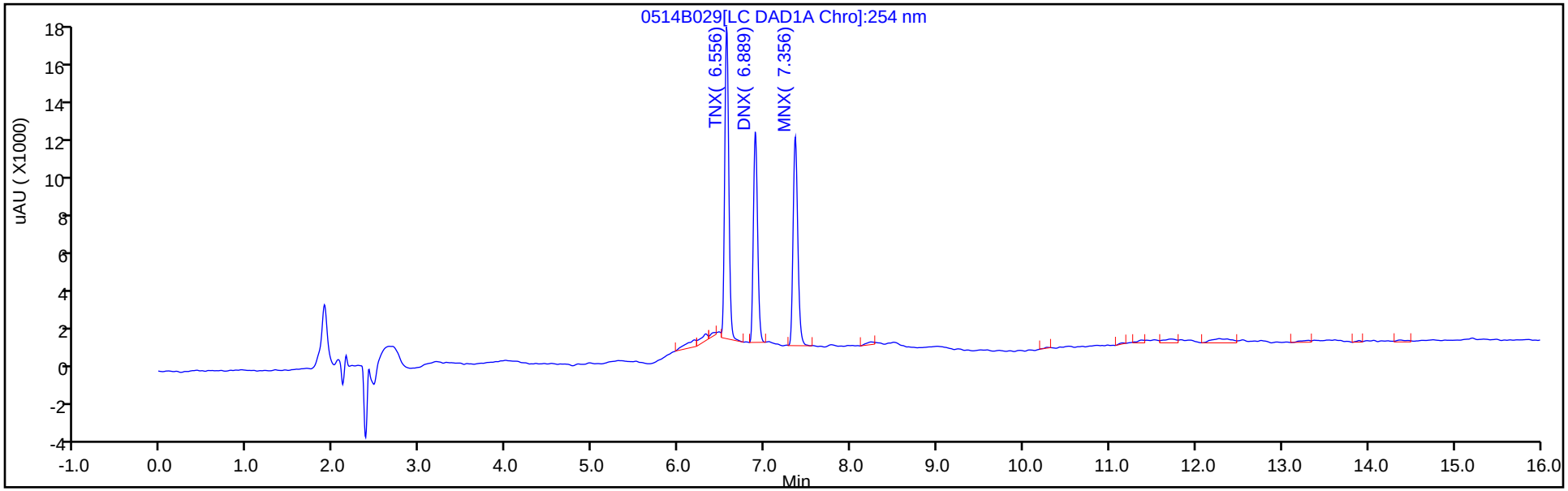

Y Scaling: Method Defined: Scale to the Nth Largest Target: 1

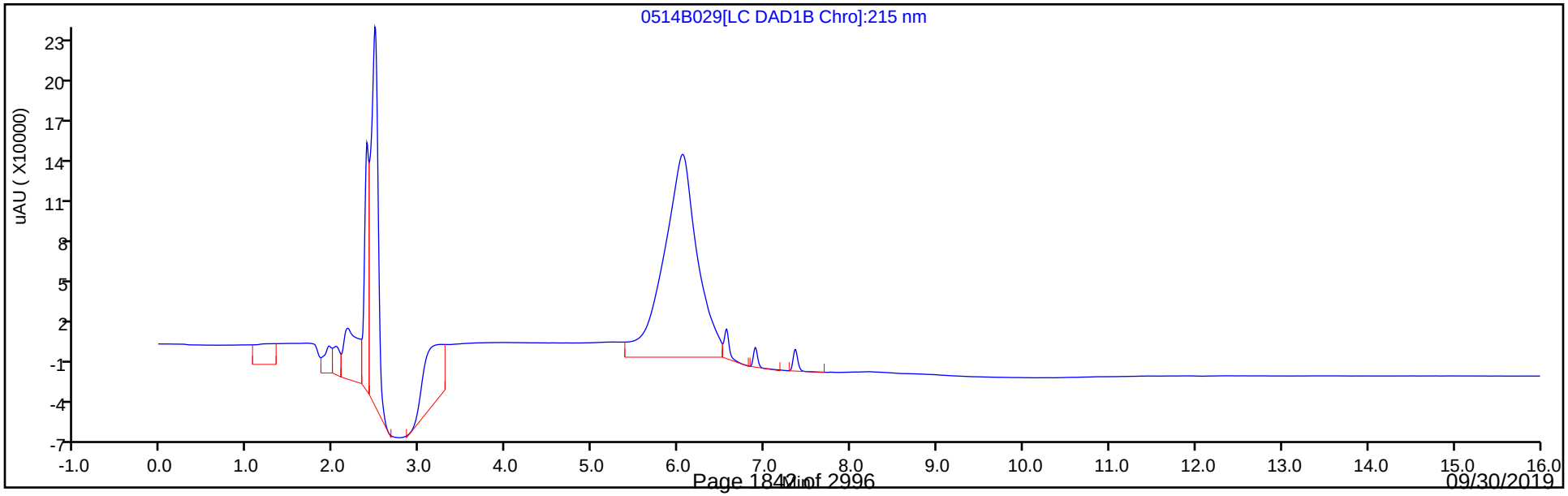

Eurofins TestAmerica, Denver
Target Compound Quantitation Report

Data File:	\\chromna\Denver\ChromData\CHHPLC_X\20190514-81869.b\0514B030.D				
Lims ID:	IC DMT L3				
Client ID:					
Sample Type:	IC	Calib Level:	3		
Inject. Date:	15-May-2019 00:54:58	ALS Bottle#:	30	Worklist Smp#:	30
Injection Vol:	100.0 ul	Dil. Factor:	1.0000		
Sample Info:	IC DMT L3				
Misc. Info.:	280-0081869-030				
Operator ID:	hkf	Instrument ID:	CHHPLC_X3		
Sublist:	chrom-8330_X3*sub17				
Method:	\\chromna\Denver\ChromData\CHHPLC_X\20190514-81869.b\8330_X3.m				
Limit Group:	GCSV - 8330				
Last Update:	15-May-2019 10:58:28	Calib Date:	15-May-2019 01:42:24		
Integrator:	Falcon				
Quant Method:	External Standard	Quant By:	Initial Calibration		
Last ICal File:	\\chromna\Denver\ChromData\CHHPLC_X\20190514-81869.b\0514B032.D				
Column 1 :	UltraCarb5uODS (20) (4.60 mm)		Det: LC DAD1B, 254 nm		
Process Host:	CTX0331				

Compound	Det	RT (min.)	Exp RT (min.)	Dlt RT (min.)	Response	Cal Amt ug/mL	OnCol Amt ug/mL	Flags
2 TNX	1	6.559	6.556	0.003	20722	0.1001	0.1039	
5 DNX	1	6.893	6.889	0.004	15627	0.1001	0.1053	
6 MNX	1	7.353	7.356	-0.003	15902	0.1167	0.1165	

Reagents:

8330 DMT_00002 Amount Added: 5.00 Units: uL

Report Date: 15-May-2019 10:58:29 Chrom Revision: 2.3 03-May-2019 15:52:00

Eurofins TestAmerica, Denver

Data File: \\chromna\Denver\ChromData\CHHPLC_X\20190514-81869.b\0514B030.D

Injection Date:	15-May-2019 00:54:58	Instrument ID:	CHHPLC_X3	Operator ID:	hkf
Lims ID:	IC DMT L3			Worklist Smp#:	30
Client ID:					
Injection Vol:	100.0 ul	Dil. Factor:	1.0000	ALS Bottle#:	30
Method:	8330_X3	Limit Group:	GCSV - 8330		

Column: UltraCarb5uODS (20) (4.60 mm) Y Scaling: Method Defined: Scale to the Nth Largest Target: 1

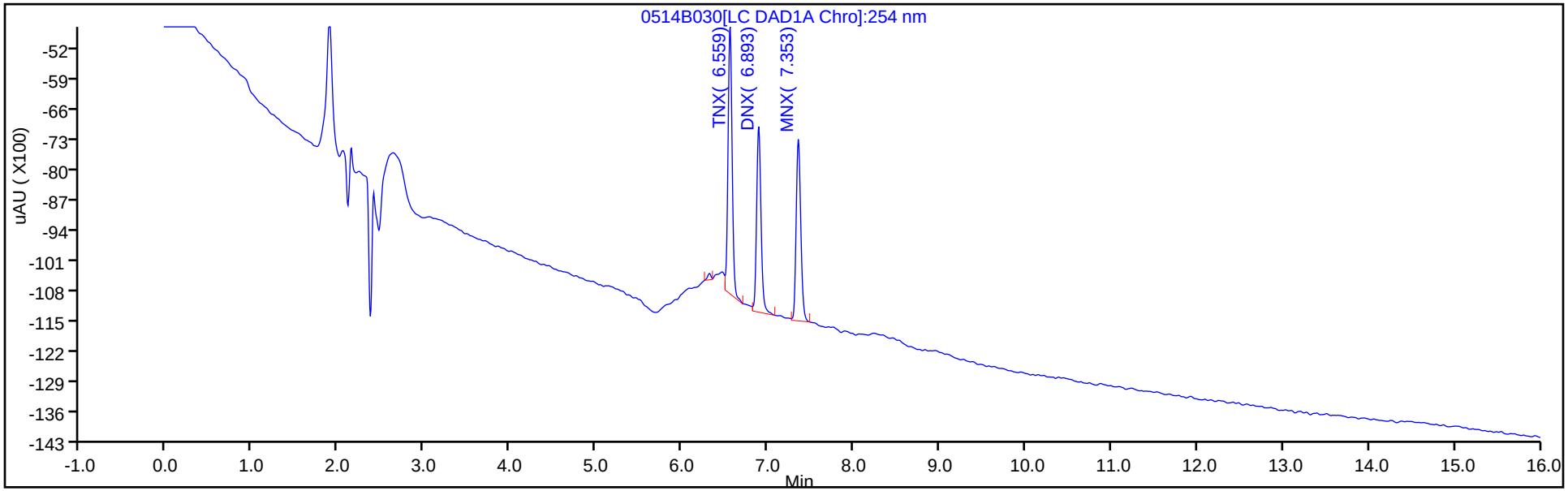

Y Scaling: Method Defined: Scale to the Nth Largest Target: 1

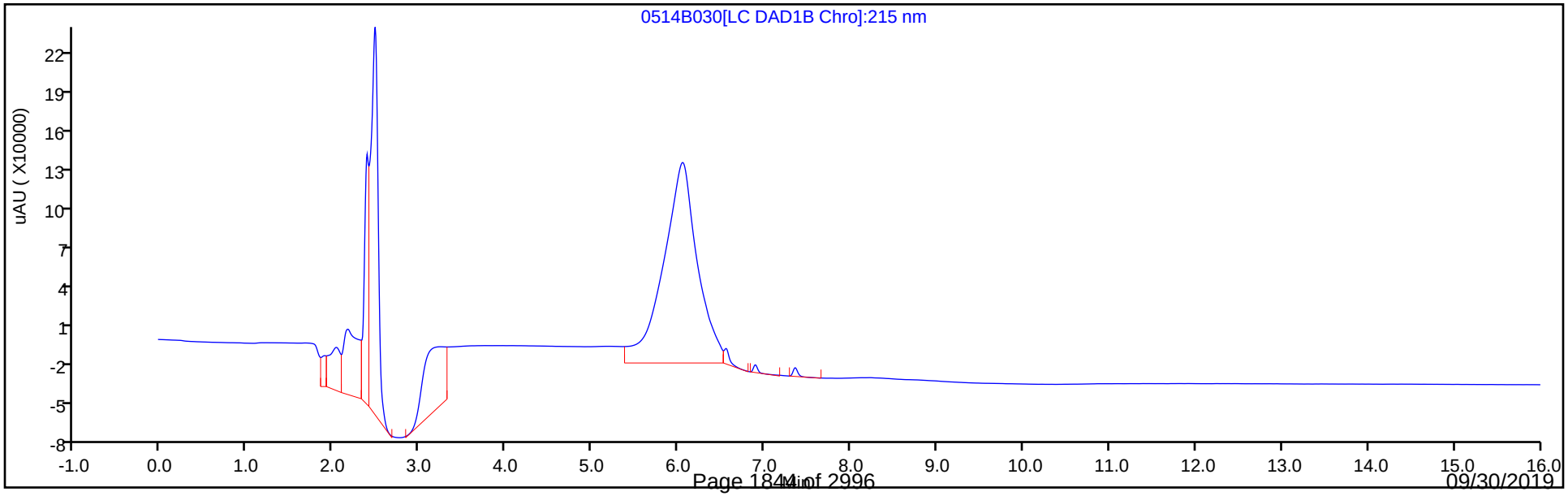

Eurofins TestAmerica, Denver
Target Compound Quantitation Report

Data File: \\chromna\Denver\ChromData\CHHPLC_X\20190514-81869.b\0514B031.D
Lims ID: IC DMT L2
Client ID:
Sample Type: IC Calib Level: 2
Inject. Date: 15-May-2019 01:18:42 ALS Bottle#: 31 Worklist Smp#: 31
Injection Vol: 100.0 ul Dil. Factor: 1.0000
Sample Info: IC DMT L2
Misc. Info.: 280-0081869-031
Operator ID: hkf Instrument ID: CHHPLC_X3
Sublist: chrom-8330_X3*sub17

Method: \\chromna\Denver\ChromData\CHHPLC_X\20190514-81869.b\8330_X3.m
Limit Group: GCSV - 8330
Last Update: 15-May-2019 10:58:29 Calib Date: 15-May-2019 01:42:24
Integrator: Falcon
Quant Method: External Standard Quant By: Initial Calibration
Last ICal File: \\chromna\Denver\ChromData\CHHPLC_X\20190514-81869.b\0514B032.D

Column 1 : UltraCarb5uODS (20) (4.60 mm) Det: LC DAD1B, 254 nm
Process Host: CTX0331

First Level Reviewer: fiedlerh Date: 15-May-2019 10:23:43

Compound	Det	RT (min.)	Exp RT (min.)	Dlt RT (min.)	Response	Cal Amt ug/mL	OnCol Amt ug/mL	Flags
2 TNX	1	6.555	6.556	-0.001	9200	0.0501	0.0462	M
5 DNX	1	6.888	6.889	-0.001	7409	0.0501	0.0499	
6 MNX	1	7.355	7.356	-0.001	8078	0.0584	0.0592	

QC Flag Legend

Review Flags
M - Manually Integrated

Reagents:

8330 DMT_00002 Amount Added: 2.50 Units: uL

Report Date: 15-May-2019 10:58:30 Chrom Revision: 2.3 03-May-2019 15:52:00

Eurofins TestAmerica, Denver

Data File: \\chromna\Denver\ChromData\CHHPLC_X\20190514-81869.b\0514B031.D

Injection Date:	15-May-2019 01:18:42	Instrument ID:	CHHPLC_X3	Operator ID:	hkf
Lims ID:	IC DMT L2			Worklist Smp#:	31
Client ID:					
Injection Vol:	100.0 ul	Dil. Factor:	1.0000	ALS Bottle#:	31
Method:	8330_X3	Limit Group:	GCSV - 8330		

Column: UltraCarb5uODS (20) (4.60 mm) Y Scaling: Method Defined: Scale to the Nth Largest Target: 1

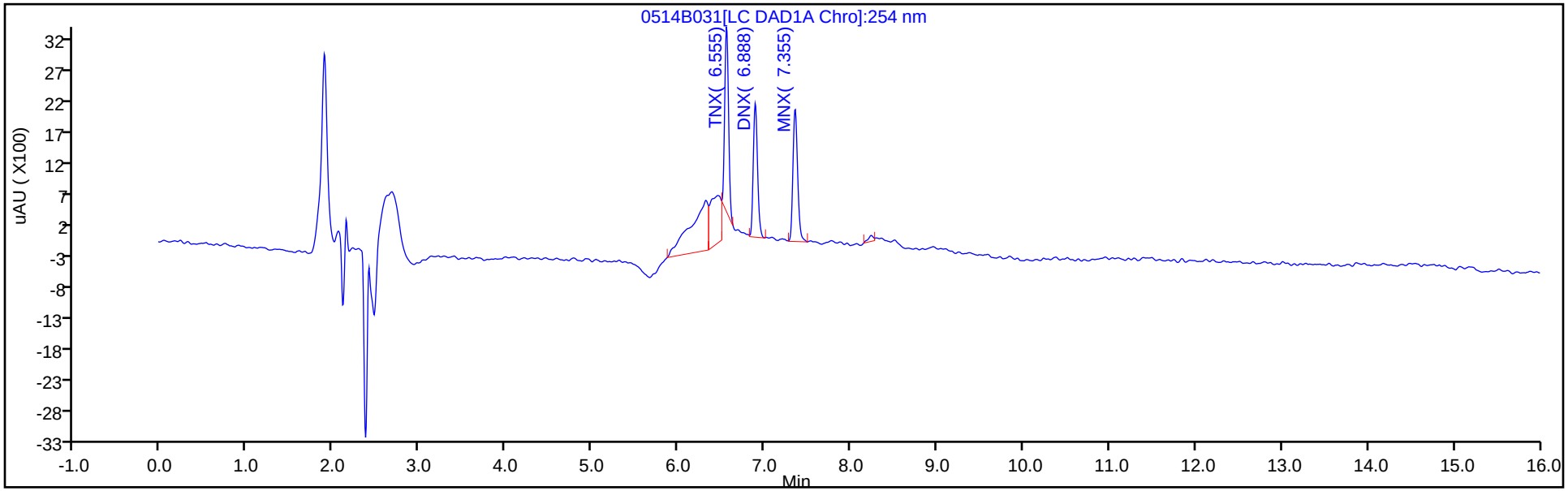

Y Scaling: Method Defined: Scale to the Nth Largest Target: 1

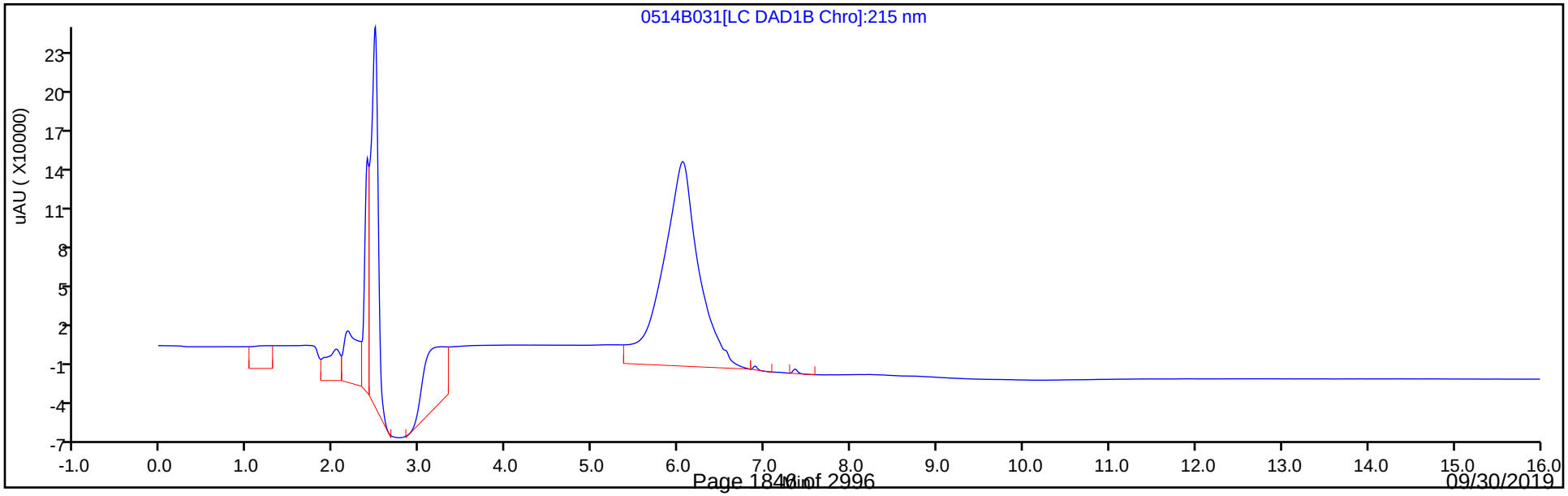

Manual Integration/User Assign Peak Report

Eurofins TestAmerica, Denver

Data File:	\\chromna\Denver\ChromData\CHHPLC_X\20190514-81869.b\0514B031.D				
Injection Date:	15-May-2019 01:18:42	Instrument ID:	CHHPLC_X3		
Lims ID:	IC DMT L2				
Client ID:					
Operator ID:	hkf	ALS Bottle#:	31	Worklist Smp#:	31
Injection Vol:	100.0 ul	Dil. Factor:	1.0000		
Method:	8330_X3	Limit Group:	GCSV - 8330		
Column:	UltraCarb5uODS (20) (4.60 mm)	Detector	LC DAD1B, 254 nm		

2 TNX, CAS: 13980-04-6

Signal: 1

Processing Integration Results

RT: 6.55
Area: 12685
Amount: 0.059795
Amount Units: ug/mL

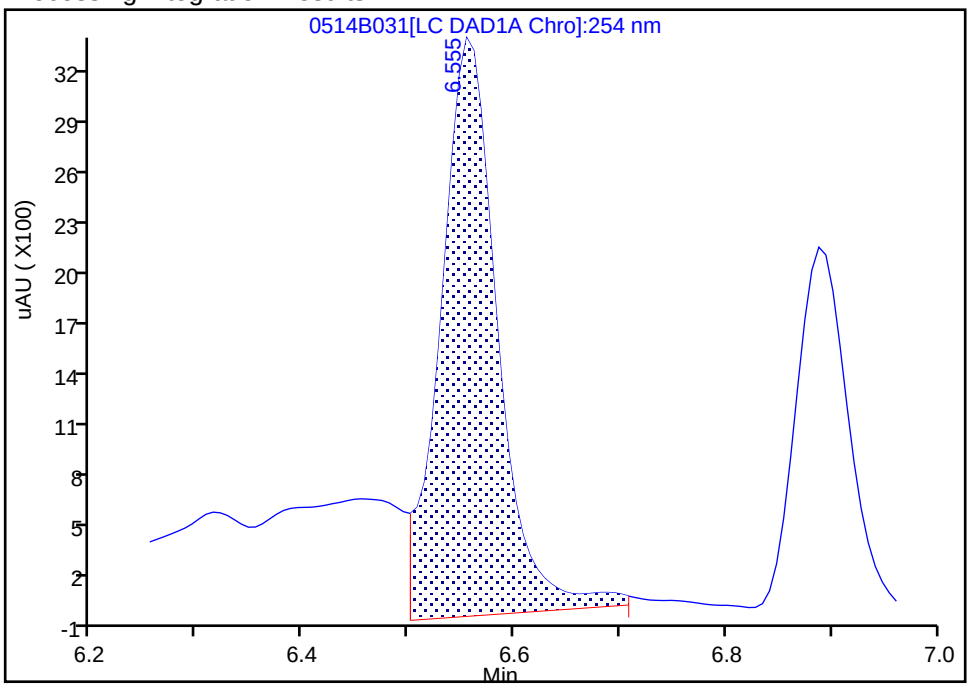

Manual Integration Results

RT: 6.55
Area: 9200
Amount: 0.046151
Amount Units: ug/mL

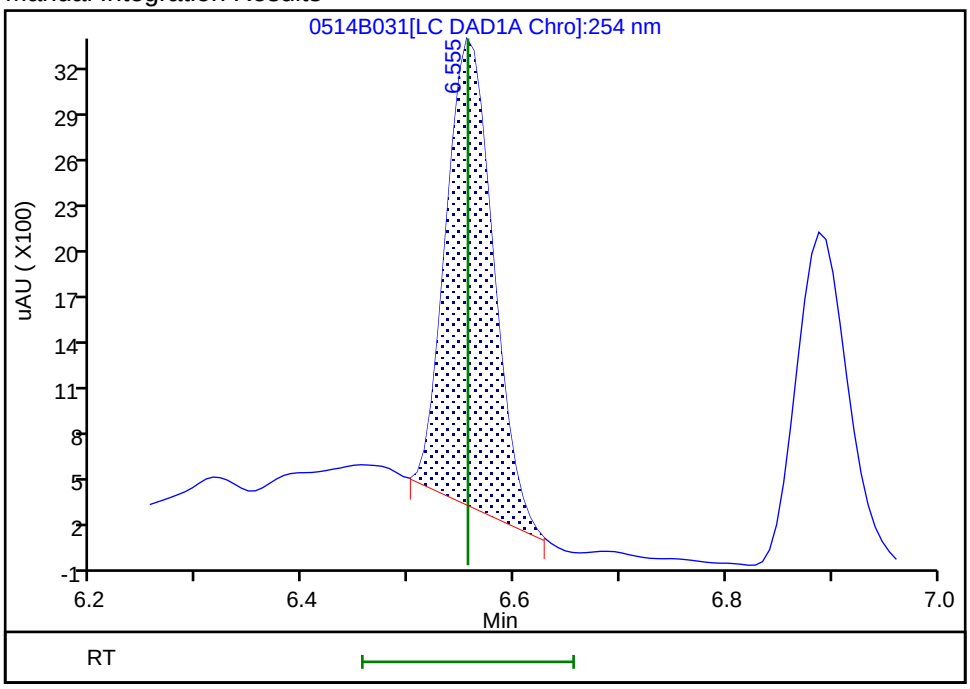

Reviewer: fiedlerh, 15-May-2019 10:23:41
Audit Action: Manually Integrated Audit Reason: Baseline Smoothing

Eurofins TestAmerica, Denver
Target Compound Quantitation Report

Data File: \\chromna\Denver\ChromData\CHHPLC_X\20190514-81869.b\0514B032.D
Lims ID: IC DMT L1
Client ID:
Sample Type: IC Calib Level: 1
Inject. Date: 15-May-2019 01:42:24 ALS Bottle#: 32 Worklist Smp#: 32
Injection Vol: 100.0 ul Dil. Factor: 1.0000
Sample Info: IC DMT L1
Misc. Info.: 280-0081869-032
Operator ID: hkf Instrument ID: CHHPLC_X3
Sublist: chrom-8330_X3*sub17

Method: \\chromna\Denver\ChromData\CHHPLC_X\20190514-81869.b\8330_X3.m
Limit Group: GCSV - 8330
Last Update: 15-May-2019 10:58:30 Calib Date: 15-May-2019 01:42:24
Integrator: Falcon
Quant Method: External Standard Quant By: Initial Calibration
Last ICal File: \\chromna\Denver\ChromData\CHHPLC_X\20190514-81869.b\0514B032.D

Column 1 : UltraCarb5uODS (20) (4.60 mm) Det: LC DAD1B, 254 nm
Process Host: CTX0331

First Level Reviewer: fiedlerh Date: 15-May-2019 10:24:04

Compound	Det	RT (min.)	Exp RT (min.)	Dlt RT (min.)	Response	Cal Amt ug/mL	OnCol Amt ug/mL	Flags
2 TNX	1	6.554	6.556	-0.002	3094	0.0200	0.0155	M
5 DNX	1	6.894	6.889	0.005	2891	0.0200	0.0195	
6 MNX	1	7.354	7.356	-0.002	3081	0.0233	0.0226	

QC Flag Legend

Review Flags
M - Manually Integrated

Reagents:

8330 DMT_00002 Amount Added: 1.00 Units: uL

Report Date: 15-May-2019 10:58:31 Chrom Revision: 2.3 03-May-2019 15:52:00

Eurofins TestAmerica, Denver

Data File: \\chromna\Denver\ChromData\CHHPLC_X\20190514-81869.b\0514B032.D

Injection Date:	15-May-2019 01:42:24	Instrument ID:	CHHPLC_X3	Operator ID:	hkf
Lims ID:	IC DMT L1			Worklist Smp#:	32
Client ID:					
Injection Vol:	100.0 ul	Dil. Factor:	1.0000	ALS Bottle#:	32
Method:	8330_X3	Limit Group:	GCSV - 8330		

Column: UltraCarb5uODS (20) (4.60 mm) Y Scaling: Method Defined: Scale to the Nth Largest Target: 1

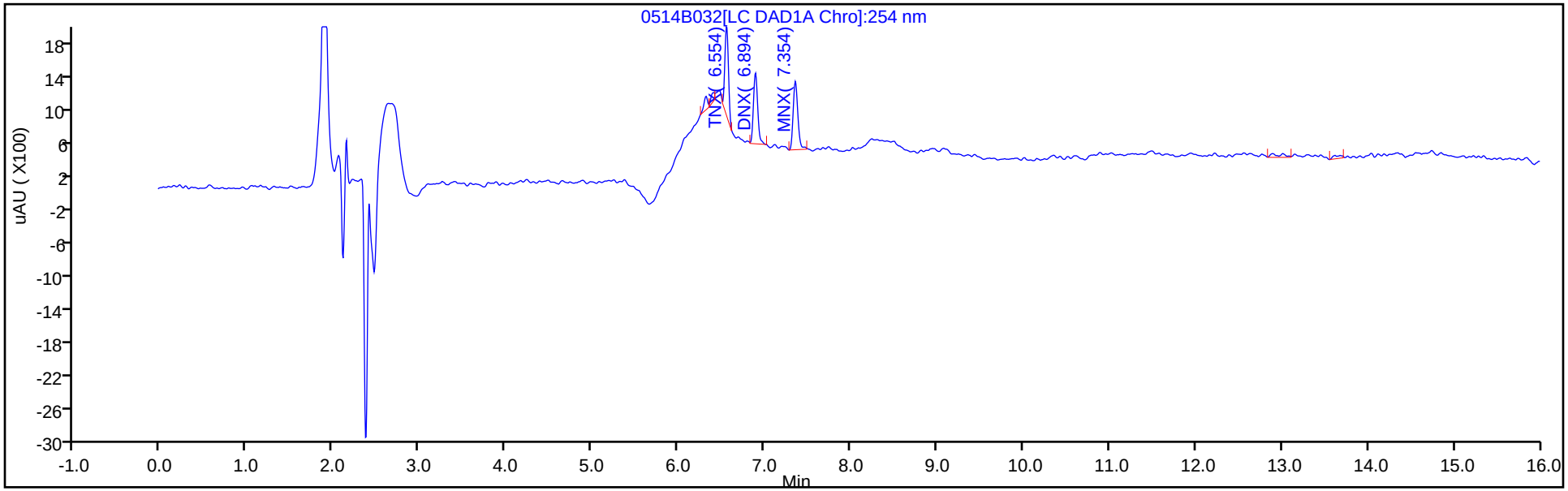

Y Scaling: Method Defined: Scale to the Nth Largest Target: 1

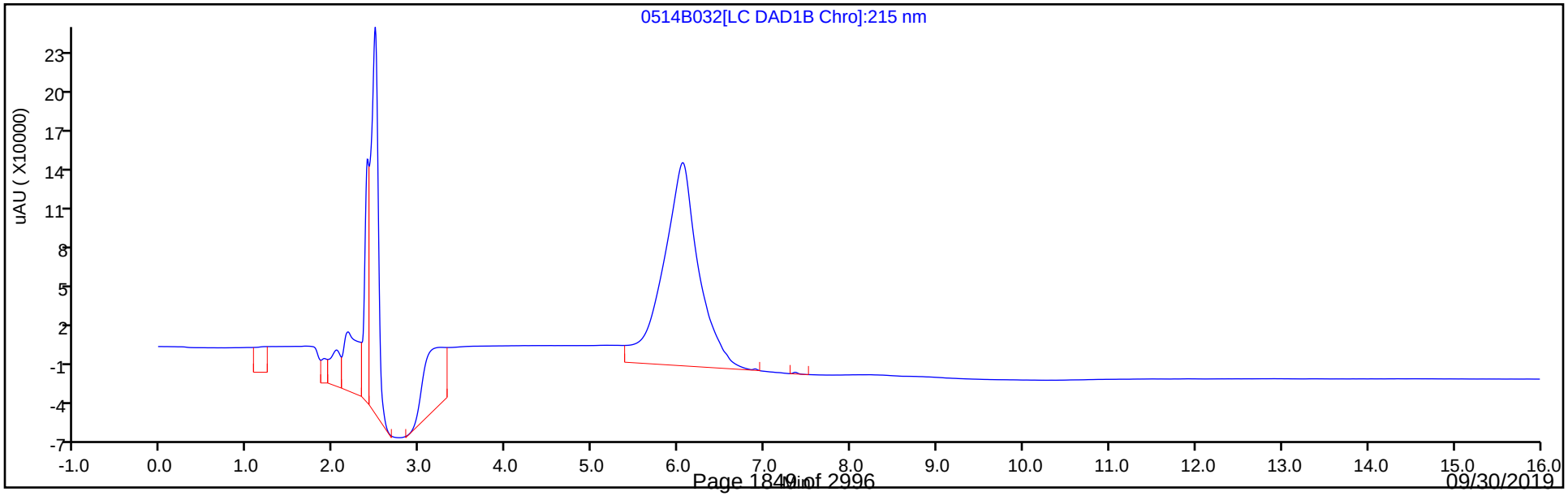

Manual Integration/User Assign Peak Report

Eurofins TestAmerica, Denver

Data File:	\\chromna\Denver\ChromData\CHHPLC_X\20190514-81869.b\0514B032.D				
Injection Date:	15-May-2019 01:42:24	Instrument ID:	CHHPLC_X3		
Lims ID:	IC DMT L1				
Client ID:					
Operator ID:	hkf	ALS Bottle#:	32	Worklist Smp#:	32
Injection Vol:	100.0 ul	Dil. Factor:	1.0000		
Method:	8330_X3	Limit Group:	GCSV - 8330		
Column:	UltraCarb5uODS (20) (4.60 mm)	Detector	LC DAD1B, 254 nm		

2 TNX, CAS: 13980-04-6

Signal: 1

Processing Integration Results

RT: 6.55
Area: 3749
Amount: 0.018428
Amount Units: ug/mL

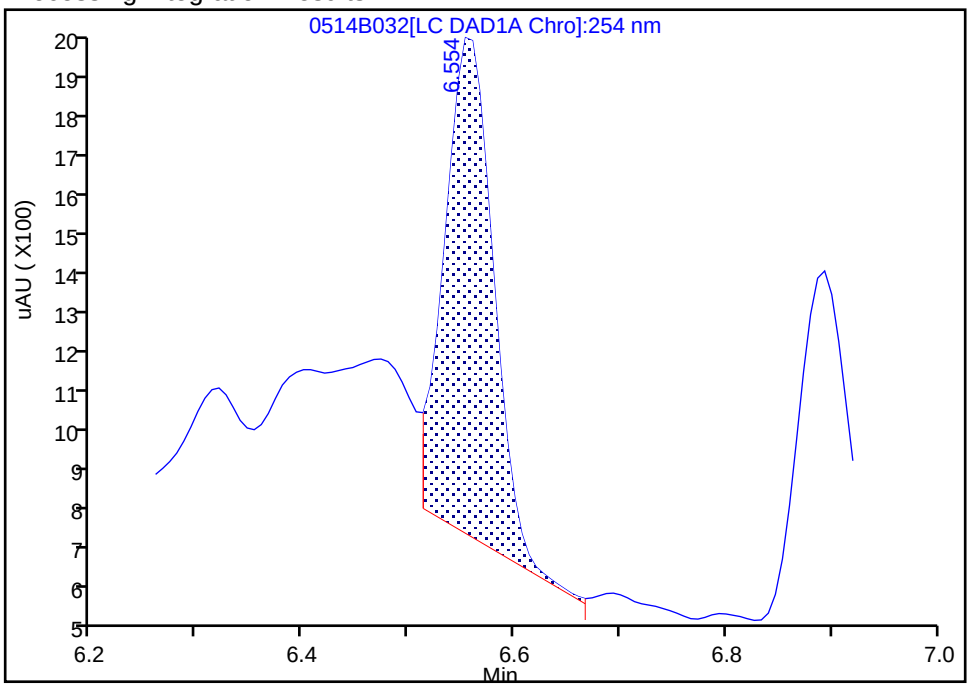

Manual Integration Results

RT: 6.55
Area: 3094
Amount: 0.015521
Amount Units: ug/mL

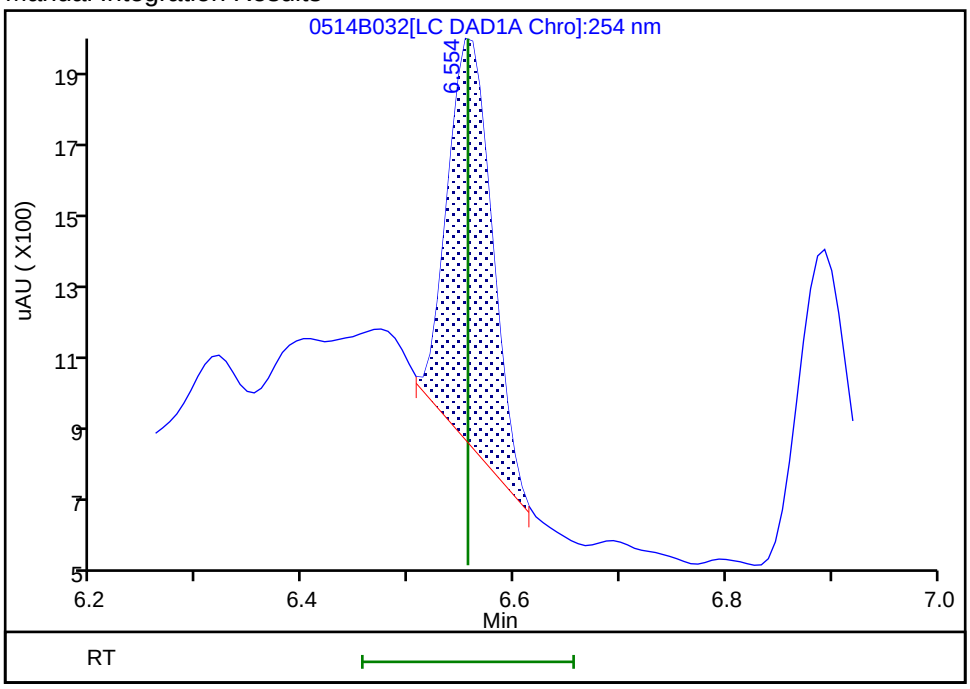

Reviewer: fiedlerh, 15-May-2019 10:24:03
Audit Action: Manually Integrated Audit Reason: Baseline Smoothing

FORM VI
HPLC/IC BY EXTERNAL STANDARD - INITIAL CALIBRATION DATA
RETENTION TIME SUMMARY

Lab Name: Eurofins TestAmerica, Denver Job No.: 280-124986-1 Analy Batch No.: 462201

SDG No.:

Instrument ID: CHHPLC_X3 GC Column: UltraCarb5u ID: 4.6(mm) Heated Purge: (Y/N) N

Calibration Start Date: 06/20/2019 17:32 Calibration End Date: 06/20/2019 20:15 Calibration ID: 36861

Calibration Files:

LEVEL:	LAB SAMPLE ID:	LAB FILE ID:
Level 1	IC 280-462201/14	06200014.D
Level 2	IC 280-462201/13	06200013.D
Level 3	IC 280-462201/12	06200012.D
Level 4	IC 280-462201/11	06200011.D
Level 5	IC 280-462201/10	06200010.D
Level 6	IC 280-462201/9	06200009.D
Level 7	IC 280-462201/8	06200008.D
Level 8	IC 280-462201/7	06200007.D

ANALYTE	LVL 1	LVL 2	LVL 3	LVL 4	LVL 5	LVL 6	LVL 7	LVL 8			RT WINDOW	AVG RT
HMX	6.639	6.636	6.642	6.635	6.633	6.640	6.632	6.645			6.482 - 6.782	6.638
RDX	7.752	7.749	7.748	7.742	7.747	7.747	7.745	7.758			7.596 - 7.896	7.749
Picric acid	8.185	8.169	8.175	8.155	8.153	8.147	8.125	8.105			7.996 - 8.296	8.152
1,3,5-Trinitrobenzene	8.885	8.883	8.888	8.875	8.880	8.887	8.879	8.898			8.729 - 9.029	8.884
1,3-Dinitrobenzene	9.545	9.542	9.542	9.535	9.540	9.547	9.539	9.551			9.389 - 9.689	9.543
Nitrobenzene	9.925	9.929	9.928	9.922	9.926	9.933	9.925	9.945			9.775 - 10.075	9.929
Tetryl	10.252	10.249	10.248	10.235	10.246	10.253	10.239	10.265			10.095 - 10.395	10.248
Nitroglycerin	10.752	10.749	10.755	10.742	10.753	10.760	10.745	10.765			10.602 - 10.902	10.753
2,4,6-Trinitrotoluene	11.205	11.202	11.208	11.195	11.200	11.213	11.199	11.225			11.099 - 11.299	11.206
4-Amino-2,6-dinitrotoluene	11.378	11.376	11.382	11.368	11.373	11.387	11.372	11.398			11.272 - 11.472	11.379
2-Amino-4,6-dinitrotoluene	11.665	11.662	11.668	11.655	11.660	11.667	11.652	11.685			11.559 - 11.759	11.664
2,6-Dinitrotoluene	11.825	11.809	11.815	11.802	11.813	11.820	11.805	11.838			11.712 - 11.912	11.816
2,4-Dinitrotoluene	12.012	12.002	12.015	11.995	12.006	12.013	11.999	12.031			11.905 - 12.105	12.009
2-Nitrotoluene	12.858	12.856	12.855	12.835	12.846	12.853	12.845	12.871			12.695 - 12.995	12.852
4-Nitrotoluene	13.285	13.282	13.295	13.275	13.286	13.293	13.279	13.311			13.129 - 13.429	13.288
3-Nitrotoluene	13.878	13.882	13.882	13.868	13.873	13.887	13.872	13.905			13.722 - 14.022	13.881
PETN	14.985	14.976	14.982	14.962	14.973	14.980	14.972	14.998			14.822 - 15.122	14.979
1,2-Dinitrobenzene	8.725	8.729	8.728	8.722	8.727	8.733	8.719	8.738			8.576 - 8.876	8.728

FORM VI
HPLC/IC BY EXTERNAL STANDARD - INITIAL CALIBRATION DATA
CURVE EVALUATION

Lab Name: Eurofins TestAmerica, Denver Job No.: 280-124986-1 Analy Batch No.: 462201

SDG No.:

Instrument ID: CHHPLC_X3 GC Column: UltraCarb5u ID: 4.6(mm) Heated Purge: (Y/N) N

Calibration Start Date: 06/20/2019 17:32 Calibration End Date: 06/20/2019 20:15 Calibration ID: 36861

Calibration Files:

LEVEL:	LAB SAMPLE ID:	LAB FILE ID:
Level 1	IC 280-462201/14	06200014.D
Level 2	IC 280-462201/13	06200013.D
Level 3	IC 280-462201/12	06200012.D
Level 4	IC 280-462201/11	06200011.D
Level 5	IC 280-462201/10	06200010.D
Level 6	IC 280-462201/9	06200009.D
Level 7	IC 280-462201/8	06200008.D
Level 8	IC 280-462201/7	06200007.D

ANALYTE	CF				CURVE TYPE	COEFFICIENT			#	MIN CF	%RSD	#	MAX %RSD	R^2 OR COD	#	MIN R^2 OR COD
	LVL 1 LVL 5	LVL 2 LVL 6	LVL 3 LVL 7	LVL 4 LVL 8		B	M1	M2								
HMX	99150 84293	85140 91803	87900 88244	87092 87001	Ave		88827.7696				5.3		20.0			
RDX	96450 100968	104480 110797	110140 105755	103728 105496	Ave		104726.655				4.4		20.0			
Picric acid	96250 78260	78560 86057	86390 79557	81540 79520	Ave		83266.8179				7.4		20.0			
1,3,5-Trinitrobenzene	232500 224798	217680 247693	241550 234057	233648 233620	Ave		233193.220				3.9		20.0			
1,3-Dinitrobenzene	322128 288317	296503 316922	319560 300689	299013 299826	Ave		305369.777				4.1		20.0			
Nitrobenzene	197405 185586	195369 204551	203333 195382	184687 194865	Ave		195147.318				3.7		20.0			
Tetryl	172500 154068	155740 171429	170560 161062	159216 164635	Ave		163651.159				4.4		20.0			
Nitroglycerin	72435 67279	65082 72967	71372 69378	69659 68630	Ave		69600.2059				3.8		20.0			
2,4,6-Trinitrotoluene	222112 206708	223566 228179	228018 216971	216522 214950	Ave		219628.116				3.3		20.0			
4-Amino-2,6-dinitrotoluene	171286 153225	164088 165115	172702 157947	157842 158401	Ave		162575.823				4.3		20.0			
2-Amino-4,6-dinitrotoluene	199202 189798	200538 212608	210030 201654	200299 202937	Ave		202133.327				3.4		20.0			
2,6-Dinitrotoluene	174975 144853	153819 153871	160299 149295	148929 144937	Ave		153872.303				6.5		20.0			
2,4-Dinitrotoluene	309780 281926	296088 307603	306756 290749	288703 291468	Ave		296634.203				3.5		20.0			
2-Nitrotoluene	142672 119536	136510 131830	138594 125700	122572 124743	Ave		130269.855				6.4		20.0			

Note: The M1 coefficient is the same as Ave CF for an Ave curve type.

FORM VI
HPLC/IC BY EXTERNAL STANDARD - INITIAL CALIBRATION DATA
CURVE EVALUATION

Lab Name: Eurofins TestAmerica, Denver Job No.: 280-124986-1 Analy Batch No.: 462201

SDG No.:

Instrument ID: CHHPLC_X3 GC Column: UltraCarb5u ID: 4.6(mm) Heated Purge: (Y/N) N

Calibration Start Date: 06/20/2019 17:32 Calibration End Date: 06/20/2019 20:15 Calibration ID: 36861

ANALYTE	CF				CURVE TYPE	COEFFICIENT			#	MIN CF	%RSD	#	MAX %RSD	R^2 OR COD	#	MIN R^2 OR COD
	LVL 1 LVL 5	LVL 2 LVL 6	LVL 3 LVL 7	LVL 4 LVL 8		B	M1	M2								
4-Nitrotoluene	130478 102595	114163 113115	119871 108683	105928 107867	Ave		112837.518				7.9		20.0			
3-Nitrotoluene	167629 132796	155199 145946	154691 140544	137681 139861	Ave		146793.563				7.9		20.0			
PETN	57165 71358	67924 78305	76364 74633	73786 74304	Ave		71729.9245				9.3		20.0			
1,2-Dinitrobenzene	140800 129740	126940 143250	141610 135657	134852 134344	Ave		135899.175				4.2		20.0			

Note: The M1 coefficient is the same as Ave CF for an Ave curve type.

FORM VI
HPLC/IC BY EXTERNAL STANDARD - INITIAL CALIBRATION DATA
RESPONSE AND CONCENTRATION

Lab Name: Eurofins TestAmerica, Denver Job No.: 280-124986-1 Analy Batch No.: 462201

SDG No.:

Instrument ID: CHHPLC_X3 GC Column: UltraCarb5u ID: 4.6(mm) Heated Purge: (Y/N) N

Calibration Start Date: 06/20/2019 17:32 Calibration End Date: 06/20/2019 20:15 Calibration ID: 36861

Calibration Files:

LEVEL:	LAB SAMPLE ID:	LAB FILE ID:
Level 1	IC 280-462201/14	06200014.D
Level 2	IC 280-462201/13	06200013.D
Level 3	IC 280-462201/12	06200012.D
Level 4	IC 280-462201/11	06200011.D
Level 5	IC 280-462201/10	06200010.D
Level 6	IC 280-462201/9	06200009.D
Level 7	IC 280-462201/8	06200008.D
Level 8	IC 280-462201/7	06200007.D

ANALYTE	CURVE TYPE	RESPONSE					CONCENTRATION (UG/ML)				
		LVL 1 LVL 6	LVL 2 LVL 7	LVL 3 LVL 8	LVL 4	LVL 5	LVL 1 LVL 6	LVL 2 LVL 7	LVL 3 LVL 8	LVL 4	LVL 5
HMX	Ave	1983 64262	4257 88244	8790 217502	21773	33717	0.0200 0.700	0.0500 1.00	0.100 2.50	0.250	0.400
RDX	Ave	1929 77558	5224 105755	11014 263739	25932	40387	0.0200 0.700	0.0500 1.00	0.100 2.50	0.250	0.400
Picric acid	Ave	1925 60240	3928 79557	8639 198801	20385	31304	0.0200 0.700	0.0500 1.00	0.100 2.50	0.250	0.400
1,3,5-Trinitrobenzene	Ave	4650 173385	10884 234057	24155 584051	58412	89919	0.0200 0.700	0.0500 1.00	0.100 2.50	0.250	0.400
1,3-Dinitrobenzene	Ave	6449 222067	14840 300990	31988 750314	74828	115442	0.0200 0.701	0.0501 1.00	0.100 2.50	0.250	0.400
Nitrobenzene	Ave	3956 143472	9788 195773	20374 488136	46264	74383	0.0200 0.701	0.0501 1.00	0.100 2.51	0.251	0.401
Tetryl	Ave	3450 120000	7787 161062	17056 411588	39804	61627	0.0200 0.700	0.0500 1.00	0.100 2.50	0.250	0.400
Nitroglycerin	Ave	14487 510768	32541 693778	71372 1715761	174147	269115	0.200 7.00	0.500 10.0	1.00 25.0	2.50	4.00
2,4,6-Trinitrotoluene	Ave	4460 160364	11223 217839	22893 539524	54347	83014	0.0201 0.703	0.0502 1.00	0.100 2.51	0.251	0.402
4-Amino-2,6-dinitrotoluene	Ave	3436 115927	8229 158421	17322 397191	39579	61474	0.0201 0.702	0.0502 1.00	0.100 2.51	0.251	0.401
2-Amino-4,6-dinitrotoluene	Ave	3996 149272	10057 202259	21066 508864	50225	76147	0.0201 0.702	0.0502 1.00	0.100 2.51	0.251	0.401
2,6-Dinitrotoluene	Ave	3510 108033	7714 149743	16078 363430	37344	58115	0.0201 0.702	0.0502 1.00	0.100 2.51	0.251	0.401
2,4-Dinitrotoluene	Ave	6208 215753	14834 291330	30737 730128	72320	112996	0.0200 0.701	0.0501 1.00	0.100 2.51	0.251	0.401
2-Nitrotoluene	Ave	2862 92558	6846 126077	13901 312794	30735	47958	0.0201 0.702	0.0502 1.00	0.100 2.51	0.251	0.401
4-Nitrotoluene	Ave	2620 79497	5731 109118	12035 270747	26588	41202	0.0201 0.703	0.0502 1.00	0.100 2.51	0.251	0.402

FORM VI
HPLC/IC BY EXTERNAL STANDARD - INITIAL CALIBRATION DATA
RESPONSE AND CONCENTRATION

Lab Name: Eurofins TestAmerica, Denver Job No.: 280-124986-1 Analy Batch No.: 462201

SDG No.:

Instrument ID: CHHPLC_X3 GC Column: UltraCarb5u ID: 4.6(mm) Heated Purge: (Y/N) N

Calibration Start Date: 06/20/2019 17:32 Calibration End Date: 06/20/2019 20:15 Calibration ID: 36861

ANALYTE	CURVE TYPE	RESPONSE					CONCENTRATION (UG/ML)				
		LVL 1 LVL 6	LVL 2 LVL 7	LVL 3 LVL 8	LVL 4	LVL 5	LVL 1 LVL 6	LVL 2 LVL 7	LVL 3 LVL 8	LVL 4	LVL 5
3-Nitrotoluene	Ave	3366 102571	7791 141106	15531 351051	34558	53331	0.0201 0.703	0.0502 1.00	0.100 2.51	0.251	0.402
PETN	Ave	11433 548137	33962 746332	76364 1857604	184465	285431	0.200 7.00	0.500 10.0	1.00 25.0	2.50	4.00
1,2-Dinitrobenzene	Ave	2816 100275	6347 135657	14161 335861	33713	51896	0.0200 0.700	0.0500 1.00	0.100 2.50	0.250	0.400

Curve Type Legend:
Ave = Average

Eurofins TestAmerica, Denver
Target Compound Quantitation Report

Data File: \\chromna\Denver\ChromData\CHHPLC_X\20190620-83048.b\06200007.D
Lims ID: IC MAIN L8
Client ID:
Sample Type: IC Calib Level: 8
Inject. Date: 20-Jun-2019 17:32:10 ALS Bottle#: 7 Worklist Smp#: 7
Injection Vol: 100.0 ul Dil. Factor: 1.0000
Sample Info: IC MAIN L8
Misc. Info.: 280-0083048-007
Operator ID: hkf Instrument ID: CHHPLC_X3
Sublist: chrom-8330_X3*sub9

Method: \\chromna\Denver\ChromData\CHHPLC_X\20190620-83048.b\8330_X3.m
Limit Group: GCSV - 8330
Last Update: 24-Jun-2019 09:22:55 Calib Date: 21-Jun-2019 03:13:40
Integrator: Falcon
Quant Method: External Standard Quant By: Initial Calibration
Last ICal File: \\chromna\Denver\ChromData\CHHPLC_X\20190620-83048.b\06200032.D

Column 1 : UltraCarb5uODS (20) (4.60 mm) Det: LC DAD1B, 254 nm
Process Host: CTX0327

First Level Reviewer: fiedlerh Date: 21-Jun-2019 07:46:51

	Compound	Det	RT (min.)	Exp RT (min.)	Dlt RT (min.)	Response	Cal Amt ug/mL	OnCol Amt ug/mL	Flags
	3 HMX	1	6.645	6.632	0.013	217502	2.50	2.45	
	7 RDX	1	7.758	7.746	0.012	263739	2.50	2.52	
	8 2,4,6-Trinitrophenol	1	8.105	8.146	-0.041	198801	2.50	2.39	
$	9 1,2-Dinitrobenzene	1	8.738	8.726	0.012	335861	2.50	2.47	
	10 1,3,5-Trinitrobenzene	1	8.898	8.879	0.019	584051	2.50	2.50	
	11 1,3-Dinitrobenzene	1	9.551	9.539	0.012	750314	2.50	2.46	
	12 Nitrobenzene	1	9.945	9.925	0.020	488136	2.51	2.50	
	14 Tetryl	1	10.265	10.245	0.020	411588	2.50	2.52	
	15 Nitroglycerin	2	10.765	10.752	0.013	1715761	25.0	24.7	
	16 2,4,6-Trinitrotoluene	1	11.225	11.199	0.026	539524	2.51	2.46	
	17 4-Amino-2,6-dinitrotoluene	1	11.398	11.372	0.026	397191	2.51	2.44	
	18 2-Amino-4,6-dinitrotoluene	1	11.685	11.659	0.026	508864	2.51	2.52	
	19 2,6-Dinitrotoluene	1	11.838	11.812	0.026	363430	2.51	2.36	
	20 2,4-Dinitrotoluene	1	12.031	12.005	0.026	730128	2.51	2.46	
	21 o-Nitrotoluene	1	12.871	12.845	0.026	312794	2.51	2.40	
	22 p-Nitrotoluene	1	13.311	13.279	0.032	270747	2.51	2.40	
	23 m-Nitrotoluene	1	13.905	13.872	0.033	351051	2.51	2.39	
	24 PETN	2	14.998	14.972	0.026	1857604	25.0	25.9	

Reagents:

8330IntermStk_00058 Amount Added: 125.00 Units: uL

Report Date: 24-Jun-2019 09:22:56 Chrom Revision: 2.3 20-Jun-2019 20:50:56

Eurofins TestAmerica, Denver

Data File: \\chromna\Denver\ChromData\CHHPLC_X\20190620-83048.b\06200007.D

Injection Date:	20-Jun-2019 17:32:10	Instrument ID:	CHHPLC_X3	Operator ID:	hkf
Lims ID:	IC MAIN L8			Worklist Smp#:	7
Client ID:					
Injection Vol:	100.0 ul	Dil. Factor:	1.0000	ALS Bottle#:	7
Method:	8330_X3	Limit Group:	GCSV - 8330		

Column: UltraCarb5uODS (20) (4.60 mm) Y Scaling: Method Defined: Scale to the Nth Largest Target: 1

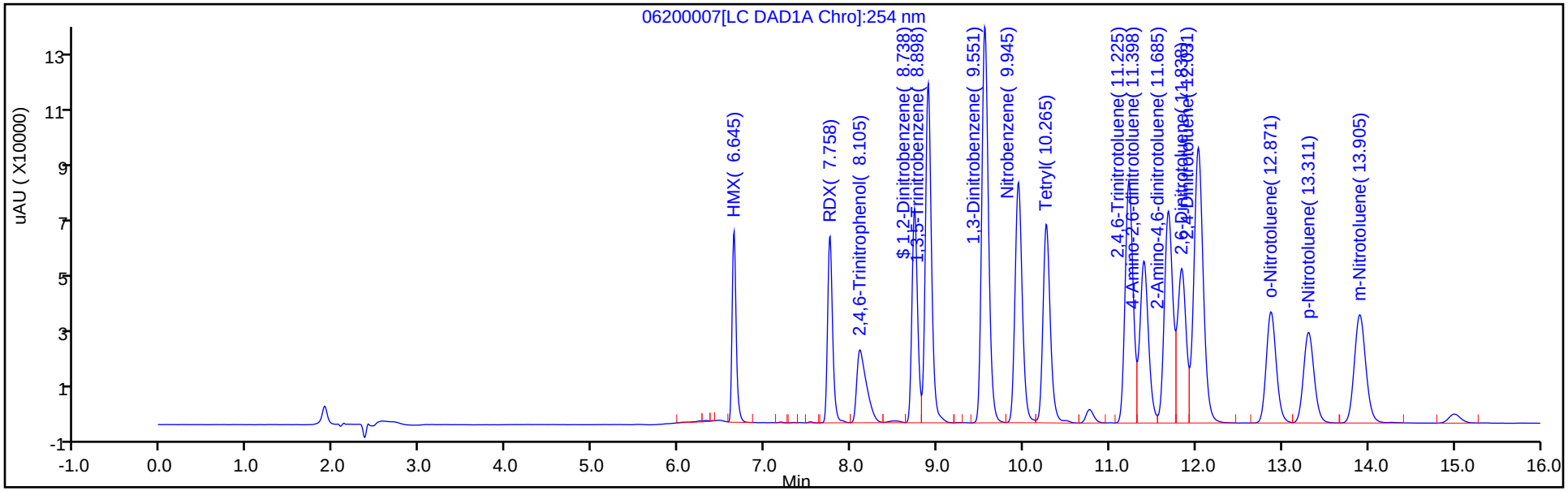

Y Scaling: Method Defined: Scale to the Nth Largest Target: 1

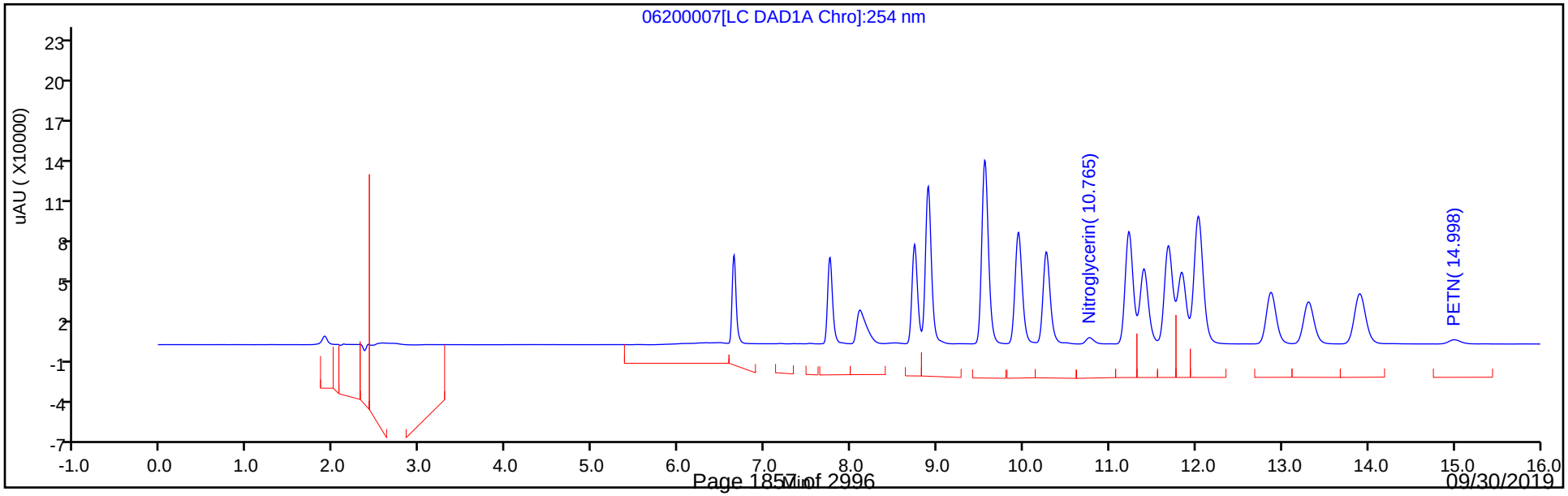

Eurofins TestAmerica, Denver
Target Compound Quantitation Report

Data File: \\chromna\Denver\ChromData\CHHPLC_X\20190620-83048.b\06200008.D
Lims ID: IC MAIN L7
Client ID:
Sample Type: IC Calib Level: 7
Inject. Date: 20-Jun-2019 17:55:08 ALS Bottle#: 8 Worklist Smp#: 8
Injection Vol: 100.0 ul Dil. Factor: 1.0000
Sample Info: IC MAIN L7
Misc. Info.: 280-0083048-008
Operator ID: hkf Instrument ID: CHHPLC_X3
Sublist: chrom-8330_X3*sub9

Method: \\chromna\Denver\ChromData\CHHPLC_X\20190620-83048.b\8330_X3.m
Limit Group: GCSV - 8330
Last Update: 24-Jun-2019 09:22:57 Calib Date: 21-Jun-2019 03:13:40
Integrator: Falcon
Quant Method: External Standard Quant By: Initial Calibration
Last ICal File: \\chromna\Denver\ChromData\CHHPLC_X\20190620-83048.b\06200032.D

Column 1 : UltraCarb5uODS (20) (4.60 mm) Det: LC DAD1B, 254 nm
Process Host: CTX0327

First Level Reviewer: fiedlerh Date: 21-Jun-2019 07:46:39

Compound	Det	RT (min.)	Exp RT (min.)	Dlt RT (min.)	Response	Cal Amt ug/mL	OnCol Amt ug/mL	Flags
3 HMX	1	6.632	6.632	0.000	88244	1.00	0.99	
7 RDX	1	7.745	7.746	-0.001	105755	1.00	1.01	
8 2,4,6-Trinitrophenol	1	8.125	8.146	-0.021	79557	1.00	0.9554	
$ 9 1,2-Dinitrobenzene	1	8.719	8.726	-0.007	135657	1.00	1.00	
10 1,3,5-Trinitrobenzene	1	8.879	8.879	0.000	234057	1.00	1.00	
11 1,3-Dinitrobenzene	1	9.539	9.539	0.000	300990	1.00	0.9857	
12 Nitrobenzene	1	9.925	9.925	0.000	195773	1.00	1.00	
14 Tetryl	1	10.239	10.245	-0.006	161062	1.00	0.9842	
15 Nitroglycerin	2	10.745	10.752	-0.007	693778	10.0	9.97	
16 2,4,6-Trinitrotoluene	1	11.199	11.199	0.000	217839	1.00	0.99	
17 4-Amino-2,6-dinitrotoluene	1	11.372	11.372	0.000	158421	1.00	0.9744	
18 2-Amino-4,6-dinitrotoluene	1	11.652	11.659	-0.007	202259	1.00	1.00	
19 2,6-Dinitrotoluene	1	11.805	11.812	-0.007	149743	1.00	0.9732	
20 2,4-Dinitrotoluene	1	11.999	12.005	-0.006	291330	1.00	0.9821	
21 o-Nitrotoluene	1	12.845	12.845	0.000	126077	1.00	0.9678	
22 p-Nitrotoluene	1	13.279	13.279	0.000	109118	1.00	0.9670	
23 m-Nitrotoluene	1	13.872	13.872	0.000	141106	1.00	0.9613	
24 PETN	2	14.972	14.972	0.000	746332	10.0	10.4	

Reagents:

8330IntermStk_00058 Amount Added: 50.00 Units: uL

Report Date: 24-Jun-2019 09:22:58 Chrom Revision: 2.3 20-Jun-2019 20:50:56

Eurofins TestAmerica, Denver

Data File: \\chromna\Denver\ChromData\CHHPLC_X\20190620-83048.b\06200008.D

Injection Date:	20-Jun-2019 17:55:08	Instrument ID:	CHHPLC_X3	Operator ID:	hkf
Lims ID:	IC MAIN L7			Worklist Smp#:	8
Client ID:					
Injection Vol:	100.0 ul	Dil. Factor:	1.0000	ALS Bottle#:	8
Method:	8330_X3	Limit Group:	GCSV - 8330		

Column: UltraCarb5uODS (20) (4.60 mm) Y Scaling: Method Defined: Scale to the Nth Largest Target: 1

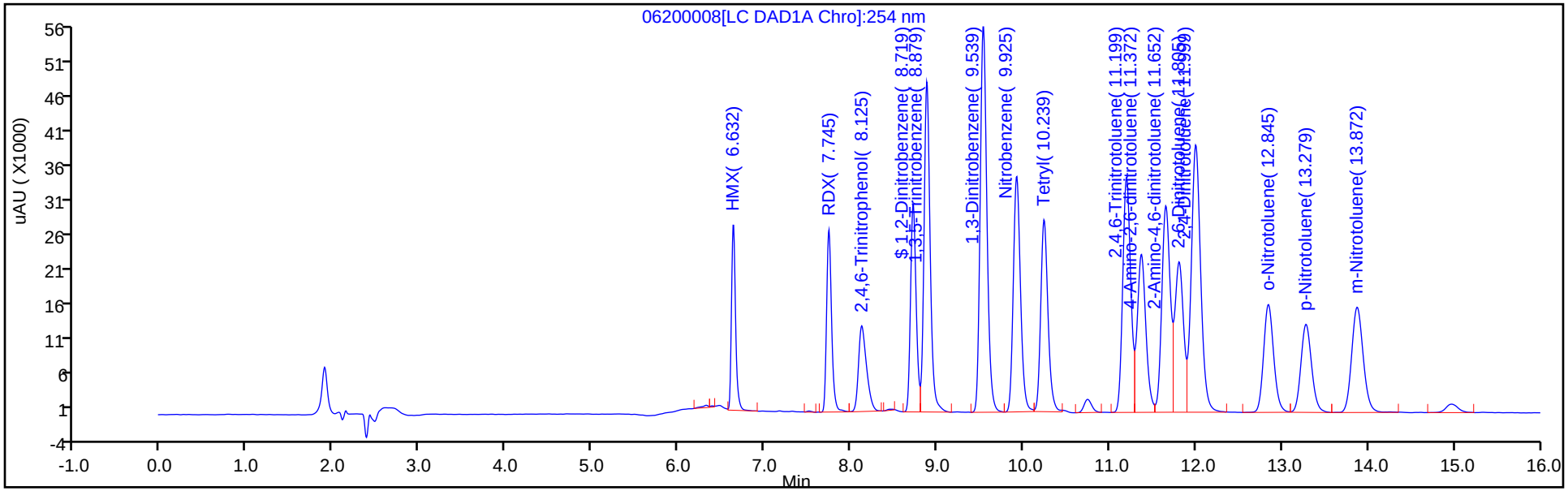

Y Scaling: Method Defined: Scale to the Nth Largest Target: 1

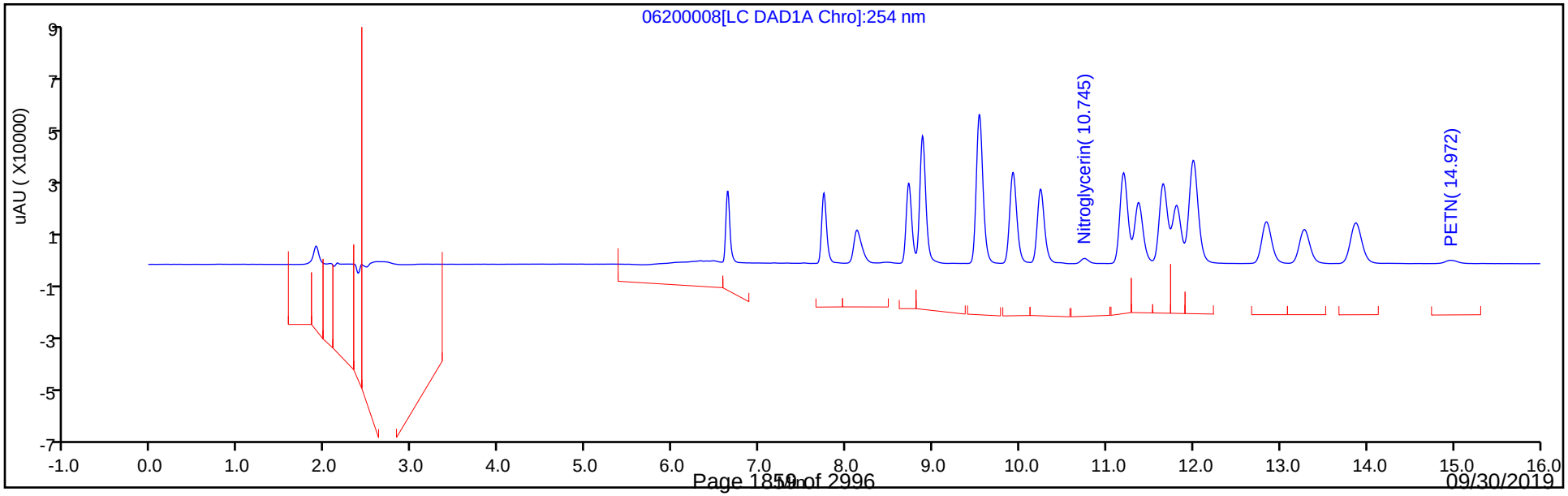

Eurofins TestAmerica, Denver
Target Compound Quantitation Report

Data File: \\chromna\Denver\ChromData\CHHPLC_X\20190620-83048.b\06200009.D
Lims ID: IC MAIN L6
Client ID:
Sample Type: IC Calib Level: 6
Inject. Date: 20-Jun-2019 18:18:56 ALS Bottle#: 9 Worklist Smp#: 9
Injection Vol: 100.0 ul Dil. Factor: 1.0000
Sample Info: IC MAIN L6
Misc. Info.: 280-0083048-009
Operator ID: hkf Instrument ID: CHHPLC_X3
Sublist: chrom-8330_X3*sub9

Method: \\chromna\Denver\ChromData\CHHPLC_X\20190620-83048.b\8330_X3.m
Limit Group: GCSV - 8330
Last Update: 24-Jun-2019 09:23:00 Calib Date: 21-Jun-2019 03:13:40
Integrator: Falcon
Quant Method: External Standard Quant By: Initial Calibration
Last ICal File: \\chromna\Denver\ChromData\CHHPLC_X\20190620-83048.b\06200032.D

Column 1 : UltraCarb5uODS (20) (4.60 mm) Det: LC DAD1B, 254 nm
Process Host: CTX0327

First Level Reviewer: fiedlerh Date: 21-Jun-2019 07:46:32

Compound	Det	RT (min.)	Exp RT (min.)	Dlt RT (min.)	Response	Cal Amt ug/mL	OnCol Amt ug/mL	Flags
3 HMX	1	6.640	6.632	0.008	64262	0.7000	0.7234	
7 RDX	1	7.747	7.746	0.001	77558	0.7000	0.7406	
8 2,4,6-Trinitrophenol	1	8.147	8.146	0.001	60240	0.7000	0.7235	
$ 9 1,2-Dinitrobenzene	1	8.733	8.726	0.007	100275	0.7000	0.7379	
10 1,3,5-Trinitrobenzene	1	8.887	8.879	0.008	173385	0.7000	0.7435	
11 1,3-Dinitrobenzene	1	9.547	9.539	0.008	222067	0.7007	0.7272	
12 Nitrobenzene	1	9.933	9.925	0.008	143472	0.7014	0.7352	
14 Tetryl	1	10.253	10.245	0.008	120000	0.7000	0.7333	
15 Nitroglycerin	2	10.760	10.752	0.008	510768	7.00	7.34	
16 2,4,6-Trinitrotoluene	1	11.213	11.199	0.014	160364	0.7028	0.7302	
17 4-Amino-2,6-dinitrotoluene	1	11.387	11.372	0.015	115927	0.7021	0.7131	
18 2-Amino-4,6-dinitrotoluene	1	11.667	11.659	0.008	149272	0.7021	0.7385	
19 2,6-Dinitrotoluene	1	11.820	11.812	0.008	108033	0.7021	0.7021	
20 2,4-Dinitrotoluene	1	12.013	12.005	0.008	215753	0.7014	0.7273	
21 o-Nitrotoluene	1	12.853	12.845	0.008	92558	0.7021	0.7105	
22 p-Nitrotoluene	1	13.293	13.279	0.014	79497	0.7028	0.7045	
23 m-Nitrotoluene	1	13.887	13.872	0.015	102571	0.7028	0.6987	
24 PETN	2	14.980	14.972	0.008	548137	7.00	7.64	

Reagents:

8330IntermStk_00058 Amount Added: 35.00 Units: uL

Report Date: 24-Jun-2019 09:23:01 Chrom Revision: 2.3 20-Jun-2019 20:50:56

Eurofins TestAmerica, Denver

Data File: \\chromna\Denver\ChromData\CHHPLC_X\20190620-83048.b\06200009.D

Injection Date:	20-Jun-2019 18:18:56	Instrument ID:	CHHPLC_X3	Operator ID:	hkf
Lims ID:	IC MAIN L6			Worklist Smp#:	9
Client ID:					
Injection Vol:	100.0 ul	Dil. Factor:	1.0000	ALS Bottle#:	9
Method:	8330_X3	Limit Group:	GCSV - 8330		

Column: UltraCarb5uODS (20) (4.60 mm) Y Scaling: Method Defined: Scale to the Nth Largest Target: 1

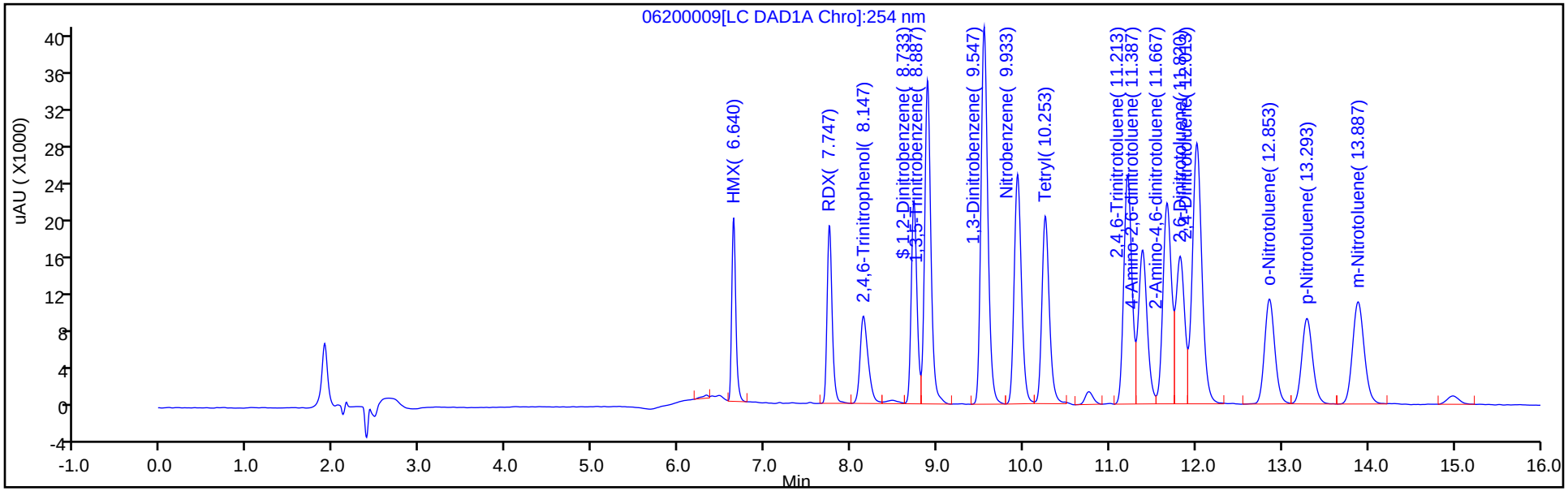

Y Scaling: Method Defined: Scale to the Nth Largest Target: 1

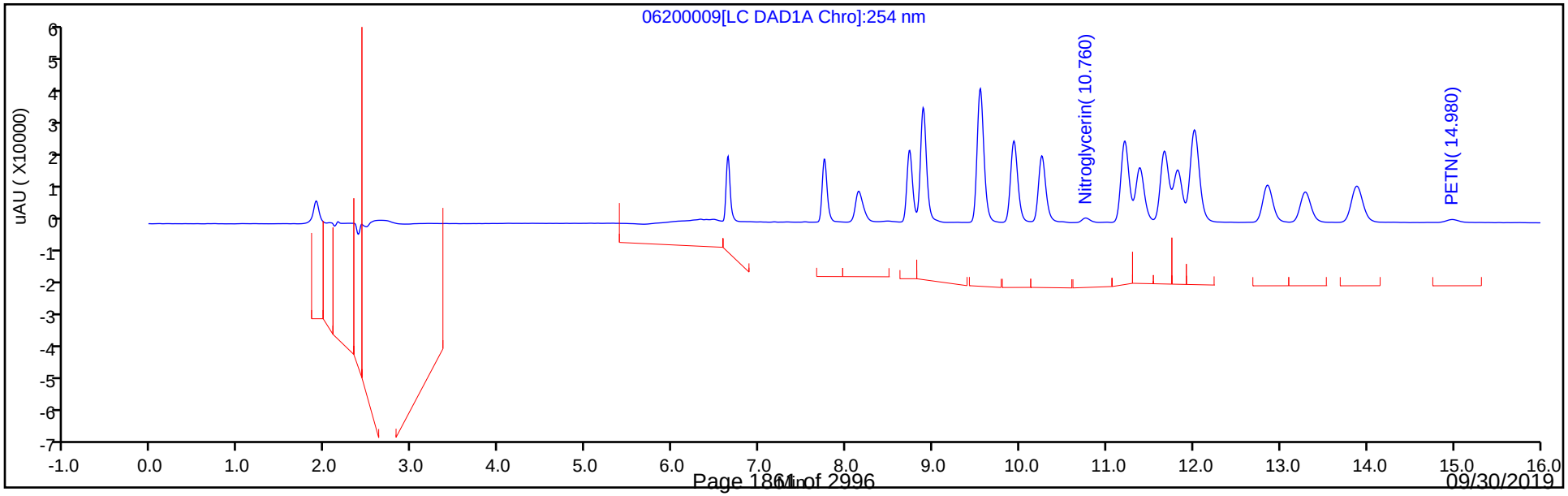

Eurofins TestAmerica, Denver
Target Compound Quantitation Report

Data File: \\chromna\Denver\ChromData\CHHPLC_X\20190620-83048.b\06200010.D
Lims ID: IC MAIN L5
Client ID:
Sample Type: IC Calib Level: 5
Inject. Date: 20-Jun-2019 18:41:54 ALS Bottle#: 10 Worklist Smp#: 10
Injection Vol: 100.0 ul Dil. Factor: 1.0000
Sample Info: IC MAIN L5
Misc. Info.: 280-0083048-010
Operator ID: hkf Instrument ID: CHHPLC_X3
Sublist: chrom-8330_X3*sub9

Method: \\chromna\Denver\ChromData\CHHPLC_X\20190620-83048.b\8330_X3.m
Limit Group: GCSV - 8330
Last Update: 24-Jun-2019 09:23:04 Calib Date: 21-Jun-2019 03:13:40
Integrator: Falcon
Quant Method: External Standard Quant By: Initial Calibration
Last ICal File: \\chromna\Denver\ChromData\CHHPLC_X\20190620-83048.b\06200032.D

Column 1 : UltraCarb5uODS (20) (4.60 mm) Det: LC DAD1B, 254 nm
Process Host: CTX0327

First Level Reviewer: fiedlerh Date: 21-Jun-2019 07:46:27

	Compound	Det	RT (min.)	Exp RT (min.)	Dlt RT (min.)	Response	Cal Amt ug/mL	OnCol Amt ug/mL	Flags
	3 HMX	1	6.633	6.632	0.001	33717	0.4000	0.3796	
	7 RDX	1	7.747	7.746	0.001	40387	0.4000	0.3856	
	8 2,4,6-Trinitrophenol	1	8.153	8.146	0.007	31304	0.4000	0.3759	
$	9 1,2-Dinitrobenzene	1	8.727	8.726	0.001	51896	0.4000	0.3819	
	10 1,3,5-Trinitrobenzene	1	8.880	8.879	0.001	89919	0.4000	0.3856	
	11 1,3-Dinitrobenzene	1	9.540	9.539	0.001	115442	0.4004	0.3780	
	12 Nitrobenzene	1	9.926	9.925	0.001	74383	0.4008	0.3812	
	14 Tetryl	1	10.246	10.245	0.001	61627	0.4000	0.3766	
	15 Nitroglycerin	2	10.753	10.752	0.001	269115	4.00	3.87	
	16 2,4,6-Trinitrotoluene	1	11.200	11.199	0.001	83014	0.4016	0.3780	
	17 4-Amino-2,6-dinitrotoluene	1	11.373	11.372	0.001	61474	0.4012	0.3781	
	18 2-Amino-4,6-dinitrotoluene	1	11.660	11.659	0.001	76147	0.4012	0.3767	
	19 2,6-Dinitrotoluene	1	11.813	11.812	0.001	58115	0.4012	0.3777	
	20 2,4-Dinitrotoluene	1	12.006	12.005	0.001	112996	0.4008	0.3809	
	21 o-Nitrotoluene	1	12.846	12.845	0.001	47958	0.4012	0.3681	
	22 p-Nitrotoluene	1	13.286	13.279	0.007	41202	0.4016	0.3651	
	23 m-Nitrotoluene	1	13.873	13.872	0.001	53331	0.4016	0.3633	
	24 PETN	2	14.973	14.972	0.001	285431	4.00	3.98	

Reagents:

8330IntermStk_00058 Amount Added: 20.00 Units: uL

Report Date: 24-Jun-2019 09:23:05 Chrom Revision: 2.3 20-Jun-2019 20:50:56

Eurofins TestAmerica, Denver

Data File: \\chromna\Denver\ChromData\CHHPLC_X\20190620-83048.b\06200010.D

Injection Date:	20-Jun-2019 18:41:54	Instrument ID:	CHHPLC_X3	Operator ID:	hkf
Lims ID:	IC MAIN L5			Worklist Smp#:	10
Client ID:					
Injection Vol:	100.0 ul	Dil. Factor:	1.0000	ALS Bottle#:	10
Method:	8330_X3	Limit Group:	GCSV - 8330		

Column: UltraCarb5uODS (20) (4.60 mm) Y Scaling: Method Defined: Scale to the Nth Largest Target: 1

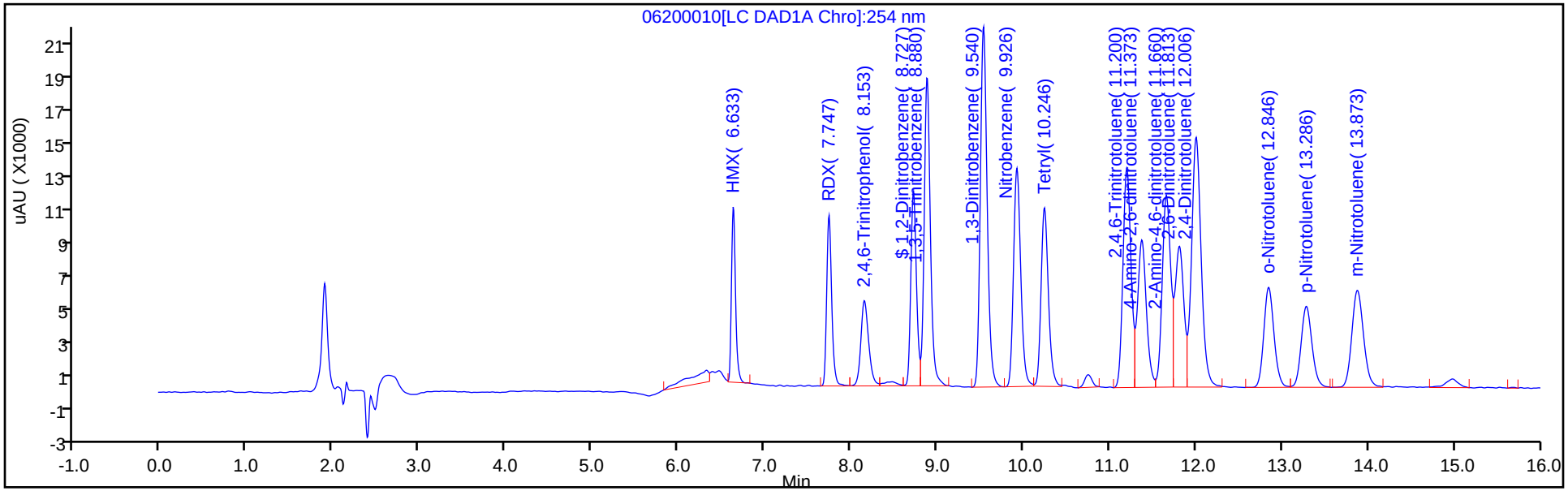

Y Scaling: Method Defined: Scale to the Nth Largest Target: 1

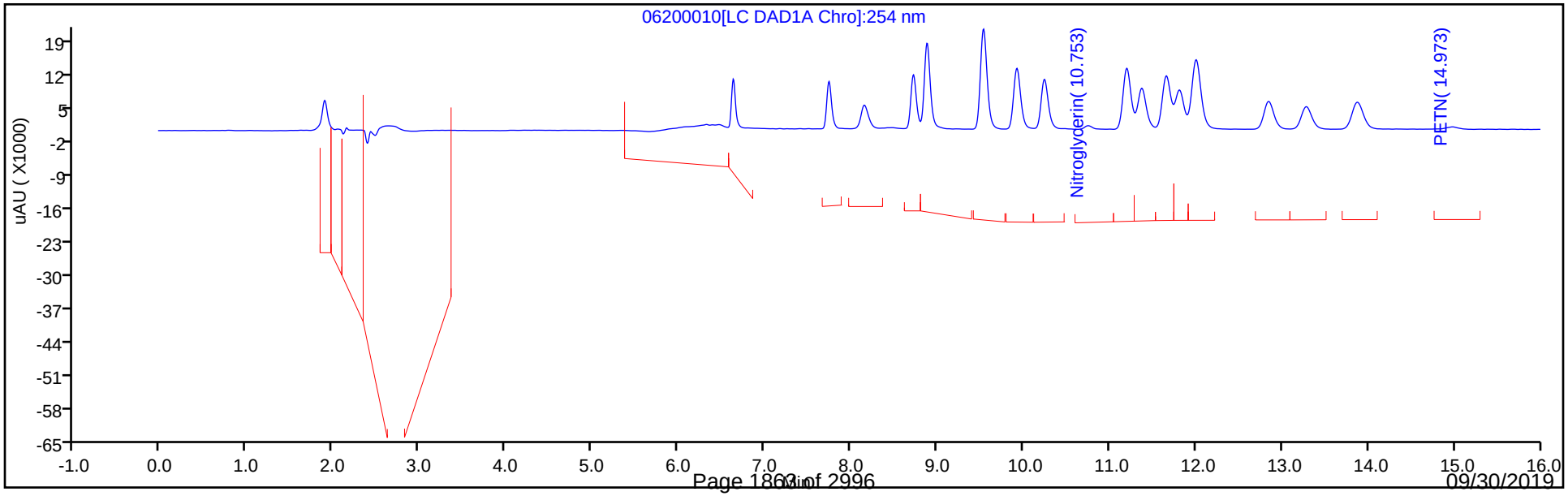

Eurofins TestAmerica, Denver
Target Compound Quantitation Report

Data File: \\chromna\Denver\ChromData\CHHPLC_X\20190620-83048.b\06200011.D
Lims ID: IC MAIN L4
Client ID:
Sample Type: IC Calib Level: 4
Inject. Date: 20-Jun-2019 19:04:52 ALS Bottle#: 11 Worklist Smp#: 11
Injection Vol: 100.0 ul Dil. Factor: 1.0000
Sample Info: IC MAIN L4
Misc. Info.: 280-0083048-011
Operator ID: hkf Instrument ID: CHHPLC_X3
Sublist: chrom-8330_X3*sub9

Method: \\chromna\Denver\ChromData\CHHPLC_X\20190620-83048.b\8330_X3.m
Limit Group: GCSV - 8330
Last Update: 24-Jun-2019 09:23:09 Calib Date: 21-Jun-2019 03:13:40
Integrator: Falcon
Quant Method: External Standard Quant By: Initial Calibration
Last ICal File: \\chromna\Denver\ChromData\CHHPLC_X\20190620-83048.b\06200032.D

Column 1 : UltraCarb5uODS (20) (4.60 mm) Det: LC DAD1B, 254 nm
Process Host: CTX0327

First Level Reviewer: fiedlerh Date: 21-Jun-2019 07:46:17

	Compound	Det	RT (min.)	Exp RT (min.)	Dlt RT (min.)	Response	Cal Amt ug/mL	OnCol Amt ug/mL	Flags
	3 HMX	1	6.635	6.632	0.003	21773	0.2500	0.2451	
	7 RDX	1	7.742	7.746	-0.004	25932	0.2500	0.2476	
	8 2,4,6-Trinitrophenol	1	8.155	8.146	0.009	20385	0.2500	0.2448	
$	9 1,2-Dinitrobenzene	1	8.722	8.726	-0.004	33713	0.2500	0.2481	
	10 1,3,5-Trinitrobenzene	1	8.875	8.879	-0.004	58412	0.2500	0.2505	
	11 1,3-Dinitrobenzene	1	9.535	9.539	-0.004	74828	0.2503	0.2450	
	12 Nitrobenzene	1	9.922	9.925	-0.003	46264	0.2505	0.2371	
	14 Tetryl	1	10.235	10.245	-0.010	39804	0.2500	0.2432	
	15 Nitroglycerin	2	10.742	10.752	-0.010	174147	2.50	2.50	
	16 2,4,6-Trinitrotoluene	1	11.195	11.199	-0.004	54347	0.2510	0.2475	
	17 4-Amino-2,6-dinitrotoluene	1	11.368	11.372	-0.004	39579	0.2508	0.2434	
	18 2-Amino-4,6-dinitrotoluene	1	11.655	11.659	-0.004	50225	0.2508	0.2485	
	19 2,6-Dinitrotoluene	1	11.802	11.812	-0.010	37344	0.2508	0.2427	
	20 2,4-Dinitrotoluene	1	11.995	12.005	-0.010	72320	0.2505	0.2438	
	21 o-Nitrotoluene	1	12.835	12.845	-0.010	30735	0.2508	0.2359	
	22 p-Nitrotoluene	1	13.275	13.279	-0.004	26588	0.2510	0.2356	
	23 m-Nitrotoluene	1	13.868	13.872	-0.004	34558	0.2510	0.2354	
	24 PETN	2	14.962	14.972	-0.010	184465	2.50	2.57	

Reagents:

8330IntermStk_00058 Amount Added: 12.50 Units: uL

Report Date: 24-Jun-2019 09:23:10 Chrom Revision: 2.3 20-Jun-2019 20:50:56

Eurofins TestAmerica, Denver

Data File: \\chromna\Denver\ChromData\CHHPLC_X\20190620-83048.b\06200011.D

Injection Date:	20-Jun-2019 19:04:52	Instrument ID:	CHHPLC_X3	Operator ID:	hkf
Lims ID:	IC MAIN L4			Worklist Smp#:	11
Client ID:					
Injection Vol:	100.0 ul	Dil. Factor:	1.0000	ALS Bottle#:	11
Method:	8330_X3	Limit Group:	GCSV - 8330		

Column: UltraCarb5uODS (20) (4.60 mm) Y Scaling: Method Defined: Scale to the Nth Largest Target: 1

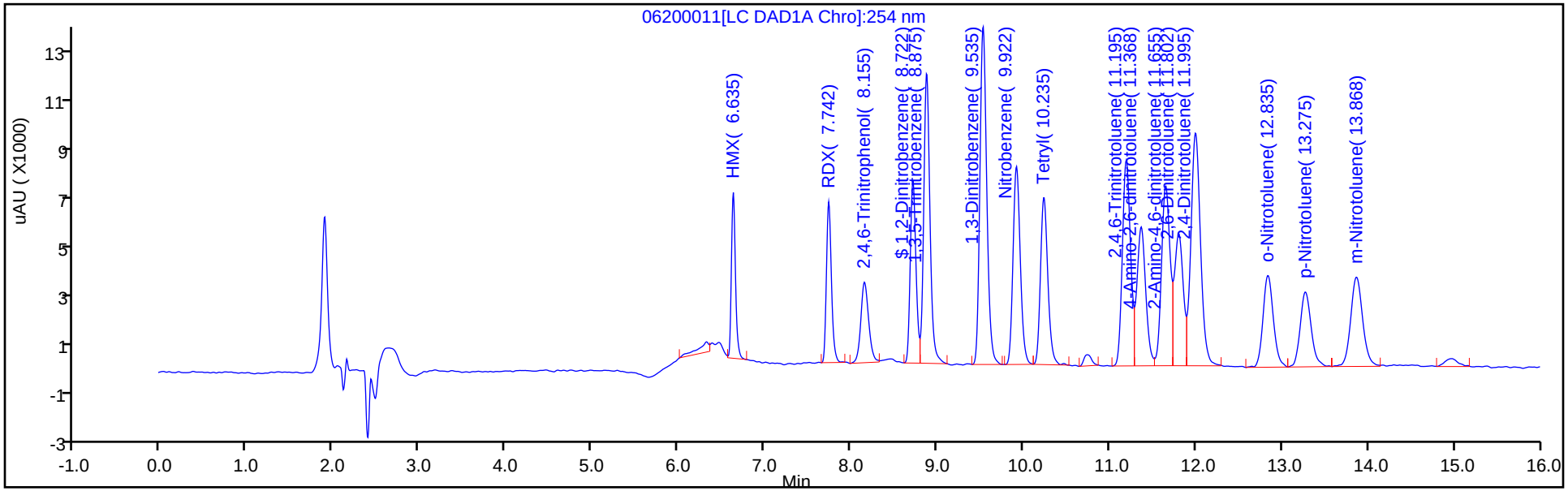

Y Scaling: Method Defined: Scale to the Nth Largest Target: 1

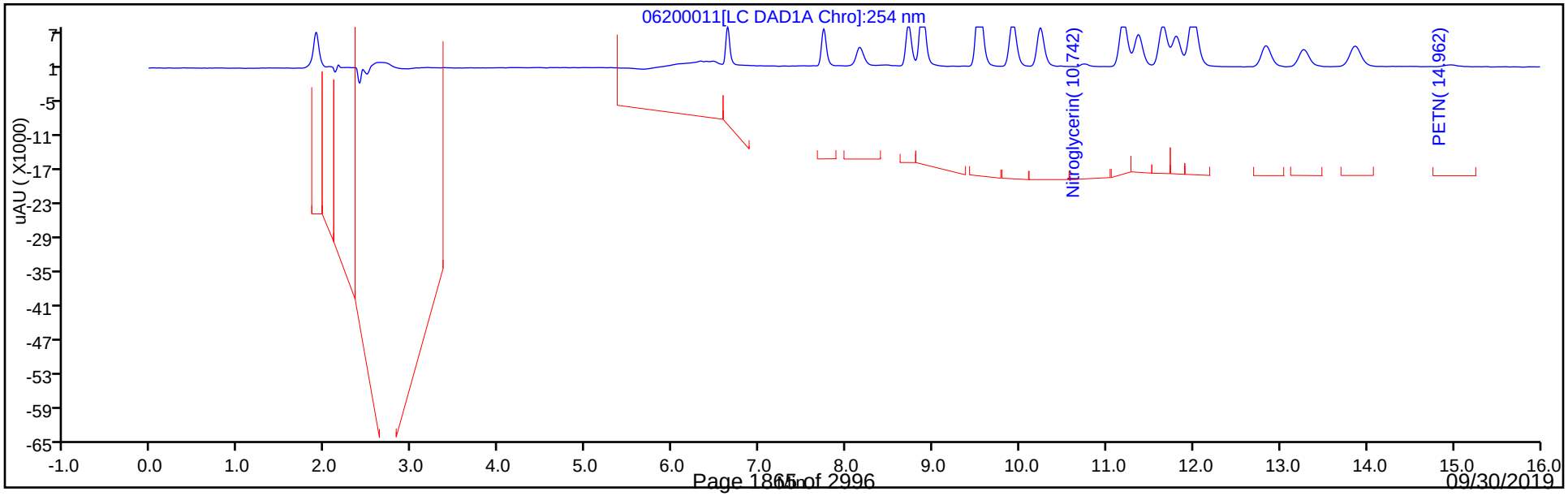

Eurofins TestAmerica, Denver
Target Compound Quantitation Report

Data File: \\chromna\Denver\ChromData\CHHPLC_X\20190620-83048.b\06200012.D
Lims ID: IC MAIN L3
Client ID:
Sample Type: IC Calib Level: 3
Inject. Date: 20-Jun-2019 19:28:38 ALS Bottle#: 12 Worklist Smp#: 12
Injection Vol: 100.0 ul Dil. Factor: 1.0000
Sample Info: IC MAIN L3
Misc. Info.: 280-0083048-012
Operator ID: hkf Instrument ID: CHHPLC_X3
Sublist: chrom-8330_X3*sub9

Method: \\chromna\Denver\ChromData\CHHPLC_X\20190620-83048.b\8330_X3.m
Limit Group: GCSV - 8330
Last Update: 24-Jun-2019 09:23:12 Calib Date: 21-Jun-2019 03:13:40
Integrator: Falcon
Quant Method: External Standard Quant By: Initial Calibration
Last ICal File: \\chromna\Denver\ChromData\CHHPLC_X\20190620-83048.b\06200032.D

Column 1 : UltraCarb5uODS (20) (4.60 mm) Det: LC DAD1B, 254 nm
Process Host: CTX0327

First Level Reviewer: fiedlerh Date: 21-Jun-2019 07:47:00

	Compound	Det	RT (min.)	Exp RT (min.)	Dlt RT (min.)	Response	Cal Amt ug/mL	OnCol Amt ug/mL	Flags
	3 HMX	1	6.642	6.632	0.010	8790	0.1000	0.0990	
	7 RDX	1	7.748	7.746	0.002	11014	0.1000	0.1052	
	8 2,4,6-Trinitrophenol	1	8.175	8.146	0.029	8639	0.1000	0.1038	
$	9 1,2-Dinitrobenzene	1	8.728	8.726	0.002	14161	0.1000	0.1042	
	10 1,3,5-Trinitrobenzene	1	8.888	8.879	0.009	24155	0.1000	0.1036	
	11 1,3-Dinitrobenzene	1	9.542	9.539	0.003	31988	0.1001	0.1048	
	12 Nitrobenzene	1	9.928	9.925	0.003	20374	0.1002	0.1044	
	14 Tetryl	1	10.248	10.245	0.003	17056	0.1000	0.1042	
	15 Nitroglycerin	2	10.755	10.752	0.003	71372	1.00	1.03	
	16 2,4,6-Trinitrotoluene	1	11.208	11.199	0.009	22893	0.1004	0.1042	
	17 4-Amino-2,6-dinitrotoluene	1	11.382	11.372	0.010	17322	0.1003	0.1065	
	18 2-Amino-4,6-dinitrotoluene	1	11.668	11.659	0.009	21066	0.1003	0.1042	
	19 2,6-Dinitrotoluene	1	11.815	11.812	0.003	16078	0.1003	0.1045	
	20 2,4-Dinitrotoluene	1	12.015	12.005	0.010	30737	0.1002	0.1036	
	21 o-Nitrotoluene	1	12.855	12.845	0.010	13901	0.1003	0.1067	
	22 p-Nitrotoluene	1	13.295	13.279	0.016	12035	0.1004	0.1067	
	23 m-Nitrotoluene	1	13.882	13.872	0.010	15531	0.1004	0.1058	
	24 PETN	2	14.982	14.972	0.010	76364	1.00	1.06	

Reagents:

8330IntermStk_00058 Amount Added: 5.00 Units: uL

Report Date: 24-Jun-2019 09:23:13 Chrom Revision: 2.3 20-Jun-2019 20:50:56

Eurofins TestAmerica, Denver

Data File: \\chromna\Denver\ChromData\CHHPLC_X\20190620-83048.b\06200012.D

Injection Date:	20-Jun-2019 19:28:38	Instrument ID:	CHHPLC_X3	Operator ID:	hkf
Lims ID:	IC MAIN L3			Worklist Smp#:	12
Client ID:					
Injection Vol:	100.0 ul	Dil. Factor:	1.0000	ALS Bottle#:	12
Method:	8330_X3	Limit Group:	GCSV - 8330		

Column: UltraCarb5uODS (20) (4.60 mm) Y Scaling: Method Defined: Scale to the Nth Largest Target: 1

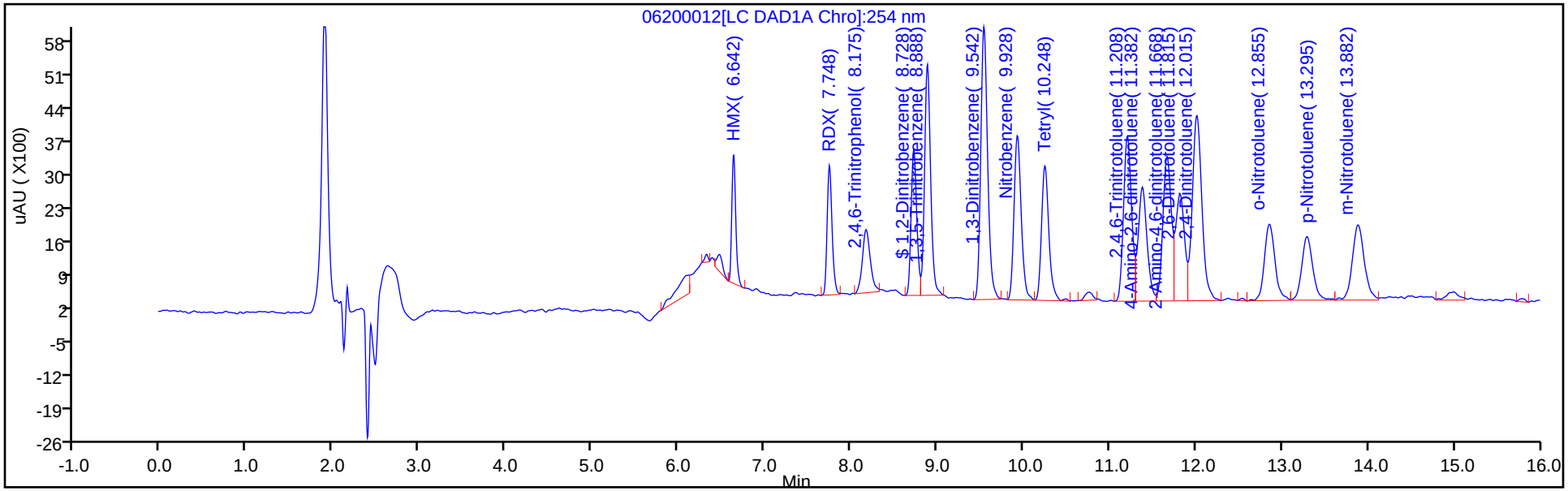

Y Scaling: Method Defined: Scale to the Nth Largest Target: 1

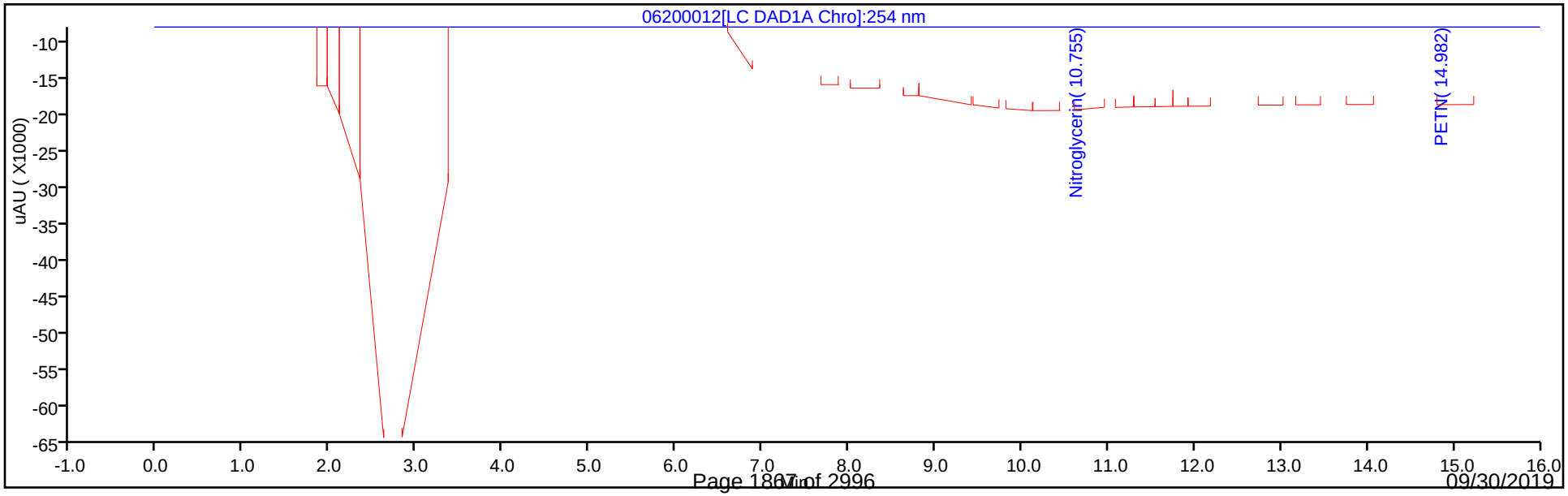

Eurofins TestAmerica, Denver
Target Compound Quantitation Report

Data File: \\chromna\Denver\ChromData\CHHPLC_X\20190620-83048.b\06200013.D
Lims ID: IC MAIN L2
Client ID:
Sample Type: IC Calib Level: 2
Inject. Date: 20-Jun-2019 19:51:34 ALS Bottle#: 13 Worklist Smp#: 13
Injection Vol: 100.0 ul Dil. Factor: 1.0000
Sample Info: IC MAIN L2
Misc. Info.: 280-0083048-013
Operator ID: hkf Instrument ID: CHHPLC_X3
Sublist: chrom-8330_X3*sub9

Method: \\chromna\Denver\ChromData\CHHPLC_X\20190620-83048.b\8330_X3.m
Limit Group: GCSV - 8330
Last Update: 24-Jun-2019 09:23:16 Calib Date: 21-Jun-2019 03:13:40
Integrator: Falcon
Quant Method: External Standard Quant By: Initial Calibration
Last ICal File: \\chromna\Denver\ChromData\CHHPLC_X\20190620-83048.b\06200032.D

Column 1 : UltraCarb5uODS (20) (4.60 mm) Det: LC DAD1B, 254 nm
Process Host: CTX0327

First Level Reviewer: fiedlerh Date: 21-Jun-2019 07:47:05

	Compound	Det	RT (min.)	Exp RT (min.)	Dlt RT (min.)	Response	Cal Amt ug/mL	OnCol Amt ug/mL	Flags
	3 HMX	1	6.636	6.632	0.004	4257	0.0500	0.0479	
	7 RDX	1	7.749	7.746	0.003	5224	0.0500	0.0499	
	8 2,4,6-Trinitrophenol	1	8.169	8.146	0.023	3928	0.0500	0.0472	
$	9 1,2-Dinitrobenzene	1	8.729	8.726	0.003	6347	0.0500	0.0467	
	10 1,3,5-Trinitrobenzene	1	8.883	8.879	0.004	10884	0.0500	0.0467	
	11 1,3-Dinitrobenzene	1	9.542	9.539	0.003	14840	0.0501	0.0486	
	12 Nitrobenzene	1	9.929	9.925	0.004	9788	0.0501	0.0502	
	14 Tetryl	1	10.249	10.245	0.004	7787	0.0500	0.0476	
	15 Nitroglycerin	2	10.749	10.752	-0.003	32541	0.5000	0.4675	
	16 2,4,6-Trinitrotoluene	1	11.202	11.199	0.003	11223	0.0502	0.0511	
	17 4-Amino-2,6-dinitrotoluene	1	11.376	11.372	0.004	8229	0.0502	0.0506	
	18 2-Amino-4,6-dinitrotoluene	1	11.662	11.659	0.003	10057	0.0502	0.0498	
	19 2,6-Dinitrotoluene	1	11.809	11.812	-0.003	7714	0.0502	0.0501	
	20 2,4-Dinitrotoluene	1	12.002	12.005	-0.003	14834	0.0501	0.0500	
	21 o-Nitrotoluene	1	12.856	12.845	0.011	6846	0.0502	0.0526	
	22 p-Nitrotoluene	1	13.282	13.279	0.003	5731	0.0502	0.0508	
	23 m-Nitrotoluene	1	13.882	13.872	0.010	7791	0.0502	0.0531	
	24 PETN	2	14.976	14.972	0.004	33962	0.5000	0.4735	

Reagents:

8330IntermStk_00058 Amount Added: 2.50 Units: uL

Report Date: 24-Jun-2019 09:23:17 Chrom Revision: 2.3 20-Jun-2019 20:50:56

Eurofins TestAmerica, Denver

Data File: \\chromna\Denver\ChromData\CHHPLC_X\20190620-83048.b\06200013.D

Injection Date:	20-Jun-2019 19:51:34	Instrument ID:	CHHPLC_X3	Operator ID:	hkf
Lims ID:	IC MAIN L2			Worklist Smp#:	13
Client ID:					
Injection Vol:	100.0 ul	Dil. Factor:	1.0000	ALS Bottle#:	13
Method:	8330_X3	Limit Group:	GCSV - 8330		

Column: UltraCarb5uODS (20) (4.60 mm) Y Scaling: Method Defined: Scale to the Nth Largest Target: 1

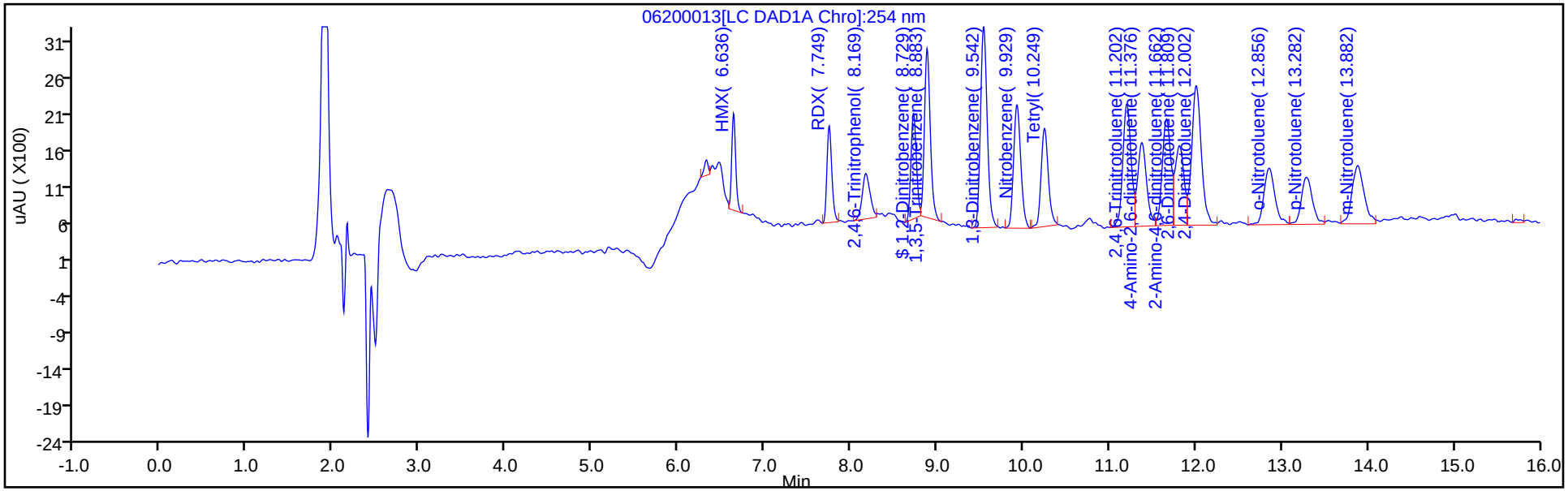

Y Scaling: Method Defined: Scale to the Nth Largest Target: 1

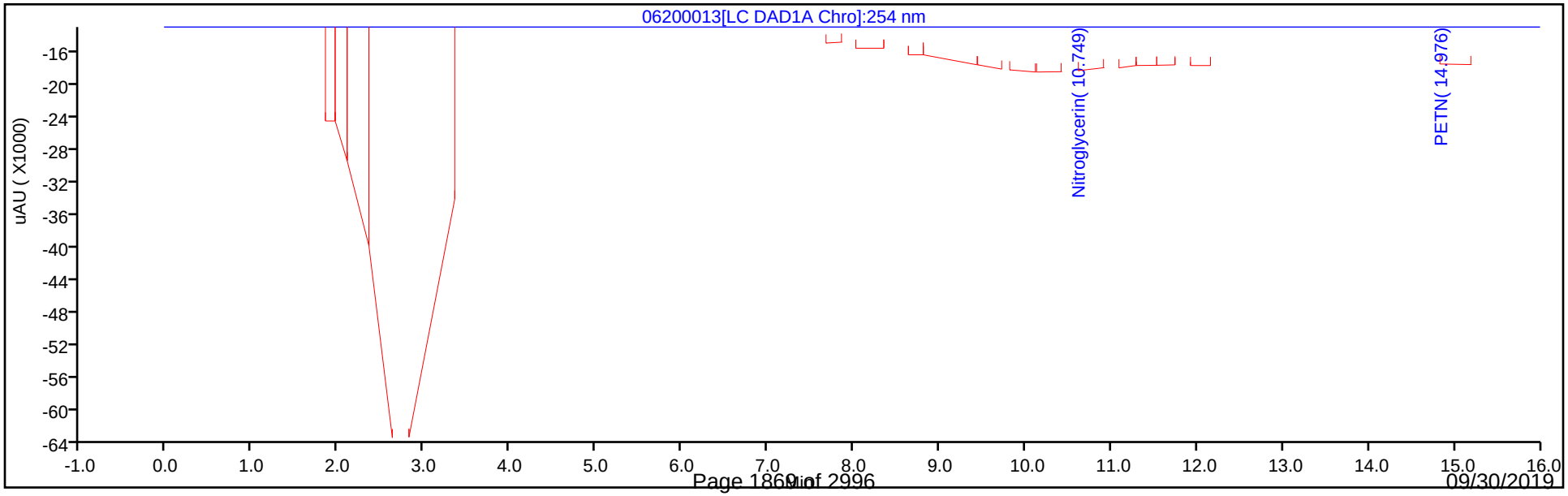

Eurofins TestAmerica, Denver
Target Compound Quantitation Report

Data File: \\chromna\Denver\ChromData\CHHPLC_X\20190620-83048.b\06200014.D
Lims ID: IC MAIN L1
Client ID:
Sample Type: IC Calib Level: 1
Inject. Date: 20-Jun-2019 20:15:20 ALS Bottle#: 14 Worklist Smp#: 14
Injection Vol: 100.0 ul Dil. Factor: 1.0000
Sample Info: IC MAIN L1
Misc. Info.: 280-0083048-014
Operator ID: hkf Instrument ID: CHHPLC_X3
Sublist: chrom-8330_X3*sub9

Method: \\chromna\Denver\ChromData\CHHPLC_X\20190620-83048.b\8330_X3.m
Limit Group: GCSV - 8330
Last Update: 24-Jun-2019 09:23:19 Calib Date: 21-Jun-2019 03:13:40
Integrator: Falcon
Quant Method: External Standard Quant By: Initial Calibration
Last ICal File: \\chromna\Denver\ChromData\CHHPLC_X\20190620-83048.b\06200032.D

Column 1 : UltraCarb5uODS (20) (4.60 mm) Det: LC DAD1B, 254 nm
Process Host: CTX0327

First Level Reviewer: fiedlerh Date: 21-Jun-2019 07:47:33

Compound	Det	RT (min.)	Exp RT (min.)	Dlt RT (min.)	Response	Cal Amt ug/mL	OnCol Amt ug/mL	Flags
3 HMX	1	6.639	6.632	0.007	1983	0.0200	0.0223	
7 RDX	1	7.752	7.746	0.006	1929	0.0200	0.0184	
8 2,4,6-Trinitrophenol	1	8.185	8.146	0.039	1925	0.0200	0.0231	
$ 9 1,2-Dinitrobenzene	1	8.725	8.726	-0.001	2816	0.0200	0.0207	
10 1,3,5-Trinitrobenzene	1	8.885	8.879	0.006	4650	0.0200	0.0199	
11 1,3-Dinitrobenzene	1	9.545	9.539	0.006	6449	0.0200	0.0211	
12 Nitrobenzene	1	9.925	9.925	0.000	3956	0.0200	0.0203	
14 Tetryl	1	10.252	10.245	0.007	3450	0.0200	0.0211	
15 Nitroglycerin	2	10.752	10.752	0.000	14487	0.2000	0.2081	
16 2,4,6-Trinitrotoluene	1	11.205	11.199	0.006	4460	0.0201	0.0203	
17 4-Amino-2,6-dinitrotoluene	1	11.378	11.372	0.006	3436	0.0201	0.0211	
18 2-Amino-4,6-dinitrotoluene	1	11.665	11.659	0.006	3996	0.0201	0.0198	
19 2,6-Dinitrotoluene	1	11.825	11.812	0.013	3510	0.0201	0.0228	
20 2,4-Dinitrotoluene	1	12.012	12.005	0.007	6208	0.0200	0.0209	
21 o-Nitrotoluene	1	12.858	12.845	0.013	2862	0.0201	0.0220	
22 p-Nitrotoluene	1	13.285	13.279	0.006	2620	0.0201	0.0232	
23 m-Nitrotoluene	1	13.878	13.872	0.006	3366	0.0201	0.0229	
24 PETN	2	14.985	14.972	0.013	11433	0.2000	0.1594	

Reagents:

8330IntermStk_00058 Amount Added: 1.00 Units: uL

Report Date: 24-Jun-2019 09:23:19 Chrom Revision: 2.3 20-Jun-2019 20:50:56

Eurofins TestAmerica, Denver

Data File: \\chromna\Denver\ChromData\CHHPLC_X\20190620-83048.b\06200014.D

Injection Date:	20-Jun-2019 20:15:20	Instrument ID:	CHHPLC_X3	Operator ID:	hkf
Lims ID:	IC MAIN L1			Worklist Smp#:	14
Client ID:					
Injection Vol:	100.0 ul	Dil. Factor:	1.0000	ALS Bottle#:	14
Method:	8330_X3	Limit Group:	GCSV - 8330		

Column: UltraCarb5uODS (20) (4.60 mm) Y Scaling: Method Defined: Scale to the Nth Largest Target: 1

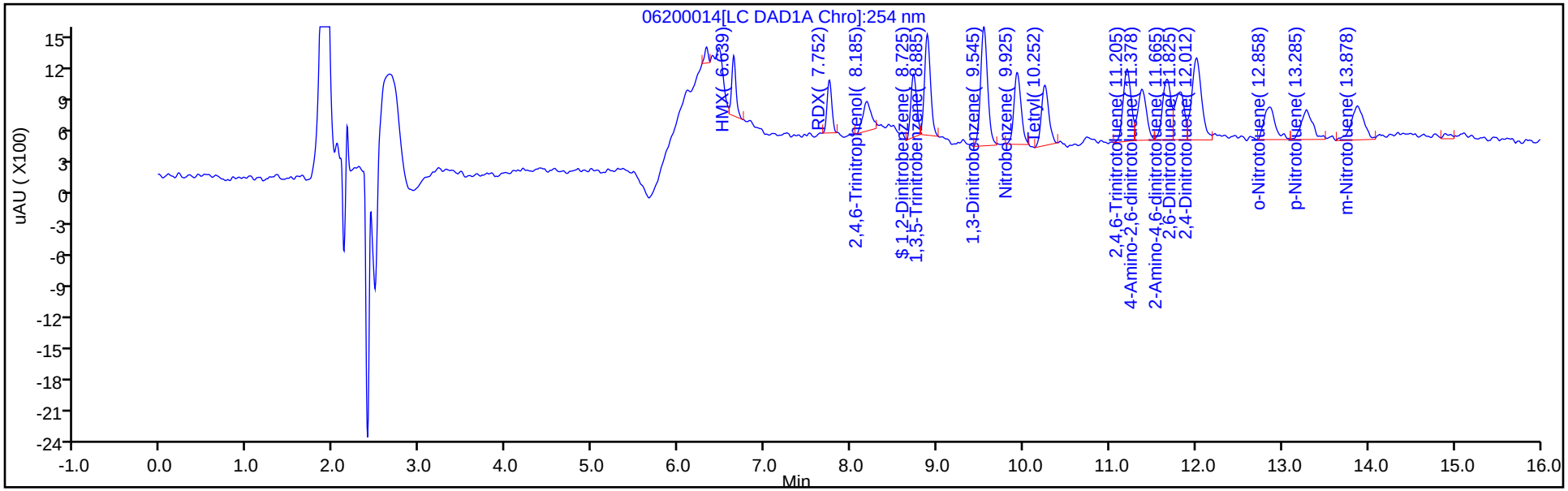

Y Scaling: Method Defined: Scale to the Nth Largest Target: 1

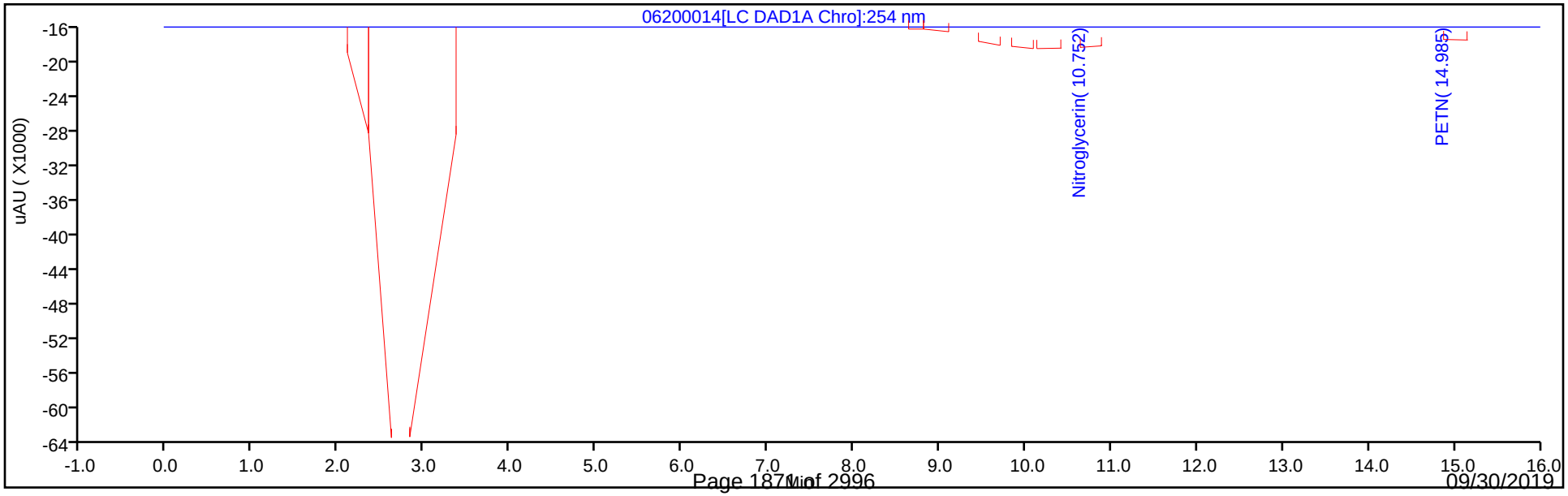

FORM VI
HPLC/IC BY EXTERNAL STANDARD - INITIAL CALIBRATION DATA
RETENTION TIME SUMMARY

Lab Name: Eurofins TestAmerica, Denver Job No.: 280-124986-1 Analy Batch No.: 462201

SDG No.:

Instrument ID: CHHPLC_X3 GC Column: UltraCarb5u ID: 4.6(mm) Heated Purge: (Y/N) N

Calibration Start Date: 06/21/2019 00:29 Calibration End Date: 06/21/2019 03:13 Calibration ID: 36863

Calibration Files:

LEVEL:	LAB SAMPLE ID:	LAB FILE ID:
Level 1	IC 280-462201/32	06200032.D
Level 2	IC 280-462201/31	06200031.D
Level 3	IC 280-462201/30	06200030.D
Level 4	IC 280-462201/29	06200029.D
Level 5	IC 280-462201/28	06200028.D
Level 6	IC 280-462201/27	06200027.D
Level 7	IC 280-462201/26	06200026.D
Level 8	IC 280-462201/25	06200025.D

ANALYTE	LVL 1	LVL 2	LVL 3	LVL 4	LVL 5	LVL 6	LVL 7	LVL 8			RT WINDOW	AVG RT
TNX	6.540	6.547	6.540	6.546	6.545	6.539	6.543	6.540			6.446 - 6.646	6.543
DNX	6.873	6.874	6.873	6.873	6.872	6.872	6.870	6.867			6.773 - 6.973	6.872
MNX	7.333	7.334	7.333	7.339	7.339	7.332	7.336	7.327			7.189 - 7.489	7.334

FORM VI
HPLC/IC BY EXTERNAL STANDARD - INITIAL CALIBRATION DATA
CURVE EVALUATION

Lab Name: Eurofins TestAmerica, Denver Job No.: 280-124986-1 Analy Batch No.: 462201

SDG No.:

Instrument ID: CHHPLC_X3 GC Column: UltraCarb5u ID: 4.6(mm) Heated Purge: (Y/N) N

Calibration Start Date: 06/21/2019 00:29 Calibration End Date: 06/21/2019 03:13 Calibration ID: 36863

Calibration Files:

LEVEL:	LAB SAMPLE ID:	LAB FILE ID:
Level 1	IC 280-462201/32	06200032.D
Level 2	IC 280-462201/31	06200031.D
Level 3	IC 280-462201/30	06200030.D
Level 4	IC 280-462201/29	06200029.D
Level 5	IC 280-462201/28	06200028.D
Level 6	IC 280-462201/27	06200027.D
Level 7	IC 280-462201/26	06200026.D
Level 8	IC 280-462201/25	06200025.D

ANALYTE	CF				CURVE TYPE	COEFFICIENT			#	MIN CF	%RSD	#	MAX %RSD	R^2 OR COD	#	MIN R^2 OR COD
	LVL 1 LVL 5	LVL 2 LVL 6	LVL 3 LVL 7	LVL 4 LVL 8		B	M1	M2								
TNX	198501 211668	217682 202248	207103 215464	220032 206648	Ave		209918.307				3.6		20.0			
DNX	155295 154945	162478 145330	146813 152143	154953 145664	Ave		152202.637				3.9		20.0			
MNX	194387 139694	142691 133484	134490 140775	140326 133827	Ave		144959.170				14.0		20.0			

Note: The M1 coefficient is the same as Ave CF for an Ave curve type.

FORM VI
HPLC/IC BY EXTERNAL STANDARD - INITIAL CALIBRATION DATA
RESPONSE AND CONCENTRATION

Lab Name: Eurofins TestAmerica, Denver Job No.: 280-124986-1 Analy Batch No.: 462201

SDG No.:

Instrument ID: CHHPLC_X3 GC Column: UltraCarb5u ID: 4.6(mm) Heated Purge: (Y/N) N

Calibration Start Date: 06/21/2019 00:29 Calibration End Date: 06/21/2019 03:13 Calibration ID: 36863

Calibration Files:

LEVEL:	LAB SAMPLE ID:	LAB FILE ID:
Level 1	IC 280-462201/32	06200032.D
Level 2	IC 280-462201/31	06200031.D
Level 3	IC 280-462201/30	06200030.D
Level 4	IC 280-462201/29	06200029.D
Level 5	IC 280-462201/28	06200028.D
Level 6	IC 280-462201/27	06200027.D
Level 7	IC 280-462201/26	06200026.D
Level 8	IC 280-462201/25	06200025.D

ANALYTE	CURVE TYPE	RESPONSE					CONCENTRATION (UG/ML)				
		LVL 1 LVL 6	LVL 2 LVL 7	LVL 3 LVL 8	LVL 4	LVL 5	LVL 1 LVL 6	LVL 2 LVL 7	LVL 3 LVL 8	LVL 4	LVL 5
TNX	Ave	3974 141715	10895 215679	20731 517137	55063	84752	0.0200 0.701	0.0501 1.00	0.100 2.50	0.250	0.400
DNX	Ave	3109 101833	8132 152295	14696 364525	38777	62040	0.0200 0.701	0.0501 1.00	0.100 2.50	0.250	0.400
MNX	Ave	4537 109043	8326 164285	15695 390439	40940	65209	0.0233 0.817	0.0584 1.17	0.117 2.92	0.292	0.467

Curve Type Legend:
Ave = Average

Eurofins TestAmerica, Denver
Target Compound Quantitation Report

Data File: \\chromna\Denver\ChromData\CHHPLC_X\20190620-83048.b\06200025.D
Lims ID: IC DMT L8
Client ID:
Sample Type: IC Calib Level: 8
Inject. Date: 21-Jun-2019 00:29:30 ALS Bottle#: 25 Worklist Smp#: 25
Injection Vol: 100.0 ul Dil. Factor: 1.0000
Sample Info: IC DMT L8
Misc. Info.: 280-0083048-025
Operator ID: hkf Instrument ID: CHHPLC_X3
Sublist: chrom-8330_X3*sub17

Method: \\chromna\Denver\ChromData\CHHPLC_X\20190620-83048.b\8330_X3.m
Limit Group: GCSV - 8330
Last Update: 24-Jun-2019 09:23:54 Calib Date: 21-Jun-2019 03:13:40
Integrator: Falcon
Quant Method: External Standard Quant By: Initial Calibration
Last ICal File: \\chromna\Denver\ChromData\CHHPLC_X\20190620-83048.b\06200032.D

Column 1 : UltraCarb5uODS (20) (4.60 mm) Det: LC DAD1B, 254 nm
Process Host: CTX0327

First Level Reviewer: meyera Date: 21-Jun-2019 15:08:58

Compound	Det	RT (min.)	Exp RT (min.)	Dlt RT (min.)	Response	Cal Amt ug/mL	OnCol Amt ug/mL	Flags
2 TNX	1	6.540	6.546	-0.006	517137	2.50	2.46	
5 DNX	1	6.867	6.873	-0.006	364525	2.50	2.39	
6 MNX	1	7.327	7.339	-0.012	390439	2.92	2.69	

Reagents:

8330 DMT_00002 Amount Added: 125.00 Units: uL

Report Date: 24-Jun-2019 09:23:54 Chrom Revision: 2.3 20-Jun-2019 20:50:56

Eurofins TestAmerica, Denver

Data File: \\chromna\Denver\ChromData\CHHPLC_X\20190620-83048.b\06200025.D

Injection Date:	21-Jun-2019 00:29:30	Instrument ID:	CHHPLC_X3	Operator ID:	hkf
Lims ID:	IC DMT L8			Worklist Smp#:	25
Client ID:					
Injection Vol:	100.0 ul	Dil. Factor:	1.0000	ALS Bottle#:	25
Method:	8330_X3	Limit Group:	GCSV - 8330		

Column: UltraCarb5uODS (20) (4.60 mm) Y Scaling: Method Defined: Scale to the Nth Largest Target: 1

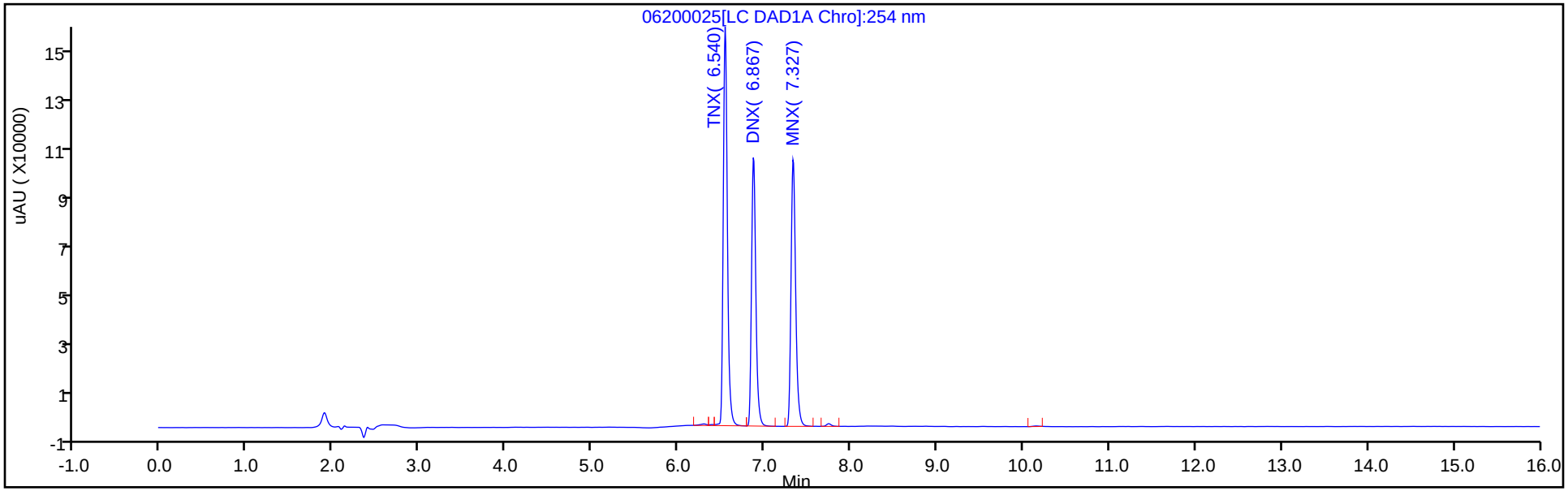

Y Scaling: Method Defined: Scale to the Nth Largest Target: 1

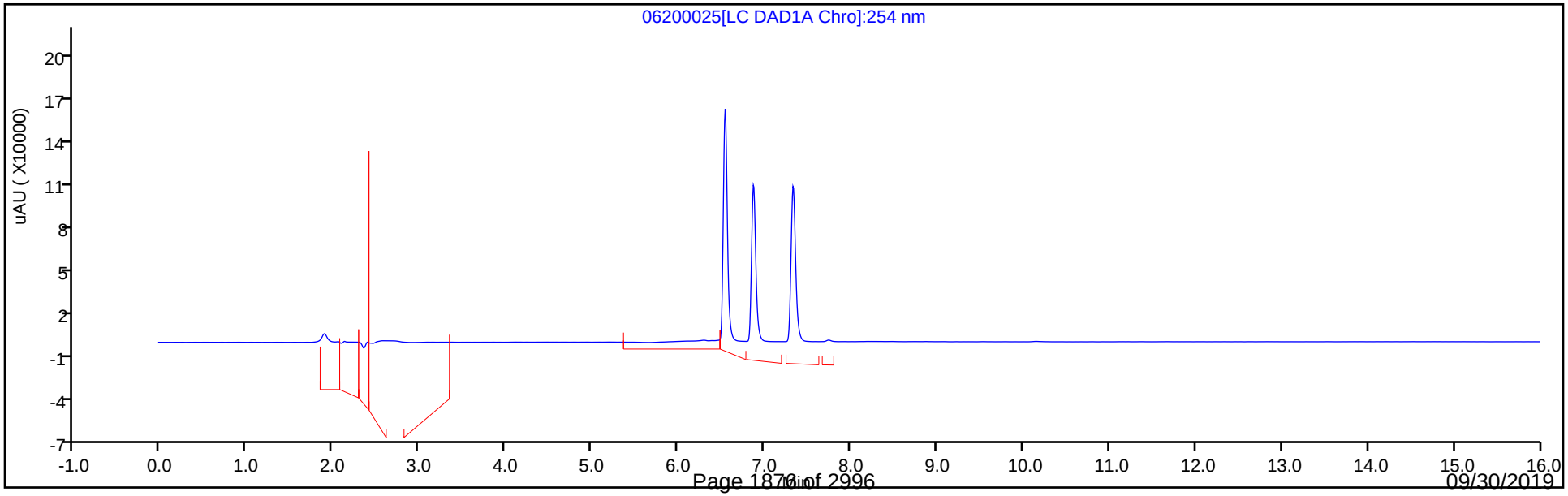

Eurofins TestAmerica, Denver
Target Compound Quantitation Report

Data File:	\\chromna\Denver\ChromData\CHHPLC_X\20190620-83048.b\06200026.D				
Lims ID:	IC DMT L7				
Client ID:					
Sample Type:	IC	Calib Level:	7		
Inject. Date:	21-Jun-2019 00:53:17	ALS Bottle#:	26	Worklist Smp#:	26
Injection Vol:	100.0 ul	Dil. Factor:	1.0000		
Sample Info:	IC DMT L7				
Misc. Info.:	280-0083048-026				
Operator ID:	hkf	Instrument ID:	CHHPLC_X3		
Sublist:	chrom-8330_X3*sub17				
Method:	\\chromna\Denver\ChromData\CHHPLC_X\20190620-83048.b\8330_X3.m				
Limit Group:	GCSV - 8330				
Last Update:	24-Jun-2019 09:23:57	Calib Date:	21-Jun-2019 03:13:40		
Integrator:	Falcon				
Quant Method:	External Standard	Quant By:	Initial Calibration		
Last ICal File:	\\chromna\Denver\ChromData\CHHPLC_X\20190620-83048.b\06200032.D				
Column 1 :	UltraCarb5uODS (20) (4.60 mm)		Det: LC DAD1B, 254 nm		
Process Host:	CTX0327				

Compound	Det	RT (min.)	Exp RT (min.)	Dlt RT (min.)	Response	Cal Amt ug/mL	OnCol Amt ug/mL	Flags
2 TNX	1	6.543	6.546	-0.003	215679	1.00	1.03	
5 DNX	1	6.870	6.873	-0.003	152295	1.00	1.00	
6 MNX	1	7.336	7.339	-0.003	164285	1.17	1.13	

Reagents:

8330 DMT_00002 Amount Added: 50.00 Units: uL

Report Date: 24-Jun-2019 09:23:57 Chrom Revision: 2.3 20-Jun-2019 20:50:56

Eurofins TestAmerica, Denver

Data File: \\chromna\Denver\ChromData\CHHPLC_X\20190620-83048.b\06200026.D

Injection Date:	21-Jun-2019 00:53:17	Instrument ID:	CHHPLC_X3	Operator ID:	hkf
Lims ID:	IC DMT L7			Worklist Smp#:	26
Client ID:					
Injection Vol:	100.0 ul	Dil. Factor:	1.0000	ALS Bottle#:	26
Method:	8330_X3	Limit Group:	GCSV - 8330		

Column: UltraCarb5uODS (20) (4.60 mm) Y Scaling: Method Defined: Scale to the Nth Largest Target: 1

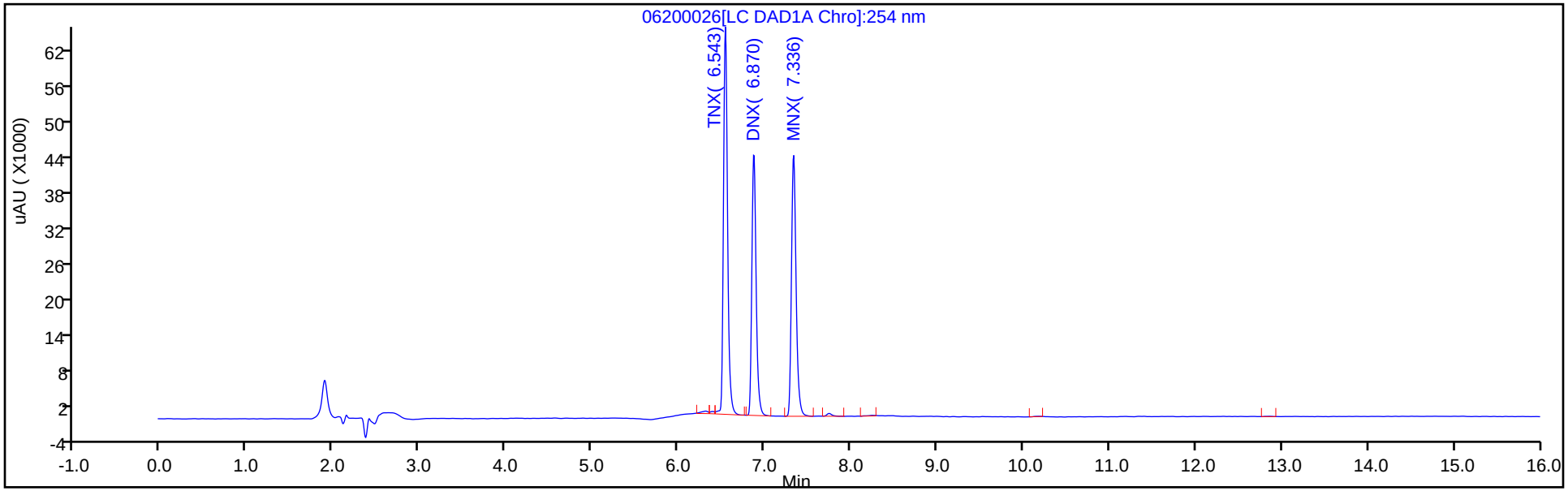

Y Scaling: Method Defined: Scale to the Nth Largest Target: 1

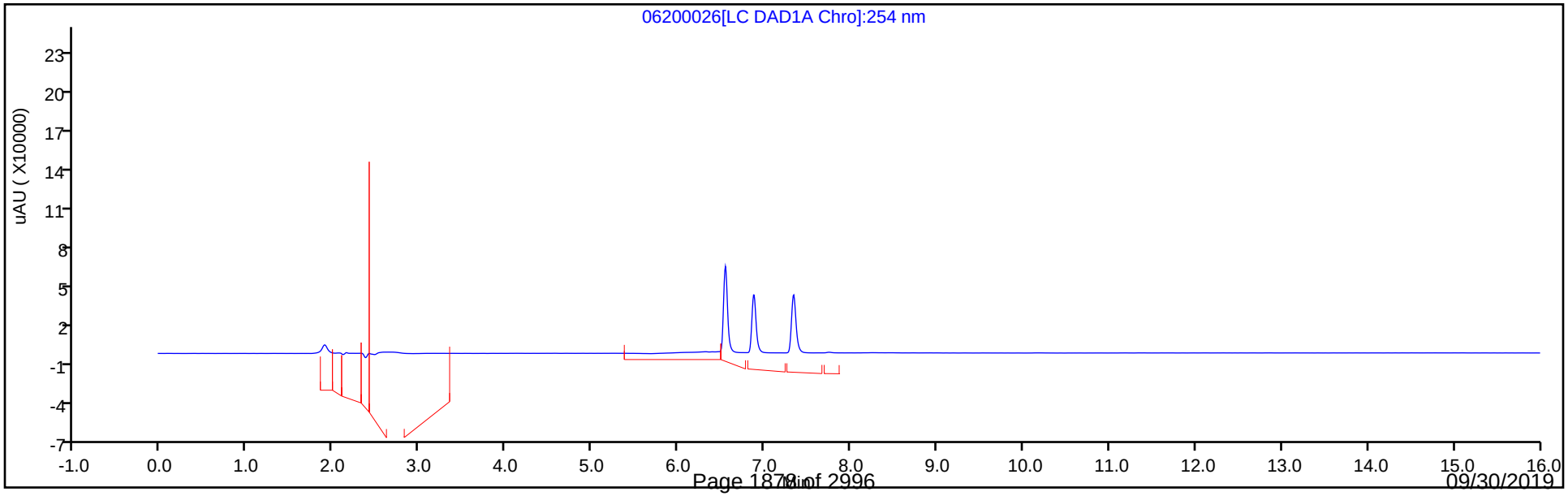

Eurofins TestAmerica, Denver
Target Compound Quantitation Report

Data File:	\\chromna\Denver\ChromData\CHHPLC_X\20190620-83048.b\06200027.D				
Lims ID:	IC DMT L6				
Client ID:					
Sample Type:	IC	Calib Level:	6		
Inject. Date:	21-Jun-2019 01:16:13	ALS Bottle#:	27	Worklist Smp#:	27
Injection Vol:	100.0 ul	Dil. Factor:	1.0000		
Sample Info:	IC DMT L6				
Misc. Info.:	280-0083048-027				
Operator ID:	hkf	Instrument ID:	CHHPLC_X3		
Sublist:	chrom-8330_X3*sub17				
Method:	\\chromna\Denver\ChromData\CHHPLC_X\20190620-83048.b\8330_X3.m				
Limit Group:	GCSV - 8330				
Last Update:	24-Jun-2019 09:23:59	Calib Date:	21-Jun-2019 03:13:40		
Integrator:	Falcon				
Quant Method:	External Standard	Quant By:	Initial Calibration		
Last ICal File:	\\chromna\Denver\ChromData\CHHPLC_X\20190620-83048.b\06200032.D				
Column 1 :	UltraCarb5uODS (20) (4.60 mm)		Det: LC DAD1B, 254 nm		
Process Host:	CTX0327				

Compound	Det	RT (min.)	Exp RT (min.)	Dlt RT (min.)	Response	Cal Amt ug/mL	OnCol Amt ug/mL	Flags
2 TNX	1	6.539	6.546	-0.007	141715	0.7007	0.6751	
5 DNX	1	6.872	6.873	-0.001	101833	0.7007	0.6691	
6 MNX	1	7.332	7.339	-0.007	109043	0.8169	0.7522	

Reagents:

8330 DMT_00002 Amount Added: 35.00 Units: uL

Report Date: 24-Jun-2019 09:24:00 Chrom Revision: 2.3 20-Jun-2019 20:50:56

Eurofins TestAmerica, Denver

Data File: \\chromna\Denver\ChromData\CHHPLC_X\20190620-83048.b\06200027.D

Injection Date:	21-Jun-2019 01:16:13	Instrument ID:	CHHPLC_X3	Operator ID:	hkf
Lims ID:	IC DMT L6			Worklist Smp#:	27
Client ID:					
Injection Vol:	100.0 ul	Dil. Factor:	1.0000	ALS Bottle#:	27
Method:	8330_X3	Limit Group:	GCSV - 8330		

Column: UltraCarb5uODS (20) (4.60 mm) Y Scaling: Method Defined: Scale to the Nth Largest Target: 1

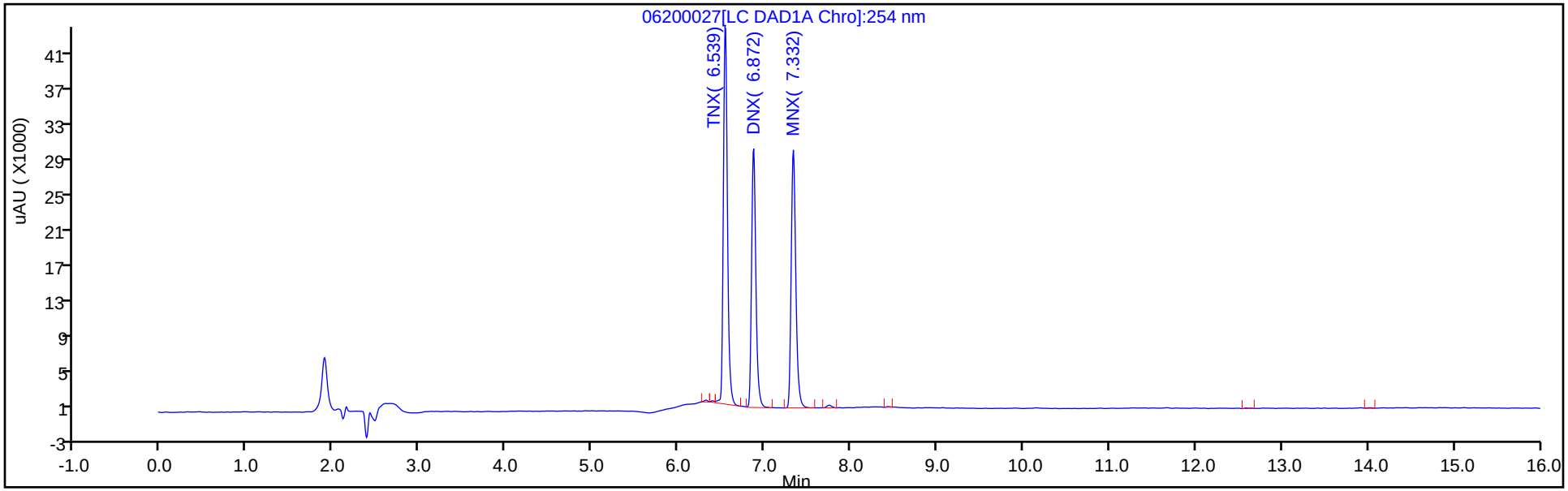

Y Scaling: Method Defined: Scale to the Nth Largest Target: 1

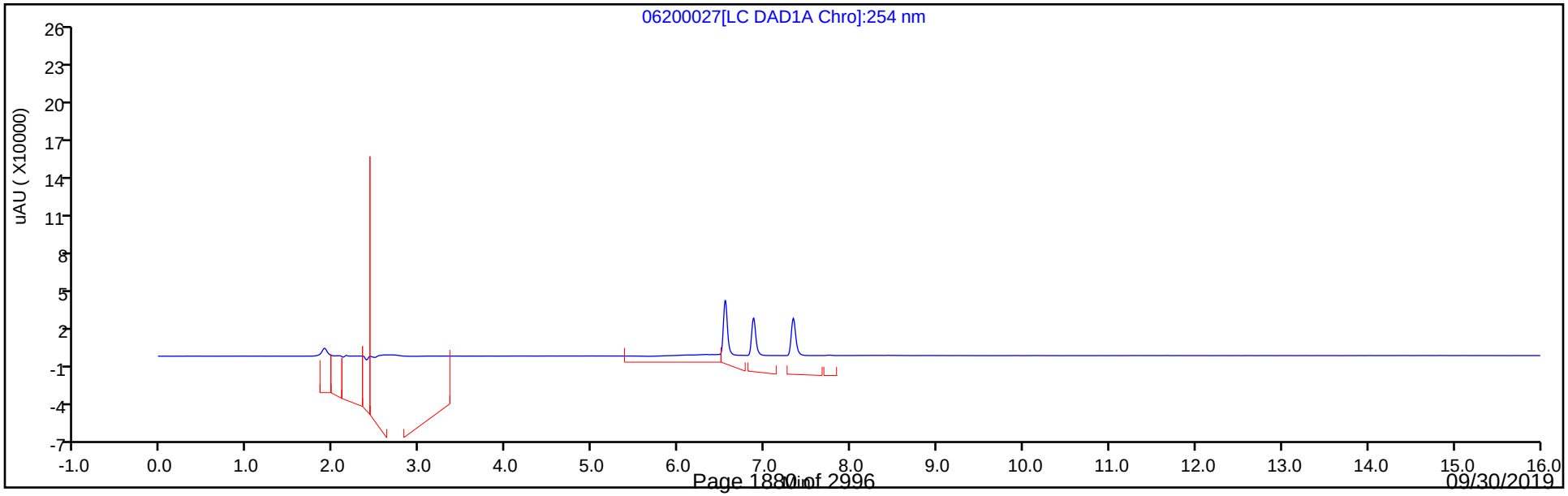

Eurofins TestAmerica, Denver
Target Compound Quantitation Report

Data File: \\chromna\Denver\ChromData\CHHPLC_X\20190620-83048.b\06200028.D
Lims ID: IC DMT L5
Client ID:
Sample Type: IC Calib Level: 5
Inject. Date: 21-Jun-2019 01:40:01 ALS Bottle#: 28 Worklist Smp#: 28
Injection Vol: 100.0 ul Dil. Factor: 1.0000
Sample Info: IC DMT L5
Misc. Info.: 280-0083048-028
Operator ID: hkf Instrument ID: CHHPLC_X3
Sublist: chrom-8330_X3*sub17

Method: \\chromna\Denver\ChromData\CHHPLC_X\20190620-83048.b\8330_X3.m
Limit Group: GCSV - 8330
Last Update: 24-Jun-2019 09:24:03 Calib Date: 21-Jun-2019 03:13:40
Integrator: Falcon
Quant Method: External Standard Quant By: Initial Calibration
Last ICal File: \\chromna\Denver\ChromData\CHHPLC_X\20190620-83048.b\06200032.D

Column 1 : UltraCarb5uODS (20) (4.60 mm) Det: LC DAD1B, 254 nm
Process Host: CTX0327

First Level Reviewer: fiedlerh Date: 21-Jun-2019 07:49:53

Compound	Det	RT (min.)	Exp RT (min.)	Dlt RT (min.)	Response	Cal Amt ug/mL	OnCol Amt ug/mL	Flags
2 TNX	1	6.545	6.546	-0.001	84752	0.4004	0.4037	M
5 DNX	1	6.872	6.873	-0.001	62040	0.4004	0.4076	
6 MNX	1	7.339	7.339	0.000	65209	0.4668	0.4498	

QC Flag Legend

Review Flags
M - Manually Integrated

Reagents:

8330 DMT_00002 Amount Added: 20.00 Units: uL

Report Date: 24-Jun-2019 09:24:03 Chrom Revision: 2.3 20-Jun-2019 20:50:56

Eurofins TestAmerica, Denver

Data File: \\chromna\Denver\ChromData\CHHPLC_X\20190620-83048.b\06200028.D

Injection Date:	21-Jun-2019 01:40:01	Instrument ID:	CHHPLC_X3	Operator ID:	hkf
Lims ID:	IC DMT L5			Worklist Smp#:	28
Client ID:					
Injection Vol:	100.0 ul	Dil. Factor:	1.0000	ALS Bottle#:	28
Method:	8330_X3	Limit Group:	GCSV - 8330		

Column: UltraCarb5uODS (20) (4.60 mm) Y Scaling: Method Defined: Scale to the Nth Largest Target: 1

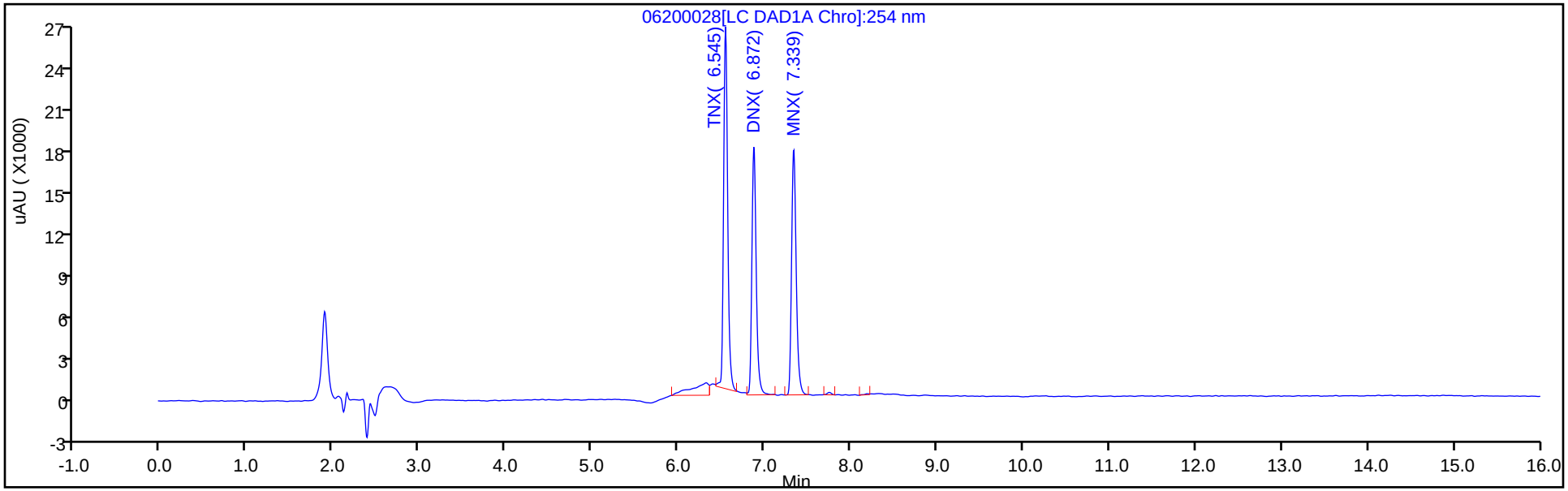

Y Scaling: Method Defined: Scale to the Nth Largest Target: 1

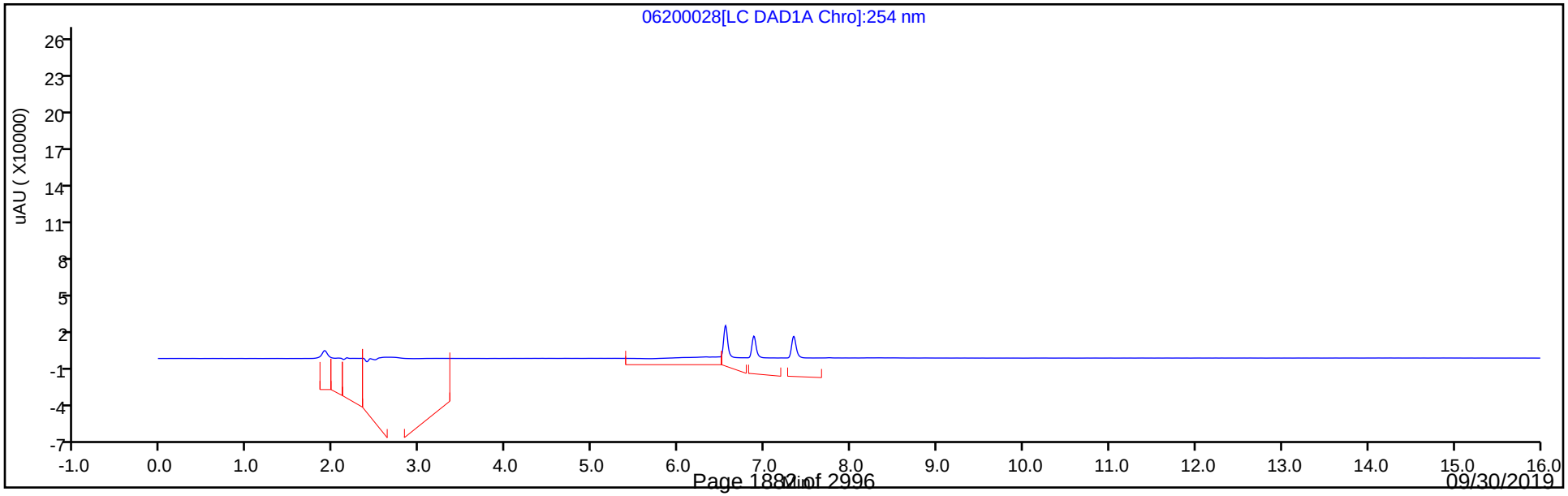

Manual Integration/User Assign Peak Report

Eurofins TestAmerica, Denver

Data File:	\\chromna\Denver\ChromData\CHHPLC_X\20190620-83048.b\06200028.D				
Injection Date:	21-Jun-2019 01:40:01	Instrument ID:	CHHPLC_X3		
Lims ID:	IC DMT L5				
Client ID:					
Operator ID:	hkf	ALS Bottle#:	28	Worklist Smp#:	28
Injection Vol:	100.0 ul	Dil. Factor:	1.0000		
Method:	8330_X3	Limit Group:	GCSV - 8330		
Column:	UltraCarb5uODS (20) (4.60 mm)	Detector	LC DAD1B, 254 nm		

2 TNX, CAS: 13980-04-6

Signal: 1

Processing Integration Results

RT: 6.55
Area: 95941
Amount: 0.449559
Amount Units: ug/mL

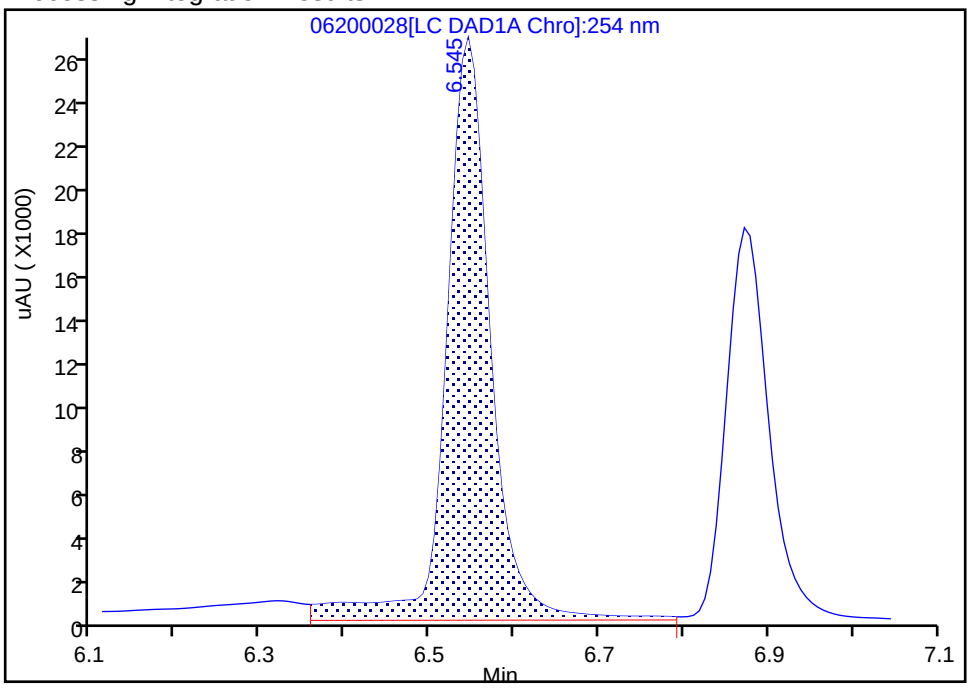

Manual Integration Results

RT: 6.55
Area: 84752
Amount: 0.403738
Amount Units: ug/mL

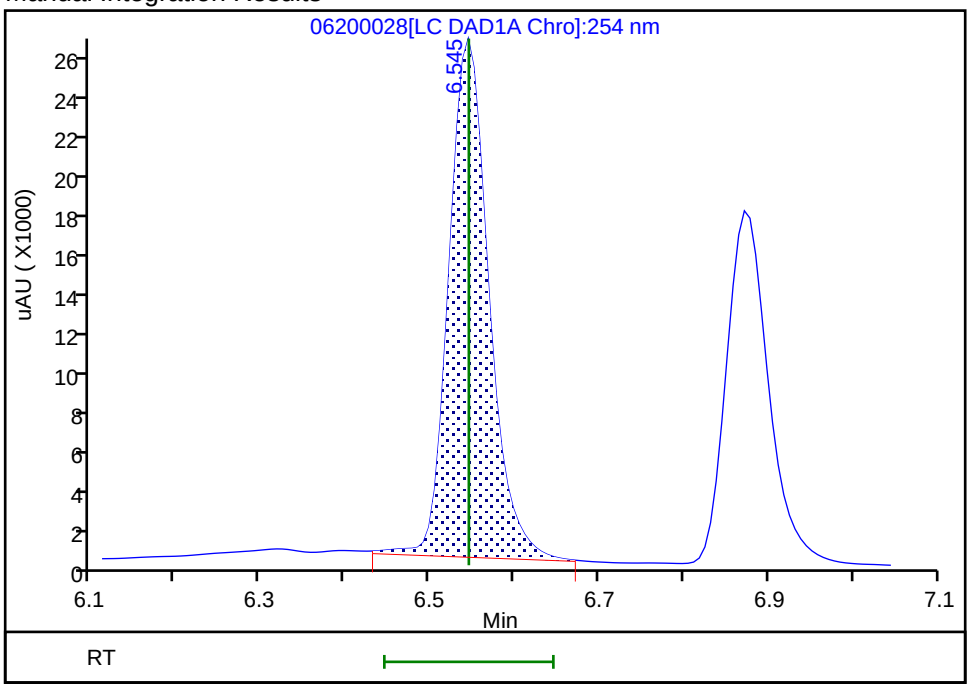

Reviewer: fiedlerh, 21-Jun-2019 07:49:51

Audit Action: Manually Integrated Audit Reason: Baseline Smoothing

Eurofins TestAmerica, Denver
Target Compound Quantitation Report

Data File: \\chromna\Denver\ChromData\CHHPLC_X\20190620-83048.b\06200029.D
Lims ID: IC DMT L4
Client ID:
Sample Type: IC Calib Level: 4
Inject. Date: 21-Jun-2019 02:03:48 ALS Bottle#: 29 Worklist Smp#: 29
Injection Vol: 100.0 ul Dil. Factor: 1.0000
Sample Info: IC DMT L4
Misc. Info.: 280-0083048-029
Operator ID: hkf Instrument ID: CHHPLC_X3
Sublist: chrom-8330_X3*sub17

Method: \\chromna\Denver\ChromData\CHHPLC_X\20190620-83048.b\8330_X3.m
Limit Group: GCSV - 8330
Last Update: 24-Jun-2019 09:24:06 Calib Date: 21-Jun-2019 03:13:40
Integrator: Falcon
Quant Method: External Standard Quant By: Initial Calibration
Last ICal File: \\chromna\Denver\ChromData\CHHPLC_X\20190620-83048.b\06200032.D

Column 1 : UltraCarb5uODS (20) (4.60 mm) Det: LC DAD1B, 254 nm
Process Host: CTX0327

First Level Reviewer: fiedlerh Date: 21-Jun-2019 07:49:37

Compound	Det	RT (min.)	Exp RT (min.)	Dlt RT (min.)	Response	Cal Amt ug/mL	OnCol Amt ug/mL	Flags
2 TNX	1	6.546	6.546	0.000	55063	0.2503	0.2623	
5 DNX	1	6.873	6.873	0.000	38777	0.2503	0.2548	
6 MNX	1	7.339	7.339	0.000	40940	0.2918	0.2824	

Reagents:

8330 DMT_00002 Amount Added: 12.50 Units: uL

Report Date: 24-Jun-2019 09:24:07 Chrom Revision: 2.3 20-Jun-2019 20:50:56

Eurofins TestAmerica, Denver

Data File: \\chromna\Denver\ChromData\CHHPLC_X\20190620-83048.b\06200029.D

Injection Date:	21-Jun-2019 02:03:48	Instrument ID:	CHHPLC_X3	Operator ID:	hkf
Lims ID:	IC DMT L4			Worklist Smp#:	29
Client ID:					
Injection Vol:	100.0 ul	Dil. Factor:	1.0000	ALS Bottle#:	29
Method:	8330_X3	Limit Group:	GCSV - 8330		

Column: UltraCarb5uODS (20) (4.60 mm) Y Scaling: Method Defined: Scale to the Nth Largest Target: 1

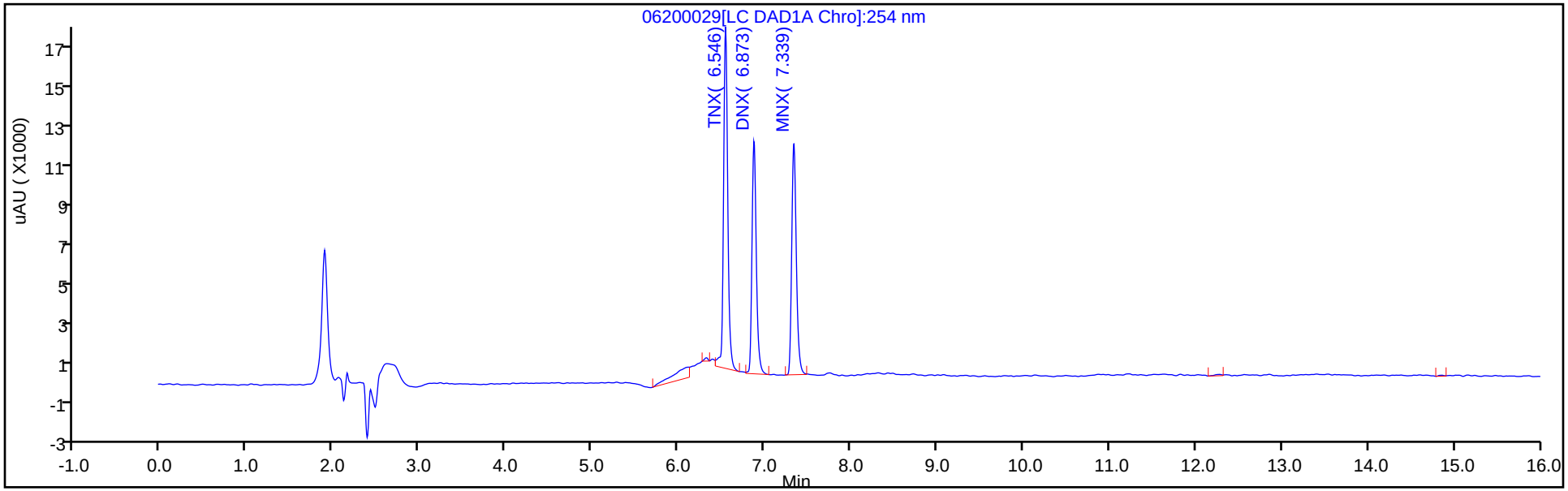

Y Scaling: Method Defined: Scale to the Nth Largest Target: 1

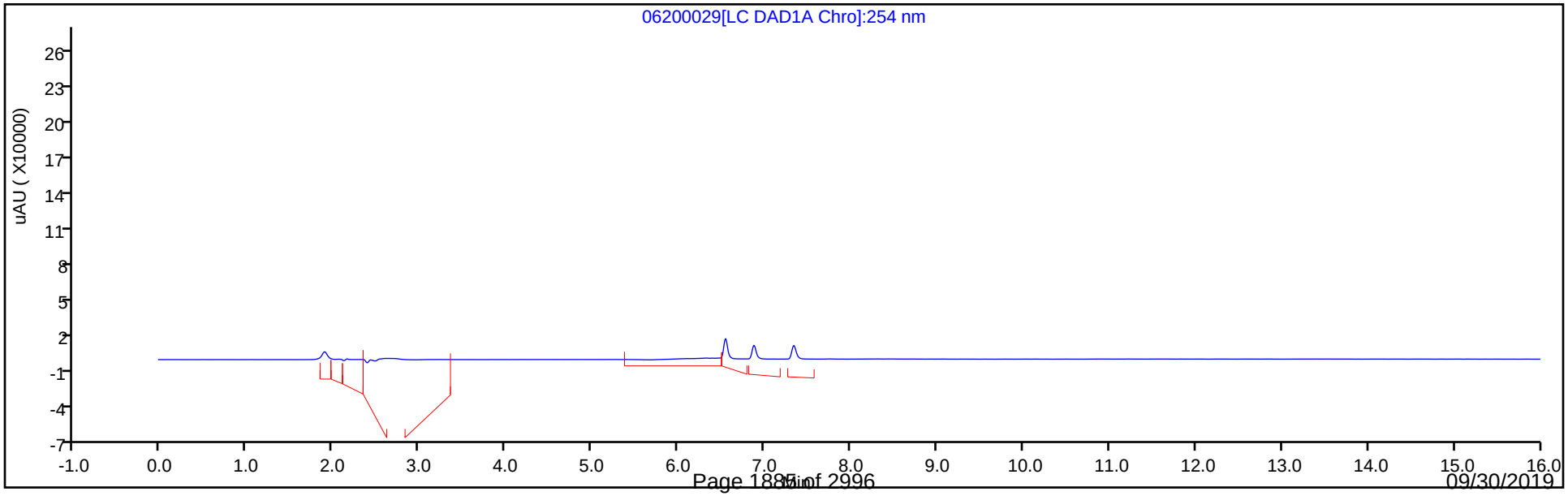

Eurofins TestAmerica, Denver
Target Compound Quantitation Report

Data File:	\\chromna\Denver\ChromData\CHHPLC_X\20190620-83048.b\06200030.D				
Lims ID:	IC DMT L3				
Client ID:					
Sample Type:	IC	Calib Level:	3		
Inject. Date:	21-Jun-2019 02:26:47	ALS Bottle#:	30	Worklist Smp#:	30
Injection Vol:	100.0 ul	Dil. Factor:	1.0000		
Sample Info:	IC DMT L3				
Misc. Info.:	280-0083048-030				
Operator ID:	hkf	Instrument ID:	CHHPLC_X3		
Sublist:	chrom-8330_X3*sub17				
Method:	\\chromna\Denver\ChromData\CHHPLC_X\20190620-83048.b\8330_X3.m				
Limit Group:	GCSV - 8330				
Last Update:	24-Jun-2019 09:24:10	Calib Date:	21-Jun-2019 03:13:40		
Integrator:	Falcon				
Quant Method:	External Standard	Quant By:	Initial Calibration		
Last ICal File:	\\chromna\Denver\ChromData\CHHPLC_X\20190620-83048.b\06200032.D				
Column 1 :	UltraCarb5uODS (20) (4.60 mm)		Det: LC DAD1B, 254 nm		
Process Host:	CTX0327				

Compound	Det	RT (min.)	Exp RT (min.)	Dlt RT (min.)	Response	Cal Amt ug/mL	OnCol Amt ug/mL	Flags
2 TNX	1	6.540	6.546	-0.006	20731	0.1001	0.0988	
5 DNX	1	6.873	6.873	0.000	14696	0.1001	0.0966	
6 MNX	1	7.333	7.339	-0.006	15695	0.1167	0.1083	

Reagents:

8330 DMT_00002 Amount Added: 5.00 Units: uL

Report Date: 24-Jun-2019 09:24:11 Chrom Revision: 2.3 20-Jun-2019 20:50:56

Eurofins TestAmerica, Denver

Data File: \\chromna\Denver\ChromData\CHHPLC_X\20190620-83048.b\06200030.D

Injection Date:	21-Jun-2019 02:26:47	Instrument ID:	CHHPLC_X3	Operator ID:	hkf
Lims ID:	IC DMT L3			Worklist Smp#:	30
Client ID:					
Injection Vol:	100.0 ul	Dil. Factor:	1.0000	ALS Bottle#:	30
Method:	8330_X3	Limit Group:	GCSV - 8330		

Column: UltraCarb5uODS (20) (4.60 mm) Y Scaling: Method Defined: Scale to the Nth Largest Target: 1

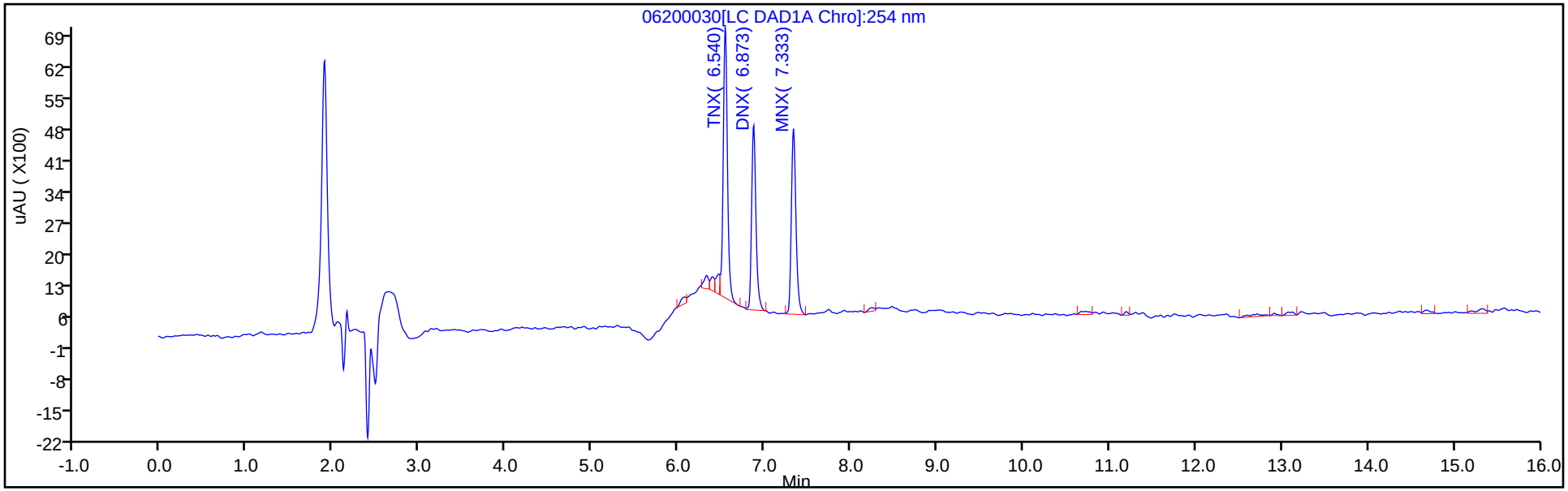

Y Scaling: Method Defined: Scale to the Nth Largest Target: 1

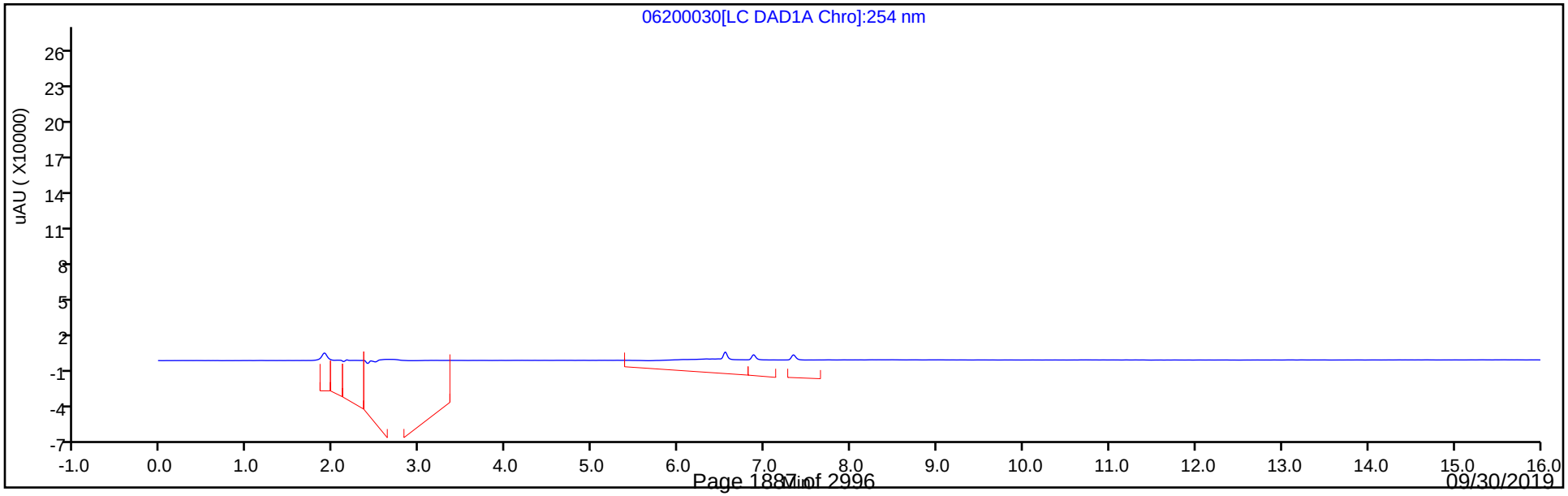

Eurofins TestAmerica, Denver
Target Compound Quantitation Report

Data File:	\\chromna\Denver\ChromData\CHHPLC_X\20190620-83048.b\06200031.D				
Lims ID:	IC DMT L2				
Client ID:					
Sample Type:	IC	Calib Level:	2		
Inject. Date:	21-Jun-2019 02:50:46	ALS Bottle#:	31	Worklist Smp#:	31
Injection Vol:	100.0 ul	Dil. Factor:	1.0000		
Sample Info:	IC DMT L2				
Misc. Info.:	280-0083048-031				
Operator ID:	hkf	Instrument ID:	CHHPLC_X3		
Sublist:	chrom-8330_X3*sub17				
Method:	\\chromna\Denver\ChromData\CHHPLC_X\20190620-83048.b\8330_X3.m				
Limit Group:	GCSV - 8330				
Last Update:	24-Jun-2019 09:24:13	Calib Date:	21-Jun-2019 03:13:40		
Integrator:	Falcon				
Quant Method:	External Standard	Quant By:	Initial Calibration		
Last ICal File:	\\chromna\Denver\ChromData\CHHPLC_X\20190620-83048.b\06200032.D				
Column 1 :	UltraCarb5uODS (20) (4.60 mm)		Det: LC DAD1B, 254 nm		
Process Host:	CTX0327				

Compound	Det	RT (min.)	Exp RT (min.)	Dlt RT (min.)	Response	Cal Amt ug/mL	OnCol Amt ug/mL	Flags
2 TNX	1	6.547	6.546	0.001	10895	0.0501	0.0519	
5 DNX	1	6.874	6.873	0.001	8132	0.0501	0.0534	
6 MNX	1	7.334	7.339	-0.005	8326	0.0584	0.0574	

Reagents:

8330 DMT_00002 Amount Added: 2.50 Units: uL

Report Date: 24-Jun-2019 09:24:13 Chrom Revision: 2.3 20-Jun-2019 20:50:56

Eurofins TestAmerica, Denver

Data File: \\chromna\Denver\ChromData\CHHPLC_X\20190620-83048.b\06200031.D

Injection Date:	21-Jun-2019 02:50:46	Instrument ID:	CHHPLC_X3	Operator ID:	hkf
Lims ID:	IC DMT L2			Worklist Smp#:	31
Client ID:					
Injection Vol:	100.0 ul	Dil. Factor:	1.0000	ALS Bottle#:	31
Method:	8330_X3	Limit Group:	GCSV - 8330		

Column: UltraCarb5uODS (20) (4.60 mm) Y Scaling: Method Defined: Scale to the Nth Largest Target: 1

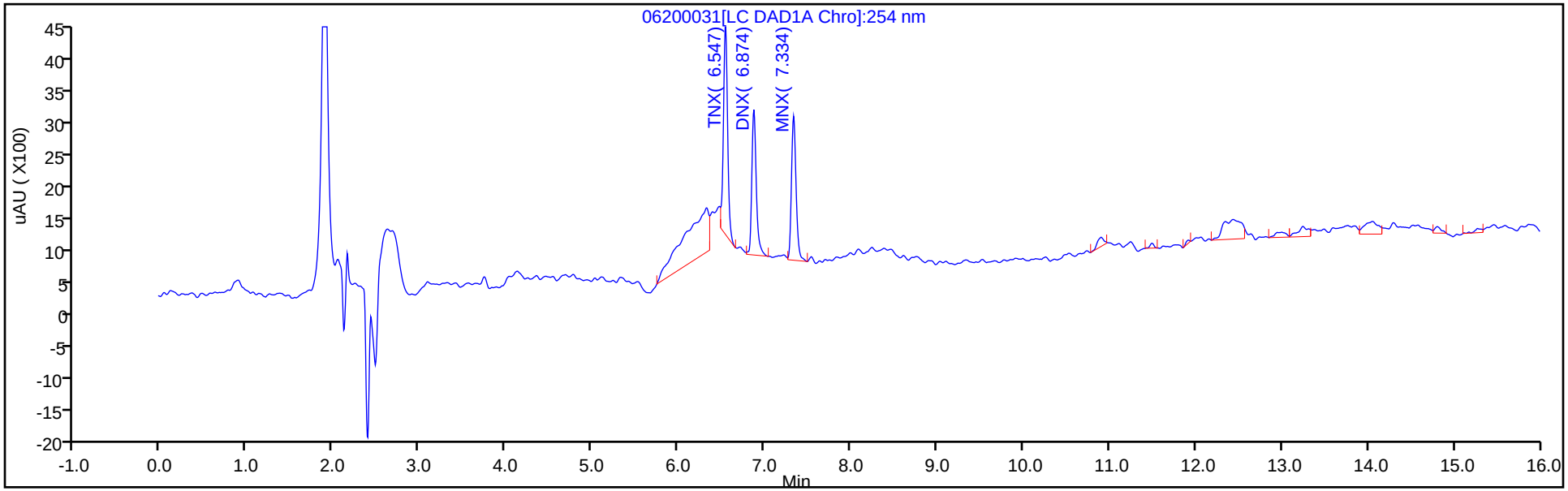

Y Scaling: Method Defined: Scale to the Nth Largest Target: 1

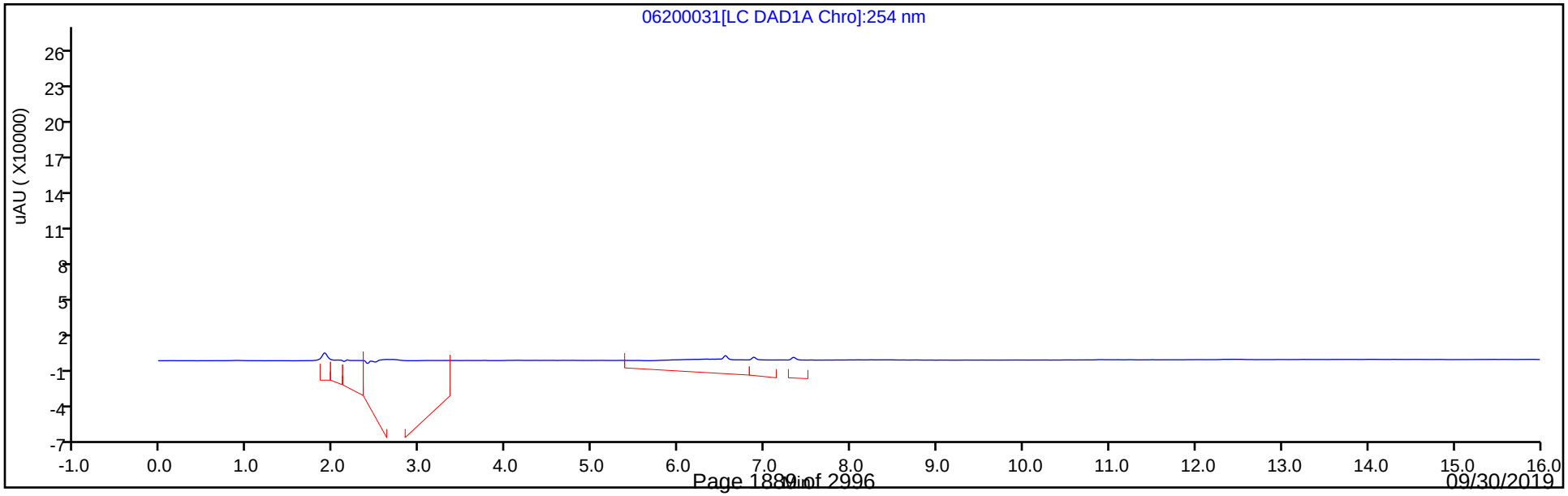

Eurofins TestAmerica, Denver
Target Compound Quantitation Report

Data File:	\\chromna\Denver\ChromData\CHHPLC_X\20190620-83048.b\06200032.D				
Lims ID:	IC DMT L1				
Client ID:					
Sample Type:	IC	Calib Level:	1		
Inject. Date:	21-Jun-2019 03:13:40	ALS Bottle#:	32	Worklist Smp#:	32
Injection Vol:	100.0 ul	Dil. Factor:	1.0000		
Sample Info:	IC DMT L1				
Misc. Info.:	280-0083048-032				
Operator ID:	hkf	Instrument ID:	CHHPLC_X3		
Sublist:	chrom-8330_X3*sub17				
Method:	\\chromna\Denver\ChromData\CHHPLC_X\20190620-83048.b\8330_X3.m				
Limit Group:	GCSV - 8330				
Last Update:	24-Jun-2019 09:24:15	Calib Date:	21-Jun-2019 03:13:40		
Integrator:	Falcon				
Quant Method:	External Standard	Quant By:	Initial Calibration		
Last ICal File:	\\chromna\Denver\ChromData\CHHPLC_X\20190620-83048.b\06200032.D				
Column 1 :	UltraCarb5uODS (20) (4.60 mm)		Det: LC DAD1B, 254 nm		
Process Host:	CTX0327				

Compound	Det	RT (min.)	Exp RT (min.)	Dlt RT (min.)	Response	Cal Amt ug/mL	OnCol Amt ug/mL	Flags
2 TNX	1	6.540	6.546	-0.006	3974	0.0200	0.0189	
5 DNX	1	6.873	6.873	0.000	3109	0.0200	0.0204	
6 MNX	1	7.333	7.339	-0.006	4537	0.0233	0.0313	

Reagents:

8330 DMT_00002 Amount Added: 1.00 Units: uL

Report Date: 24-Jun-2019 09:24:16 Chrom Revision: 2.3 20-Jun-2019 20:50:56

Eurofins TestAmerica, Denver

Data File: \\chromna\Denver\ChromData\CHHPLC_X\20190620-83048.b\06200032.D

Injection Date:	21-Jun-2019 03:13:40	Instrument ID:	CHHPLC_X3	Operator ID:	hkf
Lims ID:	IC DMT L1			Worklist Smp#:	32
Client ID:					
Injection Vol:	100.0 ul	Dil. Factor:	1.0000	ALS Bottle#:	32
Method:	8330_X3	Limit Group:	GCSV - 8330		

Column: UltraCarb5uODS (20) (4.60 mm) Y Scaling: Method Defined: Scale to the Nth Largest Target: 1

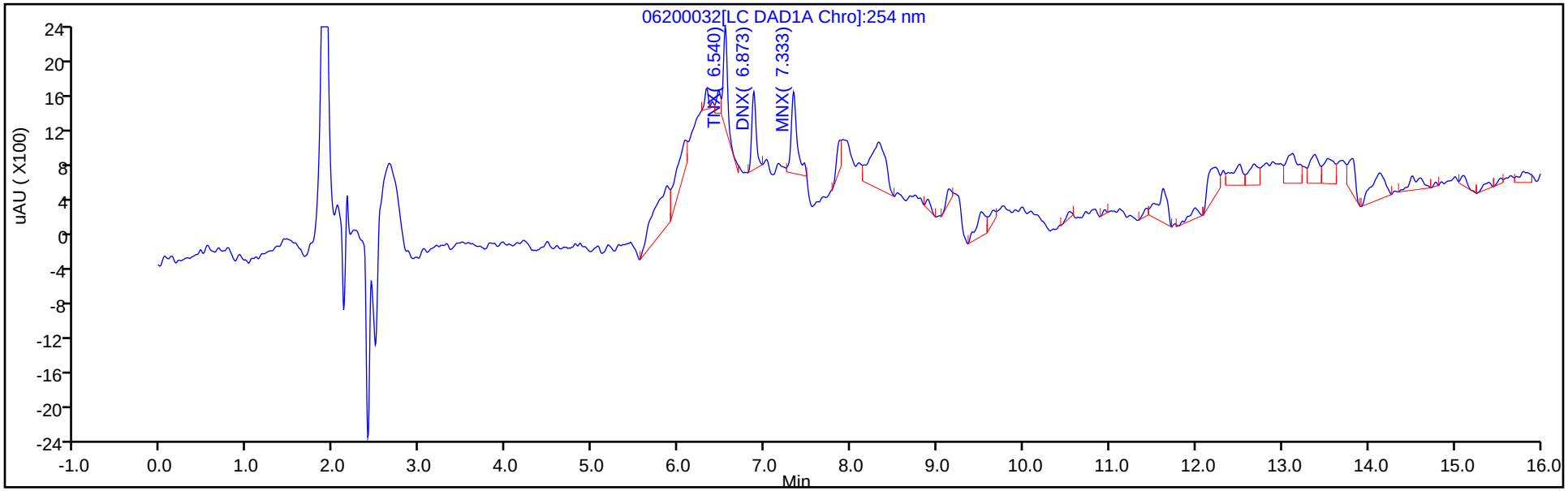

Y Scaling: Method Defined: Scale to the Nth Largest Target: 1

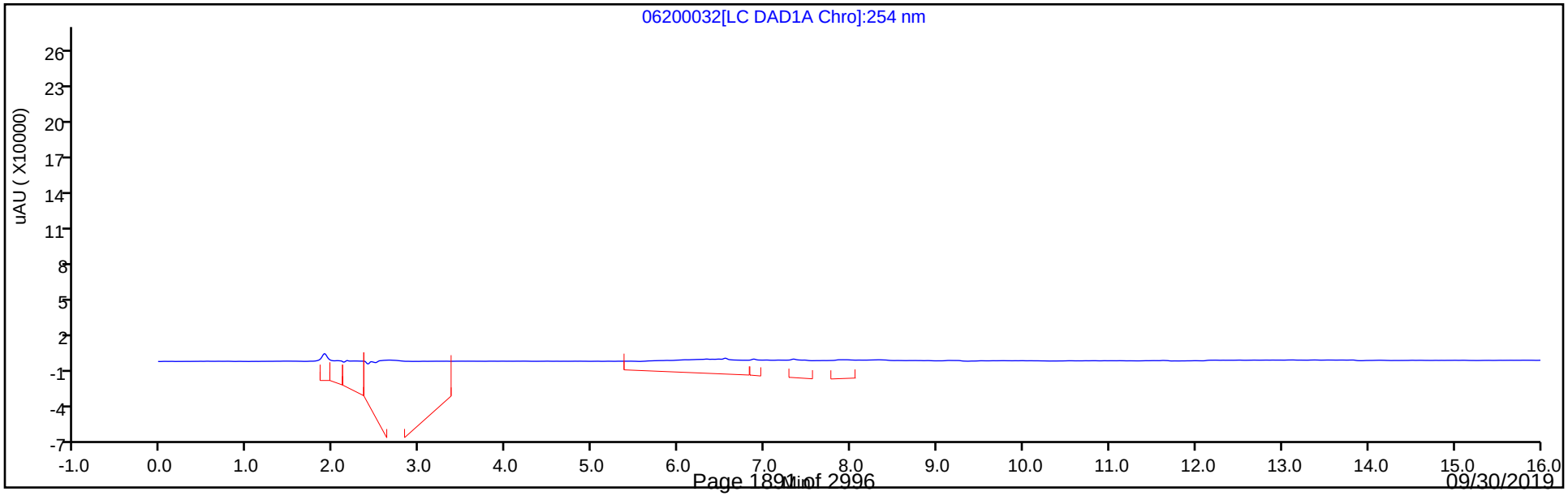

FORM VI
HPLC/IC BY EXTERNAL STANDARD - INITIAL CALIBRATION DATA
RETENTION TIME SUMMARY

Lab Name: Eurofins TestAmerica, Denver Job No.: 280-124986-1 Analy Batch No.: 463276

SDG No.:

Instrument ID: CHHPLC_X3 GC Column: UltraCarb5u ID: 4.6(mm) Heated Purge: (Y/N) N

Calibration Start Date: 07/01/2019 14:40 Calibration End Date: 07/01/2019 17:23 Calibration ID: 37011

Calibration Files:

LEVEL:	LAB SAMPLE ID:	LAB FILE ID:
Level 1	IC 280-463276/14	07010014.D
Level 2	IC 280-463276/13	07010013.D
Level 3	IC 280-463276/12	07010012.D
Level 4	IC 280-463276/11	07010011.D
Level 5	IC 280-463276/10	07010010.D
Level 6	IC 280-463276/9	07010009.D
Level 7	IC 280-463276/8	07010008.D
Level 8	IC 280-463276/7	07010007.D

ANALYTE	LVL 1	LVL 2	LVL 3	LVL 4	LVL 5	LVL 6	LVL 7	LVL 8			RT WINDOW	AVG RT
HMX	6.642	6.648	6.645	6.638	6.646	6.644	6.645	6.639			6.493 - 6.793	6.643
RDX	7.762	7.768	7.759	7.758	7.759	7.764	7.772	7.759			7.607 - 7.907	7.763
Picric acid	8.209	8.215	8.199	8.191	8.179	8.171	8.158	8.085			8.027 - 8.327	8.176
1,3,5-Trinitrobenzene	8.902	8.908	8.899	8.898	8.899	8.904	8.912	8.899			8.747 - 9.047	8.903
1,3-Dinitrobenzene	9.562	9.568	9.565	9.565	9.559	9.571	9.578	9.565			9.407 - 9.707	9.567
Nitrobenzene	9.949	9.954	9.952	9.951	9.945	9.957	9.965	9.952			9.793 - 10.093	9.953
Tetryl	10.275	10.288	10.279	10.278	10.272	10.291	10.298	10.285			10.120 - 10.420	10.283
Nitroglycerin	10.775	10.788	10.779	10.785	10.779	10.791	10.798	10.778			10.620 - 10.920	10.784
2,4,6-Trinitrotoluene	11.229	11.241	11.232	11.238	11.232	11.244	11.252	11.238			11.123 - 11.323	11.238
4-Amino-2,6-dinitrotoluene	11.422	11.434	11.425	11.425	11.419	11.437	11.452	11.432			11.317 - 11.517	11.431
2-Amino-4,6-dinitrotoluene	11.715	11.721	11.712	11.718	11.705	11.731	11.738	11.718			11.603 - 11.803	11.720
2,6-Dinitrotoluene	11.842	11.854	11.852	11.851	11.845	11.864	11.872	11.858			11.737 - 11.937	11.855
2,4-Dinitrotoluene	12.042	12.054	12.045	12.051	12.039	12.064	12.072	12.052			11.937 - 12.137	12.052
2-Nitrotoluene	12.882	12.894	12.892	12.891	12.879	12.904	12.912	12.898			12.727 - 13.027	12.894
4-Nitrotoluene	13.329	13.334	13.332	13.331	13.325	13.344	13.358	13.338			13.167 - 13.467	13.336
3-Nitrotoluene	13.915	13.934	13.932	13.925	13.919	13.944	13.958	13.938			13.767 - 14.067	13.933
PETN	15.015	15.041	15.032	15.025	15.019	15.051	15.058	15.045			14.860 - 15.160	15.036
1,2-Dinitrobenzene	8.742	8.748	8.739	8.745	8.739	8.751	8.752	8.745			8.587 - 8.887	8.745

FORM VI
HPLC/IC BY EXTERNAL STANDARD - INITIAL CALIBRATION DATA
CURVE EVALUATION

Lab Name: Eurofins TestAmerica, Denver Job No.: 280-124986-1 Analy Batch No.: 463276

SDG No.:

Instrument ID: CHHPLC_X3 GC Column: UltraCarb5u ID: 4.6(mm) Heated Purge: (Y/N) N

Calibration Start Date: 07/01/2019 14:40 Calibration End Date: 07/01/2019 17:23 Calibration ID: 37011

Calibration Files:

LEVEL:	LAB SAMPLE ID:	LAB FILE ID:
Level 1	IC 280-463276/14	07010014.D
Level 2	IC 280-463276/13	07010013.D
Level 3	IC 280-463276/12	07010012.D
Level 4	IC 280-463276/11	07010011.D
Level 5	IC 280-463276/10	07010010.D
Level 6	IC 280-463276/9	07010009.D
Level 7	IC 280-463276/8	07010008.D
Level 8	IC 280-463276/7	07010007.D

ANALYTE	CF				CURVE TYPE	COEFFICIENT			#	MIN CF	%RSD	#	MAX %RSD	R^2 OR COD	#	MIN R^2 OR COD
	LVL 1 LVL 5	LVL 2 LVL 6	LVL 3 LVL 7	LVL 4 LVL 8		B	M1	M2								
HMX	89750 95318	89840 97413	85950 97946	87784 90666	Ave		91833.2446				4.9		20.0			
RDX	116900 107183	113880 113994	106270 115333	106608 108796	Ave		111120.423				3.9		20.0			
Picric acid	115100 83438	96140 88936	86330 89601	83168 83162	Ave		90734.2268				11.9		20.0			
1,3,5-Trinitrobenzene	231900 245955	252720 254053	234380 258481	241100 242023	Ave		245076.507				3.9		20.0			
1,3-Dinitrobenzene	296204 306151	323277 320835	303966 325162	304951 308858	Ave		311175.451				3.4		20.0			
Nitrobenzene	186976 193580	206567 204311	194850 209370	195944 199625	Ave		198903.056				3.8		20.0			
Tetryl	140150 162025	164180 169667	159520 173034	159276 167806	Ave		161957.218				6.2		20.0			
Nitroglycerin	63150 71560	71662 74671	69583 75926	70987 71328	Ave		71108.3505				5.4		20.0			
2,4,6-Trinitrotoluene	226295 222398	236315 231917	222122 235332	219442 224394	Ave		227276.691				2.8		20.0			
4-Amino-2,6-dinitrotoluene	176471 161515	171785 167985	161715 170409	160291 160853	Ave		166377.838				3.7		20.0			
2-Amino-4,6-dinitrotoluene	191476 204177	207458 212138	203998 213209	201440 207996	Ave		205236.402				3.3		20.0			
2,6-Dinitrotoluene	168594 153719	165942 161295	152672 165239	153236 153578	Ave		159284.393				4.2		20.0			
2,4-Dinitrotoluene	290669 296722	305549 310537	292715 315315	293844 298227	Ave		300447.252				3.0		20.0			
2-Nitrotoluene	127617 124990	135872 132549	127368 134538	127386 127948	Ave		129783.617				3.1		20.0			

Note: The M1 coefficient is the same as Ave CF for an Ave curve type.

FORM VI
HPLC/IC BY EXTERNAL STANDARD - INITIAL CALIBRATION DATA
CURVE EVALUATION

Lab Name: Eurofins TestAmerica, Denver Job No.: 280-124986-1 Analy Batch No.: 463276

SDG No.:

Instrument ID: CHHPLC_X3 GC Column: UltraCarb5u ID: 4.6(mm) Heated Purge: (Y/N) N

Calibration Start Date: 07/01/2019 14:40 Calibration End Date: 07/01/2019 17:23 Calibration ID: 37011

ANALYTE	CF				CURVE TYPE	COEFFICIENT			#	MIN CF	%RSD	#	MAX %RSD	R^2 OR COD	#	MIN R^2 OR COD
	LVL 1 LVL 5	LVL 2 LVL 6	LVL 3 LVL 7	LVL 4 LVL 8		B	M1	M2								
4-Nitrotoluene	107669 107174	111693 114057	107371 115455	108558 110063	Ave		110254.875				2.9		20.0			
3-Nitrotoluene	144721 139472	152410 147486	142161 150123	141510 143094	Ave		145122.200				3.1		20.0			
PETN	55530 76267	76864 79871	73030 80847	75248 76653	Ave		74288.8082				10.7		20.0			
1,2-Dinitrobenzene	130450 137375	142700 144760	136320 145938	137532 139553	Ave		139328.475				3.6		20.0			

Note: The M1 coefficient is the same as Ave CF for an Ave curve type.

FORM VI
HPLC/IC BY EXTERNAL STANDARD - INITIAL CALIBRATION DATA
RESPONSE AND CONCENTRATION

Lab Name: Eurofins TestAmerica, Denver Job No.: 280-124986-1 Analy Batch No.: 463276

SDG No.:

Instrument ID: CHHPLC_X3 GC Column: UltraCarb5u ID: 4.6(mm) Heated Purge: (Y/N) N

Calibration Start Date: 07/01/2019 14:40 Calibration End Date: 07/01/2019 17:23 Calibration ID: 37011

Calibration Files:

LEVEL:	LAB SAMPLE ID:	LAB FILE ID:
Level 1	IC 280-463276/14	07010014.D
Level 2	IC 280-463276/13	07010013.D
Level 3	IC 280-463276/12	07010012.D
Level 4	IC 280-463276/11	07010011.D
Level 5	IC 280-463276/10	07010010.D
Level 6	IC 280-463276/9	07010009.D
Level 7	IC 280-463276/8	07010008.D
Level 8	IC 280-463276/7	07010007.D

ANALYTE	CURVE TYPE	RESPONSE					CONCENTRATION (UG/ML)				
		LVL 1 LVL 6	LVL 2 LVL 7	LVL 3 LVL 8	LVL 4	LVL 5	LVL 1 LVL 6	LVL 2 LVL 7	LVL 3 LVL 8	LVL 4	LVL 5
HMX	Ave	1795 68189	4492 97946	8595 226664	21946	38127	0.0200 0.700	0.0500 1.00	0.100 2.50	0.250	0.400
RDX	Ave	2338 79796	5694 115333	10627 271989	26652	42873	0.0200 0.700	0.0500 1.00	0.100 2.50	0.250	0.400
Picric acid	Ave	2302 62255	4807 89601	8633 207904	20792	33375	0.0200 0.700	0.0500 1.00	0.100 2.50	0.250	0.400
1,3,5-Trinitrobenzene	Ave	4638 177837	12636 258481	23438 605058	60275	98382	0.0200 0.700	0.0500 1.00	0.100 2.50	0.250	0.400
1,3-Dinitrobenzene	Ave	5930 224809	16180 325487	30427 772917	76314	122583	0.0200 0.701	0.0501 1.00	0.100 2.50	0.250	0.400
Nitrobenzene	Ave	3747 143304	10349 209789	19524 500061	49084	77587	0.0200 0.701	0.0501 1.00	0.100 2.51	0.251	0.401
Tetryl	Ave	2803 118767	8209 173034	15952 419514	39819	64810	0.0200 0.700	0.0500 1.00	0.100 2.50	0.250	0.400
Nitroglycerin	Ave	12630 522695	35831 759263	69583 1783196	177468	286239	0.200 7.00	0.500 10.0	1.00 25.0	2.50	4.00
2,4,6-Trinitrotoluene	Ave	4544 162991	11863 236273	22301 563229	55080	89315	0.0201 0.703	0.0502 1.00	0.100 2.51	0.251	0.402
4-Amino-2,6-dinitrotoluene	Ave	3540 117942	8615 170920	16220 403338	40193	64800	0.0201 0.702	0.0502 1.00	0.100 2.51	0.251	0.401
2-Amino-4,6-dinitrotoluene	Ave	3841 148942	10404 213849	20461 521549	50511	81916	0.0201 0.702	0.0502 1.00	0.100 2.51	0.251	0.401
2,6-Dinitrotoluene	Ave	3382 113245	8322 165735	15313 385096	38424	61672	0.0201 0.702	0.0502 1.00	0.100 2.51	0.251	0.401
2,4-Dinitrotoluene	Ave	5825 217811	15308 315946	29330 747059	73608	118926	0.0200 0.701	0.0501 1.00	0.100 2.51	0.251	0.401
2-Nitrotoluene	Ave	2560 93063	6814 134942	12775 320829	31942	50146	0.0201 0.702	0.0502 1.00	0.100 2.51	0.251	0.401
4-Nitrotoluene	Ave	2162 80159	5607 115917	10780 276257	27248	43041	0.0201 0.703	0.0502 1.00	0.100 2.51	0.251	0.402

FORM VI
HPLC/IC BY EXTERNAL STANDARD - INITIAL CALIBRATION DATA
RESPONSE AND CONCENTRATION

Lab Name: Eurofins TestAmerica, Denver Job No.: 280-124986-1 Analy Batch No.: 463276

SDG No.:

Instrument ID: CHHPLC_X3 GC Column: UltraCarb5u ID: 4.6(mm) Heated Purge: (Y/N) N

Calibration Start Date: 07/01/2019 14:40 Calibration End Date: 07/01/2019 17:23 Calibration ID: 37011

ANALYTE	CURVE TYPE	RESPONSE					CONCENTRATION (UG/ML)				
		LVL 1 LVL 6	LVL 2 LVL 7	LVL 3 LVL 8	LVL 4	LVL 5	LVL 1 LVL 6	LVL 2 LVL 7	LVL 3 LVL 8	LVL 4	LVL 5
3-Nitrotoluene	Ave	2906 103653	7651 150723	14273 359167	35519	56012	0.0201 0.703	0.0502 1.00	0.100 2.51	0.251	0.402
PETN	Ave	11106 559099	38432 808473	73030 1916332	188119	305068	0.200 7.00	0.500 10.0	1.00 25.0	2.50	4.00
1,2-Dinitrobenzene	Ave	2609 101332	7135 145938	13632 348882	34383	54950	0.0200 0.700	0.0500 1.00	0.100 2.50	0.250	0.400

Curve Type Legend:
Ave = Average

Eurofins TestAmerica, Denver
Target Compound Quantitation Report

Data File: \\chromna\Denver\ChromData\CHHPLC_X\20190701-83376.b\07010007.D
Lims ID: IC MAIN L8
Client ID:
Sample Type: IC Calib Level: 8
Inject. Date: 01-Jul-2019 14:40:42 ALS Bottle#: 7 Worklist Smp#: 7
Injection Vol: 100.0 ul Dil. Factor: 1.0000
Sample Info: IC MAIN L8
Misc. Info.: 280-0083376-007
Operator ID: hkf Instrument ID: CHHPLC_X3
Sublist: chrom-8330_X3*sub9

Method: \\chromna\Denver\ChromData\CHHPLC_X\20190701-83376.b\8330_X3.m
Limit Group: GCSV - 8330
Last Update: 02-Jul-2019 11:34:43 Calib Date: 02-Jul-2019 00:18:07
Integrator: Falcon
Quant Method: External Standard Quant By: Initial Calibration
Last ICal File: \\chromna\Denver\ChromData\CHHPLC_X\20190701-83376.b\07010032.D

Column 1 : UltraCarb5uODS (20) (4.60 mm) Det: LC DAD1B, 254 nm
Process Host: CTX0309

Compound	Det	RT (min.)	Exp RT (min.)	Dlt RT (min.)	Response	Cal Amt ug/mL	OnCol Amt ug/mL	Flags
3 HMX	1	6.639	6.643	-0.004	226664	2.50	2.47	
7 RDX	1	7.759	7.757	0.002	271989	2.50	2.45	
8 2,4,6-Trinitrophenol	1	8.085	8.177	-0.092	207904	2.50	2.29	
$ 9 1,2-Dinitrobenzene	1	8.745	8.737	0.008	348882	2.50	2.50	
10 1,3,5-Trinitrobenzene	1	8.899	8.897	0.002	605058	2.50	2.47	
11 1,3-Dinitrobenzene	1	9.565	9.557	0.008	772917	2.50	2.48	
12 Nitrobenzene	1	9.952	9.943	0.009	500061	2.51	2.51	
14 Tetryl	1	10.285	10.270	0.015	419514	2.50	2.59	
15 Nitroglycerin	2	10.778	10.770	0.008	1783196	25.0	25.1	
16 2,4,6-Trinitrotoluene	1	11.238	11.223	0.015	563229	2.51	2.48	
17 4-Amino-2,6-dinitrotoluene	1	11.432	11.417	0.015	403338	2.51	2.42	
18 2-Amino-4,6-dinitrotoluene	1	11.718	11.703	0.015	521549	2.51	2.54	
19 2,6-Dinitrotoluene	1	11.858	11.837	0.021	385096	2.51	2.42	
20 2,4-Dinitrotoluene	1	12.052	12.037	0.015	747059	2.51	2.49	
21 o-Nitrotoluene	1	12.898	12.877	0.021	320829	2.51	2.47	
22 p-Nitrotoluene	1	13.338	13.317	0.021	276257	2.51	2.51	
23 m-Nitrotoluene	1	13.938	13.917	0.021	359167	2.51	2.47	
24 PETN	2	15.045	15.010	0.035	1916332	25.0	25.8	

Reagents:

8330IntermStk_00058 Amount Added: 125.00 Units: uL

Report Date: 02-Jul-2019 11:34:44 Chrom Revision: 2.3 20-Jun-2019 20:50:56

Eurofins TestAmerica, Denver

Data File: \\chromna\Denver\ChromData\CHHPLC_X\20190701-83376.b\07010007.D

Injection Date:	01-Jul-2019 14:40:42	Instrument ID:	CHHPLC_X3	Operator ID:	hkf
Lims ID:	IC MAIN L8			Worklist Smp#:	7
Client ID:					
Injection Vol:	100.0 ul	Dil. Factor:	1.0000	ALS Bottle#:	7
Method:	8330_X3	Limit Group:	GCSV - 8330		

Column: UltraCarb5uODS (20) (4.60 mm) Y Scaling: Method Defined: Scale to the Nth Largest Target: 1

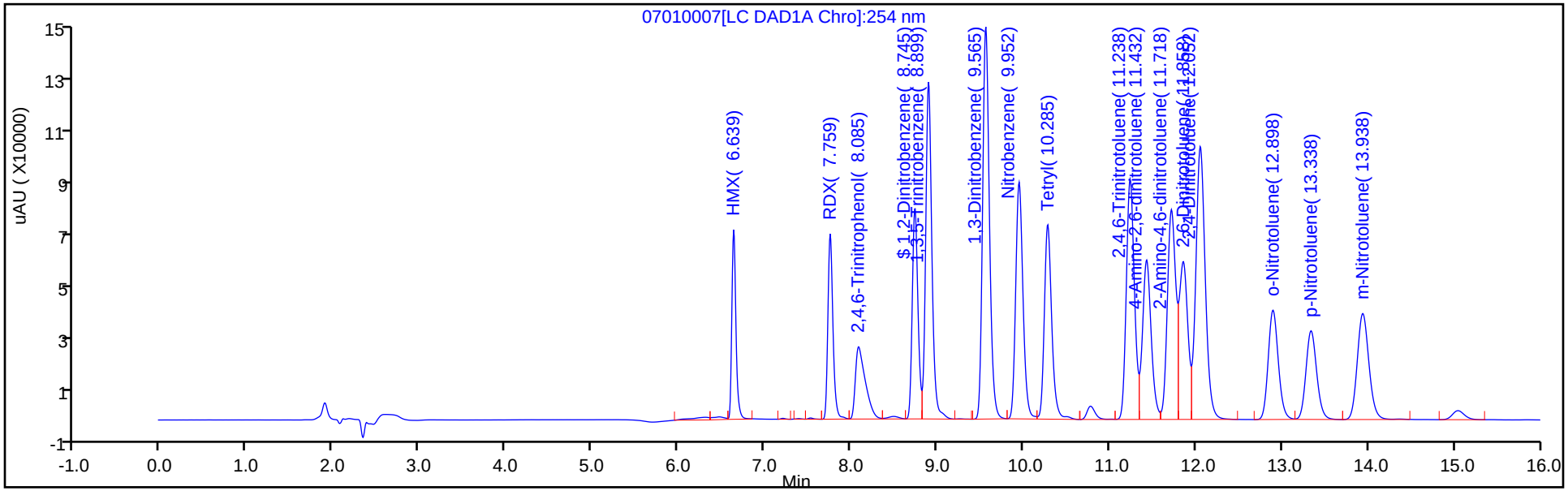

Y Scaling: Method Defined: Scale to the Nth Largest Target: 1

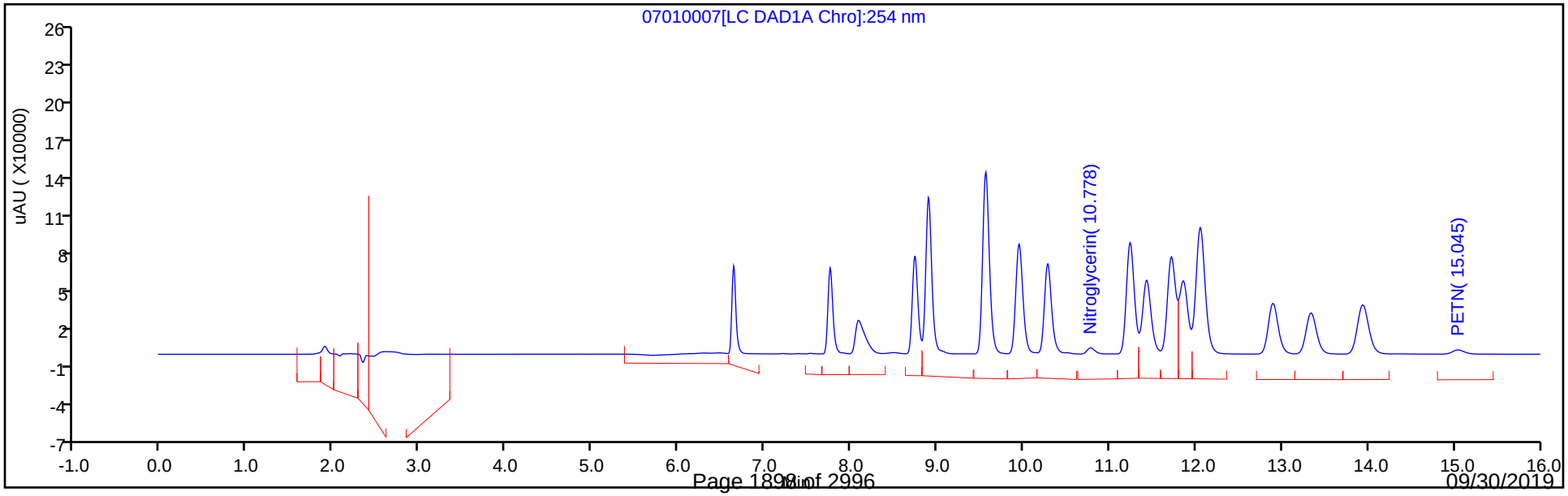

Eurofins TestAmerica, Denver
Target Compound Quantitation Report

Data File: \\chromna\Denver\ChromData\CHHPLC_X\20190701-83376.b\07010008.D
Lims ID: IC MAIN L7
Client ID:
Sample Type: IC Calib Level: 7
Inject. Date: 01-Jul-2019 15:04:44 ALS Bottle#: 8 Worklist Smp#: 8
Injection Vol: 100.0 ul Dil. Factor: 1.0000
Sample Info: IC MAIN L7
Misc. Info.: 280-0083376-008
Operator ID: hkf Instrument ID: CHHPLC_X3
Sublist: chrom-8330_X3*sub9

Method: \\chromna\Denver\ChromData\CHHPLC_X\20190701-83376.b\8330_X3.m
Limit Group: GCSV - 8330
Last Update: 02-Jul-2019 11:34:46 Calib Date: 02-Jul-2019 00:18:07
Integrator: Falcon
Quant Method: External Standard Quant By: Initial Calibration
Last ICal File: \\chromna\Denver\ChromData\CHHPLC_X\20190701-83376.b\07010032.D

Column 1 : UltraCarb5uODS (20) (4.60 mm) Det: LC DAD1B, 254 nm
Process Host: CTX0309

Compound	Det	RT (min.)	Exp RT (min.)	Dlt RT (min.)	Response	Cal Amt ug/mL	OnCol Amt ug/mL	Flags
3 HMX	1	6.645	6.638	0.007	97946	1.00	1.07	
7 RDX	1	7.772	7.758	0.014	115333	1.00	1.04	
8 2,4,6-Trinitrophenol	1	8.158	8.191	-0.033	89601	1.00	0.9875	
$ 9 1,2-Dinitrobenzene	1	8.752	8.745	0.007	145938	1.00	1.05	
10 1,3,5-Trinitrobenzene	1	8.912	8.898	0.014	258481	1.00	1.05	
11 1,3-Dinitrobenzene	1	9.578	9.565	0.013	325487	1.00	1.05	
12 Nitrobenzene	1	9.965	9.951	0.014	209789	1.00	1.05	
14 Tetryl	1	10.298	10.278	0.020	173034	1.00	1.07	
15 Nitroglycerin	2	10.798	10.785	0.013	759263	10.0	10.7	
16 2,4,6-Trinitrotoluene	1	11.252	11.238	0.014	236273	1.00	1.04	
17 4-Amino-2,6-dinitrotoluene	1	11.452	11.425	0.027	170920	1.00	1.03	
18 2-Amino-4,6-dinitrotoluene	1	11.738	11.718	0.020	213849	1.00	1.04	
19 2,6-Dinitrotoluene	1	11.872	11.851	0.021	165735	1.00	1.04	
20 2,4-Dinitrotoluene	1	12.072	12.051	0.021	315946	1.00	1.05	
21 o-Nitrotoluene	1	12.912	12.891	0.021	134942	1.00	1.04	
22 p-Nitrotoluene	1	13.358	13.331	0.027	115917	1.00	1.05	
23 m-Nitrotoluene	1	13.958	13.925	0.033	150723	1.00	1.04	
24 PETN	2	15.058	15.025	0.033	808473	10.0	10.9	

Reagents:

8330IntermStk_00058 Amount Added: 50.00 Units: uL

Report Date: 02-Jul-2019 11:34:46 Chrom Revision: 2.3 20-Jun-2019 20:50:56

Eurofins TestAmerica, Denver

Data File: \\chromna\Denver\ChromData\CHHPLC_X\20190701-83376.b\07010008.D

Injection Date:	01-Jul-2019 15:04:44	Instrument ID:	CHHPLC_X3	Operator ID:	hkf
Lims ID:	IC MAIN L7			Worklist Smp#:	8
Client ID:					
Injection Vol:	100.0 ul	Dil. Factor:	1.0000	ALS Bottle#:	8
Method:	8330_X3	Limit Group:	GCSV - 8330		

Column: UltraCarb5uODS (20) (4.60 mm) Y Scaling: Method Defined: Scale to the Nth Largest Target: 1

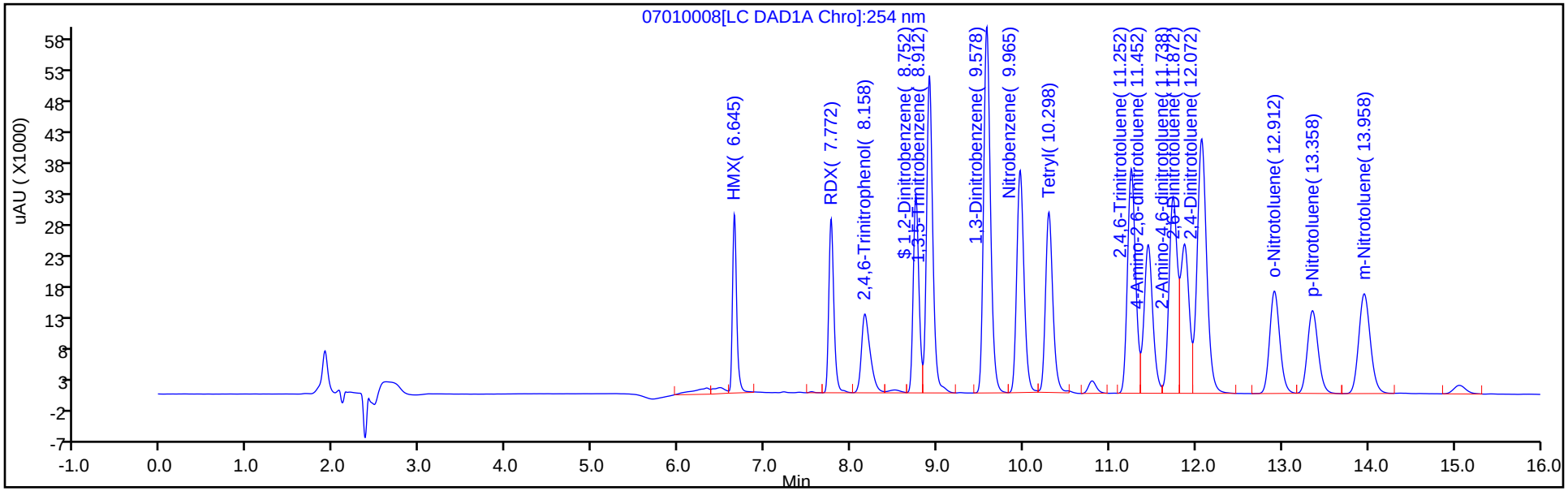

Y Scaling: Method Defined: Scale to the Nth Largest Target: 1

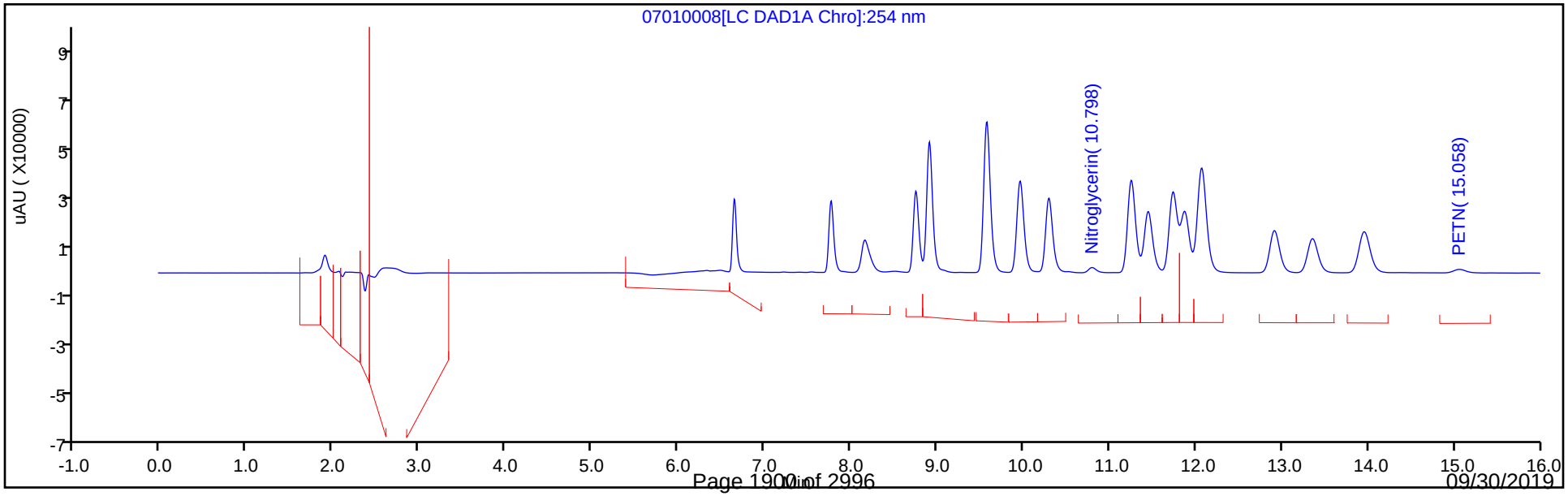

Eurofins TestAmerica, Denver
Target Compound Quantitation Report

Data File: \\chromna\Denver\ChromData\CHHPLC_X\20190701-83376.b\07010009.D
Lims ID: IC MAIN L6
Client ID:
Sample Type: IC Calib Level: 6
Inject. Date: 01-Jul-2019 15:27:41 ALS Bottle#: 9 Worklist Smp#: 9
Injection Vol: 100.0 ul Dil. Factor: 1.0000
Sample Info: IC MAIN L6
Misc. Info.: 280-0083376-009
Operator ID: hkf Instrument ID: CHHPLC_X3
Sublist: chrom-8330_X3*sub9

Method: \\chromna\Denver\ChromData\CHHPLC_X\20190701-83376.b\8330_X3.m
Limit Group: GCSV - 8330
Last Update: 02-Jul-2019 11:34:47 Calib Date: 02-Jul-2019 00:18:07
Integrator: Falcon
Quant Method: External Standard Quant By: Initial Calibration
Last ICal File: \\chromna\Denver\ChromData\CHHPLC_X\20190701-83376.b\07010032.D

Column 1 : UltraCarb5uODS (20) (4.60 mm) Det: LC DAD1B, 254 nm
Process Host: CTX0309

Compound	Det	RT (min.)	Exp RT (min.)	Dlt RT (min.)	Response	Cal Amt ug/mL	OnCol Amt ug/mL	Flags
3 HMX	1	6.644	6.643	0.001	68189	0.7000	0.7425	
7 RDX	1	7.764	7.757	0.007	79796	0.7000	0.7181	
8 2,4,6-Trinitrophenol	1	8.171	8.177	-0.006	62255	0.7000	0.6861	
$ 9 1,2-Dinitrobenzene	1	8.751	8.737	0.014	101332	0.7000	0.7273	
10 1,3,5-Trinitrobenzene	1	8.904	8.897	0.007	177837	0.7000	0.7256	
11 1,3-Dinitrobenzene	1	9.571	9.557	0.014	224809	0.7007	0.7225	
12 Nitrobenzene	1	9.957	9.943	0.014	143304	0.7014	0.7205	
14 Tetryl	1	10.291	10.270	0.021	118767	0.7000	0.7333	
15 Nitroglycerin	2	10.791	10.770	0.021	522695	7.00	7.35	
16 2,4,6-Trinitrotoluene	1	11.244	11.223	0.021	162991	0.7028	0.7171	
17 4-Amino-2,6-dinitrotoluene	1	11.437	11.417	0.020	117942	0.7021	0.7089	
18 2-Amino-4,6-dinitrotoluene	1	11.731	11.703	0.028	148942	0.7021	0.7257	
19 2,6-Dinitrotoluene	1	11.864	11.837	0.027	113245	0.7021	0.7110	
20 2,4-Dinitrotoluene	1	12.064	12.037	0.027	217811	0.7014	0.7250	
21 o-Nitrotoluene	1	12.904	12.877	0.027	93063	0.7021	0.7171	
22 p-Nitrotoluene	1	13.344	13.317	0.027	80159	0.7028	0.7270	
23 m-Nitrotoluene	1	13.944	13.917	0.027	103653	0.7028	0.7142	
24 PETN	2	15.051	15.010	0.041	559099	7.00	7.53	

Reagents:

8330IntermStk_00058 Amount Added: 35.00 Units: uL

Report Date: 02-Jul-2019 11:34:48 Chrom Revision: 2.3 20-Jun-2019 20:50:56

Eurofins TestAmerica, Denver

Data File: \\chromna\Denver\ChromData\CHHPLC_X\20190701-83376.b\07010009.D

Injection Date:	01-Jul-2019 15:27:41	Instrument ID:	CHHPLC_X3	Operator ID:	hkf
Lims ID:	IC MAIN L6			Worklist Smp#:	9
Client ID:					
Injection Vol:	100.0 ul	Dil. Factor:	1.0000	ALS Bottle#:	9
Method:	8330_X3	Limit Group:	GCSV - 8330		

Column: UltraCarb5uODS (20) (4.60 mm) Y Scaling: Method Defined: Scale to the Nth Largest Target: 1

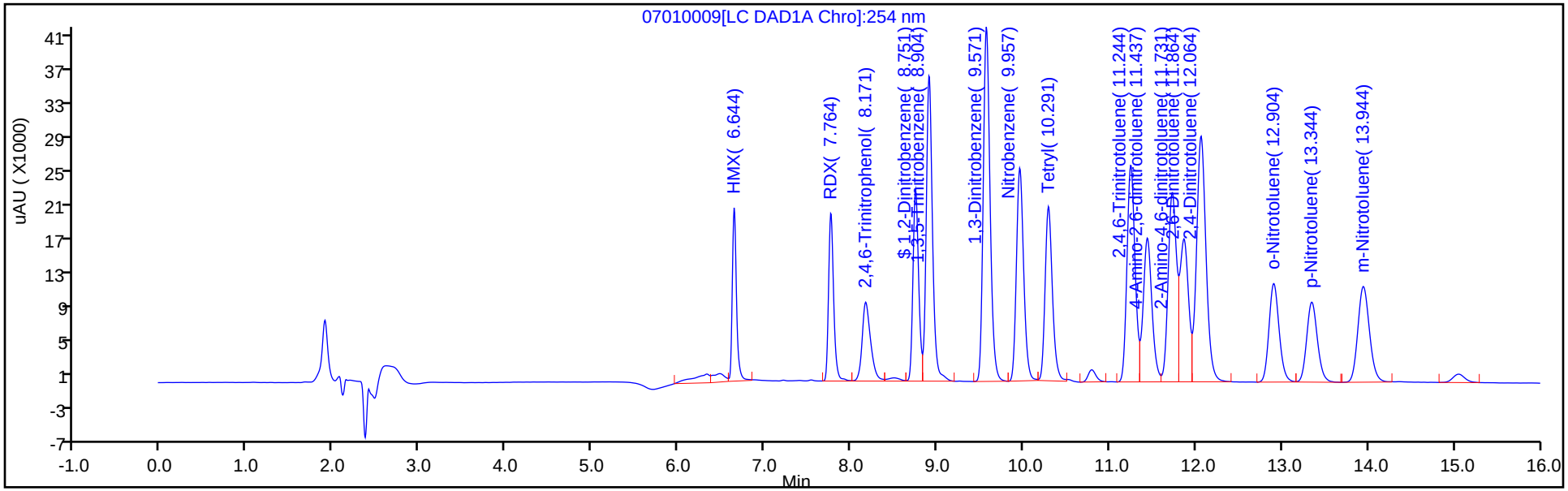

Y Scaling: Method Defined: Scale to the Nth Largest Target: 1

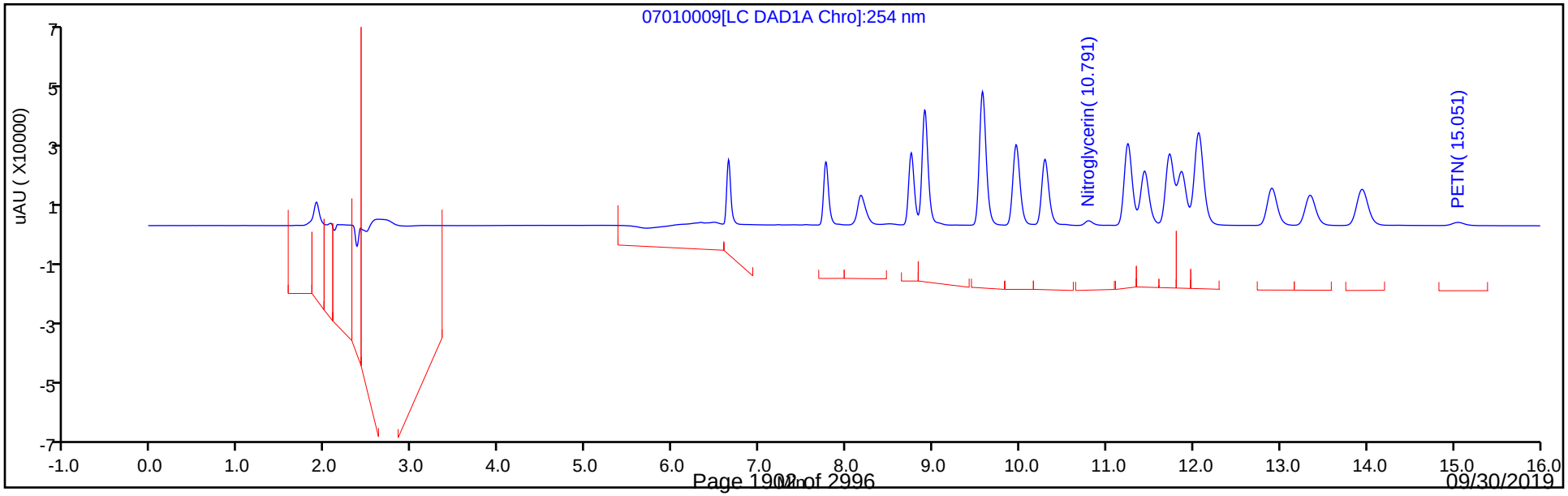

Eurofins TestAmerica, Denver
Target Compound Quantitation Report

Data File: \\chromna\Denver\ChromData\CHHPLC_X\20190701-83376.b\07010010.D
Lims ID: IC MAIN L5
Client ID:
Sample Type: IC Calib Level: 5
Inject. Date: 01-Jul-2019 15:50:38 ALS Bottle#: 10 Worklist Smp#: 10
Injection Vol: 100.0 ul Dil. Factor: 1.0000
Sample Info: IC MAIN L5
Misc. Info.: 280-0083376-010
Operator ID: hkf Instrument ID: CHHPLC_X3
Sublist: chrom-8330_X3*sub9

Method: \\chromna\Denver\ChromData\CHHPLC_X\20190701-83376.b\8330_X3.m
Limit Group: GCSV - 8330
Last Update: 02-Jul-2019 11:34:49 Calib Date: 02-Jul-2019 00:18:07
Integrator: Falcon
Quant Method: External Standard Quant By: Initial Calibration
Last ICal File: \\chromna\Denver\ChromData\CHHPLC_X\20190701-83376.b\07010032.D

Column 1 : UltraCarb5uODS (20) (4.60 mm) Det: LC DAD1B, 254 nm
Process Host: CTX0309

	Compound	Det	RT (min.)	Exp RT (min.)	Dlt RT (min.)	Response	Cal Amt ug/mL	OnCol Amt ug/mL	Flags
	3 HMX	1	6.646	6.638	0.008	38127	0.4000	0.4152	
	7 RDX	1	7.759	7.758	0.001	42873	0.4000	0.3858	
	8 2,4,6-Trinitrophenol	1	8.179	8.191	-0.012	33375	0.4000	0.3678	
$	9 1,2-Dinitrobenzene	1	8.739	8.745	-0.006	54950	0.4000	0.3944	
	10 1,3,5-Trinitrobenzene	1	8.899	8.898	0.001	98382	0.4000	0.4014	
	11 1,3-Dinitrobenzene	1	9.559	9.565	-0.006	122583	0.4004	0.3939	
	12 Nitrobenzene	1	9.945	9.951	-0.006	77587	0.4008	0.3901	
	14 Tetryl	1	10.272	10.278	-0.006	64810	0.4000	0.4002	
	15 Nitroglycerin	2	10.779	10.785	-0.006	286239	4.00	4.03	
	16 2,4,6-Trinitrotoluene	1	11.232	11.238	-0.006	89315	0.4016	0.3930	
	17 4-Amino-2,6-dinitrotoluene	1	11.419	11.425	-0.006	64800	0.4012	0.3895	
	18 2-Amino-4,6-dinitrotoluene	1	11.705	11.718	-0.013	81916	0.4012	0.3991	
	19 2,6-Dinitrotoluene	1	11.845	11.851	-0.006	61672	0.4012	0.3872	
	20 2,4-Dinitrotoluene	1	12.039	12.051	-0.012	118926	0.4008	0.3958	
	21 o-Nitrotoluene	1	12.879	12.891	-0.012	50146	0.4012	0.3864	
	22 p-Nitrotoluene	1	13.325	13.331	-0.006	43041	0.4016	0.3904	
	23 m-Nitrotoluene	1	13.919	13.925	-0.006	56012	0.4016	0.3860	
	24 PETN	2	15.019	15.025	-0.006	305068	4.00	4.11	

Reagents:

8330IntermStk_00058 Amount Added: 20.00 Units: uL

Report Date: 02-Jul-2019 11:34:50 Chrom Revision: 2.3 20-Jun-2019 20:50:56

Eurofins TestAmerica, Denver

Data File: \\chromna\Denver\ChromData\CHHPLC_X\20190701-83376.b\07010010.D

Injection Date:	01-Jul-2019 15:50:38	Instrument ID:	CHHPLC_X3	Operator ID:	hkf
Lims ID:	IC MAIN L5			Worklist Smp#:	10
Client ID:					
Injection Vol:	100.0 ul	Dil. Factor:	1.0000	ALS Bottle#:	10
Method:	8330_X3	Limit Group:	GCSV - 8330		

Column: UltraCarb5uODS (20) (4.60 mm) Y Scaling: Method Defined: Scale to the Nth Largest Target: 1

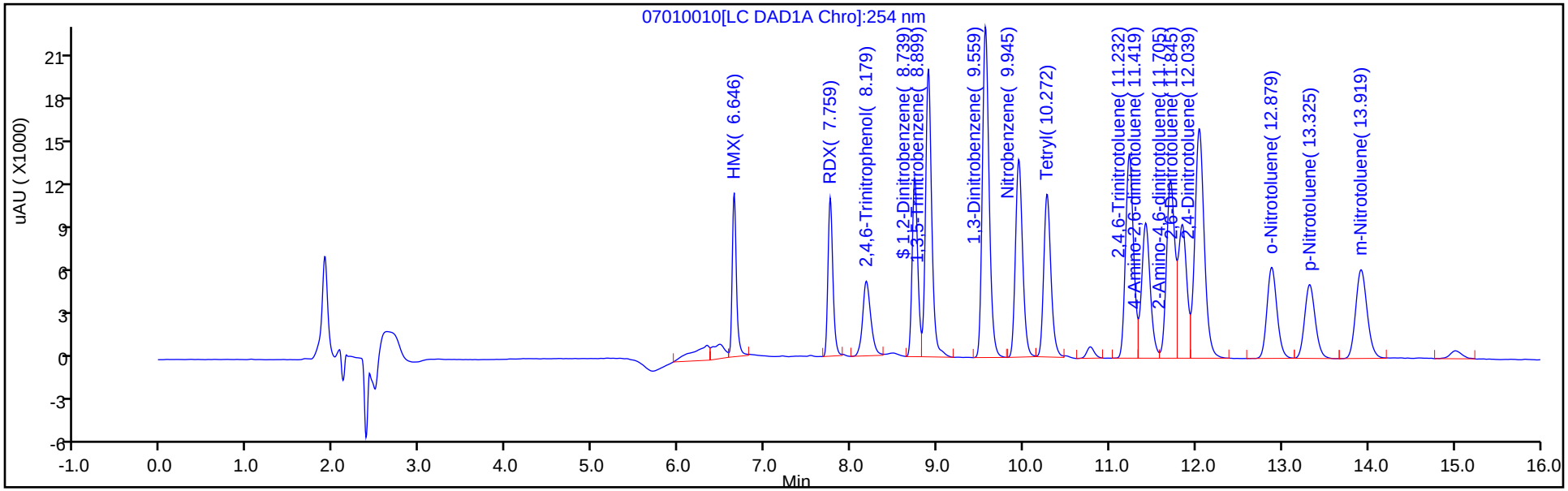

Y Scaling: Method Defined: Scale to the Nth Largest Target: 1

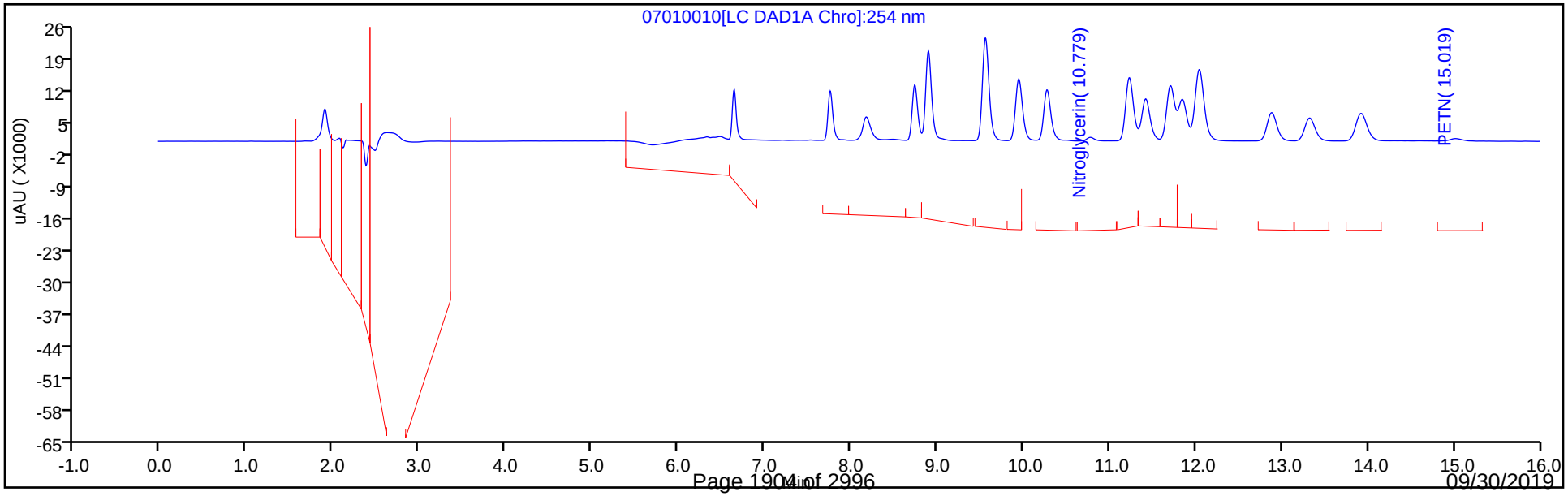

Eurofins TestAmerica, Denver
Target Compound Quantitation Report

Data File: \\chromna\Denver\ChromData\CHHPLC_X\20190701-83376.b\07010011.D
Lims ID: IC MAIN L4
Client ID:
Sample Type: IC Calib Level: 4
Inject. Date: 01-Jul-2019 16:13:37 ALS Bottle#: 11 Worklist Smp#: 11
Injection Vol: 100.0 ul Dil. Factor: 1.0000
Sample Info: IC MAIN L4
Misc. Info.: 280-0083376-011
Operator ID: hkf Instrument ID: CHHPLC_X3
Sublist: chrom-8330_X3*sub9

Method: \\chromna\Denver\ChromData\CHHPLC_X\20190701-83376.b\8330_X3.m
Limit Group: GCSV - 8330
Last Update: 02-Jul-2019 11:34:51 Calib Date: 02-Jul-2019 00:18:07
Integrator: Falcon
Quant Method: External Standard Quant By: Initial Calibration
Last ICal File: \\chromna\Denver\ChromData\CHHPLC_X\20190701-83376.b\07010032.D

Column 1 : UltraCarb5uODS (20) (4.60 mm) Det: LC DAD1B, 254 nm
Process Host: CTX0309

First Level Reviewer: fiedlerh Date: 01-Jul-2019 16:40:25

Compound	Det	RT (min.)	Exp RT (min.)	Dlt RT (min.)	Response	Cal Amt ug/mL	OnCol Amt ug/mL	Flags
3 HMX	1	6.638	6.643	-0.005	21946	0.2500	0.2390	
7 RDX	1	7.758	7.757	0.001	26652	0.2500	0.2398	
8 2,4,6-Trinitrophenol	1	8.191	8.177	0.014	20792	0.2500	0.2292	
$ 9 1,2-Dinitrobenzene	1	8.745	8.737	0.008	34383	0.2500	0.2468	
10 1,3,5-Trinitrobenzene	1	8.898	8.897	0.001	60275	0.2500	0.2459	
11 1,3-Dinitrobenzene	1	9.565	9.557	0.008	76314	0.2503	0.2452	
12 Nitrobenzene	1	9.951	9.943	0.008	49084	0.2505	0.2468	
14 Tetryl	1	10.278	10.270	0.008	39819	0.2500	0.2459	
15 Nitroglycerin	2	10.785	10.770	0.015	177468	2.50	2.50	
16 2,4,6-Trinitrotoluene	1	11.238	11.223	0.015	55080	0.2510	0.2423	
17 4-Amino-2,6-dinitrotoluene	1	11.425	11.417	0.008	40193	0.2508	0.2416	
18 2-Amino-4,6-dinitrotoluene	1	11.718	11.703	0.015	50511	0.2508	0.2461	
19 2,6-Dinitrotoluene	1	11.851	11.837	0.014	38424	0.2508	0.2412	
20 2,4-Dinitrotoluene	1	12.051	12.037	0.014	73608	0.2505	0.2450	
21 o-Nitrotoluene	1	12.891	12.877	0.014	31942	0.2508	0.2461	
22 p-Nitrotoluene	1	13.331	13.317	0.014	27248	0.2510	0.2471	
23 m-Nitrotoluene	1	13.925	13.917	0.008	35519	0.2510	0.2448	
24 PETN	2	15.025	15.010	0.015	188119	2.50	2.53	

Reagents:

8330IntermStk_00058 Amount Added: 12.50 Units: uL

Report Date: 02-Jul-2019 11:34:51 Chrom Revision: 2.3 20-Jun-2019 20:50:56

Eurofins TestAmerica, Denver

Data File: \\chromna\Denver\ChromData\CHHPLC_X\20190701-83376.b\07010011.D

Injection Date:	01-Jul-2019 16:13:37	Instrument ID:	CHHPLC_X3	Operator ID:	hkf
Lims ID:	IC MAIN L4			Worklist Smp#:	11
Client ID:					
Injection Vol:	100.0 ul	Dil. Factor:	1.0000	ALS Bottle#:	11
Method:	8330_X3	Limit Group:	GCSV - 8330		

Column: UltraCarb5uODS (20) (4.60 mm) Y Scaling: Method Defined: Scale to the Nth Largest Target: 1

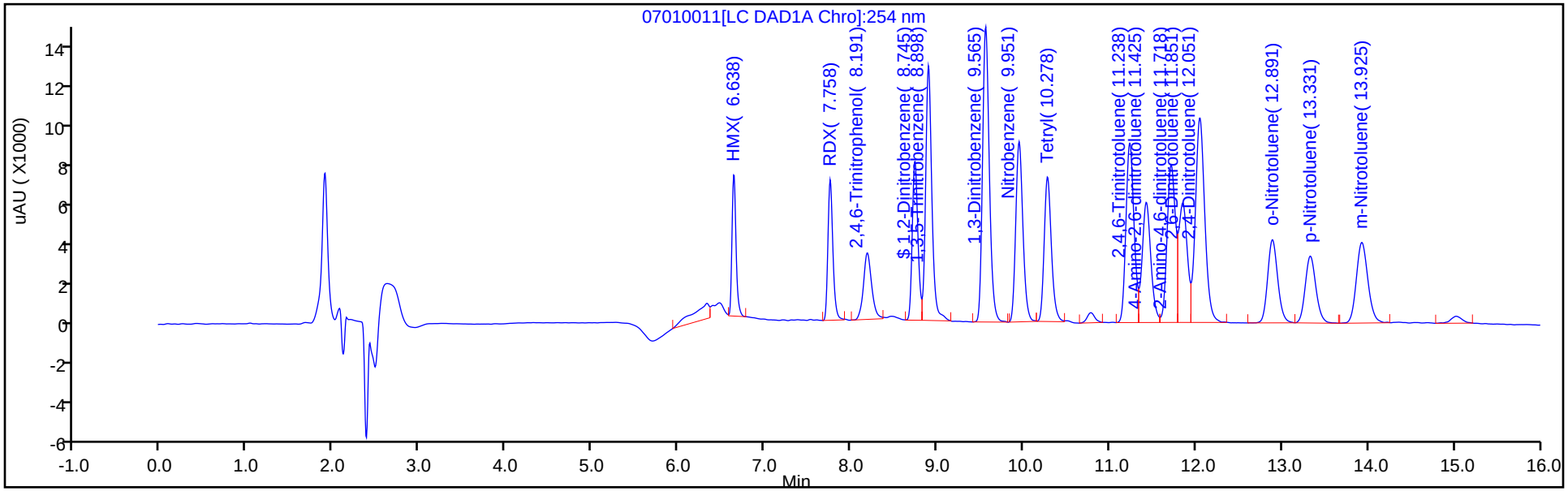

Y Scaling: Method Defined: Scale to the Nth Largest Target: 1

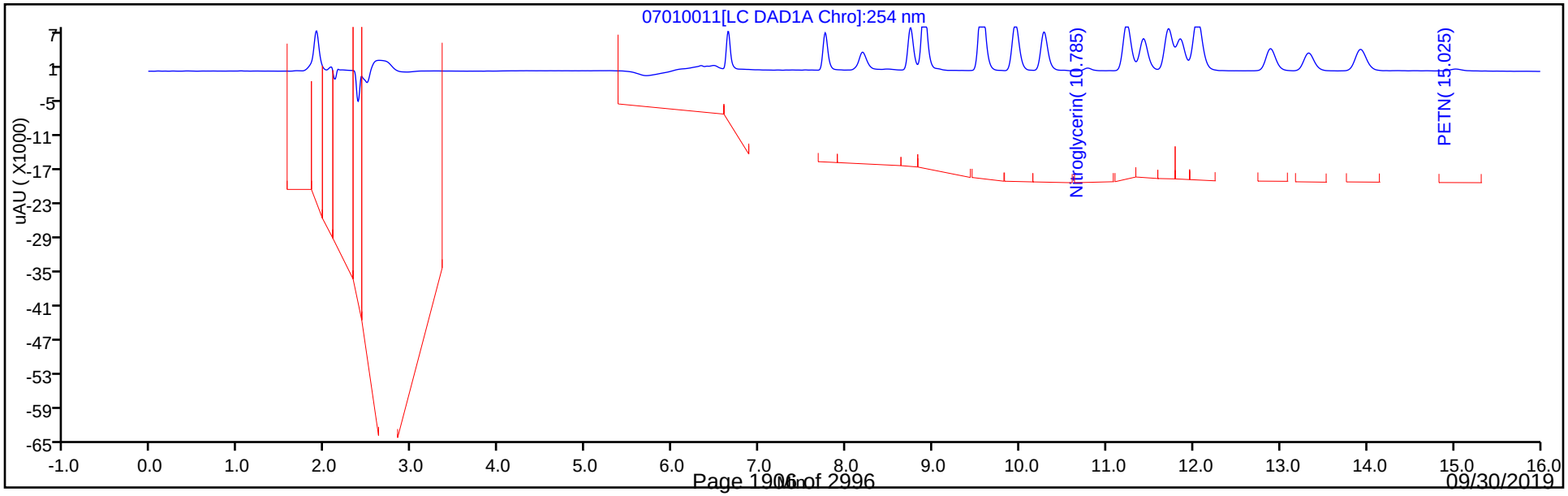

Eurofins TestAmerica, Denver
Target Compound Quantitation Report

Data File: \\chromna\Denver\ChromData\CHHPLC_X\20190701-83376.b\07010012.D
Lims ID: IC MAIN L3
Client ID:
Sample Type: IC Calib Level: 3
Inject. Date: 01-Jul-2019 16:36:33 ALS Bottle#: 12 Worklist Smp#: 12
Injection Vol: 100.0 ul Dil. Factor: 1.0000
Sample Info: IC MAIN L3
Misc. Info.: 280-0083376-012
Operator ID: hkf Instrument ID: CHHPLC_X3
Sublist: chrom-8330_X3*sub9

Method: \\chromna\Denver\ChromData\CHHPLC_X\20190701-83376.b\8330_X3.m
Limit Group: GCSV - 8330
Last Update: 02-Jul-2019 11:34:53 Calib Date: 02-Jul-2019 00:18:07
Integrator: Falcon
Quant Method: External Standard Quant By: Initial Calibration
Last ICal File: \\chromna\Denver\ChromData\CHHPLC_X\20190701-83376.b\07010032.D

Column 1 : UltraCarb5uODS (20) (4.60 mm) Det: LC DAD1B, 254 nm
Process Host: CTX0309

First Level Reviewer: fiedlerh Date: 01-Jul-2019 18:30:35

	Compound	Det	RT (min.)	Exp RT (min.)	Dlt RT (min.)	Response	Cal Amt ug/mL	OnCol Amt ug/mL	Flags
	3 HMX	1	6.645	6.643	0.002	8595	0.1000	0.0936	M
	7 RDX	1	7.759	7.757	0.002	10627	0.1000	0.0956	
	8 2,4,6-Trinitrophenol	1	8.199	8.177	0.022	8633	0.1000	0.0951	
$	9 1,2-Dinitrobenzene	1	8.739	8.737	0.002	13632	0.1000	0.0978	
	10 1,3,5-Trinitrobenzene	1	8.899	8.897	0.002	23438	0.1000	0.0956	
	11 1,3-Dinitrobenzene	1	9.565	9.557	0.008	30427	0.1001	0.0978	
	12 Nitrobenzene	1	9.952	9.943	0.009	19524	0.1002	0.0982	
	14 Tetryl	1	10.279	10.270	0.009	15952	0.1000	0.0985	
	15 Nitroglycerin	2	10.779	10.770	0.009	69583	1.00	0.9785	
	16 2,4,6-Trinitrotoluene	1	11.232	11.223	0.009	22301	0.1004	0.0981	
	17 4-Amino-2,6-dinitrotoluene	1	11.425	11.417	0.008	16220	0.1003	0.0975	
	18 2-Amino-4,6-dinitrotoluene	1	11.712	11.703	0.009	20461	0.1003	0.0997	
	19 2,6-Dinitrotoluene	1	11.852	11.837	0.015	15313	0.1003	0.0961	
	20 2,4-Dinitrotoluene	1	12.045	12.037	0.008	29330	0.1002	0.0976	
	21 o-Nitrotoluene	1	12.892	12.877	0.015	12775	0.1003	0.0984	
	22 p-Nitrotoluene	1	13.332	13.317	0.015	10780	0.1004	0.0978	
	23 m-Nitrotoluene	1	13.932	13.917	0.015	14273	0.1004	0.0984	
	24 PETN	2	15.032	15.010	0.022	73030	1.00	0.9831	

QC Flag Legend

Review Flags
M - Manually Integrated

Reagents:

8330IntermStk_00058 Amount Added: 5.00 Units: uL

Report Date: 02-Jul-2019 11:34:53 Chrom Revision: 2.3 20-Jun-2019 20:50:56

Eurofins TestAmerica, Denver

Data File: \\chromna\Denver\ChromData\CHHPLC_X\20190701-83376.b\07010012.D

Injection Date:	01-Jul-2019 16:36:33	Instrument ID:	CHHPLC_X3	Operator ID:	hkf
Lims ID:	IC MAIN L3			Worklist Smp#:	12
Client ID:					
Injection Vol:	100.0 ul	Dil. Factor:	1.0000	ALS Bottle#:	12
Method:	8330_X3	Limit Group:	GCSV - 8330		

Column: UltraCarb5uODS (20) (4.60 mm) Y Scaling: Method Defined: Scale to the Nth Largest Target: 1

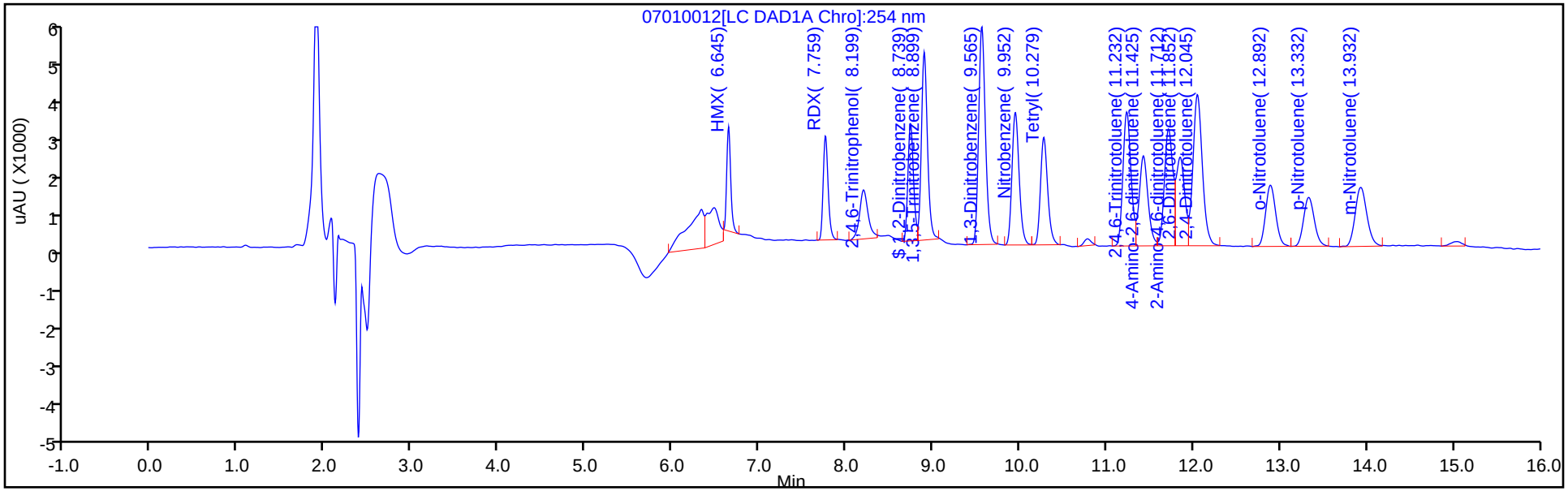

Y Scaling: Method Defined: Scale to the Nth Largest Target: 1

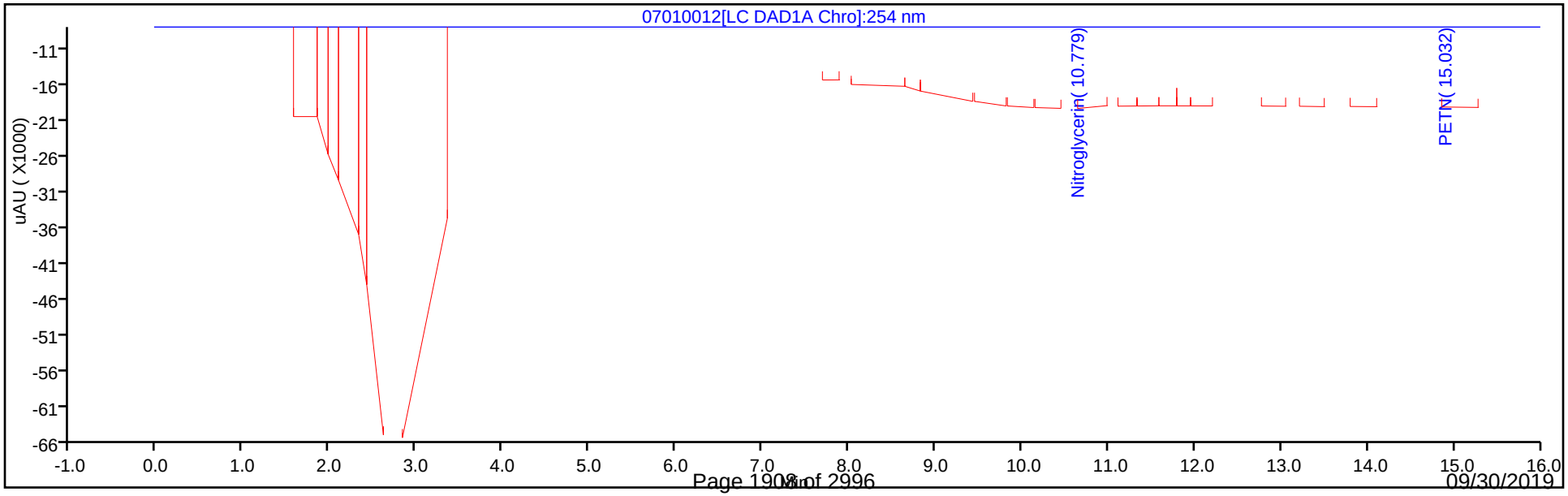

Manual Integration/User Assign Peak Report

Eurofins TestAmerica, Denver

Data File:	\\chromna\Denver\ChromData\CHHPLC_X\20190701-83376.b\07010012.D				
Injection Date:	01-Jul-2019 16:36:33	Instrument ID:	CHHPLC_X3		
Lims ID:	IC MAIN L3				
Client ID:					
Operator ID:	hkf	ALS Bottle#:	12	Worklist Smp#:	12
Injection Vol:	100.0 ul	Dil. Factor:	1.0000		
Method:	8330_X3	Limit Group:	GCSV - 8330		
Column:	UltraCarb5uODS (20) (4.60 mm)	Detector	LC DAD1B, 254 nm		

3 HMX, CAS: 2691-41-0

Signal: 1

Processing Integration Results

RT: 6.65
Area: 10637
Amount: 0.107460
Amount Units: ug/mL

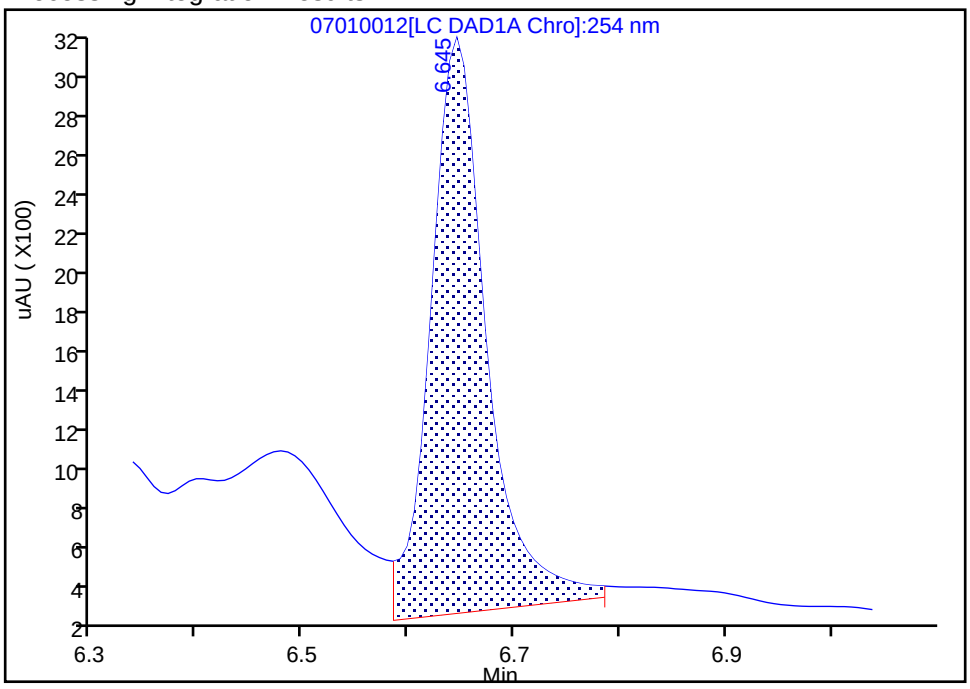

Manual Integration Results

RT: 6.65
Area: 8595
Amount: 0.093594
Amount Units: ug/mL

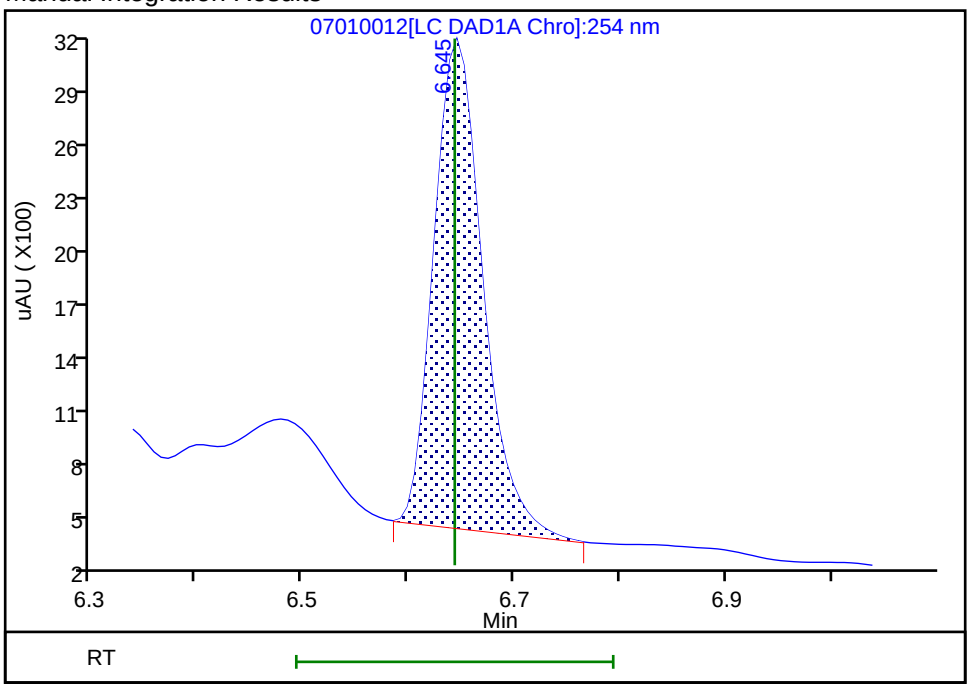

Reviewer: fiedlerh, 01-Jul-2019 18:30:35
Audit Action: Manually Integrated Audit Reason: Baseline Smoothing

Eurofins TestAmerica, Denver
Target Compound Quantitation Report

Data File: \\chromna\Denver\ChromData\CHHPLC_X\20190701-83376.b\07010013.D
Lims ID: IC MAIN L2
Client ID:
Sample Type: IC Calib Level: 2
Inject. Date: 01-Jul-2019 17:00:38 ALS Bottle#: 13 Worklist Smp#: 13
Injection Vol: 100.0 ul Dil. Factor: 1.0000
Sample Info: IC MAIN L2
Misc. Info.: 280-0083376-013
Operator ID: hkf Instrument ID: CHHPLC_X3
Sublist: chrom-8330_X3*sub9

Method: \\chromna\Denver\ChromData\CHHPLC_X\20190701-83376.b\8330_X3.m
Limit Group: GCSV - 8330
Last Update: 02-Jul-2019 11:34:55 Calib Date: 02-Jul-2019 00:18:07
Integrator: Falcon
Quant Method: External Standard Quant By: Initial Calibration
Last ICal File: \\chromna\Denver\ChromData\CHHPLC_X\20190701-83376.b\07010032.D

Column 1 : UltraCarb5uODS (20) (4.60 mm) Det: LC DAD1B, 254 nm
Process Host: CTX0309

First Level Reviewer: fiedlerh Date: 01-Jul-2019 18:30:58

Compound	Det	RT (min.)	Exp RT (min.)	Dlt RT (min.)	Response	Cal Amt ug/mL	OnCol Amt ug/mL	Flags
3 HMX	1	6.648	6.643	0.005	4492	0.0500	0.0489	M
7 RDX	1	7.768	7.757	0.011	5694	0.0500	0.0512	
8 2,4,6-Trinitrophenol	1	8.215	8.177	0.038	4807	0.0500	0.0530	
$ 9 1,2-Dinitrobenzene	1	8.748	8.737	0.011	7135	0.0500	0.0512	
10 1,3,5-Trinitrobenzene	1	8.908	8.897	0.011	12636	0.0500	0.0516	
11 1,3-Dinitrobenzene	1	9.568	9.557	0.011	16180	0.0501	0.0520	
12 Nitrobenzene	1	9.954	9.943	0.011	10349	0.0501	0.0520	
14 Tetryl	1	10.288	10.270	0.018	8209	0.0500	0.0507	
15 Nitroglycerin	2	10.788	10.770	0.018	35831	0.5000	0.5039	
16 2,4,6-Trinitrotoluene	1	11.241	11.223	0.018	11863	0.0502	0.0522	
17 4-Amino-2,6-dinitrotoluene	1	11.434	11.417	0.017	8615	0.0502	0.0518	
18 2-Amino-4,6-dinitrotoluene	1	11.721	11.703	0.018	10404	0.0502	0.0507	M
19 2,6-Dinitrotoluene	1	11.854	11.837	0.017	8322	0.0502	0.0522	M
20 2,4-Dinitrotoluene	1	12.054	12.037	0.017	15308	0.0501	0.0510	
21 o-Nitrotoluene	1	12.894	12.877	0.017	6814	0.0502	0.0525	
22 p-Nitrotoluene	1	13.334	13.317	0.017	5607	0.0502	0.0509	
23 m-Nitrotoluene	1	13.934	13.917	0.017	7651	0.0502	0.0527	
24 PETN	2	15.041	15.010	0.031	38432	0.5000	0.5173	

QC Flag Legend

Review Flags
M - Manually Integrated

Reagents:

8330IntermStk_00058 Amount Added: 2.50 Units: uL

Report Date: 02-Jul-2019 11:34:55 Chrom Revision: 2.3 20-Jun-2019 20:50:56

Eurofins TestAmerica, Denver

Data File: \\chromna\Denver\ChromData\CHHPLC_X\20190701-83376.b\07010013.D

Injection Date:	01-Jul-2019 17:00:38	Instrument ID:	CHHPLC_X3	Operator ID:	hkf
Lims ID:	IC MAIN L2			Worklist Smp#:	13
Client ID:					
Injection Vol:	100.0 ul	Dil. Factor:	1.0000	ALS Bottle#:	13
Method:	8330_X3	Limit Group:	GCSV - 8330		

Column: UltraCarb5uODS (20) (4.60 mm) Y Scaling: Method Defined: Scale to the Nth Largest Target: 1

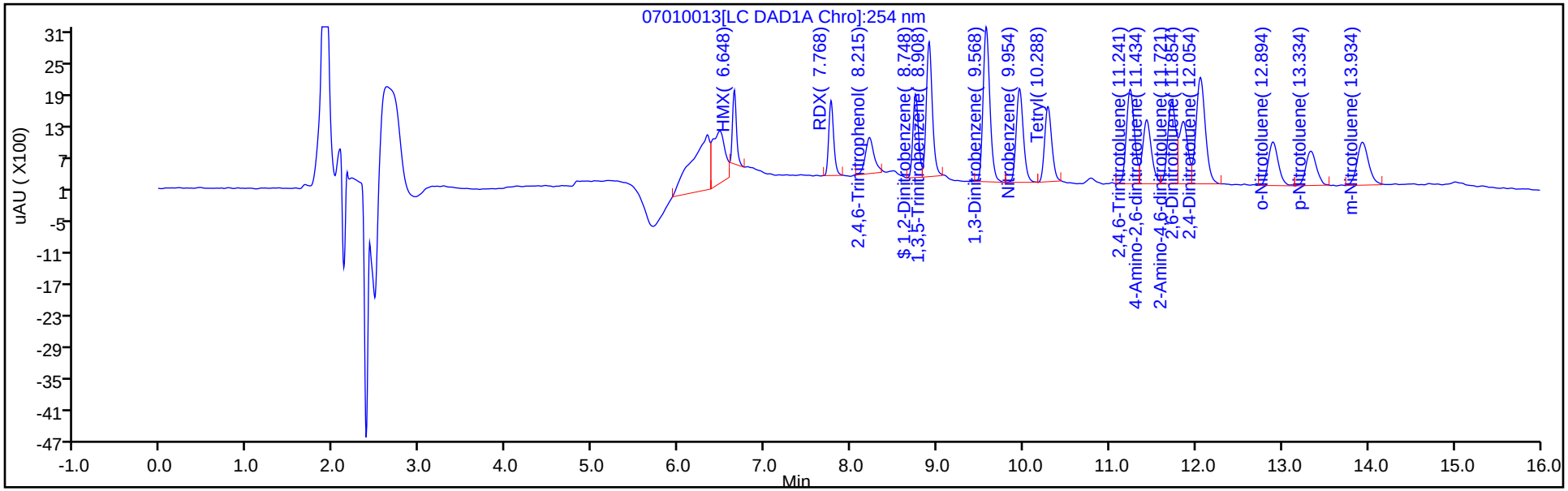

Y Scaling: Method Defined: Scale to the Nth Largest Target: 1

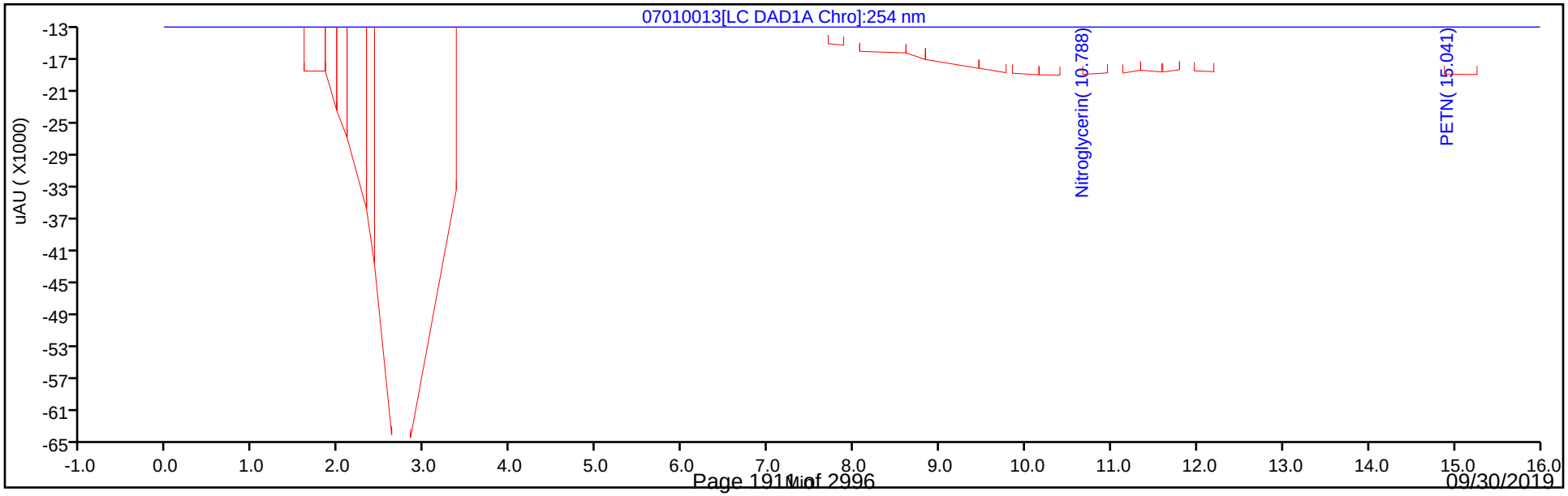

Manual Integration/User Assign Peak Report

Eurofins TestAmerica, Denver

Data File:	\\chromna\Denver\ChromData\CHHPLC_X\20190701-83376.b\07010013.D				
Injection Date:	01-Jul-2019 17:00:38	Instrument ID:	CHHPLC_X3		
Lims ID:	IC MAIN L2				
Client ID:					
Operator ID:	hkf	ALS Bottle#:	13	Worklist Smp#:	13
Injection Vol:	100.0 ul	Dil. Factor:	1.0000		
Method:	8330_X3	Limit Group:	GCSV - 8330		
Column:	UltraCarb5uODS (20) (4.60 mm)	Detector	LC DAD1B, 254 nm		

3 HMX, CAS: 2691-41-0

Signal: 1

Processing Integration Results

RT: 6.65
Area: 6332
Amount: 0.065662
Amount Units: ug/mL

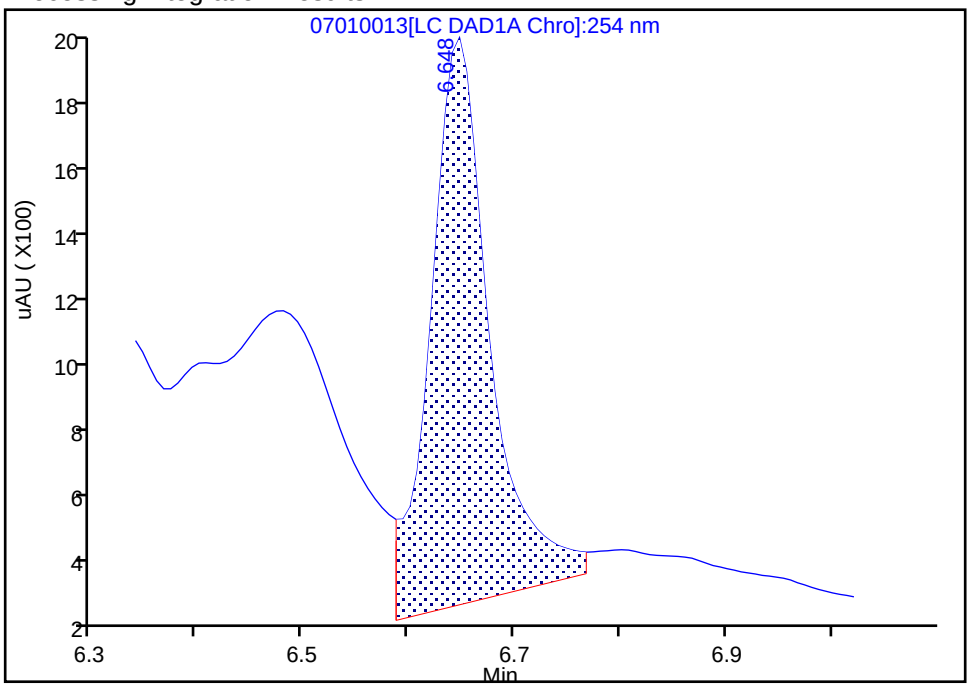

Manual Integration Results

RT: 6.65
Area: 4492
Amount: 0.048915
Amount Units: ug/mL

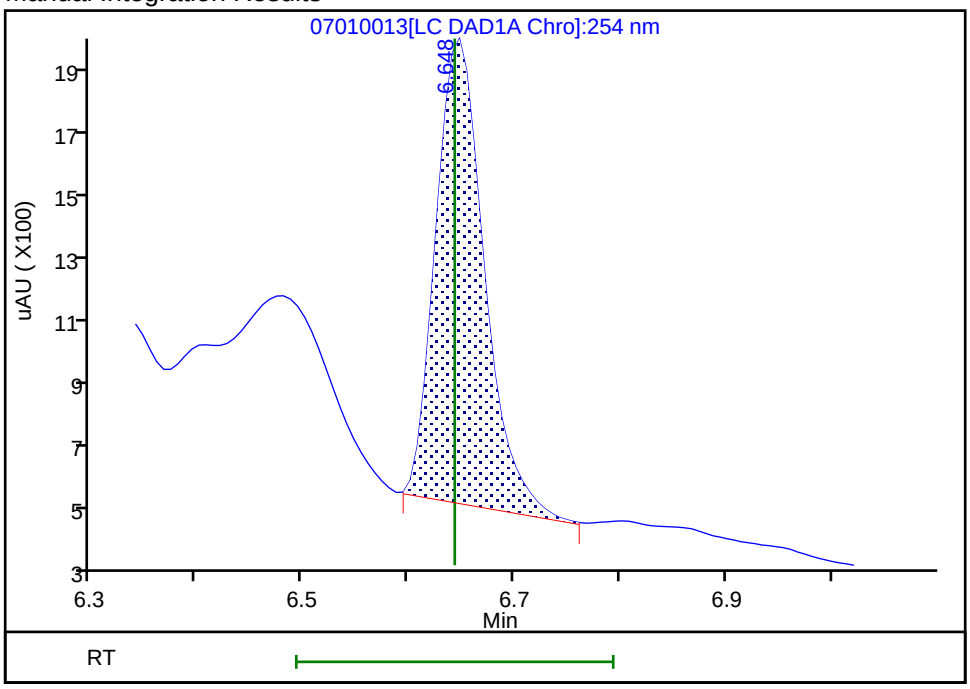

Reviewer: fiedlerh, 01-Jul-2019 18:30:57

Audit Action: Manually Integrated Audit Reason: Baseline Smoothing

Eurofins TestAmerica, Denver
Target Compound Quantitation Report

Data File: \\chromna\Denver\ChromData\CHHPLC_X\20190701-83376.b\07010014.D
Lims ID: IC MAIN L1
Client ID:
Sample Type: IC Calib Level: 1
Inject. Date: 01-Jul-2019 17:23:38 ALS Bottle#: 14 Worklist Smp#: 14
Injection Vol: 100.0 ul Dil. Factor: 1.0000
Sample Info: IC MAIN L1
Misc. Info.: 280-0083376-014
Operator ID: hkf Instrument ID: CHHPLC_X3
Sublist: chrom-8330_X3*sub9

Method: \\chromna\Denver\ChromData\CHHPLC_X\20190701-83376.b\8330_X3.m
Limit Group: GCSV - 8330
Last Update: 02-Jul-2019 11:34:57 Calib Date: 02-Jul-2019 00:18:07
Integrator: Falcon
Quant Method: External Standard Quant By: Initial Calibration
Last ICal File: \\chromna\Denver\ChromData\CHHPLC_X\20190701-83376.b\07010032.D

Column 1 : UltraCarb5uODS (20) (4.60 mm) Det: LC DAD1B, 254 nm
Process Host: CTX0309

First Level Reviewer: fiedlerh Date: 01-Jul-2019 18:31:18

Compound	Det	RT (min.)	Exp RT (min.)	Dlt RT (min.)	Response	Cal Amt ug/mL	OnCol Amt ug/mL	Flags
3 HMX	1	6.642	6.643	-0.001	1795	0.0200	0.0195	
7 RDX	1	7.762	7.757	0.005	2338	0.0200	0.0210	
8 2,4,6-Trinitrophenol	1	8.209	8.177	0.032	2302	0.0200	0.0254	M
$ 9 1,2-Dinitrobenzene	1	8.742	8.737	0.005	2609	0.0200	0.0187	
10 1,3,5-Trinitrobenzene	1	8.902	8.897	0.005	4638	0.0200	0.0189	
11 1,3-Dinitrobenzene	1	9.562	9.557	0.005	5930	0.0200	0.0191	
12 Nitrobenzene	1	9.949	9.943	0.006	3747	0.0200	0.0188	
14 Tetryl	1	10.275	10.270	0.005	2803	0.0200	0.0173	
15 Nitroglycerin	2	10.775	10.770	0.005	12630	0.2000	0.1776	
16 2,4,6-Trinitrotoluene	1	11.229	11.223	0.006	4544	0.0201	0.0200	
17 4-Amino-2,6-dinitrotoluene	1	11.422	11.417	0.005	3540	0.0201	0.0213	
18 2-Amino-4,6-dinitrotoluene	1	11.715	11.703	0.012	3841	0.0201	0.0187	M
19 2,6-Dinitrotoluene	1	11.842	11.837	0.005	3382	0.0201	0.0212	M
20 2,4-Dinitrotoluene	1	12.042	12.037	0.005	5825	0.0200	0.0194	
21 o-Nitrotoluene	1	12.882	12.877	0.005	2560	0.0201	0.0197	
22 p-Nitrotoluene	1	13.329	13.317	0.012	2162	0.0201	0.0196	
23 m-Nitrotoluene	1	13.915	13.917	-0.002	2906	0.0201	0.0200	
24 PETN	2	15.015	15.010	0.005	11106	0.2000	0.1495	

QC Flag Legend

Review Flags
M - Manually Integrated

Reagents:

8330IntermStk_00058 Amount Added: 1.00 Units: uL

Report Date: 02-Jul-2019 11:34:58 Chrom Revision: 2.3 20-Jun-2019 20:50:56

Eurofins TestAmerica, Denver

Data File: \\chromna\Denver\ChromData\CHHPLC_X\20190701-83376.b\07010014.D

Injection Date:	01-Jul-2019 17:23:38	Instrument ID:	CHHPLC_X3	Operator ID:	hkf
Lims ID:	IC MAIN L1			Worklist Smp#:	14
Client ID:					
Injection Vol:	100.0 ul	Dil. Factor:	1.0000	ALS Bottle#:	14
Method:	8330_X3	Limit Group:	GCSV - 8330		

Column: UltraCarb5uODS (20) (4.60 mm) Y Scaling: Method Defined: Scale to the Nth Largest Target: 1

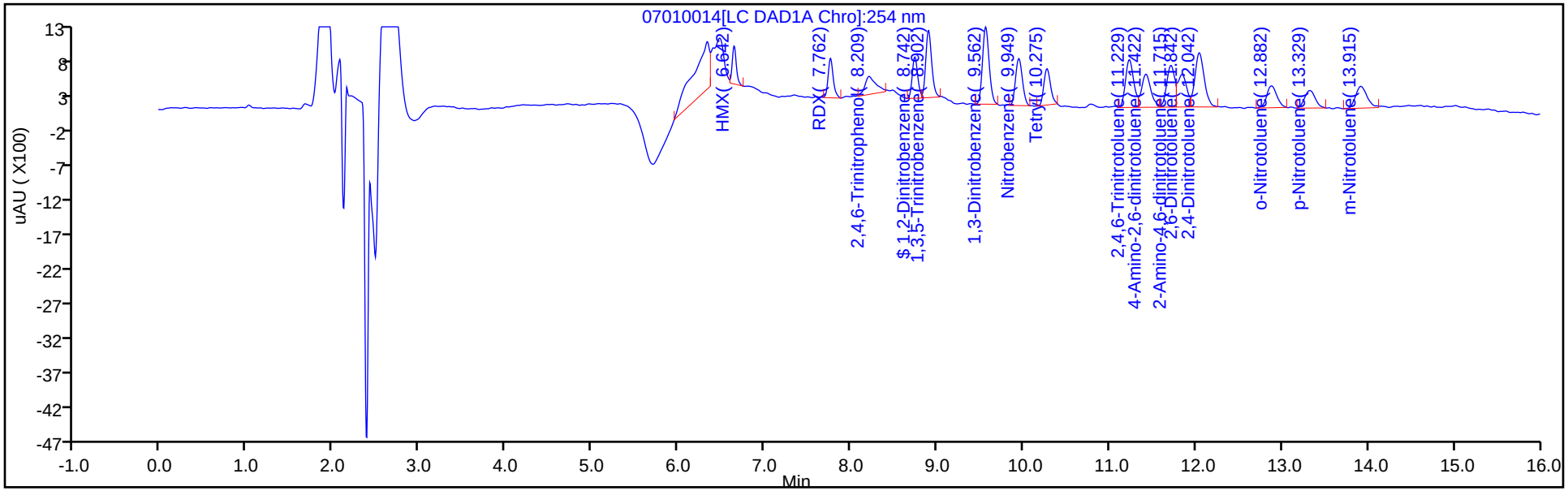

Y Scaling: Method Defined: Scale to the Nth Largest Target: 1

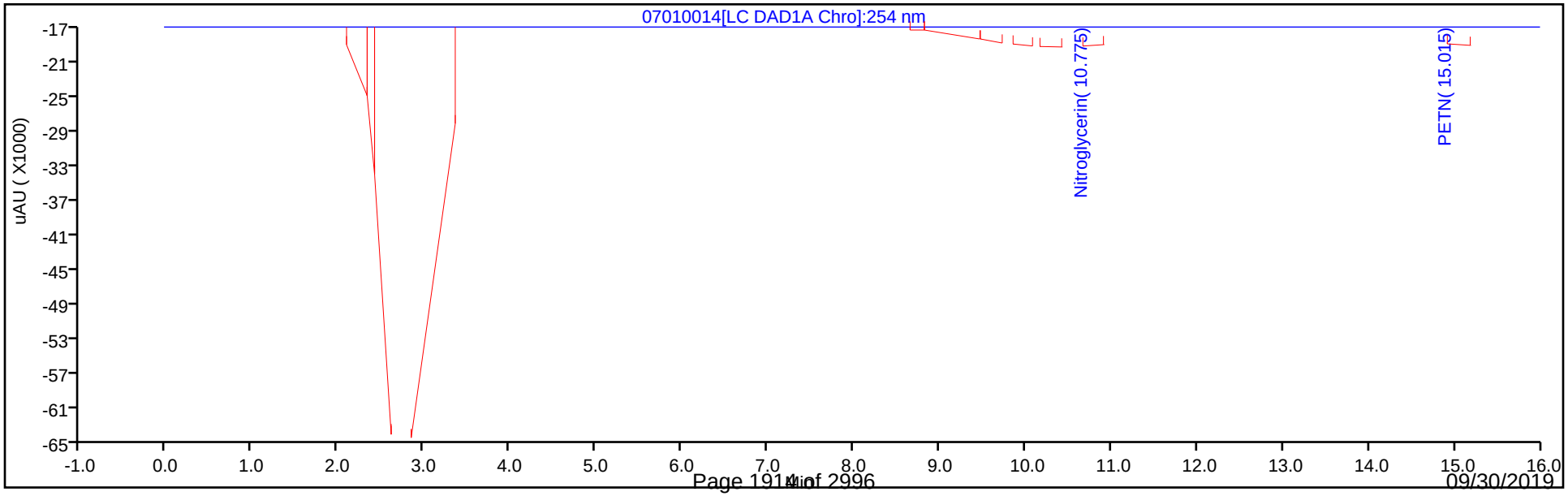

Manual Integration/User Assign Peak Report

Eurofins TestAmerica, Denver

Data File: \\chromna\Denver\ChromData\CHHPLC_X\20190701-83376.b\07010014.D
Injection Date: 01-Jul-2019 17:23:38 Instrument ID: CHHPLC_X3
Lims ID: IC MAIN L1
Client ID:
Operator ID: hkf ALS Bottle#: 14 Worklist Smp#: 14
Injection Vol: 100.0 ul Dil. Factor: 1.0000
Method: 8330_X3 Limit Group: GCSV - 8330
Column: UltraCarb5uODS (20) (4.60 mm) Detector LC DAD1B, 254 nm

8 2,4,6-Trinitrophenol, CAS: 88-89-1

Signal: 1

Processing Integration Results

RT: 8.21
Area: 906
Amount: 0.011048
Amount Units: ug/mL

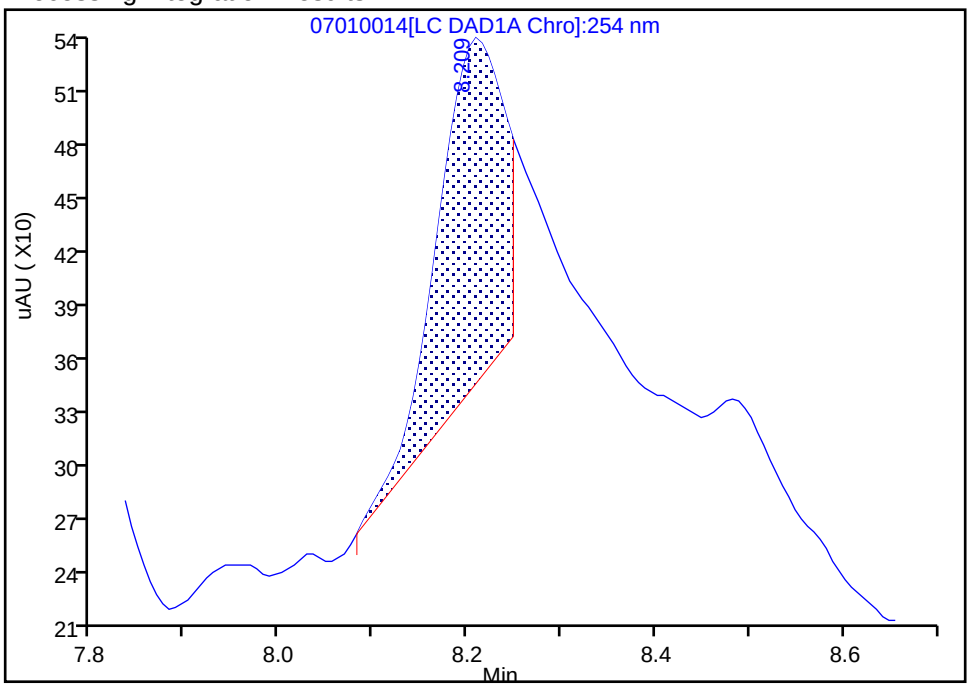

Manual Integration Results

RT: 8.21
Area: 2302
Amount: 0.025371
Amount Units: ug/mL

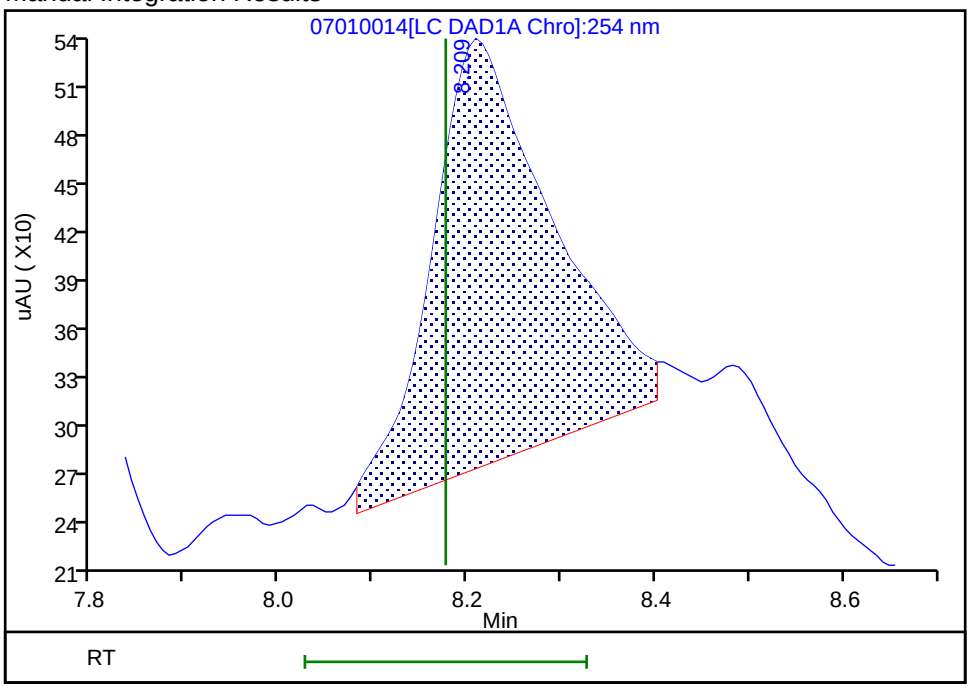

Reviewer: fiedlerh, 01-Jul-2019 18:33:21
Audit Action: Manually Integrated Audit Reason: Baseline Smoothing

FORM VI
HPLC/IC BY EXTERNAL STANDARD - INITIAL CALIBRATION DATA
RETENTION TIME SUMMARY

Lab Name: Eurofins TestAmerica, Denver Job No.: 280-124986-1 Analy Batch No.: 463276

SDG No.:

Instrument ID: CHHPLC_X3 GC Column: UltraCarb5u ID: 4.6(mm) Heated Purge: (Y/N) N

Calibration Start Date: 07/01/2019 21:36 Calibration End Date: 07/02/2019 00:18 Calibration ID: 37013

Calibration Files:

LEVEL:	LAB SAMPLE ID:	LAB FILE ID:
Level 1	IC 280-463276/32	07010032.D
Level 2	IC 280-463276/31	07010031.D
Level 3	IC 280-463276/30	07010030.D
Level 4	IC 280-463276/29	07010029.D
Level 5	IC 280-463276/28	07010028.D
Level 6	IC 280-463276/27	07010027.D
Level 7	IC 280-463276/26	07010026.D
Level 8	IC 280-463276/25	07010025.D

ANALYTE	LVL 1	LVL 2	LVL 3	LVL 4	LVL 5	LVL 6	LVL 7	LVL 8			RT WINDOW	AVG RT
TNX	6.550	6.545	6.549	6.550	6.548	6.552	6.556	6.547			6.450 - 6.650	6.550
DNX	6.883	6.878	6.882	6.883	6.882	6.885	6.890	6.880			6.783 - 6.983	6.883
MNX	7.350	7.345	7.342	7.343	7.348	7.352	7.356	7.340			7.193 - 7.493	7.347

FORM VI
HPLC/IC BY EXTERNAL STANDARD - INITIAL CALIBRATION DATA
CURVE EVALUATION

Lab Name: Eurofins TestAmerica, Denver Job No.: 280-124986-1 Analy Batch No.: 463276

SDG No.:

Instrument ID: CHHPLC_X3 GC Column: UltraCarb5u ID: 4.6(mm) Heated Purge: (Y/N) N

Calibration Start Date: 07/01/2019 21:36 Calibration End Date: 07/02/2019 00:18 Calibration ID: 37013

Calibration Files:

LEVEL:	LAB SAMPLE ID:	LAB FILE ID:
Level 1	IC 280-463276/32	07010032.D
Level 2	IC 280-463276/31	07010031.D
Level 3	IC 280-463276/30	07010030.D
Level 4	IC 280-463276/29	07010029.D
Level 5	IC 280-463276/28	07010028.D
Level 6	IC 280-463276/27	07010027.D
Level 7	IC 280-463276/26	07010026.D
Level 8	IC 280-463276/25	07010025.D

ANALYTE	CF				CURVE TYPE	COEFFICIENT			#	MIN CF	%RSD	#	MAX %RSD	R^2 OR COD	#	MIN R^2 OR COD
	LVL 1 LVL 5	LVL 2 LVL 6	LVL 3 LVL 7	LVL 4 LVL 8		B	M1	M2								
TNX	210589 222797	208352 218948	210300 221984	212915 213827	Ave		214964.079				2.6		20.0			
DNX	170629 158132	155125 156499	151928 157632	151201 147859	Ave		156125.739				4.4		20.0			
MNX	140231 145495	137018 144045	134996 144473	138841 135229	Ave		140040.970				3.0		20.0			

Note: The M1 coefficient is the same as Ave CF for an Ave curve type.

FORM VI
HPLC/IC BY EXTERNAL STANDARD - INITIAL CALIBRATION DATA
RESPONSE AND CONCENTRATION

Lab Name: Eurofins TestAmerica, Denver Job No.: 280-124986-1 Analy Batch No.: 463276

SDG No.:

Instrument ID: CHHPLC_X3 GC Column: UltraCarb5u ID: 4.6(mm) Heated Purge: (Y/N) N

Calibration Start Date: 07/01/2019 21:36 Calibration End Date: 07/02/2019 00:18 Calibration ID: 37013

Calibration Files:

LEVEL:	LAB SAMPLE ID:	LAB FILE ID:
Level 1	IC 280-463276/32	07010032.D
Level 2	IC 280-463276/31	07010031.D
Level 3	IC 280-463276/30	07010030.D
Level 4	IC 280-463276/29	07010029.D
Level 5	IC 280-463276/28	07010028.D
Level 6	IC 280-463276/27	07010027.D
Level 7	IC 280-463276/26	07010026.D
Level 8	IC 280-463276/25	07010025.D

ANALYTE	CURVE TYPE	RESPONSE					CONCENTRATION (UG/ML)				
		LVL 1 LVL 6	LVL 2 LVL 7	LVL 3 LVL 8	LVL 4	LVL 5	LVL 1 LVL 6	LVL 2 LVL 7	LVL 3 LVL 8	LVL 4	LVL 5
TNX	Ave	4216 153417	10428 222206	21051 535103	53282	89208	0.0200 0.701	0.0501 1.00	0.100 2.50	0.250	0.400
DNX	Ave	3416 109659	7764 157790	15208 370018	37838	63316	0.0200 0.701	0.0501 1.00	0.100 2.50	0.250	0.400
MNX	Ave	3273 117670	7995 168600	15754 394530	40507	67917	0.0233 0.817	0.0584 1.17	0.117 2.92	0.292	0.467

Curve Type Legend:
Ave = Average

Eurofins TestAmerica, Denver
Target Compound Quantitation Report

Data File:	\\chromna\Denver\ChromData\CHHPLC_X\20190701-83376.b\07010025.D				
Lims ID:	IC DMT L8				
Client ID:					
Sample Type:	IC	Calib Level:	8		
Inject. Date:	01-Jul-2019 21:36:10	ALS Bottle#:	25	Worklist Smp#:	25
Injection Vol:	100.0 ul	Dil. Factor:	1.0000		
Sample Info:	IC DMT L8				
Misc. Info.:	280-0083376-025				
Operator ID:	hkf	Instrument ID:	CHHPLC_X3		
Sublist:	chrom-8330_X3*sub17				
Method:	\\chromna\Denver\ChromData\CHHPLC_X\20190701-83376.b\8330_X3.m				
Limit Group:	GCSV - 8330				
Last Update:	02-Jul-2019 11:35:19	Calib Date:	02-Jul-2019 00:18:07		
Integrator:	Falcon				
Quant Method:	External Standard	Quant By:	Initial Calibration		
Last ICal File:	\\chromna\Denver\ChromData\CHHPLC_X\20190701-83376.b\07010032.D				
Column 1 :	UltraCarb5uODS (20) (4.60 mm)		Det: LC DAD1B, 254 nm		
Process Host:	CTX0309				

Compound	Det	RT (min.)	Exp RT (min.)	Dlt RT (min.)	Response	Cal Amt ug/mL	OnCol Amt ug/mL	Flags
2 TNX	1	6.547	6.550	-0.003	535103	2.50	2.49	
5 DNX	1	6.880	6.883	-0.003	370018	2.50	2.37	
6 MNX	1	7.340	7.343	-0.003	394530	2.92	2.82	

Reagents:

8330 DMT_00002 Amount Added: 125.00 Units: uL

Report Date: 02-Jul-2019 11:35:19 Chrom Revision: 2.3 20-Jun-2019 20:50:56

Eurofins TestAmerica, Denver

Data File: \\chromna\Denver\ChromData\CHHPLC_X\20190701-83376.b\07010025.D

Injection Date:	01-Jul-2019 21:36:10	Instrument ID:	CHHPLC_X3	Operator ID:	hkf
Lims ID:	IC DMT L8			Worklist Smp#:	25
Client ID:					
Injection Vol:	100.0 ul	Dil. Factor:	1.0000	ALS Bottle#:	25
Method:	8330_X3	Limit Group:	GCSV - 8330		

Column: UltraCarb5uODS (20) (4.60 mm) Y Scaling: Method Defined: Scale to the Nth Largest Target: 1

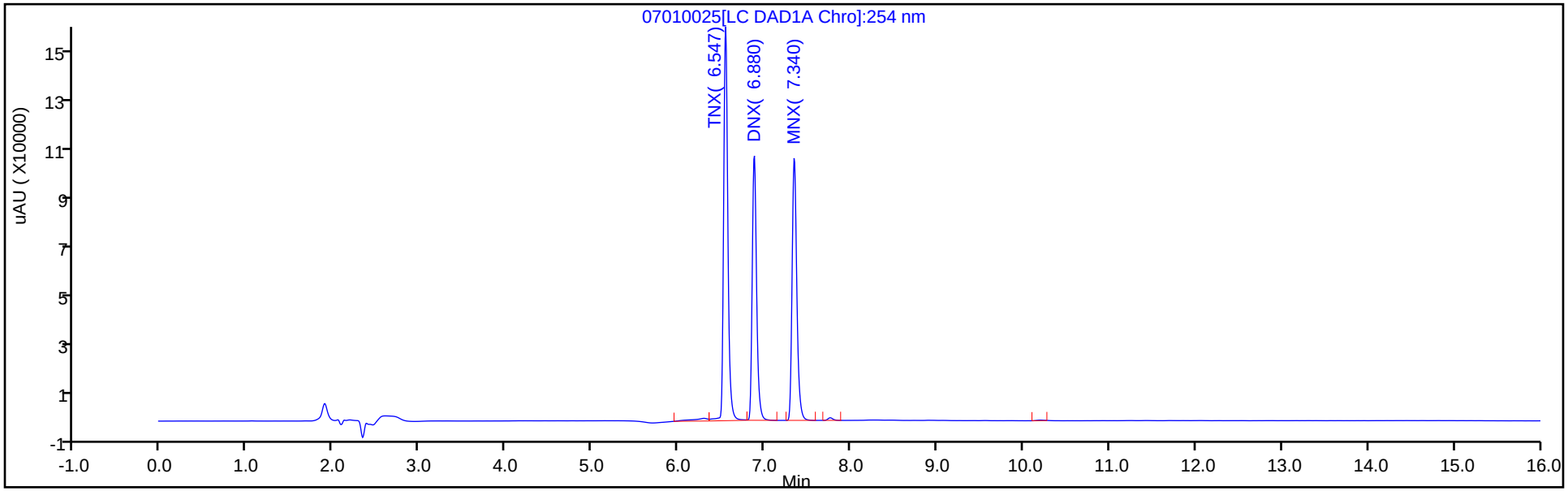

Y Scaling: Method Defined: Scale to the Nth Largest Target: 1

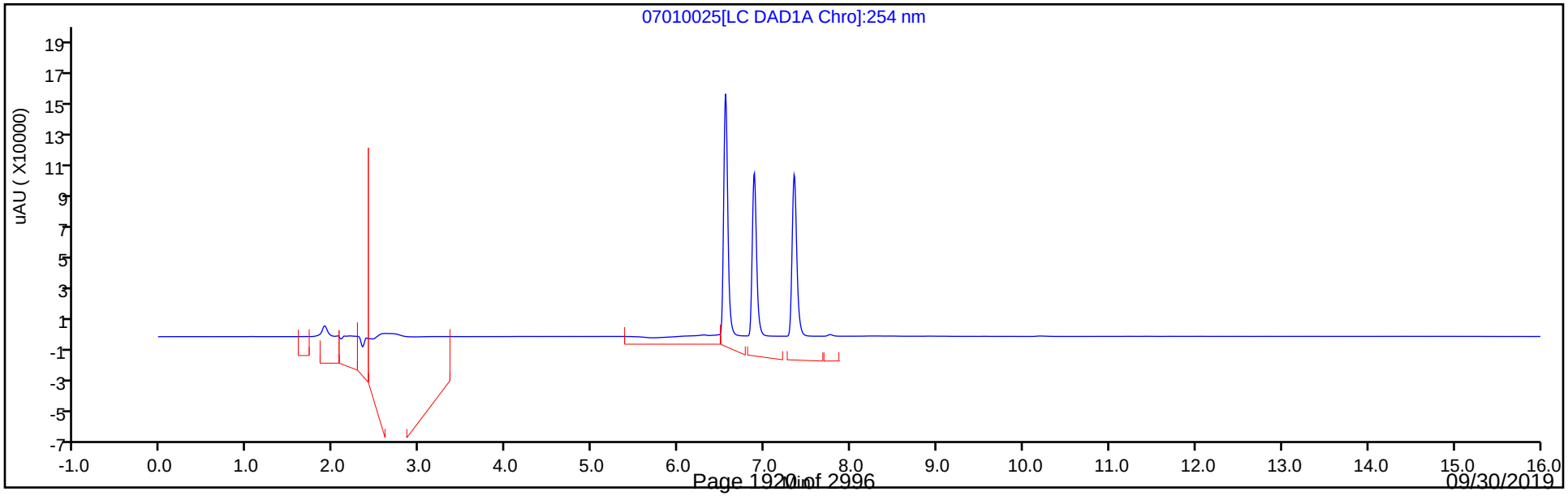

Eurofins TestAmerica, Denver
Target Compound Quantitation Report

Data File: \\chromna\Denver\ChromData\CHHPLC_X\20190701-83376.b\07010026.D
Lims ID: IC DMT L7
Client ID:
Sample Type: IC Calib Level: 7
Inject. Date: 01-Jul-2019 22:00:21 ALS Bottle#: 26 Worklist Smp#: 26
Injection Vol: 100.0 ul Dil. Factor: 1.0000
Sample Info: IC DMT L7
Misc. Info.: 280-0083376-026
Operator ID: hkf Instrument ID: CHHPLC_X3
Sublist: chrom-8330_X3*sub17

Method: \\chromna\Denver\ChromData\CHHPLC_X\20190701-83376.b\8330_X3.m
Limit Group: GCSV - 8330
Last Update: 02-Jul-2019 11:35:21 Calib Date: 02-Jul-2019 00:18:07
Integrator: Falcon
Quant Method: External Standard Quant By: Initial Calibration
Last ICal File: \\chromna\Denver\ChromData\CHHPLC_X\20190701-83376.b\07010032.D

Column 1 : UltraCarb5uODS (20) (4.60 mm) Det: LC DAD1B, 254 nm
Process Host: CTX0309

First Level Reviewer: fiedlerh Date: 02-Jul-2019 09:04:16

Compound	Det	RT (min.)	Exp RT (min.)	Dlt RT (min.)	Response	Cal Amt ug/mL	OnCol Amt ug/mL	Flags
2 TNX	1	6.556	6.550	0.006	222206	1.00	1.03	M
5 DNX	1	6.890	6.883	0.007	157790	1.00	1.01	M
6 MNX	1	7.356	7.343	0.013	168600	1.17	1.20	

QC Flag Legend

Review Flags
M - Manually Integrated

Reagents:

8330 DMT_00002 Amount Added: 50.00 Units: uL

Report Date: 02-Jul-2019 11:35:21 Chrom Revision: 2.3 20-Jun-2019 20:50:56

Eurofins TestAmerica, Denver

Data File: \\chromna\Denver\ChromData\CHHPLC_X\20190701-83376.b\07010026.D

Injection Date:	01-Jul-2019 22:00:21	Instrument ID:	CHHPLC_X3	Operator ID:	hkf
Lims ID:	IC DMT L7			Worklist Smp#:	26
Client ID:					
Injection Vol:	100.0 ul	Dil. Factor:	1.0000	ALS Bottle#:	26
Method:	8330_X3	Limit Group:	GCSV - 8330		

Column: UltraCarb5uODS (20) (4.60 mm) Y Scaling: Method Defined: Scale to the Nth Largest Target: 1

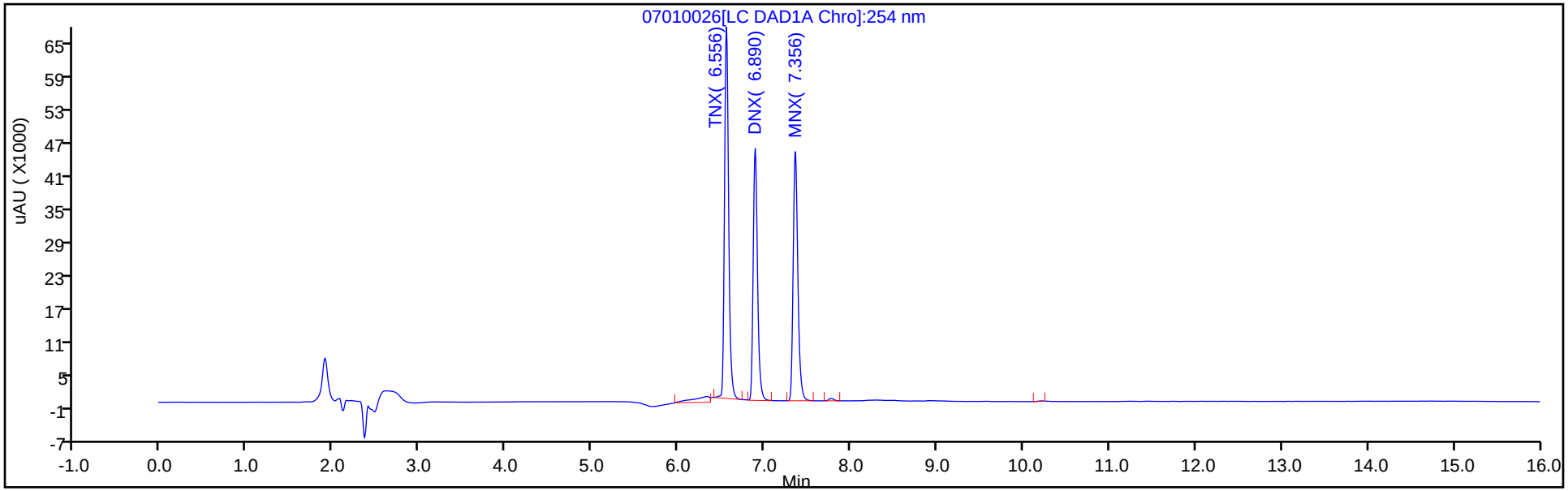

Y Scaling: Method Defined: Scale to the Nth Largest Target: 1

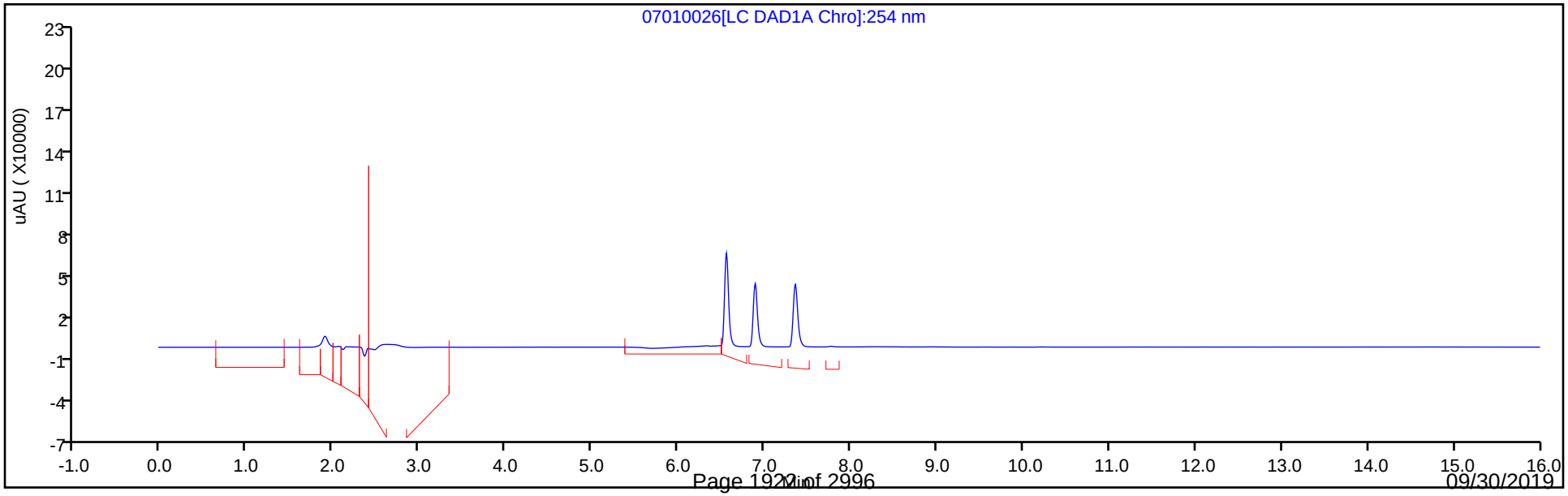

Manual Integration/User Assign Peak Report

Eurofins TestAmerica, Denver

Data File:	\\chromna\Denver\ChromData\CHHPLC_X\20190701-83376.b\07010026.D				
Injection Date:	01-Jul-2019 22:00:21	Instrument ID:	CHHPLC_X3		
Lims ID:	IC DMT L7				
Client ID:					
Operator ID:	hkf	ALS Bottle#:	26	Worklist Smp#:	26
Injection Vol:	100.0 ul	Dil. Factor:	1.0000		
Method:	8330_X3	Limit Group:	GCSV - 8330		
Column:	UltraCarb5uODS (20) (4.60 mm)	Detector	LC DAD1B, 254 nm		

2 TNX, CAS: 13980-04-6

Signal: 1

Processing Integration Results

RT: 6.56
Area: 238054
Amount: 0.989410
Amount Units: ug/mL

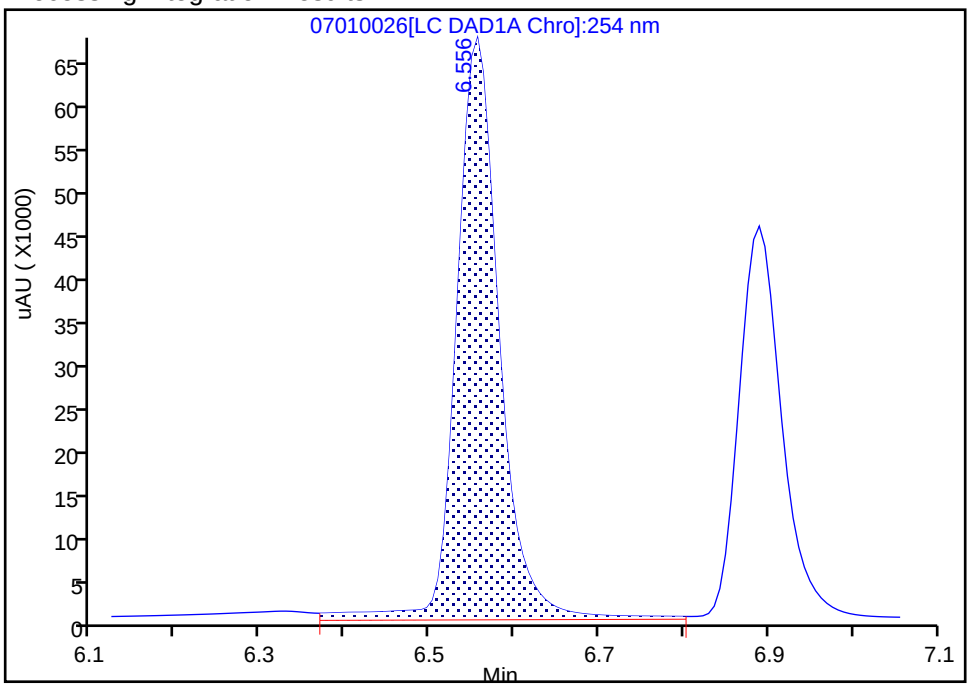

Manual Integration Results

RT: 6.56
Area: 222206
Amount: 1.033689
Amount Units: ug/mL

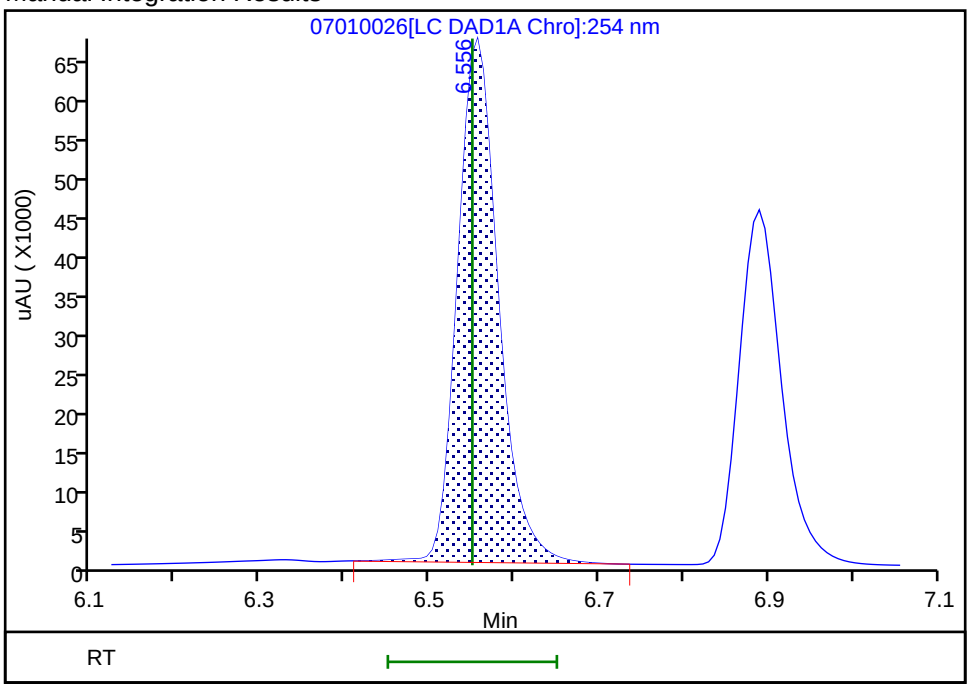

Reviewer: fiedlerh, 02-Jul-2019 09:04:11

Audit Action: Manually Integrated Audit Reason: Baseline Smoothing

Manual Integration/User Assign Peak Report

Eurofins TestAmerica, Denver

Data File:	\\chromna\Denver\ChromData\CHHPLC_X\20190701-83376.b\07010026.D				
Injection Date:	01-Jul-2019 22:00:21	Instrument ID:	CHHPLC_X3		
Lims ID:	IC DMT L7				
Client ID:					
Operator ID:	hkf	ALS Bottle#:	26	Worklist Smp#:	26
Injection Vol:	100.0 ul	Dil. Factor:	1.0000		
Method:	8330_X3	Limit Group:	GCSV - 8330		
Column:	UltraCarb5uODS (20) (4.60 mm)	Detector	LC DAD1B, 254 nm		

5 DNX, CAS: 80251-29-2

Signal: 1

Processing Integration Results

RT: 6.89
Area: 160640
Amount: 1.026574
Amount Units: ug/mL

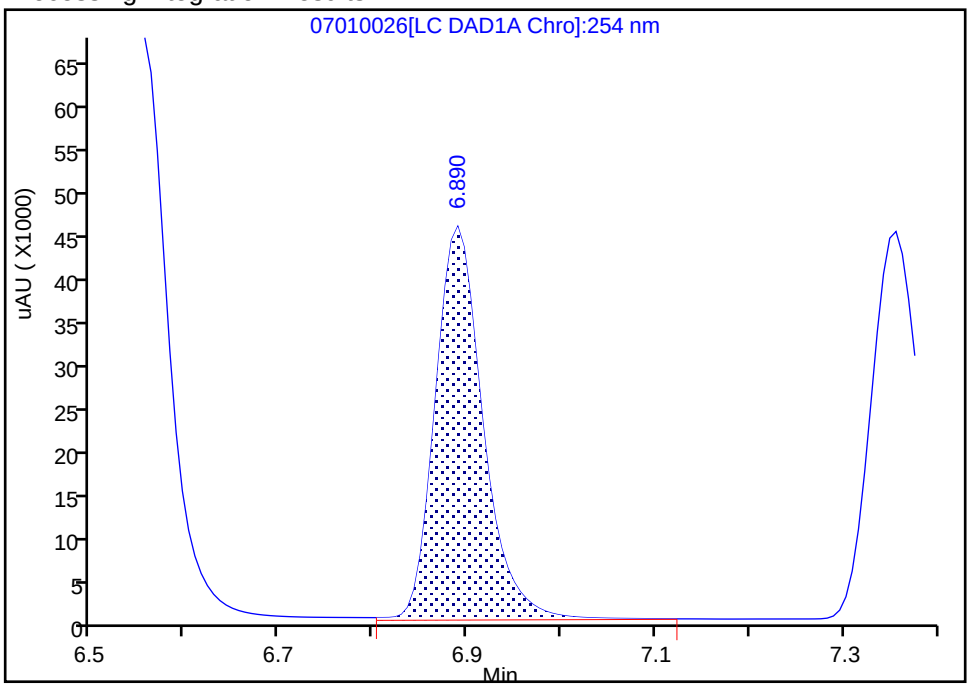

Manual Integration Results

RT: 6.89
Area: 157790
Amount: 1.010660
Amount Units: ug/mL

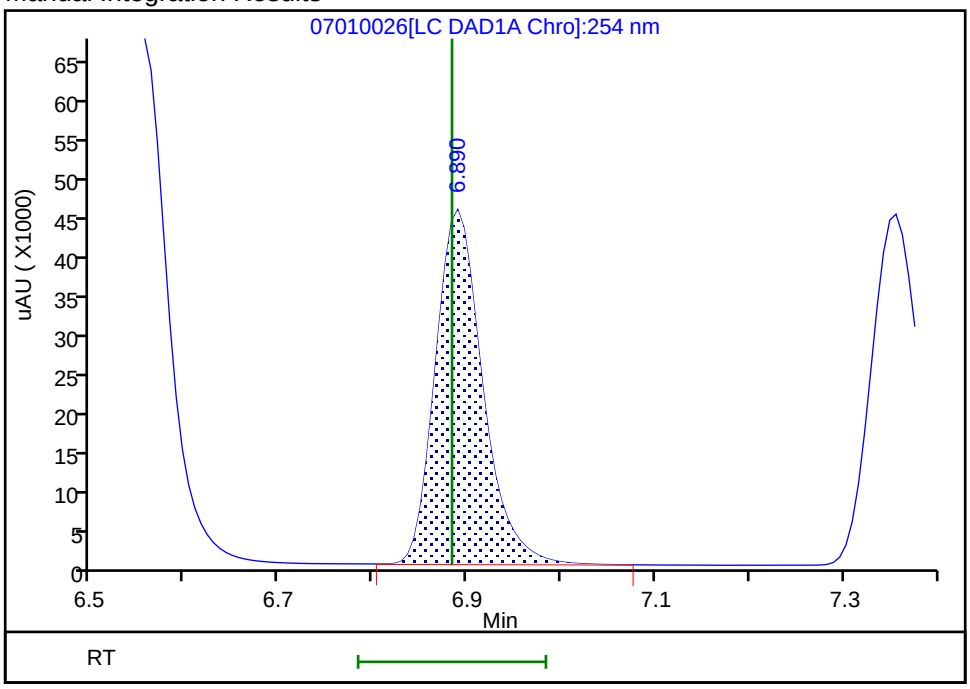

Reviewer: fiedlerh, 02-Jul-2019 09:04:15
Audit Action: Manually Integrated Audit Reason: Baseline Smoothing

Eurofins TestAmerica, Denver
Target Compound Quantitation Report

Data File: \\chromna\Denver\ChromData\CHHPLC_X\20190701-83376.b\07010027.D
Lims ID: IC DMT L6
Client ID:
Sample Type: IC Calib Level: 6
Inject. Date: 01-Jul-2019 22:23:20 ALS Bottle#: 27 Worklist Smp#: 27
Injection Vol: 100.0 ul Dil. Factor: 1.0000
Sample Info: IC DMT L6
Misc. Info.: 280-0083376-027
Operator ID: hkf Instrument ID: CHHPLC_X3
Sublist: chrom-8330_X3*sub17

Method: \\chromna\Denver\ChromData\CHHPLC_X\20190701-83376.b\8330_X3.m
Limit Group: GCSV - 8330
Last Update: 02-Jul-2019 11:35:22 Calib Date: 02-Jul-2019 00:18:07
Integrator: Falcon
Quant Method: External Standard Quant By: Initial Calibration
Last ICal File: \\chromna\Denver\ChromData\CHHPLC_X\20190701-83376.b\07010032.D

Column 1 : UltraCarb5uODS (20) (4.60 mm) Det: LC DAD1B, 254 nm
Process Host: CTX0309

First Level Reviewer: fiedlerh Date: 02-Jul-2019 09:03:59

Compound	Det	RT (min.)	Exp RT (min.)	Dlt RT (min.)	Response	Cal Amt ug/mL	OnCol Amt ug/mL	Flags
2 TNX	1	6.552	6.550	0.002	153417	0.7007	0.7137	M
5 DNX	1	6.885	6.883	0.002	109659	0.7007	0.7024	M
6 MNX	1	7.352	7.343	0.009	117670	0.8169	0.8403	

QC Flag Legend

Review Flags
M - Manually Integrated

Reagents:

8330 DMT_00002 Amount Added: 35.00 Units: uL

Report Date: 02-Jul-2019 11:35:23 Chrom Revision: 2.3 20-Jun-2019 20:50:56

Eurofins TestAmerica, Denver

Data File: \\chromna\Denver\ChromData\CHHPLC_X\20190701-83376.b\07010027.D

Injection Date:	01-Jul-2019 22:23:20	Instrument ID:	CHHPLC_X3	Operator ID:	hkf
Lims ID:	IC DMT L6			Worklist Smp#:	27
Client ID:					
Injection Vol:	100.0 ul	Dil. Factor:	1.0000	ALS Bottle#:	27
Method:	8330_X3	Limit Group:	GCSV - 8330		

Column: UltraCarb5uODS (20) (4.60 mm) Y Scaling: Method Defined: Scale to the Nth Largest Target: 1

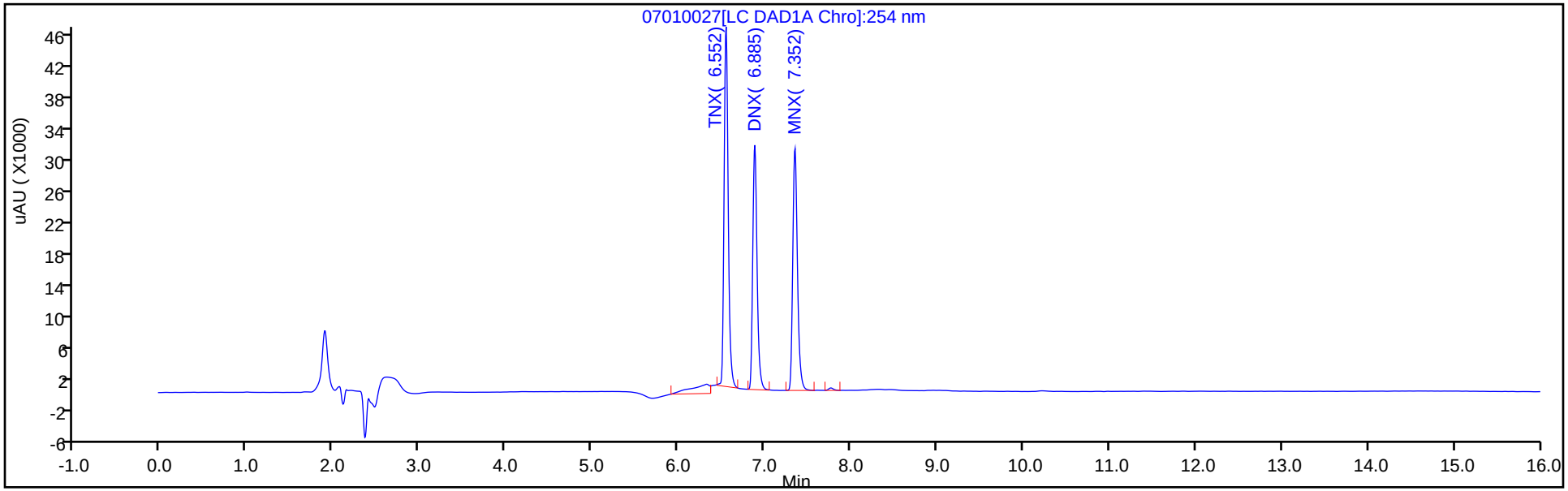

Y Scaling: Method Defined: Scale to the Nth Largest Target: 1

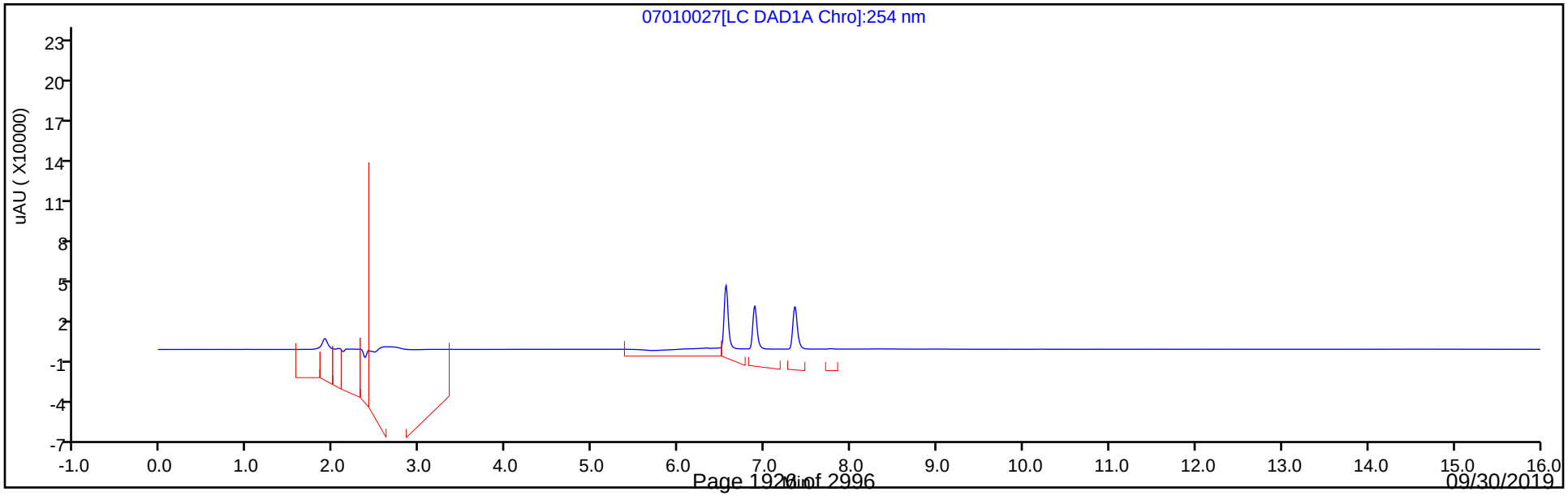

Manual Integration/User Assign Peak Report

Eurofins TestAmerica, Denver

Data File:	\\chromna\Denver\ChromData\CHHPLC_X\20190701-83376.b\07010027.D				
Injection Date:	01-Jul-2019 22:23:20	Instrument ID:	CHHPLC_X3		
Lims ID:	IC DMT L6				
Client ID:					
Operator ID:	hkf	ALS Bottle#:	27	Worklist Smp#:	27
Injection Vol:	100.0 ul	Dil. Factor:	1.0000		
Method:	8330_X3	Limit Group:	GCSV - 8330		
Column:	UltraCarb5uODS (20) (4.60 mm)	Detector	LC DAD1B, 254 nm		

2 TNX, CAS: 13980-04-6

Signal: 1

Processing Integration Results

RT: 6.55
Area: 172073
Amount: 0.705419
Amount Units: ug/mL

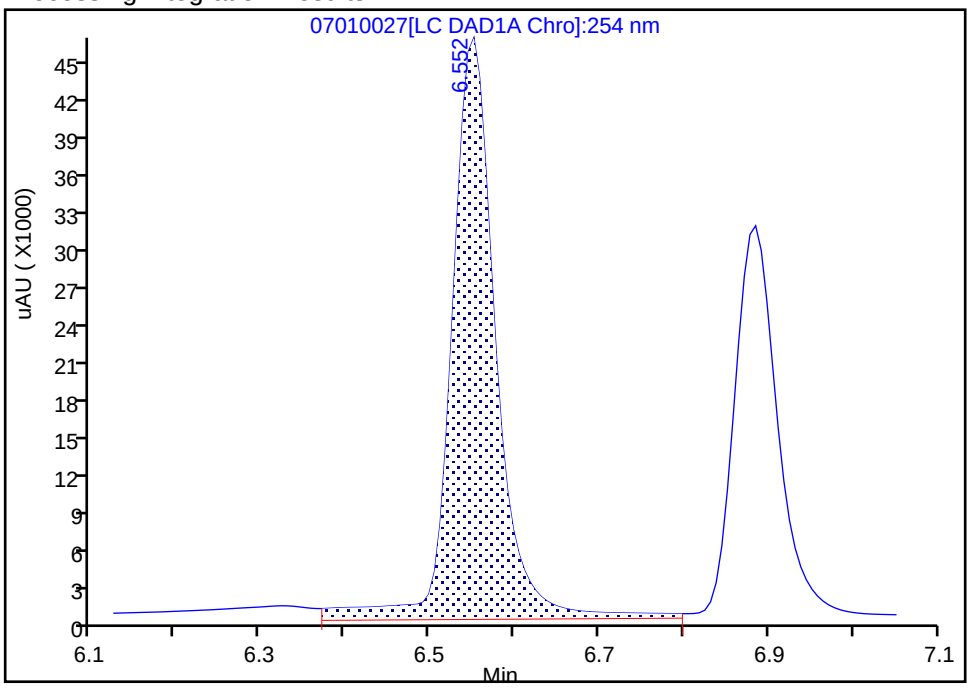

Manual Integration Results

RT: 6.55
Area: 153417
Amount: 0.713687
Amount Units: ug/mL

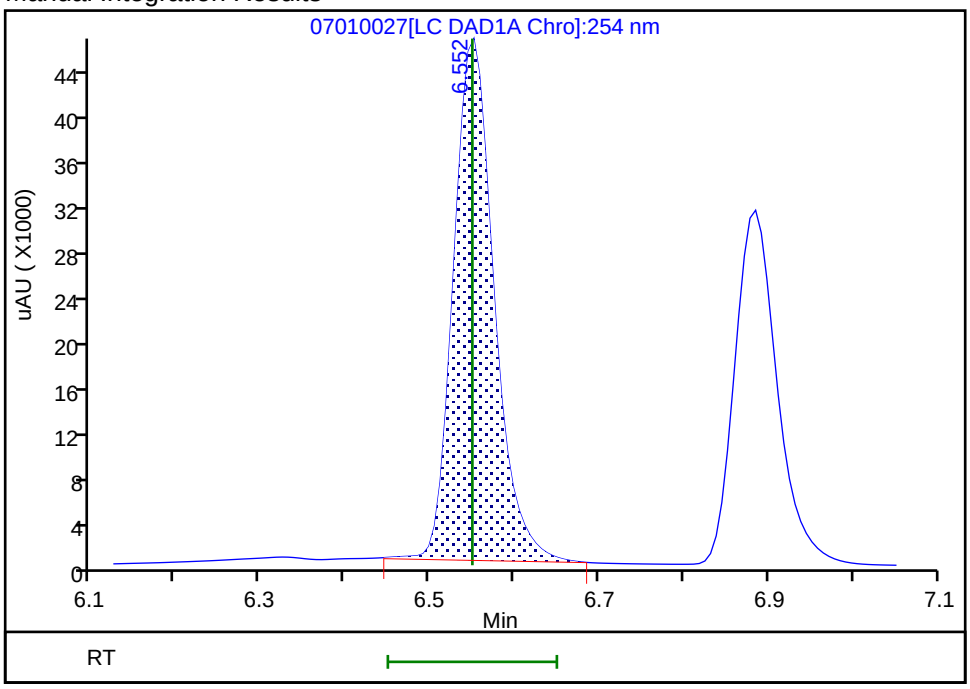

Reviewer: fiedlerh, 02-Jul-2019 09:03:43
Audit Action: Manually Integrated Audit Reason: Baseline Smoothing

Manual Integration/User Assign Peak Report

Eurofins TestAmerica, Denver

Data File:	\\chromna\Denver\ChromData\CHHPLC_X\20190701-83376.b\07010027.D				
Injection Date:	01-Jul-2019 22:23:20	Instrument ID:	CHHPLC_X3		
Lims ID:	IC DMT L6				
Client ID:					
Operator ID:	hkf	ALS Bottle#:	27	Worklist Smp#:	27
Injection Vol:	100.0 ul	Dil. Factor:	1.0000		
Method:	8330_X3	Limit Group:	GCSV - 8330		
Column:	UltraCarb5uODS (20) (4.60 mm)	Detector	LC DAD1B, 254 nm		

5 DNX, CAS: 80251-29-2

Signal: 1

Processing Integration Results

RT: 6.89
Area: 113520
Amount: 0.722273
Amount Units: ug/mL

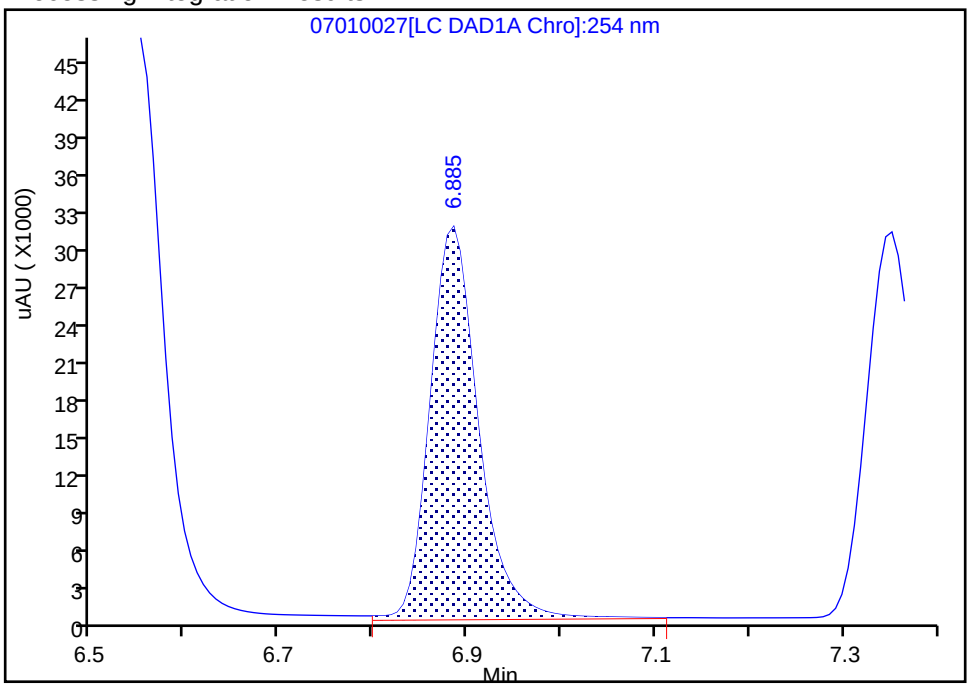

Manual Integration Results

RT: 6.89
Area: 109659
Amount: 0.702376
Amount Units: ug/mL

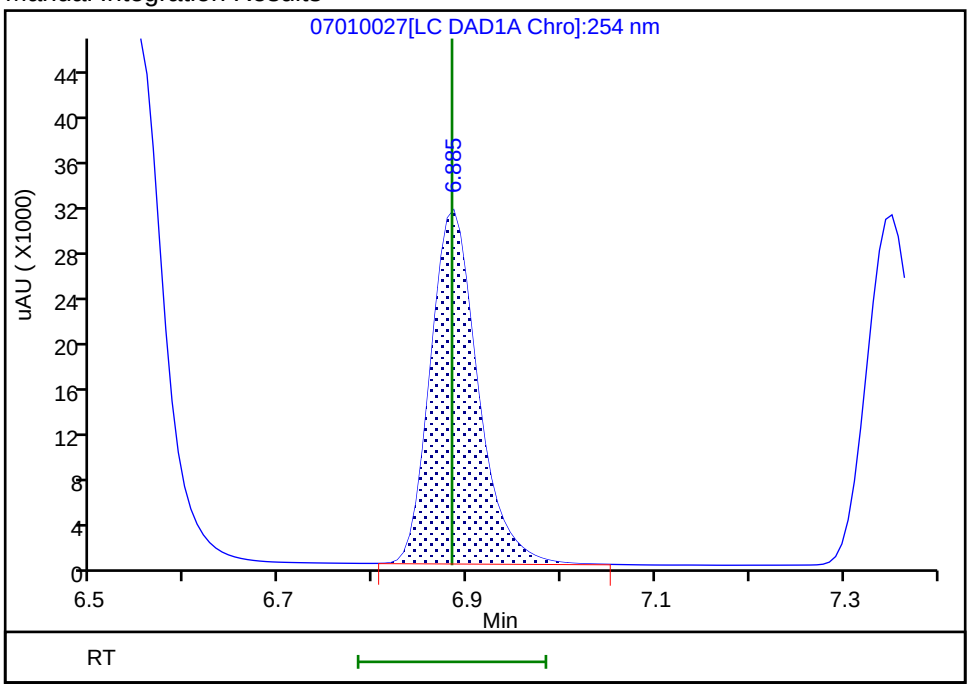

Reviewer: fiedlerh, 02-Jul-2019 09:03:57
Audit Action: Manually Integrated Audit Reason: Baseline Smoothing

Eurofins TestAmerica, Denver
Target Compound Quantitation Report

Data File: \\chromna\Denver\ChromData\CHHPLC_X\20190701-83376.b\07010028.D
Lims ID: IC DMT L5
Client ID:
Sample Type: IC Calib Level: 5
Inject. Date: 01-Jul-2019 22:46:18 ALS Bottle#: 28 Worklist Smp#: 28
Injection Vol: 100.0 ul Dil. Factor: 1.0000
Sample Info: IC DMT L5
Misc. Info.: 280-0083376-028
Operator ID: hkf Instrument ID: CHHPLC_X3
Sublist: chrom-8330_X3*sub17

Method: \\chromna\Denver\ChromData\CHHPLC_X\20190701-83376.b\8330_X3.m
Limit Group: GCSV - 8330
Last Update: 02-Jul-2019 11:35:24 Calib Date: 02-Jul-2019 00:18:07
Integrator: Falcon
Quant Method: External Standard Quant By: Initial Calibration
Last ICal File: \\chromna\Denver\ChromData\CHHPLC_X\20190701-83376.b\07010032.D

Column 1 : UltraCarb5uODS (20) (4.60 mm) Det: LC DAD1B, 254 nm
Process Host: CTX0309

First Level Reviewer: fiedlerh Date: 02-Jul-2019 09:03:31

Compound	Det	RT (min.)	Exp RT (min.)	Dlt RT (min.)	Response	Cal Amt ug/mL	OnCol Amt ug/mL	Flags
2 TNX	1	6.548	6.550	-0.002	89208	0.4004	0.4150	M
5 DNX	1	6.882	6.883	-0.001	63316	0.4004	0.4055	M
6 MNX	1	7.348	7.343	0.005	67917	0.4668	0.4850	

QC Flag Legend

Review Flags
M - Manually Integrated

Reagents:

8330 DMT_00002 Amount Added: 20.00 Units: uL

Report Date: 02-Jul-2019 11:35:24 Chrom Revision: 2.3 20-Jun-2019 20:50:56

Eurofins TestAmerica, Denver

Data File: \\chromna\Denver\ChromData\CHHPLC_X\20190701-83376.b\07010028.D

Injection Date:	01-Jul-2019 22:46:18	Instrument ID:	CHHPLC_X3	Operator ID:	hkf
Lims ID:	IC DMT L5			Worklist Smp#:	28
Client ID:					
Injection Vol:	100.0 ul	Dil. Factor:	1.0000	ALS Bottle#:	28
Method:	8330_X3	Limit Group:	GCSV - 8330		

Column: UltraCarb5uODS (20) (4.60 mm) Y Scaling: Method Defined: Scale to the Nth Largest Target: 1

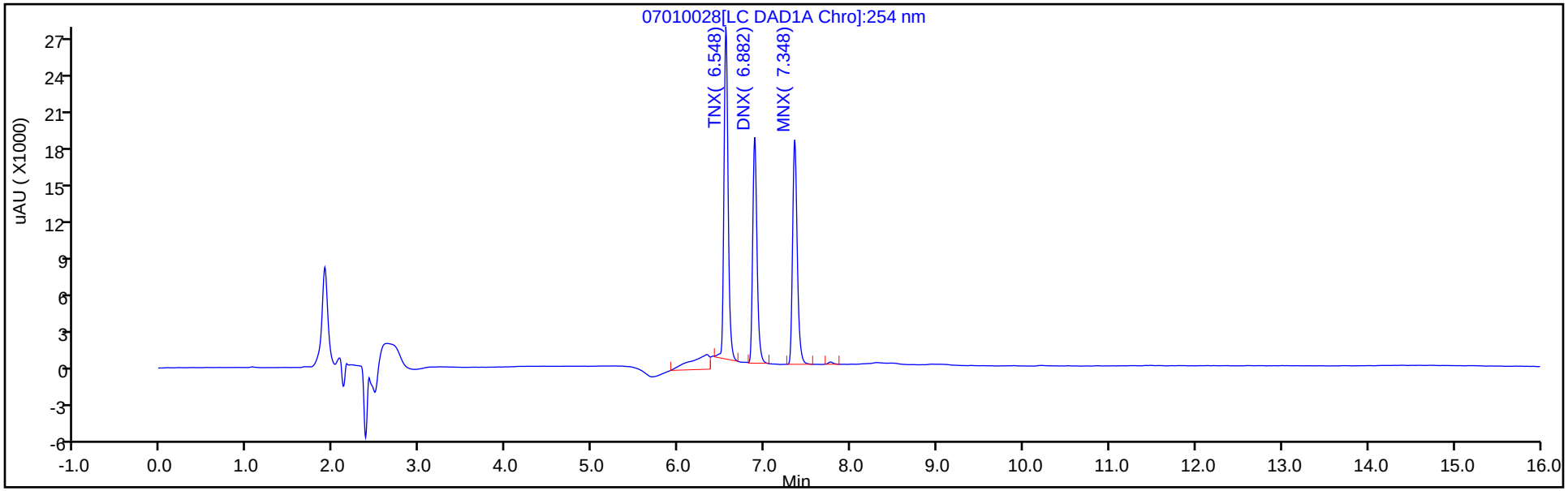

Y Scaling: Method Defined: Scale to the Nth Largest Target: 1

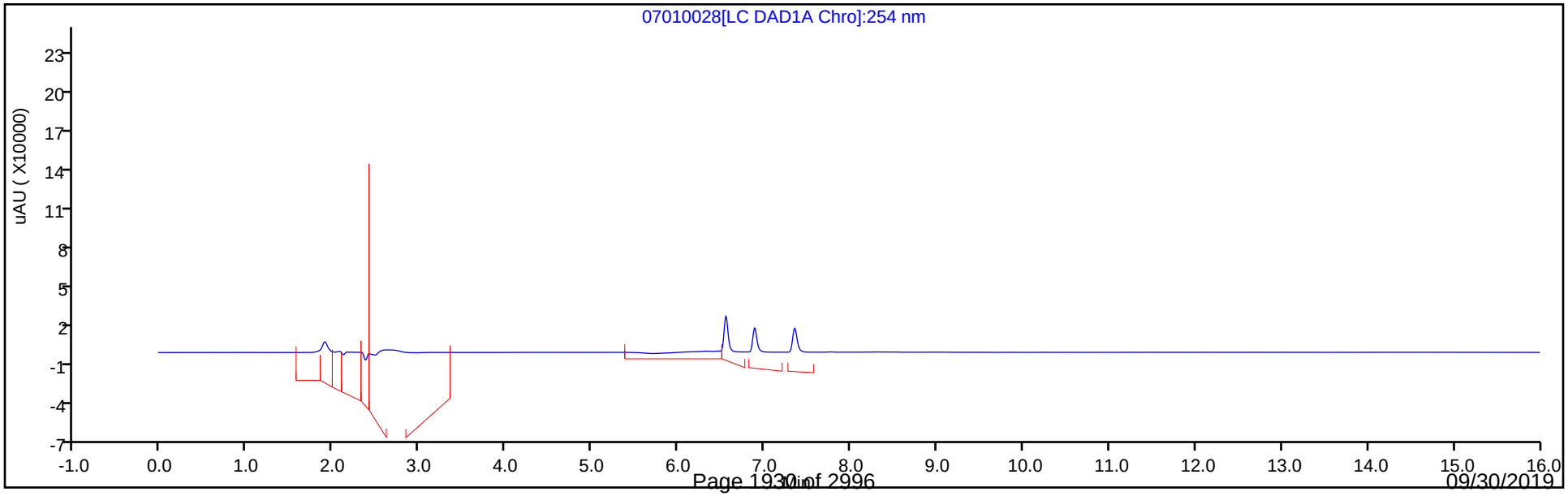

Manual Integration/User Assign Peak Report

Eurofins TestAmerica, Denver

Data File:	\\chromna\Denver\ChromData\CHHPLC_X\20190701-83376.b\07010028.D				
Injection Date:	01-Jul-2019 22:46:18	Instrument ID:	CHHPLC_X3		
Lims ID:	IC DMT L5				
Client ID:					
Operator ID:	hkf	ALS Bottle#:	28	Worklist Smp#:	28
Injection Vol:	100.0 ul	Dil. Factor:	1.0000		
Method:	8330_X3	Limit Group:	GCSV - 8330		
Column:	UltraCarb5uODS (20) (4.60 mm)	Detector	LC DAD1B, 254 nm		

2 TNX, CAS: 13980-04-6

Signal: 1

Processing Integration Results

RT: 6.55
Area: 106504
Amount: 0.427161
Amount Units: ug/mL

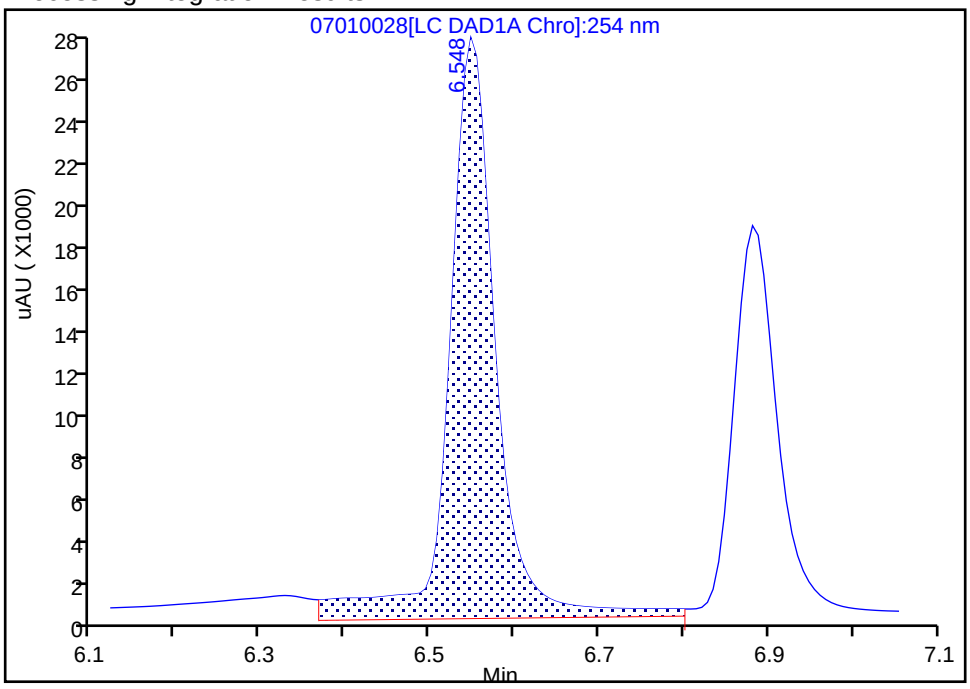

Manual Integration Results

RT: 6.55
Area: 89208
Amount: 0.414990
Amount Units: ug/mL

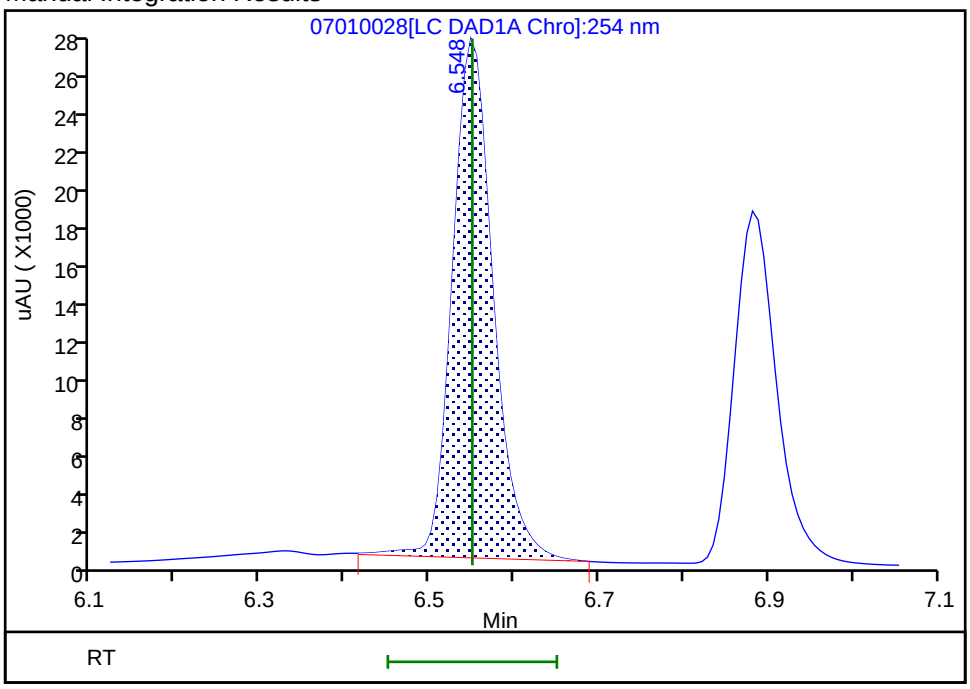

Reviewer: fiedlerh, 02-Jul-2019 09:03:27
Audit Action: Manually Integrated Audit Reason: Baseline Smoothing

Manual Integration/User Assign Peak Report

Eurofins TestAmerica, Denver

Data File:	\\chromna\Denver\ChromData\CHHPLC_X\20190701-83376.b\07010028.D				
Injection Date:	01-Jul-2019 22:46:18	Instrument ID:	CHHPLC_X3		
Lims ID:	IC DMT L5				
Client ID:					
Operator ID:	hkf	ALS Bottle#:	28	Worklist Smp#:	28
Injection Vol:	100.0 ul	Dil. Factor:	1.0000		
Method:	8330_X3	Limit Group:	GCSV - 8330		
Column:	UltraCarb5uODS (20) (4.60 mm)	Detector	LC DAD1B, 254 nm		

5 DNX, CAS: 80251-29-2

Signal: 1

Processing Integration Results

RT: 6.88
Area: 66458
Amount: 0.420218
Amount Units: ug/mL

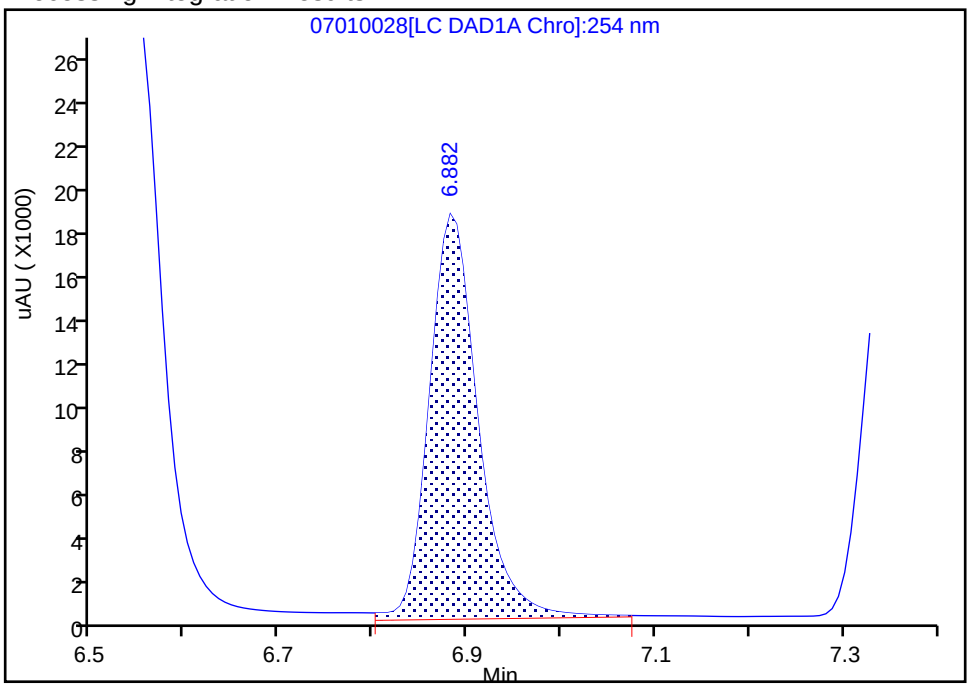

Manual Integration Results

RT: 6.88
Area: 63316
Amount: 0.405545
Amount Units: ug/mL

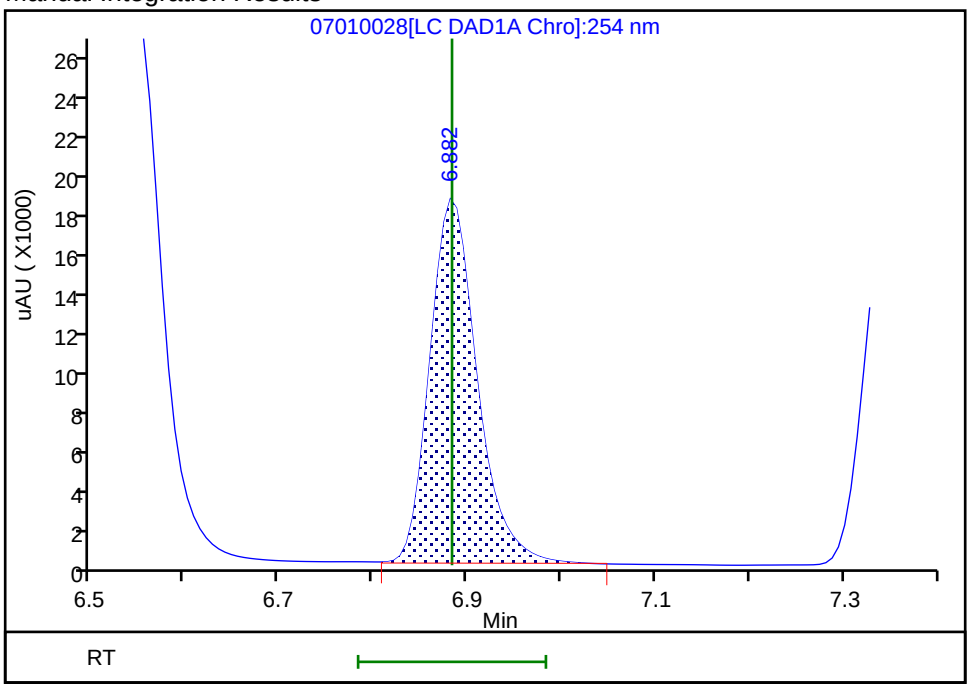

Reviewer: fiedlerh, 02-Jul-2019 09:03:30
Audit Action: Manually Integrated Audit Reason: Baseline Smoothing

Eurofins TestAmerica, Denver
Target Compound Quantitation Report

Data File:	\\chromna\Denver\ChromData\CHHPLC_X\20190701-83376.b\07010029.D				
Lims ID:	IC DMT L4				
Client ID:					
Sample Type:	IC	Calib Level:	4		
Inject. Date:	01-Jul-2019 23:09:14	ALS Bottle#:	29	Worklist Smp#:	29
Injection Vol:	100.0 ul	Dil. Factor:	1.0000		
Sample Info:	IC DMT L4				
Misc. Info.:	280-0083376-029				
Operator ID:	hkf	Instrument ID:	CHHPLC_X3		
Sublist:	chrom-8330_X3*sub17				
Method:	\\chromna\Denver\ChromData\CHHPLC_X\20190701-83376.b\8330_X3.m				
Limit Group:	GCSV - 8330				
Last Update:	02-Jul-2019 11:35:26	Calib Date:	02-Jul-2019 00:18:07		
Integrator:	Falcon				
Quant Method:	External Standard	Quant By:	Initial Calibration		
Last ICal File:	\\chromna\Denver\ChromData\CHHPLC_X\20190701-83376.b\07010032.D				
Column 1 :	UltraCarb5uODS (20) (4.60 mm)		Det: LC DAD1B, 254 nm		
Process Host:	CTX0309				
First Level Reviewer: fiedlerh		Date:	02-Jul-2019 09:03:16		

Compound	Det	RT (min.)	Exp RT (min.)	Dlt RT (min.)	Response	Cal Amt ug/mL	OnCol Amt ug/mL	Flags
2 TNX	1	6.550	6.550	0.000	53282	0.2503	0.2479	M
5 DNX	1	6.883	6.883	0.000	37838	0.2503	0.2424	
6 MNX	1	7.343	7.343	0.000	40507	0.2918	0.2893	

QC Flag Legend

Review Flags
M - Manually Integrated

Reagents:

8330 DMT_00002 Amount Added: 12.50 Units: uL

Report Date: 02-Jul-2019 11:35:26 Chrom Revision: 2.3 20-Jun-2019 20:50:56

Eurofins TestAmerica, Denver

Data File: \\chromna\Denver\ChromData\CHHPLC_X\20190701-83376.b\07010029.D

Injection Date:	01-Jul-2019 23:09:14	Instrument ID:	CHHPLC_X3	Operator ID:	hkf
Lims ID:	IC DMT L4			Worklist Smp#:	29
Client ID:					
Injection Vol:	100.0 ul	Dil. Factor:	1.0000	ALS Bottle#:	29
Method:	8330_X3	Limit Group:	GCSV - 8330		

Column: UltraCarb5uODS (20) (4.60 mm) Y Scaling: Method Defined: Scale to the Nth Largest Target: 1

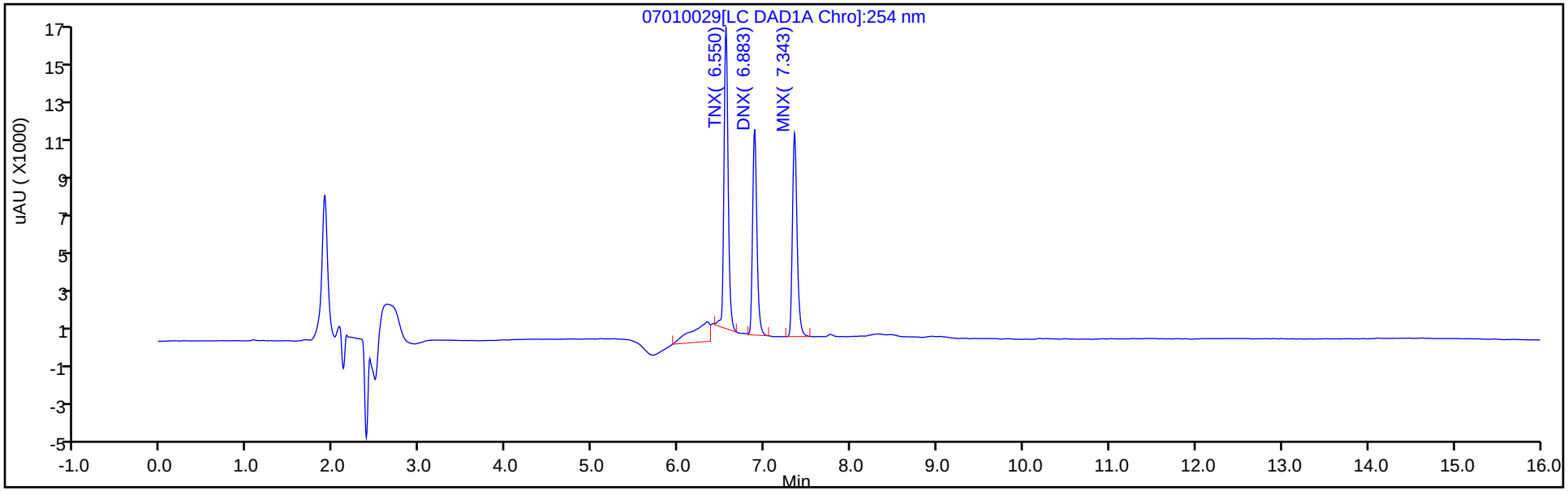

Y Scaling: Method Defined: Scale to the Nth Largest Target: 1

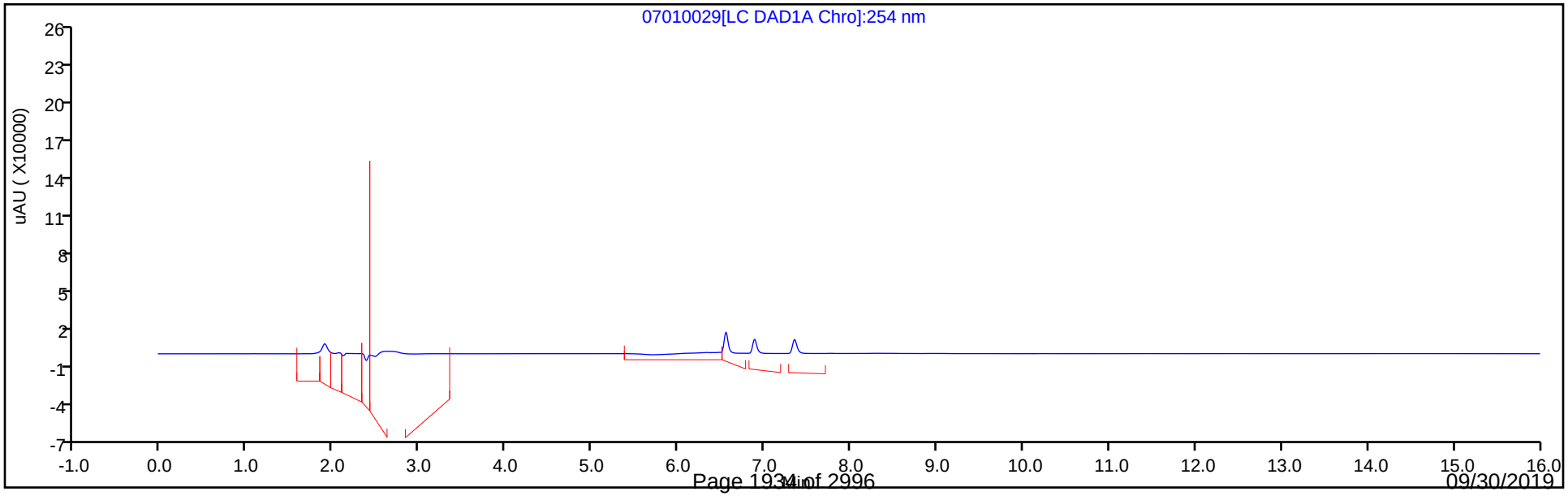

Manual Integration/User Assign Peak Report

Eurofins TestAmerica, Denver

Data File:	\\chromna\Denver\ChromData\CHHPLC_X\20190701-83376.b\07010029.D				
Injection Date:	01-Jul-2019 23:09:14	Instrument ID:	CHHPLC_X3		
Lims ID:	IC DMT L4				
Client ID:					
Operator ID:	hkf	ALS Bottle#:	29	Worklist Smp#:	29
Injection Vol:	100.0 ul	Dil. Factor:	1.0000		
Method:	8330_X3	Limit Group:	GCSV - 8330		
Column:	UltraCarb5uODS (20) (4.60 mm)	Detector	LC DAD1B, 254 nm		

2 TNX, CAS: 13980-04-6

Signal: 1

Processing Integration Results

RT: 6.55
Area: 64440
Amount: 0.252802
Amount Units: ug/mL

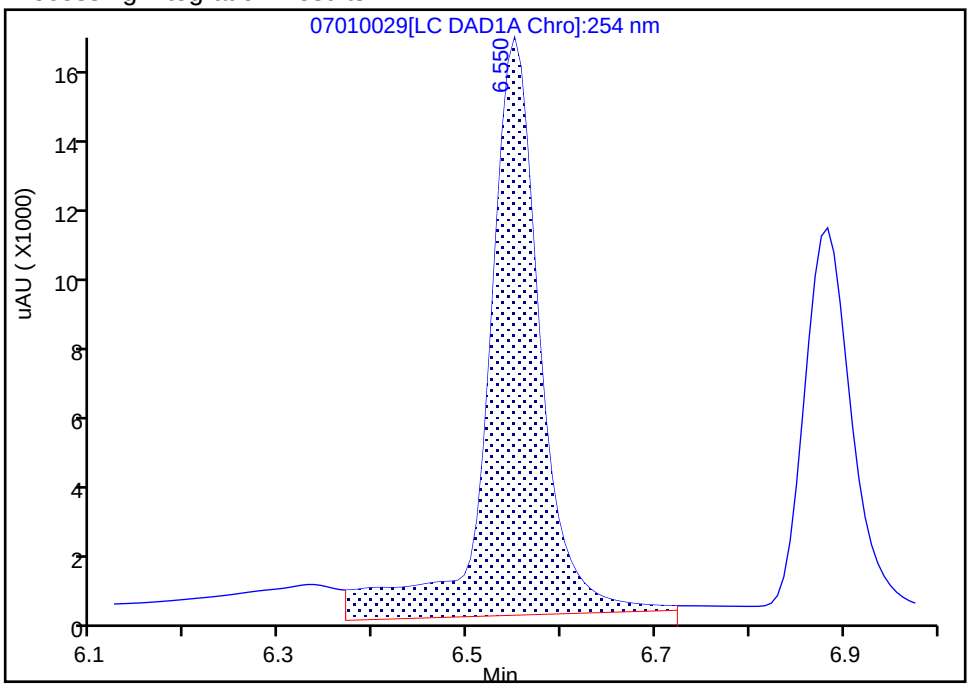

Manual Integration Results

RT: 6.55
Area: 53282
Amount: 0.247865
Amount Units: ug/mL

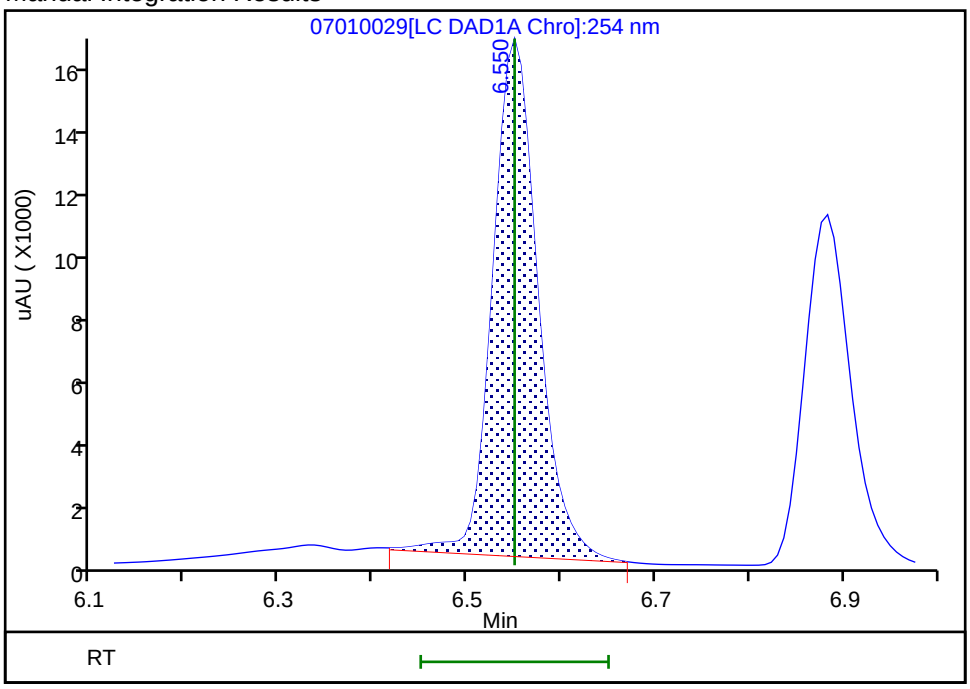

Reviewer: fiedlerh, 02-Jul-2019 09:03:09

Audit Action: Manually Integrated Audit Reason: Baseline Smoothing

Eurofins TestAmerica, Denver
Target Compound Quantitation Report

Data File: \\chromna\Denver\ChromData\CHHPLC_X\20190701-83376.b\07010030.D
Lims ID: IC DMT L3
Client ID:
Sample Type: IC Calib Level: 3
Inject. Date: 01-Jul-2019 23:32:12 ALS Bottle#: 30 Worklist Smp#: 30
Injection Vol: 100.0 ul Dil. Factor: 1.0000
Sample Info: IC DMT L3
Misc. Info.: 280-0083376-030
Operator ID: hkf Instrument ID: CHHPLC_X3
Sublist: chrom-8330_X3*sub17

Method: \\chromna\Denver\ChromData\CHHPLC_X\20190701-83376.b\8330_X3.m
Limit Group: GCSV - 8330
Last Update: 02-Jul-2019 11:35:27 Calib Date: 02-Jul-2019 00:18:07
Integrator: Falcon
Quant Method: External Standard Quant By: Initial Calibration
Last ICal File: \\chromna\Denver\ChromData\CHHPLC_X\20190701-83376.b\07010032.D

Column 1 : UltraCarb5uODS (20) (4.60 mm) Det: LC DAD1B, 254 nm
Process Host: CTX0309

First Level Reviewer: fiedlerh Date: 02-Jul-2019 09:04:35

Compound	Det	RT (min.)	Exp RT (min.)	Dlt RT (min.)	Response	Cal Amt ug/mL	OnCol Amt ug/mL	Flags
2 TNX	1	6.549	6.550	-0.001	21051	0.1001	0.0979	M
5 DNX	1	6.882	6.883	-0.001	15208	0.1001	0.0974	
6 MNX	1	7.342	7.343	-0.001	15754	0.1167	0.1125	

QC Flag Legend

Review Flags
M - Manually Integrated

Reagents:

8330 DMT_00002 Amount Added: 5.00 Units: uL

Report Date: 02-Jul-2019 11:35:28 Chrom Revision: 2.3 20-Jun-2019 20:50:56

Eurofins TestAmerica, Denver

Data File: \\chromna\Denver\ChromData\CHHPLC_X\20190701-83376.b\07010030.D

Injection Date:	01-Jul-2019 23:32:12	Instrument ID:	CHHPLC_X3	Operator ID:	hkf
Lims ID:	IC DMT L3			Worklist Smp#:	30
Client ID:					
Injection Vol:	100.0 ul	Dil. Factor:	1.0000	ALS Bottle#:	30
Method:	8330_X3	Limit Group:	GCSV - 8330		

Column: UltraCarb5uODS (20) (4.60 mm) Y Scaling: Method Defined: Scale to the Nth Largest Target: 1

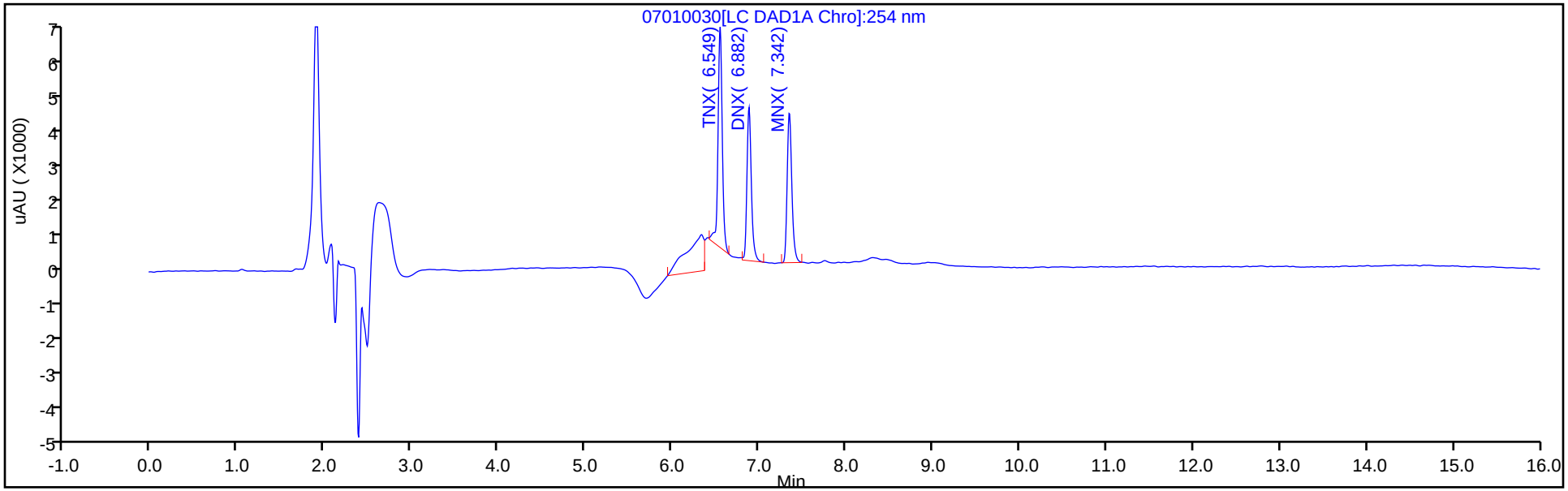

Y Scaling: Method Defined: Scale to the Nth Largest Target: 1

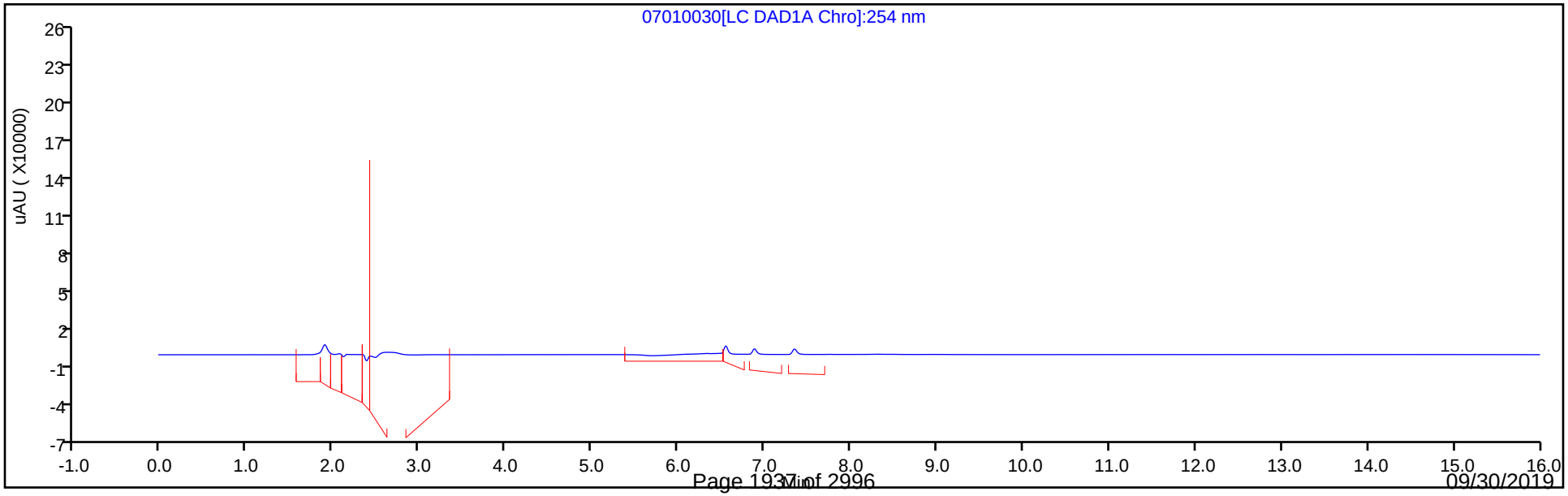

Manual Integration/User Assign Peak Report

Eurofins TestAmerica, Denver

Data File:	\\chromna\Denver\ChromData\CHHPLC_X\20190701-83376.b\07010030.D				
Injection Date:	01-Jul-2019 23:32:12	Instrument ID:	CHHPLC_X3		
Lims ID:	IC DMT L3				
Client ID:					
Operator ID:	hkf	ALS Bottle#:	30	Worklist Smp#:	30
Injection Vol:	100.0 ul	Dil. Factor:	1.0000		
Method:	8330_X3	Limit Group:	GCSV - 8330		
Column:	UltraCarb5uODS (20) (4.60 mm)	Detector	LC DAD1B, 254 nm		

2 TNX, CAS: 13980-04-6

Signal: 1

Processing Integration Results

RT: 6.55
Area: 31755
Amount: 0.133076
Amount Units: ug/mL

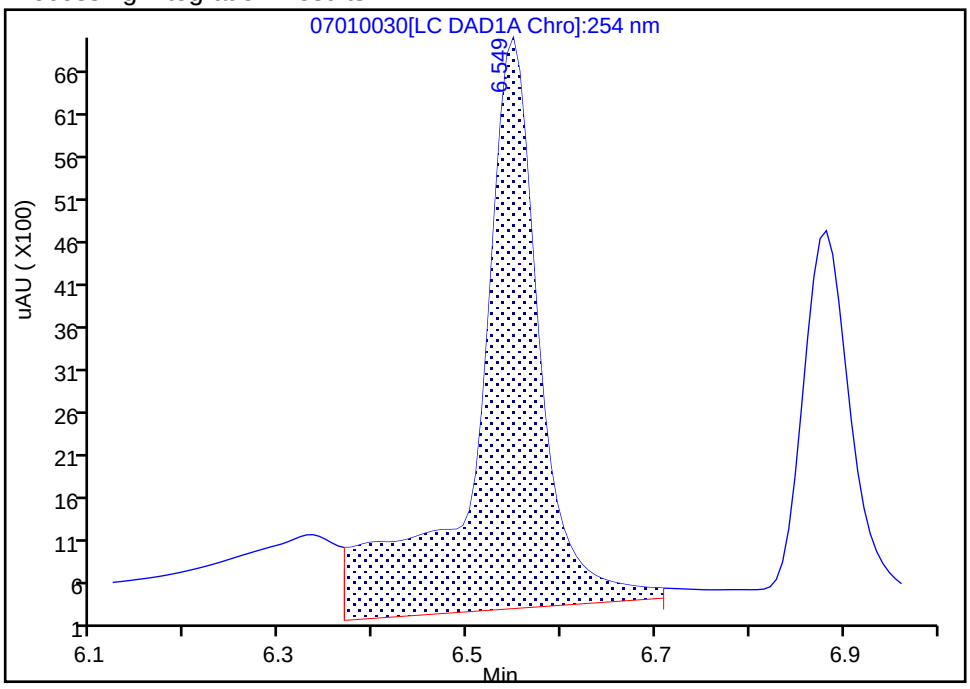

Manual Integration Results

RT: 6.55
Area: 21051
Amount: 0.097928
Amount Units: ug/mL

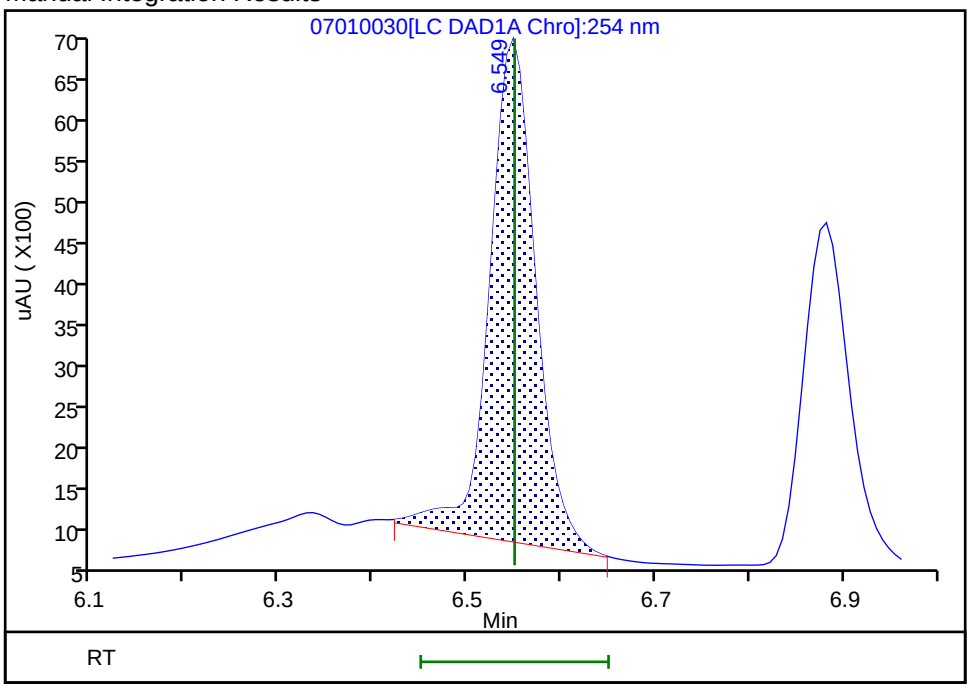

Reviewer: fiedlerh, 02-Jul-2019 09:04:34

Audit Action: Manually Integrated Audit Reason: Baseline Smoothing

Eurofins TestAmerica, Denver
Target Compound Quantitation Report

Data File: \\chromna\Denver\ChromData\CHHPLC_X\20190701-83376.b\07010031.D
Lims ID: IC DMT L2
Client ID:
Sample Type: IC Calib Level: 2
Inject. Date: 01-Jul-2019 23:55:10 ALS Bottle#: 31 Worklist Smp#: 31
Injection Vol: 100.0 ul Dil. Factor: 1.0000
Sample Info: IC DMT L2
Misc. Info.: 280-0083376-031
Operator ID: hkf Instrument ID: CHHPLC_X3
Sublist: chrom-8330_X3*sub17

Method: \\chromna\Denver\ChromData\CHHPLC_X\20190701-83376.b\8330_X3.m
Limit Group: GCSV - 8330
Last Update: 02-Jul-2019 11:35:29 Calib Date: 02-Jul-2019 00:18:07
Integrator: Falcon
Quant Method: External Standard Quant By: Initial Calibration
Last ICal File: \\chromna\Denver\ChromData\CHHPLC_X\20190701-83376.b\07010032.D

Column 1 : UltraCarb5uODS (20) (4.60 mm) Det: LC DAD1B, 254 nm
Process Host: CTX0309

First Level Reviewer: fiedlerh Date: 02-Jul-2019 09:04:53

Compound	Det	RT (min.)	Exp RT (min.)	Dlt RT (min.)	Response	Cal Amt ug/mL	OnCol Amt ug/mL	Flags
2 TNX	1	6.545	6.550	-0.005	10428	0.0501	0.0485	M
5 DNX	1	6.878	6.883	-0.005	7764	0.0501	0.0497	
6 MNX	1	7.345	7.343	0.002	7995	0.0584	0.0571	

QC Flag Legend

Review Flags
M - Manually Integrated

Reagents:

8330 DMT_00002 Amount Added: 2.50 Units: uL

Report Date: 02-Jul-2019 11:35:29 Chrom Revision: 2.3 20-Jun-2019 20:50:56

Eurofins TestAmerica, Denver

Data File: \\chromna\Denver\ChromData\CHHPLC_X\20190701-83376.b\07010031.D

Injection Date:	01-Jul-2019 23:55:10	Instrument ID:	CHHPLC_X3	Operator ID:	hkf
Lims ID:	IC DMT L2			Worklist Smp#:	31
Client ID:					
Injection Vol:	100.0 ul	Dil. Factor:	1.0000	ALS Bottle#:	31
Method:	8330_X3	Limit Group:	GCSV - 8330		

Column: UltraCarb5uODS (20) (4.60 mm) Y Scaling: Method Defined: Scale to the Nth Largest Target: 1

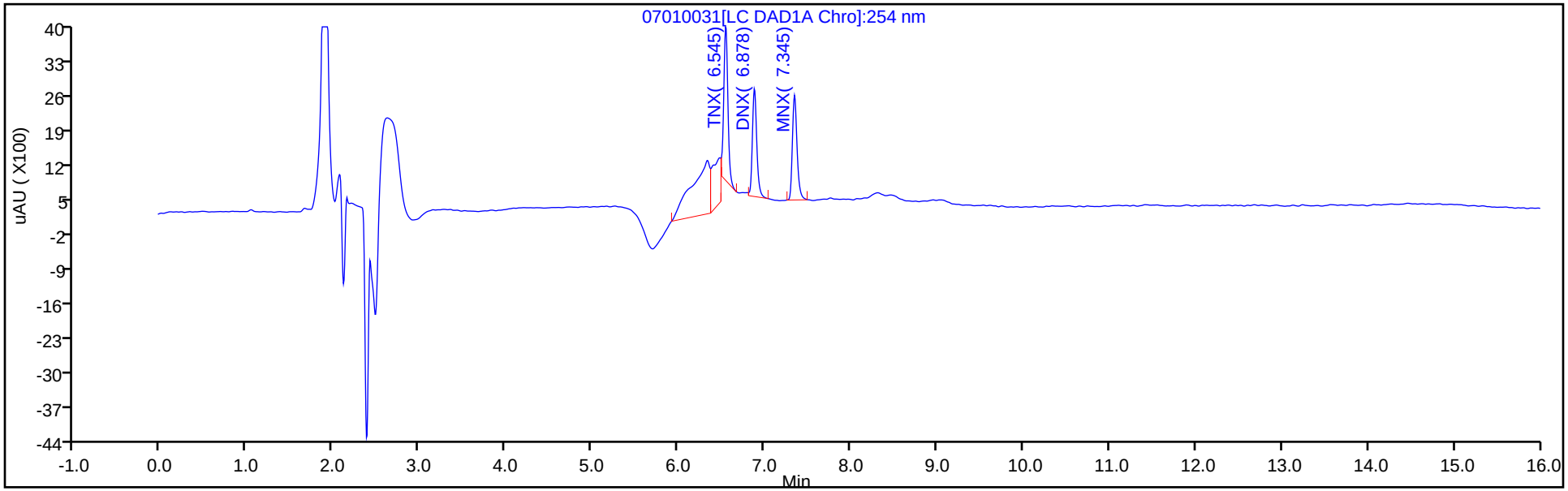

Y Scaling: Method Defined: Scale to the Nth Largest Target: 1

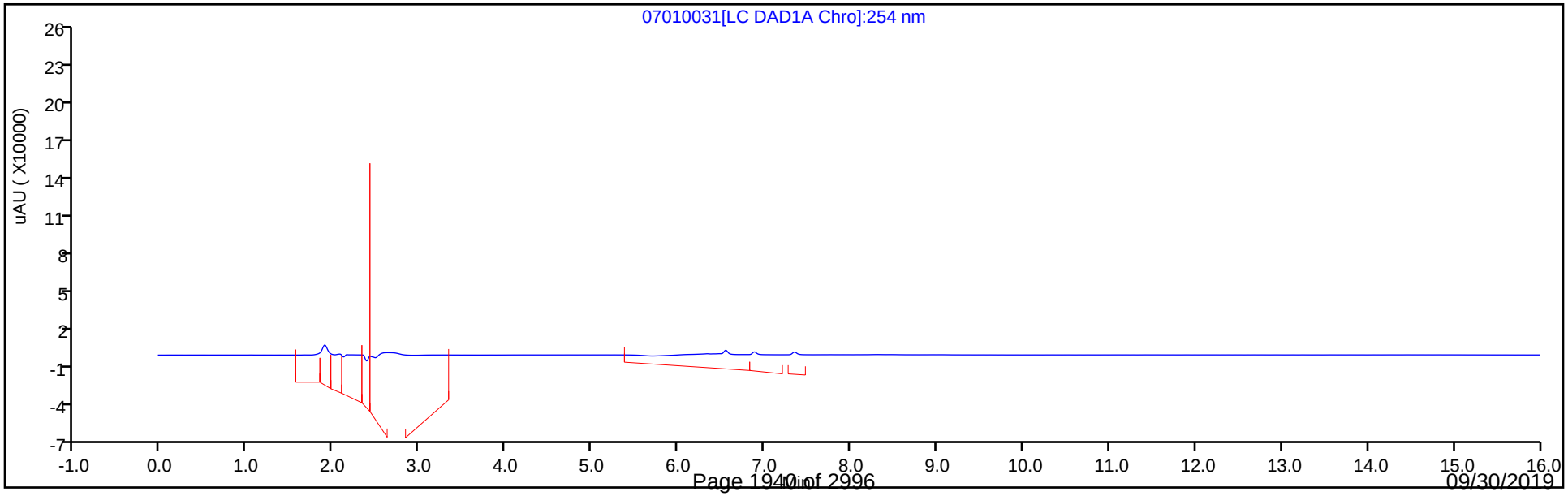

Manual Integration/User Assign Peak Report

Eurofins TestAmerica, Denver

Data File:	\\chromna\Denver\ChromData\CHHPLC_X\20190701-83376.b\07010031.D				
Injection Date:	01-Jul-2019 23:55:10	Instrument ID:	CHHPLC_X3		
Lims ID:	IC DMT L2				
Client ID:					
Operator ID:	hkf	ALS Bottle#:	31	Worklist Smp#:	31
Injection Vol:	100.0 ul	Dil. Factor:	1.0000		
Method:	8330_X3	Limit Group:	GCSV - 8330		
Column:	UltraCarb5uODS (20) (4.60 mm)	Detector	LC DAD1B, 254 nm		

2 TNX, CAS: 13980-04-6

Signal: 1

Processing Integration Results

RT: 6.54
Area: 14549
Amount: 0.064589
Amount Units: ug/mL

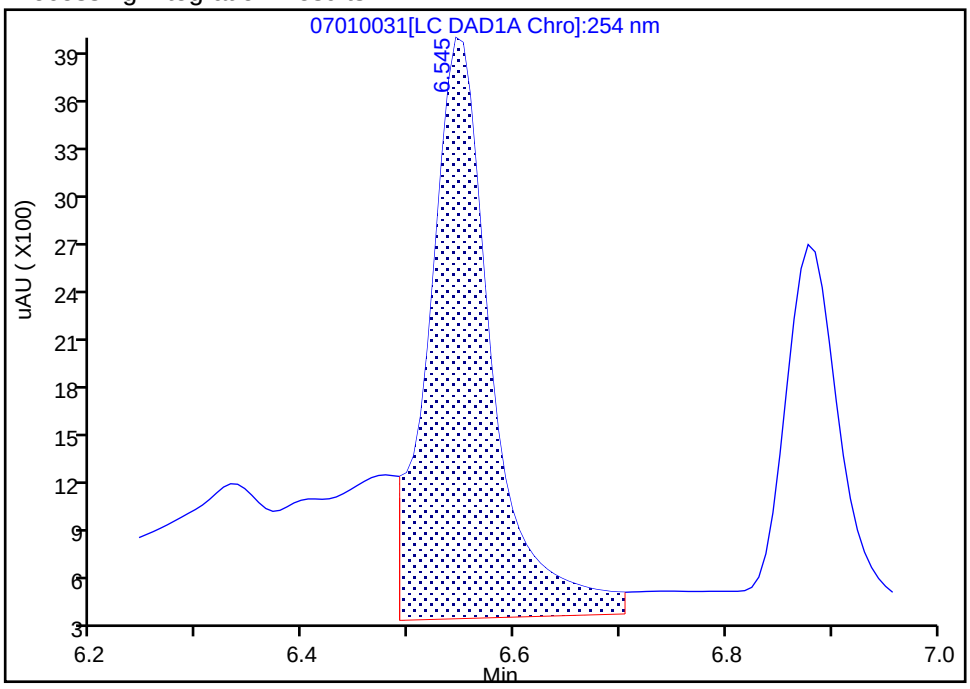

Manual Integration Results

RT: 6.54
Area: 10428
Amount: 0.048510
Amount Units: ug/mL

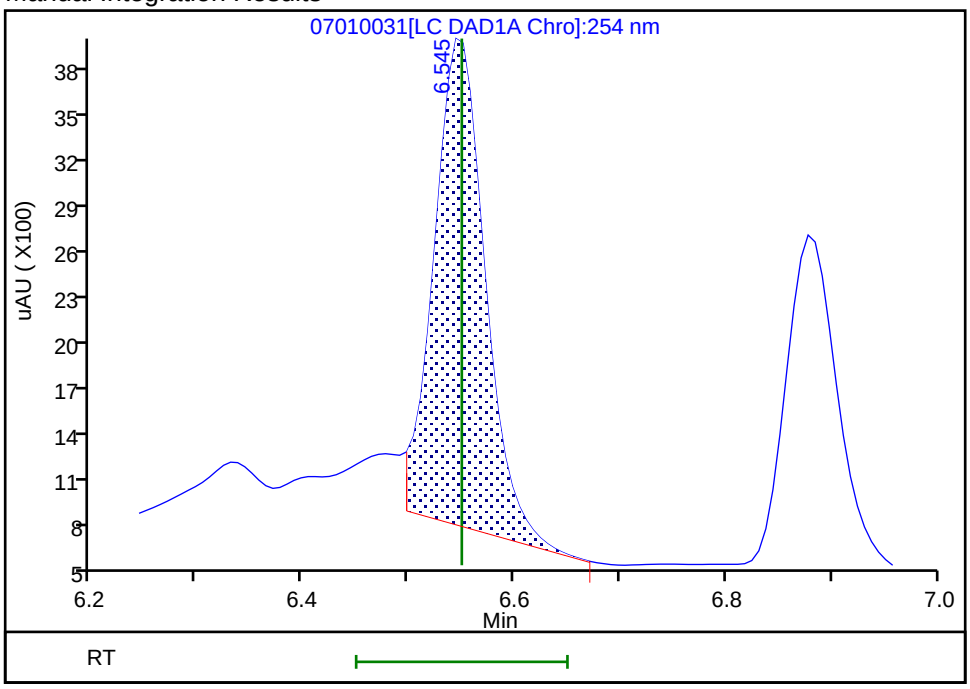

Reviewer: fiedlerh, 02-Jul-2019 09:04:49
Audit Action: Manually Integrated Audit Reason: Baseline Smoothing

Eurofins TestAmerica, Denver
Target Compound Quantitation Report

Data File:	\\chromna\Denver\ChromData\CHHPLC_X\20190701-83376.b\07010032.D				
Lims ID:	IC DMT L1				
Client ID:					
Sample Type:	IC	Calib Level:	1		
Inject. Date:	02-Jul-2019 00:18:07	ALS Bottle#:	32	Worklist Smp#:	32
Injection Vol:	100.0 ul	Dil. Factor:	1.0000		
Sample Info:	IC DMT L1				
Misc. Info.:	280-0083376-032				
Operator ID:	hkf	Instrument ID:	CHHPLC_X3		
Sublist:	chrom-8330_X3*sub17				
Method:	\\chromna\Denver\ChromData\CHHPLC_X\20190701-83376.b\8330_X3.m				
Limit Group:	GCSV - 8330				
Last Update:	02-Jul-2019 11:35:30	Calib Date:	02-Jul-2019 00:18:07		
Integrator:	Falcon				
Quant Method:	External Standard	Quant By:	Initial Calibration		
Last ICal File:	\\chromna\Denver\ChromData\CHHPLC_X\20190701-83376.b\07010032.D				
Column 1 :	UltraCarb5uODS (20) (4.60 mm)		Det: LC DAD1B, 254 nm		
Process Host:	CTX0309				

Compound	Det	RT (min.)	Exp RT (min.)	Dlt RT (min.)	Response	Cal Amt ug/mL	OnCol Amt ug/mL	Flags
2 TNX	1	6.550	6.550	0.000	4216	0.0200	0.0196	
5 DNX	1	6.883	6.883	0.000	3416	0.0200	0.0219	
6 MNX	1	7.350	7.343	0.007	3273	0.0233	0.0234	

Reagents:

8330 DMT_00002 Amount Added: 1.00 Units: uL

Report Date: 02-Jul-2019 11:35:30 Chrom Revision: 2.3 20-Jun-2019 20:50:56

Eurofins TestAmerica, Denver

Data File: \\chromna\Denver\ChromData\CHHPLC_X\20190701-83376.b\07010032.D

Injection Date:	02-Jul-2019 00:18:07	Instrument ID:	CHHPLC_X3	Operator ID:	hkf
Lims ID:	IC DMT L1			Worklist Smp#:	32
Client ID:					
Injection Vol:	100.0 ul	Dil. Factor:	1.0000	ALS Bottle#:	32
Method:	8330_X3	Limit Group:	GCSV - 8330		

Column: UltraCarb5uODS (20) (4.60 mm) Y Scaling: Method Defined: Scale to the Nth Largest Target: 1

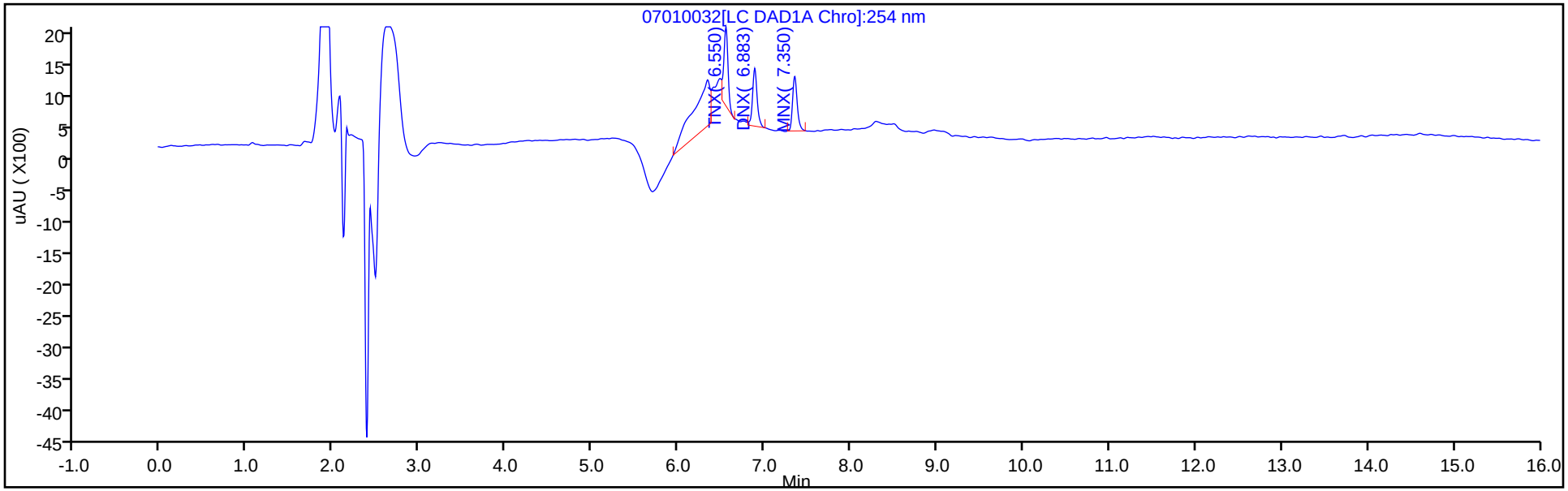

Y Scaling: Method Defined: Scale to the Nth Largest Target: 1

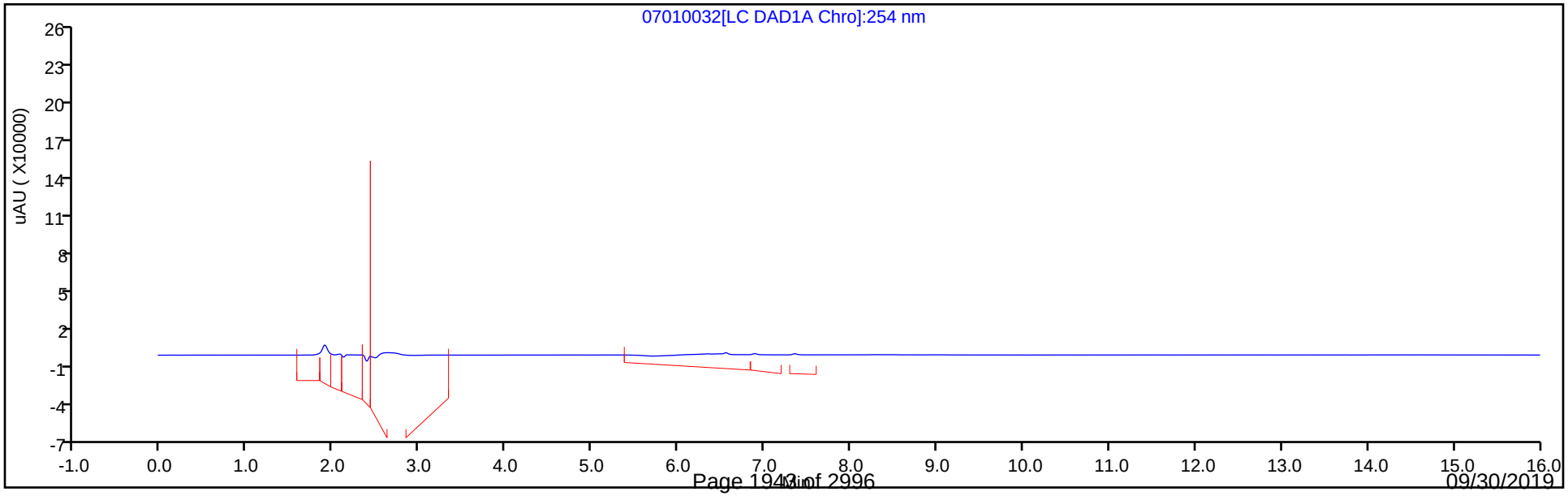

FORM VII
HPLC/IC CONTINUING CALIBRATION DATA

Lab Name: Eurofins TestAmerica, Denver Job No.: 280-124986-1

SDG No.:

Lab Sample ID: ICV 280-457315/15 Calibration Date: 05/07/2019 19:48

Instrument ID: CHHPLC_G2_LUNA Calib Start Date: 05/07/2019 15:08

GC Column: Luna-phenylhex ID: 4.60(mm) Calib End Date: 05/07/2019 19:13

Lab File ID: 05070015.D Conc. Units: ug/L

ANALYTE	CURVE TYPE	AVE CF	CF	MIN CF	CALC AMOUNT	SPIKE AMOUNT	%D	MAX %D
Picric acid	Ave	154920	167918		434	400	8.4	15.0
HMX	Ave	171198	162118		379	400	-5.3	15.0
RDX	Ave	208444	201700		387	400	-3.2	15.0
Nitrobenzene	Ave	405448	399908		395	400	-1.4	15.0
1,3-Dinitrobenzene	Ave	635564	627893		395	400	-1.2	15.0
Nitroglycerin	Ave	192935	175353		3640	4000	-9.1	15.0
2-Nitrotoluene	Ave	261865	254708		389	400	-2.7	15.0
4-Nitrotoluene	Ave	226647	225693		398	400	-0.4	15.0
4-Amino-2,6-dinitrotoluene	Ave	297375	294185		396	400	-1.1	15.0
3-Nitrotoluene	Ave	292691	283468		387	400	-3.2	15.0
2-Amino-4,6-dinitrotoluene	Ave	430236	422210		393	400	-1.9	15.0
1,3,5-Trinitrobenzene	Ave	457546	454625		397	400	-0.6	15.0
2,6-Dinitrotoluene	Ave	293465	278643		380	400	-5.1	15.0
2,4-Dinitrotoluene	Ave	569466	552483		388	400	-3.0	15.0
Tetryl	Ave	314480	326443		415	400	3.8	15.0
2,4,6-Trinitrotoluene	Ave	407281	373723		367	400	-8.2	15.0
PETN	Ave	132364	127215		3840	4000	-3.9	15.0
1,2-Dinitrobenzene	Ave	276856	252750		365	400	-8.7	15.0

FORM VII
HPLC/IC CONTINUING CALIBRATION RETENTION TIME SUMMARY

Lab Name: Eurofins TestAmerica, Denver Job No.: 280-124986-1

SDG No.:

Lab Sample ID: ICV 280-457315/15 Calibration Date: 05/07/2019 19:48

Instrument ID: CHHPLC_G2_LUNA Calib Start Date: 05/07/2019 15:08

GC Column: Luna-phenylhex ID: 4.60(mm) Calib End Date: 05/07/2019 19:13

Lab File ID: 05070015.D

Analyte	RT	RT WINDOW	
		FROM	TO
Picric acid	6.08	5.79	6.09
HMX	7.20	7.05	7.35
RDX	9.28	9.15	9.45
Nitrobenzene	12.30	12.18	12.48
1,3-Dinitrobenzene	15.88	15.73	16.03
Nitroglycerin	15.88	15.72	16.02
2-Nitrotoluene	16.71	16.57	16.87
4-Nitrotoluene	17.04	16.90	17.20
4-Amino-2,6-dinitrotoluene	17.44	17.29	17.59
3-Nitrotoluene	17.96	17.82	18.12
2-Amino-4,6-dinitrotoluene	18.46	18.30	18.60
1,3,5-Trinitrobenzene	19.22	19.06	19.36
2,6-Dinitrotoluene	20.08	19.92	20.22
2,4-Dinitrotoluene	20.62	20.47	20.77
Tetryl	23.98	23.82	24.12
2,4,6-Trinitrotoluene	24.96	24.80	25.10
PETN	25.36	25.20	25.50
1,2-Dinitrobenzene	13.34	13.20	13.50

Eurofins TestAmerica, Denver
Target Compound Quantitation Report

Data File: \\chromna\Denver\ChromData\G2_LUNA\20190507-81649.b\05070015.D
Lims ID: ICV FULL 8330
Client ID:
Sample Type: ICV
Inject. Date: 07-May-2019 19:48:22 ALS Bottle#: 15 Worklist Smp#: 15
Injection Vol: 100.0 ul Dil. Factor: 1.0000
Sample Info: ICV FULL 8330
Misc. Info.: 280-0081649-015
Operator ID: HKF Instrument ID: CHHPLC_G2_LUNA
Sublist:

Method: \\chromna\Denver\ChromData\G2_LUNA\20190507-81649.b\G2_8330_Luna.m
Limit Group: GCSV - 8330
Last Update: 08-May-2019 09:13:52 Calib Date: 07-May-2019 19:13:24
Integrator: Falcon
Quant Method: External Standard Quant By: Initial Calibration
Last ICal File: \\chromna\Denver\ChromData\G2_LUNA\20190507-81649.b\05070014.D

Column 1 : Luna-Phenyl hexyl (4.60 mm) Det: LC DAD1A, 254 nm
Process Host: CTX0325

First Level Reviewer: fiedlerh Date: 08-May-2019 09:05:17

Compound	Det	RT (min.)	Exp RT (min.)	Dlt RT (min.)	Response	Cal Amt ug/ml	OnCol Amt ug/ml	Flags
1 2,6-diamino-4-nitrotoluene	1	4.430	4.446	-0.016	161383	0.4000	0.4089	
2 2,4-diamino-6-nitrotoluene	1	5.030	4.993	0.037	94666	0.4000	0.3700	
5 2,4,6-Trinitrophenol	1	6.077	5.940	0.137	67167	0.4000	0.4336	
6 HMX	1	7.203	7.200	0.003	64847	0.4000	0.3788	
8 RDX	1	9.283	9.300	-0.017	80680	0.4000	0.3871	
9 Nitrobenzene	1	12.296	12.326	-0.030	159963	0.4000	0.3945	
$ 10 1,2-Dinitrobenzene	1	13.336	13.346	-0.010	101100	0.4000	0.3652	
11 3,5-Dinitroaniline	1	15.263	15.266	-0.003	190443	0.4000	0.4055	
13 Nitroglycerin	2	15.883	15.873	0.010	701412	4.00	3.64	
12 1,3-Dinitrobenzene	1	15.876	15.880	-0.004	251157	0.4000	0.3952	
14 o-Nitrotoluene	1	16.710	16.720	-0.010	101883	0.4000	0.3891	
15 p-Nitrotoluene	1	17.043	17.053	-0.010	90277	0.4000	0.3983	
16 4-Amino-2,6-dinitrotoluene	1	17.443	17.440	0.003	117674	0.4000	0.3957	
17 m-Nitrotoluene	1	17.956	17.966	-0.010	113387	0.4000	0.3874	
18 2-Amino-4,6-dinitrotoluene	1	18.463	18.446	0.017	168884	0.4000	0.3925	
19 1,3,5-Trinitrobenzene	1	19.216	19.213	0.003	181850	0.4000	0.3974	
20 2,6-Dinitrotoluene	1	20.076	20.073	0.003	111457	0.4000	0.3798	
21 2,4-Dinitrotoluene	1	20.623	20.620	0.003	220993	0.4000	0.3881	
22 Tetryl	1	23.977	23.966	0.011	130577	0.4000	0.4152	
23 2,4,6-Trinitrotoluene	1	24.957	24.953	0.004	149489	0.4000	0.3670	
24 PETN	2	25.363	25.353	0.010	508858	4.00	3.84	

Reagents:

3,5-DNA LCS_00033	Amount Added:	40.00	Units: uL
8330Surrogate_00103	Amount Added:	40.00	Units: uL
8330DiaminLCS_00032	Amount Added:	40.00	Units: uL
8330 LCS_00084	Amount Added:	40.00	Units: uL

Report Date: 08-May-2019 09:13:54 Chrom Revision: 2.3 03-May-2019 15:52:00

Eurofins TestAmerica, Denver

Data File:	\\chromna\Denver\ChromData\G2_LUNA\20190507-81649.b\05070015.D				
Injection Date:	07-May-2019 19:48:22	Instrument ID:	CHHPLC_G2_LUNA	Operator ID:	HKF
Lims ID:	ICV FULL 8330			Worklist Smp#:	15
Client ID:					
Injection Vol:	100.0 ul	Dil. Factor:	1.0000	ALS Bottle#:	15
Method:	G2_8330_Luna	Limit Group:	GCSV - 8330		

Column: Luna-Phenyl hexyl (4.60 mm) Y Scaling: Method Defined: Scale to the Nth Largest Peak: 1

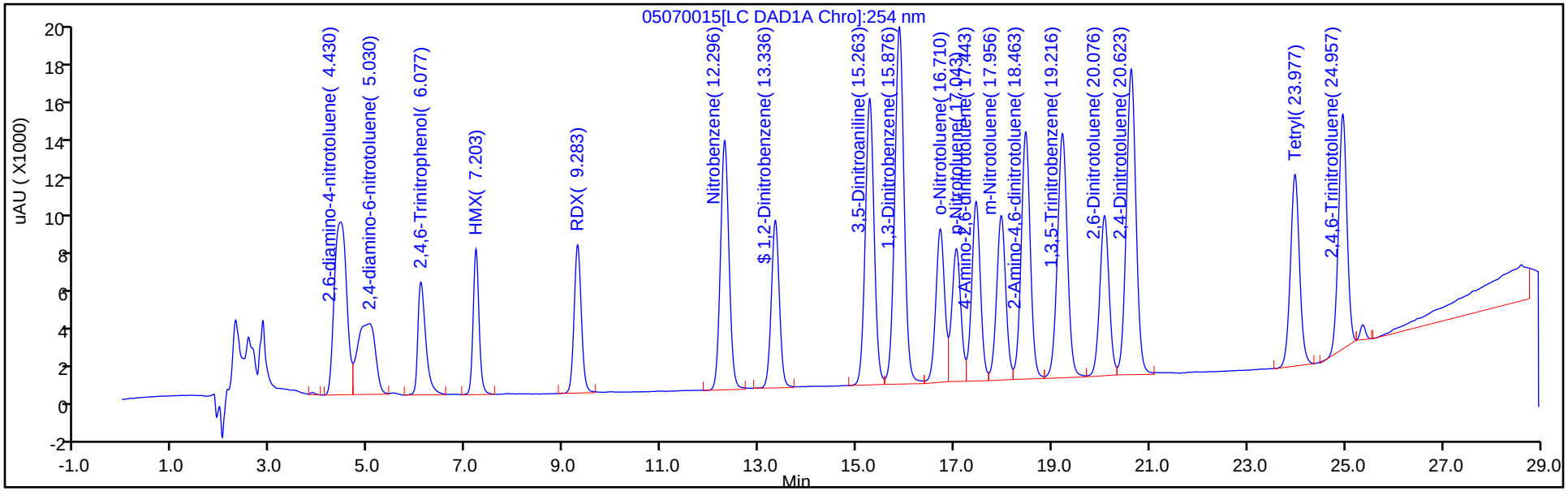

Y Scaling: Method Defined: Scale to the Nth Largest Peak: 1

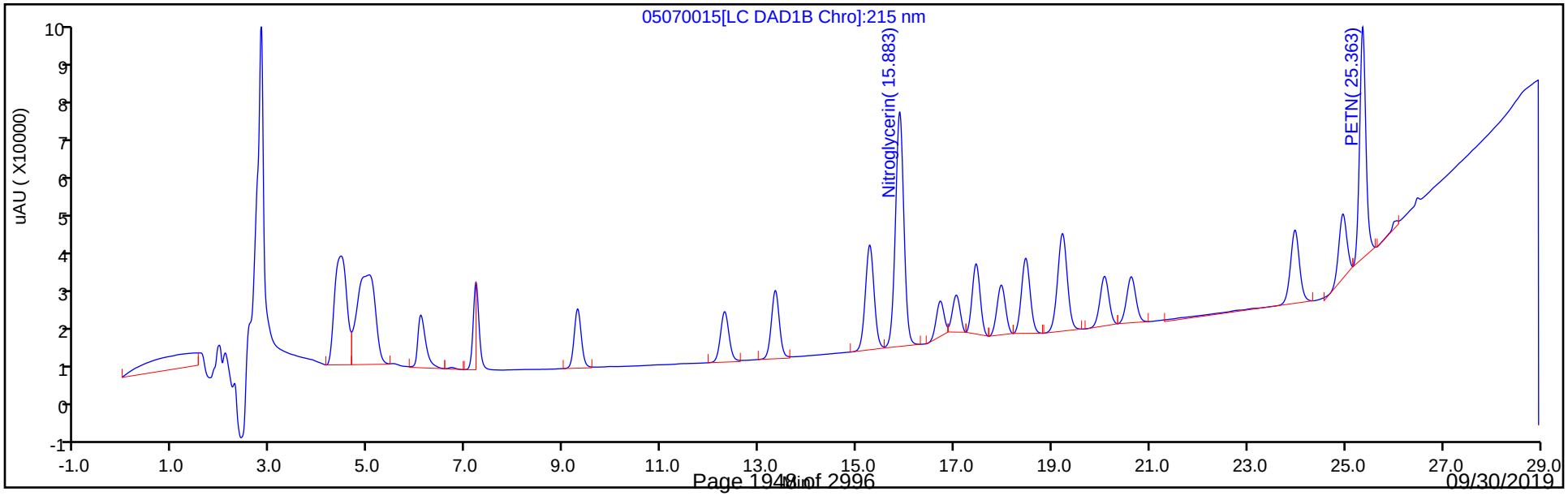

FORM VII
HPLC/IC CONTINUING CALIBRATION DATA

Lab Name: Eurofins TestAmerica, Denver Job No.: 280-124986-1

SDG No.:

Lab Sample ID: ICV 280-457456/7 Calibration Date: 05/08/2019 12:21

Instrument ID: CHHPLC_G2_LUNA Calib Start Date: 05/07/2019 20:23

GC Column: Luna-phenylhex ID: 4.60(mm) Calib End Date: 05/08/2019 00:28

Lab File ID: 05080007.D Conc. Units: ug/L

ANALYTE	CURVE TYPE	AVE CF	CF	MIN CF	CALC AMOUNT	SPIKE AMOUNT	%D	MAX %D
TNX	Ave	403427	391751		389	400	-2.9	15.0
DNX	Ave	289881	287488		397	400	-0.8	15.0
MNX	Ave	269525	267778		464	467	-0.6	15.0

FORM VII
HPLC/IC CONTINUING CALIBRATION RETENTION TIME SUMMARY

Lab Name: Eurofins TestAmerica, Denver Job No.: 280-124986-1

SDG No.:

Lab Sample ID: ICV 280-457456/7 Calibration Date: 05/08/2019 12:21

Instrument ID: CHHPLC_G2_LUNA Calib Start Date: 05/07/2019 20:23

GC Column: Luna-phenylhex ID: 4.60(mm) Calib End Date: 05/08/2019 00:28

Lab File ID: 05080007.D

Analyte	RT	RT WINDOW	
		FROM	TO
TNX	5.52	5.36	5.66
DNX	6.35	6.19	6.49
MNX	7.91	7.74	8.04

Eurofins TestAmerica, Denver
Target Compound Quantitation Report

Data File:	\\chromna\Denver\ChromData\G2_LUNA\20190508-81686.b\05080007.D				
Lims ID:	ICV DMT				
Client ID:					
Sample Type:	ICV				
Inject. Date:	08-May-2019 12:21:28	ALS Bottle#:	7	Worklist Smp#:	7
Injection Vol:	100.0 ul	Dil. Factor:	1.0000		
Sample Info:	ICV DMT				
Misc. Info.:	280-0081686-007				
Operator ID:	HKF	Instrument ID:	CHHPLC_G2_LUNA		
Sublist:					
Method:	\\chromna\Denver\ChromData\G2_LUNA\20190508-81686.b\G2_8330_Luna.m				
Limit Group:	GCSV - 8330				
Last Update:	09-May-2019 08:52:46	Calib Date:	08-May-2019 00:28:23		
Integrator:	Falcon				
Quant Method:	External Standard	Quant By:	Initial Calibration		
Last ICal File:	\\chromna\Denver\ChromData\G2_LUNA\20190507-81649.b\05070023.D				
Column 1 :	Luna-Phenyl hexyl (4.60 mm)		Det: LC DAD1A, 254 nm		
Process Host:	CTX0337				

Compound	Det	RT (min.)	Exp RT (min.)	Dlt RT (min.)	Response	Cal Amt ug/ml	OnCol Amt ug/ml	Flags
3 TNX	1	5.516	5.512	0.004	156857	0.4004	0.3888	
4 DNX	1	6.349	6.338	0.011	115110	0.4004	0.3971	
7 MNX	1	7.909	7.892	0.017	124999	0.4668	0.4638	

Reagents:

8330_OP_DMT_00002 Amount Added: 40.00 Units: uL

Report Date: 09-May-2019 08:53:02 Chrom Revision: 2.3 03-May-2019 15:52:00

Eurofins TestAmerica, Denver

Data File: \\chromna\Denver\ChromData\G2_LUNA\20190508-81686.b\05080007.D

Injection Date:	08-May-2019 12:21:28	Instrument ID:	CHHPLC_G2_LUNA	Operator ID:	HKF
Lims ID:	ICV DMT			Worklist Smp#:	7
Client ID:					
Injection Vol:	100.0 ul	Dil. Factor:	1.0000	ALS Bottle#:	7
Method:	G2_8330_Luna	Limit Group:	GCSV - 8330		

Column: Luna-Phenyl hexyl (4.60 mm) Y Scaling: Method Defined: Scale to the Nth Largest Peak: 1

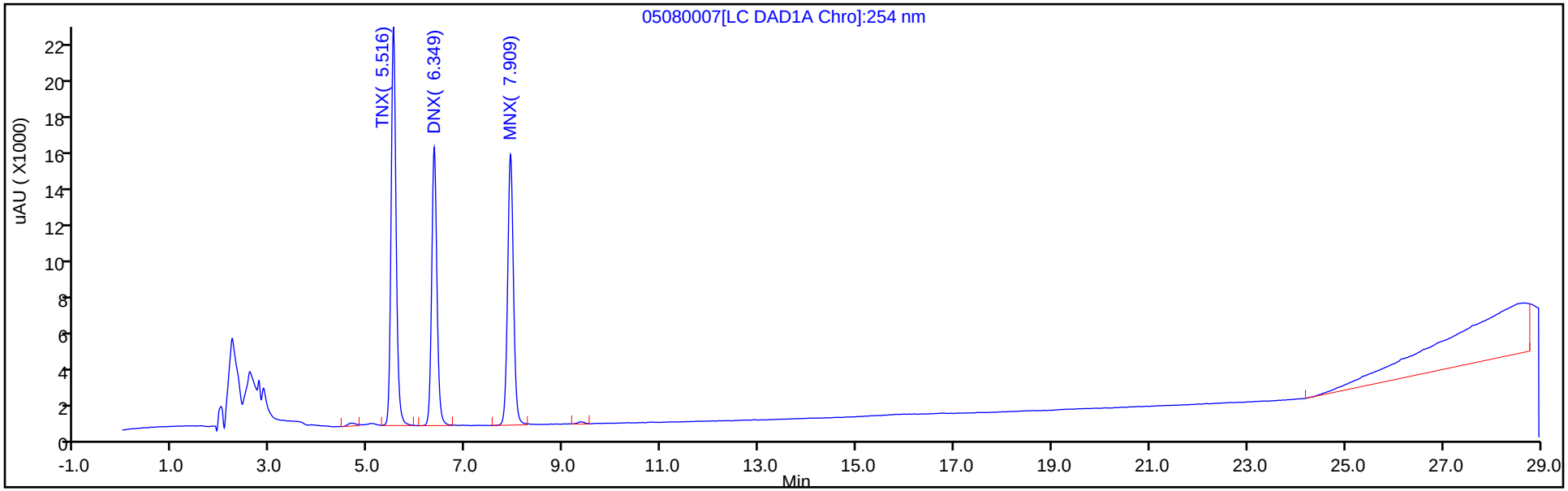

Y Scaling: Method Defined: Scale to the Nth Largest Peak: 1

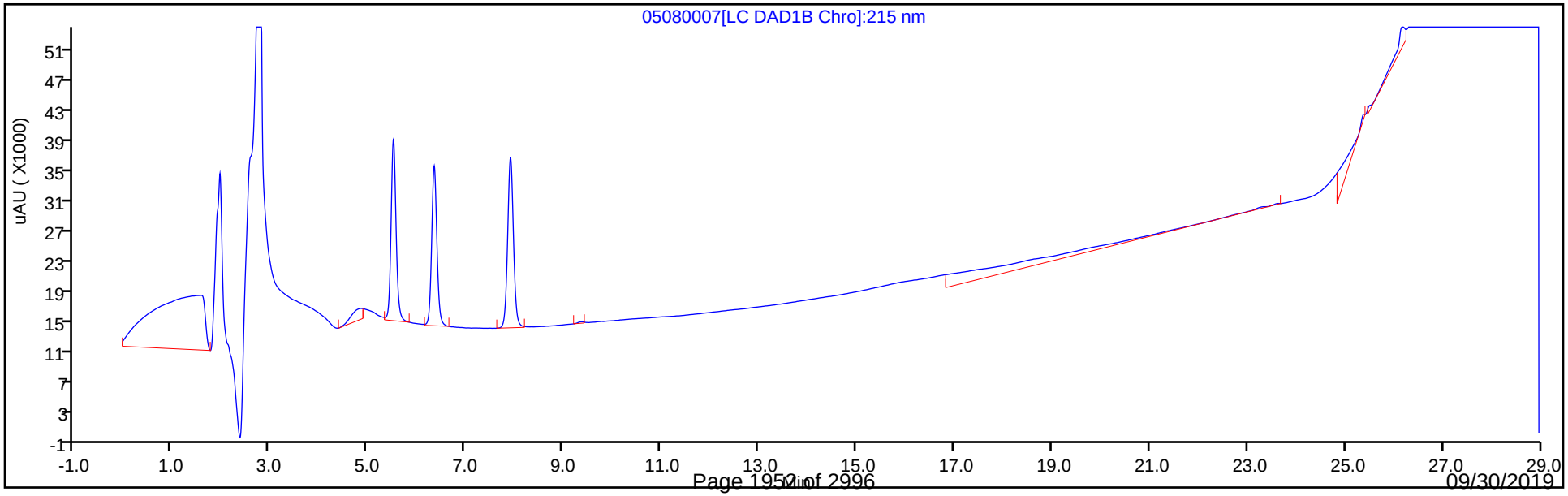

FORM VII
HPLC/IC CONTINUING CALIBRATION DATA

Lab Name: Eurofins TestAmerica, Denver Job No.: 280-124986-1

SDG No.:

Lab Sample ID: CCV 280-462208/44 Calibration Date: 06/22/2019 09:12

Instrument ID: CHHPLC_G2_LUNA Calib Start Date: 05/07/2019 15:08

GC Column: Luna-phenylhex ID: 4.60(mm) Calib End Date: 05/07/2019 19:13

Lab File ID: 06210044.D Conc. Units: ug/L

ANALYTE	CURVE TYPE	AVE CF	CF	MIN CF	CALC AMOUNT	SPIKE AMOUNT	%D	MAX %D
Picric acid	Ave	154920	175524		283	250	13.3	15.0
HMX	Ave	171198	185484		271	250	8.3	15.0
RDX	Ave	208444	228664		274	250	9.7	15.0
Nitrobenzene	Ave	405448	397812		246	251	-1.9	15.0
Nitroglycerin	Ave	192935	197459		2560	2500	2.3	15.0
1,3-Dinitrobenzene	Ave	635564	683301		269	250	7.5	15.0
2-Nitrotoluene	Ave	261865	253942		243	251	-3.0	15.0
4-Nitrotoluene	Ave	226647	221805		246	251	-2.1	15.0
4-Amino-2,6-dinitrotoluene	Ave	297375	325208		274	251	9.4	15.0
3-Nitrotoluene	Ave	292691	291888		250	251	-0.3	15.0
2-Amino-4,6-dinitrotoluene	Ave	430236	469759		274	251	9.2	15.0
1,3,5-Trinitrobenzene	Ave	457546	502384		274	250	9.8	15.0
2,6-Dinitrotoluene	Ave	293465	315394		269	251	7.5	15.0
2,4-Dinitrotoluene	Ave	569466	613473		270	251	7.7	15.0
Tetryl	Ave	314480	345176		274	250	9.8	15.0
2,4,6-Trinitrotoluene	Ave	407281	429880		265	251	5.5	15.0
PETN	Ave	132364	145132		2740	2500	9.6	15.0
1,2-Dinitrobenzene	Ave	276856	315768		285	250	14.1	15.0

FORM VII
HPLC/IC CONTINUING CALIBRATION RETENTION TIME SUMMARY

Lab Name: Eurofins TestAmerica, Denver Job No.: 280-124986-1

SDG No.:

Lab Sample ID: CCV 280-462208/44 Calibration Date: 06/22/2019 09:12

Instrument ID: CHHPLC_G2_LUNA Calib Start Date: 05/07/2019 15:08

GC Column: Luna-phenylhex ID: 4.60(mm) Calib End Date: 05/07/2019 19:13

Lab File ID: 06210044.D

Analyte	RT	RT WINDOW	
		FROM	TO
Picric acid	5.97	5.98	6.28
HMX	7.17	7.08	7.38
RDX	9.24	9.16	9.46
Nitrobenzene	12.22	12.16	12.46
Nitroglycerin	15.74	15.70	16.00
1,3-Dinitrobenzene	15.76	15.71	16.01
2-Nitrotoluene	16.57	16.53	16.83
4-Nitrotoluene	16.90	16.86	17.16
4-Amino-2,6-dinitrotoluene	17.31	17.26	17.56
3-Nitrotoluene	17.81	17.77	18.07
2-Amino-4,6-dinitrotoluene	18.33	18.30	18.60
1,3,5-Trinitrobenzene	19.06	19.01	19.31
2,6-Dinitrotoluene	19.90	19.87	20.17
2,4-Dinitrotoluene	20.46	20.43	20.73
Tetryl	23.79	23.76	24.06
2,4,6-Trinitrotoluene	24.78	24.74	25.04
PETN	25.21	25.17	25.47
1,2-Dinitrobenzene	13.24	13.19	13.49

Eurofins TestAmerica, Denver
Target Compound Quantitation Report

Data File: \\chromna\Denver\ChromData\G2_LUNA\20190620-83049.b\06210044.D
Lims ID: CCV 8330
Client ID:
Sample Type: CCV
Inject. Date: 22-Jun-2019 09:12:55 ALS Bottle#: 7 Worklist Smp#: 44
Injection Vol: 100.0 ul Dil. Factor: 1.0000
Sample Info: CCV 8330
Misc. Info.: 280-0083049-044
Operator ID: HKF Instrument ID: CHHPLC_G2_LUNA
Sublist: chrom-G2_8330_Luna*sub6

Method: \\chromna\Denver\ChromData\G2_LUNA\20190620-83049.b\G2_8330_Luna.m
Limit Group: GCSV - 8330
Last Update: 24-Jun-2019 10:52:04 Calib Date: 08-May-2019 00:28:23
Integrator: Falcon
Quant Method: External Standard Quant By: Initial Calibration
Last ICal File: \\chromna\Denver\ChromData\G2_LUNA\20190507-81649.b\05070023.D

Column 1 : Luna-Phenyl hexyl (4.60 mm) Det: LC DAD1A, 254 nm
Process Host: CTX0327

First Level Reviewer: fiedlerh Date: 24-Jun-2019 10:35:57

	Compound	Det	RT (min.)	Exp RT (min.)	Dlt RT (min.)	Response	Cal Amt ug/ml	OnCol Amt ug/ml	Flags
	1 2,6-diamino-4-nitrotoluene	1	4.438	4.465	-0.027	108706	0.2500	0.2755	
	2 2,4-diamino-6-nitrotoluene	1	4.985	5.019	-0.034	68924	0.2500	0.2694	
	5 2,4,6-Trinitrophenol	1	5.965	6.132	-0.167	43881	0.2500	0.2833	
	6 HMX	1	7.171	7.225	-0.054	46371	0.2500	0.2709	
	8 RDX	1	9.244	9.312	-0.068	57166	0.2500	0.2743	
	9 Nitrobenzene	1	12.218	12.305	-0.087	99652	0.2505	0.2458	
$	10 1,2-Dinitrobenzene	1	13.244	13.338	-0.094	78942	0.2500	0.2851	
	11 3,5-Dinitroaniline	1	15.171	15.265	-0.094	131563	0.2500	0.2799	
	13 Nitroglycerin	2	15.744	15.852	-0.108	493647	2.50	2.56	
	12 1,3-Dinitrobenzene	1	15.764	15.858	-0.094	170996	0.2503	0.2690	
	14 o-Nitrotoluene	1	16.571	16.678	-0.107	63676	0.2508	0.2432	
	15 p-Nitrotoluene	1	16.904	17.005	-0.101	55673	0.2510	0.2456	
	16 4-Amino-2,6-dinitrotoluene	1	17.311	17.412	-0.101	81546	0.2508	0.2742	
	17 m-Nitrotoluene	1	17.811	17.918	-0.107	73264	0.2510	0.2503	
	18 2-Amino-4,6-dinitrotoluene	1	18.331	18.445	-0.114	117792	0.2508	0.2738	
	19 1,3,5-Trinitrobenzene	1	19.058	19.158	-0.100	125596	0.2500	0.2745	
	20 2,6-Dinitrotoluene	1	19.904	20.018	-0.114	79085	0.2508	0.2695	
	21 2,4-Dinitrotoluene	1	20.464	20.579	-0.114	153675	0.2505	0.2699	
	22 Tetryl	1	23.785	23.905	-0.120	86294	0.2500	0.2744	M
	23 2,4,6-Trinitrotoluene	1	24.778	24.885	-0.107	107900	0.2510	0.2649	M
	24 PETN	2	25.211	25.319	-0.108	362829	2.50	2.74	

QC Flag Legend

Review Flags
M - Manually Integrated

Reagents:

8330IntermStk_00058	Amount Added:	12.50	Units: uL
8330_ADDs_00022	Amount Added:	12.50	Units: uL

Report Date: 24-Jun-2019 10:52:05 Chrom Revision: 2.3 20-Jun-2019 20:50:56

Eurofins TestAmerica, Denver

Data File: \\chromna\Denver\ChromData\G2_LUNA\20190620-83049.b\06210044.D

Injection Date:	22-Jun-2019 09:12:55	Instrument ID:	CHHPLC_G2_LUNA	Operator ID:	HKF
Lims ID:	CCV 8330			Worklist Smp#:	44
Client ID:					
Injection Vol:	100.0 ul	Dil. Factor:	1.0000	ALS Bottle#:	7
Method:	G2_8330_Luna	Limit Group:	GCSV - 8330		

Column: Luna-Phenyl hexyl (4.60 mm) Y Scaling: Method Defined: Scale to the Nth Largest Peak: 1

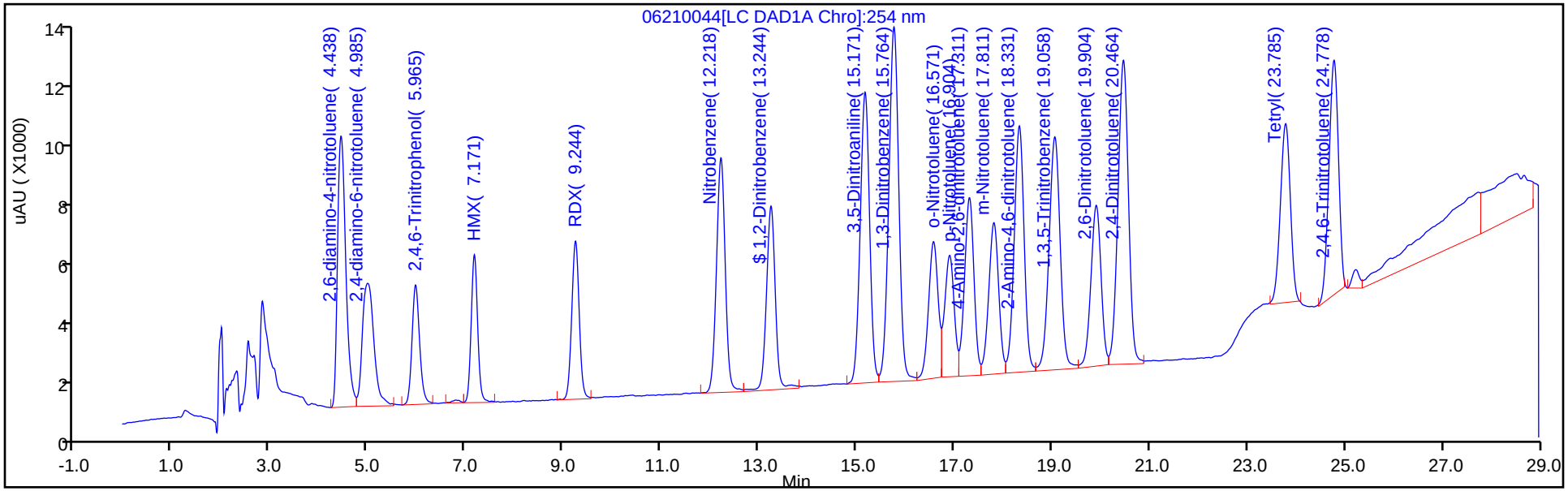

Y Scaling: Method Defined: Scale to the Nth Largest Peak: 1

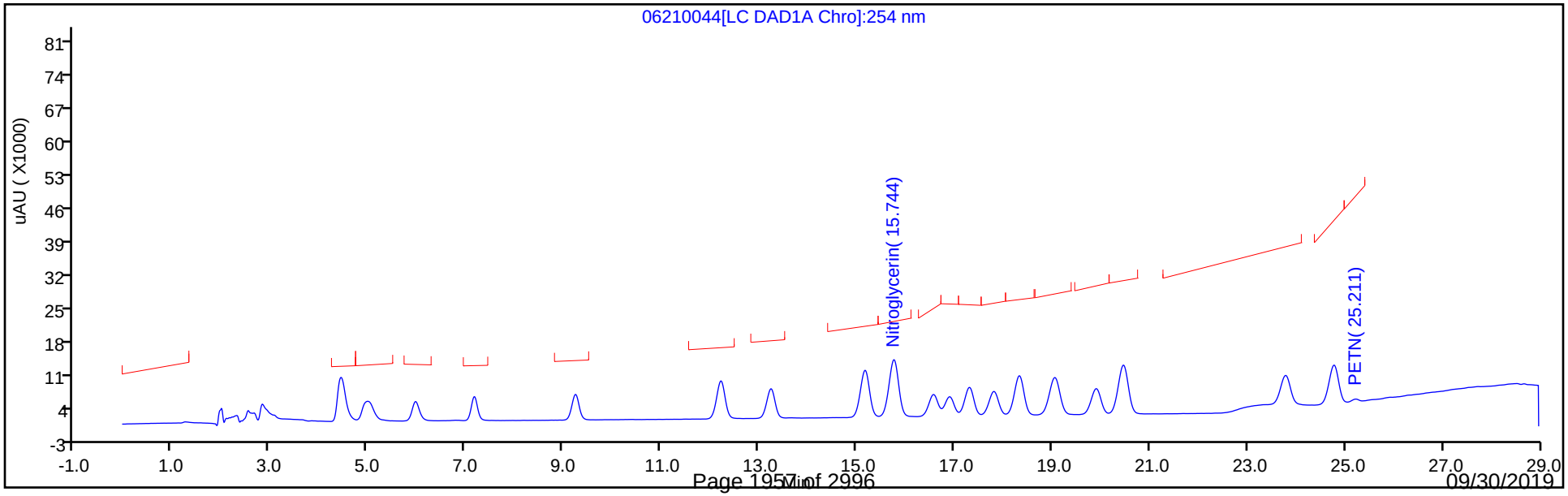

Manual Integration/User Assign Peak Report

Eurofins TestAmerica, Denver

Data File:	\\chromna\Denver\ChromData\G2_LUNA\20190620-83049.b\06210044.D				
Injection Date:	22-Jun-2019 09:12:55	Instrument ID:	CHHPLC_G2_LUNA		
Lims ID:	CCV 8330				
Client ID:					
Operator ID:	HKF	ALS Bottle#:	7	Worklist Smp#:	44
Injection Vol:	100.0 ul	Dil. Factor:	1.0000		
Method:	G2_8330_Luna	Limit Group:	GCSV - 8330		
Column:	Luna-Phenyl hexyl (4.60 mm)	Detector	LC DAD1A, 254 nm		

22 Tetryl, CAS: 479-45-8

Signal: 1

Processing Integration Results

RT: 23.78
Area: 191590
Amount: 0.609228
Amount Units: ug/ml

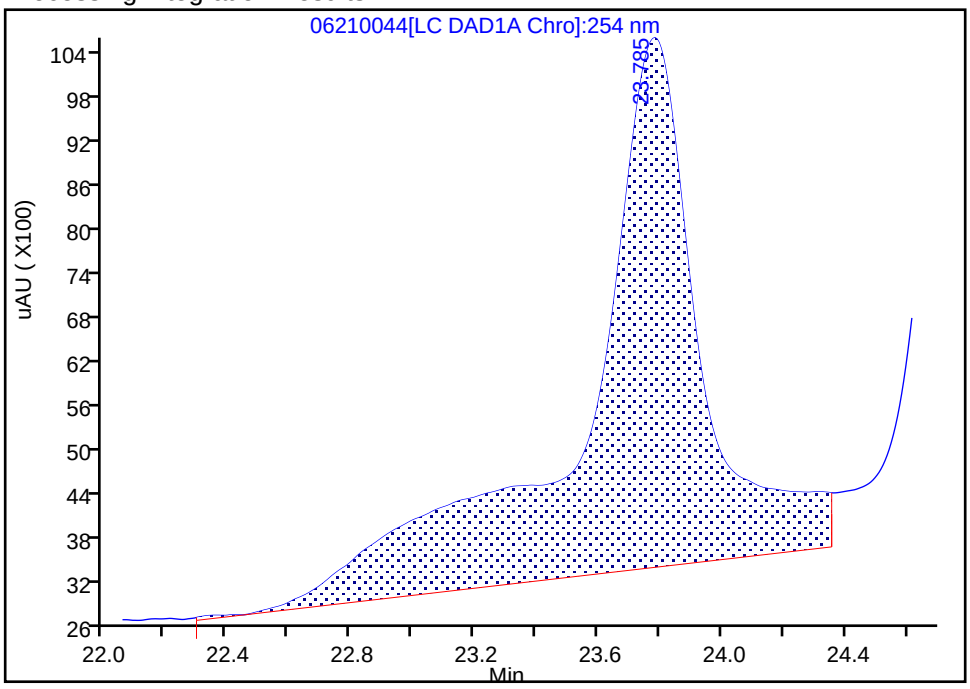

Manual Integration Results

RT: 23.78
Area: 86294
Amount: 0.274402
Amount Units: ug/ml

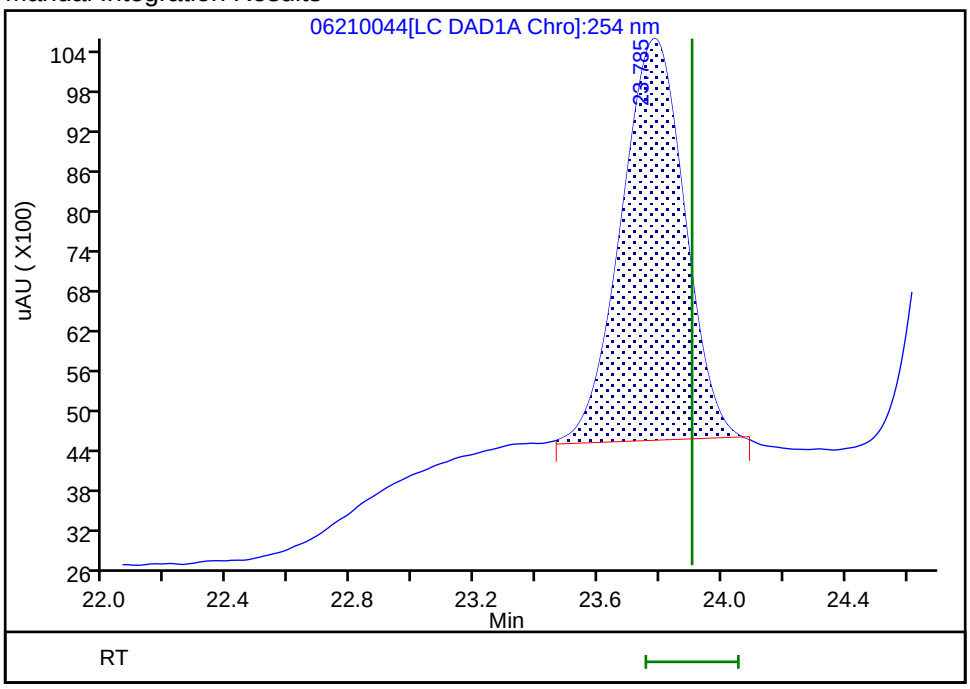

Reviewer: fiedlerh, 24-Jun-2019 10:35:52

Audit Action: Manually Integrated Audit Reason: Baseline Smoothing

Manual Integration/User Assign Peak Report

Eurofins TestAmerica, Denver

Data File:	\\chromna\Denver\ChromData\G2_LUNA\20190620-83049.b\06210044.D				
Injection Date:	22-Jun-2019 09:12:55	Instrument ID:	CHHPLC_G2_LUNA		
Lims ID:	CCV 8330				
Client ID:					
Operator ID:	HKF	ALS Bottle#:	7	Worklist Smp#:	44
Injection Vol:	100.0 ul	Dil. Factor:	1.0000		
Method:	G2_8330_Luna	Limit Group:	GCSV - 8330		
Column:	Luna-Phenyl hexyl (4.60 mm)	Detector	LC DAD1A, 254 nm		

23 2,4,6-Trinitrotoluene, CAS: 118-96-7

Signal: 1

Processing Integration Results

RT: 24.78
Area: 123773
Amount: 0.303901
Amount Units: ug/ml

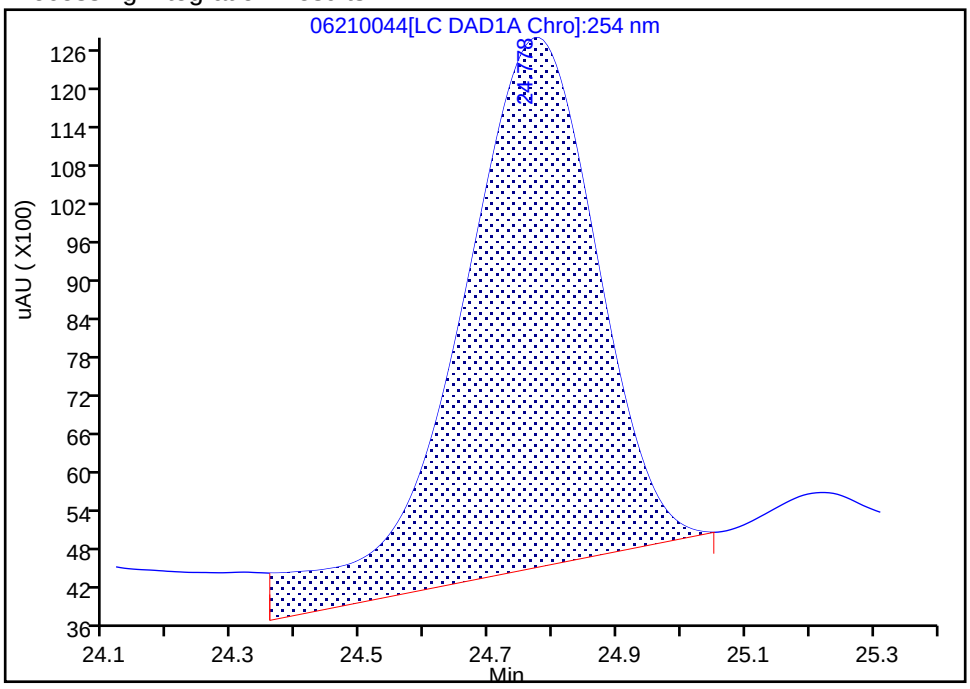

Manual Integration Results

RT: 24.78
Area: 107900
Amount: 0.264928
Amount Units: ug/ml

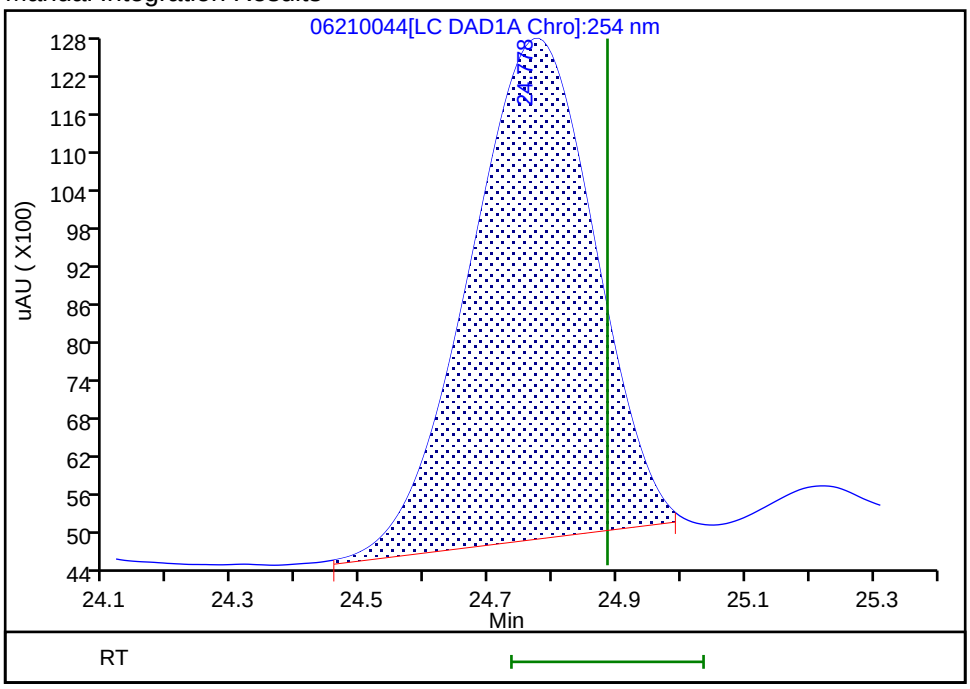

Reviewer: fiedlerh, 24-Jun-2019 10:35:55

Audit Action: Manually Integrated Audit Reason: Baseline Smoothing

FORM VII
HPLC/IC CONTINUING CALIBRATION DATA

Lab Name: Eurofins TestAmerica, Denver Job No.: 280-124986-1

SDG No.:

Lab Sample ID: CCV 280-462208/45 Calibration Date: 06/22/2019 09:47

Instrument ID: CHHPLC_G2_LUNA Calib Start Date: 05/07/2019 20:23

GC Column: Luna-phenylhex ID: 4.60(mm) Calib End Date: 05/08/2019 00:28

Lab File ID: 06210045.D Conc. Units: ug/L

ANALYTE	CURVE TYPE	AVE CF	CF	MIN CF	CALC AMOUNT	SPIKE AMOUNT	%D	MAX %D
TNX	Ave	403427	408931		254	250	1.4	15.0
DNX	Ave	289881	306170		264	250	5.6	15.0
MNX	Ave	269525	286920		311	292	6.5	15.0

FORM VII
HPLC/IC CONTINUING CALIBRATION RETENTION TIME SUMMARY

Lab Name: Eurofins TestAmerica, Denver Job No.: 280-124986-1

SDG No.:

Lab Sample ID: CCV 280-462208/45 Calibration Date: 06/22/2019 09:47

Instrument ID: CHHPLC_G2_LUNA Calib Start Date: 05/07/2019 20:23

GC Column: Luna-phenylhex ID: 4.60(mm) Calib End Date: 05/08/2019 00:28

Lab File ID: 06210045.D

Analyte	RT	RT WINDOW	
		FROM	TO
TNX	5.48	5.34	5.64
DNX	6.30	6.16	6.46
MNX	7.84	7.70	8.00

Eurofins TestAmerica, Denver
Target Compound Quantitation Report

Data File:	\\chromna\Denver\ChromData\G2_LUNA\20190620-83049.b\06210045.D				
Lims ID:	CCV DMT				
Client ID:					
Sample Type:	CCV				
Inject. Date:	22-Jun-2019 09:47:53	ALS Bottle#:	8	Worklist Smp#:	45
Injection Vol:	100.0 ul	Dil. Factor:	1.0000		
Sample Info:	CCV DMT				
Misc. Info.:	280-0083049-045				
Operator ID:	HKF	Instrument ID:	CHHPLC_G2_LUNA		
Sublist:	chrom-G2_8330_Luna*sub13				
Method:	\\chromna\Denver\ChromData\G2_LUNA\20190620-83049.b\G2_8330_Luna.m				
Limit Group:	GCSV - 8330				
Last Update:	24-Jun-2019 10:52:06	Calib Date:	08-May-2019 00:28:23		
Integrator:	Falcon				
Quant Method:	External Standard	Quant By:	Initial Calibration		
Last ICal File:	\\chromna\Denver\ChromData\G2_LUNA\20190507-81649.b\05070023.D				
Column 1 :	Luna-Phenyl hexyl (4.60 mm)		Det: LC DAD1A, 254 nm		
Process Host:	CTX0327				

Compound	Det	RT (min.)	Exp RT (min.)	Dlt RT (min.)	Response	Cal Amt ug/ml	OnCol Amt ug/ml	Flags
3 TNX	1	5.482	5.488	-0.006	102335	0.2503	0.2537	
4 DNX	1	6.295	6.308	-0.013	76619	0.2503	0.2643	
7 MNX	1	7.835	7.848	-0.013	83709	0.2918	0.3106	

Reagents:

8330 DMT_00002 Amount Added: 12.50 Units: uL

Report Date: 24-Jun-2019 10:52:07 Chrom Revision: 2.3 20-Jun-2019 20:50:56

Eurofins TestAmerica, Denver

Data File:	\\chromna\Denver\ChromData\G2_LUNA\20190620-83049.b\06210045.D				
Injection Date:	22-Jun-2019 09:47:53	Instrument ID:	CHHPLC_G2_LUNA	Operator ID:	HKF
Lims ID:	CCV DMT			Worklist Smp#:	45
Client ID:					
Injection Vol:	100.0 ul	Dil. Factor:	1.0000	ALS Bottle#:	8
Method:	G2_8330_Luna	Limit Group:	GCSV - 8330		

Column: Luna-Phenyl hexyl (4.60 mm) Y Scaling: Method Defined: Scale to the Nth Largest Peak: 1

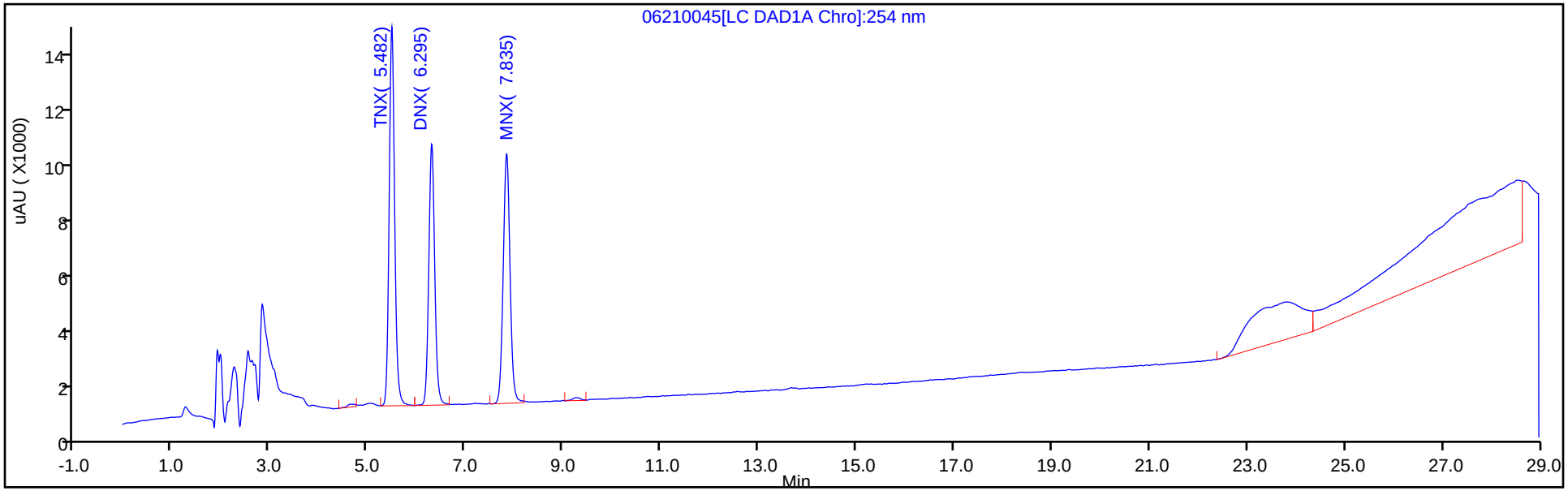

Y Scaling: Method Defined: Scale to the Nth Largest Peak: 1

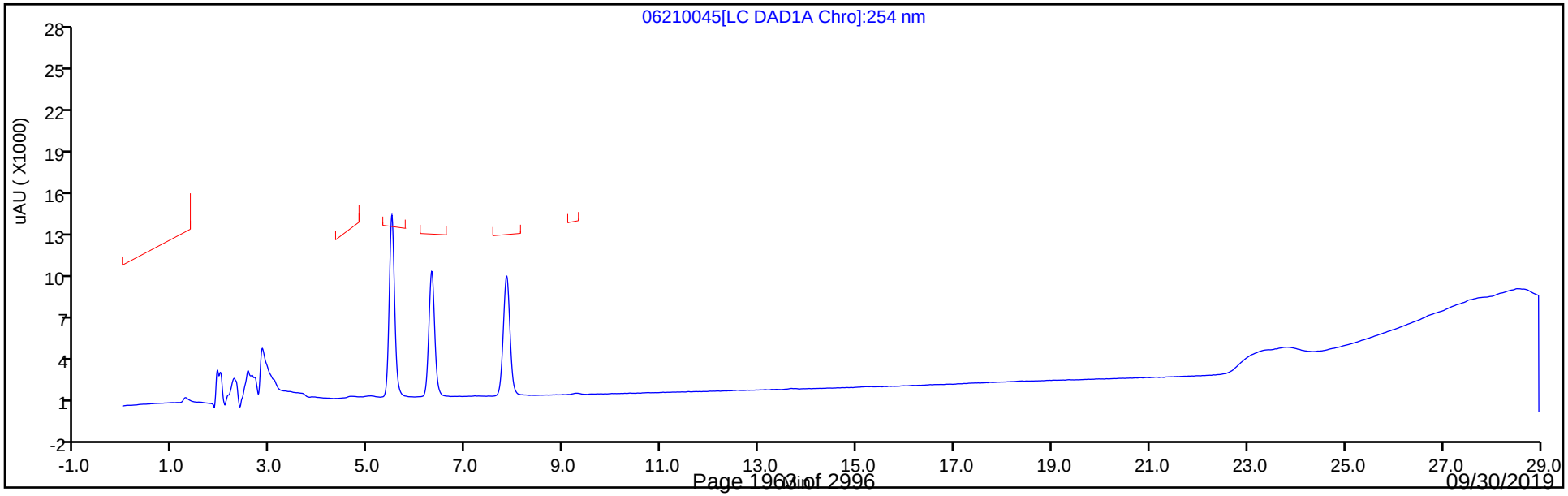

FORM VII
HPLC/IC CONTINUING CALIBRATION DATA

Lab Name: Eurofins TestAmerica, Denver Job No.: 280-124986-1

SDG No.:

Lab Sample ID: CCV 280-462208/57 Calibration Date: 06/22/2019 16:12

Instrument ID: CHHPLC_G2_LUNA Calib Start Date: 05/07/2019 15:08

GC Column: Luna-phenylhex ID: 4.60(mm) Calib End Date: 05/07/2019 19:13

Lab File ID: 06210057.D Conc. Units: ug/L

ANALYTE	CURVE TYPE	AVE CF	CF	MIN CF	CALC AMOUNT	SPIKE AMOUNT	%D	MAX %D
Picric acid	Ave	154920	177264		286	250	14.4	15.0
HMX	Ave	171198	184924		270	250	8.0	15.0
RDX	Ave	208444	230416		276	250	10.5	15.0
Nitrobenzene	Ave	405448	435577		269	251	7.4	15.0
Nitroglycerin	Ave	192935	198979		2580	2500	3.1	15.0
1,3-Dinitrobenzene	Ave	635564	686889		270	250	8.1	15.0
2-Nitrotoluene	Ave	261865	288060		276	251	10.0	15.0
4-Nitrotoluene	Ave	226647	239367		265	251	5.6	15.0
4-Amino-2,6-dinitrotoluene	Ave	297375	326305		275	251	9.7	15.0
3-Nitrotoluene	Ave	292691	323594		278	251	10.6	15.0
2-Amino-4,6-dinitrotoluene	Ave	430236	473890		276	251	10.1	15.0
1,3,5-Trinitrobenzene	Ave	457546	505856		276	250	10.6	15.0
2,6-Dinitrotoluene	Ave	293465	317248		271	251	8.1	15.0
2,4-Dinitrotoluene	Ave	569466	617102		271	251	8.4	15.0
Tetryl	Ave	314480	361024		287	250	14.8	15.0
2,4,6-Trinitrotoluene	Ave	407281	461386		284	251	13.3	15.0
PETN	Ave	132364	146170		2760	2500	10.4	15.0
1,2-Dinitrobenzene	Ave	276856	302700		273	250	9.3	15.0

FORM VII
HPLC/IC CONTINUING CALIBRATION RETENTION TIME SUMMARY

Lab Name: Eurofins TestAmerica, Denver Job No.: 280-124986-1

SDG No.:

Lab Sample ID: CCV 280-462208/57 Calibration Date: 06/22/2019 16:12

Instrument ID: CHHPLC_G2_LUNA Calib Start Date: 05/07/2019 15:08

GC Column: Luna-phenylhex ID: 4.60(mm) Calib End Date: 05/07/2019 19:13

Lab File ID: 06210057.D

Analyte	RT	RT WINDOW	
		FROM	TO
Picric acid	5.96	5.98	6.28
HMX	7.20	7.08	7.38
RDX	9.29	9.16	9.46
Nitrobenzene	12.28	12.16	12.46
Nitroglycerin	15.82	15.70	16.00
1,3-Dinitrobenzene	15.84	15.71	16.01
2-Nitrotoluene	16.66	16.53	16.83
4-Nitrotoluene	16.99	16.86	17.16
4-Amino-2,6-dinitrotoluene	17.40	17.26	17.56
3-Nitrotoluene	17.90	17.77	18.07
2-Amino-4,6-dinitrotoluene	18.42	18.30	18.60
1,3,5-Trinitrobenzene	19.14	19.01	19.31
2,6-Dinitrotoluene	20.00	19.87	20.17
2,4-Dinitrotoluene	20.55	20.43	20.73
Tetryl	23.88	23.76	24.06
2,4,6-Trinitrotoluene	24.86	24.74	25.04
PETN	25.29	25.17	25.47
1,2-Dinitrobenzene	13.32	13.19	13.49

Eurofins TestAmerica, Denver
Target Compound Quantitation Report

Data File: \\chromna\Denver\ChromData\G2_LUNA\20190620-83049.b\06210057.D
Lims ID: CCV 8330
Client ID:
Sample Type: CCV
Inject. Date: 22-Jun-2019 16:12:50 ALS Bottle#: 57 Worklist Smp#: 57
Injection Vol: 100.0 ul Dil. Factor: 1.0000
Sample Info: CCV 8330
Misc. Info.: 280-0083049-057
Operator ID: HKF Instrument ID: CHHPLC_G2_LUNA
Sublist: chrom-G2_8330_Luna*sub6

Method: \\chromna\Denver\ChromData\G2_LUNA\20190620-83049.b\G2_8330_Luna.m
Limit Group: GCSV - 8330
Last Update: 24-Jun-2019 10:51:02 Calib Date: 08-May-2019 00:28:23
Integrator: Falcon
Quant Method: External Standard Quant By: Initial Calibration
Last ICal File: \\chromna\Denver\ChromData\G2_LUNA\20190507-81649.b\05070023.D

Column 1 : Luna-Phenyl hexyl (4.60 mm) Det: LC DAD1A, 254 nm
Process Host: CTX0327

First Level Reviewer: fiedlerh Date: 24-Jun-2019 10:42:20

Compound	Det	RT (min.)	Exp RT (min.)	Dlt RT (min.)	Response	Cal Amt ug/ml	OnCol Amt ug/ml	Flags
1 2,6-diamino-4-nitrotoluene	1	4.457	4.465	-0.008	106816	0.2500	0.2707	
2 2,4-diamino-6-nitrotoluene	1	5.011	5.019	-0.008	67802	0.2500	0.2650	
5 2,4,6-Trinitrophenol	1	5.964	6.132	-0.168	44316	0.2500	0.2861	
6 HMX	1	7.204	7.225	-0.021	46231	0.2500	0.2700	
8 RDX	1	9.291	9.312	-0.021	57604	0.2500	0.2764	
9 Nitrobenzene	1	12.284	12.305	-0.021	109112	0.2505	0.2691	
$ 10 1,2-Dinitrobenzene	1	13.317	13.338	-0.021	75675	0.2500	0.2733	
11 3,5-Dinitroaniline	1	15.244	15.265	-0.021	130276	0.2500	0.2771	
13 Nitroglycerin	2	15.824	15.852	-0.028	497447	2.50	2.58	
12 1,3-Dinitrobenzene	1	15.837	15.858	-0.021	171894	0.2503	0.2705	
14 o-Nitrotoluene	1	16.664	16.678	-0.014	72231	0.2508	0.2758	
15 p-Nitrotoluene	1	16.991	17.005	-0.014	60081	0.2510	0.2651	
16 4-Amino-2,6-dinitrotoluene	1	17.397	17.412	-0.015	81821	0.2508	0.2751	
17 m-Nitrotoluene	1	17.904	17.918	-0.014	81222	0.2510	0.2775	
18 2-Amino-4,6-dinitrotoluene	1	18.417	18.445	-0.028	118828	0.2508	0.2762	
19 1,3,5-Trinitrobenzene	1	19.137	19.158	-0.021	126464	0.2500	0.2764	
20 2,6-Dinitrotoluene	1	19.997	20.018	-0.021	79550	0.2508	0.2711	
21 2,4-Dinitrotoluene	1	20.551	20.579	-0.027	154584	0.2505	0.2715	
22 Tetryl	1	23.877	23.905	-0.028	90256	0.2500	0.2870	M
23 2,4,6-Trinitrotoluene	1	24.864	24.885	-0.021	115808	0.2510	0.2843	M
24 PETN	2	25.291	25.319	-0.028	365426	2.50	2.76	

QC Flag Legend

Review Flags
M - Manually Integrated

Reagents:

8330IntermStk_00058	Amount Added:	12.50	Units: uL
8330_ADDs_00022	Amount Added:	12.50	Units: uL

Report Date: 24-Jun-2019 10:51:03 Chrom Revision: 2.3 20-Jun-2019 20:50:56

Eurofins TestAmerica, Denver

Data File: \\chromna\Denver\ChromData\G2_LUNA\20190620-83049.b\06210057.D

Injection Date:	22-Jun-2019 16:12:50	Instrument ID:	CHHPLC_G2_LUNA	Operator ID:	HKF
Lims ID:	CCV 8330			Worklist Smp#:	57
Client ID:					
Injection Vol:	100.0 ul	Dil. Factor:	1.0000	ALS Bottle#:	57
Method:	G2_8330_Luna	Limit Group:	GCSV - 8330		

Column: Luna-Phenyl hexyl (4.60 mm) Y Scaling: Method Defined: Scale to the Nth Largest Peak: 1

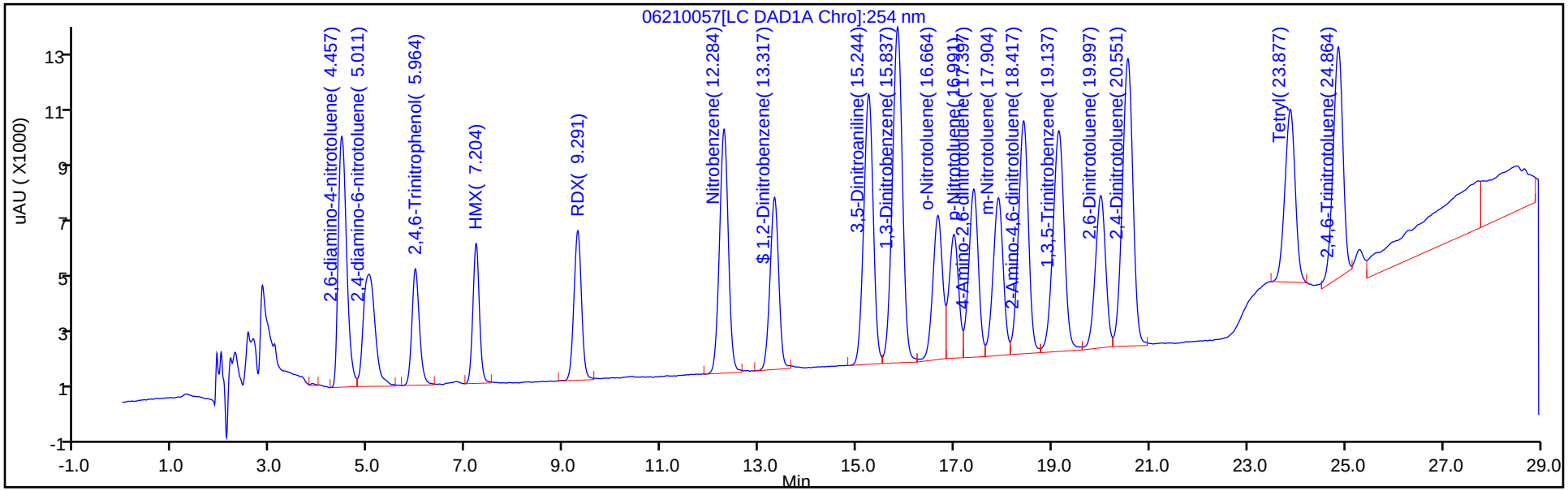

Y Scaling: Method Defined: Scale to the Nth Largest Peak: 1

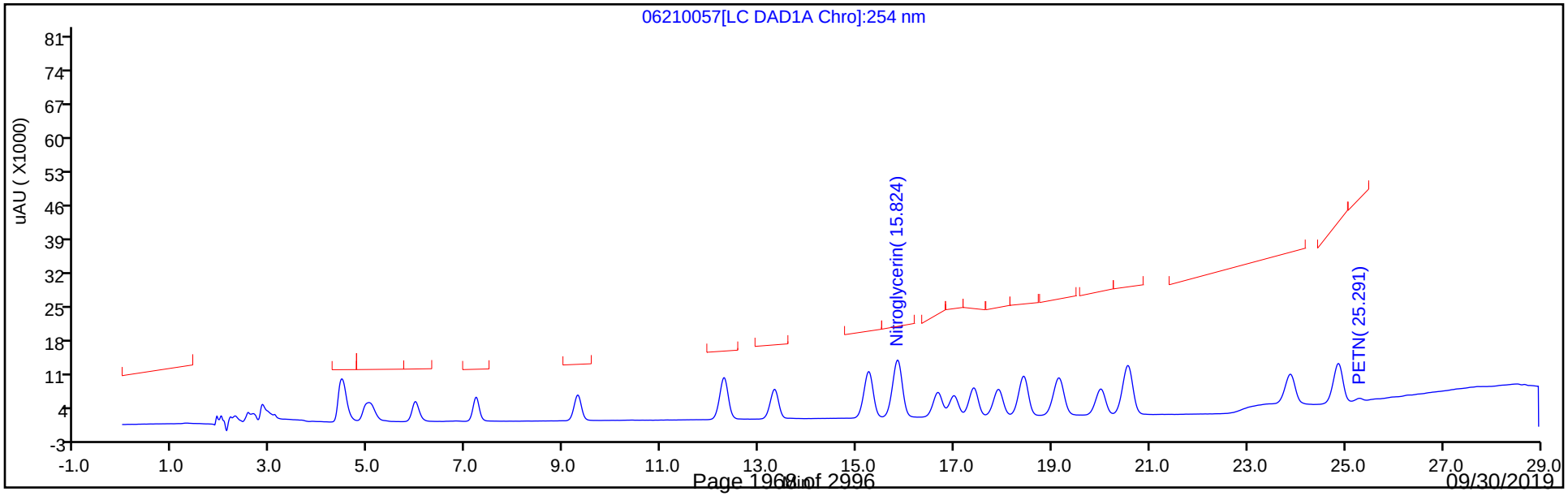

Manual Integration/User Assign Peak Report

Eurofins TestAmerica, Denver

Data File:	\\chromna\Denver\ChromData\G2_LUNA\20190620-83049.b\06210057.D				
Injection Date:	22-Jun-2019 16:12:50	Instrument ID:	CHHPLC_G2_LUNA		
Lims ID:	CCV 8330				
Client ID:					
Operator ID:	HKF	ALS Bottle#:	57	Worklist Smp#:	57
Injection Vol:	100.0 ul	Dil. Factor:	1.0000		
Method:	G2_8330_Luna	Limit Group:	GCSV - 8330		
Column:	Luna-Phenyl hexyl (4.60 mm)	Detector	LC DAD1A, 254 nm		

22 Tetryl, CAS: 479-45-8

Signal: 1

Processing Integration Results

RT: 23.88
Area: 211336
Amount: 0.672017
Amount Units: ug/ml

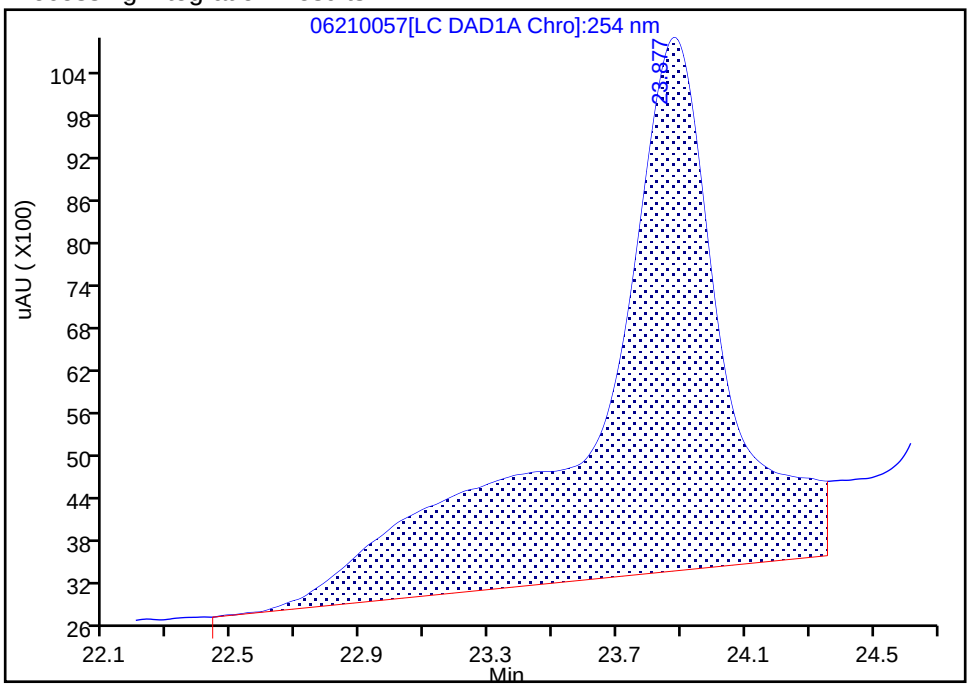

Manual Integration Results

RT: 23.88
Area: 90256
Amount: 0.287001
Amount Units: ug/ml

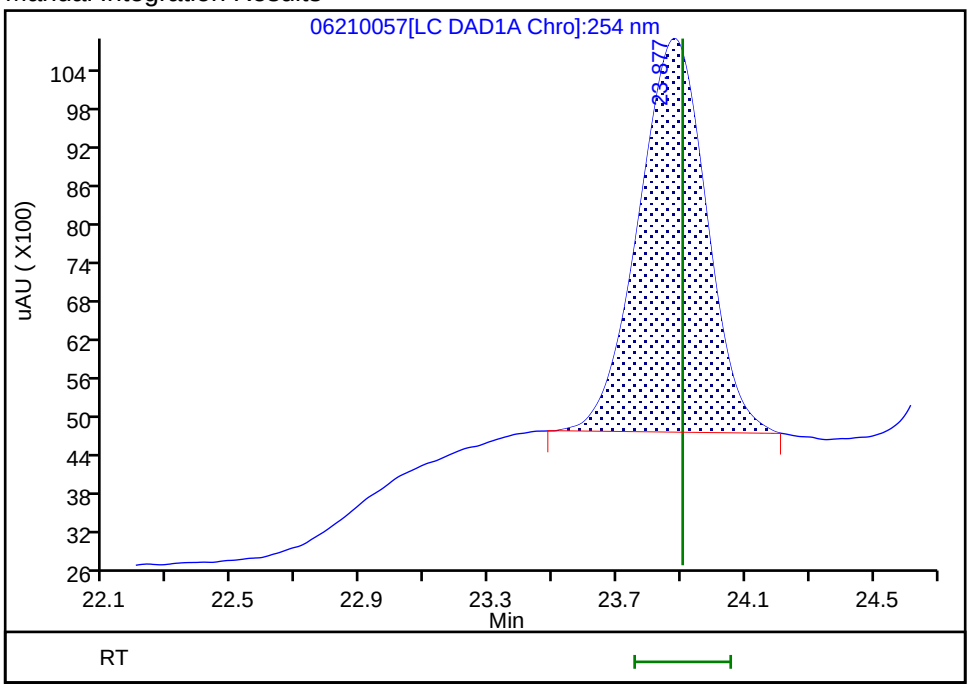

Reviewer: fiedlerh, 24-Jun-2019 10:42:35

Audit Action: Manually Integrated Audit Reason: Baseline Smoothing

Manual Integration/User Assign Peak Report

Eurofins TestAmerica, Denver

Data File:	\\chromna\Denver\ChromData\G2_LUNA\20190620-83049.b\06210057.D				
Injection Date:	22-Jun-2019 16:12:50	Instrument ID:	CHHPLC_G2_LUNA		
Lims ID:	CCV 8330				
Client ID:					
Operator ID:	HKF	ALS Bottle#:	57	Worklist Smp#:	57
Injection Vol:	100.0 ul	Dil. Factor:	1.0000		
Method:	G2_8330_Luna	Limit Group:	GCSV - 8330		
Column:	Luna-Phenyl hexyl (4.60 mm)	Detector	LC DAD1A, 254 nm		

23 2,4,6-Trinitrotoluene, CAS: 118-96-7

Signal: 1

Processing Integration Results

RT: 24.86
Area: 141588
Amount: 0.347642
Amount Units: ug/ml

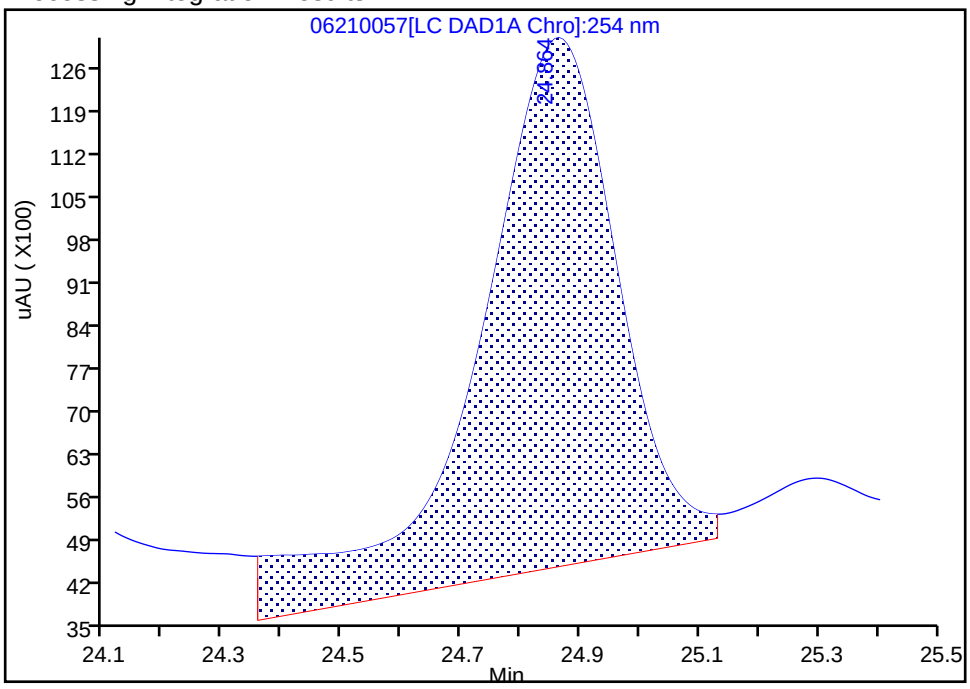

Manual Integration Results

RT: 24.86
Area: 115808
Amount: 0.284344
Amount Units: ug/ml

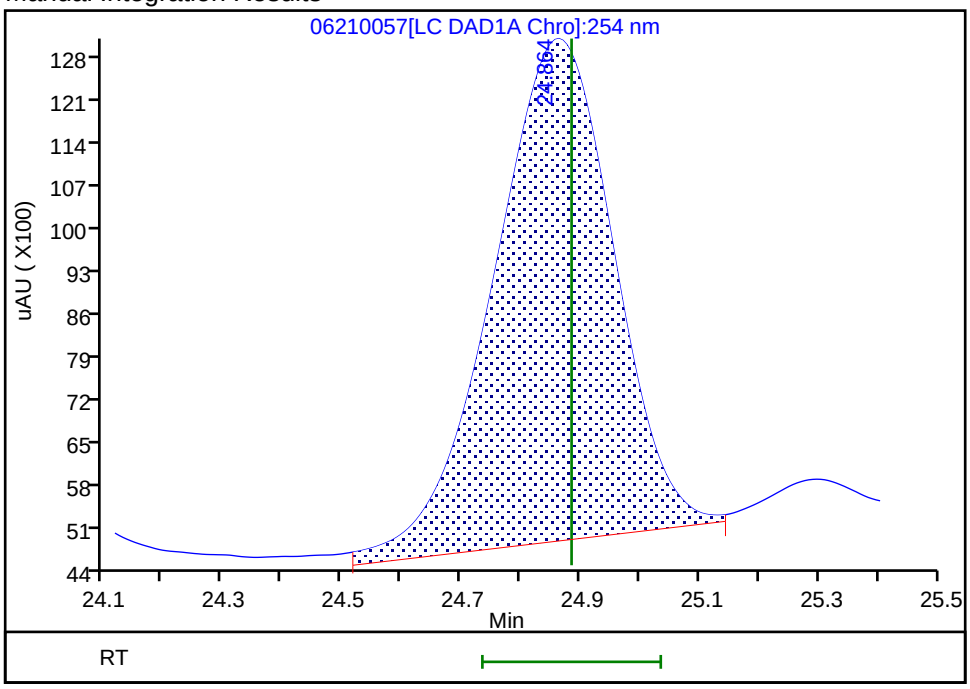

Reviewer: fiedlerh, 24-Jun-2019 10:42:15

Audit Action: Manually Integrated Audit Reason: Baseline Smoothing

FORM VII
HPLC/IC CONTINUING CALIBRATION DATA

Lab Name: Eurofins TestAmerica, Denver Job No.: 280-124986-1

SDG No.:

Lab Sample ID: CCV 280-462208/58 Calibration Date: 06/22/2019 16:47

Instrument ID: CHHPLC_G2_LUNA Calib Start Date: 05/07/2019 20:23

GC Column: Luna-phenylhex ID: 4.60(mm) Calib End Date: 05/08/2019 00:28

Lab File ID: 06210058.D Conc. Units: ug/L

ANALYTE	CURVE TYPE	AVE CF	CF	MIN CF	CALC AMOUNT	SPIKE AMOUNT	%D	MAX %D
TNX	Ave	403427	408188		253	250	1.2	15.0
DNX	Ave	289881	307149		265	250	6.0	15.0
MNX	Ave	269525	287404		311	292	6.6	15.0

FORM VII
HPLC/IC CONTINUING CALIBRATION RETENTION TIME SUMMARY

Lab Name: Eurofins TestAmerica, Denver Job No.: 280-124986-1

SDG No.:

Lab Sample ID: CCV 280-462208/58 Calibration Date: 06/22/2019 16:47

Instrument ID: CHHPLC_G2_LUNA Calib Start Date: 05/07/2019 20:23

GC Column: Luna-phenylhex ID: 4.60(mm) Calib End Date: 05/08/2019 00:28

Lab File ID: 06210058.D

Analyte	RT	RT WINDOW	
		FROM	TO
TNX	5.50	5.34	5.64
DNX	6.32	6.16	6.46
MNX	7.86	7.70	8.00

Eurofins TestAmerica, Denver
Target Compound Quantitation Report

Data File:	\\chromna\Denver\ChromData\G2_LUNA\20190620-83049.b\06210058.D				
Lims ID:	CCV DMT				
Client ID:					
Sample Type:	CCV				
Inject. Date:	22-Jun-2019 16:47:51	ALS Bottle#:	8	Worklist Smp#:	58
Injection Vol:	100.0 ul	Dil. Factor:	1.0000		
Sample Info:	CCV DMT				
Misc. Info.:	280-0083049-058				
Operator ID:	HKF	Instrument ID:	CHHPLC_G2_LUNA		
Sublist:	chrom-G2_8330_Luna*sub13				
Method:	\\chromna\Denver\ChromData\G2_LUNA\20190620-83049.b\G2_8330_Luna.m				
Limit Group:	GCSV - 8330				
Last Update:	24-Jun-2019 10:51:04	Calib Date:	08-May-2019 00:28:23		
Integrator:	Falcon				
Quant Method:	External Standard	Quant By:	Initial Calibration		
Last ICal File:	\\chromna\Denver\ChromData\G2_LUNA\20190507-81649.b\05070023.D				
Column 1 :	Luna-Phenyl hexyl (4.60 mm)		Det: LC DAD1A, 254 nm		
Process Host:	CTX0327				

Compound	Det	RT (min.)	Exp RT (min.)	Dlt RT (min.)	Response	Cal Amt ug/ml	OnCol Amt ug/ml	Flags
3 TNX	1	5.500	5.488	0.012	102149	0.2503	0.2532	
4 DNX	1	6.320	6.308	0.012	76864	0.2503	0.2652	
7 MNX	1	7.860	7.848	0.012	83850	0.2918	0.3111	

Reagents:

8330 DMT_00002 Amount Added: 12.50 Units: uL

Report Date: 24-Jun-2019 10:51:04 Chrom Revision: 2.3 20-Jun-2019 20:50:56

Eurofins TestAmerica, Denver

Data File:	\\chromna\Denver\ChromData\G2_LUNA\20190620-83049.b\06210058.D				
Injection Date:	22-Jun-2019 16:47:51	Instrument ID:	CHHPLC_G2_LUNA	Operator ID:	HKF
Lims ID:	CCV DMT			Worklist Smp#:	58
Client ID:					
Injection Vol:	100.0 ul	Dil. Factor:	1.0000	ALS Bottle#:	8
Method:	G2_8330_Luna	Limit Group:	GCSV - 8330		

Column: Luna-Phenyl hexyl (4.60 mm) Y Scaling: Method Defined: Scale to the Nth Largest Peak: 1

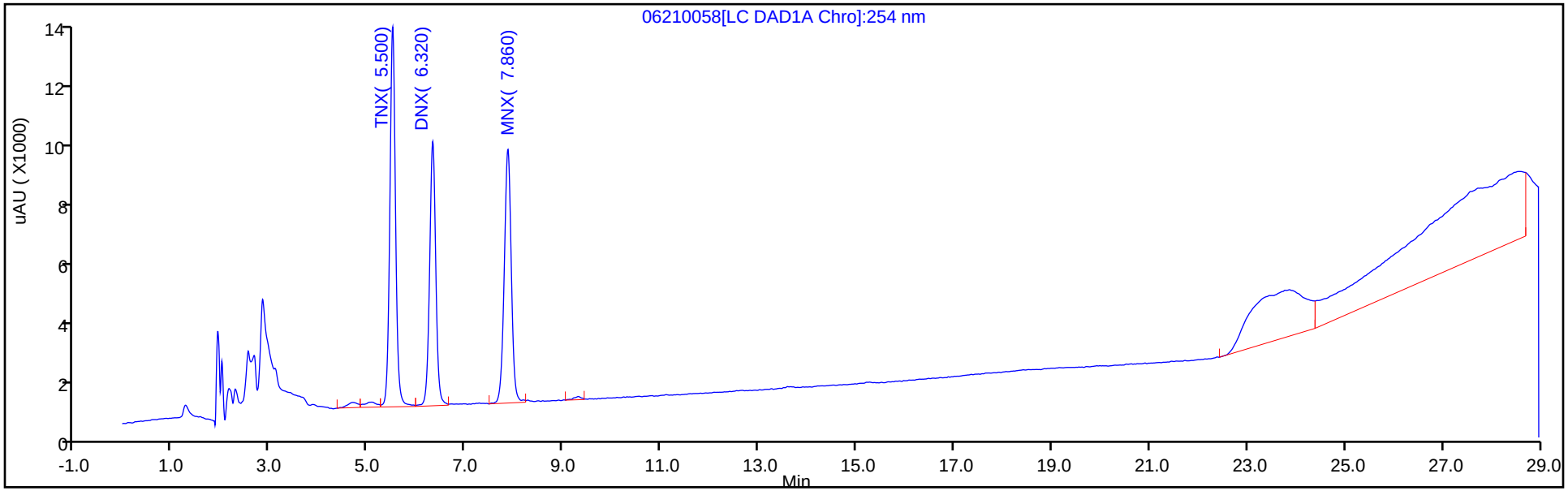

Y Scaling: Method Defined: Scale to the Nth Largest Peak: 1

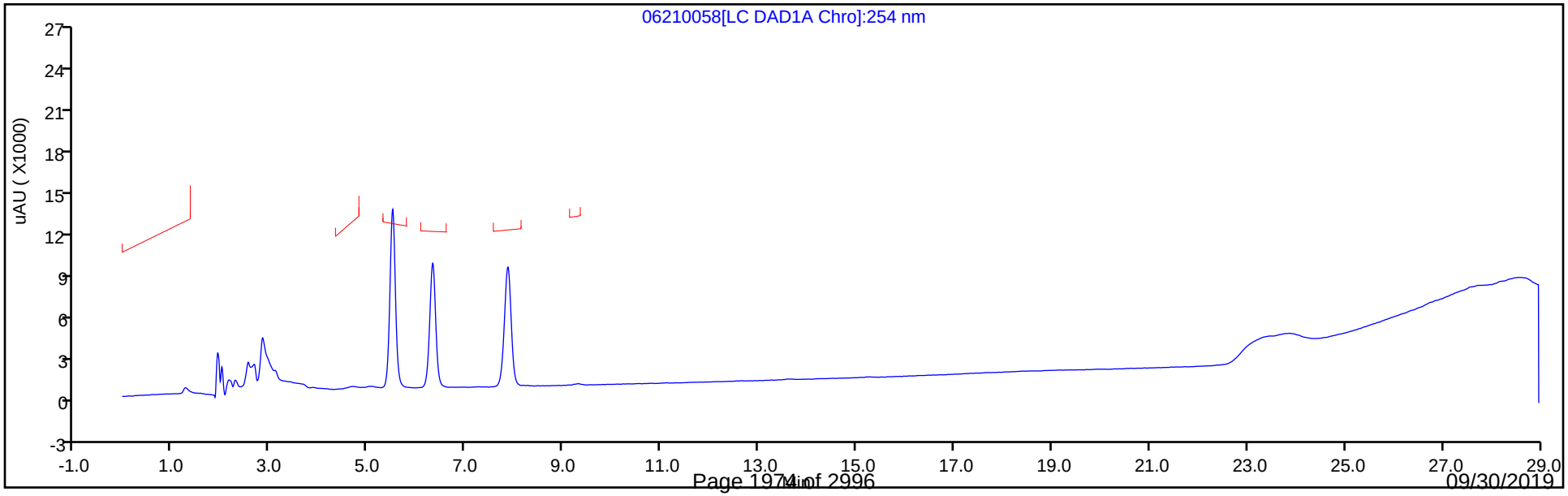

FORM VII
HPLC/IC CONTINUING CALIBRATION DATA

Lab Name: Eurofins TestAmerica, Denver Job No.: 280-124986-1

SDG No.:

Lab Sample ID: CCV 280-462208/69 Calibration Date: 06/22/2019 23:12

Instrument ID: CHHPLC_G2_LUNA Calib Start Date: 05/07/2019 15:08

GC Column: Luna-phenylhex ID: 4.60(mm) Calib End Date: 05/07/2019 19:13

Lab File ID: 06210069.D Conc. Units: ug/L

ANALYTE	CURVE TYPE	AVE CF	CF	MIN CF	CALC AMOUNT	SPIKE AMOUNT	%D	MAX %D
Picric acid	Ave	154920	174612		282	250	12.7	15.0
HMX	Ave	171198	186584		272	250	9.0	15.0
RDX	Ave	208444	233220		280	250	11.9	15.0
Nitrobenzene	Ave	405448	426287		263	251	5.1	15.0
Nitroglycerin	Ave	192935	195422		2530	2500	1.3	15.0
1,3-Dinitrobenzene	Ave	635564	691189		272	250	8.8	15.0
2-Nitrotoluene	Ave	261865	281500		270	251	7.5	15.0
4-Nitrotoluene	Ave	226647	239944		266	251	5.9	15.0
4-Amino-2,6-dinitrotoluene	Ave	297375	329256		278	251	10.7	15.0
3-Nitrotoluene	Ave	292691	317717		272	251	8.6	15.0
2-Amino-4,6-dinitrotoluene	Ave	430236	475968		277	251	10.6	15.0
1,3,5-Trinitrobenzene	Ave	457546	508332		278	250	11.1	15.0
2,6-Dinitrotoluene	Ave	293465	320056		273	251	9.1	15.0
2,4-Dinitrotoluene	Ave	569466	622100		274	251	9.2	15.0
Tetryl	Ave	314480	360720		287	250	14.7	15.0
2,4,6-Trinitrotoluene	Ave	407281	440809		272	251	8.2	15.0
PETN	Ave	132364	145660		2750	2500	10.0	15.0
1,2-Dinitrobenzene	Ave	276856	304448		275	250	10.0	15.0

FORM VII
HPLC/IC CONTINUING CALIBRATION RETENTION TIME SUMMARY

Lab Name: Eurofins TestAmerica, Denver Job No.: 280-124986-1

SDG No.:

Lab Sample ID: CCV 280-462208/69 Calibration Date: 06/22/2019 23:12

Instrument ID: CHHPLC_G2_LUNA Calib Start Date: 05/07/2019 15:08

GC Column: Luna-phenylhex ID: 4.60(mm) Calib End Date: 05/07/2019 19:13

Lab File ID: 06210069.D

Analyte	RT	RT WINDOW	
		FROM	TO
Picric acid	5.89	5.98	6.28
HMX	7.17	7.08	7.38
RDX	9.25	9.16	9.46
Nitrobenzene	12.23	12.16	12.46
Nitroglycerin	15.76	15.70	16.00
1,3-Dinitrobenzene	15.78	15.71	16.01
2-Nitrotoluene	16.59	16.53	16.83
4-Nitrotoluene	16.93	16.86	17.16
4-Amino-2,6-dinitrotoluene	17.32	17.26	17.56
3-Nitrotoluene	17.83	17.77	18.07
2-Amino-4,6-dinitrotoluene	18.34	18.30	18.60
1,3,5-Trinitrobenzene	19.07	19.01	19.31
2,6-Dinitrotoluene	19.92	19.87	20.17
2,4-Dinitrotoluene	20.47	20.43	20.73
Tetryl	23.79	23.76	24.06
2,4,6-Trinitrotoluene	24.78	24.74	25.04
PETN	25.22	25.17	25.47
1,2-Dinitrobenzene	13.25	13.19	13.49

Eurofins TestAmerica, Denver
Target Compound Quantitation Report

Data File: \\chromna\Denver\ChromData\G2_LUNA\20190620-83049.b\06210069.D
Lims ID: CCV 8330
Client ID:
Sample Type: CCV
Inject. Date: 22-Jun-2019 23:12:53 ALS Bottle#: 57 Worklist Smp#: 69
Injection Vol: 100.0 ul Dil. Factor: 1.0000
Sample Info: CCV 8330
Misc. Info.: 280-0083049-069
Operator ID: HKF Instrument ID: CHHPLC_G2_LUNA
Sublist: chrom-G2_8330_Luna*sub6

Method: \\chromna\Denver\ChromData\G2_LUNA\20190620-83049.b\G2_8330_Luna.m
Limit Group: GCSV - 8330
Last Update: 01-Jul-2019 18:16:34 Calib Date: 08-May-2019 00:28:23
Integrator: Falcon
Quant Method: External Standard Quant By: Initial Calibration
Last ICal File: \\chromna\Denver\ChromData\G2_LUNA\20190507-81649.b\05070023.D

Column 1 : Luna-Phenyl hexyl (4.60 mm) Det: LC DAD1A, 254 nm
Process Host: CTX0317

First Level Reviewer: fiedlerh Date: 24-Jun-2019 10:48:27

	Compound	Det	RT (min.)	Exp RT (min.)	Dlt RT (min.)	Response	Cal Amt ug/ml	OnCol Amt ug/ml	Flags
	1 2,6-diamino-4-nitrotoluene	1	4.440	4.465	-0.025	105731	0.2500	0.2679	
	2 2,4-diamino-6-nitrotoluene	1	4.986	5.019	-0.033	65471	0.2500	0.2559	
	5 2,4,6-Trinitrophenol	1	5.886	6.132	-0.246	43653	0.2500	0.2818	
	6 HMX	1	7.173	7.225	-0.052	46646	0.2500	0.2725	
	8 RDX	1	9.246	9.312	-0.066	58305	0.2500	0.2797	
	9 Nitrobenzene	1	12.233	12.305	-0.072	106785	0.2505	0.2634	
$	10 1,2-Dinitrobenzene	1	13.253	13.338	-0.085	76112	0.2500	0.2749	
	11 3,5-Dinitroaniline	1	15.179	15.265	-0.086	130205	0.2500	0.2770	
	13 Nitroglycerin	2	15.759	15.852	-0.093	488555	2.50	2.53	
	12 1,3-Dinitrobenzene	1	15.779	15.858	-0.079	172970	0.2503	0.2722	
	14 o-Nitrotoluene	1	16.593	16.678	-0.085	70586	0.2508	0.2696	
	15 p-Nitrotoluene	1	16.926	17.005	-0.079	60226	0.2510	0.2657	
	16 4-Amino-2,6-dinitrotoluene	1	17.319	17.412	-0.093	82561	0.2508	0.2776	
	17 m-Nitrotoluene	1	17.833	17.918	-0.085	79747	0.2510	0.2725	
	18 2-Amino-4,6-dinitrotoluene	1	18.339	18.445	-0.106	119349	0.2508	0.2774	
	19 1,3,5-Trinitrobenzene	1	19.073	19.158	-0.085	127083	0.2500	0.2777	
	20 2,6-Dinitrotoluene	1	19.919	20.018	-0.099	80254	0.2508	0.2735	
	21 2,4-Dinitrotoluene	1	20.473	20.579	-0.105	155836	0.2505	0.2737	
	22 Tetryl	1	23.786	23.905	-0.119	90180	0.2500	0.2868	M
	23 2,4,6-Trinitrotoluene	1	24.780	24.885	-0.105	110643	0.2510	0.2717	M
	24 PETN	2	25.220	25.319	-0.099	364151	2.50	2.75	

QC Flag Legend

Review Flags
M - Manually Integrated

Reagents:

8330IntermStk_00058	Amount Added:	12.50	Units: uL
8330_ADDs_00022	Amount Added:	12.50	Units: uL

Report Date: 01-Jul-2019 18:16:35 Chrom Revision: 2.3 20-Jun-2019 20:50:56

Eurofins TestAmerica, Denver

Data File:	\\chromna\Denver\ChromData\G2_LUNA\20190620-83049.b\06210069.D				
Injection Date:	22-Jun-2019 23:12:53	Instrument ID:	CHHPLC_G2_LUNA	Operator ID:	HKF
Lims ID:	CCV 8330			Worklist Smp#:	69
Client ID:					
Injection Vol:	100.0 ul	Dil. Factor:	1.0000	ALS Bottle#:	57
Method:	G2_8330_Luna	Limit Group:	GCSV - 8330		

Column: Luna-Phenyl hexyl (4.60 mm) Y Scaling: Method Defined: Scale to the Nth Largest Peak: 1

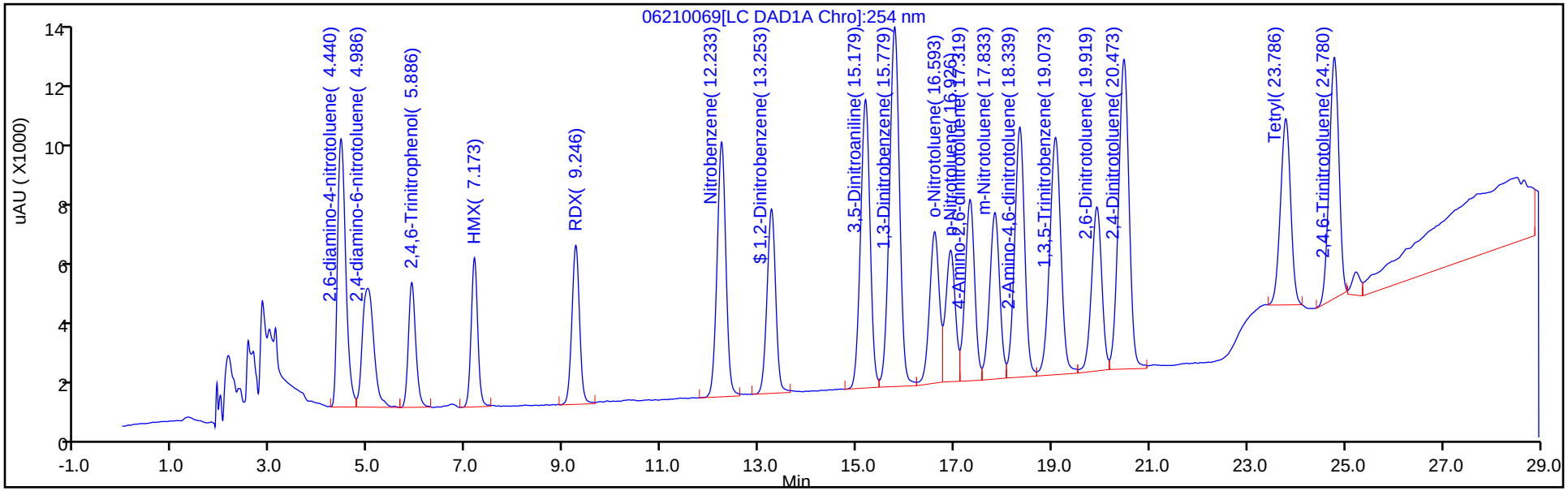

Y Scaling: Method Defined: Scale to the Nth Largest Peak: 1

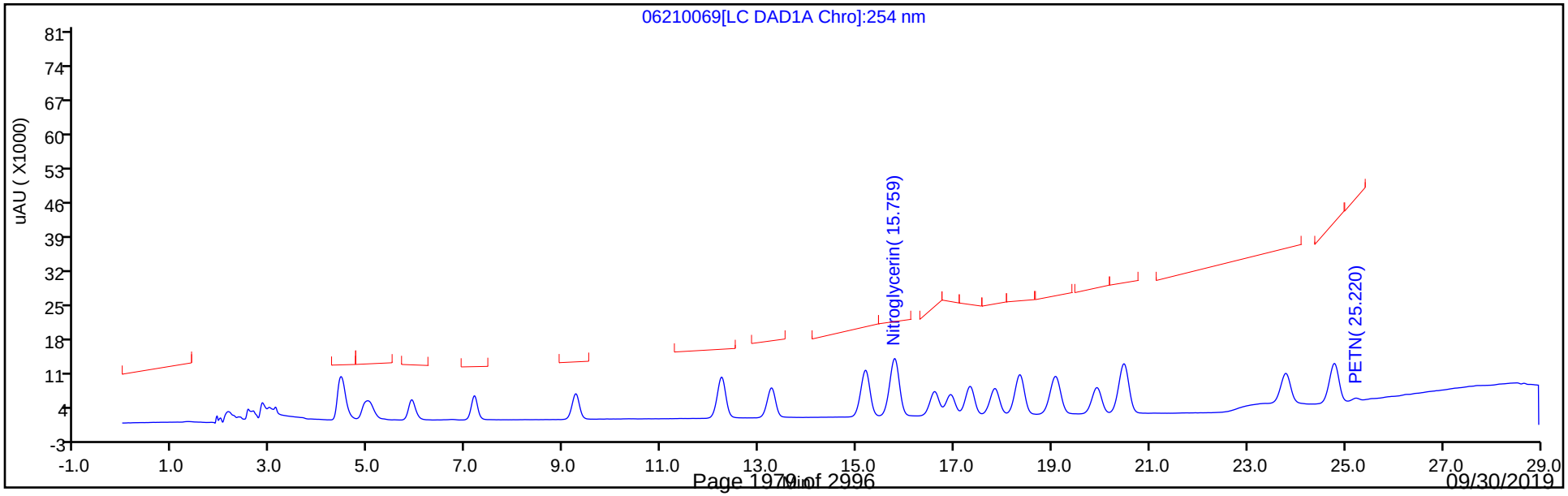

Manual Integration/User Assign Peak Report

Eurofins TestAmerica, Denver

Data File: \\chromna\Denver\ChromData\G2_LUNA\20190620-83049.b\06210069.D
Injection Date: 22-Jun-2019 23:12:53 Instrument ID: CHHPLC_G2_LUNA
Lims ID: CCV 8330
Client ID:
Operator ID: HKF ALS Bottle#: 57 Worklist Smp#: 69
Injection Vol: 100.0 ul Dil. Factor: 1.0000
Method: G2_8330_Luna Limit Group: GCSV - 8330
Column: Luna-Phenyl hexyl (4.60 mm) Detector LC DAD1A, 254 nm

22 Tetryl, CAS: 479-45-8

Signal: 1

Processing Integration Results

RT: 23.79
Area: 205715
Amount: 0.654143
Amount Units: ug/ml

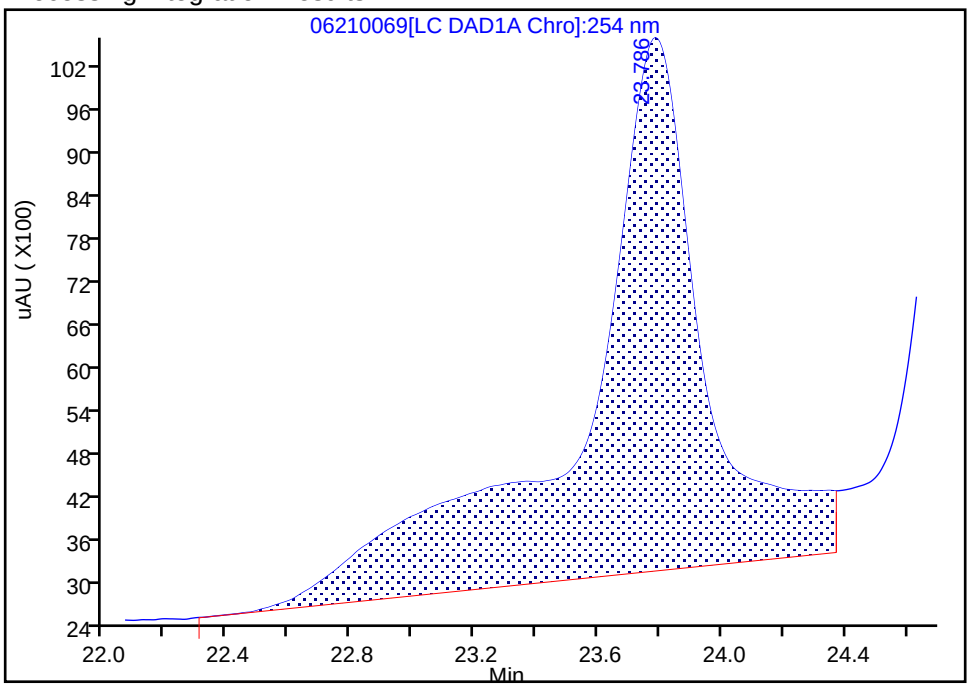

Manual Integration Results

RT: 23.79
Area: 90180
Amount: 0.286759
Amount Units: ug/ml

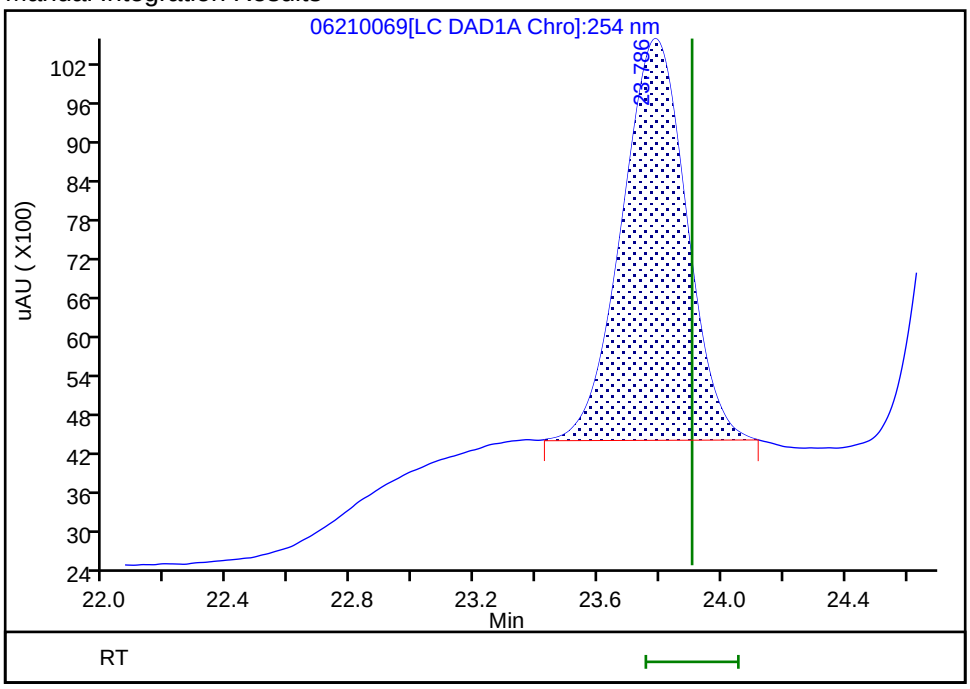

Reviewer: fiedlerh, 01-Jul-2019 18:16:26
Audit Action: Manually Integrated Audit Reason: Baseline Smoothing

Manual Integration/User Assign Peak Report

Eurofins TestAmerica, Denver

Data File:	\\chromna\Denver\ChromData\G2_LUNA\20190620-83049.b\06210069.D				
Injection Date:	22-Jun-2019 23:12:53	Instrument ID:	CHHPLC_G2_LUNA		
Lims ID:	CCV 8330				
Client ID:					
Operator ID:	HKF	ALS Bottle#:	57	Worklist Smp#:	69
Injection Vol:	100.0 ul	Dil. Factor:	1.0000		
Method:	G2_8330_Luna	Limit Group:	GCSV - 8330		
Column:	Luna-Phenyl hexyl (4.60 mm)	Detector	LC DAD1A, 254 nm		

23 2,4,6-Trinitrotoluene, CAS: 118-96-7

Signal: 1

Processing Integration Results

RT: 24.78
Area: 129763
Amount: 0.318608
Amount Units: ug/ml

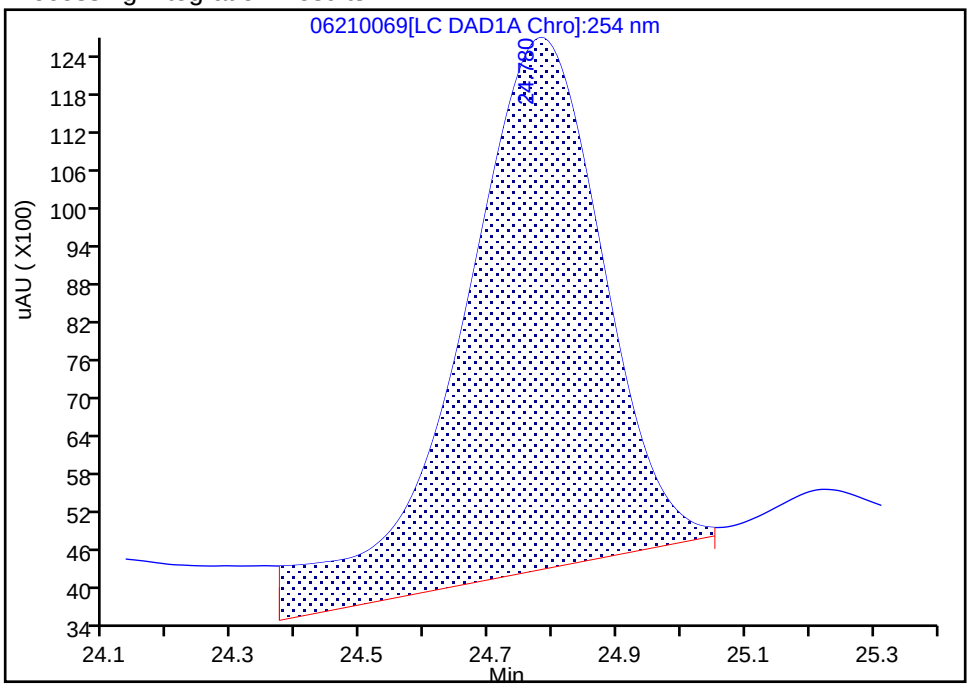

Manual Integration Results

RT: 24.78
Area: 110643
Amount: 0.271663
Amount Units: ug/ml

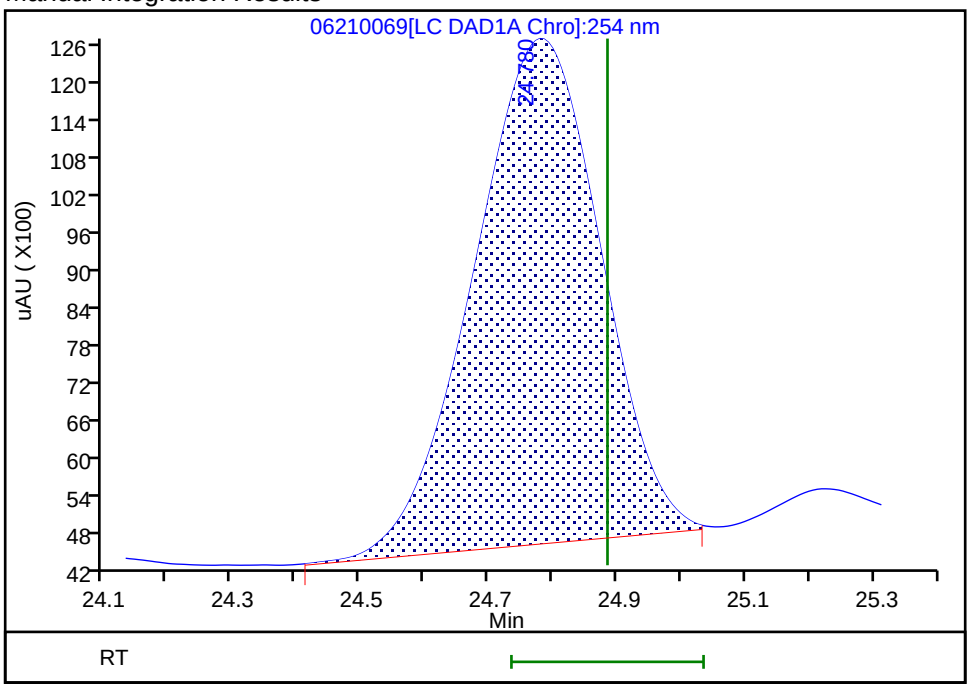

Reviewer: fiedlerh, 24-Jun-2019 10:48:21

Audit Action: Manually Integrated Audit Reason: Baseline Smoothing

FORM VII
HPLC/IC CONTINUING CALIBRATION DATA

Lab Name: Eurofins TestAmerica, Denver Job No.: 280-124986-1

SDG No.:

Lab Sample ID: CCV 280-462208/70 Calibration Date: 06/22/2019 23:47

Instrument ID: CHHPLC_G2_LUNA Calib Start Date: 05/07/2019 20:23

GC Column: Luna-phenylhex ID: 4.60(mm) Calib End Date: 05/08/2019 00:28

Lab File ID: 06210070.D Conc. Units: ug/L

ANALYTE	CURVE TYPE	AVE CF	CF	MIN CF	CALC AMOUNT	SPIKE AMOUNT	%D	MAX %D
TNX	Ave	403427	393027		244	250	-2.6	15.0
DNX	Ave	289881	300076		259	250	3.5	15.0
MNX	Ave	269525	283517		307	292	5.2	15.0

FORM VII
HPLC/IC CONTINUING CALIBRATION RETENTION TIME SUMMARY

Lab Name: Eurofins TestAmerica, Denver Job No.: 280-124986-1

SDG No.:

Lab Sample ID: CCV 280-462208/70 Calibration Date: 06/22/2019 23:47

Instrument ID: CHHPLC_G2_LUNA Calib Start Date: 05/07/2019 20:23

GC Column: Luna-phenylhex ID: 4.60(mm) Calib End Date: 05/08/2019 00:28

Lab File ID: 06210070.D

Analyte	RT	RT WINDOW	
		FROM	TO
TNX	5.49	5.34	5.64
DNX	6.31	6.16	6.46
MNX	7.84	7.70	8.00

Eurofins TestAmerica, Denver
Target Compound Quantitation Report

Data File:	\\chromna\Denver\ChromData\G2_LUNA\20190620-83049.b\06210070.D				
Lims ID:	CCV DMT				
Client ID:					
Sample Type:	CCV				
Inject. Date:	22-Jun-2019 23:47:52	ALS Bottle#:	8	Worklist Smp#:	70
Injection Vol:	100.0 ul	Dil. Factor:	1.0000		
Sample Info:	CCV DMT				
Misc. Info.:	280-0083049-070				
Operator ID:	HKF	Instrument ID:	CHHPLC_G2_LUNA		
Sublist:	chrom-G2_8330_Luna*sub13				
Method:	\\chromna\Denver\ChromData\G2_LUNA\20190620-83049.b\G2_8330_Luna.m				
Limit Group:	GCSV - 8330				
Last Update:	24-Jun-2019 10:51:17	Calib Date:	08-May-2019 00:28:23		
Integrator:	Falcon				
Quant Method:	External Standard	Quant By:	Initial Calibration		
Last ICal File:	\\chromna\Denver\ChromData\G2_LUNA\20190507-81649.b\05070023.D				
Column 1 :	Luna-Phenyl hexyl (4.60 mm)		Det: LC DAD1A, 254 nm		
Process Host:	CTX0327				
First Level Reviewer: fiedlerh		Date:	24-Jun-2019 10:48:36		

Compound	Det	RT (min.)	Exp RT (min.)	Dlt RT (min.)	Response	Cal Amt ug/ml	OnCol Amt ug/ml	Flags
3 TNX	1	5.485	5.488	-0.003	98355	0.2503	0.2438	
4 DNX	1	6.305	6.308	-0.003	75094	0.2503	0.2591	
7 MNX	1	7.838	7.848	-0.010	82716	0.2918	0.3069	

Reagents:

8330 DMT_00002 Amount Added: 12.50 Units: uL

Report Date: 24-Jun-2019 10:51:18 Chrom Revision: 2.3 20-Jun-2019 20:50:56

Eurofins TestAmerica, Denver

Data File:	\\chromna\Denver\ChromData\G2_LUNA\20190620-83049.b\06210070.D				
Injection Date:	22-Jun-2019 23:47:52	Instrument ID:	CHHPLC_G2_LUNA	Operator ID:	HKF
Lims ID:	CCV DMT			Worklist Smp#:	70
Client ID:					
Injection Vol:	100.0 ul	Dil. Factor:	1.0000	ALS Bottle#:	8
Method:	G2_8330_Luna	Limit Group:	GCSV - 8330		

Column: Luna-Phenyl hexyl (4.60 mm) Y Scaling: Method Defined: Scale to the Nth Largest Peak: 1

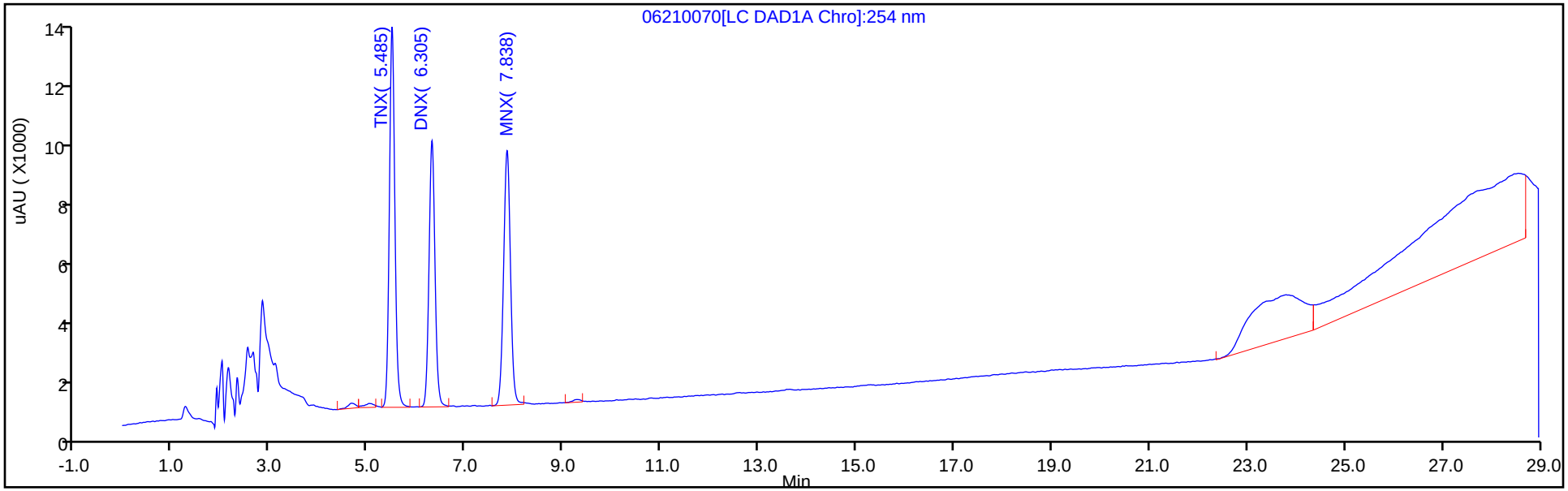

Y Scaling: Method Defined: Scale to the Nth Largest Peak: 1

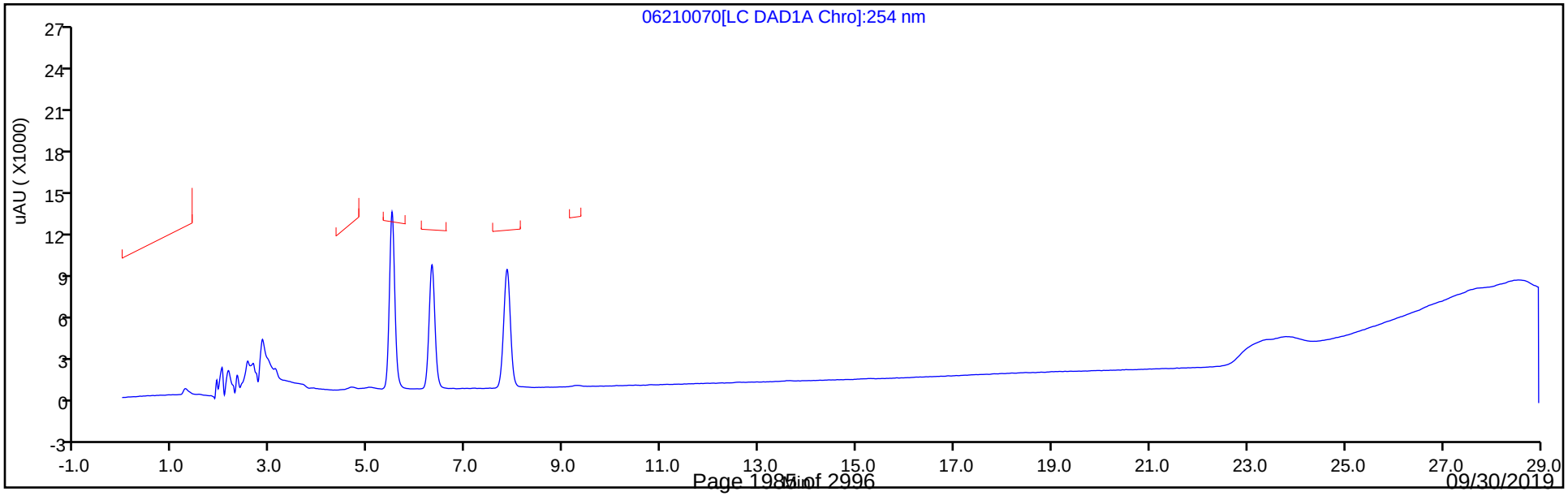

FORM VII
HPLC/IC CONTINUING CALIBRATION DATA

Lab Name: Eurofins TestAmerica, Denver Job No.: 280-124986-1

SDG No.:

Lab Sample ID: CCV 280-462208/74 Calibration Date: 06/23/2019 02:07

Instrument ID: CHHPLC_G2_LUNA Calib Start Date: 05/07/2019 15:08

GC Column: Luna-phenylhex ID: 4.60(mm) Calib End Date: 05/07/2019 19:13

Lab File ID: 06210074.D Conc. Units: ug/L

ANALYTE	CURVE TYPE	AVE CF	CF	MIN CF	CALC AMOUNT	SPIKE AMOUNT	%D	MAX %D
Picric acid	Ave	154920	178468		288	250	15.2*	15.0
HMX	Ave	171198	187736		274	250	9.7	15.0
RDX	Ave	208444	234392		281	250	12.4	15.0
Nitrobenzene	Ave	405448	421082		260	251	3.9	15.0
Nitroglycerin	Ave	192935	201350		2610	2500	4.4	15.0
1,3-Dinitrobenzene	Ave	635564	692284		273	250	8.9	15.0
2-Nitrotoluene	Ave	261865	277440		266	251	5.9	15.0
4-Nitrotoluene	Ave	226647	233884		259	251	3.2	15.0
4-Amino-2,6-dinitrotoluene	Ave	297375	328598		277	251	10.5	15.0
3-Nitrotoluene	Ave	292691	313677		269	251	7.2	15.0
2-Amino-4,6-dinitrotoluene	Ave	430236	474189		276	251	10.2	15.0
1,3,5-Trinitrobenzene	Ave	457546	508844		278	250	11.2	15.0
2,6-Dinitrotoluene	Ave	293465	320319		274	251	9.2	15.0
2,4-Dinitrotoluene	Ave	569466	620323		273	251	8.9	15.0
Tetryl	Ave	314480	367564		292	250	16.9*	15.0
2,4,6-Trinitrotoluene	Ave	407281	442108		272	251	8.6	15.0
PETN	Ave	132364	145632		2750	2500	10.0	15.0
1,2-Dinitrobenzene	Ave	276856	304168		275	250	9.9	15.0

FORM VII
HPLC/IC CONTINUING CALIBRATION RETENTION TIME SUMMARY

Lab Name: Eurofins TestAmerica, Denver Job No.: 280-124986-1

SDG No.:

Lab Sample ID: CCV 280-462208/74 Calibration Date: 06/23/2019 02:07

Instrument ID: CHHPLC_G2_LUNA Calib Start Date: 05/07/2019 15:08

GC Column: Luna-phenylhex ID: 4.60(mm) Calib End Date: 05/07/2019 19:13

Lab File ID: 06210074.D

Analyte	RT	RT WINDOW	
		FROM	TO
Picric acid	5.90	5.98	6.28
HMX	7.16	7.08	7.38
RDX	9.24	9.16	9.46
Nitrobenzene	12.22	12.16	12.46
Nitroglycerin	15.74	15.70	16.00
1,3-Dinitrobenzene	15.76	15.71	16.01
2-Nitrotoluene	16.57	16.53	16.83
4-Nitrotoluene	16.90	16.86	17.16
4-Amino-2,6-dinitrotoluene	17.30	17.26	17.56
3-Nitrotoluene	17.81	17.77	18.07
2-Amino-4,6-dinitrotoluene	18.32	18.30	18.60
1,3,5-Trinitrobenzene	19.06	19.01	19.31
2,6-Dinitrotoluene	19.90	19.87	20.17
2,4-Dinitrotoluene	20.46	20.43	20.73
Tetryl	23.78	23.76	24.06
2,4,6-Trinitrotoluene	24.78	24.74	25.04
PETN	25.22	25.17	25.47
1,2-Dinitrobenzene	13.24	13.19	13.49

Eurofins TestAmerica, Denver
Target Compound Quantitation Report

Data File: \\chromna\Denver\ChromData\G2_LUNA\20190620-83049.b\06210074.D
Lims ID: CCV 8330
Client ID:
Sample Type: CCV
Inject. Date: 23-Jun-2019 02:07:57 ALS Bottle#: 57 Worklist Smp#: 74
Injection Vol: 100.0 ul Dil. Factor: 1.0000
Sample Info: CCV 8330
Misc. Info.: 280-0083049-074
Operator ID: HKF Instrument ID: CHHPLC_G2_LUNA
Sublist: chrom-G2_8330_Luna*sub6

Method: \\chromna\Denver\ChromData\G2_LUNA\20190620-83049.b\G2_8330_Luna.m
Limit Group: GCSV - 8330
Last Update: 24-Jun-2019 10:51:21 Calib Date: 08-May-2019 00:28:23
Integrator: Falcon
Quant Method: External Standard Quant By: Initial Calibration
Last ICal File: \\chromna\Denver\ChromData\G2_LUNA\20190507-81649.b\05070023.D

Column 1 : Luna-Phenyl hexyl (4.60 mm) Det: LC DAD1A, 254 nm
Process Host: CTX0327

First Level Reviewer: fiedlerh Date: 24-Jun-2019 10:50:22

Compound	Det	RT (min.)	Exp RT (min.)	Dlt RT (min.)	Response	Cal Amt ug/ml	OnCol Amt ug/ml	Flags
1 2,6-diamino-4-nitrotoluene	1	4.436	4.465	-0.029	105871	0.2500	0.2683	
2 2,4-diamino-6-nitrotoluene	1	4.983	5.019	-0.036	67281	0.2500	0.2630	
5 2,4,6-Trinitrophenol	1	5.896	6.132	-0.236	44617	0.2500	0.2880	
6 HMX	1	7.163	7.225	-0.062	46934	0.2500	0.2741	
8 RDX	1	9.236	9.312	-0.076	58598	0.2500	0.2811	
9 Nitrobenzene	1	12.216	12.305	-0.089	105481	0.2505	0.2602	
$ 10 1,2-Dinitrobenzene	1	13.236	13.338	-0.102	76042	0.2500	0.2747	
11 3,5-Dinitroaniline	1	15.163	15.265	-0.102	130676	0.2500	0.2780	
13 Nitroglycerin	2	15.736	15.852	-0.116	503374	2.50	2.61	
12 1,3-Dinitrobenzene	1	15.756	15.858	-0.102	173244	0.2503	0.2726	
14 o-Nitrotoluene	1	16.569	16.678	-0.109	69568	0.2508	0.2657	
15 p-Nitrotoluene	1	16.896	17.005	-0.109	58705	0.2510	0.2590	
16 4-Amino-2,6-dinitrotoluene	1	17.303	17.412	-0.109	82396	0.2508	0.2771	
17 m-Nitrotoluene	1	17.809	17.918	-0.109	78733	0.2510	0.2690	
18 2-Amino-4,6-dinitrotoluene	1	18.323	18.445	-0.122	118903	0.2508	0.2764	
19 1,3,5-Trinitrobenzene	1	19.056	19.158	-0.102	127211	0.2500	0.2780	
20 2,6-Dinitrotoluene	1	19.903	20.018	-0.115	80320	0.2508	0.2737	
21 2,4-Dinitrotoluene	1	20.463	20.579	-0.115	155391	0.2505	0.2729	
22 Tetryl	1	23.783	23.905	-0.122	91891	0.2500	0.2922	M
23 2,4,6-Trinitrotoluene	1	24.776	24.885	-0.109	110969	0.2510	0.2725	M
24 PETN	2	25.216	25.319	-0.103	364081	2.50	2.75	

QC Flag Legend

Review Flags
M - Manually Integrated

Reagents:

8330IntermStk_00058	Amount Added:	12.50	Units: uL
8330_ADDs_00022	Amount Added:	12.50	Units: uL

Report Date: 24-Jun-2019 10:51:21 Chrom Revision: 2.3 20-Jun-2019 20:50:56

Eurofins TestAmerica, Denver

Data File:	\\chromna\Denver\ChromData\G2_LUNA\20190620-83049.b\06210074.D				
Injection Date:	23-Jun-2019 02:07:57	Instrument ID:	CHHPLC_G2_LUNA	Operator ID:	HKF
Lims ID:	CCV 8330			Worklist Smp#:	74
Client ID:					
Injection Vol:	100.0 ul	Dil. Factor:	1.0000	ALS Bottle#:	57
Method:	G2_8330_Luna	Limit Group:	GCSV - 8330		

Column: Luna-Phenyl hexyl (4.60 mm) Y Scaling: Method Defined: Scale to the Nth Largest Peak: 1

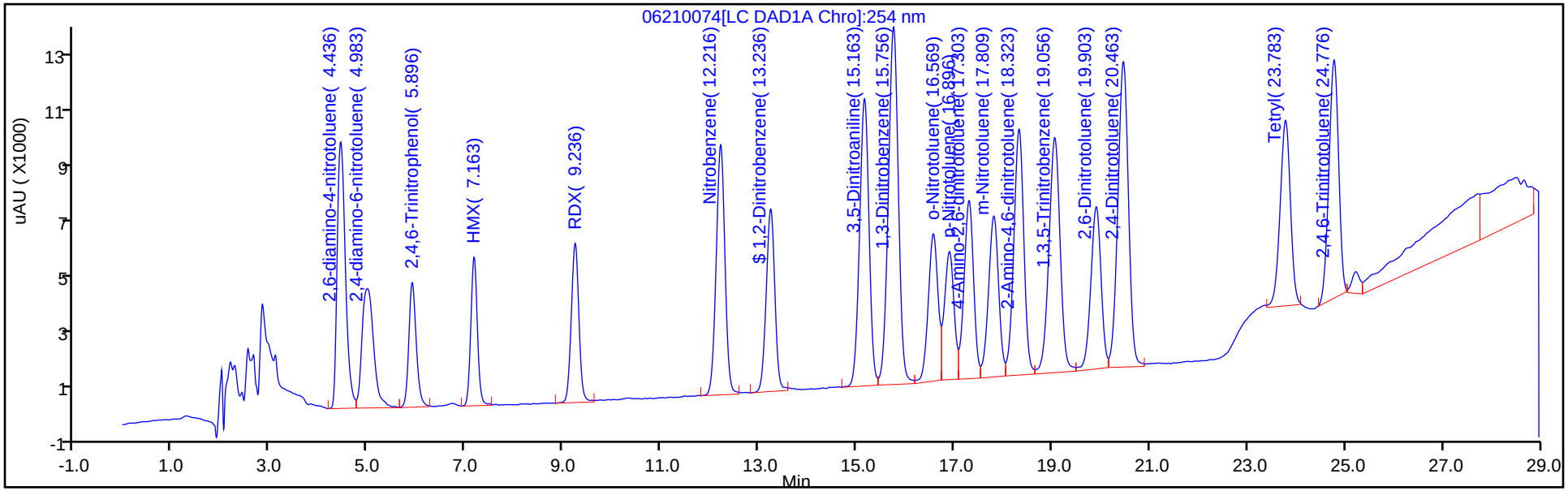

Y Scaling: Method Defined: Scale to the Nth Largest Peak: 1

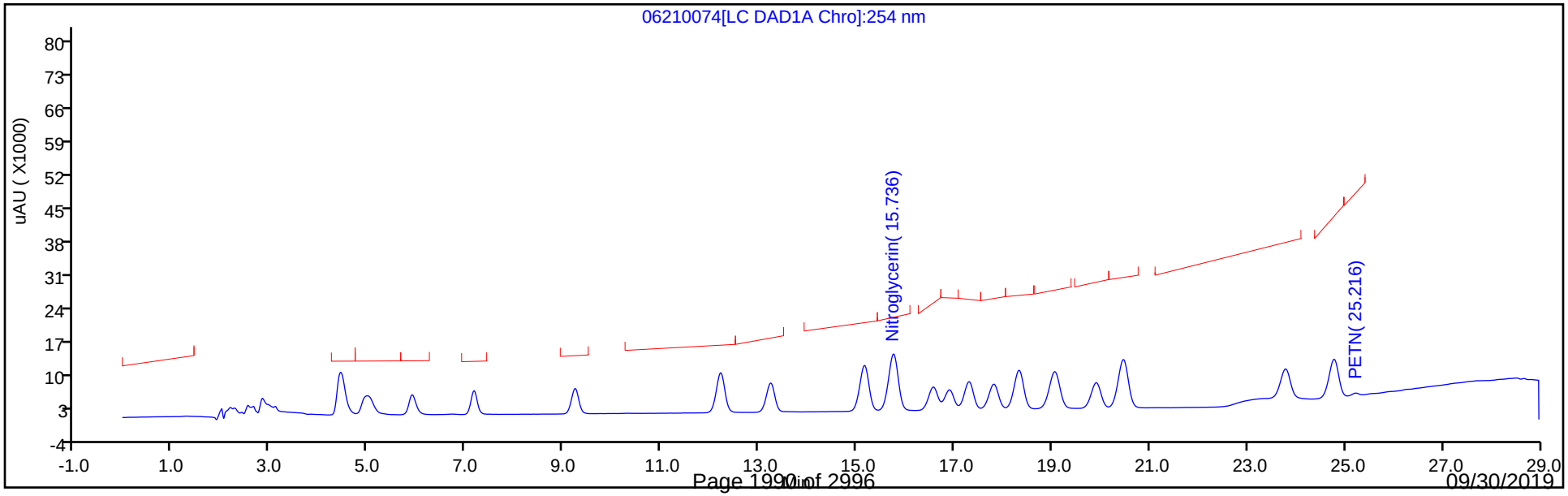

Manual Integration/User Assign Peak Report

Eurofins TestAmerica, Denver

Data File: \\chromna\Denver\ChromData\G2_LUNA\20190620-83049.b\06210074.D
Injection Date: 23-Jun-2019 02:07:57 Instrument ID: CHHPLC_G2_LUNA
Lims ID: CCV 8330
Client ID:
Operator ID: HKF ALS Bottle#: 57 Worklist Smp#: 74
Injection Vol: 100.0 ul Dil. Factor: 1.0000
Method: G2_8330_Luna Limit Group: GCSV - 8330
Column: Luna-Phenyl hexyl (4.60 mm) Detector LC DAD1A, 254 nm

22 Tetryl, CAS: 479-45-8

Signal: 1

Processing Integration Results

RT: 23.78
Area: 197226
Amount: 0.627150
Amount Units: ug/ml

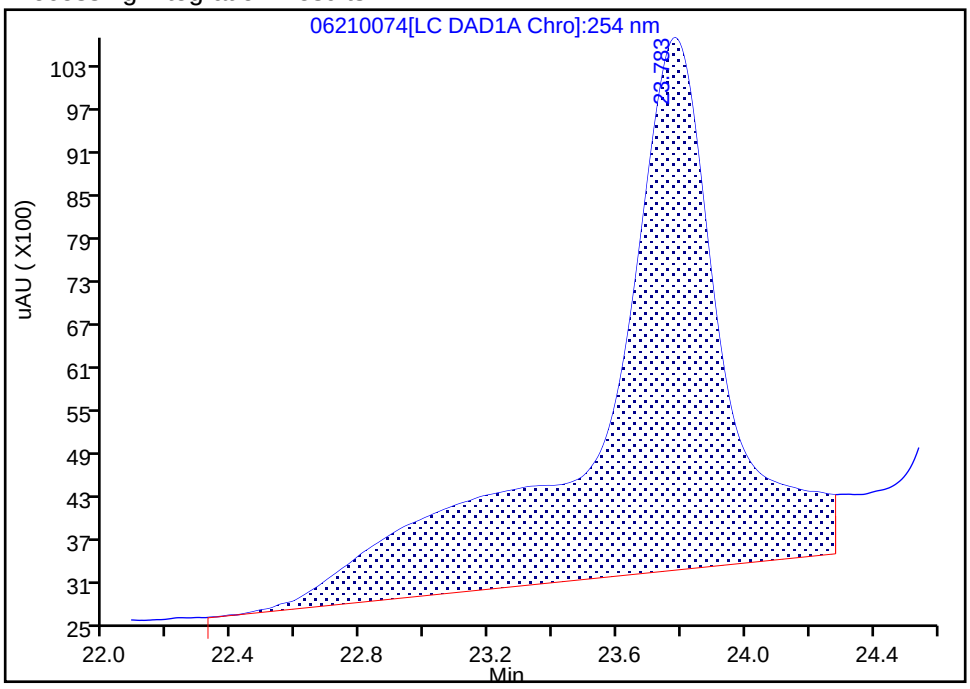

Manual Integration Results

RT: 23.78
Area: 91891
Amount: 0.292200
Amount Units: ug/ml

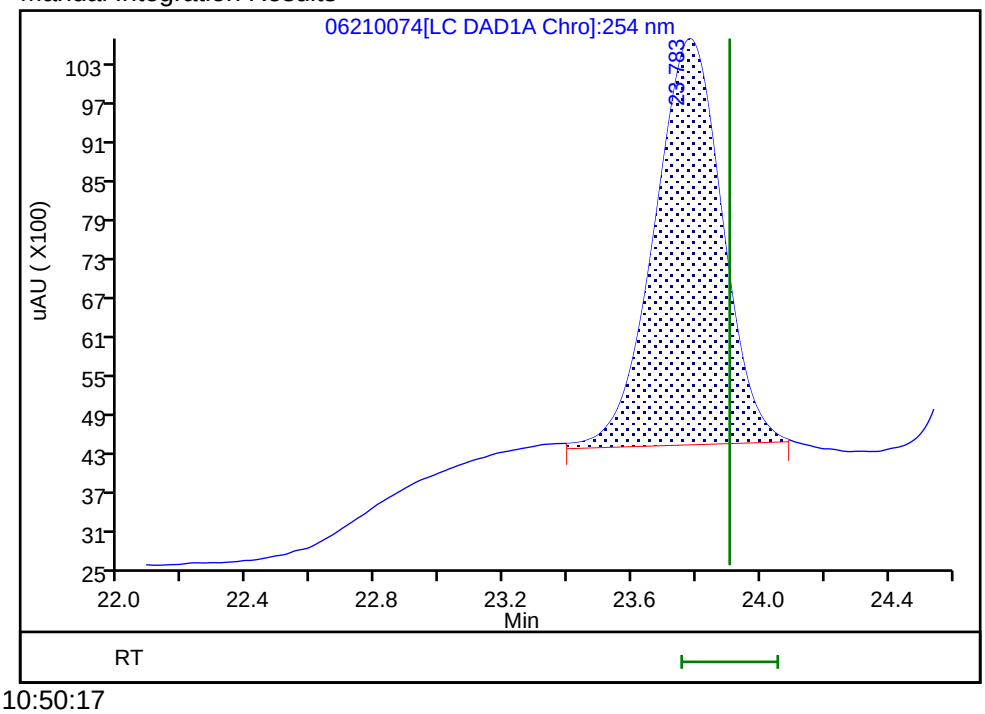

Reviewer: fiedlerh, 24-Jun-2019 10:50:17
Audit Action: Manually Integrated Audit Reason: Baseline Smoothing

Manual Integration/User Assign Peak Report

Eurofins TestAmerica, Denver

Data File:	\\chromna\Denver\ChromData\G2_LUNA\20190620-83049.b\06210074.D				
Injection Date:	23-Jun-2019 02:07:57	Instrument ID:	CHHPLC_G2_LUNA		
Lims ID:	CCV 8330				
Client ID:					
Operator ID:	HKF	ALS Bottle#:	57	Worklist Smp#:	74
Injection Vol:	100.0 ul	Dil. Factor:	1.0000		
Method:	G2_8330_Luna	Limit Group:	GCSV - 8330		
Column:	Luna-Phenyl hexyl (4.60 mm)	Detector	LC DAD1A, 254 nm		

23 2,4,6-Trinitrotoluene, CAS: 118-96-7

Signal: 1

Processing Integration Results

RT: 24.78
Area: 129811
Amount: 0.318726
Amount Units: ug/ml

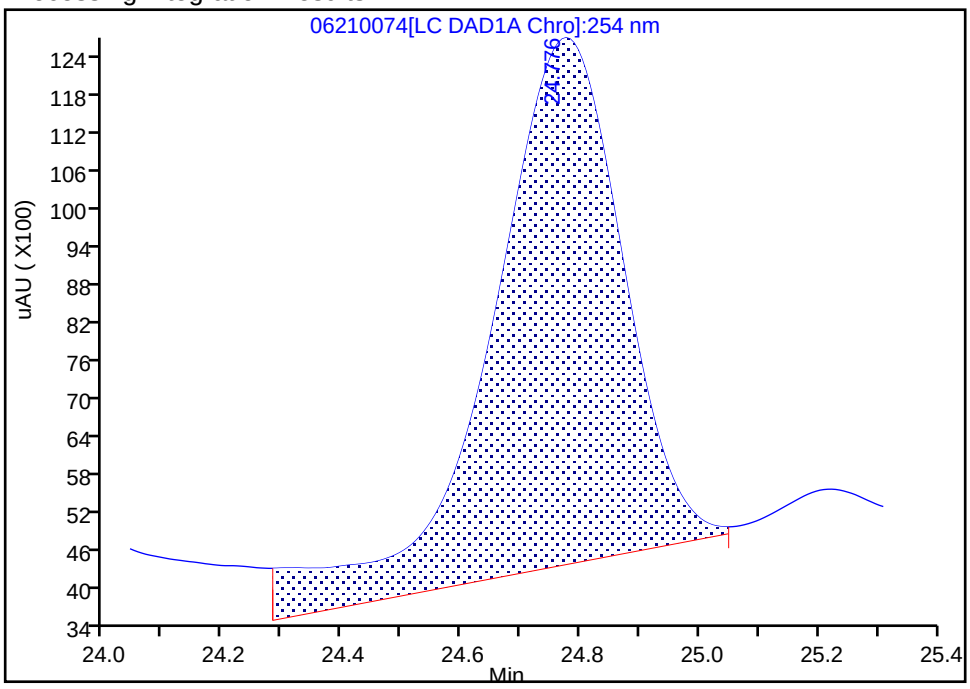

Manual Integration Results

RT: 24.78
Area: 110969
Amount: 0.272463
Amount Units: ug/ml

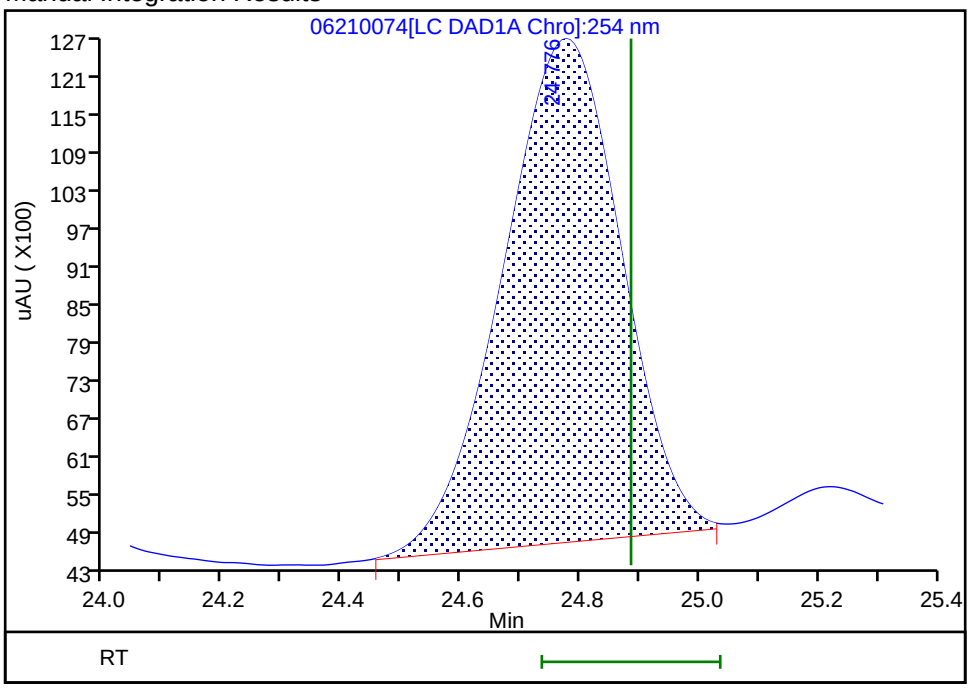

Reviewer: fiedlerh, 24-Jun-2019 10:50:13

Audit Action: Manually Integrated Audit Reason: Baseline Smoothing

FORM VII
HPLC/IC CONTINUING CALIBRATION DATA

Lab Name: Eurofins TestAmerica, Denver Job No.: 280-124986-1

SDG No.:

Lab Sample ID: CCV 280-462208/75 Calibration Date: 06/23/2019 02:42

Instrument ID: CHHPLC_G2_LUNA Calib Start Date: 05/07/2019 20:23

GC Column: Luna-phenylhex ID: 4.60(mm) Calib End Date: 05/08/2019 00:28

Lab File ID: 06210075.D Conc. Units: ug/L

ANALYTE	CURVE TYPE	AVE CF	CF	MIN CF	CALC AMOUNT	SPIKE AMOUNT	%D	MAX %D
TNX	Ave	403427	391768		243	250	-2.9	15.0
DNX	Ave	289881	301459		260	250	4.0	15.0
MNX	Ave	269525	284614		308	292	5.6	15.0

FORM VII
HPLC/IC CONTINUING CALIBRATION RETENTION TIME SUMMARY

Lab Name: Eurofins TestAmerica, Denver Job No.: 280-124986-1

SDG No.:

Lab Sample ID: CCV 280-462208/75 Calibration Date: 06/23/2019 02:42

Instrument ID: CHHPLC_G2_LUNA Calib Start Date: 05/07/2019 20:23

GC Column: Luna-phenylhex ID: 4.60(mm) Calib End Date: 05/08/2019 00:28

Lab File ID: 06210075.D

Analyte	RT	RT WINDOW	
		FROM	TO
TNX	5.48	5.34	5.64
DNX	6.30	6.16	6.46
MNX	7.83	7.70	8.00

Eurofins TestAmerica, Denver
Target Compound Quantitation Report

Data File:	\\chromna\Denver\ChromData\G2_LUNA\20190620-83049.b\06210075.D				
Lims ID:	CCV DMT				
Client ID:					
Sample Type:	CCV				
Inject. Date:	23-Jun-2019 02:42:56	ALS Bottle#:	8	Worklist Smp#:	75
Injection Vol:	100.0 ul	Dil. Factor:	1.0000		
Sample Info:	CCV DMT				
Misc. Info.:	280-0083049-075				
Operator ID:	HKF	Instrument ID:	CHHPLC_G2_LUNA		
Sublist:	chrom-G2_8330_Luna*sub13				
Method:	\\chromna\Denver\ChromData\G2_LUNA\20190620-83049.b\G2_8330_Luna.m				
Limit Group:	GCSV - 8330				
Last Update:	24-Jun-2019 10:51:21	Calib Date:	08-May-2019 00:28:23		
Integrator:	Falcon				
Quant Method:	External Standard	Quant By:	Initial Calibration		
Last ICal File:	\\chromna\Denver\ChromData\G2_LUNA\20190507-81649.b\05070023.D				
Column 1 :	Luna-Phenyl hexyl (4.60 mm)		Det: LC DAD1A, 254 nm		
Process Host:	CTX0327				

Compound	Det	RT (min.)	Exp RT (min.)	Dlt RT (min.)	Response	Cal Amt ug/ml	OnCol Amt ug/ml	Flags
3 TNX	1	5.476	5.488	-0.012	98040	0.2503	0.2430	
4 DNX	1	6.296	6.308	-0.012	75440	0.2503	0.2602	
7 MNX	1	7.829	7.848	-0.019	83036	0.2918	0.3081	

Reagents:

8330 DMT_00002 Amount Added: 12.50 Units: uL

Report Date: 24-Jun-2019 10:51:22 Chrom Revision: 2.3 20-Jun-2019 20:50:56

Eurofins TestAmerica, Denver

Data File:	\\chromna\Denver\ChromData\G2_LUNA\20190620-83049.b\06210075.D				
Injection Date:	23-Jun-2019 02:42:56	Instrument ID:	CHHPLC_G2_LUNA	Operator ID:	HKF
Lims ID:	CCV DMT			Worklist Smp#:	75
Client ID:					
Injection Vol:	100.0 ul	Dil. Factor:	1.0000	ALS Bottle#:	8
Method:	G2_8330_Luna	Limit Group:	GCSV - 8330		

Column: Luna-Phenyl hexyl (4.60 mm) Y Scaling: Method Defined: Scale to the Nth Largest Peak: 1

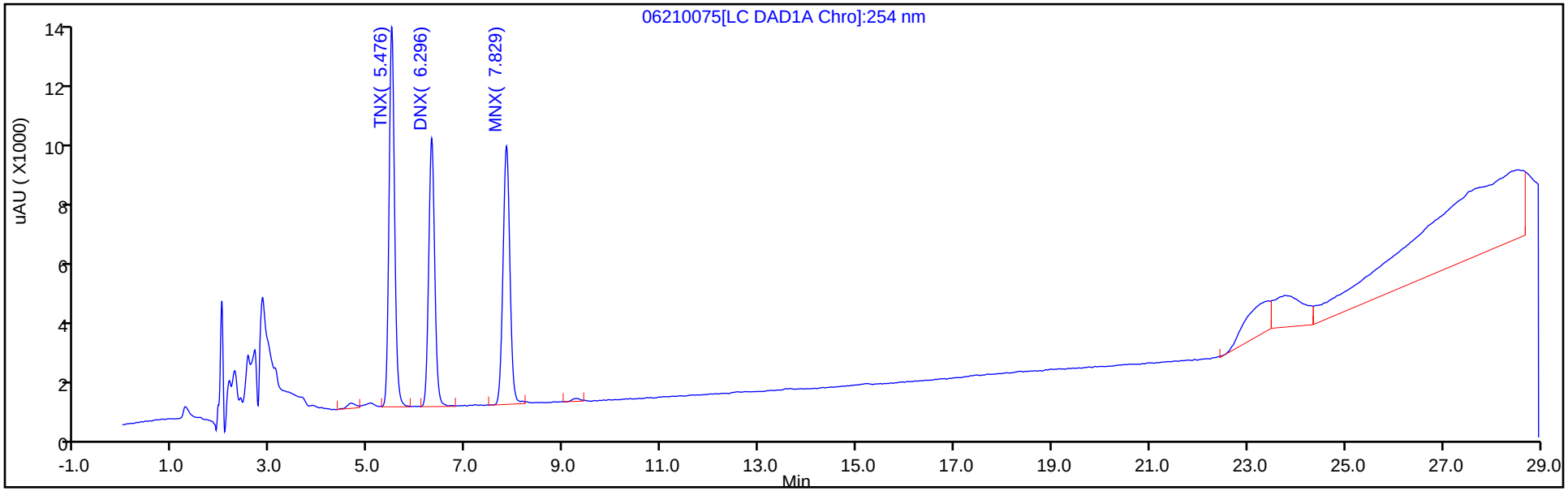

Y Scaling: Method Defined: Scale to the Nth Largest Peak: 1

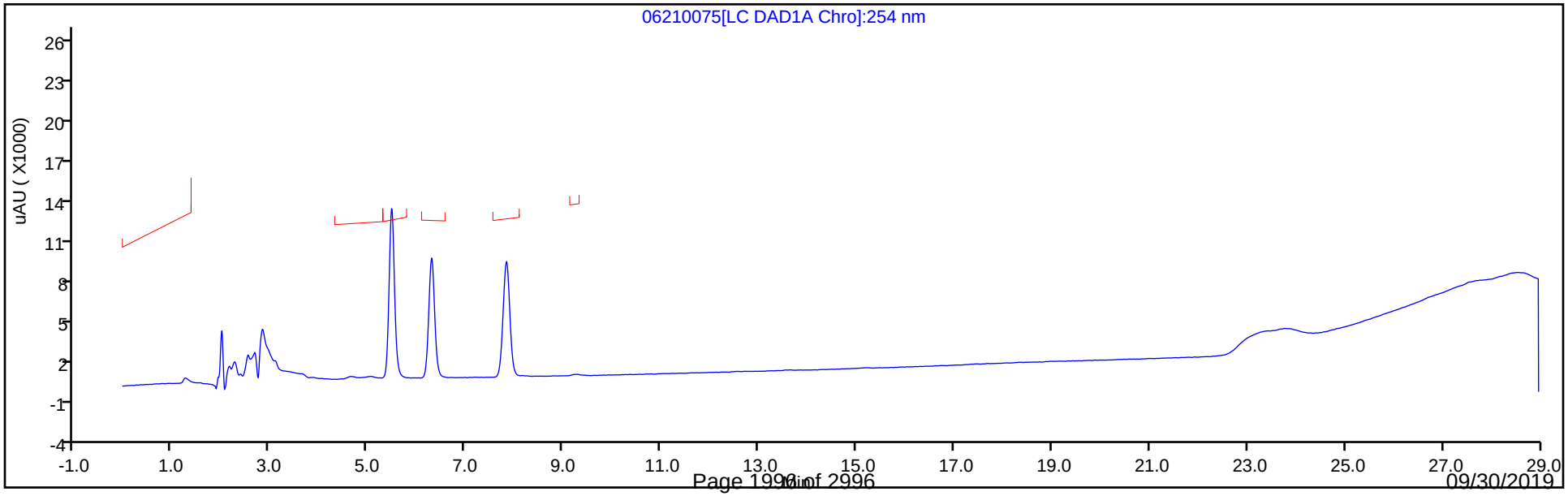

FORM VII
HPLC/IC CONTINUING CALIBRATION DATA

Lab Name: Eurofins TestAmerica, Denver Job No.: 280-124986-1

SDG No.:

Lab Sample ID: CCV 280-462508/13 Calibration Date: 06/24/2019 19:33

Instrument ID: CHHPLC_G2_LUNA Calib Start Date: 05/07/2019 15:08

GC Column: Luna-phenylhex ID: 4.60(mm) Calib End Date: 05/07/2019 19:13

Lab File ID: 06240013.D Conc. Units: ug/L

ANALYTE	CURVE TYPE	AVE CF	CF	MIN CF	CALC AMOUNT	SPIKE AMOUNT	%D	MAX %D
Picric acid	Ave	154920	180656		292	250	16.6*	15.0
HMX	Ave	171198	196004		286	250	14.5	15.0
RDX	Ave	208444	235540		282	250	13.0	15.0
Nitrobenzene	Ave	405448	436679		270	251	7.7	15.0
Nitroglycerin	Ave	192935	196160		2540	2500	1.7	15.0
1,3-Dinitrobenzene	Ave	635564	694474		273	250	9.3	15.0
2-Nitrotoluene	Ave	261865	283163		271	251	8.1	15.0
4-Nitrotoluene	Ave	226647	241056		267	251	6.4	15.0
4-Amino-2,6-dinitrotoluene	Ave	297375	328901		277	251	10.6	15.0
3-Nitrotoluene	Ave	292691	317546		272	251	8.5	15.0
2-Amino-4,6-dinitrotoluene	Ave	430236	472255		275	251	9.8	15.0
1,3,5-Trinitrobenzene	Ave	457546	497616		272	250	8.8	15.0
2,6-Dinitrotoluene	Ave	293465	317831		272	251	8.3	15.0
2,4-Dinitrotoluene	Ave	569466	622922		274	251	9.4	15.0
Tetryl	Ave	314480	340448		271	250	8.3	15.0
2,4,6-Trinitrotoluene	Ave	407281	440072		271	251	8.1	15.0
PETN	Ave	132364	143885		2720	2500	8.7	15.0
1,2-Dinitrobenzene	Ave	276856	308120		278	250	11.3	15.0

FORM VII
HPLC/IC CONTINUING CALIBRATION RETENTION TIME SUMMARY

Lab Name: Eurofins TestAmerica, Denver Job No.: 280-124986-1

SDG No.:

Lab Sample ID: CCV 280-462508/13 Calibration Date: 06/24/2019 19:33

Instrument ID: CHHPLC_G2_LUNA Calib Start Date: 05/07/2019 15:08

GC Column: Luna-phenylhex ID: 4.60(mm) Calib End Date: 05/07/2019 19:13

Lab File ID: 06240013.D

Analyte	RT	RT WINDOW	
		FROM	TO
Picric acid	6.19	6.05	6.35
HMX	7.22	7.05	7.35
RDX	9.30	9.13	9.43
Nitrobenzene	12.29	12.11	12.41
Nitroglycerin	15.83	15.65	15.95
1,3-Dinitrobenzene	15.85	15.67	15.97
2-Nitrotoluene	16.66	16.48	16.78
4-Nitrotoluene	16.99	16.81	17.11
4-Amino-2,6-dinitrotoluene	17.41	17.23	17.53
3-Nitrotoluene	17.91	17.73	18.03
2-Amino-4,6-dinitrotoluene	18.45	18.27	18.57
1,3,5-Trinitrobenzene	19.16	18.98	19.28
2,6-Dinitrotoluene	20.01	19.83	20.13
2,4-Dinitrotoluene	20.57	20.39	20.69
Tetryl	23.89	23.73	24.03
2,4,6-Trinitrotoluene	24.87	24.71	25.01
PETN	25.28	25.13	25.43
1,2-Dinitrobenzene	13.33	13.15	13.45

Eurofins TestAmerica, Denver
Target Compound Quantitation Report

Data File: \\chromna\Denver\ChromData\G2_LUNA\20190624-83137.b\06240013.D
Lims ID: CCV 8330
Client ID:
Sample Type: CCV
Inject. Date: 24-Jun-2019 19:33:05 ALS Bottle#: 7 Worklist Smp#: 13
Injection Vol: 100.0 ul Dil. Factor: 1.0000
Sample Info: CCV 8330
Misc. Info.: 280-0083137-013
Operator ID: HKF Instrument ID: CHHPLC_G2_LUNA
Sublist: chrom-G2_8330_Luna*sub6

Method: \\chromna\Denver\ChromData\G2_LUNA\20190624-83137.b\G2_8330_Luna.m
Limit Group: GCSV - 8330
Last Update: 25-Jun-2019 10:38:07 Calib Date: 08-May-2019 00:28:23
Integrator: Falcon
Quant Method: External Standard Quant By: Initial Calibration
Last ICal File: \\chromna\Denver\ChromData\G2_LUNA\20190507-81649.b\05070023.D

Column 1 : Luna-Phenyl hexyl (4.60 mm) Det: LC DAD1A, 254 nm
Process Host: CTX0328

Compound	Det	RT (min.)	Exp RT (min.)	Dlt RT (min.)	Response	Cal Amt ug/ml	OnCol Amt ug/ml	Flags
1 2,6-diamino-4-nitrotoluene	1	4.452	4.449	0.003	111070	0.2500	0.2815	
2 2,4-diamino-6-nitrotoluene	1	4.992	4.989	0.003	70846	0.2500	0.2769	
5 2,4,6-Trinitrophenol	1	6.185	6.203	-0.018	45164	0.2500	0.2915	
6 HMX	1	7.219	7.203	0.016	49001	0.2500	0.2862	
8 RDX	1	9.298	9.283	0.015	58885	0.2500	0.2825	
9 Nitrobenzene	1	12.285	12.263	0.022	109388	0.2505	0.2698	
$ 10 1,2-Dinitrobenzene	1	13.325	13.296	0.029	77030	0.2500	0.2782	
11 3,5-Dinitroaniline	1	15.272	15.243	0.029	131624	0.2500	0.2800	
13 Nitroglycerin	2	15.825	15.803	0.022	490401	2.50	2.54	
12 1,3-Dinitrobenzene	1	15.852	15.823	0.029	173792	0.2503	0.2734	
14 o-Nitrotoluene	1	16.658	16.629	0.029	71003	0.2508	0.2711	
15 p-Nitrotoluene	1	16.992	16.963	0.029	60505	0.2510	0.2670	
16 4-Amino-2,6-dinitrotoluene	1	17.412	17.383	0.029	82472	0.2508	0.2773	
17 m-Nitrotoluene	1	17.905	17.876	0.029	79704	0.2510	0.2723	
18 2-Amino-4,6-dinitrotoluene	1	18.445	18.416	0.029	118418	0.2508	0.2752	
19 1,3,5-Trinitrobenzene	1	19.158	19.129	0.029	124404	0.2500	0.2719	
20 2,6-Dinitrotoluene	1	20.012	19.983	0.029	79696	0.2508	0.2716	
21 2,4-Dinitrotoluene	1	20.572	20.543	0.029	156042	0.2505	0.2740	
22 Tetryl	1	23.892	23.876	0.016	85112	0.2500	0.2706	
23 2,4,6-Trinitrotoluene	1	24.865	24.856	0.009	110458	0.2510	0.2712	
24 PETN	2	25.279	25.276	0.003	359713	2.50	2.72	

Reagents:

8330IntermStk_00058 Amount Added: 12.50 Units: uL
8330_ADDs_00022 Amount Added: 12.50 Units: uL

Report Date: 25-Jun-2019 10:38:08 Chrom Revision: 2.3 20-Jun-2019 20:50:56

Eurofins TestAmerica, Denver

Data File:	\\chromna\Denver\ChromData\G2_LUNA\20190624-83137.b\06240013.D				
Injection Date:	24-Jun-2019 19:33:05	Instrument ID:	CHHPLC_G2_LUNA	Operator ID:	HKF
Lims ID:	CCV 8330			Worklist Smp#:	13
Client ID:					
Injection Vol:	100.0 ul	Dil. Factor:	1.0000	ALS Bottle#:	7
Method:	G2_8330_Luna	Limit Group:	GCSV - 8330		

Column: Luna-Phenyl hexyl (4.60 mm) Y Scaling: Method Defined: Scale to the Nth Largest Peak: 1

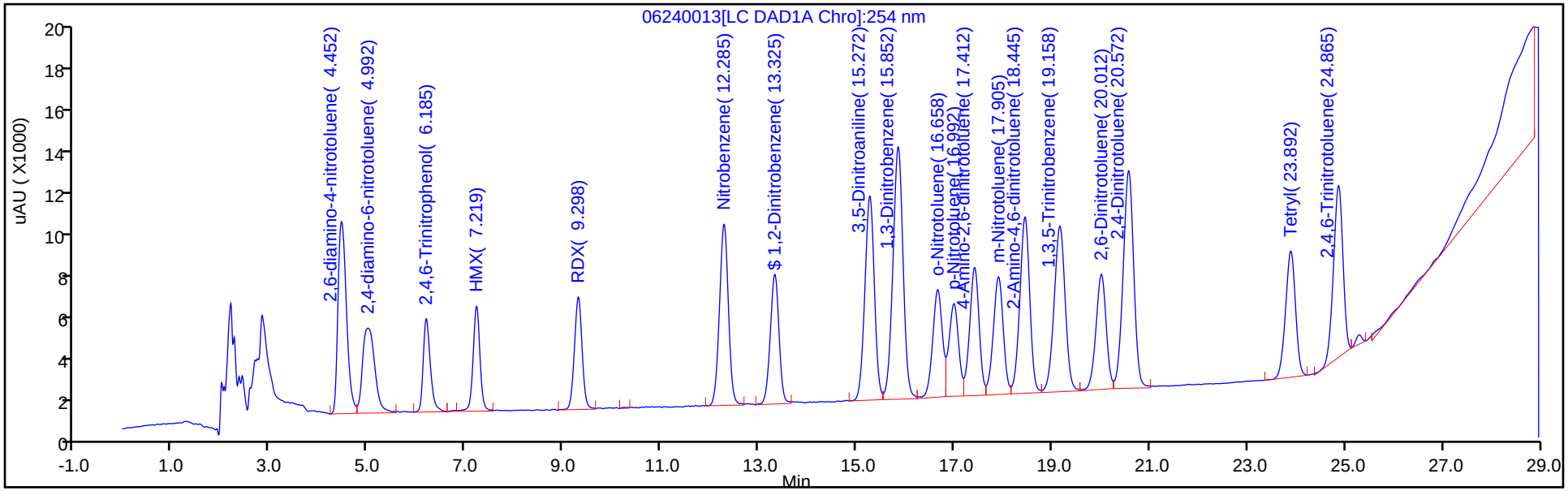

Y Scaling: Method Defined: Scale to the Nth Largest Peak: 1

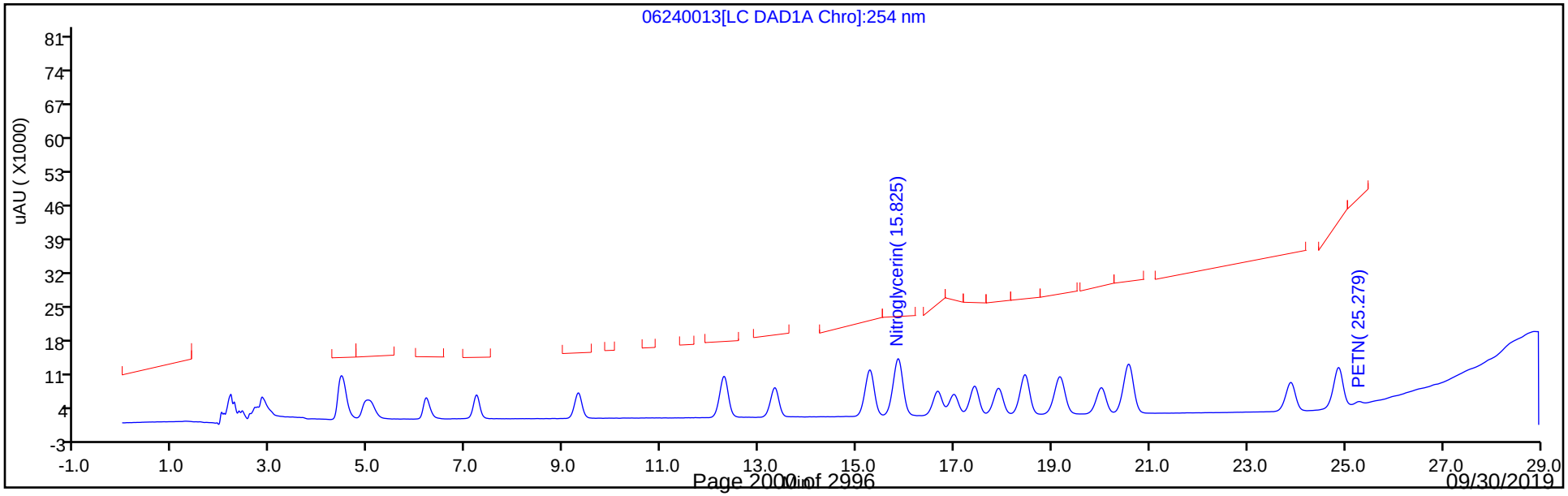

FORM VII
HPLC/IC CONTINUING CALIBRATION DATA

Lab Name: Eurofins TestAmerica, Denver Job No.: 280-124986-1

SDG No.:

Lab Sample ID: CCV 280-462508/14 Calibration Date: 06/24/2019 20:08

Instrument ID: CHHPLC_G2_LUNA Calib Start Date: 05/07/2019 20:23

GC Column: Luna-phenylhex ID: 4.60(mm) Calib End Date: 05/08/2019 00:28

Lab File ID: 06240014.D Conc. Units: ug/L

ANALYTE	CURVE TYPE	AVE CF	CF	MIN CF	CALC AMOUNT	SPIKE AMOUNT	%D	MAX %D
TNX	Ave	403427	433850		269	250	7.5	15.0
DNX	Ave	289881	313894		271	250	8.3	15.0
MNX	Ave	269525	288583		312	292	7.1	15.0

FORM VII
HPLC/IC CONTINUING CALIBRATION RETENTION TIME SUMMARY

Lab Name: Eurofins TestAmerica, Denver Job No.: 280-124986-1

SDG No.:

Lab Sample ID: CCV 280-462508/14 Calibration Date: 06/24/2019 20:08

Instrument ID: CHHPLC_G2_LUNA Calib Start Date: 05/07/2019 20:23

GC Column: Luna-phenylhex ID: 4.60(mm) Calib End Date: 05/08/2019 00:28

Lab File ID: 06240014.D

Analyte	RT	RT WINDOW	
		FROM	TO
TNX	5.51	5.34	5.64
DNX	6.33	6.16	6.46
MNX	7.88	7.70	8.00

Eurofins TestAmerica, Denver
Target Compound Quantitation Report

Data File:	\\chromna\Denver\ChromData\G2_LUNA\20190624-83137.b\06240014.D				
Lims ID:	CCV DMT				
Client ID:					
Sample Type:	CCV				
Inject. Date:	24-Jun-2019 20:08:02	ALS Bottle#:	8	Worklist Smp#:	14
Injection Vol:	100.0 ul	Dil. Factor:	1.0000		
Sample Info:	CCV DMT				
Misc. Info.:	280-0083137-014				
Operator ID:	HKF	Instrument ID:	CHHPLC_G2_LUNA		
Sublist:	chrom-G2_8330_Luna*sub13				
Method:	\\chromna\Denver\ChromData\G2_LUNA\20190624-83137.b\G2_8330_Luna.m				
Limit Group:	GCSV - 8330				
Last Update:	25-Jun-2019 10:38:08	Calib Date:	08-May-2019 00:28:23		
Integrator:	Falcon				
Quant Method:	External Standard	Quant By:	Initial Calibration		
Last ICal File:	\\chromna\Denver\ChromData\G2_LUNA\20190507-81649.b\05070023.D				
Column 1 :	Luna-Phenyl hexyl (4.60 mm)		Det: LC DAD1A, 254 nm		
Process Host:	CTX0328				

Compound	Det	RT (min.)	Exp RT (min.)	Dlt RT (min.)	Response	Cal Amt ug/ml	OnCol Amt ug/ml	Flags
3 TNX	1	5.506	5.488	0.018	108571	0.2503	0.2691	
4 DNX	1	6.333	6.308	0.025	78552	0.2503	0.2710	
7 MNX	1	7.880	7.848	0.032	84194	0.2918	0.3124	

Reagents:

8330 DMT_00002 Amount Added: 12.50 Units: uL

Report Date: 25-Jun-2019 10:38:09 Chrom Revision: 2.3 20-Jun-2019 20:50:56

Eurofins TestAmerica, Denver

Data File:	\\chromna\Denver\ChromData\G2_LUNA\20190624-83137.b\06240014.D				
Injection Date:	24-Jun-2019 20:08:02	Instrument ID:	CHHPLC_G2_LUNA	Operator ID:	HKF
Lims ID:	CCV DMT			Worklist Smp#:	14
Client ID:					
Injection Vol:	100.0 ul	Dil. Factor:	1.0000	ALS Bottle#:	8
Method:	G2_8330_Luna	Limit Group:	GCSV - 8330		

Column: Luna-Phenyl hexyl (4.60 mm) Y Scaling: Method Defined: Scale to the Nth Largest Peak: 1

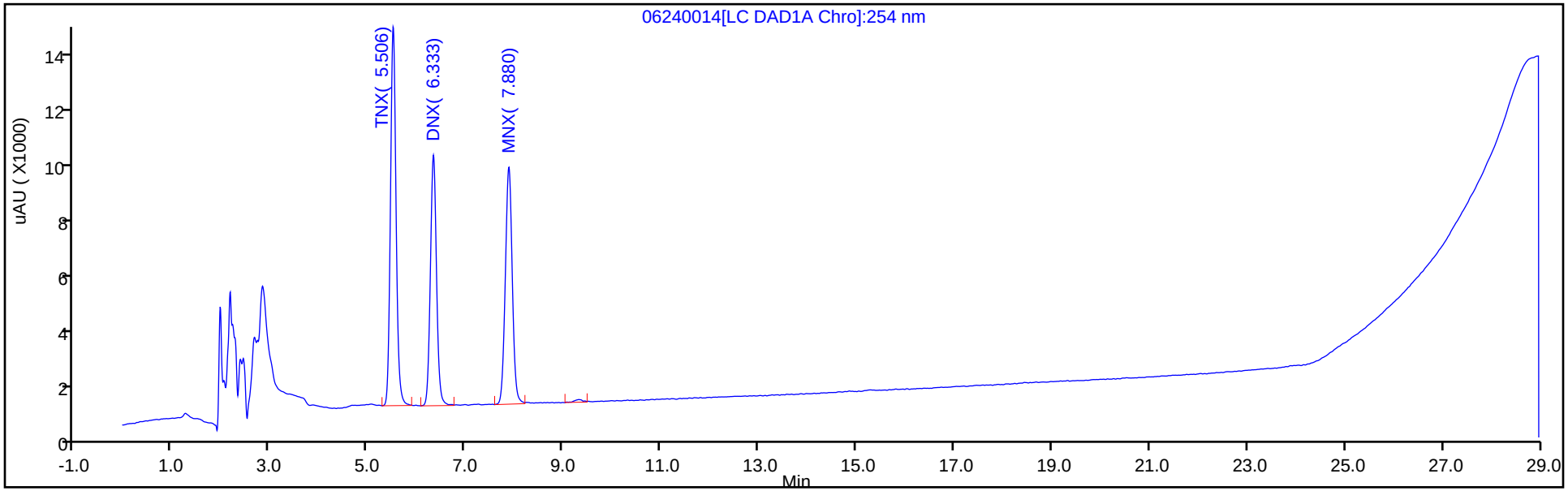

Y Scaling: Method Defined: Scale to the Nth Largest Peak: 1

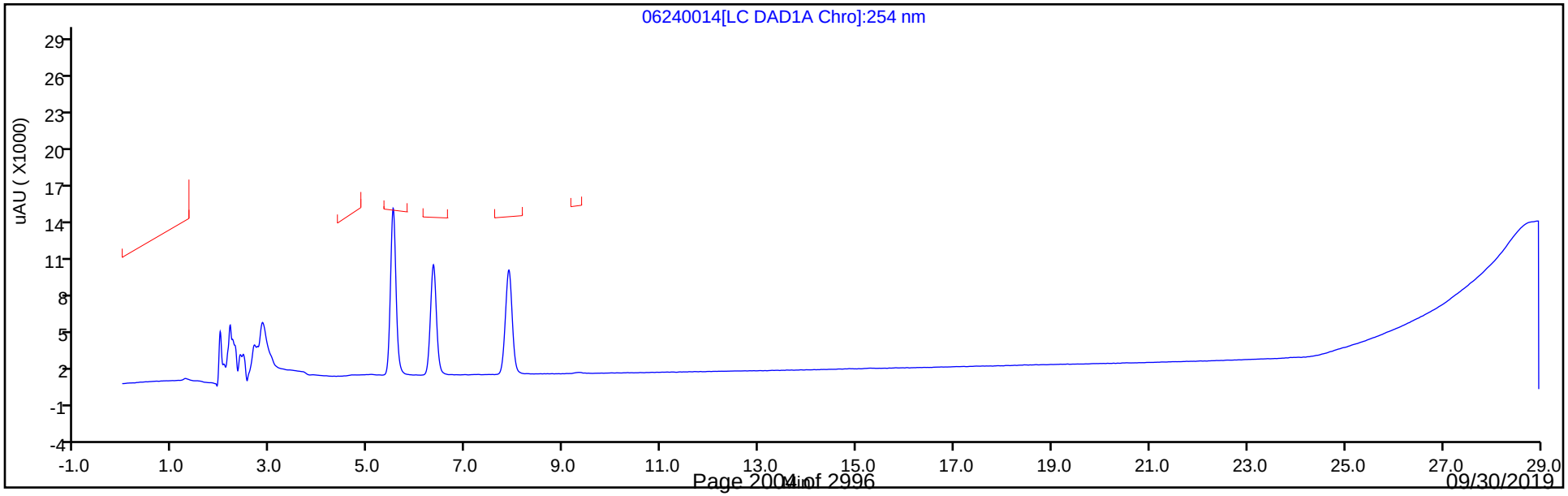

FORM VII
HPLC/IC CONTINUING CALIBRATION DATA

Lab Name: Eurofins TestAmerica, Denver Job No.: 280-124986-1

SDG No.:

Lab Sample ID: CCV 280-462508/25 Calibration Date: 06/25/2019 02:32

Instrument ID: CHHPLC_G2_LUNA Calib Start Date: 05/07/2019 15:08

GC Column: Luna-phenylhex ID: 4.60(mm) Calib End Date: 05/07/2019 19:13

Lab File ID: 06240025.D Conc. Units: ug/L

ANALYTE	CURVE TYPE	AVE CF	CF	MIN CF	CALC AMOUNT	SPIKE AMOUNT	%D	MAX %D
Picric acid	Ave	154920	179208		289	250	15.7*	15.0
HMX	Ave	171198	189908		277	250	10.9	15.0
RDX	Ave	208444	232892		279	250	11.7	15.0
Nitrobenzene	Ave	405448	425956		263	251	5.1	15.0
Nitroglycerin	Ave	192935	203248		2630	2500	5.3	15.0
1,3-Dinitrobenzene	Ave	635564	703045		277	250	10.6	15.0
2-Nitrotoluene	Ave	261865	276140		264	251	5.5	15.0
4-Nitrotoluene	Ave	226647	237622		263	251	4.8	15.0
4-Amino-2,6-dinitrotoluene	Ave	297375	328961		277	251	10.6	15.0
3-Nitrotoluene	Ave	292691	310833		267	251	6.2	15.0
2-Amino-4,6-dinitrotoluene	Ave	430236	473093		276	251	10.0	15.0
1,3,5-Trinitrobenzene	Ave	457546	501772		274	250	9.7	15.0
2,6-Dinitrotoluene	Ave	293465	319075		273	251	8.7	15.0
2,4-Dinitrotoluene	Ave	569466	626208		275	251	10.0	15.0
Tetryl	Ave	314480	340820		271	250	8.4	15.0
2,4,6-Trinitrotoluene	Ave	407281	441247		272	251	8.3	15.0
PETN	Ave	132364	145643		2750	2500	10.0	15.0
1,2-Dinitrobenzene	Ave	276856	306408		277	250	10.7	15.0

FORM VII
HPLC/IC CONTINUING CALIBRATION RETENTION TIME SUMMARY

Lab Name: Eurofins TestAmerica, Denver Job No.: 280-124986-1

SDG No.:

Lab Sample ID: CCV 280-462508/25 Calibration Date: 06/25/2019 02:32

Instrument ID: CHHPLC_G2_LUNA Calib Start Date: 05/07/2019 15:08

GC Column: Luna-phenylhex ID: 4.60(mm) Calib End Date: 05/07/2019 19:13

Lab File ID: 06240025.D

Analyte	RT	RT WINDOW	
		FROM	TO
Picric acid	6.15	6.05	6.35
HMX	7.22	7.05	7.35
RDX	9.30	9.13	9.43
Nitrobenzene	12.27	12.11	12.41
Nitroglycerin	15.80	15.65	15.95
1,3-Dinitrobenzene	15.83	15.67	15.97
2-Nitrotoluene	16.64	16.48	16.78
4-Nitrotoluene	16.96	16.81	17.11
4-Amino-2,6-dinitrotoluene	17.39	17.23	17.53
3-Nitrotoluene	17.88	17.73	18.03
2-Amino-4,6-dinitrotoluene	18.42	18.27	18.57
1,3,5-Trinitrobenzene	19.14	18.98	19.28
2,6-Dinitrotoluene	19.99	19.83	20.13
2,4-Dinitrotoluene	20.55	20.39	20.69
Tetryl	23.88	23.73	24.03
2,4,6-Trinitrotoluene	24.86	24.71	25.01
PETN	25.27	25.13	25.43
1,2-Dinitrobenzene	13.30	13.15	13.45

Eurofins TestAmerica, Denver
Target Compound Quantitation Report

Data File: \\chromna\Denver\ChromData\G2_LUNA\20190624-83137.b\06240025.D
Lims ID: CCV 8330
Client ID:
Sample Type: CCV
Inject. Date: 25-Jun-2019 02:32:43 ALS Bottle#: 7 Worklist Smp#: 25
Injection Vol: 100.0 ul Dil. Factor: 1.0000
Sample Info: CCV 8330
Misc. Info.: 280-0083137-025
Operator ID: HKF Instrument ID: CHHPLC_G2_LUNA
Sublist: chrom-G2_8330_Luna*sub6

Method: \\chromna\Denver\ChromData\G2_LUNA\20190624-83137.b\G2_8330_Luna.m
Limit Group: GCSV - 8330
Last Update: 25-Jun-2019 10:50:45 Calib Date: 08-May-2019 00:28:23
Integrator: Falcon
Quant Method: External Standard Quant By: Initial Calibration
Last ICal File: \\chromna\Denver\ChromData\G2_LUNA\20190507-81649.b\05070023.D

Column 1 : Luna-Phenyl hexyl (4.60 mm) Det: LC DAD1A, 254 nm
Process Host: CTX0328

	Compound	Det	RT (min.)	Exp RT (min.)	Dlt RT (min.)	Response	Cal Amt ug/ml	OnCol Amt ug/ml	Flags
	1 2,6-diamino-4-nitrotoluene	1	4.451	4.449	0.002	108545	0.2500	0.2751	
	2 2,4-diamino-6-nitrotoluene	1	4.998	4.989	0.009	69092	0.2500	0.2701	
	5 2,4,6-Trinitrophenol	1	6.145	6.203	-0.058	44802	0.2500	0.2892	
	6 HMX	1	7.218	7.203	0.015	47477	0.2500	0.2773	
	8 RDX	1	9.298	9.283	0.015	58223	0.2500	0.2793	
	9 Nitrobenzene	1	12.271	12.263	0.008	106702	0.2505	0.2632	
$	10 1,2-Dinitrobenzene	1	13.304	13.296	0.008	76602	0.2500	0.2767	
	11 3,5-Dinitroaniline	1	15.251	15.243	0.008	131101	0.2500	0.2789	
	13 Nitroglycerin	2	15.804	15.803	0.001	508120	2.50	2.63	
	12 1,3-Dinitrobenzene	1	15.831	15.823	0.008	175937	0.2503	0.2768	
	14 o-Nitrotoluene	1	16.638	16.629	0.009	69242	0.2508	0.2644	
	15 p-Nitrotoluene	1	16.964	16.963	0.001	59643	0.2510	0.2632	
	16 4-Amino-2,6-dinitrotoluene	1	17.391	17.383	0.008	82487	0.2508	0.2774	
	17 m-Nitrotoluene	1	17.878	17.876	0.002	78019	0.2510	0.2666	
	18 2-Amino-4,6-dinitrotoluene	1	18.424	18.416	0.008	118628	0.2508	0.2757	
	19 1,3,5-Trinitrobenzene	1	19.144	19.129	0.015	125443	0.2500	0.2742	
	20 2,6-Dinitrotoluene	1	19.991	19.983	0.008	80008	0.2508	0.2726	
	21 2,4-Dinitrotoluene	1	20.551	20.543	0.008	156865	0.2505	0.2755	
	22 Tetryl	1	23.878	23.876	0.002	85205	0.2500	0.2709	
	23 2,4,6-Trinitrotoluene	1	24.858	24.856	0.002	110753	0.2510	0.2719	
	24 PETN	2	25.271	25.276	-0.005	364107	2.50	2.75	

Reagents:

8330IntermStk_00058 Amount Added: 12.50 Units: uL
8330_ADDs_00022 Amount Added: 12.50 Units: uL

Report Date: 25-Jun-2019 10:50:45 Chrom Revision: 2.3 20-Jun-2019 20:50:56

Eurofins TestAmerica, Denver

Data File:	\\chromna\Denver\ChromData\G2_LUNA\20190624-83137.b\06240025.D				
Injection Date:	25-Jun-2019 02:32:43	Instrument ID:	CHHPLC_G2_LUNA	Operator ID:	HKF
Lims ID:	CCV 8330			Worklist Smp#:	25
Client ID:					
Injection Vol:	100.0 ul	Dil. Factor:	1.0000	ALS Bottle#:	7
Method:	G2_8330_Luna	Limit Group:	GCSV - 8330		

Column: Luna-Phenyl hexyl (4.60 mm) Y Scaling: Method Defined: Scale to the Nth Largest Peak: 1

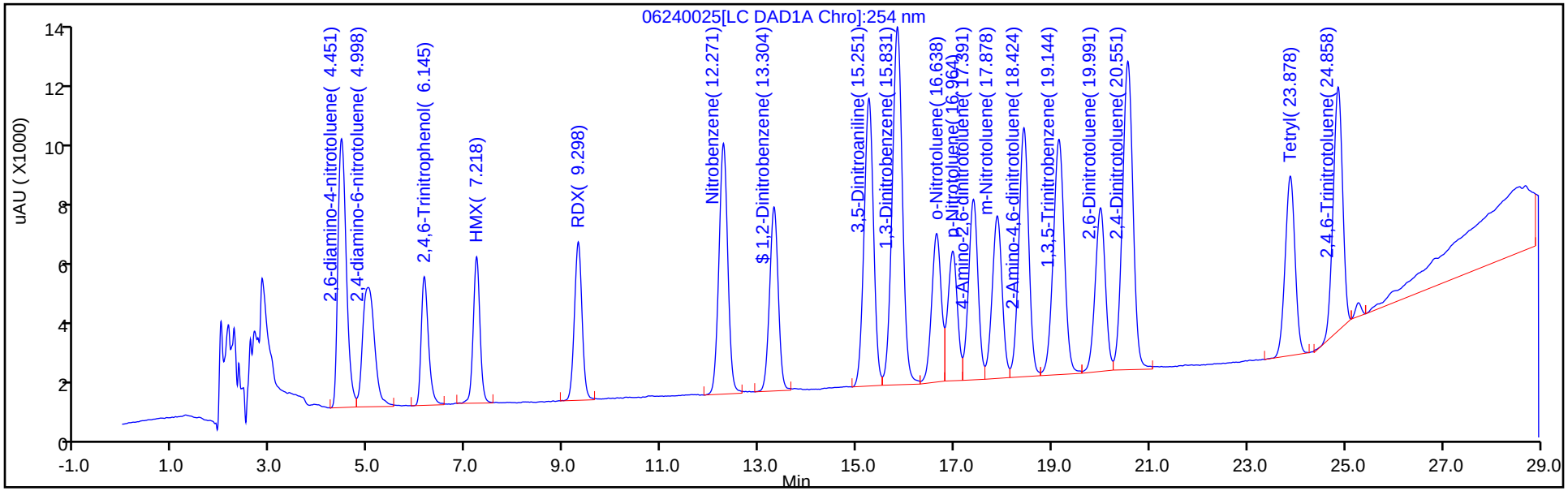

Y Scaling: Method Defined: Scale to the Nth Largest Peak: 1

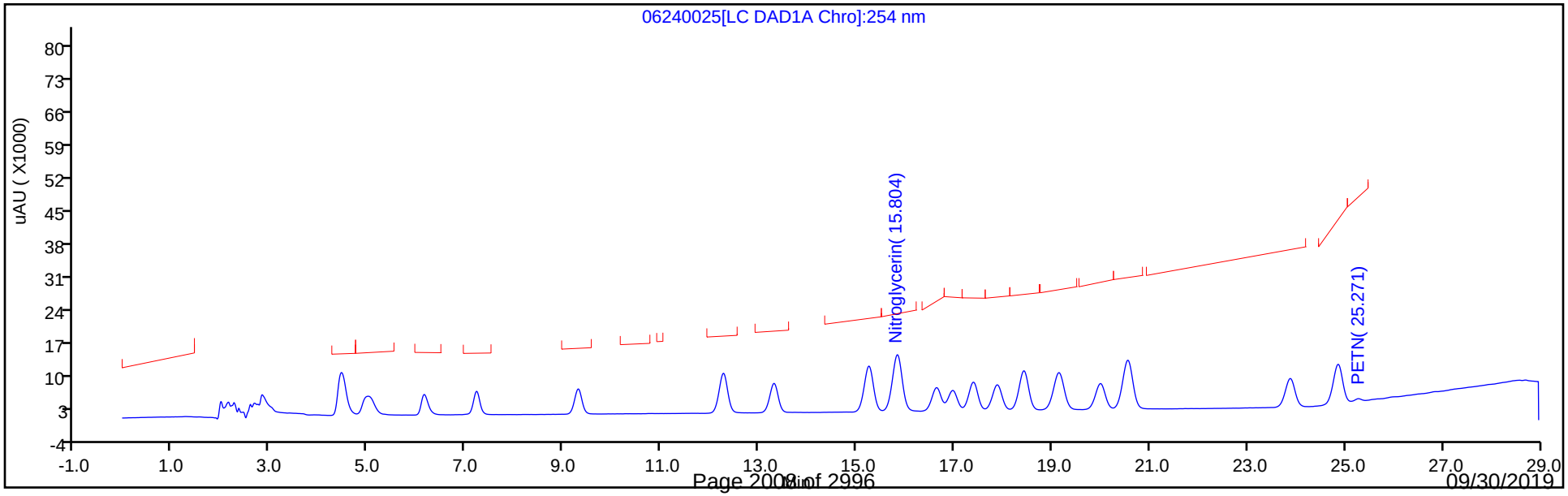

FORM VII
HPLC/IC CONTINUING CALIBRATION DATA

Lab Name: Eurofins TestAmerica, Denver Job No.: 280-124986-1

SDG No.:

Lab Sample ID: CCV 280-462508/26 Calibration Date: 06/25/2019 03:07

Instrument ID: CHHPLC_G2_LUNA Calib Start Date: 05/07/2019 20:23

GC Column: Luna-phenylhex ID: 4.60(mm) Calib End Date: 05/08/2019 00:28

Lab File ID: 06240026.D Conc. Units: ug/L

ANALYTE	CURVE TYPE	AVE CF	CF	MIN CF	CALC AMOUNT	SPIKE AMOUNT	%D	MAX %D
TNX	Ave	403427	425231		264	250	5.4	15.0
DNX	Ave	289881	308296		266	250	6.4	15.0
MNX	Ave	269525	288319		312	292	7.0	15.0

FORM VII
HPLC/IC CONTINUING CALIBRATION RETENTION TIME SUMMARY

Lab Name: Eurofins TestAmerica, Denver Job No.: 280-124986-1

SDG No.:

Lab Sample ID: CCV 280-462508/26 Calibration Date: 06/25/2019 03:07

Instrument ID: CHHPLC_G2_LUNA Calib Start Date: 05/07/2019 20:23

GC Column: Luna-phenylhex ID: 4.60(mm) Calib End Date: 05/08/2019 00:28

Lab File ID: 06240026.D

Analyte	RT	RT WINDOW	
		FROM	TO
TNX	5.50	5.34	5.64
DNX	6.32	6.16	6.46
MNX	7.87	7.70	8.00

Eurofins TestAmerica, Denver
Target Compound Quantitation Report

Data File:	\\chromna\Denver\ChromData\G2_LUNA\20190624-83137.b\06240026.D				
Lims ID:	CCV DMT				
Client ID:					
Sample Type:	CCV				
Inject. Date:	25-Jun-2019 03:07:42	ALS Bottle#:	8	Worklist Smp#:	26
Injection Vol:	100.0 ul	Dil. Factor:	1.0000		
Sample Info:	CCV DMT				
Misc. Info.:	280-0083137-026				
Operator ID:	HKF	Instrument ID:	CHHPLC_G2_LUNA		
Sublist:	chrom-G2_8330_Luna*sub13				
Method:	\\chromna\Denver\ChromData\G2_LUNA\20190624-83137.b\G2_8330_Luna.m				
Limit Group:	GCSV - 8330				
Last Update:	25-Jun-2019 10:50:46	Calib Date:	08-May-2019 00:28:23		
Integrator:	Falcon				
Quant Method:	External Standard	Quant By:	Initial Calibration		
Last ICal File:	\\chromna\Denver\ChromData\G2_LUNA\20190507-81649.b\05070023.D				
Column 1 :	Luna-Phenyl hexyl (4.60 mm)		Det: LC DAD1A, 254 nm		
Process Host:	CTX0328				

Compound	Det	RT (min.)	Exp RT (min.)	Dlt RT (min.)	Response	Cal Amt ug/ml	OnCol Amt ug/ml	Flags
3 TNX	1	5.504	5.488	0.016	106414	0.2503	0.2638	
4 DNX	1	6.324	6.308	0.016	77151	0.2503	0.2661	
7 MNX	1	7.871	7.848	0.023	84117	0.2918	0.3121	

Reagents:

8330 DMT_00002 Amount Added: 12.50 Units: uL

Report Date: 25-Jun-2019 10:50:46 Chrom Revision: 2.3 20-Jun-2019 20:50:56

Eurofins TestAmerica, Denver

Data File:	\\chromna\Denver\ChromData\G2_LUNA\20190624-83137.b\06240026.D				
Injection Date:	25-Jun-2019 03:07:42	Instrument ID:	CHHPLC_G2_LUNA	Operator ID:	HKF
Lims ID:	CCV DMT			Worklist Smp#:	26
Client ID:					
Injection Vol:	100.0 ul	Dil. Factor:	1.0000	ALS Bottle#:	8
Method:	G2_8330_Luna	Limit Group:	GCSV - 8330		

Column: Luna-Phenyl hexyl (4.60 mm) Y Scaling: Method Defined: Scale to the Nth Largest Peak: 1

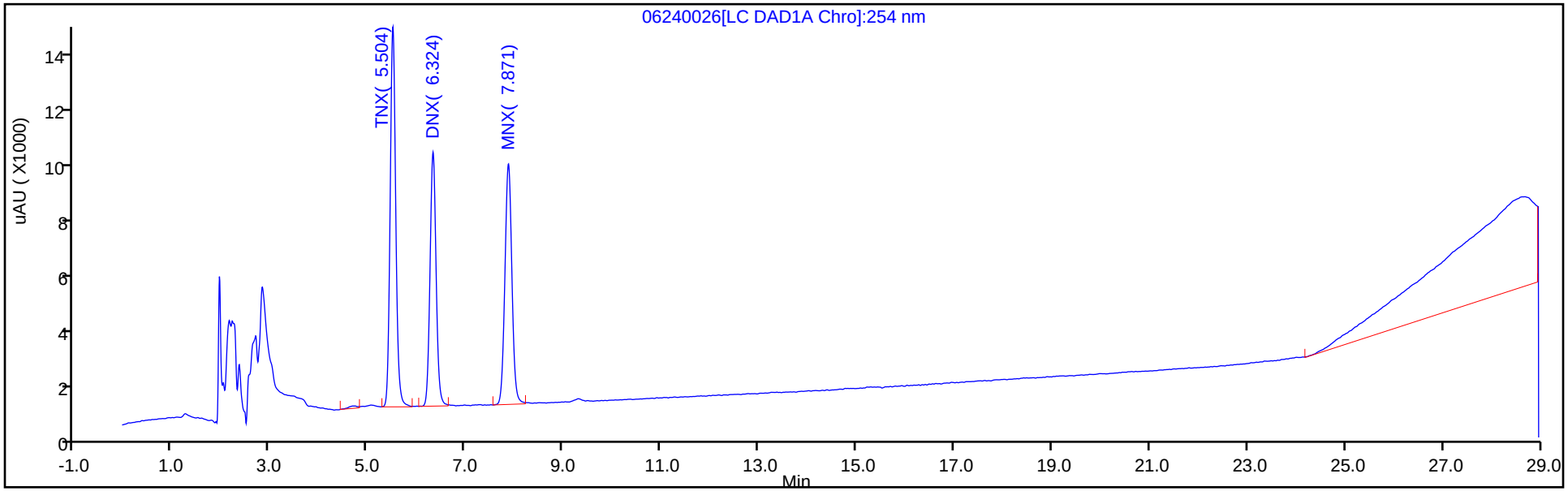

Y Scaling: Method Defined: Scale to the Nth Largest Peak: 1

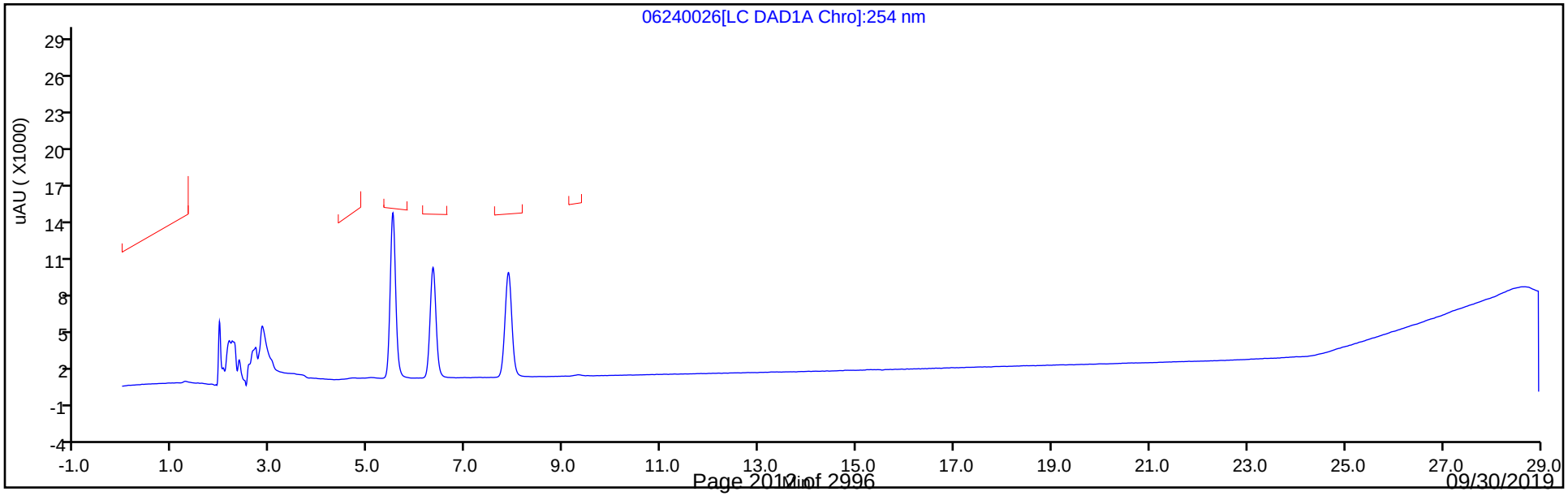

FORM VII
HPLC/IC CONTINUING CALIBRATION DATA

Lab Name: Eurofins TestAmerica, Denver Job No.: 280-124986-1

SDG No.:

Lab Sample ID: CCV 280-462508/34 Calibration Date: 06/25/2019 07:47

Instrument ID: CHHPLC_G2_LUNA Calib Start Date: 05/07/2019 15:08

GC Column: Luna-phenylhex ID: 4.60(mm) Calib End Date: 05/07/2019 19:13

Lab File ID: 06240034.D Conc. Units: ug/L

ANALYTE	CURVE TYPE	AVE CF	CF	MIN CF	CALC AMOUNT	SPIKE AMOUNT	%D	MAX %D
Picric acid	Ave	154920	179548		290	250	15.9*	15.0
HMX	Ave	171198	195460		285	250	14.2	15.0
RDX	Ave	208444	236152		283	250	13.3	15.0
Nitrobenzene	Ave	405448	420539		260	251	3.7	15.0
Nitroglycerin	Ave	192935	204456		2650	2500	6.0	15.0
1,3-Dinitrobenzene	Ave	635564	705606		278	250	11.0	15.0
2-Nitrotoluene	Ave	261865	267944		257	251	2.3	15.0
4-Nitrotoluene	Ave	226647	235139		260	251	3.7	15.0
4-Amino-2,6-dinitrotoluene	Ave	297375	329934		278	251	10.9	15.0
3-Nitrotoluene	Ave	292691	307040		263	251	4.9	15.0
2-Amino-4,6-dinitrotoluene	Ave	430236	474142		276	251	10.2	15.0
1,3,5-Trinitrobenzene	Ave	457546	502820		275	250	9.9	15.0
2,6-Dinitrotoluene	Ave	293465	318891		272	251	8.7	15.0
2,4-Dinitrotoluene	Ave	569466	626439		276	251	10.0	15.0
Tetryl	Ave	314480	342300		272	250	8.8	15.0
2,4,6-Trinitrotoluene	Ave	407281	442956		273	251	8.8	15.0
PETN	Ave	132364	144379		2730	2500	9.1	15.0
1,2-Dinitrobenzene	Ave	276856	308504		279	250	11.4	15.0

FORM VII
HPLC/IC CONTINUING CALIBRATION RETENTION TIME SUMMARY

Lab Name: Eurofins TestAmerica, Denver Job No.: 280-124986-1

SDG No.:

Lab Sample ID: CCV 280-462508/34 Calibration Date: 06/25/2019 07:47

Instrument ID: CHHPLC_G2_LUNA Calib Start Date: 05/07/2019 15:08

GC Column: Luna-phenylhex ID: 4.60(mm) Calib End Date: 05/07/2019 19:13

Lab File ID: 06240034.D

Analyte	RT	RT WINDOW	
		FROM	TO
Picric acid	6.13	6.05	6.35
HMX	7.20	7.05	7.35
RDX	9.29	9.13	9.43
Nitrobenzene	12.26	12.11	12.41
Nitroglycerin	15.79	15.65	15.95
1,3-Dinitrobenzene	15.82	15.67	15.97
2-Nitrotoluene	16.62	16.48	16.78
4-Nitrotoluene	16.95	16.81	17.11
4-Amino-2,6-dinitrotoluene	17.37	17.23	17.53
3-Nitrotoluene	17.86	17.73	18.03
2-Amino-4,6-dinitrotoluene	18.40	18.27	18.57
1,3,5-Trinitrobenzene	19.12	18.98	19.28
2,6-Dinitrotoluene	19.97	19.83	20.13
2,4-Dinitrotoluene	20.53	20.39	20.69
Tetryl	23.86	23.73	24.03
2,4,6-Trinitrotoluene	24.84	24.71	25.01
PETN	25.26	25.13	25.43
1,2-Dinitrobenzene	13.30	13.15	13.45

Eurofins TestAmerica, Denver
Target Compound Quantitation Report

Data File: \\chromna\Denver\ChromData\G2_LUNA\20190624-83137.b\06240034.D
Lims ID: CCV 8330
Client ID:
Sample Type: CCV
Inject. Date: 25-Jun-2019 07:47:24 ALS Bottle#: 7 Worklist Smp#: 34
Injection Vol: 100.0 ul Dil. Factor: 1.0000
Sample Info: CCV 8330
Misc. Info.: 280-0083137-034
Operator ID: HKF Instrument ID: CHHPLC_G2_LUNA
Sublist: chrom-G2_8330_Luna*sub6

Method: \\chromna\Denver\ChromData\G2_LUNA\20190624-83137.b\G2_8330_Luna.m
Limit Group: GCSV - 8330
Last Update: 25-Jun-2019 10:50:54 Calib Date: 08-May-2019 00:28:23
Integrator: Falcon
Quant Method: External Standard Quant By: Initial Calibration
Last ICal File: \\chromna\Denver\ChromData\G2_LUNA\20190507-81649.b\05070023.D

Column 1 : Luna-Phenyl hexyl (4.60 mm) Det: LC DAD1A, 254 nm
Process Host: CTX0328

Compound	Det	RT (min.)	Exp RT (min.)	Dlt RT (min.)	Response	Cal Amt ug/ml	OnCol Amt ug/ml	Flags
1 2,6-diamino-4-nitrotoluene	1	4.448	4.449	-0.001	108223	0.2500	0.2742	
2 2,4-diamino-6-nitrotoluene	1	4.988	4.989	-0.001	68149	0.2500	0.2664	
5 2,4,6-Trinitrophenol	1	6.128	6.203	-0.075	44887	0.2500	0.2897	
6 HMX	1	7.201	7.203	-0.002	48865	0.2500	0.2854	
8 RDX	1	9.288	9.283	0.005	59038	0.2500	0.2832	
9 Nitrobenzene	1	12.261	12.263	-0.002	105345	0.2505	0.2598	
$ 10 1,2-Dinitrobenzene	1	13.295	13.296	-0.001	77126	0.2500	0.2786	
11 3,5-Dinitroaniline	1	15.241	15.243	-0.002	131291	0.2500	0.2793	
13 Nitroglycerin	2	15.788	15.803	-0.015	511141	2.50	2.65	
12 1,3-Dinitrobenzene	1	15.821	15.823	-0.002	176578	0.2503	0.2778	
14 o-Nitrotoluene	1	16.621	16.629	-0.008	67187	0.2508	0.2566	
15 p-Nitrotoluene	1	16.948	16.963	-0.015	59020	0.2510	0.2604	
16 4-Amino-2,6-dinitrotoluene	1	17.368	17.383	-0.015	82731	0.2508	0.2782	
17 m-Nitrotoluene	1	17.855	17.876	-0.021	77067	0.2510	0.2633	
18 2-Amino-4,6-dinitrotoluene	1	18.401	18.416	-0.015	118891	0.2508	0.2763	
19 1,3,5-Trinitrobenzene	1	19.115	19.129	-0.014	125705	0.2500	0.2747	
20 2,6-Dinitrotoluene	1	19.968	19.983	-0.015	79962	0.2508	0.2725	
21 2,4-Dinitrotoluene	1	20.528	20.543	-0.015	156923	0.2505	0.2756	
22 Tetryl	1	23.861	23.876	-0.015	85575	0.2500	0.2721	
23 2,4,6-Trinitrotoluene	1	24.841	24.856	-0.015	111182	0.2510	0.2730	
24 PETN	2	25.255	25.276	-0.021	360948	2.50	2.73	

Reagents:

8330IntermStk_00058 Amount Added: 12.50 Units: uL
8330_ADDs_00022 Amount Added: 12.50 Units: uL

Report Date: 25-Jun-2019 10:50:55 Chrom Revision: 2.3 20-Jun-2019 20:50:56

Eurofins TestAmerica, Denver

Data File: \\chromna\Denver\ChromData\G2_LUNA\20190624-83137.b\06240034.D

Injection Date:	25-Jun-2019 07:47:24	Instrument ID:	CHHPLC_G2_LUNA	Operator ID:	HKF
Lims ID:	CCV 8330			Worklist Smp#:	34
Client ID:					
Injection Vol:	100.0 ul	Dil. Factor:	1.0000	ALS Bottle#:	7
Method:	G2_8330_Luna	Limit Group:	GCSV - 8330		

Column: Luna-Phenyl hexyl (4.60 mm) Y Scaling: Method Defined: Scale to the Nth Largest Peak: 1

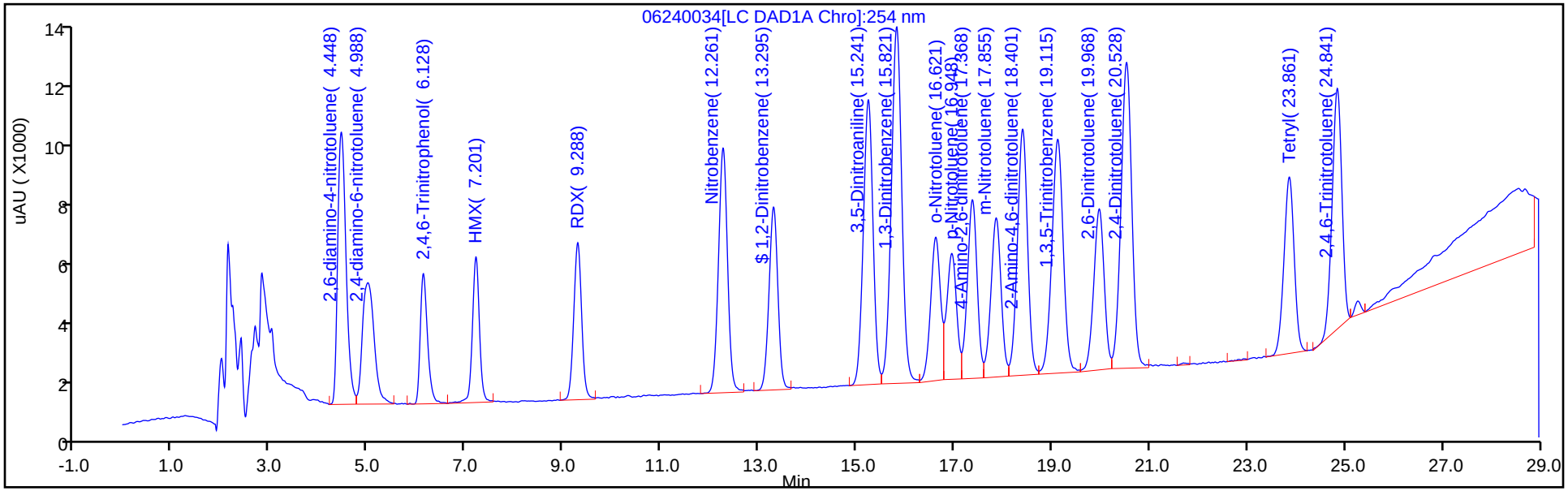

Y Scaling: Method Defined: Scale to the Nth Largest Peak: 1

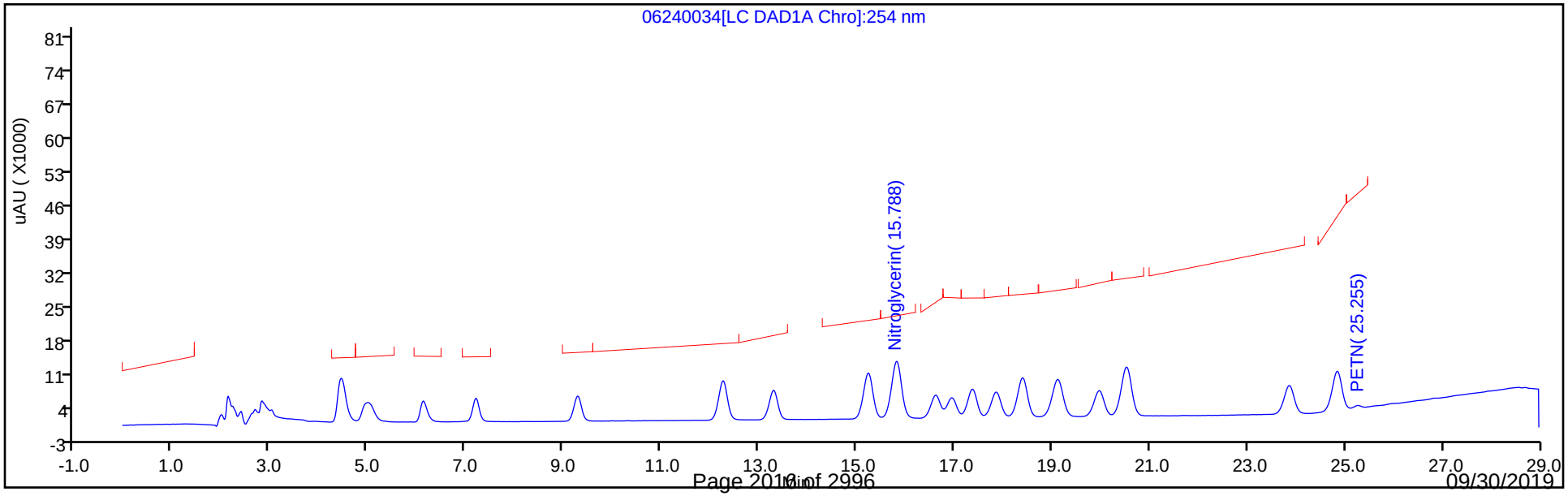

FORM VII
HPLC/IC CONTINUING CALIBRATION DATA

Lab Name: Eurofins TestAmerica, Denver Job No.: 280-124986-1

SDG No.:

Lab Sample ID: CCV 280-462508/35 Calibration Date: 06/25/2019 08:22

Instrument ID: CHHPLC_G2_LUNA Calib Start Date: 05/07/2019 20:23

GC Column: Luna-phenylhex ID: 4.60(mm) Calib End Date: 05/08/2019 00:28

Lab File ID: 06240035.D Conc. Units: ug/L

ANALYTE	CURVE TYPE	AVE CF	CF	MIN CF	CALC AMOUNT	SPIKE AMOUNT	%D	MAX %D
TNX	Ave	403427	420236		261	250	4.2	15.0
DNX	Ave	289881	310549		268	250	7.1	15.0
MNX	Ave	269525	285823		309	292	6.0	15.0

FORM VII
HPLC/IC CONTINUING CALIBRATION RETENTION TIME SUMMARY

Lab Name: Eurofins TestAmerica, Denver Job No.: 280-124986-1

SDG No.:

Lab Sample ID: CCV 280-462508/35 Calibration Date: 06/25/2019 08:22

Instrument ID: CHHPLC_G2_LUNA Calib Start Date: 05/07/2019 20:23

GC Column: Luna-phenylhex ID: 4.60(mm) Calib End Date: 05/08/2019 00:28

Lab File ID: 06240035.D

Analyte	RT	RT WINDOW	
		FROM	TO
TNX	5.50	5.34	5.64
DNX	6.31	6.16	6.46
MNX	7.85	7.70	8.00

Eurofins TestAmerica, Denver
Target Compound Quantitation Report

Data File:	\\chromna\Denver\ChromData\G2_LUNA\20190624-83137.b\06240035.D				
Lims ID:	CCV DMT				
Client ID:					
Sample Type:	CCV				
Inject. Date:	25-Jun-2019 08:22:22	ALS Bottle#:	8	Worklist Smp#:	35
Injection Vol:	100.0 ul	Dil. Factor:	1.0000		
Sample Info:	CCV DMT				
Misc. Info.:	280-0083137-035				
Operator ID:	HKF	Instrument ID:	CHHPLC_G2_LUNA		
Sublist:	chrom-G2_8330_Luna*sub13				
Method:	\\chromna\Denver\ChromData\G2_LUNA\20190624-83137.b\G2_8330_Luna.m				
Limit Group:	GCSV - 8330				
Last Update:	25-Jun-2019 10:50:55	Calib Date:	08-May-2019 00:28:23		
Integrator:	Falcon				
Quant Method:	External Standard	Quant By:	Initial Calibration		
Last ICal File:	\\chromna\Denver\ChromData\G2_LUNA\20190507-81649.b\05070023.D				
Column 1 :	Luna-Phenyl hexyl (4.60 mm)		Det: LC DAD1A, 254 nm		
Process Host:	CTX0328				

Compound	Det	RT (min.)	Exp RT (min.)	Dlt RT (min.)	Response	Cal Amt ug/ml	OnCol Amt ug/ml	Flags
3 TNX	1	5.497	5.488	0.009	105164	0.2503	0.2607	
4 DNX	1	6.310	6.308	0.002	77715	0.2503	0.2681	
7 MNX	1	7.850	7.848	0.002	83389	0.2918	0.3094	

Reagents:

8330 DMT_00002 Amount Added: 12.50 Units: uL

Report Date: 25-Jun-2019 10:50:55 Chrom Revision: 2.3 20-Jun-2019 20:50:56

Eurofins TestAmerica, Denver

Data File:	\\chromna\Denver\ChromData\G2_LUNA\20190624-83137.b\06240035.D				
Injection Date:	25-Jun-2019 08:22:22	Instrument ID:	CHHPLC_G2_LUNA	Operator ID:	HKF
Lims ID:	CCV DMT			Worklist Smp#:	35
Client ID:					
Injection Vol:	100.0 ul	Dil. Factor:	1.0000	ALS Bottle#:	8
Method:	G2_8330_Luna	Limit Group:	GCSV - 8330		

Column: Luna-Phenyl hexyl (4.60 mm) Y Scaling: Method Defined: Scale to the Nth Largest Peak: 1

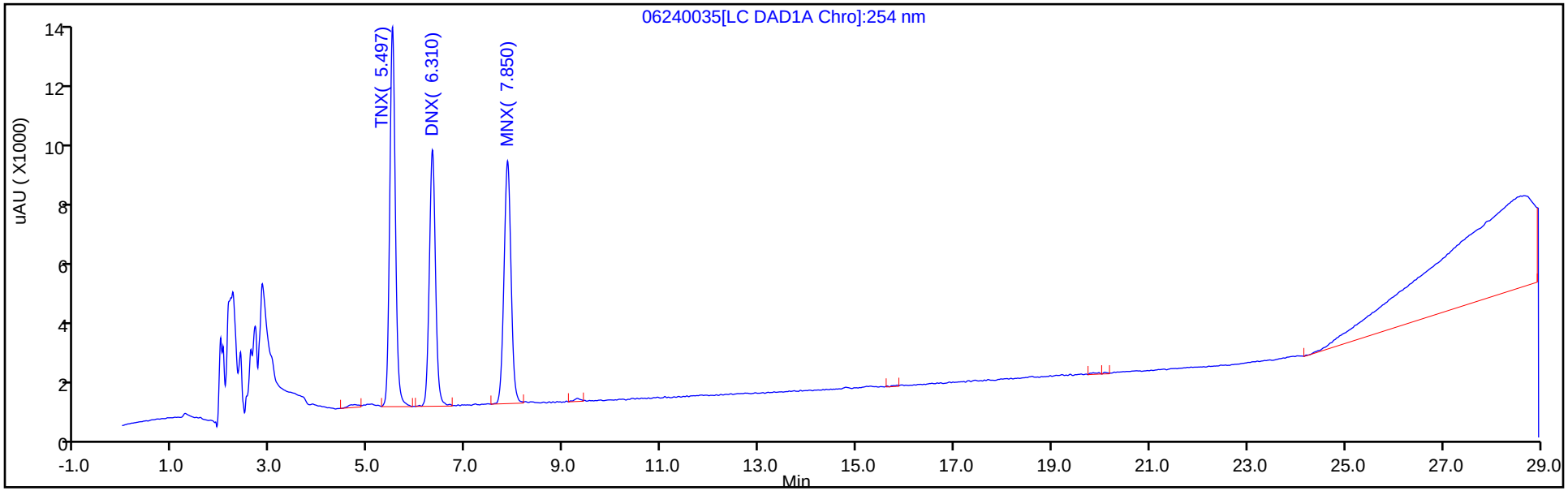

Y Scaling: Method Defined: Scale to the Nth Largest Peak: 1

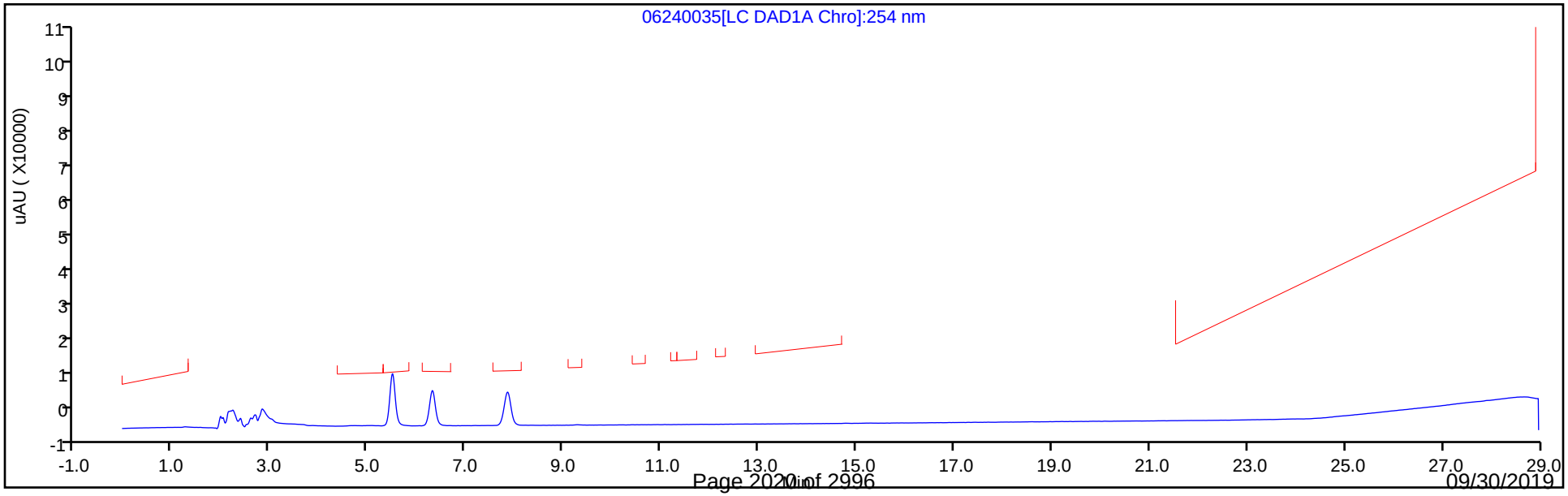

FORM VII
HPLC/IC CONTINUING CALIBRATION DATA

Lab Name: Eurofins TestAmerica, Denver Job No.: 280-124986-1

SDG No.:

Lab Sample ID: CCV 280-462962/7 Calibration Date: 06/27/2019 18:57

Instrument ID: CHHPLC_G2_LUNA Calib Start Date: 05/07/2019 15:08

GC Column: Luna-phenylhex ID: 4.60(mm) Calib End Date: 05/07/2019 19:13

Lab File ID: 06270007.D Conc. Units: ug/L

ANALYTE	CURVE TYPE	AVE CF	CF	MIN CF	CALC AMOUNT	SPIKE AMOUNT	%D	MAX %D
Picric acid	Ave	154920	168792		272	250	9.0	15.0
HMX	Ave	171198	190704		278	250	11.4	15.0
RDX	Ave	208444	228208		274	250	9.5	15.0
Nitrobenzene	Ave	405448	423713		262	251	4.5	15.0
Nitroglycerin	Ave	192935	199540		2590	2500	3.4	15.0
1,3-Dinitrobenzene	Ave	635564	671760		265	250	5.7	15.0
2-Nitrotoluene	Ave	261865	279729		268	251	6.8	15.0
4-Nitrotoluene	Ave	226647	233888		259	251	3.2	15.0
4-Amino-2,6-dinitrotoluene	Ave	297375	323633		273	251	8.8	15.0
3-Nitrotoluene	Ave	292691	315478		271	251	7.8	15.0
2-Amino-4,6-dinitrotoluene	Ave	430236	463486		270	251	7.7	15.0
1,3,5-Trinitrobenzene	Ave	457546	488760		267	250	6.8	15.0
2,6-Dinitrotoluene	Ave	293465	312032		267	251	6.3	15.0
2,4-Dinitrotoluene	Ave	569466	605329		266	251	6.3	15.0
Tetryl	Ave	314480	335832		267	250	6.8	15.0
2,4,6-Trinitrotoluene	Ave	407281	429084		264	251	5.4	15.0
PETN	Ave	132364	142225		2690	2500	7.4	15.0
1,2-Dinitrobenzene	Ave	276856	300608		271	250	8.6	15.0

FORM VII
HPLC/IC CONTINUING CALIBRATION RETENTION TIME SUMMARY

Lab Name: Eurofins TestAmerica, Denver Job No.: 280-124986-1

SDG No.:

Lab Sample ID: CCV 280-462962/7 Calibration Date: 06/27/2019 18:57

Instrument ID: CHHPLC_G2_LUNA Calib Start Date: 05/07/2019 15:08

GC Column: Luna-phenylhex ID: 4.60(mm) Calib End Date: 05/07/2019 19:13

Lab File ID: 06270007.D

Analyte	RT	RT WINDOW	
		FROM	TO
Picric acid	6.05	5.84	6.14
HMX	7.19	7.03	7.33
RDX	9.27	9.10	9.40
Nitrobenzene	12.25	12.08	12.38
Nitroglycerin	15.79	15.62	15.92
1,3-Dinitrobenzene	15.80	15.64	15.94
2-Nitrotoluene	16.61	16.44	16.74
4-Nitrotoluene	16.94	16.78	17.08
4-Amino-2,6-dinitrotoluene	17.35	17.19	17.49
3-Nitrotoluene	17.85	17.69	17.99
2-Amino-4,6-dinitrotoluene	18.38	18.22	18.52
1,3,5-Trinitrobenzene	19.09	18.94	19.24
2,6-Dinitrotoluene	19.94	19.79	20.09
2,4-Dinitrotoluene	20.50	20.35	20.65
Tetryl	23.83	23.68	23.98
2,4,6-Trinitrotoluene	24.81	24.66	24.96
PETN	25.25	25.10	25.40
1,2-Dinitrobenzene	13.28	13.12	13.42

Eurofins TestAmerica, Denver
Target Compound Quantitation Report

Data File: \\chromna\Denver\ChromData\G2_LUNA\20190627-83272.b\06270007.D
Lims ID: CCV 8330
Client ID:
Sample Type: CCV
Inject. Date: 27-Jun-2019 18:57:28 ALS Bottle#: 7 Worklist Smp#: 7
Injection Vol: 100.0 ul Dil. Factor: 1.0000
Sample Info: CCV 8330
Misc. Info.: 280-0083272-007
Operator ID: HKF Instrument ID: CHHPLC_G2_LUNA
Sublist: chrom-G2_8330_Luna*sub6

Method: \\chromna\Denver\ChromData\G2_LUNA\20190627-83272.b\G2_8330_Luna.m
Limit Group: GCSV - 8330
Last Update: 28-Jun-2019 13:30:51 Calib Date: 08-May-2019 00:28:23
Integrator: Falcon
Quant Method: External Standard Quant By: Initial Calibration
Last ICal File: \\chromna\Denver\ChromData\G2_LUNA\20190507-81649.b\05070023.D

Column 1 : Luna-Phenyl hexyl (4.60 mm) Det: LC DAD1A, 254 nm
Process Host: CTX0317

First Level Reviewer: fiedlerh Date: 28-Jun-2019 12:38:18

Compound	Det	RT (min.)	Exp RT (min.)	Dlt RT (min.)	Response	Cal Amt ug/ml	OnCol Amt ug/ml	Flags
1 2,6-diamino-4-nitrotoluene	1	4.426	4.421	0.005	107491	0.2500	0.2724	
2 2,4-diamino-6-nitrotoluene	1	4.993	4.981	0.012	66834	0.2500	0.2612	
5 2,4,6-Trinitrophenol	1	6.046	5.994	0.052	42198	0.2500	0.2724	
6 HMX	1	7.193	7.181	0.012	47676	0.2500	0.2785	
8 RDX	1	9.266	9.254	0.012	57052	0.2500	0.2737	
9 Nitrobenzene	1	12.246	12.227	0.019	106140	0.2505	0.2618	
$ 10 1,2-Dinitrobenzene	1	13.279	13.267	0.012	75152	0.2500	0.2714	
11 3,5-Dinitroaniline	1	15.213	15.201	0.012	128667	0.2500	0.2737	
13 Nitroglycerin	2	15.786	15.767	0.019	498849	2.50	2.59	
12 1,3-Dinitrobenzene	1	15.799	15.787	0.012	168108	0.2503	0.2645	
14 o-Nitrotoluene	1	16.613	16.594	0.019	70142	0.2508	0.2679	
15 p-Nitrotoluene	1	16.939	16.927	0.012	58706	0.2510	0.2590	
16 4-Amino-2,6-dinitrotoluene	1	17.353	17.341	0.012	81151	0.2508	0.2729	
17 m-Nitrotoluene	1	17.846	17.841	0.005	79185	0.2510	0.2705	
18 2-Amino-4,6-dinitrotoluene	1	18.379	18.374	0.005	116219	0.2508	0.2701	
19 1,3,5-Trinitrobenzene	1	19.093	19.087	0.006	122190	0.2500	0.2671	
20 2,6-Dinitrotoluene	1	19.939	19.941	-0.002	78242	0.2508	0.2666	
21 2,4-Dinitrotoluene	1	20.500	20.501	-0.002	151635	0.2505	0.2663	
22 Tetryl	1	23.826	23.828	-0.002	83958	0.2500	0.2670	
23 2,4,6-Trinitrotoluene	1	24.813	24.814	-0.001	107700	0.2510	0.2644	
24 PETN	2	25.246	25.248	-0.002	355562	2.50	2.69	

Reagents:

8330IntermStk_00058 Amount Added: 12.50 Units: uL
8330_ADDs_00022 Amount Added: 12.50 Units: uL

Report Date: 28-Jun-2019 13:30:51 Chrom Revision: 2.3 20-Jun-2019 20:50:56

Eurofins TestAmerica, Denver

Data File:	\\chromna\Denver\ChromData\G2_LUNA\20190627-83272.b\06270007.D				
Injection Date:	27-Jun-2019 18:57:28	Instrument ID:	CHHPLC_G2_LUNA	Operator ID:	HKF
Lims ID:	CCV 8330			Worklist Smp#:	7
Client ID:					
Injection Vol:	100.0 ul	Dil. Factor:	1.0000	ALS Bottle#:	7
Method:	G2_8330_Luna	Limit Group:	GCSV - 8330		

Column: Luna-Phenyl hexyl (4.60 mm) Y Scaling: Method Defined: Scale to the Nth Largest Peak: 1

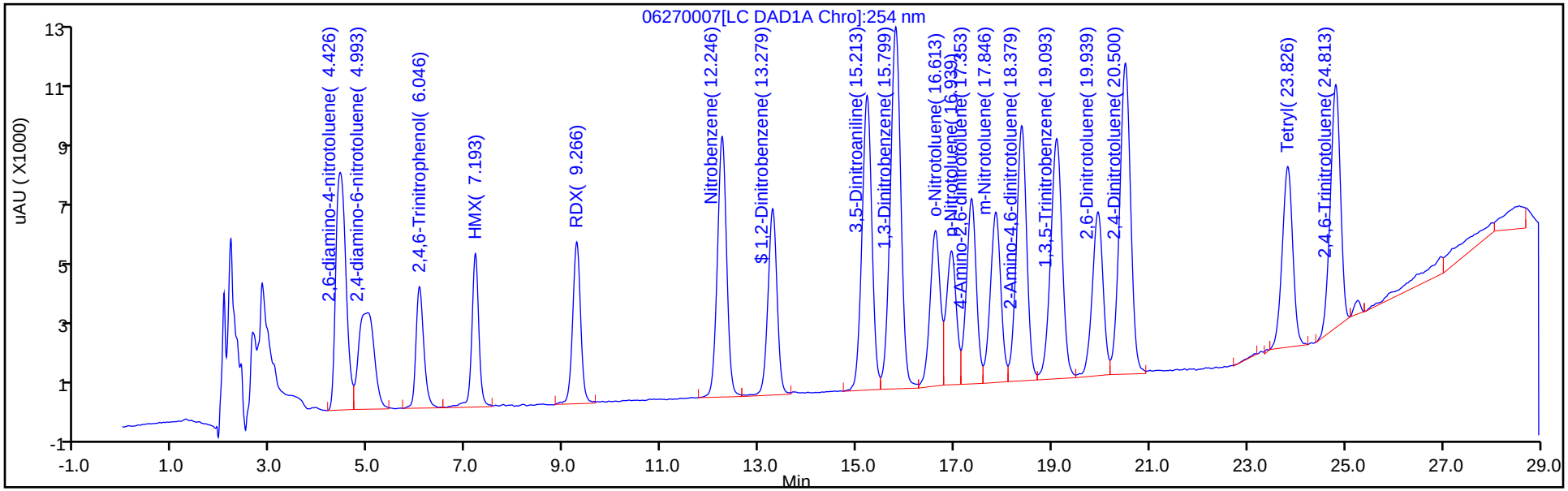

Y Scaling: Method Defined: Scale to the Nth Largest Peak: 1

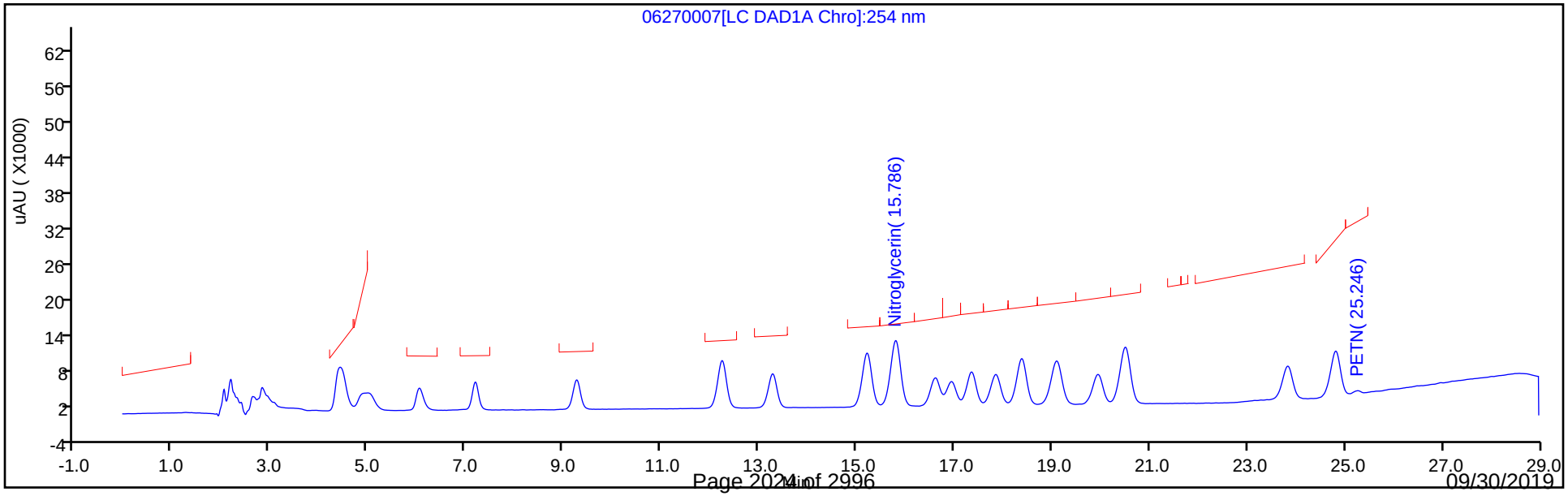

FORM VII
HPLC/IC CONTINUING CALIBRATION DATA

Lab Name: Eurofins TestAmerica, Denver Job No.: 280-124986-1

SDG No.:

Lab Sample ID: CCV 280-462962/8 Calibration Date: 06/27/2019 19:32

Instrument ID: CHHPLC_G2_LUNA Calib Start Date: 05/07/2019 20:23

GC Column: Luna-phenylhex ID: 4.60(mm) Calib End Date: 05/08/2019 00:28

Lab File ID: 06270008.D Conc. Units: ug/L

ANALYTE	CURVE TYPE	AVE CF	CF	MIN CF	CALC AMOUNT	SPIKE AMOUNT	%D	MAX %D
TNX	Ave	403427	449914		279	250	11.5	15.0
DNX	Ave	289881	319688		276	250	10.3	15.0
MNX	Ave	269525	295760		320	292	9.7	15.0

FORM VII
HPLC/IC CONTINUING CALIBRATION RETENTION TIME SUMMARY

Lab Name: Eurofins TestAmerica, Denver Job No.: 280-124986-1

SDG No.:

Lab Sample ID: CCV 280-462962/8 Calibration Date: 06/27/2019 19:32

Instrument ID: CHHPLC_G2_LUNA Calib Start Date: 05/07/2019 20:23

GC Column: Luna-phenylhex ID: 4.60(mm) Calib End Date: 05/08/2019 00:28

Lab File ID: 06270008.D

Analyte	RT	RT WINDOW	
		FROM	TO
TNX	5.49	5.33	5.63
DNX	6.31	6.15	6.45
MNX	7.85	7.69	7.99

Eurofins TestAmerica, Denver
Target Compound Quantitation Report

Data File: \\chromna\Denver\ChromData\G2_LUNA\20190627-83272.b\06270008.D
Lims ID: CCV DMT
Client ID:
Sample Type: CCV
Inject. Date: 27-Jun-2019 19:32:24 ALS Bottle#: 8 Worklist Smp#: 8
Injection Vol: 100.0 ul Dil. Factor: 1.0000
Sample Info: CCV DMT
Misc. Info.: 280-0083272-008
Operator ID: HKF Instrument ID: CHHPLC_G2_LUNA
Sublist: chrom-G2_8330_Luna*sub13

Method: \\chromna\Denver\ChromData\G2_LUNA\20190627-83272.b\G2_8330_Luna.m
Limit Group: GCSV - 8330
Last Update: 28-Jun-2019 13:30:52 Calib Date: 08-May-2019 00:28:23
Integrator: Falcon
Quant Method: External Standard Quant By: Initial Calibration
Last ICal File: \\chromna\Denver\ChromData\G2_LUNA\20190507-81649.b\05070023.D

Column 1 : Luna-Phenyl hexyl (4.60 mm) Det: LC DAD1A, 254 nm
Process Host: CTX0317

Compound	Det	RT (min.)	Exp RT (min.)	Dlt RT (min.)	Response	Cal Amt ug/ml	OnCol Amt ug/ml	Flags
3 TNX	1	5.491	5.475	0.016	112591	0.2503	0.2791	
4 DNX	1	6.311	6.295	0.016	80002	0.2503	0.2760	
7 MNX	1	7.851	7.835	0.016	86288	0.2918	0.3201	

Reagents:

8330 DMT_00002 Amount Added: 12.50 Units: uL

Report Date: 28-Jun-2019 13:30:53 Chrom Revision: 2.3 20-Jun-2019 20:50:56

Eurofins TestAmerica, Denver

Data File:	\\chromna\Denver\ChromData\G2_LUNA\20190627-83272.b\06270008.D				
Injection Date:	27-Jun-2019 19:32:24	Instrument ID:	CHHPLC_G2_LUNA	Operator ID:	HKF
Lims ID:	CCV DMT			Worklist Smp#:	8
Client ID:					
Injection Vol:	100.0 ul	Dil. Factor:	1.0000	ALS Bottle#:	8
Method:	G2_8330_Luna	Limit Group:	GCSV - 8330		

Column: Luna-Phenyl hexyl (4.60 mm) Y Scaling: Method Defined: Scale to the Nth Largest Peak: 1

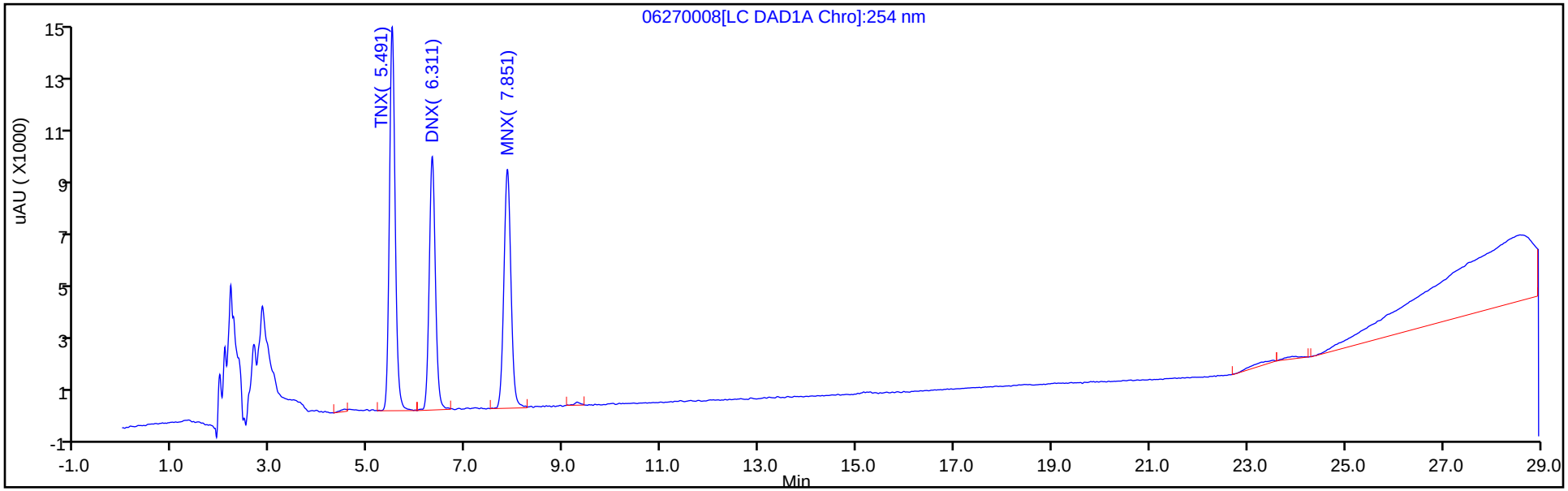

Y Scaling: Method Defined: Scale to the Nth Largest Peak: 1

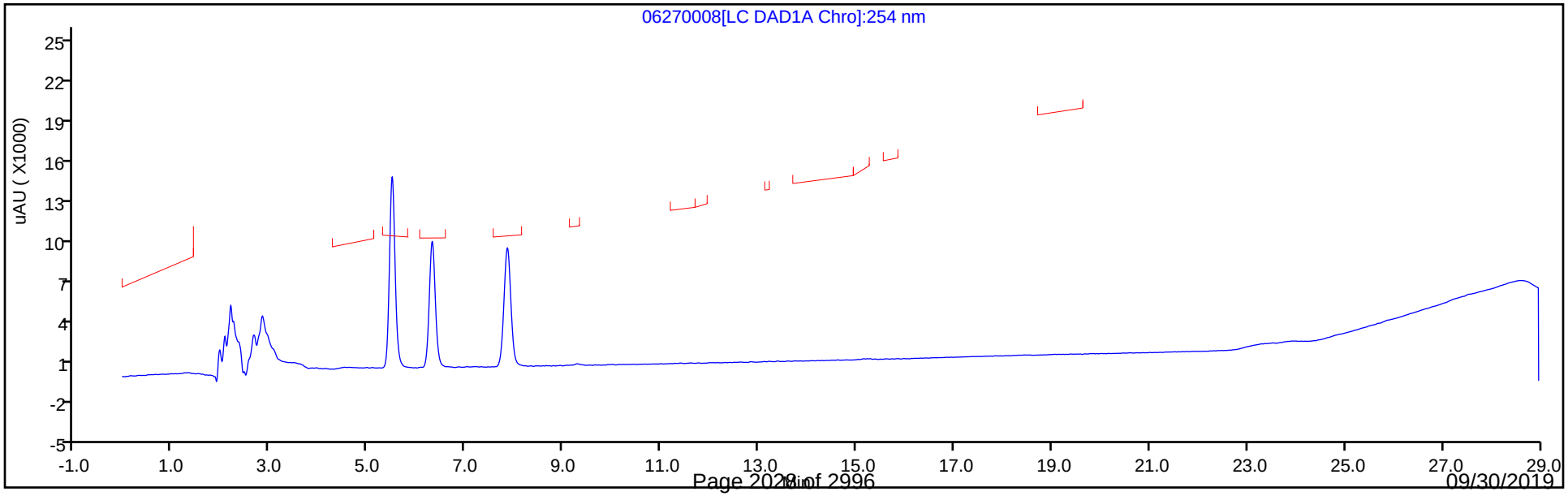

FORM VII
HPLC/IC CONTINUING CALIBRATION DATA

Lab Name: Eurofins TestAmerica, Denver Job No.: 280-124986-1

SDG No.:

Lab Sample ID: CCV 280-462962/19 Calibration Date: 06/28/2019 01:57

Instrument ID: CHHPLC_G2_LUNA Calib Start Date: 05/07/2019 15:08

GC Column: Luna-phenylhex ID: 4.60(mm) Calib End Date: 05/07/2019 19:13

Lab File ID: 06270019.D Conc. Units: ug/L

ANALYTE	CURVE TYPE	AVE CF	CF	MIN CF	CALC AMOUNT	SPIKE AMOUNT	%D	MAX %D
Picric acid	Ave	154920	170924		276	250	10.3	15.0
HMX	Ave	171198	182020		266	250	6.3	15.0
RDX	Ave	208444	225536		270	250	8.2	15.0
Nitrobenzene	Ave	405448	418064		258	251	3.1	15.0
Nitroglycerin	Ave	192935	194168		2520	2500	0.6	15.0
1,3-Dinitrobenzene	Ave	635564	671333		264	250	5.6	15.0
2-Nitrotoluene	Ave	261865	271844		260	251	3.8	15.0
4-Nitrotoluene	Ave	226647	233414		258	251	3.0	15.0
4-Amino-2,6-dinitrotoluene	Ave	297375	322828		272	251	8.6	15.0
3-Nitrotoluene	Ave	292691	309263		265	251	5.7	15.0
2-Amino-4,6-dinitrotoluene	Ave	430236	461874		269	251	7.4	15.0
1,3,5-Trinitrobenzene	Ave	457546	490080		268	250	7.1	15.0
2,6-Dinitrotoluene	Ave	293465	308953		264	251	5.3	15.0
2,4-Dinitrotoluene	Ave	569466	607050		267	251	6.6	15.0
Tetryl	Ave	314480	334796		266	250	6.5	15.0
2,4,6-Trinitrotoluene	Ave	407281	427777		264	251	5.0	15.0
PETN	Ave	132364	139204		2630	2500	5.2	15.0
1,2-Dinitrobenzene	Ave	276856	296736		268	250	7.2	15.0

FORM VII
HPLC/IC CONTINUING CALIBRATION RETENTION TIME SUMMARY

Lab Name: Eurofins TestAmerica, Denver Job No.: 280-124986-1

SDG No.:

Lab Sample ID: CCV 280-462962/19 Calibration Date: 06/28/2019 01:57

Instrument ID: CHHPLC_G2_LUNA Calib Start Date: 05/07/2019 15:08

GC Column: Luna-phenylhex ID: 4.60(mm) Calib End Date: 05/07/2019 19:13

Lab File ID: 06270019.D

Analyte	RT	RT WINDOW	
		FROM	TO
Picric acid	5.99	5.84	6.14
HMX	7.18	7.03	7.33
RDX	9.25	9.10	9.40
Nitrobenzene	12.23	12.08	12.38
Nitroglycerin	15.77	15.62	15.92
1,3-Dinitrobenzene	15.79	15.64	15.94
2-Nitrotoluene	16.59	16.44	16.74
4-Nitrotoluene	16.93	16.78	17.08
4-Amino-2,6-dinitrotoluene	17.34	17.19	17.49
3-Nitrotoluene	17.84	17.69	17.99
2-Amino-4,6-dinitrotoluene	18.37	18.22	18.52
1,3,5-Trinitrobenzene	19.09	18.94	19.24
2,6-Dinitrotoluene	19.94	19.79	20.09
2,4-Dinitrotoluene	20.50	20.35	20.65
Tetryl	23.83	23.68	23.98
2,4,6-Trinitrotoluene	24.81	24.66	24.96
PETN	25.25	25.10	25.40
1,2-Dinitrobenzene	13.27	13.12	13.42

Eurofins TestAmerica, Denver
Target Compound Quantitation Report

Data File: \\chromna\Denver\ChromData\G2_LUNA\20190627-83272.b\06270019.D
Lims ID: CCV 8330
Client ID:
Sample Type: CCV
Inject. Date: 28-Jun-2019 01:57:20 ALS Bottle#: 7 Worklist Smp#: 19
Injection Vol: 100.0 ul Dil. Factor: 1.0000
Sample Info: CCV 8330
Misc. Info.: 280-0083272-019
Operator ID: HKF Instrument ID: CHHPLC_G2_LUNA
Sublist: chrom-G2_8330_Luna*sub6

Method: \\chromna\Denver\ChromData\G2_LUNA\20190627-83272.b\G2_8330_Luna.m
Limit Group: GCSV - 8330
Last Update: 28-Jun-2019 13:31:20 Calib Date: 08-May-2019 00:28:23
Integrator: Falcon
Quant Method: External Standard Quant By: Initial Calibration
Last ICal File: \\chromna\Denver\ChromData\G2_LUNA\20190507-81649.b\05070023.D

Column 1 : Luna-Phenyl hexyl (4.60 mm) Det: LC DAD1A, 254 nm
Process Host: CTX0317

First Level Reviewer: fiedlerh Date: 28-Jun-2019 12:38:36

Compound	Det	RT (min.)	Exp RT (min.)	Dlt RT (min.)	Response	Cal Amt ug/ml	OnCol Amt ug/ml	Flags
1 2,6-diamino-4-nitrotoluene	1	4.421	4.421	0.000	105390	0.2500	0.2671	
2 2,4-diamino-6-nitrotoluene	1	4.981	4.981	0.000	67118	0.2500	0.2623	
5 2,4,6-Trinitrophenol	1	5.994	5.994	0.000	42731	0.2500	0.2758	
6 HMX	1	7.181	7.181	0.000	45505	0.2500	0.2658	
8 RDX	1	9.254	9.254	0.000	56384	0.2500	0.2705	
9 Nitrobenzene	1	12.227	12.227	0.000	104725	0.2505	0.2583	
$ 10 1,2-Dinitrobenzene	1	13.267	13.267	0.000	74184	0.2500	0.2680	
11 3,5-Dinitroaniline	1	15.201	15.201	0.000	127813	0.2500	0.2719	
13 Nitroglycerin	2	15.767	15.767	0.000	485420	2.50	2.52	
12 1,3-Dinitrobenzene	1	15.787	15.787	0.000	168001	0.2503	0.2643	
14 o-Nitrotoluene	1	16.594	16.594	0.000	68165	0.2508	0.2603	
15 p-Nitrotoluene	1	16.927	16.927	0.000	58587	0.2510	0.2585	
16 4-Amino-2,6-dinitrotoluene	1	17.341	17.341	0.000	80949	0.2508	0.2722	
17 m-Nitrotoluene	1	17.841	17.841	0.000	77625	0.2510	0.2652	
18 2-Amino-4,6-dinitrotoluene	1	18.374	18.374	0.000	115815	0.2508	0.2692	
19 1,3,5-Trinitrobenzene	1	19.087	19.087	0.000	122520	0.2500	0.2678	
20 2,6-Dinitrotoluene	1	19.941	19.941	0.000	77470	0.2508	0.2640	
21 2,4-Dinitrotoluene	1	20.501	20.501	0.000	152066	0.2505	0.2670	
22 Tetryl	1	23.828	23.828	0.000	83699	0.2500	0.2662	
23 2,4,6-Trinitrotoluene	1	24.814	24.814	0.000	107372	0.2510	0.2636	
24 PETN	2	25.248	25.248	0.000	348010	2.50	2.63	

Reagents:

8330IntermStk_00058 Amount Added: 12.50 Units: uL
8330_ADDs_00022 Amount Added: 12.50 Units: uL

Report Date: 28-Jun-2019 13:31:21 Chrom Revision: 2.3 20-Jun-2019 20:50:56

Eurofins TestAmerica, Denver

Data File:	\\chromna\Denver\ChromData\G2_LUNA\20190627-83272.b\06270019.D				
Injection Date:	28-Jun-2019 01:57:20	Instrument ID:	CHHPLC_G2_LUNA	Operator ID:	HKF
Lims ID:	CCV 8330			Worklist Smp#:	19
Client ID:					
Injection Vol:	100.0 ul	Dil. Factor:	1.0000	ALS Bottle#:	7
Method:	G2_8330_Luna	Limit Group:	GCSV - 8330		

Column: Luna-Phenyl hexyl (4.60 mm) Y Scaling: Method Defined: Scale to the Nth Largest Peak: 1

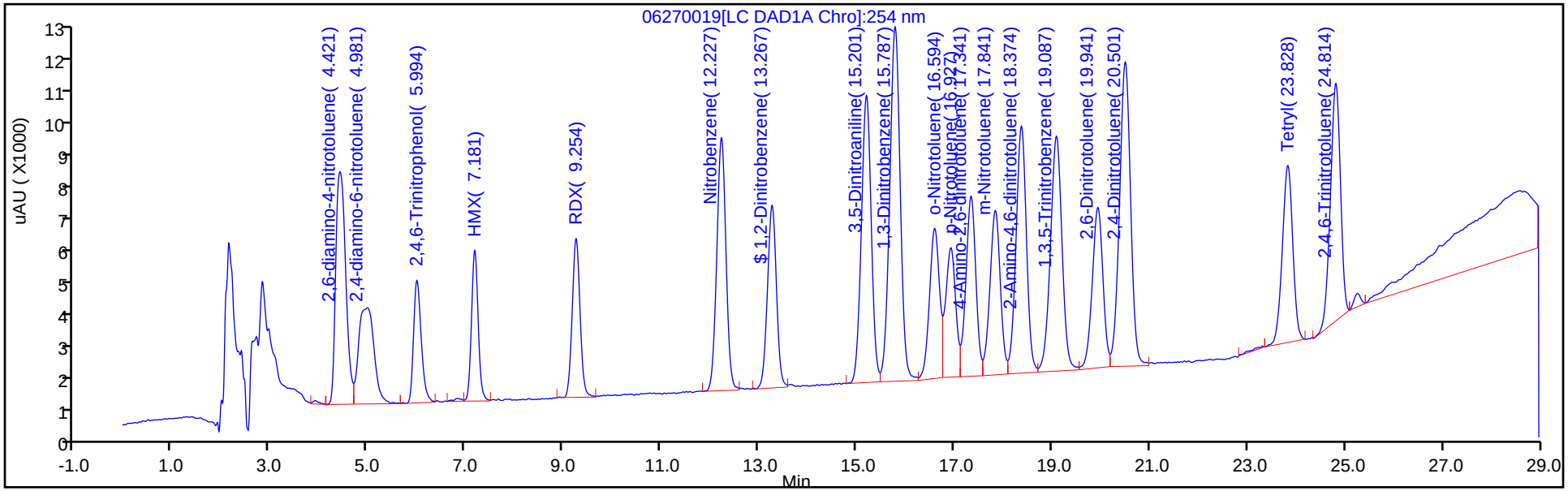

Y Scaling: Method Defined: Scale to the Nth Largest Peak: 1

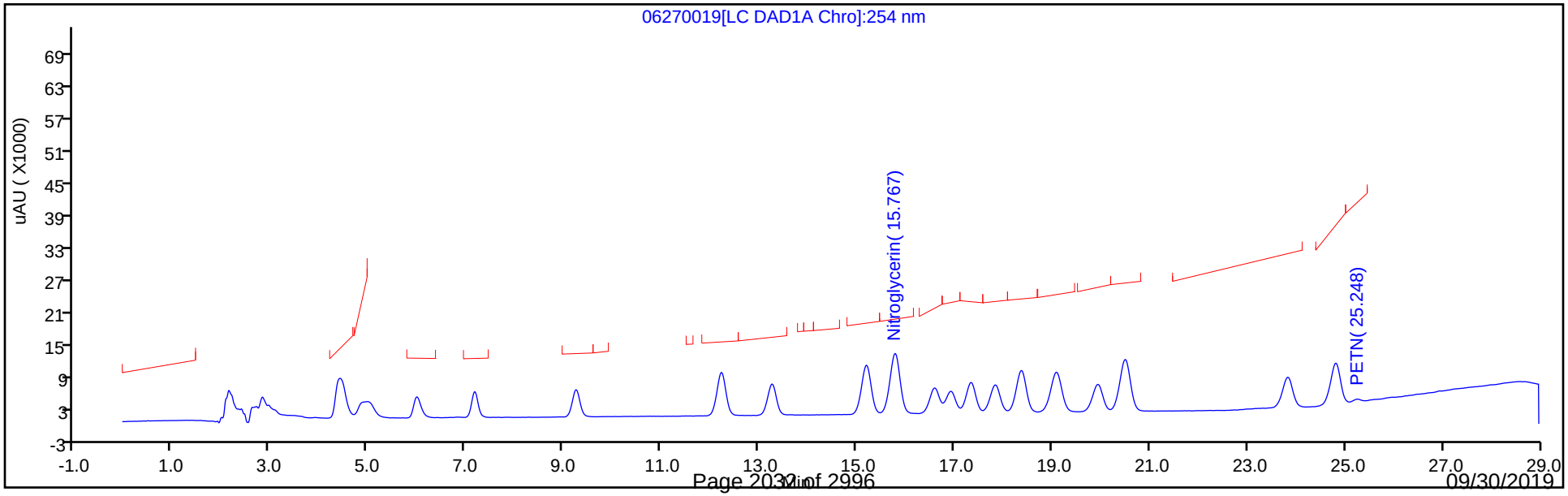

FORM VII
HPLC/IC CONTINUING CALIBRATION DATA

Lab Name: Eurofins TestAmerica, Denver Job No.: 280-124986-1

SDG No.:

Lab Sample ID: CCV 280-462962/20 Calibration Date: 06/28/2019 02:32

Instrument ID: CHHPLC_G2_LUNA Calib Start Date: 05/07/2019 20:23

GC Column: Luna-phenylhex ID: 4.60(mm) Calib End Date: 05/08/2019 00:28

Lab File ID: 06270020.D Conc. Units: ug/L

ANALYTE	CURVE TYPE	AVE CF	CF	MIN CF	CALC AMOUNT	SPIKE AMOUNT	%D	MAX %D
TNX	Ave	403427	437171		271	250	8.4	15.0
DNX	Ave	289881	316100		273	250	9.0	15.0
MNX	Ave	269525	293940		318	292	9.1	15.0

FORM VII
HPLC/IC CONTINUING CALIBRATION RETENTION TIME SUMMARY

Lab Name: Eurofins TestAmerica, Denver Job No.: 280-124986-1

SDG No.:

Lab Sample ID: CCV 280-462962/20 Calibration Date: 06/28/2019 02:32

Instrument ID: CHHPLC_G2_LUNA Calib Start Date: 05/07/2019 20:23

GC Column: Luna-phenylhex ID: 4.60(mm) Calib End Date: 05/08/2019 00:28

Lab File ID: 06270020.D

Analyte	RT	RT WINDOW	
		FROM	TO
TNX	5.48	5.33	5.63
DNX	6.30	6.15	6.45
MNX	7.84	7.69	7.99

Eurofins TestAmerica, Denver
Target Compound Quantitation Report

Data File:	\\chromna\Denver\ChromData\G2_LUNA\20190627-83272.b\06270020.D				
Lims ID:	CCV DMT				
Client ID:					
Sample Type:	CCV				
Inject. Date:	28-Jun-2019 02:32:18	ALS Bottle#:	8	Worklist Smp#:	20
Injection Vol:	100.0 ul	Dil. Factor:	1.0000		
Sample Info:	CCV DMT				
Misc. Info.:	280-0083272-020				
Operator ID:	HKF	Instrument ID:	CHHPLC_G2_LUNA		
Sublist:	chrom-G2_8330_Luna*sub13				
Method:	\\chromna\Denver\ChromData\G2_LUNA\20190627-83272.b\G2_8330_Luna.m				
Limit Group:	GCSV - 8330				
Last Update:	28-Jun-2019 13:31:23	Calib Date:	08-May-2019 00:28:23		
Integrator:	Falcon				
Quant Method:	External Standard	Quant By:	Initial Calibration		
Last ICal File:	\\chromna\Denver\ChromData\G2_LUNA\20190507-81649.b\05070023.D				
Column 1 :	Luna-Phenyl hexyl (4.60 mm)		Det: LC DAD1A, 254 nm		
Process Host:	CTX0317				
First Level Reviewer: fiedlerh		Date:	28-Jun-2019 12:39:11		

Compound	Det	RT (min.)	Exp RT (min.)	Dlt RT (min.)	Response	Cal Amt ug/ml	OnCol Amt ug/ml	Flags
3 TNX	1	5.475	5.475	0.000	109402	0.2503	0.2712	
4 DNX	1	6.295	6.295	0.000	79104	0.2503	0.2729	
7 MNX	1	7.835	7.835	0.000	85757	0.2918	0.3182	

Reagents:

8330 DMT_00002 Amount Added: 12.50 Units: uL

Report Date: 28-Jun-2019 13:31:23 Chrom Revision: 2.3 20-Jun-2019 20:50:56

Eurofins TestAmerica, Denver

Data File:	\\chromna\Denver\ChromData\G2_LUNA\20190627-83272.b\06270020.D				
Injection Date:	28-Jun-2019 02:32:18	Instrument ID:	CHHPLC_G2_LUNA	Operator ID:	HKF
Lims ID:	CCV DMT			Worklist Smp#:	20
Client ID:					
Injection Vol:	100.0 ul	Dil. Factor:	1.0000	ALS Bottle#:	8
Method:	G2_8330_Luna	Limit Group:	GCSV - 8330		

Column: Luna-Phenyl hexyl (4.60 mm) Y Scaling: Method Defined: Scale to the Nth Largest Peak: 1

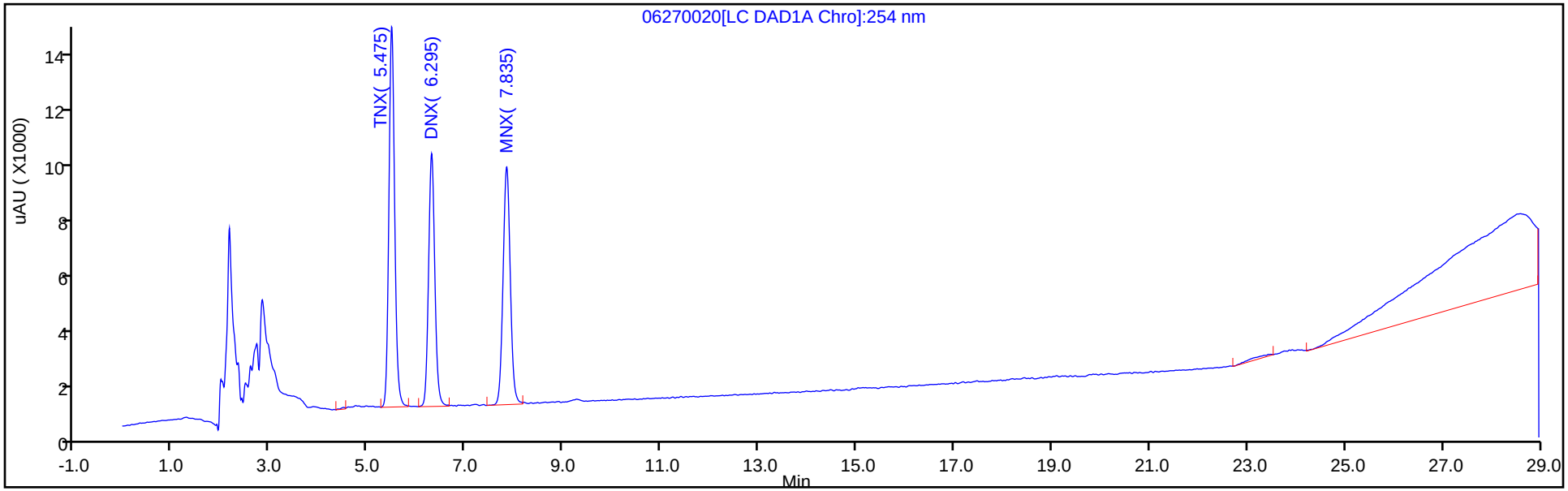

Y Scaling: Method Defined: Scale to the Nth Largest Peak: 1

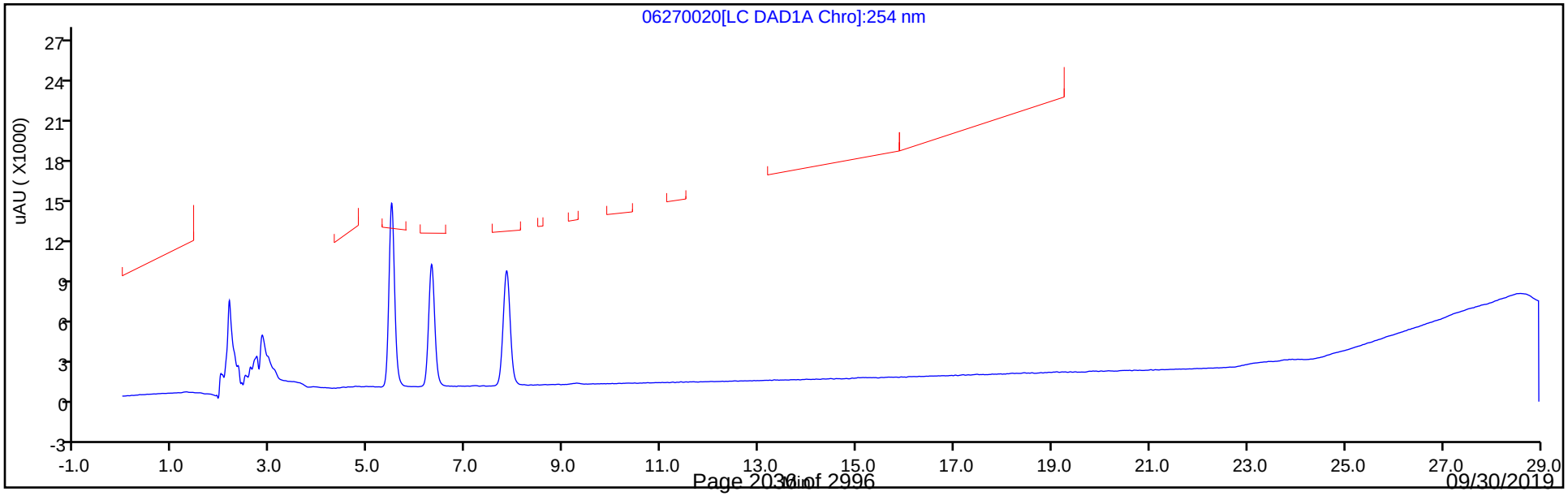

FORM VII
HPLC/IC CONTINUING CALIBRATION DATA

Lab Name: Eurofins TestAmerica, Denver Job No.: 280-124986-1

SDG No.:

Lab Sample ID: CCV 280-462962/31 Calibration Date: 06/28/2019 08:57

Instrument ID: CHHPLC_G2_LUNA Calib Start Date: 05/07/2019 15:08

GC Column: Luna-phenylhex ID: 4.60(mm) Calib End Date: 05/07/2019 19:13

Lab File ID: 06270031.D Conc. Units: ug/L

ANALYTE	CURVE TYPE	AVE CF	CF	MIN CF	CALC AMOUNT	SPIKE AMOUNT	%D	MAX %D
Picric acid	Ave	154920	168140		271	250	8.5	15.0
HMX	Ave	171198	180788		264	250	5.6	15.0
RDX	Ave	208444	222972		267	250	7.0	15.0
Nitrobenzene	Ave	405448	411525		254	251	1.5	15.0
Nitroglycerin	Ave	192935	193814		2510	2500	0.5	15.0
1,3-Dinitrobenzene	Ave	635564	670166		264	250	5.4	15.0
2-Nitrotoluene	Ave	261865	271111		260	251	3.5	15.0
4-Nitrotoluene	Ave	226647	229187		254	251	1.1	15.0
4-Amino-2,6-dinitrotoluene	Ave	297375	322098		272	251	8.3	15.0
3-Nitrotoluene	Ave	292691	305223		262	251	4.3	15.0
2-Amino-4,6-dinitrotoluene	Ave	430236	460877		269	251	7.1	15.0
1,3,5-Trinitrobenzene	Ave	457546	487104		266	250	6.5	15.0
2,6-Dinitrotoluene	Ave	293465	310568		265	251	5.8	15.0
2,4-Dinitrotoluene	Ave	569466	604627		266	251	6.2	15.0
Tetryl	Ave	314480	334596		266	250	6.4	15.0
2,4,6-Trinitrotoluene	Ave	407281	427681		264	251	5.0	15.0
PETN	Ave	132364	139102		2630	2500	5.1	15.0
1,2-Dinitrobenzene	Ave	276856	294684		266	250	6.4	15.0

FORM VII
HPLC/IC CONTINUING CALIBRATION RETENTION TIME SUMMARY

Lab Name: Eurofins TestAmerica, Denver Job No.: 280-124986-1

SDG No.:

Lab Sample ID: CCV 280-462962/31 Calibration Date: 06/28/2019 08:57

Instrument ID: CHHPLC_G2_LUNA Calib Start Date: 05/07/2019 15:08

GC Column: Luna-phenylhex ID: 4.60(mm) Calib End Date: 05/07/2019 19:13

Lab File ID: 06270031.D

Analyte	RT	RT WINDOW	
		FROM	TO
Picric acid	6.00	5.84	6.14
HMX	7.19	7.03	7.33
RDX	9.27	9.10	9.40
Nitrobenzene	12.25	12.08	12.38
Nitroglycerin	15.78	15.62	15.92
1,3-Dinitrobenzene	15.80	15.64	15.94
2-Nitrotoluene	16.61	16.44	16.74
4-Nitrotoluene	16.94	16.78	17.08
4-Amino-2,6-dinitrotoluene	17.35	17.19	17.49
3-Nitrotoluene	17.85	17.69	17.99
2-Amino-4,6-dinitrotoluene	18.38	18.22	18.52
1,3,5-Trinitrobenzene	19.10	18.94	19.24
2,6-Dinitrotoluene	19.95	19.79	20.09
2,4-Dinitrotoluene	20.51	20.35	20.65
Tetryl	23.84	23.68	23.98
2,4,6-Trinitrotoluene	24.82	24.66	24.96
PETN	25.26	25.10	25.40
1,2-Dinitrobenzene	13.28	13.12	13.42

Eurofins TestAmerica, Denver
Target Compound Quantitation Report

Data File: \\chromna\Denver\ChromData\G2_LUNA\20190627-83272.b\06270031.D
Lims ID: CCV 8330
Client ID:
Sample Type: CCV
Inject. Date: 28-Jun-2019 08:57:19 ALS Bottle#: 7 Worklist Smp#: 31
Injection Vol: 100.0 ul Dil. Factor: 1.0000
Sample Info: CCV 8330
Misc. Info.: 280-0083272-031
Operator ID: HKF Instrument ID: CHHPLC_G2_LUNA
Sublist: chrom-G2_8330_Luna*sub6

Method: \\chromna\Denver\ChromData\G2_LUNA\20190627-83272.b\G2_8330_Luna.m
Limit Group: GCSV - 8330
Last Update: 28-Jun-2019 13:31:47 Calib Date: 08-May-2019 00:28:23
Integrator: Falcon
Quant Method: External Standard Quant By: Initial Calibration
Last ICal File: \\chromna\Denver\ChromData\G2_LUNA\20190507-81649.b\05070023.D

Column 1 : Luna-Phenyl hexyl (4.60 mm) Det: LC DAD1A, 254 nm
Process Host: CTX0317

First Level Reviewer: fiedlerh Date: 28-Jun-2019 13:28:20

	Compound	Det	RT (min.)	Exp RT (min.)	Dlt RT (min.)	Response	Cal Amt ug/ml	OnCol Amt ug/ml	Flags
	1 2,6-diamino-4-nitrotoluene	1	4.422	4.421	0.001	104404	0.2500	0.2646	
	2 2,4-diamino-6-nitrotoluene	1	4.976	4.981	-0.005	66276	0.2500	0.2591	
	5 2,4,6-Trinitrophenol	1	5.996	5.994	0.002	42035	0.2500	0.2713	
	6 HMX	1	7.189	7.181	0.008	45197	0.2500	0.2640	
	8 RDX	1	9.269	9.254	0.015	55743	0.2500	0.2674	
	9 Nitrobenzene	1	12.249	12.227	0.022	103087	0.2505	0.2543	
$	10 1,2-Dinitrobenzene	1	13.282	13.267	0.015	73671	0.2500	0.2661	
	11 3,5-Dinitroaniline	1	15.209	15.201	0.008	127614	0.2500	0.2715	
	13 Nitroglycerin	2	15.782	15.767	0.015	484534	2.50	2.51	
	12 1,3-Dinitrobenzene	1	15.802	15.787	0.015	167709	0.2503	0.2639	
	14 o-Nitrotoluene	1	16.609	16.594	0.015	67981	0.2508	0.2596	
	15 p-Nitrotoluene	1	16.942	16.927	0.015	57526	0.2510	0.2538	
	16 4-Amino-2,6-dinitrotoluene	1	17.349	17.341	0.008	80766	0.2508	0.2716	
	17 m-Nitrotoluene	1	17.849	17.841	0.008	76611	0.2510	0.2617	
	18 2-Amino-4,6-dinitrotoluene	1	18.375	18.374	0.001	115565	0.2508	0.2686	
	19 1,3,5-Trinitrobenzene	1	19.095	19.087	0.008	121776	0.2500	0.2662	
	20 2,6-Dinitrotoluene	1	19.949	19.941	0.008	77875	0.2508	0.2654	
	21 2,4-Dinitrotoluene	1	20.509	20.501	0.008	151459	0.2505	0.2660	
	22 Tetryl	1	23.836	23.828	0.008	83649	0.2500	0.2660	M
	23 2,4,6-Trinitrotoluene	1	24.822	24.814	0.008	107348	0.2510	0.2636	
	24 PETN	2	25.262	25.248	0.014	347754	2.50	2.63	

QC Flag Legend

Review Flags
M - Manually Integrated

Reagents:

8330IntermStk_00058	Amount Added:	12.50	Units: uL
8330_ADDs_00022	Amount Added:	12.50	Units: uL

Report Date: 28-Jun-2019 13:31:47 Chrom Revision: 2.3 20-Jun-2019 20:50:56

Eurofins TestAmerica, Denver

Data File: \\chromna\Denver\ChromData\G2_LUNA\20190627-83272.b\06270031.D

Injection Date:	28-Jun-2019 08:57:19	Instrument ID:	CHHPLC_G2_LUNA	Operator ID:	HKF
Lims ID:	CCV 8330			Worklist Smp#:	31
Client ID:					
Injection Vol:	100.0 ul	Dil. Factor:	1.0000	ALS Bottle#:	7
Method:	G2_8330_Luna	Limit Group:	GCSV - 8330		

Column: Luna-Phenyl hexyl (4.60 mm) Y Scaling: Method Defined: Scale to the Nth Largest Peak: 1

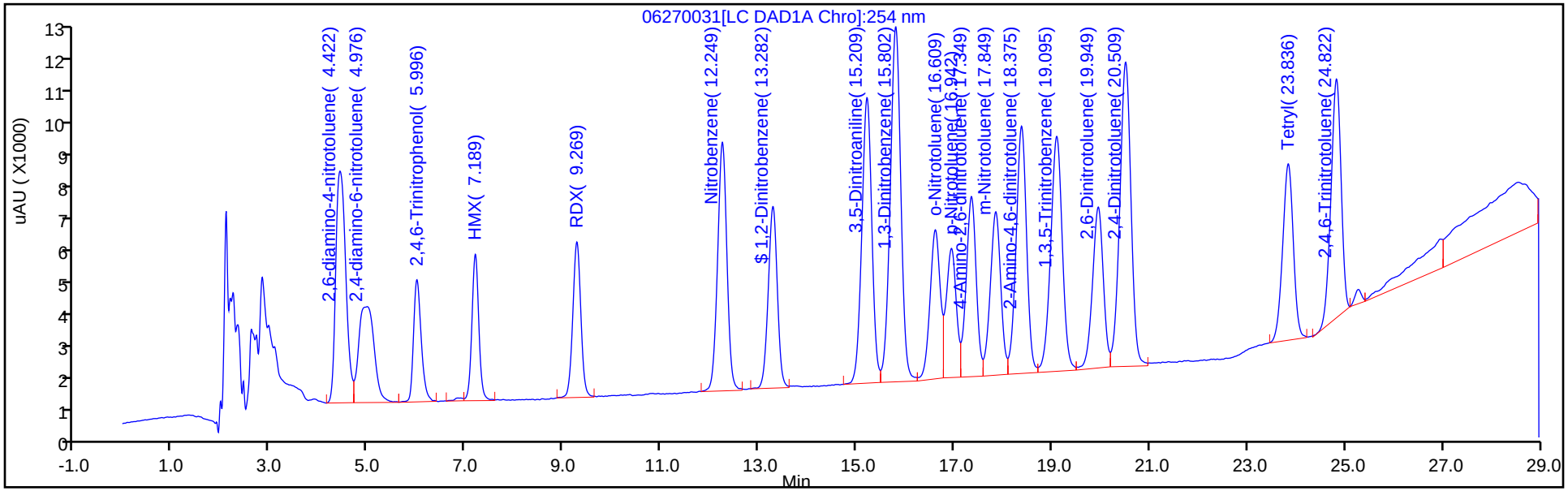

Y Scaling: Method Defined: Scale to the Nth Largest Peak: 1

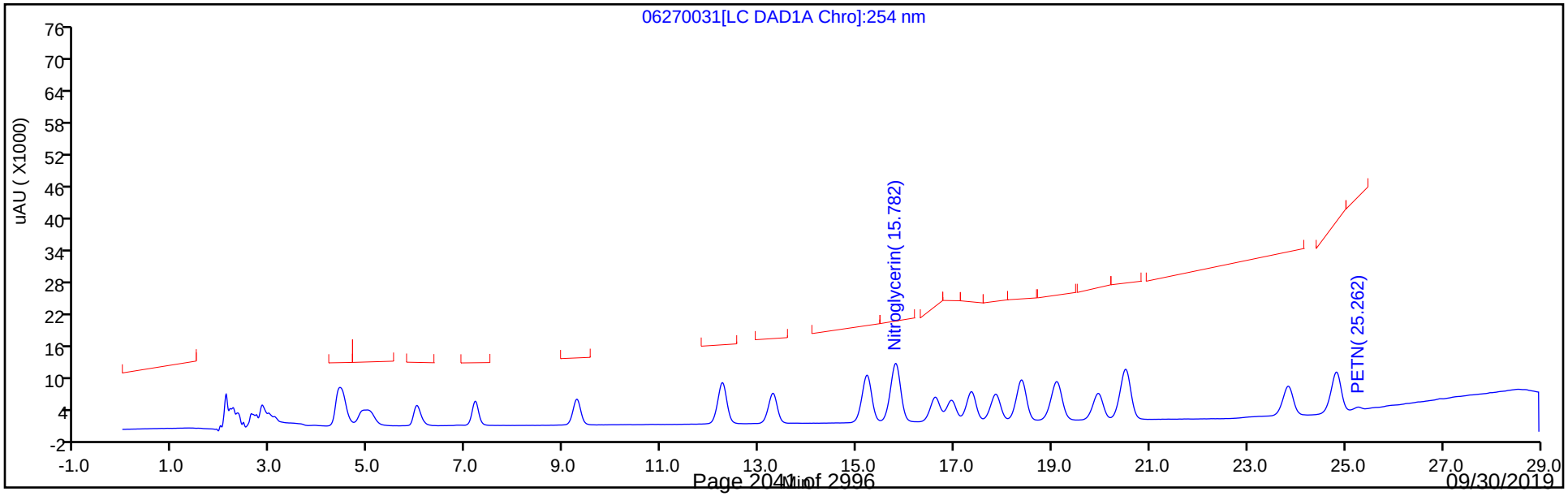

Manual Integration/User Assign Peak Report

Eurofins TestAmerica, Denver

Data File:	\\chromna\Denver\ChromData\G2_LUNA\20190627-83272.b\06270031.D				
Injection Date:	28-Jun-2019 08:57:19	Instrument ID:	CHHPLC_G2_LUNA		
Lims ID:	CCV 8330				
Client ID:					
Operator ID:	HKF	ALS Bottle#:	7	Worklist Smp#:	31
Injection Vol:	100.0 ul	Dil. Factor:	1.0000		
Method:	G2_8330_Luna	Limit Group:	GCSV - 8330		
Column:	Luna-Phenyl hexyl (4.60 mm)	Detector	LC DAD1A, 254 nm		

22 Tetryl, CAS: 479-45-8

Signal: 1

Processing Integration Results

RT: 23.84
Area: 91862
Amount: 0.292108
Amount Units: ug/ml

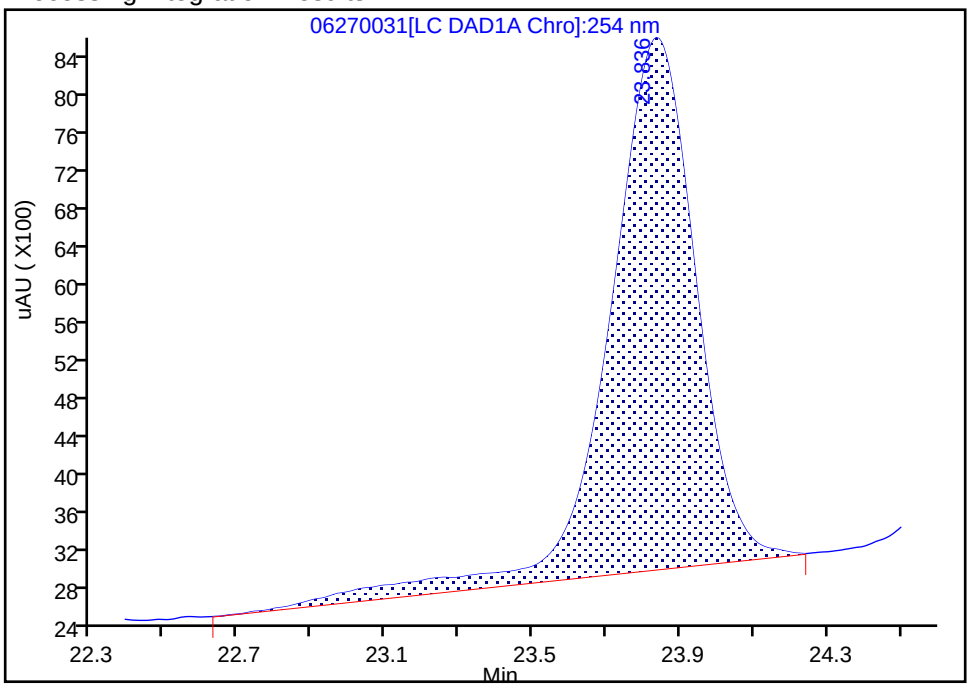

Manual Integration Results

RT: 23.84
Area: 83649
Amount: 0.265992
Amount Units: ug/ml

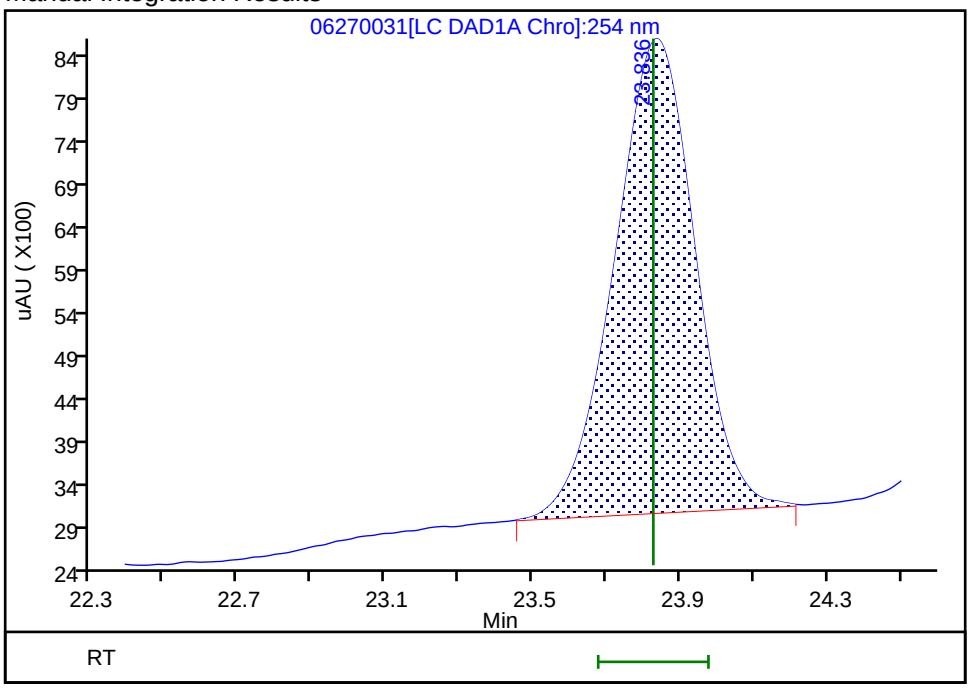

Reviewer: fiedlerh, 28-Jun-2019 13:28:18

Audit Action: Manually Integrated Audit Reason: Baseline Smoothing

FORM VII
HPLC/IC CONTINUING CALIBRATION DATA

Lab Name: Eurofins TestAmerica, Denver Job No.: 280-124986-1

SDG No.:

Lab Sample ID: CCV 280-462962/32 Calibration Date: 06/28/2019 09:32

Instrument ID: CHHPLC_G2_LUNA Calib Start Date: 05/07/2019 20:23

GC Column: Luna-phenylhex ID: 4.60(mm) Calib End Date: 05/08/2019 00:28

Lab File ID: 06270032.D Conc. Units: ug/L

ANALYTE	CURVE TYPE	AVE CF	CF	MIN CF	CALC AMOUNT	SPIKE AMOUNT	%D	MAX %D
TNX	Ave	403427	428396		266	250	6.2	15.0
DNX	Ave	289881	313562		271	250	8.2	15.0
MNX	Ave	269525	291791		316	292	8.3	15.0

FORM VII
HPLC/IC CONTINUING CALIBRATION RETENTION TIME SUMMARY

Lab Name: Eurofins TestAmerica, Denver Job No.: 280-124986-1

SDG No.:

Lab Sample ID: CCV 280-462962/32 Calibration Date: 06/28/2019 09:32

Instrument ID: CHHPLC_G2_LUNA Calib Start Date: 05/07/2019 20:23

GC Column: Luna-phenylhex ID: 4.60(mm) Calib End Date: 05/08/2019 00:28

Lab File ID: 06270032.D

Analyte	RT	RT WINDOW	
		FROM	TO
TNX	5.49	5.33	5.63
DNX	6.31	6.15	6.45
MNX	7.85	7.69	7.99

Eurofins TestAmerica, Denver
Target Compound Quantitation Report

Data File:	\\chromna\Denver\ChromData\G2_LUNA\20190627-83272.b\06270032.D				
Lims ID:	CCV DMT				
Client ID:					
Sample Type:	CCV				
Inject. Date:	28-Jun-2019 09:32:17	ALS Bottle#:	8	Worklist Smp#:	32
Injection Vol:	100.0 ul	Dil. Factor:	1.0000		
Sample Info:	CCV DMT				
Misc. Info.:	280-0083272-032				
Operator ID:	HKF	Instrument ID:	CHHPLC_G2_LUNA		
Sublist:	chrom-G2_8330_Luna*sub13				
Method:	\\chromna\Denver\ChromData\G2_LUNA\20190627-83272.b\G2_8330_Luna.m				
Limit Group:	GCSV - 8330				
Last Update:	28-Jun-2019 13:31:48	Calib Date:	08-May-2019 00:28:23		
Integrator:	Falcon				
Quant Method:	External Standard	Quant By:	Initial Calibration		
Last ICal File:	\\chromna\Denver\ChromData\G2_LUNA\20190507-81649.b\05070023.D				
Column 1 :	Luna-Phenyl hexyl (4.60 mm)		Det: LC DAD1A, 254 nm		
Process Host:	CTX0317				

Compound	Det	RT (min.)	Exp RT (min.)	Dlt RT (min.)	Response	Cal Amt ug/ml	OnCol Amt ug/ml	Flags
3 TNX	1	5.485	5.475	0.010	107206	0.2503	0.2657	
4 DNX	1	6.305	6.295	0.010	78469	0.2503	0.2707	
7 MNX	1	7.845	7.835	0.010	85130	0.2918	0.3159	

Reagents:

8330 DMT_00002 Amount Added: 12.50 Units: uL

Report Date: 28-Jun-2019 13:31:49 Chrom Revision: 2.3 20-Jun-2019 20:50:56

Eurofins TestAmerica, Denver

Data File: \\chromna\Denver\ChromData\G2_LUNA\20190627-83272.b\06270032.D

Injection Date:	28-Jun-2019 09:32:17	Instrument ID:	CHHPLC_G2_LUNA	Operator ID:	HKF
Lims ID:	CCV DMT			Worklist Smp#:	32
Client ID:					
Injection Vol:	100.0 ul	Dil. Factor:	1.0000	ALS Bottle#:	8
Method:	G2_8330_Luna	Limit Group:	GCSV - 8330		

Column: Luna-Phenyl hexyl (4.60 mm) Y Scaling: Method Defined: Scale to the Nth Largest Peak: 1

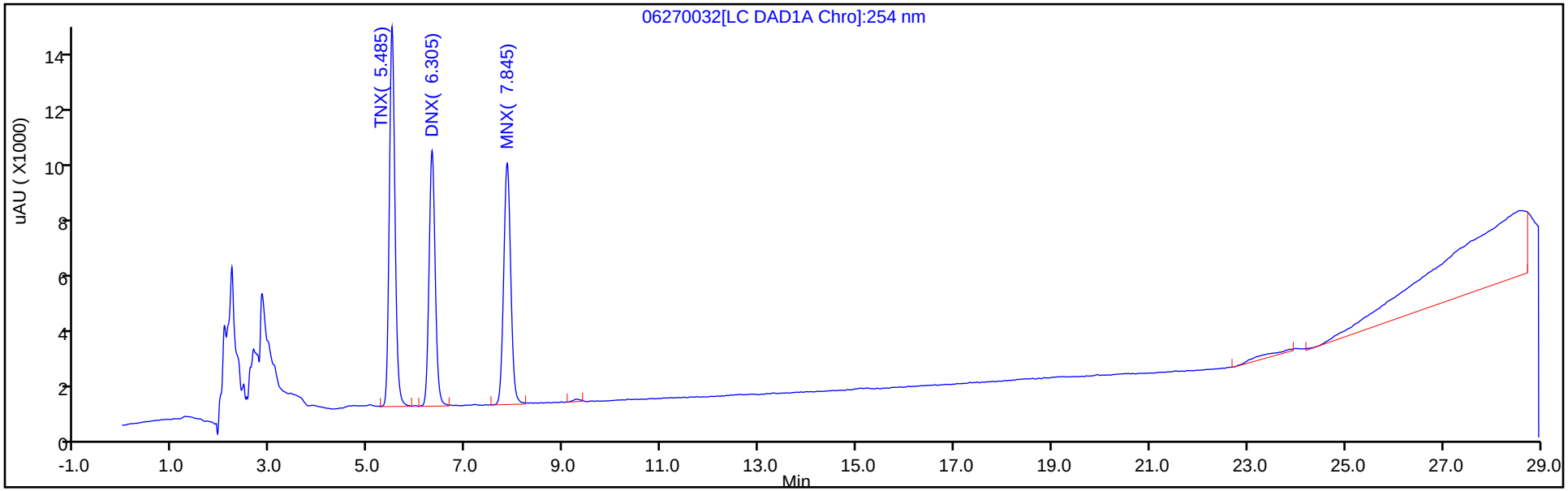

Y Scaling: Method Defined: Scale to the Nth Largest Peak: 1

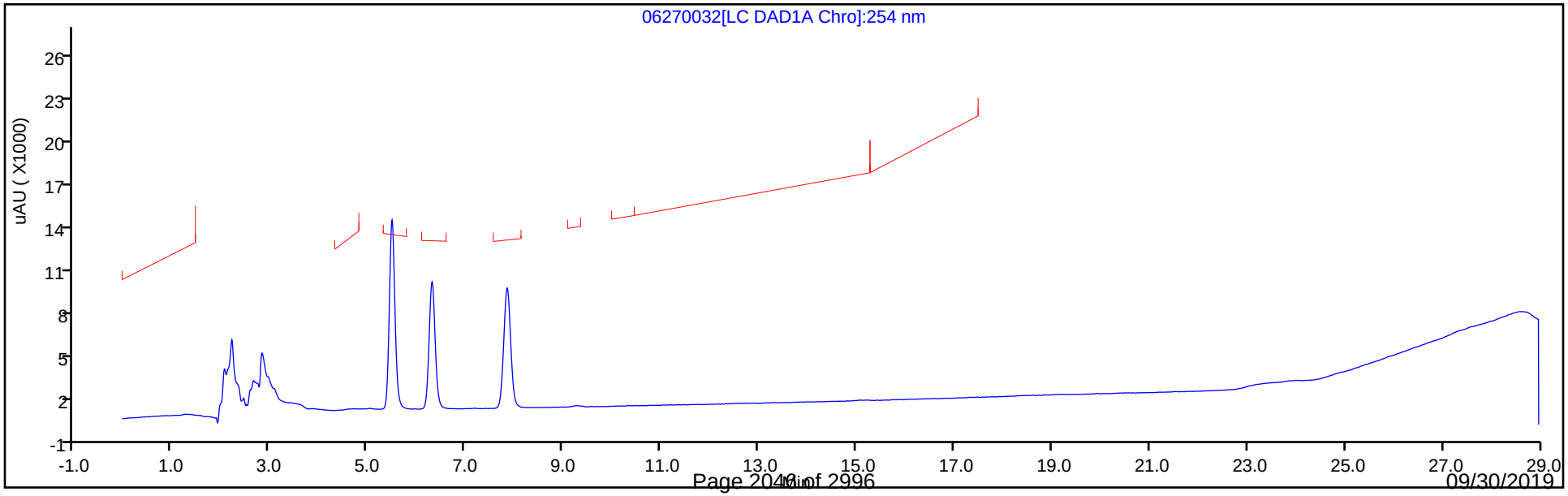

FORM VII
HPLC/IC CONTINUING CALIBRATION DATA

Lab Name: Eurofins TestAmerica, Denver Job No.: 280-124986-1

SDG No.:

Lab Sample ID: CCV 280-462962/34 Calibration Date: 06/28/2019 10:42

Instrument ID: CHHPLC_G2_LUNA Calib Start Date: 05/07/2019 15:08

GC Column: Luna-phenylhex ID: 4.60(mm) Calib End Date: 05/07/2019 19:13

Lab File ID: 06270034.D Conc. Units: ug/L

ANALYTE	CURVE TYPE	AVE CF	CF	MIN CF	CALC AMOUNT	SPIKE AMOUNT	%D	MAX %D
Picric acid	Ave	154920	172880		279	250	11.6	15.0
HMX	Ave	171198	182380		266	250	6.5	15.0
RDX	Ave	208444	228468		274	250	9.6	15.0
Nitrobenzene	Ave	405448	415325		257	251	2.4	15.0
Nitroglycerin	Ave	192935	195060		2530	2500	1.1	15.0
1,3-Dinitrobenzene	Ave	635564	675564		266	250	6.3	15.0
2-Nitrotoluene	Ave	261865	273771		262	251	4.5	15.0
4-Nitrotoluene	Ave	226647	229315		254	251	1.2	15.0
4-Amino-2,6-dinitrotoluene	Ave	297375	325304		274	251	9.4	15.0
3-Nitrotoluene	Ave	292691	306092		262	251	4.6	15.0
2-Amino-4,6-dinitrotoluene	Ave	430236	466313		272	251	8.4	15.0
1,3,5-Trinitrobenzene	Ave	457546	491348		268	250	7.4	15.0
2,6-Dinitrotoluene	Ave	293465	312259		267	251	6.4	15.0
2,4-Dinitrotoluene	Ave	569466	607996		267	251	6.8	15.0
Tetryl	Ave	314480	337468		268	250	7.3	15.0
2,4,6-Trinitrotoluene	Ave	407281	429155		264	251	5.4	15.0
PETN	Ave	132364	138869		2620	2500	4.9	15.0
1,2-Dinitrobenzene	Ave	276856	297632		269	250	7.5	15.0

FORM VII
HPLC/IC CONTINUING CALIBRATION RETENTION TIME SUMMARY

Lab Name: Eurofins TestAmerica, Denver Job No.: 280-124986-1

SDG No.:

Lab Sample ID: CCV 280-462962/34 Calibration Date: 06/28/2019 10:42

Instrument ID: CHHPLC_G2_LUNA Calib Start Date: 05/07/2019 15:08

GC Column: Luna-phenylhex ID: 4.60(mm) Calib End Date: 05/07/2019 19:13

Lab File ID: 06270034.D

Analyte	RT	RT WINDOW	
		FROM	TO
Picric acid	6.02	5.84	6.14
HMX	7.20	7.03	7.33
RDX	9.28	9.10	9.40
Nitrobenzene	12.26	12.08	12.38
Nitroglycerin	15.81	15.62	15.92
1,3-Dinitrobenzene	15.82	15.64	15.94
2-Nitrotoluene	16.64	16.44	16.74
4-Nitrotoluene	16.96	16.78	17.08
4-Amino-2,6-dinitrotoluene	17.37	17.19	17.49
3-Nitrotoluene	17.87	17.69	17.99
2-Amino-4,6-dinitrotoluene	18.40	18.22	18.52
1,3,5-Trinitrobenzene	19.12	18.94	19.24
2,6-Dinitrotoluene	19.97	19.79	20.09
2,4-Dinitrotoluene	20.53	20.35	20.65
Tetryl	23.86	23.68	23.98
2,4,6-Trinitrotoluene	24.85	24.66	24.96
PETN	25.29	25.10	25.40
1,2-Dinitrobenzene	13.30	13.12	13.42

Eurofins TestAmerica, Denver
Target Compound Quantitation Report

Data File: \\chromna\Denver\ChromData\G2_LUNA\20190627-83272.b\06270034.D
Lims ID: CCV 8330
Client ID:
Sample Type: CCV
Inject. Date: 28-Jun-2019 10:42:18 ALS Bottle#: 7 Worklist Smp#: 34
Injection Vol: 100.0 ul Dil. Factor: 1.0000
Sample Info: CCV 8330
Misc. Info.: 280-0083272-034
Operator ID: HKF Instrument ID: CHHPLC_G2_LUNA
Sublist: chrom-G2_8330_Luna*sub6

Method: \\chromna\Denver\ChromData\G2_LUNA\20190627-83272.b\G2_8330_Luna.m
Limit Group: GCSV - 8330
Last Update: 01-Jul-2019 18:26:51 Calib Date: 08-May-2019 00:28:23
Integrator: Falcon
Quant Method: External Standard Quant By: Initial Calibration
Last ICal File: \\chromna\Denver\ChromData\G2_LUNA\20190507-81649.b\05070023.D

Column 1 : Luna-Phenyl hexyl (4.60 mm) Det: LC DAD1A, 254 nm
Process Host: CTX0317

First Level Reviewer: fiedlerh Date: 01-Jul-2019 18:26:51

Compound	Det	RT (min.)	Exp RT (min.)	Dlt RT (min.)	Response	Cal Amt ug/ml	OnCol Amt ug/ml	Flags
1 2,6-diamino-4-nitrotoluene	1	4.435	4.421	0.014	104412	0.2500	0.2646	
2 2,4-diamino-6-nitrotoluene	1	4.982	4.981	0.001	66574	0.2500	0.2602	
5 2,4,6-Trinitrophenol	1	6.015	5.994	0.021	43220	0.2500	0.2790	
6 HMX	1	7.202	7.181	0.021	45595	0.2500	0.2663	
8 RDX	1	9.275	9.254	0.021	57117	0.2500	0.2740	
9 Nitrobenzene	1	12.262	12.227	0.035	104039	0.2505	0.2566	
$ 10 1,2-Dinitrobenzene	1	13.302	13.267	0.035	74408	0.2500	0.2688	
11 3,5-Dinitroaniline	1	15.228	15.201	0.027	128065	0.2500	0.2724	
13 Nitroglycerin	2	15.808	15.767	0.041	487649	2.50	2.53	
12 1,3-Dinitrobenzene	1	15.815	15.787	0.028	169060	0.2503	0.2660	
14 o-Nitrotoluene	1	16.635	16.594	0.041	68648	0.2508	0.2622	
15 p-Nitrotoluene	1	16.962	16.927	0.035	57558	0.2510	0.2540	
16 4-Amino-2,6-dinitrotoluene	1	17.368	17.341	0.027	81570	0.2508	0.2743	
17 m-Nitrotoluene	1	17.868	17.841	0.027	76829	0.2510	0.2625	
18 2-Amino-4,6-dinitrotoluene	1	18.395	18.374	0.021	116928	0.2508	0.2718	
19 1,3,5-Trinitrobenzene	1	19.122	19.087	0.035	122837	0.2500	0.2685	
20 2,6-Dinitrotoluene	1	19.968	19.941	0.027	78299	0.2508	0.2668	
21 2,4-Dinitrotoluene	1	20.528	20.501	0.027	152303	0.2505	0.2674	
22 Tetryl	1	23.862	23.828	0.034	84367	0.2500	0.2683	M
23 2,4,6-Trinitrotoluene	1	24.848	24.814	0.034	107718	0.2510	0.2645	
24 PETN	2	25.288	25.248	0.040	347173	2.50	2.62	

QC Flag Legend

Review Flags
M - Manually Integrated

Reagents:

8330IntermStk_00058	Amount Added:	12.50	Units: uL
8330_ADDs_00022	Amount Added:	12.50	Units: uL

Report Date: 01-Jul-2019 18:26:52 Chrom Revision: 2.3 20-Jun-2019 20:50:56

Eurofins TestAmerica, Denver

Data File: \\chromna\Denver\ChromData\G2_LUNA\20190627-83272.b\06270034.D

Injection Date:	28-Jun-2019 10:42:18	Instrument ID:	CHHPLC_G2_LUNA	Operator ID:	HKF
Lims ID:	CCV 8330			Worklist Smp#:	34
Client ID:					
Injection Vol:	100.0 ul	Dil. Factor:	1.0000	ALS Bottle#:	7
Method:	G2_8330_Luna	Limit Group:	GCSV - 8330		

Column: Luna-Phenyl hexyl (4.60 mm) Y Scaling: Method Defined: Scale to the Nth Largest Peak: 1

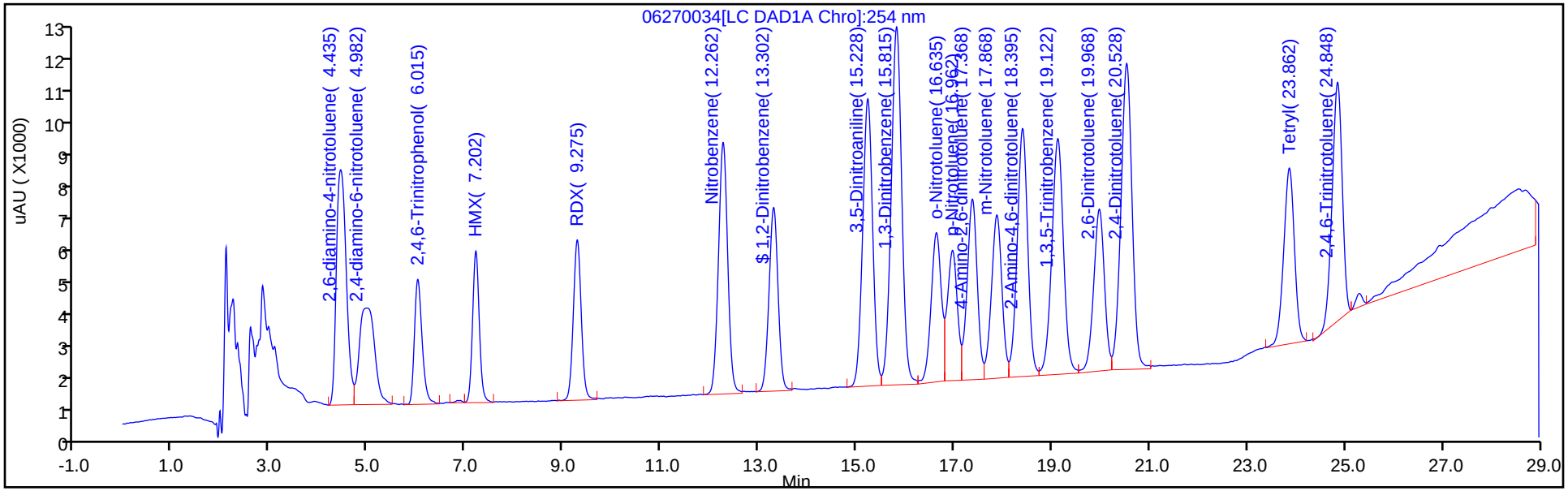

Y Scaling: Method Defined: Scale to the Nth Largest Peak: 1

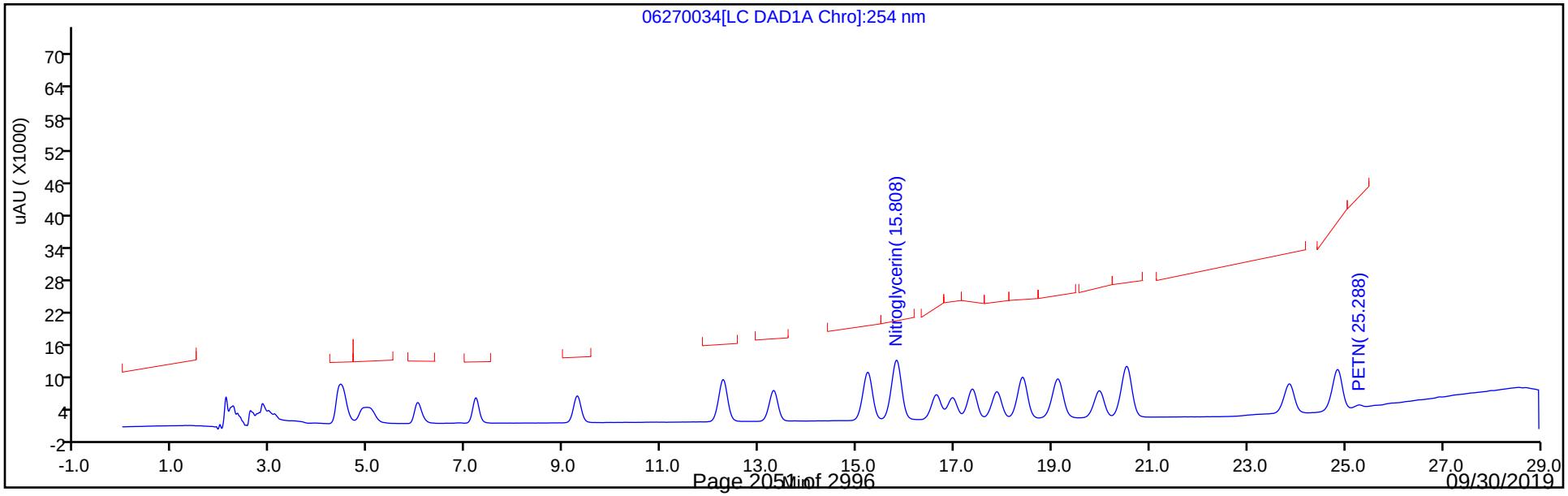

Manual Integration/User Assign Peak Report

Eurofins TestAmerica, Denver

Data File: \\chromna\Denver\ChromData\G2_LUNA\20190627-83272.b\06270034.D
Injection Date: 28-Jun-2019 10:42:18 Instrument ID: CHHPLC_G2_LUNA
Lims ID: CCV 8330
Client ID:
Operator ID: HKF ALS Bottle#: 7 Worklist Smp#: 34
Injection Vol: 100.0 ul Dil. Factor: 1.0000
Method: G2_8330_Luna Limit Group: GCSV - 8330
Column: Luna-Phenyl hexyl (4.60 mm) Detector LC DAD1A, 254 nm

22 Tetryl, CAS: 479-45-8

Signal: 1

Processing Integration Results

RT: 23.86
Area: 92411
Amount: 0.293853
Amount Units: ug/ml

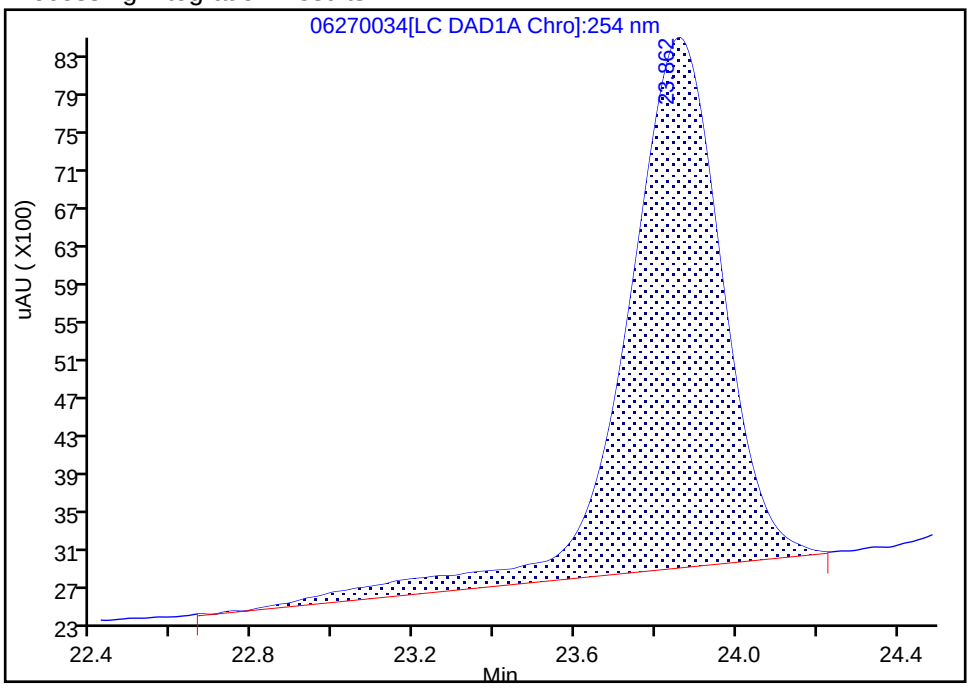

Manual Integration Results

RT: 23.86
Area: 84367
Amount: 0.268275
Amount Units: ug/ml

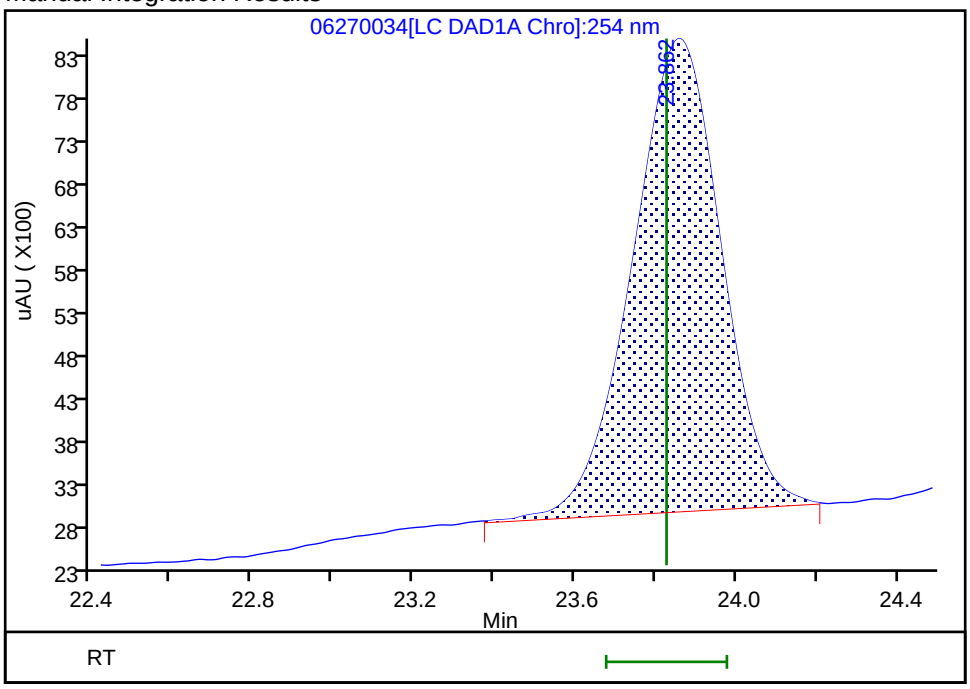

Reviewer: fiedlerh, 01-Jul-2019 18:26:49
Audit Action: Manually Integrated Audit Reason: Baseline Smoothing

FORM VII
HPLC/IC CONTINUING CALIBRATION DATA

Lab Name: Eurofins TestAmerica, Denver Job No.: 280-124986-1

SDG No.:

Lab Sample ID: CCV 280-462962/35 Calibration Date: 06/28/2019 11:17

Instrument ID: CHHPLC_G2_LUNA Calib Start Date: 05/07/2019 20:23

GC Column: Luna-phenylhex ID: 4.60(mm) Calib End Date: 05/08/2019 00:28

Lab File ID: 06270035.D Conc. Units: ug/L

ANALYTE	CURVE TYPE	AVE CF	CF	MIN CF	CALC AMOUNT	SPIKE AMOUNT	%D	MAX %D
TNX	Ave	403427	425922		264	250	5.6	15.0
DNX	Ave	289881	313938		271	250	8.3	15.0
MNX	Ave	269525	293416		318	292	8.9	15.0

FORM VII
HPLC/IC CONTINUING CALIBRATION RETENTION TIME SUMMARY

Lab Name: Eurofins TestAmerica, Denver Job No.: 280-124986-1

SDG No.:

Lab Sample ID: CCV 280-462962/35 Calibration Date: 06/28/2019 11:17

Instrument ID: CHHPLC_G2_LUNA Calib Start Date: 05/07/2019 20:23

GC Column: Luna-phenylhex ID: 4.60(mm) Calib End Date: 05/08/2019 00:28

Lab File ID: 06270035.D

Analyte	RT	RT WINDOW	
		FROM	TO
TNX	5.49	5.33	5.63
DNX	6.31	6.15	6.45
MNX	7.85	7.69	7.99

Eurofins TestAmerica, Denver
Target Compound Quantitation Report

Data File:	\\chromna\Denver\ChromData\G2_LUNA\20190627-83272.b\06270035.D				
Lims ID:	CCV DMT				
Client ID:					
Sample Type:	CCV				
Inject. Date:	28-Jun-2019 11:17:18	ALS Bottle#:	8	Worklist Smp#:	35
Injection Vol:	100.0 ul	Dil. Factor:	1.0000		
Sample Info:	CCV DMT				
Misc. Info.:	280-0083272-035				
Operator ID:	HKF	Instrument ID:	CHHPLC_G2_LUNA		
Sublist:	chrom-G2_8330_Luna*sub13				
Method:	\\chromna\Denver\ChromData\G2_LUNA\20190627-83272.b\G2_8330_Luna.m				
Limit Group:	GCSV - 8330				
Last Update:	28-Jun-2019 13:31:52	Calib Date:	08-May-2019 00:28:23		
Integrator:	Falcon				
Quant Method:	External Standard	Quant By:	Initial Calibration		
Last ICal File:	\\chromna\Denver\ChromData\G2_LUNA\20190507-81649.b\05070023.D				
Column 1 :	Luna-Phenyl hexyl (4.60 mm)		Det: LC DAD1A, 254 nm		
Process Host:	CTX0317				

Compound	Det	RT (min.)	Exp RT (min.)	Dlt RT (min.)	Response	Cal Amt ug/ml	OnCol Amt ug/ml	Flags
3 TNX	1	5.489	5.475	0.014	106587	0.2503	0.2642	
4 DNX	1	6.309	6.295	0.014	78563	0.2503	0.2710	
7 MNX	1	7.849	7.835	0.014	85604	0.2918	0.3176	

Reagents:

8330 DMT_00002 Amount Added: 12.50 Units: uL

Report Date: 28-Jun-2019 13:31:52 Chrom Revision: 2.3 20-Jun-2019 20:50:56

Eurofins TestAmerica, Denver

Data File:	\\chromna\Denver\ChromData\G2_LUNA\20190627-83272.b\06270035.D				
Injection Date:	28-Jun-2019 11:17:18	Instrument ID:	CHHPLC_G2_LUNA	Operator ID:	HKF
Lims ID:	CCV DMT			Worklist Smp#:	35
Client ID:					
Injection Vol:	100.0 ul	Dil. Factor:	1.0000	ALS Bottle#:	8
Method:	G2_8330_Luna	Limit Group:	GCSV - 8330		

Column: Luna-Phenyl hexyl (4.60 mm) Y Scaling: Method Defined: Scale to the Nth Largest Peak: 1

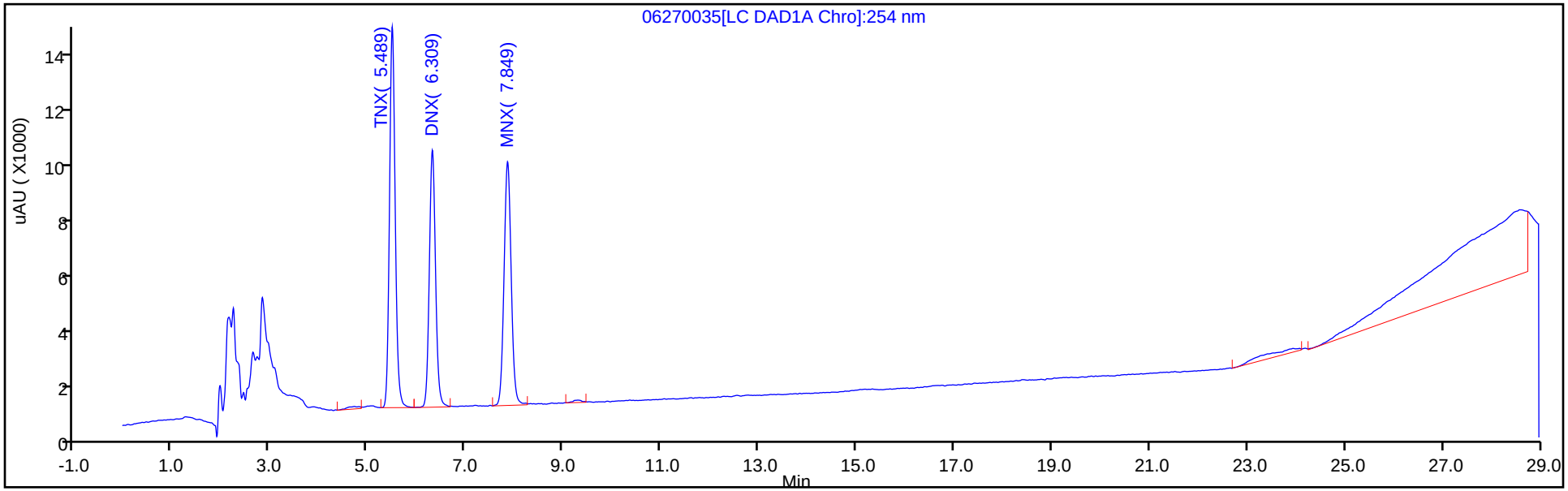

Y Scaling: Method Defined: Scale to the Nth Largest Peak: 1

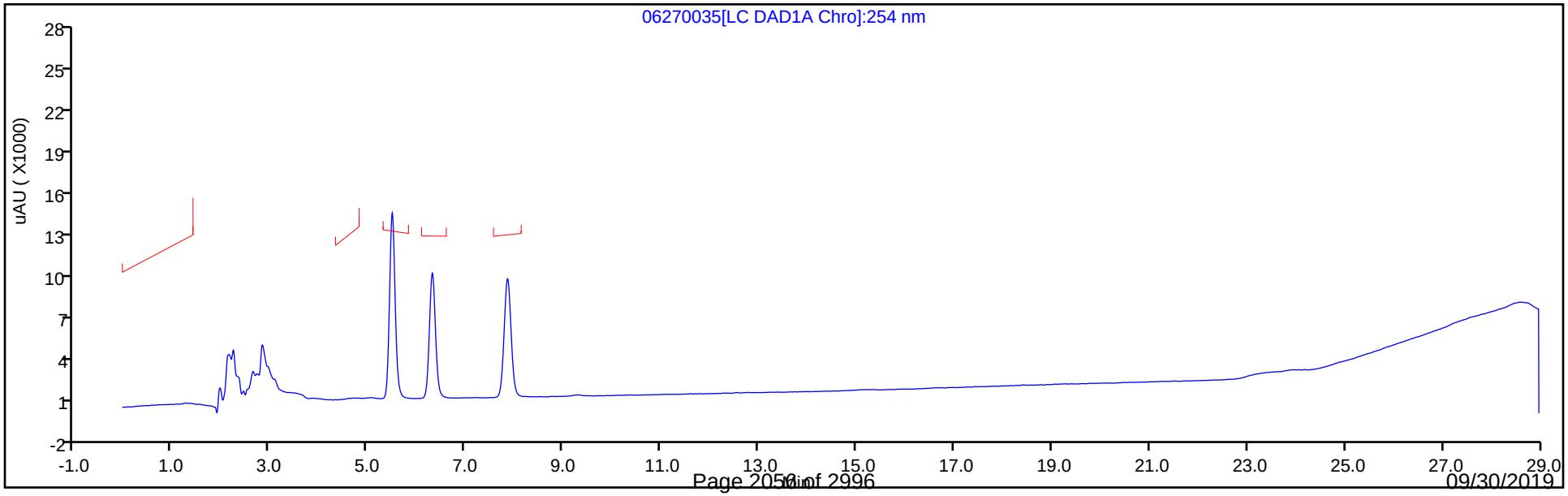

FORM VII
HPLC/IC CONTINUING CALIBRATION DATA

Lab Name: Eurofins TestAmerica, Denver Job No.: 280-124986-1

SDG No.:

Lab Sample ID: CCV 280-463562/7 Calibration Date: 07/05/2019 12:39

Instrument ID: CHHPLC_G2_LUNA Calib Start Date: 05/07/2019 15:08

GC Column: Luna-phenylhex ID: 4.60(mm) Calib End Date: 05/07/2019 19:13

Lab File ID: 07030007.D Conc. Units: ug/L

ANALYTE	CURVE TYPE	AVE CF	CF	MIN CF	CALC AMOUNT	SPIKE AMOUNT	%D	MAX %D
Picric acid	Ave	154920	180980		292	250	16.8*	15.0
HMX	Ave	171198	188876		276	250	10.3	15.0
RDX	Ave	208444	235104		282	250	12.8	15.0
Nitrobenzene	Ave	405448	429964		266	251	6.0	15.0
Nitroglycerin	Ave	192935	204172		2650	2500	5.8	15.0
1,3-Dinitrobenzene	Ave	635564	699265		275	250	10.0	15.0
2-Nitrotoluene	Ave	261865	282046		270	251	7.7	15.0
4-Nitrotoluene	Ave	226647	237263		263	251	4.7	15.0
4-Amino-2,6-dinitrotoluene	Ave	297375	334189		282	251	12.4	15.0
3-Nitrotoluene	Ave	292691	317873		273	251	8.6	15.0
2-Amino-4,6-dinitrotoluene	Ave	430236	477232		278	251	10.9	15.0
1,3,5-Trinitrobenzene	Ave	457546	507348		277	250	10.9	15.0
2,6-Dinitrotoluene	Ave	293465	319107		273	251	8.7	15.0
2,4-Dinitrotoluene	Ave	569466	626547		276	251	10.0	15.0
Tetryl	Ave	314480	334876		266	250	6.5	15.0
2,4,6-Trinitrotoluene	Ave	407281	437813		270	251	7.5	15.0
PETN	Ave	132364	144096		2720	2500	8.9	15.0
1,2-Dinitrobenzene	Ave	276856	308136		278	250	11.3	15.0

FORM VII
HPLC/IC CONTINUING CALIBRATION RETENTION TIME SUMMARY

Lab Name: Eurofins TestAmerica, Denver Job No.: 280-124986-1

SDG No.:

Lab Sample ID: CCV 280-463562/7 Calibration Date: 07/05/2019 12:39

Instrument ID: CHHPLC_G2_LUNA Calib Start Date: 05/07/2019 15:08

GC Column: Luna-phenylhex ID: 4.60(mm) Calib End Date: 05/07/2019 19:13

Lab File ID: 07030007.D

Analyte	RT	RT WINDOW	
		FROM	TO
Picric acid	6.01	5.86	6.16
HMX	7.22	7.07	7.37
RDX	9.30	9.15	9.45
Nitrobenzene	12.29	12.14	12.44
Nitroglycerin	15.85	15.70	16.00
1,3-Dinitrobenzene	15.86	15.71	16.01
2-Nitrotoluene	16.69	16.54	16.84
4-Nitrotoluene	17.01	16.86	17.16
4-Amino-2,6-dinitrotoluene	17.43	17.28	17.58
3-Nitrotoluene	17.93	17.78	18.08
2-Amino-4,6-dinitrotoluene	18.45	18.30	18.60
1,3,5-Trinitrobenzene	19.16	19.01	19.31
2,6-Dinitrotoluene	20.02	19.87	20.17
2,4-Dinitrotoluene	20.58	20.43	20.73
Tetryl	23.89	23.74	24.04
2,4,6-Trinitrotoluene	24.87	24.72	25.02
PETN	25.29	25.14	25.44
1,2-Dinitrobenzene	13.34	13.19	13.49

Eurofins TestAmerica, Denver
Target Compound Quantitation Report

Data File: \\chromna\Denver\ChromData\G2_LUNA\20190703-83452.b\07030007.D
Lims ID: CCV 8330
Client ID:
Sample Type: CCV
Inject. Date: 05-Jul-2019 12:39:54 ALS Bottle#: 7 Worklist Smp#: 7
Injection Vol: 100.0 ul Dil. Factor: 1.0000
Sample Info: CCV 8330
Misc. Info.: 280-0083452-007
Operator ID: HKF Instrument ID: CHHPLC_G2_LUNA
Sublist: chrom-G2_8330_Luna*sub6

Method: \\chromna\Denver\ChromData\G2_LUNA\20190703-83452.b\G2_8330_Luna.m
Limit Group: GCSV - 8330
Last Update: 06-Jul-2019 13:52:40 Calib Date: 08-May-2019 00:28:23
Integrator: Falcon
Quant Method: External Standard Quant By: Initial Calibration
Last ICal File: \\chromna\Denver\ChromData\G2_LUNA\20190507-81649.b\05070023.D

Column 1 : Luna-Phenyl hexyl (4.60 mm) Det: LC DAD1A, 254 nm
Process Host: CTX0337

First Level Reviewer: fiedlerh Date: 05-Jul-2019 15:31:09

Compound	Det	RT (min.)	Exp RT (min.)	Dlt RT (min.)	Response	Cal Amt ug/ml	OnCol Amt ug/ml	Flags
1 2,6-diamino-4-nitrotoluene	1	4.440	4.440	0.000	104436	0.2500	0.2646	
2 2,4-diamino-6-nitrotoluene	1	4.980	4.980	0.000	66594	0.2500	0.2603	
5 2,4,6-Trinitrophenol	1	6.013	6.013	0.000	45245	0.2500	0.2921	
6 HMX	1	7.220	7.220	0.000	47219	0.2500	0.2758	
8 RDX	1	9.300	9.300	0.000	58776	0.2500	0.2820	
9 Nitrobenzene	1	12.293	12.293	0.000	107706	0.2505	0.2656	
$ 10 1,2-Dinitrobenzene	1	13.340	13.340	0.000	77034	0.2500	0.2782	
11 3,5-Dinitroaniline	1	15.280	15.280	0.000	129711	0.2500	0.2759	
13 Nitroglycerin	2	15.853	15.853	0.000	510429	2.50	2.65	
12 1,3-Dinitrobenzene	1	15.860	15.860	0.000	174991	0.2503	0.2753	
14 o-Nitrotoluene	1	16.686	16.686	0.000	70723	0.2508	0.2701	
15 p-Nitrotoluene	1	17.013	17.013	0.000	59553	0.2510	0.2628	
16 4-Amino-2,6-dinitrotoluene	1	17.426	17.426	0.000	83798	0.2508	0.2818	
17 m-Nitrotoluene	1	17.926	17.926	0.000	79786	0.2510	0.2726	
18 2-Amino-4,6-dinitrotoluene	1	18.453	18.453	0.000	119666	0.2508	0.2781	
19 1,3,5-Trinitrobenzene	1	19.160	19.160	0.000	126837	0.2500	0.2772	
20 2,6-Dinitrotoluene	1	20.020	20.020	0.000	80016	0.2508	0.2727	
21 2,4-Dinitrotoluene	1	20.580	20.580	0.000	156950	0.2505	0.2756	
22 Tetryl	1	23.893	23.893	0.000	83719	0.2500	0.2662	M
23 2,4,6-Trinitrotoluene	1	24.873	24.873	0.000	109891	0.2510	0.2698	
24 PETN	2	25.293	25.293	0.000	360240	2.50	2.72	

QC Flag Legend

Review Flags
M - Manually Integrated

Reagents:

8330IntermStk_00058	Amount Added:	12.50	Units: uL
8330_ADDs_00022	Amount Added:	12.50	Units: uL

Report Date: 06-Jul-2019 13:52:41 Chrom Revision: 2.3 20-Jun-2019 20:50:56

Eurofins TestAmerica, Denver

Data File: \\chromna\Denver\ChromData\G2_LUNA\20190703-83452.b\07030007.D

Injection Date:	05-Jul-2019 12:39:54	Instrument ID:	CHHPLC_G2_LUNA	Operator ID:	HKF
Lims ID:	CCV 8330			Worklist Smp#:	7
Client ID:					
Injection Vol:	100.0 ul	Dil. Factor:	1.0000	ALS Bottle#:	7
Method:	G2_8330_Luna	Limit Group:	GCSV - 8330		

Column: Luna-Phenyl hexyl (4.60 mm) Y Scaling: Method Defined: Scale to the Nth Largest Peak: 1

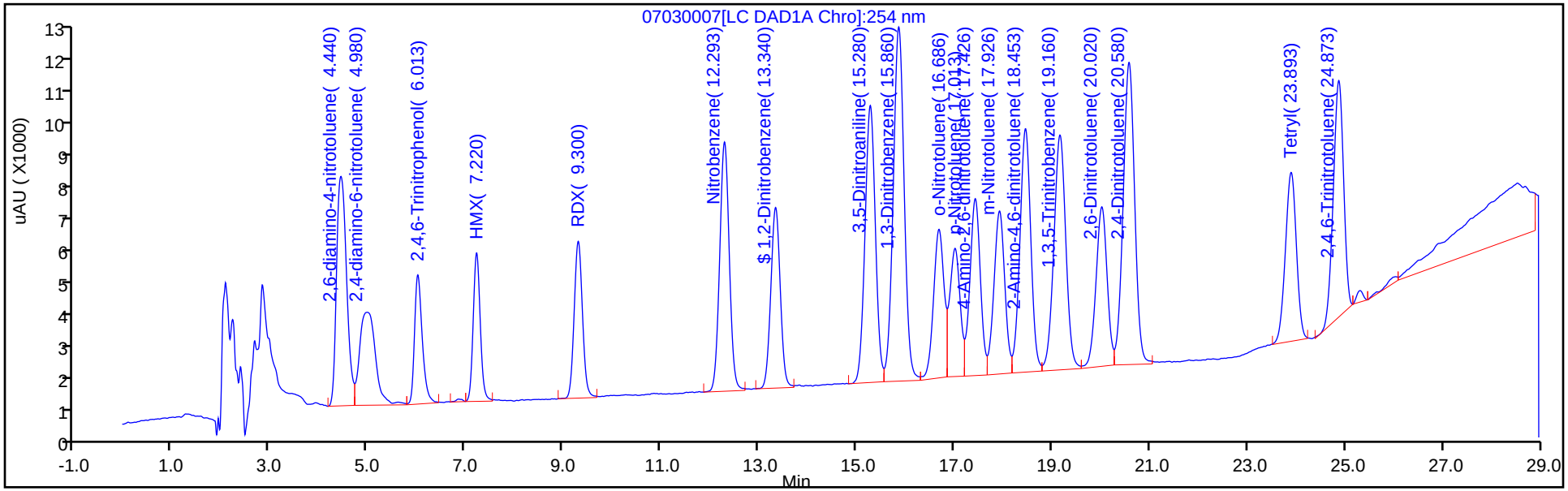

Y Scaling: Method Defined: Scale to the Nth Largest Peak: 1

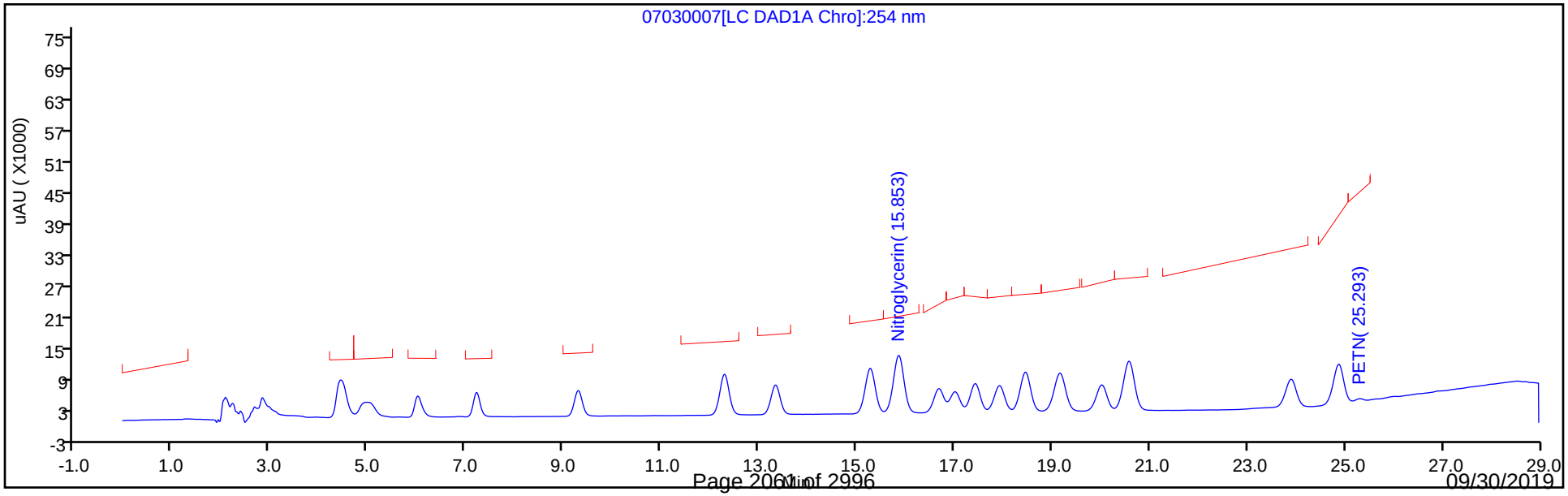

Manual Integration/User Assign Peak Report

Eurofins TestAmerica, Denver

Data File:	\\chromna\Denver\ChromData\G2_LUNA\20190703-83452.b\07030007.D				
Injection Date:	05-Jul-2019 12:39:54	Instrument ID:	CHHPLC_G2_LUNA		
Lims ID:	CCV 8330				
Client ID:					
Operator ID:	HKF	ALS Bottle#:	7	Worklist Smp#:	7
Injection Vol:	100.0 ul	Dil. Factor:	1.0000		
Method:	G2_8330_Luna	Limit Group:	GCSV - 8330		
Column:	Luna-Phenyl hexyl (4.60 mm)	Detector	LC DAD1A, 254 nm		

22 Tetryl, CAS: 479-45-8

Signal: 1

Processing Integration Results

RT: 23.89
Area: 90762
Amount: 0.288610
Amount Units: ug/ml

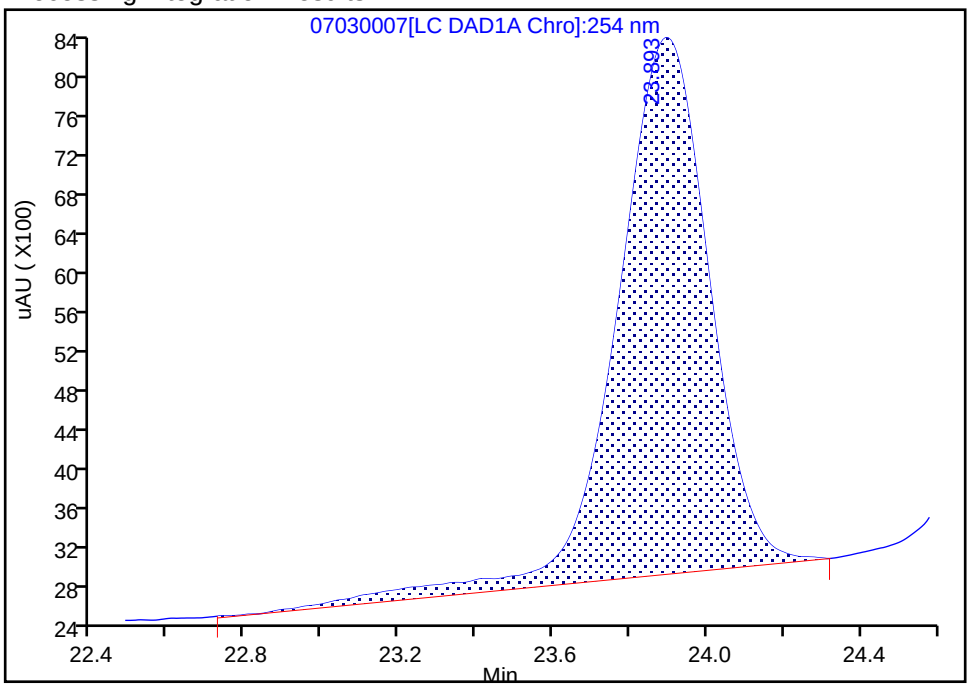

Manual Integration Results

RT: 23.89
Area: 83719
Amount: 0.266214
Amount Units: ug/ml

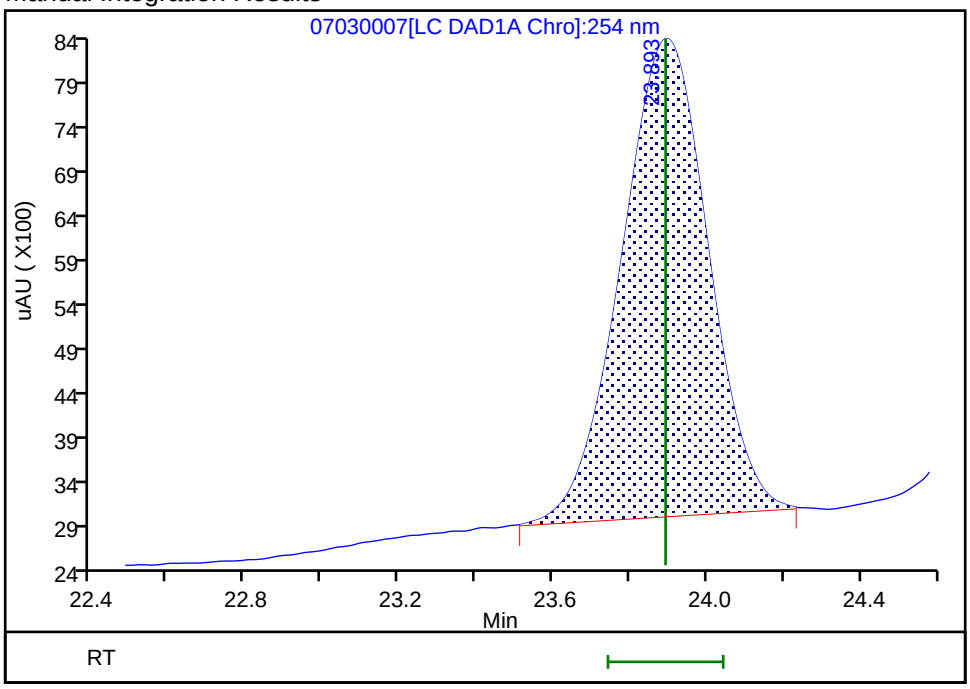

Reviewer: fiedlerh, 05-Jul-2019 15:31:29

Audit Action: Manually Integrated Audit Reason: Baseline Smoothing

FORM VII
HPLC/IC CONTINUING CALIBRATION DATA

Lab Name: Eurofins TestAmerica, Denver Job No.: 280-124986-1

SDG No.:

Lab Sample ID: CCV 280-463562/8 Calibration Date: 07/05/2019 13:14

Instrument ID: CHHPLC_G2_LUNA Calib Start Date: 05/07/2019 20:23

GC Column: Luna-phenylhex ID: 4.60(mm) Calib End Date: 05/08/2019 00:28

Lab File ID: 07030008.D Conc. Units: ug/L

ANALYTE	CURVE TYPE	AVE CF	CF	MIN CF	CALC AMOUNT	SPIKE AMOUNT	%D	MAX %D
TNX	Ave	403427	382154		237	250	-5.3	15.0
DNX	Ave	289881	304903		263	250	5.2	15.0
MNX	Ave	269525	294759		319	292	9.4	15.0

FORM VII
HPLC/IC CONTINUING CALIBRATION RETENTION TIME SUMMARY

Lab Name: Eurofins TestAmerica, Denver Job No.: 280-124986-1

SDG No.:

Lab Sample ID: CCV 280-463562/8 Calibration Date: 07/05/2019 13:14

Instrument ID: CHHPLC_G2_LUNA Calib Start Date: 05/07/2019 20:23

GC Column: Luna-phenylhex ID: 4.60(mm) Calib End Date: 05/08/2019 00:28

Lab File ID: 07030008.D

Analyte	RT	RT WINDOW	
		FROM	TO
TNX	5.50	5.35	5.65
DNX	6.33	6.18	6.48
MNX	7.87	7.72	8.02

Eurofins TestAmerica, Denver
Target Compound Quantitation Report

Data File:	\\chromna\Denver\ChromData\G2_LUNA\20190703-83452.b\07030008.D				
Lims ID:	CCV DMT				
Client ID:					
Sample Type:	CCV				
Inject. Date:	05-Jul-2019 13:14:54	ALS Bottle#:	8	Worklist Smp#:	8
Injection Vol:	100.0 ul	Dil. Factor:	1.0000		
Sample Info:	CCV DMT				
Misc. Info.:	280-0083452-008				
Operator ID:	HKF	Instrument ID:	CHHPLC_G2_LUNA		
Sublist:	chrom-G2_8330_Luna*sub13				
Method:	\\chromna\Denver\ChromData\G2_LUNA\20190703-83452.b\G2_8330_Luna.m				
Limit Group:	GCSV - 8330				
Last Update:	06-Jul-2019 13:52:41	Calib Date:	08-May-2019 00:28:23		
Integrator:	Falcon				
Quant Method:	External Standard	Quant By:	Initial Calibration		
Last ICal File:	\\chromna\Denver\ChromData\G2_LUNA\20190507-81649.b\05070023.D				
Column 1 :	Luna-Phenyl hexyl (4.60 mm)		Det: LC DAD1A, 254 nm		
Process Host:	CTX0337				
First Level Reviewer: fiedlerh		Date:	05-Jul-2019 15:31:20		

Compound	Det	RT (min.)	Exp RT (min.)	Dlt RT (min.)	Response	Cal Amt ug/ml	OnCol Amt ug/ml	Flags
3 TNX	1	5.499	5.499	0.000	95634	0.2503	0.2371	
4 DNX	1	6.326	6.326	0.000	76302	0.2503	0.2632	
7 MNX	1	7.866	7.866	0.000	85996	0.2918	0.3191	

Reagents:

8330 DMT_00002 Amount Added: 12.50 Units: uL

Report Date: 06-Jul-2019 13:52:42 Chrom Revision: 2.3 20-Jun-2019 20:50:56

Eurofins TestAmerica, Denver

Data File: \\chromna\Denver\ChromData\G2_LUNA\20190703-83452.b\07030008.D

Injection Date:	05-Jul-2019 13:14:54	Instrument ID:	CHHPLC_G2_LUNA	Operator ID:	HKF
Lims ID:	CCV DMT			Worklist Smp#:	8
Client ID:					
Injection Vol:	100.0 ul	Dil. Factor:	1.0000	ALS Bottle#:	8
Method:	G2_8330_Luna	Limit Group:	GCSV - 8330		

Column: Luna-Phenyl hexyl (4.60 mm) Y Scaling: Method Defined: Scale to the Nth Largest Peak: 1

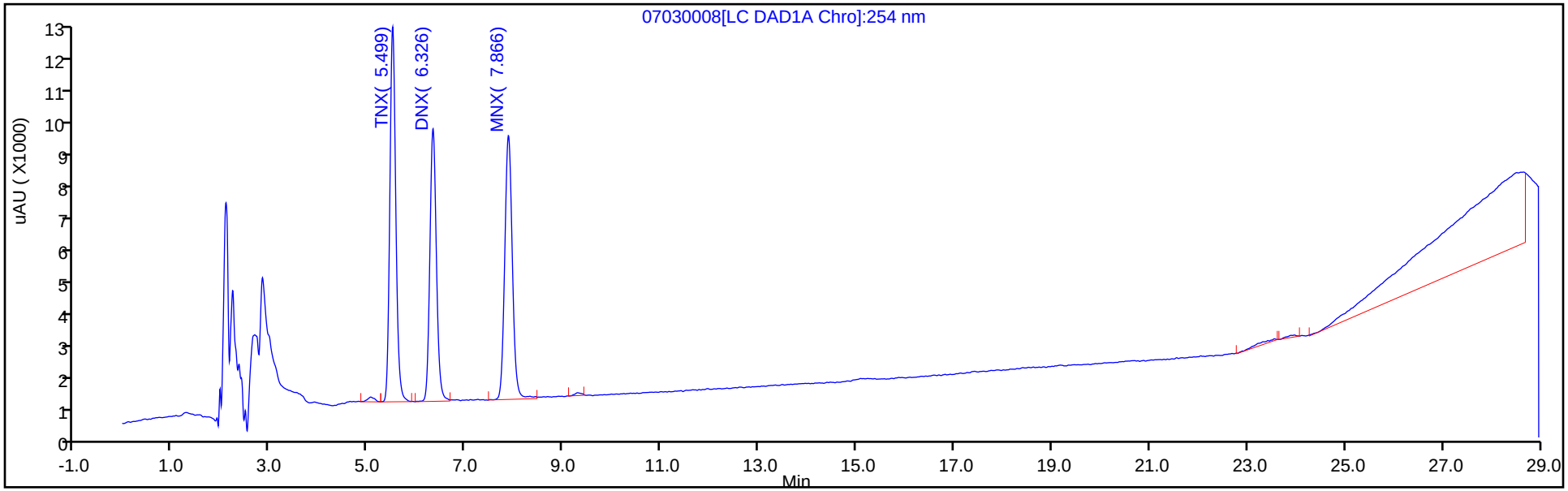

Y Scaling: Method Defined: Scale to the Nth Largest Peak: 1

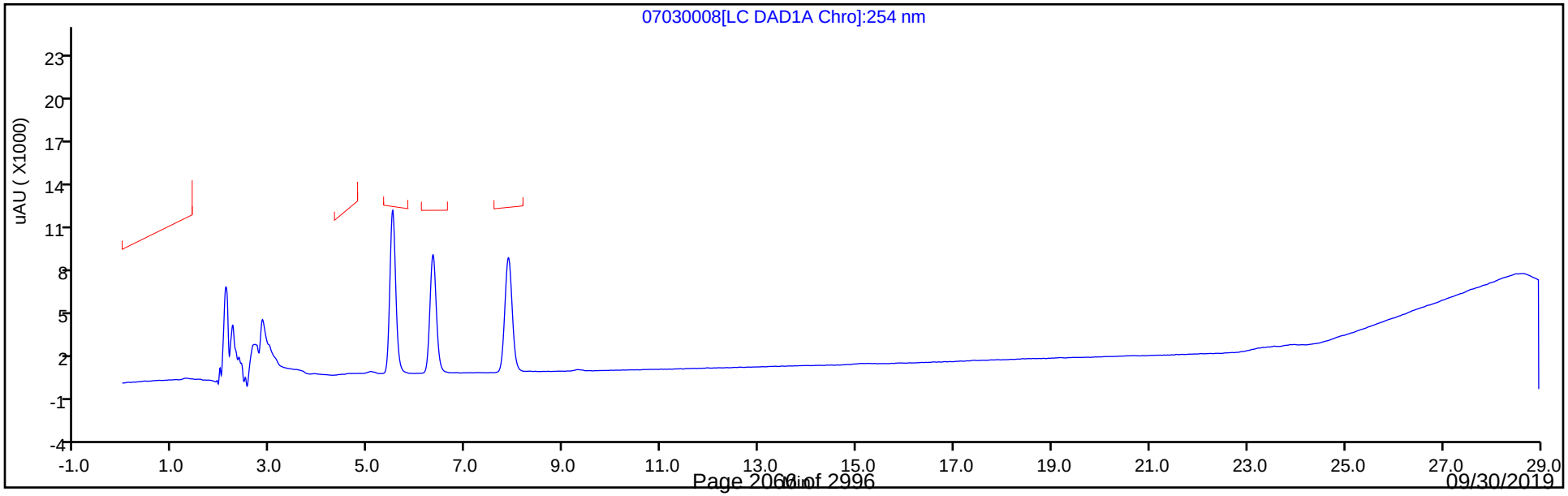

FORM VII
HPLC/IC CONTINUING CALIBRATION DATA

Lab Name: Eurofins TestAmerica, Denver Job No.: 280-124986-1

SDG No.:

Lab Sample ID: CCV 280-463562/19 Calibration Date: 07/05/2019 19:39

Instrument ID: CHHPLC_G2_LUNA Calib Start Date: 05/07/2019 15:08

GC Column: Luna-phenylhex ID: 4.60(mm) Calib End Date: 05/07/2019 19:13

Lab File ID: 07030019.D Conc. Units: ug/L

ANALYTE	CURVE TYPE	AVE CF	CF	MIN CF	CALC AMOUNT	SPIKE AMOUNT	%D	MAX %D
Picric acid	Ave	154920	175568		283	250	13.3	15.0
HMX	Ave	171198	186952		273	250	9.2	15.0
RDX	Ave	208444	233276		280	250	11.9	15.0
Nitrobenzene	Ave	405448	427002		264	251	5.3	15.0
Nitroglycerin	Ave	192935	204092		2640	2500	5.8	15.0
1,3-Dinitrobenzene	Ave	635564	700839		276	250	10.3	15.0
2-Nitrotoluene	Ave	261865	276455		265	251	5.6	15.0
4-Nitrotoluene	Ave	226647	238506		264	251	5.2	15.0
4-Amino-2,6-dinitrotoluene	Ave	297375	332275		280	251	11.7	15.0
3-Nitrotoluene	Ave	292691	316020		271	251	8.0	15.0
2-Amino-4,6-dinitrotoluene	Ave	430236	478209		279	251	11.2	15.0
1,3,5-Trinitrobenzene	Ave	457546	510392		279	250	11.5	15.0
2,6-Dinitrotoluene	Ave	293465	319745		273	251	9.0	15.0
2,4-Dinitrotoluene	Ave	569466	632048		278	251	11.0	15.0
Tetryl	Ave	314480	357040		284	250	13.5	15.0
2,4,6-Trinitrotoluene	Ave	407281	434450		268	251	6.7	15.0
PETN	Ave	132364	143528		2710	2500	8.4	15.0
1,2-Dinitrobenzene	Ave	276856	308684		279	250	11.5	15.0

FORM VII
HPLC/IC CONTINUING CALIBRATION RETENTION TIME SUMMARY

Lab Name: Eurofins TestAmerica, Denver Job No.: 280-124986-1

SDG No.:

Lab Sample ID: CCV 280-463562/19 Calibration Date: 07/05/2019 19:39

Instrument ID: CHHPLC_G2_LUNA Calib Start Date: 05/07/2019 15:08

GC Column: Luna-phenylhex ID: 4.60(mm) Calib End Date: 05/07/2019 19:13

Lab File ID: 07030019.D

Analyte	RT	RT WINDOW	
		FROM	TO
Picric acid	6.00	5.86	6.16
HMX	7.22	7.07	7.37
RDX	9.30	9.15	9.45
Nitrobenzene	12.29	12.14	12.44
Nitroglycerin	15.84	15.70	16.00
1,3-Dinitrobenzene	15.86	15.71	16.01
2-Nitrotoluene	16.68	16.54	16.84
4-Nitrotoluene	17.00	16.86	17.16
4-Amino-2,6-dinitrotoluene	17.42	17.28	17.58
3-Nitrotoluene	17.92	17.78	18.08
2-Amino-4,6-dinitrotoluene	18.45	18.30	18.60
1,3,5-Trinitrobenzene	19.16	19.01	19.31
2,6-Dinitrotoluene	20.02	19.87	20.17
2,4-Dinitrotoluene	20.58	20.43	20.73
Tetryl	23.92	23.74	24.04
2,4,6-Trinitrotoluene	24.89	24.72	25.02
PETN	25.32	25.14	25.44
1,2-Dinitrobenzene	13.33	13.19	13.49

Eurofins TestAmerica, Denver
Target Compound Quantitation Report

Data File: \\chromna\Denver\ChromData\G2_LUNA\20190703-83452.b\07030019.D
Lims ID: CCV 8330
Client ID:
Sample Type: CCV
Inject. Date: 05-Jul-2019 19:39:54 ALS Bottle#: 7 Worklist Smp#: 19
Injection Vol: 100.0 ul Dil. Factor: 1.0000
Sample Info: CCV 8330
Misc. Info.: 280-0083452-019
Operator ID: HKF Instrument ID: CHHPLC_G2_LUNA
Sublist: chrom-G2_8330_Luna*sub6

Method: \\chromna\Denver\ChromData\G2_LUNA\20190703-83452.b\G2_8330_Luna.m
Limit Group: GCSV - 8330
Last Update: 06-Jul-2019 13:52:53 Calib Date: 08-May-2019 00:28:23
Integrator: Falcon
Quant Method: External Standard Quant By: Initial Calibration
Last ICal File: \\chromna\Denver\ChromData\G2_LUNA\20190507-81649.b\05070023.D

Column 1 : Luna-Phenyl hexyl (4.60 mm) Det: LC DAD1A, 254 nm
Process Host: CTX0337

Compound	Det	RT (min.)	Exp RT (min.)	Dlt RT (min.)	Response	Cal Amt ug/ml	OnCol Amt ug/ml	Flags
1 2,6-diamino-4-nitrotoluene	1	4.436	4.440	-0.004	103434	0.2500	0.2621	
2 2,4-diamino-6-nitrotoluene	1	4.989	4.980	0.009	64964	0.2500	0.2539	
5 2,4,6-Trinitrophenol	1	5.996	6.013	-0.017	43892	0.2500	0.2833	
6 HMX	1	7.216	7.220	-0.004	46738	0.2500	0.2730	
8 RDX	1	9.296	9.300	-0.004	58319	0.2500	0.2798	
9 Nitrobenzene	1	12.289	12.293	-0.004	106964	0.2505	0.2638	
$ 10 1,2-Dinitrobenzene	1	13.329	13.340	-0.011	77171	0.2500	0.2787	
11 3,5-Dinitroaniline	1	15.269	15.280	-0.011	129218	0.2500	0.2749	
13 Nitroglycerin	2	15.843	15.853	-0.010	510230	2.50	2.64	
12 1,3-Dinitrobenzene	1	15.856	15.860	-0.004	175385	0.2503	0.2760	
14 o-Nitrotoluene	1	16.676	16.686	-0.010	69321	0.2508	0.2647	
15 p-Nitrotoluene	1	17.003	17.013	-0.010	59865	0.2510	0.2641	
16 4-Amino-2,6-dinitrotoluene	1	17.423	17.426	-0.003	83318	0.2508	0.2802	
17 m-Nitrotoluene	1	17.916	17.926	-0.010	79321	0.2510	0.2710	
18 2-Amino-4,6-dinitrotoluene	1	18.449	18.453	-0.004	119911	0.2508	0.2787	
19 1,3,5-Trinitrobenzene	1	19.163	19.160	0.003	127598	0.2500	0.2789	
20 2,6-Dinitrotoluene	1	20.023	20.020	0.003	80176	0.2508	0.2732	
21 2,4-Dinitrotoluene	1	20.583	20.580	0.003	158328	0.2505	0.2780	
22 Tetryl	1	23.916	23.893	0.023	89260	0.2500	0.2838	
23 2,4,6-Trinitrotoluene	1	24.889	24.873	0.016	109047	0.2510	0.2677	
24 PETN	2	25.316	25.293	0.023	358819	2.50	2.71	

Reagents:

8330IntermStk_00058 Amount Added: 12.50 Units: uL
8330_ADDs_00022 Amount Added: 12.50 Units: uL

Report Date: 06-Jul-2019 13:52:53 Chrom Revision: 2.3 20-Jun-2019 20:50:56

Eurofins TestAmerica, Denver

Data File: \\chromna\Denver\ChromData\G2_LUNA\20190703-83452.b\07030019.D

Injection Date:	05-Jul-2019 19:39:54	Instrument ID:	CHHPLC_G2_LUNA	Operator ID:	HKF
Lims ID:	CCV 8330			Worklist Smp#:	19
Client ID:					
Injection Vol:	100.0 ul	Dil. Factor:	1.0000	ALS Bottle#:	7
Method:	G2_8330_Luna	Limit Group:	GCSV - 8330		

Column: Luna-Phenyl hexyl (4.60 mm) Y Scaling: Method Defined: Scale to the Nth Largest Peak: 1

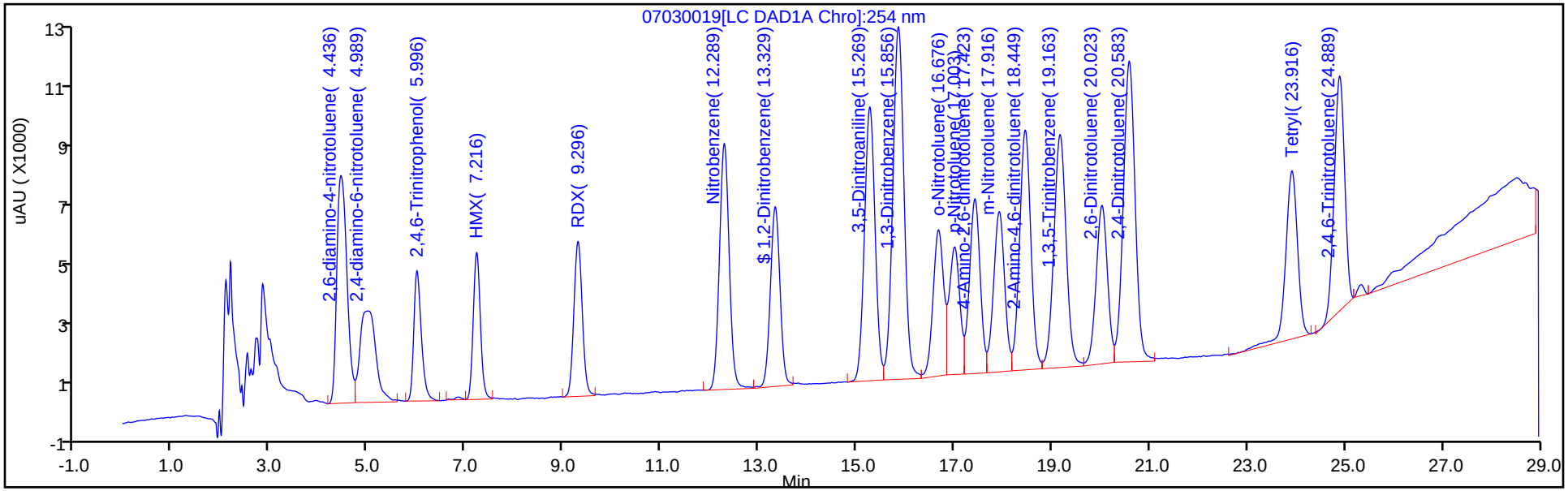

Y Scaling: Method Defined: Scale to the Nth Largest Peak: 1

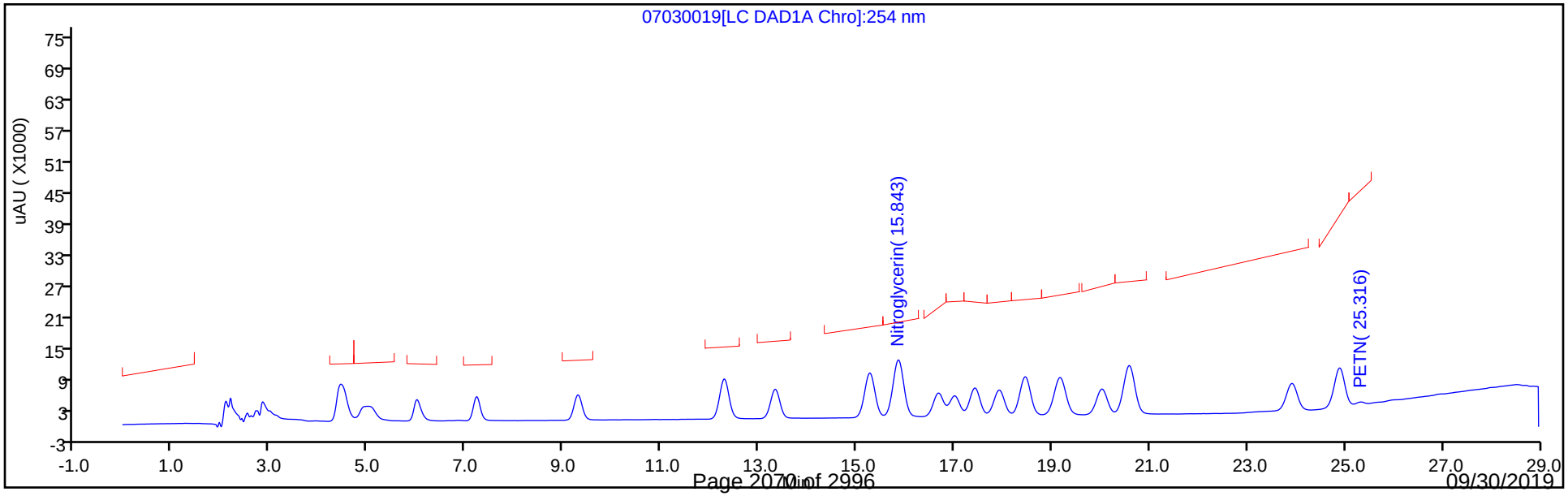

FORM VII
HPLC/IC CONTINUING CALIBRATION DATA

Lab Name: Eurofins TestAmerica, Denver Job No.: 280-124986-1

SDG No.:

Lab Sample ID: CCV 280-463562/20 Calibration Date: 07/05/2019 20:14

Instrument ID: CHHPLC_G2_LUNA Calib Start Date: 05/07/2019 20:23

GC Column: Luna-phenylhex ID: 4.60(mm) Calib End Date: 05/08/2019 00:28

Lab File ID: 07030020.D Conc. Units: ug/L

ANALYTE	CURVE TYPE	AVE CF	CF	MIN CF	CALC AMOUNT	SPIKE AMOUNT	%D	MAX %D
TNX	Ave	403427	369566		229	250	-8.4	15.0
DNX	Ave	289881	300132		259	250	3.5	15.0
MNX	Ave	269525	289765		314	292	7.5	15.0

FORM VII
HPLC/IC CONTINUING CALIBRATION RETENTION TIME SUMMARY

Lab Name: Eurofins TestAmerica, Denver Job No.: 280-124986-1

SDG No.:

Lab Sample ID: CCV 280-463562/20 Calibration Date: 07/05/2019 20:14

Instrument ID: CHHPLC_G2_LUNA Calib Start Date: 05/07/2019 20:23

GC Column: Luna-phenylhex ID: 4.60(mm) Calib End Date: 05/08/2019 00:28

Lab File ID: 07030020.D

Analyte	RT	RT WINDOW	
		FROM	TO
TNX	5.50	5.35	5.65
DNX	6.32	6.18	6.48
MNX	7.87	7.72	8.02

Eurofins TestAmerica, Denver
Target Compound Quantitation Report

Data File:	\\chromna\Denver\ChromData\G2_LUNA\20190703-83452.b\07030020.D				
Lims ID:	CCV DMT				
Client ID:					
Sample Type:	CCV				
Inject. Date:	05-Jul-2019 20:14:54	ALS Bottle#:	8	Worklist Smp#:	20
Injection Vol:	100.0 ul	Dil. Factor:	1.0000		
Sample Info:	CCV DMT				
Misc. Info.:	280-0083452-020				
Operator ID:	HKF	Instrument ID:	CHHPLC_G2_LUNA		
Sublist:	chrom-G2_8330_Luna*sub13				
Method:	\\chromna\Denver\ChromData\G2_LUNA\20190703-83452.b\G2_8330_Luna.m				
Limit Group:	GCSV - 8330				
Last Update:	06-Jul-2019 13:52:54	Calib Date:	08-May-2019 00:28:23		
Integrator:	Falcon				
Quant Method:	External Standard	Quant By:	Initial Calibration		
Last ICal File:	\\chromna\Denver\ChromData\G2_LUNA\20190507-81649.b\05070023.D				
Column 1 :	Luna-Phenyl hexyl (4.60 mm)		Det: LC DAD1A, 254 nm		
Process Host:	CTX0337				

Compound	Det	RT (min.)	Exp RT (min.)	Dlt RT (min.)	Response	Cal Amt ug/ml	OnCol Amt ug/ml	Flags
3 TNX	1	5.500	5.499	0.001	92484	0.2503	0.2292	
4 DNX	1	6.320	6.326	-0.006	75108	0.2503	0.2591	
7 MNX	1	7.867	7.866	0.001	84539	0.2918	0.3137	

Reagents:

8330 DMT_00002 Amount Added: 12.50 Units: uL

Report Date: 06-Jul-2019 13:52:54 Chrom Revision: 2.3 20-Jun-2019 20:50:56

Eurofins TestAmerica, Denver

Data File: \\chromna\Denver\ChromData\G2_LUNA\20190703-83452.b\07030020.D

Injection Date:	05-Jul-2019 20:14:54	Instrument ID:	CHHPLC_G2_LUNA	Operator ID:	HKF
Lims ID:	CCV DMT			Worklist Smp#:	20
Client ID:					
Injection Vol:	100.0 ul	Dil. Factor:	1.0000	ALS Bottle#:	8
Method:	G2_8330_Luna	Limit Group:	GCSV - 8330		

Column: Luna-Phenyl hexyl (4.60 mm) Y Scaling: Method Defined: Scale to the Nth Largest Peak: 1

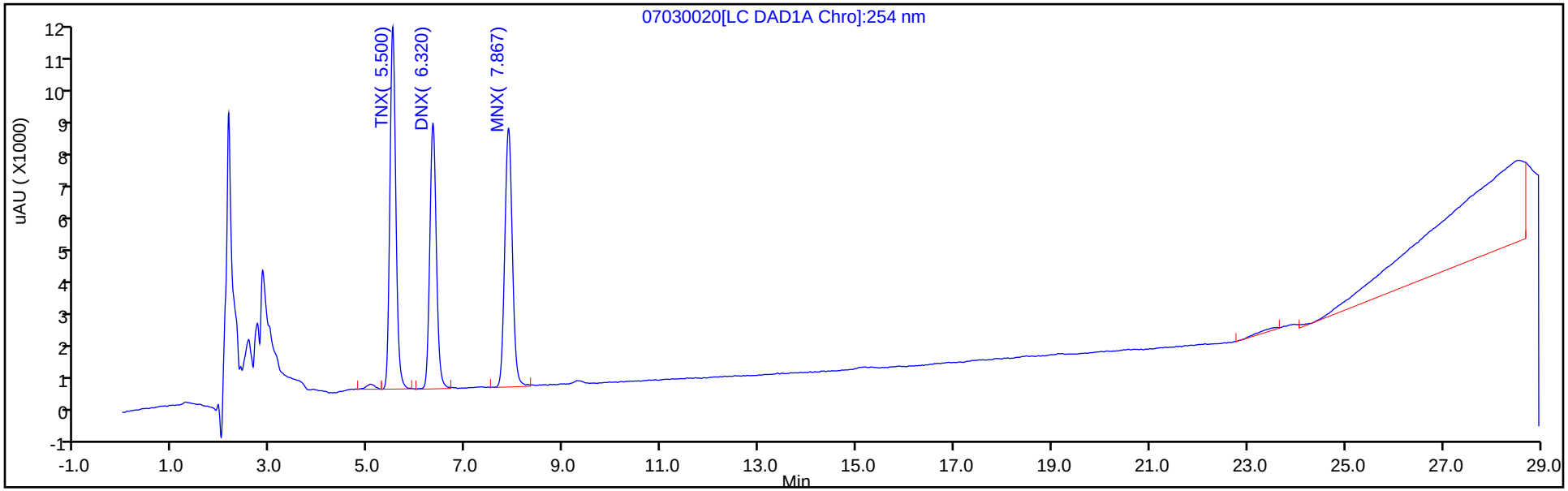

Y Scaling: Method Defined: Scale to the Nth Largest Peak: 1

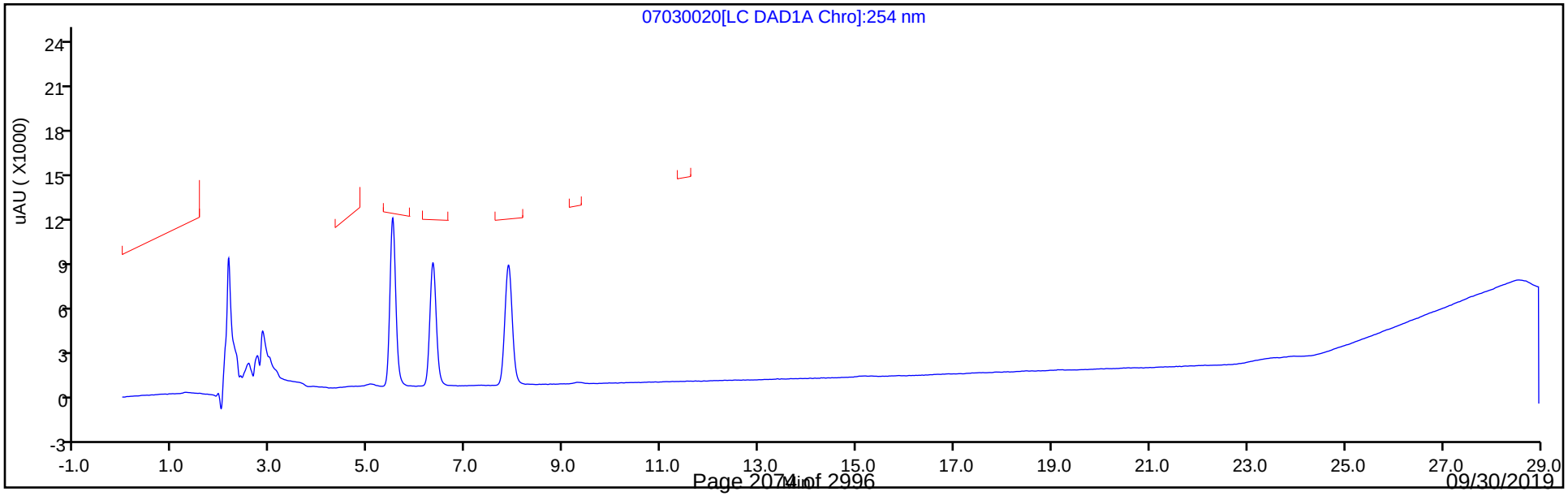

FORM VII
HPLC/IC CONTINUING CALIBRATION DATA

Lab Name: Eurofins TestAmerica, Denver Job No.: 280-124986-1

SDG No.:

Lab Sample ID: CCV 280-463562/31 Calibration Date: 07/06/2019 02:39

Instrument ID: CHHPLC_G2_LUNA Calib Start Date: 05/07/2019 15:08

GC Column: Luna-phenylhex ID: 4.60(mm) Calib End Date: 05/07/2019 19:13

Lab File ID: 07030031.D Conc. Units: ug/L

ANALYTE	CURVE TYPE	AVE CF	CF	MIN CF	CALC AMOUNT	SPIKE AMOUNT	%D	MAX %D
Picric acid	Ave	154920	175456		283	250	13.3	15.0
HMX	Ave	171198	185800		271	250	8.5	15.0
RDX	Ave	208444	234696		281	250	12.6	15.0
Nitrobenzene	Ave	405448	420427		260	251	3.7	15.0
Nitroglycerin	Ave	192935	203521		2640	2500	5.5	15.0
1,3-Dinitrobenzene	Ave	635564	699397		275	250	10.0	15.0
2-Nitrotoluene	Ave	261865	270177		259	251	3.2	15.0
4-Nitrotoluene	Ave	226647	238295		264	251	5.1	15.0
4-Amino-2,6-dinitrotoluene	Ave	297375	331019		279	251	11.3	15.0
3-Nitrotoluene	Ave	292691	312741		268	251	6.9	15.0
2-Amino-4,6-dinitrotoluene	Ave	430236	476913		278	251	10.8	15.0
1,3,5-Trinitrobenzene	Ave	457546	505864		276	250	10.6	15.0
2,6-Dinitrotoluene	Ave	293465	316223		270	251	7.8	15.0
2,4-Dinitrotoluene	Ave	569466	627114		276	251	10.1	15.0
Tetryl	Ave	314480	333916		265	250	6.2	15.0
2,4,6-Trinitrotoluene	Ave	407281	427745		264	251	5.0	15.0
PETN	Ave	132364	140172		2650	2500	5.9	15.0
1,2-Dinitrobenzene	Ave	276856	307276		277	250	11.0	15.0

FORM VII
HPLC/IC CONTINUING CALIBRATION RETENTION TIME SUMMARY

Lab Name: Eurofins TestAmerica, Denver Job No.: 280-124986-1

SDG No.:

Lab Sample ID: CCV 280-463562/31 Calibration Date: 07/06/2019 02:39

Instrument ID: CHHPLC_G2_LUNA Calib Start Date: 05/07/2019 15:08

GC Column: Luna-phenylhex ID: 4.60(mm) Calib End Date: 05/07/2019 19:13

Lab File ID: 07030031.D

Analyte	RT	RT WINDOW	
		FROM	TO
Picric acid	5.99	5.86	6.16
HMX	7.21	7.07	7.37
RDX	9.28	9.15	9.45
Nitrobenzene	12.27	12.14	12.44
Nitroglycerin	15.81	15.70	16.00
1,3-Dinitrobenzene	15.83	15.71	16.01
2-Nitrotoluene	16.65	16.54	16.84
4-Nitrotoluene	16.97	16.86	17.16
4-Amino-2,6-dinitrotoluene	17.39	17.28	17.58
3-Nitrotoluene	17.89	17.78	18.08
2-Amino-4,6-dinitrotoluene	18.43	18.30	18.60
1,3,5-Trinitrobenzene	19.14	19.01	19.31
2,6-Dinitrotoluene	19.99	19.87	20.17
2,4-Dinitrotoluene	20.55	20.43	20.73
Tetryl	23.89	23.74	24.04
2,4,6-Trinitrotoluene	24.87	24.72	25.02
PETN	25.29	25.14	25.44
1,2-Dinitrobenzene	13.31	13.19	13.49

Eurofins TestAmerica, Denver
Target Compound Quantitation Report

Data File: \\chromna\Denver\ChromData\G2_LUNA\20190703-83452.b\07030031.D
Lims ID: CCV 8330
Client ID:
Sample Type: CCV
Inject. Date: 06-Jul-2019 02:39:57 ALS Bottle#: 7 Worklist Smp#: 31
Injection Vol: 100.0 ul Dil. Factor: 1.0000
Sample Info: CCV 8330
Misc. Info.: 280-0083452-031
Operator ID: HKF Instrument ID: CHHPLC_G2_LUNA
Sublist: chrom-G2_8330_Luna*sub6

Method: \\chromna\Denver\ChromData\G2_LUNA\20190703-83452.b\G2_8330_Luna.m
Limit Group: GCSV - 8330
Last Update: 06-Jul-2019 13:53:04 Calib Date: 08-May-2019 00:28:23
Integrator: Falcon
Quant Method: External Standard Quant By: Initial Calibration
Last ICal File: \\chromna\Denver\ChromData\G2_LUNA\20190507-81649.b\05070023.D

Column 1 : Luna-Phenyl hexyl (4.60 mm) Det: LC DAD1A, 254 nm
Process Host: CTX0337

	Compound	Det	RT (min.)	Exp RT (min.)	Dlt RT (min.)	Response	Cal Amt ug/ml	OnCol Amt ug/ml	Flags
	1 2,6-diamino-4-nitrotoluene	1	4.432	4.440	-0.008	102721	0.2500	0.2603	
	2 2,4-diamino-6-nitrotoluene	1	4.979	4.980	-0.001	65152	0.2500	0.2547	
	5 2,4,6-Trinitrophenol	1	5.985	6.013	-0.028	43864	0.2500	0.2831	
	6 HMX	1	7.205	7.220	-0.015	46450	0.2500	0.2713	
	8 RDX	1	9.279	9.300	-0.021	58674	0.2500	0.2815	
	9 Nitrobenzene	1	12.265	12.293	-0.028	105317	0.2505	0.2598	
$	10 1,2-Dinitrobenzene	1	13.312	13.340	-0.028	76819	0.2500	0.2775	
	11 3,5-Dinitroaniline	1	15.245	15.280	-0.035	128970	0.2500	0.2744	
	13 Nitroglycerin	2	15.812	15.853	-0.041	508802	2.50	2.64	
	12 1,3-Dinitrobenzene	1	15.832	15.860	-0.028	175024	0.2503	0.2754	
	14 o-Nitrotoluene	1	16.645	16.686	-0.041	67747	0.2508	0.2587	
	15 p-Nitrotoluene	1	16.972	17.013	-0.041	59812	0.2510	0.2639	
	16 4-Amino-2,6-dinitrotoluene	1	17.392	17.426	-0.034	83003	0.2508	0.2791	
	17 m-Nitrotoluene	1	17.885	17.926	-0.041	78498	0.2510	0.2682	
	18 2-Amino-4,6-dinitrotoluene	1	18.425	18.453	-0.028	119586	0.2508	0.2780	
	19 1,3,5-Trinitrobenzene	1	19.139	19.160	-0.021	126466	0.2500	0.2764	
	20 2,6-Dinitrotoluene	1	19.992	20.020	-0.028	79293	0.2508	0.2702	
	21 2,4-Dinitrotoluene	1	20.552	20.580	-0.028	157092	0.2505	0.2759	
	22 Tetryl	1	23.885	23.893	-0.008	83479	0.2500	0.2655	
	23 2,4,6-Trinitrotoluene	1	24.865	24.873	-0.008	107364	0.2510	0.2636	
	24 PETN	2	25.285	25.293	-0.008	350429	2.50	2.65	

Reagents:

8330IntermStk_00058 Amount Added: 12.50 Units: uL
8330_ADDs_00022 Amount Added: 12.50 Units: uL

Report Date: 06-Jul-2019 13:53:05 Chrom Revision: 2.3 20-Jun-2019 20:50:56

Eurofins TestAmerica, Denver

Data File: \\chromna\Denver\ChromData\G2_LUNA\20190703-83452.b\07030031.D

Injection Date:	06-Jul-2019 02:39:57	Instrument ID:	CHHPLC_G2_LUNA	Operator ID:	HKF
Lims ID:	CCV 8330			Worklist Smp#:	31
Client ID:					
Injection Vol:	100.0 ul	Dil. Factor:	1.0000	ALS Bottle#:	7
Method:	G2_8330_Luna	Limit Group:	GCSV - 8330		

Column: Luna-Phenyl hexyl (4.60 mm) Y Scaling: Method Defined: Scale to the Nth Largest Peak: 1

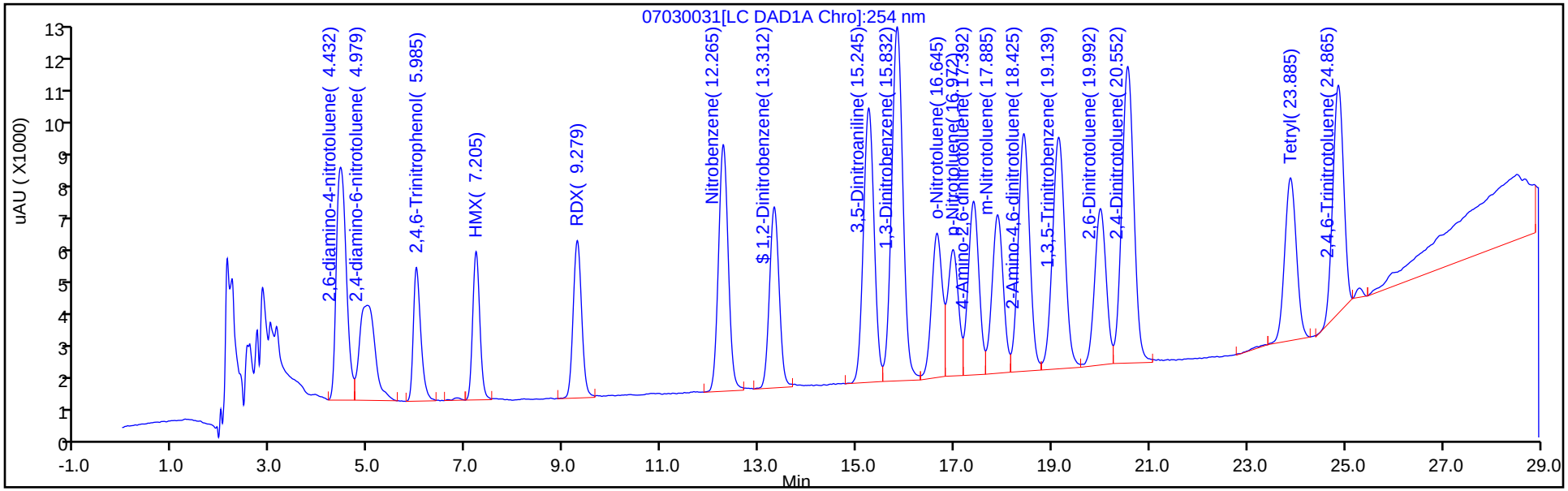

Y Scaling: Method Defined: Scale to the Nth Largest Peak: 1

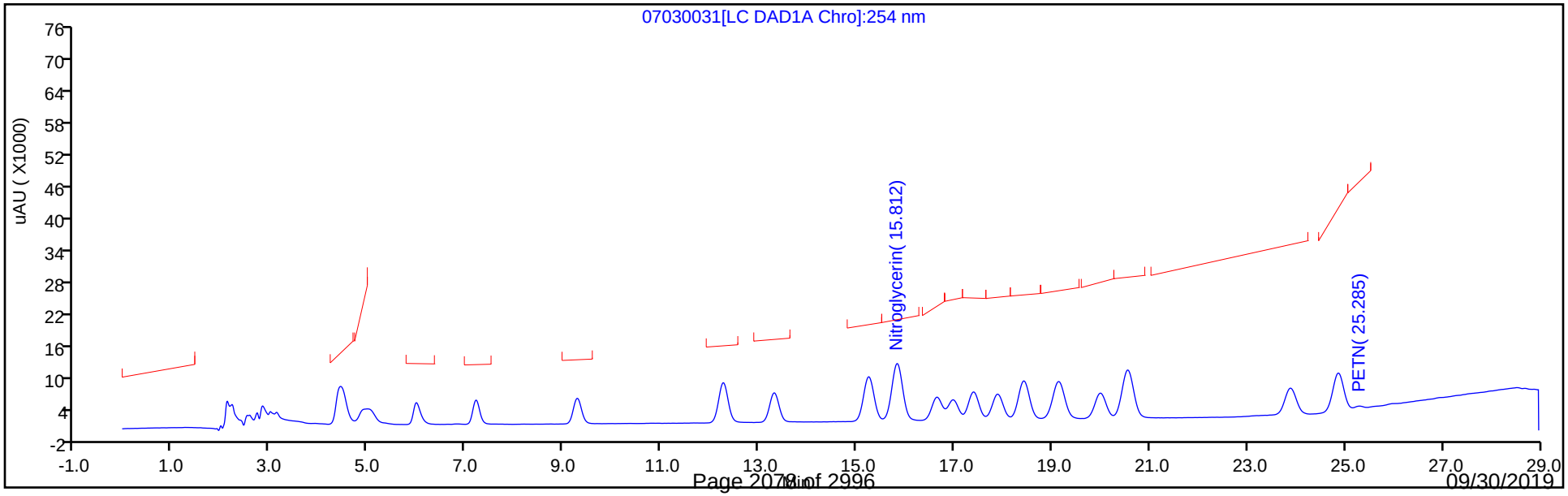

FORM VII
HPLC/IC CONTINUING CALIBRATION DATA

Lab Name: Eurofins TestAmerica, Denver Job No.: 280-124986-1

SDG No.:

Lab Sample ID: CCV 280-463562/32 Calibration Date: 07/06/2019 03:14

Instrument ID: CHHPLC_G2_LUNA Calib Start Date: 05/07/2019 20:23

GC Column: Luna-phenylhex ID: 4.60(mm) Calib End Date: 05/08/2019 00:28

Lab File ID: 07030032.D Conc. Units: ug/L

ANALYTE	CURVE TYPE	AVE CF	CF	MIN CF	CALC AMOUNT	SPIKE AMOUNT	%D	MAX %D
TNX	Ave	403427	361902		224	250	-10.3	15.0
DNX	Ave	289881	296076		256	250	2.1	15.0
MNX	Ave	269525	287973		312	292	6.8	15.0

FORM VII
HPLC/IC CONTINUING CALIBRATION RETENTION TIME SUMMARY

Lab Name: Eurofins TestAmerica, Denver Job No.: 280-124986-1

SDG No.:

Lab Sample ID: CCV 280-463562/32 Calibration Date: 07/06/2019 03:14

Instrument ID: CHHPLC_G2_LUNA Calib Start Date: 05/07/2019 20:23

GC Column: Luna-phenylhex ID: 4.60(mm) Calib End Date: 05/08/2019 00:28

Lab File ID: 07030032.D

Analyte	RT	RT WINDOW	
		FROM	TO
TNX	5.49	5.35	5.65
DNX	6.32	6.18	6.48
MNX	7.86	7.72	8.02

Eurofins TestAmerica, Denver
Target Compound Quantitation Report

Data File:	\\chromna\Denver\ChromData\G2_LUNA\20190703-83452.b\07030032.D				
Lims ID:	CCV DMT				
Client ID:					
Sample Type:	CCV				
Inject. Date:	06-Jul-2019 03:14:57	ALS Bottle#:	8	Worklist Smp#:	32
Injection Vol:	100.0 ul	Dil. Factor:	1.0000		
Sample Info:	CCV DMT				
Misc. Info.:	280-0083452-032				
Operator ID:	HKF	Instrument ID:	CHHPLC_G2_LUNA		
Sublist:	chrom-G2_8330_Luna*sub13				
Method:	\\chromna\Denver\ChromData\G2_LUNA\20190703-83452.b\G2_8330_Luna.m				
Limit Group:	GCSV - 8330				
Last Update:	06-Jul-2019 13:53:06	Calib Date:	08-May-2019 00:28:23		
Integrator:	Falcon				
Quant Method:	External Standard	Quant By:	Initial Calibration		
Last ICal File:	\\chromna\Denver\ChromData\G2_LUNA\20190507-81649.b\05070023.D				
Column 1 :	Luna-Phenyl hexyl (4.60 mm)		Det: LC DAD1A, 254 nm		
Process Host:	CTX0337				

Compound	Det	RT (min.)	Exp RT (min.)	Dlt RT (min.)	Response	Cal Amt ug/ml	OnCol Amt ug/ml	Flags
3 TNX	1	5.489	5.499	-0.010	90566	0.2503	0.2245	
4 DNX	1	6.316	6.326	-0.010	74093	0.2503	0.2556	
7 MNX	1	7.856	7.866	-0.010	84016	0.2918	0.3117	

Reagents:

8330 DMT_00002 Amount Added: 12.50 Units: uL

Report Date: 06-Jul-2019 13:53:06 Chrom Revision: 2.3 20-Jun-2019 20:50:56

Eurofins TestAmerica, Denver

Data File:	\\chromna\Denver\ChromData\G2_LUNA\20190703-83452.b\07030032.D				
Injection Date:	06-Jul-2019 03:14:57	Instrument ID:	CHHPLC_G2_LUNA	Operator ID:	HKF
Lims ID:	CCV DMT			Worklist Smp#:	32
Client ID:					
Injection Vol:	100.0 ul	Dil. Factor:	1.0000	ALS Bottle#:	8
Method:	G2_8330_Luna	Limit Group:	GCSV - 8330		

Column: Luna-Phenyl hexyl (4.60 mm) Y Scaling: Method Defined: Scale to the Nth Largest Peak: 1

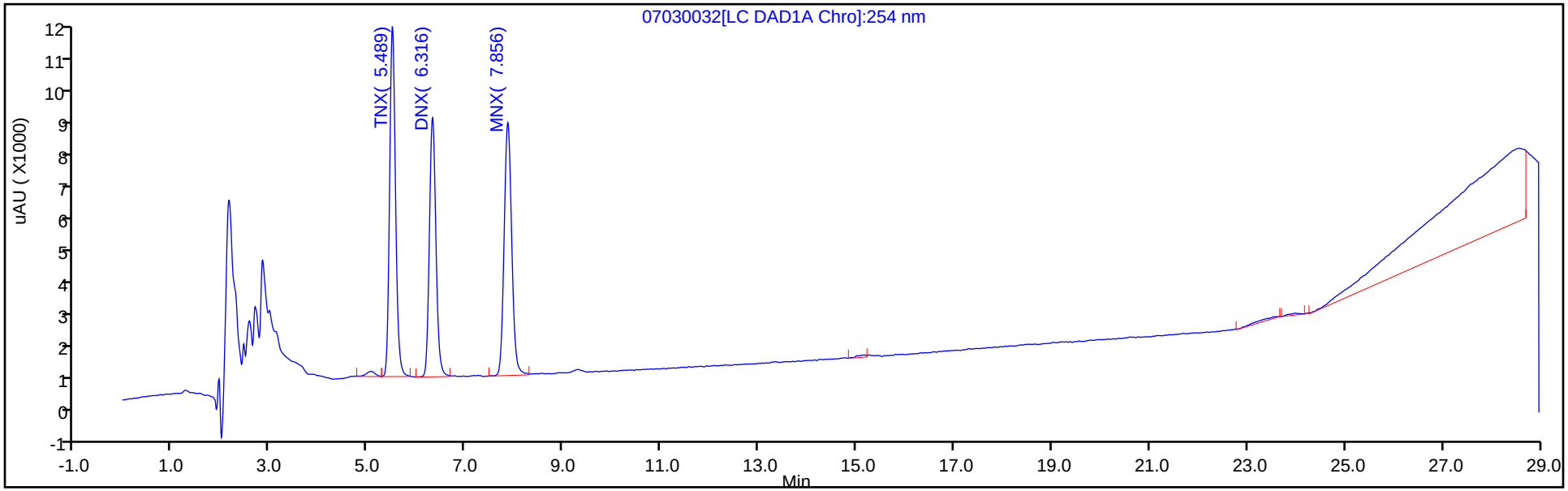

Y Scaling: Method Defined: Scale to the Nth Largest Peak: 1

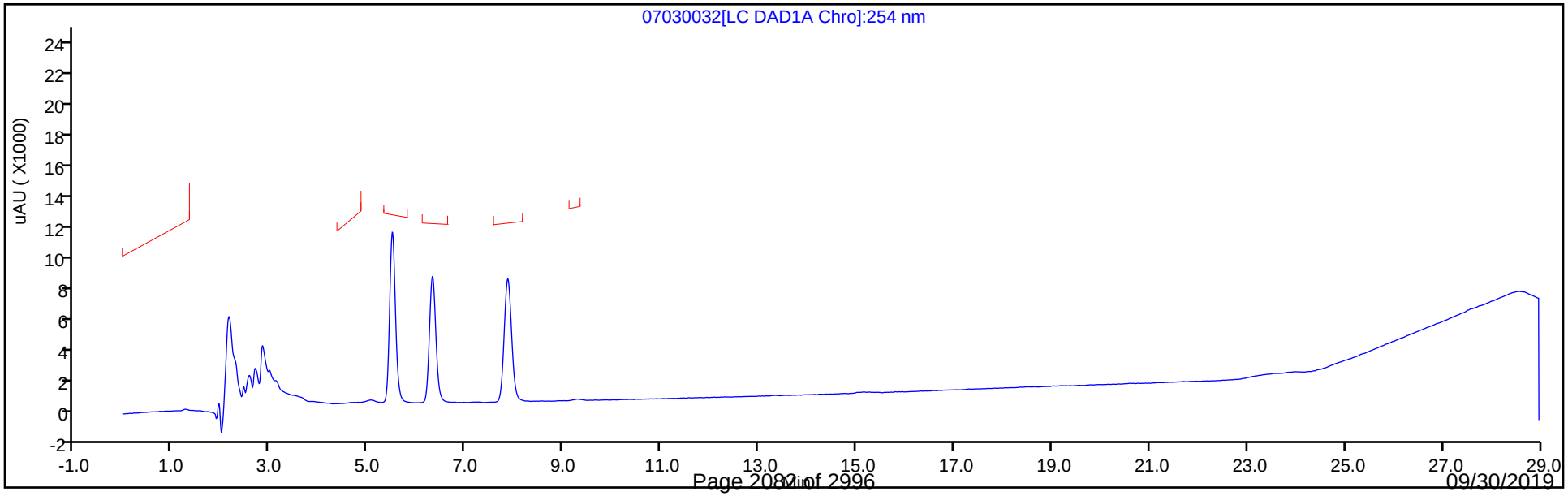

FORM VII
HPLC/IC CONTINUING CALIBRATION DATA

Lab Name: Eurofins TestAmerica, Denver Job No.: 280-124986-1

SDG No.:

Lab Sample ID: ICV 280-458150/15 Calibration Date: 05/14/2019 18:59

Instrument ID: CHHPLC_X3 Calib Start Date: 05/14/2019 15:49

GC Column: UltraCarb5uODS ID: 4.60(mm) Calib End Date: 05/14/2019 18:35

Lab File ID: 0514B015.D Conc. Units: ug/L

ANALYTE	CURVE TYPE	AVE CF	CF	MIN CF	CALC AMOUNT	SPIKE AMOUNT	%D	MAX %D
HMX	Ave	89206	82900		372	400	-7.1	15.0
RDX	Ave	106639	100395		377	400	-5.9	15.0
Picric acid	Ave	83793	85338		407	400	1.8	15.0
1,3,5-Trinitrobenzene	Ave	229276	235903		412	400	2.9	15.0
1,3-Dinitrobenzene	Ave	300824	300148		399	400	-0.2	15.0
Nitrobenzene	Ave	196827	189253		385	400	-3.8	15.0
Tetryl	Ave	167956	169570		404	400	1.0	15.0
Nitroglycerin	Ave	69977	65675		3750	4000	-6.1	15.0
2,4,6-Trinitrotoluene	Ave	223593	202438		362	400	-9.5	15.0
4-Amino-2,6-dinitrotoluene	Ave	162430	150340		370	400	-7.4	15.0
2-Amino-4,6-dinitrotoluene	Ave	197535	194685		394	400	-1.4	15.0
2,6-Dinitrotoluene	Ave	156597	144423		369	400	-7.8	15.0
2,4-Dinitrotoluene	Ave	297422	286083		385	400	-3.8	15.0
2-Nitrotoluene	Ave	131349	117393		357	400	-10.6	15.0
4-Nitrotoluene	Ave	112716	102238		363	400	-9.3	15.0
3-Nitrotoluene	Ave	148306	132263		357	400	-10.8	15.0
PETN	Ave	73191	73321		4010	4000	0.2	15.0
1,2-Dinitrobenzene	Ave	130111	125963		387	400	-3.2	15.0

FORM VII
HPLC/IC CONTINUING CALIBRATION RETENTION TIME SUMMARY

Lab Name: Eurofins TestAmerica, Denver Job No.: 280-124986-1

SDG No.:

Lab Sample ID: ICV 280-458150/15 Calibration Date: 05/14/2019 18:59

Instrument ID: CHHPLC_X3 Calib Start Date: 05/14/2019 15:49

GC Column: UltraCarb5uODS ID: 4.60(mm) Calib End Date: 05/14/2019 18:35

Lab File ID: 0514B015.D

Analyte	RT	RT WINDOW	
		FROM	TO
HMX	6.65	6.50	6.80
RDX	7.76	7.61	7.91
Picric acid	8.13	7.98	8.28
1,3,5-Trinitrobenzene	8.90	8.75	9.05
1,3-Dinitrobenzene	9.56	9.41	9.71
Nitrobenzene	9.95	9.80	10.10
Tetryl	10.28	10.13	10.43
Nitroglycerin	10.78	10.63	10.93
2,4,6-Trinitrotoluene	11.24	11.14	11.34
4-Amino-2,6-dinitrotoluene	11.43	11.33	11.53
2-Amino-4,6-dinitrotoluene	11.72	11.62	11.82
2,6-Dinitrotoluene	11.85	11.75	11.95
2,4-Dinitrotoluene	12.05	11.95	12.15
2-Nitrotoluene	12.89	12.74	13.04
4-Nitrotoluene	13.33	13.18	13.48
3-Nitrotoluene	13.93	13.78	14.08
PETN	15.02	14.87	15.17
1,2-Dinitrobenzene	8.74	8.59	8.89

Eurofins TestAmerica, Denver
Target Compound Quantitation Report

Data File: \\chromna\Denver\ChromData\CHHPLC_X\20190514-81869.b\0514B015.D
Lims ID: ICV MAIN
Client ID:
Sample Type: ICV
Inject. Date: 14-May-2019 18:59:15 ALS Bottle#: 15 Worklist Smp#: 15
Injection Vol: 100.0 ul Dil. Factor: 1.0000
Sample Info: ICV MAIN
Misc. Info.: 280-0081869-015
Operator ID: hkf Instrument ID: CHHPLC_X3
Sublist:

Method: \\chromna\Denver\ChromData\CHHPLC_X\20190514-81869.b\8330_X3.m
Limit Group: GCSV - 8330
Last Update: 15-May-2019 10:58:12 Calib Date: 14-May-2019 18:35:34
Integrator: Falcon
Quant Method: External Standard Quant By: Initial Calibration
Last ICal File: \\chromna\Denver\ChromData\CHHPLC_X\20190514-81869.b\0514B014.D

Column 1 : UltraCarb5uODS (20) (4.60 mm) Det: LC DAD1B, 254 nm
Process Host: CTX0331

	Compound	Det	RT (min.)	Exp RT (min.)	Dlt RT (min.)	Response	Cal Amt ug/mL	OnCol Amt ug/mL	Flags
	3 HMX	1	6.650	6.650	0.000	33160	0.4000	0.3717	
	7 RDX	1	7.764	7.764	0.000	40158	0.4000	0.3766	
	8 2,4,6-Trinitrophenol	1	8.130	8.130	0.000	34135	0.4000	0.4074	
$	9 1,2-Dinitrobenzene	1	8.744	8.744	0.000	50385	0.4000	0.3872	
	10 1,3,5-Trinitrobenzene	1	8.904	8.904	0.000	94361	0.4000	0.4116	
	11 1,3-Dinitrobenzene	1	9.564	9.564	0.000	120059	0.4000	0.3991	
	12 Nitrobenzene	1	9.950	9.950	0.000	75701	0.4000	0.3846	
	14 Tetryl	1	10.284	10.284	0.000	67828	0.4000	0.4038	
	15 Nitroglycerin	2	10.784	10.784	0.000	262700	4.00	3.75	
	16 2,4,6-Trinitrotoluene	1	11.237	11.237	0.000	80975	0.4000	0.3622	
	17 4-Amino-2,6-dinitrotoluene	1	11.430	11.430	0.000	60136	0.4000	0.3702	
	18 2-Amino-4,6-dinitrotoluene	1	11.717	11.717	0.000	77874	0.4000	0.3942	
	19 2,6-Dinitrotoluene	1	11.850	11.850	0.000	57769	0.4000	0.3689	
	20 2,4-Dinitrotoluene	1	12.050	12.050	0.000	114433	0.4000	0.3847	
	21 o-Nitrotoluene	1	12.890	12.890	0.000	46957	0.4000	0.3575	
	22 p-Nitrotoluene	1	13.330	13.330	0.000	40895	0.4000	0.3628	
	23 m-Nitrotoluene	1	13.930	13.930	0.000	52905	0.4000	0.3567	
	24 PETN	2	15.024	15.024	0.000	293284	4.00	4.01	

Reagents:

8330Surrogate_00103 Amount Added: 40.00 Units: uL
8330 LCS_00089 Amount Added: 40.00 Units: uL

Report Date: 15-May-2019 10:58:12 Chrom Revision: 2.3 03-May-2019 15:52:00

Eurofins TestAmerica, Denver

Data File:	\\chromna\Denver\ChromData\CHHPLC_X\20190514-81869.b\0514B015.D				
Injection Date:	14-May-2019 18:59:15	Instrument ID:	CHHPLC_X3	Operator ID:	hkf
Lims ID:	ICV MAIN			Worklist Smp#:	15
Client ID:					
Injection Vol:	100.0 ul	Dil. Factor:	1.0000	ALS Bottle#:	15
Method:	8330_X3	Limit Group:	GCSV - 8330		

Column: UltraCarb5uODS (20) (4.60 mm) Y Scaling: Method Defined: Scale to the Nth Largest Target: 1

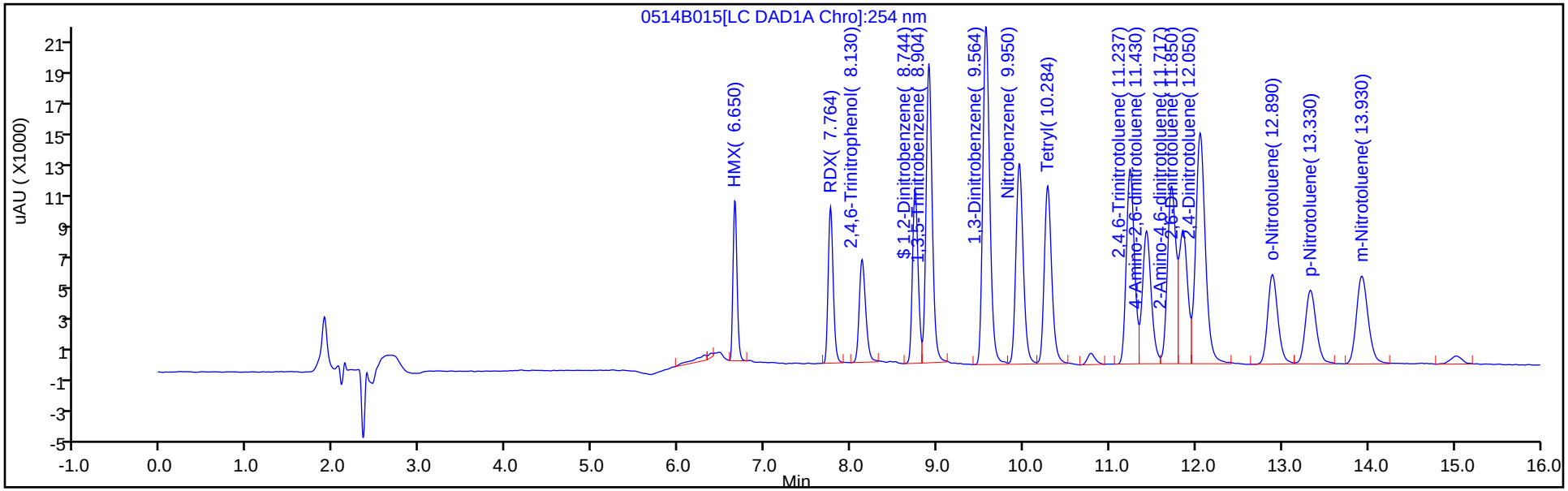

Y Scaling: Method Defined: Scale to the Nth Largest Target: 1

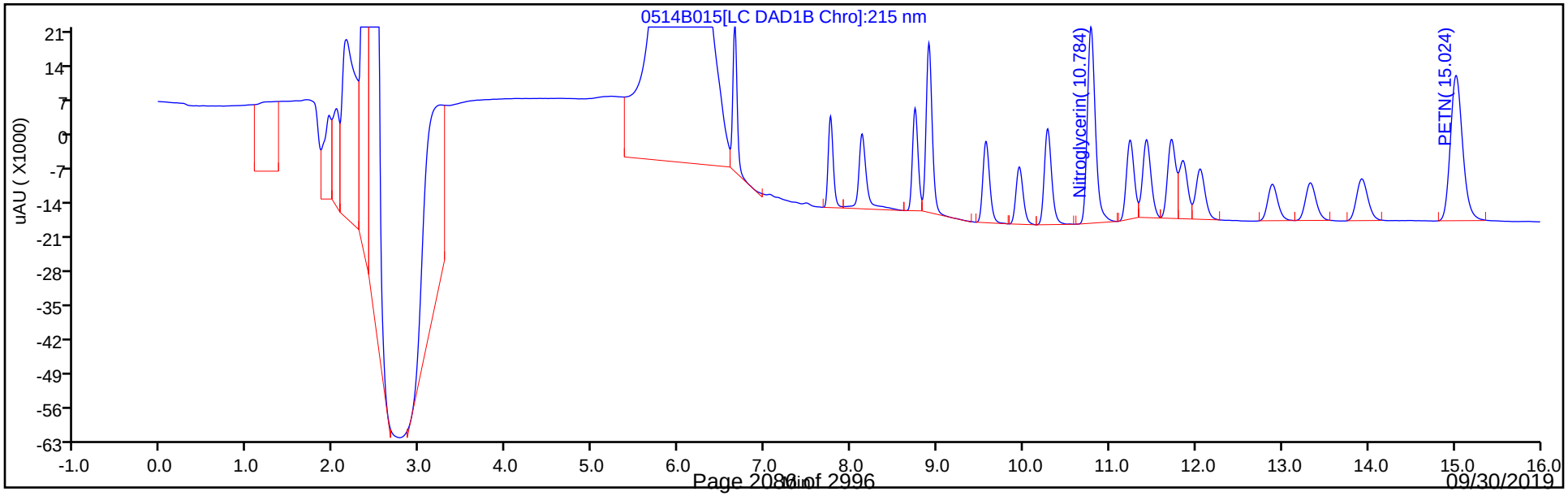

FORM VII
HPLC/IC CONTINUING CALIBRATION DATA

Lab Name: Eurofins TestAmerica, Denver Job No.: 280-124986-1

SDG No.:

Lab Sample ID: ICV 280-458150/33 Calibration Date: 05/15/2019 02:06

Instrument ID: CHHPLC_X3 Calib Start Date: 05/14/2019 22:56

GC Column: UltraCarb5uODS ID: 4.60(mm) Calib End Date: 05/15/2019 01:42

Lab File ID: 0514B033.D Conc. Units: ug/L

ANALYTE	CURVE TYPE	AVE CF	CF	MIN CF	CALC AMOUNT	SPIKE AMOUNT	%D	MAX %D
TNX	Ave	199347	210297		422	400	5.5	15.0
DNX	Ave	148387	148357		400	400	-0.0	15.0
MNX	Ave	136538	137961		472	467	1.0	15.0

FORM VII
HPLC/IC CONTINUING CALIBRATION RETENTION TIME SUMMARY

Lab Name: Eurofins TestAmerica, Denver Job No.: 280-124986-1

SDG No.:

Lab Sample ID: ICV 280-458150/33 Calibration Date: 05/15/2019 02:06

Instrument ID: CHHPLC_X3 Calib Start Date: 05/14/2019 22:56

GC Column: UltraCarb5uODS ID: 4.60(mm) Calib End Date: 05/15/2019 01:42

Lab File ID: 0514B033.D

Analyte	RT	RT WINDOW	
		FROM	TO
TNX	6.56	6.46	6.66
DNX	6.89	6.79	6.99
MNX	7.35	7.21	7.51

Eurofins TestAmerica, Denver
Target Compound Quantitation Report

Data File:	\\chromna\Denver\ChromData\CHHPLC_X\20190514-81869.b\0514B033.D				
Lims ID:	ICV DMT				
Client ID:					
Sample Type:	ICV				
Inject. Date:	15-May-2019 02:06:16	ALS Bottle#:	33	Worklist Smp#:	33
Injection Vol:	100.0 ul	Dil. Factor:	1.0000		
Sample Info:	ICV DMT				
Misc. Info.:	280-0081869-033				
Operator ID:	hkf	Instrument ID:	CHHPLC_X3		
Sublist:					
Method:	\\chromna\Denver\ChromData\CHHPLC_X\20190514-81869.b\8330_X3.m				
Limit Group:	GCSV - 8330				
Last Update:	15-May-2019 10:58:30	Calib Date:	15-May-2019 01:42:24		
Integrator:	Falcon				
Quant Method:	External Standard	Quant By:	Initial Calibration		
Last ICal File:	\\chromna\Denver\ChromData\CHHPLC_X\20190514-81869.b\0514B032.D				
Column 1 :	UltraCarb5uODS (20) (4.60 mm)		Det: LC DAD1B, 254 nm		
Process Host:	CTX0331				

Compound	Det	RT (min.)	Exp RT (min.)	Dlt RT (min.)	Response	Cal Amt ug/mL	OnCol Amt ug/mL	Flags
2 TNX	1	6.557	6.556	0.001	84203	0.4004	0.4224	
5 DNX	1	6.891	6.889	0.002	59402	0.4004	0.4003	
6 MNX	1	7.351	7.356	-0.005	64400	0.4668	0.4717	

Reagents:

8330_OP_DMT_00002 Amount Added: 40.00 Units: uL

Report Date: 15-May-2019 10:58:32 Chrom Revision: 2.3 03-May-2019 15:52:00

Eurofins TestAmerica, Denver

Data File: \\chromna\Denver\ChromData\CHHPLC_X\20190514-81869.b\0514B033.D

Injection Date:	15-May-2019 02:06:16	Instrument ID:	CHHPLC_X3	Operator ID:	hkf
Lims ID:	ICV DMT			Worklist Smp#:	33
Client ID:					
Injection Vol:	100.0 ul	Dil. Factor:	1.0000	ALS Bottle#:	33
Method:	8330_X3	Limit Group:	GCSV - 8330		

Column: UltraCarb5uODS (20) (4.60 mm) Y Scaling: Method Defined: Scale to the Nth Largest Target: 1

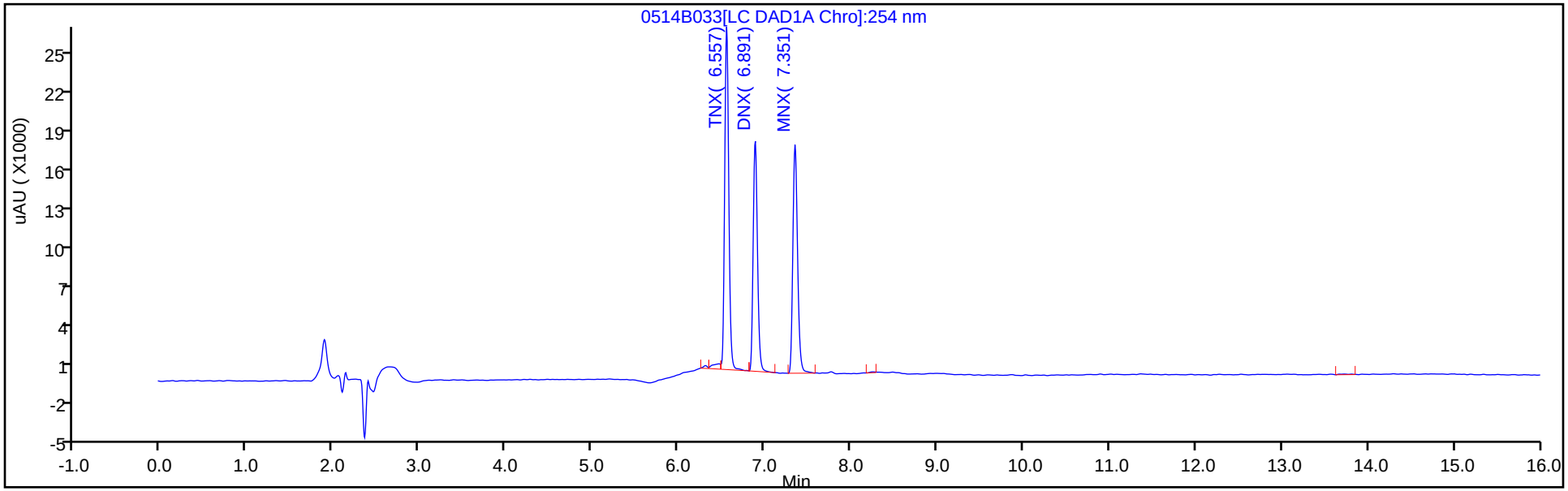

Y Scaling: Method Defined: Scale to the Nth Largest Target: 1

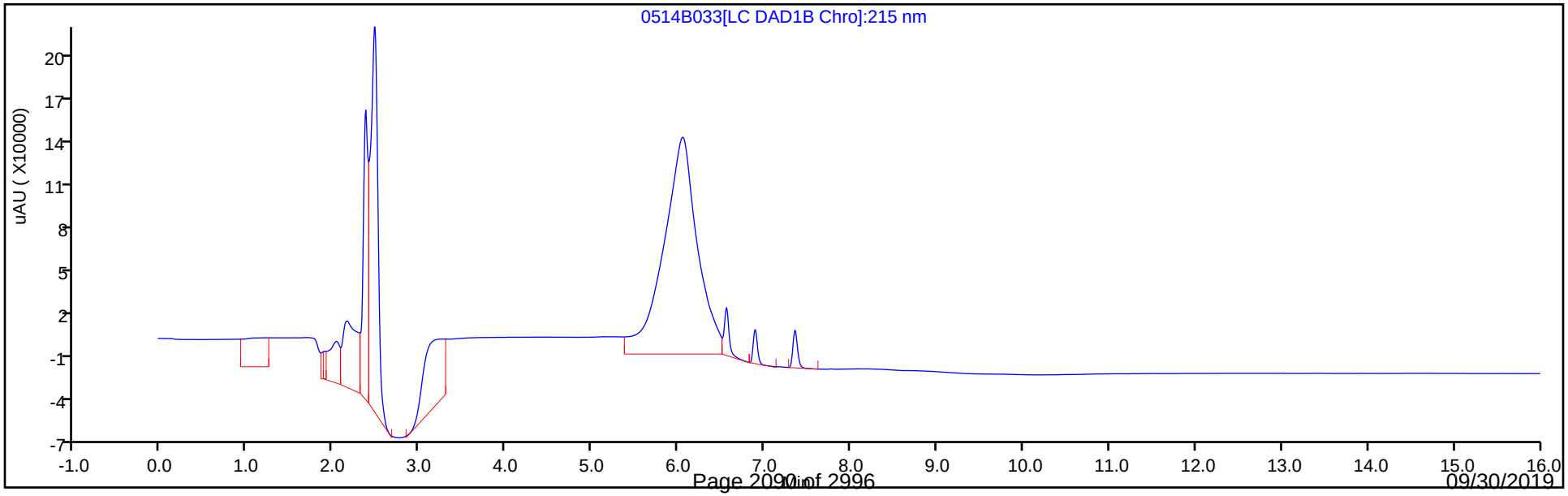

FORM VII
HPLC/IC CONTINUING CALIBRATION DATA

Lab Name: Eurofins TestAmerica, Denver Job No.: 280-124986-1

SDG No.:

Lab Sample ID: CCV 280-462065/43 Calibration Date: 06/20/2019 01:43

Instrument ID: CHHPLC_X3 Calib Start Date: 05/14/2019 15:49

GC Column: UltraCarb5uODS ID: 4.60(mm) Calib End Date: 05/14/2019 18:35

Lab File ID: 06190043.D Conc. Units: ug/L

ANALYTE	CURVE TYPE	AVE CF	CF	MIN CF	CALC AMOUNT	SPIKE AMOUNT	%D	MAX %D
HMX	Ave	89206	94064		264	250	5.4	15.0
RDX	Ave	106639	116484		273	250	9.2	15.0
Picric acid	Ave	83793	91016		272	250	8.6	15.0
1,3,5-Trinitrobenzene	Ave	229276	259020		282	250	13.0	15.0
1,3-Dinitrobenzene	Ave	300824	328196		273	250	9.1	15.0
Nitrobenzene	Ave	196827	208671		266	251	6.0	15.0
Tetryl	Ave	167956	174904		260	250	4.1	15.0
Nitroglycerin	Ave	69977	76327		2730	2500	9.1	15.0
2,4,6-Trinitrotoluene	Ave	223593	241769		271	251	8.1	15.0
4-Amino-2,6-dinitrotoluene	Ave	162430	170999		264	251	5.3	15.0
2-Amino-4,6-dinitrotoluene	Ave	197535	211561		269	251	7.1	15.0
2,6-Dinitrotoluene	Ave	156597	168044		269	251	7.3	15.0
2,4-Dinitrotoluene	Ave	297422	321848		271	251	8.2	15.0
2-Nitrotoluene	Ave	131349	137878		263	251	5.0	15.0
4-Nitrotoluene	Ave	112716	118159		263	251	4.8	15.0
3-Nitrotoluene	Ave	148306	154367		261	251	4.1	15.0
PETN	Ave	73191	80228		2740	2500	9.6	15.0
1,2-Dinitrobenzene	Ave	130111	147204		283	250	13.1	15.0

FORM VII
HPLC/IC CONTINUING CALIBRATION RETENTION TIME SUMMARY

Lab Name: Eurofins TestAmerica, Denver Job No.: 280-124986-1

SDG No.:

Lab Sample ID: CCV 280-462065/43 Calibration Date: 06/20/2019 01:43

Instrument ID: CHHPLC_X3 Calib Start Date: 05/14/2019 15:49

GC Column: UltraCarb5uODS ID: 4.60(mm) Calib End Date: 05/14/2019 18:35

Lab File ID: 06190043.D

Analyte	RT	RT WINDOW	
		FROM	TO
HMX	6.65	6.50	6.80
RDX	7.78	7.62	7.92
Picric acid	8.20	8.03	8.33
1,3,5-Trinitrobenzene	8.93	8.76	9.06
1,3-Dinitrobenzene	9.60	9.43	9.73
Nitrobenzene	9.98	9.82	10.12
Tetryl	10.32	10.16	10.46
Nitroglycerin	10.82	10.66	10.96
2,4,6-Trinitrotoluene	11.28	11.17	11.37
4-Amino-2,6-dinitrotoluene	11.48	11.36	11.56
2-Amino-4,6-dinitrotoluene	11.77	11.65	11.85
2,6-Dinitrotoluene	11.90	11.79	11.99
2,4-Dinitrotoluene	12.10	11.99	12.19
2-Nitrotoluene	12.95	12.78	13.08
4-Nitrotoluene	13.40	13.22	13.52
3-Nitrotoluene	14.00	13.82	14.12
PETN	15.12	14.94	15.24
1,2-Dinitrobenzene	8.77	8.61	8.91

Eurofins TestAmerica, Denver
Target Compound Quantitation Report

Data File: \\chromna\Denver\ChromData\CHHPLC_X\20190619-83007.b\06190043.D
Lims ID: CCV INT
Client ID:
Sample Type: CCV
Inject. Date: 20-Jun-2019 01:43:46 ALS Bottle#: 7 Worklist Smp#: 43
Injection Vol: 100.0 ul Dil. Factor: 1.0000
Sample Info: CCV INT
Misc. Info.: 280-0083007-043
Operator ID: hkf Instrument ID: CHHPLC_X3
Sublist: chrom-8330_X3*sub9

Method: \\chromna\Denver\ChromData\CHHPLC_X\20190619-83007.b\8330_X3.m
Limit Group: GCSV - 8330
Last Update: 20-Jun-2019 10:14:42 Calib Date: 15-May-2019 01:42:24
Integrator: Falcon
Quant Method: External Standard Quant By: Initial Calibration
Last ICal File: \\chromna\Denver\ChromData\CHHPLC_X\20190514-81869.b\0514B032.D

Column 1 : UltraCarb5uODS (20) (4.60 mm) Det: LC DAD1B, 254 nm
Process Host: CTX0329

	Compound	Det	RT (min.)	Exp RT (min.)	Dlt RT (min.)	Response	Cal Amt ug/mL	OnCol Amt ug/mL	Flags
	3 HMX	1	6.651	6.647	0.004	23516	0.2500	0.2636	
	7 RDX	1	7.778	7.774	0.004	29121	0.2500	0.2731	
	8 2,4,6-Trinitrophenol	1	8.204	8.181	0.023	22754	0.2500	0.2715	
$	9 1,2-Dinitrobenzene	1	8.771	8.761	0.010	36801	0.2500	0.2828	
	10 1,3,5-Trinitrobenzene	1	8.931	8.914	0.017	64755	0.2500	0.2824	
	11 1,3-Dinitrobenzene	1	9.598	9.580	0.018	82131	0.2503	0.2730	
	12 Nitrobenzene	1	9.984	9.974	0.010	52272	0.2505	0.2656	
	14 Tetryl	1	10.324	10.307	0.017	43726	0.2500	0.2603	
	15 Nitroglycerin	2	10.824	10.814	0.010	190818	2.50	2.73	
	16 2,4,6-Trinitrotoluene	1	11.284	11.267	0.017	60684	0.2510	0.2714	
	17 4-Amino-2,6-dinitrotoluene	1	11.484	11.460	0.024	42878	0.2508	0.2640	
	18 2-Amino-4,6-dinitrotoluene	1	11.771	11.747	0.024	53049	0.2508	0.2686	
	19 2,6-Dinitrotoluene	1	11.904	11.887	0.017	42137	0.2508	0.2691	
	20 2,4-Dinitrotoluene	1	12.104	12.087	0.017	80623	0.2505	0.2711	
	21 o-Nitrotoluene	1	12.951	12.934	0.017	34573	0.2508	0.2632	
	22 p-Nitrotoluene	1	13.398	13.374	0.024	29658	0.2510	0.2631	
	23 m-Nitrotoluene	1	14.004	13.974	0.030	38746	0.2510	0.2613	
	24 PETN	2	15.124	15.094	0.030	200571	2.50	2.74	

Reagents:

8330IntermStk_00058 Amount Added: 12.50 Units: uL

Report Date: 20-Jun-2019 10:14:43 Chrom Revision: 2.3 18-Jun-2019 21:44:00

Eurofins TestAmerica, Denver

Data File: \\chromna\Denver\ChromData\CHHPLC_X\20190619-83007.b\06190043.D

Injection Date:	20-Jun-2019 01:43:46	Instrument ID:	CHHPLC_X3	Operator ID:	hkf
Lims ID:	CCV INT			Worklist Smp#:	43
Client ID:					
Injection Vol:	100.0 ul	Dil. Factor:	1.0000	ALS Bottle#:	7
Method:	8330_X3	Limit Group:	GCSV - 8330		

Column: UltraCarb5uODS (20) (4.60 mm) Y Scaling: Method Defined: Scale to the Nth Largest Target: 1

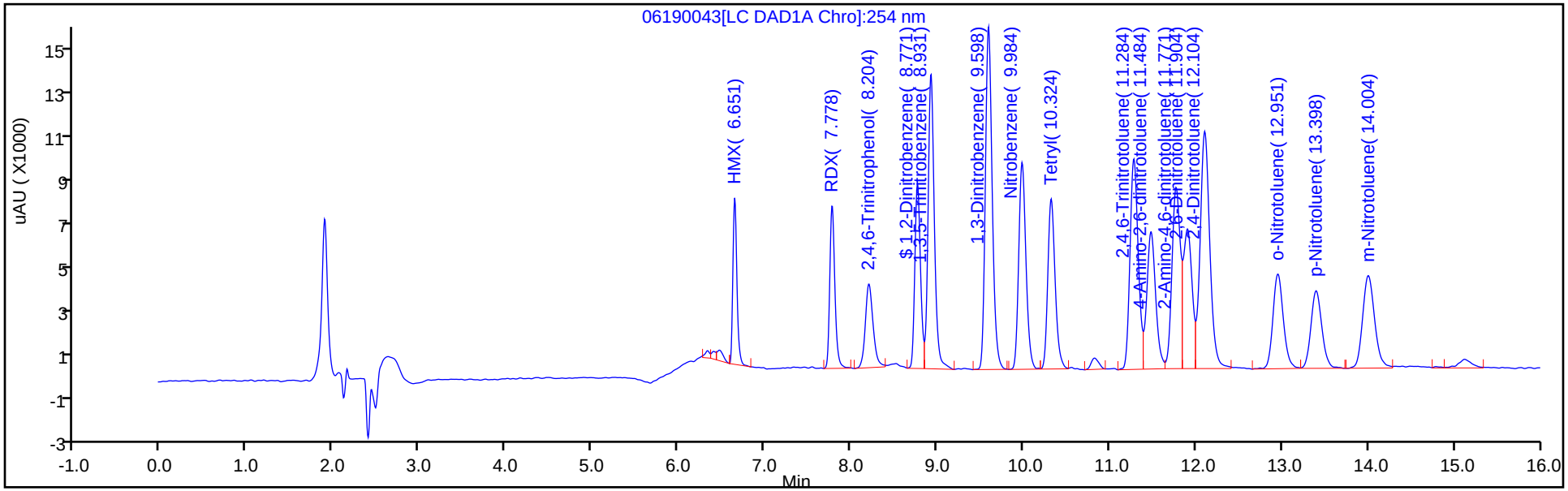

Y Scaling: Method Defined: Scale to the Nth Largest Target: 1

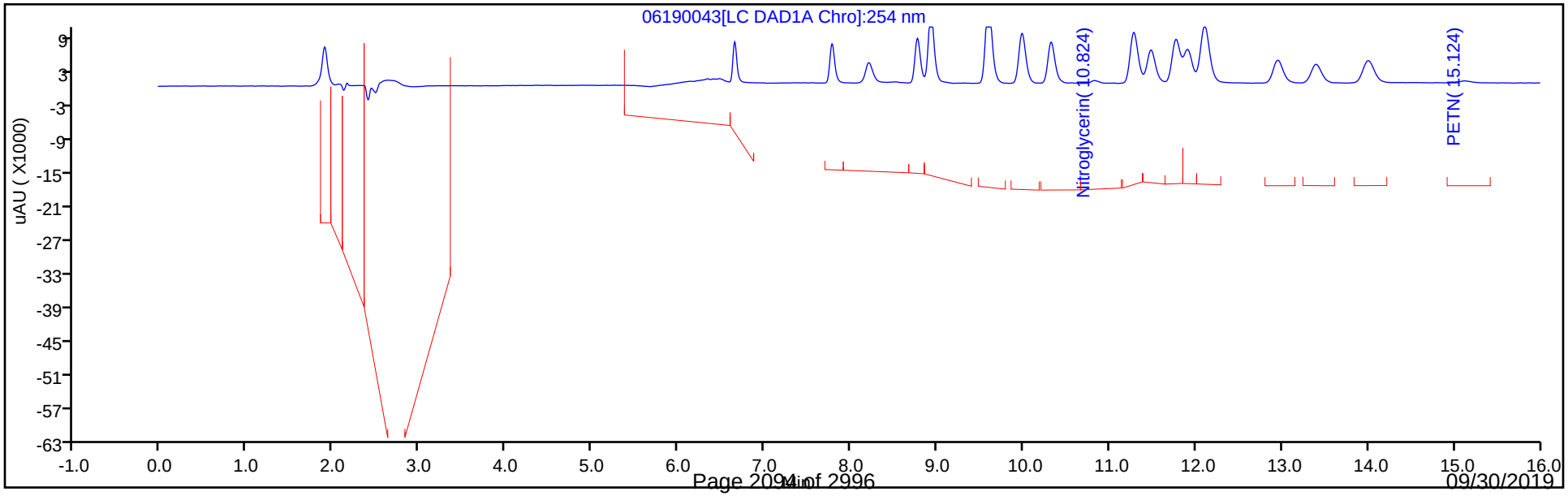

FORM VII
HPLC/IC CONTINUING CALIBRATION DATA

Lab Name: Eurofins TestAmerica, Denver Job No.: 280-124986-1

SDG No.:

Lab Sample ID: CCV 280-462065/45 Calibration Date: 06/20/2019 02:29

Instrument ID: CHHPLC_X3 Calib Start Date: 05/14/2019 22:56

GC Column: UltraCarb5uODS ID: 4.60(mm) Calib End Date: 05/15/2019 01:42

Lab File ID: 06190045.D Conc. Units: ug/L

ANALYTE	CURVE TYPE	AVE CF	CF	MIN CF	CALC AMOUNT	SPIKE AMOUNT	%D	MAX %D
TNX	Ave	199347	199568		251	250	0.1	15.0
DNX	Ave	148387	146058		246	250	-1.6	15.0
MNX	Ave	136538	134608		288	292	-1.4	15.0

FORM VII
HPLC/IC CONTINUING CALIBRATION RETENTION TIME SUMMARY

Lab Name: Eurofins TestAmerica, Denver Job No.: 280-124986-1

SDG No.:

Lab Sample ID: CCV 280-462065/45 Calibration Date: 06/20/2019 02:29

Instrument ID: CHHPLC_X3 Calib Start Date: 05/14/2019 22:56

GC Column: UltraCarb5uODS ID: 4.60(mm) Calib End Date: 05/15/2019 01:42

Lab File ID: 06190045.D

Analyte	RT	RT WINDOW	
		FROM	TO
TNX	6.56	6.47	6.67
DNX	6.89	6.79	6.99
MNX	7.36	7.21	7.51

Eurofins TestAmerica, Denver
Target Compound Quantitation Report

Data File:	\\chromna\Denver\ChromData\CHHPLC_X\20190619-83007.b\06190045.D				
Lims ID:	CCV DMT				
Client ID:					
Sample Type:	CCV				
Inject. Date:	20-Jun-2019 02:29:39	ALS Bottle#:	45	Worklist Smp#:	45
Injection Vol:	100.0 ul	Dil. Factor:	1.0000		
Sample Info:	CCV DMT				
Misc. Info.:	280-0083007-045				
Operator ID:	hkf	Instrument ID:	CHHPLC_X3		
Sublist:	chrom-8330_X3*sub17				
Method:	\\chromna\Denver\ChromData\CHHPLC_X\20190619-83007.b\8330_X3.m				
Limit Group:	GCSV - 8330				
Last Update:	20-Jun-2019 10:14:41	Calib Date:	15-May-2019 01:42:24		
Integrator:	Falcon				
Quant Method:	External Standard	Quant By:	Initial Calibration		
Last ICal File:	\\chromna\Denver\ChromData\CHHPLC_X\20190514-81869.b\0514B032.D				
Column 1 :	UltraCarb5uODS (20) (4.60 mm)		Det: LC DAD1B, 254 nm		
Process Host:	CTX0329				

Compound	Det	RT (min.)	Exp RT (min.)	Dlt RT (min.)	Response	Cal Amt ug/mL	OnCol Amt ug/mL	Flags
2 TNX	1	6.559	6.566	-0.007	49942	0.2503	0.2505	
5 DNX	1	6.892	6.893	-0.001	36551	0.2503	0.2463	
6 MNX	1	7.359	7.359	0.000	39272	0.2918	0.2876	

Reagents:

8330 DMT_00002 Amount Added: 12.50 Units: uL

Report Date: 20-Jun-2019 10:14:41 Chrom Revision: 2.3 18-Jun-2019 21:44:00

Eurofins TestAmerica, Denver

Data File: \\chromna\Denver\ChromData\CHHPLC_X\20190619-83007.b\06190045.D

Injection Date:	20-Jun-2019 02:29:39	Instrument ID:	CHHPLC_X3	Operator ID:	hkf
Lims ID:	CCV DMT			Worklist Smp#:	45
Client ID:					
Injection Vol:	100.0 ul	Dil. Factor:	1.0000	ALS Bottle#:	45
Method:	8330_X3	Limit Group:	GCSV - 8330		

Column: UltraCarb5uODS (20) (4.60 mm) Y Scaling: Method Defined: Scale to the Nth Largest Target: 1

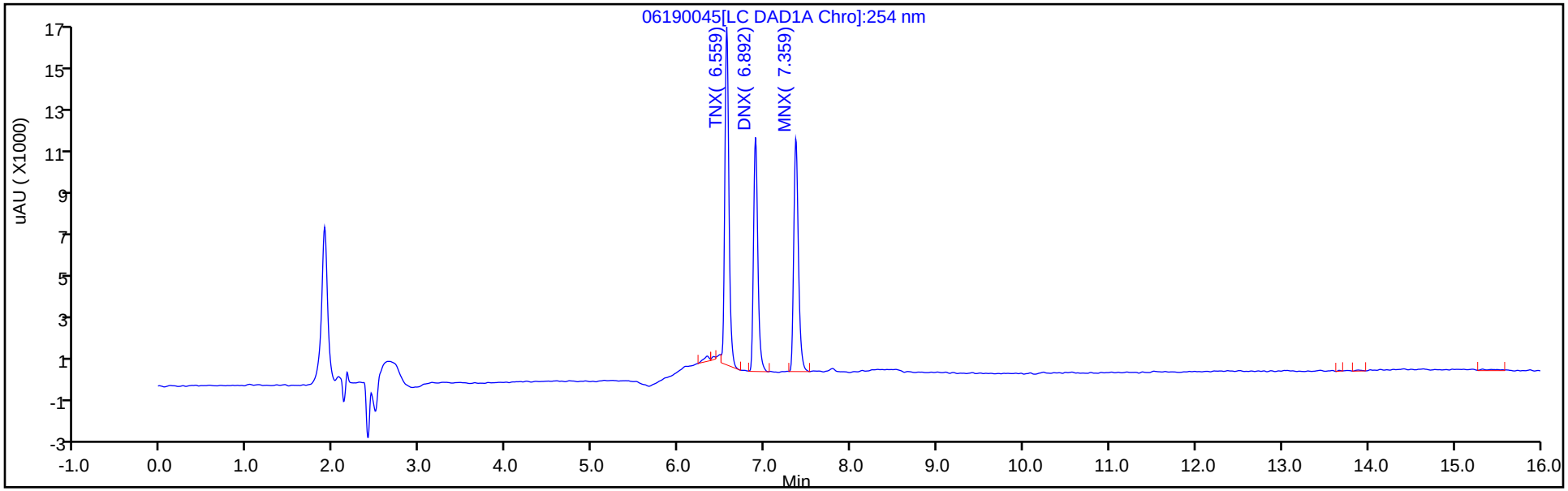

Y Scaling: Method Defined: Scale to the Nth Largest Target: 1

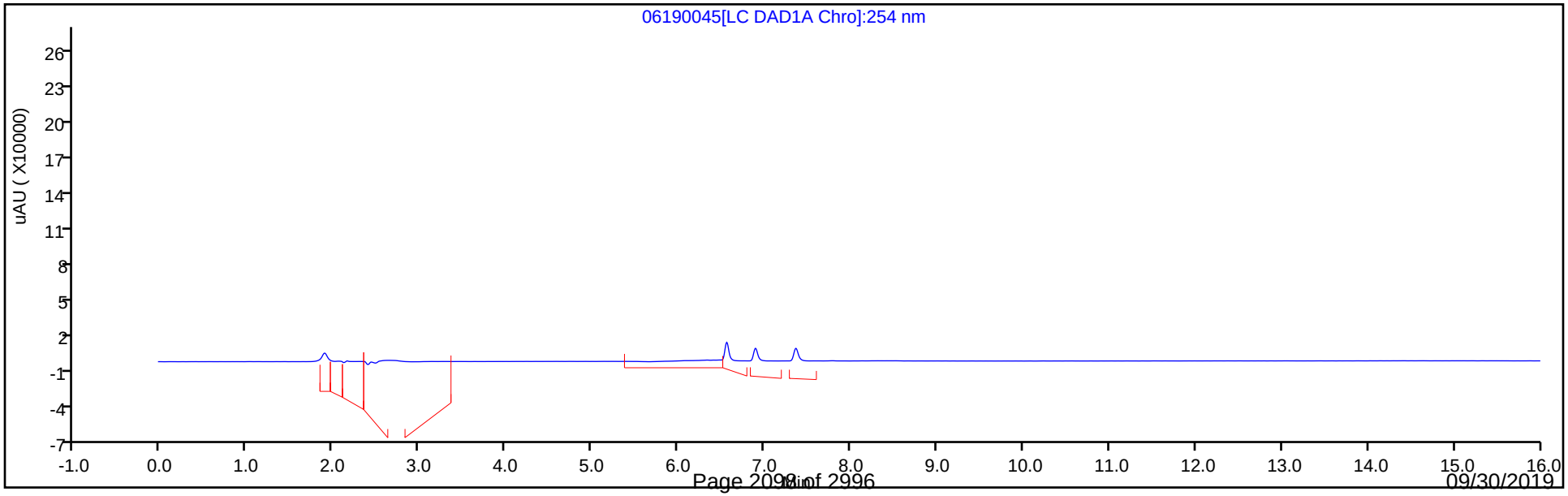

FORM VII
HPLC/IC CONTINUING CALIBRATION DATA

Lab Name: Eurofins TestAmerica, Denver Job No.: 280-124986-1

SDG No.:

Lab Sample ID: CCV 280-462065/56 Calibration Date: 06/20/2019 06:42

Instrument ID: CHHPLC_X3 Calib Start Date: 05/14/2019 15:49

GC Column: UltraCarb5uODS ID: 4.60(mm) Calib End Date: 05/14/2019 18:35

Lab File ID: 06190056.D Conc. Units: ug/L

ANALYTE	CURVE TYPE	AVE CF	CF	MIN CF	CALC AMOUNT	SPIKE AMOUNT	%D	MAX %D
HMX	Ave	89206	96248		270	250	7.9	15.0
RDX	Ave	106639	114100		267	250	7.0	15.0
Picric acid	Ave	83793	91948		274	250	9.7	15.0
1,3,5-Trinitrobenzene	Ave	229276	257648		281	250	12.4	15.0
1,3-Dinitrobenzene	Ave	300824	330993		275	250	10.0	15.0
Nitrobenzene	Ave	196827	205681		262	251	4.5	15.0
Tetryl	Ave	167956	175724		262	250	4.6	15.0
Nitroglycerin	Ave	69977	76424		2730	2500	9.2	15.0
2,4,6-Trinitrotoluene	Ave	223593	243155		273	251	8.7	15.0
4-Amino-2,6-dinitrotoluene	Ave	162430	169842		262	251	4.6	15.0
2-Amino-4,6-dinitrotoluene	Ave	197535	213408		271	251	8.0	15.0
2,6-Dinitrotoluene	Ave	156597	166867		267	251	6.6	15.0
2,4-Dinitrotoluene	Ave	297422	318970		269	251	7.2	15.0
2-Nitrotoluene	Ave	131349	133041		254	251	1.3	15.0
4-Nitrotoluene	Ave	112716	116514		259	251	3.4	15.0
3-Nitrotoluene	Ave	148306	149454		253	251	0.8	15.0
PETN	Ave	73191	79830		2730	2500	9.1	15.0
1,2-Dinitrobenzene	Ave	130111	147032		283	250	13.0	15.0

FORM VII
HPLC/IC CONTINUING CALIBRATION RETENTION TIME SUMMARY

Lab Name: Eurofins TestAmerica, Denver Job No.: 280-124986-1

SDG No.:

Lab Sample ID: CCV 280-462065/56 Calibration Date: 06/20/2019 06:42

Instrument ID: CHHPLC_X3 Calib Start Date: 05/14/2019 15:49

GC Column: UltraCarb5uODS ID: 4.60(mm) Calib End Date: 05/14/2019 18:35

Lab File ID: 06190056.D

Analyte	RT	RT WINDOW	
		FROM	TO
HMX	6.65	6.50	6.80
RDX	7.78	7.62	7.92
Picric acid	8.21	8.03	8.33
1,3,5-Trinitrobenzene	8.92	8.76	9.06
1,3-Dinitrobenzene	9.60	9.43	9.73
Nitrobenzene	9.98	9.82	10.12
Tetryl	10.32	10.16	10.46
Nitroglycerin	10.82	10.66	10.96
2,4,6-Trinitrotoluene	11.28	11.17	11.37
4-Amino-2,6-dinitrotoluene	11.48	11.36	11.56
2-Amino-4,6-dinitrotoluene	11.77	11.65	11.85
2,6-Dinitrotoluene	11.90	11.79	11.99
2,4-Dinitrotoluene	12.10	11.99	12.19
2-Nitrotoluene	12.95	12.78	13.08
4-Nitrotoluene	13.40	13.22	13.52
3-Nitrotoluene	14.00	13.82	14.12
PETN	15.12	14.94	15.24
1,2-Dinitrobenzene	8.77	8.61	8.91

Eurofins TestAmerica, Denver
Target Compound Quantitation Report

Data File: \\chromna\Denver\ChromData\CHHPLC_X\20190619-83007.b\06190056.D
Lims ID: CCV INT
Client ID:
Sample Type: CCV
Inject. Date: 20-Jun-2019 06:42:09 ALS Bottle#: 7 Worklist Smp#: 56
Injection Vol: 100.0 ul Dil. Factor: 1.0000
Sample Info: CCV INT
Misc. Info.: 280-0083007-056
Operator ID: hkf Instrument ID: CHHPLC_X3
Sublist: chrom-8330_X3*sub9

Method: \\chromna\Denver\ChromData\CHHPLC_X\20190619-83007.b\8330_X3.m
Limit Group: GCSV - 8330
Last Update: 20-Jun-2019 10:14:32 Calib Date: 15-May-2019 01:42:24
Integrator: Falcon
Quant Method: External Standard Quant By: Initial Calibration
Last ICal File: \\chromna\Denver\ChromData\CHHPLC_X\20190514-81869.b\0514B032.D

Column 1 : UltraCarb5uODS (20) (4.60 mm) Det: LC DAD1B, 254 nm
Process Host: CTX0329

	Compound	Det	RT (min.)	Exp RT (min.)	Dlt RT (min.)	Response	Cal Amt ug/mL	OnCol Amt ug/mL	Flags
	3 HMX	1	6.650	6.647	0.003	24062	0.2500	0.2697	
	7 RDX	1	7.784	7.774	0.010	28525	0.2500	0.2675	
	8 2,4,6-Trinitrophenol	1	8.210	8.181	0.029	22987	0.2500	0.2743	
$	9 1,2-Dinitrobenzene	1	8.770	8.761	0.009	36758	0.2500	0.2825	
	10 1,3,5-Trinitrobenzene	1	8.924	8.914	0.010	64412	0.2500	0.2809	
	11 1,3-Dinitrobenzene	1	9.597	9.580	0.017	82831	0.2503	0.2753	
	12 Nitrobenzene	1	9.984	9.974	0.010	51523	0.2505	0.2618	
	14 Tetryl	1	10.317	10.307	0.010	43931	0.2500	0.2616	
	15 Nitroglycerin	2	10.824	10.814	0.010	191060	2.50	2.73	
	16 2,4,6-Trinitrotoluene	1	11.277	11.267	0.010	61032	0.2510	0.2730	
	17 4-Amino-2,6-dinitrotoluene	1	11.477	11.460	0.017	42588	0.2508	0.2622	
	18 2-Amino-4,6-dinitrotoluene	1	11.770	11.747	0.023	53512	0.2508	0.2709	
	19 2,6-Dinitrotoluene	1	11.904	11.887	0.017	41842	0.2508	0.2672	
	20 2,4-Dinitrotoluene	1	12.104	12.087	0.017	79902	0.2505	0.2686	
	21 o-Nitrotoluene	1	12.950	12.934	0.016	33360	0.2508	0.2540	
	22 p-Nitrotoluene	1	13.397	13.374	0.023	29245	0.2510	0.2595	
	23 m-Nitrotoluene	1	13.997	13.974	0.023	37513	0.2510	0.2529	
	24 PETN	2	15.117	15.094	0.023	199574	2.50	2.73	

Reagents:

8330IntermStk_00058 Amount Added: 12.50 Units: uL

Report Date: 20-Jun-2019 10:14:32 Chrom Revision: 2.3 18-Jun-2019 21:44:00

Eurofins TestAmerica, Denver

Data File: \\chromna\Denver\ChromData\CHHPLC_X\20190619-83007.b\06190056.D

Injection Date:	20-Jun-2019 06:42:09	Instrument ID:	CHHPLC_X3	Operator ID:	hkf
Lims ID:	CCV INT			Worklist Smp#:	56
Client ID:					
Injection Vol:	100.0 ul	Dil. Factor:	1.0000	ALS Bottle#:	7
Method:	8330_X3	Limit Group:	GCSV - 8330		

Column: UltraCarb5uODS (20) (4.60 mm) Y Scaling: Method Defined: Scale to the Nth Largest Target: 1

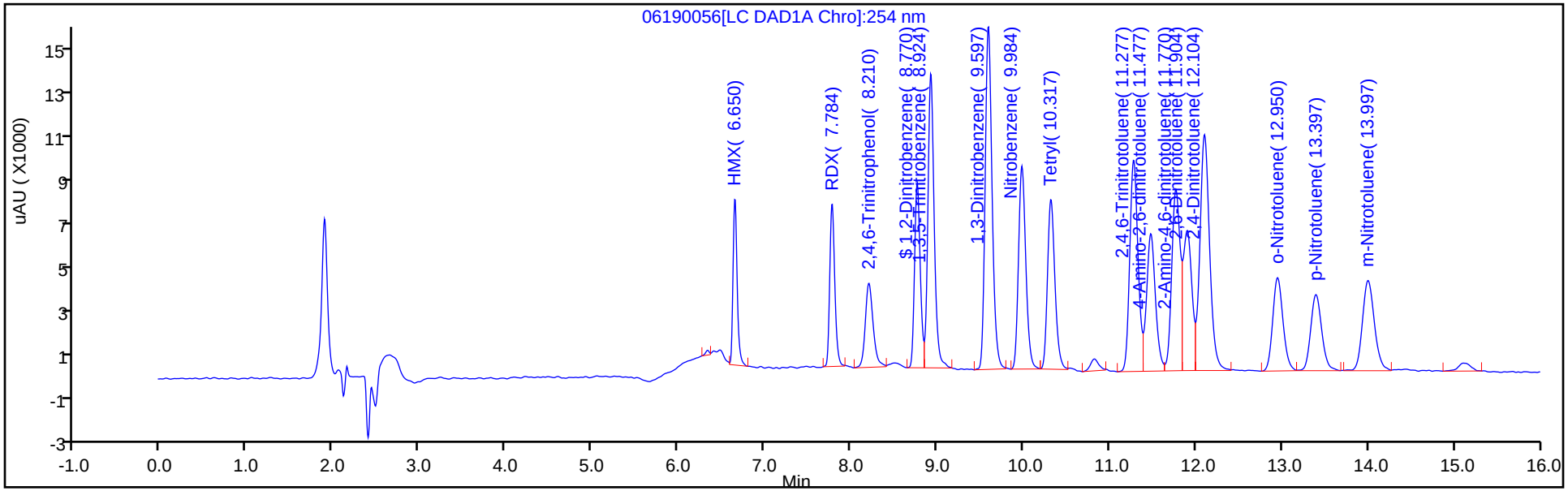

Y Scaling: Method Defined: Scale to the Nth Largest Target: 1

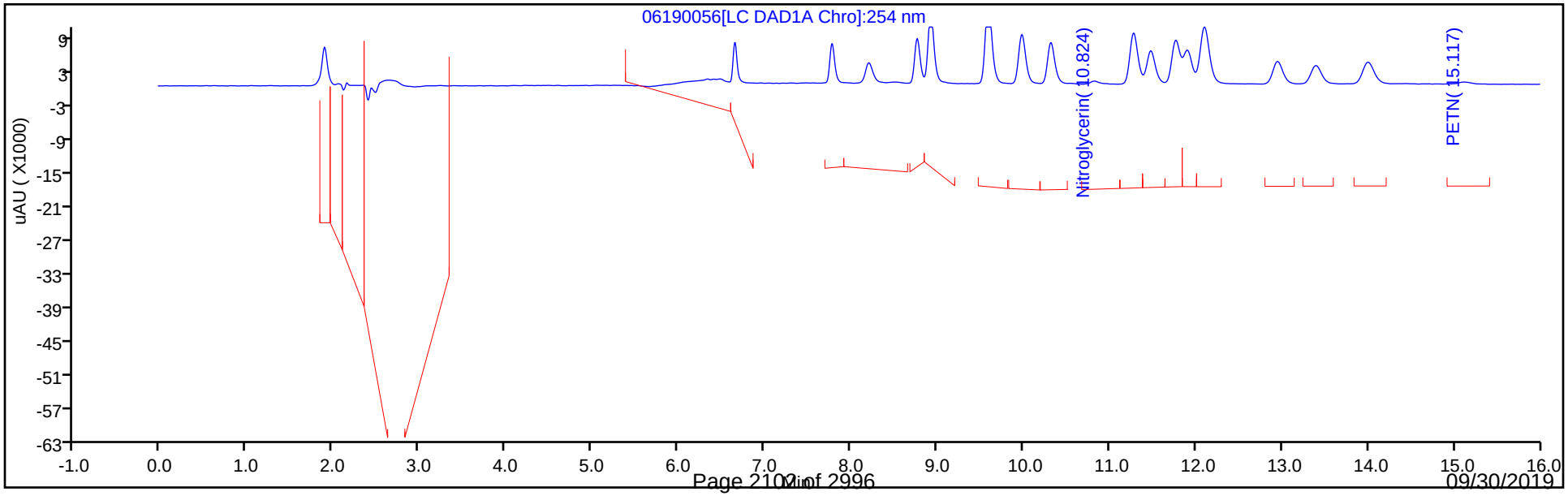

FORM VII
HPLC/IC CONTINUING CALIBRATION DATA

Lab Name: Eurofins TestAmerica, Denver Job No.: 280-124986-1

SDG No.:

Lab Sample ID: CCV 280-462065/58 Calibration Date: 06/20/2019 07:28

Instrument ID: CHHPLC_X3 Calib Start Date: 05/14/2019 22:56

GC Column: UltraCarb5uODS ID: 4.60(mm) Calib End Date: 05/15/2019 01:42

Lab File ID: 06190058.D Conc. Units: ug/L

ANALYTE	CURVE TYPE	AVE CF	CF	MIN CF	CALC AMOUNT	SPIKE AMOUNT	%D	MAX %D
TNX	Ave	199347	203568		256	250	2.1	15.0
DNX	Ave	148387	145367		245	250	-2.0	15.0
MNX	Ave	136538	135822		290	292	-0.5	15.0

FORM VII
HPLC/IC CONTINUING CALIBRATION RETENTION TIME SUMMARY

Lab Name: Eurofins TestAmerica, Denver Job No.: 280-124986-1

SDG No.:

Lab Sample ID: CCV 280-462065/58 Calibration Date: 06/20/2019 07:28

Instrument ID: CHHPLC_X3 Calib Start Date: 05/14/2019 22:56

GC Column: UltraCarb5uODS ID: 4.60(mm) Calib End Date: 05/15/2019 01:42

Lab File ID: 06190058.D

Analyte	RT	RT WINDOW	
		FROM	TO
TNX	6.56	6.47	6.67
DNX	6.89	6.79	6.99
MNX	7.36	7.21	7.51

Eurofins TestAmerica, Denver
Target Compound Quantitation Report

Data File:	\\chromna\Denver\ChromData\CHHPLC_X\20190619-83007.b\06190058.D				
Lims ID:	CCV DMT				
Client ID:					
Sample Type:	CCV				
Inject. Date:	20-Jun-2019 07:28:06	ALS Bottle#:	45	Worklist Smp#:	58
Injection Vol:	100.0 ul	Dil. Factor:	1.0000		
Sample Info:	CCV DMT				
Misc. Info.:	280-0083007-058				
Operator ID:	hkf	Instrument ID:	CHHPLC_X3		
Sublist:	chrom-8330_X3*sub17				
Method:	\\chromna\Denver\ChromData\CHHPLC_X\20190619-83007.b\8330_X3.m				
Limit Group:	GCSV - 8330				
Last Update:	20-Jun-2019 10:14:30	Calib Date:	15-May-2019 01:42:24		
Integrator:	Falcon				
Quant Method:	External Standard	Quant By:	Initial Calibration		
Last ICal File:	\\chromna\Denver\ChromData\CHHPLC_X\20190514-81869.b\0514B032.D				
Column 1 :	UltraCarb5uODS (20) (4.60 mm)		Det: LC DAD1B, 254 nm		
Process Host:	CTX0329				

Compound	Det	RT (min.)	Exp RT (min.)	Dlt RT (min.)	Response	Cal Amt ug/mL	OnCol Amt ug/mL	Flags
2 TNX	1	6.555	6.566	-0.011	50943	0.2503	0.2555	
5 DNX	1	6.888	6.893	-0.005	36378	0.2503	0.2452	
6 MNX	1	7.355	7.359	-0.004	39626	0.2918	0.2902	

Reagents:

8330 DMT_00002 Amount Added: 12.50 Units: uL

Report Date: 20-Jun-2019 10:14:30 Chrom Revision: 2.3 18-Jun-2019 21:44:00

Eurofins TestAmerica, Denver

Data File: \\chromna\Denver\ChromData\CHHPLC_X\20190619-83007.b\06190058.D

Injection Date:	20-Jun-2019 07:28:06	Instrument ID:	CHHPLC_X3	Operator ID:	hkf
Lims ID:	CCV DMT			Worklist Smp#:	58
Client ID:					
Injection Vol:	100.0 ul	Dil. Factor:	1.0000	ALS Bottle#:	45
Method:	8330_X3	Limit Group:	GCSV - 8330		

Column: UltraCarb5uODS (20) (4.60 mm) Y Scaling: Method Defined: Scale to the Nth Largest Target: 1

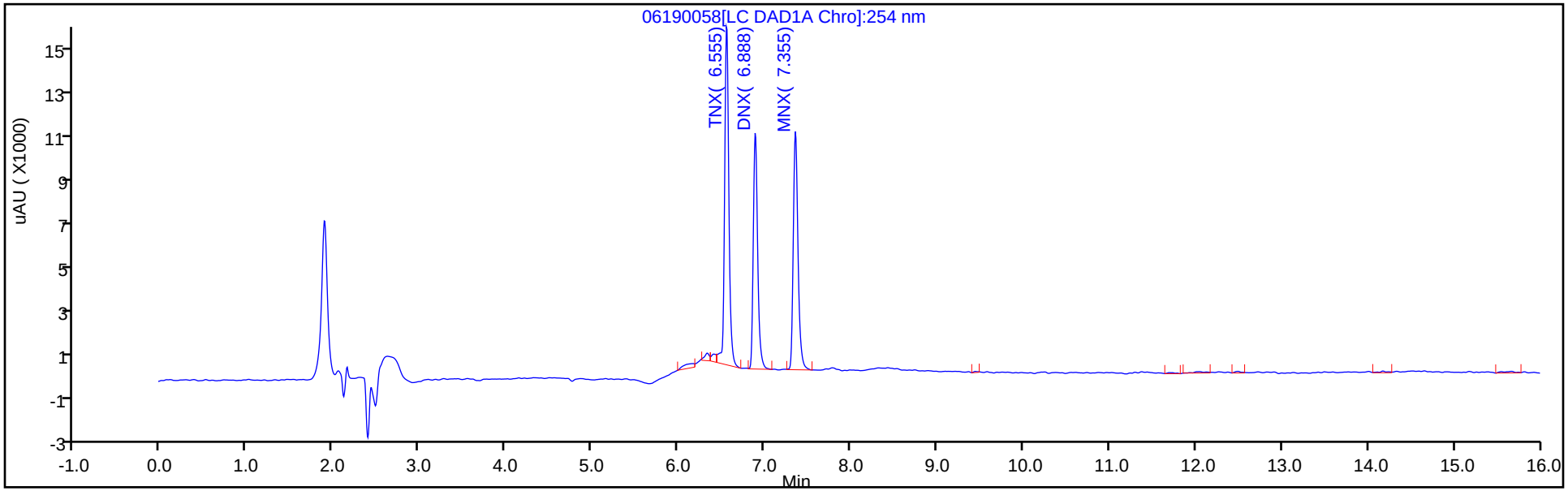

Y Scaling: Method Defined: Scale to the Nth Largest Target: 1

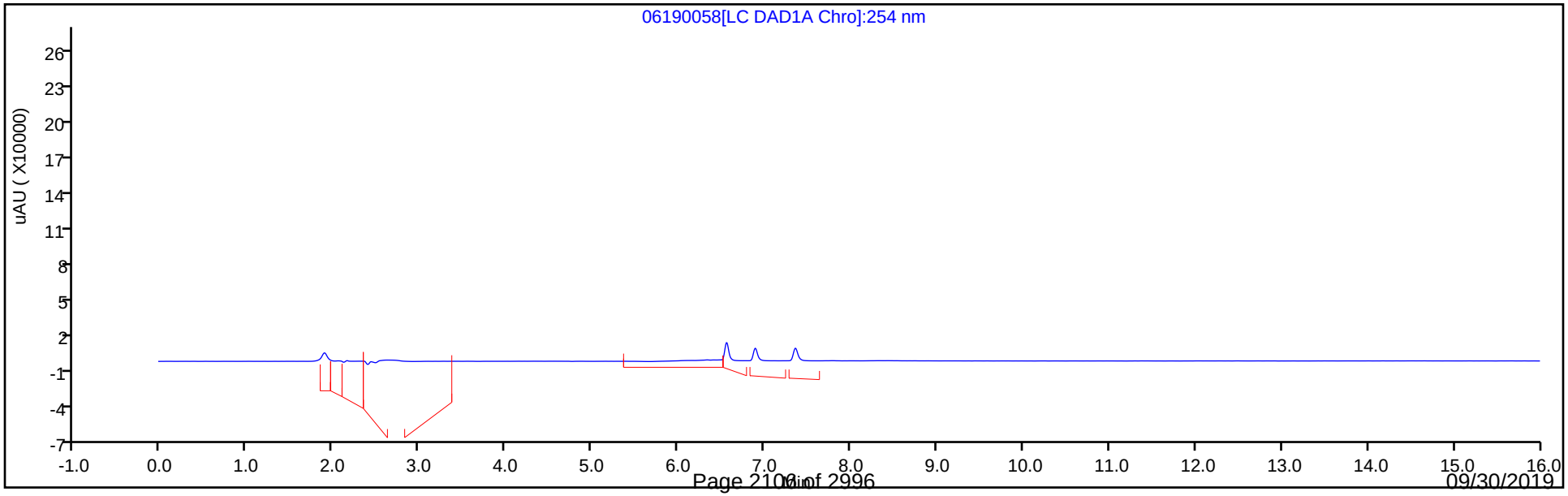

FORM VII
HPLC/IC CONTINUING CALIBRATION DATA

Lab Name: Eurofins TestAmerica, Denver Job No.: 280-124986-1

SDG No.:

Lab Sample ID: CCV 280-462065/69 Calibration Date: 06/20/2019 11:41

Instrument ID: CHHPLC_X3 Calib Start Date: 05/14/2019 15:49

GC Column: UltraCarb5uODS ID: 4.60(mm) Calib End Date: 05/14/2019 18:35

Lab File ID: 06190069.D Conc. Units: ug/L

ANALYTE	CURVE TYPE	AVE CF	CF	MIN CF	CALC AMOUNT	SPIKE AMOUNT	%D	MAX %D
HMX	Ave	89206	96480		270	250	8.2	15.0
RDX	Ave	106639	116596		273	250	9.3	15.0
Picric acid	Ave	83793	88084		263	250	5.1	15.0
1,3,5-Trinitrobenzene	Ave	229276	259192		283	250	13.0	15.0
1,3-Dinitrobenzene	Ave	300824	328124		273	250	9.1	15.0
Nitrobenzene	Ave	196827	201537		256	251	2.4	15.0
Tetryl	Ave	167956	175456		261	250	4.5	15.0
Nitroglycerin	Ave	69977	75854		2710	2500	8.4	15.0
2,4,6-Trinitrotoluene	Ave	223593	243414		273	251	8.9	15.0
4-Amino-2,6-dinitrotoluene	Ave	162430	166891		258	251	2.7	15.0
2-Amino-4,6-dinitrotoluene	Ave	197535	217934		277	251	10.3	15.0
2,6-Dinitrotoluene	Ave	156597	164072		263	251	4.8	15.0
2,4-Dinitrotoluene	Ave	297422	319405		269	251	7.4	15.0
2-Nitrotoluene	Ave	131349	128674		246	251	-2.0	15.0
4-Nitrotoluene	Ave	112716	114327		255	251	1.4	15.0
3-Nitrotoluene	Ave	148306	148343		251	251	0.0	15.0
PETN	Ave	73191	79998		2730	2500	9.3	15.0
1,2-Dinitrobenzene	Ave	130111	146144		281	250	12.3	15.0

FORM VII
HPLC/IC CONTINUING CALIBRATION RETENTION TIME SUMMARY

Lab Name: Eurofins TestAmerica, Denver Job No.: 280-124986-1

SDG No.:

Lab Sample ID: CCV 280-462065/69 Calibration Date: 06/20/2019 11:41

Instrument ID: CHHPLC_X3 Calib Start Date: 05/14/2019 15:49

GC Column: UltraCarb5uODS ID: 4.60(mm) Calib End Date: 05/14/2019 18:35

Lab File ID: 06190069.D

Analyte	RT	RT WINDOW	
		FROM	TO
HMX	6.65	6.50	6.80
RDX	7.77	7.62	7.92
Picric acid	8.20	8.03	8.33
1,3,5-Trinitrobenzene	8.92	8.76	9.06
1,3-Dinitrobenzene	9.59	9.43	9.73
Nitrobenzene	9.97	9.82	10.12
Tetryl	10.31	10.16	10.46
Nitroglycerin	10.81	10.66	10.96
2,4,6-Trinitrotoluene	11.27	11.17	11.37
4-Amino-2,6-dinitrotoluene	11.47	11.36	11.56
2-Amino-4,6-dinitrotoluene	11.75	11.65	11.85
2,6-Dinitrotoluene	11.89	11.79	11.99
2,4-Dinitrotoluene	12.09	11.99	12.19
2-Nitrotoluene	12.94	12.78	13.08
4-Nitrotoluene	13.39	13.22	13.52
3-Nitrotoluene	13.99	13.82	14.12
PETN	15.11	14.94	15.24
1,2-Dinitrobenzene	8.76	8.61	8.91

Eurofins TestAmerica, Denver
Target Compound Quantitation Report

Data File: \\chromna\Denver\ChromData\CHHPLC_X\20190619-83007.b\06190069.D
Lims ID: CCV INT
Client ID:
Sample Type: CCV
Inject. Date: 20-Jun-2019 11:41:37 ALS Bottle#: 7 Worklist Smp#: 69
Injection Vol: 100.0 ul Dil. Factor: 1.0000
Sample Info: CCV INT
Misc. Info.: 280-0083007-069
Operator ID: hkf Instrument ID: CHHPLC_X3
Sublist: chrom-8330_X3*sub9

Method: \\chromna\Denver\ChromData\CHHPLC_X\20190619-83007.b\8330_X3.m
Limit Group: GCSV - 8330
Last Update: 24-Jun-2019 15:19:16 Calib Date: 15-May-2019 01:42:24
Integrator: Falcon
Quant Method: External Standard Quant By: Initial Calibration
Last ICal File: \\chromna\Denver\ChromData\CHHPLC_X\20190514-81869.b\0514B032.D

Column 1 : UltraCarb5uODS (20) (4.60 mm) Det: LC DAD1B, 254 nm
Process Host: CTX0327

Compound	Det	RT (min.)	Exp RT (min.)	Dlt RT (min.)	Response	Cal Amt ug/mL	OnCol Amt ug/mL	Flags
3 HMX	1	6.653	6.647	0.006	24120	0.2500	0.2704	
7 RDX	1	7.773	7.774	-0.001	29149	0.2500	0.2733	
8 2,4,6-Trinitrophenol	1	8.199	8.181	0.018	22021	0.2500	0.2628	
$ 9 1,2-Dinitrobenzene	1	8.759	8.761	-0.002	36536	0.2500	0.2808	
10 1,3,5-Trinitrobenzene	1	8.919	8.914	0.005	64798	0.2500	0.2826	
11 1,3-Dinitrobenzene	1	9.586	9.580	0.006	82113	0.2503	0.2730	
12 Nitrobenzene	1	9.973	9.974	-0.001	50485	0.2505	0.2565	
14 Tetryl	1	10.306	10.307	-0.001	43864	0.2500	0.2612	
15 Nitroglycerin	2	10.813	10.814	-0.001	189634	2.50	2.71	
16 2,4,6-Trinitrotoluene	1	11.266	11.267	-0.001	61097	0.2510	0.2733	
17 4-Amino-2,6-dinitrotoluene	1	11.466	11.460	0.006	41848	0.2508	0.2576	
18 2-Amino-4,6-dinitrotoluene	1	11.753	11.747	0.006	54647	0.2508	0.2766	
19 2,6-Dinitrotoluene	1	11.893	11.887	0.006	41141	0.2508	0.2627	
20 2,4-Dinitrotoluene	1	12.093	12.087	0.006	80011	0.2505	0.2690	
21 o-Nitrotoluene	1	12.939	12.934	0.005	32265	0.2508	0.2456	
22 p-Nitrotoluene	1	13.386	13.374	0.012	28696	0.2510	0.2546	
23 m-Nitrotoluene	1	13.993	13.974	0.019	37234	0.2510	0.2511	
24 PETN	2	15.113	15.094	0.019	199994	2.50	2.73	

Reagents:

8330IntermStk_00058 Amount Added: 12.50 Units: uL

Report Date: 24-Jun-2019 15:19:17 Chrom Revision: 2.3 20-Jun-2019 20:50:56

Eurofins TestAmerica, Denver

Data File: \\chromna\Denver\ChromData\CHHPLC_X\20190619-83007.b\06190069.D

Injection Date:	20-Jun-2019 11:41:37	Instrument ID:	CHHPLC_X3	Operator ID:	hkf
Lims ID:	CCV INT			Worklist Smp#:	69
Client ID:					
Injection Vol:	100.0 ul	Dil. Factor:	1.0000	ALS Bottle#:	7
Method:	8330_X3	Limit Group:	GCSV - 8330		

Column: UltraCarb5uODS (20) (4.60 mm) Y Scaling: Method Defined: Scale to the Nth Largest Target: 1

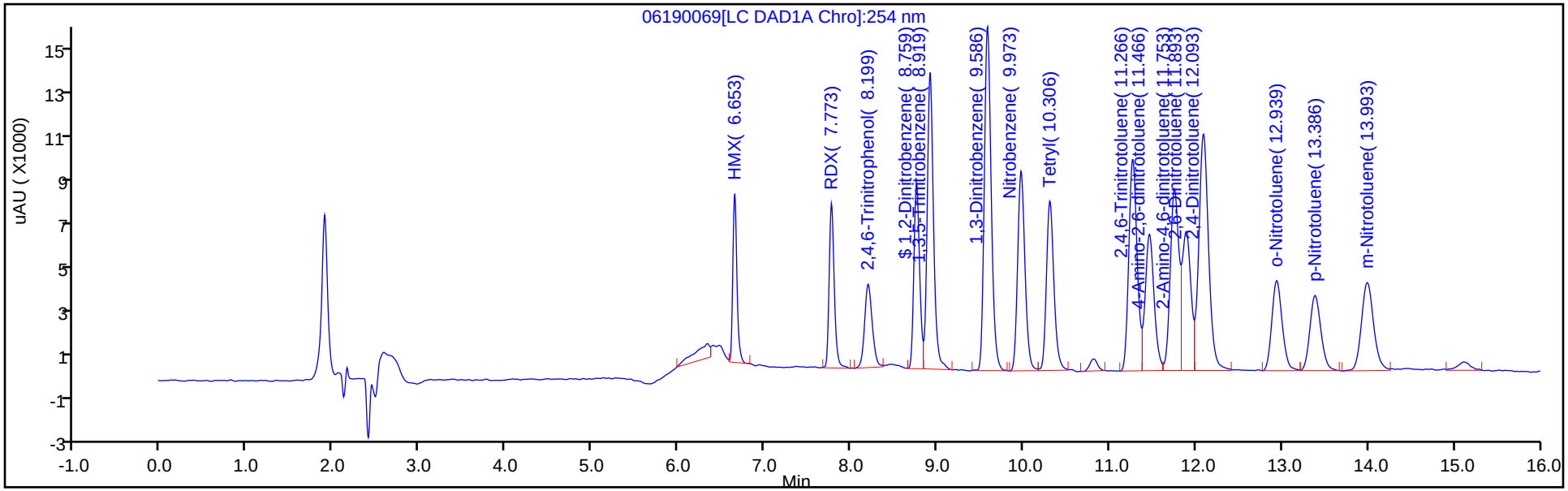

Y Scaling: Method Defined: Scale to the Nth Largest Target: 1

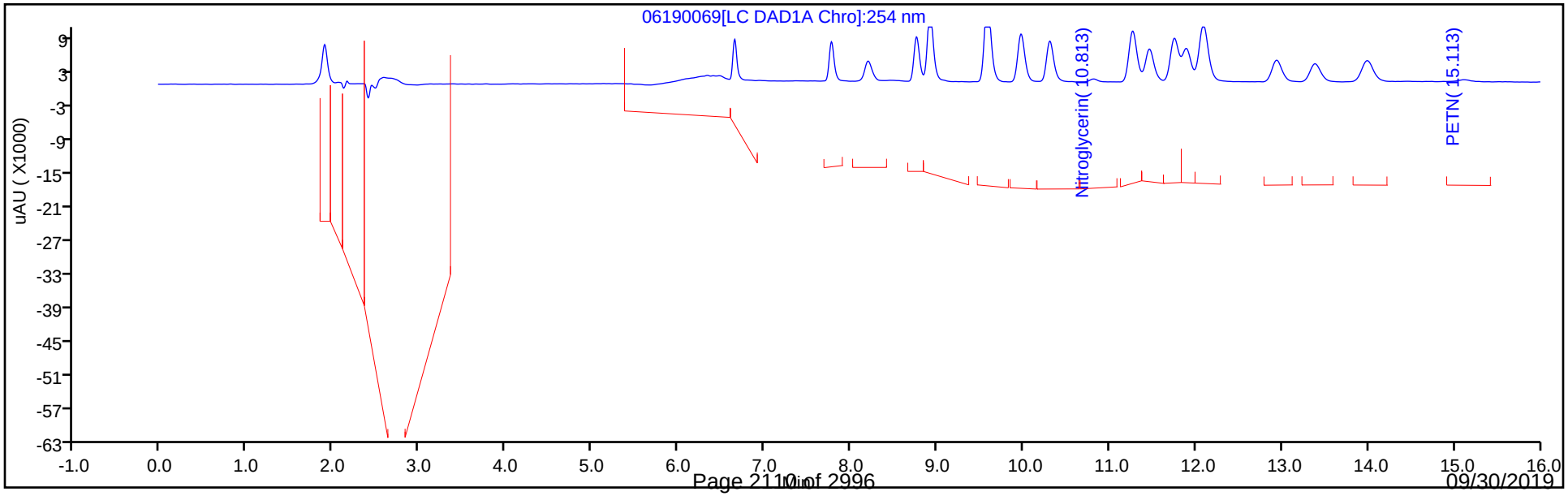

FORM VII
HPLC/IC CONTINUING CALIBRATION DATA

Lab Name: Eurofins TestAmerica, Denver Job No.: 280-124986-1

SDG No.:

Lab Sample ID: CCV 280-462065/71 Calibration Date: 06/20/2019 12:27

Instrument ID: CHHPLC_X3 Calib Start Date: 05/14/2019 22:56

GC Column: UltraCarb5uODS ID: 4.60(mm) Calib End Date: 05/15/2019 01:42

Lab File ID: 06190071.D Conc. Units: ug/L

ANALYTE	CURVE TYPE	AVE CF	CF	MIN CF	CALC AMOUNT	SPIKE AMOUNT	%D	MAX %D
TNX	Ave	199347	191608		241	250	-3.9	15.0
DNX	Ave	148387	146222		247	250	-1.5	15.0
MNX	Ave	136538	135801		290	292	-0.5	15.0

FORM VII
HPLC/IC CONTINUING CALIBRATION RETENTION TIME SUMMARY

Lab Name: Eurofins TestAmerica, Denver Job No.: 280-124986-1

SDG No.:

Lab Sample ID: CCV 280-462065/71 Calibration Date: 06/20/2019 12:27

Instrument ID: CHHPLC_X3 Calib Start Date: 05/14/2019 22:56

GC Column: UltraCarb5uODS ID: 4.60(mm) Calib End Date: 05/15/2019 01:42

Lab File ID: 06190071.D

Analyte	RT	RT WINDOW	
		FROM	TO
TNX	6.56	6.47	6.67
DNX	6.89	6.79	6.99
MNX	7.36	7.21	7.51

Eurofins TestAmerica, Denver
Target Compound Quantitation Report

Data File:	\\chromna\Denver\ChromData\CHHPLC_X\20190619-83007.b\06190071.D				
Lims ID:	CCV DMT				
Client ID:					
Sample Type:	CCV				
Inject. Date:	20-Jun-2019 12:27:34	ALS Bottle#:	45	Worklist Smp#:	71
Injection Vol:	100.0 ul	Dil. Factor:	1.0000		
Sample Info:	CCV DMT				
Misc. Info.:	280-0083007-071				
Operator ID:	hkf	Instrument ID:	CHHPLC_X3		
Sublist:	chrom-8330_X3*sub17				
Method:	\\chromna\Denver\ChromData\CHHPLC_X\20190619-83007.b\8330_X3.m				
Limit Group:	GCSV - 8330				
Last Update:	24-Jun-2019 15:19:24	Calib Date:	15-May-2019 01:42:24		
Integrator:	Falcon				
Quant Method:	External Standard	Quant By:	Initial Calibration		
Last ICal File:	\\chromna\Denver\ChromData\CHHPLC_X\20190514-81869.b\0514B032.D				
Column 1 :	UltraCarb5uODS (20) (4.60 mm)		Det: LC DAD1B, 254 nm		
Process Host:	CTX0327				

Compound	Det	RT (min.)	Exp RT (min.)	Dlt RT (min.)	Response	Cal Amt ug/mL	OnCol Amt ug/mL	Flags
2 TNX	1	6.555	6.566	-0.011	47950	0.2503	0.2405	
5 DNX	1	6.888	6.893	-0.005	36592	0.2503	0.2466	
6 MNX	1	7.355	7.359	-0.004	39620	0.2918	0.2902	

Reagents:

8330 DMT_00002 Amount Added: 12.50 Units: uL

Report Date: 24-Jun-2019 15:19:25 Chrom Revision: 2.3 20-Jun-2019 20:50:56

Eurofins TestAmerica, Denver

Data File: \\chromna\Denver\ChromData\CHHPLC_X\20190619-83007.b\06190071.D

Injection Date:	20-Jun-2019 12:27:34	Instrument ID:	CHHPLC_X3	Operator ID:	hkf
Lims ID:	CCV DMT			Worklist Smp#:	71
Client ID:					
Injection Vol:	100.0 ul	Dil. Factor:	1.0000	ALS Bottle#:	45
Method:	8330_X3	Limit Group:	GCSV - 8330		

Column: UltraCarb5uODS (20) (4.60 mm) Y Scaling: Method Defined: Scale to the Nth Largest Target: 1

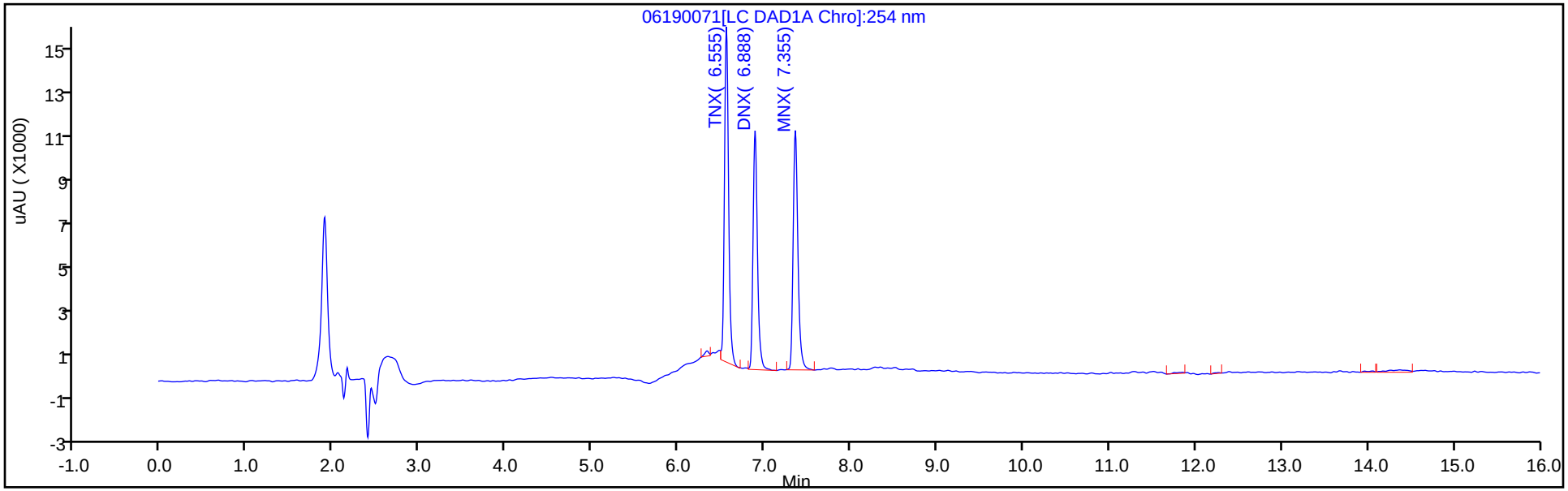

Y Scaling: Method Defined: Scale to the Nth Largest Target: 1

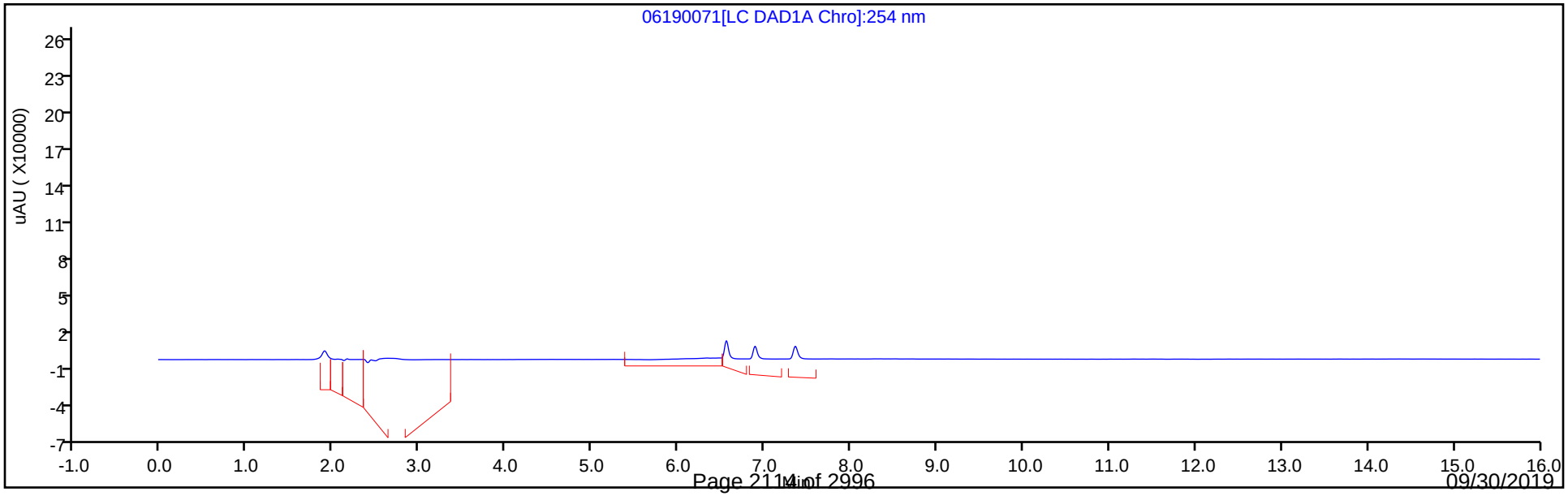

FORM VII
HPLC/IC CONTINUING CALIBRATION DATA

Lab Name: Eurofins TestAmerica, Denver Job No.: 280-124986-1

SDG No.:

Lab Sample ID: CCV 280-462065/83 Calibration Date: 06/20/2019 15:54

Instrument ID: CHHPLC_X3 Calib Start Date: 05/14/2019 15:49

GC Column: UltraCarb5uODS ID: 4.60(mm) Calib End Date: 05/14/2019 18:35

Lab File ID: 007-7701.D Conc. Units: ug/L

ANALYTE	CURVE TYPE	AVE CF	CF	MIN CF	CALC AMOUNT	SPIKE AMOUNT	%D	MAX %D
HMX	Ave	89206	97040		272	250	8.8	15.0
RDX	Ave	106639	115532		271	250	8.3	15.0
Picric acid	Ave	83793	88520		264	250	5.6	15.0
1,3,5-Trinitrobenzene	Ave	229276	257644		281	250	12.4	15.0
1,3-Dinitrobenzene	Ave	300824	329479		274	250	9.5	15.0
Nitrobenzene	Ave	196827	200559		255	251	1.9	15.0
Tetryl	Ave	167956	178696		266	250	6.4	15.0
Nitroglycerin	Ave	69977	75950		2710	2500	8.5	15.0
2,4,6-Trinitrotoluene	Ave	223593	237267		266	251	6.1	15.0
4-Amino-2,6-dinitrotoluene	Ave	162430	167956		259	251	3.4	15.0
2-Amino-4,6-dinitrotoluene	Ave	197535	214193		272	251	8.4	15.0
2,6-Dinitrotoluene	Ave	156597	159657		256	251	2.0	15.0
2,4-Dinitrotoluene	Ave	297422	312579		263	251	5.1	15.0
2-Nitrotoluene	Ave	131349	124694		238	251	-5.1	15.0
4-Nitrotoluene	Ave	112716	111422		248	251	-1.1	15.0
3-Nitrotoluene	Ave	148306	153343		260	251	3.4	15.0
PETN	Ave	73191	80067		2730	2500	9.4	15.0
1,2-Dinitrobenzene	Ave	130111	145732		280	250	12.0	15.0

FORM VII
HPLC/IC CONTINUING CALIBRATION RETENTION TIME SUMMARY

Lab Name: Eurofins TestAmerica, Denver Job No.: 280-124986-1

SDG No.:

Lab Sample ID: CCV 280-462065/83 Calibration Date: 06/20/2019 15:54

Instrument ID: CHHPLC_X3 Calib Start Date: 05/14/2019 15:49

GC Column: UltraCarb5uODS ID: 4.60(mm) Calib End Date: 05/14/2019 18:35

Lab File ID: 007-7701.D

Analyte	RT	RT WINDOW	
		FROM	TO
HMX	6.64	6.50	6.80
RDX	7.75	7.62	7.92
Picric acid	8.17	8.03	8.33
1,3,5-Trinitrobenzene	8.90	8.76	9.06
1,3-Dinitrobenzene	9.56	9.43	9.73
Nitrobenzene	9.95	9.82	10.12
Tetryl	10.27	10.16	10.46
Nitroglycerin	10.78	10.66	10.96
2,4,6-Trinitrotoluene	11.23	11.17	11.37
4-Amino-2,6-dinitrotoluene	11.41	11.36	11.56
2-Amino-4,6-dinitrotoluene	11.69	11.65	11.85
2,6-Dinitrotoluene	11.85	11.79	11.99
2,4-Dinitrotoluene	12.04	11.99	12.19
2-Nitrotoluene	12.89	12.78	13.08
4-Nitrotoluene	13.33	13.22	13.52
3-Nitrotoluene	13.92	13.82	14.12
PETN	15.03	14.94	15.24
1,2-Dinitrobenzene	8.74	8.61	8.91

Eurofins TestAmerica, Denver
Target Compound Quantitation Report

Data File: \\chromna\Denver\ChromData\CHHPLC_X\20190619-83007.b\007-7701.D
Lims ID: CCV INT
Client ID:
Sample Type: CCV
Inject. Date: 20-Jun-2019 15:54:17 ALS Bottle#: 7 Worklist Smp#: 83
Injection Vol: 100.0 ul Dil. Factor: 1.0000
Sample Info: CCV INT
Misc. Info.: 280-0083007-078
Operator ID: hkf Instrument ID: CHHPLC_X3
Sublist: chrom-8330_X3*sub9

Method: \\chromna\Denver\ChromData\CHHPLC_X\20190619-83007.b\8330_X3.m
Limit Group: GCSV - 8330
Last Update: 24-Jun-2019 15:20:03 Calib Date: 15-May-2019 01:42:24
Integrator: Falcon
Quant Method: External Standard Quant By: Initial Calibration
Last ICal File: \\chromna\Denver\ChromData\CHHPLC_X\20190514-81869.b\0514B032.D

Column 1 : UltraCarb5uODS (20) (4.60 mm) Det: LC DAD1B, 254 nm
Process Host: CTX0327

	Compound	Det	RT (min.)	Exp RT (min.)	Dlt RT (min.)	Response	Cal Amt ug/mL	OnCol Amt ug/mL	Flags
	3 HMX	1	6.640	6.647	-0.007	24260	0.2500	0.2720	
	7 RDX	1	7.754	7.774	-0.020	28883	0.2500	0.2708	
	8 2,4,6-Trinitrophenol	1	8.174	8.181	-0.007	22130	0.2500	0.2641	
$	9 1,2-Dinitrobenzene	1	8.740	8.761	-0.021	36433	0.2500	0.2800	
	10 1,3,5-Trinitrobenzene	1	8.900	8.914	-0.014	64411	0.2500	0.2809	
	11 1,3-Dinitrobenzene	1	9.560	9.580	-0.020	82452	0.2503	0.2741	
	12 Nitrobenzene	1	9.947	9.974	-0.027	50240	0.2505	0.2552	
	14 Tetryl	1	10.274	10.307	-0.033	44674	0.2500	0.2660	
	15 Nitroglycerin	2	10.780	10.814	-0.034	189874	2.50	2.71	
	16 2,4,6-Trinitrotoluene	1	11.234	11.267	-0.033	59554	0.2510	0.2664	
	17 4-Amino-2,6-dinitrotoluene	1	11.407	11.460	-0.053	42115	0.2508	0.2593	
	18 2-Amino-4,6-dinitrotoluene	1	11.694	11.747	-0.053	53709	0.2508	0.2719	
	19 2,6-Dinitrotoluene	1	11.847	11.887	-0.040	40034	0.2508	0.2556	
	20 2,4-Dinitrotoluene	1	12.040	12.087	-0.047	78301	0.2505	0.2633	
	21 o-Nitrotoluene	1	12.887	12.934	-0.047	31267	0.2508	0.2380	
	22 p-Nitrotoluene	1	13.327	13.374	-0.047	27967	0.2510	0.2481	
	23 m-Nitrotoluene	1	13.920	13.974	-0.054	38489	0.2510	0.2595	
	24 PETN	2	15.034	15.094	-0.060	200167	2.50	2.73	

Reagents:

8330IntermStk_00058 Amount Added: 12.50 Units: uL

Report Date: 24-Jun-2019 15:20:04 Chrom Revision: 2.3 20-Jun-2019 20:50:56

Eurofins TestAmerica, Denver

Data File: \\chromna\Denver\ChromData\CHHPLC_X\20190619-83007.b\007-7701.D

Injection Date:	20-Jun-2019 15:54:17	Instrument ID:	CHHPLC_X3	Operator ID:	hkf
Lims ID:	CCV INT			Worklist Smp#:	83
Client ID:					
Injection Vol:	100.0 ul	Dil. Factor:	1.0000	ALS Bottle#:	7
Method:	8330_X3	Limit Group:	GCSV - 8330		

Column: UltraCarb5uODS (20) (4.60 mm) Y Scaling: Method Defined: Scale to the Nth Largest Target: 1

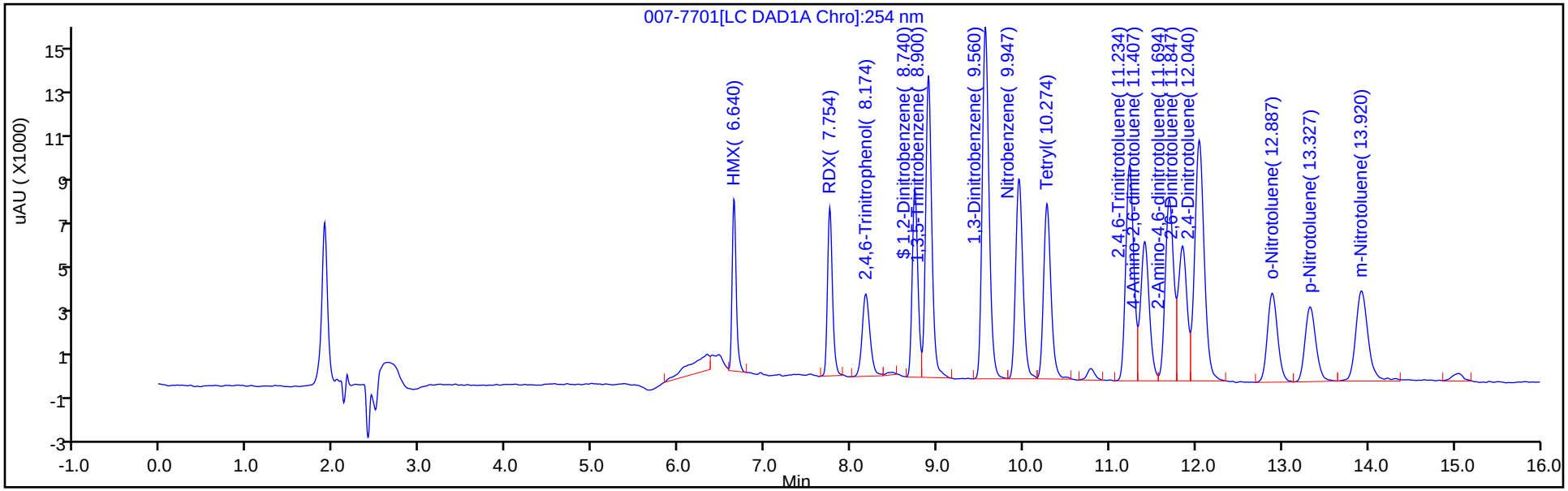

Y Scaling: Method Defined: Scale to the Nth Largest Target: 1

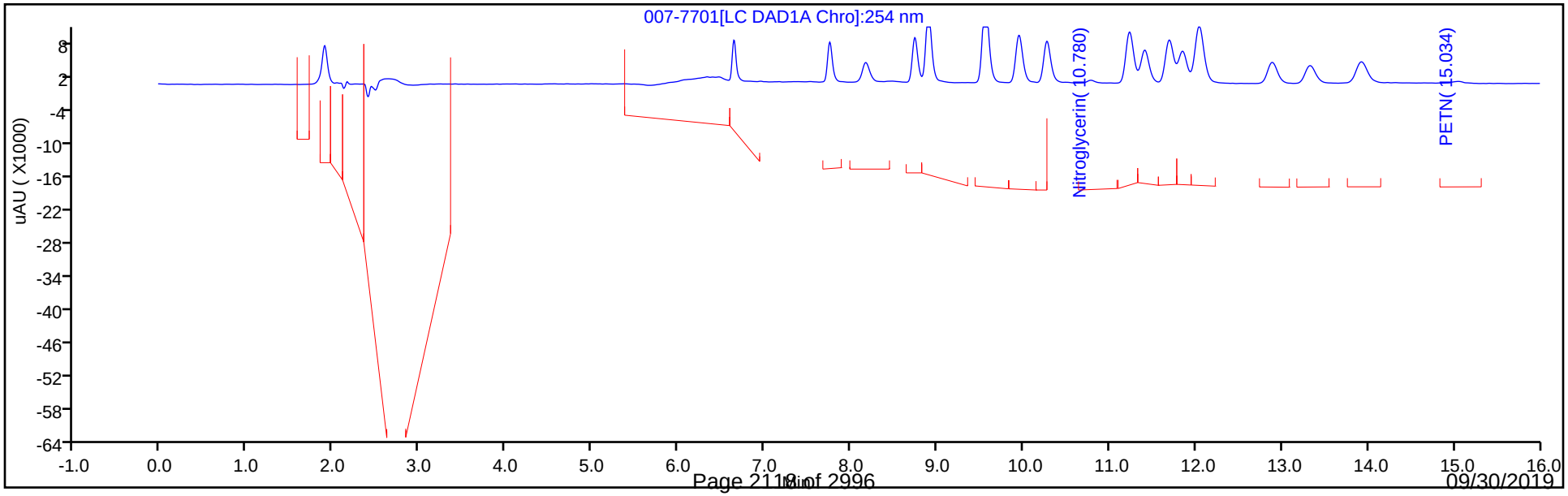

FORM VII
HPLC/IC CONTINUING CALIBRATION DATA

Lab Name: Eurofins TestAmerica, Denver Job No.: 280-124986-1

SDG No.:

Lab Sample ID: CCV 280-462065/85 Calibration Date: 06/20/2019 16:40

Instrument ID: CHHPLC_X3 Calib Start Date: 05/14/2019 22:56

GC Column: UltraCarb5uODS ID: 4.60(mm) Calib End Date: 05/15/2019 01:42

Lab File ID: 045-7901.D Conc. Units: ug/L

ANALYTE	CURVE TYPE	AVE CF	CF	MIN CF	CALC AMOUNT	SPIKE AMOUNT	%D	MAX %D
TNX	Ave	199347	194006		244	250	-2.7	15.0
DNX	Ave	148387	144168		243	250	-2.8	15.0
MNX	Ave	136538	132446		283	292	-3.0	15.0

FORM VII
HPLC/IC CONTINUING CALIBRATION RETENTION TIME SUMMARY

Lab Name: Eurofins TestAmerica, Denver Job No.: 280-124986-1

SDG No.:

Lab Sample ID: CCV 280-462065/85 Calibration Date: 06/20/2019 16:40

Instrument ID: CHHPLC_X3 Calib Start Date: 05/14/2019 22:56

GC Column: UltraCarb5uODS ID: 4.60(mm) Calib End Date: 05/15/2019 01:42

Lab File ID: 045-7901.D

Analyte	RT	RT WINDOW	
		FROM	TO
TNX	6.55	6.47	6.67
DNX	6.88	6.79	6.99
MNX	7.34	7.21	7.51

Eurofins TestAmerica, Denver
Target Compound Quantitation Report

Data File: \\chromna\Denver\ChromData\CHHPLC_X\20190619-83007.b\045-7901.D
Lims ID: CCV DMT
Client ID:
Sample Type: CCV
Inject. Date: 20-Jun-2019 16:40:14 ALS Bottle#: 45 Worklist Smp#: 85
Injection Vol: 100.0 ul Dil. Factor: 1.0000
Sample Info: CCV DMT
Misc. Info.: 280-0083007-078
Operator ID: hkf Instrument ID: CHHPLC_X3
Sublist: chrom-8330_X3*sub17

Method: \\chromna\Denver\ChromData\CHHPLC_X\20190619-83007.b\8330_X3.m
Limit Group: GCSV - 8330
Last Update: 24-Jun-2019 15:20:14 Calib Date: 15-May-2019 01:42:24
Integrator: Falcon
Quant Method: External Standard Quant By: Initial Calibration
Last ICal File: \\chromna\Denver\ChromData\CHHPLC_X\20190514-81869.b\0514B032.D

Column 1 : UltraCarb5uODS (20) (4.60 mm) Det: LC DAD1B, 254 nm
Process Host: CTX0327

Compound	Det	RT (min.)	Exp RT (min.)	Dlt RT (min.)	Response	Cal Amt ug/mL	OnCol Amt ug/mL	Flags
2 TNX	1	6.550	6.566	-0.016	48550	0.2503	0.2435	
5 DNX	1	6.876	6.893	-0.017	36078	0.2503	0.2431	
6 MNX	1	7.343	7.359	-0.016	38641	0.2918	0.2830	

Reagents:

8330 DMT_00002 Amount Added: 12.50 Units: uL

Report Date: 24-Jun-2019 15:20:15 Chrom Revision: 2.3 20-Jun-2019 20:50:56

Eurofins TestAmerica, Denver

Data File: \\chromna\Denver\ChromData\CHHPLC_X\20190619-83007.b\045-7901.D

Injection Date:	20-Jun-2019 16:40:14	Instrument ID:	CHHPLC_X3	Operator ID:	hkf
Lims ID:	CCV DMT			Worklist Smp#:	85
Client ID:					
Injection Vol:	100.0 ul	Dil. Factor:	1.0000	ALS Bottle#:	45
Method:	8330_X3	Limit Group:	GCSV - 8330		

Column: UltraCarb5uODS (20) (4.60 mm)

Y Scaling: Method Defined: Scale to the Nth Largest Target: 1

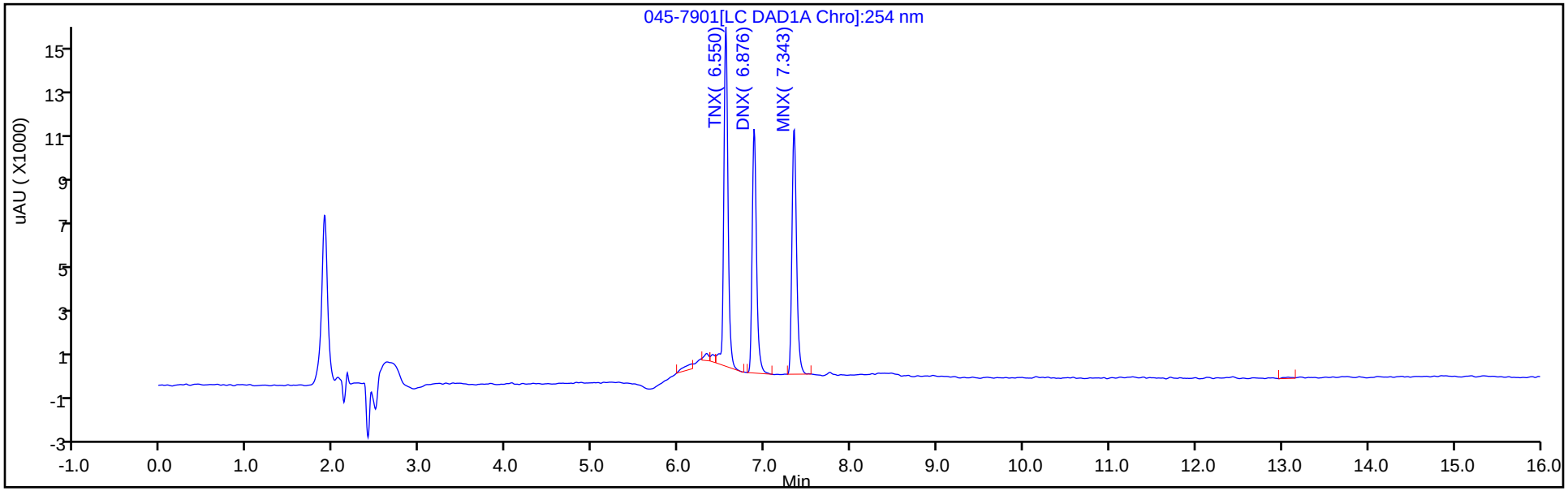

Y Scaling: Method Defined: Scale to the Nth Largest Target: 1

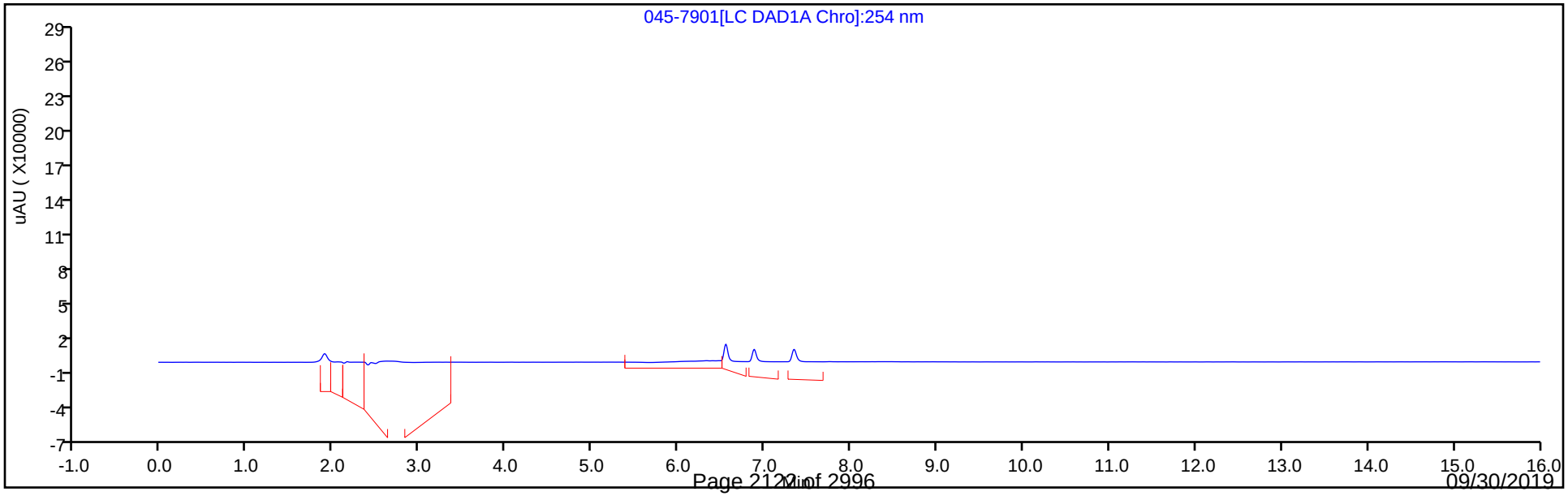

FORM VII
HPLC/IC CONTINUING CALIBRATION DATA

Lab Name: Eurofins TestAmerica, Denver Job No.: 280-124986-1

SDG No.:

Lab Sample ID: ICV 280-462201/15 Calibration Date: 06/20/2019 20:38

Instrument ID: CHHPLC_X3 Calib Start Date: 06/20/2019 17:32

GC Column: UltraCarb5uODS ID: 4.60(mm) Calib End Date: 06/20/2019 20:15

Lab File ID: 06200015.D Conc. Units: ug/L

ANALYTE	CURVE TYPE	AVE CF	CF	MIN CF	CALC AMOUNT	SPIKE AMOUNT	%D	MAX %D
HMX	Ave	88828	82348		371	400	-7.3	15.0
RDX	Ave	104727	100788		385	400	-3.8	15.0
Picric acid	Ave	83267	83873		403	400	0.7	15.0
1,3,5-Trinitrobenzene	Ave	233193	230810		396	400	-1.0	15.0
1,3-Dinitrobenzene	Ave	305370	300083		393	400	-1.7	15.0
Nitrobenzene	Ave	195147	194555		399	400	-0.3	15.0
Tetryl	Ave	163651	165158		404	400	0.9	15.0
Nitroglycerin	Ave	69600	65243		3750	4000	-6.3	15.0
2,4,6-Trinitrotoluene	Ave	219628	199455		363	400	-9.2	15.0
4-Amino-2,6-dinitrotoluene	Ave	162576	149858		369	400	-7.8	15.0
2-Amino-4,6-dinitrotoluene	Ave	202133	191070		378	400	-5.5	15.0
2,6-Dinitrotoluene	Ave	153872	142688		371	400	-7.3	15.0
2,4-Dinitrotoluene	Ave	296634	280655		378	400	-5.4	15.0
2-Nitrotoluene	Ave	130270	121930		374	400	-6.4	15.0
4-Nitrotoluene	Ave	112838	106338		377	400	-5.8	15.0
3-Nitrotoluene	Ave	146794	137695		375	400	-6.2	15.0
PETN	Ave	71730	72586		4050	4000	1.2	15.0
1,2-Dinitrobenzene	Ave	135899	123818		364	400	-8.9	15.0

FORM VII
HPLC/IC CONTINUING CALIBRATION RETENTION TIME SUMMARY

Lab Name: Eurofins TestAmerica, Denver Job No.: 280-124986-1

SDG No.:

Lab Sample ID: ICV 280-462201/15 Calibration Date: 06/20/2019 20:38

Instrument ID: CHHPLC_X3 Calib Start Date: 06/20/2019 17:32

GC Column: UltraCarb5uODS ID: 4.60(mm) Calib End Date: 06/20/2019 20:15

Lab File ID: 06200015.D

Analyte	RT	RT WINDOW	
		FROM	TO
HMX	6.63	6.48	6.78
RDX	7.75	7.60	7.90
Picric acid	8.15	8.00	8.30
1,3,5-Trinitrobenzene	8.88	8.73	9.03
1,3-Dinitrobenzene	9.54	9.39	9.69
Nitrobenzene	9.93	9.78	10.08
Tetryl	10.25	10.10	10.40
Nitroglycerin	10.75	10.60	10.90
2,4,6-Trinitrotoluene	11.20	11.10	11.30
4-Amino-2,6-dinitrotoluene	11.37	11.27	11.47
2-Amino-4,6-dinitrotoluene	11.66	11.56	11.76
2,6-Dinitrotoluene	11.81	11.71	11.91
2,4-Dinitrotoluene	12.01	11.91	12.11
2-Nitrotoluene	12.85	12.70	13.00
4-Nitrotoluene	13.28	13.13	13.43
3-Nitrotoluene	13.87	13.72	14.02
PETN	14.97	14.82	15.12
1,2-Dinitrobenzene	8.73	8.58	8.88

Eurofins TestAmerica, Denver
Target Compound Quantitation Report

Data File: \\chromna\Denver\ChromData\CHHPLC_X\20190620-83048.b\06200015.D
Lims ID: ICV MAIN
Client ID:
Sample Type: ICV
Inject. Date: 20-Jun-2019 20:38:19 ALS Bottle#: 15 Worklist Smp#: 15
Injection Vol: 100.0 ul Dil. Factor: 1.0000
Sample Info: ICV MAIN
Misc. Info.: 280-0083048-015
Operator ID: hkf Instrument ID: CHHPLC_X3
Sublist:

Method: \\chromna\Denver\ChromData\CHHPLC_X\20190620-83048.b\8330_X3.m
Limit Group: GCSV - 8330
Last Update: 24-Jun-2019 09:23:23 Calib Date: 20-Jun-2019 20:15:20
Integrator: Falcon
Quant Method: External Standard Quant By: Initial Calibration
Last ICal File: \\chromna\Denver\ChromData\CHHPLC_X\20190620-83048.b\06200014.D

Column 1 : UltraCarb5uODS (20) (4.60 mm) Det: LC DAD1B, 254 nm
Process Host: CTX0327

First Level Reviewer: fiedlerh Date: 21-Jun-2019 07:47:45

Compound	Det	RT (min.)	Exp RT (min.)	Dlt RT (min.)	Response	Cal Amt ug/mL	OnCol Amt ug/mL	Flags
3 HMX	1	6.632	6.632	0.000	32939	0.4000	0.3708	
7 RDX	1	7.746	7.746	0.000	40315	0.4000	0.3850	
8 2,4,6-Trinitrophenol	1	8.146	8.146	0.000	33549	0.4000	0.4029	
$ 9 1,2-Dinitrobenzene	1	8.726	8.726	0.000	49527	0.4000	0.3644	
10 1,3,5-Trinitrobenzene	1	8.879	8.879	0.000	92324	0.4000	0.3959	
11 1,3-Dinitrobenzene	1	9.539	9.539	0.000	120033	0.4000	0.3931	
12 Nitrobenzene	1	9.925	9.925	0.000	77822	0.4000	0.3988	
14 Tetryl	1	10.245	10.245	0.000	66063	0.4000	0.4037	
15 Nitroglycerin	2	10.752	10.752	0.000	260973	4.00	3.75	
16 2,4,6-Trinitrotoluene	1	11.199	11.199	0.000	79782	0.4000	0.3633	
17 4-Amino-2,6-dinitrotoluene	1	11.372	11.372	0.000	59943	0.4000	0.3687	
18 2-Amino-4,6-dinitrotoluene	1	11.659	11.659	0.000	76428	0.4000	0.3781	
19 2,6-Dinitrotoluene	1	11.812	11.812	0.000	57075	0.4000	0.3709	
20 2,4-Dinitrotoluene	1	12.005	12.005	0.000	112262	0.4000	0.3785	
21 o-Nitrotoluene	1	12.845	12.845	0.000	48772	0.4000	0.3744	
22 p-Nitrotoluene	1	13.279	13.279	0.000	42535	0.4000	0.3770	
23 m-Nitrotoluene	1	13.872	13.872	0.000	55078	0.4000	0.3752	
24 PETN	2	14.972	14.972	0.000	290344	4.00	4.05	

Reagents:

8330Surrogate_00103 Amount Added: 40.00 Units: uL
8330 LCS_00089 Amount Added: 40.00 Units: uL

Report Date: 24-Jun-2019 09:23:23 Chrom Revision: 2.3 20-Jun-2019 20:50:56

Eurofins TestAmerica, Denver

Data File: \\chromna\Denver\ChromData\CHHPLC_X\20190620-83048.b\06200015.D

Injection Date:	20-Jun-2019 20:38:19	Instrument ID:	CHHPLC_X3	Operator ID:	hkf
Lims ID:	ICV MAIN			Worklist Smp#:	15
Client ID:					
Injection Vol:	100.0 ul	Dil. Factor:	1.0000	ALS Bottle#:	15
Method:	8330_X3	Limit Group:	GCSV - 8330		

Column: UltraCarb5uODS (20) (4.60 mm) Y Scaling: Method Defined: Scale to the Nth Largest Target: 1

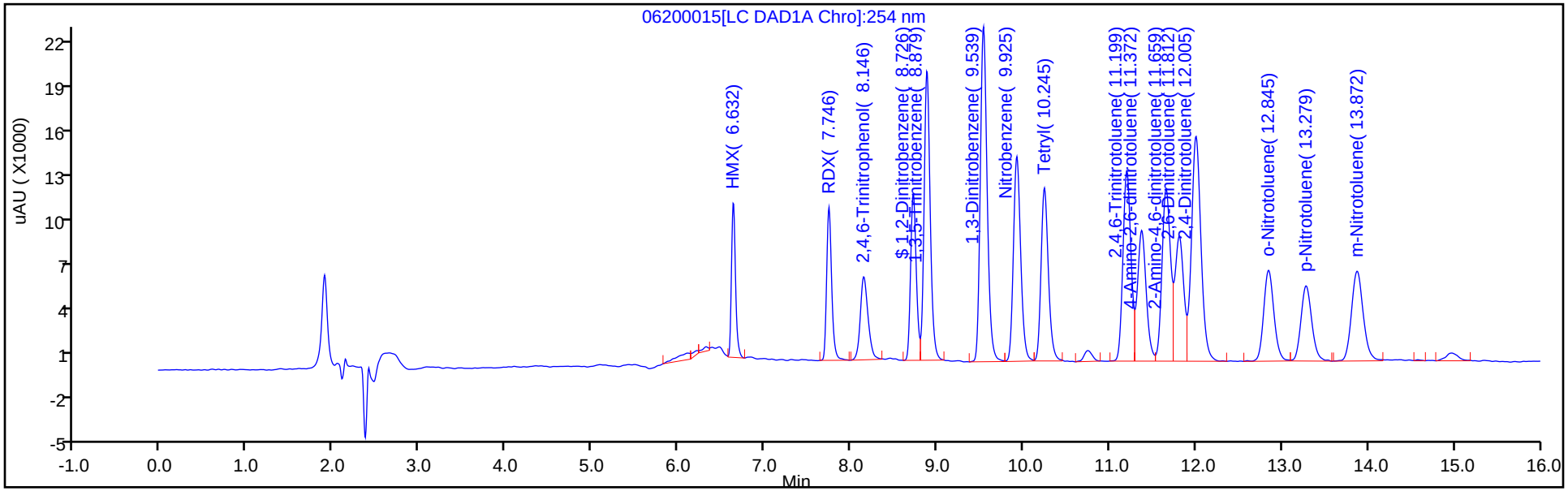

Y Scaling: Method Defined: Scale to the Nth Largest Target: 1

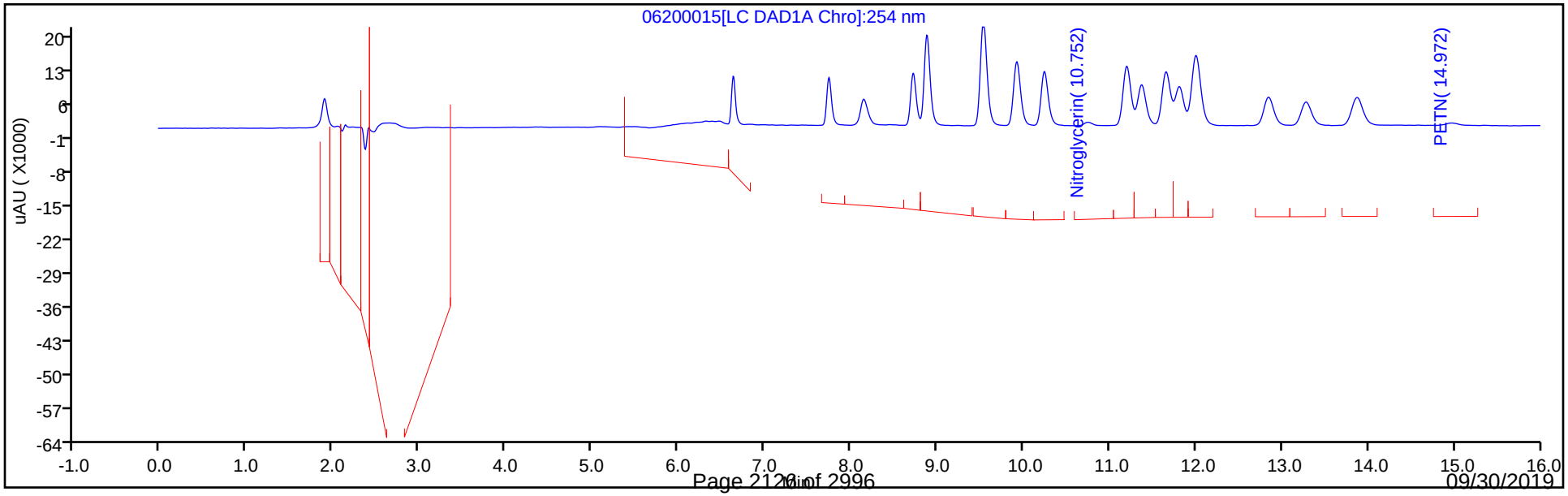

FORM VII
HPLC/IC CONTINUING CALIBRATION DATA

Lab Name: Eurofins TestAmerica, Denver Job No.: 280-124986-1

SDG No.:

Lab Sample ID: ICV 280-462201/33 Calibration Date: 06/21/2019 03:37

Instrument ID: CHHPLC_X3 Calib Start Date: 06/21/2019 00:29

GC Column: UltraCarb5uODS ID: 4.60(mm) Calib End Date: 06/21/2019 03:13

Lab File ID: 06200033.D Conc. Units: ug/L

ANALYTE	CURVE TYPE	AVE CF	CF	MIN CF	CALC AMOUNT	SPIKE AMOUNT	%D	MAX %D
TNX	Ave	209918	216728		413	400	3.2	15.0
DNX	Ave	152203	156916		413	400	3.1	15.0
MNX	Ave	144959	144642		466	467	-0.2	15.0

FORM VII
HPLC/IC CONTINUING CALIBRATION RETENTION TIME SUMMARY

Lab Name: Eurofins TestAmerica, Denver Job No.: 280-124986-1

SDG No.:

Lab Sample ID: ICV 280-462201/33 Calibration Date: 06/21/2019 03:37

Instrument ID: CHHPLC_X3 Calib Start Date: 06/21/2019 00:29

GC Column: UltraCarb5uODS ID: 4.60(mm) Calib End Date: 06/21/2019 03:13

Lab File ID: 06200033.D

Analyte	RT	RT WINDOW	
		FROM	TO
TNX	6.54	6.45	6.65
DNX	6.87	6.77	6.97
MNX	7.33	7.19	7.49

Eurofins TestAmerica, Denver
Target Compound Quantitation Report

Data File: \\chromna\Denver\ChromData\CHHPLC_X\20190620-83048.b\06200033.D
Lims ID: ICV DMT
Client ID:
Sample Type: ICV
Inject. Date: 21-Jun-2019 03:37:29 ALS Bottle#: 33 Worklist Smp#: 33
Injection Vol: 100.0 ul Dil. Factor: 1.0000
Sample Info: ICV DMT
Misc. Info.: 280-0083048-033
Operator ID: hkf Instrument ID: CHHPLC_X3
Sublist:

Method: \\chromna\Denver\ChromData\CHHPLC_X\20190620-83048.b\8330_X3.m
Limit Group: GCSV - 8330
Last Update: 24-Jun-2019 09:24:15 Calib Date: 21-Jun-2019 03:13:40
Integrator: Falcon
Quant Method: External Standard Quant By: Initial Calibration
Last ICal File: \\chromna\Denver\ChromData\CHHPLC_X\20190620-83048.b\06200032.D

Column 1 : UltraCarb5uODS (20) (4.60 mm) Det: LC DAD1B, 254 nm
Process Host: CTX0327

First Level Reviewer: fiedlerh Date: 21-Jun-2019 07:50:15

Compound	Det	RT (min.)	Exp RT (min.)	Dlt RT (min.)	Response	Cal Amt ug/mL	OnCol Amt ug/mL	Flags
2 TNX	1	6.539	6.546	-0.007	86778	0.4004	0.4134	M
5 DNX	1	6.873	6.873	0.000	62829	0.4004	0.4128	
6 MNX	1	7.333	7.339	-0.006	67519	0.4668	0.4658	

QC Flag Legend

Review Flags
M - Manually Integrated

Reagents:

8330_OP_DMT_00002 Amount Added: 40.00 Units: uL

Report Date: 24-Jun-2019 09:24:19 Chrom Revision: 2.3 20-Jun-2019 20:50:56

Eurofins TestAmerica, Denver

Data File: \\chromna\Denver\ChromData\CHHPLC_X\20190620-83048.b\06200033.D

Injection Date:	21-Jun-2019 03:37:29	Instrument ID:	CHHPLC_X3	Operator ID:	hkf
Lims ID:	ICV DMT			Worklist Smp#:	33
Client ID:					
Injection Vol:	100.0 ul	Dil. Factor:	1.0000	ALS Bottle#:	33
Method:	8330_X3	Limit Group:	GCSV - 8330		

Column: UltraCarb5uODS (20) (4.60 mm) Y Scaling: Method Defined: Scale to the Nth Largest Target: 1

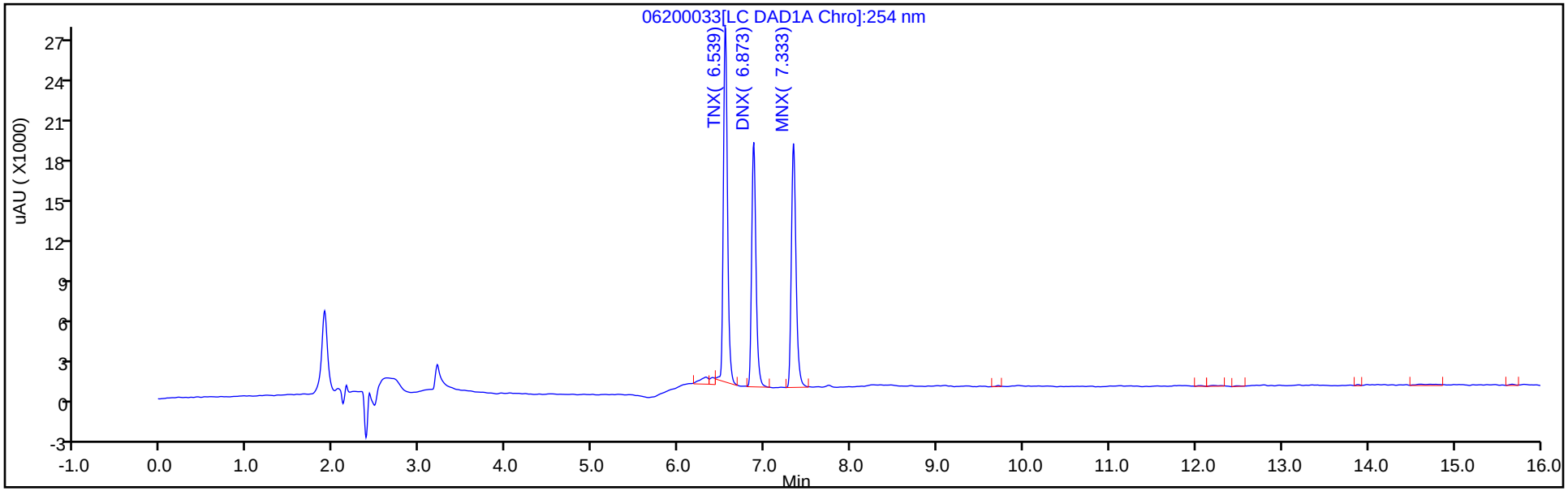

Y Scaling: Method Defined: Scale to the Nth Largest Target: 1

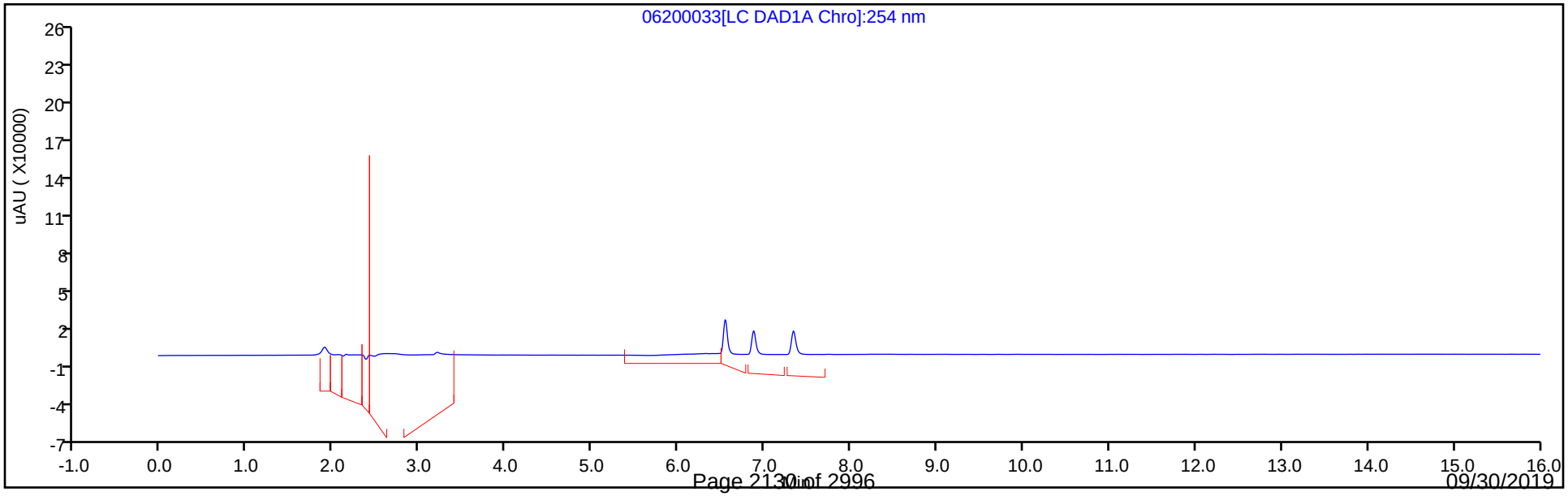

Manual Integration/User Assign Peak Report

Eurofins TestAmerica, Denver

Data File:	\\chromna\Denver\ChromData\CHHPLC_X\20190620-83048.b\06200033.D				
Injection Date:	21-Jun-2019 03:37:29	Instrument ID:	CHHPLC_X3		
Lims ID:	ICV DMT				
Client ID:					
Operator ID:	hkf	ALS Bottle#:	33	Worklist Smp#:	33
Injection Vol:	100.0 ul	Dil. Factor:	1.0000		
Method:	8330_X3	Limit Group:	GCSV - 8330		
Column:	UltraCarb5uODS (20) (4.60 mm)	Detector	LC DAD1B, 254 nm		

2 TNX, CAS: 13980-04-6

Signal: 1

Processing Integration Results

RT: 6.54
Area: 90202
Amount: 0.429700
Amount Units: ug/mL

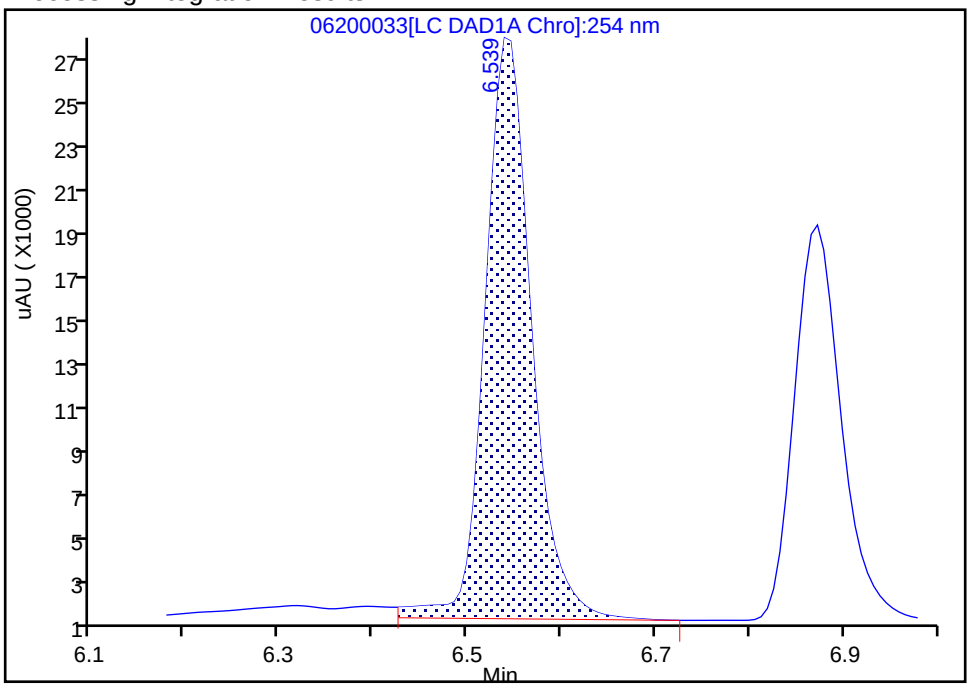

Manual Integration Results

RT: 6.54
Area: 86778
Amount: 0.413389
Amount Units: ug/mL

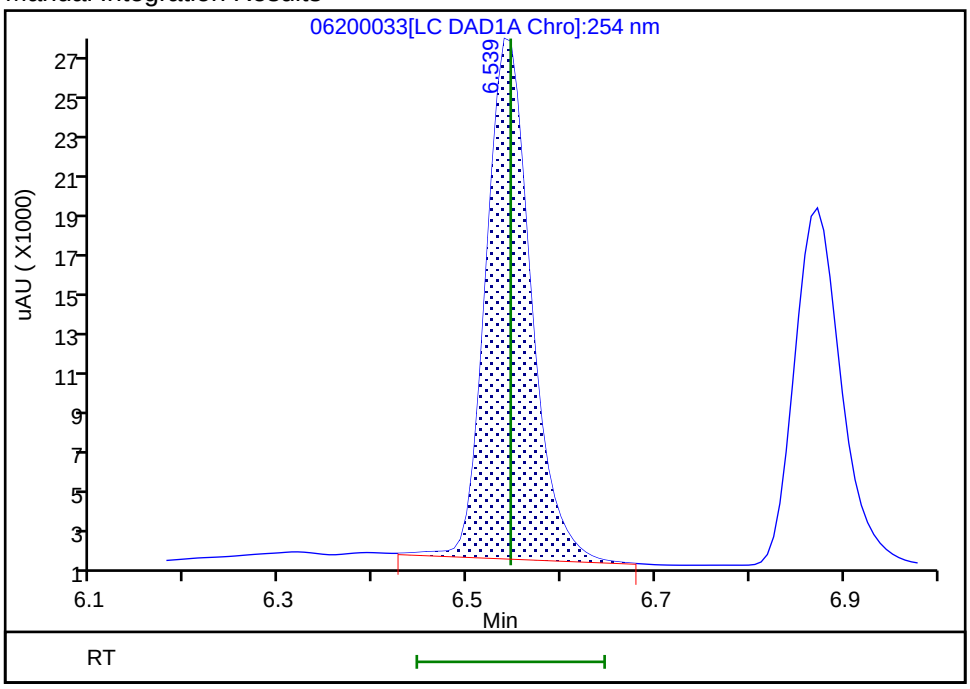

Reviewer: fiedlerh, 21-Jun-2019 07:50:13

Audit Action: Manually Integrated Audit Reason: Baseline Smoothing

FORM VII
HPLC/IC CONTINUING CALIBRATION DATA

Lab Name: Eurofins TestAmerica, Denver Job No.: 280-124986-1

SDG No.:

Lab Sample ID: CCV 280-462202/74 Calibration Date: 06/21/2019 19:31

Instrument ID: CHHPLC_X3 Calib Start Date: 06/20/2019 17:32

GC Column: UltraCarb5uODS ID: 4.60(mm) Calib End Date: 06/20/2019 20:15

Lab File ID: 06200074.D Conc. Units: ug/L

ANALYTE	CURVE TYPE	AVE CF	CF	MIN CF	CALC AMOUNT	SPIKE AMOUNT	%D	MAX %D
HMX	Ave	88828	87376		246	250	-1.6	15.0
RDX	Ave	104727	104464		249	250	-0.3	15.0
Picric acid	Ave	83267	81236		244	250	-2.4	15.0
1,3,5-Trinitrobenzene	Ave	233193	235444		252	250	1.0	15.0
1,3-Dinitrobenzene	Ave	305370	304404		249	250	-0.3	15.0
Nitrobenzene	Ave	195147	175086		225	251	-10.3	15.0
Tetryl	Ave	163651	165420		253	250	1.1	15.0
Nitroglycerin	Ave	69600	69436		2490	2500	-0.2	15.0
2,4,6-Trinitrotoluene	Ave	219628	214717		245	251	-2.2	15.0
4-Amino-2,6-dinitrotoluene	Ave	162576	150349		232	251	-7.5	15.0
2-Amino-4,6-dinitrotoluene	Ave	202133	193795		240	251	-4.1	15.0
2,6-Dinitrotoluene	Ave	153872	141559		231	251	-8.0	15.0
2,4-Dinitrotoluene	Ave	296634	289441		244	251	-2.4	15.0
2-Nitrotoluene	Ave	130270	119414		230	251	-8.3	15.0
4-Nitrotoluene	Ave	112838	109637		244	251	-2.8	15.0
3-Nitrotoluene	Ave	146794	166088		284	251	13.1	15.0
PETN	Ave	71730	77768		2710	2500	8.4	15.0
1,2-Dinitrobenzene	Ave	135899	134044		247	250	-1.4	15.0

FORM VII
HPLC/IC CONTINUING CALIBRATION RETENTION TIME SUMMARY

Lab Name: Eurofins TestAmerica, Denver Job No.: 280-124986-1

SDG No.:

Lab Sample ID: CCV 280-462202/74 Calibration Date: 06/21/2019 19:31

Instrument ID: CHHPLC_X3 Calib Start Date: 06/20/2019 17:32

GC Column: UltraCarb5uODS ID: 4.60(mm) Calib End Date: 06/20/2019 20:15

Lab File ID: 06200074.D

Analyte	RT	RT WINDOW	
		FROM	TO
HMX	6.63	6.48	6.78
RDX	7.75	7.60	7.90
Picric acid	8.16	8.00	8.30
1,3,5-Trinitrobenzene	8.88	8.73	9.03
1,3-Dinitrobenzene	9.53	9.39	9.69
Nitrobenzene	9.92	9.78	10.08
Tetryl	10.24	10.10	10.40
Nitroglycerin	10.74	10.60	10.90
2,4,6-Trinitrotoluene	11.19	11.10	11.30
4-Amino-2,6-dinitrotoluene	11.37	11.27	11.47
2-Amino-4,6-dinitrotoluene	11.65	11.56	11.76
2,6-Dinitrotoluene	11.80	11.71	11.91
2,4-Dinitrotoluene	12.00	11.91	12.11
2-Nitrotoluene	12.84	12.70	13.00
4-Nitrotoluene	13.27	13.13	13.43
3-Nitrotoluene	13.87	13.72	14.02
PETN	14.96	14.82	15.12
1,2-Dinitrobenzene	8.72	8.58	8.88

Eurofins TestAmerica, Denver
Target Compound Quantitation Report

Data File: \\chromna\Denver\ChromData\CHHPLC_X\20190620-83048.b\06200074.D
Lims ID: CCV INT
Client ID:
Sample Type: CCV
Inject. Date: 21-Jun-2019 19:31:52 ALS Bottle#: 11 Worklist Smp#: 74
Injection Vol: 100.0 ul Dil. Factor: 1.0000
Sample Info: CCV INT
Misc. Info.: 280-0083048-074
Operator ID: hkf Instrument ID: CHHPLC_X3
Sublist: chrom-8330_X3*sub9

Method: \\chromna\Denver\ChromData\CHHPLC_X\20190620-83048.b\8330_X3.m
Limit Group: GCSV - 8330
Last Update: 24-Jun-2019 09:26:31 Calib Date: 21-Jun-2019 03:13:40
Integrator: Falcon
Quant Method: External Standard Quant By: Initial Calibration
Last ICal File: \\chromna\Denver\ChromData\CHHPLC_X\20190620-83048.b\06200032.D

Column 1 : UltraCarb5uODS (20) (4.60 mm) Det: LC DAD1B, 254 nm
Process Host: CTX0327

First Level Reviewer: fiedlerh Date: 24-Jun-2019 08:48:50

	Compound	Det	RT (min.)	Exp RT (min.)	Dlt RT (min.)	Response	Cal Amt ug/mL	OnCol Amt ug/mL	Flags
	3 HMX	1	6.631	6.632	-0.001	21844	0.2500	0.2459	
	7 RDX	1	7.745	7.746	-0.001	26116	0.2500	0.2494	
	8 2,4,6-Trinitrophenol	1	8.158	8.146	0.012	20309	0.2500	0.2439	
$	9 1,2-Dinitrobenzene	1	8.718	8.726	-0.008	33511	0.2500	0.2466	
	10 1,3,5-Trinitrobenzene	1	8.878	8.879	-0.001	58861	0.2500	0.2524	
	11 1,3-Dinitrobenzene	1	9.531	9.539	-0.008	76177	0.2503	0.2495	
	12 Nitrobenzene	1	9.918	9.925	-0.007	43859	0.2505	0.2247	
	14 Tetryl	1	10.238	10.245	-0.007	41355	0.2500	0.2527	M
	15 Nitroglycerin	2	10.744	10.752	-0.008	173591	2.50	2.49	
	16 2,4,6-Trinitrotoluene	1	11.191	11.199	-0.008	53894	0.2510	0.2454	
	17 4-Amino-2,6-dinitrotoluene	1	11.371	11.372	-0.001	37700	0.2508	0.2319	
	18 2-Amino-4,6-dinitrotoluene	1	11.651	11.659	-0.008	48594	0.2508	0.2404	
	19 2,6-Dinitrotoluene	1	11.804	11.812	-0.008	35496	0.2508	0.2307	
	20 2,4-Dinitrotoluene	1	11.998	12.005	-0.007	72505	0.2505	0.2444	
	21 o-Nitrotoluene	1	12.838	12.845	-0.007	29943	0.2508	0.2299	
	22 p-Nitrotoluene	1	13.271	13.279	-0.008	27519	0.2510	0.2439	
	23 m-Nitrotoluene	1	13.871	13.872	-0.001	41688	0.2510	0.2840	
	24 PETN	2	14.964	14.972	-0.008	194419	2.50	2.71	

QC Flag Legend

Review Flags
M - Manually Integrated

Reagents:

8330IntermStk_00058 Amount Added: 12.50 Units: uL

Report Date: 24-Jun-2019 09:26:31 Chrom Revision: 2.3 20-Jun-2019 20:50:56

Eurofins TestAmerica, Denver

Data File: \\chromna\Denver\ChromData\CHHPLC_X\20190620-83048.b\06200074.D

Injection Date:	21-Jun-2019 19:31:52	Instrument ID:	CHHPLC_X3	Operator ID:	hkf
Lims ID:	CCV INT			Worklist Smp#:	74
Client ID:					
Injection Vol:	100.0 ul	Dil. Factor:	1.0000	ALS Bottle#:	11
Method:	8330_X3	Limit Group:	GCSV - 8330		

Column: UltraCarb5uODS (20) (4.60 mm) Y Scaling: Method Defined: Scale to the Nth Largest Target: 1

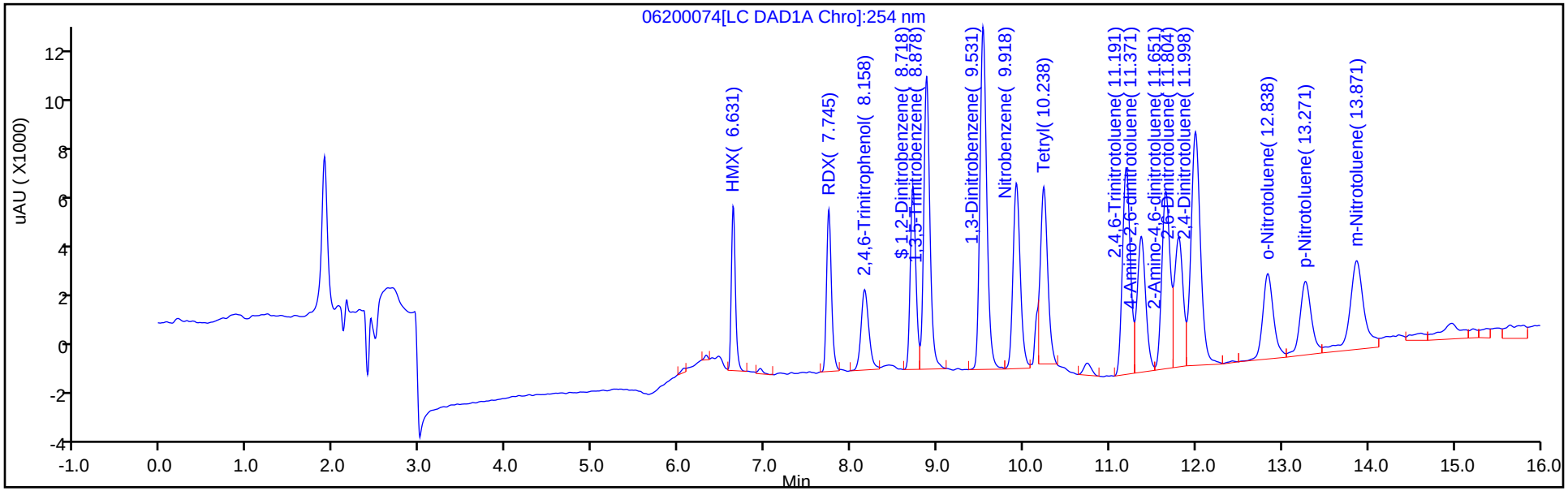

Y Scaling: Method Defined: Scale to the Nth Largest Target: 1

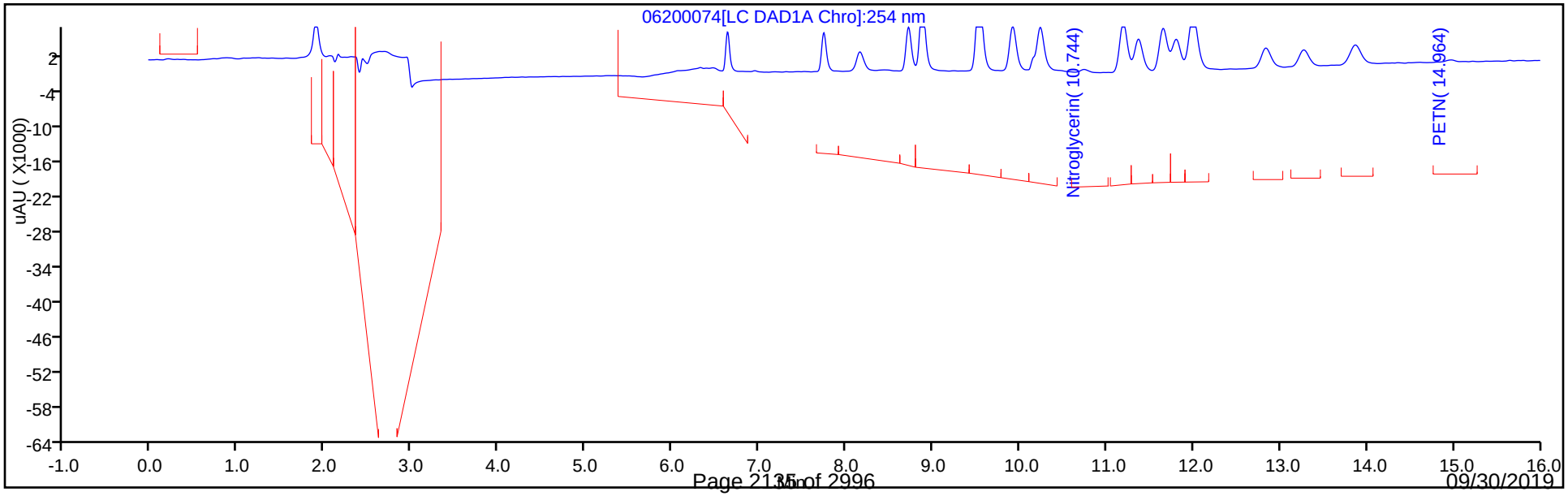

Manual Integration/User Assign Peak Report

Eurofins TestAmerica, Denver

Data File:	\\chromna\Denver\ChromData\CHHPLC_X\20190620-83048.b\06200074.D				
Injection Date:	21-Jun-2019 19:31:52	Instrument ID:	CHHPLC_X3		
Lims ID:	CCV INT				
Client ID:					
Operator ID:	hkf	ALS Bottle#:	11	Worklist Smp#:	74
Injection Vol:	100.0 ul	Dil. Factor:	1.0000		
Method:	8330_X3	Limit Group:	GCSV - 8330		
Column:	UltraCarb5uODS (20) (4.60 mm)	Detector	LC DAD1B, 254 nm		

14 Tetryl, CAS: 479-45-8

Signal: 1

Processing Integration Results

RT: 10.24
Area: 51153
Amount: 0.312573
Amount Units: ug/mL

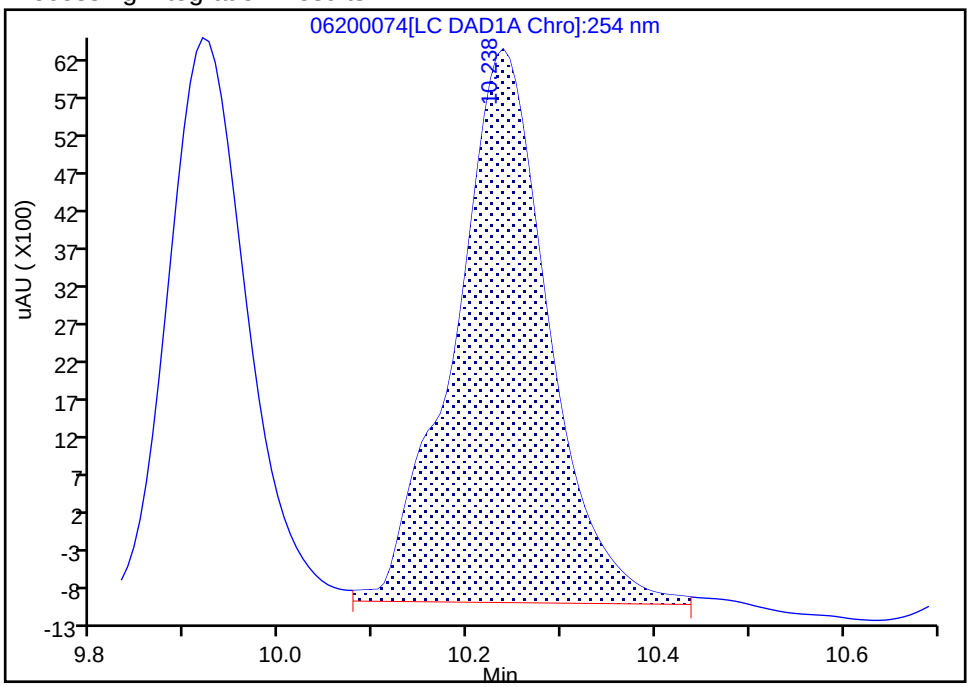

Manual Integration Results

RT: 10.24
Area: 41355
Amount: 0.252702
Amount Units: ug/mL

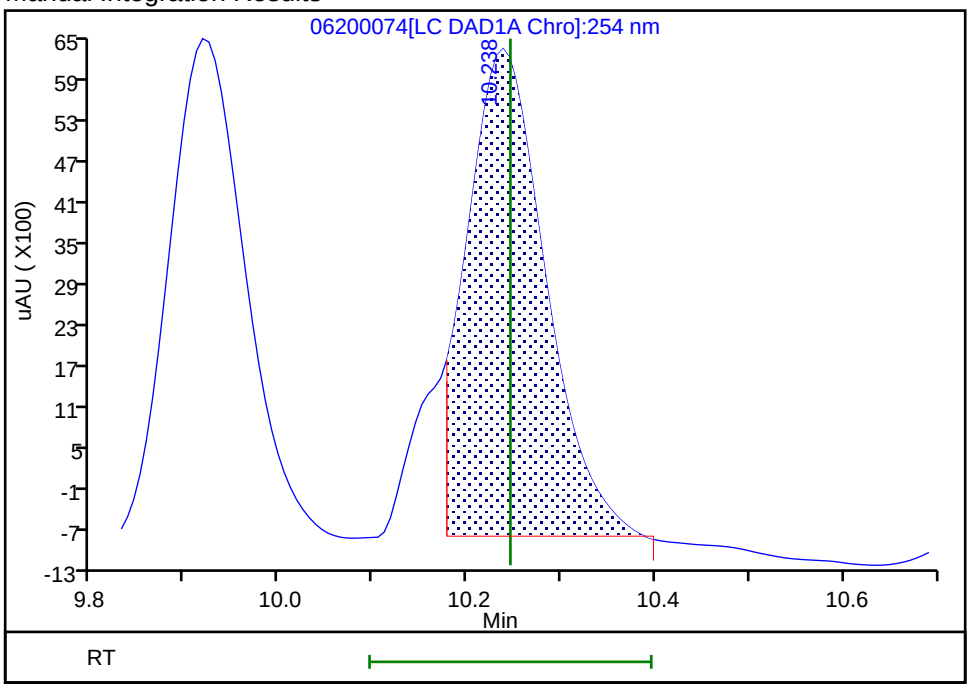

Reviewer: fiedlerh, 24-Jun-2019 08:48:49

Audit Action: Manually Integrated Audit Reason: Baseline Smoothing

FORM VII
HPLC/IC CONTINUING CALIBRATION DATA

Lab Name: Eurofins TestAmerica, Denver Job No.: 280-124986-1

SDG No.:

Lab Sample ID: CCV 280-462202/76 Calibration Date: 06/21/2019 20:18

Instrument ID: CHHPLC_X3 Calib Start Date: 06/21/2019 00:29

GC Column: UltraCarb5uODS ID: 4.60(mm) Calib End Date: 06/21/2019 03:13

Lab File ID: 06200076.D Conc. Units: ug/L

ANALYTE	CURVE TYPE	AVE CF	CF	MIN CF	CALC AMOUNT	SPIKE AMOUNT	%D	MAX %D
TNX	Ave	209918	194825		232	250	-7.2	15.0
DNX	Ave	152203	145371		239	250	-4.5	15.0
MNX	Ave	144959	140288		282	292	-3.2	15.0

FORM VII
HPLC/IC CONTINUING CALIBRATION RETENTION TIME SUMMARY

Lab Name: Eurofins TestAmerica, Denver Job No.: 280-124986-1

SDG No.:

Lab Sample ID: CCV 280-462202/76 Calibration Date: 06/21/2019 20:18

Instrument ID: CHHPLC_X3 Calib Start Date: 06/21/2019 00:29

GC Column: UltraCarb5uODS ID: 4.60(mm) Calib End Date: 06/21/2019 03:13

Lab File ID: 06200076.D

Analyte	RT	RT WINDOW	
		FROM	TO
TNX	6.54	6.45	6.65
DNX	6.87	6.77	6.97
MNX	7.34	7.19	7.49

Eurofins TestAmerica, Denver
Target Compound Quantitation Report

Data File: \\chromna\Denver\ChromData\CHHPLC_X\20190620-83048.b\06200076.D
Lims ID: CCV DMT
Client ID:
Sample Type: CCV
Inject. Date: 21-Jun-2019 20:18:41 ALS Bottle#: 29 Worklist Smp#: 76
Injection Vol: 100.0 ul Dil. Factor: 1.0000
Sample Info: CCV DMT
Misc. Info.: 280-0083048-076
Operator ID: hkf Instrument ID: CHHPLC_X3
Sublist: chrom-8330_X3*sub17

Method: \\chromna\Denver\ChromData\CHHPLC_X\20190620-83048.b\8330_X3.m
Limit Group: GCSV - 8330
Last Update: 24-Jun-2019 09:26:35 Calib Date: 21-Jun-2019 03:13:40
Integrator: Falcon
Quant Method: External Standard Quant By: Initial Calibration
Last ICal File: \\chromna\Denver\ChromData\CHHPLC_X\20190620-83048.b\06200032.D

Column 1 : UltraCarb5uODS (20) (4.60 mm) Det: LC DAD1B, 254 nm
Process Host: CTX0327

First Level Reviewer: fiedlerh Date: 24-Jun-2019 08:49:45

Compound	Det	RT (min.)	Exp RT (min.)	Dlt RT (min.)	Response	Cal Amt ug/mL	OnCol Amt ug/mL	Flags
2 TNX	1	6.544	6.546	-0.002	48755	0.2503	0.2323	M
5 DNX	1	6.871	6.873	-0.002	36379	0.2503	0.2390	M
6 MNX	1	7.338	7.339	-0.001	40929	0.2918	0.2823	

QC Flag Legend

Review Flags
M - Manually Integrated

Reagents:

8330 DMT_00002 Amount Added: 12.50 Units: uL

Report Date: 24-Jun-2019 09:26:35 Chrom Revision: 2.3 20-Jun-2019 20:50:56

Eurofins TestAmerica, Denver

Data File: \\chromna\Denver\ChromData\CHHPLC_X\20190620-83048.b\06200076.D

Injection Date:	21-Jun-2019 20:18:41	Instrument ID:	CHHPLC_X3	Operator ID:	hkf
Lims ID:	CCV DMT			Worklist Smp#:	76
Client ID:					
Injection Vol:	100.0 ul	Dil. Factor:	1.0000	ALS Bottle#:	29
Method:	8330_X3	Limit Group:	GCSV - 8330		

Column: UltraCarb5uODS (20) (4.60 mm) Y Scaling: Method Defined: Scale to the Nth Largest Target: 1

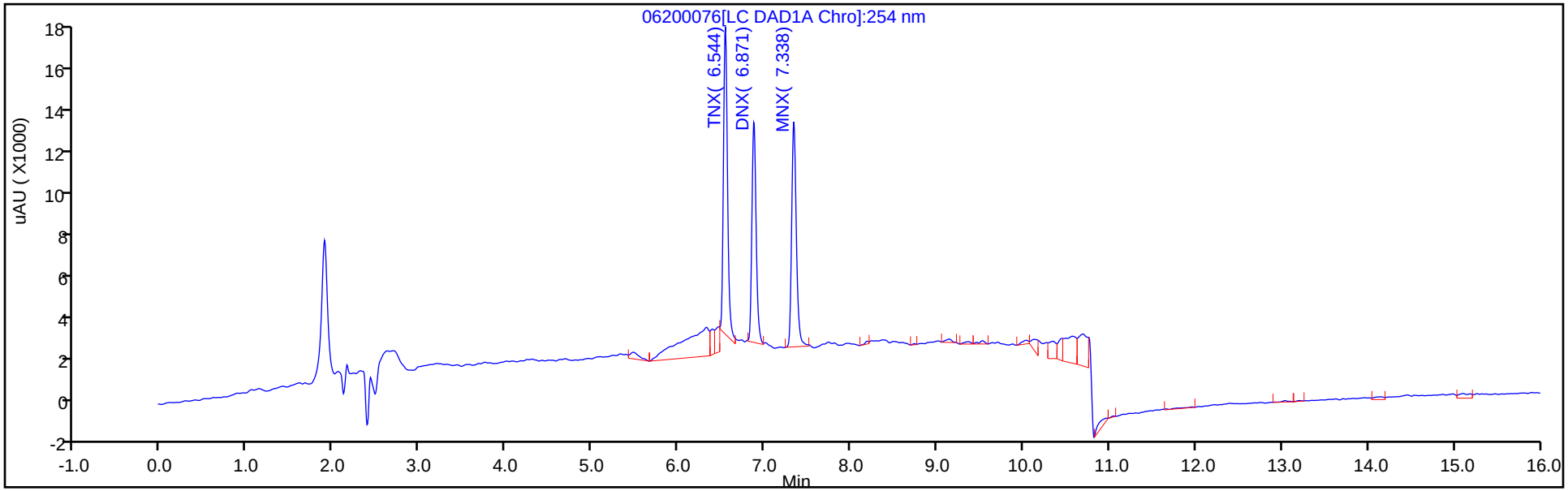

Y Scaling: Method Defined: Scale to the Nth Largest Target: 1

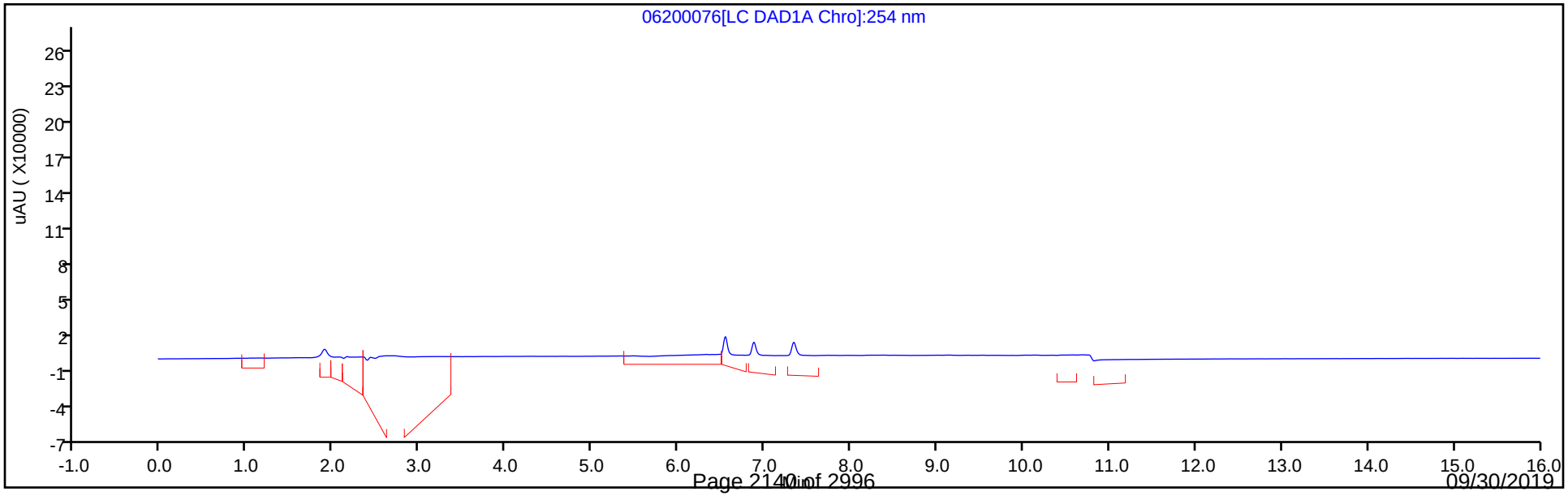

Manual Integration/User Assign Peak Report

Eurofins TestAmerica, Denver

Data File: \\chromna\Denver\ChromData\CHHPLC_X\20190620-83048.b\06200076.D
Injection Date: 21-Jun-2019 20:18:41 Instrument ID: CHHPLC_X3
Lims ID: CCV DMT
Client ID:
Operator ID: hkf ALS Bottle#: 29 Worklist Smp#: 76
Injection Vol: 100.0 ul Dil. Factor: 1.0000
Method: 8330_X3 Limit Group: GCSV - 8330
Column: UltraCarb5uODS (20) (4.60 mm) Detector LC DAD1B, 254 nm

2 TNX, CAS: 13980-04-6

Signal: 1

Processing Integration Results

RT: 6.54
Area: 59821
Amount: 0.284973
Amount Units: ug/mL

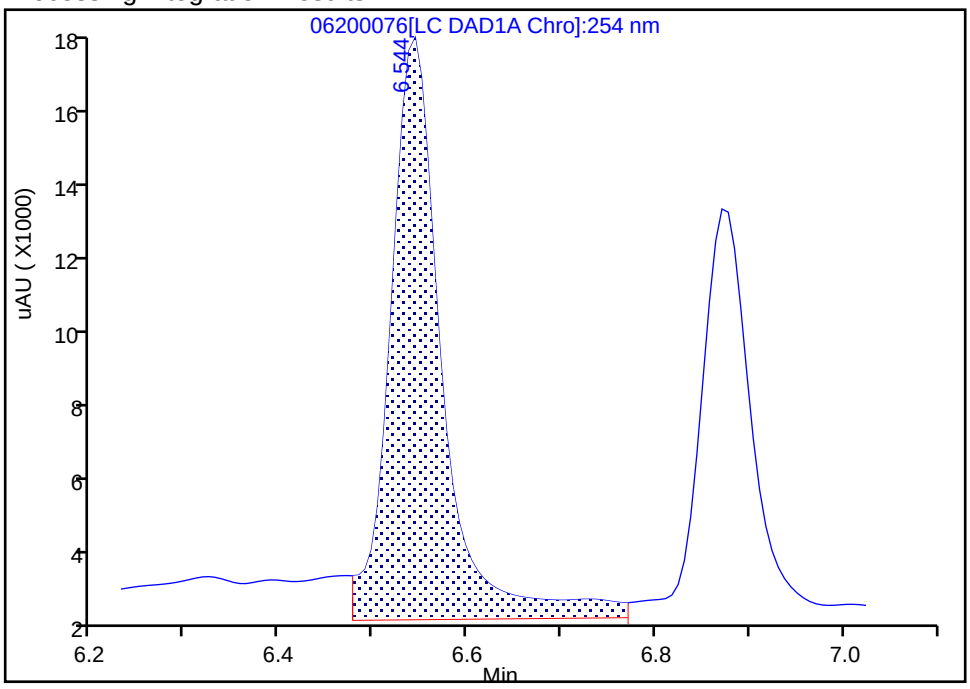

Manual Integration Results

RT: 6.54
Area: 48755
Amount: 0.232257
Amount Units: ug/mL

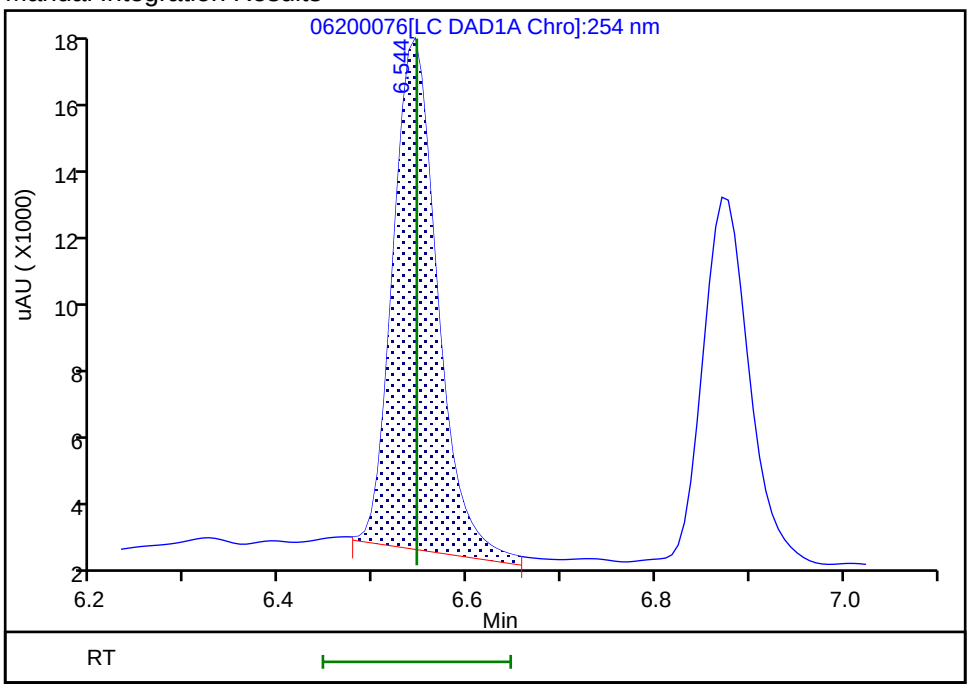

Reviewer: fiedlerh, 24-Jun-2019 08:49:32
Audit Action: Manually Integrated Audit Reason: Baseline Smoothing

Manual Integration/User Assign Peak Report

Eurofins TestAmerica, Denver

Data File:	\\chromna\Denver\ChromData\CHHPLC_X\20190620-83048.b\06200076.D				
Injection Date:	21-Jun-2019 20:18:41	Instrument ID:	CHHPLC_X3		
Lims ID:	CCV DMT				
Client ID:					
Operator ID:	hkf	ALS Bottle#:	29	Worklist Smp#:	76
Injection Vol:	100.0 ul	Dil. Factor:	1.0000		
Method:	8330_X3	Limit Group:	GCSV - 8330		
Column:	UltraCarb5uODS (20) (4.60 mm)	Detector	LC DAD1B, 254 nm		

5 DNX, CAS: 80251-29-2

Signal: 1

Processing Integration Results

RT: 6.87
Area: 40592
Amount: 0.266697
Amount Units: ug/mL

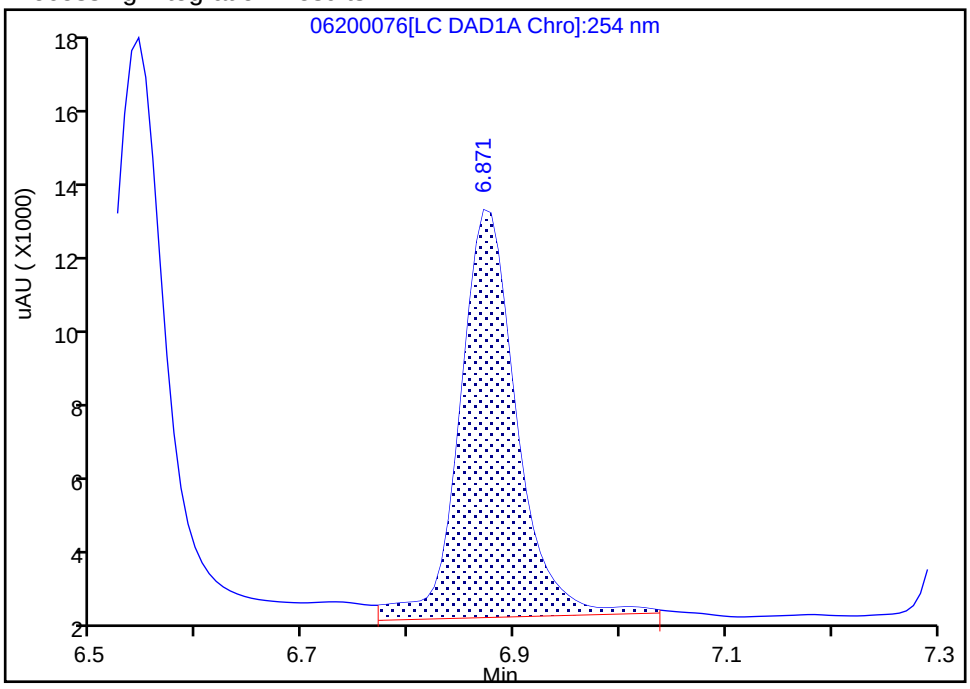

Manual Integration Results

RT: 6.87
Area: 36379
Amount: 0.239017
Amount Units: ug/mL

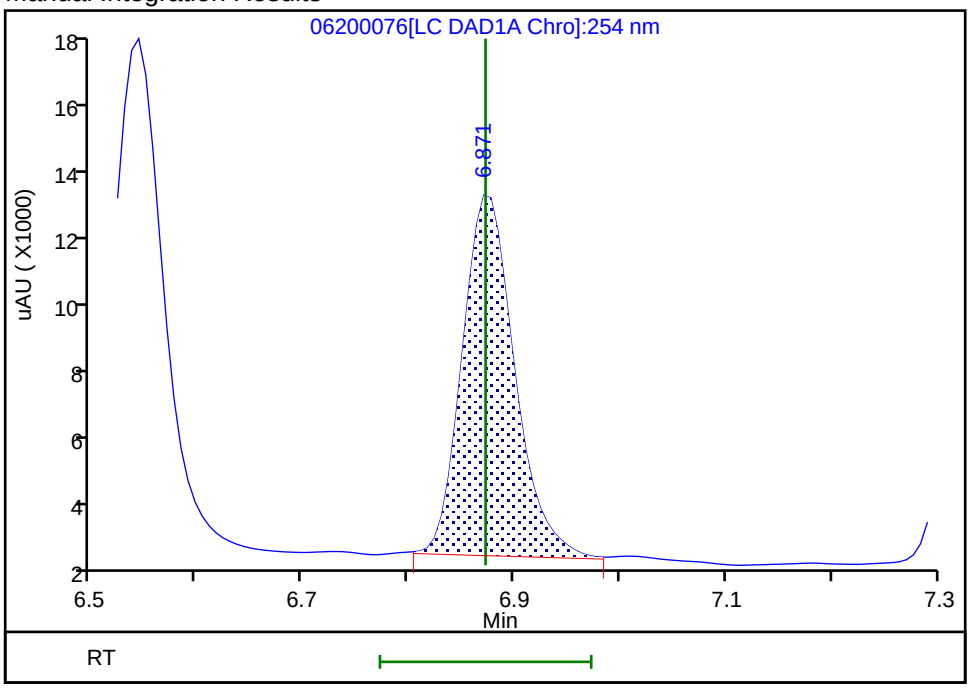

Reviewer: fiedlerh, 24-Jun-2019 08:49:34

Audit Action: Manually Integrated Audit Reason: Baseline Smoothing

FORM VII
HPLC/IC CONTINUING CALIBRATION DATA

Lab Name: Eurofins TestAmerica, Denver Job No.: 280-124986-1

SDG No.:

Lab Sample ID: CCV 280-462202/87 Calibration Date: 06/22/2019 00:33

Instrument ID: CHHPLC_X3 Calib Start Date: 06/20/2019 17:32

GC Column: UltraCarb5uODS ID: 4.60(mm) Calib End Date: 06/20/2019 20:15

Lab File ID: 06200087.D Conc. Units: ug/L

ANALYTE	CURVE TYPE	AVE CF	CF	MIN CF	CALC AMOUNT	SPIKE AMOUNT	%D	MAX %D
HMX	Ave	88828	87316		246	250	-1.7	15.0
RDX	Ave	104727	107452		257	250	2.6	15.0
Picric acid	Ave	83267	65644		197	250	-21.2*	15.0
1,3,5-Trinitrobenzene	Ave	233193	237404		255	250	1.8	15.0
1,3-Dinitrobenzene	Ave	305370	297770		244	250	-2.5	15.0
Nitrobenzene	Ave	195147	169832		218	251	-13.0	15.0
Tetryl	Ave	163651	160200		245	250	-2.1	15.0
Nitroglycerin	Ave	69600	70202		2520	2500	0.9	15.0
2,4,6-Trinitrotoluene	Ave	219628	219375		251	251	-0.1	15.0
4-Amino-2,6-dinitrotoluene	Ave	162576	163039		251	251	0.3	15.0
2-Amino-4,6-dinitrotoluene	Ave	202133	200391		249	251	-0.9	15.0
2,6-Dinitrotoluene	Ave	153872	157735		257	251	2.5	15.0
2,4-Dinitrotoluene	Ave	296634	318184		269	251	7.3	15.0
2-Nitrotoluene	Ave	130270	130441		251	251	0.1	15.0
4-Nitrotoluene	Ave	112838	127992		285	251	13.4	15.0
3-Nitrotoluene	Ave	146794	141932		243	251	-3.3	15.0
PETN	Ave	71730	75441		2630	2500	5.2	15.0
1,2-Dinitrobenzene	Ave	135899	134784		248	250	-0.8	15.0

FORM VII
HPLC/IC CONTINUING CALIBRATION RETENTION TIME SUMMARY

Lab Name: Eurofins TestAmerica, Denver Job No.: 280-124986-1

SDG No.:

Lab Sample ID: CCV 280-462202/87 Calibration Date: 06/22/2019 00:33

Instrument ID: CHHPLC_X3 Calib Start Date: 06/20/2019 17:32

GC Column: UltraCarb5uODS ID: 4.60(mm) Calib End Date: 06/20/2019 20:15

Lab File ID: 06200087.D

Analyte	RT	RT WINDOW	
		FROM	TO
HMX	6.63	6.48	6.78
RDX	7.74	7.60	7.90
Picric acid	8.16	8.00	8.30
1,3,5-Trinitrobenzene	8.88	8.73	9.03
1,3-Dinitrobenzene	9.53	9.39	9.69
Nitrobenzene	9.92	9.78	10.08
Tetryl	10.24	10.10	10.40
Nitroglycerin	10.75	10.60	10.90
2,4,6-Trinitrotoluene	11.21	11.10	11.30
4-Amino-2,6-dinitrotoluene	11.38	11.27	11.47
2-Amino-4,6-dinitrotoluene	11.67	11.56	11.76
2,6-Dinitrotoluene	11.81	11.71	11.91
2,4-Dinitrotoluene	12.01	11.91	12.11
2-Nitrotoluene	12.85	12.70	13.00
4-Nitrotoluene	13.29	13.13	13.43
3-Nitrotoluene	13.89	13.72	14.02
PETN	14.98	14.82	15.12
1,2-Dinitrobenzene	8.72	8.58	8.88

Eurofins TestAmerica, Denver
Target Compound Quantitation Report

Data File: \\chromna\Denver\ChromData\CHHPLC_X\20190620-83048.b\06200087.D
Lims ID: CCV INT
Client ID:
Sample Type: CCV
Inject. Date: 22-Jun-2019 00:33:27 ALS Bottle#: 11 Worklist Smp#: 87
Injection Vol: 100.0 ul Dil. Factor: 1.0000
Sample Info: CCV INT
Misc. Info.: 280-0083048-087
Operator ID: hkf Instrument ID: CHHPLC_X3
Sublist: chrom-8330_X3*sub9

Method: \\chromna\Denver\ChromData\CHHPLC_X\20190620-83048.b\8330_X3.m
Limit Group: GCSV - 8330
Last Update: 24-Jun-2019 09:26:51 Calib Date: 21-Jun-2019 03:13:40
Integrator: Falcon
Quant Method: External Standard Quant By: Initial Calibration
Last ICal File: \\chromna\Denver\ChromData\CHHPLC_X\20190620-83048.b\06200032.D

Column 1 : UltraCarb5uODS (20) (4.60 mm) Det: LC DAD1B, 254 nm
Process Host: CTX0327

First Level Reviewer: fiedlerh Date: 24-Jun-2019 08:58:28

Compound	Det	RT (min.)	Exp RT (min.)	Dlt RT (min.)	Response	Cal Amt ug/mL	OnCol Amt ug/mL	Flags
3 HMX	1	6.633	6.632	0.001	21829	0.2500	0.2457	
7 RDX	1	7.740	7.746	-0.006	26863	0.2500	0.2565	
8 2,4,6-Trinitrophenol	1	8.160	8.146	0.014	16411	0.2500	0.1971	
$ 9 1,2-Dinitrobenzene	1	8.720	8.726	-0.006	33696	0.2500	0.2479	
10 1,3,5-Trinitrobenzene	1	8.880	8.879	0.001	59351	0.2500	0.2545	
11 1,3-Dinitrobenzene	1	9.533	9.539	-0.006	74517	0.2503	0.2440	
12 Nitrobenzene	1	9.920	9.925	-0.005	42543	0.2505	0.2180	
14 Tetryl	1	10.240	10.245	-0.005	40050	0.2500	0.2447	
15 Nitroglycerin	2	10.746	10.752	-0.006	175506	2.50	2.52	
16 2,4,6-Trinitrotoluene	1	11.206	11.199	0.007	55063	0.2510	0.2507	
17 4-Amino-2,6-dinitrotoluene	1	11.380	11.372	0.008	40882	0.2508	0.2515	
18 2-Amino-4,6-dinitrotoluene	1	11.666	11.659	0.007	50248	0.2508	0.2486	
19 2,6-Dinitrotoluene	1	11.813	11.812	0.001	39552	0.2508	0.2570	
20 2,4-Dinitrotoluene	1	12.013	12.005	0.008	79705	0.2505	0.2687	
21 o-Nitrotoluene	1	12.853	12.845	0.008	32708	0.2508	0.2511	
22 p-Nitrotoluene	1	13.286	13.279	0.007	32126	0.2510	0.2847	
23 m-Nitrotoluene	1	13.886	13.872	0.014	35625	0.2510	0.2427	
24 PETN	2	14.980	14.972	0.008	188603	2.50	2.63	

Reagents:

8330IntermStk_00058 Amount Added: 12.50 Units: uL

Report Date: 24-Jun-2019 09:26:52 Chrom Revision: 2.3 20-Jun-2019 20:50:56

Eurofins TestAmerica, Denver

Data File: \\chromna\Denver\ChromData\CHHPLC_X\20190620-83048.b\06200087.D

Injection Date:	22-Jun-2019 00:33:27	Instrument ID:	CHHPLC_X3	Operator ID:	hkf
Lims ID:	CCV INT			Worklist Smp#:	87
Client ID:					
Injection Vol:	100.0 ul	Dil. Factor:	1.0000	ALS Bottle#:	11
Method:	8330_X3	Limit Group:	GCSV - 8330		

Column: UltraCarb5uODS (20) (4.60 mm) Y Scaling: Method Defined: Scale to the Nth Largest Target: 1

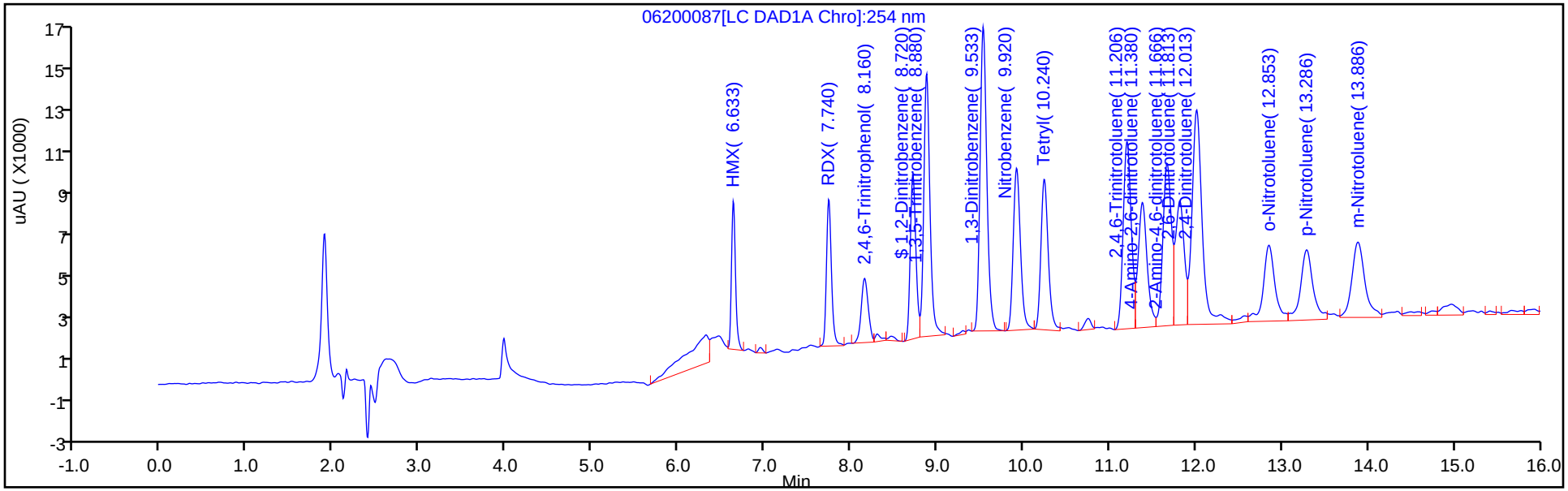

Y Scaling: Method Defined: Scale to the Nth Largest Target: 1

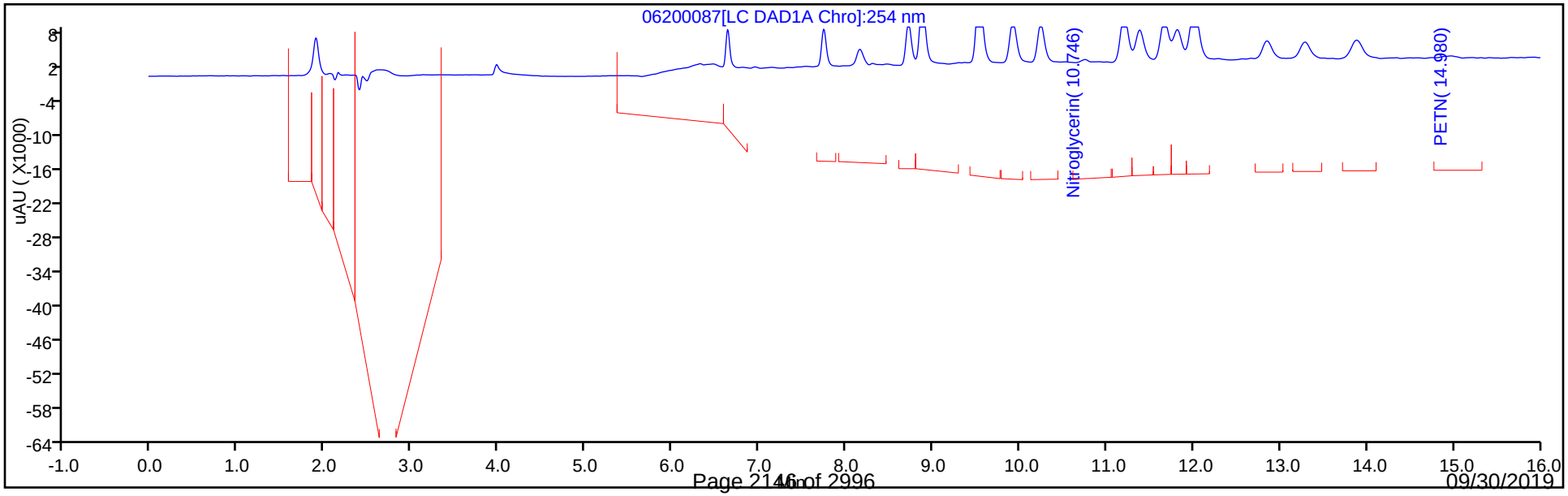

FORM VII
HPLC/IC CONTINUING CALIBRATION DATA

Lab Name: Eurofins TestAmerica, Denver Job No.: 280-124986-1

SDG No.:

Lab Sample ID: CCV 280-462202/89 Calibration Date: 06/22/2019 01:20

Instrument ID: CHHPLC_X3 Calib Start Date: 06/21/2019 00:29

GC Column: UltraCarb5uODS ID: 4.60(mm) Calib End Date: 06/21/2019 03:13

Lab File ID: 06200089.D Conc. Units: ug/L

ANALYTE	CURVE TYPE	AVE CF	CF	MIN CF	CALC AMOUNT	SPIKE AMOUNT	%D	MAX %D
TNX	Ave	209918	187960		224	250	-10.5	15.0
DNX	Ave	152203	141766		233	250	-6.9	15.0
MNX	Ave	144959	140487		283	292	-3.1	15.0

FORM VII
HPLC/IC CONTINUING CALIBRATION RETENTION TIME SUMMARY

Lab Name: Eurofins TestAmerica, Denver Job No.: 280-124986-1

SDG No.:

Lab Sample ID: CCV 280-462202/89 Calibration Date: 06/22/2019 01:20

Instrument ID: CHHPLC_X3 Calib Start Date: 06/21/2019 00:29

GC Column: UltraCarb5uODS ID: 4.60(mm) Calib End Date: 06/21/2019 03:13

Lab File ID: 06200089.D

Analyte	RT	RT WINDOW	
		FROM	TO
TNX	6.54	6.45	6.65
DNX	6.87	6.77	6.97
MNX	7.33	7.19	7.49

Eurofins TestAmerica, Denver
Target Compound Quantitation Report

Data File:	\\chromna\Denver\ChromData\CHHPLC_X\20190620-83048.b\06200089.D				
Lims ID:	CCV DMT				
Client ID:					
Sample Type:	CCV				
Inject. Date:	22-Jun-2019 01:20:17	ALS Bottle#:	29	Worklist Smp#:	89
Injection Vol:	100.0 ul	Dil. Factor:	1.0000		
Sample Info:	CCV DMT				
Misc. Info.:	280-0083048-089				
Operator ID:	hkf	Instrument ID:	CHHPLC_X3		
Sublist:	chrom-8330_X3*sub17				
Method:	\\chromna\Denver\ChromData\CHHPLC_X\20190620-83048.b\8330_X3.m				
Limit Group:	GCSV - 8330				
Last Update:	24-Jun-2019 09:26:53	Calib Date:	21-Jun-2019 03:13:40		
Integrator:	Falcon				
Quant Method:	External Standard	Quant By:	Initial Calibration		
Last ICal File:	\\chromna\Denver\ChromData\CHHPLC_X\20190620-83048.b\06200032.D				
Column 1 :	UltraCarb5uODS (20) (4.60 mm)		Det: LC DAD1B, 254 nm		
Process Host:	CTX0327				
First Level Reviewer: fiedlerh		Date:	24-Jun-2019 08:59:02		

Compound	Det	RT (min.)	Exp RT (min.)	Dlt RT (min.)	Response	Cal Amt ug/mL	OnCol Amt ug/mL	Flags
2 TNX	1	6.539	6.546	-0.007	47037	0.2503	0.2241	M
5 DNX	1	6.866	6.873	-0.007	35477	0.2503	0.2331	M
6 MNX	1	7.333	7.339	-0.006	40987	0.2918	0.2827	

QC Flag Legend

Review Flags
M - Manually Integrated

Reagents:

8330 DMT_00002 Amount Added: 12.50 Units: uL

Report Date: 24-Jun-2019 09:26:54 Chrom Revision: 2.3 20-Jun-2019 20:50:56

Eurofins TestAmerica, Denver

Data File: \\chromna\Denver\ChromData\CHHPLC_X\20190620-83048.b\06200089.D

Injection Date:	22-Jun-2019 01:20:17	Instrument ID:	CHHPLC_X3	Operator ID:	hkf
Lims ID:	CCV DMT			Worklist Smp#:	89
Client ID:					
Injection Vol:	100.0 ul	Dil. Factor:	1.0000	ALS Bottle#:	29
Method:	8330_X3	Limit Group:	GCSV - 8330		

Column: UltraCarb5uODS (20) (4.60 mm) Y Scaling: Method Defined: Scale to the Nth Largest Target: 1

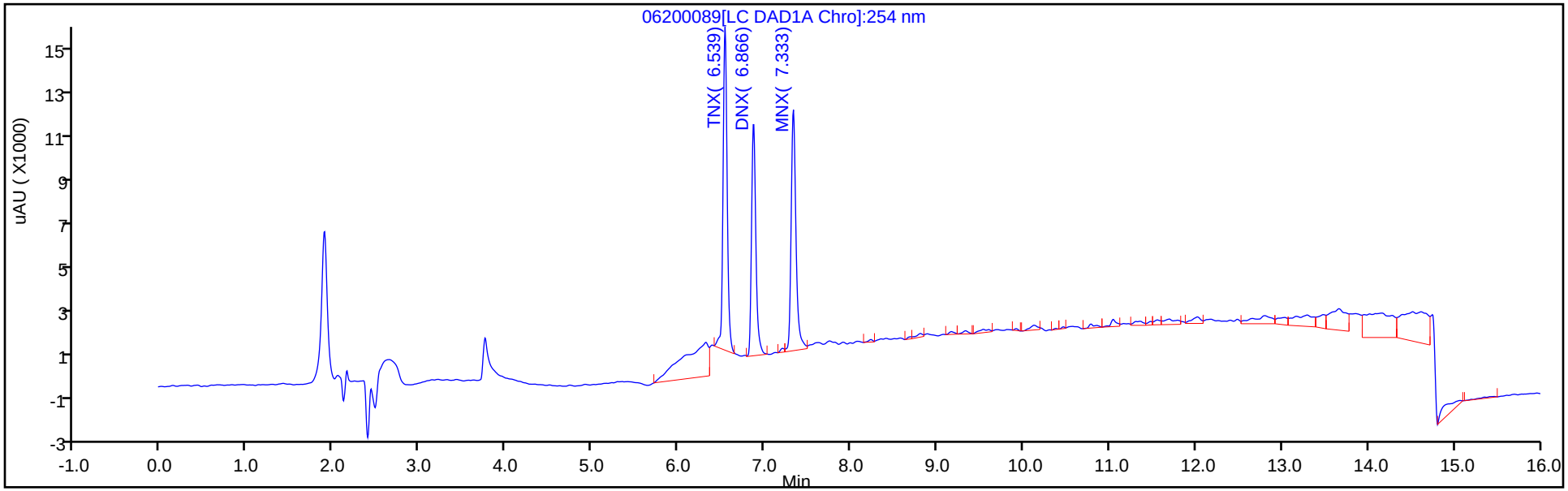

Y Scaling: Method Defined: Scale to the Nth Largest Target: 1

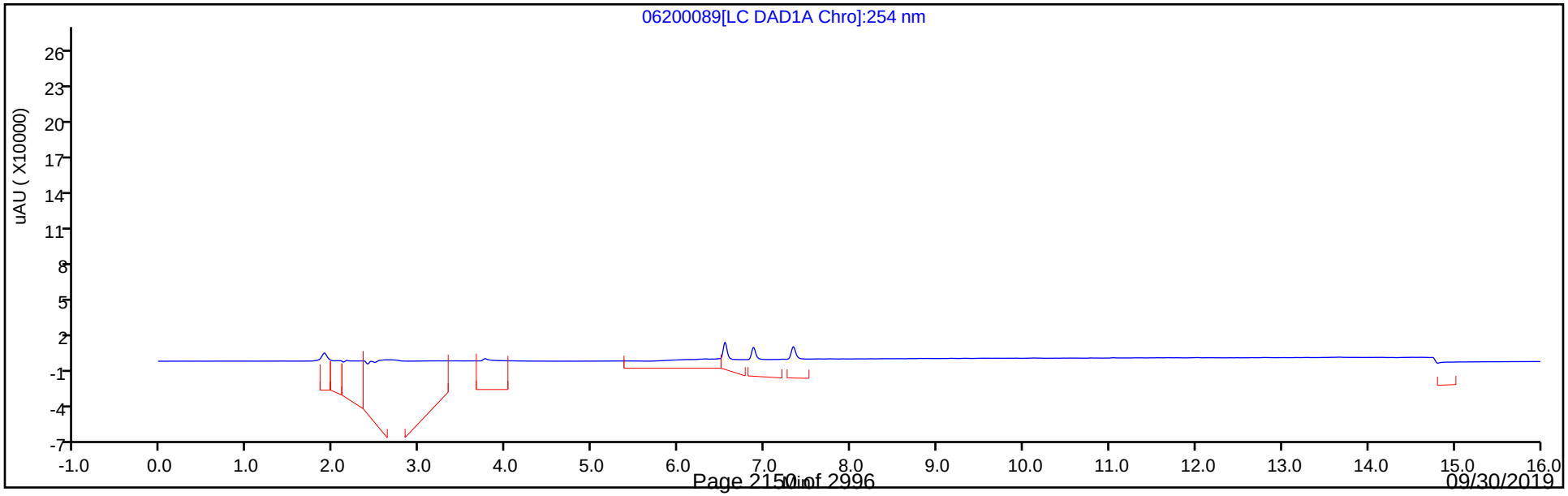

Manual Integration/User Assign Peak Report

Eurofins TestAmerica, Denver

Data File: \\chromna\Denver\ChromData\CHHPLC_X\20190620-83048.b\06200089.D
Injection Date: 22-Jun-2019 01:20:17 Instrument ID: CHHPLC_X3
Lims ID: CCV DMT
Client ID:
Operator ID: hkf ALS Bottle#: 29 Worklist Smp#: 89
Injection Vol: 100.0 ul Dil. Factor: 1.0000
Method: 8330_X3 Limit Group: GCSV - 8330
Column: UltraCarb5uODS (20) (4.60 mm) Detector LC DAD1B, 254 nm

2 TNX, CAS: 13980-04-6

Signal: 1

Processing Integration Results

RT: 6.54
Area: 66233
Amount: 0.315518
Amount Units: ug/mL

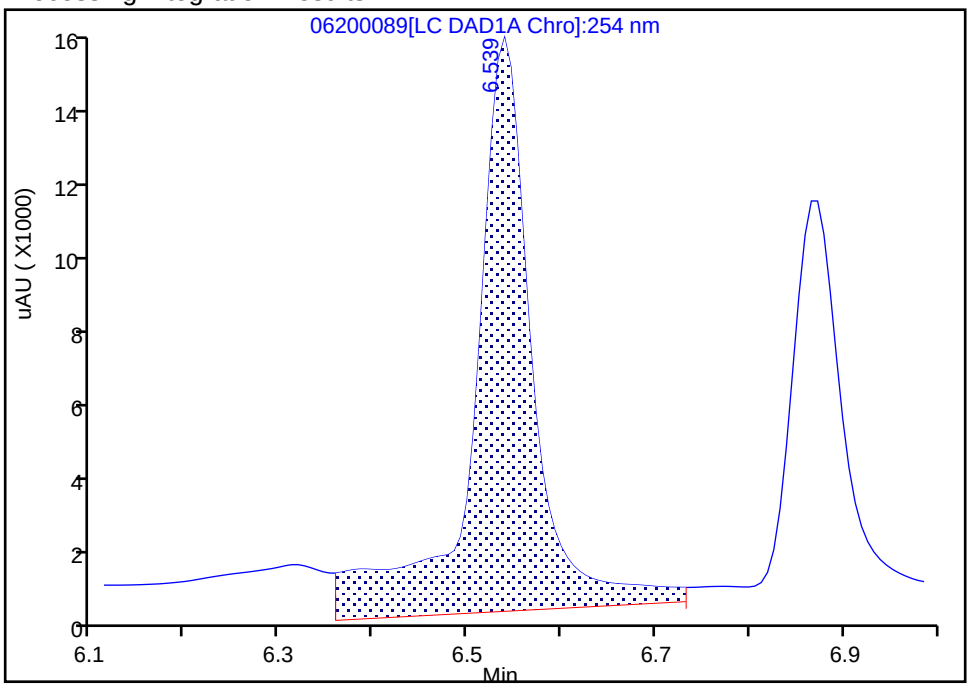

Manual Integration Results

RT: 6.54
Area: 47037
Amount: 0.224073
Amount Units: ug/mL

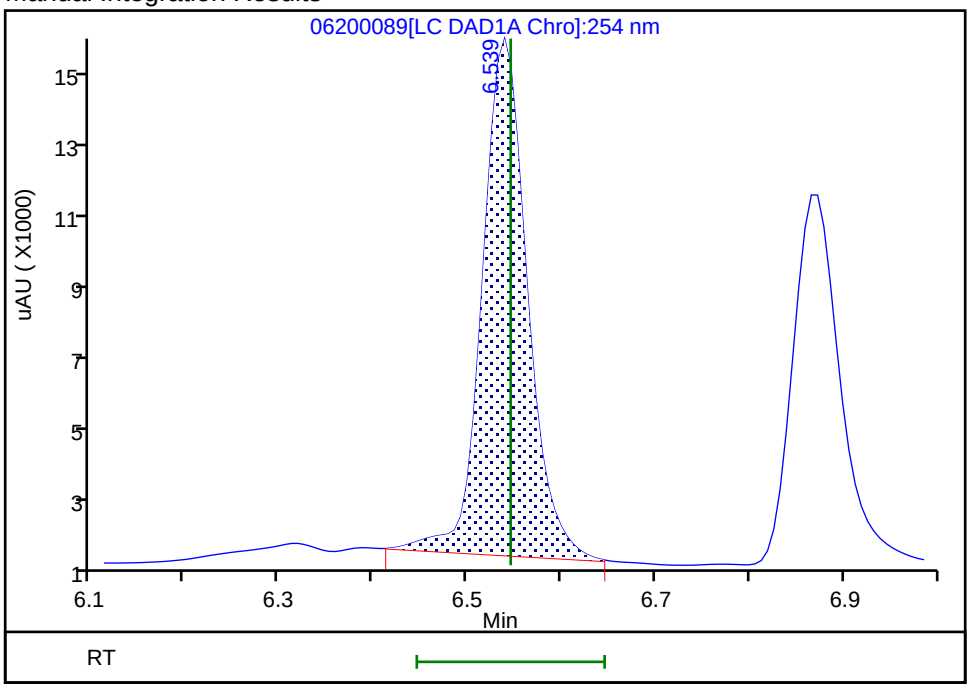

Reviewer: fiedlerh, 24-Jun-2019 08:58:55
Audit Action: Manually Integrated Audit Reason: Baseline Smoothing

Manual Integration/User Assign Peak Report

Eurofins TestAmerica, Denver

Data File:	\\chromna\Denver\ChromData\CHHPLC_X\20190620-83048.b\06200089.D				
Injection Date:	22-Jun-2019 01:20:17	Instrument ID:	CHHPLC_X3		
Lims ID:	CCV DMT				
Client ID:					
Operator ID:	hkf	ALS Bottle#:	29	Worklist Smp#:	89
Injection Vol:	100.0 ul	Dil. Factor:	1.0000		
Method:	8330_X3	Limit Group:	GCSV - 8330		
Column:	UltraCarb5uODS (20) (4.60 mm)	Detector	LC DAD1B, 254 nm		

5 DNX, CAS: 80251-29-2

Signal: 1

Processing Integration Results

RT: 6.87
Area: 39639
Amount: 0.260436
Amount Units: ug/mL

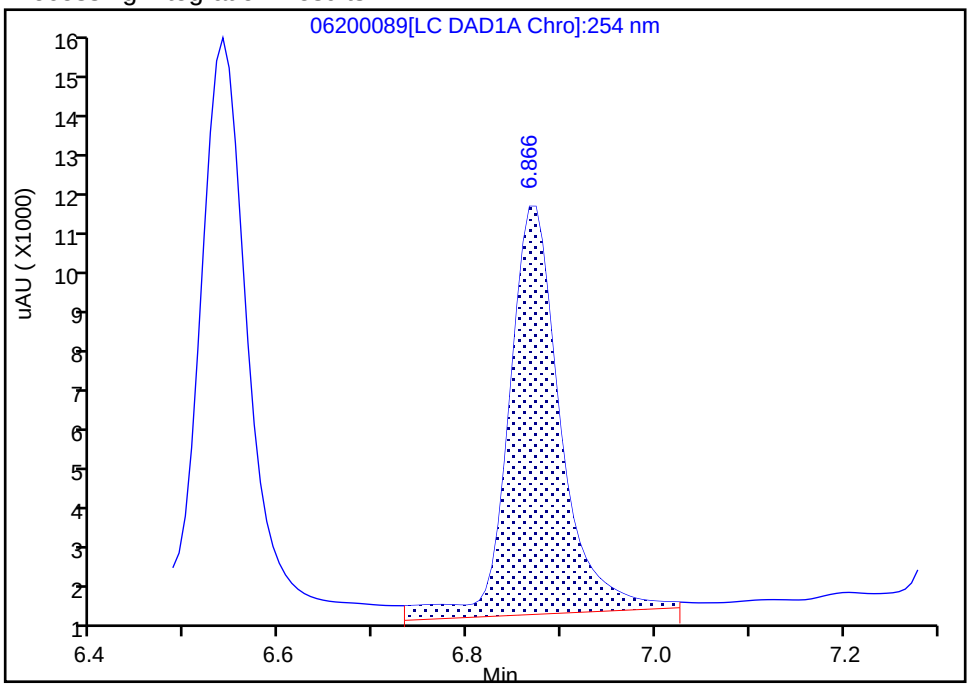

Manual Integration Results

RT: 6.87
Area: 35477
Amount: 0.233091
Amount Units: ug/mL

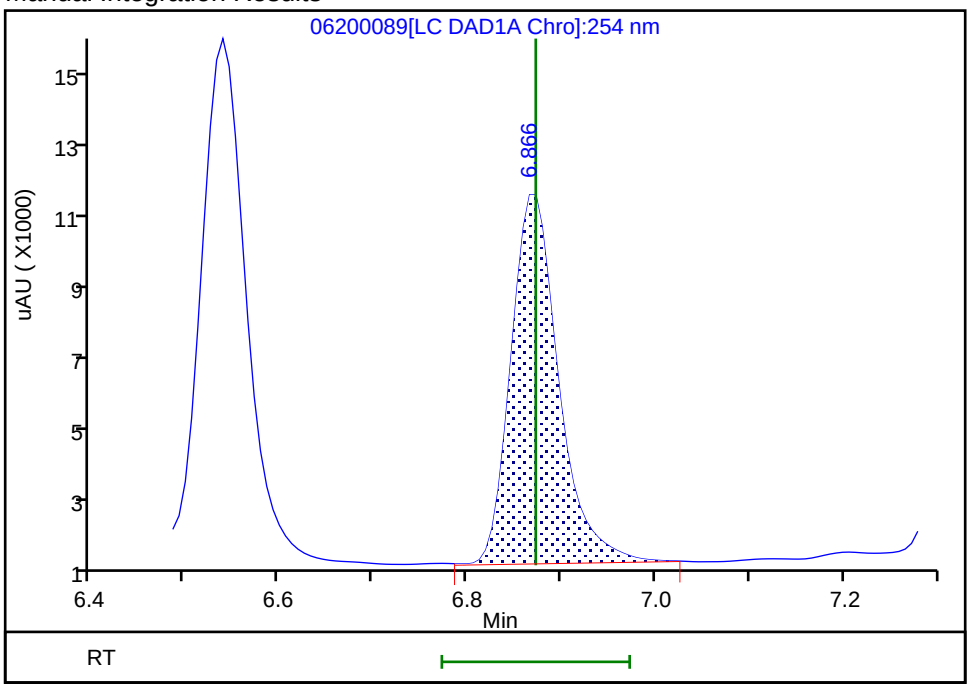

Reviewer: fiedlerh, 24-Jun-2019 08:59:00
Audit Action: Manually Integrated Audit Reason: Baseline Smoothing

FORM VII
HPLC/IC CONTINUING CALIBRATION DATA

Lab Name: Eurofins TestAmerica, Denver Job No.: 280-124986-1

SDG No.:

Lab Sample ID: CCV 280-462202/98 Calibration Date: 06/22/2019 04:49

Instrument ID: CHHPLC_X3 Calib Start Date: 06/20/2019 17:32

GC Column: UltraCarb5uODS ID: 4.60(mm) Calib End Date: 06/20/2019 20:15

Lab File ID: 06200098.D Conc. Units: ug/L

ANALYTE	CURVE TYPE	AVE CF	CF	MIN CF	CALC AMOUNT	SPIKE AMOUNT	%D	MAX %D
HMX	Ave	88828	87748		247	250	-1.2	15.0
RDX	Ave	104727	108548		259	250	3.6	15.0
Picric acid	Ave	83267	80824		243	250	-2.9	15.0
1,3,5-Trinitrobenzene	Ave	233193	236160		253	250	1.3	15.0
1,3-Dinitrobenzene	Ave	305370	300735		246	250	-1.5	15.0
Nitrobenzene	Ave	195147	163964		210	251	-16.0*	15.0
Tetryl	Ave	163651	158164		242	250	-3.4	15.0
Nitroglycerin	Ave	69600	69304		2490	2500	-0.4	15.0
2,4,6-Trinitrotoluene	Ave	219628	216522		247	251	-1.4	15.0
4-Amino-2,6-dinitrotoluene	Ave	162576	162062		250	251	-0.3	15.0
2-Amino-4,6-dinitrotoluene	Ave	202133	200642		249	251	-0.7	15.0
2,6-Dinitrotoluene	Ave	153872	158401		258	251	2.9	15.0
2,4-Dinitrotoluene	Ave	296634	289745		245	251	-2.3	15.0
2-Nitrotoluene	Ave	130270	109045		210	251	-16.3*	15.0
4-Nitrotoluene	Ave	112838	100984		225	251	-10.5	15.0
3-Nitrotoluene	Ave	146794	124518		213	251	-15.2*	15.0
PETN	Ave	71730	75750		2640	2500	5.6	15.0
1,2-Dinitrobenzene	Ave	135899	137708		253	250	1.3	15.0

FORM VII
HPLC/IC CONTINUING CALIBRATION RETENTION TIME SUMMARY

Lab Name: Eurofins TestAmerica, Denver Job No.: 280-124986-1

SDG No.:

Lab Sample ID: CCV 280-462202/98 Calibration Date: 06/22/2019 04:49

Instrument ID: CHHPLC_X3 Calib Start Date: 06/20/2019 17:32

GC Column: UltraCarb5uODS ID: 4.60(mm) Calib End Date: 06/20/2019 20:15

Lab File ID: 06200098.D

Analyte	RT	RT WINDOW	
		FROM	TO
HMX	6.64	6.48	6.78
RDX	7.74	7.60	7.90
Picric acid	8.16	8.00	8.30
1,3,5-Trinitrobenzene	8.88	8.73	9.03
1,3-Dinitrobenzene	9.54	9.39	9.69
Nitrobenzene	9.92	9.78	10.08
Tetryl	10.24	10.10	10.40
Nitroglycerin	10.75	10.60	10.90
2,4,6-Trinitrotoluene	11.20	11.10	11.30
4-Amino-2,6-dinitrotoluene	11.38	11.27	11.47
2-Amino-4,6-dinitrotoluene	11.66	11.56	11.76
2,6-Dinitrotoluene	11.81	11.71	11.91
2,4-Dinitrotoluene	12.01	11.91	12.11
2-Nitrotoluene	12.85	12.70	13.00
4-Nitrotoluene	13.28	13.13	13.43
3-Nitrotoluene	13.88	13.72	14.02
PETN	14.97	14.82	15.12
1,2-Dinitrobenzene	8.72	8.58	8.88

Eurofins TestAmerica, Denver
Target Compound Quantitation Report

Data File: \\chromna\Denver\ChromData\CHHPLC_X\20190620-83048.b\06200098.D
Lims ID: CCV INT
Client ID:
Sample Type: CCV
Inject. Date: 22-Jun-2019 04:49:41 ALS Bottle#: 11 Worklist Smp#: 98
Injection Vol: 100.0 ul Dil. Factor: 1.0000
Sample Info: CCV INT
Misc. Info.: 280-0083048-098
Operator ID: hkf Instrument ID: CHHPLC_X3
Sublist: chrom-8330_X3*sub9

Method: \\chromna\Denver\ChromData\CHHPLC_X\20190620-83048.b\8330_X3.m
Limit Group: GCSV - 8330
Last Update: 24-Jun-2019 09:27:06 Calib Date: 21-Jun-2019 03:13:40
Integrator: Falcon
Quant Method: External Standard Quant By: Initial Calibration
Last ICal File: \\chromna\Denver\ChromData\CHHPLC_X\20190620-83048.b\06200032.D

Column 1 : UltraCarb5uODS (20) (4.60 mm) Det: LC DAD1B, 254 nm
Process Host: CTX0327

First Level Reviewer: fiedlerh Date: 24-Jun-2019 09:13:32

Compound	Det	RT (min.)	Exp RT (min.)	Dlt RT (min.)	Response	Cal Amt ug/mL	OnCol Amt ug/mL	Flags
3 HMX	1	6.636	6.632	0.004	21937	0.2500	0.2470	
7 RDX	1	7.742	7.746	-0.004	27137	0.2500	0.2591	
8 2,4,6-Trinitrophenol	1	8.156	8.146	0.010	20206	0.2500	0.2427	
$ 9 1,2-Dinitrobenzene	1	8.716	8.726	-0.010	34427	0.2500	0.2533	
10 1,3,5-Trinitrobenzene	1	8.876	8.879	-0.003	59040	0.2500	0.2532	
11 1,3-Dinitrobenzene	1	9.536	9.539	-0.003	75259	0.2503	0.2465	
12 Nitrobenzene	1	9.922	9.925	-0.003	41073	0.2505	0.2105	
14 Tetryl	1	10.242	10.245	-0.003	39541	0.2500	0.2416	
15 Nitroglycerin	2	10.749	10.752	-0.003	173259	2.50	2.49	
16 2,4,6-Trinitrotoluene	1	11.202	11.199	0.003	54347	0.2510	0.2475	M
17 4-Amino-2,6-dinitrotoluene	1	11.376	11.372	0.004	40637	0.2508	0.2500	M
18 2-Amino-4,6-dinitrotoluene	1	11.662	11.659	0.003	50311	0.2508	0.2489	M
19 2,6-Dinitrotoluene	1	11.809	11.812	-0.003	39719	0.2508	0.2581	M
20 2,4-Dinitrotoluene	1	12.009	12.005	0.004	72581	0.2505	0.2447	M
21 o-Nitrotoluene	1	12.849	12.845	0.004	27343	0.2508	0.2099	M
22 p-Nitrotoluene	1	13.282	13.279	0.003	25347	0.2510	0.2246	M
23 m-Nitrotoluene	1	13.876	13.872	0.004	31254	0.2510	0.2129	M
24 PETN	2	14.969	14.972	-0.003	189376	2.50	2.64	

QC Flag Legend

Review Flags
M - Manually Integrated

Reagents:

8330IntermStk_00058 Amount Added: 12.50 Units: uL

Report Date: 24-Jun-2019 09:27:06 Chrom Revision: 2.3 20-Jun-2019 20:50:56

Eurofins TestAmerica, Denver

Data File: \\chromna\Denver\ChromData\CHHPLC_X\20190620-83048.b\06200098.D

Injection Date:	22-Jun-2019 04:49:41	Instrument ID:	CHHPLC_X3	Operator ID:	hkf
Lims ID:	CCV INT			Worklist Smp#:	98
Client ID:					
Injection Vol:	100.0 ul	Dil. Factor:	1.0000	ALS Bottle#:	11
Method:	8330_X3	Limit Group:	GCSV - 8330		

Column: UltraCarb5uODS (20) (4.60 mm) Y Scaling: Method Defined: Scale to the Nth Largest Target: 1

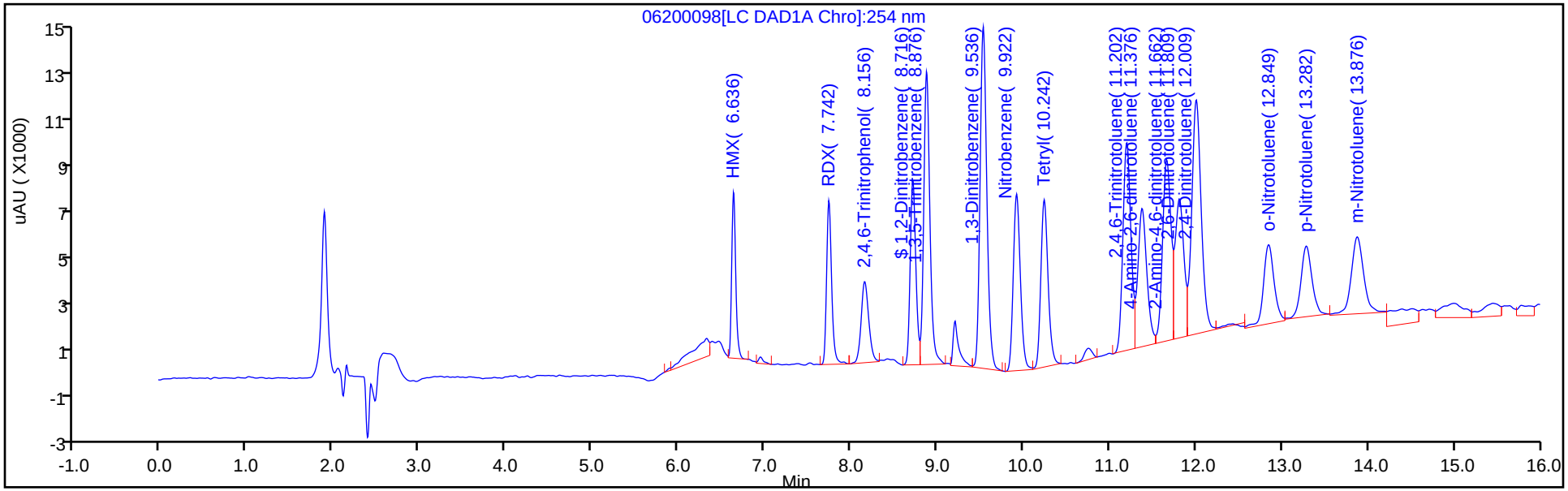

Y Scaling: Method Defined: Scale to the Nth Largest Target: 1

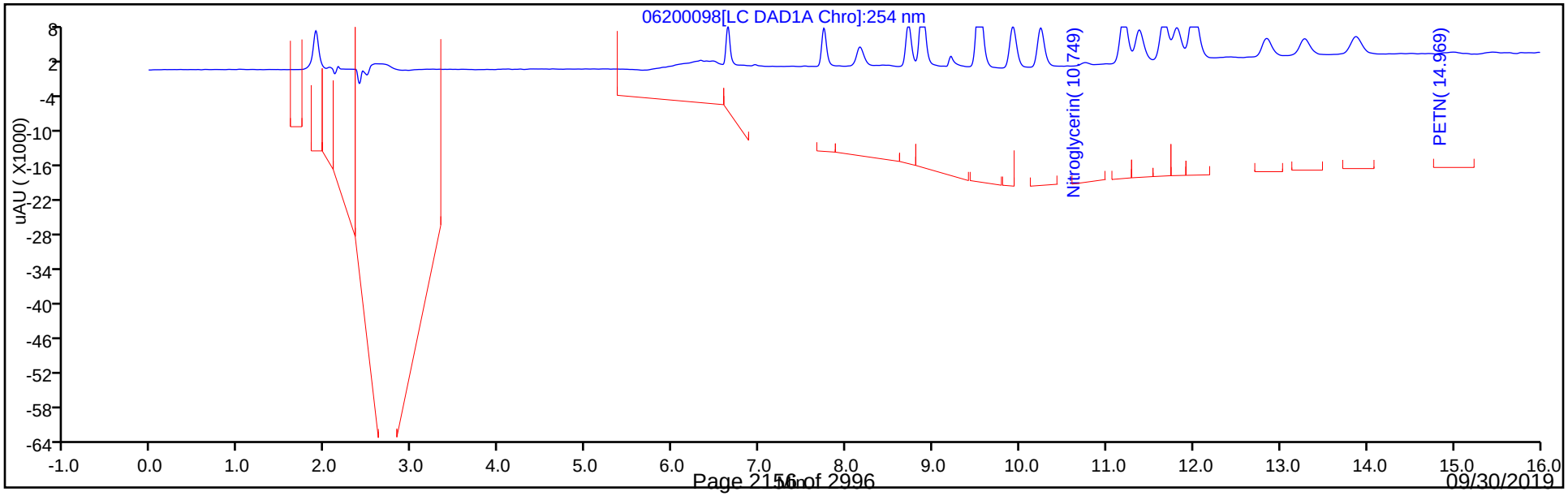

Manual Integration/User Assign Peak Report

Eurofins TestAmerica, Denver

Data File:	\\chromna\Denver\ChromData\CHHPLC_X\20190620-83048.b\06200098.D				
Injection Date:	22-Jun-2019 04:49:41	Instrument ID:	CHHPLC_X3		
Lims ID:	CCV INT				
Client ID:					
Operator ID:	hkf	ALS Bottle#:	11	Worklist Smp#:	98
Injection Vol:	100.0 ul	Dil. Factor:	1.0000		
Method:	8330_X3	Limit Group:	GCSV - 8330		
Column:	UltraCarb5uODS (20) (4.60 mm)	Detector	LC DAD1B, 254 nm		

16 2,4,6-Trinitrotoluene, CAS: 118-96-7

Signal: 1

Processing Integration Results

RT: 11.20
Area: 55431
Amount: 0.252386
Amount Units: ug/mL

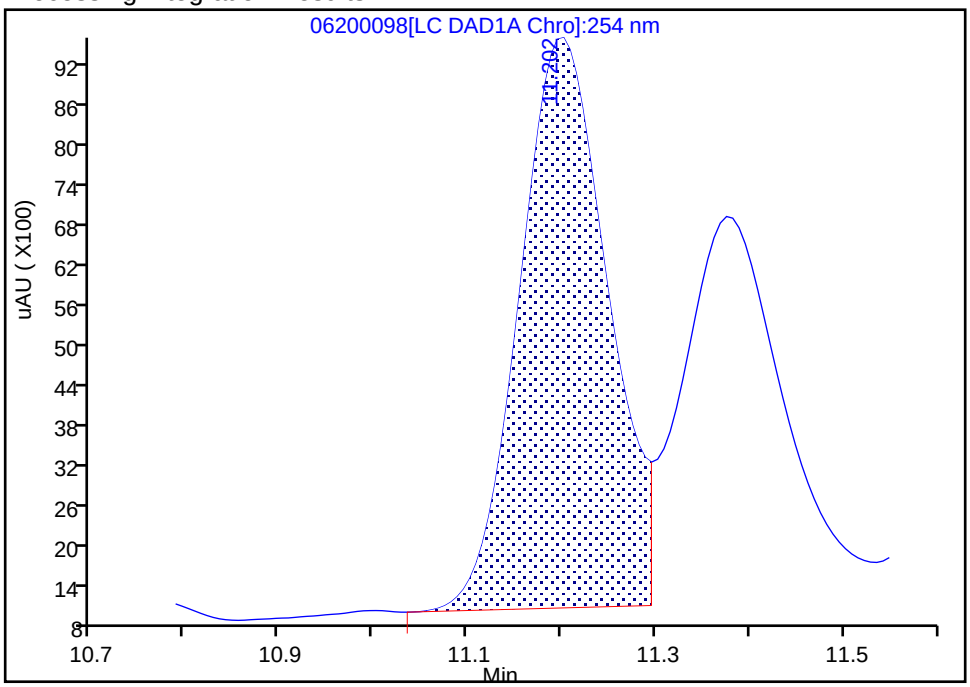

Manual Integration Results

RT: 11.20
Area: 54347
Amount: 0.247450
Amount Units: ug/mL

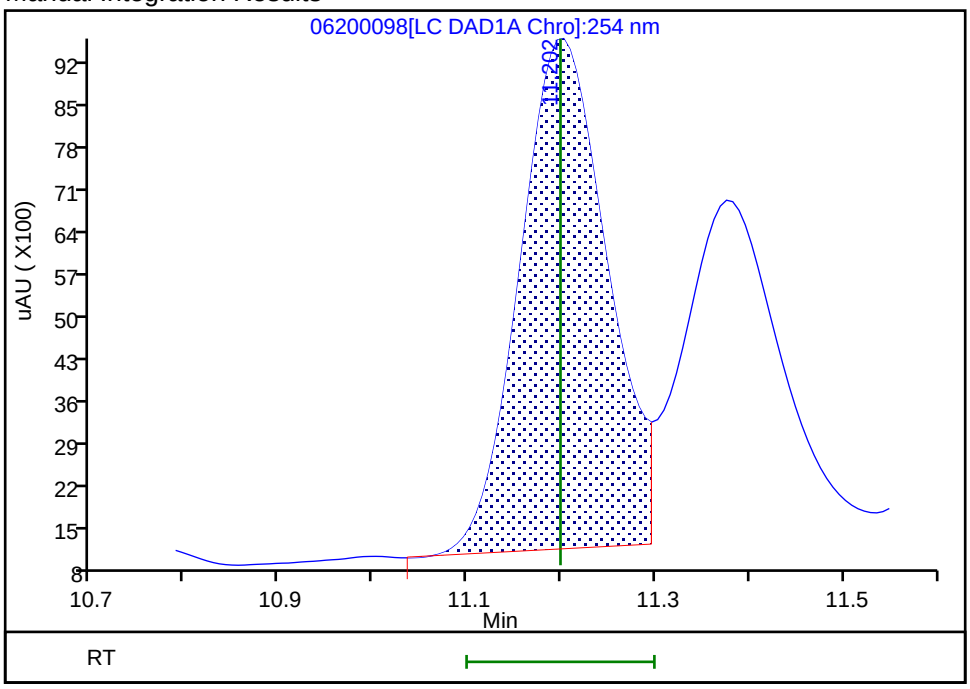

Reviewer: fiedlerh, 24-Jun-2019 09:13:29

Audit Action: Assigned New Baseline Audit Reason: Baseline Smoothing

Manual Integration/User Assign Peak Report

Eurofins TestAmerica, Denver

Data File: \\chromna\Denver\ChromData\CHHPLC_X\20190620-83048.b\06200098.D
Injection Date: 22-Jun-2019 04:49:41 Instrument ID: CHHPLC_X3
Lims ID: CCV INT
Client ID:
Operator ID: hkf ALS Bottle#: 11 Worklist Smp#: 98
Injection Vol: 100.0 ul Dil. Factor: 1.0000
Method: 8330_X3 Limit Group: GCSV - 8330
Column: UltraCarb5uODS (20) (4.60 mm) Detector LC DAD1B, 254 nm

17 4-Amino-2,6-dinitrotoluene, CAS: 19406-51-0

Signal: 1

Processing Integration Results

RT: 11.38
Area: 43495
Amount: 0.267537
Amount Units: ug/mL

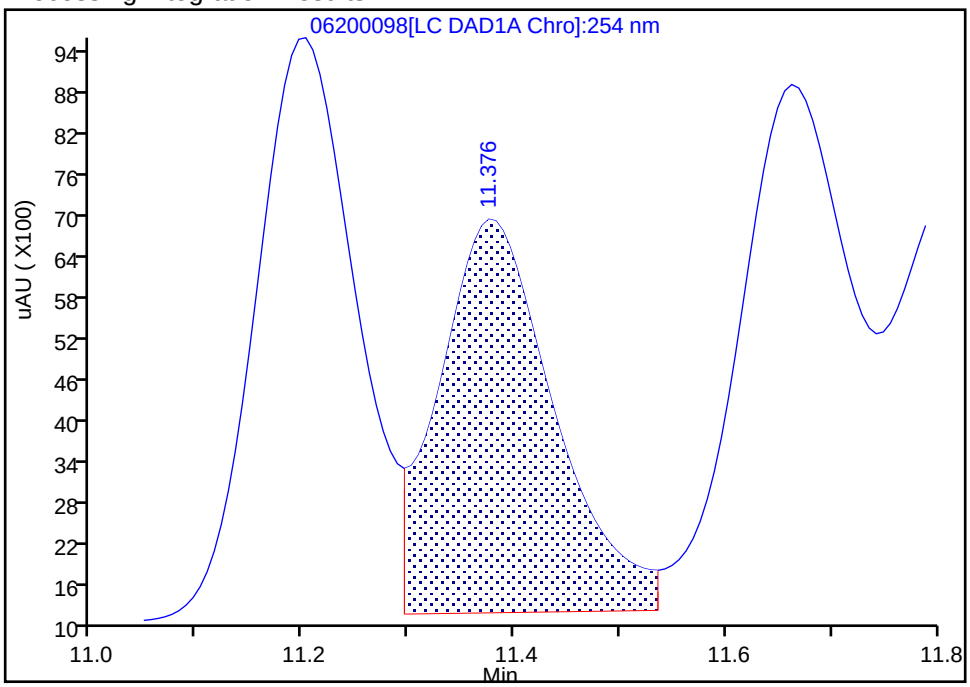

Manual Integration Results

RT: 11.38
Area: 40637
Amount: 0.249957
Amount Units: ug/mL

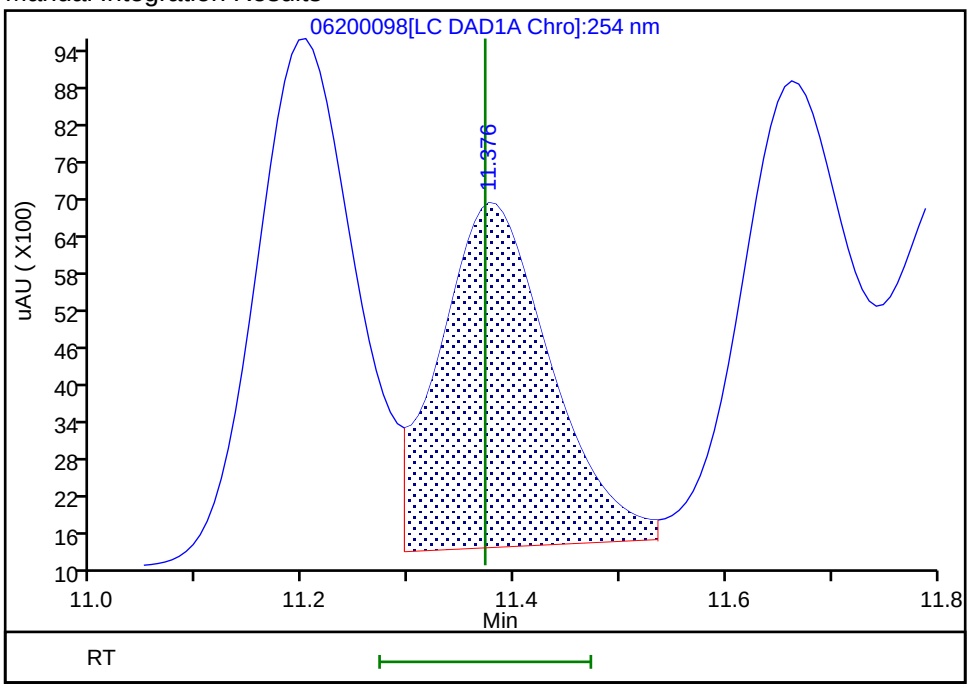

Reviewer: fiedlerh, 24-Jun-2019 09:13:29
Audit Action: Assigned New Baseline Audit Reason: Baseline Smoothing

Manual Integration/User Assign Peak Report

Eurofins TestAmerica, Denver

Data File:	\\chromna\Denver\ChromData\CHHPLC_X\20190620-83048.b\06200098.D				
Injection Date:	22-Jun-2019 04:49:41	Instrument ID:	CHHPLC_X3		
Lims ID:	CCV INT				
Client ID:					
Operator ID:	hkf	ALS Bottle#:	11	Worklist Smp#:	98
Injection Vol:	100.0 ul	Dil. Factor:	1.0000		
Method:	8330_X3	Limit Group:	GCSV - 8330		
Column:	UltraCarb5uODS (20) (4.60 mm)	Detector	LC DAD1B, 254 nm		

18 2-Amino-4,6-dinitrotoluene, CAS: 35572-78-2

Signal: 1

Processing Integration Results

RT: 11.66
Area: 54081
Amount: 0.267551
Amount Units: ug/mL

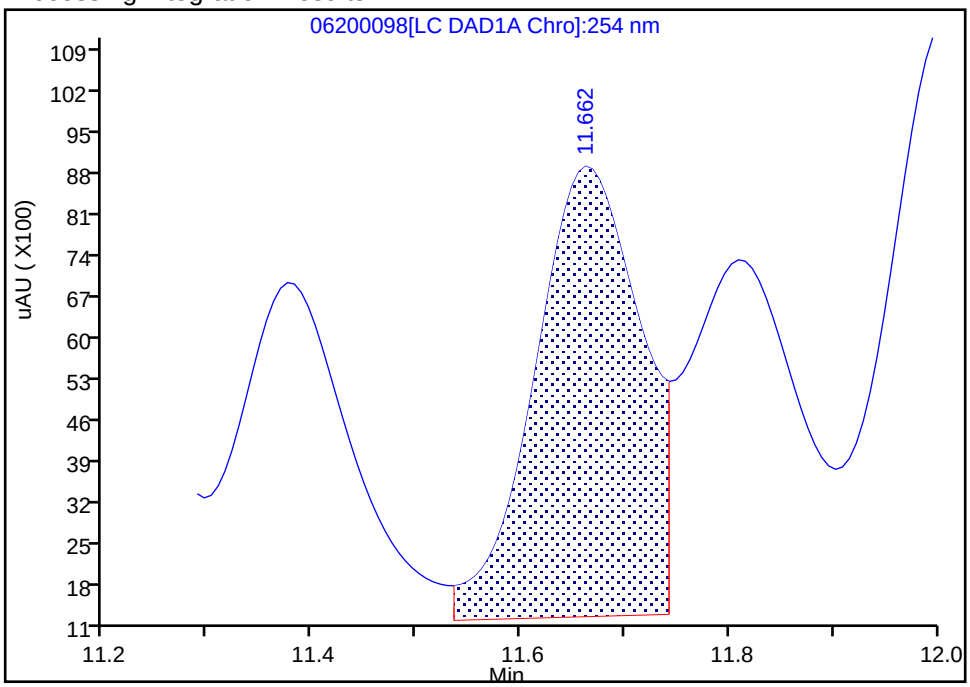

Manual Integration Results

RT: 11.66
Area: 50311
Amount: 0.248900
Amount Units: ug/mL

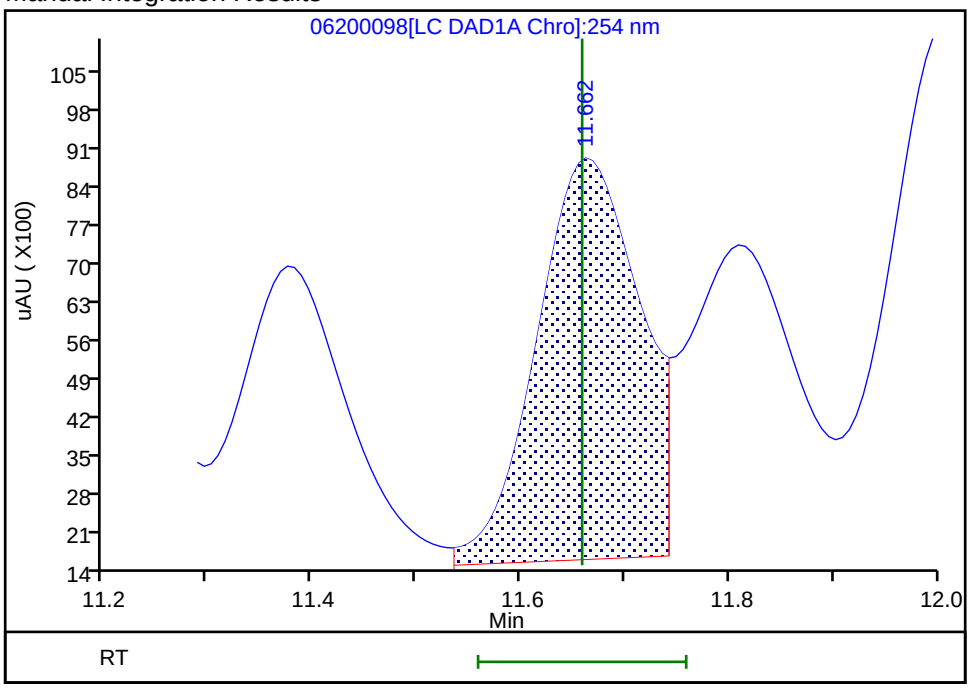

Reviewer: fiedlerh, 24-Jun-2019 09:13:29
Audit Action: Assigned New Baseline Audit Reason: Baseline Smoothing

Manual Integration/User Assign Peak Report

Eurofins TestAmerica, Denver

Data File: \\chromna\Denver\ChromData\CHHPLC_X\20190620-83048.b\06200098.D
Injection Date: 22-Jun-2019 04:49:41 Instrument ID: CHHPLC_X3
Lims ID: CCV INT
Client ID:
Operator ID: hkf ALS Bottle#: 11 Worklist Smp#: 98
Injection Vol: 100.0 ul Dil. Factor: 1.0000
Method: 8330_X3 Limit Group: GCSV - 8330
Column: UltraCarb5uODS (20) (4.60 mm) Detector LC DAD1B, 254 nm

19 2,6-Dinitrotoluene, CAS: 606-20-2

Signal: 1

Processing Integration Results

RT: 11.81
Area: 43386
Amount: 0.281961
Amount Units: ug/mL

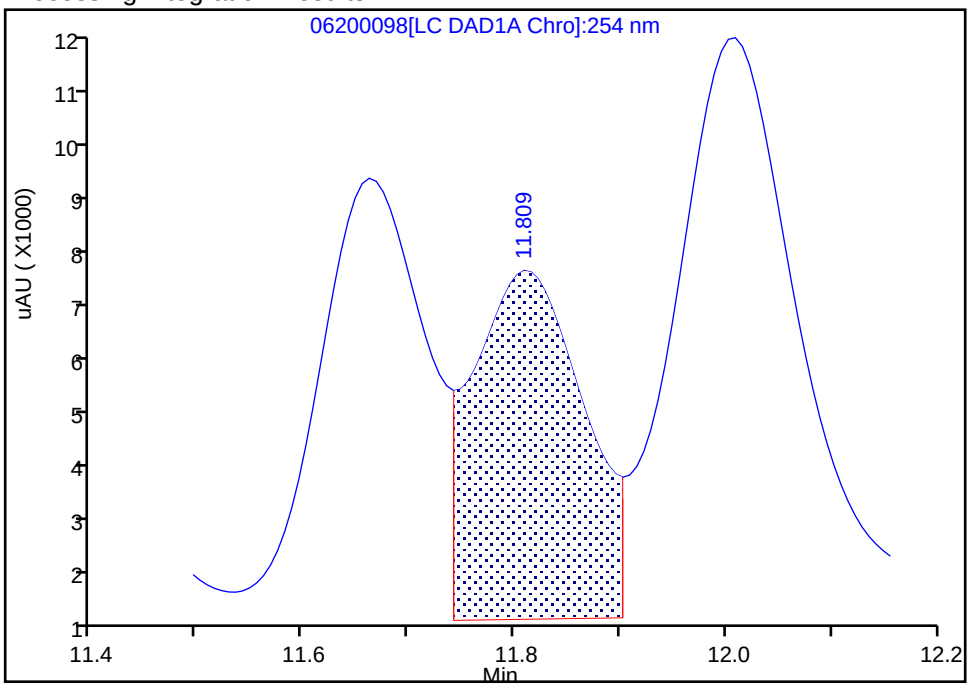

Manual Integration Results

RT: 11.81
Area: 39719
Amount: 0.258130
Amount Units: ug/mL

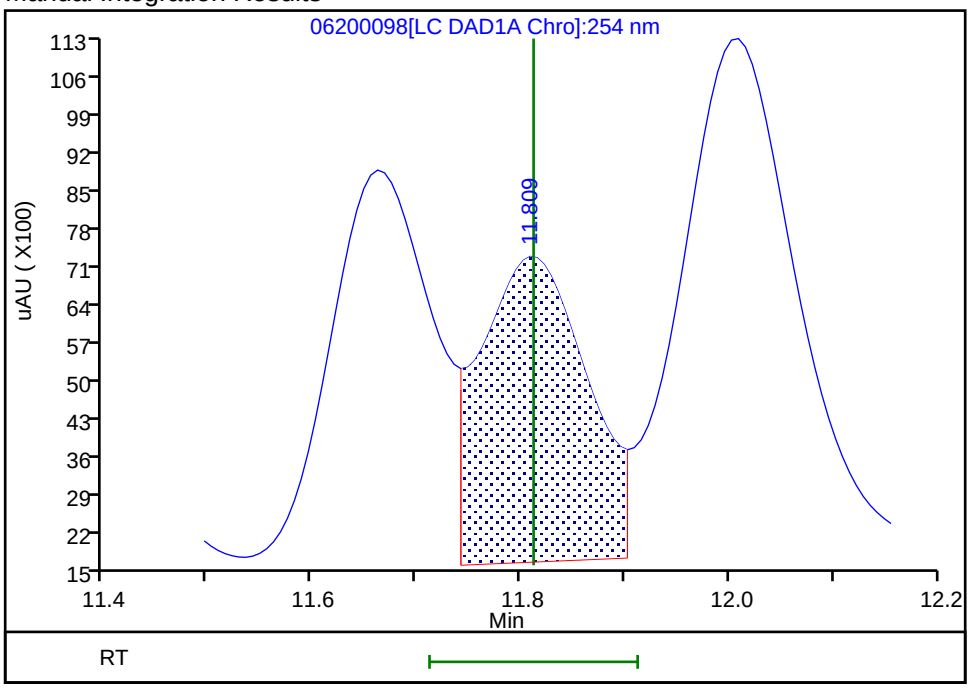

Reviewer: fiedlerh, 24-Jun-2019 09:13:29
Audit Action: Assigned New Baseline Audit Reason: Baseline Smoothing

Manual Integration/User Assign Peak Report

Eurofins TestAmerica, Denver

Data File: \\chromna\Denver\ChromData\CHHPLC_X\20190620-83048.b\06200098.D
Injection Date: 22-Jun-2019 04:49:41 Instrument ID: CHHPLC_X3
Lims ID: CCV INT
Client ID:
Operator ID: hkf ALS Bottle#: 11 Worklist Smp#: 98
Injection Vol: 100.0 ul Dil. Factor: 1.0000
Method: 8330_X3 Limit Group: GCSV - 8330
Column: UltraCarb5uODS (20) (4.60 mm) Detector LC DAD1B, 254 nm

20 2,4-Dinitrotoluene, CAS: 121-14-2

Signal: 1

Processing Integration Results

RT: 12.01
Area: 83241
Amount: 0.280618
Amount Units: ug/mL

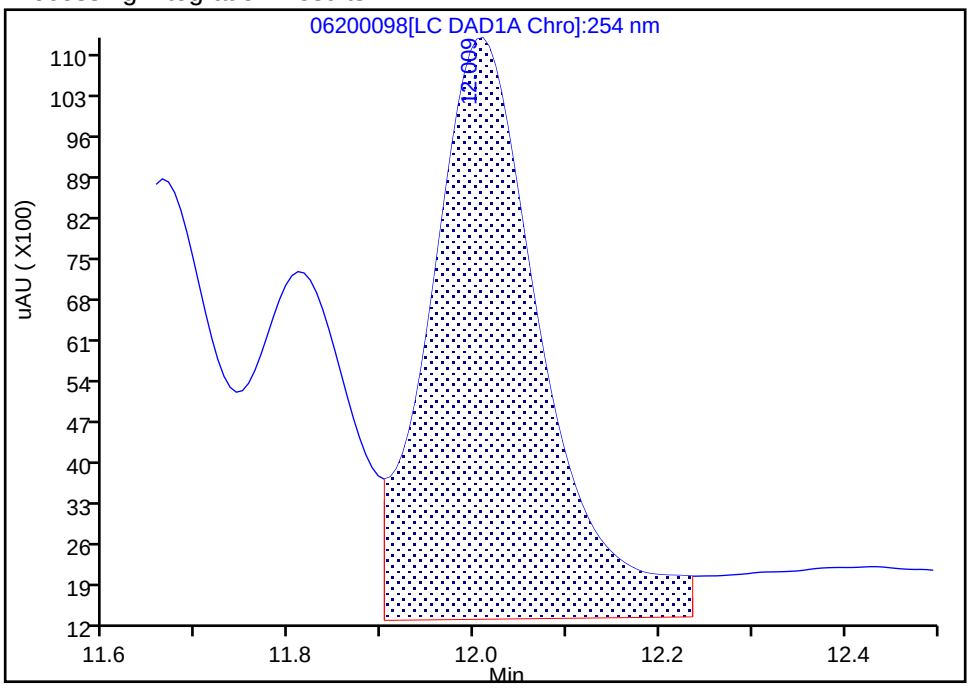

Manual Integration Results

RT: 12.01
Area: 72581
Amount: 0.244682
Amount Units: ug/mL

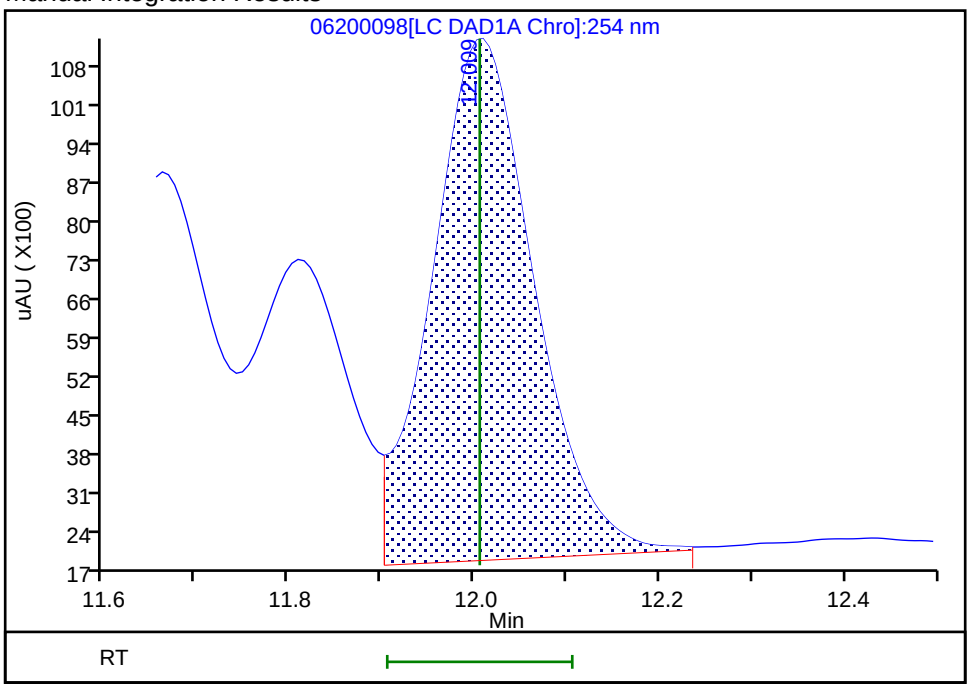

Reviewer: fiedlerh, 24-Jun-2019 09:13:29
Audit Action: Assigned New Baseline Audit Reason: Baseline Smoothing

Manual Integration/User Assign Peak Report

Eurofins TestAmerica, Denver

Data File:	\\chromna\Denver\ChromData\CHHPLC_X\20190620-83048.b\06200098.D				
Injection Date:	22-Jun-2019 04:49:41	Instrument ID:	CHHPLC_X3		
Lims ID:	CCV INT				
Client ID:					
Operator ID:	hkf	ALS Bottle#:	11	Worklist Smp#:	98
Injection Vol:	100.0 ul	Dil. Factor:	1.0000		
Method:	8330_X3	Limit Group:	GCSV - 8330		
Column:	UltraCarb5uODS (20) (4.60 mm)	Detector	LC DAD1B, 254 nm		

21 o-Nitrotoluene, CAS: 88-72-2

Signal: 1

Processing Integration Results

RT: 12.85
Area: 44213
Amount: 0.339395
Amount Units: ug/mL

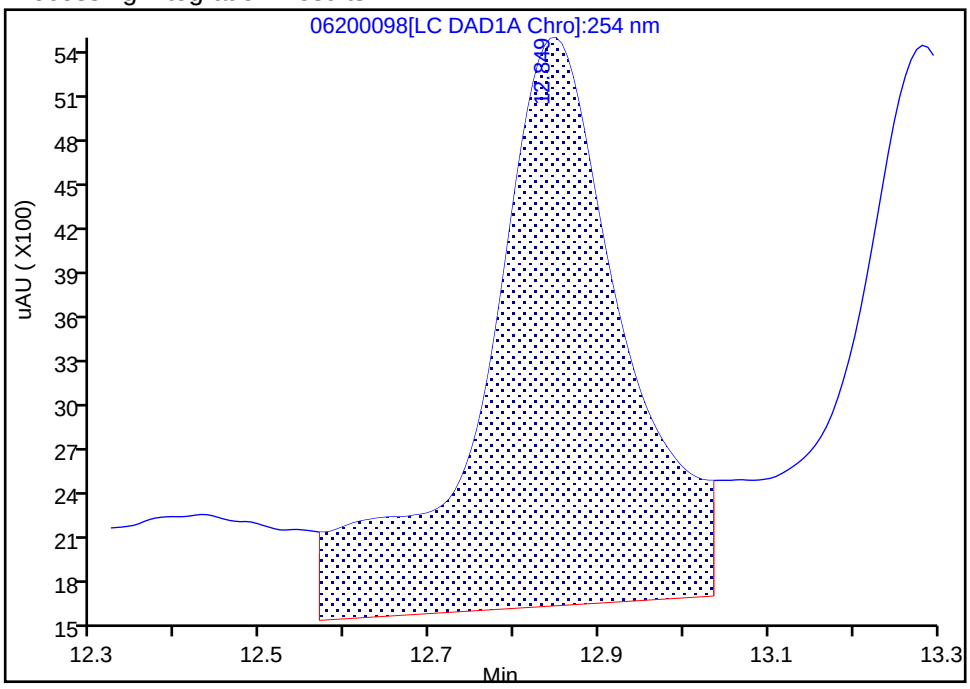

Manual Integration Results

RT: 12.85
Area: 27343
Amount: 0.209895
Amount Units: ug/mL

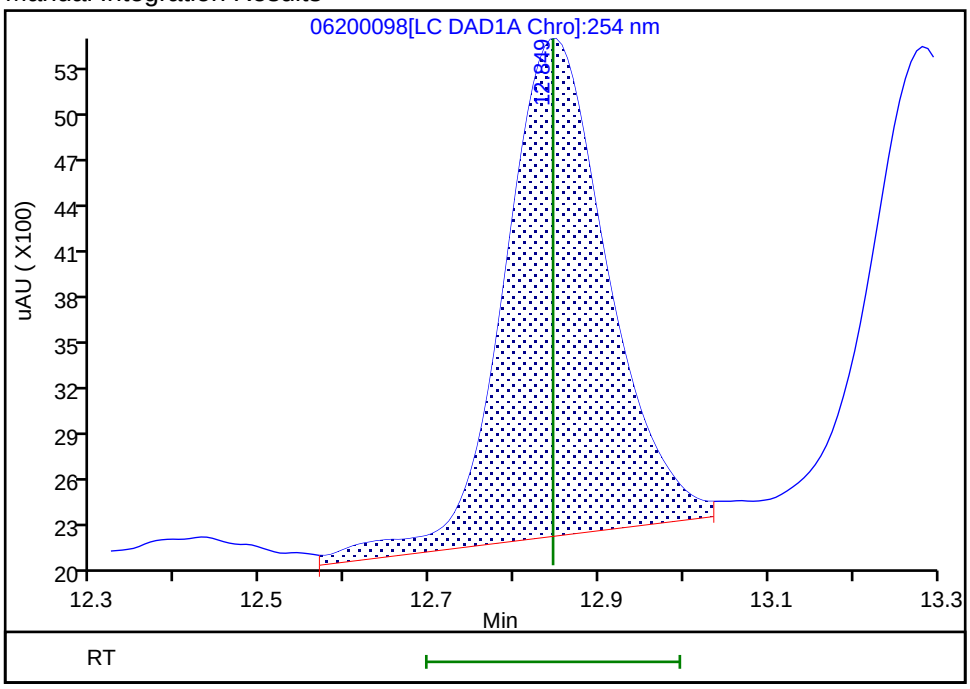

Reviewer: fiedlerh, 24-Jun-2019 09:13:04
Audit Action: Assigned New Baseline Audit Reason: Baseline Smoothing

Manual Integration/User Assign Peak Report

Eurofins TestAmerica, Denver

Data File:	\\chromna\Denver\ChromData\CHHPLC_X\20190620-83048.b\06200098.D				
Injection Date:	22-Jun-2019 04:49:41	Instrument ID:	CHHPLC_X3		
Lims ID:	CCV INT				
Client ID:					
Operator ID:	hkf	ALS Bottle#:	11	Worklist Smp#:	98
Injection Vol:	100.0 ul	Dil. Factor:	1.0000		
Method:	8330_X3	Limit Group:	GCSV - 8330		
Column:	UltraCarb5uODS (20) (4.60 mm)	Detector	LC DAD1B, 254 nm		

22 p-Nitrotoluene, CAS: 99-99-0

Signal: 1

Processing Integration Results

RT: 13.28
Area: 48622
Amount: 0.430903
Amount Units: ug/mL

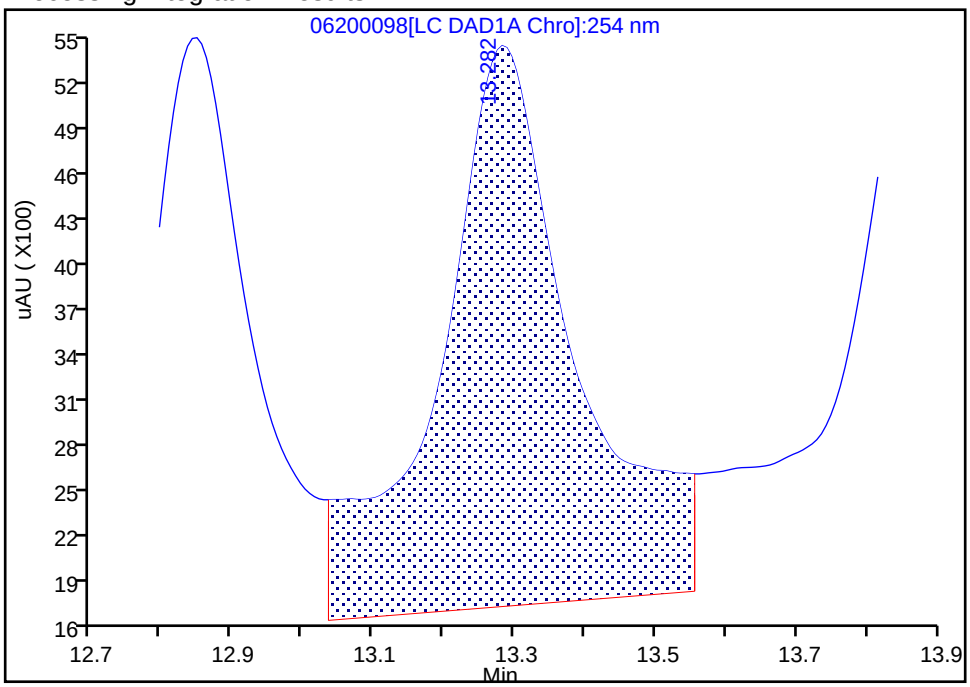

Manual Integration Results

RT: 13.28
Area: 25347
Amount: 0.224633
Amount Units: ug/mL

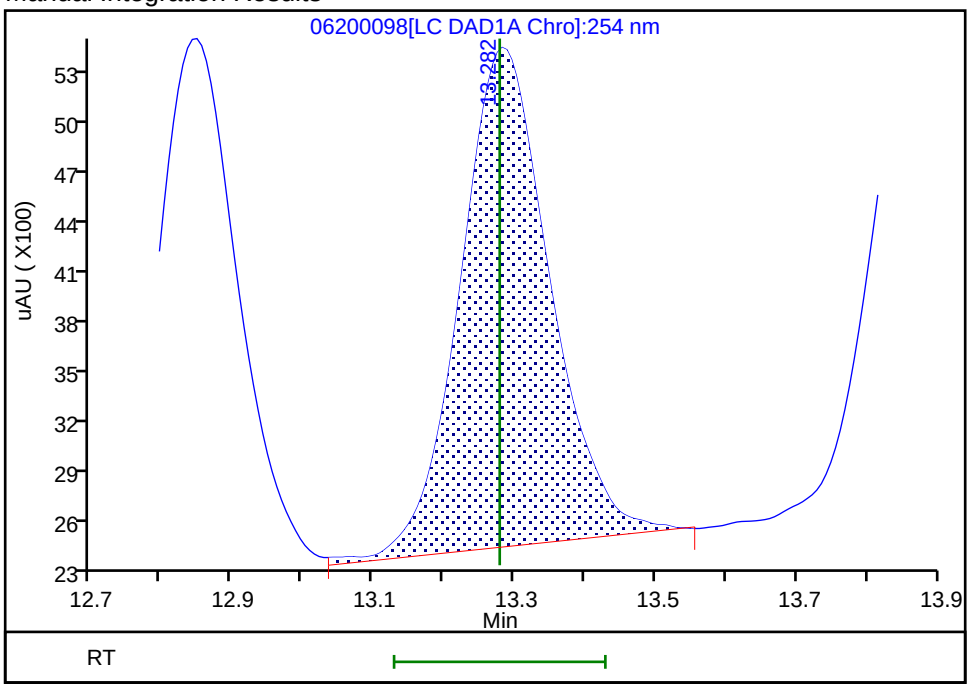

Reviewer: fiedlerh, 24-Jun-2019 09:12:57

Audit Action: Assigned New Baseline Audit Reason: Baseline Smoothing

Manual Integration/User Assign Peak Report

Eurofins TestAmerica, Denver

Data File: \\chromna\Denver\ChromData\CHHPLC_X\20190620-83048.b\06200098.D
Injection Date: 22-Jun-2019 04:49:41 Instrument ID: CHHPLC_X3
Lims ID: CCV INT
Client ID:
Operator ID: hkf ALS Bottle#: 11 Worklist Smp#: 98
Injection Vol: 100.0 ul Dil. Factor: 1.0000
Method: 8330_X3 Limit Group: GCSV - 8330
Column: UltraCarb5uODS (20) (4.60 mm) Detector LC DAD1B, 254 nm

23 m-Nitrotoluene, CAS: 99-08-1

Signal: 1

Processing Integration Results

RT: 13.88
Area: 56717
Amount: 0.386373
Amount Units: ug/mL

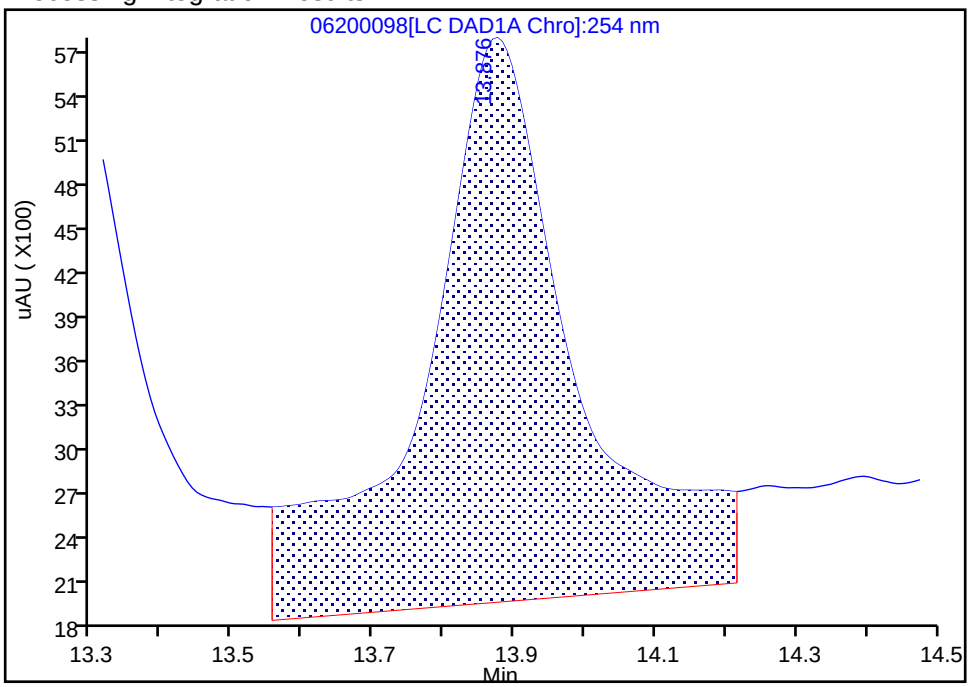

Manual Integration Results

RT: 13.88
Area: 31254
Amount: 0.212911
Amount Units: ug/mL

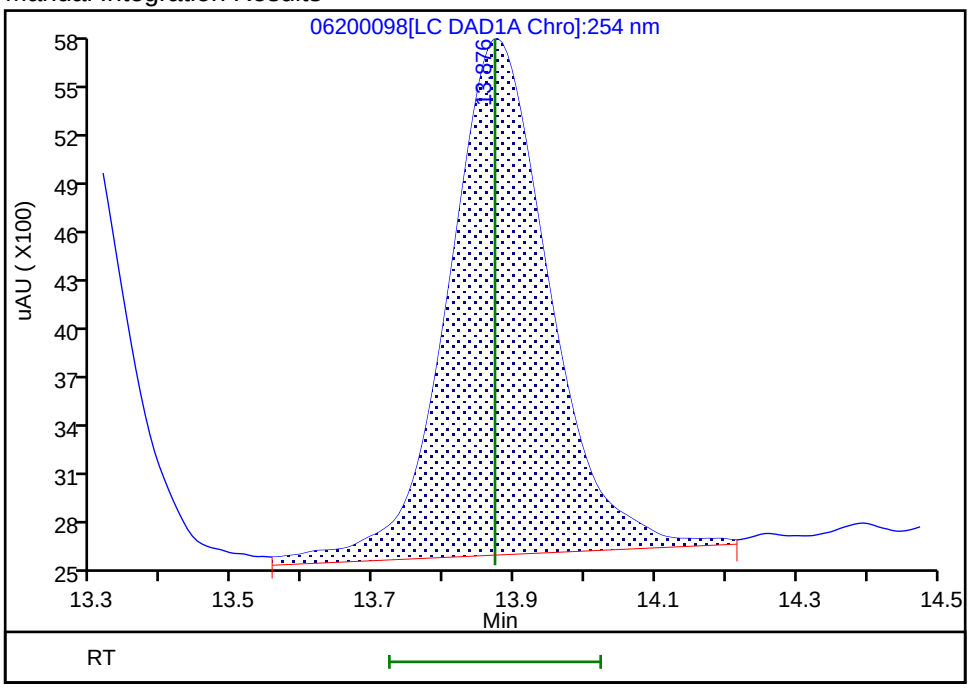

Reviewer: fiedlerh, 24-Jun-2019 09:13:16
Audit Action: Assigned New Baseline Audit Reason: Baseline Smoothing

FORM VII
HPLC/IC CONTINUING CALIBRATION DATA

Lab Name: Eurofins TestAmerica, Denver Job No.: 280-124986-1

SDG No.:

Lab Sample ID: CCV 280-462202/100 Calibration Date: 06/22/2019 05:36

Instrument ID: CHHPLC_X3 Calib Start Date: 06/21/2019 00:29

GC Column: UltraCarb5uODS ID: 4.60(mm) Calib End Date: 06/21/2019 03:13

Lab File ID: 06200100.D Conc. Units: ug/L

ANALYTE	CURVE TYPE	AVE CF	CF	MIN CF	CALC AMOUNT	SPIKE AMOUNT	%D	MAX %D
TNX	Ave	209918	208500		249	250	-0.7	15.0
DNX	Ave	152203	152460		251	250	0.2	15.0
MNX	Ave	144959	130660		263	292	-9.9	15.0

FORM VII
HPLC/IC CONTINUING CALIBRATION RETENTION TIME SUMMARY

Lab Name: Eurofins TestAmerica, Denver Job No.: 280-124986-1

SDG No.:

Lab Sample ID: CCV 280-462202/100 Calibration Date: 06/22/2019 05:36

Instrument ID: CHHPLC_X3 Calib Start Date: 06/21/2019 00:29

GC Column: UltraCarb5uODS ID: 4.60(mm) Calib End Date: 06/21/2019 03:13

Lab File ID: 06200100.D

Analyte	RT	RT WINDOW	
		FROM	TO
TNX	6.54	6.45	6.65
DNX	6.87	6.77	6.97
MNX	7.33	7.19	7.49

Eurofins TestAmerica, Denver
Target Compound Quantitation Report

Data File:	\\chromna\Denver\ChromData\CHHPLC_X\20190620-83048.b\06200100.D				
Lims ID:	CCV DMT				
Client ID:					
Sample Type:	CCV				
Inject. Date:	22-Jun-2019 05:36:35	ALS Bottle#:	29	Worklist Smp#:	100
Injection Vol:	100.0 ul	Dil. Factor:	1.0000		
Sample Info:	CCV DMT				
Misc. Info.:	280-0083048-100				
Operator ID:	hkf	Instrument ID:	CHHPLC_X3		
Sublist:	chrom-8330_X3*sub17				
Method:	\\chromna\Denver\ChromData\CHHPLC_X\20190620-83048.b\8330_X3.m				
Limit Group:	GCSV - 8330				
Last Update:	24-Jun-2019 09:27:08	Calib Date:	21-Jun-2019 03:13:40		
Integrator:	Falcon				
Quant Method:	External Standard	Quant By:	Initial Calibration		
Last ICal File:	\\chromna\Denver\ChromData\CHHPLC_X\20190620-83048.b\06200032.D				
Column 1 :	UltraCarb5uODS (20) (4.60 mm)		Det: LC DAD1B, 254 nm		
Process Host:	CTX0327				

Compound	Det	RT (min.)	Exp RT (min.)	Dlt RT (min.)	Response	Cal Amt ug/mL	OnCol Amt ug/mL	Flags
2 TNX	1	6.544	6.546	-0.002	52177	0.2503	0.2486	
5 DNX	1	6.870	6.873	-0.003	38153	0.2503	0.2507	
6 MNX	1	7.330	7.339	-0.009	38120	0.2918	0.2630	

Reagents:

8330 DMT_00002 Amount Added: 12.50 Units: uL

Report Date: 24-Jun-2019 09:27:08 Chrom Revision: 2.3 20-Jun-2019 20:50:56

Eurofins TestAmerica, Denver

Data File: \\chromna\Denver\ChromData\CHHPLC_X\20190620-83048.b\06200100.D

Injection Date:	22-Jun-2019 05:36:35	Instrument ID:	CHHPLC_X3	Operator ID:	hkf
Lims ID:	CCV DMT			Worklist Smp#:	100
Client ID:					
Injection Vol:	100.0 ul	Dil. Factor:	1.0000	ALS Bottle#:	29
Method:	8330_X3	Limit Group:	GCSV - 8330		

Column: UltraCarb5uODS (20) (4.60 mm) Y Scaling: Method Defined: Scale to the Nth Largest Target: 1

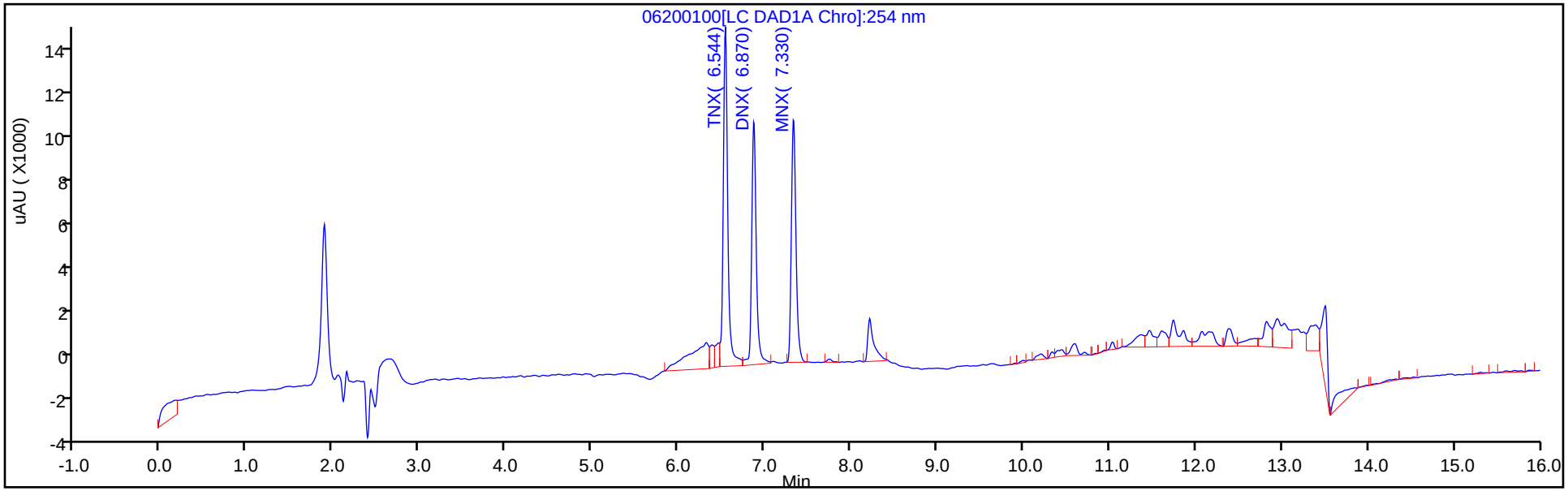

Y Scaling: Method Defined: Scale to the Nth Largest Target: 1

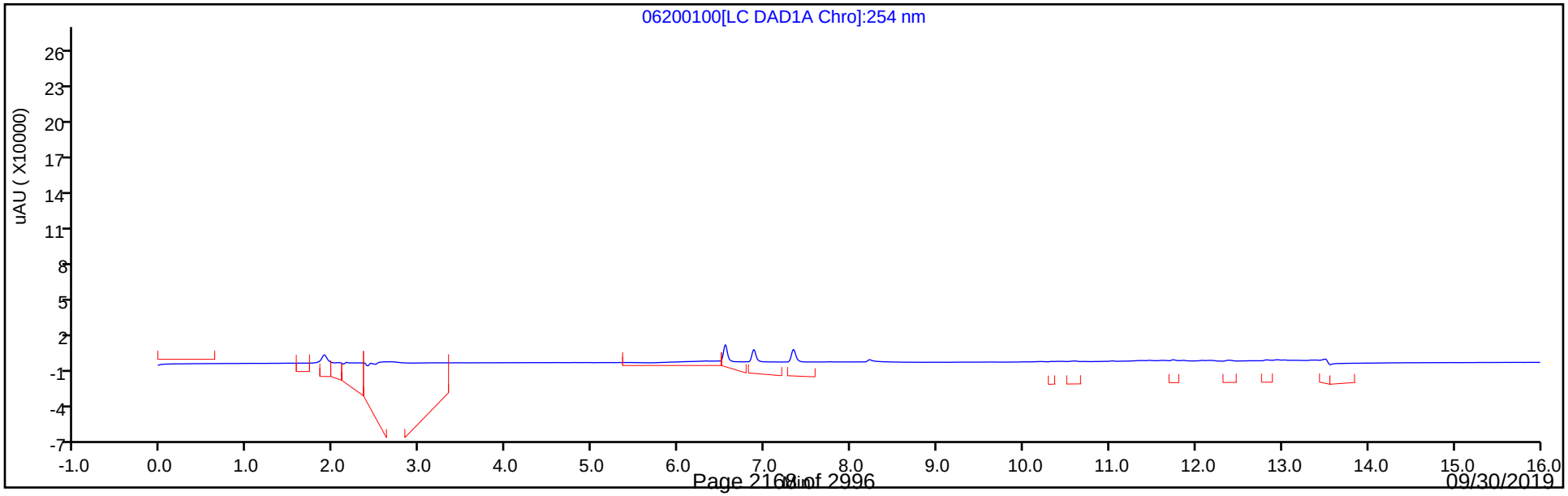

FORM VII
HPLC/IC CONTINUING CALIBRATION DATA

Lab Name: Eurofins TestAmerica, Denver Job No.: 280-124986-1

SDG No.:

Lab Sample ID: CCV 280-462823/7 Calibration Date: 06/26/2019 19:08

Instrument ID: CHHPLC_X3 Calib Start Date: 06/20/2019 17:32

GC Column: UltraCarb5uODS ID: 4.60(mm) Calib End Date: 06/20/2019 20:15

Lab File ID: 06260007.D Conc. Units: ug/L

ANALYTE	CURVE TYPE	AVE CF	CF	MIN CF	CALC AMOUNT	SPIKE AMOUNT	%D	MAX %D
HMX	Ave	88828	96104		270	250	8.2	15.0
RDX	Ave	104727	115268		275	250	10.1	15.0
Picric acid	Ave	83267	88980		267	250	6.9	15.0
1,3,5-Trinitrobenzene	Ave	233193	257116		276	250	10.3	15.0
1,3-Dinitrobenzene	Ave	305370	327704		269	250	7.3	15.0
Nitrobenzene	Ave	195147	209146		268	251	7.2	15.0
Tetryl	Ave	163651	172644		264	250	5.5	15.0
Nitroglycerin	Ave	69600	76960		2760	2500	10.6	15.0
2,4,6-Trinitrotoluene	Ave	219628	236586		270	251	7.7	15.0
4-Amino-2,6-dinitrotoluene	Ave	162576	174465		269	251	7.3	15.0
2-Amino-4,6-dinitrotoluene	Ave	202133	217639		270	251	7.7	15.0
2,6-Dinitrotoluene	Ave	153872	164857		269	251	7.1	15.0
2,4-Dinitrotoluene	Ave	296634	319393		270	251	7.7	15.0
2-Nitrotoluene	Ave	130270	143043		275	251	9.8	15.0
4-Nitrotoluene	Ave	112838	126745		282	251	12.3	15.0
3-Nitrotoluene	Ave	146794	170888		292	251	16.4*	15.0
PETN	Ave	71730	81229		2830	2500	13.2	15.0
1,2-Dinitrobenzene	Ave	135899	145896		268	250	7.4	15.0

FORM VII
HPLC/IC CONTINUING CALIBRATION RETENTION TIME SUMMARY

Lab Name: Eurofins TestAmerica, Denver Job No.: 280-124986-1

SDG No.:

Lab Sample ID: CCV 280-462823/7 Calibration Date: 06/26/2019 19:08

Instrument ID: CHHPLC_X3 Calib Start Date: 06/20/2019 17:32

GC Column: UltraCarb5uODS ID: 4.60(mm) Calib End Date: 06/20/2019 20:15

Lab File ID: 06260007.D

Analyte	RT	RT WINDOW	
		FROM	TO
HMX	6.65	6.50	6.80
RDX	7.77	7.62	7.92
Picric acid	8.23	8.08	8.38
1,3,5-Trinitrobenzene	8.91	8.76	9.06
1,3-Dinitrobenzene	9.57	9.42	9.72
Nitrobenzene	9.96	9.81	10.11
Tetryl	10.29	10.14	10.44
Nitroglycerin	10.79	10.64	10.94
2,4,6-Trinitrotoluene	11.25	11.15	11.35
4-Amino-2,6-dinitrotoluene	11.43	11.33	11.53
2-Amino-4,6-dinitrotoluene	11.73	11.63	11.83
2,6-Dinitrotoluene	11.85	11.75	11.95
2,4-Dinitrotoluene	12.05	11.95	12.15
2-Nitrotoluene	12.89	12.74	13.04
4-Nitrotoluene	13.33	13.18	13.48
3-Nitrotoluene	13.93	13.78	14.08
PETN	15.03	14.88	15.18
1,2-Dinitrobenzene	8.75	8.60	8.90

Eurofins TestAmerica, Denver
Target Compound Quantitation Report

Data File: \\chromna\Denver\ChromData\CHHPLC_X\20190626-83230.b\06260007.D
Lims ID: CCV INT
Client ID:
Sample Type: CCV
Inject. Date: 26-Jun-2019 19:08:47 ALS Bottle#: 7 Worklist Smp#: 7
Injection Vol: 100.0 ul Dil. Factor: 1.0000
Sample Info: CCV INT
Misc. Info.: 280-0083230-007
Operator ID: hkf Instrument ID: CHHPLC_X3
Sublist: chrom-8330_X3*sub9

Method: \\chromna\Denver\ChromData\CHHPLC_X\20190626-83230.b\8330_X3.m
Limit Group: GCSV - 8330
Last Update: 27-Jun-2019 09:04:14 Calib Date: 21-Jun-2019 03:13:40
Integrator: Falcon
Quant Method: External Standard Quant By: Initial Calibration
Last ICal File: \\chromna\Denver\ChromData\CHHPLC_X\20190620-83048.b\06200032.D

Column 1 : UltraCarb5uODS (20) (4.60 mm) Det: LC DAD1B, 254 nm
Process Host: CTX0334

First Level Reviewer: fiedlerh Date: 27-Jun-2019 08:42:45

Compound	Det	RT (min.)	Exp RT (min.)	Dlt RT (min.)	Response	Cal Amt ug/mL	OnCol Amt ug/mL	Flags
3 HMX	1	6.654	6.654	0.000	24026	0.2500	0.2705	
7 RDX	1	7.774	7.774	0.000	28817	0.2500	0.2752	
8 2,4,6-Trinitrophenol	1	8.227	8.227	0.000	22245	0.2500	0.2672	
$ 9 1,2-Dinitrobenzene	1	8.754	8.754	0.000	36474	0.2500	0.2684	
10 1,3,5-Trinitrobenzene	1	8.914	8.914	0.000	64279	0.2500	0.2756	
11 1,3-Dinitrobenzene	1	9.574	9.574	0.000	82008	0.2503	0.2686	
12 Nitrobenzene	1	9.960	9.960	0.000	52391	0.2505	0.2685	
14 Tetryl	1	10.287	10.287	0.000	43161	0.2500	0.2637	
15 Nitroglycerin	2	10.794	10.794	0.000	192400	2.50	2.76	
16 2,4,6-Trinitrotoluene	1	11.247	11.247	0.000	59383	0.2510	0.2704	
17 4-Amino-2,6-dinitrotoluene	1	11.434	11.434	0.000	43747	0.2508	0.2691	
18 2-Amino-4,6-dinitrotoluene	1	11.727	11.727	0.000	54573	0.2508	0.2700	
19 2,6-Dinitrotoluene	1	11.854	11.854	0.000	41338	0.2508	0.2687	
20 2,4-Dinitrotoluene	1	12.054	12.054	0.000	80008	0.2505	0.2697	
21 o-Nitrotoluene	1	12.894	12.894	0.000	35868	0.2508	0.2753	
22 p-Nitrotoluene	1	13.334	13.334	0.000	31813	0.2510	0.2819	
23 m-Nitrotoluene	1	13.934	13.934	0.000	42893	0.2510	0.2922	
24 PETN	2	15.027	15.027	0.000	203072	2.50	2.83	

Reagents:

8330IntermStk_00058 Amount Added: 12.50 Units: uL

Report Date: 27-Jun-2019 09:04:14 Chrom Revision: 2.3 20-Jun-2019 20:50:56

Eurofins TestAmerica, Denver

Data File: \\chromna\Denver\ChromData\CHHPLC_X\20190626-83230.b\06260007.D

Injection Date:	26-Jun-2019 19:08:47	Instrument ID:	CHHPLC_X3	Operator ID:	hkf
Lims ID:	CCV INT			Worklist Smp#:	7
Client ID:					
Injection Vol:	100.0 ul	Dil. Factor:	1.0000	ALS Bottle#:	7
Method:	8330_X3	Limit Group:	GCSV - 8330		

Column: UltraCarb5uODS (20) (4.60 mm) Y Scaling: Method Defined: Scale to the Nth Largest Target: 1

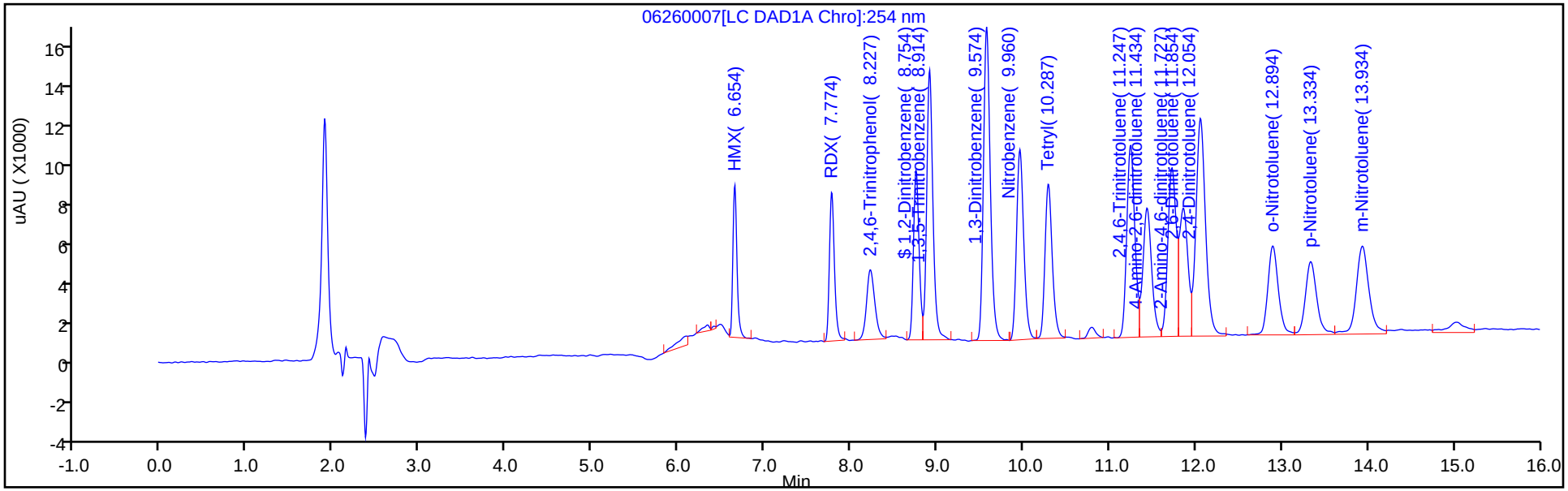

Y Scaling: Method Defined: Scale to the Nth Largest Target: 1

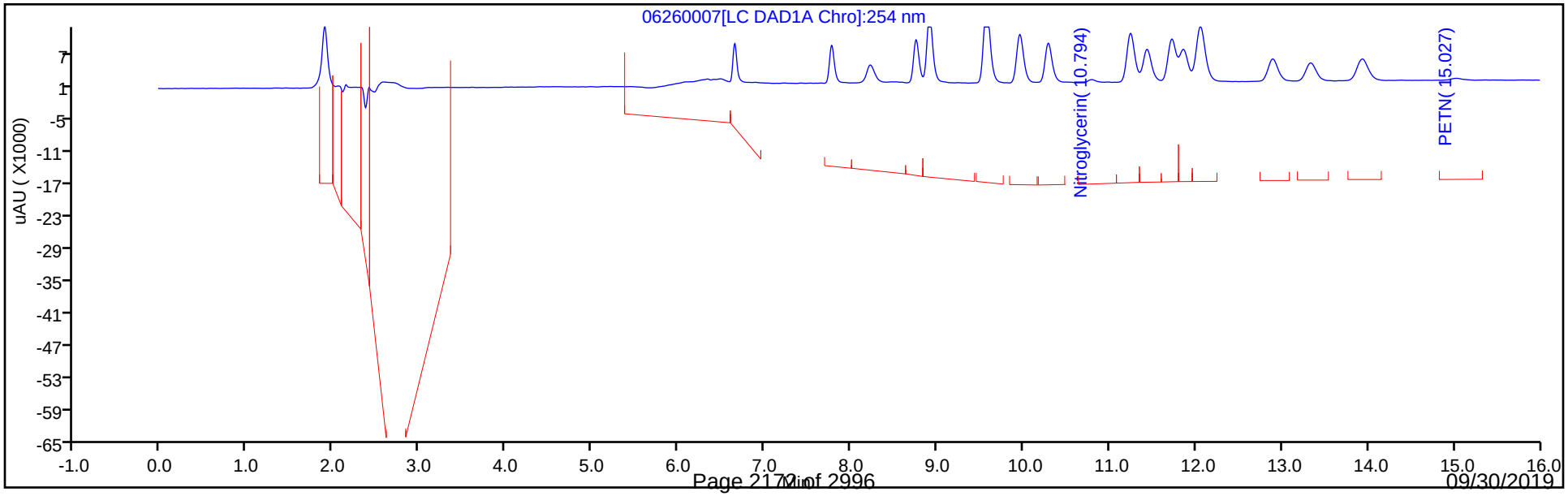

FORM VII
HPLC/IC CONTINUING CALIBRATION DATA

Lab Name: Eurofins TestAmerica, Denver Job No.: 280-124986-1

SDG No.:

Lab Sample ID: CCV 280-462823/9 Calibration Date: 06/26/2019 19:56

Instrument ID: CHHPLC_X3 Calib Start Date: 06/21/2019 00:29

GC Column: UltraCarb5uODS ID: 4.60(mm) Calib End Date: 06/21/2019 03:13

Lab File ID: 06260009.D Conc. Units: ug/L

ANALYTE	CURVE TYPE	AVE CF	CF	MIN CF	CALC AMOUNT	SPIKE AMOUNT	%D	MAX %D
TNX	Ave	209918	231588		276	250	10.3	15.0
DNX	Ave	152203	163029		268	250	7.1	15.0
MNX	Ave	144959	148836		300	292	2.7	15.0

FORM VII
HPLC/IC CONTINUING CALIBRATION RETENTION TIME SUMMARY

Lab Name: Eurofins TestAmerica, Denver Job No.: 280-124986-1

SDG No.:

Lab Sample ID: CCV 280-462823/9 Calibration Date: 06/26/2019 19:56

Instrument ID: CHHPLC_X3 Calib Start Date: 06/21/2019 00:29

GC Column: UltraCarb5uODS ID: 4.60(mm) Calib End Date: 06/21/2019 03:13

Lab File ID: 06260009.D

Analyte	RT	RT WINDOW	
		FROM	TO
TNX	6.56	6.45	6.65
DNX	6.89	6.79	6.99
MNX	7.36	7.21	7.51

Eurofins TestAmerica, Denver
Target Compound Quantitation Report

Data File: \\chromna\Denver\ChromData\CHHPLC_X\20190626-83230.b\06260009.D
Lims ID: CCV DMT
Client ID:
Sample Type: CCV
Inject. Date: 26-Jun-2019 19:56:43 ALS Bottle#: 9 Worklist Smp#: 9
Injection Vol: 100.0 ul Dil. Factor: 1.0000
Sample Info: CCV DMT
Misc. Info.: 280-0083230-009
Operator ID: hkf Instrument ID: CHHPLC_X3
Sublist: chrom-8330_X3*sub17

Method: \\chromna\Denver\ChromData\CHHPLC_X\20190626-83230.b\8330_X3.m
Limit Group: GCSV - 8330
Last Update: 27-Jun-2019 09:04:17 Calib Date: 21-Jun-2019 03:13:40
Integrator: Falcon
Quant Method: External Standard Quant By: Initial Calibration
Last ICal File: \\chromna\Denver\ChromData\CHHPLC_X\20190620-83048.b\06200032.D

Column 1 : UltraCarb5uODS (20) (4.60 mm) Det: LC DAD1B, 254 nm
Process Host: CTX0334

First Level Reviewer: fiedlerh Date: 27-Jun-2019 08:43:15

Compound	Det	RT (min.)	Exp RT (min.)	Dlt RT (min.)	Response	Cal Amt ug/mL	OnCol Amt ug/mL	Flags
2 TNX	1	6.559	6.549	0.010	57955	0.2503	0.2761	M
5 DNX	1	6.892	6.889	0.003	40798	0.2503	0.2681	M
6 MNX	1	7.359	7.356	0.003	43423	0.2918	0.2996	

QC Flag Legend

Review Flags
M - Manually Integrated

Reagents:

8330 DMT_00002 Amount Added: 12.50 Units: uL

Report Date: 27-Jun-2019 09:04:18 Chrom Revision: 2.3 20-Jun-2019 20:50:56

Eurofins TestAmerica, Denver

Data File: \\chromna\Denver\ChromData\CHHPLC_X\20190626-83230.b\06260009.D

Injection Date:	26-Jun-2019 19:56:43	Instrument ID:	CHHPLC_X3	Operator ID:	hkf
Lims ID:	CCV DMT			Worklist Smp#:	9
Client ID:					
Injection Vol:	100.0 ul	Dil. Factor:	1.0000	ALS Bottle#:	9
Method:	8330_X3	Limit Group:	GCSV - 8330		

Column: UltraCarb5uODS (20) (4.60 mm) Y Scaling: Method Defined: Scale to the Nth Largest Target: 1

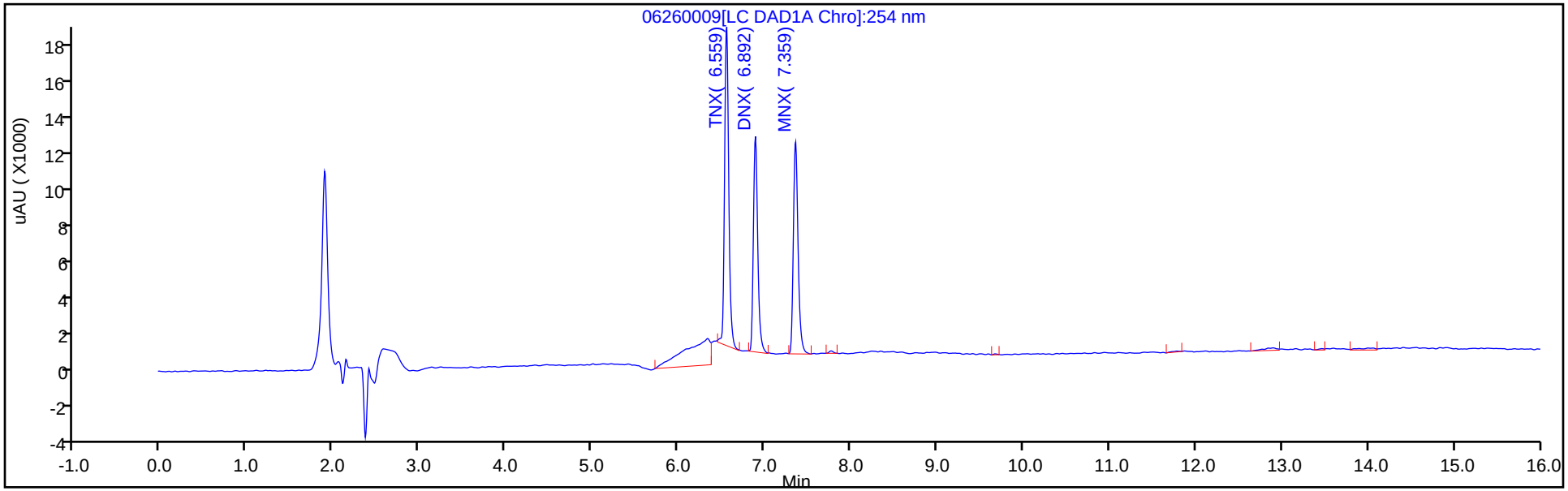

Y Scaling: Method Defined: Scale to the Nth Largest Target: 1

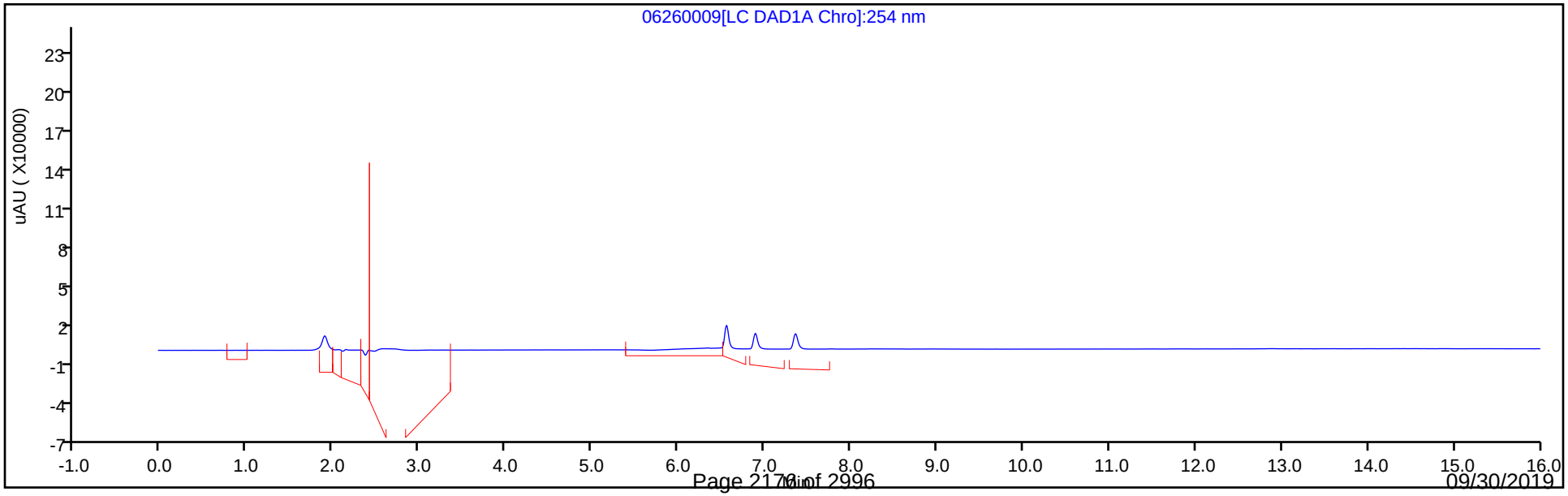

Manual Integration/User Assign Peak Report

Eurofins TestAmerica, Denver

Data File:	\\chromna\Denver\ChromData\CHHPLC_X\20190626-83230.b\06260009.D				
Injection Date:	26-Jun-2019 19:56:43	Instrument ID:	CHHPLC_X3		
Lims ID:	CCV DMT				
Client ID:					
Operator ID:	hkf	ALS Bottle#:	9	Worklist Smp#:	9
Injection Vol:	100.0 ul	Dil. Factor:	1.0000		
Method:	8330_X3	Limit Group:	GCSV - 8330		
Column:	UltraCarb5uODS (20) (4.60 mm)	Detector	LC DAD1B, 254 nm		

2 TNX, CAS: 13980-04-6

Signal: 1

Processing Integration Results

RT: 6.56
Area: 76671
Amount: 0.365242
Amount Units: ug/mL

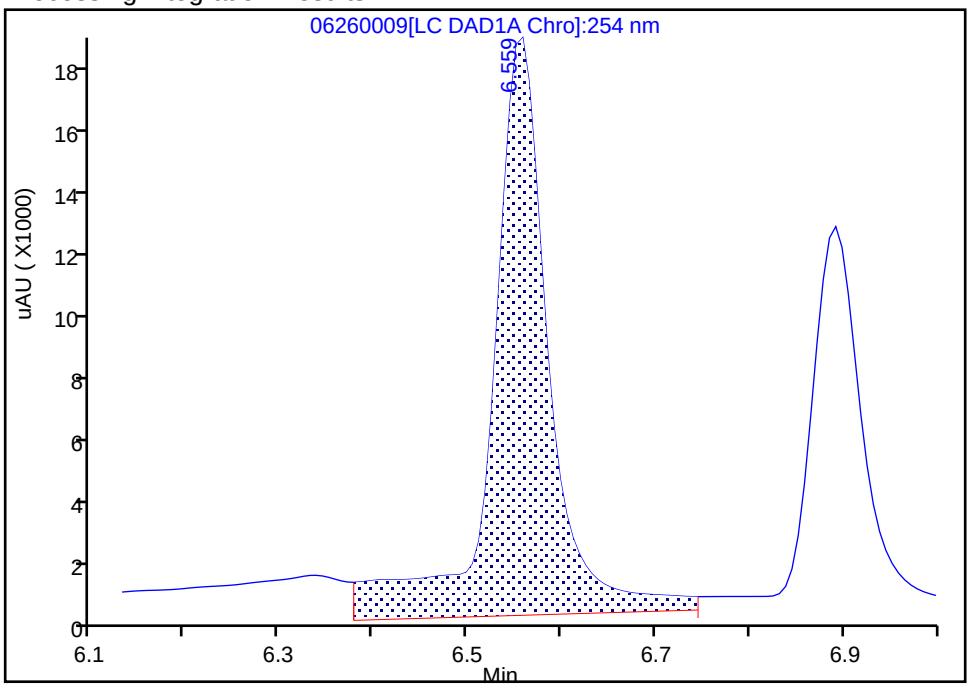

Manual Integration Results

RT: 6.56
Area: 57955
Amount: 0.276084
Amount Units: ug/mL

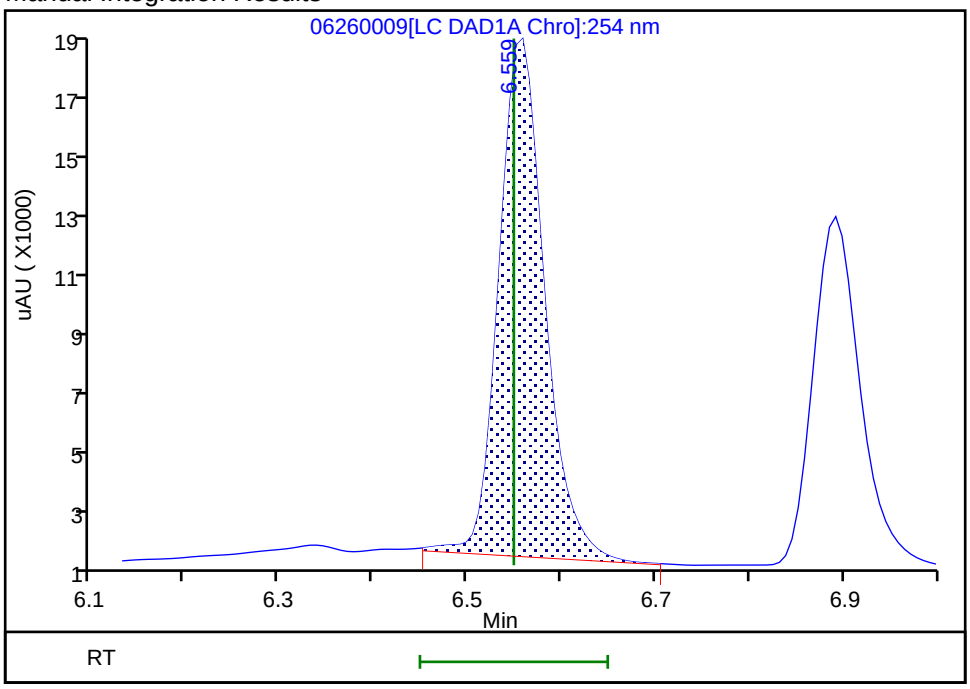

Reviewer: fiedlerh, 27-Jun-2019 08:43:10

Audit Action: Manually Integrated Audit Reason: Baseline Smoothing

Manual Integration/User Assign Peak Report

Eurofins TestAmerica, Denver

Data File:	\\chromna\Denver\ChromData\CHHPLC_X\20190626-83230.b\06260009.D				
Injection Date:	26-Jun-2019 19:56:43	Instrument ID:	CHHPLC_X3		
Lims ID:	CCV DMT				
Client ID:					
Operator ID:	hkf	ALS Bottle#:	9	Worklist Smp#:	9
Injection Vol:	100.0 ul	Dil. Factor:	1.0000		
Method:	8330_X3	Limit Group:	GCSV - 8330		
Column:	UltraCarb5uODS (20) (4.60 mm)	Detector	LC DAD1B, 254 nm		

5 DNX, CAS: 80251-29-2

Signal: 1

Processing Integration Results

RT: 6.89
Area: 45326
Amount: 0.297800
Amount Units: ug/mL

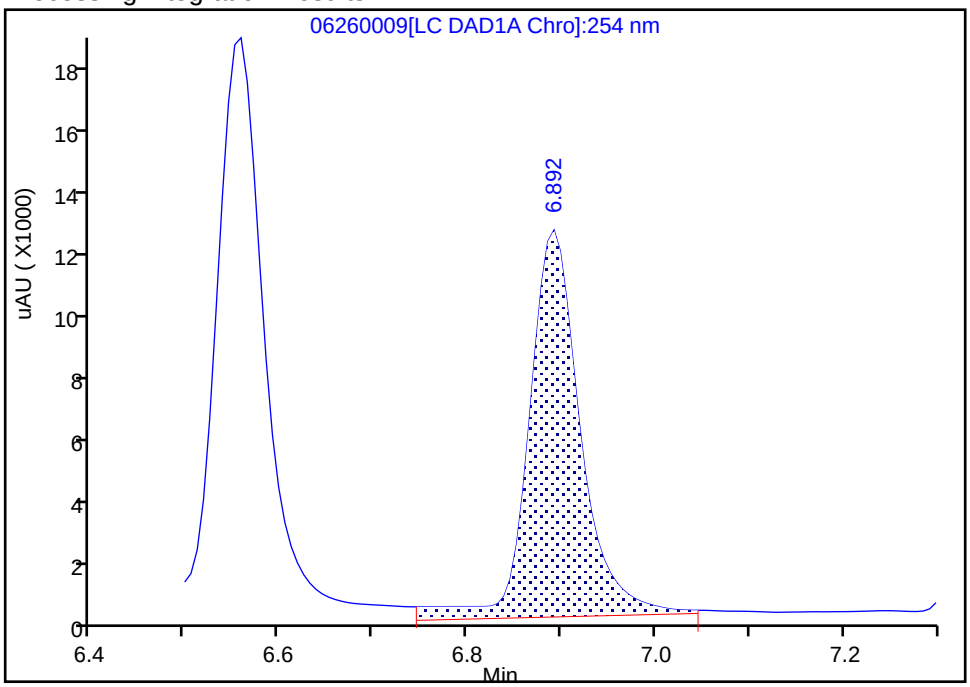

Manual Integration Results

RT: 6.89
Area: 40798
Amount: 0.268051
Amount Units: ug/mL

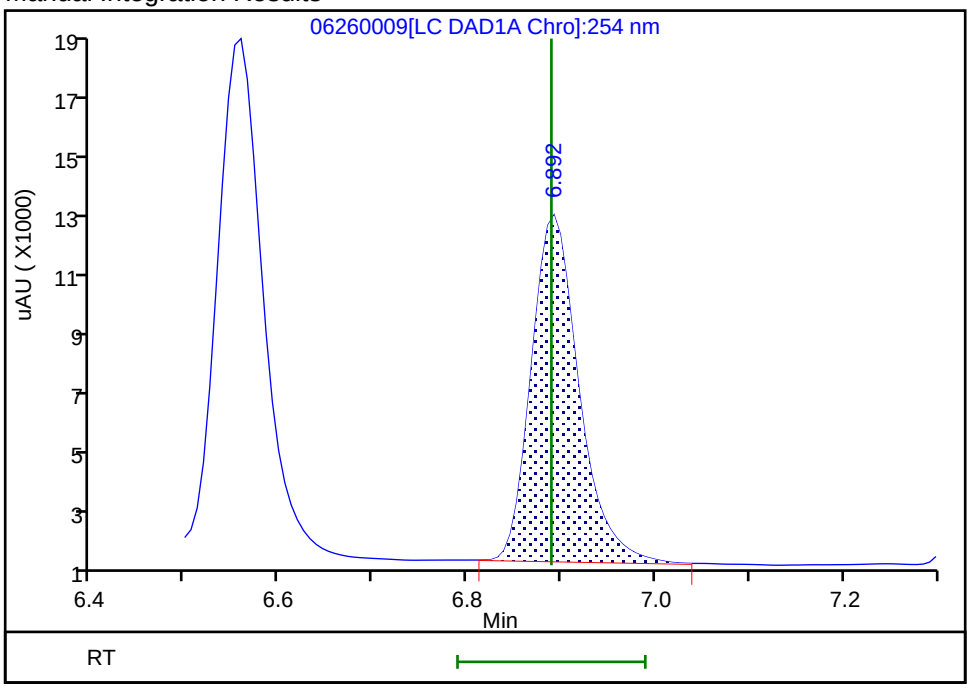

Reviewer: fiedlerh, 27-Jun-2019 08:43:13

Audit Action: Manually Integrated Audit Reason: Baseline Smoothing

FORM VII
HPLC/IC CONTINUING CALIBRATION DATA

Lab Name: Eurofins TestAmerica, Denver Job No.: 280-124986-1

SDG No.:

Lab Sample ID: CCV 280-462823/20 Calibration Date: 06/27/2019 00:20

Instrument ID: CHHPLC_X3 Calib Start Date: 06/20/2019 17:32

GC Column: UltraCarb5uODS ID: 4.60(mm) Calib End Date: 06/20/2019 20:15

Lab File ID: 06260020.D Conc. Units: ug/L

ANALYTE	CURVE TYPE	AVE CF	CF	MIN CF	CALC AMOUNT	SPIKE AMOUNT	%D	MAX %D
HMX	Ave	88828	96996		273	250	9.2	15.0
RDX	Ave	104727	112620		269	250	7.5	15.0
Picric acid	Ave	83267	87892		264	250	5.6	15.0
1,3,5-Trinitrobenzene	Ave	233193	258232		277	250	10.7	15.0
1,3-Dinitrobenzene	Ave	305370	329566		270	250	7.9	15.0
Nitrobenzene	Ave	195147	206946		266	251	6.0	15.0
Tetryl	Ave	163651	172576		264	250	5.5	15.0
Nitroglycerin	Ave	69600	76039		2730	2500	9.3	15.0
2,4,6-Trinitrotoluene	Ave	219628	237813		272	251	8.3	15.0
4-Amino-2,6-dinitrotoluene	Ave	162576	174620		269	251	7.4	15.0
2-Amino-4,6-dinitrotoluene	Ave	202133	215629		267	251	6.7	15.0
2,6-Dinitrotoluene	Ave	153872	167689		273	251	9.0	15.0
2,4-Dinitrotoluene	Ave	296634	318156		269	251	7.3	15.0
2-Nitrotoluene	Ave	130270	139095		268	251	6.8	15.0
4-Nitrotoluene	Ave	112838	117016		260	251	3.7	15.0
3-Nitrotoluene	Ave	146794	149793		256	251	2.0	15.0
PETN	Ave	71730	79858		2780	2500	11.3	15.0
1,2-Dinitrobenzene	Ave	135899	147332		271	250	8.4	15.0

FORM VII
HPLC/IC CONTINUING CALIBRATION RETENTION TIME SUMMARY

Lab Name: Eurofins TestAmerica, Denver Job No.: 280-124986-1

SDG No.:

Lab Sample ID: CCV 280-462823/20 Calibration Date: 06/27/2019 00:20

Instrument ID: CHHPLC_X3 Calib Start Date: 06/20/2019 17:32

GC Column: UltraCarb5uODS ID: 4.60(mm) Calib End Date: 06/20/2019 20:15

Lab File ID: 06260020.D

Analyte	RT	RT WINDOW	
		FROM	TO
HMX	6.65	6.50	6.80
RDX	7.77	7.62	7.92
Picric acid	8.23	8.08	8.38
1,3,5-Trinitrobenzene	8.91	8.76	9.06
1,3-Dinitrobenzene	9.57	9.42	9.72
Nitrobenzene	9.96	9.81	10.11
Tetryl	10.29	10.14	10.44
Nitroglycerin	10.79	10.64	10.94
2,4,6-Trinitrotoluene	11.24	11.15	11.35
4-Amino-2,6-dinitrotoluene	11.44	11.33	11.53
2-Amino-4,6-dinitrotoluene	11.73	11.63	11.83
2,6-Dinitrotoluene	11.86	11.75	11.95
2,4-Dinitrotoluene	12.06	11.95	12.15
2-Nitrotoluene	12.90	12.74	13.04
4-Nitrotoluene	13.34	13.18	13.48
3-Nitrotoluene	13.94	13.78	14.08
PETN	15.03	14.88	15.18
1,2-Dinitrobenzene	8.75	8.60	8.90

Eurofins TestAmerica, Denver
Target Compound Quantitation Report

Data File: \\chromna\Denver\ChromData\CHHPLC_X\20190626-83230.b\06260020.D
Lims ID: CCV INT
Client ID:
Sample Type: CCV
Inject. Date: 27-Jun-2019 00:20:34 ALS Bottle#: 7 Worklist Smp#: 20
Injection Vol: 100.0 ul Dil. Factor: 1.0000
Sample Info: CCV INT
Misc. Info.: 280-0083230-020
Operator ID: hkf Instrument ID: CHHPLC_X3
Sublist: chrom-8330_X3*sub9

Method: \\chromna\Denver\ChromData\CHHPLC_X\20190626-83230.b\8330_X3.m
Limit Group: GCSV - 8330
Last Update: 27-Jun-2019 09:04:42 Calib Date: 21-Jun-2019 03:13:40
Integrator: Falcon
Quant Method: External Standard Quant By: Initial Calibration
Last ICal File: \\chromna\Denver\ChromData\CHHPLC_X\20190620-83048.b\06200032.D

Column 1 : UltraCarb5uODS (20) (4.60 mm) Det: LC DAD1B, 254 nm
Process Host: CTX0334

First Level Reviewer: fiedlerh Date: 27-Jun-2019 08:51:18

Compound	Det	RT (min.)	Exp RT (min.)	Dlt RT (min.)	Response	Cal Amt ug/mL	OnCol Amt ug/mL	Flags
3 HMX	1	6.654	6.654	0.000	24249	0.2500	0.2730	
7 RDX	1	7.774	7.774	0.000	28155	0.2500	0.2688	
8 2,4,6-Trinitrophenol	1	8.228	8.227	0.001	21973	0.2500	0.2639	
$ 9 1,2-Dinitrobenzene	1	8.754	8.754	0.000	36833	0.2500	0.2710	
10 1,3,5-Trinitrobenzene	1	8.908	8.914	-0.006	64558	0.2500	0.2768	
11 1,3-Dinitrobenzene	1	9.574	9.574	0.000	82474	0.2503	0.2701	
12 Nitrobenzene	1	9.961	9.960	0.001	51840	0.2505	0.2656	
14 Tetryl	1	10.287	10.287	0.000	43144	0.2500	0.2636	
15 Nitroglycerin	2	10.787	10.794	-0.007	190098	2.50	2.73	
16 2,4,6-Trinitrotoluene	1	11.241	11.247	-0.006	59691	0.2510	0.2718	
17 4-Amino-2,6-dinitrotoluene	1	11.441	11.434	0.007	43786	0.2508	0.2693	
18 2-Amino-4,6-dinitrotoluene	1	11.727	11.727	0.000	54069	0.2508	0.2675	
19 2,6-Dinitrotoluene	1	11.861	11.854	0.007	42048	0.2508	0.2733	
20 2,4-Dinitrotoluene	1	12.061	12.054	0.007	79698	0.2505	0.2687	
21 o-Nitrotoluene	1	12.901	12.894	0.007	34878	0.2508	0.2677	M
22 p-Nitrotoluene	1	13.341	13.334	0.007	29371	0.2510	0.2603	M
23 m-Nitrotoluene	1	13.941	13.934	0.007	37598	0.2510	0.2561	M
24 PETN	2	15.034	15.027	0.007	199644	2.50	2.78	

QC Flag Legend

Review Flags
M - Manually Integrated

Reagents:

8330IntermStk_00058 Amount Added: 12.50 Units: uL

Report Date: 27-Jun-2019 09:04:43 Chrom Revision: 2.3 20-Jun-2019 20:50:56

Eurofins TestAmerica, Denver

Data File: \\chromna\Denver\ChromData\CHHPLC_X\20190626-83230.b\06260020.D

Injection Date:	27-Jun-2019 00:20:34	Instrument ID:	CHHPLC_X3	Operator ID:	hkf
Lims ID:	CCV INT			Worklist Smp#:	20
Client ID:					
Injection Vol:	100.0 ul	Dil. Factor:	1.0000	ALS Bottle#:	7
Method:	8330_X3	Limit Group:	GCSV - 8330		

Column: UltraCarb5uODS (20) (4.60 mm) Y Scaling: Method Defined: Scale to the Nth Largest Target: 1

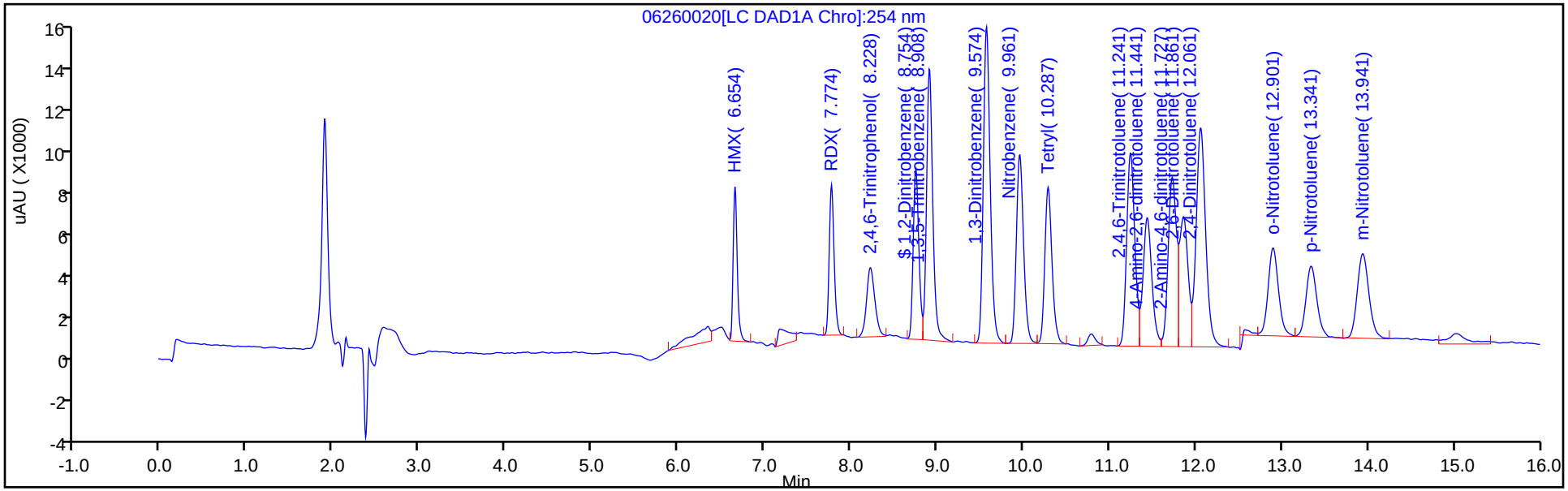

Y Scaling: Method Defined: Scale to the Nth Largest Target: 1

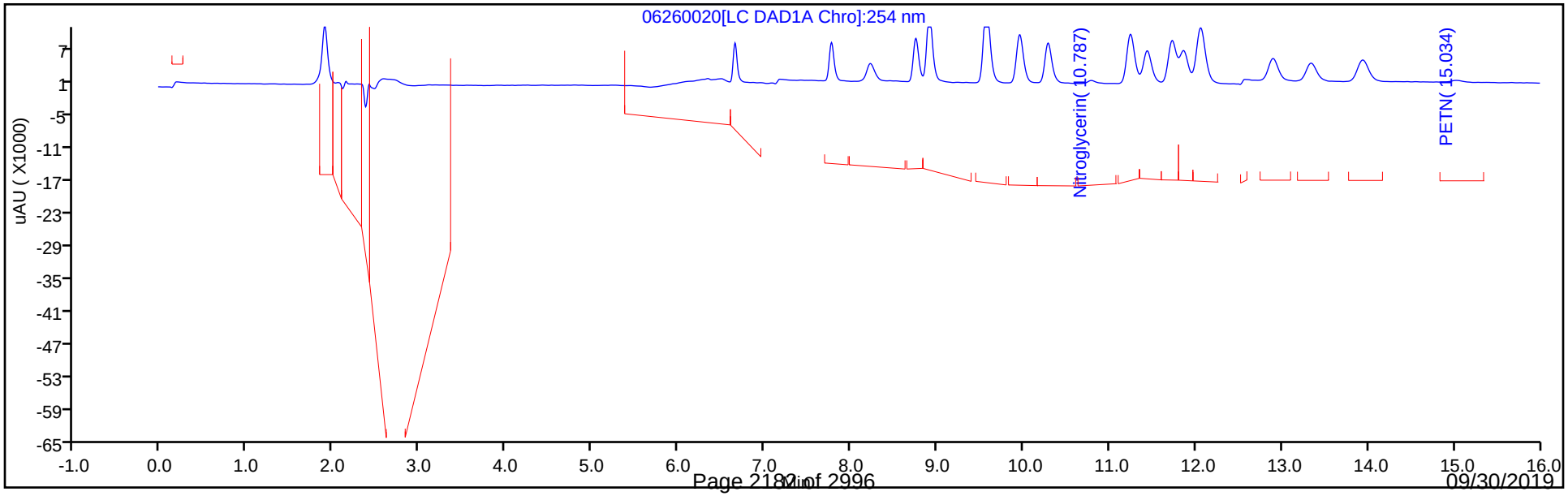

Manual Integration/User Assign Peak Report

Eurofins TestAmerica, Denver

Data File:	\\chromna\Denver\ChromData\CHHPLC_X\20190626-83230.b\06260020.D				
Injection Date:	27-Jun-2019 00:20:34	Instrument ID:	CHHPLC_X3		
Lims ID:	CCV INT				
Client ID:					
Operator ID:	hkf	ALS Bottle#:	7	Worklist Smp#:	20
Injection Vol:	100.0 ul	Dil. Factor:	1.0000		
Method:	8330_X3	Limit Group:	GCSV - 8330		
Column:	UltraCarb5uODS (20) (4.60 mm)	Detector	LC DAD1B, 254 nm		

21 o-Nitrotoluene, CAS: 88-72-2

Signal: 1

Processing Integration Results

RT: 12.90
Area: 48346
Amount: 0.371122
Amount Units: ug/mL

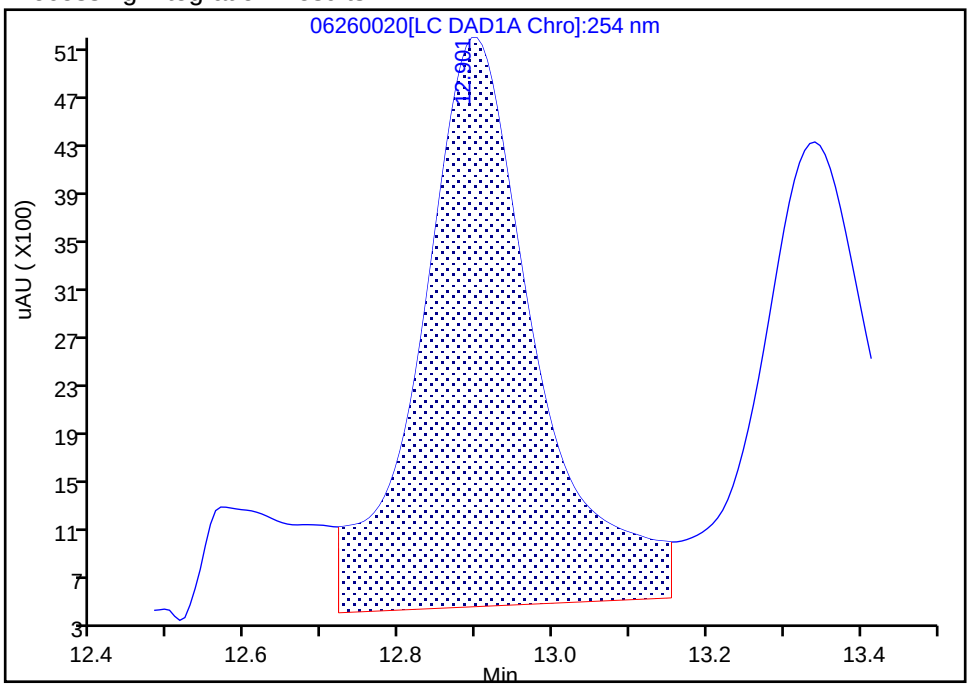

Manual Integration Results

RT: 12.90
Area: 34878
Amount: 0.267737
Amount Units: ug/mL

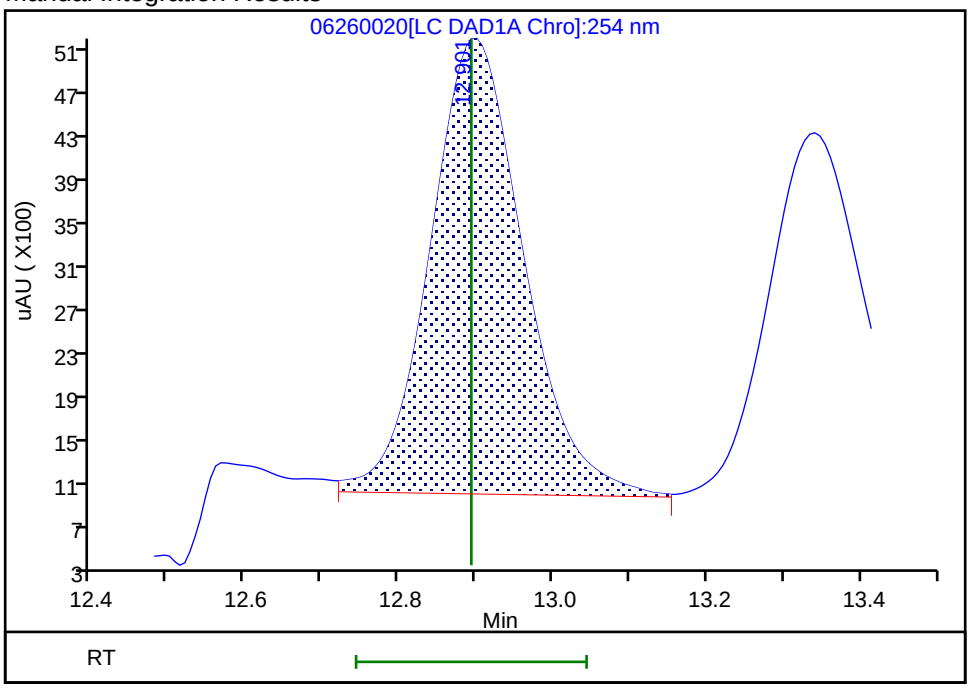

Reviewer: fiedlerh, 27-Jun-2019 08:51:16

Audit Action: Assigned New Baseline Audit Reason: Baseline Smoothing

Manual Integration/User Assign Peak Report

Eurofins TestAmerica, Denver

Data File:	\\chromna\Denver\ChromData\CHHPLC_X\20190626-83230.b\06260020.D				
Injection Date:	27-Jun-2019 00:20:34	Instrument ID:	CHHPLC_X3		
Lims ID:	CCV INT				
Client ID:					
Operator ID:	hkf	ALS Bottle#:	7	Worklist Smp#:	20
Injection Vol:	100.0 ul	Dil. Factor:	1.0000		
Method:	8330_X3	Limit Group:	GCSV - 8330		
Column:	UltraCarb5uODS (20) (4.60 mm)	Detector	LC DAD1B, 254 nm		

22 p-Nitrotoluene, CAS: 99-99-0

Signal: 1

Processing Integration Results

RT: 13.34
Area: 42385
Amount: 0.375629
Amount Units: ug/mL

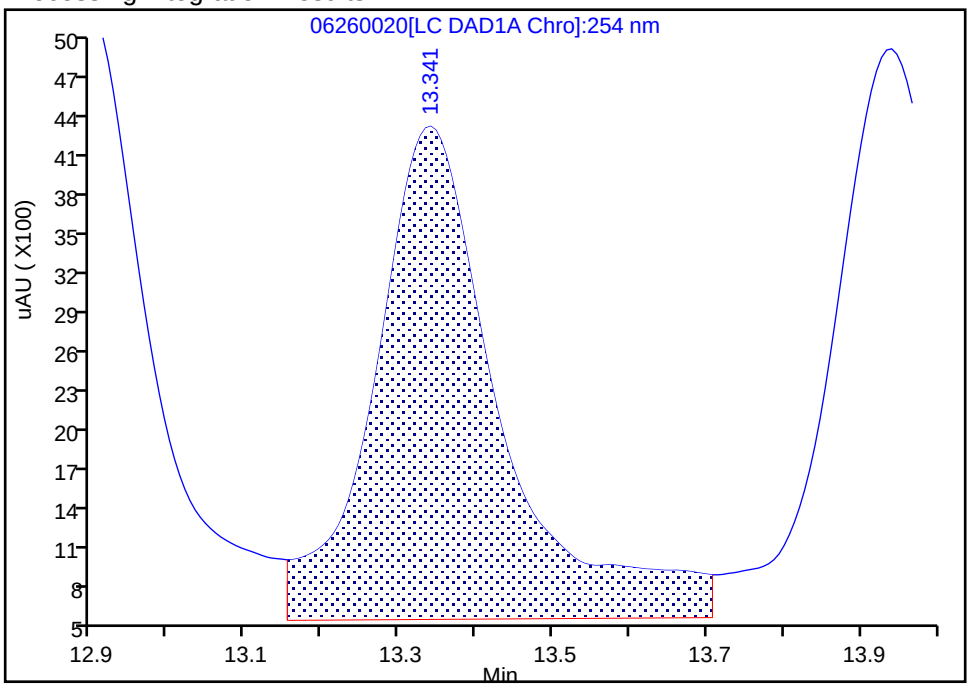

Manual Integration Results

RT: 13.34
Area: 29371
Amount: 0.260295
Amount Units: ug/mL

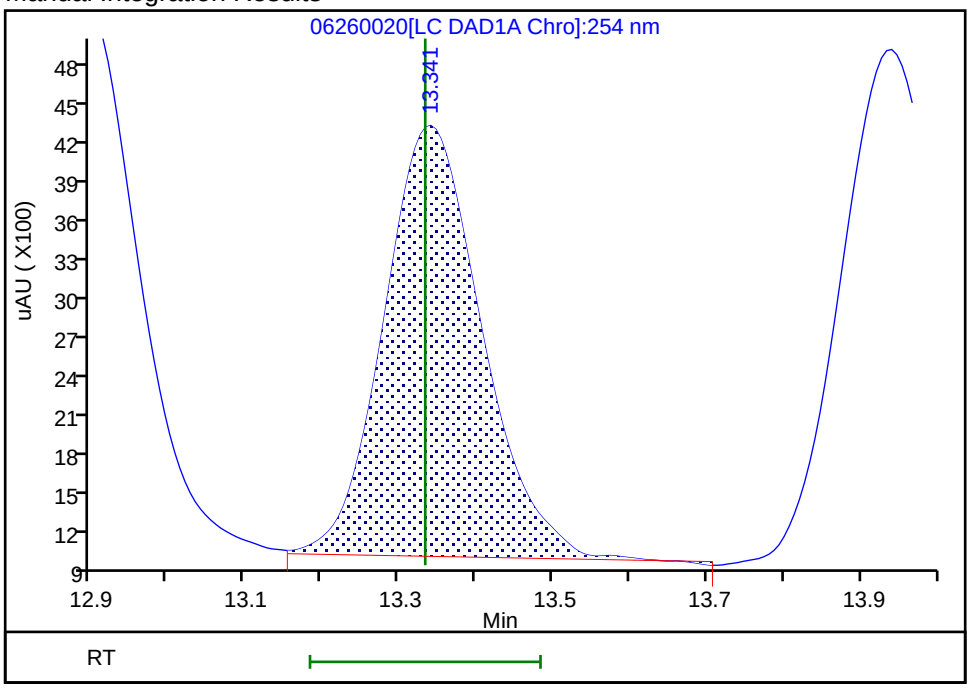

Reviewer: fiedlerh, 27-Jun-2019 08:51:16

Audit Action: Assigned New Baseline Audit Reason: Baseline Smoothing

Manual Integration/User Assign Peak Report

Eurofins TestAmerica, Denver

Data File:	\\chromna\Denver\ChromData\CHHPLC_X\20190626-83230.b\06260020.D				
Injection Date:	27-Jun-2019 00:20:34	Instrument ID:	CHHPLC_X3		
Lims ID:	CCV INT				
Client ID:					
Operator ID:	hkf	ALS Bottle#:	7	Worklist Smp#:	20
Injection Vol:	100.0 ul	Dil. Factor:	1.0000		
Method:	8330_X3	Limit Group:	GCSV - 8330		
Column:	UltraCarb5uODS (20) (4.60 mm)	Detector	LC DAD1B, 254 nm		

23 m-Nitrotoluene, CAS: 99-08-1

Signal: 1

Processing Integration Results

RT: 13.94
Area: 47610
Amount: 0.324333
Amount Units: ug/mL

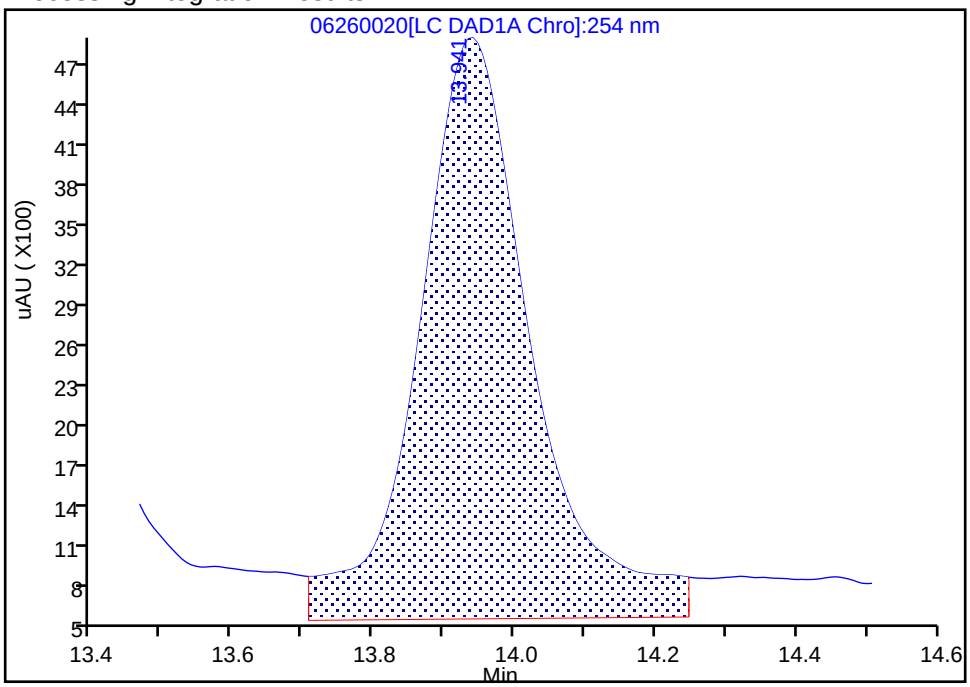

Manual Integration Results

RT: 13.94
Area: 37598
Amount: 0.256128
Amount Units: ug/mL

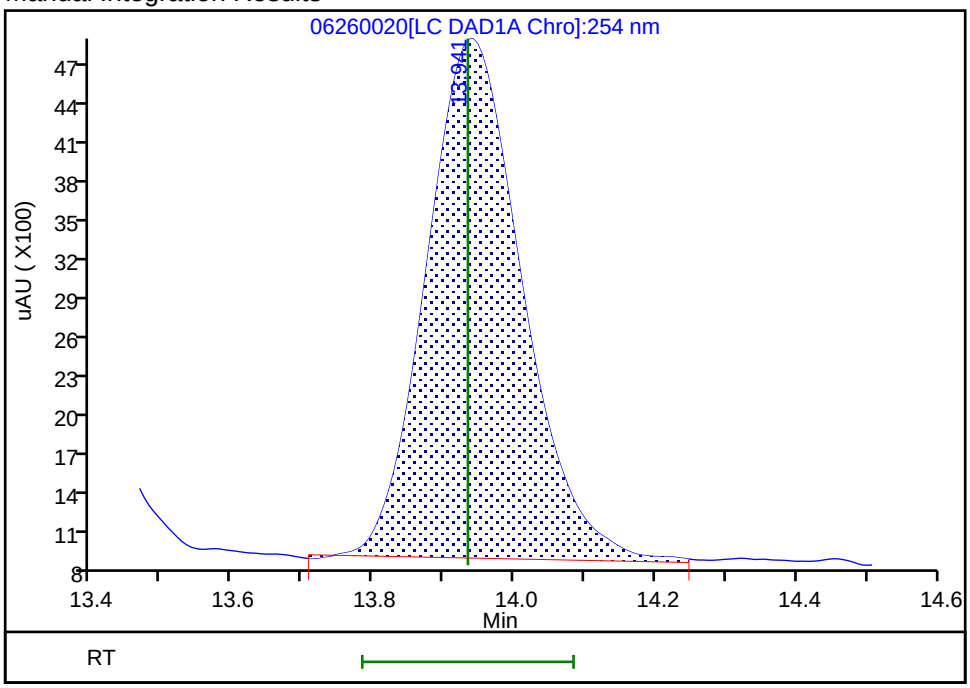

Reviewer: fiedlerh, 27-Jun-2019 08:51:16
Audit Action: Assigned New Baseline Audit Reason: Baseline Smoothing

FORM VII
HPLC/IC CONTINUING CALIBRATION DATA

Lab Name: Eurofins TestAmerica, Denver Job No.: 280-124986-1

SDG No.:

Lab Sample ID: CCV 280-462823/22 Calibration Date: 06/27/2019 01:08

Instrument ID: CHHPLC_X3 Calib Start Date: 06/21/2019 00:29

GC Column: UltraCarb5uODS ID: 4.60(mm) Calib End Date: 06/21/2019 03:13

Lab File ID: 06260022.D Conc. Units: ug/L

ANALYTE	CURVE TYPE	AVE CF	CF	MIN CF	CALC AMOUNT	SPIKE AMOUNT	%D	MAX %D
TNX	Ave	209918	223489		266	250	6.5	15.0
DNX	Ave	152203	162549		267	250	6.8	15.0
MNX	Ave	144959	147835		298	292	2.0	15.0

FORM VII
HPLC/IC CONTINUING CALIBRATION RETENTION TIME SUMMARY

Lab Name: Eurofins TestAmerica, Denver Job No.: 280-124986-1

SDG No.:

Lab Sample ID: CCV 280-462823/22 Calibration Date: 06/27/2019 01:08

Instrument ID: CHHPLC_X3 Calib Start Date: 06/21/2019 00:29

GC Column: UltraCarb5uODS ID: 4.60(mm) Calib End Date: 06/21/2019 03:13

Lab File ID: 06260022.D

Analyte	RT	RT WINDOW	
		FROM	TO
TNX	6.55	6.45	6.65
DNX	6.89	6.79	6.99
MNX	7.36	7.21	7.51

Eurofins TestAmerica, Denver
Target Compound Quantitation Report

Data File:	\\chromna\Denver\ChromData\CHHPLC_X\20190626-83230.b\06260022.D				
Lims ID:	CCV DMT				
Client ID:					
Sample Type:	CCV				
Inject. Date:	27-Jun-2019 01:08:34	ALS Bottle#:	9	Worklist Smp#:	22
Injection Vol:	100.0 ul	Dil. Factor:	1.0000		
Sample Info:	CCV DMT				
Misc. Info.:	280-0083230-022				
Operator ID:	hkf	Instrument ID:	CHHPLC_X3		
Sublist:	chrom-8330_X3*sub17				
Method:	\\chromna\Denver\ChromData\CHHPLC_X\20190626-83230.b\8330_X3.m				
Limit Group:	GCSV - 8330				
Last Update:	27-Jun-2019 09:04:47	Calib Date:	21-Jun-2019 03:13:40		
Integrator:	Falcon				
Quant Method:	External Standard	Quant By:	Initial Calibration		
Last ICal File:	\\chromna\Denver\ChromData\CHHPLC_X\20190620-83048.b\06200032.D				
Column 1 :	UltraCarb5uODS (20) (4.60 mm)		Det: LC DAD1B, 254 nm		
Process Host:	CTX0334				

Compound	Det	RT (min.)	Exp RT (min.)	Dlt RT (min.)	Response	Cal Amt ug/mL	OnCol Amt ug/mL	Flags
2 TNX	1	6.553	6.549	0.004	55928	0.2503	0.2664	
5 DNX	1	6.893	6.889	0.004	40678	0.2503	0.2673	
6 MNX	1	7.360	7.356	0.004	43131	0.2918	0.2975	

Reagents:

8330 DMT_00002 Amount Added: 12.50 Units: uL

Report Date: 27-Jun-2019 09:04:47 Chrom Revision: 2.3 20-Jun-2019 20:50:56

Eurofins TestAmerica, Denver

Data File: \\chromna\Denver\ChromData\CHHPLC_X\20190626-83230.b\06260022.D

Injection Date:	27-Jun-2019 01:08:34	Instrument ID:	CHHPLC_X3	Operator ID:	hkf
Lims ID:	CCV DMT			Worklist Smp#:	22
Client ID:					
Injection Vol:	100.0 ul	Dil. Factor:	1.0000	ALS Bottle#:	9
Method:	8330_X3	Limit Group:	GCSV - 8330		

Column: UltraCarb5uODS (20) (4.60 mm) Y Scaling: Method Defined: Scale to the Nth Largest Target: 1

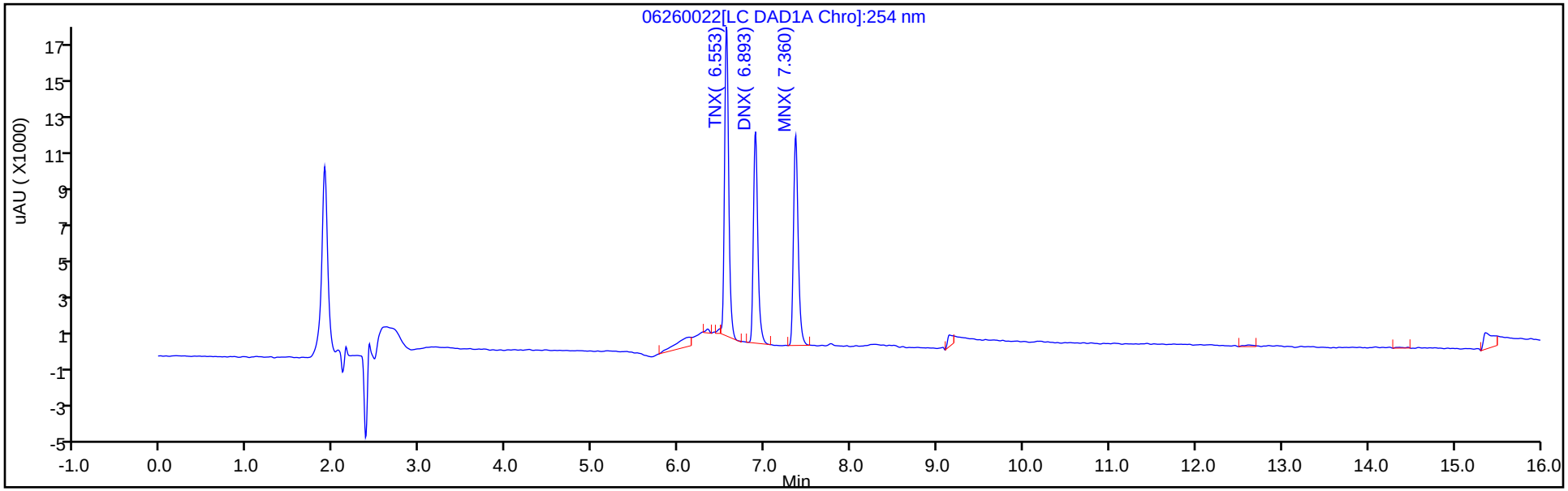

Y Scaling: Method Defined: Scale to the Nth Largest Target: 1

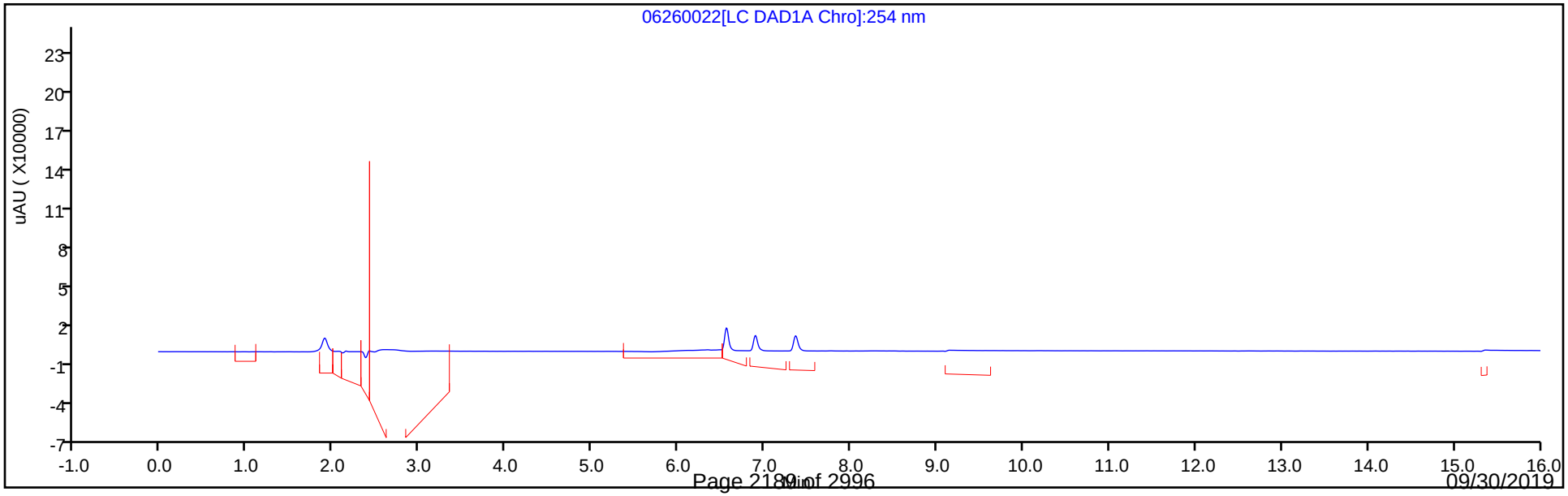

FORM VII
HPLC/IC CONTINUING CALIBRATION DATA

Lab Name: Eurofins TestAmerica, Denver Job No.: 280-124986-1

SDG No.:

Lab Sample ID: CCV 280-462823/33 Calibration Date: 06/27/2019 05:32

Instrument ID: CHHPLC_X3 Calib Start Date: 06/20/2019 17:32

GC Column: UltraCarb5uODS ID: 4.60(mm) Calib End Date: 06/20/2019 20:15

Lab File ID: 06260033.D Conc. Units: ug/L

ANALYTE	CURVE TYPE	AVE CF	CF	MIN CF	CALC AMOUNT	SPIKE AMOUNT	%D	MAX %D
HMX	Ave	88828	96120		271	250	8.2	15.0
RDX	Ave	104727	113160		270	250	8.1	15.0
Picric acid	Ave	83267	87880		264	250	5.5	15.0
1,3,5-Trinitrobenzene	Ave	233193	258704		277	250	10.9	15.0
1,3-Dinitrobenzene	Ave	305370	328300		269	250	7.5	15.0
Nitrobenzene	Ave	195147	204200		262	251	4.6	15.0
Tetryl	Ave	163651	175656		268	250	7.3	15.0
Nitroglycerin	Ave	69600	76084		2730	2500	9.3	15.0
2,4,6-Trinitrotoluene	Ave	219628	239076		273	251	8.9	15.0
4-Amino-2,6-dinitrotoluene	Ave	162576	169834		262	251	4.5	15.0
2-Amino-4,6-dinitrotoluene	Ave	202133	216431		268	251	7.1	15.0
2,6-Dinitrotoluene	Ave	153872	162512		265	251	5.6	15.0
2,4-Dinitrotoluene	Ave	296634	317537		268	251	7.0	15.0
2-Nitrotoluene	Ave	130270	130716		252	251	0.3	15.0
4-Nitrotoluene	Ave	112838	114179		254	251	1.2	15.0
3-Nitrotoluene	Ave	146794	149390		255	251	1.8	15.0
PETN	Ave	71730	80054		2790	2500	11.6	15.0
1,2-Dinitrobenzene	Ave	135899	145812		268	250	7.3	15.0

FORM VII
HPLC/IC CONTINUING CALIBRATION RETENTION TIME SUMMARY

Lab Name: Eurofins TestAmerica, Denver Job No.: 280-124986-1

SDG No.:

Lab Sample ID: CCV 280-462823/33 Calibration Date: 06/27/2019 05:32

Instrument ID: CHHPLC_X3 Calib Start Date: 06/20/2019 17:32

GC Column: UltraCarb5uODS ID: 4.60(mm) Calib End Date: 06/20/2019 20:15

Lab File ID: 06260033.D

Analyte	RT	RT WINDOW	
		FROM	TO
HMX	6.65	6.50	6.80
RDX	7.77	7.62	7.92
Picric acid	8.22	8.08	8.38
1,3,5-Trinitrobenzene	8.91	8.76	9.06
1,3-Dinitrobenzene	9.58	9.42	9.72
Nitrobenzene	9.96	9.81	10.11
Tetryl	10.30	10.14	10.44
Nitroglycerin	10.80	10.64	10.94
2,4,6-Trinitrotoluene	11.25	11.15	11.35
4-Amino-2,6-dinitrotoluene	11.45	11.33	11.53
2-Amino-4,6-dinitrotoluene	11.74	11.63	11.83
2,6-Dinitrotoluene	11.87	11.75	11.95
2,4-Dinitrotoluene	12.07	11.95	12.15
2-Nitrotoluene	12.92	12.74	13.04
4-Nitrotoluene	13.36	13.18	13.48
3-Nitrotoluene	13.96	13.78	14.08
PETN	15.06	14.88	15.18
1,2-Dinitrobenzene	8.75	8.60	8.90

Eurofins TestAmerica, Denver
Target Compound Quantitation Report

Data File: \\chromna\Denver\ChromData\CHHPLC_X\20190626-83230.b\06260033.D
Lims ID: CCV INT
Client ID:
Sample Type: CCV
Inject. Date: 27-Jun-2019 05:32:28 ALS Bottle#: 7 Worklist Smp#: 33
Injection Vol: 100.0 ul Dil. Factor: 1.0000
Sample Info: CCV INT
Misc. Info.: 280-0083230-033
Operator ID: hkf Instrument ID: CHHPLC_X3
Sublist: chrom-8330_X3*sub9

Method: \\chromna\Denver\ChromData\CHHPLC_X\20190626-83230.b\8330_X3.m
Limit Group: GCSV - 8330
Last Update: 27-Jun-2019 09:05:08 Calib Date: 21-Jun-2019 03:13:40
Integrator: Falcon
Quant Method: External Standard Quant By: Initial Calibration
Last ICal File: \\chromna\Denver\ChromData\CHHPLC_X\20190620-83048.b\06200032.D

Column 1 : UltraCarb5uODS (20) (4.60 mm) Det: LC DAD1B, 254 nm
Process Host: CTX0334

	Compound	Det	RT (min.)	Exp RT (min.)	Dlt RT (min.)	Response	Cal Amt ug/mL	OnCol Amt ug/mL	Flags
	3 HMX	1	6.650	6.654	-0.004	24030	0.2500	0.2705	
	7 RDX	1	7.770	7.774	-0.004	28290	0.2500	0.2701	
	8 2,4,6-Trinitrophenol	1	8.224	8.227	-0.003	21970	0.2500	0.2639	
$	9 1,2-Dinitrobenzene	1	8.750	8.754	-0.004	36453	0.2500	0.2682	
	10 1,3,5-Trinitrobenzene	1	8.910	8.914	-0.004	64676	0.2500	0.2773	
	11 1,3-Dinitrobenzene	1	9.577	9.574	0.003	82157	0.2503	0.2690	
	12 Nitrobenzene	1	9.964	9.960	0.004	51152	0.2505	0.2621	
	14 Tetryl	1	10.297	10.287	0.010	43914	0.2500	0.2683	
	15 Nitroglycerin	2	10.797	10.794	0.003	190210	2.50	2.73	
	16 2,4,6-Trinitrotoluene	1	11.250	11.247	0.003	60008	0.2510	0.2732	
	17 4-Amino-2,6-dinitrotoluene	1	11.450	11.434	0.016	42586	0.2508	0.2619	
	18 2-Amino-4,6-dinitrotoluene	1	11.744	11.727	0.017	54270	0.2508	0.2685	
	19 2,6-Dinitrotoluene	1	11.870	11.854	0.016	40750	0.2508	0.2648	
	20 2,4-Dinitrotoluene	1	12.070	12.054	0.016	79543	0.2505	0.2682	
	21 o-Nitrotoluene	1	12.917	12.894	0.023	32777	0.2508	0.2516	
	22 p-Nitrotoluene	1	13.357	13.334	0.023	28659	0.2510	0.2540	
	23 m-Nitrotoluene	1	13.957	13.934	0.023	37497	0.2510	0.2554	
	24 PETN	2	15.057	15.027	0.030	200136	2.50	2.79	

Reagents:

8330IntermStk_00058 Amount Added: 12.50 Units: uL

Report Date: 27-Jun-2019 09:05:08 Chrom Revision: 2.3 20-Jun-2019 20:50:56

Eurofins TestAmerica, Denver

Data File: \\chromna\Denver\ChromData\CHHPLC_X\20190626-83230.b\06260033.D

Injection Date:	27-Jun-2019 05:32:28	Instrument ID:	CHHPLC_X3	Operator ID:	hkf
Lims ID:	CCV INT			Worklist Smp#:	33
Client ID:					
Injection Vol:	100.0 ul	Dil. Factor:	1.0000	ALS Bottle#:	7
Method:	8330_X3	Limit Group:	GCSV - 8330		

Column: UltraCarb5uODS (20) (4.60 mm) Y Scaling: Method Defined: Scale to the Nth Largest Target: 1

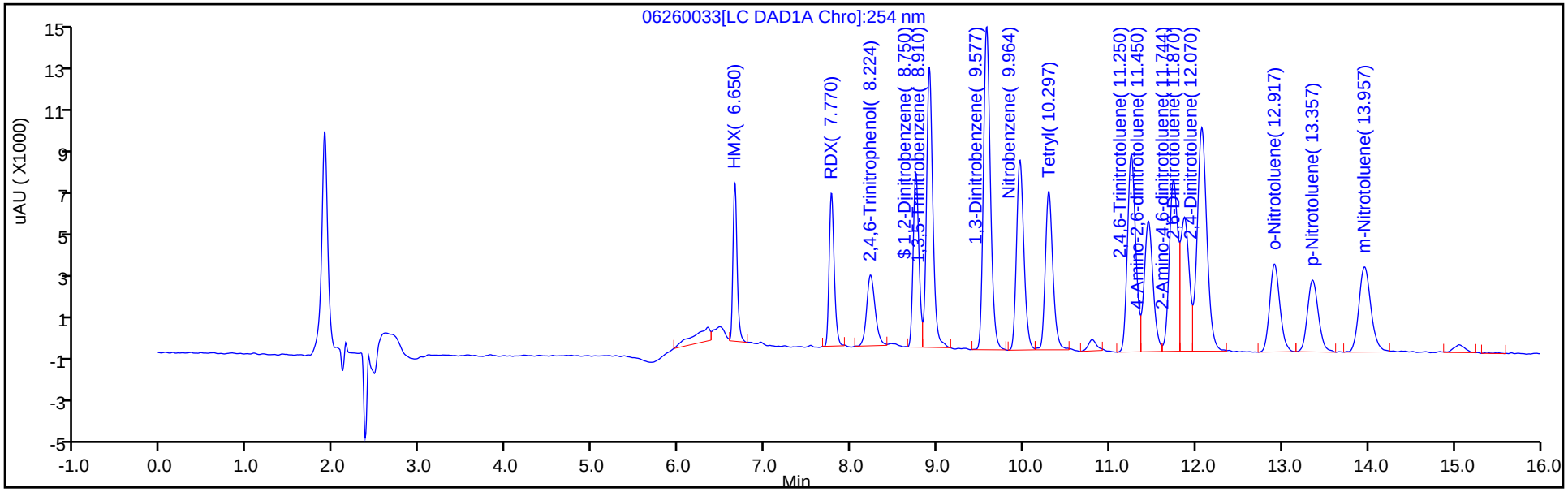

Y Scaling: Method Defined: Scale to the Nth Largest Target: 1

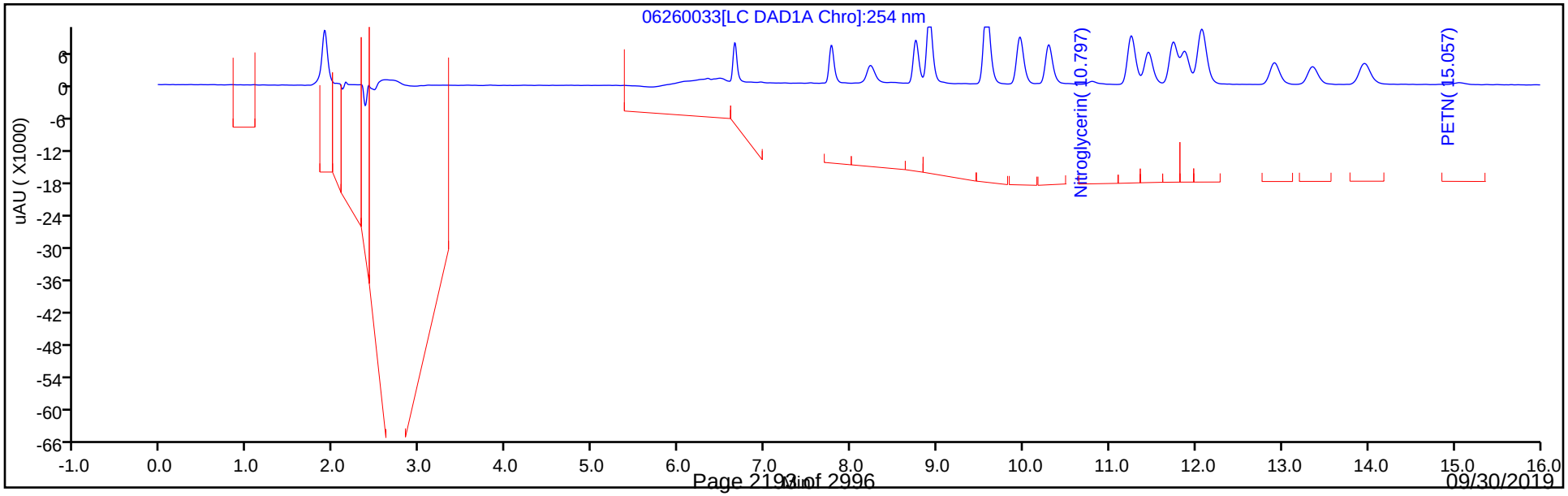

FORM VII
HPLC/IC CONTINUING CALIBRATION DATA

Lab Name: Eurofins TestAmerica, Denver Job No.: 280-124986-1

SDG No.:

Lab Sample ID: CCV 280-462823/35 Calibration Date: 06/27/2019 06:20

Instrument ID: CHHPLC_X3 Calib Start Date: 06/21/2019 00:29

GC Column: UltraCarb5uODS ID: 4.60(mm) Calib End Date: 06/21/2019 03:13

Lab File ID: 06260035.D Conc. Units: ug/L

ANALYTE	CURVE TYPE	AVE CF	CF	MIN CF	CALC AMOUNT	SPIKE AMOUNT	%D	MAX %D
TNX	Ave	209918	229255		273	250	9.2	15.0
DNX	Ave	152203	164304		270	250	8.0	15.0
MNX	Ave	144959	149189		300	292	2.9	15.0

FORM VII
HPLC/IC CONTINUING CALIBRATION RETENTION TIME SUMMARY

Lab Name: Eurofins TestAmerica, Denver Job No.: 280-124986-1

SDG No.:

Lab Sample ID: CCV 280-462823/35 Calibration Date: 06/27/2019 06:20

Instrument ID: CHHPLC_X3 Calib Start Date: 06/21/2019 00:29

GC Column: UltraCarb5uODS ID: 4.60(mm) Calib End Date: 06/21/2019 03:13

Lab File ID: 06260035.D

Analyte	RT	RT WINDOW	
		FROM	TO
TNX	6.55	6.45	6.65
DNX	6.89	6.79	6.99
MNX	7.35	7.21	7.51

Eurofins TestAmerica, Denver
Target Compound Quantitation Report

Data File:	\\chromna\Denver\ChromData\CHHPLC_X\20190626-83230.b\06260035.D				
Lims ID:	CCV DMT				
Client ID:					
Sample Type:	CCV				
Inject. Date:	27-Jun-2019 06:20:17	ALS Bottle#:	9	Worklist Smp#:	35
Injection Vol:	100.0 ul	Dil. Factor:	1.0000		
Sample Info:	CCV DMT				
Misc. Info.:	280-0083230-035				
Operator ID:	hkf	Instrument ID:	CHHPLC_X3		
Sublist:	chrom-8330_X3*sub17				
Method:	\\chromna\Denver\ChromData\CHHPLC_X\20190626-83230.b\8330_X3.m				
Limit Group:	GCSV - 8330				
Last Update:	27-Jun-2019 09:05:11	Calib Date:	21-Jun-2019 03:13:40		
Integrator:	Falcon				
Quant Method:	External Standard	Quant By:	Initial Calibration		
Last ICal File:	\\chromna\Denver\ChromData\CHHPLC_X\20190620-83048.b\06200032.D				
Column 1 :	UltraCarb5uODS (20) (4.60 mm)		Det: LC DAD1B, 254 nm		
Process Host:	CTX0334				

Compound	Det	RT (min.)	Exp RT (min.)	Dlt RT (min.)	Response	Cal Amt ug/mL	OnCol Amt ug/mL	Flags
2 TNX	1	6.554	6.549	0.005	57371	0.2503	0.2733	
5 DNX	1	6.887	6.889	-0.002	41117	0.2503	0.2701	
6 MNX	1	7.354	7.356	-0.002	43526	0.2918	0.3003	

Reagents:

8330 DMT_00002 Amount Added: 12.50 Units: uL

Report Date: 27-Jun-2019 09:05:11 Chrom Revision: 2.3 20-Jun-2019 20:50:56

Eurofins TestAmerica, Denver

Data File: \\chromna\Denver\ChromData\CHHPLC_X\20190626-83230.b\06260035.D

Injection Date:	27-Jun-2019 06:20:17	Instrument ID:	CHHPLC_X3	Operator ID:	hkf
Lims ID:	CCV DMT			Worklist Smp#:	35
Client ID:					
Injection Vol:	100.0 ul	Dil. Factor:	1.0000	ALS Bottle#:	9
Method:	8330_X3	Limit Group:	GCSV - 8330		

Column: UltraCarb5uODS (20) (4.60 mm) Y Scaling: Method Defined: Scale to the Nth Largest Target: 1

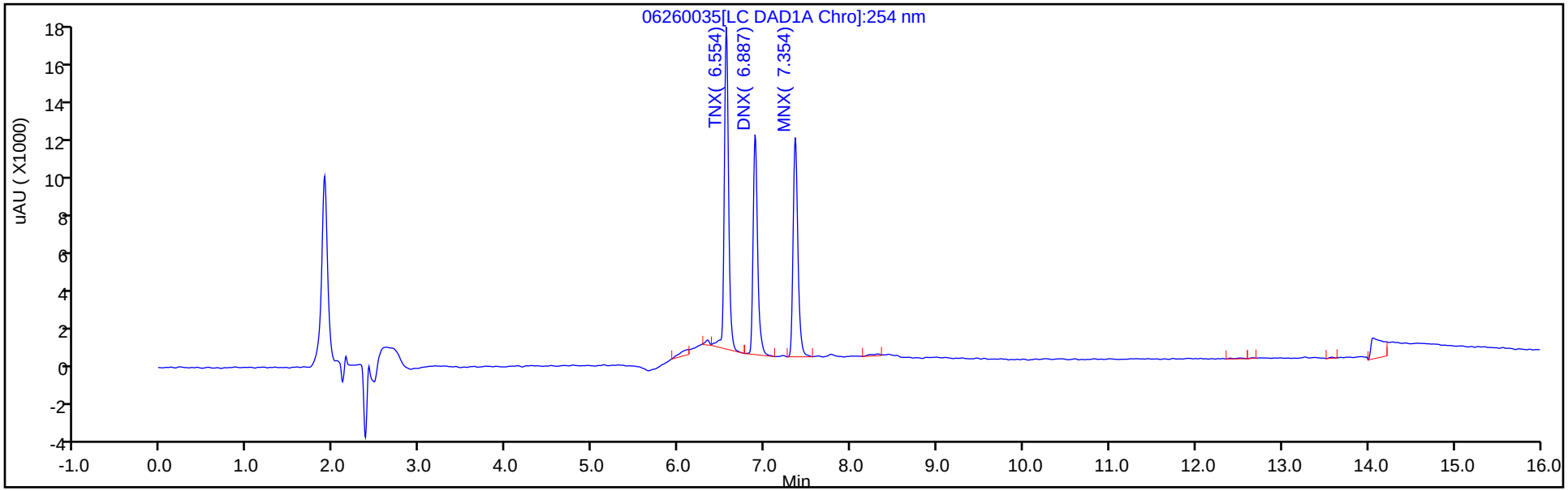

Y Scaling: Method Defined: Scale to the Nth Largest Target: 1

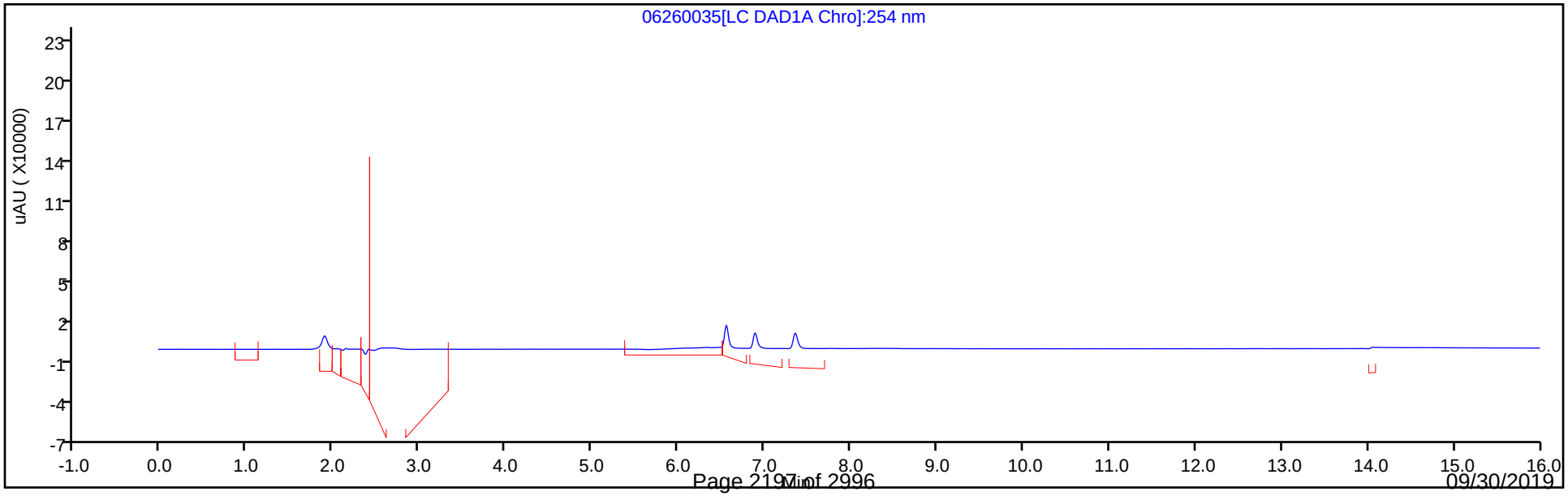

FORM VII
HPLC/IC CONTINUING CALIBRATION DATA

Lab Name: Eurofins TestAmerica, Denver Job No.: 280-124986-1

SDG No.:

Lab Sample ID: CCV 280-462823/41 Calibration Date: 06/27/2019 08:44

Instrument ID: CHHPLC_X3 Calib Start Date: 06/20/2019 17:32

GC Column: UltraCarb5uODS ID: 4.60(mm) Calib End Date: 06/20/2019 20:15

Lab File ID: 06260041.D Conc. Units: ug/L

ANALYTE	CURVE TYPE	AVE CF	CF	MIN CF	CALC AMOUNT	SPIKE AMOUNT	%D	MAX %D
HMX	Ave	88828	96544		272	250	8.7	15.0
RDX	Ave	104727	115456		276	250	10.2	15.0
Picric acid	Ave	83267	87100		262	250	4.6	15.0
1,3,5-Trinitrobenzene	Ave	233193	258944		278	250	11.0	15.0
1,3-Dinitrobenzene	Ave	305370	328603		269	250	7.6	15.0
Nitrobenzene	Ave	195147	203485		261	251	4.3	15.0
Tetryl	Ave	163651	177380		271	250	8.4	15.0
Nitroglycerin	Ave	69600	76621		2750	2500	10.1	15.0
2,4,6-Trinitrotoluene	Ave	219628	238088		272	251	8.4	15.0
4-Amino-2,6-dinitrotoluene	Ave	162576	169324		261	251	4.2	15.0
2-Amino-4,6-dinitrotoluene	Ave	202133	211194		262	251	4.5	15.0
2,6-Dinitrotoluene	Ave	153872	168359		274	251	9.4	15.0
2,4-Dinitrotoluene	Ave	296634	319014		269	251	7.5	15.0
2-Nitrotoluene	Ave	130270	130748		252	251	0.4	15.0
4-Nitrotoluene	Ave	112838	115880		258	251	2.7	15.0
3-Nitrotoluene	Ave	146794	149677		256	251	2.0	15.0
PETN	Ave	71730	80509		2810	2500	12.2	15.0
1,2-Dinitrobenzene	Ave	135899	147516		271	250	8.5	15.0

FORM VII
HPLC/IC CONTINUING CALIBRATION RETENTION TIME SUMMARY

Lab Name: Eurofins TestAmerica, Denver Job No.: 280-124986-1

SDG No.:

Lab Sample ID: CCV 280-462823/41 Calibration Date: 06/27/2019 08:44

Instrument ID: CHHPLC_X3 Calib Start Date: 06/20/2019 17:32

GC Column: UltraCarb5uODS ID: 4.60(mm) Calib End Date: 06/20/2019 20:15

Lab File ID: 06260041.D

Analyte	RT	RT WINDOW	
		FROM	TO
HMX	6.65	6.50	6.80
RDX	7.77	7.62	7.92
Picric acid	8.23	8.08	8.38
1,3,5-Trinitrobenzene	8.91	8.76	9.06
1,3-Dinitrobenzene	9.57	9.42	9.72
Nitrobenzene	9.95	9.81	10.11
Tetryl	10.29	10.14	10.44
Nitroglycerin	10.79	10.64	10.94
2,4,6-Trinitrotoluene	11.24	11.15	11.35
4-Amino-2,6-dinitrotoluene	11.44	11.33	11.53
2-Amino-4,6-dinitrotoluene	11.73	11.63	11.83
2,6-Dinitrotoluene	11.86	11.75	11.95
2,4-Dinitrotoluene	12.06	11.95	12.15
2-Nitrotoluene	12.90	12.74	13.04
4-Nitrotoluene	13.34	13.18	13.48
3-Nitrotoluene	13.94	13.78	14.08
PETN	15.04	14.88	15.18
1,2-Dinitrobenzene	8.75	8.60	8.90

Eurofins TestAmerica, Denver
Target Compound Quantitation Report

Data File: \\chromna\Denver\ChromData\CHHPLC_X\20190626-83230.b\06260041.D
Lims ID: CCV INT
Client ID:
Sample Type: CCV
Inject. Date: 27-Jun-2019 08:44:22 ALS Bottle#: 7 Worklist Smp#: 41
Injection Vol: 100.0 ul Dil. Factor: 1.0000
Sample Info: CCV INT
Misc. Info.: 280-0083230-041
Operator ID: hkf Instrument ID: CHHPLC_X3
Sublist: chrom-8330_X3*sub9

Method: \\chromna\Denver\ChromData\CHHPLC_X\20190626-83230.b\8330_X3.m
Limit Group: GCSV - 8330
Last Update: 27-Jun-2019 10:27:42 Calib Date: 21-Jun-2019 03:13:40
Integrator: Falcon
Quant Method: External Standard Quant By: Initial Calibration
Last ICal File: \\chromna\Denver\ChromData\CHHPLC_X\20190620-83048.b\06200032.D

Column 1 : UltraCarb5uODS (20) (4.60 mm) Det: LC DAD1B, 254 nm
Process Host: CTX0334

First Level Reviewer: fiedlerh Date: 27-Jun-2019 10:16:29

Compound	Det	RT (min.)	Exp RT (min.)	Dlt RT (min.)	Response	Cal Amt ug/mL	OnCol Amt ug/mL	Flags
3 HMX	1	6.653	6.654	-0.001	24136	0.2500	0.2717	
7 RDX	1	7.773	7.774	-0.001	28864	0.2500	0.2756	
8 2,4,6-Trinitrophenol	1	8.226	8.227	-0.001	21775	0.2500	0.2615	
$ 9 1,2-Dinitrobenzene	1	8.753	8.754	-0.001	36879	0.2500	0.2714	
10 1,3,5-Trinitrobenzene	1	8.906	8.914	-0.008	64736	0.2500	0.2776	
11 1,3-Dinitrobenzene	1	9.566	9.574	-0.008	82233	0.2503	0.2693	
12 Nitrobenzene	1	9.953	9.960	-0.007	50973	0.2505	0.2612	
14 Tetryl	1	10.286	10.287	-0.001	44345	0.2500	0.2710	
15 Nitroglycerin	2	10.793	10.794	-0.001	191552	2.50	2.75	
16 2,4,6-Trinitrotoluene	1	11.240	11.247	-0.007	59760	0.2510	0.2721	
17 4-Amino-2,6-dinitrotoluene	1	11.440	11.434	0.006	42458	0.2508	0.2612	
18 2-Amino-4,6-dinitrotoluene	1	11.726	11.727	-0.001	52957	0.2508	0.2620	M
19 2,6-Dinitrotoluene	1	11.860	11.854	0.006	42216	0.2508	0.2744	M
20 2,4-Dinitrotoluene	1	12.060	12.054	0.006	79913	0.2505	0.2694	
21 o-Nitrotoluene	1	12.900	12.894	0.006	32785	0.2508	0.2517	
22 p-Nitrotoluene	1	13.340	13.334	0.006	29086	0.2510	0.2578	
23 m-Nitrotoluene	1	13.940	13.934	0.006	37569	0.2510	0.2559	
24 PETN	2	15.040	15.027	0.013	201273	2.50	2.81	

QC Flag Legend

Review Flags
M - Manually Integrated

Reagents:

8330IntermStk_00058 Amount Added: 12.50 Units: uL

Report Date: 27-Jun-2019 10:27:42 Chrom Revision: 2.3 20-Jun-2019 20:50:56

Eurofins TestAmerica, Denver

Data File: \\chromna\Denver\ChromData\CHHPLC_X\20190626-83230.b\06260041.D

Injection Date:	27-Jun-2019 08:44:22	Instrument ID:	CHHPLC_X3	Operator ID:	hkf
Lims ID:	CCV INT			Worklist Smp#:	41
Client ID:					
Injection Vol:	100.0 ul	Dil. Factor:	1.0000	ALS Bottle#:	7
Method:	8330_X3	Limit Group:	GCSV - 8330		

Column: UltraCarb5uODS (20) (4.60 mm) Y Scaling: Method Defined: Scale to the Nth Largest Target: 1

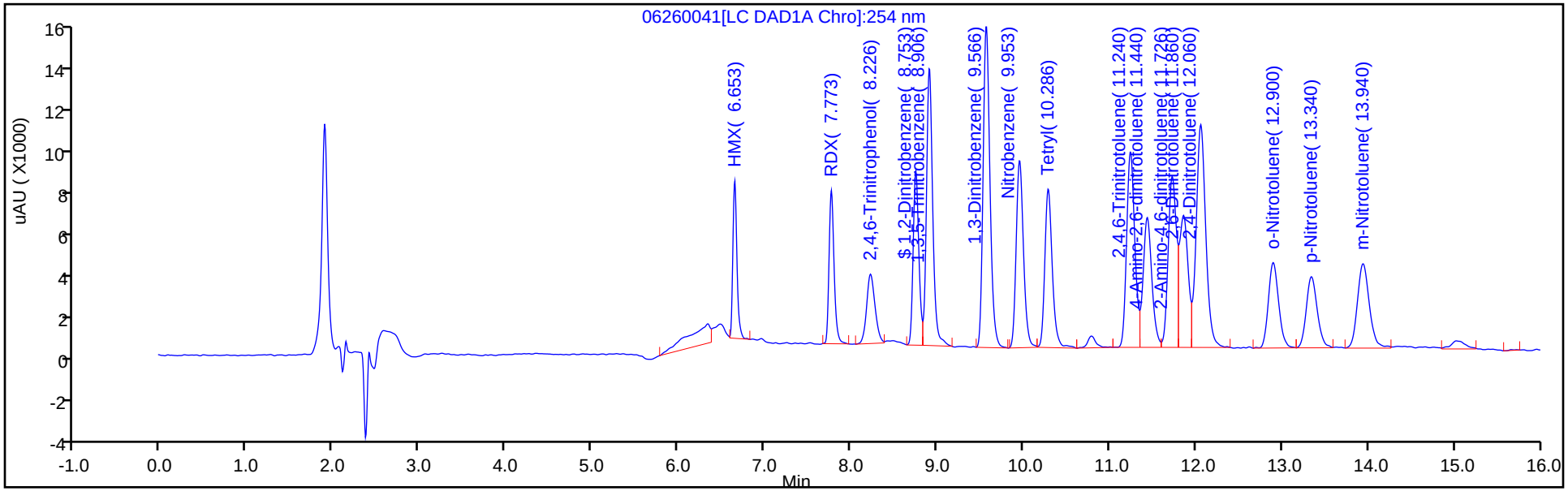

Y Scaling: Method Defined: Scale to the Nth Largest Target: 1

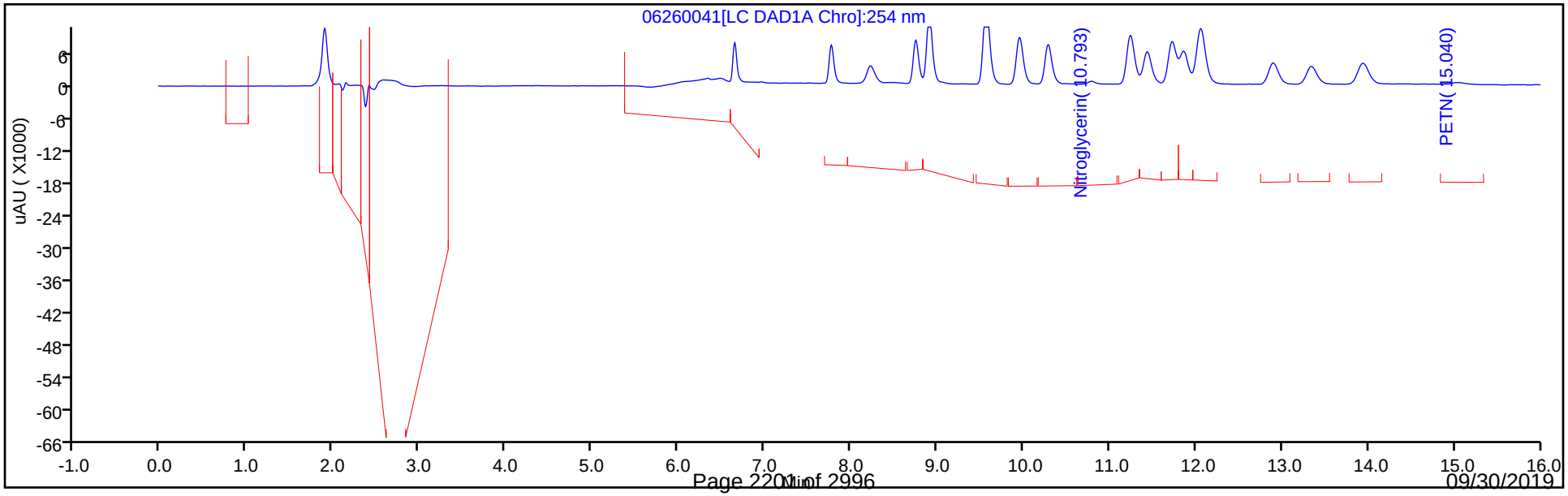

FORM VII
HPLC/IC CONTINUING CALIBRATION DATA

Lab Name: Eurofins TestAmerica, Denver Job No.: 280-124986-1

SDG No.:

Lab Sample ID: CCV 280-462823/43 Calibration Date: 06/27/2019 09:32

Instrument ID: CHHPLC_X3 Calib Start Date: 06/21/2019 00:29

GC Column: UltraCarb5uODS ID: 4.60(mm) Calib End Date: 06/21/2019 03:13

Lab File ID: 06260043.D Conc. Units: ug/L

ANALYTE	CURVE TYPE	AVE CF	CF	MIN CF	CALC AMOUNT	SPIKE AMOUNT	%D	MAX %D
TNX	Ave	209918	224851		268	250	7.1	15.0
DNX	Ave	152203	164224		270	250	7.9	15.0
MNX	Ave	144959	149457		301	292	3.1	15.0

FORM VII
HPLC/IC CONTINUING CALIBRATION RETENTION TIME SUMMARY

Lab Name: Eurofins TestAmerica, Denver Job No.: 280-124986-1

SDG No.:

Lab Sample ID: CCV 280-462823/43 Calibration Date: 06/27/2019 09:32

Instrument ID: CHHPLC_X3 Calib Start Date: 06/21/2019 00:29

GC Column: UltraCarb5uODS ID: 4.60(mm) Calib End Date: 06/21/2019 03:13

Lab File ID: 06260043.D

Analyte	RT	RT WINDOW	
		FROM	TO
TNX	6.55	6.45	6.65
DNX	6.89	6.79	6.99
MNX	7.35	7.21	7.51

Eurofins TestAmerica, Denver
Target Compound Quantitation Report

Data File: \\chromna\Denver\ChromData\CHHPLC_X\20190626-83230.b\06260043.D
Lims ID: CCV DMT
Client ID:
Sample Type: CCV
Inject. Date: 27-Jun-2019 09:32:18 ALS Bottle#: 9 Worklist Smp#: 43
Injection Vol: 100.0 ul Dil. Factor: 1.0000
Sample Info: CCV DMT
Misc. Info.: 280-0083230-043
Operator ID: hkf Instrument ID: CHHPLC_X3
Sublist: chrom-8330_X3*sub17

Method: \\chromna\Denver\ChromData\CHHPLC_X\20190626-83230.b\8330_X3.m
Limit Group: GCSV - 8330
Last Update: 27-Jun-2019 10:27:44 Calib Date: 21-Jun-2019 03:13:40
Integrator: Falcon
Quant Method: External Standard Quant By: Initial Calibration
Last ICal File: \\chromna\Denver\ChromData\CHHPLC_X\20190620-83048.b\06200032.D

Column 1 : UltraCarb5uODS (20) (4.60 mm) Det: LC DAD1B, 254 nm
Process Host: CTX0334

First Level Reviewer: fiedlerh Date: 27-Jun-2019 10:27:37

Compound	Det	RT (min.)	Exp RT (min.)	Dlt RT (min.)	Response	Cal Amt ug/mL	OnCol Amt ug/mL	Flags
2 TNX	1	6.552	6.549	0.003	56269	0.2503	0.2681	M
5 DNX	1	6.892	6.889	0.003	41097	0.2503	0.2700	M
6 MNX	1	7.352	7.356	-0.004	43604	0.2918	0.3008	

QC Flag Legend

Review Flags
M - Manually Integrated

Reagents:

8330 DMT_00002 Amount Added: 12.50 Units: uL

Report Date: 27-Jun-2019 10:27:44 Chrom Revision: 2.3 20-Jun-2019 20:50:56

Eurofins TestAmerica, Denver

Data File: \\chromna\Denver\ChromData\CHHPLC_X\20190626-83230.b\06260043.D

Injection Date:	27-Jun-2019 09:32:18	Instrument ID:	CHHPLC_X3	Operator ID:	hkf
Lims ID:	CCV DMT			Worklist Smp#:	43
Client ID:					
Injection Vol:	100.0 ul	Dil. Factor:	1.0000	ALS Bottle#:	9
Method:	8330_X3	Limit Group:	GCSV - 8330		

Column: UltraCarb5uODS (20) (4.60 mm) Y Scaling: Method Defined: Scale to the Nth Largest Target: 1

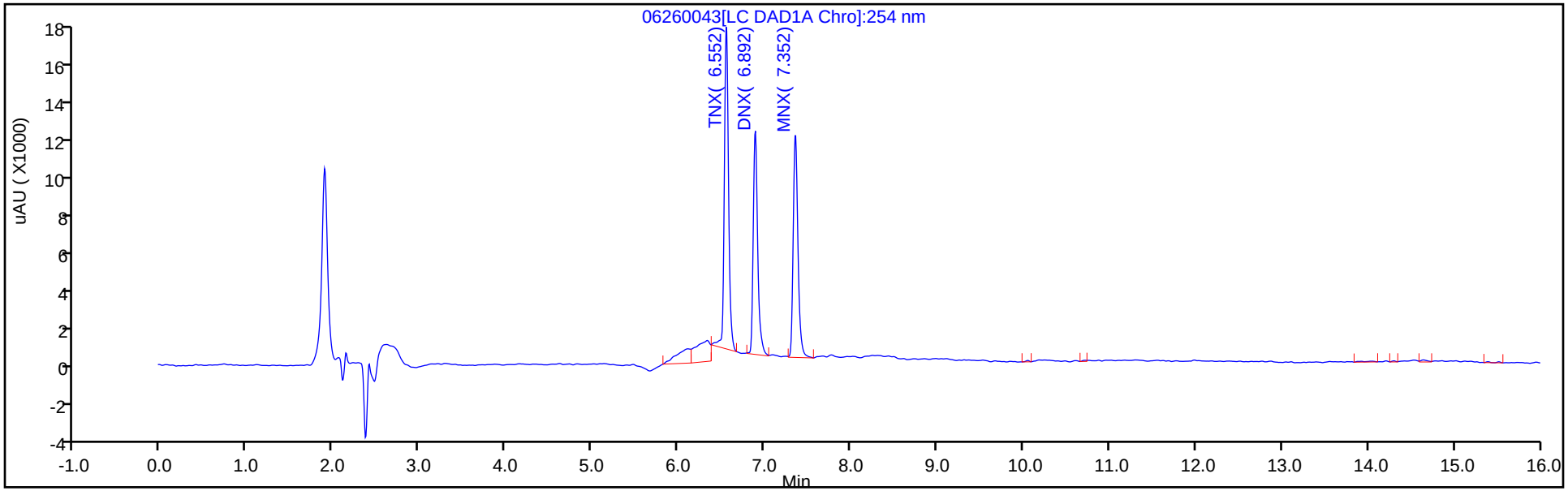

Y Scaling: Method Defined: Scale to the Nth Largest Target: 1

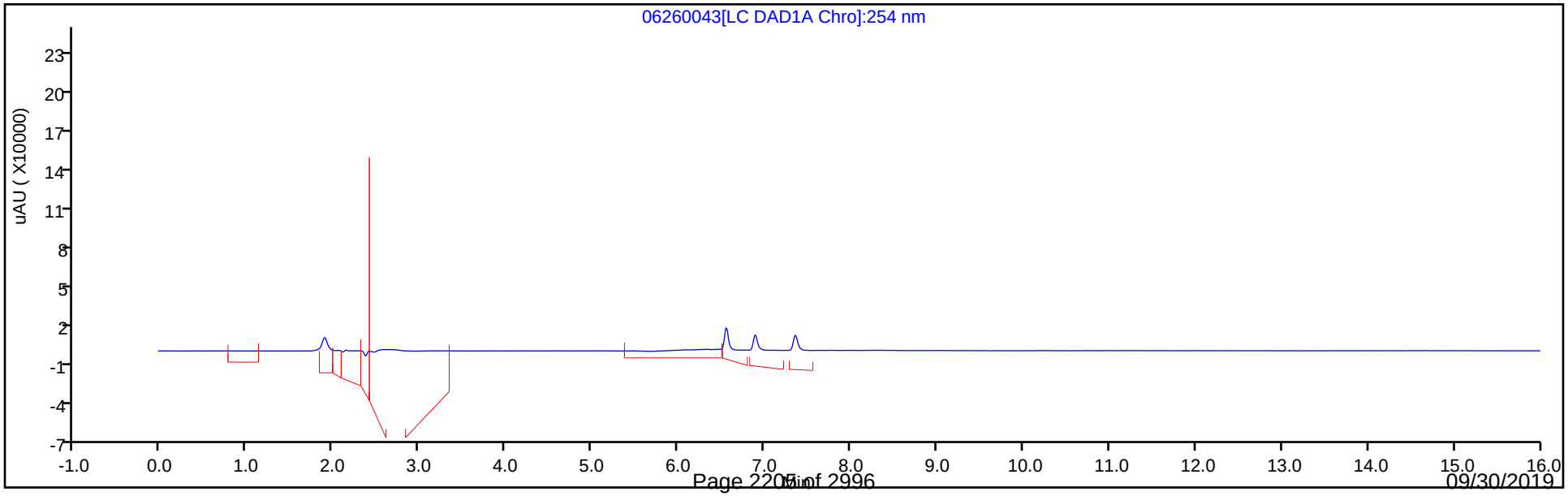

Manual Integration/User Assign Peak Report

Eurofins TestAmerica, Denver

Data File:	\\chromna\Denver\ChromData\CHHPLC_X\20190626-83230.b\06260043.D				
Injection Date:	27-Jun-2019 09:32:18	Instrument ID:	CHHPLC_X3		
Lims ID:	CCV DMT				
Client ID:					
Operator ID:	hkf	ALS Bottle#:	9	Worklist Smp#:	43
Injection Vol:	100.0 ul	Dil. Factor:	1.0000		
Method:	8330_X3	Limit Group:	GCSV - 8330		
Column:	UltraCarb5uODS (20) (4.60 mm)	Detector	LC DAD1B, 254 nm		

2 TNX, CAS: 13980-04-6

Signal: 1

Processing Integration Results

RT: 6.55
Area: 68097
Amount: 0.324398
Amount Units: ug/mL

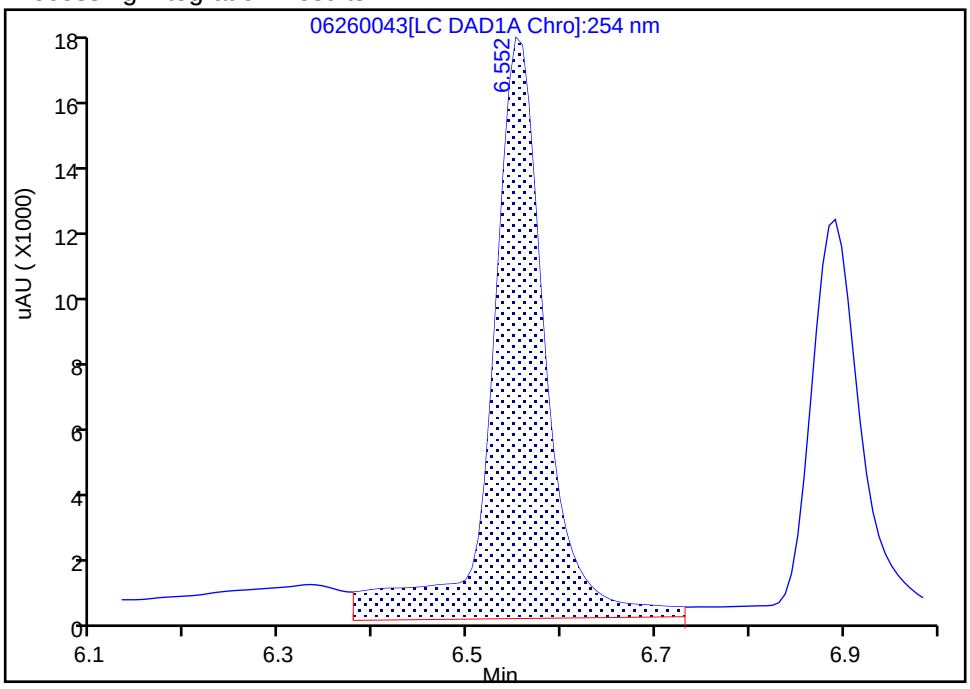

Manual Integration Results

RT: 6.55
Area: 56269
Amount: 0.268052
Amount Units: ug/mL

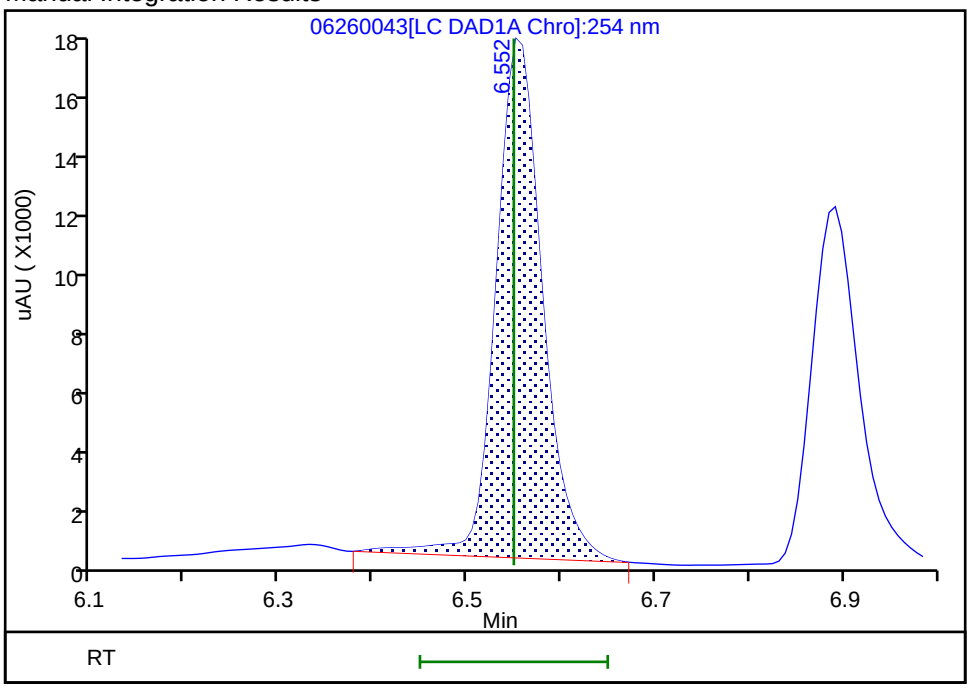

Reviewer: fiedlerh, 27-Jun-2019 10:16:44

Audit Action: Manually Integrated Audit Reason: Baseline Smoothing

Manual Integration/User Assign Peak Report

Eurofins TestAmerica, Denver

Data File:	\\chromna\Denver\ChromData\CHHPLC_X\20190626-83230.b\06260043.D				
Injection Date:	27-Jun-2019 09:32:18	Instrument ID:	CHHPLC_X3		
Lims ID:	CCV DMT				
Client ID:					
Operator ID:	hkf	ALS Bottle#:	9	Worklist Smp#:	43
Injection Vol:	100.0 ul	Dil. Factor:	1.0000		
Method:	8330_X3	Limit Group:	GCSV - 8330		
Column:	UltraCarb5uODS (20) (4.60 mm)	Detector	LC DAD1B, 254 nm		

5 DNX, CAS: 80251-29-2

Signal: 1

Processing Integration Results

RT: 6.89
Area: 44245
Amount: 0.290698
Amount Units: ug/mL

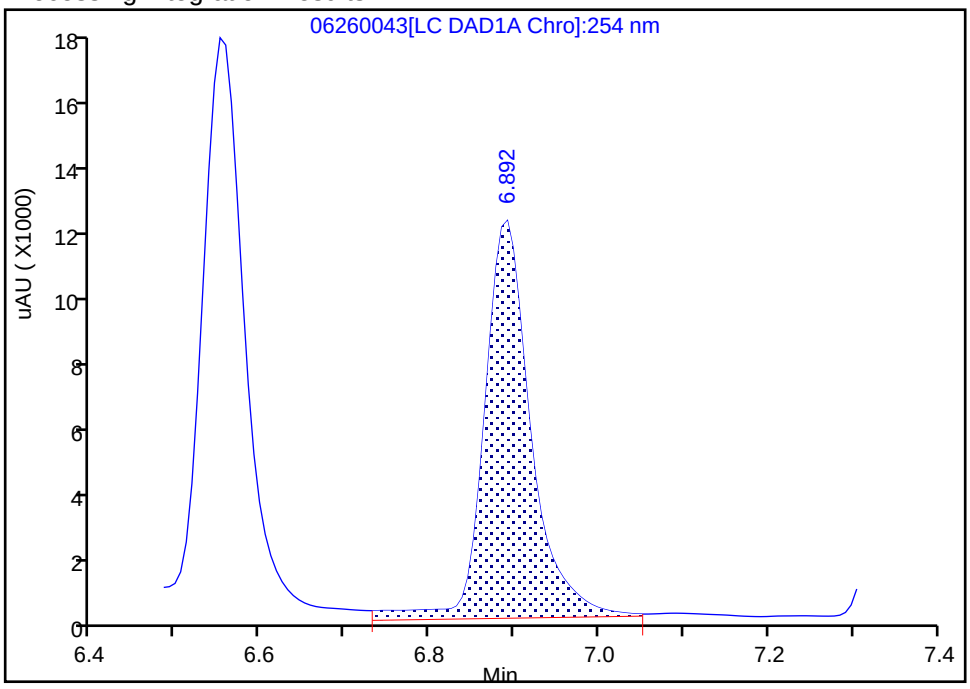

Manual Integration Results

RT: 6.89
Area: 41097
Amount: 0.270015
Amount Units: ug/mL

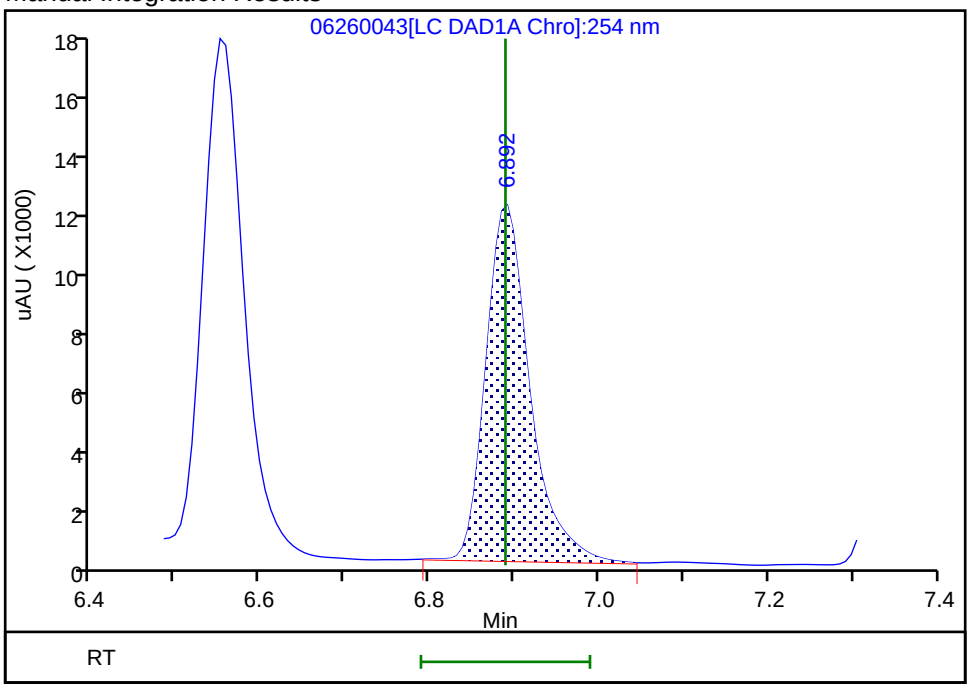

Reviewer: fiedlerh, 27-Jun-2019 10:16:46
Audit Action: Manually Integrated Audit Reason: Baseline Smoothing

FORM VII
HPLC/IC CONTINUING CALIBRATION DATA

Lab Name: Eurofins TestAmerica, Denver Job No.: 280-124986-1

SDG No.:

Lab Sample ID: CCV 280-463366/54 Calibration Date: 07/03/2019 03:55

Instrument ID: CHHPLC_X3 Calib Start Date: 07/01/2019 14:40

GC Column: UltraCarb5uODS ID: 4.60(mm) Calib End Date: 07/01/2019 17:23

Lab File ID: 07020054.D Conc. Units: ug/L

ANALYTE	CURVE TYPE	AVE CF	CF	MIN CF	CALC AMOUNT	SPIKE AMOUNT	%D	MAX %D
HMX	Ave	91833	88628		241	250	-3.5	15.0
RDX	Ave	111120	106884		240	250	-3.8	15.0
Picric acid	Ave	90734	84476		233	250	-6.9	15.0
1,3,5-Trinitrobenzene	Ave	245077	241808		247	250	-1.3	15.0
1,3-Dinitrobenzene	Ave	311175	305566		246	250	-1.8	15.0
Nitrobenzene	Ave	198903	191940		242	251	-3.5	15.0
Tetryl	Ave	161957	161256		249	250	-0.4	15.0
Nitroglycerin	Ave	71108	71685		2520	2500	0.8	15.0
2,4,6-Trinitrotoluene	Ave	227277	219944		243	251	-3.2	15.0
4-Amino-2,6-dinitrotoluene	Ave	166378	161180		243	251	-3.1	15.0
2-Amino-4,6-dinitrotoluene	Ave	205236	198692		243	251	-3.2	15.0
2,6-Dinitrotoluene	Ave	159284	156415		246	251	-1.8	15.0
2,4-Dinitrotoluene	Ave	300447	297673		248	251	-0.9	15.0
2-Nitrotoluene	Ave	129784	124893		241	251	-3.8	15.0
4-Nitrotoluene	Ave	110255	108259		246	251	-1.8	15.0
3-Nitrotoluene	Ave	145122	139817		242	251	-3.7	15.0
PETN	Ave	74289	75226		2530	2500	1.3	15.0
1,2-Dinitrobenzene	Ave	139328	137112		246	250	-1.6	15.0

FORM VII
HPLC/IC CONTINUING CALIBRATION RETENTION TIME SUMMARY

Lab Name: Eurofins TestAmerica, Denver Job No.: 280-124986-1

SDG No.:

Lab Sample ID: CCV 280-463366/54 Calibration Date: 07/03/2019 03:55

Instrument ID: CHHPLC_X3 Calib Start Date: 07/01/2019 14:40

GC Column: UltraCarb5uODS ID: 4.60(mm) Calib End Date: 07/01/2019 17:23

Lab File ID: 07020054.D

Analyte	RT	RT WINDOW	
		FROM	TO
HMX	6.65	6.50	6.80
RDX	7.77	7.62	7.92
Picric acid	8.21	8.06	8.36
1,3,5-Trinitrobenzene	8.90	8.76	9.06
1,3-Dinitrobenzene	9.57	9.42	9.72
Nitrobenzene	9.95	9.81	10.11
Tetryl	10.29	10.14	10.44
Nitroglycerin	10.79	10.64	10.94
2,4,6-Trinitrotoluene	11.24	11.15	11.35
4-Amino-2,6-dinitrotoluene	11.44	11.34	11.54
2-Amino-4,6-dinitrotoluene	11.73	11.63	11.83
2,6-Dinitrotoluene	11.86	11.77	11.97
2,4-Dinitrotoluene	12.06	11.96	12.16
2-Nitrotoluene	12.90	12.76	13.06
4-Nitrotoluene	13.34	13.20	13.50
3-Nitrotoluene	13.94	13.80	14.10
PETN	15.03	14.90	15.20
1,2-Dinitrobenzene	8.75	8.60	8.90

Eurofins TestAmerica, Denver
Target Compound Quantitation Report

Data File: \\chromna\Denver\ChromData\CHHPLC_X\20190702-83402.b\07020054.D
Lims ID: CCV INT
Client ID:
Sample Type: CCV
Inject. Date: 03-Jul-2019 03:55:06 ALS Bottle#: 7 Worklist Smp#: 54
Injection Vol: 100.0 ul Dil. Factor: 1.0000
Sample Info: CCV INT
Misc. Info.: 280-0083402-054
Operator ID: hkf Instrument ID: CHHPLC_X3
Sublist: chrom-8330_X3*sub9

Method: \\chromna\Denver\ChromData\CHHPLC_X\20190702-83402.b\8330_X3.m
Limit Group: GCSV - 8330
Last Update: 03-Jul-2019 09:27:24 Calib Date: 02-Jul-2019 00:18:07
Integrator: Falcon
Quant Method: External Standard Quant By: Initial Calibration
Last ICal File: \\chromna\Denver\ChromData\CHHPLC_X\20190701-83376.b\07010032.D

Column 1 : UltraCarb5uODS (20) (4.60 mm) Det: LC DAD1B, 254 nm
Process Host: CTX0326

First Level Reviewer: fiedlerh Date: 03-Jul-2019 09:25:41

	Compound	Det	RT (min.)	Exp RT (min.)	Dlt RT (min.)	Response	Cal Amt ug/mL	OnCol Amt ug/mL	Flags
	3 HMX	1	6.647	6.647	0.000	22157	0.2500	0.2413	M
	7 RDX	1	7.767	7.767	0.000	26721	0.2500	0.2405	
	8 2,4,6-Trinitrophenol	1	8.207	8.214	-0.007	21119	0.2500	0.2328	
$	9 1,2-Dinitrobenzene	1	8.747	8.754	-0.007	34278	0.2500	0.2460	
	10 1,3,5-Trinitrobenzene	1	8.901	8.907	-0.006	60452	0.2500	0.2467	
	11 1,3-Dinitrobenzene	1	9.567	9.574	-0.007	76468	0.2503	0.2457	
	12 Nitrobenzene	1	9.954	9.961	-0.007	48081	0.2505	0.2417	
	14 Tetryl	1	10.287	10.294	-0.007	40314	0.2500	0.2489	
	15 Nitroglycerin	2	10.787	10.794	-0.007	179213	2.50	2.52	
	16 2,4,6-Trinitrotoluene	1	11.240	11.247	-0.007	55206	0.2510	0.2429	
	17 4-Amino-2,6-dinitrotoluene	1	11.440	11.441	-0.001	40416	0.2508	0.2429	
	18 2-Amino-4,6-dinitrotoluene	1	11.727	11.734	-0.007	49822	0.2508	0.2428	
	19 2,6-Dinitrotoluene	1	11.860	11.867	-0.007	39221	0.2508	0.2462	
	20 2,4-Dinitrotoluene	1	12.060	12.061	-0.001	74567	0.2505	0.2482	
	21 o-Nitrotoluene	1	12.900	12.907	-0.007	31317	0.2508	0.2413	
	22 p-Nitrotoluene	1	13.340	13.347	-0.007	27173	0.2510	0.2465	
	23 m-Nitrotoluene	1	13.940	13.947	-0.007	35094	0.2510	0.2418	
	24 PETN	2	15.034	15.047	-0.013	188066	2.50	2.53	

QC Flag Legend

Review Flags
M - Manually Integrated

Reagents:

8330IntermStk_00058 Amount Added: 12.50 Units: uL

Report Date: 03-Jul-2019 09:27:25 Chrom Revision: 2.3 20-Jun-2019 20:50:56

Eurofins TestAmerica, Denver

Data File: \\chromna\Denver\ChromData\CHHPLC_X\20190702-83402.b\07020054.D

Injection Date:	03-Jul-2019 03:55:06	Instrument ID:	CHHPLC_X3	Operator ID:	hkf
Lims ID:	CCV INT			Worklist Smp#:	54
Client ID:					
Injection Vol:	100.0 ul	Dil. Factor:	1.0000	ALS Bottle#:	7
Method:	8330_X3	Limit Group:	GCSV - 8330		

Column: UltraCarb5uODS (20) (4.60 mm) Y Scaling: Method Defined: Scale to the Nth Largest Target: 1

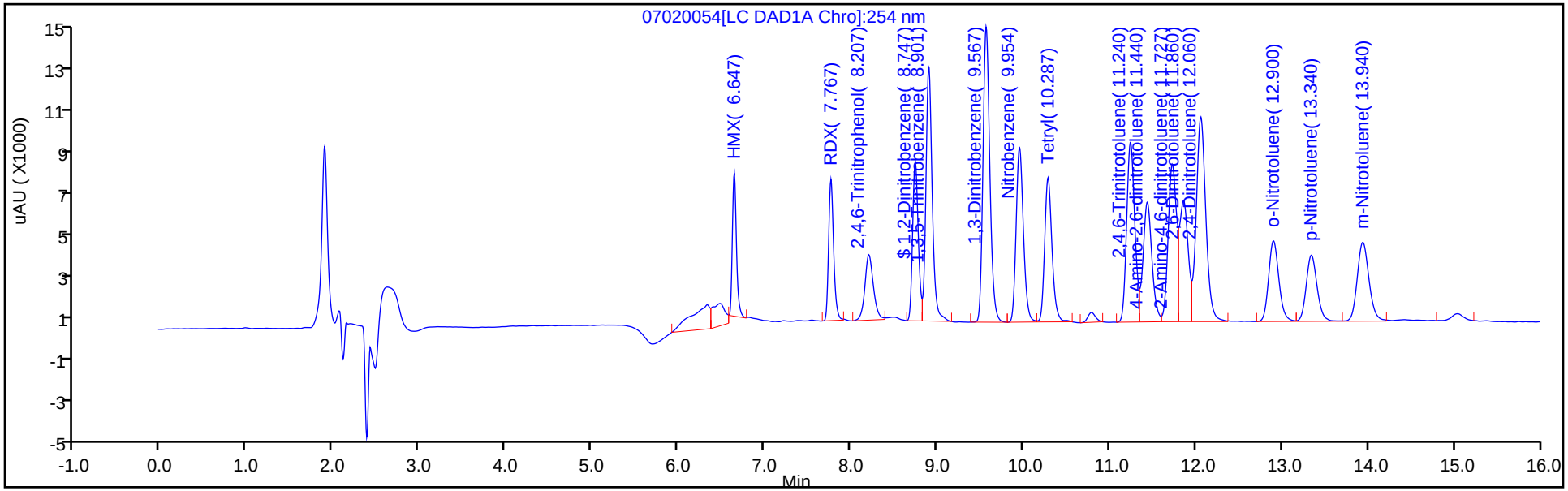

Y Scaling: Method Defined: Scale to the Nth Largest Target: 1

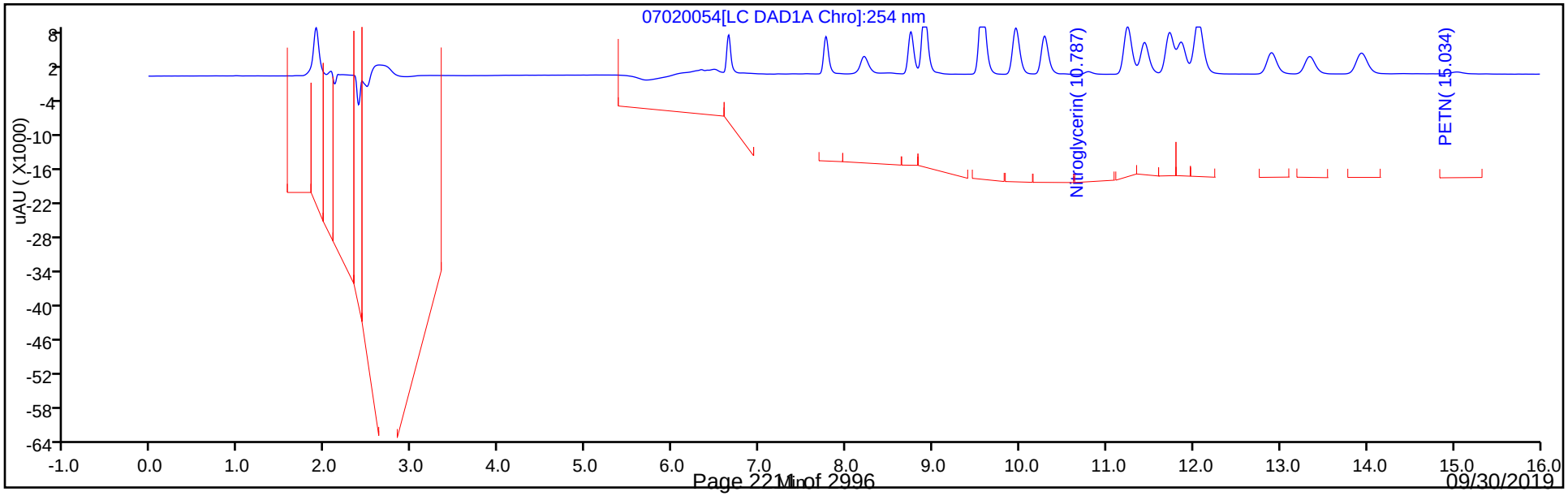

Manual Integration/User Assign Peak Report

Eurofins TestAmerica, Denver

Data File:	\\chromna\Denver\ChromData\CHHPLC_X\20190702-83402.b\07020054.D		
Injection Date:	03-Jul-2019 03:55:06	Instrument ID:	CHHPLC_X3
Lims ID:	CCV INT		
Client ID:			
Operator ID:	hkf	ALS Bottle#:	7 Worklist Smp#: 54
Injection Vol:	100.0 ul	Dil. Factor:	1.0000
Method:	8330_X3	Limit Group:	GCSV - 8330
Column:	UltraCarb5uODS (20) (4.60 mm)	Detector	LC DAD1B, 254 nm

3 HMX, CAS: 2691-41-0

Signal: 1

Processing Integration Results

RT: 6.65
Area: 25304
Amount: 0.275543
Amount Units: ug/mL

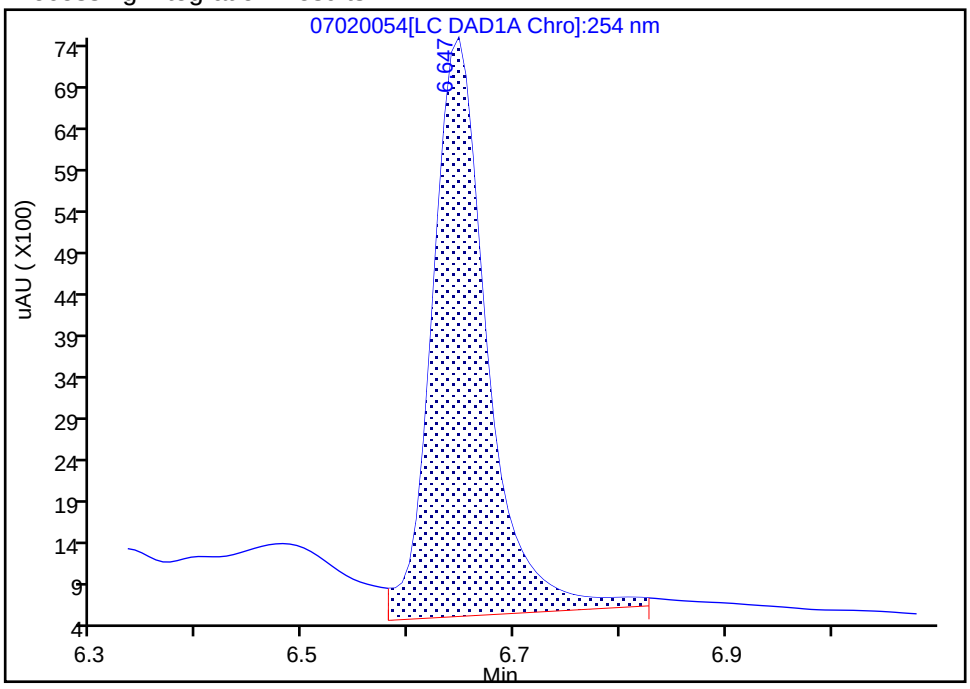

Manual Integration Results

RT: 6.65
Area: 22157
Amount: 0.241274
Amount Units: ug/mL

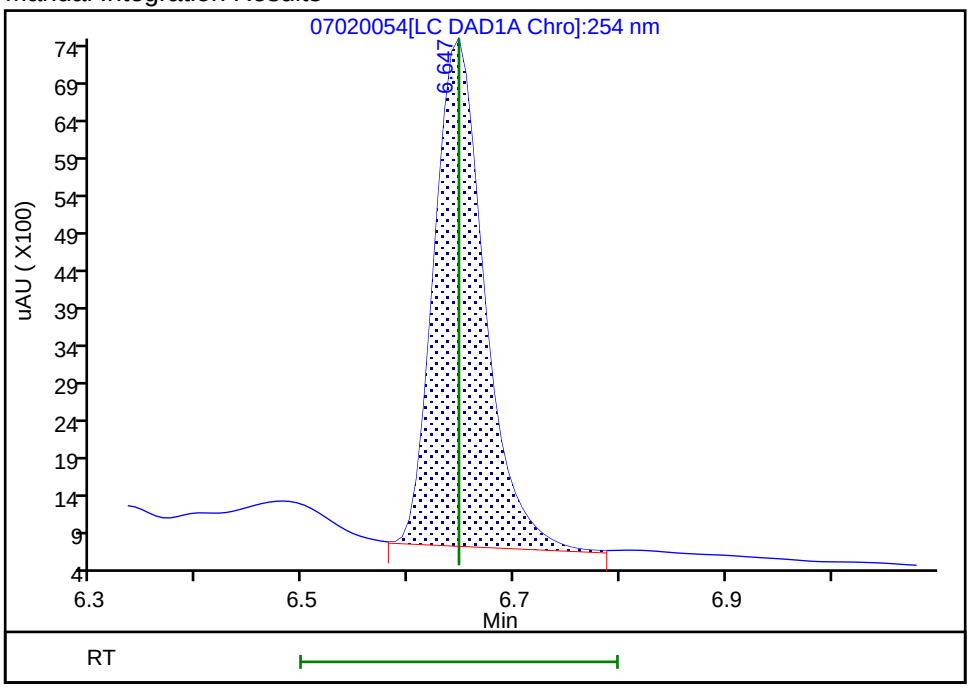

Reviewer: fiedlerh, 03-Jul-2019 09:25:40
Audit Action: Manually Integrated Audit Reason: Baseline Smoothing

FORM VII
HPLC/IC CONTINUING CALIBRATION DATA

Lab Name: Eurofins TestAmerica, Denver Job No.: 280-124986-1

SDG No.:

Lab Sample ID: CCV 280-463366/56 Calibration Date: 07/03/2019 04:40

Instrument ID: CHHPLC_X3 Calib Start Date: 07/01/2019 21:36

GC Column: UltraCarb5uODS ID: 4.60(mm) Calib End Date: 07/02/2019 00:18

Lab File ID: 07020056.D Conc. Units: ug/L

ANALYTE	CURVE TYPE	AVE CF	CF	MIN CF	CALC AMOUNT	SPIKE AMOUNT	%D	MAX %D
TNX	Ave	214964	212012		247	250	-1.4	15.0
DNX	Ave	156126	153139		245	250	-1.9	15.0
MNX	Ave	140041	140147		292	292	0.0	15.0

FORM VII
HPLC/IC CONTINUING CALIBRATION RETENTION TIME SUMMARY

Lab Name: Eurofins TestAmerica, Denver Job No.: 280-124986-1

SDG No.:

Lab Sample ID: CCV 280-463366/56 Calibration Date: 07/03/2019 04:40

Instrument ID: CHHPLC_X3 Calib Start Date: 07/01/2019 21:36

GC Column: UltraCarb5uODS ID: 4.60(mm) Calib End Date: 07/02/2019 00:18

Lab File ID: 07020056.D

Analyte	RT	RT WINDOW	
		FROM	TO
TNX	6.55	6.45	6.65
DNX	6.88	6.78	6.98
MNX	7.35	7.19	7.49

Eurofins TestAmerica, Denver
Target Compound Quantitation Report

Data File: \\chromna\Denver\ChromData\CHHPLC_X\20190702-83402.b\07020056.D
Lims ID: CCV DMT
Client ID:
Sample Type: CCV
Inject. Date: 03-Jul-2019 04:40:59 ALS Bottle#: 9 Worklist Smp#: 56
Injection Vol: 100.0 ul Dil. Factor: 1.0000
Sample Info: CCV DMT
Misc. Info.: 280-0083402-056
Operator ID: hkf Instrument ID: CHHPLC_X3
Sublist: chrom-8330_X3*sub17

Method: \\chromna\Denver\ChromData\CHHPLC_X\20190702-83402.b\8330_X3.m
Limit Group: GCSV - 8330
Last Update: 03-Jul-2019 09:27:22 Calib Date: 02-Jul-2019 00:18:07
Integrator: Falcon
Quant Method: External Standard Quant By: Initial Calibration
Last ICal File: \\chromna\Denver\ChromData\CHHPLC_X\20190701-83376.b\07010032.D

Column 1 : UltraCarb5uODS (20) (4.60 mm) Det: LC DAD1B, 254 nm
Process Host: CTX0326

First Level Reviewer: fiedlerh Date: 03-Jul-2019 09:26:04

Compound	Det	RT (min.)	Exp RT (min.)	Dlt RT (min.)	Response	Cal Amt ug/mL	OnCol Amt ug/mL	Flags
2 TNX	1	6.550	6.550	0.000	53056	0.2503	0.2468	M
5 DNX	1	6.883	6.883	0.000	38323	0.2503	0.2455	
6 MNX	1	7.350	7.343	0.007	40888	0.2918	0.2920	

QC Flag Legend

Review Flags
M - Manually Integrated

Reagents:

8330 DMT_00002 Amount Added: 12.50 Units: uL

Report Date: 03-Jul-2019 09:27:22 Chrom Revision: 2.3 20-Jun-2019 20:50:56

Eurofins TestAmerica, Denver

Data File: \\chromna\Denver\ChromData\CHHPLC_X\20190702-83402.b\07020056.D

Injection Date:	03-Jul-2019 04:40:59	Instrument ID:	CHHPLC_X3	Operator ID:	hkf
Lims ID:	CCV DMT			Worklist Smp#:	56
Client ID:					
Injection Vol:	100.0 ul	Dil. Factor:	1.0000	ALS Bottle#:	9
Method:	8330_X3	Limit Group:	GCSV - 8330		

Column: UltraCarb5uODS (20) (4.60 mm) Y Scaling: Method Defined: Scale to the Nth Largest Target: 1

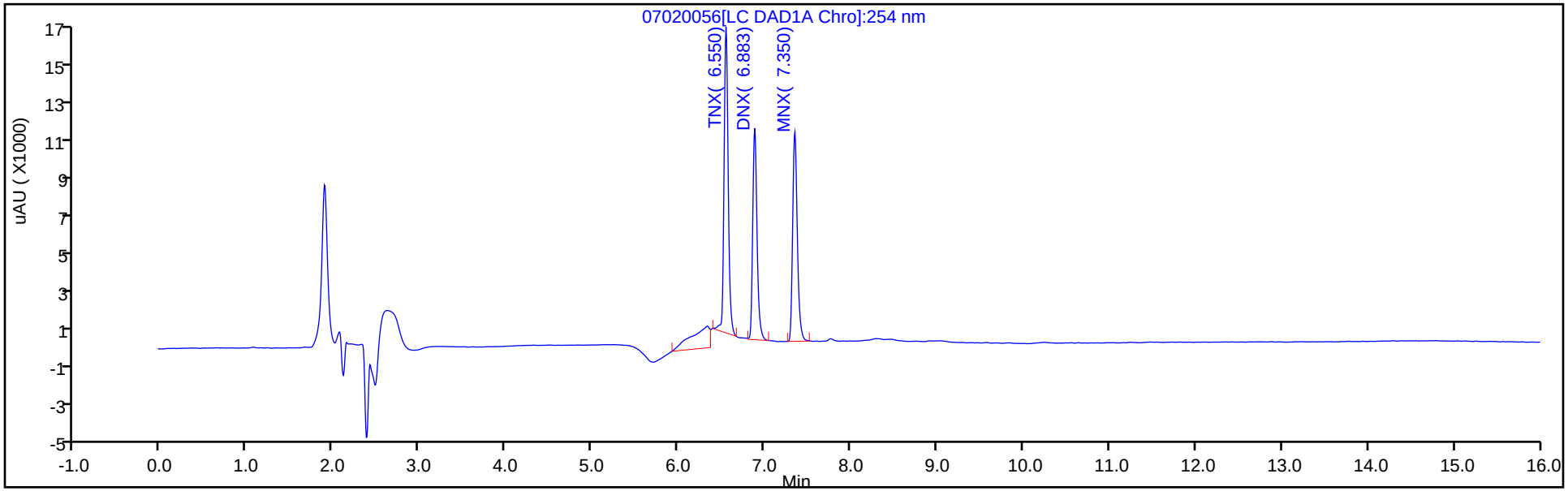

Y Scaling: Method Defined: Scale to the Nth Largest Target: 1

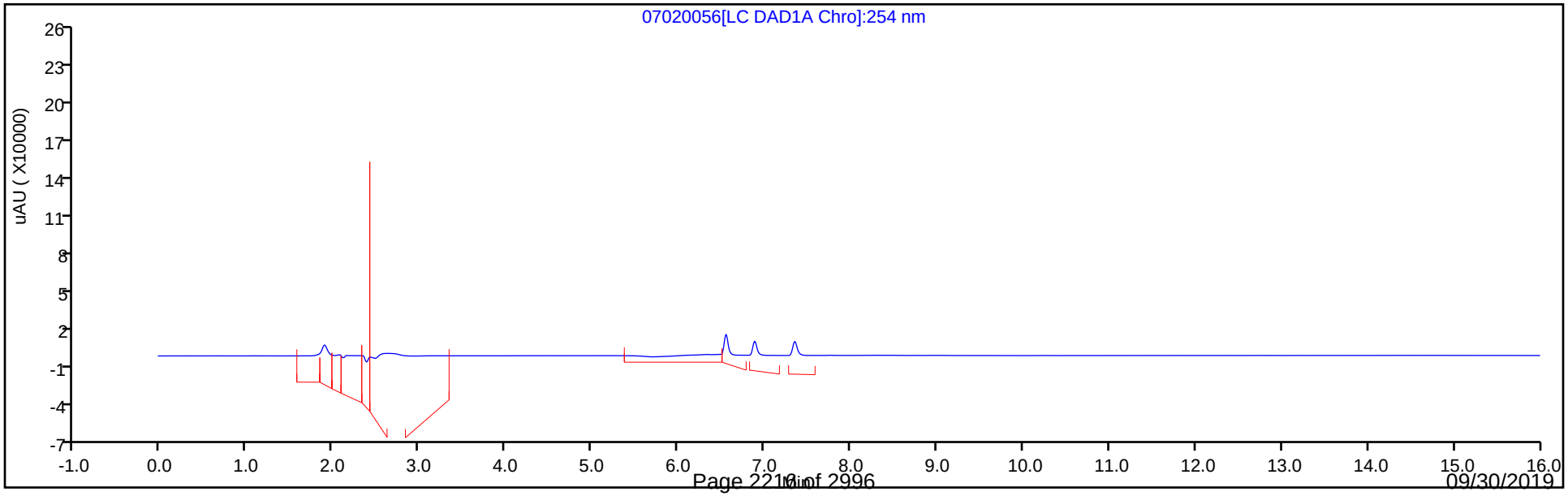

Manual Integration/User Assign Peak Report

Eurofins TestAmerica, Denver

Data File:	\\chromna\Denver\ChromData\CHHPLC_X\20190702-83402.b\07020056.D				
Injection Date:	03-Jul-2019 04:40:59	Instrument ID:	CHHPLC_X3		
Lims ID:	CCV DMT				
Client ID:					
Operator ID:	hkf	ALS Bottle#:	9	Worklist Smp#:	56
Injection Vol:	100.0 ul	Dil. Factor:	1.0000		
Method:	8330_X3	Limit Group:	GCSV - 8330		
Column:	UltraCarb5uODS (20) (4.60 mm)	Detector	LC DAD1B, 254 nm		

2 TNX, CAS: 13980-04-6

Signal: 1

Processing Integration Results

RT: 6.55
Area: 65218
Amount: 0.303390
Amount Units: ug/mL

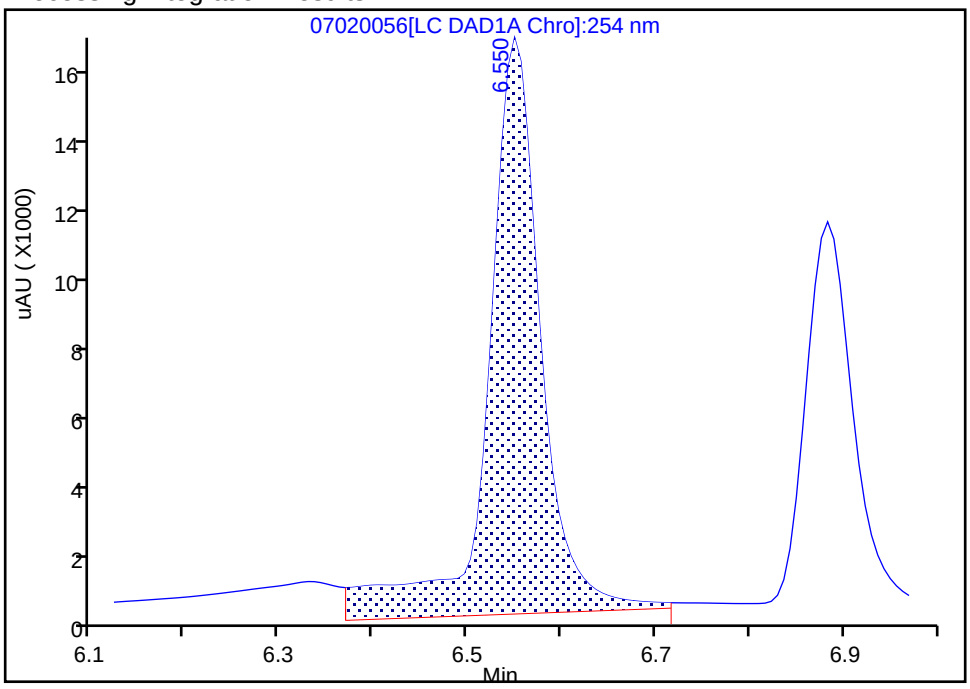

Manual Integration Results

RT: 6.55
Area: 53056
Amount: 0.246813
Amount Units: ug/mL

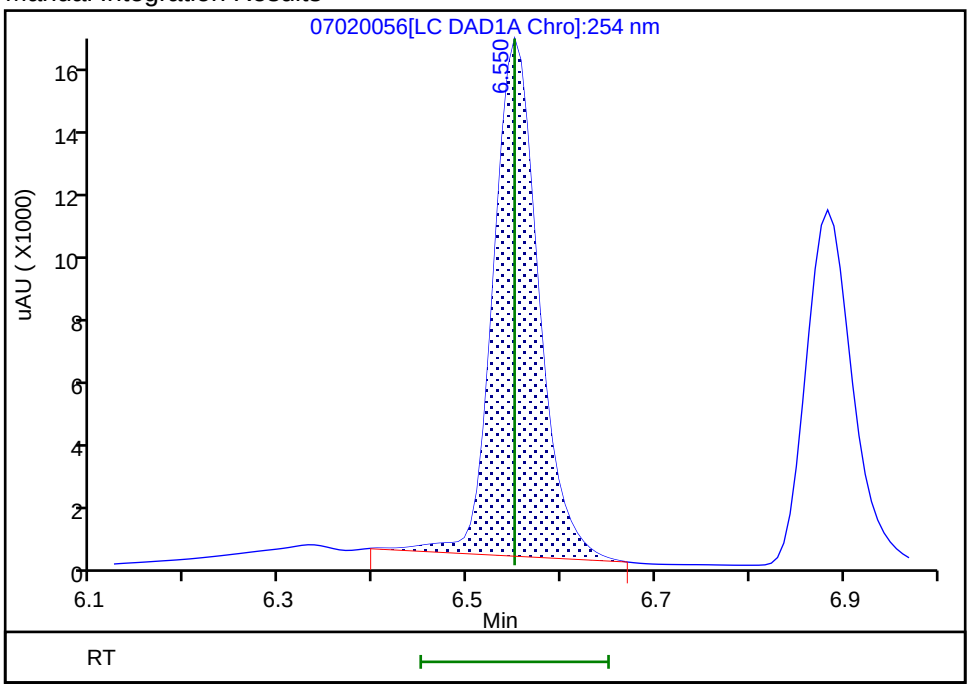

Reviewer: fiedlerh, 03-Jul-2019 09:26:01

Audit Action: Manually Integrated Audit Reason: Baseline Smoothing

FORM VII
HPLC/IC CONTINUING CALIBRATION DATA

Lab Name: Eurofins TestAmerica, Denver Job No.: 280-124986-1

SDG No.:

Lab Sample ID: CCV 280-463366/67 Calibration Date: 07/03/2019 08:53

Instrument ID: CHHPLC_X3 Calib Start Date: 07/01/2019 14:40

GC Column: UltraCarb5uODS ID: 4.60(mm) Calib End Date: 07/01/2019 17:23

Lab File ID: 07020067.D Conc. Units: ug/L

ANALYTE	CURVE TYPE	AVE CF	CF	MIN CF	CALC AMOUNT	SPIKE AMOUNT	%D	MAX %D
HMX	Ave	91833	89548		244	250	-2.5	15.0
RDX	Ave	111120	106484		240	250	-4.2	15.0
Picric acid	Ave	90734	84204		232	250	-7.2	15.0
1,3,5-Trinitrobenzene	Ave	245077	241260		246	250	-1.6	15.0
1,3-Dinitrobenzene	Ave	311175	304831		245	250	-2.0	15.0
Nitrobenzene	Ave	198903	188160		237	251	-5.4	15.0
Tetryl	Ave	161957	158904		245	250	-1.9	15.0
Nitroglycerin	Ave	71108	71563		2520	2500	0.6	15.0
2,4,6-Trinitrotoluene	Ave	227277	221474		245	251	-2.6	15.0
4-Amino-2,6-dinitrotoluene	Ave	166378	158429		239	251	-4.8	15.0
2-Amino-4,6-dinitrotoluene	Ave	205236	203302		248	251	-0.9	15.0
2,6-Dinitrotoluene	Ave	159284	152877		241	251	-4.0	15.0
2,4-Dinitrotoluene	Ave	300447	297257		248	251	-1.1	15.0
2-Nitrotoluene	Ave	129784	123370		238	251	-4.9	15.0
4-Nitrotoluene	Ave	110255	107490		245	251	-2.5	15.0
3-Nitrotoluene	Ave	145122	139175		241	251	-4.1	15.0
PETN	Ave	74289	75450		2540	2500	1.6	15.0
1,2-Dinitrobenzene	Ave	139328	136316		245	250	-2.2	15.0

FORM VII
HPLC/IC CONTINUING CALIBRATION RETENTION TIME SUMMARY

Lab Name: Eurofins TestAmerica, Denver Job No.: 280-124986-1

SDG No.:

Lab Sample ID: CCV 280-463366/67 Calibration Date: 07/03/2019 08:53

Instrument ID: CHHPLC_X3 Calib Start Date: 07/01/2019 14:40

GC Column: UltraCarb5uODS ID: 4.60(mm) Calib End Date: 07/01/2019 17:23

Lab File ID: 07020067.D

Analyte	RT	RT WINDOW	
		FROM	TO
HMX	6.65	6.50	6.80
RDX	7.76	7.62	7.92
Picric acid	8.20	8.06	8.36
1,3,5-Trinitrobenzene	8.90	8.76	9.06
1,3-Dinitrobenzene	9.56	9.42	9.72
Nitrobenzene	9.95	9.81	10.11
Tetryl	10.28	10.14	10.44
Nitroglycerin	10.78	10.64	10.94
2,4,6-Trinitrotoluene	11.24	11.15	11.35
4-Amino-2,6-dinitrotoluene	11.43	11.34	11.54
2-Amino-4,6-dinitrotoluene	11.72	11.63	11.83
2,6-Dinitrotoluene	11.85	11.77	11.97
2,4-Dinitrotoluene	12.05	11.96	12.16
2-Nitrotoluene	12.90	12.76	13.06
4-Nitrotoluene	13.34	13.20	13.50
3-Nitrotoluene	13.93	13.80	14.10
PETN	15.03	14.90	15.20
1,2-Dinitrobenzene	8.74	8.60	8.90

Eurofins TestAmerica, Denver
Target Compound Quantitation Report

Data File: \\chromna\Denver\ChromData\CHHPLC_X\20190702-83402.b\07020067.D
Lims ID: CCV INT
Client ID:
Sample Type: CCV
Inject. Date: 03-Jul-2019 08:53:57 ALS Bottle#: 7 Worklist Smp#: 67
Injection Vol: 100.0 ul Dil. Factor: 1.0000
Sample Info: CCV INT
Misc. Info.: 280-0083402-067
Operator ID: hkf Instrument ID: CHHPLC_X3
Sublist: chrom-8330_X3*sub9

Method: \\chromna\Denver\ChromData\CHHPLC_X\20190702-83402.b\8330_X3.m
Limit Group: GCSV - 8330
Last Update: 03-Jul-2019 11:02:31 Calib Date: 02-Jul-2019 00:18:07
Integrator: Falcon
Quant Method: External Standard Quant By: Initial Calibration
Last ICal File: \\chromna\Denver\ChromData\CHHPLC_X\20190701-83376.b\07010032.D

Column 1 : UltraCarb5uODS (20) (4.60 mm) Det: LC DAD1B, 254 nm
Process Host: CTX0326

First Level Reviewer: fiedlerh Date: 03-Jul-2019 10:47:10

Compound	Det	RT (min.)	Exp RT (min.)	Dlt RT (min.)	Response	Cal Amt ug/mL	OnCol Amt ug/mL	Flags
3 HMX	1	6.648	6.647	0.001	22387	0.2500	0.2438	M
7 RDX	1	7.762	7.767	-0.005	26621	0.2500	0.2396	
8 2,4,6-Trinitrophenol	1	8.202	8.214	-0.012	21051	0.2500	0.2320	
$ 9 1,2-Dinitrobenzene	1	8.742	8.754	-0.012	34079	0.2500	0.2446	
10 1,3,5-Trinitrobenzene	1	8.902	8.907	-0.005	60315	0.2500	0.2461	
11 1,3-Dinitrobenzene	1	9.562	9.574	-0.012	76284	0.2503	0.2451	
12 Nitrobenzene	1	9.948	9.961	-0.013	47134	0.2505	0.2370	
14 Tetryl	1	10.275	10.294	-0.019	39726	0.2500	0.2453	
15 Nitroglycerin	2	10.782	10.794	-0.012	178908	2.50	2.52	
16 2,4,6-Trinitrotoluene	1	11.235	11.247	-0.012	55590	0.2510	0.2446	
17 4-Amino-2,6-dinitrotoluene	1	11.428	11.441	-0.013	39726	0.2508	0.2388	
18 2-Amino-4,6-dinitrotoluene	1	11.715	11.734	-0.019	50978	0.2508	0.2484	
19 2,6-Dinitrotoluene	1	11.848	11.867	-0.019	38334	0.2508	0.2407	
20 2,4-Dinitrotoluene	1	12.048	12.061	-0.013	74463	0.2505	0.2478	
21 o-Nitrotoluene	1	12.895	12.907	-0.012	30935	0.2508	0.2384	
22 p-Nitrotoluene	1	13.335	13.347	-0.012	26980	0.2510	0.2447	
23 m-Nitrotoluene	1	13.928	13.947	-0.019	34933	0.2510	0.2407	
24 PETN	2	15.028	15.047	-0.019	188624	2.50	2.54	

QC Flag Legend

Review Flags
M - Manually Integrated

Reagents:

8330IntermStk_00058 Amount Added: 12.50 Units: uL

Report Date: 03-Jul-2019 11:02:32 Chrom Revision: 2.3 20-Jun-2019 20:50:56

Eurofins TestAmerica, Denver

Data File: \\chromna\Denver\ChromData\CHHPLC_X\20190702-83402.b\07020067.D

Injection Date:	03-Jul-2019 08:53:57	Instrument ID:	CHHPLC_X3	Operator ID:	hkf
Lims ID:	CCV INT			Worklist Smp#:	67
Client ID:					
Injection Vol:	100.0 ul	Dil. Factor:	1.0000	ALS Bottle#:	7
Method:	8330_X3	Limit Group:	GCSV - 8330		

Column: UltraCarb5uODS (20) (4.60 mm) Y Scaling: Method Defined: Scale to the Nth Largest Target: 1

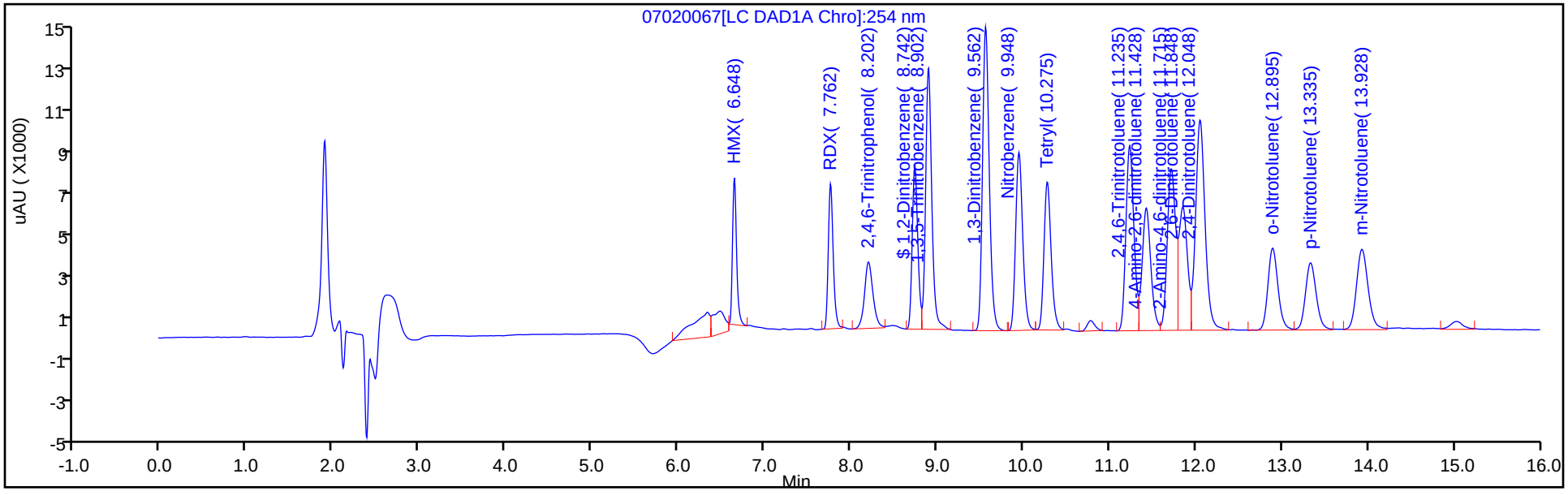

Y Scaling: Method Defined: Scale to the Nth Largest Target: 1

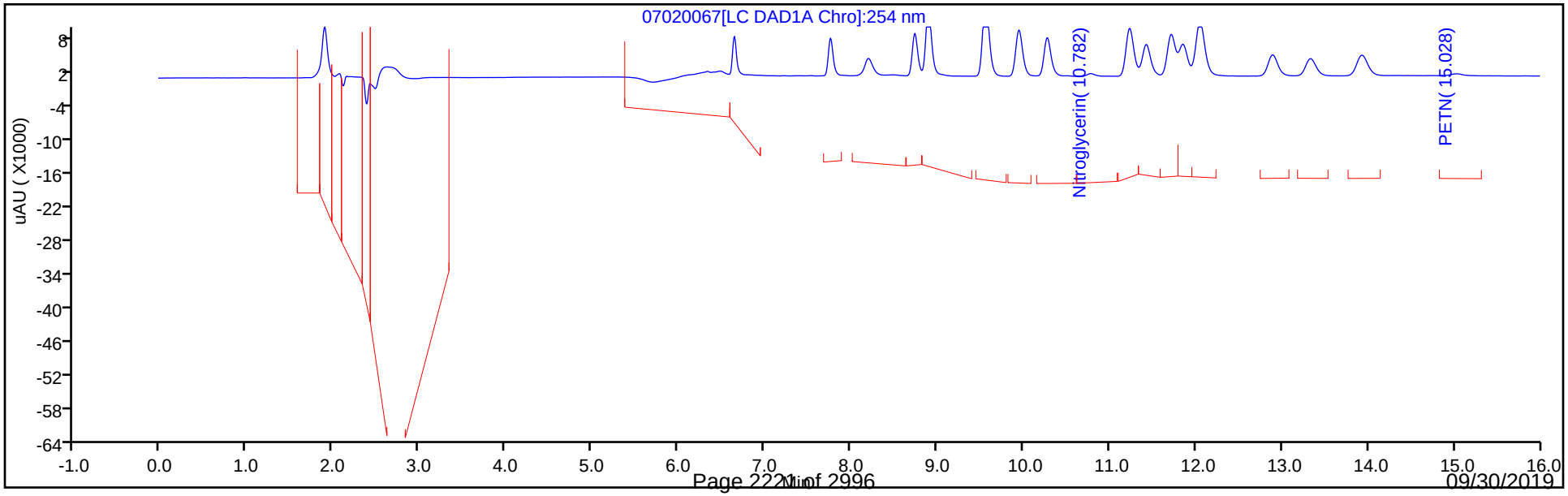

Manual Integration/User Assign Peak Report

Eurofins TestAmerica, Denver

Data File:	\\chromna\Denver\ChromData\CHHPLC_X\20190702-83402.b\07020067.D				
Injection Date:	03-Jul-2019 08:53:57	Instrument ID:	CHHPLC_X3		
Lims ID:	CCV INT				
Client ID:					
Operator ID:	hkf	ALS Bottle#:	7	Worklist Smp#:	67
Injection Vol:	100.0 ul	Dil. Factor:	1.0000		
Method:	8330_X3	Limit Group:	GCSV - 8330		
Column:	UltraCarb5uODS (20) (4.60 mm)	Detector	LC DAD1B, 254 nm		

3 HMX, CAS: 2691-41-0

Signal: 1

Processing Integration Results

RT: 6.65
Area: 24800
Amount: 0.270055
Amount Units: ug/mL

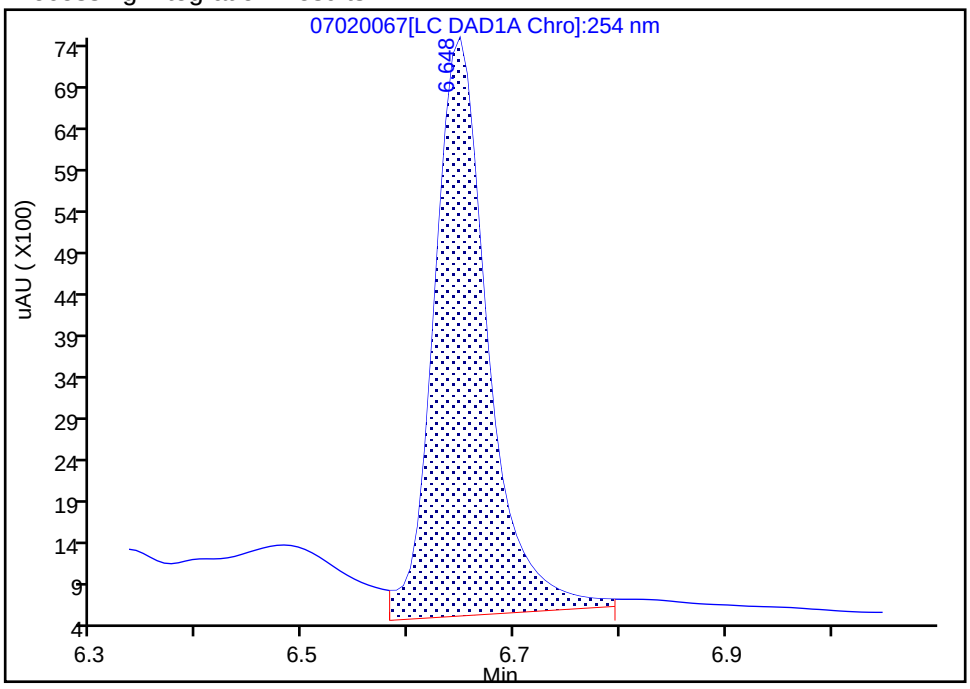

Manual Integration Results

RT: 6.65
Area: 22387
Amount: 0.243779
Amount Units: ug/mL

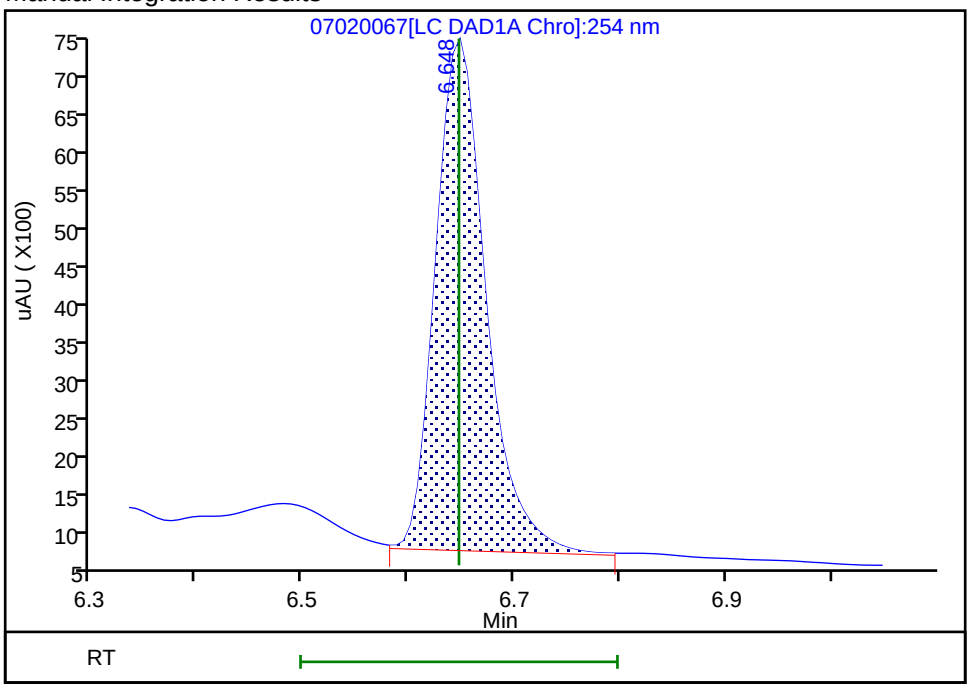

Reviewer: fiedlerh, 03-Jul-2019 10:47:08
Audit Action: Manually Integrated Audit Reason: Baseline Smoothing

FORM VII
HPLC/IC CONTINUING CALIBRATION DATA

Lab Name: Eurofins TestAmerica, Denver Job No.: 280-124986-1

SDG No.:

Lab Sample ID: CCV 280-463366/69 Calibration Date: 07/03/2019 09:39

Instrument ID: CHHPLC_X3 Calib Start Date: 07/01/2019 21:36

GC Column: UltraCarb5uODS ID: 4.60(mm) Calib End Date: 07/02/2019 00:18

Lab File ID: 07020069.D Conc. Units: ug/L

ANALYTE	CURVE TYPE	AVE CF	CF	MIN CF	CALC AMOUNT	SPIKE AMOUNT	%D	MAX %D
TNX	Ave	214964	207109		241	250	-3.7	15.0
DNX	Ave	156126	151449		243	250	-3.0	15.0
MNX	Ave	140041	139092		290	292	-0.7	15.0

FORM VII
HPLC/IC CONTINUING CALIBRATION RETENTION TIME SUMMARY

Lab Name: Eurofins TestAmerica, Denver Job No.: 280-124986-1

SDG No.:

Lab Sample ID: CCV 280-463366/69 Calibration Date: 07/03/2019 09:39

Instrument ID: CHHPLC_X3 Calib Start Date: 07/01/2019 21:36

GC Column: UltraCarb5uODS ID: 4.60(mm) Calib End Date: 07/02/2019 00:18

Lab File ID: 07020069.D

Analyte	RT	RT WINDOW	
		FROM	TO
TNX	6.55	6.45	6.65
DNX	6.88	6.78	6.98
MNX	7.35	7.19	7.49

Eurofins TestAmerica, Denver
Target Compound Quantitation Report

Data File: \\chromna\Denver\ChromData\CHHPLC_X\20190702-83402.b\07020069.D
Lims ID: CCV DMT
Client ID:
Sample Type: CCV
Inject. Date: 03-Jul-2019 09:39:49 ALS Bottle#: 9 Worklist Smp#: 69
Injection Vol: 100.0 ul Dil. Factor: 1.0000
Sample Info: CCV DMT
Misc. Info.: 280-0083402-069
Operator ID: hkf Instrument ID: CHHPLC_X3
Sublist: chrom-8330_X3*sub17

Method: \\chromna\Denver\ChromData\CHHPLC_X\20190702-83402.b\8330_X3.m
Limit Group: GCSV - 8330
Last Update: 03-Jul-2019 11:02:43 Calib Date: 02-Jul-2019 00:18:07
Integrator: Falcon
Quant Method: External Standard Quant By: Initial Calibration
Last ICal File: \\chromna\Denver\ChromData\CHHPLC_X\20190701-83376.b\07010032.D

Column 1 : UltraCarb5uODS (20) (4.60 mm) Det: LC DAD1B, 254 nm
Process Host: CTX0326

First Level Reviewer: fiedlerh Date: 03-Jul-2019 10:47:47

Compound	Det	RT (min.)	Exp RT (min.)	Dlt RT (min.)	Response	Cal Amt ug/mL	OnCol Amt ug/mL	Flags
2 TNX	1	6.553	6.550	0.003	51829	0.2503	0.2411	M
5 DNX	1	6.880	6.883	-0.003	37900	0.2503	0.2428	M
6 MNX	1	7.346	7.343	0.003	40580	0.2918	0.2898	

QC Flag Legend

Review Flags
M - Manually Integrated

Reagents:

8330 DMT_00002 Amount Added: 12.50 Units: uL

Report Date: 03-Jul-2019 11:02:44 Chrom Revision: 2.3 20-Jun-2019 20:50:56

Eurofins TestAmerica, Denver

Data File: \\chromna\Denver\ChromData\CHHPLC_X\20190702-83402.b\07020069.D

Injection Date:	03-Jul-2019 09:39:49	Instrument ID:	CHHPLC_X3	Operator ID:	hkf
Lims ID:	CCV DMT			Worklist Smp#:	69
Client ID:					
Injection Vol:	100.0 ul	Dil. Factor:	1.0000	ALS Bottle#:	9
Method:	8330_X3	Limit Group:	GCSV - 8330		

Column: UltraCarb5uODS (20) (4.60 mm) Y Scaling: Method Defined: Scale to the Nth Largest Target: 1

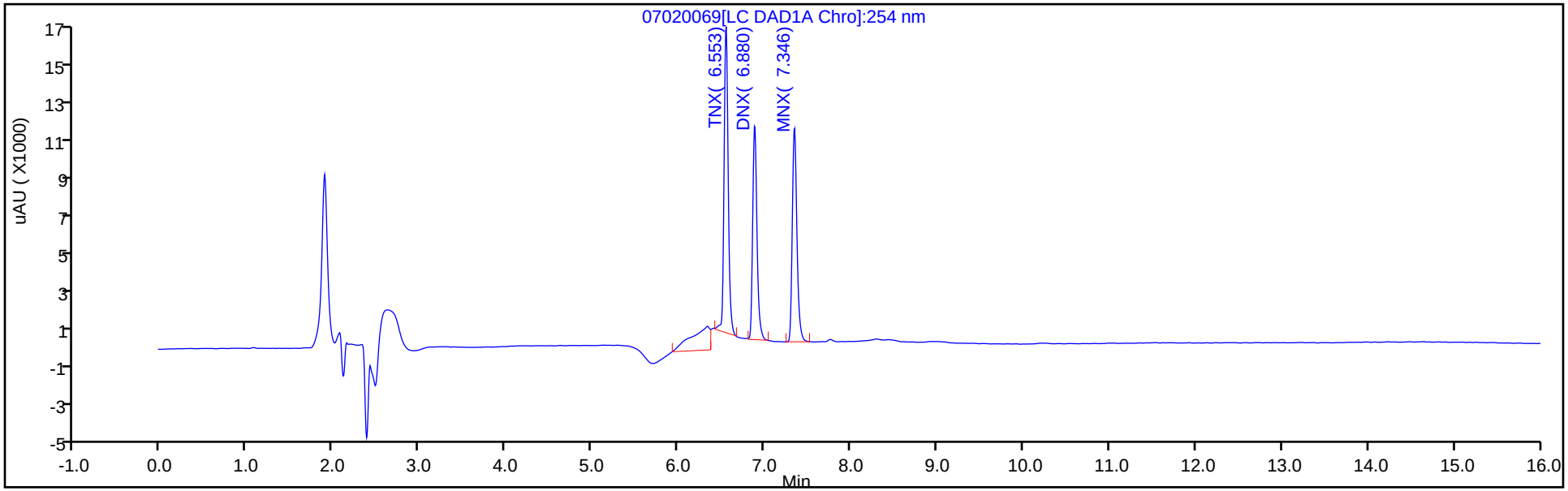

Y Scaling: Method Defined: Scale to the Nth Largest Target: 1

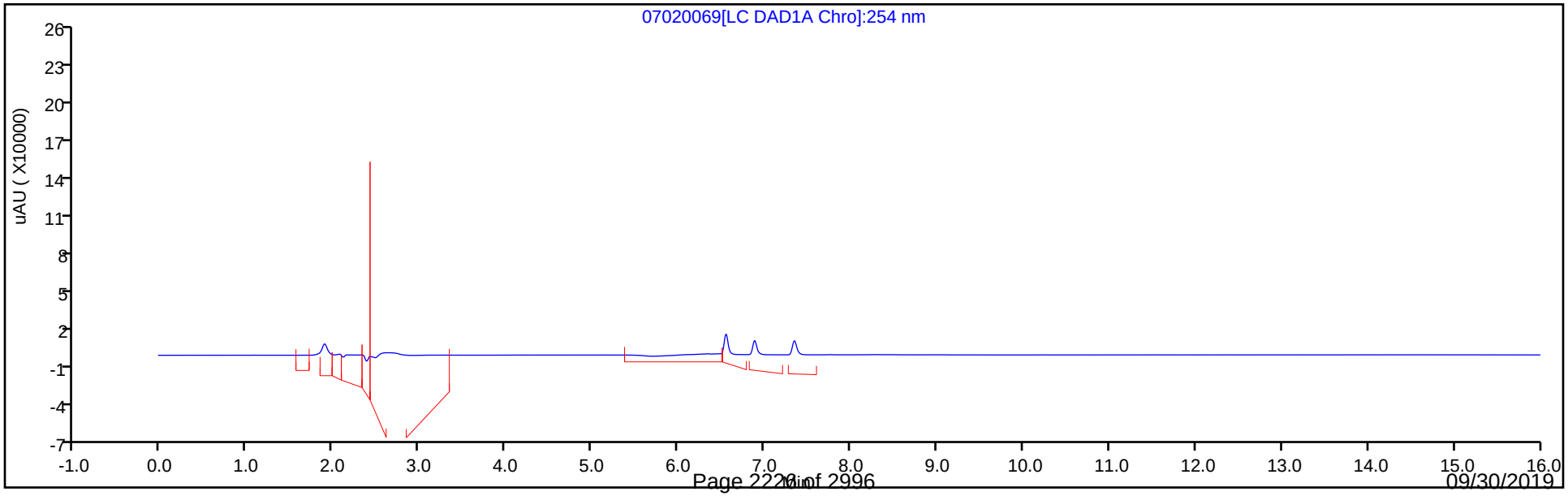

Manual Integration/User Assign Peak Report

Eurofins TestAmerica, Denver

Data File:	\\chromna\Denver\ChromData\CHHPLC_X\20190702-83402.b\07020069.D				
Injection Date:	03-Jul-2019 09:39:49	Instrument ID:	CHHPLC_X3		
Lims ID:	CCV DMT				
Client ID:					
Operator ID:	hkf	ALS Bottle#:	9	Worklist Smp#:	69
Injection Vol:	100.0 ul	Dil. Factor:	1.0000		
Method:	8330_X3	Limit Group:	GCSV - 8330		
Column:	UltraCarb5uODS (20) (4.60 mm)	Detector	LC DAD1B, 254 nm		

2 TNX, CAS: 13980-04-6

Signal: 1

Processing Integration Results

RT: 6.55
Area: 69489
Amount: 0.323259
Amount Units: ug/mL

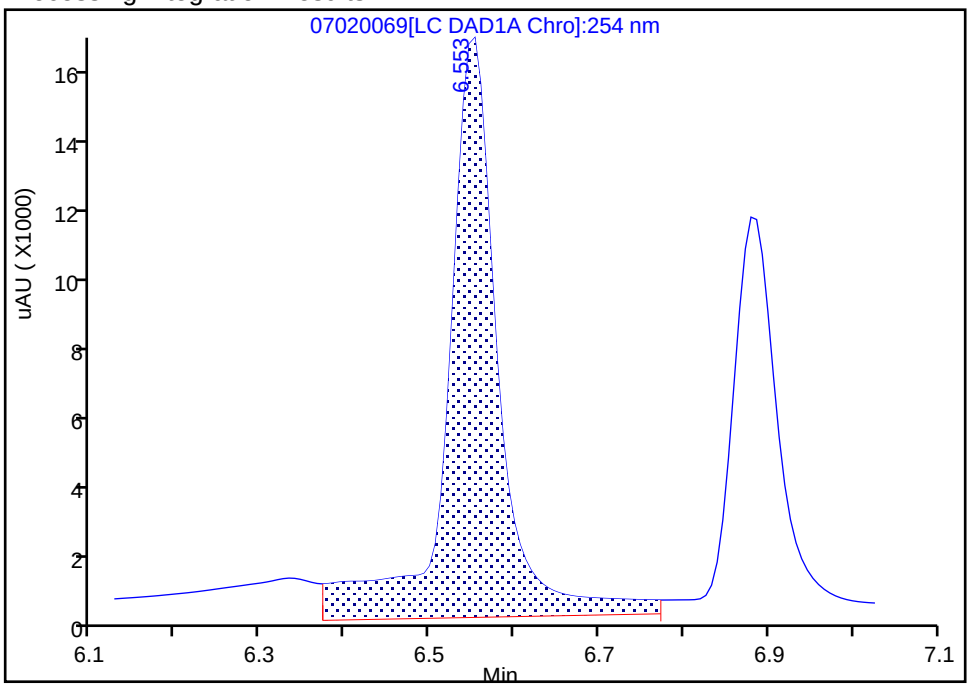

Manual Integration Results

RT: 6.55
Area: 51829
Amount: 0.241105
Amount Units: ug/mL

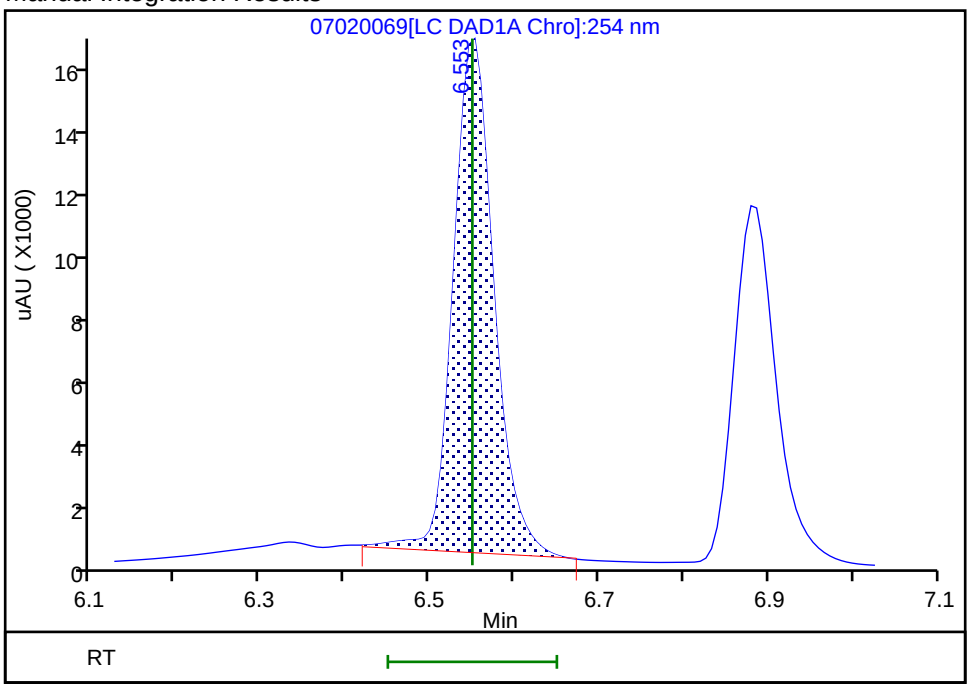

Reviewer: fiedlerh, 03-Jul-2019 10:47:44

Audit Action: Manually Integrated Audit Reason: Baseline Smoothing

Manual Integration/User Assign Peak Report

Eurofins TestAmerica, Denver

Data File:	\\chromna\Denver\ChromData\CHHPLC_X\20190702-83402.b\07020069.D				
Injection Date:	03-Jul-2019 09:39:49	Instrument ID:	CHHPLC_X3		
Lims ID:	CCV DMT				
Client ID:					
Operator ID:	hkf	ALS Bottle#:	9	Worklist Smp#:	69
Injection Vol:	100.0 ul	Dil. Factor:	1.0000		
Method:	8330_X3	Limit Group:	GCSV - 8330		
Column:	UltraCarb5uODS (20) (4.60 mm)	Detector	LC DAD1B, 254 nm		

5 DNX, CAS: 80251-29-2

Signal: 1

Processing Integration Results

RT: 6.88
Area: 42602
Amount: 0.272870
Amount Units: ug/mL

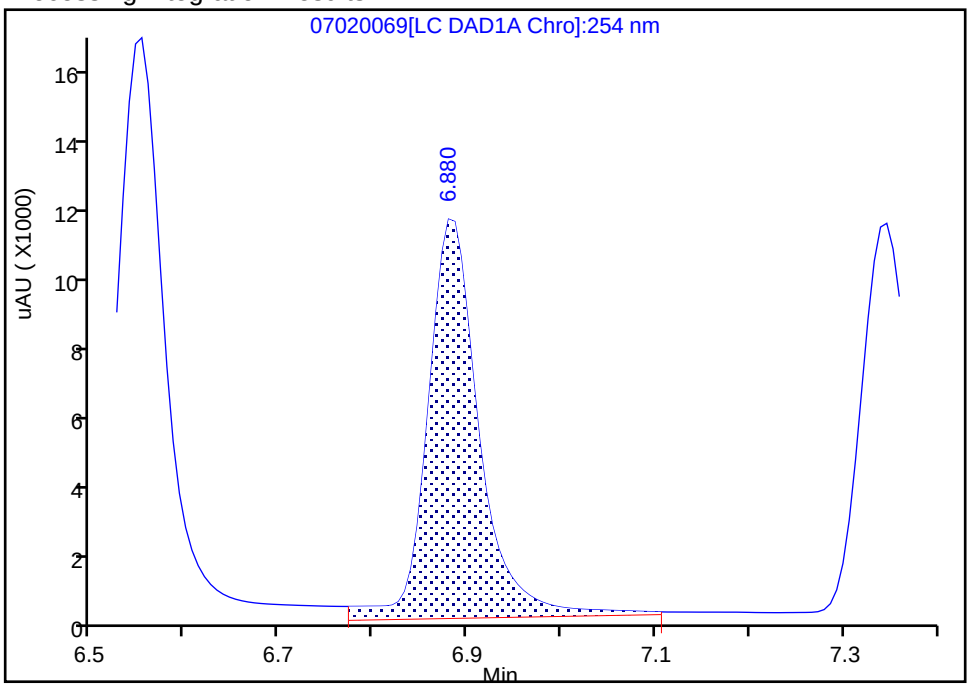

Manual Integration Results

RT: 6.88
Area: 37900
Amount: 0.242753
Amount Units: ug/mL

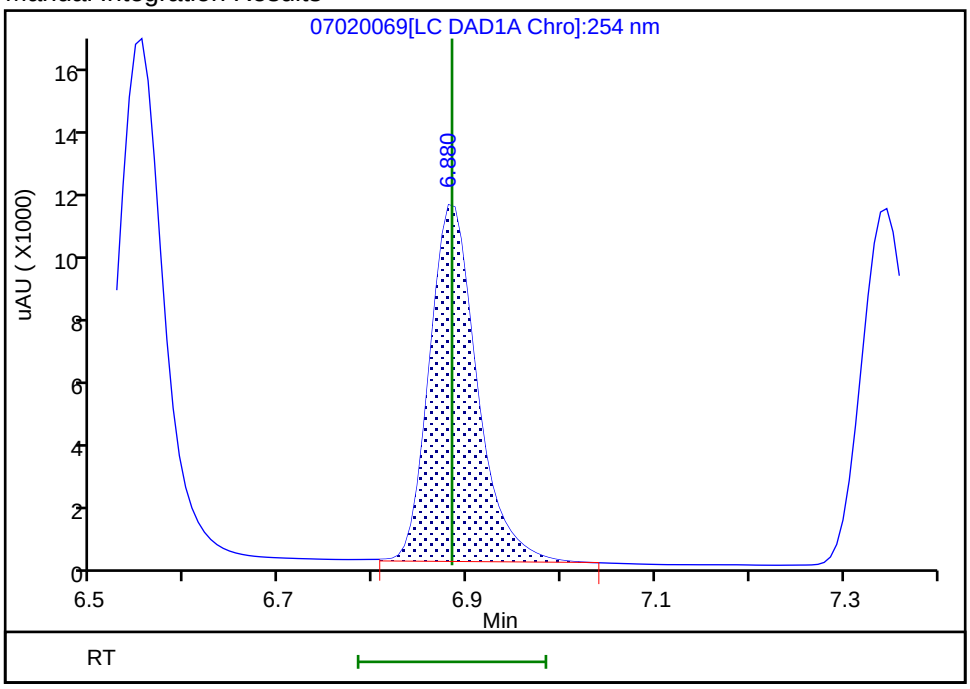

Reviewer: fiedlerh, 03-Jul-2019 10:47:46

Audit Action: Manually Integrated Audit Reason: Baseline Smoothing

FORM VII
HPLC/IC CONTINUING CALIBRATION DATA

Lab Name: Eurofins TestAmerica, Denver Job No.: 280-124986-1

SDG No.:

Lab Sample ID: CCV 280-463366/80 Calibration Date: 07/03/2019 13:52

Instrument ID: CHHPLC_X3 Calib Start Date: 07/01/2019 14:40

GC Column: UltraCarb5uODS ID: 4.60(mm) Calib End Date: 07/01/2019 17:23

Lab File ID: 07020080.D Conc. Units: ug/L

ANALYTE	CURVE TYPE	AVE CF	CF	MIN CF	CALC AMOUNT	SPIKE AMOUNT	%D	MAX %D
HMX	Ave	91833	89256		243	250	-2.8	15.0
RDX	Ave	111120	107036		241	250	-3.7	15.0
Picric acid	Ave	90734	83540		230	250	-7.9	15.0
1,3,5-Trinitrobenzene	Ave	245077	242140		247	250	-1.2	15.0
1,3-Dinitrobenzene	Ave	311175	305431		246	250	-1.8	15.0
Nitrobenzene	Ave	198903	185820		234	251	-6.6	15.0
Tetryl	Ave	161957	158104		244	250	-2.4	15.0
Nitroglycerin	Ave	71108	71554		2520	2500	0.6	15.0
2,4,6-Trinitrotoluene	Ave	227277	221697		245	251	-2.5	15.0
4-Amino-2,6-dinitrotoluene	Ave	166378	157767		238	251	-5.2	15.0
2-Amino-4,6-dinitrotoluene	Ave	205236	199410		244	251	-2.8	15.0
2,6-Dinitrotoluene	Ave	159284	155151		244	251	-2.6	15.0
2,4-Dinitrotoluene	Ave	300447	297525		248	251	-1.0	15.0
2-Nitrotoluene	Ave	129784	120411		233	251	-7.2	15.0
4-Nitrotoluene	Ave	110255	104952		239	251	-4.8	15.0
3-Nitrotoluene	Ave	145122	135653		235	251	-6.5	15.0
PETN	Ave	74289	75219		2530	2500	1.3	15.0
1,2-Dinitrobenzene	Ave	139328	135708		244	250	-2.6	15.0

FORM VII
HPLC/IC CONTINUING CALIBRATION RETENTION TIME SUMMARY

Lab Name: Eurofins TestAmerica, Denver Job No.: 280-124986-1

SDG No.:

Lab Sample ID: CCV 280-463366/80 Calibration Date: 07/03/2019 13:52

Instrument ID: CHHPLC_X3 Calib Start Date: 07/01/2019 14:40

GC Column: UltraCarb5uODS ID: 4.60(mm) Calib End Date: 07/01/2019 17:23

Lab File ID: 07020080.D

Analyte	RT	RT WINDOW	
		FROM	TO
HMX	6.65	6.50	6.80
RDX	7.77	7.62	7.92
Picric acid	8.20	8.06	8.36
1,3,5-Trinitrobenzene	8.90	8.76	9.06
1,3-Dinitrobenzene	9.56	9.42	9.72
Nitrobenzene	9.95	9.81	10.11
Tetryl	10.27	10.14	10.44
Nitroglycerin	10.78	10.64	10.94
2,4,6-Trinitrotoluene	11.23	11.15	11.35
4-Amino-2,6-dinitrotoluene	11.42	11.34	11.54
2-Amino-4,6-dinitrotoluene	11.71	11.63	11.83
2,6-Dinitrotoluene	11.85	11.77	11.97
2,4-Dinitrotoluene	12.05	11.96	12.16
2-Nitrotoluene	12.89	12.76	13.06
4-Nitrotoluene	13.33	13.20	13.50
3-Nitrotoluene	13.92	13.80	14.10
PETN	15.01	14.90	15.20
1,2-Dinitrobenzene	8.74	8.60	8.90

Eurofins TestAmerica, Denver
Target Compound Quantitation Report

Data File: \\chromna\Denver\ChromData\CHHPLC_X\20190702-83402.b\07020080.D
Lims ID: CCV INT
Client ID:
Sample Type: CCV
Inject. Date: 03-Jul-2019 13:52:51 ALS Bottle#: 7 Worklist Smp#: 80
Injection Vol: 100.0 ul Dil. Factor: 1.0000
Sample Info: CCV INT
Misc. Info.: 280-0083402-080
Operator ID: hkf Instrument ID: CHHPLC_X3
Sublist: chrom-8330_X3*sub9

Method: \\chromna\Denver\ChromData\CHHPLC_X\20190702-83402.b\8330_X3.m
Limit Group: GCSV - 8330
Last Update: 03-Jul-2019 14:49:27 Calib Date: 02-Jul-2019 00:18:07
Integrator: Falcon
Quant Method: External Standard Quant By: Initial Calibration
Last ICal File: \\chromna\Denver\ChromData\CHHPLC_X\20190701-83376.b\07010032.D

Column 1 : UltraCarb5uODS (20) (4.60 mm) Det: LC DAD1B, 254 nm
Process Host: CTX0326

	Compound	Det	RT (min.)	Exp RT (min.)	Dlt RT (min.)	Response	Cal Amt ug/mL	OnCol Amt ug/mL	Flags
	3 HMX	1	6.652	6.647	0.005	22314	0.2500	0.2430	
	7 RDX	1	7.765	7.767	-0.002	26759	0.2500	0.2408	
	8 2,4,6-Trinitrophenol	1	8.198	8.214	-0.016	20885	0.2500	0.2302	
$	9 1,2-Dinitrobenzene	1	8.738	8.754	-0.016	33927	0.2500	0.2435	
	10 1,3,5-Trinitrobenzene	1	8.898	8.907	-0.009	60535	0.2500	0.2470	
	11 1,3-Dinitrobenzene	1	9.558	9.574	-0.016	76434	0.2503	0.2456	
	12 Nitrobenzene	1	9.945	9.961	-0.016	46548	0.2505	0.2340	
	14 Tetryl	1	10.272	10.294	-0.022	39526	0.2500	0.2441	
	15 Nitroglycerin	2	10.778	10.794	-0.016	178886	2.50	2.52	
	16 2,4,6-Trinitrotoluene	1	11.232	11.247	-0.015	55646	0.2510	0.2448	
	17 4-Amino-2,6-dinitrotoluene	1	11.418	11.441	-0.023	39560	0.2508	0.2378	
	18 2-Amino-4,6-dinitrotoluene	1	11.712	11.734	-0.022	50002	0.2508	0.2436	
	19 2,6-Dinitrotoluene	1	11.845	11.867	-0.022	38904	0.2508	0.2442	
	20 2,4-Dinitrotoluene	1	12.045	12.061	-0.016	74530	0.2505	0.2481	
	21 o-Nitrotoluene	1	12.885	12.907	-0.022	30193	0.2508	0.2326	
	22 p-Nitrotoluene	1	13.325	13.347	-0.022	26343	0.2510	0.2389	
	23 m-Nitrotoluene	1	13.918	13.947	-0.029	34049	0.2510	0.2346	
	24 PETN	2	15.012	15.047	-0.035	188048	2.50	2.53	

Reagents:

8330IntermStk_00058 Amount Added: 12.50 Units: uL

Report Date: 03-Jul-2019 14:49:28 Chrom Revision: 2.3 20-Jun-2019 20:50:56

Eurofins TestAmerica, Denver

Data File: \\chromna\Denver\ChromData\CHHPLC_X\20190702-83402.b\07020080.D

Injection Date:	03-Jul-2019 13:52:51	Instrument ID:	CHHPLC_X3	Operator ID:	hkf
Lims ID:	CCV INT			Worklist Smp#:	80
Client ID:					
Injection Vol:	100.0 ul	Dil. Factor:	1.0000	ALS Bottle#:	7
Method:	8330_X3	Limit Group:	GCSV - 8330		

Column: UltraCarb5uODS (20) (4.60 mm) Y Scaling: Method Defined: Scale to the Nth Largest Target: 1

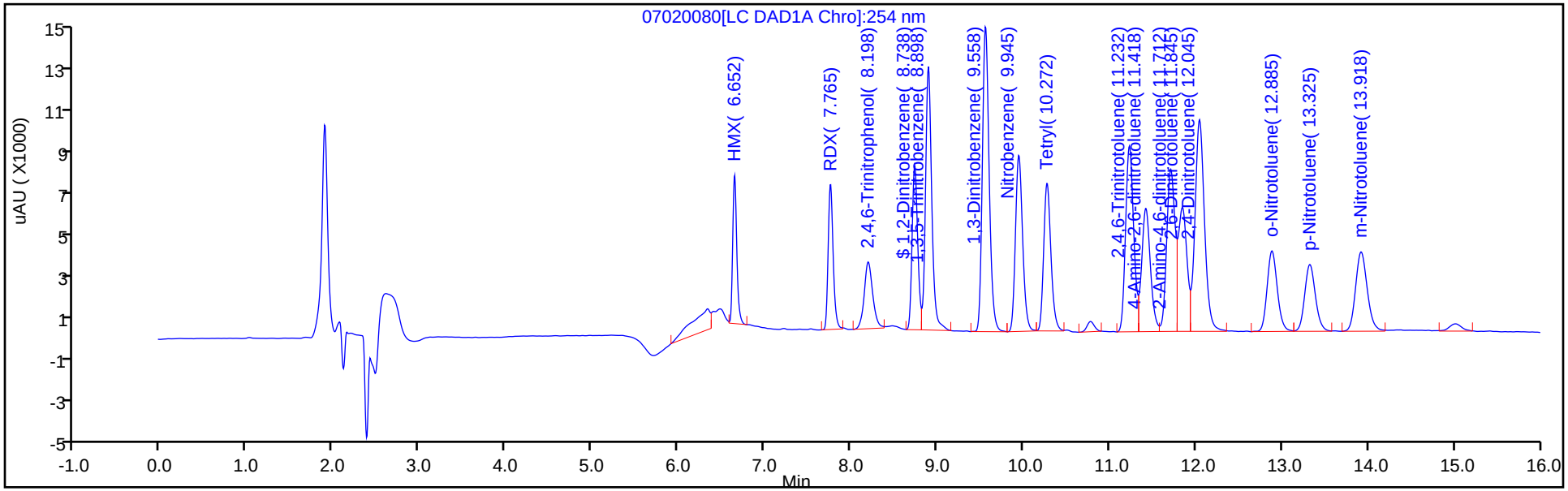

Y Scaling: Method Defined: Scale to the Nth Largest Target: 1

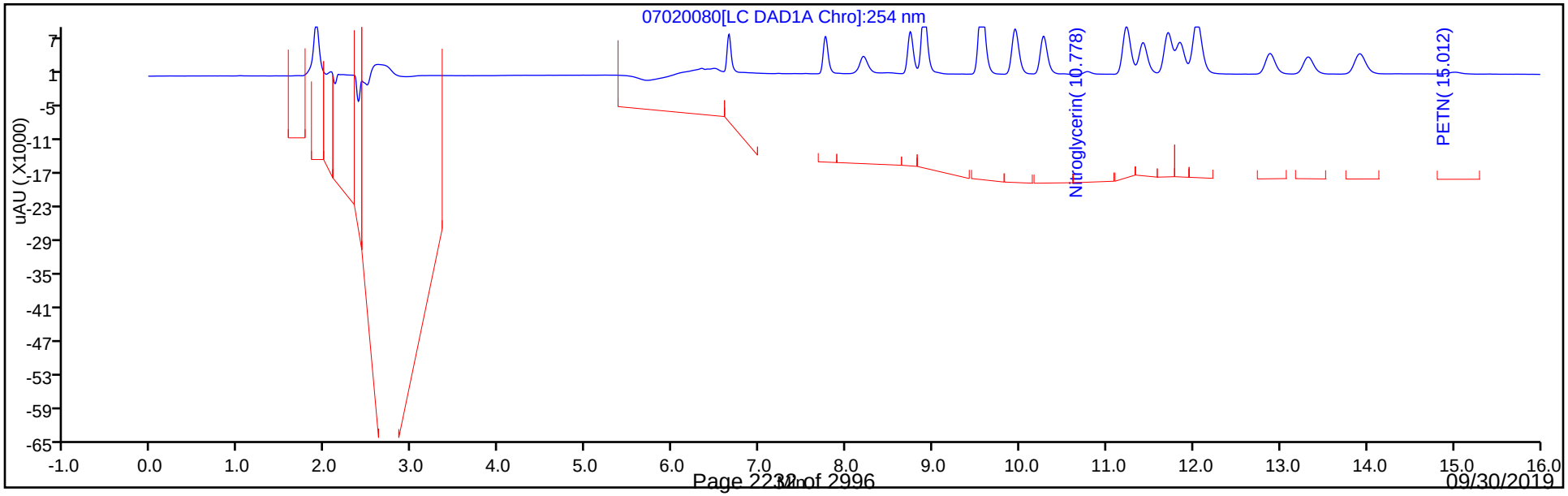

FORM VII
HPLC/IC CONTINUING CALIBRATION DATA

Lab Name: Eurofins TestAmerica, Denver Job No.: 280-124986-1

SDG No.:

Lab Sample ID: CCV 280-463366/82 Calibration Date: 07/03/2019 14:38

Instrument ID: CHHPLC_X3 Calib Start Date: 07/01/2019 21:36

GC Column: UltraCarb5uODS ID: 4.60(mm) Calib End Date: 07/02/2019 00:18

Lab File ID: 07020082.D Conc. Units: ug/L

ANALYTE	CURVE TYPE	AVE CF	CF	MIN CF	CALC AMOUNT	SPIKE AMOUNT	%D	MAX %D
TNX	Ave	214964	204340		238	250	-4.9	15.0
DNX	Ave	156126	149570		240	250	-4.2	15.0
MNX	Ave	140041	138684		289	292	-1.0	15.0

FORM VII
HPLC/IC CONTINUING CALIBRATION RETENTION TIME SUMMARY

Lab Name: Eurofins TestAmerica, Denver Job No.: 280-124986-1

SDG No.:

Lab Sample ID: CCV 280-463366/82 Calibration Date: 07/03/2019 14:38

Instrument ID: CHHPLC_X3 Calib Start Date: 07/01/2019 21:36

GC Column: UltraCarb5uODS ID: 4.60(mm) Calib End Date: 07/02/2019 00:18

Lab File ID: 07020082.D

Analyte	RT	RT WINDOW	
		FROM	TO
TNX	6.55	6.45	6.65
DNX	6.89	6.78	6.98
MNX	7.35	7.19	7.49

Eurofins TestAmerica, Denver
Target Compound Quantitation Report

Data File:	\\chromna\Denver\ChromData\CHHPLC_X\20190702-83402.b\07020082.D				
Lims ID:	CCV DMT				
Client ID:					
Sample Type:	CCV				
Inject. Date:	03-Jul-2019 14:38:44	ALS Bottle#:	9	Worklist Smp#:	82
Injection Vol:	100.0 ul	Dil. Factor:	1.0000		
Sample Info:	CCV DMT				
Misc. Info.:	280-0083402-082				
Operator ID:	hkf	Instrument ID:	CHHPLC_X3		
Sublist:	chrom-8330_X3*sub17				
Method:	\\chromna\Denver\ChromData\CHHPLC_X\20190702-83402.b\8330_X3.m				
Limit Group:	GCSV - 8330				
Last Update:	05-Jul-2019 10:57:51	Calib Date:	02-Jul-2019 00:18:07		
Integrator:	Falcon				
Quant Method:	External Standard	Quant By:	Initial Calibration		
Last ICal File:	\\chromna\Denver\ChromData\CHHPLC_X\20190701-83376.b\07010032.D				
Column 1 :	UltraCarb5uODS (20) (4.60 mm)		Det: LC DAD1B, 254 nm		
Process Host:	CTX0338				
First Level Reviewer: fiedlerh		Date:	05-Jul-2019 10:50:55		

Compound	Det	RT (min.)	Exp RT (min.)	Dlt RT (min.)	Response	Cal Amt ug/mL	OnCol Amt ug/mL	Flags
2 TNX	1	6.553	6.550	0.003	51136	0.2503	0.2379	M
5 DNX	1	6.886	6.883	0.003	37430	0.2503	0.2397	M
6 MNX	1	7.346	7.343	0.003	40461	0.2918	0.2889	

QC Flag Legend

Review Flags
M - Manually Integrated

Reagents:

8330 DMT_00002 Amount Added: 12.50 Units: uL

Report Date: 05-Jul-2019 10:57:51 Chrom Revision: 2.3 20-Jun-2019 20:50:56

Eurofins TestAmerica, Denver

Data File: \\chromna\Denver\ChromData\CHHPLC_X\20190702-83402.b\07020082.D

Injection Date:	03-Jul-2019 14:38:44	Instrument ID:	CHHPLC_X3	Operator ID:	hkf
Lims ID:	CCV DMT			Worklist Smp#:	82
Client ID:					
Injection Vol:	100.0 ul	Dil. Factor:	1.0000	ALS Bottle#:	9
Method:	8330_X3	Limit Group:	GCSV - 8330		

Column: UltraCarb5uODS (20) (4.60 mm) Y Scaling: Method Defined: Scale to the Nth Largest Target: 1

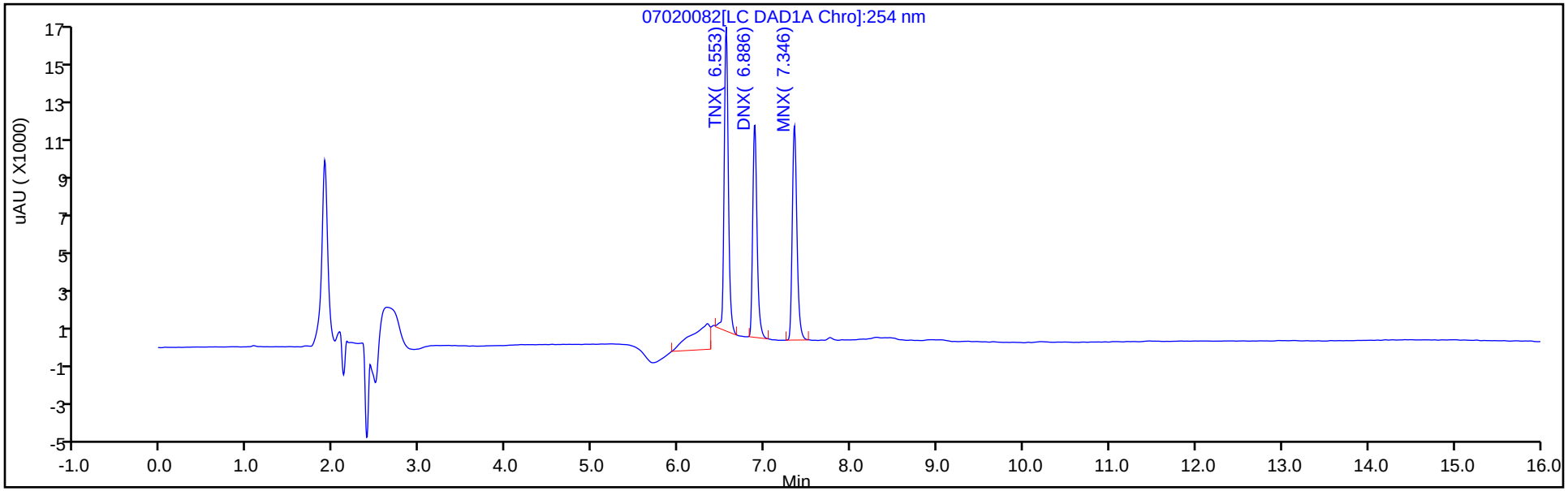

Y Scaling: Method Defined: Scale to the Nth Largest Target: 1

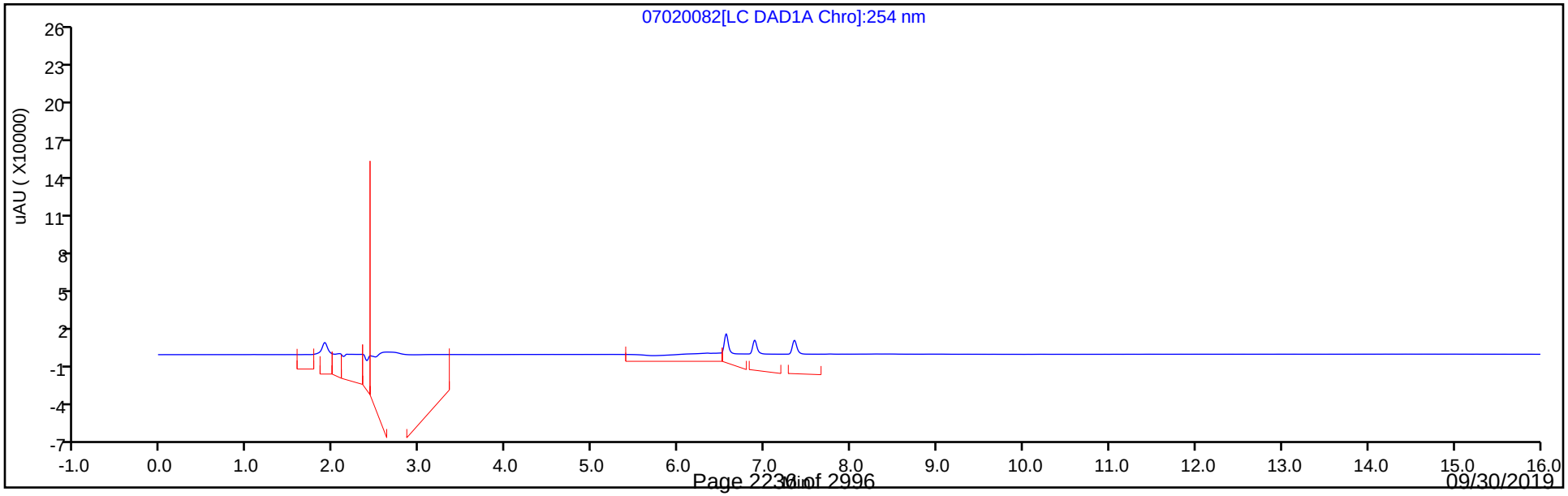

Manual Integration/User Assign Peak Report

Eurofins TestAmerica, Denver

Data File:	\\chromna\Denver\ChromData\CHHPLC_X\20190702-83402.b\07020082.D				
Injection Date:	03-Jul-2019 14:38:44	Instrument ID:	CHHPLC_X3		
Lims ID:	CCV DMT				
Client ID:					
Operator ID:	hkf	ALS Bottle#:	9	Worklist Smp#:	82
Injection Vol:	100.0 ul	Dil. Factor:	1.0000		
Method:	8330_X3	Limit Group:	GCSV - 8330		
Column:	UltraCarb5uODS (20) (4.60 mm)	Detector	LC DAD1B, 254 nm		

2 TNX, CAS: 13980-04-6

Signal: 1

Processing Integration Results

RT: 6.55
Area: 70091
Amount: 0.326059
Amount Units: ug/mL

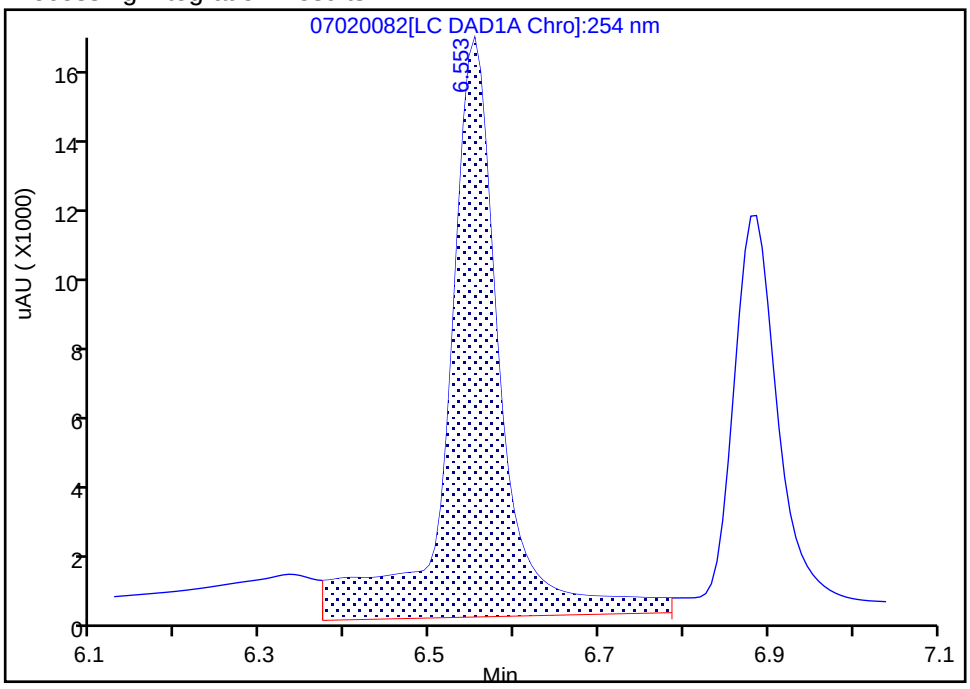

Manual Integration Results

RT: 6.55
Area: 51136
Amount: 0.237882
Amount Units: ug/mL

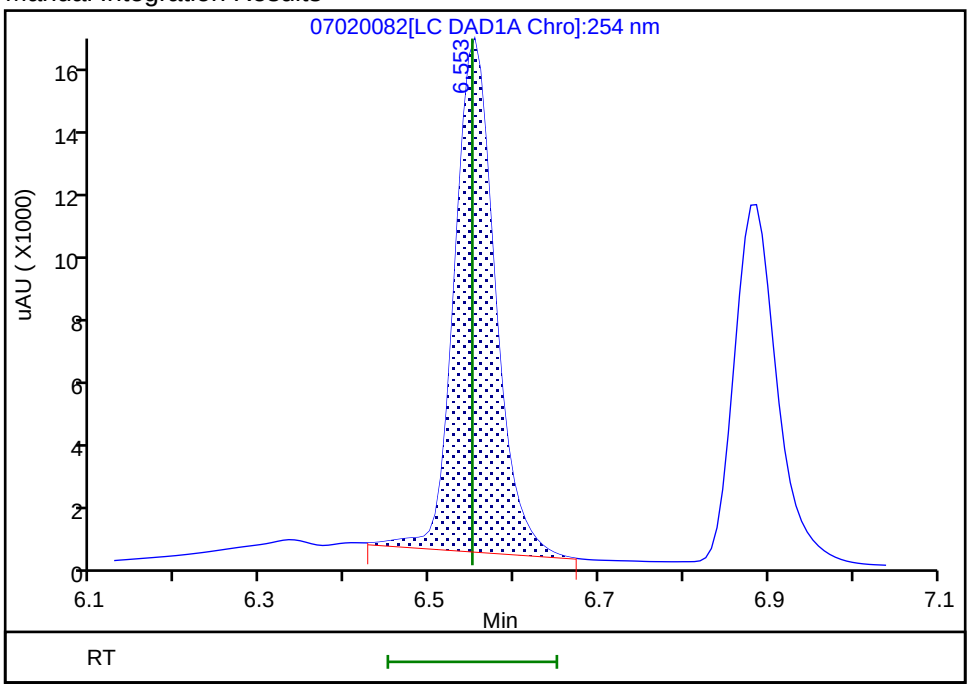

Reviewer: fiedlerh, 05-Jul-2019 10:50:50

Audit Action: Manually Integrated Audit Reason: Baseline Smoothing

Manual Integration/User Assign Peak Report

Eurofins TestAmerica, Denver

Data File:	\\chromna\Denver\ChromData\CHHPLC_X\20190702-83402.b\07020082.D				
Injection Date:	03-Jul-2019 14:38:44	Instrument ID:	CHHPLC_X3		
Lims ID:	CCV DMT				
Client ID:					
Operator ID:	hkf	ALS Bottle#:	9	Worklist Smp#:	82
Injection Vol:	100.0 ul	Dil. Factor:	1.0000		
Method:	8330_X3	Limit Group:	GCSV - 8330		
Column:	UltraCarb5uODS (20) (4.60 mm)	Detector	LC DAD1B, 254 nm		

5 DNX, CAS: 80251-29-2

Signal: 1

Processing Integration Results

RT: 6.89
Area: 42163
Amount: 0.270058
Amount Units: ug/mL

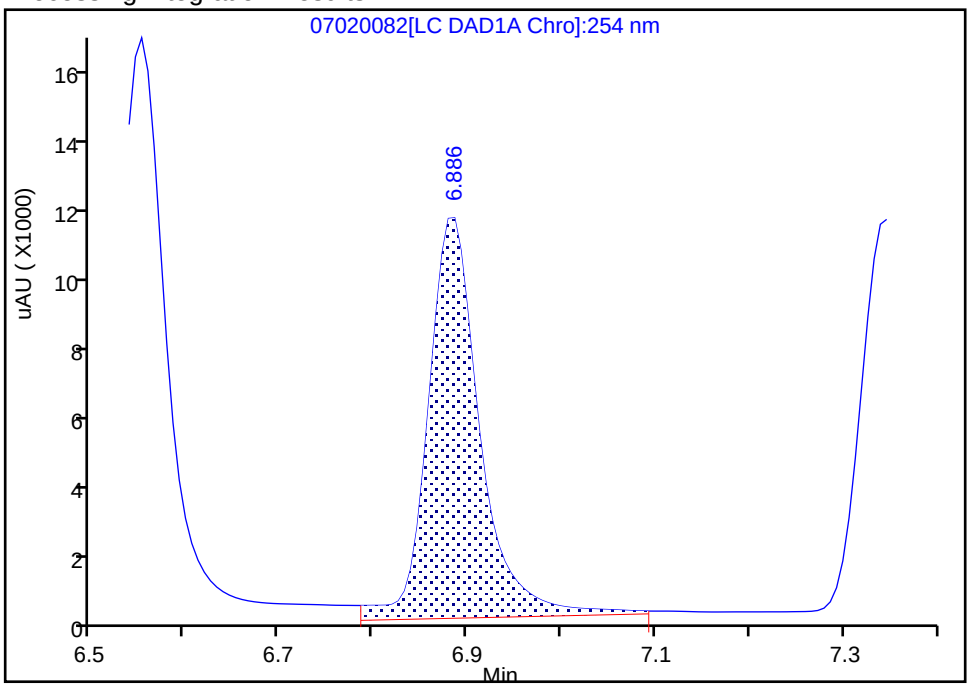

Manual Integration Results

RT: 6.89
Area: 37430
Amount: 0.239743
Amount Units: ug/mL

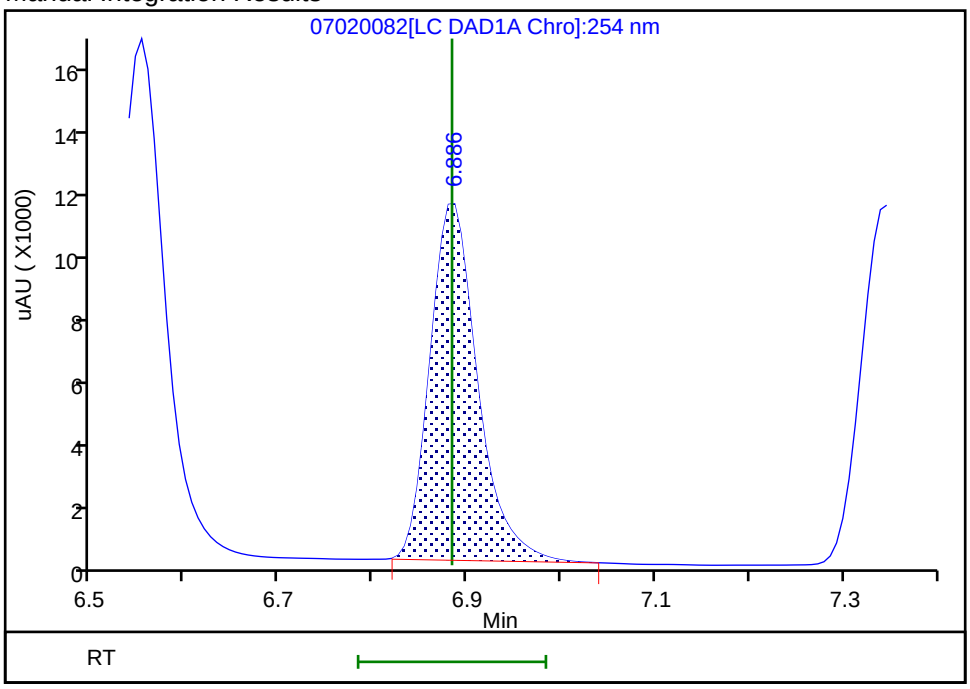

Reviewer: fiedlerh, 05-Jul-2019 10:50:53
Audit Action: Manually Integrated Audit Reason: Baseline Smoothing

FORM I
HPLC/IC ORGANICS ANALYSIS DATA SHEET

Lab Name: Eurofins TestAmerica, Denver Job No.: 280-124986-1

SDG No.:

Client Sample ID: Lab Sample ID: MB 280-461560/1-A

Matrix: Water Lab File ID: 06190047.D

Analysis Method: 8330A Date Collected:

Extraction Method: 3535 Date Extracted: 06/14/2019 10:20

Sample wt/vol: 500(mL) Date Analyzed: 06/20/2019 03:15

Con. Extract Vol.: 5(mL) Dilution Factor: 1

Injection Volume: 100(uL) GC Column: UltraCarb5uODS ID: 4.6(mm)

% Moisture: GPC Cleanup:(Y/N) N

Analysis Batch No.: 462065 Units: ug/L

CAS NO.	COMPOUND NAME	RESULT	Q	LOQ	LOD	DL
99-35-4	1,3,5-Trinitrobenzene	0.40	U	1.0	0.40	0.20
99-65-0	1,3-Dinitrobenzene	0.20	U	0.40	0.20	0.089
118-96-7	2,4,6-Trinitrotoluene	0.40	U	0.40	0.40	0.16
121-14-2	2,4-Dinitrotoluene	0.20	U	0.40	0.20	0.084
606-20-2	2,6-Dinitrotoluene	0.20	U	0.20	0.20	0.065
35572-78-2	2-Amino-4,6-dinitrotoluene	0.12	U	0.20	0.12	0.051
88-72-2	2-Nitrotoluene	0.20	U	0.40	0.20	0.086
99-08-1	3-Nitrotoluene	0.40	U M	0.40	0.40	0.20
19406-51-0	4-Amino-2,6-dinitrotoluene	0.12	U	0.20	0.12	0.058
99-99-0	4-Nitrotoluene	0.40	U	1.0	0.40	0.20
2691-41-0	HMX	0.20	U	0.40	0.20	0.088
5755-27-1	MNX	0.40	U M	2.0	0.40	0.15
98-95-3	Nitrobenzene	0.20	U	0.40	0.20	0.091
121-82-4	RDX	0.40	U	0.40	0.40	0.16
479-45-8	Tetryl	0.20	U	0.24	0.20	0.079

CAS NO.	SURROGATE	%REC	Q	LIMITS
528-29-0	1,2-Dinitrobenzene	93		83-119

Eurofins TestAmerica, Denver
Target Compound Quantitation Report

Data File: \\chromna\Denver\ChromData\CHHPLC_X\20190619-83007.b\06190047.D
Lims ID: MB 280-461560/1-A
Client ID:
Sample Type: MB
Inject. Date: 20-Jun-2019 03:15:33 ALS Bottle#: 47 Worklist Smp#: 47
Injection Vol: 100.0 ul Dil. Factor: 1.0000
Sample Info: MB 280-461560/1-
Misc. Info.: 280-0083007-047
Operator ID: hkf Instrument ID: CHHPLC_X3

Method: \\chromna\Denver\ChromData\CHHPLC_X\20190619-83007.b\8330_X3.m
Limit Group: GCSV - 8330
Last Update: 01-Jul-2019 17:33:37 Calib Date: 15-May-2019 01:42:24
Integrator: Falcon
Quant Method: External Standard Quant By: Initial Calibration
Last ICal File: \\chromna\Denver\ChromData\CHHPLC_X\20190514-81869.b\0514B032.D

Column 1 : UltraCarb5uODS (20) (4.60 mm) Det: LC DAD1B, 254 nm
Process Host: CTX0317

First Level Reviewer: fiedlerh Date: 20-Jun-2019 10:06:22

	Compound	Det	RT (min.)	Exp RT (min.)	Dlt RT (min.)	Response	Cal Amt ug/mL	OnCol Amt ug/mL	Flags
1	2,6-diamino-4-nitrotoluene	1	6.483	6.506	-0.023	4003		0.0180	M
2	TNX	1		6.566				ND	
3	HMX	1		6.647				ND	
4	2,4-diamino-6-nitrotoluene	1		6.693				ND	
5	DNX	1		6.893				ND	
6	MNX	1		7.359				ND	U
7	RDX	1		7.774				ND	
8	2,4,6-Trinitrophenol	1		8.181				ND	U
$ 9	1,2-Dinitrobenzene	1	8.769	8.761	0.008	24260	0.2000	0.1865	
10	1,3,5-Trinitrobenzene	1		8.914				ND	
11	1,3-Dinitrobenzene	1		9.580				ND	
12	Nitrobenzene	1		9.974				ND	
13	3,5-Dinitroaniline	1		10.220				ND	
14	Tetryl	1		10.307				ND	
15	Nitroglycerin	2		10.814				ND	
16	2,4,6-Trinitrotoluene	1		11.267				ND	
17	4-Amino-2,6-dinitrotoluene	1		11.460				ND	
18	2-Amino-4,6-dinitrotoluene	1		11.747				ND	
19	2,6-Dinitrotoluene	1		11.887				ND	
20	2,4-Dinitrotoluene	1		12.087				ND	
21	o-Nitrotoluene	1		12.934				ND	
22	p-Nitrotoluene	1		13.374				ND	
23	m-Nitrotoluene	1		13.974				ND	U
24	PETN	2		15.094				ND	
25	Ammonium Picrate	1		0.000				ND	

QC Flag Legend

Review Flags

M - Manually Integrated

U - Marked Undetected

Report Date: 01-Jul-2019 17:34:02 Chrom Revision: 2.3 20-Jun-2019 20:50:56

Eurofins TestAmerica, Denver

Data File: \\chromna\Denver\ChromData\CHHPLC_X\20190619-83007.b\06190047.D

Injection Date:	20-Jun-2019 03:15:33	Instrument ID:	CHHPLC_X3	Operator ID:	hkf
Lims ID:	MB 280-461560/1-A			Worklist Smp#:	47
Client ID:					
Injection Vol:	100.0 ul	Dil. Factor:	1.0000	ALS Bottle#:	47
Method:	8330_X3	Limit Group:	GCSV - 8330		

Column: UltraCarb5uODS (20) (4.60 mm) Y Scaling: Method Defined: Scale to the Nth Largest Target: 1

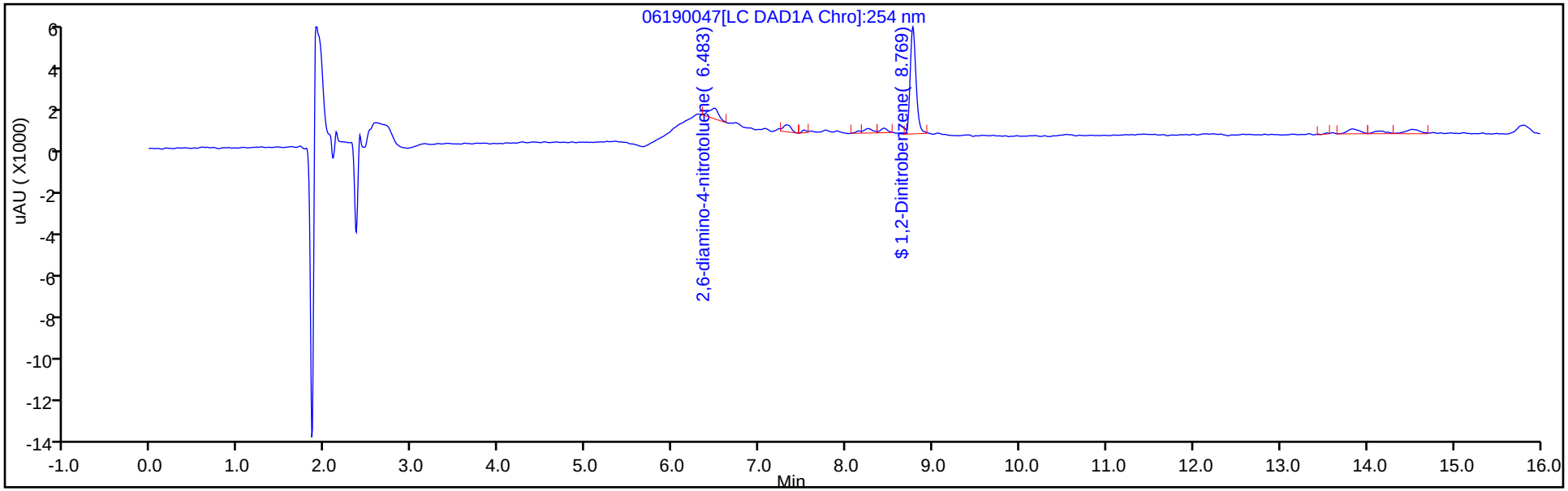

Y Scaling: Method Defined: Scale to the Nth Largest Target: 1

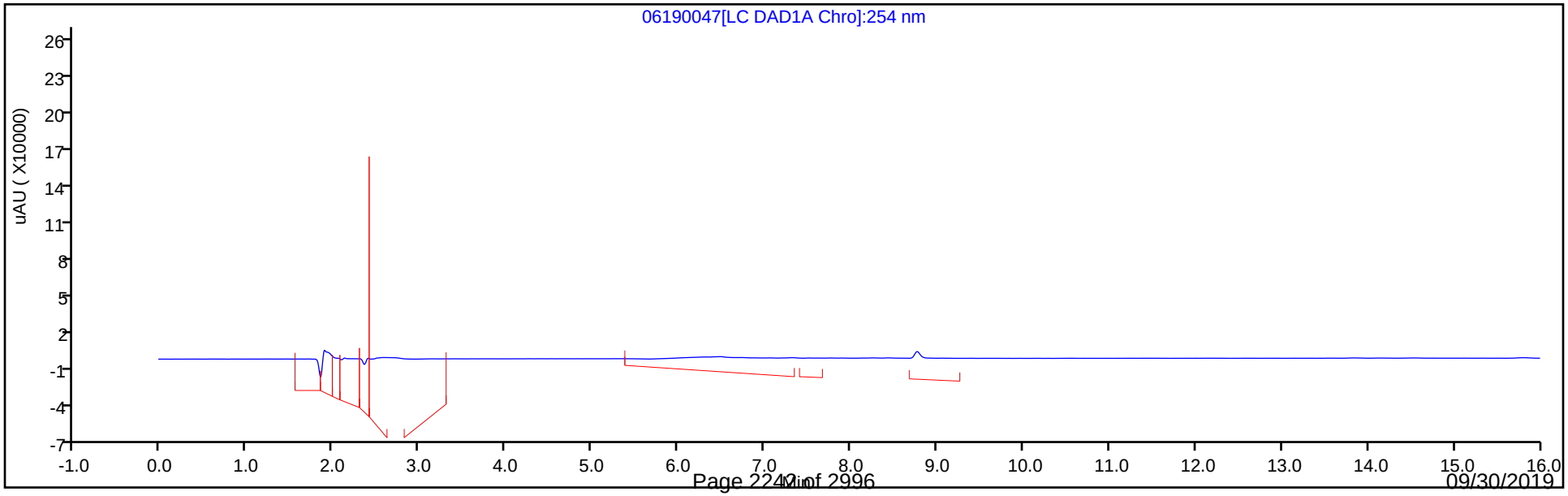

Eurofins TestAmerica, Denver
Recovery Report

Data File: \\chromna\Denver\ChromData\CHHPLC_X\20190619-83007.b\06190047.D
Lims ID: MB 280-461560/1-A
Client ID:
Sample Type: MB
Inject. Date: 20-Jun-2019 03:15:33 ALS Bottle#: 47 Worklist Smp#: 47
Injection Vol: 100.0 ul Dil. Factor: 1.0000
Sample Info: MB 280-461560/1-
Misc. Info.: 280-0083007-047
Operator ID: hkf Instrument ID: CHHPLC_X3

Method: \\chromna\Denver\ChromData\CHHPLC_X\20190619-83007.b\8330_X3.m
Limit Group: GCSV - 8330
Last Update: 01-Jul-2019 17:33:37 Calib Date: 15-May-2019 01:42:24
Integrator: Falcon
Quant Method: External Standard Quant By: Initial Calibration
Last ICal File: \\chromna\Denver\ChromData\CHHPLC_X\20190514-81869.b\0514B032.D

Column 1 : UltraCarb5uODS (20) (4.60 mm) Det: LC DAD1B, 254 nm
Process Host: CTX0317

First Level Reviewer: fiedlerh Date: 20-Jun-2019 10:06:22

Compound	Amount Added	Amount Recovered	% Rec.
$ 9 1,2-Dinitrobenzene	0.2000	0.1865	93.23

User Disabled Compound Report

Eurofins TestAmerica, Denver

Data File: \\chromna\Denver\ChromData\CHHPLC_X\20190619-83007.b\06190047.D
Injection Date: 20-Jun-2019 03:15:33 Instrument ID: CHHPLC_X3
Lims ID: MB 280-461560/1-A
Client ID:
Operator ID: hkf ALS Bottle#: 47 Worklist Smp#: 47
Injection Vol: 100.0 ul Dil. Factor: 1.0000
Method: 8330_X3 Limit Group: GCSV - 8330

Column: UltraCarb5uODS (20) (4.60 mm) Detector LC DAD1B, 254 nm

23 m-Nitrotoluene, CAS: 99-08-1, Signal: 1

RT: 13.84
Response: 2284
Amount: 0.015401

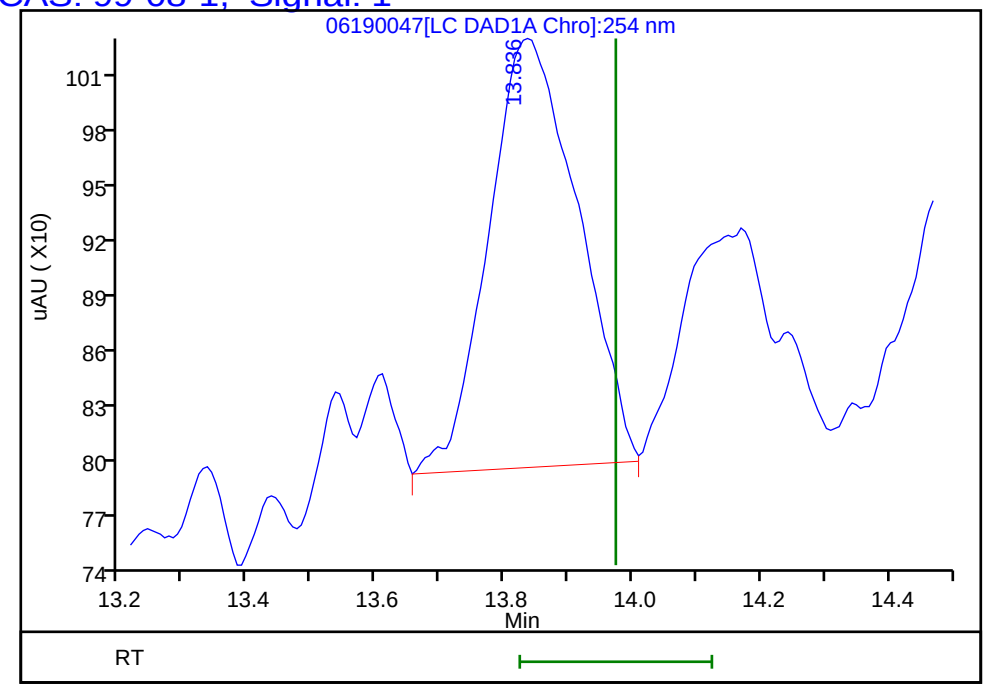

Reviewer: fiedlerh, 20-Jun-2019 10:06:22
Audit Action: Marked Compound Undetected Audit Reason: Invalid Compound ID

User Disabled Compound Report

Eurofins TestAmerica, Denver

Data File: \\chromna\Denver\ChromData\CHHPLC_X\20190619-83007.b\06190047.D
Injection Date: 20-Jun-2019 03:15:33 Instrument ID: CHHPLC_X3
Lims ID: MB 280-461560/1-A
Client ID:
Operator ID: hkf ALS Bottle#: 47 Worklist Smp#: 47
Injection Vol: 100.0 ul Dil. Factor: 1.0000
Method: 8330_X3 Limit Group: GCSV - 8330

Column: UltraCarb5uODS (20) (4.60 mm) Detector LC DAD1B, 254 nm

6 MNX, CAS: 5755-27-1, Signal: 1

RT: 7.32
Response: 2178
Amount: 0.015952

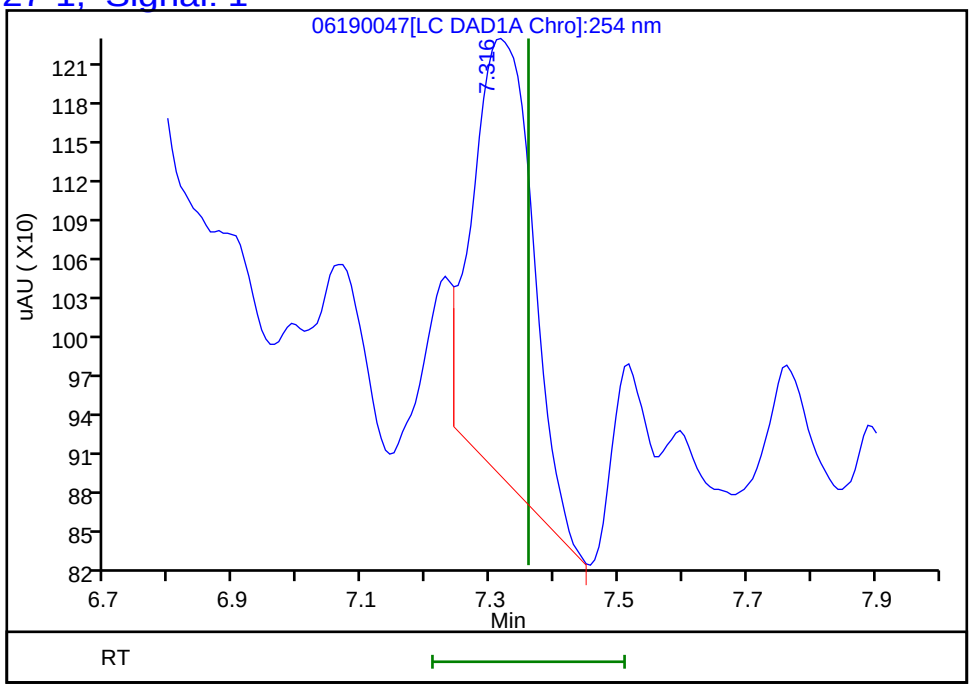

Reviewer: fiedlerh, 01-Jul-2019 17:33:37
Audit Action: Marked Compound Undetected Audit Reason: Invalid Compound ID

FORM I
HPLC/IC ORGANICS ANALYSIS DATA SHEET

Lab Name: Eurofins TestAmerica, Denver Job No.: 280-124986-1

SDG No.:

Client Sample ID: Lab Sample ID: MB 280-461561/1-A

Matrix: Water Lab File ID: 06200077.D

Analysis Method: 8330A Date Collected:

Extraction Method: 3535 Date Extracted: 06/14/2019 10:23

Sample wt/vol: 500(mL) Date Analyzed: 06/21/2019 20:41

Con. Extract Vol.: 5(mL) Dilution Factor: 1

Injection Volume: 100(uL) GC Column: UltraCarb5uODS ID: 4.6(mm)

% Moisture: GPC Cleanup:(Y/N) N

Analysis Batch No.: 462202 Units: ug/L

CAS NO.	COMPOUND NAME	RESULT	Q	LOQ	LOD	DL
99-35-4	1,3,5-Trinitrobenzene	0.40	U	1.0	0.40	0.20
99-65-0	1,3-Dinitrobenzene	0.20	U	0.40	0.20	0.089
118-96-7	2,4,6-Trinitrotoluene	0.40	U	0.40	0.40	0.16
121-14-2	2,4-Dinitrotoluene	0.365	J	0.40	0.20	0.084
606-20-2	2,6-Dinitrotoluene	0.20	U	0.20	0.20	0.065
35572-78-2	2-Amino-4,6-dinitrotoluene	0.12	U	0.20	0.12	0.051
88-72-2	2-Nitrotoluene	0.20	U	0.40	0.20	0.086
99-08-1	3-Nitrotoluene	0.40	U	0.40	0.40	0.20
19406-51-0	4-Amino-2,6-dinitrotoluene	0.12	U	0.20	0.12	0.058
99-99-0	4-Nitrotoluene	0.40	U	1.0	0.40	0.20
2691-41-0	HMX	0.20	U	0.40	0.20	0.088
5755-27-1	MNX	0.40	U M	2.0	0.40	0.15
98-95-3	Nitrobenzene	0.20	U	0.40	0.20	0.091
121-82-4	RDX	0.40	U	0.40	0.40	0.16
479-45-8	Tetryl	0.20	U	0.24	0.20	0.079

CAS NO.	SURROGATE	%REC	Q	LIMITS
528-29-0	1,2-Dinitrobenzene	91		83-119

Eurofins TestAmerica, Denver
Target Compound Quantitation Report

Data File: \\chromna\Denver\ChromData\CHHPLC_X\20190620-83048.b\06200077.D
Lims ID: MB 280-461561/1-A
Client ID:
Sample Type: MB
Inject. Date: 21-Jun-2019 20:41:47 ALS Bottle#: 77 Worklist Smp#: 77
Injection Vol: 100.0 ul Dil. Factor: 1.0000
Sample Info: MB 280-461561/1-
Misc. Info.: 280-0083048-077
Operator ID: hkf Instrument ID: CHHPLC_X3

Method: \\chromna\Denver\ChromData\CHHPLC_X\20190620-83048.b\8330_X3.m
Limit Group: GCSV - 8330
Last Update: 24-Jun-2019 09:26:35 Calib Date: 21-Jun-2019 03:13:40
Integrator: Falcon
Quant Method: External Standard Quant By: Initial Calibration
Last ICal File: \\chromna\Denver\ChromData\CHHPLC_X\20190620-83048.b\06200032.D

Column 1 : UltraCarb5uODS (20) (4.60 mm) Det: LC DAD1B, 254 nm
Process Host: CTX0327

First Level Reviewer: fiedlerh Date: 24-Jun-2019 08:50:02

	Compound	Det	RT (min.)	Exp RT (min.)	Dlt RT (min.)	Response	Cal Amt ug/mL	OnCol Amt ug/mL	Flags
1	2,6-diamino-4-nitrotoluene	1	6.472	6.491	-0.019	3667		0.007642	7M
2	TNX	1		6.546				ND	
3	HMX	1		6.632				ND	
4	2,4-diamino-6-nitrotoluene	1		6.678				ND	
5	DNX	1		6.873				ND	
6	MNX	1		7.339				ND	U
7	RDX	1		7.746				ND	
8	2,4,6-Trinitrophenol	1		8.146				ND	
$ 9	1,2-Dinitrobenzene	1	8.718	8.726	-0.008	24803	0.2000	0.1825	
10	1,3,5-Trinitrobenzene	1		8.879				ND	
11	1,3-Dinitrobenzene	1		9.539				ND	
12	Nitrobenzene	1		9.925				ND	
13	3,5-Dinitroaniline	1		10.158				ND	
14	Tetryl	1		10.245				ND	
15	Nitroglycerin	2		10.752				ND	
16	2,4,6-Trinitrotoluene	1		11.199				ND	
17	4-Amino-2,6-dinitrotoluene	1		11.372				ND	
18	2-Amino-4,6-dinitrotoluene	1		11.659				ND	
19	2,6-Dinitrotoluene	1		11.812				ND	
20	2,4-Dinitrotoluene	1	11.992	12.005	-0.013	10828		0.0365	
21	o-Nitrotoluene	1		12.845				ND	
22	p-Nitrotoluene	1		13.279				ND	
23	m-Nitrotoluene	1		13.872				ND	
24	PETN	2		14.972				ND	
25	Ammonium Picrate	1		0.000				ND	

QC Flag Legend

Processing Flags
7 - Failed Limit of Detection

Review Flags
M - Manually Integrated
U - Marked Undetected

Report Date: 24-Jun-2019 09:26:37 Chrom Revision: 2.3 20-Jun-2019 20:50:56

Eurofins TestAmerica, Denver

Data File: \\chromna\Denver\ChromData\CHHPLC_X\20190620-83048.b\06200077.D

Injection Date:	21-Jun-2019 20:41:47	Instrument ID:	CHHPLC_X3	Operator ID:	hkf
Lims ID:	MB 280-461561/1-A			Worklist Smp#:	77
Client ID:					
Injection Vol:	100.0 ul	Dil. Factor:	1.0000	ALS Bottle#:	77
Method:	8330_X3	Limit Group:	GCSV - 8330		

Column: UltraCarb5uODS (20) (4.60 mm) Y Scaling: Method Defined: Scale to the Nth Largest Target: 1

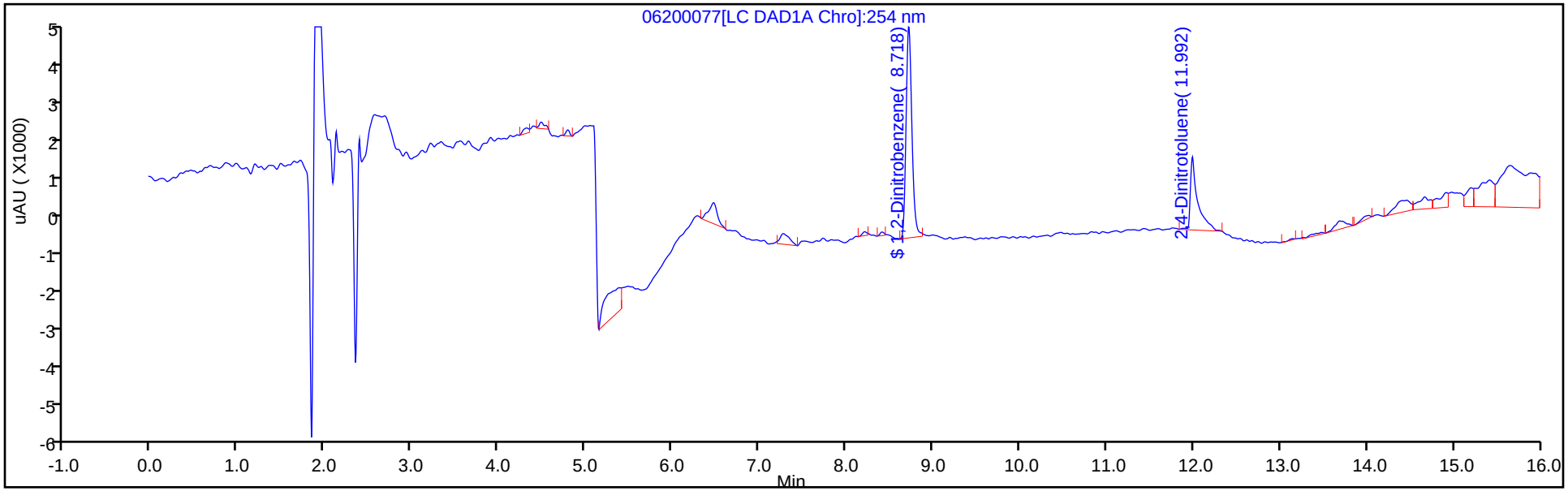

Y Scaling: Method Defined: Scale to the Nth Largest Target: 1

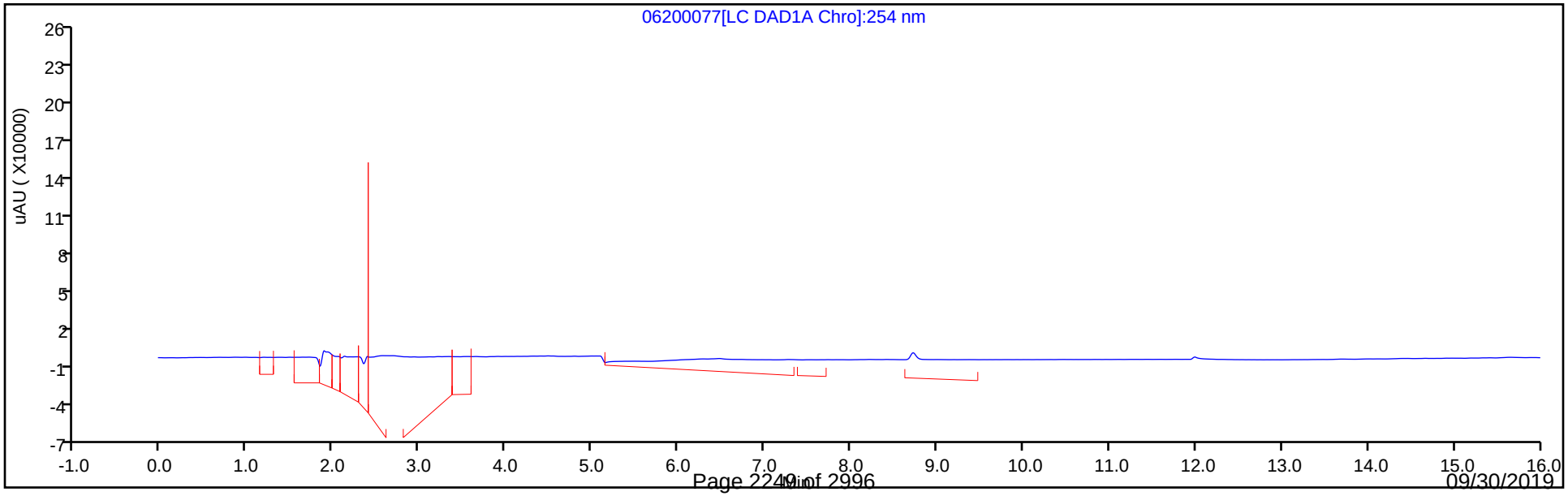

Eurofins TestAmerica, Denver
Recovery Report

Data File:	\\chromna\Denver\ChromData\CHHPLC_X\20190620-83048.b\06200077.D				
Lims ID:	MB 280-461561/1-A				
Client ID:					
Sample Type:	MB				
Inject. Date:	21-Jun-2019 20:41:47	ALS Bottle#:	77	Worklist Smp#:	77
Injection Vol:	100.0 ul	Dil. Factor:	1.0000		
Sample Info:	MB 280-461561/1-				
Misc. Info.:	280-0083048-077				
Operator ID:	hkf	Instrument ID:	CHHPLC_X3		
Method:	\\chromna\Denver\ChromData\CHHPLC_X\20190620-83048.b\8330_X3.m				
Limit Group:	GCSV - 8330				
Last Update:	24-Jun-2019 09:26:35	Calib Date:	21-Jun-2019 03:13:40		
Integrator:	Falcon				
Quant Method:	External Standard	Quant By:	Initial Calibration		
Last ICal File:	\\chromna\Denver\ChromData\CHHPLC_X\20190620-83048.b\06200032.D				
Column 1 :	UltraCarb5uODS (20) (4.60 mm)		Det: LC DAD1B, 254 nm		
Process Host:	CTX0327				
First Level Reviewer: fiedlerh		Date:	24-Jun-2019 08:50:02		

Compound	Amount Added	Amount Recovered	% Rec.
$ 9 1,2-Dinitrobenzene	0.2000	0.1825	91.26

User Disabled Compound Report

Eurofins TestAmerica, Denver

Data File: \\chromna\Denver\ChromData\CHHPLC_X\20190620-83048.b\06200077.D
Injection Date: 21-Jun-2019 20:41:47 Instrument ID: CHHPLC_X3
Lims ID: MB 280-461561/1-A
Client ID:
Operator ID: hkf ALS Bottle#: 77 Worklist Smp#: 77
Injection Vol: 100.0 ul Dil. Factor: 1.0000
Method: 8330_X3 Limit Group: GCSV - 8330

Column: UltraCarb5uODS (20) (4.60 mm) Detector LC DAD1B, 254 nm

6 MNX, CAS: 5755-27-1, Signal: 1

RT: 7.28
Response: 2021
Amount: 0.013942

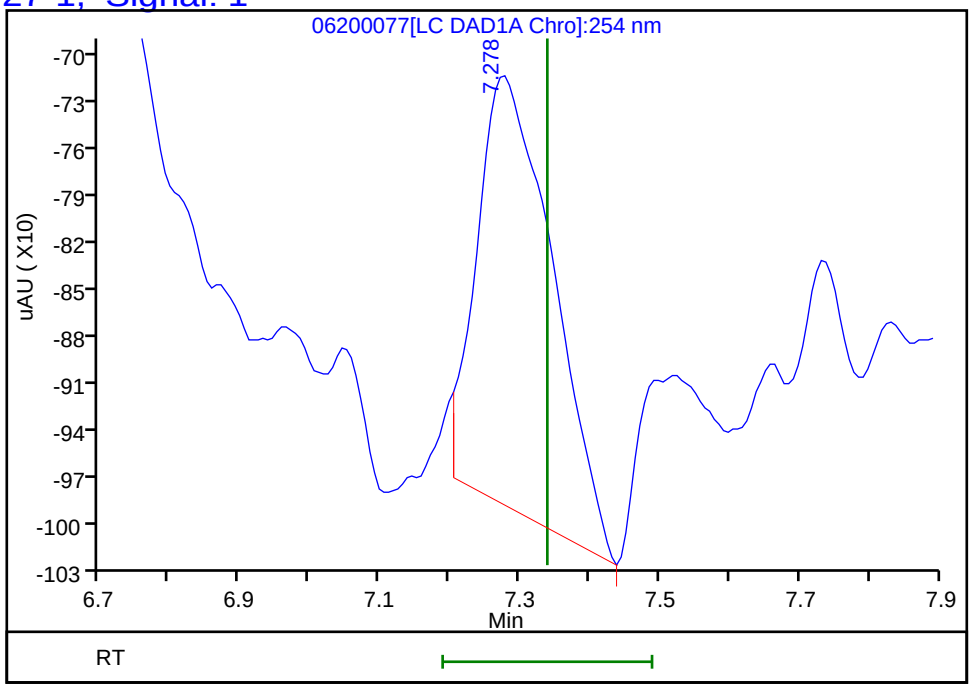

Reviewer: fiedlerh, 24-Jun-2019 08:50:02
Audit Action: Marked Compound Undetected Audit Reason: Invalid Compound ID

FORM I
HPLC/IC ORGANICS ANALYSIS DATA SHEET

Lab Name: Eurofins TestAmerica, Denver Job No.: 280-124986-1

SDG No.:

Client Sample ID: Lab Sample ID: MB 280-461963/1-A

Matrix: Water Lab File ID: 06260010.D

Analysis Method: 8330A Date Collected:

Extraction Method: 3535 Date Extracted: 06/18/2019 14:22

Sample wt/vol: 500(mL) Date Analyzed: 06/26/2019 20:20

Con. Extract Vol.: 5(mL) Dilution Factor: 1

Injection Volume: 100(uL) GC Column: UltraCarb5uODS ID: 4.6(mm)

% Moisture: GPC Cleanup:(Y/N) N

Analysis Batch No.: 462823 Units: ug/L

CAS NO.	COMPOUND NAME	RESULT	Q	LOQ	LOD	DL
99-35-4	1,3,5-Trinitrobenzene	0.40	U	1.0	0.40	0.20
99-65-0	1,3-Dinitrobenzene	0.20	U	0.40	0.20	0.089
118-96-7	2,4,6-Trinitrotoluene	0.40	U	0.40	0.40	0.16
121-14-2	2,4-Dinitrotoluene	0.20	U	0.40	0.20	0.084
606-20-2	2,6-Dinitrotoluene	0.20	U	0.20	0.20	0.065
35572-78-2	2-Amino-4,6-dinitrotoluene	0.12	U	0.20	0.12	0.051
88-72-2	2-Nitrotoluene	0.20	U	0.40	0.20	0.086
99-08-1	3-Nitrotoluene	0.40	U M	0.40	0.40	0.20
19406-51-0	4-Amino-2,6-dinitrotoluene	0.12	U	0.20	0.12	0.058
99-99-0	4-Nitrotoluene	0.40	U	1.0	0.40	0.20
2691-41-0	HMX	0.20	U	0.40	0.20	0.088
5755-27-1	MNX	0.40	U	2.0	0.40	0.15
98-95-3	Nitrobenzene	0.20	U	0.40	0.20	0.091
121-82-4	RDX	0.40	U	0.40	0.40	0.16
479-45-8	Tetryl	0.20	U	0.24	0.20	0.079

CAS NO.	SURROGATE	%REC	Q	LIMITS
528-29-0	1,2-Dinitrobenzene	101		83-119

Eurofins TestAmerica, Denver
Target Compound Quantitation Report

Data File: \\chromna\Denver\ChromData\CHHPLC_X\20190626-83230.b\06260010.D
Lims ID: MB 280-461963/1-A
Client ID:
Sample Type: MB
Inject. Date: 26-Jun-2019 20:20:41 ALS Bottle#: 10 Worklist Smp#: 10
Injection Vol: 100.0 ul Dil. Factor: 1.0000
Sample Info: MB 280-461963/1-
Misc. Info.: 280-0083230-010
Operator ID: hkf Instrument ID: CHHPLC_X3

Method: \\chromna\Denver\ChromData\CHHPLC_X\20190626-83230.b\8330_X3.m
Limit Group: GCSV - 8330
Last Update: 27-Jun-2019 09:04:17 Calib Date: 21-Jun-2019 03:13:40
Integrator: Falcon
Quant Method: External Standard Quant By: Initial Calibration
Last ICal File: \\chromna\Denver\ChromData\CHHPLC_X\20190620-83048.b\06200032.D

Column 1 : UltraCarb5uODS (20) (4.60 mm) Det: LC DAD1B, 254 nm
Process Host: CTX0334

First Level Reviewer: fiedlerh Date: 27-Jun-2019 08:43:22

	Compound	Det	RT (min.)	Exp RT (min.)	Dlt RT (min.)	Response	Cal Amt ug/mL	OnCol Amt ug/mL	Flags
1	2,6-diamino-4-nitrotoluene	1		6.491				ND	U
2	TNX	1		6.549				ND	
3	HMX	1		6.654				ND	
4	2,4-diamino-6-nitrotoluene	1		6.685				ND	
5	DNX	1		6.889				ND	
6	MNX	1		7.356				ND	
7	RDX	1		7.774				ND	
8	2,4,6-Trinitrophenol	1		8.227				ND	
$ 9	1,2-Dinitrobenzene	1	8.749	8.754	-0.005	27439	0.2000	0.2019	
10	1,3,5-Trinitrobenzene	1		8.914				ND	
11	1,3-Dinitrobenzene	1		9.574				ND	
12	Nitrobenzene	1		9.960				ND	
13	3,5-Dinitroaniline	1		10.211				ND	
14	Tetryl	1		10.287				ND	
15	Nitroglycerin	2		10.794				ND	
16	2,4,6-Trinitrotoluene	1		11.247				ND	
17	4-Amino-2,6-dinitrotoluene	1		11.434				ND	
18	2-Amino-4,6-dinitrotoluene	1		11.727				ND	
19	2,6-Dinitrotoluene	1		11.854				ND	
20	2,4-Dinitrotoluene	1		12.054				ND	
21	o-Nitrotoluene	1		12.894				ND	
22	p-Nitrotoluene	1		13.334				ND	
23	m-Nitrotoluene	1		13.934				ND	U
24	PETN	2		15.027				ND	
25	Ammonium Picrate	1		0.000				ND	

QC Flag Legend

Review Flags

U - Marked Undetected

Report Date: 27-Jun-2019 09:04:21 Chrom Revision: 2.3 20-Jun-2019 20:50:56

Eurofins TestAmerica, Denver

Data File: \\chromna\Denver\ChromData\CHHPLC_X\20190626-83230.b\06260010.D

Injection Date:	26-Jun-2019 20:20:41	Instrument ID:	CHHPLC_X3	Operator ID:	hkf
Lims ID:	MB 280-461963/1-A			Worklist Smp#:	10
Client ID:					
Injection Vol:	100.0 ul	Dil. Factor:	1.0000	ALS Bottle#:	10
Method:	8330_X3	Limit Group:	GCSV - 8330		

Column: UltraCarb5uODS (20) (4.60 mm) Y Scaling: Method Defined: Scale to the Nth Largest Target: 1

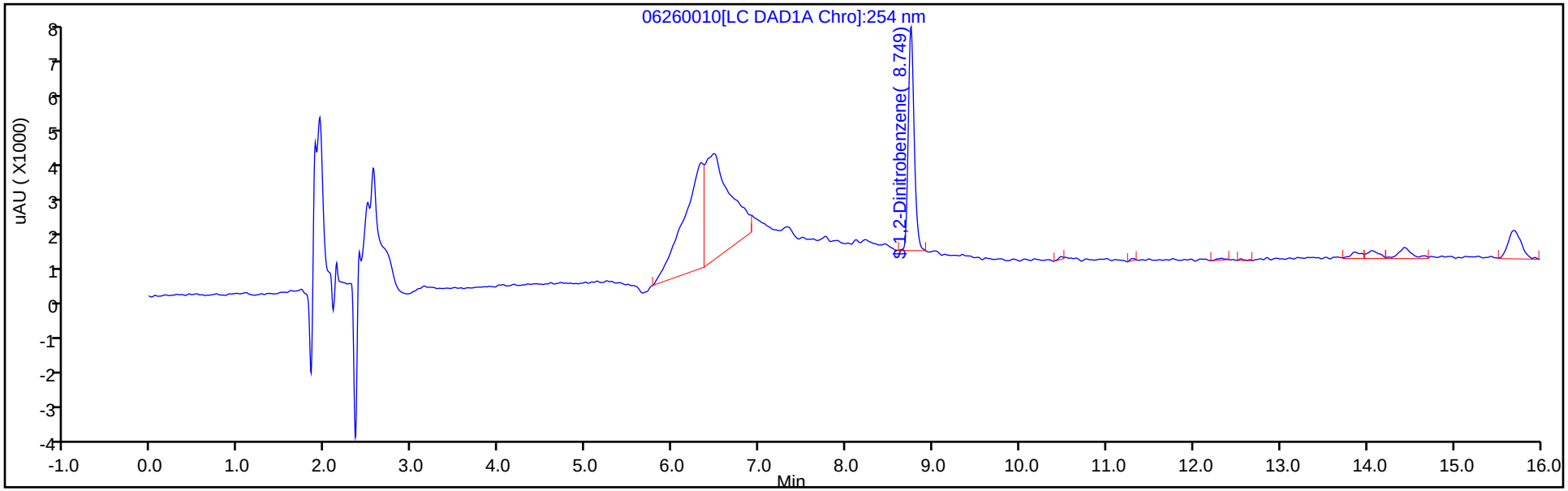

Y Scaling: Method Defined: Scale to the Nth Largest Target: 1

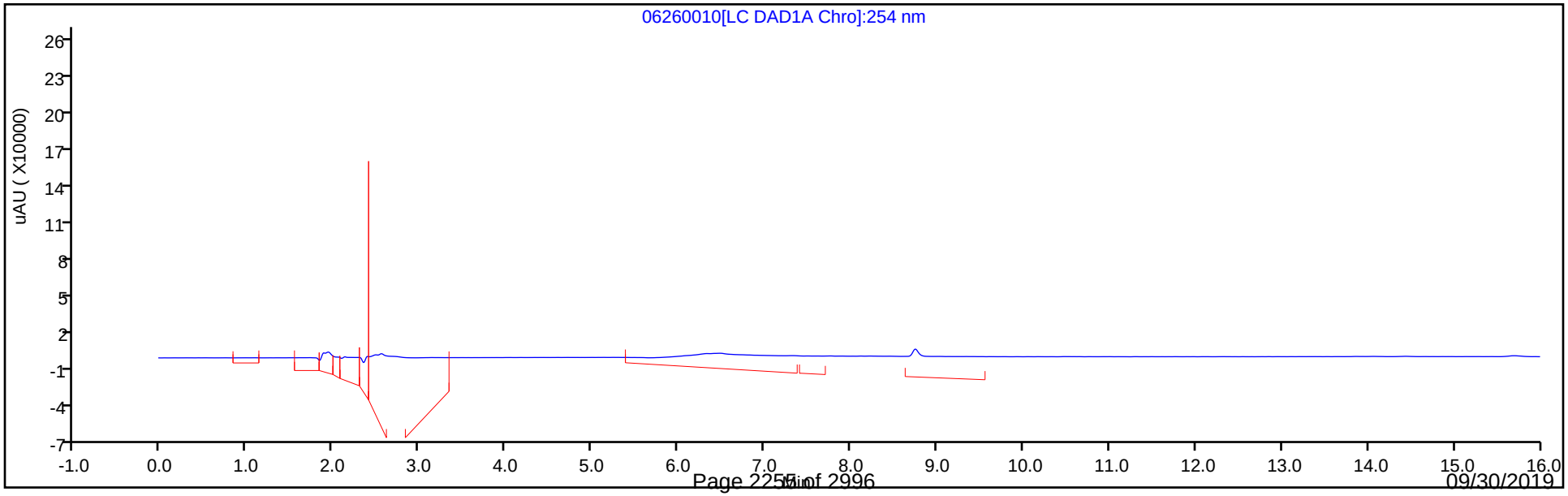

Eurofins TestAmerica, Denver
Recovery Report

Data File:	\\chromna\Denver\ChromData\CHHPLC_X\20190626-83230.b\06260010.D				
Lims ID:	MB 280-461963/1-A				
Client ID:					
Sample Type:	MB				
Inject. Date:	26-Jun-2019 20:20:41	ALS Bottle#:	10	Worklist Smp#:	10
Injection Vol:	100.0 ul	Dil. Factor:	1.0000		
Sample Info:	MB 280-461963/1-				
Misc. Info.:	280-0083230-010				
Operator ID:	hkf	Instrument ID:	CHHPLC_X3		
Method:	\\chromna\Denver\ChromData\CHHPLC_X\20190626-83230.b\8330_X3.m				
Limit Group:	GCSV - 8330				
Last Update:	27-Jun-2019 09:04:17	Calib Date:	21-Jun-2019 03:13:40		
Integrator:	Falcon				
Quant Method:	External Standard	Quant By:	Initial Calibration		
Last ICal File:	\\chromna\Denver\ChromData\CHHPLC_X\20190620-83048.b\06200032.D				
Column 1 :	UltraCarb5uODS (20) (4.60 mm)		Det: LC DAD1B, 254 nm		
Process Host:	CTX0334				
First Level Reviewer: fiedlerh		Date:	27-Jun-2019 08:43:22		

Compound	Amount Added	Amount Recovered	% Rec.
$ 9 1,2-Dinitrobenzene	0.2000	0.2019	100.95

User Disabled Compound Report

Eurofins TestAmerica, Denver

Data File: \\chromna\Denver\ChromData\CHHPLC_X\20190626-83230.b\06260010.D
Injection Date: 26-Jun-2019 20:20:41 Instrument ID: CHHPLC_X3
Lims ID: MB 280-461963/1-A
Client ID:
Operator ID: hkf ALS Bottle#: 10 Worklist Smp#: 10
Injection Vol: 100.0 ul Dil. Factor: 1.0000
Method: 8330_X3 Limit Group: GCSV - 8330

Column: UltraCarb5uODS (20) (4.60 mm) Detector LC DAD1B, 254 nm

23 m-Nitrotoluene, CAS: 99-08-1, Signal: 1

RT: 13.87
Response: 1495
Amount: 0.010184

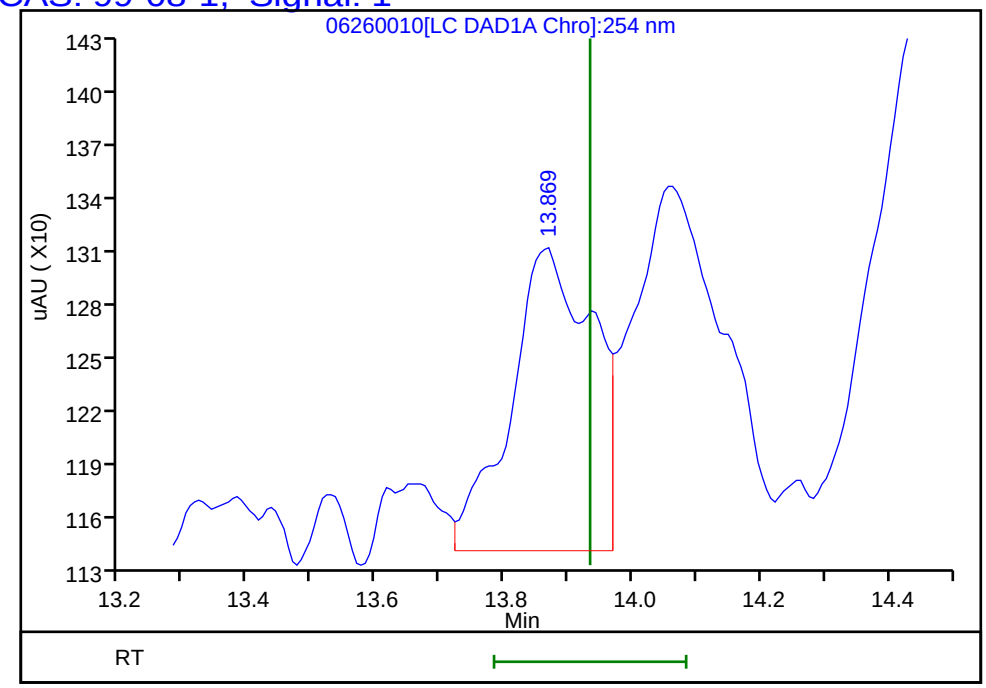

Reviewer: fiedlerh, 27-Jun-2019 08:43:22
Audit Action: Marked Compound Undetected Audit Reason: Invalid Compound ID

FORM I
HPLC/IC ORGANICS ANALYSIS DATA SHEET

Lab Name: Eurofins TestAmerica, Denver Job No.: 280-124986-1

SDG No.:

Client Sample ID: Lab Sample ID: MB 280-461964/1-A

Matrix: Water Lab File ID: 07020057.D

Analysis Method: 8330A Date Collected:

Extraction Method: 3535 Date Extracted: 06/18/2019 15:47

Sample wt/vol: 500(mL) Date Analyzed: 07/03/2019 05:03

Con. Extract Vol.: 5(mL) Dilution Factor: 1

Injection Volume: 100(uL) GC Column: UltraCarb5uODS ID: 4.6(mm)

% Moisture: GPC Cleanup:(Y/N) N

Analysis Batch No.: 463366 Units: ug/L

CAS NO.	COMPOUND NAME	RESULT	Q	LOQ	LOD	DL
99-35-4	1,3,5-Trinitrobenzene	0.40	U	1.0	0.40	0.20
99-65-0	1,3-Dinitrobenzene	0.20	U	0.40	0.20	0.089
118-96-7	2,4,6-Trinitrotoluene	0.40	U	0.40	0.40	0.16
121-14-2	2,4-Dinitrotoluene	0.20	U	0.40	0.20	0.084
606-20-2	2,6-Dinitrotoluene	0.20	U	0.20	0.20	0.065
35572-78-2	2-Amino-4,6-dinitrotoluene	0.12	U	0.20	0.12	0.051
88-72-2	2-Nitrotoluene	0.20	U	0.40	0.20	0.086
99-08-1	3-Nitrotoluene	0.40	U M	0.40	0.40	0.20
19406-51-0	4-Amino-2,6-dinitrotoluene	0.12	U	0.20	0.12	0.058
99-99-0	4-Nitrotoluene	0.40	U	1.0	0.40	0.20
2691-41-0	HMX	0.20	U	0.40	0.20	0.088
98-95-3	Nitrobenzene	0.20	U	0.40	0.20	0.091
121-82-4	RDX	0.40	U	0.40	0.40	0.16
479-45-8	Tetryl	0.20	U	0.24	0.20	0.079

CAS NO.	SURROGATE	%REC	Q	LIMITS
528-29-0	1,2-Dinitrobenzene	108		83-119

Eurofins TestAmerica, Denver
Target Compound Quantitation Report

Data File: \\chromna\Denver\ChromData\CHHPLC_X\20190702-83402.b\07020057.D
Lims ID: MB 280-461964/1-A
Client ID:
Sample Type: MB
Inject. Date: 03-Jul-2019 05:03:59 ALS Bottle#: 57 Worklist Smp#: 57
Injection Vol: 100.0 ul Dil. Factor: 1.0000
Sample Info: MB 280-461964/1-
Misc. Info.: 280-0083402-057
Operator ID: hkf Instrument ID: CHHPLC_X3

Method: \\chromna\Denver\ChromData\CHHPLC_X\20190702-83402.b\8330_X3.m
Limit Group: GCSV - 8330
Last Update: 03-Jul-2019 10:48:25 Calib Date: 02-Jul-2019 00:18:07
Integrator: Falcon
Quant Method: External Standard Quant By: Initial Calibration
Last ICal File: \\chromna\Denver\ChromData\CHHPLC_X\20190701-83376.b\07010032.D

Column 1 : UltraCarb5uODS (20) (4.60 mm) Det: LC DAD1B, 254 nm
Process Host: CTX0326

First Level Reviewer: fiedlerh Date: 03-Jul-2019 09:26:30

	Compound	Det	RT (min.)	Exp RT (min.)	Dlt RT (min.)	Response	Cal Amt ug/mL	OnCol Amt ug/mL	Flags
1	2,6-diamino-4-nitrotoluene	1	6.479	6.488	-0.009	3800		0.009777	7M
2	TNX	1		6.550				ND	
3	HMX	1		6.647				ND	
4	2,4-diamino-6-nitrotoluene	1		6.675				ND	
5	DNX	1		6.883				ND	
6	MNX	1	7.306	7.343	-0.037	2492		0.0178	M
7	RDX	1		7.767				ND	
8	2,4,6-Trinitrophenol	1		8.214				ND	U
$ 9	1,2-Dinitrobenzene	1	8.739	8.754	-0.015	30138	0.2000	0.2163	
10	1,3,5-Trinitrobenzene	1		8.907				ND	
11	1,3-Dinitrobenzene	1		9.574				ND	
12	Nitrobenzene	1		9.961				ND	
13	3,5-Dinitroaniline	1		10.202				ND	
14	Tetryl	1		10.294				ND	
15	Nitroglycerin	2		10.794				ND	
16	2,4,6-Trinitrotoluene	1		11.247				ND	
17	4-Amino-2,6-dinitrotoluene	1		11.441				ND	
18	2-Amino-4,6-dinitrotoluene	1		11.734				ND	
19	2,6-Dinitrotoluene	1		11.867				ND	
20	2,4-Dinitrotoluene	1		12.061				ND	
21	o-Nitrotoluene	1		12.907				ND	
22	p-Nitrotoluene	1		13.347				ND	
23	m-Nitrotoluene	1		13.947				ND	U
24	PETN	2		15.047				ND	
25	Ammonium Picrate	1		0.000				ND	

QC Flag Legend

Processing Flags
7 - Failed Limit of Detection

Review Flags
M - Manually Integrated
U - Marked Undetected

Report Date: 03-Jul-2019 11:01:24 Chrom Revision: 2.3 20-Jun-2019 20:50:56

Eurofins TestAmerica, Denver

Data File: \\chromna\Denver\ChromData\CHHPLC_X\20190702-83402.b\07020057.D

Injection Date:	03-Jul-2019 05:03:59	Instrument ID:	CHHPLC_X3	Operator ID:	hkf
Lims ID:	MB 280-461964/1-A			Worklist Smp#:	57
Client ID:					
Injection Vol:	100.0 ul	Dil. Factor:	1.0000	ALS Bottle#:	57
Method:	8330_X3	Limit Group:	GCSV - 8330		

Column: UltraCarb5uODS (20) (4.60 mm) Y Scaling: Method Defined: Scale to the Nth Largest Target: 1

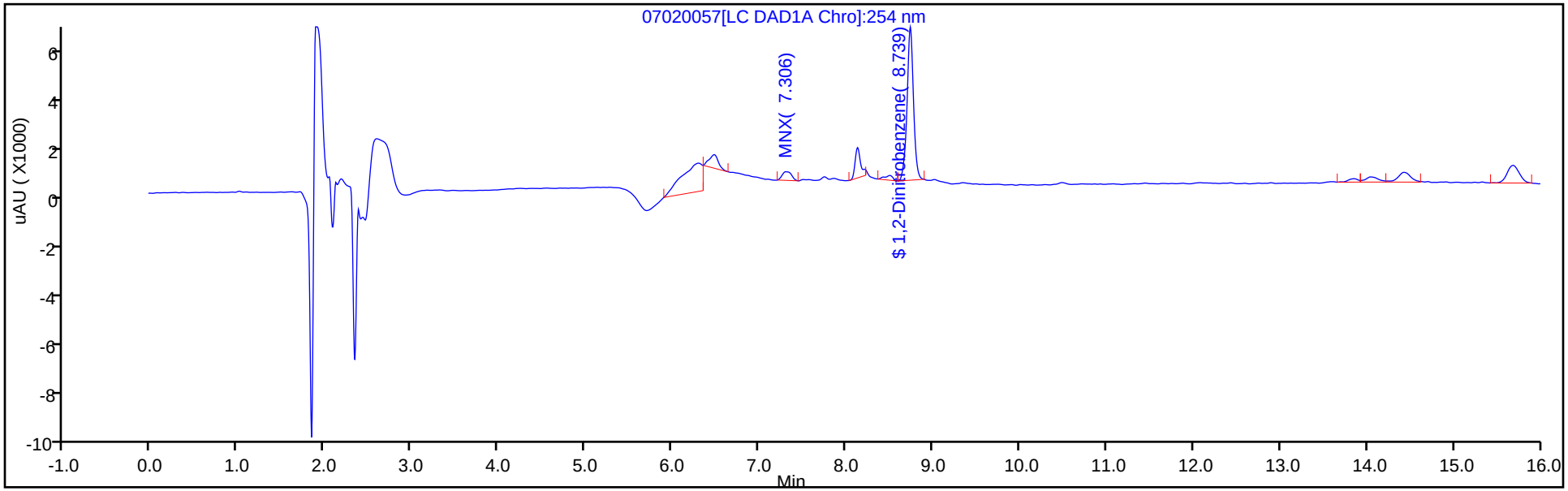

Y Scaling: Method Defined: Scale to the Nth Largest Target: 1

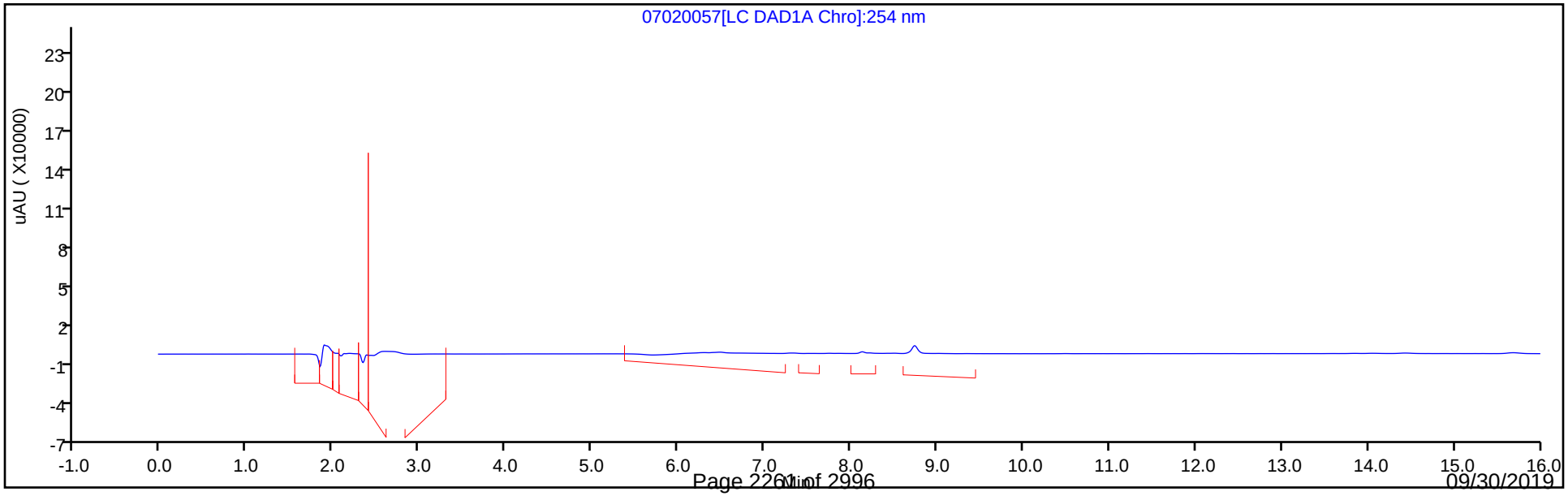

Eurofins TestAmerica, Denver
Recovery Report

Data File: \\chromna\Denver\ChromData\CHHPLC_X\20190702-83402.b\07020057.D
Lims ID: MB 280-461964/1-A
Client ID:
Sample Type: MB
Inject. Date: 03-Jul-2019 05:03:59 ALS Bottle#: 57 Worklist Smp#: 57
Injection Vol: 100.0 ul Dil. Factor: 1.0000
Sample Info: MB 280-461964/1-
Misc. Info.: 280-0083402-057
Operator ID: hkf Instrument ID: CHHPLC_X3

Method: \\chromna\Denver\ChromData\CHHPLC_X\20190702-83402.b\8330_X3.m
Limit Group: GCSV - 8330
Last Update: 03-Jul-2019 10:48:25 Calib Date: 02-Jul-2019 00:18:07
Integrator: Falcon
Quant Method: External Standard Quant By: Initial Calibration
Last ICal File: \\chromna\Denver\ChromData\CHHPLC_X\20190701-83376.b\07010032.D

Column 1 : UltraCarb5uODS (20) (4.60 mm) Det: LC DAD1B, 254 nm
Process Host: CTX0326

First Level Reviewer: fiedlerh Date: 03-Jul-2019 09:26:30

Compound	Amount Added	Amount Recovered	% Rec.
$ 9 1,2-Dinitrobenzene	0.2000	0.2163	108.15

User Disabled Compound Report

Eurofins TestAmerica, Denver

Data File: \\chromna\Denver\ChromData\CHHPLC_X\20190702-83402.b\07020057.D
Injection Date: 03-Jul-2019 05:03:59 Instrument ID: CHHPLC_X3
Lims ID: MB 280-461964/1-A
Client ID:
Operator ID: hkf ALS Bottle#: 57 Worklist Smp#: 57
Injection Vol: 100.0 ul Dil. Factor: 1.0000
Method: 8330_X3 Limit Group: GCSV - 8330

Column: UltraCarb5uODS (20) (4.60 mm) Detector LC DAD1B, 254 nm

23 m-Nitrotoluene, CAS: 99-08-1, Signal: 1

RT: 13.86
Response: 1020
Amount: 0.007029

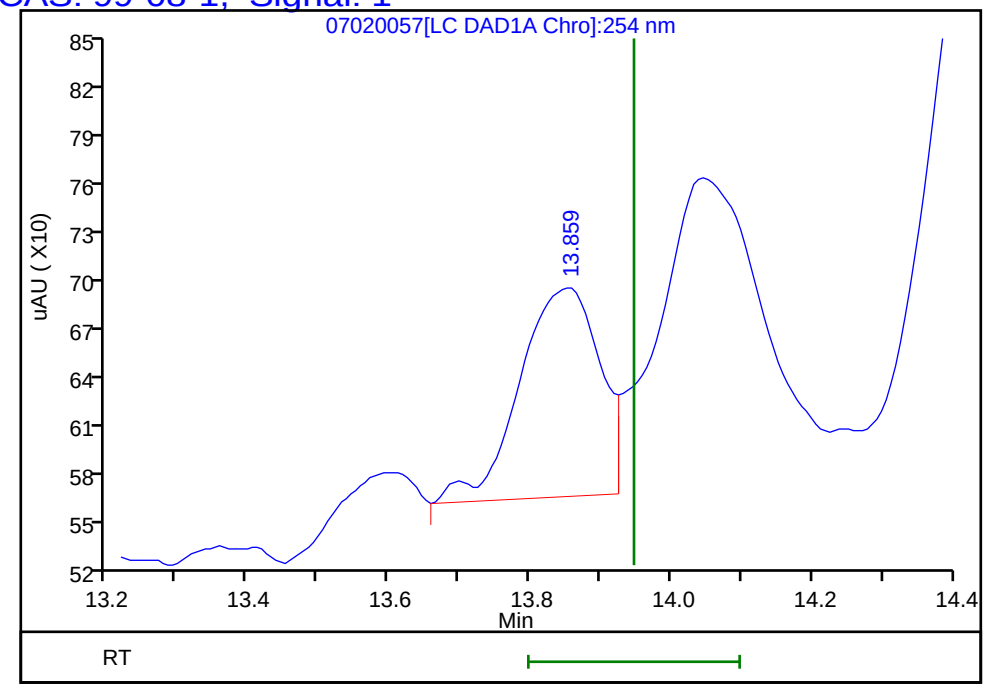

Reviewer: fiedlerh, 03-Jul-2019 09:26:30
Audit Action: Marked Compound Undetected Audit Reason: Invalid Compound ID

Manual Integration/User Assign Peak Report

Eurofins TestAmerica, Denver

Data File:	\\chromna\Denver\ChromData\CHHPLC_X\20190702-83402.b\07020057.D				
Injection Date:	03-Jul-2019 05:03:59	Instrument ID:	CHHPLC_X3		
Lims ID:	MB 280-461964/1-A				
Client ID:					
Operator ID:	hkf	ALS Bottle#:	57	Worklist Smp#:	57
Injection Vol:	100.0 ul	Dil. Factor:	1.0000		
Method:	8330_X3	Limit Group:	GCSV - 8330		
Column:	UltraCarb5uODS (20) (4.60 mm)	Detector	LC DAD1B, 254 nm		

6 MNX, CAS: 5755-27-1

Signal: 1

Processing Integration Results

RT: 7.31
Area: 775
Amount: 0.005534
Amount Units: ug/mL

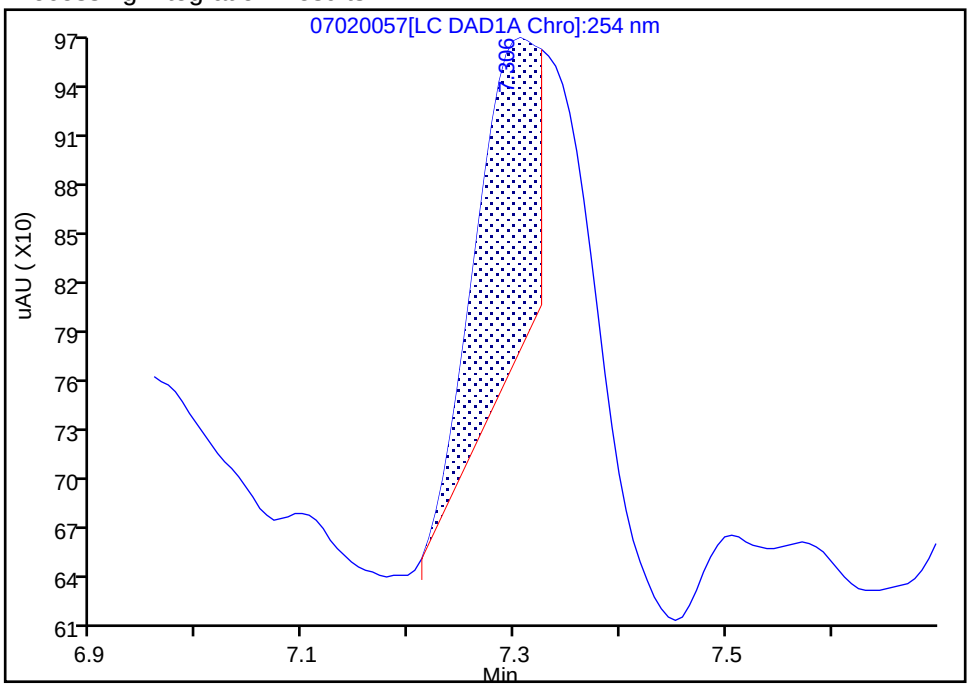

Manual Integration Results

RT: 7.31
Area: 2492
Amount: 0.017795
Amount Units: ug/mL

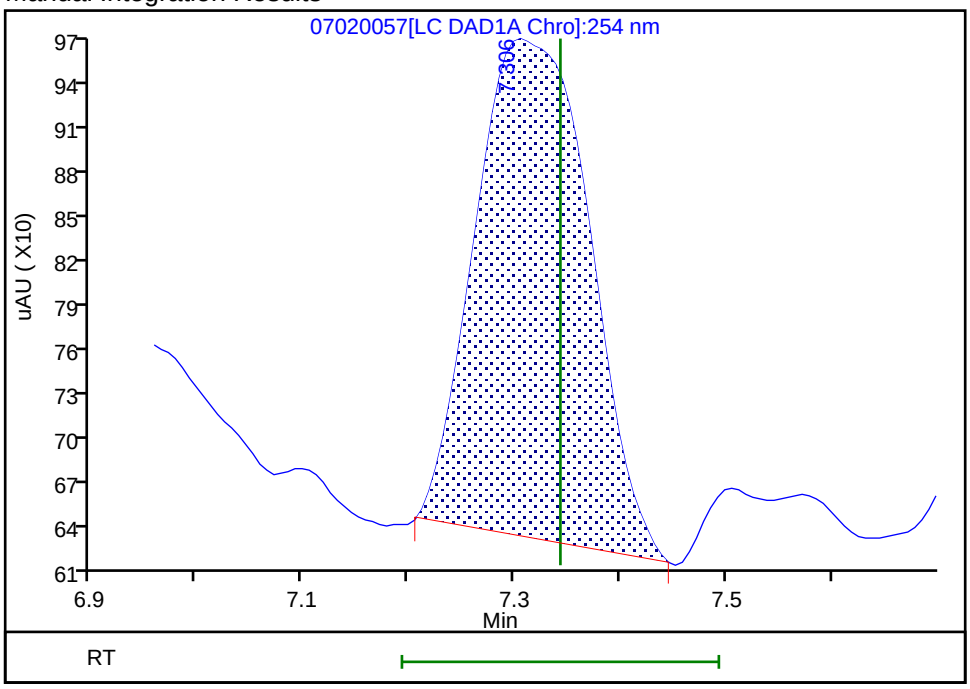

Reviewer: fiedlerh, 03-Jul-2019 09:26:26

Audit Action: Manually Integrated Audit Reason: Baseline Smoothing

FORM I
HPLC/IC ORGANICS ANALYSIS DATA SHEET

Lab Name: Eurofins TestAmerica, Denver Job No.: 280-124986-1

SDG No.:

Client Sample ID: Lab Sample ID: MB 280-461964/1-A

Matrix: Water Lab File ID: 07030009.D

Analysis Method: 8330A Date Collected:

Extraction Method: 3535 Date Extracted: 06/18/2019 15:47

Sample wt/vol: 500(mL) Date Analyzed: 07/05/2019 13:49

Con. Extract Vol.: 5(mL) Dilution Factor: 1

Injection Volume: 100(uL) GC Column: Luna-phenylhex ID: 4.6(mm)

% Moisture: GPC Cleanup:(Y/N) N

Analysis Batch No.: 463562 Units: ug/L

CAS NO.	COMPOUND NAME	RESULT	Q	LOQ	LOD	DL
5755-27-1	MNX	0.40	U M	2.0	0.40	0.15

CAS NO.	SURROGATE	%REC	Q	LIMITS
528-29-0	1,2-Dinitrobenzene	106		83-119

Eurofins TestAmerica, Denver
Target Compound Quantitation Report

Data File: \\chromna\Denver\ChromData\G2_LUNA\20190703-83452.b\07030009.D
Lims ID: MB 280-461964/1-A
Client ID:
Sample Type: MB
Inject. Date: 05-Jul-2019 13:49:55 ALS Bottle#: 9 Worklist Smp#: 9
Injection Vol: 100.0 ul Dil. Factor: 1.0000
Sample Info: MB 280-461964/1-
Misc. Info.: 280-0083452-009
Operator ID: HKF Instrument ID: CHHPLC_G2_LUNA

Method: \\chromna\Denver\ChromData\G2_LUNA\20190703-83452.b\G2_8330_Luna.m
Limit Group: GCSV - 8330
Last Update: 06-Jul-2019 13:52:41 Calib Date: 08-May-2019 00:28:23
Integrator: Falcon
Quant Method: External Standard Quant By: Initial Calibration
Last ICal File: \\chromna\Denver\ChromData\G2_LUNA\20190507-81649.b\05070023.D

Column 1 : Luna-Phenyl hexyl (4.60 mm) Det: LC DAD1A, 254 nm
Process Host: CTX0337

First Level Reviewer: fiedlerh Date: 05-Jul-2019 15:32:02

	Compound	Det	RT (min.)	Exp RT (min.)	Dlt RT (min.)	Response	Cal Amt ug/ml	OnCol Amt ug/ml	Flags
	1 2,6-diamino-4-nitrotoluene	1		4.440				ND	
	2 2,4-diamino-6-nitrotoluene	1		4.980				ND	
	3 TNX	1		5.499				ND	
	5 2,4,6-Trinitrophenol	1		6.013				ND	
	4 DNX	1		6.326				ND	
	6 HMX	1		7.220				ND	
	7 MNX	1		7.866				ND	U
	8 RDX	1	9.288	9.300	-0.012	1458		0.006995	
	9 Nitrobenzene	1		12.293				ND	
$	10 1,2-Dinitrobenzene	1	13.335	13.340	-0.005	58910	0.2000	0.2128	
	11 3,5-Dinitroaniline	1		15.280				ND	
	13 Nitroglycerin	2		15.853				ND	
	12 1,3-Dinitrobenzene	1		15.860				ND	
	14 o-Nitrotoluene	1		16.686				ND	U
	15 p-Nitrotoluene	1		17.013				ND	U
	16 4-Amino-2,6-dinitrotoluene	1		17.426				ND	
	17 m-Nitrotoluene	1	17.975	17.926	0.049	10979		0.0375	
	18 2-Amino-4,6-dinitrotoluene	1		18.453				ND	
	19 1,3,5-Trinitrobenzene	1		19.160				ND	
	20 2,6-Dinitrotoluene	1		20.020				ND	
	21 2,4-Dinitrotoluene	1		20.580				ND	
	22 Tetryl	1		23.893				ND	
	23 2,4,6-Trinitrotoluene	1		24.873				ND	
	24 PETN	2		25.293				ND	
	25 Ammonium Picrate	1		0.000				ND	

QC Flag Legend

Review Flags

U - Marked Undetected

Report Date: 06-Jul-2019 13:52:43 Chrom Revision: 2.3 20-Jun-2019 20:50:56

Eurofins TestAmerica, Denver

Data File: \\chromna\Denver\ChromData\G2_LUNA\20190703-83452.b\07030009.D

Injection Date:	05-Jul-2019 13:49:55	Instrument ID:	CHHPLC_G2_LUNA	Operator ID:	HKF
Lims ID:	MB 280-461964/1-A			Worklist Smp#:	9
Client ID:					
Injection Vol:	100.0 ul	Dil. Factor:	1.0000	ALS Bottle#:	9
Method:	G2_8330_Luna	Limit Group:	GCSV - 8330		

Column: Luna-Phenyl hexyl (4.60 mm) Y Scaling: Method Defined: Scale to the Nth Largest Peak: 1

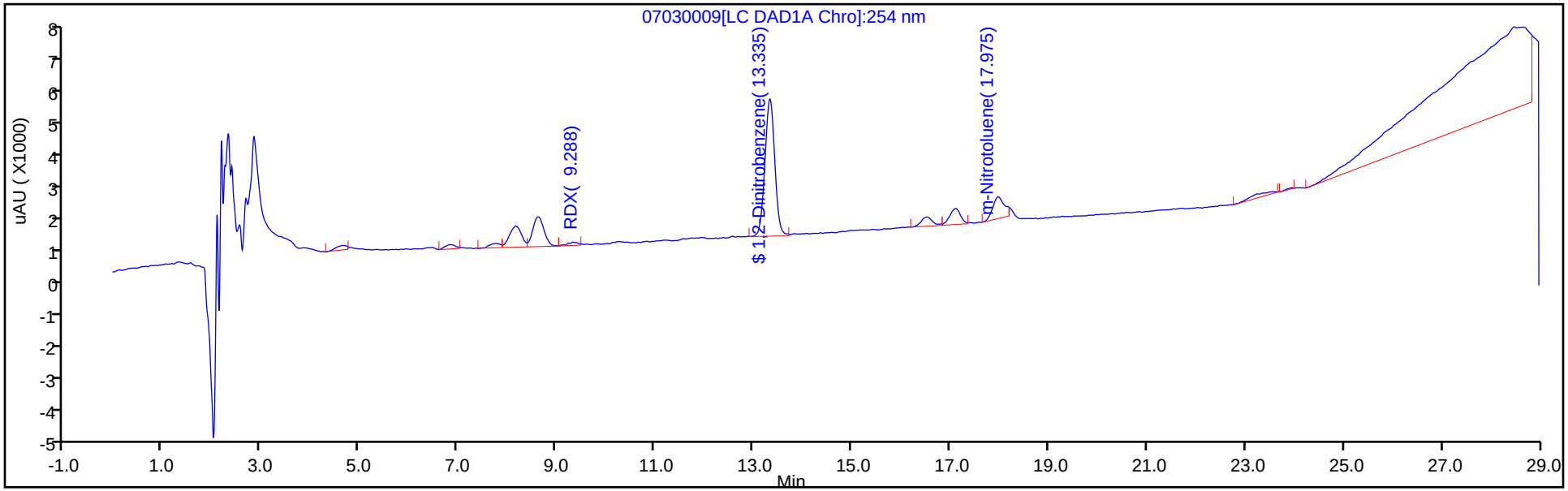

Y Scaling: Method Defined: Scale to the Nth Largest Peak: 1

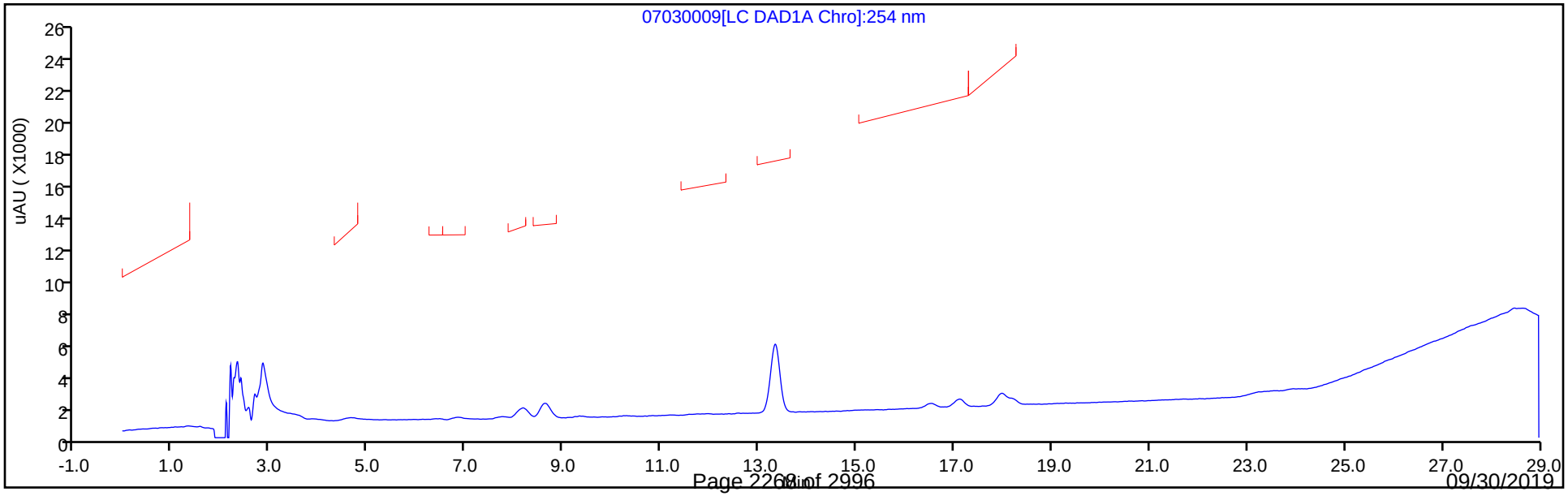

Eurofins TestAmerica, Denver
Recovery Report

Data File: \\chromna\Denver\ChromData\G2_LUNA\20190703-83452.b\07030009.D
Lims ID: MB 280-461964/1-A
Client ID:
Sample Type: MB
Inject. Date: 05-Jul-2019 13:49:55 ALS Bottle#: 9 Worklist Smp#: 9
Injection Vol: 100.0 ul Dil. Factor: 1.0000
Sample Info: MB 280-461964/1-
Misc. Info.: 280-0083452-009
Operator ID: HKF Instrument ID: CHHPLC_G2_LUNA

Method: \\chromna\Denver\ChromData\G2_LUNA\20190703-83452.b\G2_8330_Luna.m
Limit Group: GCSV - 8330
Last Update: 06-Jul-2019 13:52:41 Calib Date: 08-May-2019 00:28:23
Integrator: Falcon
Quant Method: External Standard Quant By: Initial Calibration
Last ICal File: \\chromna\Denver\ChromData\G2_LUNA\20190507-81649.b\05070023.D

Column 1 : Luna-Phenyl hexyl (4.60 mm) Det: LC DAD1A, 254 nm
Process Host: CTX0337

First Level Reviewer: fiedlerh Date: 05-Jul-2019 15:32:02

Compound	Amount Added	Amount Recovered	% Rec.
$ 10 1,2-Dinitrobenzene	0.2000	0.2128	106.39

User Disabled Compound Report

Eurofins TestAmerica, Denver

Data File: \\chromna\Denver\ChromData\G2_LUNA\20190703-83452.b\07030009.D
Injection Date: 05-Jul-2019 13:49:55 Instrument ID: CHHPLC_G2_LUNA
Lims ID: MB 280-461964/1-A
Client ID:
Operator ID: HKF ALS Bottle#: 9 Worklist Smp#: 9
Injection Vol: 100.0 ul Dil. Factor: 1.0000
Method: G2_8330_Luna Limit Group: GCSV - 8330

Column: Luna-Phenyl hexyl (4.60 mm) Detector LC DAD1A, 254 nm

14 o-Nitrotoluene, CAS: 88-72-2, Signal: 1

RT: 16.53
Response: 4522
Amount: 0.017268

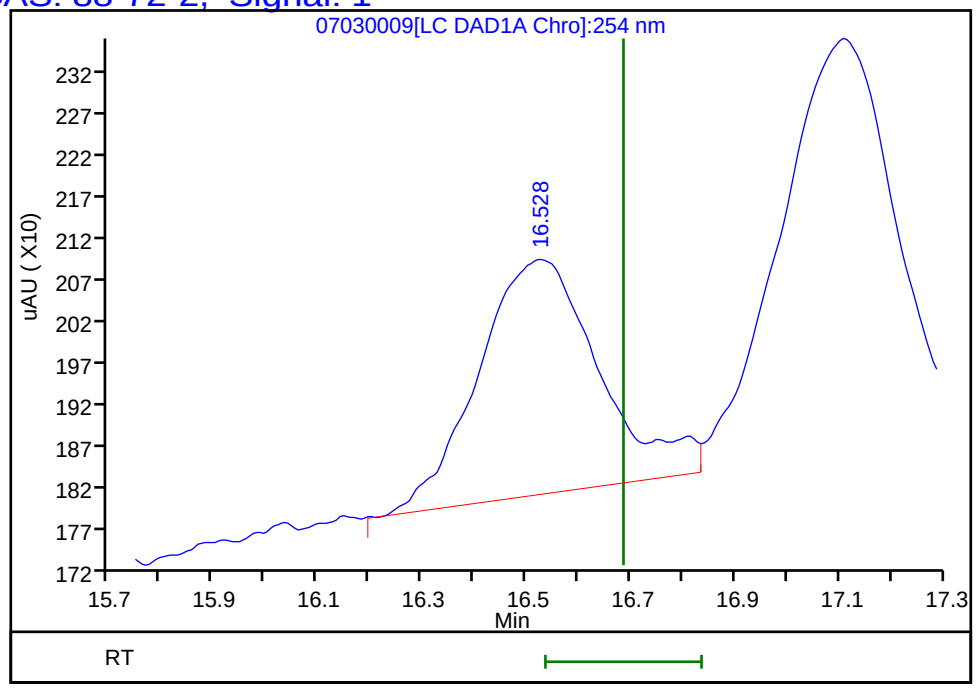

Reviewer: fiedlerh, 05-Jul-2019 15:32:02
Audit Action: Marked Compound Undetected Audit Reason: Invalid Compound ID

User Disabled Compound Report

Eurofins TestAmerica, Denver

Data File: \\chromna\Denver\ChromData\G2_LUNA\20190703-83452.b\07030009.D
Injection Date: 05-Jul-2019 13:49:55 Instrument ID: CHHPLC_G2_LUNA
Lims ID: MB 280-461964/1-A
Client ID:
Operator ID: HKF ALS Bottle#: 9 Worklist Smp#: 9
Injection Vol: 100.0 ul Dil. Factor: 1.0000
Method: G2_8330_Luna Limit Group: GCSV - 8330

Column: Luna-Phenyl hexyl (4.60 mm) Detector LC DAD1A, 254 nm

15 p-Nitrotoluene, CAS: 99-99-0, Signal: 1

RT: 17.11
Response: 7519
Amount: 0.033175

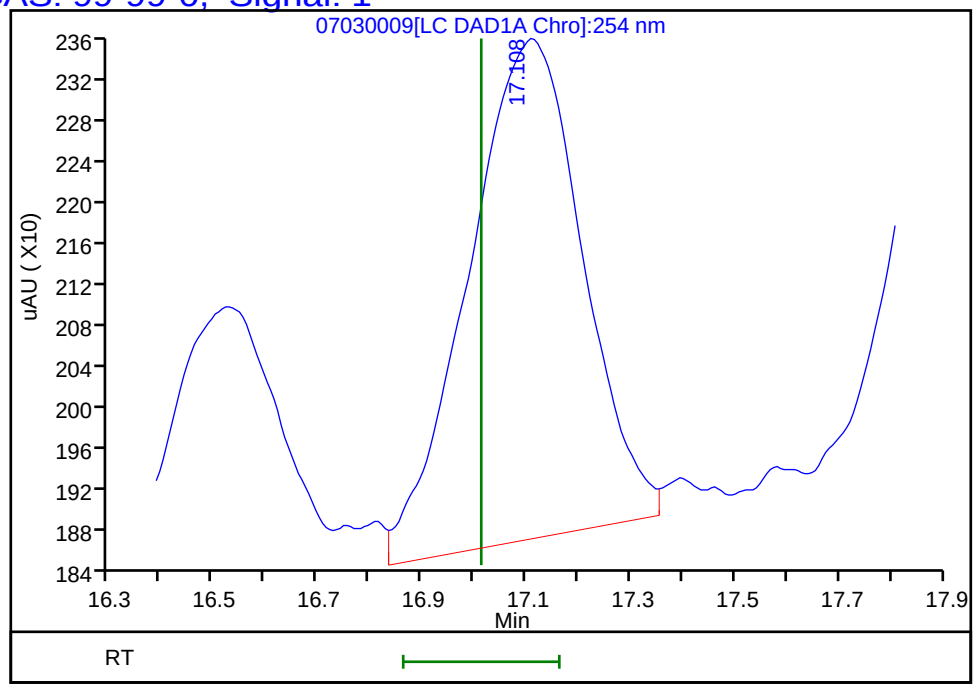

Reviewer: fiedlerh, 05-Jul-2019 15:32:02
Audit Action: Marked Compound Undetected Audit Reason: Invalid Compound ID

User Disabled Compound Report

Eurofins TestAmerica, Denver

Data File: \\chromna\Denver\ChromData\G2_LUNA\20190703-83452.b\07030009.D
Injection Date: 05-Jul-2019 13:49:55 Instrument ID: CHHPLC_G2_LUNA
Lims ID: MB 280-461964/1-A
Client ID:
Operator ID: HKF ALS Bottle#: 9 Worklist Smp#: 9
Injection Vol: 100.0 ul Dil. Factor: 1.0000
Method: G2_8330_Luna Limit Group: GCSV - 8330

Column: Luna-Phenyl hexyl (4.60 mm) Detector LC DAD1A, 254 nm

7 MNX, CAS: 5755-27-1, Signal: 1

RT: 7.76
Response: 2063
Amount: 0.007654

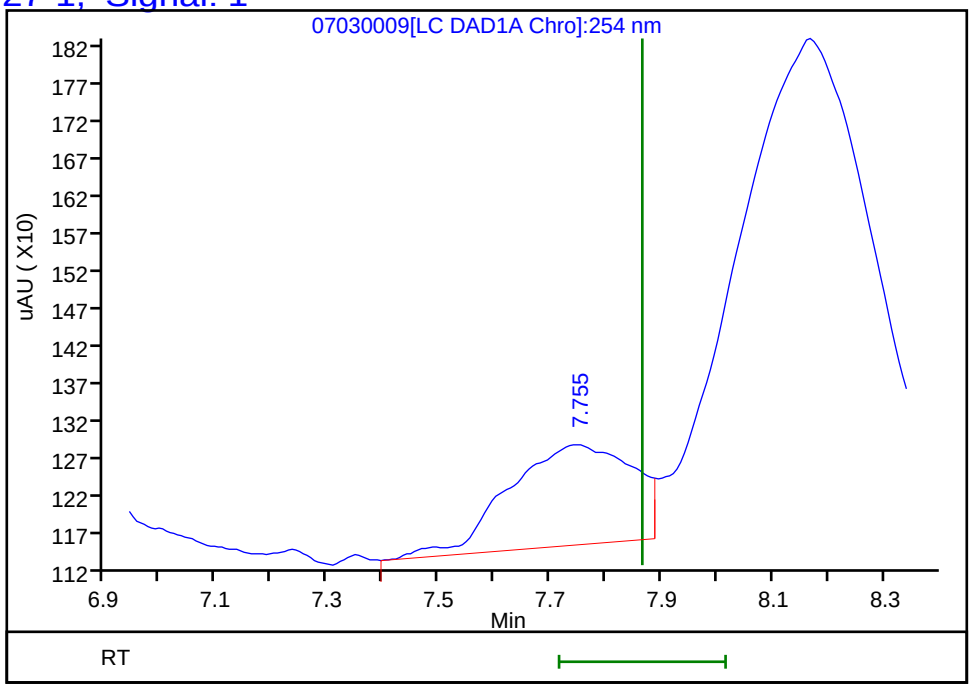

Reviewer: fiedlerh, 05-Jul-2019 15:32:02
Audit Action: Marked Compound Undetected Audit Reason: Invalid Compound ID

FORM I
HPLC/IC ORGANICS ANALYSIS DATA SHEET

Lab Name: Eurofins TestAmerica, Denver Job No.: 280-124986-1

SDG No.:

Client Sample ID: Lab Sample ID: LCS 280-461560/2-A

Matrix: Water Lab File ID: 06190048.D

Analysis Method: 8330A Date Collected:

Extraction Method: 3535 Date Extracted: 06/14/2019 10:20

Sample wt/vol: 500(mL) Date Analyzed: 06/20/2019 03:38

Con. Extract Vol.: 5(mL) Dilution Factor: 1

Injection Volume: 100(uL) GC Column: UltraCarb5uODS ID: 4.6(mm)

% Moisture: GPC Cleanup:(Y/N) N

Analysis Batch No.: 462065 Units: ug/L

CAS NO.	COMPOUND NAME	RESULT	Q	LOQ	LOD	DL
99-35-4	1,3,5-Trinitrobenzene	2.08		1.0	0.40	0.20
99-65-0	1,3-Dinitrobenzene	1.97		0.40	0.20	0.089
118-96-7	2,4,6-Trinitrotoluene	1.83		0.40	0.40	0.16
121-14-2	2,4-Dinitrotoluene	1.88		0.40	0.20	0.084
606-20-2	2,6-Dinitrotoluene	1.82		0.20	0.20	0.065
35572-78-2	2-Amino-4,6-dinitrotoluene	1.78		0.20	0.12	0.051
88-72-2	2-Nitrotoluene	1.26	Q	0.40	0.20	0.086
99-08-1	3-Nitrotoluene	1.41	Q	0.40	0.40	0.20
19406-51-0	4-Amino-2,6-dinitrotoluene	1.66		0.20	0.12	0.058
99-99-0	4-Nitrotoluene	1.40	Q	1.0	0.40	0.20
2691-41-0	HMX	1.90	M	0.40	0.20	0.088
98-95-3	Nitrobenzene	1.52		0.40	0.20	0.091
121-82-4	RDX	1.96		0.40	0.40	0.16
479-45-8	Tetryl	1.93		0.24	0.20	0.079

CAS NO.	SURROGATE	%REC	Q	LIMITS
528-29-0	1,2-Dinitrobenzene	93		83-119

Eurofins TestAmerica, Denver
Target Compound Quantitation Report

Data File: \\chromna\Denver\ChromData\CHHPLC_X\20190619-83007.b\06190048.D
Lims ID: LCS 280-461560/2-A
Client ID:
Sample Type: LCS
Inject. Date: 20-Jun-2019 03:38:31 ALS Bottle#: 48 Worklist Smp#: 48
Injection Vol: 100.0 ul Dil. Factor: 1.0000
Sample Info: LCS 280-461560/2
Misc. Info.: 280-0083007-048
Operator ID: hkf Instrument ID: CHHPLC_X3

Method: \\chromna\Denver\ChromData\CHHPLC_X\20190619-83007.b\8330_X3.m
Limit Group: GCSV - 8330
Last Update: 01-Jul-2019 17:33:37 Calib Date: 15-May-2019 01:42:24
Integrator: Falcon
Quant Method: External Standard Quant By: Initial Calibration
Last ICal File: \\chromna\Denver\ChromData\CHHPLC_X\20190514-81869.b\0514B032.D

Column 1 : UltraCarb5uODS (20) (4.60 mm) Det: LC DAD1B, 254 nm
Process Host: CTX0317

First Level Reviewer: fiedlerh Date: 20-Jun-2019 10:06:46

	Compound	Det	RT (min.)	Exp RT (min.)	Dlt RT (min.)	Response	Cal Amt ug/mL	OnCol Amt ug/mL	Flags
	3 HMX	1	6.652	6.647	0.005	16972	0.2000	0.1903	M
	7 RDX	1	7.778	7.774	0.004	20858	0.2000	0.1956	
	8 2,4,6-Trinitrophenol	1	8.178	8.181	-0.003	17989	0.2000	0.2147	
$	9 1,2-Dinitrobenzene	1	8.765	8.761	0.004	24191	0.2000	0.1859	
	10 1,3,5-Trinitrobenzene	1	8.925	8.914	0.011	47628	0.2000	0.2077	
	11 1,3-Dinitrobenzene	1	9.592	9.580	0.012	59358	0.2000	0.1973	
	12 Nitrobenzene	1	9.985	9.974	0.011	29994	0.2000	0.1524	
	14 Tetryl	1	10.318	10.307	0.011	32459	0.2000	0.1933	
	15 Nitroglycerin	2	10.825	10.814	0.011	131245	2.00	1.88	
	16 2,4,6-Trinitrotoluene	1	11.285	11.267	0.018	40827	0.2000	0.1826	
	17 4-Amino-2,6-dinitrotoluene	1	11.485	11.460	0.025	27006	0.2000	0.1663	
	18 2-Amino-4,6-dinitrotoluene	1	11.772	11.747	0.025	35259	0.2000	0.1785	
	19 2,6-Dinitrotoluene	1	11.905	11.887	0.018	28511	0.2000	0.1821	
	20 2,4-Dinitrotoluene	1	12.105	12.087	0.018	55898	0.2000	0.1879	
	21 o-Nitrotoluene	1	12.952	12.934	0.018	16610	0.2000	0.1265	
	22 p-Nitrotoluene	1	13.398	13.374	0.024	15734	0.2000	0.1396	
	23 m-Nitrotoluene	1	14.005	13.974	0.031	20968	0.2000	0.1414	
	24 PETN	2	15.125	15.094	0.031	143207	2.00	1.96	

QC Flag Legend

Review Flags
M - Manually Integrated

Report Date: 01-Jul-2019 17:33:53 Chrom Revision: 2.3 20-Jun-2019 20:50:56

Eurofins TestAmerica, Denver

Data File: \\chromna\Denver\ChromData\CHHPLC_X\20190619-83007.b\06190048.D

Injection Date:	20-Jun-2019 03:38:31	Instrument ID:	CHHPLC_X3	Operator ID:	hkf
Lims ID:	LCS 280-461560/2-A			Worklist Smp#:	48
Client ID:					
Injection Vol:	100.0 ul	Dil. Factor:	1.0000	ALS Bottle#:	48
Method:	8330_X3	Limit Group:	GCSV - 8330		

Column: UltraCarb5uODS (20) (4.60 mm) Y Scaling: Method Defined: Scale to the Nth Largest Target: 1

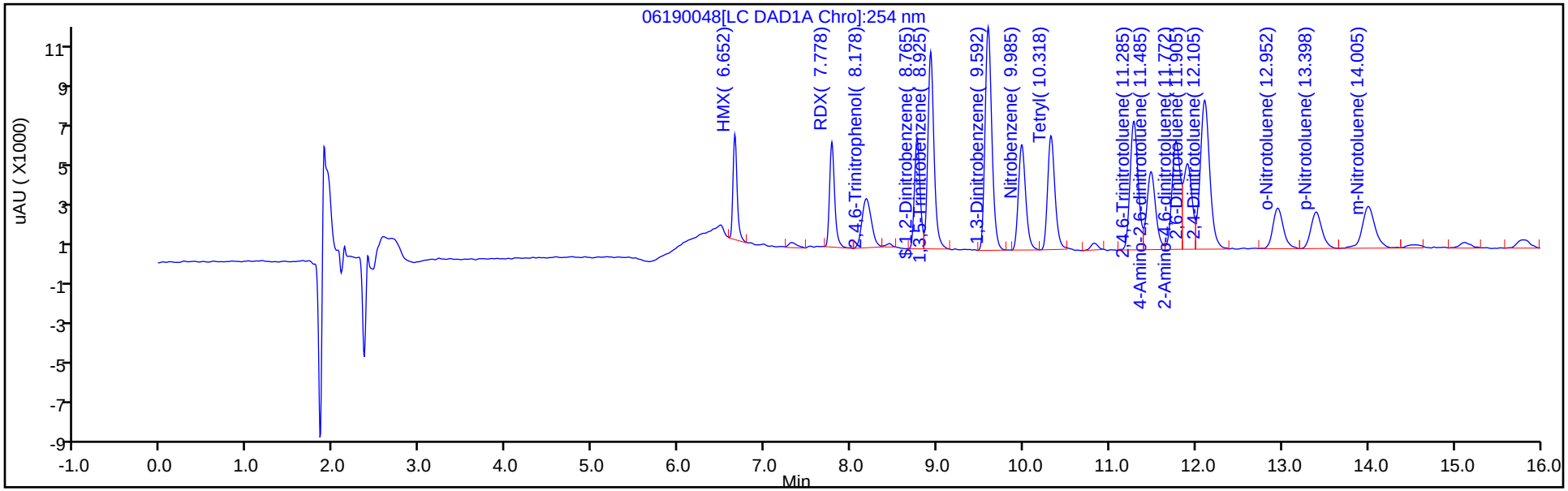

Y Scaling: Method Defined: Scale to the Nth Largest Target: 1

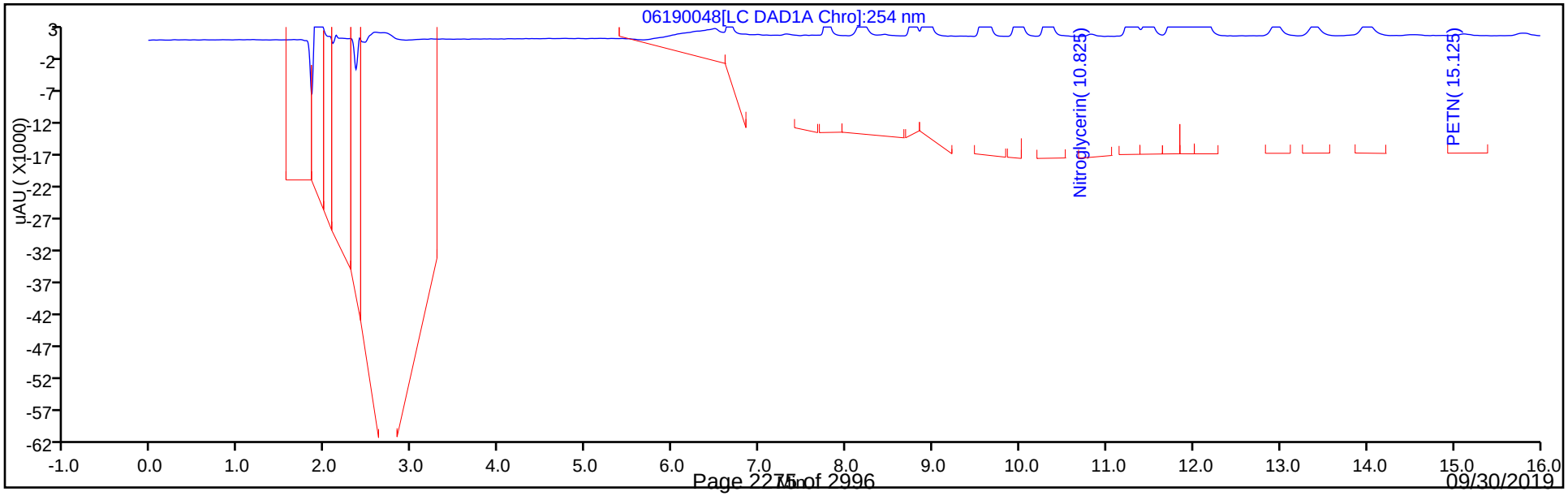

Eurofins TestAmerica, Denver
Recovery Report

Data File:	\\chromna\Denver\ChromData\CHHPLC_X\20190619-83007.b\06190048.D				
Lims ID:	LCS 280-461560/2-A				
Client ID:					
Sample Type:	LCS				
Inject. Date:	20-Jun-2019 03:38:31	ALS Bottle#:	48	Worklist Smp#:	48
Injection Vol:	100.0 ul	Dil. Factor:	1.0000		
Sample Info:	LCS 280-461560/2				
Misc. Info.:	280-0083007-048				
Operator ID:	hkf	Instrument ID:	CHHPLC_X3		
Method:	\\chromna\Denver\ChromData\CHHPLC_X\20190619-83007.b\8330_X3.m				
Limit Group:	GCSV - 8330				
Last Update:	01-Jul-2019 17:33:37	Calib Date:	15-May-2019 01:42:24		
Integrator:	Falcon				
Quant Method:	External Standard	Quant By:	Initial Calibration		
Last ICal File:	\\chromna\Denver\ChromData\CHHPLC_X\20190514-81869.b\0514B032.D				
Column 1 :	UltraCarb5uODS (20) (4.60 mm)		Det: LC DAD1B, 254 nm		
Process Host:	CTX0317				
First Level Reviewer: fiedlerh		Date:	20-Jun-2019 10:06:46		

Compound	Amount Added	Amount Recovered	% Rec.
$ 9 1,2-Dinitrobenzene	0.2000	0.1859	92.96

Manual Integration/User Assign Peak Report

Eurofins TestAmerica, Denver

Data File:	\\chromna\Denver\ChromData\CHHPLC_X\20190619-83007.b\06190048.D				
Injection Date:	20-Jun-2019 03:38:31	Instrument ID:	CHHPLC_X3		
Lims ID:	LCS 280-461560/2-A				
Client ID:					
Operator ID:	hkf	ALS Bottle#:	48	Worklist Smp#:	48
Injection Vol:	100.0 ul	Dil. Factor:	1.0000		
Method:	8330_X3	Limit Group:	GCSV - 8330		
Column:	UltraCarb5uODS (20) (4.60 mm)	Detector	LC DAD1B, 254 nm		

3 HMX, CAS: 2691-41-0

Signal: 1

Processing Integration Results

RT: 6.65
Area: 19991
Amount: 0.224099
Amount Units: ug/mL

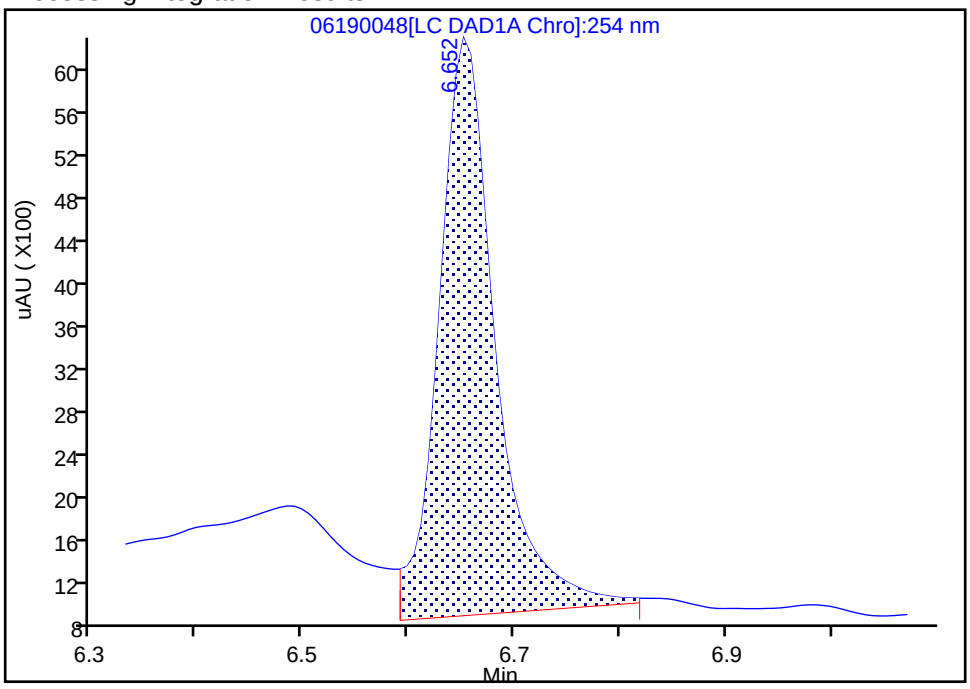

Manual Integration Results

RT: 6.65
Area: 16972
Amount: 0.190256
Amount Units: ug/mL

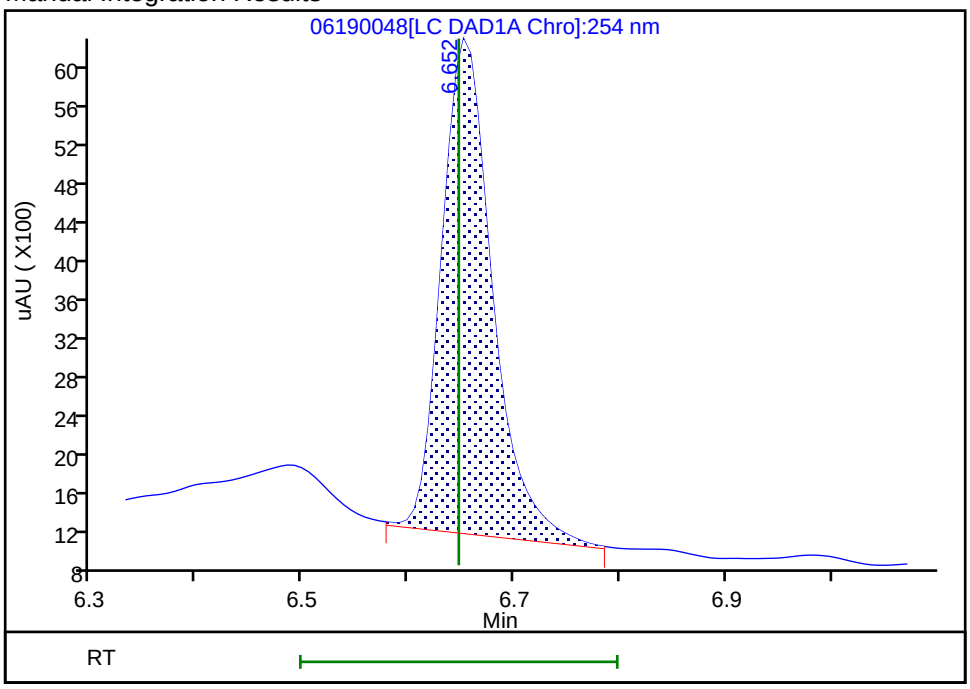

Reviewer: fiedlerh, 20-Jun-2019 10:06:37

Audit Action: Manually Integrated Audit Reason: Baseline Smoothing

FORM I
HPLC/IC ORGANICS ANALYSIS DATA SHEET

Lab Name: Eurofins TestAmerica, Denver Job No.: 280-124986-1

SDG No.:

Client Sample ID: Lab Sample ID: LCS 280-461561/2-A

Matrix: Water Lab File ID: 06200078.D

Analysis Method: 8330A Date Collected:

Extraction Method: 3535 Date Extracted: 06/14/2019 10:23

Sample wt/vol: 500(mL) Date Analyzed: 06/21/2019 21:04

Con. Extract Vol.: 5(mL) Dilution Factor: 1

Injection Volume: 100(uL) GC Column: UltraCarb5uODS ID: 4.6(mm)

% Moisture: GPC Cleanup:(Y/N) N

Analysis Batch No.: 462202 Units: ug/L

CAS NO.	COMPOUND NAME	RESULT	Q	LOQ	LOD	DL
99-35-4	1,3,5-Trinitrobenzene	2.03		1.0	0.40	0.20
99-65-0	1,3-Dinitrobenzene	1.94		0.40	0.20	0.089
118-96-7	2,4,6-Trinitrotoluene	1.82		0.40	0.40	0.16
121-14-2	2,4-Dinitrotoluene	1.85		0.40	0.20	0.084
606-20-2	2,6-Dinitrotoluene	1.80		0.20	0.20	0.065
35572-78-2	2-Amino-4,6-dinitrotoluene	1.73		0.20	0.12	0.051
88-72-2	2-Nitrotoluene	1.15	Q	0.40	0.20	0.086
99-08-1	3-Nitrotoluene	1.38	Q	0.40	0.40	0.20
19406-51-0	4-Amino-2,6-dinitrotoluene	1.58		0.20	0.12	0.058
99-99-0	4-Nitrotoluene	1.38	Q	1.0	0.40	0.20
2691-41-0	HMX	1.85	M	0.40	0.20	0.088
98-95-3	Nitrobenzene	1.49		0.40	0.20	0.091
121-82-4	RDX	1.98		0.40	0.40	0.16
479-45-8	Tetryl	1.87		0.24	0.20	0.079

CAS NO.	SURROGATE	%REC	Q	LIMITS
528-29-0	1,2-Dinitrobenzene	90		83-119

Eurofins TestAmerica, Denver
Target Compound Quantitation Report

Data File: \\chromna\Denver\ChromData\CHHPLC_X\20190620-83048.b\06200078.D
Lims ID: LCS 280-461561/2-A
Client ID:
Sample Type: LCS
Inject. Date: 21-Jun-2019 21:04:45 ALS Bottle#: 78 Worklist Smp#: 78
Injection Vol: 100.0 ul Dil. Factor: 1.0000
Sample Info: LCS 280-461561/2
Misc. Info.: 280-0083048-078
Operator ID: hkf Instrument ID: CHHPLC_X3

Method: \\chromna\Denver\ChromData\CHHPLC_X\20190620-83048.b\8330_X3.m
Limit Group: GCSV - 8330
Last Update: 24-Jun-2019 09:26:35 Calib Date: 21-Jun-2019 03:13:40
Integrator: Falcon
Quant Method: External Standard Quant By: Initial Calibration
Last ICal File: \\chromna\Denver\ChromData\CHHPLC_X\20190620-83048.b\06200032.D

Column 1 : UltraCarb5uODS (20) (4.60 mm) Det: LC DAD1B, 254 nm
Process Host: CTX0327

First Level Reviewer: fiedlerh Date: 24-Jun-2019 08:50:16

Compound	Det	RT (min.)	Exp RT (min.)	Dlt RT (min.)	Response	Cal Amt ug/mL	OnCol Amt ug/mL	Flags
3 HMX	1	6.633	6.632	0.001	16450	0.2000	0.1852	M
7 RDX	1	7.739	7.746	-0.007	20781	0.2000	0.1984	
8 2,4,6-Trinitrophenol	1	8.133	8.146	-0.013	17818	0.2000	0.2140	
$ 9 1,2-Dinitrobenzene	1	8.719	8.726	-0.007	24397	0.2000	0.1795	
10 1,3,5-Trinitrobenzene	1	8.873	8.879	-0.006	47258	0.2000	0.2027	
11 1,3-Dinitrobenzene	1	9.532	9.539	-0.007	59114	0.2000	0.1936	
12 Nitrobenzene	1	9.919	9.925	-0.006	29099	0.2000	0.1491	
14 Tetryl	1	10.239	10.245	-0.006	30599	0.2000	0.1870	
15 Nitroglycerin	2	10.746	10.752	-0.006	134333	2.00	1.93	
16 2,4,6-Trinitrotoluene	1	11.192	11.199	-0.007	40027	0.2000	0.1822	
17 4-Amino-2,6-dinitrotoluene	1	11.366	11.372	-0.006	25730	0.2000	0.1583	
18 2-Amino-4,6-dinitrotoluene	1	11.652	11.659	-0.007	35050	0.2000	0.1734	
19 2,6-Dinitrotoluene	1	11.799	11.812	-0.013	27622	0.2000	0.1795	
20 2,4-Dinitrotoluene	1	11.999	12.005	-0.006	55005	0.2000	0.1854	
21 o-Nitrotoluene	1	12.832	12.845	-0.013	15039	0.2000	0.1154	
22 p-Nitrotoluene	1	13.272	13.279	-0.007	15580	0.2000	0.1381	
23 m-Nitrotoluene	1	13.859	13.872	-0.013	20299	0.2000	0.1383	
24 PETN	2	14.959	14.972	-0.013	145350	2.00	2.03	

QC Flag Legend

Review Flags
M - Manually Integrated

Report Date: 24-Jun-2019 09:26:38 Chrom Revision: 2.3 20-Jun-2019 20:50:56

Eurofins TestAmerica, Denver

Data File: \\chromna\Denver\ChromData\CHHPLC_X\20190620-83048.b\06200078.D

Injection Date:	21-Jun-2019 21:04:45	Instrument ID:	CHHPLC_X3	Operator ID:	hkf
Lims ID:	LCS 280-461561/2-A			Worklist Smp#:	78
Client ID:					
Injection Vol:	100.0 ul	Dil. Factor:	1.0000	ALS Bottle#:	78
Method:	8330_X3	Limit Group:	GCSV - 8330		

Column: UltraCarb5uODS (20) (4.60 mm) Y Scaling: Method Defined: Scale to the Nth Largest Target: 1

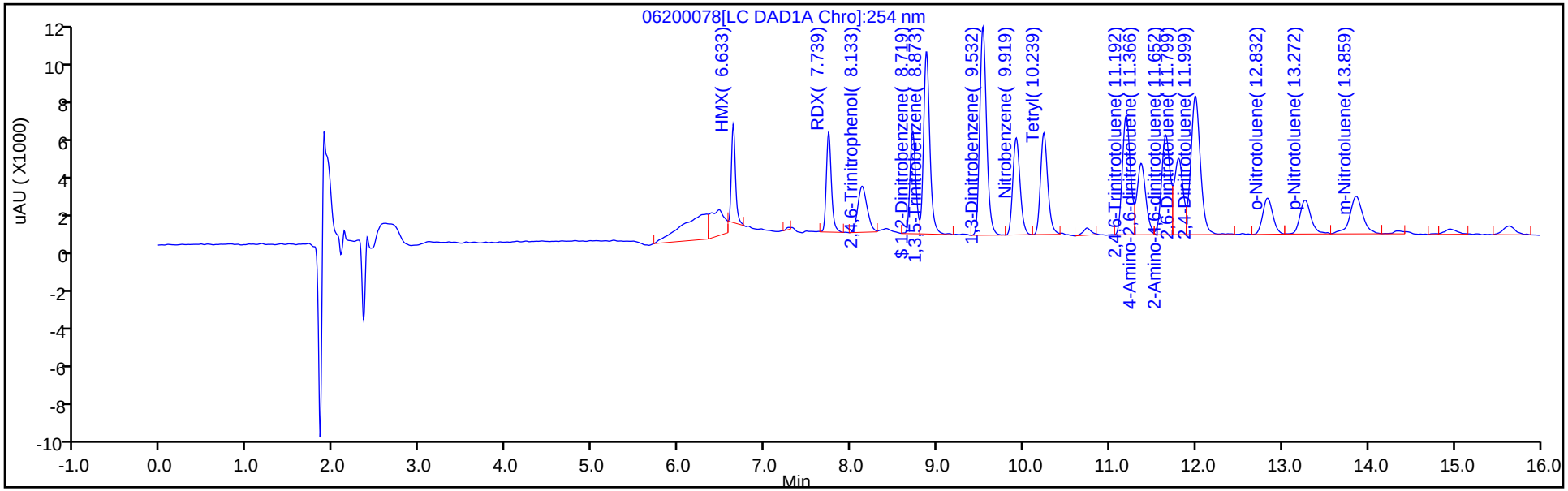

Y Scaling: Method Defined: Scale to the Nth Largest Target: 1

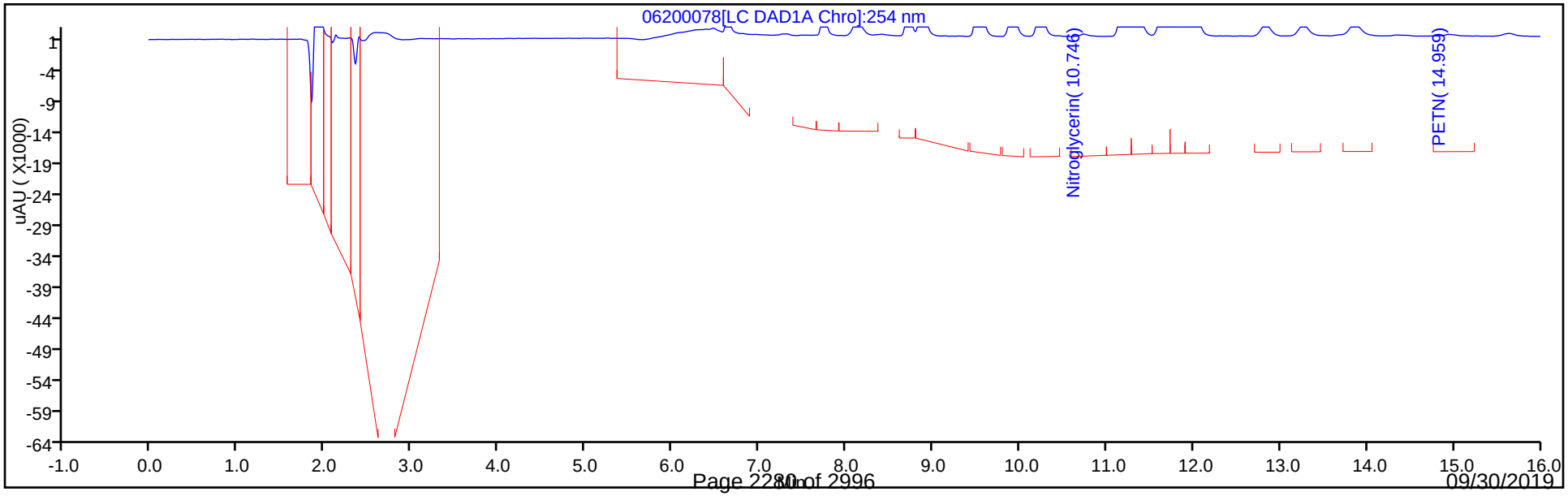

Eurofins TestAmerica, Denver
Recovery Report

Data File:	\\chromna\Denver\ChromData\CHHPLC_X\20190620-83048.b\06200078.D				
Lims ID:	LCS 280-461561/2-A				
Client ID:					
Sample Type:	LCS				
Inject. Date:	21-Jun-2019 21:04:45	ALS Bottle#:	78	Worklist Smp#:	78
Injection Vol:	100.0 ul	Dil. Factor:	1.0000		
Sample Info:	LCS 280-461561/2				
Misc. Info.:	280-0083048-078				
Operator ID:	hkf	Instrument ID:	CHHPLC_X3		
Method:	\\chromna\Denver\ChromData\CHHPLC_X\20190620-83048.b\8330_X3.m				
Limit Group:	GCSV - 8330				
Last Update:	24-Jun-2019 09:26:35	Calib Date:	21-Jun-2019 03:13:40		
Integrator:	Falcon				
Quant Method:	External Standard	Quant By:	Initial Calibration		
Last ICal File:	\\chromna\Denver\ChromData\CHHPLC_X\20190620-83048.b\06200032.D				
Column 1 :	UltraCarb5uODS (20) (4.60 mm)		Det: LC DAD1B, 254 nm		
Process Host:	CTX0327				
First Level Reviewer: fiedlerh		Date:	24-Jun-2019 08:50:16		

Compound	Amount Added	Amount Recovered	% Rec.
$ 9 1,2-Dinitrobenzene	0.2000	0.1795	89.76

Manual Integration/User Assign Peak Report

Eurofins TestAmerica, Denver

Data File:	\\chromna\Denver\ChromData\CHHPLC_X\20190620-83048.b\06200078.D				
Injection Date:	21-Jun-2019 21:04:45	Instrument ID:	CHHPLC_X3		
Lims ID:	LCS 280-461561/2-A				
Client ID:					
Operator ID:	hkf	ALS Bottle#:	78	Worklist Smp#:	78
Injection Vol:	100.0 ul	Dil. Factor:	1.0000		
Method:	8330_X3	Limit Group:	GCSV - 8330		
Column:	UltraCarb5uODS (20) (4.60 mm)	Detector	LC DAD1B, 254 nm		

3 HMX, CAS: 2691-41-0

Signal: 1

Processing Integration Results

RT: 6.63
Area: 21796
Amount: 0.245374
Amount Units: ug/mL

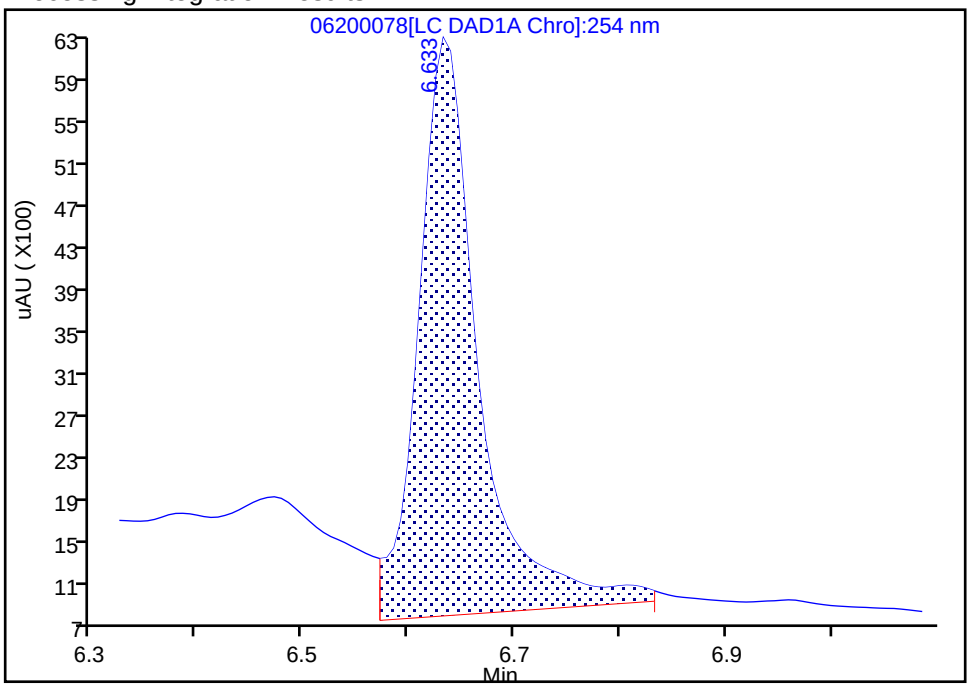

Manual Integration Results

RT: 6.63
Area: 16450
Amount: 0.185190
Amount Units: ug/mL

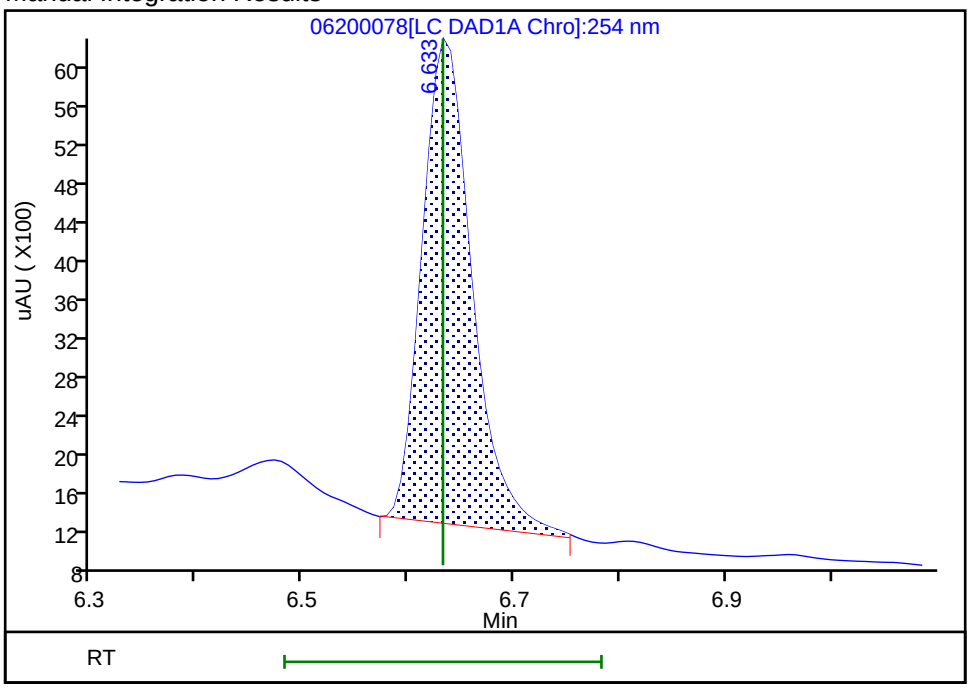

Reviewer: fiedlerh, 24-Jun-2019 08:50:15
Audit Action: Manually Integrated Audit Reason: Baseline Smoothing

FORM I
HPLC/IC ORGANICS ANALYSIS DATA SHEET

Lab Name: Eurofins TestAmerica, Denver Job No.: 280-124986-1

SDG No.:

Client Sample ID: Lab Sample ID: LCS 280-461963/2-A

Matrix: Water Lab File ID: 06260011.D

Analysis Method: 8330A Date Collected:

Extraction Method: 3535 Date Extracted: 06/18/2019 14:22

Sample wt/vol: 500(mL) Date Analyzed: 06/26/2019 20:44

Con. Extract Vol.: 5(mL) Dilution Factor: 1

Injection Volume: 100(uL) GC Column: UltraCarb5uODS ID: 4.6(mm)

% Moisture: GPC Cleanup:(Y/N) N

Analysis Batch No.: 462823 Units: ug/L

CAS NO.	COMPOUND NAME	RESULT	Q	LOQ	LOD	DL
99-35-4	1,3,5-Trinitrobenzene	2.06		1.0	0.40	0.20
99-65-0	1,3-Dinitrobenzene	1.97		0.40	0.20	0.089
118-96-7	2,4,6-Trinitrotoluene	1.89		0.40	0.40	0.16
121-14-2	2,4-Dinitrotoluene	1.86		0.40	0.20	0.084
606-20-2	2,6-Dinitrotoluene	1.83		0.20	0.20	0.065
35572-78-2	2-Amino-4,6-dinitrotoluene	1.64		0.20	0.12	0.051
88-72-2	2-Nitrotoluene	1.55		0.40	0.20	0.086
99-08-1	3-Nitrotoluene	1.68		0.40	0.40	0.20
19406-51-0	4-Amino-2,6-dinitrotoluene	1.42	Q	0.20	0.12	0.058
99-99-0	4-Nitrotoluene	1.62		1.0	0.40	0.20
2691-41-0	HMX	2.01	M	0.40	0.20	0.088
98-95-3	Nitrobenzene	1.79		0.40	0.20	0.091
121-82-4	RDX	2.07		0.40	0.40	0.16
479-45-8	Tetryl	2.05		0.24	0.20	0.079

CAS NO.	SURROGATE	%REC	Q	LIMITS
528-29-0	1,2-Dinitrobenzene	94		83-119

Eurofins TestAmerica, Denver
Target Compound Quantitation Report

Data File: \\chromna\Denver\ChromData\CHHPLC_X\20190626-83230.b\06260011.D
Lims ID: LCS 280-461963/2-A
Client ID:
Sample Type: LCS
Inject. Date: 26-Jun-2019 20:44:38 ALS Bottle#: 11 Worklist Smp#: 11
Injection Vol: 100.0 ul Dil. Factor: 1.0000
Sample Info: LCS 280-461963/2
Misc. Info.: 280-0083230-011
Operator ID: hkf Instrument ID: CHHPLC_X3

Method: \\chromna\Denver\ChromData\CHHPLC_X\20190626-83230.b\8330_X3.m
Limit Group: GCSV - 8330
Last Update: 28-Jun-2019 13:03:55 Calib Date: 21-Jun-2019 03:13:40
Integrator: Falcon
Quant Method: External Standard Quant By: Initial Calibration
Last ICal File: \\chromna\Denver\ChromData\CHHPLC_X\20190620-83048.b\06200032.D

Column 1 : UltraCarb5uODS (20) (4.60 mm) Det: LC DAD1B, 254 nm
Process Host: CTX0317

First Level Reviewer: fiedlerh Date: 01-Jul-2019 17:27:20

Compound	Det	RT (min.)	Exp RT (min.)	Dlt RT (min.)	Response	Cal Amt ug/mL	OnCol Amt ug/mL	Flags
3 HMX	1	6.653	6.654	-0.001	17831	0.2000	0.2007	M
7 RDX	1	7.766	7.774	-0.008	21720	0.2000	0.2074	
8 2,4,6-Trinitrophenol	1	8.193	8.227	-0.034	18433	0.2000	0.2214	
$ 9 1,2-Dinitrobenzene	1	8.746	8.754	-0.008	25612	0.2000	0.1885	
10 1,3,5-Trinitrobenzene	1	8.900	8.914	-0.014	47986	0.2000	0.2058	
11 1,3-Dinitrobenzene	1	9.566	9.574	-0.008	60115	0.2000	0.1969	
12 Nitrobenzene	1	9.946	9.960	-0.014	34894	0.2000	0.1788	
14 Tetryl	1	10.280	10.287	-0.007	33590	0.2000	0.2053	
15 Nitroglycerin	2	10.780	10.794	-0.014	136422	2.00	1.96	
16 2,4,6-Trinitrotoluene	1	11.233	11.247	-0.014	41577	0.2000	0.1893	
17 4-Amino-2,6-dinitrotoluene	1	11.420	11.434	-0.014	23015	0.2000	0.1416	
18 2-Amino-4,6-dinitrotoluene	1	11.713	11.727	-0.014	33126	0.2000	0.1639	
19 2,6-Dinitrotoluene	1	11.846	11.854	-0.008	28168	0.2000	0.1831	
20 2,4-Dinitrotoluene	1	12.046	12.054	-0.008	55259	0.2000	0.1863	
21 o-Nitrotoluene	1	12.886	12.894	-0.008	20167	0.2000	0.1548	
22 p-Nitrotoluene	1	13.326	13.334	-0.008	18237	0.2000	0.1616	
23 m-Nitrotoluene	1	13.920	13.934	-0.014	24652	0.2000	0.1679	
24 PETN	2	15.020	15.027	-0.007	151016	2.00	2.11	

QC Flag Legend

Review Flags
M - Manually Integrated

Report Date: 01-Jul-2019 17:27:21 Chrom Revision: 2.3 20-Jun-2019 20:50:56

Eurofins TestAmerica, Denver

Data File: \\chromna\Denver\ChromData\CHHPLC_X\20190626-83230.b\06260011.D

Injection Date:	26-Jun-2019 20:44:38	Instrument ID:	CHHPLC_X3	Operator ID:	hkf
Lims ID:	LCS 280-461963/2-A			Worklist Smp#:	11
Client ID:					
Injection Vol:	100.0 ul	Dil. Factor:	1.0000	ALS Bottle#:	11
Method:	8330_X3	Limit Group:	GCSV - 8330		

Column: UltraCarb5uODS (20) (4.60 mm) Y Scaling: Method Defined: Scale to the Nth Largest Target: 1

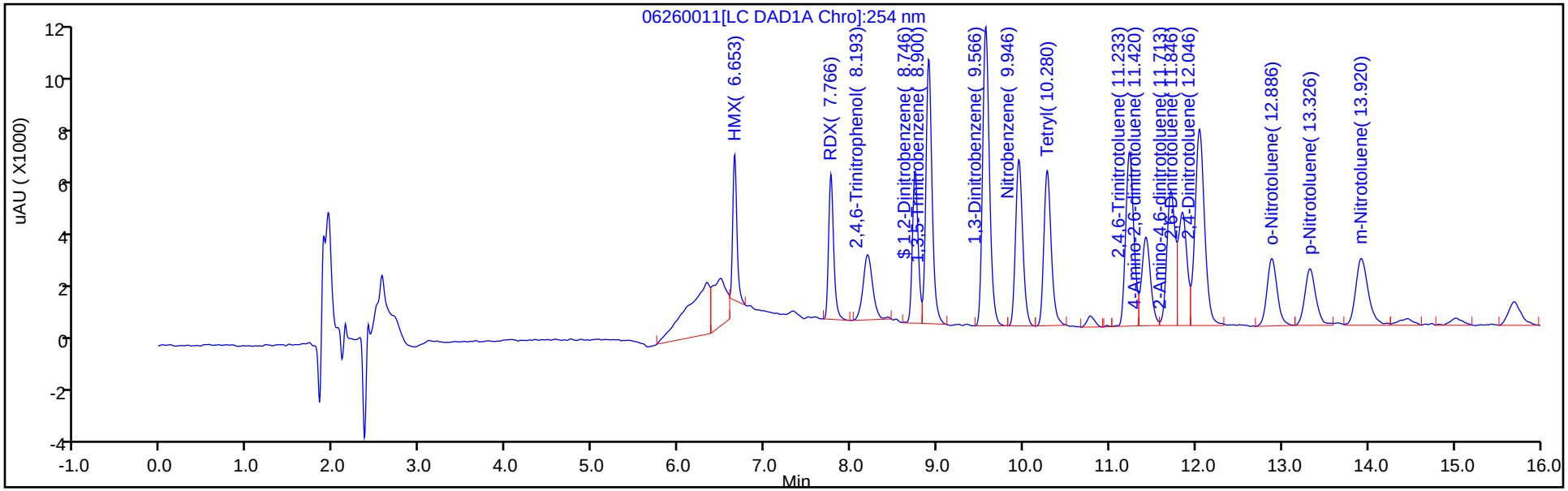

Y Scaling: Method Defined: Scale to the Nth Largest Target: 1

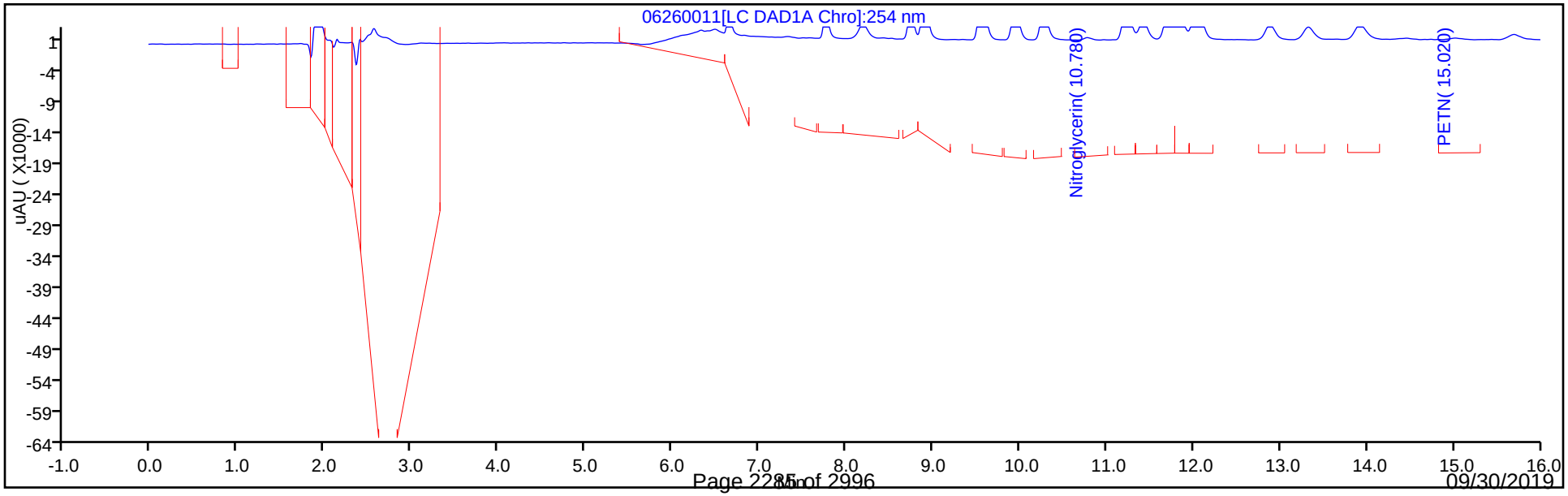

Eurofins TestAmerica, Denver
Recovery Report

Data File:	\\chromna\Denver\ChromData\CHHPLC_X\20190626-83230.b\06260011.D				
Lims ID:	LCS 280-461963/2-A				
Client ID:					
Sample Type:	LCS				
Inject. Date:	26-Jun-2019 20:44:38	ALS Bottle#:	11	Worklist Smp#:	11
Injection Vol:	100.0 ul	Dil. Factor:	1.0000		
Sample Info:	LCS 280-461963/2				
Misc. Info.:	280-0083230-011				
Operator ID:	hkf	Instrument ID:	CHHPLC_X3		
Method:	\\chromna\Denver\ChromData\CHHPLC_X\20190626-83230.b\8330_X3.m				
Limit Group:	GCSV - 8330				
Last Update:	28-Jun-2019 13:03:55	Calib Date:	21-Jun-2019 03:13:40		
Integrator:	Falcon				
Quant Method:	External Standard	Quant By:	Initial Calibration		
Last ICal File:	\\chromna\Denver\ChromData\CHHPLC_X\20190620-83048.b\06200032.D				
Column 1 :	UltraCarb5uODS (20) (4.60 mm)		Det: LC DAD1B, 254 nm		
Process Host:	CTX0317				
First Level Reviewer: fiedlerh		Date:	01-Jul-2019 17:27:20		

Compound	Amount Added	Amount Recovered	% Rec.
$ 9 1,2-Dinitrobenzene	0.2000	0.1885	94.23

Manual Integration/User Assign Peak Report

Eurofins TestAmerica, Denver

Data File:	\\chromna\Denver\ChromData\CHHPLC_X\20190626-83230.b\06260011.D				
Injection Date:	26-Jun-2019 20:44:38	Instrument ID:	CHHPLC_X3		
Lims ID:	LCS 280-461963/2-A				
Client ID:					
Operator ID:	hkf	ALS Bottle#:	11	Worklist Smp#:	11
Injection Vol:	100.0 ul	Dil. Factor:	1.0000		
Method:	8330_X3	Limit Group:	GCSV - 8330		
Column:	UltraCarb5uODS (20) (4.60 mm)	Detector	LC DAD1B, 254 nm		

3 HMX, CAS: 2691-41-0

Signal: 1

Processing Integration Results

RT: 6.65
Area: 24495
Amount: 0.275758
Amount Units: ug/mL

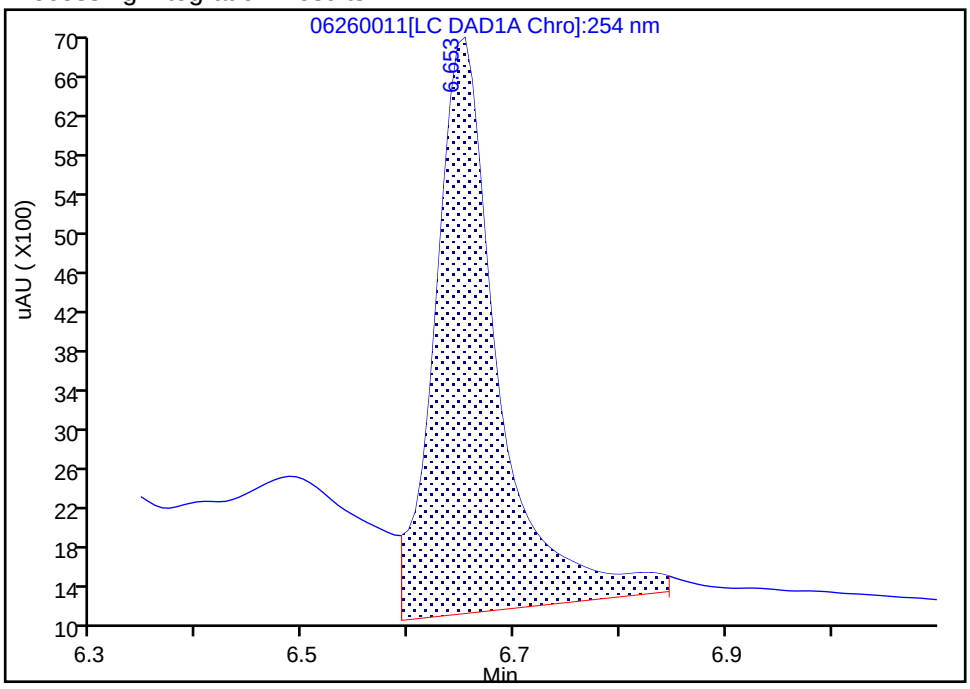

Manual Integration Results

RT: 6.65
Area: 17831
Amount: 0.200737
Amount Units: ug/mL

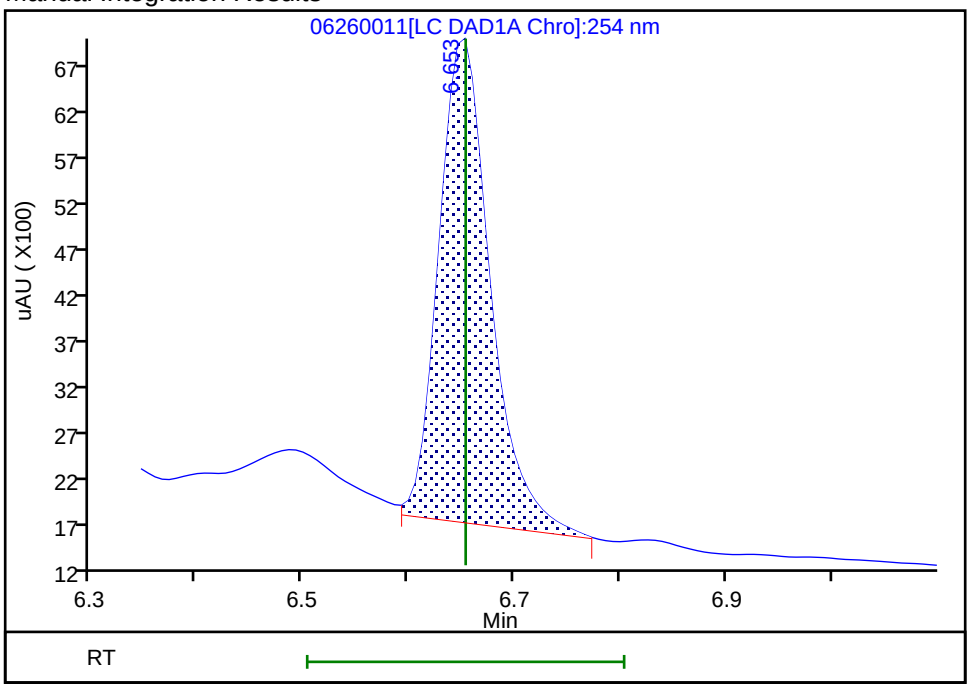

Reviewer: fiedlerh, 27-Jun-2019 08:43:31

Audit Action: Manually Integrated Audit Reason: Baseline Smoothing

FORM I
HPLC/IC ORGANICS ANALYSIS DATA SHEET

Lab Name: Eurofins TestAmerica, Denver Job No.: 280-124986-1

SDG No.:

Client Sample ID: Lab Sample ID: LCS 280-461963/4-A

Matrix: Water Lab File ID: 06260013.D

Analysis Method: 8330A Date Collected:

Extraction Method: 3535 Date Extracted: 06/18/2019 14:22

Sample wt/vol: 500(mL) Date Analyzed: 06/26/2019 21:32

Con. Extract Vol.: 5(mL) Dilution Factor: 1

Injection Volume: 100(uL) GC Column: UltraCarb5uODS ID: 4.6(mm)

% Moisture: GPC Cleanup:(Y/N) N

Analysis Batch No.: 462823 Units: ug/L

CAS NO.	COMPOUND NAME	RESULT	Q	LOQ	LOD	DL
5755-27-1	MNX	2.46		2.0	0.40	0.15

CAS NO.	SURROGATE	%REC	Q	LIMITS
528-29-0	1,2-Dinitrobenzene	98		83-119

Eurofins TestAmerica, Denver
Target Compound Quantitation Report

Data File: \\chromna\Denver\ChromData\CHHPLC_X\20190626-83230.b\06260013.D
Lims ID: LCS 280-461963/4-A
Client ID:
Sample Type: LCS
Inject. Date: 26-Jun-2019 21:32:25 ALS Bottle#: 13 Worklist Smp#: 13
Injection Vol: 100.0 ul Dil. Factor: 1.0000
Sample Info: LCS 280-461963/4
Misc. Info.: 280-0083230-013
Operator ID: hkf Instrument ID: CHHPLC_X3

Method: \\chromna\Denver\ChromData\CHHPLC_X\20190626-83230.b\8330_X3.m
Limit Group: GCSV - 8330
Last Update: 27-Jun-2019 09:04:17 Calib Date: 21-Jun-2019 03:13:40
Integrator: Falcon
Quant Method: External Standard Quant By: Initial Calibration
Last ICal File: \\chromna\Denver\ChromData\CHHPLC_X\20190620-83048.b\06200032.D

Column 1 : UltraCarb5uODS (20) (4.60 mm) Det: LC DAD1B, 254 nm
Process Host: CTX0334

First Level Reviewer: fiedlerh Date: 27-Jun-2019 08:44:10

Compound	Det	RT (min.)	Exp RT (min.)	Dlt RT (min.)	Response	Cal Amt ug/mL	OnCol Amt ug/mL	Flags
2 TNX	1	6.552	6.549	0.003	46317	0.2002	0.2206	M
5 DNX	1	6.892	6.889	0.003	33860	0.2002	0.2225	
6 MNX	1	7.352	7.356	-0.004	35671	0.2334	0.2461	
$ 9 1,2-Dinitrobenzene	1	8.759	8.754	0.005	26562	0.2000	0.1955	

QC Flag Legend

Review Flags
M - Manually Integrated

Report Date: 27-Jun-2019 09:04:28 Chrom Revision: 2.3 20-Jun-2019 20:50:56

Eurofins TestAmerica, Denver

Data File: \\chromna\Denver\ChromData\CHHPLC_X\20190626-83230.b\06260013.D

Injection Date:	26-Jun-2019 21:32:25	Instrument ID:	CHHPLC_X3	Operator ID:	hkf
Lims ID:	LCS 280-461963/4-A			Worklist Smp#:	13
Client ID:					
Injection Vol:	100.0 ul	Dil. Factor:	1.0000	ALS Bottle#:	13
Method:	8330_X3	Limit Group:	GCSV - 8330		

Column: UltraCarb5uODS (20) (4.60 mm) Y Scaling: Method Defined: Scale to the Nth Largest Target: 1

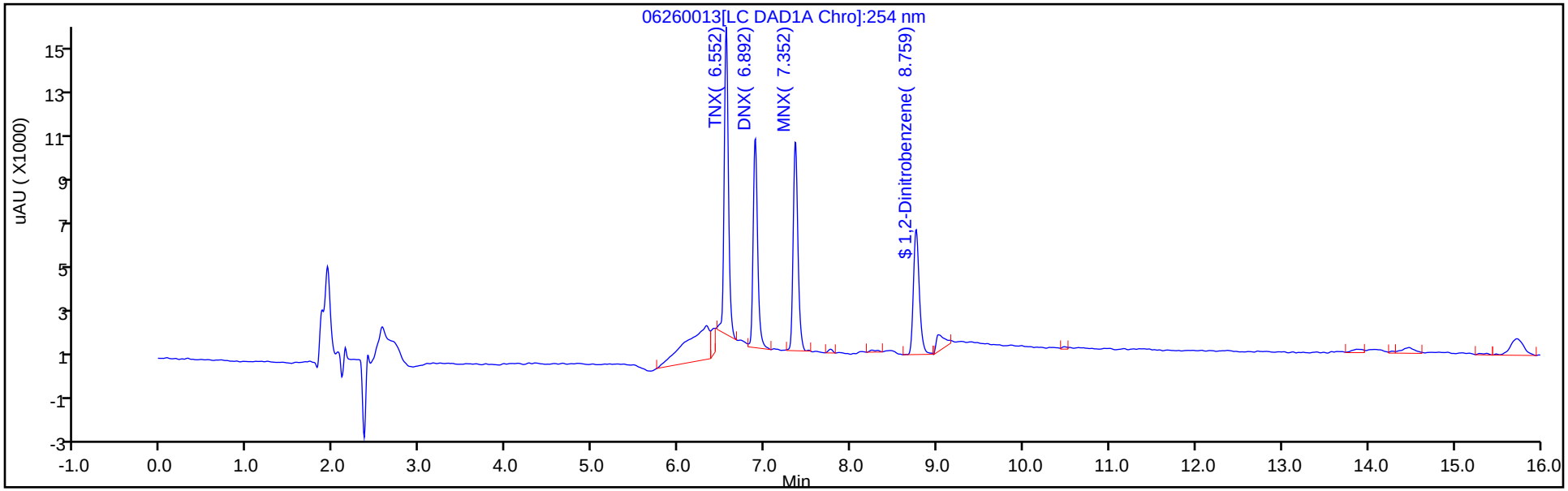

Y Scaling: Method Defined: Scale to the Nth Largest Target: 1

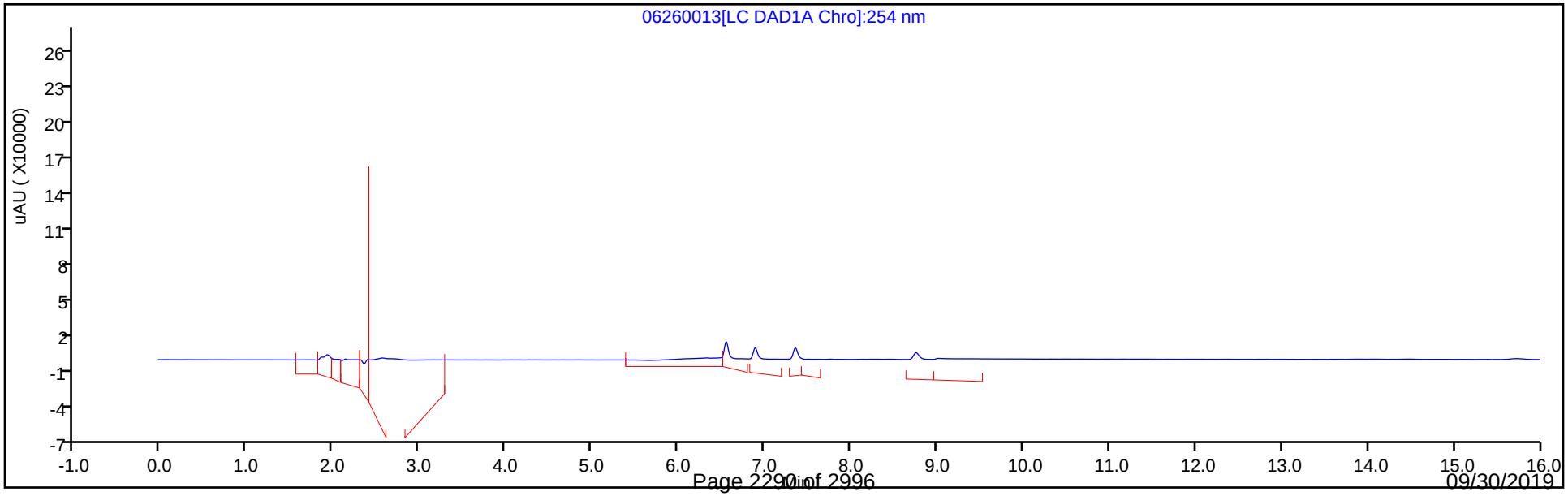

Eurofins TestAmerica, Denver
Recovery Report

Data File:	\\chromna\Denver\ChromData\CHHPLC_X\20190626-83230.b\06260013.D				
Lims ID:	LCS 280-461963/4-A				
Client ID:					
Sample Type:	LCS				
Inject. Date:	26-Jun-2019 21:32:25	ALS Bottle#:	13	Worklist Smp#:	13
Injection Vol:	100.0 ul	Dil. Factor:	1.0000		
Sample Info:	LCS 280-461963/4				
Misc. Info.:	280-0083230-013				
Operator ID:	hkf	Instrument ID:	CHHPLC_X3		
Method:	\\chromna\Denver\ChromData\CHHPLC_X\20190626-83230.b\8330_X3.m				
Limit Group:	GCSV - 8330				
Last Update:	27-Jun-2019 09:04:17	Calib Date:	21-Jun-2019 03:13:40		
Integrator:	Falcon				
Quant Method:	External Standard	Quant By:	Initial Calibration		
Last ICal File:	\\chromna\Denver\ChromData\CHHPLC_X\20190620-83048.b\06200032.D				
Column 1 :	UltraCarb5uODS (20) (4.60 mm)		Det: LC DAD1B, 254 nm		
Process Host:	CTX0334				
First Level Reviewer: fiedlerh		Date:	27-Jun-2019 08:44:10		

Compound	Amount Added	Amount Recovered	% Rec.
$ 9 1,2-Dinitrobenzene	0.2000	0.1955	97.73

FORM I
HPLC/IC ORGANICS ANALYSIS DATA SHEET

Lab Name: Eurofins TestAmerica, Denver Job No.: 280-124986-1

SDG No.:

Client Sample ID: Lab Sample ID: LCS 280-461964/2-A

Matrix: Water Lab File ID: 07020058.D

Analysis Method: 8330A Date Collected:

Extraction Method: 3535 Date Extracted: 06/18/2019 15:47

Sample wt/vol: 500(mL) Date Analyzed: 07/03/2019 05:26

Con. Extract Vol.: 5(mL) Dilution Factor: 1

Injection Volume: 100(uL) GC Column: UltraCarb5uODS ID: 4.6(mm)

% Moisture: GPC Cleanup:(Y/N) N

Analysis Batch No.: 463366 Units: ug/L

CAS NO.	COMPOUND NAME	RESULT	Q	LOQ	LOD	DL
99-35-4	1,3,5-Trinitrobenzene	2.01		1.0	0.40	0.20
99-65-0	1,3-Dinitrobenzene	1.98		0.40	0.20	0.089
118-96-7	2,4,6-Trinitrotoluene	1.84		0.40	0.40	0.16
121-14-2	2,4-Dinitrotoluene	1.92		0.40	0.20	0.084
606-20-2	2,6-Dinitrotoluene	1.85		0.20	0.20	0.065
35572-78-2	2-Amino-4,6-dinitrotoluene	1.85		0.20	0.12	0.051
88-72-2	2-Nitrotoluene	1.65		0.40	0.20	0.086
99-08-1	3-Nitrotoluene	1.89		0.40	0.40	0.20
19406-51-0	4-Amino-2,6-dinitrotoluene	1.73		0.20	0.12	0.058
99-99-0	4-Nitrotoluene	1.75		1.0	0.40	0.20
2691-41-0	HMX	1.87	M	0.40	0.20	0.088
98-95-3	Nitrobenzene	1.85		0.40	0.20	0.091
121-82-4	RDX	2.00		0.40	0.40	0.16
479-45-8	Tetryl	2.09		0.24	0.20	0.079

CAS NO.	SURROGATE	%REC	Q	LIMITS
528-29-0	1,2-Dinitrobenzene	116		83-119

Eurofins TestAmerica, Denver
Target Compound Quantitation Report

Data File: \\chromna\Denver\ChromData\CHHPLC_X\20190702-83402.b\07020058.D
Lims ID: LCS 280-461964/2-A
Client ID:
Sample Type: LCS
Inject. Date: 03-Jul-2019 05:26:59 ALS Bottle#: 58 Worklist Smp#: 58
Injection Vol: 100.0 ul Dil. Factor: 1.0000
Sample Info: LCS 280-461964/2
Misc. Info.: 280-0083402-058
Operator ID: hkf Instrument ID: CHHPLC_X3

Method: \\chromna\Denver\ChromData\CHHPLC_X\20190702-83402.b\8330_X3.m
Limit Group: GCSV - 8330
Last Update: 03-Jul-2019 10:48:25 Calib Date: 02-Jul-2019 00:18:07
Integrator: Falcon
Quant Method: External Standard Quant By: Initial Calibration
Last ICal File: \\chromna\Denver\ChromData\CHHPLC_X\20190701-83376.b\07010032.D

Column 1 : UltraCarb5uODS (20) (4.60 mm) Det: LC DAD1B, 254 nm
Process Host: CTX0326

First Level Reviewer: fiedlerh Date: 03-Jul-2019 09:26:42

	Compound	Det	RT (min.)	Exp RT (min.)	Dlt RT (min.)	Response	Cal Amt ug/mL	OnCol Amt ug/mL	Flags
	3 HMX	1	6.646	6.647	-0.001	17177	0.2000	0.1870	M
	7 RDX	1	7.760	7.767	-0.007	22270	0.2000	0.2004	
	8 2,4,6-Trinitrophenol	1	8.146	8.214	-0.068	24176	0.2000	0.2664	
$	9 1,2-Dinitrobenzene	1	8.733	8.754	-0.021	32295	0.2000	0.2318	
	10 1,3,5-Trinitrobenzene	1	8.900	8.907	-0.007	49253	0.2000	0.2010	
	11 1,3-Dinitrobenzene	1	9.560	9.574	-0.014	61554	0.2000	0.1978	
	12 Nitrobenzene	1	9.946	9.961	-0.015	36804	0.2000	0.1850	
	14 Tetryl	1	10.280	10.294	-0.014	33802	0.2000	0.2087	
	15 Nitroglycerin	2	10.780	10.794	-0.014	137771	2.00	1.94	
	16 2,4,6-Trinitrotoluene	1	11.233	11.247	-0.014	41929	0.2000	0.1845	
	17 4-Amino-2,6-dinitrotoluene	1	11.426	11.441	-0.015	28767	0.2000	0.1729	
	18 2-Amino-4,6-dinitrotoluene	1	11.720	11.734	-0.014	38071	0.2000	0.1855	
	19 2,6-Dinitrotoluene	1	11.853	11.867	-0.014	29396	0.2000	0.1846	
	20 2,4-Dinitrotoluene	1	12.053	12.061	-0.008	57549	0.2000	0.1915	
	21 o-Nitrotoluene	1	12.893	12.907	-0.014	21425	0.2000	0.1651	
	22 p-Nitrotoluene	1	13.333	13.347	-0.014	19305	0.2000	0.1751	
	23 m-Nitrotoluene	1	13.926	13.947	-0.021	27441	0.2000	0.1891	
	24 PETN	2	15.026	15.047	-0.021	150721	2.00	2.03	

QC Flag Legend

Review Flags
M - Manually Integrated

Report Date: 03-Jul-2019 11:01:32 Chrom Revision: 2.3 20-Jun-2019 20:50:56

Eurofins TestAmerica, Denver

Data File: \\chromna\Denver\ChromData\CHHPLC_X\20190702-83402.b\07020058.D

Injection Date:	03-Jul-2019 05:26:59	Instrument ID:	CHHPLC_X3	Operator ID:	hkf
Lims ID:	LCS 280-461964/2-A			Worklist Smp#:	58
Client ID:					
Injection Vol:	100.0 ul	Dil. Factor:	1.0000	ALS Bottle#:	58
Method:	8330_X3	Limit Group:	GCSV - 8330		

Column: UltraCarb5uODS (20) (4.60 mm) Y Scaling: Method Defined: Scale to the Nth Largest Target: 1

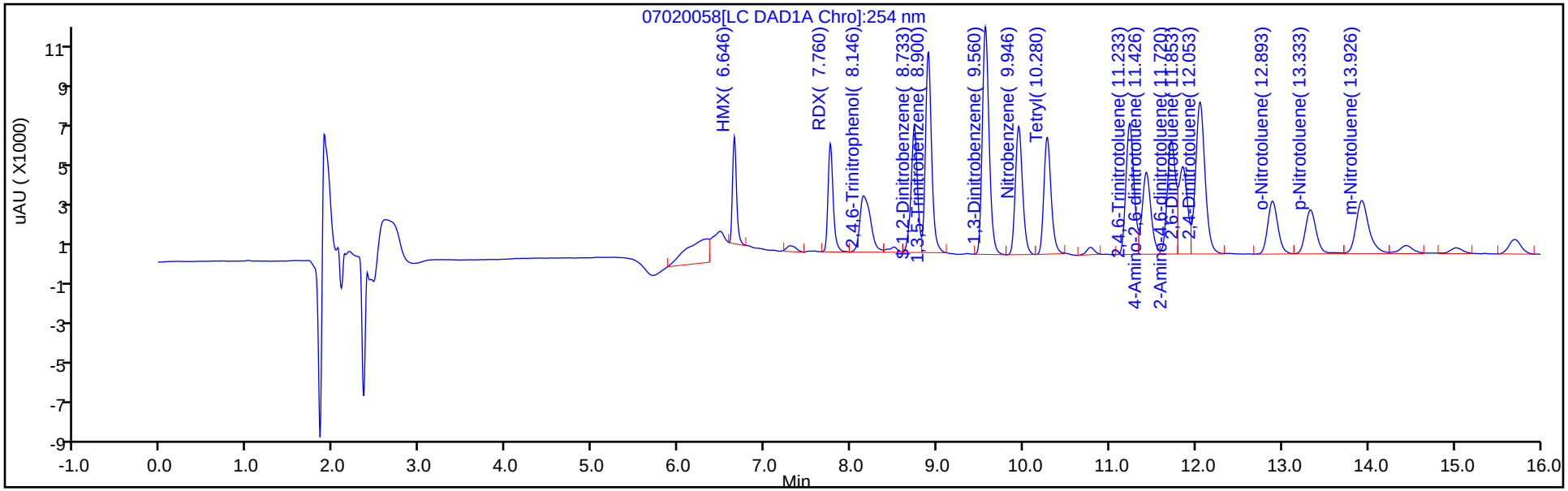

Y Scaling: Method Defined: Scale to the Nth Largest Target: 1

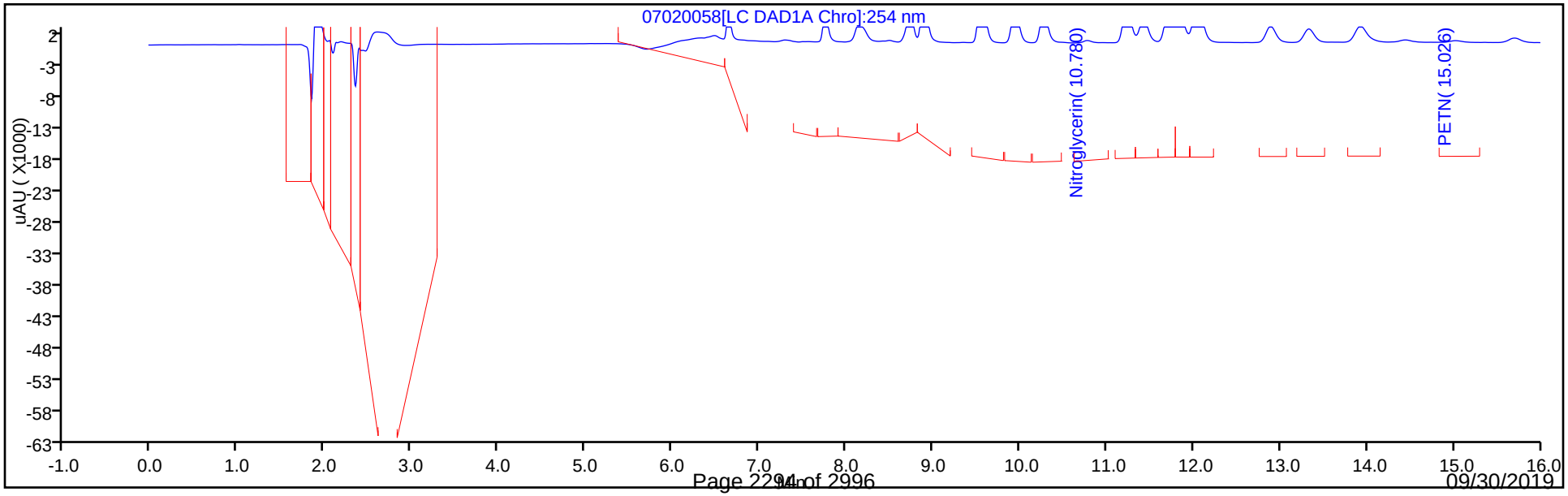

Eurofins TestAmerica, Denver
Recovery Report

Data File:	\\chromna\Denver\ChromData\CHHPLC_X\20190702-83402.b\07020058.D				
Lims ID:	LCS 280-461964/2-A				
Client ID:					
Sample Type:	LCS				
Inject. Date:	03-Jul-2019 05:26:59	ALS Bottle#:	58	Worklist Smp#:	58
Injection Vol:	100.0 ul	Dil. Factor:	1.0000		
Sample Info:	LCS 280-461964/2				
Misc. Info.:	280-0083402-058				
Operator ID:	hkf	Instrument ID:	CHHPLC_X3		
Method:	\\chromna\Denver\ChromData\CHHPLC_X\20190702-83402.b\8330_X3.m				
Limit Group:	GCSV - 8330				
Last Update:	03-Jul-2019 10:48:25	Calib Date:	02-Jul-2019 00:18:07		
Integrator:	Falcon				
Quant Method:	External Standard	Quant By:	Initial Calibration		
Last ICal File:	\\chromna\Denver\ChromData\CHHPLC_X\20190701-83376.b\07010032.D				
Column 1 :	UltraCarb5uODS (20) (4.60 mm)		Det: LC DAD1B, 254 nm		
Process Host:	CTX0326				
First Level Reviewer: fiedlerh		Date:	03-Jul-2019 09:26:42		

Compound	Amount Added	Amount Recovered	% Rec.
$ 9 1,2-Dinitrobenzene	0.2000	0.2318	115.90

Manual Integration/User Assign Peak Report

Eurofins TestAmerica, Denver

Data File:	\\chromna\Denver\ChromData\CHHPLC_X\20190702-83402.b\07020058.D				
Injection Date:	03-Jul-2019 05:26:59	Instrument ID:	CHHPLC_X3		
Lims ID:	LCS 280-461964/2-A				
Client ID:					
Operator ID:	hkf	ALS Bottle#:	58	Worklist Smp#:	58
Injection Vol:	100.0 ul	Dil. Factor:	1.0000		
Method:	8330_X3	Limit Group:	GCSV - 8330		
Column:	UltraCarb5uODS (20) (4.60 mm)	Detector	LC DAD1B, 254 nm		

3 HMX, CAS: 2691-41-0

Signal: 1

Processing Integration Results

RT: 6.65
Area: 24539
Amount: 0.267213
Amount Units: ug/mL

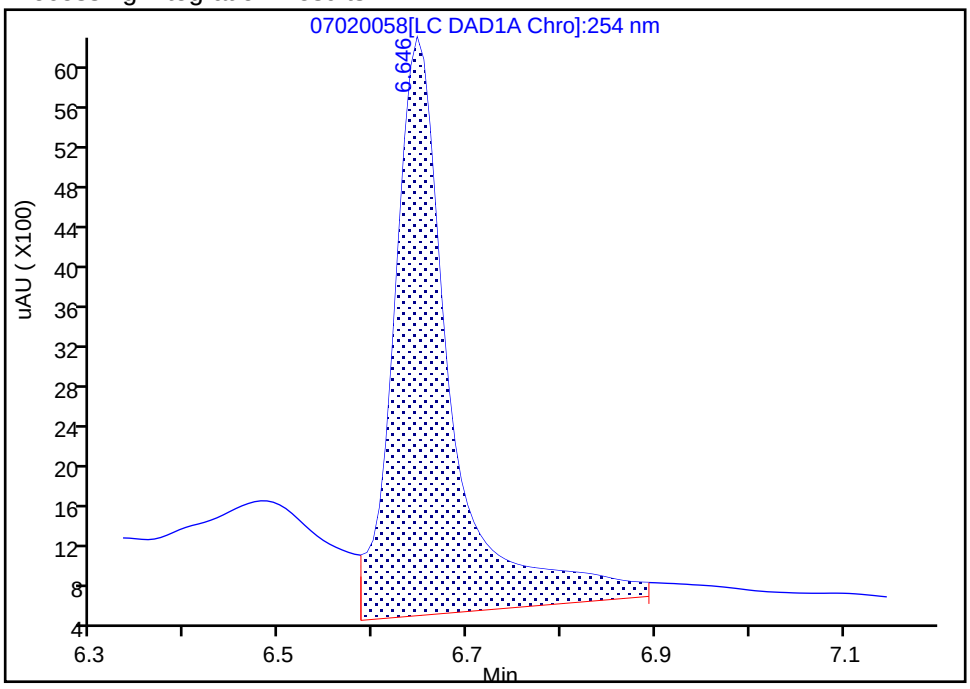

Manual Integration Results

RT: 6.65
Area: 17177
Amount: 0.187046
Amount Units: ug/mL

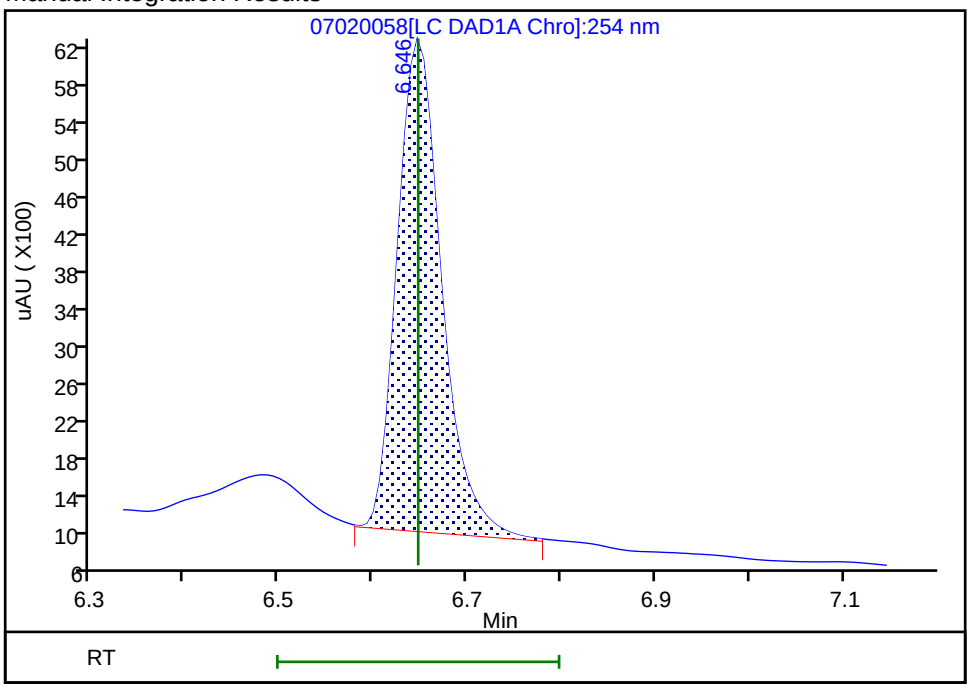

Reviewer: fiedlerh, 03-Jul-2019 09:26:40
Audit Action: Manually Integrated Audit Reason: Baseline Smoothing

FORM I
HPLC/IC ORGANICS ANALYSIS DATA SHEET

Lab Name: Eurofins TestAmerica, Denver Job No.: 280-124986-1

SDG No.:

Client Sample ID: Lab Sample ID: LCS 280-461964/3-A

Matrix: Water Lab File ID: 07020059.D

Analysis Method: 8330A Date Collected:

Extraction Method: 3535 Date Extracted: 06/18/2019 15:47

Sample wt/vol: 500(mL) Date Analyzed: 07/03/2019 05:49

Con. Extract Vol.: 5(mL) Dilution Factor: 1

Injection Volume: 100(uL) GC Column: UltraCarb5uODS ID: 4.6(mm)

% Moisture: GPC Cleanup:(Y/N) N

Analysis Batch No.: 463366 Units: ug/L

CAS NO.	COMPOUND NAME	RESULT	Q	LOQ	LOD	DL
5755-27-1	MNX	2.52		2.0	0.40	0.15

CAS NO.	SURROGATE	%REC	Q	LIMITS
528-29-0	1,2-Dinitrobenzene	212	Q	83-119

Eurofins TestAmerica, Denver
Target Compound Quantitation Report

Data File:	\\chromna\Denver\ChromData\CHHPLC_X\20190702-83402.b\07020059.D				
Lims ID:	LCS 280-461964/3-A				
Client ID:					
Sample Type:	LCS				
Inject. Date:	03-Jul-2019 05:49:59	ALS Bottle#:	59	Worklist Smp#:	59
Injection Vol:	100.0 ul	Dil. Factor:	1.0000		
Sample Info:	LCS 280-461964/3				
Misc. Info.:	280-0083402-059				
Operator ID:	hkf	Instrument ID:	CHHPLC_X3		
Method:	\\chromna\Denver\ChromData\CHHPLC_X\20190702-83402.b\8330_X3.m				
Limit Group:	GCSV - 8330				
Last Update:	03-Jul-2019 10:48:25	Calib Date:	02-Jul-2019 00:18:07		
Integrator:	Falcon				
Quant Method:	External Standard	Quant By:	Initial Calibration		
Last ICal File:	\\chromna\Denver\ChromData\CHHPLC_X\20190701-83376.b\07010032.D				
Column 1 :	UltraCarb5uODS (20) (4.60 mm)		Det: LC DAD1B, 254 nm		
Process Host:	CTX0326				
First Level Reviewer: fiedlerh		Date:	03-Jul-2019 09:26:55		

Compound	Det	RT (min.)	Exp RT (min.)	Dlt RT (min.)	Response	Cal Amt ug/mL	OnCol Amt ug/mL	Flags
2 TNX	1	6.547	6.550	-0.003	48294	0.2002	0.2247	M
5 DNX	1	6.881	6.883	-0.002	31960	0.2002	0.2047	M
6 MNX	1	7.341	7.343	-0.002	35256	0.2334	0.2518	
$ 9 1,2-Dinitrobenzene	1	8.734	8.754	-0.020	59097	0.2000	0.4242	

QC Flag Legend

Review Flags

M - Manually Integrated

Report Date: 03-Jul-2019 11:01:40 Chrom Revision: 2.3 20-Jun-2019 20:50:56

Eurofins TestAmerica, Denver

Data File: \\chromna\Denver\ChromData\CHHPLC_X\20190702-83402.b\07020059.D

Injection Date:	03-Jul-2019 05:49:59	Instrument ID:	CHHPLC_X3	Operator ID:	hkf
Lims ID:	LCS 280-461964/3-A			Worklist Smp#:	59
Client ID:					
Injection Vol:	100.0 ul	Dil. Factor:	1.0000	ALS Bottle#:	59
Method:	8330_X3	Limit Group:	GCSV - 8330		

Column: UltraCarb5uODS (20) (4.60 mm) Y Scaling: Method Defined: Scale to the Nth Largest Target: 1

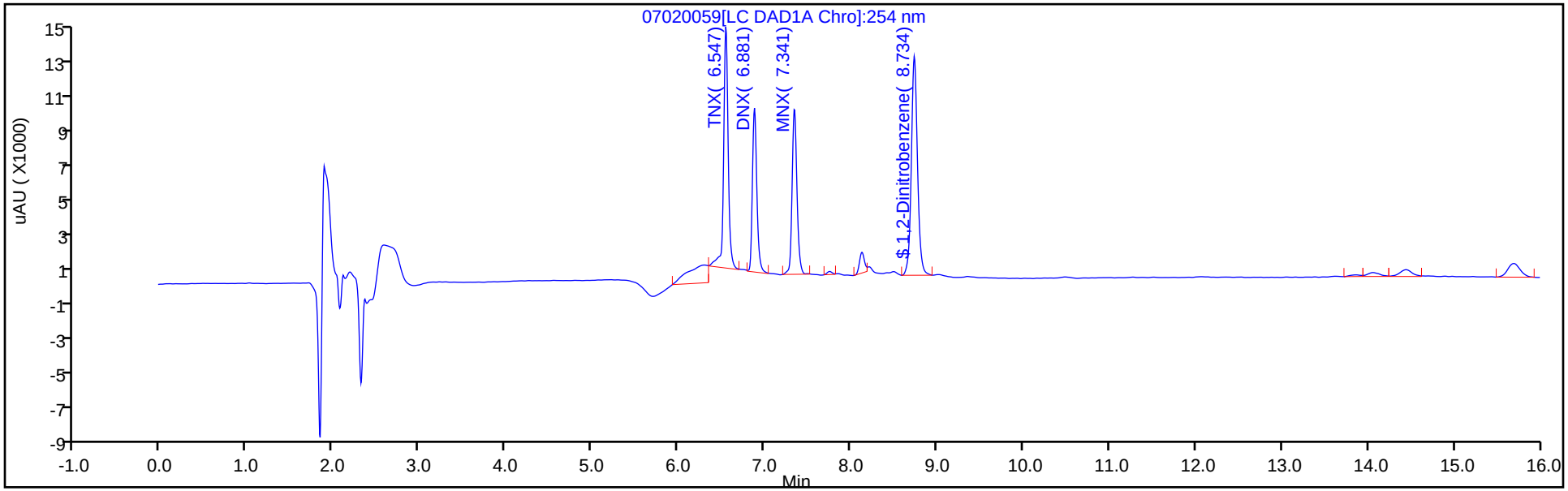

Y Scaling: Method Defined: Scale to the Nth Largest Target: 1

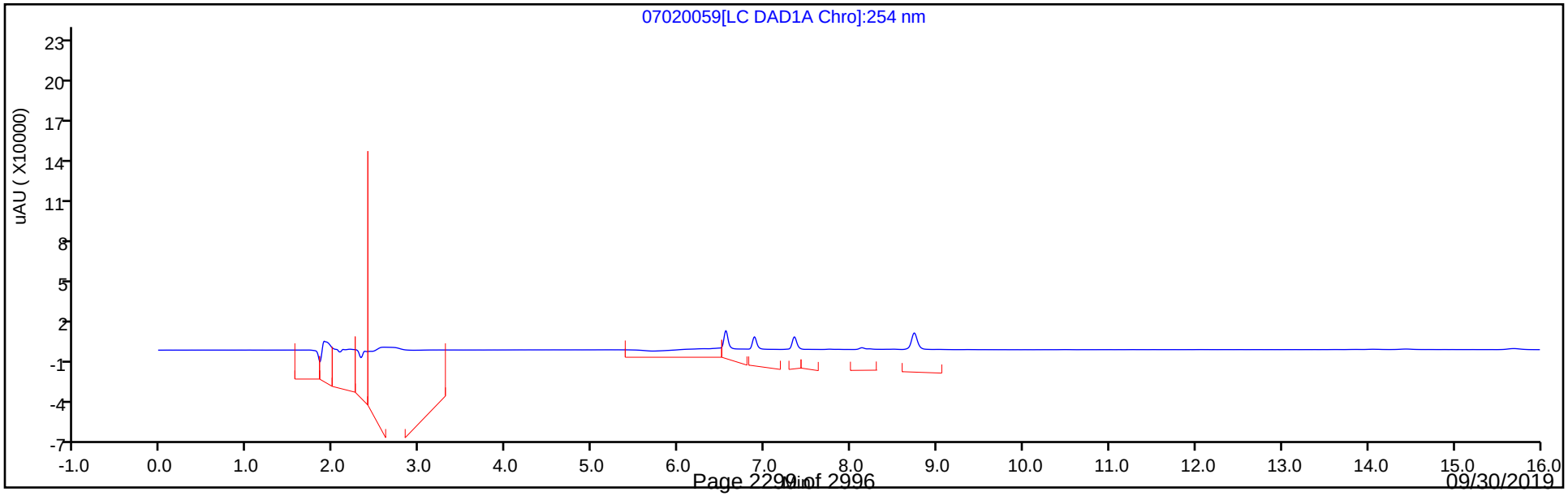

Eurofins TestAmerica, Denver
Recovery Report

Data File:	\\chromna\Denver\ChromData\CHHPLC_X\20190702-83402.b\07020059.D				
Lims ID:	LCS 280-461964/3-A				
Client ID:					
Sample Type:	LCS				
Inject. Date:	03-Jul-2019 05:49:59	ALS Bottle#:	59	Worklist Smp#:	59
Injection Vol:	100.0 ul	Dil. Factor:	1.0000		
Sample Info:	LCS 280-461964/3				
Misc. Info.:	280-0083402-059				
Operator ID:	hkf	Instrument ID:	CHHPLC_X3		
Method:	\\chromna\Denver\ChromData\CHHPLC_X\20190702-83402.b\8330_X3.m				
Limit Group:	GCSV - 8330				
Last Update:	03-Jul-2019 10:48:25	Calib Date:	02-Jul-2019 00:18:07		
Integrator:	Falcon				
Quant Method:	External Standard	Quant By:	Initial Calibration		
Last ICal File:	\\chromna\Denver\ChromData\CHHPLC_X\20190701-83376.b\07010032.D				
Column 1 :	UltraCarb5uODS (20) (4.60 mm)		Det: LC DAD1B, 254 nm		
Process Host:	CTX0326				
First Level Reviewer: fiedlerh		Date:	03-Jul-2019 09:26:55		

Compound	Amount Added	Amount Recovered	% Rec.
$ 9 1,2-Dinitrobenzene	0.2000	0.4242	212.08

FORM I
HPLC/IC ORGANICS ANALYSIS DATA SHEET

Lab Name: Eurofins TestAmerica, Denver Job No.: 280-124986-1

SDG No.:

Client Sample ID: Lab Sample ID: LCSD 280-461560/3-A

Matrix: Water Lab File ID: 06190049.D

Analysis Method: 8330A Date Collected:

Extraction Method: 3535 Date Extracted: 06/14/2019 10:20

Sample wt/vol: 500(mL) Date Analyzed: 06/20/2019 04:01

Con. Extract Vol.: 5(mL) Dilution Factor: 1

Injection Volume: 100(uL) GC Column: UltraCarb5uODS ID: 4.6(mm)

% Moisture: GPC Cleanup:(Y/N) N

Analysis Batch No.: 462065 Units: ug/L

CAS NO.	COMPOUND NAME	RESULT	Q	LOQ	LOD	DL
99-35-4	1,3,5-Trinitrobenzene	2.05		1.0	0.40	0.20
99-65-0	1,3-Dinitrobenzene	1.97		0.40	0.20	0.089
118-96-7	2,4,6-Trinitrotoluene	1.85		0.40	0.40	0.16
121-14-2	2,4-Dinitrotoluene	1.89		0.40	0.20	0.084
606-20-2	2,6-Dinitrotoluene	1.90		0.20	0.20	0.065
35572-78-2	2-Amino-4,6-dinitrotoluene	1.79		0.20	0.12	0.051
88-72-2	2-Nitrotoluene	1.33	Q	0.40	0.20	0.086
99-08-1	3-Nitrotoluene	1.64		0.40	0.40	0.20
19406-51-0	4-Amino-2,6-dinitrotoluene	1.65		0.20	0.12	0.058
99-99-0	4-Nitrotoluene	1.53		1.0	0.40	0.20
2691-41-0	HMX	1.96		0.40	0.20	0.088
98-95-3	Nitrobenzene	1.60		0.40	0.20	0.091
121-82-4	RDX	1.97		0.40	0.40	0.16
479-45-8	Tetryl	1.92		0.24	0.20	0.079

CAS NO.	SURROGATE	%REC	Q	LIMITS
528-29-0	1,2-Dinitrobenzene	93		83-119

Eurofins TestAmerica, Denver
Target Compound Quantitation Report

Data File: \\chromna\Denver\ChromData\CHHPLC_X\20190619-83007.b\06190049.D
Lims ID: LCSD 280-461560/3-A
Client ID:
Sample Type: LCSD
Inject. Date: 20-Jun-2019 04:01:28 ALS Bottle#: 49 Worklist Smp#: 49
Injection Vol: 100.0 ul Dil. Factor: 1.0000
Sample Info: LCSD 280-461560/
Misc. Info.: 280-0083007-049
Operator ID: hkf Instrument ID: CHHPLC_X3

Method: \\chromna\Denver\ChromData\CHHPLC_X\20190619-83007.b\8330_X3.m
Limit Group: GCSV - 8330
Last Update: 20-Jun-2019 10:14:32 Calib Date: 15-May-2019 01:42:24
Integrator: Falcon
Quant Method: External Standard Quant By: Initial Calibration
Last ICal File: \\chromna\Denver\ChromData\CHHPLC_X\20190514-81869.b\0514B032.D

Column 1 : UltraCarb5uODS (20) (4.60 mm) Det: LC DAD1B, 254 nm
Process Host: CTX0329

	Compound	Det	RT (min.)	Exp RT (min.)	Dlt RT (min.)	Response	Cal Amt ug/mL	OnCol Amt ug/mL	Flags
	3 HMX	1	6.653	6.647	0.006	17513	0.2000	0.1963	
	7 RDX	1	7.780	7.774	0.006	21054	0.2000	0.1974	
	8 2,4,6-Trinitrophenol	1	8.180	8.181	-0.001	17820	0.2000	0.2127	
$	9 1,2-Dinitrobenzene	1	8.767	8.761	0.006	24272	0.2000	0.1865	
	10 1,3,5-Trinitrobenzene	1	8.927	8.914	0.013	47074	0.2000	0.2053	
	11 1,3-Dinitrobenzene	1	9.593	9.580	0.013	59157	0.2000	0.1966	
	12 Nitrobenzene	1	9.980	9.974	0.006	31575	0.2000	0.1604	
	14 Tetryl	1	10.320	10.307	0.013	32242	0.2000	0.1920	
	15 Nitroglycerin	2	10.826	10.814	0.012	130971	2.00	1.87	
	16 2,4,6-Trinitrotoluene	1	11.280	11.267	0.013	41285	0.2000	0.1846	
	17 4-Amino-2,6-dinitrotoluene	1	11.480	11.460	0.020	26792	0.2000	0.1649	
	18 2-Amino-4,6-dinitrotoluene	1	11.766	11.747	0.019	35356	0.2000	0.1790	
	19 2,6-Dinitrotoluene	1	11.900	11.887	0.013	29753	0.2000	0.1900	
	20 2,4-Dinitrotoluene	1	12.100	12.087	0.013	56252	0.2000	0.1891	
	21 o-Nitrotoluene	1	12.946	12.934	0.012	17485	0.2000	0.1331	
	22 p-Nitrotoluene	1	13.400	13.374	0.026	17277	0.2000	0.1533	
	23 m-Nitrotoluene	1	14.006	13.974	0.032	24261	0.2000	0.1636	
	24 PETN	2	15.126	15.094	0.032	143753	2.00	1.96	

Report Date: 20-Jun-2019 10:14:37 Chrom Revision: 2.3 18-Jun-2019 21:44:00

Eurofins TestAmerica, Denver

Data File: \\chromna\Denver\ChromData\CHHPLC_X\20190619-83007.b\06190049.D

Injection Date:	20-Jun-2019 04:01:28	Instrument ID:	CHHPLC_X3	Operator ID:	hkf
Lims ID:	LCSD 280-461560/3-A			Worklist Smp#:	49
Client ID:					
Injection Vol:	100.0 ul	Dil. Factor:	1.0000	ALS Bottle#:	49
Method:	8330_X3	Limit Group:	GCSV - 8330		

Column: UltraCarb5uODS (20) (4.60 mm) Y Scaling: Method Defined: Scale to the Nth Largest Target: 1

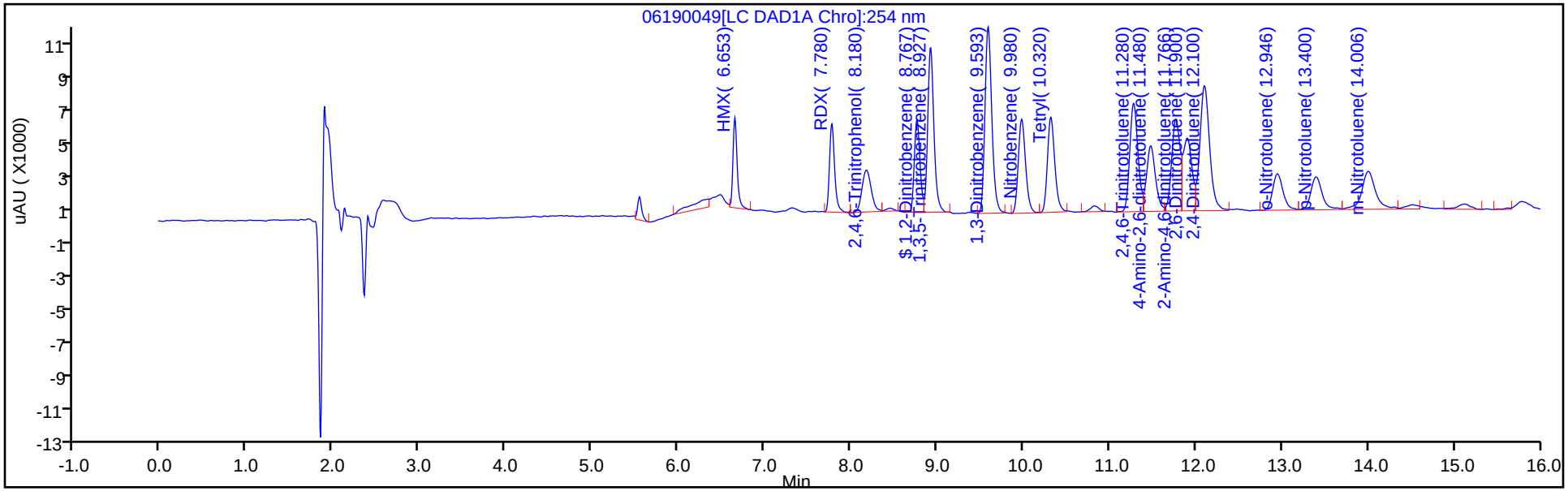

Y Scaling: Method Defined: Scale to the Nth Largest Target: 1

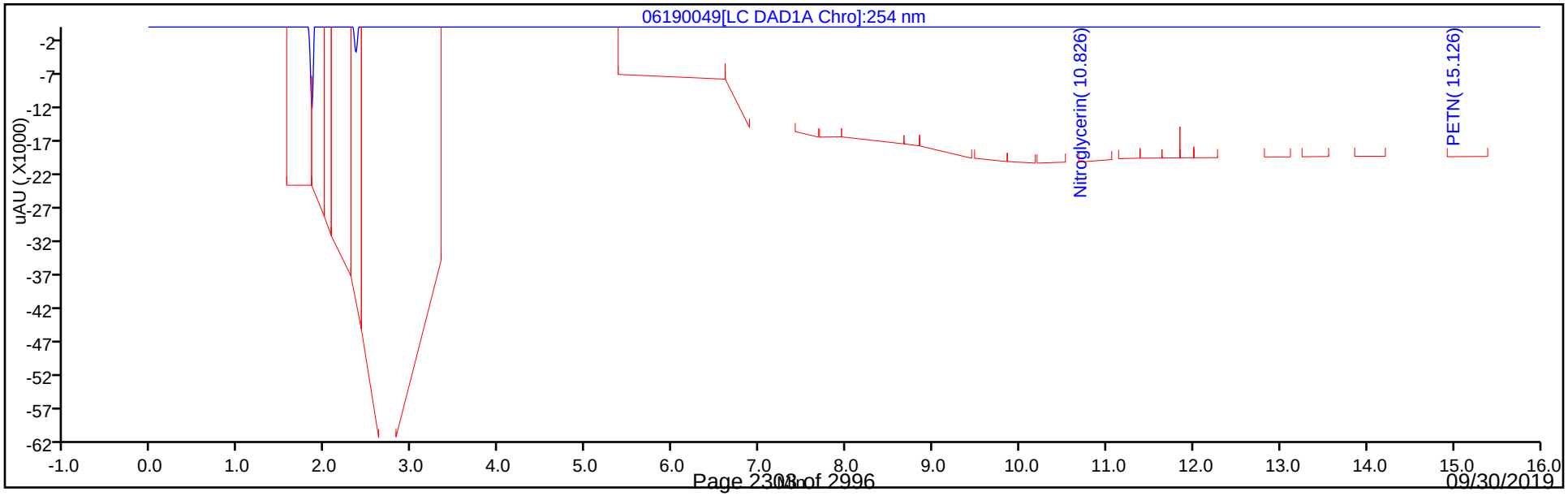

Eurofins TestAmerica, Denver
Recovery Report

Data File:	\\chromna\Denver\ChromData\CHHPLC_X\20190619-83007.b\06190049.D				
Lims ID:	LCSD 280-461560/3-A				
Client ID:					
Sample Type:	LCSD				
Inject. Date:	20-Jun-2019 04:01:28	ALS Bottle#:	49	Worklist Smp#:	49
Injection Vol:	100.0 ul	Dil. Factor:	1.0000		
Sample Info:	LCSD 280-461560/				
Misc. Info.:	280-0083007-049				
Operator ID:	hkf	Instrument ID:	CHHPLC_X3		
Method:	\\chromna\Denver\ChromData\CHHPLC_X\20190619-83007.b\8330_X3.m				
Limit Group:	GCSV - 8330				
Last Update:	20-Jun-2019 10:14:32	Calib Date:	15-May-2019 01:42:24		
Integrator:	Falcon				
Quant Method:	External Standard	Quant By:	Initial Calibration		
Last ICal File:	\\chromna\Denver\ChromData\CHHPLC_X\20190514-81869.b\0514B032.D				
Column 1 :	UltraCarb5uODS (20) (4.60 mm)		Det: LC DAD1B, 254 nm		
Process Host:	CTX0329				

Compound	Amount Added	Amount Recovered	% Rec.
$ 9 1,2-Dinitrobenzene	0.2000	0.1865	93.27

FORM I
HPLC/IC ORGANICS ANALYSIS DATA SHEET

Lab Name: Eurofins TestAmerica, Denver Job No.: 280-124986-1

SDG No.:

Client Sample ID: Lab Sample ID: LCSD 280-461963/3-A

Matrix: Water Lab File ID: 06260012.D

Analysis Method: 8330A Date Collected:

Extraction Method: 3535 Date Extracted: 06/18/2019 14:22

Sample wt/vol: 500(mL) Date Analyzed: 06/26/2019 21:08

Con. Extract Vol.: 5(mL) Dilution Factor: 1

Injection Volume: 100(uL) GC Column: UltraCarb5uODS ID: 4.6(mm)

% Moisture: GPC Cleanup:(Y/N) N

Analysis Batch No.: 462823 Units: ug/L

CAS NO.	COMPOUND NAME	RESULT	Q	LOQ	LOD	DL
99-35-4	1,3,5-Trinitrobenzene	2.13		1.0	0.40	0.20
99-65-0	1,3-Dinitrobenzene	2.04		0.40	0.20	0.089
118-96-7	2,4,6-Trinitrotoluene	1.94		0.40	0.40	0.16
121-14-2	2,4-Dinitrotoluene	1.94		0.40	0.20	0.084
606-20-2	2,6-Dinitrotoluene	1.94		0.20	0.20	0.065
35572-78-2	2-Amino-4,6-dinitrotoluene	1.77		0.20	0.12	0.051
88-72-2	2-Nitrotoluene	1.67	M	0.40	0.20	0.086
99-08-1	3-Nitrotoluene	1.88	M	0.40	0.40	0.20
19406-51-0	4-Amino-2,6-dinitrotoluene	1.52		0.20	0.12	0.058
99-99-0	4-Nitrotoluene	1.69	M	1.0	0.40	0.20
2691-41-0	HMX	2.01	M	0.40	0.20	0.088
98-95-3	Nitrobenzene	1.90		0.40	0.20	0.091
121-82-4	RDX	2.11		0.40	0.40	0.16
479-45-8	Tetryl	2.09		0.24	0.20	0.079

CAS NO.	SURROGATE	%REC	Q	LIMITS
528-29-0	1,2-Dinitrobenzene	97		83-119

Eurofins TestAmerica, Denver
Target Compound Quantitation Report

Data File: \\chromna\Denver\ChromData\CHHPLC_X\20190626-83230.b\06260012.D
Lims ID: LCSD 280-461963/3-A
Client ID:
Sample Type: LCSD
Inject. Date: 26-Jun-2019 21:08:31 ALS Bottle#: 12 Worklist Smp#: 12
Injection Vol: 100.0 ul Dil. Factor: 1.0000
Sample Info: LCSD 280-461963/
Misc. Info.: 280-0083230-012
Operator ID: hkf Instrument ID: CHHPLC_X3

Method: \\chromna\Denver\ChromData\CHHPLC_X\20190626-83230.b\8330_X3.m
Limit Group: GCSV - 8330
Last Update: 27-Jun-2019 09:04:17 Calib Date: 21-Jun-2019 03:13:40
Integrator: Falcon
Quant Method: External Standard Quant By: Initial Calibration
Last ICal File: \\chromna\Denver\ChromData\CHHPLC_X\20190620-83048.b\06200032.D

Column 1 : UltraCarb5uODS (20) (4.60 mm) Det: LC DAD1B, 254 nm
Process Host: CTX0334

First Level Reviewer: fiedlerh Date: 27-Jun-2019 08:43:59

	Compound	Det	RT (min.)	Exp RT (min.)	Dlt RT (min.)	Response	Cal Amt ug/mL	OnCol Amt ug/mL	Flags
	3 HMX	1	6.653	6.654	-0.001	17840	0.2000	0.2008	M
	7 RDX	1	7.773	7.774	-0.001	22116	0.2000	0.2112	
	8 2,4,6-Trinitrophenol	1	8.199	8.227	-0.028	19642	0.2000	0.2359	
$	9 1,2-Dinitrobenzene	1	8.753	8.754	-0.001	26242	0.2000	0.1931	
	10 1,3,5-Trinitrobenzene	1	8.913	8.914	-0.001	49606	0.2000	0.2127	
	11 1,3-Dinitrobenzene	1	9.573	9.574	-0.001	62147	0.2000	0.2035	
	12 Nitrobenzene	1	9.959	9.960	-0.001	37125	0.2000	0.1902	
	14 Tetryl	1	10.293	10.287	0.006	34128	0.2000	0.2085	
	15 Nitroglycerin	2	10.793	10.794	-0.001	142075	2.00	2.04	
	16 2,4,6-Trinitrotoluene	1	11.246	11.247	-0.001	42578	0.2000	0.1939	
	17 4-Amino-2,6-dinitrotoluene	1	11.439	11.434	0.005	24770	0.2000	0.1524	
	18 2-Amino-4,6-dinitrotoluene	1	11.726	11.727	-0.001	35769	0.2000	0.1770	
	19 2,6-Dinitrotoluene	1	11.859	11.854	0.005	29848	0.2000	0.1940	
	20 2,4-Dinitrotoluene	1	12.059	12.054	0.005	57635	0.2000	0.1943	
	21 o-Nitrotoluene	1	12.899	12.894	0.005	21701	0.2000	0.1666	M
	22 p-Nitrotoluene	1	13.339	13.334	0.005	19065	0.2000	0.1690	M
	23 m-Nitrotoluene	1	13.939	13.934	0.005	27629	0.2000	0.1882	M
	24 PETN	2	15.039	15.027	0.012	152546	2.00	2.13	

QC Flag Legend

Review Flags
M - Manually Integrated

Report Date: 27-Jun-2019 09:04:26 Chrom Revision: 2.3 20-Jun-2019 20:50:56

Eurofins TestAmerica, Denver

Data File: \\chromna\Denver\ChromData\CHHPLC_X\20190626-83230.b\06260012.D

Injection Date:	26-Jun-2019 21:08:31	Instrument ID:	CHHPLC_X3	Operator ID:	hkf
Lims ID:	LCSD 280-461963/3-A			Worklist Smp#:	12
Client ID:					
Injection Vol:	100.0 ul	Dil. Factor:	1.0000	ALS Bottle#:	12
Method:	8330_X3	Limit Group:	GCSV - 8330		

Column: UltraCarb5uODS (20) (4.60 mm) Y Scaling: Method Defined: Scale to the Nth Largest Target: 1

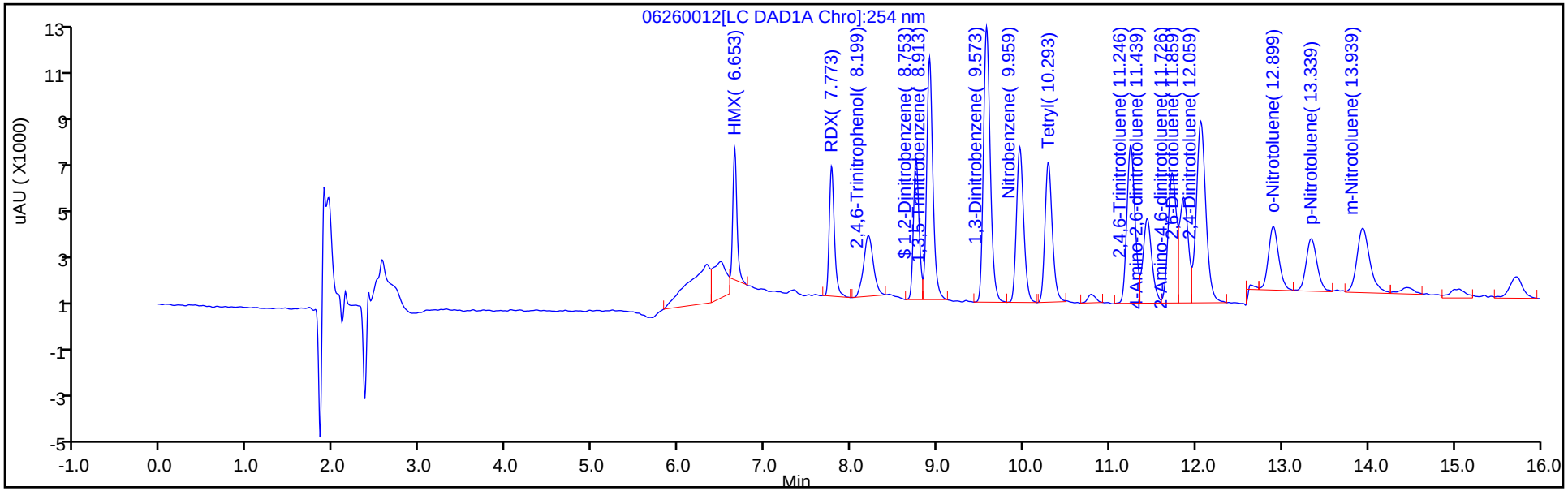

Y Scaling: Method Defined: Scale to the Nth Largest Target: 1

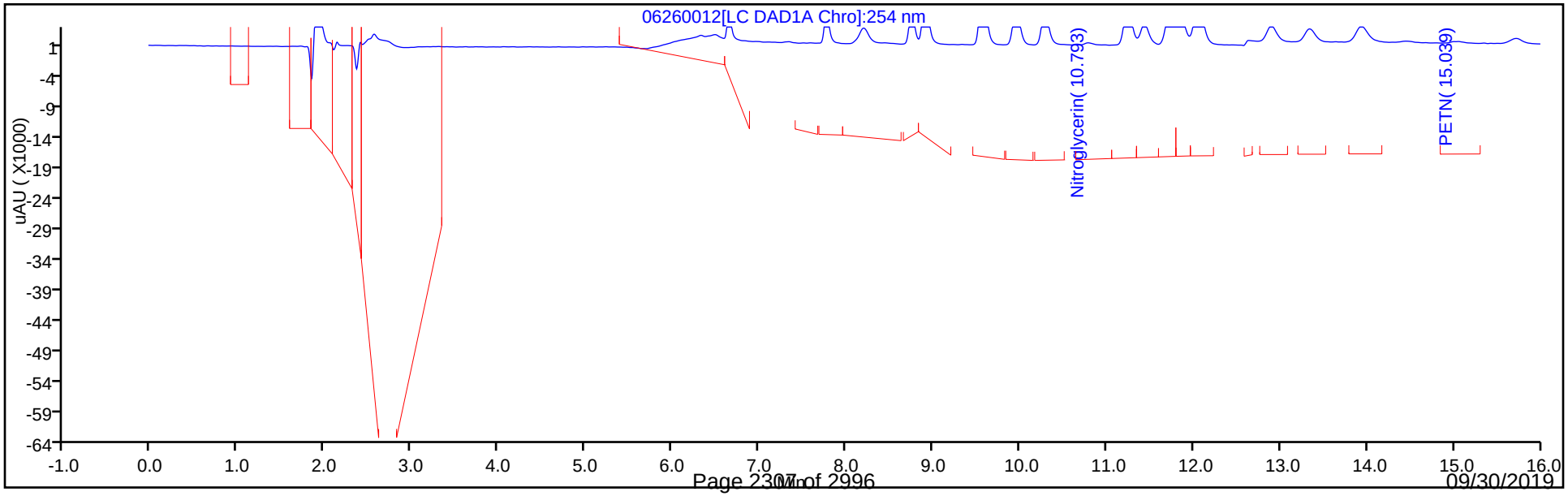

Eurofins TestAmerica, Denver
Recovery Report

Data File:	\\chromna\Denver\ChromData\CHHPLC_X\20190626-83230.b\06260012.D				
Lims ID:	LCSD 280-461963/3-A				
Client ID:					
Sample Type:	LCSD				
Inject. Date:	26-Jun-2019 21:08:31	ALS Bottle#:	12	Worklist Smp#:	12
Injection Vol:	100.0 ul	Dil. Factor:	1.0000		
Sample Info:	LCSD 280-461963/				
Misc. Info.:	280-0083230-012				
Operator ID:	hkf	Instrument ID:	CHHPLC_X3		
Method:	\\chromna\Denver\ChromData\CHHPLC_X\20190626-83230.b\8330_X3.m				
Limit Group:	GCSV - 8330				
Last Update:	27-Jun-2019 09:04:17	Calib Date:	21-Jun-2019 03:13:40		
Integrator:	Falcon				
Quant Method:	External Standard	Quant By:	Initial Calibration		
Last ICal File:	\\chromna\Denver\ChromData\CHHPLC_X\20190620-83048.b\06200032.D				
Column 1 :	UltraCarb5uODS (20) (4.60 mm)		Det: LC DAD1B, 254 nm		
Process Host:	CTX0334				
First Level Reviewer: fiedlerh		Date:	27-Jun-2019 08:43:59		

Compound	Amount Added	Amount Recovered	% Rec.
$ 9 1,2-Dinitrobenzene	0.2000	0.1931	96.55

Manual Integration/User Assign Peak Report

Eurofins TestAmerica, Denver

Data File:	\\chromna\Denver\ChromData\CHHPLC_X\20190626-83230.b\06260012.D				
Injection Date:	26-Jun-2019 21:08:31	Instrument ID:	CHHPLC_X3		
Lims ID:	LCSD 280-461963/3-A				
Client ID:					
Operator ID:	hkf	ALS Bottle#:	12	Worklist Smp#:	12
Injection Vol:	100.0 ul	Dil. Factor:	1.0000		
Method:	8330_X3	Limit Group:	GCSV - 8330		
Column:	UltraCarb5uODS (20) (4.60 mm)	Detector	LC DAD1B, 254 nm		

21 o-Nitrotoluene, CAS: 88-72-2

Signal: 1

Processing Integration Results

RT: 12.90
Area: 32537
Amount: 0.249766
Amount Units: ug/mL

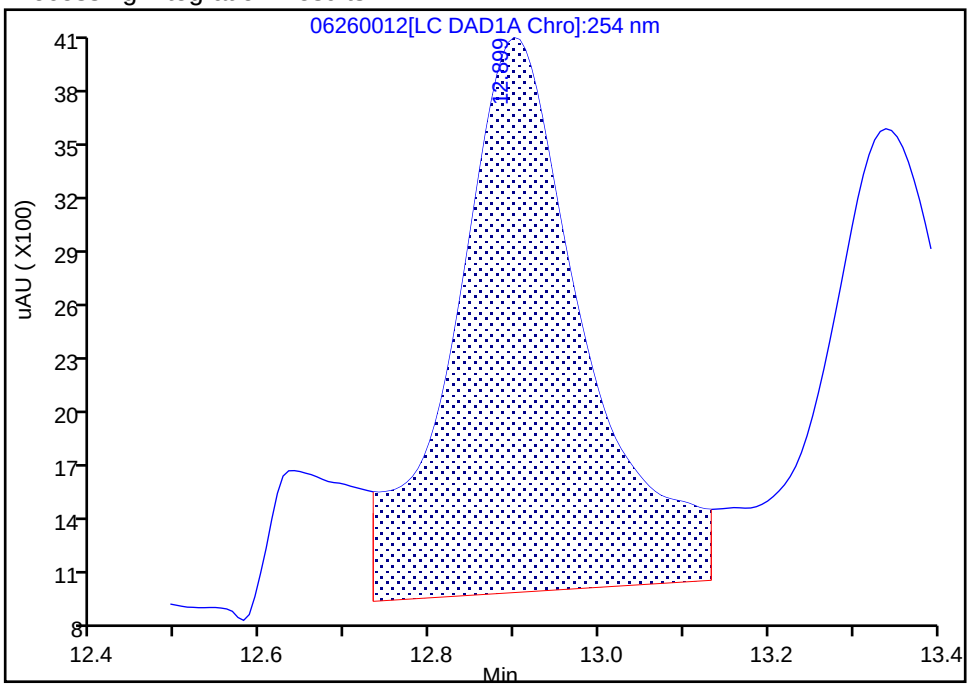

Manual Integration Results

RT: 12.90
Area: 21701
Amount: 0.166585
Amount Units: ug/mL

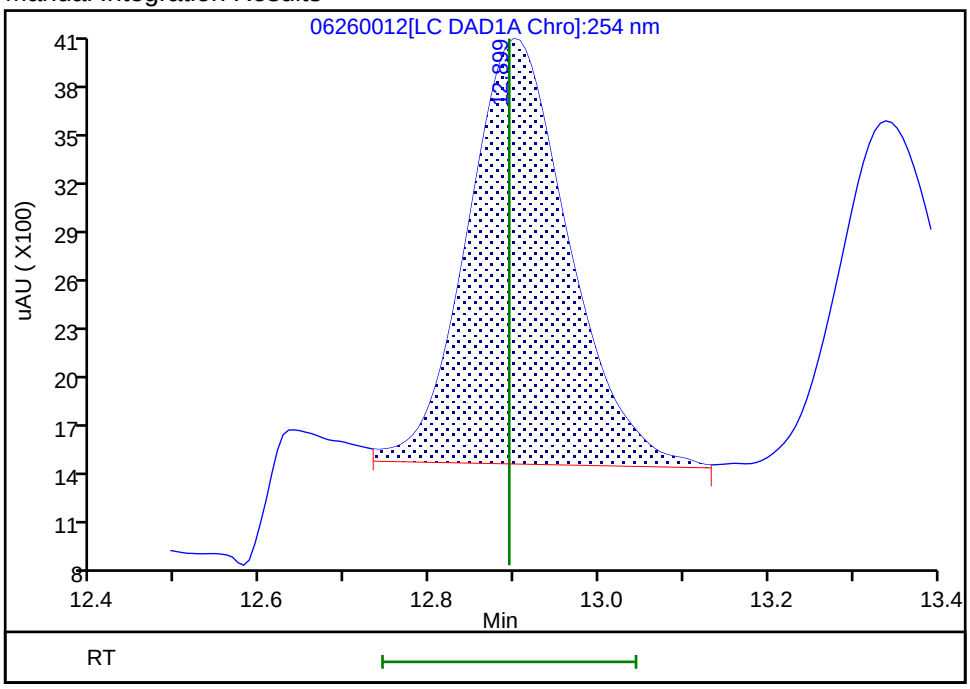

Reviewer: fiedlerh, 27-Jun-2019 08:43:55

Audit Action: Assigned New Baseline Audit Reason: Baseline Smoothing

Manual Integration/User Assign Peak Report

Eurofins TestAmerica, Denver

Data File:	\\chromna\Denver\ChromData\CHHPLC_X\20190626-83230.b\06260012.D				
Injection Date:	26-Jun-2019 21:08:31	Instrument ID:	CHHPLC_X3		
Lims ID:	LCSD 280-461963/3-A				
Client ID:					
Operator ID:	hkf	ALS Bottle#:	12	Worklist Smp#:	12
Injection Vol:	100.0 ul	Dil. Factor:	1.0000		
Method:	8330_X3	Limit Group:	GCSV - 8330		
Column:	UltraCarb5uODS (20) (4.60 mm)	Detector	LC DAD1B, 254 nm		

23 m-Nitrotoluene, CAS: 99-08-1

Signal: 1

Processing Integration Results

RT: 13.94
Area: 34518
Amount: 0.235147
Amount Units: ug/mL

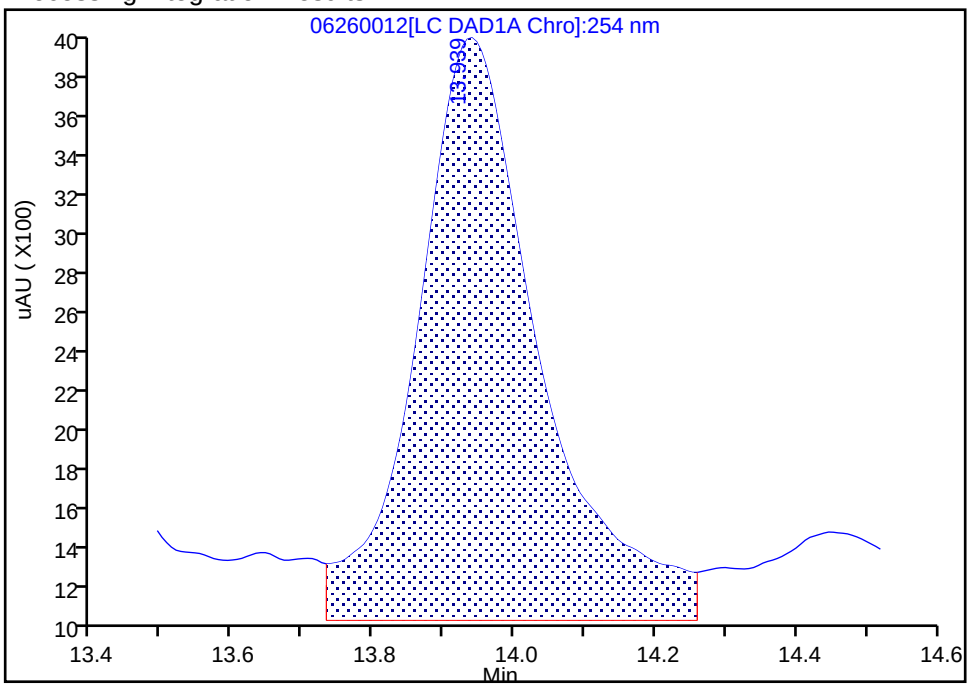

Manual Integration Results

RT: 13.94
Area: 27629
Amount: 0.188217
Amount Units: ug/mL

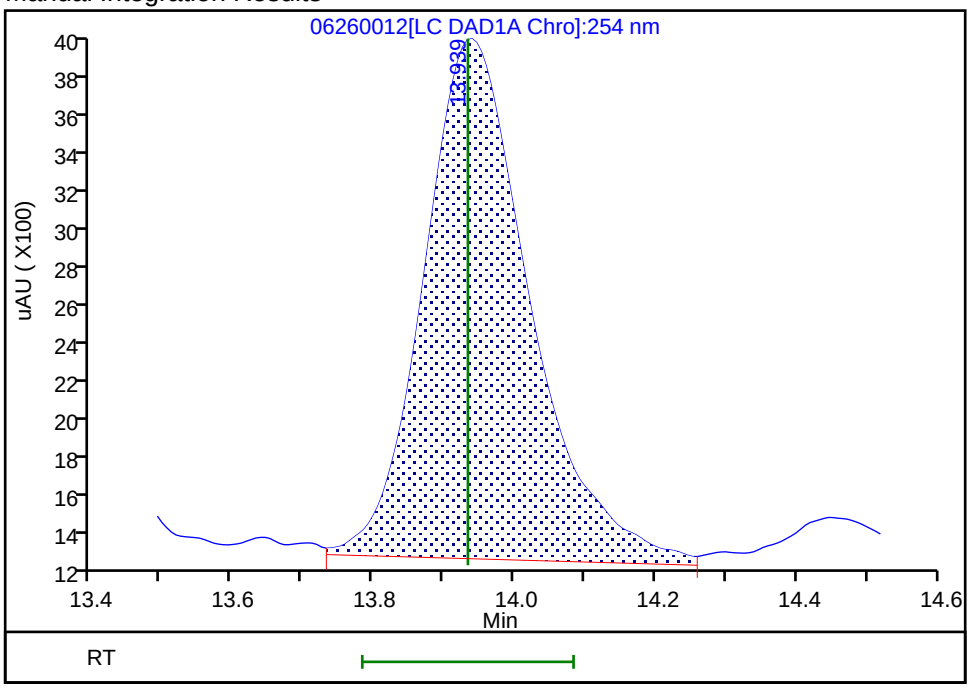

Reviewer: fiedlerh, 27-Jun-2019 08:43:55

Audit Action: Assigned New Baseline Audit Reason: Baseline Smoothing

Manual Integration/User Assign Peak Report

Eurofins TestAmerica, Denver

Data File:	\\chromna\Denver\ChromData\CHHPLC_X\20190626-83230.b\06260012.D				
Injection Date:	26-Jun-2019 21:08:31	Instrument ID:	CHHPLC_X3		
Lims ID:	LCSD 280-461963/3-A				
Client ID:					
Operator ID:	hkf	ALS Bottle#:	12	Worklist Smp#:	12
Injection Vol:	100.0 ul	Dil. Factor:	1.0000		
Method:	8330_X3	Limit Group:	GCSV - 8330		
Column:	UltraCarb5uODS (20) (4.60 mm)	Detector	LC DAD1B, 254 nm		

22 p-Nitrotoluene, CAS: 99-99-0

Signal: 1

Processing Integration Results

RT: 13.34
Area: 28082
Amount: 0.248871
Amount Units: ug/mL

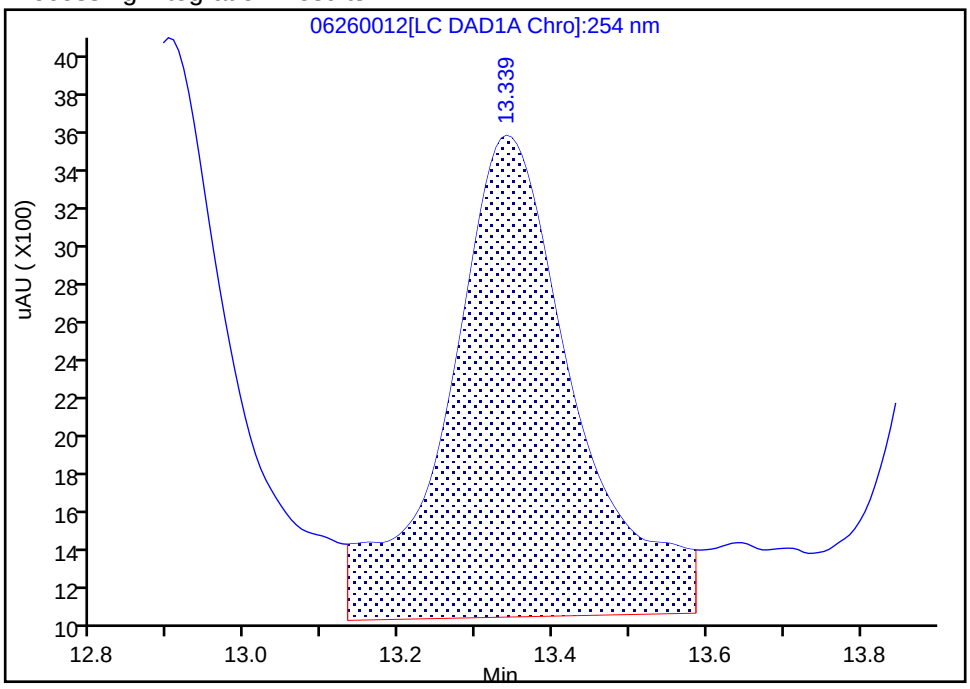

Manual Integration Results

RT: 13.34
Area: 19065
Amount: 0.168960
Amount Units: ug/mL

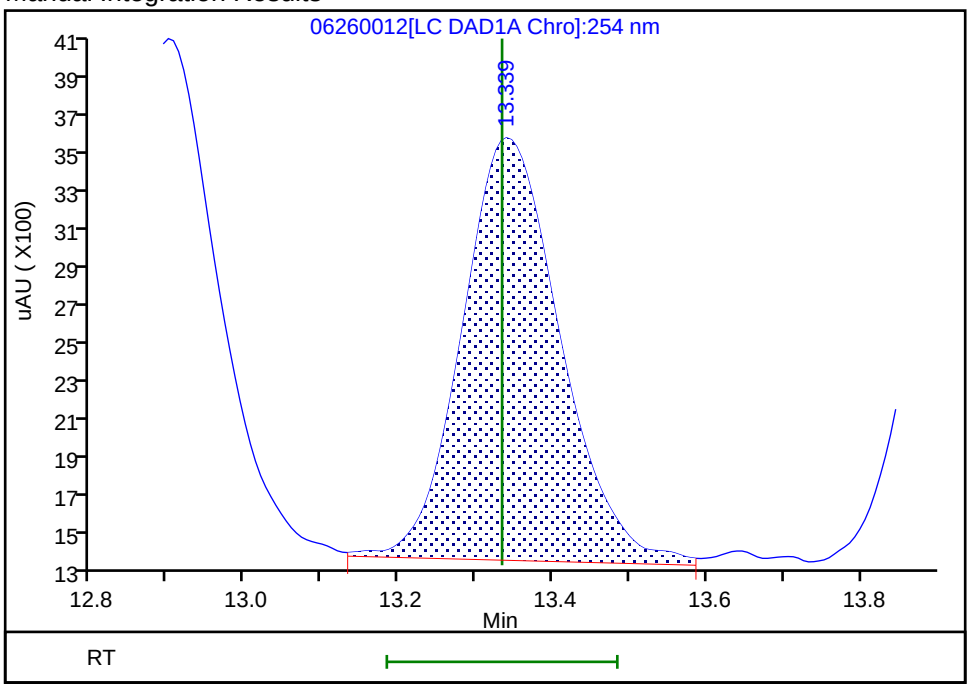

Reviewer: fiedlerh, 27-Jun-2019 08:43:55

Audit Action: Assigned New Baseline Audit Reason: Baseline Smoothing

Manual Integration/User Assign Peak Report

Eurofins TestAmerica, Denver

Data File:	\\chromna\Denver\ChromData\CHHPLC_X\20190626-83230.b\06260012.D				
Injection Date:	26-Jun-2019 21:08:31	Instrument ID:	CHHPLC_X3		
Lims ID:	LCSD 280-461963/3-A				
Client ID:					
Operator ID:	hkf	ALS Bottle#:	12	Worklist Smp#:	12
Injection Vol:	100.0 ul	Dil. Factor:	1.0000		
Method:	8330_X3	Limit Group:	GCSV - 8330		
Column:	UltraCarb5uODS (20) (4.60 mm)	Detector	LC DAD1B, 254 nm		

3 HMX, CAS: 2691-41-0

Signal: 1

Processing Integration Results

RT: 6.65
Area: 23002
Amount: 0.258951
Amount Units: ug/mL

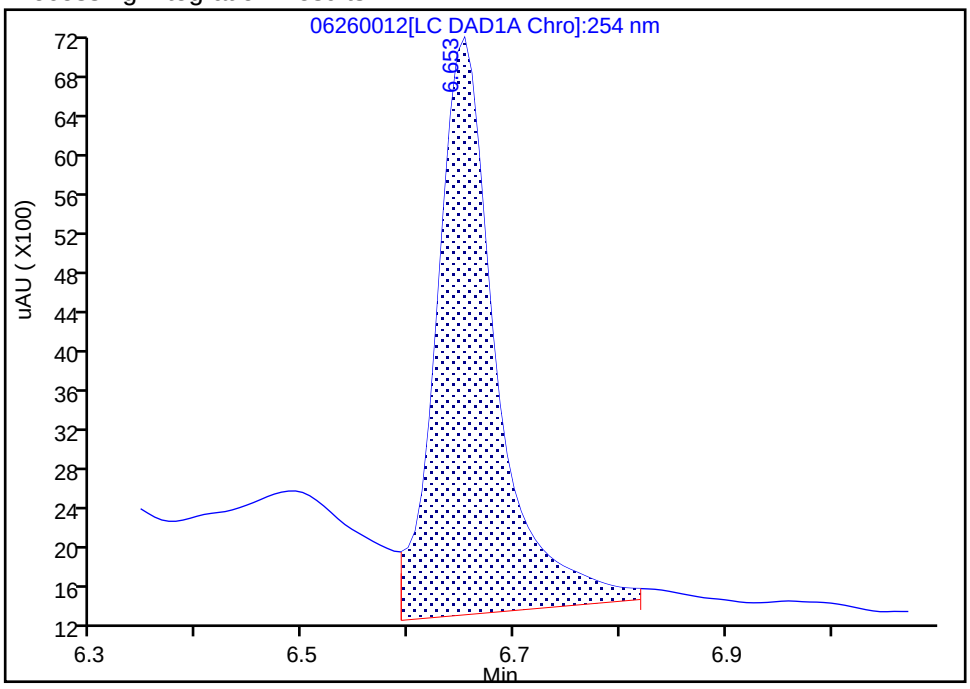

Manual Integration Results

RT: 6.65
Area: 17840
Amount: 0.200838
Amount Units: ug/mL

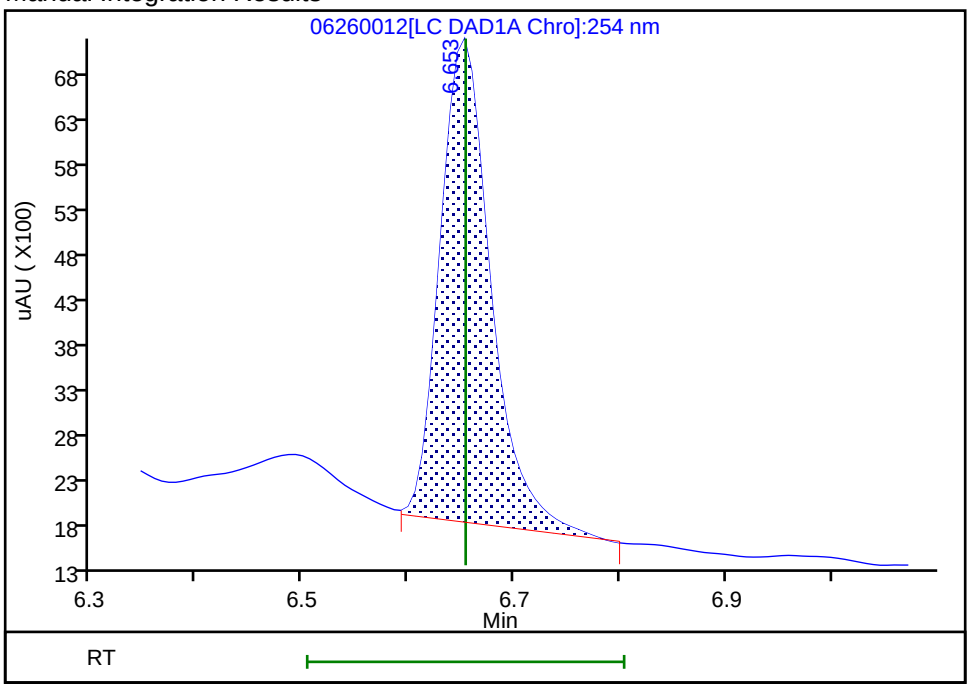

Reviewer: fiedlerh, 27-Jun-2019 08:43:41

Audit Action: Manually Integrated Audit Reason: Baseline Smoothing

FORM I
HPLC/IC ORGANICS ANALYSIS DATA SHEET

Lab Name: Eurofins TestAmerica, Denver Job No.: 280-124986-1

SDG No.:

Client Sample ID: Lab Sample ID: LCSD 280-461963/5-A

Matrix: Water Lab File ID: 06260014.D

Analysis Method: 8330A Date Collected:

Extraction Method: 3535 Date Extracted: 06/18/2019 14:22

Sample wt/vol: 500(mL) Date Analyzed: 06/26/2019 21:56

Con. Extract Vol.: 5(mL) Dilution Factor: 1

Injection Volume: 100(uL) GC Column: UltraCarb5uODS ID: 4.6(mm)

% Moisture: GPC Cleanup:(Y/N) N

Analysis Batch No.: 462823 Units: ug/L

CAS NO.	COMPOUND NAME	RESULT	Q	LOQ	LOD	DL
5755-27-1	MNX	2.45		2.0	0.40	0.15

CAS NO.	SURROGATE	%REC	Q	LIMITS
528-29-0	1,2-Dinitrobenzene	100		83-119

Eurofins TestAmerica, Denver
Target Compound Quantitation Report

Data File: \\chromna\Denver\ChromData\CHHPLC_X\20190626-83230.b\06260014.D
Lims ID: LCSD 280-461963/5-A
Client ID:
Sample Type: LCSD
Inject. Date: 26-Jun-2019 21:56:30 ALS Bottle#: 14 Worklist Smp#: 14
Injection Vol: 100.0 ul Dil. Factor: 1.0000
Sample Info: LCSD 280-461963/
Misc. Info.: 280-0083230-014
Operator ID: hkf Instrument ID: CHHPLC_X3

Method: \\chromna\Denver\ChromData\CHHPLC_X\20190626-83230.b\8330_X3.m
Limit Group: GCSV - 8330
Last Update: 27-Jun-2019 09:04:17 Calib Date: 21-Jun-2019 03:13:40
Integrator: Falcon
Quant Method: External Standard Quant By: Initial Calibration
Last ICal File: \\chromna\Denver\ChromData\CHHPLC_X\20190620-83048.b\06200032.D

Column 1 : UltraCarb5uODS (20) (4.60 mm) Det: LC DAD1B, 254 nm
Process Host: CTX0334

First Level Reviewer: fiedlerh Date: 27-Jun-2019 08:44:29

Compound	Det	RT (min.)	Exp RT (min.)	Dlt RT (min.)	Response	Cal Amt ug/mL	OnCol Amt ug/mL	Flags
2 TNX	1	6.550	6.549	0.001	45901	0.2002	0.2187	M
5 DNX	1	6.890	6.889	0.001	33163	0.2002	0.2179	
6 MNX	1	7.350	7.356	-0.006	35546	0.2334	0.2452	
$ 9 1,2-Dinitrobenzene	1	8.750	8.754	-0.004	27068	0.2000	0.1992	

QC Flag Legend

Review Flags
M - Manually Integrated

Report Date: 27-Jun-2019 09:04:29 Chrom Revision: 2.3 20-Jun-2019 20:50:56

Eurofins TestAmerica, Denver

Data File: \\chromna\Denver\ChromData\CHHPLC_X\20190626-83230.b\06260014.D

Injection Date:	26-Jun-2019 21:56:30	Instrument ID:	CHHPLC_X3	Operator ID:	hkf
Lims ID:	LCSD 280-461963/5-A			Worklist Smp#:	14
Client ID:					
Injection Vol:	100.0 ul	Dil. Factor:	1.0000	ALS Bottle#:	14
Method:	8330_X3	Limit Group:	GCSV - 8330		

Column: UltraCarb5uODS (20) (4.60 mm) Y Scaling: Method Defined: Scale to the Nth Largest Target: 1

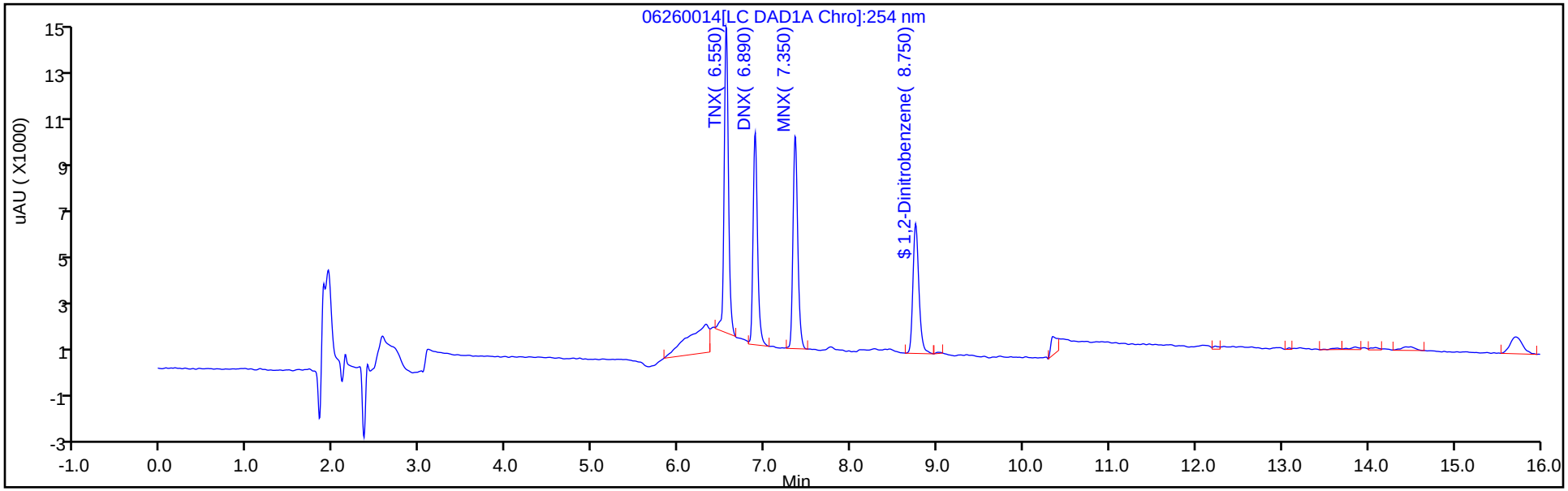

Y Scaling: Method Defined: Scale to the Nth Largest Target: 1

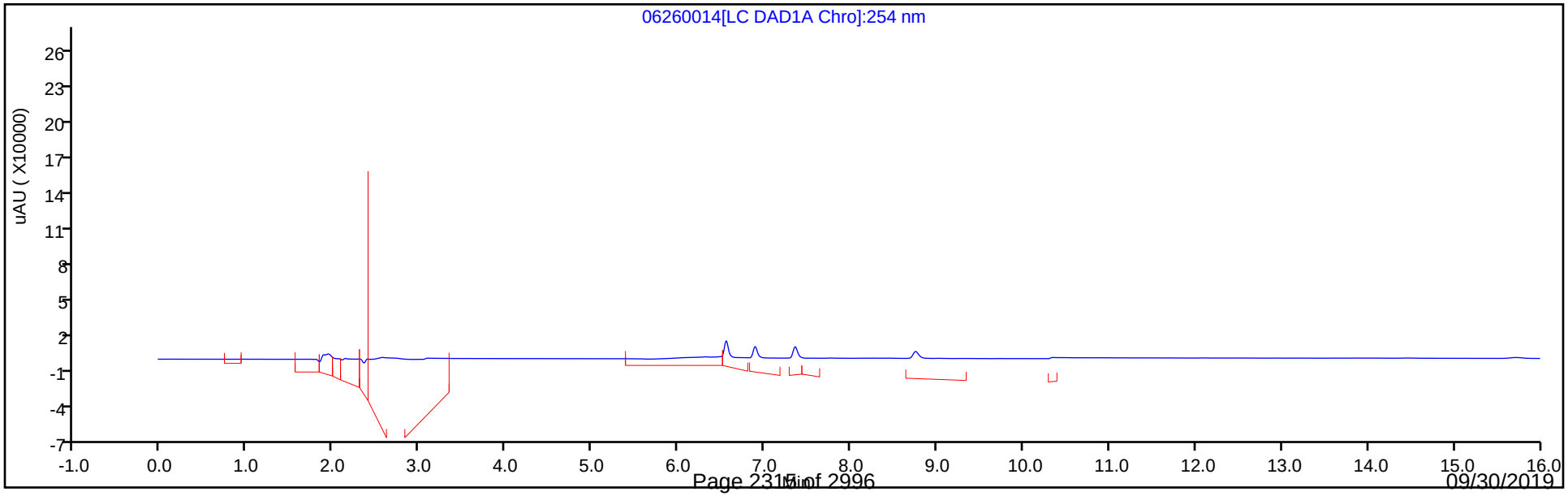

Eurofins TestAmerica, Denver
Recovery Report

Data File: \\chromna\Denver\ChromData\CHHPLC_X\20190626-83230.b\06260014.D
Lims ID: LCSD 280-461963/5-A
Client ID:
Sample Type: LCSD
Inject. Date: 26-Jun-2019 21:56:30 ALS Bottle#: 14 Worklist Smp#: 14
Injection Vol: 100.0 ul Dil. Factor: 1.0000
Sample Info: LCSD 280-461963/
Misc. Info.: 280-0083230-014
Operator ID: hkf Instrument ID: CHHPLC_X3

Method: \\chromna\Denver\ChromData\CHHPLC_X\20190626-83230.b\8330_X3.m
Limit Group: GCSV - 8330
Last Update: 27-Jun-2019 09:04:17 Calib Date: 21-Jun-2019 03:13:40
Integrator: Falcon
Quant Method: External Standard Quant By: Initial Calibration
Last ICal File: \\chromna\Denver\ChromData\CHHPLC_X\20190620-83048.b\06200032.D

Column 1 : UltraCarb5uODS (20) (4.60 mm) Det: LC DAD1B, 254 nm
Process Host: CTX0334

First Level Reviewer: fiedlerh Date: 27-Jun-2019 08:44:29

Compound	Amount Added	Amount Recovered	% Rec.
$ 9 1,2-Dinitrobenzene	0.2000	0.1992	99.59

FORM I
HPLC/IC ORGANICS ANALYSIS DATA SHEET

Lab Name: Eurofins TestAmerica, Denver Job No.: 280-124986-1

SDG No.:

Client Sample ID: Lab Sample ID: LCSD 280-461964/4-A

Matrix: Water Lab File ID: 07020060.D

Analysis Method: 8330A Date Collected:

Extraction Method: 3535 Date Extracted: 06/18/2019 15:47

Sample wt/vol: 500(mL) Date Analyzed: 07/03/2019 06:12

Con. Extract Vol.: 5(mL) Dilution Factor: 1

Injection Volume: 100(uL) GC Column: UltraCarb5uODS ID: 4.6(mm)

% Moisture: GPC Cleanup:(Y/N) N

Analysis Batch No.: 463366 Units: ug/L

CAS NO.	COMPOUND NAME	RESULT	Q	LOQ	LOD	DL
5755-27-1	MNX	2.57		2.0	0.40	0.15

CAS NO.	SURROGATE	%REC	Q	LIMITS
528-29-0	1,2-Dinitrobenzene	105		83-119

Eurofins TestAmerica, Denver
Target Compound Quantitation Report

Data File: \\chromna\Denver\ChromData\CHHPLC_X\20190702-83402.b\07020060.D
Lims ID: LCSD 280-461964/4-A
Client ID:
Sample Type: LCSD
Inject. Date: 03-Jul-2019 06:12:57 ALS Bottle#: 60 Worklist Smp#: 60
Injection Vol: 100.0 ul Dil. Factor: 1.0000
Sample Info: LCSD 280-461964/
Misc. Info.: 280-0083402-060
Operator ID: hkf Instrument ID: CHHPLC_X3

Method: \\chromna\Denver\ChromData\CHHPLC_X\20190702-83402.b\8330_X3.m
Limit Group: GCSV - 8330
Last Update: 03-Jul-2019 10:48:25 Calib Date: 02-Jul-2019 00:18:07
Integrator: Falcon
Quant Method: External Standard Quant By: Initial Calibration
Last ICal File: \\chromna\Denver\ChromData\CHHPLC_X\20190701-83376.b\07010032.D

Column 1 : UltraCarb5uODS (20) (4.60 mm) Det: LC DAD1B, 254 nm
Process Host: CTX0326

First Level Reviewer: fiedlerh Date: 03-Jul-2019 09:27:08

Compound	Det	RT (min.)	Exp RT (min.)	Dlt RT (min.)	Response	Cal Amt ug/mL	OnCol Amt ug/mL	Flags
2 TNX	1	6.549	6.550	-0.001	45769	0.2002	0.2129	M
5 DNX	1	6.882	6.883	-0.001	31513	0.2002	0.2018	M
6 MNX	1	7.349	7.343	0.006	35989	0.2334	0.2570	
$ 9 1,2-Dinitrobenzene	1	8.735	8.754	-0.019	29271	0.2000	0.2101	

QC Flag Legend

Review Flags
M - Manually Integrated

Report Date: 03-Jul-2019 11:01:47 Chrom Revision: 2.3 20-Jun-2019 20:50:56

Eurofins TestAmerica, Denver

Data File: \\chromna\Denver\ChromData\CHHPLC_X\20190702-83402.b\07020060.D

Injection Date:	03-Jul-2019 06:12:57	Instrument ID:	CHHPLC_X3	Operator ID:	hkf
Lims ID:	LCSD 280-461964/4-A			Worklist Smp#:	60
Client ID:					
Injection Vol:	100.0 ul	Dil. Factor:	1.0000	ALS Bottle#:	60
Method:	8330_X3	Limit Group:	GCSV - 8330		

Column: UltraCarb5uODS (20) (4.60 mm) Y Scaling: Method Defined: Scale to the Nth Largest Target: 1

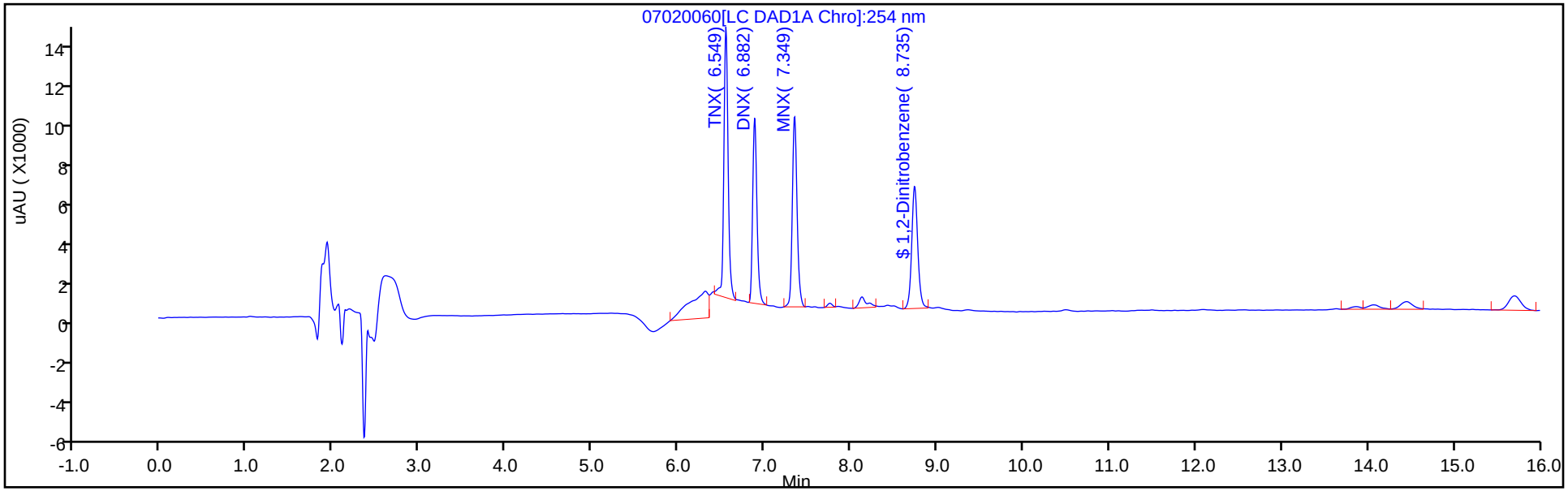

Y Scaling: Method Defined: Scale to the Nth Largest Target: 1

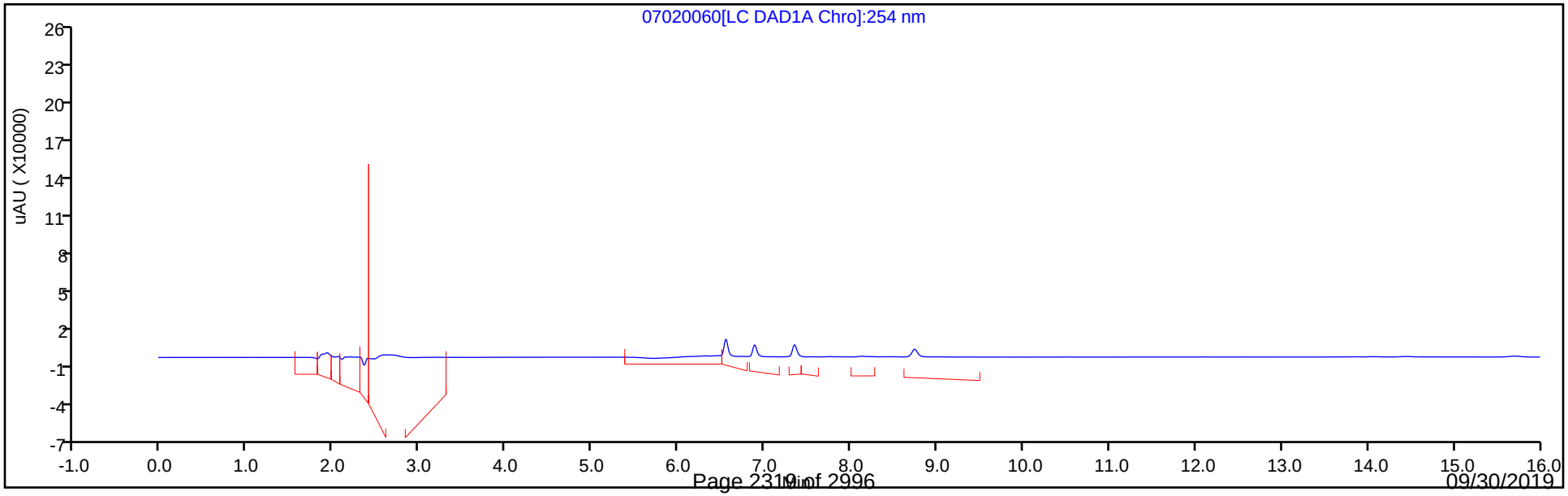

Eurofins TestAmerica, Denver
Recovery Report

Data File: \\chromna\Denver\ChromData\CHHPLC_X\20190702-83402.b\07020060.D
Lims ID: LCSD 280-461964/4-A
Client ID:
Sample Type: LCSD
Inject. Date: 03-Jul-2019 06:12:57 ALS Bottle#: 60 Worklist Smp#: 60
Injection Vol: 100.0 ul Dil. Factor: 1.0000
Sample Info: LCSD 280-461964/
Misc. Info.: 280-0083402-060
Operator ID: hkf Instrument ID: CHHPLC_X3

Method: \\chromna\Denver\ChromData\CHHPLC_X\20190702-83402.b\8330_X3.m
Limit Group: GCSV - 8330
Last Update: 03-Jul-2019 10:48:25 Calib Date: 02-Jul-2019 00:18:07
Integrator: Falcon
Quant Method: External Standard Quant By: Initial Calibration
Last ICal File: \\chromna\Denver\ChromData\CHHPLC_X\20190701-83376.b\07010032.D

Column 1 : UltraCarb5uODS (20) (4.60 mm) Det: LC DAD1B, 254 nm
Process Host: CTX0326

First Level Reviewer: fiedlerh Date: 03-Jul-2019 09:27:08

Compound	Amount Added	Amount Recovered	% Rec.
$ 9 1,2-Dinitrobenzene	0.2000	0.2101	105.04

FORM I
HPLC/IC ORGANICS ANALYSIS DATA SHEET

Lab Name: Eurofins TestAmerica, Denver Job No.: 280-124986-1

SDG No.:

Client Sample ID: G0070-19AMS MS Lab Sample ID: 280-124986-25 MS

Matrix: Water Lab File ID: 06200084.D

Analysis Method: 8330A Date Collected: 06/09/2019 12:55

Extraction Method: 3535 Date Extracted: 06/14/2019 10:23

Sample wt/vol: 503.8(mL) Date Analyzed: 06/21/2019 23:23

Con. Extract Vol.: 5(mL) Dilution Factor: 1

Injection Volume: 100(uL) GC Column: UltraCarb5uODS ID: 4.6(mm)

% Moisture: GPC Cleanup:(Y/N) N

Analysis Batch No.: 462202 Units: ug/L

CAS NO.	COMPOUND NAME	RESULT	Q	LOQ	LOD	DL
99-35-4	1,3,5-Trinitrobenzene	1.96		0.99	0.40	0.20
99-65-0	1,3-Dinitrobenzene	1.89		0.40	0.20	0.088
118-96-7	2,4,6-Trinitrotoluene	1.94	M	0.40	0.40	0.16
121-14-2	2,4-Dinitrotoluene	2.01	M	0.40	0.20	0.083
606-20-2	2,6-Dinitrotoluene	1.92	M	0.20	0.20	0.064
35572-78-2	2-Amino-4,6-dinitrotoluene	1.91	M	0.20	0.12	0.050
88-72-2	2-Nitrotoluene	1.43	M	0.40	0.20	0.085
99-08-1	3-Nitrotoluene	1.61	M	0.40	0.40	0.19
19406-51-0	4-Amino-2,6-dinitrotoluene	1.85	M	0.20	0.12	0.057
99-99-0	4-Nitrotoluene	1.61	M	0.99	0.40	0.20
2691-41-0	HMX	1.77	M	0.40	0.20	0.087
98-95-3	Nitrobenzene	1.61		0.40	0.20	0.090
121-82-4	RDX	2.07		0.40	0.40	0.16
479-45-8	Tetryl	2.01		0.24	0.20	0.079

CAS NO.	SURROGATE	%REC	Q	LIMITS
528-29-0	1,2-Dinitrobenzene	94		83-119

Eurofins TestAmerica, Denver
Target Compound Quantitation Report

Data File: \\chromna\Denver\ChromData\CHHPLC_X\20190620-83048.b\06200084.D
Lims ID: 280-124986-A-25-A MS
Client ID: G0070-19AMS
Sample Type: MS
Inject. Date: 21-Jun-2019 23:23:42 ALS Bottle#: 84 Worklist Smp#: 84
Injection Vol: 100.0 ul Dil. Factor: 1.0000
Sample Info: 280-124986-A-25-
Misc. Info.: 280-0083048-084
Operator ID: hkf Instrument ID: CHHPLC_X3

Method: \\chromna\Denver\ChromData\CHHPLC_X\20190620-83048.b\8330_X3.m
Limit Group: GCSV - 8330
Last Update: 24-Jun-2019 09:26:35 Calib Date: 21-Jun-2019 03:13:40
Integrator: Falcon
Quant Method: External Standard Quant By: Initial Calibration
Last ICal File: \\chromna\Denver\ChromData\CHHPLC_X\20190620-83048.b\06200032.D

Column 1 : UltraCarb5uODS (20) (4.60 mm) Det: LC DAD1B, 254 nm
Process Host: CTX0327

First Level Reviewer: fiedlerh Date: 24-Jun-2019 08:56:28

	Compound	Det	RT (min.)	Exp RT (min.)	Dlt RT (min.)	Response	Cal Amt ug/mL	OnCol Amt ug/mL	Flags
	1 2,6-diamino-4-nitrotoluene	1		6.491				ND	M
	2 TNX	1		6.546				ND	
	3 HMX	1	6.634	6.632	0.002	15847	0.2000	0.1784	M
	4 2,4-diamino-6-nitrotoluene	1		6.678				ND	
	5 DNX	1		6.873				ND	
	6 MNX	1		7.339				ND	
	7 RDX	1	7.740	7.746	-0.006	21829	0.2000	0.2084	
	8 2,4,6-Trinitrophenol	1	8.120	8.146	-0.026	31360	0.2000	0.3766	
$	9 1,2-Dinitrobenzene	1	8.720	8.726	-0.006	25585	0.2000	0.1883	
	10 1,3,5-Trinitrobenzene	1	8.880	8.879	0.001	46054	0.2000	0.1975	
	11 1,3-Dinitrobenzene	1	9.534	9.539	-0.005	58124	0.2000	0.1903	
	12 Nitrobenzene	1	9.927	9.925	0.002	31730	0.2000	0.1626	
	13 3,5-Dinitroaniline	1		10.158				ND	
	14 Tetryl	1	10.247	10.245	0.002	33130	0.2000	0.2024	
	15 Nitroglycerin	2	10.754	10.752	0.002	131359	2.00	1.89	
	16 2,4,6-Trinitrotoluene	1	11.207	11.199	0.008	42905	0.2000	0.1954	M
	17 4-Amino-2,6-dinitrotoluene	1	11.380	11.372	0.008	30301	0.2000	0.1864	M
	18 2-Amino-4,6-dinitrotoluene	1	11.667	11.659	0.008	38931	0.2000	0.1926	M
	19 2,6-Dinitrotoluene	1	11.814	11.812	0.002	29827	0.2000	0.1938	M
	20 2,4-Dinitrotoluene	1	12.007	12.005	0.002	60217	0.2000	0.2030	M
	21 o-Nitrotoluene	1	12.847	12.845	0.002	18770	0.2000	0.1441	M
	22 p-Nitrotoluene	1	13.280	13.279	0.001	18291	0.2000	0.1621	M
	23 m-Nitrotoluene	1	13.874	13.872	0.002	23811	0.2000	0.1622	M
	24 PETN	2	14.974	14.972	0.002	146527	2.00	2.04	
	25 Ammonium Picrate	1		0.000				ND	

QC Flag Legend

Review Flags

M - Manually Integrated

Report Date: 24-Jun-2019 09:26:48 Chrom Revision: 2.3 20-Jun-2019 20:50:56

Eurofins TestAmerica, Denver

Data File: \\chromna\Denver\ChromData\CHHPLC_X\20190620-83048.b\06200084.D

Injection Date:	21-Jun-2019 23:23:42	Instrument ID:	CHHPLC_X3	Operator ID:	hkf
Lims ID:	280-124986-A-25-A MS			Worklist Smp#:	84
Client ID:	G0070-19AMS				
Injection Vol:	100.0 ul	Dil. Factor:	1.0000	ALS Bottle#:	84
Method:	8330_X3	Limit Group:	GCSV - 8330		

Column: UltraCarb5uODS (20) (4.60 mm) Y Scaling: Method Defined: Scale to the Nth Largest Target: 1

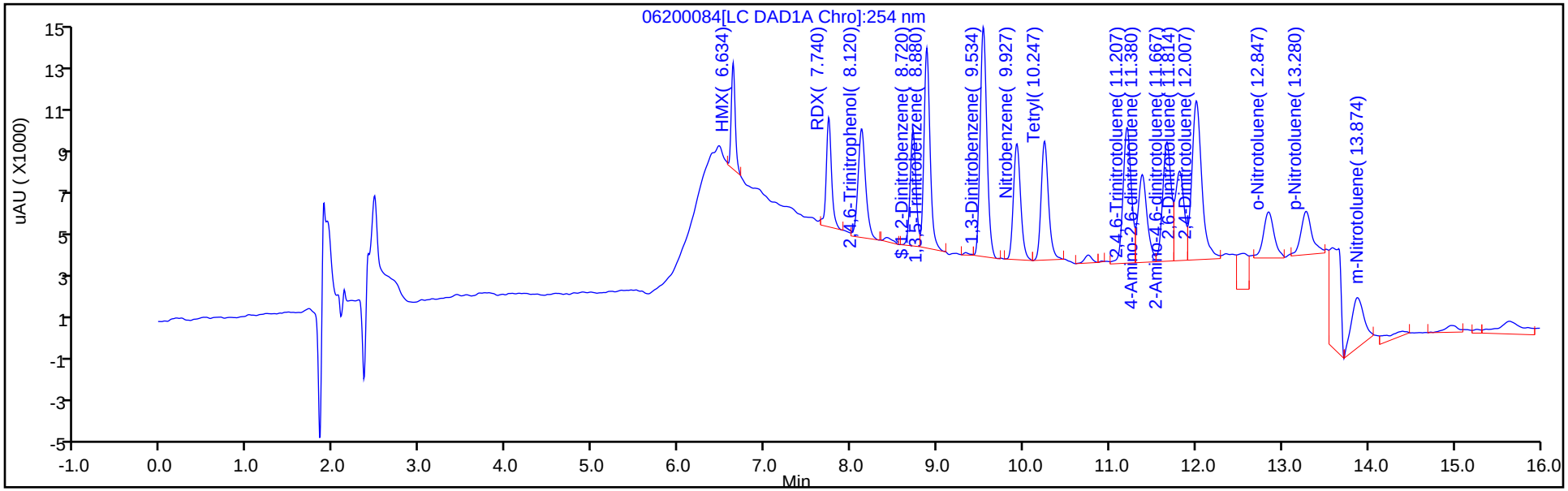

Y Scaling: Method Defined: Scale to the Nth Largest Target: 1

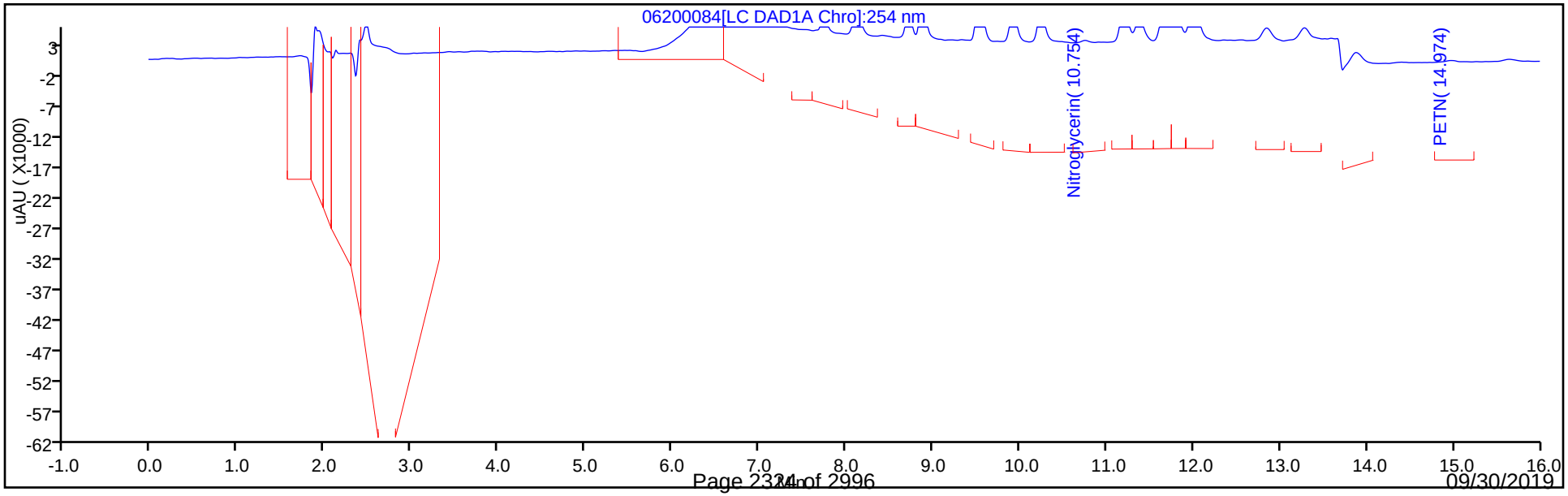

Eurofins TestAmerica, Denver
Recovery Report

Data File:	\\chromna\Denver\ChromData\CHHPLC_X\20190620-83048.b\06200084.D				
Lims ID:	280-124986-A-25-A MS				
Client ID:	G0070-19AMS				
Sample Type:	MS				
Inject. Date:	21-Jun-2019 23:23:42	ALS Bottle#:	84	Worklist Smp#:	84
Injection Vol:	100.0 ul	Dil. Factor:	1.0000		
Sample Info:	280-124986-A-25-				
Misc. Info.:	280-0083048-084				
Operator ID:	hkf	Instrument ID:	CHHPLC_X3		
Method:	\\chromna\Denver\ChromData\CHHPLC_X\20190620-83048.b\8330_X3.m				
Limit Group:	GCSV - 8330				
Last Update:	24-Jun-2019 09:26:35	Calib Date:	21-Jun-2019 03:13:40		
Integrator:	Falcon				
Quant Method:	External Standard	Quant By:	Initial Calibration		
Last ICal File:	\\chromna\Denver\ChromData\CHHPLC_X\20190620-83048.b\06200032.D				
Column 1 :	UltraCarb5uODS (20) (4.60 mm)		Det: LC DAD1B, 254 nm		
Process Host:	CTX0327				
First Level Reviewer: fiedlerh		Date:	24-Jun-2019 08:56:28		

Compound	Amount Added	Amount Recovered	% Rec.
$ 9 1,2-Dinitrobenzene	0.2000	0.1883	94.13

Manual Integration/User Assign Peak Report

Eurofins TestAmerica, Denver

Data File:	\\chromna\Denver\ChromData\CHHPLC_X\20190620-83048.b\06200084.D				
Injection Date:	21-Jun-2019 23:23:42	Instrument ID:	CHHPLC_X3		
Lims ID:	280-124986-A-25-A MS				
Client ID:	G0070-19AMS				
Operator ID:	hkf	ALS Bottle#:	84	Worklist Smp#:	84
Injection Vol:	100.0 ul	Dil. Factor:	1.0000		
Method:	8330_X3	Limit Group:	GCSV - 8330		
Column:	UltraCarb5uODS (20) (4.60 mm)	Detector	LC DAD1B, 254 nm		

16 2,4,6-Trinitrotoluene, CAS: 118-96-7

Signal: 1

Processing Integration Results

RT: 11.21
Area: 43935
Amount: 0.200043
Amount Units: ug/mL

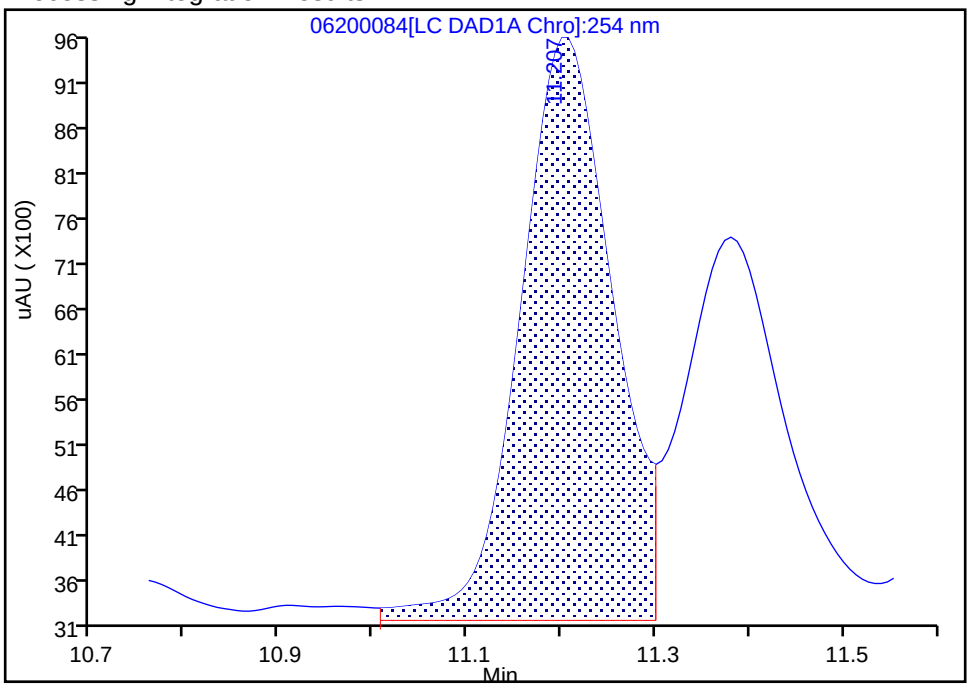

Manual Integration Results

RT: 11.21
Area: 42905
Amount: 0.195353
Amount Units: ug/mL

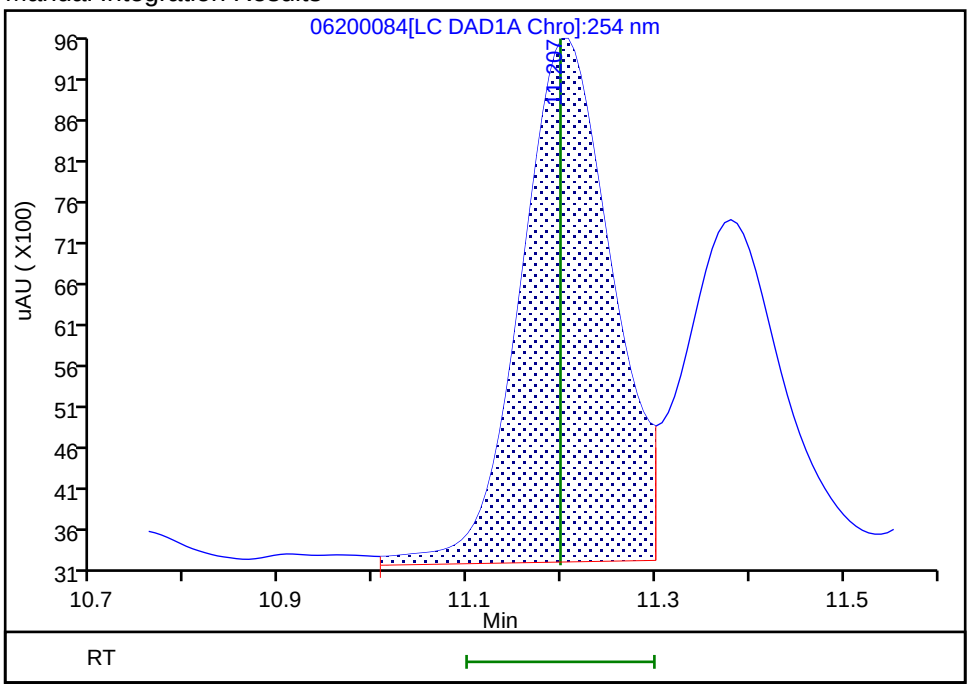

Reviewer: fiedlerh, 24-Jun-2019 08:56:07

Audit Action: Assigned New Baseline Audit Reason: Baseline Smoothing

Manual Integration/User Assign Peak Report

Eurofins TestAmerica, Denver

Data File:	\\chromna\Denver\ChromData\CHHPLC_X\20190620-83048.b\06200084.D				
Injection Date:	21-Jun-2019 23:23:42	Instrument ID:	CHHPLC_X3		
Lims ID:	280-124986-A-25-A MS				
Client ID:	G0070-19AMS				
Operator ID:	hkf	ALS Bottle#:	84	Worklist Smp#:	84
Injection Vol:	100.0 ul	Dil. Factor:	1.0000		
Method:	8330_X3	Limit Group:	GCSV - 8330		
Column:	UltraCarb5uODS (20) (4.60 mm)	Detector	LC DAD1B, 254 nm		

20 2,4-Dinitrotoluene, CAS: 121-14-2

Signal: 1

Processing Integration Results

RT: 12.01
Area: 77716
Amount: 0.261993
Amount Units: ug/mL

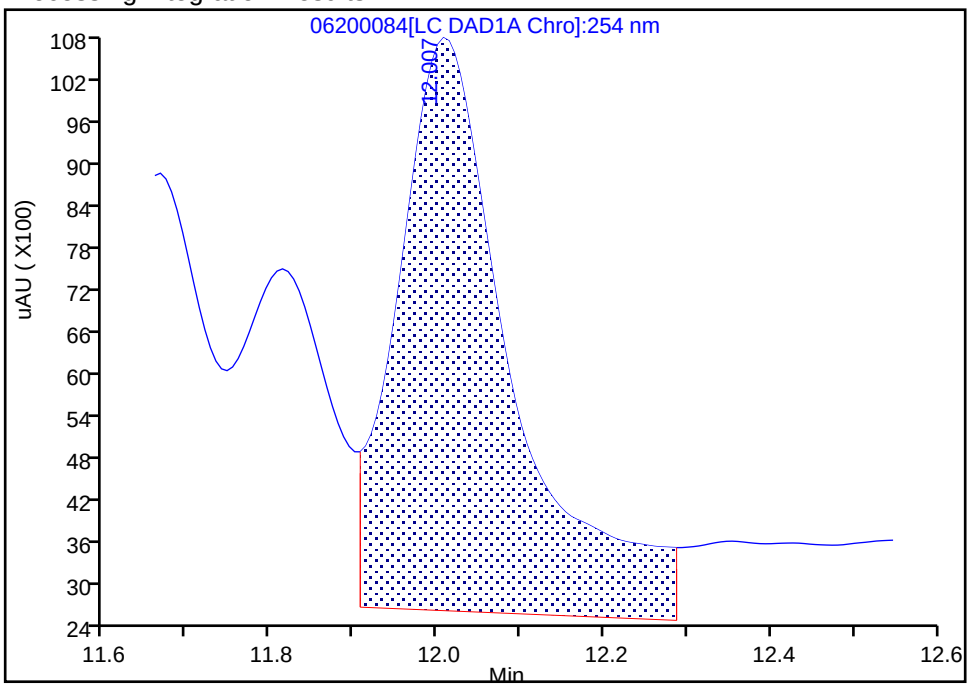

Manual Integration Results

RT: 12.01
Area: 60217
Amount: 0.203001
Amount Units: ug/mL

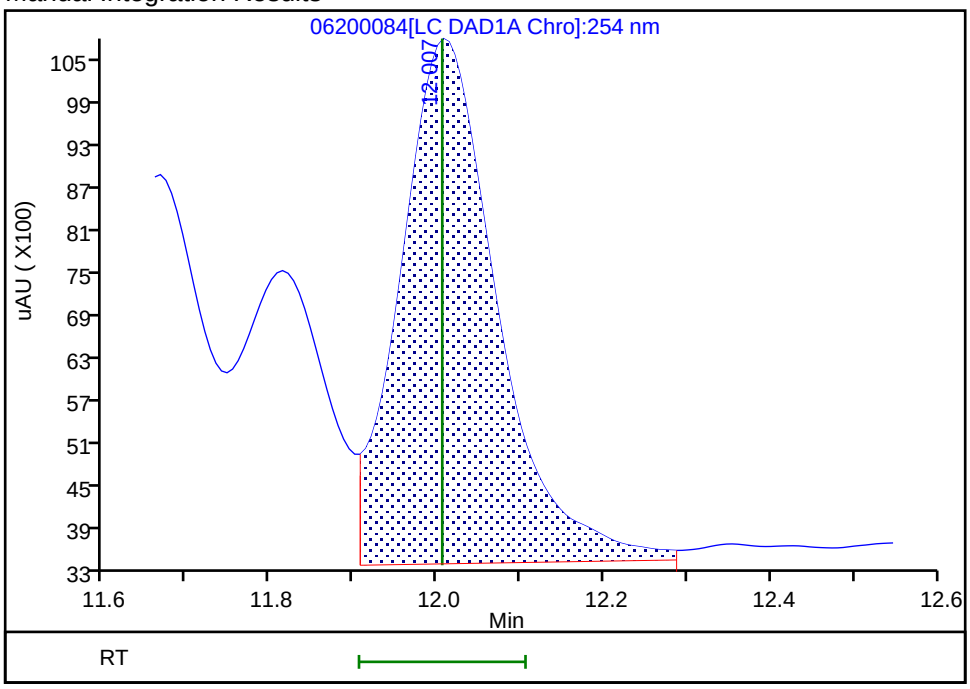

Reviewer: fiedlerh, 24-Jun-2019 08:56:07

Audit Action: Assigned New Baseline Audit Reason: Baseline Smoothing

Manual Integration/User Assign Peak Report

Eurofins TestAmerica, Denver

Data File:	\\chromna\Denver\ChromData\CHHPLC_X\20190620-83048.b\06200084.D				
Injection Date:	21-Jun-2019 23:23:42	Instrument ID:	CHHPLC_X3		
Lims ID:	280-124986-A-25-A MS				
Client ID:	G0070-19AMS				
Operator ID:	hkf	ALS Bottle#:	84	Worklist Smp#:	84
Injection Vol:	100.0 ul	Dil. Factor:	1.0000		
Method:	8330_X3	Limit Group:	GCSV - 8330		
Column:	UltraCarb5uODS (20) (4.60 mm)	Detector	LC DAD1B, 254 nm		

19 2,6-Dinitrotoluene, CAS: 606-20-2

Signal: 1

Processing Integration Results

RT: 11.81
Area: 35135
Amount: 0.228339
Amount Units: ug/mL

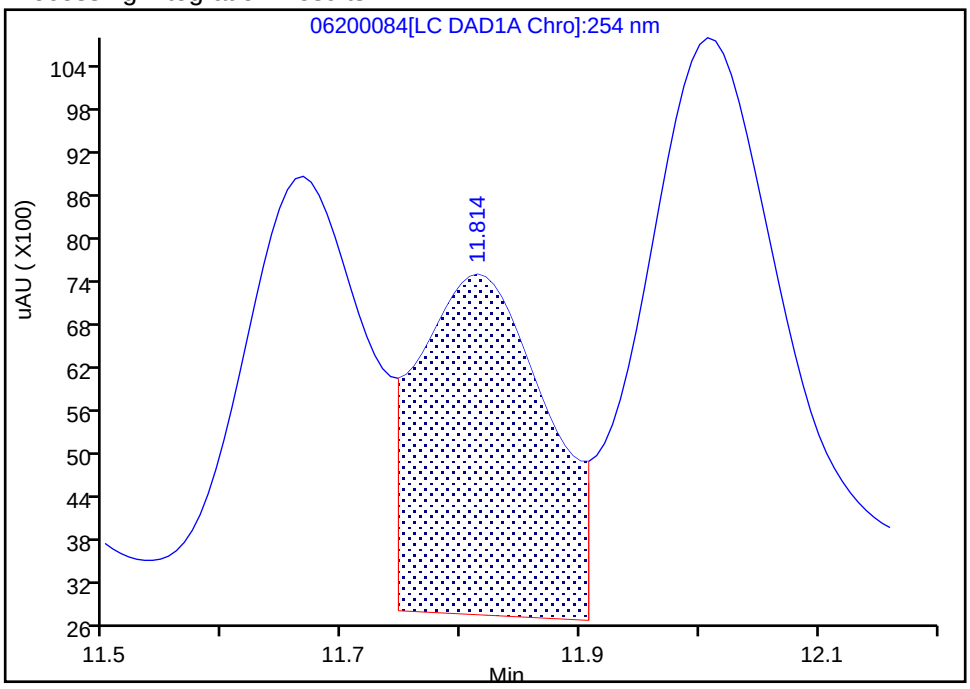

Manual Integration Results

RT: 11.81
Area: 29827
Amount: 0.193843
Amount Units: ug/mL

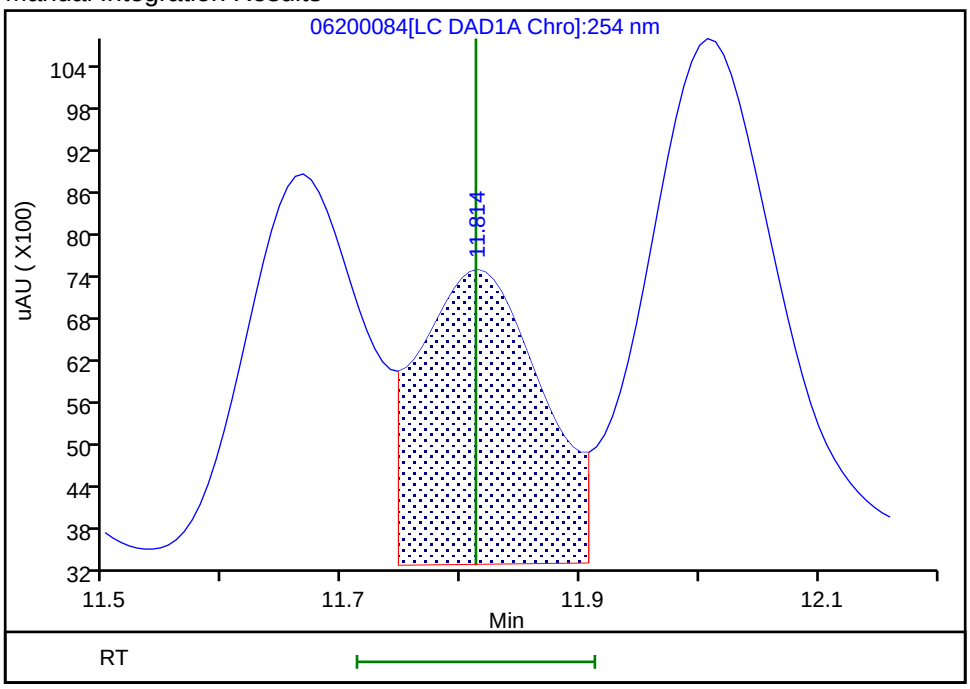

Reviewer: fiedlerh, 24-Jun-2019 08:56:07

Audit Action: Assigned New Baseline Audit Reason: Baseline Smoothing

Manual Integration/User Assign Peak Report

Eurofins TestAmerica, Denver

Data File:	\\chromna\Denver\ChromData\CHHPLC_X\20190620-83048.b\06200084.D				
Injection Date:	21-Jun-2019 23:23:42	Instrument ID:	CHHPLC_X3		
Lims ID:	280-124986-A-25-A MS				
Client ID:	G0070-19AMS				
Operator ID:	hkf	ALS Bottle#:	84	Worklist Smp#:	84
Injection Vol:	100.0 ul	Dil. Factor:	1.0000		
Method:	8330_X3	Limit Group:	GCSV - 8330		
Column:	UltraCarb5uODS (20) (4.60 mm)	Detector	LC DAD1B, 254 nm		

18 2-Amino-4,6-dinitrotoluene, CAS: 35572-78-2

Signal: 1

Processing Integration Results

RT: 11.67
Area: 43308
Amount: 0.214255
Amount Units: ug/mL

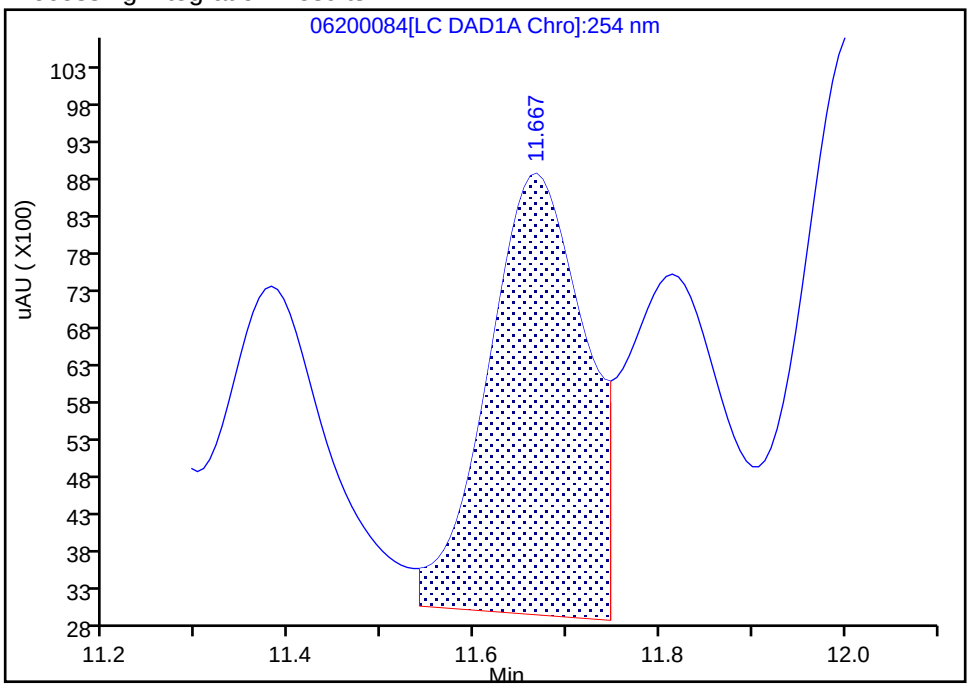

Manual Integration Results

RT: 11.67
Area: 38931
Amount: 0.192601
Amount Units: ug/mL

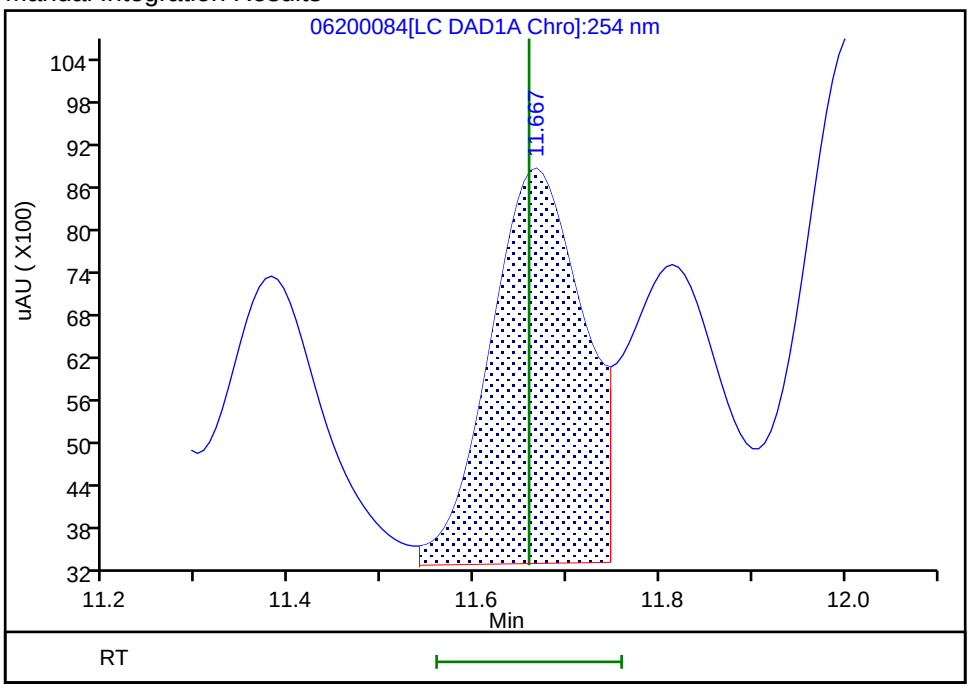

Reviewer: fiedlerh, 24-Jun-2019 08:56:07
Audit Action: Assigned New Baseline Audit Reason: Baseline Smoothing

Manual Integration/User Assign Peak Report

Eurofins TestAmerica, Denver

Data File:	\\chromna\Denver\ChromData\CHHPLC_X\20190620-83048.b\06200084.D				
Injection Date:	21-Jun-2019 23:23:42	Instrument ID:	CHHPLC_X3		
Lims ID:	280-124986-A-25-A MS				
Client ID:	G0070-19AMS				
Operator ID:	hkf	ALS Bottle#:	84	Worklist Smp#:	84
Injection Vol:	100.0 ul	Dil. Factor:	1.0000		
Method:	8330_X3	Limit Group:	GCSV - 8330		
Column:	UltraCarb5uODS (20) (4.60 mm)	Detector	LC DAD1B, 254 nm		

21 o-Nitrotoluene, CAS: 88-72-2

Signal: 1

Processing Integration Results

RT: 12.85
Area: 63555
Amount: 0.487872
Amount Units: ug/mL

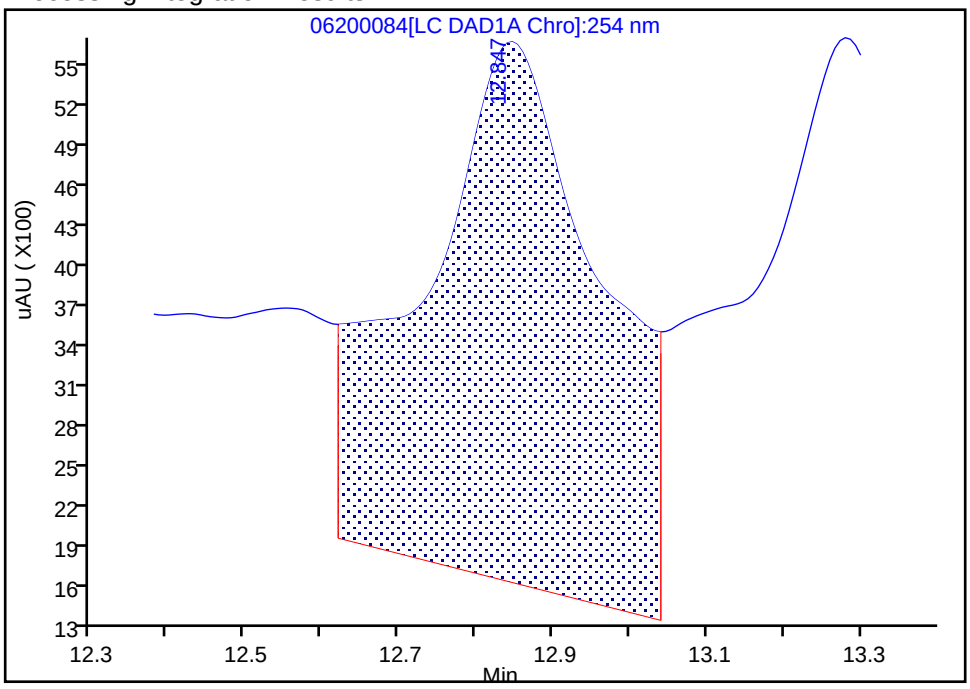

Manual Integration Results

RT: 12.85
Area: 18770
Amount: 0.144086
Amount Units: ug/mL

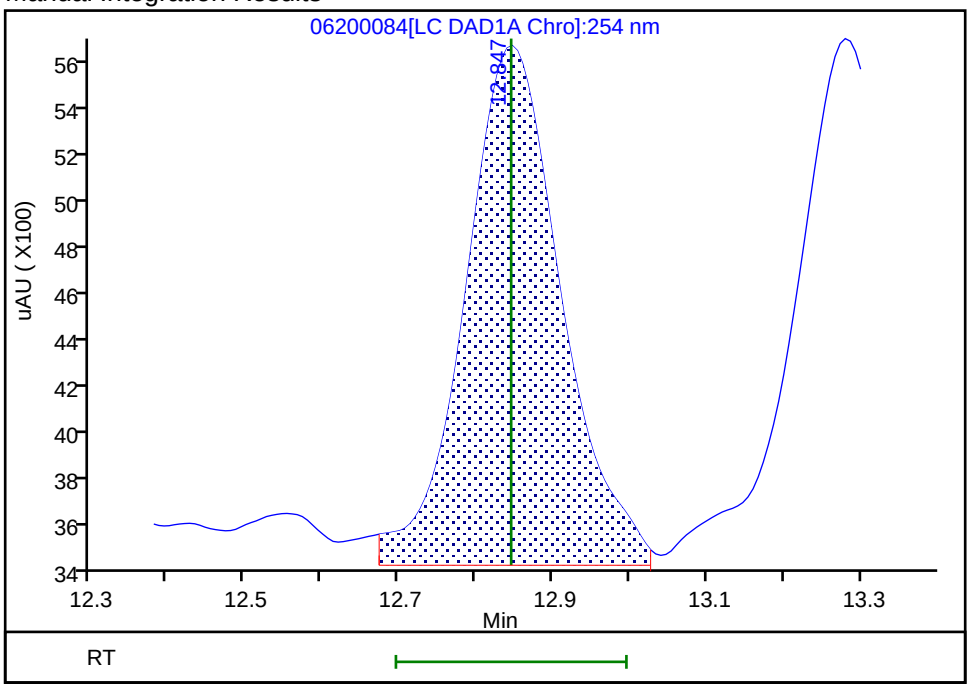

Reviewer: fiedlerh, 24-Jun-2019 08:56:13

Audit Action: Manually Integrated Audit Reason: Baseline Smoothing

Manual Integration/User Assign Peak Report

Eurofins TestAmerica, Denver

Data File:	\\chromna\Denver\ChromData\CHHPLC_X\20190620-83048.b\06200084.D				
Injection Date:	21-Jun-2019 23:23:42	Instrument ID:	CHHPLC_X3		
Lims ID:	280-124986-A-25-A MS				
Client ID:	G0070-19AMS				
Operator ID:	hkf	ALS Bottle#:	84	Worklist Smp#:	84
Injection Vol:	100.0 ul	Dil. Factor:	1.0000		
Method:	8330_X3	Limit Group:	GCSV - 8330		
Column:	UltraCarb5uODS (20) (4.60 mm)	Detector	LC DAD1B, 254 nm		

23 m-Nitrotoluene, CAS: 99-08-1

Signal: 1

Processing Integration Results

RT: 13.87
Area: 31498
Amount: 0.214573
Amount Units: ug/mL

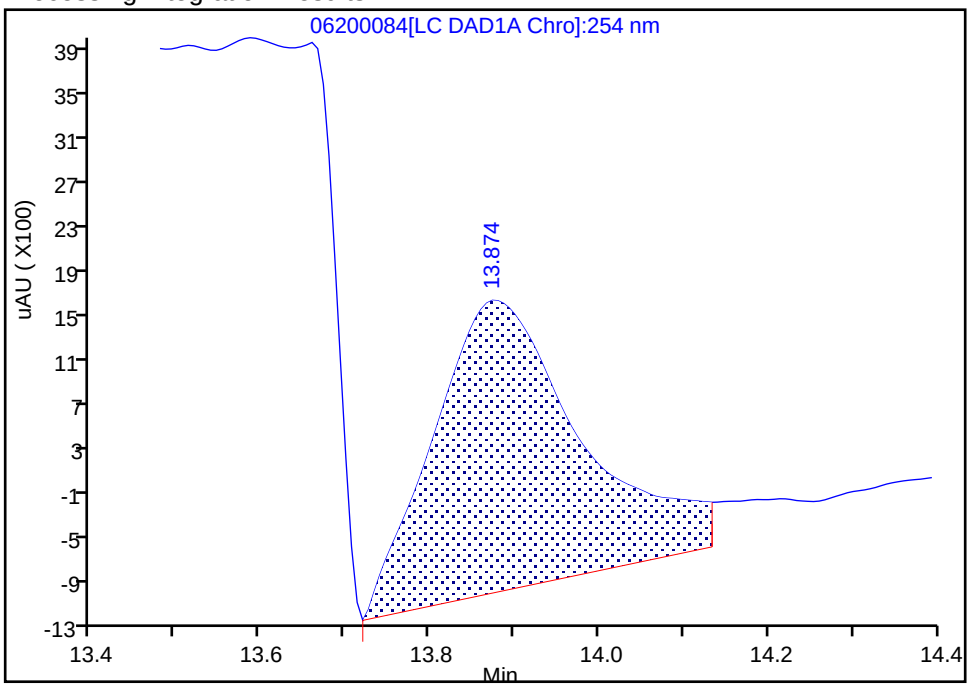

Manual Integration Results

RT: 13.87
Area: 23811
Amount: 0.162207
Amount Units: ug/mL

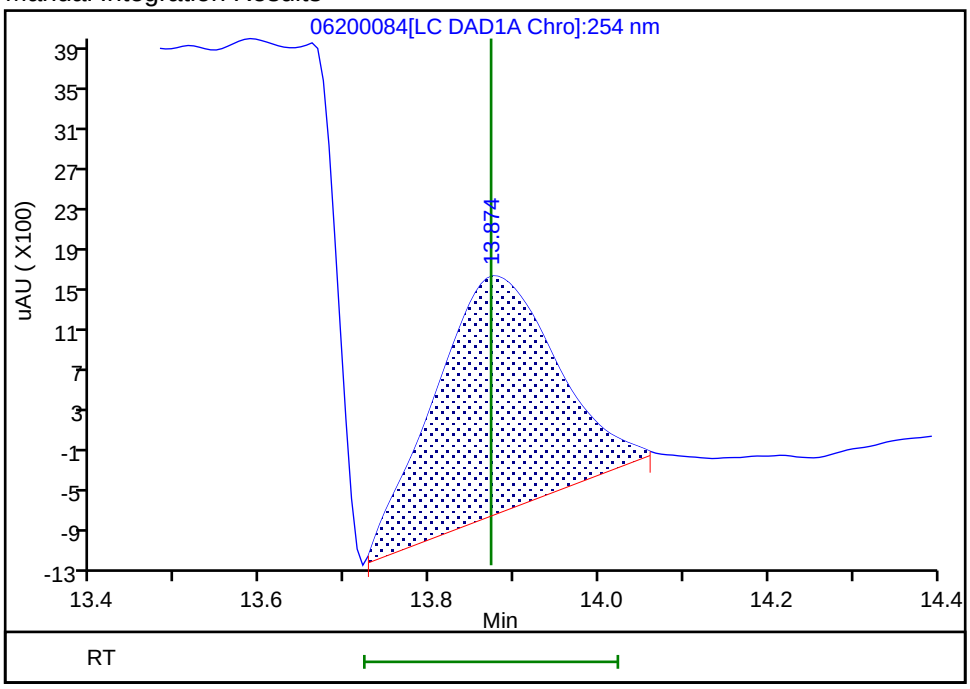

Reviewer: fiedlerh, 24-Jun-2019 08:56:19

Audit Action: Manually Integrated Audit Reason: Baseline Smoothing

Manual Integration/User Assign Peak Report

Eurofins TestAmerica, Denver

Data File:	\\chromna\Denver\ChromData\CHHPLC_X\20190620-83048.b\06200084.D				
Injection Date:	21-Jun-2019 23:23:42	Instrument ID:	CHHPLC_X3		
Lims ID:	280-124986-A-25-A MS				
Client ID:	G0070-19AMS				
Operator ID:	hkf	ALS Bottle#:	84	Worklist Smp#:	84
Injection Vol:	100.0 ul	Dil. Factor:	1.0000		
Method:	8330_X3	Limit Group:	GCSV - 8330		
Column:	UltraCarb5uODS (20) (4.60 mm)	Detector	LC DAD1B, 254 nm		

17 4-Amino-2,6-dinitrotoluene, CAS: 19406-51-0

Signal: 1

Processing Integration Results

RT: 11.38
Area: 32634
Amount: 0.200731
Amount Units: ug/mL

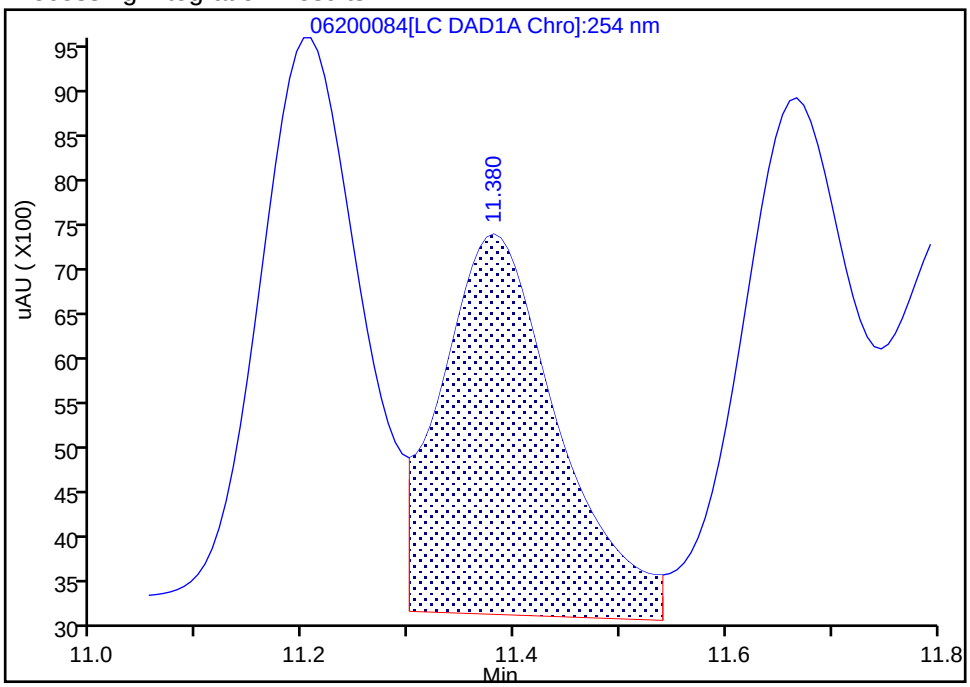

Manual Integration Results

RT: 11.38
Area: 30301
Amount: 0.186381
Amount Units: ug/mL

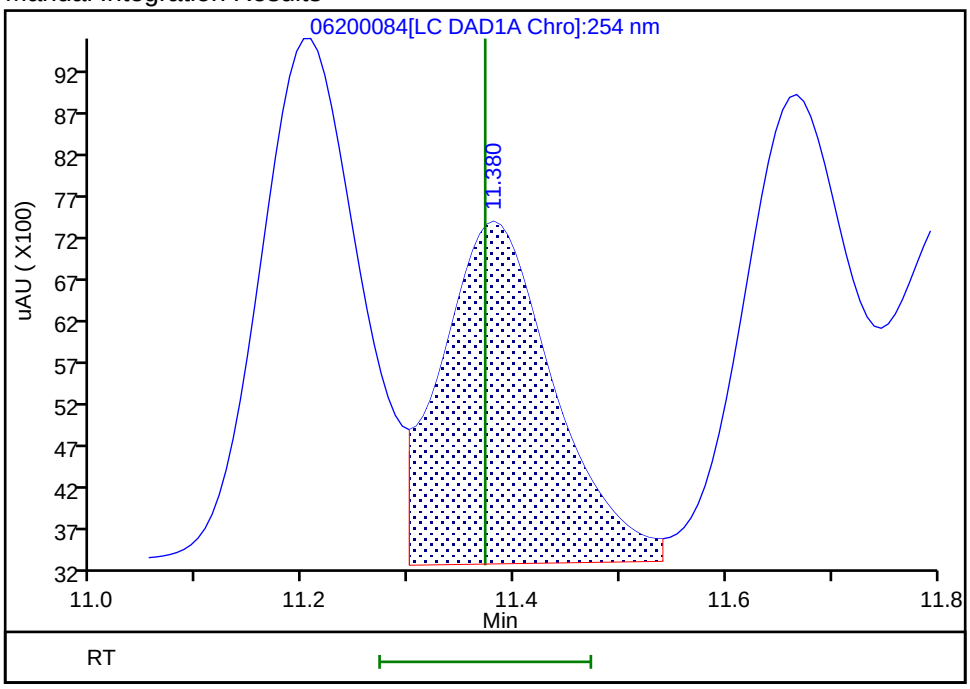

Reviewer: fiedlerh, 24-Jun-2019 08:56:07
Audit Action: Assigned New Baseline Audit Reason: Baseline Smoothing

Manual Integration/User Assign Peak Report

Eurofins TestAmerica, Denver

Data File:	\\chromna\Denver\ChromData\CHHPLC_X\20190620-83048.b\06200084.D				
Injection Date:	21-Jun-2019 23:23:42	Instrument ID:	CHHPLC_X3		
Lims ID:	280-124986-A-25-A MS				
Client ID:	G0070-19AMS				
Operator ID:	hkf	ALS Bottle#:	84	Worklist Smp#:	84
Injection Vol:	100.0 ul	Dil. Factor:	1.0000		
Method:	8330_X3	Limit Group:	GCSV - 8330		
Column:	UltraCarb5uODS (20) (4.60 mm)	Detector	LC DAD1B, 254 nm		

22 p-Nitrotoluene, CAS: 99-99-0

Signal: 1

Processing Integration Results

RT: 13.28
Area: 116366
Amount: 1.031270
Amount Units: ug/mL

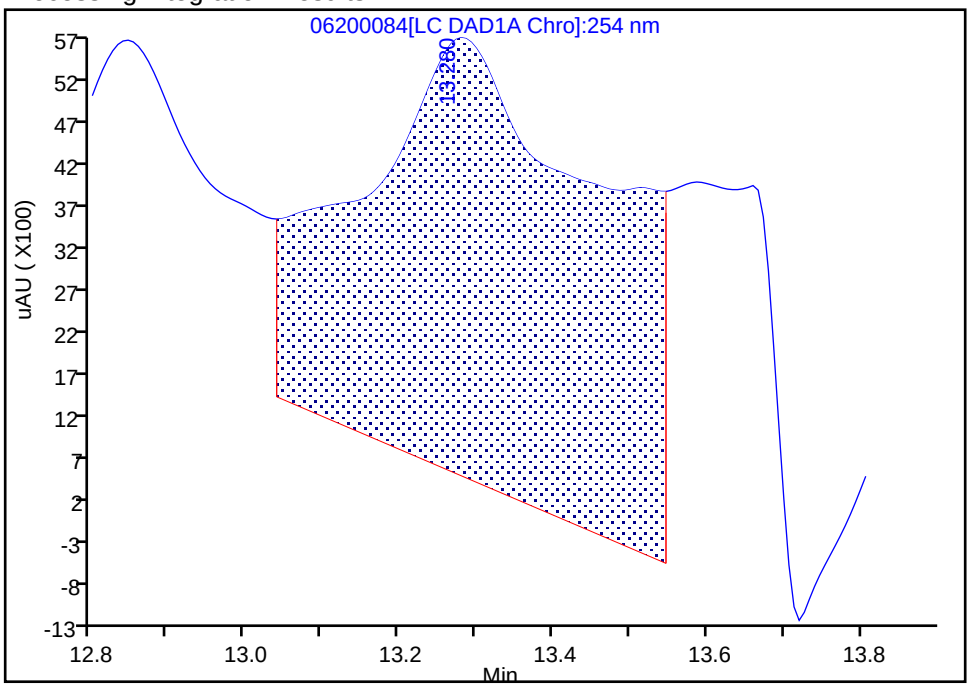

Manual Integration Results

RT: 13.28
Area: 18291
Amount: 0.162100
Amount Units: ug/mL

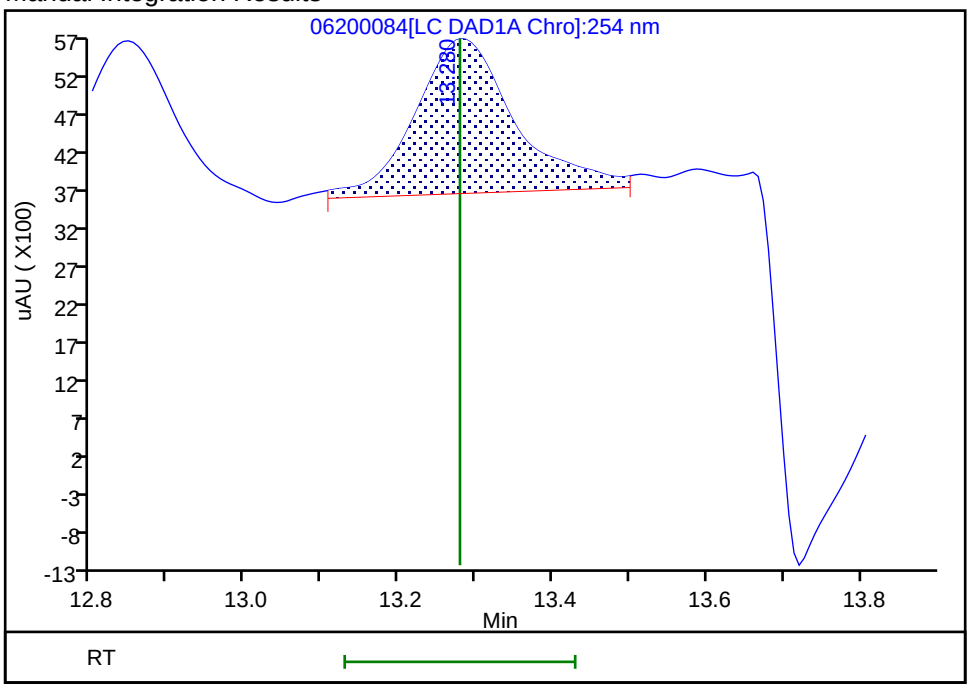

Reviewer: fiedlerh, 24-Jun-2019 08:56:15

Audit Action: Manually Integrated Audit Reason: Baseline Smoothing

Manual Integration/User Assign Peak Report

Eurofins TestAmerica, Denver

Data File:	\\chromna\Denver\ChromData\CHHPLC_X\20190620-83048.b\06200084.D				
Injection Date:	21-Jun-2019 23:23:42	Instrument ID:	CHHPLC_X3		
Lims ID:	280-124986-A-25-A MS				
Client ID:	G0070-19AMS				
Operator ID:	hkf	ALS Bottle#:	84	Worklist Smp#:	84
Injection Vol:	100.0 ul	Dil. Factor:	1.0000		
Method:	8330_X3	Limit Group:	GCSV - 8330		
Column:	UltraCarb5uODS (20) (4.60 mm)	Detector	LC DAD1B, 254 nm		

3 HMX, CAS: 2691-41-0

Signal: 1

Processing Integration Results

RT: 6.63
Area: 63477
Amount: 0.714608
Amount Units: ug/mL

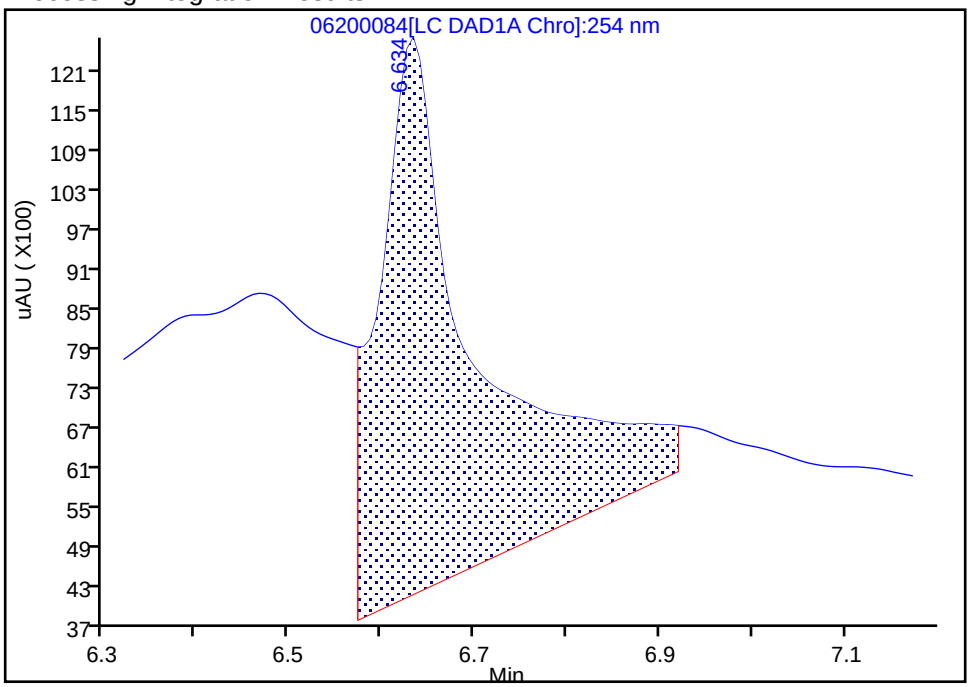

Manual Integration Results

RT: 6.63
Area: 15847
Amount: 0.178401
Amount Units: ug/mL

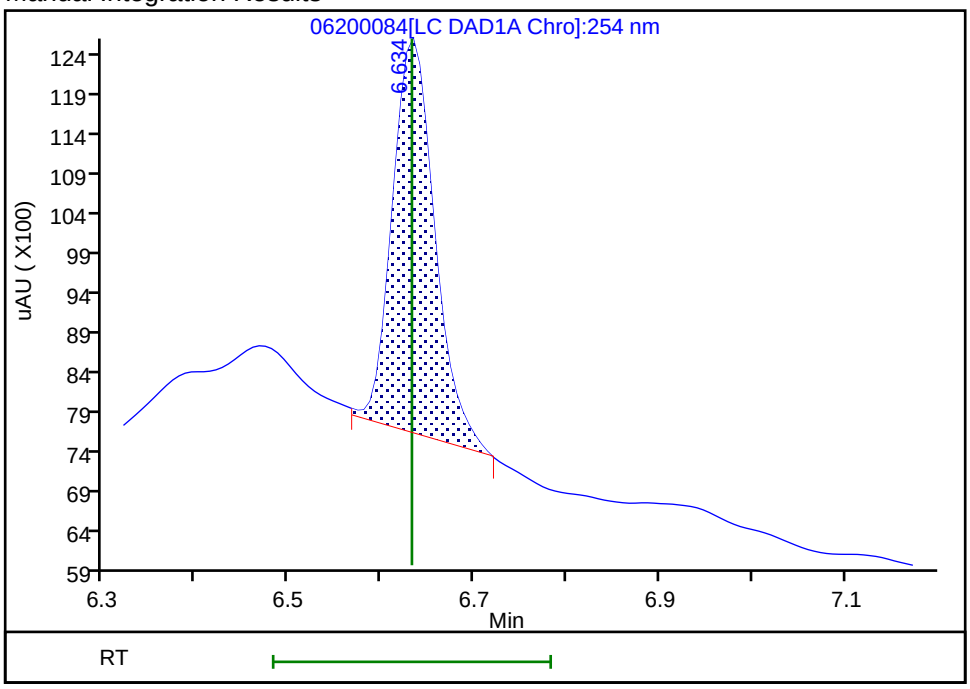

Reviewer: fiedlerh, 24-Jun-2019 08:56:43
Audit Action: Manually Integrated Audit Reason: Baseline Smoothing

FORM I
HPLC/IC ORGANICS ANALYSIS DATA SHEET

Lab Name: Eurofins TestAmerica, Denver Job No.: 280-124986-1

SDG No.:

Client Sample ID: G0070-19AMS MS RE Lab Sample ID: 280-124986-25 MS RE

Matrix: Water Lab File ID: 07020066.D

Analysis Method: 8330A Date Collected: 06/09/2019 12:55

Extraction Method: 3535 Date Extracted: 06/18/2019 15:47

Sample wt/vol: 519.3(mL) Date Analyzed: 07/03/2019 08:30

Con. Extract Vol.: 5(mL) Dilution Factor: 1

Injection Volume: 100(uL) GC Column: UltraCarb5uODS ID: 4.6(mm)

% Moisture: GPC Cleanup:(Y/N) N

Analysis Batch No.: 463366 Units: ug/L

CAS NO.	COMPOUND NAME	RESULT	Q	LOQ	LOD	DL
99-35-4	*1,3,5-Trinitrobenzene*	*1.88*	*H*	*0.96*	0.39	*0.19*
99-65-0	*1,3-Dinitrobenzene*	*1.85*	*H*	*0.39*	0.19	*0.085*
118-96-7	*2,4,6-Trinitrotoluene*	*1.75*	*H*	*0.39*	0.39	*0.15*
121-14-2	*2,4-Dinitrotoluene*	*1.76*	*H*	*0.39*	0.19	*0.081*
606-20-2	*2,6-Dinitrotoluene*	*1.70*	*H*	*0.19*	0.19	*0.062*
35572-78-2	*2-Amino-4,6-dinitrotoluene*	*1.66*	*H*	*0.19*	0.12	*0.049*
88-72-2	*2-Nitrotoluene*	*1.03*	*H J1*	*0.39*	0.19	*0.082*
99-08-1	*3-Nitrotoluene*	*1.27*	*H J1*	*0.39*	0.39	*0.19*
19406-51-0	*4-Amino-2,6-dinitrotoluene*	*1.54*	*H*	*0.19*	0.12	*0.056*
99-99-0	*4-Nitrotoluene*	*1.29*	*H J1*	*0.96*	0.39	*0.19*
2691-41-0	*HMX*	*1.80*	*H M*	*0.39*	0.19	*0.084*
98-95-3	*Nitrobenzene*	*1.45*	*H*	*0.39*	0.19	*0.088*
121-82-4	*RDX*	*2.03*	*H*	*0.39*	0.39	*0.15*
479-45-8	*Tetryl*	*1.98*	*H*	*0.23*	0.19	*0.076*

CAS NO.	SURROGATE	%REC	Q	LIMITS
528-29-0	1,2-Dinitrobenzene	108		83-119

Eurofins TestAmerica, Denver
Target Compound Quantitation Report

Data File: \\chromna\Denver\ChromData\CHHPLC_X\20190702-83402.b\07020066.D
Lims ID: 280-124986-B-25-C MS
Client ID: G0070-19AMS
Sample Type: MS
Inject. Date: 03-Jul-2019 08:30:55 ALS Bottle#: 66 Worklist Smp#: 66
Injection Vol: 100.0 ul Dil. Factor: 1.0000
Sample Info: 280-124986-B-25-
Misc. Info.: 280-0083402-066
Operator ID: hkf Instrument ID: CHHPLC_X3

Method: \\chromna\Denver\ChromData\CHHPLC_X\20190702-83402.b\8330_X3.m
Limit Group: GCSV - 8330
Last Update: 03-Jul-2019 10:48:25 Calib Date: 02-Jul-2019 00:18:07
Integrator: Falcon
Quant Method: External Standard Quant By: Initial Calibration
Last ICal File: \\chromna\Denver\ChromData\CHHPLC_X\20190701-83376.b\07010032.D

Column 1 : UltraCarb5uODS (20) (4.60 mm) Det: LC DAD1B, 254 nm
Process Host: CTX0326

First Level Reviewer: fiedlerh Date: 03-Jul-2019 10:46:55

	Compound	Det	RT (min.)	Exp RT (min.)	Dlt RT (min.)	Response	Cal Amt ug/mL	OnCol Amt ug/mL	Flags
	1 2,6-diamino-4-nitrotoluene	1		6.488				ND	M
	2 TNX	1		6.550				ND	
	3 HMX	1	6.644	6.647	-0.003	17155	0.2000	0.1868	M
	4 2,4-diamino-6-nitrotoluene	1		6.675				ND	
	5 DNX	1		6.883				ND	
	6 MNX	1		7.343				ND	
	7 RDX	1	7.758	7.767	-0.009	23411	0.2000	0.2107	
	8 2,4,6-Trinitrophenol	1	8.138	8.214	-0.076	32079	0.2000	0.3535	
$	9 1,2-Dinitrobenzene	1	8.738	8.754	-0.016	29964	0.2000	0.2151	
	10 1,3,5-Trinitrobenzene	1	8.898	8.907	-0.009	47945	0.2000	0.1956	
	11 1,3-Dinitrobenzene	1	9.558	9.574	-0.016	59765	0.2000	0.1921	
	12 Nitrobenzene	1	9.944	9.961	-0.017	29950	0.2000	0.1506	
	13 3,5-Dinitroaniline	1		10.202				ND	
	14 Tetryl	1	10.271	10.294	-0.023	33384	0.2000	0.2061	
	15 Nitroglycerin	2	10.778	10.794	-0.016	139569	2.00	1.96	
	16 2,4,6-Trinitrotoluene	1	11.231	11.247	-0.016	41192	0.2000	0.1812	
	17 4-Amino-2,6-dinitrotoluene	1	11.424	11.441	-0.017	26591	0.2000	0.1598	
	18 2-Amino-4,6-dinitrotoluene	1	11.711	11.734	-0.023	35458	0.2000	0.1728	
	19 2,6-Dinitrotoluene	1	11.844	11.867	-0.023	28128	0.2000	0.1766	
	20 2,4-Dinitrotoluene	1	12.044	12.061	-0.017	54815	0.2000	0.1824	
	21 o-Nitrotoluene	1	12.884	12.907	-0.023	13925	0.2000	0.1073	
	22 p-Nitrotoluene	1	13.324	13.347	-0.023	14762	0.2000	0.1339	
	23 m-Nitrotoluene	1	13.924	13.947	-0.023	19133	0.2000	0.1318	
	24 PETN	2	15.024	15.047	-0.023	150276	2.00	2.02	
	25 Ammonium Picrate	1		0.000				ND	

QC Flag Legend

Review Flags

M - Manually Integrated

Report Date: 03-Jul-2019 11:02:27 Chrom Revision: 2.3 20-Jun-2019 20:50:56

Eurofins TestAmerica, Denver

Data File:	\\chromna\Denver\ChromData\CHHPLC_X\20190702-83402.b\07020066.D				
Injection Date:	03-Jul-2019 08:30:55	Instrument ID:	CHHPLC_X3	Operator ID:	hkf
Lims ID:	280-124986-B-25-C MS			Worklist Smp#:	66
Client ID:	G0070-19AMS				
Injection Vol:	100.0 ul	Dil. Factor:	1.0000	ALS Bottle#:	66
Method:	8330_X3	Limit Group:	GCSV - 8330		

Column: UltraCarb5uODS (20) (4.60 mm) Y Scaling: Method Defined: Scale to the Nth Largest Target: 1

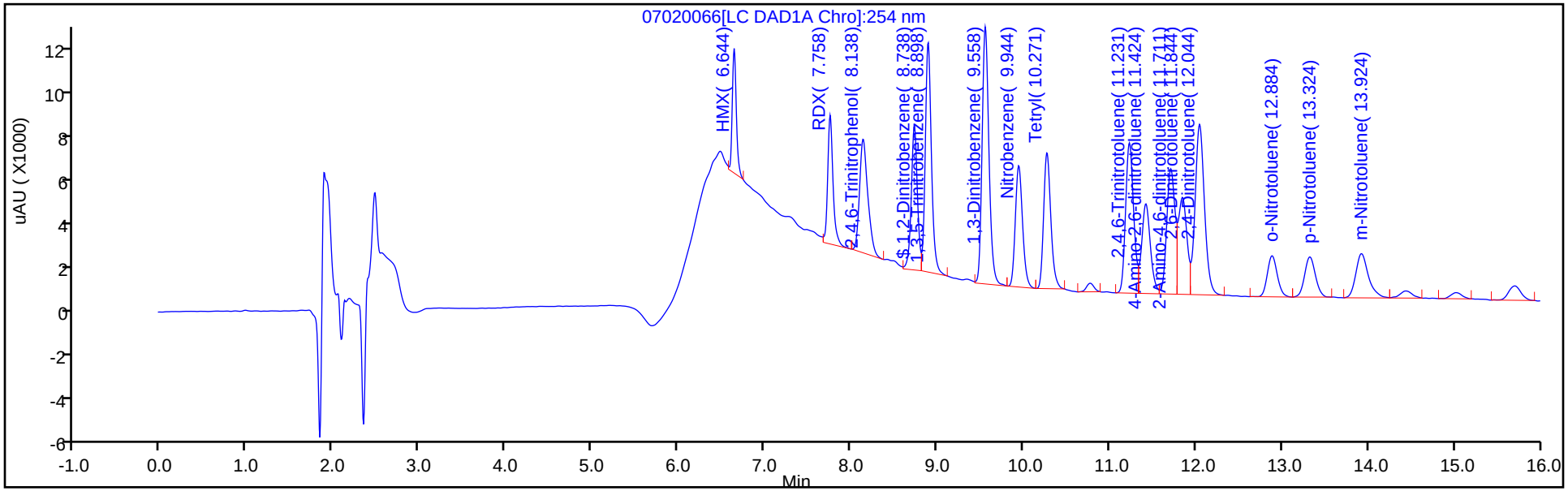

Y Scaling: Method Defined: Scale to the Nth Largest Target: 1

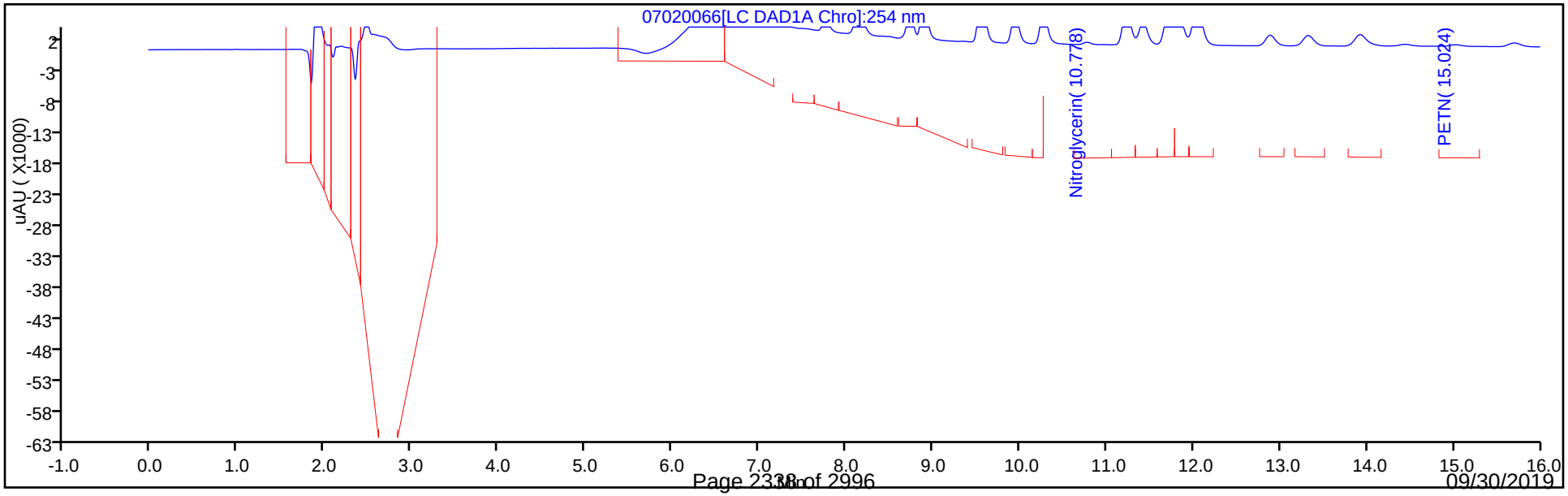

Eurofins TestAmerica, Denver
Recovery Report

Data File:	\\chromna\Denver\ChromData\CHHPLC_X\20190702-83402.b\07020066.D				
Lims ID:	280-124986-B-25-C MS				
Client ID:	G0070-19AMS				
Sample Type:	MS				
Inject. Date:	03-Jul-2019 08:30:55	ALS Bottle#:	66	Worklist Smp#:	66
Injection Vol:	100.0 ul	Dil. Factor:	1.0000		
Sample Info:	280-124986-B-25-				
Misc. Info.:	280-0083402-066				
Operator ID:	hkf	Instrument ID:	CHHPLC_X3		
Method:	\\chromna\Denver\ChromData\CHHPLC_X\20190702-83402.b\8330_X3.m				
Limit Group:	GCSV - 8330				
Last Update:	03-Jul-2019 10:48:25	Calib Date:	02-Jul-2019 00:18:07		
Integrator:	Falcon				
Quant Method:	External Standard	Quant By:	Initial Calibration		
Last ICal File:	\\chromna\Denver\ChromData\CHHPLC_X\20190701-83376.b\07010032.D				
Column 1 :	UltraCarb5uODS (20) (4.60 mm)		Det: LC DAD1B, 254 nm		
Process Host:	CTX0326				

First Level Reviewer: fiedlerh Date: 03-Jul-2019 10:46:55

Compound	Amount Added	Amount Recovered	% Rec.
$ 9 1,2-Dinitrobenzene	0.2000	0.2151	107.53

Manual Integration/User Assign Peak Report

Eurofins TestAmerica, Denver

Data File:	\\chromna\Denver\ChromData\CHHPLC_X\20190702-83402.b\07020066.D				
Injection Date:	03-Jul-2019 08:30:55	Instrument ID:	CHHPLC_X3		
Lims ID:	280-124986-B-25-C MS				
Client ID:	G0070-19AMS				
Operator ID:	hkf	ALS Bottle#:	66	Worklist Smp#:	66
Injection Vol:	100.0 ul	Dil. Factor:	1.0000		
Method:	8330_X3	Limit Group:	GCSV - 8330		
Column:	UltraCarb5uODS (20) (4.60 mm)	Detector	LC DAD1B, 254 nm		

3 HMX, CAS: 2691-41-0

Signal: 1

Processing Integration Results

RT: 6.64
Area: 138292
Amount: 1.505903
Amount Units: ug/mL

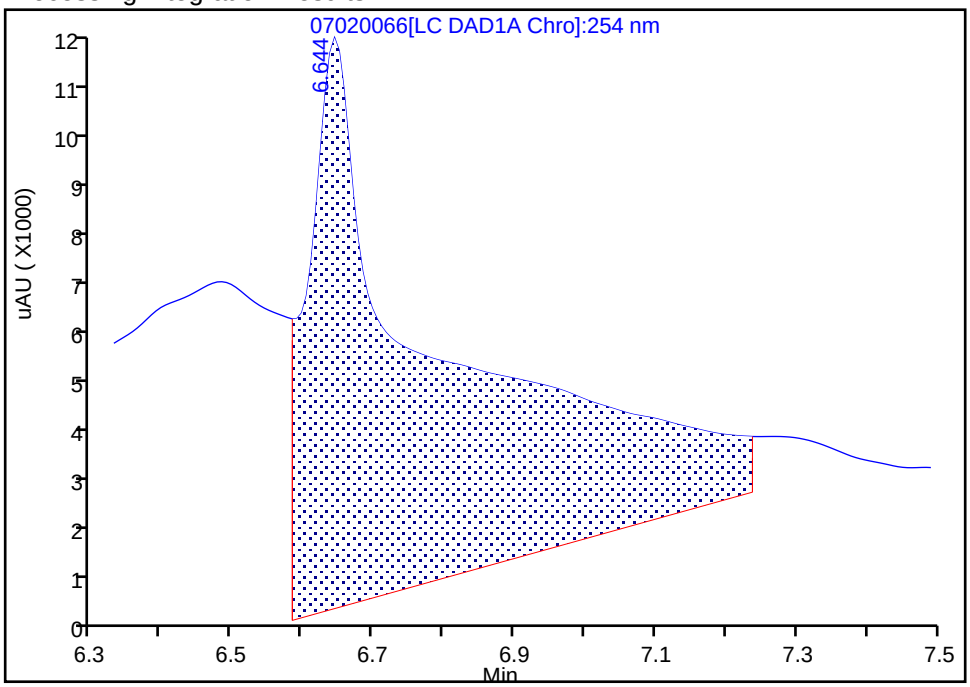

Manual Integration Results

RT: 6.64
Area: 17155
Amount: 0.186806
Amount Units: ug/mL

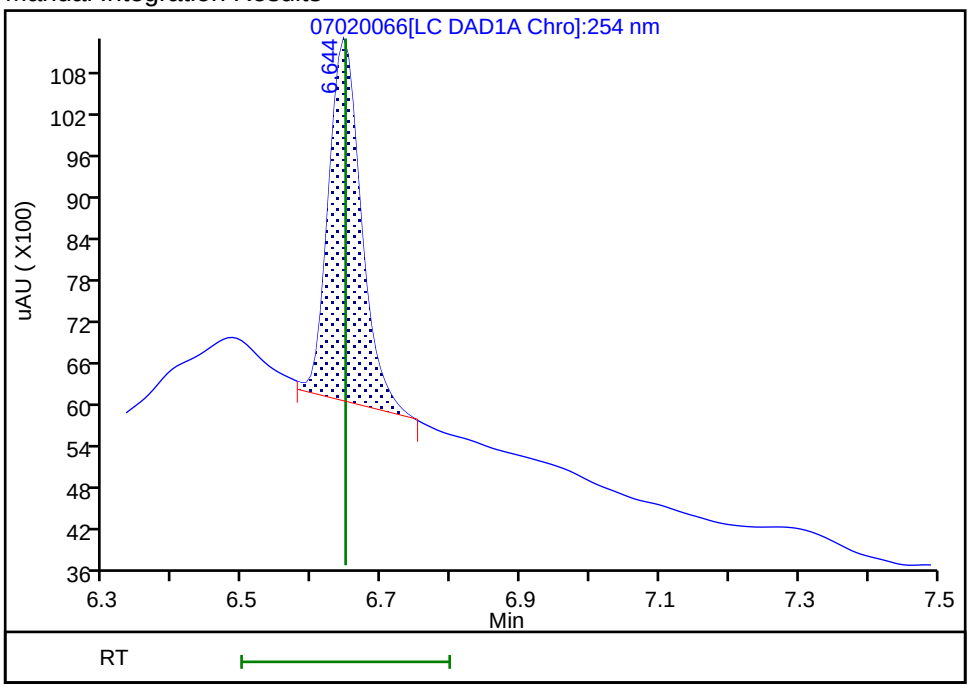

Reviewer: fiedlerh, 03-Jul-2019 10:46:30
Audit Action: Manually Integrated Audit Reason: Baseline Smoothing

FORM I
HPLC/IC ORGANICS ANALYSIS DATA SHEET

Lab Name: Eurofins TestAmerica, Denver Job No.: 280-124986-1

SDG No.:

Client Sample ID: G0070-19AMSD MSD Lab Sample ID: 280-124986-25 MSD

Matrix: Water Lab File ID: 06200085.D

Analysis Method: 8330A Date Collected: 06/09/2019 12:55

Extraction Method: 3535 Date Extracted: 06/14/2019 10:23

Sample wt/vol: 485.8(mL) Date Analyzed: 06/21/2019 23:46

Con. Extract Vol.: 5(mL) Dilution Factor: 1

Injection Volume: 100(uL) GC Column: UltraCarb5uODS ID: 4.6(mm)

% Moisture: GPC Cleanup:(Y/N) N

Analysis Batch No.: 462202 Units: ug/L

CAS NO.	COMPOUND NAME	RESULT	Q	LOQ	LOD	DL
99-35-4	1,3,5-Trinitrobenzene	2.10		1.0	0.41	0.21
99-65-0	1,3-Dinitrobenzene	2.07		0.41	0.21	0.091
118-96-7	2,4,6-Trinitrotoluene	1.91		0.41	0.41	0.16
121-14-2	2,4-Dinitrotoluene	2.02		0.41	0.21	0.086
606-20-2	2,6-Dinitrotoluene	1.91		0.21	0.21	0.066
35572-78-2	2-Amino-4,6-dinitrotoluene	1.94		0.21	0.12	0.052
88-72-2	2-Nitrotoluene	1.53	M	0.41	0.21	0.088
99-08-1	3-Nitrotoluene	1.73	M	0.41	0.41	0.20
19406-51-0	4-Amino-2,6-dinitrotoluene	1.75		0.21	0.12	0.059
99-99-0	4-Nitrotoluene	1.64	M	1.0	0.41	0.21
2691-41-0	HMX	1.93	M	0.41	0.21	0.090
98-95-3	Nitrobenzene	1.92		0.41	0.21	0.094
121-82-4	RDX	2.39		0.41	0.41	0.16
479-45-8	Tetryl	2.16		0.25	0.21	0.082

CAS NO.	SURROGATE	%REC	Q	LIMITS
528-29-0	1,2-Dinitrobenzene	97		83-119

Eurofins TestAmerica, Denver
Target Compound Quantitation Report

Data File: \\chromna\Denver\ChromData\CHHPLC_X\20190620-83048.b\06200085.D
Lims ID: 280-124986-B-25-B MSD
Client ID: G0070-19AMSD
Sample Type: MSD
Inject. Date: 21-Jun-2019 23:46:39 ALS Bottle#: 85 Worklist Smp#: 85
Injection Vol: 100.0 ul Dil. Factor: 1.0000
Sample Info: 280-124986-B-25-
Misc. Info.: 280-0083048-085
Operator ID: hkf Instrument ID: CHHPLC_X3

Method: \\chromna\Denver\ChromData\CHHPLC_X\20190620-83048.b\8330_X3.m
Limit Group: GCSV - 8330
Last Update: 24-Jun-2019 09:26:35 Calib Date: 21-Jun-2019 03:13:40
Integrator: Falcon
Quant Method: External Standard Quant By: Initial Calibration
Last ICal File: \\chromna\Denver\ChromData\CHHPLC_X\20190620-83048.b\06200032.D

Column 1 : UltraCarb5uODS (20) (4.60 mm) Det: LC DAD1B, 254 nm
Process Host: CTX0327

First Level Reviewer: fiedlerh Date: 24-Jun-2019 08:57:20

	Compound	Det	RT (min.)	Exp RT (min.)	Dlt RT (min.)	Response	Cal Amt ug/mL	OnCol Amt ug/mL	Flags
	1 2,6-diamino-4-nitrotoluene	1		6.491				ND	M
	2 TNX	1		6.546				ND	
	3 HMX	1	6.638	6.632	0.006	16686	0.2000	0.1878	M
	4 2,4-diamino-6-nitrotoluene	1		6.678				ND	
	5 DNX	1		6.873				ND	
	6 MNX	1		7.339				ND	
	7 RDX	1	7.738	7.746	-0.008	24315	0.2000	0.2322	
	8 2,4,6-Trinitrophenol	1	8.125	8.146	-0.021	30654	0.2000	0.3681	
$	9 1,2-Dinitrobenzene	1	8.718	8.726	-0.008	26407	0.2000	0.1943	
	10 1,3,5-Trinitrobenzene	1	8.878	8.879	-0.001	47564	0.2000	0.2040	
	11 1,3-Dinitrobenzene	1	9.532	9.539	-0.007	61456	0.2000	0.2013	
	12 Nitrobenzene	1	9.925	9.925	0.000	36430	0.2000	0.1867	
	13 3,5-Dinitroaniline	1		10.158				ND	
	14 Tetryl	1	10.245	10.245	0.000	34356	0.2000	0.2099	
	15 Nitroglycerin	2	10.752	10.752	0.000	132844	2.00	1.91	
	16 2,4,6-Trinitrotoluene	1	11.198	11.199	-0.001	40761	0.2000	0.1856	
	17 4-Amino-2,6-dinitrotoluene	1	11.378	11.372	0.006	27674	0.2000	0.1702	
	18 2-Amino-4,6-dinitrotoluene	1	11.665	11.659	0.006	38160	0.2000	0.1888	
	19 2,6-Dinitrotoluene	1	11.812	11.812	0.000	28587	0.2000	0.1858	
	20 2,4-Dinitrotoluene	1	12.005	12.005	0.000	58134	0.2000	0.1960	
	21 o-Nitrotoluene	1	12.852	12.845	0.007	19394	0.2000	0.1489	M
	22 p-Nitrotoluene	1	13.278	13.279	-0.001	18031	0.2000	0.1598	M
	23 m-Nitrotoluene	1	13.878	13.872	0.006	24707	0.2000	0.1683	M
	24 PETN	2	14.978	14.972	0.006	141690	2.00	1.98	
	25 Ammonium Picrate	1		0.000				ND	

QC Flag Legend

Review Flags

M - Manually Integrated

Report Date: 24-Jun-2019 09:26:49 Chrom Revision: 2.3 20-Jun-2019 20:50:56

Eurofins TestAmerica, Denver

Data File: \\chromna\Denver\ChromData\CHHPLC_X\20190620-83048.b\06200085.D

Injection Date:	21-Jun-2019 23:46:39	Instrument ID:	CHHPLC_X3	Operator ID:	hkf
Lims ID:	280-124986-B-25-B MSD			Worklist Smp#:	85
Client ID:	G0070-19AMSD				
Injection Vol:	100.0 ul	Dil. Factor:	1.0000	ALS Bottle#:	85
Method:	8330_X3	Limit Group:	GCSV - 8330		

Column: UltraCarb5uODS (20) (4.60 mm) Y Scaling: Method Defined: Scale to the Nth Largest Target: 1

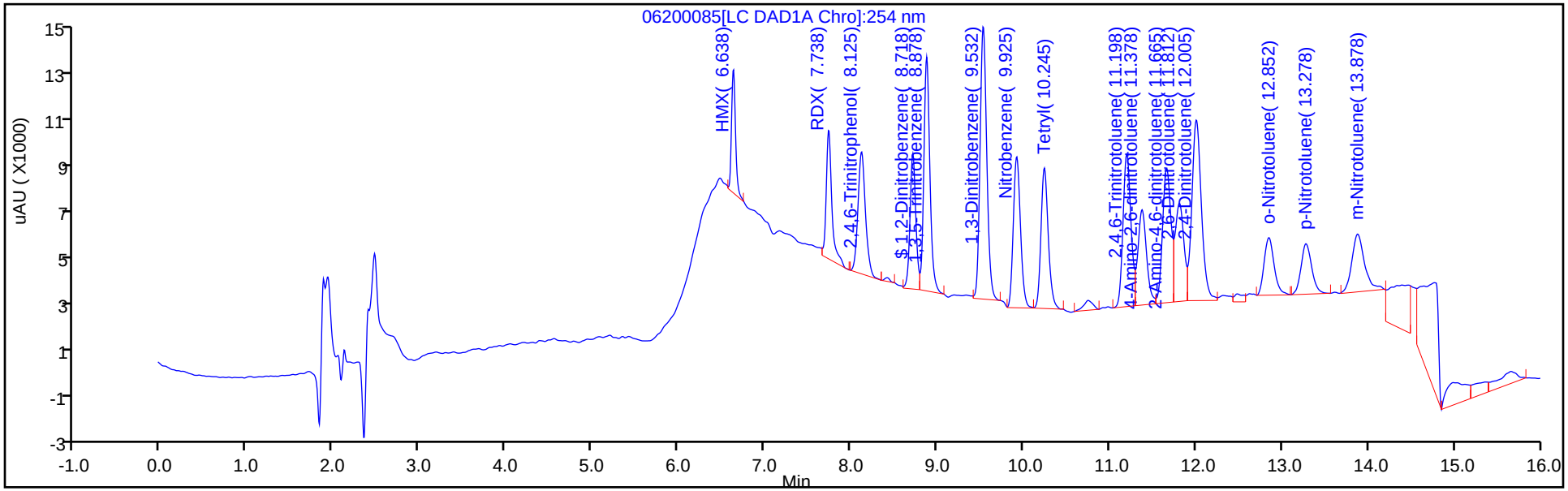

Y Scaling: Method Defined: Scale to the Nth Largest Target: 1

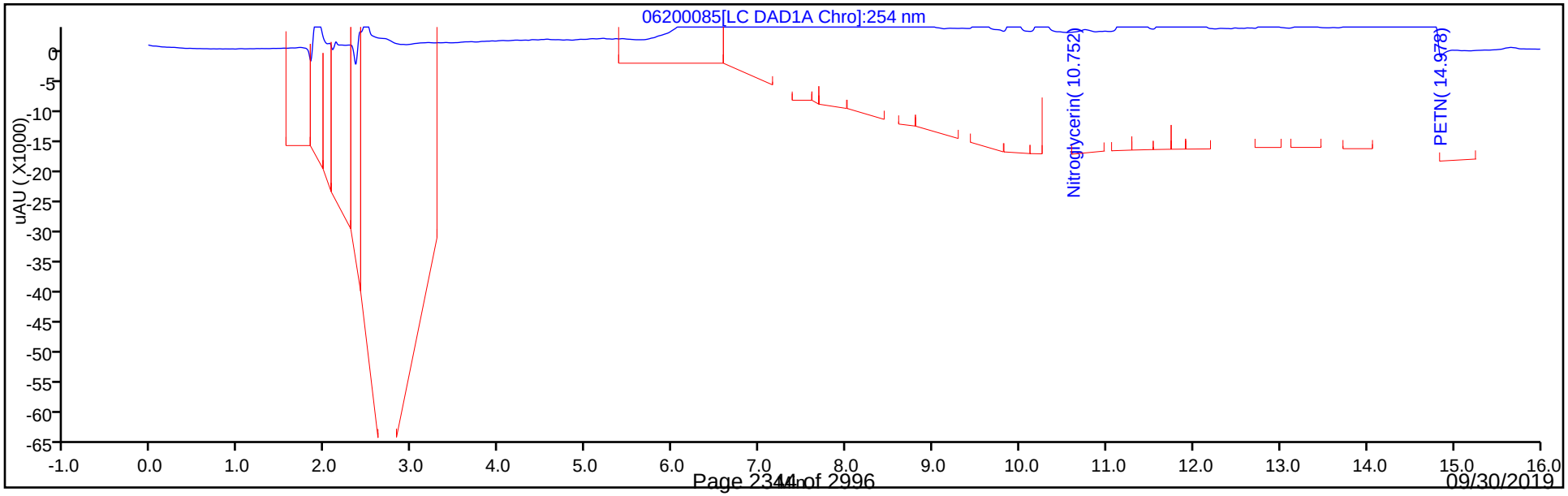

Eurofins TestAmerica, Denver
Recovery Report

Data File:	\\chromna\Denver\ChromData\CHHPLC_X\20190620-83048.b\06200085.D				
Lims ID:	280-124986-B-25-B MSD				
Client ID:	G0070-19AMSD				
Sample Type:	MSD				
Inject. Date:	21-Jun-2019 23:46:39	ALS Bottle#:	85	Worklist Smp#:	85
Injection Vol:	100.0 ul	Dil. Factor:	1.0000		
Sample Info:	280-124986-B-25-				
Misc. Info.:	280-0083048-085				
Operator ID:	hkf	Instrument ID:	CHHPLC_X3		
Method:	\\chromna\Denver\ChromData\CHHPLC_X\20190620-83048.b\8330_X3.m				
Limit Group:	GCSV - 8330				
Last Update:	24-Jun-2019 09:26:35	Calib Date:	21-Jun-2019 03:13:40		
Integrator:	Falcon				
Quant Method:	External Standard	Quant By:	Initial Calibration		
Last ICal File:	\\chromna\Denver\ChromData\CHHPLC_X\20190620-83048.b\06200032.D				
Column 1 :	UltraCarb5uODS (20) (4.60 mm)		Det: LC DAD1B, 254 nm		
Process Host:	CTX0327				
First Level Reviewer: fiedlerh		Date:	24-Jun-2019 08:57:20		

Compound	Amount Added	Amount Recovered	% Rec.
$ 9 1,2-Dinitrobenzene	0.2000	0.1943	97.16

Manual Integration/User Assign Peak Report

Eurofins TestAmerica, Denver

Data File:	\\chromna\Denver\ChromData\CHHPLC_X\20190620-83048.b\06200085.D				
Injection Date:	21-Jun-2019 23:46:39	Instrument ID:	CHHPLC_X3		
Lims ID:	280-124986-B-25-B MSD				
Client ID:	G0070-19AMSD				
Operator ID:	hkf	ALS Bottle#:	85	Worklist Smp#:	85
Injection Vol:	100.0 ul	Dil. Factor:	1.0000		
Method:	8330_X3	Limit Group:	GCSV - 8330		
Column:	UltraCarb5uODS (20) (4.60 mm)	Detector	LC DAD1B, 254 nm		

21 o-Nitrotoluene, CAS: 88-72-2

Signal: 1

Processing Integration Results

RT: 12.85
Area: 28404
Amount: 0.218040
Amount Units: ug/mL

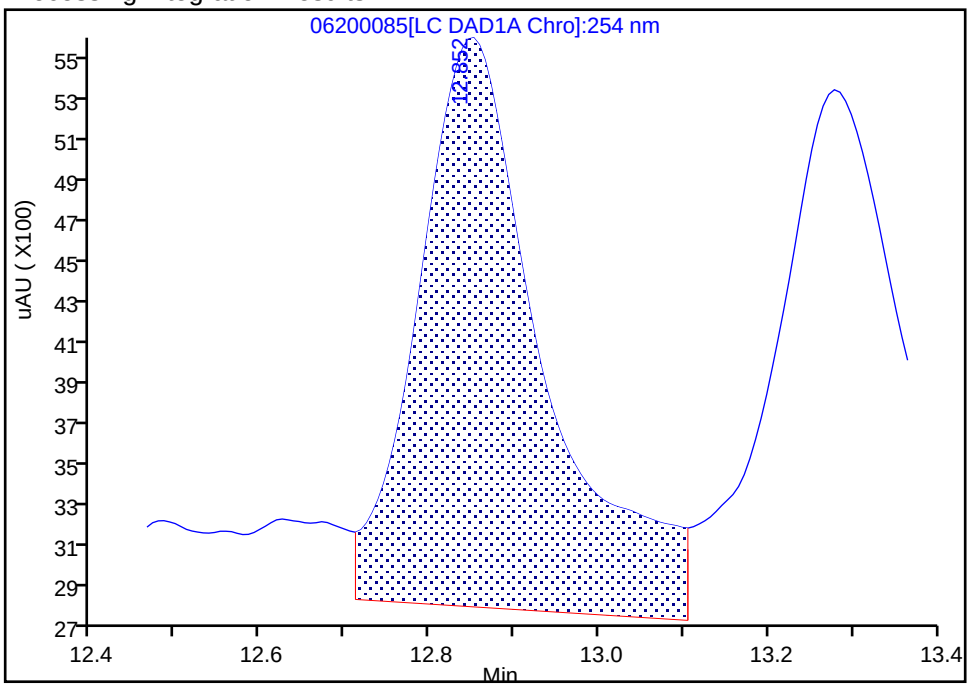

Manual Integration Results

RT: 12.85
Area: 19394
Amount: 0.148876
Amount Units: ug/mL

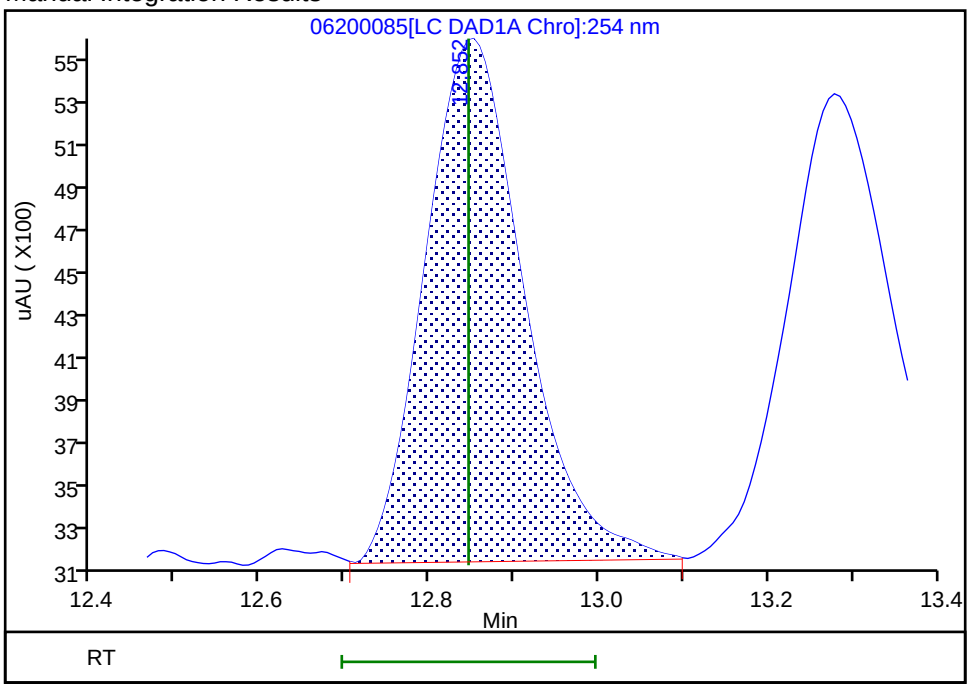

Reviewer: fiedlerh, 24-Jun-2019 08:57:01

Audit Action: Manually Integrated Audit Reason: Baseline Smoothing

Manual Integration/User Assign Peak Report

Eurofins TestAmerica, Denver

Data File:	\\chromna\Denver\ChromData\CHHPLC_X\20190620-83048.b\06200085.D				
Injection Date:	21-Jun-2019 23:46:39	Instrument ID:	CHHPLC_X3		
Lims ID:	280-124986-B-25-B MSD				
Client ID:	G0070-19AMSD				
Operator ID:	hkf	ALS Bottle#:	85	Worklist Smp#:	85
Injection Vol:	100.0 ul	Dil. Factor:	1.0000		
Method:	8330_X3	Limit Group:	GCSV - 8330		
Column:	UltraCarb5uODS (20) (4.60 mm)	Detector	LC DAD1B, 254 nm		

23 m-Nitrotoluene, CAS: 99-08-1

Signal: 1

Processing Integration Results

RT: 13.88
Area: 60661
Amount: 0.413240
Amount Units: ug/mL

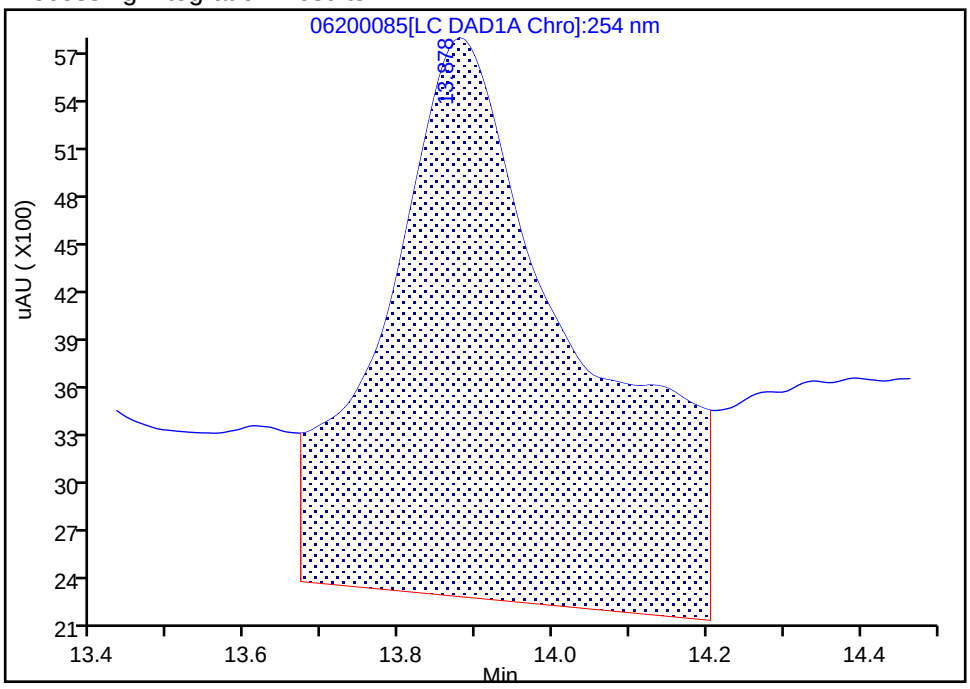

Manual Integration Results

RT: 13.88
Area: 24707
Amount: 0.168311
Amount Units: ug/mL

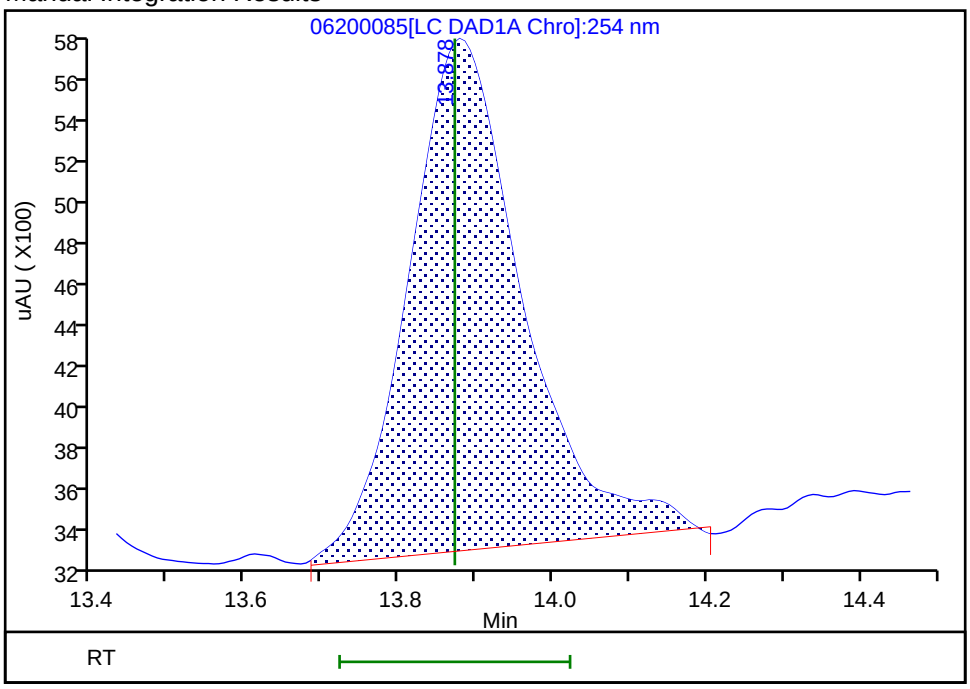

Reviewer: fiedlerh, 24-Jun-2019 08:57:12

Audit Action: Manually Integrated Audit Reason: Baseline Smoothing

Manual Integration/User Assign Peak Report

Eurofins TestAmerica, Denver

Data File:	\\chromna\Denver\ChromData\CHHPLC_X\20190620-83048.b\06200085.D				
Injection Date:	21-Jun-2019 23:46:39	Instrument ID:	CHHPLC_X3		
Lims ID:	280-124986-B-25-B MSD				
Client ID:	G0070-19AMSD				
Operator ID:	hkf	ALS Bottle#:	85	Worklist Smp#:	85
Injection Vol:	100.0 ul	Dil. Factor:	1.0000		
Method:	8330_X3	Limit Group:	GCSV - 8330		
Column:	UltraCarb5uODS (20) (4.60 mm)	Detector	LC DAD1B, 254 nm		

22 p-Nitrotoluene, CAS: 99-99-0

Signal: 1

Processing Integration Results

RT: 13.28
Area: 33501
Amount: 0.296896
Amount Units: ug/mL

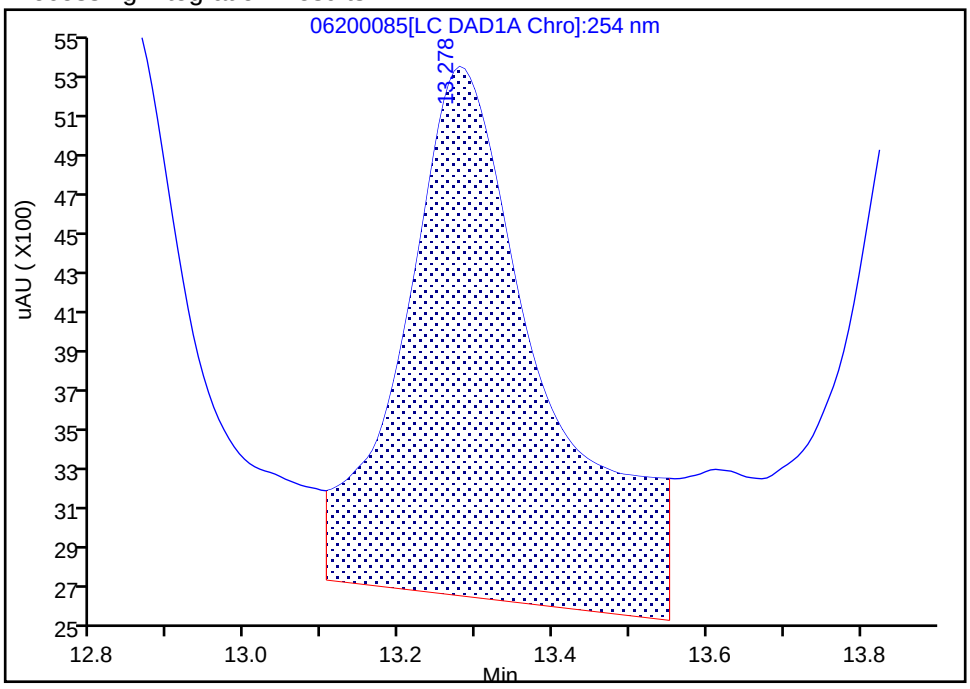

Manual Integration Results

RT: 13.28
Area: 18031
Amount: 0.159796
Amount Units: ug/mL

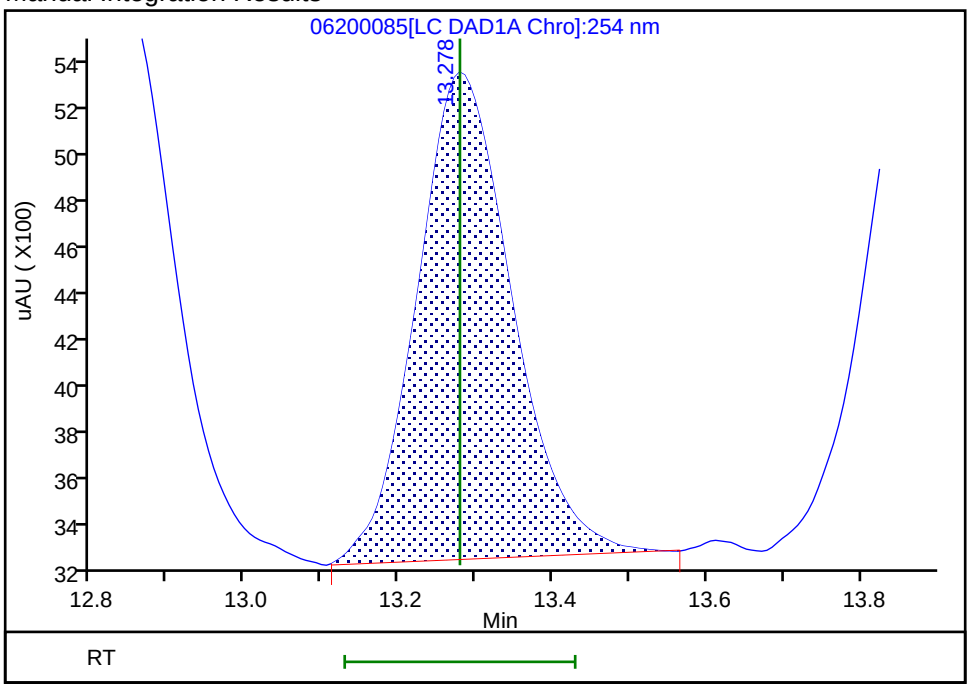

Reviewer: fiedlerh, 24-Jun-2019 08:57:08

Audit Action: Manually Integrated Audit Reason: Baseline Smoothing

Manual Integration/User Assign Peak Report

Eurofins TestAmerica, Denver

Data File:	\\chromna\Denver\ChromData\CHHPLC_X\20190620-83048.b\06200085.D				
Injection Date:	21-Jun-2019 23:46:39	Instrument ID:	CHHPLC_X3		
Lims ID:	280-124986-B-25-B MSD				
Client ID:	G0070-19AMSD				
Operator ID:	hkf	ALS Bottle#:	85	Worklist Smp#:	85
Injection Vol:	100.0 ul	Dil. Factor:	1.0000		
Method:	8330_X3	Limit Group:	GCSV - 8330		
Column:	UltraCarb5uODS (20) (4.60 mm)	Detector	LC DAD1B, 254 nm		

3 HMX, CAS: 2691-41-0

Signal: 1

Processing Integration Results

RT: 6.64
Area: 109604
Amount: 1.233893
Amount Units: ug/mL

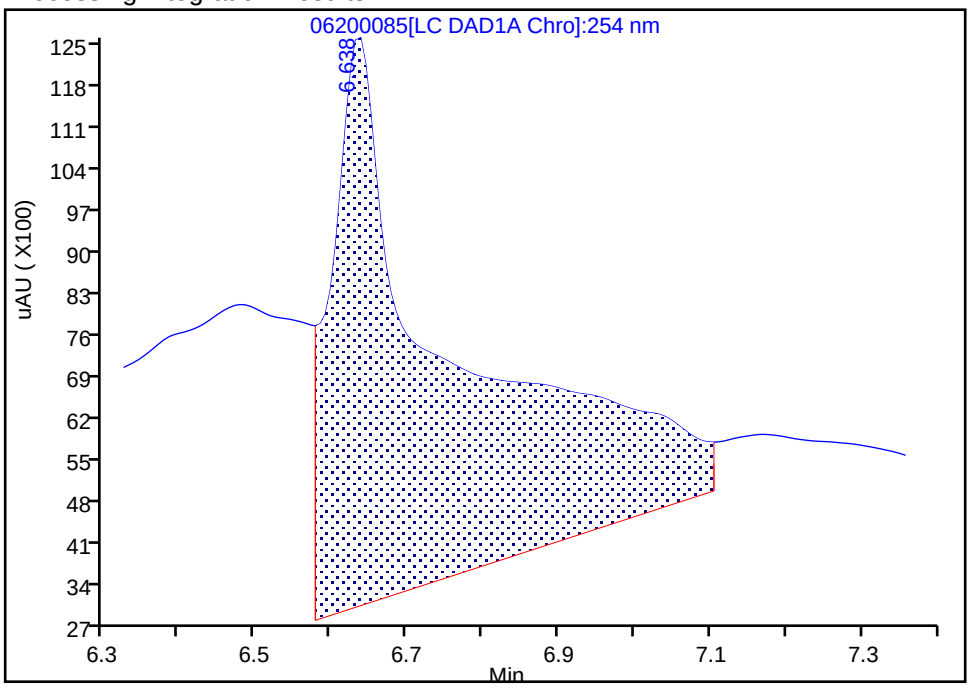

Manual Integration Results

RT: 6.64
Area: 16686
Amount: 0.187847
Amount Units: ug/mL

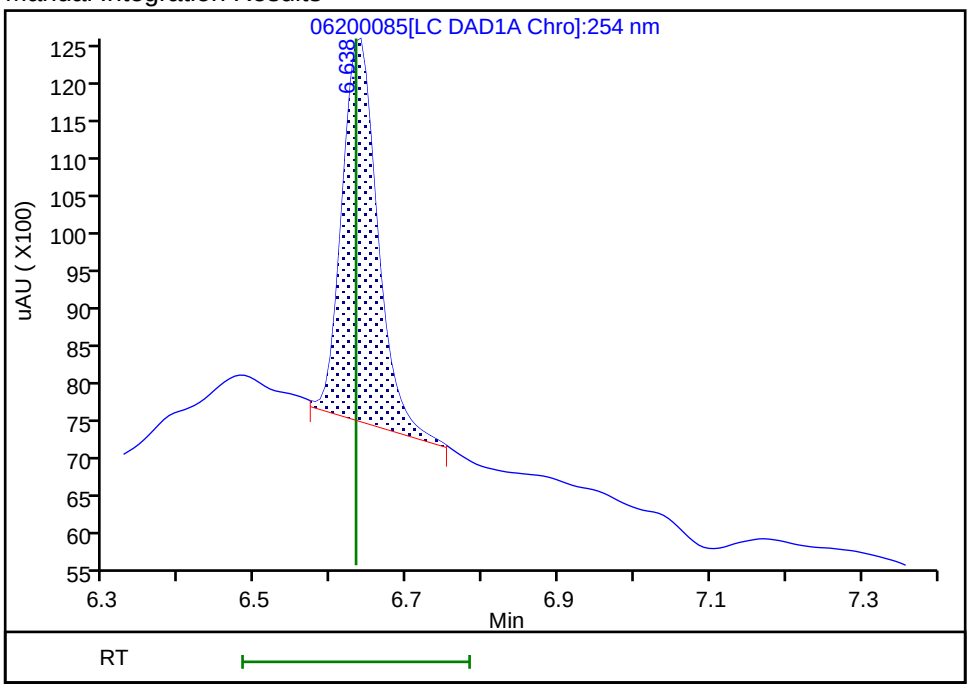

Reviewer: fiedlerh, 24-Jun-2019 08:56:55

Audit Action: Manually Integrated Audit Reason: Baseline Smoothing

FORM I
HPLC/IC ORGANICS ANALYSIS DATA SHEET

Lab Name: Eurofins TestAmerica, Denver Job No.: 280-124986-1

SDG No.:

Client Sample ID: G0070-19AMSD MSD RE Lab Sample ID: 280-124986-25 MSD RE

Matrix: Water Lab File ID: 07020070.D

Analysis Method: 8330A Date Collected: 06/09/2019 12:55

Extraction Method: 3535 Date Extracted: 06/18/2019 15:47

Sample wt/vol: 508.6(mL) Date Analyzed: 07/03/2019 10:02

Con. Extract Vol.: 5(mL) Dilution Factor: 1

Injection Volume: 100(uL) GC Column: UltraCarb5uODS ID: 4.6(mm)

% Moisture: GPC Cleanup:(Y/N) N

Analysis Batch No.: 463366 Units: ug/L

CAS NO.	COMPOUND NAME	RESULT	Q	LOQ	LOD	DL
99-35-4	*1,3,5-Trinitrobenzene*	*1.58*	*H*	*0.98*	0.39	*0.20*
99-65-0	*1,3-Dinitrobenzene*	*1.47*	*H J1*	*0.39*	0.20	*0.087*
118-96-7	*2,4,6-Trinitrotoluene*	*1.52*	*H*	*0.39*	0.39	*0.16*
121-14-2	*2,4-Dinitrotoluene*	*1.39*	*H J1*	*0.39*	0.20	*0.082*
606-20-2	*2,6-Dinitrotoluene*	*1.40*	*H J1*	*0.20*	0.20	*0.063*
35572-78-2	*2-Amino-4,6-dinitrotoluene*	*1.29*	*H J1*	*0.20*	0.12	*0.050*
88-72-2	*2-Nitrotoluene*	*0.941*	*H J1*	*0.39*	0.20	*0.084*
99-08-1	*3-Nitrotoluene*	*1.08*	*H J1*	*0.39*	0.39	*0.19*
19406-51-0	*4-Amino-2,6-dinitrotoluene*	*1.21*	*H J1*	*0.20*	0.12	*0.057*
99-99-0	*4-Nitrotoluene*	*1.04*	*H J1*	*0.98*	0.39	*0.20*
2691-41-0	*HMX*	*1.65*	*H M*	*0.39*	0.20	*0.086*
98-95-3	*Nitrobenzene*	*1.22*	*H J1*	*0.39*	0.20	*0.089*
121-82-4	*RDX*	*1.86*	*H*	*0.39*	0.39	*0.16*
479-45-8	*Tetryl*	*1.80*	*H*	*0.24*	0.20	*0.078*

CAS NO.	SURROGATE	%REC	Q	LIMITS
528-29-0	1,2-Dinitrobenzene	86		83-119

Eurofins TestAmerica, Denver
Target Compound Quantitation Report

Data File: \\chromna\Denver\ChromData\CHHPLC_X\20190702-83402.b\07020070.D
Lims ID: 280-124986-A-25-C MSD
Client ID: G0070-19AMSD
Sample Type: MSD
Inject. Date: 03-Jul-2019 10:02:48 ALS Bottle#: 70 Worklist Smp#: 70
Injection Vol: 100.0 ul Dil. Factor: 1.0000
Sample Info: 280-124986-A-25-
Misc. Info.: 280-0083402-070
Operator ID: hkf Instrument ID: CHHPLC_X3

Method: \\chromna\Denver\ChromData\CHHPLC_X\20190702-83402.b\8330_X3.m
Limit Group: GCSV - 8330
Last Update: 03-Jul-2019 14:48:54 Calib Date: 02-Jul-2019 00:18:07
Integrator: Falcon
Quant Method: External Standard Quant By: Initial Calibration
Last ICal File: \\chromna\Denver\ChromData\CHHPLC_X\20190701-83376.b\07010032.D

Column 1 : UltraCarb5uODS (20) (4.60 mm) Det: LC DAD1B, 254 nm
Process Host: CTX0326

First Level Reviewer: fiedlerh Date: 03-Jul-2019 10:48:14

	Compound	Det	RT (min.)	Exp RT (min.)	Dlt RT (min.)	Response	Cal Amt ug/mL	OnCol Amt ug/mL	Flags
1	2,6-diamino-4-nitrotoluene	1		6.488				ND	M
2	TNX	1		6.550				ND	
3	HMX	1	6.644	6.647	-0.003	15414	0.2000	0.1678	M
4	2,4-diamino-6-nitrotoluene	1		6.675				ND	
5	DNX	1		6.883				ND	
6	MNX	1		7.343				ND	
7	RDX	1	7.758	7.767	-0.009	21064	0.2000	0.1896	
8	2,4,6-Trinitrophenol	1	8.144	8.214	-0.070	27609	0.2000	0.3043	
$ 9	1,2-Dinitrobenzene	1	8.738	8.754	-0.016	23857	0.2000	0.1712	
10	1,3,5-Trinitrobenzene	1	8.898	8.907	-0.009	39469	0.2000	0.1610	
11	1,3-Dinitrobenzene	1	9.558	9.574	-0.016	46432	0.2000	0.1492	
12	Nitrobenzene	1	9.944	9.961	-0.017	24621	0.2000	0.1238	
13	3,5-Dinitroaniline	1		10.202				ND	
14	Tetryl	1	10.271	10.294	-0.023	29618	0.2000	0.1829	
15	Nitroglycerin	2	10.778	10.794	-0.016	125179	2.00	1.76	
16	2,4,6-Trinitrotoluene	1	11.231	11.247	-0.016	35150	0.2000	0.1547	
17	4-Amino-2,6-dinitrotoluene	1	11.424	11.441	-0.017	20561	0.2000	0.1236	
18	2-Amino-4,6-dinitrotoluene	1	11.711	11.734	-0.023	26973	0.2000	0.1314	
19	2,6-Dinitrotoluene	1	11.844	11.867	-0.023	22746	0.2000	0.1428	
20	2,4-Dinitrotoluene	1	12.044	12.061	-0.017	42422	0.2000	0.1412	
21	o-Nitrotoluene	1	12.884	12.907	-0.023	12426	0.2000	0.0957	
22	p-Nitrotoluene	1	13.324	13.347	-0.023	11683	0.2000	0.1060	
23	m-Nitrotoluene	1	13.924	13.947	-0.023	15968	0.2000	0.1100	
24	PETN	2	15.024	15.047	-0.023	139571	2.00	1.88	
25	Ammonium Picrate	1		0.000				ND	

QC Flag Legend

Review Flags

M - Manually Integrated

Report Date: 03-Jul-2019 14:49:10 Chrom Revision: 2.3 20-Jun-2019 20:50:56

Eurofins TestAmerica, Denver

Data File: \\chromna\Denver\ChromData\CHHPLC_X\20190702-83402.b\07020070.D

Injection Date:	03-Jul-2019 10:02:48	Instrument ID:	CHHPLC_X3	Operator ID:	hkf
Lims ID:	280-124986-A-25-C MSD			Worklist Smp#:	70
Client ID:	G0070-19AMSD				
Injection Vol:	100.0 ul	Dil. Factor:	1.0000	ALS Bottle#:	70
Method:	8330_X3	Limit Group:	GCSV - 8330		

Column: UltraCarb5uODS (20) (4.60 mm) Y Scaling: Method Defined: Scale to the Nth Largest Target: 1

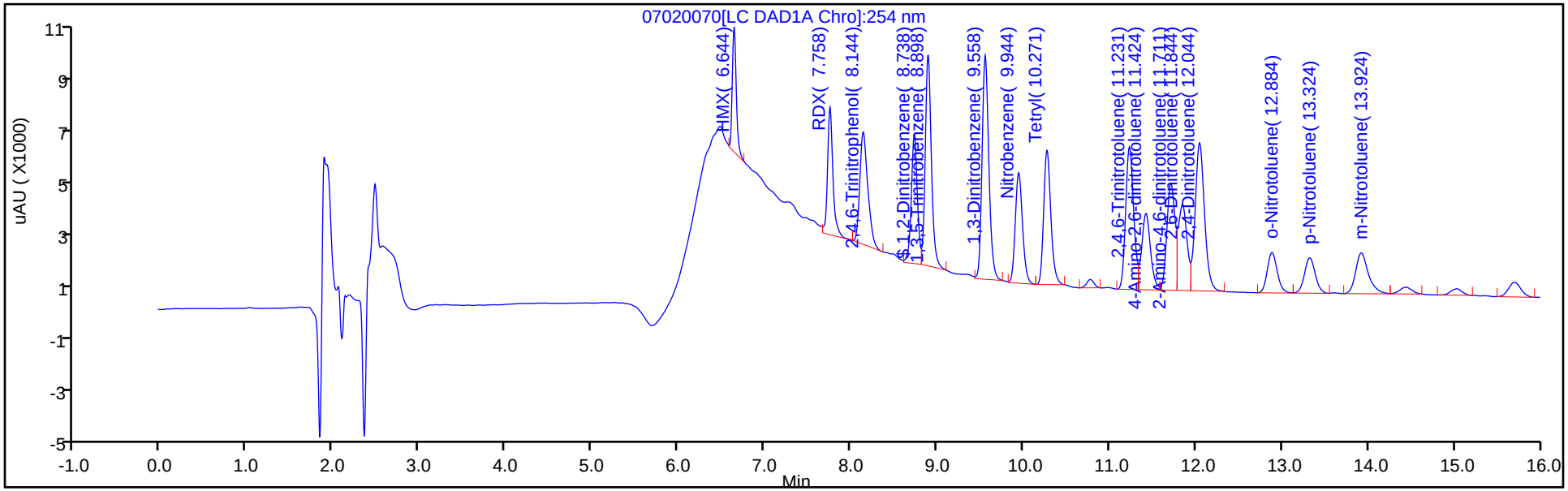

Y Scaling: Method Defined: Scale to the Nth Largest Target: 1

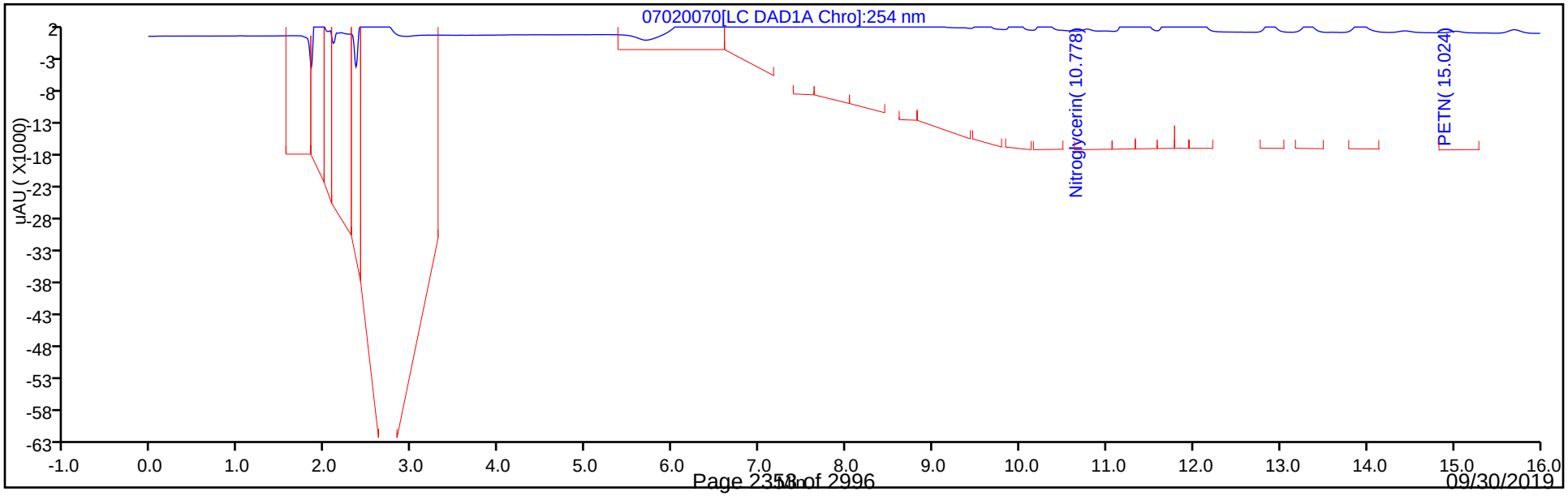

Eurofins TestAmerica, Denver
Recovery Report

Data File:	\\chromna\Denver\ChromData\CHHPLC_X\20190702-83402.b\07020070.D				
Lims ID:	280-124986-A-25-C MSD				
Client ID:	G0070-19AMSD				
Sample Type:	MSD				
Inject. Date:	03-Jul-2019 10:02:48	ALS Bottle#:	70	Worklist Smp#:	70
Injection Vol:	100.0 ul	Dil. Factor:	1.0000		
Sample Info:	280-124986-A-25-				
Misc. Info.:	280-0083402-070				
Operator ID:	hkf	Instrument ID:	CHHPLC_X3		
Method:	\\chromna\Denver\ChromData\CHHPLC_X\20190702-83402.b\8330_X3.m				
Limit Group:	GCSV - 8330				
Last Update:	03-Jul-2019 14:48:54	Calib Date:	02-Jul-2019 00:18:07		
Integrator:	Falcon				
Quant Method:	External Standard	Quant By:	Initial Calibration		
Last ICal File:	\\chromna\Denver\ChromData\CHHPLC_X\20190701-83376.b\07010032.D				
Column 1 :	UltraCarb5uODS (20) (4.60 mm)		Det: LC DAD1B, 254 nm		
Process Host:	CTX0326				
First Level Reviewer: fiedlerh		Date:	03-Jul-2019 10:48:14		

Compound	Amount Added	Amount Recovered	% Rec.
$ 9 1,2-Dinitrobenzene	0.2000	0.1712	85.61

Manual Integration/User Assign Peak Report

Eurofins TestAmerica, Denver

Data File:	\\chromna\Denver\ChromData\CHHPLC_X\20190702-83402.b\07020070.D				
Injection Date:	03-Jul-2019 10:02:48	Instrument ID:	CHHPLC_X3		
Lims ID:	280-124986-A-25-C MSD				
Client ID:	G0070-19AMSD				
Operator ID:	hkf	ALS Bottle#:	70	Worklist Smp#:	70
Injection Vol:	100.0 ul	Dil. Factor:	1.0000		
Method:	8330_X3	Limit Group:	GCSV - 8330		
Column:	UltraCarb5uODS (20) (4.60 mm)	Detector	LC DAD1B, 254 nm		

3 HMX, CAS: 2691-41-0

Signal: 1

Processing Integration Results

RT: 6.64
Area: 136460
Amount: 1.485954
Amount Units: ug/mL

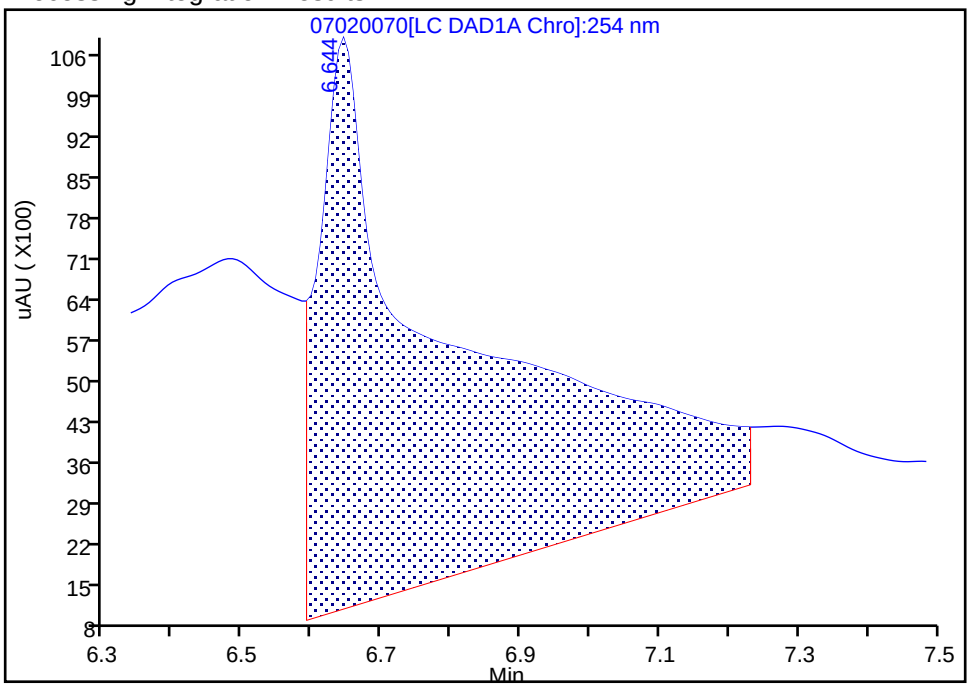

Manual Integration Results

RT: 6.64
Area: 15414
Amount: 0.167848
Amount Units: ug/mL

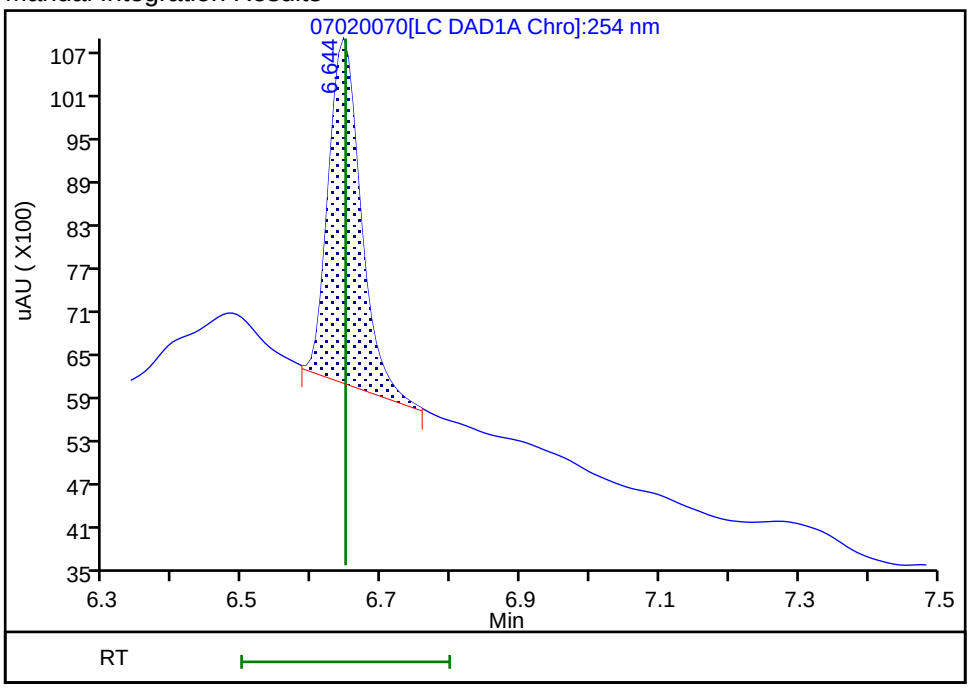

Reviewer: fiedlerh, 03-Jul-2019 10:47:57
Audit Action: Manually Integrated Audit Reason: Baseline Smoothing

HPLC/IC ANALYSIS RUN LOG

Lab Name: Eurofins TestAmerica, Denver Job No.: 280-124986-1

SDG No.:

Instrument ID: CHHPLC_G2_LUNA Start Date: 05/07/2019 15:08

Analysis Batch Number: 457315 End Date: 05/08/2019 01:03

LAB SAMPLE ID	CLIENT SAMPLE ID	DATE ANALYZED	DILUTION FACTOR	LAB FILE ID	COLUMN ID
IC 280-457315/7		05/07/2019 15:08	1	05070007.D	Luna-phenylhex 4.6(mm)
IC 280-457315/8		05/07/2019 15:43	1	05070008.D	Luna-phenylhex 4.6(mm)
IC 280-457315/9		05/07/2019 16:18	1	05070009.D	Luna-phenylhex 4.6(mm)
IC 280-457315/10		05/07/2019 16:53	1	05070010.D	Luna-phenylhex 4.6(mm)
IC 280-457315/11		05/07/2019 17:28	1	05070011.D	Luna-phenylhex 4.6(mm)
IC 280-457315/12		05/07/2019 18:03	1	05070012.D	Luna-phenylhex 4.6(mm)
IC 280-457315/13		05/07/2019 18:38	1	05070013.D	Luna-phenylhex 4.6(mm)
IC 280-457315/14		05/07/2019 19:13	1	05070014.D	Luna-phenylhex 4.6(mm)
ICV 280-457315/15		05/07/2019 19:48	1	05070015.D	Luna-phenylhex 4.6(mm)
IC 280-457315/16		05/07/2019 20:23	1	05070016.D	Luna-phenylhex 4.6(mm)
IC 280-457315/17		05/07/2019 20:58	1	05070017.D	Luna-phenylhex 4.6(mm)
IC 280-457315/18		05/07/2019 21:33	1	05070018.D	Luna-phenylhex 4.6(mm)
IC 280-457315/19		05/07/2019 22:08	1	05070019.D	Luna-phenylhex 4.6(mm)
IC 280-457315/20		05/07/2019 22:43	1	05070020.D	Luna-phenylhex 4.6(mm)
IC 280-457315/21		05/07/2019 23:18	1	05070021.D	Luna-phenylhex 4.6(mm)
IC 280-457315/22		05/07/2019 23:53	1	05070022.D	Luna-phenylhex 4.6(mm)
IC 280-457315/23		05/08/2019 00:28	1	05070023.D	Luna-phenylhex 4.6(mm)
ICV 280-457315/24		05/08/2019 01:03	1		Luna-phenylhex 4.6(mm)

HPLC/IC ANALYSIS RUN LOG

Lab Name: Eurofins TestAmerica, Denver Job No.: 280-124986-1

SDG No.:

Instrument ID: CHHPLC_G2_LUNA Start Date: 05/08/2019 12:21

Analysis Batch Number: 457456 End Date: 05/08/2019 16:26

LAB SAMPLE ID	CLIENT SAMPLE ID	DATE ANALYZED	DILUTION FACTOR	LAB FILE ID	COLUMN ID
ICV 280-457456/7		05/08/2019 12:21	1	05080007.D	Luna-phenylhex 4.6(mm)
CCV 280-457456/8		05/08/2019 12:56	1		Luna-phenylhex 4.6(mm)
ZZZZZ		05/08/2019 13:31	1		Luna-phenylhex 4.6(mm)
ZZZZZ		05/08/2019 14:06	1		Luna-phenylhex 4.6(mm)
ZZZZZ		05/08/2019 14:41	1		Luna-phenylhex 4.6(mm)
ZZZZZ		05/08/2019 15:16	1		Luna-phenylhex 4.6(mm)
CCV 280-457456/13		05/08/2019 15:51	1		Luna-phenylhex 4.6(mm)
CCV 280-457456/14		05/08/2019 16:26	1		Luna-phenylhex 4.6(mm)

HPLC/IC ANALYSIS RUN LOG

Lab Name: Eurofins TestAmerica, Denver Job No.: 280-124986-1

SDG No.:

Instrument ID: CHHPLC_X3 Start Date: 05/14/2019 15:49

Analysis Batch Number: 458150 End Date: 05/15/2019 02:06

LAB SAMPLE ID	CLIENT SAMPLE ID	DATE ANALYZED	DILUTION FACTOR	LAB FILE ID	COLUMN ID
IC 280-458150/7		05/14/2019 15:49	1	0514B007.D	UltraCarb5uODS 4.6(mm)
IC 280-458150/8		05/14/2019 16:13	1	0514B008.D	UltraCarb5uODS 4.6(mm)
IC 280-458150/9		05/14/2019 16:36	1	0514B009.D	UltraCarb5uODS 4.6(mm)
IC 280-458150/10		05/14/2019 17:00	1	0514B010.D	UltraCarb5uODS 4.6(mm)
IC 280-458150/11		05/14/2019 17:24	1	0514B011.D	UltraCarb5uODS 4.6(mm)
IC 280-458150/12		05/14/2019 17:48	1	0514B012.D	UltraCarb5uODS 4.6(mm)
IC 280-458150/13		05/14/2019 18:11	1	0514B013.D	UltraCarb5uODS 4.6(mm)
IC 280-458150/14		05/14/2019 18:35	1	0514B014.D	UltraCarb5uODS 4.6(mm)
ICV 280-458150/15		05/14/2019 18:59	1	0514B015.D	UltraCarb5uODS 4.6(mm)
IC 280-458150/16		05/14/2019 19:22	1		UltraCarb5uODS 4.6(mm)
IC 280-458150/17		05/14/2019 19:46	1		UltraCarb5uODS 4.6(mm)
IC 280-458150/18		05/14/2019 20:10	1		UltraCarb5uODS 4.6(mm)
IC 280-458150/19		05/14/2019 20:34	1		UltraCarb5uODS 4.6(mm)
IC 280-458150/20		05/14/2019 20:57	1		UltraCarb5uODS 4.6(mm)
IC 280-458150/21		05/14/2019 21:21	1		UltraCarb5uODS 4.6(mm)
IC 280-458150/22		05/14/2019 21:45	1		UltraCarb5uODS 4.6(mm)
IC 280-458150/23		05/14/2019 22:09	1		UltraCarb5uODS 4.6(mm)
ICV 280-458150/24		05/14/2019 22:32	1		UltraCarb5uODS 4.6(mm)
IC 280-458150/25		05/14/2019 22:56	1	0514B025.D	UltraCarb5uODS 4.6(mm)
IC 280-458150/26		05/14/2019 23:20	1	0514B026.D	UltraCarb5uODS 4.6(mm)
IC 280-458150/27		05/14/2019 23:43	1	0514B027.D	UltraCarb5uODS 4.6(mm)
IC 280-458150/28		05/15/2019 00:07	1	0514B028.D	UltraCarb5uODS 4.6(mm)
IC 280-458150/29		05/15/2019 00:31	1	0514B029.D	UltraCarb5uODS 4.6(mm)
IC 280-458150/30		05/15/2019 00:54	1	0514B030.D	UltraCarb5uODS 4.6(mm)
IC 280-458150/31		05/15/2019 01:18	1	0514B031.D	UltraCarb5uODS 4.6(mm)
IC 280-458150/32		05/15/2019 01:42	1	0514B032.D	UltraCarb5uODS 4.6(mm)
ICV 280-458150/33		05/15/2019 02:06	1	0514B033.D	UltraCarb5uODS 4.6(mm)

HPLC/IC ANALYSIS RUN LOG

Lab Name: Eurofins TestAmerica, Denver Job No.: 280-124986-1

SDG No.:

Instrument ID: CHHPLC_X3 Start Date: 06/19/2019 21:07

Analysis Batch Number: 462065 End Date: 06/20/2019 16:40

LAB SAMPLE ID	CLIENT SAMPLE ID	DATE ANALYZED	DILUTION FACTOR	LAB FILE ID	COLUMN ID
CCV 280-462065/31		06/19/2019 21:07	1		UltraCarb5uODS 4.6(mm)
CCV 280-462065/32		06/19/2019 21:30	1		UltraCarb5uODS 4.6(mm)
ZZZZZ		06/19/2019 21:53	1		UltraCarb5uODS 4.6(mm)
ZZZZZ		06/19/2019 22:16	1		UltraCarb5uODS 4.6(mm)
ZZZZZ		06/19/2019 22:39	1		UltraCarb5uODS 4.6(mm)
ZZZZZ		06/19/2019 23:02	1		UltraCarb5uODS 4.6(mm)
ZZZZZ		06/19/2019 23:25	1		UltraCarb5uODS 4.6(mm)
ZZZZZ		06/19/2019 23:48	1		UltraCarb5uODS 4.6(mm)
ZZZZZ		06/20/2019 00:11	1		UltraCarb5uODS 4.6(mm)
ZZZZZ		06/20/2019 00:34	1		UltraCarb5uODS 4.6(mm)
ZZZZZ		06/20/2019 00:57	1		UltraCarb5uODS 4.6(mm)
ZZZZZ		06/20/2019 01:20	1		UltraCarb5uODS 4.6(mm)
CCV 280-462065/43		06/20/2019 01:43	1	06190043.D	UltraCarb5uODS 4.6(mm)
CCV 280-462065/44		06/20/2019 02:06	1		UltraCarb5uODS 4.6(mm)
CCV 280-462065/45		06/20/2019 02:29	1	06190045.D	UltraCarb5uODS 4.6(mm)
ZZZZZ		06/20/2019 02:52	100		UltraCarb5uODS 4.6(mm)
MB 280-461560/1-A		06/20/2019 03:15	1	06190047.D	UltraCarb5uODS 4.6(mm)
LCS 280-461560/2-A		06/20/2019 03:38	1	06190048.D	UltraCarb5uODS 4.6(mm)
LCSD 280-461560/3-A		06/20/2019 04:01	1	06190049.D	UltraCarb5uODS 4.6(mm)
280-124986-1		06/20/2019 04:24	1	06190050.D	UltraCarb5uODS 4.6(mm)
280-124986-2		06/20/2019 04:47	1	06190051.D	UltraCarb5uODS 4.6(mm)
280-124986-3		06/20/2019 05:10	1	06190052.D	UltraCarb5uODS 4.6(mm)
280-124986-4		06/20/2019 05:33	1	06190053.D	UltraCarb5uODS 4.6(mm)
280-124986-5		06/20/2019 05:56	1	06190054.D	UltraCarb5uODS 4.6(mm)
280-124986-6		06/20/2019 06:19	1	06190055.D	UltraCarb5uODS 4.6(mm)
CCV 280-462065/56		06/20/2019 06:42	1	06190056.D	UltraCarb5uODS 4.6(mm)
CCV 280-462065/57		06/20/2019 07:05	1		UltraCarb5uODS 4.6(mm)
CCV 280-462065/58		06/20/2019 07:28	1	06190058.D	UltraCarb5uODS 4.6(mm)
280-124986-7		06/20/2019 07:51	1	06190059.D	UltraCarb5uODS 4.6(mm)
280-124986-8		06/20/2019 08:14	1	06190060.D	UltraCarb5uODS 4.6(mm)
280-124986-9		06/20/2019 08:36	1	06190061.D	UltraCarb5uODS 4.6(mm)
280-124986-10		06/20/2019 08:59	1	06190062.D	UltraCarb5uODS 4.6(mm)
280-124986-11		06/20/2019 09:22	1	06190063.D	UltraCarb5uODS 4.6(mm)
280-124986-12		06/20/2019 09:45	1	06190064.D	UltraCarb5uODS 4.6(mm)
280-124986-13		06/20/2019 10:08	1	06190065.D	UltraCarb5uODS 4.6(mm)
280-124986-14		06/20/2019 10:32	1	06190066.D	UltraCarb5uODS 4.6(mm)
280-124986-15		06/20/2019 10:55	1	06190067.D	UltraCarb5uODS 4.6(mm)
280-124986-16		06/20/2019 11:18	1	06190068.D	UltraCarb5uODS 4.6(mm)
CCV 280-462065/69		06/20/2019 11:41	1	06190069.D	UltraCarb5uODS 4.6(mm)
CCV 280-462065/70		06/20/2019 12:04	1		UltraCarb5uODS 4.6(mm)
CCV 280-462065/71		06/20/2019 12:27	1	06190071.D	UltraCarb5uODS 4.6(mm)
280-124986-17		06/20/2019 12:50	1	06190072.D	UltraCarb5uODS 4.6(mm)
280-124986-18		06/20/2019 13:13	1	06190073.D	UltraCarb5uODS 4.6(mm)
280-124986-19		06/20/2019 13:36	1	06190074.D	UltraCarb5uODS 4.6(mm)
280-124986-20		06/20/2019 13:59	1	06190075.D	UltraCarb5uODS 4.6(mm)

8330A

HPLC/IC ANALYSIS RUN LOG

Lab Name: Eurofins TestAmerica, Denver Job No.: 280-124986-1

SDG No.:

Instrument ID: CHHPLC_X3 Start Date: 06/19/2019 21:07

Analysis Batch Number: 462065 End Date: 06/20/2019 16:40

LAB SAMPLE ID	CLIENT SAMPLE ID	DATE ANALYZED	DILUTION FACTOR	LAB FILE ID	COLUMN ID
ZZZZZ		06/20/2019 14:22	1		UltraCarb5uODS 4.6(mm)
ZZZZZ		06/20/2019 14:45	100		UltraCarb5uODS 4.6(mm)
ZZZZZ		06/20/2019 15:08	10		UltraCarb5uODS 4.6(mm)
ZZZZZ		06/20/2019 15:31	10		UltraCarb5uODS 4.6(mm)
CCV 280-462065/83		06/20/2019 15:54	1	007-7701.D	UltraCarb5uODS 4.6(mm)
CCV 280-462065/84		06/20/2019 16:17	1		UltraCarb5uODS 4.6(mm)
CCV 280-462065/85		06/20/2019 16:40	1	045-7901.D	UltraCarb5uODS 4.6(mm)

HPLC/IC ANALYSIS RUN LOG

Lab Name: Eurofins TestAmerica, Denver Job No.: 280-124986-1

SDG No.:

Instrument ID: CHHPLC_X3 Start Date: 06/20/2019 17:32

Analysis Batch Number: 462201 End Date: 06/21/2019 03:37

LAB SAMPLE ID	CLIENT SAMPLE ID	DATE ANALYZED	DILUTION FACTOR	LAB FILE ID	COLUMN ID
IC 280-462201/7		06/20/2019 17:32	1	06200007.D	UltraCarb5uODS 4.6(mm)
IC 280-462201/8		06/20/2019 17:55	1	06200008.D	UltraCarb5uODS 4.6(mm)
IC 280-462201/9		06/20/2019 18:18	1	06200009.D	UltraCarb5uODS 4.6(mm)
IC 280-462201/10		06/20/2019 18:41	1	06200010.D	UltraCarb5uODS 4.6(mm)
IC 280-462201/11		06/20/2019 19:04	1	06200011.D	UltraCarb5uODS 4.6(mm)
IC 280-462201/12		06/20/2019 19:28	1	06200012.D	UltraCarb5uODS 4.6(mm)
IC 280-462201/13		06/20/2019 19:51	1	06200013.D	UltraCarb5uODS 4.6(mm)
IC 280-462201/14		06/20/2019 20:15	1	06200014.D	UltraCarb5uODS 4.6(mm)
ICV 280-462201/15		06/20/2019 20:38	1	06200015.D	UltraCarb5uODS 4.6(mm)
IC 280-462201/16		06/20/2019 21:01	1		UltraCarb5uODS 4.6(mm)
IC 280-462201/17		06/20/2019 21:24	1		UltraCarb5uODS 4.6(mm)
IC 280-462201/18		06/20/2019 21:47	1		UltraCarb5uODS 4.6(mm)
IC 280-462201/19		06/20/2019 22:10	1		UltraCarb5uODS 4.6(mm)
IC 280-462201/20		06/20/2019 22:33	1		UltraCarb5uODS 4.6(mm)
IC 280-462201/21		06/20/2019 22:56	1		UltraCarb5uODS 4.6(mm)
IC 280-462201/22		06/20/2019 23:19	1		UltraCarb5uODS 4.6(mm)
IC 280-462201/23		06/20/2019 23:42	1		UltraCarb5uODS 4.6(mm)
ICV 280-462201/24		06/21/2019 00:06	1		UltraCarb5uODS 4.6(mm)
IC 280-462201/25		06/21/2019 00:29	1	06200025.D	UltraCarb5uODS 4.6(mm)
IC 280-462201/26		06/21/2019 00:53	1	06200026.D	UltraCarb5uODS 4.6(mm)
IC 280-462201/27		06/21/2019 01:16	1	06200027.D	UltraCarb5uODS 4.6(mm)
IC 280-462201/28		06/21/2019 01:40	1	06200028.D	UltraCarb5uODS 4.6(mm)
IC 280-462201/29		06/21/2019 02:03	1	06200029.D	UltraCarb5uODS 4.6(mm)
IC 280-462201/30		06/21/2019 02:26	1	06200030.D	UltraCarb5uODS 4.6(mm)
IC 280-462201/31		06/21/2019 02:50	1	06200031.D	UltraCarb5uODS 4.6(mm)
IC 280-462201/32		06/21/2019 03:13	1	06200032.D	UltraCarb5uODS 4.6(mm)
ICV 280-462201/33		06/21/2019 03:37	1	06200033.D	UltraCarb5uODS 4.6(mm)

HPLC/IC ANALYSIS RUN LOG

Lab Name: Eurofins TestAmerica, Denver Job No.: 280-124986-1

SDG No.:

Instrument ID: CHHPLC_X3 Start Date: 06/21/2019 04:00

Analysis Batch Number: 462202 End Date: 06/22/2019 05:36

LAB SAMPLE ID	CLIENT SAMPLE ID	DATE ANALYZED	DILUTION FACTOR	LAB FILE ID	COLUMN ID
ZZZZZ		06/21/2019 04:00	5		UltraCarb5uODS 4.6(mm)
ZZZZZ		06/21/2019 04:24	10		UltraCarb5uODS 4.6(mm)
ZZZZZ		06/21/2019 04:47	50		UltraCarb5uODS 4.6(mm)
ZZZZZ		06/21/2019 05:10	50		UltraCarb5uODS 4.6(mm)
ZZZZZ		06/21/2019 05:33	100		UltraCarb5uODS 4.6(mm)
ZZZZZ		06/21/2019 05:57	100		UltraCarb5uODS 4.6(mm)
ZZZZZ		06/21/2019 06:20	20		UltraCarb5uODS 4.6(mm)
ZZZZZ		06/21/2019 06:44	100		UltraCarb5uODS 4.6(mm)
ZZZZZ		06/21/2019 07:07	100		UltraCarb5uODS 4.6(mm)
ZZZZZ		06/21/2019 07:30	100		UltraCarb5uODS 4.6(mm)
CCV 280-462202/44		06/21/2019 07:54	1		UltraCarb5uODS 4.6(mm)
CCV 280-462202/45		06/21/2019 08:17	1		UltraCarb5uODS 4.6(mm)
ZZZZZ		06/21/2019 08:40	100		UltraCarb5uODS 4.6(mm)
ZZZZZ		06/21/2019 09:03	100		UltraCarb5uODS 4.6(mm)
ZZZZZ		06/21/2019 09:26	1		UltraCarb5uODS 4.6(mm)
ZZZZZ		06/21/2019 09:50	1		UltraCarb5uODS 4.6(mm)
ZZZZZ		06/21/2019 10:13	1		UltraCarb5uODS 4.6(mm)
ZZZZZ		06/21/2019 10:37	1		UltraCarb5uODS 4.6(mm)
ZZZZZ		06/21/2019 11:01	1		UltraCarb5uODS 4.6(mm)
ZZZZZ		06/21/2019 11:25	1		UltraCarb5uODS 4.6(mm)
ZZZZZ		06/21/2019 11:49	1		UltraCarb5uODS 4.6(mm)
ZZZZZ		06/21/2019 12:11	1		UltraCarb5uODS 4.6(mm)
CCV 280-462202/56		06/21/2019 12:34	1		UltraCarb5uODS 4.6(mm)
CCV 280-462202/57		06/21/2019 12:57	1		UltraCarb5uODS 4.6(mm)
ZZZZZ		06/21/2019 13:20	1		UltraCarb5uODS 4.6(mm)
ZZZZZ		06/21/2019 13:44	1		UltraCarb5uODS 4.6(mm)
ZZZZZ		06/21/2019 14:07	1		UltraCarb5uODS 4.6(mm)
ZZZZZ		06/21/2019 14:30	1		UltraCarb5uODS 4.6(mm)
ZZZZZ		06/21/2019 15:16	1		UltraCarb5uODS 4.6(mm)
ZZZZZ		06/21/2019 15:39	1		UltraCarb5uODS 4.6(mm)
ZZZZZ		06/21/2019 16:03	1		UltraCarb5uODS 4.6(mm)
ZZZZZ		06/21/2019 16:49	1		UltraCarb5uODS 4.6(mm)
CCV 280-462202/68		06/21/2019 17:13	1		UltraCarb5uODS 4.6(mm)
CCV 280-462202/69		06/21/2019 17:36	1		UltraCarb5uODS 4.6(mm)
ZZZZZ		06/21/2019 18:00	1		UltraCarb5uODS 4.6(mm)
ZZZZZ		06/21/2019 18:23	1		UltraCarb5uODS 4.6(mm)
ZZZZZ		06/21/2019 18:45	1		UltraCarb5uODS 4.6(mm)
ZZZZZ		06/21/2019 19:08	1		UltraCarb5uODS 4.6(mm)
CCV 280-462202/74		06/21/2019 19:31	1	06200074.D	UltraCarb5uODS 4.6(mm)
CCV 280-462202/75		06/21/2019 19:54	1		UltraCarb5uODS 4.6(mm)
CCV 280-462202/76		06/21/2019 20:18	1	06200076.D	UltraCarb5uODS 4.6(mm)
MB 280-461561/1-A		06/21/2019 20:41	1	06200077.D	UltraCarb5uODS 4.6(mm)
LCS 280-461561/2-A		06/21/2019 21:04	1	06200078.D	UltraCarb5uODS 4.6(mm)
280-124986-21		06/21/2019 21:28	1	06200079.D	UltraCarb5uODS 4.6(mm)
280-124986-22		06/21/2019 21:51	1	06200080.D	UltraCarb5uODS 4.6(mm)

8330A

HPLC/IC ANALYSIS RUN LOG

Lab Name: Eurofins TestAmerica, Denver Job No.: 280-124986-1

SDG No.:

Instrument ID: CHHPLC_X3 Start Date: 06/21/2019 04:00

Analysis Batch Number: 462202 End Date: 06/22/2019 05:36

LAB SAMPLE ID	CLIENT SAMPLE ID	DATE ANALYZED	DILUTION FACTOR	LAB FILE ID	COLUMN ID
280-124986-23		06/21/2019 22:14	1	06200081.D	UltraCarb5uODS 4.6(mm)
280-124986-24		06/21/2019 22:37	1	06200082.D	UltraCarb5uODS 4.6(mm)
280-124986-25		06/21/2019 23:00	1	06200083.D	UltraCarb5uODS 4.6(mm)
280-124986-25 MS		06/21/2019 23:23	1	06200084.D	UltraCarb5uODS 4.6(mm)
280-124986-25 MSD		06/21/2019 23:46	1	06200085.D	UltraCarb5uODS 4.6(mm)
280-124986-26		06/22/2019 00:10	1	06200086.D	UltraCarb5uODS 4.6(mm)
CCV 280-462202/87		06/22/2019 00:33	1	06200087.D	UltraCarb5uODS 4.6(mm)
CCV 280-462202/88		06/22/2019 00:57	1		UltraCarb5uODS 4.6(mm)
CCV 280-462202/89		06/22/2019 01:20	1	06200089.D	UltraCarb5uODS 4.6(mm)
280-124986-27		06/22/2019 01:44	1	06200090.D	UltraCarb5uODS 4.6(mm)
280-124986-28		06/22/2019 02:07	1	06200091.D	UltraCarb5uODS 4.6(mm)
280-124986-29		06/22/2019 02:30	1	06200092.D	UltraCarb5uODS 4.6(mm)
280-124986-30		06/22/2019 02:54	1	06200093.D	UltraCarb5uODS 4.6(mm)
280-124986-31		06/22/2019 03:16	1	06200094.D	UltraCarb5uODS 4.6(mm)
280-124986-32		06/22/2019 03:39	1	06200095.D	UltraCarb5uODS 4.6(mm)
280-124986-33		06/22/2019 04:03	1	06200096.D	UltraCarb5uODS 4.6(mm)
280-124986-34		06/22/2019 04:26	1	06200097.D	UltraCarb5uODS 4.6(mm)
CCV 280-462202/98		06/22/2019 04:49	1	06200098.D	UltraCarb5uODS 4.6(mm)
CCV 280-462202/99		06/22/2019 05:13	1		UltraCarb5uODS 4.6(mm)
CCV 280-462202/100		06/22/2019 05:36	1	06200100.D	UltraCarb5uODS 4.6(mm)

HPLC/IC ANALYSIS RUN LOG

Lab Name: Eurofins TestAmerica, Denver Job No.: 280-124986-1

SDG No.:

Instrument ID: CHHPLC_G2_LUNA Start Date: 06/22/2019 09:12

Analysis Batch Number: 462208 End Date: 06/23/2019 02:42

LAB SAMPLE ID	CLIENT SAMPLE ID	DATE ANALYZED	DILUTION FACTOR	LAB FILE ID	COLUMN ID
CCV 280-462208/44		06/22/2019 09:12	1	06210044.D	Luna-phenylhex 4.6(mm)
CCV 280-462208/45		06/22/2019 09:47	1	06210045.D	Luna-phenylhex 4.6(mm)
MB 280-461560/1-A		06/22/2019 10:22	1	06210046.D	Luna-phenylhex 4.6(mm)
LCS 280-461560/2-A		06/22/2019 10:57	1	06210047.D	Luna-phenylhex 4.6(mm)
LCSD 280-461560/3-A		06/22/2019 11:32	1	06210048.D	Luna-phenylhex 4.6(mm)
280-124986-1		06/22/2019 12:07	1	06210049.D	Luna-phenylhex 4.6(mm)
280-124986-2		06/22/2019 12:42	1	06210050.D	Luna-phenylhex 4.6(mm)
280-124986-3		06/22/2019 13:17	1	06210051.D	Luna-phenylhex 4.6(mm)
280-124986-4		06/22/2019 13:52	1	06210052.D	Luna-phenylhex 4.6(mm)
280-124986-5		06/22/2019 14:27	1	06210053.D	Luna-phenylhex 4.6(mm)
280-124986-6		06/22/2019 15:02	1	06210054.D	Luna-phenylhex 4.6(mm)
280-124986-7		06/22/2019 15:37	1	06210055.D	Luna-phenylhex 4.6(mm)
CCV 280-462208/57		06/22/2019 16:12	1	06210057.D	Luna-phenylhex 4.6(mm)
CCV 280-462208/58		06/22/2019 16:47	1	06210058.D	Luna-phenylhex 4.6(mm)
280-124986-8		06/22/2019 17:22	1	06210059.D	Luna-phenylhex 4.6(mm)
280-124986-9		06/22/2019 17:57	1	06210060.D	Luna-phenylhex 4.6(mm)
ZZZZZ		06/22/2019 18:32	1		Luna-phenylhex 4.6(mm)
ZZZZZ		06/22/2019 19:07	1		Luna-phenylhex 4.6(mm)
280-124986-12		06/22/2019 19:42	1	06210063.D	Luna-phenylhex 4.6(mm)
280-124986-13		06/22/2019 20:17	1	06210064.D	Luna-phenylhex 4.6(mm)
280-124986-14		06/22/2019 20:52	1	06210065.D	Luna-phenylhex 4.6(mm)
280-124986-15		06/22/2019 21:27	1	06210066.D	Luna-phenylhex 4.6(mm)
280-124986-16		06/22/2019 22:02	1	06210067.D	Luna-phenylhex 4.6(mm)
280-124986-17		06/22/2019 22:37	1	06210068.D	Luna-phenylhex 4.6(mm)
CCV 280-462208/69		06/22/2019 23:12	1	06210069.D	Luna-phenylhex 4.6(mm)
CCV 280-462208/70		06/22/2019 23:47	1	06210070.D	Luna-phenylhex 4.6(mm)
280-124986-18		06/23/2019 00:22	1	06210071.D	Luna-phenylhex 4.6(mm)
280-124986-19		06/23/2019 00:57	1	06210072.D	Luna-phenylhex 4.6(mm)
280-124986-20		06/23/2019 01:32	1	06210073.D	Luna-phenylhex 4.6(mm)
CCV 280-462208/74		06/23/2019 02:07	1	06210074.D	Luna-phenylhex 4.6(mm)
CCV 280-462208/75		06/23/2019 02:42	1	06210075.D	Luna-phenylhex 4.6(mm)

HPLC/IC ANALYSIS RUN LOG

Lab Name: Eurofins TestAmerica, Denver Job No.: 280-124986-1

SDG No.:

Instrument ID: CHHPLC_G2_LUNA Start Date: 06/24/2019 19:33

Analysis Batch Number: 462508 End Date: 06/25/2019 08:22

LAB SAMPLE ID	CLIENT SAMPLE ID	DATE ANALYZED	DILUTION FACTOR	LAB FILE ID	COLUMN ID
CCV 280-462508/13		06/24/2019 19:33	1	06240013.D	Luna-phenylhex 4.6(mm)
CCV 280-462508/14		06/24/2019 20:08	1	06240014.D	Luna-phenylhex 4.6(mm)
ZZZZZ		06/24/2019 20:42	1		Luna-phenylhex 4.6(mm)
ZZZZZ		06/24/2019 21:17	1		Luna-phenylhex 4.6(mm)
280-124986-21		06/24/2019 21:52	1	06240017.D	Luna-phenylhex 4.6(mm)
280-124986-23		06/24/2019 22:27	1	06240018.D	Luna-phenylhex 4.6(mm)
280-124986-24		06/24/2019 23:02	1	06240019.D	Luna-phenylhex 4.6(mm)
280-124986-25		06/24/2019 23:37	1	06240020.D	Luna-phenylhex 4.6(mm)
ZZZZZ		06/25/2019 00:12	1		Luna-phenylhex 4.6(mm)
ZZZZZ		06/25/2019 00:47	1		Luna-phenylhex 4.6(mm)
280-124986-26		06/25/2019 01:22	1	06240023.D	Luna-phenylhex 4.6(mm)
280-124986-27		06/25/2019 01:57	1	06240024.D	Luna-phenylhex 4.6(mm)
CCV 280-462508/25		06/25/2019 02:32	1	06240025.D	Luna-phenylhex 4.6(mm)
CCV 280-462508/26		06/25/2019 03:07	1	06240026.D	Luna-phenylhex 4.6(mm)
280-124986-28		06/25/2019 03:42	1	06240027.D	Luna-phenylhex 4.6(mm)
ZZZZZ		06/25/2019 04:17	10		Luna-phenylhex 4.6(mm)
280-124986-29		06/25/2019 04:52	1	06240029.D	Luna-phenylhex 4.6(mm)
280-124986-30		06/25/2019 05:27	1	06240030.D	Luna-phenylhex 4.6(mm)
280-124986-31		06/25/2019 06:02	1	06240031.D	Luna-phenylhex 4.6(mm)
280-124986-33		06/25/2019 06:37	1	06240032.D	Luna-phenylhex 4.6(mm)
280-124986-34		06/25/2019 07:12	1	06240033.D	Luna-phenylhex 4.6(mm)
CCV 280-462508/34		06/25/2019 07:47	1	06240034.D	Luna-phenylhex 4.6(mm)
CCV 280-462508/35		06/25/2019 08:22	1	06240035.D	Luna-phenylhex 4.6(mm)

HPLC/IC ANALYSIS RUN LOG

Lab Name: Eurofins TestAmerica, Denver Job No.: 280-124986-1

SDG No.:

Instrument ID: CHHPLC_X3 Start Date: 06/26/2019 19:08

Analysis Batch Number: 462823 End Date: 06/27/2019 09:32

LAB SAMPLE ID	CLIENT SAMPLE ID	DATE ANALYZED	DILUTION FACTOR	LAB FILE ID	COLUMN ID
CCV 280-462823/7		06/26/2019 19:08	1	06260007.D	UltraCarb5uODS 4.6(mm)
CCV 280-462823/8		06/26/2019 19:32	1		UltraCarb5uODS 4.6(mm)
CCV 280-462823/9		06/26/2019 19:56	1	06260009.D	UltraCarb5uODS 4.6(mm)
MB 280-461963/1-A		06/26/2019 20:20	1	06260010.D	UltraCarb5uODS 4.6(mm)
LCS 280-461963/2-A		06/26/2019 20:44	1	06260011.D	UltraCarb5uODS 4.6(mm)
LCSD 280-461963/3-A		06/26/2019 21:08	1	06260012.D	UltraCarb5uODS 4.6(mm)
LCS 280-461963/4-A		06/26/2019 21:32	1	06260013.D	UltraCarb5uODS 4.6(mm)
LCSD 280-461963/5-A		06/26/2019 21:56	1	06260014.D	UltraCarb5uODS 4.6(mm)
280-124986-1 RE		06/26/2019 22:20	1	06260015.D	UltraCarb5uODS 4.6(mm)
280-124986-2 RE		06/26/2019 22:44	1	06260016.D	UltraCarb5uODS 4.6(mm)
280-124986-3 RE		06/26/2019 23:08	1	06260017.D	UltraCarb5uODS 4.6(mm)
280-124986-4 RE		06/26/2019 23:32	1	06260018.D	UltraCarb5uODS 4.6(mm)
280-124986-5 RE		06/26/2019 23:56	1	06260019.D	UltraCarb5uODS 4.6(mm)
CCV 280-462823/20		06/27/2019 00:20	1	06260020.D	UltraCarb5uODS 4.6(mm)
CCV 280-462823/21		06/27/2019 00:44	1		UltraCarb5uODS 4.6(mm)
CCV 280-462823/22		06/27/2019 01:08	1	06260022.D	UltraCarb5uODS 4.6(mm)
280-124986-6 RE		06/27/2019 01:32	1	06260023.D	UltraCarb5uODS 4.6(mm)
280-124986-7 RE		06/27/2019 01:56	1	06260024.D	UltraCarb5uODS 4.6(mm)
280-124986-8 RE		06/27/2019 02:20	1	06260025.D	UltraCarb5uODS 4.6(mm)
280-124986-9 RE		06/27/2019 02:44	1	06260026.D	UltraCarb5uODS 4.6(mm)
280-124986-10 RE		06/27/2019 03:08	1	06260027.D	UltraCarb5uODS 4.6(mm)
280-124986-11 RE		06/27/2019 03:32	1	06260028.D	UltraCarb5uODS 4.6(mm)
280-124986-12 RE		06/27/2019 03:56	1	06260029.D	UltraCarb5uODS 4.6(mm)
280-124986-13 RE		06/27/2019 04:20	1	06260030.D	UltraCarb5uODS 4.6(mm)
280-124986-14 RE		06/27/2019 04:44	1	06260031.D	UltraCarb5uODS 4.6(mm)
280-124986-15 RE		06/27/2019 05:08	1	06260032.D	UltraCarb5uODS 4.6(mm)
CCV 280-462823/33		06/27/2019 05:32	1	06260033.D	UltraCarb5uODS 4.6(mm)
CCV 280-462823/34		06/27/2019 05:56	1		UltraCarb5uODS 4.6(mm)
CCV 280-462823/35		06/27/2019 06:20	1	06260035.D	UltraCarb5uODS 4.6(mm)
280-124986-16 RE		06/27/2019 06:44	1	06260036.D	UltraCarb5uODS 4.6(mm)
280-124986-17 RE		06/27/2019 07:08	1	06260037.D	UltraCarb5uODS 4.6(mm)
280-124986-18 RE		06/27/2019 07:32	1	06260038.D	UltraCarb5uODS 4.6(mm)
280-124986-19 RE		06/27/2019 07:56	1	06260039.D	UltraCarb5uODS 4.6(mm)
280-124986-20 RE		06/27/2019 08:20	1	06260040.D	UltraCarb5uODS 4.6(mm)
CCV 280-462823/41		06/27/2019 08:44	1	06260041.D	UltraCarb5uODS 4.6(mm)
CCV 280-462823/42		06/27/2019 09:08	1		UltraCarb5uODS 4.6(mm)
CCV 280-462823/43		06/27/2019 09:32	1	06260043.D	UltraCarb5uODS 4.6(mm)

HPLC/IC ANALYSIS RUN LOG

Lab Name: Eurofins TestAmerica, Denver Job No.: 280-124986-1

SDG No.:

Instrument ID: CHHPLC_G2_LUNA Start Date: 06/27/2019 18:57

Analysis Batch Number: 462962 End Date: 06/28/2019 11:17

LAB SAMPLE ID	CLIENT SAMPLE ID	DATE ANALYZED	DILUTION FACTOR	LAB FILE ID	COLUMN ID
CCV 280-462962/7		06/27/2019 18:57	1	06270007.D	Luna-phenylhex 4.6(mm)
CCV 280-462962/8		06/27/2019 19:32	1	06270008.D	Luna-phenylhex 4.6(mm)
MB 280-461963/1-A		06/27/2019 20:07	1	06270009.D	Luna-phenylhex 4.6(mm)
LCS 280-461963/2-A		06/27/2019 20:42	1	06270010.D	Luna-phenylhex 4.6(mm)
LCSD 280-461963/3-A		06/27/2019 21:17	1	06270011.D	Luna-phenylhex 4.6(mm)
LCS 280-461963/4-A		06/27/2019 21:52	1	06270012.D	Luna-phenylhex 4.6(mm)
LCSD 280-461963/5-A		06/27/2019 22:27	1	06270013.D	Luna-phenylhex 4.6(mm)
280-124986-1 RE		06/27/2019 23:02	1	06270014.D	Luna-phenylhex 4.6(mm)
280-124986-3 RE		06/27/2019 23:37	1	06270015.D	Luna-phenylhex 4.6(mm)
280-124986-4 RE		06/28/2019 00:12	1	06270016.D	Luna-phenylhex 4.6(mm)
280-124986-5 RE		06/28/2019 00:47	1	06270017.D	Luna-phenylhex 4.6(mm)
280-124986-6 RE		06/28/2019 01:22	1	06270018.D	Luna-phenylhex 4.6(mm)
CCV 280-462962/19		06/28/2019 01:57	1	06270019.D	Luna-phenylhex 4.6(mm)
CCV 280-462962/20		06/28/2019 02:32	1	06270020.D	Luna-phenylhex 4.6(mm)
280-124986-7 RE		06/28/2019 03:07	1	06270021.D	Luna-phenylhex 4.6(mm)
280-124986-8 RE		06/28/2019 03:42	1	06270022.D	Luna-phenylhex 4.6(mm)
280-124986-9 RE		06/28/2019 04:17	1	06270023.D	Luna-phenylhex 4.6(mm)
280-124986-12 RE		06/28/2019 04:52	1	06270024.D	Luna-phenylhex 4.6(mm)
280-124986-13 RE		06/28/2019 05:27	1	06270025.D	Luna-phenylhex 4.6(mm)
280-124986-14 RE		06/28/2019 06:02	1	06270026.D	Luna-phenylhex 4.6(mm)
280-124986-15 RE		06/28/2019 06:37	1	06270027.D	Luna-phenylhex 4.6(mm)
280-124986-16 RE		06/28/2019 07:12	1	06270028.D	Luna-phenylhex 4.6(mm)
ZZZZZ		06/28/2019 07:47	1		Luna-phenylhex 4.6(mm)
280-124986-19 RE		06/28/2019 08:22	1	06270030.D	Luna-phenylhex 4.6(mm)
CCV 280-462962/31		06/28/2019 08:57	1	06270031.D	Luna-phenylhex 4.6(mm)
CCV 280-462962/32		06/28/2019 09:32	1	06270032.D	Luna-phenylhex 4.6(mm)
280-124986-20 RE		06/28/2019 10:07	1	06270033.D	Luna-phenylhex 4.6(mm)
CCV 280-462962/34		06/28/2019 10:42	1	06270034.D	Luna-phenylhex 4.6(mm)
CCV 280-462962/35		06/28/2019 11:17	1	06270035.D	Luna-phenylhex 4.6(mm)

HPLC/IC ANALYSIS RUN LOG

Lab Name: Eurofins TestAmerica, Denver Job No.: 280-124986-1

SDG No.:

Instrument ID: CHHPLC_X3 Start Date: 07/01/2019 14:40

Analysis Batch Number: 463276 End Date: 07/02/2019 00:41

LAB SAMPLE ID	CLIENT SAMPLE ID	DATE ANALYZED	DILUTION FACTOR	LAB FILE ID	COLUMN ID
IC 280-463276/7		07/01/2019 14:40	1	07010007.D	UltraCarb5uODS 4.6(mm)
IC 280-463276/8		07/01/2019 15:04	1	07010008.D	UltraCarb5uODS 4.6(mm)
IC 280-463276/9		07/01/2019 15:27	1	07010009.D	UltraCarb5uODS 4.6(mm)
IC 280-463276/10		07/01/2019 15:50	1	07010010.D	UltraCarb5uODS 4.6(mm)
IC 280-463276/11		07/01/2019 16:13	1	07010011.D	UltraCarb5uODS 4.6(mm)
IC 280-463276/12		07/01/2019 16:36	1	07010012.D	UltraCarb5uODS 4.6(mm)
IC 280-463276/13		07/01/2019 17:00	1	07010013.D	UltraCarb5uODS 4.6(mm)
IC 280-463276/14		07/01/2019 17:23	1	07010014.D	UltraCarb5uODS 4.6(mm)
ICV 280-463276/15		07/01/2019 17:46	1		UltraCarb5uODS 4.6(mm)
IC 280-463276/16		07/01/2019 18:09	1		UltraCarb5uODS 4.6(mm)
IC 280-463276/17		07/01/2019 18:32	1		UltraCarb5uODS 4.6(mm)
IC 280-463276/18		07/01/2019 18:55	1		UltraCarb5uODS 4.6(mm)
IC 280-463276/19		07/01/2019 19:18	1		UltraCarb5uODS 4.6(mm)
IC 280-463276/20		07/01/2019 19:41	1		UltraCarb5uODS 4.6(mm)
IC 280-463276/21		07/01/2019 20:04	1		UltraCarb5uODS 4.6(mm)
IC 280-463276/22		07/01/2019 20:27	1		UltraCarb5uODS 4.6(mm)
IC 280-463276/23		07/01/2019 20:50	1		UltraCarb5uODS 4.6(mm)
ICV 280-463276/24		07/01/2019 21:13	1		UltraCarb5uODS 4.6(mm)
IC 280-463276/25		07/01/2019 21:36	1	07010025.D	UltraCarb5uODS 4.6(mm)
IC 280-463276/26		07/01/2019 22:00	1	07010026.D	UltraCarb5uODS 4.6(mm)
IC 280-463276/27		07/01/2019 22:23	1	07010027.D	UltraCarb5uODS 4.6(mm)
IC 280-463276/28		07/01/2019 22:46	1	07010028.D	UltraCarb5uODS 4.6(mm)
IC 280-463276/29		07/01/2019 23:09	1	07010029.D	UltraCarb5uODS 4.6(mm)
IC 280-463276/30		07/01/2019 23:32	1	07010030.D	UltraCarb5uODS 4.6(mm)
IC 280-463276/31		07/01/2019 23:55	1	07010031.D	UltraCarb5uODS 4.6(mm)
IC 280-463276/32		07/02/2019 00:18	1	07010032.D	UltraCarb5uODS 4.6(mm)
ICV 280-463276/33		07/02/2019 00:41	1		UltraCarb5uODS 4.6(mm)

HPLC/IC ANALYSIS RUN LOG

Lab Name: Eurofins TestAmerica, Denver Job No.: 280-124986-1

SDG No.:

Instrument ID: CHHPLC_X3 Start Date: 07/03/2019 03:55

Analysis Batch Number: 463366 End Date: 07/03/2019 14:38

LAB SAMPLE ID	CLIENT SAMPLE ID	DATE ANALYZED	DILUTION FACTOR	LAB FILE ID	COLUMN ID
CCV 280-463366/54		07/03/2019 03:55	1	07020054.D	UltraCarb5uODS 4.6(mm)
CCV 280-463366/55		07/03/2019 04:18	1		UltraCarb5uODS 4.6(mm)
CCV 280-463366/56		07/03/2019 04:40	1	07020056.D	UltraCarb5uODS 4.6(mm)
MB 280-461964/1-A		07/03/2019 05:03	1	07020057.D	UltraCarb5uODS 4.6(mm)
LCS 280-461964/2-A		07/03/2019 05:26	1	07020058.D	UltraCarb5uODS 4.6(mm)
LCS 280-461964/3-A		07/03/2019 05:49	1	07020059.D	UltraCarb5uODS 4.6(mm)
LCSD 280-461964/4-A		07/03/2019 06:12	1	07020060.D	UltraCarb5uODS 4.6(mm)
280-124986-21 RE		07/03/2019 06:35	1	07020061.D	UltraCarb5uODS 4.6(mm)
280-124986-22 RE		07/03/2019 06:58	1	07020062.D	UltraCarb5uODS 4.6(mm)
280-124986-23 RE		07/03/2019 07:21	1	07020063.D	UltraCarb5uODS 4.6(mm)
280-124986-24 RE		07/03/2019 07:44	1	07020064.D	UltraCarb5uODS 4.6(mm)
280-124986-25 RE		07/03/2019 08:07	1	07020065.D	UltraCarb5uODS 4.6(mm)
280-124986-25 MS RE		07/03/2019 08:30	1	07020066.D	UltraCarb5uODS 4.6(mm)
CCV 280-463366/67		07/03/2019 08:53	1	07020067.D	UltraCarb5uODS 4.6(mm)
CCV 280-463366/68		07/03/2019 09:16	1		UltraCarb5uODS 4.6(mm)
CCV 280-463366/69		07/03/2019 09:39	1	07020069.D	UltraCarb5uODS 4.6(mm)
280-124986-25 MSD RE		07/03/2019 10:02	1	07020070.D	UltraCarb5uODS 4.6(mm)
280-124986-26 RE		07/03/2019 10:25	1	07020071.D	UltraCarb5uODS 4.6(mm)
280-124986-27 RE		07/03/2019 10:48	1	07020072.D	UltraCarb5uODS 4.6(mm)
280-124986-28 RE		07/03/2019 11:11	1	07020073.D	UltraCarb5uODS 4.6(mm)
280-124986-29 RE		07/03/2019 11:34	1	07020074.D	UltraCarb5uODS 4.6(mm)
280-124986-30 RE		07/03/2019 11:57	1	07020075.D	UltraCarb5uODS 4.6(mm)
280-124986-31 RE		07/03/2019 12:20	1	07020076.D	UltraCarb5uODS 4.6(mm)
280-124986-32 RE		07/03/2019 12:43	1	07020077.D	UltraCarb5uODS 4.6(mm)
280-124986-33 RE		07/03/2019 13:06	1	07020078.D	UltraCarb5uODS 4.6(mm)
280-124986-34 RE		07/03/2019 13:29	1	07020079.D	UltraCarb5uODS 4.6(mm)
CCV 280-463366/80		07/03/2019 13:52	1	07020080.D	UltraCarb5uODS 4.6(mm)
CCV 280-463366/81		07/03/2019 14:15	1		UltraCarb5uODS 4.6(mm)
CCV 280-463366/82		07/03/2019 14:38	1	07020082.D	UltraCarb5uODS 4.6(mm)

HPLC/IC ANALYSIS RUN LOG

Lab Name: Eurofins TestAmerica, Denver Job No.: 280-124986-1

SDG No.:

Instrument ID: CHHPLC_G2_LUNA Start Date: 07/05/2019 12:39

Analysis Batch Number: 463562 End Date: 07/06/2019 03:14

LAB SAMPLE ID	CLIENT SAMPLE ID	DATE ANALYZED	DILUTION FACTOR	LAB FILE ID	COLUMN ID
CCV 280-463562/7		07/05/2019 12:39	1	07030007.D	Luna-phenylhex 4.6(mm)
CCV 280-463562/8		07/05/2019 13:14	1	07030008.D	Luna-phenylhex 4.6(mm)
MB 280-461964/1-A		07/05/2019 13:49	1	07030009.D	Luna-phenylhex 4.6(mm)
LCS 280-461964/2-A		07/05/2019 14:24	1	07030010.D	Luna-phenylhex 4.6(mm)
LCS 280-461964/3-A		07/05/2019 15:00	1	07030011.D	Luna-phenylhex 4.6(mm)
LCSD 280-461964/4-A		07/05/2019 15:35	1	07030012.D	Luna-phenylhex 4.6(mm)
280-124986-21 RE		07/05/2019 16:09	1	07030013.D	Luna-phenylhex 4.6(mm)
ZZZZZ		07/05/2019 16:44	1		Luna-phenylhex 4.6(mm)
280-124986-23 RE		07/05/2019 17:20	1	07030015.D	Luna-phenylhex 4.6(mm)
280-124986-24 RE		07/05/2019 17:54	1	07030016.D	Luna-phenylhex 4.6(mm)
280-124986-25 RE		07/05/2019 18:29	1	07030017.D	Luna-phenylhex 4.6(mm)
ZZZZZ		07/05/2019 19:04	1		Luna-phenylhex 4.6(mm)
CCV 280-463562/19		07/05/2019 19:39	1	07030019.D	Luna-phenylhex 4.6(mm)
CCV 280-463562/20		07/05/2019 20:14	1	07030020.D	Luna-phenylhex 4.6(mm)
ZZZZZ		07/05/2019 20:49	1		Luna-phenylhex 4.6(mm)
280-124986-26 RE		07/05/2019 21:24	1	07030022.D	Luna-phenylhex 4.6(mm)
280-124986-27 RE		07/05/2019 22:00	1	07030023.D	Luna-phenylhex 4.6(mm)
280-124986-28 RE		07/05/2019 22:35	1	07030024.D	Luna-phenylhex 4.6(mm)
280-124986-29 RE		07/05/2019 23:09	1	07030025.D	Luna-phenylhex 4.6(mm)
280-124986-30 RE		07/05/2019 23:44	1	07030026.D	Luna-phenylhex 4.6(mm)
280-124986-31 RE		07/06/2019 00:19	1	07030027.D	Luna-phenylhex 4.6(mm)
ZZZZZ		07/06/2019 00:54	1		Luna-phenylhex 4.6(mm)
280-124986-33 RE		07/06/2019 01:29	1	07030029.D	Luna-phenylhex 4.6(mm)
280-124986-34 RE		07/06/2019 02:04	1	07030030.D	Luna-phenylhex 4.6(mm)
CCV 280-463562/31		07/06/2019 02:39	1	07030031.D	Luna-phenylhex 4.6(mm)
CCV 280-463562/32		07/06/2019 03:14	1	07030032.D	Luna-phenylhex 4.6(mm)

HPLC/IC BATCH WORKSHEET

Lab Name: Eurofins TestAmerica, Denver Job No.: 280-124986-1

SDG No.:

Batch Number: 461560 Batch Start Date: 06/14/19 15:04 Batch Analyst: Becker, Chad B

Batch Method: 3535 Batch End Date: 06/14/19 18:35

Lab Sample ID	Client Sample ID	Method Chain	Basis	GrossWeight	TareWeight	InitialAmount	FinalAmount	8330 LCS 00089	8330Surrogate 00105
MB 280-461560/1		3535, 8330A				500 mL	5 mL		0.1 mL
LCS 280-461560/2		3535, 8330A				500 mL	5 mL	0.1 mL	0.1 mL
LCSD 280-461560/3		3535, 8330A				500 mL	5 mL	0.1 mL	0.1 mL
280-124986-B-1	G0083-19A	3535, 8330A	T	793.6 g	285.0 g	508.6 mL	5 mL		0.1 mL
280-124986-B-2	NW022-19A	3535, 8330A	T	778.8 g	286.4 g	492.4 mL	5 mL		0.1 mL
280-124986-B-3	NW023-19A	3535, 8330A	T	806.9 g	284.6 g	522.3 mL	5 mL		0.1 mL
280-124986-A-4	G0090-19A	3535, 8330A	T	791.5 g	284.4 g	507.1 mL	5 mL		0.1 mL
280-124986-B-5	G0088-19A	3535, 8330A	T	776.0 g	285.1 g	490.9 mL	5 mL		0.1 mL
280-124986-A-6	PZ016-19A	3535, 8330A	T	775.0 g	286.1 g	488.9 mL	5 mL		0.1 mL
280-124986-A-7	G0112-19A	3535, 8330A	T	766.0 g	285.0 g	481 mL	5 mL		0.1 mL
280-124986-B-8	G0084-19A	3535, 8330A	T	772.4 g	285.0 g	487.4 mL	5 mL		0.1 mL
280-124986-A-9	G0113-19A	3535, 8330A	T	792.3 g	284.9 g	507.4 mL	5 mL		0.1 mL
280-124986-A-10	G0075-19A	3535, 8330A	T	789.8 g	285.1 g	504.7 mL	5 mL		0.1 mL
280-124986-B-11	G0076-19A	3535, 8330A	T	797.4 g	285.6 g	511.8 mL	5 mL		0.1 mL
280-124986-A-12	G0024-19A	3535, 8330A	T	788.8 g	284.4 g	504.4 mL	5 mL		0.1 mL
280-124986-B-13	G0087-19A	3535, 8330A	T	793.8 g	284.3 g	509.5 mL	5 mL		0.1 mL
280-124986-A-14	G0080-19A	3535, 8330A	T	787.3 g	284.2 g	503.1 mL	5 mL		0.1 mL
280-124986-B-15	G0086-19A	3535, 8330A	T	784.5 g	285.1 g	499.4 mL	5 mL		0.1 mL
280-124986-B-16	G0118-19A	3535, 8330A	T	791.3 g	284.6 g	506.7 mL	5 mL		0.1 mL
280-124986-A-17	G0110-19A	3535, 8330A	T	757.4 g	284.4 g	473 mL	5 mL		0.1 mL
280-124986-B-18	G0114-19A	3535, 8330A	T	782.1 g	283.8 g	498.3 mL	5 mL		0.1 mL
280-124986-A-19	G0078-19A	3535, 8330A	T	781.8 g	284.3 g	497.5 mL	5 mL		0.1 mL
280-124986-A-20	G0077-19A	3535, 8330A	T	804.6 g	285.6 g	519 mL	5 mL		0.1 mL

The pound sign (#) in the amount added field denotes that the reagent was used undiluted. All calculations are performed using the stated concentration for this reagent.

HPLC/IC BATCH WORKSHEET

Lab Name: Eurofins TestAmerica, Denver Job No.: 280-124986-1

SDG No.:

Batch Number: 461560 Batch Start Date: 06/14/19 15:04 Batch Analyst: Becker, Chad B

Batch Method: 3535 Batch End Date: 06/14/19 18:35

Batch Notes	
Acid ID	.1AAinACN_00127
Acid Name	.1AAinACN
Balance ID	24350888
Batch Comment	DV-OP-0017
First End time	06/14/2019 18:11
Pipette/Syringe/Dispenser ID	Jiji, Soot
Rinse Solvent Lot	Acetonitrile_00034
Rinse Solvent Name	Acetonitrile
Solvent Lot #	CaCl2_Sol_00066
Solvent Name	Calcium Chloride
SPE Cartridge Lot ID	004938274A
SPE Cartridge Type	Proapak RDX Cartridges
Analyst ID - Spike Analyst	CB
Analyst ID - Spike Witness Analyst	Reviewer:DC
First Start time	06/14/2019 15:21

Basis	Basis Description
T	Total/NA

The pound sign (#) in the amount added field denotes that the reagent was used undiluted. All calculations are performed using the stated concentration for this reagent.

HPLC/IC BATCH WORKSHEET

Lab Name: Eurofins TestAmerica, Denver Job No.: 280-124986-1

SDG No.:

Batch Number: 461561 Batch Start Date: 06/14/19 15:08 Batch Analyst: Becker, Chad B

Batch Method: 3535 Batch End Date: 06/14/19 18:35

Lab Sample ID	Client Sample ID	Method Chain	Basis	GrossWeight	TareWeight	InitialAmount	FinalAmount	8330 LCS 00089	8330Surrogate 00105
MB 280-461561/1		3535, 8330A				500 mL	5 mL		0.1 mL
LCS 280-461561/2		3535, 8330A				500 mL	5 mL	0.1 mL	0.1 mL
280-124986-A-21	PZ020-19A	3535, 8330A	T	801.5 g	285.8 g	515.7 mL	5 mL		0.1 mL
280-124986-A-22	PZ019-19A	3535, 8330A	T	793.5 g	285.4 g	508.1 mL	5 mL		0.1 mL
280-124986-B-23	NW020-19A	3535, 8330A	T	795.9 g	284.6 g	511.3 mL	5 mL		0.1 mL
280-124986-B-24	NW021-19A	3535, 8330A	T	805.8 g	285.0 g	520.8 mL	5 mL		0.1 mL
280-124986-B-25	G0070-19A	3535, 8330A	T	800.3 g	286.3 g	514 mL	5 mL		0.1 mL
280-124986-A-25 MS	G0070-19AMS	3535, 8330A	T	788.2 g	284.4 g	503.8 mL	5 mL	0.1 mL	0.1 mL
280-124986-B-25 MSD	G0070-19AMSD	3535, 8330A	T	772.3 g	286.5 g	485.8 mL	5 mL	0.1 mL	0.1 mL
280-124986-A-26	G0108-19A	3535, 8330A	T	772.8 g	284.5 g	488.3 mL	5 mL		0.1 mL
280-124986-A-27	G0098-19A	3535, 8330A	T	785.5 g	283.9 g	501.6 mL	5 mL		0.1 mL
280-124986-A-28	G0097-19A	3535, 8330A	T	747.1 g	284.6 g	462.5 mL	5 mL		0.1 mL
280-124986-B-29	G0109-19A	3535, 8330A	T	795.4 g	283.8 g	511.6 mL	5 mL		0.1 mL
280-124986-A-30	G0099-19A	3535, 8330A	T	794.9 g	283.9 g	511 mL	5 mL		0.1 mL
280-124986-A-31	G0067-19A	3535, 8330A	T	791.6 g	285.4 g	506.2 mL	5 mL		0.1 mL
280-124986-B-32	G0079-19A	3535, 8330A	T	795.4 g	285.1 g	510.3 mL	5 mL		0.1 mL
280-124986-A-33	G0081-19A	3535, 8330A	T	791.2 g	286.0 g	505.2 mL	5 mL		0.1 mL
280-124986-A-34	G0082-19A	3535, 8330A	T	795.7 g	284.0 g	511.7 mL	5 mL		0.1 mL

The pound sign (#) in the amount added field denotes that the reagent was used undiluted. All calculations are performed using the stated concentration for this reagent.

HPLC/IC BATCH WORKSHEET

Lab Name: Eurofins TestAmerica, Denver Job No.: 280-124986-1

SDG No.:

Batch Number: 461561 Batch Start Date: 06/14/19 15:08 Batch Analyst: Becker, Chad B

Batch Method: 3535 Batch End Date: 06/14/19 18:35

Batch Notes	
Acid ID	.1AAinACN_00127
Acid Name	.1AAinACN
Balance ID	24350888
Batch Comment	DV-OP-0017
First End time	06/14/2019 18:11
Pipette/Syringe/Dispenser ID	Jiji, Soot
Rinse Solvent Lot	Acetonitrile_00034
Rinse Solvent Name	Acetonitrile
Solvent Lot #	CaCl2_Sol_00066
Solvent Name	Calcium Chloride
SPE Cartridge Lot ID	004938274A
SPE Cartridge Type	Proapak RDX Cartridges
Analyst ID - Spike Analyst	CB
Analyst ID - Spike Witness Analyst	Reviewer: DC
First Start time	06/14/2019 15:21

Basis	Basis Description
T	Total/NA

The pound sign (#) in the amount added field denotes that the reagent was used undiluted. All calculations are performed using the stated concentration for this reagent.

HPLC/IC BATCH WORKSHEET

Lab Name: Eurofins TestAmerica, Denver Job No.: 280-124986-1

SDG No.:

Batch Number: 461963 Batch Start Date: 06/18/19 14:22 Batch Analyst: Becker, Chad B

Batch Method: 3535 Batch End Date: 06/24/19 18:33

Lab Sample ID	Client Sample ID	Method Chain	Basis	GrossWeight	TareWeight	InitialAmount	FinalAmount	8330 LCS 00089	8330_OP_DMT 00002
MB 280-461963/1		3535, 8330A				500 mL	5 mL		
LCS 280-461963/2		3535, 8330A				500 mL	5 mL	0.1 mL	
LCSD 280-461963/3		3535, 8330A				500 mL	5 mL	0.1 mL	
LCS 280-461963/4		3535, 8330A				500 mL	5 mL		0.1 mL
LCSD 280-461963/5		3535, 8330A				500 mL	5 mL		0.1 mL
280-124986-A-1	G0083-19A	3535, 8330A	T	800.8 g	284.9 g	515.9 mL	5 mL		
280-124986-A-2	NW022-19A	3535, 8330A	T	793.5 g	285.0 g	508.5 mL	5 mL		
280-124986-A-3	NW023-19A	3535, 8330A	T	785.0 g	284.2 g	500.8 mL	5 mL		
280-124986-B-4	G0090-19A	3535, 8330A	T	777.7 g	284.1 g	493.6 mL	5 mL		
280-124986-A-5	G0088-19A	3535, 8330A	T	778.1 g	284.9 g	493.2 mL	5 mL		
280-124986-B-6	PZ016-19A	3535, 8330A	T	784.2 g	287.6 g	496.6 mL	5 mL		
280-124986-B-7	G0112-19A	3535, 8330A	T	783.1 g	285.3 g	497.8 mL	5 mL		
280-124986-A-8	G0084-19A	3535, 8330A	T	764.2 g	284.9 g	479.3 mL	5 mL		
280-124986-B-9	G0113-19A	3535, 8330A	T	794.2 g	284.6 g	509.6 mL	5 mL		
280-124986-B-10	G0075-19A	3535, 8330A	T	791.7 g	285.7 g	506 mL	5 mL		
280-124986-A-11	G0076-19A	3535, 8330A	T	794.3 g	285.5 g	508.8 mL	5 mL		
280-124986-B-12	G0024-19A	3535, 8330A	T	815.4 g	284.5 g	530.9 mL	5 mL		
280-124986-A-13	G0087-19A	3535, 8330A	T	802.3 g	284.3 g	518 mL	5 mL		
280-124986-B-14	G0080-19A	3535, 8330A	T	790.9 g	284.3 g	506.6 mL	5 mL		
280-124986-A-15	G0086-19A	3535, 8330A	T	784.9 g	283.8 g	501.1 mL	5 mL		
280-124986-A-16	G0118-19A	3535, 8330A	T	806.9 g	284.8 g	522.1 mL	5 mL		
280-124986-B-17	G0110-19A	3535, 8330A	T	760.9 g	284.5 g	476.4 mL	5 mL		
280-124986-A-18	G0114-19A	3535, 8330A	T	787.4 g	284.0 g	503.4 mL	5 mL		
280-124986-B-19	G0078-19A	3535, 8330A	T	796.0 g	286.2 g	509.8 mL	5 mL		
280-124986-B-20	G0077-19A	3535, 8330A	T	797.3 g	286.5 g	510.8 mL	5 mL		

Lab Sample ID	Client Sample ID	Method Chain	Basis	8330Surrogate 00105					
MB 280-461963/1		3535, 8330A		0.1 mL					

The pound sign (#) in the amount added field denotes that the reagent was used undiluted. All calculations are performed using the stated concentration for this reagent.

HPLC/IC BATCH WORKSHEET

Lab Name: Eurofins TestAmerica, Denver Job No.: 280-124986-1

SDG No.:

Batch Number: 461963 Batch Start Date: 06/18/19 14:22 Batch Analyst: Becker, Chad B

Batch Method: 3535 Batch End Date: 06/24/19 18:33

Lab Sample ID	Client Sample ID	Method Chain	Basis	8330Surrogate 00105					
LCS 280-461963/2		3535, 8330A		0.1 mL					
LCSD 280-461963/3		3535, 8330A		0.1 mL					
LCS 280-461963/4		3535, 8330A		0.1 mL					
LCSD 280-461963/5		3535, 8330A		0.1 mL					
280-124986-A-1	G0083-19A	3535, 8330A	T	0.1 mL					
280-124986-A-2	NW022-19A	3535, 8330A	T	0.1 mL					
280-124986-A-3	NW023-19A	3535, 8330A	T	0.1 mL					
280-124986-B-4	G0090-19A	3535, 8330A	T	0.1 mL					
280-124986-A-5	G0088-19A	3535, 8330A	T	0.1 mL					
280-124986-B-6	PZ016-19A	3535, 8330A	T	0.1 mL					
280-124986-B-7	G0112-19A	3535, 8330A	T	0.1 mL					
280-124986-A-8	G0084-19A	3535, 8330A	T	0.1 mL					
280-124986-B-9	G0113-19A	3535, 8330A	T	0.1 mL					
280-124986-B-10	G0075-19A	3535, 8330A	T	0.1 mL					
280-124986-A-11	G0076-19A	3535, 8330A	T	0.1 mL					
280-124986-B-12	G0024-19A	3535, 8330A	T	0.1 mL					
280-124986-A-13	G0087-19A	3535, 8330A	T	0.1 mL					
280-124986-B-14	G0080-19A	3535, 8330A	T	0.1 mL					
280-124986-A-15	G0086-19A	3535, 8330A	T	0.1 mL					
280-124986-A-16	G0118-19A	3535, 8330A	T	0.1 mL					
280-124986-B-17	G0110-19A	3535, 8330A	T	0.1 mL					
280-124986-A-18	G0114-19A	3535, 8330A	T	0.1 mL					
280-124986-B-19	G0078-19A	3535, 8330A	T	0.1 mL					
280-124986-B-20	G0077-19A	3535, 8330A	T	0.1 mL					

The pound sign (#) in the amount added field denotes that the reagent was used undiluted. All calculations are performed using the stated concentration for this reagent.

HPLC/IC BATCH WORKSHEET

Lab Name: Eurofins TestAmerica, Denver Job No.: 280-124986-1

SDG No.:

Batch Number: 461963 Batch Start Date: 06/18/19 14:22 Batch Analyst: Becker, Chad B

Batch Method: 3535 Batch End Date: 06/24/19 18:33

Batch Notes	
Acid ID	.1AAinACN_00127
Acid Name	.1AAinACN
Balance ID	24350888
Batch Comment	DV-OP-0017
First End time	06/18/2019 18:21
Pipette/Syringe/Dispenser ID	Jiji, Soot
Rinse Solvent Lot	Acetonitrile_00034
Rinse Solvent Name	Acetonitrile
Solvent Lot #	CaCl2_Sol_00066
Solvent Name	Calcium Chloride
SPE Cartridge Lot ID	004938274A
SPE Cartridge Type	Proapak RDX Cartridges
Analyst ID - Spike Analyst	CB
Analyst ID - Spike Witness Analyst	Reviewer: AP
First Start time	06/18/2019 14:59

Basis	Basis Description
T	Total/NA

The pound sign (#) in the amount added field denotes that the reagent was used undiluted. All calculations are performed using the stated concentration for this reagent.

HPLC/IC BATCH WORKSHEET

Lab Name: Eurofins TestAmerica, Denver Job No.: 280-124986-1

SDG No.:

Batch Number: 461964 Batch Start Date: 06/18/19 15:47 Batch Analyst: Becker, Chad B

Batch Method: 3535 Batch End Date: 07/01/19 19:30

Lab Sample ID	Client Sample ID	Method Chain	Basis	GrossWeight	TareWeight	InitialAmount	FinalAmount	8330 LCS 00089	8330_OP_DMT 00002
MB 280-461964/1		3535, 8330A				500 mL	5 mL		
LCS 280-461964/2		3535, 8330A				500 mL	5 mL	0.1 mL	
LCS 280-461964/3		3535, 8330A				500 mL	5 mL		0.1 mL
LCSD 280-461964/4		3535, 8330A				500 mL	5 mL		0.1 mL
280-124986-B-21	PZ020-19A	3535, 8330A	T	805.8 g	285.0 g	520.8 mL	5 mL		
280-124986-B-22	PZ019-19A	3535, 8330A	T	803.8 g	285.6 g	518.2 mL	5 mL		
280-124986-A-23	NW020-19A	3535, 8330A	T	791.6 g	283.8 g	507.8 mL	5 mL		
280-124986-A-24	NW021-19A	3535, 8330A	T	803.6 g	284.3 g	519.3 mL	5 mL		
280-124986-A-25	G0070-19A	3535, 8330A	T	792.3 g	284.1 g	508.2 mL	5 mL		
280-124986-B-25 MS	G0070-19AMS	3535, 8330A	T	802.9 g	283.6 g	519.3 mL	5 mL	0.1 mL	
280-124986-A-25 MSD	G0070-19AMSD	3535, 8330A	T	794.0 g	285.4 g	508.6 mL	5 mL	0.1 mL	
280-124986-B-26	G0108-19A	3535, 8330A	T	782.2 g	286.4 g	495.8 mL	5 mL		
280-124986-B-27	G0098-19A	3535, 8330A	T	783.4 g	287.4 g	496 mL	5 mL		
280-124986-B-28	G0097-19A	3535, 8330A	T	746.4 g	278.2 g	468.2 mL	5 mL		
280-124986-A-29	G0109-19A	3535, 8330A	T	799.9 g	285.8 g	514.1 mL	5 mL		
280-124986-B-30	G0099-19A	3535, 8330A	T	796.7 g	285.7 g	511 mL	5 mL		
280-124986-B-31	G0067-19A	3535, 8330A	T	790.4 g	283.4 g	507 mL	5 mL		
280-124986-A-32	G0079-19A	3535, 8330A	T	792.7 g	286.0 g	506.7 mL	5 mL		
280-124986-B-33	G0081-19A	3535, 8330A	T	798.4 g	287.4 g	511 mL	5 mL		
280-124986-B-34	G0082-19A	3535, 8330A	T	797.1 g	283.0 g	514.1 mL	5 mL		

Lab Sample ID	Client Sample ID	Method Chain	Basis	8330Surrogate 00105					
MB 280-461964/1		3535, 8330A		0.1 mL					
LCS 280-461964/2		3535, 8330A		0.1 mL					
LCS 280-461964/3		3535, 8330A		0.1 mL					
LCSD 280-461964/4		3535, 8330A		0.1 mL					

The pound sign (#) in the amount added field denotes that the reagent was used undiluted. All calculations are performed using the stated concentration for this reagent.

HPLC/IC BATCH WORKSHEET

Lab Name: Eurofins TestAmerica, Denver Job No.: 280-124986-1

SDG No.:

Batch Number: 461964 Batch Start Date: 06/18/19 15:47 Batch Analyst: Becker, Chad B

Batch Method: 3535 Batch End Date: 07/01/19 19:30

Lab Sample ID	Client Sample ID	Method Chain	Basis	8330Surrogate 00105					
280-124986-B-21	PZ020-19A	3535, 8330A	T	0.1 mL					
280-124986-B-22	PZ019-19A	3535, 8330A	T	0.1 mL					
280-124986-A-23	NW020-19A	3535, 8330A	T	0.1 mL					
280-124986-A-24	NW021-19A	3535, 8330A	T	0.1 mL					
280-124986-A-25	G0070-19A	3535, 8330A	T	0.1 mL					
280-124986-B-25 MS	G0070-19AMS	3535, 8330A	T	0.1 mL					
280-124986-A-25 MSD	G0070-19AMSD	3535, 8330A	T	0.1 mL					
280-124986-B-26	G0108-19A	3535, 8330A	T	0.1 mL					
280-124986-B-27	G0098-19A	3535, 8330A	T	0.1 mL					
280-124986-B-28	G0097-19A	3535, 8330A	T	0.1 mL					
280-124986-A-29	G0109-19A	3535, 8330A	T	0.1 mL					
280-124986-B-30	G0099-19A	3535, 8330A	T	0.1 mL					
280-124986-B-31	G0067-19A	3535, 8330A	T	0.1 mL					
280-124986-A-32	G0079-19A	3535, 8330A	T	0.1 mL					
280-124986-B-33	G0081-19A	3535, 8330A	T	0.1 mL					
280-124986-B-34	G0082-19A	3535, 8330A	T	0.1 mL					

The pound sign (#) in the amount added field denotes that the reagent was used undiluted. All calculations are performed using the stated concentration for this reagent.

HPLC/IC BATCH WORKSHEET

Lab Name: Eurofins TestAmerica, Denver Job No.: 280-124986-1

SDG No.:

Batch Number: 461964 Batch Start Date: 06/18/19 15:47 Batch Analyst: Becker, Chad B

Batch Method: 3535 Batch End Date: 07/01/19 19:30

Batch Notes	
Acid ID	.1AAinACN_00127
Acid Name	.1AAinACN
Balance ID	24350888
Batch Comment	DV-OP-0017
First End time	06/18/2019 19:04
Pipette/Syringe/Dispenser ID	Jiji, Soot
Rinse Solvent Lot	Acetonitrile_00034
Rinse Solvent Name	Acetonitrile
Solvent Lot #	CaCl2_Sol_00066
Solvent Name	Calcium Chloride
SPE Cartridge Lot ID	004938274A
SPE Cartridge Type	Proapak RDX Cartridges
Analyst ID - Spike Analyst	CB
Analyst ID - Spike Witness Analyst	Reviewer: DC
First Start time	06/18/2019 16:10

Basis	Basis Description
T	Total/NA

The pound sign (#) in the amount added field denotes that the reagent was used undiluted. All calculations are performed using the stated concentration for this reagent.

GENERAL CHEMISTRY

COVER PAGE
GENERAL CHEMISTRY

Lab Name: Eurofins TestAmerica, Denver Job Number: 280-124986-1

SDG No.:

Project: Cornhusker (CHAAP)

Client Sample ID	Lab Sample ID
G0083-19A	280-124986-1
G0090-19A	280-124986-4
G0088-19A	280-124986-5
PZ016-19A	280-124986-6
G0112-19A	280-124986-7
G0084-19A	280-124986-8
G0113-19A	280-124986-9
G0075-19A	280-124986-10
G0076-19A	280-124986-11
G0024-19A	280-124986-12
G0087-19A	280-124986-13
G0080-19A	280-124986-14
G0086-19A	280-124986-15
G0118-19A	280-124986-16
G0110-19A	280-124986-17
G0114-19A	280-124986-18
G0078-19A	280-124986-19
G0077-19A	280-124986-20
PZ020-19A	280-124986-21
PZ019-19A	280-124986-22
G0070-19A	280-124986-25
G0108-19A	280-124986-26
G0098-19A	280-124986-27
G0097-19A	280-124986-28
G0109-19A	280-124986-29
G0099-19A	280-124986-30
G0067-19A	280-124986-31
G0079-19A	280-124986-32
G0081-19A	280-124986-33
G0082-19A	280-124986-34

Comments:

1B-IN
INORGANIC ANALYSIS DATA SHEET
GENERAL CHEMISTRY

Client Sample ID: G0083-19A
Lab Sample ID: 280-124986-1
Lab Name: Eurofins TestAmerica, Denver
Job No.: 280-124986-1
SDG ID.:
Matrix: Water
Date Sampled: 06/08/2019 15:55
Reporting Basis: WET
Date Received: 06/11/2019 09:10

Analyte	Result	LOQ	LOD	DL	Units	C	Q	DIL	Method
Ammonia	1.7	0.10	0.050	0.022	mg/L			1	350.1
Nitrogen, Total Kjeldahl	2.2	1.0	1.0	0.69	mg/L			1	351.2
Nitrate Nitrite as N	0.050	0.10	0.050	0.019	mg/L	U	Q	1	353.2
Sulfide	1.9	4.0	1.9	0.79	mg/L	U		1	9034
Sulfate	200	25	15	5.2	mg/L		D H	5	9056A
Total Alkalinity as CaCO3	580	10	10	3.1	mg/L			1	SM 2320B

1B-IN
INORGANIC ANALYSIS DATA SHEET
GENERAL CHEMISTRY - DISSOLVED

Client Sample ID: G0083-19A
Lab Sample ID: 280-124986-1
Lab Name: Eurofins TestAmerica, Denver
Job No.: 280-124986-1
SDG ID.:
Matrix: Water
Date Sampled: 06/08/2019 15:55
Reporting Basis: WET
Date Received: 06/11/2019 09:10

Analyte	Result	LOQ	LOD	DL	Units	C	Q	DIL	Method
Dissolved Organic Carbon - Quad	4.3	1.0	0.50	0.16	mg/L			1	9060A

1B-IN
INORGANIC ANALYSIS DATA SHEET
GENERAL CHEMISTRY

Client Sample ID: G0090-19A
Lab Sample ID: 280-124986-4
Lab Name: Eurofins TestAmerica, Denver
Job No.: 280-124986-1
SDG ID.:
Matrix: Water
Date Sampled: 06/09/2019 11:45
Reporting Basis: WET
Date Received: 06/11/2019 09:10

Analyte	Result	LOQ	LOD	DL	Units	C	Q	DIL	Method
Ammonia	0.050	0.10	0.050	0.022	mg/L	U		1	350.1
Nitrogen, Total Kjeldahl	1.0	1.0	1.0	0.69	mg/L	U		1	351.2
Nitrate Nitrite as N	2.9	0.10	0.050	0.019	mg/L		Q	1	353.2
Sulfide	1.9	4.0	1.9	0.79	mg/L	U		1	9034
Sulfate	130	5.0	3.0	1.0	mg/L		H	1	9056A
Total Alkalinity as CaCO3	310	10	10	3.1	mg/L			1	SM 2320B

1B-IN
INORGANIC ANALYSIS DATA SHEET
GENERAL CHEMISTRY - DISSOLVED

Client Sample ID: G0090-19A
Lab Sample ID: 280-124986-4
Lab Name: Eurofins TestAmerica, Denver
Job No.: 280-124986-1
SDG ID.:
Matrix: Water
Date Sampled: 06/09/2019 11:45
Reporting Basis: WET
Date Received: 06/11/2019 09:10

Analyte	Result	LOQ	LOD	DL	Units	C	Q	DIL	Method
Dissolved Organic Carbon - Quad	3.8	1.0	0.50	0.16	mg/L			1	9060A

1B-IN
INORGANIC ANALYSIS DATA SHEET
GENERAL CHEMISTRY

Client Sample ID: G0088-19A
Lab Sample ID: 280-124986-5
Lab Name: Eurofins TestAmerica, Denver
Job No.: 280-124986-1
SDG ID.:
Matrix: Water
Date Sampled: 06/09/2019 10:15
Reporting Basis: WET
Date Received: 06/11/2019 09:10

Analyte	Result	LOQ	LOD	DL	Units	C	Q	DIL	Method
Ammonia	0.092	0.10	0.050	0.022	mg/L	J		1	350.1
Nitrogen, Total Kjeldahl	1.0	1.0	1.0	0.69	mg/L	U		1	351.2
Nitrate Nitrite as N	0.35	0.10	0.050	0.019	mg/L		Q	1	353.2
Sulfide	1.9	4.0	1.9	0.79	mg/L	U		1	9034
Sulfate	210	25	15	5.2	mg/L		D H	5	9056A
Total Alkalinity as CaCO3	320	10	10	3.1	mg/L			1	SM 2320B

1B-IN
INORGANIC ANALYSIS DATA SHEET
GENERAL CHEMISTRY - DISSOLVED

Client Sample ID: G0088-19A
Lab Sample ID: 280-124986-5
Lab Name: Eurofins TestAmerica, Denver
Job No.: 280-124986-1
SDG ID.:
Matrix: Water
Date Sampled: 06/09/2019 10:15
Reporting Basis: WET
Date Received: 06/11/2019 09:10

Analyte	Result	LOQ	LOD	DL	Units	C	Q	DIL	Method
Dissolved Organic Carbon - Quad	2.7	1.0	0.50	0.16	mg/L			1	9060A

1B-IN
INORGANIC ANALYSIS DATA SHEET
GENERAL CHEMISTRY

Client Sample ID: PZ016-19A
Lab Sample ID: 280-124986-6
Lab Name: Eurofins TestAmerica, Denver
Job No.: 280-124986-1
SDG ID.:
Matrix: Water
Date Sampled: 06/09/2019 08:45
Reporting Basis: WET
Date Received: 06/11/2019 09:10

Analyte	Result	LOQ	LOD	DL	Units	C	Q	DIL	Method
Ammonia	0.14	0.10	0.050	0.022	mg/L			1	350.1
Nitrogen, Total Kjeldahl	1.0	1.0	1.0	0.69	mg/L	U		1	351.2
Nitrate Nitrite as N	5.0	0.10	0.050	0.019	mg/L		Q	1	353.2
Sulfide	1.9	4.0	1.9	0.79	mg/L	U		1	9034
Sulfate	89	5.0	3.0	1.0	mg/L		H	1	9056A
Total Alkalinity as CaCO3	340	10	10	3.1	mg/L			1	SM 2320B

1B-IN
INORGANIC ANALYSIS DATA SHEET
GENERAL CHEMISTRY - DISSOLVED

Client Sample ID: PZ016-19A
Lab Sample ID: 280-124986-6
Lab Name: Eurofins TestAmerica, Denver
Job No.: 280-124986-1
SDG ID.:
Matrix: Water
Date Sampled: 06/09/2019 08:45
Reporting Basis: WET
Date Received: 06/11/2019 09:10

Analyte	Result	LOQ	LOD	DL	Units	C	Q	DIL	Method
Dissolved Organic Carbon - Quad	2.7	1.0	0.50	0.16	mg/L			1	9060A

1B-IN
INORGANIC ANALYSIS DATA SHEET
GENERAL CHEMISTRY

Client Sample ID: G0112-19A
Lab Sample ID: 280-124986-7
Lab Name: Eurofins TestAmerica, Denver
Job No.: 280-124986-1
SDG ID.:
Matrix: Water
Date Sampled: 06/08/2019 09:50
Reporting Basis: WET
Date Received: 06/11/2019 09:10

Analyte	Result	LOQ	LOD	DL	Units	C	Q	DIL	Method
Ammonia	0.065	0.10	0.050	0.022	mg/L	J		1	350.1
Nitrogen, Total Kjeldahl	1.0	1.0	1.0	0.69	mg/L	U		1	351.2
Nitrate Nitrite as N	29	1.0	0.50	0.19	mg/L		Q	10	353.2
Sulfide	1.9	4.0	1.9	0.79	mg/L	U		1	9034
Sulfate	61	5.0	3.0	1.0	mg/L		H	1	9056A
Total Alkalinity as CaCO3	170	10	10	3.1	mg/L			1	SM 2320B

1B-IN
INORGANIC ANALYSIS DATA SHEET
GENERAL CHEMISTRY - DISSOLVED

Client Sample ID: G0112-19A
Lab Sample ID: 280-124986-7
Lab Name: Eurofins TestAmerica, Denver
Job No.: 280-124986-1
SDG ID.:
Matrix: Water
Date Sampled: 06/08/2019 09:50
Reporting Basis: WET
Date Received: 06/11/2019 09:10

Analyte	Result	LOQ	LOD	DL	Units	C	Q	DIL	Method
Dissolved Organic Carbon - Quad	2.4	1.0	0.50	0.16	mg/L			1	9060A

1B-IN
INORGANIC ANALYSIS DATA SHEET
GENERAL CHEMISTRY

Client Sample ID: G0084-19A
Lab Sample ID: 280-124986-8
Lab Name: Eurofins TestAmerica, Denver
Job No.: 280-124986-1
SDG ID.:
Matrix: Water
Date Sampled: 06/08/2019 08:35
Reporting Basis: WET
Date Received: 06/11/2019 09:10

Analyte	Result	LOQ	LOD	DL	Units	C	Q	DIL	Method
Ammonia	0.30	0.10	0.050	0.022	mg/L			1	350.1
Nitrogen, Total Kjeldahl	0.88	1.0	1.0	0.69	mg/L	J		1	351.2
Nitrate Nitrite as N	3.6	0.10	0.050	0.019	mg/L		Q	1	353.2
Sulfide	1.9	4.0	1.9	0.79	mg/L	U		1	9034
Sulfate	73	5.0	3.0	1.0	mg/L		H	1	9056A
Total Alkalinity as CaCO3	460	10	10	3.1	mg/L			1	SM 2320B

1B-IN
INORGANIC ANALYSIS DATA SHEET
GENERAL CHEMISTRY - DISSOLVED

Client Sample ID: G0084-19A
Lab Sample ID: 280-124986-8
Lab Name: Eurofins TestAmerica, Denver
Job No.: 280-124986-1
SDG ID.:
Matrix: Water
Date Sampled: 06/08/2019 08:35
Reporting Basis: WET
Date Received: 06/11/2019 09:10

Analyte	Result	LOQ	LOD	DL	Units	C	Q	DIL	Method
Dissolved Organic Carbon - Quad	4.5	1.0	0.50	0.16	mg/L			1	9060A

1B-IN
INORGANIC ANALYSIS DATA SHEET
GENERAL CHEMISTRY

Client Sample ID: G0113-19A
Lab Sample ID: 280-124986-9
Lab Name: Eurofins TestAmerica, Denver
Job No.: 280-124986-1
SDG ID.:
Matrix: Water
Date Sampled: 06/08/2019 11:05
Reporting Basis: WET
Date Received: 06/11/2019 09:10

Analyte	Result	LOQ	LOD	DL	Units	C	Q	DIL	Method
Ammonia	0.66	0.10	0.050	0.022	mg/L			1	350.1
Nitrogen, Total Kjeldahl	1.4	1.0	1.0	0.69	mg/L			1	351.2
Nitrate Nitrite as N	0.050	0.10	0.050	0.019	mg/L	U	Q	1	353.2
Sulfide	1.9	4.0	1.9	0.79	mg/L	U		1	9034
Sulfate	63	5.0	3.0	1.0	mg/L		H	1	9056A
Total Alkalinity as CaCO3	340	10	10	3.1	mg/L			1	SM 2320B

1B-IN
INORGANIC ANALYSIS DATA SHEET
GENERAL CHEMISTRY - DISSOLVED

Client Sample ID: G0113-19A
Lab Sample ID: 280-124986-9
Lab Name: Eurofins TestAmerica, Denver
Job No.: 280-124986-1
SDG ID.:
Matrix: Water
Date Sampled: 06/08/2019 11:05
Reporting Basis: WET
Date Received: 06/11/2019 09:10

Analyte	Result	LOQ	LOD	DL	Units	C	Q	DIL	Method
Dissolved Organic Carbon - Quad	5.0	1.0	0.50	0.16	mg/L			1	9060A

1B-IN
INORGANIC ANALYSIS DATA SHEET
GENERAL CHEMISTRY

Client Sample ID: G0075-19A
Lab Sample ID: 280-124986-10
Lab Name: Eurofins TestAmerica, Denver
Job No.: 280-124986-1
SDG ID.:
Matrix: Water
Date Sampled: 06/09/2019 10:30
Reporting Basis: WET
Date Received: 06/11/2019 09:10

Analyte	Result	LOQ	LOD	DL	Units	C	Q	DIL	Method
Ammonia	0.056	0.10	0.050	0.022	mg/L	J		1	350.1
Nitrogen, Total Kjeldahl	1.0	1.0	1.0	0.69	mg/L	U		1	351.2
Nitrate Nitrite as N	0.49	0.10	0.050	0.019	mg/L		Q	1	353.2
Sulfide	1.9	4.0	1.9	0.79	mg/L	U		1	9034
Sulfate	120	5.0	3.0	1.0	mg/L		H	1	9056A
Total Alkalinity as CaCO3	440	10	10	3.1	mg/L			1	SM 2320B

1B-IN
INORGANIC ANALYSIS DATA SHEET
GENERAL CHEMISTRY - DISSOLVED

Client Sample ID: G0075-19A
Lab Sample ID: 280-124986-10
Lab Name: Eurofins TestAmerica, Denver
Job No.: 280-124986-1
SDG ID.:
Matrix: Water
Date Sampled: 06/09/2019 10:30
Reporting Basis: WET
Date Received: 06/11/2019 09:10

Analyte	Result	LOQ	LOD	DL	Units	C	Q	DIL	Method
Dissolved Organic Carbon - Quad	3.2	1.0	0.50	0.16	mg/L			1	9060A

1B-IN
INORGANIC ANALYSIS DATA SHEET
GENERAL CHEMISTRY

Client Sample ID: G0076-19A
Lab Sample ID: 280-124986-11
Lab Name: Eurofins TestAmerica, Denver
Job No.: 280-124986-1
SDG ID.:
Matrix: Water
Date Sampled: 06/09/2019 09:20
Reporting Basis: WET
Date Received: 06/11/2019 09:10

Analyte	Result	LOQ	LOD	DL	Units	C	Q	DIL	Method
Ammonia	0.87	0.10	0.050	0.022	mg/L			1	350.1
Nitrogen, Total Kjeldahl	1.1	1.0	1.0	0.69	mg/L			1	351.2
Nitrate Nitrite as N	0.050	0.10	0.050	0.019	mg/L	U	Q	1	353.2
Sulfide	1.9	4.0	1.9	0.79	mg/L	U		1	9034
Sulfate	280	25	15	5.2	mg/L		D H	5	9056A
Total Alkalinity as CaCO3	330	10	10	3.1	mg/L			1	SM 2320B

1B-IN
INORGANIC ANALYSIS DATA SHEET
GENERAL CHEMISTRY - DISSOLVED

Client Sample ID: G0076-19A
Lab Sample ID: 280-124986-11
Lab Name: Eurofins TestAmerica, Denver
Job No.: 280-124986-1
SDG ID.:
Matrix: Water
Date Sampled: 06/09/2019 09:20
Reporting Basis: WET
Date Received: 06/11/2019 09:10

Analyte	Result	LOQ	LOD	DL	Units	C	Q	DIL	Method
Dissolved Organic Carbon - Quad	2.8	1.0	0.50	0.16	mg/L			1	9060A

1B-IN
INORGANIC ANALYSIS DATA SHEET
GENERAL CHEMISTRY

Client Sample ID: G0024-19A
Lab Sample ID: 280-124986-12
Lab Name: Eurofins TestAmerica, Denver
Job No.: 280-124986-1
SDG ID.:
Matrix: Water
Date Sampled: 06/10/2019 09:50
Reporting Basis: WET
Date Received: 06/11/2019 09:10

Analyte	Result	LOQ	LOD	DL	Units	C	Q	DIL	Method
Ammonia	0.050	0.10	0.050	0.022	mg/L	U		1	350.1
Nitrogen, Total Kjeldahl	1.0	1.0	1.0	0.69	mg/L	U		1	351.2
Nitrate Nitrite as N	8.8	0.10	0.050	0.019	mg/L		Q	1	353.2
Sulfide	1.9	4.0	1.9	0.79	mg/L	U		1	9034
Sulfate	14	5.0	3.0	1.0	mg/L			1	9056A
Total Alkalinity as CaCO3	67	10	10	3.1	mg/L			1	SM 2320B

1B-IN
INORGANIC ANALYSIS DATA SHEET
GENERAL CHEMISTRY - DISSOLVED

Client Sample ID: G0024-19A
Lab Sample ID: 280-124986-12
Lab Name: Eurofins TestAmerica, Denver
Job No.: 280-124986-1
SDG ID.:
Matrix: Water
Date Sampled: 06/10/2019 09:50
Reporting Basis: WET
Date Received: 06/11/2019 09:10

Analyte	Result	LOQ	LOD	DL	Units	C	Q	DIL	Method
Dissolved Organic Carbon - Quad	3.5	1.0	0.50	0.16	mg/L			1	9060A

1B-IN
INORGANIC ANALYSIS DATA SHEET
GENERAL CHEMISTRY

Client Sample ID: G0087-19A
Lab Sample ID: 280-124986-13
Lab Name: Eurofins TestAmerica, Denver
Job No.: 280-124986-1
SDG ID.:
Matrix: Water
Date Sampled: 06/09/2019 14:25
Reporting Basis: WET
Date Received: 06/11/2019 09:10

Analyte	Result	LOQ	LOD	DL	Units	C	Q	DIL	Method
Ammonia	0.050	0.10	0.050	0.022	mg/L	U		1	350.1
Nitrogen, Total Kjeldahl	1.0	1.0	1.0	0.69	mg/L	U		1	351.2
Nitrate Nitrite as N	0.22	0.10	0.050	0.019	mg/L			1	353.2
Sulfide	0.80	4.0	1.9	0.79	mg/L	J		1	9034
Sulfate	120	5.0	3.0	1.0	mg/L		H	1	9056A
Total Alkalinity as CaCO3	280	10	10	3.1	mg/L			1	SM 2320B

1B-IN
INORGANIC ANALYSIS DATA SHEET
GENERAL CHEMISTRY - DISSOLVED

Client Sample ID: G0087-19A
Lab Sample ID: 280-124986-13
Lab Name: Eurofins TestAmerica, Denver
Job No.: 280-124986-1
SDG ID.:
Matrix: Water
Date Sampled: 06/09/2019 14:25
Reporting Basis: WET
Date Received: 06/11/2019 09:10

Analyte	Result	LOQ	LOD	DL	Units	C	Q	DIL	Method
Dissolved Organic Carbon - Quad	2.6	1.0	0.50	0.16	mg/L			1	9060A

1B-IN
INORGANIC ANALYSIS DATA SHEET
GENERAL CHEMISTRY

Client Sample ID: G0080-19A
Lab Sample ID: 280-124986-14
Lab Name: Eurofins TestAmerica, Denver
Job No.: 280-124986-1
SDG ID.:
Matrix: Water
Date Sampled: 06/09/2019 13:05
Reporting Basis: WET
Date Received: 06/11/2019 09:10

Analyte	Result	LOQ	LOD	DL	Units	C	Q	DIL	Method
Ammonia	0.064	0.10	0.050	0.022	mg/L	J		1	350.1
Nitrogen, Total Kjeldahl	1.0	1.0	1.0	0.69	mg/L	U		1	351.2
Nitrate Nitrite as N	2.8	0.10	0.050	0.019	mg/L			1	353.2
Sulfide	1.9	4.0	1.9	0.79	mg/L	U		1	9034
Sulfate	84	5.0	3.0	1.0	mg/L		H	1	9056A
Total Alkalinity as CaCO3	300	10	10	3.1	mg/L			1	SM 2320B

1B-IN
INORGANIC ANALYSIS DATA SHEET
GENERAL CHEMISTRY - DISSOLVED

Client Sample ID: G0080-19A
Lab Sample ID: 280-124986-14
Lab Name: Eurofins TestAmerica, Denver
Job No.: 280-124986-1
SDG ID.:
Matrix: Water
Date Sampled: 06/09/2019 13:05
Reporting Basis: WET
Date Received: 06/11/2019 09:10

Analyte	Result	LOQ	LOD	DL	Units	C	Q	DIL	Method
Dissolved Organic Carbon - Quad	2.6	1.0	0.50	0.16	mg/L			1	9060A

1B-IN
INORGANIC ANALYSIS DATA SHEET
GENERAL CHEMISTRY

Client Sample ID: G0086-19A
Lab Sample ID: 280-124986-15
Lab Name: Eurofins TestAmerica, Denver
Job No.: 280-124986-1
SDG ID.:
Matrix: Water
Date Sampled: 06/09/2019 15:40
Reporting Basis: WET
Date Received: 06/11/2019 09:10

Analyte	Result	LOQ	LOD	DL	Units	C	Q	DIL	Method
Ammonia	0.029	0.10	0.050	0.022	mg/L	J		1	350.1
Nitrogen, Total Kjeldahl	1.0	1.0	1.0	0.69	mg/L	U		1	351.2
Nitrate Nitrite as N	3.4	0.10	0.050	0.019	mg/L			1	353.2
Sulfide	1.9	4.0	1.9	0.79	mg/L	U		1	9034
Sulfate	160	5.0	3.0	1.0	mg/L		H	1	9056A
Total Alkalinity as CaCO3	290	10	10	3.1	mg/L			1	SM 2320B

1B-IN
INORGANIC ANALYSIS DATA SHEET
GENERAL CHEMISTRY - DISSOLVED

Client Sample ID: G0086-19A
Lab Sample ID: 280-124986-15
Lab Name: Eurofins TestAmerica, Denver
Job No.: 280-124986-1
SDG ID.:
Matrix: Water
Date Sampled: 06/09/2019 15:40
Reporting Basis: WET
Date Received: 06/11/2019 09:10

Analyte	Result	LOQ	LOD	DL	Units	C	Q	DIL	Method
Dissolved Organic Carbon - Quad	2.5	1.0	0.50	0.16	mg/L			1	9060A

1B-IN
INORGANIC ANALYSIS DATA SHEET
GENERAL CHEMISTRY

Client Sample ID: G0118-19A
Lab Sample ID: 280-124986-16
Lab Name: Eurofins TestAmerica, Denver
Job No.: 280-124986-1
SDG ID.:
Matrix: Water
Date Sampled: 06/08/2019 13:30
Reporting Basis: WET
Date Received: 06/11/2019 09:10

Analyte	Result	LOQ	LOD	DL	Units	C	Q	DIL	Method
Ammonia	9.3	0.50	0.25	0.11	mg/L			5	350.1
Nitrogen, Total Kjeldahl	19	25	25	17	mg/L	J		1	351.2
Nitrate Nitrite as N	0.050	0.10	0.050	0.019	mg/L	U		1	353.2
Sulfide	1.9	4.0	1.9	0.79	mg/L	U		1	9034
Sulfate	3.2	5.0	3.0	1.0	mg/L	J	H	1	9056A
Total Alkalinity as CaCO3	1100	10	10	3.1	mg/L		H B	1	SM 2320B

1B-IN
INORGANIC ANALYSIS DATA SHEET
GENERAL CHEMISTRY - DISSOLVED

Client Sample ID: G0118-19A
Lab Sample ID: 280-124986-16
Lab Name: Eurofins TestAmerica, Denver
Job No.: 280-124986-1
SDG ID.:
Matrix: Water
Date Sampled: 06/08/2019 13:30
Reporting Basis: WET
Date Received: 06/11/2019 09:10

Analyte	Result	LOQ	LOD	DL	Units	C	Q	DIL	Method
Dissolved Organic Carbon - Quad	57	1.0	0.50	0.16	mg/L			1	9060A

1B-IN
INORGANIC ANALYSIS DATA SHEET
GENERAL CHEMISTRY

Client Sample ID: G0110-19A
Lab Sample ID: 280-124986-17
Lab Name: Eurofins TestAmerica, Denver
Job No.: 280-124986-1
SDG ID.:
Matrix: Water
Date Sampled: 06/08/2019 14:40
Reporting Basis: WET
Date Received: 06/11/2019 09:10

Analyte	Result	LOQ	LOD	DL	Units	C	Q	DIL	Method
Ammonia	6.3	0.20	0.10	0.044	mg/L			2	350.1
Nitrogen, Total Kjeldahl	25	25	25	17	mg/L	U		1	351.2
Nitrate Nitrite as N	0.18	0.10	0.050	0.019	mg/L			1	353.2
Sulfide	1.9	4.0	1.9	0.79	mg/L	U		1	9034
Sulfate	17	5.0	3.0	1.0	mg/L		H	1	9056A
Total Alkalinity as CaCO3	590	10	10	3.1	mg/L			1	SM 2320B

1B-IN
INORGANIC ANALYSIS DATA SHEET
GENERAL CHEMISTRY - DISSOLVED

Client Sample ID: G0110-19A
Lab Sample ID: 280-124986-17
Lab Name: Eurofins TestAmerica, Denver
Job No.: 280-124986-1
SDG ID.:
Matrix: Water
Date Sampled: 06/08/2019 14:40
Reporting Basis: WET
Date Received: 06/11/2019 09:10

Analyte	Result	LOQ	LOD	DL	Units	C	Q	DIL	Method
Dissolved Organic Carbon - Quad	15	1.0	0.50	0.16	mg/L			1	9060A

1B-IN
INORGANIC ANALYSIS DATA SHEET
GENERAL CHEMISTRY

Client Sample ID: G0114-19A
Lab Sample ID: 280-124986-18
Lab Name: Eurofins TestAmerica, Denver
Job No.: 280-124986-1
SDG ID.:
Matrix: Water
Date Sampled: 06/08/2019 12:15
Reporting Basis: WET
Date Received: 06/11/2019 09:10

Analyte	Result	LOQ	LOD	DL	Units	C	Q	DIL	Method
Ammonia	1.5	0.10	0.050	0.022	mg/L			1	350.1
Nitrogen, Total Kjeldahl	1.2	1.0	1.0	0.69	mg/L			1	351.2
Nitrate Nitrite as N	1.5	0.10	0.050	0.019	mg/L			1	353.2
Sulfide	1.9	4.0	1.9	0.79	mg/L	U		1	9034
Sulfate	80	5.0	3.0	1.0	mg/L		H	1	9056A
Total Alkalinity as CaCO3	230	10	10	3.1	mg/L			1	SM 2320B

1B-IN
INORGANIC ANALYSIS DATA SHEET
GENERAL CHEMISTRY - DISSOLVED

Client Sample ID: G0114-19A
Lab Sample ID: 280-124986-18
Lab Name: Eurofins TestAmerica, Denver
Job No.: 280-124986-1
SDG ID.:
Matrix: Water
Date Sampled: 06/08/2019 12:15
Reporting Basis: WET
Date Received: 06/11/2019 09:10

Analyte	Result	LOQ	LOD	DL	Units	C	Q	DIL	Method
Dissolved Organic Carbon - Quad	3.1	1.0	0.50	0.16	mg/L			1	9060A

1B-IN
INORGANIC ANALYSIS DATA SHEET
GENERAL CHEMISTRY

Client Sample ID: G0078-19A
Lab Sample ID: 280-124986-19
Lab Name: Eurofins TestAmerica, Denver
Job No.: 280-124986-1
SDG ID.:
Matrix: Water
Date Sampled: 06/10/2019 08:45
Reporting Basis: WET
Date Received: 06/11/2019 09:10

Analyte	Result	LOQ	LOD	DL	Units	C	Q	DIL	Method
Ammonia	0.44	0.10	0.050	0.022	mg/L			1	350.1
Nitrogen, Total Kjeldahl	1.0	1.0	1.0	0.69	mg/L	U		1	351.2
Nitrate Nitrite as N	0.050	0.10	0.050	0.019	mg/L	U		1	353.2
Sulfide	1.9	4.0	1.9	0.79	mg/L	U	J1	1	9034
Sulfate	250	25	15	5.2	mg/L		D H	5	9056A
Total Alkalinity as CaCO3	400	10	10	3.1	mg/L			1	SM 2320B

1B-IN
INORGANIC ANALYSIS DATA SHEET
GENERAL CHEMISTRY - DISSOLVED

Client Sample ID: G0078-19A
Lab Sample ID: 280-124986-19
Lab Name: Eurofins TestAmerica, Denver
Job No.: 280-124986-1
SDG ID.:
Matrix: Water
Date Sampled: 06/10/2019 08:45
Reporting Basis: WET
Date Received: 06/11/2019 09:10

Analyte	Result	LOQ	LOD	DL	Units	C	Q	DIL	Method
Dissolved Organic Carbon - Quad	2.9	1.0	0.50	0.16	mg/L			1	9060A

1B-IN
INORGANIC ANALYSIS DATA SHEET
GENERAL CHEMISTRY

Client Sample ID: G0077-19A
Lab Sample ID: 280-124986-20
Lab Name: Eurofins TestAmerica, Denver
Job No.: 280-124986-1
SDG ID.:
Matrix: Water
Date Sampled: 06/10/2019 11:00
Reporting Basis: WET
Date Received: 06/11/2019 09:10

Analyte	Result	LOQ	LOD	DL	Units	C	Q	DIL	Method
Ammonia	0.050	0.10	0.050	0.022	mg/L	U		1	350.1
Nitrogen, Total Kjeldahl	1.0	1.0	1.0	0.69	mg/L	U		1	351.2
Nitrate Nitrite as N	31	1.0	0.50	0.19	mg/L			10	353.2
Sulfide	1.9	4.0	1.9	0.79	mg/L	U		1	9034
Sulfate	130	5.0	3.0	1.0	mg/L			1	9056A
Total Alkalinity as CaCO3	260	10	10	3.1	mg/L			1	SM 2320B

1B-IN
INORGANIC ANALYSIS DATA SHEET
GENERAL CHEMISTRY - DISSOLVED

Client Sample ID: G0077-19A
Lab Sample ID: 280-124986-20
Lab Name: Eurofins TestAmerica, Denver
Job No.: 280-124986-1
SDG ID.:
Matrix: Water
Date Sampled: 06/10/2019 11:00
Reporting Basis: WET
Date Received: 06/11/2019 09:10

Analyte	Result	LOQ	LOD	DL	Units	C	Q	DIL	Method
Dissolved Organic Carbon - Quad	5.1	1.0	0.50	0.16	mg/L			1	9060A

1B-IN
INORGANIC ANALYSIS DATA SHEET
GENERAL CHEMISTRY

Client Sample ID: PZ020-19A
Lab Sample ID: 280-124986-21
Lab Name: Eurofins TestAmerica, Denver
Job No.: 280-124986-1
SDG ID.:
Matrix: Water
Date Sampled: 06/10/2019 12:15
Reporting Basis: WET
Date Received: 06/11/2019 09:10

Analyte	Result	LOQ	LOD	DL	Units	C	Q	DIL	Method
Ammonia	0.050	0.10	0.050	0.022	mg/L	U		1	350.1
Nitrogen, Total Kjeldahl	1.0	1.0	1.0	0.69	mg/L	U		1	351.2
Nitrate Nitrite as N	42	1.0	0.50	0.19	mg/L			10	353.2
Sulfide	1.9	4.0	1.9	0.79	mg/L	U		1	9034
Sulfate	170	5.0	3.0	1.0	mg/L			1	9056A
Total Alkalinity as CaCO3	290	10	10	3.1	mg/L			1	SM 2320B

1B-IN
INORGANIC ANALYSIS DATA SHEET
GENERAL CHEMISTRY - DISSOLVED

Client Sample ID: PZ020-19A
Lab Sample ID: 280-124986-21
Lab Name: Eurofins TestAmerica, Denver
Job No.: 280-124986-1
SDG ID.:
Matrix: Water
Date Sampled: 06/10/2019 12:15
Reporting Basis: WET
Date Received: 06/11/2019 09:10

Analyte	Result	LOQ	LOD	DL	Units	C	Q	DIL	Method
Dissolved Organic Carbon - Quad	4.5	1.0	0.50	0.16	mg/L			1	9060A

1B-IN
INORGANIC ANALYSIS DATA SHEET
GENERAL CHEMISTRY

Client Sample ID: PZ019-19A
Lab Sample ID: 280-124986-22
Lab Name: Eurofins TestAmerica, Denver
Job No.: 280-124986-1
SDG ID.:
Matrix: Water
Date Sampled: 06/10/2019 08:50
Reporting Basis: WET
Date Received: 06/11/2019 09:10

Analyte	Result	LOQ	LOD	DL	Units	C	Q	DIL	Method
Ammonia	0.050	0.10	0.050	0.022	mg/L	U		1	350.1
Nitrogen, Total Kjeldahl	1.0	1.0	1.0	0.69	mg/L	U		1	351.2
Nitrate Nitrite as N	40	1.0	0.50	0.19	mg/L			10	353.2
Sulfide	1.9	4.0	1.9	0.79	mg/L	U		1	9034
Sulfate	63	5.0	3.0	1.0	mg/L			1	9056A
Total Alkalinity as CaCO3	83	10	10	3.1	mg/L			1	SM 2320B

1B-IN
INORGANIC ANALYSIS DATA SHEET
GENERAL CHEMISTRY - DISSOLVED

Client Sample ID: PZ019-19A
Lab Sample ID: 280-124986-22
Lab Name: Eurofins TestAmerica, Denver
Job No.: 280-124986-1
SDG ID.:
Matrix: Water
Date Sampled: 06/10/2019 08:50
Reporting Basis: WET
Date Received: 06/11/2019 09:10

Analyte	Result	LOQ	LOD	DL	Units	C	Q	DIL	Method
Dissolved Organic Carbon - Quad	2.0	1.0	0.50	0.16	mg/L			1	9060A

1B-IN
INORGANIC ANALYSIS DATA SHEET
GENERAL CHEMISTRY

Client Sample ID: G0070-19A
Lab Sample ID: 280-124986-25
Lab Name: Eurofins TestAmerica, Denver
Job No.: 280-124986-1
SDG ID.:
Matrix: Water
Date Sampled: 06/09/2019 12:55
Reporting Basis: WET
Date Received: 06/11/2019 09:10

Analyte	Result	LOQ	LOD	DL	Units	C	Q	DIL	Method
Ammonia	0.043	0.10	0.050	0.022	mg/L	J		1	350.1
Nitrogen, Total Kjeldahl	1.0	1.0	1.0	0.69	mg/L	U		1	351.2
Nitrate Nitrite as N	0.050	0.10	0.050	0.019	mg/L	U	Q	1	353.2
Sulfide	1.9	4.0	1.9	0.79	mg/L	U		1	9034
Sulfate	190	25	15	5.2	mg/L		D H	5	9056A
Total Alkalinity as CaCO3	220	10	10	3.1	mg/L			1	SM 2320B

1B-IN
INORGANIC ANALYSIS DATA SHEET
GENERAL CHEMISTRY - DISSOLVED

Client Sample ID: G0070-19A
Lab Sample ID: 280-124986-25
Lab Name: Eurofins TestAmerica, Denver
Job No.: 280-124986-1
SDG ID.:
Matrix: Water
Date Sampled: 06/09/2019 12:55
Reporting Basis: WET
Date Received: 06/11/2019 09:10

Analyte	Result	LOQ	LOD	DL	Units	C	Q	DIL	Method
Dissolved Organic Carbon - Quad	0.86	1.0	0.50	0.16	mg/L	J		1	9060A

1B-IN
INORGANIC ANALYSIS DATA SHEET
GENERAL CHEMISTRY

Client Sample ID: G0108-19A
Lab Sample ID: 280-124986-26
Lab Name: Eurofins TestAmerica, Denver
Job No.: 280-124986-1
SDG ID.:
Matrix: Water
Date Sampled: 06/08/2019 15:20
Reporting Basis: WET
Date Received: 06/11/2019 09:10

Analyte	Result	LOQ	LOD	DL	Units	C	Q	DIL	Method
Ammonia	5.5	0.20	0.10	0.044	mg/L			2	350.1
Nitrogen, Total Kjeldahl	7.6	1.0	1.0	0.69	mg/L			1	351.2
Nitrate Nitrite as N	0.021	0.10	0.050	0.019	mg/L	J		1	353.2
Sulfide	1.9	4.0	1.9	0.79	mg/L	U		1	9034
Sulfate	5.6	5.0	3.0	1.0	mg/L		H	1	9056A
Total Alkalinity as CaCO3	390	10	10	3.1	mg/L			1	SM 2320B

1B-IN
INORGANIC ANALYSIS DATA SHEET
GENERAL CHEMISTRY - DISSOLVED

Client Sample ID: G0108-19A
Lab Sample ID: 280-124986-26
Lab Name: Eurofins TestAmerica, Denver
Job No.: 280-124986-1
SDG ID.:
Matrix: Water
Date Sampled: 06/08/2019 15:20
Reporting Basis: WET
Date Received: 06/11/2019 09:10

Analyte	Result	LOQ	LOD	DL	Units	C	Q	DIL	Method
Dissolved Organic Carbon - Quad	7.9	1.0	0.50	0.16	mg/L			1	9060A

1B-IN
INORGANIC ANALYSIS DATA SHEET
GENERAL CHEMISTRY

Client Sample ID: G0098-19A
Lab Sample ID: 280-124986-27
Lab Name: Eurofins TestAmerica, Denver
Job No.: 280-124986-1
SDG ID.:
Matrix: Water
Date Sampled: 06/08/2019 14:10
Reporting Basis: WET
Date Received: 06/11/2019 09:10

Analyte	Result	LOQ	LOD	DL	Units	C	Q	DIL	Method
Ammonia	0.14	0.10	0.050	0.022	mg/L			1	350.1
Nitrogen, Total Kjeldahl	1.8	1.0	1.0	0.69	mg/L		J1	1	351.2
Nitrate Nitrite as N	11	0.20	0.10	0.038	mg/L		H	2	353.2
Sulfide	1.9	4.0	1.9	0.79	mg/L	U		1	9034
Sulfate	100	5.0	3.0	1.0	mg/L		H	1	9056A
Total Alkalinity as CaCO3	100	10	10	3.1	mg/L			1	SM 2320B

1B-IN
INORGANIC ANALYSIS DATA SHEET
GENERAL CHEMISTRY - DISSOLVED

Client Sample ID: G0098-19A
Lab Sample ID: 280-124986-27
Lab Name: Eurofins TestAmerica, Denver
Job No.: 280-124986-1
SDG ID.:
Matrix: Water
Date Sampled: 06/08/2019 14:10
Reporting Basis: WET
Date Received: 06/11/2019 09:10

Analyte	Result	LOQ	LOD	DL	Units	C	Q	DIL	Method
Dissolved Organic Carbon - Quad	3.8	1.0	0.50	0.16	mg/L			1	9060A

1B-IN
INORGANIC ANALYSIS DATA SHEET
GENERAL CHEMISTRY

Client Sample ID: G0097-19A
Lab Sample ID: 280-124986-28
Lab Name: Eurofins TestAmerica, Denver
Job No.: 280-124986-1
SDG ID.:
Matrix: Water
Date Sampled: 06/08/2019 12:20
Reporting Basis: WET
Date Received: 06/11/2019 09:10

Analyte	Result	LOQ	LOD	DL	Units	C	Q	DIL	Method
Ammonia	0.52	0.10	0.050	0.022	mg/L			1	350.1
Nitrogen, Total Kjeldahl	9.1	5.0	5.0	3.4	mg/L			1	351.2
Nitrate Nitrite as N	0.022	0.10	0.050	0.019	mg/L	J		1	353.2
Sulfide	1.9	4.0	1.9	0.79	mg/L	U		1	9034
Sulfate	57	5.0	3.0	1.0	mg/L		H	1	9056A
Total Alkalinity as CaCO3	680	10	10	3.1	mg/L			1	SM 2320B

1B-IN
INORGANIC ANALYSIS DATA SHEET
GENERAL CHEMISTRY - DISSOLVED

Client Sample ID: G0097-19A
Lab Sample ID: 280-124986-28
Lab Name: Eurofins TestAmerica, Denver
Job No.: 280-124986-1
SDG ID.:
Matrix: Water
Date Sampled: 06/08/2019 12:20
Reporting Basis: WET
Date Received: 06/11/2019 09:10

Analyte	Result	LOQ	LOD	DL	Units	C	Q	DIL	Method
Dissolved Organic Carbon - Quad	50	1.0	0.50	0.16	mg/L			1	9060A

1B-IN
INORGANIC ANALYSIS DATA SHEET
GENERAL CHEMISTRY

Client Sample ID: G0109-19A
Lab Sample ID: 280-124986-29
Lab Name: Eurofins TestAmerica, Denver
Job No.: 280-124986-1
SDG ID.:
Matrix: Water
Date Sampled: 06/08/2019 11:05
Reporting Basis: WET
Date Received: 06/11/2019 09:10

Analyte	Result	LOQ	LOD	DL	Units	C	Q	DIL	Method
Ammonia	0.48	0.10	0.050	0.022	mg/L			1	350.1
Nitrogen, Total Kjeldahl	0.91	1.0	1.0	0.69	mg/L	J		1	351.2
Nitrate Nitrite as N	1.8	0.10	0.050	0.019	mg/L			1	353.2
Sulfide	1.9	4.0	1.9	0.79	mg/L	U		1	9034
Sulfate	99	5.0	3.0	1.0	mg/L		H	1	9056A
Total Alkalinity as CaCO3	300	10	10	3.1	mg/L			1	SM 2320B

1B-IN
INORGANIC ANALYSIS DATA SHEET
GENERAL CHEMISTRY - DISSOLVED

Client Sample ID: G0109-19A
Lab Sample ID: 280-124986-29
Lab Name: Eurofins TestAmerica, Denver
Job No.: 280-124986-1
SDG ID.:
Matrix: Water
Date Sampled: 06/08/2019 11:05
Reporting Basis: WET
Date Received: 06/11/2019 09:10

Analyte	Result	LOQ	LOD	DL	Units	C	Q	DIL	Method
Dissolved Organic Carbon - Quad	3.7	1.0	0.50	0.16	mg/L			1	9060A

1B-IN
INORGANIC ANALYSIS DATA SHEET
GENERAL CHEMISTRY

Client Sample ID: G0099-19A
Lab Sample ID: 280-124986-30
Lab Name: Eurofins TestAmerica, Denver
Job No.: 280-124986-1
SDG ID.:
Matrix: Water
Date Sampled: 06/08/2019 09:40
Reporting Basis: WET
Date Received: 06/11/2019 09:10

Analyte	Result	LOQ	LOD	DL	Units	C	Q	DIL	Method
Ammonia	0.57	0.10	0.050	0.022	mg/L			1	350.1
Nitrogen, Total Kjeldahl	1.0	1.0	1.0	0.69	mg/L	U		1	351.2
Nitrate Nitrite as N	39	0.50	0.25	0.095	mg/L			5	353.2
Sulfide	1.9	4.0	1.9	0.79	mg/L	U		1	9034
Sulfate	72	5.0	3.0	1.0	mg/L		H	1	9056A
Total Alkalinity as CaCO3	140	10	10	3.1	mg/L			1	SM 2320B

1B-IN
INORGANIC ANALYSIS DATA SHEET
GENERAL CHEMISTRY - DISSOLVED

Client Sample ID: G0099-19A
Lab Sample ID: 280-124986-30
Lab Name: Eurofins TestAmerica, Denver
Job No.: 280-124986-1
SDG ID.:
Matrix: Water
Date Sampled: 06/08/2019 09:40
Reporting Basis: WET
Date Received: 06/11/2019 09:10

Analyte	Result	LOQ	LOD	DL	Units	C	Q	DIL	Method
Dissolved Organic Carbon - Quad	3.5	1.0	0.50	0.16	mg/L			1	9060A

1B-IN
INORGANIC ANALYSIS DATA SHEET
GENERAL CHEMISTRY

Client Sample ID: G0067-19A
Lab Sample ID: 280-124986-31
Lab Name: Eurofins TestAmerica, Denver
Job No.: 280-124986-1
SDG ID.:
Matrix: Water
Date Sampled: 06/08/2019 08:30
Reporting Basis: WET
Date Received: 06/11/2019 09:10

Analyte	Result	LOQ	LOD	DL	Units	C	Q	DIL	Method
Ammonia	0.050	0.10	0.050	0.022	mg/L	U		1	350.1
Nitrogen, Total Kjeldahl	1.0	1.0	1.0	0.69	mg/L	U		1	351.2
Nitrate Nitrite as N	22	0.50	0.25	0.095	mg/L			5	353.2
Sulfide	1.9	4.0	1.9	0.79	mg/L	U		1	9034
Sulfate	65	5.0	3.0	1.0	mg/L		H	1	9056A
Total Alkalinity as CaCO3	180	10	10	3.1	mg/L			1	SM 2320B

1B-IN
INORGANIC ANALYSIS DATA SHEET
GENERAL CHEMISTRY - DISSOLVED

Client Sample ID: G0067-19A
Lab Sample ID: 280-124986-31
Lab Name: Eurofins TestAmerica, Denver
Job No.: 280-124986-1
SDG ID.:
Matrix: Water
Date Sampled: 06/08/2019 08:30
Reporting Basis: WET
Date Received: 06/11/2019 09:10

Analyte	Result	LOQ	LOD	DL	Units	C	Q	DIL	Method
Dissolved Organic Carbon - Quad	3.3	1.0	0.50	0.16	mg/L			1	9060A

1B-IN
INORGANIC ANALYSIS DATA SHEET
GENERAL CHEMISTRY

Client Sample ID: G0079-19A
Lab Sample ID: 280-124986-32
Lab Name: Eurofins TestAmerica, Denver
Job No.: 280-124986-1
SDG ID.:
Matrix: Water
Date Sampled: 06/09/2019 11:35
Reporting Basis: WET
Date Received: 06/11/2019 09:10

Analyte	Result	LOQ	LOD	DL	Units	C	Q	DIL	Method
Ammonia	0.050	0.10	0.050	0.022	mg/L	U		1	350.1
Nitrogen, Total Kjeldahl	1.0	1.0	1.0	0.69	mg/L	U		1	351.2
Nitrate Nitrite as N	0.52	0.10	0.050	0.019	mg/L			1	353.2
Sulfide	1.9	4.0	1.9	0.79	mg/L	U		1	9034
Sulfate	15	5.0	3.0	1.0	mg/L		H	1	9056A
Total Alkalinity as CaCO3	67	10	10	3.1	mg/L			1	SM 2320B

1B-IN
INORGANIC ANALYSIS DATA SHEET
GENERAL CHEMISTRY - DISSOLVED

Client Sample ID: G0079-19A
Lab Sample ID: 280-124986-32
Lab Name: Eurofins TestAmerica, Denver
Job No.: 280-124986-1
SDG ID.:
Matrix: Water
Date Sampled: 06/09/2019 11:35
Reporting Basis: WET
Date Received: 06/11/2019 09:10

Analyte	Result	LOQ	LOD	DL	Units	C	Q	DIL	Method
Dissolved Organic Carbon - Quad	3.2	1.0	0.50	0.16	mg/L			1	9060A

1B-IN
INORGANIC ANALYSIS DATA SHEET
GENERAL CHEMISTRY

Client Sample ID: G0081-19A
Lab Sample ID: 280-124986-33
Lab Name: Eurofins TestAmerica, Denver
Job No.: 280-124986-1
SDG ID.:
Matrix: Water
Date Sampled: 06/09/2019 14:40
Reporting Basis: WET
Date Received: 06/11/2019 09:10

Analyte	Result	LOQ	LOD	DL	Units	C	Q	DIL	Method
Ammonia	0.23	0.10	0.050	0.022	mg/L			1	350.1
Nitrogen, Total Kjeldahl	1.2	1.0	1.0	0.69	mg/L			1	351.2
Nitrate Nitrite as N	0.056	0.10	0.050	0.019	mg/L	J		1	353.2
Sulfide	1.9	4.0	1.9	0.79	mg/L	U		1	9034
Sulfate	120	5.0	3.0	1.0	mg/L		H	1	9056A
Total Alkalinity as CaCO3	380	10	10	3.1	mg/L			1	SM 2320B

1B-IN
INORGANIC ANALYSIS DATA SHEET
GENERAL CHEMISTRY - DISSOLVED

Client Sample ID: G0081-19A
Lab Sample ID: 280-124986-33
Lab Name: Eurofins TestAmerica, Denver
Job No.: 280-124986-1
SDG ID.:
Matrix: Water
Date Sampled: 06/09/2019 14:40
Reporting Basis: WET
Date Received: 06/11/2019 09:10

Analyte	Result	LOQ	LOD	DL	Units	C	Q	DIL	Method
Dissolved Organic Carbon - Quad	8.6	1.0	0.50	0.16	mg/L			1	9060A

1B-IN
INORGANIC ANALYSIS DATA SHEET
GENERAL CHEMISTRY

Client Sample ID: G0082-19A
Lab Sample ID: 280-124986-34
Lab Name: Eurofins TestAmerica, Denver
Job No.: 280-124986-1
SDG ID.:
Matrix: Water
Date Sampled: 06/09/2019 15:45
Reporting Basis: WET
Date Received: 06/11/2019 09:10

Analyte	Result	LOQ	LOD	DL	Units	C	Q	DIL	Method
Ammonia	0.022	0.10	0.050	0.022	mg/L	J		1	350.1
Nitrogen, Total Kjeldahl	1.0	1.0	1.0	0.69	mg/L	U		1	351.2
Nitrate Nitrite as N	1.9	0.10	0.050	0.019	mg/L			1	353.2
Sulfide	1.9	4.0	1.9	0.79	mg/L	U		1	9034
Sulfate	82	5.0	3.0	1.0	mg/L		H	1	9056A
Total Alkalinity as CaCO3	230	10	10	3.1	mg/L			1	SM 2320B

1B-IN
INORGANIC ANALYSIS DATA SHEET
GENERAL CHEMISTRY - DISSOLVED

Client Sample ID: G0082-19A
Lab Sample ID: 280-124986-34
Lab Name: Eurofins TestAmerica, Denver
Job No.: 280-124986-1
SDG ID.:
Matrix: Water
Date Sampled: 06/09/2019 15:45
Reporting Basis: WET
Date Received: 06/11/2019 09:10

Analyte	Result	LOQ	LOD	DL	Units	C	Q	DIL	Method
Dissolved Organic Carbon - Quad	3.0	1.0	0.50	0.16	mg/L			1	9060A

2-IN
CALIBRATION QUALITY CONTROL
GENERAL CHEMISTRY

Lab Name: Eurofins TestAmerica, Denver Job No.: 280-124986-1

SDG No.:

Analyst: MJS Batch Start Date: 06/21/2019

Reporting Units: mg/L Analytical Batch No.: 462658

Sample Number	QC Type	Time	Analyte	Result	Spike Amount	(%) Recovery	Limits	Qual	Reagent
14	ICVL	10:10	Ammonia	0.496	0.498	100	90-110		350.1 ICV_00353
15	ICV	10:12	Ammonia	2.47	2.49	99	90-110		350.1 ICV_00353
16	ICB	10:14	Ammonia	0.050				U	
59	CCVL	11:40	Ammonia	0.494	0.500	99	90-110		350.1 cal_00370
60	CCV	11:42	Ammonia	2.53	2.50	101	90-110		350.1 cal_00370
61	CCB	11:44	Ammonia	0.050				U	
78	CCVL	12:18	Ammonia	0.501	0.500	100	90-110		350.1 cal_00370
79	CCV	12:20	Ammonia	2.45	2.50	98	90-110		350.1 cal_00370
80	CCB	12:22	Ammonia	0.050				U	
94	CCVL	12:50	Ammonia	0.495	0.500	99	90-110		350.1 cal_00370
95	CCV	12:52	Ammonia	2.56	2.50	102	90-110		350.1 cal_00370
96	CCB	12:54	Ammonia	0.050				U	
104	CCVL	13:10	Ammonia	0.497	0.500	99	90-110		350.1 cal_00370
105	CCV	13:12	Ammonia	2.61	2.50	105	90-110		350.1 cal_00370
106	CCB	13:14	Ammonia	0.050				U	
123	CCVL	13:48	Ammonia	0.474	0.500	95	90-110		350.1 cal_00370
124	CCV	13:50	Ammonia	2.42	2.50	97	90-110		350.1 cal_00370
125	CCB	13:52	Ammonia	0.050				U	
165	CCVL	15:22	Ammonia	0.517	0.500	103	90-110		350.1 cal_00370
166	CCV	15:24	Ammonia	2.50	2.50	100	90-110		350.1 cal_00370
167	CCB	15:26	Ammonia	0.050				U	
181	CCVL	15:54	Ammonia	0.506	0.500	101	90-110		350.1 cal_00370
182	CCV	15:56	Ammonia	2.70	2.50	108	90-110		350.1 cal_00370
183	CCB	15:58	Ammonia	0.050				U	
190	CCVL	16:17	Ammonia	0.492	0.500	98	90-110		350.1 cal_00370
191	CCV	16:19	Ammonia	2.49	2.50	99	90-110		350.1 cal_00370
192	CCB	16:21	Ammonia	0.050				U	

Note! Calculations are performed before rounding to avoid round-off errors in calculated results.

FORM II-IN

2-IN
CALIBRATION QUALITY CONTROL
GENERAL CHEMISTRY

Lab Name: Eurofins TestAmerica, Denver Job No.: 280-124986-1

SDG No.:

Analyst: SVC Batch Start Date: 06/28/2019

Reporting Units: mg/L Analytical Batch No.: 463127

Sample Number	QC Type	Time	Analyte	Result	Spike Amount	(%) Recovery	Limits	Qual	Reagent
13	ICV	17:26	Nitrogen, Total Kjeldahl	4.57	5.00	91	90-110		TKN ICV 25_00080
14	ICB	17:27	Nitrogen, Total Kjeldahl	1.0				U	
31	CCV	17:48	Nitrogen, Total Kjeldahl	4.89	5.00	98	90-110		TKN 25ppm_00795
32	CCB	17:50	Nitrogen, Total Kjeldahl	1.0				U	
49	CCV	18:11	Nitrogen, Total Kjeldahl	4.92	5.00	98	90-110		TKN 25ppm_00795
50	CCB	18:12	Nitrogen, Total Kjeldahl	1.0				U	
56	CCV	18:20	Nitrogen, Total Kjeldahl	4.79	5.00	96	90-110		TKN 25ppm_00795
57	CCB	18:21	Nitrogen, Total Kjeldahl	1.0				U	

Note! Calculations are performed before rounding to avoid round-off errors in calculated results.

FORM II-IN

2-IN
CALIBRATION QUALITY CONTROL
GENERAL CHEMISTRY

Lab Name: Eurofins TestAmerica, Denver Job No.: 280-124986-1

SDG No.:

Analyst: SVC Batch Start Date: 07/01/2019

Reporting Units: mg/L Analytical Batch No.: 463324

Sample Number	QC Type	Time	Analyte	Result	Spike Amount	(%) Recovery	Limits	Qual	Reagent
13	ICV	19:39	Nitrogen, Total Kjeldahl	4.60	5.00	92	90-110		TKN ICV 25_00080
14	ICB	19:40	Nitrogen, Total Kjeldahl	1.0				U	
31	CCV	20:02	Nitrogen, Total Kjeldahl	4.95	5.00	99	90-110		TKN 25ppm_00795
32	CCB	20:03	Nitrogen, Total Kjeldahl	1.0				U	
49	CCV	20:24	Nitrogen, Total Kjeldahl	5.16	5.00	103	90-110		TKN 25ppm_00795
50	CCB	20:25	Nitrogen, Total Kjeldahl	1.0				U	

Note! Calculations are performed before rounding to avoid round-off errors in calculated results.

FORM II-IN

2-IN
CALIBRATION QUALITY CONTROL
GENERAL CHEMISTRY

Lab Name: Eurofins TestAmerica, Denver Job No.: 280-124986-1

SDG No.:

Analyst: JDR Batch Start Date: 07/02/2019

Reporting Units: mg/L Analytical Batch No.: 463460

Sample Number	QC Type	Time	Analyte	Result	Spike Amount	(%) Recovery	Limits	Qual	Reagent
13	ICV	16:10	Nitrogen, Total Kjeldahl	4.70	5.00	94	90-110		TKN ICV 25_00080
14	ICB	16:11	Nitrogen, Total Kjeldahl	1.0				U	
31	CCV	16:32	Nitrogen, Total Kjeldahl	5.00	5.00	100	90-110		TKN 25ppm_00795
32	CCB	16:33	Nitrogen, Total Kjeldahl	1.0				U	

Note! Calculations are performed before rounding to avoid round-off errors in calculated results.

FORM II-IN

2-IN
CALIBRATION QUALITY CONTROL
GENERAL CHEMISTRY

Lab Name: Eurofins TestAmerica, Denver Job No.: 280-124986-1

SDG No.:

Analyst: SVC Batch Start Date: 07/02/2019

Reporting Units: mg/L Analytical Batch No.: 463470

Sample Number	QC Type	Time	Analyte	Result	Spike Amount	(%) Recovery	Limits	Qual	Reagent
17	ICV	17:51	Nitrate Nitrite as N	4.72	5.00	94	90-110		NXN ICV INT_00480
18	ICVL	17:53	Nitrate Nitrite as N	2.16	2.00	108	90-110		NXN ICV INT_00480
19	ICB	17:55	Nitrate Nitrite as N	0.050				U	
36	CCV	18:29	Nitrate Nitrite as N	5.12	5.00	102	90-110		NXN CAL INT_00499
37	CCVL	18:31	Nitrate Nitrite as N	1.08	1.00	108	90-110		NXN CAL INT_00499
38	CCB	18:33	Nitrate Nitrite as N	0.050				U	
52	CCV	19:01	Nitrate Nitrite as N	4.92	5.00	98	90-110		NXN CAL INT_00499
53	CCVL	19:03	Nitrate Nitrite as N	1.05	1.00	105	90-110		NXN CAL INT_00499
54	CCB	19:05	Nitrate Nitrite as N	0.050				U	
68	CCV	19:33	Nitrate Nitrite as N	4.62	5.00	92	90-110		NXN CAL INT_00499
69	CCVL	19:35	Nitrate Nitrite as N	1.01	1.00	101	90-110		NXN CAL INT_00499
70	CCB	19:37	Nitrate Nitrite as N	0.050				U	

Note! Calculations are performed before rounding to avoid round-off errors in calculated results.

FORM II-IN

2-IN
CALIBRATION QUALITY CONTROL
GENERAL CHEMISTRY

Lab Name: Eurofins TestAmerica, Denver Job No.: 280-124986-1

SDG No.:

Analyst: SVC Batch Start Date: 07/03/2019

Reporting Units: mg/L Analytical Batch No.: 463726

Sample Number	QC Type	Time	Analyte	Result	Spike Amount	(%) Recovery	Limits	Qual	Reagent
17	ICV	16:48	Nitrate Nitrite as N	4.98	5.00	100	90-110		NXN ICV INT_00480
18	ICVL	16:50	Nitrate Nitrite as N	2.17	2.00	108	90-110		NXN ICV INT_00480
19	ICB	16:52	Nitrate Nitrite as N	0.050				U	
32	CCV	17:18	Nitrate Nitrite as N	5.15	5.00	103	90-110		NXN CAL INT_00499
33	CCVL	17:20	Nitrate Nitrite as N	1.07	1.00	107	90-110		NXN CAL INT_00499
34	CCB	17:22	Nitrate Nitrite as N	0.050				U	
47	CCV	17:48	Nitrate Nitrite as N	5.03	5.00	101	90-110		NXN CAL INT_00499
48	CCVL	17:50	Nitrate Nitrite as N	1.08	1.00	108	90-110		NXN CAL INT_00499
49	CCB	17:52	Nitrate Nitrite as N	0.050				U	
63	CCV	18:20	Nitrate Nitrite as N	5.15	5.00	103	90-110		NXN CAL INT_00499
64	CCVL	18:22	Nitrate Nitrite as N	1.10	1.00	110	90-110		NXN CAL INT_00499
65	CCB	18:24	Nitrate Nitrite as N	0.050				U	
79	CCV	18:52	Nitrate Nitrite as N	4.95	5.00	99	90-110		NXN CAL INT_00499
80	CCVL	18:54	Nitrate Nitrite as N	1.07	1.00	107	90-110		NXN CAL INT_00499
81	CCB	18:56	Nitrate Nitrite as N	0.050				U	

Note! Calculations are performed before rounding to avoid round-off errors in calculated results.

FORM II-IN

2-IN
CALIBRATION QUALITY CONTROL
GENERAL CHEMISTRY

Lab Name: Eurofins TestAmerica, Denver Job No.: 280-124986-1

SDG No.:

Analyst: SVC Batch Start Date: 07/08/2019

Reporting Units: mg/L Analytical Batch No.: 463918

Sample Number	QC Type	Time	Analyte	Result	Spike Amount	(%) Recovery	Limits	Qual	Reagent
17	ICV	18:43	Nitrate Nitrite as N	4.95	5.00	99	90-110		NXN ICV INT_00481
18	ICVL	18:45	Nitrate Nitrite as N	2.18	2.00	109	90-110		NXN ICV INT_00481
19	ICB	18:47	Nitrate Nitrite as N	0.050				U	
35	CCV	19:19	Nitrate Nitrite as N	4.72	5.00	94	90-110		NXN CAL INT_00500
36	CCVL	19:21	Nitrate Nitrite as N	1.03	1.00	103	90-110		NXN CAL INT_00500
37	CCB	19:23	Nitrate Nitrite as N	0.050				U	

Note! Calculations are performed before rounding to avoid round-off errors in calculated results.

FORM II-IN

2-IN
CALIBRATION QUALITY CONTROL
GENERAL CHEMISTRY

Lab Name: Eurofins TestAmerica, Denver Job No.: 280-124986-1

SDG No.:

Analyst: TLP Batch Start Date: 07/08/2019

Reporting Units: mg/L Analytical Batch No.: 463895

Sample Number	QC Type	Time	Analyte	Result	Spike Amount	(%) Recovery	Limits	Qual	Reagent
1	CCV	16:21	Sulfate	98.9	100	99	90-110		IC LCS_01625
2	CCB	16:39	Sulfate	2.5				U	
17	CCV	22:02	Sulfate	98.6	100	99	90-110		IC LCS_01625
18	CCB	22:19	Sulfate	2.5				U	
29	CCV	01:32	Sulfate	98.8	100	99	90-110		IC LCS_01625
30	CCB	01:49	Sulfate	2.5				U	
41	CCV	05:02	Sulfate	99.1	100	99	90-110		IC LCS_01625
42	CCB	05:19	Sulfate	2.5				U	
53	CCV	08:31	Sulfate	99.4	100	99	90-110		IC LCS_01625
54	CCB	08:48	Sulfate	2.5				U	

Note! Calculations are performed before rounding to avoid round-off errors in calculated results.

FORM II-IN

2-IN
CALIBRATION QUALITY CONTROL
GENERAL CHEMISTRY

Lab Name: Eurofins TestAmerica, Denver Job No.: 280-124986-1

SDG No.:

Analyst: TLP Batch Start Date: 07/09/2019

Reporting Units: mg/L Analytical Batch No.: 463987

Sample Number	QC Type	Time	Analyte	Result	Spike Amount	(%) Recovery	Limits	Qual	Reagent
1	CCV	13:42	Sulfate	97.1	100	97	90-110		IC LCS_01626
2	CCB	13:59	Sulfate	2.5				U	
17	CCV	00:05	Sulfate	99.0	100	99	90-110		IC LCS_01626
18	CCB	00:22	Sulfate	2.5				U	
29	CCV	03:35	Sulfate	99.0	100	99	90-110		IC LCS_01626
30	CCB	03:52	Sulfate	2.5				U	
41	CCV	07:04	Sulfate	99.2	100	99	90-110		IC LCS_01626
42	CCB	07:22	Sulfate	2.5				U	
53	CCV	10:33	Sulfate	99.7	100	100	90-110		IC LCS_01626
54	CCB	10:51	Sulfate	2.5				U	

Note! Calculations are performed before rounding to avoid round-off errors in calculated results.

FORM II-IN

2-IN
CALIBRATION QUALITY CONTROL
GENERAL CHEMISTRY

Lab Name: Eurofins TestAmerica, Denver Job No.: 280-124986-1

SDG No.:

Analyst: CCJ Batch Start Date: 07/05/2019

Reporting Units: mg/L Analytical Batch No.: 463832

Sample Number	QC Type	Time	Analyte	Result	Spike Amount	(%) Recovery	Limits	Qual	Reagent
1	ICV	11:27	Dissolved Organic Carbon - Quad	20.1	20.0	101	90-110		TOC ICV Std_00037
2	ICB	11:44	Dissolved Organic Carbon - Quad	0.50				U	
16	CCV	15:26	Dissolved Organic Carbon - Quad	25.5	25.0	102	90-110		TOC ICV Std_00037
17	CCB	15:41	Dissolved Organic Carbon - Quad	0.50				U	
28	CCV	19:05	Dissolved Organic Carbon - Quad	24.9	25.0	100	90-110		TOC ICV Std_00037
29	CCB	19:20	Dissolved Organic Carbon - Quad	0.50				U	
52	CCV	01:08	Dissolved Organic Carbon - Quad	25.5	25.0	102	90-110		TOC ICV Std_00037
53	CCB	01:22	Dissolved Organic Carbon - Quad	0.50				U	
64	CCV	04:09	Dissolved Organic Carbon - Quad	25.7	25.0	103	90-110		TOC ICV Std_00037
65	CCB	04:23	Dissolved Organic Carbon - Quad	0.50				U	
76	CCV	07:08	Dissolved Organic Carbon - Quad	25.8	25.0	103	90-110		TOC ICV Std_00037
77	CCB	07:23	Dissolved Organic Carbon - Quad	0.50				U	
88	CCV	10:05	Dissolved Organic Carbon - Quad	25.9	25.0	103	90-110		TOC ICV Std_00037
89	CCB	10:20	Dissolved Organic Carbon - Quad	0.50				U	
100	CCV	13:09	Dissolved Organic Carbon - Quad	25.8	25.0	103	90-110		TOC ICV Std_00037
101	CCB	13:23	Dissolved Organic Carbon - Quad	0.50				U	
112	CCV	16:05	Dissolved Organic Carbon - Quad	25.9	25.0	103	90-110		TOC ICV Std_00037
113	CCB	16:20	Dissolved Organic Carbon - Quad	0.50				U	
116	CCV	17:04	Dissolved Organic Carbon - Quad	25.9	25.0	103	90-110		TOC ICV Std_00037
117	CCB	17:19	Dissolved Organic Carbon - Quad	0.50				U	

Note! Calculations are performed before rounding to avoid round-off errors in calculated results.

FORM II-IN

2-IN
CALIBRATION QUALITY CONTROL
GENERAL CHEMISTRY

Lab Name: Eurofins TestAmerica, Denver Job No.: 280-124986-1

SDG No.:

Analyst: CCJ Batch Start Date: 07/08/2019

Reporting Units: mg/L Analytical Batch No.: 464094

Sample Number	QC Type	Time	Analyte	Result	Spike Amount	(%) Recovery	Limits	Qual	Reagent
2	ICV	15:26	Dissolved Organic Carbon - Quad	20.3	20.0	102	90-110		TOC ICV Std_00037
3	ICB	15:45	Dissolved Organic Carbon - Quad	0.50				U	
14	CCV	19:58	Dissolved Organic Carbon - Quad	24.6	25.0	98	90-110		TOC ICV Std_00037
15	CCB	20:14	Dissolved Organic Carbon - Quad	0.50				U	

Note! Calculations are performed before rounding to avoid round-off errors in calculated results.

FORM II-IN

2-IN
CALIBRATION QUALITY CONTROL
GENERAL CHEMISTRY

Lab Name: Eurofins TestAmerica, Denver Job No.: 280-124986-1

SDG No.:

Analyst: SGB Batch Start Date: 06/21/2019

Reporting Units: mg/L Analytical Batch No.: 462358

Sample Number	QC Type	Time	Analyte	Result	Spike Amount	(%) Recovery	Limits	Qual	Reagent
16	CCV	12:11	Total Alkalinity as CaCO3	203	200	101	90-110		Alk daily lcs 00826
17	CCB	12:18	Total Alkalinity as CaCO3	10				U	
28	CCV	14:04	Total Alkalinity as CaCO3	206	200	103	90-110		Alk daily lcs 00826
29	CCB	14:11	Total Alkalinity as CaCO3	10				U	
42	CCV	16:07	Total Alkalinity as CaCO3	205	200	103	90-110		Alk daily lcs 00826
43	CCB	16:13	Total Alkalinity as CaCO3	10				U	
53	CCV	17:39	Total Alkalinity as CaCO3	207	200	103	90-110		Alk daily lcs 00826
54	CCB	17:45	Total Alkalinity as CaCO3	10				U	

Note! Calculations are performed before rounding to avoid round-off errors in calculated results.

FORM II-IN

2-IN
CALIBRATION QUALITY CONTROL
GENERAL CHEMISTRY

Lab Name: Eurofins TestAmerica, Denver Job No.: 280-124986-1

SDG No.:

Analyst: SGB Batch Start Date: 06/24/2019

Reporting Units: mg/L Analytical Batch No.: 462530

Sample Number	QC Type	Time	Analyte	Result	Spike Amount	(%) Recovery	Limits	Qual	Reagent
11	CCV	11:49	Total Alkalinity as CaCO3	989	1000	99	90-110		Alk high lcs_00327
12	CCB	11:53	Total Alkalinity as CaCO3	31.3					
14	CCV	15:45	Total Alkalinity as CaCO3	998	1000	100	90-110		Alk high lcs_00327
15	CCB	15:49	Total Alkalinity as CaCO3	16.9					

Note! Calculations are performed before rounding to avoid round-off errors in calculated results.

FORM II-IN

Lab Name: Eurofins TestAmerica, Denver Job No.: 280-124986-1

SDG No.:

Method	Lab Sample ID	Analyte	Result	Qual	Units	LOQ	Dil
Batch ID: 462658 Date: 06/21/2019 11:52							
350.1	MB 280-462658/65	Ammonia	0.050	U	mg/L	0.10	1
Batch ID: 462658 Date: 06/21/2019 13:22							
350.1	MB 280-462658/110	Ammonia	0.050	U	mg/L	0.10	1
Batch ID: 463127 Date: 06/28/2019 17:30 Prep Batch: 462811 Date: 06/26/2019 15:10							
351.2	MB 280-462811/2-A	Nitrogen, Total Kjeldahl	1.0	U	mg/L	1.0	1
Batch ID: 463324 Date: 07/01/2019 19:43 Prep Batch: 463109 Date: 06/28/2019 16:37							
351.2	MB 280-463109/2-A	Nitrogen, Total Kjeldahl	1.0	U	mg/L	1.0	1
Batch ID: 463460 Date: 07/02/2019 16:13 Prep Batch: 463322 Date: 07/01/2019 20:01							
351.2	MB 280-463322/2-A	Nitrogen, Total Kjeldahl	1.0	U	mg/L	1.0	1
Batch ID: 463470 Date: 07/02/2019 18:03							
353.2	MB 280-463470/23	Nitrate Nitrite as N	0.050	U	mg/L	0.10	1
Batch ID: 463470 Date: 07/02/2019 19:19							
353.2	MB 280-463470/61	Nitrate Nitrite as N	0.050	U	mg/L	0.10	1
Batch ID: 463726 Date: 07/03/2019 16:58							
353.2	MB 280-463726/22	Nitrate Nitrite as N	0.050	U	mg/L	0.10	1
Batch ID: 463726 Date: 07/03/2019 18:30							
353.2	MB 280-463726/68	Nitrate Nitrite as N	0.050	U	mg/L	0.10	1
Batch ID: 463918 Date: 07/08/2019 18:53							
353.2	MB 280-463918/22	Nitrate Nitrite as N	0.050	U	mg/L	0.10	1
Batch ID: 461610 Date: 06/14/2019 15:44 Prep Batch: 461602 Date: 06/14/2019 13:20							
9034	MB 280-461602/2-A	Sulfide	1.9	U	mg/L	4.0	1
Batch ID: 461633 Date: 06/14/2019 18:31 Prep Batch: 461615 Date: 06/14/2019 16:22							
9034	MB 280-461615/2-A	Sulfide	1.9	U	mg/L	4.0	1
Batch ID: 461699 Date: 06/15/2019 14:32 Prep Batch: 461663 Date: 06/15/2019 11:47							
9034	MB 280-461663/2-A	Sulfide	1.9	U	mg/L	4.0	1
Batch ID: 463895 Date: 07/08/2019 17:48							
9056A	MB 280-463895/6	Sulfate	3.0	U	mg/L	5.0	1
Batch ID: 463895 Date: 07/09/2019 02:42							
9056A	MB 280-463895/33	Sulfate	3.0	U	mg/L	5.0	1
Batch ID: 463987 Date: 07/09/2019 15:09							
9056A	MB 280-463987/6	Sulfate	3.0	U	mg/L	5.0	1
Batch ID: 463832 Date: 07/05/2019 12:13							
9060A	MB 280-463669/2-A	Dissolved Organic Carbon - Quad	0.50	U	mg/L	1.0	1
Batch ID: 463832 Date: 07/06/2019 12:10							
9060A	MB 280-463672/2-A	Dissolved Organic Carbon - Quad	0.50	U	mg/L	1.0	1
Batch ID: 464094 Date: 07/08/2019 17:15							
9060A	MB 280-463944/1-A	Dissolved Organic Carbon - Quad	0.341	J	mg/L	1.0	1
Batch ID: 462358 Date: 06/21/2019 10:12							
SM 2320B	MB 280-462358/5	Total Alkalinity as CaCO3	10	U	mg/L	10	1
Batch ID: 462358 Date: 06/21/2019 14:26							
SM 2320B	MB 280-462358/31	Total Alkalinity as CaCO3	10	U	mg/L	10	1
Batch ID: 462530 Date: 06/24/2019 11:08							
SM 2320B	MB 280-462530/5	Total Alkalinity as CaCO3	32.5		mg/L	10	1

5-IN
MATRIX SPIKE SAMPLE RECOVERY
GENERAL CHEMISTRY

Lab Name: Eurofins TestAmerica, Denver Job No.: 280-124986-1

SDG No.:

Matrix: Water

Method	Lab Sample ID	Analyte	Result	C	Unit	Spike Amount	Pct. Rec.	Limits	RPD	RPD Limit	Q
Batch ID: 462658 Date: 06/21/2019 13:58											
350.1	280-124986-25	Ammonia	0.043	J	mg/L						
350.1	280-124986-25 MS	Ammonia	1.12		mg/L	1.00	108	90-110			
Batch ID: 463127 Date: 06/28/2019 17:32			Prep Batch: 462811		Date: 06/26/2019 15:10						
351.2	280-124986-1	Nitrogen, Total Kjeldahl	2.2		mg/L						
351.2	280-124986-1 MS	Nitrogen, Total Kjeldahl	5.12		mg/L	3.00	98	90-110			
Batch ID: 463127 Date: 06/28/2019 17:57			Prep Batch: 462811		Date: 06/26/2019 15:10						
351.2	280-124986-13	Nitrogen, Total Kjeldahl	1.0	U	mg/L						
351.2	280-124986-13 MS	Nitrogen, Total Kjeldahl	3.28		mg/L	3.00	109	90-110			
Batch ID: 463324 Date: 07/01/2019 19:45			Prep Batch: 463109		Date: 06/28/2019 16:37						
351.2	280-124986-27	Nitrogen, Total Kjeldahl	1.8		mg/L						J1
351.2	280-124986-27 MS	Nitrogen, Total Kjeldahl	4.37		mg/L	3.00	85	90-110			J1
Batch ID: 463460 Date: 07/02/2019 16:16			Prep Batch: 463322		Date: 07/01/2019 20:01						
351.2	280-124986-25	Nitrogen, Total Kjeldahl	1.0	U	mg/L						
351.2	280-124986-25 MS	Nitrogen, Total Kjeldahl	2.93		mg/L	3.00	98	90-110			
Batch ID: 463470 Date: 07/02/2019 19:23											
353.2	280-124986-25	Nitrate Nitrite as N	0.050	U	mg/L						Q
353.2	280-124986-25 MS	Nitrate Nitrite as N	3.79		mg/L	4.00	95	90-110			
Batch ID: 463726 Date: 07/03/2019 17:02											
353.2	280-124986-16	Nitrate Nitrite as N	0.050	U	mg/L						
353.2	280-124986-16 MS	Nitrate Nitrite as N	3.99		mg/L	4.00	100	90-110			
Batch ID: 463726 Date: 07/03/2019 17:42											
353.2	280-124986-21	Nitrate Nitrite as N	42		mg/L						
353.2	280-124986-21 MS	Nitrate Nitrite as N	81.9		mg/L	40.0	99	90-110			
Batch ID: 461610 Date: 06/14/2019 15:44			Prep Batch: 461602		Date: 06/14/2019 13:20						
9034	280-124986-1	Sulfide	1.9	U	mg/L						
9034	280-124986-1 MS	Sulfide	28.0		mg/L	26.0	108	44-110			
Batch ID: 461633 Date: 06/14/2019 18:31			Prep Batch: 461615		Date: 06/14/2019 16:22						
9034	280-124986-25	Sulfide	1.9	U	mg/L						
9034	280-124986-25 MS	Sulfide	22.4		mg/L	26.0	86	44-110			
Batch ID: 461699 Date: 06/15/2019 14:32			Prep Batch: 461663		Date: 06/15/2019 11:47						
9034	280-124986-19	Sulfide	1.9	U	mg/L						J1
9034	280-124986-19 MS	Sulfide	15.2		mg/L	26.0	58	44-110			
Batch ID: 463895 Date: 07/08/2019 23:47											
9056A	280-124986-12	Sulfate	14		mg/L						

Calculations are performed before rounding to avoid round-off errors in calculated results.

FORM V-IN

5-IN
MATRIX SPIKE SAMPLE RECOVERY
GENERAL CHEMISTRY

Lab Name: Eurofins TestAmerica, Denver Job No.: 280-124986-1

SDG No.:

Matrix: Water

Method	Lab Sample ID	Analyte	Result	C	Unit	Spike Amount	Pct. Rec.	Limits	RPD	RPD Limit	Q
9056A	280-124986-12 MS	Sulfate	40.8		mg/L	25.0	108	87-112			
Batch ID: 463987 Date: 07/10/2019 02:42											
9056A	280-124986-1	Sulfate	200		mg/L						D H
9056A	280-124986-1 MS	Sulfate	323		mg/L	125	100	87-112			D
Batch ID: 463987 Date: 07/10/2019 05:20											
9056A	280-124986-25	Sulfate	190		mg/L						D H
9056A	280-124986-25 MS	Sulfate	319		mg/L	125	101	87-112			D
Batch ID: 463832 Date: 07/06/2019 06:09											
9060A	280-124986-25	Dissolved Organic Carbon - Quad	0.86	J	mg/L						
9060A	280-124986-25 MS	Dissolved Organic Carbon - Quad	25.7		mg/L	25.0	99	88-112			
Batch ID: 463832 Date: 07/06/2019 12:54											
9060A	280-124986-8	Dissolved Organic Carbon - Quad	4.5		mg/L						
9060A	280-124986-8 MS	Dissolved Organic Carbon - Quad	29.6		mg/L	25.0	100	88-112			
Batch ID: 464094 Date: 07/08/2019 18:08											
9060A	280-124986-12	Dissolved Organic Carbon - Quad	3.5		mg/L						
9060A	280-124986-12 MS	Dissolved Organic Carbon - Quad	28.4		mg/L	25.0	99	88-112			

Calculations are performed before rounding to avoid round-off errors in calculated results.

FORM V-IN

5-IN
MATRIX SPIKE DUPLICATE SAMPLE RECOVERY
GENERAL CHEMISTRY

Lab Name: Eurofins TestAmerica, Denver Job No.: 280-124986-1

SDG No.:

Matrix: Water

Method	Lab Sample ID	Analyte	Result	C	Unit	Spike Amount	Pct. Rec.	Limits	RPD	RPD Limit	Q
Batch ID: 462658 Date: 06/21/2019 14:00											
350.1	280-124986-25 MSD	Ammonia	1.14		mg/L	1.00	110	90-110	2	10	
Batch ID: 463127 Date: 06/28/2019 17:33			Prep Batch: 462811			Date: 06/26/2019 15:10					
351.2	280-124986-1 MSD	Nitrogen, Total Kjeldahl	5.26		mg/L	3.00	103	90-110	3	25	
Batch ID: 463127 Date: 06/28/2019 17:58			Prep Batch: 462811			Date: 06/26/2019 15:10					
351.2	280-124986-13 MSD	Nitrogen, Total Kjeldahl	3.20		mg/L	3.00	107	90-110	3	25	
Batch ID: 463324 Date: 07/01/2019 19:47			Prep Batch: 463109			Date: 06/28/2019 16:37					
351.2	280-124986-27 MSD	Nitrogen, Total Kjeldahl	3.81		mg/L	3.00	66	90-110	14	25	J1
Batch ID: 463460 Date: 07/02/2019 16:17			Prep Batch: 463322			Date: 07/01/2019 20:01					
351.2	280-124986-25 MSD	Nitrogen, Total Kjeldahl	2.90		mg/L	3.00	97	90-110	1	25	
Batch ID: 463470 Date: 07/02/2019 19:25											
353.2	280-124986-25 MSD	Nitrate Nitrite as N	3.93		mg/L	4.00	98	90-110	4	10	
Batch ID: 463726 Date: 07/03/2019 17:04											
353.2	280-124986-16 MSD	Nitrate Nitrite as N	3.97		mg/L	4.00	99	90-110	0	10	
Batch ID: 463726 Date: 07/03/2019 17:56											
353.2	280-124986-21 MSD	Nitrate Nitrite as N	82.3		mg/L	40.0	100	90-110	0	10	
Batch ID: 461610 Date: 06/14/2019 15:44			Prep Batch: 461602			Date: 06/14/2019 13:20					
9034	280-124986-1 MSD	Sulfide	24.0		mg/L	26.0	92	44-110	15	20	
Batch ID: 461633 Date: 06/14/2019 18:31			Prep Batch: 461615			Date: 06/14/2019 16:22					
9034	280-124986-25 MSD	Sulfide	21.6		mg/L	26.0	83	44-110	4	20	
Batch ID: 461699 Date: 06/15/2019 14:32			Prep Batch: 461663			Date: 06/15/2019 11:47					
9034	280-124986-19 MSD	Sulfide	20.8		mg/L	26.0	80	44-110	31	20	J1
Batch ID: 463895 Date: 07/09/2019 00:04											
9056A	280-124986-12 MSD	Sulfate	41.8		mg/L	25.0	112	87-112	2	10	
Batch ID: 463987 Date: 07/10/2019 03:00											
9056A	280-124986-1 MSD	Sulfate	324		mg/L	125	101	87-112	0	10	D
Batch ID: 463987 Date: 07/10/2019 05:37											
9056A	280-124986-25 MSD	Sulfate	320		mg/L	125	102	87-112	0	10	D
Batch ID: 463832 Date: 07/06/2019 06:24											
9060A	280-124986-25 MSD	Dissolved Organic Carbon - Quad	25.6		mg/L	25.0	99	88-112	0	15	
Batch ID: 463832 Date: 07/06/2019 13:38											
9060A	280-124986-8 MSD	Dissolved Organic Carbon - Quad	29.4		mg/L	25.0	100	88-112	0	15	
Batch ID: 464094 Date: 07/08/2019 18:26											
9060A	280-124986-12 MSD	Dissolved Organic Carbon - Quad	27.8		mg/L	25.0	97	88-112	2	15	

Calculations are performed before rounding to avoid round-off errors in calculated results.

FORM V-IN

6-IN
DUPLICATE
GENERAL CHEMISTRY

Lab Name: Eurofins TestAmerica, Denver Job No.: 280-124986-1

SDG No.:

Matrix: Water

Method	Client Sample ID	Lab Sample ID	Analyte	Result	Unit	RPD	RPD Limit	Qual
Batch ID: 463895 Date: 07/08/2019 23:29								
9056A	G0024-19A	280-124986-12	Sulfate	14	mg/L			
9056A	G0024-19A	280-124986-12 DU	Sulfate	13.8	mg/L	0	10	
Batch ID: 463987 Date: 07/10/2019 02:25								
9056A	G0083-19A	280-124986-1	Sulfate	200	mg/L			
9056A	G0083-19A	280-124986-1 DU	Sulfate	193	mg/L	3	10	D
Batch ID: 463987 Date: 07/10/2019 05:02								
9056A	G0070-19A	280-124986-25	Sulfate	190	mg/L			
9056A	G0070-19A	280-124986-25 DU	Sulfate	188	mg/L	2	10	D
Batch ID: 462358 Date: 06/21/2019 14:44								
SM 2320B	PZ020-19A	280-124986-21	Total Alkalinity as CaCO3	290	mg/L			
SM 2320B	PZ020-19A	280-124986-21 DU	Total Alkalinity as CaCO3	302	mg/L	3	10	

Calculations are performed before rounding to avoid round-off errors in calculated results.

FORM VI-IN

7A-IN
LAB CONTROL SAMPLE
GENERAL CHEMISTRY

Lab Name: Eurofins TestAmerica, Denver Job No.: 280-124986-1

SDG No.:

Matrix: Water

Method	Lab Sample ID	Analyte	Result	C	Unit	Spike Amount	Pct. Rec.	Limits	RPD	RPD Limit	Q
Batch ID: 462658	Date: 06/21/2019 11:48										
						LCS Source: 350.1 cal_00370					
350.1	LCS 280-462658/63	Ammonia	2.51		mg/L	2.50	101	90-110	1	10	
Batch ID: 462658	Date: 06/21/2019 13:18										
						LCS Source: 350.1 cal_00370					
350.1	LCS 280-462658/108	Ammonia	2.62		mg/L	2.50	105	90-110	3	10	
Batch ID: 463127	Date: 06/28/2019 17:28	Prep Batch: 462811	Date: 06/26/2019 15:10								
						LCS Source: TKN 25ppm_00795					
351.2	LCS 280-462811/1-A	Nitrogen, Total Kjeldahl	6.05		mg/L	6.00	101	90-110			
Batch ID: 463324	Date: 07/01/2019 19:42	Prep Batch: 463109	Date: 06/28/2019 16:37								
						LCS Source: TKN 25ppm_00794					
351.2	LCS 280-463109/1-A	Nitrogen, Total Kjeldahl	5.95		mg/L	6.00	99	90-110			
Batch ID: 463460	Date: 07/02/2019 16:12	Prep Batch: 463322	Date: 07/01/2019 20:01								
						LCS Source: TKN 25ppm_00795					
351.2	LCS 280-463322/1-A	Nitrogen, Total Kjeldahl	5.89		mg/L	6.00	98	90-110			
Batch ID: 463470	Date: 07/02/2019 17:59										
						LCS Source: NXN CAL INT_00499					
353.2	LCS 280-463470/21	Nitrate Nitrite as N	5.20		mg/L	5.00	104	90-110	13	10	
Batch ID: 463470	Date: 07/02/2019 19:17										
						LCS Source: NXN CAL INT_00499					
353.2	LCS 280-463470/60	Nitrate Nitrite as N	4.93		mg/L	5.00	99	90-110			
Batch ID: 463726	Date: 07/03/2019 16:56										
						LCS Source: NXN CAL INT_00499					
353.2	LCS 280-463726/21	Nitrate Nitrite as N	4.88		mg/L	5.00	98	90-110			
Batch ID: 463726	Date: 07/03/2019 18:28										
						LCS Source: NXN CAL INT_00499					
353.2	LCS 280-463726/67	Nitrate Nitrite as N	4.87		mg/L	5.00	97	90-110			
Batch ID: 463918	Date: 07/08/2019 18:51										
						LCS Source: NXN CAL INT_00500					
353.2	LCS 280-463918/21	Nitrate Nitrite as N	5.25		mg/L	5.00	105	90-110			
Batch ID: 461610	Date: 06/14/2019 15:44	Prep Batch: 461602	Date: 06/14/2019 13:20								
						LCS Source: SFD CAL INT_01659					
9034	LCS 280-461602/1-A	Sulfide	24.0		mg/L	26.0	92	44-110			

Calculations are performed before rounding to avoid round-off errors in calculated results.

FORM VIIA-IN

7A-IN
LAB CONTROL SAMPLE
GENERAL CHEMISTRY

Lab Name: Eurofins TestAmerica, Denver Job No.: 280-124986-1

SDG No.:

Matrix: Water

Method	Lab Sample ID	Analyte	Result	C	Unit	Spike Amount	Pct. Rec.	Limits	RPD	RPD Limit	Q
Batch ID: 461633	Date: 06/14/2019 18:31		Prep Batch: 461615			Date: 06/14/2019 16:22					
						LCS Source: SFD CAL INT_01659					
9034	LCS 280-461615/1-A	Sulfide	20.0		mg/L	26.0	77	44-110			
Batch ID: 461699	Date: 06/15/2019 14:32		Prep Batch: 461663			Date: 06/15/2019 11:47					
						LCS Source: SFD CAL INT_01659					
9034	LCS 280-461663/1-A	Sulfide	20.0		mg/L	26.0	77	44-110			
Batch ID: 463895	Date: 07/08/2019 17:14										
						LCS Source: IC LCS_01625					
9056A	LCS 280-463895/4	Sulfate	98.7		mg/L	100	99	87-112	0	10	
Batch ID: 463895	Date: 07/09/2019 02:07										
						LCS Source: IC LCS_01625					
9056A	LCS 280-463895/31	Sulfate	98.9		mg/L	100	99	87-112	0	10	
Batch ID: 463987	Date: 07/09/2019 14:34										
						LCS Source: IC LCS_01626					
9056A	LCS 280-463987/4	Sulfate	97.3		mg/L	100	97	87-112	1	10	
Batch ID: 463832	Date: 07/05/2019 11:58										
						LCS Source: TOC LCS Std_00046					
9060A	LCS 280-463669/1-A	Dissolved Organic Carbon - Quad	24.6		mg/L	25.0	99	88-112			
Batch ID: 463832	Date: 07/06/2019 11:53										
						LCS Source: TOC LCS Std_00046					
9060A	LCS 280-463672/1-A	Dissolved Organic Carbon - Quad	25.3		mg/L	25.0	101	88-112			
Batch ID: 464094	Date: 07/08/2019 17:34										
						LCS Source: TOC LCS Std_00046					
9060A	LCS 280-463944/2-A	Dissolved Organic Carbon - Quad	23.8		mg/L	25.0	95	88-112			
Batch ID: 462358	Date: 06/21/2019 10:05										
						LCS Source: Alk daily lcs_00826					
SM 2320B	LCS 280-462358/4	Total Alkalinity as CaCO3	205		mg/L	200	103	89-109			
Batch ID: 462358	Date: 06/21/2019 14:20										
						LCS Source: Alk daily lcs_00826					
SM 2320B	LCS 280-462358/30	Total Alkalinity as CaCO3	205		mg/L	200	103	89-109			
Batch ID: 462530	Date: 06/24/2019 11:05										
						LCS Source: Alk high lcs_00327					
SM 2320B	LCS 280-462530/4	Total Alkalinity as CaCO3	999		mg/L	1000	100	89-109			

Calculations are performed before rounding to avoid round-off errors in calculated results.

FORM VIIA-IN

7A-IN
LAB CONTROL SAMPLE DUPLICATE
GENERAL CHEMISTRY

Lab Name: Eurofins TestAmerica, Denver Job No.: 280-124986-1

SDG No.:

Matrix: Water

Method	Lab Sample ID	Analyte	Result	C	Unit	Spike Amount	Pct. Rec.	Limits	RPD	RPD Limit	Q
Batch ID: 462658	Date: 06/21/2019 11:50										
						LCSD Source: 350.1 cal_00370					
350.1	LCSD 280-462658/64	Ammonia	2.55		mg/L	2.50	102	90-110	1	10	
Batch ID: 462658	Date: 06/21/2019 13:20										
						LCSD Source: 350.1 cal_00370					
350.1	LCSD 280-462658/109	Ammonia	2.54		mg/L	2.50	102	90-110	3	10	
Batch ID: 463470	Date: 07/02/2019 18:01										
						LCSD Source: NXN CAL INT_00499					
353.2	LCSD 280-463470/22	Nitrate Nitrite as N	4.56		mg/L	5.00	91	90-110	13	10	Q
Batch ID: 463895	Date: 07/08/2019 17:31										
						LCSD Source: IC LCS_01625					
9056A	LCSD 280-463895/5	Sulfate	98.6		mg/L	100	99	87-112	0	10	
Batch ID: 463895	Date: 07/09/2019 02:24										
						LCSD Source: IC LCS_01625					
9056A	LCSD 280-463895/32	Sulfate	99.0		mg/L	100	99	87-112	0	10	
Batch ID: 463987	Date: 07/09/2019 14:51										
						LCSD Source: IC LCS_01626					
9056A	LCSD 280-463987/5	Sulfate	98.1		mg/L	100	98	87-112	1	10	

Calculations are performed before rounding to avoid round-off errors in calculated results.

FORM VIIA-IN

7A-IN
METHOD REPORTING LIMIT CHECK
GENERAL CHEMISTRY

Lab Name: Eurofins TestAmerica, Denver Job No.: 280-124986-1

SDG No.:

Matrix: Water

Method	Lab Sample ID	Analyte	Result	C	Unit	Spike Amount	Pct. Rec.	Limits	RPD	RPD Limit	Q
Batch ID: 463895	Date: 07/08/2019 16:56										
						LCS Source: IC CAL cl/so4_00264					
9056A	MRL 280-463895/3	Sulfate	2.27	J	mg/L	2.50	91	50-150			
Batch ID: 463987	Date: 07/09/2019 14:16										
						LCS Source: IC CAL cl/so4_00264					
9056A	MRL 280-463987/3	Sulfate	2.22	J	mg/L	2.50	89	50-150			

Calculations are performed before rounding to avoid round-off errors in calculated results.

FORM VIIA-IN

9-IN
DETECTION LIMITS
GENERAL CHEMISTRY

Lab Name: Eurofins TestAmerica, Denver Job Number: 280-124986-1

SDG Number:

Matrix: Water Instrument ID: WC_Alp 3

Method: 350.1 DL Date: 03/28/2011 13:26

Analyte	Wavelength/ Mass	LOQ (mg/L)	DL (mg/L)
Ammonia		0.1	0.022

9-IN
CALIBRATION BLANK DETECTION LIMITS
GENERAL CHEMISTRY

Lab Name: Eurofins TestAmerica, Denver Job Number: 280-124986-1

SDG Number:

Matrix: Water Instrument ID: WC_Alp 3

Method: 350.1 XMDL Date: 03/28/2011 13:26

Analyte	Wavelength/ Mass	XRL (mg/L)	XMDL (mg/L)
Ammonia		0.1	0.0225

9-IN
DETECTION LIMITS
GENERAL CHEMISTRY

Lab Name: Eurofins TestAmerica, Denver Job Number: 280-124986-1

SDG Number:

Matrix: Water Instrument ID: WC_Astoria

Method: 351.2 DL Date: 02/03/2019 00:00

Prep Method: 351.2

Analyte	Wavelength/ Mass	LOQ (mg/L)	DL (mg/L)
Nitrogen, Total Kjeldahl		1	0.687

9-IN
CALIBRATION BLANK DETECTION LIMITS
GENERAL CHEMISTRY

Lab Name: Eurofins TestAmerica, Denver Job Number: 280-124986-1

SDG Number:

Matrix: Water Instrument ID: WC_Astoria

Method: 351.2 XMDL Date: 02/03/2019 00:00

Analyte	Wavelength/ Mass	XRL (mg/L)	XMDL (mg/L)
Nitrogen, Total Kjeldahl		1	0.687

9-IN
DETECTION LIMITS
GENERAL CHEMISTRY

Lab Name: Eurofins TestAmerica, Denver Job Number: 280-124986-1

SDG Number:

Matrix: Water Instrument ID: WC_Alp 2

Method: 353.2 DL Date: 12/16/2011 09:50

Analyte	Wavelength/ Mass	LOQ (mg/L)	DL (mg/L)
Nitrate Nitrite as N		0.1	0.019

9-IN
CALIBRATION BLANK DETECTION LIMITS
GENERAL CHEMISTRY

Lab Name: Eurofins TestAmerica, Denver Job Number: 280-124986-1

SDG Number:

Matrix: Water Instrument ID: WC_Alp 2

Method: 353.2 XMDL Date: 05/16/2011 11:21

Analyte	Wavelength/ Mass	XRL (mg/L)	XMDL (mg/L)
Nitrate Nitrite as N		0.1	0.0191

9-IN
DETECTION LIMITS
GENERAL CHEMISTRY

Lab Name: Eurofins TestAmerica, Denver Job Number: 280-124986-1

SDG Number:

Matrix: Water Instrument ID: NOEQUIP

Method: 9034 DL Date: 03/28/2011 13:37

Prep Method: 9030B

Analyte	Wavelength/ Mass	LOQ (mg/L)	DL (mg/L)
Sulfide		4	0.793

9-IN
CALIBRATION BLANK DETECTION LIMITS
GENERAL CHEMISTRY

Lab Name: Eurofins TestAmerica, Denver Job Number: 280-124986-1

SDG Number:

Matrix: Water Instrument ID: NOEQUIP

Method: 9034 XMDL Date: 03/28/2011 13:37

Analyte	Wavelength/ Mass	XRL (mg/L)	XMDL (mg/L)
Sulfide		4	0.793

9-IN
DETECTION LIMITS
GENERAL CHEMISTRY

Lab Name: Eurofins TestAmerica, Denver Job Number: 280-124986-1

SDG Number:

Matrix: Water Instrument ID: WC_IonChrom10

Method: 9056A DL Date: 06/21/2019 00:00

Analyte	Wavelength/ Mass	LOQ (mg/L)	DL (mg/L)
Sulfate		5	1.03

9-IN
CALIBRATION BLANK DETECTION LIMITS
GENERAL CHEMISTRY

Lab Name: Eurofins TestAmerica, Denver Job Number: 280-124986-1

SDG Number:

Matrix: Water Instrument ID: WC_IonChrom10

Method: 9056A XMDL Date: 06/21/2019 00:00

Analyte	Wavelength/ Mass	XRL (mg/L)	XMDL (mg/L)
Sulfate		5	1.03

9-IN
DETECTION LIMITS
GENERAL CHEMISTRY - DISSOLVED

Lab Name: Eurofins TestAmerica, Denver Job Number: 280-124986-1

SDG Number:

Matrix: Water Instrument ID: WC_SHI2

Method: 9060A DL Date: 06/21/2019 00:00

Analyte	Wavelength/ Mass	LOQ (mg/L)	DL (mg/L)
Dissolved Organic Carbon - Quad		1	0.345

9-IN
CALIBRATION BLANK DETECTION LIMITS
GENERAL CHEMISTRY - DISSOLVED

Lab Name: Eurofins TestAmerica, Denver Job Number: 280-124986-1

SDG Number:

Matrix: Water Instrument ID: WC_SHI2

Method: 9060A XMDL Date: 06/21/2019 00:00

Analyte	Wavelength/ Mass	XRL (mg/L)	XMDL (mg/L)
Dissolved Organic Carbon - Quad		1	0.345

9-IN
DETECTION LIMITS
GENERAL CHEMISTRY - DISSOLVED

Lab Name: Eurofins TestAmerica, Denver Job Number: 280-124986-1

SDG Number:

Matrix: Water Instrument ID: WC_SHI3

Method: 9060A DL Date: 06/21/2019 00:00

Analyte	Wavelength/ Mass	LOQ (mg/L)	DL (mg/L)
Dissolved Organic Carbon - Quad		1	0.345

9-IN
CALIBRATION BLANK DETECTION LIMITS
GENERAL CHEMISTRY - DISSOLVED

Lab Name: Eurofins TestAmerica, Denver Job Number: 280-124986-1

SDG Number:

Matrix: Water Instrument ID: WC_SHI3

Method: 9060A XMDL Date: 06/21/2019 00:00

Analyte	Wavelength/ Mass	XRL (mg/L)	XMDL (mg/L)
Dissolved Organic Carbon - Quad		1	0.345

9-IN
DETECTION LIMITS
GENERAL CHEMISTRY

Lab Name: Eurofins TestAmerica, Denver Job Number: 280-124986-1

SDG Number:

Matrix: Water Instrument ID: WC_AT2

Method: SM 2320B DL Date: 02/03/2019 00:00

Analyte	Wavelength/ Mass	LOQ (mg/L)	DL (mg/L)
Total Alkalinity as CaCO3		10	3.08

9-IN
CALIBRATION BLANK DETECTION LIMITS
GENERAL CHEMISTRY

Lab Name: Eurofins TestAmerica, Denver Job Number: 280-124986-1

SDG Number:

Matrix: Water Instrument ID: WC_AT2

Method: SM 2320B XMDL Date: 02/03/2019 00:00

Analyte	Wavelength/ Mass	XRL (mg/L)	XMDL (mg/L)
Total Alkalinity as CaCO3		10	3.08

9-IN
DETECTION LIMITS
GENERAL CHEMISTRY

Lab Name: Eurofins TestAmerica, Denver Job Number: 280-124986-1

SDG Number:

Matrix: Water Instrument ID: WC-AT3

Method: SM 2320B DL Date: 02/03/2019 00:00

Analyte	Wavelength/ Mass	LOQ (mg/L)	DL (mg/L)
Total Alkalinity as CaCO3		10	3.08

9-IN
CALIBRATION BLANK DETECTION LIMITS
GENERAL CHEMISTRY

Lab Name: Eurofins TestAmerica, Denver Job Number: 280-124986-1

SDG Number:

Matrix: Water Instrument ID: WC-AT3

Method: SM 2320B XMDL Date: 02/03/2019 00:00

Analyte	Wavelength/ Mass	XRL (mg/L)	XMDL (mg/L)
Total Alkalinity as CaCO3		10	3.08

12-IN
PREPARATION LOG
GENERAL CHEMISTRY

Lab Name: Eurofins TestAmerica, Denver Job No.: 280-124986-1

SDG No.:

Prep Method: 351.2

Lab Sample ID	Preparation Date	Prep Batch	Initial Weight	Initial Volume (mL)	Final Volume (mL)
LCS 280-462811/1-A	06/26/2019 15:10	462811		25	25
MB 280-462811/2-A	06/26/2019 15:10	462811		25	25
280-124986-1	06/26/2019 15:10	462811		25	25
280-124986-1 MS	06/26/2019 15:10	462811		25	25
280-124986-1 MSD	06/26/2019 15:10	462811		25	25
280-124986-4	06/26/2019 15:10	462811		25	25
280-124986-5	06/26/2019 15:10	462811		25	25
280-124986-6	06/26/2019 15:10	462811		25	25
280-124986-7	06/26/2019 15:10	462811		25	25
280-124986-8	06/26/2019 15:10	462811		25	25
280-124986-9	06/26/2019 15:10	462811		25	25
280-124986-10	06/26/2019 15:10	462811		25	25
280-124986-11	06/26/2019 15:10	462811		25	25
280-124986-12	06/26/2019 15:10	462811		25	25
280-124986-13	06/26/2019 15:10	462811		25	25
280-124986-13 MS	06/26/2019 15:10	462811		25	25
280-124986-13 MSD	06/26/2019 15:10	462811		25	25
280-124986-14	06/26/2019 15:10	462811		25	25
280-124986-15	06/26/2019 15:10	462811		25	25
280-124986-16	06/26/2019 15:10	462811		1	25
280-124986-17	06/26/2019 15:10	462811		1	25
280-124986-18	06/26/2019 15:10	462811		25	25
280-124986-19	06/26/2019 15:10	462811		25	25
280-124986-20	06/26/2019 15:10	462811		25	25
280-124986-21	06/26/2019 15:10	462811		25	25
280-124986-22	06/26/2019 15:10	462811		25	25

12-IN
PREPARATION LOG
GENERAL CHEMISTRY

Lab Name: Eurofins TestAmerica, Denver Job No.: 280-124986-1

SDG No.:

Prep Method: 351.2

Lab Sample ID	Preparation Date	Prep Batch	Initial Weight	Initial Volume (mL)	Final Volume (mL)
LCS 280-463109/1-A	06/28/2019 16:37	463109		25	25
MB 280-463109/2-A	06/28/2019 16:37	463109		25	25
280-124986-27	06/28/2019 16:37	463109		25	25
280-124986-27 MS	06/28/2019 16:37	463109		25	25
280-124986-27 MSD	06/28/2019 16:37	463109		25	25
280-124986-26	06/28/2019 16:37	463109		25	25
280-124986-28	06/28/2019 16:37	463109		5	25
280-124986-29	06/28/2019 16:37	463109		25	25
280-124986-30	06/28/2019 16:37	463109		25	25
280-124986-31	06/28/2019 16:37	463109		25	25
280-124986-32	06/28/2019 16:37	463109		25	25
280-124986-33	06/28/2019 16:37	463109		25	25
280-124986-34	06/28/2019 16:37	463109		25	25

12-IN
PREPARATION LOG
GENERAL CHEMISTRY

Lab Name: Eurofins TestAmerica, Denver Job No.: 280-124986-1

SDG No.:

Prep Method: 351.2

Lab Sample ID	Preparation Date	Prep Batch	Initial Weight	Initial Volume (mL)	Final Volume (mL)
LCS 280-463322/1-A	07/01/2019 20:01	463322		25	25
MB 280-463322/2-A	07/01/2019 20:01	463322		25	25
280-124986-25	07/01/2019 20:01	463322		25	25
280-124986-25 MS	07/01/2019 20:01	463322		25	25
280-124986-25 MSD	07/01/2019 20:01	463322		25	25

12-IN
PREPARATION LOG
GENERAL CHEMISTRY

Lab Name: Eurofins TestAmerica, Denver Job No.: 280-124986-1

SDG No.:

Prep Method: 9030B

Lab Sample ID	Preparation Date	Prep Batch	Initial Weight	Initial Volume (mL)	Final Volume (mL)
LCS 280-461602/1-A	06/14/2019 13:20	461602		50	50
MB 280-461602/2-A	06/14/2019 13:20	461602		50	50
280-124986-1	06/14/2019 13:20	461602		50	50
280-124986-1 MS	06/14/2019 13:20	461602		50	50
280-124986-1 MSD	06/14/2019 13:20	461602		50	50
280-124986-7	06/14/2019 13:20	461602		50	50
280-124986-8	06/14/2019 13:20	461602		50	50
280-124986-9	06/14/2019 13:20	461602		50	50
280-124986-4	06/14/2019 13:20	461602		50	50
280-124986-5	06/14/2019 13:20	461602		50	50
280-124986-6	06/14/2019 13:20	461602		50	50
280-124986-10	06/14/2019 13:20	461602		50	50
280-124986-29	06/14/2019 13:20	461602		50	50
280-124986-30	06/14/2019 13:20	461602		50	50
280-124986-31	06/14/2019 13:20	461602		50	50
280-124986-16	06/14/2019 13:20	461602		50	50
280-124986-17	06/14/2019 13:20	461602		50	50
280-124986-18	06/14/2019 13:20	461602		50	50

12-IN
PREPARATION LOG
GENERAL CHEMISTRY

Lab Name: Eurofins TestAmerica, Denver Job No.: 280-124986-1

SDG No.:

Prep Method: 9030B

Lab Sample ID	Preparation Date	Prep Batch	Initial Weight	Initial Volume (mL)	Final Volume (mL)
LCS 280-461615/1-A	06/14/2019 16:22	461615		50	50
MB 280-461615/2-A	06/14/2019 16:22	461615		50	50
280-124986-26	06/14/2019 16:22	461615		50	50
280-124986-27	06/14/2019 16:22	461615		50	50
280-124986-28	06/14/2019 16:22	461615		50	50
280-124986-11	06/14/2019 16:22	461615		50	50
280-124986-13	06/14/2019 16:22	461615		50	50
280-124986-32	06/14/2019 16:22	461615		50	50
280-124986-33	06/14/2019 16:22	461615		50	50
280-124986-34	06/14/2019 16:22	461615		50	50
280-124986-14	06/14/2019 16:22	461615		50	50
280-124986-15	06/14/2019 16:22	461615		50	50
280-124986-25	06/14/2019 16:22	461615		50	50
280-124986-25 MS	06/14/2019 16:22	461615		50	50
280-124986-25 MSD	06/14/2019 16:22	461615		50	50

12-IN
PREPARATION LOG
GENERAL CHEMISTRY

Lab Name: Eurofins TestAmerica, Denver Job No.: 280-124986-1

SDG No.:

Prep Method: 9030B

Lab Sample ID	Preparation Date	Prep Batch	Initial Weight	Initial Volume (mL)	Final Volume (mL)
LCS 280-461663/1-A	06/15/2019 11:47	461663		50	50
MB 280-461663/2-A	06/15/2019 11:47	461663		50	50
280-124986-19	06/15/2019 11:47	461663		50	50
280-124986-19 MS	06/15/2019 11:47	461663		50	50
280-124986-19 MSD	06/15/2019 11:47	461663		50	50
280-124986-20	06/15/2019 11:47	461663		50	50
280-124986-21	06/15/2019 11:47	461663		50	50
280-124986-22	06/15/2019 11:47	461663		50	50
280-124986-12	06/15/2019 11:47	461663		50	50

13-IN
ANALYSIS RUN LOG
GENERAL CHEMISTRY

Lab Name: Eurofins TestAmerica, Denver Job No.: 280-124986-1

SDG No.:

Instrument ID: WC_Alp 3 Analysis Method: 350.1

Start Date: 06/21/2019 09:44 End Date: 06/21/2019 16:23

Lab Sample Id	D/F	Type	Time	Analytes																								
				NH3																								
ZZZZZZ			09:44																									
ZZZZZZ			09:46																									
ZZZZZZ			09:48																									
IC 280-462658/4			09:50	X																								
IC 280-462658/5			09:52	X																								
IC 280-462658/6			09:54	X																								
IC 280-462658/7			09:56	X																								
IC 280-462658/8			09:58	X																								
IC 280-462658/9			10:00	X																								
IC 280-462658/10			10:02	X																								
IC 280-462658/11			10:04	X																								
ZZZZZZ			10:06																									
ZZZZZZ			10:08																									
ICVL 280-462658/14	1		10:10	X																								
ICV 280-462658/15	1		10:12	X																								
ICB 280-462658/16	1		10:14	X																								
ZZZZZZ			10:16																									
ZZZZZZ			10:18																									
ZZZZZZ			10:20																									
ZZZZZZ			10:22																									
ZZZZZZ			10:24																									
ZZZZZZ			10:26																									
ZZZZZZ			10:28																									
ZZZZZZ			10:30																									
ZZZZZZ			10:32																									
ZZZZZZ			10:34																									
ZZZZZZ			10:36																									
ZZZZZZ			10:38																									
ZZZZZZ			10:40																									
ZZZZZZ			10:42																									
RINSE 280-462658/31			10:44																									
ZZZZZZ			10:46																									
CCVL 280-462658/33			10:48																									
CCV 280-462658/34			10:50																									
CCB 280-462658/35			10:52																									
ZZZZZZ			10:54																									
ZZZZZZ			10:56																									
ZZZZZZ			10:58																									
ZZZZZZ			11:00																									
ZZZZZZ			11:02																									
ZZZZZZ			11:04																									

FORM XIII-IN

13-IN
ANALYSIS RUN LOG
GENERAL CHEMISTRY

Lab Name: Eurofins TestAmerica, Denver Job No.: 280-124986-1

SDG No.:

Instrument ID: WC_Alp 3 Analysis Method: 350.1

Start Date: 06/21/2019 09:44 End Date: 06/21/2019 16:23

Lab Sample Id	D/F	Type	Time	Analytes																								
				NH3																								
ZZZZZZ			11:06																									
ZZZZZZ			11:08																									
ZZZZZZ			11:10																									
ZZZZZZ			11:12																									
ZZZZZZ			11:14																									
RINSE 280-462658/47			11:16																									
ZZZZZZ			11:18																									
CCVL 280-462658/49			11:20																									
CCV 280-462658/50			11:22																									
CCB 280-462658/51			11:24																									
ZZZZZZ			11:26																									
ZZZZZZ			11:28																									
ZZZZZZ			11:30																									
ZZZZZZ			11:32																									
ZZZZZZ			11:34																									
RINSE 280-462658/57			11:36																									
ZZZZZZ			11:38																									
CCVL 280-462658/59	1		11:40	X																								
CCV 280-462658/60	1		11:42	X																								
CCB 280-462658/61	1		11:44	X																								
ZZZZZZ			11:46																									
LCS 280-462658/63	1	T	11:48	X																								
LCSD 280-462658/64	1	T	11:50	X																								
MB 280-462658/65	1	T	11:52	X																								
ZZZZZZ			11:54																									
ZZZZZZ			11:56																									
ZZZZZZ			11:58																									
280-124986-1	1	T	12:00	X																								
280-124986-4	1	T	12:02	X																								
280-124986-5	1	T	12:04	X																								
280-124986-6	1	T	12:06	X																								
280-124986-7	1	T	12:08	X																								
280-124986-8	1	T	12:10	X																								
280-124986-9	1	T	12:12	X																								
RINSE 280-462658/76			12:14																									
ZZZZZZ			12:16																									
CCVL 280-462658/78	1		12:18	X																								
CCV 280-462658/79	1		12:20	X																								
CCB 280-462658/80	1		12:22	X																								
ZZZZZZ			12:24																									
280-124986-10	1	T	12:26	X																								

FORM XIII-IN

13-IN
ANALYSIS RUN LOG
GENERAL CHEMISTRY

Lab Name: Eurofins TestAmerica, Denver Job No.: 280-124986-1

SDG No.:

Instrument ID: WC_Alp 3 Analysis Method: 350.1

Start Date: 06/21/2019 09:44 End Date: 06/21/2019 16:23

Lab Sample Id	D/F	Type	Time	Analytes																								
				NH3																								
280-124986-11	1	T	12:28	X																								
ZZZZZZ			12:30																									
ZZZZZZ			12:32																									
ZZZZZZ			12:34																									
280-124986-12	1	T	12:36	X																								
280-124986-13	1	T	12:38	X																								
280-124986-14	1	T	12:40	X																								
280-124986-15	1	T	12:42	X																								
ZZZZZZ			12:44																									
RINSE 280-462658/92			12:46																									
ZZZZZZ			12:48																									
CCVL 280-462658/94	1		12:50	X																								
CCV 280-462658/95	1		12:52	X																								
CCB 280-462658/96	1		12:54	X																								
ZZZZZZ			12:56																									
ZZZZZZ			12:58																									
280-124986-18	1	T	13:00	X																								
280-124986-19	1	T	13:02	X																								
280-124986-20	1	T	13:04	X																								
RINSE 280-462658/102			13:06																									
ZZZZZZ			13:08																									
CCVL 280-462658/104	1		13:10	X																								
CCV 280-462658/105	1		13:12	X																								
CCB 280-462658/106	1		13:14	X																								
ZZZZZZ			13:16																									
LCS 280-462658/108	1	T	13:18	X																								
LCSD 280-462658/109	1	T	13:20	X																								
MB 280-462658/110	1	T	13:22	X																								
ZZZZZZ			13:24																									
ZZZZZZ			13:26																									
ZZZZZZ			13:28																									
ZZZZZZ			13:30																									
ZZZZZZ			13:32																									
ZZZZZZ			13:34																									
ZZZZZZ			13:36																									
ZZZZZZ			13:38																									
280-124986-21	1	T	13:40	X																								
280-124986-22	1	T	13:42	X																								
RINSE 280-462658/121			13:44																									
ZZZZZZ			13:46																									
CCVL 280-462658/123	1		13:48	X																								

FORM XIII-IN

13-IN
ANALYSIS RUN LOG
GENERAL CHEMISTRY

Lab Name: Eurofins TestAmerica, Denver Job No.: 280-124986-1

SDG No.:

Instrument ID: WC_Alp 3 Analysis Method: 350.1

Start Date: 06/21/2019 09:44 End Date: 06/21/2019 16:23

Lab Sample Id	D/F	Type	Time	Analytes																								
				NH3																								
CCV 280-462658/124	1		13:50	X																								
CCB 280-462658/125	1		13:52	X																								
ZZZZZZ			13:54																									
280-124986-25	1	T	13:56	X																								
280-124986-25 MS	1	T	13:58	X																								
280-124986-25 MSD	1	T	14:00	X																								
ZZZZZZ			14:02																									
280-124986-27	1	T	14:04	X																								
280-124986-28	1	T	14:06	X																								
280-124986-29	1	T	14:08	X																								
280-124986-30	1	T	14:10	X																								
280-124986-31	1	T	14:12	X																								
280-124986-32	1	T	14:14	X																								
RINSE 280-462658/137			14:16																									
ZZZZZZ			14:18																									
CCVL 280-462658/139			14:20																									
CCV 280-462658/140			14:22																									
CCB 280-462658/141			14:24																									
ZZZZZZ			14:26																									
ZZZZZZ			14:28																									
ZZZZZZ			14:30																									
RINSE 280-462658/145			14:32																									
ZZZZZZ			14:34																									
CCVL 280-462658/147			14:36																									
CCV 280-462658/148			14:38																									
CCB 280-462658/149			14:40																									
ZZZZZZ			14:42																									
ZZZZZZ			14:49																									
ZZZZZZ			14:51																									
ZZZZZZ			14:53																									
RINSE 280-462658/154			15:00																									
ZZZZZZ			15:02																									
CCVL 280-462658/156			15:04																									
CCVL 280-462658/157			15:06																									
CCV 280-462658/158			15:08																									
CCB 280-462658/159			15:10																									
ZZZZZZ			15:12																									
280-124986-33	1	T	15:14	X																								
280-124986-34	1	T	15:16	X																								
RINSE 280-462658/163			15:18																									
ZZZZZZ			15:20																									

FORM XIII-IN

13-IN
ANALYSIS RUN LOG
GENERAL CHEMISTRY

Lab Name: Eurofins TestAmerica, Denver Job No.: 280-124986-1

SDG No.:

Instrument ID: WC_Alp 3 Analysis Method: 350.1

Start Date: 06/21/2019 09:44 End Date: 06/21/2019 16:23

Lab Sample Id	D/F	Type	Time	Analytes																								
				NH3																								
CCVL 280-462658/165	1		15:22	X																								
CCV 280-462658/166	1		15:24	X																								
CCB 280-462658/167	1		15:26	X																								
ZZZZZZ			15:28																									
ZZZZZZ			15:30																									
ZZZZZZ			15:32																									
ZZZZZZ			15:34																									
ZZZZZZ			15:36																									
ZZZZZZ			15:38																									
ZZZZZZ			15:40																									
280-124986-16	5	T	15:42	X																								
280-124986-17	2	T	15:44	X																								
ZZZZZZ			15:46																									
ZZZZZZ			15:48																									
RINSE 280-462658/179			15:50																									
ZZZZZZ			15:52																									
CCVL 280-462658/181	1		15:54	X																								
CCV 280-462658/182	1		15:56	X																								
CCB 280-462658/183	1		15:58	X																								
ZZZZZZ			16:00																									
ZZZZZZ			16:02																									
ZZZZZZ			16:04																									
280-124986-26	2	T	16:06	X																								
RINSE 280-462658/188			16:13																									
ZZZZZZ			16:15																									
CCVL 280-462658/190	1		16:17	X																								
CCV 280-462658/191	1		16:19	X																								
CCB 280-462658/192	1		16:21	X																								
ZZZZZZ			16:23																									

Prep Types:
T = Total/NA

FORM XIII-IN

13-IN
ANALYSIS RUN LOG
GENERAL CHEMISTRY

Lab Name: Eurofins TestAmerica, Denver Job No.: 280-124986-1

SDG No.:

Instrument ID: WC_Astoria Analysis Method: 351.2

Start Date: 06/28/2019 17:12 End Date: 06/28/2019 18:23

Lab Sample Id	D/F	Type	Time	Analytes																								
				TKN																								
ZZZZZZ			17:12																									
ZZZZZZ			17:12																									
ZZZZZZ			17:13																									
ZZZZZZ			17:15																									
IC 280-462811/27-A			17:16	X																								
IC 280-462811/28-A			17:17	X																								
IC 280-462811/29-A			17:18	X																								
IC 280-462811/30-A			17:20	X																								
IC 280-462811/31-A			17:21	X																								
IC 280-462811/32-A			17:22	X																								
ZZZZZZ			17:23																									
ZZZZZZ			17:25																									
ICV 280-462811/33-A	1		17:26	X																								
ICB 280-462811/34-A	1		17:27	X																								
LCS 280-462811/1-A	1	T	17:28	X																								
MB 280-462811/2-A	1	T	17:30	X																								
280-124986-1	1	T	17:31	X																								
280-124986-1 MS	1	T	17:32	X																								
280-124986-1 MSD	1	T	17:33	X																								
ZZZZZZ			17:35																									
280-124986-4	1	T	17:36	X																								
280-124986-5	1	T	17:37	X																								
ZZZZZZ			17:38																									
ZZZZZZ			17:40																									
280-124986-6	1	T	17:41	X																								
280-124986-7	1	T	17:42	X																								
280-124986-8	1	T	17:43	X																								
280-124986-9	1	T	17:45	X																								
280-124986-10	1	T	17:46	X																								
ZZZZZZ			17:47																									
CCV 280-462811/35-A	1		17:48	X																								
CCB 280-462811/36-A	1		17:50	X																								
280-124986-11	1	T	17:51	X																								
280-124986-12	1	T	17:52	X																								
ZZZZZZ			17:53																									
ZZZZZZ			17:55																									
280-124986-13	1	T	17:56	X																								
280-124986-13 MS	1	T	17:57	X																								
280-124986-13 MSD	1	T	17:58	X																								
ZZZZZZ			18:00																									
280-124986-14	1	T	18:01	X																								

FORM XIII-IN

13-IN
ANALYSIS RUN LOG
GENERAL CHEMISTRY

Lab Name: Eurofins TestAmerica, Denver Job No.: 280-124986-1

SDG No.:

Instrument ID: WC_Astoria Analysis Method: 351.2

Start Date: 06/28/2019 17:12 End Date: 06/28/2019 18:23

Lab Sample Id	D/F	Type	Time	Analytes																								
				TKN																								
280-124986-15	1	T	18:02	X																								
280-124986-16	1	T	18:03	X																								
280-124986-17	1	T	18:05	X																								
280-124986-18	1	T	18:06	X																								
ZZZZZZ			18:07																									
ZZZZZZ			18:08																									
ZZZZZZ			18:10																									
CCV 280-462811/35-A	1		18:11	X																								
CCB 280-462811/36-A	1		18:12	X																								
280-124986-19	1	T	18:13	X																								
280-124986-20	1	T	18:15	X																								
280-124986-21	1	T	18:16	X																								
280-124986-22	1	T	18:17	X																								
ZZZZZZ			18:18																									
CCV 280-462811/35-A	1		18:20	X																								
CCB 280-462811/36-A	1		18:21	X																								
ZZZZZZ			18:22																									
ZZZZZZ			18:23																									

Prep Types:
T = Total/NA

13-IN
ANALYSIS RUN LOG
GENERAL CHEMISTRY

Lab Name: Eurofins TestAmerica, Denver Job No.: 280-124986-1

SDG No.:

Instrument ID: WC_Astoria Analysis Method: 351.2

Start Date: 07/01/2019 19:25 End Date: 07/01/2019 21:14

Lab Sample Id	D/F	Type	Time	Analytes																								
				TKN																								
ZZZZZZ			19:25																									
ZZZZZZ			19:25																									
ZZZZZZ			19:27																									
ZZZZZZ			19:28																									
IC 280-462811/27-A			19:29	X																								
IC 280-462811/28-A			19:30	X																								
IC 280-462811/29-A			19:32	X																								
IC 280-462811/30-A			19:33	X																								
IC 280-462811/31-A			19:34	X																								
IC 280-462811/32-A			19:35	X																								
ZZZZZZ			19:37																									
ZZZZZZ			19:38																									
ICV 280-462811/33-A	1		19:39	X																								
ICB 280-462811/34-A	1		19:40	X																								
LCS 280-463109/1-A	1	T	19:42	X																								
MB 280-463109/2-A	1	T	19:43	X																								
280-124986-27	1	T	19:44	X																								
280-124986-27 MS	1	T	19:45	X																								
280-124986-27 MSD	1	T	19:47	X																								
ZZZZZZ			19:48																									
280-124986-26	1	T	19:49	X																								
ZZZZZZ			19:50																									
ZZZZZZ			19:52																									
ZZZZZZ			19:53																									
280-124986-28	1	T	19:54	X																								
280-124986-29	1	T	19:55	X																								
280-124986-30	1	T	19:57	X																								
280-124986-31	1	T	19:58	X																								
280-124986-32	1	T	19:59	X																								
ZZZZZZ			20:00																									
CCV 280-462811/35-A	1		20:02	X																								
CCB 280-462811/36-A	1		20:03	X																								
280-124986-33	1	T	20:04	X																								
280-124986-34	1	T	20:05	X																								
ZZZZZZ			20:07																									
ZZZZZZ			20:08																									
ZZZZZZ			20:09																									
ZZZZZZ			20:10																									
ZZZZZZ			20:12																									
ZZZZZZ			20:13																									
ZZZZZZ			20:14																									

FORM XIII-IN

13-IN
ANALYSIS RUN LOG
GENERAL CHEMISTRY

Lab Name: Eurofins TestAmerica, Denver Job No.: 280-124986-1

SDG No.:

Instrument ID: WC_Astoria Analysis Method: 351.2

Start Date: 07/01/2019 19:25 End Date: 07/01/2019 21:14

Lab Sample Id	D/F	Type	Time	Analytes																								
				TKN																								
ZZZZZZ			20:15																									
ZZZZZZ			20:17																									
ZZZZZZ			20:18																									
ZZZZZZ			20:19																									
ZZZZZZ			20:20																									
ZZZZZZ			20:22																									
ZZZZZZ			20:23																									
CCV 280-462811/35-A	1		20:24	X																								
CCB 280-462811/36-A	1		20:25	X																								
ZZZZZZ			20:27																									
ZZZZZZ			20:28																									
ZZZZZZ			20:29																									
ZZZZZZ			20:30																									
ZZZZZZ			20:32																									
CCV 280-462811/35-A			20:33																									
CCB 280-462811/36-A			20:34																									
ZZZZZZ			20:35																									
ZZZZZZ			20:37																									
ZZZZZZ			20:38																									
ZZZZZZ			20:39																									
ZZZZZZ			20:40																									
ZZZZZZ			20:42																									
ZZZZZZ			20:43																									
ZZZZZZ			20:44																									
ZZZZZZ			20:45																									
ZZZZZZ			20:47																									
ZZZZZZ			20:48																									
ZZZZZZ			20:49																									
CCV 280-462811/35-A			20:50																									
ZZZZZZ			20:52																									
ZZZZZZ			20:53																									
CCB 280-462811/36-A			20:54																									
ZZZZZZ			20:55																									
ZZZZZZ			20:57																									
ZZZZZZ			20:58																									
ZZZZZZ			20:59																									
ZZZZZZ			21:00																									
ZZZZZZ			21:02																									
ZZZZZZ			21:03																									
ZZZZZZ			21:04																									
ZZZZZZ			21:05																									

13-IN
ANALYSIS RUN LOG
GENERAL CHEMISTRY

Lab Name: Eurofins TestAmerica, Denver Job No.: 280-124986-1

SDG No.:

Instrument ID: WC_Astoria Analysis Method: 351.2

Start Date: 07/01/2019 19:25 End Date: 07/01/2019 21:14

Lab Sample Id	D/F	Type	Time	Analytes																								
				TKN																								
ZZZZZZ			21:07																									
ZZZZZZ			21:08																									
ZZZZZZ			21:09																									
CCV 280-462811/35-A			21:10																									
CCB 280-462811/36-A			21:12																									
ZZZZZZ			21:13																									
ZZZZZZ			21:14																									

Prep Types:
T = Total/NA

13-IN
ANALYSIS RUN LOG
GENERAL CHEMISTRY

Lab Name: Eurofins TestAmerica, Denver Job No.: 280-124986-1

SDG No.:

Instrument ID: WC_Astoria Analysis Method: 351.2

Start Date: 07/02/2019 15:55 End Date: 07/02/2019 18:03

Lab Sample Id	D/F	Type	Time	Analytes																								
				TKN																								
ZZZZZZ			15:55																									
ZZZZZZ			15:56																									
ZZZZZZ			15:57																									
ZZZZZZ			15:58																									
IC 280-462811/27-A			16:00	X																								
IC 280-462811/28-A			16:01	X																								
IC 280-462811/29-A			16:02	X																								
IC 280-462811/30-A			16:03	X																								
IC 280-462811/31-A			16:05	X																								
IC 280-462811/32-A			16:06	X																								
ZZZZZZ			16:07																									
ZZZZZZ			16:08																									
ICV 280-462811/33-A	1		16:10	X																								
ICB 280-462811/34-A	1		16:11	X																								
LCS 280-463322/1-A	1	T	16:12	X																								
MB 280-463322/2-A	1	T	16:13	X																								
280-124986-25	1	T	16:15	X																								
280-124986-25 MS	1	T	16:16	X																								
280-124986-25 MSD	1	T	16:17	X																								
ZZZZZZ			16:18																									
ZZZZZZ			16:20																									
ZZZZZZ			16:21																									
ZZZZZZ			16:22																									
ZZZZZZ			16:23																									
ZZZZZZ			16:25																									
ZZZZZZ			16:26																									
ZZZZZZ			16:27																									
ZZZZZZ			16:28																									
ZZZZZZ			16:30																									
ZZZZZZ			16:31																									
CCV 280-462811/35-A	1		16:32	X																								
CCB 280-462811/36-A	1		16:33	X																								
ZZZZZZ			16:35																									
ZZZZZZ			16:36																									
ZZZZZZ			16:37																									
ZZZZZZ			16:38																									
ZZZZZZ			16:40																									
ZZZZZZ			16:41																									
ZZZZZZ			16:42																									
ZZZZZZ			16:43																									
ZZZZZZ			16:45																									

FORM XIII-IN

13-IN
ANALYSIS RUN LOG
GENERAL CHEMISTRY

Lab Name: Eurofins TestAmerica, Denver Job No.: 280-124986-1

SDG No.:

Instrument ID: WC_Astoria Analysis Method: 351.2

Start Date: 07/02/2019 15:55 End Date: 07/02/2019 18:03

Lab Sample Id	D/F	Type	Time	Analytes																								
				TKN																								
ZZZZZZ			16:46																									
ZZZZZZ			16:47																									
ZZZZZZ			16:48																									
ZZZZZZ			16:50																									
ZZZZZZ			16:51																									
ZZZZZZ			16:52																									
ZZZZZZ			16:53																									
CCV 280-462811/35-A			16:55																									
CCB 280-462811/36-A			16:56																									
ZZZZZZ			16:57																									
ZZZZZZ			16:58																									
ZZZZZZ			17:00																									
ZZZZZZ			17:01																									
ZZZZZZ			17:02																									
ZZZZZZ			17:03																									
ZZZZZZ			17:05																									
ZZZZZZ			17:06																									
ZZZZZZ			17:07																									
ZZZZZZ			17:08																									
ZZZZZZ			17:10																									
ZZZZZZ			17:11																									
CCV 280-462811/35-A			17:12																									
CCB 280-462811/36-A			17:13																									
ZZZZZZ			17:15																									
ZZZZZZ			17:16																									
ZZZZZZ			17:17																									
ZZZZZZ			17:18																									
ZZZZZZ			17:20																									
ZZZZZZ			17:21																									
ZZZZZZ			17:22																									
ZZZZZZ			17:23																									
ZZZZZZ			17:25																									
ZZZZZZ			17:26																									
ZZZZZZ			17:27																									
ZZZZZZ			17:28																									
ZZZZZZ			17:30																									
ZZZZZZ			17:31																									
ZZZZZZ			17:32																									
CCV 280-462811/35-A			17:33																									
CCB 280-462811/36-A			17:35																									
ZZZZZZ			17:36																									

FORM XIII-IN

13-IN
ANALYSIS RUN LOG
GENERAL CHEMISTRY

Lab Name: Eurofins TestAmerica, Denver Job No.: 280-124986-1

SDG No.:

Instrument ID: WC_Astoria Analysis Method: 351.2

Start Date: 07/02/2019 15:55 End Date: 07/02/2019 18:03

Lab Sample Id	D/F	Type	Time	Analytes																								
				TKN																								
ZZZZZZ			17:37																									
ZZZZZZ			17:38																									
ZZZZZZ			17:40																									
ZZZZZZ			17:41																									
ZZZZZZ			17:42																									
ZZZZZZ			17:43																									
ZZZZZZ			17:45																									
ZZZZZZ			17:46																									
CCV 280-462811/35-A			17:47																									
CCB 280-462811/36-A			17:48																									
ZZZZZZ			17:50																									
ZZZZZZ			17:51																									
ZZZZZZ			17:52																									
ZZZZZZ			17:53																									
ZZZZZZ			17:55																									
ZZZZZZ			17:56																									
ZZZZZZ			17:57																									
ZZZZZZ			17:58																									
CCV 280-462811/35-A			18:00																									
CCB 280-462811/36-A			18:01																									
ZZZZZZ			18:02																									
ZZZZZZ			18:03																									

Prep Types:
T = Total/NA

FORM XIII-IN

13-IN
ANALYSIS RUN LOG
GENERAL CHEMISTRY

Lab Name: Eurofins TestAmerica, Denver Job No.: 280-124986-1

SDG No.:

Instrument ID: WC_Alp 2 Analysis Method: 353.2

Start Date: 07/02/2019 17:19 End Date: 07/02/2019 21:13

Lab Sample Id	D/F	Type	Time	Analytes																								
				NNO32																								
ZZZZZZ			17:19																									
ZZZZZZ			17:21																									
ZZZZZZ			17:23																									
ZZZZZZ			17:25																									
IC 280-463470/5			17:27	X																								
IC 280-463470/6			17:29	X																								
IC 280-463470/7			17:31	X																								
IC 280-463470/8			17:33	X																								
IC 280-463470/9			17:35	X																								
IC 280-463470/10			17:37	X																								
IC 280-463470/11			17:39	X																								
IC 280-463470/12			17:41	X																								
IC 280-463470/13			17:43	X																								
ZZZZZZ			17:45																									
ZZZZZZ			17:47																									
ZZZZZZ			17:49																									
ICV 280-463470/17	1		17:51	X																								
ICVL 280-463470/18	1		17:53	X																								
ICB 280-463470/19	1		17:55	X																								
ZZZZZZ			17:57																									
LCS 280-463470/21	1	T	17:59	X																								
LCSD 280-463470/22	1	T	18:01	X																								
MB 280-463470/23	1	T	18:03	X																								
ZZZZZZ			18:05																									
ZZZZZZ			18:07																									
ZZZZZZ			18:09																									
ZZZZZZ			18:11																									
ZZZZZZ			18:13																									
ZZZZZZ			18:15																									
ZZZZZZ			18:17																									
ZZZZZZ			18:19																									
ZZZZZZ			18:21																									
ZZZZZZ			18:23																									
RINSE 280-463470/34			18:25																									
ZZZZZZ			18:27																									
CCV 280-463470/36	1		18:29	X																								
CCVL 280-463470/37	1		18:31	X																								
CCB 280-463470/38	1		18:33	X																								
ZZZZZZ			18:35																									

FORM XIII-IN

13-IN
ANALYSIS RUN LOG
GENERAL CHEMISTRY

Lab Name: Eurofins TestAmerica, Denver Job No.: 280-124986-1

SDG No.:

Instrument ID: WC_Alp 2 Analysis Method: 353.2

Start Date: 07/02/2019 17:19 End Date: 07/02/2019 21:13

Lab Sample Id	D/F	Type	Time	Analytes
				NNO32
ZZZZZZ			18:37	
ZZZZZZ			18:39	
ZZZZZZ			18:41	
ZZZZZZ			18:43	
ZZZZZZ			18:45	
280-124986-1	1	T	18:47	X
280-124986-4	1	T	18:49	X
280-124986-5	1	T	18:51	X
280-124986-6	1	T	18:53	X
280-124986-7	10	T	18:55	X
RINSE 280-463470/50			18:57	
ZZZZZZ			18:59	
CCV 280-463470/52	1		19:01	X
CCVL 280-463470/53	1		19:03	X
CCB 280-463470/54	1		19:05	X
ZZZZZZ			19:07	
280-124986-8	1	T	19:09	X
280-124986-9	1	T	19:11	X
280-124986-10	1	T	19:13	X
280-124986-11	1	T	19:15	X
LCS 280-463470/60	1	T	19:17	X
MB 280-463470/61	1	T	19:19	X
280-124986-25	1	T	19:21	X
280-124986-25 MS	1	T	19:23	X
280-124986-25 MSD	1	T	19:25	X
280-124986-12	1	T	19:27	X
RINSE 280-463470/66			19:29	
ZZZZZZ			19:31	
CCV 280-463470/68	1		19:33	X
CCVL 280-463470/69	1		19:35	X
CCB 280-463470/70	1		19:37	X
ZZZZZZ			19:39	
ZZZZZZ			19:41	
ZZZZZZ			19:43	
ZZZZZZ			19:45	
ZZZZZZ			19:47	
ZZZZZZ			19:49	
ZZZZZZ			19:51	
ZZZZZZ			19:53	

FORM XIII-IN

13-IN
ANALYSIS RUN LOG
GENERAL CHEMISTRY

Lab Name: Eurofins TestAmerica, Denver Job No.: 280-124986-1

SDG No.:

Instrument ID: WC_Alp 2 Analysis Method: 353.2

Start Date: 07/02/2019 17:19 End Date: 07/02/2019 21:13

Lab Sample Id	D/F	Type	Time	Analytes
				NNO32
ZZZZZZ			19:55	
ZZZZZZ			19:57	
ZZZZZZ			19:59	
RINSE 280-463470/82			20:01	
ZZZZZZ			20:03	
CCV 280-463470/84			20:05	
CCVL 280-463470/85			20:07	
CCB 280-463470/86			20:09	
ZZZZZZ			20:11	
ZZZZZZ			20:13	
ZZZZZZ			20:15	
ZZZZZZ			20:17	
ZZZZZZ			20:19	
ZZZZZZ			20:21	
ZZZZZZ			20:23	
ZZZZZZ			20:25	
ZZZZZZ			20:27	
ZZZZZZ			20:29	
ZZZZZZ			20:31	
RINSE 280-463470/98			20:33	
ZZZZZZ			20:35	
CCV 280-463470/100			20:37	
CCVL 280-463470/101			20:39	
CCB 280-463470/102			20:41	
ZZZZZZ			20:43	
ZZZZZZ			20:45	
ZZZZZZ			20:47	
ZZZZZZ			20:49	
ZZZZZZ			20:51	
ZZZZZZ			20:53	
ZZZZZZ			20:55	
ZZZZZZ			20:57	
ZZZZZZ			20:59	
ZZZZZZ			21:01	
ZZZZZZ			21:03	
RINSE 280-463470/114			21:05	
ZZZZZZ			21:07	
CCV 280-463470/116			21:09	
CCVL 280-463470/117			21:11	

13-IN
ANALYSIS RUN LOG
GENERAL CHEMISTRY

Lab Name: Eurofins TestAmerica, Denver Job No.: 280-124986-1

SDG No.:

Instrument ID: WC_Alp 2 Analysis Method: 353.2

Start Date: 07/02/2019 17:19 End Date: 07/02/2019 21:13

Lab Sample Id	D/F	Type	Time	Analytes																								
				NNO32																								
CCB 280-463470/118			21:13																									

Prep Types:
T = Total/NA

FORM XIII-IN

13-IN
ANALYSIS RUN LOG
GENERAL CHEMISTRY

Lab Name: Eurofins TestAmerica, Denver Job No.: 280-124986-1

SDG No.:

Instrument ID: WC_Alp 2 Analysis Method: 353.2

Start Date: 07/03/2019 16:16 End Date: 07/03/2019 21:02

Lab Sample Id	D/F	Type	Time	Analytes																								
				NNO32																								
ZZZZZZ			16:16																									
ZZZZZZ			16:18																									
ZZZZZZ			16:20																									
ZZZZZZ			16:22																									
IC 280-463726/5			16:24	X																								
IC 280-463726/6			16:26	X																								
IC 280-463726/7			16:28	X																								
IC 280-463726/8			16:30	X																								
IC 280-463726/9			16:32	X																								
IC 280-463726/10			16:34	X																								
IC 280-463726/11			16:36	X																								
IC 280-463726/12			16:38	X																								
IC 280-463726/13			16:40	X																								
ZZZZZZ			16:42																									
ZZZZZZ			16:44																									
ZZZZZZ			16:46																									
ICV 280-463726/17	1		16:48	X																								
ICVL 280-463726/18	1		16:50	X																								
ICB 280-463726/19	1		16:52	X																								
ZZZZZZ			16:54																									
LCS 280-463726/21	1	T	16:56	X																								
MB 280-463726/22	1	T	16:58	X																								
280-124986-16	1	T	17:00	X																								
280-124986-16 MS	1	T	17:02	X																								
280-124986-16 MSD	1	T	17:04	X																								
ZZZZZZ			17:06																									
ZZZZZZ			17:08																									
ZZZZZZ			17:10																									
ZZZZZZ			17:12																									
RINSE 280-463726/30			17:14																									
ZZZZZZ			17:16																									
CCV 280-463726/32	1		17:18	X																								
CCVL 280-463726/33	1		17:20	X																								
CCB 280-463726/34	1		17:22	X																								
ZZZZZZ			17:24																									
280-124986-13	1	T	17:26	X																								
280-124986-14	1	T	17:28	X																								
280-124986-15	1	T	17:30	X																								
280-124986-17	1	T	17:32	X																								

FORM XIII-IN

13-IN
ANALYSIS RUN LOG
GENERAL CHEMISTRY

Lab Name: Eurofins TestAmerica, Denver Job No.: 280-124986-1

SDG No.:

Instrument ID: WC_Alp 2 Analysis Method: 353.2

Start Date: 07/03/2019 16:16 End Date: 07/03/2019 21:02

Lab Sample Id	D/F	Type	Time	Analytes																								
				NNO32																								
280-124986-18	1	T	17:34	X																								
280-124986-19	1	T	17:36	X																								
280-124986-20	10	T	17:38	X																								
280-124986-21	10	T	17:40	X																								
280-124986-21 MS	10	T	17:42	X																								
RINSE 280-463726/45			17:44																									
ZZZZZZ			17:46																									
CCV 280-463726/47	1		17:48	X																								
CCVL 280-463726/48	1		17:50	X																								
CCB 280-463726/49	1		17:52	X																								
ZZZZZZ			17:54																									
280-124986-21 MSD	10	T	17:56	X																								
280-124986-22	10	T	17:58	X																								
280-124986-26	1	T	18:00	X																								
ZZZZZZ			18:02																									
280-124986-28	1	T	18:04	X																								
280-124986-29	1	T	18:06	X																								
280-124986-30	5	T	18:08	X																								
280-124986-31	5	T	18:10	X																								
280-124986-32	1	T	18:12	X																								
280-124986-33	1	T	18:14	X																								
RINSE 280-463726/61			18:16																									
ZZZZZZ			18:18																									
CCV 280-463726/63	1		18:20	X																								
CCVL 280-463726/64	1		18:22	X																								
CCB 280-463726/65	1		18:24	X																								
ZZZZZZ			18:26																									
LCS 280-463726/67	1	T	18:28	X																								
MB 280-463726/68	1	T	18:30	X																								
ZZZZZZ			18:32																									
ZZZZZZ			18:34																									
ZZZZZZ			18:36																									
280-124986-34	1	T	18:38	X																								
ZZZZZZ			18:40																									
ZZZZZZ			18:42																									
ZZZZZZ			18:44																									
ZZZZZZ			18:46																									
RINSE 280-463726/77			18:48																									
ZZZZZZ			18:50																									

FORM XIII-IN

13-IN
ANALYSIS RUN LOG
GENERAL CHEMISTRY

Lab Name: Eurofins TestAmerica, Denver Job No.: 280-124986-1

SDG No.:

Instrument ID: WC_Alp 2 Analysis Method: 353.2

Start Date: 07/03/2019 16:16 End Date: 07/03/2019 21:02

Lab Sample Id	D/F	Type	Time	Analytes																									
				NNO32																									
CCV 280-463726/79	1		18:52	X																									
CCVL 280-463726/80	1		18:54	X																									
CCB 280-463726/81	1		18:56	X																									
ZZZZZZ			18:58																										
ZZZZZZ			19:00																										
ZZZZZZ			19:02																										
ZZZZZZ			19:04																										
ZZZZZZ			19:06																										
ZZZZZZ			19:08																										
ZZZZZZ			19:10																										
ZZZZZZ			19:12																										
ZZZZZZ			19:14																										
ZZZZZZ			19:16																										
ZZZZZZ			19:18																										
RINSE 280-463726/93			19:20																										
ZZZZZZ			19:22																										
CCV 280-463726/95			19:24																										
CCVL 280-463726/96			19:26																										
CCB 280-463726/97			19:28																										
ZZZZZZ			19:30																										
ZZZZZZ			19:32																										
ZZZZZZ			19:34																										
ZZZZZZ			19:36																										
ZZZZZZ			19:38																										
ZZZZZZ			19:40																										
ZZZZZZ			19:42																										
ZZZZZZ			19:44																										
ZZZZZZ			19:46																										
ZZZZZZ			19:48																										
ZZZZZZ			19:50																										
RINSE 280-463726/109			19:52																										
ZZZZZZ			19:54																										
CCV 280-463726/111			19:56																										
CCVL 280-463726/112			19:58																										
CCB 280-463726/113			20:00																										
ZZZZZZ			20:02																										
ZZZZZZ			20:04																										
ZZZZZZ			20:06																										
ZZZZZZ			20:08																										

13-IN
ANALYSIS RUN LOG
GENERAL CHEMISTRY

Lab Name: Eurofins TestAmerica, Denver Job No.: 280-124986-1

SDG No.:

Instrument ID: WC_Alp 2 Analysis Method: 353.2

Start Date: 07/03/2019 16:16 End Date: 07/03/2019 21:02

Lab Sample Id	D/F	Type	Time	Analytes
				NNO32
ZZZZZZ			20:10	
ZZZZZZ			20:12	
ZZZZZZ			20:14	
ZZZZZZ			20:16	
ZZZZZZ			20:18	
RINSE 280-463726/123			20:20	
ZZZZZZ			20:22	
CCV 280-463726/125			20:24	
CCVL 280-463726/126			20:26	
CCB 280-463726/127			20:28	
ZZZZZZ			20:30	
ZZZZZZ			20:32	
ZZZZZZ			20:34	
ZZZZZZ			20:36	
ZZZZZZ			20:38	
ZZZZZZ			20:40	
ZZZZZZ			20:42	
ZZZZZZ			20:44	
ZZZZZZ			20:46	
ZZZZZZ			20:48	
ZZZZZZ			20:50	
RINSE 280-463726/139			20:52	
ZZZZZZ			20:54	
CCV 280-463726/141			20:56	
CCVL 280-463726/142			20:58	
CCB 280-463726/143			21:00	
ZZZZZZ			21:02	

Prep Types:
T = Total/NA

FORM XIII-IN

13-IN
ANALYSIS RUN LOG
GENERAL CHEMISTRY

Lab Name: Eurofins TestAmerica, Denver Job No.: 280-124986-1

SDG No.:

Instrument ID: WC_Alp 2 Analysis Method: 353.2

Start Date: 07/08/2019 18:11 End Date: 07/08/2019 21:33

Lab Sample Id	D/F	Type	Time	Analytes
				NNO32
ZZZZZZ			18:11	
ZZZZZZ			18:13	
ZZZZZZ			18:15	
ZZZZZZ			18:17	
IC 280-463918/5			18:19	X
IC 280-463918/6			18:21	X
IC 280-463918/7			18:23	X
IC 280-463918/8			18:25	X
IC 280-463918/9			18:27	X
IC 280-463918/10			18:29	X
IC 280-463918/11			18:31	X
IC 280-463918/12			18:33	X
IC 280-463918/13			18:35	X
ZZZZZZ			18:37	
ZZZZZZ			18:39	
ZZZZZZ			18:41	
ICV 280-463918/17	1		18:43	X
ICVL 280-463918/18	1		18:45	X
ICB 280-463918/19	1		18:47	X
ZZZZZZ			18:49	
LCS 280-463918/21	1	T	18:51	X
MB 280-463918/22	1	T	18:53	X
ZZZZZZ			18:55	
ZZZZZZ			18:57	
ZZZZZZ			18:59	
280-124986-27	2	T	19:01	X
ZZZZZZ			19:03	
ZZZZZZ			19:05	
ZZZZZZ			19:07	
ZZZZZZ			19:09	
ZZZZZZ			19:11	
ZZZZZZ			19:13	
RINSE 280-463918/33			19:15	
ZZZZZZ			19:17	
CCV 280-463918/35	1		19:19	X
CCVL 280-463918/36	1		19:21	X
CCB 280-463918/37	1		19:23	X
ZZZZZZ			19:25	
ZZZZZZ			19:27	

FORM XIII-IN

13-IN
ANALYSIS RUN LOG
GENERAL CHEMISTRY

Lab Name: Eurofins TestAmerica, Denver Job No.: 280-124986-1

SDG No.:

Instrument ID: WC_Alp 2 Analysis Method: 353.2

Start Date: 07/08/2019 18:11 End Date: 07/08/2019 21:33

Lab Sample Id	D/F	Type	Time	Analytes																									
				NNO32																									
ZZZZZZ			19:29																										
ZZZZZZ			19:31																										
ZZZZZZ			19:33																										
ZZZZZZ			19:35																										
ZZZZZZ			19:37																										
ZZZZZZ			19:39																										
ZZZZZZ			19:41																										
ZZZZZZ			19:43																										
ZZZZZZ			19:45																										
RINSE 280-463918/49			19:47																										
ZZZZZZ			19:49																										
CCV 280-463918/51			19:51																										
CCVL 280-463918/52			19:53																										
CCB 280-463918/53			19:55																										
ZZZZZZ			19:57																										
ZZZZZZ			19:59																										
ZZZZZZ			20:01																										
ZZZZZZ			20:03																										
ZZZZZZ			20:05																										
ZZZZZZ			20:07																										
ZZZZZZ			20:09																										
ZZZZZZ			20:11																										
ZZZZZZ			20:13																										
ZZZZZZ			20:15																										
ZZZZZZ			20:17																										
RINSE 280-463918/65			20:19																										
ZZZZZZ			20:21																										
CCV 280-463918/67			20:23																										
CCVL 280-463918/68			20:25																										
CCB 280-463918/69			20:27																										
ZZZZZZ			20:29																										
ZZZZZZ			20:31																										
ZZZZZZ			20:33																										
ZZZZZZ			20:35																										
ZZZZZZ			20:37																										
ZZZZZZ			20:39																										
ZZZZZZ			20:41																										
ZZZZZZ			20:43																										
ZZZZZZ			20:45																										

FORM XIII-IN

13-IN
ANALYSIS RUN LOG
GENERAL CHEMISTRY

Lab Name: Eurofins TestAmerica, Denver Job No.: 280-124986-1

SDG No.:

Instrument ID: WC_Alp 2 Analysis Method: 353.2

Start Date: 07/08/2019 18:11 End Date: 07/08/2019 21:33

Lab Sample Id	D/F	Type	Time	Analytes
				NNO32
ZZZZZZ			20:47	
ZZZZZZ			20:49	
RINSE 280-463918/81			20:51	
ZZZZZZ			20:53	
CCV 280-463918/83			20:55	
CCVL 280-463918/84			20:57	
CCB 280-463918/85			20:59	
ZZZZZZ			21:01	
ZZZZZZ			21:03	
ZZZZZZ			21:05	
ZZZZZZ			21:07	
ZZZZZZ			21:09	
ZZZZZZ			21:11	
ZZZZZZ			21:13	
ZZZZZZ			21:15	
ZZZZZZ			21:17	
ZZZZZZ			21:19	
ZZZZZZ			21:21	
RINSE 280-463918/97			21:23	
ZZZZZZ			21:25	
CCV 280-463918/99			21:27	
CCVL 280-463918/100			21:29	
CCB 280-463918/101			21:31	
ZZZZZZ			21:33	

Prep Types:
T = Total/NA

13-IN
ANALYSIS RUN LOG
GENERAL CHEMISTRY

Lab Name: Eurofins TestAmerica, Denver Job No.: 280-124986-1

SDG No.:

Instrument ID: NOEQUIP Analysis Method: 9034

Start Date: 06/14/2019 15:44 End Date: 06/14/2019 15:44

Lab Sample Id	D/F	Type	Time	Analytes																								
				S2																								
LCS 280-461602/1-A	1	T	15:44	X																								
MB 280-461602/2-A	1	T	15:44	X																								
280-124986-1	1	T	15:44	X																								
280-124986-1 MS	1	T	15:44	X																								
280-124986-1 MSD	1	T	15:44	X																								
280-124986-7	1	T	15:44	X																								
280-124986-8	1	T	15:44	X																								
280-124986-9	1	T	15:44	X																								
280-124986-4	1	T	15:44	X																								
280-124986-5	1	T	15:44	X																								
280-124986-6	1	T	15:44	X																								
280-124986-10	1	T	15:44	X																								
280-124986-29	1	T	15:44	X																								
280-124986-30	1	T	15:44	X																								
280-124986-31	1	T	15:44	X																								
280-124986-16	1	T	15:44	X																								
280-124986-17	1	T	15:44	X																								
280-124986-18	1	T	15:44	X																								

Prep Types:
T = Total/NA

13-IN
ANALYSIS RUN LOG
GENERAL CHEMISTRY

Lab Name: Eurofins TestAmerica, Denver Job No.: 280-124986-1

SDG No.:

Instrument ID: NOEQUIP Analysis Method: 9034

Start Date: 06/14/2019 18:31 End Date: 06/14/2019 18:31

Lab Sample Id	D/F	Type	Time	Analytes																								
				S2																								
LCS 280-461615/1-A	1	T	18:31	X																								
MB 280-461615/2-A	1	T	18:31	X																								
280-124986-26	1	T	18:31	X																								
280-124986-27	1	T	18:31	X																								
280-124986-28	1	T	18:31	X																								
280-124986-11	1	T	18:31	X																								
280-124986-13	1	T	18:31	X																								
280-124986-32	1	T	18:31	X																								
280-124986-33	1	T	18:31	X																								
280-124986-34	1	T	18:31	X																								
280-124986-14	1	T	18:31	X																								
280-124986-15	1	T	18:31	X																								
280-124986-25	1	T	18:31	X																								
280-124986-25 MS	1	T	18:31	X																								
280-124986-25 MSD	1	T	18:31	X																								

Prep Types:
T = Total/NA

FORM XIII-IN

13-IN
ANALYSIS RUN LOG
GENERAL CHEMISTRY

Lab Name: Eurofins TestAmerica, Denver Job No.: 280-124986-1

SDG No.:

Instrument ID: NOEQUIP Analysis Method: 9034

Start Date: 06/15/2019 14:32 End Date: 06/15/2019 14:32

Lab Sample Id	D/F	Type	Time	Analytes																								
				S2																								
LCS 280-461663/1-A	1	T	14:32	X																								
MB 280-461663/2-A	1	T	14:32	X																								
280-124986-19	1	T	14:32	X																								
280-124986-19 MS	1	T	14:32	X																								
280-124986-19 MSD	1	T	14:32	X																								
280-124986-20	1	T	14:32	X																								
280-124986-21	1	T	14:32	X																								
280-124986-22	1	T	14:32	X																								
280-124986-12	1	T	14:32	X																								
ZZZZZZ			14:32																									
ZZZZZZ			14:32																									
ZZZZZZ			14:32																									
ZZZZZZ			14:32																									
ZZZZZZ			14:32																									
ZZZZZZ			14:32																									
ZZZZZZ			14:32																									
ZZZZZZ			14:32																									

Prep Types:
T = Total/NA

13-IN
ANALYSIS RUN LOG
GENERAL CHEMISTRY

Lab Name: Eurofins TestAmerica, Denver Job No.: 280-124986-1

SDG No.:

Instrument ID: WC_IonChrom10 Analysis Method: 9056A

Start Date: 07/08/2019 16:21 End Date: 07/09/2019 08:48

Lab Sample Id	D/F	Type	Time	Analytes
				SO4
CCV 280-463895/1	1		16:21	X
CCB 280-463895/2	1		16:39	X
MRL 280-463895/3	1	T	16:56	X
LCS 280-463895/4	1	T	17:14	X
LCSD 280-463895/5	1	T	17:31	X
MB 280-463895/6	1	T	17:48	X
ZZZZZZ			19:07	
ZZZZZZ			19:25	
ZZZZZZ			19:42	
ZZZZZZ			19:59	
ZZZZZZ			20:17	
ZZZZZZ			20:34	
ZZZZZZ			20:52	
ZZZZZZ			21:09	
ZZZZZZ			21:27	
280-124986-20	1	T	21:44	X
CCV 280-463895/17	1		22:02	X
CCB 280-463895/18	1		22:19	X
280-124986-21	1	T	22:37	X
280-124986-22	1	T	22:54	X
280-124986-12	1	T	23:12	X
280-124986-12 DU	1	T	23:29	X
280-124986-12 MS	1	T	23:47	X
280-124986-12 MSD	1	T	00:04	X
ZZZZZZ			00:22	
280-124986-4	1	T	00:39	X
ZZZZZZ			00:57	
280-124986-6	1	T	01:14	X
CCV 280-463895/29	1		01:32	X
CCB 280-463895/30	1		01:49	X
LCS 280-463895/31	1	T	02:07	X
LCSD 280-463895/32	1	T	02:24	X
MB 280-463895/33	1	T	02:42	X
ZZZZZZ			02:59	
ZZZZZZ			03:17	
ZZZZZZ			03:34	
ZZZZZZ			03:52	
280-124986-7	1	T	04:09	X
280-124986-8	1	T	04:27	X
280-124986-9	1	T	04:44	X
CCV 280-463895/41	1		05:02	X

FORM XIII-IN

13-IN
ANALYSIS RUN LOG
GENERAL CHEMISTRY

Lab Name: Eurofins TestAmerica, Denver Job No.: 280-124986-1

SDG No.:

Instrument ID: WC_IonChrom10 Analysis Method: 9056A

Start Date: 07/08/2019 16:21 End Date: 07/09/2019 08:48

Lab Sample Id	D/F	Type	Time	Analytes																								
				SO4																								
CCB 280-463895/42	1		05:19	X																								
280-124986-10	1	T	05:37	X																								
ZZZZZZ			05:54																									
280-124986-13	1	T	06:11	X																								
280-124986-14	1	T	06:29	X																								
280-124986-15	1	T	06:46	X																								
280-124986-16	1	T	07:04	X																								
280-124986-17	1	T	07:21	X																								
280-124986-18	1	T	07:39	X																								
280-124986-26	1	T	07:56	X																								
280-124986-27	1	T	08:13	X																								
CCV 280-463895/53	1		08:31	X																								
CCB 280-463895/54	1		08:48	X																								

Prep Types:
T = Total/NA

13-IN
ANALYSIS RUN LOG
GENERAL CHEMISTRY

Lab Name: Eurofins TestAmerica, Denver Job No.: 280-124986-1

SDG No.:

Instrument ID: WC_IonChrom10 Analysis Method: 9056A

Start Date: 07/09/2019 13:42 End Date: 07/10/2019 12:36

Lab Sample Id	D/F	Type	Time	Analytes																								
				SO4																								
CCV 280-463987/1	1		13:42	X																								
CCB 280-463987/2	1		13:59	X																								
MRL 280-463987/3	1	T	14:16	X																								
LCS 280-463987/4	1	T	14:34	X																								
LCSD 280-463987/5	1	T	14:51	X																								
MB 280-463987/6	1	T	15:09	X																								
ZZZZZZ			21:10																									
ZZZZZZ			21:27																									
ZZZZZZ			21:45																									
ZZZZZZ			22:02																									
ZZZZZZ			22:20																									
ZZZZZZ			22:37																									
ZZZZZZ			22:55																									
ZZZZZZ			23:12																									
ZZZZZZ			23:30																									
ZZZZZZ			23:47																									
CCV 280-463987/17	1		00:05	X																								
CCB 280-463987/18	1		00:22	X																								
ZZZZZZ			00:40																									
ZZZZZZ			00:57																									
ZZZZZZ			01:15																									
ZZZZZZ			01:32																									
ZZZZZZ			01:50																									
280-124986-1	5	T	02:07	X																								
280-124986-1 DU	5	T	02:25	X																								
280-124986-1 MS	5	T	02:42	X																								
280-124986-1 MSD	5	T	03:00	X																								
280-124986-5	5	T	03:17	X																								
CCV 280-463987/29	1		03:35	X																								
CCB 280-463987/30	1		03:52	X																								
280-124986-11	5	T	04:10	X																								
280-124986-19	5	T	04:27	X																								
280-124986-25	5	T	04:45	X																								
280-124986-25 DU	5	T	05:02	X																								
280-124986-25 MS	5	T	05:20	X																								
280-124986-25 MSD	5	T	05:37	X																								
280-124986-28	1	T	05:55	X																								
ZZZZZZ			06:12																									
280-124986-29	1	T	06:29	X																								
280-124986-30	1	T	06:47	X																								
CCV 280-463987/41	1		07:04	X																								

FORM XIII-IN

13-IN
ANALYSIS RUN LOG
GENERAL CHEMISTRY

Lab Name: Eurofins TestAmerica, Denver Job No.: 280-124986-1

SDG No.:

Instrument ID: WC_IonChrom10 Analysis Method: 9056A

Start Date: 07/09/2019 13:42 End Date: 07/10/2019 12:36

Lab Sample Id	D/F	Type	Time	Analytes																								
				SO4																								
CCB 280-463987/42	1		07:22	X																								
280-124986-31	1	T	07:39	X																								
280-124986-32	1	T	07:57	X																								
280-124986-33	1	T	08:14	X																								
280-124986-34	1	T	08:31	X																								
ZZZZZZ			08:49																									
ZZZZZZ			09:06																									
ZZZZZZ			09:24																									
ZZZZZZ			09:41																									
ZZZZZZ			09:58																									
ZZZZZZ			10:16																									
CCV 280-463987/53	1		10:33	X																								
CCB 280-463987/54	1		10:51	X																								
ZZZZZZ			11:08																									
ZZZZZZ			11:26																									
ZZZZZZ			11:43																									
ZZZZZZ			12:01																									
CCV 280-463987/59			12:18																									
CCB 280-463987/60			12:36																									

Prep Types:
T = Total/NA

13-IN
ANALYSIS RUN LOG
GENERAL CHEMISTRY

Lab Name: Eurofins TestAmerica, Denver Job No.: 280-124986-1

SDG No.:

Instrument ID: WC_SHI2 Analysis Method: 9060A

Start Date: 07/08/2019 14:10 End Date: 07/09/2019 17:10

Lab Sample Id	D/F	Type	Time	Analytes
				DOCQ
ZZZZZZ			14:10	
ICV 280-464094/2	1		15:26	X
ICB 280-464094/3	1		15:45	X
ZZZZZZ			16:06	
MB 280-463944/1-A	1	D	17:15	X
LCS 280-463944/2-A	1	D	17:34	X
280-124986-12	1	D	17:51	X
280-124986-12 MS	1	D	18:08	X
280-124986-12 MSD	1	D	18:26	X
280-124986-19	1	D	18:45	X
280-124986-20	1	D	19:04	X
280-124986-21	1	D	19:21	X
280-124986-22	1	D	19:41	X
CCV 280-464094/14	1		19:58	X
CCB 280-464094/15	1		20:14	X
ZZZZZZ			20:30	
ZZZZZZ			20:47	
ZZZZZZ			21:05	
ZZZZZZ			21:22	
ZZZZZZ			21:41	
ZZZZZZ			22:01	
ZZZZZZ			22:18	
ZZZZZZ			22:38	
ZZZZZZ			22:55	
ZZZZZZ			23:11	
CCV 280-464094/26			23:30	
CCB 280-464094/27			23:46	
ZZZZZZ			00:05	
ZZZZZZ			00:21	
ZZZZZZ			00:38	
ZZZZZZ			00:52	
ZZZZZZ			01:09	
ZZZZZZ			01:27	
ZZZZZZ			01:45	
ZZZZZZ			02:06	
ZZZZZZ			02:23	
ZZZZZZ			02:39	
CCV 280-464094/38			02:56	
CCB 280-464094/39			03:12	
ZZZZZZ			03:28	

13-IN
ANALYSIS RUN LOG
GENERAL CHEMISTRY

Lab Name: Eurofins TestAmerica, Denver Job No.: 280-124986-1

SDG No.:

Instrument ID: WC_SHI2 Analysis Method: 9060A

Start Date: 07/08/2019 14:10 End Date: 07/09/2019 17:10

Lab Sample Id	D/F	Type	Time	Analytes
				DOCQ
ZZZZZZ			03:47	
ZZZZZZ			04:08	
ZZZZZZ			04:24	
ZZZZZZ			04:41	
ZZZZZZ			04:59	
ZZZZZZ			05:16	
ZZZZZZ			05:33	
ZZZZZZ			05:51	
ZZZZZZ			06:08	
CCV 280-464094/50			06:25	
CCB 280-464094/51			06:40	
ZZZZZZ			06:57	
ZZZZZZ			07:14	
ZZZZZZ			07:32	
ZZZZZZ			07:50	
ZZZZZZ			08:05	
ZZZZZZ			08:25	
ZZZZZZ			08:45	
ZZZZZZ			09:02	
ZZZZZZ			09:19	
ZZZZZZ			09:36	
CCV 280-464094/62			09:53	
CCB 280-464094/63			10:12	
ZZZZZZ			10:29	
ZZZZZZ			10:48	
ZZZZZZ			11:06	
ZZZZZZ			11:23	
ZZZZZZ			11:39	
ZZZZZZ			11:58	
ZZZZZZ			12:15	
ZZZZZZ			12:31	
ZZZZZZ			12:50	
CCV 280-464094/73			13:09	
CCB 280-464094/74			13:25	
ZZZZZZ			13:42	
ZZZZZZ			14:03	
ZZZZZZ			14:23	
ZZZZZZ			14:39	
ZZZZZZ			14:59	
ZZZZZZ			15:18	

13-IN
ANALYSIS RUN LOG
GENERAL CHEMISTRY

Lab Name: Eurofins TestAmerica, Denver Job No.: 280-124986-1

SDG No.:

Instrument ID: WC_SHI2 Analysis Method: 9060A

Start Date: 07/08/2019 14:10 End Date: 07/09/2019 17:10

Lab Sample Id	D/F	Type	Time	Analytes																									
				DOCQ																									
ZZZZZZ			15:35																										
ZZZZZZ			15:54																										
ZZZZZZ			16:11																										
ZZZZZZ			16:29																										
CCV 280-464094/85			16:50																										
CCB 280-464094/86			17:10																										

Prep Types:
D = Dissolved

13-IN
ANALYSIS RUN LOG
GENERAL CHEMISTRY

Lab Name: Eurofins TestAmerica, Denver Job No.: 280-124986-1

SDG No.:

Instrument ID: WC_SHI3 Analysis Method: 9060A

Start Date: 07/05/2019 11:27 End Date: 07/06/2019 17:19

Lab Sample Id	D/F	Type	Time	Analytes																									
				DOCQ																									
ICV 280-463832/1	1		11:27	X																									
ICB 280-463832/2	1		11:44	X																									
LCS 280-463669/1-A	1	D	11:58	X																									
MB 280-463669/2-A	1	D	12:13	X																									
ZZZZZZ			12:28																										
ZZZZZZ			12:43																										
ZZZZZZ			13:00																										
ZZZZZZ			13:14																										
ZZZZZZ			13:29																										
ZZZZZZ			13:46																										
ZZZZZZ			14:03																										
ZZZZZZ			14:19																										
ZZZZZZ			14:40																										
ZZZZZZ			14:57																										
ZZZZZZ			15:11																										
CCV 280-463832/16	1		15:26	X																									
CCB 280-463832/17	1		15:41	X																									
ZZZZZZ			15:55																										
ZZZZZZ			16:12																										
ZZZZZZ			16:27																										
ZZZZZZ			16:44																										
ZZZZZZ			16:58																										
ZZZZZZ			17:45																										
ZZZZZZ			18:00																										
ZZZZZZ			18:19																										
ZZZZZZ			18:36																										
ZZZZZZ			18:51																										
CCV 280-463832/28	1		19:05	X																									
CCB 280-463832/29	1		19:20	X																									
ZZZZZZ			19:35																										
ZZZZZZ			19:50																										
ZZZZZZ			20:04																										
ZZZZZZ			20:19																										
ZZZZZZ			20:34																										
ZZZZZZ			20:49																										
ZZZZZZ			21:03																										
ZZZZZZ			21:18																										
ZZZZZZ			21:33																										
ZZZZZZ			21:50																										
CCV 280-463832/40			22:04																										

FORM XIII-IN

13-IN
ANALYSIS RUN LOG
GENERAL CHEMISTRY

Lab Name: Eurofins TestAmerica, Denver Job No.: 280-124986-1

SDG No.:

Instrument ID: WC_SHI3 Analysis Method: 9060A

Start Date: 07/05/2019 11:27 End Date: 07/06/2019 17:19

Lab Sample Id	D/F	Type	Time	Analytes																									
				DOCQ																									
CCB 280-463832/41			22:19																										
ZZZZZZ			22:36																										
ZZZZZZ			22:51																										
ZZZZZZ			23:05																										
ZZZZZZ			23:22																										
ZZZZZZ			23:37																										
ZZZZZZ			23:52																										
ZZZZZZ			00:07																										
ZZZZZZ			00:21																										
ZZZZZZ			00:38																										
ZZZZZZ			00:53																										
CCV 280-463832/52	1		01:08	X																									
CCB 280-463832/53	1		01:22	X																									
ZZZZZZ			01:37																										
ZZZZZZ			01:52																										
ZZZZZZ			02:07																										
ZZZZZZ			02:21																										
ZZZZZZ			02:36																										
ZZZZZZ			02:51																										
ZZZZZZ			03:06																										
ZZZZZZ			03:20																										
280-124986-5	1	D	03:37	X																									
280-124986-6	1	D	03:54	X																									
CCV 280-463832/64	1		04:09	X																									
CCB 280-463832/65	1		04:23	X																									
280-124986-10	1	D	04:38	X																									
280-124986-11	1	D	04:55	X																									
280-124986-13	1	D	05:10	X																									
280-124986-14	1	D	05:24	X																									
280-124986-15	1	D	05:39	X																									
280-124986-25	1	D	05:54	X																									
280-124986-25 MS	1	D	06:09	X																									
280-124986-25 MSD	1	D	06:24	X																									
ZZZZZZ			06:38																										
ZZZZZZ			06:53																										
CCV 280-463832/76	1		07:08	X																									
CCB 280-463832/77	1		07:23	X																									
ZZZZZZ			07:37																										
ZZZZZZ			07:52																										
ZZZZZZ			08:07																										

FORM XIII-IN

13-IN
ANALYSIS RUN LOG
GENERAL CHEMISTRY

Lab Name: Eurofins TestAmerica, Denver Job No.: 280-124986-1

SDG No.:

Instrument ID: WC_SHI3 Analysis Method: 9060A

Start Date: 07/05/2019 11:27 End Date: 07/06/2019 17:19

Lab Sample Id	D/F	Type	Time	Analytes																									
				DOCQ																									
ZZZZZZ			08:22																										
ZZZZZZ			08:36																										
ZZZZZZ			08:51																										
ZZZZZZ			09:06																										
ZZZZZZ			09:21																										
ZZZZZZ			09:36																										
ZZZZZZ			09:50																										
CCV 280-463832/88	1		10:05	X																									
CCB 280-463832/89	1		10:20	X																									
280-124986-29	1	D	10:35	X																									
280-124986-30	1	D	10:52	X																									
280-124986-31	1	D	11:06	X																									
280-124986-1	1	D	11:21	X																									
280-124986-7	1	D	11:38	X																									
LCS 280-463672/1-A	1	D	11:53	X																									
MB 280-463672/2-A	1	D	12:10	X																									
ZZZZZZ			12:24																										
280-124986-8	1	D	12:39	X																									
280-124986-8 MS	1	D	12:54	X																									
CCV 280-463832/100	1		13:09	X																									
CCB 280-463832/101	1		13:23	X																									
280-124986-8 MSD	1	D	13:38	X																									
280-124986-9	1	D	13:53	X																									
280-124986-16	1	D	14:08	X																									
280-124986-17	1	D	14:22	X																									
280-124986-18	1	D	14:37	X																									
280-124986-26	1	D	14:52	X																									
280-124986-27	1	D	15:07	X																									
280-124986-32	1	D	15:21	X																									
280-124986-28	1	D	15:36	X																									
280-124986-33	1	D	15:51	X																									
CCV 280-463832/112	1		16:05	X																									
CCB 280-463832/113	1		16:20	X																									
280-124986-34	1	D	16:35	X																									
280-124986-4	1	D	16:50	X																									
CCV 280-463832/116	1		17:04	X																									
CCB 280-463832/117	1		17:19	X																									

Prep Types:
D = Dissolved

FORM XIII-IN

13-IN
ANALYSIS RUN LOG
GENERAL CHEMISTRY

Lab Name: Eurofins TestAmerica, Denver Job No.: 280-124986-1

SDG No.:

Instrument ID: WC_AT2 Analysis Method: SM 2320B

Start Date: 06/21/2019 09:45 End Date: 06/21/2019 17:45

Lab Sample Id	D/F	Type	Time	Analytes																								
				Alk																								
RINSE 280-462358/1			09:45																									
ZZZZZZ			09:54																									
ZZZZZZ			09:57																									
LCS 280-462358/4	1	T	10:05	X																								
MB 280-462358/5	1	T	10:12	X																								
ZZZZZZ			10:29																									
ZZZZZZ			10:45																									
280-124986-1	1	T	10:58	X																								
280-124986-4	1	T	11:06	X																								
280-124986-5	1	T	11:15	X																								
280-124986-6	1	T	11:25	X																								
280-124986-7	1	T	11:32	X																								
280-124986-8	1	T	11:43	X																								
280-124986-9	1	T	11:53	X																								
280-124986-10	1	T	12:02	X																								
CCV 280-462358/16	1		12:11	X																								
CCB 280-462358/17	1		12:18	X																								
280-124986-11	1	T	12:27	X																								
280-124986-12	1	T	12:34	X																								
280-124986-13	1	T	12:43	X																								
280-124986-14	1	T	12:52	X																								
280-124986-15	1	T	13:01	X																								
ZZZZZZ			13:18																									
280-124986-17	1	T	13:30	X																								
280-124986-18	1	T	13:38	X																								
280-124986-19	1	T	13:47	X																								
280-124986-20	1	T	13:56	X																								
CCV 280-462358/28	1		14:04	X																								
CCB 280-462358/29	1		14:11	X																								
LCS 280-462358/30	1	T	14:20	X																								
MB 280-462358/31	1	T	14:26	X																								
280-124986-21	1	T	14:35	X																								
280-124986-21 DU	1	T	14:44	X																								
280-124986-22	1	T	14:51	X																								
280-124986-25	1	T	14:59	X																								
280-124986-26	1	T	15:09	X																								
280-124986-27	1	T	15:16	X																								
280-124986-28	1	T	15:29	X																								
280-124986-29	1	T	15:38	X																								
280-124986-30	1	T	15:45	X																								
280-124986-31	1	T	15:57	X																								

FORM XIII-IN

13-IN
ANALYSIS RUN LOG
GENERAL CHEMISTRY

Lab Name: Eurofins TestAmerica, Denver Job No.: 280-124986-1

SDG No.:

Instrument ID: WC_AT2 Analysis Method: SM 2320B

Start Date: 06/21/2019 09:45 End Date: 06/21/2019 17:45

Lab Sample Id	D/F	Type	Time	Analytes																								
				Alk																								
CCV 280-462358/42	1		16:07	X																								
CCB 280-462358/43	1		16:13	X																								
280-124986-32	1	T	16:20	X																								
280-124986-33	1	T	16:30	X																								
280-124986-34	1	T	16:38	X																								
ZZZZZZ			16:49																									
ZZZZZZ			16:58																									
ZZZZZZ			17:06																									
ZZZZZZ			17:14																									
ZZZZZZ			17:22																									
ZZZZZZ			17:30																									
CCV 280-462358/53	1		17:39	X																								
CCB 280-462358/54	1		17:45	X																								

Prep Types:
T = Total/NA

13-IN
ANALYSIS RUN LOG
GENERAL CHEMISTRY

Lab Name: Eurofins TestAmerica, Denver Job No.: 280-124986-1

SDG No.:

Instrument ID: WC-AT3 Analysis Method: SM 2320B

Start Date: 06/24/2019 10:49 End Date: 06/24/2019 15:49

Lab Sample Id	D/F	Type	Time	Analytes																								
				Alk																								
RINSE 280-462530/1			10:49																									
ZZZZZZ			10:55																									
ZZZZZZ			11:00																									
LCS 280-462530/4	1	T	11:05	X																								
MB 280-462530/5	1	T	11:08	X																								
ZZZZZZ			11:15																									
ZZZZZZ			11:21																									
ZZZZZZ			11:29																									
ZZZZZZ			11:37																									
ZZZZZZ			11:43																									
CCV 280-462530/11	1		11:49	X																								
CCB 280-462530/12	1		11:53	X																								
280-124986-16	1	T	15:38	X																								
CCV 280-462530/14	1		15:45	X																								
CCB 280-462530/15	1		15:49	X																								

Prep Types:
T = Total/NA

GENERAL CHEMISTRY BATCH WORKSHEET

Lab Name: Eurofins TestAmerica, Denver Job No.: 280-124986-1

SDG No.:

Batch Number: 462658 Batch Start Date: 06/21/19 09:44 Batch Analyst: Setjoadi, Mayori J

Batch Method: 350.1 Batch End Date:

Lab Sample ID	Client Sample ID	Method Chain	Basis	ClResPres	InitialAmount	FinalAmount	Initial pH	350.1 cal 00370	350.1 ICV 00353
ICVL 280-462658/14		350.1			100 mL	100 mL			0.5 mL
ICV 280-462658/15		350.1			100 mL	100 mL			2.5 mL
ICB 280-462658/16		350.1			10 mL	10 mL			
CCVL 280-462658/59		350.1			100 mL	100 mL		0.5 mL	
CCV 280-462658/60		350.1			100 mL	100 mL		2.5 mL	
CCB 280-462658/61		350.1			10 mL	10 mL			
LCS 280-462658/63		350.1			100 mL	100 mL		2.5 mL	
LCSD 280-462658/64		350.1			100 mL	100 mL		2.5 mL	
MB 280-462658/65		350.1			10 mL	10 mL			
280-124986-C-1	G0083-19A	350.1	T	N	10 mL	10 mL	<2 SU		
280-124986-C-4	G0090-19A	350.1	T	N	10 mL	10 mL	<2 SU		
280-124986-C-5	G0088-19A	350.1	T	N	10 mL	10 mL	<2 SU		
280-124986-C-6	PZ016-19A	350.1	T	N	10 mL	10 mL	<2 SU		
280-124986-C-7	G0112-19A	350.1	T	N	10 mL	10 mL	<2 SU		
280-124986-C-8	G0084-19A	350.1	T	N	10 mL	10 mL	<2 SU		
280-124986-C-9	G0113-19A	350.1	T	N	10 mL	10 mL	<2 SU		
CCVL 280-462658/78		350.1			100 mL	100 mL		0.5 mL	
CCV 280-462658/79		350.1			100 mL	100 mL		2.5 mL	
CCB 280-462658/80		350.1			10 mL	10 mL			
280-124986-C-10	G0075-19A	350.1	T	N	10 mL	10 mL	<2 SU		
280-124986-C-11	G0076-19A	350.1	T	N	10 mL	10 mL	<2 SU		
280-124986-C-12	G0024-19A	350.1	T	N	10 mL	10 mL	<2 SU		
280-124986-C-13	G0087-19A	350.1	T	N	10 mL	10 mL	<2 SU		
280-124986-C-14	G0080-19A	350.1	T	N	10 mL	10 mL	<2 SU		
280-124986-C-15	G0086-19A	350.1	T	N	10 mL	10 mL	<2 SU		

The pound sign (#) in the amount added field denotes that the reagent was used undiluted. All calculations are performed using the stated concentration for this reagent.

GENERAL CHEMISTRY BATCH WORKSHEET

Lab Name: Eurofins TestAmerica, Denver Job No.: 280-124986-1

SDG No.:

Batch Number: 462658 Batch Start Date: 06/21/19 09:44 Batch Analyst: Setjoadi, Mayori J

Batch Method: 350.1 Batch End Date:

Lab Sample ID	Client Sample ID	Method Chain	Basis	ClResPres	InitialAmount	FinalAmount	Initial pH	350.1 cal 00370	350.1 ICV 00353
CCVL 280-462658/94		350.1			100 mL	100 mL		0.5 mL	
CCV 280-462658/95		350.1			100 mL	100 mL		2.5 mL	
CCB 280-462658/96		350.1			10 mL	10 mL			
280-124986-C-18	G0114-19A	350.1	T	N	10 mL	10 mL	<2 SU		
280-124986-C-19	G0078-19A	350.1	T	N	10 mL	10 mL	<2 SU		
280-124986-C-20	G0077-19A	350.1	T	N	10 mL	10 mL	<2 SU		
CCVL 280-462658/104		350.1			100 mL	100 mL		0.5 mL	
CCV 280-462658/105		350.1			100 mL	100 mL		2.5 mL	
CCB 280-462658/106		350.1			10 mL	10 mL			
LCS 280-462658/108		350.1			100 mL	100 mL		2.5 mL	
LCSD 280-462658/109		350.1			100 mL	100 mL		2.5 mL	
MB 280-462658/110		350.1			10 mL	10 mL			
280-124986-C-21	PZ020-19A	350.1	T	N	10 mL	10 mL	<2 SU		
280-124986-C-22	PZ019-19A	350.1	T	N	10 mL	10 mL	<2 SU		
CCVL 280-462658/123		350.1			100 mL	100 mL		0.5 mL	
CCV 280-462658/124		350.1			100 mL	100 mL		2.5 mL	
CCB 280-462658/125		350.1			10 mL	10 mL			
280-124986-C-25	G0070-19A	350.1	T	N	10 mL	10 mL	<2 SU		
280-124986-C-25 MS	G0070-19AMS	350.1	T	N	10 mL	10 mL	<2 SU	0.1 mL	
280-124986-C-25 MSD	G0070-19AMSD	350.1	T	N	10 mL	10 mL	<2 SU	0.1 mL	
280-124986-C-27	G0098-19A	350.1	T	N	10 mL	10 mL	<2 SU		
280-124986-C-28	G0097-19A	350.1	T	N	10 mL	10 mL	<2 SU		
280-124986-C-29	G0109-19A	350.1	T	N	10 mL	10 mL	<2 SU		
280-124986-C-30	G0099-19A	350.1	T	N	10 mL	10 mL	<2 SU		

The pound sign (#) in the amount added field denotes that the reagent was used undiluted. All calculations are performed using the stated concentration for this reagent.

GENERAL CHEMISTRY BATCH WORKSHEET

Lab Name: Eurofins TestAmerica, Denver Job No.: 280-124986-1

SDG No.:

Batch Number: 462658 Batch Start Date: 06/21/19 09:44 Batch Analyst: Setjoadi, Mayori J

Batch Method: 350.1 Batch End Date:

Lab Sample ID	Client Sample ID	Method Chain	Basis	ClResPres	InitialAmount	FinalAmount	Initial pH	350.1 cal 00370	350.1 ICV 00353
280-124986-C-31	G0067-19A	350.1	T	N	10 mL	10 mL	<2 SU		
280-124986-C-32	G0079-19A	350.1	T	N	10 mL	10 mL	<2 SU		
280-124986-C-33	G0081-19A	350.1	T	N	10 mL	10 mL	<2 SU		
280-124986-C-34	G0082-19A	350.1	T	N	10 mL	10 mL	<2 SU		
CCVL 280-462658/165		350.1			100 mL	100 mL		0.5 mL	
CCV 280-462658/166		350.1			100 mL	100 mL		2.5 mL	
CCB 280-462658/167		350.1			10 mL	10 mL			
280-124986-C-16	G0118-19A	350.1	T	N	10 mL	10 mL	<2 SU		
280-124986-C-17	G0110-19A	350.1	T	N	10 mL	10 mL	<2 SU		
CCVL 280-462658/181		350.1			100 mL	100 mL		0.5 mL	
CCV 280-462658/182		350.1			100 mL	100 mL		2.5 mL	
CCB 280-462658/183		350.1			10 mL	10 mL			
280-124986-C-26	G0108-19A	350.1	T	N	10 mL	10 mL	<2 SU		
CCVL 280-462658/190		350.1			100 mL	100 mL		0.5 mL	
CCV 280-462658/191		350.1			100 mL	100 mL		2.5 mL	
CCB 280-462658/192		350.1			10 mL	10 mL			

Batch Notes	
Carrier Identification	350.1 complex_00430
Hypochlorite ID	350.1 bleach_01078
Sodium Nitroprusside ID	350.1 color_00155
Pipette/Syringe/Dispenser ID	JPX100, JPX1000, JPX5000

Basis	Basis Description
T	Total/NA

The pound sign (#) in the amount added field denotes that the reagent was used undiluted. All calculations are performed using the stated concentration for this reagent.

GENERAL CHEMISTRY BATCH WORKSHEET

Lab Name: Eurofins TestAmerica, Denver Job No.: 280-124986-1

SDG No.:

Batch Number: 462811 Batch Start Date: 06/26/19 15:10 Batch Analyst: Ryan, Jonathan D

Batch Method: 351.2 Batch End Date:

Lab Sample ID	Client Sample ID	Method Chain	Basis	Initial pH	InitialAmount	FinalAmount	TKN 25ppm 00795	TKN ICV 25 00080	
LCS 280-462811/1		351.2, 351.2			25 mL	25 mL	6 mL		
MB 280-462811/2		351.2, 351.2			25 mL	25 mL			
280-124986-C-1	G0083-19A	351.2, 351.2	T	<2	25 mL	25 mL			
280-124986-C-1 MS	G0083-19A	351.2, 351.2	T	<2	25 mL	25 mL	3 mL		
280-124986-C-1 MSD	G0083-19A	351.2, 351.2	T	<2	25 mL	25 mL	3 mL		
280-124986-C-4	G0090-19A	351.2, 351.2	T	<2	25 mL	25 mL			
280-124986-C-5	G0088-19A	351.2, 351.2	T	<2	25 mL	25 mL			
280-124986-C-6	PZ016-19A	351.2, 351.2	T	<2	25 mL	25 mL			
280-124986-C-7	G0112-19A	351.2, 351.2	T	<2	25 mL	25 mL			
280-124986-C-8	G0084-19A	351.2, 351.2	T	<2	25 mL	25 mL			
280-124986-C-9	G0113-19A	351.2, 351.2	T	<2	25 mL	25 mL			
280-124986-C-10	G0075-19A	351.2, 351.2	T	<2	25 mL	25 mL			
280-124986-C-11	G0076-19A	351.2, 351.2	T	<2	25 mL	25 mL			
280-124986-C-12	G0024-19A	351.2, 351.2	T	<2	25 mL	25 mL			
280-124986-C-13	G0087-19A	351.2, 351.2	T	<2	25 mL	25 mL			
280-124986-C-13 MS	G0087-19A	351.2, 351.2	T	<2	25 mL	25 mL	3 mL		
280-124986-C-13 MSD	G0087-19A	351.2, 351.2	T	<2	25 mL	25 mL	3 mL		
280-124986-C-14	G0080-19A	351.2, 351.2	T	<2	25 mL	25 mL			
280-124986-C-15	G0086-19A	351.2, 351.2	T	<2	25 mL	25 mL			
280-124986-C-16	G0118-19A	351.2, 351.2	T	<2	1 mL	25 mL			
280-124986-C-17	G0110-19A	351.2, 351.2	T	<2	1 mL	25 mL			
280-124986-C-18	G0114-19A	351.2, 351.2	T	<2	25 mL	25 mL			
280-124986-C-19	G0078-19A	351.2, 351.2	T	<2	25 mL	25 mL			
280-124986-C-20	G0077-19A	351.2, 351.2	T	<2	25 mL	25 mL			
280-124986-C-21	PZ020-19A	351.2, 351.2	T	<2	25 mL	25 mL			
280-124986-C-22	PZ019-19A	351.2, 351.2	T	<2	25 mL	25 mL			
ICV 280-462811/33		351.2, 351.2			25 mL	25 mL		5 mL	

The pound sign (#) in the amount added field denotes that the reagent was used undiluted. All calculations are performed using the stated concentration for this reagent.

GENERAL CHEMISTRY BATCH WORKSHEET

Lab Name: Eurofins TestAmerica, Denver Job No.: 280-124986-1

SDG No.:

Batch Number: 462811 Batch Start Date: 06/26/19 15:10 Batch Analyst: Ryan, Jonathan D

Batch Method: 351.2 Batch End Date:

Lab Sample ID	Client Sample ID	Method Chain	Basis	Initial pH	InitialAmount	FinalAmount	TKN 25ppm 00795	TKN ICV 25 00080	
ICB 280-462811/34		351.2, 351.2			25 mL	25 mL			
CCV 280-462811/35		351.2, 351.2			25 mL	25 mL	5 mL		
CCB 280-462811/36		351.2, 351.2			25 mL	25 mL			

Batch Notes	
Block Digestion End time	06/27/19 0245
Block Digestion Start time	06/26/19 2045
Block Digestor ID	TKN Hotblock
Digestion Solution ID	TKN digestion_00127
Oven, Bath or Block Temperature 1	185 Degrees C
Oven, Bath or Block Temperature 2	380 Degrees C

Basis	Basis Description
T	Total/NA

The pound sign (#) in the amount added field denotes that the reagent was used undiluted. All calculations are performed using the stated concentration for this reagent.

GENERAL CHEMISTRY BATCH WORKSHEET

Lab Name: Eurofins TestAmerica, Denver Job No.: 280-124986-1

SDG No.:

Batch Number: 463109 Batch Start Date: 06/28/19 16:37 Batch Analyst: Cherry, Scott V

Batch Method: 351.2 Batch End Date:

Lab Sample ID	Client Sample ID	Method Chain	Basis	Initial pH	InitialAmount	FinalAmount	TKN 25ppm 00794		
LCS 280-463109/1		351.2, 351.2		<2	25 mL	25 mL	6 mL		
MB 280-463109/2		351.2, 351.2		<2	25 mL	25 mL			
280-124986-C-27	G0098-19A	351.2, 351.2	T	<2	25 mL	25 mL			
280-124986-C-27 MS	G0098-19A	351.2, 351.2	T	<2	25 mL	25 mL	3 mL		
280-124986-C-27 MSD	G0098-19A	351.2, 351.2	T	<2	25 mL	25 mL	3 mL		
280-124986-C-26	G0108-19A	351.2, 351.2	T	<2	25 mL	25 mL			
280-124986-C-28	G0097-19A	351.2, 351.2	T	<2	5 mL	25 mL			
280-124986-C-29	G0109-19A	351.2, 351.2	T	<2	25 mL	25 mL			
280-124986-C-30	G0099-19A	351.2, 351.2	T	<2	25 mL	25 mL			
280-124986-C-31	G0067-19A	351.2, 351.2	T	<2	25 mL	25 mL			
280-124986-C-32	G0079-19A	351.2, 351.2	T	<2	25 mL	25 mL			
280-124986-C-33	G0081-19A	351.2, 351.2	T	<2	25 mL	25 mL			
280-124986-C-34	G0082-19A	351.2, 351.2	T	<2	25 mL	25 mL			

Batch Notes	
Block Digestion End time	06/29/19 0400
Block Digestion Start time	06/28/19 2100
Block Digestor ID	TKN Hotblock
Digestion Solution ID	TKN digestion_00127
Oven, Bath or Block Temperature 1	185 Degrees C
Oven, Bath or Block Temperature 2	380 Degrees C

Basis	Basis Description
T	Total/NA

The pound sign (#) in the amount added field denotes that the reagent was used undiluted. All calculations are performed using the stated concentration for this reagent.

GENERAL CHEMISTRY BATCH WORKSHEET

Lab Name: Eurofins TestAmerica, Denver Job No.: 280-124986-1

SDG No.:

Batch Number: 463127 Batch Start Date: 06/28/19 17:12 Batch Analyst: Cherry, Scott V

Batch Method: 351.2 Batch End Date:

Lab Sample ID	Client Sample ID	Method Chain	Basis	FinalAmount					
ICV 280-462811/33-A		351.2		4 mL					
ICB 280-462811/34-A		351.2		4 mL					
LCS 280-462811/1-A		351.2		4 mL					
MB 280-462811/2-A		351.2		4 mL					
280-124986-C-1-A	G0083-19A	351.2	T	4 mL					
280-124986-C-1-B MS	G0083-19A	351.2	T	4 mL					
280-124986-C-1-C MSD	G0083-19A	351.2	T	4 mL					
280-124986-C-4-A	G0090-19A	351.2	T	4 mL					
280-124986-C-5-A	G0088-19A	351.2	T	4 mL					
280-124986-C-6-A	PZ016-19A	351.2	T	4 mL					
280-124986-C-7-A	G0112-19A	351.2	T	4 mL					
280-124986-C-8-A	G0084-19A	351.2	T	4 mL					
280-124986-C-9-A	G0113-19A	351.2	T	4 mL					
280-124986-C-10-A	G0075-19A	351.2	T	4 mL					
CCV 280-462811/35-A		351.2		4 mL					
CCB 280-462811/36-A		351.2		4 mL					
280-124986-C-11-A	G0076-19A	351.2	T	4 mL					
280-124986-C-12-A	G0024-19A	351.2	T	4 mL					
280-124986-C-13-A	G0087-19A	351.2	T	4 mL					
280-124986-C-13-B MS	G0087-19A	351.2	T	4 mL					
280-124986-C-13-C MSD	G0087-19A	351.2	T	4 mL					

The pound sign (#) in the amount added field denotes that the reagent was used undiluted. All calculations are performed using the stated concentration for this reagent.

GENERAL CHEMISTRY BATCH WORKSHEET

Lab Name: Eurofins TestAmerica, Denver Job No.: 280-124986-1

SDG No.:

Batch Number: 463127 Batch Start Date: 06/28/19 17:12 Batch Analyst: Cherry, Scott V

Batch Method: 351.2 Batch End Date:

Lab Sample ID	Client Sample ID	Method Chain	Basis	FinalAmount					
280-124986-C-14-A	G0080-19A	351.2	T	4 mL					
280-124986-C-15-A	G0086-19A	351.2	T	4 mL					
280-124986-C-16-A	G0118-19A	351.2	T	4 mL					
280-124986-C-17-A	G0110-19A	351.2	T	4 mL					
280-124986-C-18-A	G0114-19A	351.2	T	4 mL					
CCV 280-462811/35-A		351.2		4 mL					
CCB 280-462811/36-A		351.2		4 mL					
280-124986-C-19-A	G0078-19A	351.2	T	4 mL					
280-124986-C-20-A	G0077-19A	351.2	T	4 mL					
280-124986-C-21-A	PZ020-19A	351.2	T	4 mL					
280-124986-C-22-A	PZ019-19A	351.2	T	4 mL					
CCV 280-462811/35-A		351.2		4 mL					
CCB 280-462811/36-A		351.2		4 mL					

Batch Notes	
Buffer Reagent ID	TKN buffer_00118
Hypochlorite ID	TKN hypo_00665
Sodium Nitroprusside ID	Sodium Nitro_00096
Pipette/Syringe/Dispenser ID	5000AD, 1000AD

Basis	Basis Description
T	Total/NA

The pound sign (#) in the amount added field denotes that the reagent was used undiluted. All calculations are performed using the stated concentration for this reagent.

GENERAL CHEMISTRY BATCH WORKSHEET

Lab Name: Eurofins TestAmerica, Denver Job No.: 280-124986-1

SDG No.:

Batch Number: 463322 Batch Start Date: 07/01/19 20:01 Batch Analyst: Ryan, Jonathan D

Batch Method: 351.2 Batch End Date:

Lab Sample ID	Client Sample ID	Method Chain	Basis	Initial pH	InitialAmount	FinalAmount	TKN 25ppm 00795		
LCS 280-463322/1		351.2, 351.2		<2	25 mL	25 mL	6 mL		
MB 280-463322/2		351.2, 351.2		<2	25 mL	25 mL			
280-124986-C-25	G0070-19A	351.2, 351.2	T	<2	25 mL	25 mL			
280-124986-C-25 MS	G0070-19AMS	351.2, 351.2	T	<2	25 mL	25 mL	3 mL		
280-124986-C-25 MSD	G0070-19AMSD	351.2, 351.2	T	<2	25 mL	25 mL	3 mL		

Batch Notes	
Block Digestion End time	07/02/19 0400
Block Digestion Start time	07/01/19 2100
Block Digestor ID	TKN Hotblock
Digestion Solution ID	TKN digestion_00127
Oven, Bath or Block Temperature 1	185 Degrees C
Oven, Bath or Block Temperature 2	380 Degrees C

Basis	Basis Description
T	Total/NA

The pound sign (#) in the amount added field denotes that the reagent was used undiluted. All calculations are performed using the stated concentration for this reagent.

GENERAL CHEMISTRY BATCH WORKSHEET

Lab Name: Eurofins TestAmerica, Denver Job No.: 280-124986-1

SDG No.:

Batch Number: 463324 Batch Start Date: 07/01/19 19:25 Batch Analyst: Cherry, Scott V

Batch Method: 351.2 Batch End Date:

Lab Sample ID	Client Sample ID	Method Chain	Basis	FinalAmount					
ICV 280-462811/33-A		351.2		4 mL					
ICB 280-462811/34-A		351.2		4 mL					
LCS 280-463109/1-A		351.2		4 mL					
MB 280-463109/2-A		351.2		4 mL					
280-124986-C-27 -B	G0098-19A	351.2	T	4 mL					
280-124986-C-27 -C MS	G0098-19A	351.2	T	4 mL					
280-124986-C-27 -D MSD	G0098-19A	351.2	T	4 mL					
280-124986-C-26 -B	G0108-19A	351.2	T	4 mL					
280-124986-C-28 -A	G0097-19A	351.2	T	4 mL					
280-124986-C-29 -A	G0109-19A	351.2	T	4 mL					
280-124986-C-30 -A	G0099-19A	351.2	T	4 mL					
280-124986-C-31 -A	G0067-19A	351.2	T	4 mL					
280-124986-C-32 -A	G0079-19A	351.2	T	4 mL					
CCV 280-462811/35-A		351.2		4 mL					
CCB 280-462811/36-A		351.2		4 mL					
280-124986-C-33 -A	G0081-19A	351.2	T	4 mL					
280-124986-C-34 -A	G0082-19A	351.2	T	4 mL					
CCV 280-462811/35-A		351.2		4 mL					
CCB 280-462811/36-A		351.2		4 mL					

The pound sign (#) in the amount added field denotes that the reagent was used undiluted. All calculations are performed using the stated concentration for this reagent.

GENERAL CHEMISTRY BATCH WORKSHEET

Lab Name: Eurofins TestAmerica, Denver Job No.: 280-124986-1

SDG No.:

Batch Number: 463324 Batch Start Date: 07/01/19 19:25 Batch Analyst: Cherry, Scott V

Batch Method: 351.2 Batch End Date:

Batch Notes	
Buffer Reagent ID	TKN buffer_00118
Hypochlorite ID	TKN hypo_00665
Sodium Nitroprusside ID	Sodium Nitro_00096
Pipette/Syringe/Dispenser ID	5000AD, 1000AD

Basis	Basis Description
T	Total/NA

The pound sign (#) in the amount added field denotes that the reagent was used undiluted. All calculations are performed using the stated concentration for this reagent.

GENERAL CHEMISTRY BATCH WORKSHEET

Lab Name: Eurofins TestAmerica, Denver Job No.: 280-124986-1

SDG No.:

Batch Number: 463460 Batch Start Date: 07/02/19 15:55 Batch Analyst: Ryan, Jonathan D

Batch Method: 351.2 Batch End Date:

Lab Sample ID	Client Sample ID	Method Chain	Basis	FinalAmount					
ICV 280-462811/33-A		351.2		4 mL					
ICB 280-462811/34-A		351.2		4 mL					
LCS 280-463322/1-A		351.2		4 mL					
MB 280-463322/2-A		351.2		4 mL					
280-124986-C-25 -A	G0070-19A	351.2	T	4 mL					
280-124986-C-25 -B MS	G0070-19AMS	351.2	T	4 mL					
280-124986-C-25 -C MSD	G0070-19AMSD	351.2	T	4 mL					
CCV 280-462811/35-A		351.2		4 mL					
CCB 280-462811/36-A		351.2		4 mL					

Batch Notes	
Buffer Reagent ID	TKN Buffer_00119
Hypochlorite ID	TKN hypo_00664
Sodium Nitroprusside ID	Sodium Nitro_00096

Basis	Basis Description
T	Total/NA

The pound sign (#) in the amount added field denotes that the reagent was used undiluted. All calculations are performed using the stated concentration for this reagent.

GENERAL CHEMISTRY BATCH WORKSHEET

Lab Name: Eurofins TestAmerica, Denver Job No.: 280-124986-1

SDG No.:

Batch Number: 463470 Batch Start Date: 07/02/19 17:19 Batch Analyst: Cherry, Scott V

Batch Method: 353.2 Batch End Date:

Lab Sample ID	Client Sample ID	Method Chain	Basis	InitialAmount	FinalAmount	NXN CAL INT 00499	NXN ICV INT 00480		
ICV 280-463470/17		353.2		100 mL	100 mL		5 mL		
ICVL 280-463470/18		353.2		100 mL	100 mL		2 mL		
ICB 280-463470/19		353.2		100 mL	100 mL				
LCS 280-463470/21		353.2		100 mL	100 mL	5 mL			
LCSD 280-463470/22		353.2		100 mL	100 mL	5 mL			
MB 280-463470/23		353.2		100 mL	100 mL				
CCV 280-463470/36		353.2		100 mL	100 mL	5 mL			
CCVL 280-463470/37		353.2		100 mL	100 mL	1 mL			
CCB 280-463470/38		353.2		100 mL	100 mL				
280-124986-C-1	G0083-19A	353.2	T	100 mL	100 mL				
280-124986-C-4	G0090-19A	353.2	T	100 mL	100 mL				
280-124986-C-5	G0088-19A	353.2	T	100 mL	100 mL				
280-124986-C-6	PZ016-19A	353.2	T	100 mL	100 mL				
280-124986-C-7	G0112-19A	353.2	T	100 mL	100 mL				
CCV 280-463470/52		353.2		100 mL	100 mL	5 mL			
CCVL 280-463470/53		353.2		100 mL	100 mL	1 mL			
CCB 280-463470/54		353.2		100 mL	100 mL				
280-124986-C-8	G0084-19A	353.2	T	100 mL	100 mL				
280-124986-C-9	G0113-19A	353.2	T	100 mL	100 mL				
280-124986-C-10	G0075-19A	353.2	T	100 mL	100 mL				
280-124986-C-11	G0076-19A	353.2	T	100 mL	100 mL				
LCS 280-463470/60		353.2		100 mL	100 mL	5 mL			
MB 280-463470/61		353.2		100 mL	100 mL				
280-124986-C-25	G0070-19A	353.2	T	100 mL	100 mL				

The pound sign (#) in the amount added field denotes that the reagent was used undiluted. All calculations are performed using the stated concentration for this reagent.

GENERAL CHEMISTRY BATCH WORKSHEET

Lab Name: Eurofins TestAmerica, Denver Job No.: 280-124986-1

SDG No.:

Batch Number: 463470 Batch Start Date: 07/02/19 17:19 Batch Analyst: Cherry, Scott V

Batch Method: 353.2 Batch End Date:

Lab Sample ID	Client Sample ID	Method Chain	Basis	InitialAmount	FinalAmount	NXN CAL INT 00499	NXN ICV INT 00480		
280-124986-C-25 MS	G0070-19AMS	353.2	T	5 mL	5 mL	0.2 mL			
280-124986-C-25 MSD	G0070-19AMSD	353.2	T	5 mL	5 mL	0.2 mL			
280-124986-C-12	G0024-19A	353.2	T	100 mL	100 mL				
CCV 280-463470/68		353.2		100 mL	100 mL	5 mL			
CCVL 280-463470/69		353.2		100 mL	100 mL	1 mL			
CCB 280-463470/70		353.2		100 mL	100 mL				

Batch Notes	
Acid used for pH adjustment	SulfuricAcid_00223
Base used for pH adjustment	50%NaOH_00016
Buffer Reagent ID	NOXT Buffer_00203
Color Reagent ID	NOXT CR_00103
Copper Sulfate ID	CuSO4 NOXT_0006
Hydrochloric Acid ID	0.5N HCl_0074
pH Indicator ID	hc869997
Pipette/Syringe/Dispenser ID	5000AD, 1000AD

Basis	Basis Description
T	Total/NA

The pound sign (#) in the amount added field denotes that the reagent was used undiluted. All calculations are performed using the stated concentration for this reagent.

GENERAL CHEMISTRY BATCH WORKSHEET

Lab Name: Eurofins TestAmerica, Denver Job No.: 280-124986-1

SDG No.:

Batch Number: 463726 Batch Start Date: 07/03/19 16:16 Batch Analyst: Cherry, Scott V

Batch Method: 353.2 Batch End Date:

Lab Sample ID	Client Sample ID	Method Chain	Basis	InitialAmount	FinalAmount	NXN CAL INT 00499	NXN ICV INT 00480		
ICV 280-463726/17		353.2		100 mL	100 mL		5 mL		
ICVL 280-463726/18		353.2		100 mL	100 mL		2 mL		
ICB 280-463726/19		353.2		100 mL	100 mL				
LCS 280-463726/21		353.2		100 mL	100 mL	5 mL			
MB 280-463726/22		353.2		100 mL	100 mL				
280-124986-C-16	G0118-19A	353.2	T	100 mL	100 mL				
280-124986-C-16 MS	G0118-19A	353.2	T	5 mL	5 mL	0.2 mL			
280-124986-C-16 MSD	G0118-19A	353.2	T	5 mL	5 mL	0.2 mL			
CCV 280-463726/32		353.2		100 mL	100 mL	5 mL			
CCVL 280-463726/33		353.2		100 mL	100 mL	1 mL			
CCB 280-463726/34		353.2		100 mL	100 mL				
280-124986-C-13	G0087-19A	353.2	T	100 mL	100 mL				
280-124986-C-14	G0080-19A	353.2	T	100 mL	100 mL				
280-124986-C-15	G0086-19A	353.2	T	100 mL	100 mL				
280-124986-C-17	G0110-19A	353.2	T	100 mL	100 mL				
280-124986-C-18	G0114-19A	353.2	T	100 mL	100 mL				
280-124986-C-19	G0078-19A	353.2	T	100 mL	100 mL				
280-124986-C-20	G0077-19A	353.2	T	100 mL	100 mL				
280-124986-C-21	PZ020-19A	353.2	T	100 mL	100 mL				
280-124986-C-21 MS	PZ020-19A	353.2	T	5 mL	5 mL	0.2 mL			
CCV 280-463726/47		353.2		100 mL	100 mL	5 mL			
CCVL 280-463726/48		353.2		100 mL	100 mL	1 mL			
CCB 280-463726/49		353.2		100 mL	100 mL				
280-124986-C-21 MSD	PZ020-19A	353.2	T	5 mL	5 mL	0.2 mL			

The pound sign (#) in the amount added field denotes that the reagent was used undiluted. All calculations are performed using the stated concentration for this reagent.

GENERAL CHEMISTRY BATCH WORKSHEET

Lab Name: Eurofins TestAmerica, Denver Job No.: 280-124986-1

SDG No.:

Batch Number: 463726 Batch Start Date: 07/03/19 16:16 Batch Analyst: Cherry, Scott V

Batch Method: 353.2 Batch End Date:

Lab Sample ID	Client Sample ID	Method Chain	Basis	InitialAmount	FinalAmount	NXN CAL INT 00499	NXN ICV INT 00480		
280-124986-C-22	PZ019-19A	353.2	T	100 mL	100 mL				
280-124986-C-26	G0108-19A	353.2	T	100 mL	100 mL				
280-124986-C-28	G0097-19A	353.2	T	100 mL	100 mL				
280-124986-C-29	G0109-19A	353.2	T	100 mL	100 mL				
280-124986-C-30	G0099-19A	353.2	T	100 mL	100 mL				
280-124986-C-31	G0067-19A	353.2	T	100 mL	100 mL				
280-124986-C-32	G0079-19A	353.2	T	100 mL	100 mL				
280-124986-C-33	G0081-19A	353.2	T	100 mL	100 mL				
CCV 280-463726/63		353.2		100 mL	100 mL	5 mL			
CCVL 280-463726/64		353.2		100 mL	100 mL	1 mL			
CCB 280-463726/65		353.2		100 mL	100 mL				
LCS 280-463726/67		353.2		100 mL	100 mL	5 mL			
MB 280-463726/68		353.2		100 mL	100 mL				
280-124986-C-34	G0082-19A	353.2	T	100 mL	100 mL				
CCV 280-463726/79		353.2		100 mL	100 mL	5 mL			
CCVL 280-463726/80		353.2		100 mL	100 mL	1 mL			
CCB 280-463726/81		353.2		100 mL	100 mL				

The pound sign (#) in the amount added field denotes that the reagent was used undiluted. All calculations are performed using the stated concentration for this reagent.

GENERAL CHEMISTRY BATCH WORKSHEET

Lab Name: Eurofins TestAmerica, Denver Job No.: 280-124986-1

SDG No.:

Batch Number: 463726 Batch Start Date: 07/03/19 16:16 Batch Analyst: Cherry, Scott V

Batch Method: 353.2 Batch End Date:

Batch Notes	
Acid used for pH adjustment	SulfuricAcid_00223
Base used for pH adjustment	50%NaOH_00016
Buffer Reagent ID	NOXT Buffer_00203
Color Reagent ID	NOXT CR_00103
Copper Sulfate ID	CuSO4 NOXT_0006
Hydrochloric Acid ID	0.5N HCl_0074
pH Indicator ID	hc869997
Pipette/Syringe/Dispenser ID	5000AD, 1000AD

Basis	Basis Description
T	Total/NA

The pound sign (#) in the amount added field denotes that the reagent was used undiluted. All calculations are performed using the stated concentration for this reagent.

GENERAL CHEMISTRY BATCH WORKSHEET

Lab Name: Eurofins TestAmerica, Denver Job No.: 280-124986-1

SDG No.:

Batch Number: 463918 Batch Start Date: 07/08/19 18:11 Batch Analyst: Cherry, Scott V

Batch Method: 353.2 Batch End Date:

Lab Sample ID	Client Sample ID	Method Chain	Basis	InitialAmount	FinalAmount	NXN CAL INT 00500	NXN ICV INT 00481		
ICV 280-463918/17		353.2		100 mL	100 mL		5 mL		
ICVL 280-463918/18		353.2		100 mL	100 mL		2 mL		
ICB 280-463918/19		353.2		100 mL	100 mL				
LCS 280-463918/21		353.2		100 mL	100 mL	5 mL			
MB 280-463918/22		353.2		100 mL	100 mL				
280-124986-C-27	G0098-19A	353.2	T	100 mL	100 mL				
CCV 280-463918/35		353.2		100 mL	100 mL	5 mL			
CCVL 280-463918/36		353.2		100 mL	100 mL	1 mL			
CCB 280-463918/37		353.2		100 mL	100 mL				

Batch Notes	
Acid used for pH adjustment	SulfuricAcid_00223
Base used for pH adjustment	50%NaOH_00016
Buffer Reagent ID	NOXT buffer_00203
Color Reagent ID	NOXT CR_00103
Copper Sulfate ID	CuSO4 NOXT_0006
Hydrochloric Acid ID	0.5N HCl_0074
pH Indicator ID	hc869997
Pipette/Syringe/Dispenser ID	5000AD, 1000AD

Basis	Basis Description
T	Total/NA

The pound sign (#) in the amount added field denotes that the reagent was used undiluted. All calculations are performed using the stated concentration for this reagent.

GENERAL CHEMISTRY BATCH WORKSHEET

Lab Name: Eurofins TestAmerica, Denver Job No.: 280-124986-1

SDG No.:

Batch Number: 461602 Batch Start Date: 06/14/19 13:20 Batch Analyst: Abeyta, Joseph L

Batch Method: 9030B Batch End Date:

Lab Sample ID	Client Sample ID	Method Chain	Basis	InitialAmount	FinalAmount	DistillUnitPort	Initial pH	Final pH	AcidVolAdded
LCS 280-461602/1		9030B, 9034		50 mL	50 mL	1		<2 SU	5 mL
MB 280-461602/2		9030B, 9034		50 mL	50 mL	4		<2 SU	5 mL
280-124986-E-1	G0083-19A	9030B, 9034	T	50 mL	50 mL	5	14 SU	<2 SU	5 mL
280-124986-E-1 MS	G0083-19A	9030B, 9034	T	50 mL	50 mL	6	14 SU	<2 SU	5 mL
280-124986-E-1 MSD	G0083-19A	9030B, 9034	T	50 mL	50 mL	7	14 SU	<2 SU	5 mL
280-124986-E-7	G0112-19A	9030B, 9034	T	50 mL	50 mL	8	14 SU	<2 SU	5 mL
280-124986-E-8	G0084-19A	9030B, 9034	T	50 mL	50 mL	9	14 SU	<2 SU	5 mL
280-124986-E-9	G0113-19A	9030B, 9034	T	50 mL	50 mL	10	14 SU	<2 SU	5 mL
280-124986-E-4	G0090-19A	9030B, 9034	T	50 mL	50 mL	11	14 SU	<2 SU	5 mL
280-124986-E-5	G0088-19A	9030B, 9034	T	50 mL	50 mL	12	14 SU	<2 SU	5 mL
280-124986-E-6	PZ016-19A	9030B, 9034	T	50 mL	50 mL	13	14 SU	<2 SU	5 mL
280-124986-E-10	G0075-19A	9030B, 9034	T	50 mL	50 mL	14	14 SU	<2 SU	5 mL
280-124986-E-29	G0109-19A	9030B, 9034	T	50 mL	50 mL	15	14 SU	<2 SU	5 mL
280-124986-E-30	G0099-19A	9030B, 9034	T	50 mL	50 mL	16	14 SU	<2 SU	5 mL
280-124986-E-31	G0067-19A	9030B, 9034	T	50 mL	50 mL	17	14 SU	<2 SU	5 mL
280-124986-E-16	G0118-19A	9030B, 9034	T	50 mL	50 mL	18	12 SU	<2 SU	5 mL
280-124986-E-17	G0110-19A	9030B, 9034	T	50 mL	50 mL	19	14 SU	<2 SU	5 mL
280-124986-E-18	G0114-19A	9030B, 9034	T	50 mL	50 mL	20	14 SU	<2 SU	5 mL

Lab Sample ID	Client Sample ID	Method Chain	Basis	SFD CAL INT 01659					
LCS 280-461602/1		9030B, 9034		1 mL					
MB 280-461602/2		9030B, 9034							
280-124986-E-1	G0083-19A	9030B, 9034	T						
280-124986-E-1 MS	G0083-19A	9030B, 9034	T	1 mL					
280-124986-E-1 MSD	G0083-19A	9030B, 9034	T	1 mL					
280-124986-E-7	G0112-19A	9030B, 9034	T						
280-124986-E-8	G0084-19A	9030B, 9034	T						

The pound sign (#) in the amount added field denotes that the reagent was used undiluted. All calculations are performed using the stated concentration for this reagent.

GENERAL CHEMISTRY BATCH WORKSHEET

Lab Name: Eurofins TestAmerica, Denver Job No.: 280-124986-1

SDG No.:

Batch Number: 461602 Batch Start Date: 06/14/19 13:20 Batch Analyst: Abeyta, Joseph L

Batch Method: 9030B Batch End Date:

Lab Sample ID	Client Sample ID	Method Chain	Basis	SFD CAL INT 01659					
280-124986-E-9	G0113-19A	9030B, 9034	T						
280-124986-E-4	G0090-19A	9030B, 9034	T						
280-124986-E-5	G0088-19A	9030B, 9034	T						
280-124986-E-6	PZ016-19A	9030B, 9034	T						
280-124986-E-10	G0075-19A	9030B, 9034	T						
280-124986-E-29	G0109-19A	9030B, 9034	T						
280-124986-E-30	G0099-19A	9030B, 9034	T						
280-124986-E-31	G0067-19A	9030B, 9034	T						
280-124986-E-16	G0118-19A	9030B, 9034	T						
280-124986-E-17	G0110-19A	9030B, 9034	T						
280-124986-E-18	G0114-19A	9030B, 9034	T						

Batch Notes	
Batch Comment	JA
Distillation End Time	06/11/2019 15:32
Distillation Start Time	06/14/2019 14:26
Formaldehyde ID	Form_00112
pH Indicator ID	HC987808 & HC 606169
Pipette/Syringe/Dispenser ID	AB8A1000 & 5000IX
Sulfuric Acid Reagent ID Number	H2SO4_00197
Zinc Acetate Buffer ID	Znac_00108

Basis	Basis Description
T	Total/NA

The pound sign (#) in the amount added field denotes that the reagent was used undiluted. All calculations are performed using the stated concentration for this reagent.

GENERAL CHEMISTRY BATCH WORKSHEET

Lab Name: Eurofins TestAmerica, Denver Job No.: 280-124986-1

SDG No.:

Batch Number: 461610 Batch Start Date: 06/14/19 15:44 Batch Analyst: Abeyta, Joseph L

Batch Method: 9034 Batch End Date:

Lab Sample ID	Client Sample ID	Method Chain	Basis	BuretStart1	BuretStop1	IodineAmount	TitrantVolume1	FinalAmount	
LCS 280-461602/1-A		9034		0.00 mL	2.00 mL	5 mL	2 mL	50 mL	
MB 280-461602/2-A		9034		2.00 mL	3.00 mL	1 mL	1 mL	50 mL	
280-124986-E-1-A	G0083-19A	9034	T	3.00 mL	4.00 mL	1 mL	1 mL	50 mL	
280-124986-E-1-B MS	G0083-19A	9034	T	4.00 mL	5.50 mL	5 mL	1.5 mL	50 mL	
280-124986-E-1-C MSD	G0083-19A	9034	T	5.50 mL	7.50 mL	5 mL	2 mL	50 mL	
280-124986-E-7-A	G0112-19A	9034	T	7.50 mL	8.50 mL	1 mL	1 mL	50 mL	
280-124986-E-8-A	G0084-19A	9034	T	8.50 mL	9.80 mL	1 mL	1.3 mL	50 mL	
280-124986-E-9-A	G0113-19A	9034	T	9.80 mL	10.90 mL	1 mL	1.1 mL	50 mL	
280-124986-E-4-A	G0090-19A	9034	T	10.90 mL	12.00 mL	1 mL	1.1 mL	50 mL	
280-124986-E-5-A	G0088-19A	9034	T	12.00 mL	13.40 mL	1 mL	1.4 mL	50 mL	
280-124986-E-6-A	PZ016-19A	9034	T	13.40 mL	15.00 mL	1 mL	1.6 mL	50 mL	
280-124986-E-10-A	G0075-19A	9034	T	15.00 mL	16.00 mL	1 mL	1 mL	50 mL	
280-124986-E-29-A	G0109-19A	9034	T	16.00 mL	17.20 mL	1 mL	1.2 mL	50 mL	
280-124986-E-30-A	G0099-19A	9034	T	17.20 mL	18.50 mL	1 mL	1.3 mL	50 mL	
280-124986-E-31-A	G0067-19A	9034	T	18.50 mL	19.80 mL	1 mL	1.3 mL	50 mL	
280-124986-E-16-A	G0118-19A	9034	T	19.80 mL	20.80 mL	1 mL	1 mL	50 mL	
280-124986-E-17-A	G0110-19A	9034	T	20.80 mL	22.10 mL	1 mL	1.3 mL	50 mL	
280-124986-E-18-A	G0114-19A	9034	T	22.10 mL	23.10 mL	1 mL	1 mL	50 mL	

The pound sign (#) in the amount added field denotes that the reagent was used undiluted. All calculations are performed using the stated concentration for this reagent.

GENERAL CHEMISTRY BATCH WORKSHEET

Lab Name: Eurofins TestAmerica, Denver Job No.: 280-124986-1

SDG No.:

Batch Number: 461610 Batch Start Date: 06/14/19 15:44 Batch Analyst: Abeyta, Joseph L

Batch Method: 9034 Batch End Date:

Batch Notes	
Batch Comment	JA
Hydrochloric Acid ID	HCL Sol_00168
Iodine ID	Iod_00229
Normality of Iodine Solution	0.0250 N
Sodium Thiosulfate ID	Na Thio_00152
Pipette/Syringe/Dispenser ID	AB8A1000 & 5000IX
Starch Reagent ID	Starch Ind_00057
Normality of First Titrant	0.0250 N

Basis	Basis Description
T	Total/NA

The pound sign (#) in the amount added field denotes that the reagent was used undiluted. All calculations are performed using the stated concentration for this reagent.

GENERAL CHEMISTRY BATCH WORKSHEET

Lab Name: Eurofins TestAmerica, Denver Job No.: 280-124986-1

SDG No.:

Batch Number: 461615 Batch Start Date: 06/14/19 16:22 Batch Analyst: Abeyta, Joseph L

Batch Method: 9030B Batch End Date:

Lab Sample ID	Client Sample ID	Method Chain	Basis	InitialAmount	FinalAmount	DistillUnitPort	Initial pH	Final pH	AcidVolAdded
LCS 280-461615/1		9030B, 9034		50 mL	50 mL	1		<2 SU	5 mL
MB 280-461615/2		9030B, 9034		50 mL	50 mL	4		<2 SU	5 mL
280-124986-E-26	G0108-19A	9030B, 9034	T	50 mL	50 mL	5	14 SU	<2 SU	5 mL
280-124986-E-27	G0098-19A	9030B, 9034	T	50 mL	50 mL	6	14 SU	<2 SU	5 mL
280-124986-E-28	G0097-19A	9030B, 9034	T	50 mL	50 mL	7	13 SU	<2 SU	5 mL
280-124986-E-11	G0076-19A	9030B, 9034	T	50 mL	50 mL	8	14 SU	<2 SU	5 mL
280-124986-E-13	G0087-19A	9030B, 9034	T	50 mL	50 mL	9	14 SU	<2 SU	5 mL
280-124986-E-32	G0079-19A	9030B, 9034	T	50 mL	50 mL	10	14 SU	<2 SU	5 mL
280-124986-E-33	G0081-19A	9030B, 9034	T	50 mL	50 mL	11	14 SU	<2 SU	5 mL
280-124986-E-34	G0082-19A	9030B, 9034	T	50 mL	50 mL	12	14 SU	<2 SU	5 mL
280-124986-E-14	G0080-19A	9030B, 9034	T	50 mL	50 mL	13	14 SU	<2 SU	5 mL
280-124986-E-15	G0086-19A	9030B, 9034	T	50 mL	50 mL	14	14 SU	<2 SU	5 mL
280-124986-E-25	G0070-19A	9030B, 9034	T	50 mL	50 mL	15	14 SU	<2 SU	5 mL
280-124986-E-25 MS	G0070-19AMS	9030B, 9034	T	50 mL	50 mL	16	14 SU	<2 SU	5 mL
280-124986-E-25 MSD	G0070-19AMSD	9030B, 9034	T	50 mL	50 mL	17	14 SU	<2 SU	5 mL

Lab Sample ID	Client Sample ID	Method Chain	Basis	SFD CAL INT 01659
LCS 280-461615/1		9030B, 9034		1 mL
MB 280-461615/2		9030B, 9034		
280-124986-E-26	G0108-19A	9030B, 9034	T	
280-124986-E-27	G0098-19A	9030B, 9034	T	
280-124986-E-28	G0097-19A	9030B, 9034	T	
280-124986-E-11	G0076-19A	9030B, 9034	T	
280-124986-E-13	G0087-19A	9030B, 9034	T	
280-124986-E-32	G0079-19A	9030B, 9034	T	
280-124986-E-33	G0081-19A	9030B, 9034	T	
280-124986-E-34	G0082-19A	9030B, 9034	T	
280-124986-E-14	G0080-19A	9030B, 9034	T	

The pound sign (#) in the amount added field denotes that the reagent was used undiluted. All calculations are performed using the stated concentration for this reagent.

GENERAL CHEMISTRY BATCH WORKSHEET

Lab Name: Eurofins TestAmerica, Denver Job No.: 280-124986-1

SDG No.:

Batch Number: 461615 Batch Start Date: 06/14/19 16:22 Batch Analyst: Abeyta, Joseph L

Batch Method: 9030B Batch End Date:

Lab Sample ID	Client Sample ID	Method Chain	Basis	SFD CAL INT 01659					
280-124986-E-15	G0086-19A	9030B, 9034	T						
280-124986-E-25	G0070-19A	9030B, 9034	T						
280-124986-E-25 MS	G0070-19AMS	9030B, 9034	T	1 mL					
280-124986-E-25 MSD	G0070-19AMSD	9030B, 9034	T	1 mL					

Batch Notes	
Batch Comment	JA
Distillation End Time	06/11/2019 18:17
Distillation Start Time	06/14/2019 17:11
Formaldehyde ID	Form_00112
pH Indicator ID	HC987808 & HC 606169
Pipette/Syringe/Dispenser ID	AB8A1000 & 5000IX
Sulfuric Acid Reagent ID Number	H2SO4_00197
Zinc Acetate Buffer ID	Znac_00108

Basis	Basis Description
T	Total/NA

The pound sign (#) in the amount added field denotes that the reagent was used undiluted. All calculations are performed using the stated concentration for this reagent.

GENERAL CHEMISTRY BATCH WORKSHEET

Lab Name: Eurofins TestAmerica, Denver Job No.: 280-124986-1

SDG No.:

Batch Number: 461633 Batch Start Date: 06/14/19 18:31 Batch Analyst: Abeyta, Joseph L

Batch Method: 9034 Batch End Date:

Lab Sample ID	Client Sample ID	Method Chain	Basis	BuretStart1	BuretStop1	IodineAmount	TitrantVolume1	FinalAmount	
LCS 280-461615/1-A		9034		0.00 mL	2.50 mL	5 mL	2.5 mL	50 mL	
MB 280-461615/2-A		9034		2.50 mL	3.70 mL	1 mL	1.2 mL	50 mL	
280-124986-E-26 -A	G0108-19A	9034	T	3.70 mL	4.80 mL	1 mL	1.1 mL	50 mL	
280-124986-E-27 -A	G0098-19A	9034	T	4.80 mL	6.40 mL	1 mL	1.6 mL	50 mL	
280-124986-E-28 -A	G0097-19A	9034	T	6.40 mL	7.50 mL	1 mL	1.1 mL	50 mL	
280-124986-E-11 -A	G0076-19A	9034	T	7.50 mL	8.70 mL	1 mL	1.2 mL	50 mL	
280-124986-E-13 -A	G0087-19A	9034	T	8.70 mL	9.60 mL	1 mL	0.9 mL	50 mL	
280-124986-E-32 -A	G0079-19A	9034	T	9.60 mL	10.70 mL	1 mL	1.1 mL	50 mL	
280-124986-E-33 -A	G0081-19A	9034	T	10.70 mL	11.70 mL	1 mL	1 mL	50 mL	
280-124986-E-34 -A	G0082-19A	9034	T	11.70 mL	12.80 mL	1 mL	1.1 mL	50 mL	
280-124986-E-14 -A	G0080-19A	9034	T	12.80 mL	14.80 mL	1 mL	2 mL	50 mL	
280-124986-E-15 -A	G0086-19A	9034	T	14.80 mL	16.00 mL	1 mL	1.2 mL	50 mL	
280-124986-E-25 -A	G0070-19A	9034	T	16.00 mL	17.10 mL	1 mL	1.1 mL	50 mL	
280-124986-E-25 -B MS	G0070-19AMS	9034	T	17.10 mL	19.30 mL	5 mL	2.2 mL	50 mL	
280-124986-E-25 -C MSD	G0070-19AMSD	9034	T	19.30 mL	21.60 mL	5 mL	2.3 mL	50 mL	

The pound sign (#) in the amount added field denotes that the reagent was used undiluted. All calculations are performed using the stated concentration for this reagent.

GENERAL CHEMISTRY BATCH WORKSHEET

Lab Name: Eurofins TestAmerica, Denver Job No.: 280-124986-1

SDG No.:

Batch Number: 461633 Batch Start Date: 06/14/19 18:31 Batch Analyst: Abeyta, Joseph L

Batch Method: 9034 Batch End Date:

Batch Notes	
Batch Comment	JA
Hydrochloric Acid ID	HCL Sol_00168
Iodine ID	Iod_00229
Normality of Iodine Solution	0.0250 N
Sodium Thiosulfate ID	Na Thio_00152
Pipette/Syringe/Dispenser ID	AB8A1000 & 5000IX
Starch Reagent ID	Starch Ind_00057
Normality of First Titrant	0.0250 N

Basis	Basis Description
T	Total/NA

The pound sign (#) in the amount added field denotes that the reagent was used undiluted. All calculations are performed using the stated concentration for this reagent.

GENERAL CHEMISTRY BATCH WORKSHEET

Lab Name: Eurofins TestAmerica, Denver Job No.: 280-124986-1

SDG No.:

Batch Number: 461663 Batch Start Date: 06/15/19 11:47 Batch Analyst: Abeyta, Joseph L

Batch Method: 9030B Batch End Date:

Lab Sample ID	Client Sample ID	Method Chain	Basis	InitialAmount	FinalAmount	DistillUnitPort	Initial pH	Final pH	AcidVolAdded
LCS 280-461663/1		9030B, 9034		50 mL	50 mL	1		<2 SU	5 mL
MB 280-461663/2		9030B, 9034		50 mL	50 mL	4		<2 SU	5 mL
280-124986-E-19	G0078-19A	9030B, 9034	T	50 mL	50 mL	5	14 SU	<2 SU	5 mL
280-124986-E-19 MS	G0078-19A	9030B, 9034	T	50 mL	50 mL	6	14 SU	<2 SU	5 mL
280-124986-E-19 MSD	G0078-19A	9030B, 9034	T	50 mL	50 mL	7	14 SU	<2 SU	5 mL
280-124986-E-20	G0077-19A	9030B, 9034	T	50 mL	50 mL	8	14 SU	<2 SU	5 mL
280-124986-E-21	PZ020-19A	9030B, 9034	T	50 mL	50 mL	9	14 SU	<2 SU	5 mL
280-124986-E-22	PZ019-19A	9030B, 9034	T	50 mL	50 mL	10	14 SU	<2 SU	5 mL
280-124986-E-12	G0024-19A	9030B, 9034	T	50 mL	50 mL	11	14 SU	<2 SU	5 mL

Lab Sample ID	Client Sample ID	Method Chain	Basis	SFD CAL INT 01659					
LCS 280-461663/1		9030B, 9034		1 mL					
MB 280-461663/2		9030B, 9034							
280-124986-E-19	G0078-19A	9030B, 9034	T						
280-124986-E-19 MS	G0078-19A	9030B, 9034	T	1 mL					
280-124986-E-19 MSD	G0078-19A	9030B, 9034	T	1 mL					
280-124986-E-20	G0077-19A	9030B, 9034	T						
280-124986-E-21	PZ020-19A	9030B, 9034	T						
280-124986-E-22	PZ019-19A	9030B, 9034	T						
280-124986-E-12	G0024-19A	9030B, 9034	T						

The pound sign (#) in the amount added field denotes that the reagent was used undiluted. All calculations are performed using the stated concentration for this reagent.

GENERAL CHEMISTRY BATCH WORKSHEET

Lab Name: Eurofins TestAmerica, Denver Job No.: 280-124986-1

SDG No.:

Batch Number: 461663 Batch Start Date: 06/15/19 11:47 Batch Analyst: Abeyta, Joseph L

Batch Method: 9030B Batch End Date:

Batch Notes	
Batch Comment	JA
Distillation End Time	06/15/2019 14:17
Distillation Start Time	06/15/2019 13:11
Formaldehyde ID	Form_00112
pH Indicator ID	HC987808 & HC 606169
Pipette/Syringe/Dispenser ID	AB8A1000 & 5000IX
Sulfuric Acid Reagent ID Number	H2SO4_00197
Zinc Acetate Buffer ID	Znac_00108

Basis	Basis Description
T	Total/NA

The pound sign (#) in the amount added field denotes that the reagent was used undiluted. All calculations are performed using the stated concentration for this reagent.

GENERAL CHEMISTRY BATCH WORKSHEET

Lab Name: Eurofins TestAmerica, Denver Job No.: 280-124986-1

SDG No.:

Batch Number: 461699 Batch Start Date: 06/15/19 14:32 Batch Analyst: Abeyta, Joseph L

Batch Method: 9034 Batch End Date:

Lab Sample ID	Client Sample ID	Method Chain	Basis	BuretStart1	BuretStop1	IodineAmount	TitrantVolume1	FinalAmount	
LCS 280-461663/1-A		9034		0.00 mL	2.50 mL	5 mL	2.5 mL	50 mL	
MB 280-461663/2-A		9034		2.50 mL	3.80 mL	1 mL	1.3 mL	50 mL	
280-124986-E-19 -A	G0078-19A	9034	T	3.80 mL	5.20 mL	1 mL	1.4 mL	50 mL	
280-124986-E-19 -B MS	G0078-19A	9034	T	5.20 mL	8.30 mL	5 mL	3.1 mL	50 mL	
280-124986-E-19 -C MSD	G0078-19A	9034	T	8.30 mL	10.70 mL	5 mL	2.4 mL	50 mL	
280-124986-E-20 -A	G0077-19A	9034	T	10.70 mL	12.00 mL	1 mL	1.3 mL	50 mL	
280-124986-E-21 -A	PZ020-19A	9034	T	12.00 mL	13.30 mL	1 mL	1.3 mL	50 mL	
280-124986-E-22 -A	PZ019-19A	9034	T	13.30 mL	14.60 mL	1 mL	1.3 mL	50 mL	
280-124986-E-12 -A	G0024-19A	9034	T	14.60 mL	15.90 mL	1 mL	1.3 mL	50 mL	

Batch Notes	
Batch Comment	JA
Hydrochloric Acid ID	HCL Sol_00168
Iodine ID	Iod_00230
Normality of Iodine Solution	0.0250 N
Sodium Thiosulfate ID	Na Thio_00152
Pipette/Syringe/Dispenser ID	AB8A1000 & 5000IX
Starch Reagent ID	Starch Ind_00057
Normality of First Titrant	0.0250 N

Basis	Basis Description
T	Total/NA

The pound sign (#) in the amount added field denotes that the reagent was used undiluted. All calculations are performed using the stated concentration for this reagent.

GENERAL CHEMISTRY BATCH WORKSHEET

Lab Name: Eurofins TestAmerica, Denver Job No.: 280-124986-1

SDG No.:

Batch Number: 463472 Batch Start Date: 07/02/19 21:56 Batch Analyst: Phan, Thu L

Batch Method: 9056A Batch End Date:

Lab Sample ID	Client Sample ID	Method Chain	Basis	InitialAmount	FinalAmount	IC CAL cl/so4 00263	IC Cal low 00469		
STD1 280-463472/2 IC		9056A		5 mL	5 mL	0.04 mL	0.04 mL		
STD2 280-463472/3 IC		9056A		5 mL	5 mL	0.1 mL	0.1 mL		
STD3 280-463472/4 IC		9056A		5 mL	5 mL	0.2 mL	0.2 mL		
STD4 280-463472/5 IC		9056A		5 mL	5 mL	2.4 mL	0.8 mL		
STD5 280-463472/6 IC		9056A		5 mL	5 mL	4.8 mL	1.6 mL		
STD6 280-463472/7 IC		9056A		5 mL	5 mL	8 mL	2 mL		

Batch Notes	
Eluent 1 ID	m19030703
Filter ID	r7ma61819
Pipette/Syringe/Dispenser ID	5000ics, 1000d, ic100
Regeneration Solution ID	m19040102
Sufficient Volume for Batch QC	yes

Basis	Basis Description

The pound sign (#) in the amount added field denotes that the reagent was used undiluted. All calculations are performed using the stated concentration for this reagent.

GENERAL CHEMISTRY BATCH WORKSHEET

Lab Name: Eurofins TestAmerica, Denver Job No.: 280-124986-1

SDG No.:

Batch Number: 463895 Batch Start Date: 07/08/19 16:21 Batch Analyst: Phan, Thu L

Batch Method: 9056A Batch End Date:

Lab Sample ID	Client Sample ID	Method Chain	Basis	InitialAmount	FinalAmount	IC CAL cl/so4 00264	IC Cal low 00470	IC LCS 01625	ICMS/MSD WEEK 00602
CCV 280-463895/1		9056A		5 mL	5 mL			10 mL	
CCB 280-463895/2		9056A		5 mL	5 mL				
MRL 280-463895/3		9056A		5 mL	5 mL	0.1 mL	0.04 mL		
LCS 280-463895/4		9056A		5 mL	5 mL			10 mL	
LCSD 280-463895/5		9056A		5 mL	5 mL			10 mL	
MB 280-463895/6		9056A		5 mL	5 mL				
280-124986-F-20	G0077-19A	9056A	T	5 mL	5 mL				
CCV 280-463895/17		9056A		5 mL	5 mL			10 mL	
CCB 280-463895/18		9056A		5 mL	5 mL				
280-124986-F-21	PZ020-19A	9056A	T	5 mL	5 mL				
280-124986-F-22	PZ019-19A	9056A	T	5 mL	5 mL				
280-124986-F-12	G0024-19A	9056A	T	5 mL	5 mL				
280-124986-F-12 DU	G0024-19A	9056A	T	5 mL	5 mL				
280-124986-F-12 MS	G0024-19A	9056A	T	5 mL	5 mL				0.1 mL
280-124986-F-12 MSD	G0024-19A	9056A	T	5 mL	5 mL				0.1 mL
280-124986-F-4	G0090-19A	9056A	T	5 mL	5 mL				
280-124986-F-6	PZ016-19A	9056A	T	5 mL	5 mL				
CCV 280-463895/29		9056A		5 mL	5 mL			10 mL	
CCB 280-463895/30		9056A		5 mL	5 mL				
LCS 280-463895/31		9056A		5 mL	5 mL			10 mL	
LCSD 280-463895/32		9056A		5 mL	5 mL			10 mL	
MB 280-463895/33		9056A		5 mL	5 mL				
280-124986-F-7	G0112-19A	9056A	T	5 mL	5 mL				
280-124986-F-8	G0084-19A	9056A	T	5 mL	5 mL				

The pound sign (#) in the amount added field denotes that the reagent was used undiluted. All calculations are performed using the stated concentration for this reagent.

GENERAL CHEMISTRY BATCH WORKSHEET

Lab Name: Eurofins TestAmerica, Denver Job No.: 280-124986-1

SDG No.:

Batch Number: 463895 Batch Start Date: 07/08/19 16:21 Batch Analyst: Phan, Thu L

Batch Method: 9056A Batch End Date:

Lab Sample ID	Client Sample ID	Method Chain	Basis	InitialAmount	FinalAmount	IC CAL cl/so4 00264	IC Cal low 00470	IC LCS 01625	ICMS/MSD WEEK 00602
280-124986-F-9	G0113-19A	9056A	T	5 mL	5 mL				
CCV 280-463895/41		9056A		5 mL	5 mL			10 mL	
CCB 280-463895/42		9056A		5 mL	5 mL				
280-124986-F-10	G0075-19A	9056A	T	5 mL	5 mL				
280-124986-F-13	G0087-19A	9056A	T	5 mL	5 mL				
280-124986-F-14	G0080-19A	9056A	T	5 mL	5 mL				
280-124986-F-15	G0086-19A	9056A	T	5 mL	5 mL				
280-124986-F-16	G0118-19A	9056A	T	5 mL	5 mL				
280-124986-F-17	G0110-19A	9056A	T	5 mL	5 mL				
280-124986-F-18	G0114-19A	9056A	T	5 mL	5 mL				
280-124986-F-26	G0108-19A	9056A	T	5 mL	5 mL				
280-124986-F-27	G0098-19A	9056A	T	5 mL	5 mL				
CCV 280-463895/53		9056A		5 mL	5 mL			10 mL	
CCB 280-463895/54		9056A		5 mL	5 mL				

Batch Notes	
Eluent 1 ID	m19030702
Filter ID	r7ma61819
Pipette/Syringe/Dispenser ID	5000ics, 1000d, ic100
Regeneration Solution ID	m19040102
Sufficient Volume for Batch QC	yes

Basis	Basis Description
T	Total/NA

The pound sign (#) in the amount added field denotes that the reagent was used undiluted. All calculations are performed using the stated concentration for this reagent.

GENERAL CHEMISTRY BATCH WORKSHEET

Lab Name: Eurofins TestAmerica, Denver Job No.: 280-124986-1

SDG No.:

Batch Number: 463987 Batch Start Date: 07/09/19 13:42 Batch Analyst: Phan, Thu L

Batch Method: 9056A Batch End Date:

Lab Sample ID	Client Sample ID	Method Chain	Basis	InitialAmount	FinalAmount	IC CAL cl/so4 00264	IC Cal low 00470	IC LCS 01626	ICMS/MSD WEEK 00603
CCV 280-463987/1		9056A		5 mL	5 mL			10 mL	
CCB 280-463987/2		9056A		5 mL	5 mL				
MRL 280-463987/3		9056A		5 mL	5 mL	0.1 mL	0.04 mL		
LCS 280-463987/4		9056A		5 mL	5 mL			10 mL	
LCSD 280-463987/5		9056A		5 mL	5 mL			10 mL	
MB 280-463987/6		9056A		5 mL	5 mL				
CCV 280-463987/17		9056A		5 mL	5 mL			10 mL	
CCB 280-463987/18		9056A		5 mL	5 mL				
280-124986-F-1	G0083-19A	9056A	T	5 mL	5 mL				
280-124986-F-1 DU	G0083-19A	9056A	T	5 mL	5 mL				
280-124986-F-1 MS	G0083-19A	9056A	T	5 mL	5 mL				0.1 mL
280-124986-F-1 MSD	G0083-19A	9056A	T	5 mL	5 mL				0.1 mL
280-124986-F-5	G0088-19A	9056A	T	5 mL	5 mL				
CCV 280-463987/29		9056A		5 mL	5 mL			10 mL	
CCB 280-463987/30		9056A		5 mL	5 mL				
280-124986-F-11	G0076-19A	9056A	T	5 mL	5 mL				
280-124986-F-19	G0078-19A	9056A	T	5 mL	5 mL				
280-124986-F-25	G0070-19A	9056A	T	5 mL	5 mL				
280-124986-F-25 DU	G0070-19A	9056A	T	5 mL	5 mL				
280-124986-F-25 MS	G0070-19AMS	9056A	T	5 mL	5 mL				0.1 mL
280-124986-F-25 MSD	G0070-19AMSD	9056A	T	5 mL	5 mL				0.1 mL
280-124986-F-28	G0097-19A	9056A	T	5 mL	5 mL				
280-124986-F-28	G0097-19A	9056A	T	5 mL	5 mL				
280-124986-F-29	G0109-19A	9056A	T	5 mL	5 mL				

The pound sign (#) in the amount added field denotes that the reagent was used undiluted. All calculations are performed using the stated concentration for this reagent.

GENERAL CHEMISTRY BATCH WORKSHEET

Lab Name: Eurofins TestAmerica, Denver Job No.: 280-124986-1

SDG No.:

Batch Number: 463987 Batch Start Date: 07/09/19 13:42 Batch Analyst: Phan, Thu L

Batch Method: 9056A Batch End Date:

Lab Sample ID	Client Sample ID	Method Chain	Basis	InitialAmount	FinalAmount	IC CAL cl/so4 00264	IC Cal low 00470	IC LCS 01626	ICMS/MSD WEEK 00603
280-124986-F-30	G0099-19A	9056A	T	5 mL	5 mL				
CCV 280-463987/41		9056A		5 mL	5 mL			10 mL	
CCB 280-463987/42		9056A		5 mL	5 mL				
280-124986-F-31	G0067-19A	9056A	T	5 mL	5 mL				
280-124986-F-32	G0079-19A	9056A	T	5 mL	5 mL				
280-124986-F-33	G0081-19A	9056A	T	5 mL	5 mL				
280-124986-F-34	G0082-19A	9056A	T	5 mL	5 mL				
CCV 280-463987/53		9056A		5 mL	5 mL			10 mL	
CCB 280-463987/54		9056A		5 mL	5 mL				

Batch Notes	
Eluent 1 ID	m19030702
Filter ID	r7ma61819
Pipette/Syringe/Dispenser ID	5000ics, 1000d, ic100
Regeneration Solution ID	m19040102
Sufficient Volume for Batch QC	yes

Basis	Basis Description
T	Total/NA

The pound sign (#) in the amount added field denotes that the reagent was used undiluted. All calculations are performed using the stated concentration for this reagent.

GENERAL CHEMISTRY BATCH WORKSHEET

Lab Name: Eurofins TestAmerica, Denver Job No.: 280-124986-1

SDG No.:

Batch Number: 463669 Batch Start Date: 07/05/19 09:14 Batch Analyst: Martinez, Joslyn A

Batch Method: FILTRATION Batch End Date:

Lab Sample ID	Client Sample ID	Method Chain	Basis	InitialAmount	FinalAmount				
LCS 280-463669/1		FILTRATION, 9060A		200 mL	200 mL				
MB 280-463669/2		FILTRATION, 9060A		20 mL	20 mL				
280-124986-F-29	G0109-19A	FILTRATION, 9060A	D	20 mL	20 mL				
280-124986-F-30	G0099-19A	FILTRATION, 9060A	D	20 mL	20 mL				
280-124986-F-31	G0067-19A	FILTRATION, 9060A	D	20 mL	20 mL				
280-124986-F-1	G0083-19A	FILTRATION, 9060A	D	20 mL	20 mL				
280-124986-F-7	G0112-19A	FILTRATION, 9060A	D	20 mL	20 mL				

Batch Notes	

Basis	Basis Description
D	Dissolved

The pound sign (#) in the amount added field denotes that the reagent was used undiluted. All calculations are performed using the stated concentration for this reagent.

GENERAL CHEMISTRY BATCH WORKSHEET

Lab Name: Eurofins TestAmerica, Denver Job No.: 280-124986-1

SDG No.:

Batch Number: 463672 Batch Start Date: 07/05/19 09:25 Batch Analyst: Martinez, Joslyn A

Batch Method: FILTRATION Batch End Date:

Lab Sample ID	Client Sample ID	Method Chain	Basis	InitialAmount	FinalAmount				
LCS 280-463672/1		FILTRATION, 9060A		200 mL	200 mL				
MB 280-463672/2		FILTRATION, 9060A		20 mL	20 mL				
280-124986-F-8	G0084-19A	FILTRATION, 9060A	D	20 mL	20 mL				
280-124986-F-8 MS	G0084-19A	FILTRATION, 9060A	D	20 mL	20 mL				
280-124986-F-8 MSD	G0084-19A	FILTRATION, 9060A	D	20 mL	20 mL				
280-124986-F-9	G0113-19A	FILTRATION, 9060A	D	20 mL	20 mL				
280-124986-F-16	G0118-19A	FILTRATION, 9060A	D	20 mL	20 mL				
280-124986-F-17	G0110-19A	FILTRATION, 9060A	D	20 mL	20 mL				
280-124986-F-18	G0114-19A	FILTRATION, 9060A	D	20 mL	20 mL				
280-124986-F-26	G0108-19A	FILTRATION, 9060A	D	20 mL	20 mL				
280-124986-F-27	G0098-19A	FILTRATION, 9060A	D	20 mL	20 mL				
280-124986-F-32	G0079-19A	FILTRATION, 9060A	D	20 mL	20 mL				
280-124986-F-28	G0097-19A	FILTRATION, 9060A	D	20 mL	20 mL				
280-124986-F-33	G0081-19A	FILTRATION, 9060A	D	20 mL	20 mL				
280-124986-F-34	G0082-19A	FILTRATION, 9060A	D	20 mL	20 mL				
280-124986-F-4	G0090-19A	FILTRATION, 9060A	D	20 mL	20 mL				
280-124986-F-5	G0088-19A	FILTRATION, 9060A	D	20 mL	20 mL				
280-124986-F-6	PZ016-19A	FILTRATION, 9060A	D	20 mL	20 mL				
280-124986-F-10	G0075-19A	FILTRATION, 9060A	D	20 mL	20 mL				
280-124986-F-11	G0076-19A	FILTRATION, 9060A	D	20 mL	20 mL				
280-124986-F-13	G0087-19A	FILTRATION, 9060A	D	20 mL	20 mL				

The pound sign (#) in the amount added field denotes that the reagent was used undiluted. All calculations are performed using the stated concentration for this reagent.

GENERAL CHEMISTRY BATCH WORKSHEET

Lab Name: Eurofins TestAmerica, Denver Job No.: 280-124986-1

SDG No.:

Batch Number: 463672 Batch Start Date: 07/05/19 09:25 Batch Analyst: Martinez, Joslyn A

Batch Method: FILTRATION Batch End Date:

Lab Sample ID	Client Sample ID	Method Chain	Basis	InitialAmount	FinalAmount				
280-124986-F-14	G0080-19A	FILTRATION, 9060A	D	20 mL	20 mL				
280-124986-F-15	G0086-19A	FILTRATION, 9060A	D	20 mL	20 mL				
280-124986-F-25	G0070-19A	FILTRATION, 9060A	D	20 mL	20 mL				
280-124986-F-25 MS	G0070-19AMS	FILTRATION, 9060A	D	20 mL	20 mL				
280-124986-F-25 MSD	G0070-19AMSD	FILTRATION, 9060A	D	20 mL	20 mL				

Batch Notes	

Basis	Basis Description
D	Dissolved

The pound sign (#) in the amount added field denotes that the reagent was used undiluted. All calculations are performed using the stated concentration for this reagent.

GENERAL CHEMISTRY BATCH WORKSHEET

Lab Name: Eurofins TestAmerica, Denver Job No.: 280-124986-1

SDG No.:

Batch Number: 463832 Batch Start Date: 07/05/19 11:27 Batch Analyst: Jewell, Connie C

Batch Method: 9060A Batch End Date:

Lab Sample ID	Client Sample ID	Method Chain	Basis	InitialAmount	FinalAmount	TOC ICV Std 00037	TOC LCS Std 00046		
ICV 280-463832/1		9060A		50 mL	50 mL	1 mL			
ICB 280-463832/2		9060A		20 mL	20 mL				
LCS 280-463669/1-A		9060A		200 mL	200 mL		5 mL		
MB 280-463669/2-A		9060A		20 mL	20 mL				
CCV 280-463832/16		9060A		200 mL	200 mL	5 mL			
CCB 280-463832/17		9060A		20 mL	20 mL				
CCV 280-463832/28		9060A		200 mL	200 mL	5 mL			
CCB 280-463832/29		9060A		20 mL	20 mL				
CCV 280-463832/52		9060A		200 mL	200 mL	5 mL			
CCB 280-463832/53		9060A		20 mL	20 mL				
280-124986-F-5-A	G0088-19A	9060A	D	20 mL	20 mL				
280-124986-F-6-A	PZ016-19A	9060A	D	20 mL	20 mL				
CCV 280-463832/64		9060A		200 mL	200 mL	5 mL			
CCB 280-463832/65		9060A		20 mL	20 mL				
280-124986-F-10-A	G0075-19A	9060A	D	20 mL	20 mL				
280-124986-F-11-A	G0076-19A	9060A	D	20 mL	20 mL				
280-124986-F-13-A	G0087-19A	9060A	D	20 mL	20 mL				
280-124986-F-14-A	G0080-19A	9060A	D	20 mL	20 mL				
280-124986-F-15-A	G0086-19A	9060A	D	20 mL	20 mL				
280-124986-F-25-A	G0070-19A	9060A	D	20 mL	20 mL				
280-124986-F-25-B MS	G0070-19AMS	9060A	D	50 mL	50 mL		1.25 mL		

The pound sign (#) in the amount added field denotes that the reagent was used undiluted. All calculations are performed using the stated concentration for this reagent.

GENERAL CHEMISTRY BATCH WORKSHEET

Lab Name: Eurofins TestAmerica, Denver Job No.: 280-124986-1

SDG No.:

Batch Number: 463832 Batch Start Date: 07/05/19 11:27 Batch Analyst: Jewell, Connie C

Batch Method: 9060A Batch End Date:

Lab Sample ID	Client Sample ID	Method Chain	Basis	InitialAmount	FinalAmount	TOC ICV Std 00037	TOC LCS Std 00046		
280-124986-F-25-C MSD	G0070-19AMSD	9060A	D	50 mL	50 mL		1.25 mL		
CCV 280-463832/76		9060A		200 mL	200 mL	5 mL			
CCB 280-463832/77		9060A		20 mL	20 mL				
CCV 280-463832/88		9060A		200 mL	200 mL	5 mL			
CCB 280-463832/89		9060A		20 mL	20 mL				
280-124986-F-29-A	G0109-19A	9060A	D	20 mL	20 mL				
280-124986-F-30-A	G0099-19A	9060A	D	20 mL	20 mL				
280-124986-F-31-A	G0067-19A	9060A	D	20 mL	20 mL				
280-124986-F-1-A	G0083-19A	9060A	D	20 mL	20 mL				
280-124986-F-7-A	G0112-19A	9060A	D	20 mL	20 mL				
LCS 280-463672/1-A		9060A		200 mL	200 mL		5 mL		
MB 280-463672/2-A		9060A		20 mL	20 mL				
280-124986-F-8-A	G0084-19A	9060A	D	20 mL	20 mL				
280-124986-F-8-B MS	G0084-19A	9060A	D	50 mL	50 mL		1.25 mL		
CCV 280-463832/100		9060A		200 mL	200 mL	5 mL			
CCB 280-463832/101		9060A		20 mL	20 mL				
280-124986-F-8-C MSD	G0084-19A	9060A	D	50 mL	50 mL		1.25 mL		
280-124986-F-9-A	G0113-19A	9060A	D	20 mL	20 mL				
280-124986-F-16-A	G0118-19A	9060A	D	20 mL	20 mL				
280-124986-F-17-A	G0110-19A	9060A	D	20 mL	20 mL				
280-124986-F-18-A	G0114-19A	9060A	D	20 mL	20 mL				

The pound sign (#) in the amount added field denotes that the reagent was used undiluted. All calculations are performed using the stated concentration for this reagent.

GENERAL CHEMISTRY BATCH WORKSHEET

Lab Name: Eurofins TestAmerica, Denver Job No.: 280-124986-1

SDG No.:

Batch Number: 463832 Batch Start Date: 07/05/19 11:27 Batch Analyst: Jewell, Connie C

Batch Method: 9060A Batch End Date:

Lab Sample ID	Client Sample ID	Method Chain	Basis	InitialAmount	FinalAmount	TOC ICV Std 00037	TOC LCS Std 00046		
280-124986-F-26-A	G0108-19A	9060A	D	20 mL	20 mL				
280-124986-F-27-A	G0098-19A	9060A	D	20 mL	20 mL				
280-124986-F-32-A	G0079-19A	9060A	D	20 mL	20 mL				
280-124986-F-28-A	G0097-19A	9060A	D	20 mL	20 mL				
280-124986-F-33-A	G0081-19A	9060A	D	20 mL	20 mL				
CCV 280-463832/112		9060A		200 mL	200 mL	5 mL			
CCB 280-463832/113		9060A		20 mL	20 mL				
280-124986-F-34-A	G0082-19A	9060A	D	20 mL	20 mL				
280-124986-F-4-A	G0090-19A	9060A	D	20 mL	20 mL				
CCV 280-463832/116		9060A		200 mL	200 mL	5 mL			
CCB 280-463832/117		9060A		20 mL	20 mL				

Batch Notes	
Acid ID	0.2%H2SO4_00319, H2SO4_00199
Combustion Catylyst ID	18003D-05
Pipette/Syringe/Dispenser ID	wc5000ccj, wc1000cj

Basis	Basis Description
D	Dissolved

The pound sign (#) in the amount added field denotes that the reagent was used undiluted. All calculations are performed using the stated concentration for this reagent.

GENERAL CHEMISTRY BATCH WORKSHEET

Lab Name: Eurofins TestAmerica, Denver Job No.: 280-124986-1

SDG No.:

Batch Number: 463944 Batch Start Date: 07/09/19 09:16 Batch Analyst: Jewell, Connie C

Batch Method: FILTRATION Batch End Date:

Lab Sample ID	Client Sample ID	Method Chain	Basis	InitialAmount	FinalAmount				
MB 280-463944/1		FILTRATION, 9060A		20 mL	20 mL				
LCS 280-463944/2		FILTRATION, 9060A		20 mL	20 mL				
280-124986-D-12	G0024-19A	FILTRATION, 9060A	D	20 mL	20 mL				
280-124986-D-12 MS	G0024-19A	FILTRATION, 9060A	D	20 mL	20 mL				
280-124986-D-12 MSD	G0024-19A	FILTRATION, 9060A	D	20 mL	20 mL				
280-124986-D-19	G0078-19A	FILTRATION, 9060A	D	20 mL	20 mL				
280-124986-D-20	G0077-19A	FILTRATION, 9060A	D	20 mL	20 mL				
280-124986-D-21	PZ020-19A	FILTRATION, 9060A	D	20 mL	20 mL				
280-124986-D-22	PZ019-19A	FILTRATION, 9060A	D	20 mL	20 mL				

Batch Notes	

Basis	Basis Description
D	Dissolved

The pound sign (#) in the amount added field denotes that the reagent was used undiluted. All calculations are performed using the stated concentration for this reagent.

GENERAL CHEMISTRY BATCH WORKSHEET

Lab Name: Eurofins TestAmerica, Denver Job No.: 280-124986-1

SDG No.:

Batch Number: 464094 Batch Start Date: 07/08/19 14:10 Batch Analyst: Jewell, Connie C

Batch Method: 9060A Batch End Date:

Lab Sample ID	Client Sample ID	Method Chain	Basis	InitialAmount	FinalAmount	TOC ICV Std 00037	TOC LCS Std 00046		
ICV 280-464094/2		9060A		50 mL	50 mL	1 mL			
ICB 280-464094/3		9060A		20 mL	20 mL				
MB 280-463944/1-A		9060A		20 mL	20 mL				
LCS 280-463944/2-A		9060A		200 mL	200 mL		5 mL		
280-124986-D-12 -A	G0024-19A	9060A	D	20 mL	20 mL				
280-124986-D-12 -B MS	G0024-19A	9060A	D	50 mL	50 mL		1.25 mL		
280-124986-D-12 -C MSD	G0024-19A	9060A	D	50 mL	50 mL		1.25 mL		
280-124986-D-19 -A	G0078-19A	9060A	D	20 mL	20 mL				
280-124986-D-20 -A	G0077-19A	9060A	D	20 mL	20 mL				
280-124986-D-21 -A	PZ020-19A	9060A	D	20 mL	20 mL				
280-124986-D-22 -A	PZ019-19A	9060A	D	20 mL	20 mL				
CCV 280-464094/14		9060A		200 mL	200 mL	5 mL			
CCB 280-464094/15		9060A		20 mL	20 mL				

Batch Notes	
Acid ID	0.2%H2SO4_00319, H2SO4_00199
Combustion Catylyst ID	18003D-05
Pipette/Syringe/Dispenser ID	wc5000ccj, wc1000cj, wc200cj

Basis	Basis Description
D	Dissolved

The pound sign (#) in the amount added field denotes that the reagent was used undiluted. All calculations are performed using the stated concentration for this reagent.

GENERAL CHEMISTRY BATCH WORKSHEET

Lab Name: Eurofins TestAmerica, Denver Job No.: 280-124986-1

SDG No.:

Batch Number: 462358 Batch Start Date: 06/21/19 09:45 Batch Analyst: Barker, Scott G

Batch Method: SM 2320B Batch End Date:

Lab Sample ID	Client Sample ID	Method Chain	Basis	CalcMsg	Alk daily lcs 00826				
LCS 280-462358/4		SM 2320B		InitialAmount is blank	25 mL				
MB 280-462358/5		SM 2320B		InitialAmount is blank					
280-124986-F-1	G0083-19A	SM 2320B	T	InitialAmount is blank					
280-124986-F-4	G0090-19A	SM 2320B	T	InitialAmount is blank					
280-124986-F-5	G0088-19A	SM 2320B	T	InitialAmount is blank					
280-124986-F-6	PZ016-19A	SM 2320B	T	InitialAmount is blank					
280-124986-F-7	G0112-19A	SM 2320B	T	InitialAmount is blank					
280-124986-F-8	G0084-19A	SM 2320B	T	InitialAmount is blank					
280-124986-F-9	G0113-19A	SM 2320B	T	InitialAmount is blank					
280-124986-F-10	G0075-19A	SM 2320B	T	InitialAmount is blank					
CCV 280-462358/16		SM 2320B		InitialAmount is blank	25 mL				
CCB 280-462358/17		SM 2320B		InitialAmount is blank					
280-124986-F-11	G0076-19A	SM 2320B	T	InitialAmount is blank					
280-124986-F-12	G0024-19A	SM 2320B	T	InitialAmount is blank					
280-124986-F-13	G0087-19A	SM 2320B	T	InitialAmount is blank					
280-124986-F-14	G0080-19A	SM 2320B	T	InitialAmount is blank					
280-124986-F-15	G0086-19A	SM 2320B	T	InitialAmount is blank					
280-124986-F-17	G0110-19A	SM 2320B	T	InitialAmount is blank					
280-124986-F-18	G0114-19A	SM 2320B	T	InitialAmount is blank					
280-124986-F-19	G0078-19A	SM 2320B	T	InitialAmount is blank					
280-124986-F-20	G0077-19A	SM 2320B	T	InitialAmount is blank					

The pound sign (#) in the amount added field denotes that the reagent was used undiluted. All calculations are performed using the stated concentration for this reagent.

GENERAL CHEMISTRY BATCH WORKSHEET

Lab Name: Eurofins TestAmerica, Denver Job No.: 280-124986-1

SDG No.:

Batch Number: 462358 Batch Start Date: 06/21/19 09:45 Batch Analyst: Barker, Scott G

Batch Method: SM 2320B Batch End Date:

Lab Sample ID	Client Sample ID	Method Chain	Basis	CalcMsg	Alk daily lcs 00826				
CCV 280-462358/28		SM 2320B		InitialAmount is blank	25 mL				
CCB 280-462358/29		SM 2320B		InitialAmount is blank					
LCS 280-462358/30		SM 2320B		InitialAmount is blank	25 mL				
MB 280-462358/31		SM 2320B		InitialAmount is blank					
280-124986-F-21	PZ020-19A	SM 2320B	T	InitialAmount is blank					
280-124986-F-21 DU	PZ020-19A	SM 2320B	T	InitialAmount is blank					
280-124986-F-22	PZ019-19A	SM 2320B	T	InitialAmount is blank					
280-124986-F-25	G0070-19A	SM 2320B	T	InitialAmount is blank					
280-124986-F-26	G0108-19A	SM 2320B	T	InitialAmount is blank					
280-124986-F-27	G0098-19A	SM 2320B	T	InitialAmount is blank					
280-124986-F-28	G0097-19A	SM 2320B	T	InitialAmount is blank					
280-124986-F-29	G0109-19A	SM 2320B	T	InitialAmount is blank					
280-124986-F-30	G0099-19A	SM 2320B	T	InitialAmount is blank					
280-124986-F-31	G0067-19A	SM 2320B	T	InitialAmount is blank					
CCV 280-462358/42		SM 2320B		InitialAmount is blank	25 mL				
CCB 280-462358/43		SM 2320B		InitialAmount is blank					
280-124986-F-32	G0079-19A	SM 2320B	T	InitialAmount is blank					
280-124986-F-33	G0081-19A	SM 2320B	T	InitialAmount is blank					
280-124986-F-34	G0082-19A	SM 2320B	T	InitialAmount is blank					
CCV 280-462358/53		SM 2320B		InitialAmount is blank	25 mL				
CCB 280-462358/54		SM 2320B		InitialAmount is blank					

The pound sign (#) in the amount added field denotes that the reagent was used undiluted. All calculations are performed using the stated concentration for this reagent.

GENERAL CHEMISTRY BATCH WORKSHEET

Lab Name: Eurofins TestAmerica, Denver Job No.: 280-124986-1

SDG No.:

Batch Number: 462358 Batch Start Date: 06/21/19 09:45 Batch Analyst: Barker, Scott G

Batch Method: SM 2320B Batch End Date:

Batch Notes	
Acid ID	0.02 H2SO4_00262
pH Buffer 1 ID	pH 2.0 buffer_00079
pH Buffer 2 ID	pH 4.0 buffer_00179
pH Buffer 3 ID	pH 7.0 buffer_00260
pH Buffer 4 ID	pH 10 buffer_00142
pH Buffer 5 ID	pH 12 buffer_00149
pH Buffer 6 ID	pH 7.0 buffer_00257
Sodium Carbonate ID	Alk Stk Std_00016
Nominal Amount Used	25 mL
Pipette/Syringe/Dispenser ID	5000 ADI
Probe ID	PCE 86 pH 1105 5241
Normality of First Titrant	0.02 N

Basis	Basis Description
T	Total/NA

The pound sign (#) in the amount added field denotes that the reagent was used undiluted. All calculations are performed using the stated concentration for this reagent.

GENERAL CHEMISTRY BATCH WORKSHEET

Lab Name: Eurofins TestAmerica, Denver Job No.: 280-124986-1

SDG No.:

Batch Number: 462530 Batch Start Date: 06/24/19 10:49 Batch Analyst: Barker, Scott G

Batch Method: SM 2320B Batch End Date:

Lab Sample ID	Client Sample ID	Method Chain	Basis	CalcMsg	Alk high lcs 00327				
LCS 280-462530/4		SM 2320B		InitialAmount is blank	10 mL				
MB 280-462530/5		SM 2320B		InitialAmount is blank					
CCV 280-462530/11		SM 2320B		InitialAmount is blank	10 mL				
CCB 280-462530/12		SM 2320B		InitialAmount is blank					
280-124986-F-16	G0118-19A	SM 2320B	T	InitialAmount is blank					
CCV 280-462530/14		SM 2320B		InitialAmount is blank	10 mL				
CCB 280-462530/15		SM 2320B		InitialAmount is blank					

Batch Notes	
Acid ID	0.1N H2SO4_00021
pH Buffer 1 ID	pH 2.0 buffer_00079
pH Buffer 2 ID	pH 4.0 buffer_00170
pH Buffer 3 ID	pH 7.0 buffer_00261
pH Buffer 4 ID	pH 10 buffer_00142
pH Buffer 5 ID	pH 12 buffer_00149
pH Buffer 6 ID	pH 7.0 buffer_00257
Sodium Carbonate ID	Alk Stk Std_00016
Nominal Amount Used	10 mL
Pipette/Syringe/Dispenser ID	5000 ADI
Probe ID	PCE 86 pH 1105 sep14
Normality of First Titrant	0.1 N

Basis	Basis Description
T	Total/NA

The pound sign (#) in the amount added field denotes that the reagent was used undiluted. All calculations are performed using the stated concentration for this reagent.

*** Sample Table from Analysis ***

File name: *** Sample Table from Analysis ***
Date: 26-Jun-19

Cup	Name	Type	R	Dil	Wt	Comment		
5	Sync	SYNC	1	1	1			
0	blk	CO	1	1	1			
0	Read Baseline	RB	1	1	1			
1	Cal 0.0 PPB	C	1	1	1			
3	Cal 25.0 ppb	C	1	1	1			
4	Cal 50.0 ppb	C	1	1	1			
5	Cal 100.0 ppb	C	1	1	1			
6	Cal 500.0 ppb	C	1	1	1			
7	Cal 1000.0 ppb	C	1	1	1			
8	Cal 2500.0 ppb	C	1	1	1			
9	Cal 5000.0 ppb	C	1	1	1			
0	blank	BLNK	1	1	1			
0	read baseline	RB	1	1	1			
10	ICVL 500.0 ppb	U	1	1	1			
11	ICV 2500.0 ppb	U	1	1	1	pH	Cl-	
1	ICB	U	1	1	1			
0	read baseline	RB	1	1	1			
8	LCS	U	1	1	1			
8	LCSD	U	1	1	1			
12	MB	U	1	1	1			
13	280-125168-c-1	U	1	1	1	C2	2	
14	MS 280-125168-c-1	U	1	1	1			
15	MSD 280-125168-c-1	U	1	1	1			
16	280-124946-c-1	U	1	1	1	C2	222	
17	280-124946-c-2	U	1	1	1	C2		
18	280-124946-c-3	U	1	1	1	C2		
19	280-124946-c-4	U	1	1	1	C2	2 222	
20	280-124946-c-5	U	1	1	1	C2		
21	280-124946-c-6	U	1	1	1	C2		
22	280-124946-c-7	U	1	1	1	C2		
0	Rinse	U	1	1	1			
0	Read Baseline	RB	1	1	1			
6	CCVL 500 ppb	U	1	1	1			
8	CCV 2500 ppb	U	1	1	1			
12	CCB	U	1	1	1			
0	Read Baseline	RB	1	1	1			
23	280-124946-c-8	U	1	1	1	C2	222	
24	280-124946-c-9	U	1	1	1	C2		
25	280-125168-c-2	U	1	1	1	C2		
26	MS 280-125168-c-2	U	1	1	1			
27	MSD 280-125168-c-2	U	1	1	1			
28	280-124946-c-10	U	1	1	1	C2	2222	
29	280-124946-c-11	U	1	1	1	C2		
30	280-124946-c-12	U	1	1	1	C2		
31	280-124946-c-13	U	1	1	1	C2		
32	280-124946-c-14	U	1	1	1	C2		
0	Rinse	U	1	1	1			
0	Read Baseline	RB	1	1	1			
6	CCVL 500 ppb	U	1	1	1			
8	CCV 2500 ppb	U	1	1	1			
12	CCB	U	1	1	1			
0	Read Baseline	RB	1	1	1			
33	280-124946-c-15	U	1	1	1	C2	2222	
34	280-124946-c-16	U	1	1	1	C2		
35	280-124946-c-17	U	1	1	1	C2		
36	280-124946-c-18	U	1	1	1	C2		

Cup	Name	Type	R	Dil	Wt	Comment
0	Rinse	U	1	1	1	
0	Read Baseline	RB	1	1	1	
6	CCVL 500 ppb	U	1	1	1	
8	CCV 2500 ppb	U	1	1	1	
12	CCB	U	1	1	1	
0	Read Baseline	RB	1	1	1	
8	LCS	U	1	1	1	
8	LCSD	U	1	1	1	
12	MB	U	1	1	1	
37	280-125168-c-3	U	1	1	1	L2 2
38	MS 280-125168-c-3	U	1	1	1	
39	MSD 280-125168-c-3	U	1	1	1	
40	280-124986-c-1	U	1	1	1	L2 2
41	280-124986-c-4	U	1	1	1	L2 2
42	280-124986-c-5	U	1	1	1	L2 2
43	280-124986-c-6	U	1	1	1	L2 2
44	280-124986-c-7	U	1	1	1	L2 2
45	280-124986-c-8	U	1	1	1	L2 2
46	280-124986-c-9	U	1	1	1	L2 2
0	Rinse	U	1	1	1	
0	Read Baseline	RB	1	1	1	
6	CCVL 500 ppb	U	1	1	1	
8	CCV 2500 ppb	U	1	1	1	
12	CCB	U	1	1	1	
0	Read Baseline	RB	1	1	1	
47	280-124986-c-10	U	1	1	1	L2 2
48	280-124986-c-11	U	1	1	1	L2 2
49	280-125168-c-4	U	1	1	1	L2 2
50	MS 280-125168-c-4	U	1	1	1	
51	MSD 280-125168-c-4	U	1	1	1	
52	280-124986-c-12	U	1	1	1	L2 2
53	280-124986-c-13	U	1	1	1	L2 2
54	280-124986-c-14	U	1	1	1	L2 2
55	280-124986-c-15	U	1	1	1	L2 2
56	280-124986-c-16	U	1	1	1	L2 2
0	Rinse	U	1	1	1	
0	Read Baseline	RB	1	1	1	
6	CCVL 500 ppb	U	1	1	1	
8	CCV 2500 ppb	U	1	1	1	
12	CCB	U	1	1	1	
0	Read Baseline	RB	1	1	1	
57	280-124986-c-17	U	1	1	1	L2 2
58	280-124986-c-18	U	1	1	1	L2 2
59	280-124986-c-19	U	1	1	1	L2 2
60	280-124986-c-20	U	1	1	1	L2 2
0	Rinse	U	1	1	1	
0	Read Baseline	RB	1	1	1	
6	CCVL 500 ppb	U	1	1	1	
8	CCV 2500 ppb	U	1	1	1	
12	CCB	U	1	1	1	
0	Read Baseline	RB	1	1	1	
8	LCS	U	1	1	1	
8	LCSD	U	1	1	1	
12	MB	U	1	1	1	
61	280-125168-c-5	U	1	1	1	L2 2
62	MS 280-125168-c-5	U	1	1	1	
63	MSD 280-125168-c-5	U	1	1	1	
64	280-125181-b-1	U	1	1	1	L2 2
65	280-125181-b-2	U	1	1	1	L2 2
66	280-125284-c-1	U	1	1	1	L2 2

Cup	Name	Type	R	Dil	Wt	Comment
67	280-125284-c-2	U	1	1	1	MDD 6/24/19
68	280-125177-a-1	U	1	1	1	
69	280-124986-c-21	U	1	1	1	
70	280-124986-c-22	U	1	1	1	
0	Rinse	U	1	1	1	
0	Read Baseline	RB	1	1	1	
6	CCVL 500 ppb	U	1	1	1	
8	CCV 2500 ppb	U	1	1	1	
12	CCB	U	1	1	1	
0	Read Baseline	RB	1	1	1	
71	280-124986-c-25	U	1	1	1	
72	MS 280-124986-c-25	U	1	1	1	
73	MSD 280-124986-c-25	U	1	1	1	
74	280-124986-c-26	U	1	1	1	
75	280-124986-c-27	U	1	1	1	
76	280-124986-c-28	U	1	1	1	
77	280-124986-c-29	U	1	1	1	
78	280-124986-c-30	U	1	1	1	
79	280-124986-c-31	U	1	1	1	
80	280-124986-c-32	U	1	1	1	
0	Rinse	U	1	1	1	
0	Read Baseline	RB	1	1	1	
6	CCVL 500 ppb	U	1	1	1	
8	CCV 2500 ppb	U	1	1	1	
12	CCB	U	1	1	1	
0	Read Baseline	RB	1	1	1	
81	280-124986-c-33	U	1	1	1	
82	280-124986-c-34	U	1	1	1	
0	Rinse	U	1	1	1	
0	Read Baseline	RB	1	1	1	
6	CCVL 500 ppb	U	1	1	1	
8	CCV 2500 ppb	U	1	1	1	
12	CCB	U	1	1	1	
0	Read Baseline	RB	1	1	1	
83	280-124946-c-3	U	1	2	1	
84	280-124946-c-9	U	1	2	1	
85	280-124946-c-12	U	1	5	1	
0	Rinse	U	1	1	1	
0	Read Baseline	RB	1	1	1	
6	CCVL 500 ppb	U	1	1	1	
6	CCVL 500 ppb	U	1	1	1	
8	CCV 2500 ppb	U	1	1	1	
12	CCB	U	1	1	1	
0	Read Baseline	RB	1	1	1	
81	280-124986-c-33	U	1	1	1	
82	280-124986-c-34	U	1	1	1	
0	Rinse	U	1	1	1	
0	Read Baseline	RB	1	1	1	
6	CCVL 500 ppb	U	1	1	1	
8	CCV 2500 ppb	U	1	1	1	
12	CCB	U	1	1	1	
0	Read Baseline	RB	1	1	1	
83	280-124946-c-3	U	1	2	1	
84	280-124946-c-9	U	1	2	1	
85	280-124946-c-12	U	1	5	1	
86	280-124946-c-14	U	1	10	1	
87	280-124946-c-17	U	1	5	1	
88	280-124946-c-18	U	1	5	1	
89	280-124986-c-16	U	1	5	1	
90	280-124986-c-17	U	1	2	1	

Cup	Name	Type	R	Dil	Wt	Comment
91	280-125181-b-2	U	1	2	1	L2 22
91	280-125181-b-2	U	1	2	1	L2
0	Rinse	U	1	1	1	
0	Read Baseline	RB	1	1	1	
6	CCVL 500 ppb	U	1	1	1	
8	CCV 2500 ppb	U	1	1	1	
12	CCB	U	1	1	1	
0	Read Baseline	RB	1	1	1	
92	280-125284-c-2	U	1	5	1	L2 22
92	280-125284-c-2	U	1	5	1	L2
93	280-124986-c-26	U	1	2	1	L2
0	Rinse	U	1	1	1	
0	Read Baseline	RB	1	1	1	
6	CCVL 500 ppb	U	1	1	1	
8	CCV 2500 ppb	U	1	1	1	
12	CCB	U	1	1	1	
0	Read Baseline	RB	1	1	1	

Run Results Report

Facility Name
Facility Location
Department
Operator Name MJS
Operator ID MJS
Platform FS 3000
Software Rev Code 222
Data system ID 57

Result path C:\FLOW_4\062119.RST
Sample table path C:\FLOW_4\062119.tbl
Method path C:\FLOW_4\nh3.mth
Date acquired 21-Jun-19
Time acquired 16:29

				Ammonia		
Date	Time	Cup	Name	Response	Calc [ppb]	Flags
21-Jun-19	09:44	5	Sync	12926	99.279	
21-Jun-19	09:46	0	blk	89	5.218	UM
21-Jun-19	09:48	0	Read Baseline	0	4.568	BL
21-Jun-19	09:50	1	Cal 0.0 PPB	-761	-1.006	LO UM
21-Jun-19	09:52	3	Cal 25.0 ppb	2776	24.899	
21-Jun-19	09:54	4	Cal 50.0 ppb	6248	50.329	
21-Jun-19	09:56	5	Cal 100.0 ppb	12446	95.760	
21-Jun-19	09:58	6	Cal 500.0 ppb	66984	496.872	
21-Jun-19	10:00	7	Cal 1000.0 ppb	135634	1005.244	
21-Jun-19	10:02	8	Cal 2500.0 ppb	334266	2498.013	
21-Jun-19	10:04	9	Cal 5000.0 ppb	657979	5000.333	
21-Jun-19	10:06	0	blank	-4520	-28.519	LO
21-Jun-19	10:08	0	read baseline	0	4.568	BL
21-Jun-19	10:10	10	ICVL 500.0 ppb	66885	496.138	
21-Jun-19	10:12	11	ICV 2500.0 ppb	331216	2474.841	
21-Jun-19	10:14	1	ICB	-2522	-13.894	LO
21-Jun-19	10:16	0	read baseline	0	4.568	BL
21-Jun-19	10:18	8	LCS	331425	2476.429	
21-Jun-19	10:20	8	LCSD	345022	2579.769	
21-Jun-19	10:22	12	MB	-2527	-13.930	LO
21-Jun-19	10:24	13	280-125168-c-1	207715	1543.197	
21-Jun-19	10:26	14	MS 280-125168-c-1	345409	2582.711	
21-Jun-19	10:28	15	MSD 280-125168-c-1	341566	2553.490	
21-Jun-19	10:30	16	280-124946-c-1	392282	2940.137	
21-Jun-19	10:32	17	280-124946-c-2	399196	2993.011	
21-Jun-19	10:34	18	280-124946-c-3	865185	6647.290	
21-Jun-19	10:36	19	280-124946-c-4	516540	3896.400	
21-Jun-19	10:38	20	280-124946-c-5	87335	647.167	
21-Jun-19	10:40	21	280-124946-c-6	284689	2122.385	
21-Jun-19	10:42	22	280-124946-c-7	81550	604.407	
21-Jun-19	10:44	0	Rinse	-457	1.220	
21-Jun-19	10:46	0	Read Baseline	0	4.568	BL
21-Jun-19	10:48	6	CCVL 500 ppb	68356	506.990	
21-Jun-19	10:50	8	CCV 2500 ppb	325686	2432.860	
21-Jun-19	10:52	12	CCB	-2499	-13.726	LO
21-Jun-19	10:54	0	Read Baseline	0	4.568	BL
21-Jun-19	10:56	23	280-124946-c-8	455191	3422.682	
21-Jun-19	10:58	24	280-124946-c-9	947477	7311.182	
21-Jun-19	11:00	25	280-125168-c-2	41879	311.924	
21-Jun-19	11:02	26	MS 280-125168-c-2	187539	1392.193	
21-Jun-19	11:04	27	MSD 280-125168-c-2	186696	1385.891	
21-Jun-19	11:06	28	280-124946-c-10	47357	352.234	
21-Jun-19	11:08	29	280-124946-c-11	49415	367.388	
21-Jun-19	11:10	30	280-124946-c-12	1649731	13203.194	HI
21-Jun-19	11:12	31	280-124946-c-13	210069	1560.842	FL
21-Jun-19	11:14	32	280-124946-c-14	2276324	18802.848	HI

Result path C:\FLOW_4\062119.RST
Sample table path C:\FLOW_4\062119.tbl
Method path C:\FLOW_4\nh3.mth
Date acquired 21-Jun-19
Time acquired 16:29

				Ammonia		
Date	Time	Cup	Name	Response	Calc [ppb]	Flags
21-Jun-19	11:16	0	Rinse	-14721	-103.128	LO FL
21-Jun-19	11:18	0	Read Baseline	0	4.568	BL
21-Jun-19	11:20	6	CCVL 500 ppb	66416	492.677	
21-Jun-19	11:22	8	CCV 2500 ppb	345628	2584.382	
21-Jun-19	11:24	12	CCB	-2825	-16.113	LO
21-Jun-19	11:26	0	Read Baseline	0	4.568	BL
21-Jun-19	11:28	33	280-124946-c-15	17969	136.271	
21-Jun-19	11:30	34	280-124946-c-16	39346	293.293	
21-Jun-19	11:32	35	280-124946-c-17	1781479	14353.771	HI
21-Jun-19	11:34	36	280-124946-c-18	1131369	8814.861	FL
21-Jun-19	11:36	0	Rinse	-7247	-48.474	LO
21-Jun-19	11:38	0	Read Baseline	0	4.568	BL
21-Jun-19	11:40	6	CCVL 500 ppb	66632	494.274	
21-Jun-19	11:42	8	CCV 2500 ppb	339056	2534.408	
21-Jun-19	11:44	12	CCB	-2631	-14.692	LO
21-Jun-19	11:46	0	Read Baseline	0	4.568	BL
21-Jun-19	11:48	8	LCS	336448	2514.589	
21-Jun-19	11:50	8	LCSD	341275	2551.281	
21-Jun-19	11:52	12	MB	-2601	-14.475	LO
21-Jun-19	11:54	37	280-125168-c-3	87543	648.711	
21-Jun-19	11:56	38	MS 280-125168-c-3	223833	1664.076	
21-Jun-19	11:58	39	MSD 280-125168-c-3	222509	1654.137	
21-Jun-19	12:00	40	280-124986-c-1	227564	1692.084	
21-Jun-19	12:02	41	280-124986-c-4	-362	1.920	
21-Jun-19	12:04	42	280-124986-c-5	11895	91.723	
21-Jun-19	12:06	43	280-124986-c-6	19035	144.091	
21-Jun-19	12:08	44	280-124986-c-7	8289	65.289	
21-Jun-19	12:10	45	280-124986-c-8	40052	298.491	
21-Jun-19	12:12	46	280-124986-c-9	89478	663.019	
21-Jun-19	12:14	0	Rinse	-535	0.653	LO
21-Jun-19	12:16	0	Read Baseline	0	4.568	BL
21-Jun-19	12:18	6	CCVL 500 ppb	67533	500.919	
21-Jun-19	12:20	8	CCV 2500 ppb	327601	2447.395	
21-Jun-19	12:22	12	CCB	-2781	-15.794	LO
21-Jun-19	12:24	0	Read Baseline	0	4.568	BL
21-Jun-19	12:26	47	280-124986-c-10	7020	55.990	
21-Jun-19	12:28	48	280-124986-c-11	118042	874.603	
21-Jun-19	12:30	49	280-125168-c-4	35779	267.066	
21-Jun-19	12:32	50	MS 280-125168-c-4	175298	1300.732	
21-Jun-19	12:34	51	MSD 280-125168-c-4	179169	1329.646	
21-Jun-19	12:36	52	280-124986-c-12	-1457	-6.096	LO
21-Jun-19	12:38	53	280-124986-c-13	-436	1.376	
21-Jun-19	12:40	54	280-124986-c-14	8058	63.594	
21-Jun-19	12:42	55	280-124986-c-15	3379	29.317	
21-Jun-19	12:44	56	280-124986-c-16	1116614	8693.183	
21-Jun-19	12:46	0	Rinse	-7147	-47.739	LO
21-Jun-19	12:48	0	Read Baseline	0	4.568	BL
21-Jun-19	12:50	6	CCVL 500 ppb	66664	494.511	
21-Jun-19	12:52	8	CCV 2500 ppb	342439	2560.127	
21-Jun-19	12:54	12	CCB	-2690	-15.125	LO
21-Jun-19	12:56	0	Read Baseline	0	4.568	BL
21-Jun-19	12:58	57	280-124986-c-17	830707	6370.800	
21-Jun-19	13:00	58	280-124986-c-18	203771	1513.651	
21-Jun-19	13:02	59	280-124986-c-19	59005	438.035	
21-Jun-19	13:04	60	280-124986-c-20	-361	1.925	
21-Jun-19	13:06	0	Rinse	58	4.991	
21-Jun-19	13:08	0	Read Baseline	0	4.568	BL

Result path C:\FLOW_4\062119.RST
Sample table path C:\FLOW_4\062119.tbl
Method path C:\FLOW_4\nh3.mth
Date acquired 21-Jun-19
Time acquired 16:29

				Ammonia		
Date	Time	Cup	Name	Response	Calc [ppb]	Flags
21-Jun-19	13:10	6	CCVL 500 ppb	67039	497.274	
21-Jun-19	13:12	8	CCV 2500 ppb	349375	2612.890	
21-Jun-19	13:14	12	CCB	-2945	-16.991	LO
21-Jun-19	13:16	0	Read Baseline	0	4.568	BL
21-Jun-19	13:18	8	LCS	350502	2621.460	
21-Jun-19	13:20	8	LCSD	339901	2540.835	
21-Jun-19	13:22	12	MB	-2911	-16.745	LO
21-Jun-19	13:24	61	280-125168-c-5	5079	41.767	
21-Jun-19	13:26	62	MS 280-125168-c-5	147446	1093.105	
21-Jun-19	13:28	63	MSD 280-125168-c-5	154838	1148.153	
21-Jun-19	13:30	64	280-125181-b-1	39427	293.891	
21-Jun-19	13:32	65	280-125181-b-2	930258	7171.807	
21-Jun-19	13:34	66	280-125284-c-1	307659	2296.167	
21-Jun-19	13:36	67	280-125284-c-2	1432961	11341.181	HI
21-Jun-19	13:38	68	280-125177-a-1	-7288	-48.771	LO FL
21-Jun-19	13:40	69	280-124986-c-21	690	9.621	
21-Jun-19	13:42	70	280-124986-c-22	-604	0.142	LO
21-Jun-19	13:44	0	Rinse	110	5.377	
21-Jun-19	13:46	0	Read Baseline	0	4.568	BL
21-Jun-19	13:48	6	CCVL 500 ppb	63878	473.963	
21-Jun-19	13:50	8	CCV 2500 ppb	324098	2420.805	
21-Jun-19	13:52	12	CCB	-2511	-13.815	LO
21-Jun-19	13:54	0	Read Baseline	0	4.568	BL
21-Jun-19	13:56	71	280-124986-c-25	5251	43.024	
21-Jun-19	13:58	72	MS 280-124986-c-25	150909	1118.887	
21-Jun-19	14:00	73	MSD 280-124986-c-25	153811	1140.502	
21-Jun-19	14:02	74	280-124986-c-26	756338	5777.730	
21-Jun-19	14:04	75	280-124986-c-27	19088	144.478	
21-Jun-19	14:06	76	280-124986-c-28	69474	515.237	
21-Jun-19	14:08	77	280-124986-c-29	64333	477.315	
21-Jun-19	14:10	78	280-124986-c-30	76787	569.227	
21-Jun-19	14:12	79	280-124986-c-31	-824	-1.468	LO
21-Jun-19	14:14	80	280-124986-c-32	-257	2.689	
21-Jun-19	14:16	0	Rinse	75	5.119	
21-Jun-19	14:18	0	Read Baseline	0	4.568	BL
21-Jun-19	14:20	6	CCVL 500 ppb	57769	428.926	UM
21-Jun-19	14:22	8	CCV 2500 ppb	357393	2673.927	
21-Jun-19	14:24	12	CCB	-3201	-18.867	LO
21-Jun-19	14:26	0	Read Baseline	0	4.568	BL UM
21-Jun-19	14:28	81	280-124986-c-33	29373	219.991	
21-Jun-19	14:30	82	280-124986-c-34	2199	20.673	
21-Jun-19	14:32	0	Rinse	-93	3.890	
21-Jun-19	14:34	0	Read Baseline	0	4.568	BL
21-Jun-19	14:36	6	CCVL 500 ppb	67968	504.128	
21-Jun-19	14:38	8	CCV 2500 ppb	346330	2589.721	
21-Jun-19	14:40	12	CCB	-2884	-16.547	LO
21-Jun-19	14:42	0	Read Baseline	0	4.568	BL
21-Jun-19	14:49	83	280-124946-c-3	463596	6974.796	
21-Jun-19	14:51	84	280-124946-c-9	509244	7679.802	
21-Jun-19	14:53	85	280-124946-c-12	378623	14178.999	
21-Jun-19	15:00	0	Rinse	34	4.816	
21-Jun-19	15:02	0	Read Baseline	0	4.568	BL
21-Jun-19	15:04	6	CCVL 500 ppb	71613	531.028	
21-Jun-19	15:06	6	CCVL 500 ppb	69398	514.679	
21-Jun-19	15:08	8	CCV 2500 ppb	342214	2558.419	
21-Jun-19	15:10	12	CCB	-2756	-15.610	LO
21-Jun-19	15:12	0	Read Baseline	0	4.568	BL

Result path C:\FLOW_4\062119.RST
Sample table path C:\FLOW_4\062119.tbl
Method path C:\FLOW_4\nh3.mth
Date acquired 21-Jun-19
Time acquired 16:29

				Ammonia		
Date	Time	Cup	Name	Response	Calc [ppb]	Flags
21-Jun-19	15:14	81	280-124986-c-33	30573	228.806	
21-Jun-19	15:16	82	280-124986-c-34	2314	21.516	
21-Jun-19	15:18	0	Rinse	-44	4.243	
21-Jun-19	15:20	0	Read Baseline	0	4.568	BL
21-Jun-19	15:22	6	CCVL 500 ppb	69694	516.861	
21-Jun-19	15:24	8	CCV 2500 ppb	335125	2504.533	
21-Jun-19	15:26	12	CCB	-2256	-11.947	LO
21-Jun-19	15:28	0	Read Baseline	0	4.568	BL
21-Jun-19	15:30	83	280-124946-c-3	462566	6958.927	
21-Jun-19	15:32	84	280-124946-c-9	507342	7650.356	
21-Jun-19	15:34	85	280-124946-c-12	382191	14315.174	
21-Jun-19	15:36	86	280-124946-c-14	264580	19706.086	
21-Jun-19	15:38	87	280-124946-c-17	404367	15162.926	
21-Jun-19	15:40	88	280-124946-c-18	244198	9085.541	
21-Jun-19	15:42	89	280-124986-c-16	248569	9250.002	
21-Jun-19	15:44	90	280-124986-c-17	422319	6340.266	
21-Jun-19	15:46	91	280-125181-b-2	480076	7228.932	
21-Jun-19	15:48	91	280-125181-b-2	473420	7126.238	
21-Jun-19	15:50	0	Rinse	-3109	-18.195	LO
21-Jun-19	15:52	0	Read Baseline	0	4.568	BL
21-Jun-19	15:54	6	CCVL 500 ppb	68184	505.725	
21-Jun-19	15:56	8	CCV 2500 ppb	360793	2699.821	
21-Jun-19	15:58	12	CCB	-2538	-14.012	LO
21-Jun-19	16:00	0	Read Baseline	0	4.568	BL
21-Jun-19	16:02	92	280-125284-c-2	294311	10975.663	
21-Jun-19	16:04	92	280-125284-c-2	306810	11448.689	
21-Jun-19	16:06	93	280-124986-c-26	367716	5505.178	
21-Jun-19	16:13	0	Rinse	90	5.226	
21-Jun-19	16:15	0	Read Baseline	0	4.568	BL
21-Jun-19	16:17	6	CCVL 500 ppb	66277	491.657	
21-Jun-19	16:19	8	CCV 2500 ppb	332657	2485.791	
21-Jun-19	16:21	12	CCB	-2586	-14.363	LO
21-Jun-19	16:23	0	Read Baseline	0	4.568	BL

Peak Table:Ammonia

File name: C:\FLOW_4\062119.RST
Date: 21-Jun-19
Operator: MJS

Peak	Cup	Name	R	Type	Dil	Wt	Height	Calc. (ppb)	Flags
1	5	Sync	1	SYNC	1	1	12926	99.278557	
2	0	blk	1	CO	1	1	89	5.218071	UM
B	0	Read Baseline	1	RB	1	1	0	4.568171	BL
4	1	Cal 0.0 PPB	1	C	1	1	-761	-1.005553	LO UM
5	3	Cal 25.0 ppb	1	C	1	1	2776	24.899429	
6	4	Cal 50.0 ppb	1	C	1	1	6248	50.328506	
7	5	Cal 100.0 ppb	1	C	1	1	12446	95.759506	
8	6	Cal 500.0 ppb	1	C	1	1	66984	496.872437	
9	7	Cal 1000.0 ppb	1	C	1	1	135634	1005.243652	
10	8	Cal 2500.0 ppb	1	C	1	1	334266	2498.013428	
11	9	Cal 5000.0 ppb	1	C	1	1	657979	5000.333008	
12	0	blank	1	BLNK	1	1	-4520	-28.518564	LO
B	0	read baseline	1	RB	1	1	0	4.568171	BL
14	10	ICVL 500.0 ppb	1	U	1	1	66885	496.137878	
15	11	ICV 2500.0 ppb	1	U	1	1	331216	2474.841309	
16	1	ICB	1	U	1	1	-2522	-13.893714	LO
B	0	read baseline	1	RB	1	1	0	4.568171	BL
18	8	LCS	1	U	1	1	331425	2476.429443	
19	8	LCSD	1	U	1	1	345022	2579.769287	
20	12	MB	1	U	1	1	-2527	-13.930113	LO
21	13	280-125168-c-1	1	U	1	1	207715	1543.196655	
22	14	MS 280-125168-c-1	1	U	1	1	345409	2582.711426	
23	15	MSD 280-125168-c-1	1	U	1	1	341566	2553.489990	
24	16	280-124946-c-1	1	U	1	1	392282	2940.137207	
25	17	280-124946-c-2	1	U	1	1	399196	2993.010742	
26	18	280-124946-c-3	1	U	1	1	865185	6647.289551	
27	19	280-124946-c-4	1	U	1	1	516540	3896.400391	
28	20	280-124946-c-5	1	U	1	1	87335	647.166992	
29	21	280-124946-c-6	1	U	1	1	284689	2122.385498	
30	22	280-124946-c-7	1	U	1	1	81550	604.407471	
31	0	Rinse	1	U	1	1	-457	1.219897	
B	0	Read Baseline	1	RB	1	1	0	4.568171	BL
33	6	CCVL 500 ppb	1	U	1	1	68356	506.990387	
34	8	CCV 2500 ppb	1	U	1	1	325686	2432.860352	
35	12	CCB	1	U	1	1	-2499	-13.726141	LO
B	0	Read Baseline	1	RB	1	1	0	4.568171	BL
37	23	280-124946-c-8	1	U	1	1	455191	3422.682373	
38	24	280-124946-c-9	1	U	1	1	947477	7311.182129	
39	25	280-125168-c-2	1	U	1	1	41879	311.924286	
40	26	MS 280-125168-c-2	1	U	1	1	187539	1392.192993	
41	27	MSD 280-125168-c-2	1	U	1	1	186696	1385.890991	
42	28	280-124946-c-10	1	U	1	1	47357	352.233887	
43	29	280-124946-c-11	1	U	1	1	49415	367.388275	
44	30	280-124946-c-12	1	U	1	1	1649731	13203.194336	HI
45	31	280-124946-c-13	1	U	1	1	210069	1560.841919	FL
46	32	280-124946-c-14	1	U	1	1	2276324	18802.847656	HI
47	0	Rinse	1	U	1	1	-14721	-103.128044	LO FL
B	0	Read Baseline	1	RB	1	1	0	4.568171	BL
49	6	CCVL 500 ppb	1	U	1	1	66416	492.677277	
50	8	CCV 2500 ppb	1	U	1	1	345628	2584.381592	
51	12	CCB	1	U	1	1	-2825	-16.113054	LO
B	0	Read Baseline	1	RB	1	1	0	4.568171	BL
53	33	280-124946-c-15	1	U	1	1	17969	136.271027	
54	34	280-124946-c-16	1	U	1	1	39346	293.293030	
55	35	280-124946-c-17	1	U	1	1	1781479	14353.770508	HI
56	36	280-124946-c-18	1	U	1	1	1131369	8814.861328	FL
57	0	Rinse	1	U	1	1	-7247	-48.473572	LO
B	0	Read Baseline	1	RB	1	1	0	4.568171	BL
59	6	CCVL 500 ppb	1	U	1	1	66632	494.274292	
60	8	CCV 2500 ppb	1	U	1	1	339056	2534.407715	
61	12	CCB	1	U	1	1	-2631	-14.691940	LO
B	0	Read Baseline	1	RB	1	1	0	4.568171	BL
63	8	LCS	1	U	1	1	336448	2514.588867	
64	8	LCSD	1	U	1	1	341275	2551.281250	
65	12	MB	1	U	1	1	-2601	-14.474800	LO
66	37	280-125168-c-3	1	U	1	1	87543	648.711182	
67	38	MS 280-125168-c-3	1	U	1	1	223833	1664.076416	
68	39	MSD 280-125168-c-3	1	U	1	1	222509	1654.136597	
69	40	280-124986-c-1	1	U	1	1	227564	1692.084351	
70	41	280-124986-c-4	1	U	1	1	-362	1.920263	

Peak	Cup	Name	R	Type	Dil	Wt	Height	Calc. (ppb)	Flags
71	42	280-124986-c-5	1	U	1	1	11895	91.722748	
72	43	280-124986-c-6	1	U	1	1	19035	144.091156	
73	44	280-124986-c-7	1	U	1	1	8289	65.289307	
74	45	280-124986-c-8	1	U	1	1	40052	298.491394	
75	46	280-124986-c-9	1	U	1	1	89478	663.018738	
76	0	Rinse	1	U	1	1	-535	0.653241	LO
B	0	Read Baseline	1	RB	1	1	0	4.568171	BL
78	6	CCVL 500 ppb	1	U	1	1	67533	500.918823	
79	8	CCV 2500 ppb	1	U	1	1	327601	2447.395020	
80	12	CCB	1	U	1	1	-2781	-15.793613	LO
B	0	Read Baseline	1	RB	1	1	0	4.568171	BL
82	47	280-124986-c-10	1	U	1	1	7020	55.990261	
83	48	280-124986-c-11	1	U	1	1	118042	874.602661	
84	49	280-125168-c-4	1	U	1	1	35779	267.066376	
85	50	MS 280-125168-c-4	1	U	1	1	175298	1300.732300	
86	51	MSD 280-125168-c-4	1	U	1	1	179169	1329.646118	
87	52	280-124986-c-12	1	U	1	1	-1457	-6.096325	LO
88	53	280-124986-c-13	1	U	1	1	-436	1.375927	
89	54	280-124986-c-14	1	U	1	1	8058	63.593906	
90	55	280-124986-c-15	1	U	1	1	3379	29.317402	
91	56	280-124986-c-16	1	U	1	1	1116614	8693.182617	
92	0	Rinse	1	U	1	1	-7147	-47.738949	LO
B	0	Read Baseline	1	RB	1	1	0	4.568171	BL
94	6	CCVL 500 ppb	1	U	1	1	66664	494.510559	
95	8	CCV 2500 ppb	1	U	1	1	342439	2560.127441	
96	12	CCB	1	U	1	1	-2690	-15.125287	LO
B	0	Read Baseline	1	RB	1	1	0	4.568171	BL
98	57	280-124986-c-17	1	U	1	1	830707	6370.799805	
99	58	280-124986-c-18	1	U	1	1	203771	1513.651489	
100	59	280-124986-c-19	1	U	1	1	59005	438.035095	
101	60	280-124986-c-20	1	U	1	1	-361	1.925199	
102	0	Rinse	1	U	1	1	58	4.991144	
B	0	Read Baseline	1	RB	1	1	0	4.568171	BL
104	6	CCVL 500 ppb	1	U	1	1	67039	497.273895	
105	8	CCV 2500 ppb	1	U	1	1	349375	2612.889648	
106	12	CCB	1	U	1	1	-2945	-16.991013	LO
B	0	Read Baseline	1	RB	1	1	0	4.568171	BL
108	8	LCS	1	U	1	1	350502	2621.460205	
109	8	LCSD	1	U	1	1	339901	2540.835205	
110	12	MB	1	U	1	1	-2911	-16.744734	LO
111	61	280-125168-c-5	1	U	1	1	5079	41.766556	
112	62	MS 280-125168-c-5	1	U	1	1	147446	1093.105103	
113	63	MSD 280-125168-c-5	1	U	1	1	154838	1148.152710	
114	64	280-125181-b-1	1	U	1	1	39427	293.890991	
115	65	280-125181-b-2	1	U	1	1	930258	7171.806641	
116	66	280-125284-c-1	1	U	1	1	307659	2296.166504	
117	67	280-125284-c-2	1	U	1	1	1432961	11341.180664	HI
118	68	280-125177-a-1	1	U	1	1	-7288	-48.770588	LO FL
119	69	280-124986-c-21	1	U	1	1	690	9.621067	
120	70	280-124986-c-22	1	U	1	1	-604	0.142197	LO
121	0	Rinse	1	U	1	1	110	5.376599	
B	0	Read Baseline	1	RB	1	1	0	4.568171	BL
123	6	CCVL 500 ppb	1	U	1	1	63878	473.963104	
124	8	CCV 2500 ppb	1	U	1	1	324098	2420.805176	
125	12	CCB	1	U	1	1	-2511	-13.815273	LO
B	0	Read Baseline	1	RB	1	1	0	4.568171	BL
127	71	280-124986-c-25	1	U	1	1	5251	43.023991	
128	72	MS 280-124986-c-25	1	U	1	1	150909	1118.886719	
129	73	MSD 280-124986-c-25	1	U	1	1	153811	1140.502197	
130	74	280-124986-c-26	1	U	1	1	756338	5777.729980	
131	75	280-124986-c-27	1	U	1	1	19088	144.477676	
132	76	280-124986-c-28	1	U	1	1	69474	515.237122	
133	77	280-124986-c-29	1	U	1	1	64333	477.314545	
134	78	280-124986-c-30	1	U	1	1	76787	569.227112	
135	79	280-124986-c-31	1	U	1	1	-824	-1.467910	LO
136	80	280-124986-c-32	1	U	1	1	-257	2.688528	
137	0	Rinse	1	U	1	1	75	5.118619	
B	0	Read Baseline	1	RB	1	1	0	4.568171	BL
139	6	CCVL 500 ppb	1	U	1	1	57769	428.925995	UM
140	8	CCV 2500 ppb	1	U	1	1	357393	2673.927246	
141	12	CCB	1	U	1	1	-3201	-18.866844	LO
B	0	Read Baseline	1	RB	1	1	0	4.568171	BL UM
143	81	280-124986-c-33	1	U	1	1	29373	219.991318	
144	82	280-124986-c-34	1	U	1	1	2199	20.672586	
145	0	Rinse	1	U	1	1	-93	3.889583	

Peak	Cup	Name	R	Type	Dil	Wt	Height	Calc. (ppb)	Flags
B	0	Read Baseline	1	RB	1	1	0	4.568171	BL
147	6	CCVL 500 ppb	1	U	1	1	67968	504.127716	
148	8	CCV 2500 ppb	1	U	1	1	346330	2589.720703	
149	12	CCB	1	U	1	1	-2884	-16.546844	LO
B	0	Read Baseline	1	RB	1	1	0	4.568171	BL
151	83	280-124946-c-3	1	U	2	1	463596	6974.795898	
152	84	280-124946-c-9	1	U	2	1	509244	7679.801758	
153	85	280-124946-c-12	1	U	5	1	378623	14178.999023	
154	0	Rinse	1	U	1	1	34	4.816458	
B	0	Read Baseline	1	RB	1	1	0	4.568171	BL
156	6	CCVL 500 ppb	1	U	1	1	71613	531.027649	
157	6	CCVL 500 ppb	2	U	1	1	69398	514.679077	
158	8	CCV 2500 ppb	1	U	1	1	342214	2558.418945	
159	12	CCB	1	U	1	1	-2756	-15.610205	LO
B	0	Read Baseline	1	RB	1	1	0	4.568171	BL
161	81	280-124986-c-33	1	U	1	1	30573	228.805756	
162	82	280-124986-c-34	1	U	1	1	2314	21.515759	
163	0	Rinse	1	U	1	1	-44	4.242980	
B	0	Read Baseline	1	RB	1	1	0	4.568171	BL
165	6	CCVL 500 ppb	1	U	1	1	69694	516.860962	
166	8	CCV 2500 ppb	1	U	1	1	335125	2504.532715	
167	12	CCB	1	U	1	1	-2256	-11.946665	LO
B	0	Read Baseline	1	RB	1	1	0	4.568171	BL
169	83	280-124946-c-3	1	U	2	1	462566	6958.927246	
170	84	280-124946-c-9	1	U	2	1	507342	7650.355957	
171	85	280-124946-c-12	1	U	5	1	382191	14315.173828	
172	86	280-124946-c-14	1	U	10	1	264580	19706.085938	
173	87	280-124946-c-17	1	U	5	1	404367	15162.925781	
174	88	280-124946-c-18	1	U	5	1	244198	9085.541016	
175	89	280-124986-c-16	1	U	5	1	248569	9250.001953	
176	90	280-124986-c-17	1	U	2	1	422319	6340.266113	
177	91	280-125181-b-2	1	U	2	1	480076	7228.931641	
178	91	280-125181-b-2	2	U	2	1	473420	7126.237793	
179	0	Rinse	1	U	1	1	-3109	-18.194536	LO
B	0	Read Baseline	1	RB	1	1	0	4.568171	BL
181	6	CCVL 500 ppb	1	U	1	1	68184	505.725311	
182	8	CCV 2500 ppb	1	U	1	1	360793	2699.821045	
183	12	CCB	1	U	1	1	-2538	-14.011688	LO
B	0	Read Baseline	1	RB	1	1	0	4.568171	BL
185	92	280-125284-c-2	1	U	5	1	294311	10975.663086	
186	92	280-125284-c-2	2	U	5	1	306810	11448.689453	
187	93	280-124986-c-26	1	U	2	1	367716	5505.178223	
188	0	Rinse	1	U	1	1	90	5.225628	
B	0	Read Baseline	1	RB	1	1	0	4.568171	BL
190	6	CCVL 500 ppb	1	U	1	1	66277	491.656860	
191	8	CCV 2500 ppb	1	U	1	1	332657	2485.790527	
192	12	CCB	1	U	1	1	-2586	-14.363233	LO
B	0	Read Baseline	1	RB	1	1	0	4.568171	BL

Ammonia:Calibration 1: Peak 4-193

File name: C:\FLOW_4\062119.RST
Date: 21-Jun-19
Operator: MJS

*	Name	Conc	Height
*	Cal 0.0 PPB	0.000000	-761.264404
*	Cal 25.0 ppb	25.000000	2776.310303
*	Cal 50.0 ppb	50.000000	6247.529297
*	Cal 100.0 ppb	100.000000	12445.763672
*	Cal 500.0 ppb	500.000000	66984.468750
*	Cal 1000.0 ppb	1000.000000	135634.000000
*	Cal 2500.0 ppb	2500.000000	334266.406250
*	Cal 5000.0 ppb	5000.000000	657978.937500

Calib Coef:
x=cyy+by+a
a: (intercept) 4.5682e+00
b: 7.3220e-03
c: 4.1127e-10

Corr Coef: 0.999998

Carryover: 0.687%

No Drift Peaks

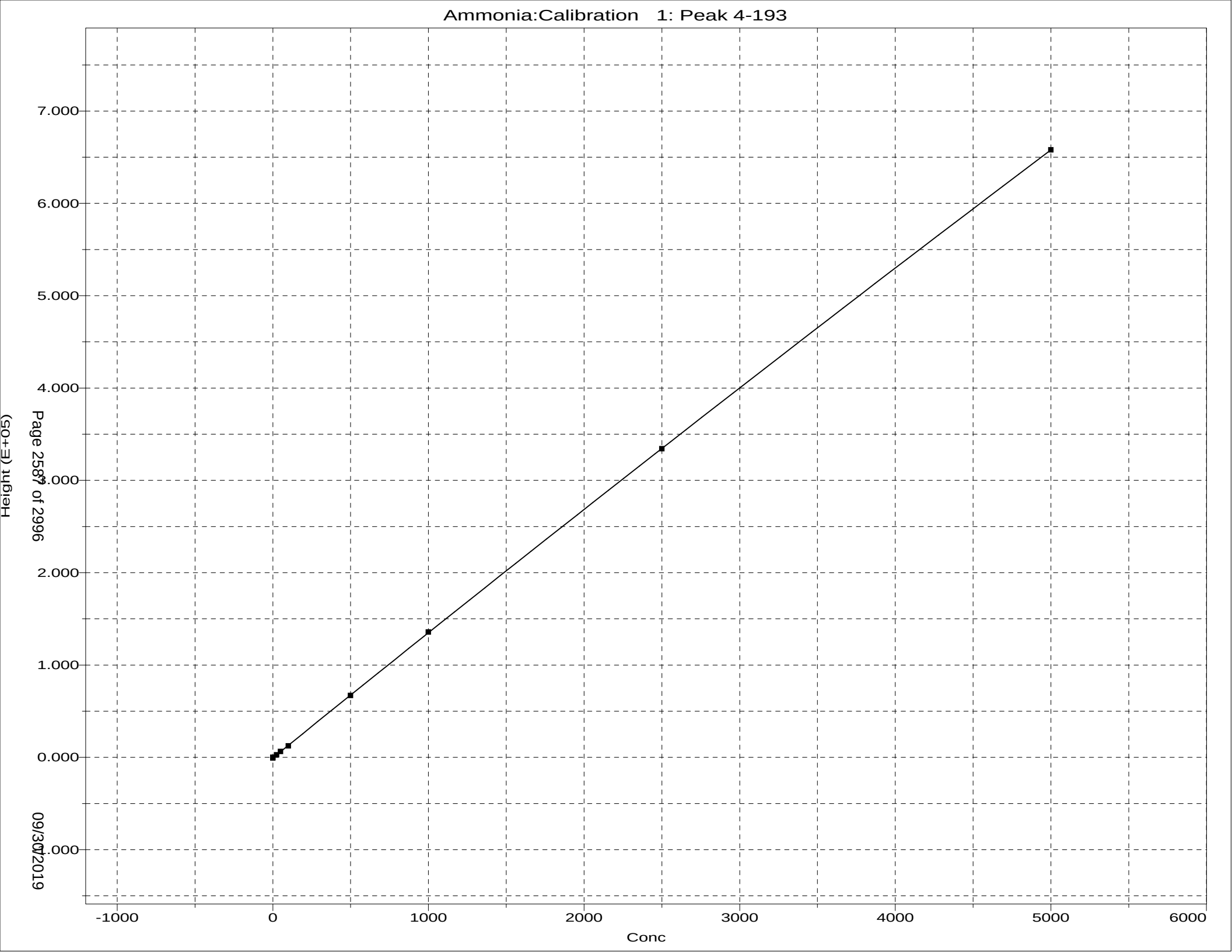
Ammonia:Calibration 1: Peak 4-193
7.000
6.000
5.000
4.000
3.000
2.000
1.000
0.000
-1.000
Height (E+05)
-1000
0
1000
2000
3000
4000
5000
6000
Conc

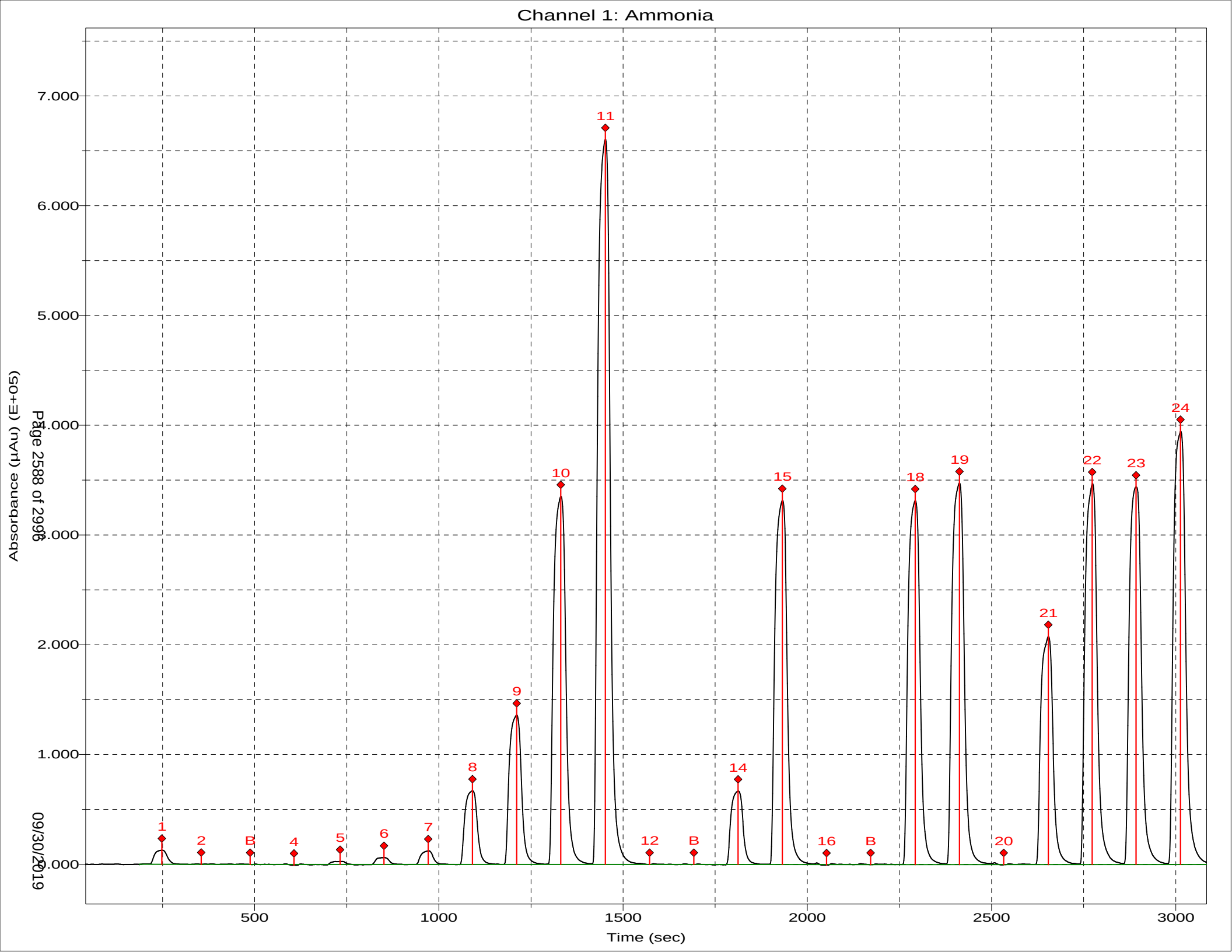
Channel 1: Ammonia
Absorbance (µAu) (E+05)
7.000
6.000
5.000
4.000
3.000
2.000
1.000
0.000
500
1000
1500
2000
2500
3000
Time (sec)
1
2
B
4
5
6
7
8
9
10
11
12
B
14
15
16
B
18
19
20
21
22
23
24
Page 2588 of 2998
09/30/2019

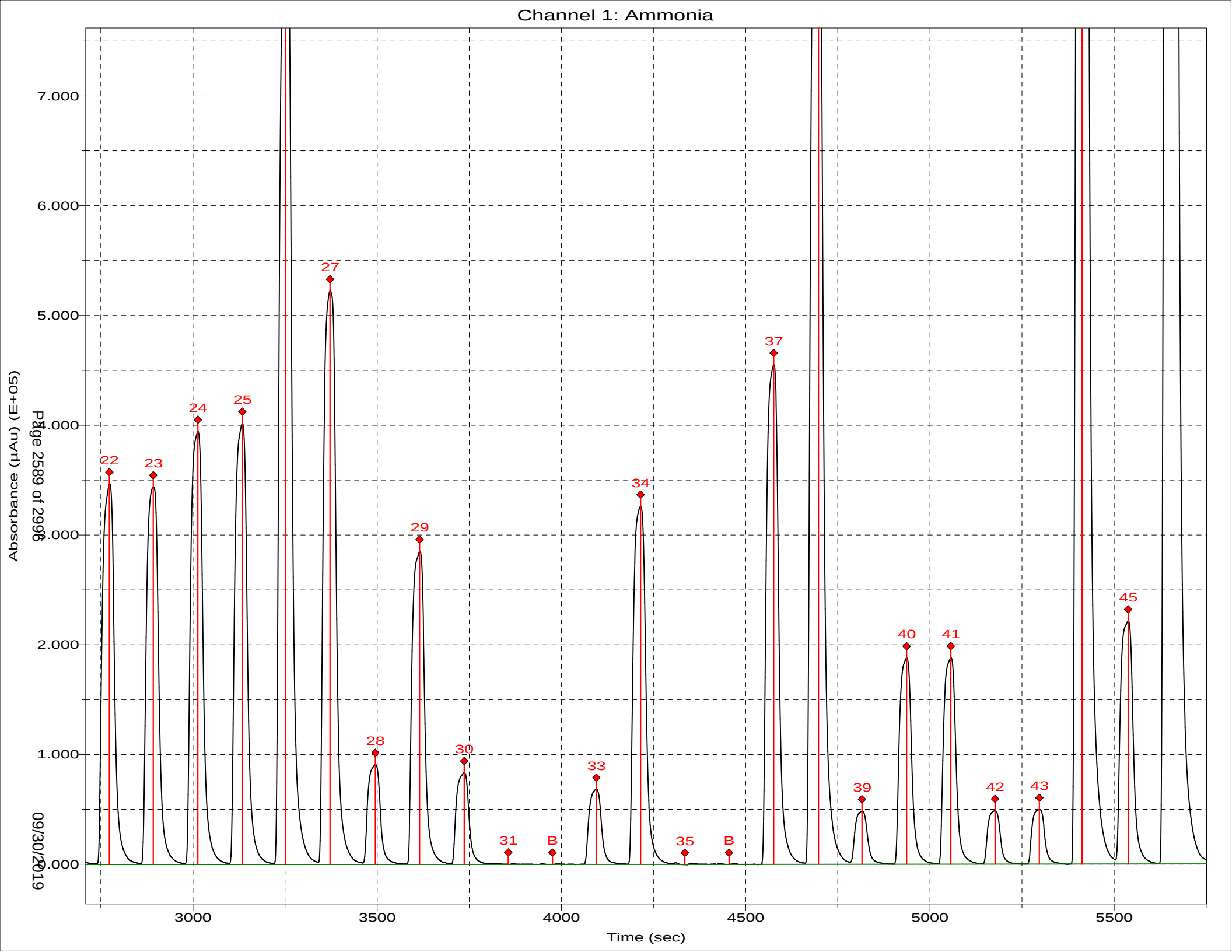
Channel 1: Ammonia
Absorbance (µAu) (E+05)
7.000
6.000
5.000
4.000
3.000
2.000
1.000
0.000
Time (sec)
3000
3500
4000
4500
5000
5500
22
23
24
25
27
28
29
30
31
B
33
34
35
B
37
39
40
41
42
43
45
Page 2589 of 2998
09/30/2019

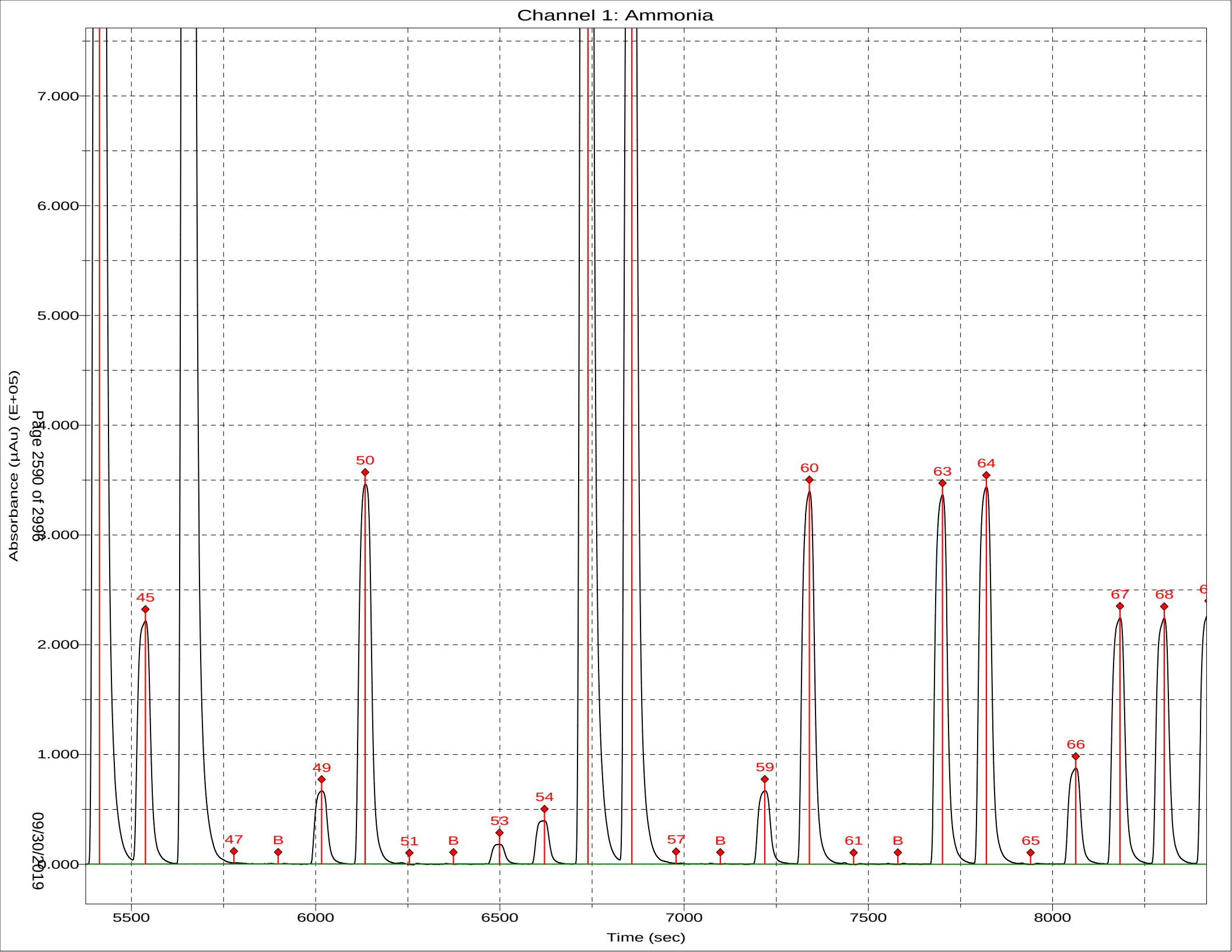
Channel 1: Ammonia
Absorbance (µAu) (E+05)
7.000
6.000
5.000
4.000
3.000
2.000
1.000
0.000
5500
6000
6500
7000
7500
8000
Time (sec)
45
47
B
49
50
51
B
53
54
57
B
59
60
61
B
63
64
65
66
67
68
Page 2590 of 2998
09/30/2019

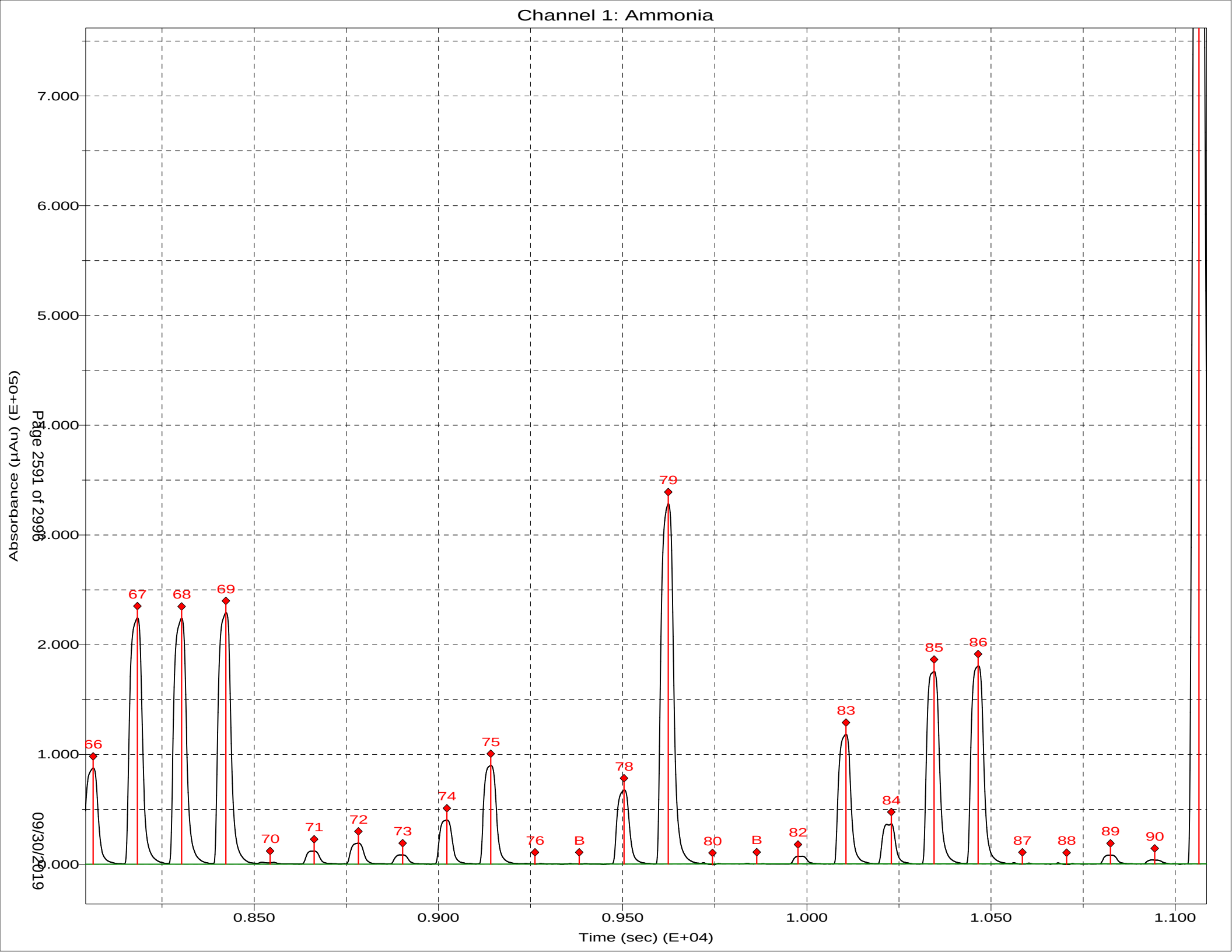
Channel 1: Ammonia
Absorbance (µAu) (E+05)
7.000
6.000
5.000
4.000
3.000
2.000
1.000
0.000
Time (sec) (E+04)
0.850
0.900
0.950
1.000
1.050
1.100
66
67
68
69
70
71
72
73
74
75
76
B
78
79
80
B
82
83
84
85
86
87
88
89
90
Page 2591 of 2998
09/30/2019

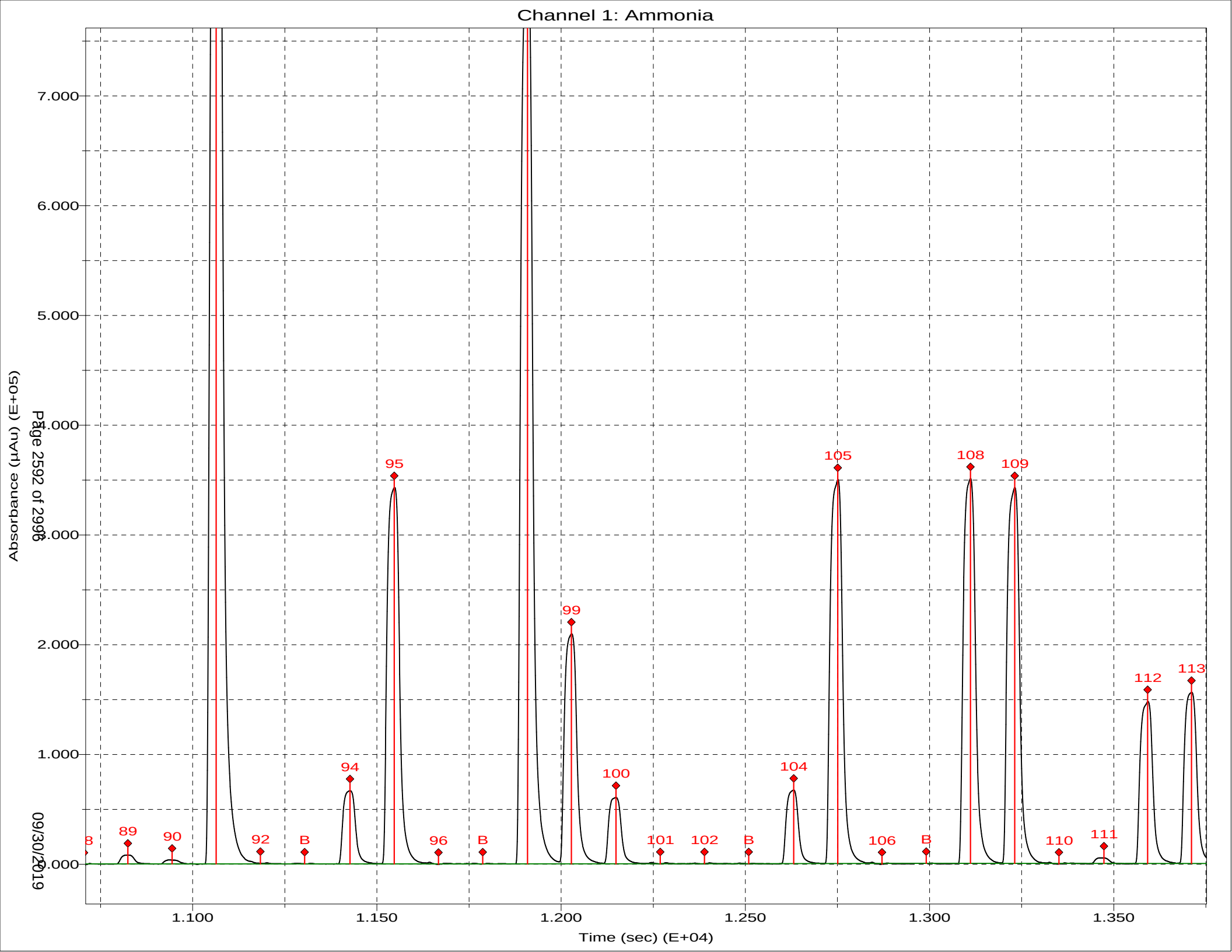
Channel 1: Ammonia
Absorbance (µAu) (E+05)
7.000
6.000
5.000
4.000
3.000
2.000
1.000
0.000
Time (sec) (E+04)
1.100
1.150
1.200
1.250
1.300
1.350
Page 2592 of 2998
09/30/2019
8
89
90
92
B
94
95
96
B
99
100
101
102
B
104
105
106
B
108
109
110
111
112
113

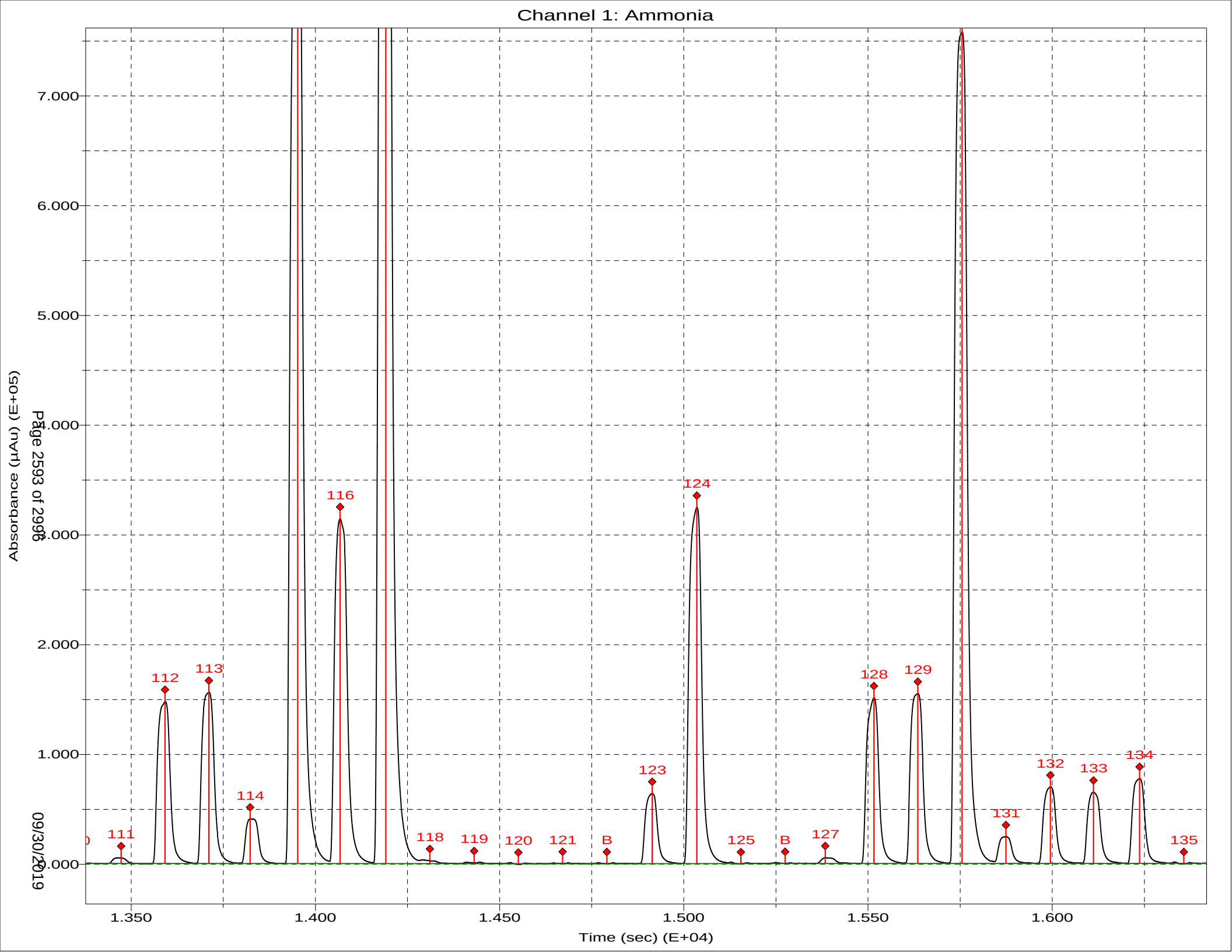
Channel 1: Ammonia
Absorbance (µAu) (E+05)
7.000
6.000
5.000
4.000
3.000
2.000
1.000
0.000
Page 2593 of 2998
09/30/2019
111
112
113
114
116
118
119
120
121
B
123
124
125
B
127
128
129
131
132
133
134
135
1.350
1.400
1.450
1.500
1.550
1.600
Time (sec) (E+04)

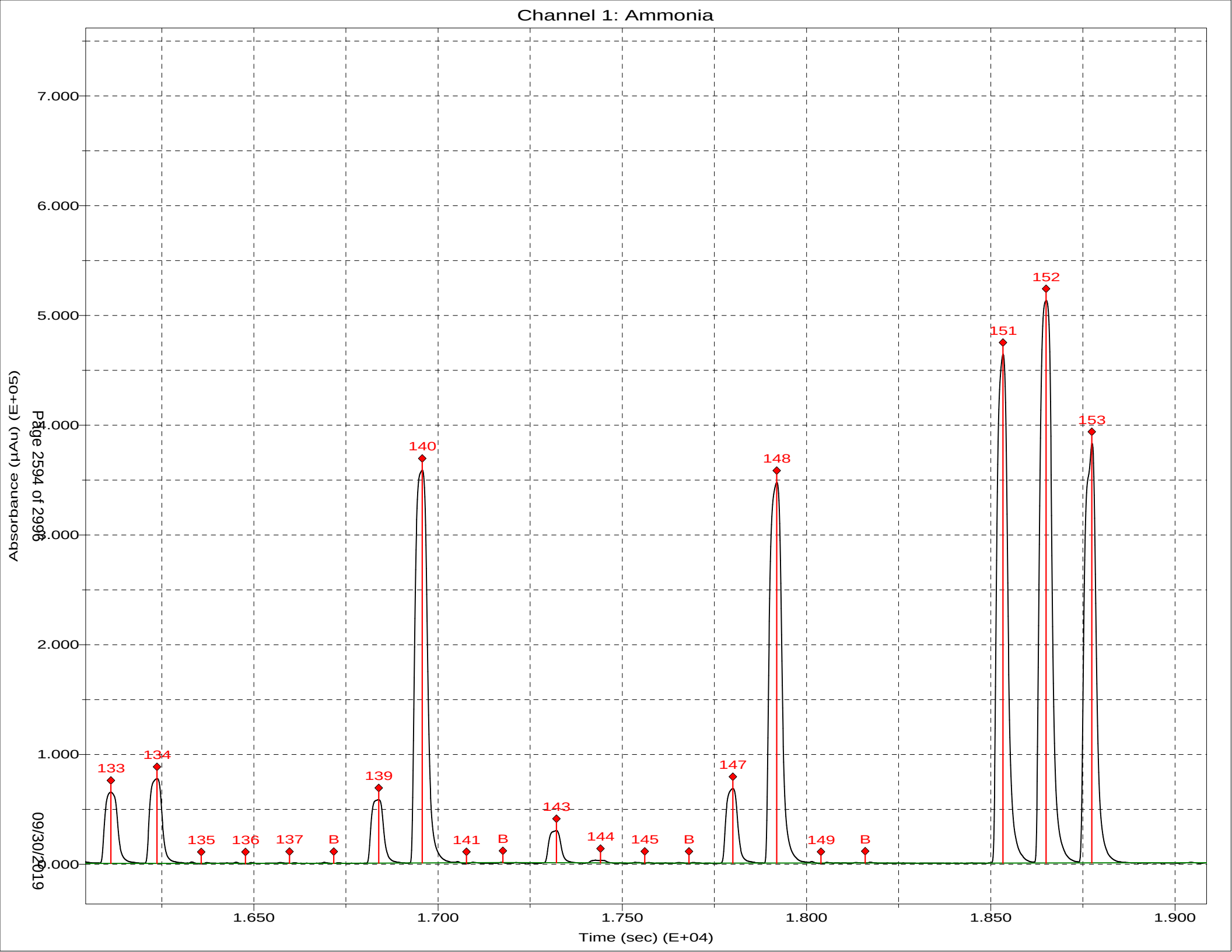
Channel 1: Ammonia
Absorbance (µAu) (E+05)
7.000
6.000
5.000
4.000
3.000
2.000
1.000
0.000
1.650
1.700
1.750
1.800
1.850
1.900
Time (sec) (E+04)
133
134
135
136
137
B
139
140
141
B
143
144
145
B
147
148
149
B
151
152
153
Page 2594 of 2998
09/30/2019

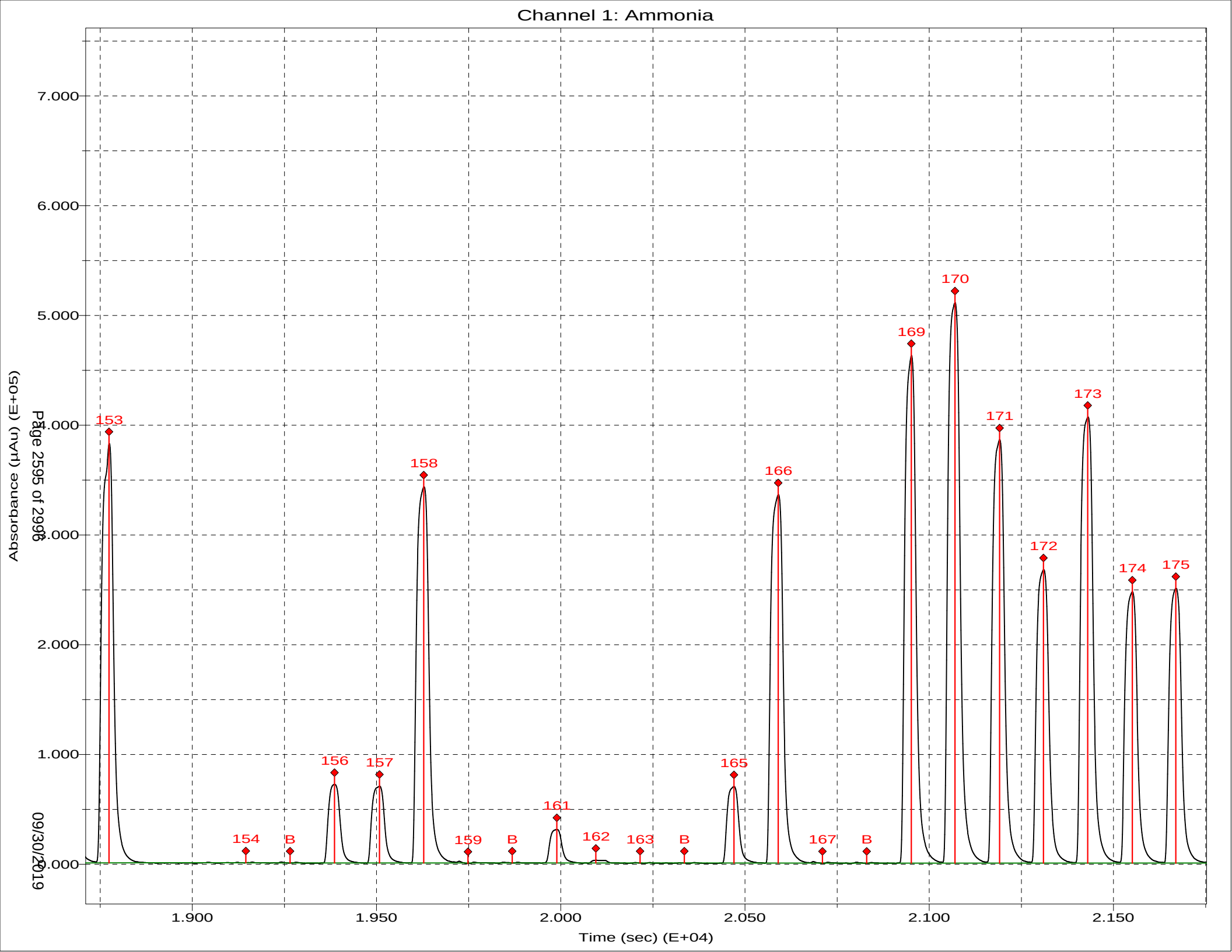
Channel 1: Ammonia
Absorbance (µAu) (E+05)
7.000
6.000
5.000
4.000
3.000
2.000
1.000
0.000
1.900
1.950
2.000
2.050
2.100
2.150
Time (sec) (E+04)
153
154
B
156
157
158
159
B
161
162
163
B
165
166
167
B
169
170
171
172
173
174
175
Page 2595 of 2998
09/30/2019

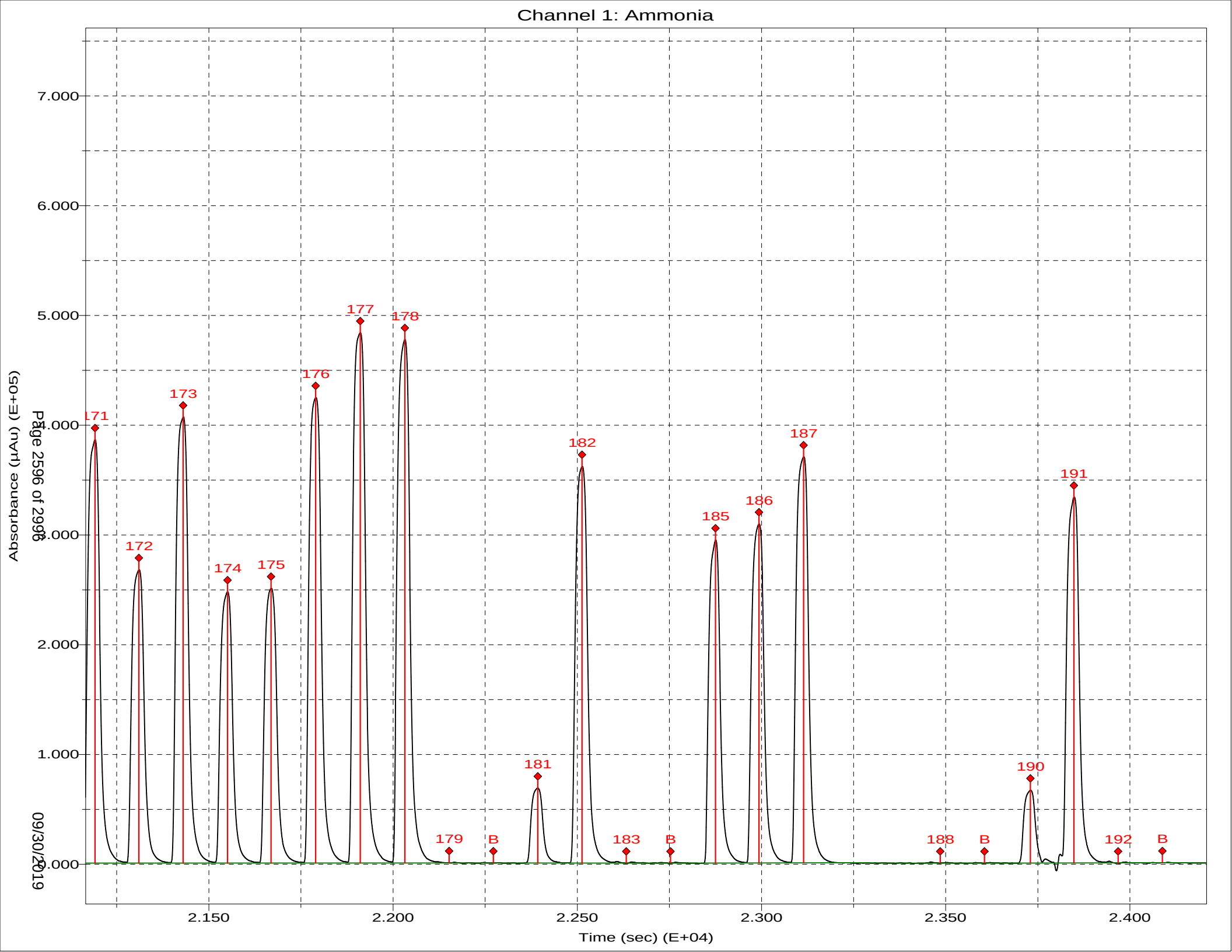
Channel 1: Ammonia
Absorbance (µAu) (E+05)
7.000
6.000
5.000
4.000
3.000
2.000
1.000
0.000
171
172
173
174
175
176
177
178
179
B
181
182
183
B
185
186
187
188
B
190
191
192
B
2.150
2.200
2.250
2.300
2.350
2.400
Time (sec) (E+04)
Page 2596 of 2998
09/30/2019

Sample Table for 062819

	Position	Identifier	Type	Cup Type
1	1:1	SYNC	SYNC	4 ml
2	1:2	CO	Carry over	4 ml
3	1:3	w	Blank	4 ml
4	1:4	W	Wash	4 ml
5	1:5	C1	Calibrant	4 ml
6	1:6	C2	Calibrant	4 ml
7	1:7	C3	Calibrant	4 ml
8	1:8	C4	Calibrant	4 ml
9	1:9	C5	Calibrant	4 ml
10	1:10	C6	Calibrant	4 ml
11	1:13	w	Blank	4 ml
12	1:14	W	Wash	4 ml
13	1:15	ICV 280-462811/33-A	Unknown	4 ml
14	1:16	ICB 280-462811/34-A	Unknown	4 ml
15	1:17	LCS 280-462811/1-A	Unknown	4 ml
16	1:18	MB 280-462811/2-A	Unknown	4 ml
17	1:19	280-124986-C-1-A	Unknown	4 ml
18	1:20	280-124986-C-1-B MS	Unknown	4 ml
19	1:21	280-124986-C-1-C MS	Unknown	4 ml
20	1:22	w	Blank	4 ml
21	1:23	280-124986-C-4-A	Unknown	4 ml
22	1:24	280-124986-C-5-A	Unknown	4 ml
23	1:25	280-124986-C-6-A	Unknown	4 ml
24	1:26	280-124986-C-7-A	Unknown	4 ml
25	1:27	280-124986-C-8-A	Unknown	4 ml
26	1:28	280-124986-C-9-A	Unknown	4 ml
27	1:29	280-124986-C-10-A	Unknown	4 ml
28	1:30	w	Blank	4 ml
29	1:31	CCV 280-462811/35-A	Unknown	4 ml
30	1:32	CCB 280-462811/36-A	Unknown	4 ml
31	1:33	280-124986-C-11-A	Unknown	4 ml
32	1:34	280-124986-C-12-A	Unknown	4 ml
33	1:35	280-124986-C-13-A	Unknown	4 ml
34	1:36	280-124986-C-13-B M	Unknown	4 ml
35	1:37	280-124986-C-13-C M	Unknown	4 ml
36	1:38	w	Blank	4 ml
37	1:39	280-124986-C-14-A	Unknown	4 ml
38	1:40	280-124986-C-15-A	Unknown	4 ml
39	1:41	280-124986-C-16-A	Unknown	4 ml
40	1:42	280-124986-C-17-A	Unknown	4 ml
41	1:43	280-124986-C-18-A	Unknown	4 ml
42	1:44	w	Blank	4 ml
43	1:45	CCV 280-462811/35-A	Unknown	4 ml
44	1:46	CCB 280-462811/36-A	Unknown	4 ml

Sample Table for 062819

	Position	Identifier	Type	Cup Type
45	1:47	280-124986-C-19-A	Unknown	4 ml
46	1:48	280-124986-C-20-A	Unknown	4 ml
47	1:49	280-124986-C-21-A	Unknown	4 ml
48	1:50	280-124986-C-22-A	Unknown	4 ml
49	1:51	w	Blank	4 ml
50	1:52	CCV 280-462811/35-A	Unknown	4 ml
51	1:53	CCB 280-462811/36-A	Unknown	4 ml

Run Name: 062819
Configuration: TKN
Run date: 6/28/2019

	Position	Identifier	Type	Comme	Date	Time	otal	TKN Cor Ht	TKN mg/l
1	1:1	SYNC	SYNC	50;351.2	6/28/2019	5:12:09 PM	1	0.92898	9.847
2	1:2	CO	Carry over		6/28/2019	5:12:40 PM	1	-0.00058	-0.269
3	1:3	w	Blank		6/28/2019	5:13:55 PM	1	-0.00047	-0.268
4	1:4	W	Wash		6/28/2019	5:15:09 PM	1	0.00000	-0.263
5	1:5	C1	Calibrant		6/28/2019	5:16:24 PM	1	0.06963	0.495
6	1:6	C2	Calibrant		6/28/2019	5:17:39 PM	1	0.11788	1.020
7	1:7	C3	Calibrant		6/28/2019	5:18:54 PM	1	0.20505	1.968
8	1:8	C4	Calibrant		6/28/2019	5:20:09 PM	1	0.48250	4.988
9	1:9	C5	Calibrant		6/28/2019	5:21:24 PM	1	0.72005	7.573
10	1:10	C6	Calibrant		6/28/2019	5:22:39 PM	1	0.93901	9.956
		Curve #:							1
		Curve Type:							Linear
		Correlation:							0.99994
		Intercept:							0.024162
		Linear coef:							0.091890
11	1:13	w	Blank		6/28/2019	5:23:54 PM	1	0.00185	-0.243
12	1:14	W	Wash		6/28/2019	5:25:09 PM	1	0.00000	-0.263
13	1:15	ICV 280-462811/33-A	Unknown		6/28/2019	5:26:24 PM	1	0.44436	4.573
14	1:16	ICB 280-462811/34-A	Unknown		6/28/2019	5:27:39 PM	1	0.03251	0.091
15	1:17	LCS 280-462811/1-A	Unknown		6/28/2019	5:28:54 PM	1	0.58018	6.051
16	1:18	MB 280-462811/2-A	Unknown		6/28/2019	5:30:09 PM	1	0.03034	0.067
17	1:19	280-124986-C-1-A	Unknown		6/28/2019	5:31:24 PM	1	0.22467	2.182
18	1:20	280-124986-C-1-B MS	Unknown		6/28/2019	5:32:39 PM	1	0.49476	5.121
19	1:21	280-124986-C-1-C MSD	Unknown		6/28/2019	5:33:55 PM	1	0.50776	5.263
20	1:22	w	Blank		6/28/2019	5:35:10 PM	1	0.00224	-0.239
21	1:23	280-124986-C-4-A	Unknown		6/28/2019	5:36:25 PM	1	0.05060	0.288
22	1:24	280-124986-C-5-A	Unknown		6/28/2019	5:37:40 PM	1	0.05520	0.338
23	0	AutoWash	AutoWash		6/28/2019	5:38:55 PM	1	0.00027	-0.260
24	0	AutoWash	AutoWash		6/28/2019	5:40:10 PM	1	0.00000	-0.263
25	1:25	280-124986-C-6-A	Unknown		6/28/2019	5:41:25 PM	1	0.04675	0.246
26	1:26	280-124986-C-7-A	Unknown		6/28/2019	5:42:40 PM	1	0.02428	0.001
27	1:27	280-124986-C-8-A	Unknown		6/28/2019	5:43:55 PM	1	0.10473	0.877
28	1:28	280-124986-C-9-A	Unknown		6/28/2019	5:45:10 PM	1	0.15523	1.426
29	1:29	280-124986-C-10-A	Unknown		6/28/2019	5:46:25 PM	1	0.05877	0.377
30	1:30	w	Blank		6/28/2019	5:47:40 PM	1	-0.00006	-0.264
31	1:31	CCV 280-462811/35-A	Unknown		6/28/2019	5:48:55 PM	1	0.47326	4.887
32	1:32	CCB 280-462811/36-A	Unknown		6/28/2019	5:50:09 PM	1	0.03154	0.080
33	1:33	280-124986-C-11-A	Unknown		6/28/2019	5:51:24 PM	1	0.12066	1.050
34	1:34	280-124986-C-12-A	Unknown		6/28/2019	5:52:39 PM	1	0.03257	0.092
35	0	AutoWash	AutoWash		6/28/2019	5:53:54 PM	1	0.00007	-0.262
36	0	AutoWash	AutoWash		6/28/2019	5:55:09 PM	1	0.00000	-0.263
37	1:35	280-124986-C-13-A	Unknown		6/28/2019	5:56:24 PM	1	0.04871	0.267
38	1:36	280-124986-C-13-B MS	Unknown		6/28/2019	5:57:39 PM	1	0.32558	3.280

	Position	Identifier	Type	Comme	Date	Time	otal	Cor Ht	TKN mg/l
39	1:37	280-124986-C-13-C MSD	Unknown		6/28/2019	5:58:54 PM	1	0.31795	3.197
40	1:38	w	Blank		6/28/2019	6:00:09 PM	1	0.00168	-0.245
41	1:39	280-124986-C-14-A	Unknown		6/28/2019	6:01:24 PM	1	0.04352	0.211
42	1:40	280-124986-C-15-A	Unknown		6/28/2019	6:02:39 PM	1	0.03255	0.091
43	1:41	280-124986-C-16-A	Unknown		6/28/2019	6:03:54 PM	1	0.09239	0.743
44	1:42	280-124986-C-17-A	Unknown		6/28/2019	6:05:09 PM	1	0.06546	0.449
45	1:43	280-124986-C-18-A	Unknown		6/28/2019	6:06:24 PM	1	0.13050	1.157
46	1:44	w	Blank		6/28/2019	6:07:39 PM	1	0.00188	-0.242
47	0	AutoWash	AutoWash		6/28/2019	6:08:55 PM	1	0.00032	-0.260
48	0	AutoWash	AutoWash		6/28/2019	6:10:10 PM	1	0.00000	-0.263
49	1:45	CCV 280-462811/35-A	Unknown		6/28/2019	6:11:25 PM	1	0.47627	4.920
50	1:46	CCB 280-462811/36-A	Unknown		6/28/2019	6:12:40 PM	1	0.03205	0.086
51	1:47	280-124986-C-19-A	Unknown		6/28/2019	6:13:55 PM	1	0.08420	0.653
52	1:48	280-124986-C-20-A	Unknown		6/28/2019	6:15:10 PM	1	0.02972	0.060
53	1:49	280-124986-C-21-A	Unknown		6/28/2019	6:16:25 PM	1	0.02146	-0.029
54	1:50	280-124986-C-22-A	Unknown		6/28/2019	6:17:40 PM	1	0.04267	0.201
55	1:51	w	Blank		6/28/2019	6:18:55 PM	1	-0.00236	-0.289
56	1:52	CCV 280-462811/35-A	Unknown		6/28/2019	6:20:10 PM	1	0.46447	4.792
57	1:53	CCB 280-462811/36-A	Unknown		6/28/2019	6:21:25 PM	1	0.02839	0.046
58	0	AutoWash	AutoWash		6/28/2019	6:22:40 PM	1	-0.00068	-0.270
59	0	AutoWash	AutoWash		6/28/2019	6:23:54 PM	1	0.00000	-0.263

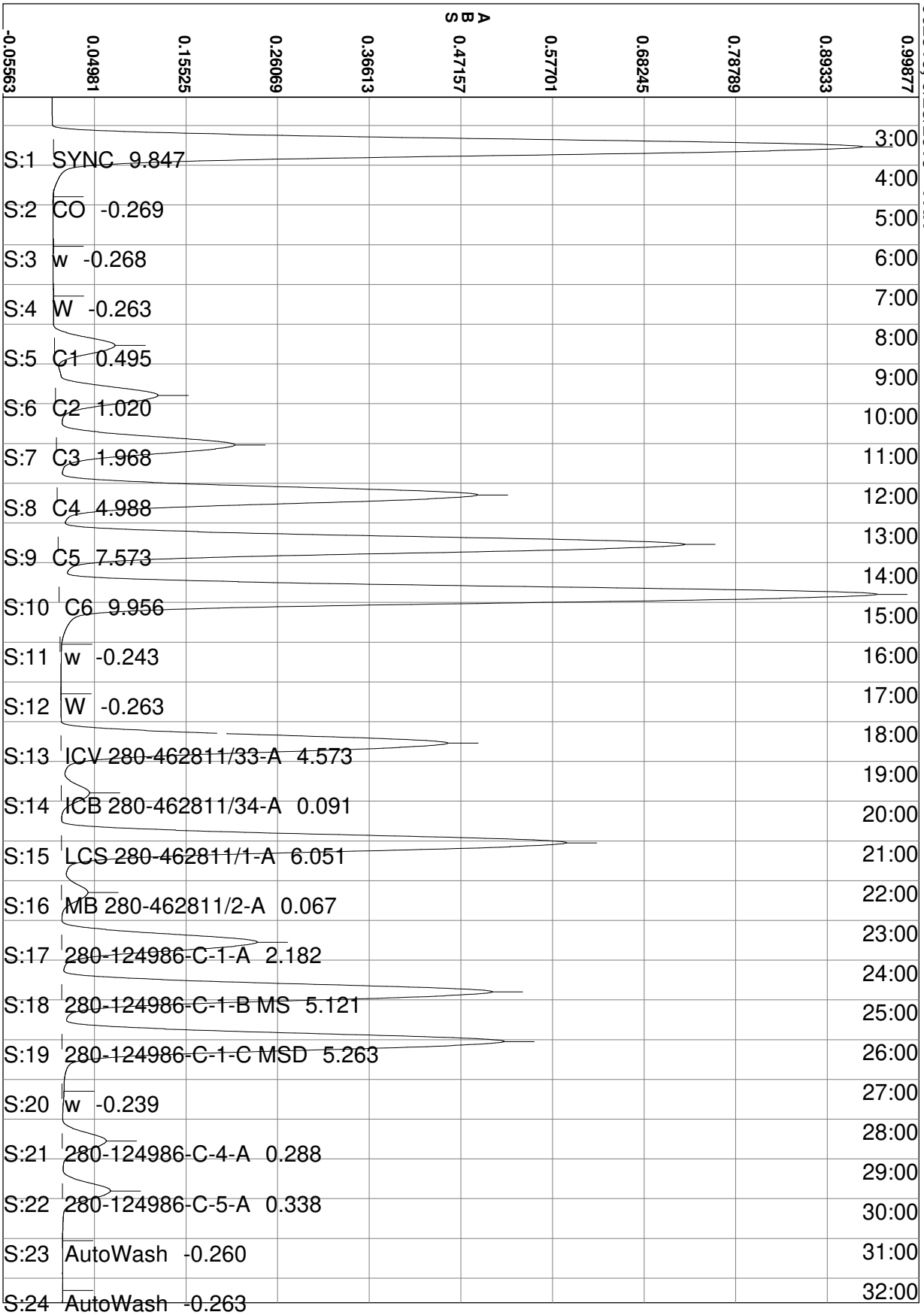
062819, 6/28/2019 - TKN
ABS
-0.05563
0.04981
0.15525
0.26069
0.36613
0.47157
0.57701
0.68245
0.78789
0.89333
0.99877
S:1 SYNC 9.847
S:2 CO -0.269
S:3 w -0.268
S:4 W -0.263
S:5 C1 0.495
S:6 C2 1.020
S:7 C3 1.968
S:8 C4 4.988
S:9 C5 7.573
S:10 C6 9.956
S:11 w -0.243
S:12 W -0.263
S:13 ICV 280-462811/33-A 4.573
S:14 ICB 280-462811/34-A 0.091
S:15 LCS 280-462811/1-A 6.051
S:16 MB 280-462811/2-A 0.067
S:17 280-124986-C-1-A 2.182
S:18 280-124986-C-1-B MS 5.121
S:19 280-124986-C-1-C MSD 5.263
S:20 w -0.239
S:21 280-124986-C-4-A 0.288
S:22 280-124986-C-5-A 0.338
S:23 AutoWash -0.260
S:24 AutoWash -0.263
3:00
4:00
5:00
6:00
7:00
8:00
9:00
10:00
11:00
12:00
13:00
14:00
15:00
16:00
17:00
18:00
19:00
20:00
21:00
22:00
23:00
24:00
25:00
26:00
27:00
28:00
29:00
30:00
31:00
32:00

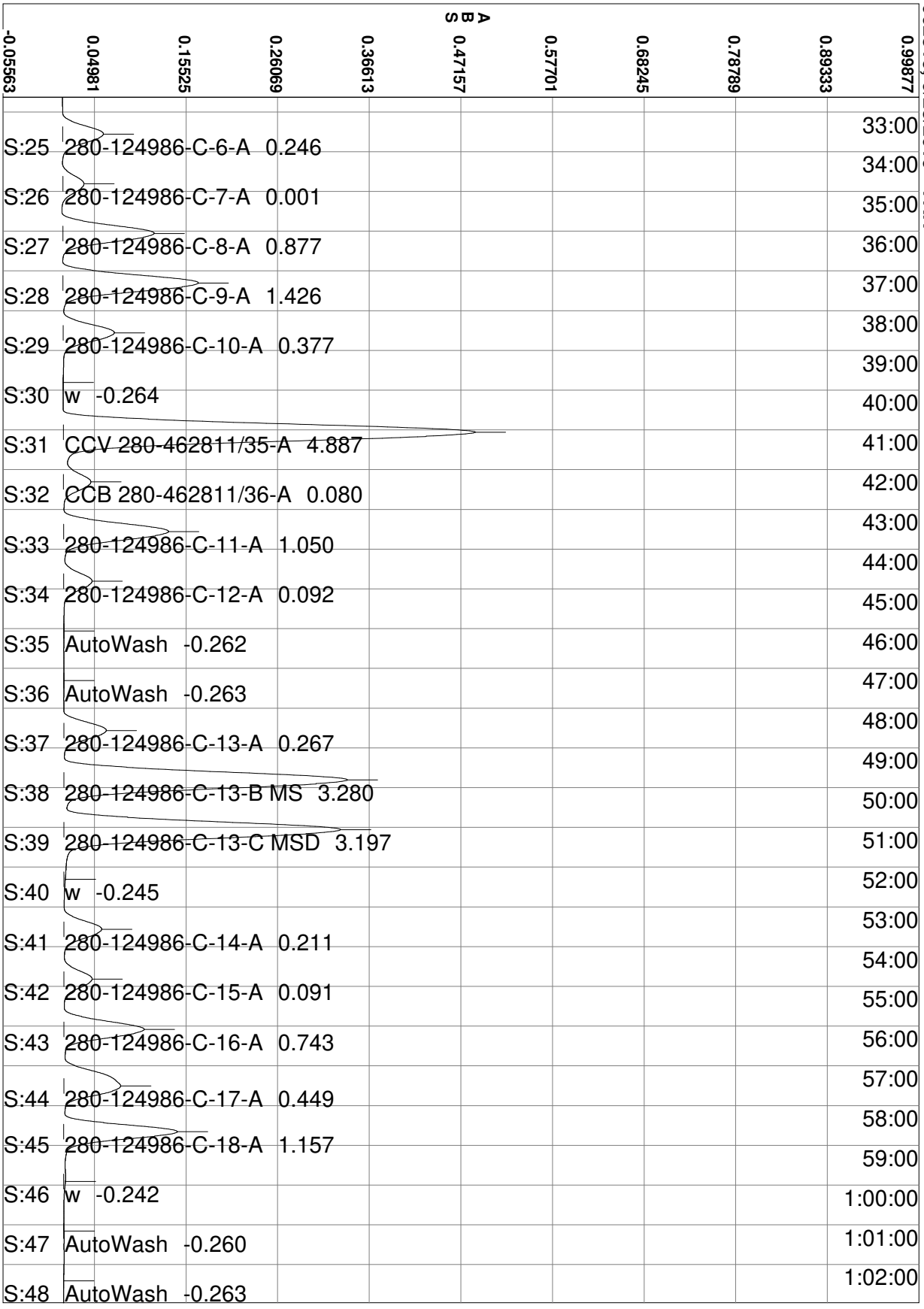
062819, 6/28/2019 - TKN
ABS
-0.05563
0.04981
0.15525
0.26069
0.36613
0.47157
0.57701
0.68245
0.78789
0.89333
0.99877
S:25 280-124986-C-6-A 0.246
S:26 280-124986-C-7-A 0.001
S:27 280-124986-C-8-A 0.877
S:28 280-124986-C-9-A 1.426
S:29 280-124986-C-10-A 0.377
S:30 w -0.264
S:31 CCV 280-462811/35-A 4.887
S:32 CCB 280-462811/36-A 0.080
S:33 280-124986-C-11-A 1.050
S:34 280-124986-C-12-A 0.092
S:35 AutoWash -0.262
S:36 AutoWash -0.263
S:37 280-124986-C-13-A 0.267
S:38 280-124986-C-13-B MS 3.280
S:39 280-124986-C-13-C MSD 3.197
S:40 w -0.245
S:41 280-124986-C-14-A 0.211
S:42 280-124986-C-15-A 0.091
S:43 280-124986-C-16-A 0.743
S:44 280-124986-C-17-A 0.449
S:45 280-124986-C-18-A 1.157
S:46 w -0.242
S:47 AutoWash -0.260
S:48 AutoWash -0.263
33:00
34:00
35:00
36:00
37:00
38:00
39:00
40:00
41:00
42:00
43:00
44:00
45:00
46:00
47:00
48:00
49:00
50:00
51:00
52:00
53:00
54:00
55:00
56:00
57:00
58:00
59:00
1:00:00
1:01:00
1:02:00


062819, 6/28/2019 - TKN
ABS
-0.05563
0.04981
0.15525
0.26069
0.36613
0.47157
0.57701
0.68245
0.78789
0.89333
0.99877
S:49 CCV 280-462811/35-A 4.920
S:50 CCB 280-462811/36-A 0.086
S:51 280-124986-C-19-A 0.653
S:52 280-124986-C-20-A 0.060
S:53 280-124986-C-21-A -0.029
S:54 280-124986-C-22-A 0.201
S:55 w -0.289
S:56 CCV 280-462811/35-A 4.792
S:57 CCB 280-462811/36-A 0.046
S:58 AutoWash -0.270
S:59 AutoWash -0.263
1:03:00
1:04:00
1:05:00
1:06:00
1:07:00
1:08:00
1:09:00
1:10:00
1:11:00
1:12:00
1:13:00
1:14:00
1:15:00
1:16:00
1:17:00
1:18:00
1:19:00
1:20:00
1:21:00
1:22:00
1:23:00
1:24:00
1:25:00
1:26:00
1:27:00
1:28:00
1:29:00
1:30:00
1:31:00
1:32:00
1:33:00

Calibration for TKN

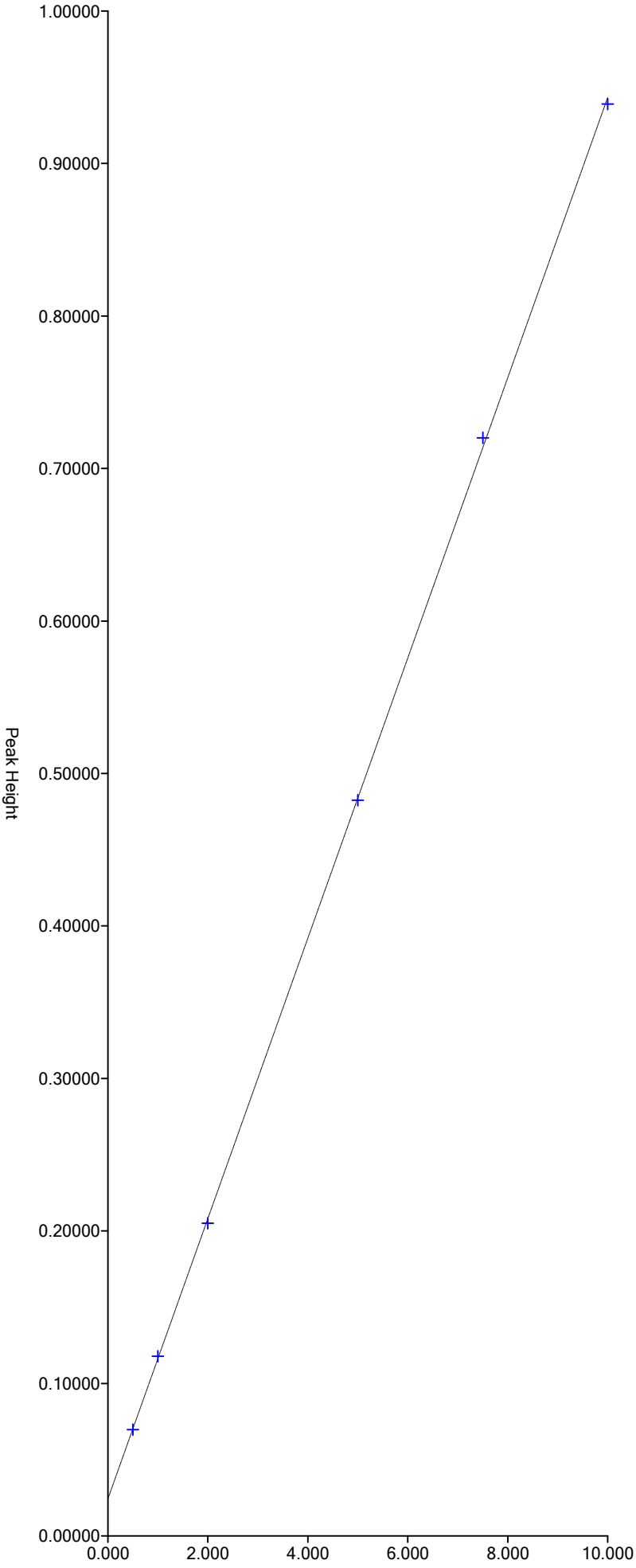

Segment 1: Equation: y = 0.09189x + 0.02416
Correlation: 0.99994

X Range = 0.000 to 10.000
Y Range = 0.00000 to 7.20000

Sample Table for 070119

	Position	Identifier	Type	Cup Type
1	1:1	SYNC	SYNC	4 ml
2	1:2	CO	Carry over	4 ml
3	1:3	w	Blank	4 ml
4	1:4	W	Wash	4 ml
5	1:5	C1	Calibrant	4 ml
6	1:6	C2	Calibrant	4 ml
7	1:7	C3	Calibrant	4 ml
8	1:8	C4	Calibrant	4 ml
9	1:9	C5	Calibrant	4 ml
10	1:10	C6	Calibrant	4 ml
11	1:13	w	Blank	4 ml
12	1:14	W	Wash	4 ml
13	1:15	ICV 280-462811/33-A	Unknown	4 ml
14	1:16	ICB 280-462811/34-A	Unknown	4 ml
15	1:17	LCS 280-463109/1-A	Unknown	4 ml
16	1:18	MB 280-463109/2-A	Unknown	4 ml
17	1:19	280-124986-C-27-B	Unknown	4 ml
18	1:20	280-124986-C-27-C M	Unknown	4 ml
19	1:21	280-124986-C-27-D M	Unknown	4 ml
20	1:22	w	Blank	4 ml
21	1:23	280-124986-C-26-B	Unknown	4 ml
22	1:24	280-125242-J-1-D	Unknown	4 ml
23	1:25	280-124986-C-28-A	Unknown	4 ml
24	1:26	280-124986-C-29-A	Unknown	4 ml
25	1:27	280-124986-C-30-A	Unknown	4 ml
26	1:28	280-124986-C-31-A	Unknown	4 ml
27	1:29	280-124986-C-32-A	Unknown	4 ml
28	1:30	w	Blank	4 ml
29	1:31	CCV 280-462811/35-A	Unknown	4 ml
30	1:32	CCB 280-462811/36-A	Unknown	4 ml
31	1:33	280-124986-C-33-A	Unknown	4 ml
32	1:34	280-124986-C-34-A	Unknown	4 ml
33	1:35	280-125243-B-1-A	Unknown	4 ml
34	1:36	280-125243-B-1-B MS	Unknown	4 ml
35	1:37	280-125243-B-1-C MS	Unknown	4 ml
36	1:38	w	Blank	4 ml
37	1:39	280-125243-B-3-A	Unknown	4 ml
38	1:40	280-125364-A-1-B	Unknown	4 ml
39	1:41	280-125364-A-2-D	Unknown	4 ml
40	1:42	580-87041-E-3-A	Unknown	4 ml
41	1:43	580-87041-C-8-A	Unknown	4 ml
42	1:44	w	Blank	4 ml
43	1:45	CCV 280-462811/35-A	Unknown	4 ml
44	1:46	CCB 280-462811/36-A	Unknown	4 ml

Sample Table for 070119

	Position	Identifier	Type	Cup Type
45	1:47	580-87041-C-9-A	Unknown	4 ml
46	1:48	580-87041-C-10-A	Unknown	4 ml
47	1:49	280-125330-L-2-A	Unknown	4 ml
48	1:50	280-125040-C-2-A	Unknown	4 ml
49	1:51	w	Blank	4 ml
50	1:52	CCV 280-462811/35-A	Unknown	4 ml
51	1:53	CCB 280-462811/36-A	Unknown	4 ml
52	1:54	LCS 280-463109/27-A	Unknown	4 ml
53	1:55	MB 280-463109/28-A	Unknown	4 ml
54	1:56	280-125040-C-1-A	Unknown	4 ml
55	1:57	280-125040-C-1-B MS	Unknown	4 ml
56	1:58	280-125040-C-1-C MS	Unknown	4 ml
57	1:59	w	Blank	4 ml
58	1:60	280-125040-C-3-A	Unknown	4 ml
59	2:1	280-125040-C-4-A	Unknown	4 ml
60	2:2	280-125040-C-5-A	Unknown	4 ml
61	2:3	w	Blank	4 ml
62	2:4	CCV 280-462811/35-A	Unknown	4 ml
63	2:5	CCB 280-462811/36-A	Unknown	4 ml
64	2:6	280-125040-C-6-A	Unknown	4 ml
65	2:7	280-125040-C-7-A	Unknown	4 ml
66	2:8	280-125040-C-8-A	Unknown	4 ml
67	2:9	280-125040-C-9-A	Unknown	4 ml
68	2:10	280-125040-C-10-A	Unknown	4 ml
69	2:11	280-125040-C-11-A	Unknown	4 ml
70	2:12	280-125330-L-2-A	Unknown	4 ml
71	2:13	280-125040-C-2-A	Unknown	4 ml
72	2:14	w	Blank	4 ml
73	2:15	w	Blank	4 ml
74	2:16	CCV 280-462811/35-A	Unknown	4 ml
75	2:17	CCB 280-462811/36-A	Unknown	4 ml

Run Name: 070119
Configuration: TKN
Run date: 7/1/2019

	Position	Identifier	Type	Comme	Date	Time	otal	TKN Cor Ht	TKN mg/l
1	1:1	SYNC	SYNC	50;351.2	7/1/2019	7:25:28 PM	1	0.92516	10.232
2	1:2	CO	Carry over		7/1/2019	7:25:58 PM	1	-0.00113	-0.247
3	1:3	w	Blank		7/1/2019	7:27:13 PM	1	-0.00037	-0.238
4	1:4	W	Wash		7/1/2019	7:28:28 PM	1	0.00000	-0.234
5	1:5	C1	Calibrant		7/1/2019	7:29:43 PM	1	0.06783	0.533
6	1:6	C2	Calibrant		7/1/2019	7:30:58 PM	1	0.10794	0.987
7	1:7	C3	Calibrant		7/1/2019	7:32:13 PM	1	0.19440	1.965
8	1:8	C4	Calibrant		7/1/2019	7:33:28 PM	1	0.46098	4.981
9	1:9	C5	Calibrant		7/1/2019	7:34:43 PM	1	0.69012	7.573
10	1:10	C6	Calibrant		7/1/2019	7:35:57 PM	1	0.90129	9.962
		Curve #:							1
		Curve Type:							Linear
		Correlation:							0.99993
		Intercept:							0.020709
		Linear coef:							0.088396
11	1:13	w	Blank		7/1/2019	7:37:12 PM	1	0.00051	-0.228
12	1:14	W	Wash		7/1/2019	7:38:27 PM	1	0.00000	-0.234
13	1:15	ICV 280-462811/33-A	Unknown		7/1/2019	7:39:43 PM	1	0.42729	4.599
14	1:16	ICB 280-462811/34-A	Unknown		7/1/2019	7:40:58 PM	1	0.02850	0.088
15	1:17	LCS 280-463109/1-A	Unknown		7/1/2019	7:42:13 PM	1	0.54686	5.952
16	1:18	MB 280-463109/2-A	Unknown		7/1/2019	7:43:28 PM	1	0.03671	0.181
17	1:19	280-124986-C-27-B	Unknown		7/1/2019	7:44:43 PM	1	0.18164	1.821
18	1:20	280-124986-C-27-C MS	Unknown		7/1/2019	7:45:58 PM	1	0.40693	4.369
19	1:21	280-124986-C-27-D MSD	Unknown		7/1/2019	7:47:13 PM	1	0.35766	3.812
20	1:22	w	Blank		7/1/2019	7:48:28 PM	1	0.00029	-0.231
21	1:23	280-124986-C-26-B	Unknown		7/1/2019	7:49:43 PM	1	0.68848	7.554
22	1:24	280-125242-J-1-D	Unknown		7/1/2019	7:50:58 PM	1	0.14454	1.401
23	0	AutoWash	AutoWash		7/1/2019	7:52:13 PM	1	0.00015	-0.233
24	0	AutoWash	AutoWash		7/1/2019	7:53:28 PM	1	0.00000	-0.234
25	1:25	280-124986-C-28-A	Unknown		7/1/2019	7:54:43 PM	1	0.18185	1.823
26	1:26	280-124986-C-29-A	Unknown		7/1/2019	7:55:58 PM	1	0.10082	0.906
27	1:27	280-124986-C-30-A	Unknown		7/1/2019	7:57:13 PM	1	0.03228	0.131
28	1:28	280-124986-C-31-A	Unknown		7/1/2019	7:58:28 PM	1	0.02465	0.045
29	1:29	280-124986-C-32-A	Unknown		7/1/2019	7:59:43 PM	1	0.06052	0.450
30	1:30	w	Blank		7/1/2019	8:00:58 PM	1	-0.00015	-0.236
31	1:31	CCV 280-462811/35-A	Unknown		7/1/2019	8:02:13 PM	1	0.45798	4.947
32	1:32	CCB 280-462811/36-A	Unknown		7/1/2019	8:03:28 PM	1	0.03038	0.109
33	1:33	280-124986-C-33-A	Unknown		7/1/2019	8:04:43 PM	1	0.12775	1.211
34	1:34	280-124986-C-34-A	Unknown		7/1/2019	8:05:58 PM	1	0.06359	0.485
35	0	AutoWash	AutoWash		7/1/2019	8:07:13 PM	1	0.00034	-0.230
36	0	AutoWash	AutoWash		7/1/2019	8:08:28 PM	1	0.00000	-0.234
37	1:35	280-125243-B-1-A	Unknown		7/1/2019	8:09:43 PM	1	0.03375	0.148
38	1:36	280-125243-B-1-B MS	Unknown		7/1/2019	8:10:57 PM	1	0.27637	2.892

	Position	Identifier	Type	Comme	Date	Time	otal	Cor Ht	TKN mg/l
39	1:37	280-125243-B-1-C MSD	Unknown		7/1/2019	8:12:12 PM	1	0.28932	3.039
40	1:38	w	Blank		7/1/2019	8:13:27 PM	1	0.00001	-0.234
41	1:39	280-125243-B-3-A	Unknown		7/1/2019	8:14:42 PM	1	0.03649	0.178
42	1:40	280-125364-A-1-B	Unknown		7/1/2019	8:15:58 PM	1	0.11351	1.050
43	1:41	280-125364-A-2-D	Unknown		7/1/2019	8:17:13 PM	1	0.09226	0.809
44	1:42	580-87041-E-3-A	Unknown		7/1/2019	8:18:28 PM	1	0.05663	0.406
45	1:43	580-87041-C-8-A	Unknown		7/1/2019	8:19:43 PM	1	0.03446	0.156
46	1:44	w	Blank		7/1/2019	8:20:58 PM	1	-0.00034	-0.238
47	0	AutoWash	AutoWash		7/1/2019	8:22:13 PM	1	0.00002	-0.234
48	0	AutoWash	AutoWash		7/1/2019	8:23:28 PM	1	0.00000	-0.234
49	1:45	CCV 280-462811/35-A	Unknown		7/1/2019	8:24:43 PM	1	0.47721	5.164
50	1:46	CCB 280-462811/36-A	Unknown		7/1/2019	8:25:58 PM	1	0.02997	0.105
51	1:47	580-87041-C-9-A	Unknown		7/1/2019	8:27:13 PM	1	0.03981	0.216
52	1:48	580-87041-C-10-A	Unknown		7/1/2019	8:28:28 PM	1	0.04235	0.245
53	1:49	280-125330-L-2-A	Unknown		7/1/2019	8:29:43 PM	1	2.86742	32.204
54	1:50	280-125040-C-2-A	Unknown		7/1/2019	8:30:58 PM	1	0.09782	0.872
55	1:51	w	Blank		7/1/2019	8:32:13 PM	1	0.00103	-0.223
56	1:52	CCV 280-462811/35-A	Unknown		7/1/2019	8:33:28 PM	1	0.45005	4.857
57	1:53	CCB 280-462811/36-A	Unknown		7/1/2019	8:34:43 PM	1	0.02901	0.094
58	1:54	LCS 280-463109/27-A	Unknown		7/1/2019	8:35:58 PM	1	0.58188	6.348
59	0	AutoWash	AutoWash		7/1/2019	8:37:13 PM	1	0.00065	-0.227
60	0	AutoWash	AutoWash		7/1/2019	8:38:28 PM	1	0.00000	-0.234
61	1:55	MB 280-463109/28-A	Unknown		7/1/2019	8:39:43 PM	1	0.03046	0.110
62	1:56	280-125040-C-1-A	Unknown		7/1/2019	8:40:58 PM	1	0.11092	1.021
63	1:57	280-125040-C-1-B MS	Unknown		7/1/2019	8:42:13 PM	1	0.30912	3.263
64	1:58	280-125040-C-1-C MSD	Unknown		7/1/2019	8:43:28 PM	1	0.33861	3.596
65	1:59	w	Blank		7/1/2019	8:44:42 PM	1	0.00013	-0.233
66	1:60	280-125040-C-3-A	Unknown		7/1/2019	8:45:57 PM	1	0.02287	0.024
67	2:1	280-125040-C-4-A	Unknown		7/1/2019	8:47:12 PM	1	0.02343	0.031
68	2:2	280-125040-C-5-A	Unknown		7/1/2019	8:48:27 PM	1	0.02517	0.051
69	2:3	w	Blank		7/1/2019	8:49:42 PM	1	-0.00017	-0.236
70	2:4	CCV 280-462811/35-A	Unknown		7/1/2019	8:50:57 PM	1	0.47459	5.135
71	0	AutoWash	AutoWash		7/1/2019	8:52:12 PM	1	0.00030	-0.231
72	0	AutoWash	AutoWash		7/1/2019	8:53:27 PM	1	0.00000	-0.234
73	2:5	CCB 280-462811/36-A	Unknown		7/1/2019	8:54:43 PM	1	0.02756	0.078
74	2:6	280-125040-C-6-A	Unknown		7/1/2019	8:55:58 PM	1	0.02433	0.041
75	2:7	280-125040-C-7-A	Unknown		7/1/2019	8:57:13 PM	1	0.02278	0.023
76	2:8	280-125040-C-8-A	Unknown		7/1/2019	8:58:28 PM	1	0.78794	8.679
77	2:9	280-125040-C-9-A	Unknown		7/1/2019	8:59:43 PM	1	0.02546	0.054
78	2:10	280-125040-C-10-A	Unknown		7/1/2019	9:00:58 PM	1	0.05337	0.369
79	2:11	280-125040-C-11-A	Unknown		7/1/2019	9:02:13 PM	1	0.02314	0.028
80	2:12	280-125330-L-2-A	Unknown		7/1/2019	9:03:28 PM	20	0.22124	45.370
81	2:13	280-125040-C-2-A	Unknown		7/1/2019	9:04:43 PM	1	0.09115	0.797
82	2:14	w	Blank		7/1/2019	9:05:58 PM	1	0.00020	-0.232
83	0	AutoWash	AutoWash		7/1/2019	9:07:13 PM	1	-0.00039	-0.239
84	0	AutoWash	AutoWash		7/1/2019	9:08:28 PM	1	0.00000	-0.234
85	2:15	w	Blank		7/1/2019	9:09:43 PM	1	0.00013	-0.233
86	2:16	CCV 280-462811/35-A	Unknown		7/1/2019	9:10:58 PM	1	0.45090	4.867

	Position	Identifier	Type	Comme	Date	Time	otal	TKN Cor Ht	mg/l
87	2:17	CCB 280-462811/36-A	Unknown		7/1/2019	9:12:13 PM	1	0.03052	0.111
88	0	AutoWash	AutoWash		7/1/2019	9:13:28 PM	1	0.00033	-0.231
89	0	AutoWash	AutoWash		7/1/2019	9:14:43 PM	1	0.00000	-0.234

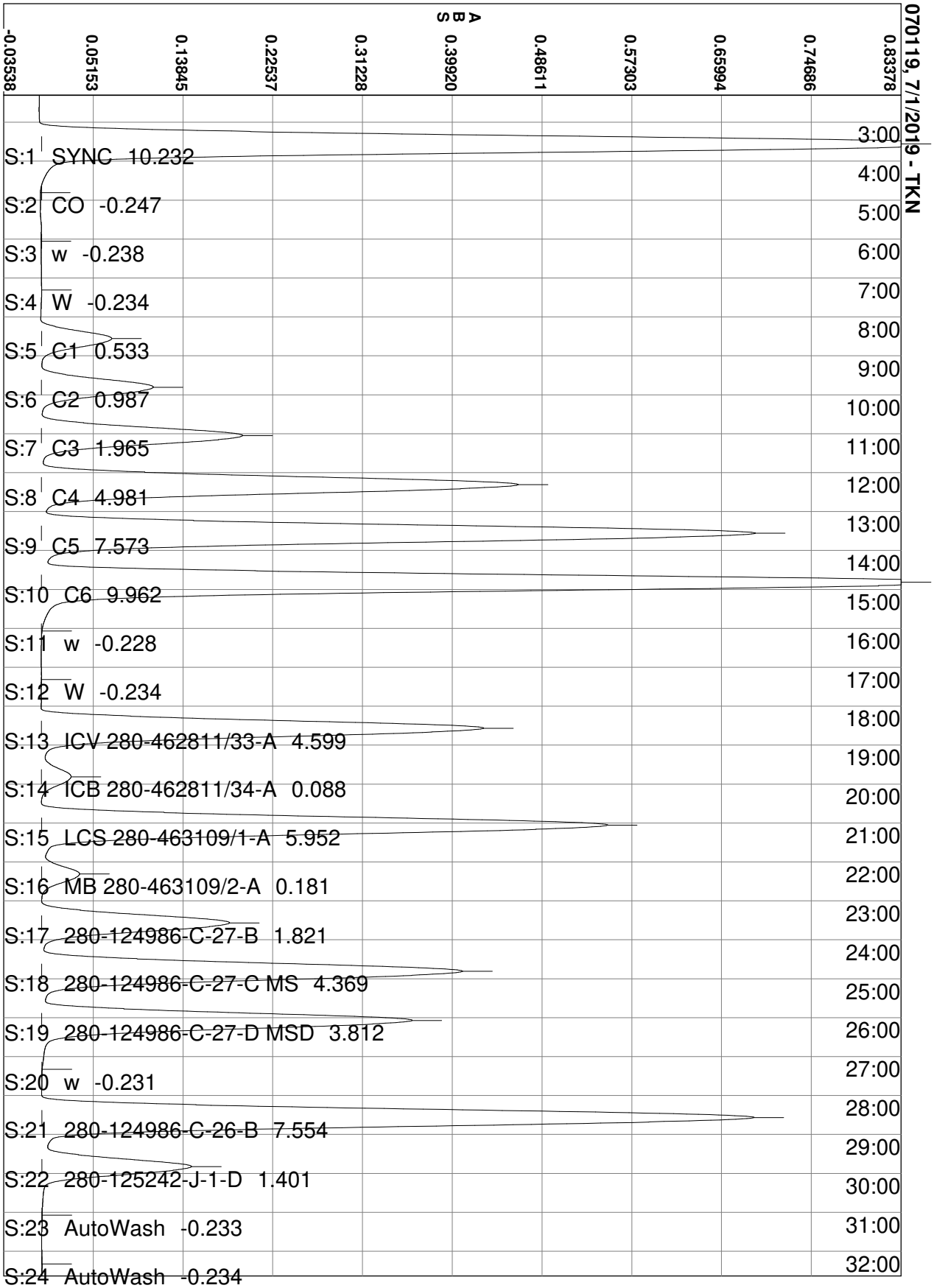
070119, 7/1/2019 - TKN
ABS
-0.03538
0.05153
0.13845
0.22537
0.31228
0.39920
0.48611
0.57303
0.65994
0.74686
0.83378
S:1 SYNC 10.232
S:2 CO -0.247
S:3 w -0.238
S:4 W -0.234
S:5 C1 0.533
S:6 C2 0.987
S:7 C3 1.965
S:8 C4 4.981
S:9 C5 7.573
S:10 C6 9.962
S:11 w -0.228
S:12 W -0.234
S:13 ICV 280-462811/33-A 4.599
S:14 ICB 280-462811/34-A 0.088
S:15 LCS 280-463109/1-A 5.952
S:16 MB 280-463109/2-A 0.181
S:17 280-124986-C-27-B 1.821
S:18 280-124986-C-27-C MS 4.369
S:19 280-124986-C-27-D MSD 3.812
S:20 w -0.231
S:21 280-124986-C-26-B 7.554
S:22 280-125242-J-1-D 1.401
S:23 AutoWash -0.233
S:24 AutoWash -0.234
3:00
4:00
5:00
6:00
7:00
8:00
9:00
10:00
11:00
12:00
13:00
14:00
15:00
16:00
17:00
18:00
19:00
20:00
21:00
22:00
23:00
24:00
25:00
26:00
27:00
28:00
29:00
30:00
31:00
32:00

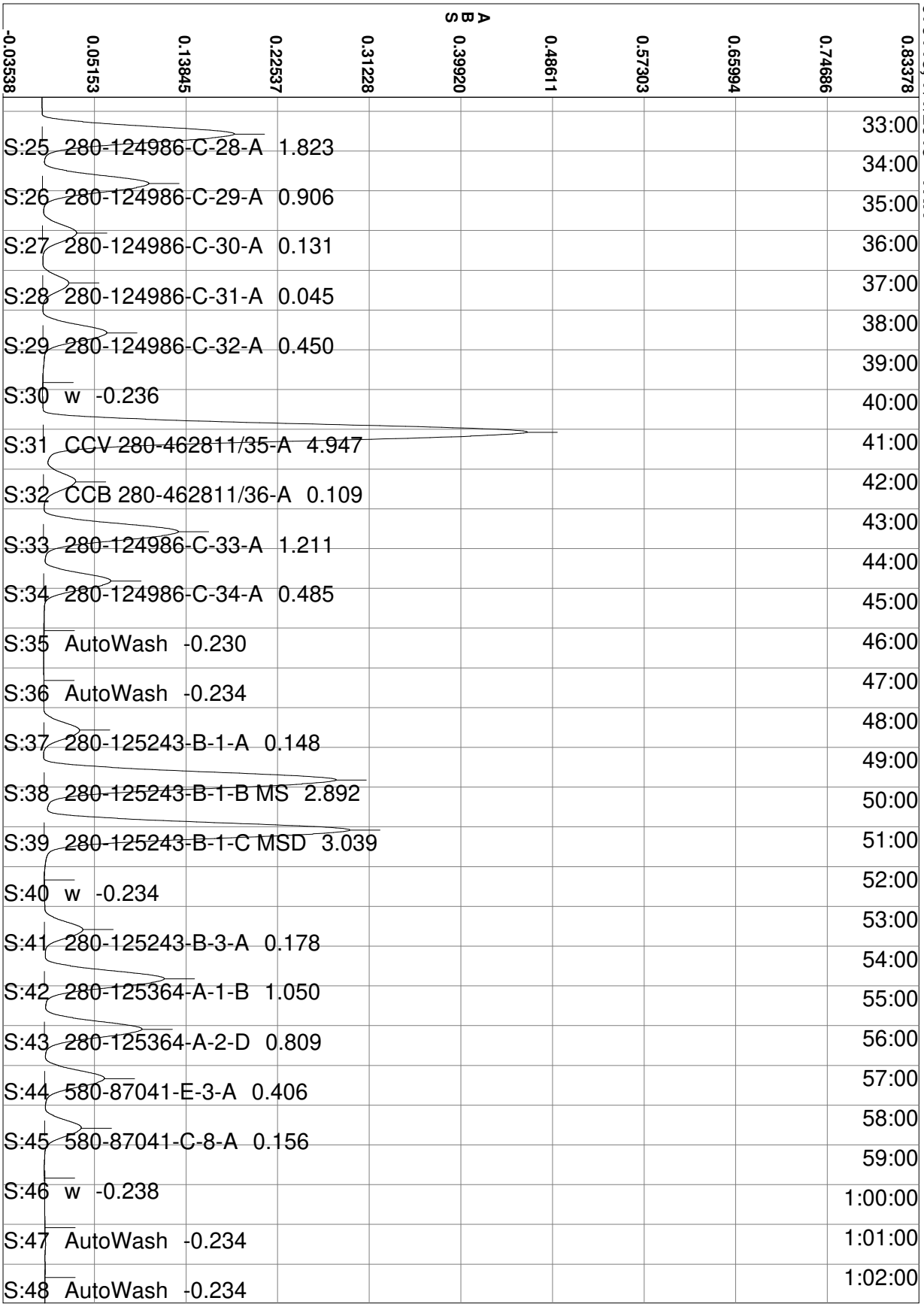
070119, 7/1/2019 - TKN
ABS
-0.03538
0.05153
0.13845
0.22537
0.31228
0.39920
0.48611
0.57303
0.65994
0.74686
0.83378
S:25 280-124986-C-28-A 1.823
S:26 280-124986-C-29-A 0.906
S:27 280-124986-C-30-A 0.131
S:28 280-124986-C-31-A 0.045
S:29 280-124986-C-32-A 0.450
S:30 w -0.236
S:31 CCV 280-462811/35-A 4.947
S:32 CCB 280-462811/36-A 0.109
S:33 280-124986-C-33-A 1.211
S:34 280-124986-C-34-A 0.485
S:35 AutoWash -0.230
S:36 AutoWash -0.234
S:37 280-125243-B-1-A 0.148
S:38 280-125243-B-1-B MS 2.892
S:39 280-125243-B-1-C MSD 3.039
S:40 w -0.234
S:41 280-125243-B-3-A 0.178
S:42 280-125364-A-1-B 1.050
S:43 280-125364-A-2-D 0.809
S:44 580-87041-E-3-A 0.406
S:45 580-87041-C-8-A 0.156
S:46 w -0.238
S:47 AutoWash -0.234
S:48 AutoWash -0.234
33:00
34:00
35:00
36:00
37:00
38:00
39:00
40:00
41:00
42:00
43:00
44:00
45:00
46:00
47:00
48:00
49:00
50:00
51:00
52:00
53:00
54:00
55:00
56:00
57:00
58:00
59:00
1:00:00
1:01:00
1:02:00

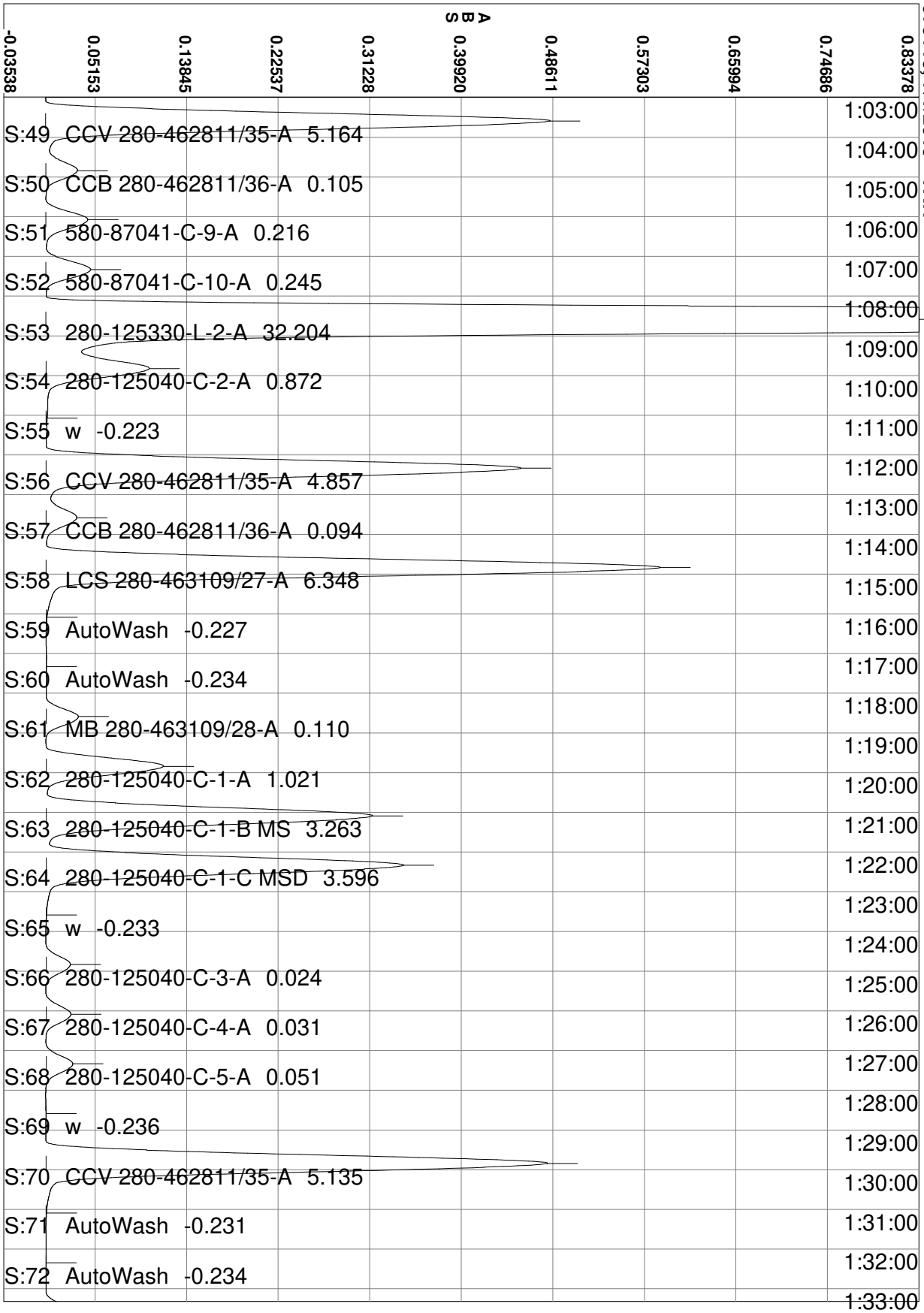
070119, 7/1/2019 - TKN
ABS
-0.03538
0.05153
0.13845
0.22537
0.31228
0.39920
0.48611
0.57303
0.65994
0.74686
0.83378
S:49 CCV 280-462811/35-A 5.164
S:50 CCB 280-462811/36-A 0.105
S:51 580-87041-C-9-A 0.216
S:52 580-87041-C-10-A 0.245
S:53 280-125330-L-2-A 32.204
S:54 280-125040-C-2-A 0.872
S:55 w -0.223
S:56 CCV 280-462811/35-A 4.857
S:57 CCB 280-462811/36-A 0.094
S:58 LCS 280-463109/27-A 6.348
S:59 AutoWash -0.227
S:60 AutoWash -0.234
S:61 MB 280-463109/28-A 0.110
S:62 280-125040-C-1-A 1.021
S:63 280-125040-C-1-B MS 3.263
S:64 280-125040-C-1-C MSD 3.596
S:65 w -0.233
S:66 280-125040-C-3-A 0.024
S:67 280-125040-C-4-A 0.031
S:68 280-125040-C-5-A 0.051
S:69 w -0.236
S:70 CCV 280-462811/35-A 5.135
S:71 AutoWash -0.231
S:72 AutoWash -0.234
1:03:00
1:04:00
1:05:00
1:06:00
1:07:00
1:08:00
1:09:00
1:10:00
1:11:00
1:12:00
1:13:00
1:14:00
1:15:00
1:16:00
1:17:00
1:18:00
1:19:00
1:20:00
1:21:00
1:22:00
1:23:00
1:24:00
1:25:00
1:26:00
1:27:00
1:28:00
1:29:00
1:30:00
1:31:00
1:32:00
1:33:00

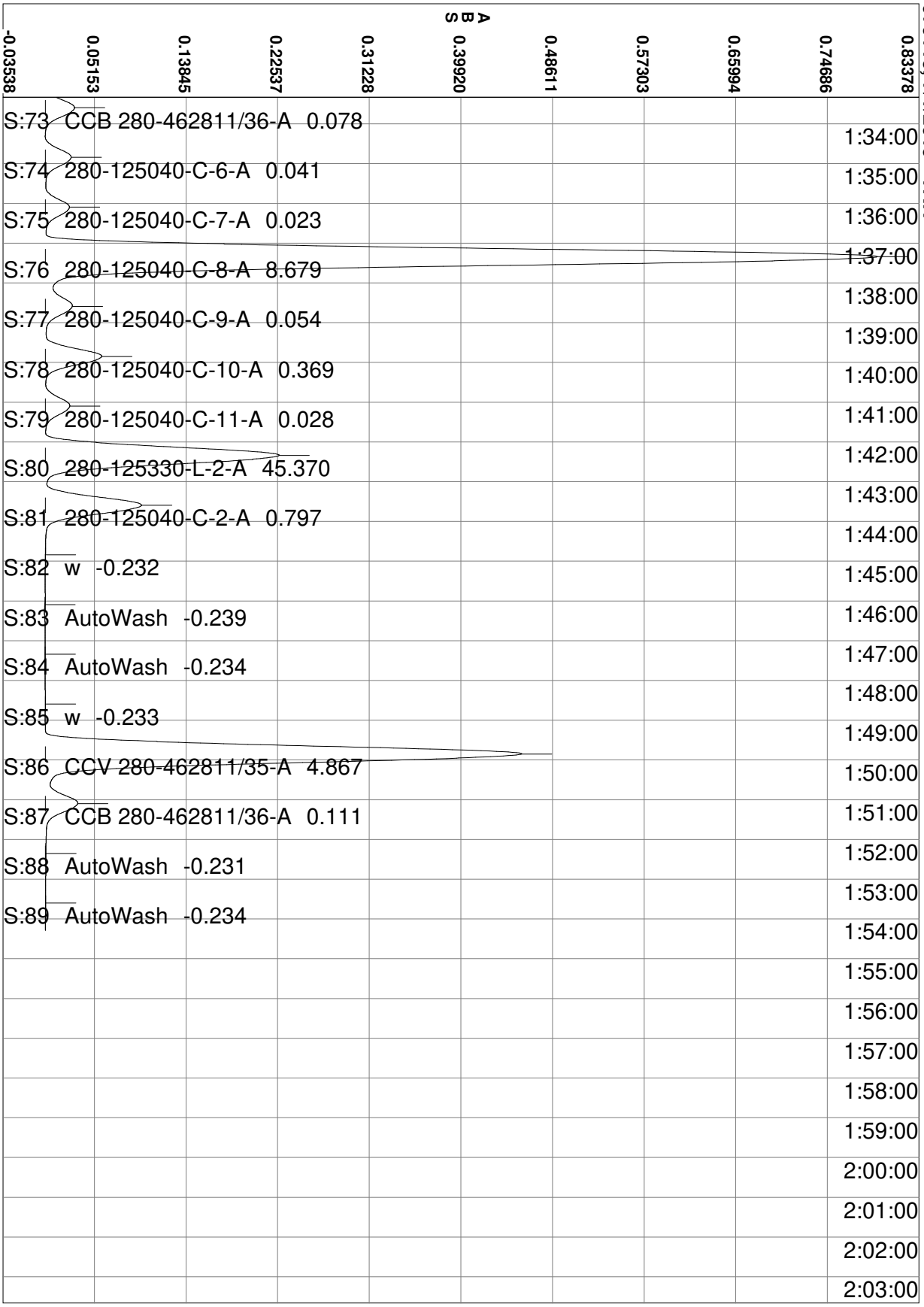
070119, 7/1/2019 - TKN
ABS
-0.03538
0.05153
0.13845
0.22537
0.31228
0.39920
0.48611
0.57303
0.65994
0.74686
0.83378
S:73 CCB 280-462811/36-A 0.078
S:74 280-125040-C-6-A 0.041
S:75 280-125040-C-7-A 0.023
S:76 280-125040-C-8-A 8.679
S:77 280-125040-C-9-A 0.054
S:78 280-125040-C-10-A 0.369
S:79 280-125040-C-11-A 0.028
S:80 280-125330-L-2-A 45.370
S:81 280-125040-C-2-A 0.797
S:82 w -0.232
S:83 AutoWash -0.239
S:84 AutoWash -0.234
S:85 w -0.233
S:86 CCV 280-462811/35-A 4.867
S:87 CCB 280-462811/36-A 0.111
S:88 AutoWash -0.231
S:89 AutoWash -0.234
1:34:00
1:35:00
1:36:00
1:37:00
1:38:00
1:39:00
1:40:00
1:41:00
1:42:00
1:43:00
1:44:00
1:45:00
1:46:00
1:47:00
1:48:00
1:49:00
1:50:00
1:51:00
1:52:00
1:53:00
1:54:00
1:55:00
1:56:00
1:57:00
1:58:00
1:59:00
2:00:00
2:01:00
2:02:00
2:03:00

Calibration for TKN

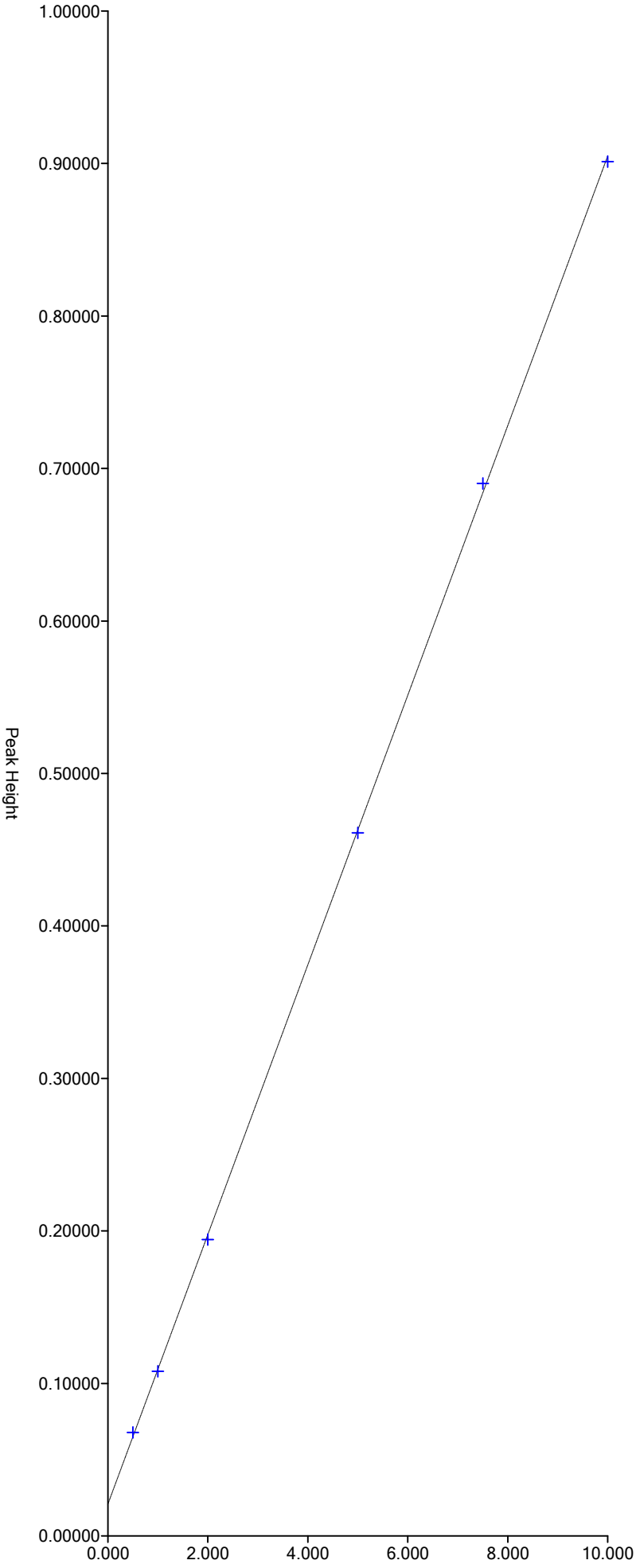

Segment 1: Equation: y = 0.08840x + 0.02071
Correlation: 0.99993

X Range = 0.000 to 10.000
Y Range = 0.00000 to 7.20000

Sample Table for 070219

	Position	Identifier	Type	Cup Type
1	1:1	SYNC	SYNC	4 ml
2	1:2	CO	Carry over	4 ml
3	1:3	w	Blank	4 ml
4	1:4	W	Wash	4 ml
5	1:5	C1	Calibrant	4 ml
6	1:6	C2	Calibrant	4 ml
7	1:7	C3	Calibrant	4 ml
8	1:8	C4	Calibrant	4 ml
9	1:9	C5	Calibrant	4 ml
10	1:10	C6	Calibrant	4 ml
11	1:13	w	Blank	4 ml
12	1:14	W	Wash	4 ml
13	1:15	ICV 280-462811/33-A	Unknown	4 ml
14	1:16	ICB 280-462811/34-A	Unknown	4 ml
15	1:17	LCS 280-463322/1-A	Unknown	4 ml
16	1:18	MB 280-463322/2-A	Unknown	4 ml
17	1:19	280-124986-C-25-A	Unknown	4 ml
18	1:20	280-124986-C-25-B M	Unknown	4 ml
19	1:21	280-124986-C-25-C M	Unknown	4 ml
20	1:22	w	Blank	4 ml
21	1:23	280-125368-C-1-B	Unknown	4 ml
22	1:24	280-125390-C-2-A	Unknown	4 ml
23	1:25	280-125390-B-3-B	Unknown	4 ml
24	1:26	280-125390-A-4-B	Unknown	4 ml
25	1:27	280-125390-B-5-A	Unknown	4 ml
26	1:28	280-125390-B-7-B	Unknown	4 ml
27	1:29	280-125390-B-8-A	Unknown	4 ml
28	1:30	w	Blank	4 ml
29	1:31	CCV 280-462811/35-A	Unknown	4 ml
30	1:32	CCB 280-462811/36-A	Unknown	4 ml
31	1:33	280-125347-D-1-A	Unknown	4 ml
32	1:34	280-125365-E-1-A	Unknown	4 ml
33	1:35	280-125390-B-9-D	Unknown	4 ml
34	1:36	280-125390-B-9-E MS	Unknown	4 ml
35	1:37	280-125390-B-9-F MS	Unknown	4 ml
36	1:38	w	Blank	4 ml
37	1:39	580-87036-C-1-B	Unknown	4 ml
38	1:40	580-87035-C-1-B	Unknown	4 ml
39	1:41	280-125747-A-1-A	Unknown	4 ml
40	1:42	280-125593-A-1-A	Unknown	4 ml
41	1:43	280-125594-A-1-D	Unknown	4 ml
42	1:44	w	Blank	4 ml
43	1:45	CCV 280-462811/35-A	Unknown	4 ml
44	1:46	CCB 280-462811/36-A	Unknown	4 ml

Sample Table for 070219

	Position	Identifier	Type	Cup Type
45	1:47	280-125598-C-1-A	Unknown	4 ml
46	1:48	280-125598-C-2-A	Unknown	4 ml
47	1:49	280-125598-C-3-A	Unknown	4 ml
48	1:50	280-125754-O-1-A	Unknown	4 ml
49	1:51	LCS 280-463322/27-A	Unknown	4 ml
50	1:52	MB 280-463322/28-A	Unknown	4 ml
51	1:53	280-125416-A-2-A	Unknown	4 ml
52	1:54	280-125416-A-2-B MS	Unknown	4 ml
53	1:55	280-125416-A-2-C MS	Unknown	4 ml
54	1:56	w	Blank	4 ml
55	1:57	CCV 280-462811/35-A	Unknown	4 ml
56	1:58	CCB 280-462811/36-A	Unknown	4 ml
57	1:59	280-125416-A-3-B	Unknown	4 ml
58	1:60	280-125416-B-4-A	Unknown	4 ml
59	2:1	280-125416-B-5-A	Unknown	4 ml
60	2:2	280-125651-J-2-A	Unknown	4 ml
61	2:3	280-125654-B-2-A	Unknown	4 ml
62	2:4	280-125654-B-3-A	Unknown	4 ml
63	2:5	580-87148-C-1-A	Unknown	4 ml
64	2:6	580-87148-C-2-A	Unknown	4 ml
65	2:7	580-87148-C-3-A	Unknown	4 ml
66	2:8	w	Blank	4 ml
67	2:9	LCS 280-463322/41-A	Unknown	4 ml
68	2:10	LCS 280-463322/42-A	Unknown	4 ml
69	2:11	LCS 280-463322/43-A	Unknown	4 ml
70	2:12	CCV 280-462811/35-A	Unknown	4 ml
71	2:13	CCB 280-462811/36-A	Unknown	4 ml
72	2:14	w	Blank	4 ml
73	2:15	w	Blank	4 ml
74	2:16	280-125368-C-1-B	Unknown	4 ml
75	2:17	280-125347-D-1-A	Unknown	4 ml
76	2:18	280-125747-A-1-A	Unknown	4 ml
77	2:19	280-125747-A-1-A	Unknown	4 ml
78	2:20	w	Blank	4 ml
79	2:21	CCV 280-462811/35-A	Unknown	4 ml
80	2:22	CCB 280-462811/36-A	Unknown	4 ml
81	2:23	280-125594-A-1-D	Unknown	4 ml
82	2:24	280-125594-A-1-D	Unknown	4 ml
83	2:25	LCS 280-463322/42-A	Unknown	4 ml
84	2:26	LCS 280-463322/43-A	Unknown	4 ml
85	2:27	LCSD 280-463322/44-	Unknown	4 ml
86	2:28	w	Blank	4 ml
87	2:29	CCV 280-462811/35-A	Unknown	4 ml
88	2:30	CCB 280-462811/36-A	Unknown	4 ml

Run Name: 070219
Configuration: TKN
Run date: 7/2/2019

	Position	Identifier	Type	Comme	Date	Time	otal	TKN Cor Ht	TKN mg/l
1	1:1	SYNC	SYNC	50;351.2	7/2/2019	3:55:50 PM	1	0.96113	10.032
2	1:2	CO	Carry over		7/2/2019	3:56:21 PM	1	0.00033	-0.174
3	1:3	w	Blank		7/2/2019	3:57:36 PM	1	-0.00017	-0.180
4	1:4	W	Wash		7/2/2019	3:58:51 PM	1	0.00000	-0.178
5	1:5	C1	Calibrant		7/2/2019	4:00:06 PM	1	0.07182	0.585
6	1:6	C2	Calibrant		7/2/2019	4:01:21 PM	1	0.11164	1.008
7	1:7	C3	Calibrant		7/2/2019	4:02:36 PM	1	0.19895	1.936
8	1:8	C4	Calibrant		7/2/2019	4:03:51 PM	1	0.48114	4.933
9	1:9	C5	Calibrant		7/2/2019	4:05:05 PM	1	0.72148	7.487
10	1:10	C6	Calibrant		7/2/2019	4:06:20 PM	1	0.96290	10.051
		Curve #:							1
		Curve Type:							Linear
		Correlation:							0.99987
		Intercept:							0.016740
		Linear coef:							0.094134
11	1:13	w	Blank		7/2/2019	4:07:35 PM	1	0.00116	-0.166
12	1:14	W	Wash		7/2/2019	4:08:50 PM	1	0.00000	-0.178
13	1:15	ICV 280-462811/33-A	Unknown		7/2/2019	4:10:05 PM	1	0.45952	4.704
14	1:16	ICB 280-462811/34-A	Unknown		7/2/2019	4:11:20 PM	1	0.03003	0.141
15	1:17	LCS 280-463322/1-A	Unknown		7/2/2019	4:12:35 PM	1	0.57147	5.893
16	1:18	MB 280-463322/2-A	Unknown		7/2/2019	4:13:50 PM	1	0.03111	0.153
17	1:19	280-124986-C-25-A	Unknown		7/2/2019	4:15:05 PM	1	0.03872	0.233
18	1:20	280-124986-C-25-B MS	Unknown		7/2/2019	4:16:20 PM	1	0.29269	2.931
19	1:21	280-124986-C-25-C MSD	Unknown		7/2/2019	4:17:35 PM	1	0.28952	2.898
20	1:22	w	Blank		7/2/2019	4:18:50 PM	1	-0.00136	-0.192
21	1:23	280-125368-C-1-B	Unknown		7/2/2019	4:20:05 PM	1	3.13706	33.148
22	1:24	280-125390-C-2-A	Unknown		7/2/2019	4:21:21 PM	1	0.13917	1.301
23	0	AutoWash	AutoWash		7/2/2019	4:22:36 PM	1	0.00137	-0.163
24	0	AutoWash	AutoWash		7/2/2019	4:23:51 PM	1	0.00000	-0.178
25	1:25	280-125390-B-3-B	Unknown		7/2/2019	4:25:06 PM	1	0.05825	0.441
26	1:26	280-125390-A-4-B	Unknown		7/2/2019	4:26:21 PM	1	0.05938	0.453
27	1:27	280-125390-B-5-A	Unknown		7/2/2019	4:27:36 PM	1	0.06226	0.484
28	1:28	280-125390-B-7-B	Unknown		7/2/2019	4:28:51 PM	1	0.05390	0.395
29	1:29	280-125390-B-8-A	Unknown		7/2/2019	4:30:06 PM	1	0.06324	0.494
30	1:30	w	Blank		7/2/2019	4:31:21 PM	1	-0.00056	-0.184
31	1:31	CCV 280-462811/35-A	Unknown		7/2/2019	4:32:36 PM	1	0.48771	5.003
32	1:32	CCB 280-462811/36-A	Unknown		7/2/2019	4:33:51 PM	1	0.02855	0.125
33	1:33	280-125347-D-1-A	Unknown		7/2/2019	4:35:06 PM	1	2.80988	29.672
34	1:34	280-125365-E-1-A	Unknown		7/2/2019	4:36:21 PM	1	0.08788	0.756
35	0	AutoWash	AutoWash		7/2/2019	4:37:36 PM	1	0.00027	-0.175
36	0	AutoWash	AutoWash		7/2/2019	4:38:51 PM	1	0.00000	-0.178
37	1:35	280-125390-B-9-D	Unknown		7/2/2019	4:40:05 PM	1	0.06051	0.465
38	1:36	280-125390-B-9-E MS	Unknown		7/2/2019	4:41:20 PM	1	0.32738	3.300

	Position	Identifier	Type	Comme	Date	Time	otal	Cor Ht	TKN mg/l
39	1:37	280-125390-B-9-F MSD	Unknown		7/2/2019	4:42:35 PM	1	0.32001	3.222
40	1:38	w	Blank		7/2/2019	4:43:50 PM	1	0.00113	-0.166
41	1:39	580-87036-C-1-B	Unknown		7/2/2019	4:45:05 PM	1	0.66612	6.898
42	1:40	580-87035-C-1-B	Unknown		7/2/2019	4:46:20 PM	1	0.60993	6.302
43	1:41	280-125747-A-1-A	Unknown		7/2/2019	4:47:35 PM	1	3.10533	32.811
44	1:42	280-125593-A-1-A	Unknown		7/2/2019	4:48:50 PM	1	0.03212	0.163
45	1:43	280-125594-A-1-D	Unknown		7/2/2019	4:50:05 PM	1	3.10042	32.758
46	1:44	w	Blank		7/2/2019	4:51:20 PM	1	0.00551	-0.119
47	0	AutoWash	AutoWash		7/2/2019	4:52:35 PM	1	0.00001	-0.178
48	0	AutoWash	AutoWash		7/2/2019	4:53:50 PM	1	0.00000	-0.178
49	1:45	CCV 280-462811/35-A	Unknown		7/2/2019	4:55:05 PM	1	0.47393	4.857
50	1:46	CCB 280-462811/36-A	Unknown		7/2/2019	4:56:21 PM	1	0.03041	0.145
51	1:47	280-125598-C-1-A	Unknown		7/2/2019	4:57:36 PM	1	0.05446	0.401
52	1:48	280-125598-C-2-A	Unknown		7/2/2019	4:58:51 PM	1	0.05061	0.360
53	1:49	280-125598-C-3-A	Unknown		7/2/2019	5:00:06 PM	1	0.13688	1.276
54	1:50	280-125754-O-1-A	Unknown		7/2/2019	5:01:21 PM	1	0.46786	4.792
55	1:51	LCS 280-463322/27-A	Unknown		7/2/2019	5:02:36 PM	1	0.54227	5.583
56	1:52	MB 280-463322/28-A	Unknown		7/2/2019	5:03:51 PM	1	0.03065	0.148
57	1:53	280-125416-A-2-A	Unknown		7/2/2019	5:05:06 PM	1	0.07773	0.648
58	1:54	280-125416-A-2-B MS	Unknown		7/2/2019	5:06:21 PM	1	0.33625	3.394
59	0	AutoWash	AutoWash		7/2/2019	5:07:36 PM	1	0.00058	-0.172
60	0	AutoWash	AutoWash		7/2/2019	5:08:51 PM	1	0.00000	-0.178
61	1:55	280-125416-A-2-C MSD	Unknown		7/2/2019	5:10:06 PM	1	0.34094	3.444
62	1:56	w	Blank		7/2/2019	5:11:21 PM	1	0.00149	-0.162
63	1:57	CCV 280-462811/35-A	Unknown		7/2/2019	5:12:36 PM	1	0.47519	4.870
64	1:58	CCB 280-462811/36-A	Unknown		7/2/2019	5:13:50 PM	1	0.02945	0.135
65	1:59	280-125416-A-3-B	Unknown		7/2/2019	5:15:05 PM	1	0.07527	0.622
66	1:60	280-125416-B-4-A	Unknown		7/2/2019	5:16:20 PM	1	0.05084	0.362
67	2:1	280-125416-B-5-A	Unknown		7/2/2019	5:17:35 PM	1	0.46967	4.812
68	2:2	280-125651-J-2-A	Unknown		7/2/2019	5:18:50 PM	1	0.16154	1.538
69	2:3	280-125654-B-2-A	Unknown		7/2/2019	5:20:05 PM	1	0.02487	0.086
70	2:4	280-125654-B-3-A	Unknown		7/2/2019	5:21:20 PM	1	0.02514	0.089
71	0	AutoWash	AutoWash		7/2/2019	5:22:35 PM	1	0.00049	-0.173
72	0	AutoWash	AutoWash		7/2/2019	5:23:50 PM	1	0.00000	-0.178
73	2:5	580-87148-C-1-A	Unknown		7/2/2019	5:25:05 PM	1	0.03821	0.228
74	2:6	580-87148-C-2-A	Unknown		7/2/2019	5:26:20 PM	1	0.05127	0.367
75	2:7	580-87148-C-3-A	Unknown		7/2/2019	5:27:35 PM	1	0.03519	0.196
76	2:8	w	Blank		7/2/2019	5:28:50 PM	1	0.00116	-0.166
77	2:9	LCS 280-463322/41-A	Unknown		7/2/2019	5:30:05 PM	1	0.55167	5.683
78	2:10	LCS 280-463322/42-A	Unknown		7/2/2019	5:31:21 PM	1	0.56198	5.792
79	2:11	LCS 280-463322/43-A	Unknown		7/2/2019	5:32:36 PM	1	0.57343	5.914
80	2:12	CCV 280-462811/35-A	Unknown		7/2/2019	5:33:51 PM	1	0.51456	5.288
81	2:13	CCB 280-462811/36-A	Unknown		7/2/2019	5:35:06 PM	1	0.00158	-0.161
82	2:14	w	Blank		7/2/2019	5:36:21 PM	1	0.00004	-0.177
83	0	AutoWash	AutoWash		7/2/2019	5:37:36 PM	1	0.00010	-0.177
84	0	AutoWash	AutoWash		7/2/2019	5:38:51 PM	1	0.00000	-0.178
85	2:15	w	Blank		7/2/2019	5:40:06 PM	1	0.00007	-0.177
86	2:16	280-125368-C-1-B	Unknown		7/2/2019	5:41:21 PM	20	0.91830	191.548

	Position	Identifier	Type	Comme	Date	Time	otal	Cor Ht	TKN mg/l
87	2:17	280-125347-D-1-A	Unknown		7/2/2019	5:42:36 PM	10	0.35859	36.315
88	2:18	280-125747-A-1-A	Unknown		7/2/2019	5:43:51 PM	10	0.84696	88.196
89	2:19	280-125747-A-1-A	Unknown		7/2/2019	5:45:06 PM	20	0.44192	90.335
90	2:20	w	Blank		7/2/2019	5:46:21 PM	1	0.00043	-0.173
91	2:21	CCV 280-462811/35-A	Unknown		7/2/2019	5:47:36 PM	1	0.47575	4.876
92	2:22	CCB 280-462811/36-A	Unknown		7/2/2019	5:48:50 PM	1	0.02976	0.138
93	2:23	280-125594-A-1-D	Unknown		7/2/2019	5:50:05 PM	10	0.80148	83.364
94	2:24	280-125594-A-1-D	Unknown		7/2/2019	5:51:20 PM	20	0.41290	84.168
95	0	AutoWash	AutoWash		7/2/2019	5:52:35 PM	1	0.00046	-0.173
96	0	AutoWash	AutoWash		7/2/2019	5:53:50 PM	1	0.00000	-0.178
97	2:25	LCS 280-463322/42-A	Unknown		7/2/2019	5:55:05 PM	1	0.53454	5.501
98	2:26	LCS 280-463322/43-A	Unknown		7/2/2019	5:56:20 PM	1	0.55568	5.725
99	2:27	LCSD 280-463322/44-A	Unknown		7/2/2019	5:57:35 PM	1	0.55470	5.715
100	2:28	w	Blank		7/2/2019	5:58:50 PM	1	0.00399	-0.135
101	2:29	CCV 280-462811/35-A	Unknown		7/2/2019	6:00:05 PM	1	0.47668	4.886
102	2:30	CCB 280-462811/36-A	Unknown		7/2/2019	6:01:20 PM	1	0.03065	0.148
103	0	AutoWash	AutoWash		7/2/2019	6:02:35 PM	1	0.00091	-0.168
104	0	AutoWash	AutoWash		7/2/2019	6:03:50 PM	1	0.00000	-0.178

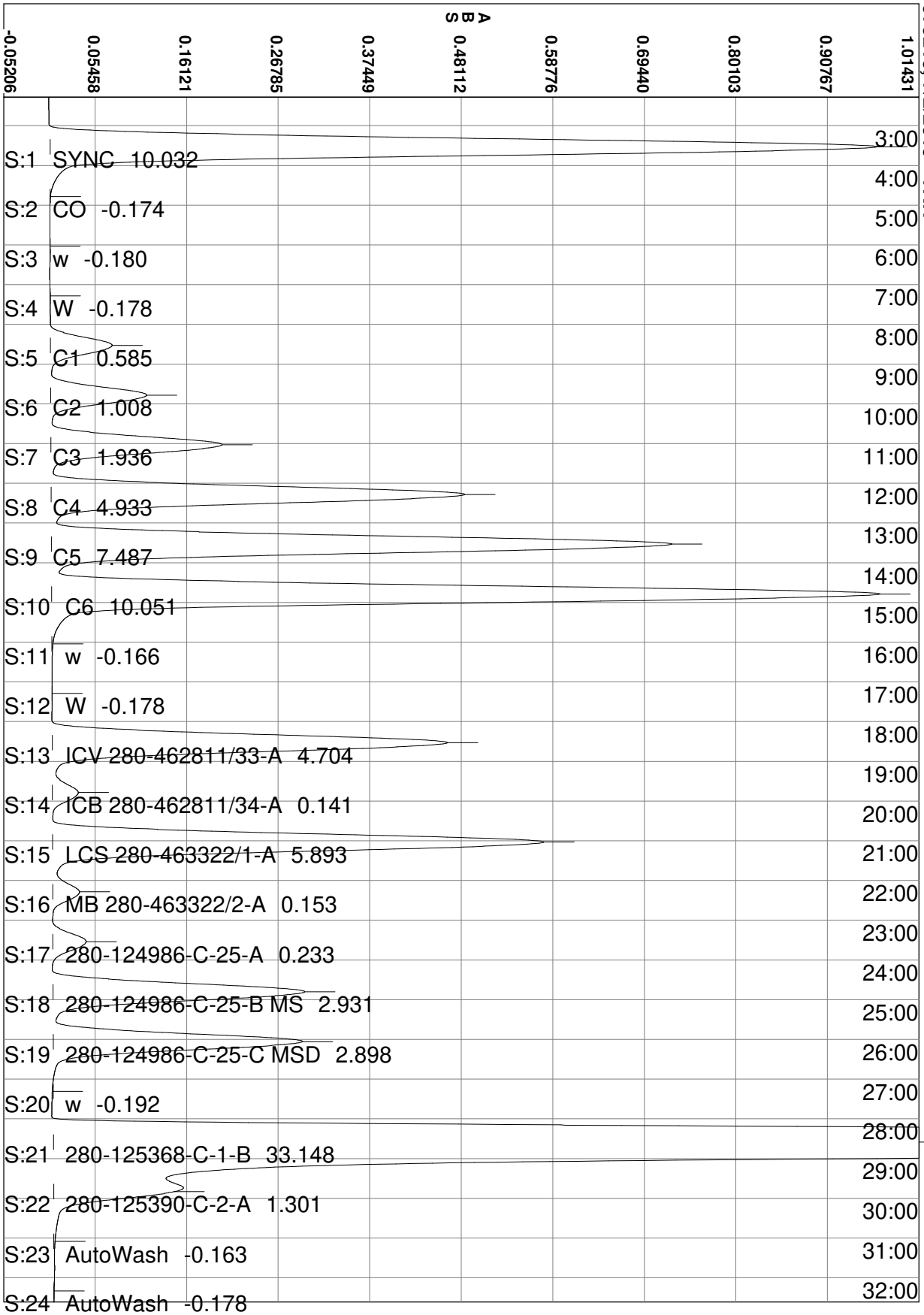
070219, 7/2/2019 - TKN
ABS
-0.05206
0.05458
0.16121
0.26785
0.37449
0.48112
0.58776
0.69440
0.80103
0.90767
1.01431
S:1 SYNC 10.032
S:2 CO -0.174
S:3 w -0.180
S:4 W -0.178
S:5 C1 0.585
S:6 C2 1.008
S:7 C3 1.936
S:8 C4 4.933
S:9 C5 7.487
S:10 C6 10.051
S:11 w -0.166
S:12 W -0.178
S:13 ICV 280-462811/33-A 4.704
S:14 ICB 280-462811/34-A 0.141
S:15 LCS 280-463322/1-A 5.893
S:16 MB 280-463322/2-A 0.153
S:17 280-124986-C-25-A 0.233
S:18 280-124986-C-25-B MS 2.931
S:19 280-124986-C-25-C MSD 2.898
S:20 w -0.192
S:21 280-125368-C-1-B 33.148
S:22 280-125390-C-2-A 1.301
S:23 AutoWash -0.163
S:24 AutoWash -0.178
3:00
4:00
5:00
6:00
7:00
8:00
9:00
10:00
11:00
12:00
13:00
14:00
15:00
16:00
17:00
18:00
19:00
20:00
21:00
22:00
23:00
24:00
25:00
26:00
27:00
28:00
29:00
30:00
31:00
32:00

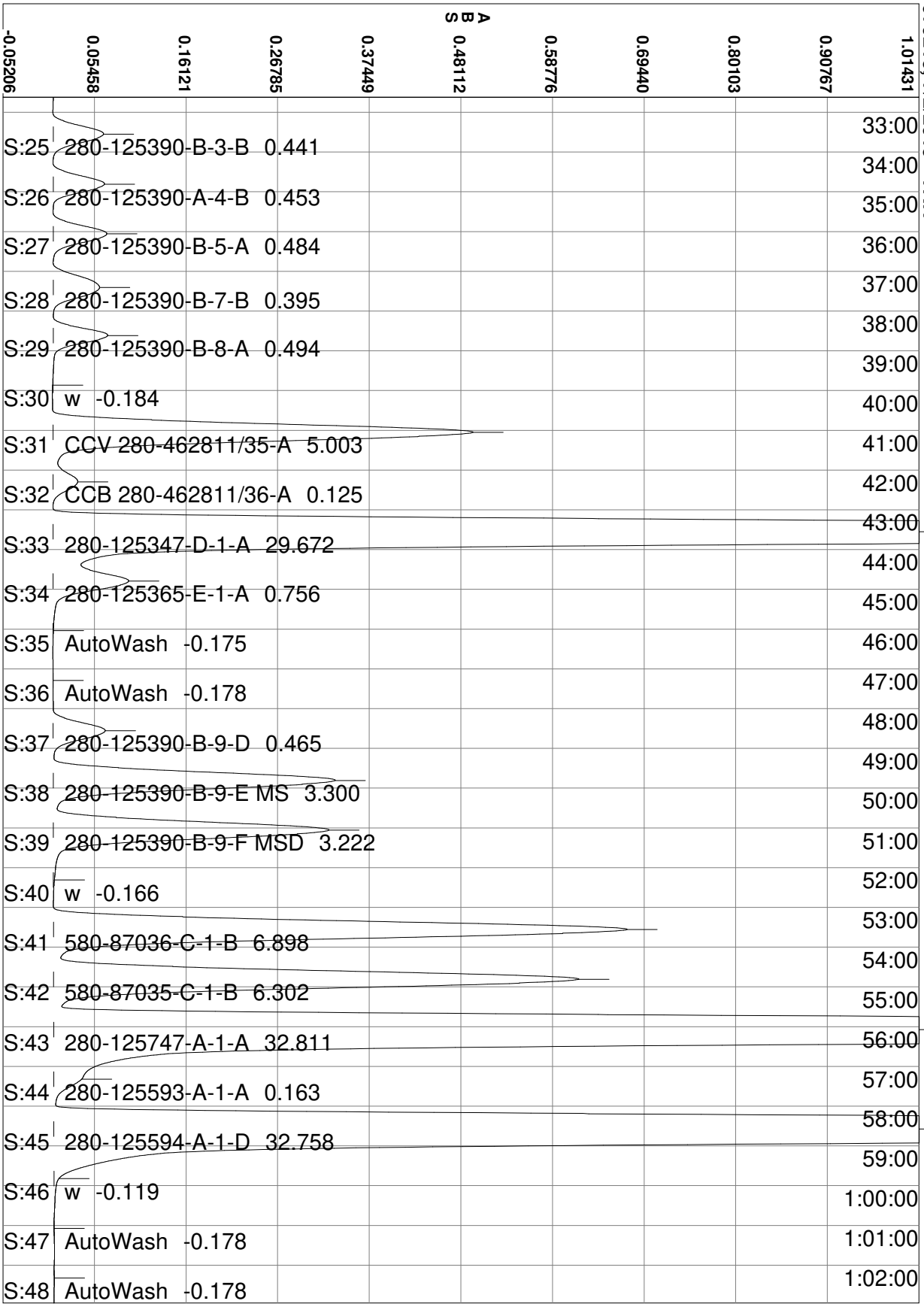
070219, 7/2/2019 - TKN
ABS
-0.05206
0.05458
0.16121
0.26785
0.37449
0.48112
0.58776
0.69440
0.80103
0.90767
1.01431
S:25 280-125390-B-3-B 0.441
S:26 280-125390-A-4-B 0.453
S:27 280-125390-B-5-A 0.484
S:28 280-125390-B-7-B 0.395
S:29 280-125390-B-8-A 0.494
S:30 w -0.184
S:31 CCV 280-462811/35-A 5.003
S:32 CCB 280-462811/36-A 0.125
S:33 280-125347-D-1-A 29.672
S:34 280-125365-E-1-A 0.756
S:35 AutoWash -0.175
S:36 AutoWash -0.178
S:37 280-125390-B-9-D 0.465
S:38 280-125390-B-9-E MS 3.300
S:39 280-125390-B-9-F MSD 3.222
S:40 w -0.166
S:41 580-87036-C-1-B 6.898
S:42 580-87035-C-1-B 6.302
S:43 280-125747-A-1-A 32.811
S:44 280-125593-A-1-A 0.163
S:45 280-125594-A-1-D 32.758
S:46 w -0.119
S:47 AutoWash -0.178
S:48 AutoWash -0.178
33:00
34:00
35:00
36:00
37:00
38:00
39:00
40:00
41:00
42:00
43:00
44:00
45:00
46:00
47:00
48:00
49:00
50:00
51:00
52:00
53:00
54:00
55:00
56:00
57:00
58:00
59:00
1:00:00
1:01:00
1:02:00

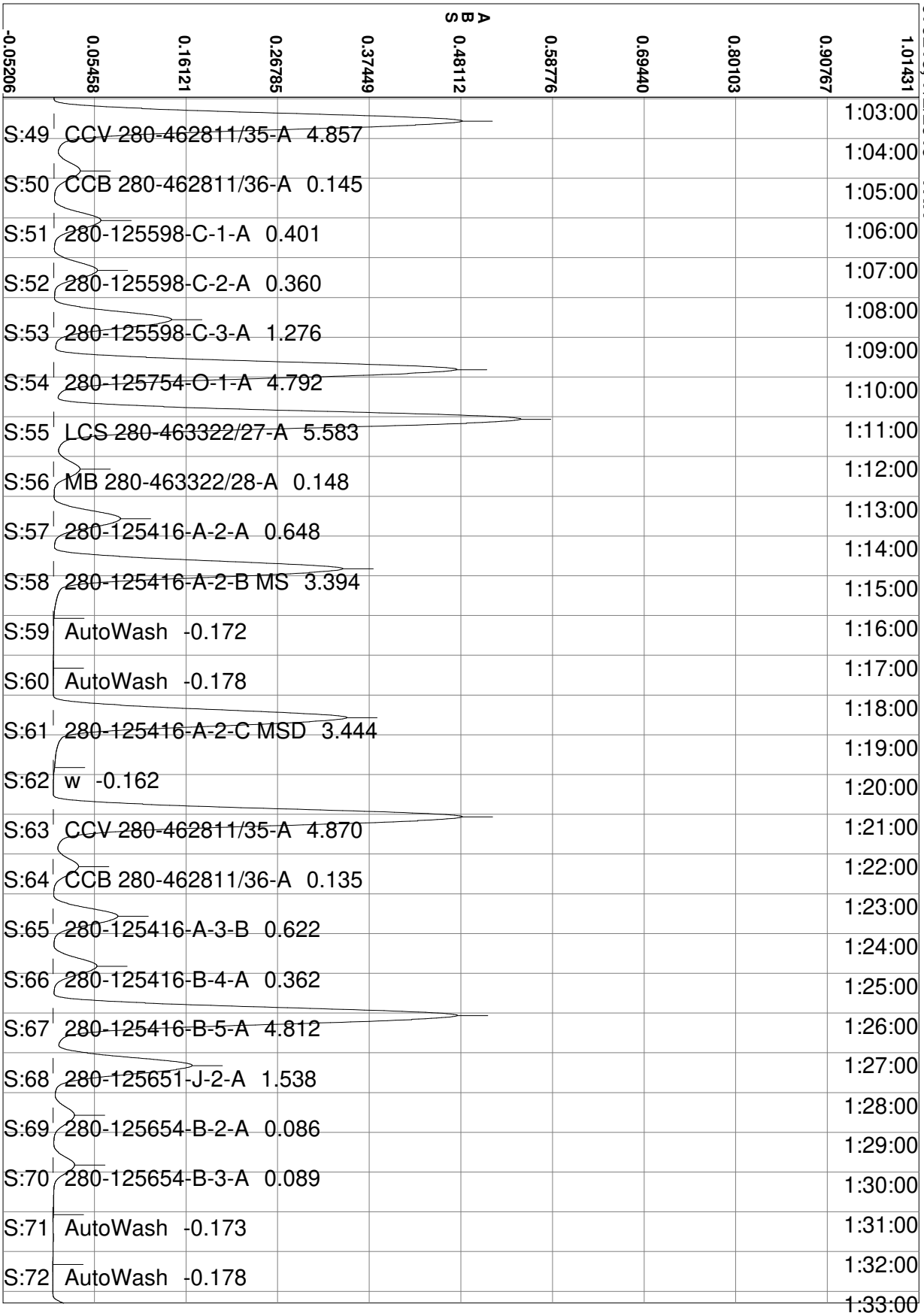
070219, 7/2/2019 - TKN
ABS
-0.05206
0.05458
0.16121
0.26785
0.37449
0.48112
0.58776
0.69440
0.80103
0.90767
1.01431
S:49 CCV 280-462811/35-A 4.857
S:50 CCB 280-462811/36-A 0.145
S:51 280-125598-C-1-A 0.401
S:52 280-125598-C-2-A 0.360
S:53 280-125598-C-3-A 1.276
S:54 280-125754-O-1-A 4.792
S:55 LCS 280-463322/27-A 5.583
S:56 MB 280-463322/28-A 0.148
S:57 280-125416-A-2-A 0.648
S:58 280-125416-A-2-B MS 3.394
S:59 AutoWash -0.172
S:60 AutoWash -0.178
S:61 280-125416-A-2-C MSD 3.444
S:62 w -0.162
S:63 CCV 280-462811/35-A 4.870
S:64 CCB 280-462811/36-A 0.135
S:65 280-125416-A-3-B 0.622
S:66 280-125416-B-4-A 0.362
S:67 280-125416-B-5-A 4.812
S:68 280-125651-J-2-A 1.538
S:69 280-125654-B-2-A 0.086
S:70 280-125654-B-3-A 0.089
S:71 AutoWash -0.173
S:72 AutoWash -0.178
1:03:00
1:04:00
1:05:00
1:06:00
1:07:00
1:08:00
1:09:00
1:10:00
1:11:00
1:12:00
1:13:00
1:14:00
1:15:00
1:16:00
1:17:00
1:18:00
1:19:00
1:20:00
1:21:00
1:22:00
1:23:00
1:24:00
1:25:00
1:26:00
1:27:00
1:28:00
1:29:00
1:30:00
1:31:00
1:32:00
1:33:00

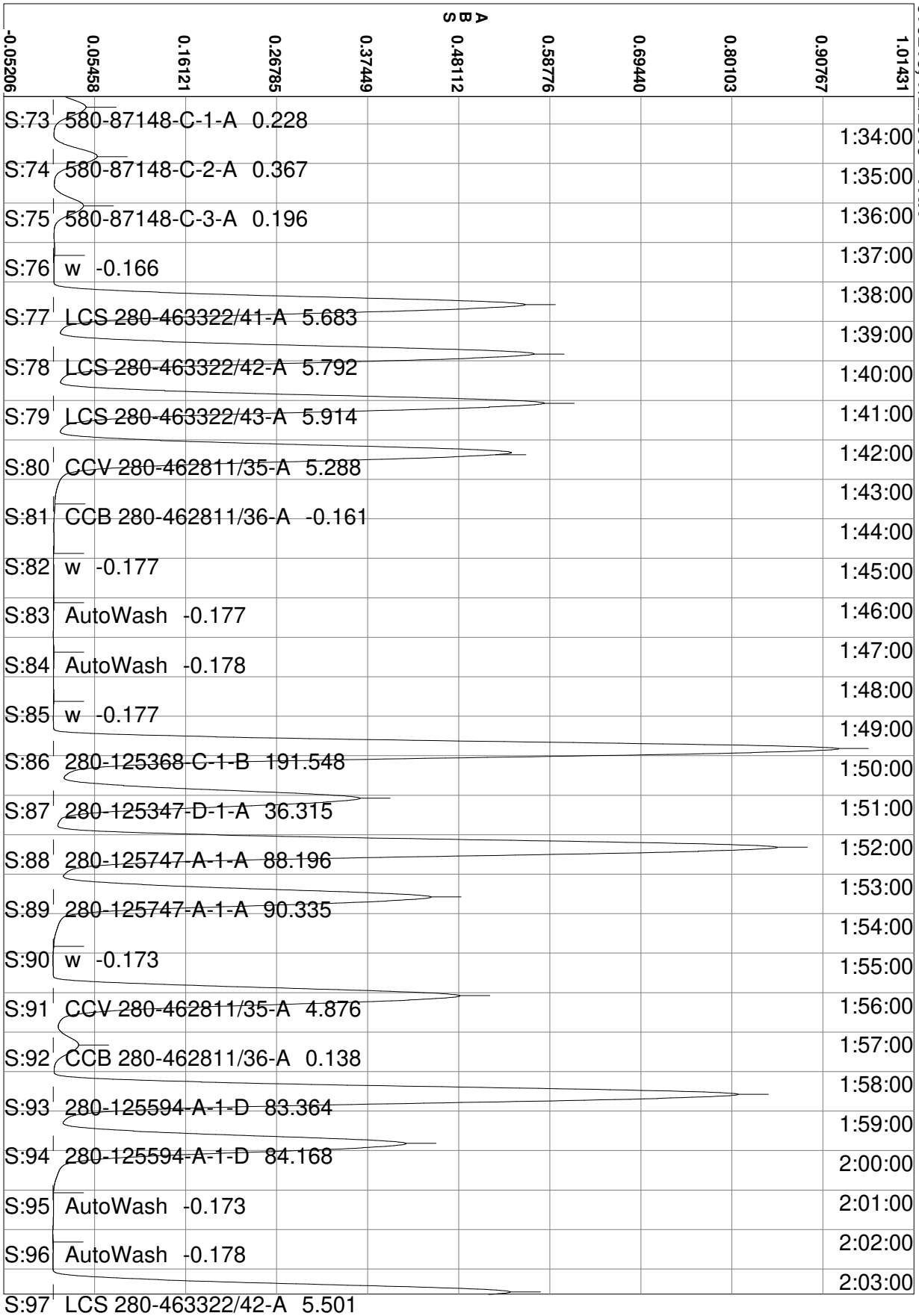
070219, 7/2/2019 - TKN
ABS
-0.05206
0.05458
0.16121
0.26785
0.37449
0.48112
0.58776
0.69440
0.80103
0.90767
1.01431
S:73 580-87148-C-1-A 0.228
S:74 580-87148-C-2-A 0.367
S:75 580-87148-C-3-A 0.196
S:76 w -0.166
S:77 LCS 280-463322/41-A 5.683
S:78 LCS 280-463322/42-A 5.792
S:79 LCS 280-463322/43-A 5.914
S:80 CCV 280-462811/35-A 5.288
S:81 CCB 280-462811/36-A -0.161
S:82 w -0.177
S:83 AutoWash -0.177
S:84 AutoWash -0.178
S:85 w -0.177
S:86 280-125368-C-1-B 191.548
S:87 280-125347-D-1-A 36.315
S:88 280-125747-A-1-A 88.196
S:89 280-125747-A-1-A 90.335
S:90 w -0.173
S:91 CCV 280-462811/35-A 4.876
S:92 CCB 280-462811/36-A 0.138
S:93 280-125594-A-1-D 83.364
S:94 280-125594-A-1-D 84.168
S:95 AutoWash -0.173
S:96 AutoWash -0.178
S:97 LCS 280-463322/42-A 5.501
1:34:00
1:35:00
1:36:00
1:37:00
1:38:00
1:39:00
1:40:00
1:41:00
1:42:00
1:43:00
1:44:00
1:45:00
1:46:00
1:47:00
1:48:00
1:49:00
1:50:00
1:51:00
1:52:00
1:53:00
1:54:00
1:55:00
1:56:00
1:57:00
1:58:00
1:59:00
2:00:00
2:01:00
2:02:00
2:03:00

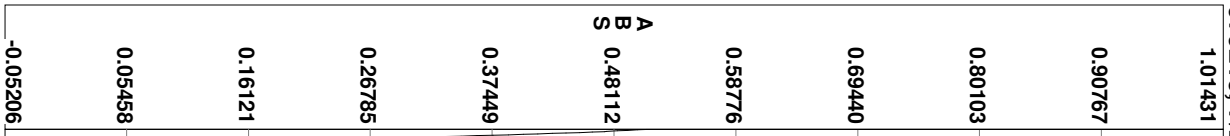

070219, 7/2/2019 - TKN

	2:04:00
S:98 LCS 280-463322/43-A 5.725	2:05:00
S:99 LCSD 280-463322/44-A 5.715	2:06:00
S:100 w -0.135	2:07:00
S:101 CCV 280-462811/35-A 4.886	2:08:00
S:102 CCB 280-462811/36-A 0.148	2:09:00
S:103 AutoWash -0.168	2:10:00
S:104 AutoWash -0.178	2:11:00
	2:12:00
	2:13:00
	2:14:00
	2:15:00
	2:16:00
	2:17:00
	2:18:00
	2:19:00
	2:20:00
	2:21:00
	2:22:00
	2:23:00
	2:24:00
	2:25:00
	2:26:00
	2:27:00
	2:28:00
	2:29:00
	2:30:00
	2:31:00
	2:32:00
	2:33:00

Calibration for TKN

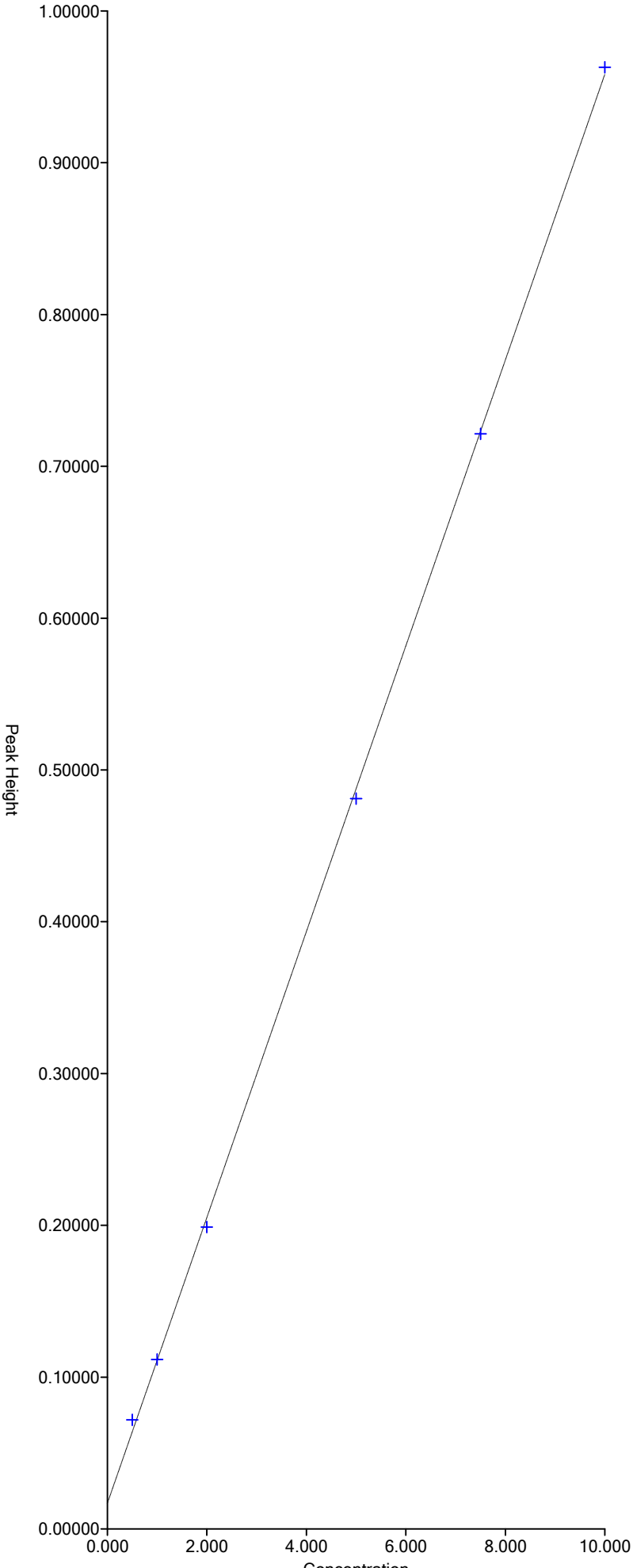

Segment 1: Equation: y = 0.09413x + 0.01674
Correlation: 0.9999
X Range = 0.000 to 10.000
Y Range = 0.00000 to 7.20000

Run Results Report

Facility Name	
Facility Location	
Department	
Operator Name	svc
Operator ID	svc
Platform	FS III/IV/3100
Software Rev Code	240
Data system ID	54
Result path	C:\FLOW_4\070219.RST
Sample table path	C:\FLOW_4\070219.tbl
Method path	C:\FLOW_4\nox.mth
Date acquired	02-Jul-19
Time acquired	21:13

Date	Time	Cup	Name
02-Jul-19	17:19	109	SYNC
02-Jul-19	17:21	0	Carryover
02-Jul-19	17:23	0	Carryover (Statistics)
02-Jul-19	17:25	0	read baseline
02-Jul-19	17:27	101	Cal 0.00 ppb
02-Jul-19	17:29	102	Cal 50.0 ppb
02-Jul-19	17:31	103	Cal 100 ppb
02-Jul-19	17:33	104	Cal 500 ppb
02-Jul-19	17:35	105	Cal 1000 ppb
02-Jul-19	17:37	106	Cal 2500 ppb
02-Jul-19	17:39	107	Cal 5000 ppb
02-Jul-19	17:41	108	Cal 7500 ppb
02-Jul-19	17:43	109	Cal 10000 ppb
02-Jul-19	17:45	0	Blank
02-Jul-19	17:47	0	Read Baseline
02-Jul-19	17:49	110	5000 PPB NO2
02-Jul-19	17:51	111	ICV 5000 PPB
02-Jul-19	17:53	112	ICV 2000 PPB
02-Jul-19	17:55	0	ICB
02-Jul-19	17:57	0	Read Baseline
02-Jul-19	17:59	107	LCS
02-Jul-19	18:01	107	LCSD
02-Jul-19	18:03	0	MB
02-Jul-19	18:05	113	280-125390-B-9
02-Jul-19	18:07	114	ms 280-125390-B-9
02-Jul-19	18:09	115	msd 280-125390-B-9
02-Jul-19	18:11	116	280-125390-D-2
02-Jul-19	18:13	117	280-125390-A-3
02-Jul-19	18:15	118	280-125390-B-4
02-Jul-19	18:17	119	280-125390-A-5
02-Jul-19	18:19	120	280-125390-A-7
02-Jul-19	18:21	121	280-125390-A-8
02-Jul-19	18:23	122	280-125416-A-2
02-Jul-19	18:25	0	Rinse
02-Jul-19	18:27	0	Read Baseline
02-Jul-19	18:29	107	CCV 5000 ppb
02-Jul-19	18:31	105	CCVL 1000 ppb
02-Jul-19	18:33	0	CCB
02-Jul-19	18:35	0	Read Baseline
02-Jul-19	18:37	123	280-125416-A-3
02-Jul-19	18:39	124	280-125416-A-4
02-Jul-19	18:41	125	280-125416-A-5
02-Jul-19	18:43	126	ms 280-125416-A-5
02-Jul-19	18:45	127	msd 280-125416-A-5

Result path C:\FLOW_4\070219.RST
Sample table path C:\FLOW_4\070219.tbl
Method path C:\FLOW_4\nox.mth
Date acquired 02-Jul-19
Time acquired 21:13

Date	Time	Cup	Name
02-Jul-19	18:47	128	280-124986-C-1
02-Jul-19	18:49	129	280-124986-C-4
02-Jul-19	18:51	130	280-124986-C-5
02-Jul-19	18:53	131	280-124986-C-6
02-Jul-19	18:55	132	280-124986-C-7
02-Jul-19	18:57	0	Rinse
02-Jul-19	18:59	0	Read Baseline
02-Jul-19	19:01	107	CCV 5000 ppb
02-Jul-19	19:03	105	CCVL 1000 ppb
02-Jul-19	19:05	0	CCB
02-Jul-19	19:07	0	Read Baseline
02-Jul-19	19:09	133	280-124986-C-8
02-Jul-19	19:11	134	280-124986-C-9
02-Jul-19	19:13	135	280-124986-C-10
02-Jul-19	19:15	136	280-124986-C-11
02-Jul-19	19:17	107	LCS
02-Jul-19	19:19	0	MB
02-Jul-19	19:21	137	280-124986-C-25
02-Jul-19	19:23	138	ms 280-124986-C-25
02-Jul-19	19:25	139	msd 280-124986-C-25
02-Jul-19	19:27	140	280-124986-C-12
02-Jul-19	19:29	0	Rinse
02-Jul-19	19:31	0	Read Baseline
02-Jul-19	19:33	107	CCV 5000 ppb
02-Jul-19	19:35	105	CCVL 1000 ppb
02-Jul-19	19:37	0	CCB
02-Jul-19	19:39	0	Read Baseline
02-Jul-19	19:41	141	280-124986-C-13
02-Jul-19	19:43	142	280-124986-C-14
02-Jul-19	19:45	143	280-124986-C-15
02-Jul-19	19:47	144	280-124986-C-16
02-Jul-19	19:49	145	280-124986-C-17
02-Jul-19	19:51	146	280-124986-C-18
02-Jul-19	19:53	147	280-124986-C-19
02-Jul-19	19:55	148	280-124986-C-20
02-Jul-19	19:57	149	280-124986-C-21
02-Jul-19	19:59	150	ms 280-124986-C-21
02-Jul-19	20:01	0	Rinse
02-Jul-19	20:03	0	Read Baseline
02-Jul-19	20:05	107	CCV 5000 ppb
02-Jul-19	20:07	105	CCVL 1000 ppb
02-Jul-19	20:09	0	CCB
02-Jul-19	20:11	0	Read Baseline
02-Jul-19	20:13	151	msd 280-124986-C-21
02-Jul-19	20:15	152	280-124986-C-22
02-Jul-19	20:17	153	280-124986-C-26
02-Jul-19	20:19	154	280-124986-C-27
02-Jul-19	20:21	155	280-124986-C-28
02-Jul-19	20:23	156	280-124986-C-29
02-Jul-19	20:25	157	280-124986-C-30
02-Jul-19	20:27	158	280-124986-C-31
02-Jul-19	20:29	159	280-124986-C-32
02-Jul-19	20:31	160	280-124986-C-33
02-Jul-19	20:33	0	Rinse
02-Jul-19	20:35	0	Read Baseline
02-Jul-19	20:37	107	CCV 5000 ppb
02-Jul-19	20:39	105	CCVL 1000 ppb

Result path	C:\FLOW_4\070219.RST
Sample table path	C:\FLOW_4\070219.tbl
Method path	C:\FLOW_4\nox.mth
Date acquired	02-Jul-19
Time acquired	21:13

Date	Time	Cup	Name
02-Jul-19	20:41	0	CCB
02-Jul-19	20:43	0	Read Baseline
02-Jul-19	20:45	107	LCS
02-Jul-19	20:47	0	MB
02-Jul-19	20:49	201	280-125080-C-3
02-Jul-19	20:51	202	ms 280-125080-C-3
02-Jul-19	20:53	203	msd 280-125080-C-3
02-Jul-19	20:55	204	280-124986-C-34
02-Jul-19	20:57	205	280-125080-C-1
02-Jul-19	20:59	206	280-125080-C-2
02-Jul-19	21:01	207	280-125080-C-4
02-Jul-19	21:03	208	280-125265-D-2
02-Jul-19	21:05	0	Rinse
02-Jul-19	21:07	0	Read Baseline
02-Jul-19	21:09	107	CCV 5000 ppb
02-Jul-19	21:11	105	CCVL 1000 ppb
02-Jul-19	21:13	0	CCB

Run Results Report

Facility Name
Facility Location
Department
Operator Name svc
Operator ID svc
Platform FS III/IV/3100
Software Rev Code 240
Data system ID 54

Result path C:\FLOW_4\070219.RST
Sample table path C:\FLOW_4\070219.tbl
Method path C:\FLOW_4\nox.mth
Date acquired 02-Jul-19
Time acquired 21:13

	Nitrate as N					
Name	Response	Calc [ppb]	Flags	Mean Response	Mean Calc [ppb]	
SYNC	1565802	10068.845	HI			
Carryover	761	-19.017	LO			
Carryover	219	-22.512	LO			
(Statistics)				490	-20.765	N
read baseline	0	-23.925	BL			
Cal 0.00 ppb	-17	-24.037	LO			
Cal 50.0 ppb	9452	37.000				
Cal 100 ppb	16572	82.896				
Cal 500 ppb	85214	525.341				
Cal 1000 ppb	172379	1087.190				
Cal 2500 ppb	393021	2509.394				
Cal 5000 ppb	754855	4841.683				
Cal 7500 ppb	1181836	7593.896				
Cal 10000 ppb	1554599	9996.637				
Blank	-77	-24.421	LO			
Read Baseline	0	-23.925	BL			
5000 PPB NO2	788714	5059.930				
ICV 5000 PPB	735630	4717.764				
ICV 2000 PPB	338705	2159.284				
ICB	-109	-24.624	LO			
Read Baseline	0	-23.925	BL			
LCS	811013	5203.664				
LCSD	711826	4564.330				
MB	234	-22.416	LO			
280-125390-B-9	11018	47.097				
ms 280-125390-B-9	575793	3687.498				
msd 280-125390-B-9	570072	3650.616				
280-125390-D-2	203	-22.617	LO			
280-125390-A-3	28959	162.740				
280-125390-B-4	749	-19.095	LO			
280-125390-A-5	7632	25.270				
280-125390-A-7	350097	2232.716				
280-125390-A-8	22675	122.231				
280-125416-A-2	342	-21.718	LO			
Rinse	-165	-24.989	LO			
Read Baseline	0	-23.925	BL			
CCV 5000 ppb	797627	5117.384				
CCVL 1000 ppb	170770	1076.818				
CCB	22	-23.782	LO			
Read Baseline	0	-23.925	BL			
280-125416-A-3	-81	-24.444	LO			
280-125416-A-4	22142	118.800				
280-125416-A-5	-388	-26.427	LO			
ms 280-125416-A-5	571848	3662.064				
msd 280-125416-A-5	614943	3939.840				

Result path C:\FLOW_4\070219.RST
Sample table path C:\FLOW_4\070219.tbl
Method path C:\FLOW_4\nox.mth
Date acquired 02-Jul-19
Time acquired 21:13

	Nitrate as N				
Name	Response	Calc [ppb]	Flags	Mean Response	Mean Calc [ppb]
280-124986-C-1	4063	2.266			
280-124986-C-4	450527	2880.060			
280-124986-C-5	58438	352.755			
280-124986-C-6	779645	5001.476			
280-124986-C-7	451766	28880.479			
Rinse	201	-22.631	LO		
Read Baseline	0	-23.925	BL		
CCV 5000 ppb	767176	4921.102			
CCVL 1000 ppb	167029	1052.704			
CCB	86	-23.370	LO		
Read Baseline	0	-23.925	BL		
280-124986-C-8	568022	3637.406			
280-124986-C-9	2313	-9.017	LO		
280-124986-C-10	79225	486.743			
280-124986-C-11	-765	-28.858	LO		
LCS	767961	4926.162			
MB	-220	-25.341	LO		
280-124986-C-25	641	-19.794	LO		
ms 280-124986-C-25	591445	3788.385			
msd 280-124986-C-25	613541	3930.808			
280-124986-C-12	1372428	8822.404			
Rinse	132	-23.074	LO		
Read Baseline	0	-23.925	BL		
CCV 5000 ppb	720462	4619.995			
CCVL 1000 ppb	160200	1008.683			
CCB	139	-23.026	LO I		
Read Baseline	0	-23.925	BL I		
280-124986-C-13	36114	208.860	I		
280-124986-C-14	403424	2576.446	I		
280-124986-C-15	508230	3252.001	I		
280-124986-C-16	2835	-5.653	LO I		
280-124986-C-17	27024	150.267	I		
280-124986-C-18	234597	1488.232	I		
280-124986-C-19	-220	-25.342	LO I		
280-124986-C-20	3740714	24087.793	HI I		
280-124986-C-21	650341	41680.113	I FL		
ms 280-124986-C-21	1190838	76519.250	I		
Rinse	322	-21.851	LO I		
Read Baseline	0	-23.925	BL I		
CCV 5000 ppb	651030	4172.453	F		
CCVL 1000 ppb	153199	963.558			
CCB	-24	-24.076	LO I		
Read Baseline	0	-23.925	BL I		
msd 280-124986-C-21	1221952	78524.750	I		
280-124986-C-22	4336536	27928.316	HI I		
280-124986-C-26	5083	8.837	I FL		
280-124986-C-27	1571465	10105.349	HI I		
280-124986-C-28	4302	3.803	I FL		
280-124986-C-29	256679	1630.563	I		
280-124986-C-30	1073541	34479.262	I		
280-124986-C-31	726534	23295.680	I		
280-124986-C-32	86003	530.432	I		
280-124986-C-33	9015	34.184	I		
Rinse	-29	-24.111	LO I		
Read Baseline	0	-23.925	BL I		
CCV 5000 ppb	758387	4864.453			
CCVL 1000 ppb	157851	998.544			

Result path	C:\FLOW_4\070219.RST
Sample table path	C:\FLOW_4\070219.tbl
Method path	C:\FLOW_4\nox.mth
Date acquired	02-Jul-19
Time acquired	21:13

	Nitrate as N				
Name	Response	Calc [ppb]	Flags	Mean Response	Mean Calc [ppb]
CCB	59	-23.546	LO		
Read Baseline	0	-23.925	BL		
LCS	767892	4925.714			
MB	558	-20.326	LO		
280-125080-C-3	71276	435.502			
ms 280-125080-C-3	2252	-9.409	LO		
msd 280-125080-C-3	617254	3954.742			
280-124986-C-34	289248	1840.499			
280-125080-C-1	1457	-14.531	LO		
280-125080-C-2	1673	-13.143	LO		
280-125080-C-4	82566	508.277			
280-125265-D-2	169624	1069.431			
Rinse	79	-23.414	LO		
Read Baseline	n/m	n/m	n/m		
CCV 5000 ppb	n/m	n/m	n/m		
CCVL 1000 ppb	n/m	n/m	n/m		
CCB	n/m	n/m	n/m		

Peak Table:Nitrate as N

File name: C:\FLOW_4\070219.RST
Date: 02-Jul-19
Operator: svc

Peak	Cup	Name	R	Type	Dil	Wt	Height	Calc. (ppb)	Flags
1	109	SYNC	1	SYNC	1	1	1565802	10068.844727	HI
2	0	Carryover	1	CO	1	1	761	-19.016745	LO
3	0	Carryover	2	CO	1	1	219	-22.512270	LO
B	0	read baseline	1	RB	1	1	0	-23.924532	BL
5	101	Cal 0.00 ppb	1	C	1	1	-17	-24.037153	LO
6	102	Cal 50.0 ppb	1	C	1	1	9452	36.999557	
7	103	Cal 100 ppb	1	C	1	1	16572	82.896172	
8	104	Cal 500 ppb	1	C	1	1	85214	525.341125	
9	105	Cal 1000 ppb	1	C	1	1	172379	1087.189819	
10	106	Cal 2500 ppb	1	C	1	1	393021	2509.394043	
11	107	Cal 5000 ppb	1	C	1	1	754855	4841.683105	
12	108	Cal 7500 ppb	1	C	1	1	1181836	7593.896484	
13	109	Cal 10000 ppb	1	C	1	1	1554599	9996.636719	
14	0	Blank	1	BLNK	1	1	-77	-24.421440	LO
B	0	Read Baseline	1	RB	1	1	0	-23.924532	BL
16	110	5000 PPB NO2	1	U	1	1	788714	5059.929688	
17	111	ICV 5000 PPB	1	CCV	1	1	735630	4717.764160	
18	112	ICV 2000 PPB	1	CCV	1	1	338705	2159.284180	
19	0	ICB	1	U	1	1	-109	-24.624454	LO
B	0	Read Baseline	1	RB	1	1	0	-23.924532	BL
21	107	LCS	1	U	1	1	811013	5203.663574	
22	107	LCSD	1	U	1	1	711826	4564.330078	
23	0	MB	1	U	1	1	234	-22.416142	LO
24	113	280-125390-B-9	1	U	1	1	11018	47.097355	
25	114	ms 280-125390-B-9	1	U	1	1	575793	3687.497559	
26	115	msd 280-125390-B-9	1	U	1	1	570072	3650.616211	
27	116	280-125390-D-2	1	U	1	1	203	-22.617392	LO
28	117	280-125390-A-3	1	U	1	1	28959	162.740082	
29	118	280-125390-B-4	1	U	1	1	749	-19.094917	LO
30	119	280-125390-A-5	1	U	1	1	7632	25.270452	
31	120	280-125390-A-7	1	U	1	1	350097	2232.715820	
32	121	280-125390-A-8	1	U	1	1	22675	122.230927	
33	122	280-125416-A-2	1	U	1	1	342	-21.717915	LO
34	0	Rinse	1	U	1	1	-165	-24.988958	LO
B	0	Read Baseline	1	RB	1	1	0	-23.924532	BL
36	107	CCV 5000 ppb	1	CCV	1	1	797627	5117.384277	
37	105	CCVL 1000 ppb	1	CCV	1	1	170770	1076.817993	
38	0	CCB	1	U	1	1	22	-23.782009	LO
B	0	Read Baseline	1	RB	1	1	0	-23.924532	BL
40	123	280-125416-A-3	1	U	1	1	-81	-24.444361	LO
41	124	280-125416-A-4	1	U	1	1	22142	118.800491	
42	125	280-125416-A-5	1	U	1	1	-388	-26.426693	LO
43	126	ms 280-125416-A-5	1	U	1	1	571848	3662.063965	
44	127	msd 280-125416-A-5	1	U	1	1	614943	3939.845947	
45	128	280-124986-C-1	1	U	1	1	4063	2.266028	
46	129	280-124986-C-4	1	U	1	1	450527	2880.060059	
47	130	280-124986-C-5	1	U	1	1	58438	352.754639	
48	131	280-124986-C-6	1	U	1	1	779645	5001.476074	
49	132	280-124986-C-7	1	U	10	1	451766	28880.478516	
50	0	Rinse	1	U	1	1	201	-22.631407	LO
B	0	Read Baseline	1	RB	1	1	0	-23.924532	BL
52	107	CCV 5000 ppb	1	CCV	1	1	767176	4921.101562	
53	105	CCVL 1000 ppb	1	CCV	1	1	167029	1052.704346	
54	0	CCB	1	U	1	1	86	-23.370102	LO
B	0	Read Baseline	1	RB	1	1	0	-23.924532	BL
56	133	280-124986-C-8	1	U	1	1	568022	3637.405518	
57	134	280-124986-C-9	1	U	1	1	2313	-9.016914	LO
58	135	280-124986-C-10	1	U	1	1	79225	486.743011	
59	136	280-124986-C-11	1	U	1	1	-765	-28.858196	LO
60	107	LCS	1	U	1	1	767961	4926.162109	
61	0	MB	1	U	1	1	-220	-25.341263	LO
62	137	280-124986-C-25	1	U	1	1	641	-19.793680	LO
63	138	ms 280-124986-C-25	1	U	1	1	591445	3788.384766	
64	139	msd 280-124986-C-25	1	U	1	1	613541	3930.807861	
65	140	280-124986-C-12	1	U	1	1	1372428	8822.404297	
66	0	Rinse	1	U	1	1	132	-23.073847	LO
B	0	Read Baseline	1	RB	1	1	0	-23.924532	BL
68	107	CCV 5000 ppb	1	CCV	1	1	720462	4619.995117	
69	105	CCVL 1000 ppb	1	CCV	1	1	160200	1008.682800	
70	0	CCB	1	U	1	1	139	-23.025557	LO I

Peak	Cup	Name	R	Type	Dil	Wt	Height	Calc. (ppb)	Flags
B	0	Read Baseline	1	RB	1	1	0	-23.924532	BL I
72	141	280-124986-C-13	1	U	1	1	36114	208.859695	I
73	142	280-124986-C-14	1	U	1	1	403424	2576.445557	I
74	143	280-124986-C-15	1	U	1	1	508230	3252.000732	I
75	144	280-124986-C-16	1	U	1	1	2835	-5.653035	LO I
76	145	280-124986-C-17	1	U	1	1	27024	150.267014	I
77	146	280-124986-C-18	1	U	1	1	234597	1488.231567	I
78	147	280-124986-C-19	1	U	1	1	-220	-25.341667	LO I
79	148	280-124986-C-20	1	U	1	1	3740714	24087.792969	HI I
80	149	280-124986-C-21	1	U	10	1	650341	41680.113281	I FL
81	150	ms 280-124986-C-21	1	U	10	1	1190838	76519.250000	I
82	0	Rinse	1	U	1	1	322	-21.850864	LO I
B	0	Read Baseline	1	RB	1	1	0	-23.924532	BL I
84	107	CCV 5000 ppb	1	CCV	1	1	651030	4172.452637	F
85	105	CCVL 1000 ppb	1	CCV	1	1	153199	963.557739	
86	0	CCB	1	U	1	1	-24	-24.076450	LO I
B	0	Read Baseline	1	RB	1	1	0	-23.924532	BL I
88	151	msd 280-124986-C-21	1	U	10	1	1221952	78524.750000	I
89	152	280-124986-C-22	1	U	1	1	4336536	27928.316406	HI I
90	153	280-124986-C-26	1	U	1	1	5083	8.836936	I FL
91	154	280-124986-C-27	1	U	1	1	1571465	10105.348633	HI I
92	155	280-124986-C-28	1	U	1	1	4302	3.803115	I FL
93	156	280-124986-C-29	1	U	1	1	256679	1630.562988	I
94	157	280-124986-C-30	1	U	5	1	1073541	34479.261719	I
95	158	280-124986-C-31	1	U	5	1	726534	23295.679688	I
96	159	280-124986-C-32	1	U	1	1	86003	530.431885	I
97	160	280-124986-C-33	1	U	1	1	9015	34.183933	I
98	0	Rinse	1	U	1	1	-29	-24.110640	LO I
B	0	Read Baseline	1	RB	1	1	0	-23.924532	BL I
100	107	CCV 5000 ppb	1	CCV	1	1	758387	4864.452637	
101	105	CCVL 1000 ppb	1	CCV	1	1	157851	993.544189	
102	0	CCB	1	U	1	1	59	-23.546013	LO
B	0	Read Baseline	1	RB	1	1	0	-23.924532	BL
104	107	LCS	1	U	1	1	767892	4925.714355	
105	0	MB	1	U	1	1	558	-20.325779	LO
106	201	280-125080-C-3	1	U	1	1	71276	435.501770	
107	202	ms 280-125080-C-3	1	U	1	1	2252	-9.408591	LO
108	203	msd 280-125080-C-3	1	U	1	1	617254	3954.741699	
109	204	280-124986-C-34	1	U	1	1	289248	1840.499146	
110	205	280-125080-C-1	1	U	1	1	1457	-14.531199	LO
111	206	280-125080-C-2	1	U	1	1	1673	-13.143213	LO
112	207	280-125080-C-4	1	U	1	1	82566	508.276581	
113	208	280-125265-D-2	1	U	1	1	169624	1069.430786	
114	0	Rinse	1	U	1	1	79	-23.414064	LO

Nitrate as N:Calibration 1: Peak 5-118

File name: C:\FLOW_4\070219.RST
Date: 02-Jul-19
Operator: svc

*	Name	Conc	Height
*	Cal 0.00 ppb	0.000000	-17.472183
*	Cal 50.0 ppb	50.000000	9451.819336
*	Cal 100 ppb	100.000000	16572.263672
*	Cal 500 ppb	500.000000	85213.585938
*	Cal 1000 ppb	1000.000000	172379.312500
*	Cal 2500 ppb	2500.000000	393021.406250
*	Cal 5000 ppb	5000.000000	754854.875000
*	Cal 7500 ppb	7500.000000	1181835.750000
*	Cal 10000 ppb	10000.000000	1554599.125000

Calib Coef:
y=bx+a
a: (intercept) 3.7117e+03
b: 1.5514e+02

Corr Coef: 0.999803

Carryover: 0.0486%

No Drift Peaks

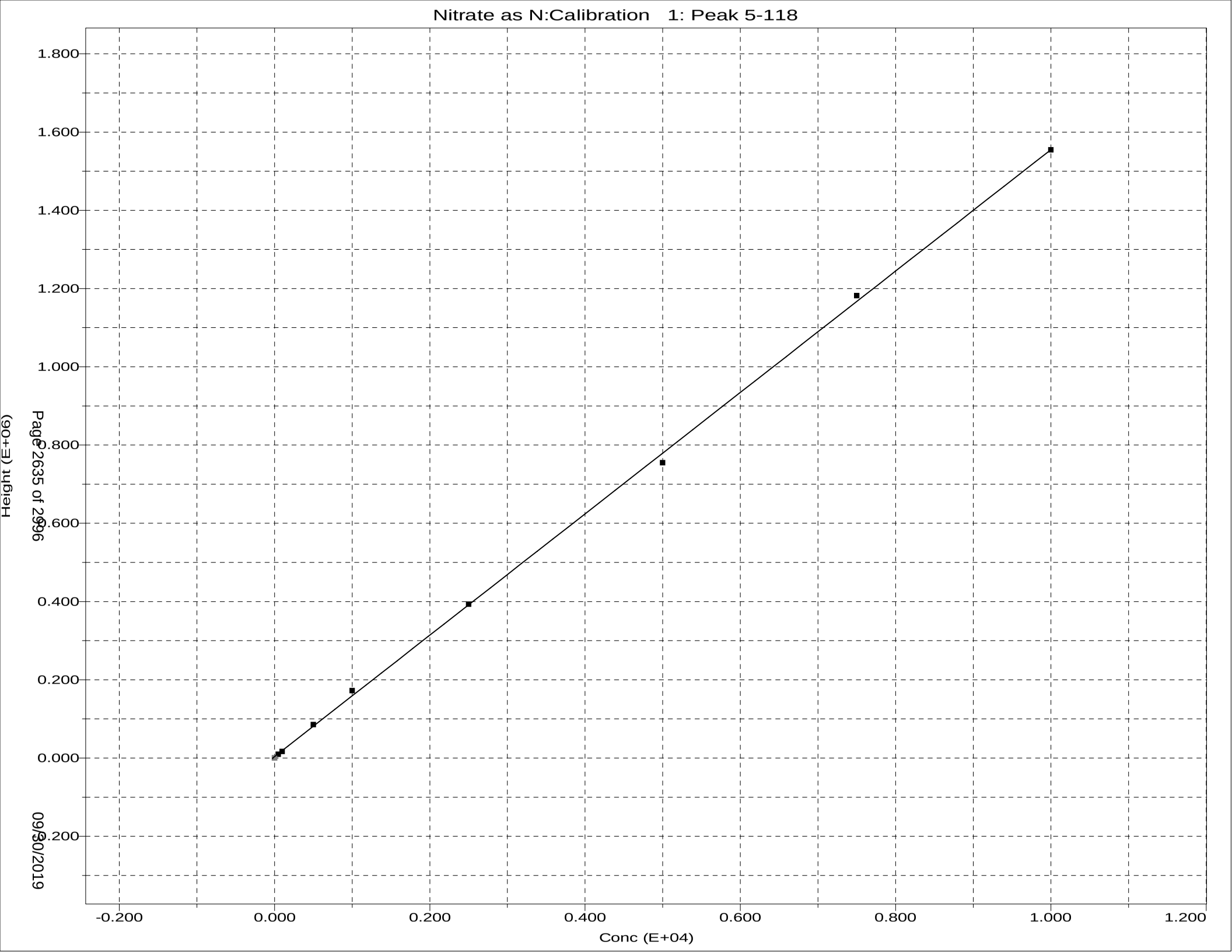
Nitrate as N:Calibration 1: Peak 5-118
1.800
1.600
1.400
1.200
1.000
0.800
0.600
0.400
0.200
0.000
-0.200
Height (E+06)
-0.200
0.000
0.200
0.400
0.600
0.800
1.000
1.200
Conc (E+04)
Page 2635 of 2996
09/30/2019

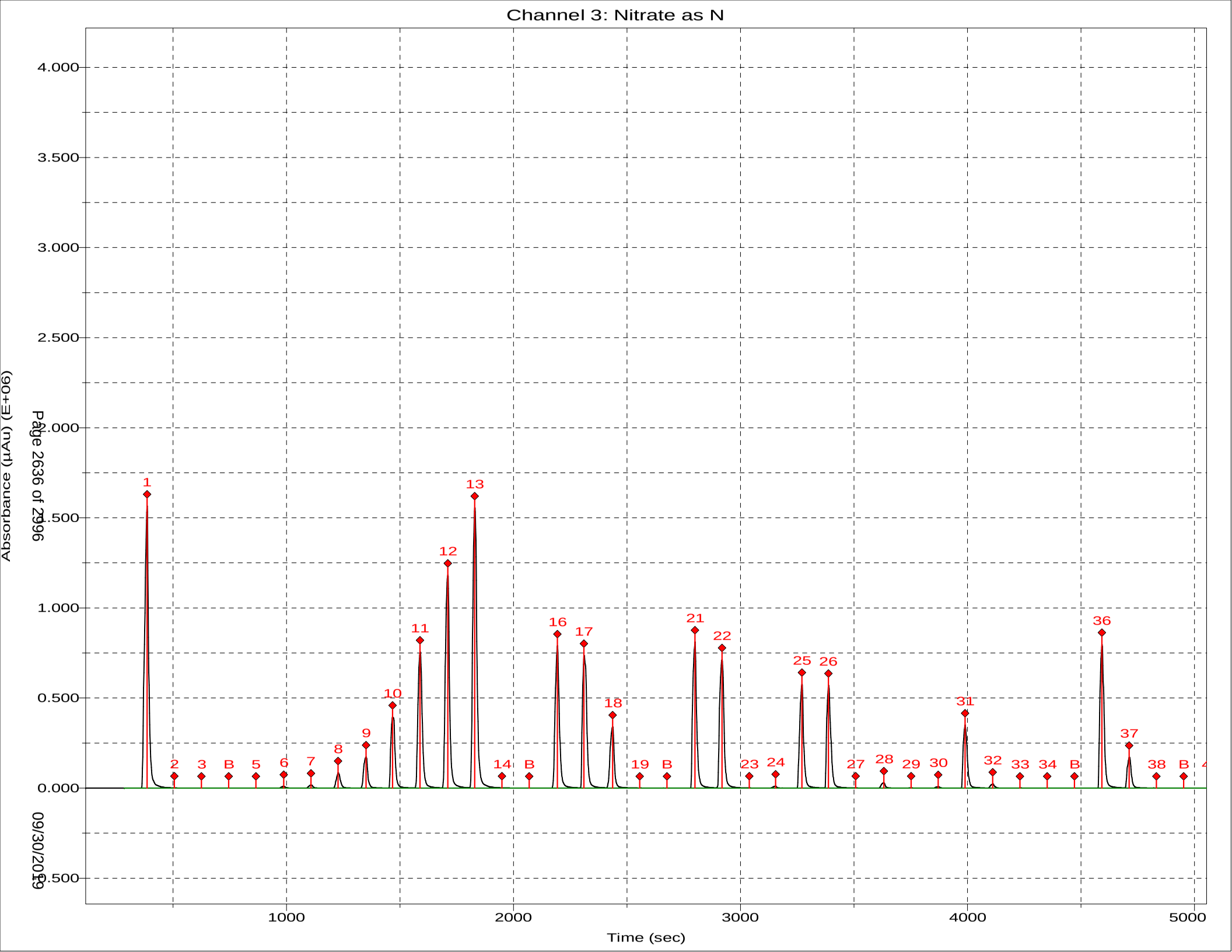
Channel 3: Nitrate as N
Absorbance (µAu) (E+06)
4.000
3.500
3.000
2.500
2.000
1.500
1.000
0.500
0.000
-0.500
1000
2000
3000
4000
5000
Time (sec)
Page 2636 of 2996
09/30/2019
1
2
3
B
5
6
7
8
9
10
11
12
13
14
B
16
17
18
19
B
21
22
23
24
25
26
27
28
29
30
31
32
33
34
B
36
37
38
B

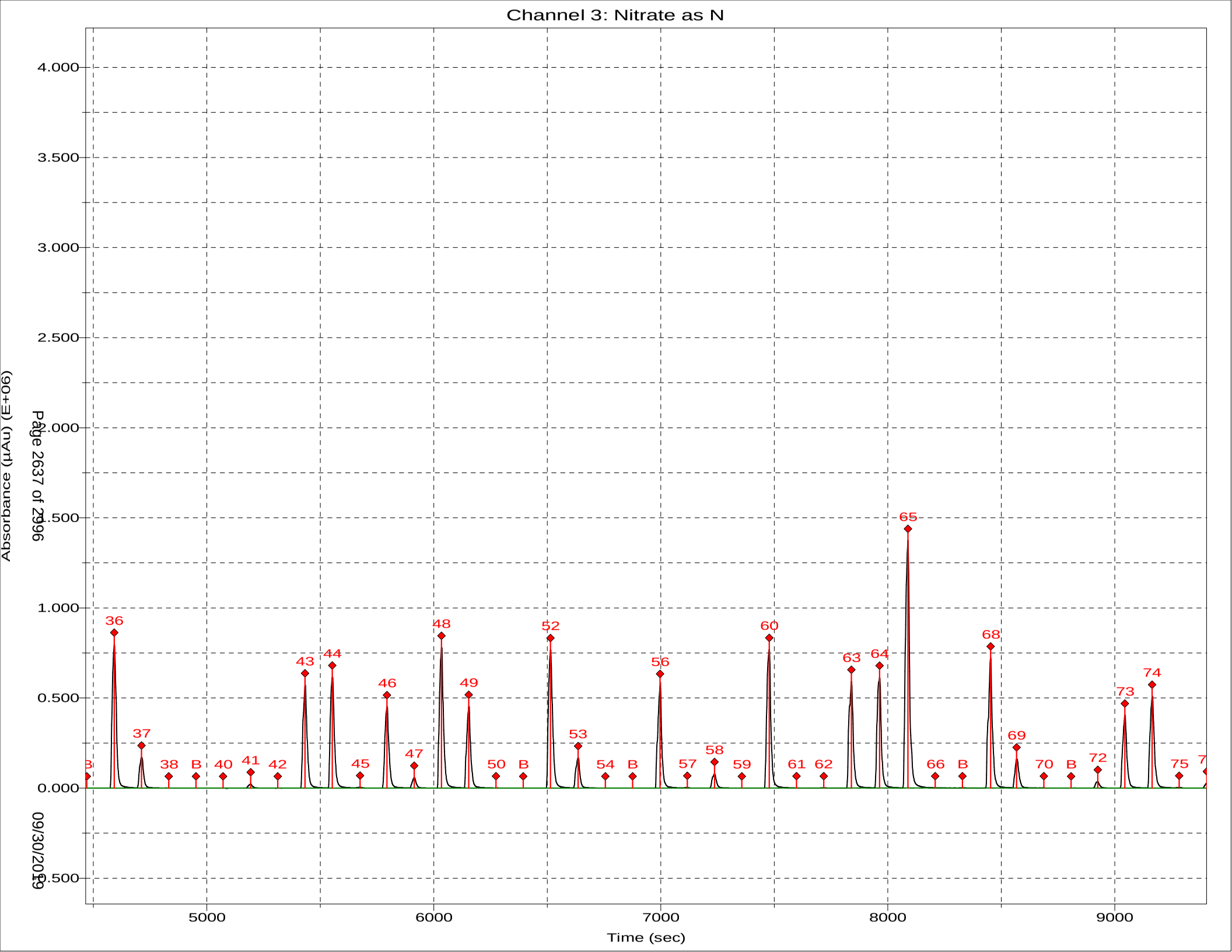
Channel 3: Nitrate as N
Absorbance (µAu) (E+06)
4.000
3.500
3.000
2.500
2.000
1.500
1.000
0.500
0.000
-0.500
Page 2637 of 2996
09/30/2019
5000
6000
7000
8000
9000
Time (sec)
36
37
38
B
40
41
42
43
44
45
46
47
48
49
50
B
52
53
54
B
56
57
58
59
60
61
62
63
64
65
66
B
68
69
70
B
72
73
74
75

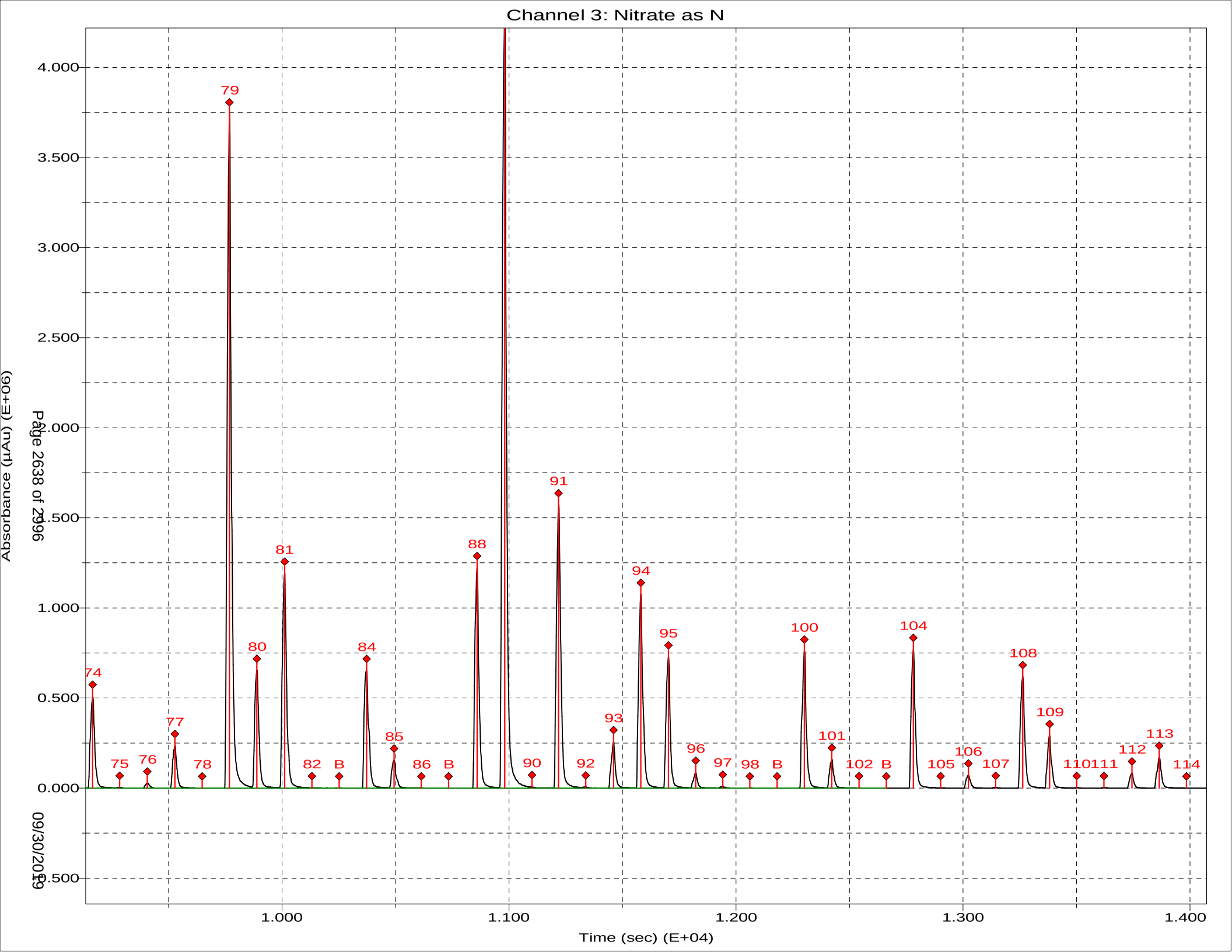
Channel 3: Nitrate as N
Absorbance (µAu) (E+06)
4.000
3.500
3.000
2.500
2.000
1.500
1.000
0.500
0.000
-0.500
74
75
76
77
78
79
80
81
82
B
84
85
86
B
88
90
91
92
93
94
95
96
97
98
B
100
101
102
B
104
105
106
107
108
109
110
111
112
113
114
1.000
1.100
1.200
1.300
1.400
Time (sec) (E+04)
Page 2638 of 2996
09/30/2019

Sample Table - 070219.tbl

File name: C:\FLOW_4\070219.TBL
Date: 02-Jul-19

Cup	Name	Type	R	Dil	Wt	Vial	Comment
109	SYNC	SYNC	1	1	1		
0	Carryover	CO	1	1	1		
0	Carryover	CO	1	1	1		
0	read baseline	RB	1	1	1		
101	Cal 0.00 ppb	C	1	1	1		
102	Cal 50.0 ppb	C	1	1	1		
103	Cal 100 ppb	C	1	1	1		
104	Cal 500 ppb	C	1	1	1		
105	Cal 1000 ppb	C	1	1	1		
106	Cal 2500 ppb	C	1	1	1		
107	Cal 5000 ppb	C	1	1	1		
108	Cal 7500 ppb	C	1	1	1		
109	Cal 10000 ppb	C	1	1	1		
0	Blank	BLNK	1	1	1		
0	Read Baseline	RB	1	1	1		
110	5000 PPB NO2	U	1	1	1		
111	ICV 5000 PPB	CCV	1	1	1		
112	ICV 2000 PPB	CCV	1	1	1		
0	ICB	U	1	1	1		
0	Read Baseline	RB	1	1	1		
107	LCS	U	1	1	1		pH
107	LCSD	U	1	1	1		
0	MB	U	1	1	1		
113	280-125390-B-9	U	1	1	1		
114	ms 280-125390-B-9 U		1	1	1		
115	msd 280-125390-B-9 U		1	1	1		
116	280-125390-D-2	U	1	1	1		
117	280-125390-A-3	U	1	1	1		
118	280-125390-B-4	U	1	1	1		
119	280-125390-A-5	U	1	1	1		
120	280-125390-A-7	U	1	1	1		
121	280-125390-A-8	U	1	1	1		
122	280-125416-A-2	U	1	1	1		
0	Rinse	U	1	1	1		
0	Read Baseline	RB	1	1	1		
107	CCV 5000 ppb	CCV	1	1	1		
105	CCVL 1000 ppb	CCV	1	1	1		
0	CCB	U	1	1	1		
0	Read Baseline	RB	1	1	1		
123	280-125416-A-3	U	1	1	1		
124	280-125416-A-4	U	1	1	1		
125	280-125416-A-5	U	1	1	1		
126	ms 280-125416-A-5 U		1	1	1		
127	msd 280-125416-A-5 U		1	1	1		
128	280-124986-C-1	U	1	1	1		
129	280-124986-C-4	U	1	1	1		
130	280-124986-C-5	U	1	1	1		
131	280-124986-C-6	U	1	1	1		
132	280-124986-C-7	U	1	10 ~~1~~	1		
0	Rinse	U	1	1	1		
0	Read Baseline	RB	1	1	1		
107	CCV 5000 ppb	CCV	1	1	1		
105	CCVL 1000 ppb	CCV	1	1	1		
0	CCB	U	1	1	1		
0	Read Baseline	RB	1	1	1		
133	280-124986-C-8	U	1	1	1		

Cup	Name	Type	R	Dil	Wt	Vial	Comment
134	280-124986-C-9	U	1	1	1		
135	280-124986-C-10	U	1	1	1		
136	280-124986-C-11	U	1	1	1		
107	LCS	U	1	1	1		
0	MB	U	1	1	1		
137	280-124986-C-25	U	1	1	1		
138	ms 280-124986-C-25	U	1	1	1		
139	msd 280-124986-C-25	U	1	1	1		
140	280-124986-C-12	U	1	1	1		
0	Rinse	U	1	1	1		
0	Read Baseline	RB	1	1	1		
107	CCV 5000 ppb	CCV	1	1	1		
105	CCVL 1000 ppb	CCV	1	1	1		
0	CCB	U	1	1	1		
0	Read Baseline	RB	1	1	1		
141	280-124986-C-13	U	1	1	1		
142	280-124986-C-14	U	1	1	1		
143	280-124986-C-15	U	1	1	1		
144	280-124986-C-16	U	1	1	1		
145	280-124986-C-17	U	1	1	1		
146	280-124986-C-18	U	1	1	1		
147	280-124986-C-19	U	1	1	1		
148	280-124986-C-20	U	1	1	1		
149	280-124986-C-21	U	1	1	1		
150	ms 280-124986-C-21	U	1	10	1		
0	Rinse	U	1	1	1	1	
0	Read Baseline	RB	1	1	1		
107	CCV 5000 ppb	CCV	1	1	1		
105	CCVL 1000 ppb	CCV	1	1	1		
0	CCB	U	1	1	1		
0	Read Baseline	RB	1	1	1		
151	msd 280-124986-C-21	U	1	10	1		
152	280-124986-C-22	U	1	1	1	1	
153	280-124986-C-26	U	1	1	1		
154	280-124986-C-27	U	1	1	1		
155	280-124986-C-28	U	1	1	1		
156	280-124986-C-29	U	1	1	1		
157	280-124986-C-30	U	1	1	1		
158	280-124986-C-31	U	1	5	1		
159	280-124986-C-32	U	1	5	1		
160	280-124986-C-33	U	1	1	1		
0	Rinse	U	1	1	1		
0	Read Baseline	RB	1	1	1		
107	CCV 5000 ppb	CCV	1	1	1		
105	CCVL 1000 ppb	CCV	1	1	1		
0	CCB	U	1	1	1		
0	Read Baseline	RB	1	1	1		
107	LCS	U	1	1	1		
0	MB	U	1	1	1		
201	280-125080-C-3	U	1	1	1		
202	ms 280-125080-C-3	U	1	1	1		
203	msd 280-125080-C-3	U	1	1	1		
204	280-124986-C-34	U	1	1	1		
205	280-125080-C-1	U	1	1	1		
206	280-125080-C-2	U	1	1	1		
207	280-125080-C-4	U	1	1	1		
208	280-125265-D-2	U	1	1	1		
0	Rinse	U	1	1	1		
0	Read Baseline	RB	1	1	1		
107	CCV 5000 ppb	CCV	1	1	1		

Cup	Name	Type	R	Dil	Wt	Vial	Comment
105	CCVL 1000 ppb	CCV	1	1	1	1	
0	CCB	U	1	1	1	1	
0	Read Baseline	RB	1	1	1	1	
209	280-125082-C-1	U	1	1	1	1	
210	280-125082-C-2	U	1	1	1	1	
211	280-125038-D-1	U	1	1	1	1	
212	280-125038-C-2	U	1	1	1	1	
213	280-125040-C-1	U	1	1	1	1	
214	ms 280-125040-C-1 U		1	1	1	1	
215	msd 280-125040-C-1 U		1	1	1	1	
216	280-125040-C-2	U	1	1	1	1	
217	280-125040-C-3	U	1	10	1	1	
218	280-125040-C-4	U	1	10	1	1	
0	Rinse	U	1	1	1	1	
0	Read Baseline	RB	1	1	1	1	
107	CCV 5000 ppb	CCV	1	1	1	1	
105	CCVL 1000 ppb	CCV	1	1	1	1	
0	CCB	U	1	1	1	1	
0	Read Baseline	RB	1	1	1	1	
219	280-125040-C-5	U	1	5	1	1	
220	280-125040-C-6	U	1	10	1	1	
221	280-125040-C-7	U	1	10	1	1	
222	280-125040-C-8	U	1	1	1	1	
223	280-125040-C-9	U	1	1	1	1	
224	280-125040-C-10	U	1	1	1	1	
107	LCS	U	1	1	1	1	
0	MB	U	1	1	1	1	
225	280-125040-C-11	U	1	10	1	1	
226	ms 280-125040-C-11 U		1	10	1	1	
0	Rinse	U	1	1	1	1	
0	Read Baseline	RB	1	1	1	1	
107	CCV 5000 ppb	CCV	1	1	1	1	
105	CCVL 1000 ppb	CCV	1	1	1	1	
0	CCB	U	1	1	1	1	
0	Read Baseline	RB	1	1	1	1	
227	msd 280-125040-C-11 U		1	10	1	1	
228	280-125223-C-2	U	1	1	1	1	
229	280-125082-C-3	U	1	1	1	1	
230	280-125082-C-4	U	1	1	1	1	
231	280-125152-C-1	U	1	1	1	1	
232	280-125364-A-1	U	1	1	1	1	
233	280-125364-A-2	U	1	1	1	1	
234	280-125081-B-1	U	1	1	1	1	
0	Rinse	U	1	1	1	1	
0	Read Baseline	RB	1	1	1	1	
107	CCV 5000 ppb	CCV	1	1	1	1	
105	CCVL 1000 ppb	CCV	1	1	1	1	
0	CCB	U	1	1	1	1	
0	Read Baseline	RB	1	1	1	1	
235	280-125081-B-2	U	1	1	1	1	
236	280-125081-B-3	U	1	1	1	1	
237	280-125015-K-2	U	1	1	1	1	
238	ms 280-125015-K-2 U		1	1	1	1	
239	msd 280-125015-K-2 U		1	1	1	1	
240	280-125015-L-4	U	1	1	1	1	
241	280-125140-C-1	U	1	1	1	1	
242	280-125140-C-2	U	1	1	1	1	
243	580-87041-E-3	U	1	1	1	1	
244	580-87041-C-8	U	1	1	1	1	
0	Rinse	U	1	1	1	1	

Run Results Report

Facility Name	
Facility Location	
Department	
Operator Name	svc
Operator ID	svc
Platform	FS III/IV/3100
Software Rev Code	240
Data system ID	54
Result path	C:\FLOW_4\070319.RST
Sample table path	C:\FLOW_4\070319.tbl
Method path	C:\FLOW_4\nox.mth
Date acquired	03-Jul-19
Time acquired	21:11

Date	Time	Cup	Name
03-Jul-19	16:16	109	SYNC
03-Jul-19	16:18	0	Carryover
03-Jul-19	16:20	0	Carryover (Statistics)
03-Jul-19	16:22	0	read baseline
03-Jul-19	16:24	101	Cal 0.00 ppb
03-Jul-19	16:26	102	Cal 50.0 ppb
03-Jul-19	16:28	103	Cal 100 ppb
03-Jul-19	16:30	104	Cal 500 ppb
03-Jul-19	16:32	105	Cal 1000 ppb
03-Jul-19	16:34	106	Cal 2500 ppb
03-Jul-19	16:36	107	Cal 5000 ppb
03-Jul-19	16:38	108	Cal 7500 ppb
03-Jul-19	16:40	109	Cal 10000 ppb
03-Jul-19	16:42	0	Blank
03-Jul-19	16:44	0	Read Baseline
03-Jul-19	16:46	110	5000 PPB NO2
03-Jul-19	16:48	111	ICV 5000 PPB
03-Jul-19	16:50	112	ICV 2000 PPB
03-Jul-19	16:52	0	ICB
03-Jul-19	16:54	0	Read Baseline
03-Jul-19	16:56	107	LCS
03-Jul-19	16:58	0	MB
03-Jul-19	17:00	137	280-124986-C-16
03-Jul-19	17:02	138	ms 280-124986-C-16
03-Jul-19	17:04	139	msd 280-124986-C-16
03-Jul-19	17:06	136	280-125019-C-1
03-Jul-19	17:08	135	580-87041-C-9
03-Jul-19	17:10	134	580-87041-C-10
03-Jul-19	17:12	140	280-125019-C-2
03-Jul-19	17:14	0	Rinse
03-Jul-19	17:16	0	Read Baseline
03-Jul-19	17:18	107	CCV 5000 ppb
03-Jul-19	17:20	105	CCVL 1000 ppb
03-Jul-19	17:22	0	CCB
03-Jul-19	17:24	0	Read Baseline
03-Jul-19	17:26	141	280-124986-C-13
03-Jul-19	17:28	142	280-124986-C-14
03-Jul-19	17:30	143	280-124986-C-15
03-Jul-19	17:32	145	280-124986-C-17
03-Jul-19	17:34	146	280-124986-C-18
03-Jul-19	17:36	147	280-124986-C-19
03-Jul-19	17:38	148	280-124986-C-20
03-Jul-19	17:40	149	280-124986-C-21
03-Jul-19	17:42	150	ms 280-124986-C-21

Result path C:\FLOW_4\070319.RST
Sample table path C:\FLOW_4\070319.tbl
Method path C:\FLOW_4\nox.mth
Date acquired 03-Jul-19
Time acquired 21:11

Date	Time	Cup	Name
03-Jul-19	17:44	0	Rinse
03-Jul-19	17:46	0	Read Baseline
03-Jul-19	17:48	107	CCV 5000 ppb
03-Jul-19	17:50	105	CCVL 1000 ppb
03-Jul-19	17:52	0	CCB
03-Jul-19	17:54	0	Read Baseline
03-Jul-19	17:56	151	msd 280-124986-C-21
03-Jul-19	17:58	152	280-124986-C-22
03-Jul-19	18:00	153	280-124986-C-26
03-Jul-19	18:02	154	280-124986-C-27
03-Jul-19	18:04	155	280-124986-C-28
03-Jul-19	18:06	156	280-124986-C-29
03-Jul-19	18:08	157	280-124986-C-30
03-Jul-19	18:10	158	280-124986-C-31
03-Jul-19	18:12	159	280-124986-C-32
03-Jul-19	18:14	160	280-124986-C-33
03-Jul-19	18:16	0	Rinse
03-Jul-19	18:18	0	Read Baseline
03-Jul-19	18:20	107	CCV 5000 ppb
03-Jul-19	18:22	105	CCVL 1000 ppb
03-Jul-19	18:24	0	CCB
03-Jul-19	18:26	0	Read Baseline
03-Jul-19	18:28	107	LCS
03-Jul-19	18:30	0	MB
03-Jul-19	18:32	201	280-125080-C-3
03-Jul-19	18:34	202	ms 280-125080-C-3
03-Jul-19	18:36	203	msd 280-125080-C-3
03-Jul-19	18:38	204	280-124986-C-34
03-Jul-19	18:40	205	280-125080-C-1
03-Jul-19	18:42	206	280-125080-C-2
03-Jul-19	18:44	207	280-125080-C-4
03-Jul-19	18:46	208	280-125265-D-2
03-Jul-19	18:48	0	Rinse
03-Jul-19	18:50	0	Read Baseline
03-Jul-19	18:52	107	CCV 5000 ppb
03-Jul-19	18:54	105	CCVL 1000 ppb
03-Jul-19	18:56	0	CCB
03-Jul-19	18:58	0	Read Baseline
03-Jul-19	19:00	209	280-125082-C-1
03-Jul-19	19:02	210	280-125082-C-2
03-Jul-19	19:04	211	280-125038-D-1
03-Jul-19	19:06	212	280-125038-C-2
03-Jul-19	19:08	213	280-125040-C-1
03-Jul-19	19:10	214	ms 280-125040-C-1
03-Jul-19	19:12	215	msd 280-125040-C-1
03-Jul-19	19:14	216	280-125040-C-2
03-Jul-19	19:16	217	280-125040-C-3
03-Jul-19	19:18	218	280-125040-C-4
03-Jul-19	19:20	0	Rinse
03-Jul-19	19:22	0	Read Baseline
03-Jul-19	19:24	107	CCV 5000 ppb
03-Jul-19	19:26	105	CCVL 1000 ppb
03-Jul-19	19:28	0	CCB
03-Jul-19	19:30	0	Read Baseline
03-Jul-19	19:32	219	280-125040-C-5
03-Jul-19	19:34	220	280-125040-C-6
03-Jul-19	19:36	221	280-125040-C-7

Result path	C:\FLOW_4\070319.RST
Sample table path	C:\FLOW_4\070319.tbl
Method path	C:\FLOW_4\nox.mth
Date acquired	03-Jul-19
Time acquired	21:11

Date	Time	Cup	Name
03-Jul-19	19:38	222	280-125040-C-8
03-Jul-19	19:40	223	280-125040-C-9
03-Jul-19	19:42	224	280-125040-C-10
03-Jul-19	19:44	107	LCS
03-Jul-19	19:46	0	MB
03-Jul-19	19:48	225	280-125040-C-11
03-Jul-19	19:50	226	ms 280-125040-C-11
03-Jul-19	19:52	0	Rinse
03-Jul-19	19:54	0	Read Baseline
03-Jul-19	19:56	107	CCV 5000 ppb
03-Jul-19	19:58	105	CCVL 1000 ppb
03-Jul-19	20:00	0	CCB
03-Jul-19	20:02	0	Read Baseline
03-Jul-19	20:04	227	msd 280-125040-C-11
03-Jul-19	20:06	228	280-125223-C-2
03-Jul-19	20:08	229	280-125082-C-3
03-Jul-19	20:10	230	280-125082-C-4
03-Jul-19	20:12	231	280-125152-C-1
03-Jul-19	20:14	232	280-125364-A-1
03-Jul-19	20:16	233	280-125364-A-2
03-Jul-19	20:18	234	280-125081-B-1
03-Jul-19	20:20	0	Rinse
03-Jul-19	20:22	0	Read Baseline
03-Jul-19	20:24	107	CCV 5000 ppb
03-Jul-19	20:26	105	CCVL 1000 ppb
03-Jul-19	20:28	0	CCB
03-Jul-19	20:30	0	Read Baseline
03-Jul-19	20:32	235	280-125081-B-2
03-Jul-19	20:34	236	280-125081-B-3
03-Jul-19	20:36	237	280-125015-K-2
03-Jul-19	20:38	238	ms 280-125015-K-2
03-Jul-19	20:40	239	msd 280-125015-K-2
03-Jul-19	20:42	240	280-125015-L-4
03-Jul-19	20:44	241	280-125140-C-1
03-Jul-19	20:46	242	280-125140-C-2
03-Jul-19	20:48	243	580-87041-E-3
03-Jul-19	20:50	244	580-87041-C-8
03-Jul-19	20:52	0	Rinse
03-Jul-19	20:54	0	Read Baseline
03-Jul-19	20:56	107	CCV 5000 ppb
03-Jul-19	20:58	105	CCVL 1000 ppb
03-Jul-19	21:00	0	CCB
03-Jul-19	21:02	0	Read Baseline

Run Results Report

Facility Name
Facility Location
Department
Operator Name svc
Operator ID svc
Platform FS III/IV/3100
Software Rev Code 240
Data system ID 54

Result path C:\FLOW_4\070319.RST
Sample table path C:\FLOW_4\070319.tbl
Method path C:\FLOW_4\nox.mth
Date acquired 03-Jul-19
Time acquired 21:11

	Nitrate as N					
Name	Response	Calc [ppb]	Flags	Mean Response	Mean Calc [ppb]	
SYNC	1530529	10102.478	HI			
Carryover	922	2.890				
Carryover	271	-1.408	LO			
(Statistics)				597	0.741	N
read baseline	0	-3.200	BL			
Cal 0.00 ppb	282	-1.336	LO			
Cal 50.0 ppb	8752	54.587				
Cal 100 ppb	15722	100.605				
Cal 500 ppb	83354	547.163				
Cal 1000 ppb	167053	1099.809				
Cal 2500 ppb	376478	2482.582				
Cal 5000 ppb	732416	4832.751				
Cal 7500 ppb	1111072	7332.917				
Cal 10000 ppb	1545439	10200.922	HI			
Blank	-34	-3.422	LO			
Read Baseline	0	-3.200	BL			
5000 PPB NO2	782268	5161.907				
ICV 5000 PPB	755109	4982.584				
ICV 2000 PPB	328588	2166.382	UM			
ICB	-57	-3.579	LO			
Read Baseline	0	-3.200	BL			
LCS	739481	4879.396				
MB	-41	-3.473	LO			
280-124986-C-16	995	3.371				
ms 280-124986-C-16	604474	3987.979				
msd 280-124986-C-16	601792	3970.273				
280-125019-C-1	50172	328.072				
580-87041-C-9	4721	27.972				
580-87041-C-10	1045	3.702				
280-125019-C-2	-18	-3.319	LO			
Rinse	-169	-4.318	LO			
Read Baseline	0	-3.200	BL			
CCV 5000 ppb	779984	5146.828				
CCVL 1000 ppb	161782	1065.005				
CCB	5	-3.169	LO			
Read Baseline	0	-3.200	BL			
280-124986-C-13	34375	223.766				
280-124986-C-14	429696	2833.967				
280-124986-C-15	521866	3442.546				
280-124986-C-17	27656	179.404				
280-124986-C-18	234311	1543.891				
280-124986-C-19	-54	-3.557	LO			
280-124986-C-20	475033	31333.186				
280-124986-C-21	639714	42206.621				
ms 280-124986-C-21	1240505	81875.273				

Result path C:\FLOW_4\070319.RST
Sample table path C:\FLOW_4\070319.tbl
Method path C:\FLOW_4\nox.mth
Date acquired 03-Jul-19
Time acquired 21:11

	Nitrate as N				
Name	Response	Calc [ppb]	Flags	Mean Response	Mean Calc [ppb]
Rinse	-156	-4.229	LO		
Read Baseline	0	-3.200	BL		
CCV 5000 ppb	761631	5025.646			
CCVL 1000 ppb	164573	1083.429	UM		
CCB	-3	-3.217	LO		
Read Baseline	0	-3.200	BL		
msd 280-124986-C-21	1246511	82271.797			
280-124986-C-22	613419	40470.449			
280-124986-C-26	3610	20.633			
280-124986-C-27	1674675	11054.233	HI		
280-124986-C-28	3872	22.367	FL		
280-124986-C-29	273582	1803.186			
280-124986-C-30	1168189	38550.199			
280-124986-C-31	671854	22164.377			
280-124986-C-32	79395	521.025			
280-124986-C-33	9024	56.380			
Rinse	68	-2.752	LO		
Read Baseline	0	-3.200	BL		
CCV 5000 ppb	781021	5153.675			
CCVL 1000 ppb	166536	1096.393	UM		
CCB	1	-3.194	LO		
Read Baseline	0	-3.200	BL		
LCS	737922	4869.102			
MB	-217	-4.631	LO		
280-125080-C-3	78225	513.300			
ms 280-125080-C-3	690279	4554.527			
msd 280-125080-C-3	686107	4526.984			
280-124986-C-34	290252	1913.259			
280-125080-C-1	1636	7.602			
280-125080-C-2	100997	663.655			
280-125080-C-4	77568	508.959			
280-125265-D-2	182499	1201.789			
Rinse	59	-2.811	LO		
Read Baseline	0	-3.200	BL		
CCV 5000 ppb	750611	4952.884			
CCVL 1000 ppb	163222	1074.515			
CCB	129	-2.350	LO		
Read Baseline	0	-3.200	BL		
280-125082-C-1	1036423	6840.023			
280-125082-C-2	1042226	6878.343			
280-125038-D-1	70792	464.218			
280-125038-C-2	4618	27.290			
280-125040-C-1	2503	13.326			
ms 280-125040-C-1	1791	8.625			
msd 280-125040-C-1	1381555	9118.840			
280-125040-C-2	301714	1988.938			
280-125040-C-3	788188	52009.926			
280-125040-C-4	819473	54075.617			
Rinse	-25	-3.367	LO		
Read Baseline	0	-3.200	BL		
CCV 5000 ppb	719730	4748.983			
CCVL 1000 ppb	157315	1035.508			
CCB	81	-2.665	LO		
Read Baseline	0	-3.200	BL		
280-125040-C-5	353963	11669.618			
280-125040-C-6	345413	22774.686			
280-125040-C-7	361836	23889.047			

Result path C:\FLOW_4\070319.RST
Sample table path C:\FLOW_4\070319.tbl
Method path C:\FLOW_4\nox.mth
Date acquired 03-Jul-19
Time acquired 21:11

	Nitrate as N				
Name	Response	Calc [ppb]	Flags	Mean Response	Mean Calc [ppb]
280-125040-C-8	799107	5273.090			
280-125040-C-9	1651	7.704			
280-125040-C-10	1732	8.233			
LCS	703686	4643.053			
MB	164	-2.120	LO		
280-125040-C-11	526660	34741.988			
ms 280-125040-C-11	1109548	73228.523			
Rinse	46	-2.895	LO		
Read Baseline	0	-3.200	BL		
CCV 5000 ppb	725516	4787.190			
CCVL 1000 ppb	165797	1091.514			
CCB	92	-2.590	LO		
Read Baseline	0	-3.200	BL		
msd 280-125040-C-11	1064674	70265.633			
280-125223-C-2	801082	5286.129			
280-125082-C-3	997073	6580.210			
280-125082-C-4	12899	81.968			
280-125152-C-1	10708	67.500			
280-125364-A-1	250975	1653.920			
280-125364-A-2	266799	1758.404			
280-125081-B-1	323599	2133.440			
Rinse	-11	-3.271	LO		
Read Baseline	0	-3.200	BL		
CCV 5000 ppb	718894	4743.467			
CCVL 1000 ppb	161111	1060.570			
CCB	24	-3.042	LO		
Read Baseline	0	-3.200	BL		
280-125081-B-2	301587	1988.100			
280-125081-B-3	1763809	11642.761	HI		
280-125015-K-2	1503	6.722	FL		
ms 280-125015-K-2	2009	10.062			
msd 280-125015-K-2	694214	4580.511			
280-125015-L-4	105054	690.446			
280-125140-C-1	1314586	8676.663			
280-125140-C-2	1517118	10013.927	HI		
580-87041-E-3	1623	7.515	FL		
580-87041-C-8	1391	5.987			
Rinse	-155	-4.227	LO		
Read Baseline	0	-3.200	BL		
CCV 5000 ppb	688310	4541.529			
CCVL 1000 ppb	160314	1055.307			
CCB	97	-2.559	LO		
Read Baseline	0	-3.200	BL		

Peak Table:Nitrate as N

File name: C:\FLOW_4\070319.RST
Date: 03-Jul-19
Operator: svc

Peak	Cup	Name	R	Type	Dil	Wt	Height	Calc. (ppb)	Flags
1	109	SYNC	1	SYNC	1	1	1530529	10102.477539	HI
2	0	Carryover	1	CO	1	1	922	2.889855	
3	0	Carryover	2	CO	1	1	271	-1.407751	LO
B	0	read baseline	1	RB	1	1	0	-3.200332	BL
5	101	Cal 0.00 ppb	1	C	1	1	282	-1.336485	LO
6	102	Cal 50.0 ppb	1	C	1	1	8752	54.587200	
7	103	Cal 100 ppb	1	C	1	1	15722	100.604713	
8	104	Cal 500 ppb	1	C	1	1	83354	547.163330	
9	105	Cal 1000 ppb	1	C	1	1	167053	1099.808716	
10	106	Cal 2500 ppb	1	C	1	1	376478	2482.581543	
11	107	Cal 5000 ppb	1	C	1	1	732416	4832.751465	
12	108	Cal 7500 ppb	1	C	1	1	1111072	7332.916504	
13	109	Cal 10000 ppb	1	C	1	1	1545439	10200.921875	HI
14	0	Blank	1	BLNK	1	1	-34	-3.421580	LO
B	0	Read Baseline	1	RB	1	1	0	-3.200332	BL
16	110	5000 PPB NO2	1	U	1	1	782268	5161.906738	
17	111	ICV 5000 PPB	1	CCV	1	1	755109	4982.584473	
18	112	ICV 2000 PPB	1	CCV	1	1	328588	2166.381836	UM
19	0	ICB	1	U	1	1	-57	-3.578593	LO
B	0	Read Baseline	1	RB	1	1	0	-3.200332	BL
21	107	LCS	1	U	1	1	739481	4879.395508	
22	0	MB	1	U	1	1	-41	-3.472734	LO
23	137	280-124986-C-16	1	U	1	1	995	3.371230	
24	138	ms 280-124986-C-16	1	U	1	1	604474	3987.978516	
25	139	msd 280-124986-C-16	1	U	1	1	601792	3970.273438	
26	136	280-125019-C-1	1	U	1	1	50172	328.071625	
27	135	580-87041-C-9	1	U	1	1	4721	27.972492	
28	134	580-87041-C-10	1	U	1	1	1045	3.702054	
29	140	280-125019-C-2	1	U	1	1	-18	-3.319481	LO
30	0	Rinse	1	U	1	1	-169	-4.318326	LO
B	0	Read Baseline	1	RB	1	1	0	-3.200332	BL
32	107	CCV 5000 ppb	1	CCV	1	1	779984	5146.828125	
33	105	CCVL 1000 ppb	1	CCV	1	1	161782	1065.005493	
34	0	CCB	1	U	1	1	5	-3.168938	LO
B	0	Read Baseline	1	RB	1	1	0	-3.200332	BL
36	141	280-124986-C-13	1	U	1	1	34375	223.765823	
37	142	280-124986-C-14	1	U	1	1	429696	2833.966553	
38	143	280-124986-C-15	1	U	1	1	521866	3442.545898	
39	145	280-124986-C-17	1	U	1	1	27656	179.403946	
40	146	280-124986-C-18	1	U	1	1	234311	1543.890869	
41	147	280-124986-C-19	1	U	1	1	-54	-3.556693	LO
42	148	280-124986-C-20	1	U	10	1	475033	31333.185547	
43	149	280-124986-C-21	1	U	10	1	639714	42206.621094	
44	150	ms 280-124986-C-21	1	U	10	1	1240505	81875.273438	
45	0	Rinse	1	U	1	1	-156	-4.228827	LO
B	0	Read Baseline	1	RB	1	1	0	-3.200332	BL
47	107	CCV 5000 ppb	1	CCV	1	1	761631	5025.645508	
48	105	CCVL 1000 ppb	1	CCV	1	1	164573	1083.429199	UM
49	0	CCB	1	U	1	1	-3	-3.217020	LO
B	0	Read Baseline	1	RB	1	1	0	-3.200332	BL
51	151	msd 280-124986-C-21	1	U	10	1	1246511	82271.796875	
52	152	280-124986-C-22	1	U	10	1	613419	40470.449219	
53	153	280-124986-C-26	1	U	1	1	3610	20.632681	
54	154	280-124986-C-27	1	U	1	1	1674675	11054.233398	HI
55	155	280-124986-C-28	1	U	1	1	3872	22.367409	FL
56	156	280-124986-C-29	1	U	1	1	273582	1803.186401	
57	157	280-124986-C-30	1	U	5	1	1168189	38550.199219	
58	158	280-124986-C-31	1	U	5	1	671854	22164.376953	
59	159	280-124986-C-32	1	U	1	1	79395	521.024719	
60	160	280-124986-C-33	1	U	1	1	9024	56.379585	
61	0	Rinse	1	U	1	1	68	-2.751529	LO
B	0	Read Baseline	1	RB	1	1	0	-3.200332	BL
63	107	CCV 5000 ppb	1	CCV	1	1	781021	5153.674805	
64	105	CCVL 1000 ppb	1	CCV	1	1	166536	1096.393311	UM
65	0	CCB	1	U	1	1	1	-3.193513	LO
B	0	Read Baseline	1	RB	1	1	0	-3.200332	BL
67	107	LCS	1	U	1	1	737922	4869.102051	
68	0	MB	1	U	1	1	-217	-4.631040	LO
69	201	280-125080-C-3	1	U	1	1	78225	513.300476	
70	202	ms 280-125080-C-3	1	U	1	1	690279	4554.526855	

Peak	Cup	Name	R	Type	Dil	Wt	Height	Calc. (ppb)	Flags
71	203	msd 280-125080-C-3	1	U	1	1	686107	4526.983887	
72	204	280-124986-C-34	1	U	1	1	290252	1913.259033	
73	205	280-125080-C-1	1	U	1	1	1636	7.601591	
74	206	280-125080-C-2	1	U	1	1	100997	663.655273	
75	207	280-125080-C-4	1	U	1	1	77568	508.958862	
76	208	280-125265-D-2	1	U	1	1	182499	1201.789429	
77	0	Rinse	1	U	1	1	59	-2.811148	LO
B	0	Read Baseline	1	RB	1	1	0	-3.200332	BL
79	107	CCV 5000 ppb	1	CCV	1	1	750611	4952.883789	
80	105	CCVL 1000 ppb	1	CCV	1	1	163222	1074.514648	
81	0	CCB	1	U	1	1	129	-2.350243	LO
B	0	Read Baseline	1	RB	1	1	0	-3.200332	BL
83	209	280-125082-C-1	1	U	1	1	1036423	6840.023438	
84	210	280-125082-C-2	1	U	1	1	1042226	6878.342773	
85	211	280-125038-D-1	1	U	1	1	70792	464.218475	
86	212	280-125038-C-2	1	U	1	1	4618	27.289980	
87	213	280-125040-C-1	1	U	1	1	2503	13.326323	
88	214	ms 280-125040-C-1	1	U	1	1	1791	8.624885	
89	215	msd 280-125040-C-1	1	U	1	1	1381555	9118.839844	
90	216	280-125040-C-2	1	U	1	1	301714	1988.937622	
91	217	280-125040-C-3	1	U	10	1	788188	52009.925781	
92	218	280-125040-C-4	1	U	10	1	819473	54075.617188	
93	0	Rinse	1	U	1	1	-25	-3.367167	LO
B	0	Read Baseline	1	RB	1	1	0	-3.200332	BL
95	107	CCV 5000 ppb	1	CCV	1	1	719730	4748.982910	
96	105	CCVL 1000 ppb	1	CCV	1	1	157315	1035.507690	
97	0	CCB	1	U	1	1	81	-2.665454	LO
B	0	Read Baseline	1	RB	1	1	0	-3.200332	BL
99	219	280-125040-C-5	1	U	5	1	353963	11669.618164	
100	220	280-125040-C-6	1	U	10	1	345413	22774.685547	
101	221	280-125040-C-7	1	U	10	1	361836	23859.046875	
102	222	280-125040-C-8	1	U	1	1	799107	5273.089844	
103	223	280-125040-C-9	1	U	1	1	1651	7.703615	
104	224	280-125040-C-10	1	U	1	1	1732	8.233033	
105	107	LCS	1	U	1	1	703686	4643.052734	
106	0	MB	1	U	1	1	164	-2.120249	LO
107	225	280-125040-C-11	1	U	10	1	526660	34741.988281	
108	226	ms 280-125040-C-11	1	U	10	1	1109548	73228.523438	
109	0	Rinse	1	U	1	1	46	-2.895279	LO
B	0	Read Baseline	1	RB	1	1	0	-3.200332	BL
111	107	CCV 5000 ppb	1	CCV	1	1	725516	4787.190430	
112	105	CCVL 1000 ppb	1	CCV	1	1	165797	1091.514282	
113	0	CCB	1	U	1	1	92	-2.589805	LO
B	0	Read Baseline	1	RB	1	1	0	-3.200332	BL
115	227	msd 280-125040-C-11	1	U	10	1	1064674	70265.632812	
116	228	280-125223-C-2	1	U	1	1	801082	5286.128906	
117	229	280-125082-C-3	1	U	1	1	997073	6580.210449	
118	230	280-125082-C-4	1	U	1	1	12899	81.967720	
119	231	280-125152-C-1	1	U	1	1	10708	67.500481	
120	232	280-125364-A-1	1	U	1	1	250975	1653.920166	
121	233	280-125364-A-2	1	U	1	1	266799	1758.403931	
122	234	280-125081-B-1	1	U	1	1	323599	2133.439941	
123	0	Rinse	1	U	1	1	-11	-3.270998	LO
B	0	Read Baseline	1	RB	1	1	0	-3.200332	BL
125	107	CCV 5000 ppb	1	CCV	1	1	718894	4743.466797	
126	105	CCVL 1000 ppb	1	CCV	1	1	161111	1060.569702	
127	0	CCB	1	U	1	1	24	-3.041706	LO
B	0	Read Baseline	1	RB	1	1	0	-3.200332	BL
129	235	280-125081-B-2	1	U	1	1	301587	1988.099609	
130	236	280-125081-B-3	1	U	1	1	1763809	11642.760742	HI
131	237	280-125015-K-2	1	U	1	1	1503	6.721807	FL
132	238	ms 280-125015-K-2	1	U	1	1	2009	10.062366	
133	239	msd 280-125015-K-2	1	U	1	1	694214	4580.510742	
134	240	280-125015-L-4	1	U	1	1	105054	690.446106	
135	241	280-125140-C-1	1	U	1	1	1314586	8676.663086	
136	242	280-125140-C-2	1	U	1	1	1517118	10013.926758	HI
137	243	580-87041-E-3	1	U	1	1	1623	7.515302	FL
138	244	580-87041-C-8	1	U	1	1	1391	5.986975	
139	0	Rinse	1	U	1	1	-155	-4.226669	LO
B	0	Read Baseline	1	RB	1	1	0	-3.200332	BL
141	107	CCV 5000 ppb	1	CCV	1	1	688310	4541.528809	
142	105	CCVL 1000 ppb	1	CCV	1	1	160314	1055.307495	
143	0	CCB	1	U	1	1	97	-2.558804	LO
B	0	Read Baseline	1	RB	1	1	0	-3.200332	BL

Nitrate as N:Calibration 1: Peak 5-144

File name: C:\FLOW_4\070319.RST
Date: 03-Jul-19
Operator: svc

*	Name	Conc	Height
*	Cal 0.00 ppb	0.000000	282.284027
*	Cal 50.0 ppb	50.000000	8752.060547
*	Cal 100 ppb	100.000000	15721.521484
*	Cal 500 ppb	500.000000	83353.890625
*	Cal 1000 ppb	1000.000000	167053.359375
*	Cal 2500 ppb	2500.000000	376477.593750
*	Cal 5000 ppb	5000.000000	732416.437500
*	Cal 7500 ppb	7500.000000	1111072.375000
*	Cal 10000 ppb	10000.000000	1545438.750000

Calib Coef:
y=bx+a
a: (intercept) 4.8470e+02
b: 1.5145e+02

Corr Coef: 0.999505

Carryover: 0.0603%

No Drift Peaks

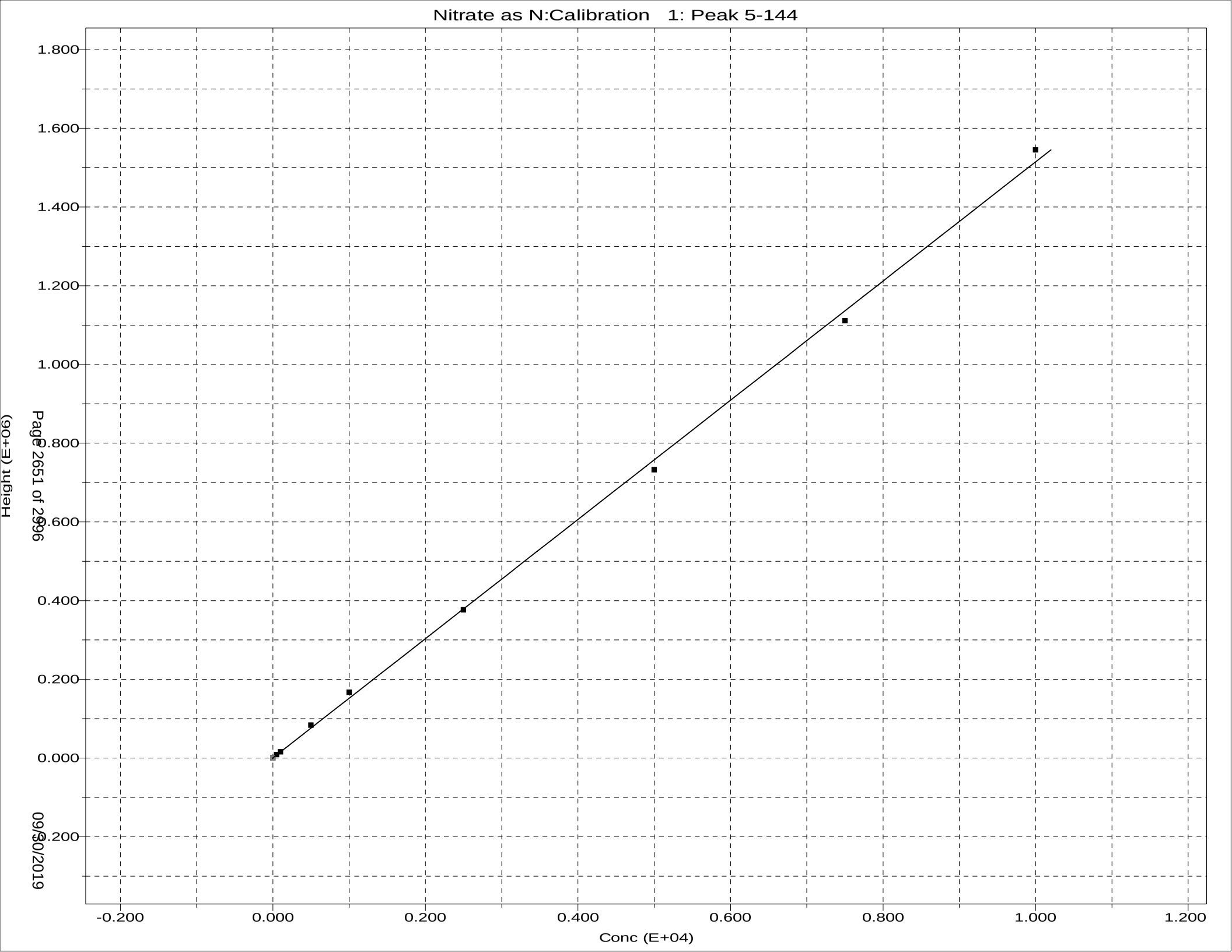
Nitrate as N:Calibration 1: Peak 5-144
Height (E+06)
1.800
1.600
1.400
1.200
1.000
0.800
0.600
0.400
0.200
0.000
-0.200
-0.200
0.000
0.200
0.400
0.600
0.800
1.000
1.200
Conc (E+04)
Page 2651 of 2996
09/30/2019

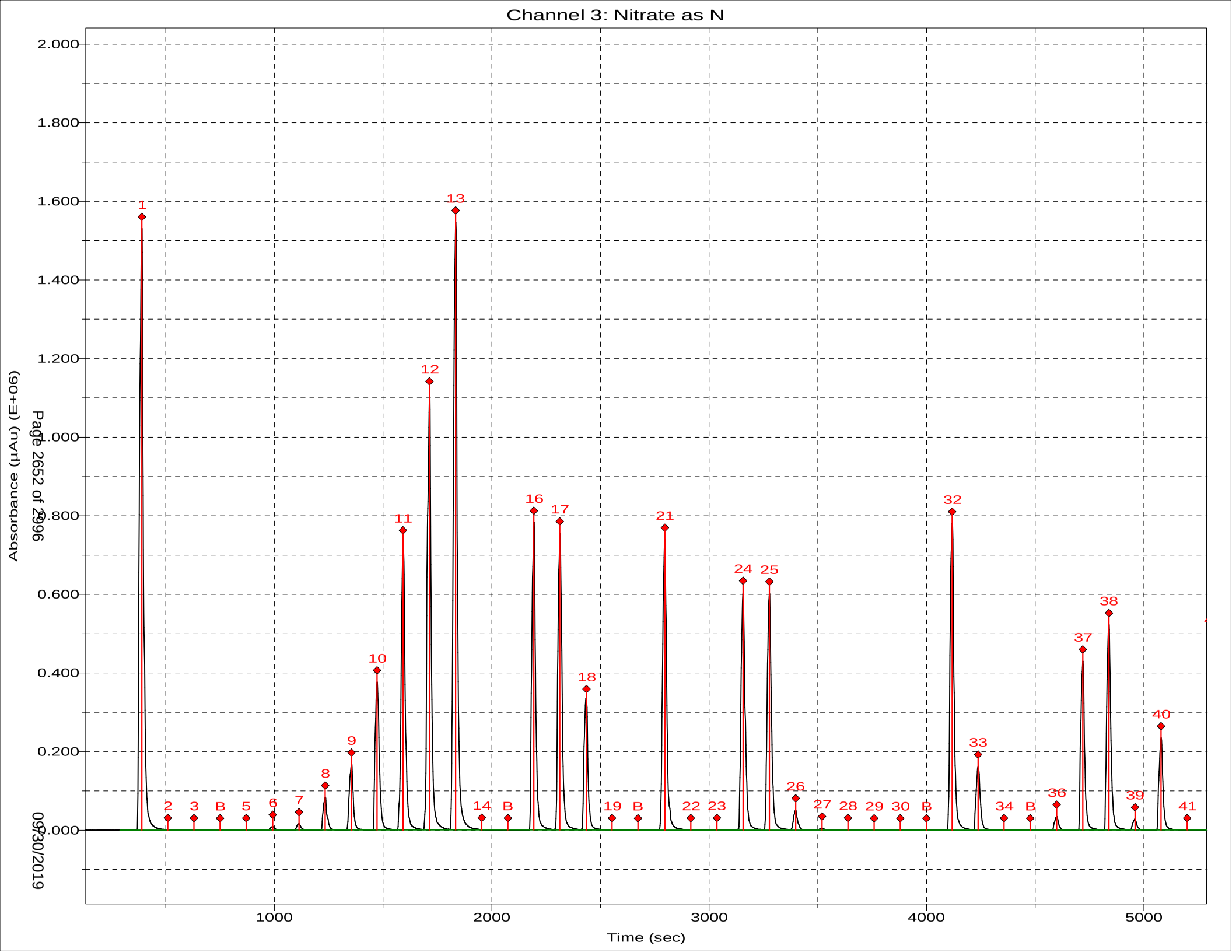
Channel 3: Nitrate as N
Absorbance (µAu) (E+06)
Time (sec)
2.000
1.800
1.600
1.400
1.200
1.000
0.800
0.600
0.400
0.200
0.000
1000
2000
3000
4000
5000
1
2
3
B
5
6
7
8
9
10
11
12
13
14
B
16
17
18
19
B
21
22
23
24
25
26
27
28
29
30
B
32
33
34
B
36
37
38
39
40
41

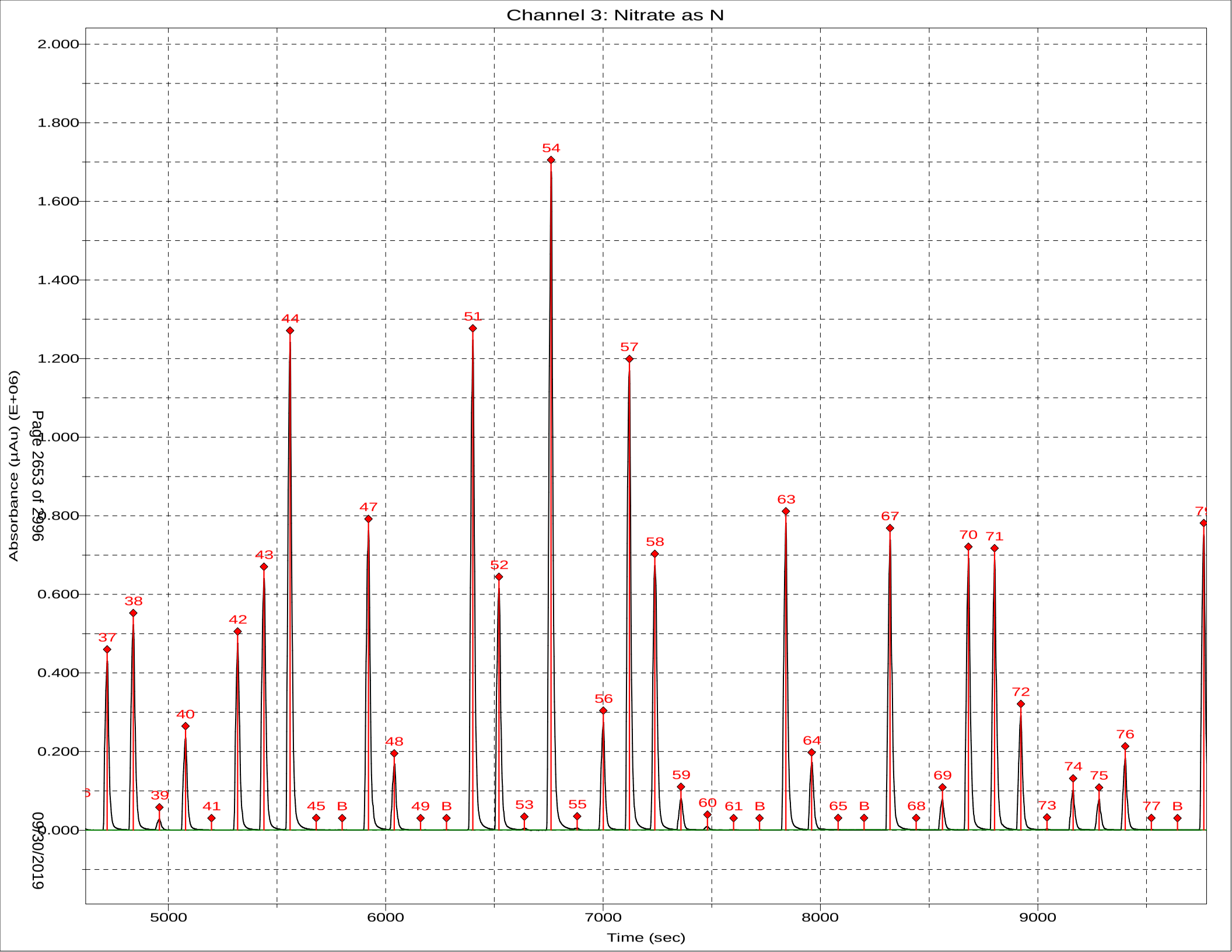
Channel 3: Nitrate as N
Absorbance (µAu) (E+06)
2.000
1.800
1.600
1.400
1.200
1.000
0.800
0.600
0.400
0.200
0.000
5000
6000
7000
8000
9000
Time (sec)
Page 2653 of 2996
09/30/2019
37
38
39
40
41
42
43
44
45
B
47
48
49
B
51
52
53
54
55
56
57
58
59
60
61
B
63
64
65
B
67
68
69
70
71
72
73
74
75
76
77
B

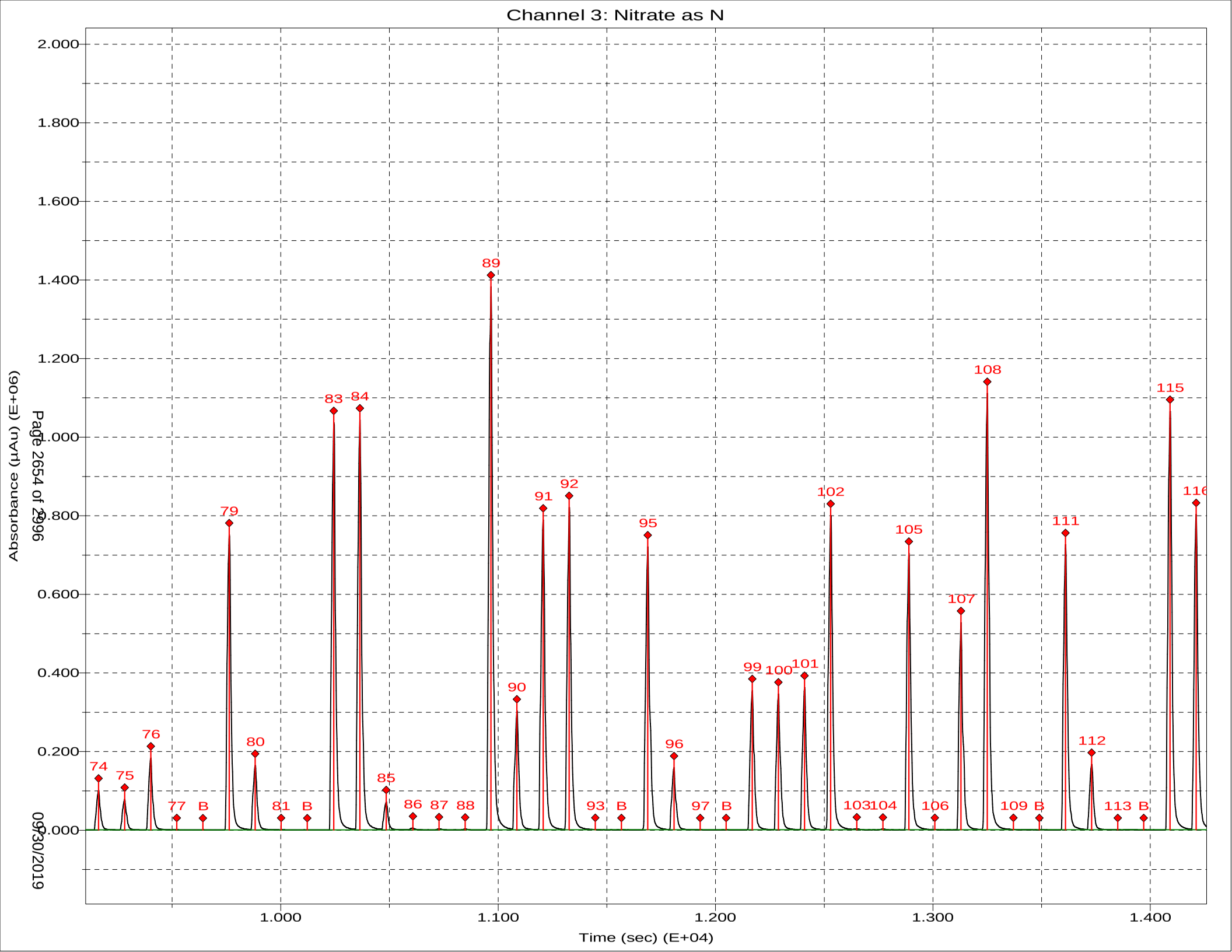
Channel 3: Nitrate as N
Absorbance (µAu) (E+06)
2.000
1.800
1.600
1.400
1.200
1.000
0.800
0.600
0.400
0.200
0.000
Page 2654 of 2996
09/30/2019
74
75
76
77
B
79
80
81
B
83
84
85
86
87
88
89
90
91
92
93
B
95
96
97
B
99
100
101
102
103
104
105
106
107
108
109
B
111
112
113
B
115
116
1.000
1.100
1.200
1.300
1.400
Time (sec) (E+04)

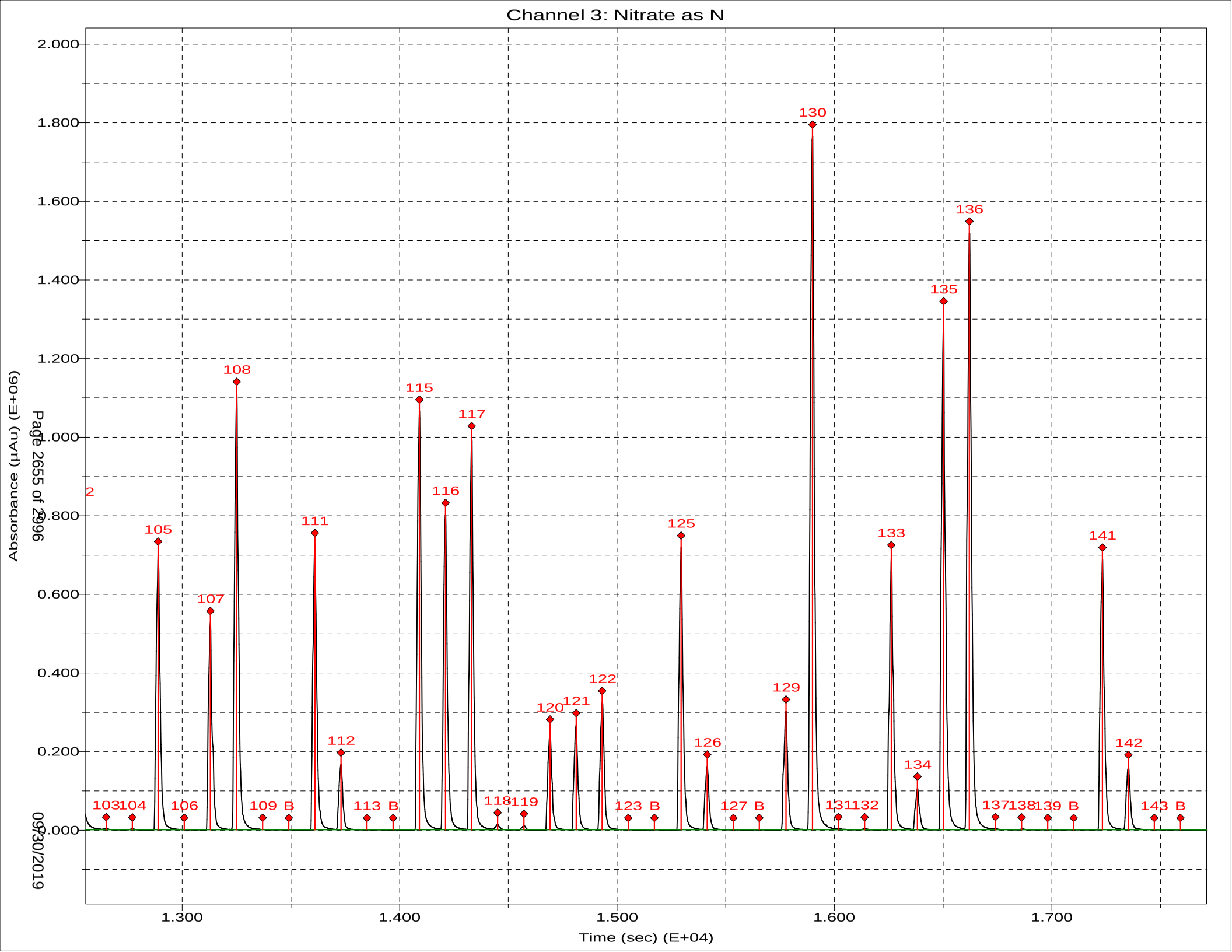
Channel 3: Nitrate as N
Absorbance (µAu) (E+06)
Time (sec) (E+04)
2.000
1.800
1.600
1.400
1.200
1.000
0.800
0.600
0.400
0.200
0.000
1.300
1.400
1.500
1.600
1.700
2
103
104
105
106
107
108
109
B
111
112
113
B
115
116
117
118
119
120
121
122
123
B
125
126
127
B
129
130
131
132
133
134
135
136
137
138
139
B
141
142
143
B
Page 2655 of 2996
09/30/2019

Sample Table - 070319.tbl

File name: C:\FLOW_4\070319.TBL
Date: 03-Jul-19

Cup	Name	Type	R	Dil	Wt	Vial	Comment
109	SYNC	SYNC	1	1	1		
0	Carryover	CO	1	1	1		
0	Carryover	CO	1	1	1		
0	read baseline	RB	1	1	1		
101	Cal 0.00 ppb	C	1	1	1		
102	Cal 50.0 ppb	C	1	1	1		
103	Cal 100 ppb	C	1	1	1		
104	Cal 500 ppb	C	1	1	1		
105	Cal 1000 ppb	C	1	1	1		
106	Cal 2500 ppb	C	1	1	1		
107	Cal 5000 ppb	C	1	1	1		
108	Cal 7500 ppb	C	1	1	1		
109	Cal 10000 ppb	C	1	1	1		
0	Blank	BLNK	1	1	1		
0	Read Baseline	RB	1	1	1		
110	5000 PPB NO2	U	1	1	1		
111	ICV 5000 PPB	CCV	1	1	1		
112	ICV 2000 PPB	CCV	1	1	1		
0	ICB	U	1	1	1		
0	Read Baseline	RB	1	1	1		
107	LCS	U	1	1	1		
0	MB	U	1	1	1		
137	280-124986-C-16	U	1	1	1		
138	ms 280-124986-C-16	U	1	1	1		
139	msd 280-124986-C-16	U	1	1	1		
136	280-125019-C-1	U	1	1	1		
135	580-87041-C-9	U	1	1	1		
134	580-87041-C-10	U	1	1	1		
140	280-125019-C-2	U	1	1	1		
0	Rinse	U	1	1	1		
0	Read Baseline	RB	1	1	1		
107	CCV 5000 ppb	CCV	1	1	1		
105	CCVL 1000 ppb	CCV	1	1	1		
0	CCB	U	1	1	1		
0	Read Baseline	RB	1	1	1		
141	280-124986-C-13	U	1	1	1		
142	280-124986-C-14	U	1	1	1		
143	280-124986-C-15	U	1	1	1		
145	280-124986-C-17	U	1	1	1		
146	280-124986-C-18	U	1	1	1		
147	280-124986-C-19	U	1	1	1		
148	280-124986-C-20	U	1	10	1		
149	280-124986-C-21	U	1	10	1		
150	ms 280-124986-C-21	U	1	10	1		
0	Rinse	U	1	1	1		
0	Read Baseline	RB	1	1	1		
107	CCV 5000 ppb	CCV	1	1	1		
105	CCVL 1000 ppb	CCV	1	1	1		
0	CCB	U	1	1	1		
0	Read Baseline	RB	1	1	1		
151	msd 280-124986-C-21	U	1	10	1		
152	280-124986-C-22	U	1	10	1		
153	280-124986-C-26	U	1	1	1		
154	280-124986-C-27	U	1	1	1		
155	280-124986-C-28	U	1	1	1		
156	280-124986-C-29	U	1	1	1		

Cup	Name	Type	R	Dil	Wt	Vial	Comment
157	280-124986-C-30	U	1	5	1		
158	280-124986-C-31	U	1	5	1		
159	280-124986-C-32	U	1	1	1		
160	280-124986-C-33	U	1	1	1		
0	Rinse	U	1	1	1		
0	Read Baseline	RB	1	1	1		
107	CCV 5000 ppb	CCV	1	1	1		
105	CCVL 1000 ppb	CCV	1	1	1		
0	CCB	U	1	1	1		
0	Read Baseline	RB	1	1	1		
107	LCS	U	1	1	1		
0	MB	U	1	1	1		
201	280-125080-C-3	U	1	1	1		
202	ms 280-125080-C-3	U	1	1	1		
203	msd 280-125080-C-3	U	1	1	1		
204	280-124986-C-34	U	1	1	1		
205	280-125080-C-1	U	1	1	1		
206	280-125080-C-2	U	1	1	1		
207	280-125080-C-4	U	1	1	1		
208	280-125265-D-2	U	1	1	1		
0	Rinse	U	1	1	1		
0	Read Baseline	RB	1	1	1		
107	CCV 5000 ppb	CCV	1	1	1		
105	CCVL 1000 ppb	CCV	1	1	1		
0	CCB	U	1	1	1		
0	Read Baseline	RB	1	1	1		
209	280-125082-C-1	U	1	1	1		
210	280-125082-C-2	U	1	1	1		
211	280-125038-D-1	U	1	1	1		
212	280-125038-C-2	U	1	1	1		
213	280-125040-C-1	U	1	1	1		
214	ms 280-125040-C-1	U	1	1	1		
215	msd 280-125040-C-1	U	1	1	1		
216	280-125040-C-2	U	1	1	1		
217	280-125040-C-3	U	1	10	1		
218	280-125040-C-4	U	1	10	1		
0	Rinse	U	1	1	1		
0	Read Baseline	RB	1	1	1		
107	CCV 5000 ppb	CCV	1	1	1		
105	CCVL 1000 ppb	CCV	1	1	1		
0	CCB	U	1	1	1		
0	Read Baseline	RB	1	1	1		
219	280-125040-C-5	U	1	5	1		
220	280-125040-C-6	U	1	10	1		
221	280-125040-C-7	U	1	10	1		
222	280-125040-C-8	U	1	1	1		
223	280-125040-C-9	U	1	1	1		
224	280-125040-C-10	U	1	1	1		
107	LCS	U	1	1	1		
0	MB	U	1	1	1		
225	280-125040-C-11	U	1	10	1		
226	ms 280-125040-C-11	U	1	10	1		
0	Rinse	U	1	1	1		
0	Read Baseline	RB	1	1	1		
107	CCV 5000 ppb	CCV	1	1	1		
105	CCVL 1000 ppb	CCV	1	1	1		
0	CCB	U	1	1	1		
0	Read Baseline	RB	1	1	1		
227	msd 280-125040-C-11	U	1	10	1		
228	280-125223-C-2	U	1	1	1		

Cup	Name	Type	R	Dil	Wt	Vial	Comment
229	280-125082-C-3	U	1	1	1		
230	280-125082-C-4	U	1	1	1		
231	280-125152-C-1	U	1	1	1		
232	280-125364-A-1	U	1	1	1		
233	280-125364-A-2	U	1	1	1		
234	280-125081-B-1	U	1	1	1		
0	Rinse	U	1	1	1		
0	Read Baseline	RB	1	1	1		
107	CCV 5000 ppb	CCV	1	1	1		
105	CCVL 1000 ppb	CCV	1	1	1		
0	CCB	U	1	1	1		
0	Read Baseline	RB	1	1	1		
235	280-125081-B-2	U	1	1	1		
236	280-125081-B-3	U	1	1	1		
237	280-125015-K-2	U	1	1	1		
238	ms 280-125015-K-2	U	1	1	1		
239	msd 280-125015-K-2	U	1	1	1		
240	280-125015-L-4	U	1	1	1		
241	280-125140-C-1	U	1	1	1		
242	280-125140-C-2	U	1	1	1		
243	580-87041-E-3	U	1	1	1		
244	580-87041-C-8	U	1	1	1		
0	Rinse	U	1	1	1		
0	Read Baseline	RB	1	1	1		
107	CCV 5000 ppb	CCV	1	1	1		
105	CCVL 1000 ppb	CCV	1	1	1		
0	CCB	U	1	1	1		
0	Read Baseline	RB	1	1	1		

Run Results Report

Facility Name	
Facility Location	
Department	
Operator Name	svc
Operator ID	svc
Platform	FS III/IV/3100
Software Rev Code	240
Data system ID	54
Result path	C:\FLOW_4\070819A.RST
Sample table path	C:\FLOW_4\070819.tbl
Method path	C:\FLOW_4\nox.mth
Date acquired	08-Jul-19
Time acquired	21:42

Date	Time	Cup	Name
08-Jul-19	18:11	109	SYNC
08-Jul-19	18:13	0	Carryover
08-Jul-19	18:15	0	Carryover (Statistics)
08-Jul-19	18:17	0	read baseline
08-Jul-19	18:19	101	Cal 0.00 ppb
08-Jul-19	18:21	102	Cal 50.0 ppb
08-Jul-19	18:23	103	Cal 100 ppb
08-Jul-19	18:25	104	Cal 500 ppb
08-Jul-19	18:27	105	Cal 1000 ppb
08-Jul-19	18:29	106	Cal 2500 ppb
08-Jul-19	18:31	107	Cal 5000 ppb
08-Jul-19	18:33	108	Cal 7500 ppb
08-Jul-19	18:35	109	Cal 10000 ppb
08-Jul-19	18:37	0	Blank
08-Jul-19	18:39	0	Read Baseline
08-Jul-19	18:41	110	5000 PPB NO2
08-Jul-19	18:43	111	ICV 5000 PPB
08-Jul-19	18:45	112	ICV 2000 PPB
08-Jul-19	18:47	0	ICB
08-Jul-19	18:49	0	Read Baseline
08-Jul-19	18:51	107	LCS
08-Jul-19	18:53	0	MB
08-Jul-19	18:55	113	280-125417-B-1
08-Jul-19	18:57	114	ms 280-125417-B-1
08-Jul-19	18:59	115	msd 280-125417-B-1
08-Jul-19	19:01	116	280-124986-C-27
08-Jul-19	19:03	117	280-125456-B-2
08-Jul-19	19:05	118	280-125456-B-3
08-Jul-19	19:07	119	280-125507-A-4
08-Jul-19	19:09	120	280-125507-A-11
08-Jul-19	19:11	121	280-125702-E-1
08-Jul-19	19:13	122	280-125702-H-2
08-Jul-19	19:15	0	Rinse
08-Jul-19	19:17	0	Read Baseline
08-Jul-19	19:19	107	CCV 5000 ppb
08-Jul-19	19:21	105	CCVL 1000 ppb
08-Jul-19	19:23	0	CCB
08-Jul-19	19:25	0	Read Baseline
08-Jul-19	19:27	123	280-125702-F-3
08-Jul-19	19:29	124	280-125516-C-1
08-Jul-19	19:31	125	280-125516-D-2
08-Jul-19	19:33	126	ms 280-125516-D-2
08-Jul-19	19:35	127	msd 280-125516-D-2
08-Jul-19	19:37	128	280-125516-C-3

Result path C:\FLOW_4\070819A.RST
Sample table path C:\FLOW_4\070819.tbl
Method path C:\FLOW_4\nox.mth
Date acquired 08-Jul-19
Time acquired 21:42

Date	Time	Cup	Name
08-Jul-19	19:39	129	280-125516-C-4
08-Jul-19	19:41	130	280-125516-B-5
08-Jul-19	19:43	131	280-125672-C-1
08-Jul-19	19:45	132	280-125672-B-2
08-Jul-19	19:47	0	Rinse
08-Jul-19	19:49	0	Read Baseline
08-Jul-19	19:51	107	CCV 5000 ppb
08-Jul-19	19:53	105	CCVL 1000 ppb
08-Jul-19	19:55	0	CCB
08-Jul-19	19:57	0	Read Baseline
08-Jul-19	19:59	133	580-87251-C-1
08-Jul-19	20:01	134	580-87251-C-2
08-Jul-19	20:03	135	580-87251-C-3
08-Jul-19	20:05	136	580-87251-C-5
08-Jul-19	20:07	107	LCS
08-Jul-19	20:09	0	MB
08-Jul-19	20:11	137	280-125467-E-1
08-Jul-19	20:13	138	ms 280-125467-E-1
08-Jul-19	20:15	139	msd 280-125467-E-1
08-Jul-19	20:17	140	280-125467-E-3
08-Jul-19	20:19	0	Rinse
08-Jul-19	20:21	0	Read Baseline
08-Jul-19	20:23	107	CCV 5000 ppb
08-Jul-19	20:25	105	CCVL 1000 ppb
08-Jul-19	20:27	0	CCB
08-Jul-19	20:29	0	Read Baseline
08-Jul-19	20:31	141	280-125467-E-4
08-Jul-19	20:33	142	280-125467-E-5
08-Jul-19	20:35	143	280-125467-E-6
08-Jul-19	20:37	144	280-125467-E-7
08-Jul-19	20:39	145	280-125467-E-8
08-Jul-19	20:41	146	280-125467-E-9
08-Jul-19	20:43	147	280-125467-E-10
08-Jul-19	20:45	148	280-125467-E-11
08-Jul-19	20:47	149	280-125467-E-13
08-Jul-19	20:49	150	ms 280-125467-E-13
08-Jul-19	20:51	0	Rinse
08-Jul-19	20:53	0	Read Baseline
08-Jul-19	20:55	107	CCV 5000 ppb
08-Jul-19	20:57	105	CCVL 1000 ppb
08-Jul-19	20:59	0	CCB
08-Jul-19	21:01	0	Read Baseline
08-Jul-19	21:03	151	msd 280-125467-E-13
08-Jul-19	21:05	152	280-125467-E-14
08-Jul-19	21:07	153	280-125467-E-15
08-Jul-19	21:09	154	280-125467-E-16
08-Jul-19	21:11	155	280-125467-E-17
08-Jul-19	21:13	156	280-125467-E-18
08-Jul-19	21:15	157	280-125467-E-19
08-Jul-19	21:17	158	280-125621-A-1
08-Jul-19	21:19	159	280-125621-A-2
08-Jul-19	21:21	160	280-125456-B-2
08-Jul-19	21:23	0	Rinse
08-Jul-19	21:25	0	Read Baseline
08-Jul-19	21:27	107	CCV 5000 ppb
08-Jul-19	21:29	105	CCVL 1000 ppb
08-Jul-19	21:31	0	CCB

Result path	C:\FLOW_4\070819A.RST
Sample table path	C:\FLOW_4\070819.tbl
Method path	C:\FLOW_4\nox.mth
Date acquired	08-Jul-19
Time acquired	21:42

Date	Time	Cup	Name
08-Jul-19	21:33	0	Read Baseline

Run Results Report

Facility Name
Facility Location
Department
Operator Name svc
Operator ID svc
Platform FS III/IV/3100
Software Rev Code 240
Data system ID 54

Result path C:\FLOW_4\070819A.RST
Sample table path C:\FLOW_4\070819.tbl
Method path C:\FLOW_4\nox.mth
Date acquired 08-Jul-19
Time acquired 21:42

	Nitrate as N					
Name	Response	Calc [ppb]	Flags	Mean Response	Mean Calc [ppb]	
SYNC	1400551	9969.572				
Carryover	1038	-6.121	LO			
Carryover	59	-12.898	LO			
(Statistics)				549	-9.509	N
read baseline	0	-13.309	BL			
Cal 0.00 ppb	-6	-13.351	LO			
Cal 50.0 ppb	8898	48.296				
Cal 100 ppb	15885	96.685				
Cal 500 ppb	79988	541.324				
Cal 1000 ppb	153335	1051.559				
Cal 2500 ppb	346315	2401.560				
Cal 5000 ppb	707716	4959.179				
Cal 7500 ppb	1078238	7621.163				
Cal 10000 ppb	1397008	9943.592				
Blank	-230	-14.900	LO			
Read Baseline	0	-13.309	BL			
5000 PPB NO2	755876	5302.899				
ICV 5000 PPB	706701	4951.941				
ICV 2000 PPB	314902	2181.065				
ICB	85	-12.721	LO			
Read Baseline	0	-13.309	BL			
LCS	748203	5248.088				
MB	77	-12.775	LO			
280-125417-B-1	248791	1717.962				
ms 280-125417-B-1	766533	5379.051				
msd 280-125417-B-1	740088	5190.142				
280-124986-C-27	807789	11348.340				
280-125456-B-2	2883161	2116494.250	HI			
280-125456-B-3	254397	1757.182	FL			
280-125507-A-4	1023579	14451.868				
280-125507-A-11	278576	1926.441				
280-125702-E-1	124717	852.288				
280-125702-H-2	373927	64890.387				
Rinse	-2	-13.324	LO			
Read Baseline	0	-13.309	BL			
CCV 5000 ppb	673670	4716.603				
CCVL 1000 ppb	149713	1026.326				
CCB	-46	-13.630	LO			
Read Baseline	0	-13.309	BL			
280-125702-F-3	884599	6224.951				
280-125516-C-1	802503	5636.329				
280-125516-D-2	69859	470.988				
ms 280-125516-D-2	652556	4566.331				
msd 280-125516-D-2	620107	4335.652				
280-125516-C-3	695	-8.501	LO			

Result path C:\FLOW_4\070819A.RST
Sample table path C:\FLOW_4\070819.tbl
Method path C:\FLOW_4\nox.mth
Date acquired 08-Jul-19
Time acquired 21:42

	Nitrate as N				
Name	Response	Calc [ppb]	Flags	Mean Response	Mean Calc [ppb]
280-125516-C-4	1039	-6.120	LO		
280-125516-B-5	94688	643.455			
280-125672-C-1	615969	4306.254			
280-125672-B-2	364978	2532.696			
Rinse	9	-13.249	LO		
Read Baseline	0	-13.309	BL		
CCV 5000 ppb	730052	5118.508			
CCVL 1000 ppb	150121	1029.165			
CCB	92	-12.672	LO		
Read Baseline	0	-13.309	BL		
580-87251-C-1	554	-9.475	LO		
580-87251-C-2	2932	6.991			
580-87251-C-3	2177	1.759			
580-87251-C-5	14485	86.993			
LCS	735078	5154.380			
MB	-216	-14.803	LO		
280-125467-E-1	476684	3319.752			
ms 280-125467-E-1	1042331	7361.427			
msd 280-125467-E-1	1035833	7314.460			
280-125467-E-3	255490	1764.826			
Rinse	113	-12.524	LO		
Read Baseline	0	-13.309	BL		
CCV 5000 ppb	723561	5072.188			
CCVL 1000 ppb	147752	1012.665			
CCB	312	-11.147	LO		
Read Baseline	0	-13.309	BL		
280-125467-E-4	251499	1736.902			
280-125467-E-5	770	-7.978	LO		
280-125467-E-6	619827	4333.661			
280-125467-E-7	-87	-13.909	LO		
280-125467-E-8	12318	71.984			
280-125467-E-9	2935	7.009			
280-125467-E-10	1752	-1.181	LO		
280-125467-E-11	4458	17.552			
280-125467-E-13	335	-10.990	LO		
ms 280-125467-E-13	590846	4127.900			
Rinse	-2	-13.322	LO		
Read Baseline	0	-13.309	BL		
CCV 5000 ppb	701570	4915.360			
CCVL 1000 ppb	147636	1011.858			
CCB	84	-12.726	LO		
Read Baseline	0	-13.309	BL		
msd 280-125467-E-13	588899	4114.082			
280-125467-E-14	898902	6327.700			
280-125467-E-15	-1462	-23.427	LO		
280-125467-E-16	142	-12.324	LO		
280-125467-E-17	-84	-13.893	LO		
280-125467-E-18	2492	3.942			
280-125467-E-19	624	-8.988	LO		
280-125621-A-1	18344	113.718			
280-125621-A-2	8665	46.686			
280-125456-B-2	681154	2384947.500			
Rinse	188	-12.009	LO		
Read Baseline	0	-13.309	BL		
CCV 5000 ppb	724333	5077.700			
CCVL 1000 ppb	145963	1000.203			
CCB	25	-13.139	LO		

Result path C:\FLOW_4\070819A.RST
Sample table path C:\FLOW_4\070819.tbl
Method path C:\FLOW_4\nox.mth
Date acquired 08-Jul-19
Time acquired 21:42

	Nitrate as N				
Name	Response	Calc [ppb]	Flags	Mean Response	Mean Calc [ppb]
Read Baseline	0	-13.309	BL		

Peak Table:Nitrate as N

File name: C:\FLOW_4\070819A.RST
Date: 08-Jul-19
Operator: svc

Peak	Cup	Name	R	Type	Dil	Wt	Height	Calc. (ppb)	Flags
1	109	SYNC	1	SYNC	1	1	1400551	9969.572266	
2	0	Carryover	1	CO	1	1	1038	-6.120609	LO
3	0	Carryover	2	CO	1	1	59	-12.897828	LO
B	0	read baseline	1	RB	1	1	0	-13.309117	BL
5	101	Cal 0.00 ppb	1	C	1	1	-6	-13.350609	LO
6	102	Cal 50.0 ppb	1	C	1	1	8898	48.295757	
7	103	Cal 100 ppb	1	C	1	1	15885	96.684906	
8	104	Cal 500 ppb	1	C	1	1	79988	541.324036	
9	105	Cal 1000 ppb	1	C	1	1	153335	1051.558838	
10	106	Cal 2500 ppb	1	C	1	1	346315	2401.560303	
11	107	Cal 5000 ppb	1	C	1	1	707716	4959.178711	
12	108	Cal 7500 ppb	1	C	1	1	1078238	7621.162598	
13	109	Cal 10000 ppb	1	C	1	1	1397008	9943.591797	
14	0	Blank	1	BLNK	1	1	-230	-14.899567	LO
B	0	Read Baseline	1	RB	1	1	0	-13.309117	BL
16	110	5000 PPB NO2	1	U	1	1	755876	5302.899414	
17	111	ICV 5000 PPB	1	CCV	1	1	706701	4951.940918	
18	112	ICV 2000 PPB	1	CCV	1	1	314902	2181.065186	
19	0	ICB	1	U	1	1	85	-12.720555	LO
B	0	Read Baseline	1	RB	1	1	0	-13.309117	BL
21	107	LCS	1	U	1	1	748203	5248.088379	
22	0	MB	1	U	1	1	77	-12.775482	LO
23	113	280-125417-B-1	1	U	1	1	248791	1717.961792	
24	114	ms 280-125417-B-1	1	U	1	1	766533	5379.051270	
25	115	msd 280-125417-B-1	1	U	1	1	740088	5190.142090	
26	116	280-124986-C-27	1	U	2	1	807789	11348.339844	
27	117	280-125456-B-2	1	U	100	1	2883161	2116494.250000	HI
28	118	280-125456-B-3	1	U	1	1	254397	1757.181641	FL
29	119	280-125507-A-4	1	U	2	1	1023579	14451.868164	
30	120	280-125507-A-11	1	U	1	1	278576	1926.440552	
31	121	280-125702-E-1	1	U	1	1	124717	852.287598	
32	122	280-125702-H-2	1	U	25	1	373927	64890.386719	
33	0	Rinse	1	U	1	1	-2	-13.323926	LO
B	0	Read Baseline	1	RB	1	1	0	-13.309117	BL
35	107	CCV 5000 ppb	1	CCV	1	1	673670	4716.603027	
36	105	CCVL 1000 ppb	1	CCV	1	1	149713	1026.326172	
37	0	CCB	1	U	1	1	-46	-13.630024	LO
B	0	Read Baseline	1	RB	1	1	0	-13.309117	BL
39	123	280-125702-F-3	1	U	1	1	884599	6224.950684	
40	124	280-125516-C-1	1	U	1	1	802503	5636.328613	
41	125	280-125516-D-2	1	U	1	1	69859	470.988312	
42	126	ms 280-125516-D-2	1	U	1	1	652556	4566.331055	
43	127	msd 280-125516-D-2	1	U	1	1	620107	4335.652344	
44	128	280-125516-C-3	1	U	1	1	695	-8.500678	LO
45	129	280-125516-C-4	1	U	1	1	1039	-6.120078	LO
46	130	280-125516-B-5	1	U	1	1	94688	643.455383	
47	131	280-125672-C-1	1	U	1	1	615969	4306.254395	
48	132	280-125672-B-2	1	U	1	1	364978	2532.696045	
49	0	Rinse	1	U	1	1	9	-13.249221	LO
B	0	Read Baseline	1	RB	1	1	0	-13.309117	BL
51	107	CCV 5000 ppb	1	CCV	1	1	730052	5118.507812	
52	105	CCVL 1000 ppb	1	CCV	1	1	150121	1029.165161	
53	0	CCB	1	U	1	1	92	-12.672207	LO
B	0	Read Baseline	1	RB	1	1	0	-13.309117	BL
55	133	580-87251-C-1	1	U	1	1	554	-9.474866	LO
56	134	580-87251-C-2	1	U	1	1	2932	6.991466	
57	135	580-87251-C-3	1	U	1	1	2177	1.758942	
58	136	580-87251-C-5	1	U	1	1	14485	86.993088	
59	107	LCS	1	U	1	1	735078	5154.379883	
60	0	MB	1	U	1	1	-216	-14.803067	LO
61	137	280-125467-E-1	1	U	1	1	476684	3319.751709	
62	138	ms 280-125467-E-1	1	U	1	1	1042331	7361.427246	
63	139	msd 280-125467-E-1	1	U	1	1	1035833	7314.459961	
64	140	280-125467-E-3	1	U	1	1	255490	1764.825928	
65	0	Rinse	1	U	1	1	113	-12.524163	LO
B	0	Read Baseline	1	RB	1	1	0	-13.309117	BL
67	107	CCV 5000 ppb	1	CCV	1	1	723561	5072.187500	
68	105	CCVL 1000 ppb	1	CCV	1	1	147752	1012.664734	
69	0	CCB	1	U	1	1	312	-11.146775	LO
B	0	Read Baseline	1	RB	1	1	0	-13.309117	BL

Peak	Cup	Name	R	Type	Dil	Wt		Height	Calc. (ppb)	Flags
71	141	280-125467-E-4	1	U	1	1		251499	1736.902344	
72	142	280-125467-E-5	1	U	1	1		770	-7.977871	LO
73	143	280-125467-E-6	1	U	1	1		619827	4333.661133	
74	144	280-125467-E-7	1	U	1	1		-87	-13.908949	LO
75	145	280-125467-E-8	1	U	1	1		12318	71.983978	
76	146	280-125467-E-9	1	U	1	1		2935	7.009336	
77	147	280-125467-E-10	1	U	1	1		1752	-1.181084	LO
78	148	280-125467-E-11	1	U	1	1		4458	17.551825	
79	149	280-125467-E-13	1	U	1	1		335	-10.990312	LO
80	150	ms 280-125467-E-13	1	U	1	1		590846	4127.899902	
81	0	Rinse	1	U	1	1		-2	-13.321835	LO
B	0	Read Baseline	1	RB	1	1		0	-13.309117	BL
83	107	CCV 5000 ppb	1	CCV	1	1		701570	4915.359863	
84	105	CCVL 1000 ppb	1	CCV	1	1		147636	1011.858337	
85	0	CCB	1	U	1	1		84	-12.726273	LO
B	0	Read Baseline	1	RB	1	1		0	-13.309117	BL
87	151	msd 280-125467-E-13	1	U	1	1		588899	4114.082031	
88	152	280-125467-E-14	1	U	1	1		898902	6327.699707	
89	153	280-125467-E-15	1	U	1	1		-1462	-23.426987	LO
90	154	280-125467-E-16	1	U	1	1		142	-12.323727	LO
91	155	280-125467-E-17	1	U	1	1		-84	-13.892695	LO
92	156	280-125467-E-18	1	U	1	1		2492	3.941540	
93	157	280-125467-E-19	1	U	1	1		624	-8.987582	LO
94	158	280-125621-A-1	1	U	1	1		18344	113.718132	
95	159	280-125621-A-2	1	U	1	1		8665	46.686096	
96	160	280-125456-B-2	1	U	500	1		681154	2384947.500000	
97	0	Rinse	1	U	1	1		188	-12.009015	LO
B	0	Read Baseline	1	RB	1	1		0	-13.309117	BL
99	107	CCV 5000 ppb	1	CCV	1	1		724333	5077.699707	
100	105	CCVL 1000 ppb	1	CCV	1	1		145963	1000.202637	
101	0	CCB	1	U	1	1		25	-13.139407	LO
B	0	Read Baseline	1	RB	1	1		0	-13.309117	BL

Nitrate as N:Calibration 1: Peak 5-102

File name: C:\FLOW_4\070819A.RST
Date: 08-Jul-19
Operator: svc

*	Name	Conc	Height
*	Cal 0.00 ppb	0.000000	-5.994011
*	Cal 50.0 ppb	50.000000	8897.928711
*	Cal 100 ppb	100.000000	15884.683594
*	Cal 500 ppb	500.000000	79988.117188
*	Cal 1000 ppb	1000.000000	153335.046875
*	Cal 2500 ppb	2500.000000	346314.843750
*	Cal 5000 ppb	5000.000000	707716.062500
*	Cal 7500 ppb	7500.000000	1078238.375000
*	Cal 10000 ppb	10000.000000	1397008.000000

Calib Coef:
x=cyy+by+a
a: (intercept) -1.3309e+01
b: 6.9222e-03
c: 1.4682e-10

Corr Coef: 0.999846

Carryover: 0.0741%

No Drift Peaks

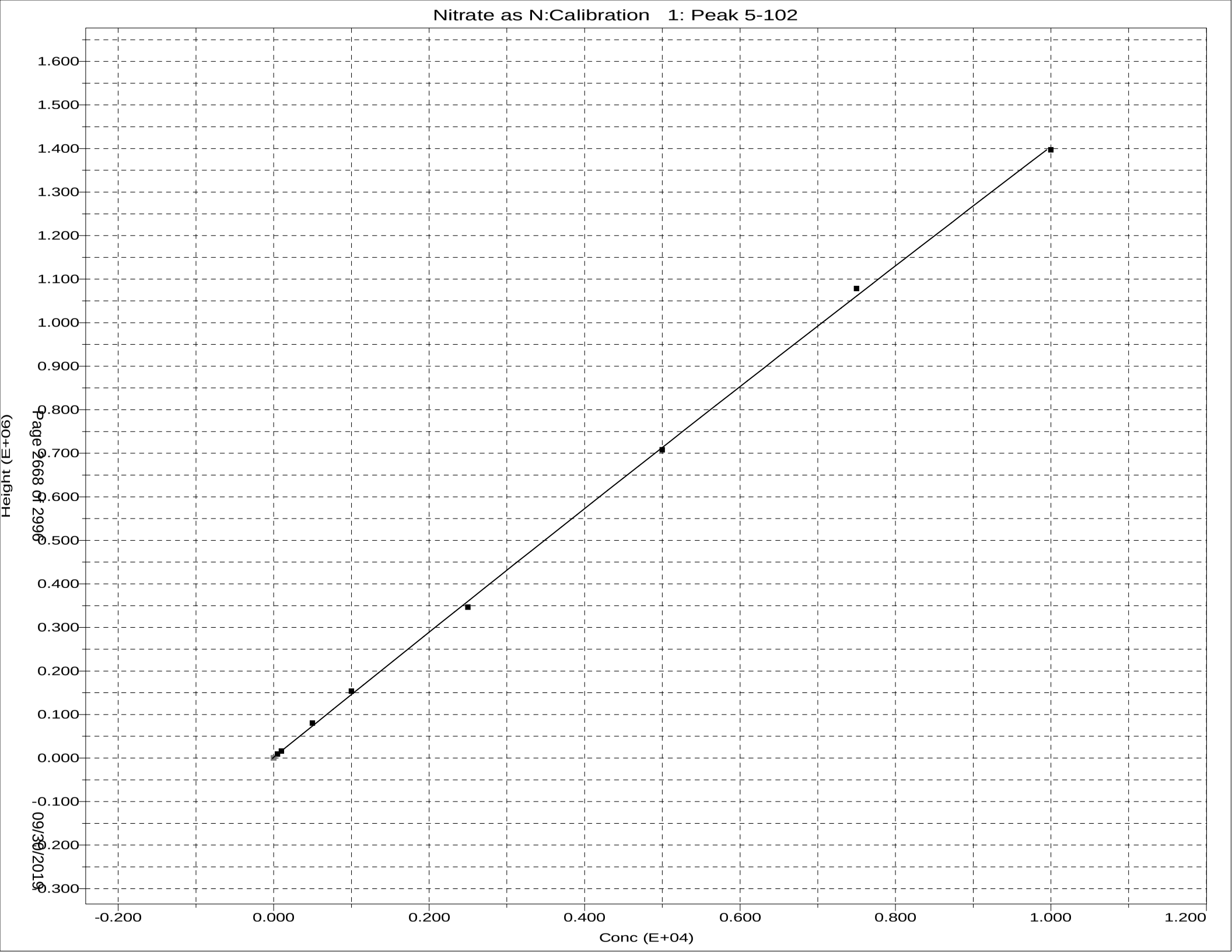
Nitrate as N:Calibration 1: Peak 5-102
1.600
1.500
1.400
1.300
1.200
1.100
1.000
0.900
0.800
0.700
0.600
0.500
0.400
0.300
0.200
0.100
0.000
-0.100
-0.200
-0.300
Height (E+06)
-0.200
0.000
0.200
0.400
0.600
0.800
1.000
1.200
Conc (E+04)
Page 2668 of 2996
09/30/2019

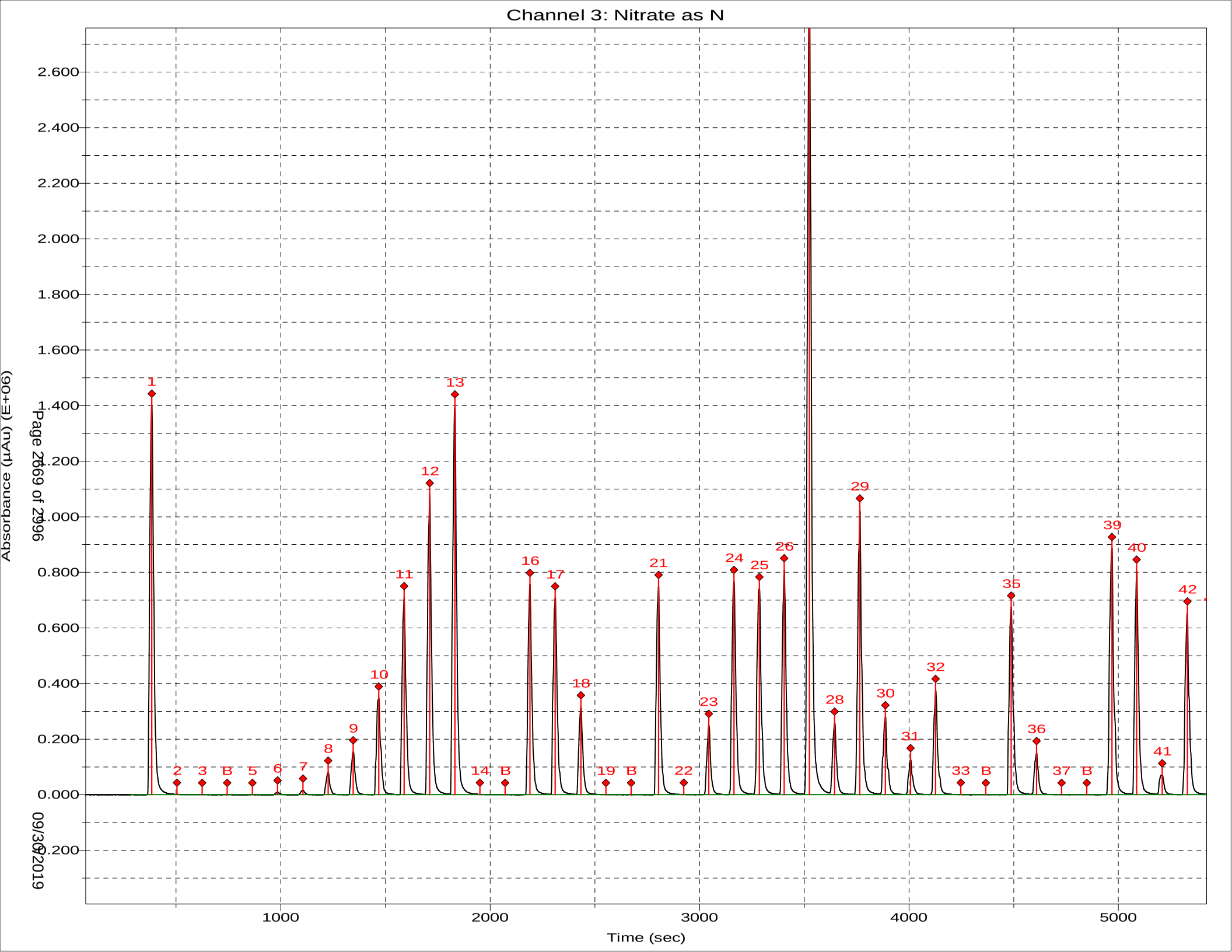
Channel 3: Nitrate as N
Absorbance (µAu) (E+06)
Time (sec)
2.600
2.400
2.200
2.000
1.800
1.600
1.400
1.200
1.000
0.800
0.600
0.400
0.200
0.000
-0.200
1000
2000
3000
4000
5000
1
2
3
B
5
6
7
8
9
10
11
12
13
14
B
16
17
18
19
B
21
22
23
24
25
26
28
29
30
31
32
33
B
35
36
37
B
39
40
41
42

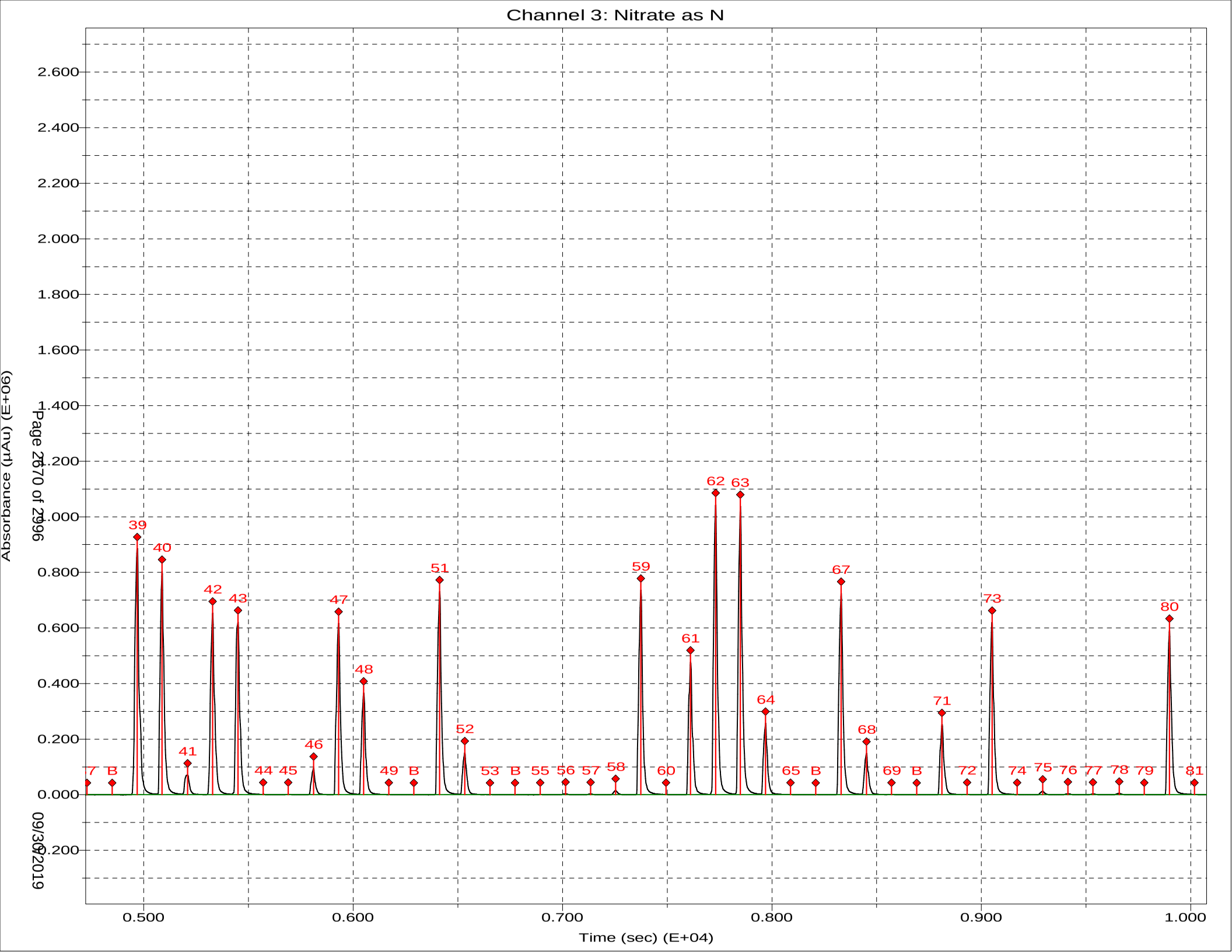
Channel 3: Nitrate as N
Absorbance (µAu) (E+06)
Time (sec) (E+04)
2.600
2.400
2.200
2.000
1.800
1.600
1.400
1.200
1.000
0.800
0.600
0.400
0.200
0.000
-0.200
0.500
0.600
0.700
0.800
0.900
1.000
7 B 39 40 41 42 43 44 45 46 47 48 49 B 51 52 53 B 55 56 57 58 59 60 61 62 63 64 65 B 67 68 69 B 71 72 73 74 75 76 77 78 79 80 81
Page 2670 of 2996
09/30/2019

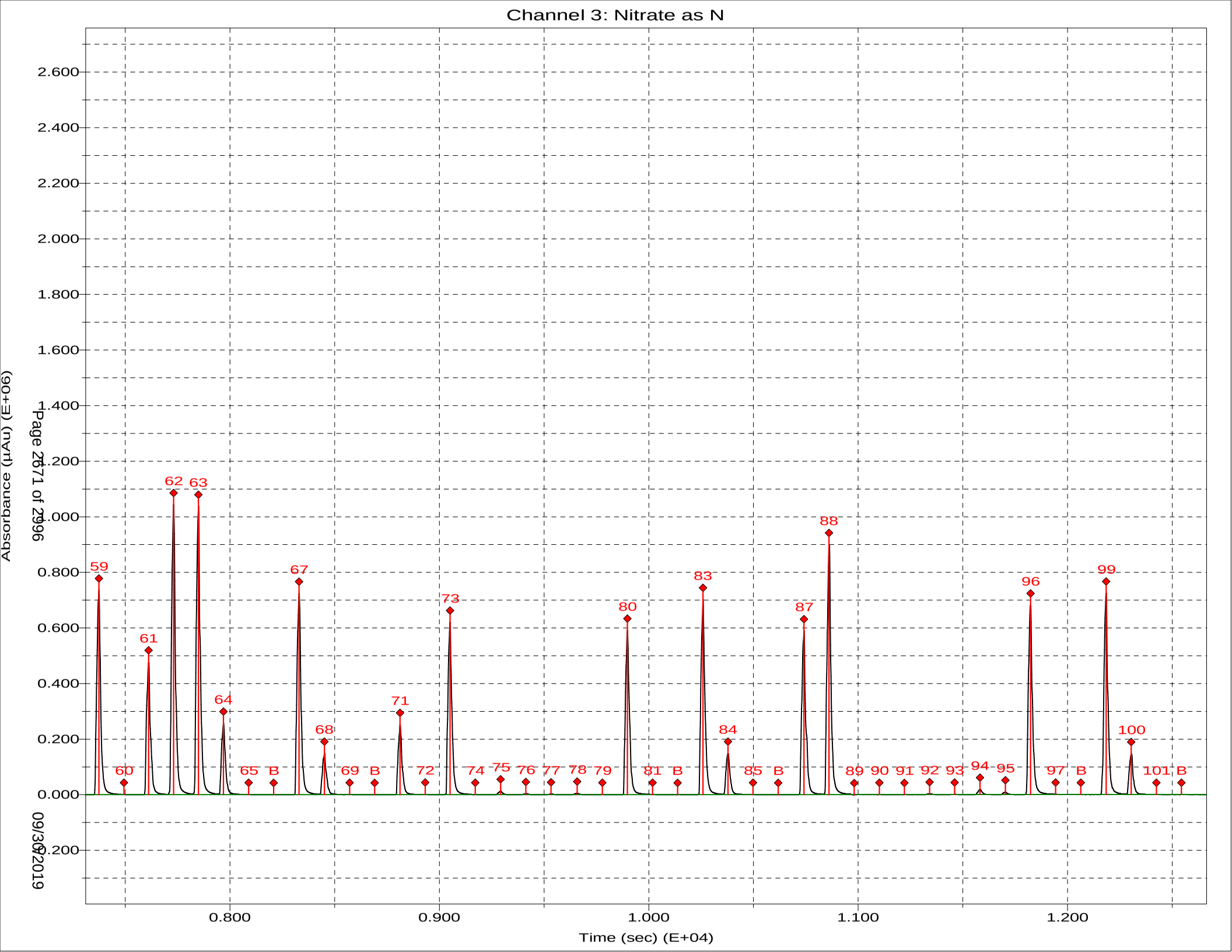
Channel 3: Nitrate as N
Absorbance (µAu) (E+06)
2.600
2.400
2.200
2.000
1.800
1.600
1.400
1.200
1.000
0.800
0.600
0.400
0.200
0.000
-0.200
59
60
61
62
63
64
65
B
67
68
69
B
71
72
73
74
75
76
77
78
79
80
81
B
83
84
85
B
87
88
89
90
91
92
93
94
95
96
97
B
99
100
101
B
0.800
0.900
1.000
1.100
1.200
Time (sec) (E+04)
Page 2671 of 2996
09/30/2019

Sample Table - 070819.tbl

File name: C:\FLOW_4\070819.TBL
Date: 08-Jul-19

Cup	Name	Type	R	Dil	Wt	Vial	Comment
109	SYNC	SYNC	1	1	1		
0	Carryover	CO	1	1	1		
0	Carryover	CO	1	1	1		
0	read baseline	RB	1	1	1		
101	Cal 0.00 ppb	C	1	1	1		
102	Cal 50.0 ppb	C	1	1	1		
103	Cal 100 ppb	C	1	1	1		
104	Cal 500 ppb	C	1	1	1		
105	Cal 1000 ppb	C	1	1	1		
106	Cal 2500 ppb	C	1	1	1		
107	Cal 5000 ppb	C	1	1	1		
108	Cal 7500 ppb	C	1	1	1		
109	Cal 10000 ppb	C	1	1	1		
0	Blank	BLNK	1	1	1		
0	Read Baseline	RB	1	1	1		
110	5000 PPB NO2	U	1	1	1		
111	ICV 5000 PPB	CCV	1	1	1		
112	ICV 2000 PPB	CCV	1	1	1		
0	ICB	U	1	1	1		pH
0	Read Baseline	RB	1	1	1		
107	LCS	U	1	1	1		
0	MB	U	1	1	1		
113	280-125417-B-1	U	1	1	1		
114	ms 280-125417-B-1 U		1	1	1		
115	msd 280-125417-B-1 U		1	1	1		
116	280-124986-C-27	U	1	2	1		
117	280-125456-B-2	U	1	100	1		
118	280-125456-B-3	U	1	1	1		
119	280-125507-A-4	U	1	2	1		
120	280-125507-A-11	U	1	1	1		
121	280-125702-E-1	U	1	1	1		
122	280-125702-H-2	U	1	25	1		
0	Rinse	U	1	1	1		
0	Read Baseline	RB	1	1	1		
107	CCV 5000 ppb	CCV	1	1	1		
105	CCVL 1000 ppb	CCV	1	1	1		
0	CCB	U	1	1	1		
0	Read Baseline	RB	1	1	1		
123	280-125702-F-3	U	1	1	1		
124	280-125516-C-1	U	1	1	1		
125	280-125516-D-2	U	1	1	1		
126	ms 280-125516-D-2 U		1	1	1		
127	msd 280-125516-D-2 U		1	1	1		
128	280-125516-C-3	U	1	1	1		
129	280-125516-C-4	U	1	1	1		
130	280-125516-B-5	U	1	1	1		
131	280-125672-C-1	U	1	1	1		
132	280-125672-B-2	U	1	1	1		
0	Rinse	U	1	1	1		
0	Read Baseline	RB	1	1	1		
107	CCV 5000 ppb	CCV	1	1	1		
105	CCVL 1000 ppb	CCV	1	1	1		
0	CCB	U	1	1	1		
0	Read Baseline	RB	1	1	1		
133	580-87251-C-1	U	1	1	1		
134	580-87251-C-2	U	1	1	1		

Cup	Name	Type	R	Dil	Wt	Vial	Comment
135	580-87251-C-3	U	1	1	1		
136	580-87251-C-5	U	1	1	1		
107	LCS	U	1	1	1		
0	MB	U	1	1	1		
137	280-125467-E-1	U	1	1	1		
138	ms 280-125467-E-1	U	1	1	1		
139	msd 280-125467-E-1	U	1	1	1		
140	280-125467-E-3	U	1	1	1		
0	Rinse	U	1	1	1		
0	Read Baseline	RB	1	1	1		
107	CCV 5000 ppb	CCV	1	1	1		
105	CCVL 1000 ppb	CCV	1	1	1		
0	CCB	U	1	1	1		
0	Read Baseline	RB	1	1	1		
141	280-125467-E-4	U	1	1	1		
142	280-125467-E-5	U	1	1	1		
143	280-125467-E-6	U	1	1	1		
144	280-125467-E-7	U	1	1	1		
145	280-125467-E-8	U	1	1	1		
146	280-125467-E-9	U	1	1	1		
147	280-125467-E-10	U	1	1	1		
148	280-125467-E-11	U	1	1	1		
149	280-125467-E-13	U	1	1	1		
150	ms 280-125467-E-13	U	1	1	1		
0	Rinse	U	1	1	1		
0	Read Baseline	RB	1	1	1		
107	CCV 5000 ppb	CCV	1	1	1		
105	CCVL 1000 ppb	CCV	1	1	1		
0	CCB	U	1	1	1		
0	Read Baseline	RB	1	1	1		
151	msd 280-125467-E-13	U	1	1	1		
152	280-125467-E-14	U	1	1	1		
153	280-125467-E-15	U	1	1	1		
154	280-125467-E-16	U	1	1	1		
155	280-125467-E-17	U	1	1	1		
156	280-125467-E-18	U	1	1	1		
157	280-125467-E-19	U	1	1	1		
158	280-125621-A-1	U	1	1	1	7	
159	280-125621-A-2	U	1	1	1	7	
160	~~d~~280-125456-B-2	U	1	500 ~~1~~	1		
0	Rinse	U	1	1	1		
0	Read Baseline	RB	1	1	1		
107	CCV 5000 ppb	CCV	1	1	1		
105	CCVL 1000 ppb	CCV	1	1	1		
0	CCB	U	1	1	1		
0	Read Baseline	RB	1	1	1		

Sulfide by Titration

Analyst:	JLA	SOP Information:	
Date:	6/14/2019	Number:	
Titration Solutions		**Calibration Information**	
Solution 1:	Iodine	Source/Ver-Lot#:	INT_01659
TALS ID	Iod_00229	Prep Date:	5/28/2019
Normality:	0.025	Made By:	JLA
Solution 2:	sodium thiosulfate	Concentration:	1248
TALS ID	Na Thio_00153	Expiration Date:	8/28/2019
Normality:	0.025		
	Starch Indicator		
TALS ID	Starch Ind_00057		

	CAL Volume	Buret Start	Buret End	mL Iodine	Final mL	Conc mg/L
CAL	5	0.00	4.40	20	4.40	1248.000
CAL	5	4.40	8.80	20	4.40	1248.000

For SM4500 S2 D colorimetric

ICV Information	
Source/Ver-Lot#:	INT_01607
Prep Date:	5/28/2019
Made By:	JLA
Concentration:	1200
Expiration Date:	8/28/2019

	CAL Volume	Buret Start	Buret End	mL Iodine	Final mL	Conc mg/L
ICV	5	8.80	14.10	20	5.30	1176.000
ICV	5	14.10	18.80	20	4.70	1224.000

TALS Raw Data Report

Job Number: 280-124986-1
LIMS Batch: 461610
Equipment: NOEQUIP

Laboratory: Eurofins TestAmerica, Denver

RS# 1 Lab ID: **LCS 280-461602/1-A** Inj Date: 6/14/2019 3:44:51PM Dil: 1.0 Meth: 9034

Analyte	Rspnse	Raw Res/Units	Final Res/Qual/Units	% Rec	Rec Lmt	% RPD	RPD Lmt
Sulfide		24 mg/L	mg/L	92	44 110		
Sulfide as H2S		25.5 mg/L	mg/L				

RS# 2 Lab ID: **MB 280-461602/2-A** Inj Date: 6/14/2019 3:44:51PM Dil: 1.0 Meth: 9034

Analyte	Rspnse	Raw Res/Units	Final Res/Qual/Units	% Rec	Rec Lmt	% RPD	RPD Lmt
Sulfide		0 mg/L	1.9 U mg/L				
Sulfide as H2S		0 mg/L	2.0 U mg/L				

RS# 3 Lab ID: **280-124986-E-1-A** Inj Date: 6/14/2019 3:44:51PM Dil: 1.0 Meth: 9034

Analyte	Rspnse	Raw Res/Units	Final Res/Qual/Units	% Rec	Rec Lmt	% RPD	RPD Lmt
Sulfide		0 mg/L	1.9 U mg/L				
Sulfide as H2S		0 mg/L	2.0 U mg/L				

RS# 4 Lab ID: **280-124986-E-1-B MS** Inj Date: 6/14/2019 3:44:51PM Dil: 1.0 Meth: 9034

Analyte	Rspnse	Raw Res/Units	Final Res/Qual/Units	% Rec	Rec Lmt	% RPD	RPD Lmt
Sulfide		28 mg/L	mg/L	108	44 110		
Sulfide as H2S		29.75 mg/L	mg/L				

RS# 5 Lab ID: **280-124986-E-1-C MSD** Inj Date: 6/14/2019 3:44:51PM Dil: 1.0 Meth: 9034

Analyte	Rspnse	Raw Res/Units	Final Res/Qual/Units	% Rec	Rec Lmt	% RPD	RPD Lmt
Sulfide		24 mg/L	mg/L	92	44 110	15	20
Sulfide as H2S		25.5 mg/L	mg/L				

RS# 6 Lab ID: **280-124986-E-7-A** Inj Date: 6/14/2019 3:44:51PM Dil: 1.0 Meth: 9034

Analyte	Rspnse	Raw Res/Units	Final Res/Qual/Units	% Rec	Rec Lmt	% RPD	RPD Lmt
Sulfide		0 mg/L	1.9 U mg/L				
Sulfide as H2S		0 mg/L	2.0 U mg/L				

RS# 7 Lab ID: **280-124986-E-8-A** Inj Date: 6/14/2019 3:44:51PM Dil: 1.0 Meth: 9034

Analyte	Rspnse	Raw Res/Units	Final Res/Qual/Units	% Rec	Rec Lmt	% RPD	RPD Lmt
Sulfide		-2.4 mg/L	1.9 U mg/L				
Sulfide as H2S		-2.55 mg/L	2.0 U mg/L				

RS# 8 Lab ID: **280-124986-E-9-A** Inj Date: 6/14/2019 3:44:51PM Dil: 1.0 Meth: 9034

Analyte	Rspnse	Raw Res/Units	Final Res/Qual/Units	% Rec	Rec Lmt	% RPD	RPD Lmt
Sulfide		-0.8 mg/L	1.9 U mg/L				
Sulfide as H2S		-0.85 mg/L	2.0 U mg/L				

RS# 9 Lab ID: **280-124986-E-4-A** Inj Date: 6/14/2019 3:44:51PM Dil: 1.0 Meth: 9034

Analyte	Rspnse	Raw Res/Units	Final Res/Qual/Units	% Rec	Rec Lmt	% RPD	RPD Lmt
Sulfide		-0.8 mg/L	1.9 U mg/L				
Sulfide as H2S		-0.85 mg/L	2.0 U mg/L				

RS# 10 Lab ID: **280-124986-E-5-A** Inj Date: 6/14/2019 3:44:51PM Dil: 1.0 Meth: 9034

Analyte	Rspnse	Raw Res/Units	Final Res/Qual/Units	% Rec	Rec Lmt	% RPD	RPD Lmt
Sulfide		-3.2 mg/L	1.9 U mg/L				
Sulfide as H2S		-3.4 mg/L	2.0 U mg/L				

RS# 11 Lab ID: **280-124986-E-6-A** Inj Date: 6/14/2019 3:44:51PM Dil: 1.0 Meth: 9034

Analyte	Rspnse	Raw Res/Units	Final Res/Qual/Units	% Rec	Rec Lmt	% RPD	RPD Lmt
Sulfide		-4.8 mg/L	1.9 U mg/L				
Sulfide as H2S		-5.1 mg/L	2.0 U mg/L				

RS# 12 Lab ID: **280-124986-E-10-A** Inj Date: 6/14/2019 3:44:51PM Dil: 1.0 Meth: 9034

Analyte	Rspnse	Raw Res/Units	Final Res/Qual/Units	% Rec	Rec Lmt	% RPD	RPD Lmt
Sulfide		0 mg/L	1.9 U mg/L				
Sulfide as H2S		0 mg/L	2.0 U mg/L				

RS# 13 Lab ID: **280-124986-E-29-A** Inj Date: 6/14/2019 3:44:51PM Dil: 1.0 Meth: 9034

Analyte	Rspnse	Raw Res/Units	Final Res/Qual/Units	% Rec	Rec Lmt	% RPD	RPD Lmt
Sulfide		-1.6 mg/L	1.9 U mg/L				
Sulfide as H2S		-1.7 mg/L	2.0 U mg/L				

RS# 14 Lab ID: **280-124986-E-30-A** Inj Date: 6/14/2019 3:44:51PM Dil: 1.0 Meth: 9034

Analyte	Rspnse	Raw Res/Units	Final Res/Qual/Units	% Rec	Rec Lmt	% RPD	RPD Lmt
Sulfide		-2.4 mg/L	1.9 U mg/L				
Sulfide as H2S		-2.55 mg/L	2.0 U mg/L				

RS# 15 Lab ID: **280-124986-E-31-A** Inj Date: 6/14/2019 3:44:51PM Dil: 1.0 Meth: 9034

Analyte	Rspnse	Raw Res/Units	Final Res/Qual/Units	% Rec	Rec Lmt	% RPD	RPD Lmt
Sulfide		-2.4 mg/L	1.9 U mg/L				
Sulfide as H2S		-2.55 mg/L	2.0 U mg/L				

RS# 16 Lab ID: **280-124986-E-16-A** Inj Date: 6/14/2019 3:44:51PM Dil: 1.0 Meth: 9034

Analyte	Rspnse	Raw Res/Units	Final Res/Qual/Units	% Rec	Rec Lmt	% RPD	RPD Lmt
Sulfide		0 mg/L	1.9 U mg/L				
Sulfide as H2S		0 mg/L	2.0 U mg/L				

RS# 17 Lab ID: **280-124986-E-17-A** Inj Date: 6/14/2019 3:44:51PM Dil: 1.0 Meth: 9034

Analyte	Rspnse	Raw Res/Units	Final Res/Qual/Units	% Rec	Rec Lmt	% RPD	RPD Lmt
Sulfide		-2.4 mg/L	1.9 U mg/L				
Sulfide as H2S		-2.55 mg/L	2.0 U mg/L				

RS# 18 Lab ID: **280-124986-E-18-A** Inj Date: 6/14/2019 3:44:51PM Dil: 1.0 Meth: 9034

Analyte	Rspnse	Raw Res/Units	Final Res/Qual/Units	% Rec	Rec Lmt	% RPD	RPD Lmt
Sulfide		0 mg/L	1.9 U mg/L				
Sulfide as H2S		0 mg/L	2.0 U mg/L				

Sulfide by Titration

Analyst:	JLA	SOP Information:	
Date:	6/14/2019	Number:	
Titration Solutions		**Calibration Information**	
Solution 1:	Iodine	Source/Ver-Lot#:	INT_01659
TALS ID	Iod_00229	Prep Date:	5/28/2019
Normality:	0.025	Made By:	JLA
Solution 2:	sodium thiosulfate	Concentration:	1248
TALS ID	Na Thio_00153	Expiration Date:	8/28/2019
Normality:	0.025		
	Starch Indicator		
TALS ID	Starch Ind_00057		

	CAL Volume	Buret Start	Buret End	mL Iodine	Final mL	Conc mg/L
CAL	5	0.00	4.40	20	4.40	1248.000
CAL	5	4.40	8.80	20	4.40	1248.000

For SM4500 S2 D colorimetric

ICV Information	
Source/Ver-Lot#:	INT_01607
Prep Date:	5/28/2019
Made By:	JLA
Concentration:	1200
Expiration Date:	8/28/2019

	CAL Volume	Buret Start	Buret End	mL Iodine	Final mL	Conc mg/L
ICV	5	8.80	14.10	20	5.30	1176.000
ICV	5	14.10	18.80	20	4.70	1224.000

TALS Raw Data Report

Job Number: 280-124986-1
LIMS Batch: 461633
Equipment: NOEQUIP

Laboratory: Eurofins TestAmerica, Denver

RS# 1 Lab ID: **LCS 280-461615/1-A** Inj Date: 6/14/2019 6:31:36PM Dil: 1.0 Meth: 9034

Analyte	Rspnse	Raw Res/Units	Final Res/Qual/Units	% Rec	Rec Lmt	% RPD	RPD Lmt
Sulfide		20 mg/L	mg/L	77	44 110		
Sulfide as H2S		21.25 mg/L	mg/L				

RS# 2 Lab ID: **MB 280-461615/2-A** Inj Date: 6/14/2019 6:31:36PM Dil: 1.0 Meth: 9034

Analyte	Rspnse	Raw Res/Units	Final Res/Qual/Units	% Rec	Rec Lmt	% RPD	RPD Lmt
Sulfide		-1.6 mg/L	1.9 U mg/L				
Sulfide as H2S		-1.7 mg/L	2.0 U mg/L				

RS# 3 Lab ID: **280-124986-E-26-A** Inj Date: 6/14/2019 6:31:36PM Dil: 1.0 Meth: 9034

Analyte	Rspnse	Raw Res/Units	Final Res/Qual/Units	% Rec	Rec Lmt	% RPD	RPD Lmt
Sulfide		-0.8 mg/L	1.9 U mg/L				
Sulfide as H2S		-0.85 mg/L	2.0 U mg/L				

RS# 4 Lab ID: **280-124986-E-27-A** Inj Date: 6/14/2019 6:31:36PM Dil: 1.0 Meth: 9034

Analyte	Rspnse	Raw Res/Units	Final Res/Qual/Units	% Rec	Rec Lmt	% RPD	RPD Lmt
Sulfide		-4.8 mg/L	1.9 U mg/L				
Sulfide as H2S		-5.1 mg/L	2.0 U mg/L				

RS# 5 Lab ID: **280-124986-E-28-A** Inj Date: 6/14/2019 6:31:36PM Dil: 1.0 Meth: 9034

Analyte	Rspnse	Raw Res/Units	Final Res/Qual/Units	% Rec	Rec Lmt	% RPD	RPD Lmt
Sulfide		-0.8 mg/L	1.9 U mg/L				
Sulfide as H2S		-0.85 mg/L	2.0 U mg/L				

RS# 6 Lab ID: **280-124986-E-11-A** Inj Date: 6/14/2019 6:31:36PM Dil: 1.0 Meth: 9034

Analyte	Rspnse	Raw Res/Units	Final Res/Qual/Units	% Rec	Rec Lmt	% RPD	RPD Lmt
Sulfide		-1.6 mg/L	1.9 U mg/L				
Sulfide as H2S		-1.7 mg/L	2.0 U mg/L				

RS# 7 Lab ID: **280-124986-E-13-A** Inj Date: 6/14/2019 6:31:36PM Dil: 1.0 Meth: 9034

Analyte	Rspnse	Raw Res/Units	Final Res/Qual/Units	% Rec	Rec Lmt	% RPD	RPD Lmt
Sulfide		0.8 mg/L	0.80 J mg/L				
Sulfide as H2S		0.85 mg/L	0.85 J mg/L				

RS# 8 Lab ID: **280-124986-E-32-A** Inj Date: 6/14/2019 6:31:36PM Dil: 1.0 Meth: 9034

Analyte	Rspnse	Raw Res/Units	Final Res/Qual/Units	% Rec	Rec Lmt	% RPD	RPD Lmt
Sulfide		-0.8 mg/L	1.9 U mg/L				
Sulfide as H2S		-0.85 mg/L	2.0 U mg/L				

RS# 9 Lab ID: **280-124986-E-33-A** Inj Date: 6/14/2019 6:31:36PM Dil: 1.0 Meth: 9034

Analyte	Rspnse	Raw Res/Units	Final Res/Qual/Units	% Rec	Rec Lmt	% RPD	RPD Lmt
Sulfide		0 mg/L	1.9 U mg/L				
Sulfide as H2S		0 mg/L	2.0 U mg/L				

RS# 10 Lab ID: **280-124986-E-34-A** Inj Date: 6/14/2019 6:31:36PM Dil: 1.0 Meth: 9034

Analyte	Rspnse	Raw Res/Units	Final Res/Qual/Units	% Rec	Rec Lmt	% RPD	RPD Lmt
Sulfide		-0.8 mg/L	1.9 U mg/L				
Sulfide as H2S		-0.85 mg/L	2.0 U mg/L				

TALS Raw Data Report

RS# 11 Lab ID: **280-124986-E-14-A** Inj Date: 6/14/2019 6:31:36PM Dil: 1.0 Meth: 9034

Analyte	Rspnse	Raw Res/Units	Final Res/Qual/Units	% Rec	Rec Lmt	% RPD	RPD Lmt
Sulfide		-8 mg/L	1.9 U mg/L				
Sulfide as H2S		-8.5 mg/L	2.0 U mg/L				

RS# 12 Lab ID: **280-124986-E-15-A** Inj Date: 6/14/2019 6:31:36PM Dil: 1.0 Meth: 9034

Analyte	Rspnse	Raw Res/Units	Final Res/Qual/Units	% Rec	Rec Lmt	% RPD	RPD Lmt
Sulfide		-1.6 mg/L	1.9 U mg/L				
Sulfide as H2S		-1.7 mg/L	2.0 U mg/L				

RS# 13 Lab ID: **280-124986-E-25-A** Inj Date: 6/14/2019 6:31:36PM Dil: 1.0 Meth: 9034

Analyte	Rspnse	Raw Res/Units	Final Res/Qual/Units	% Rec	Rec Lmt	% RPD	RPD Lmt
Sulfide		-0.8 mg/L	1.9 U mg/L				
Sulfide as H2S		-0.85 mg/L	2.0 U mg/L				

RS# 14 Lab ID: **280-124986-E-25-B MS** Inj Date: 6/14/2019 6:31:36PM Dil: 1.0 Meth: 9034

Analyte	Rspnse	Raw Res/Units	Final Res/Qual/Units	% Rec	Rec Lmt	% RPD	RPD Lmt
Sulfide		22.4 mg/L	mg/L	86	44 110		
Sulfide as H2S		23.8 mg/L	mg/L				

RS# 15 Lab ID: **280-124986-E-25-C MSD** Inj Date: 6/14/2019 6:31:36PM Dil: 1.0 Meth: 9034

Analyte	Rspnse	Raw Res/Units	Final Res/Qual/Units	% Rec	Rec Lmt	% RPD	RPD Lmt
Sulfide		21.6 mg/L	mg/L	83	44 110	4	20
Sulfide as H2S		22.95 mg/L	mg/L				

Sulfide by Titration

Analyst:	JLA	SOP Information:	
Date:	6/15/2019	Number:	
Titration Solutions		**Calibration Information**	
Solution 1:	Iodine	Source/Ver-Lot#:	INT_1659
TALS ID	Iod_00229	Prep Date:	5/28/2019
Normality:	0.025	Made By:	JLA
Solution 2:	sodium thiosulfate	Concentration:	1236
TALS ID	Na Thio_00153	Expiration Date:	8/28/2019
Normality:	0.025		
	Starch Indicator		
TALS ID	Starch Ind_00057		

	CAL Volume	Buret Start	Buret End	mL Iodine	Final mL	Conc mg/L
CAL	5	0.00	4.70	20	4.70	1224.000
CAL	5	4.70	9.10	20	4.40	1248.000

For SM4500 S2 D colorimetric

ICV Information	
Source/Ver-Lot#:	INT_1607
Prep Date:	5/28/2019
Made By:	JLA
Concentration:	1184
Expiration Date:	8/28/2019

	CAL Volume	Buret Start	Buret End	mL Iodine	Final mL	Conc mg/L
ICV	5	9.10	14.00	20	4.90	1208.000
ICV	5	14.00	19.50	20	5.50	1160.000

TALS Raw Data Report

Job Number: 280-124888-2
LIMS Batch: 461699
Equipment: NOEQUIP

Laboratory: Eurofins TestAmerica, Denver

RS# 1 Lab ID: **LCS 280-461663/1-A** Inj Date: 6/15/2019 2:32:35PM Dil: 1.0 Meth: 9034

Analyte	Rspnse	Raw Res/Units	Final Res/Qual/Units	% Rec	Rec Lmt	% RPD	RPD Lmt
Sulfide		20 mg/L	mg/L	77	44 110		
Sulfide as H2S		21.25 mg/L	mg/L				

RS# 2 Lab ID: **MB 280-461663/2-A** Inj Date: 6/15/2019 2:32:35PM Dil: 1.0 Meth: 9034

Analyte	Rspnse	Raw Res/Units	Final Res/Qual/Units	% Rec	Rec Lmt	% RPD	RPD Lmt
Sulfide		-2.4 mg/L	mg/L				
Sulfide as H2S		-2.55 mg/L	mg/L				

RS# 3 Lab ID: **280-124986-E-19-A** Inj Date: 6/15/2019 2:32:35PM Dil: 1.0 Meth: 9034

Analyte	Rspnse	Raw Res/Units	Final Res/Qual/Units	% Rec	Rec Lmt	% RPD	RPD Lmt
Sulfide		-3.2 mg/L	mg/L				
Sulfide as H2S		-3.4 mg/L	mg/L				

RS# 4 Lab ID: **280-124986-E-19-B MS** Inj Date: 6/15/2019 2:32:35PM Dil: 1.0 Meth: 9034

Analyte	Rspnse	Raw Res/Units	Final Res/Qual/Units	% Rec	Rec Lmt	% RPD	RPD Lmt
Sulfide		15.2 mg/L	mg/L	58	44 110		
Sulfide as H2S		16.15 mg/L	mg/L				

RS# 5 Lab ID: **280-124986-E-19-C MSD** Inj Date: 6/15/2019 2:32:35PM Dil: 1.0 Meth: 9034

Analyte	Rspnse	Raw Res/Units	Final Res/Qual/Units	% Rec	Rec Lmt	% RPD	RPD Lmt
Sulfide		20.8 mg/L	mg/L	80	44 110	31	20
Sulfide as H2S		22.1 mg/L	mg/L				

RS# 13 Lab ID: **280-125015-M-2-A** Inj Date: 6/15/2019 2:32:35PM Dil: 1.0 Meth: 9034

Analyte	Rspnse	Raw Res/Units	Final Res/Qual/Units	% Rec	Rec Lmt	% RPD	RPD Lmt
Sulfide		-3.2 mg/L	mg/L				
Sulfide as H2S		-3.4 mg/L	mg/L				

RS# 14 Lab ID: **280-125015-M-4-A** Inj Date: 6/15/2019 2:32:35PM Dil: 1.0 Meth: 9034

Analyte	Rspnse	Raw Res/Units	Final Res/Qual/Units	% Rec	Rec Lmt	% RPD	RPD Lmt
Sulfide		-0.8 mg/L	mg/L				
Sulfide as H2S		-0.85 mg/L	mg/L				

TALS Raw Data Report

Job Number: 280-124965-1
LIMS Batch: 461699
Equipment: NOEQUIP

Laboratory: Eurofins TestAmerica, Denver

RS# 1 Lab ID: **LCS 280-461663/1-A** Inj Date: 6/15/2019 2:32:35PM Dil: 1.0 Meth: 9034

Analyte	Rspnse	Raw Res/Units	Final Res/Qual/Units	% Rec	Rec Lmt	% RPD	RPD Lmt
Sulfide		20 mg/L	mg/L	77	44 110		
Sulfide as H2S		21.25 mg/L	mg/L				

RS# 2 Lab ID: **MB 280-461663/2-A** Inj Date: 6/15/2019 2:32:35PM Dil: 1.0 Meth: 9034

Analyte	Rspnse	Raw Res/Units	Final Res/Qual/Units	% Rec	Rec Lmt	% RPD	RPD Lmt
Sulfide		-2.4 mg/L	1.9 U mg/L				
Sulfide as H2S		-2.55 mg/L	2.0 U mg/L				

RS# 3 Lab ID: **280-124986-E-19-A** Inj Date: 6/15/2019 2:32:35PM Dil: 1.0 Meth: 9034

Analyte	Rspnse	Raw Res/Units	Final Res/Qual/Units	% Rec	Rec Lmt	% RPD	RPD Lmt
Sulfide		-3.2 mg/L	1.9 U mg/L				
Sulfide as H2S		-3.4 mg/L	2.0 U mg/L				

RS# 4 Lab ID: **280-124986-E-19-B MS** Inj Date: 6/15/2019 2:32:35PM Dil: 1.0 Meth: 9034

Analyte	Rspnse	Raw Res/Units	Final Res/Qual/Units	% Rec	Rec Lmt	% RPD	RPD Lmt
Sulfide		15.2 mg/L	mg/L	58	44 110		
Sulfide as H2S		16.15 mg/L	mg/L				

RS# 5 Lab ID: **280-124986-E-19-C MSD** Inj Date: 6/15/2019 2:32:35PM Dil: 1.0 Meth: 9034

Analyte	Rspnse	Raw Res/Units	Final Res/Qual/Units	% Rec	Rec Lmt	% RPD	RPD Lmt
Sulfide		20.8 mg/L	mg/L	80	44 110	31	20
Sulfide as H2S		22.1 mg/L	mg/L				

RS# 10 Lab ID: **280-124965-E-2-A** Inj Date: 6/15/2019 2:32:35PM Dil: 1.0 Meth: 9034

Analyte	Rspnse	Raw Res/Units	Final Res/Qual/Units	% Rec	Rec Lmt	% RPD	RPD Lmt
Sulfide		-1.6 mg/L	1.9 U mg/L				
Sulfide as H2S		-1.7 mg/L	2.0 U mg/L				

RS# 11 Lab ID: **280-124965-E-3-A** Inj Date: 6/15/2019 2:32:35PM Dil: 1.0 Meth: 9034

Analyte	Rspnse	Raw Res/Units	Final Res/Qual/Units	% Rec	Rec Lmt	% RPD	RPD Lmt
Sulfide		-1.6 mg/L	1.9 U mg/L				
Sulfide as H2S		-1.7 mg/L	2.0 U mg/L				

RS# 12 Lab ID: **280-124965-E-4-A** Inj Date: 6/15/2019 2:32:35PM Dil: 1.0 Meth: 9034

Analyte	Rspnse	Raw Res/Units	Final Res/Qual/Units	% Rec	Rec Lmt	% RPD	RPD Lmt
Sulfide		-1.6 mg/L	1.9 U mg/L				
Sulfide as H2S		-1.7 mg/L	2.0 U mg/L				

TALS Raw Data Report

Job Number: 280-124972-1
LIMS Batch: 461699
Equipment: NOEQUIP

Laboratory: Eurofins TestAmerica, Denver

RS# 1 Lab ID: **LCS 280-461663/1-A** Inj Date: 6/15/2019 2:32:35PM Dil: 1.0 Meth: 9034

Analyte	Rspnse	Raw Res/Units	Final Res/Qual/Units	% Rec	Rec Lmt	% RPD	RPD Lmt
Sulfide		20 mg/L	mg/L	77	44 110		
Sulfide as H2S		21.25 mg/L	mg/L				

RS# 2 Lab ID: **MB 280-461663/2-A** Inj Date: 6/15/2019 2:32:35PM Dil: 1.0 Meth: 9034

Analyte	Rspnse	Raw Res/Units	Final Res/Qual/Units	% Rec	Rec Lmt	% RPD	RPD Lmt
Sulfide		-2.4 mg/L	mg/L				
Sulfide as H2S		-2.55 mg/L	mg/L				

RS# 3 Lab ID: **280-124986-E-19-A** Inj Date: 6/15/2019 2:32:35PM Dil: 1.0 Meth: 9034

Analyte	Rspnse	Raw Res/Units	Final Res/Qual/Units	% Rec	Rec Lmt	% RPD	RPD Lmt
Sulfide		-3.2 mg/L	mg/L				
Sulfide as H2S		-3.4 mg/L	mg/L				

RS# 4 Lab ID: **280-124986-E-19-B MS** Inj Date: 6/15/2019 2:32:35PM Dil: 1.0 Meth: 9034

Analyte	Rspnse	Raw Res/Units	Final Res/Qual/Units	% Rec	Rec Lmt	% RPD	RPD Lmt
Sulfide		15.2 mg/L	mg/L	58	44 110		
Sulfide as H2S		16.15 mg/L	mg/L				

RS# 5 Lab ID: **280-124986-E-19-C MSD** Inj Date: 6/15/2019 2:32:35PM Dil: 1.0 Meth: 9034

Analyte	Rspnse	Raw Res/Units	Final Res/Qual/Units	% Rec	Rec Lmt	% RPD	RPD Lmt
Sulfide		20.8 mg/L	mg/L	80	44 110	31	20
Sulfide as H2S		22.1 mg/L	mg/L				

RS# 17 Lab ID: **280-124972-T-1-A** Inj Date: 6/15/2019 2:32:35PM Dil: 1.0 Meth: 9034

Analyte	Rspnse	Raw Res/Units	Final Res/Qual/Units	% Rec	Rec Lmt	% RPD	RPD Lmt
Sulfide		-3.2 mg/L	mg/L				
Sulfide as H2S		-3.4 mg/L	mg/L				

TALS Raw Data Report

Job Number: 280-124986-1
LIMS Batch: 461699
Equipment: NOEQUIP

Laboratory: Eurofins TestAmerica, Denver

RS# 1 Lab ID: **LCS 280-461663/1-A** Inj Date: 6/15/2019 2:32:35PM Dil: 1.0 Meth: 9034

Analyte	Rspnse	Raw Res/Units	Final Res/Qual/Units	% Rec	Rec Lmt	% RPD	RPD Lmt
Sulfide		20 mg/L	mg/L	77	44 110		
Sulfide as H2S		21.25 mg/L	mg/L				

RS# 2 Lab ID: **MB 280-461663/2-A** Inj Date: 6/15/2019 2:32:35PM Dil: 1.0 Meth: 9034

Analyte	Rspnse	Raw Res/Units	Final Res/Qual/Units	% Rec	Rec Lmt	% RPD	RPD Lmt
Sulfide		-2.4 mg/L	1.9 U mg/L				
Sulfide as H2S		-2.55 mg/L	2.0 U mg/L				

RS# 3 Lab ID: **280-124986-E-19-A** Inj Date: 6/15/2019 2:32:35PM Dil: 1.0 Meth: 9034

Analyte	Rspnse	Raw Res/Units	Final Res/Qual/Units	% Rec	Rec Lmt	% RPD	RPD Lmt
Sulfide		-3.2 mg/L	1.9 U mg/L				
Sulfide as H2S		-3.4 mg/L	2.0 U mg/L				

RS# 4 Lab ID: **280-124986-E-19-B MS** Inj Date: 6/15/2019 2:32:35PM Dil: 1.0 Meth: 9034

Analyte	Rspnse	Raw Res/Units	Final Res/Qual/Units	% Rec	Rec Lmt	% RPD	RPD Lmt
Sulfide		15.2 mg/L	mg/L	58	44 110		
Sulfide as H2S		16.15 mg/L	mg/L				

RS# 5 Lab ID: **280-124986-E-19-C MSD** Inj Date: 6/15/2019 2:32:35PM Dil: 1.0 Meth: 9034

Analyte	Rspnse	Raw Res/Units	Final Res/Qual/Units	% Rec	Rec Lmt	% RPD	RPD Lmt
Sulfide		20.8 mg/L	mg/L	80	44 110	31	20
Sulfide as H2S		22.1 mg/L	mg/L				

RS# 6 Lab ID: **280-124986-E-20-A** Inj Date: 6/15/2019 2:32:35PM Dil: 1.0 Meth: 9034

Analyte	Rspnse	Raw Res/Units	Final Res/Qual/Units	% Rec	Rec Lmt	% RPD	RPD Lmt
Sulfide		-2.4 mg/L	1.9 U mg/L				
Sulfide as H2S		-2.55 mg/L	2.0 U mg/L				

RS# 7 Lab ID: **280-124986-E-21-A** Inj Date: 6/15/2019 2:32:35PM Dil: 1.0 Meth: 9034

Analyte	Rspnse	Raw Res/Units	Final Res/Qual/Units	% Rec	Rec Lmt	% RPD	RPD Lmt
Sulfide		-2.4 mg/L	1.9 U mg/L				
Sulfide as H2S		-2.55 mg/L	2.0 U mg/L				

RS# 8 Lab ID: **280-124986-E-22-A** Inj Date: 6/15/2019 2:32:35PM Dil: 1.0 Meth: 9034

Analyte	Rspnse	Raw Res/Units	Final Res/Qual/Units	% Rec	Rec Lmt	% RPD	RPD Lmt
Sulfide		-2.4 mg/L	1.9 U mg/L				
Sulfide as H2S		-2.55 mg/L	2.0 U mg/L				

RS# 9 Lab ID: **280-124986-E-12-A** Inj Date: 6/15/2019 2:32:35PM Dil: 1.0 Meth: 9034

Analyte	Rspnse	Raw Res/Units	Final Res/Qual/Units	% Rec	Rec Lmt	% RPD	RPD Lmt
Sulfide		-2.4 mg/L	1.9 U mg/L				
Sulfide as H2S		-2.55 mg/L	2.0 U mg/L				

TALS Raw Data Report

Job Number: 280-125017-1
LIMS Batch: 461699
Equipment: NOEQUIP

Laboratory: Eurofins TestAmerica, Denver

RS# 1 Lab ID: **LCS 280-461663/1-A** Inj Date: 6/15/2019 2:32:35PM Dil: 1.0 Meth: 9034

Analyte	Rspnse	Raw Res/Units	Final Res/Qual/Units	% Rec	Rec Lmt	% RPD	RPD Lmt
Sulfide		20 mg/L	mg/L	77	44 110		
Sulfide as H2S		21.25 mg/L	mg/L				

RS# 2 Lab ID: **MB 280-461663/2-A** Inj Date: 6/15/2019 2:32:35PM Dil: 1.0 Meth: 9034

Analyte	Rspnse	Raw Res/Units	Final Res/Qual/Units	% Rec	Rec Lmt	% RPD	RPD Lmt
Sulfide		-2.4 mg/L	mg/L				
Sulfide as H2S		-2.55 mg/L	mg/L				

RS# 3 Lab ID: **280-124986-E-19-A** Inj Date: 6/15/2019 2:32:35PM Dil: 1.0 Meth: 9034

Analyte	Rspnse	Raw Res/Units	Final Res/Qual/Units	% Rec	Rec Lmt	% RPD	RPD Lmt
Sulfide		-3.2 mg/L	mg/L				
Sulfide as H2S		-3.4 mg/L	mg/L				

RS# 4 Lab ID: **280-124986-E-19-B MS** Inj Date: 6/15/2019 2:32:35PM Dil: 1.0 Meth: 9034

Analyte	Rspnse	Raw Res/Units	Final Res/Qual/Units	% Rec	Rec Lmt	% RPD	RPD Lmt
Sulfide		15.2 mg/L	mg/L	58	44 110		
Sulfide as H2S		16.15 mg/L	mg/L				

RS# 5 Lab ID: **280-124986-E-19-C MSD** Inj Date: 6/15/2019 2:32:35PM Dil: 1.0 Meth: 9034

Analyte	Rspnse	Raw Res/Units	Final Res/Qual/Units	% Rec	Rec Lmt	% RPD	RPD Lmt
Sulfide		20.8 mg/L	mg/L	80	44 110	31	20
Sulfide as H2S		22.1 mg/L	mg/L				

RS# 15 Lab ID: **280-125017-N-2-A** Inj Date: 6/15/2019 2:32:35PM Dil: 1.0 Meth: 9034

Analyte	Rspnse	Raw Res/Units	Final Res/Qual/Units	% Rec	Rec Lmt	% RPD	RPD Lmt
Sulfide		-0.8 mg/L	mg/L				
Sulfide as H2S		-0.85 mg/L	mg/L				

RS# 16 Lab ID: **280-125017-N-3-A** Inj Date: 6/15/2019 2:32:35PM Dil: 1.0 Meth: 9034

Analyte	Rspnse	Raw Res/Units	Final Res/Qual/Units	% Rec	Rec Lmt	% RPD	RPD Lmt
Sulfide		115.2 mg/L	mg/L				
Sulfide as H2S		122.4 mg/L	mg/L				

Eurofins TestAmerica, Denver
Target Compound Quantitation Report

Data File: \\chromna\Denver\ChromData\WC_IonChrom10\20190702-83432.b\Info 2_DENPC179_Anions_20190702-223
Lims ID: STD1
Client ID:
Sample Type: IC Calib Level: 1
Inject. Date: 02-Jul-2019 22:14:00 ALS Bottle#: 0 Worklist Smp#: 2
Injection Vol: 5.0 ul Dil. Factor: 1.0000
Sample Info: 280-0083432-002
Misc. Info.: 280-0083432-002
Operator ID: wetchemd Instrument ID: WC_IonChrom10
Sublist: chrom-Anions_IC10*sub2

Method: \\chromna\Denver\ChromData\WC_IonChrom10\20190702-83432.b\Anions_IC10.m
Limit Group: Wet - Anions 28D
Last Update: 03-Jul-2019 08:35:26 Calib Date: 02-Jul-2019 23:41:00
Integrator: Falcon
Quant Method: External Standard Quant By: Initial Calibration
Last ICal File: \\chromna\Denver\ChromData\WC_IonChrom10\20190702-83432.b\Info 2_DENPC179_Anions_20190702-235

Column 1 : Det: Info 2_091554_1
Process Host: CTX0301

First Level Reviewer: pedrickj Date: 03-Jul-2019 08:31:56

Compound	RT (min.)	Exp RT (min.)	Dlt RT (min.)	Response	Cal Amt ug/ml	OnCol Amt ug/ml	Flags
1 Fluoride	3.262	3.265	-0.003	1079576	0.2000	0.2097	
2 Chloride	4.500	4.492	0.008	2956306	1.00	1.16	
3 Nitrite as N	5.228	5.217	0.011	1303020	NC	NC	
4 Bromide	6.373	6.357	0.016	272549	0.2000	0.2307	
5 Nitrate as N	7.213	7.167	0.046	1400822	NC	NC	
6 Orthophosphate as P	9.760	9.745	0.015	1239188	NC	NC	
7 Sulfate	11.557	11.543	0.014	2194448	1.00	1.21	a

QC Flag Legend

Processing Flags
NC - Not Calibrated
Review Flags
a - User Assigned ID

Reagents:

IC Cal low_00469 Amount Added: 0.04 Units: mL
IC CAL cl/so4_00263 Amount Added: 0.04 Units: mL

Report Date: 03-Jul-2019 08:35:26 Chrom Revision: 2.3 20-Jun-2019 20:50:56

Eurofins TestAmerica, Denver

Data File:	\\chromna\Denver\ChromData\WC_IonChrom10\20190702-83432.b\Info 2_DENPC179_Anions_20190702-223123.d				
Injection Date:	02-Jul-2019 22:14:00	Instrument ID:	WC_IonChrom10	Operator ID:	wetchemd
Lims ID:	STD1			Worklist Smp#:	2
Client ID:					
Injection Vol:	5.0 ul	Dil. Factor:	1.0000	ALS Bottle#:	0
Method:	Anions_IC10	Limit Group:	Wet - Anions 28D		

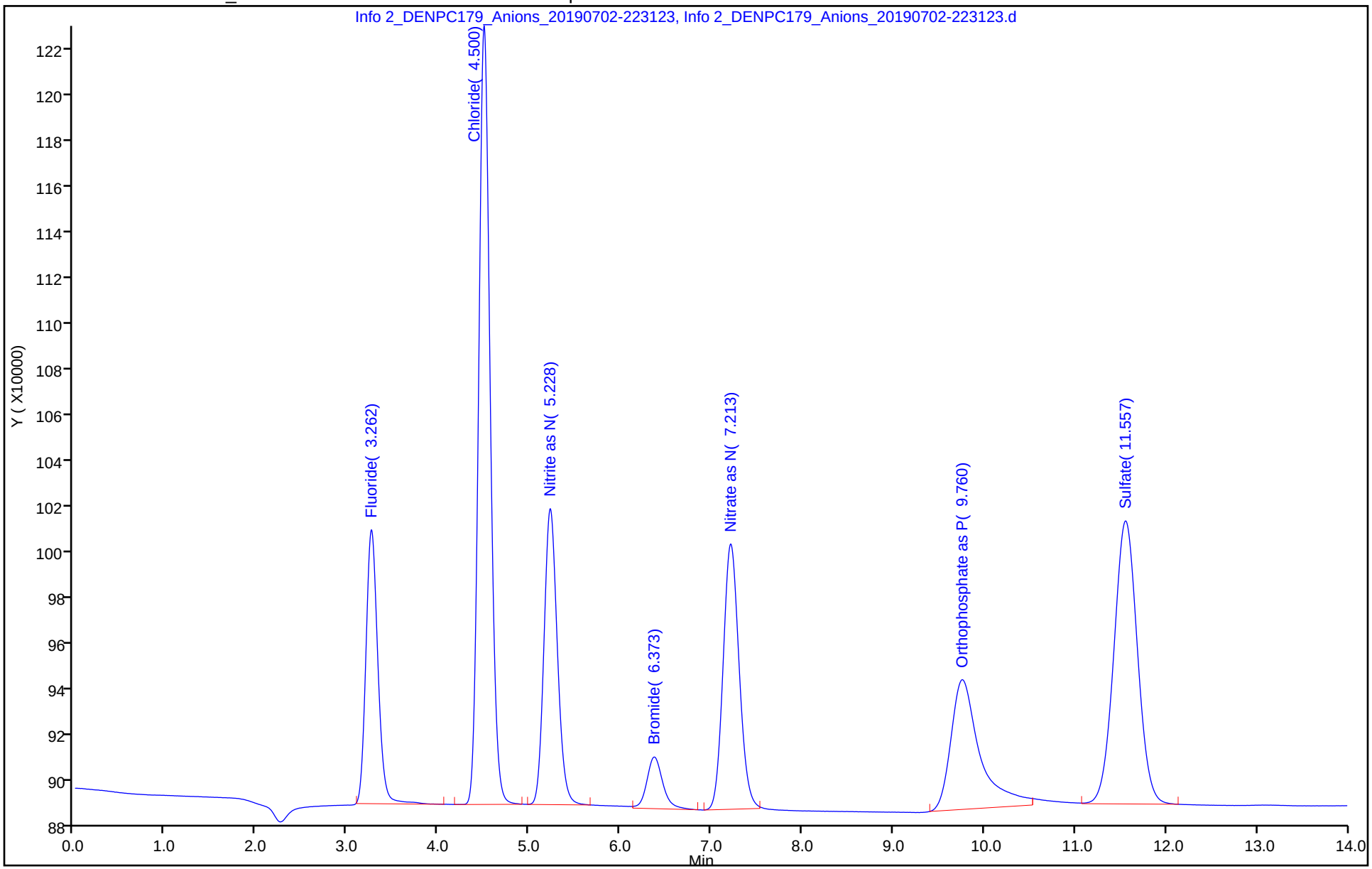

Manual Integration/User Assign Peak Report

Eurofins TestAmerica, Denver

Data File: \\chromna\Denver\ChromData\WC_IonChrom10\20190702-83432.b\Info 2_DENPC179_Anions_20190702-223

Injection Date: 02-Jul-2019 22:14:00 Instrument ID: WC_IonChrom10

Lims ID: STD1

Client ID:

Operator ID: wetchemd ALS Bottle#: 0 Worklist Smp#: 2

Injection Vol: 5.0 ul Dil. Factor: 1.0000

Method: Anions_IC10 Limit Group: Wet - Anions 28D

Column: Detector Info 2_091554_1

7 Sulfate, CAS: 14808-79-8

Signal: 1

Not Detected

Expected RT: 11.54

Processing Integration Results

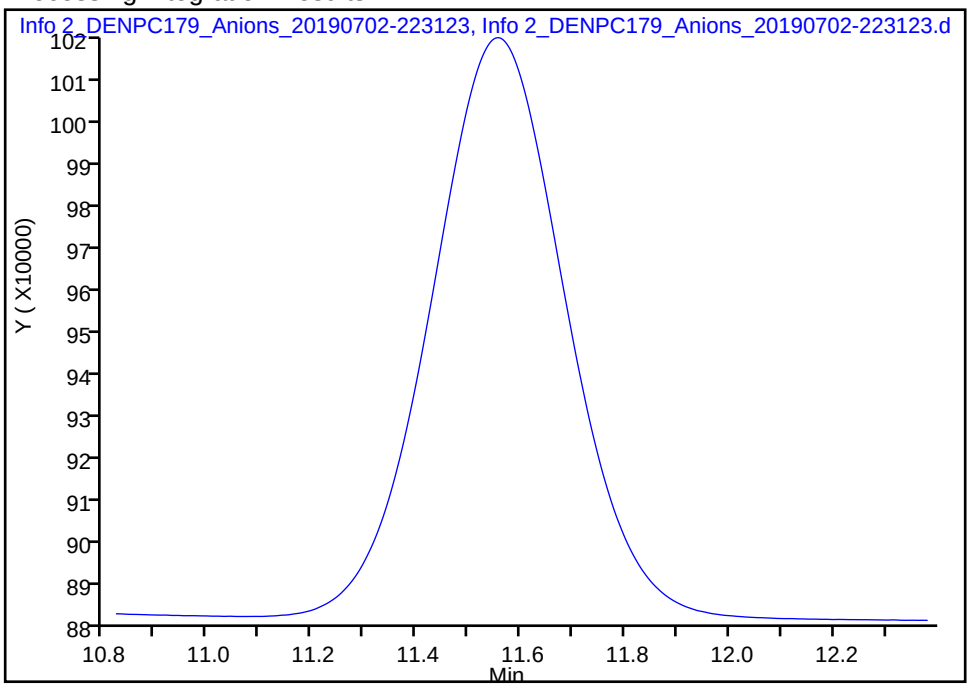

Manual Integration Results

RT: 11.56

Area: 2194448

Amount: 1.214882

Amount Units: ug/ml

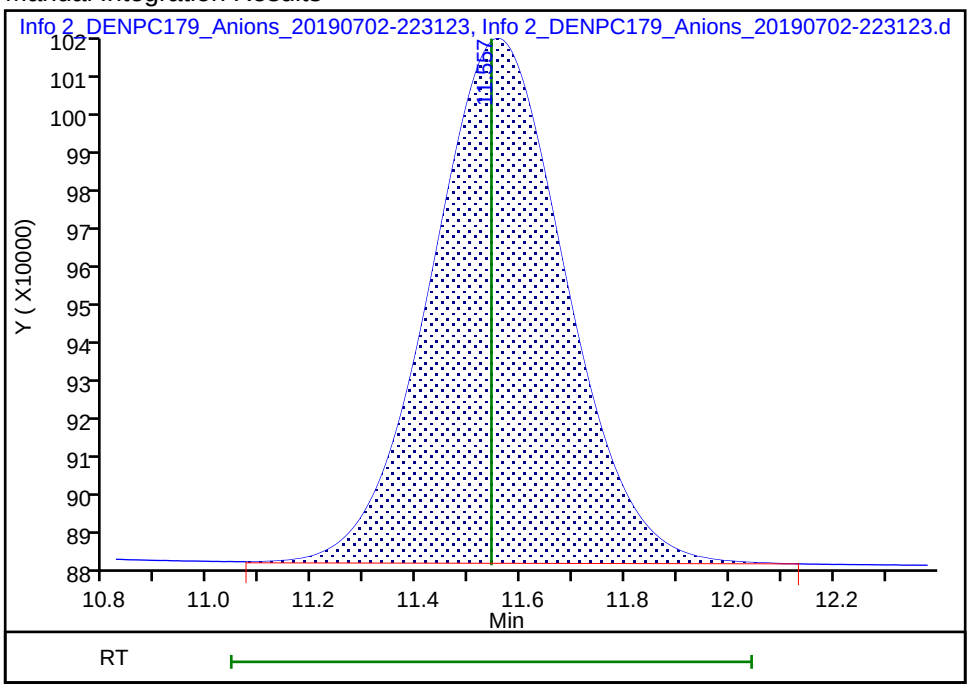

Reviewer: pedrickj, 03-Jul-2019 08:31:53

Audit Action: Assigned Compound ID Audit Reason:

Eurofins TestAmerica, Denver
Target Compound Quantitation Report

Data File: \\chromna\Denver\ChromData\WC_IonChrom10\20190702-83432.b\Info 2_DENPC179_Anions_20190702-224
Lims ID: STD2
Client ID:
Sample Type: IC Calib Level: 2
Inject. Date: 02-Jul-2019 22:31:00 ALS Bottle#: 0 Worklist Smp#: 3
Injection Vol: 5.0 ul Dil. Factor: 1.0000
Sample Info: 280-0083432-003
Misc. Info.: 280-0083432-003
Operator ID: wetchemd Instrument ID: WC_IonChrom10
Sublist: chrom-Anions_IC10*sub2

Method: \\chromna\Denver\ChromData\WC_IonChrom10\20190702-83432.b\Anions_IC10.m
Limit Group: Wet - Anions 28D
Last Update: 03-Jul-2019 08:35:27 Calib Date: 02-Jul-2019 23:41:00
Integrator: Falcon
Quant Method: External Standard Quant By: Initial Calibration
Last ICal File: \\chromna\Denver\ChromData\WC_IonChrom10\20190702-83432.b\Info 2_DENPC179_Anions_20190702-235

Column 1 : Det: Info 2_091554_1
Process Host: CTX0301

First Level Reviewer: pedrickj Date: 03-Jul-2019 08:32:03

Compound	RT (min.)	Exp RT (min.)	Dlt RT (min.)	Response	Cal Amt ug/ml	OnCol Amt ug/ml	Flags
1 Fluoride	3.262	3.265	-0.003	3081171	0.5000	0.4760	
2 Chloride	4.498	4.492	0.006	7855494	2.50	2.34	
3 Nitrite as N	5.225	5.217	0.008	3465174	NC	NC	
4 Bromide	6.368	6.357	0.011	642865	0.5000	0.4804	
5 Nitrate as N	7.202	7.167	0.035	3672996	NC	NC	
6 Orthophosphate as P	9.752	9.745	0.007	2865837	NC	NC	
7 Sulfate	11.553	11.543	0.010	5714338	2.50	2.34	a

QC Flag Legend

Processing Flags
NC - Not Calibrated
Review Flags
a - User Assigned ID

Reagents:

IC Cal low_00469 Amount Added: 0.10 Units: mL
IC CAL cl/so4_00263 Amount Added: 0.10 Units: mL

Report Date: 03-Jul-2019 08:35:27 Chrom Revision: 2.3 20-Jun-2019 20:50:56

Eurofins TestAmerica, Denver

Data File: \\chromna\Denver\ChromData\WC_IonChrom10\20190702-83432.b\Info 2_DENPC179_Anions_20190702-224852.d

Injection Date:	02-Jul-2019 22:31:00	Instrument ID:	WC_IonChrom10	Operator ID:	wetchemd
Lims ID:	STD2			Worklist Smp#:	3
Client ID:					
Injection Vol:	5.0 ul	Dil. Factor:	1.0000	ALS Bottle#:	0
Method:	Anions_IC10	Limit Group:	Wet - Anions 28D		

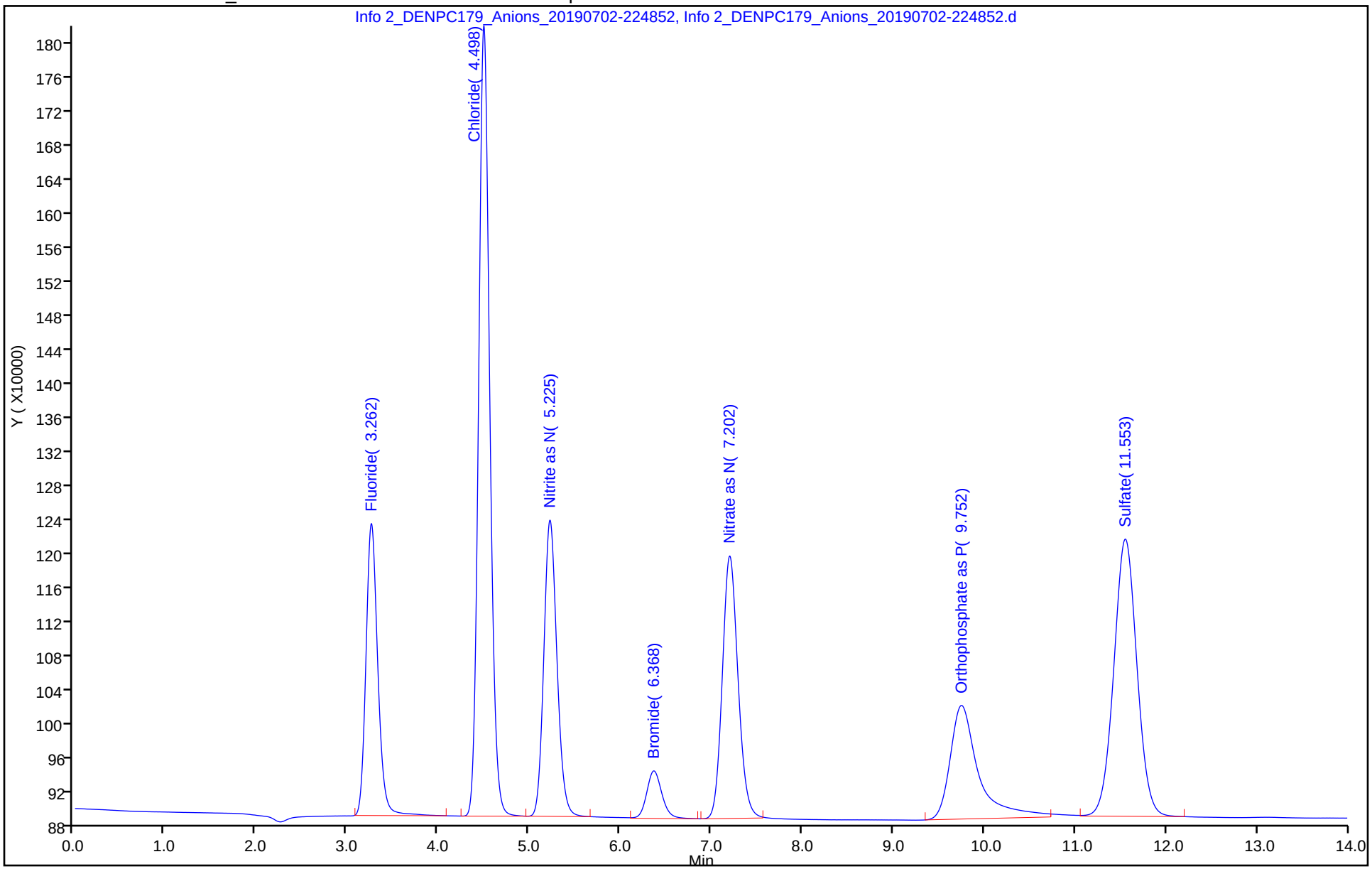

Manual Integration/User Assign Peak Report

Eurofins TestAmerica, Denver

Data File: \\chromna\Denver\ChromData\WC_IonChrom10\20190702-83432.b\Info 2_DENPC179_Anions_20190702-224

Injection Date: 02-Jul-2019 22:31:00 Instrument ID: WC_IonChrom10

Lims ID: STD2

Client ID:

Operator ID: wetchemd ALS Bottle#: 0 Worklist Smp#: 3

Injection Vol: 5.0 ul Dil. Factor: 1.0000

Method: Anions_IC10 Limit Group: Wet - Anions 28D

Column: Detector Info 2_091554_1

7 Sulfate, CAS: 14808-79-8

Signal: 1

Not Detected

Expected RT: 11.54

Processing Integration Results

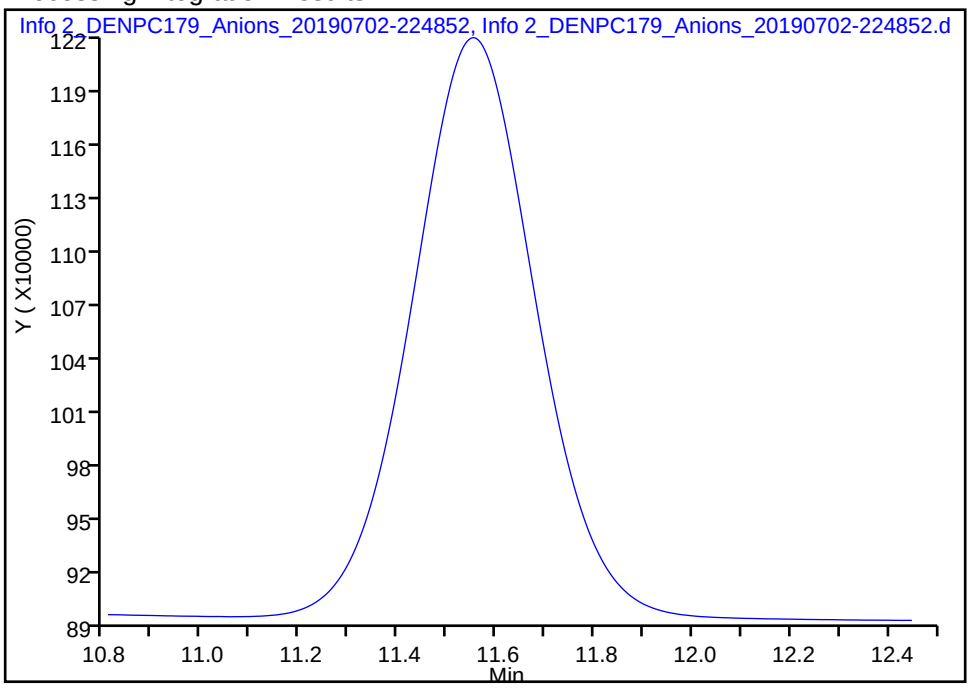

Manual Integration Results

RT: 11.55

Area: 5714338

Amount: 2.339126

Amount Units: ug/ml

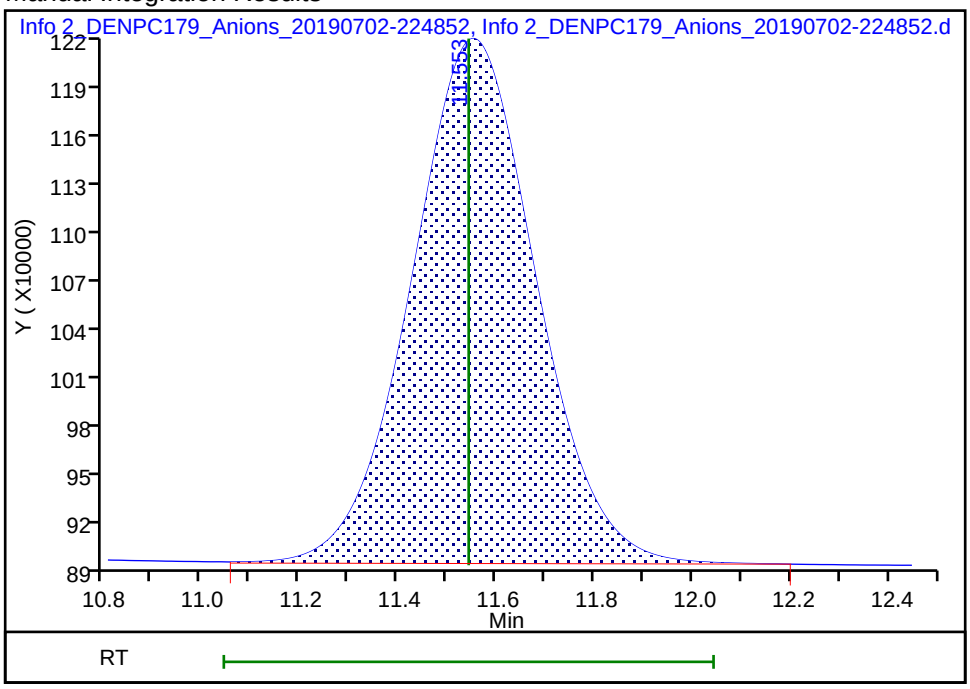

Reviewer: pedrickj, 03-Jul-2019 08:32:01

Audit Action: Assigned Compound ID Audit Reason:

Eurofins TestAmerica, Denver
Target Compound Quantitation Report

Data File: \\chromna\Denver\ChromData\WC_IonChrom10\20190702-83432.b\Info 2_DENPC179_Anions_20190702-230
Lims ID: STD3
Client ID:
Sample Type: IC Calib Level: 3
Inject. Date: 02-Jul-2019 22:49:00 ALS Bottle#: 0 Worklist Smp#: 4
Injection Vol: 5.0 ul Dil. Factor: 1.0000
Sample Info: 280-0083432-004
Misc. Info.: 280-0083432-004
Operator ID: wetchemd Instrument ID: WC_IonChrom10
Sublist: chrom-Anions_IC10*sub2

Method: \\chromna\Denver\ChromData\WC_IonChrom10\20190702-83432.b\Anions_IC10.m
Limit Group: Wet - Anions 28D
Last Update: 03-Jul-2019 08:35:28 Calib Date: 02-Jul-2019 23:41:00
Integrator: Falcon
Quant Method: External Standard Quant By: Initial Calibration
Last ICal File: \\chromna\Denver\ChromData\WC_IonChrom10\20190702-83432.b\Info 2_DENPC179_Anions_20190702-235

Column 1 : Det: Info 2_091554_1
Process Host: CTX0301

First Level Reviewer: pedrickj Date: 03-Jul-2019 08:32:18

Compound	RT (min.)	Exp RT (min.)	Dlt RT (min.)	Response	Cal Amt ug/ml	OnCol Amt ug/ml	Flags
1 Fluoride	3.265	3.265	0.000	6855229	1.00	0.9780	
2 Chloride	4.500	4.492	0.008	17054714	5.00	4.56	
3 Nitrite as N	5.227	5.217	0.010	7288564	NC	NC	
4 Bromide	6.368	6.357	0.011	1277020	1.00	0.9081	
5 Nitrate as N	7.197	7.167	0.030	7689073	NC	NC	
6 Orthophosphate as P	9.750	9.745	0.005	5301432	NC	NC	
7 Sulfate	11.555	11.543	0.012	11947958	5.00	4.33	a

QC Flag Legend

Processing Flags
NC - Not Calibrated
Review Flags
a - User Assigned ID

Reagents:

IC Cal low_00469 Amount Added: 0.20 Units: mL
IC CAL cl/so4_00263 Amount Added: 0.20 Units: mL

Report Date: 03-Jul-2019 08:35:28 Chrom Revision: 2.3 20-Jun-2019 20:50:56

Eurofins TestAmerica, Denver

Data File: \\chromna\Denver\ChromData\WC_IonChrom10\20190702-83432.b\Info 2_DENPC179_Anions_20190702-230623.d

Injection Date:	02-Jul-2019 22:49:00	Instrument ID:	WC_IonChrom10	Operator ID:	wetchemd
Lims ID:	STD3			Worklist Smp#:	4
Client ID:					
Injection Vol:	5.0 ul	Dil. Factor:	1.0000	ALS Bottle#:	0
Method:	Anions_IC10	Limit Group:	Wet - Anions 28D		

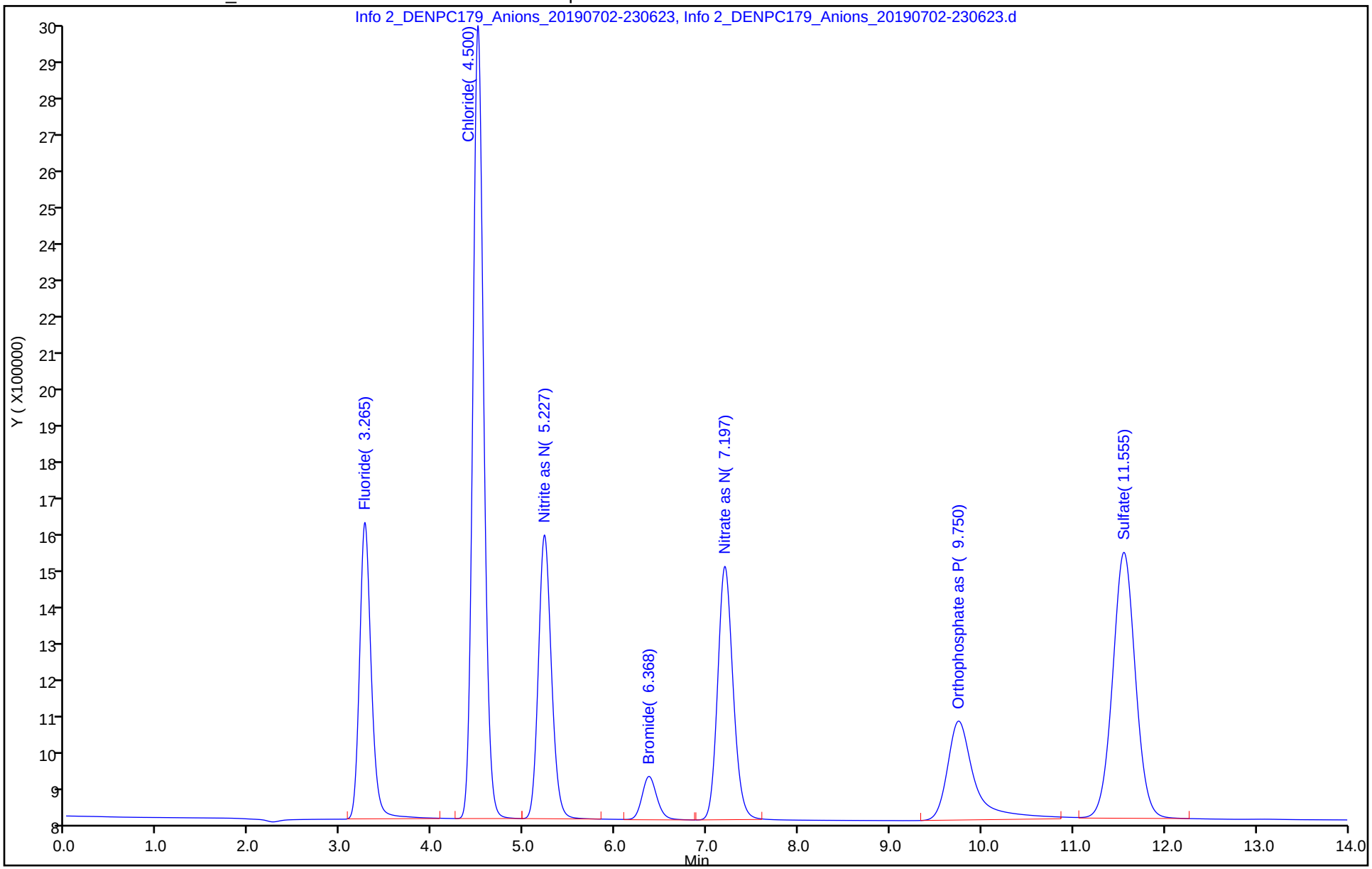

Manual Integration/User Assign Peak Report

Eurofins TestAmerica, Denver

Data File: \\chromna\Denver\ChromData\WC_IonChrom10\20190702-83432.b\Info 2_DENPC179_Anions_20190702-230
Injection Date: 02-Jul-2019 22:49:00 Instrument ID: WC_IonChrom10
Lims ID: STD3
Client ID:
Operator ID: wetchemd ALS Bottle#: 0 Worklist Smp#: 4
Injection Vol: 5.0 ul Dil. Factor: 1.0000
Method: Anions_IC10 Limit Group: Wet - Anions 28D
Column: Detector Info 2_091554_1

7 Sulfate, CAS: 14808-79-8

Signal: 1

Not Detected
Expected RT: 11.54

Processing Integration Results

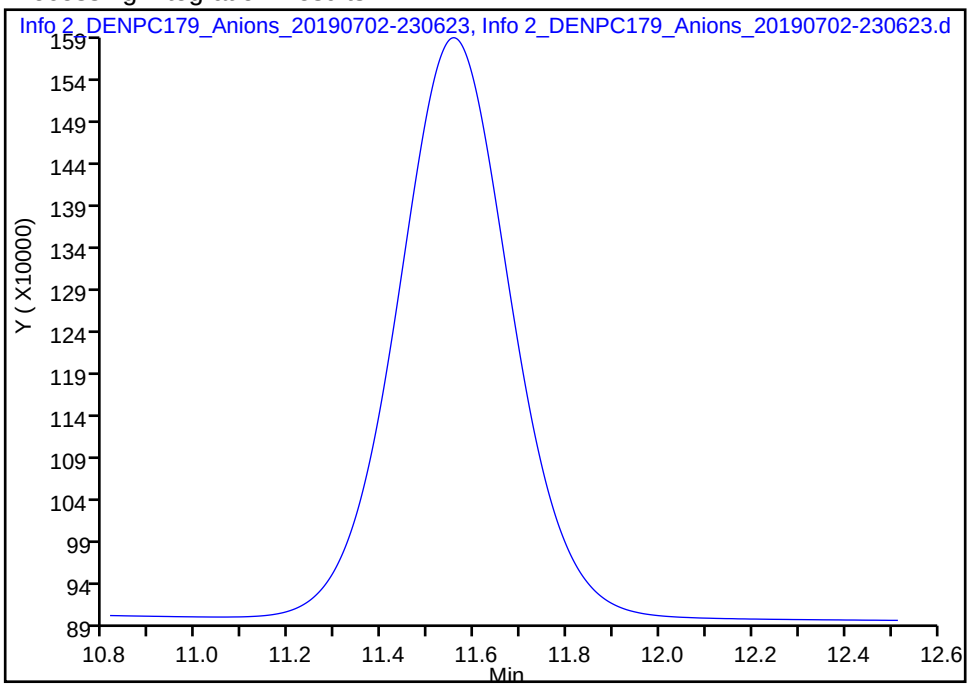

Manual Integration Results

RT: 11.56
Area: 11947958
Amount: 4.330129
Amount Units: ug/ml

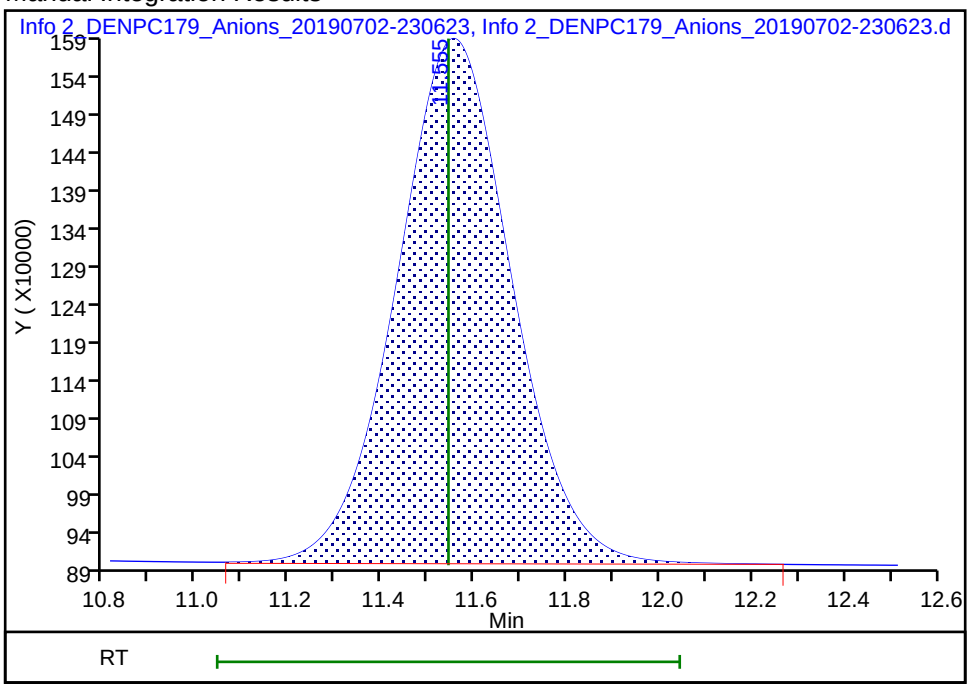

Reviewer: pedrickj, 03-Jul-2019 08:32:11
Audit Action: Assigned Compound ID Audit Reason:

Eurofins TestAmerica, Denver
Target Compound Quantitation Report

Data File: \\chromna\Denver\ChromData\WC_IonChrom10\20190702-83432.b\Info 2_DENPC179_Anions_20190702-232
Lims ID: STD4
Client ID:
Sample Type: IC Calib Level: 4
Inject. Date: 02-Jul-2019 23:06:00 ALS Bottle#: 0 Worklist Smp#: 5
Injection Vol: 5.0 ul Dil. Factor: 1.0000
Sample Info: 280-0083432-005
Misc. Info.: 280-0083432-005
Operator ID: wetchemd Instrument ID: WC_IonChrom10
Sublist: chrom-Anions_IC10*sub2

Method: \\chromna\Denver\ChromData\WC_IonChrom10\20190702-83432.b\Anions_IC10.m
Limit Group: Wet - Anions 28D
Last Update: 03-Jul-2019 08:35:29 Calib Date: 02-Jul-2019 23:41:00
Integrator: Falcon
Quant Method: External Standard Quant By: Initial Calibration
Last ICal File: \\chromna\Denver\ChromData\WC_IonChrom10\20190702-83432.b\Info 2_DENPC179_Anions_20190702-235

Column 1 : Det: Info 2_091554_1
Process Host: CTX0301

First Level Reviewer: pedrickj Date: 03-Jul-2019 08:32:24

Compound	RT (min.)	Exp RT (min.)	Dlt RT (min.)	Response	Cal Amt ug/ml	OnCol Amt ug/ml	Flags
1 Fluoride	3.265	3.265	0.000	30511987	4.00	4.12	
2 Chloride	4.492	4.492	0.000	244045509	60.0	59.3	
3 Nitrite as N	5.217	5.217	0.000	35462557	NC	NC	
4 Bromide	6.357	6.357	0.000	5563002	4.00	3.80	
5 Nitrate as N	7.168	7.168	0.000	37393721	NC	NC	
6 Orthophosphate as P	9.737	9.737	0.000	17438096	NC	NC	
7 Sulfate	11.540	11.540	0.000	181039624	60.0	58.3	a

QC Flag Legend

Processing Flags
NC - Not Calibrated
Review Flags
a - User Assigned ID

Reagents:

IC Cal low_00469 Amount Added: 0.80 Units: mL
IC CAL cl/so4_00263 Amount Added: 2.40 Units: mL

Report Date: 03-Jul-2019 08:35:29 Chrom Revision: 2.3 20-Jun-2019 20:50:56

Eurofins TestAmerica, Denver

Data File: \\chromna\Denver\ChromData\WC_IonChrom10\20190702-83432.b\Info 2_DENPC179_Anions_20190702-232354.d

Injection Date:	02-Jul-2019 23:06:00	Instrument ID:	WC_IonChrom10	Operator ID:	wetchemd
Lims ID:	STD4			Worklist Smp#:	5
Client ID:					
Injection Vol:	5.0 ul	Dil. Factor:	1.0000	ALS Bottle#:	0
Method:	Anions_IC10	Limit Group:	Wet - Anions 28D		

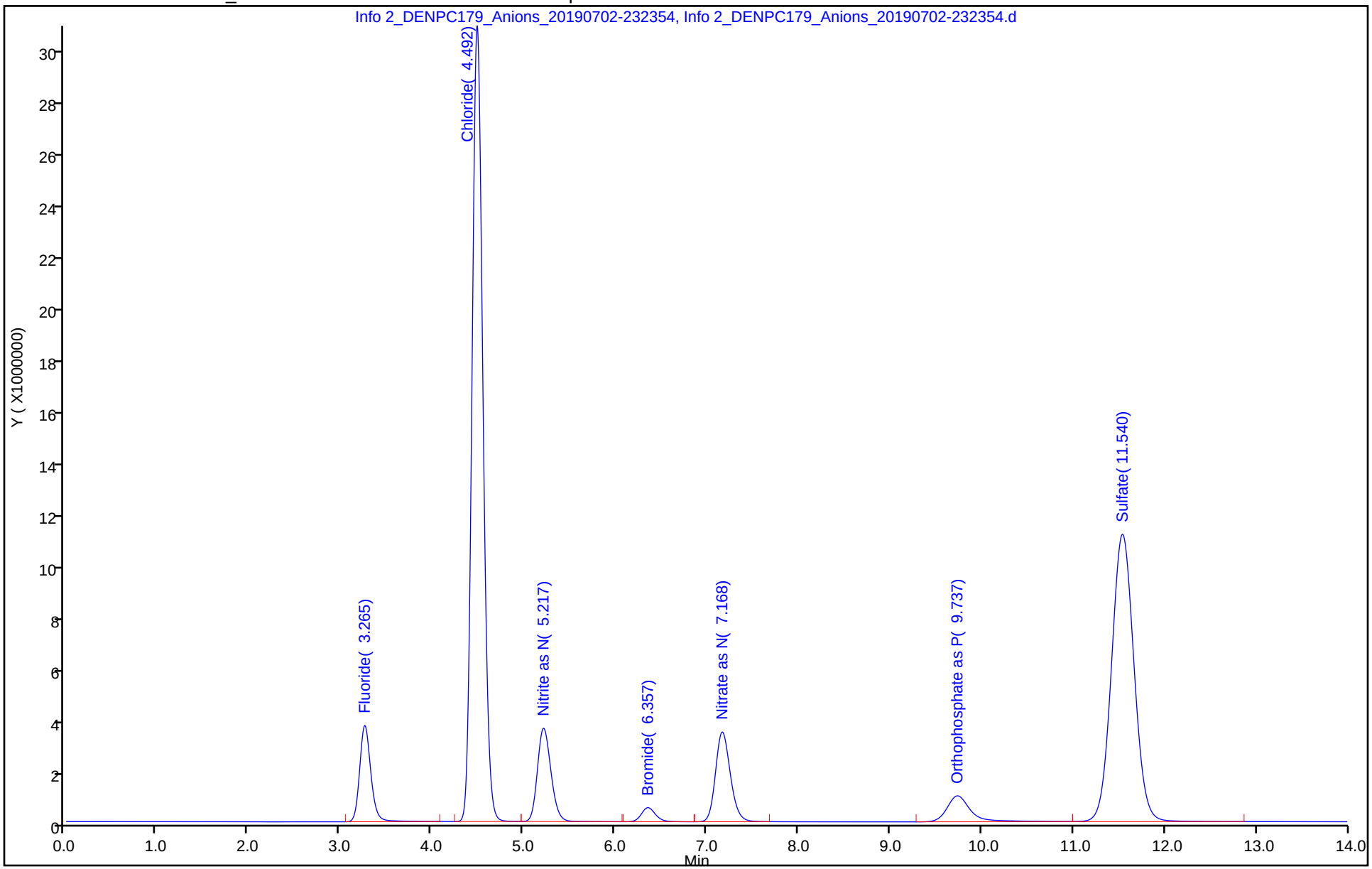

Manual Integration/User Assign Peak Report

Eurofins TestAmerica, Denver

Data File: \\chromna\Denver\ChromData\WC_IonChrom10\20190702-83432.b\Info 2_DENPC179_Anions_20190702-232

Injection Date: 02-Jul-2019 23:06:00 Instrument ID: WC_IonChrom10

Lims ID: STD4

Client ID:

Operator ID: wetchemd ALS Bottle#: 0 Worklist Smp#: 5

Injection Vol: 5.0 ul Dil. Factor: 1.0000

Method: Anions_IC10 Limit Group: Wet - Anions 28D

Column: Detector Info 2_091554_1

7 Sulfate, CAS: 14808-79-8

Signal: 1

Not Detected

Expected RT: 11.54

Processing Integration Results

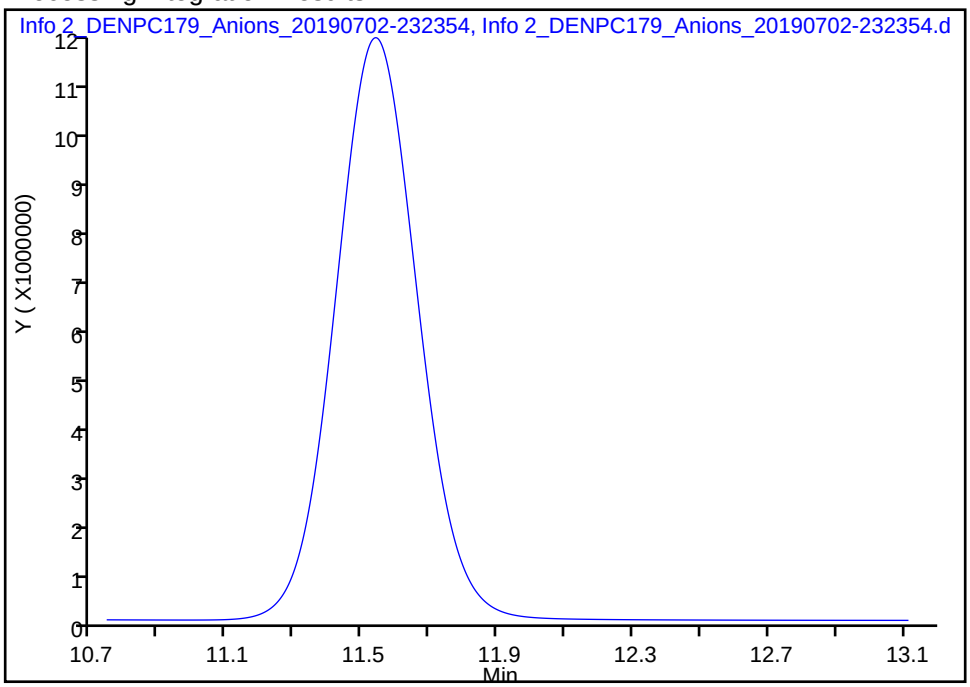

Manual Integration Results

RT: 11.54

Area: 181039624

Amount: 58.337606

Amount Units: ug/ml

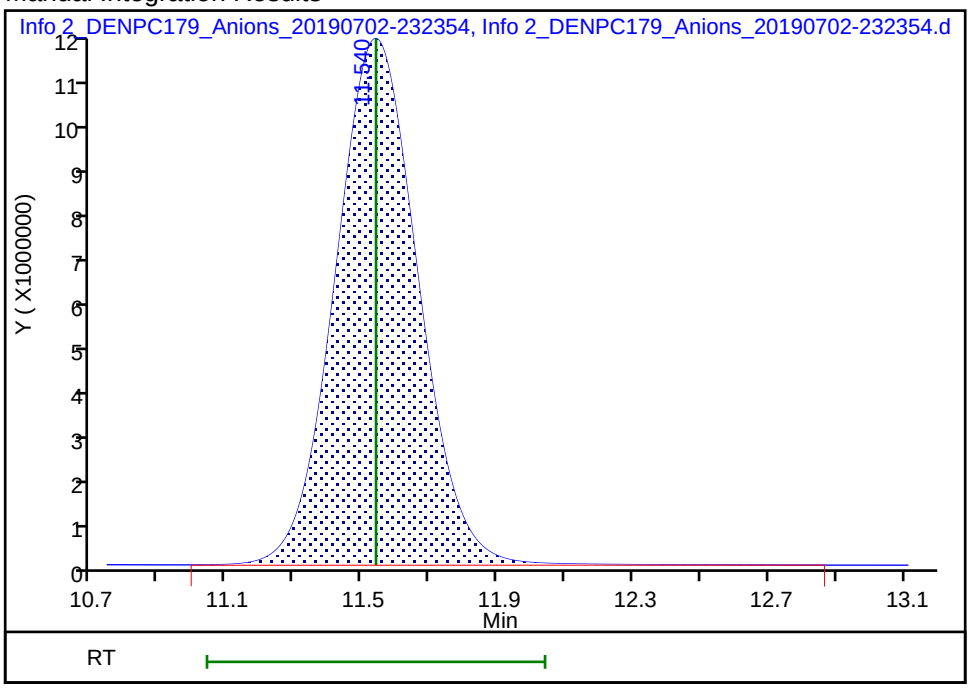

Reviewer: pedrickj, 03-Jul-2019 08:32:22

Audit Action: Assigned Compound ID Audit Reason:

Eurofins TestAmerica, Denver
Target Compound Quantitation Report

Data File: \\chromna\Denver\ChromData\WC_IonChrom10\20190702-83432.b\Info 2_DENPC179_Anions_20190702-234
Lims ID: STD5
Client ID:
Sample Type: IC Calib Level: 5
Inject. Date: 02-Jul-2019 23:24:00 ALS Bottle#: 0 Worklist Smp#: 6
Injection Vol: 5.0 ul Dil. Factor: 1.0000
Sample Info: 280-0083432-006
Misc. Info.: 280-0083432-006
Operator ID: wetchemd Instrument ID: WC_IonChrom10
Sublist: chrom-Anions_IC10*sub2

Method: \\chromna\Denver\ChromData\WC_IonChrom10\20190702-83432.b\Anions_IC10.m
Limit Group: Wet - Anions 28D
Last Update: 03-Jul-2019 08:35:30 Calib Date: 02-Jul-2019 23:41:00
Integrator: Falcon
Quant Method: External Standard Quant By: Initial Calibration
Last ICal File: \\chromna\Denver\ChromData\WC_IonChrom10\20190702-83432.b\Info 2_DENPC179_Anions_20190702-235

Column 1 : Det: Info 2_091554_1
Process Host: CTX0301

First Level Reviewer: pedrickj Date: 03-Jul-2019 08:32:29

Compound	RT (min.)	Exp RT (min.)	Dlt RT (min.)	Response	Cal Amt ug/ml	OnCol Amt ug/ml	Flags
1 Fluoride	3.263	3.265	-0.002	59408259	8.00	7.97	
2 Chloride	4.485	4.492	-0.007	496177676	120.0	120.0	
3 Nitrite as N	5.203	5.217	-0.014	73818417	NC	NC	
4 Bromide	6.345	6.357	-0.012	11779153	8.00	7.99	
5 Nitrate as N	7.147	7.168	-0.021	78748712	NC	NC	
6 Orthophosphate as P	9.722	9.737	-0.015	33048521	NC	NC	
7 Sulfate	11.508	11.540	-0.032	373870178	120.0	119.9	a

QC Flag Legend

Processing Flags
NC - Not Calibrated
Review Flags
a - User Assigned ID

Reagents:

IC Cal low_00469 Amount Added: 1.60 Units: mL
IC CAL cl/so4_00263 Amount Added: 4.80 Units: mL

Report Date: 03-Jul-2019 08:35:30 Chrom Revision: 2.3 20-Jun-2019 20:50:56

Eurofins TestAmerica, Denver

Data File:	\\chromna\Denver\ChromData\WC_IonChrom10\20190702-83432.b\Info 2_DENPC179_Anions_20190702-234125.d				
Injection Date:	02-Jul-2019 23:24:00	Instrument ID:	WC_IonChrom10	Operator ID:	wetchemd
Lims ID:	STD5			Worklist Smp#:	6
Client ID:					
Injection Vol:	5.0 ul	Dil. Factor:	1.0000	ALS Bottle#:	0
Method:	Anions_IC10	Limit Group:	Wet - Anions 28D		

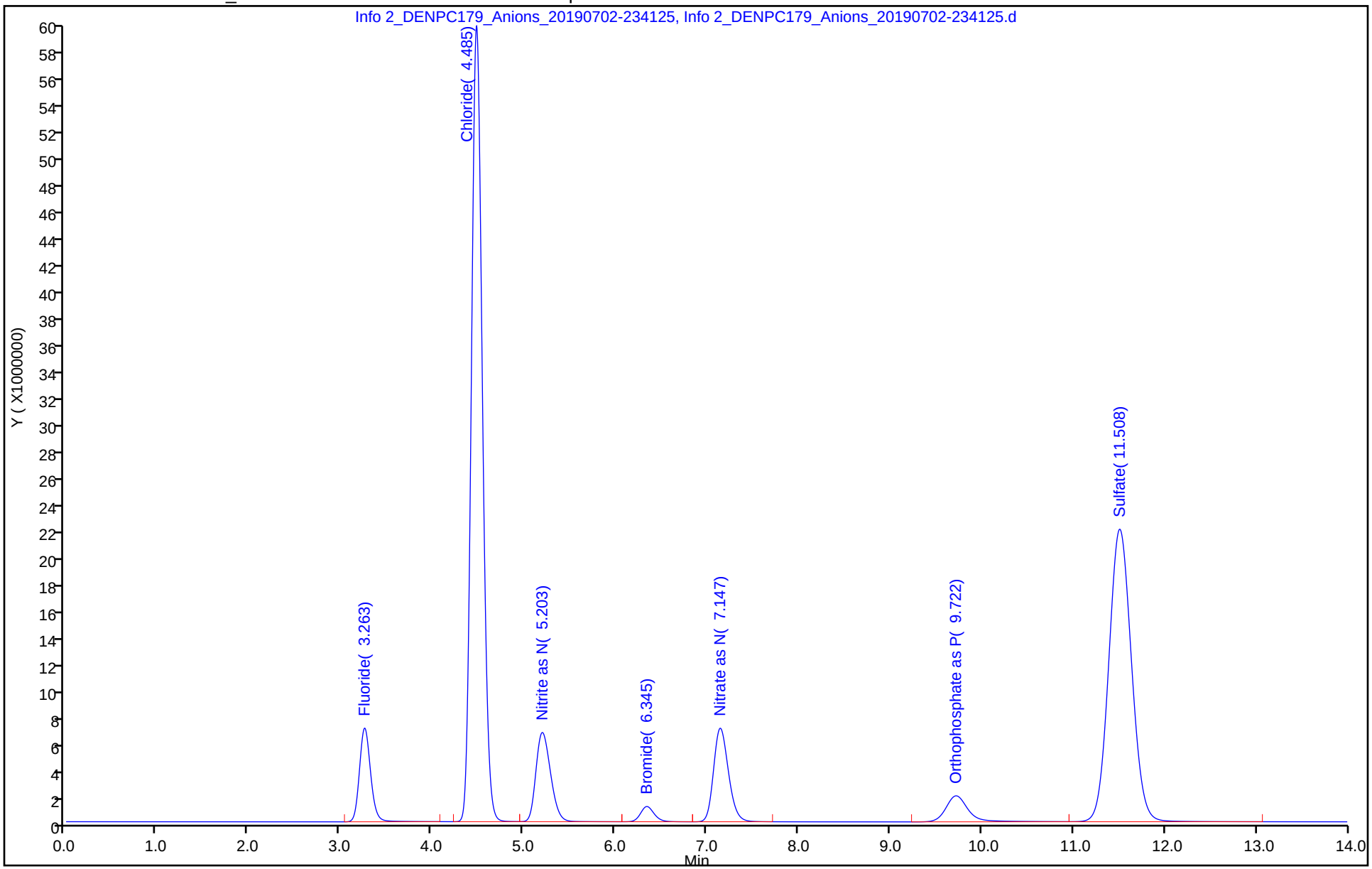

Manual Integration/User Assign Peak Report

Eurofins TestAmerica, Denver

Data File: \\chromna\Denver\ChromData\WC_IonChrom10\20190702-83432.b\Info 2_DENPC179_Anions_20190702-234
Injection Date: 02-Jul-2019 23:24:00 Instrument ID: WC_IonChrom10
Lims ID: STD5
Client ID:
Operator ID: wetchemd ALS Bottle#: 0 Worklist Smp#: 6
Injection Vol: 5.0 ul Dil. Factor: 1.0000
Method: Anions_IC10 Limit Group: Wet - Anions 28D
Column: Detector Info 2_091554_1

7 Sulfate, CAS: 14808-79-8

Signal: 1

Not Detected
Expected RT: 11.54

Processing Integration Results

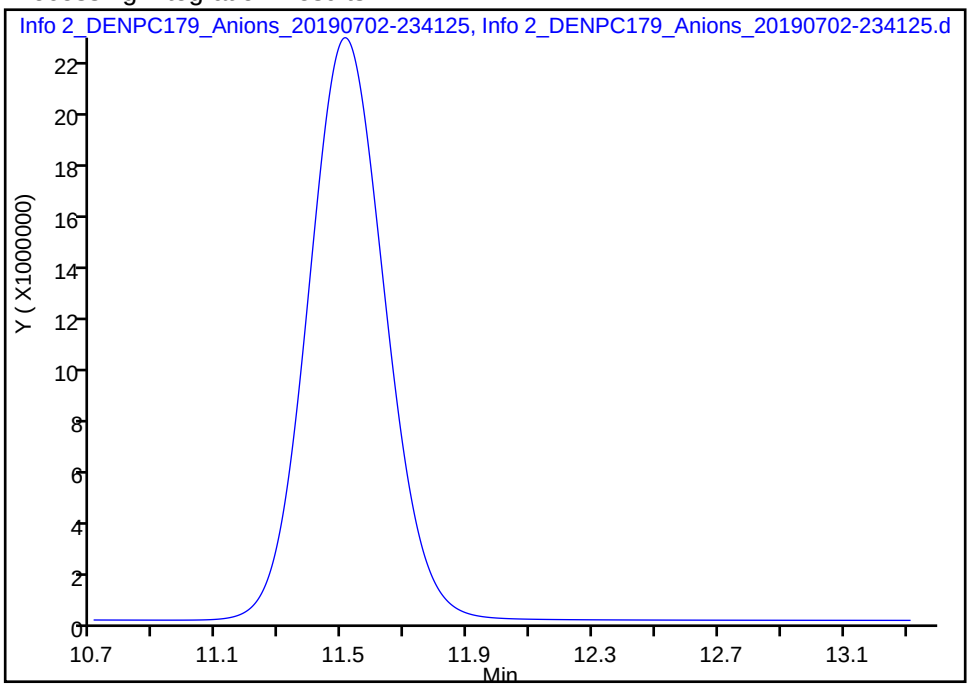

Manual Integration Results

RT: 11.51
Area: 373870178
Amount: 119.9272
Amount Units: ug/ml

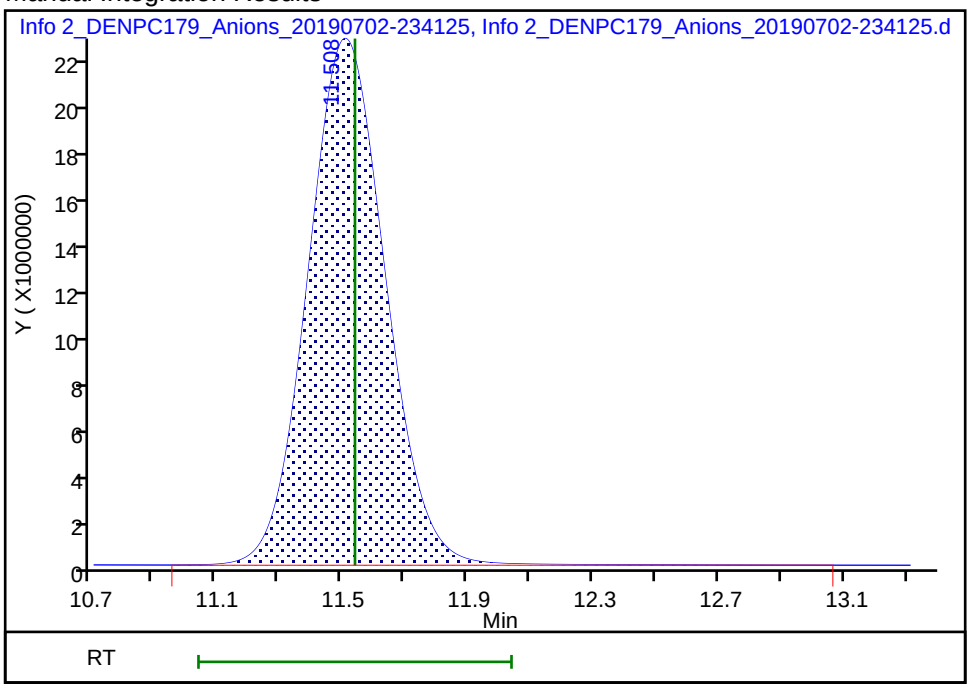

Reviewer: pedrickj, 03-Jul-2019 08:32:27
Audit Action: Assigned Compound ID Audit Reason:

Eurofins TestAmerica, Denver
Target Compound Quantitation Report

Data File: \\chromna\Denver\ChromData\WC_IonChrom10\20190702-83432.b\Info 2_DENPC179_Anions_20190702-235
Lims ID: STD6
Client ID:
Sample Type: IC Calib Level: 6
Inject. Date: 02-Jul-2019 23:41:00 ALS Bottle#: 0 Worklist Smp#: 7
Injection Vol: 5.0 ul Dil. Factor: 1.0000
Sample Info: 280-0083432-007
Misc. Info.: 280-0083432-007
Operator ID: wetchemd Instrument ID: WC_IonChrom10
Sublist: chrom-Anions_IC10*sub2

Method: \\chromna\Denver\ChromData\WC_IonChrom10\20190702-83432.b\Anions_IC10.m
Limit Group: Wet - Anions 28D
Last Update: 03-Jul-2019 08:35:31 Calib Date: 02-Jul-2019 23:41:00
Integrator: Falcon
Quant Method: External Standard Quant By: Initial Calibration
Last ICal File: \\chromna\Denver\ChromData\WC_IonChrom10\20190702-83432.b\Info 2_DENPC179_Anions_20190702-235

Column 1 : Det: Info 2_091554_1
Process Host: CTX0301

First Level Reviewer: pedrickj Date: 03-Jul-2019 08:32:34

Compound	RT (min.)	Exp RT (min.)	Dlt RT (min.)	Response	Cal Amt ug/ml	OnCol Amt ug/ml	Flags
1 Fluoride	3.265	3.265	0.000	74244226	10.0	9.94	
2 Chloride	4.487	4.492	-0.005	832681709	200.0	201.1	
3 Nitrite as N	5.203	5.217	-0.014	92967944	NC	NC	
4 Bromide	6.345	6.357	-0.012	15189226	10.0	10.3	
5 Nitrate as N	7.143	7.168	-0.025	100541186	NC	NC	
6 Orthophosphate as P	9.718	9.737	-0.019	42039789	NC	NC	
7 Sulfate	11.495	11.540	-0.045	631930336	200.0	202.4	a

QC Flag Legend

Processing Flags
NC - Not Calibrated
Review Flags
a - User Assigned ID

Reagents:

IC Cal low_00469 Amount Added: 2.00 Units: mL
IC CAL cl/so4_00263 Amount Added: 8.00 Units: mL

Report Date: 03-Jul-2019 08:35:31 Chrom Revision: 2.3 20-Jun-2019 20:50:56

Eurofins TestAmerica, Denver

Data File: \\chromna\Denver\ChromData\WC_IonChrom10\20190702-83432.b\Info 2_DENPC179_Anions_20190702-235856.d

Injection Date:	02-Jul-2019 23:41:00	Instrument ID:	WC_IonChrom10	Operator ID:	wetchemd
Lims ID:	STD6			Worklist Smp#:	7
Client ID:					
Injection Vol:	5.0 ul	Dil. Factor:	1.0000	ALS Bottle#:	0
Method:	Anions_IC10	Limit Group:	Wet - Anions 28D		

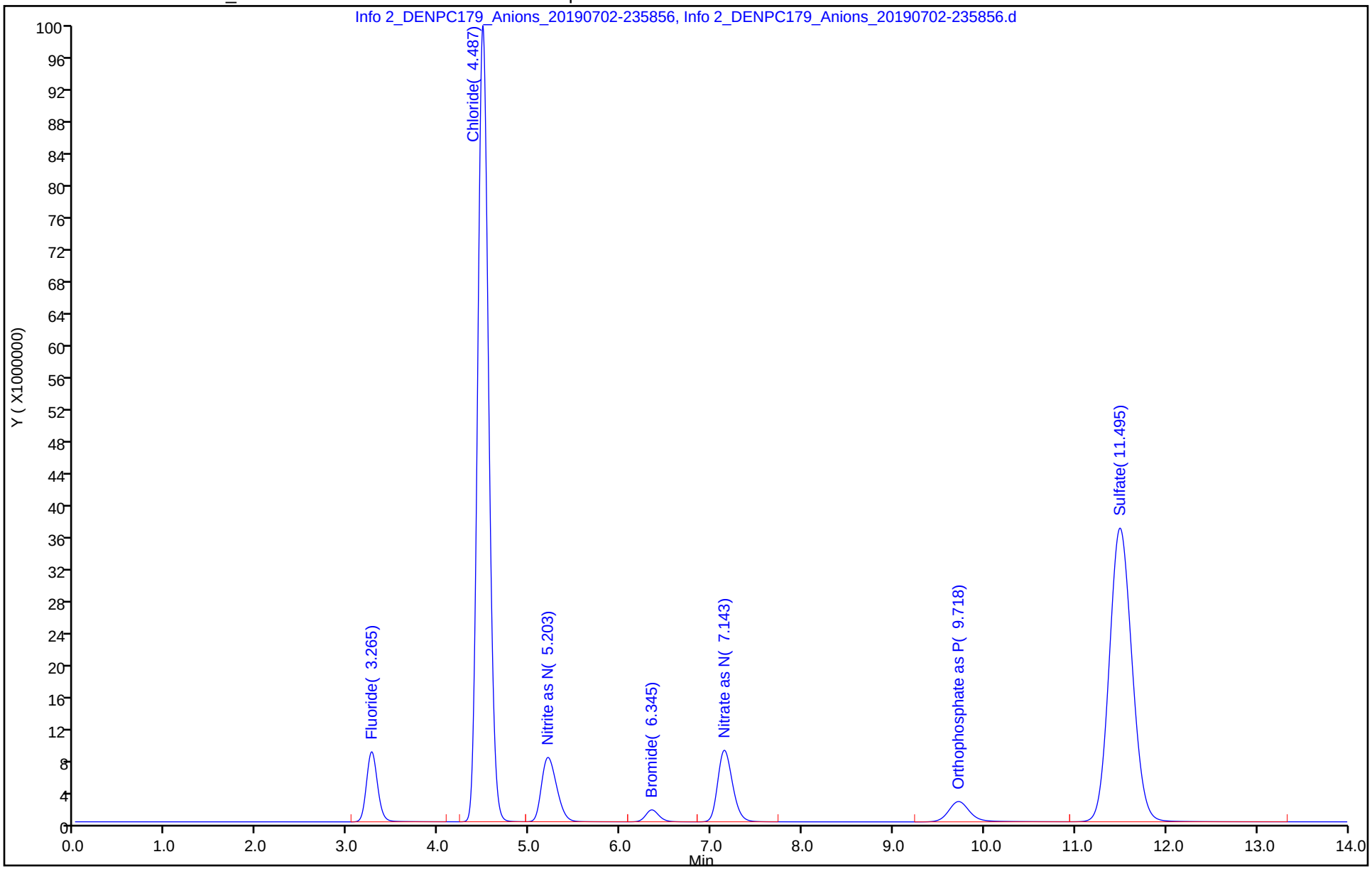

Manual Integration/User Assign Peak Report

Eurofins TestAmerica, Denver

Data File: \\chromna\Denver\ChromData\WC_IonChrom10\20190702-83432.b\Info 2_DENPC179_Anions_20190702-235

Injection Date: 02-Jul-2019 23:41:00 Instrument ID: WC_IonChrom10

Lims ID: STD6

Client ID:

Operator ID: wetchemd ALS Bottle#: 0 Worklist Smp#: 7

Injection Vol: 5.0 ul Dil. Factor: 1.0000

Method: Anions_IC10 Limit Group: Wet - Anions 28D

Column: Detector Info 2_091554_1

7 Sulfate, CAS: 14808-79-8

Signal: 1

Not Detected

Expected RT: 11.54

Processing Integration Results

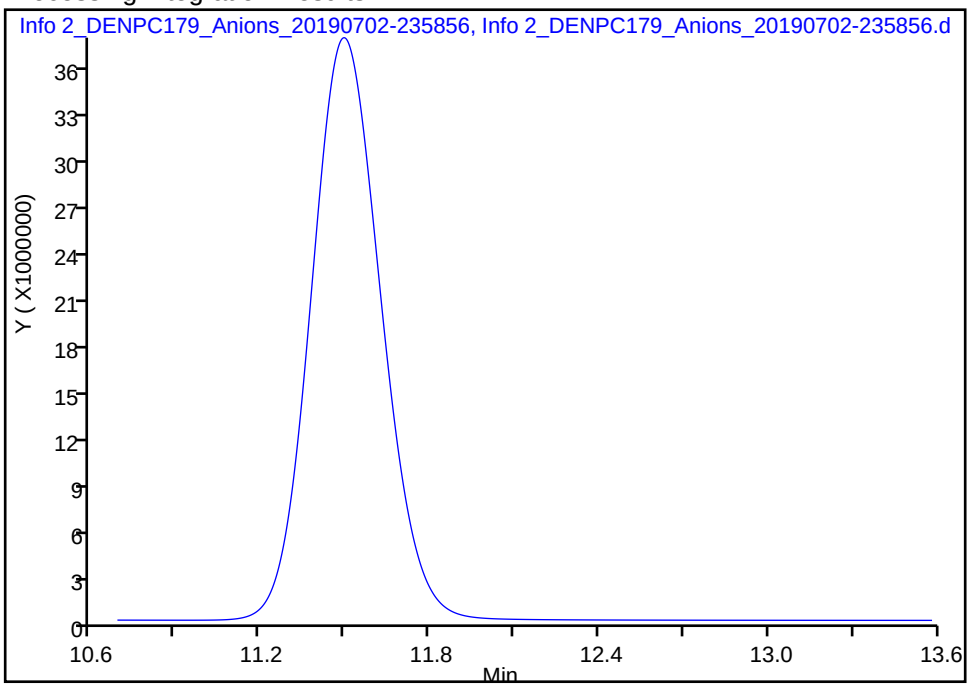

Manual Integration Results

RT: 11.50

Area: 631930336

Amount: 202.3510

Amount Units: ug/ml

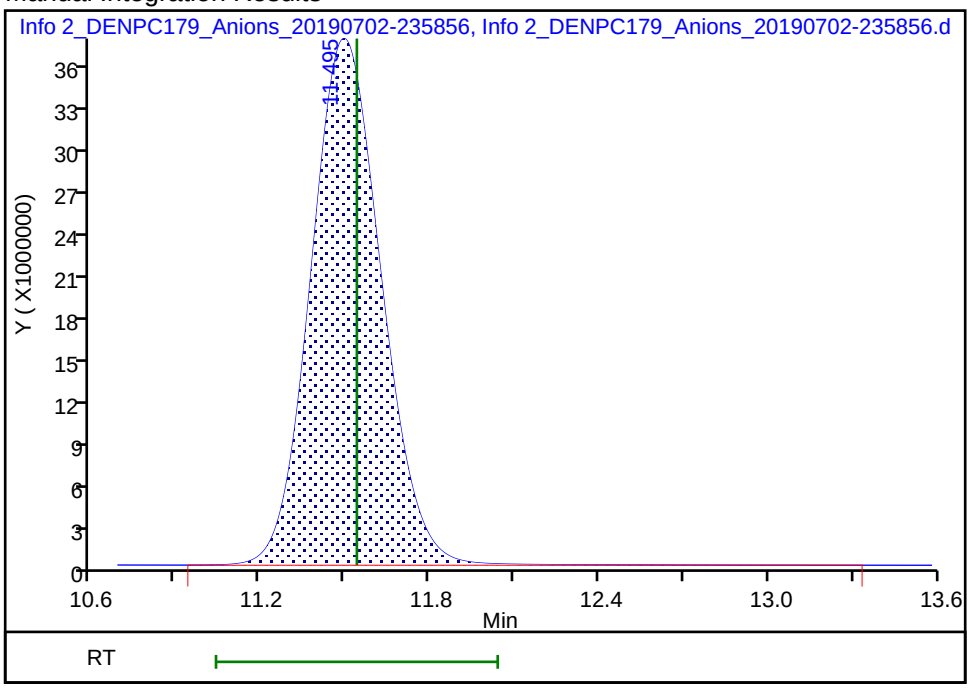

Reviewer: pedrickj, 03-Jul-2019 08:32:32

Audit Action: Assigned Compound ID Audit Reason:

IC Instrument Information

WL: 83534 **Inst ID:** 10 **Analysis Date:** 07/08/19 **Analyst:** TI

Rush	Job No.	Samples	Anions	QC Req	HT Exp
☐	124944	2	F Cl NO2 Br NO3 PO4 SO4	MS/D	1 & 2
☐	124986	30	F Cl NO2 Br NO3 PO4 SO4	MS/D	12 & 25 (client)
☐			F Cl NO2 Br NO3 PO4 SO4	MS/D	
☐			F Cl NO2 Br NO3 PO4 SO4	MS/D	
☐			F Cl NO2 Br NO3 PO4 SO4	MS/D	
☐			F Cl NO2 Br NO3 PO4 SO4	MS/D	
☐			F Cl NO2 Br NO3 PO4 SO4	MS/D	
☐			F Cl NO2 Br NO3 PO4 SO4	MS/D	
☐			F Cl NO2 Br NO3 PO4 SO4	MS/D	
☐			F Cl NO2 Br NO3 PO4 SO4	MS/D	
☐			F Cl NO2 Br NO3 PO4 SO4	MS/D	
☐			F Cl NO2 Br NO3 PO4 SO4	MS/D	
☐			F Cl NO2 Br NO3 PO4 SO4	MS/D	
☐			F Cl NO2 Br NO3 PO4 SO4	MS/D	

Dilutions

Job No.	Samples	Anions	Dilution	Reason
		F Cl NO2 Br NO3 PO4 SO4		
		F Cl NO2 Br NO3 PO4 SO4		
		F Cl NO2 Br NO3 PO4 SO4		
		F Cl NO2 Br NO3 PO4 SO4		
		F Cl NO2 Br NO3 PO4 SO4		
		F Cl NO2 Br NO3 PO4 SO4		
		F Cl NO2 Br NO3 PO4 SO4		
		F Cl NO2 Br NO3 PO4 SO4		
		F Cl NO2 Br NO3 PO4 SO4		
		F Cl NO2 Br NO3 PO4 SO4		

463895

Test America Denver

TestAmerica

IC Instrument Information

WL: 83534 Inst ID: 10 Analysis Date: 07/08/19 Analyst: TT

Rush	Job No.	Samples	Anions	QC Req	HT Exp
☐	124944	2	F Cl NO2 Br NO3 PO4 SO4	MS/D	1 & 2
☐	124986	30	F Cl NO2 Br NO3 PO4 SO4	MS/D	1 & 25 (client)
☐			F Cl NO2 Br NO3 PO4 SO4	MS/D	
☐			F Cl NO2 Br NO3 PO4 SO4	MS/D	
☐			F Cl NO2 Br NO3 PO4 SO4	MS/D	
☐			F Cl NO2 Br NO3 PO4 SO4	MS/D	
☐			F Cl NO2 Br NO3 PO4 SO4	MS/D	
☐			F Cl NO2 Br NO3 PO4 SO4	MS/D	
☐			F Cl NO2 Br NO3 PO4 SO4	MS/D	
☐			F Cl NO2 Br NO3 PO4 SO4	MS/D	
☐			F Cl NO2 Br NO3 PO4 SO4	MS/D	
☐			F Cl NO2 Br NO3 PO4 SO4	MS/D	
☐			F Cl NO2 Br NO3 PO4 SO4	MS/D	
☐			F Cl NO2 Br NO3 PO4 SO4	MS/D	

Dilutions

Job No.	Samples	Anions	Dilution	Reason
		F Cl NO2 Br NO3 PO4 SO4		
		F Cl NO2 Br NO3 PO4 SO4		
		F Cl NO2 Br NO3 PO4 SO4		
		F Cl NO2 Br NO3 PO4 SO4		
		F Cl NO2 Br NO3 PO4 SO4		
		F Cl NO2 Br NO3 PO4 SO4		
		F Cl NO2 Br NO3 PO4 SO4		
		F Cl NO2 Br NO3 PO4 SO4		
		F Cl NO2 Br NO3 PO4 SO4		
		F Cl NO2 Br NO3 PO4 SO4		

Panida R. 7/10/19

TestAmerica Laboratories
Initial Calibration Summary Report

Method: \\chromna\Denver\ChromData\WC_IonChrom10\20190708-83534.b\Anions_IC10.m

Instrument:	WC_IonChrom10	Lims Location:	280
Lock State:	Unlocked	Cpnd Order:	Retention Time
Integrator:	Falcon	Last Modified:	09-Jul-2019 12:00:41

No.Compounds:7

Initial Calibration Batches

Ical Batch: \\chromna\Denver\ChromData\WC_IonChrom10\20190702-83432.b
Inj Date : 02-Jul-2019 22:14:00, Sublist: chrom-Anions_IC10*sub2

Detector 1: Info 2_091554_1

	Wet - Anions 28D				Wet - Anions			
Compound	b	M1	M2	Err	b	M1	M2	Err
1 Fluoride	-496776	7517346		1.000				
2 Chloride	-185206	4148993		1.000				
3 Nitrite as N					-881375	9265566		0.999
4 Bromide	-69476	1482729		0.998				
5 Nitrate as N					-977918	9928862		0.998
6 Orthophosphate as P					591981	4151096		0.998
7 Sulfate	-160921	3130894		0.999				

TestAmerica Laboratories
Initial Calibration Report

Method: \\chromna\Denver\ChromData\WC_IonChrom10\20190708-83534.b\Anions_IC10.m

Instrument:	WC_IonChrom10	Lims Location:	280
Lock State:	Unlocked	Cpnd Order:	Retention Time
Integrator:	Falcon	Last Modified:	09-Jul-2019 12:00:41
No.Compounds:	7		
Sublist:	chrom-Anions_IC10*sub2		
Limit Group:	Wet - Anions 28D		

Detectors

Detector: 1, Info 2_091554_1
Data Type: ic Spec Type: none
Supports Extracted Chromatograms: False
Run Time: 0.000-17.383 No. Points: 7196

Calibration File Names

Level: 1	\\chromna\Denver\ChromData\WC_IonChrom10\20190702-83432.b\Info 2_DENPC179_Anions_20190702-223		
	Inj Date: 02-Jul-2019 22:14:00	Worklist: 83432	Sample#: 2
Level: 2	\\chromna\Denver\ChromData\WC_IonChrom10\20190702-83432.b\Info 2_DENPC179_Anions_20190702-224		
	Inj Date: 02-Jul-2019 22:31:00	Worklist: 83432	Sample#: 3
Level: 3	\\chromna\Denver\ChromData\WC_IonChrom10\20190702-83432.b\Info 2_DENPC179_Anions_20190702-230		
	Inj Date: 02-Jul-2019 22:49:00	Worklist: 83432	Sample#: 4
Level: 4	\\chromna\Denver\ChromData\WC_IonChrom10\20190702-83432.b\Info 2_DENPC179_Anions_20190702-232		
	Inj Date: 02-Jul-2019 23:06:00	Worklist: 83432	Sample#: 5
Level: 5	\\chromna\Denver\ChromData\WC_IonChrom10\20190702-83432.b\Info 2_DENPC179_Anions_20190702-234		
	Inj Date: 02-Jul-2019 23:24:00	Worklist: 83432	Sample#: 6
Level: 6	\\chromna\Denver\ChromData\WC_IonChrom10\20190702-83432.b\Info 2_DENPC179_Anions_20190702-235		
	Inj Date: 02-Jul-2019 23:41:00	Worklist: 83432	Sample#: 7

Start Cal Date: 02-Jul-2019 22:14:00 End Cal Date: 08-Jul-2019 16:21:00

Individual Compound Calibration Parameters

Quant Method: ESTD	RF Calibration: Replace	
Rule Name: Linear1	Curve: Linear	Weighting: Conc
Origin: None	Error: raw_COD	Error Limit: 1.00
RF %Dif: 0.0	SPCC Limit: 0.0	CCC Limit: 0.0
Dependent Variable: Resp		

Number of Compounds: 4

RF/Amt(Lvl) Response WL(Smp)	RF/Amt(Lvl) Response WL(Smp)	RF/Amt(Lvl) Response WL(Smp)	RF/Amt(Lvl) Response WL(Smp)	RF/Amt(Lvl) Response WL(Smp)	RF/Amt(Lvl) Response WL(Smp)	b	m1	m2	Error

RF/Amt(Lvl) Response WL(Smp)	RF/Amt(Lvl) Response WL(Smp)	RF/Amt(Lvl) Response WL(Smp)	RF/Amt(Lvl) Response WL(Smp)	RF/Amt(Lvl) Response WL(Smp)	RF/Amt(Lvl) Response WL(Smp)	b	m1	m2	Error
1 Fluoride				Signal: 1					
5397880	6162342	6855229	7627997	7426032	7424423	-496776			1.000
0.200000(1)	0.500000(2)	1.0000 (3)	4.0000 (4)	8.0000 (5)	10.0 (6)		7517346		
1079576	3081171	6855229	30511987	59408259	74244226				
83432(2)	83432(3)	83432(4)	83432(5)	83432(6)	83432(7)				
2 Chloride				Signal: 1					
2956306	3142198	3410943	4067425	4134814	4163409	-1852064			1.000
1.0000 (1)	2.5000 (2)	5.0000 (3)	60.0 (4)	120.0 (5)	200.0 (6)		4148993		
2956306	7855494	17054714	244045509	496177676	832681709				
83432(2)	83432(3)	83432(4)	83432(5)	83432(6)	83432(7)				
4 Bromide				Signal: 1					
1362745	1285730	1277020	1390751	1472394	1518923	-69476			0.998
0.200000(1)	0.500000(2)	1.0000 (3)	4.0000 (4)	8.0000 (5)	10.0 (6)		1482729		
272549	642865	1277020	5563002	11779153	15189226				
83432(2)	83432(3)	83432(4)	83432(5)	83432(6)	83432(7)				
7 Sulfate				Signal: 1					
2194448	2285735	2389592	3017327	3115585	3159652	-1609217			0.999
1.0000 (1)	2.5000 (2)	5.0000 (3)	60.0 (4)	120.0 (5)	200.0 (6)		3130894		
M2194448	M5714338	M11947958	M181039624	M373870178	M631930336				
83432(2)	83432(3)	83432(4)	83432(5)	83432(6)	83432(7)				

TestAmerica Laboratories
Initial Calibration Summary Report

Method: \\chromna\Denver\ChromData\WC_IonChrom10\20190708-83534.b\Anions_IC10.m
Instrument: WC_IonChrom10 Lims Location: 280
Lock State: Unlocked Cpnd Order: Retention Time
Integrator: Falcon Last Modified: 09-Jul-2019 12:00:41
No.Compounds:7

Initial Calibration Batches

Ical Batch: \\chromna\Denver\ChromData\WC_IonChrom10\20190702-83432.b
Inj Date : 02-Jul-2019 22:14:00, Sublist: chrom-Anions_IC10*sub2

Detector 1: Info 2_091554_1

	Wet - Anions 28D				Wet - Anions			
Compound	b	M1	M2	Err	b	M1	M2	Err
1 Fluoride	-496776	7517346		1.000				
2 Chloride	-185206	4148993		1.000				
3 Nitrite as N					-881375	9265566		0.999
4 Bromide	-69476	1482729		0.998				
5 Nitrate as N					-977918	9928862		0.998
6 Orthophosphate as P					591981	4151096		0.998
7 Sulfate	-160921	3130894		0.999				

Panida R
7/10/19

TestAmerica Laboratories
Initial Calibration Report

Method: \\chromna\Denver\ChromData\WC_IonChrom10\20190708-83534.b\Anions_IC10.m
Instrument: WC_IonChrom10 Lims Location: 280
Lock State: Unlocked Cpnd Order: Retention Time
Integrator: Falcon Last Modified: 09-Jul-2019 12:00:41
No.Compounds:7
Sublist: chrom-Anions_IC10*sub2
Limit Group: Wet - Anions 28D

Detectors

Detector: 1, Info 2_091554_1
Data Type: ic Spec Type: none
Supports Extracted Chromatograms: False
Run Time: 0.000-17.383 No. Points: 7196

Calibration File Names

Level: 1 \\chromna\Denver\ChromData\WC_IonChrom10\20190702-83432.b\Info 2_DENPC179_Anions_20190702-223
Inj Date: 02-Jul-2019 22:14:00 Worklist: 83432 Sample#: 2
Level: 2 \\chromna\Denver\ChromData\WC_IonChrom10\20190702-83432.b\Info 2_DENPC179_Anions_20190702-224
Inj Date: 02-Jul-2019 22:31:00 Worklist: 83432 Sample#: 3
Level: 3 \\chromna\Denver\ChromData\WC_IonChrom10\20190702-83432.b\Info 2_DENPC179_Anions_20190702-230
Inj Date: 02-Jul-2019 22:49:00 Worklist: 83432 Sample#: 4
Level: 4 \\chromna\Denver\ChromData\WC_IonChrom10\20190702-83432.b\Info 2_DENPC179_Anions_20190702-232
Inj Date: 02-Jul-2019 23:06:00 Worklist: 83432 Sample#: 5
Level: 5 \\chromna\Denver\ChromData\WC_IonChrom10\20190702-83432.b\Info 2_DENPC179_Anions_20190702-234
Inj Date: 02-Jul-2019 23:24:00 Worklist: 83432 Sample#: 6
Level: 6 \\chromna\Denver\ChromData\WC_IonChrom10\20190702-83432.b\Info 2_DENPC179_Anions_20190702-235
Inj Date: 02-Jul-2019 23:41:00 Worklist: 83432 Sample#: 7

Start Cal Date: 02-Jul-2019 22:14:00 End Cal Date: 08-Jul-2019 16:21:00

Individual Compound Calibration Parameters

Quant Method: ESTD RF Calibration: Replace
Rule Name: Linear1 Curve: Linear Weighting: Conc
Origin: None Error: raw_COD Error Limit: 1.00
RF %Dif: 0.0 SPCC Limit: 0.0 CCC Limit: 0.0
Dependent Variable: Resp

Number of Compounds: 4

RF/Amt(Lvl) Response WL(Smp)	RF/Amt(Lvl) Response WL(Smp)	RF/Amt(Lvl) Response WL(Smp)	RF/Amt(Lvl) Response WL(Smp)	RF/Amt(Lvl) Response WL(Smp)	RF/Amt(Lvl) Response WL(Smp)	b	m1	m2	Error

Panida R
7/10/19

RF/Amt(Lvl) Response WL(Smp)	RF/Amt(Lvl) Response WL(Smp)	RF/Amt(Lvl) Response WL(Smp)	RF/Amt(Lvl) Response WL(Smp)	RF/Amt(Lvl) Response WL(Smp)	RF/Amt(Lvl) Response WL(Smp)	b	m1	m2	Error
1 Fluoride				Signal: 1					
5397880	6162342	6855229	7627997	7426032	7424423	-496776			1.000
0.200000(1)	0.500000(2)	1.0000 (3)	4.0000 (4)	8.0000 (5)	10.0 (6)		7517346		
1079576	3081171	6855229	30511987	59408259	74244226				
83432(2)	83432(3)	83432(4)	83432(5)	83432(6)	83432(7)				
2 Chloride				Signal: 1					
2956306	3142198	3410943	4067425	4134814	4163409	-1852064			1.000
1.0000 (1)	2.5000 (2)	5.0000 (3)	60.0 (4)	120.0 (5)	200.0 (6)		4148993		
2956306	7855494	17054714	244045509	496177676	832681709				
83432(2)	83432(3)	83432(4)	83432(5)	83432(6)	83432(7)				
4 Bromide				Signal: 1					
1362745	1285730	1277020	1390751	1472394	1518923	-69476			0.998
0.200000(1)	0.500000(2)	1.0000 (3)	4.0000 (4)	8.0000 (5)	10.0 (6)		1482729		
272549	642865	1277020	5563002	11779153	15189226				
83432(2)	83432(3)	83432(4)	83432(5)	83432(6)	83432(7)				
7 Sulfate				Signal: 1					
2194448	2285735	2389592	3017327	3115585	3159652	-1609217			0.999
1.0000 (1)	2.5000 (2)	5.0000 (3)	60.0 (4)	120.0 (5)	200.0 (6)		3130894		
M2194448	M5714338	M11947958	M181039624	M373870178	M631930336				
83432(2)	83432(3)	83432(4)	83432(5)	83432(6)	83432(7)				

Panida R
7/10/19

Eurofins TestAmerica, Denver
Target Compound Quantitation Report

Data File: \\chromna\Denver\ChromData\WC_IonChrom10\20190708-83534.b\Info 2_DENPC179_Anions_20190708-163
Lims ID: CCV
Client ID:
Sample Type: CCV
Inject. Date: 08-Jul-2019 16:21:00 ALS Bottle#: 0 Worklist Smp#: 1
Injection Vol: 5.0 ul Dil. Factor: 1.0000
Sample Info: 280-0083534-001
Misc. Info.: 280-0083534-001
Operator ID: wetchemd Instrument ID: WC_IonChrom10
Sublist: chrom-Anions_IC10*sub2

Method: \\chromna\Denver\ChromData\WC_IonChrom10\20190708-83534.b\Anions_IC10.m
Limit Group: Wet - Anions 28D
Last Update: 09-Jul-2019 08:38:24 Calib Date: 02-Jul-2019 23:41:00
Integrator: Falcon
Quant Method: External Standard Quant By: Initial Calibration
Last ICal File: \\chromna\Denver\ChromData\WC_IonChrom10\20190702-83432.b\Info 2_DENPC179_Anions_20190702-235

Column 1 : Det: Info 2_091554_1
Process Host: CTX0317

Compound	RT (min.)	Exp RT (min.)	Dlt RT (min.)	Response	Cal Amt ug/ml	OnCol Amt ug/ml	Flags
1 Fluoride	3.245	3.263	-0.018	34577248	5.00	4.67	
2 Chloride	4.455	4.490	-0.035	425225216	100.0	102.9	
3 Nitrite as N	5.168	5.217	-0.049	45608905	NC	NC	
4 Bromide	6.292	6.355	-0.063	6755173	5.00	4.60	
5 Nitrate as N	7.087	7.167	-0.080	46035597	NC	NC	
6 Orthophosphate as P	9.533	9.727	-0.194	18229771	NC	NC	
7 Sulfate	11.217	11.522	-0.305	307946507	100.0	98.9	

QC Flag Legend

Processing Flags
NC - Not Calibrated

Reagents:

IC LCS_01625 Amount Added: 10.00 Units: mL

Report Date: 09-Jul-2019 08:38:24 Chrom Revision: 2.3 20-Jun-2019 20:50:56

Eurofins TestAmerica, Denver

Data File: \\chromna\Denver\ChromData\WC_IonChrom10\20190708-83534.b\Info 2_DENPC179_Anions_20190708-163914.d

Injection Date:	08-Jul-2019 16:21:00	Instrument ID:	WC_IonChrom10	Operator ID:	wetchemd
Lims ID:	CCV			Worklist Smp#:	1
Client ID:					
Injection Vol:	5.0 ul	Dil. Factor:	1.0000	ALS Bottle#:	0
Method:	Anions_IC10	Limit Group:	Wet - Anions 28D		

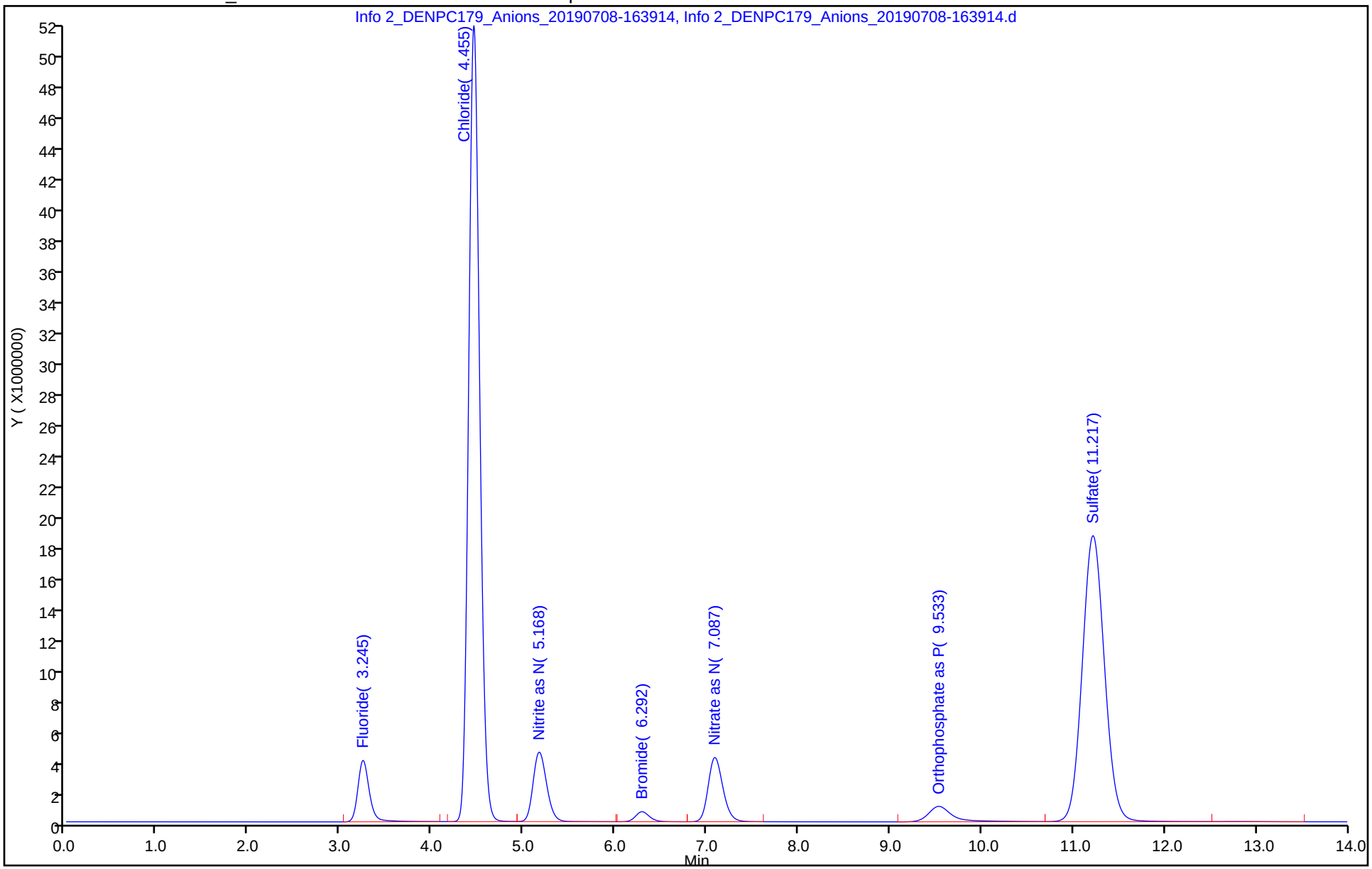

Eurofins TestAmerica, Denver
Target Compound Quantitation Report

Data File: \\chromna\Denver\ChromData\WC_IonChrom10\20190708-83534.b\Info 2_DENPC179_Anions_20190708-165
Lims ID: CCB
Client ID:
Sample Type: CCB
Inject. Date: 08-Jul-2019 16:39:00 ALS Bottle#: 0 Worklist Smp#: 2
Injection Vol: 5.0 ul Dil. Factor: 1.0000
Sample Info: 280-0083534-002
Misc. Info.: 280-0083534-002
Operator ID: wetchemd Instrument ID: WC_IonChrom10

Method: \\chromna\Denver\ChromData\WC_IonChrom10\20190708-83534.b\Anions_IC10.m
Limit Group: Wet - Anions 28D
Last Update: 09-Jul-2019 08:38:14 Calib Date: 02-Jul-2019 23:41:00
Integrator: Falcon
Quant Method: External Standard Quant By: Initial Calibration
Last ICal File: \\chromna\Denver\ChromData\WC_IonChrom10\20190702-83432.b\Info 2_DENPC179_Anions_20190702-235

Column 1 : Det: Info 2_091554_1
Process Host: CTX0317

Compound	RT (min.)	Exp RT (min.)	Dlt RT (min.)	Response	Cal Amt ug/ml	OnCol Amt ug/ml	Flags
1 Fluoride		3.263				ND	
2 Chloride	4.462	4.490	-0.028	29012		0.4534	
3 Nitrite as N		5.217				ND	
4 Bromide		6.355				ND	
5 Nitrate as N		7.167				ND	
6 Orthophosphate as P	9.612	9.727	-0.115	69813		NC	
7 Sulfate		11.522				ND	

QC Flag Legend

Processing Flags
NC - Not Calibrated

Report Date: 09-Jul-2019 08:38:24 Chrom Revision: 2.3 20-Jun-2019 20:50:56

Eurofins TestAmerica, Denver

Data File: \\chromna\Denver\ChromData\WC_IonChrom10\20190708-83534.b\Info 2_DENPC179_Anions_20190708-165639.d

Injection Date:	08-Jul-2019 16:39:00	Instrument ID:	WC_IonChrom10	Operator ID:	wetchemd
Lims ID:	CCB			Worklist Smp#:	2
Client ID:					
Injection Vol:	5.0 ul	Dil. Factor:	1.0000	ALS Bottle#:	0
Method:	Anions_IC10	Limit Group:	Wet - Anions 28D		

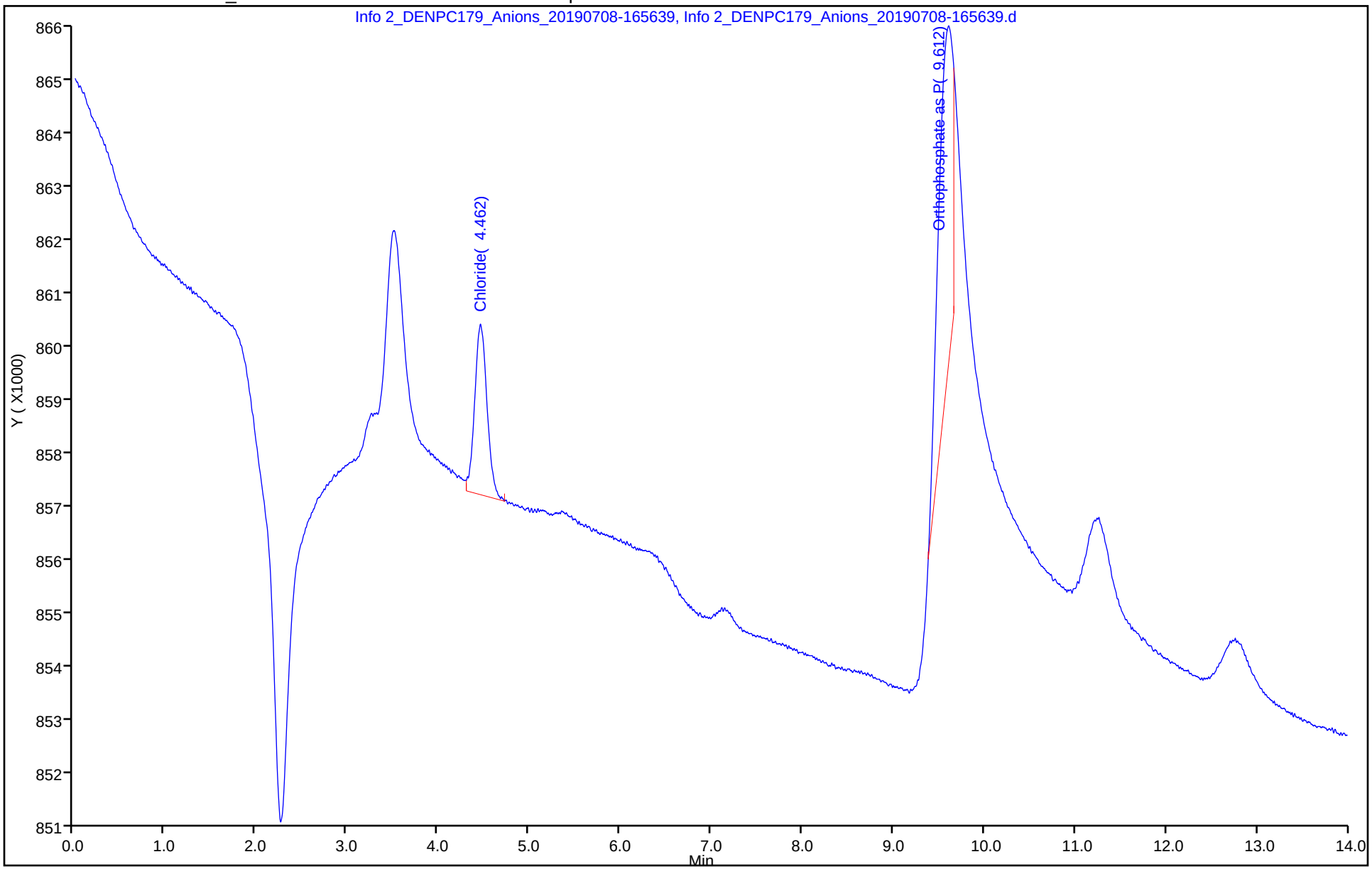

Eurofins TestAmerica, Denver
Target Compound Quantitation Report

Data File: \\chromna\Denver\ChromData\WC_IonChrom10\20190708-83534.b\Info 2_DENPC179_Anions_20190708-171
Lims ID: MRL
Client ID:
Sample Type: MRL
Inject. Date: 08-Jul-2019 16:56:00 ALS Bottle#: 0 Worklist Smp#: 3
Injection Vol: 5.0 ul Dil. Factor: 1.0000
Sample Info: 280-0083534-003
Misc. Info.: 280-0083534-003
Operator ID: wetchemd Instrument ID: WC_IonChrom10

Method: \\chromna\Denver\ChromData\WC_IonChrom10\20190708-83534.b\Anions_IC10.m
Limit Group: Wet - Anions 28D
Last Update: 09-Jul-2019 08:38:14 Calib Date: 02-Jul-2019 23:41:00
Integrator: Falcon
Quant Method: External Standard Quant By: Initial Calibration
Last ICal File: \\chromna\Denver\ChromData\WC_IonChrom10\20190702-83432.b\Info 2_DENPC179_Anions_20190702-235

Column 1 : Det: Info 2_091554_1
Process Host: CTX0317

Compound	RT (min.)	Exp RT (min.)	Dlt RT (min.)	Response	Cal Amt ug/ml	OnCol Amt ug/ml	Flags
1 Fluoride	3.242	3.263	-0.021	1160595	0.2000	0.2205	
2 Chloride	4.462	4.490	-0.028	7667312	2.50	2.29	
3 Nitrite as N	5.182	5.217	-0.035	1264033	NC	NC	
4 Bromide	6.308	6.355	-0.047	249918	0.2000	0.2154	
5 Nitrate as N	7.133	7.167	-0.034	1371237	NC	NC	
6 Orthophosphate as P	9.557	9.727	-0.170	1080113	NC	NC	
7 Sulfate	11.232	11.522	-0.290	5507349	2.50	2.27	

QC Flag Legend

Processing Flags
NC - Not Calibrated

Reagents:

IC CAL cl/so4_00264 Amount Added: 0.10 Units: mL
IC Cal low_00470 Amount Added: 0.04 Units: mL

Report Date: 09-Jul-2019 08:38:23 Chrom Revision: 2.3 20-Jun-2019 20:50:56

Eurofins TestAmerica, Denver

Data File:	\\chromna\Denver\ChromData\WC_IonChrom10\20190708-83534.b\Info 2_DENPC179_Anions_20190708-171404.d				
Injection Date:	08-Jul-2019 16:56:00	Instrument ID:	WC_IonChrom10	Operator ID:	wetchemd
Lims ID:	MRL			Worklist Smp#:	3
Client ID:					
Injection Vol:	5.0 ul	Dil. Factor:	1.0000	ALS Bottle#:	0
Method:	Anions_IC10	Limit Group:	Wet - Anions 28D		

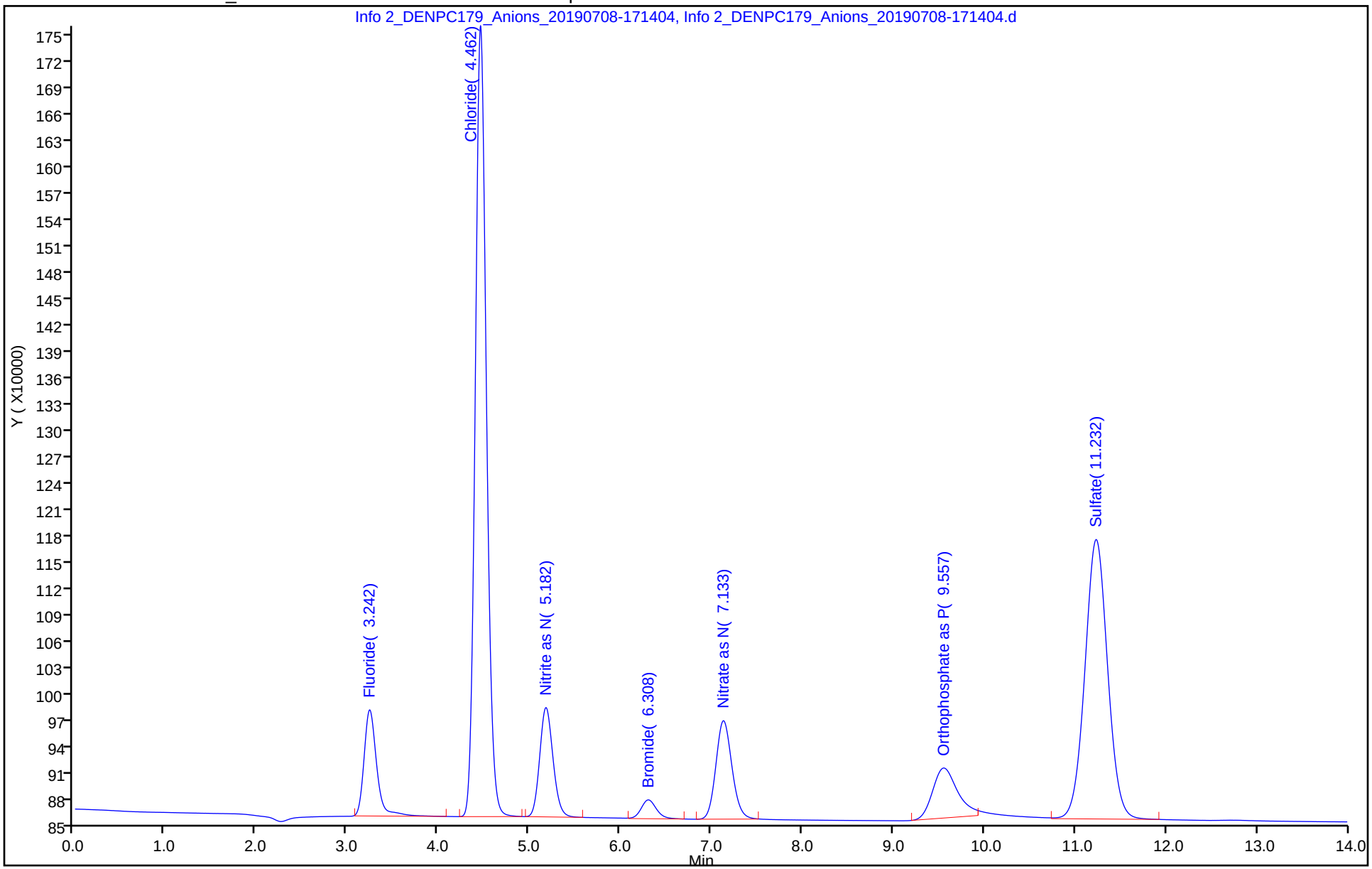

Eurofins TestAmerica, Denver
Target Compound Quantitation Report

Data File: \\chromna\Denver\ChromData\WC_IonChrom10\20190708-83534.b\Info 2_DENPC179_Anions_20190708-173
Lims ID: LCS
Client ID:
Sample Type: LCS
Inject. Date: 08-Jul-2019 17:14:00 ALS Bottle#: 0 Worklist Smp#: 4
Injection Vol: 5.0 ul Dil. Factor: 1.0000
Sample Info: 280-0083534-004
Misc. Info.: 280-0083534-004
Operator ID: wetchemd Instrument ID: WC_IonChrom10

Method: \\chromna\Denver\ChromData\WC_IonChrom10\20190708-83534.b\Anions_IC10.m
Limit Group: Wet - Anions 28D
Last Update: 09-Jul-2019 08:38:14 Calib Date: 02-Jul-2019 23:41:00
Integrator: Falcon
Quant Method: External Standard Quant By: Initial Calibration
Last ICal File: \\chromna\Denver\ChromData\WC_IonChrom10\20190702-83432.b\Info 2_DENPC179_Anions_20190702-235

Column 1 : Det: Info 2_091554_1
Process Host: CTX0317

Compound	RT (min.)	Exp RT (min.)	Dlt RT (min.)	Response	Cal Amt ug/ml	OnCol Amt ug/ml	Flags
1 Fluoride	3.242	3.263	-0.021	37213470	5.00	5.02	
2 Chloride	4.452	4.490	-0.038	424519289	100.0	102.8	
3 Nitrite as N	5.167	5.217	-0.050	45005475	NC	NC	
4 Bromide	6.288	6.355	-0.067	6721619	5.00	4.58	
5 Nitrate as N	7.085	7.167	-0.082	45868753	NC	NC	
6 Orthophosphate as P	9.527	9.727	-0.200	19791882	NC	NC	
7 Sulfate	11.208	11.522	-0.314	307392102	100.0	98.7	

QC Flag Legend

Processing Flags
NC - Not Calibrated

Reagents:

IC LCS_01625 Amount Added: 10.00 Units: mL

Report Date: 09-Jul-2019 08:38:22 Chrom Revision: 2.3 20-Jun-2019 20:50:56

Eurofins TestAmerica, Denver

Data File:	\\chromna\Denver\ChromData\WC_IonChrom10\20190708-83534.b\Info 2_DENPC179_Anions_20190708-173129.d				
Injection Date:	08-Jul-2019 17:14:00	Instrument ID:	WC_IonChrom10	Operator ID:	wetchemd
Lims ID:	LCS			Worklist Smp#:	4
Client ID:					
Injection Vol:	5.0 ul	Dil. Factor:	1.0000	ALS Bottle#:	0
Method:	Anions_IC10	Limit Group:	Wet - Anions 28D		

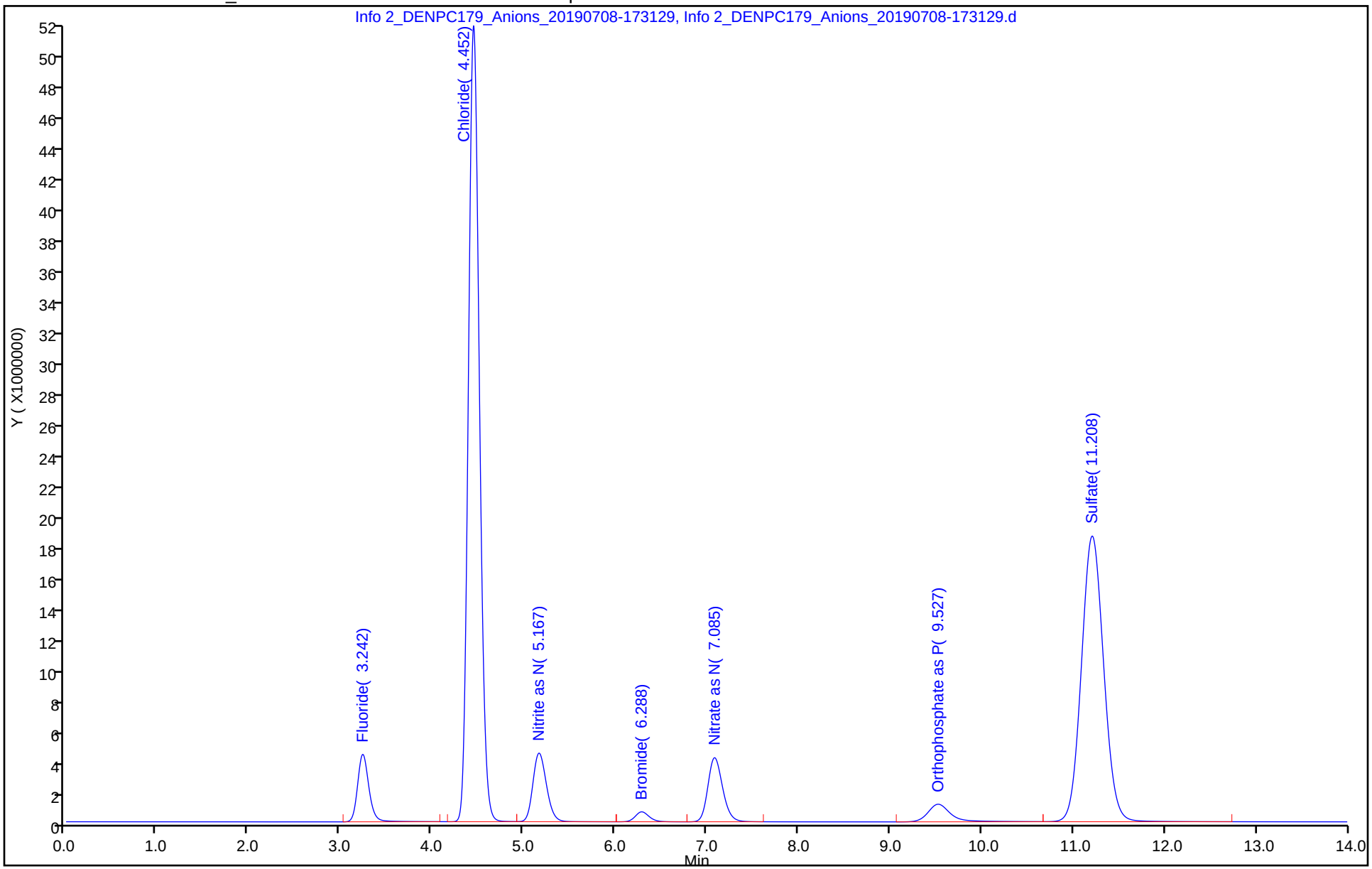

Eurofins TestAmerica, Denver
Target Compound Quantitation Report

Data File: \\chromna\Denver\ChromData\WC_IonChrom10\20190708-83534.b\Info 2_DENPC179_Anions_20190708-174
Lims ID: LCSD
Client ID:
Sample Type: LCSD
Inject. Date: 08-Jul-2019 17:31:00 ALS Bottle#: 0 Worklist Smp#: 5
Injection Vol: 5.0 ul Dil. Factor: 1.0000
Sample Info: 280-0083534-005
Misc. Info.: 280-0083534-005
Operator ID: wetchemd Instrument ID: WC_IonChrom10

Method: \\chromna\Denver\ChromData\WC_IonChrom10\20190708-83534.b\Anions_IC10.m
Limit Group: Wet - Anions 28D
Last Update: 09-Jul-2019 08:38:14 Calib Date: 02-Jul-2019 23:41:00
Integrator: Falcon
Quant Method: External Standard Quant By: Initial Calibration
Last ICal File: \\chromna\Denver\ChromData\WC_IonChrom10\20190702-83432.b\Info 2_DENPC179_Anions_20190702-235

Column 1 : Det: Info 2_091554_1
Process Host: CTX0317

Compound	RT (min.)	Exp RT (min.)	Dlt RT (min.)	Response	Cal Amt ug/ml	OnCol Amt ug/ml	Flags
1 Fluoride	3.245	3.263	-0.018	35924907	5.00	4.85	
2 Chloride	4.455	4.490	-0.035	424690916	100.0	102.8	
3 Nitrite as N	5.170	5.217	-0.047	44732188	NC	NC	
4 Bromide	6.292	6.355	-0.063	6726865	5.00	4.58	
5 Nitrate as N	7.087	7.167	-0.080	45863280	NC	NC	
6 Orthophosphate as P	9.527	9.727	-0.200	19334694	NC	NC	
7 Sulfate	11.210	11.522	-0.312	307082563	100.0	98.6	

QC Flag Legend

Processing Flags
NC - Not Calibrated

Reagents:

IC LCS_01625 Amount Added: 10.00 Units: mL

Report Date: 09-Jul-2019 08:38:21 Chrom Revision: 2.3 20-Jun-2019 20:50:56

Eurofins TestAmerica, Denver

Data File: \\chromna\Denver\ChromData\WC_IonChrom10\20190708-83534.b\Info 2_DENPC179_Anions_20190708-174855.d

Injection Date:	08-Jul-2019 17:31:00	Instrument ID:	WC_IonChrom10	Operator ID:	wetchemd
Lims ID:	LCSD			Worklist Smp#:	5
Client ID:					
Injection Vol:	5.0 ul	Dil. Factor:	1.0000	ALS Bottle#:	0
Method:	Anions_IC10	Limit Group:	Wet - Anions 28D		

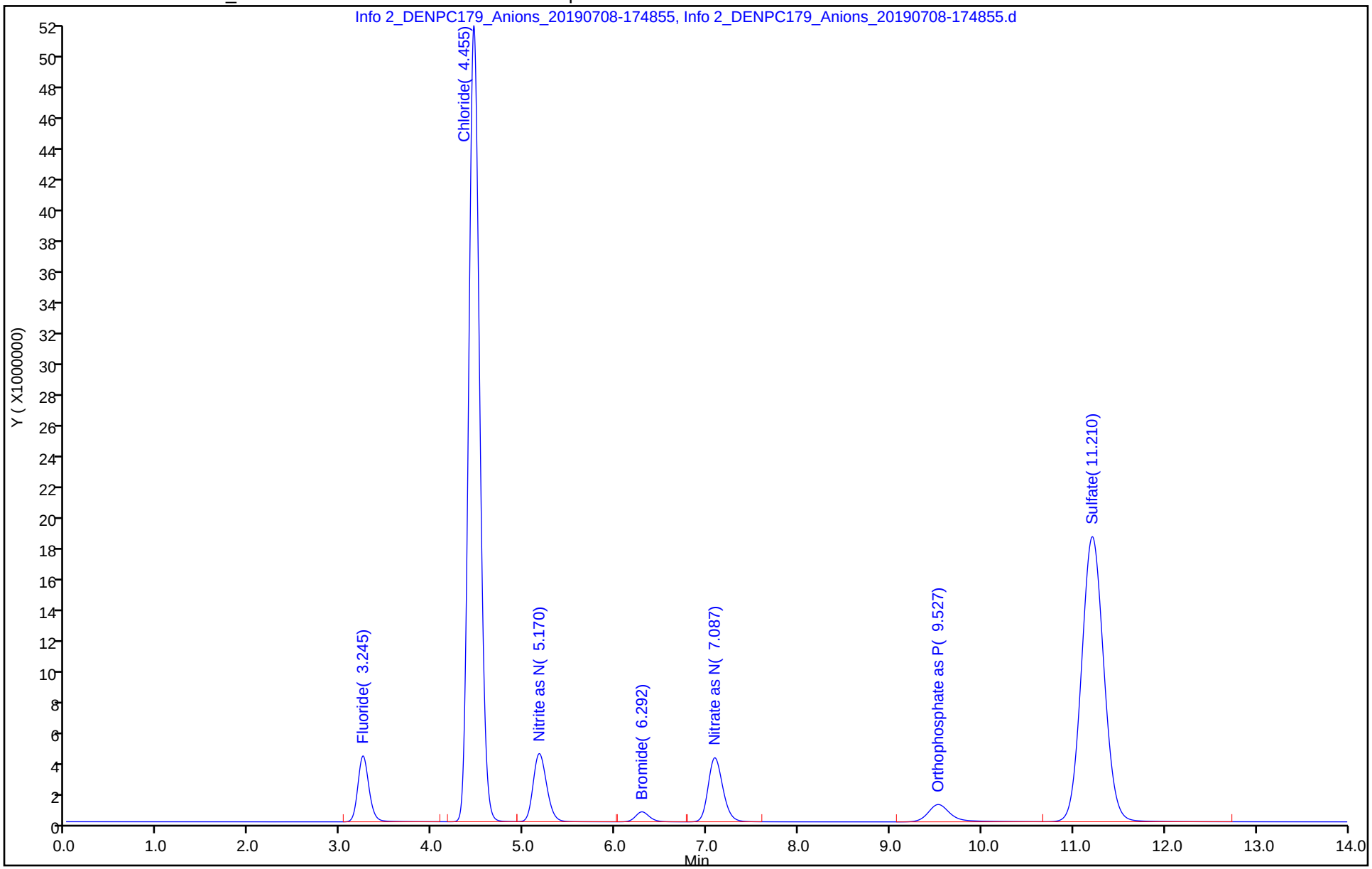

Eurofins TestAmerica, Denver
Target Compound Quantitation Report

Data File: \\chromna\Denver\ChromData\WC_IonChrom10\20190708-83534.b\Info 2_DENPC179_Anions_20190708-180
Lims ID: MB
Client ID:
Sample Type: MB
Inject. Date: 08-Jul-2019 17:48:00 ALS Bottle#: 0 Worklist Smp#: 6
Injection Vol: 5.0 ul Dil. Factor: 1.0000
Sample Info: 280-0083534-006
Misc. Info.: 280-0083534-006
Operator ID: wetchemd Instrument ID: WC_IonChrom10

Method: \\chromna\Denver\ChromData\WC_IonChrom10\20190708-83534.b\Anions_IC10.m
Limit Group: Wet - Anions 28D
Last Update: 09-Jul-2019 08:38:14 Calib Date: 02-Jul-2019 23:41:00
Integrator: Falcon
Quant Method: External Standard Quant By: Initial Calibration
Last ICal File: \\chromna\Denver\ChromData\WC_IonChrom10\20190702-83432.b\Info 2_DENPC179_Anions_20190702-235

Column 1 : Det: Info 2_091554_1
Process Host: CTX0317

Compound	RT (min.)	Exp RT (min.)	Dlt RT (min.)	Response	Cal Amt ug/ml	OnCol Amt ug/ml	Flags
1 Fluoride		3.263				ND	
2 Chloride	4.467	4.490	-0.023	31729		0.4540	
3 Nitrite as N		5.217				ND	
4 Bromide		6.355				ND	
5 Nitrate as N		7.167				ND	
6 Orthophosphate as P		9.727				ND	
7 Sulfate		11.522				ND	

Report Date: 09-Jul-2019 08:38:21 Chrom Revision: 2.3 20-Jun-2019 20:50:56

Eurofins TestAmerica, Denver

Data File: \\chromna\Denver\ChromData\WC_IonChrom10\20190708-83534.b\Info 2_DENPC179_Anions_20190708-180620.d

Injection Date:	08-Jul-2019 17:48:00	Instrument ID:	WC_IonChrom10	Operator ID:	wetchemd
Lims ID:	MB			Worklist Smp#:	6
Client ID:					
Injection Vol:	5.0 ul	Dil. Factor:	1.0000	ALS Bottle#:	0
Method:	Anions_IC10	Limit Group:	Wet - Anions 28D		

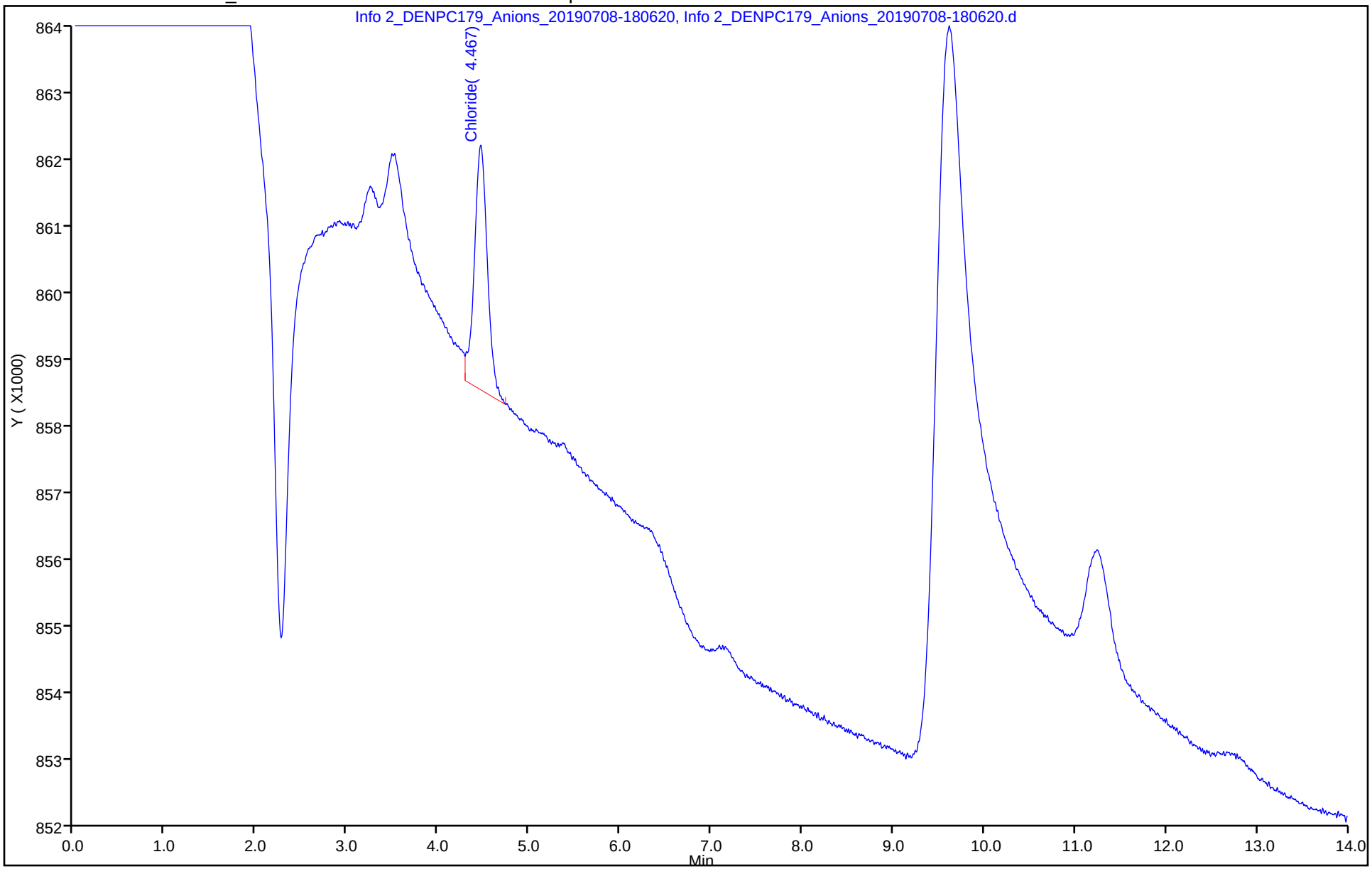

Eurofins TestAmerica, Denver
Target Compound Quantitation Report

Data File:	\\chromna\Denver\ChromData\WC_IonChrom10\20190708-83534.b\Info 2_DENPC179_Anions_20190708-220				
Lims ID:	280-124986-F-20				
Client ID:	G0077-19A				
Sample Type:	Client				
Inject. Date:	08-Jul-2019 21:44:00	ALS Bottle#:	0	Worklist Smp#:	16
Injection Vol:	5.0 ul	Dil. Factor:	1.0000		
Sample Info:	280-0083534-016				
Misc. Info.:	280-0083534-016				
Operator ID:	wetchemd	Instrument ID:	WC_IonChrom10		
Method:	\\chromna\Denver\ChromData\WC_IonChrom10\20190708-83534.b\Anions_IC10.m				
Limit Group:	Wet - Anions 28D				
Last Update:	09-Jul-2019 08:38:14	Calib Date:	02-Jul-2019 23:41:00		
Integrator:	Falcon				
Quant Method:	External Standard	Quant By:	Initial Calibration		
Last ICal File:	\\chromna\Denver\ChromData\WC_IonChrom10\20190702-83432.b\Info 2_DENPC179_Anions_20190702-235				
Column 1 :			Det: Info 2_091554_1		
Process Host:	CTX0317				

Compound	RT (min.)	Exp RT (min.)	Dlt RT (min.)	Response	OnCol Amt ug/ml	Flags
1 Fluoride	3.240	3.263	-0.023	1408082	0.2534	
2 Chloride	4.467	4.490	-0.023	126585404	31.0	
3 Nitrite as N	5.372	5.217	0.155	60478	NC	
4 Bromide	6.317	6.355	-0.038	159938	0.1547	
5 Nitrate as N	7.047	7.167	-0.120	287730884	NC	
6 Orthophosphate as P	9.550	9.727	-0.177	4308387	NC	
7 Sulfate	11.202	11.522	-0.320	408512723	131.0	

QC Flag Legend

Processing Flags

NC - Not Calibrated

Report Date: 09-Jul-2019 08:38:15 Chrom Revision: 2.3 20-Jun-2019 20:50:56

Eurofins TestAmerica, Denver

Data File: \\chromna\Denver\ChromData\WC_IonChrom10\20190708-83534.b\Info 2_DENPC179_Anions_20190708-220207.d

Injection Date:	08-Jul-2019 21:44:00	Instrument ID:	WC_IonChrom10	Operator ID:	wetchemd
Lims ID:	280-124986-F-20	Lab Sample ID:	280-124986-20	Worklist Smp#:	16
Client ID:	G0077-19A				
Injection Vol:	5.0 ul	Dil. Factor:	1.0000	ALS Bottle#:	0
Method:	Anions_IC10	Limit Group:	Wet - Anions 28D		

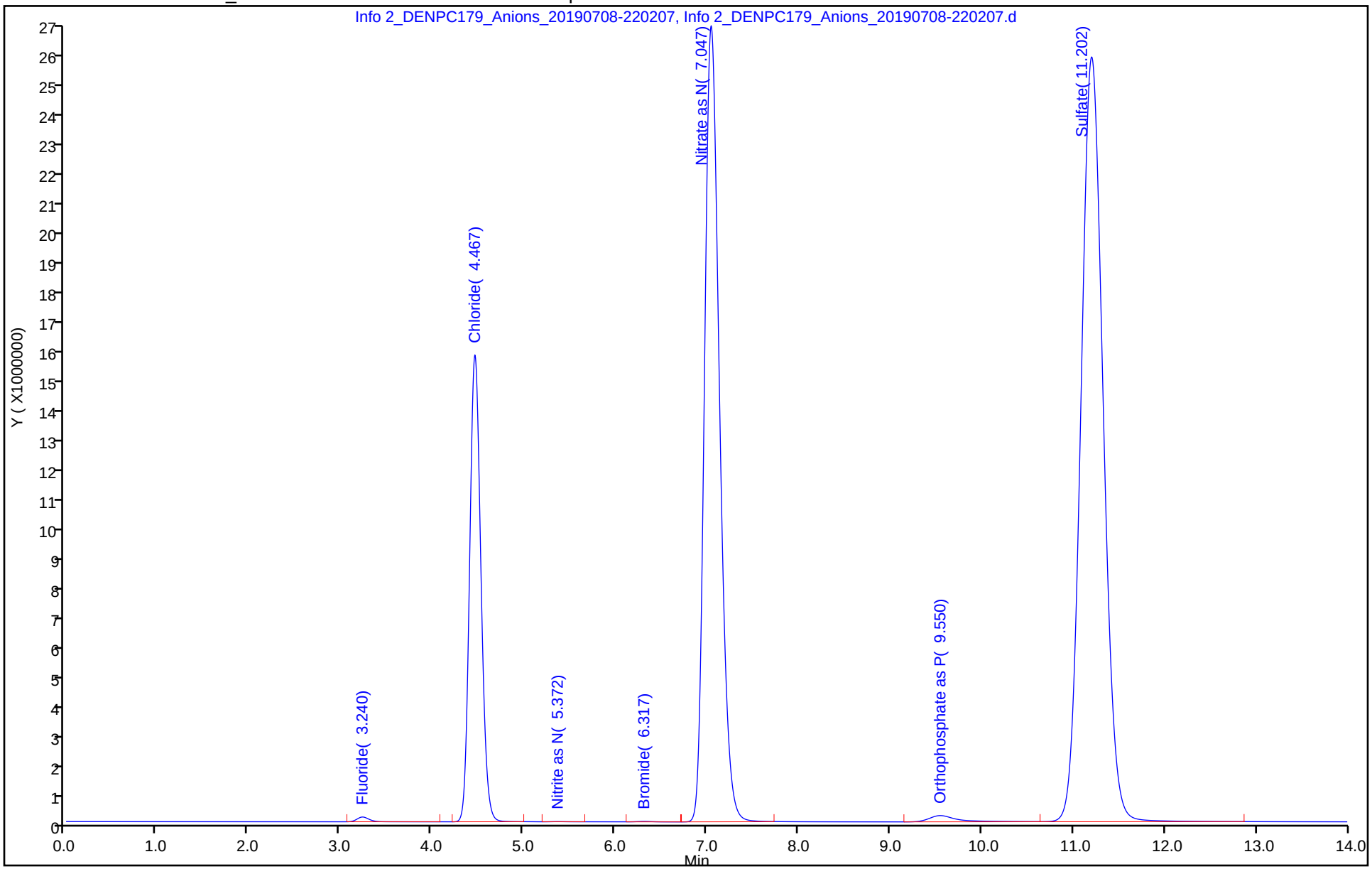

Eurofins TestAmerica, Denver
Target Compound Quantitation Report

Data File: \\chromna\Denver\ChromData\WC_IonChrom10\20190708-83534.b\Info 2_DENPC179_Anions_20190708-221
Lims ID: ccv
Client ID:
Sample Type: CCV
Inject. Date: 08-Jul-2019 22:02:00 ALS Bottle#: 0 Worklist Smp#: 17
Injection Vol: 5.0 ul Dil. Factor: 1.0000
Sample Info: 280-0083534-017
Misc. Info.: 280-0083534-017
Operator ID: wetchemd Instrument ID: WC_IonChrom10
Sublist: chrom-Anions_IC10*sub2

Method: \\chromna\Denver\ChromData\WC_IonChrom10\20190708-83534.b\Anions_IC10.m
Limit Group: Wet - Anions 28D
Last Update: 09-Jul-2019 08:38:14 Calib Date: 02-Jul-2019 23:41:00
Integrator: Falcon
Quant Method: External Standard Quant By: Initial Calibration
Last ICal File: \\chromna\Denver\ChromData\WC_IonChrom10\20190702-83432.b\Info 2_DENPC179_Anions_20190702-235

Column 1 : Det: Info 2_091554_1
Process Host: CTX0317

Compound	RT (min.)	Exp RT (min.)	Dlt RT (min.)	Response	Cal Amt ug/ml	OnCol Amt ug/ml	Flags
1 Fluoride	3.242	3.263	-0.021	34477645	5.00	4.65	
2 Chloride	4.455	4.490	-0.035	425080528	100.0	102.9	
3 Nitrite as N	5.168	5.217	-0.049	44599825	NC	NC	
4 Bromide	6.290	6.355	-0.065	6720878	5.00	4.58	
5 Nitrate as N	7.087	7.167	-0.080	45887138	NC	NC	
6 Orthophosphate as P	9.523	9.727	-0.204	19038232	NC	NC	
7 Sulfate	11.202	11.522	-0.320	307217551	100.0	98.6	

QC Flag Legend

Processing Flags
NC - Not Calibrated

Reagents:

IC LCS_01625 Amount Added: 10.00 Units: mL

Report Date: 09-Jul-2019 08:38:14 Chrom Revision: 2.3 20-Jun-2019 20:50:56

Eurofins TestAmerica, Denver

Data File: \\chromna\Denver\ChromData\WC_IonChrom10\20190708-83534.b\Info 2_DENPC179_Anions_20190708-221937.d

Injection Date:	08-Jul-2019 22:02:00	Instrument ID:	WC_IonChrom10	Operator ID:	wetchemd
Lims ID:	ccv			Worklist Smp#:	17
Client ID:					
Injection Vol:	5.0 ul	Dil. Factor:	1.0000	ALS Bottle#:	0
Method:	Anions_IC10	Limit Group:	Wet - Anions 28D		

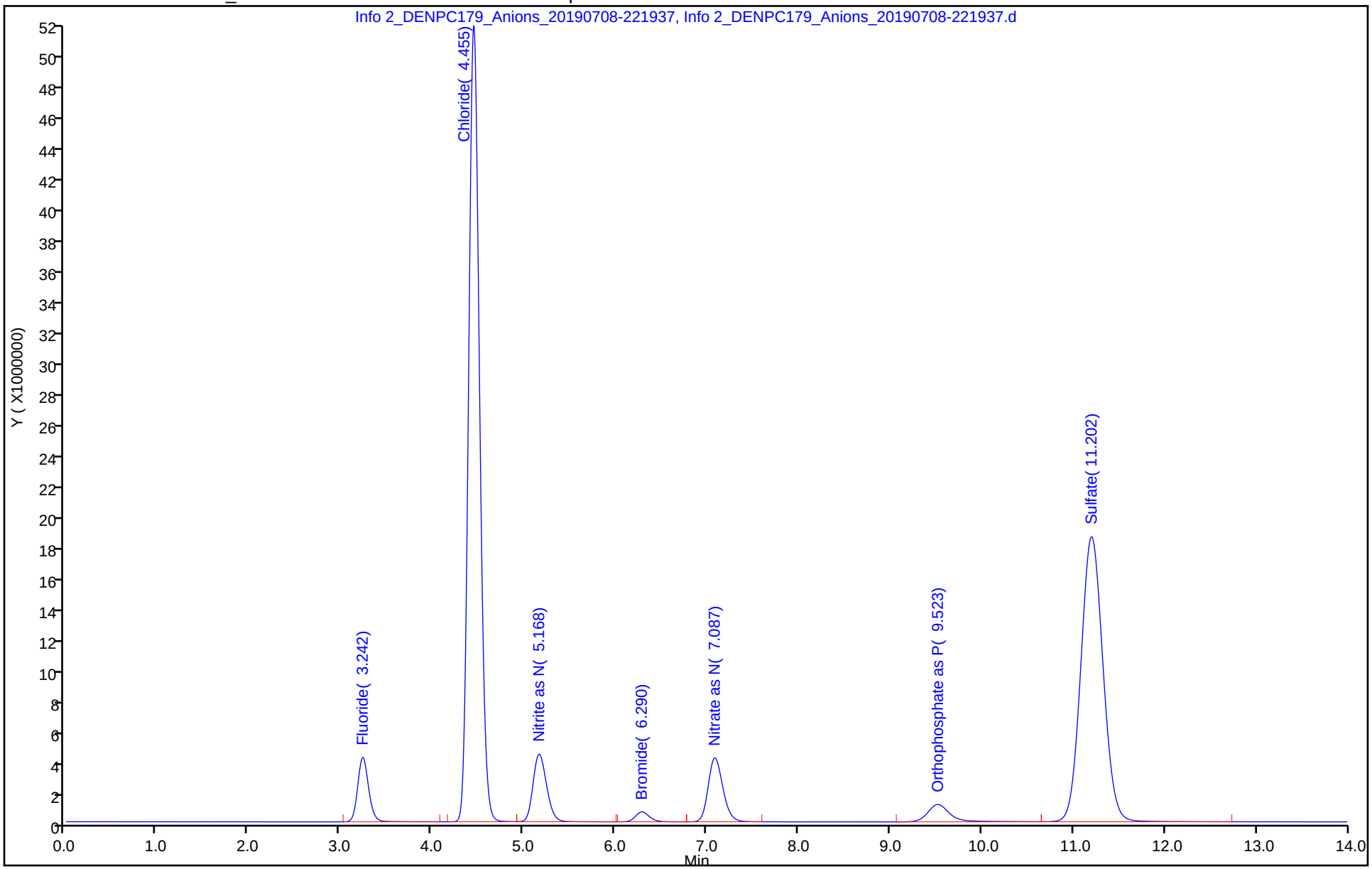

Eurofins TestAmerica, Denver
Target Compound Quantitation Report

Data File: \\chromna\Denver\ChromData\WC_IonChrom10\20190708-83534.b\Info 2_DENPC179_Anions_20190708-223
Lims ID: ccb
Client ID:
Sample Type: CCB
Inject. Date: 08-Jul-2019 22:19:00 ALS Bottle#: 0 Worklist Smp#: 18
Injection Vol: 5.0 ul Dil. Factor: 1.0000
Sample Info: 280-0083534-018
Misc. Info.: 280-0083534-018
Operator ID: wetchemd Instrument ID: WC_IonChrom10

Method: \\chromna\Denver\ChromData\WC_IonChrom10\20190708-83534.b\Anions_IC10.m
Limit Group: Wet - Anions 28D
Last Update: 09-Jul-2019 08:38:07 Calib Date: 02-Jul-2019 23:41:00
Integrator: Falcon
Quant Method: External Standard Quant By: Initial Calibration
Last ICal File: \\chromna\Denver\ChromData\WC_IonChrom10\20190702-83432.b\Info 2_DENPC179_Anions_20190702-235

Column 1 : Det: Info 2_091554_1
Process Host: CTX0317

Compound	RT (min.)	Exp RT (min.)	Dlt RT (min.)	Response	Cal Amt ug/ml	OnCol Amt ug/ml	Flags
1 Fluoride		3.263				ND	
2 Chloride	4.467	4.490	-0.023	30734		0.4538	
3 Nitrite as N		5.217				ND	
4 Bromide		6.355				ND	
5 Nitrate as N		7.167				ND	
6 Orthophosphate as P		9.727				ND	
7 Sulfate		11.522				ND	

Report Date: 09-Jul-2019 08:38:14 Chrom Revision: 2.3 20-Jun-2019 20:50:56

Eurofins TestAmerica, Denver

Data File: \\chromna\Denver\ChromData\WC_IonChrom10\20190708-83534.b\Info 2_DENPC179_Anions_20190708-223705.d

Injection Date:	08-Jul-2019 22:19:00	Instrument ID:	WC_IonChrom10	Operator ID:	wetchemd
Lims ID:	ccb			Worklist Smp#:	18
Client ID:					
Injection Vol:	5.0 ul	Dil. Factor:	1.0000	ALS Bottle#:	0
Method:	Anions_IC10	Limit Group:	Wet - Anions 28D		

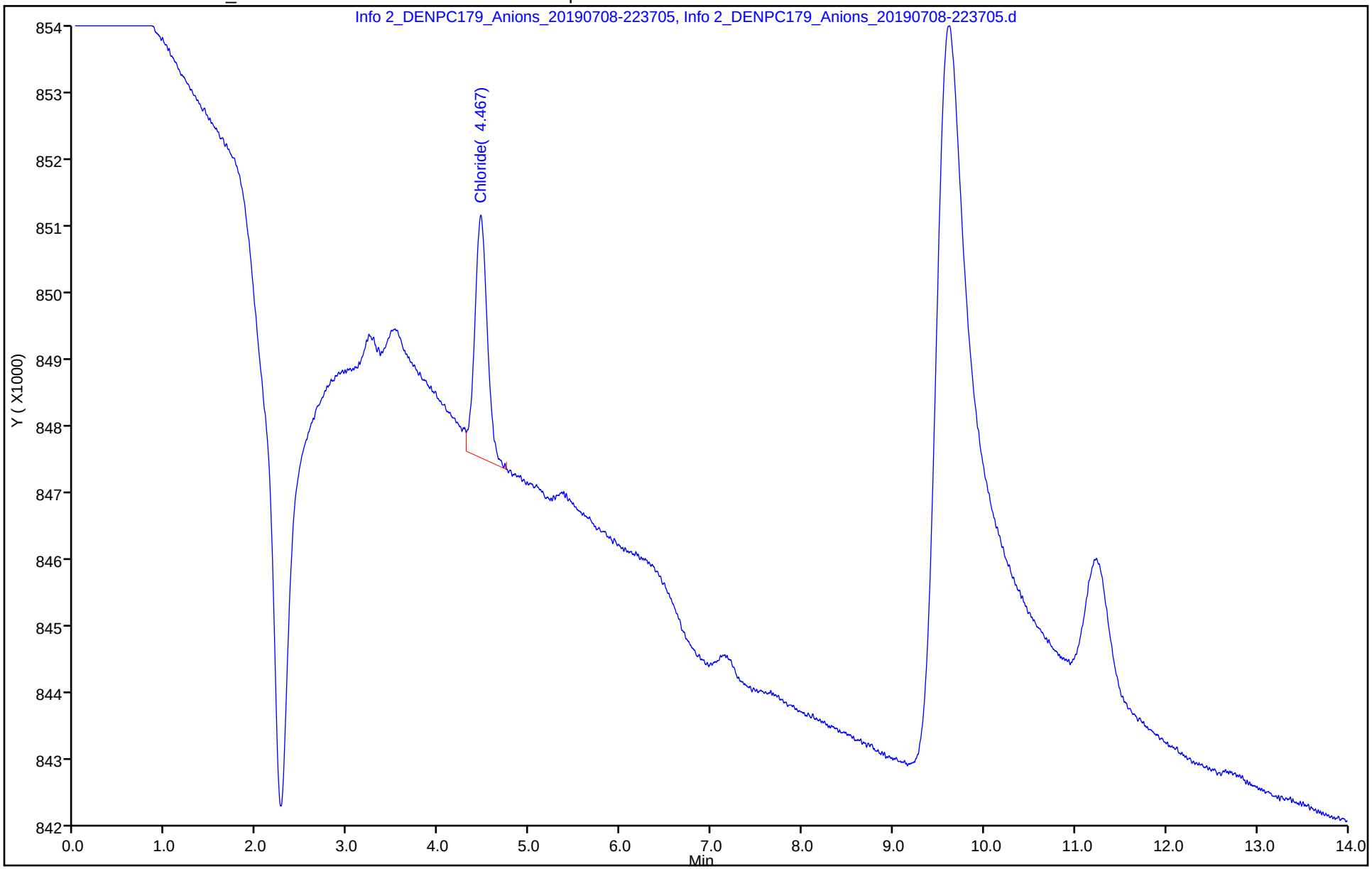

Eurofins TestAmerica, Denver
Target Compound Quantitation Report

Data File:	\\chromna\Denver\ChromData\WC_IonChrom10\20190708-83534.b\Info 2_DENPC179_Anions_20190708-225				
Lims ID:	280-124986-F-21				
Client ID:	PZ020-19A				
Sample Type:	Client				
Inject. Date:	08-Jul-2019 22:37:00	ALS Bottle#:	0	Worklist Smp#:	19
Injection Vol:	5.0 ul	Dil. Factor:	1.0000		
Sample Info:	280-0083534-019				
Misc. Info.:	280-0083534-019				
Operator ID:	wetchemd	Instrument ID:	WC_IonChrom10		
Method:	\\chromna\Denver\ChromData\WC_IonChrom10\20190708-83534.b\Anions_IC10.m				
Limit Group:	Wet - Anions 28D				
Last Update:	09-Jul-2019 08:38:07	Calib Date:	02-Jul-2019 23:41:00		
Integrator:	Falcon				
Quant Method:	External Standard	Quant By:	Initial Calibration		
Last ICal File:	\\chromna\Denver\ChromData\WC_IonChrom10\20190702-83432.b\Info 2_DENPC179_Anions_20190702-235				
Column 1 :			Det: Info 2_091554_1		
Process Host:	CTX0317				

Compound	RT (min.)	Exp RT (min.)	Dlt RT (min.)	Response	OnCol Amt ug/ml	Flags
1 Fluoride	3.240	3.263	-0.023	1555585	0.2730	
2 Chloride	4.472	4.490	-0.018	158660596	38.7	
3 Nitrite as N	5.370	5.217	0.153	77695	NC	
4 Bromide	6.312	6.355	-0.043	216360	0.1928	
5 Nitrate as N	7.038	7.167	-0.129	417435942	NC	
6 Orthophosphate as P	9.558	9.727	-0.169	1812014	NC	
7 Sulfate	11.192	11.522	-0.330	543631810	174.1	

QC Flag Legend

Processing Flags
NC - Not Calibrated

Report Date: 09-Jul-2019 08:38:13 Chrom Revision: 2.3 20-Jun-2019 20:50:56

Eurofins TestAmerica, Denver

Data File: \\chromna\Denver\ChromData\WC_IonChrom10\20190708-83534.b\Info 2_DENPC179_Anions_20190708-225435.d

Injection Date:	08-Jul-2019 22:37:00	Instrument ID:	WC_IonChrom10	Operator ID:	wetchemd
Lims ID:	280-124986-F-21	Lab Sample ID:	280-124986-21	Worklist Smp#:	19
Client ID:	PZ020-19A				
Injection Vol:	5.0 ul	Dil. Factor:	1.0000	ALS Bottle#:	0
Method:	Anions_IC10	Limit Group:	Wet - Anions 28D		

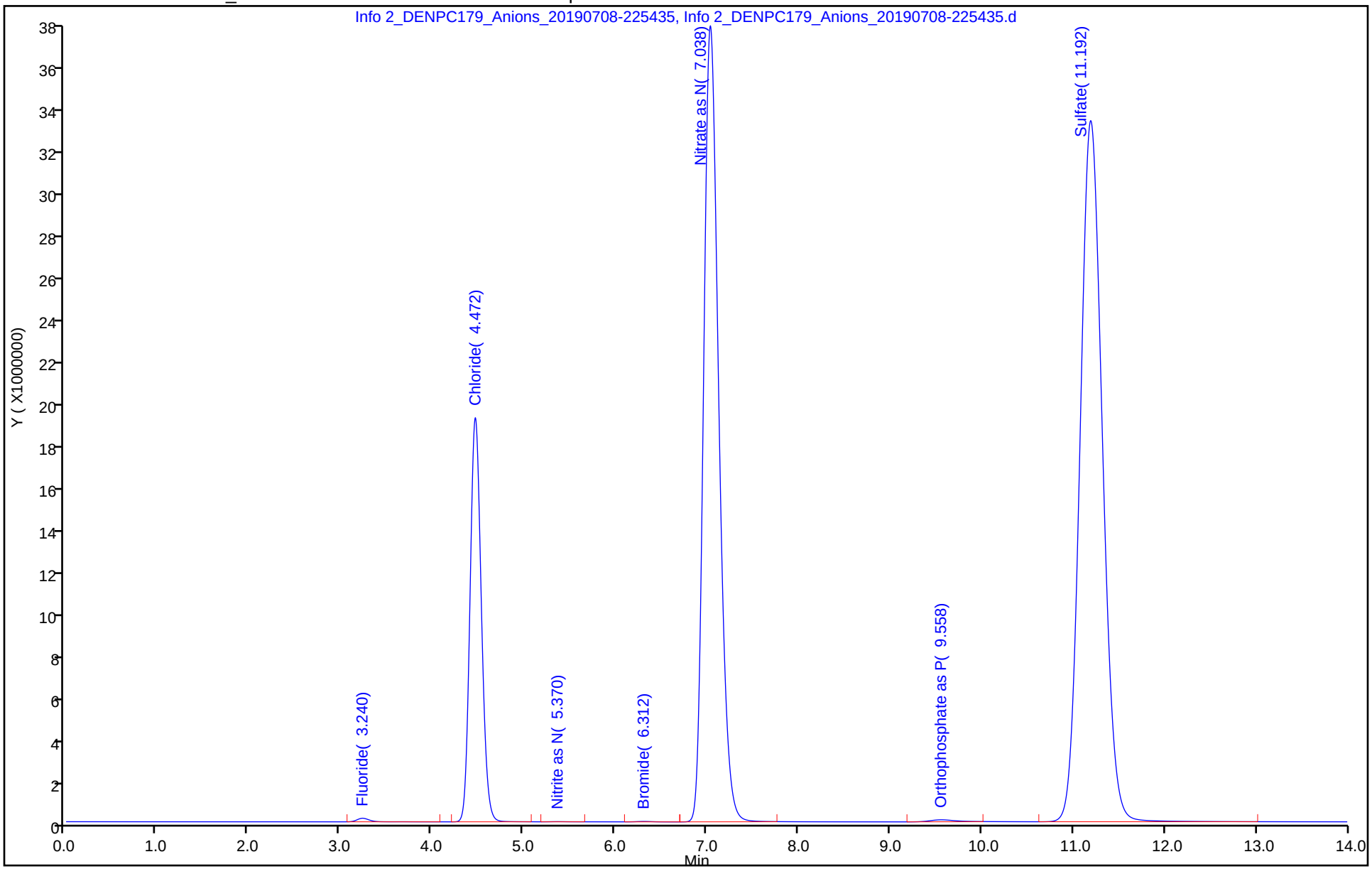

Eurofins TestAmerica, Denver
Target Compound Quantitation Report

Data File:	\\chromna\Denver\ChromData\WC_IonChrom10\20190708-83534.b\Info 2_DENPC179_Anions_20190708-231				
Lims ID:	280-124986-F-22				
Client ID:	PZ019-19A				
Sample Type:	Client				
Inject. Date:	08-Jul-2019 22:54:00	ALS Bottle#:	0	Worklist Smp#:	20
Injection Vol:	5.0 ul	Dil. Factor:	1.0000		
Sample Info:	280-0083534-020				
Misc. Info.:	280-0083534-020				
Operator ID:	wetchemd	Instrument ID:	WC_IonChrom10		
Method:	\\chromna\Denver\ChromData\WC_IonChrom10\20190708-83534.b\Anions_IC10.m				
Limit Group:	Wet - Anions 28D				
Last Update:	09-Jul-2019 08:38:07	Calib Date:	02-Jul-2019 23:41:00		
Integrator:	Falcon				
Quant Method:	External Standard	Quant By:	Initial Calibration		
Last ICal File:	\\chromna\Denver\ChromData\WC_IonChrom10\20190702-83432.b\Info 2_DENPC179_Anions_20190702-235				
Column 1 :			Det: Info 2_091554_1		
Process Host:	CTX0317				

Compound	RT (min.)	Exp RT (min.)	Dlt RT (min.)	Response	OnCol Amt ug/ml	Flags
1 Fluoride	3.243	3.263	-0.020	444124	0.1252	
2 Chloride	4.463	4.490	-0.027	75672936	18.7	
3 Nitrite as N	5.317	5.217	0.100	29765	NC	
4 Bromide	6.317	6.355	-0.038	117640	0.1262	
5 Nitrate as N	7.042	7.167	-0.125	386498348	NC	
6 Orthophosphate as P	9.568	9.727	-0.159	1109721	NC	
7 Sulfate	11.215	11.522	-0.307	194968429	62.8	

QC Flag Legend

Processing Flags
NC - Not Calibrated

Report Date: 09-Jul-2019 08:38:13 Chrom Revision: 2.3 20-Jun-2019 20:50:56

Eurofins TestAmerica, Denver

Data File: \\chromna\Denver\ChromData\WC_IonChrom10\20190708-83534.b\Info 2_DENPC179_Anions_20190708-231205.d

Injection Date:	08-Jul-2019 22:54:00	Instrument ID:	WC_IonChrom10	Operator ID:	wetchemd
Lims ID:	280-124986-F-22	Lab Sample ID:	280-124986-22	Worklist Smp#:	20
Client ID:	PZ019-19A				
Injection Vol:	5.0 ul	Dil. Factor:	1.0000	ALS Bottle#:	0
Method:	Anions_IC10	Limit Group:	Wet - Anions 28D		

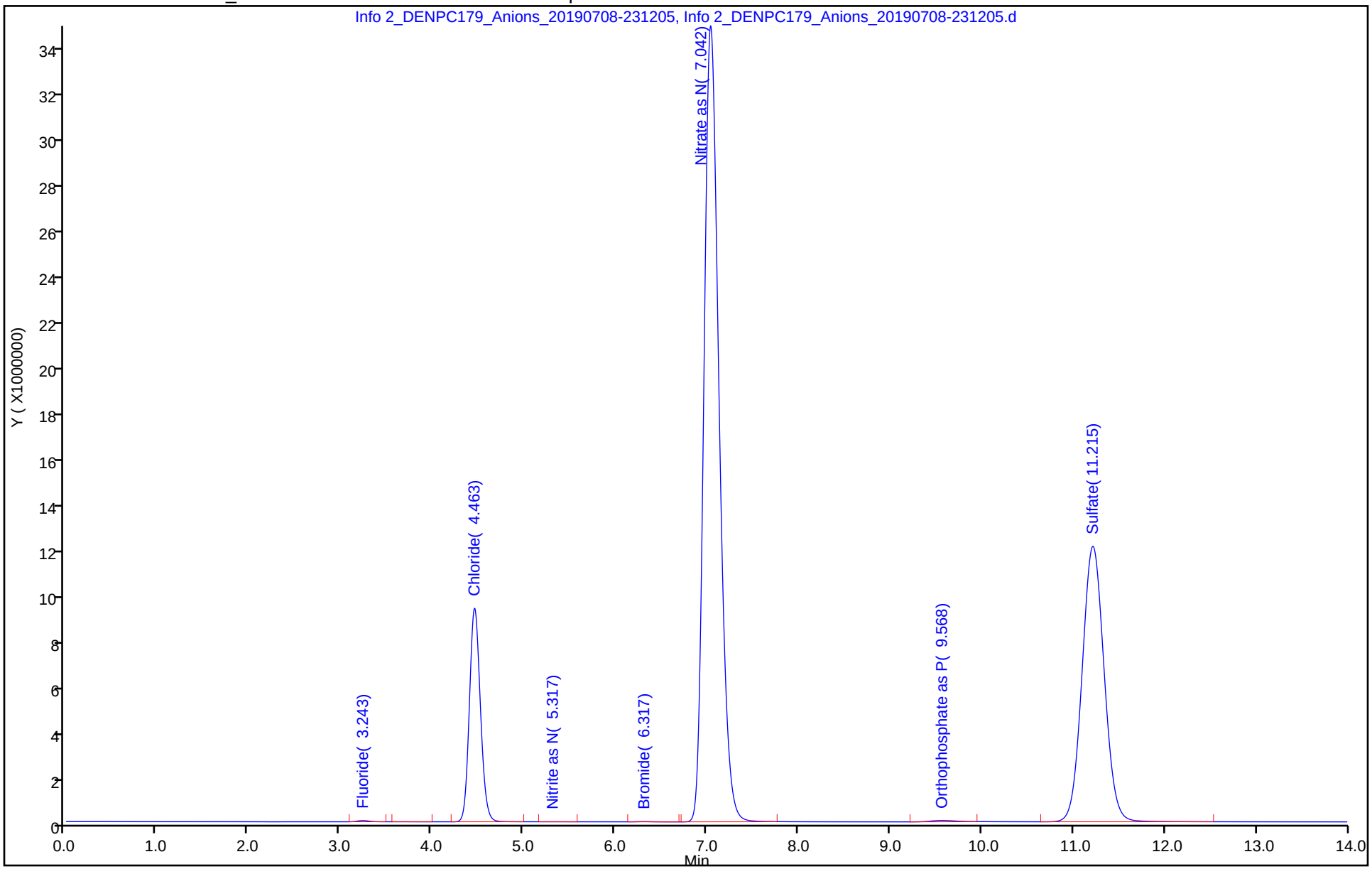

Eurofins TestAmerica, Denver
Target Compound Quantitation Report

Data File: \\chromna\Denver\ChromData\WC_IonChrom10\20190708-83534.b\Info 2_DENPC179_Anions_20190708-232
Lims ID: 280-124986-F-12
Client ID: G0024-19A
Sample Type: Client
Inject. Date: 08-Jul-2019 23:12:00 ALS Bottle#: 0 Worklist Smp#: 21
Injection Vol: 5.0 ul Dil. Factor: 1.0000
Sample Info: 280-0083534-021
Misc. Info.: 280-0083534-021
Operator ID: wetchemd Instrument ID: WC_IonChrom10

Method: \\chromna\Denver\ChromData\WC_IonChrom10\20190708-83534.b\Anions_IC10.m
Limit Group: Wet - Anions 28D
Last Update: 09-Jul-2019 08:38:07 Calib Date: 02-Jul-2019 23:41:00
Integrator: Falcon
Quant Method: External Standard Quant By: Initial Calibration
Last ICal File: \\chromna\Denver\ChromData\WC_IonChrom10\20190702-83432.b\Info 2_DENPC179_Anions_20190702-235

Column 1 : Det: Info 2_091554_1
Process Host: CTX0317

Compound	RT (min.)	Exp RT (min.)	Dlt RT (min.)	Response	OnCol Amt ug/ml	Flags
1 Fluoride	3.242	3.263	-0.021	387310	0.1176	
2 Chloride	4.462	4.490	-0.028	42676227	10.7	
3 Nitrite as N	5.197	5.217	-0.020	25140	NC	
4 Bromide		6.355			ND	
5 Nitrate as N	7.077	7.167	-0.090	82211251	NC	
6 Orthophosphate as P	9.542	9.727	-0.185	6783061	NC	
7 Sulfate	11.222	11.522	-0.300	41729169	13.8	

QC Flag Legend

Processing Flags
NC - Not Calibrated

Report Date: 09-Jul-2019 08:38:12 Chrom Revision: 2.3 20-Jun-2019 20:50:56

Eurofins TestAmerica, Denver

Data File: \\chromna\Denver\ChromData\WC_IonChrom10\20190708-83534.b\Info 2_DENPC179_Anions_20190708-232935.d

Injection Date:	08-Jul-2019 23:12:00	Instrument ID:	WC_IonChrom10	Operator ID:	wetchemd
Lims ID:	280-124986-F-12	Lab Sample ID:	280-124986-12	Worklist Smp#:	21
Client ID:	G0024-19A				
Injection Vol:	5.0 ul	Dil. Factor:	1.0000	ALS Bottle#:	0
Method:	Anions_IC10	Limit Group:	Wet - Anions 28D		

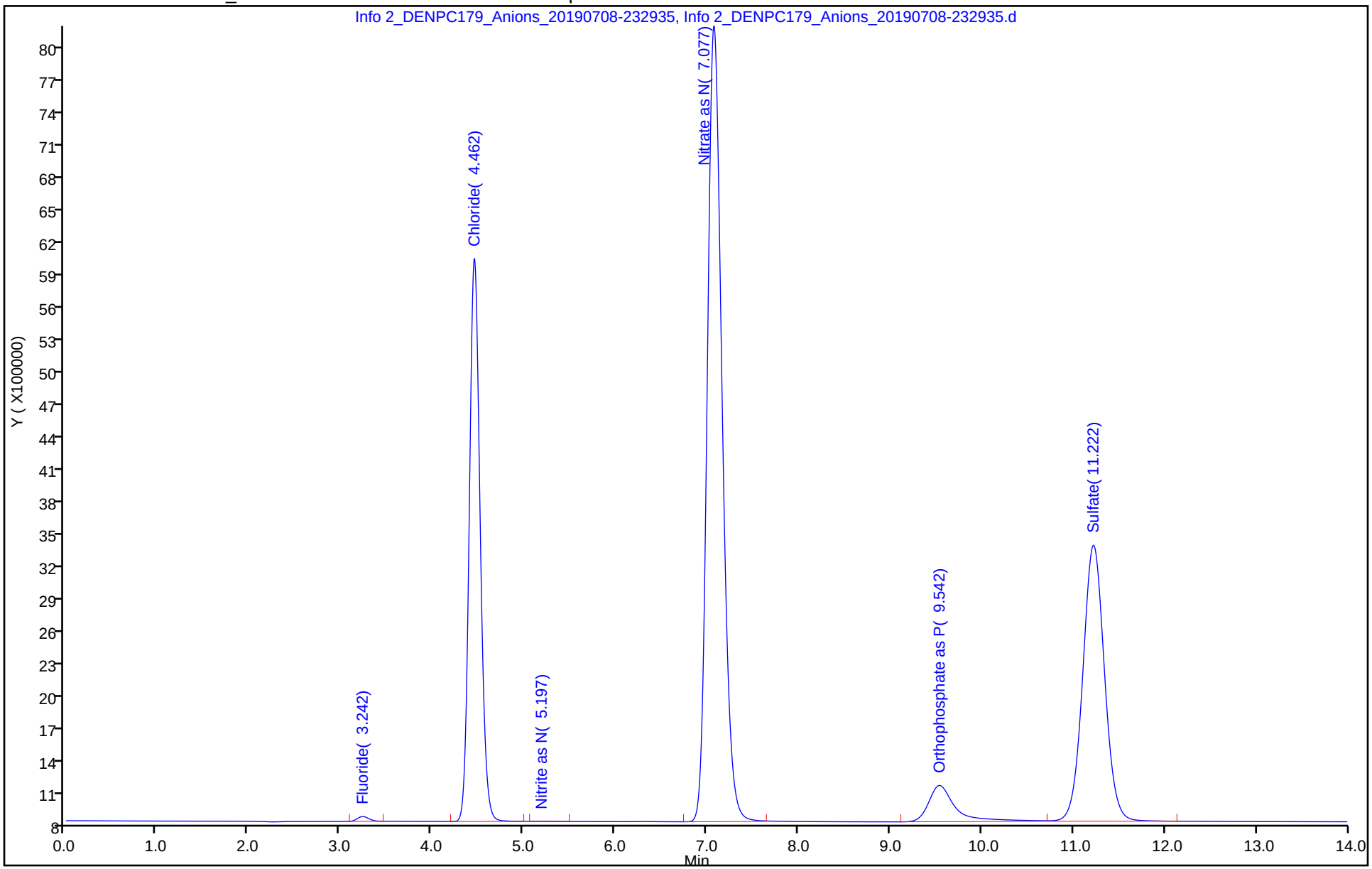

Eurofins TestAmerica, Denver
Target Compound Quantitation Report

Data File: \\chromna\Denver\ChromData\WC_IonChrom10\20190708-83534.b\Info 2_DENPC179_Anions_20190708-234
Lims ID: 280-124986-F-12 DU
Client ID:
Sample Type: DU
Inject. Date: 08-Jul-2019 23:29:00 ALS Bottle#: 0 Worklist Smp#: 22
Injection Vol: 5.0 ul Dil. Factor: 1.0000
Sample Info: 280-0083534-022
Misc. Info.: 280-0083534-022
Operator ID: wetchemd Instrument ID: WC_IonChrom10

Method: \\chromna\Denver\ChromData\WC_IonChrom10\20190708-83534.b\Anions_IC10.m
Limit Group: Wet - Anions 28D
Last Update: 09-Jul-2019 08:38:07 Calib Date: 02-Jul-2019 23:41:00
Integrator: Falcon
Quant Method: External Standard Quant By: Initial Calibration
Last ICal File: \\chromna\Denver\ChromData\WC_IonChrom10\20190702-83432.b\Info 2_DENPC179_Anions_20190702-235

Column 1 : Det: Info 2_091554_1
Process Host: CTX0317

Compound	RT (min.)	Exp RT (min.)	Dlt RT (min.)	Response	Cal Amt ug/ml	OnCol Amt ug/ml	Flags
1 Fluoride	3.240	3.263	-0.023	386734		0.1175	
2 Chloride	4.458	4.490	-0.032	42648994		10.7	
3 Nitrite as N	5.188	5.217	-0.029	23328		NC	
4 Bromide		6.355				ND	
5 Nitrate as N	7.073	7.167	-0.094	82132581		NC	
6 Orthophosphate as P	9.537	9.727	-0.190	6834958		NC	
7 Sulfate	11.218	11.522	-0.304	41715076		13.8	

QC Flag Legend

Processing Flags
NC - Not Calibrated

Report Date: 09-Jul-2019 08:38:12 Chrom Revision: 2.3 20-Jun-2019 20:50:56

Eurofins TestAmerica, Denver

Data File:	\\chromna\Denver\ChromData\WC_IonChrom10\20190708-83534.b\Info 2_DENPC179_Anions_20190708-234706.d				
Injection Date:	08-Jul-2019 23:29:00	Instrument ID:	WC_IonChrom10	Operator ID:	wetchemd
Lims ID:	280-124986-F-12 DU			Worklist Smp#:	22
Client ID:					
Injection Vol:	5.0 ul	Dil. Factor:	1.0000	ALS Bottle#:	0
Method:	Anions_IC10	Limit Group:	Wet - Anions 28D		

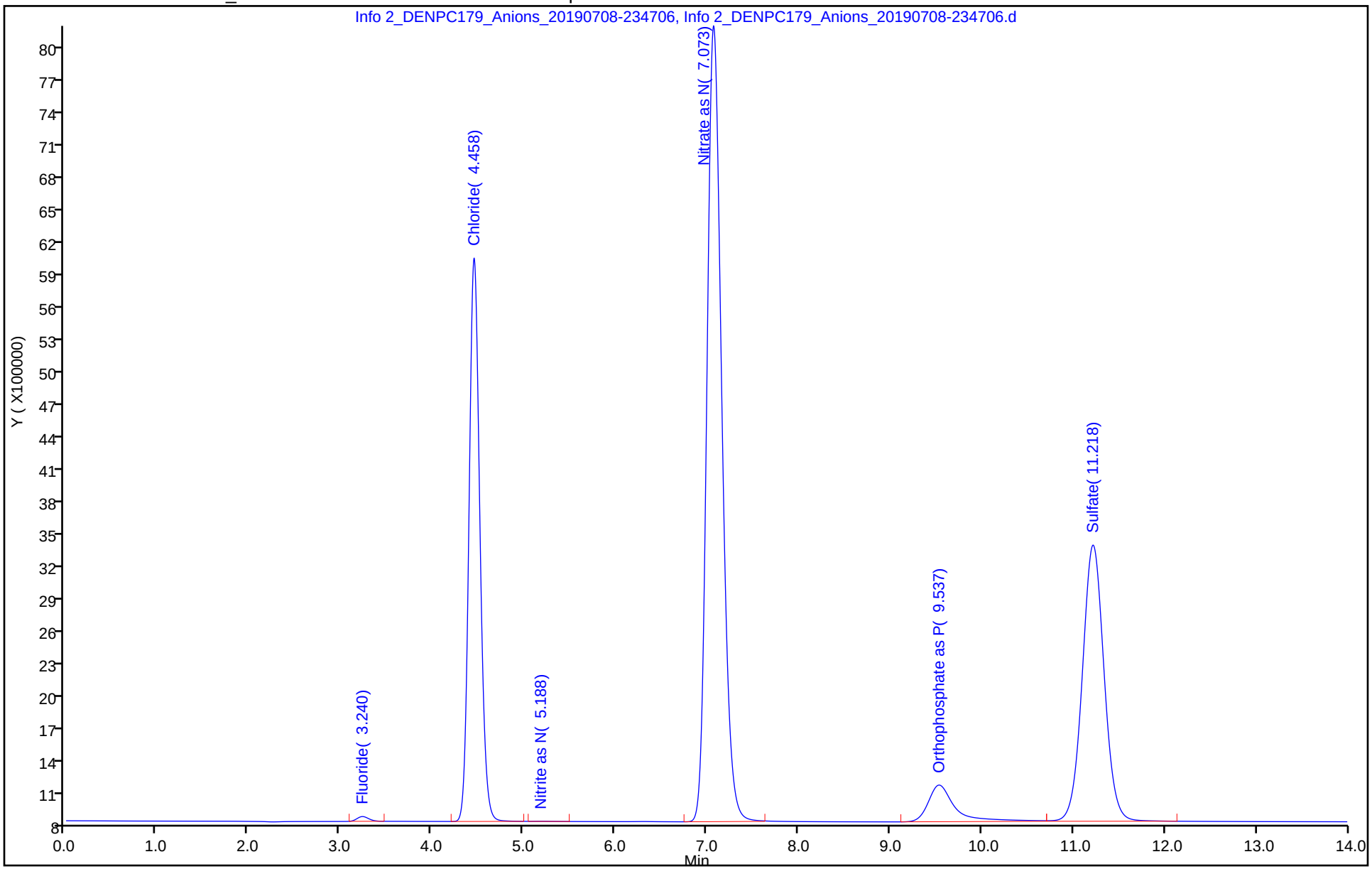

Eurofins TestAmerica, Denver
Target Compound Quantitation Report

Data File: \\chromna\Denver\ChromData\WC_IonChrom10\20190708-83534.b\Info 2_DENPC179_Anions_20190709-000
Lims ID: 280-124986-F-12 MS
Client ID:
Sample Type: MS
Inject. Date: 08-Jul-2019 23:47:00 ALS Bottle#: 0 Worklist Smp#: 23
Injection Vol: 5.0 ul Dil. Factor: 1.0000
Sample Info: 280-0083534-023
Misc. Info.: 280-0083534-023
Operator ID: wetchemd Instrument ID: WC_IonChrom10

Method: \\chromna\Denver\ChromData\WC_IonChrom10\20190708-83534.b\Anions_IC10.m
Limit Group: Wet - Anions 28D
Last Update: 09-Jul-2019 08:38:07 Calib Date: 02-Jul-2019 23:41:00
Integrator: Falcon
Quant Method: External Standard Quant By: Initial Calibration
Last ICal File: \\chromna\Denver\ChromData\WC_IonChrom10\20190702-83432.b\Info 2_DENPC179_Anions_20190702-235

Column 1 : Det: Info 2_091554_1
Process Host: CTX0317

Compound	RT (min.)	Exp RT (min.)	Dlt RT (min.)	Response	Cal Amt ug/ml	OnCol Amt ug/ml	Flags
1 Fluoride	3.245	3.263	-0.018	34430034	5.00	4.65	
2 Chloride	4.458	4.490	-0.032	159607874	25.0	38.9	
3 Nitrite as N	5.178	5.217	-0.039	45809225	NC	NC	
4 Bromide	6.297	6.355	-0.058	7309586	5.00	4.98	
5 Nitrate as N	7.067	7.167	-0.100	140055199	NC	NC	
6 Orthophosphate as P	9.530	9.727	-0.197	27821016	NC	NC	
7 Sulfate	11.218	11.522	-0.304	126196586	25.0	40.8	

QC Flag Legend

Processing Flags
NC - Not Calibrated

Reagents:

ICMS/MSD WEEK_00602 Amount Added: 0.10 Units: mL

Report Date: 09-Jul-2019 08:38:11 Chrom Revision: 2.3 20-Jun-2019 20:50:56

Eurofins TestAmerica, Denver

Data File:	\\chromna\Denver\ChromData\WC_IonChrom10\20190708-83534.b\Info 2_DENPC179_Anions_20190709-000437.d				
Injection Date:	08-Jul-2019 23:47:00	Instrument ID:	WC_IonChrom10	Operator ID:	wetchemd
Lims ID:	280-124986-F-12 MS			Worklist Smp#:	23
Client ID:					
Injection Vol:	5.0 ul	Dil. Factor:	1.0000	ALS Bottle#:	0
Method:	Anions_IC10	Limit Group:	Wet - Anions 28D		

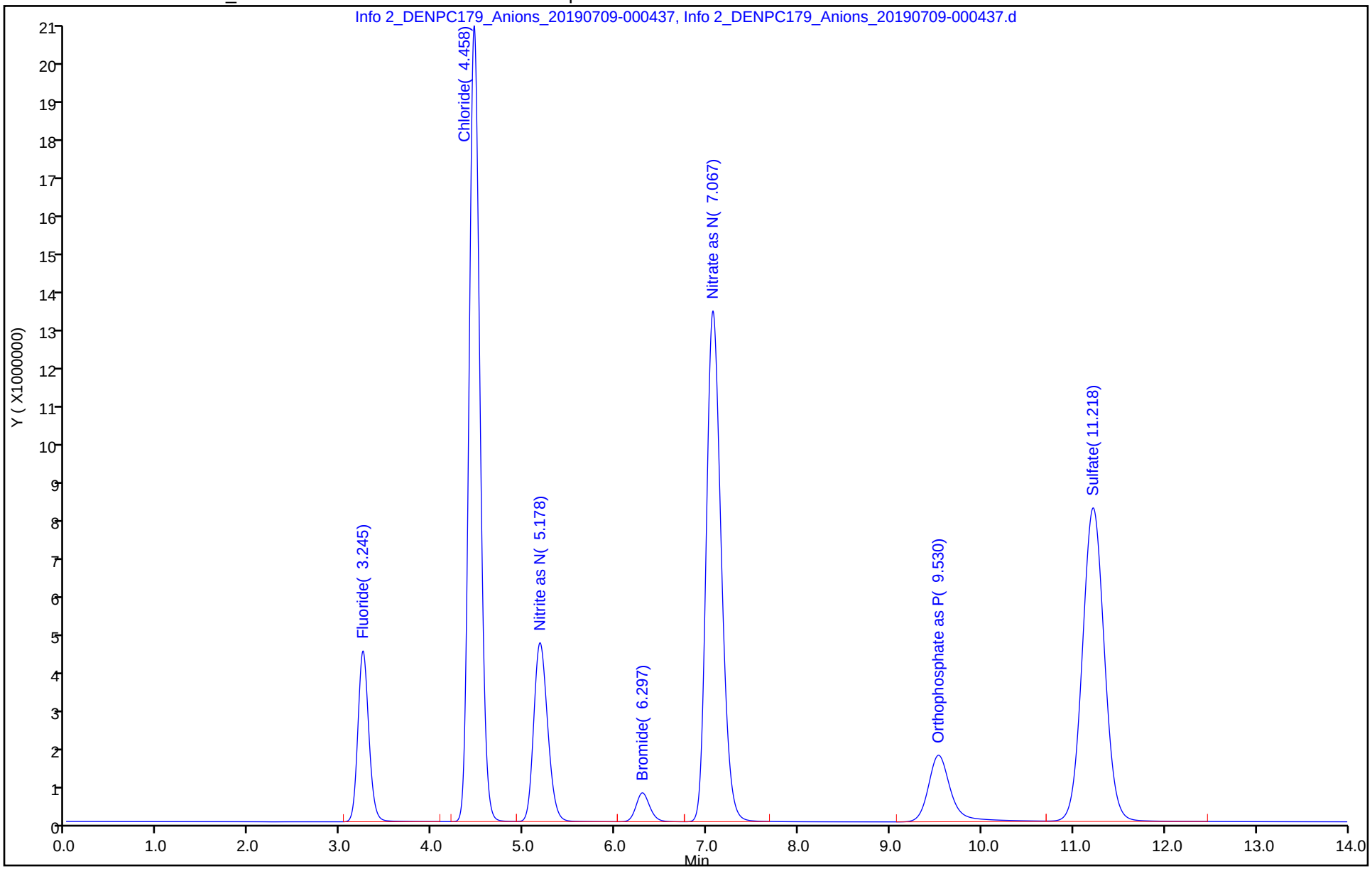

Eurofins TestAmerica, Denver
Target Compound Quantitation Report

Data File: \\chromna\Denver\ChromData\WC_IonChrom10\20190708-83534.b\Info 2_DENPC179_Anions_20190709-002
Lims ID: 280-124986-F-12 MSD
Client ID:
Sample Type: MSD
Inject. Date: 09-Jul-2019 00:04:00 ALS Bottle#: 0 Worklist Smp#: 24
Injection Vol: 5.0 ul Dil. Factor: 1.0000
Sample Info: 280-0083534-024
Misc. Info.: 280-0083534-024
Operator ID: wetchemd Instrument ID: WC_IonChrom10

Method: \\chromna\Denver\ChromData\WC_IonChrom10\20190708-83534.b\Anions_IC10.m
Limit Group: Wet - Anions 28D
Last Update: 09-Jul-2019 08:38:07 Calib Date: 02-Jul-2019 23:41:00
Integrator: Falcon
Quant Method: External Standard Quant By: Initial Calibration
Last ICal File: \\chromna\Denver\ChromData\WC_IonChrom10\20190702-83432.b\Info 2_DENPC179_Anions_20190702-235

Column 1 : Det: Info 2_091554_1
Process Host: CTX0317

Compound	RT (min.)	Exp RT (min.)	Dlt RT (min.)	Response	Cal Amt ug/ml	OnCol Amt ug/ml	Flags
1 Fluoride	3.243	3.263	-0.020	35871120	5.00	4.84	
2 Chloride	4.457	4.490	-0.033	163979230	25.0	40.0	
3 Nitrite as N	5.175	5.217	-0.042	47878143	NC	NC	
4 Bromide	6.293	6.355	-0.062	7617073	5.00	5.18	
5 Nitrate as N	7.063	7.167	-0.104	142184040	NC	NC	
6 Orthophosphate as P	9.527	9.727	-0.200	28728750	NC	NC	
7 Sulfate	11.212	11.522	-0.310	129382335	25.0	41.8	

QC Flag Legend

Processing Flags
NC - Not Calibrated

Reagents:

ICMS/MSD WEEK_00602 Amount Added: 0.10 Units: mL

Report Date: 09-Jul-2019 08:38:11 Chrom Revision: 2.3 20-Jun-2019 20:50:56

Eurofins TestAmerica, Denver

Data File: \\chromna\Denver\ChromData\WC_IonChrom10\20190708-83534.b\Info 2_DENPC179_Anions_20190709-002209.d

Injection Date:	09-Jul-2019 00:04:00	Instrument ID:	WC_IonChrom10	Operator ID:	wetchemd
Lims ID:	280-124986-F-12 MSD			Worklist Smp#:	24
Client ID:					
Injection Vol:	5.0 ul	Dil. Factor:	1.0000	ALS Bottle#:	0
Method:	Anions_IC10	Limit Group:	Wet - Anions 28D		

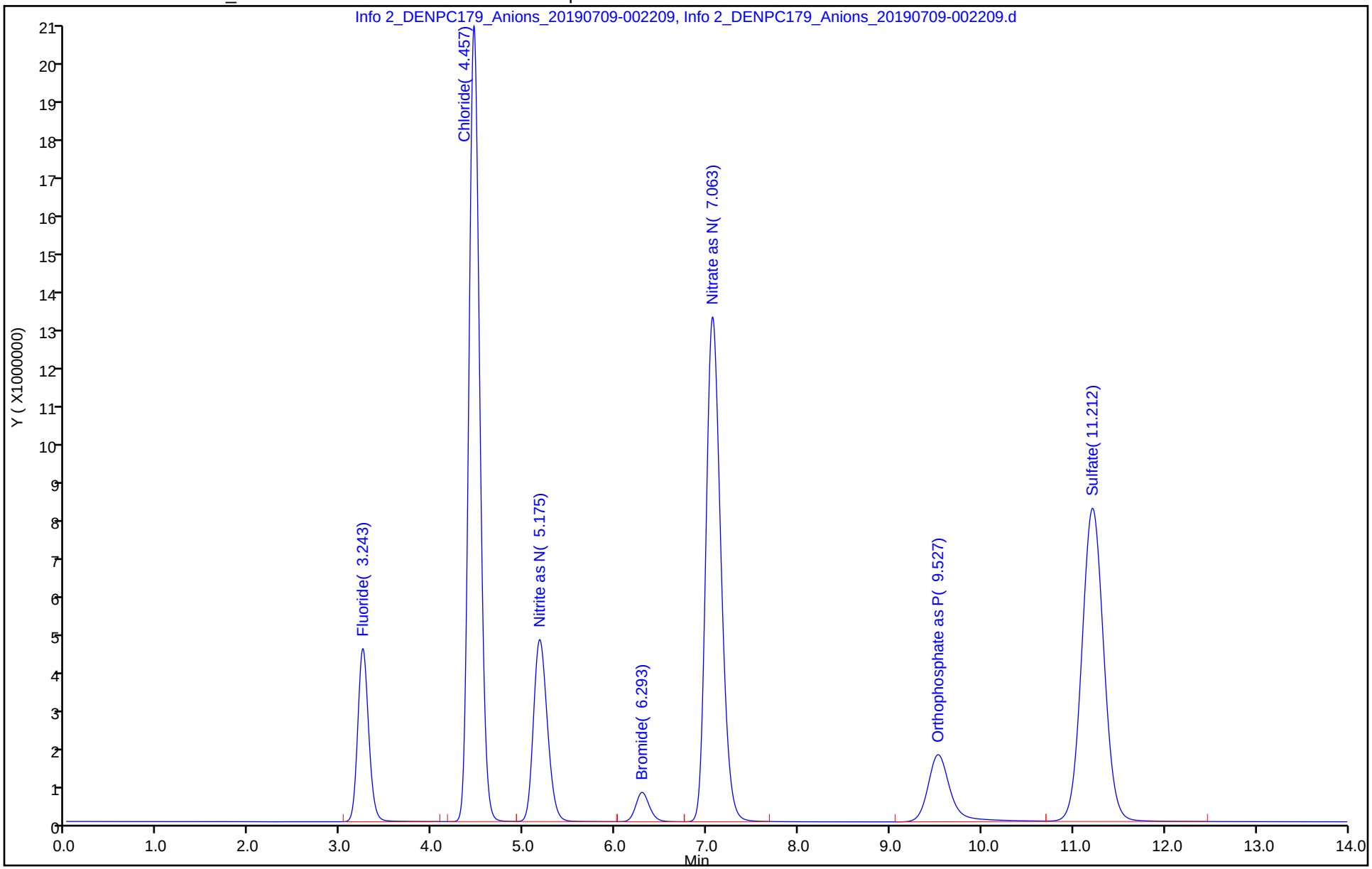

Eurofins TestAmerica, Denver
Target Compound Quantitation Report

Data File: \\chromna\Denver\ChromData\WC_IonChrom10\20190708-83534.b\Info 2_DENPC179_Anions_20190709-005
Lims ID: 280-124986-F-4
Client ID: G0090-19A
Sample Type: Client
Inject. Date: 09-Jul-2019 00:39:00 ALS Bottle#: 0 Worklist Smp#: 26
Injection Vol: 5.0 ul Dil. Factor: 1.0000
Sample Info: 280-0083534-026
Misc. Info.: 280-0083534-026
Operator ID: wetchemd Instrument ID: WC_IonChrom10

Method: \\chromna\Denver\ChromData\WC_IonChrom10\20190708-83534.b\Anions_IC10.m
Limit Group: Wet - Anions 28D
Last Update: 09-Jul-2019 08:38:07 Calib Date: 02-Jul-2019 23:41:00
Integrator: Falcon
Quant Method: External Standard Quant By: Initial Calibration
Last ICal File: \\chromna\Denver\ChromData\WC_IonChrom10\20190702-83432.b\Info 2_DENPC179_Anions_20190702-235

Column 1 : Det: Info 2_091554_1
Process Host: CTX0317

Compound	RT (min.)	Exp RT (min.)	Dlt RT (min.)	Response	OnCol Amt ug/ml	Flags
1 Fluoride	3.243	3.263	-0.020	951651	0.1927	
2 Chloride	4.475	4.490	-0.015	137041700	33.5	
3 Nitrite as N	5.407	5.217	0.190	82644	NC	
4 Bromide	6.322	6.355	-0.033	237611	0.2071	
5 Nitrate as N	7.112	7.167	-0.055	22278167	NC	
6 Orthophosphate as P	9.557	9.727	-0.170	1791536	NC	
7 Sulfate	11.200	11.522	-0.322	391368231	125.5	

QC Flag Legend

Processing Flags
NC - Not Calibrated

Report Date: 09-Jul-2019 08:38:09 Chrom Revision: 2.3 20-Jun-2019 20:50:56

Eurofins TestAmerica, Denver

Data File: \\chromna\Denver\ChromData\WC_IonChrom10\20190708-83534.b\Info 2_DENPC179_Anions_20190709-005723.d

Injection Date:	09-Jul-2019 00:39:00	Instrument ID:	WC_IonChrom10	Operator ID:	wetchemd
Lims ID:	280-124986-F-4	Lab Sample ID:	280-124986-4	Worklist Smp#:	26
Client ID:	G0090-19A				
Injection Vol:	5.0 ul	Dil. Factor:	1.0000	ALS Bottle#:	0
Method:	Anions_IC10	Limit Group:	Wet - Anions 28D		

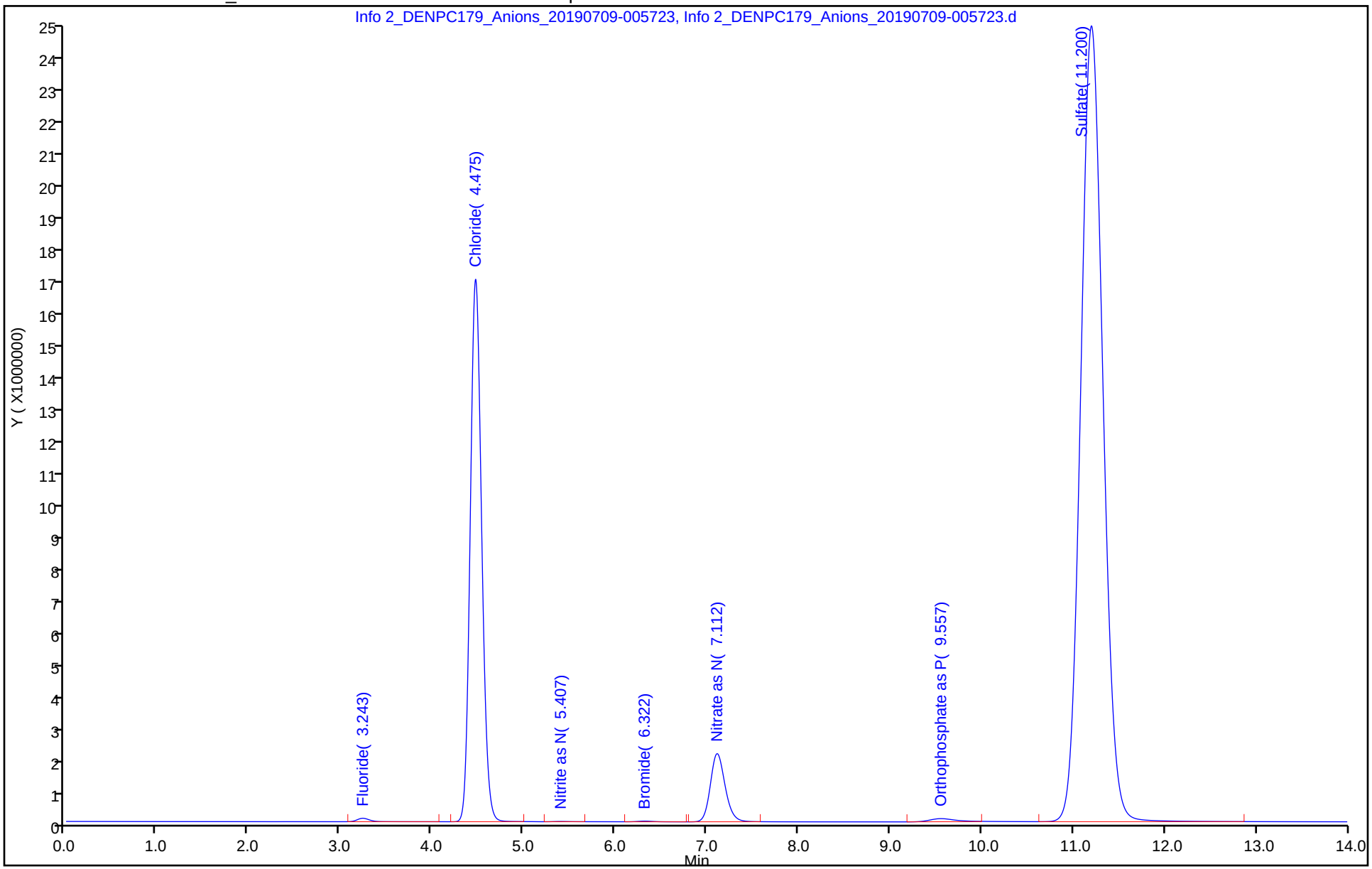

Eurofins TestAmerica, Denver
Target Compound Quantitation Report

Data File: \\chromna\Denver\ChromData\WC_IonChrom10\20190708-83534.b\Info 2_DENPC179_Anions_20190709-013
Lims ID: 280-124986-F-6
Client ID: PZ016-19A
Sample Type: Client
Inject. Date: 09-Jul-2019 01:14:00 ALS Bottle#: 0 Worklist Smp#: 28
Injection Vol: 5.0 ul Dil. Factor: 1.0000
Sample Info: 280-0083534-028
Misc. Info.: 280-0083534-028
Operator ID: wetchemd Instrument ID: WC_IonChrom10

Method: \\chromna\Denver\ChromData\WC_IonChrom10\20190708-83534.b\Anions_IC10.m
Limit Group: Wet - Anions 28D
Last Update: 09-Jul-2019 08:38:07 Calib Date: 02-Jul-2019 23:41:00
Integrator: Falcon
Quant Method: External Standard Quant By: Initial Calibration
Last ICal File: \\chromna\Denver\ChromData\WC_IonChrom10\20190702-83432.b\Info 2_DENPC179_Anions_20190702-235

Column 1 : Det: Info 2_091554_1
Process Host: CTX0317

Compound	RT (min.)	Exp RT (min.)	Dlt RT (min.)	Response	OnCol Amt ug/ml	Flags
1 Fluoride	3.240	3.263	-0.023	1074258	0.2090	
2 Chloride	4.473	4.490	-0.017	82091448	20.2	
3 Nitrite as N	5.355	5.217	0.138	263079	NC	
4 Bromide	6.320	6.355	-0.035	172126	0.1629	
5 Nitrate as N	7.098	7.167	-0.069	42312646	NC	
6 Orthophosphate as P	9.568	9.727	-0.159	649341	NC	
7 Sulfate	11.203	11.522	-0.319	276665497	88.9	

QC Flag Legend

Processing Flags
NC - Not Calibrated

Report Date: 09-Jul-2019 08:38:08 Chrom Revision: 2.3 20-Jun-2019 20:50:56

Eurofins TestAmerica, Denver

Data File: \\chromna\Denver\ChromData\WC_IonChrom10\20190708-83534.b\Info 2_DENPC179_Anions_20190709-013225.d

Injection Date:	09-Jul-2019 01:14:00	Instrument ID:	WC_IonChrom10	Operator ID:	wetchemd
Lims ID:	280-124986-F-6	Lab Sample ID:	280-124986-6	Worklist Smp#:	28
Client ID:	PZ016-19A				
Injection Vol:	5.0 ul	Dil. Factor:	1.0000	ALS Bottle#:	0
Method:	Anions_IC10	Limit Group:	Wet - Anions 28D		

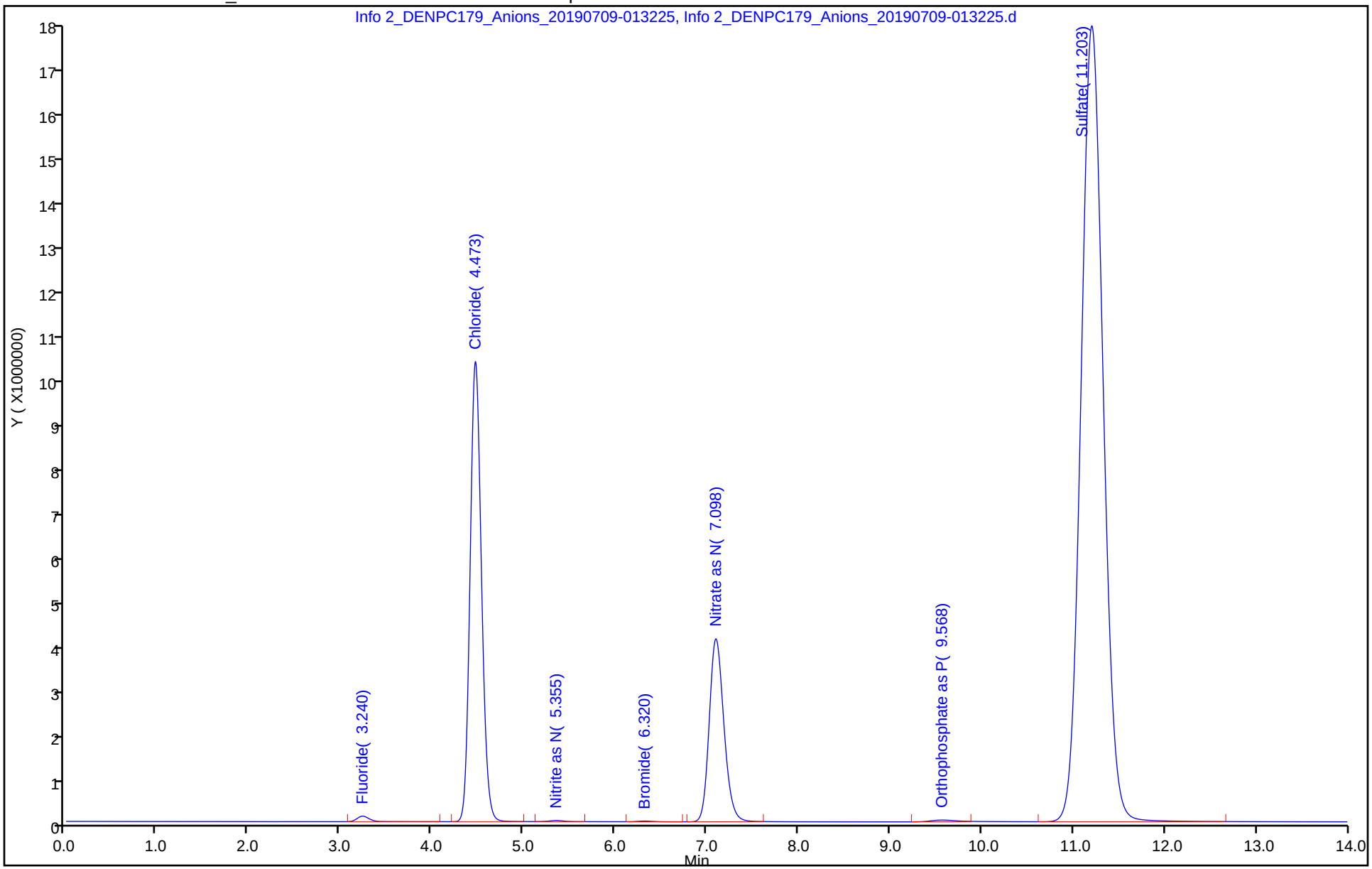

Eurofins TestAmerica, Denver
Target Compound Quantitation Report

Data File: \\chromna\Denver\ChromData\WC_IonChrom10\20190708-83534.b\Info 2_DENPC179_Anions_20190709-014
Lims ID: ccv
Client ID:
Sample Type: CCV
Inject. Date: 09-Jul-2019 01:32:00 ALS Bottle#: 0 Worklist Smp#: 29
Injection Vol: 5.0 ul Dil. Factor: 1.0000
Sample Info: 280-0083534-029
Misc. Info.: 280-0083534-029
Operator ID: wetchemd Instrument ID: WC_IonChrom10
Sublist: chrom-Anions_IC10*sub2

Method: \\chromna\Denver\ChromData\WC_IonChrom10\20190708-83534.b\Anions_IC10.m
Limit Group: Wet - Anions 28D
Last Update: 09-Jul-2019 08:38:07 Calib Date: 02-Jul-2019 23:41:00
Integrator: Falcon
Quant Method: External Standard Quant By: Initial Calibration
Last ICal File: \\chromna\Denver\ChromData\WC_IonChrom10\20190702-83432.b\Info 2_DENPC179_Anions_20190702-235

Column 1 : Det: Info 2_091554_1
Process Host: CTX0317

Compound	RT (min.)	Exp RT (min.)	Dlt RT (min.)	Response	Cal Amt ug/ml	OnCol Amt ug/ml	Flags
1 Fluoride	3.242	3.263	-0.021	34365187	5.00	4.64	
2 Chloride	4.455	4.490	-0.035	425611556	100.0	103.0	
3 Nitrite as N	5.170	5.217	-0.047	44517830	NC	NC	
4 Bromide	6.293	6.355	-0.062	6723464	5.00	4.58	
5 Nitrate as N	7.090	7.167	-0.077	45946577	NC	NC	
6 Orthophosphate as P	9.522	9.727	-0.205	18948459	NC	NC	
7 Sulfate	11.198	11.522	-0.324	307610708	100.0	98.8	

QC Flag Legend

Processing Flags
NC - Not Calibrated

Reagents:

IC LCS_01625 Amount Added: 10.00 Units: mL

Report Date: 09-Jul-2019 08:38:07 Chrom Revision: 2.3 20-Jun-2019 20:50:56

Eurofins TestAmerica, Denver

Data File: \\chromna\Denver\ChromData\WC_IonChrom10\20190708-83534.b\Info 2_DENPC179_Anions_20190709-014956.d

Injection Date:	09-Jul-2019 01:32:00	Instrument ID:	WC_IonChrom10	Operator ID:	wetchemd
Lims ID:	ccv			Worklist Smp#:	29
Client ID:					
Injection Vol:	5.0 ul	Dil. Factor:	1.0000	ALS Bottle#:	0
Method:	Anions_IC10	Limit Group:	Wet - Anions 28D		

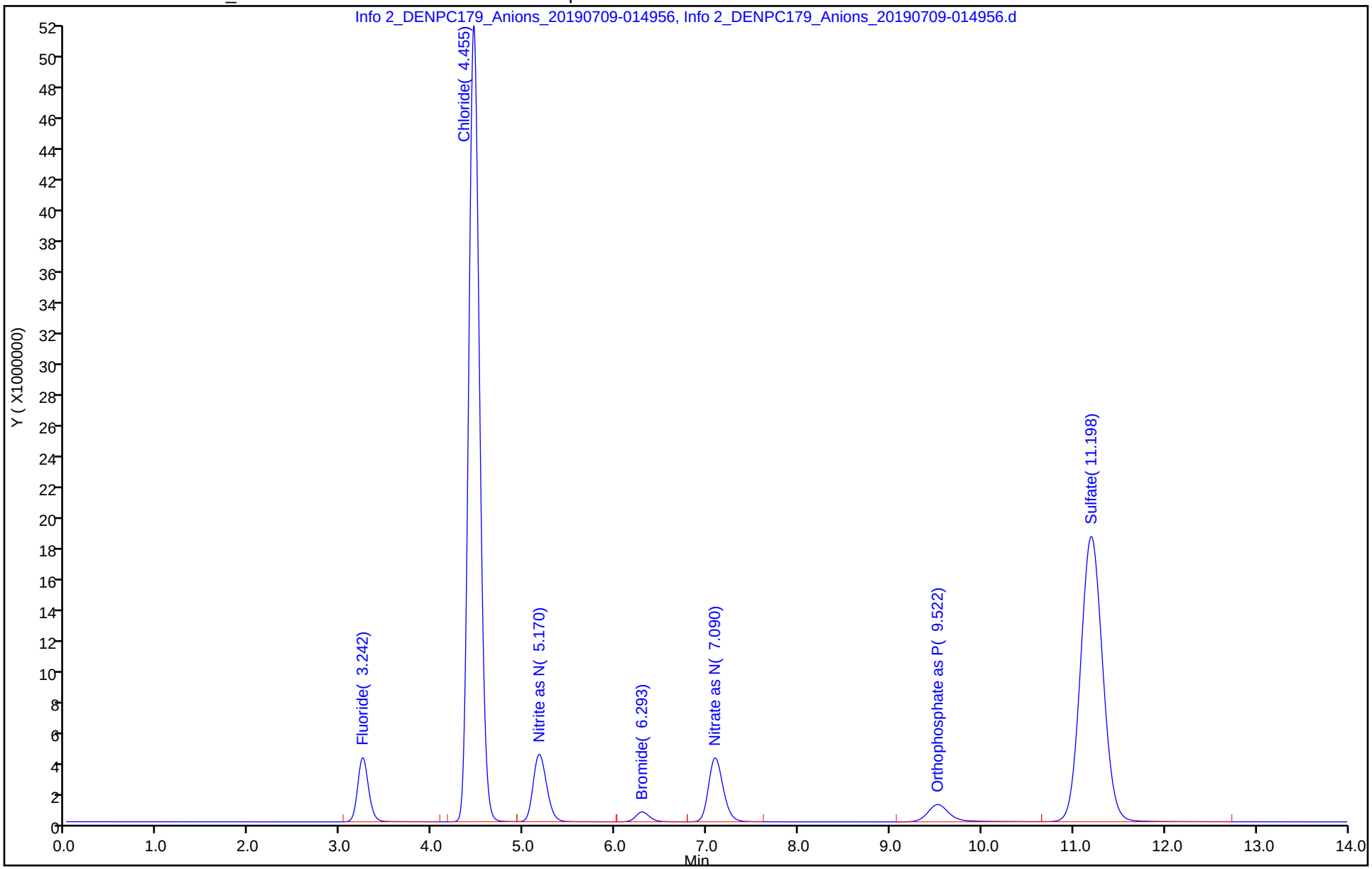

Eurofins TestAmerica, Denver
Target Compound Quantitation Report

Data File: \\chromna\Denver\ChromData\WC_IonChrom10\20190708-83534.b\Info 2_DENPC179_Anions_20190709-020
Lims ID: ccb
Client ID:
Sample Type: CCB
Inject. Date: 09-Jul-2019 01:49:00 ALS Bottle#: 0 Worklist Smp#: 30
Injection Vol: 5.0 ul Dil. Factor: 1.0000
Sample Info: 280-0083534-030
Misc. Info.: 280-0083534-030
Operator ID: wetchemd Instrument ID: WC_IonChrom10

Method: \\chromna\Denver\ChromData\WC_IonChrom10\20190708-83534.b\Anions_IC10.m
Limit Group: Wet - Anions 28D
Last Update: 09-Jul-2019 08:37:59 Calib Date: 02-Jul-2019 23:41:00
Integrator: Falcon
Quant Method: External Standard Quant By: Initial Calibration
Last ICal File: \\chromna\Denver\ChromData\WC_IonChrom10\20190702-83432.b\Info 2_DENPC179_Anions_20190702-235

Column 1 : Det: Info 2_091554_1
Process Host: CTX0317

Compound	RT (min.)	Exp RT (min.)	Dlt RT (min.)	Response	Cal Amt ug/ml	OnCol Amt ug/ml	Flags
1 Fluoride		3.263				ND	
2 Chloride	4.460	4.490	-0.030	31715		0.4540	
3 Nitrite as N		5.217				ND	
4 Bromide		6.355				ND	
5 Nitrate as N		7.167				ND	
6 Orthophosphate as P		9.727				ND	
7 Sulfate		11.522				ND	

Report Date: 09-Jul-2019 08:38:07 Chrom Revision: 2.3 20-Jun-2019 20:50:56

Eurofins TestAmerica, Denver

Data File: \\chromna\Denver\ChromData\WC_IonChrom10\20190708-83534.b\Info 2_DENPC179_Anions_20190709-020726.d

Injection Date:	09-Jul-2019 01:49:00	Instrument ID:	WC_IonChrom10	Operator ID:	wetchemd
Lims ID:	ccb			Worklist Smp#:	30
Client ID:					
Injection Vol:	5.0 ul	Dil. Factor:	1.0000	ALS Bottle#:	0
Method:	Anions_IC10	Limit Group:	Wet - Anions 28D		

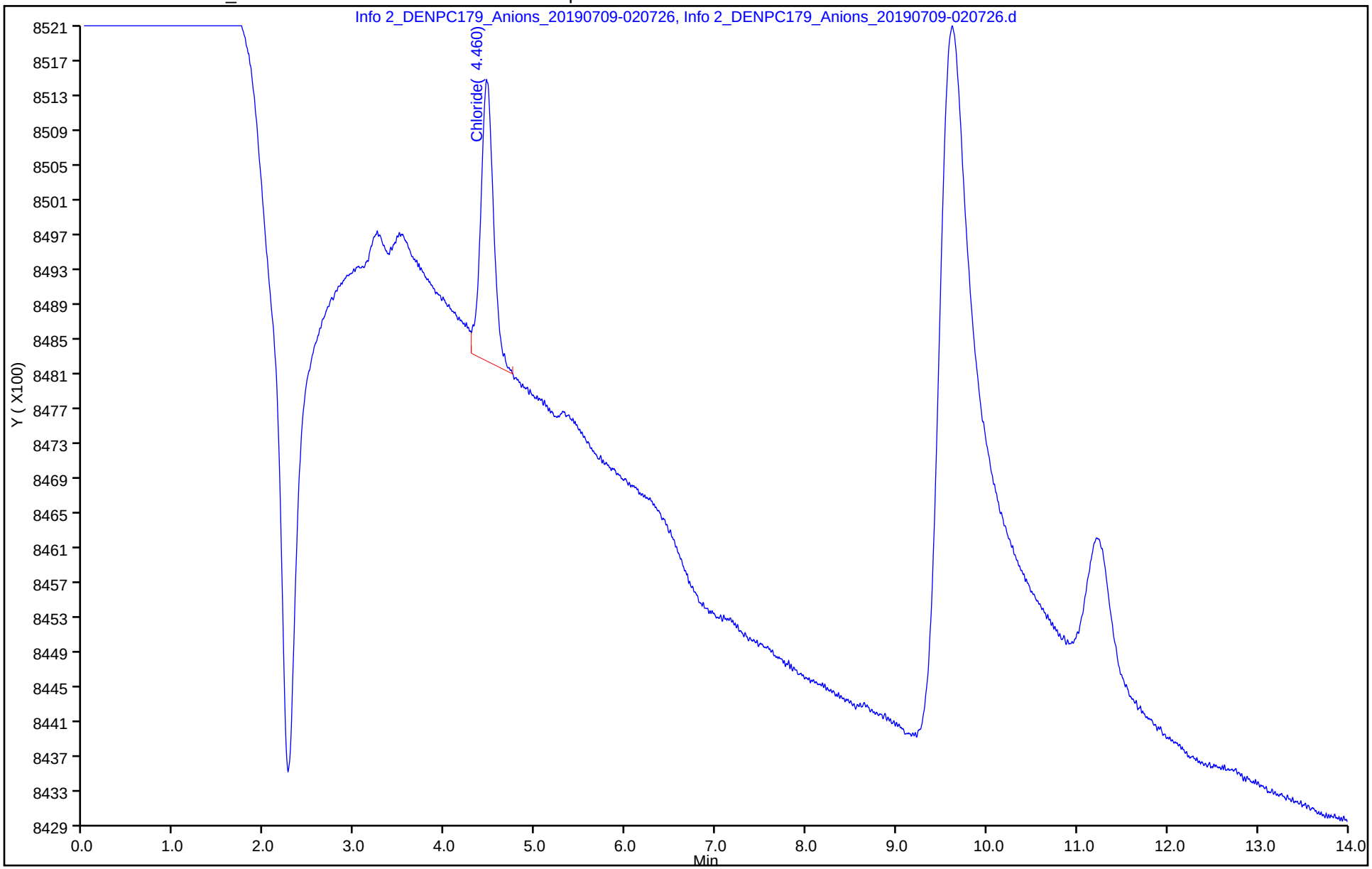

Eurofins TestAmerica, Denver
Target Compound Quantitation Report

Data File: \\chromna\Denver\ChromData\WC_IonChrom10\20190708-83534.b\Info 2_DENPC179_Anions_20190709-022
Lims ID: lcs
Client ID:
Sample Type: LCS
Inject. Date: 09-Jul-2019 02:07:00 ALS Bottle#: 0 Worklist Smp#: 31
Injection Vol: 5.0 ul Dil. Factor: 1.0000
Sample Info: 280-0083534-031
Misc. Info.: 280-0083534-031
Operator ID: wetchemd Instrument ID: WC_IonChrom10

Method: \\chromna\Denver\ChromData\WC_IonChrom10\20190708-83534.b\Anions_IC10.m
Limit Group: Wet - Anions 28D
Last Update: 09-Jul-2019 08:37:59 Calib Date: 02-Jul-2019 23:41:00
Integrator: Falcon
Quant Method: External Standard Quant By: Initial Calibration
Last ICal File: \\chromna\Denver\ChromData\WC_IonChrom10\20190702-83432.b\Info 2_DENPC179_Anions_20190702-235

Column 1 : Det: Info 2_091554_1
Process Host: CTX0317

Compound	RT (min.)	Exp RT (min.)	Dlt RT (min.)	Response	Cal Amt ug/ml	OnCol Amt ug/ml	Flags
1 Fluoride	3.240	3.263	-0.023	36029807	5.00	4.86	
2 Chloride	4.452	4.490	-0.038	425986379	100.0	103.1	
3 Nitrite as N	5.167	5.217	-0.050	45004015	NC	NC	
4 Bromide	6.290	6.355	-0.065	6730102	5.00	4.59	
5 Nitrate as N	7.088	7.167	-0.079	45958837	NC	NC	
6 Orthophosphate as P	9.520	9.727	-0.207	19349289	NC	NC	
7 Sulfate	11.197	11.522	-0.325	308168531	100.0	98.9	

QC Flag Legend

Processing Flags
NC - Not Calibrated

Reagents:

IC LCS_01625 Amount Added: 10.00 Units: mL

Report Date: 09-Jul-2019 08:38:06 Chrom Revision: 2.3 20-Jun-2019 20:50:56

Eurofins TestAmerica, Denver

Data File: \\chromna\Denver\ChromData\WC_IonChrom10\20190708-83534.b\Info 2_DENPC179_Anions_20190709-022456.d

Injection Date:	09-Jul-2019 02:07:00	Instrument ID:	WC_IonChrom10	Operator ID:	wetchemd
Lims ID:	lcs			Worklist Smp#:	31
Client ID:					
Injection Vol:	5.0 ul	Dil. Factor:	1.0000	ALS Bottle#:	0
Method:	Anions_IC10	Limit Group:	Wet - Anions 28D		

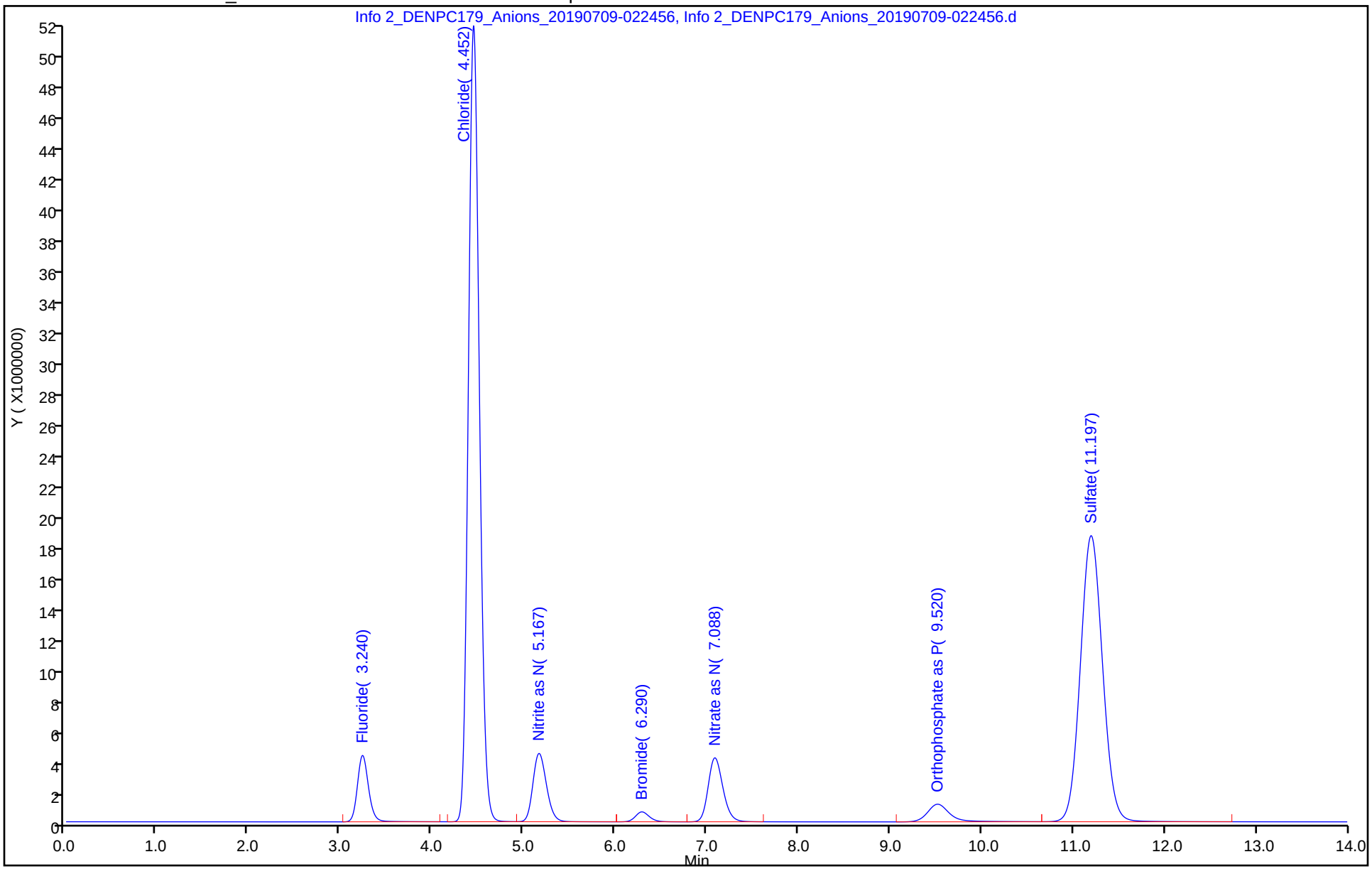

Eurofins TestAmerica, Denver
Target Compound Quantitation Report

Data File: \\chromna\Denver\ChromData\WC_IonChrom10\20190708-83534.b\Info 2_DENPC179_Anions_20190709-024
Lims ID: lcsd
Client ID:
Sample Type: LCSD
Inject. Date: 09-Jul-2019 02:24:00 ALS Bottle#: 0 Worklist Smp#: 32
Injection Vol: 5.0 ul Dil. Factor: 1.0000
Sample Info: 280-0083534-032
Misc. Info.: 280-0083534-032
Operator ID: wetchemd Instrument ID: WC_IonChrom10

Method: \\chromna\Denver\ChromData\WC_IonChrom10\20190708-83534.b\Anions_IC10.m
Limit Group: Wet - Anions 28D
Last Update: 09-Jul-2019 08:37:59 Calib Date: 02-Jul-2019 23:41:00
Integrator: Falcon
Quant Method: External Standard Quant By: Initial Calibration
Last ICal File: \\chromna\Denver\ChromData\WC_IonChrom10\20190702-83432.b\Info 2_DENPC179_Anions_20190702-235

Column 1 : Det: Info 2_091554_1
Process Host: CTX0317

Compound	RT (min.)	Exp RT (min.)	Dlt RT (min.)	Response	Cal Amt ug/ml	OnCol Amt ug/ml	Flags
1 Fluoride	3.243	3.263	-0.020	35573913	5.00	4.80	
2 Chloride	4.455	4.490	-0.035	426273489	100.0	103.2	
3 Nitrite as N	5.170	5.217	-0.047	44798413	NC	NC	
4 Bromide	6.293	6.355	-0.062	6739860	5.00	4.59	
5 Nitrate as N	7.090	7.167	-0.077	46033124	NC	NC	
6 Orthophosphate as P	9.522	9.727	-0.205	19107600	NC	NC	
7 Sulfate	11.197	11.522	-0.325	308201601	100.0	99.0	

QC Flag Legend

Processing Flags
NC - Not Calibrated

Reagents:

IC LCS_01625 Amount Added: 10.00 Units: mL

Report Date: 09-Jul-2019 08:38:06 Chrom Revision: 2.3 20-Jun-2019 20:50:56

Eurofins TestAmerica, Denver

Data File: \\chromna\Denver\ChromData\WC_IonChrom10\20190708-83534.b\Info 2_DENPC179_Anions_20190709-024226.d

Injection Date:	09-Jul-2019 02:24:00	Instrument ID:	WC_IonChrom10	Operator ID:	wetchemd
Lims ID:	lcsd			Worklist Smp#:	32
Client ID:					
Injection Vol:	5.0 ul	Dil. Factor:	1.0000	ALS Bottle#:	0
Method:	Anions_IC10	Limit Group:	Wet - Anions 28D		

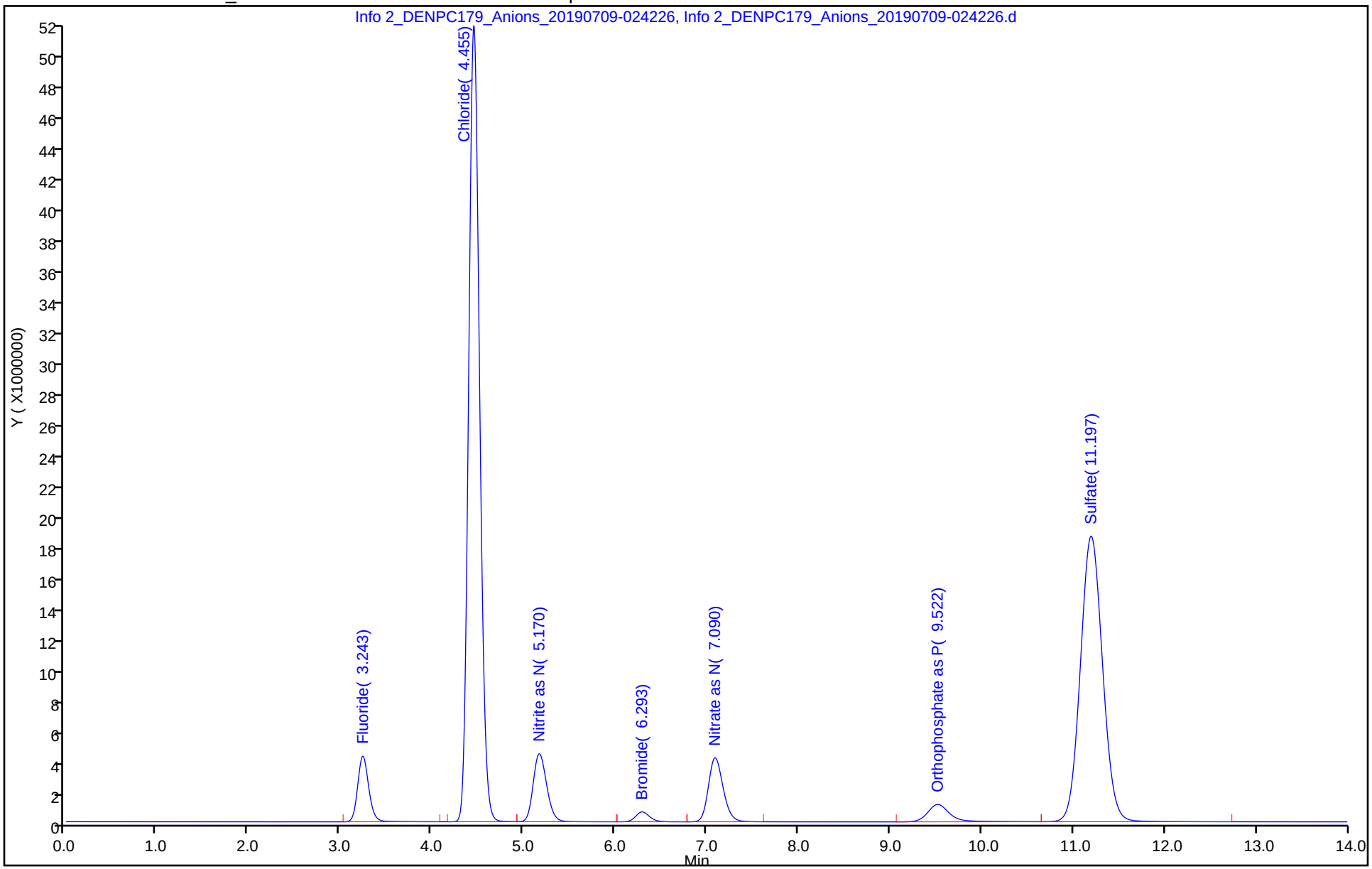

Eurofins TestAmerica, Denver
Target Compound Quantitation Report

Data File: \\chromna\Denver\ChromData\WC_IonChrom10\20190708-83534.b\Info 2_DENPC179_Anions_20190709-025
Lims ID: mb
Client ID:
Sample Type: MB
Inject. Date: 09-Jul-2019 02:42:00 ALS Bottle#: 0 Worklist Smp#: 33
Injection Vol: 5.0 ul Dil. Factor: 1.0000
Sample Info: 280-0083534-033
Misc. Info.: 280-0083534-033
Operator ID: wetchemd Instrument ID: WC_IonChrom10

Method: \\chromna\Denver\ChromData\WC_IonChrom10\20190708-83534.b\Anions_IC10.m
Limit Group: Wet - Anions 28D
Last Update: 09-Jul-2019 08:37:59 Calib Date: 02-Jul-2019 23:41:00
Integrator: Falcon
Quant Method: External Standard Quant By: Initial Calibration
Last ICal File: \\chromna\Denver\ChromData\WC_IonChrom10\20190702-83432.b\Info 2_DENPC179_Anions_20190702-235

Column 1 : Det: Info 2_091554_1
Process Host: CTX0317

Compound	RT (min.)	Exp RT (min.)	Dlt RT (min.)	Response	Cal Amt ug/ml	OnCol Amt ug/ml	Flags
1 Fluoride		3.263				ND	
2 Chloride	4.465	4.490	-0.025	31946		0.4541	
3 Nitrite as N		5.217				ND	
4 Bromide		6.355				ND	
5 Nitrate as N		7.167				ND	
6 Orthophosphate as P		9.727				ND	
7 Sulfate		11.522				ND	

Report Date: 09-Jul-2019 08:38:05 Chrom Revision: 2.3 20-Jun-2019 20:50:56

Eurofins TestAmerica, Denver

Data File: \\chromna\Denver\ChromData\WC_IonChrom10\20190708-83534.b\Info 2_DENPC179_Anions_20190709-025955.d

Injection Date:	09-Jul-2019 02:42:00	Instrument ID:	WC_IonChrom10	Operator ID:	wetchemd
Lims ID:	mb			Worklist Smp#:	33
Client ID:					
Injection Vol:	5.0 ul	Dil. Factor:	1.0000	ALS Bottle#:	0
Method:	Anions_IC10	Limit Group:	Wet - Anions 28D		

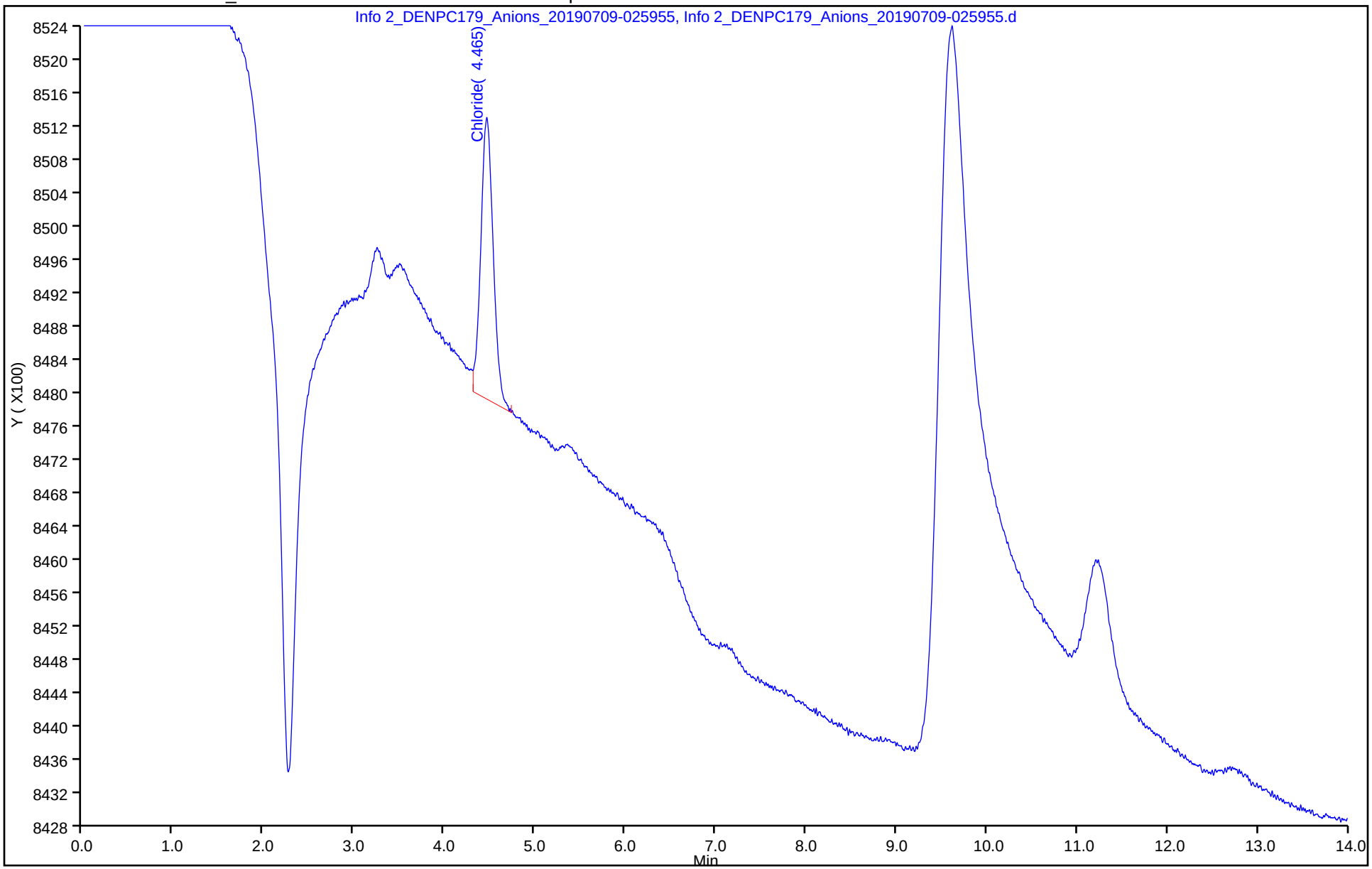

Eurofins TestAmerica, Denver
Target Compound Quantitation Report

Data File: \\chromna\Denver\ChromData\WC_IonChrom10\20190708-83534.b\Info 2_DENPC179_Anions_20190709-042
Lims ID: 280-124986-F-7
Client ID: G0112-19A
Sample Type: Client
Inject. Date: 09-Jul-2019 04:09:00 ALS Bottle#: 0 Worklist Smp#: 38
Injection Vol: 5.0 ul Dil. Factor: 1.0000
Sample Info: 280-0083534-038
Misc. Info.: 280-0083534-038
Operator ID: wetchemd Instrument ID: WC_IonChrom10

Method: \\chromna\Denver\ChromData\WC_IonChrom10\20190708-83534.b\Anions_IC10.m
Limit Group: Wet - Anions 28D
Last Update: 31-Aug-2019 10:30:20 Calib Date: 02-Jul-2019 23:41:00
Integrator: Falcon
Quant Method: External Standard Quant By: Initial Calibration
Last ICal File: \\chromna\Denver\ChromData\WC_IonChrom10\20190702-83432.b\Info 2_DENPC179_Anions_20190702-235

Column 1 : Det: Info 2_091554_1
Process Host: CTX0330

Compound	RT (min.)	Exp RT (min.)	Dlt RT (min.)	Response	OnCol Amt ug/ml	Flags
1 Fluoride	3.240	3.263	-0.023	971758	0.1954	
2 Chloride	4.465	4.490	-0.025	62533007	15.5	
3 Nitrite as N	5.268	5.217	0.051	142938	NC	
4 Bromide	6.317	6.355	-0.038	101463	0.1153	
5 Nitrate as N	7.048	7.167	-0.119	285610394	NC	
6 Orthophosphate as P	9.585	9.727	-0.142	419709	NC	
7 Sulfate	11.207	11.522	-0.315	190299473	61.3	

QC Flag Legend

Processing Flags
NC - Not Calibrated

Report Date: 31-Aug-2019 10:30:36 Chrom Revision: 2.3 22-Aug-2019 12:55:36

Eurofins TestAmerica, Denver

Data File:	\\chromna\Denver\ChromData\WC_IonChrom10\20190708-83534.b\Info 2_DENPC179_Anions_20190709-042718.d				
Injection Date:	09-Jul-2019 04:09:00	Instrument ID:	WC_IonChrom10	Operator ID:	wetchemd
Lims ID:	280-124986-F-7	Lab Sample ID:	280-124986-7	Worklist Smp#:	38
Client ID:	G0112-19A				
Injection Vol:	5.0 ul	Dil. Factor:	1.0000	ALS Bottle#:	0
Method:	Anions_IC10	Limit Group:	Wet - Anions 28D		

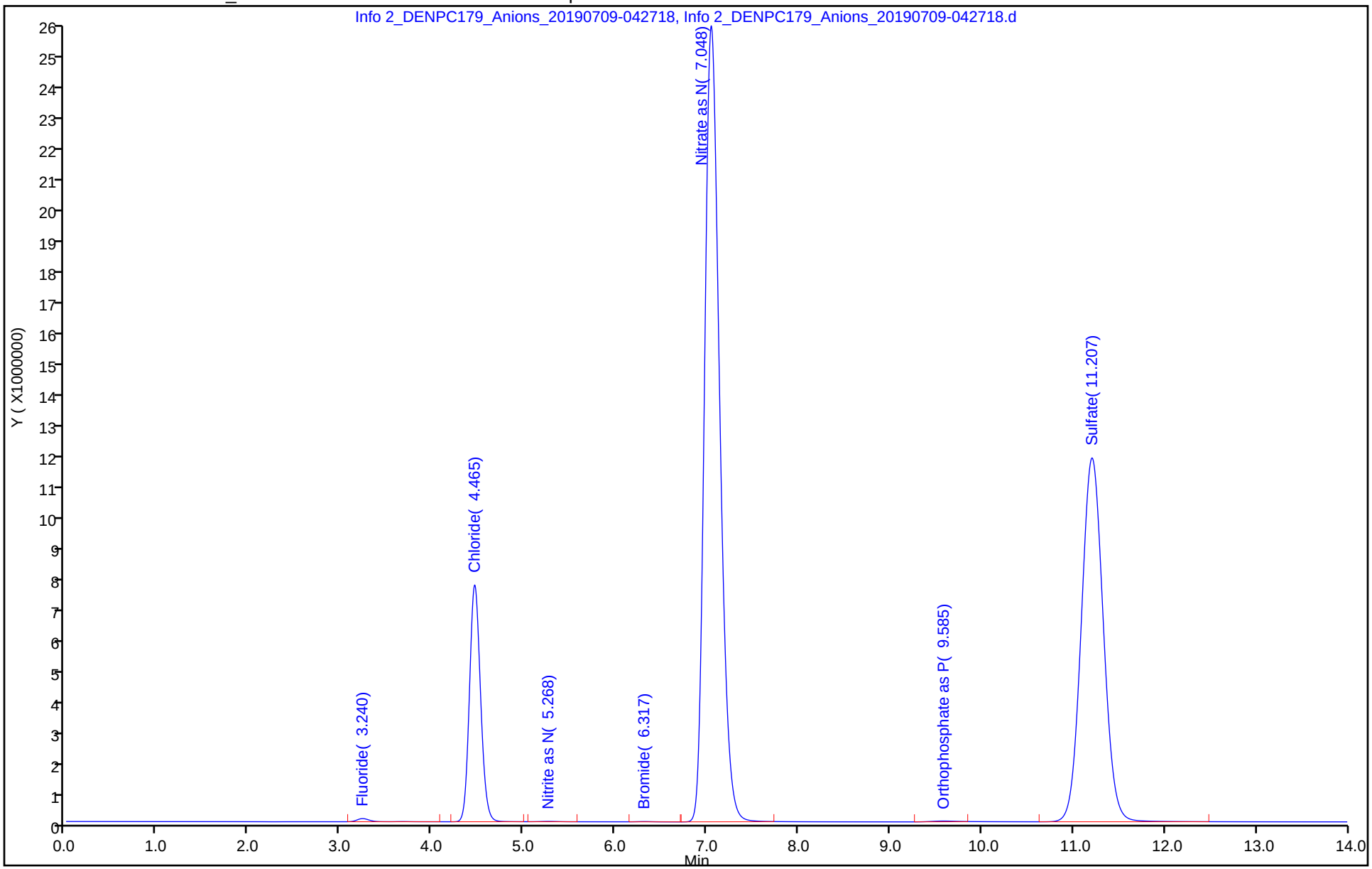

Eurofins TestAmerica, Denver
Target Compound Quantitation Report

Data File: \\chromna\Denver\ChromData\WC_IonChrom10\20190708-83534.b\Info 2_DENPC179_Anions_20190709-044
Lims ID: 280-124986-F-8
Client ID: G0084-19A
Sample Type: Client
Inject. Date: 09-Jul-2019 04:27:00 ALS Bottle#: 0 Worklist Smp#: 39
Injection Vol: 5.0 ul Dil. Factor: 1.0000
Sample Info: 280-0083534-039
Misc. Info.: 280-0083534-039
Operator ID: wetchemd Instrument ID: WC_IonChrom10

Method: \\chromna\Denver\ChromData\WC_IonChrom10\20190708-83534.b\Anions_IC10.m
Limit Group: Wet - Anions 28D
Last Update: 09-Jul-2019 08:37:59 Calib Date: 02-Jul-2019 23:41:00
Integrator: Falcon
Quant Method: External Standard Quant By: Initial Calibration
Last ICal File: \\chromna\Denver\ChromData\WC_IonChrom10\20190702-83432.b\Info 2_DENPC179_Anions_20190702-235

Column 1 : Det: Info 2_091554_1
Process Host: CTX0317

Compound	RT (min.)	Exp RT (min.)	Dlt RT (min.)	Response	OnCol Amt ug/ml	Flags
1 Fluoride	3.242	3.263	-0.021	1107083	0.2134	
2 Chloride	4.480	4.490	-0.010	101513688	24.9	
3 Nitrite as N	5.408	5.217	0.191	156737	NC	
4 Bromide	6.330	6.355	-0.025	215301	0.1921	
5 Nitrate as N	7.112	7.167	-0.055	30561164	NC	
6 Orthophosphate as P		9.727			ND	
7 Sulfate	11.212	11.522	-0.310	227004835	73.0	

QC Flag Legend

Processing Flags
NC - Not Calibrated

Report Date: 09-Jul-2019 08:38:01 Chrom Revision: 2.3 20-Jun-2019 20:50:56

Eurofins TestAmerica, Denver

Data File:	\\chromna\Denver\ChromData\WC_IonChrom10\20190708-83534.b\Info 2_DENPC179_Anions_20190709-044445.d				
Injection Date:	09-Jul-2019 04:27:00	Instrument ID:	WC_IonChrom10	Operator ID:	wetchemd
Lims ID:	280-124986-F-8	Lab Sample ID:	280-124986-8	Worklist Smp#:	39
Client ID:	G0084-19A				
Injection Vol:	5.0 ul	Dil. Factor:	1.0000	ALS Bottle#:	0
Method:	Anions_IC10	Limit Group:	Wet - Anions 28D		

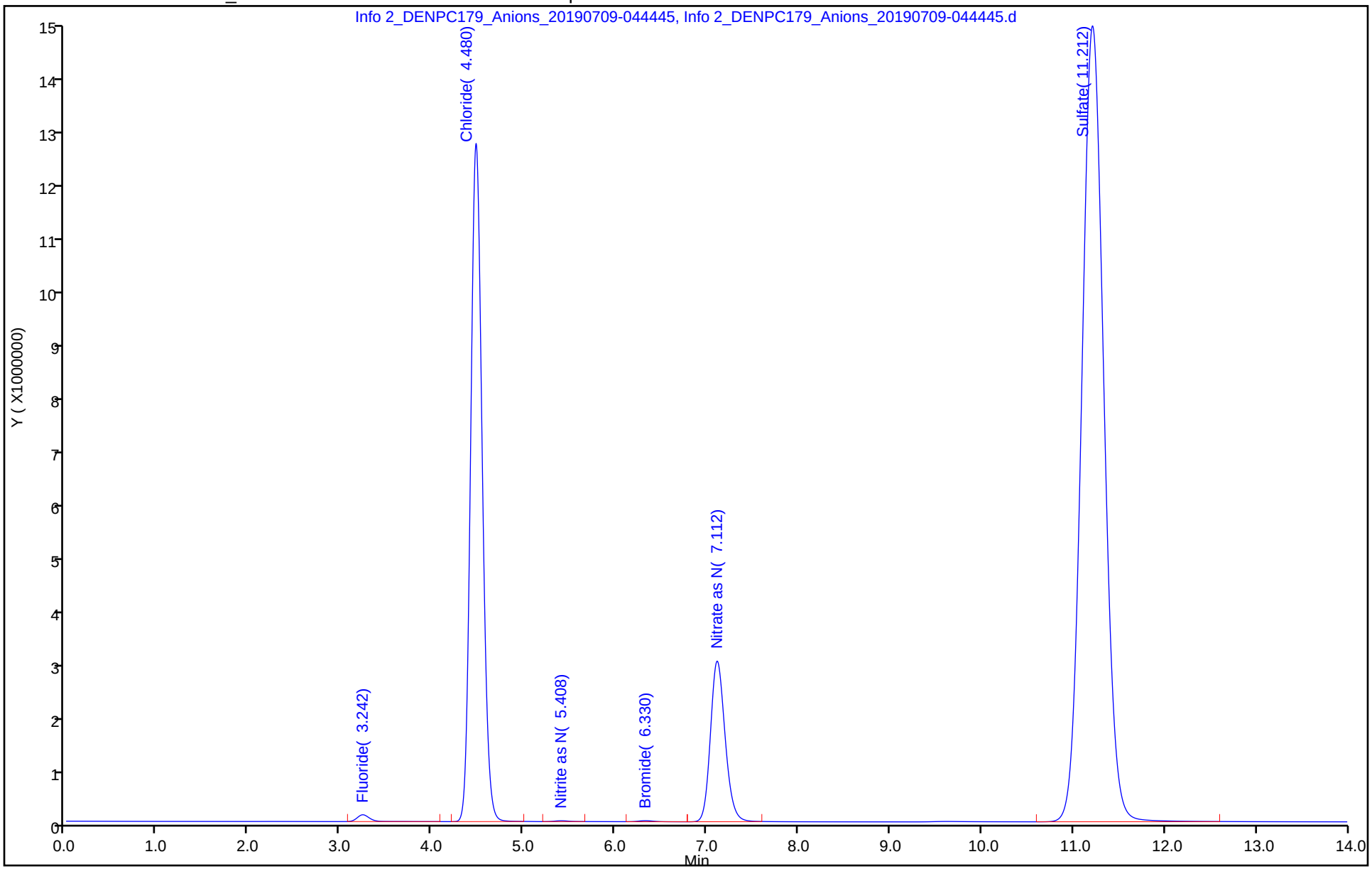

Eurofins TestAmerica, Denver
Target Compound Quantitation Report

Data File: \\chromna\Denver\ChromData\WC_IonChrom10\20190708-83534.b\Info 2_DENPC179_Anions_20190709-083
Lims ID: 280-124986-F-9
Client ID: G0113-19A
Sample Type: Client
Inject. Date: 09-Jul-2019 04:44:00 ALS Bottle#: 0 Worklist Smp#: 40
Injection Vol: 5.0 ul Dil. Factor: 1.0000
Sample Info: 280-0083534-040
Misc. Info.: 280-0083534-040
Operator ID: wetchemd Instrument ID: WC_IonChrom10

Method: \\chromna\Denver\ChromData\WC_IonChrom10\20190708-83534.b\Anions_IC10.m
Limit Group: Wet - Anions 28D
Last Update: 09-Jul-2019 08:37:59 Calib Date: 02-Jul-2019 23:41:00
Integrator: Falcon
Quant Method: External Standard Quant By: Initial Calibration
Last ICal File: \\chromna\Denver\ChromData\WC_IonChrom10\20190702-83432.b\Info 2_DENPC179_Anions_20190702-235

Column 1 : Det: Info 2_091554_1
Process Host: CTX0317

Compound	RT (min.)	Exp RT (min.)	Dlt RT (min.)	Response	OnCol Amt ug/ml	Flags
1 Fluoride	3.240	3.263	-0.023	1085867	0.2105	
2 Chloride	4.473	4.490	-0.017	109944929	26.9	
3 Nitrite as N	5.415	5.217	0.198	94812	NC	
4 Bromide	6.325	6.355	-0.030	265749	0.2261	
5 Nitrate as N		7.167			ND	
6 Orthophosphate as P		9.727			ND	
7 Sulfate	11.208	11.522	-0.314	195738851	63.0	

QC Flag Legend

Processing Flags
NC - Not Calibrated

Report Date: 09-Jul-2019 08:38:00 Chrom Revision: 2.3 20-Jun-2019 20:50:56

Eurofins TestAmerica, Denver

Data File:	\\chromna\Denver\ChromData\WC_IonChrom10\20190708-83534.b\Info 2_DENPC179_Anions_20190709-083530.d				
Injection Date:	09-Jul-2019 04:44:00	Instrument ID:	WC_IonChrom10	Operator ID:	wetchemd
Lims ID:	280-124986-F-9	Lab Sample ID:	280-124986-9	Worklist Smp#:	40
Client ID:	G0113-19A				
Injection Vol:	5.0 ul	Dil. Factor:	1.0000	ALS Bottle#:	0
Method:	Anions_IC10	Limit Group:	Wet - Anions 28D		

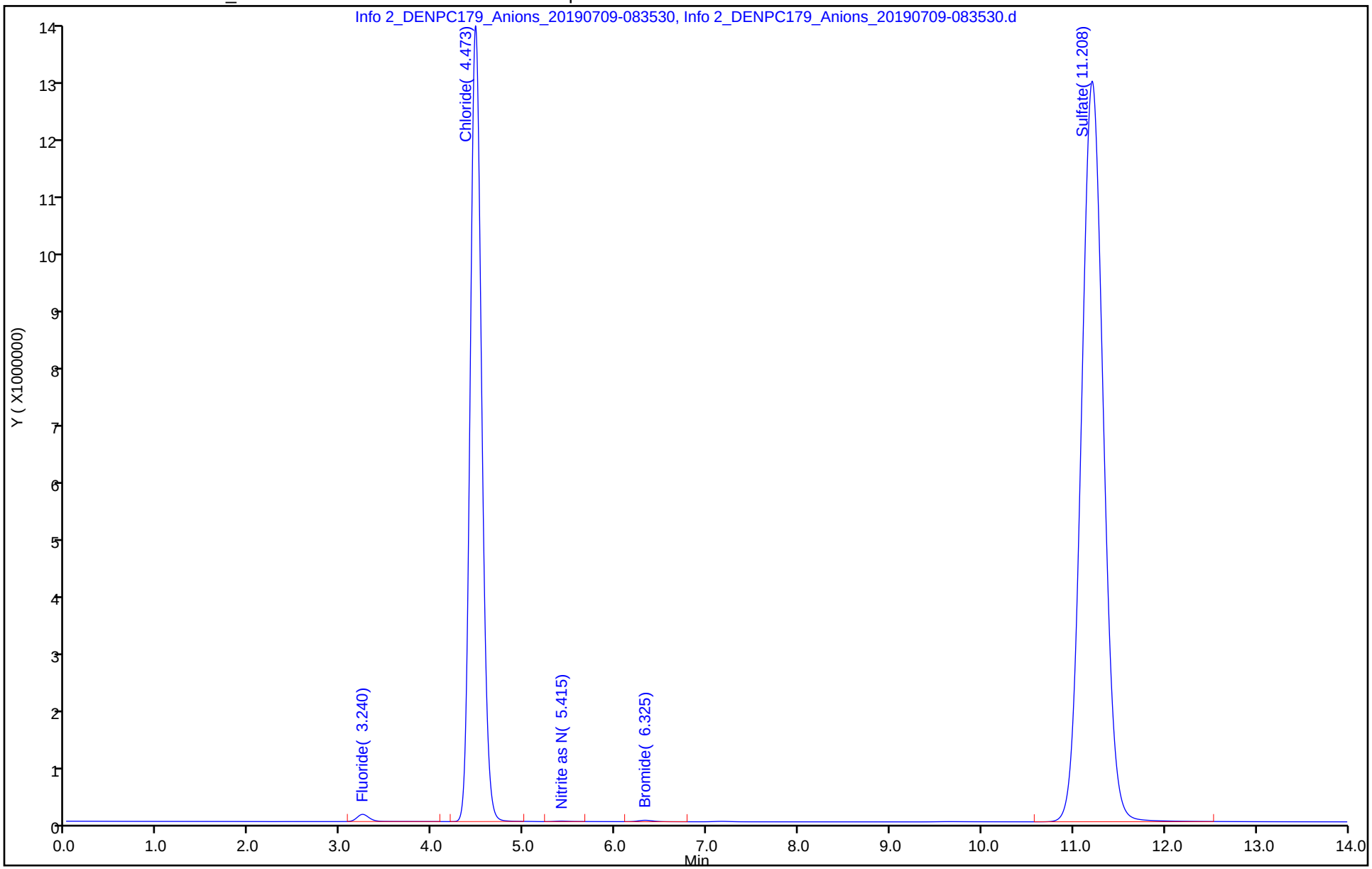

Eurofins TestAmerica, Denver
Target Compound Quantitation Report

Data File: \\chromna\Denver\ChromData\WC_IonChrom10\20190708-83534.b\Info 2_DENPC179_Anions_20190709-051
Lims ID: ccv
Client ID:
Sample Type: CCV
Inject. Date: 09-Jul-2019 05:02:00 ALS Bottle#: 0 Worklist Smp#: 41
Injection Vol: 5.0 ul Dil. Factor: 1.0000
Sample Info: 280-0083534-041
Misc. Info.: 280-0083534-041
Operator ID: wetchemd Instrument ID: WC_IonChrom10
Sublist: chrom-Anions_IC10*sub2

Method: \\chromna\Denver\ChromData\WC_IonChrom10\20190708-83534.b\Anions_IC10.m
Limit Group: Wet - Anions 28D
Last Update: 09-Jul-2019 08:37:59 Calib Date: 02-Jul-2019 23:41:00
Integrator: Falcon
Quant Method: External Standard Quant By: Initial Calibration
Last ICal File: \\chromna\Denver\ChromData\WC_IonChrom10\20190702-83432.b\Info 2_DENPC179_Anions_20190702-235

Column 1 : Det: Info 2_091554_1
Process Host: CTX0317

Compound	RT (min.)	Exp RT (min.)	Dlt RT (min.)	Response	Cal Amt ug/ml	OnCol Amt ug/ml	Flags
1 Fluoride	3.242	3.263	-0.021	34473714	5.00	4.65	
2 Chloride	4.455	4.490	-0.035	426922540	100.0	103.3	
3 Nitrite as N	5.172	5.217	-0.045	44586758	NC	NC	
4 Bromide	6.295	6.355	-0.060	6737973	5.00	4.59	
5 Nitrate as N	7.093	7.167	-0.074	46081351	NC	NC	
6 Orthophosphate as P	9.522	9.727	-0.205	18874472	NC	NC	
7 Sulfate	11.197	11.522	-0.325	308577240	100.0	99.1	

QC Flag Legend

Processing Flags
NC - Not Calibrated

Reagents:

IC LCS_01625 Amount Added: 10.00 Units: mL

Report Date: 09-Jul-2019 08:37:59 Chrom Revision: 2.3 20-Jun-2019 20:50:56

Eurofins TestAmerica, Denver

Data File: \\chromna\Denver\ChromData\WC_IonChrom10\20190708-83534.b\Info 2_DENPC179_Anions_20190709-051939.d

Injection Date:	09-Jul-2019 05:02:00	Instrument ID:	WC_IonChrom10	Operator ID:	wetchemd
Lims ID:	ccv			Worklist Smp#:	41
Client ID:					
Injection Vol:	5.0 ul	Dil. Factor:	1.0000	ALS Bottle#:	0
Method:	Anions_IC10	Limit Group:	Wet - Anions 28D		

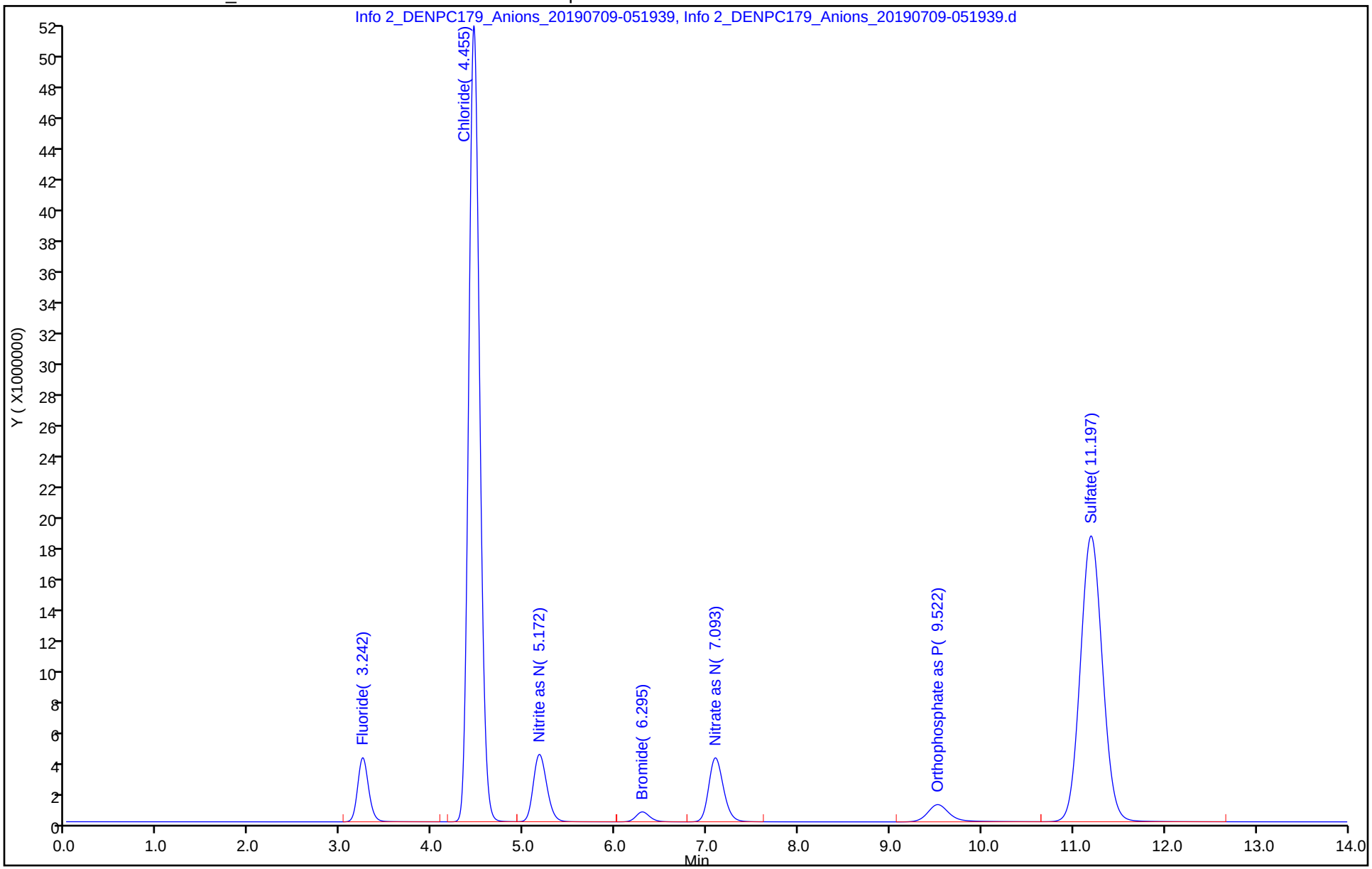

Eurofins TestAmerica, Denver
Target Compound Quantitation Report

Data File: \\chromna\Denver\ChromData\WC_IonChrom10\20190708-83534.b\Info 2_DENPC179_Anions_20190709-053
Lims ID: ccb
Client ID:
Sample Type: CCB
Inject. Date: 09-Jul-2019 05:19:00 ALS Bottle#: 0 Worklist Smp#: 42
Injection Vol: 5.0 ul Dil. Factor: 1.0000
Sample Info: 280-0083534-042
Misc. Info.: 280-0083534-042
Operator ID: wetchemd Instrument ID: WC_IonChrom10

Method: \\chromna\Denver\ChromData\WC_IonChrom10\20190708-83534.b\Anions_IC10.m
Limit Group: Wet - Anions 28D
Last Update: 09-Jul-2019 08:36:54 Calib Date: 02-Jul-2019 23:41:00
Integrator: Falcon
Quant Method: External Standard Quant By: Initial Calibration
Last ICal File: \\chromna\Denver\ChromData\WC_IonChrom10\20190702-83432.b\Info 2_DENPC179_Anions_20190702-235

Column 1 : Det: Info 2_091554_1
Process Host: CTX0317

Compound	RT (min.)	Exp RT (min.)	Dlt RT (min.)	Response	Cal Amt ug/ml	OnCol Amt ug/ml	Flags
1 Fluoride		3.263				ND	
2 Chloride	4.458	4.490	-0.032	31542		0.4540	
3 Nitrite as N		5.217				ND	
4 Bromide		6.355				ND	
5 Nitrate as N		7.167				ND	
6 Orthophosphate as P		9.727				ND	
7 Sulfate		11.522				ND	

Report Date: 09-Jul-2019 08:37:59 Chrom Revision: 2.3 20-Jun-2019 20:50:56

Eurofins TestAmerica, Denver

Data File: \\chromna\Denver\ChromData\WC_IonChrom10\20190708-83534.b\Info 2_DENPC179_Anions_20190709-053705.d

Injection Date:	09-Jul-2019 05:19:00	Instrument ID:	WC_IonChrom10	Operator ID:	wetchemd
Lims ID:	ccb			Worklist Smp#:	42
Client ID:					
Injection Vol:	5.0 ul	Dil. Factor:	1.0000	ALS Bottle#:	0
Method:	Anions_IC10	Limit Group:	Wet - Anions 28D		

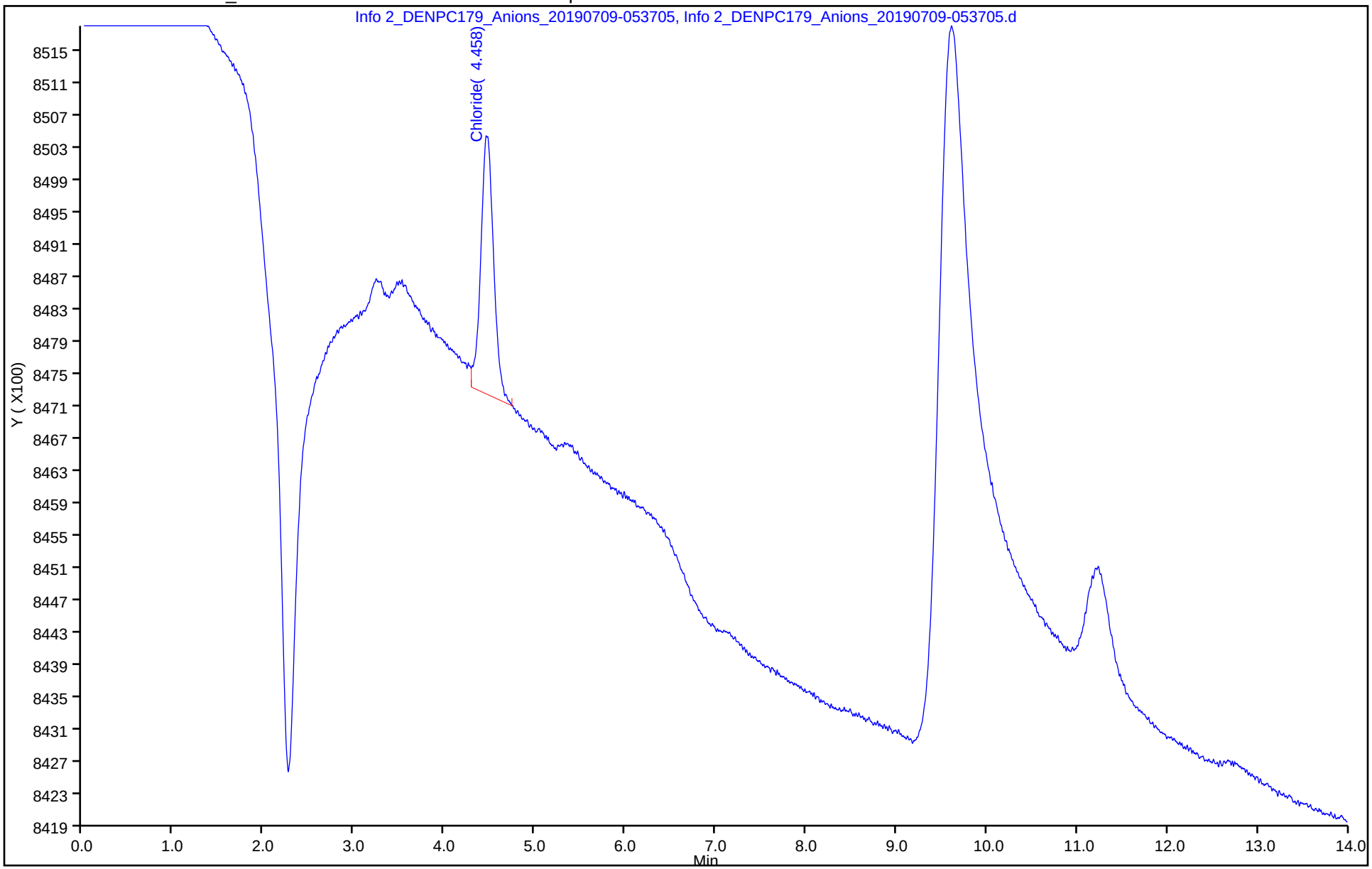

Eurofins TestAmerica, Denver
Target Compound Quantitation Report

Data File: \\chromna\Denver\ChromData\WC_IonChrom10\20190708-83534.b\Info 2_DENPC179_Anions_20190709-055
Lims ID: 280-124986-F-10
Client ID: G0075-19A
Sample Type: Client
Inject. Date: 09-Jul-2019 05:37:00 ALS Bottle#: 0 Worklist Smp#: 43
Injection Vol: 5.0 ul Dil. Factor: 1.0000
Sample Info: 280-0083534-043
Misc. Info.: 280-0083534-043
Operator ID: wetchemd Instrument ID: WC_IonChrom10

Method: \\chromna\Denver\ChromData\WC_IonChrom10\20190708-83534.b\Anions_IC10.m
Limit Group: Wet - Anions 28D
Last Update: 09-Jul-2019 09:06:47 Calib Date: 02-Jul-2019 23:41:00
Integrator: Falcon
Quant Method: External Standard Quant By: Initial Calibration
Last ICal File: \\chromna\Denver\ChromData\WC_IonChrom10\20190702-83432.b\Info 2_DENPC179_Anions_20190702-235

Column 1 : Det: Info 2_091554_1
Process Host: CTX0317

Compound	RT (min.)	Exp RT (min.)	Dlt RT (min.)	Response	OnCol Amt ug/ml	Flags
1 Fluoride	3.238	3.263	-0.025	1248469	0.2322	
2 Chloride	4.477	4.490	-0.013	151330907	36.9	
3 Nitrite as N	5.425	5.217	0.208	97666	NC	
4 Bromide	6.322	6.355	-0.033	279539	0.2354	
5 Nitrate as N	7.140	7.167	-0.027	3325844	NC	
6 Orthophosphate as P	9.552	9.727	-0.175	2528799	NC	
7 Sulfate	11.192	11.522	-0.330	386075240	123.8	

QC Flag Legend

Processing Flags
NC - Not Calibrated

Report Date: 09-Jul-2019 09:10:35 Chrom Revision: 2.3 20-Jun-2019 20:50:56

Eurofins TestAmerica, Denver

Data File: \\chromna\Denver\ChromData\WC_IonChrom10\20190708-83534.b\Info 2_DENPC179_Anions_20190709-055431.d

Injection Date:	09-Jul-2019 05:37:00	Instrument ID:	WC_IonChrom10	Operator ID:	wetchemd
Lims ID:	280-124986-F-10	Lab Sample ID:	280-124986-10	Worklist Smp#:	43
Client ID:	G0075-19A				
Injection Vol:	5.0 ul	Dil. Factor:	1.0000	ALS Bottle#:	0
Method:	Anions_IC10	Limit Group:	Wet - Anions 28D		

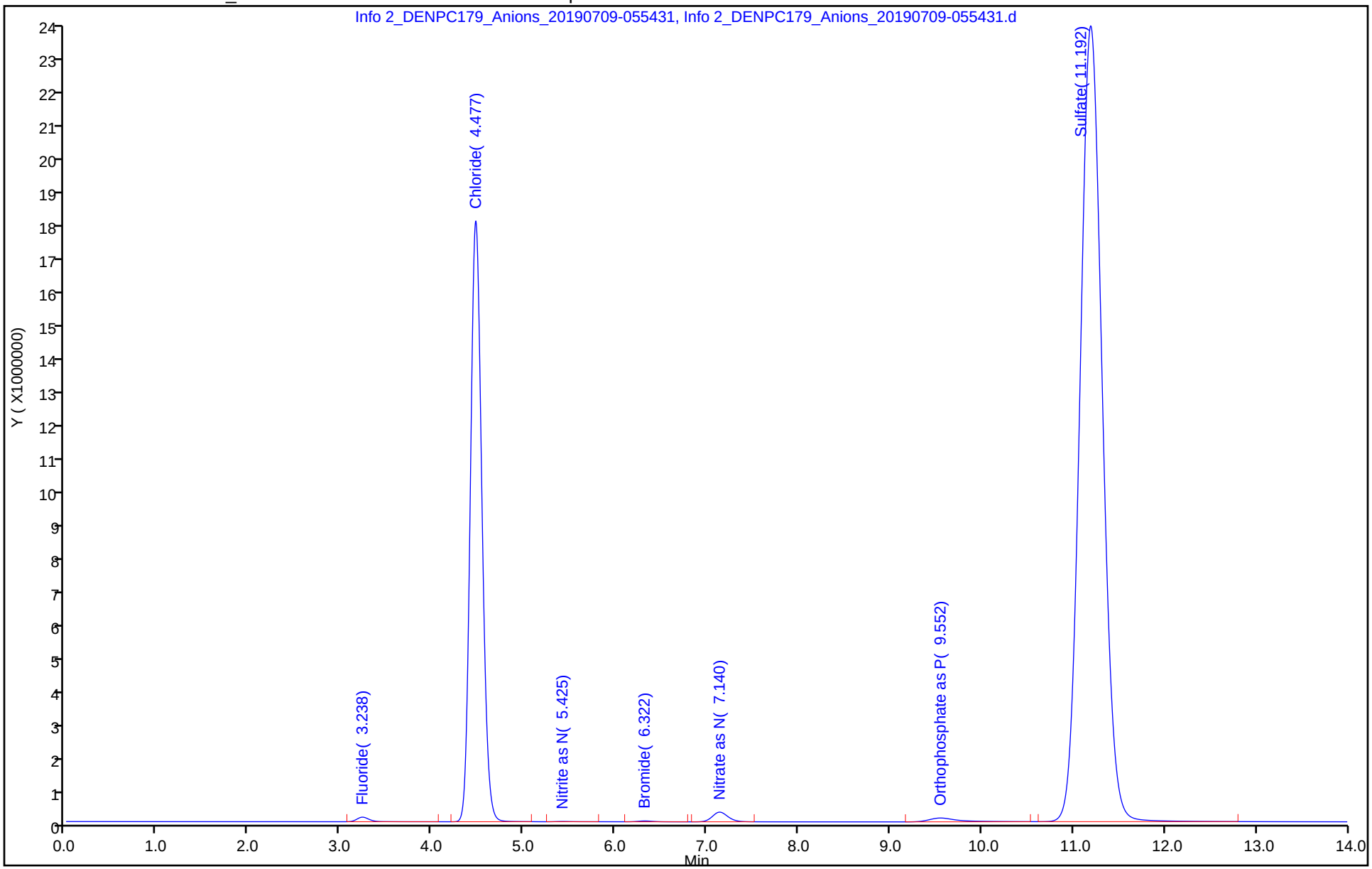

Eurofins TestAmerica, Denver
Target Compound Quantitation Report

Data File: \\chromna\Denver\ChromData\WC_IonChrom10\20190708-83534.b\Info 2_DENPC179_Anions_20190709-062
Lims ID: 280-124986-F-13
Client ID: G0087-19A
Sample Type: Client
Inject. Date: 09-Jul-2019 06:11:00 ALS Bottle#: 0 Worklist Smp#: 45
Injection Vol: 5.0 ul Dil. Factor: 1.0000
Sample Info: 280-0083534-045
Misc. Info.: 280-0083534-045
Operator ID: wetchemd Instrument ID: WC_IonChrom10

Method: \\chromna\Denver\ChromData\WC_IonChrom10\20190708-83534.b\Anions_IC10.m
Limit Group: Wet - Anions 28D
Last Update: 09-Jul-2019 09:06:47 Calib Date: 02-Jul-2019 23:41:00
Integrator: Falcon
Quant Method: External Standard Quant By: Initial Calibration
Last ICal File: \\chromna\Denver\ChromData\WC_IonChrom10\20190702-83432.b\Info 2_DENPC179_Anions_20190702-235

Column 1 : Det: Info 2_091554_1
Process Host: CTX0317

Compound	RT (min.)	Exp RT (min.)	Dlt RT (min.)	Response	OnCol Amt ug/ml	Flags
1 Fluoride	3.240	3.263	-0.023	1228438	0.2295	
2 Chloride	4.470	4.490	-0.020	91676725	22.5	
3 Nitrite as N	5.397	5.217	0.180	62420	NC	
4 Bromide	6.322	6.355	-0.033	205240	0.1853	
5 Nitrate as N	7.150	7.167	-0.017	1326817	NC	
6 Orthophosphate as P	9.557	9.727	-0.170	1189374	NC	
7 Sulfate	11.192	11.522	-0.330	378634994	121.4	

QC Flag Legend

Processing Flags
NC - Not Calibrated

Report Date: 09-Jul-2019 09:10:37 Chrom Revision: 2.3 20-Jun-2019 20:50:56

Eurofins TestAmerica, Denver

Data File: \\chromna\Denver\ChromData\WC_IonChrom10\20190708-83534.b\Info 2_DENPC179_Anions_20190709-062920.d

Injection Date:	09-Jul-2019 06:11:00	Instrument ID:	WC_IonChrom10	Operator ID:	wetchemd
Lims ID:	280-124986-F-13	Lab Sample ID:	280-124986-13	Worklist Smp#:	45
Client ID:	G0087-19A				
Injection Vol:	5.0 ul	Dil. Factor:	1.0000	ALS Bottle#:	0
Method:	Anions_IC10	Limit Group:	Wet - Anions 28D		

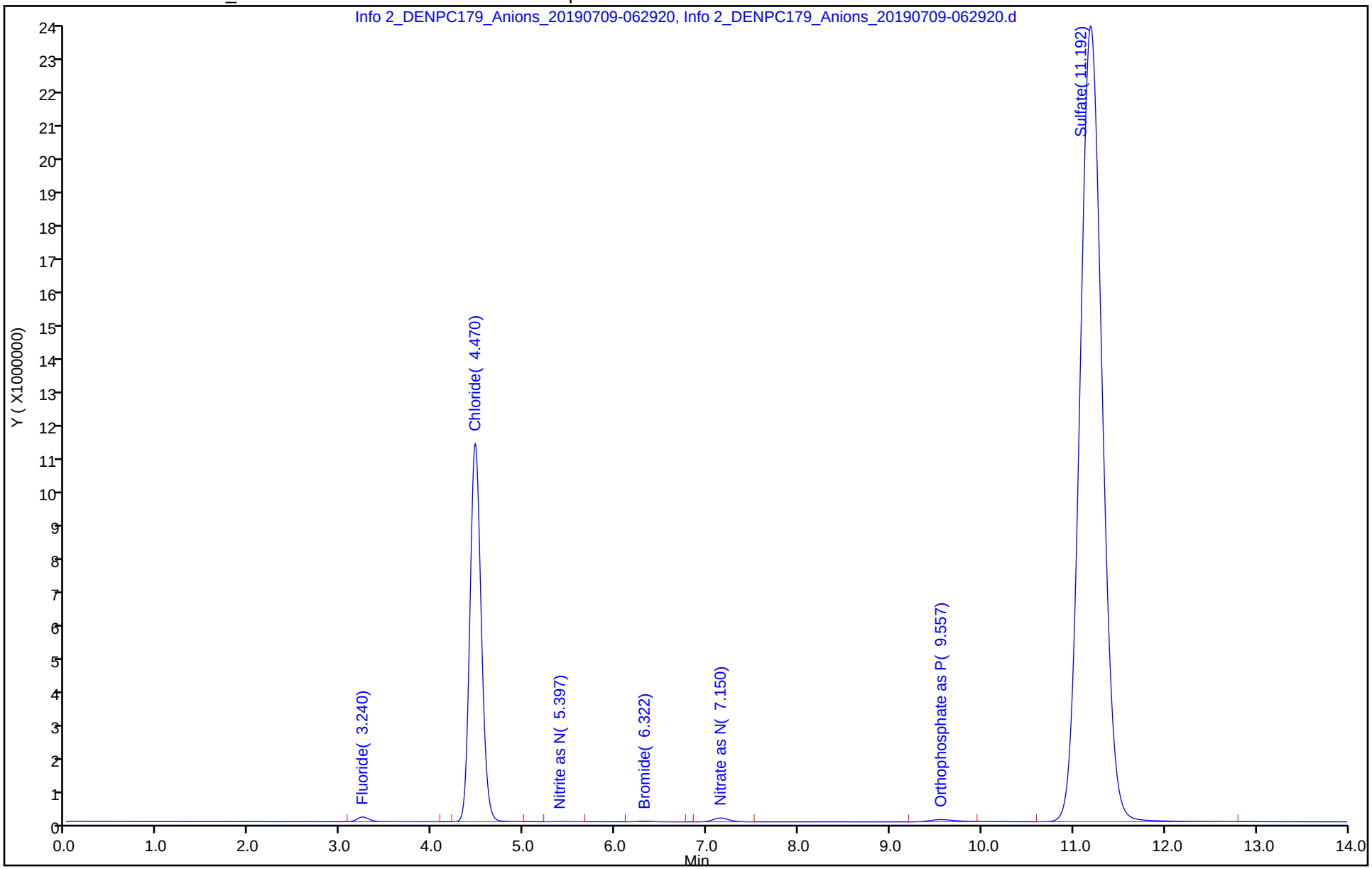

Eurofins TestAmerica, Denver
Target Compound Quantitation Report

Data File: \\chromna\Denver\ChromData\WC_IonChrom10\20190708-83534.b\Info 2_DENPC179_Anions_20190709-064
Lims ID: 280-124986-F-14
Client ID: G0080-19A
Sample Type: Client
Inject. Date: 09-Jul-2019 06:29:00 ALS Bottle#: 0 Worklist Smp#: 46
Injection Vol: 5.0 ul Dil. Factor: 1.0000
Sample Info: 280-0083534-046
Misc. Info.: 280-0083534-046
Operator ID: wetchemd Instrument ID: WC_IonChrom10

Method: \\chromna\Denver\ChromData\WC_IonChrom10\20190708-83534.b\Anions_IC10.m
Limit Group: Wet - Anions 28D
Last Update: 09-Jul-2019 09:06:47 Calib Date: 02-Jul-2019 23:41:00
Integrator: Falcon
Quant Method: External Standard Quant By: Initial Calibration
Last ICal File: \\chromna\Denver\ChromData\WC_IonChrom10\20190702-83432.b\Info 2_DENPC179_Anions_20190702-235

Column 1 : Det: Info 2_091554_1
Process Host: CTX0317

Compound	RT (min.)	Exp RT (min.)	Dlt RT (min.)	Response	OnCol Amt ug/ml	Flags
1 Fluoride	3.238	3.263	-0.025	1253513	0.2328	
2 Chloride	4.468	4.490	-0.022	65576626	16.3	
3 Nitrite as N	5.380	5.217	0.163	75433	NC	
4 Bromide	6.320	6.355	-0.035	193863	0.1776	
5 Nitrate as N	7.112	7.167	-0.055	21684996	NC	
6 Orthophosphate as P	9.562	9.727	-0.165	745314	NC	
7 Sulfate	11.197	11.522	-0.325	260581672	83.7	

QC Flag Legend

Processing Flags
NC - Not Calibrated

Report Date: 09-Jul-2019 09:10:38 Chrom Revision: 2.3 20-Jun-2019 20:50:56

Eurofins TestAmerica, Denver

Data File: \\chromna\Denver\ChromData\WC_IonChrom10\20190708-83534.b\Info 2_DENPC179_Anions_20190709-064644.d

Injection Date:	09-Jul-2019 06:29:00	Instrument ID:	WC_IonChrom10	Operator ID:	wetchemd
Lims ID:	280-124986-F-14	Lab Sample ID:	280-124986-14	Worklist Smp#:	46
Client ID:	G0080-19A				
Injection Vol:	5.0 ul	Dil. Factor:	1.0000	ALS Bottle#:	0
Method:	Anions_IC10	Limit Group:	Wet - Anions 28D		

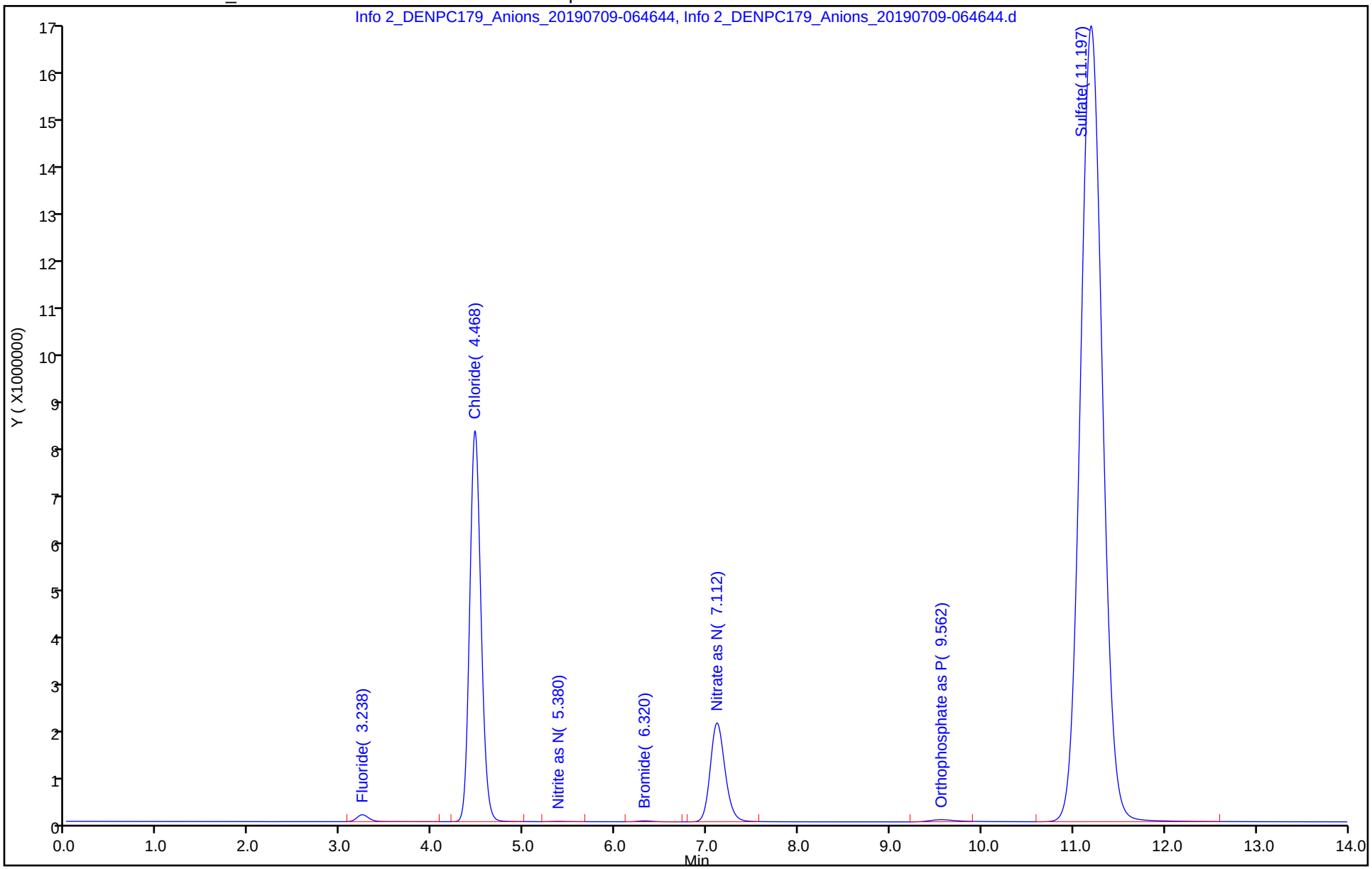

Eurofins TestAmerica, Denver
Target Compound Quantitation Report

Data File:	\\chromna\Denver\ChromData\WC_IonChrom10\20190708-83534.b\Info 2_DENPC179_Anions_20190709-070				
Lims ID:	280-124986-F-15				
Client ID:	G0086-19A				
Sample Type:	Client				
Inject. Date:	09-Jul-2019 06:46:00	ALS Bottle#:	0	Worklist Smp#:	47
Injection Vol:	5.0 ul	Dil. Factor:	1.0000		
Sample Info:	280-0083534-047				
Misc. Info.:	280-0083534-047				
Operator ID:	wetchemd	Instrument ID:	WC_IonChrom10		
Method:	\\chromna\Denver\ChromData\WC_IonChrom10\20190708-83534.b\Anions_IC10.m				
Limit Group:	Wet - Anions 28D				
Last Update:	09-Jul-2019 09:06:47	Calib Date:	02-Jul-2019 23:41:00		
Integrator:	Falcon				
Quant Method:	External Standard	Quant By:	Initial Calibration		
Last ICal File:	\\chromna\Denver\ChromData\WC_IonChrom10\20190702-83432.b\Info 2_DENPC179_Anions_20190702-235				
Column 1 :			Det: Info 2_091554_1		
Process Host:	CTX0317				

Compound	RT (min.)	Exp RT (min.)	Dlt RT (min.)	Response	OnCol Amt ug/ml	Flags
1 Fluoride	3.240	3.263	-0.023	1226641	0.2293	
2 Chloride	4.472	4.490	-0.018	126862580	31.0	
3 Nitrite as N	5.380	5.217	0.163	65672	NC	
4 Bromide	6.320	6.355	-0.035	244022	0.2114	
5 Nitrate as N	7.108	7.167	-0.059	28052033	NC	
6 Orthophosphate as P	9.560	9.727	-0.167	903201	NC	
7 Sulfate	11.187	11.522	-0.335	496749348	159.2	

QC Flag Legend

Processing Flags
NC - Not Calibrated

Report Date: 09-Jul-2019 09:10:38 Chrom Revision: 2.3 20-Jun-2019 20:50:56

Eurofins TestAmerica, Denver

Data File: \\chromna\Denver\ChromData\WC_IonChrom10\20190708-83534.b\Info 2_DENPC179_Anions_20190709-070409.d

Injection Date:	09-Jul-2019 06:46:00	Instrument ID:	WC_IonChrom10	Operator ID:	wetchemd
Lims ID:	280-124986-F-15	Lab Sample ID:	280-124986-15	Worklist Smp#:	47
Client ID:	G0086-19A				
Injection Vol:	5.0 ul	Dil. Factor:	1.0000	ALS Bottle#:	0
Method:	Anions_IC10	Limit Group:	Wet - Anions 28D		

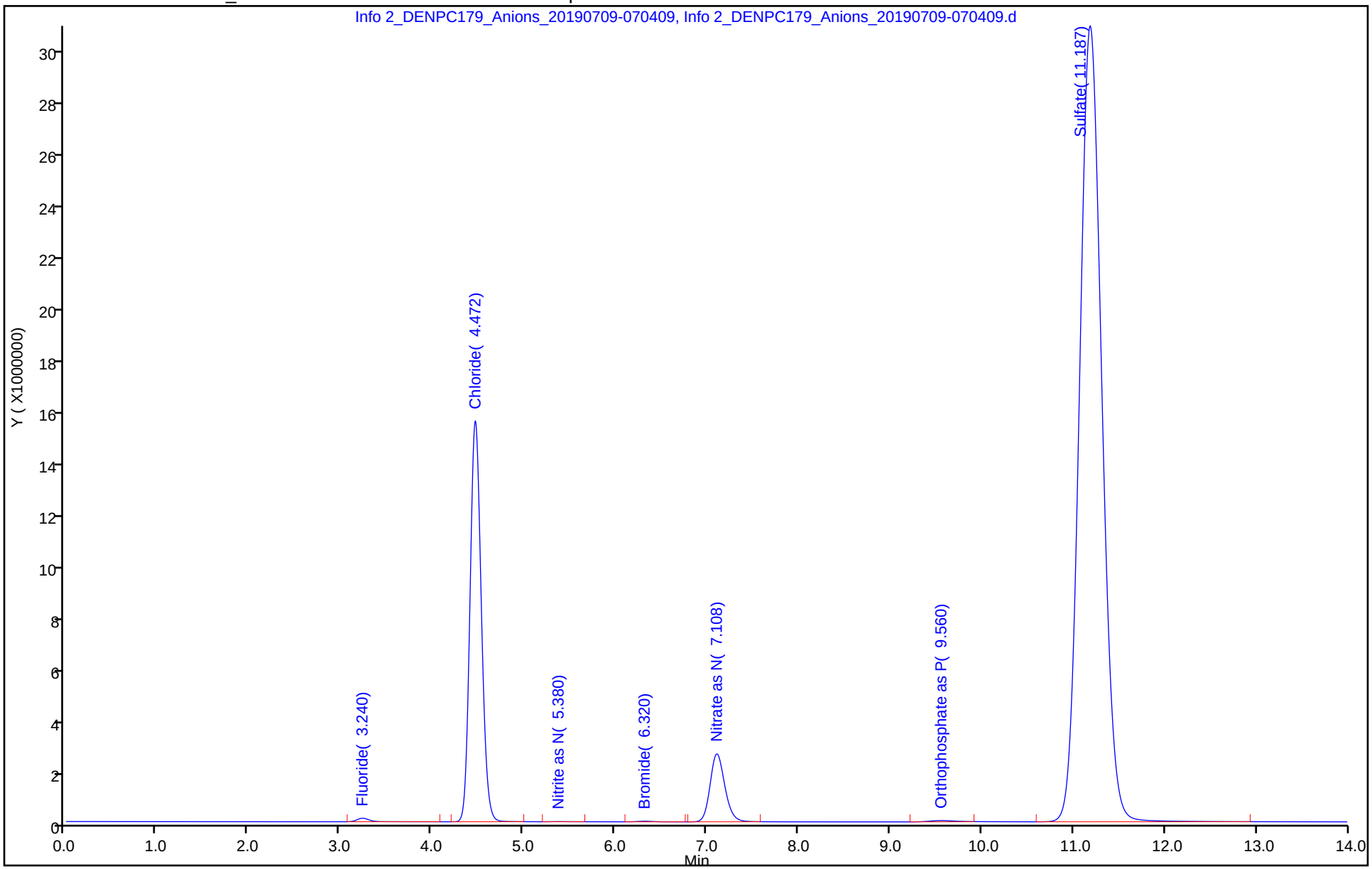

Eurofins TestAmerica, Denver
Target Compound Quantitation Report

Data File: \\chromna\Denver\ChromData\WC_IonChrom10\20190708-83534.b\Info 2_DENPC179_Anions_20190709-072
Lims ID: 280-124986-F-16
Client ID: G0118-19A
Sample Type: Client
Inject. Date: 09-Jul-2019 07:04:00 ALS Bottle#: 0 Worklist Smp#: 48
Injection Vol: 5.0 ul Dil. Factor: 1.0000
Sample Info: 280-0083534-048
Misc. Info.: 280-0083534-048
Operator ID: wetchemd Instrument ID: WC_IonChrom10

Method: \\chromna\Denver\ChromData\WC_IonChrom10\20190708-83534.b\Anions_IC10.m
Limit Group: Wet - Anions 28D
Last Update: 09-Jul-2019 09:06:47 Calib Date: 02-Jul-2019 23:41:00
Integrator: Falcon
Quant Method: External Standard Quant By: Initial Calibration
Last ICal File: \\chromna\Denver\ChromData\WC_IonChrom10\20190702-83432.b\Info 2_DENPC179_Anions_20190702-235

Column 1 : Det: Info 2_091554_1
Process Host: CTX0317

Compound	RT (min.)	Exp RT (min.)	Dlt RT (min.)	Response	OnCol Amt ug/ml	Flags
1 Fluoride	3.248	3.263	-0.015	3089844	0.4771	
2 Chloride	4.520	4.490	0.030	657685237	159.0	
3 Nitrite as N		5.217			ND	
4 Bromide	6.355	6.355	0.000	362546	0.2914	
5 Nitrate as N		7.167			ND	
6 Orthophosphate as P		9.727			ND	
7 Sulfate	11.238	11.522	-0.284	8310882	3.17	

Report Date: 09-Jul-2019 09:10:39 Chrom Revision: 2.3 20-Jun-2019 20:50:56

Eurofins TestAmerica, Denver

Data File: \\chromna\Denver\ChromData\WC_IonChrom10\20190708-83534.b\Info 2_DENPC179_Anions_20190709-072133.d

Injection Date:	09-Jul-2019 07:04:00	Instrument ID:	WC_IonChrom10	Operator ID:	wetchemd
Lims ID:	280-124986-F-16	Lab Sample ID:	280-124986-16	Worklist Smp#:	48
Client ID:	G0118-19A				
Injection Vol:	5.0 ul	Dil. Factor:	1.0000	ALS Bottle#:	0
Method:	Anions_IC10	Limit Group:	Wet - Anions 28D		

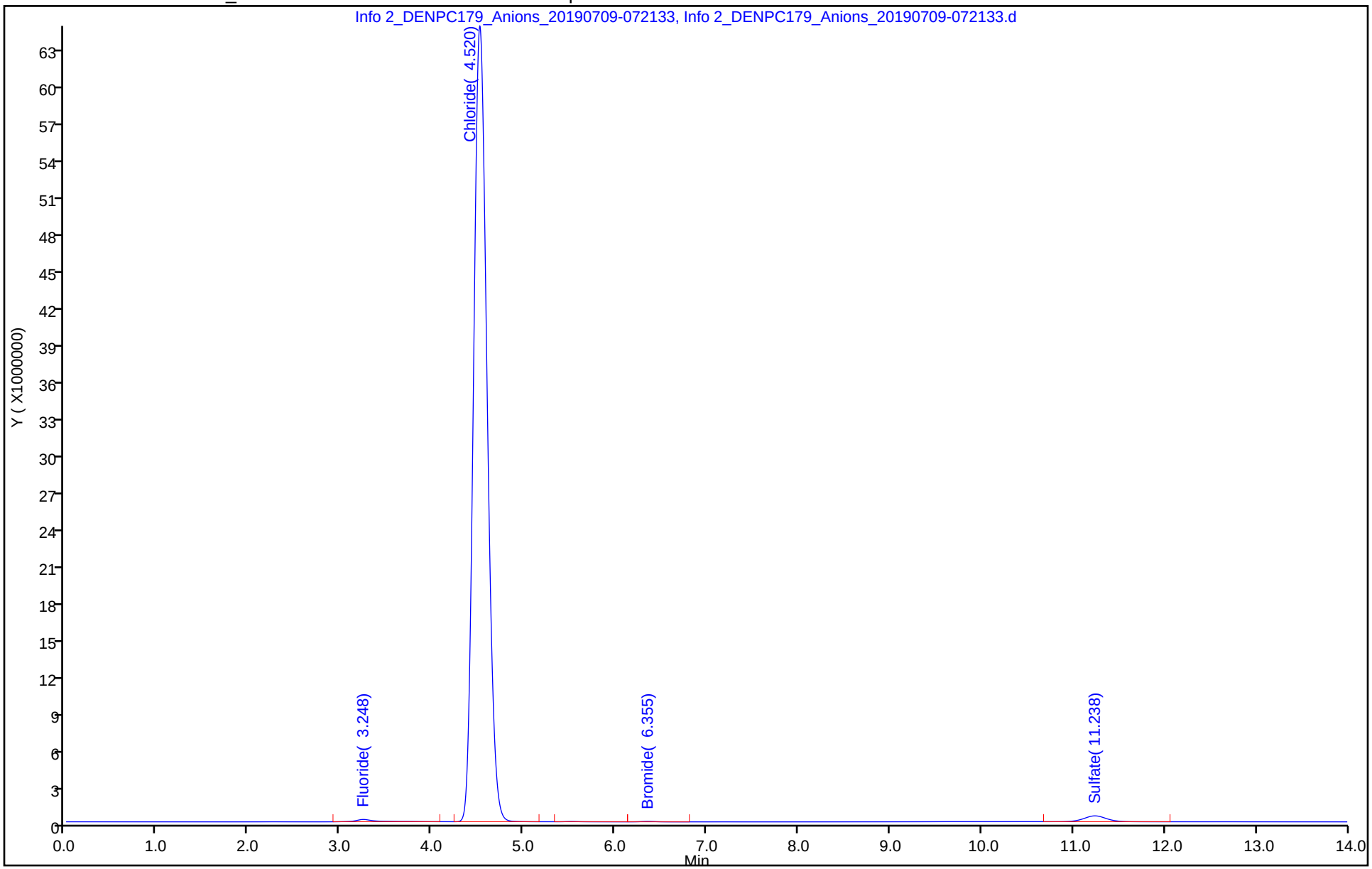

Eurofins TestAmerica, Denver
Target Compound Quantitation Report

Data File: \\chromna\Denver\ChromData\WC_IonChrom10\20190708-83534.b\Info 2_DENPC179_Anions_20190709-073
Lims ID: 280-124986-F-17
Client ID: G0110-19A
Sample Type: Client
Inject. Date: 09-Jul-2019 07:21:00 ALS Bottle#: 0 Worklist Smp#: 49
Injection Vol: 5.0 ul Dil. Factor: 1.0000
Sample Info: 280-0083534-049
Misc. Info.: 280-0083534-049
Operator ID: wetchemd Instrument ID: WC_IonChrom10

Method: \\chromna\Denver\ChromData\WC_IonChrom10\20190708-83534.b\Anions_IC10.m
Limit Group: Wet - Anions 28D
Last Update: 09-Jul-2019 09:06:47 Calib Date: 02-Jul-2019 23:41:00
Integrator: Falcon
Quant Method: External Standard Quant By: Initial Calibration
Last ICal File: \\chromna\Denver\ChromData\WC_IonChrom10\20190702-83432.b\Info 2_DENPC179_Anions_20190702-235

Column 1 : Det: Info 2_091554_1
Process Host: CTX0317

Compound	RT (min.)	Exp RT (min.)	Dlt RT (min.)	Response	OnCol Amt ug/ml	Flags
1 Fluoride	3.242	3.263	-0.021	1599467	0.2789	
2 Chloride	4.490	4.490	0.000	207622726	50.5	
3 Nitrite as N		5.217			ND	
4 Bromide	6.335	6.355	-0.020	303852	0.2518	
5 Nitrate as N	7.163	7.167	-0.004	844900	NC	
6 Orthophosphate as P		9.727			ND	
7 Sulfate	11.222	11.522	-0.300	52779357	17.4	

QC Flag Legend

Processing Flags
NC - Not Calibrated

Report Date: 09-Jul-2019 09:10:40 Chrom Revision: 2.3 20-Jun-2019 20:50:56

Eurofins TestAmerica, Denver

Data File:	\\chromna\Denver\ChromData\WC_IonChrom10\20190708-83534.b\Info 2_DENPC179_Anions_20190709-073859.d				
Injection Date:	09-Jul-2019 07:21:00	Instrument ID:	WC_IonChrom10	Operator ID:	wetchemd
Lims ID:	280-124986-F-17	Lab Sample ID:	280-124986-17	Worklist Smp#:	49
Client ID:	G0110-19A				
Injection Vol:	5.0 ul	Dil. Factor:	1.0000	ALS Bottle#:	0
Method:	Anions_IC10	Limit Group:	Wet - Anions 28D		

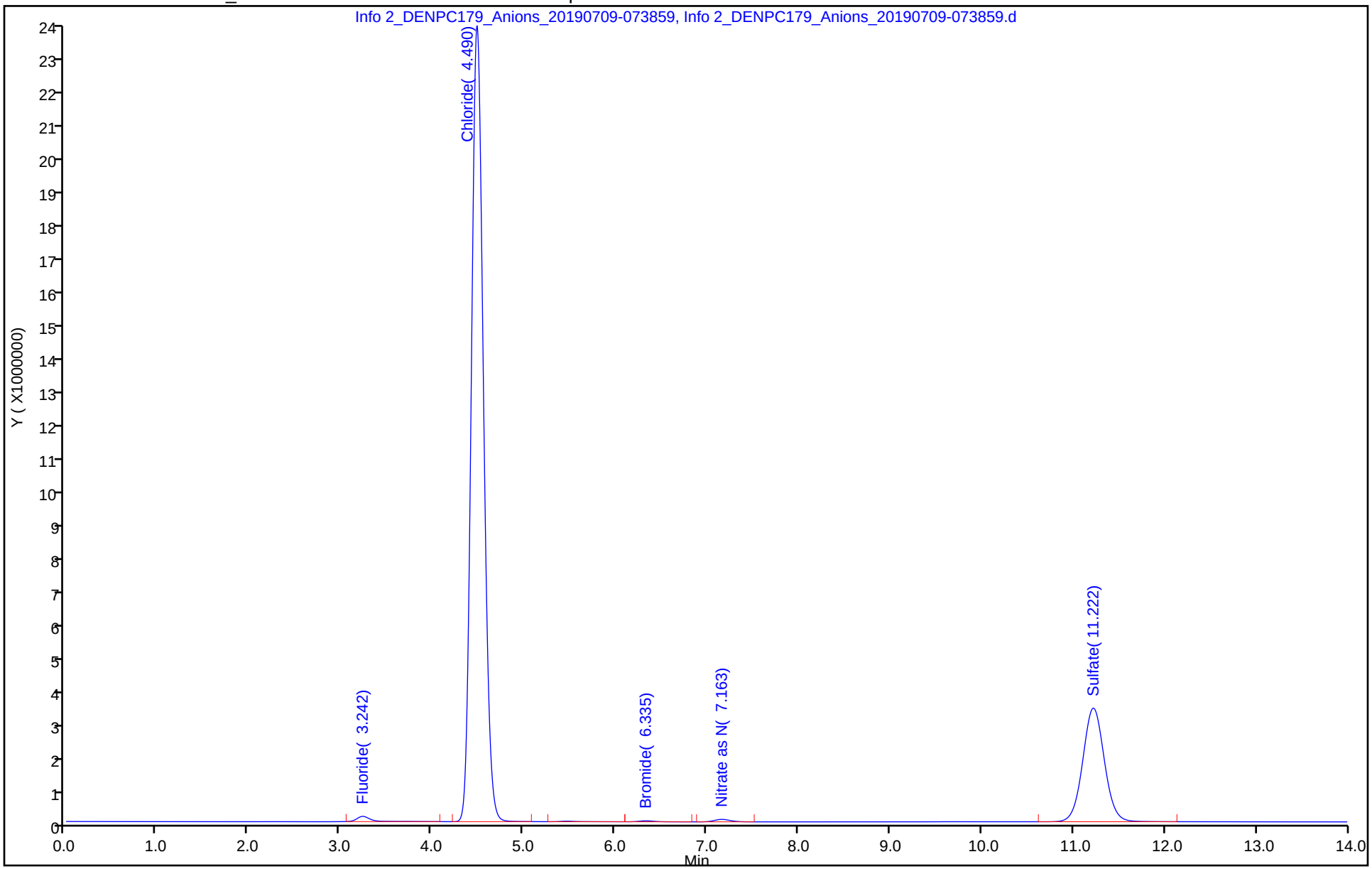

Eurofins TestAmerica, Denver
Target Compound Quantitation Report

Data File: \\chromna\Denver\ChromData\WC_IonChrom10\20190708-83534.b\Info 2_DENPC179_Anions_20190709-075
Lims ID: 280-124986-F-18
Client ID: G0114-19A
Sample Type: Client
Inject. Date: 09-Jul-2019 07:39:00 ALS Bottle#: 0 Worklist Smp#: 50
Injection Vol: 5.0 ul Dil. Factor: 1.0000
Sample Info: 280-0083534-050
Misc. Info.: 280-0083534-050
Operator ID: wetchemd Instrument ID: WC_IonChrom10

Method: \\chromna\Denver\ChromData\WC_IonChrom10\20190708-83534.b\Anions_IC10.m
Limit Group: Wet - Anions 28D
Last Update: 09-Jul-2019 09:06:47 Calib Date: 02-Jul-2019 23:41:00
Integrator: Falcon
Quant Method: External Standard Quant By: Initial Calibration
Last ICal File: \\chromna\Denver\ChromData\WC_IonChrom10\20190702-83432.b\Info 2_DENPC179_Anions_20190702-235

Column 1 : Det: Info 2_091554_1
Process Host: CTX0317

Compound	RT (min.)	Exp RT (min.)	Dlt RT (min.)	Response	OnCol Amt ug/ml	Flags
1 Fluoride	3.240	3.263	-0.023	1781214	0.3030	
2 Chloride	4.468	4.490	-0.022	94617131	23.3	
3 Nitrite as N	5.338	5.217	0.121	214133	NC	
4 Bromide	6.325	6.355	-0.030	186690	0.1728	
5 Nitrate as N	7.117	7.167	-0.050	22322943	NC	
6 Orthophosphate as P		9.727			ND	
7 Sulfate	11.203	11.522	-0.319	249499893	80.2	

QC Flag Legend

Processing Flags
NC - Not Calibrated

Report Date: 09-Jul-2019 09:10:40 Chrom Revision: 2.3 20-Jun-2019 20:50:56

Eurofins TestAmerica, Denver

Data File:	\\chromna\Denver\ChromData\WC_IonChrom10\20190708-83534.b\Info 2_DENPC179_Anions_20190709-075624.d				
Injection Date:	09-Jul-2019 07:39:00	Instrument ID:	WC_IonChrom10	Operator ID:	wetchemd
Lims ID:	280-124986-F-18	Lab Sample ID:	280-124986-18	Worklist Smp#:	50
Client ID:	G0114-19A				
Injection Vol:	5.0 ul	Dil. Factor:	1.0000	ALS Bottle#:	0
Method:	Anions_IC10	Limit Group:	Wet - Anions 28D		

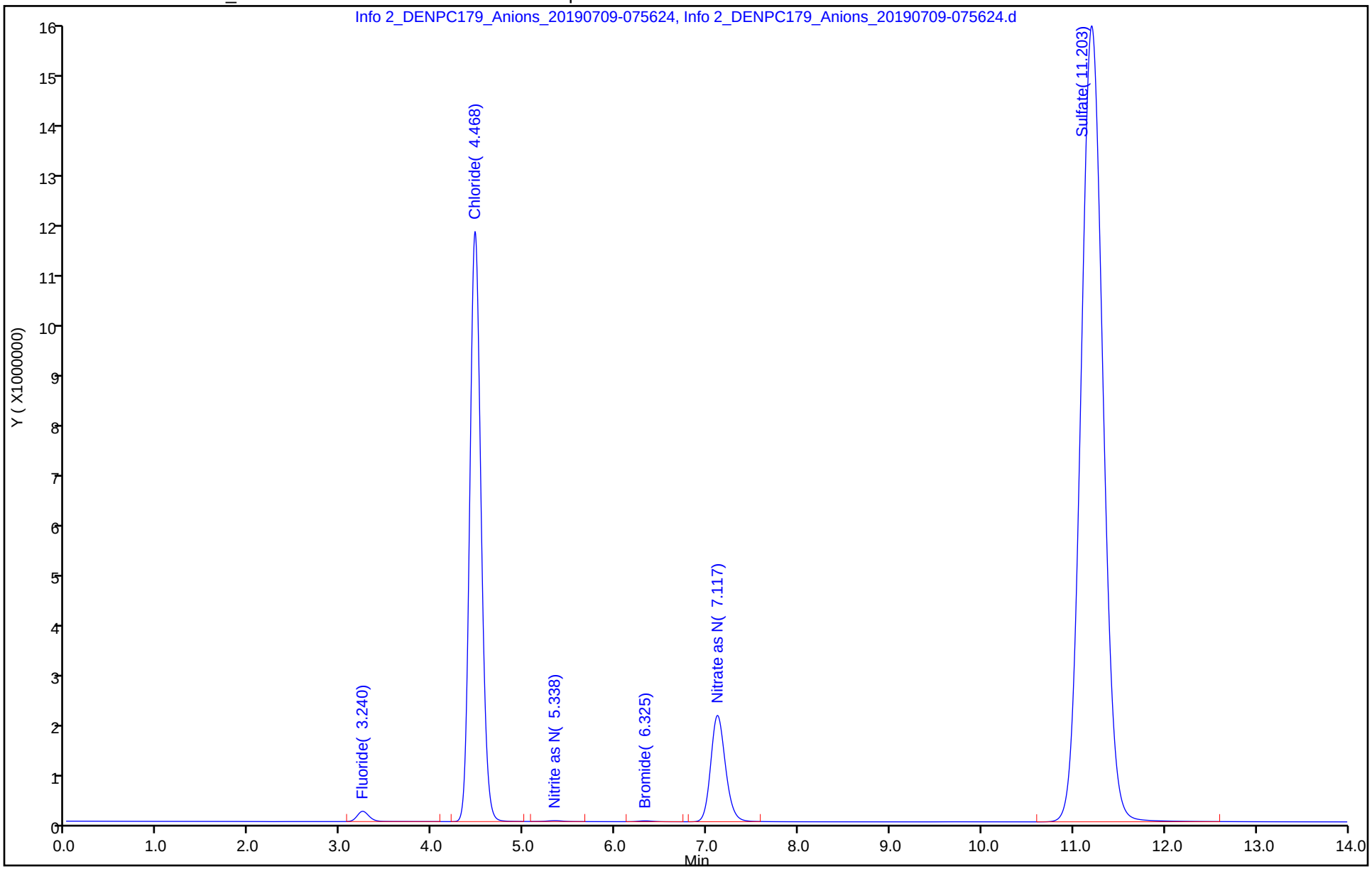

Eurofins TestAmerica, Denver
Target Compound Quantitation Report

Data File: \\chromna\Denver\ChromData\WC_IonChrom10\20190708-83534.b\Info 2_DENPC179_Anions_20190709-081
Lims ID: 280-124986-F-26
Client ID: G0108-19A
Sample Type: Client
Inject. Date: 09-Jul-2019 07:56:00 ALS Bottle#: 0 Worklist Smp#: 51
Injection Vol: 5.0 ul Dil. Factor: 1.0000
Sample Info: 280-0083534-051
Misc. Info.: 280-0083534-051
Operator ID: wetchemd Instrument ID: WC_IonChrom10

Method: \\chromna\Denver\ChromData\WC_IonChrom10\20190708-83534.b\Anions_IC10.m
Limit Group: Wet - Anions 28D
Last Update: 09-Jul-2019 09:06:47 Calib Date: 02-Jul-2019 23:41:00
Integrator: Falcon
Quant Method: External Standard Quant By: Initial Calibration
Last ICal File: \\chromna\Denver\ChromData\WC_IonChrom10\20190702-83432.b\Info 2_DENPC179_Anions_20190702-235

Column 1 : Det: Info 2_091554_1
Process Host: CTX0317

Compound	RT (min.)	Exp RT (min.)	Dlt RT (min.)	Response	OnCol Amt ug/ml	Flags
1 Fluoride	3.243	3.263	-0.020	3005194	0.4659	
2 Chloride	4.480	4.490	-0.010	173304740	42.2	
3 Nitrite as N	5.455	5.217	0.238	112402	NC	
4 Bromide	6.332	6.355	-0.023	281598	0.2368	
5 Nitrate as N		7.167			ND	
6 Orthophosphate as P		9.727			ND	
7 Sulfate	11.225	11.522	-0.297	16079385	5.65	

QC Flag Legend

Processing Flags
NC - Not Calibrated

Report Date: 09-Jul-2019 09:10:41 Chrom Revision: 2.3 20-Jun-2019 20:50:56

Eurofins TestAmerica, Denver

Data File:	\\chromna\Denver\ChromData\WC_IonChrom10\20190708-83534.b\Info 2_DENPC179_Anions_20190709-081350.d				
Injection Date:	09-Jul-2019 07:56:00	Instrument ID:	WC_IonChrom10	Operator ID:	wetchemd
Lims ID:	280-124986-F-26	Lab Sample ID:	280-124986-26	Worklist Smp#:	51
Client ID:	G0108-19A				
Injection Vol:	5.0 ul	Dil. Factor:	1.0000	ALS Bottle#:	0
Method:	Anions_IC10	Limit Group:	Wet - Anions 28D		

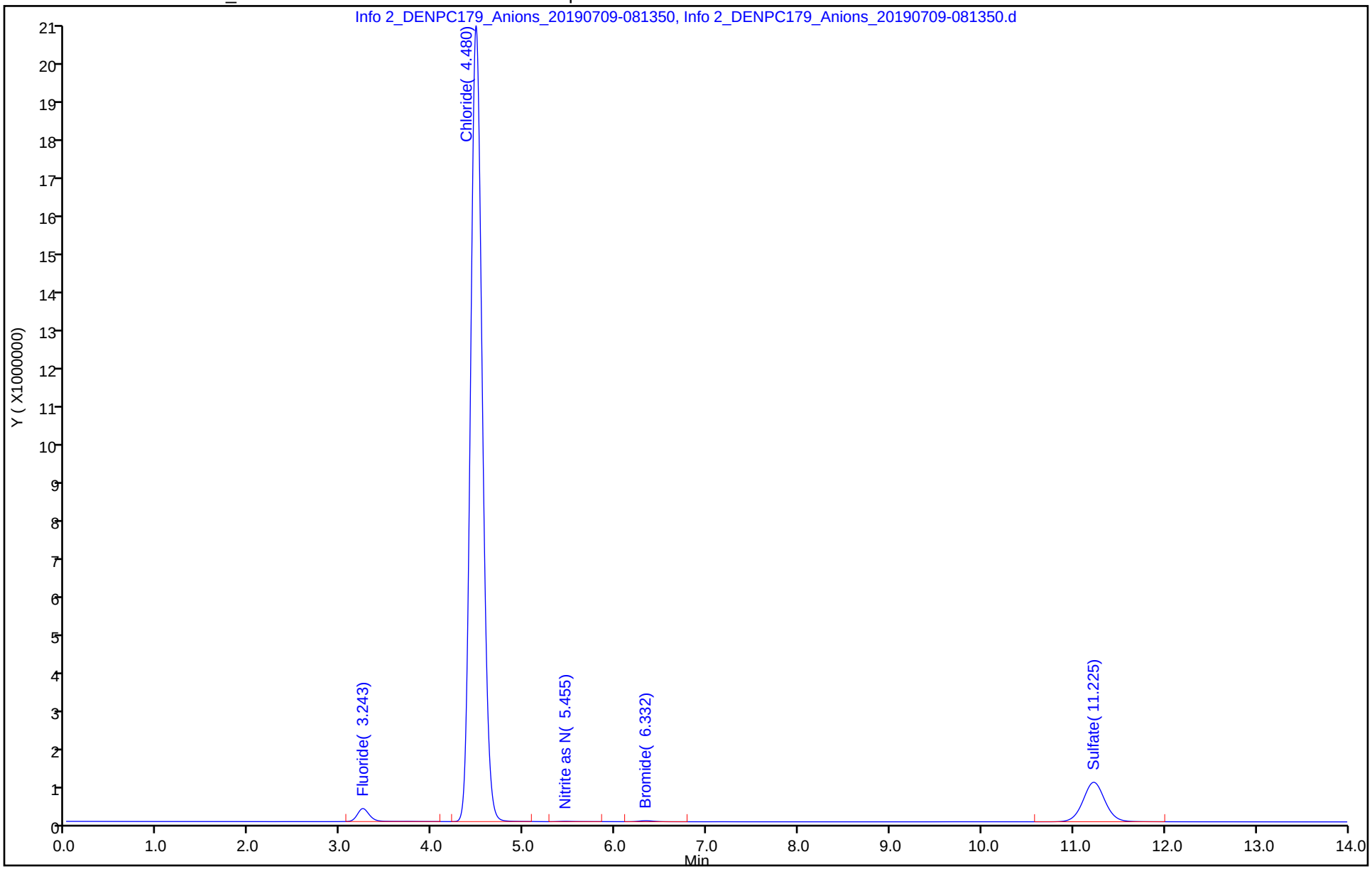

Eurofins TestAmerica, Denver
Target Compound Quantitation Report

Data File: \\chromna\Denver\ChromData\WC_IonChrom10\20190708-83534.b\Info 2_DENPC179_Anions_20190709-083
Lims ID: 280-124986-F-27
Client ID: G0098-19A
Sample Type: Client
Inject. Date: 09-Jul-2019 08:13:00 ALS Bottle#: 0 Worklist Smp#: 52
Injection Vol: 5.0 ul Dil. Factor: 1.0000
Sample Info: 280-0083534-052
Misc. Info.: 280-0083534-052
Operator ID: wetchemd Instrument ID: WC_IonChrom10

Method: \\chromna\Denver\ChromData\WC_IonChrom10\20190708-83534.b\Anions_IC10.m
Limit Group: Wet - Anions 28D
Last Update: 09-Jul-2019 09:06:47 Calib Date: 02-Jul-2019 23:41:00
Integrator: Falcon
Quant Method: External Standard Quant By: Initial Calibration
Last ICal File: \\chromna\Denver\ChromData\WC_IonChrom10\20190702-83432.b\Info 2_DENPC179_Anions_20190702-235

Column 1 : Det: Info 2_091554_1
Process Host: CTX0317

Compound	RT (min.)	Exp RT (min.)	Dlt RT (min.)	Response	OnCol Amt ug/ml	Flags
1 Fluoride	3.240	3.263	-0.023	820256	0.1752	
2 Chloride	4.462	4.490	-0.028	113322079	27.8	
3 Nitrite as N	5.237	5.217	0.020	873240	NC	
4 Bromide		6.355			ND	
5 Nitrate as N	7.077	7.167	-0.090	105954307	NC	
6 Orthophosphate as P		9.727			ND	
7 Sulfate	11.200	11.522	-0.322	321880452	103.3	

QC Flag Legend

Processing Flags
NC - Not Calibrated

Report Date: 09-Jul-2019 09:10:42 Chrom Revision: 2.3 20-Jun-2019 20:50:56

Eurofins TestAmerica, Denver

Data File:	\\chromna\Denver\ChromData\WC_IonChrom10\20190708-83534.b\Info 2_DENPC179_Anions_20190709-083116.d				
Injection Date:	09-Jul-2019 08:13:00	Instrument ID:	WC_IonChrom10	Operator ID:	wetchemd
Lims ID:	280-124986-F-27	Lab Sample ID:	280-124986-27	Worklist Smp#:	52
Client ID:	G0098-19A				
Injection Vol:	5.0 ul	Dil. Factor:	1.0000	ALS Bottle#:	0
Method:	Anions_IC10	Limit Group:	Wet - Anions 28D		

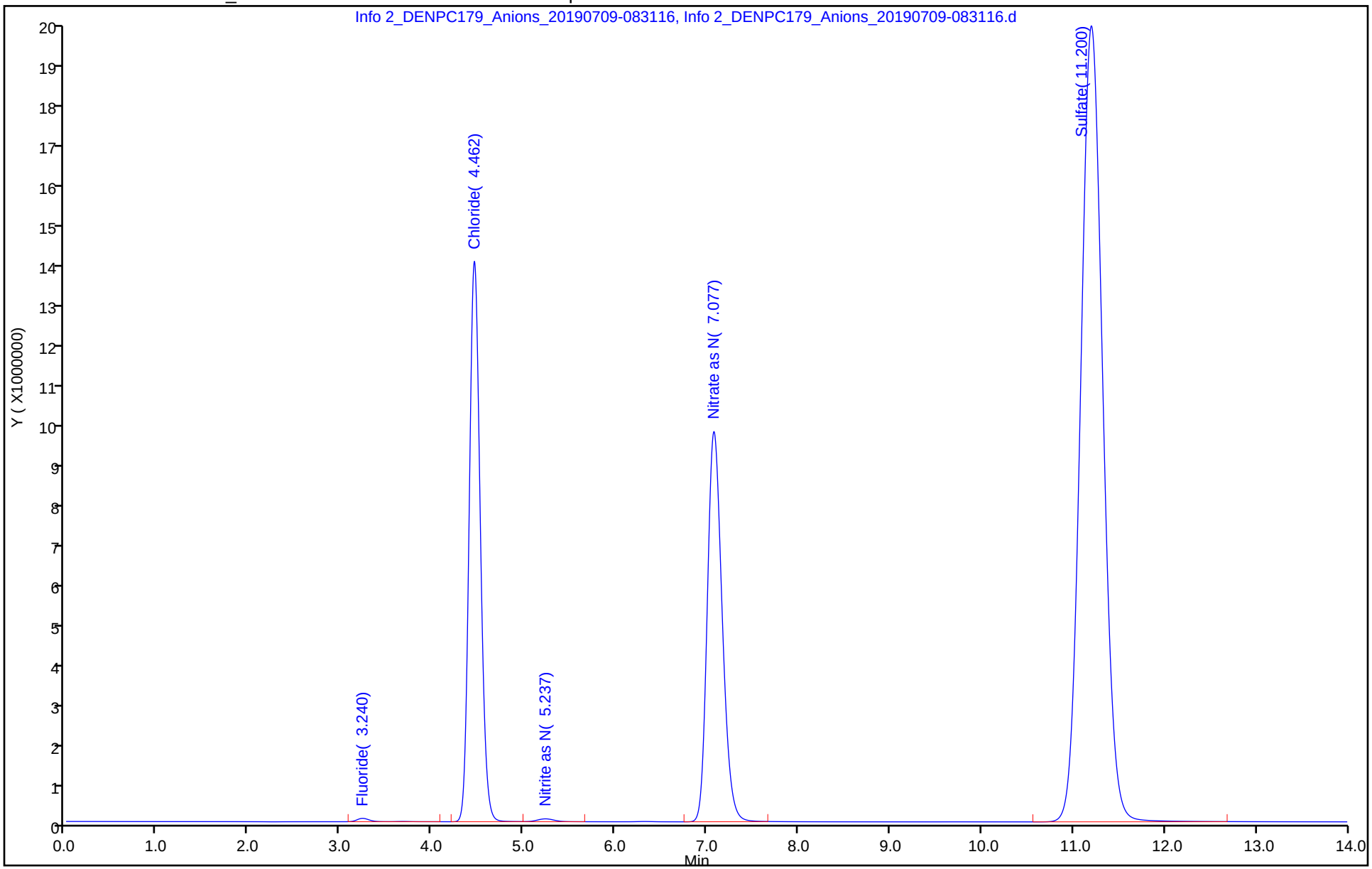

Eurofins TestAmerica, Denver
Target Compound Quantitation Report

Data File: \\chromna\Denver\ChromData\WC_IonChrom10\20190708-83534.b\Info 2_DENPC179_Anions_20190709-084
Lims ID: ccv
Client ID:
Sample Type: CCV
Inject. Date: 09-Jul-2019 08:31:00 ALS Bottle#: 0 Worklist Smp#: 53
Injection Vol: 5.0 ul Dil. Factor: 1.0000
Sample Info: 280-0083534-053
Misc. Info.: 280-0083534-053
Operator ID: wetchemd Instrument ID: WC_IonChrom10
Sublist: chrom-Anions_IC10*sub2

Method: \\chromna\Denver\ChromData\WC_IonChrom10\20190708-83534.b\Anions_IC10.m
Limit Group: Wet - Anions 28D
Last Update: 09-Jul-2019 09:10:42 Calib Date: 02-Jul-2019 23:41:00
Integrator: Falcon
Quant Method: External Standard Quant By: Initial Calibration
Last ICal File: \\chromna\Denver\ChromData\WC_IonChrom10\20190702-83432.b\Info 2_DENPC179_Anions_20190702-235

Column 1 : Det: Info 2_091554_1
Process Host: CTX0317

Compound	RT (min.)	Exp RT (min.)	Dlt RT (min.)	Response	Cal Amt ug/ml	OnCol Amt ug/ml	Flags
1 Fluoride	3.242	3.263	-0.021	34827353	5.00	4.70	
2 Chloride	4.455	4.490	-0.035	428210874	100.0	103.7	
3 Nitrite as N	5.172	5.217	-0.045	44655693	NC	NC	
4 Bromide	6.295	6.355	-0.060	6768718	5.00	4.61	
5 Nitrate as N	7.093	7.167	-0.074	46299501	NC	NC	
6 Orthophosphate as P	9.522	9.727	-0.205	18849877	NC	NC	
7 Sulfate	11.195	11.522	-0.327	309570659	100.0	99.4	

QC Flag Legend

Processing Flags
NC - Not Calibrated

Reagents:

IC LCS_01625 Amount Added: 10.00 Units: mL

Report Date: 09-Jul-2019 09:10:42 Chrom Revision: 2.3 20-Jun-2019 20:50:56

Eurofins TestAmerica, Denver

Data File: \\chromna\Denver\ChromData\WC_IonChrom10\20190708-83534.b\Info 2_DENPC179_Anions_20190709-084843.d

Injection Date:	09-Jul-2019 08:31:00	Instrument ID:	WC_IonChrom10	Operator ID:	wetchemd
Lims ID:	ccv			Worklist Smp#:	53
Client ID:					
Injection Vol:	5.0 ul	Dil. Factor:	1.0000	ALS Bottle#:	0
Method:	Anions_IC10	Limit Group:	Wet - Anions 28D		

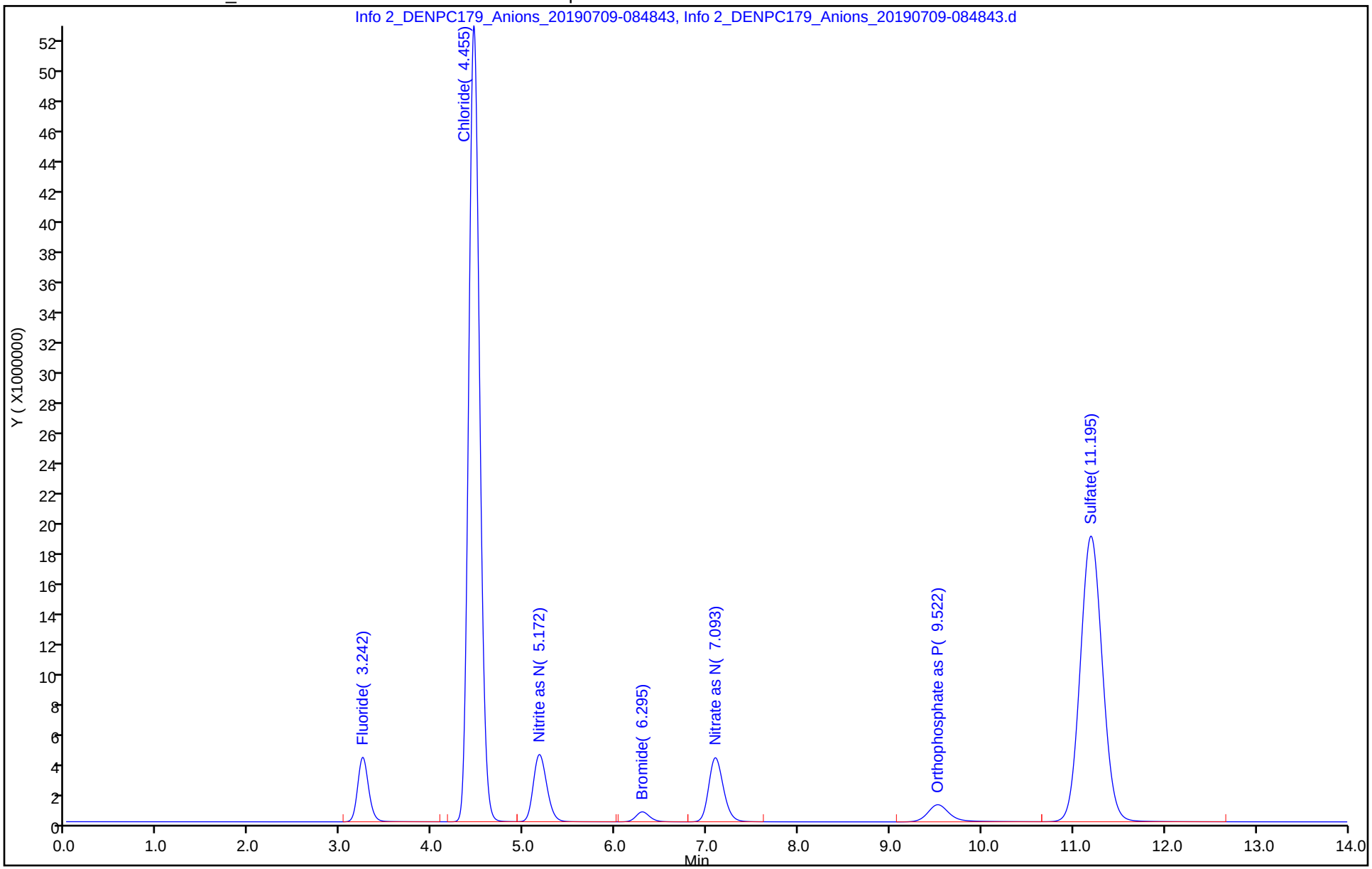

Eurofins TestAmerica, Denver
Target Compound Quantitation Report

Data File: \\chromna\Denver\ChromData\WC_IonChrom10\20190708-83534.b\Info 2_DENPC179_Anions_20190709-090
Lims ID: ccb
Client ID:
Sample Type: CCB
Inject. Date: 09-Jul-2019 08:48:00 ALS Bottle#: 0 Worklist Smp#: 54
Injection Vol: 5.0 ul Dil. Factor: 1.0000
Sample Info: 280-0083534-054
Misc. Info.: 280-0083534-054
Operator ID: wetchemd Instrument ID: WC_IonChrom10

Method: \\chromna\Denver\ChromData\WC_IonChrom10\20190708-83534.b\Anions_IC10.m
Limit Group: Wet - Anions 28D
Last Update: 09-Jul-2019 09:10:42 Calib Date: 02-Jul-2019 23:41:00
Integrator: Falcon
Quant Method: External Standard Quant By: Initial Calibration
Last ICal File: \\chromna\Denver\ChromData\WC_IonChrom10\20190702-83432.b\Info 2_DENPC179_Anions_20190702-235

Column 1 : Det: Info 2_091554_1
Process Host: CTX0317

Compound	RT (min.)	Exp RT (min.)	Dlt RT (min.)	Response	Cal Amt ug/ml	OnCol Amt ug/ml	Flags
1 Fluoride		3.263				ND	
2 Chloride	4.463	4.490	-0.027	33524		0.4545	
3 Nitrite as N		5.217				ND	
4 Bromide		6.355				ND	
5 Nitrate as N		7.167				ND	
6 Orthophosphate as P		9.727				ND	
7 Sulfate		11.522				ND	

Report Date: 09-Jul-2019 09:10:43 Chrom Revision: 2.3 20-Jun-2019 20:50:56

Eurofins TestAmerica, Denver

Data File: \\chromna\Denver\ChromData\WC_IonChrom10\20190708-83534.b\Info 2_DENPC179_Anions_20190709-090609.d

Injection Date:	09-Jul-2019 08:48:00	Instrument ID:	WC_IonChrom10	Operator ID:	wetchemd
Lims ID:	ccb			Worklist Smp#:	54
Client ID:					
Injection Vol:	5.0 ul	Dil. Factor:	1.0000	ALS Bottle#:	0
Method:	Anions_IC10	Limit Group:	Wet - Anions 28D		

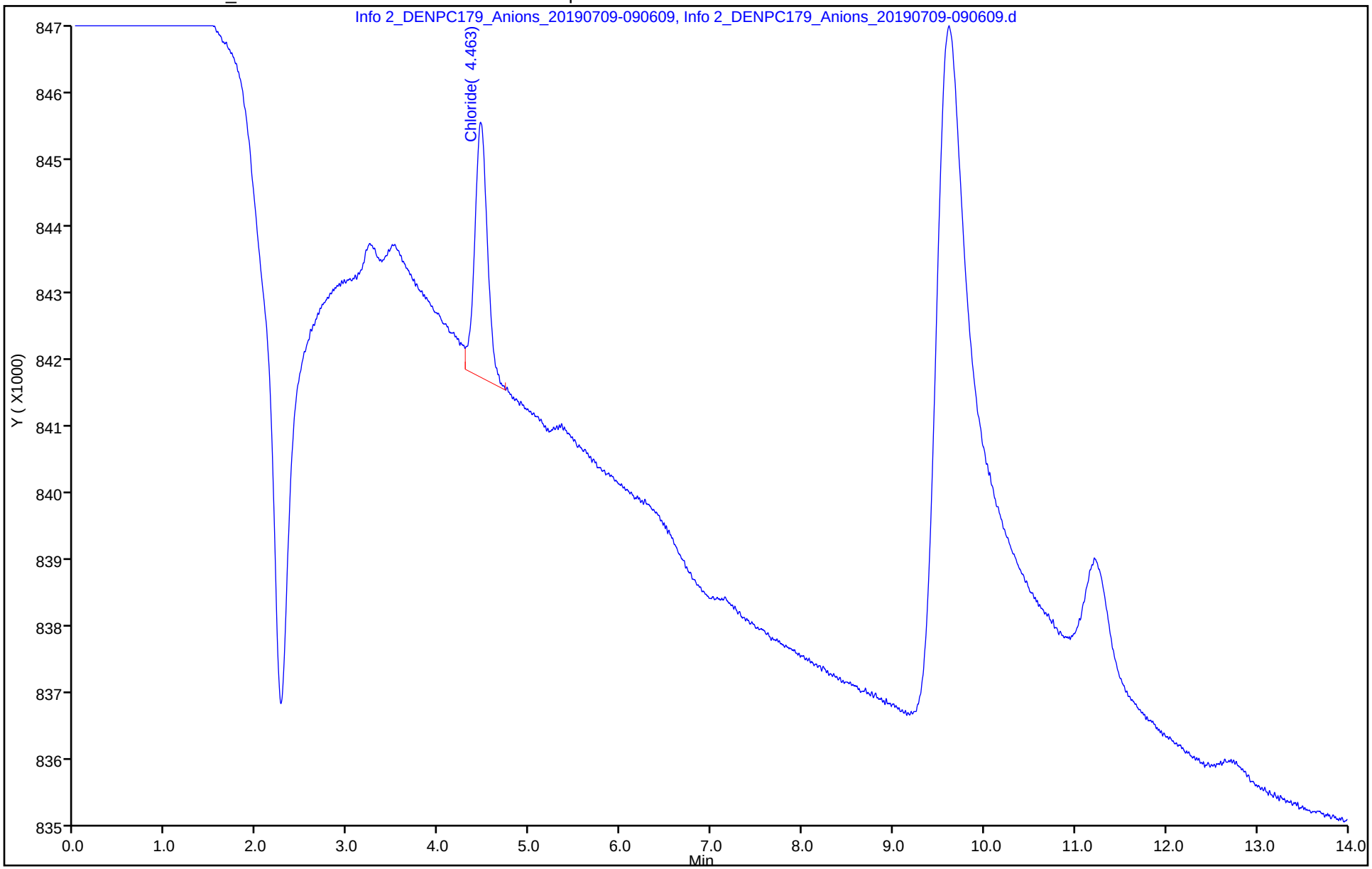

463986/87

TestAmerica Denver

PO4 failed

TestAmerica

IC Instrument Information

WL: 83566 **Inst ID:** 10 **Analysis Date:** 07/09/19 **Analyst:** TP

Rush	Job No.	Samples	Anions	QC Req	HT Exp
☐	125988	3	(F) (Cl) NO2 Br (NO3) PO4 (SO4)	(MS/D) 3	
☐	125986	2	(F) (Cl) NO2 Br (NO3) PO4 (SO4)	MS/D	
☐	125978	2	F Cl NO2 Br (NO3) PO4 (SO4)	MS/D	
☐	124997	1	F (Cl) NO2 Br NO3 PO4 (SO4)	MS/D	
☐	124986	12	F Cl NO2 Br NO3 PO4 (SO4)	(MS/D) 25	client
☐	125995	1	F Cl NO2 Br (NO3) PO4 (SO4)	MS/D	+9 1 07/09/19 TP
☐	125131	1	F Cl NO2 Br NO3 PO4 (SO4)	MS/D	
☐	125077	1	F (Cl) NO2 Br NO3 PO4 SO4	MS/D	
☐	125058	2	F Cl NO2 Br NO3 PO4 (SO4)	MS/D	
☐			F Cl NO2 Br NO3 PO4 SO4	MS/D	
☐			F Cl NO2 Br NO3 PO4 SO4	MS/D	
☐			F Cl NO2 Br NO3 PO4 SO4	MS/D	
☐			F Cl NO2 Br NO3 PO4 SO4	MS/D	
☐			F Cl NO2 Br NO3 PO4 SO4	MS/D	

Dilutions

Job No.	Samples	Anions	Dilution	Reason
124997	1	F (Cl) NO2 Br NO3 PO4 (SO4)	2x	cond.
125058	2,3	F Cl NO2 Br NO3 PO4 (SO4)	5x	dil.
		F Cl NO2 Br NO3 PO4 SO4		
		F Cl NO2 Br NO3 PO4 SO4		
		F Cl NO2 Br NO3 PO4 SO4		
		F Cl NO2 Br NO3 PO4 SO4		
		F Cl NO2 Br NO3 PO4 SO4		
		F Cl NO2 Br NO3 PO4 SO4		
		F Cl NO2 Br NO3 PO4 SO4		

TestAmerica Laboratories
Initial Calibration Summary Report

Method: \\chromna\Denver\ChromData\WC_IonChrom10\20190708-83534.b\Anions_IC10.m

Instrument:	WC_IonChrom10	Lims Location:	280
Lock State:	Unlocked	Cpnd Order:	Retention Time
Integrator:	Falcon	Last Modified:	09-Jul-2019 12:00:41

No.Compounds:7

Initial Calibration Batches

Ical Batch: \\chromna\Denver\ChromData\WC_IonChrom10\20190702-83432.b
Inj Date : 02-Jul-2019 22:14:00, Sublist: chrom-Anions_IC10*sub2

Detector 1: Info 2_091554_1

	Wet - Anions 28D				Wet - Anions			
Compound	b	M1	M2	Err	b	M1	M2	Err
1 Fluoride	-496776	7517346		1.000				
2 Chloride	-185206	4148993		1.000				
3 Nitrite as N					-881375	9265566		0.999
4 Bromide	-69476	1482729		0.998				
5 Nitrate as N					-977918	9928862		0.998
6 Orthophosphate as P					591981	4151096		0.998
7 Sulfate	-160921	3130894		0.999				

TestAmerica Laboratories
Initial Calibration Report

Method: \\chromna\Denver\ChromData\WC_IonChrom10\20190708-83534.b\Anions_IC10.m

Instrument:	WC_IonChrom10	Lims Location:	280
Lock State:	Unlocked	Cpnd Order:	Retention Time
Integrator:	Falcon	Last Modified:	09-Jul-2019 12:00:41
No.Compounds:	7		
Sublist:	chrom-Anions_IC10*sub2		
Limit Group:	Wet - Anions 28D		

Detectors

Detector: 1, Info 2_091554_1
Data Type: ic Spec Type: none
Supports Extracted Chromatograms: False
Run Time: 0.000-17.383 No. Points: 7196

Calibration File Names

Level: 1	\\chromna\Denver\ChromData\WC_IonChrom10\20190702-83432.b\Info 2_DENPC179_Anions_20190702-223		
	Inj Date: 02-Jul-2019 22:14:00	Worklist: 83432	Sample#: 2
Level: 2	\\chromna\Denver\ChromData\WC_IonChrom10\20190702-83432.b\Info 2_DENPC179_Anions_20190702-224		
	Inj Date: 02-Jul-2019 22:31:00	Worklist: 83432	Sample#: 3
Level: 3	\\chromna\Denver\ChromData\WC_IonChrom10\20190702-83432.b\Info 2_DENPC179_Anions_20190702-230		
	Inj Date: 02-Jul-2019 22:49:00	Worklist: 83432	Sample#: 4
Level: 4	\\chromna\Denver\ChromData\WC_IonChrom10\20190702-83432.b\Info 2_DENPC179_Anions_20190702-232		
	Inj Date: 02-Jul-2019 23:06:00	Worklist: 83432	Sample#: 5
Level: 5	\\chromna\Denver\ChromData\WC_IonChrom10\20190702-83432.b\Info 2_DENPC179_Anions_20190702-234		
	Inj Date: 02-Jul-2019 23:24:00	Worklist: 83432	Sample#: 6
Level: 6	\\chromna\Denver\ChromData\WC_IonChrom10\20190702-83432.b\Info 2_DENPC179_Anions_20190702-235		
	Inj Date: 02-Jul-2019 23:41:00	Worklist: 83432	Sample#: 7

Start Cal Date: 02-Jul-2019 22:14:00 End Cal Date: 08-Jul-2019 16:21:00

Individual Compound Calibration Parameters

Quant Method: ESTD	RF Calibration: Replace	
Rule Name: Linear1	Curve: Linear	Weighting: Conc
Origin: None	Error: raw_COD	Error Limit: 1.00
RF %Dif: 0.0	SPCC Limit: 0.0	CCC Limit: 0.0
Dependent Variable: Resp		

Number of Compounds: 4

RF/Amt(Lvl) Response WL(Smp)	RF/Amt(Lvl) Response WL(Smp)	RF/Amt(Lvl) Response WL(Smp)	RF/Amt(Lvl) Response WL(Smp)	RF/Amt(Lvl) Response WL(Smp)	RF/Amt(Lvl) Response WL(Smp)	b	m1	m2	Error

RF/Amt(Lvl) Response WL(Smp)	RF/Amt(Lvl) Response WL(Smp)	RF/Amt(Lvl) Response WL(Smp)	RF/Amt(Lvl) Response WL(Smp)	RF/Amt(Lvl) Response WL(Smp)	RF/Amt(Lvl) Response WL(Smp)	b	m1	m2	Error
1 Fluoride				Signal: 1					
5397880	6162342	6855229	7627997	7426032	7424423	-496776			1.000
0.200000(1)	0.500000(2)	1.0000 (3)	4.0000 (4)	8.0000 (5)	10.0 (6)		7517346		
1079576	3081171	6855229	30511987	59408259	74244226				
83432(2)	83432(3)	83432(4)	83432(5)	83432(6)	83432(7)				
2 Chloride				Signal: 1					
2956306	3142198	3410943	4067425	4134814	4163409	-1852064			1.000
1.0000 (1)	2.5000 (2)	5.0000 (3)	60.0 (4)	120.0 (5)	200.0 (6)		4148993		
2956306	7855494	17054714	244045509	496177676	832681709				
83432(2)	83432(3)	83432(4)	83432(5)	83432(6)	83432(7)				
4 Bromide				Signal: 1					
1362745	1285730	1277020	1390751	1472394	1518923	-69476			0.998
0.200000(1)	0.500000(2)	1.0000 (3)	4.0000 (4)	8.0000 (5)	10.0 (6)		1482729		
272549	642865	1277020	5563002	11779153	15189226				
83432(2)	83432(3)	83432(4)	83432(5)	83432(6)	83432(7)				
7 Sulfate				Signal: 1					
2194448	2285735	2389592	3017327	3115585	3159652	-1609217			0.999
1.0000 (1)	2.5000 (2)	5.0000 (3)	60.0 (4)	120.0 (5)	200.0 (6)		3130894		
M2194448	M5714338	M11947958	M181039624	M373870178	M631930336				
83432(2)	83432(3)	83432(4)	83432(5)	83432(6)	83432(7)				

Eurofins TestAmerica, Denver
Target Compound Quantitation Report

Data File: \\chromna\Denver\ChromData\WC_IonChrom10\20190709-83566.b\Info 2_DENPC179_Anions_20190709-135
Lims ID: CCV
Client ID:
Sample Type: CCV
Inject. Date: 09-Jul-2019 13:42:00 ALS Bottle#: 0 Worklist Smp#: 1
Injection Vol: 5.0 ul Dil. Factor: 1.0000
Sample Info: 280-0083566-001
Misc. Info.: 280-0083566-001
Operator ID: wetchemd Instrument ID: WC_IonChrom10
Sublist: chrom-Anions_IC10*sub2

Method: \\chromna\Denver\ChromData\WC_IonChrom10\20190709-83566.b\Anions_IC10.m
Limit Group: Wet - Anions 28D
Last Update: 10-Jul-2019 16:22:59 Calib Date: 02-Jul-2019 23:41:00
Integrator: Falcon
Quant Method: External Standard Quant By: Initial Calibration
Last ICal File: \\chromna\Denver\ChromData\WC_IonChrom10\20190702-83432.b\Info 2_DENPC179_Anions_20190702-235

Column 1 : Det: Info 2_091554_1
Process Host: CTX0317

Compound	RT (min.)	Exp RT (min.)	Dlt RT (min.)	Response	Cal Amt ug/ml	OnCol Amt ug/ml	Flags
1 Fluoride	3.242	3.263	-0.021	35859588	5.00	4.84	
2 Chloride	4.453	4.490	-0.037	413490150	100.0	100.1	
3 Nitrite as N	5.168	5.217	-0.049	43766959	NC	NC	
4 Bromide	6.290	6.355	-0.065	6834676	5.00	4.66	
5 Nitrate as N	7.087	7.167	-0.080	46909979	NC	NC	
6 Orthophosphate as P	9.520	9.727	-0.207	19275136	NC	NC	
7 Sulfate	11.190	11.522	-0.332	302552441	100.0	97.1	

QC Flag Legend

Processing Flags
NC - Not Calibrated

Reagents:

IC LCS_01626 Amount Added: 10.00 Units: mL

Report Date: 10-Jul-2019 16:23:00 Chrom Revision: 2.3 20-Jun-2019 20:50:56

Eurofins TestAmerica, Denver

Data File: \\chromna\Denver\ChromData\WC_IonChrom10\20190709-83566.b\Info 2_DENPC179_Anions_20190709-135925.d

Injection Date:	09-Jul-2019 13:42:00	Instrument ID:	WC_IonChrom10	Operator ID:	wetchemd
Lims ID:	CCV			Worklist Smp#:	1
Client ID:					
Injection Vol:	5.0 ul	Dil. Factor:	1.0000	ALS Bottle#:	0
Method:	Anions_IC10	Limit Group:	Wet - Anions 28D		

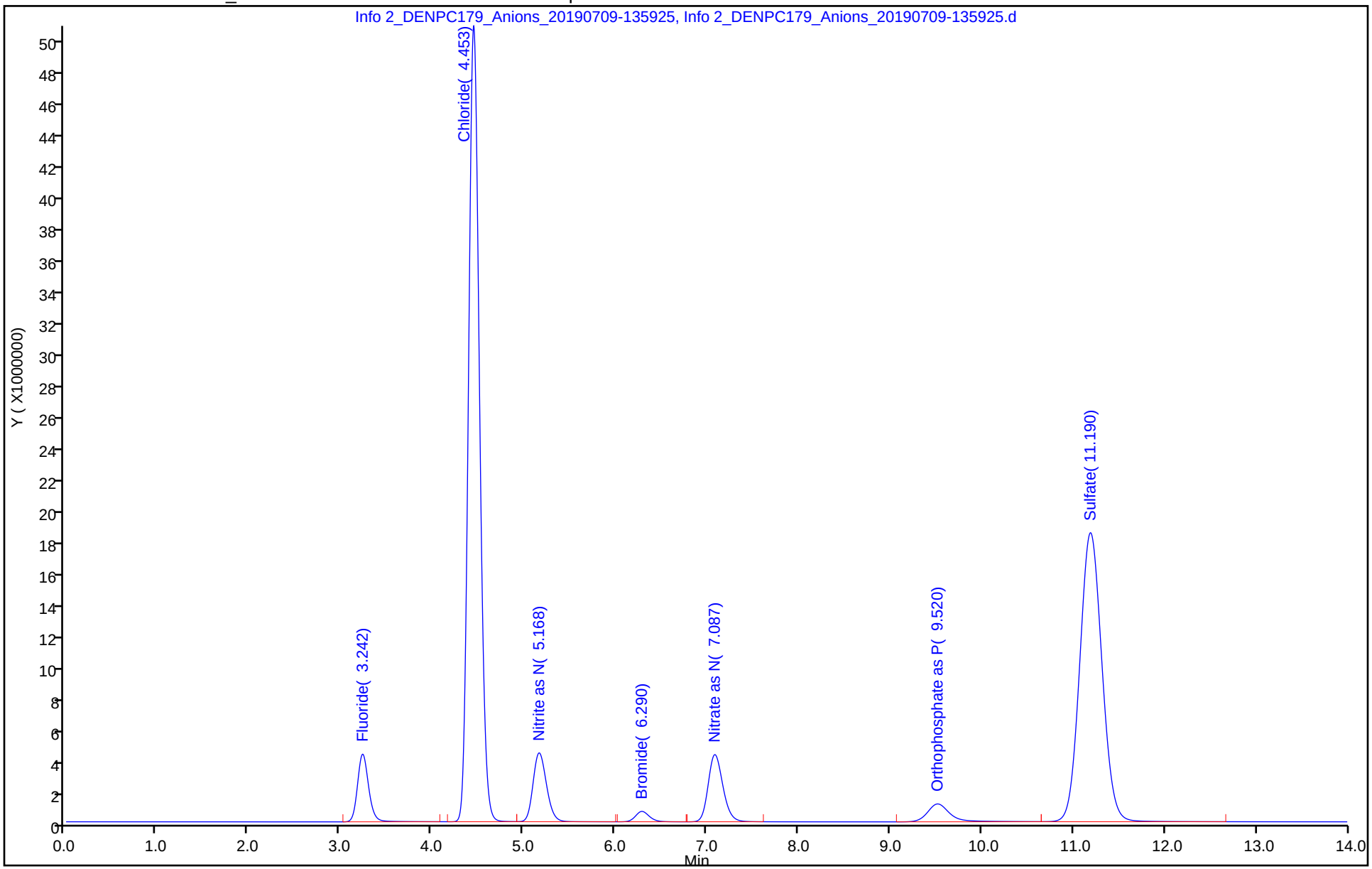

Eurofins TestAmerica, Denver
Target Compound Quantitation Report

Data File: \\chromna\Denver\ChromData\WC_IonChrom10\20190709-83566.b\Info 2_DENPC179_Anions_20190709-141
Lims ID: CCB
Client ID:
Sample Type: CCB
Inject. Date: 09-Jul-2019 13:59:00 ALS Bottle#: 0 Worklist Smp#: 2
Injection Vol: 5.0 ul Dil. Factor: 1.0000
Sample Info: 280-0083566-002
Misc. Info.: 280-0083566-002
Operator ID: wetchemd Instrument ID: WC_IonChrom10

Method: \\chromna\Denver\ChromData\WC_IonChrom10\20190709-83566.b\Anions_IC10.m
Limit Group: Wet - Anions 28D
Last Update: 10-Jul-2019 16:22:59 Calib Date: 02-Jul-2019 23:41:00
Integrator: Falcon
Quant Method: External Standard Quant By: Initial Calibration
Last ICal File: \\chromna\Denver\ChromData\WC_IonChrom10\20190702-83432.b\Info 2_DENPC179_Anions_20190702-235

Column 1 : Det: Info 2_091554_1
Process Host: CTX0317

Compound	RT (min.)	Exp RT (min.)	Dlt RT (min.)	Response	Cal Amt ug/ml	OnCol Amt ug/ml	Flags
1 Fluoride		3.263				ND	
2 Chloride	4.467	4.490	-0.023	51262		0.4587	
3 Nitrite as N		5.217				ND	
4 Bromide		6.355				ND	
5 Nitrate as N		7.167				ND	
6 Orthophosphate as P		9.727				ND	
7 Sulfate		11.522				ND	

Report Date: 10-Jul-2019 16:23:01 Chrom Revision: 2.3 20-Jun-2019 20:50:56

Eurofins TestAmerica, Denver

Data File: \\chromna\Denver\ChromData\WC_IonChrom10\20190709-83566.b\Info 2_DENPC179_Anions_20190709-141649.d

Injection Date:	09-Jul-2019 13:59:00	Instrument ID:	WC_IonChrom10	Operator ID:	wetchemd
Lims ID:	CCB			Worklist Smp#:	2
Client ID:					
Injection Vol:	5.0 ul	Dil. Factor:	1.0000	ALS Bottle#:	0
Method:	Anions_IC10	Limit Group:	Wet - Anions 28D		

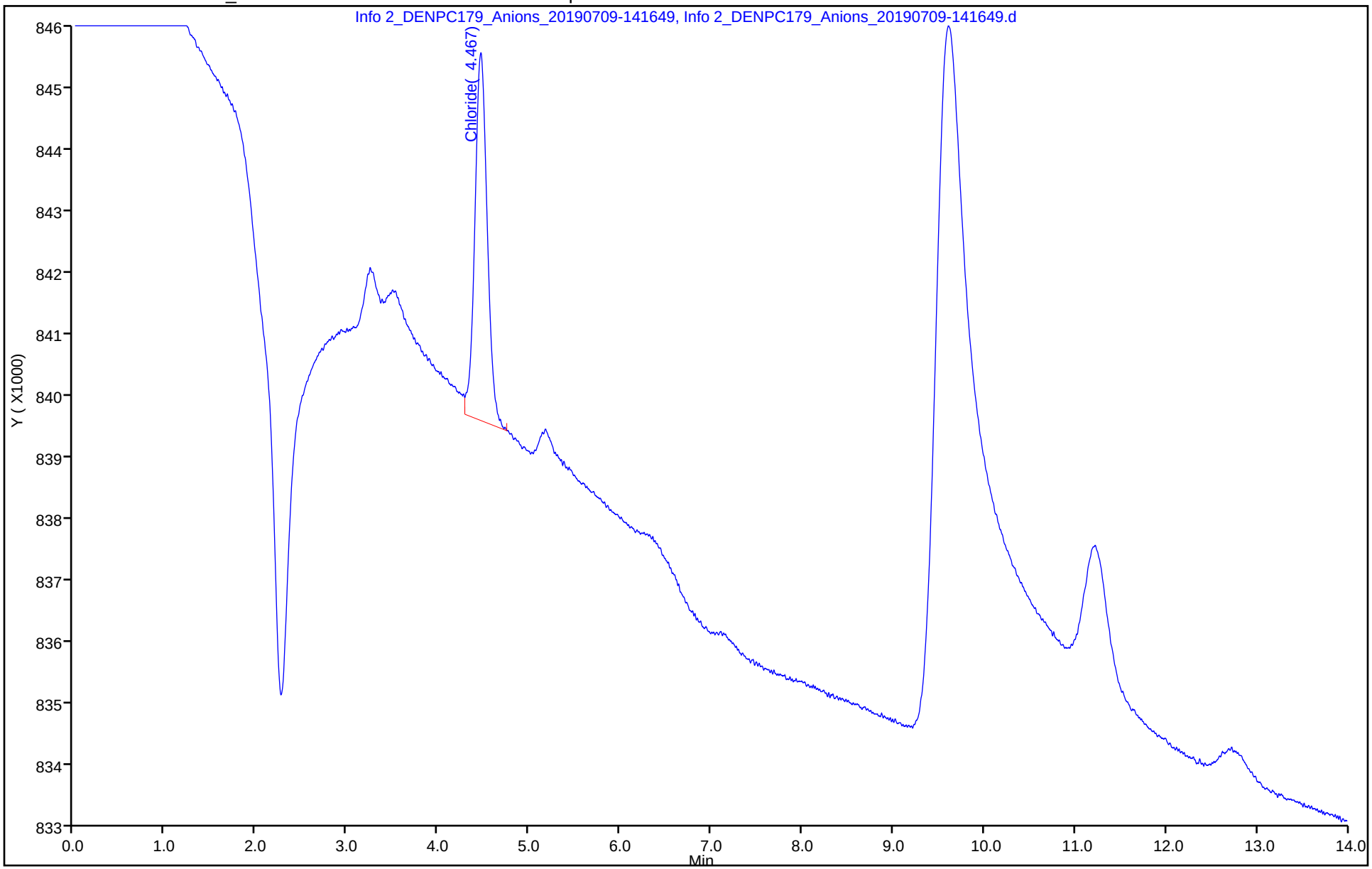

Eurofins TestAmerica, Denver
Target Compound Quantitation Report

Data File: \\chromna\Denver\ChromData\WC_IonChrom10\20190709-83566.b\Info 2_DENPC179_Anions_20190709-143
Lims ID: MRL
Client ID:
Sample Type: MRL
Inject. Date: 09-Jul-2019 14:16:00 ALS Bottle#: 0 Worklist Smp#: 3
Injection Vol: 5.0 ul Dil. Factor: 1.0000
Sample Info: 280-0083566-003
Misc. Info.: 280-0083566-003
Operator ID: wetchemd Instrument ID: WC_IonChrom10

Method: \\chromna\Denver\ChromData\WC_IonChrom10\20190709-83566.b\Anions_IC10.m
Limit Group: Wet - Anions 28D
Last Update: 10-Jul-2019 16:22:59 Calib Date: 02-Jul-2019 23:41:00
Integrator: Falcon
Quant Method: External Standard Quant By: Initial Calibration
Last ICal File: \\chromna\Denver\ChromData\WC_IonChrom10\20190702-83432.b\Info 2_DENPC179_Anions_20190702-235

Column 1 : Det: Info 2_091554_1
Process Host: CTX0317

First Level Reviewer: pedrickj Date: 09-Jul-2019 14:58:13

Compound	RT (min.)	Exp RT (min.)	Dlt RT (min.)	Response	Cal Amt ug/ml	OnCol Amt ug/ml	Flags
1 Fluoride	3.242	3.263	-0.021	1092740	0.2000	0.2114	
2 Chloride	4.463	4.490	-0.027	7668311	2.50	2.29	
3 Nitrite as N	5.183	5.217	-0.034	1202347	NC	NC	
4 Bromide	6.312	6.355	-0.043	243431	0.2000	0.2110	
5 Nitrate as N	7.140	7.167	-0.027	1303716	NC	NC	
6 Orthophosphate as P	9.550	9.727	-0.177	1091047	NC	NC	M
7 Sulfate	11.213	11.522	-0.309	5333355	2.50	2.22	

QC Flag Legend

Processing Flags
NC - Not Calibrated
Review Flags
M - Manually Integrated

Reagents:

IC CAL cl/so4_00264 Amount Added: 0.10 Units: mL
IC Cal low_00470 Amount Added: 0.04 Units: mL

Report Date: 10-Jul-2019 16:23:03 Chrom Revision: 2.3 20-Jun-2019 20:50:56

Eurofins TestAmerica, Denver

Data File: \\chromna\Denver\ChromData\WC_IonChrom10\20190709-83566.b\Info 2_DENPC179_Anions_20190709-143417.d

Injection Date:	09-Jul-2019 14:16:00	Instrument ID:	WC_IonChrom10	Operator ID:	wetchemd
Lims ID:	MRL			Worklist Smp#:	3
Client ID:					
Injection Vol:	5.0 ul	Dil. Factor:	1.0000	ALS Bottle#:	0
Method:	Anions_IC10	Limit Group:	Wet - Anions 28D		

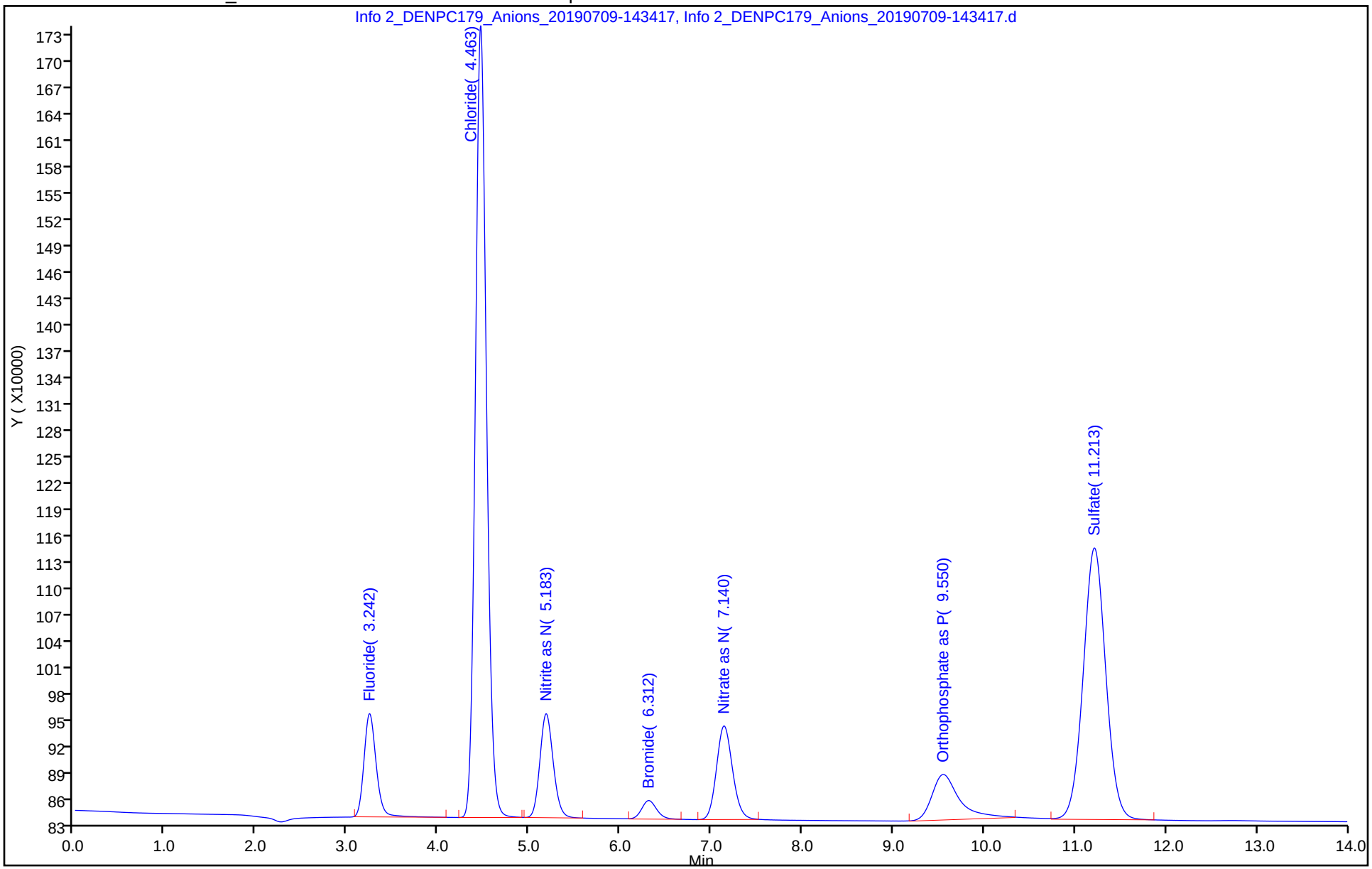

Eurofins TestAmerica, Denver
Target Compound Quantitation Report

Data File: \\chromna\Denver\ChromData\WC_IonChrom10\20190709-83566.b\Info 2_DENPC179_Anions_20190709-145
Lims ID: LCS
Client ID:
Sample Type: LCS
Inject. Date: 09-Jul-2019 14:34:00 ALS Bottle#: 0 Worklist Smp#: 4
Injection Vol: 5.0 ul Dil. Factor: 1.0000
Sample Info: 280-0083566-004
Misc. Info.: 280-0083566-004
Operator ID: wetchemd Instrument ID: WC_IonChrom10

Method: \\chromna\Denver\ChromData\WC_IonChrom10\20190709-83566.b\Anions_IC10.m
Limit Group: Wet - Anions 28D
Last Update: 10-Jul-2019 16:22:59 Calib Date: 02-Jul-2019 23:41:00
Integrator: Falcon
Quant Method: External Standard Quant By: Initial Calibration
Last ICal File: \\chromna\Denver\ChromData\WC_IonChrom10\20190702-83432.b\Info 2_DENPC179_Anions_20190702-235

Column 1 : Det: Info 2_091554_1
Process Host: CTX0317

Compound	RT (min.)	Exp RT (min.)	Dlt RT (min.)	Response	Cal Amt ug/ml	OnCol Amt ug/ml	Flags
1 Fluoride	3.242	3.263	-0.021	36209124	5.00	4.88	
2 Chloride	4.455	4.490	-0.035	414139813	100.0	100.3	
3 Nitrite as N	5.170	5.217	-0.047	43921144	NC	NC	
4 Bromide	6.292	6.355	-0.063	6851345	5.00	4.67	
5 Nitrate as N	7.088	7.167	-0.079	46981302	NC	NC	
6 Orthophosphate as P	9.522	9.727	-0.205	19268932	NC	NC	
7 Sulfate	11.190	11.522	-0.332	303120036	100.0	97.3	

QC Flag Legend

Processing Flags
NC - Not Calibrated

Reagents:

IC LCS_01626 Amount Added: 10.00 Units: mL

Report Date: 10-Jul-2019 16:23:04 Chrom Revision: 2.3 20-Jun-2019 20:50:56

Eurofins TestAmerica, Denver

Data File: \\chromna\Denver\ChromData\WC_IonChrom10\20190709-83566.b\Info 2_DENPC179_Anions_20190709-145149.d

Injection Date:	09-Jul-2019 14:34:00	Instrument ID:	WC_IonChrom10	Operator ID:	wetchemd
Lims ID:	LCS			Worklist Smp#:	4
Client ID:					
Injection Vol:	5.0 ul	Dil. Factor:	1.0000	ALS Bottle#:	0
Method:	Anions_IC10	Limit Group:	Wet - Anions 28D		

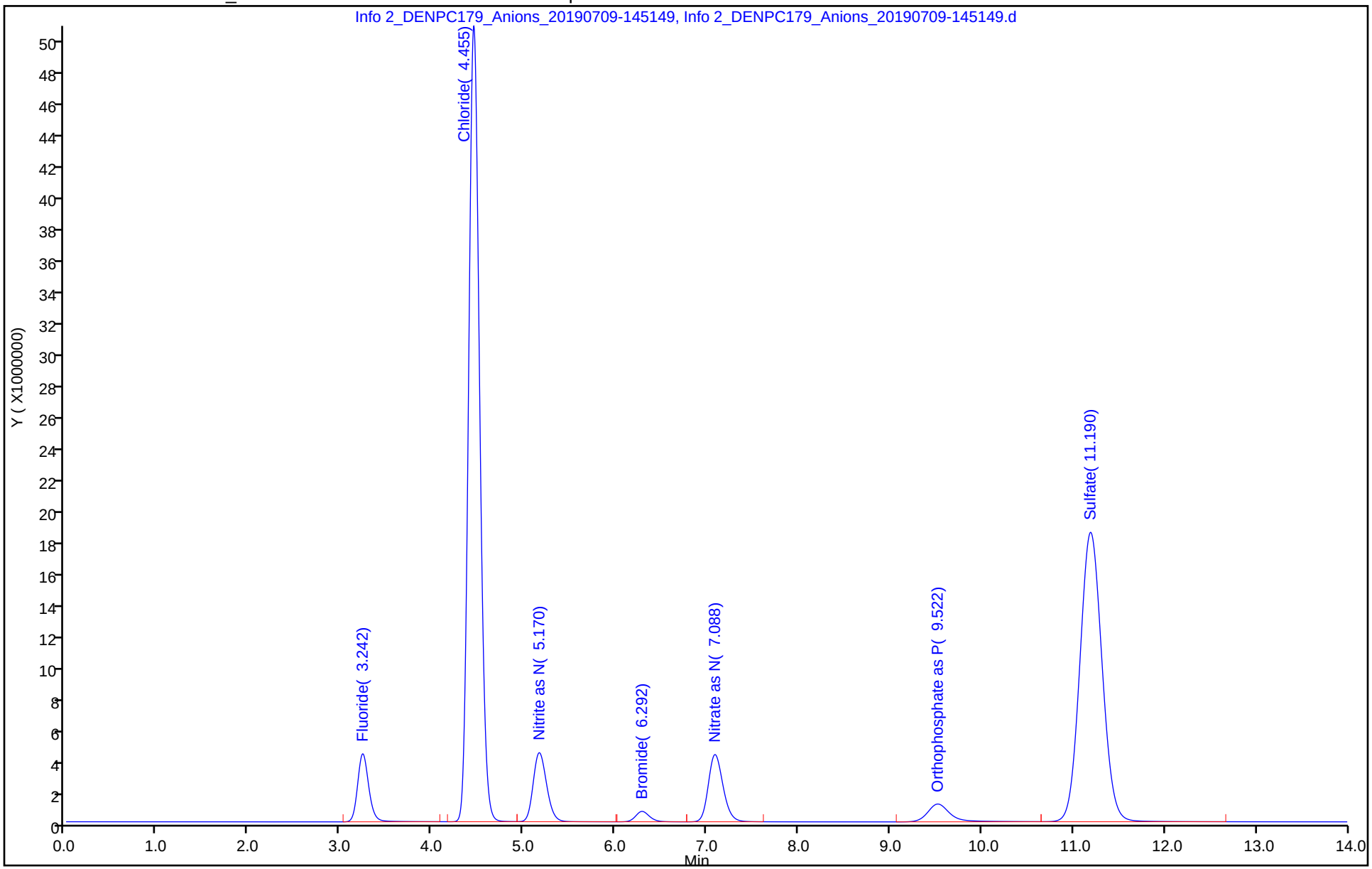

Eurofins TestAmerica, Denver
Target Compound Quantitation Report

Data File: \\chromna\Denver\ChromData\WC_IonChrom10\20190709-83566.b\Info 2_DENPC179_Anions_20190709-150
Lims ID: LCSD
Client ID:
Sample Type: LCSD
Inject. Date: 09-Jul-2019 14:51:00 ALS Bottle#: 0 Worklist Smp#: 5
Injection Vol: 5.0 ul Dil. Factor: 1.0000
Sample Info: 280-0083566-005
Misc. Info.: 280-0083566-005
Operator ID: wetchemd Instrument ID: WC_IonChrom10

Method: \\chromna\Denver\ChromData\WC_IonChrom10\20190709-83566.b\Anions_IC10.m
Limit Group: Wet - Anions 28D
Last Update: 10-Jul-2019 16:22:59 Calib Date: 02-Jul-2019 23:41:00
Integrator: Falcon
Quant Method: External Standard Quant By: Initial Calibration
Last ICal File: \\chromna\Denver\ChromData\WC_IonChrom10\20190702-83432.b\Info 2_DENPC179_Anions_20190702-235

Column 1 : Det: Info 2_091554_1
Process Host: CTX0317

Compound	RT (min.)	Exp RT (min.)	Dlt RT (min.)	Response	Cal Amt ug/ml	OnCol Amt ug/ml	Flags
1 Fluoride	3.243	3.263	-0.020	35530001	5.00	4.79	
2 Chloride	4.457	4.490	-0.033	419831024	100.0	101.6	
3 Nitrite as N	5.172	5.217	-0.045	43557672	NC	NC	
4 Bromide	6.295	6.355	-0.060	6805045	5.00	4.64	
5 Nitrate as N	7.092	7.167	-0.075	46584103	NC	NC	
6 Orthophosphate as P	9.525	9.727	-0.202	18998085	NC	NC	
7 Sulfate	11.193	11.522	-0.329	305421694	100.0	98.1	

QC Flag Legend

Processing Flags
NC - Not Calibrated

Reagents:

IC LCS_01626 Amount Added: 10.00 Units: mL

Report Date: 10-Jul-2019 16:23:05 Chrom Revision: 2.3 20-Jun-2019 20:50:56

Eurofins TestAmerica, Denver

Data File: \\chromna\Denver\ChromData\WC_IonChrom10\20190709-83566.b\Info 2_DENPC179_Anions_20190709-150914.d

Injection Date:	09-Jul-2019 14:51:00	Instrument ID:	WC_IonChrom10	Operator ID:	wetchemd
Lims ID:	LCSD			Worklist Smp#:	5
Client ID:					
Injection Vol:	5.0 ul	Dil. Factor:	1.0000	ALS Bottle#:	0
Method:	Anions_IC10	Limit Group:	Wet - Anions 28D		

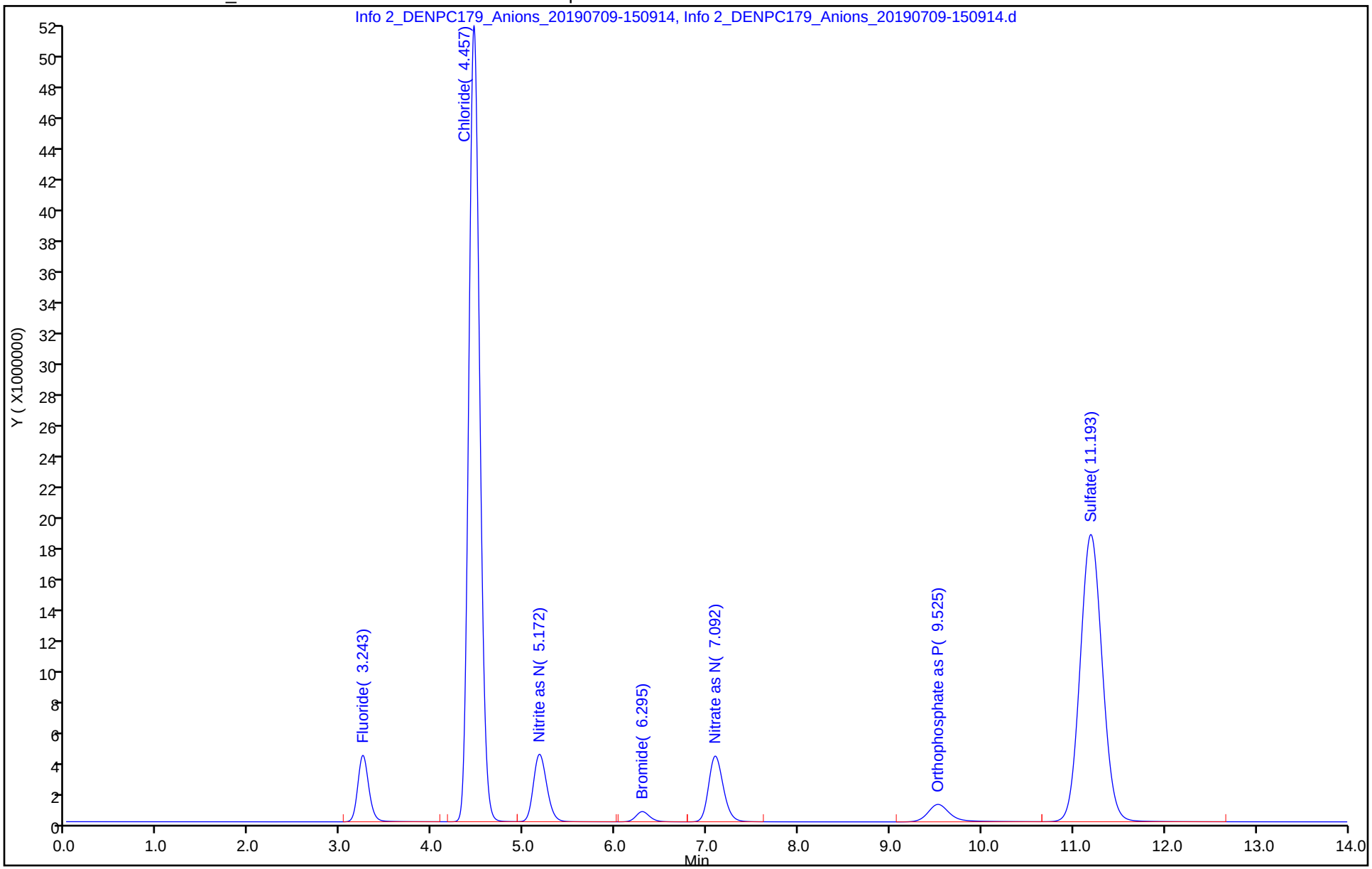

Eurofins TestAmerica, Denver
Target Compound Quantitation Report

Data File: \\chromna\Denver\ChromData\WC_IonChrom10\20190709-83566.b\Info 2_DENPC179_Anions_20190709-152
Lims ID: MB
Client ID:
Sample Type: MB
Inject. Date: 09-Jul-2019 15:09:00 ALS Bottle#: 0 Worklist Smp#: 6
Injection Vol: 5.0 ul Dil. Factor: 1.0000
Sample Info: 280-0083566-006
Misc. Info.: 280-0083566-006
Operator ID: wetchemd Instrument ID: WC_IonChrom10

Method: \\chromna\Denver\ChromData\WC_IonChrom10\20190709-83566.b\Anions_IC10.m
Limit Group: Wet - Anions 28D
Last Update: 10-Jul-2019 16:22:59 Calib Date: 02-Jul-2019 23:41:00
Integrator: Falcon
Quant Method: External Standard Quant By: Initial Calibration
Last ICal File: \\chromna\Denver\ChromData\WC_IonChrom10\20190702-83432.b\Info 2_DENPC179_Anions_20190702-235

Column 1 : Det: Info 2_091554_1
Process Host: CTX0317

Compound	RT (min.)	Exp RT (min.)	Dlt RT (min.)	Response	Cal Amt ug/ml	OnCol Amt ug/ml	Flags
1 Fluoride		3.263				ND	
2 Chloride	4.465	4.490	-0.025	55390		0.4597	
3 Nitrite as N		5.217				ND	
4 Bromide		6.355				ND	
5 Nitrate as N		7.167				ND	
6 Orthophosphate as P		9.727				ND	
7 Sulfate		11.522				ND	

Report Date: 10-Jul-2019 16:23:06 Chrom Revision: 2.3 20-Jun-2019 20:50:56

Eurofins TestAmerica, Denver

Data File: \\chromna\Denver\ChromData\WC_IonChrom10\20190709-83566.b\Info 2_DENPC179_Anions_20190709-152639.d

Injection Date:	09-Jul-2019 15:09:00	Instrument ID:	WC_IonChrom10	Operator ID:	wetchemd
Lims ID:	MB			Worklist Smp#:	6
Client ID:					
Injection Vol:	5.0 ul	Dil. Factor:	1.0000	ALS Bottle#:	0
Method:	Anions_IC10	Limit Group:	Wet - Anions 28D		

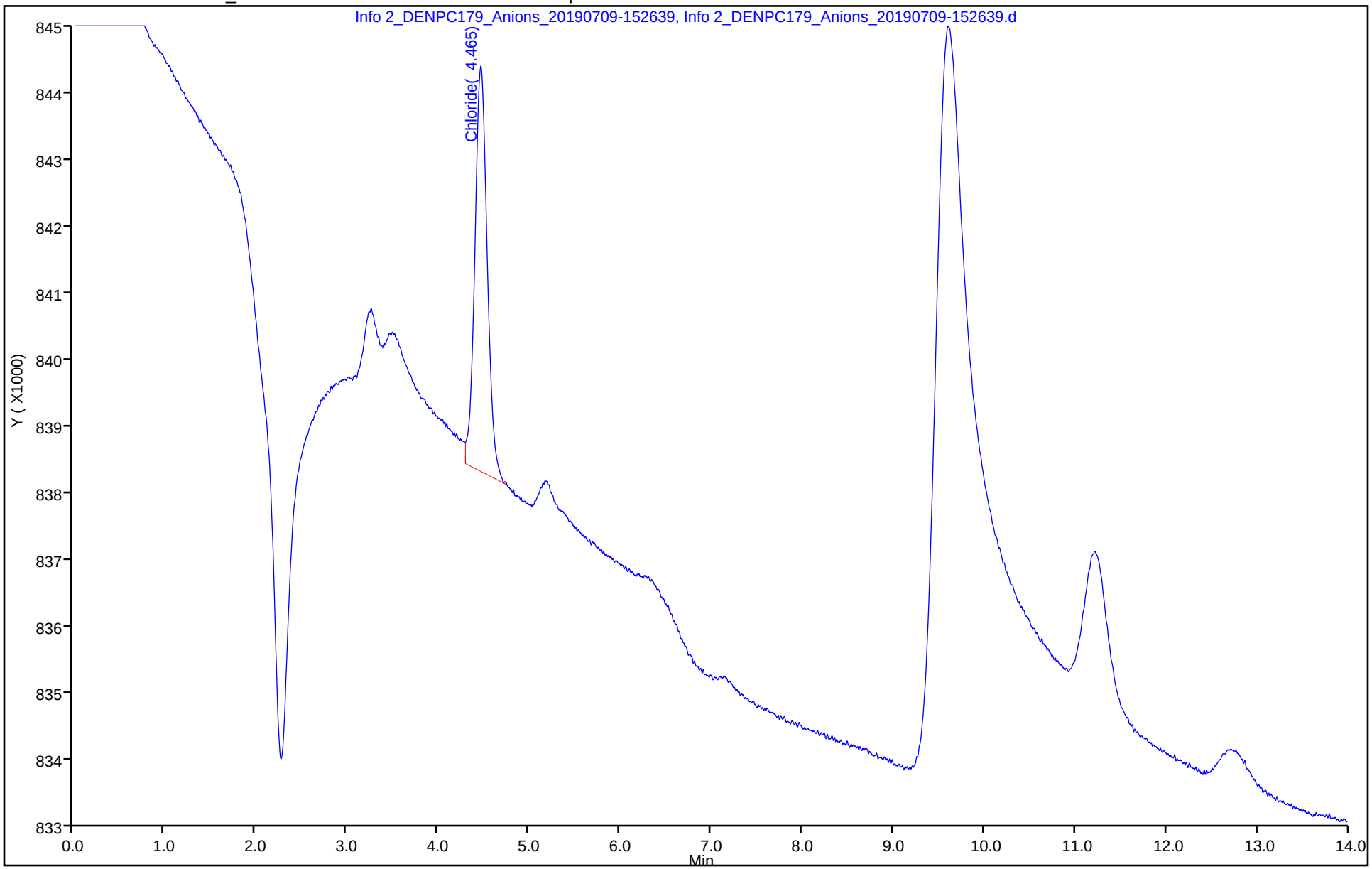

Eurofins TestAmerica, Denver
Target Compound Quantitation Report

Data File: \\chromna\Denver\ChromData\WC_IonChrom10\20190709-83566.b\Info 2_DENPC179_Anions_20190710-002
Lims ID: CCV
Client ID:
Sample Type: CCV
Inject. Date: 10-Jul-2019 00:05:00 ALS Bottle#: 0 Worklist Smp#: 17
Injection Vol: 5.0 ul Dil. Factor: 1.0000
Sample Info: 280-0083566-017
Misc. Info.: 280-0083566-017
Operator ID: wetchemd Instrument ID: WC_IonChrom10
Sublist: chrom-Anions_IC10*sub2

Method: \\chromna\Denver\ChromData\WC_IonChrom10\20190709-83566.b\Anions_IC10.m
Limit Group: Wet - Anions 28D
Last Update: 10-Jul-2019 16:23:15 Calib Date: 02-Jul-2019 23:41:00
Integrator: Falcon
Quant Method: External Standard Quant By: Initial Calibration
Last ICal File: \\chromna\Denver\ChromData\WC_IonChrom10\20190702-83432.b\Info 2_DENPC179_Anions_20190702-235

Column 1 : Det: Info 2_091554_1
Process Host: CTX0317

Compound	RT (min.)	Exp RT (min.)	Dlt RT (min.)	Response	Cal Amt ug/ml	OnCol Amt ug/ml	Flags
1 Fluoride	3.240	3.263	-0.023	33717291	5.00	4.55	
2 Chloride	4.453	4.490	-0.037	428173217	100.0	103.6	
3 Nitrite as N	5.170	5.217	-0.047	44022607	NC	NC	
4 Bromide	6.292	6.355	-0.063	6728320	5.00	4.58	
5 Nitrate as N	7.090	7.167	-0.077	46120927	NC	NC	
6 Orthophosphate as P	9.518	9.727	-0.209	18374802	NC	NC	
7 Sulfate	11.183	11.522	-0.339	308250803	100.0	99.0	

QC Flag Legend

Processing Flags
NC - Not Calibrated

Reagents:

IC LCS_01626 Amount Added: 10.00 Units: mL

Report Date: 10-Jul-2019 16:23:16 Chrom Revision: 2.3 20-Jun-2019 20:50:56

Eurofins TestAmerica, Denver

Data File:	\\chromna\Denver\ChromData\WC_IonChrom10\20190709-83566.b\Info 2_DENPC179_Anions_20190710-002232.d				
Injection Date:	10-Jul-2019 00:05:00	Instrument ID:	WC_IonChrom10	Operator ID:	wetchemd
Lims ID:	CCV			Worklist Smp#:	17
Client ID:					
Injection Vol:	5.0 ul	Dil. Factor:	1.0000	ALS Bottle#:	0
Method:	Anions_IC10	Limit Group:	Wet - Anions 28D		

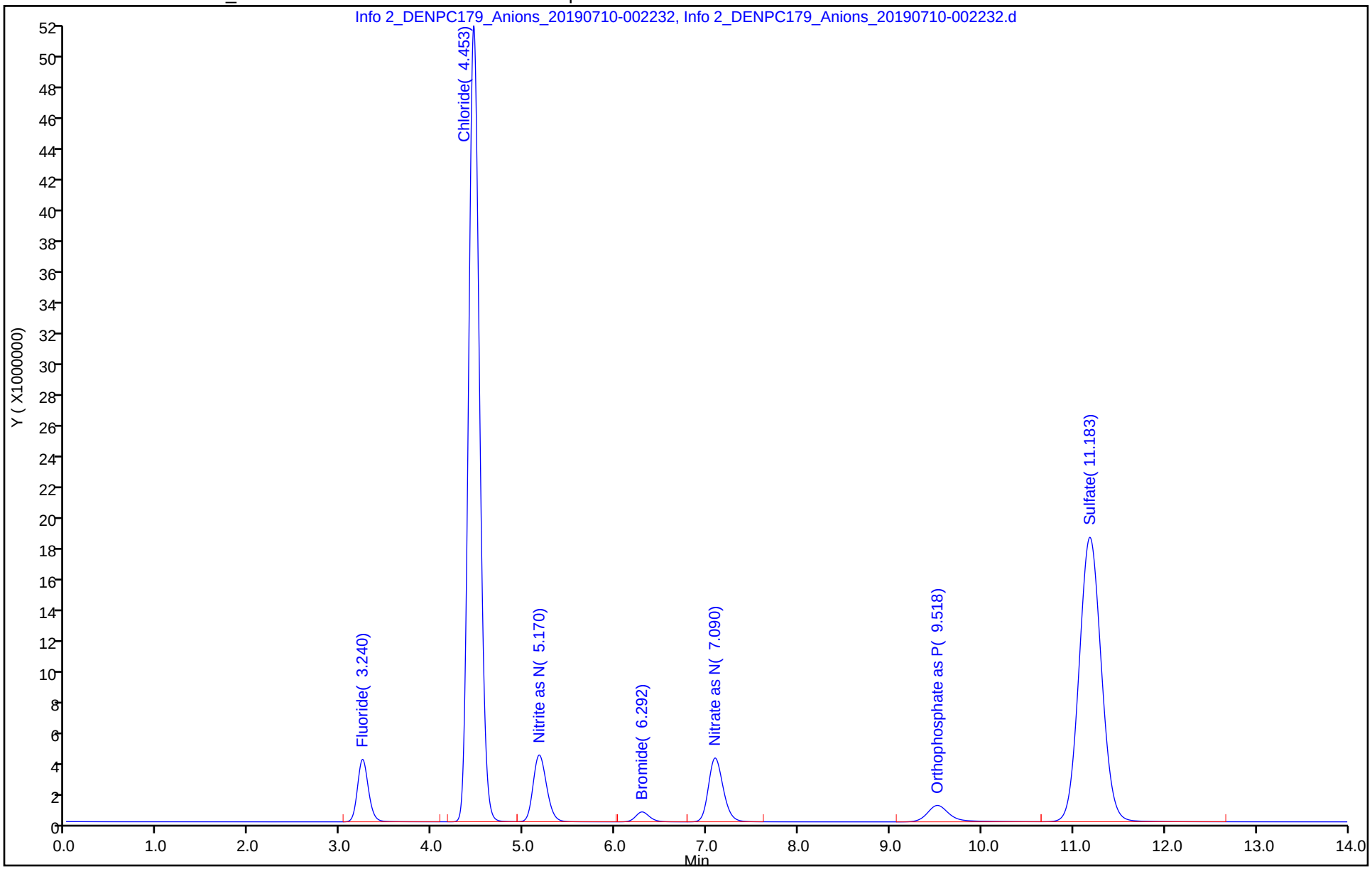

Eurofins TestAmerica, Denver
Target Compound Quantitation Report

Data File: \\chromna\Denver\ChromData\WC_IonChrom10\20190709-83566.b\Info 2_DENPC179_Anions_20190710-004
Lims ID: CCB
Client ID:
Sample Type: CCB
Inject. Date: 10-Jul-2019 00:22:00 ALS Bottle#: 0 Worklist Smp#: 18
Injection Vol: 5.0 ul Dil. Factor: 1.0000
Sample Info: 280-0083566-018
Misc. Info.: 280-0083566-018
Operator ID: wetchemd Instrument ID: WC_IonChrom10

Method: \\chromna\Denver\ChromData\WC_IonChrom10\20190709-83566.b\Anions_IC10.m
Limit Group: Wet - Anions 28D
Last Update: 10-Jul-2019 16:23:15 Calib Date: 02-Jul-2019 23:41:00
Integrator: Falcon
Quant Method: External Standard Quant By: Initial Calibration
Last ICal File: \\chromna\Denver\ChromData\WC_IonChrom10\20190702-83432.b\Info 2_DENPC179_Anions_20190702-235

Column 1 : Det: Info 2_091554_1
Process Host: CTX0317

Compound	RT (min.)	Exp RT (min.)	Dlt RT (min.)	Response	Cal Amt ug/ml	OnCol Amt ug/ml	Flags
1 Fluoride		3.263				ND	
2 Chloride	4.467	4.490	-0.023	33685		0.4545	
3 Nitrite as N		5.217				ND	
4 Bromide		6.355				ND	
5 Nitrate as N		7.167				ND	
6 Orthophosphate as P		9.727				ND	
7 Sulfate		11.522				ND	

Report Date: 10-Jul-2019 16:23:17 Chrom Revision: 2.3 20-Jun-2019 20:50:56

Eurofins TestAmerica, Denver

Data File: \\chromna\Denver\ChromData\WC_IonChrom10\20190709-83566.b\Info 2_DENPC179_Anions_20190710-004001.d

Injection Date:	10-Jul-2019 00:22:00	Instrument ID:	WC_IonChrom10	Operator ID:	wetchemd
Lims ID:	CCB			Worklist Smp#:	18
Client ID:					
Injection Vol:	5.0 ul	Dil. Factor:	1.0000	ALS Bottle#:	0
Method:	Anions_IC10	Limit Group:	Wet - Anions 28D		

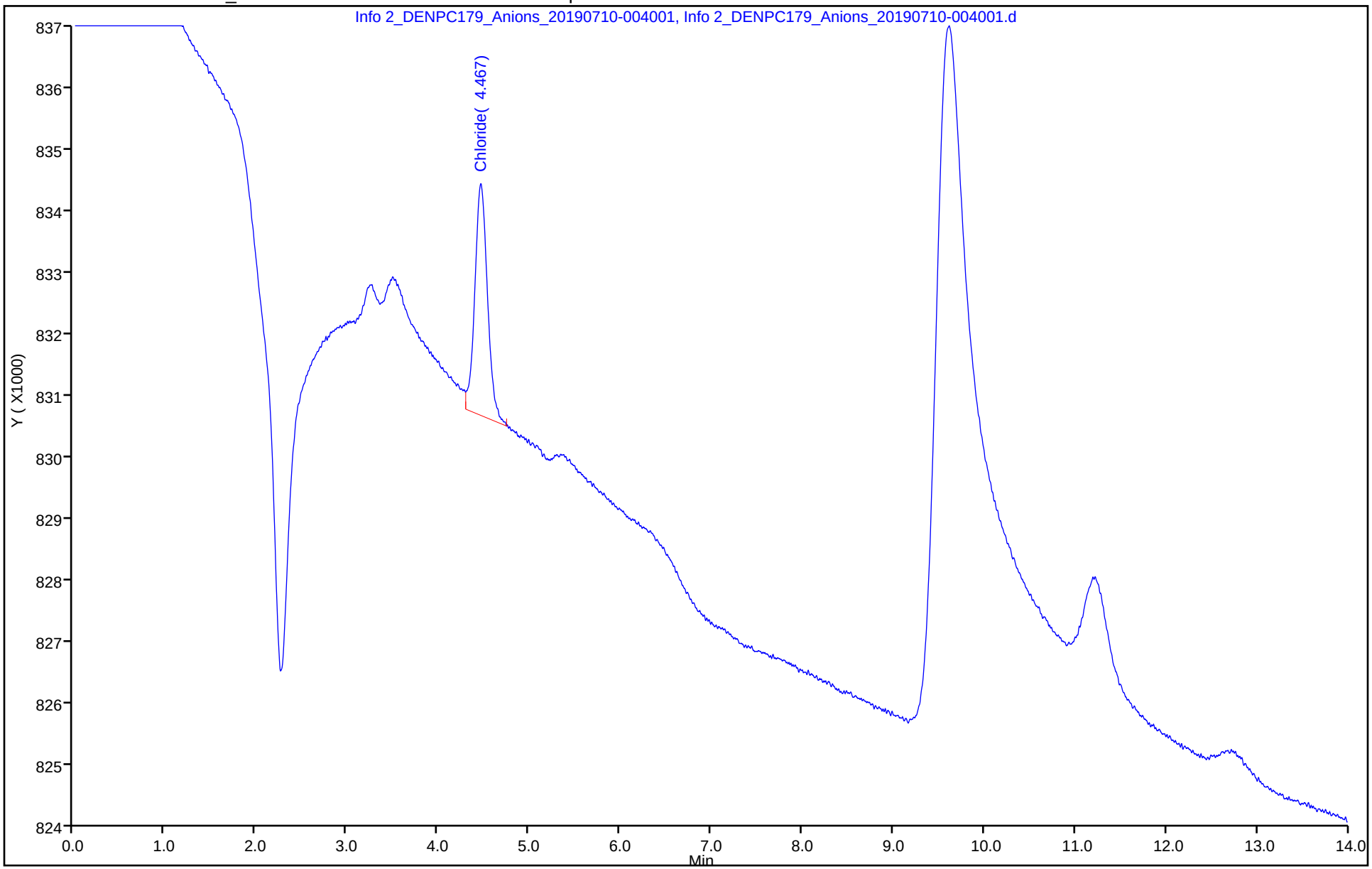

Eurofins TestAmerica, Denver
Target Compound Quantitation Report

Data File: \\chromna\Denver\ChromData\WC_IonChrom10\20190709-83566.b\Info 2_DENPC179_Anions_20190710-022
Lims ID: 280-124986-F-1
Client ID: G0083-19A
Sample Type: Client
Inject. Date: 10-Jul-2019 02:07:00 ALS Bottle#: 0 Worklist Smp#: 24
Injection Vol: 5.0 ul Dil. Factor: 5.0000
Sample Info: 280-0083566-024
Misc. Info.: 280-0083566-024
Operator ID: wetchemd Instrument ID: WC_IonChrom10

Method: \\chromna\Denver\ChromData\WC_IonChrom10\20190709-83566.b\Anions_IC10.m
Limit Group: Wet - Anions 28D
Last Update: 10-Jul-2019 16:23:15 Calib Date: 02-Jul-2019 23:41:00
Integrator: Falcon
Quant Method: External Standard Quant By: Initial Calibration
Last ICal File: \\chromna\Denver\ChromData\WC_IonChrom10\20190702-83432.b\Info 2_DENPC179_Anions_20190702-235

Column 1 : Det: Info 2_091554_1
Process Host: CTX0317

Compound	RT (min.)	Exp RT (min.)	Dlt RT (min.)	Response	OnCol Amt ug/ml	Flags
1 Fluoride	3.242	3.263	-0.021	156295	0.0869	
2 Chloride	4.465	4.490	-0.025	40594985	10.2	
3 Nitrite as N	5.230	5.217	0.013	33920	NC	
4 Bromide		6.355			ND	
5 Nitrate as N		7.167			ND	
6 Orthophosphate as P	9.578	9.727	-0.149	434108	NC	
7 Sulfate	11.202	11.522	-0.320	122313284	39.6	

QC Flag Legend

Processing Flags
NC - Not Calibrated

Report Date: 10-Jul-2019 16:23:22 Chrom Revision: 2.3 20-Jun-2019 20:50:56

Eurofins TestAmerica, Denver

Data File:	\\chromna\Denver\ChromData\WC_IonChrom10\20190709-83566.b\Info 2_DENPC179_Anions_20190710-022503.d				
Injection Date:	10-Jul-2019 02:07:00	Instrument ID:	WC_IonChrom10	Operator ID:	wetchemd
Lims ID:	280-124986-F-1	Lab Sample ID:	280-124986-1	Worklist Smp#:	24
Client ID:	G0083-19A				
Injection Vol:	5.0 ul	Dil. Factor:	5.0000	ALS Bottle#:	0
Method:	Anions_IC10	Limit Group:	Wet - Anions 28D		

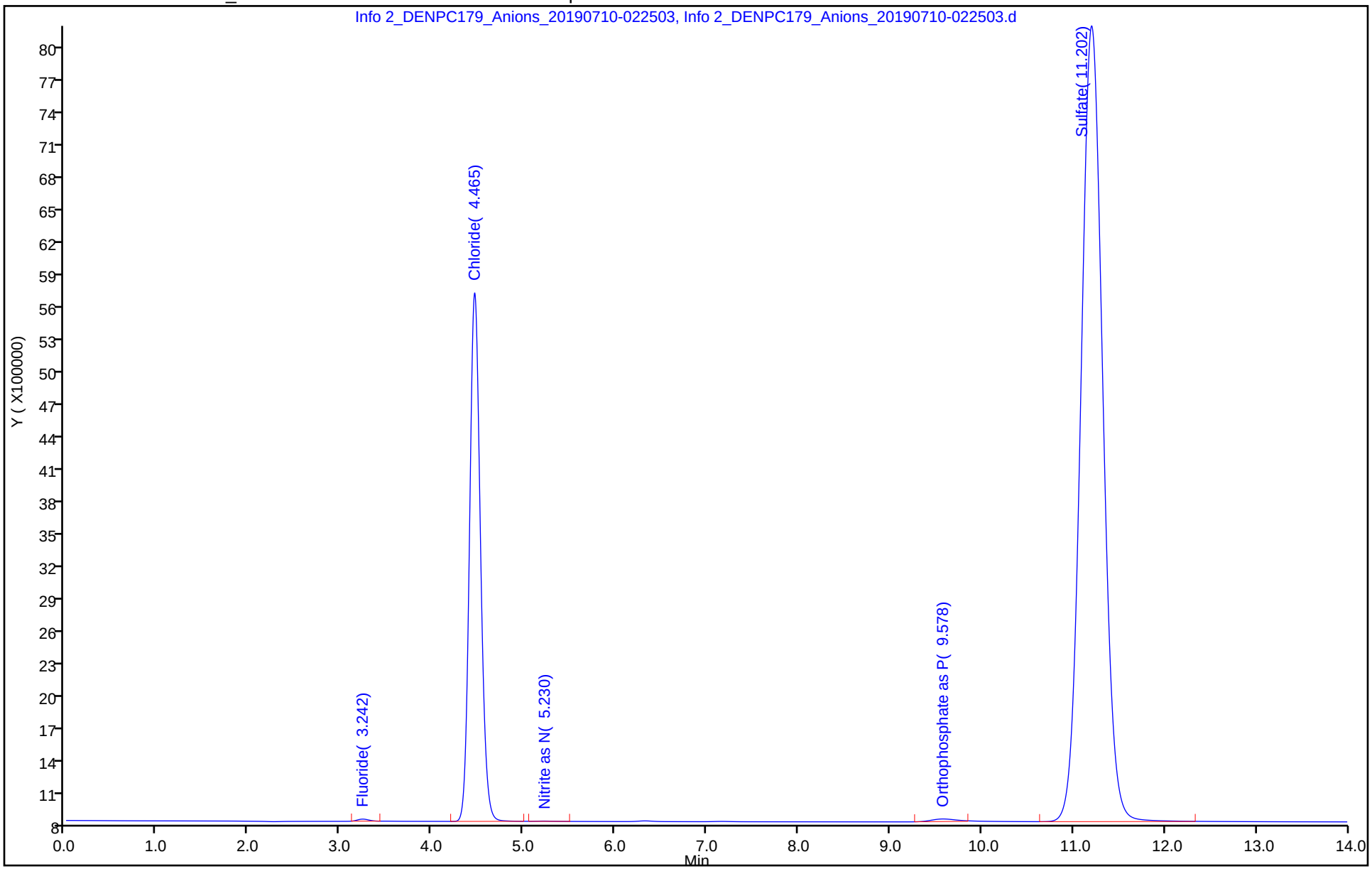

Eurofins TestAmerica, Denver
Target Compound Quantitation Report

Data File: \\chromna\Denver\ChromData\WC_IonChrom10\20190709-83566.b\Info 2_DENPC179_Anions_20190710-024
Lims ID: 280-124986-F-1 DU
Client ID:
Sample Type: DU
Inject. Date: 10-Jul-2019 02:25:00 ALS Bottle#: 0 Worklist Smp#: 25
Injection Vol: 5.0 ul Dil. Factor: 5.0000
Sample Info: 280-0083566-025
Misc. Info.: 280-0083566-025
Operator ID: wetchemd Instrument ID: WC_IonChrom10

Method: \\chromna\Denver\ChromData\WC_IonChrom10\20190709-83566.b\Anions_IC10.m
Limit Group: Wet - Anions 28D
Last Update: 10-Jul-2019 16:23:15 Calib Date: 02-Jul-2019 23:41:00
Integrator: Falcon
Quant Method: External Standard Quant By: Initial Calibration
Last ICal File: \\chromna\Denver\ChromData\WC_IonChrom10\20190702-83432.b\Info 2_DENPC179_Anions_20190702-235

Column 1 : Det: Info 2_091554_1
Process Host: CTX0317

Compound	RT (min.)	Exp RT (min.)	Dlt RT (min.)	Response	Cal Amt ug/ml	OnCol Amt ug/ml	Flags
1 Fluoride	3.242	3.263	-0.021	153185		0.0865	
2 Chloride	4.462	4.490	-0.028	39447671		9.95	
3 Nitrite as N	5.218	5.217	0.001	33228		NC	
4 Bromide		6.355				ND	
5 Nitrate as N		7.167				ND	
6 Orthophosphate as P	9.580	9.727	-0.147	478468		NC	
7 Sulfate	11.198	11.522	-0.324	119110160		38.6	

QC Flag Legend

Processing Flags
NC - Not Calibrated

Report Date: 10-Jul-2019 16:23:22 Chrom Revision: 2.3 20-Jun-2019 20:50:56

Eurofins TestAmerica, Denver

Data File:	\\chromna\Denver\ChromData\WC_IonChrom10\20190709-83566.b\Info 2_DENPC179_Anions_20190710-024235.d				
Injection Date:	10-Jul-2019 02:25:00	Instrument ID:	WC_IonChrom10	Operator ID:	wetchemd
Lims ID:	280-124986-F-1 DU			Worklist Smp#:	25
Client ID:					
Injection Vol:	5.0 ul	Dil. Factor:	5.0000	ALS Bottle#:	0
Method:	Anions_IC10	Limit Group:	Wet - Anions 28D		

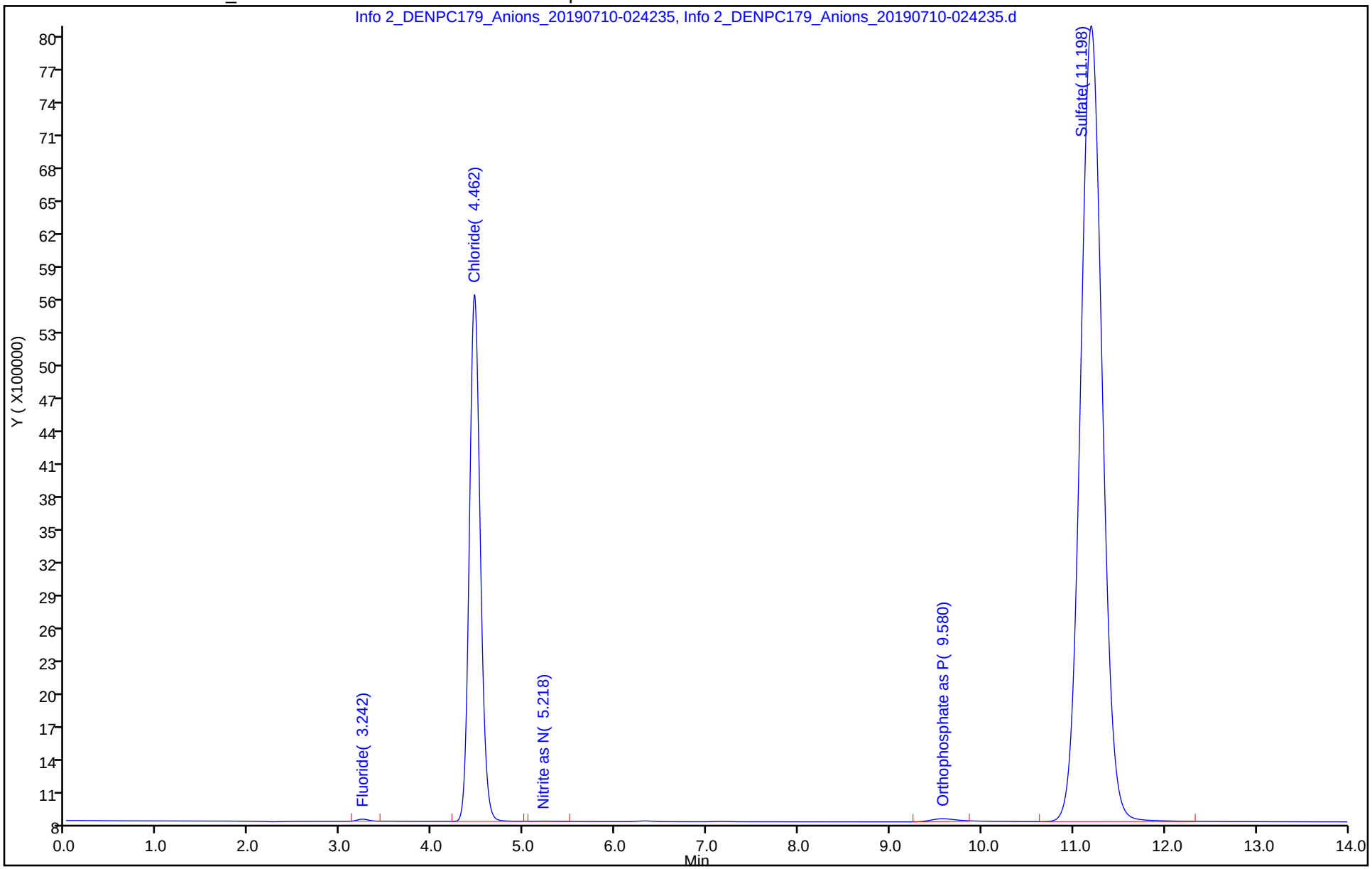

Eurofins TestAmerica, Denver
Target Compound Quantitation Report

Data File: \\chromna\Denver\ChromData\WC_IonChrom10\20190709-83566.b\Info 2_DENPC179_Anions_20190710-030
Lims ID: 280-124986-F-1 MS
Client ID:
Sample Type: MS
Inject. Date: 10-Jul-2019 02:42:00 ALS Bottle#: 0 Worklist Smp#: 26
Injection Vol: 5.0 ul Dil. Factor: 5.0000
Sample Info: 280-0083566-026
Misc. Info.: 280-0083566-026
Operator ID: wetchemd Instrument ID: WC_IonChrom10

Method: \\chromna\Denver\ChromData\WC_IonChrom10\20190709-83566.b\Anions_IC10.m
Limit Group: Wet - Anions 28D
Last Update: 10-Jul-2019 16:23:15 Calib Date: 02-Jul-2019 23:41:00
Integrator: Falcon
Quant Method: External Standard Quant By: Initial Calibration
Last ICal File: \\chromna\Denver\ChromData\WC_IonChrom10\20190702-83432.b\Info 2_DENPC179_Anions_20190702-235

Column 1 : Det: Info 2_091554_1
Process Host: CTX0317

Compound	RT (min.)	Exp RT (min.)	Dlt RT (min.)	Response	Cal Amt ug/ml	OnCol Amt ug/ml	Flags
1 Fluoride	3.240	3.263	-0.023	32278179	1.00	4.36	
2 Chloride	4.457	4.490	-0.033	149905488	5.00	36.6	
3 Nitrite as N	5.183	5.217	-0.034	43543356	NC	NC	
4 Bromide	6.297	6.355	-0.058	6907026	1.00	4.71	
5 Nitrate as N	7.093	7.167	-0.074	47580432	NC	NC	
6 Orthophosphate as P	9.523	9.727	-0.204	21274145	NC	NC	
7 Sulfate	11.190	11.522	-0.332	200803084	5.00	64.7	

QC Flag Legend

Processing Flags
NC - Not Calibrated

Reagents:

ICMS/MSD WEEK_00603 Amount Added: 0.10 Units: mL

Report Date: 10-Jul-2019 16:23:23 Chrom Revision: 2.3 20-Jun-2019 20:50:56

Eurofins TestAmerica, Denver

Data File: \\chromna\Denver\ChromData\WC_IonChrom10\20190709-83566.b\Info 2_DENPC179_Anions_20190710-030006.d

Injection Date:	10-Jul-2019 02:42:00	Instrument ID:	WC_IonChrom10	Operator ID:	wetchemd
Lims ID:	280-124986-F-1 MS			Worklist Smp#:	26
Client ID:					
Injection Vol:	5.0 ul	Dil. Factor:	5.0000	ALS Bottle#:	0
Method:	Anions_IC10	Limit Group:	Wet - Anions 28D		

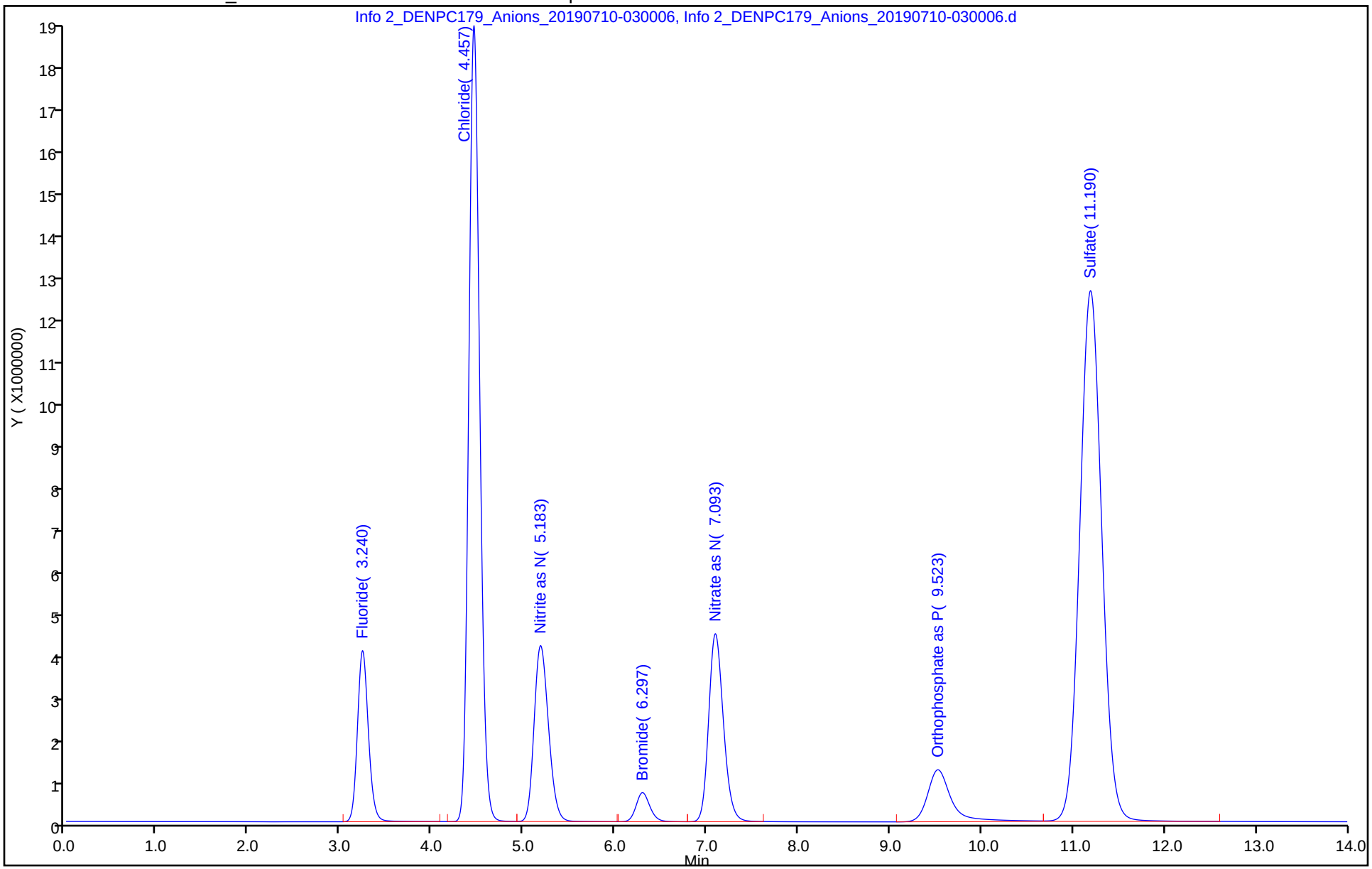

Eurofins TestAmerica, Denver
Target Compound Quantitation Report

Data File: \\chromna\Denver\ChromData\WC_IonChrom10\20190709-83566.b\Info 2_DENPC179_Anions_20190710-031
Lims ID: 280-124986-F-1 MSD
Client ID:
Sample Type: MSD
Inject. Date: 10-Jul-2019 03:00:00 ALS Bottle#: 0 Worklist Smp#: 27
Injection Vol: 5.0 ul Dil. Factor: 5.0000
Sample Info: 280-0083566-027
Misc. Info.: 280-0083566-027
Operator ID: wetchemd Instrument ID: WC_IonChrom10

Method: \\chromna\Denver\ChromData\WC_IonChrom10\20190709-83566.b\Anions_IC10.m
Limit Group: Wet - Anions 28D
Last Update: 10-Jul-2019 16:23:15 Calib Date: 02-Jul-2019 23:41:00
Integrator: Falcon
Quant Method: External Standard Quant By: Initial Calibration
Last ICal File: \\chromna\Denver\ChromData\WC_IonChrom10\20190702-83432.b\Info 2_DENPC179_Anions_20190702-235

Column 1 : Det: Info 2_091554_1
Process Host: CTX0317

Compound	RT (min.)	Exp RT (min.)	Dlt RT (min.)	Response	Cal Amt ug/ml	OnCol Amt ug/ml	Flags
1 Fluoride	3.242	3.263	-0.021	33030200	1.00	4.46	
2 Chloride	4.458	4.490	-0.032	150769759	5.00	36.8	
3 Nitrite as N	5.187	5.217	-0.030	43752698	NC	NC	
4 Bromide	6.300	6.355	-0.055	6989217	1.00	4.76	
5 Nitrate as N	7.097	7.167	-0.070	48102925	NC	NC	
6 Orthophosphate as P	9.528	9.727	-0.199	21739124	NC	NC	
7 Sulfate	11.195	11.522	-0.327	201102986	5.00	64.7	

QC Flag Legend

Processing Flags
NC - Not Calibrated

Reagents:

ICMS/MSD WEEK_00603 Amount Added: 0.10 Units: mL

Report Date: 10-Jul-2019 16:23:24 Chrom Revision: 2.3 20-Jun-2019 20:50:56

Eurofins TestAmerica, Denver

Data File: \\chromna\Denver\ChromData\WC_IonChrom10\20190709-83566.b\Info 2_DENPC179_Anions_20190710-031737.d

Injection Date:	10-Jul-2019 03:00:00	Instrument ID:	WC_IonChrom10	Operator ID:	wetchemd
Lims ID:	280-124986-F-1 MSD			Worklist Smp#:	27
Client ID:					
Injection Vol:	5.0 ul	Dil. Factor:	5.0000	ALS Bottle#:	0
Method:	Anions_IC10	Limit Group:	Wet - Anions 28D		

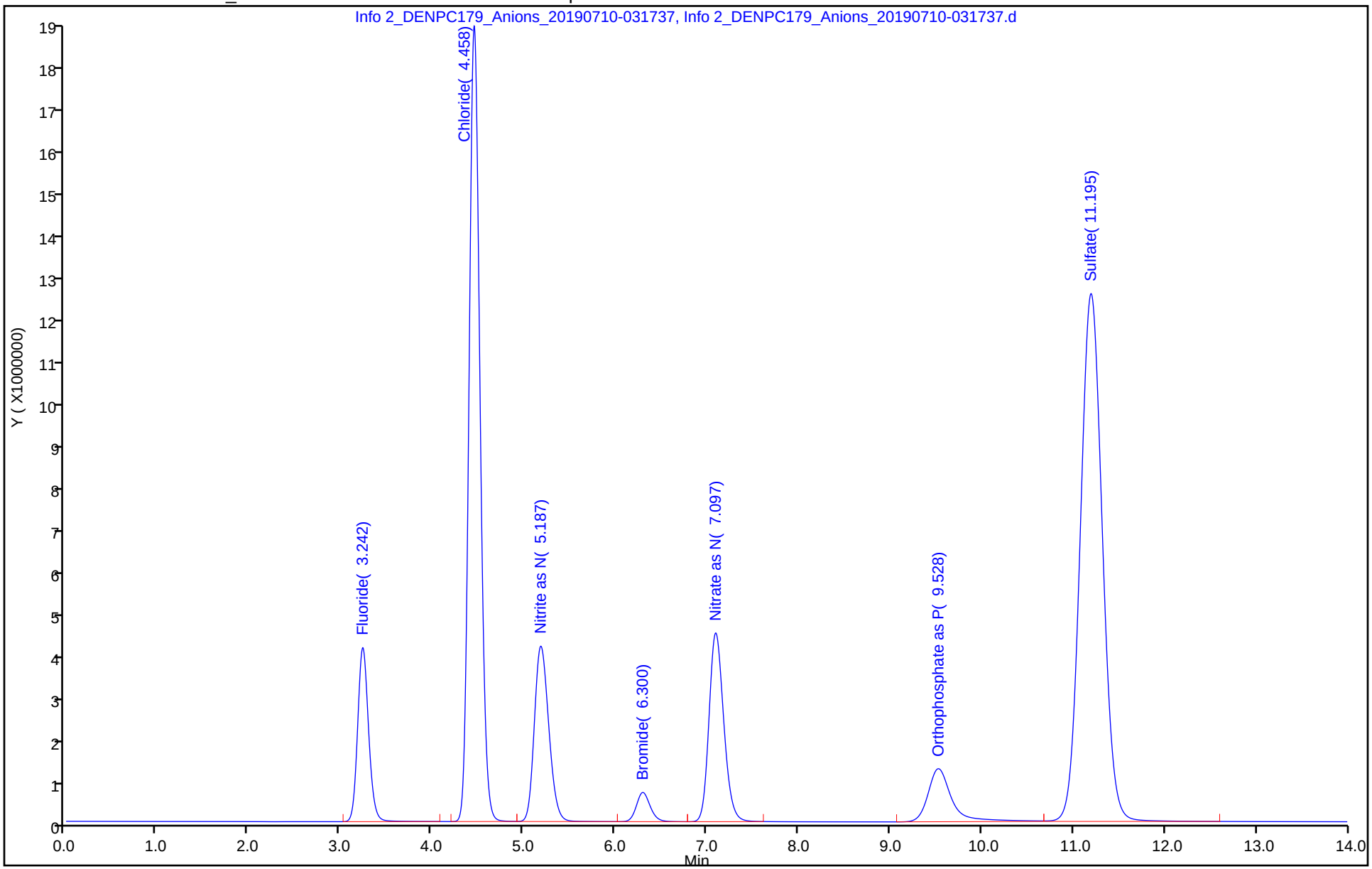

Eurofins TestAmerica, Denver
Target Compound Quantitation Report

Data File: \\chromna\Denver\ChromData\WC_IonChrom10\20190709-83566.b\Info 2_DENPC179_Anions_20190710-033
Lims ID: 280-124986-F-5
Client ID: G0088-19A
Sample Type: Client
Inject. Date: 10-Jul-2019 03:17:00 ALS Bottle#: 0 Worklist Smp#: 28
Injection Vol: 5.0 ul Dil. Factor: 5.0000
Sample Info: 280-0083566-028
Misc. Info.: 280-0083566-028
Operator ID: wetchemd Instrument ID: WC_IonChrom10

Method: \\chromna\Denver\ChromData\WC_IonChrom10\20190709-83566.b\Anions_IC10.m
Limit Group: Wet - Anions 28D
Last Update: 10-Jul-2019 16:23:15 Calib Date: 02-Jul-2019 23:41:00
Integrator: Falcon
Quant Method: External Standard Quant By: Initial Calibration
Last ICal File: \\chromna\Denver\ChromData\WC_IonChrom10\20190702-83432.b\Info 2_DENPC179_Anions_20190702-235

Column 1 : Det: Info 2_091554_1
Process Host: CTX0317

Compound	RT (min.)	Exp RT (min.)	Dlt RT (min.)	Response	OnCol Amt ug/ml	Flags
1 Fluoride	3.240	3.263	-0.023	236415	0.0975	
2 Chloride	4.463	4.490	-0.027	28160383	7.23	
3 Nitrite as N		5.217			ND	
4 Bromide		6.355			ND	
5 Nitrate as N	7.155	7.167	-0.012	286516	NC	
6 Orthophosphate as P	9.588	9.727	-0.139	501304	NC	
7 Sulfate	11.198	11.522	-0.324	127061797	41.1	

QC Flag Legend

Processing Flags
NC - Not Calibrated

Report Date: 10-Jul-2019 16:23:24 Chrom Revision: 2.3 20-Jun-2019 20:50:56

Eurofins TestAmerica, Denver

Data File:	\\chromna\Denver\ChromData\WC_IonChrom10\20190709-83566.b\Info 2_DENPC179_Anions_20190710-033508.d				
Injection Date:	10-Jul-2019 03:17:00	Instrument ID:	WC_IonChrom10	Operator ID:	wetchemd
Lims ID:	280-124986-F-5	Lab Sample ID:	280-124986-5	Worklist Smp#:	28
Client ID:	G0088-19A				
Injection Vol:	5.0 ul	Dil. Factor:	5.0000	ALS Bottle#:	0
Method:	Anions_IC10	Limit Group:	Wet - Anions 28D		

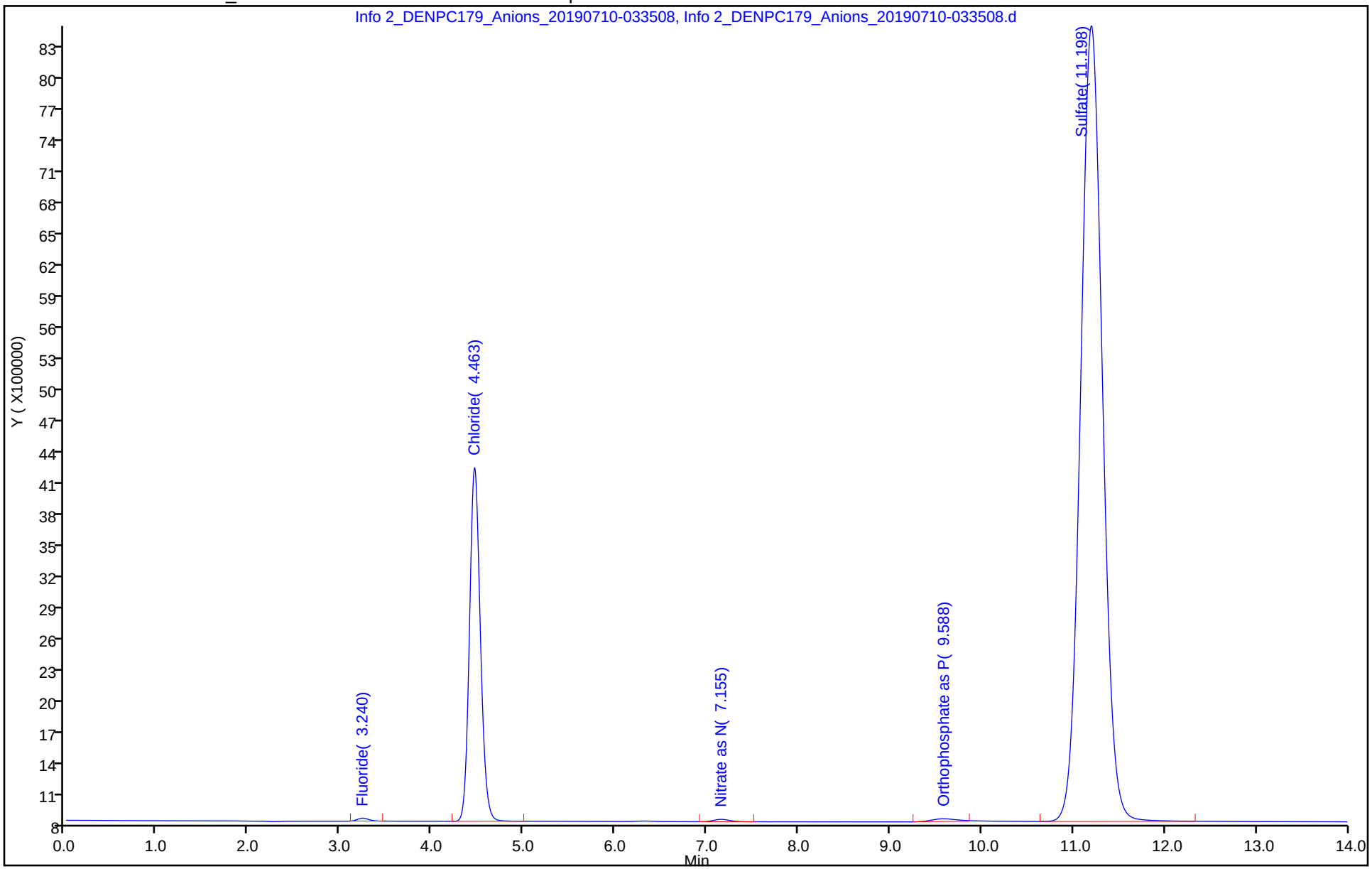

Eurofins TestAmerica, Denver
Target Compound Quantitation Report

Data File: \\chromna\Denver\ChromData\WC_IonChrom10\20190709-83566.b\Info 2_DENPC179_Anions_20190710-035
Lims ID: ccv
Client ID:
Sample Type: CCV
Inject. Date: 10-Jul-2019 03:35:00 ALS Bottle#: 0 Worklist Smp#: 29
Injection Vol: 5.0 ul Dil. Factor: 1.0000
Sample Info: 280-0083566-029
Misc. Info.: 280-0083566-029
Operator ID: wetchemd Instrument ID: WC_IonChrom10
Sublist: chrom-Anions_IC10*sub2

Method: \\chromna\Denver\ChromData\WC_IonChrom10\20190709-83566.b\Anions_IC10.m
Limit Group: Wet - Anions 28D
Last Update: 10-Jul-2019 16:23:25 Calib Date: 02-Jul-2019 23:41:00
Integrator: Falcon
Quant Method: External Standard Quant By: Initial Calibration
Last ICal File: \\chromna\Denver\ChromData\WC_IonChrom10\20190702-83432.b\Info 2_DENPC179_Anions_20190702-235

Column 1 : Det: Info 2_091554_1
Process Host: CTX0317

Compound	RT (min.)	Exp RT (min.)	Dlt RT (min.)	Response	Cal Amt ug/ml	OnCol Amt ug/ml	Flags
1 Fluoride	3.240	3.263	-0.023	34044676	5.00	4.59	
2 Chloride	4.455	4.490	-0.035	428272335	100.0	103.7	
3 Nitrite as N	5.170	5.217	-0.047	43996292	NC	NC	
4 Bromide	6.295	6.355	-0.060	6732392	5.00	4.59	
5 Nitrate as N	7.093	7.167	-0.074	46137477	NC	NC	
6 Orthophosphate as P	9.518	9.727	-0.209	18740006	NC	NC	
7 Sulfate	11.183	11.522	-0.339	308389216	100.0	99.0	

QC Flag Legend

Processing Flags
NC - Not Calibrated

Reagents:

IC LCS_01626 Amount Added: 10.00 Units: mL

Report Date: 10-Jul-2019 16:23:25 Chrom Revision: 2.3 20-Jun-2019 20:50:56

Eurofins TestAmerica, Denver

Data File: \\chromna\Denver\ChromData\WC_IonChrom10\20190709-83566.b\Info 2_DENPC179_Anions_20190710-035238.d

Injection Date:	10-Jul-2019 03:35:00	Instrument ID:	WC_IonChrom10	Operator ID:	wetchemd
Lims ID:	ccv			Worklist Smp#:	29
Client ID:					
Injection Vol:	5.0 ul	Dil. Factor:	1.0000	ALS Bottle#:	0
Method:	Anions_IC10	Limit Group:	Wet - Anions 28D		

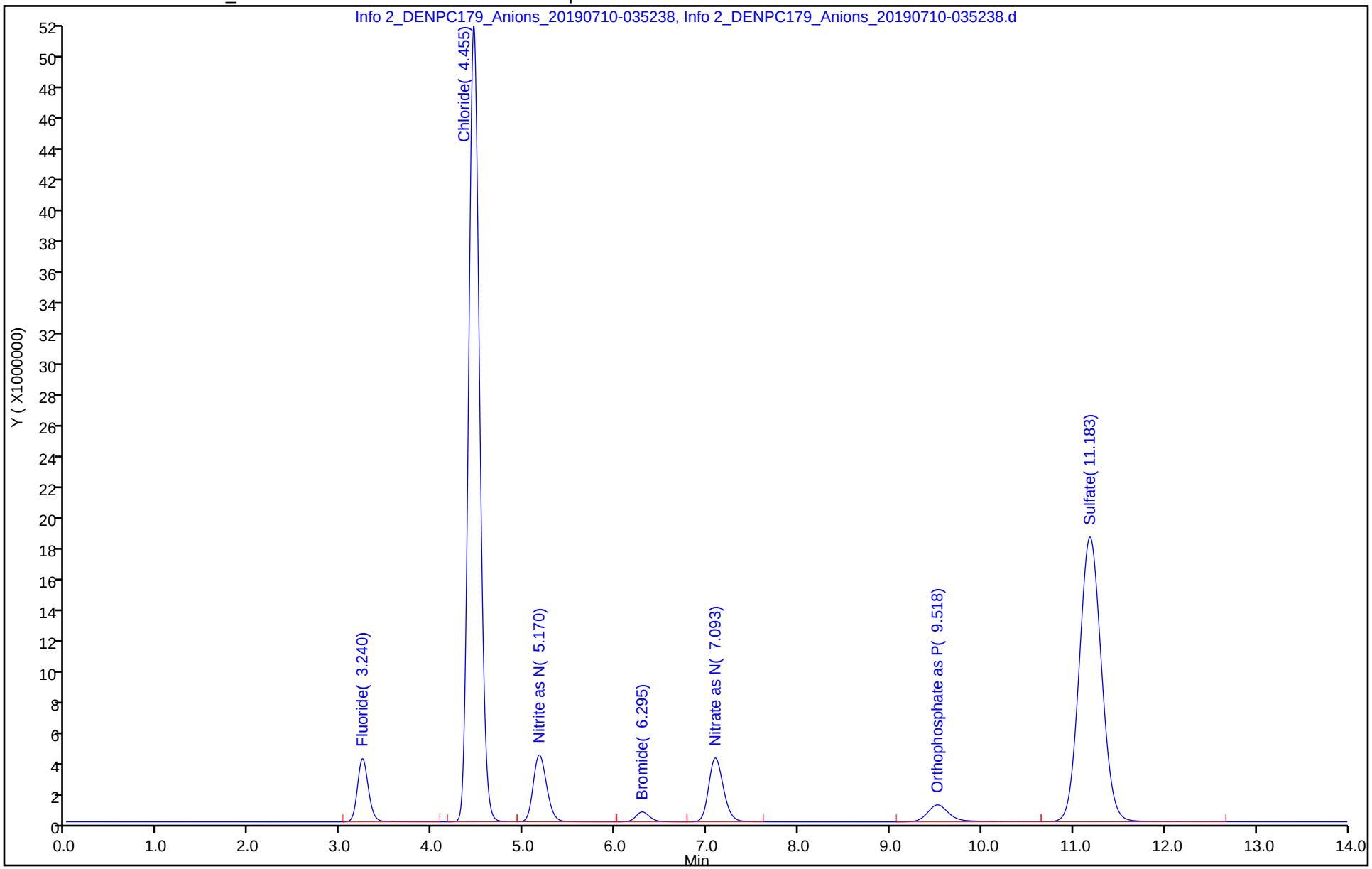

Eurofins TestAmerica, Denver
Target Compound Quantitation Report

Data File:	\\chromna\Denver\ChromData\WC_IonChrom10\20190709-83566.b\Info 2_DENPC179_Anions_20190710-041				
Lims ID:	ccb				
Client ID:					
Sample Type:	CCB				
Inject. Date:	10-Jul-2019 03:52:00	ALS Bottle#:	0	Worklist Smp#:	30
Injection Vol:	5.0 ul	Dil. Factor:	1.0000		
Sample Info:	280-0083566-030				
Misc. Info.:	280-0083566-030				
Operator ID:	wetchemd	Instrument ID:	WC_IonChrom10		
Method:	\\chromna\Denver\ChromData\WC_IonChrom10\20190709-83566.b\Anions_IC10.m				
Limit Group:	Wet - Anions 28D				
Last Update:	10-Jul-2019 16:23:25	Calib Date:	02-Jul-2019 23:41:00		
Integrator:	Falcon				
Quant Method:	External Standard	Quant By:	Initial Calibration		
Last ICal File:	\\chromna\Denver\ChromData\WC_IonChrom10\20190702-83432.b\Info 2_DENPC179_Anions_20190702-235				
Column 1 :			Det: Info 2_091554_1		
Process Host:	CTX0317				

Compound	RT (min.)	Exp RT (min.)	Dlt RT (min.)	Response	Cal Amt ug/ml	OnCol Amt ug/ml	Flags
1 Fluoride		3.263				ND	
2 Chloride	4.465	4.490	-0.025	30227		0.4537	
3 Nitrite as N		5.217				ND	
4 Bromide		6.355				ND	
5 Nitrate as N		7.167				ND	
6 Orthophosphate as P	9.602	9.727	-0.125	76880		NC	
7 Sulfate		11.522				ND	

QC Flag Legend

Processing Flags
NC - Not Calibrated

Report Date: 10-Jul-2019 16:23:25 Chrom Revision: 2.3 20-Jun-2019 20:50:56

Eurofins TestAmerica, Denver

Data File: \\chromna\Denver\ChromData\WC_IonChrom10\20190709-83566.b\Info 2_DENPC179_Anions_20190710-041008.d

Injection Date:	10-Jul-2019 03:52:00	Instrument ID:	WC_IonChrom10	Operator ID:	wetchemd
Lims ID:	ccb			Worklist Smp#:	30
Client ID:					
Injection Vol:	5.0 ul	Dil. Factor:	1.0000	ALS Bottle#:	0
Method:	Anions_IC10	Limit Group:	Wet - Anions 28D		

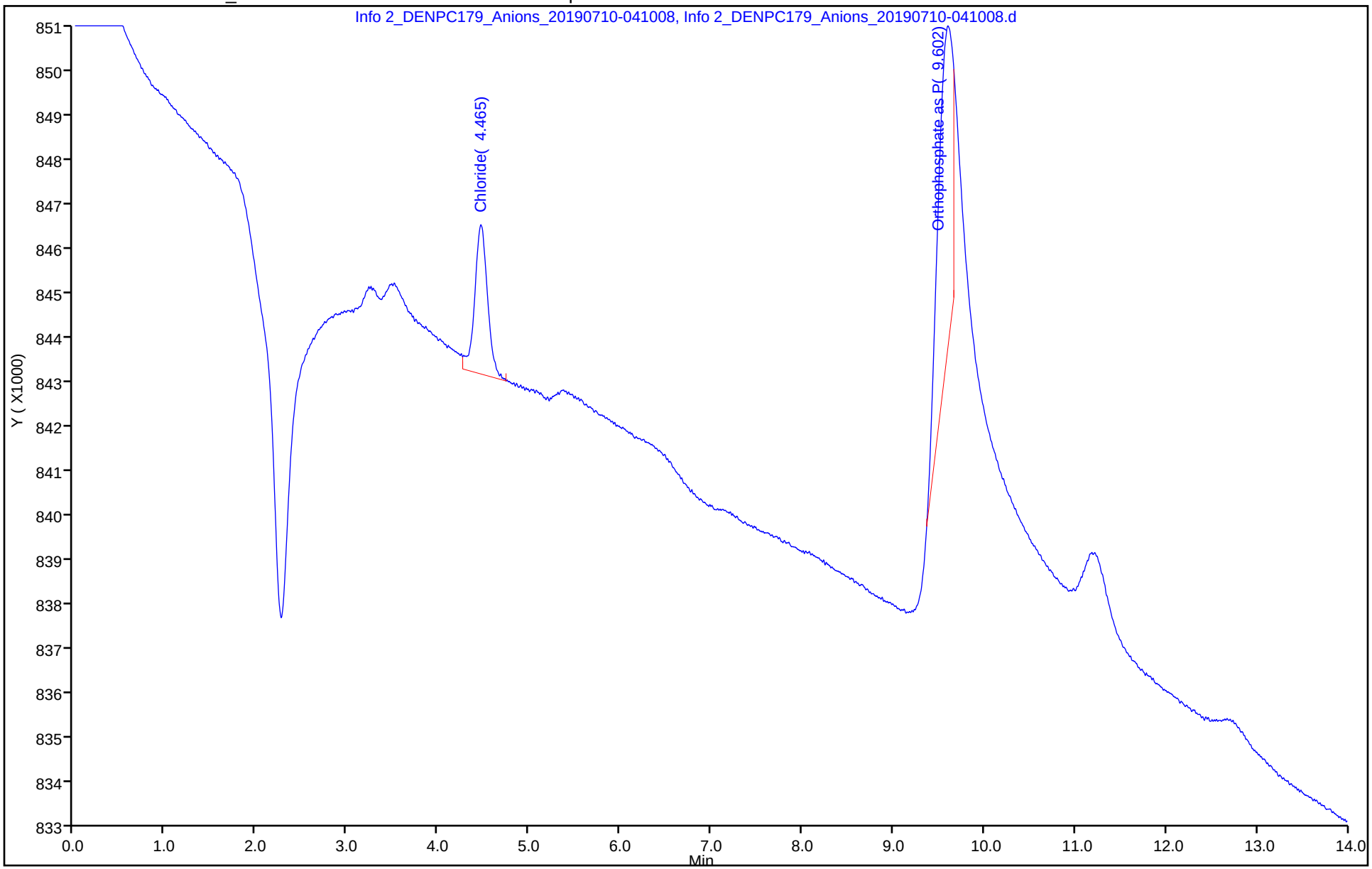

Eurofins TestAmerica, Denver
Target Compound Quantitation Report

Data File: \\chromna\Denver\ChromData\WC_IonChrom10\20190709-83566.b\Info 2_DENPC179_Anions_20190710-042
Lims ID: 280-124986-F-11
Client ID: G0076-19A
Sample Type: Client
Inject. Date: 10-Jul-2019 04:10:00 ALS Bottle#: 0 Worklist Smp#: 31
Injection Vol: 5.0 ul Dil. Factor: 5.0000
Sample Info: 280-0083566-031
Misc. Info.: 280-0083566-031
Operator ID: wetchemd Instrument ID: WC_IonChrom10

Method: \\chromna\Denver\ChromData\WC_IonChrom10\20190709-83566.b\Anions_IC10.m
Limit Group: Wet - Anions 28D
Last Update: 10-Jul-2019 16:23:25 Calib Date: 02-Jul-2019 23:41:00
Integrator: Falcon
Quant Method: External Standard Quant By: Initial Calibration
Last ICal File: \\chromna\Denver\ChromData\WC_IonChrom10\20190702-83432.b\Info 2_DENPC179_Anions_20190702-235

Column 1 : Det: Info 2_091554_1
Process Host: CTX0317

Compound	RT (min.)	Exp RT (min.)	Dlt RT (min.)	Response	OnCol Amt ug/ml	Flags
1 Fluoride	3.240	3.263	-0.023	112710	0.0811	
2 Chloride	4.463	4.490	-0.027	36573941	9.26	
3 Nitrite as N	5.368	5.217	0.151	14354	NC	
4 Bromide		6.355			ND	
5 Nitrate as N		7.167			ND	
6 Orthophosphate as P		9.727			ND	
7 Sulfate	11.197	11.522	-0.325	174598404	56.3	

QC Flag Legend

Processing Flags
NC - Not Calibrated

Report Date: 10-Jul-2019 16:23:26 Chrom Revision: 2.3 20-Jun-2019 20:50:56

Eurofins TestAmerica, Denver

Data File: \\chromna\Denver\ChromData\WC_IonChrom10\20190709-83566.b\Info 2_DENPC179_Anions_20190710-042737.d

Injection Date:	10-Jul-2019 04:10:00	Instrument ID:	WC_IonChrom10	Operator ID:	wetchemd
Lims ID:	280-124986-F-11	Lab Sample ID:	280-124986-11	Worklist Smp#:	31
Client ID:	G0076-19A				
Injection Vol:	5.0 ul	Dil. Factor:	5.0000	ALS Bottle#:	0
Method:	Anions_IC10	Limit Group:	Wet - Anions 28D		

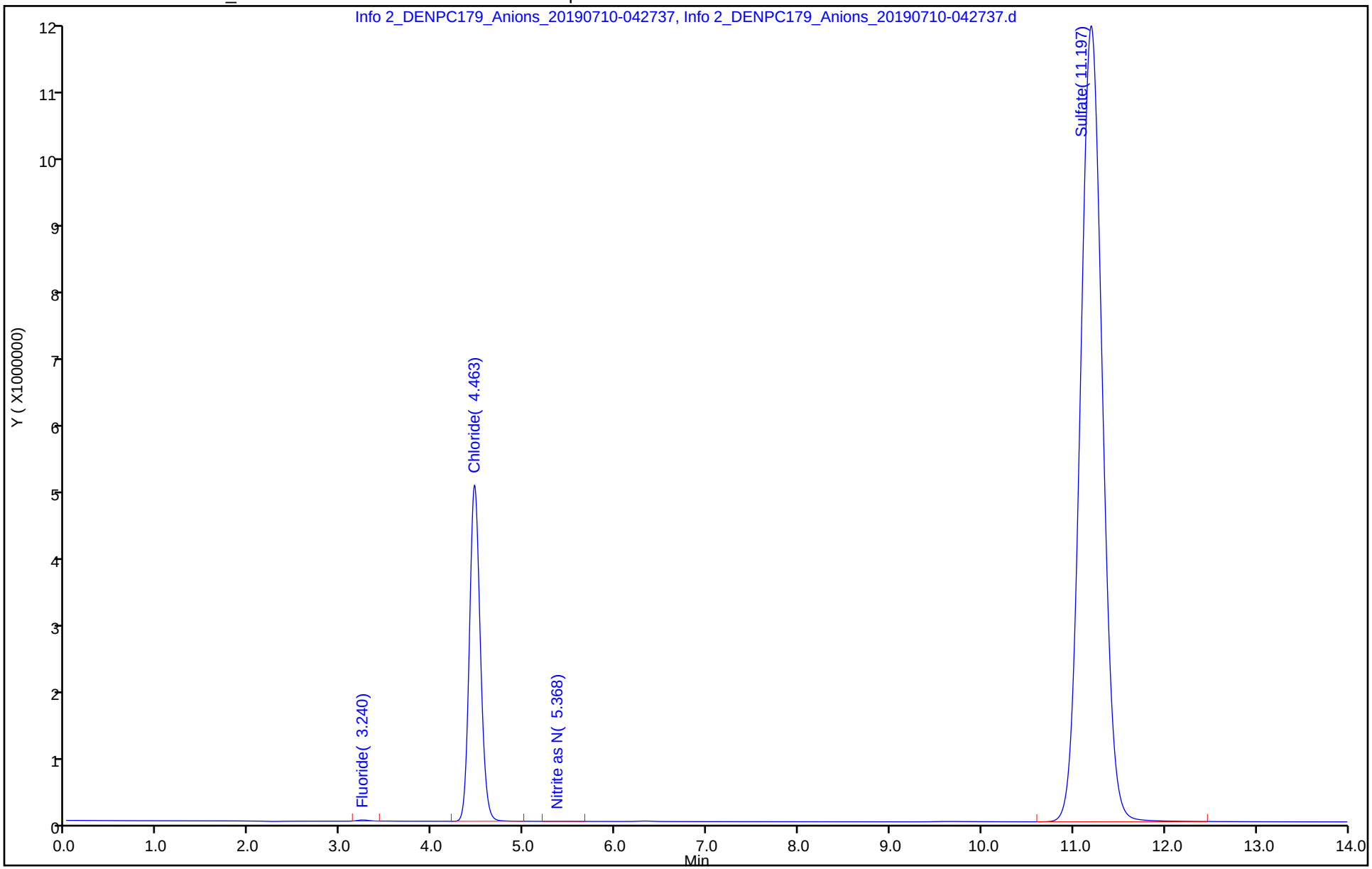

Eurofins TestAmerica, Denver
Target Compound Quantitation Report

Data File: \\chromna\Denver\ChromData\WC_IonChrom10\20190709-83566.b\Info 2_DENPC179_Anions_20190710-044
Lims ID: 280-124986-F-19
Client ID: G0078-19A
Sample Type: Client
Inject. Date: 10-Jul-2019 04:27:00 ALS Bottle#: 0 Worklist Smp#: 32
Injection Vol: 5.0 ul Dil. Factor: 5.0000
Sample Info: 280-0083566-032
Misc. Info.: 280-0083566-032
Operator ID: wetchemd Instrument ID: WC_IonChrom10

Method: \\chromna\Denver\ChromData\WC_IonChrom10\20190709-83566.b\Anions_IC10.m
Limit Group: Wet - Anions 28D
Last Update: 10-Jul-2019 16:23:25 Calib Date: 02-Jul-2019 23:41:00
Integrator: Falcon
Quant Method: External Standard Quant By: Initial Calibration
Last ICal File: \\chromna\Denver\ChromData\WC_IonChrom10\20190702-83432.b\Info 2_DENPC179_Anions_20190702-235

Column 1 : Det: Info 2_091554_1
Process Host: CTX0317

Compound	RT (min.)	Exp RT (min.)	Dlt RT (min.)	Response	OnCol Amt ug/ml	Flags
1 Fluoride	3.238	3.263	-0.025	129783	0.0833	
2 Chloride	4.460	4.490	-0.030	35871189	9.09	
3 Nitrite as N	5.375	5.217	0.158	12843	NC	
4 Bromide		6.355			ND	
5 Nitrate as N		7.167			ND	
6 Orthophosphate as P		9.727			ND	
7 Sulfate	11.195	11.522	-0.327	155299333	50.1	

QC Flag Legend

Processing Flags
NC - Not Calibrated

Report Date: 10-Jul-2019 16:23:26 Chrom Revision: 2.3 20-Jun-2019 20:50:56

Eurofins TestAmerica, Denver

Data File:	\\chromna\Denver\ChromData\WC_IonChrom10\20190709-83566.b\Info 2_DENPC179_Anions_20190710-044506.d				
Injection Date:	10-Jul-2019 04:27:00	Instrument ID:	WC_IonChrom10	Operator ID:	wetchemd
Lims ID:	280-124986-F-19	Lab Sample ID:	280-124986-19	Worklist Smp#:	32
Client ID:	G0078-19A				
Injection Vol:	5.0 ul	Dil. Factor:	5.0000	ALS Bottle#:	0
Method:	Anions_IC10	Limit Group:	Wet - Anions 28D		

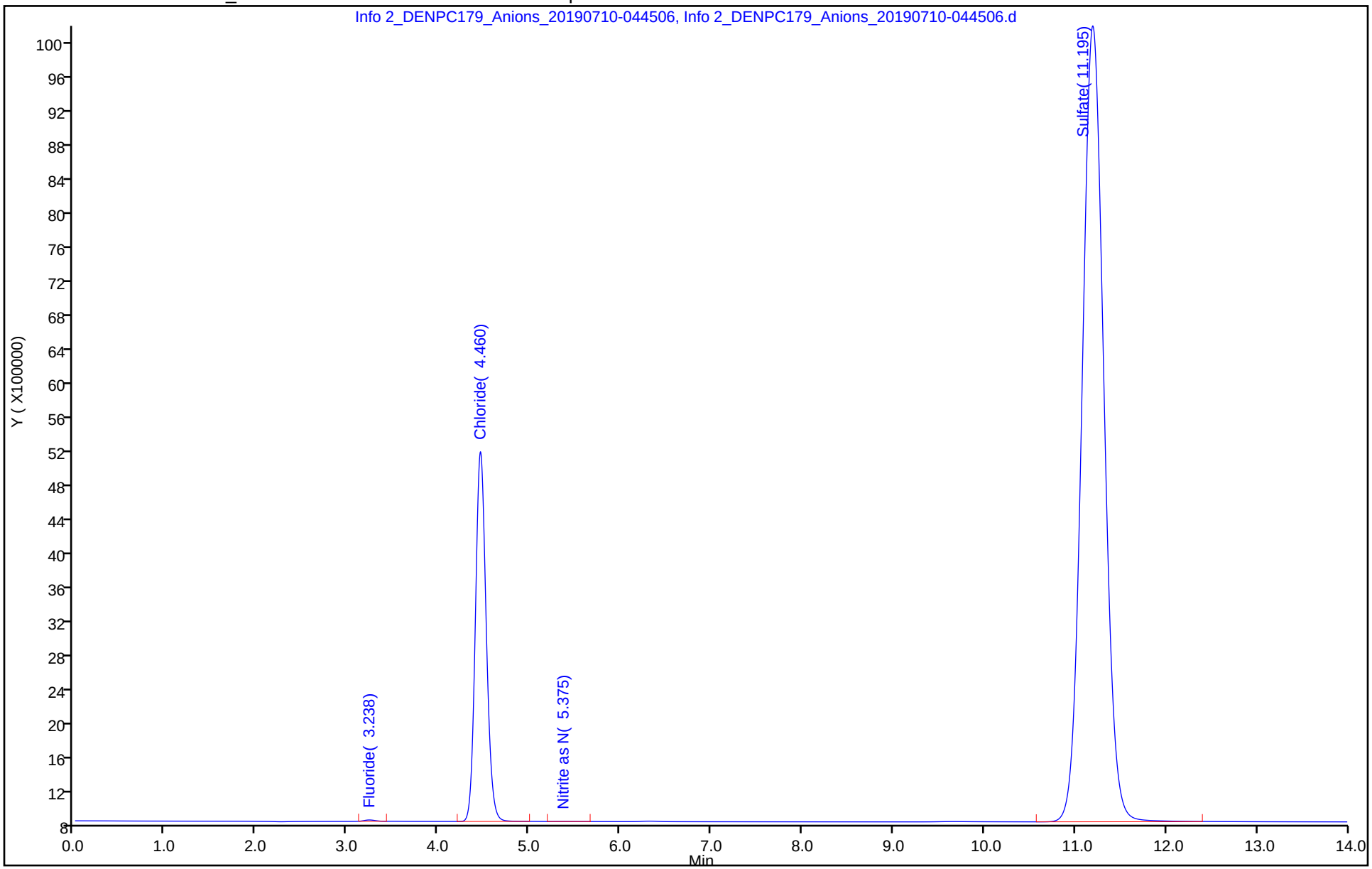

Eurofins TestAmerica, Denver
Target Compound Quantitation Report

Data File: \\chromna\Denver\ChromData\WC_IonChrom10\20190709-83566.b\Info 2_DENPC179_Anions_20190710-050
Lims ID: 280-124986-F-25
Client ID: G0070-19A
Sample Type: Client
Inject. Date: 10-Jul-2019 04:45:00 ALS Bottle#: 0 Worklist Smp#: 33
Injection Vol: 5.0 ul Dil. Factor: 5.0000
Sample Info: 280-0083566-033
Misc. Info.: 280-0083566-033
Operator ID: wetchemd Instrument ID: WC_IonChrom10

Method: \\chromna\Denver\ChromData\WC_IonChrom10\20190709-83566.b\Anions_IC10.m
Limit Group: Wet - Anions 28D
Last Update: 10-Jul-2019 16:23:25 Calib Date: 02-Jul-2019 23:41:00
Integrator: Falcon
Quant Method: External Standard Quant By: Initial Calibration
Last ICal File: \\chromna\Denver\ChromData\WC_IonChrom10\20190702-83432.b\Info 2_DENPC179_Anions_20190702-235

Column 1 : Det: Info 2_091554_1
Process Host: CTX0317

Compound	RT (min.)	Exp RT (min.)	Dlt RT (min.)	Response	OnCol Amt ug/ml	Flags
1 Fluoride	3.243	3.263	-0.020	183338	0.0905	
2 Chloride	4.465	4.490	-0.025	5621624	1.80	
3 Nitrite as N		5.217			ND	
4 Bromide		6.355			ND	
5 Nitrate as N		7.167			ND	
6 Orthophosphate as P		9.727			ND	
7 Sulfate	11.198	11.522	-0.324	118870783	38.5	

Report Date: 10-Jul-2019 16:23:27 Chrom Revision: 2.3 20-Jun-2019 20:50:56

Eurofins TestAmerica, Denver

Data File:	\\chromna\Denver\ChromData\WC_IonChrom10\20190709-83566.b\Info 2_DENPC179_Anions_20190710-050234.d				
Injection Date:	10-Jul-2019 04:45:00	Instrument ID:	WC_IonChrom10	Operator ID:	wetchemd
Lims ID:	280-124986-F-25	Lab Sample ID:	280-124986-25	Worklist Smp#:	33
Client ID:	G0070-19A				
Injection Vol:	5.0 ul	Dil. Factor:	5.0000	ALS Bottle#:	0
Method:	Anions_IC10	Limit Group:	Wet - Anions 28D		

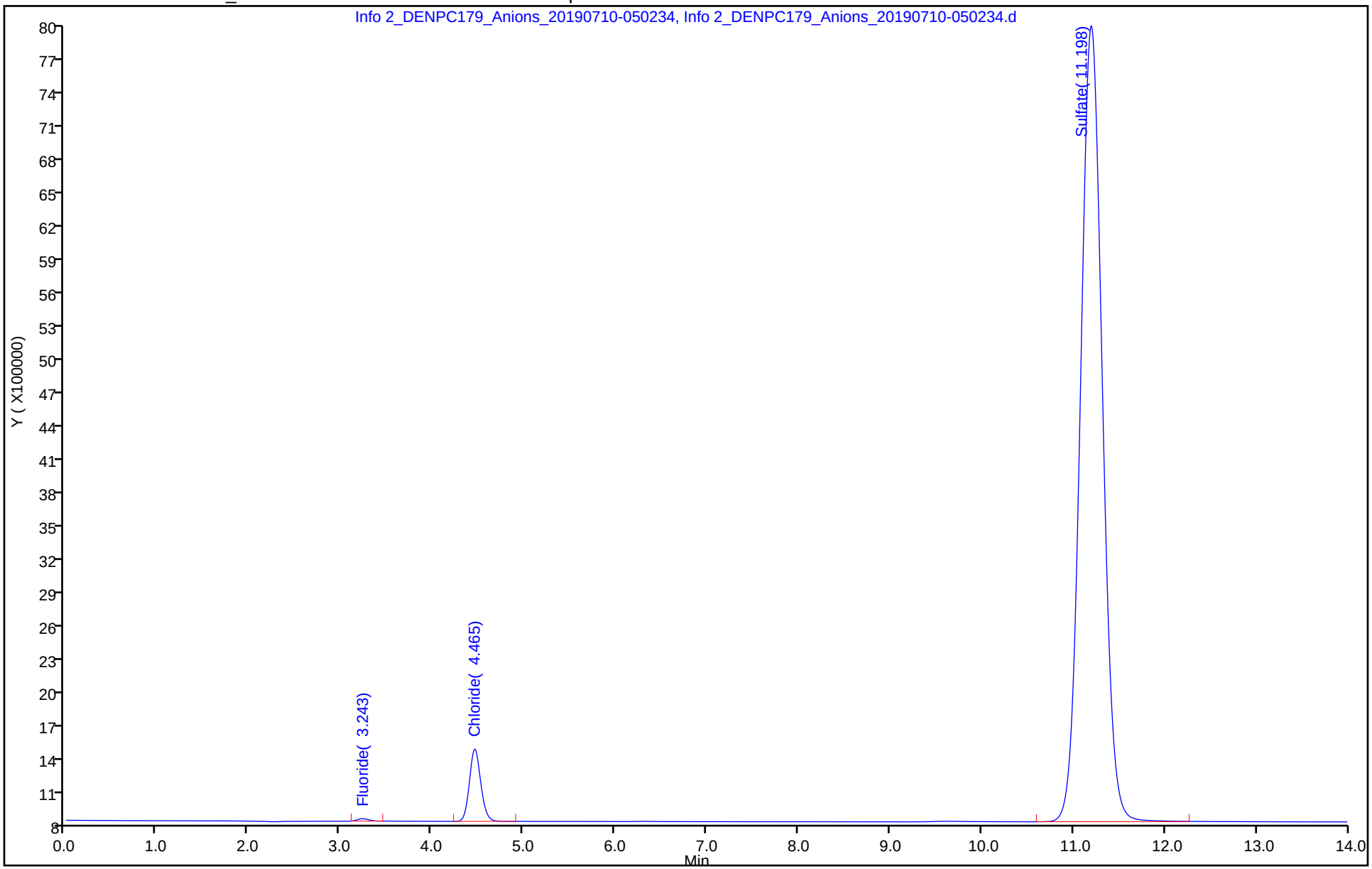

Eurofins TestAmerica, Denver
Target Compound Quantitation Report

Data File: \\chromna\Denver\ChromData\WC_IonChrom10\20190709-83566.b\Info 2_DENPC179_Anions_20190710-052
Lims ID: 280-124986-F-25 DU
Client ID:
Sample Type: DU
Inject. Date: 10-Jul-2019 05:02:00 ALS Bottle#: 0 Worklist Smp#: 34
Injection Vol: 5.0 ul Dil. Factor: 5.0000
Sample Info: 280-0083566-034
Misc. Info.: 280-0083566-034
Operator ID: wetchemd Instrument ID: WC_IonChrom10

Method: \\chromna\Denver\ChromData\WC_IonChrom10\20190709-83566.b\Anions_IC10.m
Limit Group: Wet - Anions 28D
Last Update: 10-Jul-2019 16:23:25 Calib Date: 02-Jul-2019 23:41:00
Integrator: Falcon
Quant Method: External Standard Quant By: Initial Calibration
Last ICal File: \\chromna\Denver\ChromData\WC_IonChrom10\20190702-83432.b\Info 2_DENPC179_Anions_20190702-235

Column 1 : Det: Info 2_091554_1
Process Host: CTX0317

Compound	RT (min.)	Exp RT (min.)	Dlt RT (min.)	Response	Cal Amt ug/ml	OnCol Amt ug/ml	Flags
1 Fluoride	3.243	3.263	-0.020	178778		0.0899	
2 Chloride	4.467	4.490	-0.023	5460746		1.76	
3 Nitrite as N		5.217				ND	
4 Bromide		6.355				ND	
5 Nitrate as N		7.167				ND	
6 Orthophosphate as P		9.727				ND	
7 Sulfate	11.205	11.522	-0.317	116069146		37.6	

Report Date: 10-Jul-2019 16:23:28 Chrom Revision: 2.3 20-Jun-2019 20:50:56

Eurofins TestAmerica, Denver

Data File: \\chromna\Denver\ChromData\WC_IonChrom10\20190709-83566.b\Info 2_DENPC179_Anions_20190710-052002.d

Injection Date:	10-Jul-2019 05:02:00	Instrument ID:	WC_IonChrom10	Operator ID:	wetchemd
Lims ID:	280-124986-F-25 DU			Worklist Smp#:	34
Client ID:					
Injection Vol:	5.0 ul	Dil. Factor:	5.0000	ALS Bottle#:	0
Method:	Anions_IC10	Limit Group:	Wet - Anions 28D		

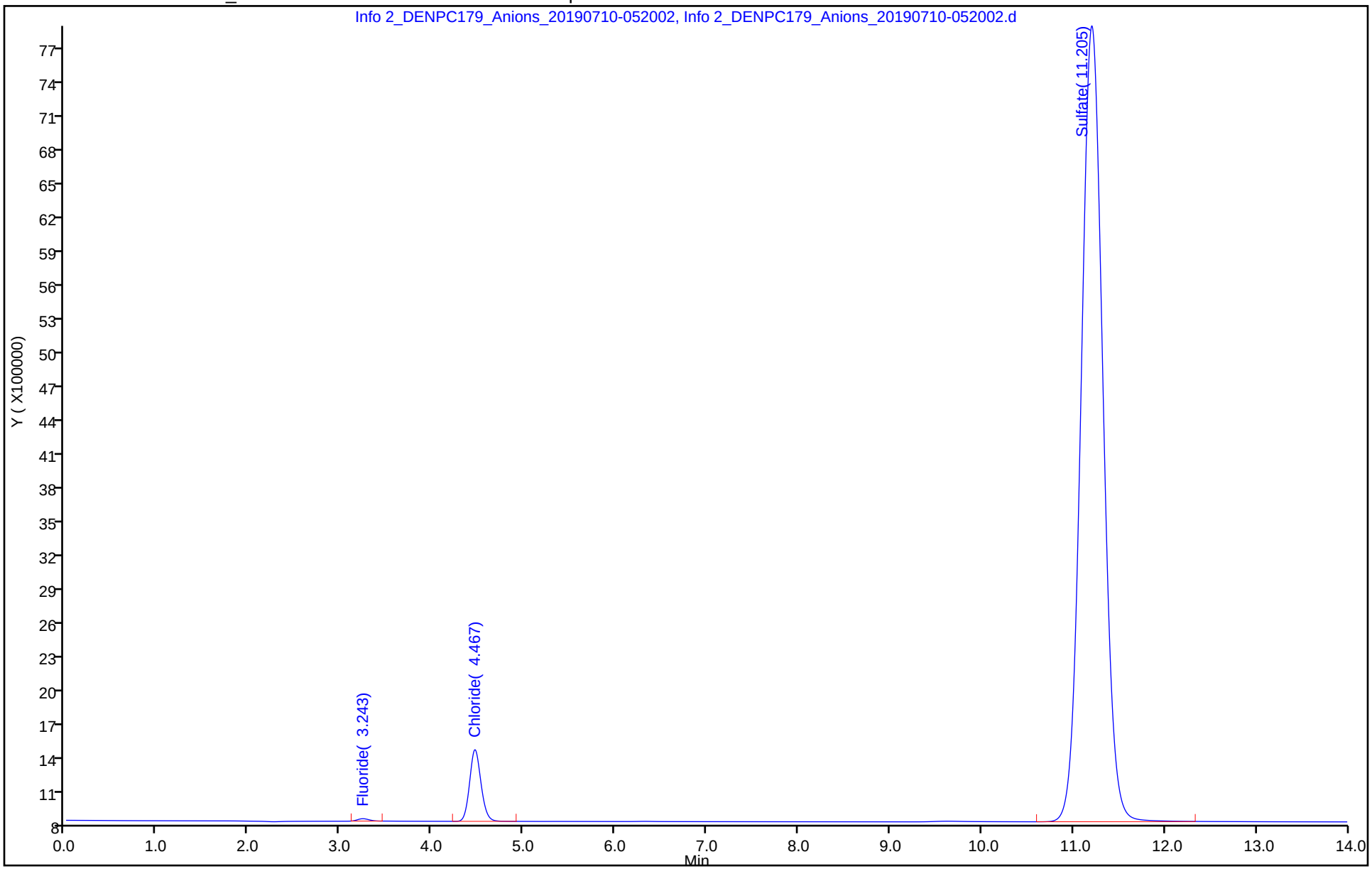

Eurofins TestAmerica, Denver
Target Compound Quantitation Report

Data File: \\chromna\Denver\ChromData\WC_IonChrom10\20190709-83566.b\Info 2_DENPC179_Anions_20190710-053
Lims ID: 280-124986-F-25 MS
Client ID: G0070-19AMS
Sample Type: MS
Inject. Date: 10-Jul-2019 05:20:00 ALS Bottle#: 0 Worklist Smp#: 35
Injection Vol: 5.0 ul Dil. Factor: 5.0000
Sample Info: 280-0083566-035
Misc. Info.: 280-0083566-035
Operator ID: wetchemd Instrument ID: WC_IonChrom10

Method: \\chromna\Denver\ChromData\WC_IonChrom10\20190709-83566.b\Anions_IC10.m
Limit Group: Wet - Anions 28D
Last Update: 10-Jul-2019 16:23:25 Calib Date: 02-Jul-2019 23:41:00
Integrator: Falcon
Quant Method: External Standard Quant By: Initial Calibration
Last ICal File: \\chromna\Denver\ChromData\WC_IonChrom10\20190702-83432.b\Info 2_DENPC179_Anions_20190702-235

Column 1 : Det: Info 2_091554_1
Process Host: CTX0317

Compound	RT (min.)	Exp RT (min.)	Dlt RT (min.)	Response	Cal Amt ug/ml	OnCol Amt ug/ml	Flags
1 Fluoride	3.243	3.263	-0.020	33425574	1.00	4.51	
2 Chloride	4.460	4.490	-0.030	113693647	5.00	27.8	
3 Nitrite as N	5.172	5.217	-0.045	44435413	NC	NC	
4 Bromide	6.300	6.355	-0.055	6914031	1.00	4.71	
5 Nitrate as N	7.098	7.167	-0.069	47795462	NC	NC	
6 Orthophosphate as P	9.530	9.727	-0.197	20056503	NC	NC	
7 Sulfate	11.198	11.522	-0.324	198112403	5.00	63.8	

QC Flag Legend

Processing Flags
NC - Not Calibrated

Reagents:

ICMS/MSD WEEK_00603 Amount Added: 0.10 Units: mL

Report Date: 10-Jul-2019 16:23:28 Chrom Revision: 2.3 20-Jun-2019 20:50:56

Eurofins TestAmerica, Denver

Data File:	\\chromna\Denver\ChromData\WC_IonChrom10\20190709-83566.b\Info 2_DENPC179_Anions_20190710-053731.d				
Injection Date:	10-Jul-2019 05:20:00	Instrument ID:	WC_IonChrom10	Operator ID:	wetchemd
Lims ID:	280-124986-F-25 MS			Worklist Smp#:	35
Client ID:	G0070-19AMS				
Injection Vol:	5.0 ul	Dil. Factor:	5.0000	ALS Bottle#:	0
Method:	Anions_IC10	Limit Group:	Wet - Anions 28D		

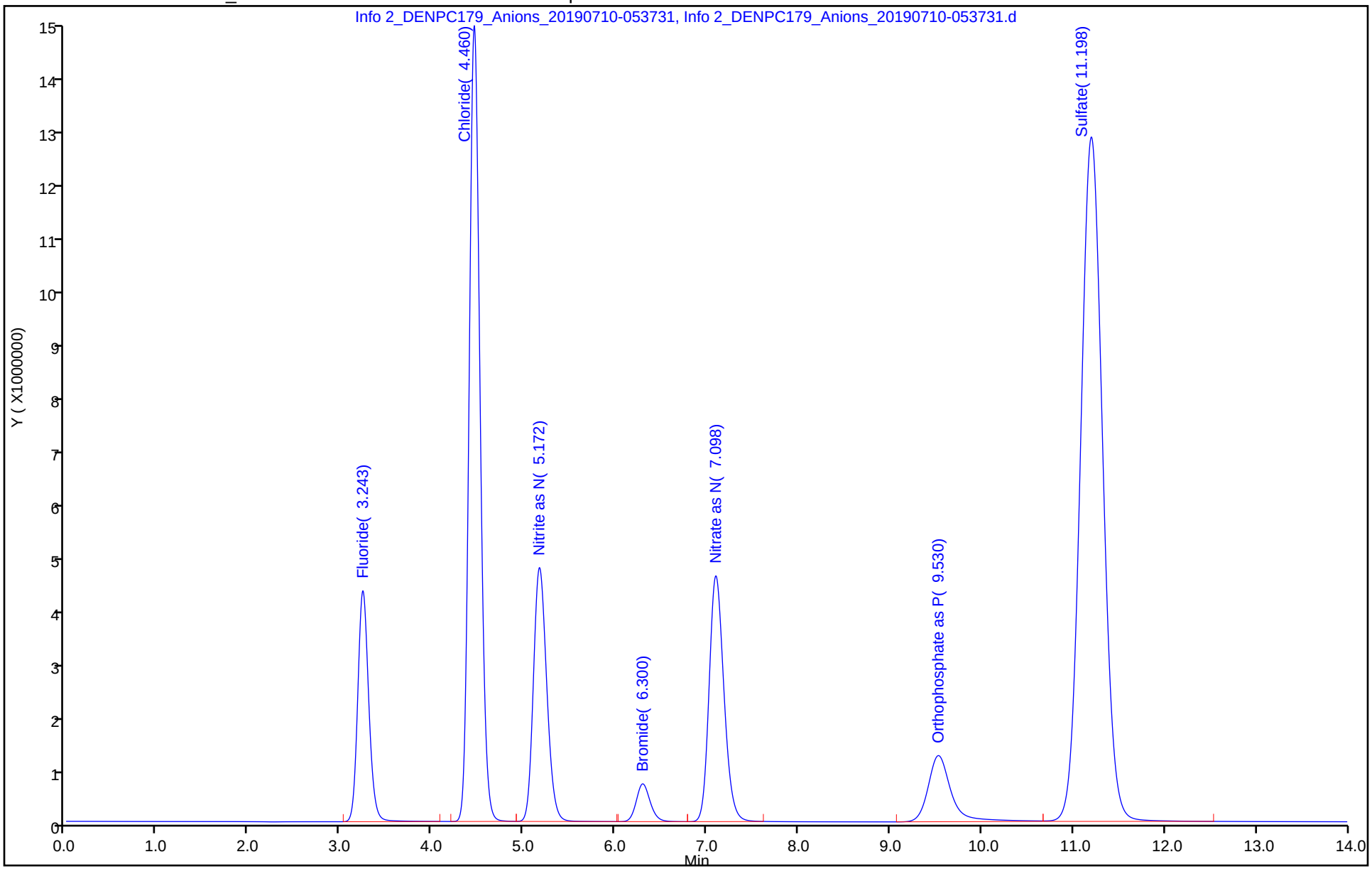

Eurofins TestAmerica, Denver
Target Compound Quantitation Report

Data File: \\chromna\Denver\ChromData\WC_IonChrom10\20190709-83566.b\Info 2_DENPC179_Anions_20190710-055
Lims ID: 280-124986-F-25 MSD
Client ID: G0070-19AMSD
Sample Type: MSD
Inject. Date: 10-Jul-2019 05:37:00 ALS Bottle#: 0 Worklist Smp#: 36
Injection Vol: 5.0 ul Dil. Factor: 5.0000
Sample Info: 280-0083566-036
Misc. Info.: 280-0083566-036
Operator ID: wetchemd Instrument ID: WC_IonChrom10

Method: \\chromna\Denver\ChromData\WC_IonChrom10\20190709-83566.b\Anions_IC10.m
Limit Group: Wet - Anions 28D
Last Update: 10-Jul-2019 16:23:25 Calib Date: 02-Jul-2019 23:41:00
Integrator: Falcon
Quant Method: External Standard Quant By: Initial Calibration
Last ICal File: \\chromna\Denver\ChromData\WC_IonChrom10\20190702-83432.b\Info 2_DENPC179_Anions_20190702-235

Column 1 : Det: Info 2_091554_1
Process Host: CTX0317

Compound	RT (min.)	Exp RT (min.)	Dlt RT (min.)	Response	Cal Amt ug/ml	OnCol Amt ug/ml	Flags
1 Fluoride	3.243	3.263	-0.020	33559782	1.00	4.53	
2 Chloride	4.460	4.490	-0.030	113934660	5.00	27.9	
3 Nitrite as N	5.172	5.217	-0.045	44178680	NC	NC	
4 Bromide	6.298	6.355	-0.057	6937489	1.00	4.73	
5 Nitrate as N	7.097	7.167	-0.070	47945830	NC	NC	
6 Orthophosphate as P	9.525	9.727	-0.202	20236178	NC	NC	
7 Sulfate	11.193	11.522	-0.329	198655639	5.00	64.0	

QC Flag Legend

Processing Flags
NC - Not Calibrated

Reagents:

ICMS/MSD WEEK_00603 Amount Added: 0.10 Units: mL

Report Date: 10-Jul-2019 16:23:29 Chrom Revision: 2.3 20-Jun-2019 20:50:56

Eurofins TestAmerica, Denver

Data File:	\\chromna\Denver\ChromData\WC_IonChrom10\20190709-83566.b\Info 2_DENPC179_Anions_20190710-055459.d				
Injection Date:	10-Jul-2019 05:37:00	Instrument ID:	WC_IonChrom10	Operator ID:	wetchemd
Lims ID:	280-124986-F-25 MSD			Worklist Smp#:	36
Client ID:	G0070-19AMSD				
Injection Vol:	5.0 ul	Dil. Factor:	5.0000	ALS Bottle#:	0
Method:	Anions_IC10	Limit Group:	Wet - Anions 28D		

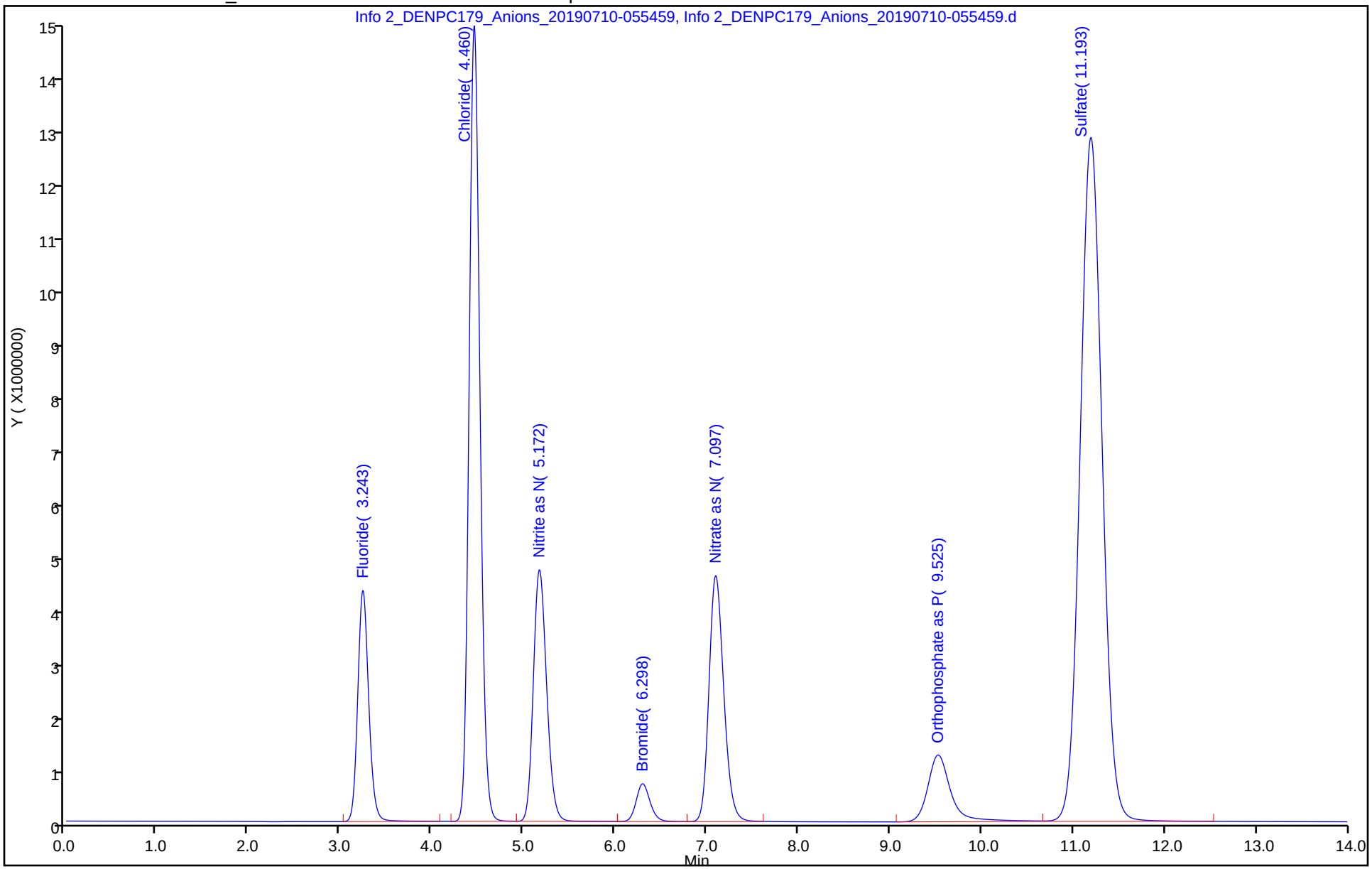

Eurofins TestAmerica, Denver
Target Compound Quantitation Report

Data File: \\chromna\Denver\ChromData\WC_IonChrom10\20190709-83566.b\Info 2_DENPC179_Anions_20190710-061
Lims ID: 280-124986-F-28
Client ID: G0097-19A
Sample Type: Client
Inject. Date: 10-Jul-2019 05:55:00 ALS Bottle#: 0 Worklist Smp#: 37
Injection Vol: 5.0 ul Dil. Factor: 1.0000
Sample Info: 280-0083566-037
Misc. Info.: 280-0083566-037
Operator ID: wetchemd Instrument ID: WC_IonChrom10

Method: \\chromna\Denver\ChromData\WC_IonChrom10\20190709-83566.b\Anions_IC10.m
Limit Group: Wet - Anions 28D
Last Update: 10-Jul-2019 16:23:25 Calib Date: 02-Jul-2019 23:41:00
Integrator: Falcon
Quant Method: External Standard Quant By: Initial Calibration
Last ICal File: \\chromna\Denver\ChromData\WC_IonChrom10\20190702-83432.b\Info 2_DENPC179_Anions_20190702-235

Column 1 : Det: Info 2_091554_1
Process Host: CTX0317

Compound	RT (min.)	Exp RT (min.)	Dlt RT (min.)	Response	OnCol Amt ug/ml	Flags
1 Fluoride	3.247	3.263	-0.016	2511949	0.4002	
2 Chloride	4.498	4.490	0.008	626355162	151.4	
3 Nitrite as N		5.217			ND	
4 Bromide	6.340	6.355	-0.015	681481	0.5065	
5 Nitrate as N		7.167			ND	
6 Orthophosphate as P	9.647	9.727	-0.080	99364	NC	
7 Sulfate	11.202	11.522	-0.320	176165868	56.8	

QC Flag Legend

Processing Flags
NC - Not Calibrated

Report Date: 10-Jul-2019 16:23:29 Chrom Revision: 2.3 20-Jun-2019 20:50:56

Eurofins TestAmerica, Denver

Data File: \\chromna\Denver\ChromData\WC_IonChrom10\20190709-83566.b\Info 2_DENPC179_Anions_20190710-061226.d

Injection Date:	10-Jul-2019 05:55:00	Instrument ID:	WC_IonChrom10	Operator ID:	wetchemd
Lims ID:	280-124986-F-28	Lab Sample ID:	280-124986-28	Worklist Smp#:	37
Client ID:	G0097-19A				
Injection Vol:	5.0 ul	Dil. Factor:	1.0000	ALS Bottle#:	0
Method:	Anions_IC10	Limit Group:	Wet - Anions 28D		

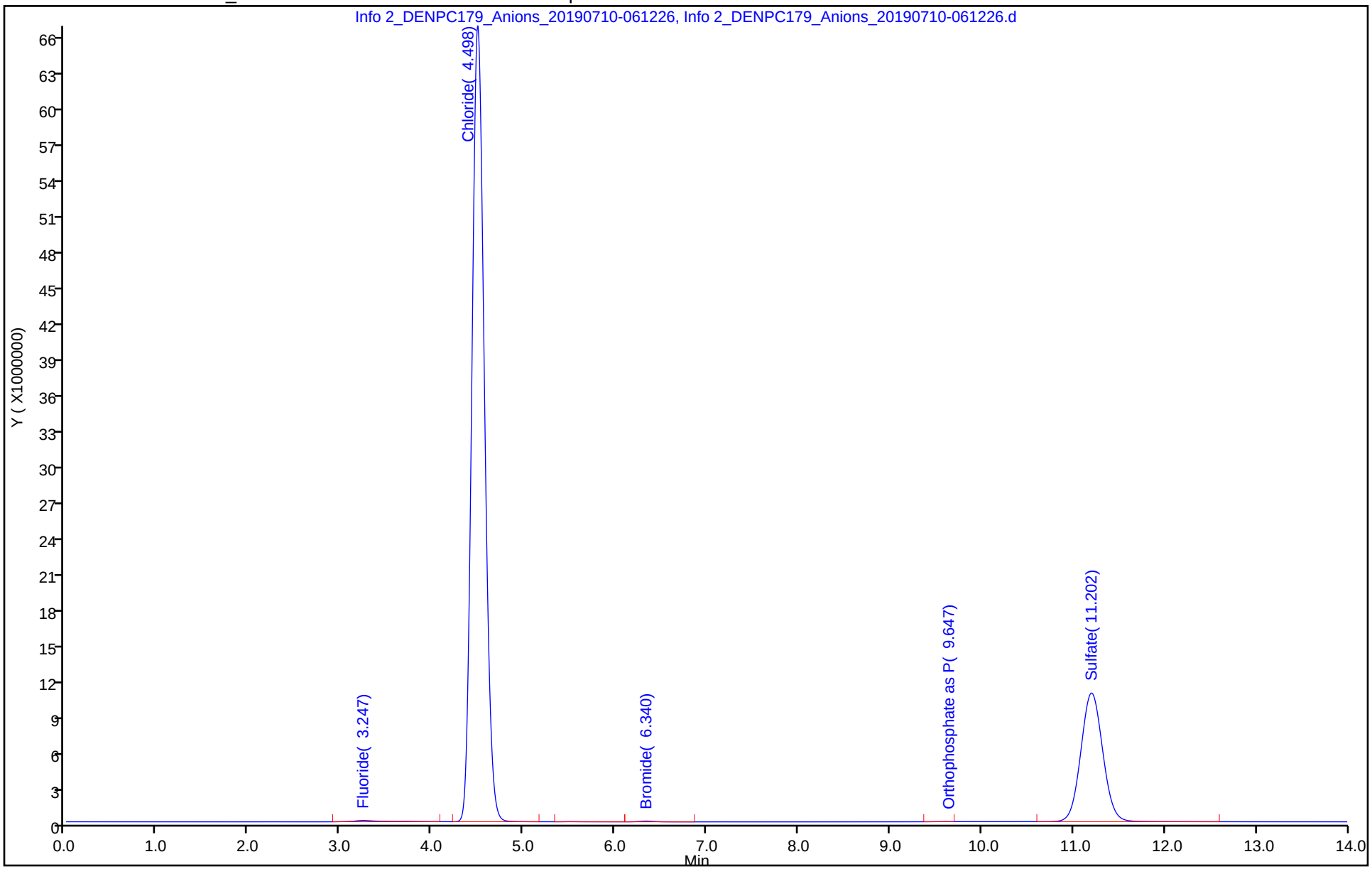

Eurofins TestAmerica, Denver
Target Compound Quantitation Report

Data File: \\chromna\Denver\ChromData\WC_IonChrom10\20190709-83566.b\Info 2_DENPC179_Anions_20190710-064
Lims ID: 280-124986-F-29
Client ID: G0109-19A
Sample Type: Client
Inject. Date: 10-Jul-2019 06:29:00 ALS Bottle#: 0 Worklist Smp#: 39
Injection Vol: 5.0 ul Dil. Factor: 1.0000
Sample Info: 280-0083566-039
Misc. Info.: 280-0083566-039
Operator ID: wetchemd Instrument ID: WC_IonChrom10

Method: \\chromna\Denver\ChromData\WC_IonChrom10\20190709-83566.b\Anions_IC10.m
Limit Group: Wet - Anions 28D
Last Update: 10-Jul-2019 16:23:25 Calib Date: 02-Jul-2019 23:41:00
Integrator: Falcon
Quant Method: External Standard Quant By: Initial Calibration
Last ICal File: \\chromna\Denver\ChromData\WC_IonChrom10\20190702-83432.b\Info 2_DENPC179_Anions_20190702-235

Column 1 : Det: Info 2_091554_1
Process Host: CTX0317

Compound	RT (min.)	Exp RT (min.)	Dlt RT (min.)	Response	OnCol Amt ug/ml	Flags
1 Fluoride	3.242	3.263	-0.021	1675104	0.2889	
2 Chloride	4.473	4.490	-0.017	104129659	25.5	
3 Nitrite as N	5.362	5.217	0.145	209811	NC	
4 Bromide	6.328	6.355	-0.027	248990	0.2148	
5 Nitrate as N	7.128	7.167	-0.039	14406505	NC	
6 Orthophosphate as P		9.727			ND	
7 Sulfate	11.192	11.522	-0.330	309852902	99.5	

QC Flag Legend

Processing Flags
NC - Not Calibrated

Report Date: 10-Jul-2019 16:23:30 Chrom Revision: 2.3 20-Jun-2019 20:50:56

Eurofins TestAmerica, Denver

Data File:	\\chromna\Denver\ChromData\WC_IonChrom10\20190709-83566.b\Info 2_DENPC179_Anions_20190710-064721.d				
Injection Date:	10-Jul-2019 06:29:00	Instrument ID:	WC_IonChrom10	Operator ID:	wetchemd
Lims ID:	280-124986-F-29	Lab Sample ID:	280-124986-29	Worklist Smp#:	39
Client ID:	G0109-19A				
Injection Vol:	5.0 ul	Dil. Factor:	1.0000	ALS Bottle#:	0
Method:	Anions_IC10	Limit Group:	Wet - Anions 28D		

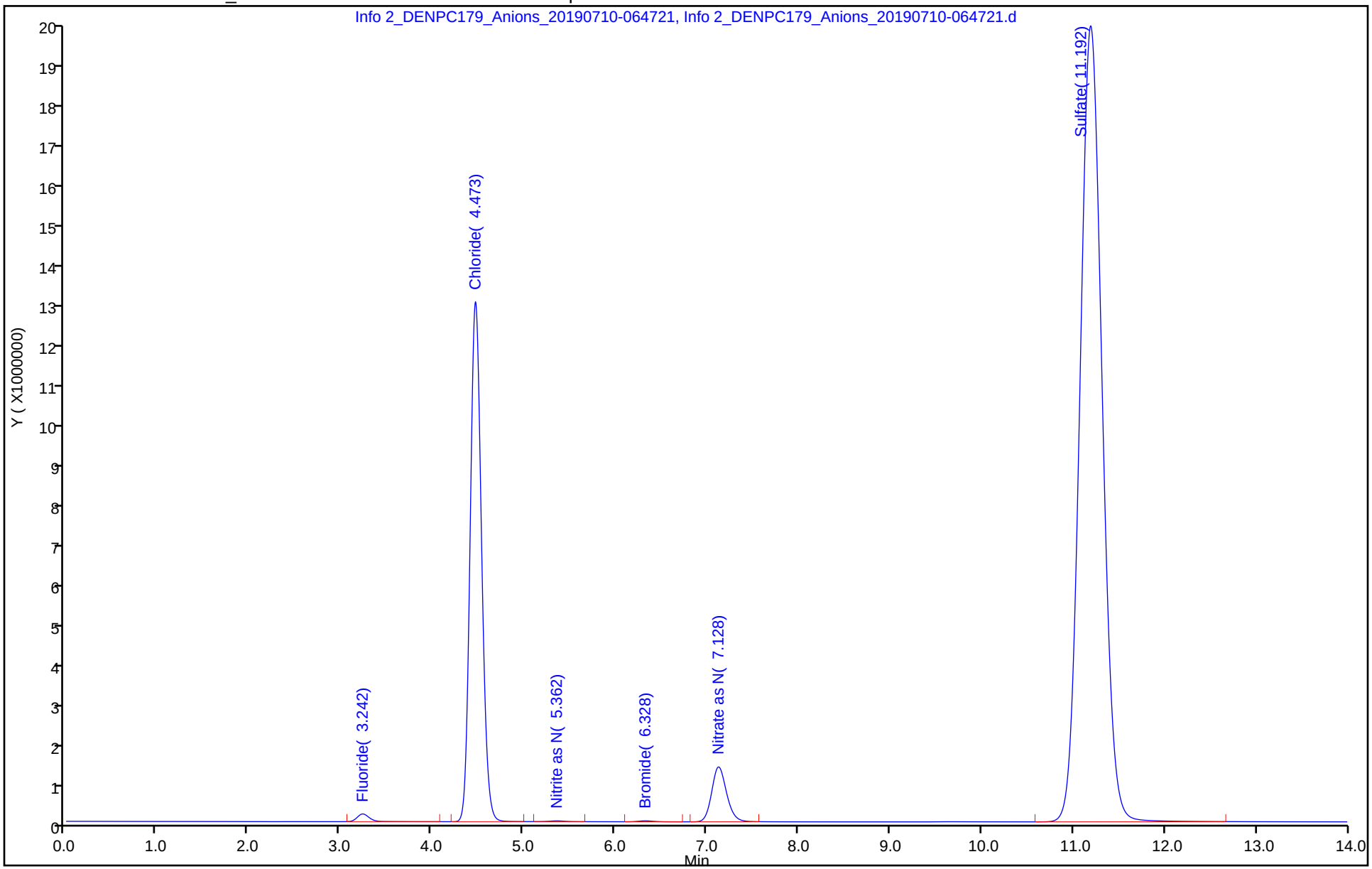

Eurofins TestAmerica, Denver
Target Compound Quantitation Report

Data File: \\chromna\Denver\ChromData\WC_IonChrom10\20190709-83566.b\Info 2_DENPC179_Anions_20190710-070
Lims ID: 280-124986-F-30
Client ID: G0099-19A
Sample Type: Client
Inject. Date: 10-Jul-2019 06:47:00 ALS Bottle#: 0 Worklist Smp#: 40
Injection Vol: 5.0 ul Dil. Factor: 1.0000
Sample Info: 280-0083566-040
Misc. Info.: 280-0083566-040
Operator ID: wetchemd Instrument ID: WC_IonChrom10

Method: \\chromna\Denver\ChromData\WC_IonChrom10\20190709-83566.b\Anions_IC10.m
Limit Group: Wet - Anions 28D
Last Update: 10-Jul-2019 16:23:25 Calib Date: 02-Jul-2019 23:41:00
Integrator: Falcon
Quant Method: External Standard Quant By: Initial Calibration
Last ICal File: \\chromna\Denver\ChromData\WC_IonChrom10\20190702-83432.b\Info 2_DENPC179_Anions_20190702-235

Column 1 : Det: Info 2_091554_1
Process Host: CTX0317

Compound	RT (min.)	Exp RT (min.)	Dlt RT (min.)	Response	OnCol Amt ug/ml	Flags
1 Fluoride	3.242	3.263	-0.021	904438	0.1864	
2 Chloride	4.467	4.490	-0.023	60669928	15.1	
3 Nitrite as N	5.267	5.217	0.050	172518	NC	
4 Bromide	6.322	6.355	-0.033	134115	0.1373	
5 Nitrate as N	7.050	7.167	-0.117	363541510	NC	
6 Orthophosphate as P		9.727			ND	
7 Sulfate	11.198	11.522	-0.324	222783520	71.7	

QC Flag Legend

Processing Flags
NC - Not Calibrated

Report Date: 10-Jul-2019 16:23:31 Chrom Revision: 2.3 20-Jun-2019 20:50:56

Eurofins TestAmerica, Denver

Data File: \\chromna\Denver\ChromData\WC_IonChrom10\20190709-83566.b\Info 2_DENPC179_Anions_20190710-070448.d

Injection Date:	10-Jul-2019 06:47:00	Instrument ID:	WC_IonChrom10	Operator ID:	wetchemd
Lims ID:	280-124986-F-30	Lab Sample ID:	280-124986-30	Worklist Smp#:	40
Client ID:	G0099-19A				
Injection Vol:	5.0 ul	Dil. Factor:	1.0000	ALS Bottle#:	0
Method:	Anions_IC10	Limit Group:	Wet - Anions 28D		

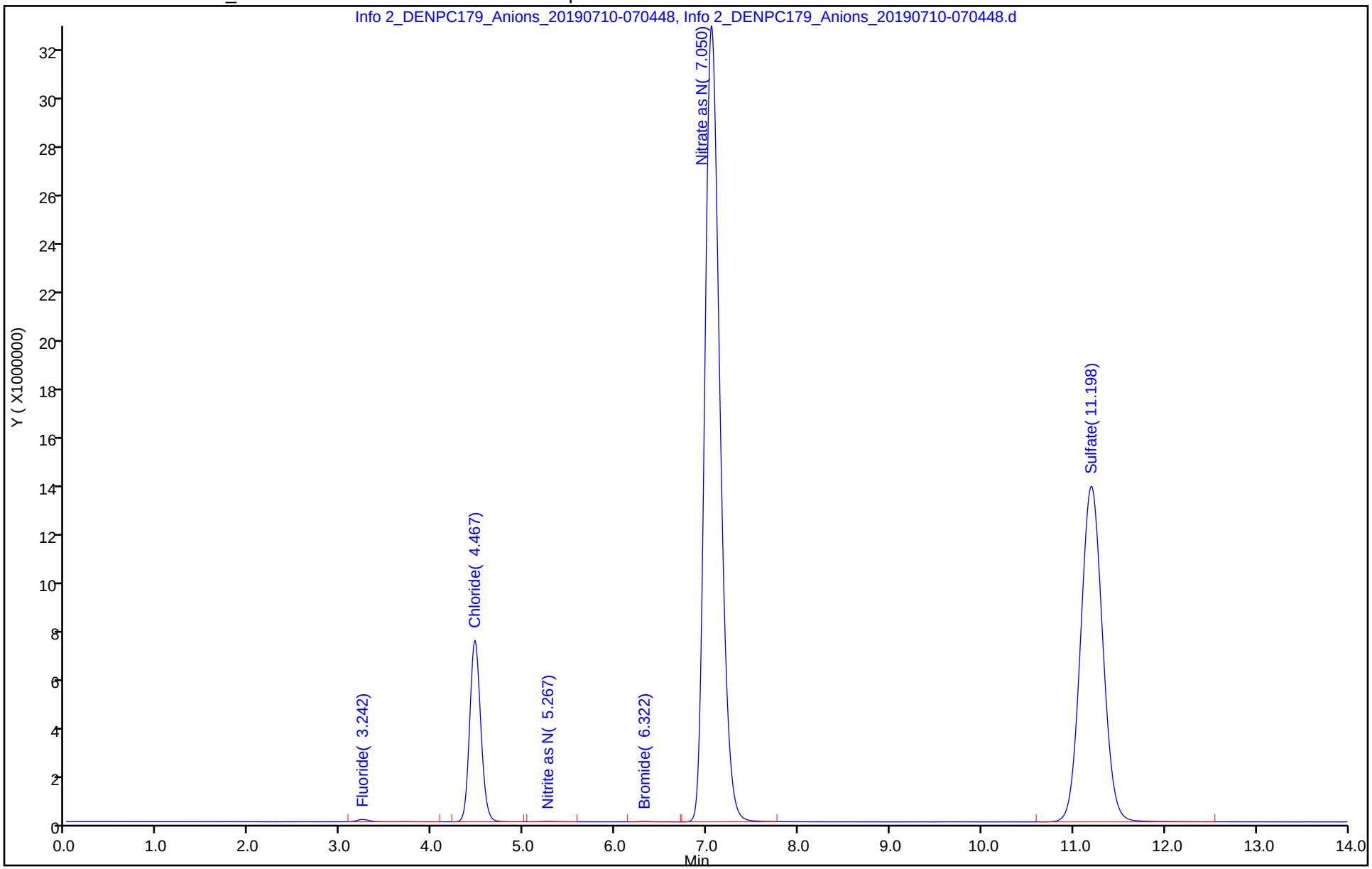

Eurofins TestAmerica, Denver
Target Compound Quantitation Report

Data File: \\chromna\Denver\ChromData\WC_IonChrom10\20190709-83566.b\Info 2_DENPC179_Anions_20190710-072
Lims ID: ccv
Client ID:
Sample Type: CCV
Inject. Date: 10-Jul-2019 07:04:00 ALS Bottle#: 0 Worklist Smp#: 41
Injection Vol: 5.0 ul Dil. Factor: 1.0000
Sample Info: 280-0083566-041
Misc. Info.: 280-0083566-041
Operator ID: wetchemd Instrument ID: WC_IonChrom10
Sublist: chrom-Anions_IC10*sub2

Method: \\chromna\Denver\ChromData\WC_IonChrom10\20190709-83566.b\Anions_IC10.m
Limit Group: Wet - Anions 28D
Last Update: 10-Jul-2019 16:23:31 Calib Date: 02-Jul-2019 23:41:00
Integrator: Falcon
Quant Method: External Standard Quant By: Initial Calibration
Last ICal File: \\chromna\Denver\ChromData\WC_IonChrom10\20190702-83432.b\Info 2_DENPC179_Anions_20190702-235

Column 1 : Det: Info 2_091554_1
Process Host: CTX0317

Compound	RT (min.)	Exp RT (min.)	Dlt RT (min.)	Response	Cal Amt ug/ml	OnCol Amt ug/ml	Flags
1 Fluoride	3.240	3.263	-0.023	34429425	5.00	4.65	
2 Chloride	4.455	4.490	-0.035	429138815	100.0	103.9	
3 Nitrite as N	5.172	5.217	-0.045	44034962	NC	NC	
4 Bromide	6.297	6.355	-0.058	6742507	5.00	4.59	
5 Nitrate as N	7.095	7.167	-0.072	46321122	NC	NC	
6 Orthophosphate as P	9.520	9.727	-0.207	18686783	NC	NC	
7 Sulfate	11.183	11.522	-0.339	309108407	100.0	99.2	

QC Flag Legend

Processing Flags
NC - Not Calibrated

Reagents:

IC LCS_01626 Amount Added: 10.00 Units: mL

Report Date: 10-Jul-2019 16:23:31 Chrom Revision: 2.3 20-Jun-2019 20:50:56

Eurofins TestAmerica, Denver

Data File: \\chromna\Denver\ChromData\WC_IonChrom10\20190709-83566.b\Info 2_DENPC179_Anions_20190710-072215.d

Injection Date:	10-Jul-2019 07:04:00	Instrument ID:	WC_IonChrom10	Operator ID:	wetchemd
Lims ID:	ccv			Worklist Smp#:	41
Client ID:					
Injection Vol:	5.0 ul	Dil. Factor:	1.0000	ALS Bottle#:	0
Method:	Anions_IC10	Limit Group:	Wet - Anions 28D		

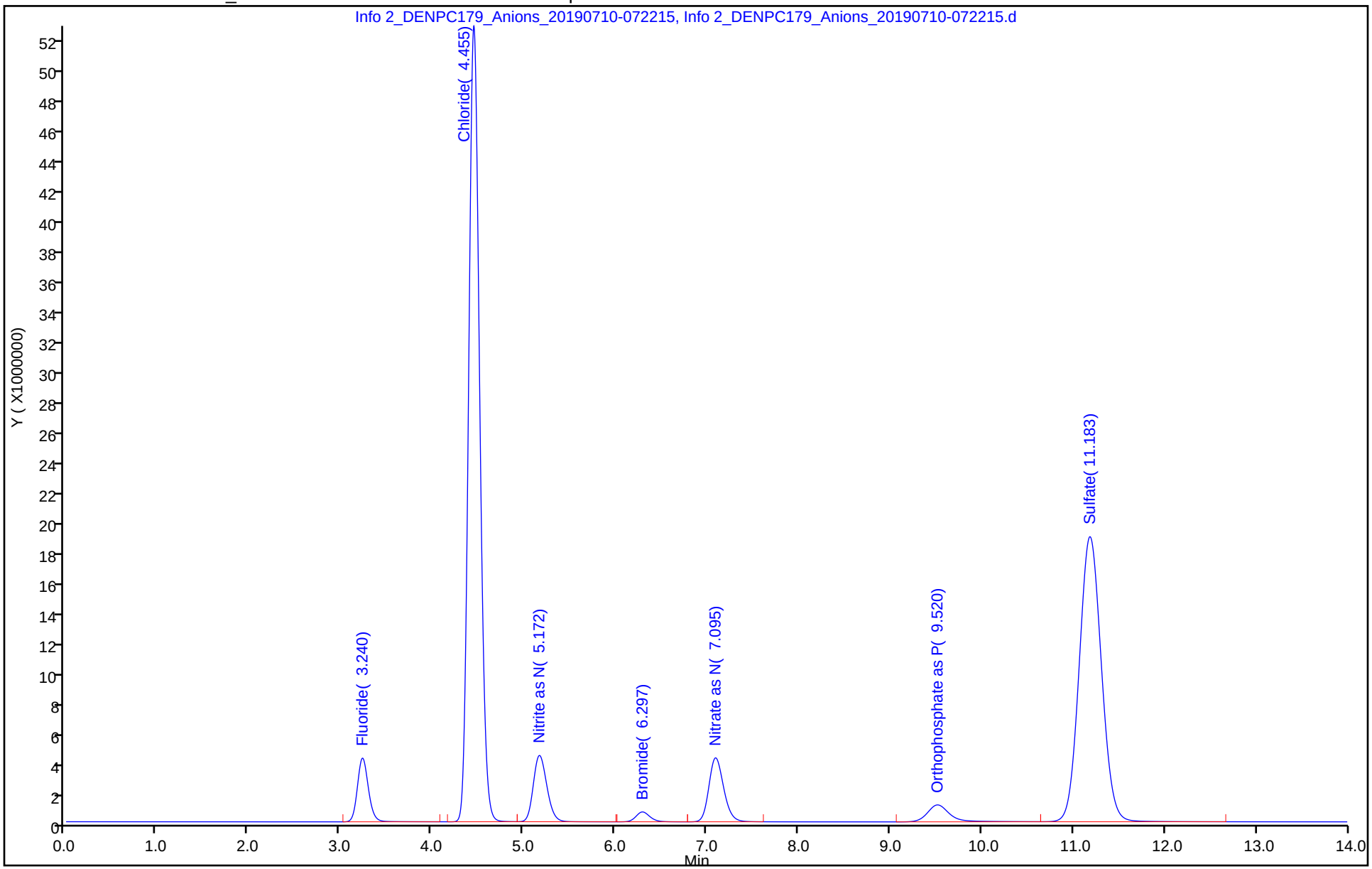

Eurofins TestAmerica, Denver
Target Compound Quantitation Report

Data File:	\\chromna\Denver\ChromData\WC_IonChrom10\20190709-83566.b\Info 2_DENPC179_Anions_20190710-073				
Lims ID:	ccb				
Client ID:					
Sample Type:	CCB				
Inject. Date:	10-Jul-2019 07:22:00	ALS Bottle#:	0	Worklist Smp#:	42
Injection Vol:	5.0 ul	Dil. Factor:	1.0000		
Sample Info:	280-0083566-042				
Misc. Info.:	280-0083566-042				
Operator ID:	wetchemd	Instrument ID:	WC_IonChrom10		
Method:	\\chromna\Denver\ChromData\WC_IonChrom10\20190709-83566.b\Anions_IC10.m				
Limit Group:	Wet - Anions 28D				
Last Update:	10-Jul-2019 16:23:31	Calib Date:	02-Jul-2019 23:41:00		
Integrator:	Falcon				
Quant Method:	External Standard	Quant By:	Initial Calibration		
Last ICal File:	\\chromna\Denver\ChromData\WC_IonChrom10\20190702-83432.b\Info 2_DENPC179_Anions_20190702-235				
Column 1 :			Det: Info 2_091554_1		
Process Host:	CTX0317				

Compound	RT (min.)	Exp RT (min.)	Dlt RT (min.)	Response	Cal Amt ug/ml	OnCol Amt ug/ml	Flags
1 Fluoride		3.263				ND	
2 Chloride	4.465	4.490	-0.025	28456		0.4532	
3 Nitrite as N		5.217				ND	
4 Bromide		6.355				ND	
5 Nitrate as N		7.167				ND	
6 Orthophosphate as P	9.603	9.727	-0.124	78736		NC	
7 Sulfate		11.522				ND	

QC Flag Legend

Processing Flags

NC - Not Calibrated

Report Date: 10-Jul-2019 16:23:32 Chrom Revision: 2.3 20-Jun-2019 20:50:56

Eurofins TestAmerica, Denver

Data File: \\chromna\Denver\ChromData\WC_IonChrom10\20190709-83566.b\Info 2_DENPC179_Anions_20190710-073940.d

Injection Date:	10-Jul-2019 07:22:00	Instrument ID:	WC_IonChrom10	Operator ID:	wetchemd
Lims ID:	ccb			Worklist Smp#:	42
Client ID:					
Injection Vol:	5.0 ul	Dil. Factor:	1.0000	ALS Bottle#:	0
Method:	Anions_IC10	Limit Group:	Wet - Anions 28D		

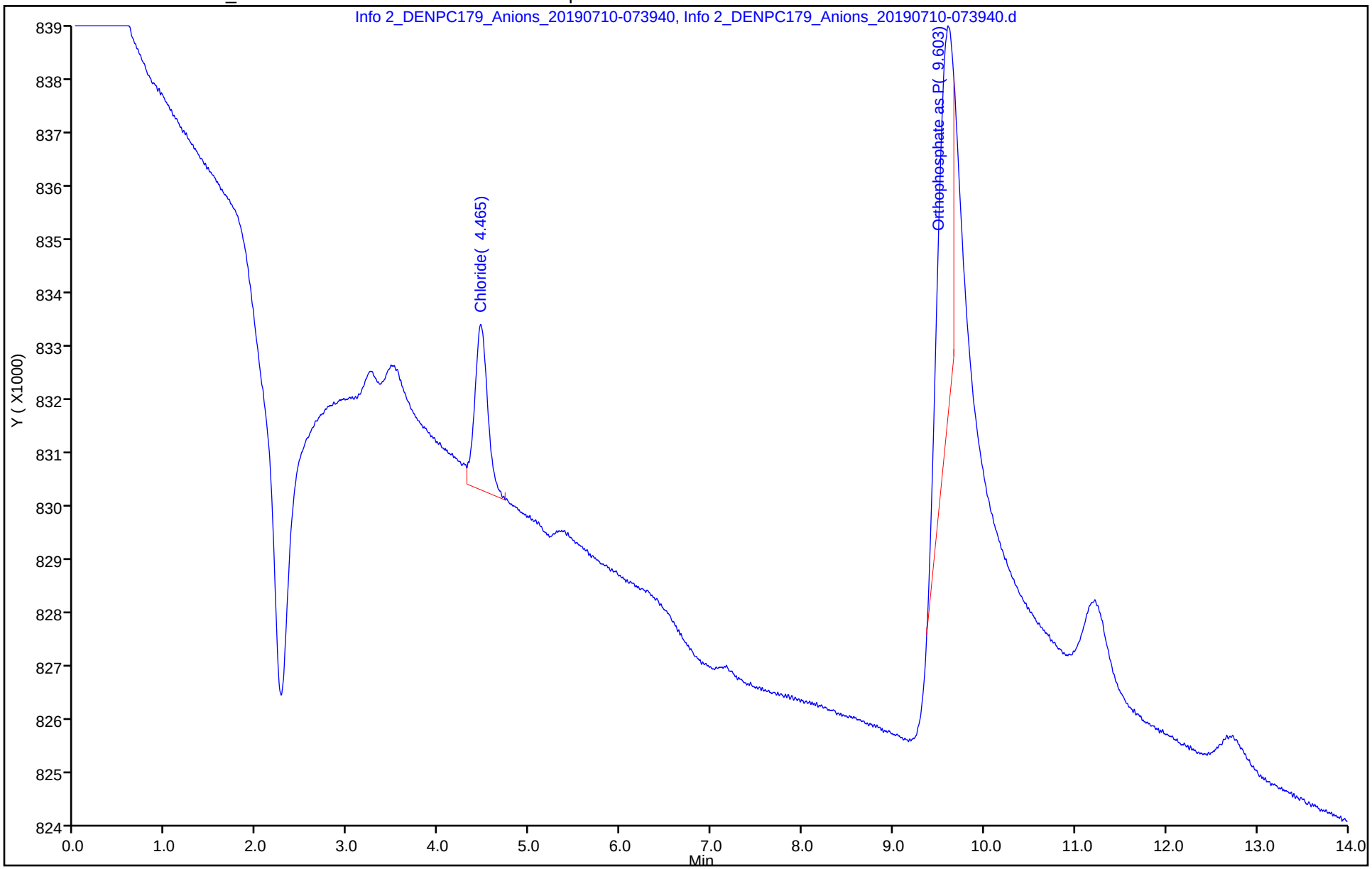

09/30/2019

Eurofins TestAmerica, Denver
Target Compound Quantitation Report

Data File: \\chromna\Denver\ChromData\WC_IonChrom10\20190709-83566.b\Info 2_DENPC179_Anions_20190710-075
Lims ID: 280-124986-F-31
Client ID: G0067-19A
Sample Type: Client
Inject. Date: 10-Jul-2019 07:39:00 ALS Bottle#: 0 Worklist Smp#: 43
Injection Vol: 5.0 ul Dil. Factor: 1.0000
Sample Info: 280-0083566-043
Misc. Info.: 280-0083566-043
Operator ID: wetchemd Instrument ID: WC_IonChrom10

Method: \\chromna\Denver\ChromData\WC_IonChrom10\20190709-83566.b\Anions_IC10.m
Limit Group: Wet - Anions 28D
Last Update: 10-Jul-2019 16:23:31 Calib Date: 02-Jul-2019 23:41:00
Integrator: Falcon
Quant Method: External Standard Quant By: Initial Calibration
Last ICal File: \\chromna\Denver\ChromData\WC_IonChrom10\20190702-83432.b\Info 2_DENPC179_Anions_20190702-235

Column 1 : Det: Info 2_091554_1
Process Host: CTX0317

Compound	RT (min.)	Exp RT (min.)	Dlt RT (min.)	Response	OnCol Amt ug/ml	Flags
1 Fluoride	3.240	3.263	-0.023	1316543	0.2412	
2 Chloride	4.467	4.490	-0.023	57573395	14.3	
3 Nitrite as N	5.355	5.217	0.138	32871	NC	
4 Bromide	6.322	6.355	-0.033	94511	0.1106	
5 Nitrate as N	7.060	7.167	-0.107	234197994	NC	
6 Orthophosphate as P	9.563	9.727	-0.164	1543291	NC	
7 Sulfate	11.197	11.522	-0.325	201286027	64.8	

QC Flag Legend

Processing Flags
NC - Not Calibrated

Report Date: 10-Jul-2019 16:23:33 Chrom Revision: 2.3 20-Jun-2019 20:50:56

Eurofins TestAmerica, Denver

Data File:	\\chromna\Denver\ChromData\WC_IonChrom10\20190709-83566.b\Info 2_DENPC179_Anions_20190710-075705.d				
Injection Date:	10-Jul-2019 07:39:00	Instrument ID:	WC_IonChrom10	Operator ID:	wetchemd
Lims ID:	280-124986-F-31	Lab Sample ID:	280-124986-31	Worklist Smp#:	43
Client ID:	G0067-19A				
Injection Vol:	5.0 ul	Dil. Factor:	1.0000	ALS Bottle#:	0
Method:	Anions_IC10	Limit Group:	Wet - Anions 28D		

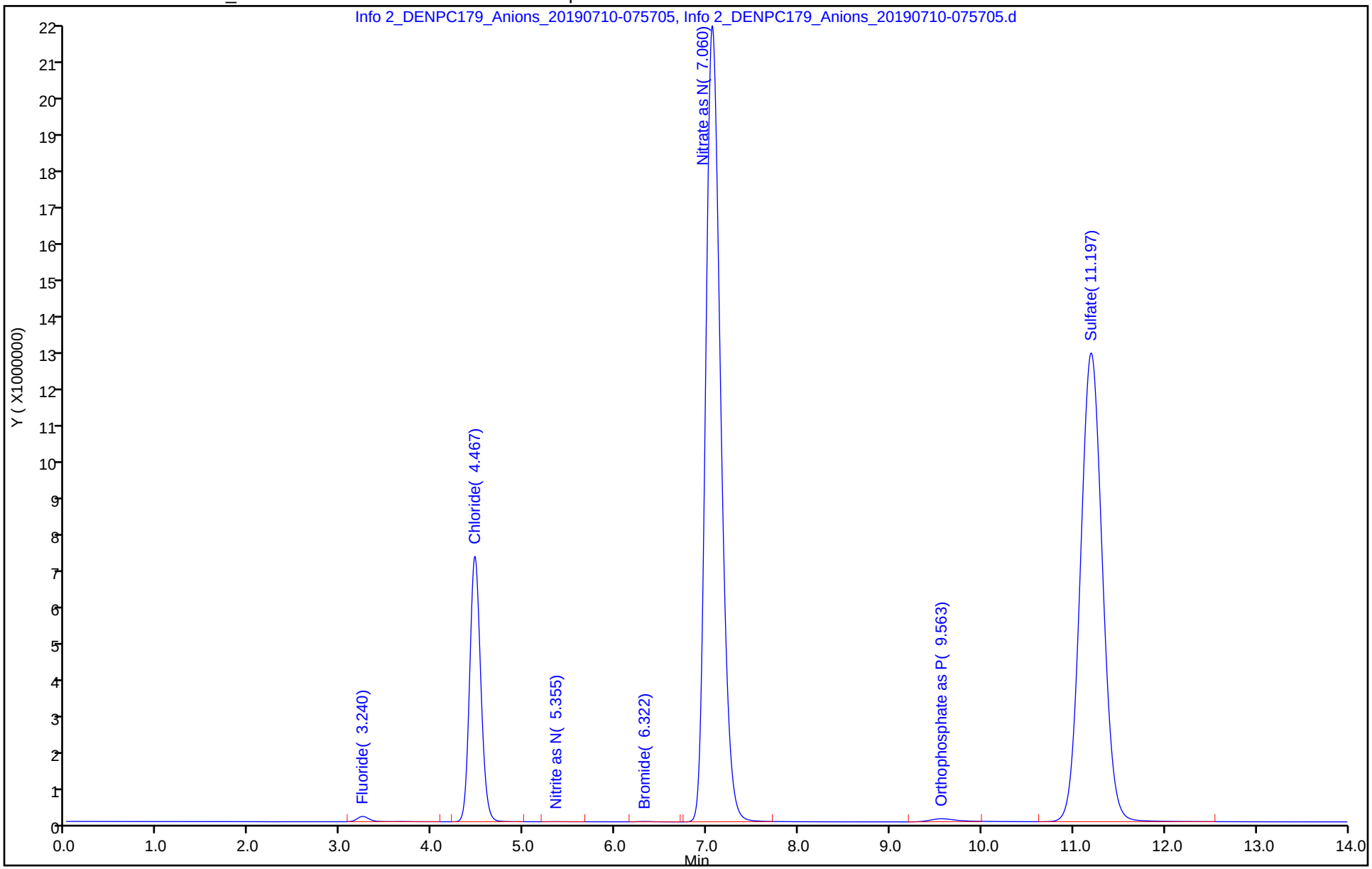

Eurofins TestAmerica, Denver
Target Compound Quantitation Report

Data File: \\chromna\Denver\ChromData\WC_IonChrom10\20190709-83566.b\Info 2_DENPC179_Anions_20190710-081
Lims ID: 280-124986-F-32
Client ID: G0079-19A
Sample Type: Client
Inject. Date: 10-Jul-2019 07:57:00 ALS Bottle#: 0 Worklist Smp#: 44
Injection Vol: 5.0 ul Dil. Factor: 1.0000
Sample Info: 280-0083566-044
Misc. Info.: 280-0083566-044
Operator ID: wetchemd Instrument ID: WC_IonChrom10

Method: \\chromna\Denver\ChromData\WC_IonChrom10\20190709-83566.b\Anions_IC10.m
Limit Group: Wet - Anions 28D
Last Update: 10-Jul-2019 16:23:31 Calib Date: 02-Jul-2019 23:41:00
Integrator: Falcon
Quant Method: External Standard Quant By: Initial Calibration
Last ICal File: \\chromna\Denver\ChromData\WC_IonChrom10\20190702-83432.b\Info 2_DENPC179_Anions_20190702-235

Column 1 : Det: Info 2_091554_1
Process Host: CTX0317

Compound	RT (min.)	Exp RT (min.)	Dlt RT (min.)	Response	OnCol Amt ug/ml	Flags
1 Fluoride	3.238	3.263	-0.025	1834088	0.3101	
2 Chloride	4.462	4.490	-0.028	38765244	9.79	
3 Nitrite as N		5.217			ND	
4 Bromide		6.355			ND	
5 Nitrate as N	7.138	7.167	-0.029	3047555	NC	
6 Orthophosphate as P	9.545	9.727	-0.182	2966353	NC	
7 Sulfate	11.202	11.522	-0.320	44653011	14.8	

QC Flag Legend

Processing Flags
NC - Not Calibrated

Report Date: 10-Jul-2019 16:23:33 Chrom Revision: 2.3 20-Jun-2019 20:50:56

Eurofins TestAmerica, Denver

Data File:	\\chromna\Denver\ChromData\WC_IonChrom10\20190709-83566.b\Info 2_DENPC179_Anions_20190710-081428.d				
Injection Date:	10-Jul-2019 07:57:00	Instrument ID:	WC_IonChrom10	Operator ID:	wetchemd
Lims ID:	280-124986-F-32	Lab Sample ID:	280-124986-32	Worklist Smp#:	44
Client ID:	G0079-19A				
Injection Vol:	5.0 ul	Dil. Factor:	1.0000	ALS Bottle#:	0
Method:	Anions_IC10	Limit Group:	Wet - Anions 28D		

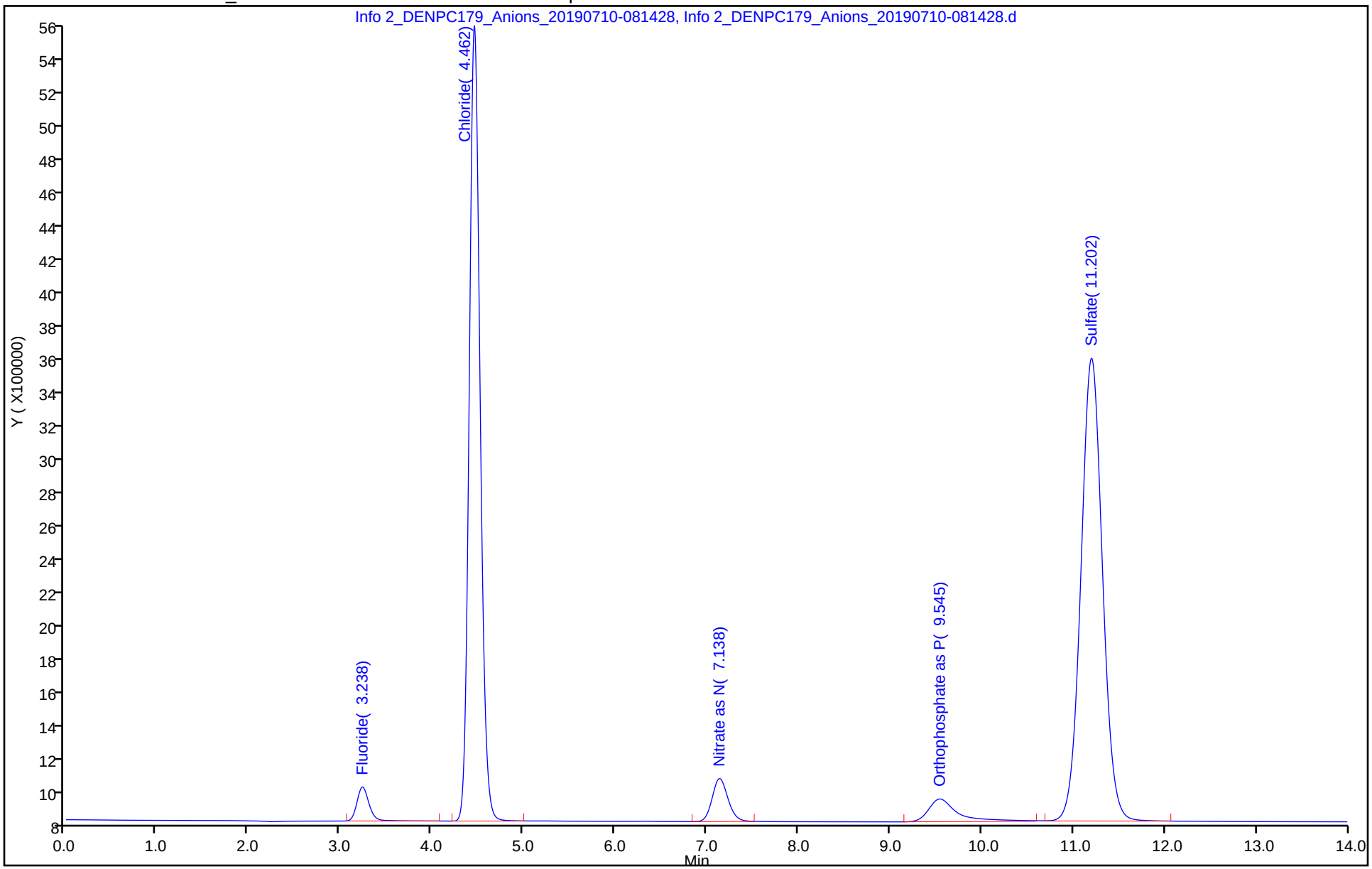

Eurofins TestAmerica, Denver
Target Compound Quantitation Report

Data File:	\\chromna\Denver\ChromData\WC_IonChrom10\20190709-83566.b\Info 2_DENPC179_Anions_20190710-083				
Lims ID:	280-124986-F-33				
Client ID:	G0081-19A				
Sample Type:	Client				
Inject. Date:	10-Jul-2019 08:14:00	ALS Bottle#:	0	Worklist Smp#:	45
Injection Vol:	5.0 ul	Dil. Factor:	1.0000		
Sample Info:	280-0083566-045				
Misc. Info.:	280-0083566-045				
Operator ID:	wetchemd	Instrument ID:	WC_IonChrom10		
Method:	\\chromna\Denver\ChromData\WC_IonChrom10\20190709-83566.b\Anions_IC10.m				
Limit Group:	Wet - Anions 28D				
Last Update:	10-Jul-2019 16:23:31	Calib Date:	02-Jul-2019 23:41:00		
Integrator:	Falcon				
Quant Method:	External Standard	Quant By:	Initial Calibration		
Last ICal File:	\\chromna\Denver\ChromData\WC_IonChrom10\20190702-83432.b\Info 2_DENPC179_Anions_20190702-235				
Column 1 :			Det: Info 2_091554_1		
Process Host:	CTX0317				

Compound	RT (min.)	Exp RT (min.)	Dlt RT (min.)	Response	OnCol Amt ug/ml	Flags
1 Fluoride	3.242	3.263	-0.021	1413529	0.2541	
2 Chloride	4.480	4.490	-0.010	180355246	43.9	
3 Nitrite as N	5.433	5.217	0.216	95322	NC	
4 Bromide	6.332	6.355	-0.023	291150	0.2432	
5 Nitrate as N	7.168	7.167	0.001	208664	NC	
6 Orthophosphate as P	9.548	9.727	-0.179	5781901	NC	
7 Sulfate	11.187	11.522	-0.335	371061248	119.0	

QC Flag Legend

Processing Flags

NC - Not Calibrated

Report Date: 10-Jul-2019 16:23:33 Chrom Revision: 2.3 20-Jun-2019 20:50:56

Eurofins TestAmerica, Denver

Data File:	\\chromna\Denver\ChromData\WC_IonChrom10\20190709-83566.b\Info 2_DENPC179_Anions_20190710-083152.d				
Injection Date:	10-Jul-2019 08:14:00	Instrument ID:	WC_IonChrom10	Operator ID:	wetchemd
Lims ID:	280-124986-F-33	Lab Sample ID:	280-124986-33	Worklist Smp#:	45
Client ID:	G0081-19A				
Injection Vol:	5.0 ul	Dil. Factor:	1.0000	ALS Bottle#:	0
Method:	Anions_IC10	Limit Group:	Wet - Anions 28D		

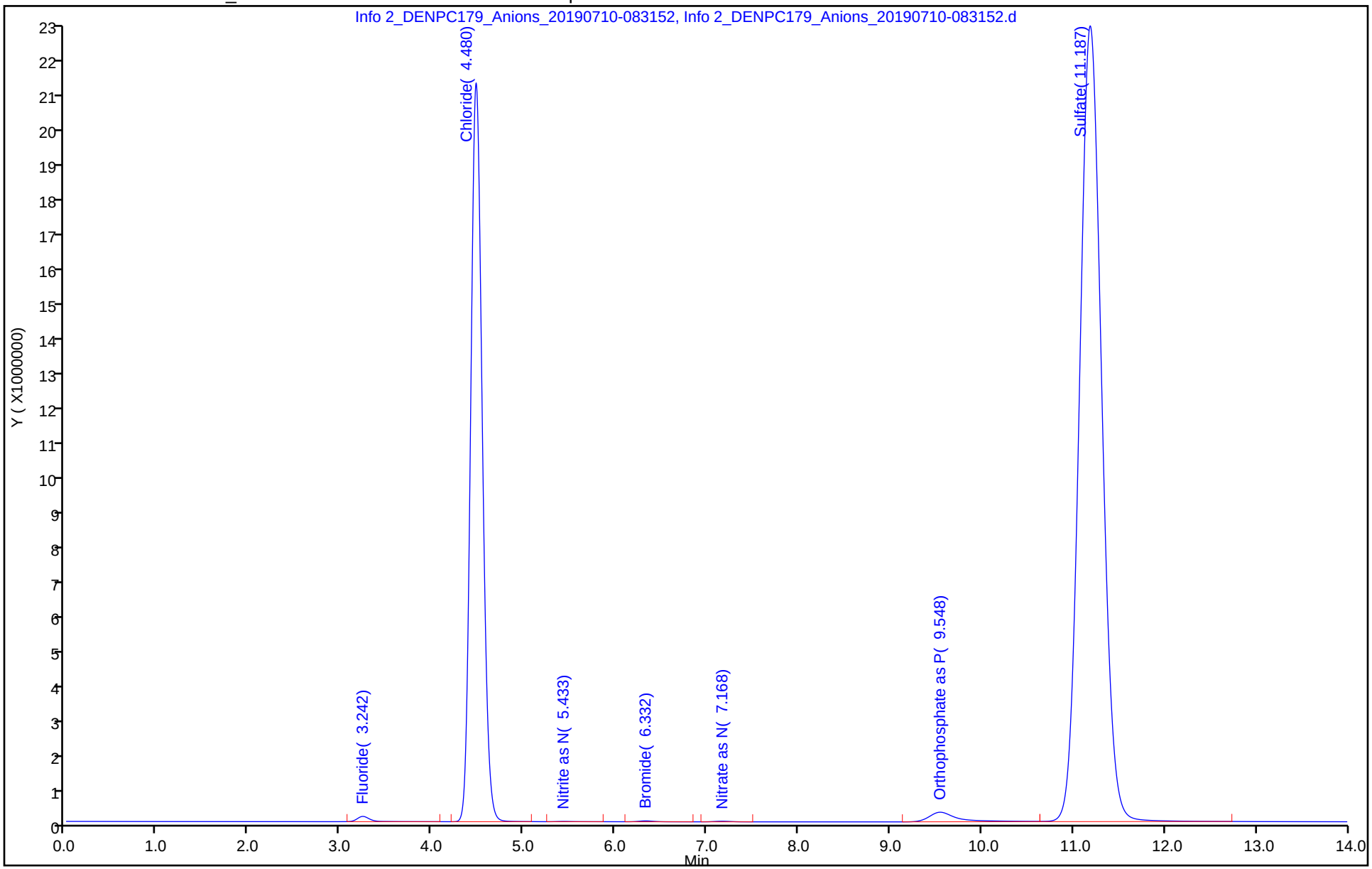

Eurofins TestAmerica, Denver
Target Compound Quantitation Report

Data File: \\chromna\Denver\ChromData\WC_IonChrom10\20190709-83566.b\Info 2_DENPC179_Anions_20190710-084
Lims ID: 280-124986-F-34
Client ID: G0082-19A
Sample Type: Client
Inject. Date: 10-Jul-2019 08:31:00 ALS Bottle#: 0 Worklist Smp#: 46
Injection Vol: 5.0 ul Dil. Factor: 1.0000
Sample Info: 280-0083566-046
Misc. Info.: 280-0083566-046
Operator ID: wetchemd Instrument ID: WC_IonChrom10

Method: \\chromna\Denver\ChromData\WC_IonChrom10\20190709-83566.b\Anions_IC10.m
Limit Group: Wet - Anions 28D
Last Update: 10-Jul-2019 16:23:31 Calib Date: 02-Jul-2019 23:41:00
Integrator: Falcon
Quant Method: External Standard Quant By: Initial Calibration
Last ICal File: \\chromna\Denver\ChromData\WC_IonChrom10\20190702-83432.b\Info 2_DENPC179_Anions_20190702-235

Column 1 : Det: Info 2_091554_1
Process Host: CTX0317

Compound	RT (min.)	Exp RT (min.)	Dlt RT (min.)	Response	OnCol Amt ug/ml	Flags
1 Fluoride	3.242	3.263	-0.021	1045534	0.2052	
2 Chloride	4.470	4.490	-0.020	94882991	23.3	
3 Nitrite as N	5.328	5.217	0.111	237451	NC	
4 Bromide	6.328	6.355	-0.027	168509	0.1605	
5 Nitrate as N	7.128	7.167	-0.039	14213003	NC	
6 Orthophosphate as P	9.562	9.727	-0.165	1795539	NC	
7 Sulfate	11.198	11.522	-0.324	254232868	81.7	

QC Flag Legend

Processing Flags
NC - Not Calibrated

Report Date: 10-Jul-2019 16:23:34 Chrom Revision: 2.3 20-Jun-2019 20:50:56

Eurofins TestAmerica, Denver

Data File:	\\chromna\Denver\ChromData\WC_IonChrom10\20190709-83566.b\Info 2_DENPC179_Anions_20190710-084917.d				
Injection Date:	10-Jul-2019 08:31:00	Instrument ID:	WC_IonChrom10	Operator ID:	wetchemd
Lims ID:	280-124986-F-34	Lab Sample ID:	280-124986-34	Worklist Smp#:	46
Client ID:	G0082-19A				
Injection Vol:	5.0 ul	Dil. Factor:	1.0000	ALS Bottle#:	0
Method:	Anions_IC10	Limit Group:	Wet - Anions 28D		

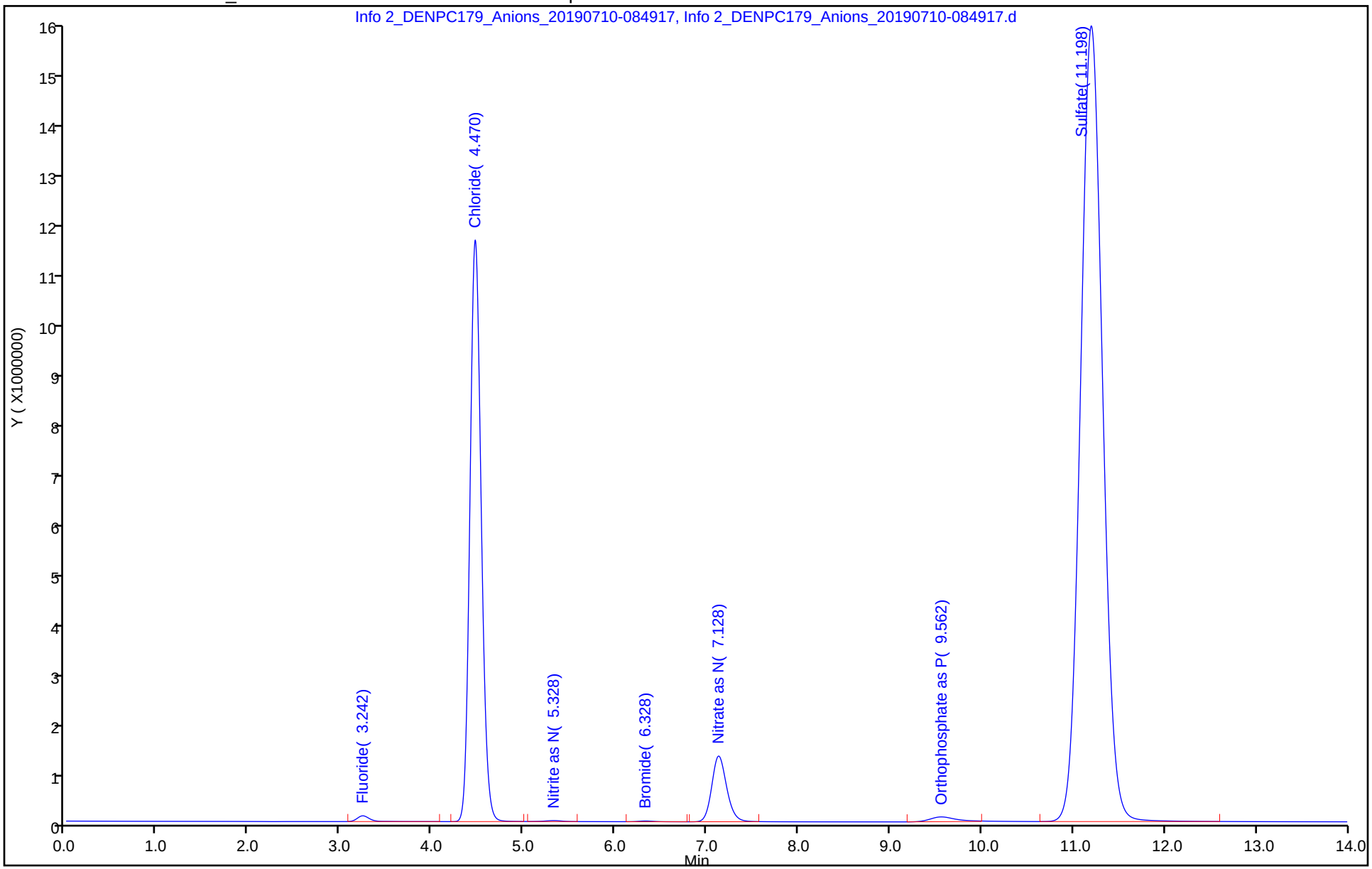

Eurofins TestAmerica, Denver
Target Compound Quantitation Report

Data File: \\chromna\Denver\ChromData\WC_IonChrom10\20190709-83566.b\Info 2_DENPC179_Anions_20190710-105
Lims ID: ccv
Client ID:
Sample Type: CCV
Inject. Date: 10-Jul-2019 10:33:00 ALS Bottle#: 0 Worklist Smp#: 53
Injection Vol: 5.0 ul Dil. Factor: 1.0000
Sample Info: 280-0083566-053
Misc. Info.: 280-0083566-053
Operator ID: wetchemd Instrument ID: WC_IonChrom10
Sublist: chrom-Anions_IC10*sub2

Method: \\chromna\Denver\ChromData\WC_IonChrom10\20190709-83566.b\Anions_IC10.m
Limit Group: Wet - Anions 28D
Last Update: 10-Jul-2019 16:23:37 Calib Date: 02-Jul-2019 23:41:00
Integrator: Falcon
Quant Method: External Standard Quant By: Initial Calibration
Last ICal File: \\chromna\Denver\ChromData\WC_IonChrom10\20190702-83432.b\Info 2_DENPC179_Anions_20190702-235

Column 1 : Det: Info 2_091554_1
Process Host: CTX0317

Compound	RT (min.)	Exp RT (min.)	Dlt RT (min.)	Response	Cal Amt ug/ml	OnCol Amt ug/ml	Flags
1 Fluoride	3.240	3.263	-0.023	35483659	5.00	4.79	
2 Chloride	4.453	4.490	-0.037	430511217	100.0	104.2	
3 Nitrite as N	5.170	5.217	-0.047	44461477	NC	NC	
4 Bromide	6.293	6.355	-0.062	6774431	5.00	4.62	
5 Nitrate as N	7.090	7.167	-0.077	46467708	NC	NC	
6 Orthophosphate as P	9.518	9.727	-0.209	18974843	NC	NC	
7 Sulfate	11.182	11.522	-0.340	310411116	100.0	99.7	

QC Flag Legend

Processing Flags
NC - Not Calibrated

Reagents:

IC LCS_01626 Amount Added: 10.00 Units: mL

Report Date: 10-Jul-2019 16:23:38 Chrom Revision: 2.3 20-Jun-2019 20:50:56

Eurofins TestAmerica, Denver

Data File:	\\chromna\Denver\ChromData\WC_IonChrom10\20190709-83566.b\Info 2_DENPC179_Anions_20190710-105116.d				
Injection Date:	10-Jul-2019 10:33:00	Instrument ID:	WC_IonChrom10	Operator ID:	wetchemd
Lims ID:	ccv			Worklist Smp#:	53
Client ID:					
Injection Vol:	5.0 ul	Dil. Factor:	1.0000	ALS Bottle#:	0
Method:	Anions_IC10	Limit Group:	Wet - Anions 28D		

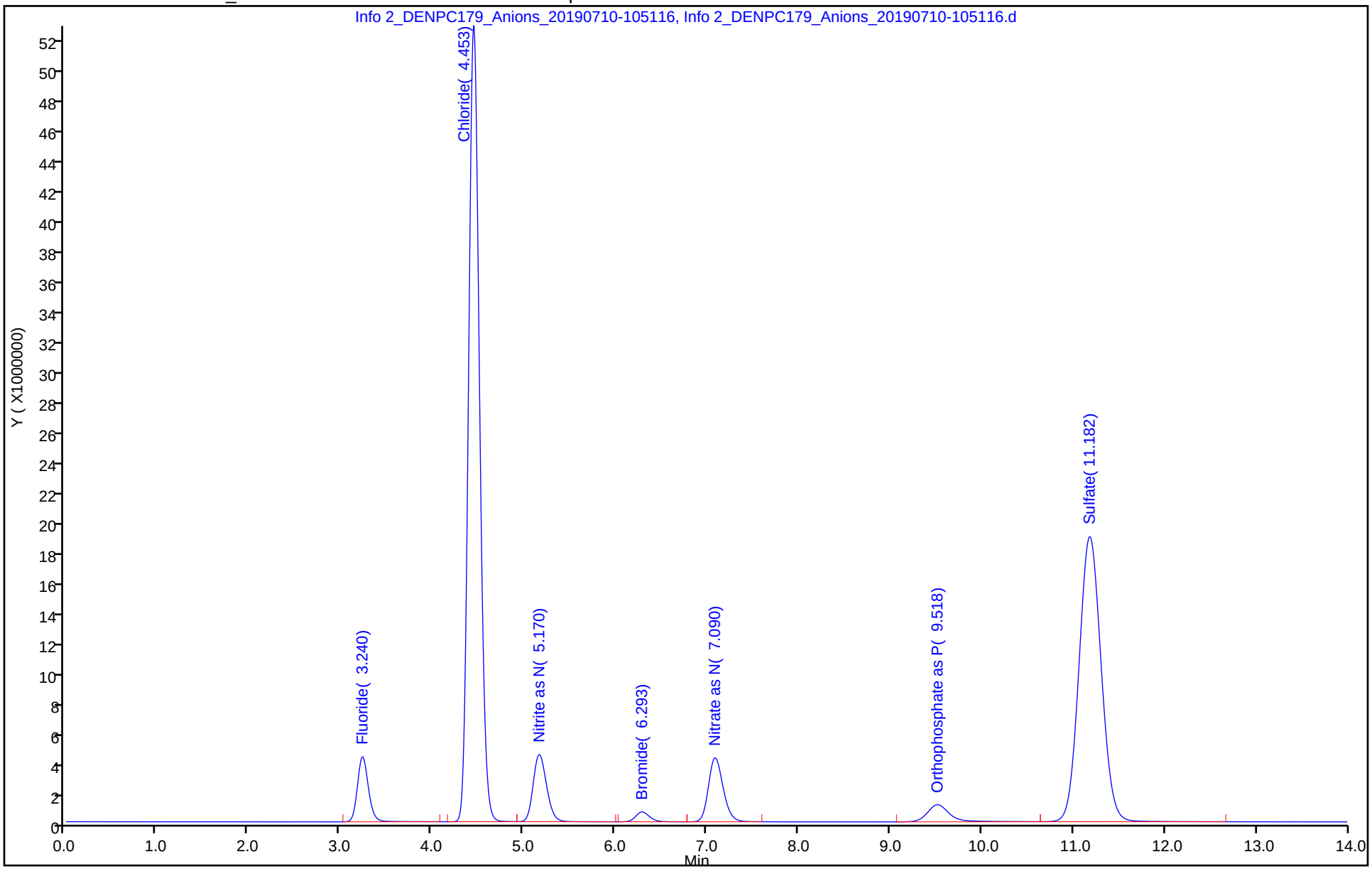

Eurofins TestAmerica, Denver
Target Compound Quantitation Report

Data File:	\\chromna\Denver\ChromData\WC_IonChrom10\20190709-83566.b\Info 2_DENPC179_Anions_20190710-110				
Lims ID:	ccb				
Client ID:					
Sample Type:	CCB				
Inject. Date:	10-Jul-2019 10:51:00	ALS Bottle#:	0	Worklist Smp#:	54
Injection Vol:	5.0 ul	Dil. Factor:	1.0000		
Sample Info:	280-0083566-054				
Misc. Info.:	280-0083566-054				
Operator ID:	wetchemd	Instrument ID:	WC_IonChrom10		
Method:	\\chromna\Denver\ChromData\WC_IonChrom10\20190709-83566.b\Anions_IC10.m				
Limit Group:	Wet - Anions 28D				
Last Update:	10-Jul-2019 16:23:37	Calib Date:	02-Jul-2019 23:41:00		
Integrator:	Falcon				
Quant Method:	External Standard	Quant By:	Initial Calibration		
Last ICal File:	\\chromna\Denver\ChromData\WC_IonChrom10\20190702-83432.b\Info 2_DENPC179_Anions_20190702-235				
Column 1 :			Det: Info 2_091554_1		
Process Host:	CTX0317				

Compound	RT (min.)	Exp RT (min.)	Dlt RT (min.)	Response	Cal Amt ug/ml	OnCol Amt ug/ml	Flags
1 Fluoride		3.263				ND	
2 Chloride	4.463	4.490	-0.027	30511		0.4537	
3 Nitrite as N		5.217				ND	
4 Bromide		6.355				ND	
5 Nitrate as N		7.167				ND	
6 Orthophosphate as P	9.610	9.727	-0.117	96014		NC	
7 Sulfate		11.522				ND	

QC Flag Legend

Processing Flags

NC - Not Calibrated

Report Date: 10-Jul-2019 16:23:38 Chrom Revision: 2.3 20-Jun-2019 20:50:56

Eurofins TestAmerica, Denver

Data File: \\chromna\Denver\ChromData\WC_IonChrom10\20190709-83566.b\Info 2_DENPC179_Anions_20190710-110842.d

Injection Date:	10-Jul-2019 10:51:00	Instrument ID:	WC_IonChrom10	Operator ID:	wetchemd
Lims ID:	ccb			Worklist Smp#:	54
Client ID:					
Injection Vol:	5.0 ul	Dil. Factor:	1.0000	ALS Bottle#:	0
Method:	Anions_IC10	Limit Group:	Wet - Anions 28D		

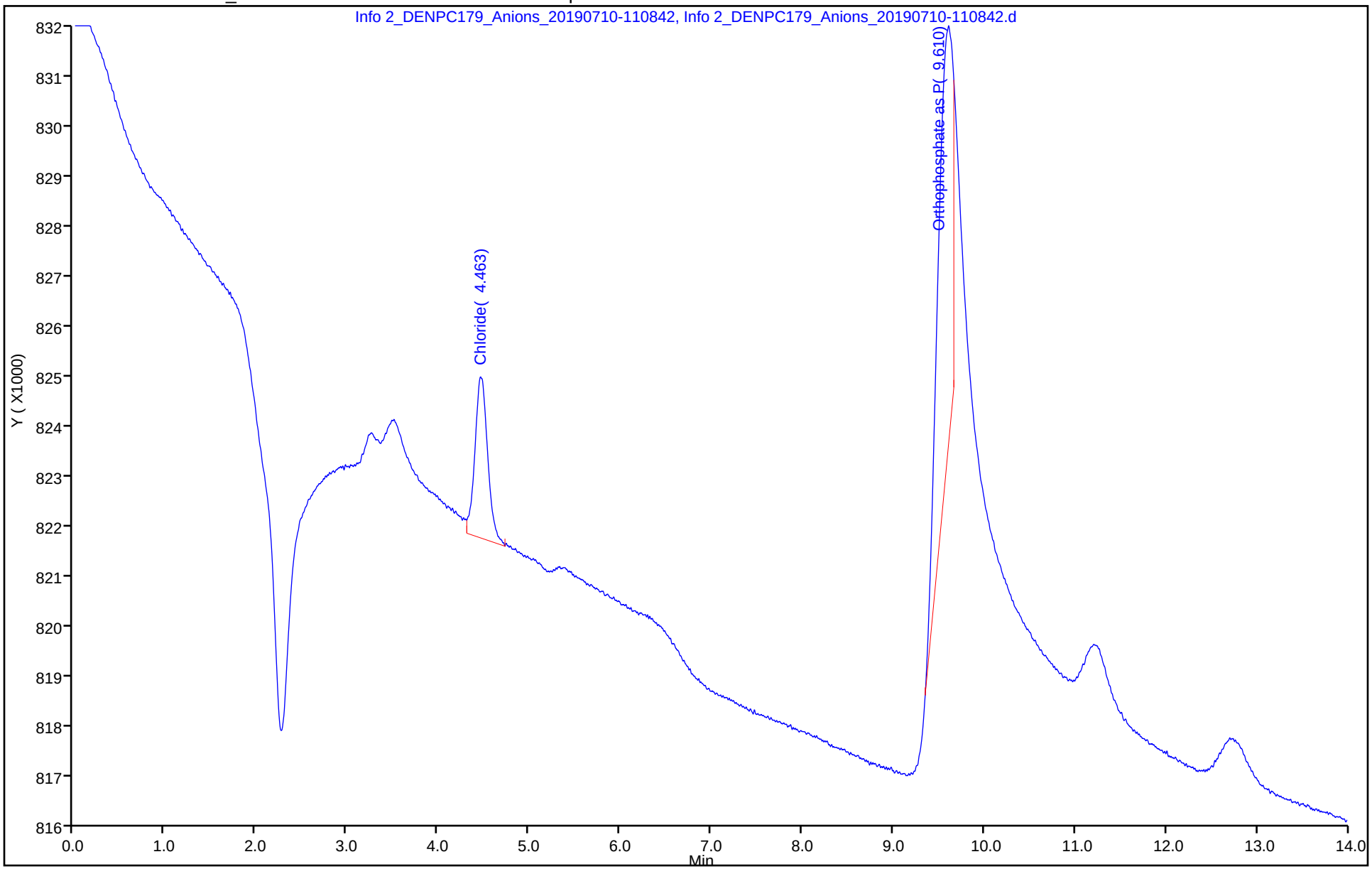

pH of 7/10/19

	Analysis	Sample Name	Manual Diluti	Result	~~Notes~~	Date / Time
1	NPOC	CAL	1.000		Cal Curve OK	7/8/2019 3:15:47
2	NPOC	ICV	1.000	NPOC:20.33mg/	〃	7/8/2019 3:33:19
3	NPOC	ICB	1.000	NPOC:0.05363	〃	7/8/2019 3:55:53
4	NPOC	TIC	1.000	NPOC:0.1396m	〃	7/8/2019 4:12:23
5*	NPOC	MB	1.000		〃	
6*	NPOC	LCS	1.000		of 7/10/19 〃	
7*	NPOC	280-124986-D-12	1.000		〃 7	
8*	NPOC	280-124986-D-12 MS	1.000		7	
9*	NPOC	280-124986-D-12 MSD	1.000		7	
10*	NPOC	280-124986-D-19	1.000		〃 7	
11*	NPOC	280-124986-D-20	1.000		〃 7	
12*	NPOC	280-124986-D-21	1.000		7	
13*	NPOC	280-124986-D-22	1.000		7	
14*	NPOC	CCV	1.000		〃	
15*	NPOC	CCB	1.000		〃	
16*	NPOC	280-125040-C-1	1.000		7	
17*	NPOC	280-125040-C-1 MS	1.000		7	
18*	NPOC	280-125040-C-1 MSD	1.000		7	
19*	NPOC	280-125040-C-2	1.000		7	
20*	NPOC	280-125040-C-3	1.000		7	
21*	NPOC	280-125040-C-4	1.000		7	
22*	NPOC	280-125040-C-5	1.000		7	
23*	NPOC	280-125040-C-6	1.000		7	
24*	NPOC	280-125040-C-7	1.000		7	
25*	NPOC	280-125040-C-8	1.000		7	
26*	NPOC	CCV	1.000		〃	
27*	NPOC	CCB	1.000		〃 7 of 7/10/19	
28*	NPOC	280-125040-C-9	1.000		7	
29*	NPOC	280-125040-C-10	1.000		7	
30*	NPOC	280-125040-C-11	1.000		7	
31*	NPOC	MB	1.000		〃	
32*	NPOC	LCS	1.000		〃	
33*	NPOC	160-34529-B-1 @500	1.000		〃	
34*	NPOC	160-34529-B-2 @500	1.000		〃	
35*	NPOC	160-34529-B-3 @500	1.000		〃	
36*	NPOC	160-34529-B-4 @500	1.000		〃	
37*	NPOC	160-34529-B-5 @500	1.000		〃	
38*	NPOC	CCV	1.000		〃	
39*	NPOC	CCB	1.000		〃	
40*	NPOC	160-34529-B-6 @500	1.000		〃	
41*	NPOC	160-34529-B-7 @500	1.000		〃	
42*	NPOC	160-34529-B-8 @500	1.000		〃	
43*	NPOC	160-34529-B-9 @500	1.000		〃	
44*	NPOC	160-34529-B-10 @500	1.000		〃	
45*	NPOC	160-34529-B-11 @500	1.000		〃	
46*	NPOC	160-34529-B-12 @500	1.000		〃	
47*	NPOC	160-34529-B-13 @500	1.000		〃	
48*	NPOC	160-34529-B-14 @500	1.000		〃	
49*	NPOC	160-34529-B-16 @500	1.000		〃	
50*	NPOC	CCV	1.000		〃	
51*	NPOC	CCB	1.000		〃	

pH OK 7/10/19

	Analysis	Sample Name	Manual Diluti	Result	~~Notes~~	Date / Time
52*	NPOC	160-34529-B-17 @500	1.000			
53*	NPOC	160-34530-B-1 @500	1.000			
54*	NPOC	160-34530-B-2 @500	1.000			
55*	NPOC	160-34530-B-3 @500	1.000			
56*	NPOC	160-34530-B-4 @500	1.000			
57*	NPOC	MB	1.000			
58*	NPOC	LCS	1.000			
59*	NPOC	160-34530-B-5 @500	1.000			
60*	NPOC	160-34530-B-6 @500	1.000			
61*	NPOC	160-34530-B-7 @500	1.000			
62*	NPOC	CCV	1.000			
63*	NPOC	CCB	1.000			
64*	NPOC	160-34530-B-8 @500	1.000			
65*	NPOC	160-34530-B-9 @500	1.000			
66*	NPOC	160-34530-B-10 @500	1.000			
67*	NPOC	160-34530-B-11 @500	1.000			
68*	NPOC	160-34530-B-12 @500	1.000			
69*	NPOC	160-34530-B-13 @500	1.000			
70*	NPOC	160-34530-B-14 @500	1.000			
71*	NPOC	160-34530-B-16 @500	1.000			
72*	NPOC	160-34530-B-17 @500	1.000			
73*	NPOC	CCV	1.000			
74*	NPOC	CCB	1.000			
75*	NPOC	280-125022-D-1	1.000			
76*	NPOC	280-125022-C-2	1.000			
77*	NPOC	280-125022-C-3	1.000			
78*	NPOC	280-125022-C-3 MS	1.000			
79*	NPOC	280-125022-C-3 MSD	1.000			
80*	NPOC	280-125022-C-5	1.000			
81*	NPOC	280-125025-B-2	1.000			
82*	NPOC	280-125025-B-3	1.000			
83*	NPOC	280-125025-B-4	1.000			
84*	NPOC	280-125025-B-5	1.000			
85*	NPOC	CCV	1.000			
86*	NPOC	CCB	1.000			

	Analysis	Sample Name	Manual Diluti	Result	Notes	Date / Time	Vial
1	NPOC	CAL	1.000		Cal Curve OK	7/8/2019 3:15:47	1, 2, 3, 4, 5,
2	NPOC	ICV	1.000	NPOC:20.33mg/		7/8/2019 3:33:19	7
3	NPOC	ICB	1.000	NPOC:0.05363		7/8/2019 3:55:53	8
4	NPOC	TIC	1.000	NPOC:0.1396m		7/8/2019 4:12:23	9
5	NPOC	MB	1.000	NPOC:0.3411m		7/8/2019 5:21:24	10
6	NPOC	LCS	1.000	NPOC:23.77mg/		7/8/2019 5:41:22	11
7	NPOC	280-124986-D-12	1.000	NPOC:3.531mg/		7/8/2019 5:57:54	12
8	NPOC	280-124986-D-12 MS	1.000	NPOC:28.35mg/		7/8/2019 6:15:48	13
9	NPOC	280-124986-D-12 MSD	1.000	NPOC:27.83mg/		7/8/2019 6:33:32	14
10	NPOC	280-124986-D-19	1.000	NPOC:2.880mg/		7/8/2019 6:52:13	15
11	NPOC	280-124986-D-20	1.000	NPOC:5.099mg/		7/8/2019 7:10:57	16
12	NPOC	280-124986-D-21	1.000	NPOC:4.460mg/		7/8/2019 7:29:32	17
13	NPOC	280-124986-D-22	1.000	NPOC:2.022mg/		7/8/2019 7:48:07	18
14	NPOC	CCV	1.000	NPOC:24.61mg/		7/8/2019 8:05:56	19
15	NPOC	CCB	1.000	NPOC:0.1119m		7/8/2019 8:20:26	20
16	NPOC	280-125040-C-1	1.000	NPOC:3.771mg/		7/8/2019 8:37:03	21
17	NPOC	280-125040-C-1 MS	1.000	NPOC:28.65mg/		7/8/2019 8:54:34	22
18	NPOC	280-125040-C-1 MSD	1.000	NPOC:28.37mg/		7/8/2019 9:11:57	23
19	NPOC	280-125040-C-2	1.000	NPOC:5.238mg/		7/8/2019 9:30:49	24
20	NPOC	280-125040-C-3	1.000	NPOC:3.093mg/		7/8/2019 9:49:24	25
21	NPOC	280-125040-C-4	1.000	NPOC:3.059mg/		7/8/2019 10:07:59	26
22	NPOC	280-125040-C-5	1.000	NPOC:2.649mg/		7/8/2019 10:26:34	27
23	NPOC	280-125040-C-6	1.000	NPOC:3.369mg/		7/8/2019 10:45:09	28
24	NPOC	280-125040-C-7	1.000	NPOC:3.215mg/		7/8/2019 11:01:39	29
25	NPOC	280-125040-C-8	1.000	NPOC:7.206mg/		7/8/2019 11:20:27	30
26	NPOC	CCV	1.000	NPOC:24.80mg/		7/8/2019 11:37:59	31
27	NPOC	CCB	1.000	NPOC:0.1046m		7/8/2019 11:52:49	32
28	NPOC	280-125040-C-9	1.000	NPOC:2.839mg/		7/9/2019 12:11:31	33
29	NPOC	280-125040-C-10	1.000	NPOC:2.552mg/		7/9/2019 12:28:02	34
30	NPOC	280-125040-C-11	1.000	NPOC:3.234mg/		7/9/2019 12:44:38	35
31	NPOC	MB	1.000	NPOC:0.1106m		7/9/2019 12:59:09	36
32	NPOC	LCS	1.000	NPOC:24.40mg/		7/9/2019 1:16:48	37
33	NPOC	160-34529-B-1 @500	500.0	NPOC:11573mg		7/9/2019 1:35:41	38
34	NPOC	160-34529-B-2 @500	500.0	NPOC:382.8mg/		7/9/2019 1:54:17	39
35	NPOC	160-34529-B-3 @500	500.0	NPOC:247.8mg/		7/9/2019 2:12:53	40
36	NPOC	160-34529-B-4 @500	500.0	NPOC:67.90mg/		7/9/2019 2:29:24	41
37	NPOC	160-34529-B-5 @500	500.0	NPOC:76.01mg/		7/9/2019 2:46:00	42
38	NPOC	CCV	1.000	NPOC:24.47mg/		7/9/2019 3:03:49	43
39	NPOC	CCB	1.000	NPOC:0.09647		7/9/2019 3:18:20	44
40	NPOC	160-34529-B-6 @500	500.0	NPOC:92.77mg/		7/9/2019 3:37:02	45
41	NPOC	160-34529-B-7 @500	500.0	NPOC:2358mg/		7/9/2019 3:55:40	46
42	NPOC	160-34529-B-8 @500	500.0	NPOC:158.1mg/		7/9/2019 4:14:17	47
43	NPOC	160-34529-B-9 @500	500.0	NPOC:418.8mg/		7/9/2019 4:30:48	48
44	NPOC	160-34529-B-10 @500	500.0	NPOC:54.63mg/		7/9/2019 4:47:24	49
45	NPOC	160-34529-B-11 @500	500.0	NPOC:4314mg/		7/9/2019 5:06:09	50
46	NPOC	160-34529-B-12 @500	500.0	NPOC:2084mg/		7/9/2019 5:22:40	51
47	NPOC	160-34529-B-13 @500	500.0	NPOC:4410mg/		7/9/2019 5:41:25	52
48	NPOC	160-34529-B-14 @500	500.0	NPOC:3249mg/		7/9/2019 5:57:56	53
49	NPOC	160-34529-B-16 @500	500.0	NPOC:1886mg/		7/9/2019 6:14:32	54
50	NPOC	CCV	1.000	NPOC:24.95mg/		7/9/2019 6:32:20	55
51	NPOC	CCB	1.000	NPOC:0.09718		7/9/2019 6:46:52	56
52	NPOC	160-34529-B-17 @500	500.0	NPOC:82.58mg/		7/9/2019 7:03:30	57
53	NPOC	160-34530-B-1 @500	500.0	NPOC:22317mg		7/9/2019 7:21:46	58

	Analysis	Sample Name	Manual Diluti	Result	Notes	Date / Time	Vial
54	NPOC	160-34530-B-2 @500	500.0	NPOC:341.6mg/		7/9/2019 7:38:23	59
55	NPOC	160-34530-B-3 @500	500.0	NPOC:845.3mg/		7/9/2019 7:57:05	60
56	NPOC	160-34530-B-4 @500	500.0	NPOC:188.4mg/		7/9/2019 8:15:42	61
57	NPOC	MB	1.000	NPOC:0.09732		7/9/2019 8:32:14	62
58	NPOC	LCS	1.000	NPOC:24.70mg/		7/9/2019 8:52:36	63
59	NPOC	160-34530-B-5 @500	500.0	NPOC:104.0mg/		7/9/2019 9:09:08	64
60	NPOC	160-34530-B-6 @500	500.0	NPOC:676.4mg/		7/9/2019 9:25:46	65
61	NPOC	160-34530-B-7 @500	500.0	NPOC:21765mg		7/9/2019 9:42:55	66
62	NPOC	CCV	1.000	NPOC:24.87mg/		7/9/2019 10:00:27	67
63	NPOC	CCB	1.000	NPOC:0.1382m		7/9/2019 10:19:09	68
64	NPOC	160-34530-B-8 @500	500.0	NPOC:549.5mg/		7/9/2019 10:37:46	69
65	NPOC	160-34530-B-9 @500	500.0	NPOC:1738mg/		7/9/2019 10:54:18	70
66	NPOC	160-34530-B-10 @500	500.0	NPOC:492.0mg/		7/9/2019 11:13:00	71
67	NPOC	160-34530-B-11 @500	500.0	NPOC:98.61mg/		7/9/2019 11:29:32	72
68	NPOC	160-34530-B-12 @500	500.0	NPOC:1688mg/		7/9/2019 11:48:15	73
69	NPOC	160-34530-B-13 @500	500.0	NPOC:750.1mg/		7/9/2019 12:06:53	74
70	NPOC	160-34530-B-14 @500	500.0	NPOC:49.43mg/		7/9/2019 12:21:21	75
71	NPOC	160-34530-B-16 @500	500.0	NPOC:158.7mg/		7/9/2019 12:38:00	76
72	NPOC	160-34530-B-17 @500	500.0	NPOC:1102mg/		7/9/2019 12:56:42	77
73	NPOC	CCV	1.000	NPOC:25.07mg/		7/9/2019 1:17:04	78
74	NPOC	CCB	1.000	NPOC:0.1150m		7/9/2019 1:31:32	79
75	NPOC	280-125022-D-1	1.000	NPOC:12.76mg/		7/9/2019 1:51:08	80
76	NPOC	280-125022-C-2	1.000	NPOC:12.61mg/		7/9/2019 2:10:38	81
77	NPOC	280-125022-C-3	1.000	NPOC:5.239mg/		7/9/2019 2:29:26	82
78	NPOC	280-125022-C-3 MS	1.000	NPOC:30.54mg/		7/9/2019 2:46:47	83
79	NPOC	280-125022-C-3 MSD	1.000	NPOC:29.08mg/		7/9/2019 3:06:33	84
80	NPOC	280-125022-C-5	1.000	NPOC:5.430mg/		7/9/2019 3:25:15	85
81	NPOC	280-125025-B-2	1.000	NPOC:6.727mg/		7/9/2019 3:43:53	86
82	NPOC	280-125025-B-3	1.000	NPOC:6.960mg/		7/9/2019 4:00:40	87
83	NPOC	280-125025-B-4	1.000	NPOC:7.120mg/		7/9/2019 4:19:27	88
84	NPOC	280-125025-B-5	1.000	NPOC:7.772mg/		7/9/2019 4:38:16	89
85	NPOC	CCV	1.000	NPOC:24.67mg/		7/9/2019 4:58:03	90
86	NPOC	CCB	1.000	NPOC:0.2572m		7/9/2019 5:16:42	91

Instr.Information

System	SHI2
Instrument Options	TOC/ASI/IC Unit/
Catalyst	Regular Sensitivity

Cal. Curve

Sample Name:	CAL
Sample ID:	Untitled
Cal. Curve:	TOC2.2019_07_08_14_02_00.cal
Status	Completed

Type	Anal.
Standard	NPOC

Conc: 0.000mg/L

No.	Area	Inj. Vol.	Aut. Dil.	Rem.	Ex.	Date / Time
1	0.3048	50uL	1	*******		7/8/2019 2:10:01 PM
2	0.2835	50uL	1	*******		7/8/2019 2:12:06 PM

Acid Add. 1.500%
Sp. Time 90.00sec
Mean Area 0.2942

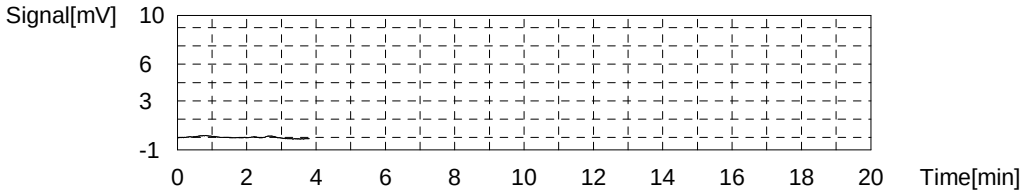

Conc: 1.000mg/L

No.	Area	Inj. Vol.	Aut. Dil.	Rem.	Ex.	Date / Time
1	0.2593	50uL	1	*******	E	7/8/2019 2:20:25 PM
2	4.283	50uL	1	*******		7/8/2019 2:22:30 PM
3	4.334	50uL	1	*******		7/8/2019 2:24:35 PM

Acid Add. 1.500%
Sp. Time 90.00sec
Mean Area 4.309

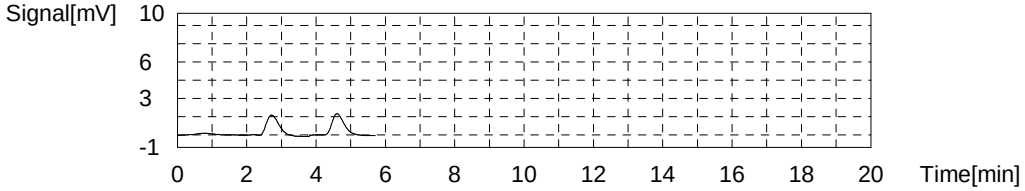

Conc: 5.000mg/L

No.	Area	Inj. Vol.	Aut. Dil.	Rem.	Ex.	Date / Time
1	1.402	50uL	1	*******	E	7/8/2019 2:32:53 PM
2	20.74	50uL	1	*******		7/8/2019 2:34:59 PM
3	20.52	50uL	1	*******		7/8/2019 2:37:05 PM

Acid Add. 1.500%
Sp. Time 90.00sec
Mean Area 20.63

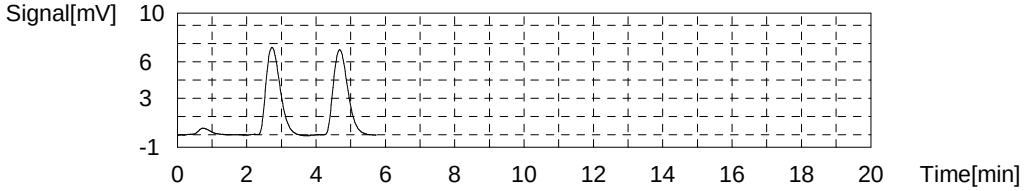

Conc: 10.00mg/L

No.	Area	Inj. Vol.	Aut. Dil.	Rem.	Ex.	Date / Time
1	0.5204	50uL	1	*******	E	7/8/2019 2:45:23 PM
2	40.71	50uL	1	*******		7/8/2019 2:47:35 PM
3	41.15	50uL	1	*******		7/8/2019 2:49:49 PM

Acid Add. 1.500%
Sp. Time 90.00sec
Mean Area 40.93

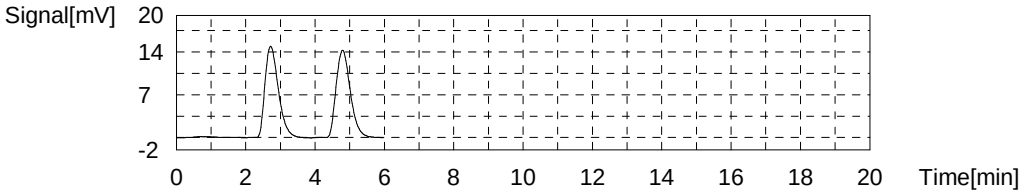

Conc: 25.00mg/L

No.	Area	Inj. Vol.	Aut. Dil.	Rem.	Ex.	Date / Time
1	0.3740	50uL	1	*******	E	7/8/2019 2:58:07 PM
2	101.1	50uL	1	*******		7/8/2019 3:00:27 PM
3	101.3	50uL	1	*******		7/8/2019 3:02:50 PM

Acid Add. 1.500%
Sp. Time 90.00sec
Mean Area 101.2

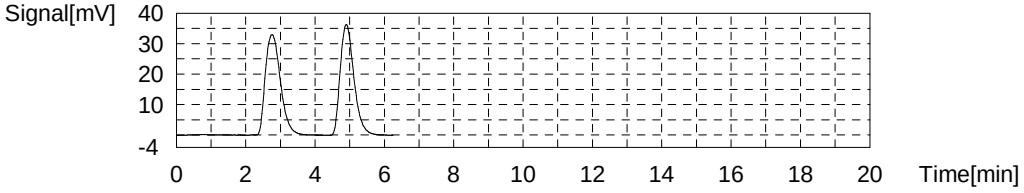

Conc: 50.00mg/L

No.	Area	Inj. Vol.	Aut. Dil.	Rem.	Ex.	Date / Time
1	0.2221	50uL	1	*******	E	7/8/2019 3:11:08 PM
2	204.6	50uL	1	*******		7/8/2019 3:13:27 PM
3	204.3	50uL	1	*******		7/8/2019 3:15:47 PM

Acid Add. 1.500%
Sp. Time 90.00sec
Mean Area 204.5

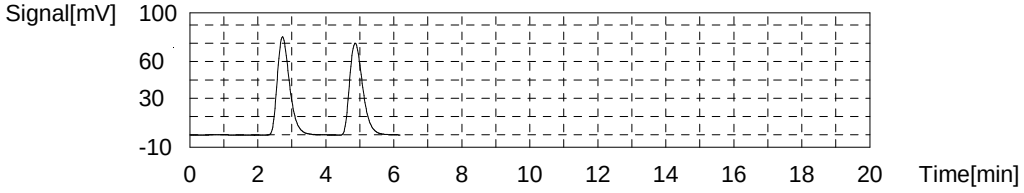

Slope: 4.078
Intercept 0.1123
r^2 1.0000
r 1.0000
Zero Shift No

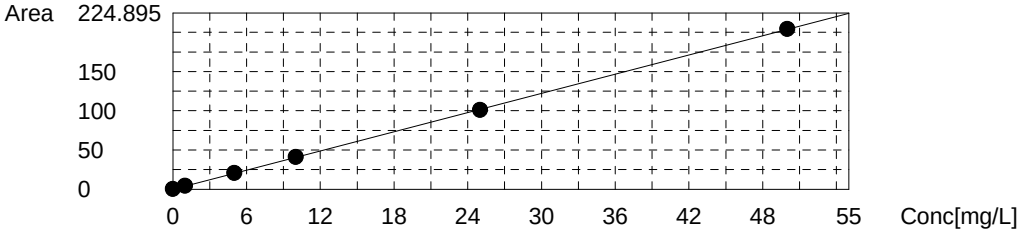

Sample

Sample Name: ICV
Sample ID:
Origin: NPOC.met
Status Completed
Chk. Result

Type	Anal.	Manual Dilution	Result
Unknown	NPOC	1.000	NPOC:20.33mg/L

1. Det

Anal.: NPOC

No.	Area	Conc.	Inj. Vol.	Aut. Dil.	Ex.	Cal. Curve	Date / Time
1	0.3721	0.06370mg/L	50uL	1	E	TOC2.2019_07_08_14_02_00.cal	7/8/2019 3:24:02 PM
2	82.92	20.30mg/L	50uL	1		TOC2.2019_07_08_14_02_00.cal	7/8/2019 3:26:24 PM
3	83.88	20.54mg/L	50uL	1		TOC2.2019_07_08_14_02_00.cal	7/8/2019 3:28:40 PM
4	82.37	20.17mg/L	50uL	1		TOC2.2019_07_08_14_02_00.cal	7/8/2019 3:30:58 PM
5	82.92	20.30mg/L	50uL	1		TOC2.2019_07_08_14_02_00.cal	7/8/2019 3:33:19 PM

Mean Area 83.02
Mean Conc. 20.33mg/L

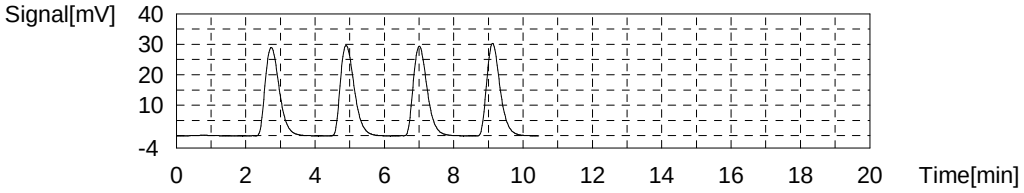

Sample

Sample Name: ICB
Sample ID:
Origin: NPOC.met
Status Completed
Chk. Result

Type	Anal.	Manual Dilution	Result
Unknown	NPOC	1.000	NPOC:0.05363mg/L

1. Det

Anal.: NPOC

No.	Area	Conc.	Inj. Vol.	Aut. Dil.	Ex.	Cal. Curve	Date / Time
1	0.1367	0.00599mg/L	50uL	1		TOC2.2019_07_08_14_02_00.cal	7/8/2019 3:45:28 PM
2	1.034	0.2260mg/L	50uL	1	E	TOC2.2019_07_08_14_02_00.cal	7/8/2019 3:47:33 PM
3	0.4535	0.08366mg/L	50uL	1		TOC2.2019_07_08_14_02_00.cal	7/8/2019 3:49:38 PM
4	0.3929	0.06880mg/L	50uL	1		TOC2.2019_07_08_14_02_00.cal	7/8/2019 3:51:43 PM
5	0.7607	0.1590mg/L	50uL	1	E	TOC2.2019_07_08_14_02_00.cal	7/8/2019 3:53:48 PM
6	0.3409	0.05605mg/L	50uL	1		TOC2.2019_07_08_14_02_00.cal	7/8/2019 3:55:53 PM

Mean Area 0.3310
Mean Conc. 0.05363mg/L

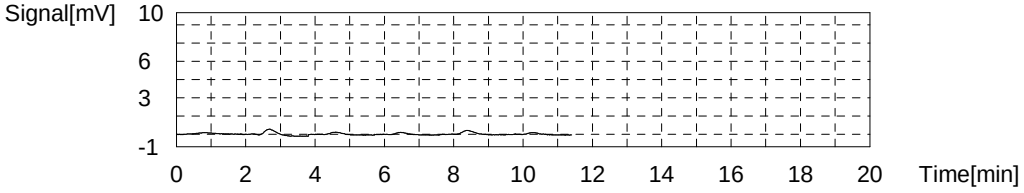

Sample

Sample Name: TIC
Sample ID:
Origin: NPOC.met
Status Completed
Chk. Result

Type	Anal.	Manual Dilution	Result
Unknown	NPOC	1.000	NPOC:0.1396mg/L

1. Det

Anal.: NPOC

No.	Area	Conc.	Inj. Vol.	Aut. Dil.	Ex.	Cal. Curve	Date / Time
1	0.000	-0.02753mg/L	50uL	1	E	TOC2.2019_07_08_14_02_00.cal	7/8/2019 4:04:03 PM
2	0.7124	0.1471mg/L	50uL	1		TOC2.2019_07_08_14_02_00.cal	7/8/2019 4:06:08 PM
3	0.5390	0.1046mg/L	50uL	1		TOC2.2019_07_08_14_02_00.cal	7/8/2019 4:08:13 PM
4	0.7431	0.1547mg/L	50uL	1		TOC2.2019_07_08_14_02_00.cal	7/8/2019 4:10:18 PM
5	0.7321	0.1520mg/L	50uL	1		TOC2.2019_07_08_14_02_00.cal	7/8/2019 4:12:23 PM

Mean Area 0.6816
Mean Conc. 0.1396mg/L

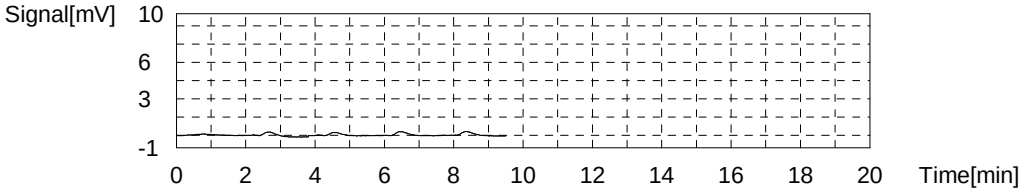

Sample

Sample Name: MB
Sample ID:
Origin: NPOC.met
Status Completed
Chk. Result

Type	Anal.	Manual Dilution	Result
Unknown	NPOC	1.000	NPOC:0.3411mg/L

1. Det

Anal.: NPOC

No.	Area	Conc.	Inj. Vol.	Aut. Dil.	Ex.	Cal. Curve	Date / Time
1	0.2755	0.04002mg/L	50uL	1	E	TOC2.2019_07_08_14_02_00.cal	7/8/2019 5:10:59 PM
2	2.897	0.6828mg/L	50uL	1	E	TOC2.2019_07_08_14_02_00.cal	7/8/2019 5:13:04 PM
3	1.721	0.3944mg/L	50uL	1		TOC2.2019_07_08_14_02_00.cal	7/8/2019 5:15:09 PM
4	1.520	0.3452mg/L	50uL	1		TOC2.2019_07_08_14_02_00.cal	7/8/2019 5:17:14 PM
5	1.419	0.3204mg/L	50uL	1		TOC2.2019_07_08_14_02_00.cal	7/8/2019 5:19:19 PM
6	1.353	0.3042mg/L	50uL	1		TOC2.2019_07_08_14_02_00.cal	7/8/2019 5:21:24 PM

Mean Area 1.503
Mean Conc. 0.3411mg/L

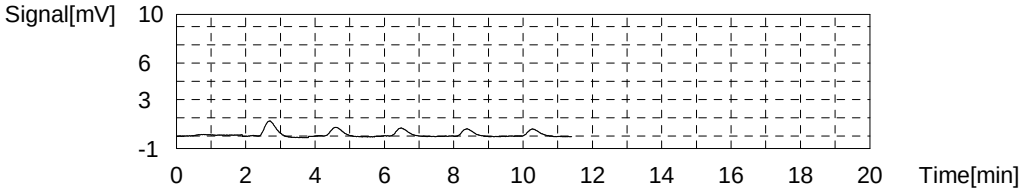

Sample

Sample Name: LCS
Sample ID:
Origin: NPOC.met
Status Completed
Chk. Result

Type	Anal.	Manual Dilution	Result
Unknown	NPOC	1.000	NPOC:23.77mg/L

1. Det

Anal.: NPOC

No.	Area	Conc.	Inj. Vol.	Aut. Dil.	Ex.	Cal. Curve	Date / Time
1	0.2668	0.03789mg/L	50uL	1	E	TOC2.2019_07_08_14_02_00.cal	7/8/2019 5:29:34 PM
2	102.2	25.03mg/L	50uL	1	E	TOC2.2019_07_08_14_02_00.cal	7/8/2019 5:31:59 PM
3	99.28	24.32mg/L	50uL	1		TOC2.2019_07_08_14_02_00.cal	7/8/2019 5:34:20 PM
4	97.22	23.81mg/L	50uL	1		TOC2.2019_07_08_14_02_00.cal	7/8/2019 5:36:37 PM
5	97.17	23.80mg/L	50uL	1		TOC2.2019_07_08_14_02_00.cal	7/8/2019 5:39:02 PM
6	94.61	23.17mg/L	50uL	1		TOC2.2019_07_08_14_02_00.cal	7/8/2019 5:41:22 PM

Mean Area 97.07
Mean Conc. 23.77mg/L

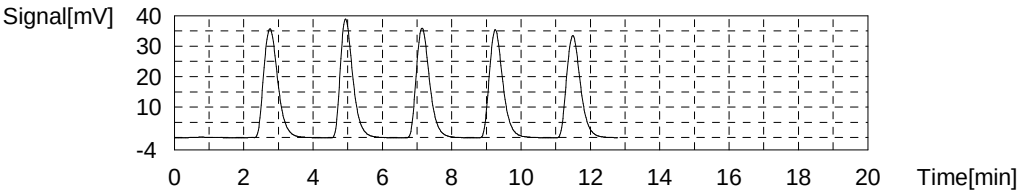

Sample

Sample Name: 280-124986-D-12
Sample ID:
Origin: NPOC.met
Status Completed
Chk. Result

Type	Anal.	Manual Dilution	Result
Unknown	NPOC	1.000	NPOC:3.531mg/L

1. Det

Anal.: NPOC

No.	Area	Conc.	Inj. Vol.	Aut. Dil.	Ex.	Cal. Curve	Date / Time
1	0.5910	0.1174mg/L	50uL	1	E	TOC2.2019_07_08_14_02_00.cal	7/8/2019 5:49:32 PM
2	14.65	3.565mg/L	50uL	1		TOC2.2019_07_08_14_02_00.cal	7/8/2019 5:51:37 PM
3	14.46	3.518mg/L	50uL	1		TOC2.2019_07_08_14_02_00.cal	7/8/2019 5:53:42 PM
4	14.64	3.562mg/L	50uL	1		TOC2.2019_07_08_14_02_00.cal	7/8/2019 5:55:49 PM
5	14.30	3.479mg/L	50uL	1		TOC2.2019_07_08_14_02_00.cal	7/8/2019 5:57:54 PM

Mean Area 14.51
Mean Conc. 3.531mg/L

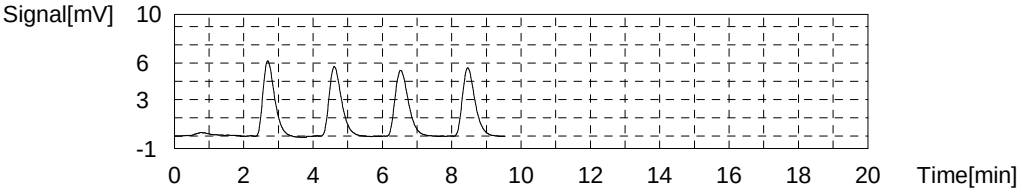

Sample

Sample Name: 280-124986-D-12 MS
Sample ID:
Origin: NPOC.met
Status Completed
Chk. Result

Type	Anal.	Manual Dilution	Result
Unknown	NPOC	1.000	NPOC:28.35mg/L

1. Det

Anal.: NPOC

No.	Area	Conc.	Inj. Vol.	Aut. Dil.	Ex.	Cal. Curve	Date / Time
1	0.6761	0.1382mg/L	50uL	1	E	TOC2.2019_07_08_14_02_00.cal	7/8/2019 6:06:09 PM
2	117.0	28.66mg/L	50uL	1		TOC2.2019_07_08_14_02_00.cal	7/8/2019 6:08:31 PM
3	114.9	28.14mg/L	50uL	1		TOC2.2019_07_08_14_02_00.cal	7/8/2019 6:10:58 PM
4	117.4	28.76mg/L	50uL	1		TOC2.2019_07_08_14_02_00.cal	7/8/2019 6:13:26 PM
5	113.7	27.85mg/L	50uL	1		TOC2.2019_07_08_14_02_00.cal	7/8/2019 6:15:48 PM

Mean Area 115.8
Mean Conc. 28.35mg/L

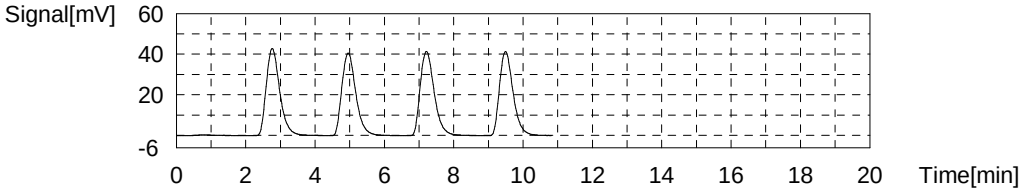

Sample

Sample Name: 280-124986-D-12 MSD
Sample ID:
Origin: NPOC.met
Status Completed
Chk. Result

Type	Anal.	Manual Dilution	Result
Unknown	NPOC	1.000	NPOC:27.83mg/L

1. Det

Anal.: NPOC

No.	Area	Conc.	Inj. Vol.	Aut. Dil.	Ex.	Cal. Curve	Date / Time
1	0.5531	0.1081mg/L	50uL	1	E	TOC2.2019_07_08_14_02_00.cal	7/8/2019 6:24:03 PM
2	114.5	28.05mg/L	50uL	1		TOC2.2019_07_08_14_02_00.cal	7/8/2019 6:26:20 PM
3	114.3	28.00mg/L	50uL	1		TOC2.2019_07_08_14_02_00.cal	7/8/2019 6:28:48 PM
4	114.1	27.95mg/L	50uL	1		TOC2.2019_07_08_14_02_00.cal	7/8/2019 6:31:08 PM
5	111.6	27.34mg/L	50uL	1		TOC2.2019_07_08_14_02_00.cal	7/8/2019 6:33:32 PM

Mean Area 113.6
Mean Conc. 27.83mg/L

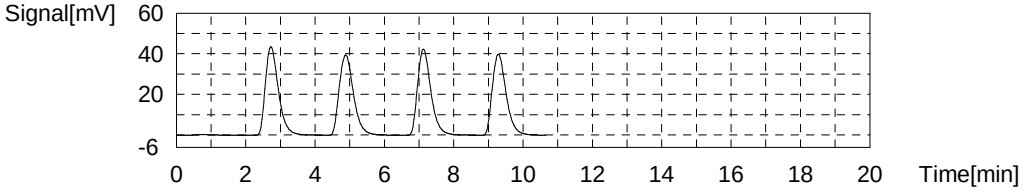

Sample

Sample Name: 280-124986-D-19
Sample ID:
Origin: NPOC.met
Status Completed
Chk. Result

Type	Anal.	Manual Dilution	Result
Unknown	NPOC	1.000	NPOC:2.880mg/L

1. Det

Anal.: NPOC

No.	Area	Conc.	Inj. Vol.	Aut. Dil.	Ex.	Cal. Curve	Date / Time
1	0.6158	0.1235mg/L	50uL	1	E	TOC2.2019_07_08_14_02_00.cal	7/8/2019 6:41:47 PM
2	12.79	3.108mg/L	50uL	1	E	TOC2.2019_07_08_14_02_00.cal	7/8/2019 6:43:52 PM
3	11.99	2.912mg/L	50uL	1		TOC2.2019_07_08_14_02_00.cal	7/8/2019 6:45:57 PM
4	12.03	2.922mg/L	50uL	1		TOC2.2019_07_08_14_02_00.cal	7/8/2019 6:48:02 PM
5	11.79	2.863mg/L	50uL	1		TOC2.2019_07_08_14_02_00.cal	7/8/2019 6:50:07 PM
6	11.62	2.822mg/L	50uL	1		TOC2.2019_07_08_14_02_00.cal	7/8/2019 6:52:13 PM

Mean Area 11.86
Mean Conc. 2.880mg/L

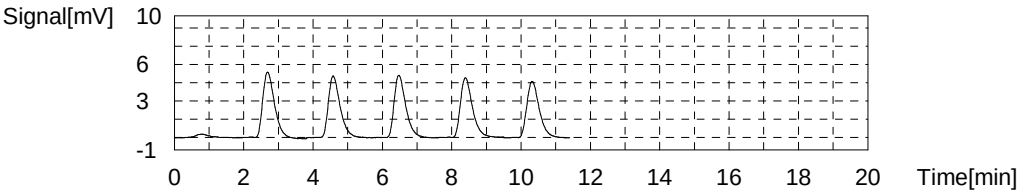

Sample

Sample Name: 280-124986-D-20
Sample ID:
Origin: NPOC.met
Status Completed
Chk. Result

Type	Anal.	Manual Dilution	Result
Unknown	NPOC	1.000	NPOC:5.099mg/L

1. Det

Anal.: NPOC

No.	Area	Conc.	Inj. Vol.	Aut. Dil.	Ex.	Cal. Curve	Date / Time
1	1.244	0.2775mg/L	50uL	1	E	TOC2.2019_07_08_14_02_00.cal	7/8/2019 7:00:23 PM
2	21.86	5.332mg/L	50uL	1	E	TOC2.2019_07_08_14_02_00.cal	7/8/2019 7:02:34 PM
3	21.35	5.207mg/L	50uL	1		TOC2.2019_07_08_14_02_00.cal	7/8/2019 7:04:39 PM
4	21.20	5.171mg/L	50uL	1		TOC2.2019_07_08_14_02_00.cal	7/8/2019 7:06:44 PM
5	20.34	4.960mg/L	50uL	1		TOC2.2019_07_08_14_02_00.cal	7/8/2019 7:08:49 PM
6	20.74	5.058mg/L	50uL	1		TOC2.2019_07_08_14_02_00.cal	7/8/2019 7:10:57 PM

Mean Area 20.91
Mean Conc. 5.099mg/L

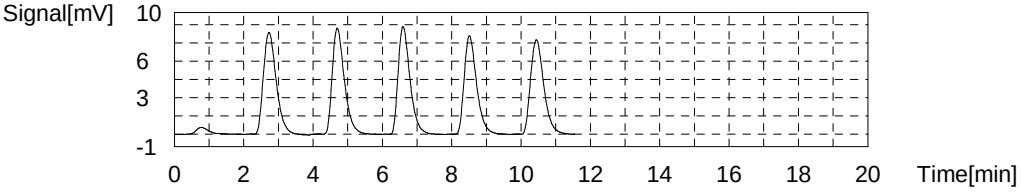

Sample

Sample Name: 280-124986-D-21
Sample ID:
Origin: NPOC.met
Status Completed
Chk. Result

Type	Anal.	Manual Dilution	Result
Unknown	NPOC	1.000	NPOC:4.460mg/L

1. Det

Anal.: NPOC

No.	Area	Conc.	Inj. Vol.	Aut. Dil.	Ex.	Cal. Curve	Date / Time
1	1.239	0.2763mg/L	50uL	1	E	TOC2.2019_07_08_14_02_00.cal	7/8/2019 7:19:07 PM
2	18.74	4.567mg/L	50uL	1		TOC2.2019_07_08_14_02_00.cal	7/8/2019 7:21:12 PM
3	18.12	4.415mg/L	50uL	1		TOC2.2019_07_08_14_02_00.cal	7/8/2019 7:23:17 PM
4	18.02	4.391mg/L	50uL	1		TOC2.2019_07_08_14_02_00.cal	7/8/2019 7:25:22 PM
5	17.56	4.278mg/L	50uL	1	E	TOC2.2019_07_08_14_02_00.cal	7/8/2019 7:27:27 PM
6	18.33	4.467mg/L	50uL	1		TOC2.2019_07_08_14_02_00.cal	7/8/2019 7:29:32 PM

Mean Area 18.30
Mean Conc. 4.460mg/L

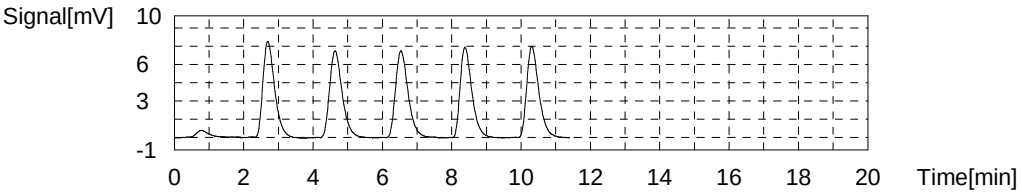

Sample

Sample Name: 280-124986-D-22
Sample ID:
Origin: NPOC.met
Status Completed
Chk. Result

Type	Anal.	Manual Dilution	Result
Unknown	NPOC	1.000	NPOC:2.022mg/L

1. Det

Anal.: NPOC

No.	Area	Conc.	Inj. Vol.	Aut. Dil.	Ex.	Cal. Curve	Date / Time
1	1.432	0.3236mg/L	50uL	1	E	TOC2.2019_07_08_14_02_00.cal	7/8/2019 7:37:42 PM
2	9.344	2.264mg/L	50uL	1	E	TOC2.2019_07_08_14_02_00.cal	7/8/2019 7:39:47 PM
3	8.671	2.099mg/L	50uL	1		TOC2.2019_07_08_14_02_00.cal	7/8/2019 7:41:52 PM
4	8.375	2.026mg/L	50uL	1		TOC2.2019_07_08_14_02_00.cal	7/8/2019 7:43:57 PM
5	8.175	1.977mg/L	50uL	1		TOC2.2019_07_08_14_02_00.cal	7/8/2019 7:46:02 PM
6	8.208	1.985mg/L	50uL	1		TOC2.2019_07_08_14_02_00.cal	7/8/2019 7:48:07 PM

Mean Area 8.357
Mean Conc. 2.022mg/L

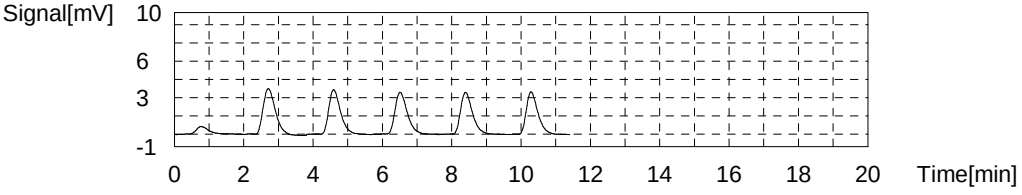

Sample

Sample Name: CCV
Sample ID:
Origin: NPOC.met
Status Completed
Chk. Result

Type	Anal.	Manual Dilution	Result
Unknown	NPOC	1.000	NPOC:24.61mg/L

1. Det

Anal.: NPOC

No.	Area	Conc.	Inj. Vol.	Aut. Dil.	Ex.	Cal. Curve	Date / Time
1	1.212	0.2696mg/L	50uL	1	E	TOC2.2019_07_08_14_02_00.cal	7/8/2019 7:56:17 PM
2	102.5	25.10mg/L	50uL	1		TOC2.2019_07_08_14_02_00.cal	7/8/2019 7:58:40 PM
3	100.5	24.61mg/L	50uL	1		TOC2.2019_07_08_14_02_00.cal	7/8/2019 8:01:04 PM
4	100.8	24.69mg/L	50uL	1		TOC2.2019_07_08_14_02_00.cal	7/8/2019 8:03:31 PM
5	98.20	24.05mg/L	50uL	1		TOC2.2019_07_08_14_02_00.cal	7/8/2019 8:05:56 PM

Mean Area 100.5
Mean Conc. 24.61mg/L

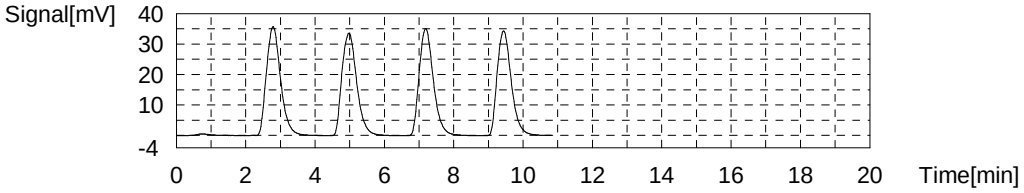

Sample

Sample Name: CCB
Sample ID:
Origin: NPOC.met
Status Completed
Chk. Result

Type	Anal.	Manual Dilution	Result
Unknown	NPOC	1.000	NPOC:0.1119mg/L

1. Det

Anal.: NPOC

No.	Area	Conc.	Inj. Vol.	Aut. Dil.	Ex.	Cal. Curve	Date / Time
1	0.4590	0.08501mg/L	50uL	1		TOC2.2019_07_08_14_02_00.cal	7/8/2019 8:14:11 PM
2	0.6427	0.1301mg/L	50uL	1		TOC2.2019_07_08_14_02_00.cal	7/8/2019 8:16:16 PM
3	0.6188	0.1242mg/L	50uL	1		TOC2.2019_07_08_14_02_00.cal	7/8/2019 8:18:21 PM
4	0.5545	0.1084mg/L	50uL	1		TOC2.2019_07_08_14_02_00.cal	7/8/2019 8:20:26 PM

Mean Area 0.5688
Mean Conc. 0.1119mg/L

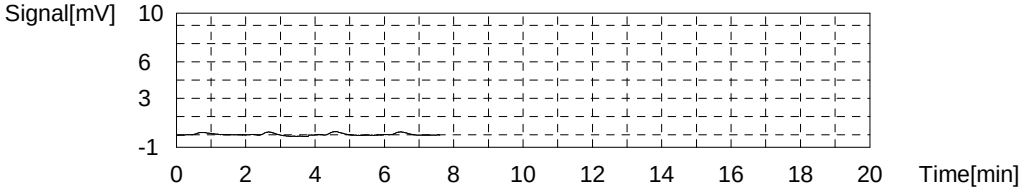

Sample

Sample Name: 280-125040-C-1
Sample ID:
Origin: NPOC.met
Status Completed
Chk. Result

Type	Anal.	Manual Dilution	Result
Unknown	NPOC	1.000	NPOC:3.771mg/L

1. Det

Anal.: NPOC

No.	Area	Conc.	Inj. Vol.	Aut. Dil.	Ex.	Cal. Curve	Date / Time
1	0.2722	0.03921mg/L	50uL	1	E	TOC2.2019_07_08_14_02_00.cal	7/8/2019 8:28:42 PM
2	15.75	3.834mg/L	50uL	1		TOC2.2019_07_08_14_02_00.cal	7/8/2019 8:30:47 PM
3	15.28	3.719mg/L	50uL	1		TOC2.2019_07_08_14_02_00.cal	7/8/2019 8:32:52 PM
4	15.66	3.812mg/L	50uL	1		TOC2.2019_07_08_14_02_00.cal	7/8/2019 8:34:58 PM
5	15.28	3.719mg/L	50uL	1		TOC2.2019_07_08_14_02_00.cal	7/8/2019 8:37:03 PM

Mean Area 15.49
Mean Conc. 3.771mg/L

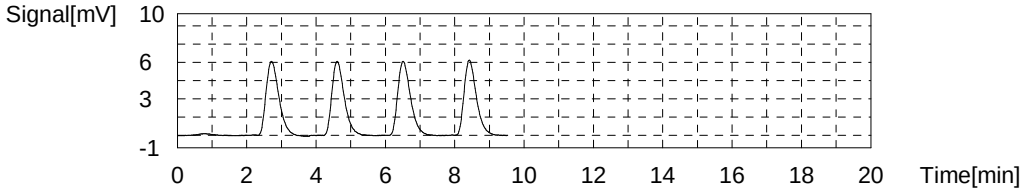

Sample

Sample Name: 280-125040-C-1 MS
Sample ID:
Origin: NPOC.met
Status Completed
Chk. Result

Type	Anal.	Manual Dilution	Result
Unknown	NPOC	1.000	NPOC:28.65mg/L

1. Det

Anal.: NPOC

No.	Area	Conc.	Inj. Vol.	Aut. Dil.	Ex.	Cal. Curve	Date / Time
1	0.7709	0.1615mg/L	50uL	1	E	TOC2.2019_07_08_14_02_00.cal	7/8/2019 8:45:18 PM
2	118.2	28.95mg/L	50uL	1		TOC2.2019_07_08_14_02_00.cal	7/8/2019 8:47:37 PM
3	118.8	29.10mg/L	50uL	1		TOC2.2019_07_08_14_02_00.cal	7/8/2019 8:49:56 PM
4	114.7	28.10mg/L	50uL	1		TOC2.2019_07_08_14_02_00.cal	7/8/2019 8:52:19 PM
5	116.1	28.44mg/L	50uL	1		TOC2.2019_07_08_14_02_00.cal	7/8/2019 8:54:34 PM

Mean Area 117.0
Mean Conc. 28.65mg/L

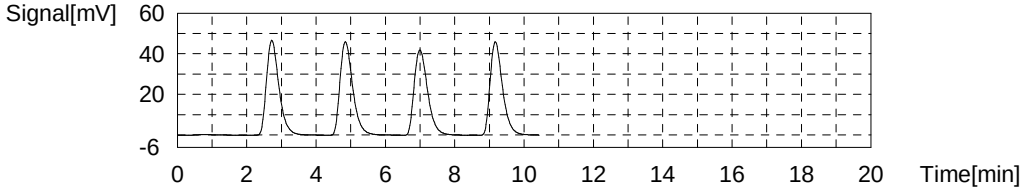

Sample

Sample Name: 280-125040-C-1 MSD
Sample ID:
Origin: NPOC.met
Status Completed
Chk. Result

Type	Anal.	Manual Dilution	Result
Unknown	NPOC	1.000	NPOC:28.37mg/L

1. Det

Anal.: NPOC

No.	Area	Conc.	Inj. Vol.	Aut. Dil.	Ex.	Cal. Curve	Date / Time
1	0.6138	0.1230mg/L	50uL	1	E	TOC2.2019_07_08_14_02_00.cal	7/8/2019 9:02:49 PM
2	117.7	28.83mg/L	50uL	1		TOC2.2019_07_08_14_02_00.cal	7/8/2019 9:05:05 PM
3	115.2	28.22mg/L	50uL	1		TOC2.2019_07_08_14_02_00.cal	7/8/2019 9:07:21 PM
4	116.3	28.49mg/L	50uL	1		TOC2.2019_07_08_14_02_00.cal	7/8/2019 9:09:40 PM
5	114.0	27.92mg/L	50uL	1		TOC2.2019_07_08_14_02_00.cal	7/8/2019 9:11:57 PM

Mean Area 115.8
Mean Conc. 28.37mg/L

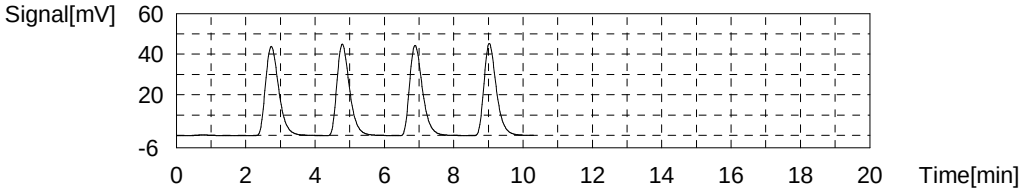

Sample

Sample Name: 280-125040-C-2
Sample ID:
Origin: NPOC.met
Status Completed
Chk. Result

Type	Anal.	Manual Dilution	Result
Unknown	NPOC	1.000	NPOC:5.238mg/L

1. Det

Anal.: NPOC

No.	Area	Conc.	Inj. Vol.	Aut. Dil.	Ex.	Cal. Curve	Date / Time
1	0.9440	0.2039mg/L	50uL	1	E	TOC2.2019_07_08_14_02_00.cal	7/8/2019 9:20:12 PM
2	21.83	5.325mg/L	50uL	1		TOC2.2019_07_08_14_02_00.cal	7/8/2019 9:22:22 PM
3	21.72	5.298mg/L	50uL	1		TOC2.2019_07_08_14_02_00.cal	7/8/2019 9:24:27 PM
4	21.18	5.166mg/L	50uL	1		TOC2.2019_07_08_14_02_00.cal	7/8/2019 9:26:38 PM
5	20.60	5.023mg/L	50uL	1	E	TOC2.2019_07_08_14_02_00.cal	7/8/2019 9:28:43 PM
6	21.17	5.163mg/L	50uL	1		TOC2.2019_07_08_14_02_00.cal	7/8/2019 9:30:49 PM

Mean Area 21.48
Mean Conc. 5.238mg/L

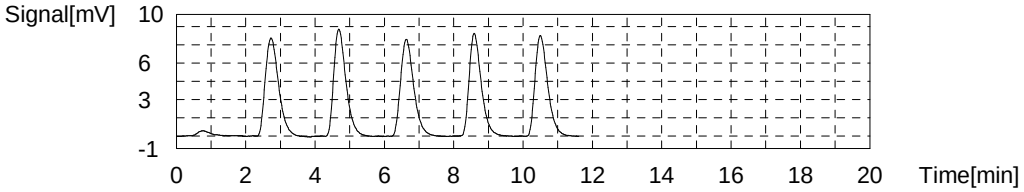

Sample

Sample Name: 280-125040-C-3
Sample ID:
Origin: NPOC.met
Status Completed
Chk. Result

Type	Anal.	Manual Dilution	Result
Unknown	NPOC	1.000	NPOC:3.093mg/L

1. Det

Anal.: NPOC

No.	Area	Conc.	Inj. Vol.	Aut. Dil.	Ex.	Cal. Curve	Date / Time
1	1.000	0.2177mg/L	50uL	1	E	TOC2.2019_07_08_14_02_00.cal	7/8/2019 9:38:59 PM
2	13.15	3.197mg/L	50uL	1		TOC2.2019_07_08_14_02_00.cal	7/8/2019 9:41:04 PM
3	13.59	3.305mg/L	50uL	1	E	TOC2.2019_07_08_14_02_00.cal	7/8/2019 9:43:09 PM
4	12.78	3.106mg/L	50uL	1		TOC2.2019_07_08_14_02_00.cal	7/8/2019 9:45:14 PM
5	12.49	3.035mg/L	50uL	1		TOC2.2019_07_08_14_02_00.cal	7/8/2019 9:47:19 PM
6	12.48	3.032mg/L	50uL	1		TOC2.2019_07_08_14_02_00.cal	7/8/2019 9:49:24 PM

Mean Area 12.73
Mean Conc. 3.093mg/L

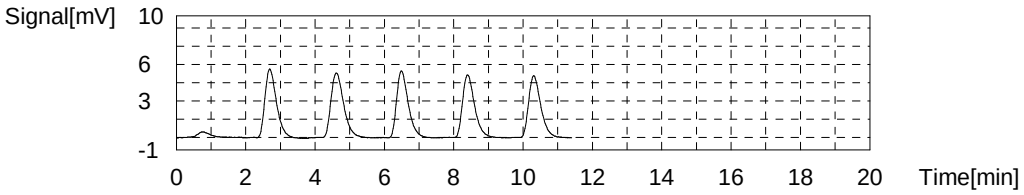

Sample

Sample Name: 280-125040-C-4
Sample ID:
Origin: NPOC.met
Status Completed
Chk. Result

Type	Anal.	Manual Dilution	Result
Unknown	NPOC	1.000	NPOC:3.059mg/L

1. Det

Anal.: NPOC

No.	Area	Conc.	Inj. Vol.	Aut. Dil.	Ex.	Cal. Curve	Date / Time
1	1.050	0.2299mg/L	50uL	1	E	TOC2.2019_07_08_14_02_00.cal	7/8/2019 9:57:34 PM
2	13.37	3.251mg/L	50uL	1	E	TOC2.2019_07_08_14_02_00.cal	7/8/2019 9:59:39 PM
3	12.70	3.086mg/L	50uL	1		TOC2.2019_07_08_14_02_00.cal	7/8/2019 10:01:44 PM
4	12.88	3.131mg/L	50uL	1		TOC2.2019_07_08_14_02_00.cal	7/8/2019 10:03:49 PM
5	12.27	2.981mg/L	50uL	1		TOC2.2019_07_08_14_02_00.cal	7/8/2019 10:05:54 PM
6	12.51	3.040mg/L	50uL	1		TOC2.2019_07_08_14_02_00.cal	7/8/2019 10:07:59 PM

Mean Area 12.59
Mean Conc. 3.059mg/L

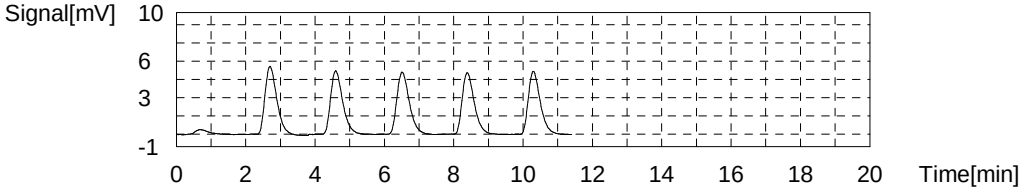

Sample

Sample Name: 280-125040-C-5
Sample ID:
Origin: NPOC.met
Status Completed
Chk. Result

Type	Anal.	Manual Dilution	Result
Unknown	NPOC	1.000	NPOC:2.649mg/L

1. Det

Anal.: NPOC

No.	Area	Conc.	Inj. Vol.	Aut. Dil.	Ex.	Cal. Curve	Date / Time
1	0.2860	0.04259mg/L	50uL	1	E	TOC2.2019_07_08_14_02_00.cal	7/8/2019 10:16:09 PM
2	11.26	2.733mg/L	50uL	1		TOC2.2019_07_08_14_02_00.cal	7/8/2019 10:18:14 PM
3	11.08	2.689mg/L	50uL	1		TOC2.2019_07_08_14_02_00.cal	7/8/2019 10:20:19 PM
4	10.66	2.586mg/L	50uL	1		TOC2.2019_07_08_14_02_00.cal	7/8/2019 10:22:24 PM
5	10.30	2.498mg/L	50uL	1	E	TOC2.2019_07_08_14_02_00.cal	7/8/2019 10:24:29 PM
6	10.66	2.586mg/L	50uL	1		TOC2.2019_07_08_14_02_00.cal	7/8/2019 10:26:34 PM

Mean Area 10.91
Mean Conc. 2.649mg/L

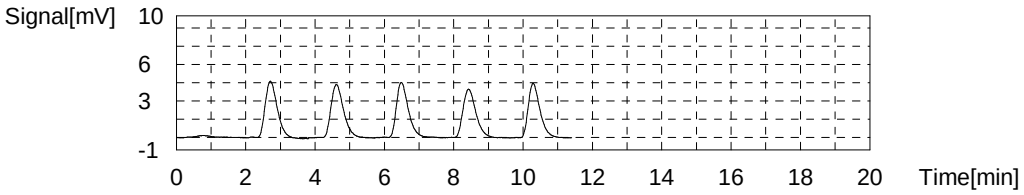

Sample

Sample Name: 280-125040-C-6
Sample ID:
Origin: NPOC.met
Status Completed
Chk. Result

Type	Anal.	Manual Dilution	Result
Unknown	NPOC	1.000	NPOC:3.369mg/L

1. Det

Anal.: NPOC

No.	Area	Conc.	Inj. Vol.	Aut. Dil.	Ex.	Cal. Curve	Date / Time
1	0.4125	0.07361mg/L	50uL	1	E	TOC2.2019_07_08_14_02_00.cal	7/8/2019 10:34:44 PM
2	14.54	3.538mg/L	50uL	1	E	TOC2.2019_07_08_14_02_00.cal	7/8/2019 10:36:49 PM
3	14.40	3.503mg/L	50uL	1		TOC2.2019_07_08_14_02_00.cal	7/8/2019 10:38:54 PM
4	13.81	3.359mg/L	50uL	1		TOC2.2019_07_08_14_02_00.cal	7/8/2019 10:40:59 PM
5	13.48	3.278mg/L	50uL	1		TOC2.2019_07_08_14_02_00.cal	7/8/2019 10:43:04 PM
6	13.72	3.336mg/L	50uL	1		TOC2.2019_07_08_14_02_00.cal	7/8/2019 10:45:09 PM

Mean Area 13.85
Mean Conc. 3.369mg/L

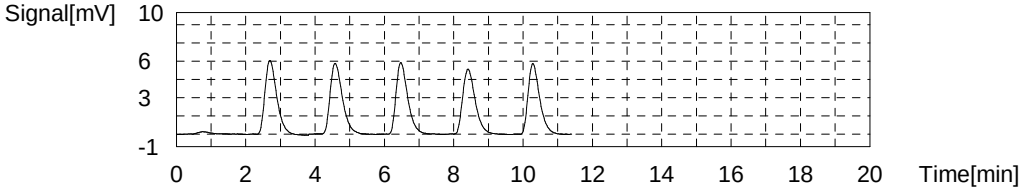

Sample

Sample Name: 280-125040-C-7
Sample ID:
Origin: NPOC.met
Status Completed
Chk. Result

Type	Anal.	Manual Dilution	Result
Unknown	NPOC	1.000	NPOC:3.215mg/L

1. Det

Anal.: NPOC

No.	Area	Conc.	Inj. Vol.	Aut. Dil.	Ex.	Cal. Curve	Date / Time
1	0.4642	0.08629mg/L	50uL	1	E	TOC2.2019_07_08_14_02_00.cal	7/8/2019 10:53:19 PM
2	13.50	3.283mg/L	50uL	1		TOC2.2019_07_08_14_02_00.cal	7/8/2019 10:55:24 PM
3	13.26	3.224mg/L	50uL	1		TOC2.2019_07_08_14_02_00.cal	7/8/2019 10:57:29 PM
4	13.26	3.224mg/L	50uL	1		TOC2.2019_07_08_14_02_00.cal	7/8/2019 10:59:34 PM
5	12.88	3.131mg/L	50uL	1		TOC2.2019_07_08_14_02_00.cal	7/8/2019 11:01:39 PM

Mean Area 13.23
Mean Conc. 3.215mg/L

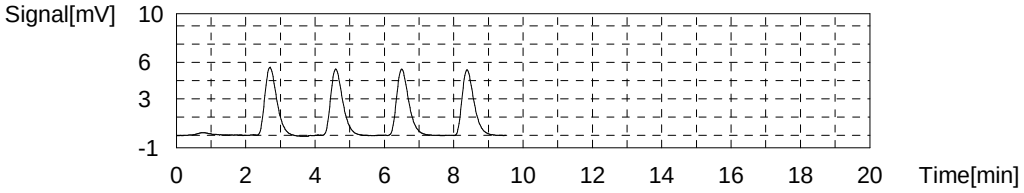

Sample

Sample Name: 280-125040-C-8
Sample ID:
Origin: NPOC.met
Status Completed
Chk. Result

Type	Anal.	Manual Dilution	Result
Unknown	NPOC	1.000	NPOC:7.206mg/L

1. Det

Anal.: NPOC

No.	Area	Conc.	Inj. Vol.	Aut. Dil.	Ex.	Cal. Curve	Date / Time
1	0.4272	0.07721mg/L	50uL	1	E	TOC2.2019_07_08_14_02_00.cal	7/8/2019 11:09:54 PM
2	30.07	7.345mg/L	50uL	1		TOC2.2019_07_08_14_02_00.cal	7/8/2019 11:11:59 PM
3	29.18	7.127mg/L	50uL	1		TOC2.2019_07_08_14_02_00.cal	7/8/2019 11:14:04 PM
4	29.34	7.166mg/L	50uL	1		TOC2.2019_07_08_14_02_00.cal	7/8/2019 11:16:09 PM
5	28.37	6.929mg/L	50uL	1	E	TOC2.2019_07_08_14_02_00.cal	7/8/2019 11:18:20 PM
6	29.42	7.186mg/L	50uL	1		TOC2.2019_07_08_14_02_00.cal	7/8/2019 11:20:27 PM

Mean Area 29.50
Mean Conc. 7.206mg/L

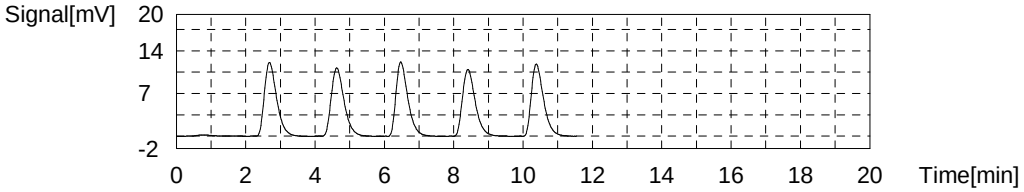

Sample

Sample Name: CCV
Sample ID:
Origin: NPOC.met
Status Completed
Chk. Result

Type	Anal.	Manual Dilution	Result
Unknown	NPOC	1.000	NPOC:24.80mg/L

1. Det

Anal.: NPOC

No.	Area	Conc.	Inj. Vol.	Aut. Dil.	Ex.	Cal. Curve	Date / Time
1	0.6526	0.1325mg/L	50uL	1	E	TOC2.2019_07_08_14_02_00.cal	7/8/2019 11:28:38 PM
2	102.4	25.08mg/L	50uL	1		TOC2.2019_07_08_14_02_00.cal	7/8/2019 11:30:58 PM
3	102.3	25.06mg/L	50uL	1		TOC2.2019_07_08_14_02_00.cal	7/8/2019 11:33:17 PM
4	100.8	24.69mg/L	50uL	1		TOC2.2019_07_08_14_02_00.cal	7/8/2019 11:35:39 PM
5	99.49	24.37mg/L	50uL	1		TOC2.2019_07_08_14_02_00.cal	7/8/2019 11:37:59 PM

Mean Area 101.2
Mean Conc. 24.80mg/L

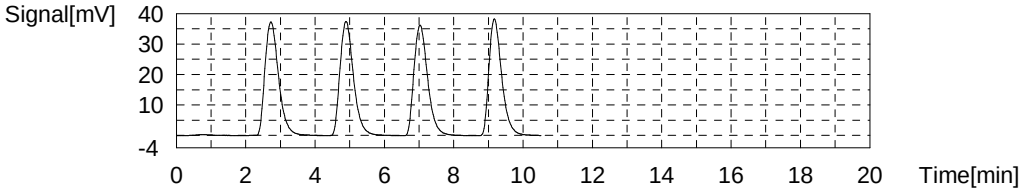

Sample

Sample Name: CCB
Sample ID:
Origin: NPOC.met
Status Completed
Chk. Result

Type	Anal.	Manual Dilution	Result
Unknown	NPOC	1.000	NPOC:0.1046mg/L

1. Det

Anal.: NPOC

No.	Area	Conc.	Inj. Vol.	Aut. Dil.	Ex.	Cal. Curve	Date / Time
1	0.5120	0.09801mg/L	50uL	1		TOC2.2019_07_08_14_02_00.cal	7/8/2019 11:46:34 PM
2	0.5340	0.1034mg/L	50uL	1		TOC2.2019_07_08_14_02_00.cal	7/8/2019 11:48:39 PM
3	0.5278	0.1019mg/L	50uL	1		TOC2.2019_07_08_14_02_00.cal	7/8/2019 11:50:44 PM
4	0.5825	0.1153mg/L	50uL	1		TOC2.2019_07_08_14_02_00.cal	7/8/2019 11:52:49 PM

Mean Area 0.5391
Mean Conc. 0.1046mg/L

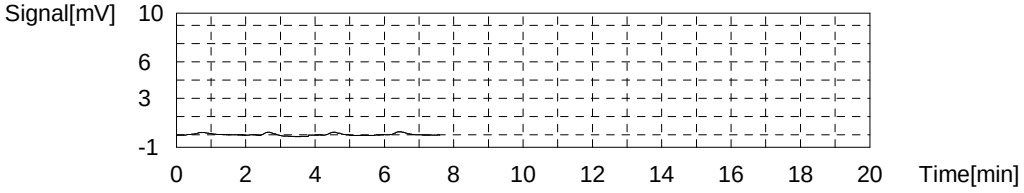

Sample

Sample Name: 280-125040-C-9
Sample ID:
Origin: NPOC.met
Status Completed
Chk. Result

Type	Anal.	Manual Dilution	Result
Unknown	NPOC	1.000	NPOC:2.839mg/L

1. Det

Anal.: NPOC

No.	Area	Conc.	Inj. Vol.	Aut. Dil.	Ex.	Cal. Curve	Date / Time
1	0.3438	0.05677mg/L	50uL	1	E	TOC2.2019_07_08_14_02_00.cal	7/9/2019 12:01:06 AM
2	13.26	3.224mg/L	50uL	1	E	TOC2.2019_07_08_14_02_00.cal	7/9/2019 12:03:11 AM
3	12.02	2.920mg/L	50uL	1		TOC2.2019_07_08_14_02_00.cal	7/9/2019 12:05:16 AM
4	11.82	2.871mg/L	50uL	1		TOC2.2019_07_08_14_02_00.cal	7/9/2019 12:07:21 AM
5	11.49	2.790mg/L	50uL	1		TOC2.2019_07_08_14_02_00.cal	7/9/2019 12:09:26 AM
6	11.44	2.777mg/L	50uL	1		TOC2.2019_07_08_14_02_00.cal	7/9/2019 12:11:31 AM

Mean Area 11.69
Mean Conc. 2.839mg/L

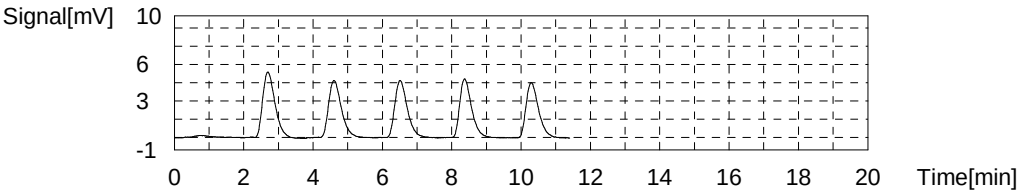

Sample

Sample Name: 280-125040-C-10
Sample ID:
Origin: NPOC.met
Status Completed
Chk. Result

Type	Anal.	Manual Dilution	Result
Unknown	NPOC	1.000	NPOC:2.552mg/L

1. Det

Anal.: NPOC

No.	Area	Conc.	Inj. Vol.	Aut. Dil.	Ex.	Cal. Curve	Date / Time
1	0.5202	0.1000mg/L	50uL	1	E	TOC2.2019_07_08_14_02_00.cal	7/9/2019 12:19:42 AM
2	10.66	2.586mg/L	50uL	1		TOC2.2019_07_08_14_02_00.cal	7/9/2019 12:21:47 AM
3	10.45	2.535mg/L	50uL	1		TOC2.2019_07_08_14_02_00.cal	7/9/2019 12:23:52 AM
4	10.46	2.537mg/L	50uL	1		TOC2.2019_07_08_14_02_00.cal	7/9/2019 12:25:57 AM
5	10.52	2.552mg/L	50uL	1		TOC2.2019_07_08_14_02_00.cal	7/9/2019 12:28:02 AM

Mean Area 10.52
Mean Conc. 2.552mg/L

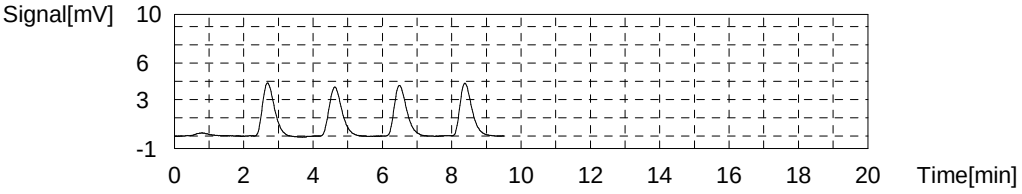

Sample

Sample Name: 280-125040-C-11
Sample ID: 280-125040-C-8
Origin: NPOC.met
Status Completed
Chk. Result

Type	Anal.	Manual Dilution	Result
Unknown	NPOC	1.000	NPOC:3.234mg/L

1. Det

Anal.: NPOC

No.	Area	Conc.	Inj. Vol.	Aut. Dil.	Ex.	Cal. Curve	Date / Time
1	0.5036	0.09595mg/L	50uL	1	E	TOC2.2019_07_08_14_02_00.cal	7/9/2019 12:36:18 AM
2	13.45	3.270mg/L	50uL	1		TOC2.2019_07_08_14_02_00.cal	7/9/2019 12:38:23 AM
3	13.02	3.165mg/L	50uL	1		TOC2.2019_07_08_14_02_00.cal	7/9/2019 12:40:28 AM
4	13.48	3.278mg/L	50uL	1		TOC2.2019_07_08_14_02_00.cal	7/9/2019 12:42:33 AM
5	13.26	3.224mg/L	50uL	1		TOC2.2019_07_08_14_02_00.cal	7/9/2019 12:44:38 AM

Mean Area 13.30
Mean Conc. 3.234mg/L

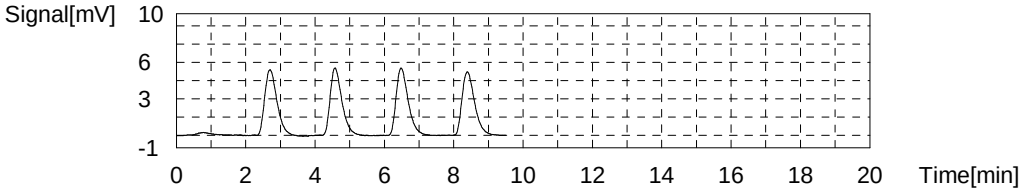

Sample

Sample Name: MB
Sample ID:
Origin: NPOC.met
Status Completed
Chk. Result

Type	Anal.	Manual Dilution	Result
Unknown	NPOC	1.000	NPOC:0.1106mg/L

1. Det

Anal.: NPOC

No.	Area	Conc.	Inj. Vol.	Aut. Dil.	Ex.	Cal. Curve	Date / Time
1	0.5943	0.1182mg/L	50uL	1		TOC2.2019_07_08_14_02_00.cal	7/9/2019 12:52:54 AM
2	0.5646	0.1109mg/L	50uL	1		TOC2.2019_07_08_14_02_00.cal	7/9/2019 12:54:59 AM
3	0.5379	0.1044mg/L	50uL	1		TOC2.2019_07_08_14_02_00.cal	7/9/2019 12:57:04 AM
4	0.5565	0.1089mg/L	50uL	1		TOC2.2019_07_08_14_02_00.cal	7/9/2019 12:59:09 AM

Mean Area 0.5633
Mean Conc. 0.1106mg/L

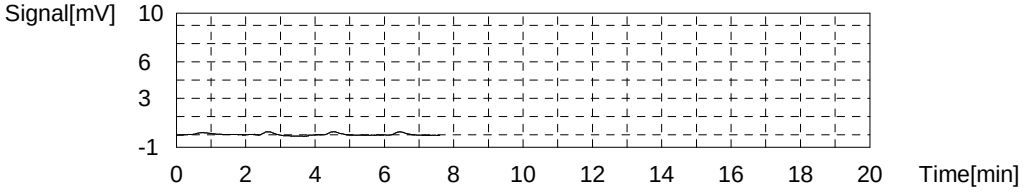

Sample

Sample Name: LCS
Sample ID:
Origin: NPOC.met
Status Completed
Chk. Result

Type	Anal.	Manual Dilution	Result
Unknown	NPOC	1.000	NPOC:24.40mg/L

1. Det

Anal.: NPOC

No.	Area	Conc.	Inj. Vol.	Aut. Dil.	Ex.	Cal. Curve	Date / Time
1	0.3731	0.06395mg/L	50uL	1	E	TOC2.2019_07_08_14_02_00.cal	7/9/2019 1:07:26 AM
2	100.9	24.71mg/L	50uL	1		TOC2.2019_07_08_14_02_00.cal	7/9/2019 1:09:47 AM
3	100.1	24.52mg/L	50uL	1		TOC2.2019_07_08_14_02_00.cal	7/9/2019 1:12:08 AM
4	97.61	23.91mg/L	50uL	1		TOC2.2019_07_08_14_02_00.cal	7/9/2019 1:14:25 AM
5	99.84	24.45mg/L	50uL	1		TOC2.2019_07_08_14_02_00.cal	7/9/2019 1:16:48 AM

Mean Area 99.61
Mean Conc. 24.40mg/L

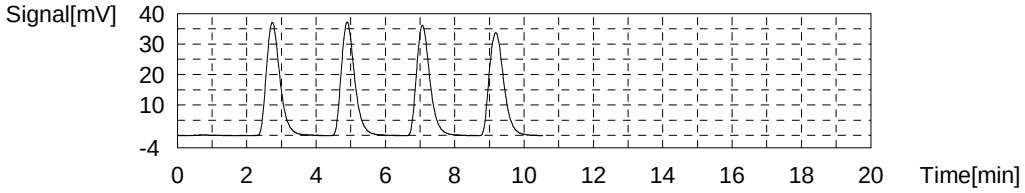

Sample

Sample Name: 160-34529-B-1 @500
Sample ID:
Origin: NPOC.met
Status Completed
Chk. Result

Type	Anal.	Manual Dilution	Result
Unknown	NPOC	500.0	NPOC:11573mg/L

1. Det

Anal.: NPOC

No.	Area	Conc.	Inj. Vol.	Aut. Dil.	Ex.	Cal. Curve	Date / Time
1	0.000	-13.77mg/L	50uL	1	E	TOC2.2019_07_08_14_02_00.cal	7/9/2019 1:25:04 AM
2	95.67	11715mg/L	50uL	1		TOC2.2019_07_08_14_02_00.cal	7/9/2019 1:27:09 AM
3	97.89	11987mg/L	50uL	1	E	TOC2.2019_07_08_14_02_00.cal	7/9/2019 1:29:17 AM
4	94.75	11602mg/L	50uL	1		TOC2.2019_07_08_14_02_00.cal	7/9/2019 1:31:29 AM
5	92.75	11357mg/L	50uL	1		TOC2.2019_07_08_14_02_00.cal	7/9/2019 1:33:36 AM
6	94.87	11617mg/L	50uL	1		TOC2.2019_07_08_14_02_00.cal	7/9/2019 1:35:41 AM

Mean Area 94.51
Mean Conc. 11573mg/L

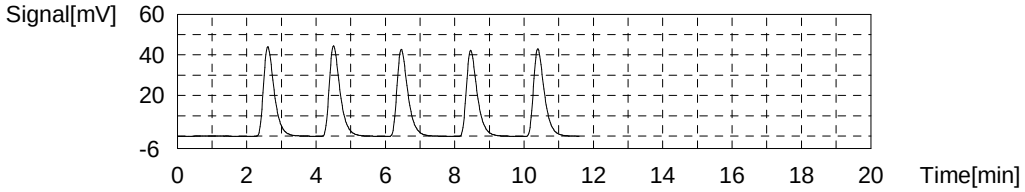

Sample

Sample Name: 160-34529-B-2 @500
Sample ID:
Origin: NPOC.met
Status Completed
Chk. Result

Type	Anal.	Manual Dilution	Result
Unknown	NPOC	500.0	NPOC:382.8mg/L

1. Det

Anal.: NPOC

No.	Area	Conc.	Inj. Vol.	Aut. Dil.	Ex.	Cal. Curve	Date / Time
1	0.7351	76.35mg/L	50uL	1	E	TOC2.2019_07_08_14_02_00.cal	7/9/2019 1:43:52 AM
2	3.259	385.8mg/L	50uL	1		TOC2.2019_07_08_14_02_00.cal	7/9/2019 1:45:57 AM
3	3.492	414.3mg/L	50uL	1	E	TOC2.2019_07_08_14_02_00.cal	7/9/2019 1:48:02 AM
4	3.335	395.1mg/L	50uL	1		TOC2.2019_07_08_14_02_00.cal	7/9/2019 1:50:07 AM
5	3.107	367.1mg/L	50uL	1		TOC2.2019_07_08_14_02_00.cal	7/9/2019 1:52:12 AM
6	3.238	383.2mg/L	50uL	1		TOC2.2019_07_08_14_02_00.cal	7/9/2019 1:54:17 AM

Mean Area 3.235
Mean Conc. 382.8mg/L

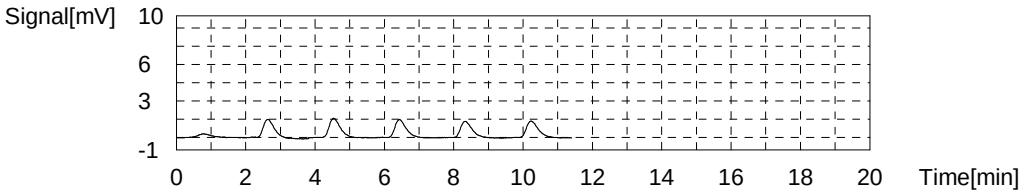

Sample

Sample Name: 160-34529-B-3 @500
Sample ID:
Origin: NPOC.met
Status Completed
Chk. Result

Type	Anal.	Manual Dilution	Result
Unknown	NPOC	500.0	NPOC:247.8mg/L

1. Det

Anal.: NPOC

No.	Area	Conc.	Inj. Vol.	Aut. Dil.	Ex.	Cal. Curve	Date / Time
1	0.5835	57.77mg/L	50uL	1	E	TOC2.2019_07_08_14_02_00.cal	7/9/2019 2:02:28 AM
2	1.726	197.8mg/L	50uL	1	E	TOC2.2019_07_08_14_02_00.cal	7/9/2019 2:04:33 AM
3	2.349	274.2mg/L	50uL	1		TOC2.2019_07_08_14_02_00.cal	7/9/2019 2:06:38 AM
4	2.113	245.3mg/L	50uL	1		TOC2.2019_07_08_14_02_00.cal	7/9/2019 2:08:43 AM
5	1.978	228.7mg/L	50uL	1		TOC2.2019_07_08_14_02_00.cal	7/9/2019 2:10:48 AM
6	2.093	242.8mg/L	50uL	1		TOC2.2019_07_08_14_02_00.cal	7/9/2019 2:12:53 AM

Mean Area 2.133
Mean Conc. 247.8mg/L

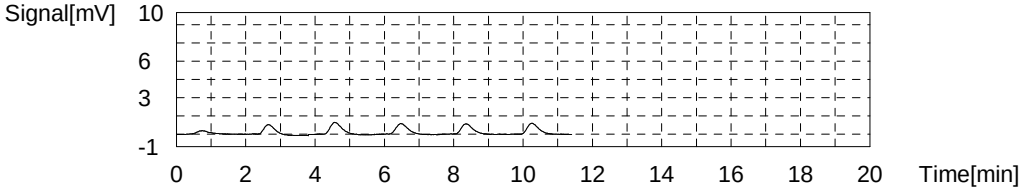

Sample

Sample Name: 160-34529-B-4 @500
Sample ID:
Origin: NPOC.met
Status Completed
Chk. Result

Type	Anal.	Manual Dilution	Result
Unknown	NPOC	500.0	NPOC:67.90mg/L

1. Det

Anal.: NPOC

No.	Area	Conc.	Inj. Vol.	Aut. Dil.	Ex.	Cal. Curve	Date / Time
1	0.000	-13.77mg/L	50uL	1	E	TOC2.2019_07_08_14_02_00.cal	7/9/2019 2:21:04 AM
2	0.8035	84.74mg/L	50uL	1		TOC2.2019_07_08_14_02_00.cal	7/9/2019 2:23:09 AM
3	0.6422	64.97mg/L	50uL	1		TOC2.2019_07_08_14_02_00.cal	7/9/2019 2:25:14 AM
4	0.6393	64.61mg/L	50uL	1		TOC2.2019_07_08_14_02_00.cal	7/9/2019 2:27:19 AM
5	0.5794	57.27mg/L	50uL	1		TOC2.2019_07_08_14_02_00.cal	7/9/2019 2:29:24 AM

Mean Area 0.6661
Mean Conc. 67.90mg/L

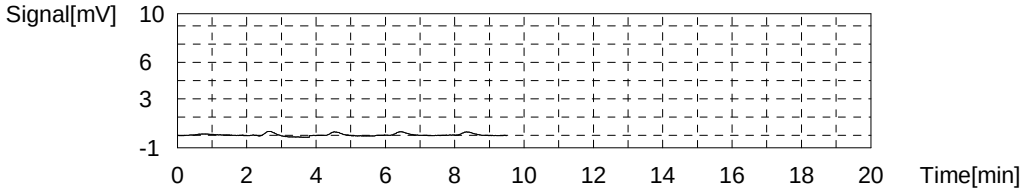

Sample

Sample Name: 160-34529-B-5 @500
Sample ID:
Origin: NPOC.met
Status Completed
Chk. Result

Type	Anal.	Manual Dilution	Result
Unknown	NPOC	500.0	NPOC:76.01mg/L

1. Det

Anal.: NPOC

No.	Area	Conc.	Inj. Vol.	Aut. Dil.	Ex.	Cal. Curve	Date / Time
1	0.5307	51.30mg/L	50uL	1	E	TOC2.2019_07_08_14_02_00.cal	7/9/2019 2:37:40 AM
2	0.6467	65.52mg/L	50uL	1		TOC2.2019_07_08_14_02_00.cal	7/9/2019 2:39:45 AM
3	0.7523	78.46mg/L	50uL	1		TOC2.2019_07_08_14_02_00.cal	7/9/2019 2:41:50 AM
4	0.8166	86.35mg/L	50uL	1		TOC2.2019_07_08_14_02_00.cal	7/9/2019 2:43:55 AM
5	0.7136	73.72mg/L	50uL	1		TOC2.2019_07_08_14_02_00.cal	7/9/2019 2:46:00 AM

Mean Area 0.7323
Mean Conc. 76.01mg/L

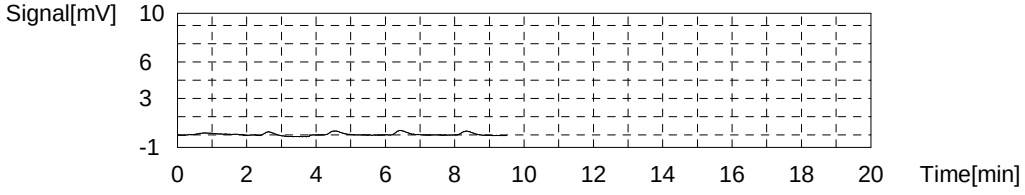

Sample

Sample Name: CCV
Sample ID:
Origin: NPOC.met
Status Completed
Chk. Result

Type	Anal.	Manual Dilution	Result
Unknown	NPOC	1.000	NPOC:24.47mg/L

1. Det

Anal.: NPOC

No.	Area	Conc.	Inj. Vol.	Aut. Dil.	Ex.	Cal. Curve	Date / Time
1	0.2884	0.04318mg/L	50uL	1	E	TOC2.2019_07_08_14_02_00.cal	7/9/2019 2:54:16 AM
2	98.87	24.21mg/L	50uL	1		TOC2.2019_07_08_14_02_00.cal	7/9/2019 2:56:34 AM
3	102.1	25.01mg/L	50uL	1		TOC2.2019_07_08_14_02_00.cal	7/9/2019 2:59:08 AM
4	99.29	24.32mg/L	50uL	1		TOC2.2019_07_08_14_02_00.cal	7/9/2019 3:01:25 AM
5	99.35	24.33mg/L	50uL	1		TOC2.2019_07_08_14_02_00.cal	7/9/2019 3:03:49 AM

Mean Area 99.90
Mean Conc. 24.47mg/L

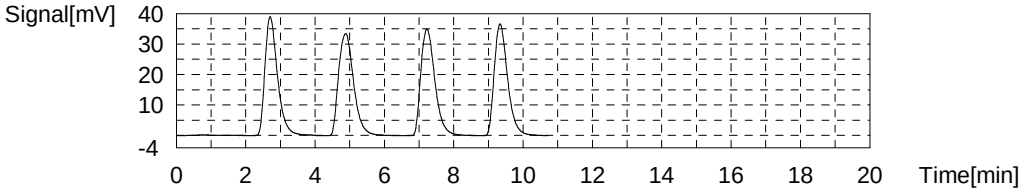

Sample

Sample Name: CCB
Sample ID:
Origin: NPOC.met
Status Completed
Chk. Result

Type	Anal.	Manual Dilution	Result
Unknown	NPOC	1.000	NPOC:0.09647mg/L

1. Det

Anal.: NPOC

No.	Area	Conc.	Inj. Vol.	Aut. Dil.	Ex.	Cal. Curve	Date / Time
1	0.5132	0.09830mg/L	50uL	1		TOC2.2019_07_08_14_02_00.cal	7/9/2019 3:12:05 AM
2	0.4997	0.09499mg/L	50uL	1		TOC2.2019_07_08_14_02_00.cal	7/9/2019 3:14:10 AM
3	0.5031	0.09582mg/L	50uL	1		TOC2.2019_07_08_14_02_00.cal	7/9/2019 3:16:15 AM
4	0.5070	0.09678mg/L	50uL	1		TOC2.2019_07_08_14_02_00.cal	7/9/2019 3:18:20 AM

Mean Area 0.5058
Mean Conc. 0.09647mg/L

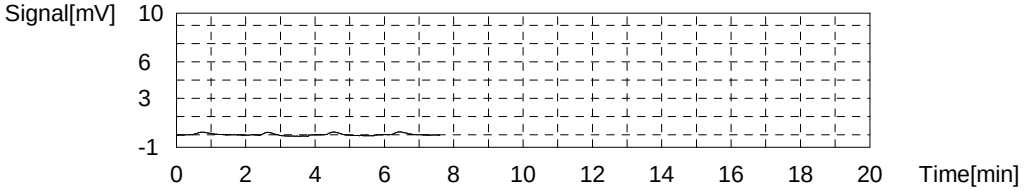

Sample

Sample Name: 160-34529-B-6 @500
Sample ID:
Origin: NPOC.met
Status Completed
Chk. Result

Type	Anal.	Manual Dilution	Result
Unknown	NPOC	500.0	NPOC:92.77mg/L

1. Det

Anal.: NPOC

No.	Area	Conc.	Inj. Vol.	Aut. Dil.	Ex.	Cal. Curve	Date / Time
1	0.5560	54.40mg/L	50uL	1	E	TOC2.2019_07_08_14_02_00.cal	7/9/2019 3:26:37 AM
2	0.8872	95.00mg/L	50uL	1		TOC2.2019_07_08_14_02_00.cal	7/9/2019 3:28:42 AM
3	1.855	213.6mg/L	50uL	1	E	TOC2.2019_07_08_14_02_00.cal	7/9/2019 3:30:47 AM
4	0.9646	104.5mg/L	50uL	1		TOC2.2019_07_08_14_02_00.cal	7/9/2019 3:32:52 AM
5	0.8408	89.31mg/L	50uL	1		TOC2.2019_07_08_14_02_00.cal	7/9/2019 3:34:57 AM
6	0.7835	82.29mg/L	50uL	1		TOC2.2019_07_08_14_02_00.cal	7/9/2019 3:37:02 AM

Mean Area 0.8690
Mean Conc. 92.77mg/L

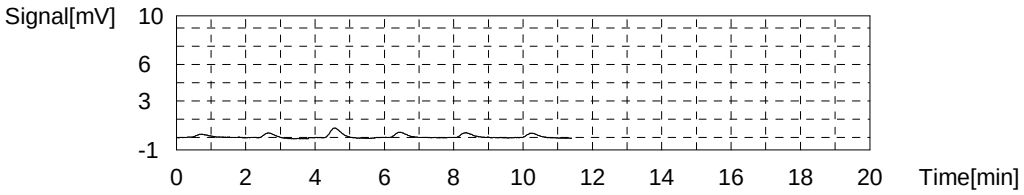

Sample

Sample Name: 160-34529-B-7 @500
Sample ID:
Origin: NPOC.met
Status Completed
Chk. Result

Type	Anal.	Manual Dilution	Result
Unknown	NPOC	500.0	NPOC:2358mg/L

1. Det

Anal.: NPOC

No.	Area	Conc.	Inj. Vol.	Aut. Dil.	Ex.	Cal. Curve	Date / Time
1	0.3928	34.39mg/L	50uL	1	E	TOC2.2019_07_08_14_02_00.cal	7/9/2019 3:45:13 AM
2	18.99	2314mg/L	50uL	1		TOC2.2019_07_08_14_02_00.cal	7/9/2019 3:47:18 AM
3	19.03	2319mg/L	50uL	1		TOC2.2019_07_08_14_02_00.cal	7/9/2019 3:49:23 AM
4	19.50	2377mg/L	50uL	1		TOC2.2019_07_08_14_02_00.cal	7/9/2019 3:51:28 AM
5	18.30	2230mg/L	50uL	1	E	TOC2.2019_07_08_14_02_00.cal	7/9/2019 3:53:33 AM
6	19.85	2420mg/L	50uL	1		TOC2.2019_07_08_14_02_00.cal	7/9/2019 3:55:40 AM

Mean Area 19.34
Mean Conc. 2358mg/L

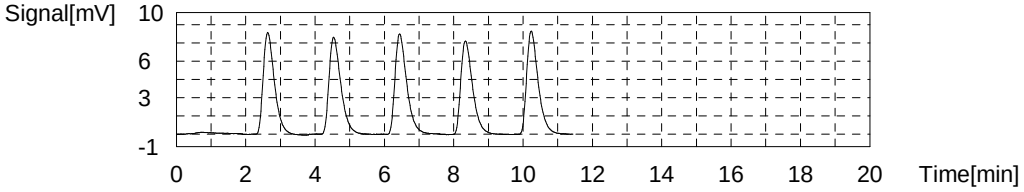

Sample

Sample Name: 160-34529-B-8 @500
Sample ID:
Origin: NPOC.met
Status Completed
Chk. Result

Type	Anal.	Manual Dilution	Result
Unknown	NPOC	500.0	NPOC:158.1mg/L

1. Det

Anal.: NPOC

No.	Area	Conc.	Inj. Vol.	Aut. Dil.	Ex.	Cal. Curve	Date / Time
1	0.000	-13.77mg/L	50uL	1	E	TOC2.2019_07_08_14_02_00.cal	7/9/2019 4:03:52 AM
2	1.198	133.1mg/L	50uL	1	E	TOC2.2019_07_08_14_02_00.cal	7/9/2019 4:05:57 AM
3	1.419	160.2mg/L	50uL	1		TOC2.2019_07_08_14_02_00.cal	7/9/2019 4:08:02 AM
4	1.438	162.5mg/L	50uL	1		TOC2.2019_07_08_14_02_00.cal	7/9/2019 4:10:07 AM
5	1.369	154.1mg/L	50uL	1		TOC2.2019_07_08_14_02_00.cal	7/9/2019 4:12:12 AM
6	1.383	155.8mg/L	50uL	1		TOC2.2019_07_08_14_02_00.cal	7/9/2019 4:14:17 AM

Mean Area 1.402
Mean Conc. 158.1mg/L

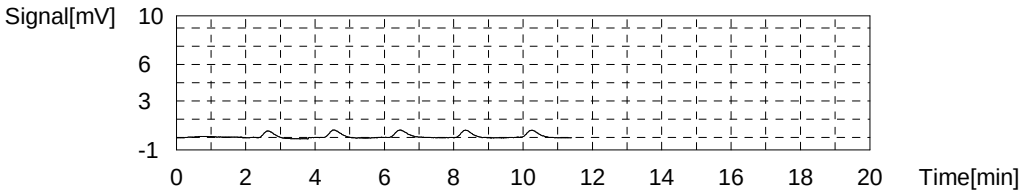

Sample

Sample Name: 160-34529-B-9 @500
Sample ID:
Origin: NPOC.met
Status Completed
Chk. Result

Type	Anal.	Manual Dilution	Result
Unknown	NPOC	500.0	NPOC:418.8mg/L

1. Det

Anal.: NPOC

No.	Area	Conc.	Inj. Vol.	Aut. Dil.	Ex.	Cal. Curve	Date / Time
1	0.1608	5.948mg/L	50uL	1	E	TOC2.2019_07_08_14_02_00.cal	7/9/2019 4:22:28 AM
2	3.524	418.3mg/L	50uL	1		TOC2.2019_07_08_14_02_00.cal	7/9/2019 4:24:33 AM
3	3.586	425.9mg/L	50uL	1		TOC2.2019_07_08_14_02_00.cal	7/9/2019 4:26:38 AM
4	3.509	416.4mg/L	50uL	1		TOC2.2019_07_08_14_02_00.cal	7/9/2019 4:28:43 AM
5	3.493	414.5mg/L	50uL	1		TOC2.2019_07_08_14_02_00.cal	7/9/2019 4:30:48 AM

Mean Area 3.528
Mean Conc. 418.8mg/L

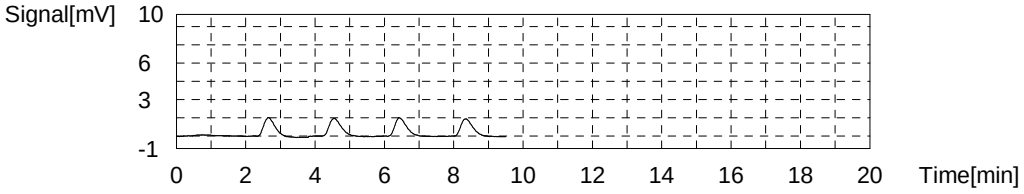

Sample

Sample Name: 160-34529-B-10 @500
Sample ID:
Origin: NPOC.met
Status Completed
Chk. Result

Type	Anal.	Manual Dilution	Result
Unknown	NPOC	500.0	NPOC:54.63mg/L

1. Det

Anal.: NPOC

No.	Area	Conc.	Inj. Vol.	Aut. Dil.	Ex.	Cal. Curve	Date / Time
1	0.3298	26.67mg/L	50uL	1	E	TOC2.2019_07_08_14_02_00.cal	7/9/2019 4:39:04 AM
2	0.4968	47.14mg/L	50uL	1		TOC2.2019_07_08_14_02_00.cal	7/9/2019 4:41:09 AM
3	0.5944	59.11mg/L	50uL	1		TOC2.2019_07_08_14_02_00.cal	7/9/2019 4:43:14 AM
4	0.5515	53.85mg/L	50uL	1		TOC2.2019_07_08_14_02_00.cal	7/9/2019 4:45:19 AM
5	0.5889	58.43mg/L	50uL	1		TOC2.2019_07_08_14_02_00.cal	7/9/2019 4:47:24 AM

Mean Area 0.5579
Mean Conc. 54.63mg/L

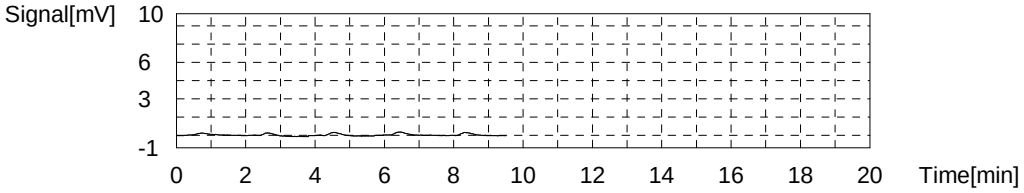

Sample

Sample Name: 160-34529-B-11 @500
Sample ID:
Origin: NPOC.met
Status Completed
Chk. Result

Type	Anal.	Manual Dilution	Result
Unknown	NPOC	500.0	NPOC:4314mg/L

1. Det

Anal.: NPOC

No.	Area	Conc.	Inj. Vol.	Aut. Dil.	Ex.	Cal. Curve	Date / Time
1	1.080	118.6mg/L	50uL	1	E	TOC2.2019_07_08_14_02_00.cal	7/9/2019 4:55:40 AM
2	36.62	4476mg/L	50uL	1	E	TOC2.2019_07_08_14_02_00.cal	7/9/2019 4:57:45 AM
3	35.33	4318mg/L	50uL	1		TOC2.2019_07_08_14_02_00.cal	7/9/2019 4:59:52 AM
4	35.30	4314mg/L	50uL	1		TOC2.2019_07_08_14_02_00.cal	7/9/2019 5:01:58 AM
5	34.77	4249mg/L	50uL	1		TOC2.2019_07_08_14_02_00.cal	7/9/2019 5:04:04 AM
6	35.82	4378mg/L	50uL	1		TOC2.2019_07_08_14_02_00.cal	7/9/2019 5:06:09 AM

Mean Area 35.31
Mean Conc. 4314mg/L

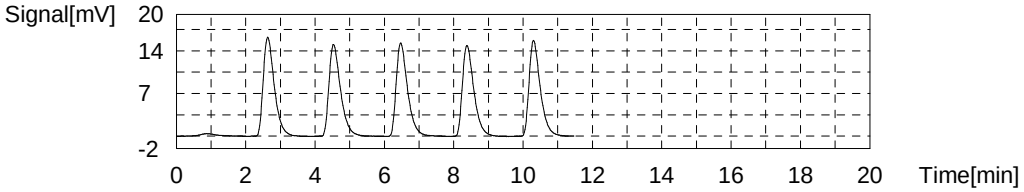

Sample

Sample Name: 160-34529-B-12 @500
Sample ID:
Origin: NPOC.met
Status Completed
Chk. Result

Type	Anal.	Manual Dilution	Result
Unknown	NPOC	500.0	NPOC:2084mg/L

1. Det

Anal.: NPOC

No.	Area	Conc.	Inj. Vol.	Aut. Dil.	Ex.	Cal. Curve	Date / Time
1	0.3980	35.03mg/L	50uL	1	E	TOC2.2019_07_08_14_02_00.cal	7/9/2019 5:14:20 AM
2	17.07	2079mg/L	50uL	1		TOC2.2019_07_08_14_02_00.cal	7/9/2019 5:16:25 AM
3	17.44	2124mg/L	50uL	1		TOC2.2019_07_08_14_02_00.cal	7/9/2019 5:18:30 AM
4	17.23	2099mg/L	50uL	1		TOC2.2019_07_08_14_02_00.cal	7/9/2019 5:20:35 AM
5	16.70	2034mg/L	50uL	1		TOC2.2019_07_08_14_02_00.cal	7/9/2019 5:22:40 AM

Mean Area 17.11
Mean Conc. 2084mg/L

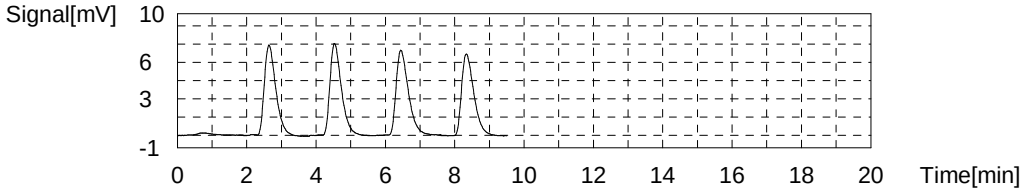

Sample

Sample Name: 160-34529-B-13 @500
Sample ID:
Origin: NPOC.met
Status Completed
Chk. Result

Type	Anal.	Manual Dilution	Result
Unknown	NPOC	500.0	NPOC:4410mg/L

1. Det

Anal.: NPOC

No.	Area	Conc.	Inj. Vol.	Aut. Dil.	Ex.	Cal. Curve	Date / Time
1	0.5176	49.69mg/L	50uL	1	E	TOC2.2019_07_08_14_02_00.cal	7/9/2019 5:30:56 AM
2	36.39	4447mg/L	50uL	1		TOC2.2019_07_08_14_02_00.cal	7/9/2019 5:33:03 AM
3	36.00	4400mg/L	50uL	1		TOC2.2019_07_08_14_02_00.cal	7/9/2019 5:35:10 AM
4	36.68	4483mg/L	50uL	1		TOC2.2019_07_08_14_02_00.cal	7/9/2019 5:37:15 AM
5	34.72	4243mg/L	50uL	1	E	TOC2.2019_07_08_14_02_00.cal	7/9/2019 5:39:20 AM
6	35.27	4310mg/L	50uL	1		TOC2.2019_07_08_14_02_00.cal	7/9/2019 5:41:25 AM

Mean Area 36.09
Mean Conc. 4410mg/L

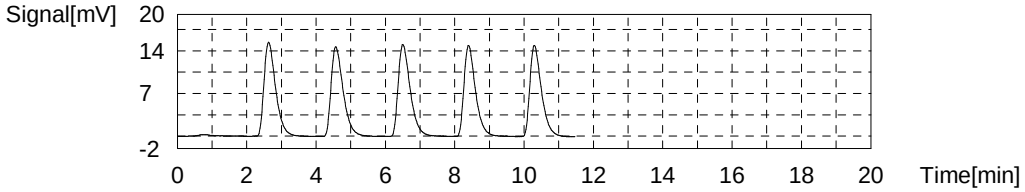

Sample

Sample Name: 160-34529-B-14 @500
Sample ID:
Origin: NPOC.met
Status Completed
Chk. Result

Type	Anal.	Manual Dilution	Result
Unknown	NPOC	500.0	NPOC:3249mg/L

1. Det

Anal.: NPOC

No.	Area	Conc.	Inj. Vol.	Aut. Dil.	Ex.	Cal. Curve	Date / Time
1	0.4593	42.54mg/L	50uL	1	E	TOC2.2019_07_08_14_02_00.cal	7/9/2019 5:49:36 AM
2	26.56	3242mg/L	50uL	1		TOC2.2019_07_08_14_02_00.cal	7/9/2019 5:51:41 AM
3	26.74	3264mg/L	50uL	1		TOC2.2019_07_08_14_02_00.cal	7/9/2019 5:53:46 AM
4	26.26	3206mg/L	50uL	1		TOC2.2019_07_08_14_02_00.cal	7/9/2019 5:55:51 AM
5	26.90	3284mg/L	50uL	1		TOC2.2019_07_08_14_02_00.cal	7/9/2019 5:57:56 AM

Mean Area 26.62
Mean Conc. 3249mg/L

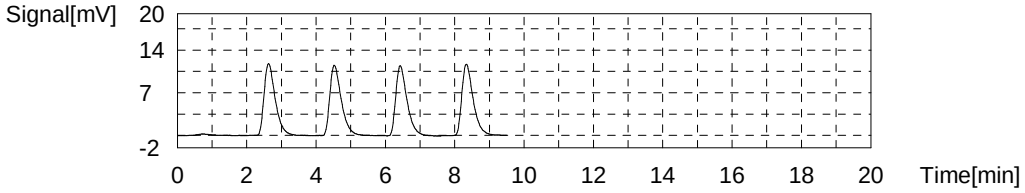

Sample

Sample Name: 160-34529-B-16 @500
Sample ID:
Origin: NPOC.met
Status Completed
Chk. Result

Type	Anal.	Manual Dilution	Result
Unknown	NPOC	500.0	NPOC:1886mg/L

1. Det

Anal.: NPOC

No.	Area	Conc.	Inj. Vol.	Aut. Dil.	Ex.	Cal. Curve	Date / Time
1	0.7050	72.66mg/L	50uL	1	E	TOC2.2019_07_08_14_02_00.cal	7/9/2019 6:06:12 AM
2	15.63	1902mg/L	50uL	1		TOC2.2019_07_08_14_02_00.cal	7/9/2019 6:08:17 AM
3	15.60	1899mg/L	50uL	1		TOC2.2019_07_08_14_02_00.cal	7/9/2019 6:10:22 AM
4	15.50	1886mg/L	50uL	1		TOC2.2019_07_08_14_02_00.cal	7/9/2019 6:12:27 AM
5	15.26	1857mg/L	50uL	1		TOC2.2019_07_08_14_02_00.cal	7/9/2019 6:14:32 AM

Mean Area 15.50
Mean Conc. 1886mg/L

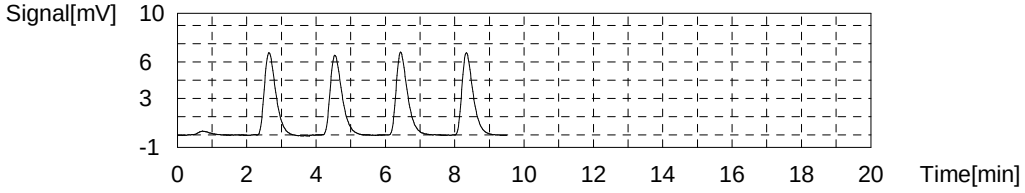

Sample

Sample Name: CCV
Sample ID:
Origin: NPOC.met
Status Completed
Chk. Result

Type	Anal.	Manual Dilution	Result
Unknown	NPOC	1.000	NPOC:24.95mg/L

1. Det

Anal.: NPOC

No.	Area	Conc.	Inj. Vol.	Aut. Dil.	Ex.	Cal. Curve	Date / Time
1	0.5229	0.1007mg/L	50uL	1	E	TOC2.2019_07_08_14_02_00.cal	7/9/2019 6:22:48 AM
2	102.8	25.18mg/L	50uL	1		TOC2.2019_07_08_14_02_00.cal	7/9/2019 6:25:15 AM
3	102.1	25.01mg/L	50uL	1		TOC2.2019_07_08_14_02_00.cal	7/9/2019 6:27:34 AM
4	102.1	25.01mg/L	50uL	1		TOC2.2019_07_08_14_02_00.cal	7/9/2019 6:29:55 AM
5	100.5	24.61mg/L	50uL	1		TOC2.2019_07_08_14_02_00.cal	7/9/2019 6:32:20 AM

Mean Area 101.9
Mean Conc. 24.95mg/L

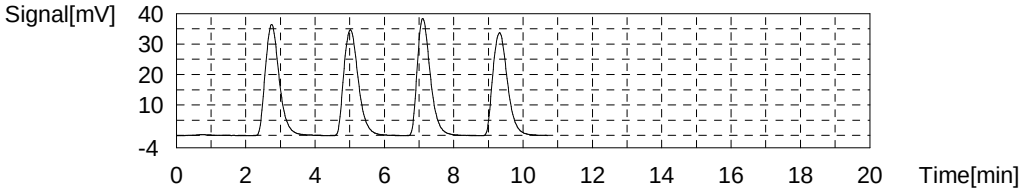

Sample

Sample Name: CCB
Sample ID:
Origin: NPOC.met
Status Completed
Chk. Result

Type	Anal.	Manual Dilution	Result
Unknown	NPOC	1.000	NPOC:0.09718mg/L

1. Det

Anal.: NPOC

No.	Area	Conc.	Inj. Vol.	Aut. Dil.	Ex.	Cal. Curve	Date / Time
1	0.4784	0.08977mg/L	50uL	1		TOC2.2019_07_08_14_02_00.cal	7/9/2019 6:40:37 AM
2	0.4700	0.08771mg/L	50uL	1		TOC2.2019_07_08_14_02_00.cal	7/9/2019 6:42:42 AM
3	0.5592	0.1096mg/L	50uL	1		TOC2.2019_07_08_14_02_00.cal	7/9/2019 6:44:47 AM
4	0.5269	0.1017mg/L	50uL	1		TOC2.2019_07_08_14_02_00.cal	7/9/2019 6:46:52 AM

Mean Area 0.5086
Mean Conc. 0.09718mg/L

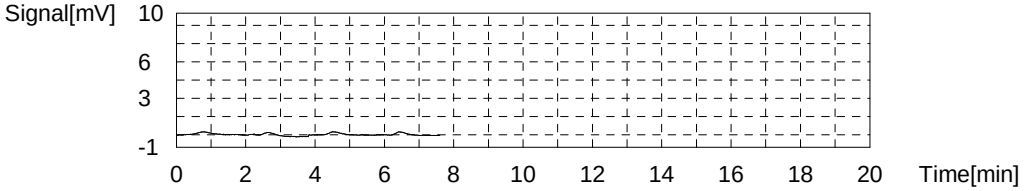

Sample

Sample Name: 160-34529-B-17 @500
Sample ID:
Origin: NPOC.met
Status Completed
Chk. Result

Type	Anal.	Manual Dilution	Result
Unknown	NPOC	500.0	NPOC:82.58mg/L

1. Det

Anal.: NPOC

No.	Area	Conc.	Inj. Vol.	Aut. Dil.	Ex.	Cal. Curve	Date / Time
1	0.5045	48.08mg/L	50uL	1	E	TOC2.2019_07_08_14_02_00.cal	7/9/2019 6:55:10 AM
2	0.7310	75.85mg/L	50uL	1		TOC2.2019_07_08_14_02_00.cal	7/9/2019 6:57:15 AM
3	0.8497	90.40mg/L	50uL	1		TOC2.2019_07_08_14_02_00.cal	7/9/2019 6:59:20 AM
4	0.8139	86.01mg/L	50uL	1		TOC2.2019_07_08_14_02_00.cal	7/9/2019 7:01:25 AM
5	0.7488	78.03mg/L	50uL	1		TOC2.2019_07_08_14_02_00.cal	7/9/2019 7:03:30 AM

Mean Area 0.7859
Mean Conc. 82.58mg/L

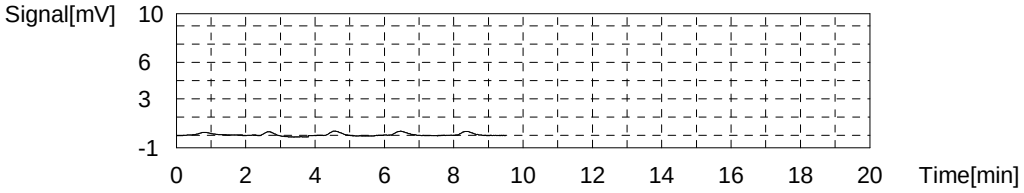

Sample

Sample Name: 160-34530-B-1 @500
Sample ID:
Origin: NPOC.met
Status Completed
Chk. Result

Type	Anal.	Manual Dilution	Result
Unknown	NPOC	500.0	NPOC:22317mg/L

1. Det

Anal.: NPOC

No.	Area	Conc.	Inj. Vol.	Aut. Dil.	Ex.	Cal. Curve	Date / Time
1	0.4257	38.42mg/L	50uL	1	E	TOC2.2019_07_08_14_02_00.cal	7/9/2019 7:11:47 AM
2	186.1	22801mg/L	50uL	1		TOC2.2019_07_08_14_02_00.cal	7/9/2019 7:14:14 AM
3	182.2	22323mg/L	50uL	1		TOC2.2019_07_08_14_02_00.cal	7/9/2019 7:16:27 AM
4	179.6	22004mg/L	50uL	1		TOC2.2019_07_08_14_02_00.cal	7/9/2019 7:19:06 AM
5	180.7	22139mg/L	50uL	1		TOC2.2019_07_08_14_02_00.cal	7/9/2019 7:21:46 AM

Mean Area 182.2
Mean Conc. 22317mg/L

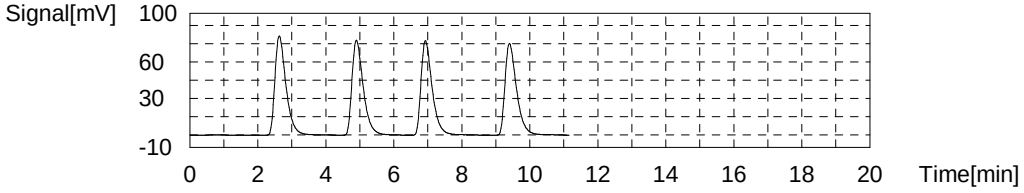

Sample

Sample Name: 160-34530-B-2 @500
Sample ID:
Origin: NPOC.met
Status Completed
Chk. Result

Type	Anal.	Manual Dilution	Result
Unknown	NPOC	500.0	NPOC:341.6mg/L

1. Det

Anal.: NPOC

No.	Area	Conc.	Inj. Vol.	Aut. Dil.	Ex.	Cal. Curve	Date / Time
1	0.3510	29.27mg/L	50uL	1	E	TOC2.2019_07_08_14_02_00.cal	7/9/2019 7:30:03 AM
2	2.828	332.9mg/L	50uL	1		TOC2.2019_07_08_14_02_00.cal	7/9/2019 7:32:08 AM
3	2.852	335.9mg/L	50uL	1		TOC2.2019_07_08_14_02_00.cal	7/9/2019 7:34:13 AM
4	2.910	343.0mg/L	50uL	1		TOC2.2019_07_08_14_02_00.cal	7/9/2019 7:36:18 AM
5	3.004	354.5mg/L	50uL	1		TOC2.2019_07_08_14_02_00.cal	7/9/2019 7:38:23 AM

Mean Area 2.898
Mean Conc. 341.6mg/L

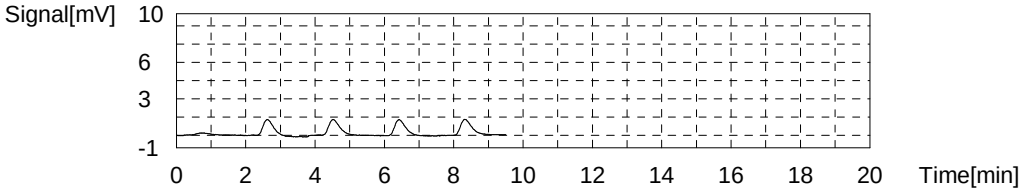

Sample

Sample Name: 160-34530-B-3 @500
Sample ID:
Origin: NPOC.met
Status Completed
Chk. Result

Type	Anal.	Manual Dilution	Result
Unknown	NPOC	500.0	NPOC:845.3mg/L

1. Det

Anal.: NPOC

No.	Area	Conc.	Inj. Vol.	Aut. Dil.	Ex.	Cal. Curve	Date / Time
1	0.2432	16.05mg/L	50uL	1	E	TOC2.2019_07_08_14_02_00.cal	7/9/2019 7:46:40 AM
2	7.516	907.7mg/L	50uL	1	E	TOC2.2019_07_08_14_02_00.cal	7/9/2019 7:48:45 AM
3	7.197	868.6mg/L	50uL	1		TOC2.2019_07_08_14_02_00.cal	7/9/2019 7:50:50 AM
4	7.110	857.9mg/L	50uL	1		TOC2.2019_07_08_14_02_00.cal	7/9/2019 7:52:55 AM
5	6.744	813.0mg/L	50uL	1		TOC2.2019_07_08_14_02_00.cal	7/9/2019 7:55:00 AM
6	6.978	841.7mg/L	50uL	1		TOC2.2019_07_08_14_02_00.cal	7/9/2019 7:57:05 AM

Mean Area 7.007
Mean Conc. 845.3mg/L

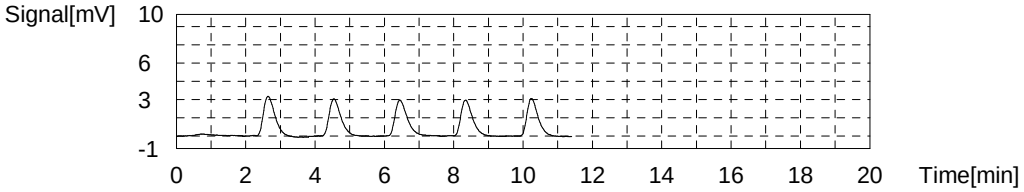

Sample

Sample Name: 160-34530-B-4 @500
Sample ID:
Origin: NPOC.met
Status Completed
Chk. Result

Type	Anal.	Manual Dilution	Result
Unknown	NPOC	500.0	NPOC:188.4mg/L

1. Det

Anal.: NPOC

No.	Area	Conc.	Inj. Vol.	Aut. Dil.	Ex.	Cal. Curve	Date / Time
1	0.000	-13.77mg/L	50uL	1		TOC2.2019_07_08_14_02_00.cal	7/9/2019 8:05:17 AM
2	0.4200	37.72mg/L	50uL	1		TOC2.2019_07_08_14_02_00.cal	7/9/2019 8:07:22 AM
3	0.4802	45.10mg/L	50uL	1		TOC2.2019_07_08_14_02_00.cal	7/9/2019 8:09:27 AM
4	5.697	684.7mg/L	50uL	1		TOC2.2019_07_08_14_02_00.cal	7/9/2019 8:11:32 AM
5	5.909	710.7mg/L	50uL	1	E	TOC2.2019_07_08_14_02_00.cal	7/9/2019 8:13:37 AM
6	6.106	734.8mg/L	50uL	1	E	TOC2.2019_07_08_14_02_00.cal	7/9/2019 8:15:42 AM

Mean Area 1.649
Mean Conc. 188.4mg/L

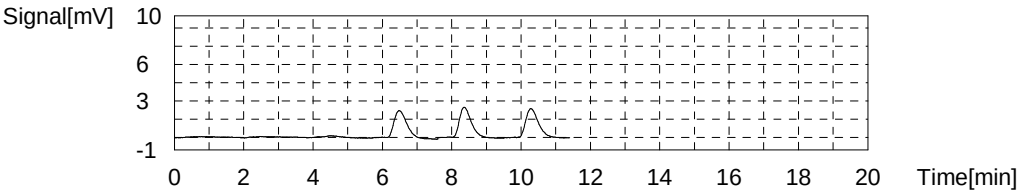

Sample

Sample Name: MB
Sample ID:
Origin: NPOC.met
Status Completed
Chk. Result

Type	Anal.	Manual Dilution	Result
Unknown	NPOC	1.000	NPOC:0.09732mg/L

1. Det

Anal.: NPOC

No.	Area	Conc.	Inj. Vol.	Aut. Dil.	Ex.	Cal. Curve	Date / Time
1	0.2865	0.04272mg/L	50uL	1	E	TOC2.2019_07_08_14_02_00.cal	7/9/2019 8:23:54 AM
2	0.5284	0.1020mg/L	50uL	1		TOC2.2019_07_08_14_02_00.cal	7/9/2019 8:25:59 AM
3	0.4936	0.09350mg/L	50uL	1		TOC2.2019_07_08_14_02_00.cal	7/9/2019 8:28:04 AM
4	0.5416	0.1053mg/L	50uL	1		TOC2.2019_07_08_14_02_00.cal	7/9/2019 8:30:09 AM
5	0.4732	0.08849mg/L	50uL	1		TOC2.2019_07_08_14_02_00.cal	7/9/2019 8:32:14 AM

Mean Area 0.5092
Mean Conc. 0.09732mg/L

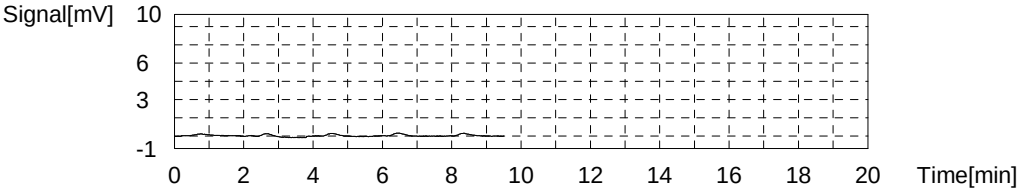

Sample

Sample Name: LCS
Sample ID:
Origin: NPOC.met
Status Completed
Chk. Result

Type	Anal.	Manual Dilution	Result
Unknown	NPOC	1.000	NPOC:24.70mg/L

1. Det

Anal.: NPOC

No.	Area	Conc.	Inj. Vol.	Aut. Dil.	Ex.	Cal. Curve	Date / Time
1	0.3388	0.05554mg/L	50uL	1	E	TOC2.2019_07_08_14_02_00.cal	7/9/2019 8:40:31 AM
2	106.2	26.01mg/L	50uL	1	E	TOC2.2019_07_08_14_02_00.cal	7/9/2019 8:42:58 AM
3	101.8	24.93mg/L	50uL	1		TOC2.2019_07_08_14_02_00.cal	7/9/2019 8:45:27 AM
4	102.2	25.03mg/L	50uL	1		TOC2.2019_07_08_14_02_00.cal	7/9/2019 8:47:52 AM
5	100.6	24.64mg/L	50uL	1		TOC2.2019_07_08_14_02_00.cal	7/9/2019 8:50:19 AM
6	98.85	24.21mg/L	50uL	1		TOC2.2019_07_08_14_02_00.cal	7/9/2019 8:52:36 AM

Mean Area 100.9
Mean Conc. 24.70mg/L

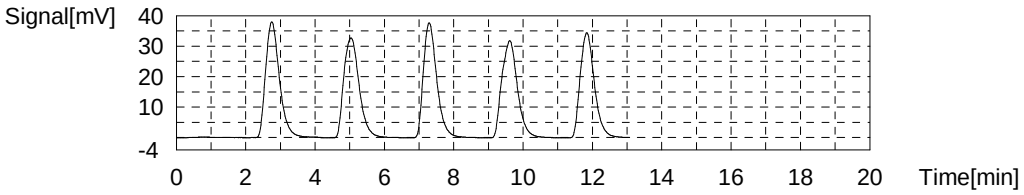

Sample

Sample Name: 160-34530-B-5 @500
Sample ID:
Origin: NPOC.met
Status Completed
Chk. Result

Type	Anal.	Manual Dilution	Result
Unknown	NPOC	500.0	NPOC:104.0mg/L

1. Det

Anal.: NPOC

No.	Area	Conc.	Inj. Vol.	Aut. Dil.	Ex.	Cal. Curve	Date / Time
1	0.4171	37.37mg/L	50uL	1	E	TOC2.2019_07_08_14_02_00.cal	7/9/2019 9:00:48 AM
2	0.8606	91.74mg/L	50uL	1		TOC2.2019_07_08_14_02_00.cal	7/9/2019 9:02:53 AM
3	1.011	110.2mg/L	50uL	1		TOC2.2019_07_08_14_02_00.cal	7/9/2019 9:04:58 AM
4	1.042	114.0mg/L	50uL	1		TOC2.2019_07_08_14_02_00.cal	7/9/2019 9:07:03 AM
5	0.9298	100.2mg/L	50uL	1		TOC2.2019_07_08_14_02_00.cal	7/9/2019 9:09:08 AM

Mean Area 0.9609
Mean Conc. 104.0mg/L

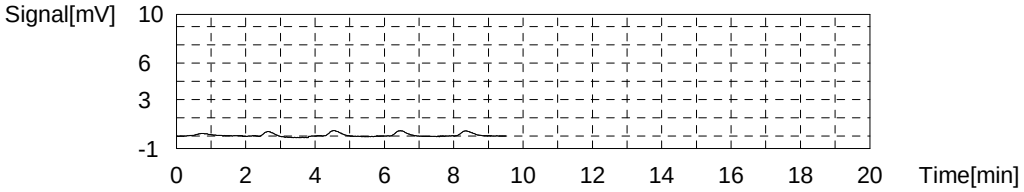

Sample

Sample Name: 160-34530-B-6 @500
Sample ID:
Origin: NPOC.met
Status Completed
Chk. Result

Type	Anal.	Manual Dilution	Result
Unknown	NPOC	500.0	NPOC:676.4mg/L

1. Det

Anal.: NPOC

No.	Area	Conc.	Inj. Vol.	Aut. Dil.	Ex.	Cal. Curve	Date / Time
1	0.5092	48.66mg/L	50uL	1	E	TOC2.2019_07_08_14_02_00.cal	7/9/2019 9:17:26 AM
2	5.689	683.7mg/L	50uL	1		TOC2.2019_07_08_14_02_00.cal	7/9/2019 9:19:31 AM
3	5.539	665.3mg/L	50uL	1		TOC2.2019_07_08_14_02_00.cal	7/9/2019 9:21:36 AM
4	5.683	682.9mg/L	50uL	1		TOC2.2019_07_08_14_02_00.cal	7/9/2019 9:23:41 AM
5	5.607	673.6mg/L	50uL	1		TOC2.2019_07_08_14_02_00.cal	7/9/2019 9:25:46 AM

Mean Area 5.630
Mean Conc. 676.4mg/L

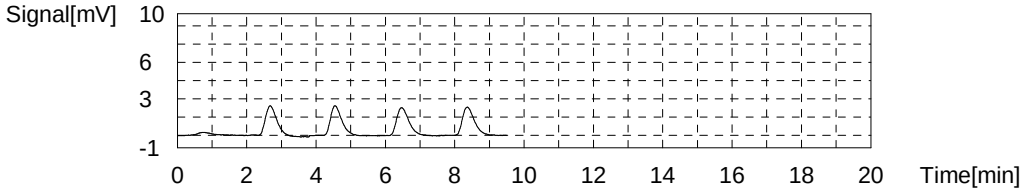

Sample

Sample Name: 160-34530-B-7 @500
Sample ID:
Origin: NPOC.met
Status Completed
Chk. Result

Type	Anal.	Manual Dilution	Result
Unknown	NPOC	500.0	NPOC:21765mg/L

1. Det

Anal.: NPOC

No.	Area	Conc.	Inj. Vol.	Aut. Dil.	Ex.	Cal. Curve	Date / Time
1	0.4699	43.84mg/L	50uL	1	E	TOC2.2019_07_08_14_02_00.cal	7/9/2019 9:34:03 AM
2	178.2	21833mg/L	50uL	1		TOC2.2019_07_08_14_02_00.cal	7/9/2019 9:36:27 AM
3	174.7	21404mg/L	50uL	1		TOC2.2019_07_08_14_02_00.cal	7/9/2019 9:38:38 AM
4	178.2	21833mg/L	50uL	1		TOC2.2019_07_08_14_02_00.cal	7/9/2019 9:40:45 AM
5	179.5	21992mg/L	50uL	1		TOC2.2019_07_08_14_02_00.cal	7/9/2019 9:42:55 AM

Mean Area 177.7
Mean Conc. 21765mg/L

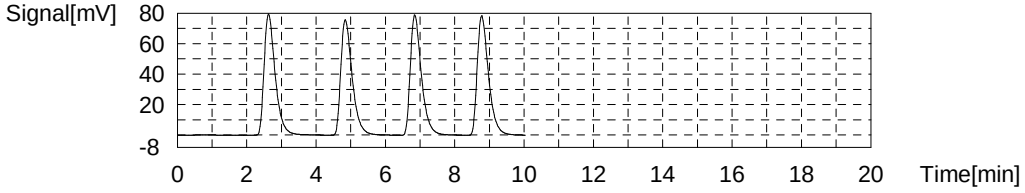

Sample

Sample Name: CCV
Sample ID:
Origin: NPOC.met
Status Completed
Chk. Result

Type	Anal.	Manual Dilution	Result
Unknown	NPOC	1.000	NPOC:24.87mg/L

1. Det

Anal.: NPOC

No.	Area	Conc.	Inj. Vol.	Aut. Dil.	Ex.	Cal. Curve	Date / Time
1	0.6302	0.1270mg/L	50uL	1	E	TOC2.2019_07_08_14_02_00.cal	7/9/2019 9:51:12 AM
2	100.6	24.64mg/L	50uL	1		TOC2.2019_07_08_14_02_00.cal	7/9/2019 9:53:29 AM
3	102.2	25.03mg/L	50uL	1		TOC2.2019_07_08_14_02_00.cal	7/9/2019 9:55:50 AM
4	102.8	25.18mg/L	50uL	1		TOC2.2019_07_08_14_02_00.cal	7/9/2019 9:58:10 AM
5	100.6	24.64mg/L	50uL	1		TOC2.2019_07_08_14_02_00.cal	7/9/2019 10:00:27 AM

Mean Area 101.6
Mean Conc. 24.87mg/L

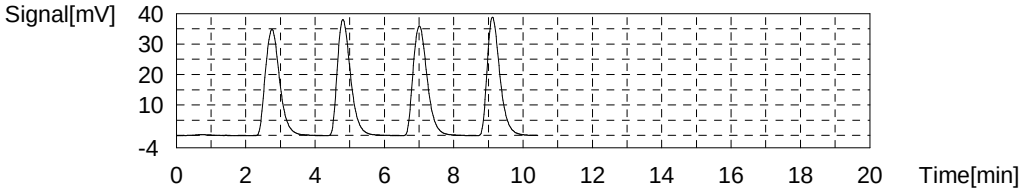

Sample

Sample Name: CCB
Sample ID:
Origin: NPOC.met
Status Completed
Chk. Result

Type	Anal.	Manual Dilution	Result
Unknown	NPOC	1.000	NPOC:0.1382mg/L

1. Det

Anal.: NPOC

No.	Area	Conc.	Inj. Vol.	Aut. Dil.	Ex.	Cal. Curve	Date / Time
1	0.000	-0.02753mg/L	50uL	1	E	TOC2.2019_07_08_14_02_00.cal	7/9/2019 10:08:44 AM
2	0.4674	0.08707mg/L	50uL	1	E	TOC2.2019_07_08_14_02_00.cal	7/9/2019 10:10:49 AM
3	0.5718	0.1127mg/L	50uL	1		TOC2.2019_07_08_14_02_00.cal	7/9/2019 10:12:54 AM
4	0.6372	0.1287mg/L	50uL	1		TOC2.2019_07_08_14_02_00.cal	7/9/2019 10:14:59 AM
5	0.7501	0.1564mg/L	50uL	1		TOC2.2019_07_08_14_02_00.cal	7/9/2019 10:17:04 AM
6	0.7453	0.1552mg/L	50uL	1		TOC2.2019_07_08_14_02_00.cal	7/9/2019 10:19:09 AM

Mean Area 0.6761
Mean Conc. 0.1382mg/L

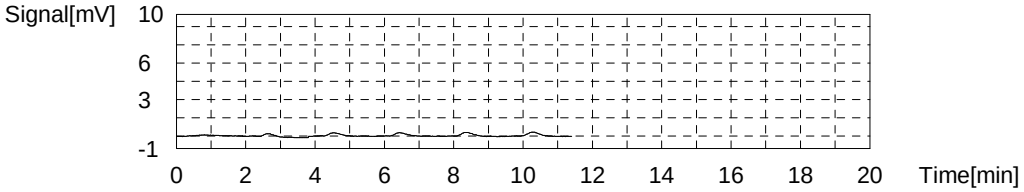

Sample

Sample Name: 160-34530-B-8 @500
Sample ID:
Origin: NPOC.met
Status Completed
Chk. Result

Type	Anal.	Manual Dilution	Result
Unknown	NPOC	500.0	NPOC:549.5mg/L

1. Det

Anal.: NPOC

No.	Area	Conc.	Inj. Vol.	Aut. Dil.	Ex.	Cal. Curve	Date / Time
1	0.000	-13.77mg/L	50uL	1	E	TOC2.2019_07_08_14_02_00.cal	7/9/2019 10:27:21 AM
2	4.599	550.1mg/L	50uL	1		TOC2.2019_07_08_14_02_00.cal	7/9/2019 10:29:26 AM
3	4.711	563.8mg/L	50uL	1		TOC2.2019_07_08_14_02_00.cal	7/9/2019 10:31:31 AM
4	4.625	553.2mg/L	50uL	1		TOC2.2019_07_08_14_02_00.cal	7/9/2019 10:33:36 AM
5	4.322	516.1mg/L	50uL	1	E	TOC2.2019_07_08_14_02_00.cal	7/9/2019 10:35:41 AM
6	4.444	531.0mg/L	50uL	1		TOC2.2019_07_08_14_02_00.cal	7/9/2019 10:37:46 AM

Mean Area 4.595
Mean Conc. 549.5mg/L

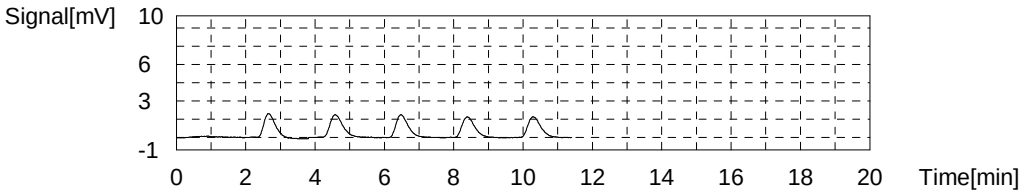

Sample

Sample Name: 160-34530-B-9 @500
Sample ID:
Origin: NPOC.met
Status Completed
Chk. Result

Type	Anal.	Manual Dilution	Result
Unknown	NPOC	500.0	NPOC:1738mg/L

1. Det

Anal.: NPOC

No.	Area	Conc.	Inj. Vol.	Aut. Dil.	Ex.	Cal. Curve	Date / Time
1	0.2336	14.87mg/L	50uL	1	E	TOC2.2019_07_08_14_02_00.cal	7/9/2019 10:45:58 AM
2	14.27	1736mg/L	50uL	1		TOC2.2019_07_08_14_02_00.cal	7/9/2019 10:48:03 AM
3	14.35	1745mg/L	50uL	1		TOC2.2019_07_08_14_02_00.cal	7/9/2019 10:50:08 AM
4	14.34	1744mg/L	50uL	1		TOC2.2019_07_08_14_02_00.cal	7/9/2019 10:52:13 AM
5	14.20	1727mg/L	50uL	1		TOC2.2019_07_08_14_02_00.cal	7/9/2019 10:54:18 AM

Mean Area 14.29
Mean Conc. 1738mg/L

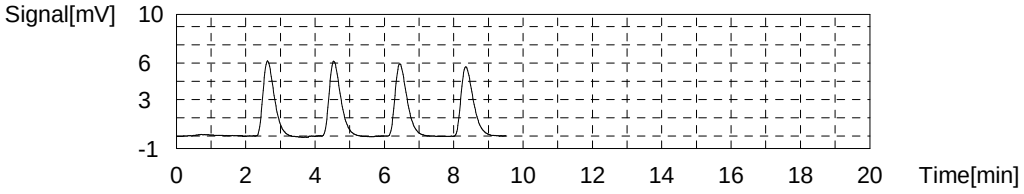

Sample

Sample Name: 160-34530-B-10 @500
Sample ID:
Origin: NPOC.met
Status Completed
Chk. Result

Type	Anal.	Manual Dilution	Result
Unknown	NPOC	500.0	NPOC:492.0mg/L

1. Det

Anal.: NPOC

No.	Area	Conc.	Inj. Vol.	Aut. Dil.	Ex.	Cal. Curve	Date / Time
1	0.000	-13.77mg/L	50uL	1	E	TOC2.2019_07_08_14_02_00.cal	7/9/2019 11:02:35 AM
2	3.932	468.3mg/L	50uL	1	E	TOC2.2019_07_08_14_02_00.cal	7/9/2019 11:04:40 AM
3	4.234	505.3mg/L	50uL	1		TOC2.2019_07_08_14_02_00.cal	7/9/2019 11:06:45 AM
4	4.121	491.5mg/L	50uL	1		TOC2.2019_07_08_14_02_00.cal	7/9/2019 11:08:50 AM
5	4.051	482.9mg/L	50uL	1		TOC2.2019_07_08_14_02_00.cal	7/9/2019 11:10:55 AM
6	4.095	488.3mg/L	50uL	1		TOC2.2019_07_08_14_02_00.cal	7/9/2019 11:13:00 AM

Mean Area 4.125
Mean Conc. 492.0mg/L

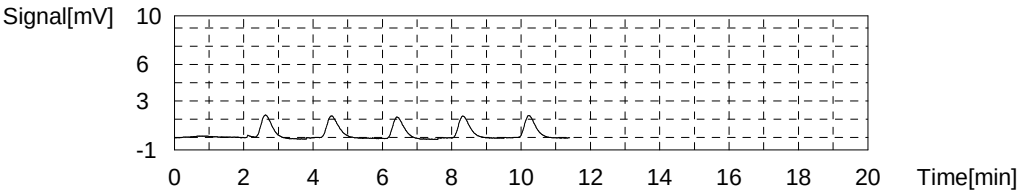

Sample

Sample Name: 160-34530-B-11 @500
Sample ID:
Origin: NPOC.met
Status Completed
Chk. Result

Type	Anal.	Manual Dilution	Result
Unknown	NPOC	500.0	NPOC:98.61mg/L

1. Det

Anal.: NPOC

No.	Area	Conc.	Inj. Vol.	Aut. Dil.	Ex.	Cal. Curve	Date / Time
1	0.000	-13.77mg/L	50uL	1	E	TOC2.2019_07_08_14_02_00.cal	7/9/2019 11:21:12 AM
2	0.8325	88.30mg/L	50uL	1		TOC2.2019_07_08_14_02_00.cal	7/9/2019 11:23:17 AM
3	0.9627	104.3mg/L	50uL	1		TOC2.2019_07_08_14_02_00.cal	7/9/2019 11:25:22 AM
4	0.9660	104.7mg/L	50uL	1		TOC2.2019_07_08_14_02_00.cal	7/9/2019 11:27:27 AM
5	0.9055	97.24mg/L	50uL	1		TOC2.2019_07_08_14_02_00.cal	7/9/2019 11:29:32 AM

Mean Area 0.9167
Mean Conc. 98.61mg/L

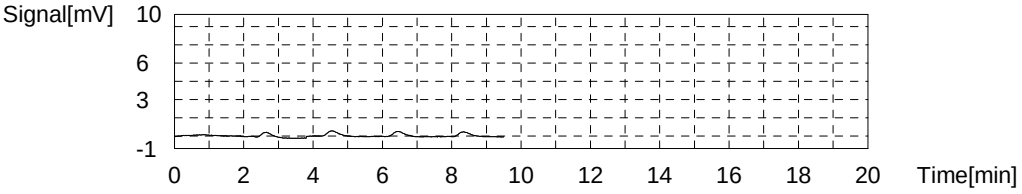

Sample

Sample Name: 160-34530-B-12 @500
Sample ID:
Origin: NPOC.met
Status Completed
Chk. Result

Type	Anal.	Manual Dilution	Result
Unknown	NPOC	500.0	NPOC:1688mg/L

1. Det

Anal.: NPOC

No.	Area	Conc.	Inj. Vol.	Aut. Dil.	Ex.	Cal. Curve	Date / Time
1	0.000	-13.77mg/L	50uL	1	E	TOC2.2019_07_08_14_02_00.cal	7/9/2019 11:37:49 AM
2	14.21	1728mg/L	50uL	1		TOC2.2019_07_08_14_02_00.cal	7/9/2019 11:39:55 AM
3	13.97	1699mg/L	50uL	1		TOC2.2019_07_08_14_02_00.cal	7/9/2019 11:42:00 AM
4	14.41	1753mg/L	50uL	1	E	TOC2.2019_07_08_14_02_00.cal	7/9/2019 11:44:05 AM
5	13.64	1658mg/L	50uL	1		TOC2.2019_07_08_14_02_00.cal	7/9/2019 11:46:10 AM
6	13.69	1665mg/L	50uL	1		TOC2.2019_07_08_14_02_00.cal	7/9/2019 11:48:15 AM

Mean Area 13.88
Mean Conc. 1688mg/L

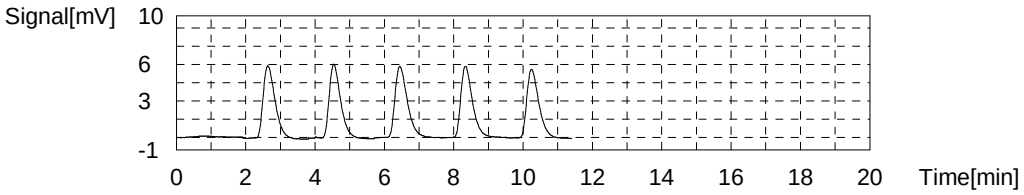

Sample

Sample Name: 160-34530-B-13 @500
Sample ID:
Origin: NPOC.met
Status Completed
Chk. Result

Type	Anal.	Manual Dilution	Result
Unknown	NPOC	500.0	NPOC:750.1mg/L

1. Det

Anal.: NPOC

No.	Area	Conc.	Inj. Vol.	Aut. Dil.	Ex.	Cal. Curve	Date / Time
1	0.3564	29.93mg/L	50uL	1	E	TOC2.2019_07_08_14_02_00.cal	7/9/2019 11:56:28 AM
2	6.174	743.1mg/L	50uL	1		TOC2.2019_07_08_14_02_00.cal	7/9/2019 11:58:33 AM
3	6.666	803.5mg/L	50uL	1	E	TOC2.2019_07_08_14_02_00.cal	7/9/2019 12:00:38 PM
4	6.423	773.7mg/L	50uL	1		TOC2.2019_07_08_14_02_00.cal	7/9/2019 12:02:43 PM
5	6.101	734.2mg/L	50uL	1		TOC2.2019_07_08_14_02_00.cal	7/9/2019 12:04:48 PM
6	6.226	749.5mg/L	50uL	1		TOC2.2019_07_08_14_02_00.cal	7/9/2019 12:06:53 PM

Mean Area 6.231
Mean Conc. 750.1mg/L

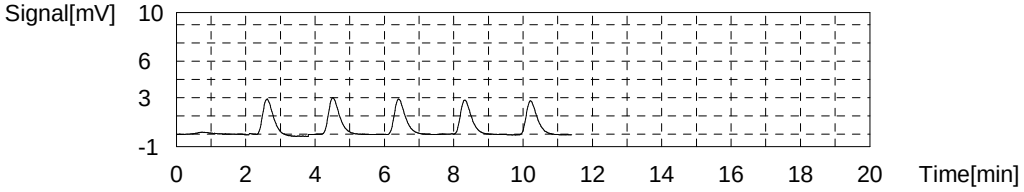

Sample

Sample Name: 160-34530-B-14 @500
Sample ID:
Origin: NPOC.met
Status Completed
Chk. Result

Type	Anal.	Manual Dilution	Result
Unknown	NPOC	500.0	NPOC:49.43mg/L

1. Det

Anal.: NPOC

No.	Area	Conc.	Inj. Vol.	Aut. Dil.	Ex.	Cal. Curve	Date / Time
1	0.4795	45.02mg/L	50uL	1		TOC2.2019_07_08_14_02_00.cal	7/9/2019 12:15:06 PM
2	0.4513	41.56mg/L	50uL	1		TOC2.2019_07_08_14_02_00.cal	7/9/2019 12:17:11 PM
3	0.5906	58.64mg/L	50uL	1		TOC2.2019_07_08_14_02_00.cal	7/9/2019 12:19:16 PM
4	0.5405	52.50mg/L	50uL	1		TOC2.2019_07_08_14_02_00.cal	7/9/2019 12:21:21 PM

Mean Area 0.5155
Mean Conc. 49.43mg/L

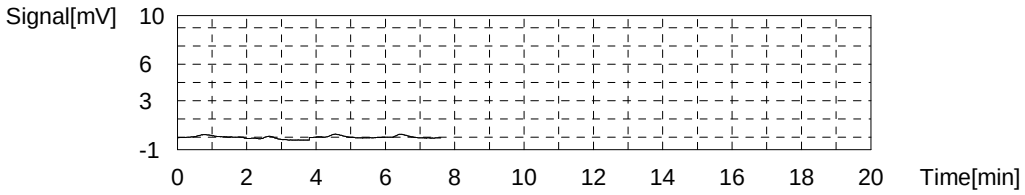

Sample

Sample Name: 160-34530-B-16 @500
Sample ID:
Origin: NPOC.met
Status Completed
Chk. Result

Type	Anal.	Manual Dilution	Result
Unknown	NPOC	500.0	NPOC:158.7mg/L

1. Det

Anal.: NPOC

No.	Area	Conc.	Inj. Vol.	Aut. Dil.	Ex.	Cal. Curve	Date / Time
1	0.000	-13.77mg/L	50uL	1	E	TOC2.2019_07_08_14_02_00.cal	7/9/2019 12:29:40 PM
2	1.344	151.0mg/L	50uL	1		TOC2.2019_07_08_14_02_00.cal	7/9/2019 12:31:45 PM
3	1.384	155.9mg/L	50uL	1		TOC2.2019_07_08_14_02_00.cal	7/9/2019 12:33:50 PM
4	1.422	160.6mg/L	50uL	1		TOC2.2019_07_08_14_02_00.cal	7/9/2019 12:35:55 PM
5	1.477	167.3mg/L	50uL	1		TOC2.2019_07_08_14_02_00.cal	7/9/2019 12:38:00 PM

Mean Area 1.407
Mean Conc. 158.7mg/L

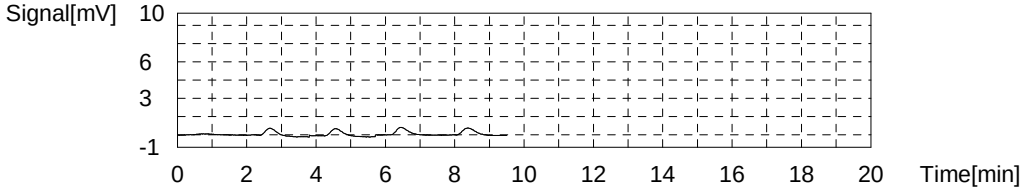

Sample

Sample Name: 160-34530-B-17 @500
Sample ID:
Origin: NPOC.met
Status Completed
Chk. Result

Type	Anal.	Manual Dilution	Result
Unknown	NPOC	500.0	NPOC:1102mg/L

1. Det

Anal.: NPOC

No.	Area	Conc.	Inj. Vol.	Aut. Dil.	Ex.	Cal. Curve	Date / Time
1	0.5520	53.91mg/L	50uL	1	E	TOC2.2019_07_08_14_02_00.cal	7/9/2019 12:46:17 PM
2	8.698	1053mg/L	50uL	1	E	TOC2.2019_07_08_14_02_00.cal	7/9/2019 12:48:22 PM
3	8.863	1073mg/L	50uL	1		TOC2.2019_07_08_14_02_00.cal	7/9/2019 12:50:27 PM
4	9.281	1124mg/L	50uL	1		TOC2.2019_07_08_14_02_00.cal	7/9/2019 12:52:32 PM
5	9.278	1124mg/L	50uL	1		TOC2.2019_07_08_14_02_00.cal	7/9/2019 12:54:37 PM
6	8.973	1086mg/L	50uL	1		TOC2.2019_07_08_14_02_00.cal	7/9/2019 12:56:42 PM

Mean Area 9.099
Mean Conc. 1102mg/L

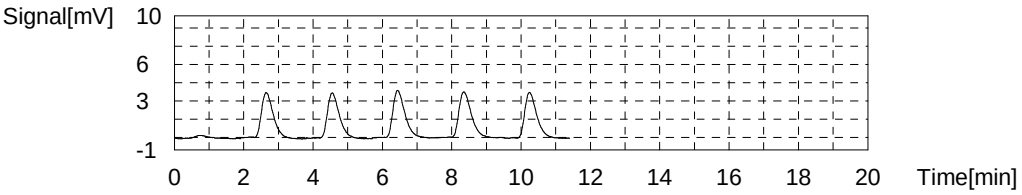

Sample

Sample Name: CCV
Sample ID:
Origin: NPOC.met
Status Completed
Chk. Result

Type	Anal.	Manual Dilution	Result
Unknown	NPOC	1.000	NPOC:25.07mg/L

1. Det

Anal.: NPOC

No.	Area	Conc.	Inj. Vol.	Aut. Dil.	Ex.	Cal. Curve	Date / Time
1	0.3570	0.06000mg/L	50uL	1	E	TOC2.2019_07_08_14_02_00.cal	7/9/2019 1:04:55 PM
2	107.6	26.36mg/L	50uL	1	E	TOC2.2019_07_08_14_02_00.cal	7/9/2019 1:07:15 PM
3	105.8	25.91mg/L	50uL	1		TOC2.2019_07_08_14_02_00.cal	7/9/2019 1:09:43 PM
4	103.5	25.35mg/L	50uL	1		TOC2.2019_07_08_14_02_00.cal	7/9/2019 1:12:07 PM
5	100.7	24.66mg/L	50uL	1		TOC2.2019_07_08_14_02_00.cal	7/9/2019 1:14:36 PM
6	99.36	24.33mg/L	50uL	1		TOC2.2019_07_08_14_02_00.cal	7/9/2019 1:17:04 PM

Mean Area 102.3
Mean Conc. 25.07mg/L

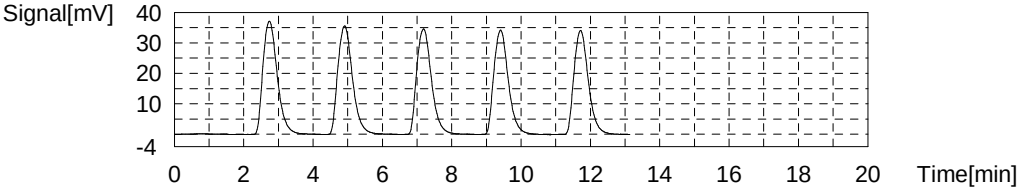

Sample

Sample Name: CCB
Sample ID:
Origin: NPOC.met
Status Completed
Chk. Result

Type	Anal.	Manual Dilution	Result
Unknown	NPOC	1.000	NPOC:0.1150mg/L

1. Det

Anal.: NPOC

No.	Area	Conc.	Inj. Vol.	Aut. Dil.	Ex.	Cal. Curve	Date / Time
1	0.6504	0.1319mg/L	50uL	1		TOC2.2019_07_08_14_02_00.cal	7/9/2019 1:25:17 PM
2	0.4802	0.09021mg/L	50uL	1		TOC2.2019_07_08_14_02_00.cal	7/9/2019 1:27:22 PM
3	0.5369	0.1041mg/L	50uL	1		TOC2.2019_07_08_14_02_00.cal	7/9/2019 1:29:27 PM
4	0.6583	0.1339mg/L	50uL	1		TOC2.2019_07_08_14_02_00.cal	7/9/2019 1:31:32 PM

Mean Area 0.5815
Mean Conc. 0.1150mg/L

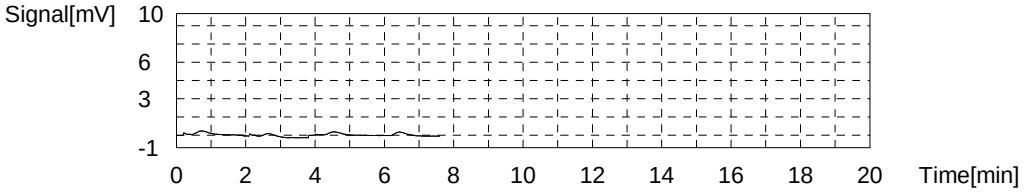

Sample

Sample Name: 280-125022-D-1
Sample ID:
Origin: NPOC.met
Status Completed
Chk. Result

Type	Anal.	Manual Dilution	Result
Unknown	NPOC	1.000	NPOC:12.76mg/L

1. Det

Anal.: NPOC

No.	Area	Conc.	Inj. Vol.	Aut. Dil.	Ex.	Cal. Curve	Date / Time
1	0.5168	0.09918mg/L	50uL	1	E	TOC2.2019_07_08_14_02_00.cal	7/9/2019 1:39:51 PM
2	53.25	13.03mg/L	50uL	1		TOC2.2019_07_08_14_02_00.cal	7/9/2019 1:42:03 PM
3	52.45	12.83mg/L	50uL	1		TOC2.2019_07_08_14_02_00.cal	7/9/2019 1:44:20 PM
4	51.89	12.70mg/L	50uL	1		TOC2.2019_07_08_14_02_00.cal	7/9/2019 1:46:36 PM
5	50.08	12.25mg/L	50uL	1	E	TOC2.2019_07_08_14_02_00.cal	7/9/2019 1:48:57 PM
6	51.08	12.50mg/L	50uL	1		TOC2.2019_07_08_14_02_00.cal	7/9/2019 1:51:08 PM

Mean Area 52.17
Mean Conc. 12.76mg/L

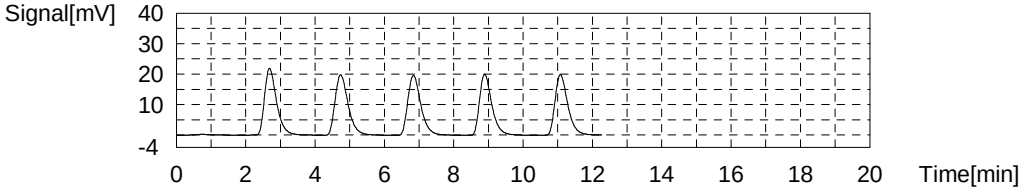

Sample

Sample Name: 280-125022-C-2
Sample ID:
Origin: NPOC.met
Status Completed
Chk. Result

Type	Anal.	Manual Dilution	Result
Unknown	NPOC	1.000	NPOC:12.61mg/L

1. Det

Anal.: NPOC

No.	Area	Conc.	Inj. Vol.	Aut. Dil.	Ex.	Cal. Curve	Date / Time
1	0.4531	0.08356mg/L	50uL	1	E	TOC2.2019_07_08_14_02_00.cal	7/9/2019 1:59:21 PM
2	56.12	13.73mg/L	50uL	1	E	TOC2.2019_07_08_14_02_00.cal	7/9/2019 2:01:39 PM
3	53.64	13.12mg/L	50uL	1		TOC2.2019_07_08_14_02_00.cal	7/9/2019 2:03:50 PM
4	50.68	12.40mg/L	50uL	1		TOC2.2019_07_08_14_02_00.cal	7/9/2019 2:06:09 PM
5	51.72	12.65mg/L	50uL	1		TOC2.2019_07_08_14_02_00.cal	7/9/2019 2:08:27 PM
6	50.20	12.28mg/L	50uL	1		TOC2.2019_07_08_14_02_00.cal	7/9/2019 2:10:38 PM

Mean Area 51.56
Mean Conc. 12.61mg/L

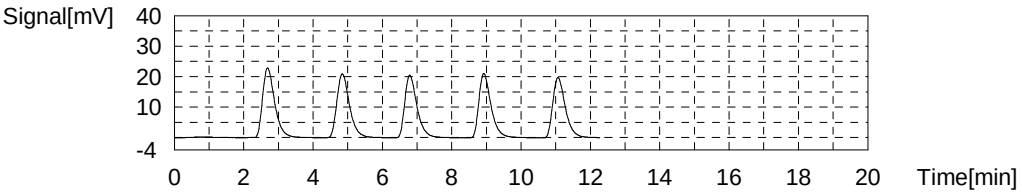

Sample

Sample Name: 280-125022-C-3
Sample ID:
Origin: NPOC.met
Status Completed
Chk. Result

Type	Anal.	Manual Dilution	Result
Unknown	NPOC	1.000	NPOC:5.239mg/L

1. Det

Anal.: NPOC

No.	Area	Conc.	Inj. Vol.	Aut. Dil.	Ex.	Cal. Curve	Date / Time
1	3.567	0.8471mg/L	50uL	1	E	TOC2.2019_07_08_14_02_00.cal	7/9/2019 2:18:51 PM
2	22.48	5.484mg/L	50uL	1	E	TOC2.2019_07_08_14_02_00.cal	7/9/2019 2:20:56 PM
3	21.73	5.300mg/L	50uL	1		TOC2.2019_07_08_14_02_00.cal	7/9/2019 2:23:02 PM
4	22.06	5.381mg/L	50uL	1		TOC2.2019_07_08_14_02_00.cal	7/9/2019 2:25:08 PM
5	21.05	5.134mg/L	50uL	1		TOC2.2019_07_08_14_02_00.cal	7/9/2019 2:27:13 PM
6	21.08	5.141mg/L	50uL	1		TOC2.2019_07_08_14_02_00.cal	7/9/2019 2:29:26 PM

Mean Area 21.48
Mean Conc. 5.239mg/L

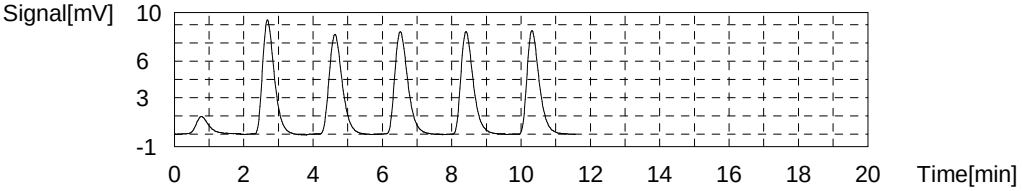

Sample

Sample Name: 280-125022-C-3 MS
Sample ID:
Origin: NPOC.met
Status Completed
Chk. Result

Type	Anal.	Manual Dilution	Result
Unknown	NPOC	1.000	NPOC:30.54mg/L

1. Det

Anal.: NPOC

No.	Area	Conc.	Inj. Vol.	Aut. Dil.	Ex.	Cal. Curve	Date / Time
1	0.2859	0.04257mg/L	50uL	1	E	TOC2.2019_07_08_14_02_00.cal	7/9/2019 2:37:39 PM
2	126.0	30.87mg/L	50uL	1		TOC2.2019_07_08_14_02_00.cal	7/9/2019 2:39:57 PM
3	125.8	30.82mg/L	50uL	1		TOC2.2019_07_08_14_02_00.cal	7/9/2019 2:42:16 PM
4	124.6	30.52mg/L	50uL	1		TOC2.2019_07_08_14_02_00.cal	7/9/2019 2:44:34 PM
5	122.2	29.93mg/L	50uL	1		TOC2.2019_07_08_14_02_00.cal	7/9/2019 2:46:47 PM

Mean Area 124.7
Mean Conc. 30.54mg/L

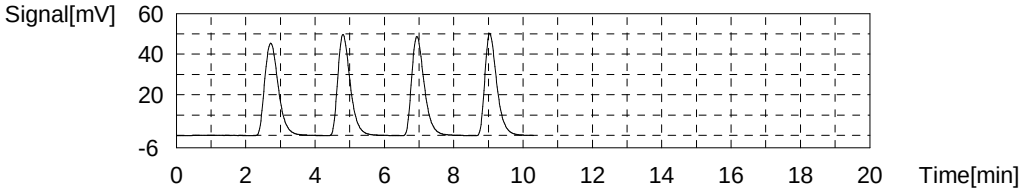

Sample

Sample Name: 280-125022-C-3 MSD
Sample ID:
Origin: NPOC.met
Status Completed
Chk. Result

Type	Anal.	Manual Dilution	Result
Unknown	NPOC	1.000	NPOC:29.08mg/L

1. Det

Anal.: NPOC

No.	Area	Conc.	Inj. Vol.	Aut. Dil.	Ex.	Cal. Curve	Date / Time
1	0.000	-0.02753mg/L	50uL	1	E	TOC2.2019_07_08_14_02_00.cal	7/9/2019 2:55:04 PM
2	129.9	31.82mg/L	50uL	1	E	TOC2.2019_07_08_14_02_00.cal	7/9/2019 2:57:19 PM
3	123.7	30.30mg/L	50uL	1		TOC2.2019_07_08_14_02_00.cal	7/9/2019 2:59:42 PM
4	118.9	29.13mg/L	50uL	1		TOC2.2019_07_08_14_02_00.cal	7/9/2019 3:01:59 PM
5	116.7	28.59mg/L	50uL	1		TOC2.2019_07_08_14_02_00.cal	7/9/2019 3:04:18 PM
6	115.5	28.29mg/L	50uL	1		TOC2.2019_07_08_14_02_00.cal	7/9/2019 3:06:33 PM

Mean Area 118.7
Mean Conc. 29.08mg/L

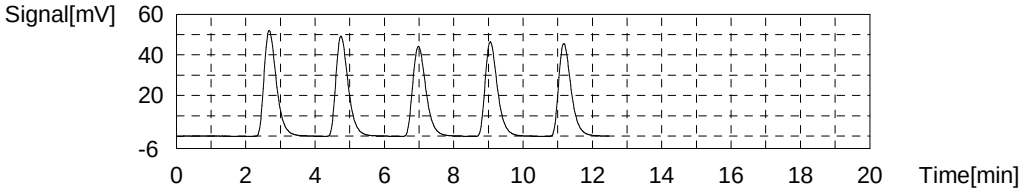

Sample

Sample Name: 280-125022-C-5
Sample ID:
Origin: NPOC.met
Status Completed
Chk. Result

Type	Anal.	Manual Dilution	Result
Unknown	NPOC	1.000	NPOC:5.430mg/L

1. Det

Anal.: NPOC

No.	Area	Conc.	Inj. Vol.	Aut. Dil.	Ex.	Cal. Curve	Date / Time
1	1.290	0.2888mg/L	50uL	1	E	TOC2.2019_07_08_14_02_00.cal	7/9/2019 3:14:46 PM
2	24.09	5.879mg/L	50uL	1	E	TOC2.2019_07_08_14_02_00.cal	7/9/2019 3:16:51 PM
3	23.46	5.725mg/L	50uL	1		TOC2.2019_07_08_14_02_00.cal	7/9/2019 3:18:59 PM
4	21.72	5.298mg/L	50uL	1		TOC2.2019_07_08_14_02_00.cal	7/9/2019 3:21:04 PM
5	21.49	5.242mg/L	50uL	1		TOC2.2019_07_08_14_02_00.cal	7/9/2019 3:23:10 PM
6	22.37	5.457mg/L	50uL	1		TOC2.2019_07_08_14_02_00.cal	7/9/2019 3:25:15 PM

Mean Area 22.26
Mean Conc. 5.430mg/L

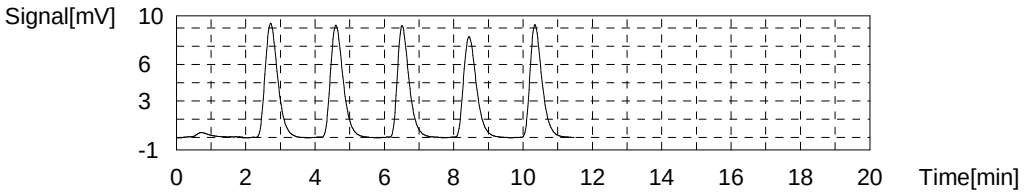

Sample

Sample Name: 280-125025-B-2
Sample ID:
Origin: NPOC.met
Status Completed
Chk. Result

Type	Anal.	Manual Dilution	Result
Unknown	NPOC	1.000	NPOC:6.727mg/L

1. Det

Anal.: NPOC

No.	Area	Conc.	Inj. Vol.	Aut. Dil.	Ex.	Cal. Curve	Date / Time
1	0.7674	0.1606mg/L	50uL	1	E	TOC2.2019_07_08_14_02_00.cal	7/9/2019 3:33:28 PM
2	27.60	6.740mg/L	50uL	1		TOC2.2019_07_08_14_02_00.cal	7/9/2019 3:35:33 PM
3	27.47	6.708mg/L	50uL	1		TOC2.2019_07_08_14_02_00.cal	7/9/2019 3:37:38 PM
4	28.67	7.002mg/L	50uL	1	E	TOC2.2019_07_08_14_02_00.cal	7/9/2019 3:39:43 PM
5	27.59	6.737mg/L	50uL	1		TOC2.2019_07_08_14_02_00.cal	7/9/2019 3:41:48 PM
6	27.54	6.725mg/L	50uL	1		TOC2.2019_07_08_14_02_00.cal	7/9/2019 3:43:53 PM

Mean Area 27.55
Mean Conc. 6.727mg/L

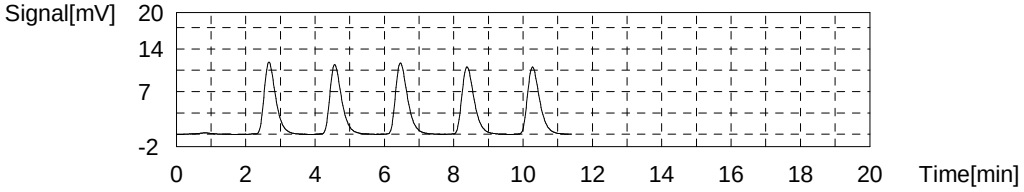

Sample

Sample Name: 280-125025-B-3
Sample ID:
Origin: NPOC.met
Status Completed
Chk. Result

Type	Anal.	Manual Dilution	Result
Unknown	NPOC	1.000	NPOC:6.960mg/L

1. Det

Anal.: NPOC

No.	Area	Conc.	Inj. Vol.	Aut. Dil.	Ex.	Cal. Curve	Date / Time
1	1.204	0.2677mg/L	50uL	1	E	TOC2.2019_07_08_14_02_00.cal	7/9/2019 3:52:13 PM
2	28.49	6.958mg/L	50uL	1		TOC2.2019_07_08_14_02_00.cal	7/9/2019 3:54:21 PM
3	28.40	6.936mg/L	50uL	1		TOC2.2019_07_08_14_02_00.cal	7/9/2019 3:56:26 PM
4	28.68	7.005mg/L	50uL	1		TOC2.2019_07_08_14_02_00.cal	7/9/2019 3:58:34 PM
5	28.43	6.943mg/L	50uL	1		TOC2.2019_07_08_14_02_00.cal	7/9/2019 4:00:40 PM

Mean Area 28.50
Mean Conc. 6.960mg/L

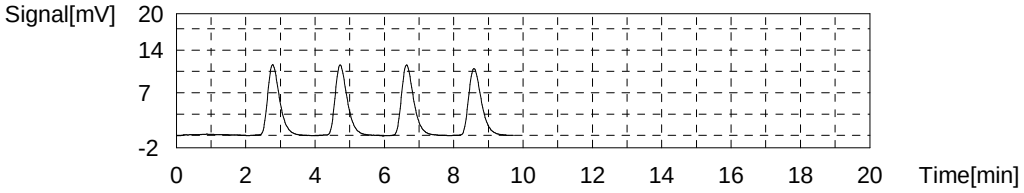

Sample

Sample Name: 280-125025-B-4
Sample ID:
Origin: NPOC.met
Status Completed
Chk. Result

Type	Anal.	Manual Dilution	Result
Unknown	NPOC	1.000	NPOC:7.120mg/L

1. Det

Anal.: NPOC

No.	Area	Conc.	Inj. Vol.	Aut. Dil.	Ex.	Cal. Curve	Date / Time
1	1.266	0.2829mg/L	50uL	1	E	TOC2.2019_07_08_14_02_00.cal	7/9/2019 4:08:58 PM
2	29.87	7.296mg/L	50uL	1		TOC2.2019_07_08_14_02_00.cal	7/9/2019 4:11:03 PM
3	29.88	7.299mg/L	50uL	1		TOC2.2019_07_08_14_02_00.cal	7/9/2019 4:13:08 PM
4	29.13	7.115mg/L	50uL	1		TOC2.2019_07_08_14_02_00.cal	7/9/2019 4:15:13 PM
5	27.72	6.769mg/L	50uL	1		TOC2.2019_07_08_14_02_00.cal	7/9/2019 4:17:18 PM
6	27.38	6.686mg/L	50uL	1	E	TOC2.2019_07_08_14_02_00.cal	7/9/2019 4:19:27 PM

Mean Area 29.15
Mean Conc. 7.120mg/L

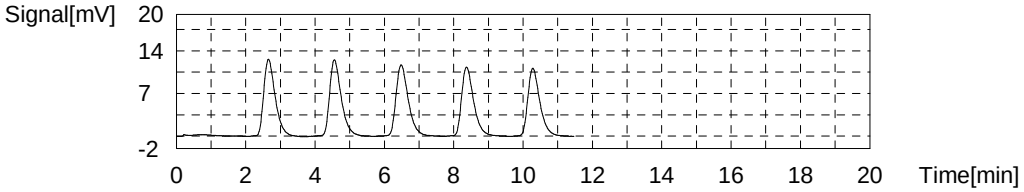

Sample

Sample Name: 280-125025-B-5
Sample ID:
Origin: NPOC.met
Status Completed
Chk. Result

Type	Anal.	Manual Dilution	Result
Unknown	NPOC	1.000	NPOC:7.772mg/L

1. Det

Anal.: NPOC

No.	Area	Conc.	Inj. Vol.	Aut. Dil.	Ex.	Cal. Curve	Date / Time
1	0.5815	0.1150mg/L	50uL	1	E	TOC2.2019_07_08_14_02_00.cal	7/9/2019 4:27:41 PM
2	32.55	7.953mg/L	50uL	1		TOC2.2019_07_08_14_02_00.cal	7/9/2019 4:29:46 PM
3	31.27	7.640mg/L	50uL	1		TOC2.2019_07_08_14_02_00.cal	7/9/2019 4:31:55 PM
4	34.60	8.456mg/L	50uL	1	E	TOC2.2019_07_08_14_02_00.cal	7/9/2019 4:34:00 PM
5	31.53	7.703mg/L	50uL	1		TOC2.2019_07_08_14_02_00.cal	7/9/2019 4:36:11 PM
6	31.89	7.792mg/L	50uL	1		TOC2.2019_07_08_14_02_00.cal	7/9/2019 4:38:16 PM

Mean Area 31.81
Mean Conc. 7.772mg/L

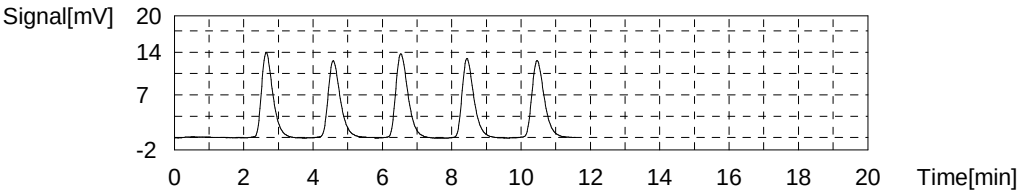

Sample

Sample Name: CCV
Sample ID:
Origin: NPOC.met
Status Completed
Chk. Result

Type	Anal.	Manual Dilution	Result
Unknown	NPOC	1.000	NPOC:24.67mg/L

1. Det

Anal.: NPOC

No.	Area	Conc.	Inj. Vol.	Aut. Dil.	Ex.	Cal. Curve	Date / Time
1	0.9494	0.2053mg/L	50uL	1	E	TOC2.2019_07_08_14_02_00.cal	7/9/2019 4:46:30 PM
2	92.54	22.66mg/L	50uL	1	E	TOC2.2019_07_08_14_02_00.cal	7/9/2019 4:48:47 PM
3	101.6	24.88mg/L	50uL	1		TOC2.2019_07_08_14_02_00.cal	7/9/2019 4:50:59 PM
4	101.1	24.76mg/L	50uL	1		TOC2.2019_07_08_14_02_00.cal	7/9/2019 4:53:19 PM
5	99.57	24.39mg/L	50uL	1		TOC2.2019_07_08_14_02_00.cal	7/9/2019 4:55:41 PM
6	100.7	24.66mg/L	50uL	1		TOC2.2019_07_08_14_02_00.cal	7/9/2019 4:58:03 PM

Mean Area 100.7
Mean Conc. 24.67mg/L

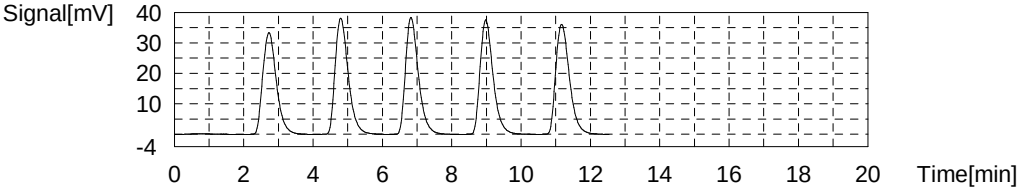

Sample

Sample Name: CCB
Sample ID:
Origin: NPOC.met
Status Completed
Chk. Result

Type	Anal.	Manual Dilution	Result
Unknown	NPOC	1.000	NPOC:0.2572mg/L

1. Det

Anal.: NPOC

No.	Area	Conc.	Inj. Vol.	Aut. Dil.	Ex.	Cal. Curve	Date / Time
1	0.7063	0.1456mg/L	50uL	1	E	TOC2.2019_07_08_14_02_00.cal	7/9/2019 5:06:17 PM
2	0.9078	0.1951mg/L	50uL	1	E	TOC2.2019_07_08_14_02_00.cal	7/9/2019 5:08:22 PM
3	1.193	0.2650mg/L	50uL	1		TOC2.2019_07_08_14_02_00.cal	7/9/2019 5:10:27 PM
4	1.286	0.2878mg/L	50uL	1		TOC2.2019_07_08_14_02_00.cal	7/9/2019 5:12:32 PM
5	1.133	0.2503mg/L	50uL	1		TOC2.2019_07_08_14_02_00.cal	7/9/2019 5:14:37 PM
6	1.033	0.2258mg/L	50uL	1		TOC2.2019_07_08_14_02_00.cal	7/9/2019 5:16:42 PM

Mean Area 1.161
Mean Conc. 0.2572mg/L

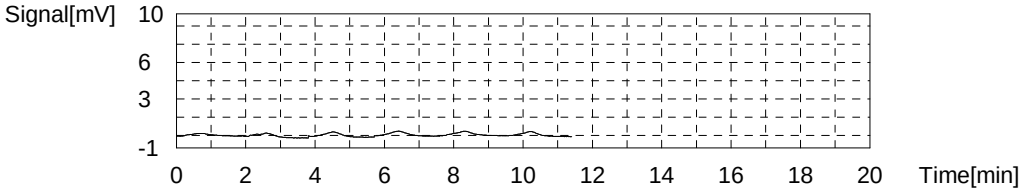

TOC-V Cal Curve Information
C:¥TOC3201¥CalCurves¥TOC2.2019_07_08_14_02_00.cal

Date of Creation 3:15:47 PM 7/8/2019
User cj
System SHI2

Cal. Curve

Sample Name: CAL
Sample ID: Untitled
Object ID 0A-103108-41445340-13415F41B78F-0000
Cal. Curve: TOC2.2019_07_08_14_02_00.cal
Status Completed
Comment:

Type	Anal.
Standard	NPOC

Conc: 0.000mg/L

No.	Area	Inj. Vol.	Aut. Dil.	Rem.	Ex.	Date / Time
1	0.3048	50uL	1	*******		7/8/2019 2:10:01 PM
2	0.2835	50uL	1	*******		7/8/2019 2:12:06 PM

Acid Add. 1.500%
Sp. Time 90.00sec
Mean Area 0.2942
SD Area 0.01506
CV Area 5.12%
Vial 1

Conc: 1.000mg/L

No.	Area	Inj. Vol.	Aut. Dil.	Rem.	Ex.	Date / Time
1	0.2593	50uL	1	*******	E	7/8/2019 2:20:25 PM
2	4.283	50uL	1	*******		7/8/2019 2:22:30 PM
3	4.334	50uL	1	*******		7/8/2019 2:24:35 PM

Acid Add. 1.500%
Sp. Time 90.00sec
Mean Area 4.309
SD Area 0.03606
CV Area 0.84%
Vial 2

Conc: 5.000mg/L

No.	Area	Inj. Vol.	Aut. Dil.	Rem.	Ex.	Date / Time
1	1.402	50uL	1	*******	E	7/8/2019 2:32:53 PM
2	20.74	50uL	1	*******		7/8/2019 2:34:59 PM
3	20.52	50uL	1	*******		7/8/2019 2:37:05 PM

Acid Add. 1.500%
Sp. Time 90.00sec
Mean Area 20.63
SD Area 0.1556
CV Area 0.75%
Vial 3

Conc: 10.00mg/L

No.	Area	Inj. Vol.	Aut. Dil.	Rem.	Ex.	Date / Time
1	0.5204	50uL	1	*******	E	7/8/2019 2:45:23 PM
2	40.71	50uL	1	*******		7/8/2019 2:47:35 PM
3	41.15	50uL	1	*******		7/8/2019 2:49:49 PM

Acid Add. 1.500%
Sp. Time 90.00sec
Mean Area 40.93
SD Area 0.3111
CV Area 0.76%
Vial 4

Conc: 25.00mg/L

No.	Area	Inj. Vol.	Aut. Dil.	Rem.	Ex.	Date / Time
1	0.3740	50uL	1	*******	E	7/8/2019 2:58:07 PM
2	101.1	50uL	1	*******		7/8/2019 3:00:27 PM
3	101.3	50uL	1	*******		7/8/2019 3:02:50 PM

Acid Add. 1.500%
Sp. Time 90.00sec
Mean Area 101.2
SD Area 0.1414
CV Area 0.14%
Vial 5

Conc: 50.00mg/L

No.	Area	Inj. Vol.	Aut. Dil.	Rem.	Ex.	Date / Time
1	0.2221	50uL	1	*******	E	7/8/2019 3:11:08 PM
2	204.6	50uL	1	*******		7/8/2019 3:13:27 PM
3	204.3	50uL	1	*******		7/8/2019 3:15:47 PM

Acid Add. 1.500%
Sp. Time 90.00sec
Mean Area 204.5
SD Area 0.2121
CV Area 0.10%
Vial 6

Slope: 4.078
Intercept 0.1123
r^2 1.0000
r 1.0000
Zero Shift No

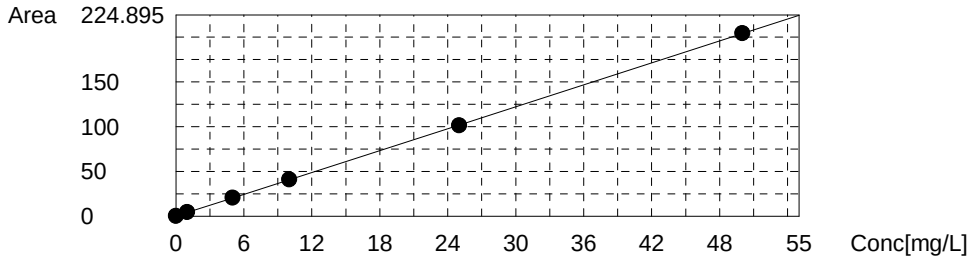

JM 7/3/19
pH

	Analysis	Sample Name	Sample ID	Manual Diluti	~~Result~~	Notes	Date / Time	Vial
1*	NPOC	ICV		1.000	<2			1
2*	NPOC	ICB		1.000	<2			2
3*	NPOC	lcs 280-463669/1-a		1.000	<2			3
4*	NPOC	mb 280-463669/2-a		1.000	<2			4
5*	NPOC	TIC		1.000	<2			5
6*	NPOC	280-124928-d-14-a		1.000	8			6
7*	NPOC	280-124928-d-15-a		1.000	8			7
8*	NPOC	280-124928-d-15-b m		1.000	8			8
9*	NPOC	280-124928-d-15-c m		1.000	8			9
10*	NPOC	280-124946-d-1-a		1.000	8			10
11*	NPOC	280-124946-d-2-a		1.000	8			11
12*	NPOC	280-124946-d-3-a		1.000	8			12
13*	NPOC	280-124946-d-4-a		1.000	8			13
14*	NPOC	280-124946-d-5-a		1.000	8			14
15*	NPOC	280-124946-d-6-a		1.000	8			15
16*	NPOC	CCV		1.000	<2			16
17*	NPOC	CCB		1.000	<2			17
18*	NPOC	280-124946-d-7-a		1.000	8			18
19*	NPOC	280-124946-d-8-a		1.000	8			19
20*	NPOC	280-124946-d-9-a		1.000	9			20
21*	NPOC	280-124946-d-10-a		1.000	8			21
22*	NPOC	280-124946-d-11-a		1.000	8			22
23*	NPOC	280-124946-d-11-b m		1.000	8			23
24*	NPOC	280-124946-d-11-c m		1.000	8			24
25*	NPOC	280-124946-d-17-a		1.000	8			25
26*	NPOC	280-124946-d-18-a		1.000	8			26
27*	NPOC	LCS		1.000	<2			27
28*	NPOC	CCV		1.000	<2			28
29*	NPOC	CCB		1.000	<2			29
30*	NPOC	LCSD		1.000	<2			30
31*	NPOC	MB		1.000	<2			31
32*	NPOC	TIC		1.000	<2			32
33*	NPOC	280-124900-c-1		1.000	<2			33
34*	NPOC	LCS		1.000	<2			34
35*	NPOC	LCSD		1.000	<2			35
36*	NPOC	TIC		1.000	<2			36
37*	NPOC	MB		1.000	<2			37
38*	NPOC	280-124713-g-1		1.000	<2			38
39*	NPOC	280-124713-g-3		1.000	<2			39
40*	NPOC	CCV		1.000	<2			40
41*	NPOC	CCB		1.000	<2			41
42*	NPOC	280-124713-i-5		1.000	<2			42
43*	NPOC	MS 280-124713-i-5		1.000	<2			43
44*	NPOC	MSD 280-124713-i-5		1.000	<2			44
45*	NPOC	280-124713-g-6		1.000	<2			45
46*	NPOC	280-124892-b-2		1.000	<2			46
47*	NPOC	280-124892-b-1		1.000	<2			47
48*	NPOC	280-124897-c-1		1.000	<2			48
49*	NPOC	280-124899-d-1		1.000	<2			49
50*	NPOC	280-124933-l-1		1.000	<2			50
51*	NPOC	280-124933-m-3		1.000	<2			51

9060
5310B

jm 7/5/19 pH

	Analysis	Sample Name	Sample ID	Manual Diluti	~~Result~~	Notes	Date / Time	Vial
52*	NPOC	CCV		1.000	~~0~~			52
53*	NPOC	CCB		1.000	~~0~~			53
54*	NPOC	280-124933-l-4		1.000	~~0~~			54
55*	NPOC	MS 280-124933-l-4		1.000	~~0~~			55
56*	NPOC	MSD 280-124933-l-4		1.000	~~0~~			56
57*	NPOC	280-124933-l-5		1.000	~~0~~			57
58*	NPOC	280-124933-l-6		1.000	~~0~~			58
59*	NPOC	280-124933-m-7		1.000	~~0~~			59
60*	NPOC	280-124987-e-4		1.000	~~0~~			60
61*	NPOC	280-124987-e-4		1.000	~~0~~			61
62*	NPOC	280-124986-f-5-a		1.000	9			62
63*	NPOC	280-124986-f-6-a		1.000	8			63
64*	NPOC	CCV		1.000	~~0~~			64
65*	NPOC	CCB		1.000	~~0~~			65
66*	NPOC	280-124986-f-10-a		1.000	9			66
67*	NPOC	280-124986-f-11-a		1.000	8			67
68*	NPOC	280-124986-f-13-a		1.000	8			68
69*	NPOC	280-124986-f-14-a		1.000	8			69
70*	NPOC	280-124986-f-15-a		1.000	9			70
71*	NPOC	280-124986-f-25-a		1.000	8			71
72*	NPOC	280-124986-f-25-b ms		1.000	8			72
73*	NPOC	280-124986-f-25-c ms		1.000	8			73
74*	NPOC	280-124987-d-5		1.000	~~0~~			74
75*	NPOC	280-124987-e-5		1.000	~~0~~			75
76*	NPOC	CCV		1.000	~~0~~			76
77*	NPOC	CCB		1.000	~~0~~			77
78*	NPOC	280-124987-d-6		1.000	~~0~~			78
79*	NPOC	MS 280-124987-d-6		1.000	~~0~~			79
80*	NPOC	MSD 280-124987-d-6		1.000	~~0~~			80
81*	NPOC	280-124987-e-6		1.000	~~0~~			81
82*	NPOC	MS 280-124987-e-6		1.000	~~0~~			82
83*	NPOC	MSD 280-124987-e-6		1.000	~~0~~			83
84*	NPOC	280-124987-d-7		1.000	~~0~~			84
85*	NPOC	280-124987-e-7		1.000	~~0~~			85
86*	NPOC	280-124987-d-8		1.000	~~0~~			86
87*	NPOC	280-124987-e-8		1.000	~~0~~			87
88*	NPOC	CCV		1.000	~~0~~			88
89*	NPOC	CCB		1.000	~~0~~			89
90*	NPOC	280-124986-f-29-a		1.000	8			90
91*	NPOC	280-124986-f-30-a		1.000	8			91
92*	NPOC	280-124986-f-31-a		1.000	8			92
93*	NPOC	280-124986-f-1-a		1.000	8			93
94*	NPOC	280-124986-f-7-a		1.000	8			1
95*	NPOC	lcs 280-463672/1-a		1.000	~~0~~ 8 jm 7/5/19			2
96*	NPOC	mb 280-463672/2-a		1.000	~~0~~			3
97*	NPOC	TI C		1.000	~~0~~			4
98*	NPOC	280-124986-f-8-a		1.000	8			5
99*	NPOC	280-124986-f-8-b ms		1.000	8			6
100*	NPOC	CCV		1.000	~~0~~			7
101*	NPOC	CCB		1.000	~~0~~			8
102*	NPOC	280-124986-f-8-c msd		1.000	8			9

gm pH 7/5/19

	Analysis	Sample Name	Sample ID	Manual Diluti	~~Result~~	Notes	Date / Time	Vial
103*	NPOC	280-124986-f-9-a		1.000	8			10
104*	NPOC	280-124986-f-16-a		1.000	8			11
105*	NPOC	280-124986-f-17-a		1.000	8			12
106*	NPOC	280-124986-f-18-a		1.000	8			13
107*	NPOC	280-124986-f-26-a		1.000	8			14
108*	NPOC	280-124986-f-27-a		1.000	8			15
109*	NPOC	280-124986-f-32-a		1.000	7			16
110*	NPOC	280-124986-f-28-a		1.000	8			17
111*	NPOC	280-124986-f-33-a		1.000	8			18
112*	NPOC	CCV		1.000	2			19
113*	NPOC	CCB		1.000	2			20
114*	NPOC	280-124986-f-34-a		1.000	8			21
115*	NPOC	280-124986-f-4-a		1.000	8			22
116*	NPOC	CCV		1.000	2			23
117*	NPOC	CCB		1.000	2			24

	Analysis	Sample Name	Sample ID	Manual Diluti	Result	Notes	Date / Time	Vial
1	NPOC	ICV		1.000	NPOC:20.1		7/5/2019 11:33:	1
2	NPOC	ICB		1.000	NPOC:0.04		7/5/2019 11:50:	2
3	NPOC	lcs 280-463669/1-a		1.000	NPOC:24.6		7/5/2019 12:05:	3
4	NPOC	mb 280-463669/2-a		1.000	NPOC:0.15		7/5/2019 12:19:	4
5	NPOC	TIC		1.000	NPOC:0.13		7/5/2019 12:34:	5
6	NPOC	280-124928-d-14-a		1.000	NPOC:7.70		7/5/2019 12:49:	6
7	NPOC	280-124928-d-15-a		1.000	NPOC:4.80		7/5/2019 1:06:1	7
8	NPOC	280-124928-d-15-b m		1.000	NPOC:29.2		7/5/2019 1:21:0	8
9	NPOC	280-124928-d-15-c m		1.000	NPOC:29.5		7/5/2019 1:35:5	9
10	NPOC	280-124946-d-1-a		1.000	NPOC:7.71		7/5/2019 1:52:3	10
11	NPOC	280-124946-d-2-a		1.000	NPOC:8.14		7/5/2019 2:09:2	11
12	NPOC	280-124946-d-3-a		1.000	NPOC:13.0		7/5/2019 2:26:1	12
13	NPOC	280-124946-d-4-a		1.000	NPOC:17.5		7/5/2019 2:46:3	13
14	NPOC	280-124946-d-5-a		1.000	NPOC:4.31		7/5/2019 3:03:1	14
15	NPOC	280-124946-d-6-a		1.000	NPOC:8.47		7/5/2019 3:18:0	15
16	NPOC	CCV		1.000	NPOC:25.5		7/5/2019 3:32:4	16
17	NPOC	CCB		1.000	NPOC:0.06		7/5/2019 3:47:2	17
18	NPOC	280-124946-d-7-a		1.000	NPOC:4.23		7/5/2019 4:02:1	18
19	NPOC	280-124946-d-8-a		1.000	NPOC:5.80		7/5/2019 4:18:5	19
20	NPOC	280-124946-d-9-a		1.000	NPOC:15.3		7/5/2019 4:33:3	20
21	NPOC	280-124946-d-10-a		1.000	NPOC:5.22		7/5/2019 4:50:2	21
22	NPOC	280-124946-d-11-a		1.000	NPOC:9.12		7/5/2019 5:05:0	22
23	NPOC	280-124946-d-11-b m		1.000	NPOC:33.1		7/5/2019 5:51:4	23
24	NPOC	280-124946-d-11-c m		1.000	NPOC:33.4		7/5/2019 6:06:3	24
25	NPOC	280-124946-d-17-a		1.000	NPOC:25.7		7/5/2019 6:25:5	25
26	NPOC	280-124946-d-18-a		1.000	NPOC:14.0		7/5/2019 6:42:4	26
27	NPOC	LCS		1.000	NPOC:25.0		7/5/2019 6:57:2	27
28	NPOC	CCV		1.000	NPOC:24.8		7/5/2019 7:12:0	28
29	NPOC	CCB		1.000	NPOC:0.04		7/5/2019 7:26:5	29
30	NPOC	LCSD		1.000	NPOC:24.8		7/5/2019 7:41:3	30
31	NPOC	MB		1.000	NPOC:0.04		7/5/2019 7:56:2	31
32	NPOC	TIC		1.000	NPOC:0.13		7/5/2019 8:11:0	32
33	NPOC	280-124900-c-1		1.000	NPOC:4.37		7/5/2019 8:25:4	33
34	NPOC	LCS		1.000	NPOC:25.5		7/5/2019 8:40:3	34
35	NPOC	LCSD		1.000	NPOC:25.6		7/5/2019 8:55:2	35
36	NPOC	TIC		1.000	NPOC:0.13		7/5/2019 9:10:0	36
37	NPOC	MB		1.000	NPOC:0.04		7/5/2019 9:24:5	37
38	NPOC	280-124713-g-1		1.000	NPOC:2.86		7/5/2019 9:39:3	38
39	NPOC	280-124713-g-3		1.000	NPOC:1.46		7/5/2019 9:56:2	39
40	NPOC	CCV		1.000	NPOC:25.5		7/5/2019 10:11:	40
41	NPOC	CCB		1.000	NPOC:0.04		7/5/2019 10:25:	41
42	NPOC	280-124713-i-5		1.000	NPOC:3.47		7/5/2019 10:42:	42
43	NPOC	MS 280-124713-i-5		1.000	NPOC:28.9		7/5/2019 10:57:	43
44	NPOC	MSD 280-124713-i-5		1.000	NPOC:29.0		7/5/2019 11:12:	44
45	NPOC	280-124713-g-6		1.000	NPOC:5.64		7/5/2019 11:29:	45
46	NPOC	280-124892-b-2		1.000	NPOC:0.19		7/5/2019 11:43:	46
47	NPOC	280-124892-b-1		1.000	NPOC:2.41		7/5/2019 11:58:	47
48	NPOC	280-124897-c-1		1.000	NPOC:0.37		7/6/2019 12:13:	48
49	NPOC	280-124899-d-1		1.000	NPOC:1.89		7/6/2019 12:30:	49
50	NPOC	280-124933-l-1		1.000	NPOC:11.8		7/6/2019 12:44:	50
51	NPOC	280-124933-m-3		1.000	NPOC:0.35		7/6/2019 12:59:	51
52	NPOC	CCV		1.000	NPOC:25.5		7/6/2019 1:14:1	52
53	NPOC	CCB		1.000	NPOC:0.07		7/6/2019 1:28:5	53

	Analysis	Sample Name	Sample ID	Manual Diluti	Result	Notes	Date / Time	Vial
54	NPOC	280-124933-I-4		1.000	NPOC:3.45		7/6/2019 1:43:4	54
55	NPOC	MS 280-124933-I-4		1.000	NPOC:28.9		7/6/2019 1:58:2	55
56	NPOC	MSD 280-124933-I-4		1.000	NPOC:28.7		7/6/2019 2:13:1	56
57	NPOC	280-124933-I-5		1.000	NPOC:6.81		7/6/2019 2:27:5	57
58	NPOC	280-124933-I-6		1.000	NPOC:4.29		7/6/2019 2:42:4	58
59	NPOC	280-124933-m-7		1.000	NPOC:11.2		7/6/2019 2:57:2	59
60	NPOC	280-124987-D-4		1.000	NPOC:12.4		7/6/2019 3:12:1	60
61	NPOC	280-124987-e-4		1.000	NPOC:12.5		7/6/2019 3:26:5	61
62	NPOC	280-124986-f-5-a		1.000	NPOC:2.70		7/6/2019 3:43:4	62
63	NPOC	280-124986-f-6-a		1.000	NPOC:2.70		7/6/2019 4:00:3	63
64	NPOC	CCV		1.000	NPOC:25.7		7/6/2019 4:15:1	64
65	NPOC	CCB		1.000	NPOC:0.06		7/6/2019 4:30:0	65
66	NPOC	280-124986-f-10-a		1.000	NPOC:3.18		7/6/2019 4:44:4	66
67	NPOC	280-124986-f-11-a		1.000	NPOC:2.79		7/6/2019 5:01:3	67
68	NPOC	280-124986-f-13-a		1.000	NPOC:2.56		7/6/2019 5:16:2	68
69	NPOC	280-124986-f-14-a		1.000	NPOC:2.64		7/6/2019 5:31:0	69
70	NPOC	280-124986-f-15-a		1.000	NPOC:2.50		7/6/2019 5:45:5	70
71	NPOC	280-124986-f-25-a		1.000	NPOC:0.86		7/6/2019 6:00:3	71
72	NPOC	280-124986-f-25-b ms		1.000	NPOC:25.7		7/6/2019 6:15:2	72
73	NPOC	280-124986-f-25-c ms		1.000	NPOC:25.6		7/6/2019 6:30:1	73
74	NPOC	280-124987-d-5		1.000	NPOC:7.23		7/6/2019 6:44:5	74
75	NPOC	280-124987-e-5		1.000	NPOC:7.63		7/6/2019 6:59:4	75
76	NPOC	CCV		1.000	NPOC:25.7		7/6/2019 7:14:3	76
77	NPOC	CCB		1.000	NPOC:0.06		7/6/2019 7:29:1	77
78	NPOC	280-124987-d-6		1.000	NPOC:2.78		7/6/2019 7:44:0	78
79	NPOC	MS 280-124987-d-6		1.000	NPOC:27.6		7/6/2019 7:58:4	79
80	NPOC	MSD 280-124987-d-6		1.000	NPOC:27.6		7/6/2019 8:13:3	80
81	NPOC	280-124987-e-6		1.000	NPOC:3.20		7/6/2019 8:28:2	81
82	NPOC	MS 280-124987-e-6		1.000	NPOC:28.6		7/6/2019 8:43:1	82
83	NPOC	MSD 280-124987-e-6		1.000	NPOC:28.4		7/6/2019 8:58:0	83
84	NPOC	280-124987-d-7		1.000	NPOC:8.12		7/6/2019 9:12:5	84
85	NPOC	280-124987-e-7		1.000	NPOC:8.28		7/6/2019 9:27:3	85
86	NPOC	280-124987-d-8		1.000	NPOC:18.0		7/6/2019 9:42:2	86
87	NPOC	280-124987-e-8		1.000	NPOC:18.2		7/6/2019 9:57:1	87
88	NPOC	CCV		1.000	NPOC:25.8		7/6/2019 10:11:	88
89	NPOC	CCB		1.000	NPOC:0.07		7/6/2019 10:26:	89
90	NPOC	280-124986-f-29-a		1.000	NPOC:3.67		7/6/2019 10:41:	90
91	NPOC	280-124986-f-30-a		1.000	NPOC:3.49		7/6/2019 10:58:	91
92	NPOC	280-124986-f-31-a		1.000	NPOC:3.34		7/6/2019 11:13:	92
93	NPOC	280-124986-f-1-a		1.000	NPOC:4.34		7/6/2019 11:27:	93
94	NPOC	280-124986-f-7-a		1.000	NPOC:2.44		7/6/2019 11:44:	1
95	NPOC	lcs 280-463672/1-a		1.000	NPOC:25.3		7/6/2019 11:59:	2
96	NPOC	mb 280-463672/2-a		1.000	NPOC:0.15		7/6/2019 12:16:	3
97	NPOC	TI C		1.000	NPOC:0.14		7/6/2019 12:31:	4
98	NPOC	280-124986-f-8-a		1.000	NPOC:4.51		7/6/2019 12:45:	5
99	NPOC	280-124986-f-8-b ms		1.000	NPOC:29.5		7/6/2019 1:00:3	6
100	NPOC	CCV		1.000	NPOC:25.8		7/6/2019 1:15:2	7
101	NPOC	CCB		1.000	NPOC:0.06		7/6/2019 1:30:0	8
102	NPOC	280-124986-f-8-c msd		1.000	NPOC:29.4		7/6/2019 1:44:4	9
103	NPOC	280-124986-f-9-a		1.000	NPOC:5.01		7/6/2019 1:59:3	10
104	NPOC	280-124986-f-16-a		1.000	NPOC:57.0		7/6/2019 2:14:1	11
105	NPOC	280-124986-f-17-a		1.000	NPOC:15.3		7/6/2019 2:29:0	12
106	NPOC	280-124986-f-18-a		1.000	NPOC:3.09		7/6/2019 2:43:4	13

	Analysis	Sample Name	Sample ID	Manual Diluti	Result	Notes	Date / Time	Vial
107	NPOC	280-124986-f-26-a		1.000	NPOC:7.88		7/6/2019 2:58:2	14
108	NPOC	280-124986-f-27-a		1.000	NPOC:3.81		7/6/2019 3:13:1	15
109	NPOC	280-124986-f-32-a		1.000	NPOC:3.21		7/6/2019 3:27:5	16
110	NPOC	280-124986-f-28-a		1.000	NPOC:49.5		7/6/2019 3:42:4	17
111	NPOC	280-124986-f-33-a		1.000	NPOC:8.62		7/6/2019 3:57:2	18
112	NPOC	CCV		1.000	NPOC:25.8		7/6/2019 4:12:1	19
113	NPOC	CCB		1.000	NPOC:0.06		7/6/2019 4:26:5	20
114	NPOC	280-124986-f-34-a		1.000	NPOC:3.03		7/6/2019 4:41:3	21
115	NPOC	280-124986-f-4-a		1.000	NPOC:3.77		7/6/2019 4:56:2	22
116	NPOC	CCV		1.000	NPOC:25.8		7/6/2019 5:11:0	23
117	NPOC	CCB		1.000	NPOC:0.05		7/6/2019 5:25:5	24

Instr.Information

System TOC-V cpn 3
Instrument Options TOC/ASI/
Catalyst Regular Sensitivity

Sample

Sample Name: ICV
Sample ID:
Origin: NPOC.met
Status Completed
Chk. Result

Type	Anal.	Manual Dilution	Result
Unknown	NPOC	1.000	NPOC:20.13mg/L

1. Det

Anal.: NPOC

No.	Area	Conc.	Inj. Vol.	Aut. Dil.	Ex.	Cal. Curve	Date / Time
1	60.51	20.42mg/L	50uL	1		TOC3.2019_06_24_10_12_13.cal	7/5/2019 11:27:13 AM
2	60.07	20.27mg/L	50uL	1		TOC3.2019_06_24_10_12_13.cal	7/5/2019 11:29:30 AM
3	59.09	19.94mg/L	50uL	1		TOC3.2019_06_24_10_12_13.cal	7/5/2019 11:31:34 AM
4	58.96	19.89mg/L	50uL	1		TOC3.2019_06_24_10_12_13.cal	7/5/2019 11:33:38 AM

Mean Area 59.66
Mean Conc. 20.13mg/L

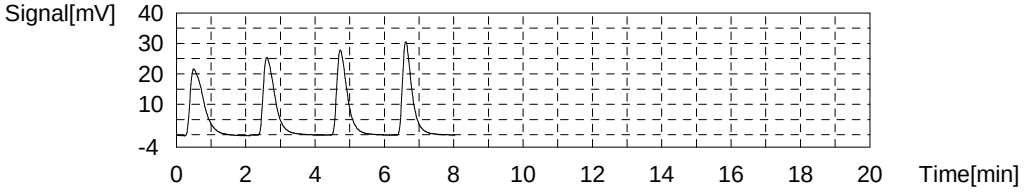

Sample

Sample Name: ICB
Sample ID:
Origin: NPOC.met
Status Completed
Chk. Result

Type	Anal.	Manual Dilution	Result
Unknown	NPOC	1.000	NPOC:0.04738mg/L

1. Det

Anal.: NPOC

No.	Area	Conc.	Inj. Vol.	Aut. Dil.	Ex.	Cal. Curve	Date / Time
1	0.000	-0.03558mg/L	50uL	1	E	TOC3.2019_06_24_10_12_13.cal	7/5/2019 11:42:10 AM
2	0.2394	0.04535mg/L	50uL	1		TOC3.2019_06_24_10_12_13.cal	7/5/2019 11:44:14 AM
3	0.2515	0.04944mg/L	50uL	1		TOC3.2019_06_24_10_12_13.cal	7/5/2019 11:46:18 AM
4	0.2456	0.04744mg/L	50uL	1		TOC3.2019_06_24_10_12_13.cal	7/5/2019 11:48:22 AM
5	0.2451	0.04728mg/L	50uL	1		TOC3.2019_06_24_10_12_13.cal	7/5/2019 11:50:26 AM

Mean Area 0.2454
Mean Conc. 0.04738mg/L

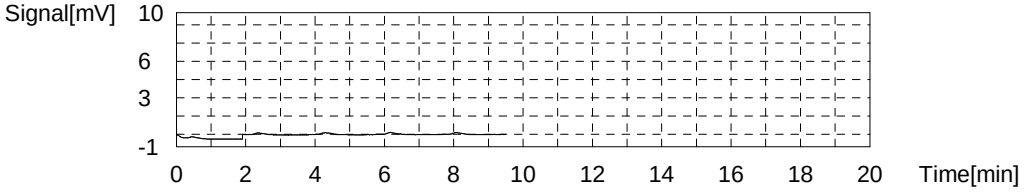

Sample

Sample Name: lcs 280-463669/1-a
Sample ID:
Origin: NPOC.met
Status Completed
Chk. Result

Type	Anal.	Manual Dilution	Result
Unknown	NPOC	1.000	NPOC:24.63mg/L

1. Det

Anal.: NPOC

No.	Area	Conc.	Inj. Vol.	Aut. Dil.	Ex.	Cal. Curve	Date / Time
1	74.44	25.13mg/L	50uL	1		TOC3.2019_06_24_10_12_13.cal	7/5/2019 11:58:56 AM
2	72.88	24.60mg/L	50uL	1		TOC3.2019_06_24_10_12_13.cal	7/5/2019 12:01:00 PM
3	72.67	24.53mg/L	50uL	1		TOC3.2019_06_24_10_12_13.cal	7/5/2019 12:03:11 PM
4	71.88	24.26mg/L	50uL	1		TOC3.2019_06_24_10_12_13.cal	7/5/2019 12:05:15 PM

Mean Area 72.97
Mean Conc. 24.63mg/L

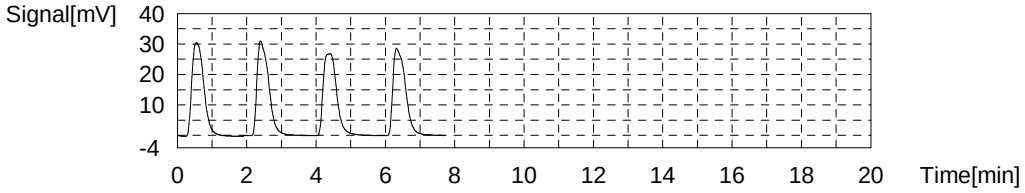

Sample

Sample Name: mb 280-463669/2-a
Sample ID:
Origin: NPOC.met
Status Completed
Chk. Result

Type	Anal.	Manual Dilution	Result
Unknown	NPOC	1.000	NPOC:0.1546mg/L

1. Det

Anal.: NPOC

No.	Area	Conc.	Inj. Vol.	Aut. Dil.	Ex.	Cal. Curve	Date / Time
1	0.6153	0.1724mg/L	50uL	1		TOC3.2019_06_24_10_12_13.cal	7/5/2019 12:13:46 PM
2	0.5267	0.1425mg/L	50uL	1		TOC3.2019_06_24_10_12_13.cal	7/5/2019 12:15:50 PM
3	0.5494	0.1501mg/L	50uL	1		TOC3.2019_06_24_10_12_13.cal	7/5/2019 12:17:54 PM
4	0.5595	0.1536mg/L	50uL	1		TOC3.2019_06_24_10_12_13.cal	7/5/2019 12:19:58 PM

Mean Area 0.5627
Mean Conc. 0.1546mg/L

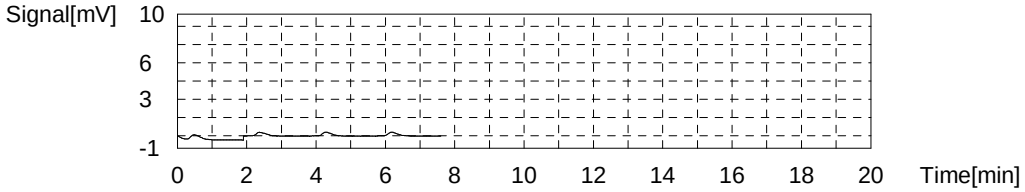

Sample

Sample Name: TIC
Sample ID:
Origin: NPOC.met
Status Completed
Chk. Result

Type	Anal.	Manual Dilution	Result
Unknown	NPOC	1.000	NPOC:0.1363mg/L

1. Det

Anal.: NPOC

No.	Area	Conc.	Inj. Vol.	Aut. Dil.	Ex.	Cal. Curve	Date / Time
1	0.4670	0.1223mg/L	50uL	1		TOC3.2019_06_24_10_12_13.cal	7/5/2019 12:28:29 PM
2	0.5322	0.1443mg/L	50uL	1		TOC3.2019_06_24_10_12_13.cal	7/5/2019 12:30:33 PM
3	0.5037	0.1347mg/L	50uL	1		TOC3.2019_06_24_10_12_13.cal	7/5/2019 12:32:37 PM
4	0.5315	0.1441mg/L	50uL	1		TOC3.2019_06_24_10_12_13.cal	7/5/2019 12:34:41 PM

Mean Area 0.5086
Mean Conc. 0.1363mg/L

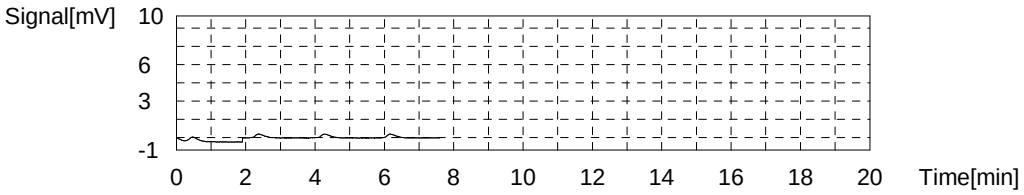

Sample

Sample Name: 280-124928-d-14-a
Sample ID:
Origin: NPOC.met
Status Completed
Chk. Result

Type	Anal.	Manual Dilution	Result
Unknown	NPOC	1.000	NPOC:7.704mg/L

1. Det

Anal.: NPOC

No.	Area	Conc.	Inj. Vol.	Aut. Dil.	Ex.	Cal. Curve	Date / Time
1	23.10	7.773mg/L	50uL	1		TOC3.2019_06_24_10_12_13.cal	7/5/2019 12:43:12 PM
2	23.15	7.790mg/L	50uL	1		TOC3.2019_06_24_10_12_13.cal	7/5/2019 12:45:16 PM
3	22.78	7.665mg/L	50uL	1		TOC3.2019_06_24_10_12_13.cal	7/5/2019 12:47:20 PM
4	22.55	7.587mg/L	50uL	1		TOC3.2019_06_24_10_12_13.cal	7/5/2019 12:49:24 PM

Mean Area 22.90
Mean Conc. 7.704mg/L

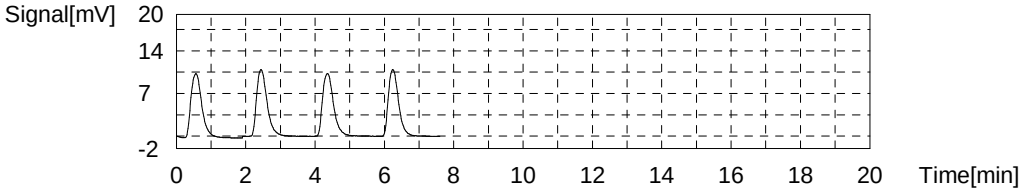

Sample

Sample Name: 280-124928-d-15-a
Sample ID:
Origin: NPOC.met
Status Completed
Chk. Result

Type	Anal.	Manual Dilution	Result
Unknown	NPOC	1.000	NPOC:4.805mg/L

1. Det

Anal.: NPOC

No.	Area	Conc.	Inj. Vol.	Aut. Dil.	Ex.	Cal. Curve	Date / Time
1	14.96	5.021mg/L	50uL	1	E	TOC3.2019_06_24_10_12_13.cal	7/5/2019 12:57:56 PM
2	14.49	4.862mg/L	50uL	1		TOC3.2019_06_24_10_12_13.cal	7/5/2019 1:00:00 PM
3	14.25	4.781mg/L	50uL	1		TOC3.2019_06_24_10_12_13.cal	7/5/2019 1:02:04 PM
4	14.32	4.805mg/L	50uL	1		TOC3.2019_06_24_10_12_13.cal	7/5/2019 1:04:08 PM
5	14.22	4.771mg/L	50uL	1		TOC3.2019_06_24_10_12_13.cal	7/5/2019 1:06:12 PM

Mean Area 14.32
Mean Conc. 4.805mg/L

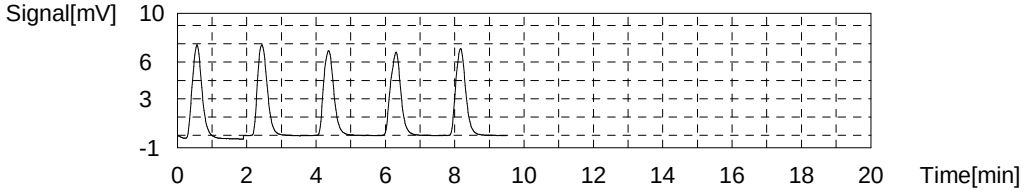

Sample

Sample Name: 280-124928-d-15-b ms
Sample ID:
Origin: NPOC.met
Status Completed
Chk. Result

Type	Anal.	Manual Dilution	Result
Unknown	NPOC	1.000	NPOC:29.21mg/L

1. Det

Anal.: NPOC

No.	Area	Conc.	Inj. Vol.	Aut. Dil.	Ex.	Cal. Curve	Date / Time
1	88.52	29.89mg/L	50uL	1		TOC3.2019_06_24_10_12_13.cal	7/5/2019 1:14:42 PM
2	87.12	29.41mg/L	50uL	1		TOC3.2019_06_24_10_12_13.cal	7/5/2019 1:16:46 PM
3	85.57	28.89mg/L	50uL	1		TOC3.2019_06_24_10_12_13.cal	7/5/2019 1:19:05 PM
4	84.84	28.64mg/L	50uL	1		TOC3.2019_06_24_10_12_13.cal	7/5/2019 1:21:09 PM

Mean Area 86.51
Mean Conc. 29.21mg/L

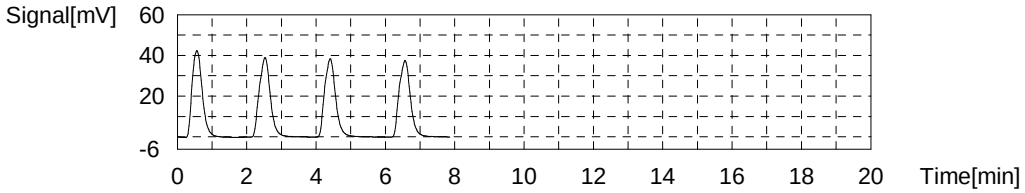

Sample

Sample Name: 280-124928-d-15-c msd
Sample ID:
Origin: NPOC.met
Status Completed
Chk. Result

Type	Anal.	Manual Dilution	Result
Unknown	NPOC	1.000	NPOC:29.53mg/L

1. Det

Anal.: NPOC

No.	Area	Conc.	Inj. Vol.	Aut. Dil.	Ex.	Cal. Curve	Date / Time
1	89.16	30.10mg/L	50uL	1		TOC3.2019_06_24_10_12_13.cal	7/5/2019 1:29:40 PM
2	88.47	29.87mg/L	50uL	1		TOC3.2019_06_24_10_12_13.cal	7/5/2019 1:31:44 PM
3	86.30	29.14mg/L	50uL	1		TOC3.2019_06_24_10_12_13.cal	7/5/2019 1:33:48 PM
4	85.92	29.01mg/L	50uL	1		TOC3.2019_06_24_10_12_13.cal	7/5/2019 1:35:52 PM

Mean Area 87.46
Mean Conc. 29.53mg/L

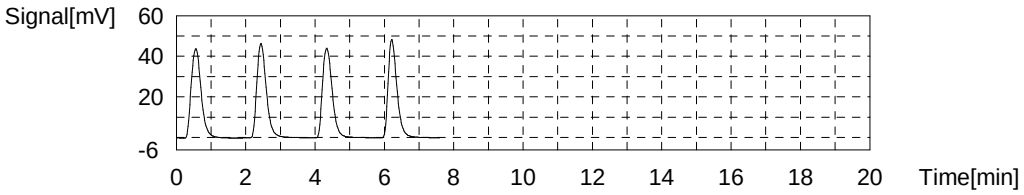

Sample

Sample Name: 280-124946-d-1-a
Sample ID:
Origin: NPOC.met
Status Completed
Chk. Result

Type	Anal.	Manual Dilution	Result
Unknown	NPOC	1.000	NPOC:7.710mg/L

1. Det

Anal.: NPOC

No.	Area	Conc.	Inj. Vol.	Aut. Dil.	Ex.	Cal. Curve	Date / Time
1	23.66	7.962mg/L	50uL	1	E	TOC3.2019_06_24_10_12_13.cal	7/5/2019 1:44:23 PM
2	23.25	7.824mg/L	50uL	1		TOC3.2019_06_24_10_12_13.cal	7/5/2019 1:46:27 PM
3	22.65	7.621mg/L	50uL	1		TOC3.2019_06_24_10_12_13.cal	7/5/2019 1:48:31 PM
4	22.77	7.661mg/L	50uL	1		TOC3.2019_06_24_10_12_13.cal	7/5/2019 1:50:35 PM
5	22.98	7.732mg/L	50uL	1		TOC3.2019_06_24_10_12_13.cal	7/5/2019 1:52:39 PM

Mean Area 22.91
Mean Conc. 7.710mg/L

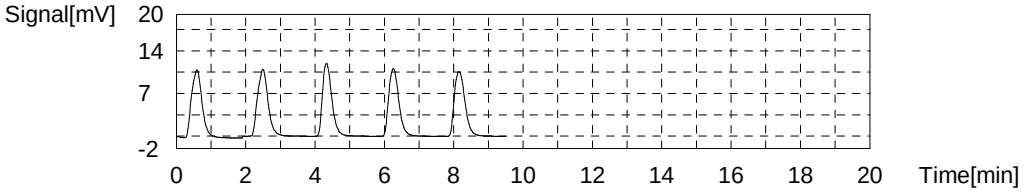

Sample

Sample Name: 280-124946-d-2-a
Sample ID:
Origin: NPOC.met
Status Completed
Chk. Result

Type	Anal.	Manual Dilution	Result
Unknown	NPOC	1.000	NPOC:8.148mg/L

1. Det

Anal.: NPOC

No.	Area	Conc.	Inj. Vol.	Aut. Dil.	Ex.	Cal. Curve	Date / Time
1	25.39	8.547mg/L	50uL	1	E	TOC3.2019_06_24_10_12_13.cal	7/5/2019 2:01:09 PM
2	24.61	8.283mg/L	50uL	1		TOC3.2019_06_24_10_12_13.cal	7/5/2019 2:03:13 PM
3	24.12	8.118mg/L	50uL	1		TOC3.2019_06_24_10_12_13.cal	7/5/2019 2:05:17 PM
4	24.05	8.094mg/L	50uL	1		TOC3.2019_06_24_10_12_13.cal	7/5/2019 2:07:21 PM
5	24.06	8.097mg/L	50uL	1		TOC3.2019_06_24_10_12_13.cal	7/5/2019 2:09:25 PM

Mean Area 24.21
Mean Conc. 8.148mg/L

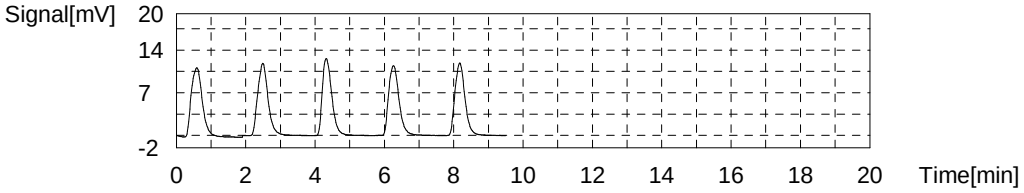

Sample

Sample Name: 280-124946-d-3-a
Sample ID:
Origin: NPOC.met
Status Completed
Chk. Result

Type	Anal.	Manual Dilution	Result
Unknown	NPOC	1.000	NPOC:13.04mg/L

1. Det

Anal.: NPOC

No.	Area	Conc.	Inj. Vol.	Aut. Dil.	Ex.	Cal. Curve	Date / Time
1	40.64	13.70mg/L	50uL	1	E	TOC3.2019_06_24_10_12_13.cal	7/5/2019 2:17:55 PM
2	39.14	13.19mg/L	50uL	1		TOC3.2019_06_24_10_12_13.cal	7/5/2019 2:19:59 PM
3	38.53	12.99mg/L	50uL	1		TOC3.2019_06_24_10_12_13.cal	7/5/2019 2:22:03 PM
4	38.48	12.97mg/L	50uL	1		TOC3.2019_06_24_10_12_13.cal	7/5/2019 2:24:07 PM
5	38.62	13.02mg/L	50uL	1		TOC3.2019_06_24_10_12_13.cal	7/5/2019 2:26:11 PM

Mean Area 38.69
Mean Conc. 13.04mg/L

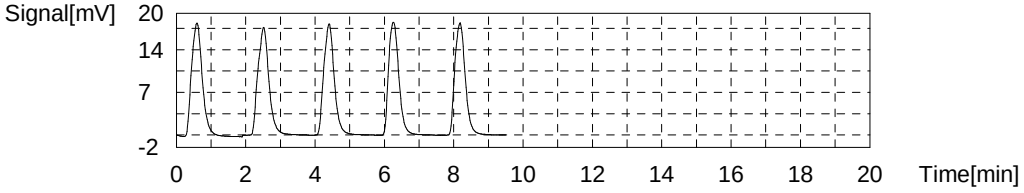

Sample

Sample Name: 280-124946-d-4-a
Sample ID:
Origin: NPOC.met
Status Completed
Chk. Result

Type	Anal.	Manual Dilution	Result
Unknown	NPOC	1.000	NPOC:17.59mg/L

1. Det

Anal.: NPOC

No.	Area	Conc.	Inj. Vol.	Aut. Dil.	Ex.	Cal. Curve	Date / Time
1	54.11	18.26mg/L	50uL	1	E	TOC3.2019_06_24_10_12_13.cal	7/5/2019 2:38:16 PM
2	53.17	17.94mg/L	50uL	1		TOC3.2019_06_24_10_12_13.cal	7/5/2019 2:40:20 PM
3	52.21	17.61mg/L	50uL	1		TOC3.2019_06_24_10_12_13.cal	7/5/2019 2:42:24 PM
4	51.52	17.38mg/L	50uL	1		TOC3.2019_06_24_10_12_13.cal	7/5/2019 2:44:28 PM
5	51.72	17.45mg/L	50uL	1		TOC3.2019_06_24_10_12_13.cal	7/5/2019 2:46:32 PM

Mean Area 52.16
Mean Conc. 17.59mg/L

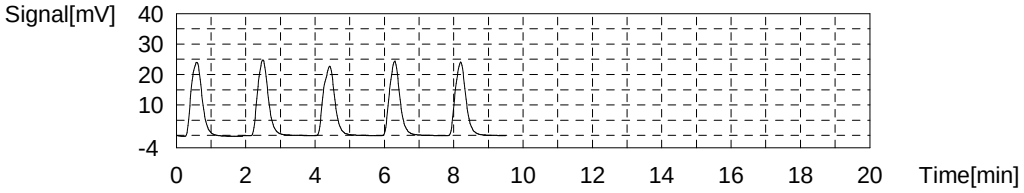

Sample

Sample Name: 280-124946-d-5-a
Sample ID:
Origin: NPOC.met
Status Completed
Chk. Result

Type	Anal.	Manual Dilution	Result
Unknown	NPOC	1.000	NPOC:4.316mg/L

1. Det

Anal.: NPOC

No.	Area	Conc.	Inj. Vol.	Aut. Dil.	Ex.	Cal. Curve	Date / Time
1	13.93	4.673mg/L	50uL	1	E	TOC3.2019_06_24_10_12_13.cal	7/5/2019 2:55:02 PM
2	13.18	4.420mg/L	50uL	1		TOC3.2019_06_24_10_12_13.cal	7/5/2019 2:57:06 PM
3	12.73	4.268mg/L	50uL	1		TOC3.2019_06_24_10_12_13.cal	7/5/2019 2:59:10 PM
4	12.80	4.291mg/L	50uL	1		TOC3.2019_06_24_10_12_13.cal	7/5/2019 3:01:14 PM
5	12.78	4.284mg/L	50uL	1		TOC3.2019_06_24_10_12_13.cal	7/5/2019 3:03:18 PM

Mean Area 12.87
Mean Conc. 4.316mg/L

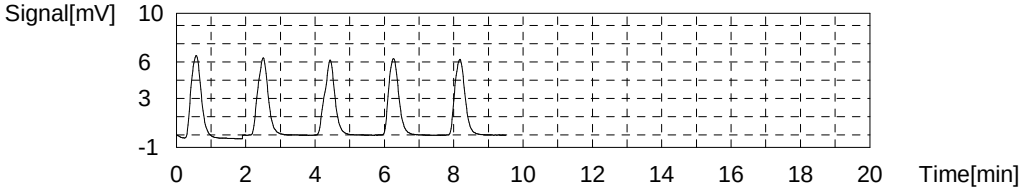

Sample

Sample Name: 280-124946-d-6-a
Sample ID:
Origin: NPOC.met
Status Completed
Chk. Result

Type	Anal.	Manual Dilution	Result
Unknown	NPOC	1.000	NPOC:8.479mg/L

1. Det

Anal.: NPOC

No.	Area	Conc.	Inj. Vol.	Aut. Dil.	Ex.	Cal. Curve	Date / Time
1	25.67	8.642mg/L	50uL	1		TOC3.2019_06_24_10_12_13.cal	7/5/2019 3:11:48 PM
2	25.33	8.527mg/L	50uL	1		TOC3.2019_06_24_10_12_13.cal	7/5/2019 3:13:52 PM
3	24.92	8.388mg/L	50uL	1		TOC3.2019_06_24_10_12_13.cal	7/5/2019 3:15:56 PM
4	24.84	8.361mg/L	50uL	1		TOC3.2019_06_24_10_12_13.cal	7/5/2019 3:18:00 PM

Mean Area 25.19
Mean Conc. 8.479mg/L

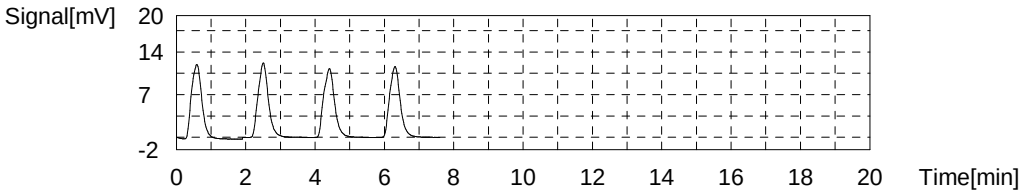

Sample

Sample Name: CCV
Sample ID:
Origin: NPOC.met
Status Completed
Chk. Result

Type	Anal.	Manual Dilution	Result
Unknown	NPOC	1.000	NPOC:25.50mg/L

1. Det

Anal.: NPOC

No.	Area	Conc.	Inj. Vol.	Aut. Dil.	Ex.	Cal. Curve	Date / Time
1	77.15	26.04mg/L	50uL	1		TOC3.2019_06_24_10_12_13.cal	7/5/2019 3:26:32 PM
2	76.20	25.72mg/L	50uL	1		TOC3.2019_06_24_10_12_13.cal	7/5/2019 3:28:36 PM
3	74.49	25.14mg/L	50uL	1		TOC3.2019_06_24_10_12_13.cal	7/5/2019 3:30:40 PM
4	74.31	25.08mg/L	50uL	1		TOC3.2019_06_24_10_12_13.cal	7/5/2019 3:32:44 PM

Mean Area 75.54
Mean Conc. 25.50mg/L

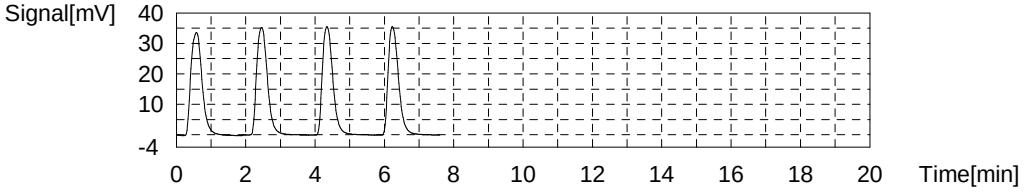

Sample

Sample Name: CCB
Sample ID:
Origin: NPOC.met
Status Completed
Chk. Result

Type	Anal.	Manual Dilution	Result
Unknown	NPOC	1.000	NPOC:0.06211mg/L

1. Det

Anal.: NPOC

No.	Area	Conc.	Inj. Vol.	Aut. Dil.	Ex.	Cal. Curve	Date / Time
1	0.3354	0.07780mg/L	50uL	1		TOC3.2019_06_24_10_12_13.cal	7/5/2019 3:41:15 PM
2	0.2893	0.06222mg/L	50uL	1		TOC3.2019_06_24_10_12_13.cal	7/5/2019 3:43:19 PM
3	0.2515	0.04944mg/L	50uL	1		TOC3.2019_06_24_10_12_13.cal	7/5/2019 3:45:23 PM
4	0.2797	0.05897mg/L	50uL	1		TOC3.2019_06_24_10_12_13.cal	7/5/2019 3:47:27 PM

Mean Area 0.2890
Mean Conc. 0.06211mg/L

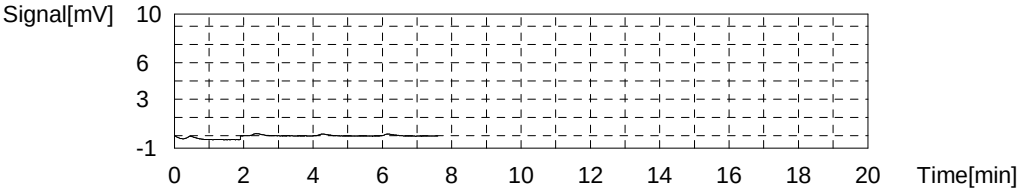

Sample

Sample Name: 280-124946-d-7-a
Sample ID:
Origin: NPOC.met
Status Completed
Chk. Result

Type	Anal.	Manual Dilution	Result
Unknown	NPOC	1.000	NPOC:4.236mg/L

1. Det

Anal.: NPOC

No.	Area	Conc.	Inj. Vol.	Aut. Dil.	Ex.	Cal. Curve	Date / Time
1	12.87	4.315mg/L	50uL	1		TOC3.2019_06_24_10_12_13.cal	7/5/2019 3:55:58 PM
2	12.66	4.244mg/L	50uL	1		TOC3.2019_06_24_10_12_13.cal	7/5/2019 3:58:02 PM
3	12.47	4.180mg/L	50uL	1		TOC3.2019_06_24_10_12_13.cal	7/5/2019 4:00:06 PM
4	12.55	4.207mg/L	50uL	1		TOC3.2019_06_24_10_12_13.cal	7/5/2019 4:02:10 PM

Mean Area 12.64
Mean Conc. 4.236mg/L

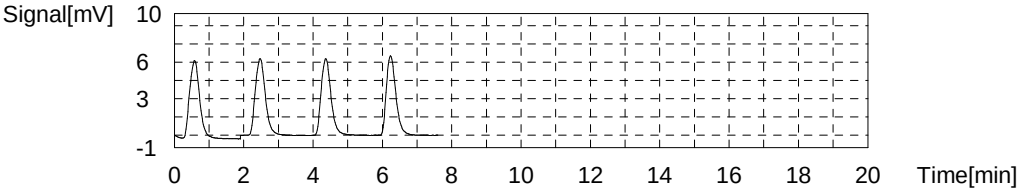

Sample

Sample Name: 280-124946-d-8-a
Sample ID:
Origin: NPOC.met
Status Completed
Chk. Result

Type	Anal.	Manual Dilution	Result
Unknown	NPOC	1.000	NPOC:5.807mg/L

1. Det

Anal.: NPOC

No.	Area	Conc.	Inj. Vol.	Aut. Dil.	Ex.	Cal. Curve	Date / Time
1	17.95	6.032mg/L	50uL	1	E	TOC3.2019_06_24_10_12_13.cal	7/5/2019 4:10:41 PM
2	17.67	5.937mg/L	50uL	1		TOC3.2019_06_24_10_12_13.cal	7/5/2019 4:12:45 PM
3	17.11	5.748mg/L	50uL	1		TOC3.2019_06_24_10_12_13.cal	7/5/2019 4:14:49 PM
4	17.05	5.728mg/L	50uL	1		TOC3.2019_06_24_10_12_13.cal	7/5/2019 4:16:53 PM
5	17.31	5.816mg/L	50uL	1		TOC3.2019_06_24_10_12_13.cal	7/5/2019 4:18:57 PM

Mean Area 17.29
Mean Conc. 5.807mg/L

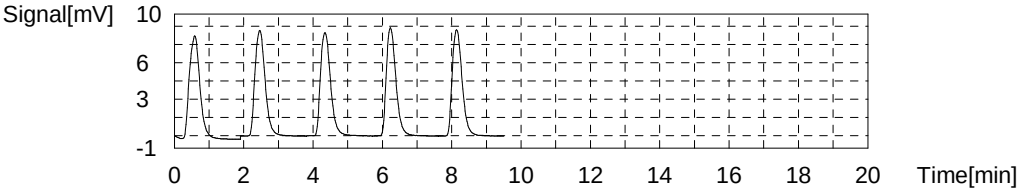

Sample

Sample Name: 280-124946-d-9-a
Sample ID:
Origin: NPOC.met
Status Completed
Chk. Result

Type	Anal.	Manual Dilution	Result
Unknown	NPOC	1.000	NPOC:15.31mg/L

1. Det

Anal.: NPOC

No.	Area	Conc.	Inj. Vol.	Aut. Dil.	Ex.	Cal. Curve	Date / Time
1	46.44	15.66mg/L	50uL	1		TOC3.2019_06_24_10_12_13.cal	7/5/2019 4:27:27 PM
2	45.76	15.43mg/L	50uL	1		TOC3.2019_06_24_10_12_13.cal	7/5/2019 4:29:31 PM
3	44.83	15.12mg/L	50uL	1		TOC3.2019_06_24_10_12_13.cal	7/5/2019 4:31:35 PM
4	44.57	15.03mg/L	50uL	1		TOC3.2019_06_24_10_12_13.cal	7/5/2019 4:33:39 PM

Mean Area 45.40
Mean Conc. 15.31mg/L

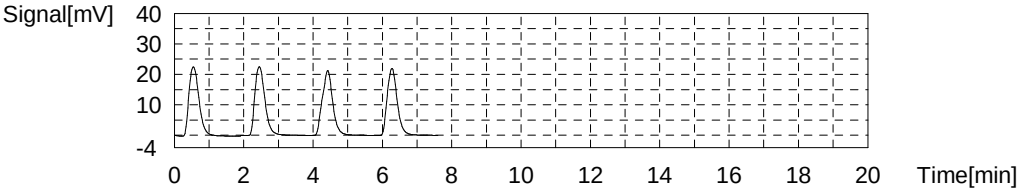

Sample

Sample Name: 280-124946-d-10-a
Sample ID:
Origin: NPOC.met
Status Completed
Chk. Result

Type	Anal.	Manual Dilution	Result
Unknown	NPOC	1.000	NPOC:5.223mg/L

1. Det

Anal.: NPOC

No.	Area	Conc.	Inj. Vol.	Aut. Dil.	Ex.	Cal. Curve	Date / Time
1	16.37	5.498mg/L	50uL	1	E	TOC3.2019_06_24_10_12_13.cal	7/5/2019 4:42:11 PM
2	15.92	5.346mg/L	50uL	1		TOC3.2019_06_24_10_12_13.cal	7/5/2019 4:44:15 PM
3	15.32	5.143mg/L	50uL	1		TOC3.2019_06_24_10_12_13.cal	7/5/2019 4:46:19 PM
4	15.43	5.180mg/L	50uL	1		TOC3.2019_06_24_10_12_13.cal	7/5/2019 4:48:23 PM
5	15.56	5.224mg/L	50uL	1		TOC3.2019_06_24_10_12_13.cal	7/5/2019 4:50:27 PM

Mean Area 15.56
Mean Conc. 5.223mg/L

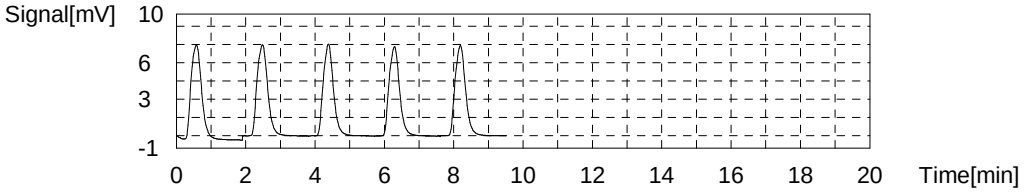

Sample

Sample Name: 280-124946-d-11-a
Sample ID:
Origin: NPOC.met
Status Completed
Chk. Result

Type	Anal.	Manual Dilution	Result
Unknown	NPOC	1.000	NPOC:9.127mg/L

1. Det

Anal.: NPOC

No.	Area	Conc.	Inj. Vol.	Aut. Dil.	Ex.	Cal. Curve	Date / Time
1	27.76	9.348mg/L	50uL	1		TOC3.2019_06_24_10_12_13.cal	7/5/2019 4:58:57 PM
2	27.30	9.193mg/L	50uL	1		TOC3.2019_06_24_10_12_13.cal	7/5/2019 5:01:01 PM
3	26.71	8.993mg/L	50uL	1		TOC3.2019_06_24_10_12_13.cal	7/5/2019 5:03:05 PM
4	26.65	8.973mg/L	50uL	1		TOC3.2019_06_24_10_12_13.cal	7/5/2019 5:05:09 PM

Mean Area 27.11
Mean Conc. 9.127mg/L

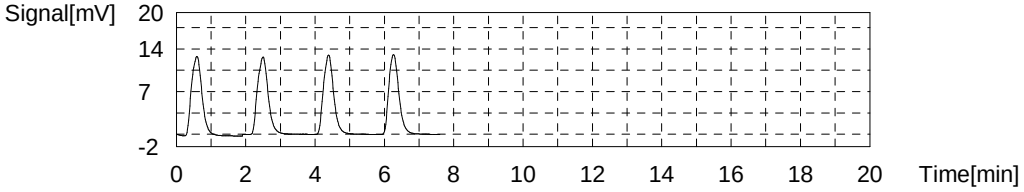

Sample

Sample Name: 280-124946-d-11-b ms
Sample ID:
Origin: NPOC.met
Status Completed
Chk. Result

Type	Anal.	Manual Dilution	Result
Unknown	NPOC	1.000	NPOC:33.17mg/L

1. Det

Anal.: NPOC

No.	Area	Conc.	Inj. Vol.	Aut. Dil.	Ex.	Cal. Curve	Date / Time
1	100.4	33.90mg/L	50uL	1		TOC3.2019_06_24_10_12_13.cal	7/5/2019 5:45:29 PM
2	99.28	33.52mg/L	50uL	1		TOC3.2019_06_24_10_12_13.cal	7/5/2019 5:47:33 PM
3	97.14	32.80mg/L	50uL	1		TOC3.2019_06_24_10_12_13.cal	7/5/2019 5:49:37 PM
4	96.11	32.45mg/L	50uL	1		TOC3.2019_06_24_10_12_13.cal	7/5/2019 5:51:41 PM

Mean Area 98.23
Mean Conc. 33.17mg/L

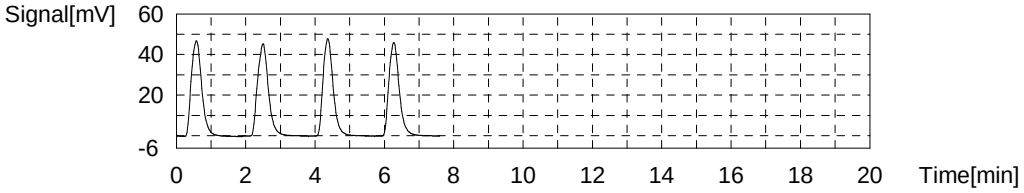

Sample

Sample Name: 280-124946-d-11-c msd
Sample ID:
Origin: NPOC.met
Status Completed
Chk. Result

Type	Anal.	Manual Dilution	Result
Unknown	NPOC	1.000	NPOC:33.48mg/L

1. Det

Anal.: NPOC

No.	Area	Conc.	Inj. Vol.	Aut. Dil.	Ex.	Cal. Curve	Date / Time
1	101.1	34.14mg/L	50uL	1		TOC3.2019_06_24_10_12_13.cal	7/5/2019 6:00:13 PM
2	99.99	33.76mg/L	50uL	1		TOC3.2019_06_24_10_12_13.cal	7/5/2019 6:02:23 PM
3	97.92	33.06mg/L	50uL	1		TOC3.2019_06_24_10_12_13.cal	7/5/2019 6:04:33 PM
4	97.58	32.95mg/L	50uL	1		TOC3.2019_06_24_10_12_13.cal	7/5/2019 6:06:36 PM

Mean Area 99.15
Mean Conc. 33.48mg/L

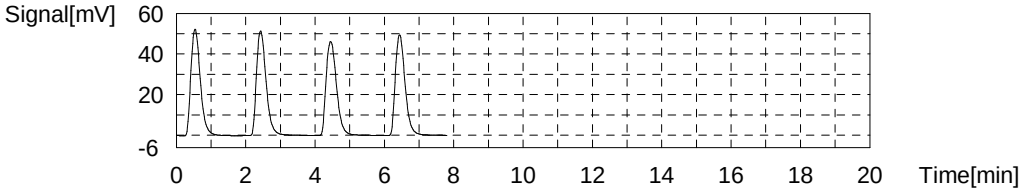

Sample

Sample Name: 280-124946-d-17-a
Sample ID:
Origin: NPOC.met
Status Completed
Chk. Result

Type	Anal.	Manual Dilution	Result
Unknown	NPOC	1.000	NPOC:25.73mg/L

1. Det

Anal.: NPOC

No.	Area	Conc.	Inj. Vol.	Aut. Dil.	Ex.	Cal. Curve	Date / Time
1	77.82	26.27mg/L	50uL	1		TOC3.2019_06_24_10_12_13.cal	7/5/2019 6:19:20 PM
2	76.69	25.89mg/L	50uL	1		TOC3.2019_06_24_10_12_13.cal	7/5/2019 6:21:40 PM
3	75.15	25.37mg/L	50uL	1		TOC3.2019_06_24_10_12_13.cal	7/5/2019 6:23:44 PM
4	75.19	25.38mg/L	50uL	1		TOC3.2019_06_24_10_12_13.cal	7/5/2019 6:25:56 PM

Mean Area 76.21
Mean Conc. 25.73mg/L

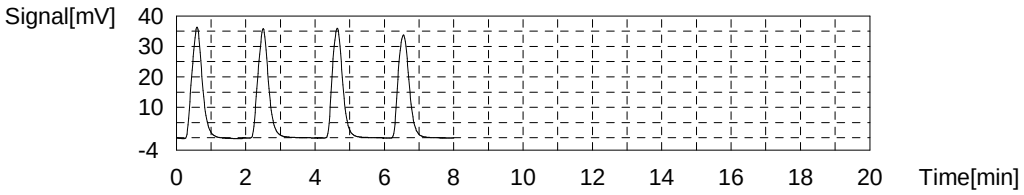

Sample

Sample Name: 280-124946-d-18-a
Sample ID:
Origin: NPOC.met
Status Completed
Chk. Result

Type	Anal.	Manual Dilution	Result
Unknown	NPOC	1.000	NPOC:14.08mg/L

1. Det

Anal.: NPOC

No.	Area	Conc.	Inj. Vol.	Aut. Dil.	Ex.	Cal. Curve	Date / Time
1	43.64	14.72mg/L	50uL	1	E	TOC3.2019_06_24_10_12_13.cal	7/5/2019 6:34:28 PM
2	42.59	14.36mg/L	50uL	1		TOC3.2019_06_24_10_12_13.cal	7/5/2019 6:36:32 PM
3	41.44	13.97mg/L	50uL	1		TOC3.2019_06_24_10_12_13.cal	7/5/2019 6:38:35 PM
4	41.36	13.95mg/L	50uL	1		TOC3.2019_06_24_10_12_13.cal	7/5/2019 6:40:39 PM
5	41.59	14.02mg/L	50uL	1		TOC3.2019_06_24_10_12_13.cal	7/5/2019 6:42:43 PM

Mean Area 41.75
Mean Conc. 14.08mg/L

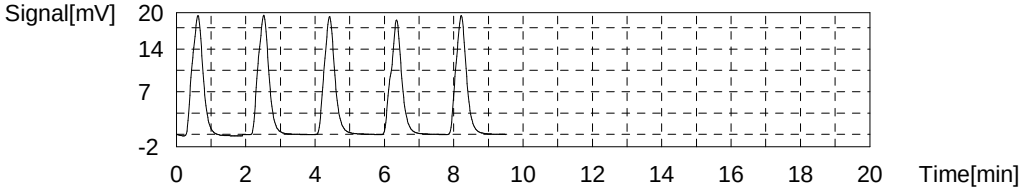

Sample

Sample Name: LCS
Sample ID:
Origin: NPOC.met
Status Completed
Chk. Result

Type	Anal.	Manual Dilution	Result
Unknown	NPOC	1.000	NPOC:25.00mg/L

1. Det

Anal.: NPOC

No.	Area	Conc.	Inj. Vol.	Aut. Dil.	Ex.	Cal. Curve	Date / Time
1	75.37	25.44mg/L	50uL	1		TOC3.2019_06_24_10_12_13.cal	7/5/2019 6:51:14 PM
2	75.16	25.37mg/L	50uL	1		TOC3.2019_06_24_10_12_13.cal	7/5/2019 6:53:18 PM
3	73.49	24.81mg/L	50uL	1		TOC3.2019_06_24_10_12_13.cal	7/5/2019 6:55:22 PM
4	72.28	24.40mg/L	50uL	1		TOC3.2019_06_24_10_12_13.cal	7/5/2019 6:57:25 PM

Mean Area 74.08
Mean Conc. 25.00mg/L

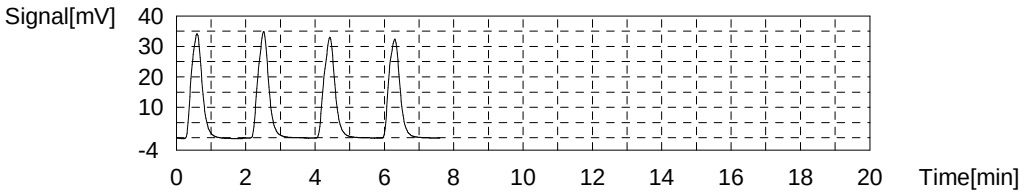

Sample

Sample Name: CCV
Sample ID:
Origin: NPOC.met
Status Completed
Chk. Result

Type	Anal.	Manual Dilution	Result
Unknown	NPOC	1.000	NPOC:24.88mg/L

1. Det

Anal.: NPOC

No.	Area	Conc.	Inj. Vol.	Aut. Dil.	Ex.	Cal. Curve	Date / Time
1	74.99	25.31mg/L	50uL	1		TOC3.2019_06_24_10_12_13.cal	7/5/2019 7:05:58 PM
2	74.54	25.16mg/L	50uL	1		TOC3.2019_06_24_10_12_13.cal	7/5/2019 7:08:02 PM
3	73.03	24.65mg/L	50uL	1		TOC3.2019_06_24_10_12_13.cal	7/5/2019 7:10:06 PM
4	72.22	24.38mg/L	50uL	1		TOC3.2019_06_24_10_12_13.cal	7/5/2019 7:12:09 PM

Mean Area 73.70
Mean Conc. 24.88mg/L

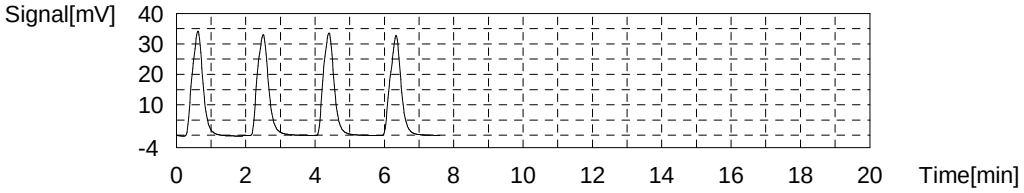

Sample

Sample Name: CCB
Sample ID:
Origin: NPOC.met
Status Completed
Chk. Result

Type	Anal.	Manual Dilution	Result
Unknown	NPOC	1.000	NPOC:0.04386mg/L

1. Det

Anal.: NPOC

No.	Area	Conc.	Inj. Vol.	Aut. Dil.	Ex.	Cal. Curve	Date / Time
1	0.2173	0.03788mg/L	50uL	1		TOC3.2019_06_24_10_12_13.cal	7/5/2019 7:20:42 PM
2	0.2391	0.04525mg/L	50uL	1		TOC3.2019_06_24_10_12_13.cal	7/5/2019 7:22:46 PM
3	0.2367	0.04444mg/L	50uL	1		TOC3.2019_06_24_10_12_13.cal	7/5/2019 7:24:50 PM
4	0.2469	0.04788mg/L	50uL	1		TOC3.2019_06_24_10_12_13.cal	7/5/2019 7:26:53 PM

Mean Area 0.2350
Mean Conc. 0.04386mg/L

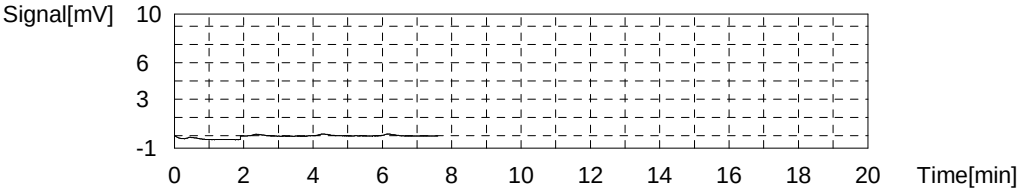

Sample

Sample Name: LCSD
Sample ID:
Origin: NPOC.met
Status Completed
Chk. Result

Type	Anal.	Manual Dilution	Result
Unknown	NPOC	1.000	NPOC:24.82mg/L

1. Det

Anal.: NPOC

No.	Area	Conc.	Inj. Vol.	Aut. Dil.	Ex.	Cal. Curve	Date / Time
1	75.24	25.40mg/L	50uL	1		TOC3.2019_06_24_10_12_13.cal	7/5/2019 7:35:26 PM
2	73.94	24.96mg/L	50uL	1		TOC3.2019_06_24_10_12_13.cal	7/5/2019 7:37:30 PM
3	72.60	24.51mg/L	50uL	1		TOC3.2019_06_24_10_12_13.cal	7/5/2019 7:39:34 PM
4	72.33	24.41mg/L	50uL	1		TOC3.2019_06_24_10_12_13.cal	7/5/2019 7:41:37 PM

Mean Area 73.53
Mean Conc. 24.82mg/L

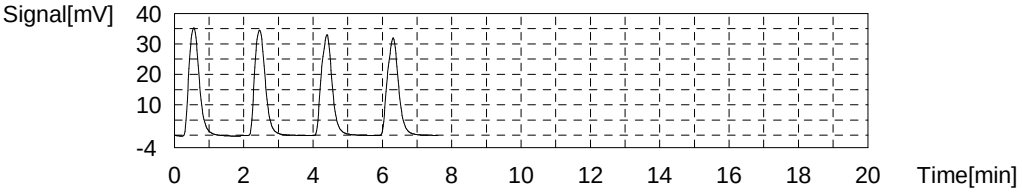

Sample

Sample Name: MB
Sample ID:
Origin: NPOC.met
Status Completed
Chk. Result

Type	Anal.	Manual Dilution	Result
Unknown	NPOC	1.000	NPOC:0.04939mg/L

1. Det

Anal.: NPOC

No.	Area	Conc.	Inj. Vol.	Aut. Dil.	Ex.	Cal. Curve	Date / Time
1	0.2069	0.03436mg/L	50uL	1		TOC3.2019_06_24_10_12_13.cal	7/5/2019 7:50:10 PM
2	0.2527	0.04984mg/L	50uL	1		TOC3.2019_06_24_10_12_13.cal	7/5/2019 7:52:14 PM
3	0.2713	0.05613mg/L	50uL	1		TOC3.2019_06_24_10_12_13.cal	7/5/2019 7:54:17 PM
4	0.2745	0.05721mg/L	50uL	1		TOC3.2019_06_24_10_12_13.cal	7/5/2019 7:56:21 PM

Mean Area 0.2514
Mean Conc. 0.04939mg/L

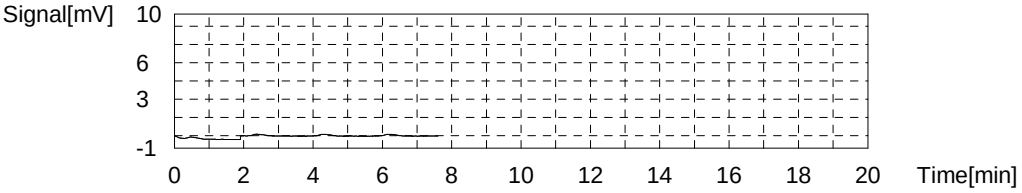

Sample

Sample Name: TIC
Sample ID:
Origin: NPOC.met
Status Completed
Chk. Result

Type	Anal.	Manual Dilution	Result
Unknown	NPOC	1.000	NPOC:0.1351mg/L

1. Det

Anal.: NPOC

No.	Area	Conc.	Inj. Vol.	Aut. Dil.	Ex.	Cal. Curve	Date / Time
1	0.4707	0.1235mg/L	50uL	1		TOC3.2019_06_24_10_12_13.cal	7/5/2019 8:04:54 PM
2	0.5365	0.1458mg/L	50uL	1		TOC3.2019_06_24_10_12_13.cal	7/5/2019 8:06:58 PM
3	0.5095	0.1367mg/L	50uL	1		TOC3.2019_06_24_10_12_13.cal	7/5/2019 8:09:02 PM
4	0.5027	0.1344mg/L	50uL	1		TOC3.2019_06_24_10_12_13.cal	7/5/2019 8:11:05 PM

Mean Area 0.5049
Mean Conc. 0.1351mg/L

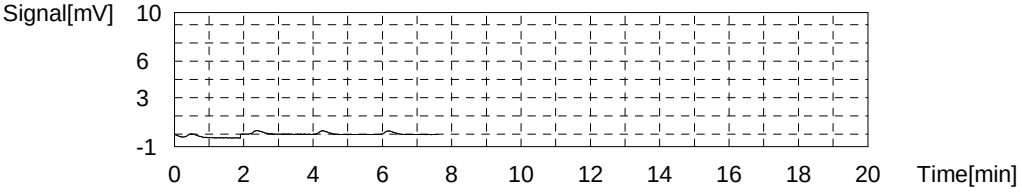

Sample

Sample Name: 280-124900-c-1
Sample ID:
Origin: NPOC.met
Status Completed
Chk. Result

Type	Anal.	Manual Dilution	Result
Unknown	NPOC	1.000	NPOC:4.376mg/L

1. Det

Anal.: NPOC

No.	Area	Conc.	Inj. Vol.	Aut. Dil.	Ex.	Cal. Curve	Date / Time
1	13.23	4.437mg/L	50uL	1		TOC3.2019_06_24_10_12_13.cal	7/5/2019 8:19:38 PM
2	13.17	4.416mg/L	50uL	1		TOC3.2019_06_24_10_12_13.cal	7/5/2019 8:21:42 PM
3	12.90	4.325mg/L	50uL	1		TOC3.2019_06_24_10_12_13.cal	7/5/2019 8:23:45 PM
4	12.90	4.325mg/L	50uL	1		TOC3.2019_06_24_10_12_13.cal	7/5/2019 8:25:49 PM

Mean Area 13.05
Mean Conc. 4.376mg/L

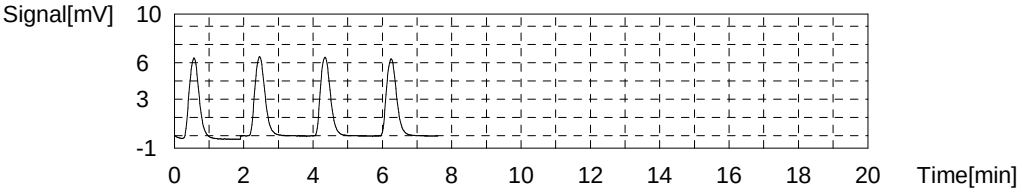

Sample

Sample Name: LCS
Sample ID:
Origin: NPOC.met
Status Completed
Chk. Result

Type	Anal.	Manual Dilution	Result
Unknown	NPOC	1.000	NPOC:25.53mg/L

1. Det

Anal.: NPOC

No.	Area	Conc.	Inj. Vol.	Aut. Dil.	Ex.	Cal. Curve	Date / Time
1	76.84	25.94mg/L	50uL	1		TOC3.2019_06_24_10_12_13.cal	7/5/2019 8:34:22 PM
2	76.31	25.76mg/L	50uL	1		TOC3.2019_06_24_10_12_13.cal	7/5/2019 8:36:26 PM
3	74.77	25.24mg/L	50uL	1		TOC3.2019_06_24_10_12_13.cal	7/5/2019 8:38:30 PM
4	74.66	25.20mg/L	50uL	1		TOC3.2019_06_24_10_12_13.cal	7/5/2019 8:40:33 PM

Mean Area 75.65
Mean Conc. 25.53mg/L

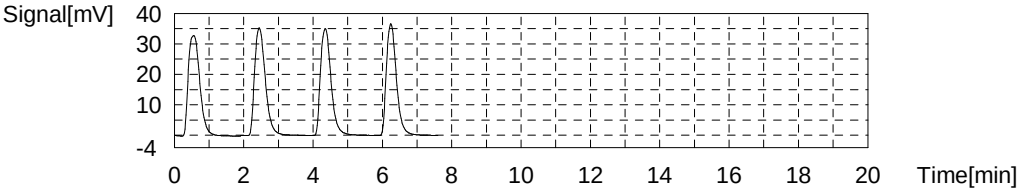

Sample

Sample Name: LCSD
Sample ID:
Origin: NPOC.met
Status Completed
Chk. Result

Type	Anal.	Manual Dilution	Result
Unknown	NPOC	1.000	NPOC:25.64mg/L

1. Det

Anal.: NPOC

No.	Area	Conc.	Inj. Vol.	Aut. Dil.	Ex.	Cal. Curve	Date / Time
1	77.44	26.14mg/L	50uL	1		TOC3.2019_06_24_10_12_13.cal	7/5/2019 8:49:06 PM
2	76.41	25.79mg/L	50uL	1		TOC3.2019_06_24_10_12_13.cal	7/5/2019 8:51:10 PM
3	75.23	25.39mg/L	50uL	1		TOC3.2019_06_24_10_12_13.cal	7/5/2019 8:53:14 PM
4	74.71	25.22mg/L	50uL	1		TOC3.2019_06_24_10_12_13.cal	7/5/2019 8:55:25 PM

Mean Area 75.95
Mean Conc. 25.64mg/L

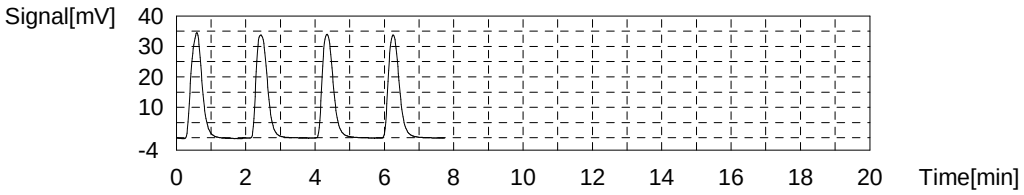

Sample

Sample Name: TIC
Sample ID:
Origin: NPOC.met
Status Completed
Chk. Result

Type	Anal.	Manual Dilution	Result
Unknown	NPOC	1.000	NPOC:0.1367mg/L

1. Det

Anal.: NPOC

No.	Area	Conc.	Inj. Vol.	Aut. Dil.	Ex.	Cal. Curve	Date / Time
1	0.4407	0.1134mg/L	50uL	1		TOC3.2019_06_24_10_12_13.cal	7/5/2019 9:03:58 PM
2	0.5517	0.1509mg/L	50uL	1		TOC3.2019_06_24_10_12_13.cal	7/5/2019 9:06:02 PM
3	0.5220	0.1409mg/L	50uL	1		TOC3.2019_06_24_10_12_13.cal	7/5/2019 9:08:05 PM
4	0.5239	0.1415mg/L	50uL	1		TOC3.2019_06_24_10_12_13.cal	7/5/2019 9:10:09 PM

Mean Area 0.5096
Mean Conc. 0.1367mg/L

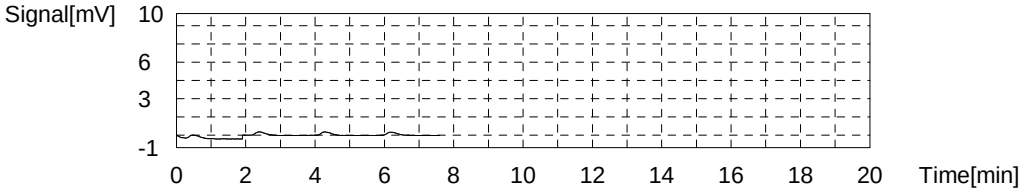

Sample

Sample Name: MB
Sample ID:
Origin: NPOC.met
Status Completed
Chk. Result

Type	Anal.	Manual Dilution	Result
Unknown	NPOC	1.000	NPOC:0.04548mg/L

1. Det

Anal.: NPOC

No.	Area	Conc.	Inj. Vol.	Aut. Dil.	Ex.	Cal. Curve	Date / Time
1	0.2250	0.04048mg/L	50uL	1		TOC3.2019_06_24_10_12_13.cal	7/5/2019 9:18:42 PM
2	0.2451	0.04728mg/L	50uL	1		TOC3.2019_06_24_10_12_13.cal	7/5/2019 9:20:46 PM
3	0.2485	0.04842mg/L	50uL	1		TOC3.2019_06_24_10_12_13.cal	7/5/2019 9:22:50 PM
4	0.2405	0.04572mg/L	50uL	1		TOC3.2019_06_24_10_12_13.cal	7/5/2019 9:24:53 PM

Mean Area 0.2398
Mean Conc. 0.04548mg/L

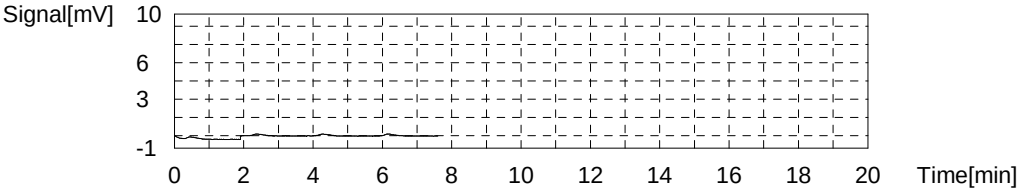

Sample

Sample Name: 280-124713-g-1
Sample ID:
Origin: NPOC.met
Status Completed
Chk. Result

Type	Anal.	Manual Dilution	Result
Unknown	NPOC	1.000	NPOC:2.863mg/L

1. Det

Anal.: NPOC

No.	Area	Conc.	Inj. Vol.	Aut. Dil.	Ex.	Cal. Curve	Date / Time
1	8.671	2.895mg/L	50uL	1		TOC3.2019_06_24_10_12_13.cal	7/5/2019 9:33:26 PM
2	8.672	2.896mg/L	50uL	1		TOC3.2019_06_24_10_12_13.cal	7/5/2019 9:35:30 PM
3	8.546	2.853mg/L	50uL	1		TOC3.2019_06_24_10_12_13.cal	7/5/2019 9:37:33 PM
4	8.407	2.806mg/L	50uL	1		TOC3.2019_06_24_10_12_13.cal	7/5/2019 9:39:37 PM

Mean Area 8.574
Mean Conc. 2.863mg/L

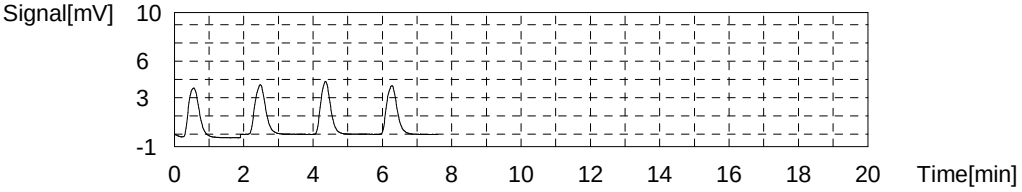

Sample

Sample Name: 280-124713-g-3
Sample ID:
Origin: NPOC.met
Status Completed
Chk. Result

Type	Anal.	Manual Dilution	Result
Unknown	NPOC	1.000	NPOC:1.464mg/L

1. Det

Anal.: NPOC

No.	Area	Conc.	Inj. Vol.	Aut. Dil.	Ex.	Cal. Curve	Date / Time
1	4.803	1.588mg/L	50uL	1	E	TOC3.2019_06_24_10_12_13.cal	7/5/2019 9:48:10 PM
2	4.545	1.501mg/L	50uL	1		TOC3.2019_06_24_10_12_13.cal	7/5/2019 9:50:14 PM
3	4.413	1.456mg/L	50uL	1		TOC3.2019_06_24_10_12_13.cal	7/5/2019 9:52:18 PM
4	4.421	1.459mg/L	50uL	1		TOC3.2019_06_24_10_12_13.cal	7/5/2019 9:54:21 PM
5	4.369	1.441mg/L	50uL	1		TOC3.2019_06_24_10_12_13.cal	7/5/2019 9:56:25 PM

Mean Area 4.437
Mean Conc. 1.464mg/L

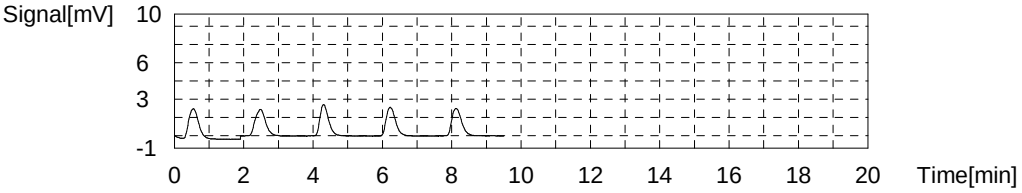

Sample

Sample Name: CCV
Sample ID:
Origin: NPOC.met
Status Completed
Chk. Result

Type	Anal.	Manual Dilution	Result
Unknown	NPOC	1.000	NPOC:25.52mg/L

1. Det

Anal.: NPOC

No.	Area	Conc.	Inj. Vol.	Aut. Dil.	Ex.	Cal. Curve	Date / Time
1	76.85	25.94mg/L	50uL	1		TOC3.2019_06_24_10_12_13.cal	7/5/2019 10:04:57 PM
2	75.85	25.60mg/L	50uL	1		TOC3.2019_06_24_10_12_13.cal	7/5/2019 10:07:01 PM
3	74.95	25.30mg/L	50uL	1		TOC3.2019_06_24_10_12_13.cal	7/5/2019 10:09:04 PM
4	74.71	25.22mg/L	50uL	1		TOC3.2019_06_24_10_12_13.cal	7/5/2019 10:11:08 PM

Mean Area 75.59
Mean Conc. 25.52mg/L

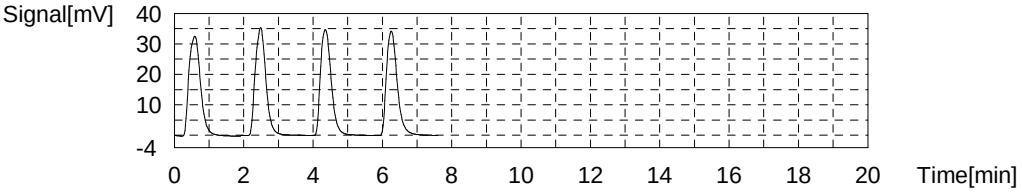

Sample

Sample Name: CCB
Sample ID:
Origin: NPOC.met
Status Completed
Chk. Result

Type	Anal.	Manual Dilution	Result
Unknown	NPOC	1.000	NPOC:0.04859mg/L

1. Det

Anal.: NPOC

No.	Area	Conc.	Inj. Vol.	Aut. Dil.	Ex.	Cal. Curve	Date / Time
1	0.2110	0.03575mg/L	50uL	1		TOC3.2019_06_24_10_12_13.cal	7/5/2019 10:19:41 PM
2	0.2792	0.05880mg/L	50uL	1		TOC3.2019_06_24_10_12_13.cal	7/5/2019 10:21:45 PM
3	0.2586	0.05184mg/L	50uL	1		TOC3.2019_06_24_10_12_13.cal	7/5/2019 10:23:48 PM
4	0.2472	0.04799mg/L	50uL	1		TOC3.2019_06_24_10_12_13.cal	7/5/2019 10:25:52 PM

Mean Area 0.2490
Mean Conc. 0.04859mg/L

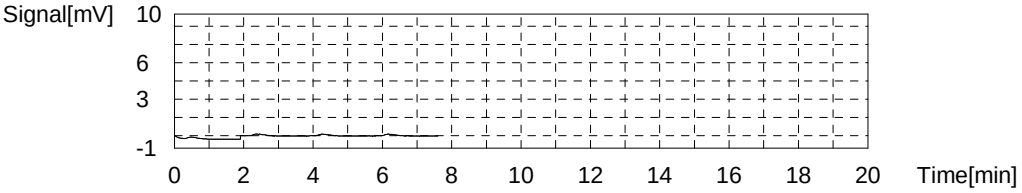

Sample

Sample Name: 280-124713-i-5
Sample ID:
Origin: NPOC.met
Status Completed
Chk. Result

Type	Anal.	Manual Dilution	Result
Unknown	NPOC	1.000	NPOC:3.471mg/L

1. Det

Anal.: NPOC

No.	Area	Conc.	Inj. Vol.	Aut. Dil.	Ex.	Cal. Curve	Date / Time
1	10.75	3.598mg/L	50uL	1	E	TOC3.2019_06_24_10_12_13.cal	7/5/2019 10:34:25 PM
2	10.59	3.544mg/L	50uL	1		TOC3.2019_06_24_10_12_13.cal	7/5/2019 10:36:29 PM
3	10.39	3.477mg/L	50uL	1		TOC3.2019_06_24_10_12_13.cal	7/5/2019 10:38:32 PM
4	10.19	3.409mg/L	50uL	1		TOC3.2019_06_24_10_12_13.cal	7/5/2019 10:40:36 PM
5	10.32	3.453mg/L	50uL	1		TOC3.2019_06_24_10_12_13.cal	7/5/2019 10:42:40 PM

Mean Area 10.37
Mean Conc. 3.471mg/L

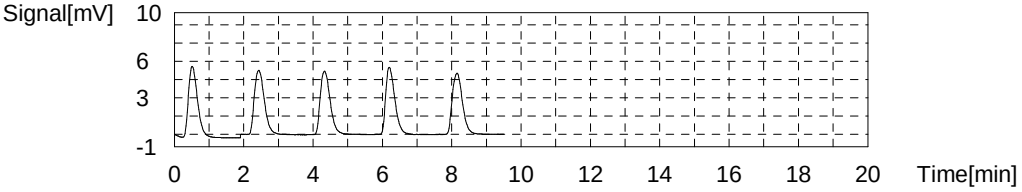

Sample

Sample Name: MS 280-124713-i-5
Sample ID:
Origin: NPOC.met
Status Completed
Chk. Result

Type	Anal.	Manual Dilution	Result
Unknown	NPOC	1.000	NPOC:28.92mg/L

1. Det

Anal.: NPOC

No.	Area	Conc.	Inj. Vol.	Aut. Dil.	Ex.	Cal. Curve	Date / Time
1	87.44	29.52mg/L	50uL	1		TOC3.2019_06_24_10_12_13.cal	7/5/2019 10:51:12 PM
2	85.74	28.95mg/L	50uL	1		TOC3.2019_06_24_10_12_13.cal	7/5/2019 10:53:16 PM
3	85.20	28.76mg/L	50uL	1		TOC3.2019_06_24_10_12_13.cal	7/5/2019 10:55:19 PM
4	84.30	28.46mg/L	50uL	1		TOC3.2019_06_24_10_12_13.cal	7/5/2019 10:57:23 PM

Mean Area 85.67
Mean Conc. 28.92mg/L

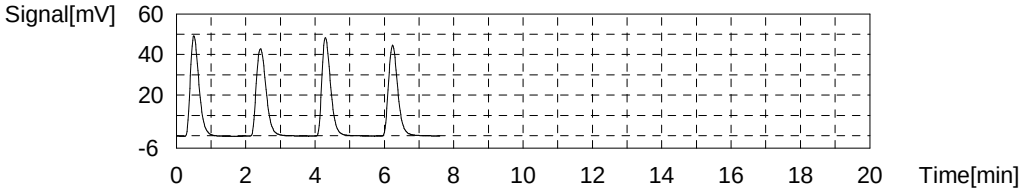

Sample

Sample Name: MSD 280-124713-i-5
Sample ID:
Origin: NPOC.met
Status Completed
Chk. Result

Type	Anal.	Manual Dilution	Result
Unknown	NPOC	1.000	NPOC:29.07mg/L

1. Det

Anal.: NPOC

No.	Area	Conc.	Inj. Vol.	Aut. Dil.	Ex.	Cal. Curve	Date / Time
1	87.67	29.60mg/L	50uL	1		TOC3.2019_06_24_10_12_13.cal	7/5/2019 11:05:56 PM
2	87.02	29.38mg/L	50uL	1		TOC3.2019_06_24_10_12_13.cal	7/5/2019 11:08:09 PM
3	85.44	28.85mg/L	50uL	1		TOC3.2019_06_24_10_12_13.cal	7/5/2019 11:10:13 PM
4	84.24	28.44mg/L	50uL	1		TOC3.2019_06_24_10_12_13.cal	7/5/2019 11:12:16 PM

Mean Area 86.09
Mean Conc. 29.07mg/L

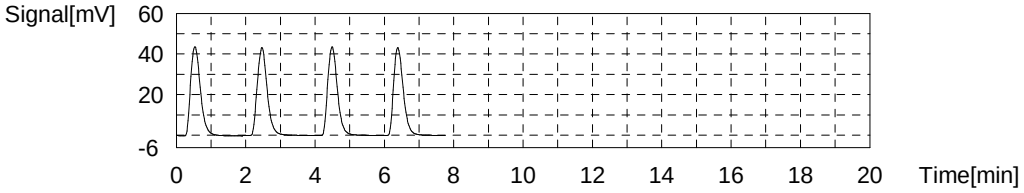

Sample

Sample Name: 280-124713-g-6
Sample ID:
Origin: NPOC.met
Status Completed
Chk. Result

Type	Anal.	Manual Dilution	Result
Unknown	NPOC	1.000	NPOC:5.640mg/L

1. Det

Anal.: NPOC

No.	Area	Conc.	Inj. Vol.	Aut. Dil.	Ex.	Cal. Curve	Date / Time
1	17.33	5.823mg/L	50uL	1	E	TOC3.2019_06_24_10_12_13.cal	7/5/2019 11:20:49 PM
2	17.12	5.752mg/L	50uL	1		TOC3.2019_06_24_10_12_13.cal	7/5/2019 11:22:53 PM
3	16.78	5.637mg/L	50uL	1		TOC3.2019_06_24_10_12_13.cal	7/5/2019 11:24:56 PM
4	16.57	5.566mg/L	50uL	1		TOC3.2019_06_24_10_12_13.cal	7/5/2019 11:27:00 PM
5	16.69	5.606mg/L	50uL	1		TOC3.2019_06_24_10_12_13.cal	7/5/2019 11:29:04 PM

Mean Area 16.79
Mean Conc. 5.640mg/L

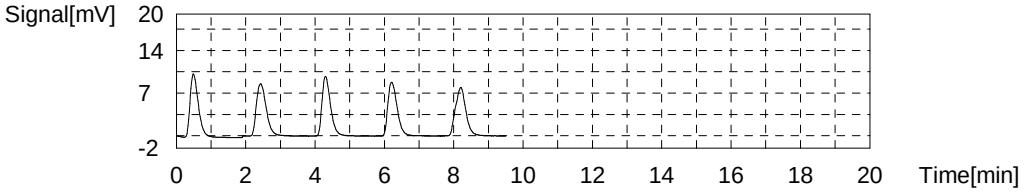

Sample

Sample Name: 280-124892-b-2
Sample ID:
Origin: NPOC.met
Status Completed
Chk. Result

Type	Anal.	Manual Dilution	Result
Unknown	NPOC	1.000	NPOC:0.1922mg/L

1. Det

Anal.: NPOC

No.	Area	Conc.	Inj. Vol.	Aut. Dil.	Ex.	Cal. Curve	Date / Time
1	0.6560	0.1862mg/L	50uL	1		TOC3.2019_06_24_10_12_13.cal	7/5/2019 11:37:36 PM
2	0.7235	0.2090mg/L	50uL	1		TOC3.2019_06_24_10_12_13.cal	7/5/2019 11:39:40 PM
3	0.6476	0.1833mg/L	50uL	1		TOC3.2019_06_24_10_12_13.cal	7/5/2019 11:41:43 PM
4	0.6680	0.1902mg/L	50uL	1		TOC3.2019_06_24_10_12_13.cal	7/5/2019 11:43:47 PM

Mean Area 0.6738
Mean Conc. 0.1922mg/L

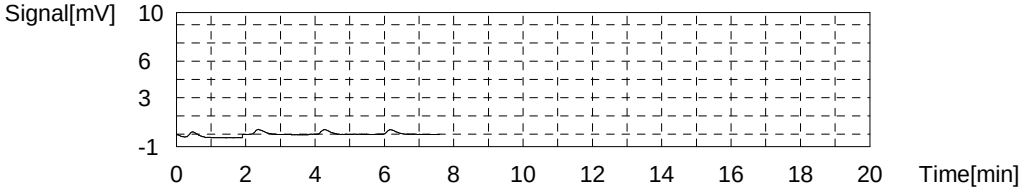

Sample

Sample Name: 280-124892-b-1
Sample ID:
Origin: NPOC.met
Status Completed
Chk. Result

Type	Anal.	Manual Dilution	Result
Unknown	NPOC	1.000	NPOC:2.414mg/L

1. Det

Anal.: NPOC

No.	Area	Conc.	Inj. Vol.	Aut. Dil.	Ex.	Cal. Curve	Date / Time
1	7.446	2.481mg/L	50uL	1		TOC3.2019_06_24_10_12_13.cal	7/5/2019 11:52:20 PM
2	7.252	2.416mg/L	50uL	1		TOC3.2019_06_24_10_12_13.cal	7/5/2019 11:54:24 PM
3	7.167	2.387mg/L	50uL	1		TOC3.2019_06_24_10_12_13.cal	7/5/2019 11:56:27 PM
4	7.126	2.373mg/L	50uL	1		TOC3.2019_06_24_10_12_13.cal	7/5/2019 11:58:31 PM

Mean Area 7.248
Mean Conc. 2.414mg/L

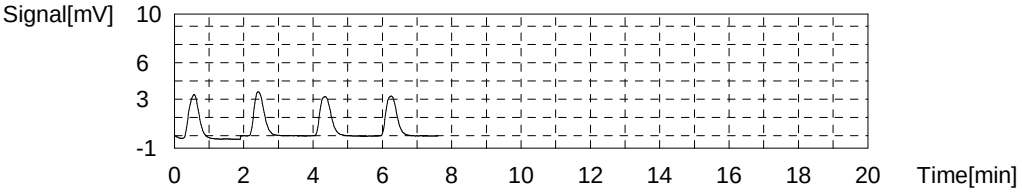

Sample

Sample Name: 280-124897-c-1
Sample ID:
Origin: NPOC.met
Status Completed
Chk. Result

Type	Anal.	Manual Dilution	Result
Unknown	NPOC	1.000	NPOC:0.3796mg/L

1. Det

Anal.: NPOC

No.	Area	Conc.	Inj. Vol.	Aut. Dil.	Ex.	Cal. Curve	Date / Time
1	1.305	0.4056mg/L	50uL	1		TOC3.2019_06_24_10_12_13.cal	7/6/2019 12:07:04 AM
2	1.262	0.3910mg/L	50uL	1		TOC3.2019_06_24_10_12_13.cal	7/6/2019 12:09:08 AM
3	1.167	0.3589mg/L	50uL	1		TOC3.2019_06_24_10_12_13.cal	7/6/2019 12:11:11 AM
4	1.179	0.3630mg/L	50uL	1		TOC3.2019_06_24_10_12_13.cal	7/6/2019 12:13:15 AM

Mean Area 1.228
Mean Conc. 0.3796mg/L

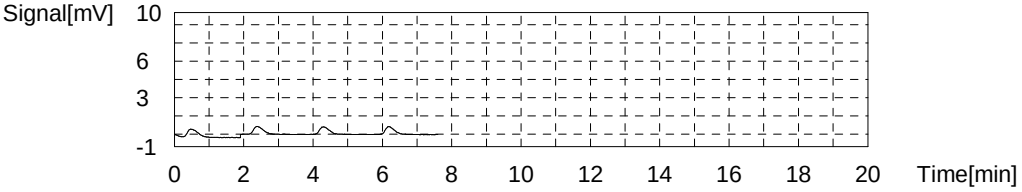

Sample

Sample Name: 280-124899-d-1
Sample ID:
Origin: NPOC.met
Status Completed
Chk. Result

Type	Anal.	Manual Dilution	Result
Unknown	NPOC	1.000	NPOC:1.890mg/L

1. Det

Anal.: NPOC

No.	Area	Conc.	Inj. Vol.	Aut. Dil.	Ex.	Cal. Curve	Date / Time
1	5.807	1.927mg/L	50uL	1		TOC3.2019_06_24_10_12_13.cal	7/6/2019 12:21:48 AM
2	5.871	1.949mg/L	50uL	1	E	TOC3.2019_06_24_10_12_13.cal	7/6/2019 12:23:52 AM
3	5.643	1.872mg/L	50uL	1		TOC3.2019_06_24_10_12_13.cal	7/6/2019 12:25:56 AM
4	5.631	1.868mg/L	50uL	1		TOC3.2019_06_24_10_12_13.cal	7/6/2019 12:27:59 AM
5	5.710	1.895mg/L	50uL	1		TOC3.2019_06_24_10_12_13.cal	7/6/2019 12:30:03 AM

Mean Area 5.698
Mean Conc. 1.890mg/L

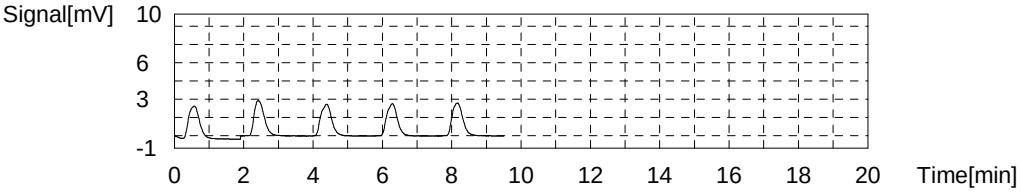

Sample

Sample Name: 280-124933-I-1
Sample ID:
Origin: NPOC.met
Status Completed
Chk. Result

Type	Anal.	Manual Dilution	Result
Unknown	NPOC	1.000	NPOC:11.87mg/L

1. Det

Anal.: NPOC

No.	Area	Conc.	Inj. Vol.	Aut. Dil.	Ex.	Cal. Curve	Date / Time
1	36.04	12.15mg/L	50uL	1		TOC3.2019_06_24_10_12_13.cal	7/6/2019 12:38:35 AM
2	35.54	11.98mg/L	50uL	1		TOC3.2019_06_24_10_12_13.cal	7/6/2019 12:40:39 AM
3	34.85	11.74mg/L	50uL	1		TOC3.2019_06_24_10_12_13.cal	7/6/2019 12:42:42 AM
4	34.47	11.62mg/L	50uL	1		TOC3.2019_06_24_10_12_13.cal	7/6/2019 12:44:46 AM

Mean Area 35.23
Mean Conc. 11.87mg/L

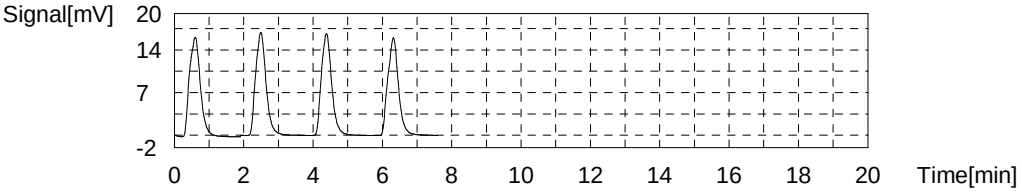

Sample

Sample Name: 280-124933-m-3
Sample ID:
Origin: NPOC.met
Status Completed
Chk. Result

Type	Anal.	Manual Dilution	Result
Unknown	NPOC	1.000	NPOC:0.3588mg/L

1. Det

Anal.: NPOC

No.	Area	Conc.	Inj. Vol.	Aut. Dil.	Ex.	Cal. Curve	Date / Time
1	1.187	0.3657mg/L	50uL	1		TOC3.2019_06_24_10_12_13.cal	7/6/2019 12:53:19 AM
2	1.182	0.3640mg/L	50uL	1		TOC3.2019_06_24_10_12_13.cal	7/6/2019 12:55:23 AM
3	1.152	0.3538mg/L	50uL	1		TOC3.2019_06_24_10_12_13.cal	7/6/2019 12:57:26 AM
4	1.146	0.3518mg/L	50uL	1		TOC3.2019_06_24_10_12_13.cal	7/6/2019 12:59:30 AM

Mean Area 1.167
Mean Conc. 0.3588mg/L

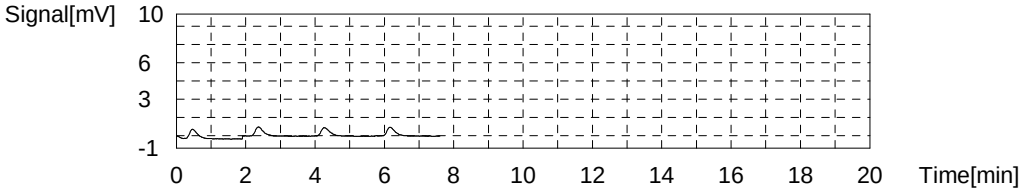

Sample

Sample Name: CCV
Sample ID:
Origin: NPOC.met
Status Completed
Chk. Result

Type	Anal.	Manual Dilution	Result
Unknown	NPOC	1.000	NPOC:25.51mg/L

1. Det

Anal.: NPOC

No.	Area	Conc.	Inj. Vol.	Aut. Dil.	Ex.	Cal. Curve	Date / Time
1	76.61	25.86mg/L	50uL	1		TOC3.2019_06_24_10_12_13.cal	7/6/2019 1:08:03 AM
2	76.38	25.78mg/L	50uL	1		TOC3.2019_06_24_10_12_13.cal	7/6/2019 1:10:07 AM
3	74.82	25.26mg/L	50uL	1		TOC3.2019_06_24_10_12_13.cal	7/6/2019 1:12:10 AM
4	74.46	25.13mg/L	50uL	1		TOC3.2019_06_24_10_12_13.cal	7/6/2019 1:14:14 AM

Mean Area 75.57
Mean Conc. 25.51mg/L

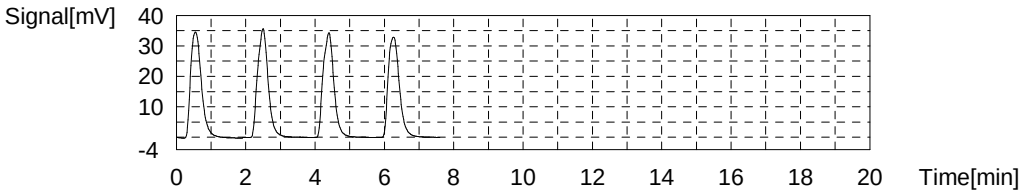

Sample

Sample Name: CCB
Sample ID:
Origin: NPOC.met
Status Completed
Chk. Result

Type	Anal.	Manual Dilution	Result
Unknown	NPOC	1.000	NPOC:0.07192mg/L

1. Det

Anal.: NPOC

No.	Area	Conc.	Inj. Vol.	Aut. Dil.	Ex.	Cal. Curve	Date / Time
1	0.2914	0.06293mg/L	50uL	1		TOC3.2019_06_24_10_12_13.cal	7/6/2019 1:22:47 AM
2	0.3392	0.07908mg/L	50uL	1		TOC3.2019_06_24_10_12_13.cal	7/6/2019 1:24:51 AM
3	0.3061	0.06790mg/L	50uL	1		TOC3.2019_06_24_10_12_13.cal	7/6/2019 1:26:55 AM
4	0.3353	0.07777mg/L	50uL	1		TOC3.2019_06_24_10_12_13.cal	7/6/2019 1:28:58 AM

Mean Area 0.3180
Mean Conc. 0.07192mg/L

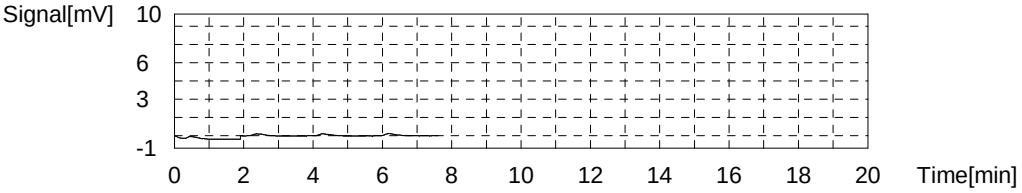

Sample

Sample Name: 280-124933-I-4
Sample ID:
Origin: NPOC.met
Status Completed
Chk. Result

Type	Anal.	Manual Dilution	Result
Unknown	NPOC	1.000	NPOC:3.452mg/L

1. Det

Anal.: NPOC

No.	Area	Conc.	Inj. Vol.	Aut. Dil.	Ex.	Cal. Curve	Date / Time
1	10.48	3.507mg/L	50uL	1		TOC3.2019_06_24_10_12_13.cal	7/6/2019 1:37:31 AM
2	10.43	3.490mg/L	50uL	1		TOC3.2019_06_24_10_12_13.cal	7/6/2019 1:39:35 AM
3	10.23	3.422mg/L	50uL	1		TOC3.2019_06_24_10_12_13.cal	7/6/2019 1:41:38 AM
4	10.13	3.389mg/L	50uL	1		TOC3.2019_06_24_10_12_13.cal	7/6/2019 1:43:42 AM

Mean Area 10.32
Mean Conc. 3.452mg/L

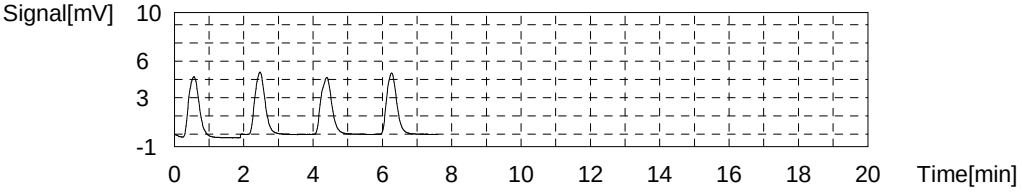

Sample

Sample Name: MS 280-124933-I-4
Sample ID:
Origin: NPOC.met
Status Completed
Chk. Result

Type	Anal.	Manual Dilution	Result
Unknown	NPOC	1.000	NPOC:28.94mg/L

1. Det

Anal.: NPOC

No.	Area	Conc.	Inj. Vol.	Aut. Dil.	Ex.	Cal. Curve	Date / Time
1	87.46	29.53mg/L	50uL	1		TOC3.2019_06_24_10_12_13.cal	7/6/2019 1:52:16 AM
2	86.20	29.10mg/L	50uL	1		TOC3.2019_06_24_10_12_13.cal	7/6/2019 1:54:20 AM
3	84.96	28.68mg/L	50uL	1		TOC3.2019_06_24_10_12_13.cal	7/6/2019 1:56:23 AM
4	84.25	28.44mg/L	50uL	1		TOC3.2019_06_24_10_12_13.cal	7/6/2019 1:58:27 AM

Mean Area 85.72
Mean Conc. 28.94mg/L

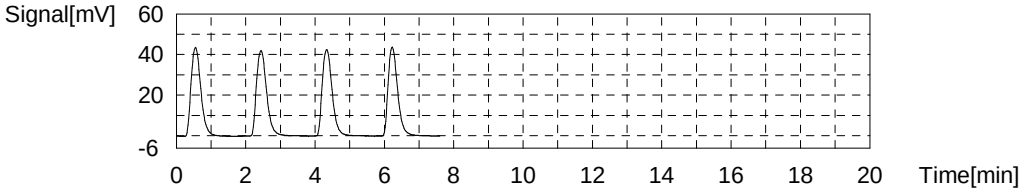

Sample

Sample Name: MSD 280-124933-I-4
Sample ID:
Origin: NPOC.met
Status Completed
Chk. Result

Type	Anal.	Manual Dilution	Result
Unknown	NPOC	1.000	NPOC:28.79mg/L

1. Det

Anal.: NPOC

No.	Area	Conc.	Inj. Vol.	Aut. Dil.	Ex.	Cal. Curve	Date / Time
1	86.79	29.30mg/L	50uL	1		TOC3.2019_06_24_10_12_13.cal	7/6/2019 2:07:01 AM
2	85.73	28.94mg/L	50uL	1		TOC3.2019_06_24_10_12_13.cal	7/6/2019 2:09:05 AM
3	84.64	28.58mg/L	50uL	1		TOC3.2019_06_24_10_12_13.cal	7/6/2019 2:11:08 AM
4	83.97	28.35mg/L	50uL	1		TOC3.2019_06_24_10_12_13.cal	7/6/2019 2:13:12 AM

Mean Area 85.28
Mean Conc. 28.79mg/L

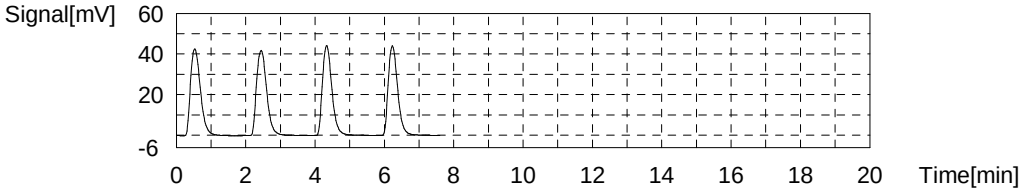

Sample

Sample Name: 280-124933-I-5
Sample ID:
Origin: NPOC.met
Status Completed
Chk. Result

Type	Anal.	Manual Dilution	Result
Unknown	NPOC	1.000	NPOC:6.810mg/L

1. Det

Anal.: NPOC

No.	Area	Conc.	Inj. Vol.	Aut. Dil.	Ex.	Cal. Curve	Date / Time
1	20.69	6.958mg/L	50uL	1		TOC3.2019_06_24_10_12_13.cal	7/6/2019 2:21:46 AM
2	20.44	6.874mg/L	50uL	1		TOC3.2019_06_24_10_12_13.cal	7/6/2019 2:23:49 AM
3	20.06	6.745mg/L	50uL	1		TOC3.2019_06_24_10_12_13.cal	7/6/2019 2:25:53 AM
4	19.81	6.661mg/L	50uL	1		TOC3.2019_06_24_10_12_13.cal	7/6/2019 2:27:57 AM

Mean Area 20.25
Mean Conc. 6.810mg/L

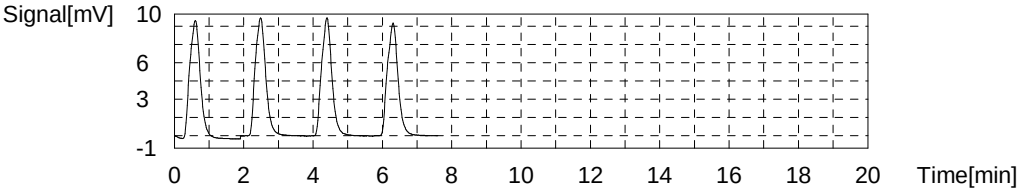

Sample

Sample Name: 280-124933-I-6
Sample ID:
Origin: NPOC.met
Status Completed
Chk. Result

Type	Anal.	Manual Dilution	Result
Unknown	NPOC	1.000	NPOC:4.297mg/L

1. Det

Anal.: NPOC

No.	Area	Conc.	Inj. Vol.	Aut. Dil.	Ex.	Cal. Curve	Date / Time
1	13.05	4.376mg/L	50uL	1		TOC3.2019_06_24_10_12_13.cal	7/6/2019 2:36:31 AM
2	12.85	4.308mg/L	50uL	1		TOC3.2019_06_24_10_12_13.cal	7/6/2019 2:38:35 AM
3	12.78	4.284mg/L	50uL	1		TOC3.2019_06_24_10_12_13.cal	7/6/2019 2:40:38 AM
4	12.59	4.220mg/L	50uL	1		TOC3.2019_06_24_10_12_13.cal	7/6/2019 2:42:42 AM

Mean Area 12.82
Mean Conc. 4.297mg/L

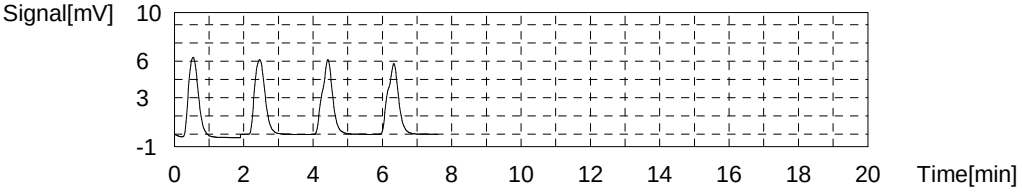

Sample

Sample Name: 280-124933-m-7
Sample ID:
Origin: NPOC.met
Status Completed
Chk. Result

Type	Anal.	Manual Dilution	Result
Unknown	NPOC	1.000	NPOC:11.21mg/L

1. Det

Anal.: NPOC

No.	Area	Conc.	Inj. Vol.	Aut. Dil.	Ex.	Cal. Curve	Date / Time
1	34.02	11.46mg/L	50uL	1		TOC3.2019_06_24_10_12_13.cal	7/6/2019 2:51:16 AM
2	33.41	11.26mg/L	50uL	1		TOC3.2019_06_24_10_12_13.cal	7/6/2019 2:53:20 AM
3	32.95	11.10mg/L	50uL	1		TOC3.2019_06_24_10_12_13.cal	7/6/2019 2:55:23 AM
4	32.75	11.03mg/L	50uL	1		TOC3.2019_06_24_10_12_13.cal	7/6/2019 2:57:27 AM

Mean Area 33.28
Mean Conc. 11.21mg/L

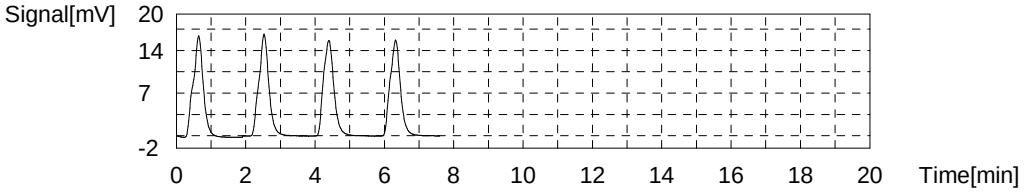

Sample

Sample Name: 280-124987-D-4
Sample ID:
Origin: NPOC.met
Status Completed
Chk. Result

Type	Anal.	Manual Dilution	Result
Unknown	NPOC	1.000	NPOC:12.46mg/L

1. Det

Anal.: NPOC

No.	Area	Conc.	Inj. Vol.	Aut. Dil.	Ex.	Cal. Curve	Date / Time
1	37.49	12.64mg/L	50uL	1		TOC3.2019_06_24_10_12_13.cal	7/6/2019 3:06:01 AM
2	37.56	12.66mg/L	50uL	1		TOC3.2019_06_24_10_12_13.cal	7/6/2019 3:08:05 AM
3	36.61	12.34mg/L	50uL	1		TOC3.2019_06_24_10_12_13.cal	7/6/2019 3:10:09 AM
4	36.22	12.21mg/L	50uL	1		TOC3.2019_06_24_10_12_13.cal	7/6/2019 3:12:12 AM

Mean Area 36.97
Mean Conc. 12.46mg/L

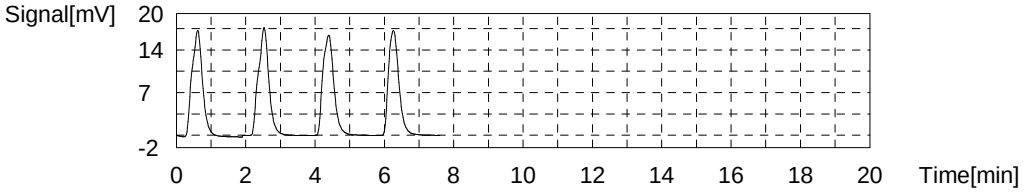

Sample

Sample Name: 280-124987-e-4
Sample ID:
Origin: NPOC.met
Status Completed
Chk. Result

Type	Anal.	Manual Dilution	Result
Unknown	NPOC	1.000	NPOC:12.54mg/L

1. Det

Anal.: NPOC

No.	Area	Conc.	Inj. Vol.	Aut. Dil.	Ex.	Cal. Curve	Date / Time
1	37.82	12.75mg/L	50uL	1		TOC3.2019_06_24_10_12_13.cal	7/6/2019 3:20:46 AM
2	37.55	12.66mg/L	50uL	1		TOC3.2019_06_24_10_12_13.cal	7/6/2019 3:22:50 AM
3	36.87	12.43mg/L	50uL	1		TOC3.2019_06_24_10_12_13.cal	7/6/2019 3:24:53 AM
4	36.56	12.32mg/L	50uL	1		TOC3.2019_06_24_10_12_13.cal	7/6/2019 3:26:57 AM

Mean Area 37.20
Mean Conc. 12.54mg/L

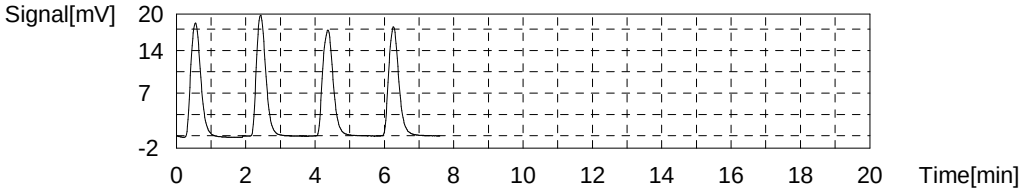

Sample

Sample Name: 280-124986-f-5-a
Sample ID:
Origin: NPOC.met
Status Completed
Chk. Result

Type	Anal.	Manual Dilution	Result
Unknown	NPOC	1.000	NPOC:2.705mg/L

1. Det

Anal.: NPOC

No.	Area	Conc.	Inj. Vol.	Aut. Dil.	Ex.	Cal. Curve	Date / Time
1	8.512	2.842mg/L	50uL	1	E	TOC3.2019_06_24_10_12_13.cal	7/6/2019 3:35:31 AM
2	8.266	2.759mg/L	50uL	1		TOC3.2019_06_24_10_12_13.cal	7/6/2019 3:37:34 AM
3	8.077	2.695mg/L	50uL	1		TOC3.2019_06_24_10_12_13.cal	7/6/2019 3:39:38 AM
4	7.977	2.661mg/L	50uL	1		TOC3.2019_06_24_10_12_13.cal	7/6/2019 3:41:42 AM
5	8.115	2.708mg/L	50uL	1		TOC3.2019_06_24_10_12_13.cal	7/6/2019 3:43:46 AM

Mean Area 8.109
Mean Conc. 2.705mg/L

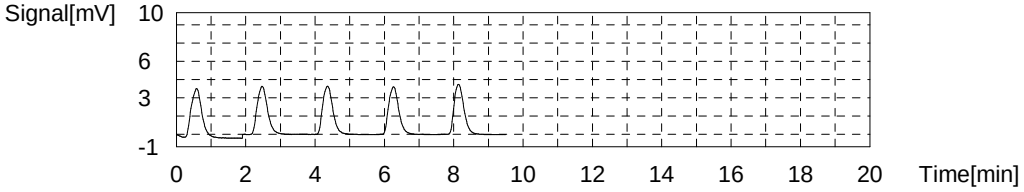

Sample

Sample Name: 280-124986-f-6-a
Sample ID:
Origin: NPOC.met
Status Completed
Chk. Result

Type	Anal.	Manual Dilution	Result
Unknown	NPOC	1.000	NPOC:2.705mg/L

1. Det

Anal.: NPOC

No.	Area	Conc.	Inj. Vol.	Aut. Dil.	Ex.	Cal. Curve	Date / Time
1	8.538	2.851mg/L	50uL	1	E	TOC3.2019_06_24_10_12_13.cal	7/6/2019 3:52:19 AM
2	8.330	2.780mg/L	50uL	1		TOC3.2019_06_24_10_12_13.cal	7/6/2019 3:54:23 AM
3	8.099	2.702mg/L	50uL	1		TOC3.2019_06_24_10_12_13.cal	7/6/2019 3:56:26 AM
4	7.999	2.668mg/L	50uL	1		TOC3.2019_06_24_10_12_13.cal	7/6/2019 3:58:30 AM
5	7.997	2.668mg/L	50uL	1		TOC3.2019_06_24_10_12_13.cal	7/6/2019 4:00:34 AM

Mean Area 8.106
Mean Conc. 2.705mg/L

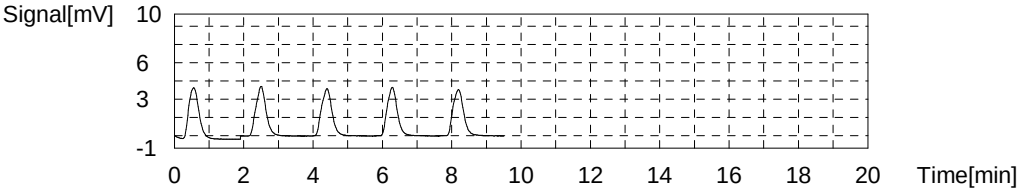

Sample

Sample Name: CCV
Sample ID:
Origin: NPOC.met
Status Completed
Chk. Result

Type	Anal.	Manual Dilution	Result
Unknown	NPOC	1.000	NPOC:25.73mg/L

1. Det

Anal.: NPOC

No.	Area	Conc.	Inj. Vol.	Aut. Dil.	Ex.	Cal. Curve	Date / Time
1	77.17	26.05mg/L	50uL	1		TOC3.2019_06_24_10_12_13.cal	7/6/2019 4:09:07 AM
2	77.66	26.22mg/L	50uL	1		TOC3.2019_06_24_10_12_13.cal	7/6/2019 4:11:10 AM
3	75.30	25.42mg/L	50uL	1		TOC3.2019_06_24_10_12_13.cal	7/6/2019 4:13:14 AM
4	74.76	25.24mg/L	50uL	1		TOC3.2019_06_24_10_12_13.cal	7/6/2019 4:15:18 AM

Mean Area 76.22
Mean Conc. 25.73mg/L

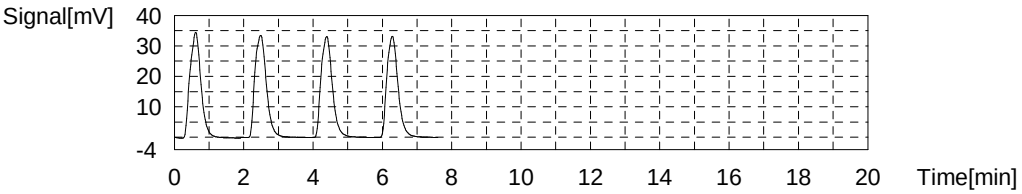

Sample

Sample Name: CCB
Sample ID:
Origin: NPOC.met
Status Completed
Chk. Result

Type	Anal.	Manual Dilution	Result
Unknown	NPOC	1.000	NPOC:0.06314mg/L

1. Det

Anal.: NPOC

No.	Area	Conc.	Inj. Vol.	Aut. Dil.	Ex.	Cal. Curve	Date / Time
1	0.2448	0.04717mg/L	50uL	1		TOC3.2019_06_24_10_12_13.cal	7/6/2019 4:23:52 AM
2	0.3064	0.06800mg/L	50uL	1		TOC3.2019_06_24_10_12_13.cal	7/6/2019 4:25:56 AM
3	0.2892	0.06218mg/L	50uL	1		TOC3.2019_06_24_10_12_13.cal	7/6/2019 4:27:59 AM
4	0.3277	0.07520mg/L	50uL	1		TOC3.2019_06_24_10_12_13.cal	7/6/2019 4:30:03 AM

Mean Area 0.2920
Mean Conc. 0.06314mg/L

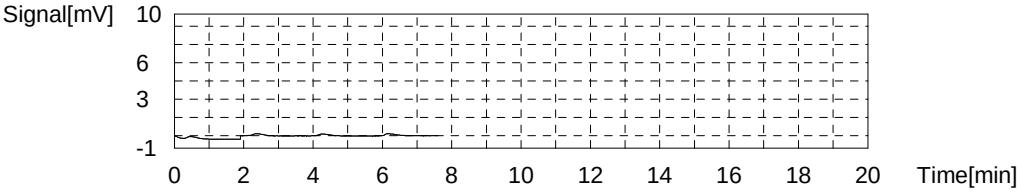

Sample

Sample Name: 280-124986-f-10-a
Sample ID:
Origin: NPOC.met
Status Completed
Chk. Result

Type	Anal.	Manual Dilution	Result
Unknown	NPOC	1.000	NPOC:3.181mg/L

1. Det

Anal.: NPOC

No.	Area	Conc.	Inj. Vol.	Aut. Dil.	Ex.	Cal. Curve	Date / Time
1	9.597	3.209mg/L	50uL	1		TOC3.2019_06_24_10_12_13.cal	7/6/2019 4:38:37 AM
2	9.586	3.205mg/L	50uL	1		TOC3.2019_06_24_10_12_13.cal	7/6/2019 4:40:40 AM
3	9.501	3.176mg/L	50uL	1		TOC3.2019_06_24_10_12_13.cal	7/6/2019 4:42:44 AM
4	9.383	3.136mg/L	50uL	1		TOC3.2019_06_24_10_12_13.cal	7/6/2019 4:44:48 AM

Mean Area 9.517
Mean Conc. 3.181mg/L

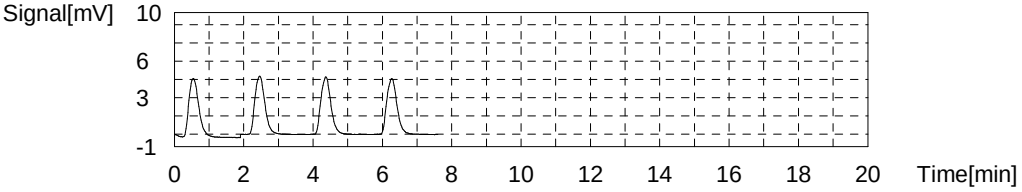

Sample

Sample Name: 280-124986-f-11-a
Sample ID:
Origin: NPOC.met
Status Completed
Chk. Result

Type	Anal.	Manual Dilution	Result
Unknown	NPOC	1.000	NPOC:2.799mg/L

1. Det

Anal.: NPOC

No.	Area	Conc.	Inj. Vol.	Aut. Dil.	Ex.	Cal. Curve	Date / Time
1	8.707	2.908mg/L	50uL	1	E	TOC3.2019_06_24_10_12_13.cal	7/6/2019 4:53:22 AM
2	8.547	2.854mg/L	50uL	1		TOC3.2019_06_24_10_12_13.cal	7/6/2019 4:55:26 AM
3	8.392	2.801mg/L	50uL	1		TOC3.2019_06_24_10_12_13.cal	7/6/2019 4:57:29 AM
4	8.290	2.767mg/L	50uL	1		TOC3.2019_06_24_10_12_13.cal	7/6/2019 4:59:33 AM
5	8.318	2.776mg/L	50uL	1		TOC3.2019_06_24_10_12_13.cal	7/6/2019 5:01:37 AM

Mean Area 8.387
Mean Conc. 2.799mg/L

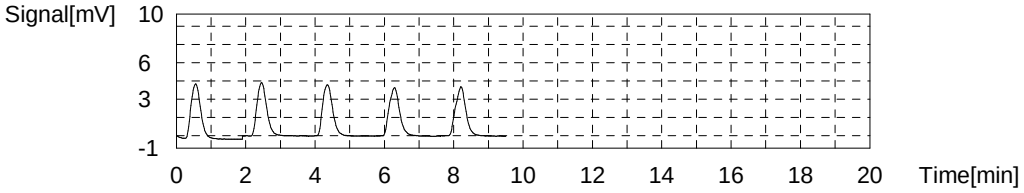

Sample

Sample Name: 280-124986-f-13-a
Sample ID:
Origin: NPOC.met
Status Completed
Chk. Result

Type	Anal.	Manual Dilution	Result
Unknown	NPOC	1.000	NPOC:2.560mg/L

1. Det

Anal.: NPOC

No.	Area	Conc.	Inj. Vol.	Aut. Dil.	Ex.	Cal. Curve	Date / Time
1	7.814	2.606mg/L	50uL	1		TOC3.2019_06_24_10_12_13.cal	7/6/2019 5:10:10 AM
2	7.632	2.544mg/L	50uL	1		TOC3.2019_06_24_10_12_13.cal	7/6/2019 5:12:14 AM
3	7.623	2.541mg/L	50uL	1		TOC3.2019_06_24_10_12_13.cal	7/6/2019 5:14:17 AM
4	7.640	2.547mg/L	50uL	1		TOC3.2019_06_24_10_12_13.cal	7/6/2019 5:16:21 AM

Mean Area 7.677
Mean Conc. 2.560mg/L

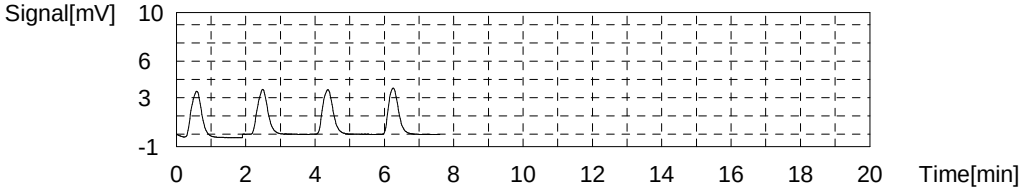

Sample

Sample Name: 280-124986-f-14-a
Sample ID:
Origin: NPOC.met
Status Completed
Chk. Result

Type	Anal.	Manual Dilution	Result
Unknown	NPOC	1.000	NPOC:2.640mg/L

1. Det

Anal.: NPOC

No.	Area	Conc.	Inj. Vol.	Aut. Dil.	Ex.	Cal. Curve	Date / Time
1	8.047	2.685mg/L	50uL	1		TOC3.2019_06_24_10_12_13.cal	7/6/2019 5:24:55 AM
2	7.934	2.646mg/L	50uL	1		TOC3.2019_06_24_10_12_13.cal	7/6/2019 5:26:59 AM
3	7.881	2.628mg/L	50uL	1		TOC3.2019_06_24_10_12_13.cal	7/6/2019 5:29:02 AM
4	7.794	2.599mg/L	50uL	1		TOC3.2019_06_24_10_12_13.cal	7/6/2019 5:31:06 AM

Mean Area 7.914
Mean Conc. 2.640mg/L

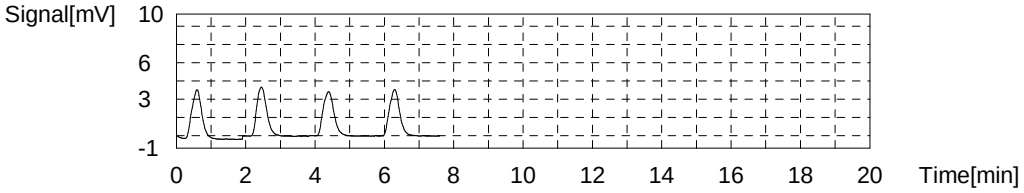

Sample

Sample Name: 280-124986-f-15-a
Sample ID:
Origin: NPOC.met
Status Completed
Chk. Result

Type	Anal.	Manual Dilution	Result
Unknown	NPOC	1.000	NPOC:2.505mg/L

1. Det

Anal.: NPOC

No.	Area	Conc.	Inj. Vol.	Aut. Dil.	Ex.	Cal. Curve	Date / Time
1	7.600	2.533mg/L	50uL	1		TOC3.2019_06_24_10_12_13.cal	7/6/2019 5:39:40 AM
2	7.655	2.552mg/L	50uL	1		TOC3.2019_06_24_10_12_13.cal	7/6/2019 5:41:44 AM
3	7.457	2.485mg/L	50uL	1		TOC3.2019_06_24_10_12_13.cal	7/6/2019 5:43:47 AM
4	7.346	2.448mg/L	50uL	1		TOC3.2019_06_24_10_12_13.cal	7/6/2019 5:45:51 AM

Mean Area 7.515
Mean Conc. 2.505mg/L

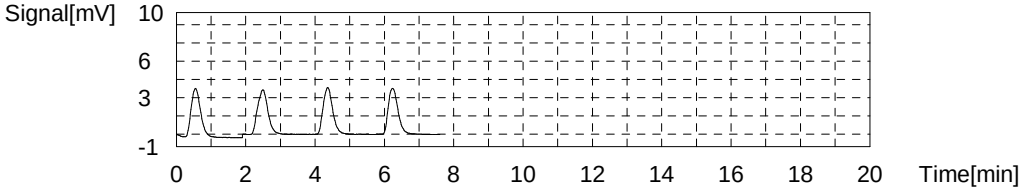

Sample

Sample Name: 280-124986-f-25-a
Sample ID:
Origin: NPOC.met
Status Completed
Chk. Result

Type	Anal.	Manual Dilution	Result
Unknown	NPOC	1.000	NPOC:0.8611mg/L

1. Det

Anal.: NPOC

No.	Area	Conc.	Inj. Vol.	Aut. Dil.	Ex.	Cal. Curve	Date / Time
1	2.707	0.8795mg/L	50uL	1		TOC3.2019_06_24_10_12_13.cal	7/6/2019 5:54:24 AM
2	2.665	0.8653mg/L	50uL	1		TOC3.2019_06_24_10_12_13.cal	7/6/2019 5:56:28 AM
3	2.625	0.8518mg/L	50uL	1		TOC3.2019_06_24_10_12_13.cal	7/6/2019 5:58:32 AM
4	2.614	0.8480mg/L	50uL	1		TOC3.2019_06_24_10_12_13.cal	7/6/2019 6:00:36 AM

Mean Area 2.653
Mean Conc. 0.8611mg/L

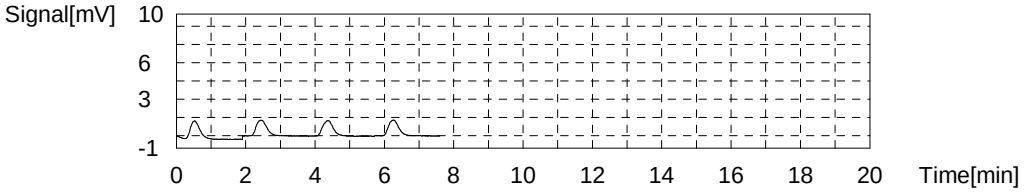

Sample

Sample Name: 280-124986-f-25-b ms
Sample ID:
Origin: NPOC.met
Status Completed
Chk. Result

Type	Anal.	Manual Dilution	Result
Unknown	NPOC	1.000	NPOC:25.70mg/L

1. Det

Anal.: NPOC

No.	Area	Conc.	Inj. Vol.	Aut. Dil.	Ex.	Cal. Curve	Date / Time
1	77.43	26.14mg/L	50uL	1		TOC3.2019_06_24_10_12_13.cal	7/6/2019 6:09:10 AM
2	76.60	25.86mg/L	50uL	1		TOC3.2019_06_24_10_12_13.cal	7/6/2019 6:11:13 AM
3	75.50	25.49mg/L	50uL	1		TOC3.2019_06_24_10_12_13.cal	7/6/2019 6:13:17 AM
4	75.01	25.32mg/L	50uL	1		TOC3.2019_06_24_10_12_13.cal	7/6/2019 6:15:27 AM

Mean Area 76.14
Mean Conc. 25.70mg/L

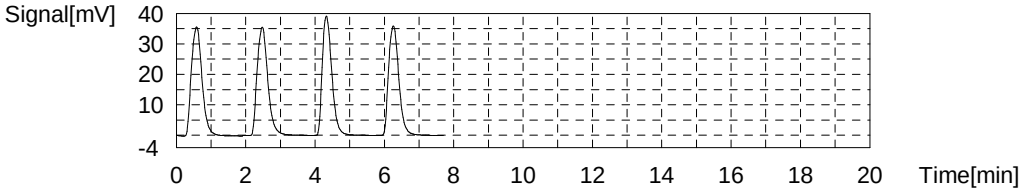

Sample

Sample Name: 280-124986-f-25-c msD
Sample ID:
Origin: NPOC.met
Status Completed
Chk. Result

Type	Anal.	Manual Dilution	Result
Unknown	NPOC	1.000	NPOC:25.60mg/L

1. Det

Anal.: NPOC

No.	Area	Conc.	Inj. Vol.	Aut. Dil.	Ex.	Cal. Curve	Date / Time
1	77.08	26.02mg/L	50uL	1		TOC3.2019_06_24_10_12_13.cal	7/6/2019 6:24:02 AM
2	76.03	25.66mg/L	50uL	1		TOC3.2019_06_24_10_12_13.cal	7/6/2019 6:26:05 AM
3	75.68	25.55mg/L	50uL	1		TOC3.2019_06_24_10_12_13.cal	7/6/2019 6:28:09 AM
4	74.53	25.16mg/L	50uL	1		TOC3.2019_06_24_10_12_13.cal	7/6/2019 6:30:13 AM

Mean Area 75.83
Mean Conc. 25.60mg/L

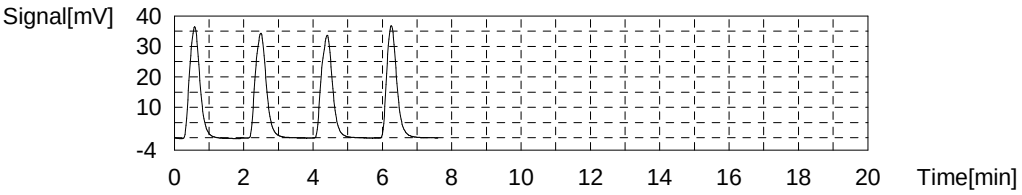

Sample

Sample Name: 280-124987-d-5
Sample ID:
Origin: NPOC.met
Status Completed
Chk. Result

Type	Anal.	Manual Dilution	Result
Unknown	NPOC	1.000	NPOC:7.237mg/L

1. Det

Anal.: NPOC

No.	Area	Conc.	Inj. Vol.	Aut. Dil.	Ex.	Cal. Curve	Date / Time
1	21.90	7.367mg/L	50uL	1		TOC3.2019_06_24_10_12_13.cal	7/6/2019 6:38:48 AM
2	21.64	7.279mg/L	50uL	1		TOC3.2019_06_24_10_12_13.cal	7/6/2019 6:40:51 AM
3	21.30	7.164mg/L	50uL	1		TOC3.2019_06_24_10_12_13.cal	7/6/2019 6:42:55 AM
4	21.22	7.137mg/L	50uL	1		TOC3.2019_06_24_10_12_13.cal	7/6/2019 6:44:59 AM

Mean Area 21.52
Mean Conc. 7.237mg/L

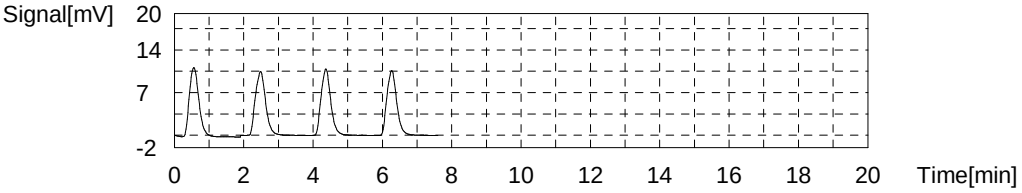

Sample

Sample Name: 280-124987-e-5
Sample ID:
Origin: NPOC.met
Status Completed
Chk. Result

Type	Anal.	Manual Dilution	Result
Unknown	NPOC	1.000	NPOC:7.631mg/L

1. Det

Anal.: NPOC

No.	Area	Conc.	Inj. Vol.	Aut. Dil.	Ex.	Cal. Curve	Date / Time
1	23.06	7.759mg/L	50uL	1		TOC3.2019_06_24_10_12_13.cal	7/6/2019 6:53:34 AM
2	22.80	7.672mg/L	50uL	1		TOC3.2019_06_24_10_12_13.cal	7/6/2019 6:55:38 AM
3	22.53	7.580mg/L	50uL	1		TOC3.2019_06_24_10_12_13.cal	7/6/2019 6:57:41 AM
4	22.33	7.513mg/L	50uL	1		TOC3.2019_06_24_10_12_13.cal	7/6/2019 6:59:45 AM

Mean Area 22.68
Mean Conc. 7.631mg/L

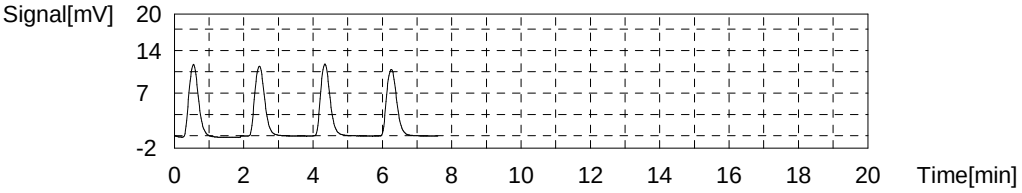

Sample

Sample Name: CCV
Sample ID:
Origin: NPOC.met
Status Completed
Chk. Result

Type	Anal.	Manual Dilution	Result
Unknown	NPOC	1.000	NPOC:25.79mg/L

1. Det

Anal.: NPOC

No.	Area	Conc.	Inj. Vol.	Aut. Dil.	Ex.	Cal. Curve	Date / Time
1	77.57	26.19mg/L	50uL	1		TOC3.2019_06_24_10_12_13.cal	7/6/2019 7:08:19 AM
2	76.90	25.96mg/L	50uL	1		TOC3.2019_06_24_10_12_13.cal	7/6/2019 7:10:23 AM
3	75.74	25.57mg/L	50uL	1		TOC3.2019_06_24_10_12_13.cal	7/6/2019 7:12:27 AM
4	75.37	25.44mg/L	50uL	1		TOC3.2019_06_24_10_12_13.cal	7/6/2019 7:14:31 AM

Mean Area 76.40
Mean Conc. 25.79mg/L

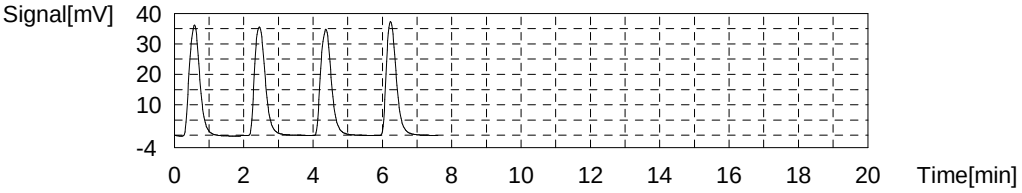

Sample

Sample Name: CCB
Sample ID:
Origin: NPOC.met
Status Completed
Chk. Result

Type	Anal.	Manual Dilution	Result
Unknown	NPOC	1.000	NPOC:0.06156mg/L

1. Det

Anal.: NPOC

No.	Area	Conc.	Inj. Vol.	Aut. Dil.	Ex.	Cal. Curve	Date / Time
1	0.2796	0.05894mg/L	50uL	1		TOC3.2019_06_24_10_12_13.cal	7/6/2019 7:23:06 AM
2	0.2858	0.06103mg/L	50uL	1		TOC3.2019_06_24_10_12_13.cal	7/6/2019 7:25:09 AM
3	0.2858	0.06103mg/L	50uL	1		TOC3.2019_06_24_10_12_13.cal	7/6/2019 7:27:13 AM
4	0.2982	0.06523mg/L	50uL	1		TOC3.2019_06_24_10_12_13.cal	7/6/2019 7:29:17 AM

Mean Area 0.2873
Mean Conc. 0.06156mg/L

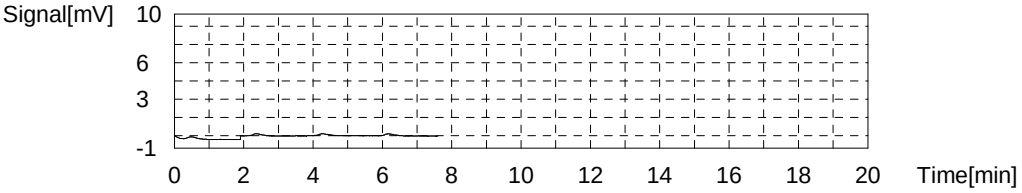

Sample

Sample Name: 280-124987-d-6
Sample ID:
Origin: NPOC.met
Status Completed
Chk. Result

Type	Anal.	Manual Dilution	Result
Unknown	NPOC	1.000	NPOC:2.783mg/L

1. Det

Anal.: NPOC

No.	Area	Conc.	Inj. Vol.	Aut. Dil.	Ex.	Cal. Curve	Date / Time
1	8.434	2.815mg/L	50uL	1		TOC3.2019_06_24_10_12_13.cal	7/6/2019 7:37:52 AM
2	8.510	2.841mg/L	50uL	1		TOC3.2019_06_24_10_12_13.cal	7/6/2019 7:39:55 AM
3	8.208	2.739mg/L	50uL	1		TOC3.2019_06_24_10_12_13.cal	7/6/2019 7:41:59 AM
4	8.204	2.738mg/L	50uL	1		TOC3.2019_06_24_10_12_13.cal	7/6/2019 7:44:03 AM

Mean Area 8.339
Mean Conc. 2.783mg/L

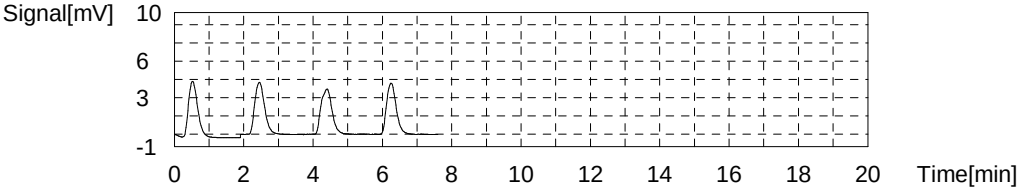

Sample

Sample Name: MS 280-124987-d-6
Sample ID:
Origin: NPOC.met
Status Completed
Chk. Result

Type	Anal.	Manual Dilution	Result
Unknown	NPOC	1.000	NPOC:27.68mg/L

1. Det

Anal.: NPOC

No.	Area	Conc.	Inj. Vol.	Aut. Dil.	Ex.	Cal. Curve	Date / Time
1	83.21	28.09mg/L	50uL	1		TOC3.2019_06_24_10_12_13.cal	7/6/2019 7:52:38 AM
2	83.07	28.04mg/L	50uL	1		TOC3.2019_06_24_10_12_13.cal	7/6/2019 7:54:41 AM
3	81.29	27.44mg/L	50uL	1		TOC3.2019_06_24_10_12_13.cal	7/6/2019 7:56:45 AM
4	80.44	27.16mg/L	50uL	1		TOC3.2019_06_24_10_12_13.cal	7/6/2019 7:58:49 AM

Mean Area 82.00
Mean Conc. 27.68mg/L

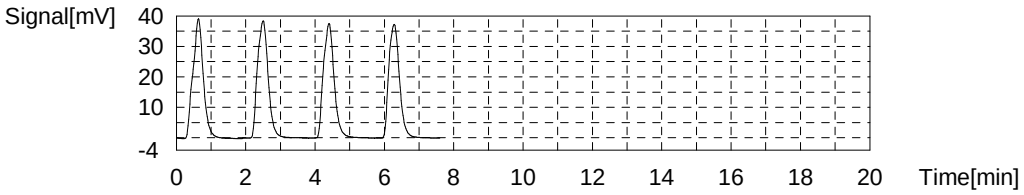

Sample

Sample Name: MSD 280-124987-d-6
Sample ID:
Origin: NPOC.met
Status Completed
Chk. Result

Type	Anal.	Manual Dilution	Result
Unknown	NPOC	1.000	NPOC:27.61mg/L

1. Det

Anal.: NPOC

No.	Area	Conc.	Inj. Vol.	Aut. Dil.	Ex.	Cal. Curve	Date / Time
1	83.29	28.12mg/L	50uL	1		TOC3.2019_06_24_10_12_13.cal	7/6/2019 8:07:24 AM
2	82.18	27.74mg/L	50uL	1		TOC3.2019_06_24_10_12_13.cal	7/6/2019 8:09:27 AM
3	81.04	27.36mg/L	50uL	1		TOC3.2019_06_24_10_12_13.cal	7/6/2019 8:11:31 AM
4	80.62	27.22mg/L	50uL	1		TOC3.2019_06_24_10_12_13.cal	7/6/2019 8:13:35 AM

Mean Area 81.78
Mean Conc. 27.61mg/L

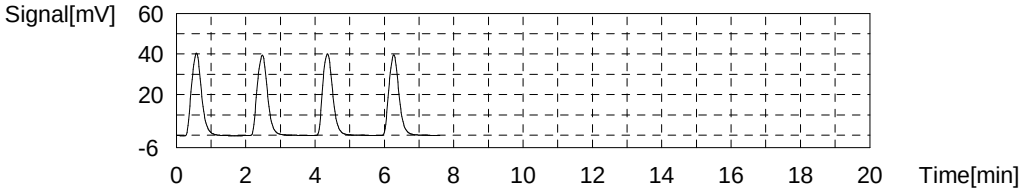

Sample

Sample Name: 280-124987-e-6
Sample ID:
Origin: NPOC.met
Status Completed
Chk. Result

Type	Anal.	Manual Dilution	Result
Unknown	NPOC	1.000	NPOC:3.206mg/L

1. Det

Anal.: NPOC

No.	Area	Conc.	Inj. Vol.	Aut. Dil.	Ex.	Cal. Curve	Date / Time
1	9.726	3.252mg/L	50uL	1		TOC3.2019_06_24_10_12_13.cal	7/6/2019 8:22:09 AM
2	9.690	3.240mg/L	50uL	1		TOC3.2019_06_24_10_12_13.cal	7/6/2019 8:24:13 AM
3	9.468	3.165mg/L	50uL	1		TOC3.2019_06_24_10_12_13.cal	7/6/2019 8:26:17 AM
4	9.474	3.167mg/L	50uL	1		TOC3.2019_06_24_10_12_13.cal	7/6/2019 8:28:21 AM

Mean Area 9.590
Mean Conc. 3.206mg/L

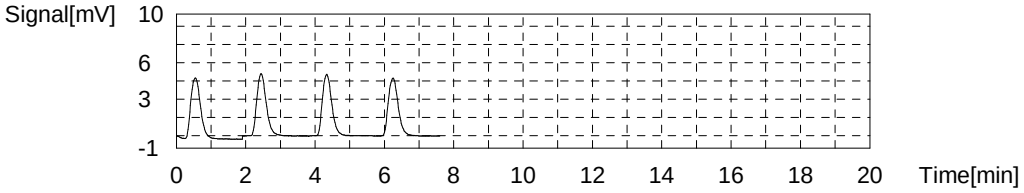

Sample

Sample Name: MS 280-124987-e-6
Sample ID:
Origin: NPOC.met
Status Completed
Chk. Result

Type	Anal.	Manual Dilution	Result
Unknown	NPOC	1.000	NPOC:28.69mg/L

1. Det

Anal.: NPOC

No.	Area	Conc.	Inj. Vol.	Aut. Dil.	Ex.	Cal. Curve	Date / Time
1	85.70	28.93mg/L	50uL	1		TOC3.2019_06_24_10_12_13.cal	7/6/2019 8:36:56 AM
2	85.73	28.94mg/L	50uL	1		TOC3.2019_06_24_10_12_13.cal	7/6/2019 8:38:59 AM
3	84.18	28.42mg/L	50uL	1		TOC3.2019_06_24_10_12_13.cal	7/6/2019 8:41:03 AM
4	84.36	28.48mg/L	50uL	1		TOC3.2019_06_24_10_12_13.cal	7/6/2019 8:43:19 AM

Mean Area 84.99
Mean Conc. 28.69mg/L

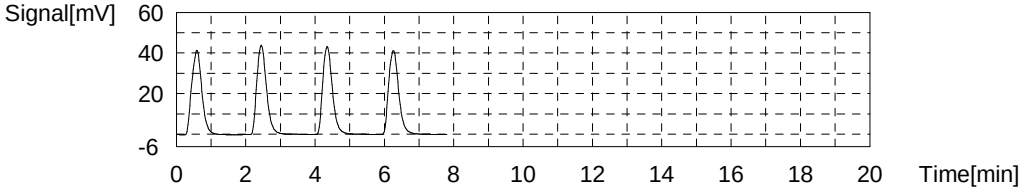

Sample

Sample Name: MSD 280-124987-e-6
Sample ID:
Origin: NPOC.met
Status Completed
Chk. Result

Type	Anal.	Manual Dilution	Result
Unknown	NPOC	1.000	NPOC:28.41mg/L

1. Det

Anal.: NPOC

No.	Area	Conc.	Inj. Vol.	Aut. Dil.	Ex.	Cal. Curve	Date / Time
1	85.27	28.79mg/L	50uL	1		TOC3.2019_06_24_10_12_13.cal	7/6/2019 8:51:53 AM
2	84.49	28.52mg/L	50uL	1		TOC3.2019_06_24_10_12_13.cal	7/6/2019 8:53:57 AM
3	83.59	28.22mg/L	50uL	1		TOC3.2019_06_24_10_12_13.cal	7/6/2019 8:56:01 AM
4	83.20	28.09mg/L	50uL	1		TOC3.2019_06_24_10_12_13.cal	7/6/2019 8:58:05 AM

Mean Area 84.14
Mean Conc. 28.41mg/L

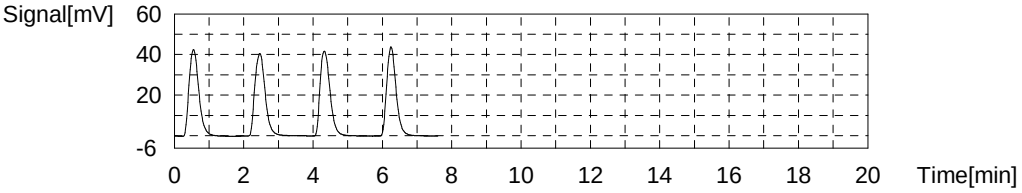

Sample

Sample Name: 280-124987-d-7
Sample ID:
Origin: NPOC.met
Status Completed
Chk. Result

Type	Anal.	Manual Dilution	Result
Unknown	NPOC	1.000	NPOC:8.129mg/L

1. Det

Anal.: NPOC

No.	Area	Conc.	Inj. Vol.	Aut. Dil.	Ex.	Cal. Curve	Date / Time
1	24.58	8.273mg/L	50uL	1		TOC3.2019_06_24_10_12_13.cal	7/6/2019 9:06:40 AM
2	24.55	8.263mg/L	50uL	1		TOC3.2019_06_24_10_12_13.cal	7/6/2019 9:08:43 AM
3	23.73	7.986mg/L	50uL	1		TOC3.2019_06_24_10_12_13.cal	7/6/2019 9:10:47 AM
4	23.75	7.993mg/L	50uL	1		TOC3.2019_06_24_10_12_13.cal	7/6/2019 9:12:51 AM

Mean Area 24.15
Mean Conc. 8.129mg/L

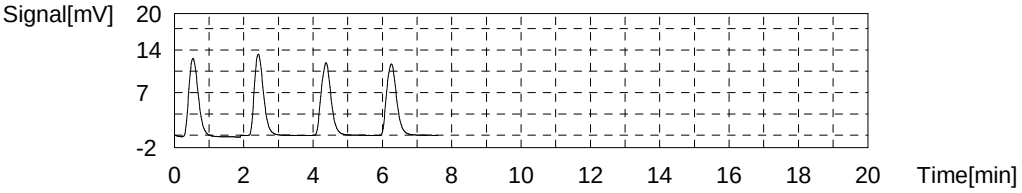

Sample

Sample Name: 280-124987-e-7
Sample ID:
Origin: NPOC.met
Status Completed
Chk. Result

Type	Anal.	Manual Dilution	Result
Unknown	NPOC	1.000	NPOC:8.283mg/L

1. Det

Anal.: NPOC

No.	Area	Conc.	Inj. Vol.	Aut. Dil.	Ex.	Cal. Curve	Date / Time
1	24.99	8.412mg/L	50uL	1		TOC3.2019_06_24_10_12_13.cal	7/6/2019 9:21:26 AM
2	24.92	8.388mg/L	50uL	1		TOC3.2019_06_24_10_12_13.cal	7/6/2019 9:23:29 AM
3	24.35	8.195mg/L	50uL	1		TOC3.2019_06_24_10_12_13.cal	7/6/2019 9:25:33 AM
4	24.18	8.138mg/L	50uL	1		TOC3.2019_06_24_10_12_13.cal	7/6/2019 9:27:37 AM

Mean Area 24.61
Mean Conc. 8.283mg/L

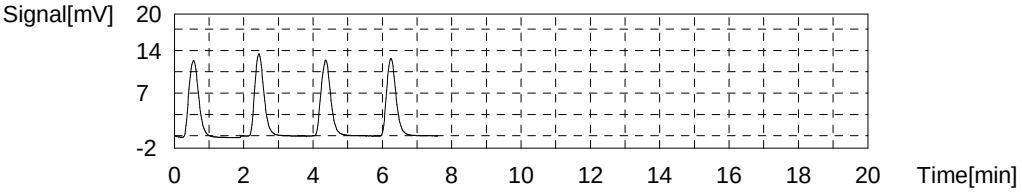

Sample

Sample Name: 280-124987-d-8
Sample ID:
Origin: NPOC.met
Status Completed
Chk. Result

Type	Anal.	Manual Dilution	Result
Unknown	NPOC	1.000	NPOC:18.06mg/L

1. Det

Anal.: NPOC

No.	Area	Conc.	Inj. Vol.	Aut. Dil.	Ex.	Cal. Curve	Date / Time
1	54.22	18.29mg/L	50uL	1		TOC3.2019_06_24_10_12_13.cal	7/6/2019 9:36:12 AM
2	54.44	18.37mg/L	50uL	1		TOC3.2019_06_24_10_12_13.cal	7/6/2019 9:38:16 AM
3	52.81	17.82mg/L	50uL	1		TOC3.2019_06_24_10_12_13.cal	7/6/2019 9:40:20 AM
4	52.69	17.78mg/L	50uL	1		TOC3.2019_06_24_10_12_13.cal	7/6/2019 9:42:24 AM

Mean Area 53.54
Mean Conc. 18.06mg/L

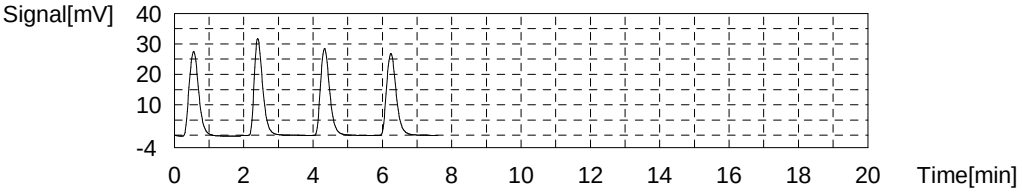

Sample

Sample Name: 280-124987-e-8
Sample ID:
Origin: NPOC.met
Status Completed
Chk. Result

Type	Anal.	Manual Dilution	Result
Unknown	NPOC	1.000	NPOC:18.25mg/L

1. Det

Anal.: NPOC

No.	Area	Conc.	Inj. Vol.	Aut. Dil.	Ex.	Cal. Curve	Date / Time
1	54.98	18.55mg/L	50uL	1		TOC3.2019_06_24_10_12_13.cal	7/6/2019 9:50:59 AM
2	54.68	18.45mg/L	50uL	1		TOC3.2019_06_24_10_12_13.cal	7/6/2019 9:53:03 AM
3	53.37	18.01mg/L	50uL	1		TOC3.2019_06_24_10_12_13.cal	7/6/2019 9:55:07 AM
4	53.34	18.00mg/L	50uL	1		TOC3.2019_06_24_10_12_13.cal	7/6/2019 9:57:11 AM

Mean Area 54.09
Mean Conc. 18.25mg/L

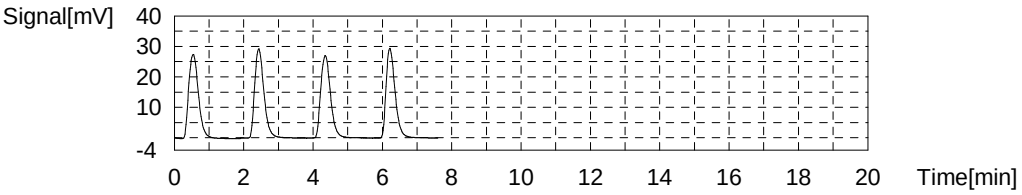

Sample

Sample Name: CCV
Sample ID:
Origin: NPOC.met
Status Completed
Chk. Result

Type	Anal.	Manual Dilution	Result
Unknown	NPOC	1.000	NPOC:25.85mg/L

1. Det

Anal.: NPOC

No.	Area	Conc.	Inj. Vol.	Aut. Dil.	Ex.	Cal. Curve	Date / Time
1	77.60	26.20mg/L	50uL	1		TOC3.2019_06_24_10_12_13.cal	7/6/2019 10:05:46 AM
2	77.74	26.24mg/L	50uL	1		TOC3.2019_06_24_10_12_13.cal	7/6/2019 10:07:50 AM
3	75.72	25.56mg/L	50uL	1		TOC3.2019_06_24_10_12_13.cal	7/6/2019 10:09:54 AM
4	75.26	25.40mg/L	50uL	1		TOC3.2019_06_24_10_12_13.cal	7/6/2019 10:11:58 AM

Mean Area 76.58
Mean Conc. 25.85mg/L

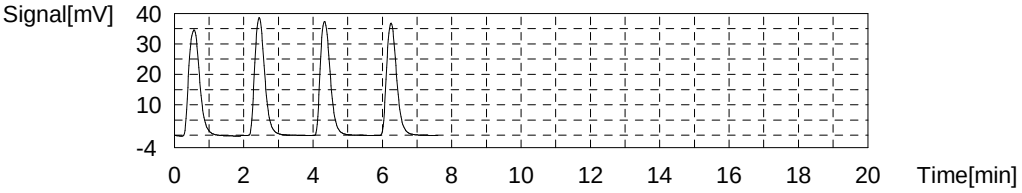

Sample

Sample Name: CCB
Sample ID:
Origin: NPOC.met
Status Completed
Chk. Result

Type	Anal.	Manual Dilution	Result
Unknown	NPOC	1.000	NPOC:0.07566mg/L

1. Det

Anal.: NPOC

No.	Area	Conc.	Inj. Vol.	Aut. Dil.	Ex.	Cal. Curve	Date / Time
1	0.3308	0.07624mg/L	50uL	1		TOC3.2019_06_24_10_12_13.cal	7/6/2019 10:20:34 AM
2	0.3450	0.08104mg/L	50uL	1		TOC3.2019_06_24_10_12_13.cal	7/6/2019 10:22:37 AM
3	0.3328	0.07692mg/L	50uL	1		TOC3.2019_06_24_10_12_13.cal	7/6/2019 10:24:41 AM
4	0.3077	0.06844mg/L	50uL	1		TOC3.2019_06_24_10_12_13.cal	7/6/2019 10:26:45 AM

Mean Area 0.3291
Mean Conc. 0.07566mg/L

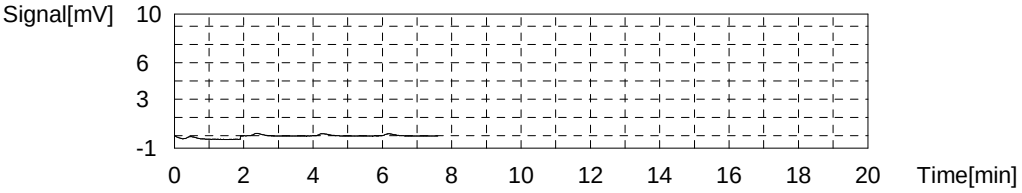

Sample

Sample Name: 280-124986-f-29-a
Sample ID:
Origin: NPOC.met
Status Completed
Chk. Result

Type	Anal.	Manual Dilution	Result
Unknown	NPOC	1.000	NPOC:3.678mg/L

1. Det

Anal.: NPOC

No.	Area	Conc.	Inj. Vol.	Aut. Dil.	Ex.	Cal. Curve	Date / Time
1	11.15	3.733mg/L	50uL	1		TOC3.2019_06_24_10_12_13.cal	7/6/2019 10:35:21 AM
2	11.01	3.686mg/L	50uL	1		TOC3.2019_06_24_10_12_13.cal	7/6/2019 10:37:24 AM
3	10.92	3.656mg/L	50uL	1		TOC3.2019_06_24_10_12_13.cal	7/6/2019 10:39:28 AM
4	10.86	3.635mg/L	50uL	1		TOC3.2019_06_24_10_12_13.cal	7/6/2019 10:41:32 AM

Mean Area 10.98
Mean Conc. 3.678mg/L

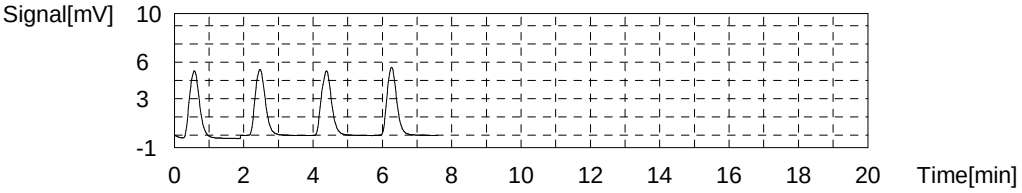

Sample

Sample Name: 280-124986-f-30-a
Sample ID:
Origin: NPOC.met
Status Completed
Chk. Result

Type	Anal.	Manual Dilution	Result
Unknown	NPOC	1.000	NPOC:3.499mg/L

1. Det

Anal.: NPOC

No.	Area	Conc.	Inj. Vol.	Aut. Dil.	Ex.	Cal. Curve	Date / Time
1	10.99	3.679mg/L	50uL	1	E	TOC3.2019_06_24_10_12_13.cal	7/6/2019 10:50:07 AM
2	10.57	3.537mg/L	50uL	1		TOC3.2019_06_24_10_12_13.cal	7/6/2019 10:52:11 AM
3	10.45	3.497mg/L	50uL	1		TOC3.2019_06_24_10_12_13.cal	7/6/2019 10:54:15 AM
4	10.37	3.470mg/L	50uL	1		TOC3.2019_06_24_10_12_13.cal	7/6/2019 10:56:19 AM
5	10.43	3.490mg/L	50uL	1		TOC3.2019_06_24_10_12_13.cal	7/6/2019 10:58:23 AM

Mean Area 10.46
Mean Conc. 3.499mg/L

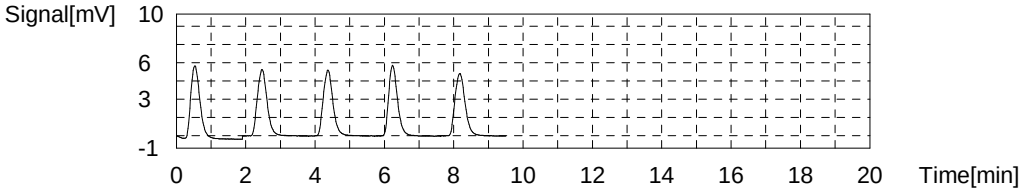

Sample

Sample Name: 280-124986-f-31-a
Sample ID:
Origin: NPOC.met
Status Completed
Chk. Result

Type	Anal.	Manual Dilution	Result
Unknown	NPOC	1.000	NPOC:3.347mg/L

1. Det

Anal.: NPOC

No.	Area	Conc.	Inj. Vol.	Aut. Dil.	Ex.	Cal. Curve	Date / Time
1	10.10	3.379mg/L	50uL	1		TOC3.2019_06_24_10_12_13.cal	7/6/2019 11:06:57 AM
2	10.11	3.382mg/L	50uL	1		TOC3.2019_06_24_10_12_13.cal	7/6/2019 11:09:01 AM
3	9.958	3.331mg/L	50uL	1		TOC3.2019_06_24_10_12_13.cal	7/6/2019 11:11:05 AM
4	9.853	3.295mg/L	50uL	1		TOC3.2019_06_24_10_12_13.cal	7/6/2019 11:13:09 AM

Mean Area 10.01
Mean Conc. 3.347mg/L

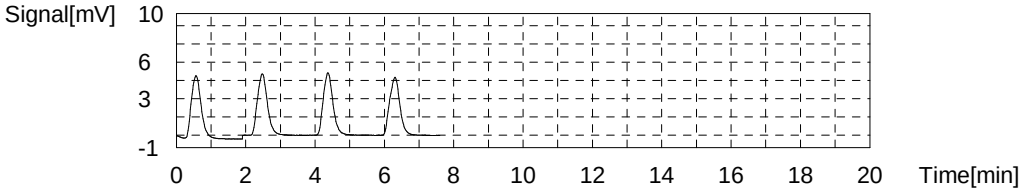

Sample

Sample Name: 280-124986-f-1-a
Sample ID:
Origin: NPOC.met
Status Completed
Chk. Result

Type	Anal.	Manual Dilution	Result
Unknown	NPOC	1.000	NPOC:4.343mg/L

1. Det

Anal.: NPOC

No.	Area	Conc.	Inj. Vol.	Aut. Dil.	Ex.	Cal. Curve	Date / Time
1	12.96	4.345mg/L	50uL	1		TOC3.2019_06_24_10_12_13.cal	7/6/2019 11:21:44 AM
2	13.11	4.396mg/L	50uL	1		TOC3.2019_06_24_10_12_13.cal	7/6/2019 11:23:48 AM
3	12.85	4.308mg/L	50uL	1		TOC3.2019_06_24_10_12_13.cal	7/6/2019 11:25:52 AM
4	12.89	4.322mg/L	50uL	1		TOC3.2019_06_24_10_12_13.cal	7/6/2019 11:27:56 AM

Mean Area 12.95
Mean Conc. 4.343mg/L

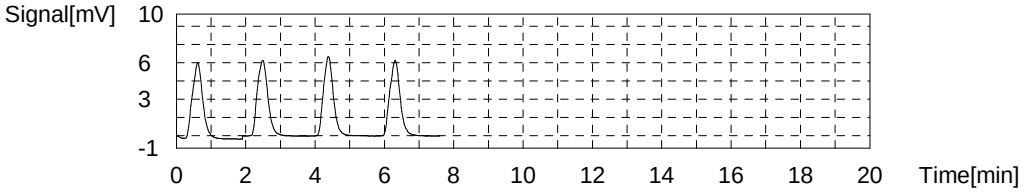

Sample

Sample Name: 280-124986-f-7-a
Sample ID:
Origin: NPOC.met
Status Completed
Chk. Result

Type	Anal.	Manual Dilution	Result
Unknown	NPOC	1.000	NPOC:2.448mg/L

1. Det

Anal.: NPOC

No.	Area	Conc.	Inj. Vol.	Aut. Dil.	Ex.	Cal. Curve	Date / Time
1	7.719	2.574mg/L	50uL	1	E	TOC3.2019_06_24_10_12_13.cal	7/6/2019 11:36:31 AM
2	7.557	2.519mg/L	50uL	1		TOC3.2019_06_24_10_12_13.cal	7/6/2019 11:38:35 AM
3	7.326	2.441mg/L	50uL	1		TOC3.2019_06_24_10_12_13.cal	7/6/2019 11:40:39 AM
4	7.240	2.412mg/L	50uL	1		TOC3.2019_06_24_10_12_13.cal	7/6/2019 11:42:43 AM
5	7.264	2.420mg/L	50uL	1		TOC3.2019_06_24_10_12_13.cal	7/6/2019 11:44:47 AM

Mean Area 7.347
Mean Conc. 2.448mg/L

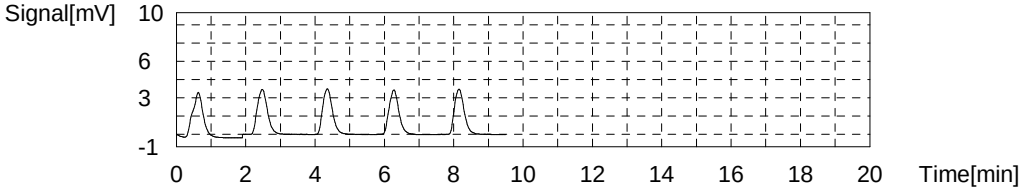

Sample

Sample Name: lcs 280-463672/1-a
Sample ID:
Origin: NPOC.met
Status Completed
Chk. Result

Type	Anal.	Manual Dilution	Result
Unknown	NPOC	1.000	NPOC:25.32mg/L

1. Det

Anal.: NPOC

No.	Area	Conc.	Inj. Vol.	Aut. Dil.	Ex.	Cal. Curve	Date / Time
1	76.51	25.83mg/L	50uL	1		TOC3.2019_06_24_10_12_13.cal	7/6/2019 11:53:18 AM
2	75.60	25.52mg/L	50uL	1		TOC3.2019_06_24_10_12_13.cal	7/6/2019 11:55:21 AM
3	74.21	25.05mg/L	50uL	1		TOC3.2019_06_24_10_12_13.cal	7/6/2019 11:57:35 AM
4	73.73	24.89mg/L	50uL	1		TOC3.2019_06_24_10_12_13.cal	7/6/2019 11:59:39 AM

Mean Area 75.01
Mean Conc. 25.32mg/L

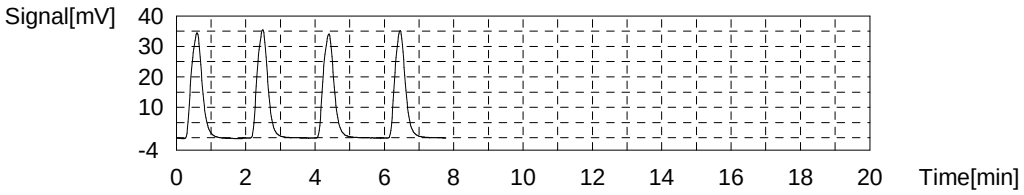

Sample

Sample Name: mb 280-463672/2-a
Sample ID:
Origin: NPOC.met
Status Completed
Chk. Result

Type	Anal.	Manual Dilution	Result
Unknown	NPOC	1.000	NPOC:0.1550mg/L

1. Det

Anal.: NPOC

No.	Area	Conc.	Inj. Vol.	Aut. Dil.	Ex.	Cal. Curve	Date / Time
1	0.7679	0.2240mg/L	50uL	1	E	TOC3.2019_06_24_10_12_13.cal	7/6/2019 12:08:11 PM
2	0.5980	0.1666mg/L	50uL	1		TOC3.2019_06_24_10_12_13.cal	7/6/2019 12:10:15 PM
3	0.5480	0.1497mg/L	50uL	1		TOC3.2019_06_24_10_12_13.cal	7/6/2019 12:12:19 PM
4	0.5624	0.1545mg/L	50uL	1		TOC3.2019_06_24_10_12_13.cal	7/6/2019 12:14:23 PM
5	0.5464	0.1491mg/L	50uL	1		TOC3.2019_06_24_10_12_13.cal	7/6/2019 12:16:27 PM

Mean Area 0.5637
Mean Conc. 0.1550mg/L

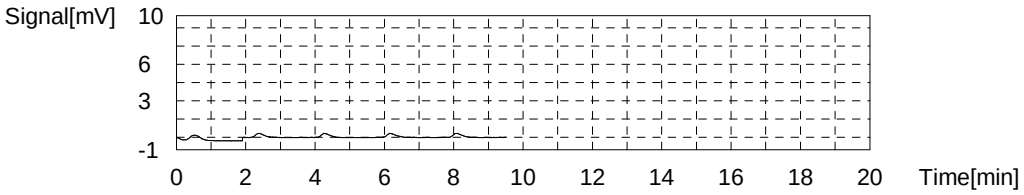

Sample

Sample Name: TI C
Sample ID:
Origin: NPOC.met
Status Completed
Chk. Result

Type	Anal.	Manual Dilution	Result
Unknown	NPOC	1.000	NPOC:0.1459mg/L

1. Det

Anal.: NPOC

No.	Area	Conc.	Inj. Vol.	Aut. Dil.	Ex.	Cal. Curve	Date / Time
1	0.5363	0.1457mg/L	50uL	1		TOC3.2019_06_24_10_12_13.cal	7/6/2019 12:24:57 PM
2	0.5335	0.1448mg/L	50uL	1		TOC3.2019_06_24_10_12_13.cal	7/6/2019 12:27:01 PM
3	0.5379	0.1463mg/L	50uL	1		TOC3.2019_06_24_10_12_13.cal	7/6/2019 12:29:05 PM
4	0.5401	0.1470mg/L	50uL	1		TOC3.2019_06_24_10_12_13.cal	7/6/2019 12:31:09 PM

Mean Area 0.5370
Mean Conc. 0.1459mg/L

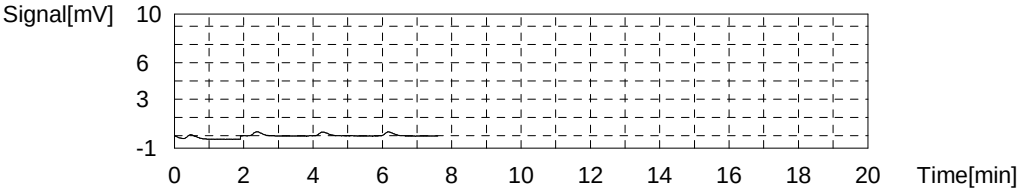

Sample

Sample Name: 280-124986-f-8-a
Sample ID:
Origin: NPOC.met
Status Completed
Chk. Result

Type	Anal.	Manual Dilution	Result
Unknown	NPOC	1.000	NPOC:4.510mg/L

1. Det

Anal.: NPOC

No.	Area	Conc.	Inj. Vol.	Aut. Dil.	Ex.	Cal. Curve	Date / Time
1	13.62	4.568mg/L	50uL	1		TOC3.2019_06_24_10_12_13.cal	7/6/2019 12:39:41 PM
2	13.66	4.582mg/L	50uL	1		TOC3.2019_06_24_10_12_13.cal	7/6/2019 12:41:45 PM
3	13.37	4.484mg/L	50uL	1		TOC3.2019_06_24_10_12_13.cal	7/6/2019 12:43:49 PM
4	13.14	4.406mg/L	50uL	1		TOC3.2019_06_24_10_12_13.cal	7/6/2019 12:45:53 PM

Mean Area 13.45
Mean Conc. 4.510mg/L

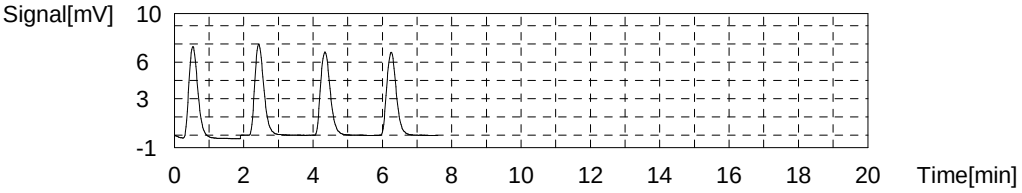

Sample

Sample Name: 280-124986-f-8-b ms
Sample ID:
Origin: NPOC.met
Status Completed
Chk. Result

Type	Anal.	Manual Dilution	Result
Unknown	NPOC	1.000	NPOC:29.57mg/L

1. Det

Anal.: NPOC

No.	Area	Conc.	Inj. Vol.	Aut. Dil.	Ex.	Cal. Curve	Date / Time
1	89.36	30.17mg/L	50uL	1		TOC3.2019_06_24_10_12_13.cal	7/6/2019 12:54:25 PM
2	88.41	29.85mg/L	50uL	1		TOC3.2019_06_24_10_12_13.cal	7/6/2019 12:56:29 PM
3	86.56	29.22mg/L	50uL	1		TOC3.2019_06_24_10_12_13.cal	7/6/2019 12:58:33 PM
4	85.96	29.02mg/L	50uL	1		TOC3.2019_06_24_10_12_13.cal	7/6/2019 1:00:37 PM

Mean Area 87.57
Mean Conc. 29.57mg/L

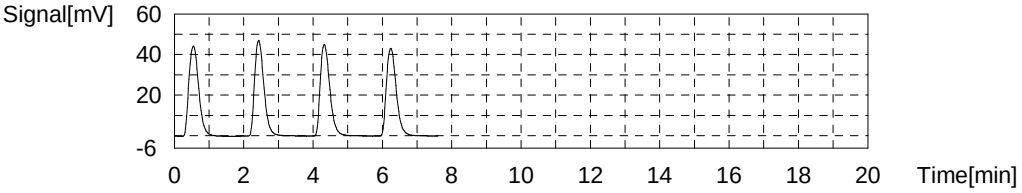

Sample

Sample Name: CCV
Sample ID:
Origin: NPOC.met
Status Completed
Chk. Result

Type	Anal.	Manual Dilution	Result
Unknown	NPOC	1.000	NPOC:25.80mg/L

1. Det

Anal.: NPOC

No.	Area	Conc.	Inj. Vol.	Aut. Dil.	Ex.	Cal. Curve	Date / Time
1	77.55	26.18mg/L	50uL	1		TOC3.2019_06_24_10_12_13.cal	7/6/2019 1:09:09 PM
2	77.18	26.05mg/L	50uL	1		TOC3.2019_06_24_10_12_13.cal	7/6/2019 1:11:13 PM
3	75.78	25.58mg/L	50uL	1		TOC3.2019_06_24_10_12_13.cal	7/6/2019 1:13:17 PM
4	75.15	25.37mg/L	50uL	1		TOC3.2019_06_24_10_12_13.cal	7/6/2019 1:15:21 PM

Mean Area 76.42
Mean Conc. 25.80mg/L

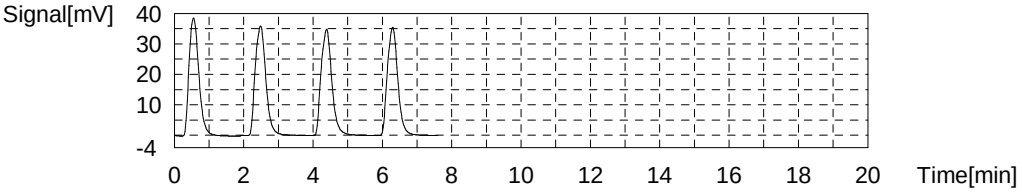

Sample

Sample Name: CCB
Sample ID:
Origin: NPOC.met
Status Completed
Chk. Result

Type	Anal.	Manual Dilution	Result
Unknown	NPOC	1.000	NPOC:0.06472mg/L

1. Det

Anal.: NPOC

No.	Area	Conc.	Inj. Vol.	Aut. Dil.	Ex.	Cal. Curve	Date / Time
1	0.2870	0.06144mg/L	50uL	1		TOC3.2019_06_24_10_12_13.cal	7/6/2019 1:23:53 PM
2	0.2926	0.06333mg/L	50uL	1		TOC3.2019_06_24_10_12_13.cal	7/6/2019 1:25:57 PM
3	0.2921	0.06316mg/L	50uL	1		TOC3.2019_06_24_10_12_13.cal	7/6/2019 1:28:01 PM
4	0.3151	0.07094mg/L	50uL	1		TOC3.2019_06_24_10_12_13.cal	7/6/2019 1:30:05 PM

Mean Area 0.2967
Mean Conc. 0.06472mg/L

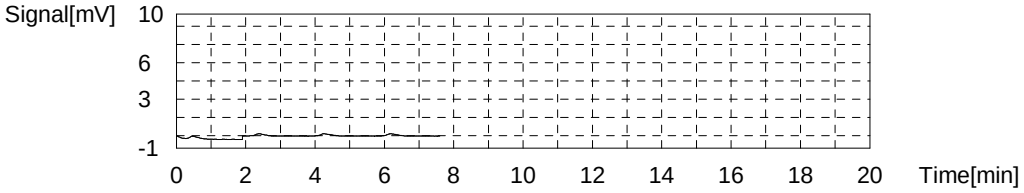

Sample

Sample Name: 280-124986-f-8-c msd
Sample ID:
Origin: NPOC.met
Status Completed
Chk. Result

Type	Anal.	Manual Dilution	Result
Unknown	NPOC	1.000	NPOC:29.43mg/L

1. Det

Anal.: NPOC

No.	Area	Conc.	Inj. Vol.	Aut. Dil.	Ex.	Cal. Curve	Date / Time
1	89.00	30.05mg/L	50uL	1		TOC3.2019_06_24_10_12_13.cal	7/6/2019 1:38:37 PM
2	87.68	29.60mg/L	50uL	1		TOC3.2019_06_24_10_12_13.cal	7/6/2019 1:40:41 PM
3	86.51	29.21mg/L	50uL	1		TOC3.2019_06_24_10_12_13.cal	7/6/2019 1:42:45 PM
4	85.49	28.86mg/L	50uL	1		TOC3.2019_06_24_10_12_13.cal	7/6/2019 1:44:49 PM

Mean Area 87.17
Mean Conc. 29.43mg/L

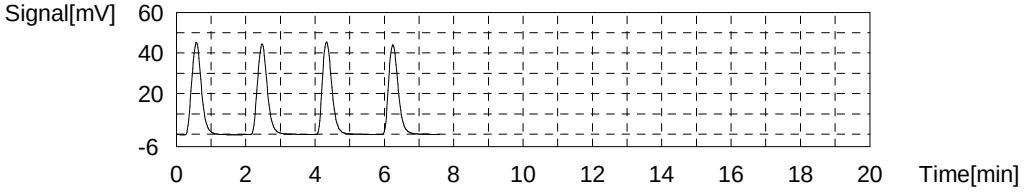

Sample

Sample Name: 280-124986-f-9-a
Sample ID:
Origin: NPOC.met
Status Completed
Chk. Result

Type	Anal.	Manual Dilution	Result
Unknown	NPOC	1.000	NPOC:5.016mg/L

1. Det

Anal.: NPOC

No.	Area	Conc.	Inj. Vol.	Aut. Dil.	Ex.	Cal. Curve	Date / Time
1	15.23	5.113mg/L	50uL	1		TOC3.2019_06_24_10_12_13.cal	7/6/2019 1:53:21 PM
2	15.03	5.045mg/L	50uL	1		TOC3.2019_06_24_10_12_13.cal	7/6/2019 1:55:25 PM
3	14.83	4.977mg/L	50uL	1		TOC3.2019_06_24_10_12_13.cal	7/6/2019 1:57:29 PM
4	14.69	4.930mg/L	50uL	1		TOC3.2019_06_24_10_12_13.cal	7/6/2019 1:59:33 PM

Mean Area 14.95
Mean Conc. 5.016mg/L

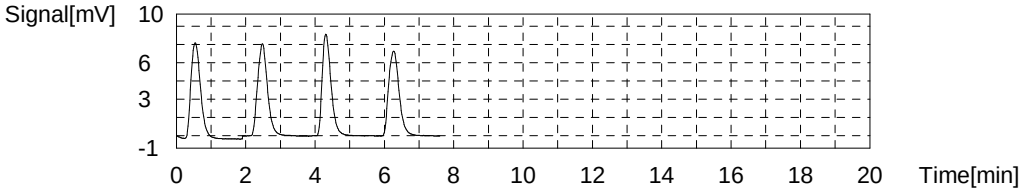

Sample

Sample Name: 280-124986-f-16-a
Sample ID:
Origin: NPOC.met
Status Completed
Chk. Result

Type	Anal.	Manual Dilution	Result
Unknown	NPOC	1.000	NPOC:57.03mg/L

1. Det

Anal.: NPOC

No.	Area	Conc.	Inj. Vol.	Aut. Dil.	Ex.	Cal. Curve	Date / Time
1	172.7	58.34mg/L	50uL	1		TOC3.2019_06_24_10_12_13.cal	7/6/2019 2:08:05 PM
2	170.3	57.53mg/L	50uL	1		TOC3.2019_06_24_10_12_13.cal	7/6/2019 2:10:09 PM
3	166.8	56.35mg/L	50uL	1		TOC3.2019_06_24_10_12_13.cal	7/6/2019 2:12:13 PM
4	165.5	55.91mg/L	50uL	1		TOC3.2019_06_24_10_12_13.cal	7/6/2019 2:14:17 PM

Mean Area 168.8
Mean Conc. 57.03mg/L

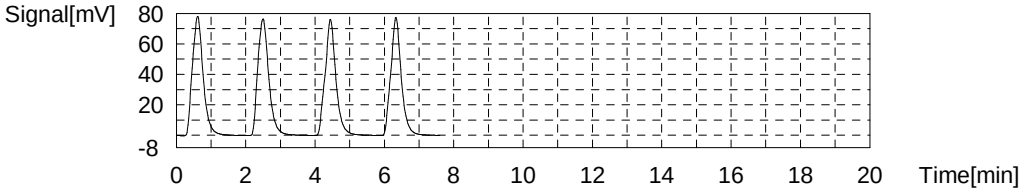

Sample

Sample Name: 280-124986-f-17-a
Sample ID:
Origin: NPOC.met
Status Completed
Chk. Result

Type	Anal.	Manual Dilution	Result
Unknown	NPOC	1.000	NPOC:15.32mg/L

1. Det

Anal.: NPOC

No.	Area	Conc.	Inj. Vol.	Aut. Dil.	Ex.	Cal. Curve	Date / Time
1	46.34	15.63mg/L	50uL	1		TOC3.2019_06_24_10_12_13.cal	7/6/2019 2:22:49 PM
2	45.60	15.38mg/L	50uL	1		TOC3.2019_06_24_10_12_13.cal	7/6/2019 2:24:53 PM
3	45.14	15.22mg/L	50uL	1		TOC3.2019_06_24_10_12_13.cal	7/6/2019 2:26:57 PM
4	44.61	15.04mg/L	50uL	1		TOC3.2019_06_24_10_12_13.cal	7/6/2019 2:29:01 PM

Mean Area 45.42
Mean Conc. 15.32mg/L

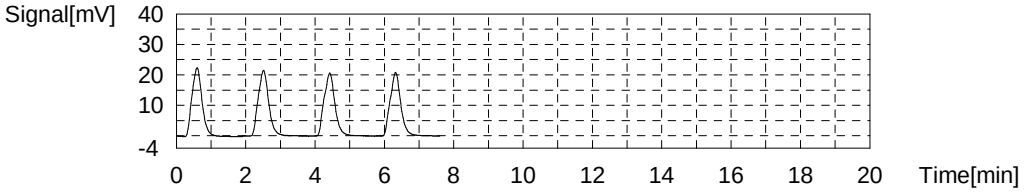

Sample

Sample Name: 280-124986-f-18-a
Sample ID:
Origin: NPOC.met
Status Completed
Chk. Result

Type	Anal.	Manual Dilution	Result
Unknown	NPOC	1.000	NPOC:3.094mg/L

1. Det

Anal.: NPOC

No.	Area	Conc.	Inj. Vol.	Aut. Dil.	Ex.	Cal. Curve	Date / Time
1	9.355	3.127mg/L	50uL	1		TOC3.2019_06_24_10_12_13.cal	7/6/2019 2:37:33 PM
2	9.386	3.137mg/L	50uL	1		TOC3.2019_06_24_10_12_13.cal	7/6/2019 2:39:37 PM
3	9.214	3.079mg/L	50uL	1		TOC3.2019_06_24_10_12_13.cal	7/6/2019 2:41:41 PM
4	9.083	3.035mg/L	50uL	1		TOC3.2019_06_24_10_12_13.cal	7/6/2019 2:43:45 PM

Mean Area 9.259
Mean Conc. 3.094mg/L

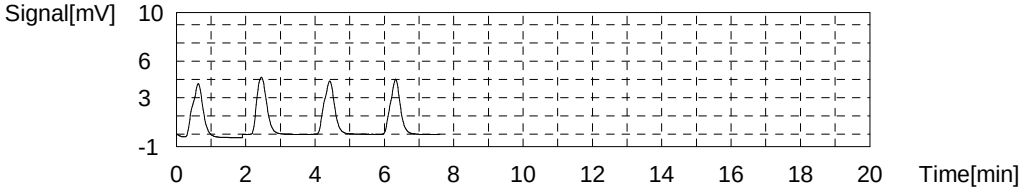

Sample

Sample Name: 280-124986-f-26-a
Sample ID:
Origin: NPOC.met
Status Completed
Chk. Result

Type	Anal.	Manual Dilution	Result
Unknown	NPOC	1.000	NPOC:7.889mg/L

1. Det

Anal.: NPOC

No.	Area	Conc.	Inj. Vol.	Aut. Dil.	Ex.	Cal. Curve	Date / Time
1	23.87	8.033mg/L	50uL	1		TOC3.2019_06_24_10_12_13.cal	7/6/2019 2:52:17 PM
2	23.73	7.986mg/L	50uL	1		TOC3.2019_06_24_10_12_13.cal	7/6/2019 2:54:21 PM
3	23.13	7.783mg/L	50uL	1		TOC3.2019_06_24_10_12_13.cal	7/6/2019 2:56:25 PM
4	23.04	7.753mg/L	50uL	1		TOC3.2019_06_24_10_12_13.cal	7/6/2019 2:58:29 PM

Mean Area 23.44
Mean Conc. 7.889mg/L

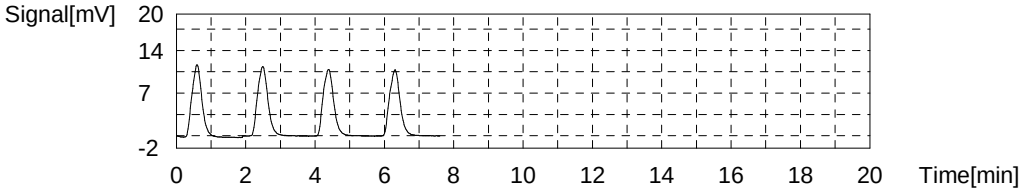

Sample

Sample Name: 280-124986-f-27-a
Sample ID:
Origin: NPOC.met
Status Completed
Chk. Result

Type	Anal.	Manual Dilution	Result
Unknown	NPOC	1.000	NPOC:3.815mg/L

1. Det

Anal.: NPOC

No.	Area	Conc.	Inj. Vol.	Aut. Dil.	Ex.	Cal. Curve	Date / Time
1	11.65	3.902mg/L	50uL	1		TOC3.2019_06_24_10_12_13.cal	7/6/2019 3:07:01 PM
2	11.47	3.842mg/L	50uL	1		TOC3.2019_06_24_10_12_13.cal	7/6/2019 3:09:05 PM
3	11.29	3.781mg/L	50uL	1		TOC3.2019_06_24_10_12_13.cal	7/6/2019 3:11:09 PM
4	11.15	3.733mg/L	50uL	1		TOC3.2019_06_24_10_12_13.cal	7/6/2019 3:13:13 PM

Mean Area 11.39
Mean Conc. 3.815mg/L

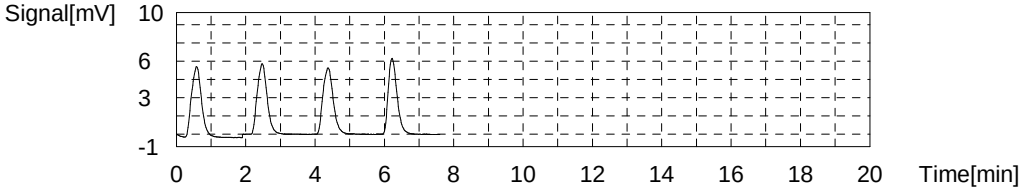

Sample

Sample Name: 280-124986-f-32-a
Sample ID:
Origin: NPOC.met
Status Completed
Chk. Result

Type	Anal.	Manual Dilution	Result
Unknown	NPOC	1.000	NPOC:3.210mg/L

1. Det

Anal.: NPOC

No.	Area	Conc.	Inj. Vol.	Aut. Dil.	Ex.	Cal. Curve	Date / Time
1	9.779	3.270mg/L	50uL	1		TOC3.2019_06_24_10_12_13.cal	7/6/2019 3:21:45 PM
2	9.700	3.243mg/L	50uL	1		TOC3.2019_06_24_10_12_13.cal	7/6/2019 3:23:49 PM
3	9.526	3.185mg/L	50uL	1		TOC3.2019_06_24_10_12_13.cal	7/6/2019 3:25:53 PM
4	9.403	3.143mg/L	50uL	1		TOC3.2019_06_24_10_12_13.cal	7/6/2019 3:27:57 PM

Mean Area 9.602
Mean Conc. 3.210mg/L

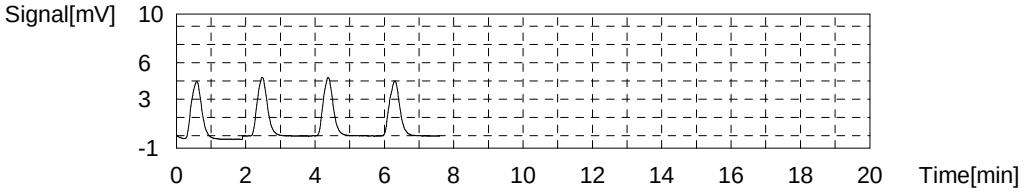

Sample

Sample Name: 280-124986-f-28-a
Sample ID:
Origin: NPOC.met
Status Completed
Chk. Result

Type	Anal.	Manual Dilution	Result
Unknown	NPOC	1.000	NPOC:49.58mg/L

1. Det

Anal.: NPOC

No.	Area	Conc.	Inj. Vol.	Aut. Dil.	Ex.	Cal. Curve	Date / Time
1	148.7	50.23mg/L	50uL	1		TOC3.2019_06_24_10_12_13.cal	7/6/2019 3:36:29 PM
2	147.9	49.96mg/L	50uL	1		TOC3.2019_06_24_10_12_13.cal	7/6/2019 3:38:33 PM
3	145.6	49.18mg/L	50uL	1		TOC3.2019_06_24_10_12_13.cal	7/6/2019 3:40:37 PM
4	144.9	48.95mg/L	50uL	1		TOC3.2019_06_24_10_12_13.cal	7/6/2019 3:42:41 PM

Mean Area 146.8
Mean Conc. 49.58mg/L

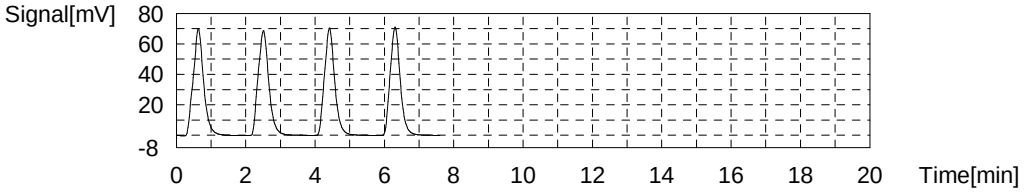

Sample

Sample Name: 280-124986-f-33-a
Sample ID:
Origin: NPOC.met
Status Completed
Chk. Result

Type	Anal.	Manual Dilution	Result
Unknown	NPOC	1.000	NPOC:8.621mg/L

1. Det

Anal.: NPOC

No.	Area	Conc.	Inj. Vol.	Aut. Dil.	Ex.	Cal. Curve	Date / Time
1	26.10	8.787mg/L	50uL	1		TOC3.2019_06_24_10_12_13.cal	7/6/2019 3:51:13 PM
2	25.76	8.672mg/L	50uL	1		TOC3.2019_06_24_10_12_13.cal	7/6/2019 3:53:17 PM
3	25.43	8.561mg/L	50uL	1		TOC3.2019_06_24_10_12_13.cal	7/6/2019 3:55:21 PM
4	25.15	8.466mg/L	50uL	1		TOC3.2019_06_24_10_12_13.cal	7/6/2019 3:57:25 PM

Mean Area 25.61
Mean Conc. 8.621mg/L

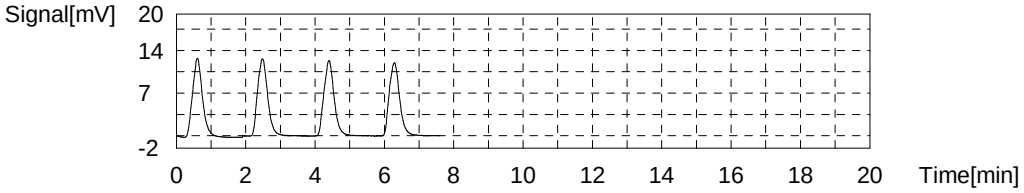

Sample

Sample Name: CCV
Sample ID:
Origin: NPOC.met
Status Completed
Chk. Result

Type	Anal.	Manual Dilution	Result
Unknown	NPOC	1.000	NPOC:25.85mg/L

1. Det

Anal.: NPOC

No.	Area	Conc.	Inj. Vol.	Aut. Dil.	Ex.	Cal. Curve	Date / Time
1	77.82	26.27mg/L	50uL	1		TOC3.2019_06_24_10_12_13.cal	7/6/2019 4:05:57 PM
2	77.35	26.11mg/L	50uL	1		TOC3.2019_06_24_10_12_13.cal	7/6/2019 4:08:02 PM
3	76.03	25.66mg/L	50uL	1		TOC3.2019_06_24_10_12_13.cal	7/6/2019 4:10:06 PM
4	75.12	25.36mg/L	50uL	1		TOC3.2019_06_24_10_12_13.cal	7/6/2019 4:12:10 PM

Mean Area 76.58
Mean Conc. 25.85mg/L

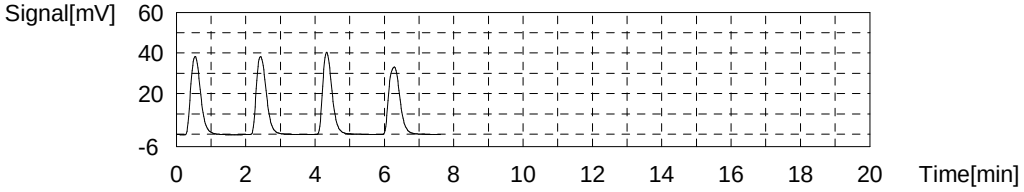

Sample

Sample Name: CCB
Sample ID:
Origin: NPOC.met
Status Completed
Chk. Result

Type	Anal.	Manual Dilution	Result
Unknown	NPOC	1.000	NPOC:0.06488mg/L

1. Det

Anal.: NPOC

No.	Area	Conc.	Inj. Vol.	Aut. Dil.	Ex.	Cal. Curve	Date / Time
1	0.2679	0.05498mg/L	50uL	1		TOC3.2019_06_24_10_12_13.cal	7/6/2019 4:20:42 PM
2	0.3191	0.07229mg/L	50uL	1		TOC3.2019_06_24_10_12_13.cal	7/6/2019 4:22:46 PM
3	0.2873	0.06154mg/L	50uL	1		TOC3.2019_06_24_10_12_13.cal	7/6/2019 4:24:50 PM
4	0.3144	0.07070mg/L	50uL	1		TOC3.2019_06_24_10_12_13.cal	7/6/2019 4:26:54 PM

Mean Area 0.2972
Mean Conc. 0.06488mg/L

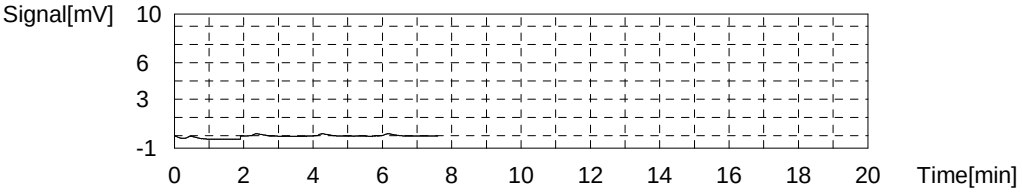

Sample

Sample Name: 280-124986-f-34-a
Sample ID:
Origin: NPOC.met
Status Completed
Chk. Result

Type	Anal.	Manual Dilution	Result
Unknown	NPOC	1.000	NPOC:3.037mg/L

1. Det

Anal.: NPOC

No.	Area	Conc.	Inj. Vol.	Aut. Dil.	Ex.	Cal. Curve	Date / Time
1	9.184	3.069mg/L	50uL	1		TOC3.2019_06_24_10_12_13.cal	7/6/2019 4:35:26 PM
2	9.217	3.080mg/L	50uL	1		TOC3.2019_06_24_10_12_13.cal	7/6/2019 4:37:30 PM
3	9.046	3.022mg/L	50uL	1		TOC3.2019_06_24_10_12_13.cal	7/6/2019 4:39:34 PM
4	8.909	2.976mg/L	50uL	1		TOC3.2019_06_24_10_12_13.cal	7/6/2019 4:41:38 PM

Mean Area 9.089
Mean Conc. 3.037mg/L

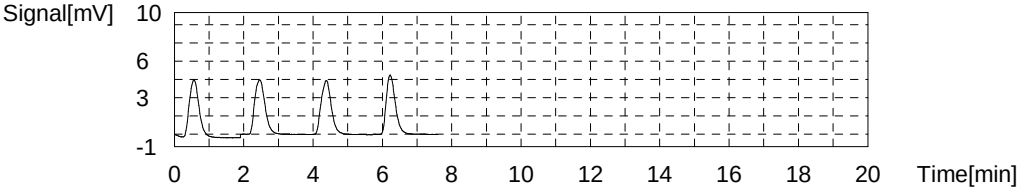

Sample

Sample Name: 280-124986-f-4-a
Sample ID:
Origin: NPOC.met
Status Completed
Chk. Result

Type	Anal.	Manual Dilution	Result
Unknown	NPOC	1.000	NPOC:3.777mg/L

1. Det

Anal.: NPOC

No.	Area	Conc.	Inj. Vol.	Aut. Dil.	Ex.	Cal. Curve	Date / Time
1	11.46	3.838mg/L	50uL	1		TOC3.2019_06_24_10_12_13.cal	7/6/2019 4:50:10 PM
2	11.41	3.821mg/L	50uL	1		TOC3.2019_06_24_10_12_13.cal	7/6/2019 4:52:14 PM
3	11.20	3.750mg/L	50uL	1		TOC3.2019_06_24_10_12_13.cal	7/6/2019 4:54:18 PM
4	11.05	3.700mg/L	50uL	1		TOC3.2019_06_24_10_12_13.cal	7/6/2019 4:56:22 PM

Mean Area 11.28
Mean Conc. 3.777mg/L

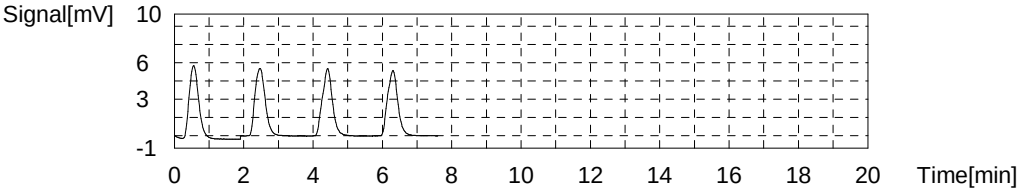

Sample

Sample Name: CCV
Sample ID:
Origin: NPOC.met
Status Completed
Chk. Result

Type	Anal.	Manual Dilution	Result
Unknown	NPOC	1.000	NPOC:25.85mg/L

1. Det

Anal.: NPOC

No.	Area	Conc.	Inj. Vol.	Aut. Dil.	Ex.	Cal. Curve	Date / Time
1	77.77	26.25mg/L	50uL	1		TOC3.2019_06_24_10_12_13.cal	7/6/2019 5:04:54 PM
2	77.17	26.05mg/L	50uL	1		TOC3.2019_06_24_10_12_13.cal	7/6/2019 5:06:58 PM
3	76.16	25.71mg/L	50uL	1		TOC3.2019_06_24_10_12_13.cal	7/6/2019 5:09:02 PM
4	75.23	25.39mg/L	50uL	1		TOC3.2019_06_24_10_12_13.cal	7/6/2019 5:11:06 PM

Mean Area 76.58
Mean Conc. 25.85mg/L

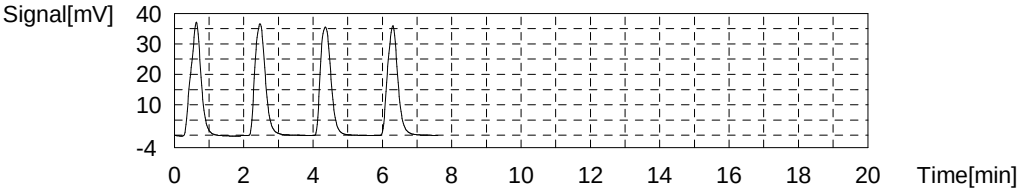

Sample

Sample Name: CCB
Sample ID:
Origin: NPOC.met
Status Completed
Chk. Result

Type	Anal.	Manual Dilution	Result
Unknown	NPOC	1.000	NPOC:0.05104mg/L

1. Det

Anal.: NPOC

No.	Area	Conc.	Inj. Vol.	Aut. Dil.	Ex.	Cal. Curve	Date / Time
1	0.2128	0.03636mg/L	50uL	1		TOC3.2019_06_24_10_12_13.cal	7/6/2019 5:19:38 PM
2	0.2929	0.06343mg/L	50uL	1		TOC3.2019_06_24_10_12_13.cal	7/6/2019 5:21:42 PM
3	0.2683	0.05512mg/L	50uL	1		TOC3.2019_06_24_10_12_13.cal	7/6/2019 5:23:46 PM
4	0.2509	0.04924mg/L	50uL	1		TOC3.2019_06_24_10_12_13.cal	7/6/2019 5:25:50 PM

Mean Area	0.2562
Mean Conc.	0.05104mg/L

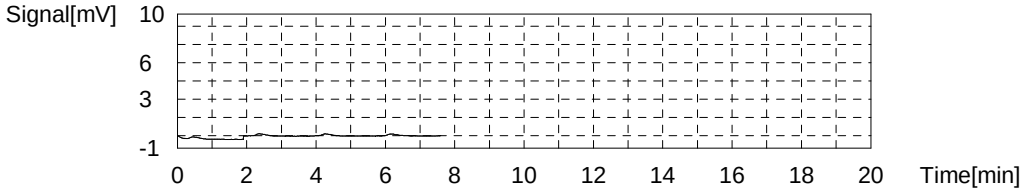

TOC-V Cal Curve Information
C:¥TOC3201¥CalCurves¥TOC3.2019_06_24_10_12_13.cal

Date of Creation 11:17:07 AM 6/24/2019
User wetchemd
System TOC-V cpn 3

Cal. Curve

Sample Name: CAL 110716
Sample ID: Untitled
Object ID 0A-103108-04335027-13415A0166CC-0000
Cal. Curve: TOC3.2019_06_24_10_12_13.cal
Status Completed
Comment:

Type	Anal.
Standard	NPOC

Conc: 0.000mg/L

No.	Area	Inj. Vol.	Aut. Dil.	Rem.	Ex.	Date / Time
1	0.2765	50uL	1	*******		6/24/2019 10:19:54 A
2	0.3484	50uL	1	*******		6/24/2019 10:21:58 A

Acid Add. 0.000%
Sp. Time 90.00sec
Mean Area 0.3125
SD Area 0.05084
CV Area 16.27%
Vial 1

Conc: 1.000mg/L

No.	Area	Inj. Vol.	Aut. Dil.	Rem.	Ex.	Date / Time
1	3.311	50uL	1	*******		6/24/2019 10:30:32 A
2	3.309	50uL	1	*******		6/24/2019 10:32:36 A

Acid Add. 0.000%
Sp. Time 90.00sec
Mean Area 3.310
SD Area 0.00141
CV Area 0.04%
Vial 2

Conc: 5.000mg/L

No.	Area	Inj. Vol.	Aut. Dil.	Rem.	Ex.	Date / Time
1	14.36	50uL	1	*******	E	6/24/2019 10:41:10 A
2	14.95	50uL	1	*******		6/24/2019 10:43:14 A
3	14.85	50uL	1	*******		6/24/2019 10:45:18 A

Acid Add. 0.000%
Sp. Time 90.00sec
Mean Area 14.90
SD Area 0.07071
CV Area 0.47%
Vial 3

Conc: 10.00mg/L

No.	Area	Inj. Vol.	Aut. Dil.	Rem.	Ex.	Date / Time
1	29.38	50uL	1	*******		6/24/2019 10:53:47 A
2	29.94	50uL	1	*******		6/24/2019 10:55:51 A

Acid Add. 0.000%
Sp. Time 90.00sec
Mean Area 29.66
SD Area 0.3960
CV Area 1.34%
Vial 4

Conc: 25.00mg/L

No.	Area	Inj. Vol.	Aut. Dil.	Rem.	Ex.	Date / Time
1	72.31	50uL	1	*******		6/24/2019 11:04:25 A
2	74.10	50uL	1	*******		6/24/2019 11:06:29 A

Acid Add. 0.000%
Sp. Time 90.00sec
Mean Area 73.21
SD Area 1.266
CV Area 1.73%
Vial 5

Conc: 50.00mg/L

No.	Area	Inj. Vol.	Aut. Dil.	Rem.	Ex.	Date / Time
1	147.7	50uL	1	*******		6/24/2019 11:15:03 A
2	149.2	50uL	1	*******		6/24/2019 11:17:07 A

Acid Add. 0.000%
Sp. Time 90.00sec
Mean Area 148.5
SD Area 1.061
CV Area 0.71%
Vial 6

Slope: 2.958
Intercept 0.1052
r^2 0.9999
r 1.0000
Zero Shift No

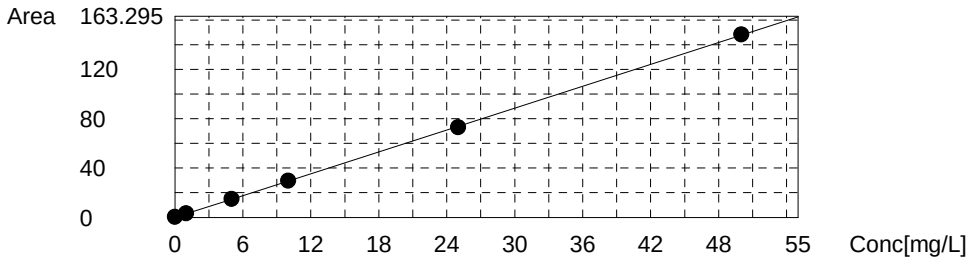

MANTECH INC.
Calibration Report

Calibration Record # 484

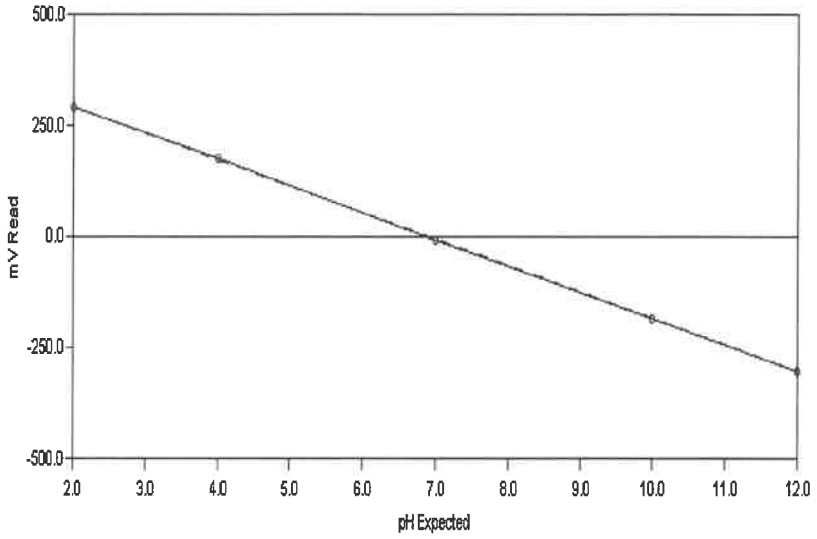

Calibration Settings

Calibration ID	PH	Date	06/24/2019
Channel	1	Time	10:23 AM
Probe Type	pH	Temperature	293.58 K 20.43 C
Probe ID	PH ELECTRODE	Analysis Type	Single Line Fit

Calibration Results

Slope	-59.505	CorrCoeff	1.0000
Intercept	-5.148	Equation: Y = (-59.505) X + (-5.148)	

Calibration Validity **True** Operator

	Result	Minimum	Maximum
Slope	-59.505	-65.00	-54.00
Intercept	-5.148	-100.00	100.00
Correlation Coefficient	1.0000	0.99	1.00

Note: "True" means the calibration was within the specified ranges
"False" means the calibration was NOT within the specified ranges

Calibration Data	Standard	Reading
	2.00	291.87
	4.00	174.56
	7.00	-6.22
	10.00	-183.22
	12.00	-302.73

Test America

Water Analysis Historical Data Report

Run Number 1990 **Order Number** 20190624-2

SampleID	RunDate	RunTime	Temp	cond (uS)	pH	pH2	pH3	Acid	palk ppm	talk ppm	bcarb ppm	carb ppm	hydr ppm	mL @8.3	mL @4.5	mL @4.2	tcon
rinse	6/24/2019	10:49 AM	21.37	-1.00	5.94	-1.00	-1.00	-1.00	.00	140.42	140.42	.00	.00	.00	.28	-1.00	.10
ch	6/24/2019	10:55 AM	21.12	-1.00	10.88	-1.00	-1.00	-1.00	529.01	992.05	.00	926.09	65.97	1.06	1.98	-1.00	.10
b7	6/24/2019	11:00 AM	21.09	-1.00	6.97	-1.00	-1.00	-1.00	.00	1,460.35	1,460.35	.00	.00	.00	2.92	-1.00	.10
lcs	6/24/2019	11:05 AM	21.06	-1.00	10.86	-1.00	-1.00	-1.00	522.93	998.97	.00	952.07	46.89	1.05	2.00	-1.00	.10
mb	6/24/2019	11:08 AM	20.92	-1.00	7.60	-1.00	-1.00	-1.00	.00	32.52	32.52	.00	.00	.00	.07	-1.00	.10
280-125158-A-2	6/24/2019	11:15 AM	20.18	-1.00	7.32	-1.00	-1.00	-1.00	.00	2,112.31	2,112.31	.00	.00	.00	4.22	-1.00	.10
280-125158-A-2	6/24/2019	11:21 AM	20.33	-1.00	7.32	-1.00	-1.00	-1.00	.00	2,127.10	2,127.10	.00	.00	.00	4.25	-1.00	.10
280-125158-A-1	6/24/2019	11:29 AM	20.60	-1.00	7.41	-1.00	-1.00	-1.00	.00	2,783.13	2,783.13	.00	.00	.00	5.57	-1.00	.10
280-125411-B-5	6/24/2019	11:37 AM	20.96	-1.00	7.64	-1.00	-1.00	-1.00	.00	3,219.74	3,219.74	.00	.00	.00	6.44	-1.00	.10
280-124972-U-1	6/24/2019	11:43 AM	21.35	-1.00	7.50	-1.00	-1.00	-1.00	.00	1,676.48	1,676.48	.00	.00	.00	3.35	-1.00	.10
ccv	6/24/2019	11:49 AM	21.67	-1.00	10.82	-1.00	-1.00	-1.00	521.73	988.50	.00	933.55	54.95	1.04	1.98	-1.00	.10
ccb	6/24/2019	11:53 AM	21.69	-1.00	7.41	-1.00	-1.00	-1.00	.00	31.27	31.27	.00	.00	.00	.06	-1.00	.10
280-124986-F-16	6/24/2019	3:38 PM	20.19	-1.00	6.90	-1.00	-1.00	-1.00	.00	1,089.66	1,089.66	.00	.00	.00	2.18	-1.00	.10
ccv	6/24/2019	3:45 PM	22.28	-1.00	10.83	-1.00	-1.00	-1.00	515.17	997.85	.00	965.36	32.49	1.03	2.00	-1.00	.10
ccb	6/24/2019	3:49 PM	22.54	-1.00	8.23	-1.00	-1.00	-1.00	.00	16.88	16.88	.00	.00	.00	.03	.04	.10

PC-TitratION PLUS
Calibration Report

Analyst: SAB

Calibration Record # 1418

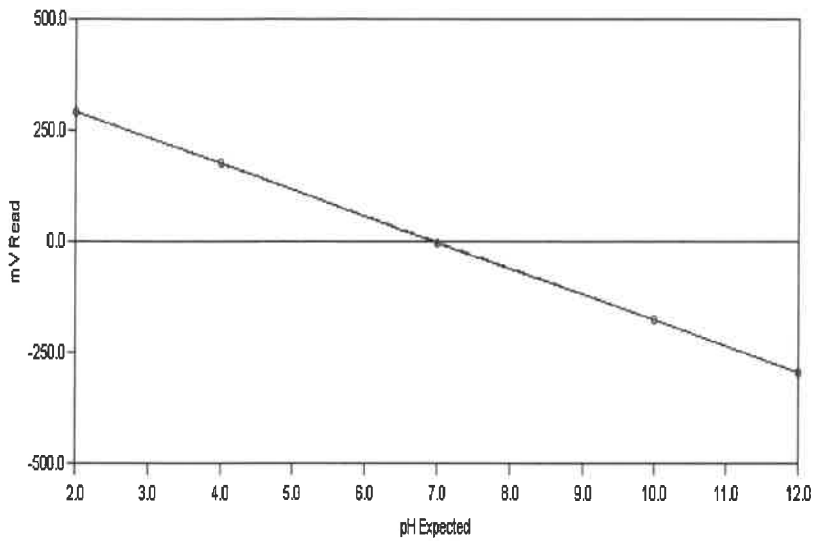

Calibration Settings

Calibration ID	PH	Date	6/21/2019
Channel	1	Time	9:20 AM
Probe Type	pH	Temperature	295.32 K 22.17 C
Probe ID	PH ELECTRODE	Analysis Type	Single Line Fit

Calibration Results

Slope	-58.476	CorrCoeff	1.0000
Intercept	-1.048	Equation: Y = (-58.476) X + (-1.048)	

Calibration Validity **True** Operator

	Result	Minimum	Maximum
Slope	-58.476	-65.00	-53.00
Intercept	-1.048	-100.00	100.00
Correlation Coefficient	1.0000	0.99	1.00

Note: "True" means the calibration was within the specified ranges
"False" means the calibration was NOT within the specified ranges

Calibration Data	Standard	Reading
	2.00	291.62
	4.00	174.56
	7.00	-2.19
	10.00	-175.78
	12.00	-293.45

PC-TitratION PLUS by Man-Tech Associates, Inc.
CALRPRT.SRW
Copyright Hinterland Software Ltd.

Test America
Water Analysis Report

Analyst:_____

Run Number 4684 **Order Number** 20190621-4

SampleID	RunDate	RunTime	Temp	cond (uS)	pH	pH2	pH3	Acid	palk-ppm	talk-ppm	bcarb-ppm	carb-ppm	hydr-ppm	(mL) @ 8.3	(mL) @ 4.5	(mL) @ 4.2	Conc (N)
rinse	6/21/2019	9:45 AM	22.60	-1.00	5.72	-1.00	-1.00	-1.00	.00	1.15	1.15	.00	.00	.00	.07	.10	.02
check	6/21/2019	9:54 AM	22.52	-1.00	10.22	-1.00	-1.00	-1.00	77.86	207.67	51.94	155.73	.00	1.95	5.19	-1.00	.02
b7	6/21/2019	9:57 AM	22.51	-1.00	6.99	-1.00	-1.00	-1.00	-1.00	-1.00	-1.00	-1.00	-1.00	-1.00	-1.00	-1.00	-1.00
lcs	6/21/2019	10:05 AM	22.35	-1.00	10.25	-1.00	-1.00	-1.00	77.22	205.23	50.79	154.44	.00	1.93	5.13	-1.00	.02
mb	6/21/2019	10:12 AM	22.40	-1.00	6.98	-1.00	-1.00	-1.00	.00	.94	.94	.00	.00	.00	.07	.11	.02
280-124983-A-1	6/21/2019	10:29 AM	22.37	-1.00	8.79	-1.00	-1.00	-1.00	51.14	967.33	865.05	102.28	.00	1.28	24.18	-1.00	.02
280-124983-A-1	6/21/2019	10:45 AM	22.98	-1.00	8.79	-1.00	-1.00	-1.00	50.05	969.86	869.76	100.10	.00	1.25	24.25	-1.00	.02
280-124986-F-1	6/21/2019	10:58 AM	22.83	-1.00	7.99	-1.00	-1.00	-1.00	.00	581.27	581.27	.00	.00	.00	14.53	-1.00	.02
280-124986-F-4	6/21/2019	11:06 AM	22.72	-1.00	7.82	-1.00	-1.00	-1.00	.00	313.57	313.57	.00	.00	.00	7.84	-1.00	.02
280-124986-F-5	6/21/2019	11:15 AM	22.61	-1.00	8.00	-1.00	-1.00	-1.00	.00	323.56	323.56	.00	.00	.00	8.09	-1.00	.02
280-124986-F-6	6/21/2019	11:25 AM	22.52	-1.00	7.98	-1.00	-1.00	-1.00	.00	340.56	340.56	.00	.00	.00	8.51	-1.00	.02
280-124986-F-7	6/21/2019	11:32 AM	22.54	-1.00	7.69	-1.00	-1.00	-1.00	.00	171.65	171.65	.00	.00	.00	4.29	-1.00	.02
280-124986-F-8	6/21/2019	11:43 AM	22.54	-1.00	7.95	-1.00	-1.00	-1.00	.00	460.87	460.87	.00	.00	.00	11.52	-1.00	.02
280-124986-F-9	6/21/2019	11:53 AM	23.15	-1.00	7.73	-1.00	-1.00	-1.00	.00	336.31	336.31	.00	.00	.00	8.41	-1.00	.02
280-124986-F-10	6/21/2019	12:02 PM	22.92	-1.00	7.96	-1.00	-1.00	-1.00	.00	435.00	435.00	.00	.00	.00	10.87	-1.00	.02
ccv	6/21/2019	12:11 PM	22.77	-1.00	10.16	-1.00	-1.00	-1.00	71.70	202.76	59.37	143.39	.00	1.79	5.07	-1.00	.02
ccb	6/21/2019	12:18 PM	22.66	-1.00	6.47	-1.00	-1.00	-1.00	.00	.56	.56	.00	.00	.00	.06	.11	.02
280-124986-F-11	6/21/2019	12:27 PM	22.54	-1.00	7.97	-1.00	-1.00	-1.00	.00	333.36	333.36	.00	.00	.00	8.33	-1.00	.02
280-124986-F-12	6/21/2019	12:34 PM	22.51	-1.00	7.55	-1.00	-1.00	-1.00	.00	67.05	67.05	.00	.00	.00	1.68	-1.00	.02
280-124986-F-13	6/21/2019	12:43 PM	22.49	-1.00	7.98	-1.00	-1.00	-1.00	.00	284.88	284.88	.00	.00	.00	7.12	-1.00	.02
280-124986-F-14	6/21/2019	12:52 PM	23.27	-1.00	7.95	-1.00	-1.00	-1.00	.00	299.01	299.01	.00	.00	.00	7.48	-1.00	.02
280-124986-F-15	6/21/2019	1:01 PM	23.04	-1.00	7.97	-1.00	-1.00	-1.00	.00	290.97	290.97	.00	.00	.00	7.27	-1.00	.02
280-124986-F-16	6/21/2019	1:18 PM	22.87	-1.00	7.03	-1.00	-1.00	-1.00	.00	.00	.00	.00	.00	.00	.00	.00	.02
280-124986-F-17	6/21/2019	1:30 PM	22.86	-1.00	7.16	-1.00	-1.00	-1.00	.00	589.17	589.17	.00	.00	.00	14.73	-1.00	.02
280-124986-F-18	6/21/2019	1:38 PM	22.78	-1.00	7.40	-1.00	-1.00	-1.00	.00	233.04	233.04	.00	.00	.00	5.83	-1.00	.02
280-124986-F-19	6/21/2019	1:47 PM	22.64	-1.00	8.07	-1.00	-1.00	-1.00	.00	396.09	396.09	.00	.00	.00	9.90	-1.00	.02
280-124986-F-20	6/21/2019	1:56 PM	22.75	-1.00	7.93	-1.00	-1.00	-1.00	.00	258.34	258.34	.00	.00	.00	6.46	-1.00	.02

PC-TitratION PLUS by Man-Tech Associates, Inc.

GENERAL RESULTS REPORT.SRW
Copyright Hinterland Software Ltd.

Run Number 4684 **Order Number** 20190621-4

SampleID	RunDate	RunTime	Temp	cond (uS)	pH	pH2	pH3	Acid	palk-ppm	talk-ppm	bcarb-ppm	carb-ppm	hydr-ppm	(mL) @ 8.3	(mL) @ 4.5	(mL) @ 4.2	Conc (N)
ccv	6/21/2019	2:04 PM	23.44	-1.00	10.16	-1.00	-1.00	-1.00	71.74	205.61	62.14	143.47	.00	1.79	5.14	-1.00	.02
ccb	6/21/2019	2:11 PM	23.19	-1.00	6.71	-1.00	-1.00	-1.00	.00	.77	.77	.00	.00	.00	.07	.11	.02
lcs	6/21/2019	2:20 PM	22.92	-1.00	10.17	-1.00	-1.00	-1.00	71.55	205.24	62.14	143.10	.00	1.79	5.13	-1.00	.02
mb	6/21/2019	2:26 PM	22.87	-1.00	6.49	-1.00	-1.00	-1.00	.00	.54	.54	.00	.00	.00	.05	.10	.02
280-124986-F-21	6/21/2019	2:35 PM	22.77	-1.00	7.95	-1.00	-1.00	-1.00	.00	293.98	293.98	.00	.00	.00	7.35	-1.00	.02
du	6/21/2019	2:44 PM	22.78	-1.00	8.01	-1.00	-1.00	-1.00	.00	301.84	301.84	.00	.00	.00	7.55	-1.00	.02
280-124986-F-22	6/21/2019	2:51 PM	22.81	-1.00	7.50	-1.00	-1.00	-1.00	.00	83.39	83.39	.00	.00	.00	2.08	-1.00	.02
280-124986-F-25	6/21/2019	2:59 PM	23.47	-1.00	8.22	-1.00	-1.00	-1.00	.00	220.63	220.63	.00	.00	.00	5.52	-1.00	.02
280-124986-F-26	6/21/2019	3:09 PM	23.25	-1.00	7.48	-1.00	-1.00	-1.00	.00	391.83	391.83	.00	.00	.00	9.80	-1.00	.02
280-124986-F-27	6/21/2019	3:16 PM	23.07	-1.00	6.94	-1.00	-1.00	-1.00	.00	99.51	99.51	.00	.00	.00	2.49	-1.00	.02
280-124986-F-28	6/21/2019	3:29 PM	22.90	-1.00	7.14	-1.00	-1.00	-1.00	.00	680.07	680.07	.00	.00	.00	17.00	-1.00	.02
280-124986-F-29	6/21/2019	3:38 PM	22.90	-1.00	7.73	-1.00	-1.00	-1.00	.00	296.31	296.31	.00	.00	.00	7.41	-1.00	.02
280-124986-F-30	6/21/2019	3:45 PM	22.83	-1.00	7.23	-1.00	-1.00	-1.00	.00	140.40	140.40	.00	.00	.00	3.51	-1.00	.02
280-124986-F-31	6/21/2019	3:57 PM	23.11	-1.00	7.65	-1.00	-1.00	-1.00	.00	181.82	181.82	.00	.00	.00	4.55	-1.00	.02
ccv	6/21/2019	4:07 PM	23.47	-1.00	10.11	-1.00	-1.00	-1.00	68.30	205.47	68.87	136.61	.00	1.71	5.14	-1.00	.02
ccb	6/21/2019	4:13 PM	23.11	-1.00	6.28	-1.00	-1.00	-1.00	.00	.44	.44	.00	.00	.00	.05	.09	.02
280-124986-F-32	6/21/2019	4:20 PM	22.86	-1.00	7.78	-1.00	-1.00	-1.00	.00	66.78	66.78	.00	.00	.00	1.67	-1.00	.02
280-124986-F-33	6/21/2019	4:30 PM	22.70	-1.00	7.82	-1.00	-1.00	-1.00	.00	381.98	381.98	.00	.00	.00	9.55	-1.00	.02
280-124986-F-34	6/21/2019	4:38 PM	22.67	-1.00	7.96	-1.00	-1.00	-1.00	.00	233.39	233.39	.00	.00	.00	5.83	-1.00	.02
280-125088-B-6	6/21/2019	4:49 PM	22.64	-1.00	7.94	-1.00	-1.00	-1.00	.00	390.76	390.76	.00	.00	.00	9.77	-1.00	.02
280-125088-B-5	6/21/2019	4:58 PM	22.70	-1.00	8.19	-1.00	-1.00	-1.00	.00	355.89	355.89	.00	.00	.00	8.90	-1.00	.02
mdlv	6/21/2019	5:06 PM	23.12	-1.00	7.21	-1.00	-1.00	-1.00	.00	3.58	3.58	.00	.00	.00	.14	.18	.02
mdlv	6/21/2019	5:14 PM	22.93	-1.00	6.96	-1.00	-1.00	-1.00	.00	3.47	3.47	.00	.00	.00	.14	.18	.02
mdlv	6/21/2019	5:22 PM	22.84	-1.00	6.90	-1.00	-1.00	-1.00	.00	3.50	3.50	.00	.00	.00	.13	.17	.02
loqv	6/21/2019	5:30 PM	22.80	-1.00	7.06	-1.00	-1.00	-1.00	.00	4.77	4.77	.00	.00	.00	.16	.20	.02
ccv	6/21/2019	5:39 PM	22.74	-1.00	10.10	-1.00	-1.00	-1.00	68.38	206.99	70.22	136.77	.00	1.71	5.17	-1.00	.02
ccb	6/21/2019	5:45 PM	22.72	-1.00	6.27	-1.00	-1.00	-1.00	.00	.56	.56	.00	.00	.00	.06	.10	.02

Copyright Hinterland Software Ltd.

Shipping and Receiving Documents

AECOM
12120 Shamrock Plaza Suite 300, Omaha, NE 68154 (402) 334-8181 Fax (402) 334-1984

CHAIN OF CUSTODY RECORD

Project Name: CHAAP 2019 OU1/OU3 LTM Groundwater Sampling	AECOM Project Number: 60565355
Project Location: Grand Island, Nebraska	AECOM Project Manager: Dean Converse
Sampler(s): SA, CH, KL, BE	

Bill to: Brice Engineering

Remarks: standard TAT

Sample Date	Sample Time	Type Comp.	Type Grab	Sample Identification	Matrix	Containers No.	Containers Type	Explosives+MNX (8330A)	TKN (351.2), NH_3 (350.1), NO_2-NO_3 (353.2)	SO_4 (9056A), Alkalinity (2320B)	Sulfide (9034)	DOC (9060A)*	Methane (RSK 175)		
6/8/19	1555		X	GW083-19A	H_2O	9	ABCDEF	X	X	X	X	X	X		6°C
6/10/19	1015		X	NW022-19A	H_2O	2	A	X							↓
6/10/19	0800		X	NW023-19A	H_2O	2	A	X							

280-124986 Chain of Custody

Signatures	Date	Time
Relinquished by:	6/10/19	1335
Received by:	06/11/19	0910
Relinquished by:		
Received for Laboratory by:		

Shipping Details

Method of Shipment: Federal Express

Airbill Number: SEE FEDEx RECEIPT

Lab Address:
TestAmerica Lab, Inc.
Attn: Patrick McEntee
4955 Yarrow St.
Arvada, CO 80002
(303) 736-0107

Special Instructions

* Filter groundwater sample before analyzing for DOC

500 mL
(A) (2) ~~4L~~ Ambers (Explosives)
(B) (1) 500mL HDPE w/ H_2SO_4 (TKN, NH_3, NO_2/NO_3)
(C) (1) 250mL HDPE (SO_4, Alkalinity)
(D) (1) 250mL HDPE w/ ZnOAc/NaOH (Sulfide)
(E) (1) 250mL Amber (DOC)*
(F) (3) 40 mL VOA w/ HCl (Methane)

TAL 28017805

White copy - Laboratory Yellow copy - Laboratory Pink copy - Sampler

3.5, 0.4, 0.6, 0.6, 0.2, 1.4
4.4, 0.6, 2.4, 1.4, 38, 4.4, +0, IR#8 by AP 06/11/19

2019058

Page 2984 of 2996
09/30/2019

AECOM

12120 Shamrock Plaza Suite 300, Omaha, NE 68154 (402) 334-8181 Fax (402) 334-1984

CHAIN OF CUSTODY RECORD

Project Name: CHAAP 2019 OU1/OU3 LTM Groundwater Sampling	AECOM Project Number: 60565355
Project Location: Grand Island, Nebraska	AECOM Project Manager: Dean Converse
Sampler(s): KL, CH, SA, BE	

Bill to: Brice Engineering

Remarks: standard TAT

Sample Date	Sample Time	Type Comp.	Type Grab	Sample Identification	Matrix	Containers No.	Containers Type	Explosives+MNX (8330A)	TKN (351.2), NH_3 (350.1), NO_2/NO_3 (353.2)	SO_4 (9056A), Alkalinity (2320B)	Sulfide (9034)	DOC (9060A)*	Methane (RSK 175)		Remarks
6/9/19	1145		X	G0090-19A	H_2O	9	ABCDEF	X	X	X	X	X	X		6°C
6/9/19	1015		X	G0088-19A	H_2O	9	↓	X	X	X	X	X	X		↓
6/9/19	0845		X	PZ016-19A	H_2O	9	↓	X	X	X	X	X	X		↓

Signatures	Date	Time
Relinquished by: [signature]	6/10/19	1345
Received by: [signature]	6/11/19	0910
Relinquished by:		
Received for Laboratory by:		

Shipping Details

Method of Shipment: Federal Express

Airbill Number: SEE FEDEX RECEIPT

Lab Address:
TestAmerica Lab, Inc.
Attn: Patrick McEntee
4955 Yarrow St.
Arvada, CO 80002
(303) 736-0107

Special Instructions

* Filter groundwater sample before analyzing for DOC

(A) (2) ~~1L~~ 500mL Ambers (Explosives)
(B) (1) 500mL HDPE w/ H_2SO_4 (TKN, NH_3, NO_2/NO_3)
(C) (1) 250mL HDPE (SO_4, Alkalinity)
(D) (1) 250mL HDPE w/ ZnOAc/NaOH (Sulfide)
(E) (1) 250mL Amber (DOC)*
(F) (3) 40 mL VOA w/ HCl (Methane)

TAL 28017805

White copy - Laboratory Yellow copy - Laboratory Pink copy - Sampler

2019060

AECOM
12120 Shamrock Plaza Suite 300, Omaha, NE 68154 (402) 334-8181 Fax (402) 334-1984

CHAIN OF CUSTODY RECORD

Project Name: CHAAP ~~2018~~ 2019 OU1/OU3 LTM Groundwater Sampling	AECOM Project Number: 60565355	Bill to: Brice Engineering
Project Location: Grand Island, Nebraska	AECOM Project Manager: Dean Converse	Remarks: standard TAT
Sampler(s): SA, CH, RL, BE		

Sample Date	Sample Time	Type Comp	Type Grab	Sample Identification	Matrix	Containers No.	Containers Type	Explosives+MNX (8330B)	TKN (351.2), NH_3 (350.1), NO_2/NO_3 (353.2)	SO_4 (9056A), Alkalinity (2320B)	Sulfide (9034)	DOC (9060A)*	Methane (RSK 175)		Remarks
6/8/19	0950		X	G0012-19A	H_2O	9	ABCDEF	X	X	X	X	X	X		6°C
6/8/19	0835		X	G0084-19A	H_2O	9	ABCDEF	X	X	X	X	X	X		6°C
6/8/19	1105		X	G013-19A	H_2O	9	ABCDEF	X	X	X	X	X	X		6°C

Signatures	Date	Time	Shipping Details	Special Instructions
Relinquished by:	6/10/19	1645	Method of Shipment: Federal Express	* Filter groundwater sample before analyzing for DOC 500mL
Received by:	06/11/19	0910	Airbill Number: SEE FEDEX RECEIPT	(A) (2) ~~1L~~ Ambers (Explosives)
Relinquished by:			**Lab Address:** TestAmerica Lab, Inc. Attn: ~~Carissa Carnine~~ PAT MCENTEE 4955 Yarrow St. Arvada, CO 80002 (303) 736-0164	(B) (1) 500mL HDPE w/ H_2SO_4 (TKN, NH_3, NO_2/NO_3)
Received for Laboratory by:				(C) (1) 250mL HDPE (SO_4, Alkalinity)
				(D) (1) 250mL HDPE w/ ZnOAc/NaOH (Sulfide)
				(E) (1) 250mL Amber (DOC)*
				(F) (3) 40 mL VOA w/ HCl (Methane)
				TAL 28017805

White copy - Laboratory Yellow copy - Laboratory Pink copy - Sampler

2019 108

Page 2986 of 2996
09/30/2019

AECOM
12120 Shamrock Plaza Suite 300, Omaha, NE 68154 (402) 334-8181 Fax (402) 334-1984

CHAIN OF CUSTODY RECORD

Project Name: CHAAP ~~2018~~ 2019 OU1/OU3 LTM Groundwater Sampling	AECOM Project Number: 60565355	Bill to: Brice Engineering
Project Location: Grand Island, Nebraska	AECOM Project Manager: Dean Converse	Remarks: standard TAT
Sampler(s): SA, CH, KL, BE		

Sample Date	Sample Time	Type Comp	Type Grab	Sample Identification	Matrix	Containers No.	Containers Type	Explosives+MNX (8330B)	TKN (351.2), NH_3 (350.1), NO_2/NO_3 (353.2)	SO_4 (9056A), Alkalinity (2320B)	Sulfide (9034)	DOC (9060A)*	Methane (RSK 175)		
6/9/19	1030		X	GW075-19A	H_2O	9	ABCDEF	X	X	X	X	X	X		6°C
6/9/19	0920		X	GW076-19A	↓	↓	↓	X	X	X	X	X	X		↓
6/10/19	0950		X	GW024-19A	↓	↓	↓	X	X	X	X	X	X		↓

Signatures	Date	Time	Shipping Details	Special Instructions
Relinquished by: Kim Flagg	6/10/19	1425	Method of Shipment: Federal Express	* Filter groundwater sample before analyzing for DOC 500mL (A) (2) ~~1L~~ Ambers (Explosives) (B) (1) 500mL HDPE w/ H_2SO_4 (TKN, NH_3, NO_2/NO_3) (C) (1) 250mL HDPE (SO_4, Alkalinity) (D) (1) 250mL HDPE w/ ZnOAc/NaOH (Sulfide) (E) (1) 250mL Amber (DOC)* (F) (3) 40 mL VOA w/ HCl (Methane)
Received by: APE	06/11/19	0910	Airbill Number: SEE FEDEX RECEIPT	
Relinquished by:			**Lab Address:** TestAmerica Lab, Inc. Attn: ~~Carissa Cumine~~ PAT McENTEE 4955 Yarrow St. Arvada, CO 80002 (303) 736-0164	TAL 28017805
Received for Laboratory by:				

White copy - Laboratory Yellow copy - Laboratory Pink copy - Sampler

2019 103

Page 2987 of 2996
09/30/2019

AECOM
12120 Shamrock Plaza Suite 300, Omaha, NE 68154 (402) 334-8181 Fax (402) 334-1984

CHAIN OF CUSTODY RECORD

Project Name: CHAAP ~~2018~~ 2019 OU1/OU3 LTM Groundwater Sampling	AECOM Project Number: 60565355
Project Location: Grand Island, Nebraska	AECOM Project Manager: Dean Converse
Sampler(s): SA, CH, KL, BE	

Bill to: Brice Engineering

Remarks

standard TAT

Sample Date	Sample Time	Type Comp	Type Grab	Sample Identification	Matrix	Containers No.	Containers Type	Explosives+MNX (8330B)	TKN (351.2), NH_3 (350.1), NO_2/NO_3 (353.2)	SO_4 (9056A), Alkalinity (2320B)	Sulfide (9034)	DOC (9060A)*	Methane (RSK 175)		Remarks
6/9/19	1425		X	GW087-19A	H_2O	9	ABCDEF	X	X	X	X	X	X		6°C
6/9/19	1305		X	GW080-19A	↓	↓	↓	X	X	X	X	X	X		↓
6/9/19	1540		X	GW086-19A	↓	↓	↓	X	X	X	X	X	X		↓

Signatures	Date	Time	Shipping Details	Special Instructions
Relinquished by:	6/10/19	1420	Method of Shipment: Federal Express	* Filter groundwater sample before analyzing for DOC
Received by:	06/11/19	0910	Airbill Number: SEE FEDEX RECEIPT	(A) (2) ~~1L~~ 500mL Ambers (Explosives) (B) (1) 500mL HDPE w/ H_2SO_4 (TKN, NH_3, NO_2/NO_3) (C) (1) 250mL HDPE (SO_4, Alkalinity) (D) (1) 250mL HDPE w/ ZnOAc/NaOH (Sulfide) (E) (1) 250mL Amber (DOC)* (F) (3) 40 mL VOA w/ HCl (Methane)
Relinquished by:			**Lab Address:** TestAmerica Lab, Inc. Attn: ~~Carissa Cumine~~ PAT McENTEE 4955 Yarrow St. Arvada, CO 80002 (303) 736-0164	
Received for Laboratory by:				TAL 28017805

White copy - Laboratory Yellow copy - Laboratory Pink copy - Sampler 2019 102

Page 2988 of 2996
09/30/2019

AECOM
12120 Shamrock Plaza Suite 300, Omaha, NE 68154 (402) 334-8181 Fax (402) 334-1984

CHAIN OF CUSTODY RECORD

Project Name: CHAAP ~~2018~~ 2019 OU1/OU3 LTM Groundwater Sampling	AECOM Project Number: 60565355	Analytical Parameters	Bill to: Brice Engineering
Project Location: Grand Island, Nebraska	AECOM Project Manager: Dean Converse		Remarks
Sampler(s): SA, CH, KL, BE			standard TAT

Sample Date	Sample Time	Type Comp.	Type Grab	Sample Identification	Matrix	Containers No.	Containers Type	Explosives+MNX (8330B)	TKN (351.2), NH_3 (350.1), NO_2/NO_3 (353.2)	SO_4 (9056A), Alkalinity (2320B)	Sulfide (9034)	DOC (9060A)*	Methane (RSK 175)		Remarks
6/8/19	1330		X	~~GOO~~ GO11B-19A	AQ	9	A,B,C,D,E,F	X	X	X	X	X	X		6°C
6/8/19	1440		X	GO11O-19A	AQ	9	ABCDEF	X	X	X	X	X	X		1
6/8/19	1215		X	GO11H-19A	AQ	9	ABCDEF	X	X	X	X	X	X		1

6-10-19SA

Signatures	Date	Time	Shipping Details	Special Instructions
Relinquished by:	6/10/19	1800	Method of Shipment: Federal Express	* Filter groundwater sample before analyzing for DOC
Received by: APE	06/11/19	0910	Airbill Number: FedEx Receipt	(A) (2) ~~1L~~ 500mL Ambers (Explosives)
Relinquished by:			**Lab Address:**	(B) (1) 500mL HDPE w/ H_2SO_4 (TKN, NH_3, NO_2/NO_3)
Received for Laboratory by:			TestAmerica Lab, Inc. Attn: ~~Carissa Cumine~~ PAT McENTEE 4955 Yarrow St. Arvada, CO 80002 (303) 736-0164	(C) (1) 250mL HDPE (SO_4, Alkalinity) (D) (1) 250mL HDPE w/ ZnOAc/NaOH (Sulfide) (E) (1) 250mL Amber (DOC)* (F) (3) 40 mL VOA w/ HCl (Methane) TAL 28017805

White copy - Laboratory Yellow copy - Laboratory Pink copy - Sampler

2019105

Page 2989 of 2996
09/30/2019

AECOM
12120 Shamrock Plaza Suite 300, Omaha, NE 68154 (402) 334-8181 Fax (402) 334-1984

CHAIN OF CUSTODY RECORD

Project Name: CHAAP ~~2018~~ 2019 OU1/OU3 LTM Groundwater Sampling	AECOM Project Number: 60565355
Project Location: Grand Island, Nebraska	AECOM Project Manager: Dean Converse
Sampler(s): SA, CH, KL, BE	

Sample Date	Sample Time	Type Comp.	Type Grab	Sample Identification	Matrix	Containers No.	Containers Type	Explosives+MNX (8330B)	TKN (351.2), NH_3 (350.1), NO_2/NO_3 (353.2)	SO_4 (9056A), Alkalinity (2320B)	Sulfide (9034)	DOC (9060A)*	Methane (RSK 175)		Bill to: Brice Engineering Remarks standard TAT
6/10/19	0845		X	GW078-19A	H_2O	9	ABCDEF	X	X	X	X	X	X		6°C
6/10/19	1100		X	GW077-19A	↓	↓	↓	X	X	X	X	X	X		↓
6/10/19	~~1245~~ 1215 (A)		X	PZ020-19A	↓	↓	↓	X	X	X	X	X	X		↓

Kevin Lloyd

Signatures	Date	Time	Shipping Details	Special Instructions
Relinquished by: Kevin Lloyd	6/10/19	1440	Method of Shipment: Federal Express	* Filter groundwater sample before analyzing for DOC
Received by: APe	06/11/19	0910	Airbill Number: SEE FEDEX RECEIPT	500mL (A) (2) ~~1L~~ Ambers (Explosives) (B) (1) 500mL HDPE w/ H_2SO_4 (TKN, NH_3, NO_2/NO_3) (C) (1) 250mL HDPE (SO_4, Alkalinity) (D) (1) 250mL HDPE w/ ZnOAc/NaOH (Sulfide) (E) (1) 250mL Amber (DOC)* (F) (3) 40 mL VOA w/ HCl (Methane)
Relinquished by:			**Lab Address:** TestAmerica Lab, Inc. Attn: ~~Carissa Cumine~~ PAT McENTEE 4955 Yarrow St. Arvada, CO 80002 (303) 736-0164	TAL 28017805
Received for Laboratory by:				

White copy - Laboratory Yellow copy - Laboratory Pink copy - Sampler

2019 104

Page 2990 of 2996
09/30/2019

AECOM
12120 Shamrock Plaza Suite 300, Omaha, NE 68154 (402) 334-8181 Fax (402) 334-1984

CHAIN OF CUSTODY RECORD

Project Name: CHAAP 2019 OU1/OU3 LTM Groundwater Sampling	AECOM Project Number: 60565355
Project Location: Grand Island, Nebraska	AECOM Project Manager: Dean Converse
Sampler(s): SA, CH, KL, BE	

Bill to: Brice Engineering

Remarks: standard TAT

Sample Date	Sample Time	Type Comp.	Type Grab	Sample Identification	Matrix	Containers No.	Containers Type	Explosives+MNX (8330A)	TKN (351.2), NH_3 (350.1), NO_2-NO_3 (353.2)	SO_4 (9056A), Alkalinity (2320B)	Sulfide (9034)	DOC (9060A)*	Methane (RSK 175)		
6/10/19	0850		X	PZ019-19A	H_2O	9	ABCDEF	X	X	X	X	X	X		6°C
6/10/19	1245		X	NW020-19A	H_2O	2	A	X							↓
6/10/19	1140		X	NW021-19A	H_2O	2	A	X							↓

Signatures	Date	Time	Shipping Details	Special Instructions
Relinquished by:	6/10/19	1340	Method of Shipment: Federal Express	* Filter groundwater sample before analyzing for DOC
Received by:	06/11/19	0910	Airbill Number: SEE FEDEx RECEIPT	(A) (2) ~~1L~~ 500mL Ambers (Explosives)
Relinquished by:			**Lab Address:** TestAmerica Lab, Inc. Attn: Patrick McEntee 4955 Yarrow St. Arvada, CO 80002 (303) 736-0107	(B) (1) 500mL HDPE w/ H_2SO_4 (TKN, NH_3, NO_2/NO_3)
Received for Laboratory by:				(C) (1) 250mL HDPE (SO_4, Alkalinity)
				(D) (1) 250mL HDPE w/ ZnOAc/NaOH (Sulfide)
				(E) (1) 250mL Amber (DOC)*
				(F) (3) 40 mL VOA w/ HCl (Methane)
				TAL 28017805

White copy - Laboratory Yellow copy - Laboratory Pink copy - Sampler

Page 2991 of 2996
09/30/2019

2019059

AECOM
12120 Shamrock Plaza Suite 300, Omaha, NE 68154 (402) 334-8181 Fax (402) 334-1984

CHAIN OF CUSTODY RECORD

Project Name: CHAAP ~~2018~~ 2019 OU1/OU3 LTM Groundwater Sampling	AECOM Project Number: 60565355
Project Location: Grand Island, Nebraska	AECOM Project Manager: Dean Converse
Sampler(s): SA, CH, KL, BE	

Bill to: Brice Engineering

Remarks

standard TAT

Sample Date	Sample Time	Type Comp.	Type Grab	Sample Identification	Matrix	Containers No.	Containers Type	Explosives+MNX (8330B)	TKN (351.2), NH_3 (350.1), NO_2/NO_3 (353.2)	SO_4 (9056A), Alkalinity (2320B)	Sulfide (9034)	DOC (9060A)*	Methane (RSK 175)	
6/9/19	1255		X	GW070-19A	H_2O	9	ABCDEF	X	X	X	X	X	X	6°C
↓	↓		x	GW070-19A MS	↓	↓	↓	X	X	X	X	X	X	↓
↓	↓		x	GW070-19A MSD	↓	↓	↓	X	X	X	X	X	X	↓

Signatures	Date	Time	Shipping Details	Special Instructions
Relinquished by: Kevin Lodge	6/10/19	1415	Method of Shipment: Federal Express	* Filter groundwater sample before analyzing for DOC 500mL (A) (2) ~~AL~~ Ambers (Explosives) (B) (1) 500mL HDPE w/ H_2SO_4 (TKN, NH_3, NO_2/NO_3) (C) (1) 250mL HDPE (SO_4, Alkalinity) (D) (1) 250mL HDPE w/ ZnOAc/NaOH (Sulfide) (E) (1) 250mL Amber (DOC)* (F) (3) 40 mL VOA w/ HCl (Methane)
Received by: [signature]	6/11/19	0910	Airbill Number: SEE FEDEX RECEIPT	
Relinquished by:			**Lab Address:** TestAmerica Lab, Inc. Attn: ~~Carissa Cunnie~~ PAT McENTEE 4955 Yarrow St. Arvada, CO 80002 (303) 736-0164	TAL 28017805
Received for Laboratory by:				

White copy - Laboratory Yellow copy - Laboratory Pink copy - Sampler

2019 101

Page 2992 of 2996
09/30/2019

AECOM
12120 Shamrock Plaza Suite 300, Omaha, NE 68154 (402) 334-8181 Fax (402) 334-1984

CHAIN OF CUSTODY RECORD

Project Name: CHAAP ~~2018~~ 2019 OU1/OU3 LTM Groundwater Sampling	AECOM Project Number: 60565355	Bill to: Brice Engineering
Project Location: Grand Island, Nebraska	AECOM Project Manager: Dean Converse	Remarks: standard TAT
Sampler(s): SA, CH, KL, BE		

Sample Date	Sample Time	Type Comp.	Type Grab	Sample Identification	Matrix	Containers No.	Containers Type	Explosives+MNX (8330B)	TKN (351.2), NH_3 (350.1), NO_2/NO_3 (353.2)	SO_4 (9056A), Alkalinity (2320B)	Sulfide (9034)	DOC (9060A)*	Methane (RSK 175)		
6/3/19	1520		X	G0108-19A	H_2O	9	ABCDEF	X	X	X	X	X	X		6°C
6/3/19	1410		X	G0098-19A	H_2O	9	ABCDEF	X	X	X	X	X	X		6°C
6/3/19	1220		X	G0097-19A	H_2O	9	ABCDEF	X	X	X	X	X	X		6°C

Signatures	Date	Time	Shipping Details	Special Instructions
Relinquished by:	6/10/19	1645	Method of Shipment: Federal Express	* Filter groundwater sample before analyzing for DOC
Received by:	06/11/19	0910	Airbill Number: SEE FEDEx RECEIPT	(A) (2) ~~1L~~ 500mL Ambers (Explosives)
Relinquished by:			**Lab Address:** TestAmerica Lab, Inc. Attn: ~~Carissa Cumine~~ PAT McENTEE 4955 Yarrow St. Arvada, CO 80002 (303) 736-0164	(B) (1) 500mL HDPE w/ H_2SO_4 (TKN, NH_3, NO_2/NO_3)
Received for Laboratory by:				(C) (1) 250mL HDPE (SO_4, Alkalinity)
				(D) (1) 250mL HDPE w/ ZnOAc/NaOH (Sulfide)
				(E) (1) 250mL Amber (DOC)*
				(F) (3) 40 mL VOA w/ HCl (Methane)
				TAL 28017805

White copy - Laboratory Yellow copy - Laboratory Pink copy - Sampler

2019107

Page 2993 of 2996
09/30/2019

AECOM
12120 Shamrock Plaza Suite 300, Omaha, NE 68154 (402) 334-8181 Fax (402) 334-1984

CHAIN OF CUSTODY RECORD

Project Name: CHAAP ~~2018~~ 2019 OU1/OU3 LTM Groundwater Sampling	AECOM Project Number: 60565355	Bill to: Brice Engineering
Project Location: Grand Island, Nebraska	AECOM Project Manager: Dean Converse	Remarks: standard TAT
Sampler(s): SA, CH, KL, BE		

Sample Date	Sample Time	Type Comp	Type Grab	Sample Identification	Matrix	Containers No.	Containers Type	Explosives+MNX (8330B)	TKN (351.2), NH_3 (350.1), NO_2/NO_3 (353.2)	SO_4 (9056A), Alkalinity (2320B)	Sulfide (9034)	DOC (9060A)*	Methane (RSK 175)		
6/8/19	1105		X	G0109-19A	AQ	9	ABCDEF	X	X	X	X	X	X		6°C
6/8/19	0940		X	G0099-19A	AQ	9	ABCDEF	X	X	X	X	X	X		"
6/8/19	0830		X	G0067-19A	AQ	9	ABCDEF	X	X	X	X	X	X		"

6-10-19 A

Signatures	Date	Time	Shipping Details	Special Instructions
Relinquished by:	6/10/19	1800	Method of Shipment: Federal Express	* Filter groundwater sample before analyzing for DOC
Received by:	06/11/19	0910	Airbill Number: SEE FEDEX RECEIPT	(A) (2) ~~1L~~ 500mL Ambers (Explosives)
Relinquished by:			**Lab Address:** TestAmerica Lab, Inc. Attn: ~~Carissa Cumine~~ PAT McENTEE 4955 Yarrow St. Arvada, CO 80002 (303) 736-0164	(B) (1) 500mL HDPE w/ H_2SO_4 (TKN, NH_3, NO_2/NO_3)
Received for Laboratory by:				(C) (1) 250mL HDPE (SO_4, Alkalinity)
				(D) (1) 250mL HDPE w/ ZnOAc/NaOH (Sulfide)
				(E) (1) 250mL Amber (DOC)*
				(F) (3) 40 mL VOA w/ HCl (Methane)
				TAL 28017805

White copy - Laboratory Yellow copy - Laboratory Pink copy - Sampler

2019 106

Page 2994 of 2996
09/30/2019

AECOM
12120 Shamrock Plaza Suite 300, Omaha, NE 68154 (402) 334-8181 Fax (402) 334-1984

CHAIN OF CUSTODY RECORD

Project Name: 2019 CHAAP 2018 OU1/OU3 LTM Groundwater Sampling	AECOM Project Number: 60565355
Project Location: Grand Island, Nebraska	AECOM Project Manager: Dean Converse
Sampler(s): SA, CH, KL, BE	

Bill to: Brice Engineering

Remarks: standard TAT

Sample Date	Sample Time	Type Comp.	Type Grab	Sample Identification	Matrix	Containers No.	Containers Type	Explosives+MNX (8330B)	TKN (351.2), NH_3 (350.1), NO_2/NO_3 (353.2)	SO_4 (9056A), Alkalinity (2320B)	Sulfide (9034)	DOC (9060A)*	Methane (RSK 175)		
6/9/19	1135		X	GW079-19A	H_2O	9	ABCDEF	X	X	X	X	X	X		6°C
6/9/19	1440		X	GW081-19A	↓	↓	↓	X	X	X	X	X	X		↓
6/9/19	1545		X	GW082-19A	↓	↓	↓	X	X	X	X	X	X		↓

Signatures	Date	Time	Shipping Details	Special Instructions
Relinquished by:	6/10/19	1400	Method of Shipment: Federal Express	* Filter groundwater sample before analyzing for DOC 500mL
Received by:	06/11/19	0910	Airbill Number: SEE FEDEX RECEIPT	(A) (2) 1L Ambers (Explosives)
Relinquished by:			**Lab Address:** TestAmerica Lab, Inc. Attn: Carissa Cumine — Pat McEntee 4955 Yarrow St. Arvada, CO 80002 (303) 736-0164	(B) (1) 500mL HDPE w/ H_2SO_4 (TKN, NH_3, NO_2/NO_3)
Received for Laboratory by:				(C) (1) 250mL HDPE (SO_4, Alkalinity)
				(D) (1) 250mL HDPE w/ ZnOAc/NaOH (Sulfide)
				(E) (1) 250mL Amber (DOC)*
				(F) (3) 40 mL VOA w/ HCl (Methane)
				TAL 28017805

White copy - Laboratory Yellow copy - Laboratory Pink copy - Sampler

2019 100

Page 2995 of 2996
09/30/2019

Login Sample Receipt Checklist

Client: Brice Environmental Services, Corp

Job Number: 280-124986-1

Login Number: 124986
List Number: 1
Creator: Paul, Amanda E

List Source: Eurofins TestAmerica, Denver

Question	Answer	Comment
Radioactivity wasn't checked or is </= background as measured by a survey meter.	N/A	
The cooler's custody seal, if present, is intact.	True	
Sample custody seals, if present, are intact.	True	
The cooler or samples do not appear to have been compromised or tampered with.	True	
Samples were received on ice.	True	
Cooler Temperature is acceptable.	True	
Cooler Temperature is recorded.	True	
COC is present.	True	
COC is filled out in ink and legible.	True	
COC is filled out with all pertinent information.	True	
Is the Field Sampler's name present on COC?	True	
There are no discrepancies between the containers received and the COC.	False	Refer to Job Narrative for details.
Samples are received within Holding Time (excluding tests with immediate HTs)	True	
Sample containers have legible labels.	True	
Containers are not broken or leaking.	False	Refer to Job Narrative for details.
Sample collection date/times are provided.	True	
Appropriate sample containers are used.	True	
Sample bottles are completely filled.	True	
Sample Preservation Verified.	True	
There is sufficient vol. for all requested analyses, incl. any requested MS/MSDs	True	
Containers requiring zero headspace have no headspace or bubble is <6mm (1/4").	False	Refer to Job Narrative for details.
Multiphasic samples are not present.	True	
Samples do not require splitting or compositing.	True	
Residual Chlorine Checked.	N/A	