ANALYTICAL REPORT

Job Number: 280-137702-1

Job Description: Cornhusker (CHAAP)

For:
Brice Environmental Services, Corp
3800 Centerpoint Drive, Suite 520
Anchorage, AK 99503

Attention: Corey Schwabenlander



Approved for release.
Patrick J McEntee
Client Service Manager
7/7/2020 4:09 PM

Patrick J McEntee, Client Service Manager
4955 Yarrow Street, Arvada, CO, 80002
(303)736-0107
Patrick.McEntee@Eurofinset.com
07/07/2020

cc: Dean Converse
Jared DeSadier
Mr. Anthony Farinacci

The test results in this report relate only to the samples in this report and meet all requirements of NELAC, with any exceptions noted. Pursuant to NELAP, this report shall not be reproduced except in full, without the written approval of the laboratory. All questions regarding this report should be directed to the TestAmerica Denver Project Manager.

The Lab Certification ID# is 4025.

Reporting limits are adjusted for sample size used, dilutions and moisture content if applicable.

The test results in this report relate only to the samples as received by the laboratory and will meet all requirements of the methodology, with any exceptions noted. This report shall not be reproduced except in full, without the express written approval of the laboratory. All questions should be directed to the Eurofins TestAmerica Project Manager.

This report has been electronically signed and authorized by the signatory. Electronic signature is intended to be the legally binding equivalent of a traditionally handwritten signature.

Table of Contents

Cover Title Page 1

Data Summaries 5

- Definitions 5
- Case Narrative 7
- Detection Summary 11
- Client Sample Results 19
- Default Detection Limits 44
- Surrogate Summary 45
- QC Sample Results 47
- QC Association 63
- Chronicle 76
- Certification Summary 91
- Method Summary 92
- Sample Summary 93
- Manual Integration Summary 94
- Reagent Traceability 168
  - COAs 175

Organic Sample Data 329

- GC VOA 329
  - RSK_175_DOD5 329
    - RSK_175_DOD5 QC Summary 330
    - RSK_175_DOD5 Sample Data 380
    - Standards Data 512
      - RSK_175_DOD5 ICAL Data 512
      - RSK_175_DOD5 CCAL Data 646
    - Raw QC Data 893

Table of Contents

RSK_175_DOD5 Blank Data 893

RSK_175_DOD5 LCS/LCSD Data 910

RSK_175_DOD5 Duplicate/Triplicate Data 944

RSK_175_DOD5 Run Logs 952

RSK_175_DOD5 Prep Data 963

HPLC/IC 969

8330A_DOD5 969

8330A_DOD5 QC Summary 970

8330A_DOD5 Sample Data 999

Standards Data 1535

8330A_DOD5 ICAL Data 1535

8330A_DOD5 CCAL Data 1747

Raw QC Data 2022

8330A_DOD5 Blank Data 2022

8330A_DOD5 LCS/LCSD Data 2036

8330A_DOD5 Run Logs 2072

8330A_DOD5 Prep Data 2081

Inorganic Sample Data 2086

General Chemistry Data 2086

Gen Chem Cover Page 2087

Gen Chem Sample Data 2088

Gen Chem QC Data 2148

Gen Chem ICV/CCV 2148

Gen Chem Blanks 2157

Gen Chem MS/MSD/PDS 2158

Gen Chem Duplicates 2161

Table of Contents

Gen Chem LCS/LCSD 2162

Gen Chem MDL 2166

Gen Chem Preparation Log 2180

Gen Chem Analysis Run Log 2185

Gen Chem Prep Data 2214

Gen Chem Raw Data 2253

Shipping and Receiving Documents 2577

Client Chain of Custody 2578

Sample Receipt Checklist 2595

Qualifiers

GC VOA

Qualifier	Qualifier Description
D	The reported value is from a dilution.
J	Estimated: The analyte was positively identified; the quantitation is an estimation
J1	Estimated: The quantitation is an estimation due to discrepancies in meeting certain analyte-specific quality control criteria.
M	Manual integrated compound.
U	Undetected at the Limit of Detection.

HPLC/IC

Qualifier	Qualifier Description
D	Sample results are obtained from a dilution; the surrogate or matrix spike recoveries reported are calculated from diluted samples.
D	The reported value is from a dilution.
J	Estimated: The analyte was positively identified; the quantitation is an estimation
J1	Estimated: The quantitation is an estimation due to discrepancies in meeting certain analyte-specific quality control criteria.
M	Manual integrated compound.
Q	One or more quality control criteria failed.
U	Undetected at the Limit of Detection.

General Chemistry

Qualifier	Qualifier Description
D	The reported value is from a dilution.
J	Estimated: The analyte was positively identified; the quantitation is an estimation
J1	Estimated: The quantitation is an estimation due to discrepancies in meeting certain analyte-specific quality control criteria.
U	Undetected at the Limit of Detection.

Glossary

Abbreviation	These commonly used abbreviations may or may not be present in this report.
¤	Listed under the "D" column to designate that the result is reported on a dry weight basis
%R	Percent Recovery
CFL	Contains Free Liquid
CFU	Colony Forming Unit
CNF	Contains No Free Liquid
DER	Duplicate Error Ratio (normalized absolute difference)
Dil Fac	Dilution Factor
DL	Detection Limit (DoD/DOE)
DL, RA, RE, IN	Indicates a Dilution, Re-analysis, Re-extraction, or additional Initial metals/anion analysis of the sample
DLC	Decision Level Concentration (Radiochemistry)
EDL	Estimated Detection Limit (Dioxin)
LOD	Limit of Detection (DoD/DOE)
LOQ	Limit of Quantitation (DoD/DOE)
MCL	EPA recommended "Maximum Contaminant Level"
MDA	Minimum Detectable Activity (Radiochemistry)
MDC	Minimum Detectable Concentration (Radiochemistry)
MDL	Method Detection Limit
ML	Minimum Level (Dioxin)
MPN	Most Probable Number
MQL	Method Quantitation Limit
NC	Not Calculated
ND	Not Detected at the reporting limit (or MDL or EDL if shown)
NEG	Negative / Absent
POS	Positive / Present
PQL	Practical Quantitation Limit
PRES	Presumptive
QC	Quality Control
RER	Relative Error Ratio (Radiochemistry)

Glossary (Continued)

Abbreviation	These commonly used abbreviations may or may not be present in this report.
RL	Reporting Limit or Requested Limit (Radiochemistry)
RPD	Relative Percent Difference, a measure of the relative difference between two points
TEF	Toxicity Equivalent Factor (Dioxin)
TEQ	Toxicity Equivalent Quotient (Dioxin)
TNTC	Too Numerous To Count

CASE NARRATIVE

Client: Brice Environmental Services, Corp

Project: Cornhusker (CHAAP)

Report Number: 280-137702-1

With the exceptions noted as flags or footnotes, standard analytical protocols were followed in the analysis of the samples and no problems were encountered or anomalies observed. In addition all laboratory quality control samples were within established control limits, with any exceptions noted below. Each sample was analyzed to achieve the lowest possible reporting limit within the constraints of the method. In some cases, due to interference or analytes present at high concentrations, samples were diluted. For diluted samples, the reporting limits are adjusted relative to the dilution required.

Calculations are performed before rounding to avoid round-off errors in calculated results.

All holding times were met and proper preservation noted for the methods performed on these samples, unless otherwise detailed in the individual sections below.

RECEIPT

The samples were received on 6/16/2020 9:15 AM; the samples arrived in good condition, properly preserved and, where required, on ice. The temperatures of the 15 coolers at receipt time were 0.2º C, 0.3º C, 0.7º C, 0.9º C, 1.3º C, 1.5º C, 1.5º C, 2.1º C, 2.2º C, 2.9º C, 3.7º C, 4.2º C, 4.5º C, 4.7º C and 5.2º C.

Receipt Exceptions

The Chain-of-Custody (COC) was incomplete as received and/or improperly completed. The time for this sample is left blank on the COC, while all of the samples had 1130 listed: G0049-20A (280-137702-18).

The container label for the following sample did not match the information listed on the Chain-of-Custody (COC): G0108-20A (280-137702-29). The container labels list nothing for time on all of the VOA vials for this sample.

DISSOLVED GASES (GC)

Samples G0083-20A (280-137702-1), NW020-20A (280-137702-2), G0048-20A (280-137702-3), G0066R-20A (280-137702-4), G0085-20A (280-137702-5), G0285-20A (280-137702-6), PZ015-20A (280-137702-7), PZ016-20A (280-137702-8), G0023-20A (280-137702-9), G0119-20A (280-137702-10), G0098-20A (280-137702-11), G0114-20A (280-137702-12), NW022-20A (280-137702-13), G0109-20A (280-137702-14), G0084-20A (280-137702-15), G0067-20A (280-137702-16), G0121-20A (280-137702-17), G0049-20A (280-137702-18), G0110-20A (280-137702-19), G0112-20A (280-137702-20), G0094-20A (280-137702-21), G0099-20A (280-137702-22), NW021-20A (280-137702-23), NW023-20A (280-137702-24), G0022-20A (280-137702-25), G0024-20A (280-137702-26), G0097-20A (280-137702-27), G0113-20A (280-137702-28), G0108-20A (280-137702-29) and G0118-20A (280-137702-30) were analyzed for Dissolved Gases (GC) in accordance with RSK_175. The samples were analyzed on 06/18/2020, 06/19/2020, 06/20/2020, 06/22/2020 and 06/25/2020.

Methane exceeded the RPD limit for the duplicate of sample G0048-20ADU (280-137702-3). Refer to the QC report for details.

Samples PZ015-20A (280-137702-7)[3X], G0023-20A (280-137702-9)[3X], G0119-20A (280-137702-10)[3X], G0098-20A (280-137702-11)[3X], G0114-20A (280-137702-12)[3X], G0084-20A (280-137702-15)[3X], G0097-20A (280-137702-27)[6X], G0113-20A (280-137702-28)[6X], G0108-20A (280-137702-29)[6X] and G0118-20A (280-137702-30)[6X] required dilution prior to analysis. The reporting limits have been adjusted accordingly.

No additional analytical or quality issues were noted, other than those described above or in the Definitions/Glossary page.

NITROAROMATICS AND NITRAMINES (HPLC)

Samples G0083-20A (280-137702-1), NW020-20A (280-137702-2), G0048-20A (280-137702-3), G0066R-20A (280-137702-4), G0085-20A (280-137702-5), G0285-20A (280-137702-6), PZ015-20A (280-137702-7), PZ016-20A (280-137702-8), G0023-20A (280-137702-9), G0119-20A (280-137702-10), G0098-20A (280-137702-11), G0114-20A (280-137702-12), NW022-20A (280-137702-13), G0109-20A (280-137702-14), G0084-20A (280-137702-15), G0067-20A (280-137702-16), G0121-20A (280-137702-17), G0049-20A (280-137702-18), G0110-20A (280-137702-19), G0112-20A (280-137702-20), G0094-20A (280-137702-21), G0099-20A (280-137702-22), NW021-20A (280-137702-23), NW023-20A (280-137702-24), G0022-20A (280-137702-25), G0024-20A (280-137702-26), G0097-20A (280-137702-27), G0113-20A (280-137702-28), G0108-20A (280-137702-29) and G0118-20A (280-137702-30) were analyzed for Nitroaromatics and Nitramines (HPLC) in accordance with 8330A. The samples were prepared on 06/18/2020 and analyzed on 06/23/2020, 06/24/2020, 06/25/2020, 06/27/2020, 06/28/2020, 06/30/2020 and 07/01/2020.

RDX was detected in method blank MB 280-499221/1-A at a level that was below half the LOQ. The value should be considered an estimate, and has been flagged J.

1,2-Dinitrobenzene failed the surrogate recovery criteria high for G0097-20A (280-137702-27). Refer to the QC report for details. Evidence of matrix interference is present; therefore, re-extraction and/or re-analysis was not performed. Surrogate recovered within %R limit in the confirmation column.

The following samples in preparation batch 280-499271 and analytical batch 280-499864 were diluted due to the nature of the sample matrix: G0097-20A (280-137702-27) and G0118-20A (280-137702-30). Elevated reporting limits (RLs) are provided. Sample yellow and cloudy.

The continuing calibration verification (CCV) associated with batch 280-500385 recovered above the upper control limit for 2,4,6-Trinitrotoluene(15%D) at 17.6%D. The samples associated with this CCV were non-detects for the affected analytes; therefore, the data have been reported. The associated samples are impacted: G0083-20A (280-137702-1), G0048-20A (280-137702-3) and G0085-20A (280-137702-5).

The continuing calibration verification (CCV) associated with batch 280-500692 recovered above the upper control limit for p-Nitrotoluene. The samples associated with this CCV were non-detects for the affected analytes; therefore, the data have been reported. The associated samples are impacted: G0121-20A (280-137702-17), G0110-20A (280-137702-19) and G0112-20A (280-137702-20). p-Nitrotoluene was not the interest of confirmation.

The %RPD between the primary and confirmation column exceeded 40% for HMX, 2-Amino-4,6-dinitrotoluene, RDX, MNX, 1,3-Dinitrobenzene, 2,4-Dinitrotoluene, and 2,4,6-Trinitrotoluene for the following samples: G0066R-20A (280-137702-4), G0085-20A (280-137702-5), PZ016-20A (280-137702-8), G0119-20A (280-137702-10), G0109-20A (280-137702-14), G0121-20A (280-137702-17), G0094-20A (280-137702-21), G0099-20A (280-137702-22), G0022-20A (280-137702-25), G0024-20A (280-137702-26) and G0113-20A (280-137702-28). The results from both columns has been reported and qualified in accordance with the laboratory's QAS.

The following sample required filtration to reduce matrix interferences: G0108-20A (280-137702-29).

No additional analytical or quality issues were noted, other than those described above or in the Definitions/Glossary page.

ALKALINITY

Samples G0083-20A (280-137702-1), NW020-20A (280-137702-2), G0048-20A (280-137702-3), G0066R-20A (280-137702-4), G0085-20A (280-137702-5), G0285-20A (280-137702-6), PZ015-20A (280-137702-7), PZ016-20A (280-137702-8), G0023-20A (280-137702-9), G0119-20A (280-137702-10), G0098-20A (280-137702-11), G0114-20A (280-137702-12), NW022-20A (280-137702-13), G0109-20A (280-137702-14), G0084-20A (280-137702-15), G0067-20A (280-137702-16), G0121-20A (280-137702-17), G0049-20A (280-137702-18), G0110-20A (280-137702-19), G0112-20A (280-137702-20), G0094-20A (280-137702-21), G0099-20A (280-137702-22), NW021-20A (280-137702-23), NW023-20A (280-137702-24), G0022-20A (280-137702-25), G0024-20A (280-137702-26), G0097-20A (280-137702-27), G0113-20A (280-137702-28), G0108-20A (280-137702-29) and G0118-20A (280-137702-30) were analyzed for Alkalinity in accordance with SM20 2320B. The samples were analyzed on 06/17/2020.

No analytical or quality issues were noted, other than those described above or in the Definitions/Glossary page.

AMMONIA

Samples G0083-20A (280-137702-1), NW020-20A (280-137702-2), G0048-20A (280-137702-3), G0066R-20A (280-137702-4), G0085-20A (280-137702-5), G0285-20A (280-137702-6), PZ015-20A (280-137702-7), PZ016-20A (280-137702-8), G0023-20A (280-137702-9), G0119-20A (280-137702-10), G0098-20A (280-137702-11), G0114-20A (280-137702-12), NW022-20A (280-137702-13), G0109-20A (280-137702-14), G0084-20A (280-137702-15), G0067-20A (280-137702-16), G0121-20A (280-137702-17), G0049-20A (280-137702-18), G0110-20A (280-137702-19), G0112-20A (280-137702-20), G0094-20A (280-137702-21), G0099-20A (280-137702-22), NW021-20A (280-137702-23), NW023-20A (280-137702-24), G0022-20A (280-137702-25), G0024-20A (280-137702-26), G0097-20A (280-137702-27), G0113-20A (280-137702-28), G0108-20A (280-137702-29) and G0118-20A (280-137702-30) were analyzed for ammonia in accordance with EPA Method 350.1. The samples were analyzed on 06/17/2020.

Samples G0023-20A (280-137702-9)[2X], G0114-20A (280-137702-12)[2X], G0110-20A (280-137702-19)[5X], G0094-20A (280-137702-21)[5X], G0097-20A (280-137702-27)[10X] and G0118-20A (280-137702-30)[10X] required dilution prior to analysis. The reporting limits have been adjusted accordingly.

No analytical or quality issues were noted, other than those described above or in the Definitions/Glossary page.

TOTAL KJELDAHL NITROGEN

Samples G0083-20A (280-137702-1), NW020-20A (280-137702-2), G0048-20A (280-137702-3), G0066R-20A (280-137702-4), G0085-20A (280-137702-5), G0285-20A (280-137702-6), PZ015-20A (280-137702-7), PZ016-20A (280-137702-8), G0023-20A (280-137702-9), G0119-20A (280-137702-10), G0098-20A (280-137702-11), G0114-20A (280-137702-12), NW022-20A (280-137702-13), G0109-20A (280-137702-14), G0084-20A (280-137702-15), G0067-20A (280-137702-16), G0121-20A (280-137702-17), G0049-20A (280-137702-18), G0110-20A (280-137702-19), G0112-20A (280-137702-20), G0094-20A (280-137702-21), G0099-20A (280-137702-22), NW021-20A (280-137702-23), NW023-20A (280-137702-24), G0022-20A (280-137702-25), G0024-20A (280-137702-26), G0097-20A (280-137702-27), G0113-20A (280-137702-28), G0108-20A (280-137702-29) and G0118-20A (280-137702-30) were analyzed for total kjeldahl nitrogen in accordance with EPA Method 351.2. The samples were prepared on 06/19/2020 and analyzed on 06/23/2020 and 06/24/2020.

Nitrogen, Total Kjeldahl failed the recovery criteria low for the MS of sample G0109-20AMS (280-137702-14) in batch 280-499886. Nitrogen, Total Kjeldahl failed the recovery criteria low for the MSD of sample G0109-20AMSD (280-137702-14) in batch 280-499886.Refer to the QC report for details.

Nitrogen, Total Kjeldahl failed the recovery criteria high for the MSD of sample G0112-20AMSD (280-137702-20) in batch 280-499886. Refer to the QC report for details.

No additional analytical or quality issues were noted, other than those described above or in the Definitions/Glossary page.

NITRATE-NITRITE AS NITROGEN

Samples G0083-20A (280-137702-1), NW020-20A (280-137702-2), G0048-20A (280-137702-3), G0066R-20A (280-137702-4), G0085-20A (280-137702-5), G0285-20A (280-137702-6), PZ015-20A (280-137702-7), PZ016-20A (280-137702-8), G0023-20A (280-137702-9), G0119-20A (280-137702-10), G0098-20A (280-137702-11), G0114-20A (280-137702-12), NW022-20A (280-137702-13), G0109-20A (280-137702-14), G0084-20A (280-137702-15), G0067-20A (280-137702-16), G0121-20A (280-137702-17), G0049-20A (280-137702-18), G0110-20A (280-137702-19), G0112-20A (280-137702-20), G0094-20A (280-137702-21), G0099-20A (280-137702-22), NW021-20A (280-137702-23), NW023-20A (280-137702-24), G0022-20A (280-137702-25), G0024-20A (280-137702-26), G0097-20A (280-137702-27), G0113-20A (280-137702-28), G0108-20A (280-137702-29) and G0118-20A (280-137702-30) were analyzed for nitrate-nitrite as nitrogen in accordance with EPA Method 353.2. The samples were analyzed on 06/22/2020.

Nitrate Nitrite as N failed the recovery criteria low for the MS of sample G0109-20AMS (280-137702-14) in batch 280-499726. Nitrate Nitrite as N failed the recovery criteria low for the MSD of sample G0109-20AMSD (280-137702-14) in batch 280-499726. Refer to the QC report for details.

Nitrate Nitrite as N failed the recovery criteria low for the MS of sample G0112-20AMS (280-137702-20) in batch 280-499726. Refer to the QC report for details.

Samples NW020-20A (280-137702-2)[10X], G0048-20A (280-137702-3)[10X], G0067-20A (280-137702-16)[2X] and G0024-20A (280-137702-26)[5X] required dilution prior to analysis. The reporting limits have been adjusted accordingly.

No additional analytical or quality issues were noted, other than those described above or in the Definitions/Glossary page.

SULFIDE

Samples G0083-20A (280-137702-1), NW020-20A (280-137702-2), G0048-20A (280-137702-3), G0066R-20A (280-137702-4), G0085-20A (280-137702-5), G0285-20A (280-137702-6), PZ015-20A (280-137702-7), PZ016-20A (280-137702-8), G0023-20A (280-137702-9), G0119-20A (280-137702-10), G0098-20A (280-137702-11), G0114-20A (280-137702-12), NW022-20A (280-137702-13), G0109-20A (280-137702-14), G0084-20A (280-137702-15), G0067-20A (280-137702-16), G0121-20A (280-137702-17), G0049-20A (280-137702-18), G0110-20A (280-137702-19), G0112-20A (280-137702-20), G0094-20A (280-137702-21), G0099-20A (280-137702-22), NW021-20A (280-137702-23), NW023-20A (280-137702-24), G0022-20A (280-137702-25), G0024-20A (280-137702-26), G0097-20A (280-137702-27), G0113-20A (280-137702-28), G0108-20A (280-137702-29) and G0118-20A (280-137702-30) were analyzed for sulfide in accordance with EPA SW-846 Method 9034. The samples were prepared and analyzed on 06/18/2020 and 06/19/2020.

No analytical or quality issues were noted, other than those described above or in the Definitions/Glossary page.

ANIONS (28 DAYS)

Samples G0083-20A (280-137702-1), NW020-20A (280-137702-2), G0048-20A (280-137702-3), G0066R-20A (280-137702-4), G0085-20A (280-137702-5), G0285-20A (280-137702-6), PZ015-20A (280-137702-7), PZ016-20A (280-137702-8), G0023-20A (280-137702-9), G0119-20A (280-137702-10), G0098-20A (280-137702-11), G0114-20A (280-137702-12), NW022-20A (280-137702-13), G0109-20A (280-137702-14), G0084-20A (280-137702-15), G0067-20A (280-137702-16), G0121-20A (280-137702-17), G0049-20A (280-137702-18), G0110-20A (280-137702-19), G0112-20A (280-137702-20), G0094-20A (280-137702-21), G0099-20A (280-137702-22), NW021-20A (280-137702-23), NW023-20A (280-137702-24), G0022-20A (280-137702-25), G0024-20A (280-137702-26), G0097-20A (280-137702-27), G0113-20A (280-137702-28), G0108-20A (280-137702-29) and G0118-20A (280-137702-30) were analyzed for anions (28 days) in accordance with 9056A. The samples were analyzed on 06/30/2020 and 07/01/2020.

Samples G0083-20A (280-137702-1)[5X], NW020-20A (280-137702-2)[2X], G0066R-20A (280-137702-4)[5X], G0085-20A (280-137702-5)[2X], G0285-20A (280-137702-6)[2X], G0119-20A (280-137702-10)[5X], NW022-20A (280-137702-13)[2X], G0121-20A (280-137702-17)[5X], G0049-20A (280-137702-18)[2X], NW021-20A (280-137702-23)[2X], NW023-20A (280-137702-24)[2X], G0024-20A (280-137702-26)[2X], G0097-20A (280-137702-27)[5X] and G0118-20A (280-137702-30)[10X] required dilution prior to analysis. The reporting limits have been adjusted accordingly.

No additional analytical or quality issues were noted, other than those described above or in the Definitions/Glossary page.

DISSOLVED ORGANIC CARBON

Samples G0083-20A (280-137702-1), NW020-20A (280-137702-2), G0048-20A (280-137702-3), G0066R-20A (280-137702-4), G0085-20A (280-137702-5), G0285-20A (280-137702-6), PZ015-20A (280-137702-7), PZ016-20A (280-137702-8), G0023-20A (280-137702-9), G0119-20A (280-137702-10), G0098-20A (280-137702-11), G0114-20A (280-137702-12), NW022-20A

(280-137702-13), G0109-20A (280-137702-14), G0084-20A (280-137702-15), G0067-20A (280-137702-16), G0121-20A (280-137702-17), G0049-20A (280-137702-18), G0110-20A (280-137702-19), G0112-20A (280-137702-20), G0094-20A (280-137702-21), G0099-20A (280-137702-22), NW021-20A (280-137702-23), NW023-20A (280-137702-24), G0022-20A (280-137702-25), G0024-20A (280-137702-26), G0097-20A (280-137702-27), G0113-20A (280-137702-28), G0108-20A (280-137702-29) and G0118-20A (280-137702-30) were analyzed for dissolved organic carbon in accordance with EPA SW-846 Method 9060A. The samples were analyzed on 06/29/2020 and 06/30/2020.

The following samples were filtered and preserved at the bench using sulfuric acid to bring their pH to <2, prior to analysis: G0083-20A (280-137702-1), NW020-20A (280-137702-2), G0048-20A (280-137702-3), G0066R-20A (280-137702-4), G0085-20A (280-137702-5), G0285-20A (280-137702-6), PZ015-20A (280-137702-7), PZ016-20A (280-137702-8), G0023-20A (280-137702-9), G0119-20A (280-137702-10), G0098-20A (280-137702-11), G0114-20A (280-137702-12), NW022-20A (280-137702-13), G0109-20A (280-137702-14), G0084-20A (280-137702-15), G0067-20A (280-137702-16), G0121-20A (280-137702-17), G0049-20A (280-137702-18), G0110-20A (280-137702-19), G0112-20A (280-137702-20), G0094-20A (280-137702-21), G0099-20A (280-137702-22), NW021-20A (280-137702-23), NW023-20A (280-137702-24), G0022-20A (280-137702-25), G0024-20A (280-137702-26), G0097-20A (280-137702-27), G0113-20A (280-137702-28), G0108-20A (280-137702-29), G0118-20A (280-137702-30), (280-137702-D-1-B MS), (280-137702-D-1-C MSD), (280-137702-D-11-B MS), (280-137702-D-11-C MSD), (280-137702-D-21-B MS), (280-137702-D-21-C MSD), (280-137702-D-30-B MS) and (280-137702-D-30-C MSD).

Samples G0097-20A (280-137702-27)[10X] and G0118-20A (280-137702-30)[5X] required dilution prior to analysis. The reporting limits have been adjusted accordingly.

No analytical or quality issues were noted, other than those described above or in the Definitions/Glossary page.

Detection Summary

Client: Brice Environmental Services, Corp
Project/Site: Cornhusker (CHAAP)

Job ID: 280-137702-1

Client Sample ID: G0083-20A — Lab Sample ID: 280-137702-1

Analyte	Result	Qualifier	LOQ	LOD	DL	Unit	Dil Fac	D	Method	Prep Type
Methane	0.046	M	0.0050	0.0020	0.00063	mg/L	1		RSK-175	Total/NA
Ammonia	2.4		0.10	0.050	0.022	mg/L	1		350.1	Total/NA
Nitrogen, Total Kjeldahl	2.8		1.0	1.0	0.69	mg/L	1		351.2	Total/NA
Sulfate	200	D	25	15	5.2	mg/L	5		9056A	Total/NA
Total Alkalinity as CaCO3	540		10	10	3.1	mg/L	1		SM 2320B	Total/NA
Dissolved Organic Carbon - Quad	5.2		1.0	1.0	0.35	mg/L	1		9060A	Dissolved

Client Sample ID: NW020-20A — Lab Sample ID: 280-137702-2

Analyte	Result	Qualifier	LOQ	LOD	DL	Unit	Dil Fac	D	Method	Prep Type
2,4,6-Trinitrotoluene	0.59		0.11	0.10	0.046	ug/L	1		8330A	Total/NA
2-Amino-4,6-dinitrotoluene	1.4	M	0.11	0.10	0.052	ug/L	1		8330A	Total/NA
4-Amino-2,6-dinitrotoluene	1.8		0.15	0.12	0.059	ug/L	1		8330A	Total/NA
RDX	1.5	M	0.22	0.21	0.053	ug/L	1		8330A	Total/NA
Nitrate Nitrite as N	42		1.0	0.50	0.19	mg/L	10		353.2	Total/NA
Sulfate	230	D	10	6.0	2.1	mg/L	2		9056A	Total/NA
Total Alkalinity as CaCO3	320		10	10	3.1	mg/L	1		SM 2320B	Total/NA
Dissolved Organic Carbon - Quad	5.9		1.0	1.0	0.35	mg/L	1		9060A	Dissolved

Client Sample ID: G0048-20A — Lab Sample ID: 280-137702-3

Analyte	Result	Qualifier	LOQ	LOD	DL	Unit	Dil Fac	D	Method	Prep Type
Methane	3.4	M	0.0050	0.0020	0.00063	mg/L	1		RSK-175	Total/NA
Ammonia	0.085	J	0.10	0.050	0.022	mg/L	1		350.1	Total/NA
Nitrate Nitrite as N	38		1.0	0.50	0.19	mg/L	10		353.2	Total/NA
Sulfate	130		5.0	3.0	1.0	mg/L	1		9056A	Total/NA
Total Alkalinity as CaCO3	170		10	10	3.1	mg/L	1		SM 2320B	Total/NA
Dissolved Organic Carbon - Quad	4.9		1.0	1.0	0.35	mg/L	1		9060A	Dissolved

Client Sample ID: G0066R-20A — Lab Sample ID: 280-137702-4

Analyte	Result	Qualifier	LOQ	LOD	DL	Unit	Dil Fac	D	Method	Prep Type
Methane	6.0	M	0.0050	0.0020	0.00063	mg/L	1		RSK-175	Total/NA
1,3,5-Trinitrobenzene	0.095	J M	0.22	0.21	0.090	ug/L	1		8330A	Total/NA
2-Amino-4,6-dinitrotoluene	0.85	M	0.12	0.11	0.054	ug/L	1		8330A	Total/NA
4-Amino-2,6-dinitrotoluene	0.46	M	0.16	0.13	0.062	ug/L	1		8330A	Total/NA
HMX	2.3	M J1	0.22	0.21	0.094	ug/L	1		8330A	Total/NA
HMX	0.53	J1 M	0.22	0.21	0.094	ug/L	1		8330A	Total/NA
RDX	0.51	M	0.22	0.21	0.055	ug/L	1		8330A	Total/NA
Ammonia	1.5		0.10	0.050	0.022	mg/L	1		350.1	Total/NA
Nitrogen, Total Kjeldahl	2.2		1.0	1.0	0.69	mg/L	1		351.2	Total/NA
Nitrate Nitrite as N	1.9		0.10	0.050	0.019	mg/L	1		353.2	Total/NA
Sulfate	530	D	25	15	5.2	mg/L	5		9056A	Total/NA
Total Alkalinity as CaCO3	590		10	10	3.1	mg/L	1		SM 2320B	Total/NA
Dissolved Organic Carbon - Quad	5.4		1.0	1.0	0.35	mg/L	1		9060A	Dissolved

This Detection Summary does not include radiochemical test results.

Detection Summary

Client: Brice Environmental Services, Corp
Project/Site: Cornhusker (CHAAP)

Job ID: 280-137702-1

Client Sample ID: G0085-20A — Lab Sample ID: 280-137702-5

Analyte	Result	Qualifier	LOQ	LOD	DL	Unit	Dil Fac	D	Method	Prep Type
Methane	4.6	M	0.0050	0.0020	0.00063	mg/L	1		RSK-175	Total/NA
HMX	0.49	M J1	0.22	0.21	0.094	ug/L	1		8330A	Total/NA
HMX	0.26	J1 M	0.22	0.21	0.094	ug/L	1		8330A	Total/NA
Ammonia	0.66		0.10	0.050	0.022	mg/L	1		350.1	Total/NA
Nitrogen, Total Kjeldahl	0.89	J	1.0	1.0	0.69	mg/L	1		351.2	Total/NA
Nitrate Nitrite as N	5.7		0.10	0.050	0.019	mg/L	1		353.2	Total/NA
Sulfate	210	D	10	6.0	2.1	mg/L	2		9056A	Total/NA
Total Alkalinity as CaCO3	400		10	10	3.1	mg/L	1		SM 2320B	Total/NA
Dissolved Organic Carbon - Quad	4.0		1.0	1.0	0.35	mg/L	1		9060A	Dissolved

Client Sample ID: G0285-20A — Lab Sample ID: 280-137702-6

Analyte	Result	Qualifier	LOQ	LOD	DL	Unit	Dil Fac	D	Method	Prep Type
Methane	2.1	M	0.0050	0.0020	0.00063	mg/L	1		RSK-175	Total/NA
HMX	0.41	M	0.22	0.21	0.092	ug/L	1		8330A	Total/NA
Ammonia	0.65		0.10	0.050	0.022	mg/L	1		350.1	Total/NA
Nitrogen, Total Kjeldahl	0.99	J	1.0	1.0	0.69	mg/L	1		351.2	Total/NA
Nitrate Nitrite as N	5.9		0.10	0.050	0.019	mg/L	1		353.2	Total/NA
Sulfate	200	D	10	6.0	2.1	mg/L	2		9056A	Total/NA
Total Alkalinity as CaCO3	400		10	10	3.1	mg/L	1		SM 2320B	Total/NA
Dissolved Organic Carbon - Quad	4.1		1.0	1.0	0.35	mg/L	1		9060A	Dissolved

Client Sample ID: PZ015-20A — Lab Sample ID: 280-137702-7

Analyte	Result	Qualifier	LOQ	LOD	DL	Unit	Dil Fac	D	Method	Prep Type
Methane	6.1	D M	0.015	0.0060	0.0019	mg/L	3		RSK-175	Total/NA
Ammonia	1.2		0.10	0.050	0.022	mg/L	1		350.1	Total/NA
Nitrogen, Total Kjeldahl	3.3		1.0	1.0	0.69	mg/L	1		351.2	Total/NA
Sulfide	0.80	J	4.0	1.9	0.79	mg/L	1		9034	Total/NA
Sulfate	96		5.0	3.0	1.0	mg/L	1		9056A	Total/NA
Total Alkalinity as CaCO3	290		10	10	3.1	mg/L	1		SM 2320B	Total/NA
Dissolved Organic Carbon - Quad	4.1		1.0	1.0	0.35	mg/L	1		9060A	Dissolved

Client Sample ID: PZ016-20A — Lab Sample ID: 280-137702-8

Analyte	Result	Qualifier	LOQ	LOD	DL	Unit	Dil Fac	D	Method	Prep Type
Methane	0.71	M	0.0050	0.0020	0.00063	mg/L	1		RSK-175	Total/NA
2-Amino-4,6-dinitrotoluene	0.19	M J1	0.12	0.10	0.053	ug/L	1		8330A	Total/NA
2-Amino-4,6-dinitrotoluene	0.32	J1 M	0.12	0.10	0.053	ug/L	1		8330A	Total/NA
4-Amino-2,6-dinitrotoluene	0.36	M	0.16	0.13	0.060	ug/L	1		8330A	Total/NA
RDX	0.15	J M	0.22	0.21	0.054	ug/L	1		8330A	Total/NA
Ammonia	0.21		0.10	0.050	0.022	mg/L	1		350.1	Total/NA
Nitrate Nitrite as N	2.7		0.10	0.050	0.019	mg/L	1		353.2	Total/NA
Sulfate	110		5.0	3.0	1.0	mg/L	1		9056A	Total/NA
Total Alkalinity as CaCO3	320		10	10	3.1	mg/L	1		SM 2320B	Total/NA
Dissolved Organic Carbon - Quad	2.5		1.0	1.0	0.35	mg/L	1		9060A	Dissolved

This Detection Summary does not include radiochemical test results.

Detection Summary

Client: Brice Environmental Services, Corp
Project/Site: Cornhusker (CHAAP)

Job ID: 280-137702-1

Client Sample ID: G0023-20A — Lab Sample ID: 280-137702-9

Analyte	Result	Qualifier	LOQ	LOD	DL	Unit	Dil Fac	D	Method	Prep Type
Methane	9.9	D M	0.015	0.0060	0.0019	mg/L	3		RSK-175	Total/NA
Ammonia	6.1		0.20	0.10	0.044	mg/L	2		350.1	Total/NA
Nitrogen, Total Kjeldahl	5.7		1.0	1.0	0.69	mg/L	1		351.2	Total/NA
Sulfate	110		5.0	3.0	1.0	mg/L	1		9056A	Total/NA
Total Alkalinity as CaCO3	260		10	10	3.1	mg/L	1		SM 2320B	Total/NA
Dissolved Organic Carbon - Quad	4.6		1.0	1.0	0.35	mg/L	1		9060A	Dissolved

Client Sample ID: G0119-20A — Lab Sample ID: 280-137702-10

Analyte	Result	Qualifier	LOQ	LOD	DL	Unit	Dil Fac	D	Method	Prep Type
Methane	10	D M	0.015	0.0060	0.0019	mg/L	3		RSK-175	Total/NA
HMX	0.45	M J1	0.23	0.22	0.096	ug/L	1		8330A	Total/NA
HMX	0.098	J J1 M	0.23	0.22	0.096	ug/L	1		8330A	Total/NA
RDX	1.1	M J1	0.23	0.22	0.056	ug/L	1		8330A	Total/NA
RDX	0.22	J J1 M	0.23	0.22	0.056	ug/L	1		8330A	Total/NA
Ammonia	0.28		0.10	0.050	0.022	mg/L	1		350.1	Total/NA
Sulfate	700	D	25	15	5.2	mg/L	5		9056A	Total/NA
Total Alkalinity as CaCO3	520		10	10	3.1	mg/L	1		SM 2320B	Total/NA
Dissolved Organic Carbon - Quad	5.4		1.0	1.0	0.35	mg/L	1		9060A	Dissolved

Client Sample ID: G0098-20A — Lab Sample ID: 280-137702-11

Analyte	Result	Qualifier	LOQ	LOD	DL	Unit	Dil Fac	D	Method	Prep Type
Methane	13	D M	0.015	0.0060	0.0019	mg/L	3		RSK-175	Total/NA
RDX	0.89	M J1	0.23	0.22	0.056	ug/L	1		8330A	Total/NA
RDX	0.13	J J1 M	0.23	0.22	0.056	ug/L	1		8330A	Total/NA
Ammonia	3.5		0.10	0.050	0.022	mg/L	1		350.1	Total/NA
Nitrogen, Total Kjeldahl	3.8		1.0	1.0	0.69	mg/L	1		351.2	Total/NA
Sulfate	73		5.0	3.0	1.0	mg/L	1		9056A	Total/NA
Total Alkalinity as CaCO3	320		10	10	3.1	mg/L	1		SM 2320B	Total/NA
Dissolved Organic Carbon - Quad	6.8		1.0	1.0	0.35	mg/L	1		9060A	Dissolved

Client Sample ID: G0114-20A — Lab Sample ID: 280-137702-12

Analyte	Result	Qualifier	LOQ	LOD	DL	Unit	Dil Fac	D	Method	Prep Type
Methane	9.7	D M	0.015	0.0060	0.0019	mg/L	3		RSK-175	Total/NA
Ammonia	5.9		0.20	0.10	0.044	mg/L	2		350.1	Total/NA
Nitrogen, Total Kjeldahl	5.9		1.0	1.0	0.69	mg/L	1		351.2	Total/NA
Sulfate	80		5.0	3.0	1.0	mg/L	1		9056A	Total/NA
Total Alkalinity as CaCO3	210		10	10	3.1	mg/L	1		SM 2320B	Total/NA
Dissolved Organic Carbon - Quad	3.1		1.0	1.0	0.35	mg/L	1		9060A	Dissolved

Client Sample ID: NW022-20A — Lab Sample ID: 280-137702-13

Analyte	Result	Qualifier	LOQ	LOD	DL	Unit	Dil Fac	D	Method	Prep Type
Methane	0.44	M	0.0050	0.0020	0.00063	mg/L	1		RSK-175	Total/NA
Ammonia	1.4		0.10	0.050	0.022	mg/L	1		350.1	Total/NA
Nitrogen, Total Kjeldahl	1.7		1.0	1.0	0.69	mg/L	1		351.2	Total/NA
Sulfate	290	D	10	6.0	2.1	mg/L	2		9056A	Total/NA
Total Alkalinity as CaCO3	400		10	10	3.1	mg/L	1		SM 2320B	Total/NA

This Detection Summary does not include radiochemical test results.

Client Sample ID: NW022-20A (Continued) — Lab Sample ID: 280-137702-13

Analyte	Result	Qualifier	LOQ	LOD	DL	Unit	Dil Fac	D	Method	Prep Type
Dissolved Organic Carbon - Quad	2.6		1.0	1.0	0.35	mg/L	1		9060A	Dissolved

Client Sample ID: G0109-20A — Lab Sample ID: 280-137702-14

Analyte	Result	Qualifier	LOQ	LOD	DL	Unit	Dil Fac	D	Method	Prep Type
Methane	3.0	M	0.0050	0.0020	0.00063	mg/L	1		RSK-175	Total/NA
HMX	0.43	M J1	0.22	0.21	0.094	ug/L	1		8330A	Total/NA
HMX	0.14	J J1 M	0.22	0.21	0.094	ug/L	1		8330A	Total/NA
RDX	0.68	J1	0.22	0.21	0.055	ug/L	1		8330A	Total/NA
RDX	0.21	J J1 M	0.22	0.21	0.055	ug/L	1		8330A	Total/NA
Ammonia	0.58		0.10	0.050	0.022	mg/L	1		350.1	Total/NA
Nitrogen, Total Kjeldahl	0.77	J J1	1.0	1.0	0.69	mg/L	1		351.2	Total/NA
Sulfide	0.80	J	4.0	1.9	0.79	mg/L	1		9034	Total/NA
Sulfate	110		5.0	3.0	1.0	mg/L	1		9056A	Total/NA
Total Alkalinity as CaCO3	240		10	10	3.1	mg/L	1		SM 2320B	Total/NA
Dissolved Organic Carbon - Quad	1.8		1.0	1.0	0.35	mg/L	1		9060A	Dissolved

Client Sample ID: G0084-20A — Lab Sample ID: 280-137702-15

Analyte	Result	Qualifier	LOQ	LOD	DL	Unit	Dil Fac	D	Method	Prep Type
Methane	12	D M	0.015	0.0060	0.0019	mg/L	3		RSK-175	Total/NA
Ammonia	0.48		0.10	0.050	0.022	mg/L	1		350.1	Total/NA
Nitrogen, Total Kjeldahl	1.1		1.0	1.0	0.69	mg/L	1		351.2	Total/NA
Nitrate Nitrite as N	0.33		0.10	0.050	0.019	mg/L	1		353.2	Total/NA
Sulfide	0.80	J	4.0	1.9	0.79	mg/L	1		9034	Total/NA
Sulfate	120		5.0	3.0	1.0	mg/L	1		9056A	Total/NA
Total Alkalinity as CaCO3	410		10	10	3.1	mg/L	1		SM 2320B	Total/NA
Dissolved Organic Carbon - Quad	5.4		1.0	1.0	0.35	mg/L	1		9060A	Dissolved

Client Sample ID: G0067-20A — Lab Sample ID: 280-137702-16

Analyte	Result	Qualifier	LOQ	LOD	DL	Unit	Dil Fac	D	Method	Prep Type
Methane	0.0014	J	0.0050	0.0020	0.00063	mg/L	1		RSK-175	Total/NA
Nitrate Nitrite as N	12		0.20	0.10	0.038	mg/L	2		353.2	Total/NA
Sulfate	110		5.0	3.0	1.0	mg/L	1		9056A	Total/NA
Total Alkalinity as CaCO3	220		10	10	3.1	mg/L	1		SM 2320B	Total/NA
Dissolved Organic Carbon - Quad	2.5		1.0	1.0	0.35	mg/L	1		9060A	Dissolved

Client Sample ID: G0121-20A — Lab Sample ID: 280-137702-17

Analyte	Result	Qualifier	LOQ	LOD	DL	Unit	Dil Fac	D	Method	Prep Type
Methane	10		0.0050	0.0020	0.00063	mg/L	1		RSK-175	Total/NA
2-Amino-4,6-dinitrotoluene	0.91	M	0.12	0.11	0.055	ug/L	1		8330A	Total/NA
4-Amino-2,6-dinitrotoluene	1.1	M	0.16	0.13	0.062	ug/L	1		8330A	Total/NA
HMX	17	M	0.23	0.22	0.095	ug/L	1		8330A	Total/NA
MNX	6.5	M J1	2.2	0.43	0.17	ug/L	1		8330A	Total/NA
MNX	1.7	J J1 M	2.2	0.43	0.17	ug/L	1		8330A	Total/NA
RDX	13	M	0.23	0.22	0.056	ug/L	1		8330A	Total/NA

This Detection Summary does not include radiochemical test results.

Client Sample ID: G0121-20A (Continued) — Lab Sample ID: 280-137702-17

Analyte	Result	Qualifier	LOQ	LOD	DL	Unit	Dil Fac	D	Method	Prep Type
Ammonia	3.7		0.10	0.050	0.022	mg/L	1		350.1	Total/NA
Nitrogen, Total Kjeldahl	4.4		1.0	1.0	0.69	mg/L	1		351.2	Total/NA
Nitrate Nitrite as N	0.40		0.10	0.050	0.019	mg/L	1		353.2	Total/NA
Sulfate	570	D	25	15	5.2	mg/L	5		9056A	Total/NA
Total Alkalinity as CaCO3	500		10	10	3.1	mg/L	1		SM 2320B	Total/NA
Dissolved Organic Carbon - Quad	8.0		1.0	1.0	0.35	mg/L	1		9060A	Dissolved

Client Sample ID: G0049-20A — Lab Sample ID: 280-137702-18

Analyte	Result	Qualifier	LOQ	LOD	DL	Unit	Dil Fac	D	Method	Prep Type
Methane	0.0023	J M	0.0050	0.0020	0.00063	mg/L	1		RSK-175	Total/NA
Ammonia	1.2		0.10	0.050	0.022	mg/L	1		350.1	Total/NA
Nitrogen, Total Kjeldahl	1.4		1.0	1.0	0.69	mg/L	1		351.2	Total/NA
Sulfate	370	D	10	6.0	2.1	mg/L	2		9056A	Total/NA
Total Alkalinity as CaCO3	290		10	10	3.1	mg/L	1		SM 2320B	Total/NA
Dissolved Organic Carbon - Quad	2.9		1.0	1.0	0.35	mg/L	1		9060A	Dissolved

Client Sample ID: G0110-20A — Lab Sample ID: 280-137702-19

Analyte	Result	Qualifier	LOQ	LOD	DL	Unit	Dil Fac	D	Method	Prep Type
Methane	20	M	0.0050	0.0020	0.00063	mg/L	1		RSK-175	Total/NA
Ammonia	6.6		0.50	0.25	0.11	mg/L	5		350.1	Total/NA
Nitrogen, Total Kjeldahl	8.0		1.7	1.7	1.1	mg/L	1		351.2	Total/NA
Sulfate	15		5.0	3.0	1.0	mg/L	1		9056A	Total/NA
Total Alkalinity as CaCO3	580		10	10	3.1	mg/L	1		SM 2320B	Total/NA
Dissolved Organic Carbon - Quad	13		1.0	1.0	0.35	mg/L	1		9060A	Dissolved

Client Sample ID: G0112-20A — Lab Sample ID: 280-137702-20

Analyte	Result	Qualifier	LOQ	LOD	DL	Unit	Dil Fac	D	Method	Prep Type
Methane	5.9	M	0.0050	0.0020	0.00063	mg/L	1		RSK-175	Total/NA
Ammonia	0.26		0.10	0.050	0.022	mg/L	1		350.1	Total/NA
Sulfate	110		5.0	3.0	1.0	mg/L	1		9056A	Total/NA
Total Alkalinity as CaCO3	230		10	10	3.1	mg/L	1		SM 2320B	Total/NA
Dissolved Organic Carbon - Quad	3.3		1.0	1.0	0.35	mg/L	1		9060A	Dissolved

Client Sample ID: G0094-20A — Lab Sample ID: 280-137702-21

Analyte	Result	Qualifier	LOQ	LOD	DL	Unit	Dil Fac	D	Method	Prep Type
Methane	19		0.0050	0.0020	0.00063	mg/L	1		RSK-175	Total/NA
1,3-Dinitrobenzene	0.29	J1 M	0.12	0.11	0.040	ug/L	1		8330A	Total/NA
1,3-Dinitrobenzene	0.15	J1	0.12	0.11	0.040	ug/L	1		8330A	Total/NA
2,4,6-Trinitrotoluene	8.5	M	0.12	0.11	0.049	ug/L	1		8330A	Total/NA
2-Amino-4,6-dinitrotoluene	13	M	0.12	0.11	0.055	ug/L	1		8330A	Total/NA
4-Amino-2,6-dinitrotoluene	9.7	M	0.16	0.13	0.063	ug/L	1		8330A	Total/NA
RDX	2.7	J1 M	0.23	0.22	0.056	ug/L	1		8330A	Total/NA
RDX	1.1	J1	0.23	0.22	0.056	ug/L	1		8330A	Total/NA
Ammonia	6.1		0.50	0.25	0.11	mg/L	5		350.1	Total/NA

This Detection Summary does not include radiochemical test results.

Client Sample ID: G0094-20A (Continued) — Lab Sample ID: 280-137702-21

Analyte	Result	Qualifier	LOQ	LOD	DL	Unit	Dil Fac	D	Method	Prep Type
Nitrogen, Total Kjeldahl	6.9		1.0	1.0	0.69	mg/L	1		351.2	Total/NA
Nitrate Nitrite as N	1.0		0.10	0.050	0.019	mg/L	1		353.2	Total/NA
Sulfate	59		5.0	3.0	1.0	mg/L	1		9056A	Total/NA
Total Alkalinity as CaCO3	290		10	10	3.1	mg/L	1		SM 2320B	Total/NA
Dissolved Organic Carbon - Quad	5.8		1.0	1.0	0.35	mg/L	1		9060A	Dissolved

Client Sample ID: G0099-20A — Lab Sample ID: 280-137702-22

Analyte	Result	Qualifier	LOQ	LOD	DL	Unit	Dil Fac	D	Method	Prep Type
Methane	6.5	M	0.0050	0.0020	0.00063	mg/L	1		RSK-175	Total/NA
2-Amino-4,6-dinitrotoluene	0.15	J1	0.12	0.11	0.054	ug/L	1		8330A	Total/NA
2-Amino-4,6-dinitrotoluene	0.79	J1	0.12	0.11	0.054	ug/L	1		8330A	Total/NA
RDX	1.3	J1 M	0.22	0.21	0.055	ug/L	1		8330A	Total/NA
RDX	0.50	J1	0.22	0.21	0.055	ug/L	1		8330A	Total/NA
Ammonia	2.2		0.10	0.050	0.022	mg/L	1		350.1	Total/NA
Nitrogen, Total Kjeldahl	3.4		1.0	1.0	0.69	mg/L	1		351.2	Total/NA
Nitrate Nitrite as N	2.9		0.10	0.050	0.019	mg/L	1		353.2	Total/NA
Sulfide	0.80	J	4.0	1.9	0.79	mg/L	1		9034	Total/NA
Sulfate	66		5.0	3.0	1.0	mg/L	1		9056A	Total/NA
Total Alkalinity as CaCO3	240		10	10	3.1	mg/L	1		SM 2320B	Total/NA
Dissolved Organic Carbon - Quad	4.2		1.0	1.0	0.35	mg/L	1		9060A	Dissolved

Client Sample ID: NW021-20A — Lab Sample ID: 280-137702-23

Analyte	Result	Qualifier	LOQ	LOD	DL	Unit	Dil Fac	D	Method	Prep Type
Methane	0.0057	M	0.0050	0.0020	0.00063	mg/L	1		RSK-175	Total/NA
2-Amino-4,6-dinitrotoluene	2.2		0.12	0.11	0.057	ug/L	1		8330A	Total/NA
4-Amino-2,6-dinitrotoluene	1.0		0.17	0.13	0.065	ug/L	1		8330A	Total/NA
Ammonia	1.4		0.10	0.050	0.022	mg/L	1		350.1	Total/NA
Nitrogen, Total Kjeldahl	1.8		1.0	1.0	0.69	mg/L	1		351.2	Total/NA
Nitrate Nitrite as N	1.5		0.10	0.050	0.019	mg/L	1		353.2	Total/NA
Sulfate	220	D	10	6.0	2.1	mg/L	2		9056A	Total/NA
Total Alkalinity as CaCO3	340		10	10	3.1	mg/L	1		SM 2320B	Total/NA
Dissolved Organic Carbon - Quad	2.8		1.0	1.0	0.35	mg/L	1		9060A	Dissolved

Client Sample ID: NW023-20A — Lab Sample ID: 280-137702-24

Analyte	Result	Qualifier	LOQ	LOD	DL	Unit	Dil Fac	D	Method	Prep Type
Methane	0.0043	J M	0.0050	0.0020	0.00063	mg/L	1		RSK-175	Total/NA
2-Amino-4,6-dinitrotoluene	2.2		0.12	0.11	0.055	ug/L	1		8330A	Total/NA
4-Amino-2,6-dinitrotoluene	1.1		0.16	0.13	0.062	ug/L	1		8330A	Total/NA
Ammonia	1.4		0.10	0.050	0.022	mg/L	1		350.1	Total/NA
Nitrogen, Total Kjeldahl	2.6		1.0	1.0	0.69	mg/L	1		351.2	Total/NA
Nitrate Nitrite as N	1.5		0.10	0.050	0.019	mg/L	1		353.2	Total/NA
Sulfate	220	D	10	6.0	2.1	mg/L	2		9056A	Total/NA
Total Alkalinity as CaCO3	360		10	10	3.1	mg/L	1		SM 2320B	Total/NA

This Detection Summary does not include radiochemical test results.

Client Sample ID: NW023-20A (Continued) — Lab Sample ID: 280-137702-24

Analyte	Result	Qualifier	LOQ	LOD	DL	Unit	Dil Fac	D	Method	Prep Type
Dissolved Organic Carbon - Quad	2.7		1.0	1.0	0.35	mg/L	1		9060A	Dissolved

Client Sample ID: G0022-20A — Lab Sample ID: 280-137702-25

Analyte	Result	Qualifier	LOQ	LOD	DL	Unit	Dil Fac	D	Method	Prep Type
2,4,6-Trinitrotoluene	2.3		0.12	0.11	0.049	ug/L	1		8330A	Total/NA
2,4-Dinitrotoluene	0.049	J J1 M	0.11	0.087	0.030	ug/L	1		8330A	Total/NA
2,4-Dinitrotoluene	0.084	J J1	0.11	0.087	0.030	ug/L	1		8330A	Total/NA
2-Amino-4,6-dinitrotoluene	1.8		0.12	0.11	0.055	ug/L	1		8330A	Total/NA
4-Amino-2,6-dinitrotoluene	1.4		0.16	0.13	0.063	ug/L	1		8330A	Total/NA
Nitrate Nitrite as N	8.8		0.10	0.050	0.019	mg/L	1		353.2	Total/NA
Sulfide	0.80	J	4.0	1.9	0.79	mg/L	1		9034	Total/NA
Sulfate	110		5.0	3.0	1.0	mg/L	1		9056A	Total/NA
Total Alkalinity as CaCO3	330		10	10	3.1	mg/L	1		SM 2320B	Total/NA
Dissolved Organic Carbon - Quad	3.0		1.0	1.0	0.35	mg/L	1		9060A	Dissolved

Client Sample ID: G0024-20A — Lab Sample ID: 280-137702-26

Analyte	Result	Qualifier	LOQ	LOD	DL	Unit	Dil Fac	D	Method	Prep Type
2,4,6-Trinitrotoluene	0.63	J1	0.12	0.11	0.048	ug/L	1		8330A	Total/NA
2,4,6-Trinitrotoluene	0.35	M J1	0.12	0.11	0.048	ug/L	1		8330A	Total/NA
2-Amino-4,6-dinitrotoluene	1.3		0.12	0.11	0.054	ug/L	1		8330A	Total/NA
4-Amino-2,6-dinitrotoluene	1.5		0.16	0.13	0.062	ug/L	1		8330A	Total/NA
RDX	0.59	M	0.22	0.21	0.055	ug/L	1		8330A	Total/NA
Nitrate Nitrite as N	26		0.50	0.25	0.095	mg/L	5		353.2	Total/NA
Sulfate	150	D	10	6.0	2.1	mg/L	2		9056A	Total/NA
Total Alkalinity as CaCO3	290		10	10	3.1	mg/L	1		SM 2320B	Total/NA
Dissolved Organic Carbon - Quad	5.5		1.0	1.0	0.35	mg/L	1		9060A	Dissolved

Client Sample ID: G0097-20A — Lab Sample ID: 280-137702-27

Analyte	Result	Qualifier	LOQ	LOD	DL	Unit	Dil Fac	D	Method	Prep Type
Methane	33	D M	0.030	0.012	0.0038	mg/L	6		RSK-175	Total/NA
Ammonia	7.1		1.0	0.50	0.22	mg/L	10		350.1	Total/NA
Nitrogen, Total Kjeldahl	16		1.7	1.7	1.1	mg/L	1		351.2	Total/NA
Sulfide	0.80	J	4.0	1.9	0.79	mg/L	1		9034	Total/NA
Sulfate	38	D	25	15	5.2	mg/L	5		9056A	Total/NA
Total Alkalinity as CaCO3	860		10	10	3.1	mg/L	1		SM 2320B	Total/NA
Dissolved Organic Carbon - Quad	78		10	10	3.5	mg/L	10		9060A	Dissolved

Client Sample ID: G0113-20A — Lab Sample ID: 280-137702-28

Analyte	Result	Qualifier	LOQ	LOD	DL	Unit	Dil Fac	D	Method	Prep Type
Methane	22	D	0.030	0.012	0.0038	mg/L	6		RSK-175	Total/NA
1,3-Dinitrobenzene	0.045	J J1 M	0.11	0.10	0.039	ug/L	1		8330A	Total/NA
1,3-Dinitrobenzene	0.29	M J1	0.11	0.10	0.039	ug/L	1		8330A	Total/NA
Ammonia	1.4		0.10	0.050	0.022	mg/L	1		350.1	Total/NA

This Detection Summary does not include radiochemical test results.

Client Sample ID: G0113-20A (Continued) — Lab Sample ID: 280-137702-28

Analyte	Result	Qualifier	LOQ	LOD	DL	Unit	Dil Fac	D	Method	Prep Type
Nitrogen, Total Kjeldahl	2.8		1.0	1.0	0.69	mg/L	1		351.2	Total/NA
Sulfate	77		5.0	3.0	1.0	mg/L	1		9056A	Total/NA
Total Alkalinity as CaCO3	230		10	10	3.1	mg/L	1		SM 2320B	Total/NA
Dissolved Organic Carbon - Quad	3.9		1.0	1.0	0.35	mg/L	1		9060A	Dissolved

Client Sample ID: G0108-20A — Lab Sample ID: 280-137702-29

Analyte	Result	Qualifier	LOQ	LOD	DL	Unit	Dil Fac	D	Method	Prep Type
Methane	33	D	0.030	0.012	0.0038	mg/L	6		RSK-175	Total/NA
Ammonia	4.1		0.10	0.050	0.022	mg/L	1		350.1	Total/NA
Nitrogen, Total Kjeldahl	5.5		1.0	1.0	0.69	mg/L	1		351.2	Total/NA
Sulfate	24		5.0	3.0	1.0	mg/L	1		9056A	Total/NA
Total Alkalinity as CaCO3	310		10	10	3.1	mg/L	1		SM 2320B	Total/NA
Dissolved Organic Carbon - Quad	7.6		1.0	1.0	0.35	mg/L	1		9060A	Dissolved

Client Sample ID: G0118-20A — Lab Sample ID: 280-137702-30

Analyte	Result	Qualifier	LOQ	LOD	DL	Unit	Dil Fac	D	Method	Prep Type
Methane	22	D	0.030	0.012	0.0038	mg/L	6		RSK-175	Total/NA
2-Amino-4,6-dinitrotoluene	1.5	D	1.2	1.1	0.55	ug/L	10		8330A	Total/NA
Ammonia	10		1.0	0.50	0.22	mg/L	10		350.1	Total/NA
Nitrogen, Total Kjeldahl	16		1.7	1.7	1.1	mg/L	1		351.2	Total/NA
Total Alkalinity as CaCO3	850		10	10	3.1	mg/L	1		SM 2320B	Total/NA
Dissolved Organic Carbon - Quad	44		5.0	5.0	1.7	mg/L	5		9060A	Dissolved

This Detection Summary does not include radiochemical test results.

Client Sample ID: G0083-20A
Lab Sample ID: 280-137702-1

Date Collected: 06/14/20 13:35
Matrix: Water
Date Received: 06/16/20 09:15

Method: RSK-175 - Dissolved Gases (GC)

Analyte	Result	Qualifier	LOQ	LOD	DL	Unit	D	Analyzed	Dil Fac
Methane	**0.046**	**M**	0.0050	0.0020	0.00063	mg/L		06/18/20 21:08	1

Method: 8330A - Nitroaromatics and Nitramines (HPLC)

Analyte	Result	Qualifier	LOQ	LOD	DL	Unit	D	Analyzed	Dil Fac
1,3,5-Trinitrobenzene	0.21	U	0.22	0.21	0.088	ug/L		06/27/20 22:01	1
1,3-Dinitrobenzene	0.10	U	0.12	0.10	0.039	ug/L		06/27/20 22:01	1
2,4,6-Trinitrotoluene	0.10	U Q	0.12	0.10	0.047	ug/L		06/27/20 22:01	1
2,4-Dinitrotoluene	0.084	U	0.10	0.084	0.029	ug/L		06/27/20 22:01	1
2,6-Dinitrotoluene	0.084	U	0.10	0.084	0.042	ug/L		06/27/20 22:01	1
2-Amino-4,6-dinitrotoluene	0.10	U	0.12	0.10	0.053	ug/L		06/27/20 22:01	1
2-Nitrotoluene	0.21	U	0.22	0.21	0.090	ug/L		06/27/20 22:01	1
3-Nitrotoluene	0.42	U	0.42	0.42	0.20	ug/L		06/27/20 22:01	1
4-Amino-2,6-dinitrotoluene	0.13	U	0.16	0.13	0.060	ug/L		06/27/20 22:01	1
4-Nitrotoluene	0.42	U	0.43	0.42	0.10	ug/L		06/27/20 22:01	1
HMX	0.21	U	0.22	0.21	0.092	ug/L		06/27/20 22:01	1
MNX	0.42	U	2.1	0.42	0.16	ug/L		06/27/20 22:01	1
Nitrobenzene	0.21	U	0.22	0.21	0.095	ug/L		06/30/20 22:17	1
RDX	0.21	U	0.22	0.21	0.054	ug/L		06/27/20 22:01	1
Tetryl	0.10	U M	0.12	0.10	0.033	ug/L		06/30/20 22:17	1

Surrogate	*%Recovery*	*Qualifier*	*Limits*	*Prepared*	*Analyzed*	*Dil Fac*
1,2-Dinitrobenzene	*101*	*M*	*83 - 119*	*06/18/20 10:49*	*06/27/20 22:01*	*1*
1,2-Dinitrobenzene	*99*		*83 - 119*	*06/18/20 10:49*	*06/30/20 22:17*	*1*

General Chemistry

Analyte	Result	Qualifier	LOQ	LOD	DL	Unit	D	Analyzed	Dil Fac
Ammonia	**2.4**		0.10	0.050	0.022	mg/L		06/17/20 11:33	1
Nitrogen, Total Kjeldahl	**2.8**		1.0	1.0	0.69	mg/L		06/24/20 20:15	1
Nitrate Nitrite as N	0.050	U	0.10	0.050	0.019	mg/L		06/22/20 17:16	1
Sulfide	1.9	U	4.0	1.9	0.79	mg/L		06/19/20 12:50	1
Sulfate	**200**	**D**	25	15	5.2	mg/L		07/01/20 22:41	5
Total Alkalinity as CaCO3	**540**		10	10	3.1	mg/L		06/17/20 14:04	1

General Chemistry - Dissolved

Analyte	Result	Qualifier	LOQ	LOD	DL	Unit	D	Analyzed	Dil Fac
Dissolved Organic Carbon - Quad	**5.2**		1.0	1.0	0.35	mg/L		06/29/20 18:30	1

Client Sample ID: NW020-20A
Lab Sample ID: 280-137702-2

Date Collected: 06/15/20 08:20
Matrix: Water
Date Received: 06/16/20 09:15

Method: RSK-175 - Dissolved Gases (GC)

Analyte	Result	Qualifier	LOQ	LOD	DL	Unit	D	Analyzed	Dil Fac
Methane	0.0020	U	0.0050	0.0020	0.00063	mg/L		06/18/20 21:24	1

Method: 8330A - Nitroaromatics and Nitramines (HPLC)

Analyte	Result	Qualifier	LOQ	LOD	DL	Unit	D	Analyzed	Dil Fac
1,3,5-Trinitrobenzene	0.21	U	0.22	0.21	0.087	ug/L		06/30/20 19:19	1
1,3-Dinitrobenzene	0.10	U	0.11	0.10	0.038	ug/L		06/30/20 19:19	1
2,4,6-Trinitrotoluene	**0.59**		0.11	0.10	0.046	ug/L		06/30/20 19:19	1
2,4-Dinitrotoluene	0.082	U	0.10	0.082	0.028	ug/L		06/30/20 19:19	1

Client Sample ID: NW020-20A
Lab Sample ID: 280-137702-2
Date Collected: 06/15/20 08:20
Matrix: Water
Date Received: 06/16/20 09:15

Method: 8330A - Nitroaromatics and Nitramines (HPLC) (Continued)

Analyte	Result	Qualifier	LOQ	LOD	DL	Unit	D	Analyzed	Dil Fac
2,6-Dinitrotoluene	0.082	U	0.10	0.082	0.041	ug/L		06/30/20 19:19	1
2-Amino-4,6-dinitrotoluene	**1.4**	**M**	0.11	0.10	0.052	ug/L		06/30/20 19:19	1
2-Nitrotoluene	0.21	U M	0.22	0.21	0.088	ug/L		06/30/20 19:19	1
3-Nitrotoluene	0.41	U	0.41	0.41	0.20	ug/L		06/30/20 19:19	1
4-Amino-2,6-dinitrotoluene	**1.8**		0.15	0.12	0.059	ug/L		06/30/20 19:19	1
4-Nitrotoluene	0.41	U	0.42	0.41	0.10	ug/L		06/30/20 19:19	1
HMX	0.21	U	0.22	0.21	0.090	ug/L		06/30/20 19:19	1
MNX	0.41	U	2.1	0.41	0.16	ug/L		06/30/20 19:19	1
Nitrobenzene	0.21	U	0.22	0.21	0.094	ug/L		06/30/20 22:51	1
RDX	**1.5**	**M**	0.22	0.21	0.053	ug/L		06/30/20 19:19	1
Tetryl	0.10	U M	0.11	0.10	0.033	ug/L		06/30/20 19:19	1

Surrogate	*%Recovery*	*Qualifier*	*Limits*	*Prepared*	*Analyzed*	*Dil Fac*
1,2-Dinitrobenzene	*97*	*M*	*83 - 119*	*06/18/20 10:49*	*06/30/20 19:19*	*1*
1,2-Dinitrobenzene	*107*		*83 - 119*	*06/18/20 10:49*	*06/30/20 22:51*	*1*

General Chemistry

Analyte	Result	Qualifier	LOQ	LOD	DL	Unit	D	Analyzed	Dil Fac
Ammonia	0.050	U	0.10	0.050	0.022	mg/L		06/17/20 11:39	1
Nitrogen, Total Kjeldahl	1.0	U	1.0	1.0	0.69	mg/L		06/23/20 17:11	1
Nitrate Nitrite as N	**42**		1.0	0.50	0.19	mg/L		06/22/20 17:22	10
Sulfide	1.9	U	4.0	1.9	0.79	mg/L		06/19/20 12:50	1
Sulfate	**230**	**D**	10	6.0	2.1	mg/L		06/30/20 17:13	2
Total Alkalinity as CaCO3	**320**		10	10	3.1	mg/L		06/17/20 14:10	1

General Chemistry - Dissolved

Analyte	Result	Qualifier	LOQ	LOD	DL	Unit	D	Analyzed	Dil Fac
Dissolved Organic Carbon - Quad	**5.9**		1.0	1.0	0.35	mg/L		06/29/20 19:39	1

Client Sample ID: G0048-20A
Lab Sample ID: 280-137702-3
Date Collected: 06/13/20 08:50
Matrix: Water
Date Received: 06/16/20 09:15

Method: RSK-175 - Dissolved Gases (GC)

Analyte	Result	Qualifier	LOQ	LOD	DL	Unit	D	Analyzed	Dil Fac
Methane	**3.4**	**M**	0.0050	0.0020	0.00063	mg/L		06/18/20 21:57	1

Method: 8330A - Nitroaromatics and Nitramines (HPLC)

Analyte	Result	Qualifier	LOQ	LOD	DL	Unit	D	Analyzed	Dil Fac
1,3,5-Trinitrobenzene	0.21	U	0.22	0.21	0.088	ug/L		06/27/20 22:47	1
1,3-Dinitrobenzene	0.10	U	0.11	0.10	0.038	ug/L		06/27/20 22:47	1
2,4,6-Trinitrotoluene	0.10	U Q	0.11	0.10	0.047	ug/L		06/27/20 22:47	1
2,4-Dinitrotoluene	0.083	U	0.10	0.083	0.029	ug/L		06/27/20 22:47	1
2,6-Dinitrotoluene	0.083	U	0.10	0.083	0.042	ug/L		06/27/20 22:47	1
2-Amino-4,6-dinitrotoluene	0.10	U	0.11	0.10	0.053	ug/L		06/27/20 22:47	1
2-Nitrotoluene	0.21	U	0.22	0.21	0.089	ug/L		06/27/20 22:47	1
3-Nitrotoluene	0.42	U M	0.42	0.42	0.20	ug/L		06/27/20 22:47	1
4-Amino-2,6-dinitrotoluene	0.13	U	0.16	0.13	0.060	ug/L		06/27/20 22:47	1
4-Nitrotoluene	0.42	U	0.43	0.42	0.10	ug/L		06/27/20 22:47	1
HMX	0.21	U	0.22	0.21	0.091	ug/L		06/27/20 22:47	1
MNX	0.42	U	2.1	0.42	0.16	ug/L		06/27/20 22:47	1

Client Sample ID: G0048-20A

Date Collected: 06/13/20 08:50
Date Received: 06/16/20 09:15

Lab Sample ID: 280-137702-3

Matrix: Water

Method: 8330A - Nitroaromatics and Nitramines (HPLC) (Continued)

Analyte	Result	Qualifier	LOQ	LOD	DL	Unit	D	Analyzed	Dil Fac
Nitrobenzene	0.21	U	0.22	0.21	0.095	ug/L		06/27/20 22:47	1
RDX	0.21	U	0.22	0.21	0.054	ug/L		06/27/20 22:47	1
Tetryl	0.10	U	0.11	0.10	0.033	ug/L		06/27/20 22:47	1

Surrogate	*%Recovery*	*Qualifier*	*Limits*	*Prepared*	*Analyzed*	*Dil Fac*
1,2-Dinitrobenzene	*100*	*M*	*83 - 119*	*06/18/20 10:49*	*06/27/20 22:47*	*1*

General Chemistry

Analyte	Result	Qualifier	LOQ	LOD	DL	Unit	D	Analyzed	Dil Fac
Ammonia	**0.085**	**J**	0.10	0.050	0.022	mg/L		06/17/20 11:41	1
Nitrogen, Total Kjeldahl	1.0	U	1.0	1.0	0.69	mg/L		06/23/20 17:13	1
Nitrate Nitrite as N	**38**		1.0	0.50	0.19	mg/L		06/22/20 17:24	10
Sulfide	1.9	U	4.0	1.9	0.79	mg/L		06/19/20 09:17	1
Sulfate	**130**		5.0	3.0	1.0	mg/L		06/30/20 04:41	1
Total Alkalinity as CaCO3	**170**		10	10	3.1	mg/L		06/17/20 14:39	1

General Chemistry - Dissolved

Analyte	Result	Qualifier	LOQ	LOD	DL	Unit	D	Analyzed	Dil Fac
Dissolved Organic Carbon - Quad	**4.9**		1.0	1.0	0.35	mg/L		06/29/20 20:01	1

Client Sample ID: G0066R-20A

Date Collected: 06/13/20 08:25
Date Received: 06/16/20 09:15

Lab Sample ID: 280-137702-4

Matrix: Water

Method: RSK-175 - Dissolved Gases (GC)

Analyte	Result	Qualifier	LOQ	LOD	DL	Unit	D	Analyzed	Dil Fac
Methane	**6.0**	**M**	0.0050	0.0020	0.00063	mg/L		06/18/20 22:30	1

Method: 8330A - Nitroaromatics and Nitramines (HPLC)

Analyte	Result	Qualifier	LOQ	LOD	DL	Unit	D	Analyzed	Dil Fac
1,3,5-Trinitrobenzene	**0.095**	**J M**	0.22	0.21	0.090	ug/L		06/30/20 19:42	1
1,3-Dinitrobenzene	0.11	U	0.12	0.11	0.039	ug/L		06/30/20 23:26	1
2,4,6-Trinitrotoluene	0.11	U	0.12	0.11	0.048	ug/L		06/30/20 23:26	1
2,4-Dinitrotoluene	0.086	U	0.11	0.086	0.029	ug/L		06/30/20 19:42	1
2,6-Dinitrotoluene	0.086	U	0.11	0.086	0.043	ug/L		06/30/20 19:42	1
2-Amino-4,6-dinitrotoluene	**0.85**	**M**	0.12	0.11	0.054	ug/L		06/30/20 19:42	1
2-Nitrotoluene	0.21	U	0.22	0.21	0.091	ug/L		06/30/20 19:42	1
3-Nitrotoluene	0.43	U	0.43	0.43	0.21	ug/L		06/30/20 19:42	1
4-Amino-2,6-dinitrotoluene	**0.46**	**M**	0.16	0.13	0.062	ug/L		06/30/20 19:42	1
4-Nitrotoluene	0.43	U	0.44	0.43	0.11	ug/L		06/30/20 19:42	1
HMX	**2.3**	**M J1**	0.22	0.21	0.094	ug/L		06/30/20 19:42	1
HMX	**0.53**	**J1 M**	0.22	0.21	0.094	ug/L		06/30/20 23:26	1
MNX	0.43	U	2.1	0.43	0.16	ug/L		06/30/20 19:42	1
Nitrobenzene	0.21	U M	0.22	0.21	0.097	ug/L		06/30/20 19:42	1
RDX	**0.51**	**M**	0.22	0.21	0.055	ug/L		06/30/20 19:42	1
Tetryl	0.11	U M	0.12	0.11	0.034	ug/L		06/30/20 19:42	1

Surrogate	*%Recovery*	*Qualifier*	*Limits*	*Prepared*	*Analyzed*	*Dil Fac*
1,2-Dinitrobenzene	*101*		*83 - 119*	*06/18/20 10:49*	*06/30/20 19:42*	*1*
1,2-Dinitrobenzene	*102*		*83 - 119*	*06/18/20 10:49*	*06/30/20 23:26*	*1*

Client Sample ID: G0066R-20A
Lab Sample ID: 280-137702-4

Date Collected: 06/13/20 08:25
Matrix: Water
Date Received: 06/16/20 09:15

General Chemistry

Analyte	Result	Qualifier	LOQ	LOD	DL	Unit	D	Analyzed	Dil Fac
Ammonia	**1.5**		0.10	0.050	0.022	mg/L		06/17/20 11:43	1
Nitrogen, Total Kjeldahl	**2.2**		1.0	1.0	0.69	mg/L		06/23/20 17:14	1
Nitrate Nitrite as N	**1.9**		0.10	0.050	0.019	mg/L		06/22/20 17:26	1
Sulfide	1.9	U	4.0	1.9	0.79	mg/L		06/19/20 09:17	1
Sulfate	**530**	**D**	25	15	5.2	mg/L		06/30/20 17:30	5
Total Alkalinity as CaCO3	**590**		10	10	3.1	mg/L		06/17/20 14:52	1

General Chemistry - Dissolved

Analyte	Result	Qualifier	LOQ	LOD	DL	Unit	D	Analyzed	Dil Fac
Dissolved Organic Carbon - Quad	**5.4**		1.0	1.0	0.35	mg/L		06/29/20 20:24	1

Client Sample ID: G0085-20A
Lab Sample ID: 280-137702-5

Date Collected: 06/13/20 12:30
Matrix: Water
Date Received: 06/16/20 09:15

Method: RSK-175 - Dissolved Gases (GC)

Analyte	Result	Qualifier	LOQ	LOD	DL	Unit	D	Analyzed	Dil Fac
Methane	**4.6**	**M**	0.0050	0.0020	0.00063	mg/L		06/18/20 22:46	1

Method: 8330A - Nitroaromatics and Nitramines (HPLC)

Analyte	Result	Qualifier	LOQ	LOD	DL	Unit	D	Analyzed	Dil Fac
1,3,5-Trinitrobenzene	0.21	U	0.22	0.21	0.090	ug/L		06/27/20 23:33	1
1,3-Dinitrobenzene	0.11	U	0.12	0.11	0.040	ug/L		06/27/20 23:33	1
2,4,6-Trinitrotoluene	0.11	U Q	0.12	0.11	0.048	ug/L		06/27/20 23:33	1
2,4-Dinitrotoluene	0.086	U M	0.11	0.086	0.029	ug/L		06/27/20 23:33	1
2,6-Dinitrotoluene	0.086	U	0.11	0.086	0.043	ug/L		06/27/20 23:33	1
2-Amino-4,6-dinitrotoluene	0.11	U	0.12	0.11	0.054	ug/L		07/01/20 00:01	1
2-Nitrotoluene	0.21	U M	0.22	0.21	0.092	ug/L		06/27/20 23:33	1
3-Nitrotoluene	0.43	U	0.43	0.43	0.21	ug/L		06/27/20 23:33	1
4-Amino-2,6-dinitrotoluene	0.13	U M	0.16	0.13	0.062	ug/L		06/27/20 23:33	1
4-Nitrotoluene	0.43	U	0.44	0.43	0.11	ug/L		07/01/20 00:01	1
HMX	**0.49**	**M J1**	0.22	0.21	0.094	ug/L		06/27/20 23:33	1
HMX	**0.26**	**J1 M**	0.22	0.21	0.094	ug/L		07/01/20 00:01	1
MNX	0.43	U	2.1	0.43	0.16	ug/L		07/01/20 00:01	1
Nitrobenzene	0.21	U	0.22	0.21	0.097	ug/L		07/01/20 00:01	1
RDX	0.21	U	0.22	0.21	0.055	ug/L		06/27/20 23:33	1
Tetryl	0.11	U M	0.12	0.11	0.034	ug/L		06/27/20 23:33	1

Surrogate	*%Recovery*	*Qualifier*	*Limits*	*Prepared*	*Analyzed*	*Dil Fac*
1,2-Dinitrobenzene	*100*	*M*	*83 - 119*	*06/18/20 10:49*	*06/27/20 23:33*	*1*
1,2-Dinitrobenzene	*100*	*M*	*83 - 119*	*06/18/20 10:49*	*07/01/20 00:01*	*1*

General Chemistry

Analyte	Result	Qualifier	LOQ	LOD	DL	Unit	D	Analyzed	Dil Fac
Ammonia	**0.66**		0.10	0.050	0.022	mg/L		06/17/20 11:45	1
Nitrogen, Total Kjeldahl	**0.89**	**J**	1.0	1.0	0.69	mg/L		06/23/20 17:15	1
Nitrate Nitrite as N	**5.7**		0.10	0.050	0.019	mg/L		06/22/20 17:28	1
Sulfide	1.9	U	4.0	1.9	0.79	mg/L		06/19/20 09:17	1
Sulfate	**210**	**D**	10	6.0	2.1	mg/L		06/30/20 17:47	2
Total Alkalinity as CaCO3	**400**		10	10	3.1	mg/L		06/17/20 14:58	1

Client Sample ID: G0085-20A
Lab Sample ID: 280-137702-5

Date Collected: 06/13/20 12:30
Matrix: Water
Date Received: 06/16/20 09:15

General Chemistry - Dissolved

Analyte	Result	Qualifier	LOQ	LOD	DL	Unit	D	Analyzed	Dil Fac
Dissolved Organic Carbon - Quad	**4.0**		1.0	1.0	0.35	mg/L		06/29/20 20:51	1

Client Sample ID: G0285-20A
Lab Sample ID: 280-137702-6

Date Collected: 06/13/20 08:00
Matrix: Water
Date Received: 06/16/20 09:15

Method: RSK-175 - Dissolved Gases (GC)

Analyte	Result	Qualifier	LOQ	LOD	DL	Unit	D	Analyzed	Dil Fac
Methane	**2.1**	**M**	0.0050	0.0020	0.00063	mg/L		06/18/20 23:02	1

Method: 8330A - Nitroaromatics and Nitramines (HPLC)

Analyte	Result	Qualifier	LOQ	LOD	DL	Unit	D	Analyzed	Dil Fac
1,3,5-Trinitrobenzene	0.21	U	0.22	0.21	0.088	ug/L		06/28/20 01:06	1
1,3-Dinitrobenzene	0.10	U	0.12	0.10	0.039	ug/L		06/28/20 01:06	1
2,4,6-Trinitrotoluene	0.10	U	0.12	0.10	0.047	ug/L		06/28/20 01:06	1
2,4-Dinitrotoluene	0.084	U	0.10	0.084	0.029	ug/L		06/28/20 01:06	1
2,6-Dinitrotoluene	0.084	U	0.10	0.084	0.042	ug/L		06/28/20 01:06	1
2-Amino-4,6-dinitrotoluene	0.10	U	0.12	0.10	0.053	ug/L		07/01/20 01:46	1
2-Nitrotoluene	0.21	U	0.22	0.21	0.089	ug/L		06/28/20 01:06	1
3-Nitrotoluene	0.42	U	0.42	0.42	0.20	ug/L		06/28/20 01:06	1
4-Amino-2,6-dinitrotoluene	0.13	U	0.16	0.13	0.060	ug/L		06/28/20 01:06	1
4-Nitrotoluene	0.42	U M	0.43	0.42	0.10	ug/L		07/01/20 01:46	1
HMX	**0.41**	**M**	0.22	0.21	0.092	ug/L		06/28/20 01:06	1
MNX	0.42	U	2.1	0.42	0.16	ug/L		07/01/20 01:46	1
Nitrobenzene	0.21	U	0.22	0.21	0.095	ug/L		07/01/20 01:46	1
RDX	0.21	U	0.22	0.21	0.054	ug/L		06/28/20 01:06	1
Tetryl	0.10	U	0.12	0.10	0.033	ug/L		06/28/20 01:06	1

Surrogate	*%Recovery*	*Qualifier*	*Limits*	*Prepared*	*Analyzed*	*Dil Fac*
1,2-Dinitrobenzene	*98*	*M*	*83 - 119*	*06/18/20 10:49*	*06/28/20 01:06*	*1*
1,2-Dinitrobenzene	*95*	*M*	*83 - 119*	*06/18/20 10:49*	*07/01/20 01:46*	*1*

General Chemistry

Analyte	Result	Qualifier	LOQ	LOD	DL	Unit	D	Analyzed	Dil Fac
Ammonia	**0.65**		0.10	0.050	0.022	mg/L		06/17/20 11:47	1
Nitrogen, Total Kjeldahl	**0.99**	**J**	1.0	1.0	0.69	mg/L		06/23/20 17:16	1
Nitrate Nitrite as N	**5.9**		0.10	0.050	0.019	mg/L		06/22/20 17:30	1
Sulfide	1.9	U	4.0	1.9	0.79	mg/L		06/19/20 09:17	1
Sulfate	**200**	**D**	10	6.0	2.1	mg/L		06/30/20 18:05	2
Total Alkalinity as CaCO3	**400**		10	10	3.1	mg/L		06/17/20 15:04	1

General Chemistry - Dissolved

Analyte	Result	Qualifier	LOQ	LOD	DL	Unit	D	Analyzed	Dil Fac
Dissolved Organic Carbon - Quad	**4.1**		1.0	1.0	0.35	mg/L		06/29/20 21:13	1

Client Sample ID: PZ015-20A
Lab Sample ID: 280-137702-7

Date Collected: 06/13/20 12:50
Matrix: Water
Date Received: 06/16/20 09:15

Method: RSK-175 - Dissolved Gases (GC)

Analyte	Result	Qualifier	LOQ	LOD	DL	Unit	D	Analyzed	Dil Fac
Methane	**6.1**	**D M**	0.015	0.0060	0.0019	mg/L		06/19/20 16:40	3

Method: 8330A - Nitroaromatics and Nitramines (HPLC)

Analyte	Result	Qualifier	LOQ	LOD	DL	Unit	D	Analyzed	Dil Fac
1,3,5-Trinitrobenzene	0.21	U M	0.22	0.21	0.088	ug/L		06/28/20 01:29	1
1,3-Dinitrobenzene	0.10	U	0.11	0.10	0.039	ug/L		06/28/20 01:29	1
2,4,6-Trinitrotoluene	0.10	U M	0.11	0.10	0.047	ug/L		06/28/20 01:29	1
2,4-Dinitrotoluene	0.084	U	0.10	0.084	0.029	ug/L		06/28/20 01:29	1
2,6-Dinitrotoluene	0.084	U	0.10	0.084	0.042	ug/L		06/28/20 01:29	1
2-Amino-4,6-dinitrotoluene	0.10	U	0.11	0.10	0.053	ug/L		07/01/20 02:21	1
2-Nitrotoluene	0.21	U	0.22	0.21	0.089	ug/L		06/28/20 01:29	1
3-Nitrotoluene	0.42	U M	0.42	0.42	0.20	ug/L		06/28/20 01:29	1
4-Amino-2,6-dinitrotoluene	0.13	U M	0.16	0.13	0.060	ug/L		06/28/20 01:29	1
4-Nitrotoluene	0.42	U	0.43	0.42	0.10	ug/L		06/28/20 01:29	1
HMX	0.21	U	0.22	0.21	0.092	ug/L		06/28/20 01:29	1
MNX	0.42	U	2.1	0.42	0.16	ug/L		06/28/20 01:29	1
Nitrobenzene	0.21	U	0.22	0.21	0.095	ug/L		07/01/20 02:21	1
RDX	0.21	U	0.22	0.21	0.054	ug/L		06/28/20 01:29	1
Tetryl	0.10	U	0.11	0.10	0.033	ug/L		07/01/20 02:21	1

Surrogate	*%Recovery*	*Qualifier*	*Limits*	*Prepared*	*Analyzed*	*Dil Fac*
1,2-Dinitrobenzene	*94*	*M*	*83 - 119*	*06/18/20 10:49*	*06/28/20 01:29*	*1*
1,2-Dinitrobenzene	*106*	*M*	*83 - 119*	*06/18/20 10:49*	*07/01/20 02:21*	*1*

General Chemistry

Analyte	Result	Qualifier	LOQ	LOD	DL	Unit	D	Analyzed	Dil Fac
Ammonia	**1.2**		0.10	0.050	0.022	mg/L		06/17/20 11:49	1
Nitrogen, Total Kjeldahl	**3.3**		1.0	1.0	0.69	mg/L		06/23/20 17:24	1
Nitrate Nitrite as N	0.050	U	0.10	0.050	0.019	mg/L		06/22/20 17:32	1
Sulfide	**0.80**	**J**	4.0	1.9	0.79	mg/L		06/19/20 12:50	1
Sulfate	**96**		5.0	3.0	1.0	mg/L		06/30/20 05:51	1
Total Alkalinity as CaCO3	**290**		10	10	3.1	mg/L		06/17/20 15:10	1

General Chemistry - Dissolved

Analyte	Result	Qualifier	LOQ	LOD	DL	Unit	D	Analyzed	Dil Fac
Dissolved Organic Carbon - Quad	**4.1**		1.0	1.0	0.35	mg/L		06/29/20 21:35	1

Client Sample ID: PZ016-20A
Lab Sample ID: 280-137702-8

Date Collected: 06/13/20 14:10
Matrix: Water
Date Received: 06/16/20 09:15

Method: RSK-175 - Dissolved Gases (GC)

Analyte	Result	Qualifier	LOQ	LOD	DL	Unit	D	Analyzed	Dil Fac
Methane	**0.71**	**M**	0.0050	0.0020	0.00063	mg/L		06/18/20 23:35	1

Method: 8330A - Nitroaromatics and Nitramines (HPLC)

Analyte	Result	Qualifier	LOQ	LOD	DL	Unit	D	Analyzed	Dil Fac
1,3,5-Trinitrobenzene	0.21	U	0.22	0.21	0.088	ug/L		06/28/20 01:52	1
1,3-Dinitrobenzene	0.10	U M	0.12	0.10	0.039	ug/L		06/28/20 01:52	1
2,4,6-Trinitrotoluene	0.10	U	0.12	0.10	0.047	ug/L		06/28/20 01:52	1
2,4-Dinitrotoluene	0.084	U	0.10	0.084	0.029	ug/L		06/28/20 01:52	1

Client Sample ID: PZ016-20A

Date Collected: 06/13/20 14:10
Date Received: 06/16/20 09:15

Lab Sample ID: 280-137702-8

Matrix: Water

Method: 8330A - Nitroaromatics and Nitramines (HPLC) (Continued)

Analyte	Result	Qualifier	LOQ	LOD	DL	Unit	D	Analyzed	Dil Fac
2,6-Dinitrotoluene	0.084	U	0.10	0.084	0.042	ug/L		06/28/20 01:52	1
2-Amino-4,6-dinitrotoluene	**0.19**	**M J1**	0.12	0.10	0.053	ug/L		06/28/20 01:52	1
2-Amino-4,6-dinitrotoluene	**0.32**	**J1 M**	0.12	0.10	0.053	ug/L		07/01/20 02:56	1
2-Nitrotoluene	0.21	U	0.22	0.21	0.089	ug/L		06/28/20 01:52	1
3-Nitrotoluene	0.42	U	0.42	0.42	0.20	ug/L		06/28/20 01:52	1
4-Amino-2,6-dinitrotoluene	**0.36**	**M**	0.16	0.13	0.060	ug/L		06/28/20 01:52	1
4-Nitrotoluene	0.42	U	0.43	0.42	0.10	ug/L		06/28/20 01:52	1
HMX	0.21	U M	0.22	0.21	0.092	ug/L		07/01/20 02:56	1
MNX	0.42	U M	2.1	0.42	0.16	ug/L		06/28/20 01:52	1
Nitrobenzene	0.21	U	0.22	0.21	0.095	ug/L		07/01/20 02:56	1
RDX	**0.15**	**J M**	0.22	0.21	0.054	ug/L		06/28/20 01:52	1
Tetryl	0.10	U M	0.12	0.10	0.033	ug/L		06/28/20 01:52	1

Surrogate	*%Recovery*	*Qualifier*	*Limits*	*Prepared*	*Analyzed*	*Dil Fac*
1,2-Dinitrobenzene	*100*	*M*	*83 - 119*	*06/18/20 10:49*	*06/28/20 01:52*	*1*
1,2-Dinitrobenzene	*97*	*M*	*83 - 119*	*06/18/20 10:49*	*07/01/20 02:56*	*1*

General Chemistry

Analyte	Result	Qualifier	LOQ	LOD	DL	Unit	D	Analyzed	Dil Fac
Ammonia	**0.21**		0.10	0.050	0.022	mg/L		06/17/20 11:51	1
Nitrogen, Total Kjeldahl	1.0	U	1.0	1.0	0.69	mg/L		06/23/20 17:25	1
Nitrate Nitrite as N	**2.7**		0.10	0.050	0.019	mg/L		06/22/20 17:34	1
Sulfide	1.9	U	4.0	1.9	0.79	mg/L		06/19/20 12:50	1
Sulfate	**110**		5.0	3.0	1.0	mg/L		06/30/20 06:43	1
Total Alkalinity as CaCO3	**320**		10	10	3.1	mg/L		06/17/20 15:17	1

General Chemistry - Dissolved

Analyte	Result	Qualifier	LOQ	LOD	DL	Unit	D	Analyzed	Dil Fac
Dissolved Organic Carbon - Quad	**2.5**		1.0	1.0	0.35	mg/L		06/29/20 22:43	1

Client Sample ID: G0023-20A

Date Collected: 06/13/20 10:10
Date Received: 06/16/20 09:15

Lab Sample ID: 280-137702-9

Matrix: Water

Method: RSK-175 - Dissolved Gases (GC)

Analyte	Result	Qualifier	LOQ	LOD	DL	Unit	D	Analyzed	Dil Fac
Methane	**9.9**	**D M**	0.015	0.0060	0.0019	mg/L		06/20/20 02:05	3

Method: 8330A - Nitroaromatics and Nitramines (HPLC)

Analyte	Result	Qualifier	LOQ	LOD	DL	Unit	D	Analyzed	Dil Fac
1,3,5-Trinitrobenzene	0.21	U	0.22	0.21	0.088	ug/L		06/28/20 02:15	1
1,3-Dinitrobenzene	0.10	U	0.11	0.10	0.039	ug/L		06/28/20 02:15	1
2,4,6-Trinitrotoluene	0.10	U	0.11	0.10	0.047	ug/L		06/28/20 02:15	1
2,4-Dinitrotoluene	0.084	U	0.10	0.084	0.029	ug/L		06/28/20 02:15	1
2,6-Dinitrotoluene	0.084	U	0.10	0.084	0.042	ug/L		06/28/20 02:15	1
2-Amino-4,6-dinitrotoluene	0.10	U	0.11	0.10	0.053	ug/L		07/01/20 03:31	1
2-Nitrotoluene	0.21	U	0.22	0.21	0.089	ug/L		06/28/20 02:15	1
3-Nitrotoluene	0.42	U	0.42	0.42	0.20	ug/L		06/28/20 02:15	1
4-Amino-2,6-dinitrotoluene	0.13	U	0.16	0.13	0.060	ug/L		06/28/20 02:15	1
4-Nitrotoluene	0.42	U	0.43	0.42	0.10	ug/L		07/01/20 03:31	1
HMX	0.21	U	0.22	0.21	0.092	ug/L		06/28/20 02:15	1

Client Sample ID: G0023-20A

Date Collected: 06/13/20 10:10
Date Received: 06/16/20 09:15

Lab Sample ID: 280-137702-9

Matrix: Water

Method: 8330A - Nitroaromatics and Nitramines (HPLC) (Continued)

Analyte	Result	Qualifier	LOQ	LOD	DL	Unit	D	Analyzed	Dil Fac
MNX	0.42	U	2.1	0.42	0.16	ug/L		06/28/20 02:15	1
Nitrobenzene	0.21	U	0.22	0.21	0.095	ug/L		07/01/20 03:31	1
RDX	0.21	U	0.22	0.21	0.054	ug/L		06/28/20 02:15	1
Tetryl	0.10	U	0.11	0.10	0.033	ug/L		07/01/20 03:31	1

Surrogate	*%Recovery*	*Qualifier*	*Limits*	*Prepared*	*Analyzed*	*Dil Fac*
1,2-Dinitrobenzene	*107*	*M*	*83 - 119*	*06/18/20 10:49*	*06/28/20 02:15*	*1*
1,2-Dinitrobenzene	*93*	*M*	*83 - 119*	*06/18/20 10:49*	*07/01/20 03:31*	*1*

General Chemistry

Analyte	Result	Qualifier	LOQ	LOD	DL	Unit	D	Analyzed	Dil Fac
Ammonia	**6.1**		0.20	0.10	0.044	mg/L		06/17/20 13:32	2
Nitrogen, Total Kjeldahl	**5.7**		1.0	1.0	0.69	mg/L		06/24/20 20:19	1
Nitrate Nitrite as N	0.050	U	0.10	0.050	0.019	mg/L		06/22/20 17:48	1
Sulfide	1.9	U	4.0	1.9	0.79	mg/L		06/19/20 12:50	1
Sulfate	**110**		5.0	3.0	1.0	mg/L		06/30/20 07:01	1
Total Alkalinity as CaCO3	**260**		10	10	3.1	mg/L		06/17/20 15:23	1

General Chemistry - Dissolved

Analyte	Result	Qualifier	LOQ	LOD	DL	Unit	D	Analyzed	Dil Fac
Dissolved Organic Carbon - Quad	**4.6**		1.0	1.0	0.35	mg/L		06/29/20 23:06	1

Client Sample ID: G0119-20A

Date Collected: 06/13/20 09:40
Date Received: 06/16/20 09:15

Lab Sample ID: 280-137702-10

Matrix: Water

Method: RSK-175 - Dissolved Gases (GC)

Analyte	Result	Qualifier	LOQ	LOD	DL	Unit	D	Analyzed	Dil Fac
Methane	**10**	**D M**	0.015	0.0060	0.0019	mg/L		06/20/20 02:21	3

Method: 8330A - Nitroaromatics and Nitramines (HPLC)

Analyte	Result	Qualifier	LOQ	LOD	DL	Unit	D	Analyzed	Dil Fac
1,3,5-Trinitrobenzene	0.22	U	0.23	0.22	0.092	ug/L		06/28/20 02:38	1
1,3-Dinitrobenzene	0.11	U	0.12	0.11	0.040	ug/L		06/28/20 02:38	1
2,4,6-Trinitrotoluene	0.11	U	0.12	0.11	0.049	ug/L		06/28/20 02:38	1
2,4-Dinitrotoluene	0.088	U	0.11	0.088	0.030	ug/L		07/01/20 04:06	1
2,6-Dinitrotoluene	0.088	U	0.11	0.088	0.044	ug/L		06/28/20 02:38	1
2-Amino-4,6-dinitrotoluene	0.11	U	0.12	0.11	0.056	ug/L		06/28/20 02:38	1
2-Nitrotoluene	0.22	U	0.23	0.22	0.094	ug/L		06/28/20 02:38	1
3-Nitrotoluene	0.44	U	0.44	0.44	0.21	ug/L		06/28/20 02:38	1
4-Amino-2,6-dinitrotoluene	0.13	U	0.16	0.13	0.063	ug/L		06/28/20 02:38	1
4-Nitrotoluene	0.44	U	0.45	0.44	0.11	ug/L		07/01/20 04:06	1
HMX	**0.45**	**M J1**	0.23	0.22	0.096	ug/L		06/28/20 02:38	1
HMX	**0.098**	**J J1 M**	0.23	0.22	0.096	ug/L		07/01/20 04:06	1
MNX	0.44	U	2.2	0.44	0.17	ug/L		06/28/20 02:38	1
Nitrobenzene	0.22	U	0.23	0.22	0.10	ug/L		07/01/20 04:06	1
RDX	**1.1**	**M J1**	0.23	0.22	0.056	ug/L		06/28/20 02:38	1
RDX	**0.22**	**J J1 M**	0.23	0.22	0.056	ug/L		07/01/20 04:06	1
Tetryl	0.11	U	0.12	0.11	0.035	ug/L		06/28/20 02:38	1

Client Sample ID: G0119-20A
Lab Sample ID: 280-137702-10
Date Collected: 06/13/20 09:40
Matrix: Water
Date Received: 06/16/20 09:15

Surrogate	%Recovery	Qualifier	Limits	Prepared	Analyzed	Dil Fac
1,2-Dinitrobenzene	*101*	*M*	*83 - 119*	*06/18/20 10:49*	*06/28/20 02:38*	*1*
1,2-Dinitrobenzene	*100*	*M*	*83 - 119*	*06/18/20 10:49*	*07/01/20 04:06*	*1*

General Chemistry

Analyte	Result	Qualifier	LOQ	LOD	DL	Unit	D	Analyzed	Dil Fac
Ammonia	**0.28**		0.10	0.050	0.022	mg/L		06/17/20 12:07	1
Nitrogen, Total Kjeldahl	1.0	U	1.0	1.0	0.69	mg/L		06/23/20 17:28	1
Nitrate Nitrite as N	0.050	U	0.10	0.050	0.019	mg/L		06/22/20 17:50	1
Sulfide	1.9	U	4.0	1.9	0.79	mg/L		06/19/20 09:17	1
Sulfate	**700**	**D**	25	15	5.2	mg/L		06/30/20 18:22	5
Total Alkalinity as CaCO3	**520**		10	10	3.1	mg/L		06/17/20 15:29	1

General Chemistry - Dissolved

Analyte	Result	Qualifier	LOQ	LOD	DL	Unit	D	Analyzed	Dil Fac
Dissolved Organic Carbon - Quad	**5.4**		1.0	1.0	0.35	mg/L		06/29/20 23:28	1

Client Sample ID: G0098-20A
Lab Sample ID: 280-137702-11
Date Collected: 06/14/20 10:50
Matrix: Water
Date Received: 06/16/20 09:15

Method: RSK-175 - Dissolved Gases (GC)

Analyte	Result	Qualifier	LOQ	LOD	DL	Unit	D	Analyzed	Dil Fac
Methane	**13**	**D M**	0.015	0.0060	0.0019	mg/L		06/20/20 02:37	3

Method: 8330A - Nitroaromatics and Nitramines (HPLC)

Analyte	Result	Qualifier	LOQ	LOD	DL	Unit	D	Analyzed	Dil Fac
1,3,5-Trinitrobenzene	0.22	U	0.23	0.22	0.091	ug/L		06/28/20 03:01	1
1,3-Dinitrobenzene	0.11	U M	0.12	0.11	0.040	ug/L		06/28/20 03:01	1
2,4,6-Trinitrotoluene	0.11	U	0.12	0.11	0.049	ug/L		06/28/20 03:01	1
2,4-Dinitrotoluene	0.087	U M	0.11	0.087	0.030	ug/L		07/01/20 04:41	1
2,6-Dinitrotoluene	0.087	U	0.11	0.087	0.043	ug/L		06/28/20 03:01	1
2-Amino-4,6-dinitrotoluene	0.11	U	0.12	0.11	0.055	ug/L		07/01/20 04:41	1
2-Nitrotoluene	0.22	U	0.23	0.22	0.093	ug/L		06/28/20 03:01	1
3-Nitrotoluene	0.43	U	0.43	0.43	0.21	ug/L		06/28/20 03:01	1
4-Amino-2,6-dinitrotoluene	0.13	U M	0.16	0.13	0.062	ug/L		06/28/20 03:01	1
4-Nitrotoluene	0.43	U M	0.44	0.43	0.11	ug/L		06/28/20 03:01	1
HMX	0.22	U	0.23	0.22	0.095	ug/L		06/28/20 03:01	1
MNX	0.43	U M	2.2	0.43	0.17	ug/L		06/28/20 03:01	1
Nitrobenzene	0.22	U	0.23	0.22	0.099	ug/L		07/01/20 04:41	1
RDX	**0.89**	**M J1**	0.23	0.22	0.056	ug/L		06/28/20 03:01	1
RDX	**0.13**	**J J1 M**	0.23	0.22	0.056	ug/L		07/01/20 04:41	1
Tetryl	0.11	U M	0.12	0.11	0.034	ug/L		06/28/20 03:01	1

Surrogate	%Recovery	Qualifier	Limits	Prepared	Analyzed	Dil Fac
1,2-Dinitrobenzene	*107*	*M*	*83 - 119*	*06/18/20 10:49*	*06/28/20 03:01*	*1*
1,2-Dinitrobenzene	*104*	*M*	*83 - 119*	*06/18/20 10:49*	*07/01/20 04:41*	*1*

General Chemistry

Analyte	Result	Qualifier	LOQ	LOD	DL	Unit	D	Analyzed	Dil Fac
Ammonia	**3.5**		0.10	0.050	0.022	mg/L		06/17/20 12:09	1
Nitrogen, Total Kjeldahl	**3.8**		1.0	1.0	0.69	mg/L		06/23/20 17:44	1
Nitrate Nitrite as N	0.050	U	0.10	0.050	0.019	mg/L		06/22/20 17:58	1

Client Sample ID: G0098-20A
Lab Sample ID: 280-137702-11
Date Collected: 06/14/20 10:50
Matrix: Water
Date Received: 06/16/20 09:15

General Chemistry (Continued)

Analyte	Result	Qualifier	LOQ	LOD	DL	Unit	D	Analyzed	Dil Fac
Sulfide	1.9	U	4.0	1.9	0.79	mg/L		06/19/20 12:50	1
Sulfate	**73**		5.0	3.0	1.0	mg/L		06/30/20 07:36	1
Total Alkalinity as CaCO3	**320**		10	10	3.1	mg/L		06/17/20 15:35	1

General Chemistry - Dissolved

Analyte	Result	Qualifier	LOQ	LOD	DL	Unit	D	Analyzed	Dil Fac
Dissolved Organic Carbon - Quad	**6.8**		1.0	1.0	0.35	mg/L		06/29/20 23:51	1

Client Sample ID: G0114-20A
Lab Sample ID: 280-137702-12
Date Collected: 06/14/20 12:10
Matrix: Water
Date Received: 06/16/20 09:15

Method: RSK-175 - Dissolved Gases (GC)

Analyte	Result	Qualifier	LOQ	LOD	DL	Unit	D	Analyzed	Dil Fac
Methane	**9.7**	**D M**	0.015	0.0060	0.0019	mg/L		06/20/20 02:53	3

Method: 8330A - Nitroaromatics and Nitramines (HPLC)

Analyte	Result	Qualifier	LOQ	LOD	DL	Unit	D	Analyzed	Dil Fac
1,3,5-Trinitrobenzene	0.21	U	0.22	0.21	0.090	ug/L		06/28/20 03:24	1
1,3-Dinitrobenzene	0.11	U	0.12	0.11	0.039	ug/L		06/28/20 03:24	1
2,4,6-Trinitrotoluene	0.11	U	0.12	0.11	0.048	ug/L		06/28/20 03:24	1
2,4-Dinitrotoluene	0.085	U	0.11	0.085	0.029	ug/L		07/01/20 05:16	1
2,6-Dinitrotoluene	0.085	U	0.11	0.085	0.043	ug/L		06/28/20 03:24	1
2-Amino-4,6-dinitrotoluene	0.11	U	0.12	0.11	0.054	ug/L		07/01/20 05:16	1
2-Nitrotoluene	0.21	U	0.22	0.21	0.091	ug/L		06/28/20 03:24	1
3-Nitrotoluene	0.43	U	0.43	0.43	0.21	ug/L		06/28/20 03:24	1
4-Amino-2,6-dinitrotoluene	0.13	U M	0.16	0.13	0.061	ug/L		06/28/20 03:24	1
4-Nitrotoluene	0.43	U	0.44	0.43	0.11	ug/L		07/01/20 05:16	1
HMX	0.21	U	0.22	0.21	0.093	ug/L		06/28/20 03:24	1
MNX	0.43	U	2.1	0.43	0.16	ug/L		06/28/20 03:24	1
Nitrobenzene	0.21	U	0.22	0.21	0.097	ug/L		07/01/20 05:16	1
RDX	0.21	U	0.22	0.21	0.055	ug/L		07/01/20 05:16	1
Tetryl	0.11	U	0.12	0.11	0.034	ug/L		06/28/20 03:24	1

Surrogate	*%Recovery*	*Qualifier*	*Limits*	*Prepared*	*Analyzed*	*Dil Fac*
1,2-Dinitrobenzene	*92*	*M*	*83 - 119*	*06/18/20 10:49*	*06/28/20 03:24*	*1*
1,2-Dinitrobenzene	*98*		*83 - 119*	*06/18/20 10:49*	*07/01/20 05:16*	*1*

General Chemistry

Analyte	Result	Qualifier	LOQ	LOD	DL	Unit	D	Analyzed	Dil Fac
Ammonia	**5.9**		0.20	0.10	0.044	mg/L		06/17/20 13:34	2
Nitrogen, Total Kjeldahl	**5.9**		1.0	1.0	0.69	mg/L		06/23/20 17:45	1
Nitrate Nitrite as N	0.050	U	0.10	0.050	0.019	mg/L		06/22/20 18:00	1
Sulfide	1.9	U	4.0	1.9	0.79	mg/L		06/19/20 12:50	1
Sulfate	**80**		5.0	3.0	1.0	mg/L		06/30/20 07:53	1
Total Alkalinity as CaCO3	**210**		10	10	3.1	mg/L		06/17/20 15:53	1

General Chemistry - Dissolved

Analyte	Result	Qualifier	LOQ	LOD	DL	Unit	D	Analyzed	Dil Fac
Dissolved Organic Carbon - Quad	**3.1**		1.0	1.0	0.35	mg/L		06/30/20 00:59	1

Client Sample ID: NW022-20A
Lab Sample ID: 280-137702-13

Date Collected: 06/15/20 10:50
Matrix: Water
Date Received: 06/16/20 09:15

Method: RSK-175 - Dissolved Gases (GC)

Analyte	Result	Qualifier	LOQ	LOD	DL	Unit	D	Analyzed	Dil Fac
Methane	**0.44**	**M**	0.0050	0.0020	0.00063	mg/L		06/19/20 18:02	1

Method: 8330A - Nitroaromatics and Nitramines (HPLC)

Analyte	Result	Qualifier	LOQ	LOD	DL	Unit	D	Analyzed	Dil Fac
1,3,5-Trinitrobenzene	0.21	U	0.22	0.21	0.088	ug/L		06/28/20 03:47	1
1,3-Dinitrobenzene	0.10	U	0.12	0.10	0.039	ug/L		06/28/20 03:47	1
2,4,6-Trinitrotoluene	0.10	U	0.12	0.10	0.047	ug/L		06/28/20 03:47	1
2,4-Dinitrotoluene	0.084	U	0.10	0.084	0.029	ug/L		06/28/20 03:47	1
2,6-Dinitrotoluene	0.084	U	0.10	0.084	0.042	ug/L		06/28/20 03:47	1
2-Amino-4,6-dinitrotoluene	0.10	U	0.12	0.10	0.053	ug/L		06/28/20 03:47	1
2-Nitrotoluene	0.21	U	0.22	0.21	0.089	ug/L		06/28/20 03:47	1
3-Nitrotoluene	0.42	U	0.42	0.42	0.20	ug/L		06/28/20 03:47	1
4-Amino-2,6-dinitrotoluene	0.13	U	0.16	0.13	0.060	ug/L		06/28/20 03:47	1
4-Nitrotoluene	0.42	U	0.43	0.42	0.10	ug/L		06/28/20 03:47	1
HMX	0.21	U	0.22	0.21	0.092	ug/L		06/28/20 03:47	1
MNX	0.42	U	2.1	0.42	0.16	ug/L		06/28/20 03:47	1
Nitrobenzene	0.21	U	0.22	0.21	0.095	ug/L		07/01/20 05:51	1
RDX	0.21	U	0.22	0.21	0.054	ug/L		06/28/20 03:47	1
Tetryl	0.10	U M	0.12	0.10	0.033	ug/L		06/28/20 03:47	1

Surrogate	*%Recovery*	*Qualifier*	*Limits*	*Prepared*	*Analyzed*	*Dil Fac*
1,2-Dinitrobenzene	*99*	*M*	*83 - 119*	*06/18/20 10:49*	*06/28/20 03:47*	*1*
1,2-Dinitrobenzene	*99*	*M*	*83 - 119*	*06/18/20 10:49*	*07/01/20 05:51*	*1*

General Chemistry

Analyte	Result	Qualifier	LOQ	LOD	DL	Unit	D	Analyzed	Dil Fac
Ammonia	**1.4**		0.10	0.050	0.022	mg/L		06/17/20 12:17	1
Nitrogen, Total Kjeldahl	**1.7**		1.0	1.0	0.69	mg/L		06/23/20 17:46	1
Nitrate Nitrite as N	0.050	U	0.10	0.050	0.019	mg/L		06/22/20 18:02	1
Sulfide	1.9	U	4.0	1.9	0.79	mg/L		06/19/20 12:54	1
Sulfate	**290**	**D**	10	6.0	2.1	mg/L		06/30/20 18:40	2
Total Alkalinity as CaCO3	**400**		10	10	3.1	mg/L		06/17/20 16:00	1

General Chemistry - Dissolved

Analyte	Result	Qualifier	LOQ	LOD	DL	Unit	D	Analyzed	Dil Fac
Dissolved Organic Carbon - Quad	**2.6**		1.0	1.0	0.35	mg/L		06/30/20 01:22	1

Client Sample ID: G0109-20A
Lab Sample ID: 280-137702-14

Date Collected: 06/15/20 10:45
Matrix: Water
Date Received: 06/16/20 09:15

Method: RSK-175 - Dissolved Gases (GC)

Analyte	Result	Qualifier	LOQ	LOD	DL	Unit	D	Analyzed	Dil Fac
Methane	**3.0**	**M**	0.0050	0.0020	0.00063	mg/L		06/19/20 18:18	1

Method: 8330A - Nitroaromatics and Nitramines (HPLC)

Analyte	Result	Qualifier	LOQ	LOD	DL	Unit	D	Analyzed	Dil Fac
1,3,5-Trinitrobenzene	0.21	U	0.22	0.21	0.090	ug/L		06/28/20 04:10	1
1,3-Dinitrobenzene	0.11	U	0.12	0.11	0.039	ug/L		06/28/20 04:10	1
2,4,6-Trinitrotoluene	0.11	U	0.12	0.11	0.048	ug/L		06/28/20 04:10	1
2,4-Dinitrotoluene	0.085	U	0.11	0.085	0.029	ug/L		07/01/20 06:26	1

Client Sample ID: G0109-20A
Lab Sample ID: 280-137702-14
Date Collected: 06/15/20 10:45
Matrix: Water
Date Received: 06/16/20 09:15

Method: 8330A - Nitroaromatics and Nitramines (HPLC) (Continued)

Analyte	Result	Qualifier	LOQ	LOD	DL	Unit	D	Analyzed	Dil Fac
2,6-Dinitrotoluene	0.085	U	0.11	0.085	0.043	ug/L		06/28/20 04:10	1
2-Amino-4,6-dinitrotoluene	0.11	U	0.12	0.11	0.054	ug/L		07/01/20 06:26	1
2-Nitrotoluene	0.21	U	0.22	0.21	0.091	ug/L		06/28/20 04:10	1
3-Nitrotoluene	0.43	U	0.43	0.43	0.21	ug/L		06/28/20 04:10	1
4-Amino-2,6-dinitrotoluene	0.13	U	0.16	0.13	0.062	ug/L		06/28/20 04:10	1
4-Nitrotoluene	0.43	U M	0.44	0.43	0.11	ug/L		06/28/20 04:10	1
HMX	**0.43**	**M J1**	0.22	0.21	0.094	ug/L		06/28/20 04:10	1
HMX	**0.14**	**J J1 M**	0.22	0.21	0.094	ug/L		07/01/20 06:26	1
MNX	0.43	U	2.1	0.43	0.16	ug/L		06/28/20 04:10	1
Nitrobenzene	0.21	U	0.22	0.21	0.097	ug/L		07/01/20 06:26	1
RDX	**0.68**	**J1**	0.22	0.21	0.055	ug/L		06/28/20 04:10	1
RDX	**0.21**	**J J1 M**	0.22	0.21	0.055	ug/L		07/01/20 06:26	1
Tetryl	0.11	U	0.12	0.11	0.034	ug/L		06/28/20 04:10	1

Surrogate	*%Recovery*	*Qualifier*	*Limits*	*Prepared*	*Analyzed*	*Dil Fac*
1,2-Dinitrobenzene	*99*		*83 - 119*	*06/18/20 10:49*	*06/28/20 04:10*	*1*
1,2-Dinitrobenzene	*99*	*M*	*83 - 119*	*06/18/20 10:49*	*07/01/20 06:26*	*1*

General Chemistry

Analyte	Result	Qualifier	LOQ	LOD	DL	Unit	D	Analyzed	Dil Fac
Ammonia	**0.58**		0.10	0.050	0.022	mg/L		06/17/20 12:19	1
Nitrogen, Total Kjeldahl	**0.77**	**J J1**	1.0	1.0	0.69	mg/L		06/23/20 17:33	1
Nitrate Nitrite as N	0.050	U J1	0.10	0.050	0.019	mg/L		06/22/20 17:52	1
Sulfide	**0.80**	**J**	4.0	1.9	0.79	mg/L		06/19/20 12:54	1
Sulfate	**110**		5.0	3.0	1.0	mg/L		06/30/20 08:28	1
Total Alkalinity as CaCO3	**240**		10	10	3.1	mg/L		06/17/20 16:06	1

General Chemistry - Dissolved

Analyte	Result	Qualifier	LOQ	LOD	DL	Unit	D	Analyzed	Dil Fac
Dissolved Organic Carbon - Quad	**1.8**		1.0	1.0	0.35	mg/L		06/30/20 01:49	1

Client Sample ID: G0084-20A
Lab Sample ID: 280-137702-15
Date Collected: 06/13/20 13:50
Matrix: Water
Date Received: 06/16/20 09:15

Method: RSK-175 - Dissolved Gases (GC)

Analyte	Result	Qualifier	LOQ	LOD	DL	Unit	D	Analyzed	Dil Fac
Methane	**12**	**D M**	0.015	0.0060	0.0019	mg/L		06/20/20 03:10	3

Method: 8330A - Nitroaromatics and Nitramines (HPLC)

Analyte	Result	Qualifier	LOQ	LOD	DL	Unit	D	Analyzed	Dil Fac
1,3,5-Trinitrobenzene	0.21	U M	0.22	0.21	0.090	ug/L		06/28/20 04:33	1
1,3-Dinitrobenzene	0.11	U	0.12	0.11	0.039	ug/L		07/01/20 07:01	1
2,4,6-Trinitrotoluene	0.11	U	0.12	0.11	0.048	ug/L		06/28/20 04:33	1
2,4-Dinitrotoluene	0.085	U M	0.11	0.085	0.029	ug/L		06/28/20 04:33	1
2,6-Dinitrotoluene	0.085	U	0.11	0.085	0.043	ug/L		06/28/20 04:33	1
2-Amino-4,6-dinitrotoluene	0.11	U	0.12	0.11	0.054	ug/L		07/01/20 07:01	1
2-Nitrotoluene	0.21	U	0.22	0.21	0.091	ug/L		06/28/20 04:33	1
3-Nitrotoluene	0.43	U	0.43	0.43	0.21	ug/L		06/28/20 04:33	1
4-Amino-2,6-dinitrotoluene	0.13	U	0.16	0.13	0.062	ug/L		06/28/20 04:33	1
4-Nitrotoluene	0.43	U	0.44	0.43	0.11	ug/L		07/01/20 07:01	1

Client Sample ID: G0084-20A
Lab Sample ID: 280-137702-15
Date Collected: 06/13/20 13:50
Matrix: Water
Date Received: 06/16/20 09:15

Method: 8330A - Nitroaromatics and Nitramines (HPLC) (Continued)

Analyte	Result	Qualifier	LOQ	LOD	DL	Unit	D	Analyzed	Dil Fac
HMX	0.21	U	0.22	0.21	0.093	ug/L		06/28/20 04:33	1
MNX	0.43	U	2.1	0.43	0.16	ug/L		06/28/20 04:33	1
Nitrobenzene	0.21	U	0.22	0.21	0.097	ug/L		07/01/20 07:01	1
RDX	0.21	U	0.22	0.21	0.055	ug/L		07/01/20 07:01	1
Tetryl	0.11	U	0.12	0.11	0.034	ug/L		06/28/20 04:33	1

Surrogate	*%Recovery*	*Qualifier*	*Limits*	*Prepared*	*Analyzed*	*Dil Fac*
1,2-Dinitrobenzene	*98*	*M*	*83 - 119*	*06/18/20 10:49*	*06/28/20 04:33*	*1*
1,2-Dinitrobenzene	*101*	*M*	*83 - 119*	*06/18/20 10:49*	*07/01/20 07:01*	*1*

General Chemistry

Analyte	Result	Qualifier	LOQ	LOD	DL	Unit	D	Analyzed	Dil Fac
Ammonia	**0.48**		0.10	0.050	0.022	mg/L		06/17/20 12:21	1
Nitrogen, Total Kjeldahl	**1.1**		1.0	1.0	0.69	mg/L		06/23/20 17:48	1
Nitrate Nitrite as N	**0.33**		0.10	0.050	0.019	mg/L		06/22/20 18:04	1
Sulfide	**0.80**	**J**	4.0	1.9	0.79	mg/L		06/19/20 09:17	1
Sulfate	**120**		5.0	3.0	1.0	mg/L		06/30/20 10:13	1
Total Alkalinity as CaCO3	**410**		10	10	3.1	mg/L		06/17/20 16:12	1

General Chemistry - Dissolved

Analyte	Result	Qualifier	LOQ	LOD	DL	Unit	D	Analyzed	Dil Fac
Dissolved Organic Carbon - Quad	**5.4**		1.0	1.0	0.35	mg/L		06/30/20 02:12	1

Client Sample ID: G0067-20A
Lab Sample ID: 280-137702-16
Date Collected: 06/13/20 15:10
Matrix: Water
Date Received: 06/16/20 09:15

Method: RSK-175 - Dissolved Gases (GC)

Analyte	Result	Qualifier	LOQ	LOD	DL	Unit	D	Analyzed	Dil Fac
Methane	**0.0014**	**J**	0.0050	0.0020	0.00063	mg/L		06/19/20 21:43	1

Method: 8330A - Nitroaromatics and Nitramines (HPLC)

Analyte	Result	Qualifier	LOQ	LOD	DL	Unit	D	Analyzed	Dil Fac
1,3,5-Trinitrobenzene	0.22	U	0.23	0.22	0.091	ug/L		06/28/20 06:05	1
1,3-Dinitrobenzene	0.11	U	0.12	0.11	0.040	ug/L		06/28/20 06:05	1
2,4,6-Trinitrotoluene	0.11	U	0.12	0.11	0.049	ug/L		06/28/20 06:05	1
2,4-Dinitrotoluene	0.086	U	0.11	0.086	0.030	ug/L		06/28/20 06:05	1
2,6-Dinitrotoluene	0.086	U	0.11	0.086	0.043	ug/L		06/28/20 06:05	1
2-Amino-4,6-dinitrotoluene	0.11	U	0.12	0.11	0.055	ug/L		06/28/20 06:05	1
2-Nitrotoluene	0.22	U	0.23	0.22	0.092	ug/L		06/28/20 06:05	1
3-Nitrotoluene	0.43	U	0.43	0.43	0.21	ug/L		06/28/20 06:05	1
4-Amino-2,6-dinitrotoluene	0.13	U	0.16	0.13	0.062	ug/L		06/28/20 06:05	1
4-Nitrotoluene	0.43	U M	0.44	0.43	0.11	ug/L		06/28/20 06:05	1
HMX	0.22	U	0.23	0.22	0.095	ug/L		06/28/20 06:05	1
MNX	0.43	U	2.2	0.43	0.17	ug/L		06/28/20 06:05	1
Nitrobenzene	0.22	U	0.23	0.22	0.098	ug/L		06/28/20 06:05	1
RDX	0.22	U	0.23	0.22	0.056	ug/L		06/28/20 06:05	1
Tetryl	0.11	U	0.12	0.11	0.034	ug/L		06/28/20 06:05	1

Surrogate	*%Recovery*	*Qualifier*	*Limits*	*Prepared*	*Analyzed*	*Dil Fac*
1,2-Dinitrobenzene	*97*	*M*	*83 - 119*	*06/18/20 10:49*	*06/28/20 06:05*	*1*

Client Sample ID: G0067-20A
Lab Sample ID: 280-137702-16
Date Collected: 06/13/20 15:10
Matrix: Water
Date Received: 06/16/20 09:15

General Chemistry

Analyte	Result	Qualifier	LOQ	LOD	DL	Unit	D	Analyzed	Dil Fac
Ammonia	0.050	U	0.10	0.050	0.022	mg/L		06/17/20 12:23	1
Nitrogen, Total Kjeldahl	1.0	U	1.0	1.0	0.69	mg/L		06/23/20 17:51	1
Nitrate Nitrite as N	**12**		0.20	0.10	0.038	mg/L		06/22/20 18:06	2
Sulfide	1.9	U	4.0	1.9	0.79	mg/L		06/18/20 11:28	1
Sulfate	**110**		5.0	3.0	1.0	mg/L		06/30/20 10:30	1
Total Alkalinity as CaCO3	**220**		10	10	3.1	mg/L		06/17/20 16:18	1

General Chemistry - Dissolved

Analyte	Result	Qualifier	LOQ	LOD	DL	Unit	D	Analyzed	Dil Fac
Dissolved Organic Carbon - Quad	**2.5**		1.0	1.0	0.35	mg/L		06/30/20 03:21	1

Client Sample ID: G0121-20A
Lab Sample ID: 280-137702-17
Date Collected: 06/13/20 10:55
Matrix: Water
Date Received: 06/16/20 09:15

Method: RSK-175 - Dissolved Gases (GC)

Analyte	Result	Qualifier	LOQ	LOD	DL	Unit	D	Analyzed	Dil Fac
Methane	**10**		0.0050	0.0020	0.00063	mg/L		06/25/20 12:30	1

Method: 8330A - Nitroaromatics and Nitramines (HPLC)

Analyte	Result	Qualifier	LOQ	LOD	DL	Unit	D	Analyzed	Dil Fac
1,3,5-Trinitrobenzene	0.22	U	0.23	0.22	0.091	ug/L		06/28/20 06:28	1
1,3-Dinitrobenzene	0.11	U	0.12	0.11	0.040	ug/L		06/28/20 06:28	1
2,4,6-Trinitrotoluene	0.11	U	0.12	0.11	0.049	ug/L		06/28/20 06:28	1
2,4-Dinitrotoluene	0.086	U	0.11	0.086	0.030	ug/L		06/28/20 06:28	1
2,6-Dinitrotoluene	0.086	U	0.11	0.086	0.043	ug/L		06/28/20 06:28	1
2-Amino-4,6-dinitrotoluene	**0.91**	**M**	0.12	0.11	0.055	ug/L		06/28/20 06:28	1
2-Nitrotoluene	0.22	U	0.23	0.22	0.092	ug/L		06/28/20 06:28	1
3-Nitrotoluene	0.43	U M	0.43	0.43	0.21	ug/L		06/28/20 06:28	1
4-Amino-2,6-dinitrotoluene	**1.1**	**M**	0.16	0.13	0.062	ug/L		06/28/20 06:28	1
4-Nitrotoluene	0.43	U	0.44	0.43	0.11	ug/L		06/28/20 06:28	1
HMX	**17**	**M**	0.23	0.22	0.095	ug/L		06/28/20 06:28	1
MNX	**6.5**	**M J1**	2.2	0.43	0.17	ug/L		06/28/20 06:28	1
MNX	**1.7**	**J J1 M**	2.2	0.43	0.17	ug/L		07/01/20 08:46	1
Nitrobenzene	0.22	U	0.23	0.22	0.098	ug/L		07/01/20 08:46	1
RDX	**13**	**M**	0.23	0.22	0.056	ug/L		06/28/20 06:28	1
Tetryl	0.11	U M	0.12	0.11	0.034	ug/L		06/28/20 06:28	1

Surrogate	*%Recovery*	*Qualifier*	*Limits*	*Prepared*	*Analyzed*	*Dil Fac*
1,2-Dinitrobenzene	*110*	*M*	*83 - 119*	*06/18/20 10:49*	*06/28/20 06:28*	*1*
1,2-Dinitrobenzene	*99*		*83 - 119*	*06/18/20 10:49*	*07/01/20 08:46*	*1*

General Chemistry

Analyte	Result	Qualifier	LOQ	LOD	DL	Unit	D	Analyzed	Dil Fac
Ammonia	**3.7**		0.10	0.050	0.022	mg/L		06/17/20 12:37	1
Nitrogen, Total Kjeldahl	**4.4**		1.0	1.0	0.69	mg/L		06/23/20 17:53	1
Nitrate Nitrite as N	**0.40**		0.10	0.050	0.019	mg/L		06/22/20 18:20	1
Sulfide	1.9	U	4.0	1.9	0.79	mg/L		06/18/20 11:28	1
Sulfate	**570**	**D**	25	15	5.2	mg/L		06/30/20 18:57	5
Total Alkalinity as CaCO3	**500**		10	10	3.1	mg/L		06/17/20 16:25	1

Client Sample ID: G0121-20A
Lab Sample ID: 280-137702-17
Date Collected: 06/13/20 10:55
Matrix: Water
Date Received: 06/16/20 09:15

General Chemistry - Dissolved

Analyte	Result	Qualifier	LOQ	LOD	DL	Unit	D	Analyzed	Dil Fac
Dissolved Organic Carbon - Quad	**8.0**		1.0	1.0	0.35	mg/L		06/30/20 03:44	1

Client Sample ID: G0049-20A
Lab Sample ID: 280-137702-18
Date Collected: 06/13/20 11:30
Matrix: Water
Date Received: 06/16/20 09:15

Method: RSK-175 - Dissolved Gases (GC)

Analyte	Result	Qualifier	LOQ	LOD	DL	Unit	D	Analyzed	Dil Fac
Methane	**0.0023**	**J M**	0.0050	0.0020	0.00063	mg/L		06/19/20 22:31	1

Method: 8330A - Nitroaromatics and Nitramines (HPLC)

Analyte	Result	Qualifier	LOQ	LOD	DL	Unit	D	Analyzed	Dil Fac
1,3,5-Trinitrobenzene	0.21	U	0.22	0.21	0.088	ug/L		06/28/20 06:51	1
1,3-Dinitrobenzene	0.11	U	0.12	0.11	0.039	ug/L		06/28/20 06:51	1
2,4,6-Trinitrotoluene	0.11	U	0.12	0.11	0.047	ug/L		06/28/20 06:51	1
2,4-Dinitrotoluene	0.084	U	0.11	0.084	0.029	ug/L		06/28/20 06:51	1
2,6-Dinitrotoluene	0.084	U	0.11	0.084	0.042	ug/L		06/28/20 06:51	1
2-Amino-4,6-dinitrotoluene	0.11	U	0.12	0.11	0.053	ug/L		06/28/20 06:51	1
2-Nitrotoluene	0.21	U	0.22	0.21	0.090	ug/L		06/28/20 06:51	1
3-Nitrotoluene	0.42	U	0.42	0.42	0.21	ug/L		06/28/20 06:51	1
4-Amino-2,6-dinitrotoluene	0.13	U	0.16	0.13	0.061	ug/L		06/28/20 06:51	1
4-Nitrotoluene	0.42	U	0.43	0.42	0.11	ug/L		06/28/20 06:51	1
HMX	0.21	U	0.22	0.21	0.092	ug/L		06/28/20 06:51	1
MNX	0.42	U	2.1	0.42	0.16	ug/L		06/28/20 06:51	1
Nitrobenzene	0.21	U	0.22	0.21	0.096	ug/L		06/28/20 06:51	1
RDX	0.21	U	0.22	0.21	0.054	ug/L		06/28/20 06:51	1
Tetryl	0.11	U	0.12	0.11	0.033	ug/L		06/28/20 06:51	1

Surrogate	*%Recovery*	*Qualifier*	*Limits*	*Prepared*	*Analyzed*	*Dil Fac*
1,2-Dinitrobenzene	*99*	*M*	*83 - 119*	*06/18/20 10:49*	*06/28/20 06:51*	*1*

General Chemistry

Analyte	Result	Qualifier	LOQ	LOD	DL	Unit	D	Analyzed	Dil Fac
Ammonia	**1.2**		0.10	0.050	0.022	mg/L		06/17/20 12:39	1
Nitrogen, Total Kjeldahl	**1.4**		1.0	1.0	0.69	mg/L		06/23/20 17:54	1
Nitrate Nitrite as N	0.050	U	0.10	0.050	0.019	mg/L		06/22/20 18:22	1
Sulfide	1.9	U	4.0	1.9	0.79	mg/L		06/18/20 11:28	1
Sulfate	**370**	**D**	10	6.0	2.1	mg/L		06/30/20 19:15	2
Total Alkalinity as CaCO3	**290**		10	10	3.1	mg/L		06/17/20 16:31	1

General Chemistry - Dissolved

Analyte	Result	Qualifier	LOQ	LOD	DL	Unit	D	Analyzed	Dil Fac
Dissolved Organic Carbon - Quad	**2.9**		1.0	1.0	0.35	mg/L		06/30/20 04:06	1

Client Sample ID: G0110-20A
Lab Sample ID: 280-137702-19
Date Collected: 06/13/20 15:50
Matrix: Water
Date Received: 06/16/20 09:15

Method: RSK-175 - Dissolved Gases (GC)

Analyte	Result	Qualifier	LOQ	LOD	DL	Unit	D	Analyzed	Dil Fac
Methane	**20**	**M**	0.0050	0.0020	0.00063	mg/L		06/25/20 12:42	1

Client Sample ID: G0110-20A
Lab Sample ID: 280-137702-19

Date Collected: 06/13/20 15:50
Matrix: Water
Date Received: 06/16/20 09:15

Method: 8330A - Nitroaromatics and Nitramines (HPLC)

Analyte	Result	Qualifier	LOQ	LOD	DL	Unit	D	Analyzed	Dil Fac
1,3,5-Trinitrobenzene	0.21	U	0.23	0.21	0.090	ug/L		06/28/20 07:14	1
1,3-Dinitrobenzene	0.11	U M	0.12	0.11	0.040	ug/L		06/28/20 07:14	1
2,4,6-Trinitrotoluene	0.11	U	0.12	0.11	0.048	ug/L		06/28/20 07:14	1
2,4-Dinitrotoluene	0.086	U M	0.11	0.086	0.029	ug/L		06/28/20 07:14	1
2,6-Dinitrotoluene	0.086	U	0.11	0.086	0.043	ug/L		06/28/20 07:14	1
2-Amino-4,6-dinitrotoluene	0.11	U	0.12	0.11	0.054	ug/L		07/01/20 09:21	1
2-Nitrotoluene	0.21	U	0.23	0.21	0.092	ug/L		06/28/20 07:14	1
3-Nitrotoluene	0.43	U	0.43	0.43	0.21	ug/L		06/28/20 07:14	1
4-Amino-2,6-dinitrotoluene	0.13	U M	0.16	0.13	0.062	ug/L		06/28/20 07:14	1
4-Nitrotoluene	0.43	U M	0.44	0.43	0.11	ug/L		06/28/20 07:14	1
HMX	0.21	U	0.23	0.21	0.094	ug/L		06/28/20 07:14	1
MNX	0.43	U	2.1	0.43	0.17	ug/L		06/28/20 07:14	1
Nitrobenzene	0.21	U M	0.23	0.21	0.098	ug/L		06/28/20 07:14	1
RDX	0.21	U	0.23	0.21	0.055	ug/L		07/01/20 09:21	1
Tetryl	0.11	U M	0.12	0.11	0.034	ug/L		06/28/20 07:14	1

Surrogate	*%Recovery*	*Qualifier*	*Limits*	*Prepared*	*Analyzed*	*Dil Fac*
1,2-Dinitrobenzene	*117*	*M*	*83 - 119*	*06/18/20 10:49*	*06/28/20 07:14*	*1*
1,2-Dinitrobenzene	*117*	*M*	*83 - 119*	*06/18/20 10:49*	*07/01/20 09:21*	*1*

General Chemistry

Analyte	Result	Qualifier	LOQ	LOD	DL	Unit	D	Analyzed	Dil Fac
Ammonia	**6.6**		0.50	0.25	0.11	mg/L		06/17/20 12:41	5
Nitrogen, Total Kjeldahl	**8.0**		1.7	1.7	1.1	mg/L		06/23/20 17:55	1
Nitrate Nitrite as N	0.050	U	0.10	0.050	0.019	mg/L		06/22/20 18:24	1
Sulfide	1.9	U	4.0	1.9	0.79	mg/L		06/19/20 12:50	1
Sulfate	**15**		5.0	3.0	1.0	mg/L		06/30/20 11:23	1
Total Alkalinity as CaCO3	**580**		10	10	3.1	mg/L		06/17/20 16:38	1

General Chemistry - Dissolved

Analyte	Result	Qualifier	LOQ	LOD	DL	Unit	D	Analyzed	Dil Fac
Dissolved Organic Carbon - Quad	**13**		1.0	1.0	0.35	mg/L		06/30/20 04:30	1

Client Sample ID: G0112-20A
Lab Sample ID: 280-137702-20

Date Collected: 06/14/20 09:45
Matrix: Water
Date Received: 06/16/20 09:15

Method: RSK-175 - Dissolved Gases (GC)

Analyte	Result	Qualifier	LOQ	LOD	DL	Unit	D	Analyzed	Dil Fac
Methane	**5.9**	**M**	0.0050	0.0020	0.00063	mg/L		06/19/20 23:04	1

Method: 8330A - Nitroaromatics and Nitramines (HPLC)

Analyte	Result	Qualifier	LOQ	LOD	DL	Unit	D	Analyzed	Dil Fac
1,3,5-Trinitrobenzene	0.21	U	0.22	0.21	0.089	ug/L		06/28/20 07:37	1
1,3-Dinitrobenzene	0.11	U M	0.12	0.11	0.039	ug/L		06/28/20 07:37	1
2,4,6-Trinitrotoluene	0.11	U	0.12	0.11	0.047	ug/L		06/28/20 07:37	1
2,4-Dinitrotoluene	0.084	U M	0.11	0.084	0.029	ug/L		06/28/20 07:37	1
2,6-Dinitrotoluene	0.084	U	0.11	0.084	0.042	ug/L		06/28/20 07:37	1
2-Amino-4,6-dinitrotoluene	0.11	U	0.12	0.11	0.053	ug/L		06/28/20 07:37	1
2-Nitrotoluene	0.21	U	0.22	0.21	0.090	ug/L		06/28/20 07:37	1
3-Nitrotoluene	0.42	U	0.42	0.42	0.21	ug/L		06/28/20 07:37	1

Client Sample ID: G0112-20A
Lab Sample ID: 280-137702-20
Date Collected: 06/14/20 09:45
Matrix: Water
Date Received: 06/16/20 09:15

Method: 8330A - Nitroaromatics and Nitramines (HPLC) (Continued)

Analyte	Result	Qualifier	LOQ	LOD	DL	Unit	D	Analyzed	Dil Fac
4-Amino-2,6-dinitrotoluene	0.13	U	0.16	0.13	0.061	ug/L		06/28/20 07:37	1
4-Nitrotoluene	0.42	U M	0.43	0.42	0.11	ug/L		06/28/20 07:37	1
HMX	0.21	U M	0.22	0.21	0.092	ug/L		06/28/20 07:37	1
MNX	0.42	U M	2.1	0.42	0.16	ug/L		06/28/20 07:37	1
Nitrobenzene	0.21	U	0.22	0.21	0.096	ug/L		07/01/20 09:56	1
RDX	0.21	U	0.22	0.21	0.054	ug/L		07/01/20 09:56	1
Tetryl	0.11	U	0.12	0.11	0.034	ug/L		06/28/20 07:37	1

Surrogate	*%Recovery*	*Qualifier*	*Limits*	*Prepared*	*Analyzed*	*Dil Fac*
1,2-Dinitrobenzene	*99*	*M*	*83 - 119*	*06/18/20 10:49*	*06/28/20 07:37*	*1*
1,2-Dinitrobenzene	*108*	*M*	*83 - 119*	*06/18/20 10:49*	*07/01/20 09:56*	*1*

General Chemistry

Analyte	Result	Qualifier	LOQ	LOD	DL	Unit	D	Analyzed	Dil Fac
Ammonia	**0.26**		0.10	0.050	0.022	mg/L		06/17/20 12:43	1
Nitrogen, Total Kjeldahl	1.0	U J1	1.0	1.0	0.69	mg/L		06/23/20 17:58	1
Nitrate Nitrite as N	0.050	U J1	0.10	0.050	0.019	mg/L		06/22/20 18:32	1
Sulfide	1.9	U	4.0	1.9	0.79	mg/L		06/19/20 12:50	1
Sulfate	**110**		5.0	3.0	1.0	mg/L		06/30/20 11:40	1
Total Alkalinity as CaCO3	**230**		10	10	3.1	mg/L		06/17/20 16:44	1

General Chemistry - Dissolved

Analyte	Result	Qualifier	LOQ	LOD	DL	Unit	D	Analyzed	Dil Fac
Dissolved Organic Carbon - Quad	**3.3**		1.0	1.0	0.35	mg/L		06/30/20 04:57	1

Client Sample ID: G0094-20A
Lab Sample ID: 280-137702-21
Date Collected: 06/15/20 08:20
Matrix: Water
Date Received: 06/16/20 09:15

Method: RSK-175 - Dissolved Gases (GC)

Analyte	Result	Qualifier	LOQ	LOD	DL	Unit	D	Analyzed	Dil Fac
Methane	**19**		0.0050	0.0020	0.00063	mg/L		06/25/20 12:54	1

Method: 8330A - Nitroaromatics and Nitramines (HPLC)

Analyte	Result	Qualifier	LOQ	LOD	DL	Unit	D	Analyzed	Dil Fac
1,3,5-Trinitrobenzene	0.22	U	0.23	0.22	0.092	ug/L		06/25/20 13:40	1
1,3-Dinitrobenzene	**0.29**	**J1 M**	0.12	0.11	0.040	ug/L		06/23/20 23:39	1
1,3-Dinitrobenzene	**0.15**	**J1**	0.12	0.11	0.040	ug/L		06/25/20 13:40	1
2,4,6-Trinitrotoluene	**8.5**	**M**	0.12	0.11	0.049	ug/L		06/23/20 23:39	1
2,4-Dinitrotoluene	0.087	U M	0.11	0.087	0.030	ug/L		06/25/20 13:40	1
2,6-Dinitrotoluene	0.087	U	0.11	0.087	0.044	ug/L		06/23/20 23:39	1
2-Amino-4,6-dinitrotoluene	**13**	**M**	0.12	0.11	0.055	ug/L		06/23/20 23:39	1
2-Nitrotoluene	0.22	U M	0.23	0.22	0.093	ug/L		06/23/20 23:39	1
3-Nitrotoluene	0.44	U M	0.44	0.44	0.21	ug/L		06/23/20 23:39	1
4-Amino-2,6-dinitrotoluene	**9.7**	**M**	0.16	0.13	0.063	ug/L		06/23/20 23:39	1
4-Nitrotoluene	0.44	U M	0.45	0.44	0.11	ug/L		06/23/20 23:39	1
HMX	0.22	U	0.23	0.22	0.095	ug/L		06/25/20 13:40	1
MNX	0.44	U M	2.2	0.44	0.17	ug/L		06/25/20 13:40	1
Nitrobenzene	0.22	U M	0.23	0.22	0.099	ug/L		06/23/20 23:39	1
RDX	**2.7**	**J1 M**	0.23	0.22	0.056	ug/L		06/23/20 23:39	1
RDX	**1.1**	**J1**	0.23	0.22	0.056	ug/L		06/25/20 13:40	1

Client Sample ID: G0094-20A
Lab Sample ID: 280-137702-21
Date Collected: 06/15/20 08:20
Matrix: Water
Date Received: 06/16/20 09:15

Method: 8330A - Nitroaromatics and Nitramines (HPLC) (Continued)

Analyte	Result	Qualifier	LOQ	LOD	DL	Unit	D	Analyzed	Dil Fac
Tetryl	0.11	U M	0.12	0.11	0.035	ug/L		06/23/20 23:39	1

Surrogate	*%Recovery*	*Qualifier*	*Limits*	*Prepared*	*Analyzed*	*Dil Fac*
1,2-Dinitrobenzene	*91*	*M*	*83 - 119*	*06/18/20 17:20*	*06/23/20 23:39*	*1*
1,2-Dinitrobenzene	*106*		*83 - 119*	*06/18/20 17:20*	*06/25/20 13:40*	*1*

General Chemistry

Analyte	Result	Qualifier	LOQ	LOD	DL	Unit	D	Analyzed	Dil Fac
Ammonia	**6.1**		0.50	0.25	0.11	mg/L		06/17/20 13:48	5
Nitrogen, Total Kjeldahl	**6.9**		1.0	1.0	0.69	mg/L		06/23/20 17:56	1
Nitrate Nitrite as N	**1.0**		0.10	0.050	0.019	mg/L		06/22/20 18:26	1
Sulfide	1.9	U	4.0	1.9	0.79	mg/L		06/19/20 12:54	1
Sulfate	**59**		5.0	3.0	1.0	mg/L		06/30/20 11:57	1
Total Alkalinity as CaCO3	**290**		10	10	3.1	mg/L		06/17/20 16:50	1

General Chemistry - Dissolved

Analyte	Result	Qualifier	LOQ	LOD	DL	Unit	D	Analyzed	Dil Fac
Dissolved Organic Carbon - Quad	**5.8**		1.0	1.0	0.35	mg/L		06/30/20 06:38	1

Client Sample ID: G0099-20A
Lab Sample ID: 280-137702-22
Date Collected: 06/15/20 09:35
Matrix: Water
Date Received: 06/16/20 09:15

Method: RSK-175 - Dissolved Gases (GC)

Analyte	Result	Qualifier	LOQ	LOD	DL	Unit	D	Analyzed	Dil Fac
Methane	**6.5**	**M**	0.0050	0.0020	0.00063	mg/L		06/19/20 23:36	1

Method: 8330A - Nitroaromatics and Nitramines (HPLC)

Analyte	Result	Qualifier	LOQ	LOD	DL	Unit	D	Analyzed	Dil Fac
1,3,5-Trinitrobenzene	0.21	U	0.22	0.21	0.089	ug/L		06/24/20 00:02	1
1,3-Dinitrobenzene	0.11	U M	0.12	0.11	0.039	ug/L		06/24/20 00:02	1
2,4,6-Trinitrotoluene	0.11	U	0.12	0.11	0.048	ug/L		06/24/20 00:02	1
2,4-Dinitrotoluene	0.085	U	0.11	0.085	0.029	ug/L		06/25/20 14:15	1
2,6-Dinitrotoluene	0.085	U	0.11	0.085	0.043	ug/L		06/24/20 00:02	1
2-Amino-4,6-dinitrotoluene	**0.15**	**J1**	0.12	0.11	0.054	ug/L		06/24/20 00:02	1
2-Amino-4,6-dinitrotoluene	**0.79**	**J1**	0.12	0.11	0.054	ug/L		06/25/20 14:15	1
2-Nitrotoluene	0.21	U	0.22	0.21	0.091	ug/L		06/24/20 00:02	1
3-Nitrotoluene	0.42	U M	0.42	0.42	0.21	ug/L		06/24/20 00:02	1
4-Amino-2,6-dinitrotoluene	0.13	U	0.16	0.13	0.061	ug/L		06/24/20 00:02	1
4-Nitrotoluene	0.42	U M	0.44	0.42	0.11	ug/L		06/24/20 00:02	1
HMX	0.21	U	0.22	0.21	0.093	ug/L		06/24/20 00:02	1
MNX	0.42	U	2.1	0.42	0.16	ug/L		06/25/20 14:15	1
Nitrobenzene	0.21	U M	0.22	0.21	0.097	ug/L		06/24/20 00:02	1
RDX	**1.3**	**J1 M**	0.22	0.21	0.055	ug/L		06/24/20 00:02	1
RDX	**0.50**	**J1**	0.22	0.21	0.055	ug/L		06/25/20 14:15	1
Tetryl	0.11	U M	0.12	0.11	0.034	ug/L		06/24/20 00:02	1

Surrogate	*%Recovery*	*Qualifier*	*Limits*	*Prepared*	*Analyzed*	*Dil Fac*
1,2-Dinitrobenzene	*102*	*M*	*83 - 119*	*06/18/20 17:20*	*06/24/20 00:02*	*1*
1,2-Dinitrobenzene	*104*		*83 - 119*	*06/18/20 17:20*	*06/25/20 14:15*	*1*

Client Sample ID: G0099-20A
Lab Sample ID: 280-137702-22
Date Collected: 06/15/20 09:35
Matrix: Water
Date Received: 06/16/20 09:15

General Chemistry

Analyte	Result	Qualifier	LOQ	LOD	DL	Unit	D	Analyzed	Dil Fac
Ammonia	**2.2**		0.10	0.050	0.022	mg/L		06/17/20 12:55	1
Nitrogen, Total Kjeldahl	**3.4**		1.0	1.0	0.69	mg/L		06/23/20 18:09	1
Nitrate Nitrite as N	**2.9**		0.10	0.050	0.019	mg/L		06/22/20 18:38	1
Sulfide	**0.80**	**J**	4.0	1.9	0.79	mg/L		06/19/20 12:50	1
Sulfate	**66**		5.0	3.0	1.0	mg/L		06/30/20 12:15	1
Total Alkalinity as CaCO3	**240**		10	10	3.1	mg/L		06/17/20 17:19	1

General Chemistry - Dissolved

Analyte	Result	Qualifier	LOQ	LOD	DL	Unit	D	Analyzed	Dil Fac
Dissolved Organic Carbon - Quad	**4.2**		1.0	1.0	0.35	mg/L		06/30/20 08:39	1

Client Sample ID: NW021-20A
Lab Sample ID: 280-137702-23
Date Collected: 06/15/20 09:30
Matrix: Water
Date Received: 06/16/20 09:15

Method: RSK-175 - Dissolved Gases (GC)

Analyte	Result	Qualifier	LOQ	LOD	DL	Unit	D	Analyzed	Dil Fac
Methane	**0.0057**	**M**	0.0050	0.0020	0.00063	mg/L		06/19/20 23:53	1

Method: 8330A - Nitroaromatics and Nitramines (HPLC)

Analyte	Result	Qualifier	LOQ	LOD	DL	Unit	D	Analyzed	Dil Fac
1,3,5-Trinitrobenzene	0.22	U	0.24	0.22	0.094	ug/L		06/24/20 00:25	1
1,3-Dinitrobenzene	0.11	U	0.12	0.11	0.041	ug/L		06/24/20 00:25	1
2,4,6-Trinitrotoluene	0.11	U	0.12	0.11	0.050	ug/L		06/24/20 00:25	1
2,4-Dinitrotoluene	0.090	U	0.11	0.090	0.031	ug/L		06/24/20 00:25	1
2,6-Dinitrotoluene	0.090	U	0.11	0.090	0.045	ug/L		06/24/20 00:25	1
2-Amino-4,6-dinitrotoluene	**2.2**		0.12	0.11	0.057	ug/L		06/24/20 00:25	1
2-Nitrotoluene	0.22	U	0.24	0.22	0.096	ug/L		06/24/20 00:25	1
3-Nitrotoluene	0.45	U M	0.45	0.45	0.22	ug/L		06/24/20 00:25	1
4-Amino-2,6-dinitrotoluene	**1.0**		0.17	0.13	0.065	ug/L		06/24/20 00:25	1
4-Nitrotoluene	0.45	U	0.46	0.45	0.11	ug/L		06/24/20 00:25	1
HMX	0.22	U	0.24	0.22	0.098	ug/L		06/25/20 14:50	1
MNX	0.45	U M	2.2	0.45	0.17	ug/L		06/24/20 00:25	1
Nitrobenzene	0.22	U	0.24	0.22	0.10	ug/L		06/25/20 14:50	1
RDX	0.22	U	0.24	0.22	0.058	ug/L		06/24/20 00:25	1
Tetryl	0.11	U M	0.12	0.11	0.036	ug/L		06/24/20 00:25	1

Surrogate	*%Recovery*	*Qualifier*	*Limits*	*Prepared*	*Analyzed*	*Dil Fac*
1,2-Dinitrobenzene	*93*	*M*	*83 - 119*	*06/18/20 17:20*	*06/24/20 00:25*	*1*
1,2-Dinitrobenzene	*95*		*83 - 119*	*06/18/20 17:20*	*06/25/20 14:50*	*1*

General Chemistry

Analyte	Result	Qualifier	LOQ	LOD	DL	Unit	D	Analyzed	Dil Fac
Ammonia	**1.4**		0.10	0.050	0.022	mg/L		06/17/20 13:09	1
Nitrogen, Total Kjeldahl	**1.8**		1.0	1.0	0.69	mg/L		06/23/20 18:10	1
Nitrate Nitrite as N	**1.5**		0.10	0.050	0.019	mg/L		06/22/20 18:52	1
Sulfide	1.9	U	4.0	1.9	0.79	mg/L		06/19/20 12:54	1
Sulfate	**220**	**D**	10	6.0	2.1	mg/L		06/30/20 12:32	2
Total Alkalinity as CaCO3	**340**		10	10	3.1	mg/L		06/17/20 17:31	1

Client Sample ID: NW021-20A
Lab Sample ID: 280-137702-23
Date Collected: 06/15/20 09:30
Matrix: Water
Date Received: 06/16/20 09:15

General Chemistry - Dissolved

Analyte	Result	Qualifier	LOQ	LOD	DL	Unit	D	Analyzed	Dil Fac
Dissolved Organic Carbon - Quad	**2.8**		1.0	1.0	0.35	mg/L		06/30/20 09:02	1

Client Sample ID: NW023-20A
Lab Sample ID: 280-137702-24
Date Collected: 06/15/20 08:00
Matrix: Water
Date Received: 06/16/20 09:15

Method: RSK-175 - Dissolved Gases (GC)

Analyte	Result	Qualifier	LOQ	LOD	DL	Unit	D	Analyzed	Dil Fac
Methane	**0.0043**	**J M**	0.0050	0.0020	0.00063	mg/L		06/20/20 00:09	1

Method: 8330A - Nitroaromatics and Nitramines (HPLC)

Analyte	Result	Qualifier	LOQ	LOD	DL	Unit	D	Analyzed	Dil Fac
1,3,5-Trinitrobenzene	0.22	U	0.23	0.22	0.091	ug/L		06/24/20 00:48	1
1,3-Dinitrobenzene	0.11	U	0.12	0.11	0.040	ug/L		06/24/20 00:48	1
2,4,6-Trinitrotoluene	0.11	U	0.12	0.11	0.049	ug/L		06/24/20 00:48	1
2,4-Dinitrotoluene	0.086	U	0.11	0.086	0.030	ug/L		06/24/20 00:48	1
2,6-Dinitrotoluene	0.086	U	0.11	0.086	0.043	ug/L		06/24/20 00:48	1
2-Amino-4,6-dinitrotoluene	**2.2**		0.12	0.11	0.055	ug/L		06/24/20 00:48	1
2-Nitrotoluene	0.22	U	0.23	0.22	0.092	ug/L		06/24/20 00:48	1
3-Nitrotoluene	0.43	U M	0.43	0.43	0.21	ug/L		06/24/20 00:48	1
4-Amino-2,6-dinitrotoluene	**1.1**		0.16	0.13	0.062	ug/L		06/24/20 00:48	1
4-Nitrotoluene	0.43	U M	0.44	0.43	0.11	ug/L		06/24/20 00:48	1
HMX	0.22	U	0.23	0.22	0.095	ug/L		06/25/20 15:25	1
MNX	0.43	U M	2.2	0.43	0.17	ug/L		06/24/20 00:48	1
Nitrobenzene	0.22	U	0.23	0.22	0.098	ug/L		06/25/20 15:25	1
RDX	0.22	U	0.23	0.22	0.056	ug/L		06/24/20 00:48	1
Tetryl	0.11	U	0.12	0.11	0.034	ug/L		06/25/20 15:25	1

Surrogate	*%Recovery*	*Qualifier*	*Limits*	*Prepared*	*Analyzed*	*Dil Fac*
1,2-Dinitrobenzene	*98*	*M*	*83 - 119*	*06/18/20 17:20*	*06/24/20 00:48*	*1*
1,2-Dinitrobenzene	*95*		*83 - 119*	*06/18/20 17:20*	*06/25/20 15:25*	*1*

General Chemistry

Analyte	Result	Qualifier	LOQ	LOD	DL	Unit	D	Analyzed	Dil Fac
Ammonia	**1.4**		0.10	0.050	0.022	mg/L		06/17/20 13:11	1
Nitrogen, Total Kjeldahl	**2.6**		1.0	1.0	0.69	mg/L		06/23/20 18:11	1
Nitrate Nitrite as N	**1.5**		0.10	0.050	0.019	mg/L		06/22/20 18:54	1
Sulfide	1.9	U	4.0	1.9	0.79	mg/L		06/19/20 12:54	1
Sulfate	**220**	**D**	10	6.0	2.1	mg/L		06/30/20 12:50	2
Total Alkalinity as CaCO3	**360**		10	10	3.1	mg/L		06/17/20 17:38	1

General Chemistry - Dissolved

Analyte	Result	Qualifier	LOQ	LOD	DL	Unit	D	Analyzed	Dil Fac
Dissolved Organic Carbon - Quad	**2.7**		1.0	1.0	0.35	mg/L		06/30/20 09:25	1

Client Sample ID: G0022-20A
Lab Sample ID: 280-137702-25
Date Collected: 06/15/20 12:05
Matrix: Water
Date Received: 06/16/20 09:15

Method: RSK-175 - Dissolved Gases (GC)

Analyte	Result	Qualifier	LOQ	LOD	DL	Unit	D	Analyzed	Dil Fac
Methane	0.0020	U	0.0050	0.0020	0.00063	mg/L		06/20/20 05:53	1

Method: 8330A - Nitroaromatics and Nitramines (HPLC)

Analyte	Result	Qualifier	LOQ	LOD	DL	Unit	D	Analyzed	Dil Fac
1,3,5-Trinitrobenzene	0.22	U	0.23	0.22	0.091	ug/L		06/25/20 16:00	1
1,3-Dinitrobenzene	0.11	U	0.12	0.11	0.040	ug/L		06/24/20 01:11	1
2,4,6-Trinitrotoluene	**2.3**		0.12	0.11	0.049	ug/L		06/24/20 01:11	1
2,4-Dinitrotoluene	**0.049**	**J J1 M**	0.11	0.087	0.030	ug/L		06/24/20 01:11	1
2,4-Dinitrotoluene	**0.084**	**J J1**	0.11	0.087	0.030	ug/L		06/25/20 16:00	1
2,6-Dinitrotoluene	0.087	U	0.11	0.087	0.044	ug/L		06/24/20 01:11	1
2-Amino-4,6-dinitrotoluene	**1.8**		0.12	0.11	0.055	ug/L		06/24/20 01:11	1
2-Nitrotoluene	0.22	U M	0.23	0.22	0.093	ug/L		06/24/20 01:11	1
3-Nitrotoluene	0.44	U M	0.44	0.44	0.21	ug/L		06/24/20 01:11	1
4-Amino-2,6-dinitrotoluene	**1.4**		0.16	0.13	0.063	ug/L		06/24/20 01:11	1
4-Nitrotoluene	0.44	U M	0.45	0.44	0.11	ug/L		06/24/20 01:11	1
HMX	0.22	U	0.23	0.22	0.095	ug/L		06/24/20 01:11	1
MNX	0.44	U M	2.2	0.44	0.17	ug/L		06/24/20 01:11	1
Nitrobenzene	0.22	U	0.23	0.22	0.099	ug/L		06/24/20 01:11	1
RDX	0.22	U	0.23	0.22	0.056	ug/L		06/24/20 01:11	1
Tetryl	0.11	U M	0.12	0.11	0.035	ug/L		06/24/20 01:11	1

Surrogate	*%Recovery*	*Qualifier*	*Limits*	*Prepared*	*Analyzed*	*Dil Fac*
1,2-Dinitrobenzene	*102*	*M*	*83 - 119*	*06/18/20 17:20*	*06/24/20 01:11*	*1*
1,2-Dinitrobenzene	*98*		*83 - 119*	*06/18/20 17:20*	*06/25/20 16:00*	*1*

General Chemistry

Analyte	Result	Qualifier	LOQ	LOD	DL	Unit	D	Analyzed	Dil Fac
Ammonia	0.050	U	0.10	0.050	0.022	mg/L		06/17/20 13:13	1
Nitrogen, Total Kjeldahl	1.0	U	1.0	1.0	0.69	mg/L		06/23/20 18:13	1
Nitrate Nitrite as N	**8.8**		0.10	0.050	0.019	mg/L		06/22/20 18:56	1
Sulfide	**0.80**	**J**	4.0	1.9	0.79	mg/L		06/19/20 12:54	1
Sulfate	**110**		5.0	3.0	1.0	mg/L		06/30/20 13:43	1
Total Alkalinity as CaCO3	**330**		10	10	3.1	mg/L		06/17/20 17:44	1

General Chemistry - Dissolved

Analyte	Result	Qualifier	LOQ	LOD	DL	Unit	D	Analyzed	Dil Fac
Dissolved Organic Carbon - Quad	**3.0**		1.0	1.0	0.35	mg/L		06/30/20 09:47	1

Client Sample ID: G0024-20A
Lab Sample ID: 280-137702-26
Date Collected: 06/15/20 12:05
Matrix: Water
Date Received: 06/16/20 09:15

Method: RSK-175 - Dissolved Gases (GC)

Analyte	Result	Qualifier	LOQ	LOD	DL	Unit	D	Analyzed	Dil Fac
Methane	0.0020	U	0.0050	0.0020	0.00063	mg/L		06/20/20 06:09	1

Method: 8330A - Nitroaromatics and Nitramines (HPLC)

Analyte	Result	Qualifier	LOQ	LOD	DL	Unit	D	Analyzed	Dil Fac
1,3,5-Trinitrobenzene	0.21	U	0.22	0.21	0.090	ug/L		06/24/20 01:34	1
1,3-Dinitrobenzene	0.11	U	0.12	0.11	0.040	ug/L		06/24/20 01:34	1
2,4,6-Trinitrotoluene	**0.63**	**J1**	0.12	0.11	0.048	ug/L		06/24/20 01:34	1

Client Sample ID: G0024-20A
Lab Sample ID: 280-137702-26
Date Collected: 06/15/20 12:05
Matrix: Water
Date Received: 06/16/20 09:15

Method: 8330A - Nitroaromatics and Nitramines (HPLC) (Continued)

Analyte	Result	Qualifier	LOQ	LOD	DL	Unit	D	Analyzed	Dil Fac
2,4,6-Trinitrotoluene	**0.35**	**M J1**	0.12	0.11	0.048	ug/L		06/25/20 16:35	1
2,4-Dinitrotoluene	0.086	U	0.11	0.086	0.029	ug/L		06/24/20 01:34	1
2,6-Dinitrotoluene	0.086	U	0.11	0.086	0.043	ug/L		06/24/20 01:34	1
2-Amino-4,6-dinitrotoluene	**1.3**		0.12	0.11	0.054	ug/L		06/24/20 01:34	1
2-Nitrotoluene	0.21	U M	0.22	0.21	0.092	ug/L		06/24/20 01:34	1
3-Nitrotoluene	0.43	U M	0.43	0.43	0.21	ug/L		06/24/20 01:34	1
4-Amino-2,6-dinitrotoluene	**1.5**		0.16	0.13	0.062	ug/L		06/24/20 01:34	1
4-Nitrotoluene	0.43	U M	0.44	0.43	0.11	ug/L		06/24/20 01:34	1
HMX	0.21	U	0.22	0.21	0.094	ug/L		06/24/20 01:34	1
MNX	0.43	U	2.1	0.43	0.16	ug/L		06/24/20 01:34	1
Nitrobenzene	0.21	U	0.22	0.21	0.097	ug/L		06/24/20 01:34	1
RDX	**0.59**	**M**	0.22	0.21	0.055	ug/L		06/24/20 01:34	1
Tetryl	0.11	U M	0.12	0.11	0.034	ug/L		06/24/20 01:34	1

Surrogate	*%Recovery*	*Qualifier*	*Limits*	*Prepared*	*Analyzed*	*Dil Fac*
1,2-Dinitrobenzene	*96*	*M*	*83 - 119*	*06/18/20 17:20*	*06/24/20 01:34*	*1*
1,2-Dinitrobenzene	*86*	*M*	*83 - 119*	*06/18/20 17:20*	*06/25/20 16:35*	*1*

General Chemistry

Analyte	Result	Qualifier	LOQ	LOD	DL	Unit	D	Analyzed	Dil Fac
Ammonia	0.050	U	0.10	0.050	0.022	mg/L		06/17/20 13:15	1
Nitrogen, Total Kjeldahl	1.0	U	1.0	1.0	0.69	mg/L		06/23/20 18:14	1
Nitrate Nitrite as N	**26**		0.50	0.25	0.095	mg/L		06/22/20 18:58	5
Sulfide	1.9	U	4.0	1.9	0.79	mg/L		06/19/20 12:54	1
Sulfate	**150**	**D**	10	6.0	2.1	mg/L		06/30/20 14:00	2
Total Alkalinity as CaCO3	**290**		10	10	3.1	mg/L		06/17/20 17:50	1

General Chemistry - Dissolved

Analyte	Result	Qualifier	LOQ	LOD	DL	Unit	D	Analyzed	Dil Fac
Dissolved Organic Carbon - Quad	**5.5**		1.0	1.0	0.35	mg/L		06/30/20 10:10	1

Client Sample ID: G0097-20A
Lab Sample ID: 280-137702-27
Date Collected: 06/14/20 09:35
Matrix: Water
Date Received: 06/16/20 09:15

Method: RSK-175 - Dissolved Gases (GC)

Analyte	Result	Qualifier	LOQ	LOD	DL	Unit	D	Analyzed	Dil Fac
Methane	**33**	**D M**	0.030	0.012	0.0038	mg/L		06/22/20 19:27	6

Method: 8330A - Nitroaromatics and Nitramines (HPLC)

Analyte	Result	Qualifier	LOQ	LOD	DL	Unit	D	Analyzed	Dil Fac
1,3,5-Trinitrobenzene	4.4	U Q	4.6	4.4	1.8	ug/L		06/24/20 02:43	20
1,3-Dinitrobenzene	2.2	U M Q	2.4	2.2	0.81	ug/L		06/24/20 02:43	20
2,4,6-Trinitrotoluene	2.2	U Q	2.4	2.2	0.99	ug/L		06/24/20 02:43	20
2,4-Dinitrotoluene	1.8	U Q	2.2	1.8	0.60	ug/L		06/24/20 02:43	20
2,6-Dinitrotoluene	1.8	U Q	2.2	1.8	0.88	ug/L		06/24/20 02:43	20
2-Amino-4,6-dinitrotoluene	2.2	U Q	2.4	2.2	1.1	ug/L		06/24/20 02:43	20
2-Nitrotoluene	4.4	U Q	4.6	4.4	1.9	ug/L		06/24/20 02:43	20
3-Nitrotoluene	8.8	U Q	8.8	8.8	4.3	ug/L		06/24/20 02:43	20
4-Amino-2,6-dinitrotoluene	2.6	U Q	3.3	2.6	1.3	ug/L		06/24/20 02:43	20
4-Nitrotoluene	8.8	U Q	9.0	8.8	2.2	ug/L		06/24/20 02:43	20

Client Sample ID: G0097-20A
Lab Sample ID: 280-137702-27

Date Collected: 06/14/20 09:35
Matrix: Water
Date Received: 06/16/20 09:15

Method: 8330A - Nitroaromatics and Nitramines (HPLC) (Continued)

Analyte	Result	Qualifier	LOQ	LOD	DL	Unit	D	Analyzed	Dil Fac
HMX	4.4	U	4.6	4.4	1.9	ug/L		06/25/20 18:20	20
MNX	8.8	U	44	8.8	3.4	ug/L		06/25/20 18:20	20
Nitrobenzene	4.4	U Q	4.6	4.4	2.0	ug/L		06/24/20 02:43	20
RDX	4.4	U Q	4.6	4.4	1.1	ug/L		06/24/20 02:43	20
Tetryl	2.2	U	2.4	2.2	0.70	ug/L		06/25/20 18:20	20

Surrogate	*%Recovery*	*Qualifier*	*Limits*	*Prepared*	*Analyzed*	*Dil Fac*
1,2-Dinitrobenzene	*173*	*M Q D*	*83 - 119*	*06/18/20 17:20*	*06/24/20 02:43*	*20*
1,2-Dinitrobenzene	*103*	*D*	*83 - 119*	*06/18/20 17:20*	*06/25/20 18:20*	*20*

General Chemistry

Analyte	Result	Qualifier	LOQ	LOD	DL	Unit	D	Analyzed	Dil Fac
Ammonia	**7.1**		1.0	0.50	0.22	mg/L		06/17/20 13:17	10
Nitrogen, Total Kjeldahl	**16**		1.7	1.7	1.1	mg/L		06/23/20 18:15	1
Nitrate Nitrite as N	0.050	U	0.10	0.050	0.019	mg/L		06/22/20 19:00	1
Sulfide	**0.80**	**J**	4.0	1.9	0.79	mg/L		06/19/20 12:50	1
Sulfate	**38**	**D**	25	15	5.2	mg/L		06/30/20 14:18	5
Total Alkalinity as CaCO3	**860**		10	10	3.1	mg/L		06/17/20 17:58	1

General Chemistry - Dissolved

Analyte	Result	Qualifier	LOQ	LOD	DL	Unit	D	Analyzed	Dil Fac
Dissolved Organic Carbon - Quad	**78**		10	10	3.5	mg/L		06/30/20 10:33	10

Client Sample ID: G0113-20A
Lab Sample ID: 280-137702-28

Date Collected: 06/14/20 11:00
Matrix: Water
Date Received: 06/16/20 09:15

Method: RSK-175 - Dissolved Gases (GC)

Analyte	Result	Qualifier	LOQ	LOD	DL	Unit	D	Analyzed	Dil Fac
Methane	**22**	**D**	0.030	0.012	0.0038	mg/L		06/22/20 19:44	6

Method: 8330A - Nitroaromatics and Nitramines (HPLC)

Analyte	Result	Qualifier	LOQ	LOD	DL	Unit	D	Analyzed	Dil Fac
1,3,5-Trinitrobenzene	0.21	U M	0.22	0.21	0.088	ug/L		06/24/20 03:06	1
1,3-Dinitrobenzene	**0.045**	**J J1 M**	0.11	0.10	0.039	ug/L		06/24/20 03:06	1
1,3-Dinitrobenzene	**0.29**	**M J1**	0.11	0.10	0.039	ug/L		06/25/20 18:55	1
2,4,6-Trinitrotoluene	0.10	U	0.11	0.10	0.047	ug/L		06/25/20 18:55	1
2,4-Dinitrotoluene	0.084	U	0.10	0.084	0.029	ug/L		06/24/20 03:06	1
2,6-Dinitrotoluene	0.084	U	0.10	0.084	0.042	ug/L		06/24/20 03:06	1
2-Amino-4,6-dinitrotoluene	0.10	U M	0.11	0.10	0.053	ug/L		06/24/20 03:06	1
2-Nitrotoluene	0.21	U	0.22	0.21	0.089	ug/L		06/24/20 03:06	1
3-Nitrotoluene	0.42	U M	0.42	0.42	0.20	ug/L		06/25/20 18:55	1
4-Amino-2,6-dinitrotoluene	0.13	U	0.16	0.13	0.060	ug/L		06/24/20 03:06	1
4-Nitrotoluene	0.42	U M	0.43	0.42	0.10	ug/L		06/24/20 03:06	1
HMX	0.21	U	0.22	0.21	0.092	ug/L		06/24/20 03:06	1
MNX	0.42	U M	2.1	0.42	0.16	ug/L		06/24/20 03:06	1
Nitrobenzene	0.21	U M	0.22	0.21	0.095	ug/L		06/24/20 03:06	1
RDX	0.21	U	0.22	0.21	0.054	ug/L		06/24/20 03:06	1
Tetryl	0.10	U M	0.11	0.10	0.033	ug/L		06/25/20 18:55	1

Client Sample ID: G0113-20A
Lab Sample ID: 280-137702-28

Date Collected: 06/14/20 11:00
Matrix: Water
Date Received: 06/16/20 09:15

Surrogate	*%Recovery*	*Qualifier*	*Limits*	*Prepared*	*Analyzed*	*Dil Fac*
1,2-Dinitrobenzene	*99*	*M*	*83 - 119*	*06/18/20 17:20*	*06/24/20 03:06*	*1*
1,2-Dinitrobenzene	*108*	*M*	*83 - 119*	*06/18/20 17:20*	*06/25/20 18:55*	*1*

General Chemistry

Analyte	Result	Qualifier	LOQ	LOD	DL	Unit	D	Analyzed	Dil Fac
Ammonia	**1.4**		0.10	0.050	0.022	mg/L		06/17/20 13:19	1
Nitrogen, Total Kjeldahl	**2.8**		1.0	1.0	0.69	mg/L		06/23/20 18:16	1
Nitrate Nitrite as N	0.050	U	0.10	0.050	0.019	mg/L		06/22/20 19:02	1
Sulfide	1.9	U	4.0	1.9	0.79	mg/L		06/19/20 12:50	1
Sulfate	**77**		5.0	3.0	1.0	mg/L		06/30/20 14:35	1
Total Alkalinity as CaCO3	**230**		10	10	3.1	mg/L		06/17/20 18:04	1

General Chemistry - Dissolved

Analyte	Result	Qualifier	LOQ	LOD	DL	Unit	D	Analyzed	Dil Fac
Dissolved Organic Carbon - Quad	**3.9**		1.0	1.0	0.35	mg/L		06/30/20 10:56	1

Client Sample ID: G0108-20A
Lab Sample ID: 280-137702-29

Date Collected: 06/14/20 12:15
Matrix: Water
Date Received: 06/16/20 09:15

Method: RSK-175 - Dissolved Gases (GC)

Analyte	Result	Qualifier	LOQ	LOD	DL	Unit	D	Analyzed	Dil Fac
Methane	**33**	**D**	0.030	0.012	0.0038	mg/L		06/22/20 20:00	6

Method: 8330A - Nitroaromatics and Nitramines (HPLC)

Analyte	Result	Qualifier	LOQ	LOD	DL	Unit	D	Analyzed	Dil Fac
1,3,5-Trinitrobenzene	0.21	U	0.22	0.21	0.087	ug/L		06/24/20 03:29	1
1,3-Dinitrobenzene	0.10	U M	0.11	0.10	0.038	ug/L		06/25/20 19:30	1
2,4,6-Trinitrotoluene	0.10	U M	0.11	0.10	0.047	ug/L		06/24/20 03:29	1
2,4-Dinitrotoluene	0.083	U	0.10	0.083	0.028	ug/L		06/25/20 19:30	1
2,6-Dinitrotoluene	0.083	U	0.10	0.083	0.042	ug/L		06/24/20 03:29	1
2-Amino-4,6-dinitrotoluene	0.10	U M	0.11	0.10	0.053	ug/L		06/24/20 03:29	1
2-Nitrotoluene	0.21	U	0.22	0.21	0.089	ug/L		06/24/20 03:29	1
3-Nitrotoluene	0.41	U	0.41	0.41	0.20	ug/L		06/24/20 03:29	1
4-Amino-2,6-dinitrotoluene	0.12	U	0.16	0.12	0.060	ug/L		06/24/20 03:29	1
4-Nitrotoluene	0.41	U M	0.42	0.41	0.10	ug/L		06/24/20 03:29	1
HMX	0.21	U	0.22	0.21	0.091	ug/L		06/24/20 03:29	1
MNX	0.41	U M	2.1	0.41	0.16	ug/L		06/24/20 03:29	1
Nitrobenzene	0.21	U M	0.22	0.21	0.094	ug/L		06/24/20 03:29	1
RDX	0.21	U M	0.22	0.21	0.053	ug/L		06/25/20 19:30	1
Tetryl	0.10	U	0.11	0.10	0.033	ug/L		06/25/20 19:30	1

Surrogate	*%Recovery*	*Qualifier*	*Limits*	*Prepared*	*Analyzed*	*Dil Fac*
1,2-Dinitrobenzene	*104*	*M*	*83 - 119*	*06/18/20 17:20*	*06/24/20 03:29*	*1*
1,2-Dinitrobenzene	*109*	*M*	*83 - 119*	*06/18/20 17:20*	*06/25/20 19:30*	*1*

General Chemistry

Analyte	Result	Qualifier	LOQ	LOD	DL	Unit	D	Analyzed	Dil Fac
Ammonia	**4.1**		0.10	0.050	0.022	mg/L		06/17/20 13:21	1
Nitrogen, Total Kjeldahl	**5.5**		1.0	1.0	0.69	mg/L		06/23/20 18:18	1
Nitrate Nitrite as N	0.050	U	0.10	0.050	0.019	mg/L		06/22/20 19:04	1
Sulfide	1.9	U	4.0	1.9	0.79	mg/L		06/19/20 12:50	1

Client Sample ID: G0108-20A
Lab Sample ID: 280-137702-29
Date Collected: 06/14/20 12:15
Matrix: Water
Date Received: 06/16/20 09:15

General Chemistry (Continued)

Analyte	Result	Qualifier	LOQ	LOD	DL	Unit	D	Analyzed	Dil Fac
Sulfate	**24**		5.0	3.0	1.0	mg/L		06/30/20 14:53	1
Total Alkalinity as CaCO3	**310**		10	10	3.1	mg/L		06/17/20 18:10	1

General Chemistry - Dissolved

Analyte	Result	Qualifier	LOQ	LOD	DL	Unit	D	Analyzed	Dil Fac
Dissolved Organic Carbon - Quad	**7.6**		1.0	1.0	0.35	mg/L		06/30/20 11:19	1

Client Sample ID: G0118-20A
Lab Sample ID: 280-137702-30
Date Collected: 06/14/20 13:25
Matrix: Water
Date Received: 06/16/20 09:15

Method: RSK-175 - Dissolved Gases (GC)

Analyte	Result	Qualifier	LOQ	LOD	DL	Unit	D	Analyzed	Dil Fac
Methane	**22**	**D**	0.030	0.012	0.0038	mg/L		06/22/20 20:16	6

Method: 8330A - Nitroaromatics and Nitramines (HPLC)

Analyte	Result	Qualifier	LOQ	LOD	DL	Unit	D	Analyzed	Dil Fac
1,3,5-Trinitrobenzene	2.2	U	2.3	2.2	0.92	ug/L		06/24/20 03:52	10
1,3-Dinitrobenzene	1.1	U	1.2	1.1	0.40	ug/L		06/25/20 20:05	10
2,4,6-Trinitrotoluene	1.1	U	1.2	1.1	0.49	ug/L		06/24/20 03:52	10
2,4-Dinitrotoluene	0.87	U	1.1	0.87	0.30	ug/L		06/24/20 03:52	10
2,6-Dinitrotoluene	0.87	U	1.1	0.87	0.44	ug/L		06/24/20 03:52	10
2-Amino-4,6-dinitrotoluene	**1.5**	**D**	1.2	1.1	0.55	ug/L		06/24/20 03:52	10
2-Nitrotoluene	2.2	U	2.3	2.2	0.93	ug/L		06/24/20 03:52	10
3-Nitrotoluene	4.4	U	4.4	4.4	2.1	ug/L		06/24/20 03:52	10
4-Amino-2,6-dinitrotoluene	1.3	U	1.6	1.3	0.63	ug/L		06/24/20 03:52	10
4-Nitrotoluene	4.4	U	4.5	4.4	1.1	ug/L		06/24/20 03:52	10
HMX	2.2	U	2.3	2.2	0.95	ug/L		06/24/20 03:52	10
MNX	4.4	U	22	4.4	1.7	ug/L		06/25/20 20:05	10
Nitrobenzene	2.2	U	2.3	2.2	0.99	ug/L		06/24/20 03:52	10
RDX	2.2	U	2.3	2.2	0.56	ug/L		06/24/20 03:52	10
Tetryl	1.1	U	1.2	1.1	0.35	ug/L		06/24/20 03:52	10

Surrogate	*%Recovery*	*Qualifier*	*Limits*	*Prepared*	*Analyzed*	*Dil Fac*
1,2-Dinitrobenzene	*107*	*M D*	*83 - 119*	*06/18/20 17:20*	*06/24/20 03:52*	*10*
1,2-Dinitrobenzene	*85*	*D*	*83 - 119*	*06/18/20 17:20*	*06/25/20 20:05*	*10*

General Chemistry

Analyte	Result	Qualifier	LOQ	LOD	DL	Unit	D	Analyzed	Dil Fac
Ammonia	**10**		1.0	0.50	0.22	mg/L		06/17/20 13:23	10
Nitrogen, Total Kjeldahl	**16**		1.7	1.7	1.1	mg/L		06/23/20 18:31	1
Nitrate Nitrite as N	0.050	U	0.10	0.050	0.019	mg/L		06/22/20 19:06	1
Sulfide	1.9	U	4.0	1.9	0.79	mg/L		06/19/20 12:50	1
Sulfate	30	U	50	30	10	mg/L		06/30/20 15:10	10
Total Alkalinity as CaCO3	**850**		10	10	3.1	mg/L		06/17/20 18:18	1

General Chemistry - Dissolved

Analyte	Result	Qualifier	LOQ	LOD	DL	Unit	D	Analyzed	Dil Fac
Dissolved Organic Carbon - Quad	**44**		5.0	5.0	1.7	mg/L		06/30/20 11:41	5

Default Detection Limits

Client: Brice Environmental Services, Corp
Project/Site: Cornhusker (CHAAP)

Job ID: 280-137702-1

Method: RSK-175 - Dissolved Gases (GC)

Analyte	LOQ	DL	Units
Methane	0.0050	0.00063	mg/L

Method: 8330A - Nitroaromatics and Nitramines (HPLC)

Prep: 3535

Analyte	LOQ	DL	Units
1,3,5-Trinitrobenzene	0.21	0.084	ug/L
1,3-Dinitrobenzene	0.11	0.037	ug/L
2,4,6-Trinitrotoluene	0.11	0.045	ug/L
2,4-Dinitrotoluene	0.10	0.027	ug/L
2,6-Dinitrotoluene	0.10	0.040	ug/L
2-Amino-4,6-dinitrotoluene	0.11	0.051	ug/L
2-Nitrotoluene	0.21	0.086	ug/L
3-Nitrotoluene	0.40	0.20	ug/L
4-Amino-2,6-dinitrotoluene	0.15	0.058	ug/L
4-Nitrotoluene	0.41	0.10	ug/L
HMX	0.21	0.088	ug/L
MNX	2.0	0.15	ug/L
Nitrobenzene	0.21	0.091	ug/L
RDX	0.21	0.052	ug/L
Tetryl	0.11	0.032	ug/L

General Chemistry

Analyte	LOQ	DL	Units
Ammonia	0.10	0.022	mg/L
Nitrate Nitrite as N	0.10	0.019	mg/L
Sulfate	5.0	1.0	mg/L
Total Alkalinity as CaCO3	10	3.1	mg/L

General Chemistry

Prep: 351.2

Analyte	LOQ	DL	Units
Nitrogen, Total Kjeldahl	1.0	0.69	mg/L

General Chemistry

Prep: 9030B

Analyte	LOQ	DL	Units
Sulfide	4.0	0.79	mg/L

General Chemistry - Dissolved

Analyte	LOQ	DL	Units
Dissolved Organic Carbon - Quad	1.0	0.35	mg/L

Surrogate Summary

Client: Brice Environmental Services, Corp
Project/Site: Cornhusker (CHAAP)

Job ID: 280-137702-1

Method: 8330A - Nitroaromatics and Nitramines (HPLC)

Matrix: Water **Prep Type: Total/NA**

		Percent Surrogate Recovery (Acceptance Limits)								
Lab Sample ID	Client Sample ID	12DNB1 (83-119)								
280-137702-1	G0083-20A	101 M								
280-137702-2	NW020-20A	97 M								
280-137702-3	G0048-20A	100 M								
280-137702-4	G0066R-20A	101								
280-137702-5	G0085-20A	100 M								
280-137702-6	G0285-20A	98 M								
280-137702-7	PZ015-20A	94 M								
280-137702-8	PZ016-20A	100 M								
280-137702-9	G0023-20A	107 M								
280-137702-10	G0119-20A	101 M								
280-137702-11	G0098-20A	107 M								
280-137702-12	G0114-20A	92 M								
280-137702-13	NW022-20A	99 M								
280-137702-14	G0109-20A	99								
280-137702-15	G0084-20A	98 M								
280-137702-16	G0067-20A	97 M								
280-137702-17	G0121-20A	110 M								
280-137702-18	G0049-20A	99 M								
280-137702-19	G0110-20A	117 M								
280-137702-20	G0112-20A	99 M								
280-137702-21	G0094-20A	91 M								
280-137702-22	G0099-20A	102 M								
280-137702-23	NW021-20A	93 M								
280-137702-24	NW023-20A	98 M								
280-137702-25	G0022-20A	102 M								
280-137702-26	G0024-20A	96 M								
280-137702-27	G0097-20A	173 M Q D								
280-137702-28	G0113-20A	99 M								
280-137702-29	G0108-20A	104 M								
280-137702-30	G0118-20A	107 M D								
LCS 280-499221/2-A	Lab Control Sample	99								
LCS 280-499221/4-A	Lab Control Sample	98 M								
LCS 280-499271/2-A	Lab Control Sample	97								
LCS 280-499271/3-A	Lab Control Sample	98								
LCSD 280-499221/3-A	Lab Control Sample Dup	98								
LCSD 280-499221/5-A	Lab Control Sample Dup	98 M								
LCSD 280-499271/4-A	Lab Control Sample Dup	87								
MB 280-499221/1-A	Method Blank	102 M								
MB 280-499271/1-A	Method Blank	110								

Surrogate Legend

12DNB = 1,2-Dinitrobenzene

Method: 8330A - Nitroaromatics and Nitramines (HPLC)

Matrix: Water **Prep Type: Total/NA**

		Percent Surrogate Recovery (Acceptance Limits)								
Lab Sample ID	Client Sample ID	12DNB2 (83-119)								
280-137702-1	G0083-20A	99								

Surrogate Summary

Client: Brice Environmental Services, Corp
Job ID: 280-137702-1
Project/Site: Cornhusker (CHAAP)

Method: 8330A - Nitroaromatics and Nitramines (HPLC) (Continued)

Matrix: Water
Prep Type: Total/NA

		Percent Surrogate Recovery (Acceptance Limits)							
Lab Sample ID	Client Sample ID	12DNB2 (83-119)							
280-137702-2	NW020-20A	107							
280-137702-4	G0066R-20A	102							
280-137702-5	G0085-20A	100 M							
280-137702-6	G0285-20A	95 M							
280-137702-7	PZ015-20A	106 M							
280-137702-8	PZ016-20A	97 M							
280-137702-9	G0023-20A	93 M							
280-137702-10	G0119-20A	100 M							
280-137702-11	G0098-20A	104 M							
280-137702-12	G0114-20A	98							
280-137702-13	NW022-20A	99 M							
280-137702-14	G0109-20A	99 M							
280-137702-15	G0084-20A	101 M							
280-137702-17	G0121-20A	99							
280-137702-19	G0110-20A	117 M							
280-137702-20	G0112-20A	108 M							
280-137702-21	G0094-20A	106							
280-137702-22	G0099-20A	104							
280-137702-23	NW021-20A	95							
280-137702-24	NW023-20A	95							
280-137702-25	G0022-20A	98							
280-137702-26	G0024-20A	86 M							
280-137702-27	G0097-20A	103 D							
280-137702-28	G0113-20A	108 M							
280-137702-29	G0108-20A	109 M							
280-137702-30	G0118-20A	85 D							

Surrogate Legend

12DNB = 1,2-Dinitrobenzene

Method: RSK-175 - Dissolved Gases (GC)

Lab Sample ID: MB 280-499415/33
Matrix: Water
Analysis Batch: 499415

Client Sample ID: Method Blank
Prep Type: Total/NA

Analyte	MB Result	MB Qualifier	LOQ	LOD	DL	Unit	D	Analyzed	Dil Fac
Methane	0.0020	U	0.0050	0.0020	0.00063	mg/L		06/18/20 17:52	1

Lab Sample ID: LCS 280-499415/31
Matrix: Water
Analysis Batch: 499415

Client Sample ID: Lab Control Sample
Prep Type: Total/NA

Analyte	Spike Added	LCS Result	LCS Qualifier	Unit	D	%Rec	%Rec. Limits
Methane	0.0730	0.0749	M	mg/L		103	73 - 125

Lab Sample ID: LCSD 280-499415/32
Matrix: Water
Analysis Batch: 499415

Client Sample ID: Lab Control Sample Dup
Prep Type: Total/NA

Analyte	Spike Added	LCSD Result	LCSD Qualifier	Unit	D	%Rec	%Rec. Limits	RPD	RPD Limit
Methane	0.0730	0.0680	M	mg/L		93	73 - 125	10	20

Lab Sample ID: 280-137702-3 DU
Matrix: Water
Analysis Batch: 499415

Client Sample ID: G0048-20A
Prep Type: Total/NA

Analyte	Sample Result	Sample Qualifier	DU Result	DU Qualifier	Unit	D	RPD	RPD Limit
Methane	3.4	M	4.44	M J1	mg/L		26	20

Lab Sample ID: MB 280-499435/4
Matrix: Water
Analysis Batch: 499435

Client Sample ID: Method Blank
Prep Type: Total/NA

Analyte	MB Result	MB Qualifier	LOQ	LOD	DL	Unit	D	Analyzed	Dil Fac
Methane	0.0020	U	0.0050	0.0020	0.00063	mg/L		06/19/20 15:02	1

Lab Sample ID: LCS 280-499435/2
Matrix: Water
Analysis Batch: 499435

Client Sample ID: Lab Control Sample
Prep Type: Total/NA

Analyte	Spike Added	LCS Result	LCS Qualifier	Unit	D	%Rec	%Rec. Limits
Methane	0.0730	0.0735		mg/L		101	73 - 125

Lab Sample ID: LCSD 280-499435/3
Matrix: Water
Analysis Batch: 499435

Client Sample ID: Lab Control Sample Dup
Prep Type: Total/NA

Analyte	Spike Added	LCSD Result	LCSD Qualifier	Unit	D	%Rec	%Rec. Limits	RPD	RPD Limit
Methane	0.0730	0.0665		mg/L		91	73 - 125	10	20

Lab Sample ID: 280-137702-16 DU
Matrix: Water
Analysis Batch: 499435

Client Sample ID: G0067-20A
Prep Type: Total/NA

Analyte	Sample Result	Sample Qualifier	DU Result	DU Qualifier	Unit	D	RPD	RPD Limit
Methane	0.0014	J	0.00138	J	mg/L		1	20

Method: RSK-175 - Dissolved Gases (GC)

Lab Sample ID: MB 280-499633/4
Matrix: Water
Analysis Batch: 499633

Client Sample ID: Method Blank
Prep Type: Total/NA

Analyte	MB Result	MB Qualifier	LOQ	LOD	DL	Unit	D	Analyzed	Dil Fac
Methane	0.0020	U	0.0050	0.0020	0.00063	mg/L		06/22/20 11:56	1

Lab Sample ID: LCS 280-499633/2
Matrix: Water
Analysis Batch: 499633

Client Sample ID: Lab Control Sample
Prep Type: Total/NA

Analyte	Spike Added	LCS Result	LCS Qualifier	Unit	D	%Rec	%Rec. Limits
Methane	0.0730	0.0797		mg/L		109	73 - 125

Lab Sample ID: MB 280-499668/44
Matrix: Water
Analysis Batch: 499668

Client Sample ID: Method Blank
Prep Type: Total/NA

Analyte	MB Result	MB Qualifier	LOQ	LOD	DL	Unit	D	Analyzed	Dil Fac
Methane	0.0020	U	0.0050	0.0020	0.00063	mg/L		06/20/20 04:14	1

Lab Sample ID: LCS 280-499668/42
Matrix: Water
Analysis Batch: 499668

Client Sample ID: Lab Control Sample
Prep Type: Total/NA

Analyte	Spike Added	LCS Result	LCS Qualifier	Unit	D	%Rec	%Rec. Limits
Methane	0.0730	0.0734		mg/L		101	73 - 125

Lab Sample ID: MB 280-500092/4
Matrix: Water
Analysis Batch: 500092

Client Sample ID: Method Blank
Prep Type: Total/NA

Analyte	MB Result	MB Qualifier	LOQ	LOD	DL	Unit	D	Analyzed	Dil Fac
Methane	0.0020	U	0.0050	0.0020	0.00063	mg/L		06/25/20 12:09	1

Lab Sample ID: LCS 280-500092/2
Matrix: Water
Analysis Batch: 500092

Client Sample ID: Lab Control Sample
Prep Type: Total/NA

Analyte	Spike Added	LCS Result	LCS Qualifier	Unit	D	%Rec	%Rec. Limits
Methane	0.0730	0.0687		mg/L		94	73 - 125

Lab Sample ID: LCSD 280-500092/3
Matrix: Water
Analysis Batch: 500092

Client Sample ID: Lab Control Sample Dup
Prep Type: Total/NA

Analyte	Spike Added	LCSD Result	LCSD Qualifier	Unit	D	%Rec	%Rec. Limits	RPD	RPD Limit
Methane	0.0730	0.0717		mg/L		98	73 - 125	4	20

Method: 8330A - Nitroaromatics and Nitramines (HPLC)

Lab Sample ID: MB 280-499221/1-A
Matrix: Water
Analysis Batch: 500385

Client Sample ID: Method Blank
Prep Type: Total/NA
Prep Batch: 499221

Analyte	MB Result	MB Qualifier	LOQ	LOD	DL	Unit	D	Analyzed	Dil Fac
1,3,5-Trinitrobenzene	0.20	U	0.21	0.20	0.084	ug/L		06/27/20 20:06	1
1,3-Dinitrobenzene	0.10	U	0.11	0.10	0.037	ug/L		06/27/20 20:06	1
2,4,6-Trinitrotoluene	0.10	U	0.11	0.10	0.045	ug/L		06/27/20 20:06	1
2,4-Dinitrotoluene	0.080	U	0.10	0.080	0.027	ug/L		06/27/20 20:06	1
2,6-Dinitrotoluene	0.080	U	0.10	0.080	0.040	ug/L		06/27/20 20:06	1
2-Amino-4,6-dinitrotoluene	0.10	U	0.11	0.10	0.051	ug/L		06/27/20 20:06	1
2-Nitrotoluene	0.20	U	0.21	0.20	0.086	ug/L		06/27/20 20:06	1
3-Nitrotoluene	0.40	U M	0.40	0.40	0.20	ug/L		06/27/20 20:06	1
4-Amino-2,6-dinitrotoluene	0.12	U	0.15	0.12	0.058	ug/L		06/27/20 20:06	1
4-Nitrotoluene	0.40	U	0.41	0.40	0.10	ug/L		06/27/20 20:06	1
HMX	0.20	U	0.21	0.20	0.088	ug/L		06/27/20 20:06	1
MNX	0.40	U M	2.0	0.40	0.15	ug/L		06/27/20 20:06	1
Nitrobenzene	0.20	U	0.21	0.20	0.091	ug/L		06/27/20 20:06	1
RDX	0.0978	J	0.21	0.20	0.052	ug/L		06/27/20 20:06	1
Tetryl	0.10	U	0.11	0.10	0.032	ug/L		06/27/20 20:06	1

Surrogate	*MB %Recovery*	*MB Qualifier*	*Limits*	*Prepared*	*Analyzed*	*Dil Fac*
1,2-Dinitrobenzene	*102*	*M*	*83 - 119*	*06/18/20 10:49*	*06/27/20 20:06*	*1*

Lab Sample ID: LCS 280-499221/2-A
Matrix: Water
Analysis Batch: 500385

Client Sample ID: Lab Control Sample
Prep Type: Total/NA
Prep Batch: 499221

Analyte	Spike Added	LCS Result	LCS Qualifier	Unit	D	%Rec	%Rec. Limits
1,3,5-Trinitrobenzene	2.00	2.16		ug/L		108	73 - 125
1,3-Dinitrobenzene	2.00	2.05		ug/L		102	78 - 120
2,4,6-Trinitrotoluene	2.00	2.15		ug/L		108	71 - 123
2,4-Dinitrotoluene	2.00	1.91		ug/L		96	78 - 120
2,6-Dinitrotoluene	2.00	1.99		ug/L		99	77 - 127
2-Amino-4,6-dinitrotoluene	2.00	1.83		ug/L		91	79 - 120
2-Nitrotoluene	2.00	1.66		ug/L		83	70 - 127
3-Nitrotoluene	2.00	1.87		ug/L		94	73 - 125
4-Amino-2,6-dinitrotoluene	2.00	1.62		ug/L		81	76 - 125
4-Nitrotoluene	2.00	1.73		ug/L		86	71 - 127
HMX	2.00	2.01	M	ug/L		101	65 - 135
Nitrobenzene	2.00	1.96		ug/L		98	65 - 134
RDX	2.00	1.94		ug/L		97	68 - 130
Tetryl	2.00	1.90		ug/L		95	64 - 128

Surrogate	*LCS %Recovery*	*LCS Qualifier*	*Limits*
1,2-Dinitrobenzene	*99*		*83 - 119*

Lab Sample ID: LCS 280-499221/4-A
Matrix: Water
Analysis Batch: 500385

Client Sample ID: Lab Control Sample
Prep Type: Total/NA
Prep Batch: 499221

Analyte	Spike Added	LCS Result	LCS Qualifier	Unit	D	%Rec	%Rec. Limits
MNX	2.33	2.14	M	ug/L		92	57 - 132

Method: 8330A - Nitroaromatics and Nitramines (HPLC) (Continued)

Surrogate	LCS %Recovery	LCS Qualifier	Limits
1,2-Dinitrobenzene	*98*	*M*	*83 - 119*

Lab Sample ID: LCSD 280-499221/3-A
Matrix: Water
Analysis Batch: 500385

Client Sample ID: Lab Control Sample Dup
Prep Type: Total/NA
Prep Batch: 499221

Analyte			Spike Added	LCSD Result	LCSD Qualifier	Unit	D	%Rec	%Rec. Limits	RPD	RPD Limit
1,3,5-Trinitrobenzene			2.00	2.25		ug/L		112	73 - 125	4	30
1,3-Dinitrobenzene			2.00	2.14		ug/L		107	78 - 120	5	30
2,4,6-Trinitrotoluene			2.00	2.21		ug/L		111	71 - 123	3	30
2,4-Dinitrotoluene			2.00	2.02		ug/L		101	78 - 120	6	30
2,6-Dinitrotoluene			2.00	2.03		ug/L		102	77 - 127	2	30
2-Amino-4,6-dinitrotoluene			2.00	1.96		ug/L		98	79 - 120	7	30
2-Nitrotoluene			2.00	1.84		ug/L		92	70 - 127	10	30
3-Nitrotoluene			2.00	2.01		ug/L		101	73 - 125	7	30
4-Amino-2,6-dinitrotoluene			2.00	1.73		ug/L		86	76 - 125	6	30
4-Nitrotoluene			2.00	1.92		ug/L		96	71 - 127	11	30
HMX			2.00	2.11	M	ug/L		106	65 - 135	5	30
Nitrobenzene			2.00	2.09		ug/L		104	65 - 134	6	30
RDX			2.00	2.03		ug/L		102	68 - 130	5	30
Tetryl			2.00	1.97		ug/L		98	64 - 128	3	30

Surrogate	LCSD %Recovery	LCSD Qualifier	Limits
1,2-Dinitrobenzene	*98*		*83 - 119*

Lab Sample ID: LCSD 280-499221/5-A
Matrix: Water
Analysis Batch: 500385

Client Sample ID: Lab Control Sample Dup
Prep Type: Total/NA
Prep Batch: 499221

Analyte			Spike Added	LCSD Result	LCSD Qualifier	Unit	D	%Rec	%Rec. Limits	RPD	RPD Limit
MNX			2.33	2.17	M	ug/L		93	57 - 132	1	30

Surrogate	LCSD %Recovery	LCSD Qualifier	Limits
1,2-Dinitrobenzene	*98*	*M*	*83 - 119*

Lab Sample ID: MB 280-499271/1-A
Matrix: Water
Analysis Batch: 499864

Client Sample ID: Method Blank
Prep Type: Total/NA
Prep Batch: 499271

Analyte	MB Result	MB Qualifier	LOQ	LOD	DL	Unit	D	Analyzed	Dil Fac
1,3,5-Trinitrobenzene	0.20	U	0.21	0.20	0.084	ug/L		06/23/20 23:16	1
1,3-Dinitrobenzene	0.10	U	0.11	0.10	0.037	ug/L		06/23/20 23:16	1
2,4,6-Trinitrotoluene	0.10	U	0.11	0.10	0.045	ug/L		06/23/20 23:16	1
2,4-Dinitrotoluene	0.080	U	0.10	0.080	0.027	ug/L		06/23/20 23:16	1
2,6-Dinitrotoluene	0.080	U	0.10	0.080	0.040	ug/L		06/23/20 23:16	1
2-Amino-4,6-dinitrotoluene	0.10	U	0.11	0.10	0.051	ug/L		06/23/20 23:16	1
2-Nitrotoluene	0.20	U	0.21	0.20	0.086	ug/L		06/23/20 23:16	1
3-Nitrotoluene	0.40	U M	0.40	0.40	0.20	ug/L		06/23/20 23:16	1
4-Amino-2,6-dinitrotoluene	0.12	U	0.15	0.12	0.058	ug/L		06/23/20 23:16	1
4-Nitrotoluene	0.40	U	0.41	0.40	0.10	ug/L		06/23/20 23:16	1
HMX	0.20	U	0.21	0.20	0.088	ug/L		06/23/20 23:16	1

Method: 8330A - Nitroaromatics and Nitramines (HPLC) (Continued)

Lab Sample ID: MB 280-499271/1-A
Matrix: Water
Analysis Batch: 499864

Client Sample ID: Method Blank
Prep Type: Total/NA
Prep Batch: 499271

Analyte	MB Result	MB Qualifier	LOQ	LOD	DL	Unit	D	Analyzed	Dil Fac
MNX	0.40	U	2.0	0.40	0.15	ug/L		06/23/20 23:16	1
Nitrobenzene	0.20	U	0.21	0.20	0.091	ug/L		06/23/20 23:16	1
RDX	0.20	U	0.21	0.20	0.052	ug/L		06/23/20 23:16	1
Tetryl	0.10	U	0.11	0.10	0.032	ug/L		06/23/20 23:16	1

Surrogate	*MB %Recovery*	*MB Qualifier*	*Limits*	*Prepared*	*Analyzed*	*Dil Fac*
1,2-Dinitrobenzene	*110*		*83 - 119*	*06/18/20 17:20*	*06/23/20 23:16*	*1*

Lab Sample ID: LCS 280-499271/2-A
Matrix: Water
Analysis Batch: 499864

Client Sample ID: Lab Control Sample
Prep Type: Total/NA
Prep Batch: 499271

Analyte	Spike Added	LCS Result	LCS Qualifier	Unit	D	%Rec	%Rec. Limits
1,3,5-Trinitrobenzene	2.00	2.25		ug/L		113	73 - 125
1,3-Dinitrobenzene	2.00	2.12		ug/L		106	78 - 120
2,4,6-Trinitrotoluene	2.00	2.27		ug/L		113	71 - 123
2,4-Dinitrotoluene	2.00	1.98		ug/L		99	78 - 120
2,6-Dinitrotoluene	2.00	2.01		ug/L		100	77 - 127
2-Amino-4,6-dinitrotoluene	2.00	1.91		ug/L		95	79 - 120
2-Nitrotoluene	2.00	1.46		ug/L		73	70 - 127
3-Nitrotoluene	2.00	1.61		ug/L		81	73 - 125
4-Amino-2,6-dinitrotoluene	2.00	1.67		ug/L		84	76 - 125
4-Nitrotoluene	2.00	1.58		ug/L		79	71 - 127
HMX	2.00	2.23		ug/L		112	65 - 135
Nitrobenzene	2.00	1.71		ug/L		86	65 - 134
RDX	2.00	2.08		ug/L		104	68 - 130
Tetryl	2.00	2.05		ug/L		103	64 - 128

Surrogate	*LCS %Recovery*	*LCS Qualifier*	*Limits*
1,2-Dinitrobenzene	*97*		*83 - 119*

Lab Sample ID: LCS 280-499271/3-A
Matrix: Water
Analysis Batch: 499864

Client Sample ID: Lab Control Sample
Prep Type: Total/NA
Prep Batch: 499271

Analyte	Spike Added	LCS Result	LCS Qualifier	Unit	D	%Rec	%Rec. Limits
MNX	2.33	2.07	M	ug/L		89	57 - 132

Surrogate	*LCS %Recovery*	*LCS Qualifier*	*Limits*
1,2-Dinitrobenzene	*98*		*83 - 119*

Lab Sample ID: LCSD 280-499271/4-A
Matrix: Water
Analysis Batch: 499864

Client Sample ID: Lab Control Sample Dup
Prep Type: Total/NA
Prep Batch: 499271

Analyte	Spike Added	LCSD Result	LCSD Qualifier	Unit	D	%Rec	%Rec. Limits	RPD	RPD Limit
MNX	2.33	1.94	J M	ug/L		83	57 - 132	7	30

Method: 8330A - Nitroaromatics and Nitramines (HPLC) (Continued)

Lab Sample ID: LCSD 280-499271/4-A
Matrix: Water
Analysis Batch: 499864

Client Sample ID: Lab Control Sample Dup
Prep Type: Total/NA
Prep Batch: 499271

Surrogate	*LCSD %Recovery*	*LCSD Qualifier*	*Limits*
1,2-Dinitrobenzene	*87*		*83 - 119*

Method: 350.1 - Nitrogen, Ammonia

Lab Sample ID: MB 280-499137/19
Matrix: Water
Analysis Batch: 499137

Client Sample ID: Method Blank
Prep Type: Total/NA

Analyte	MB Result	MB Qualifier	LOQ	LOD	DL	Unit	D	Analyzed	Dil Fac
Ammonia	0.050	U	0.10	0.050	0.022	mg/L		06/17/20 11:31	1

Lab Sample ID: MB 280-499137/57
Matrix: Water
Analysis Batch: 499137

Client Sample ID: Method Blank
Prep Type: Total/NA

Analyte	MB Result	MB Qualifier	LOQ	LOD	DL	Unit	D	Analyzed	Dil Fac
Ammonia	0.050	U	0.10	0.050	0.022	mg/L		06/17/20 12:47	1

Lab Sample ID: LCS 280-499137/18
Matrix: Water
Analysis Batch: 499137

Client Sample ID: Lab Control Sample
Prep Type: Total/NA

Analyte	Spike Added	LCS Result	LCS Qualifier	Unit	D	%Rec	%Rec. Limits
Ammonia	2.50	2.53		mg/L		101	90 - 110

Lab Sample ID: LCS 280-499137/56
Matrix: Water
Analysis Batch: 499137

Client Sample ID: Lab Control Sample
Prep Type: Total/NA

Analyte	Spike Added	LCS Result	LCS Qualifier	Unit	D	%Rec	%Rec. Limits
Ammonia	2.50	2.61		mg/L		104	90 - 110

Lab Sample ID: 280-137702-1 MS
Matrix: Water
Analysis Batch: 499137

Client Sample ID: G0083-20A
Prep Type: Total/NA

Analyte	Sample Result	Sample Qualifier	Spike Added	MS Result	MS Qualifier	Unit	D	%Rec	%Rec. Limits
Ammonia	2.4		1.00	3.35		mg/L		95	90 - 110

Lab Sample ID: 280-137702-1 MSD
Matrix: Water
Analysis Batch: 499137

Client Sample ID: G0083-20A
Prep Type: Total/NA

Analyte	Sample Result	Sample Qualifier	Spike Added	MSD Result	MSD Qualifier	Unit	D	%Rec	%Rec. Limits	RPD	RPD Limit
Ammonia	2.4		1.00	3.37		mg/L		98	90 - 110	1	10

Method: 350.1 - Nitrogen, Ammonia (Continued)

Lab Sample ID: 280-137702-11 MS
Matrix: Water
Analysis Batch: 499137

Client Sample ID: G0098-20A
Prep Type: Total/NA

Analyte	Sample Result	Sample Qualifier	Spike Added	MS Result	MS Qualifier	Unit	D	%Rec	%Rec. Limits
Ammonia	3.5		1.00	4.44		mg/L		97	90 - 110

Lab Sample ID: 280-137702-11 MSD
Matrix: Water
Analysis Batch: 499137

Client Sample ID: G0098-20A
Prep Type: Total/NA

Analyte	Sample Result	Sample Qualifier	Spike Added	MSD Result	MSD Qualifier	Unit	D	%Rec	%Rec. Limits	RPD	RPD Limit
Ammonia	3.5		1.00	4.52		mg/L		105	90 - 110	2	10

Lab Sample ID: 280-137702-21 MS
Matrix: Water
Analysis Batch: 499137

Client Sample ID: G0094-20A
Prep Type: Total/NA

Analyte	Sample Result	Sample Qualifier	Spike Added	MS Result	MS Qualifier	Unit	D	%Rec	%Rec. Limits
Ammonia	6.1		5.00	11.5		mg/L		109	90 - 110

Lab Sample ID: 280-137702-21 MSD
Matrix: Water
Analysis Batch: 499137

Client Sample ID: G0094-20A
Prep Type: Total/NA

Analyte	Sample Result	Sample Qualifier	Spike Added	MSD Result	MSD Qualifier	Unit	D	%Rec	%Rec. Limits	RPD	RPD Limit
Ammonia	6.1		5.00	11.6		mg/L		110	90 - 110	1	10

Method: 351.2 - Nitrogen, Total Kjeldahl

Lab Sample ID: MB 280-499477/28-A
Matrix: Water
Analysis Batch: 499886

Client Sample ID: Method Blank
Prep Type: Total/NA
Prep Batch: 499477

Analyte	MB Result	MB Qualifier	LOQ	LOD	DL	Unit	D	Analyzed	Dil Fac
Nitrogen, Total Kjeldahl	1.0	U	1.0	1.0	0.69	mg/L		06/23/20 17:31	1

Lab Sample ID: MB 280-499477/2-A
Matrix: Water
Analysis Batch: 500036

Client Sample ID: Method Blank
Prep Type: Total/NA
Prep Batch: 499477

Analyte	MB Result	MB Qualifier	LOQ	LOD	DL	Unit	D	Analyzed	Dil Fac
Nitrogen, Total Kjeldahl	1.0	U	1.0	1.0	0.69	mg/L		06/24/20 20:12	1

Lab Sample ID: LCS 280-499477/1-A
Matrix: Water
Analysis Batch: 499886

Client Sample ID: Lab Control Sample
Prep Type: Total/NA
Prep Batch: 499477

Analyte	Spike Added	LCS Result	LCS Qualifier	Unit	D	%Rec	%Rec. Limits
Nitrogen, Total Kjeldahl	6.00	6.53		mg/L		109	90 - 110

Method: 351.2 - Nitrogen, Total Kjeldahl (Continued)

Lab Sample ID: LCS 280-499477/1-A — **Client Sample ID: Lab Control Sample**
Matrix: Water — **Prep Type: Total/NA**
Analysis Batch: 500036 — **Prep Batch: 499477**

Analyte	Spike Added	LCS Result	LCS Qualifier	Unit	D	%Rec	%Rec. Limits
Nitrogen, Total Kjeldahl	6.00	6.59		mg/L		110	90 - 110

Lab Sample ID: LCS 280-499477/27-A — **Client Sample ID: Lab Control Sample**
Matrix: Water — **Prep Type: Total/NA**
Analysis Batch: 499886 — **Prep Batch: 499477**

Analyte	Spike Added	LCS Result	LCS Qualifier	Unit	D	%Rec	%Rec. Limits
Nitrogen, Total Kjeldahl	6.00	6.03		mg/L		100	90 - 110

Lab Sample ID: 280-137702-1 MS — **Client Sample ID: G0083-20A**
Matrix: Water — **Prep Type: Total/NA**
Analysis Batch: 499886 — **Prep Batch: 499477**

Analyte	Sample Result	Sample Qualifier	Spike Added	MS Result	MS Qualifier	Unit	D	%Rec	%Rec. Limits
Nitrogen, Total Kjeldahl	2.2		3.00	5.28		mg/L		102	90 - 110

Lab Sample ID: 280-137702-1 MSD — **Client Sample ID: G0083-20A**
Matrix: Water — **Prep Type: Total/NA**
Analysis Batch: 499886 — **Prep Batch: 499477**

Analyte	Sample Result	Sample Qualifier	Spike Added	MSD Result	MSD Qualifier	Unit	D	%Rec	%Rec. Limits	RPD	RPD Limit
Nitrogen, Total Kjeldahl	2.2		3.00	4.99		mg/L		92	90 - 110	6	25

Lab Sample ID: 280-137702-14 MS — **Client Sample ID: G0109-20A**
Matrix: Water — **Prep Type: Total/NA**
Analysis Batch: 499886 — **Prep Batch: 499477**

Analyte	Sample Result	Sample Qualifier	Spike Added	MS Result	MS Qualifier	Unit	D	%Rec	%Rec. Limits
Nitrogen, Total Kjeldahl	0.77	J1	3.00	3.15	J1	mg/L		79	90 - 110

Lab Sample ID: 280-137702-14 MSD — **Client Sample ID: G0109-20A**
Matrix: Water — **Prep Type: Total/NA**
Analysis Batch: 499886 — **Prep Batch: 499477**

Analyte	Sample Result	Sample Qualifier	Spike Added	MSD Result	MSD Qualifier	Unit	D	%Rec	%Rec. Limits	RPD	RPD Limit
Nitrogen, Total Kjeldahl	0.77	J1	3.00	3.25	J1	mg/L		83	90 - 110	3	25

Lab Sample ID: 280-137702-20 MS — **Client Sample ID: G0112-20A**
Matrix: Water — **Prep Type: Total/NA**
Analysis Batch: 499886 — **Prep Batch: 499477**

Analyte	Sample Result	Sample Qualifier	Spike Added	MS Result	MS Qualifier	Unit	D	%Rec	%Rec. Limits
Nitrogen, Total Kjeldahl	1.0	U J1	3.00	3.24		mg/L		108	90 - 110

Lab Sample ID: 280-137702-20 MSD — **Client Sample ID: G0112-20A**
Matrix: Water — **Prep Type: Total/NA**
Analysis Batch: 499886 — **Prep Batch: 499477**

Analyte	Sample Result	Sample Qualifier	Spike Added	MSD Result	MSD Qualifier	Unit	D	%Rec	%Rec. Limits	RPD	RPD Limit
Nitrogen, Total Kjeldahl	1.0	U J1	3.00	3.55	J1	mg/L		118	90 - 110	9	25

Method: 353.2 - Nitrogen, Nitrate-Nitrite

Lab Sample ID: MB 280-499726/22
Matrix: Water
Analysis Batch: 499726

Client Sample ID: Method Blank
Prep Type: Total/NA

Analyte	MB Result	MB Qualifier	LOQ	LOD	DL	Unit	D	Analyzed	Dil Fac
Nitrate Nitrite as N	0.050	U	0.10	0.050	0.019	mg/L		06/22/20 17:14	1

Lab Sample ID: MB 280-499726/60
Matrix: Water
Analysis Batch: 499726

Client Sample ID: Method Blank
Prep Type: Total/NA

Analyte	MB Result	MB Qualifier	LOQ	LOD	DL	Unit	D	Analyzed	Dil Fac
Nitrate Nitrite as N	0.050	U	0.10	0.050	0.019	mg/L		06/22/20 18:30	1

Lab Sample ID: LCS 280-499726/21
Matrix: Water
Analysis Batch: 499726

Client Sample ID: Lab Control Sample
Prep Type: Total/NA

Analyte	Spike Added	LCS Result	LCS Qualifier	Unit	D	%Rec	%Rec. Limits
Nitrate Nitrite as N	5.00	5.00		mg/L		100	90 - 110

Lab Sample ID: LCS 280-499726/59
Matrix: Water
Analysis Batch: 499726

Client Sample ID: Lab Control Sample
Prep Type: Total/NA

Analyte	Spike Added	LCS Result	LCS Qualifier	Unit	D	%Rec	%Rec. Limits
Nitrate Nitrite as N	5.00	5.01		mg/L		100	90 - 110

Lab Sample ID: 280-137702-1 MS
Matrix: Water
Analysis Batch: 499726

Client Sample ID: G0083-20A
Prep Type: Total/NA

Analyte	Sample Result	Sample Qualifier	Spike Added	MS Result	MS Qualifier	Unit	D	%Rec	%Rec. Limits
Nitrate Nitrite as N	0.050	U	4.00	4.10		mg/L		102	90 - 110

Lab Sample ID: 280-137702-1 MSD
Matrix: Water
Analysis Batch: 499726

Client Sample ID: G0083-20A
Prep Type: Total/NA

Analyte	Sample Result	Sample Qualifier	Spike Added	MSD Result	MSD Qualifier	Unit	D	%Rec	%Rec. Limits	RPD	RPD Limit
Nitrate Nitrite as N	0.050	U	4.00	4.05		mg/L		101	90 - 110	1	10

Lab Sample ID: 280-137702-14 MS
Matrix: Water
Analysis Batch: 499726

Client Sample ID: G0109-20A
Prep Type: Total/NA

Analyte	Sample Result	Sample Qualifier	Spike Added	MS Result	MS Qualifier	Unit	D	%Rec	%Rec. Limits
Nitrate Nitrite as N	0.050	U J1	4.00	3.21	J1	mg/L		80	90 - 110

Lab Sample ID: 280-137702-14 MSD
Matrix: Water
Analysis Batch: 499726

Client Sample ID: G0109-20A
Prep Type: Total/NA

Analyte	Sample Result	Sample Qualifier	Spike Added	MSD Result	MSD Qualifier	Unit	D	%Rec	%Rec. Limits	RPD	RPD Limit
Nitrate Nitrite as N	0.050	U J1	4.00	3.21	J1	mg/L		80	90 - 110	0	10

Method: 353.2 - Nitrogen, Nitrate-Nitrite

Lab Sample ID: 280-137702-20 MS
Matrix: Water
Analysis Batch: 499726

Client Sample ID: G0112-20A
Prep Type: Total/NA

Analyte	Sample Result	Sample Qualifier	Spike Added	MS Result	MS Qualifier	Unit	D	%Rec	%Rec. Limits
Nitrate Nitrite as N	0.050	U J1	4.00	3.55	J1	mg/L		89	90 - 110

Lab Sample ID: 280-137702-20 MSD
Matrix: Water
Analysis Batch: 499726

Client Sample ID: G0112-20A
Prep Type: Total/NA

Analyte	Sample Result	Sample Qualifier	Spike Added	MSD Result	MSD Qualifier	Unit	D	%Rec	%Rec. Limits	RPD	RPD Limit
Nitrate Nitrite as N	0.050	U J1	4.00	3.68		mg/L		92	90 - 110	3	10

Method: 9034 - Sulfide, Acid Soluble and Insoluble (Titrimetric)

Lab Sample ID: MB 280-499254/2-A
Matrix: Water
Analysis Batch: 499460

Client Sample ID: Method Blank
Prep Type: Total/NA
Prep Batch: 499254

Analyte	MB Result	MB Qualifier	LOQ	LOD	DL	Unit	D	Analyzed	Dil Fac
Sulfide	1.9	U	4.0	1.9	0.79	mg/L		06/18/20 11:28	1

Lab Sample ID: LCS 280-499254/1-A
Matrix: Water
Analysis Batch: 499460

Client Sample ID: Lab Control Sample
Prep Type: Total/NA
Prep Batch: 499254

Analyte	Spike Added	LCS Result	LCS Qualifier	Unit	D	%Rec	%Rec. Limits
Sulfide	18.4	20.0		mg/L		109	44 - 110

Lab Sample ID: MB 280-499379/2-A
Matrix: Water
Analysis Batch: 499382

Client Sample ID: Method Blank
Prep Type: Total/NA
Prep Batch: 499379

Analyte	MB Result	MB Qualifier	LOQ	LOD	DL	Unit	D	Analyzed	Dil Fac
Sulfide	1.9	U	4.0	1.9	0.79	mg/L		06/19/20 09:17	1

Lab Sample ID: LCS 280-499379/1-A
Matrix: Water
Analysis Batch: 499382

Client Sample ID: Lab Control Sample
Prep Type: Total/NA
Prep Batch: 499379

Analyte	Spike Added	LCS Result	LCS Qualifier	Unit	D	%Rec	%Rec. Limits
Sulfide	21.7	17.6		mg/L		81	44 - 110

Lab Sample ID: MB 280-499421/2-A
Matrix: Water
Analysis Batch: 499422

Client Sample ID: Method Blank
Prep Type: Total/NA
Prep Batch: 499421

Analyte	MB Result	MB Qualifier	LOQ	LOD	DL	Unit	D	Analyzed	Dil Fac
Sulfide	1.9	U	4.0	1.9	0.79	mg/L		06/19/20 12:50	1

Method: 9034 - Sulfide, Acid Soluble and Insoluble (Titrimetric) (Continued)

Lab Sample ID: LCS 280-499421/1-A — **Client Sample ID: Lab Control Sample**
Matrix: Water — **Prep Type: Total/NA**
Analysis Batch: 499422 — **Prep Batch: 499421**

Analyte			Spike Added	LCS Result	LCS Qualifier	Unit	D	%Rec	%Rec. Limits		
Sulfide			21.7	19.2		mg/L		89	44 - 110		

Lab Sample ID: 280-137702-7 MS — **Client Sample ID: PZ015-20A**
Matrix: Water — **Prep Type: Total/NA**
Analysis Batch: 499422 — **Prep Batch: 499421**

Analyte	Sample Result	Sample Qualifier	Spike Added	MS Result	MS Qualifier	Unit	D	%Rec	%Rec. Limits		
Sulfide	0.80	J	21.7	16.8		mg/L		74	44 - 110		

Lab Sample ID: 280-137702-7 MSD — **Client Sample ID: PZ015-20A**
Matrix: Water — **Prep Type: Total/NA**
Analysis Batch: 499422 — **Prep Batch: 499421**

Analyte	Sample Result	Sample Qualifier	Spike Added	MSD Result	MSD Qualifier	Unit	D	%Rec	%Rec. Limits	RPD	RPD Limit
Sulfide	0.80	J	21.7	16.8		mg/L		74	44 - 110	0	20

Lab Sample ID: MB 280-499423/2-A — **Client Sample ID: Method Blank**
Matrix: Water — **Prep Type: Total/NA**
Analysis Batch: 499425 — **Prep Batch: 499423**

Analyte	MB Result	MB Qualifier	LOQ	LOD	DL	Unit	D	Analyzed	Dil Fac
Sulfide	1.9	U	4.0	1.9	0.79	mg/L		06/19/20 12:54	1

Lab Sample ID: LCS 280-499423/1-A — **Client Sample ID: Lab Control Sample**
Matrix: Water — **Prep Type: Total/NA**
Analysis Batch: 499425 — **Prep Batch: 499423**

Analyte			Spike Added	LCS Result	LCS Qualifier	Unit	D	%Rec	%Rec. Limits		
Sulfide			21.7	16.8		mg/L		77	44 - 110		

Lab Sample ID: 280-137702-23 MS — **Client Sample ID: NW021-20A**
Matrix: Water — **Prep Type: Total/NA**
Analysis Batch: 499425 — **Prep Batch: 499423**

Analyte	Sample Result	Sample Qualifier	Spike Added	MS Result	MS Qualifier	Unit	D	%Rec	%Rec. Limits		
Sulfide	1.9	U	21.7	18.4		mg/L		85	44 - 110		

Lab Sample ID: 280-137702-23 MSD — **Client Sample ID: NW021-20A**
Matrix: Water — **Prep Type: Total/NA**
Analysis Batch: 499425 — **Prep Batch: 499423**

Analyte	Sample Result	Sample Qualifier	Spike Added	MSD Result	MSD Qualifier	Unit	D	%Rec	%Rec. Limits	RPD	RPD Limit
Sulfide	1.9	U	21.7	17.6		mg/L		81	44 - 110	4	20

Method: 9056A - Anions, Ion Chromatography

Lab Sample ID: MB 280-500473/6
Matrix: Water
Analysis Batch: 500473

Client Sample ID: Method Blank
Prep Type: Total/NA

Analyte	MB Result	MB Qualifier	LOQ	LOD	DL	Unit	D	Analyzed	Dil Fac
Sulfate	3.0	U	5.0	3.0	1.0	mg/L		06/29/20 15:23	1

Lab Sample ID: MB 280-500473/76
Matrix: Water
Analysis Batch: 500473

Client Sample ID: Method Blank
Prep Type: Total/NA

Analyte	MB Result	MB Qualifier	LOQ	LOD	DL	Unit	D	Analyzed	Dil Fac
Sulfate	3.0	U	5.0	3.0	1.0	mg/L		06/30/20 16:20	1

Lab Sample ID: LCS 280-500473/4
Matrix: Water
Analysis Batch: 500473

Client Sample ID: Lab Control Sample
Prep Type: Total/NA

Analyte			Spike Added	LCS Result	LCS Qualifier	Unit	D	%Rec	%Rec. Limits		
Sulfate			100	103		mg/L		103	87 - 112		

Lab Sample ID: LCS 280-500473/74
Matrix: Water
Analysis Batch: 500473

Client Sample ID: Lab Control Sample
Prep Type: Total/NA

Analyte			Spike Added	LCS Result	LCS Qualifier	Unit	D	%Rec	%Rec. Limits		
Sulfate			100	106		mg/L		106	87 - 112		

Lab Sample ID: LCSD 280-500473/5
Matrix: Water
Analysis Batch: 500473

Client Sample ID: Lab Control Sample Dup
Prep Type: Total/NA

Analyte			Spike Added	LCSD Result	LCSD Qualifier	Unit	D	%Rec	%Rec. Limits	RPD	RPD Limit
Sulfate			100	101		mg/L		101	87 - 112	2	10

Lab Sample ID: LCSD 280-500473/75
Matrix: Water
Analysis Batch: 500473

Client Sample ID: Lab Control Sample Dup
Prep Type: Total/NA

Analyte			Spike Added	LCSD Result	LCSD Qualifier	Unit	D	%Rec	%Rec. Limits	RPD	RPD Limit
Sulfate			100	104		mg/L		104	87 - 112	2	10

Lab Sample ID: MRL 280-500473/3
Matrix: Water
Analysis Batch: 500473

Client Sample ID: Lab Control Sample
Prep Type: Total/NA

Analyte			Spike Added	MRL Result	MRL Qualifier	Unit	D	%Rec	%Rec. Limits		
Sulfate			5.00	4.60	J	mg/L		92	50 - 150		

Lab Sample ID: 280-137702-14 MS
Matrix: Water
Analysis Batch: 500473

Client Sample ID: G0109-20A
Prep Type: Total/NA

Analyte	Sample Result	Sample Qualifier	Spike Added	MS Result	MS Qualifier	Unit	D	%Rec	%Rec. Limits		
Sulfate	110		50.0	164		mg/L		108	87 - 112		

Method: 9056A - Anions, Ion Chromatography

Lab Sample ID: 280-137702-14 MSD
Matrix: Water
Analysis Batch: 500473

Client Sample ID: G0109-20A
Prep Type: Total/NA

Analyte	Sample Result	Sample Qualifier	Spike Added	MSD Result	MSD Qualifier	Unit	D	%Rec	%Rec. Limits	RPD	RPD Limit
Sulfate	110		50.0	164		mg/L		109	87 - 112	0	10

Lab Sample ID: 280-137702-14 DU
Matrix: Water
Analysis Batch: 500473

Client Sample ID: G0109-20A
Prep Type: Total/NA

Analyte	Sample Result	Sample Qualifier	DU Result	DU Qualifier	Unit	D	RPD	RPD Limit
Sulfate	110		110		mg/L		0	10

Lab Sample ID: MB 280-500779/13
Matrix: Water
Analysis Batch: 500779

Client Sample ID: Method Blank
Prep Type: Total/NA

Analyte	MB Result	MB Qualifier	LOQ	LOD	DL	Unit	D	Analyzed	Dil Fac
Sulfate	3.0	U	5.0	3.0	1.0	mg/L		07/01/20 13:27	1

Lab Sample ID: LCS 280-500779/11
Matrix: Water
Analysis Batch: 500779

Client Sample ID: Lab Control Sample
Prep Type: Total/NA

Analyte	Spike Added	LCS Result	LCS Qualifier	Unit	D	%Rec	%Rec. Limits
Sulfate	100	95.1		mg/L		95	87 - 112

Lab Sample ID: LCSD 280-500779/12
Matrix: Water
Analysis Batch: 500779

Client Sample ID: Lab Control Sample Dup
Prep Type: Total/NA

Analyte	Spike Added	LCSD Result	LCSD Qualifier	Unit	D	%Rec	%Rec. Limits	RPD	RPD Limit
Sulfate	100	93.5		mg/L		93	87 - 112	2	10

Lab Sample ID: MRL 280-500779/10
Matrix: Water
Analysis Batch: 500779

Client Sample ID: Lab Control Sample
Prep Type: Total/NA

Analyte	Spike Added	MRL Result	MRL Qualifier	Unit	D	%Rec	%Rec. Limits
Sulfate	5.00	4.18	J	mg/L		84	50 - 150

Method: 9060A - Organic Carbon, Dissolved (DOC)

Lab Sample ID: MB 280-500528/28-A
Matrix: Water
Analysis Batch: 500683

Client Sample ID: Method Blank
Prep Type: Dissolved

Analyte	MB Result	MB Qualifier	LOQ	LOD	DL	Unit	D	Analyzed	Dil Fac
Dissolved Organic Carbon - Quad	1.0	U	1.0	1.0	0.35	mg/L		06/30/20 05:48	1

Method: 9060A - Organic Carbon, Dissolved (DOC) (Continued)

Lab Sample ID: MB 280-500528/2-A
Matrix: Water
Analysis Batch: 500683

Client Sample ID: Method Blank
Prep Type: Dissolved

Analyte	MB Result	MB Qualifier	LOQ	LOD	DL	Unit	D	Analyzed	Dil Fac
Dissolved Organic Carbon - Quad	1.0	U	1.0	1.0	0.35	mg/L		06/29/20 17:41	1

Lab Sample ID: LCS 280-500528/1-A
Matrix: Water
Analysis Batch: 500683

Client Sample ID: Lab Control Sample
Prep Type: Dissolved

Analyte	Spike Added	LCS Result	LCS Qualifier	Unit	D	%Rec	%Rec. Limits
Dissolved Organic Carbon - Quad	25.0	25.0		mg/L		100	88 - 112

Lab Sample ID: LCS 280-500528/27-A
Matrix: Water
Analysis Batch: 500683

Client Sample ID: Lab Control Sample
Prep Type: Dissolved

Analyte	Spike Added	LCS Result	LCS Qualifier	Unit	D	%Rec	%Rec. Limits
Dissolved Organic Carbon - Quad	25.0	26.1		mg/L		104	88 - 112

Lab Sample ID: 280-137702-1 MS
Matrix: Water
Analysis Batch: 500683

Client Sample ID: G0083-20A
Prep Type: Dissolved

Analyte	Sample Result	Sample Qualifier	Spike Added	MS Result	MS Qualifier	Unit	D	%Rec	%Rec. Limits
Dissolved Organic Carbon - Quad	5.2		25.0	31.2		mg/L		104	88 - 112

Lab Sample ID: 280-137702-1 MSD
Matrix: Water
Analysis Batch: 500683

Client Sample ID: G0083-20A
Prep Type: Dissolved

Analyte	Sample Result	Sample Qualifier	Spike Added	MSD Result	MSD Qualifier	Unit	D	%Rec	%Rec. Limits	RPD	RPD Limit
Dissolved Organic Carbon - Quad	5.2		25.0	31.2		mg/L		104	88 - 112	0	15

Lab Sample ID: 280-137702-11 MS
Matrix: Water
Analysis Batch: 500683

Client Sample ID: G0098-20A
Prep Type: Dissolved

Analyte	Sample Result	Sample Qualifier	Spike Added	MS Result	MS Qualifier	Unit	D	%Rec	%Rec. Limits
Dissolved Organic Carbon - Quad	6.8		25.0	32.7		mg/L		104	88 - 112

Lab Sample ID: 280-137702-11 MSD
Matrix: Water
Analysis Batch: 500683

Client Sample ID: G0098-20A
Prep Type: Dissolved

Analyte	Sample Result	Sample Qualifier	Spike Added	MSD Result	MSD Qualifier	Unit	D	%Rec	%Rec. Limits	RPD	RPD Limit
Dissolved Organic Carbon - Quad	6.8		25.0	32.8		mg/L		104	88 - 112	0	15

Method: 9060A - Organic Carbon, Dissolved (DOC) (Continued)

Lab Sample ID: 280-137702-21 MS
Matrix: Water
Analysis Batch: 500683

Client Sample ID: G0094-20A
Prep Type: Dissolved

Analyte	Sample Result	Sample Qualifier	Spike Added	MS Result	MS Qualifier	Unit	D	%Rec	%Rec. Limits		
Dissolved Organic Carbon - Quad	5.8		25.0	32.9		mg/L		108	88 - 112		

Lab Sample ID: 280-137702-21 MSD
Matrix: Water
Analysis Batch: 500683

Client Sample ID: G0094-20A
Prep Type: Dissolved

Analyte	Sample Result	Sample Qualifier	Spike Added	MSD Result	MSD Qualifier	Unit	D	%Rec	%Rec. Limits	RPD	RPD Limit
Dissolved Organic Carbon - Quad	5.8		25.0	32.7		mg/L		107	88 - 112	0	15

Lab Sample ID: 280-137702-30 MS
Matrix: Water
Analysis Batch: 500683

Client Sample ID: G0118-20A
Prep Type: Dissolved

Analyte	Sample Result	Sample Qualifier	Spike Added	MS Result	MS Qualifier	Unit	D	%Rec	%Rec. Limits		
Dissolved Organic Carbon - Quad	44		125	180		mg/L		108	88 - 112		

Lab Sample ID: 280-137702-30 MSD
Matrix: Water
Analysis Batch: 500683

Client Sample ID: G0118-20A
Prep Type: Dissolved

Analyte	Sample Result	Sample Qualifier	Spike Added	MSD Result	MSD Qualifier	Unit	D	%Rec	%Rec. Limits	RPD	RPD Limit
Dissolved Organic Carbon - Quad	44		125	179		mg/L		108	88 - 112	0	15

Method: SM 2320B - Alkalinity

Lab Sample ID: MB 280-499209/31
Matrix: Water
Analysis Batch: 499209

Client Sample ID: Method Blank
Prep Type: Total/NA

Analyte	MB Result	MB Qualifier	LOQ	LOD	DL	Unit	D	Analyzed	Dil Fac
Total Alkalinity as CaCO3	10	U	10	10	3.1	mg/L		06/17/20 14:33	1

Lab Sample ID: MB 280-499209/5
Matrix: Water
Analysis Batch: 499209

Client Sample ID: Method Blank
Prep Type: Total/NA

Analyte	MB Result	MB Qualifier	LOQ	LOD	DL	Unit	D	Analyzed	Dil Fac
Total Alkalinity as CaCO3	10	U	10	10	3.1	mg/L		06/17/20 11:44	1

Lab Sample ID: MB 280-499209/57
Matrix: Water
Analysis Batch: 499209

Client Sample ID: Method Blank
Prep Type: Total/NA

Analyte	MB Result	MB Qualifier	LOQ	LOD	DL	Unit	D	Analyzed	Dil Fac
Total Alkalinity as CaCO3	10	U	10	10	3.1	mg/L		06/17/20 17:13	1

Method: SM 2320B - Alkalinity (Continued)

Lab Sample ID: LCS 280-499209/30
Matrix: Water
Analysis Batch: 499209

Client Sample ID: Lab Control Sample
Prep Type: Total/NA

Analyte			Spike Added	LCS Result	LCS Qualifier	Unit	D	%Rec	%Rec. Limits		
Total Alkalinity as CaCO3			200	188		mg/L		94	89 - 109		

Lab Sample ID: LCS 280-499209/4
Matrix: Water
Analysis Batch: 499209

Client Sample ID: Lab Control Sample
Prep Type: Total/NA

Analyte			Spike Added	LCS Result	LCS Qualifier	Unit	D	%Rec	%Rec. Limits		
Total Alkalinity as CaCO3			200	185		mg/L		93	89 - 109		

Lab Sample ID: LCS 280-499209/56
Matrix: Water
Analysis Batch: 499209

Client Sample ID: Lab Control Sample
Prep Type: Total/NA

Analyte			Spike Added	LCS Result	LCS Qualifier	Unit	D	%Rec	%Rec. Limits		
Total Alkalinity as CaCO3			200	188		mg/L		94	89 - 109		

Lab Sample ID: 280-137702-3 DU
Matrix: Water
Analysis Batch: 499209

Client Sample ID: G0048-20A
Prep Type: Total/NA

Analyte	Sample Result	Sample Qualifier		DU Result	DU Qualifier	Unit	D			RPD	RPD Limit
Total Alkalinity as CaCO3	170			175		mg/L				4	10

Lab Sample ID: 280-137702-22 DU
Matrix: Water
Analysis Batch: 499209

Client Sample ID: G0099-20A
Prep Type: Total/NA

Analyte	Sample Result	Sample Qualifier		DU Result	DU Qualifier	Unit	D			RPD	RPD Limit
Total Alkalinity as CaCO3	240			253		mg/L				6	10

QC Association Summary

Client: Brice Environmental Services, Corp
Project/Site: Cornhusker (CHAAP)

Job ID: 280-137702-1

GC VOA

Analysis Batch: 499415

Lab Sample ID	Client Sample ID	Prep Type	Matrix	Method	Prep Batch
280-137702-1	G0083-20A	Total/NA	Water	RSK-175	
280-137702-2	NW020-20A	Total/NA	Water	RSK-175	
280-137702-3	G0048-20A	Total/NA	Water	RSK-175	
280-137702-4	G0066R-20A	Total/NA	Water	RSK-175	
280-137702-5	G0085-20A	Total/NA	Water	RSK-175	
280-137702-6	G0285-20A	Total/NA	Water	RSK-175	
280-137702-8	PZ016-20A	Total/NA	Water	RSK-175	
MB 280-499415/33	Method Blank	Total/NA	Water	RSK-175	
LCS 280-499415/31	Lab Control Sample	Total/NA	Water	RSK-175	
LCSD 280-499415/32	Lab Control Sample Dup	Total/NA	Water	RSK-175	
280-137702-3 DU	G0048-20A	Total/NA	Water	RSK-175	

Analysis Batch: 499435

Lab Sample ID	Client Sample ID	Prep Type	Matrix	Method	Prep Batch
280-137702-7	PZ015-20A	Total/NA	Water	RSK-175	
280-137702-9	G0023-20A	Total/NA	Water	RSK-175	
280-137702-10	G0119-20A	Total/NA	Water	RSK-175	
280-137702-11	G0098-20A	Total/NA	Water	RSK-175	
280-137702-12	G0114-20A	Total/NA	Water	RSK-175	
280-137702-13	NW022-20A	Total/NA	Water	RSK-175	
280-137702-14	G0109-20A	Total/NA	Water	RSK-175	
280-137702-15	G0084-20A	Total/NA	Water	RSK-175	
280-137702-16	G0067-20A	Total/NA	Water	RSK-175	
280-137702-18	G0049-20A	Total/NA	Water	RSK-175	
280-137702-20	G0112-20A	Total/NA	Water	RSK-175	
280-137702-22	G0099-20A	Total/NA	Water	RSK-175	
280-137702-23	NW021-20A	Total/NA	Water	RSK-175	
280-137702-24	NW023-20A	Total/NA	Water	RSK-175	
MB 280-499435/4	Method Blank	Total/NA	Water	RSK-175	
LCS 280-499435/2	Lab Control Sample	Total/NA	Water	RSK-175	
LCSD 280-499435/3	Lab Control Sample Dup	Total/NA	Water	RSK-175	
280-137702-16 DU	G0067-20A	Total/NA	Water	RSK-175	

Analysis Batch: 499633

Lab Sample ID	Client Sample ID	Prep Type	Matrix	Method	Prep Batch
280-137702-27	G0097-20A	Total/NA	Water	RSK-175	
280-137702-28	G0113-20A	Total/NA	Water	RSK-175	
280-137702-29	G0108-20A	Total/NA	Water	RSK-175	
280-137702-30	G0118-20A	Total/NA	Water	RSK-175	
MB 280-499633/4	Method Blank	Total/NA	Water	RSK-175	
LCS 280-499633/2	Lab Control Sample	Total/NA	Water	RSK-175	

Analysis Batch: 499668

Lab Sample ID	Client Sample ID	Prep Type	Matrix	Method	Prep Batch
280-137702-25	G0022-20A	Total/NA	Water	RSK-175	
280-137702-26	G0024-20A	Total/NA	Water	RSK-175	
MB 280-499668/44	Method Blank	Total/NA	Water	RSK-175	
LCS 280-499668/42	Lab Control Sample	Total/NA	Water	RSK-175	

GC VOA

Analysis Batch: 500092

Lab Sample ID	Client Sample ID	Prep Type	Matrix	Method	Prep Batch
280-137702-17	G0121-20A	Total/NA	Water	RSK-175	
280-137702-19	G0110-20A	Total/NA	Water	RSK-175	
280-137702-21	G0094-20A	Total/NA	Water	RSK-175	
MB 280-500092/4	Method Blank	Total/NA	Water	RSK-175	
LCS 280-500092/2	Lab Control Sample	Total/NA	Water	RSK-175	
LCSD 280-500092/3	Lab Control Sample Dup	Total/NA	Water	RSK-175	

HPLC/IC

Prep Batch: 499221

Lab Sample ID	Client Sample ID	Prep Type	Matrix	Method	Prep Batch
280-137702-1	G0083-20A	Total/NA	Water	3535	
280-137702-2	NW020-20A	Total/NA	Water	3535	
280-137702-3	G0048-20A	Total/NA	Water	3535	
280-137702-4	G0066R-20A	Total/NA	Water	3535	
280-137702-5	G0085-20A	Total/NA	Water	3535	
280-137702-6	G0285-20A	Total/NA	Water	3535	
280-137702-7	PZ015-20A	Total/NA	Water	3535	
280-137702-8	PZ016-20A	Total/NA	Water	3535	
280-137702-9	G0023-20A	Total/NA	Water	3535	
280-137702-10	G0119-20A	Total/NA	Water	3535	
280-137702-11	G0098-20A	Total/NA	Water	3535	
280-137702-12	G0114-20A	Total/NA	Water	3535	
280-137702-13	NW022-20A	Total/NA	Water	3535	
280-137702-14	G0109-20A	Total/NA	Water	3535	
280-137702-15	G0084-20A	Total/NA	Water	3535	
280-137702-16	G0067-20A	Total/NA	Water	3535	
280-137702-17	G0121-20A	Total/NA	Water	3535	
280-137702-18	G0049-20A	Total/NA	Water	3535	
280-137702-19	G0110-20A	Total/NA	Water	3535	
280-137702-20	G0112-20A	Total/NA	Water	3535	
MB 280-499221/1-A	Method Blank	Total/NA	Water	3535	
LCS 280-499221/2-A	Lab Control Sample	Total/NA	Water	3535	
LCS 280-499221/4-A	Lab Control Sample	Total/NA	Water	3535	
LCSD 280-499221/3-A	Lab Control Sample Dup	Total/NA	Water	3535	
LCSD 280-499221/5-A	Lab Control Sample Dup	Total/NA	Water	3535	

Prep Batch: 499271

Lab Sample ID	Client Sample ID	Prep Type	Matrix	Method	Prep Batch
280-137702-21	G0094-20A	Total/NA	Water	3535	
280-137702-22	G0099-20A	Total/NA	Water	3535	
280-137702-23	NW021-20A	Total/NA	Water	3535	
280-137702-24	NW023-20A	Total/NA	Water	3535	
280-137702-25	G0022-20A	Total/NA	Water	3535	
280-137702-26	G0024-20A	Total/NA	Water	3535	
280-137702-27	G0097-20A	Total/NA	Water	3535	
280-137702-28	G0113-20A	Total/NA	Water	3535	
280-137702-29	G0108-20A	Total/NA	Water	3535	
280-137702-30	G0118-20A	Total/NA	Water	3535	
MB 280-499271/1-A	Method Blank	Total/NA	Water	3535	
LCS 280-499271/2-A	Lab Control Sample	Total/NA	Water	3535	

HPLC/IC (Continued)

Prep Batch: 499271 (Continued)

Lab Sample ID	Client Sample ID	Prep Type	Matrix	Method	Prep Batch
LCS 280-499271/3-A	Lab Control Sample	Total/NA	Water	3535	
LCSD 280-499271/4-A	Lab Control Sample Dup	Total/NA	Water	3535	

Analysis Batch: 499864

Lab Sample ID	Client Sample ID	Prep Type	Matrix	Method	Prep Batch
280-137702-21	G0094-20A	Total/NA	Water	8330A	499271
280-137702-22	G0099-20A	Total/NA	Water	8330A	499271
280-137702-23	NW021-20A	Total/NA	Water	8330A	499271
280-137702-24	NW023-20A	Total/NA	Water	8330A	499271
280-137702-25	G0022-20A	Total/NA	Water	8330A	499271
280-137702-26	G0024-20A	Total/NA	Water	8330A	499271
280-137702-27	G0097-20A	Total/NA	Water	8330A	499271
280-137702-28	G0113-20A	Total/NA	Water	8330A	499271
280-137702-29	G0108-20A	Total/NA	Water	8330A	499271
280-137702-30	G0118-20A	Total/NA	Water	8330A	499271
MB 280-499271/1-A	Method Blank	Total/NA	Water	8330A	499271
LCS 280-499271/2-A	Lab Control Sample	Total/NA	Water	8330A	499271
LCS 280-499271/3-A	Lab Control Sample	Total/NA	Water	8330A	499271
LCSD 280-499271/4-A	Lab Control Sample Dup	Total/NA	Water	8330A	499271

Analysis Batch: 500017

Lab Sample ID	Client Sample ID	Prep Type	Matrix	Method	Prep Batch
280-137702-21	G0094-20A	Total/NA	Water	8330A	499271
280-137702-22	G0099-20A	Total/NA	Water	8330A	499271
280-137702-23	NW021-20A	Total/NA	Water	8330A	499271
280-137702-24	NW023-20A	Total/NA	Water	8330A	499271
280-137702-25	G0022-20A	Total/NA	Water	8330A	499271
280-137702-26	G0024-20A	Total/NA	Water	8330A	499271
280-137702-27	G0097-20A	Total/NA	Water	8330A	499271
280-137702-28	G0113-20A	Total/NA	Water	8330A	499271
280-137702-29	G0108-20A	Total/NA	Water	8330A	499271
280-137702-30	G0118-20A	Total/NA	Water	8330A	499271

Analysis Batch: 500385

Lab Sample ID	Client Sample ID	Prep Type	Matrix	Method	Prep Batch
280-137702-1	G0083-20A	Total/NA	Water	8330A	499221
280-137702-3	G0048-20A	Total/NA	Water	8330A	499221
280-137702-5	G0085-20A	Total/NA	Water	8330A	499221
280-137702-6	G0285-20A	Total/NA	Water	8330A	499221
280-137702-7	PZ015-20A	Total/NA	Water	8330A	499221
280-137702-8	PZ016-20A	Total/NA	Water	8330A	499221
280-137702-9	G0023-20A	Total/NA	Water	8330A	499221
280-137702-10	G0119-20A	Total/NA	Water	8330A	499221
280-137702-11	G0098-20A	Total/NA	Water	8330A	499221
280-137702-12	G0114-20A	Total/NA	Water	8330A	499221
280-137702-13	NW022-20A	Total/NA	Water	8330A	499221
280-137702-14	G0109-20A	Total/NA	Water	8330A	499221
280-137702-15	G0084-20A	Total/NA	Water	8330A	499221
280-137702-16	G0067-20A	Total/NA	Water	8330A	499221
280-137702-17	G0121-20A	Total/NA	Water	8330A	499221
280-137702-18	G0049-20A	Total/NA	Water	8330A	499221

HPLC/IC (Continued)

Analysis Batch: 500385 (Continued)

Lab Sample ID	Client Sample ID	Prep Type	Matrix	Method	Prep Batch
280-137702-19	G0110-20A	Total/NA	Water	8330A	499221
280-137702-20	G0112-20A	Total/NA	Water	8330A	499221
MB 280-499221/1-A	Method Blank	Total/NA	Water	8330A	499221
LCS 280-499221/2-A	Lab Control Sample	Total/NA	Water	8330A	499221
LCS 280-499221/4-A	Lab Control Sample	Total/NA	Water	8330A	499221
LCSD 280-499221/3-A	Lab Control Sample Dup	Total/NA	Water	8330A	499221
LCSD 280-499221/5-A	Lab Control Sample Dup	Total/NA	Water	8330A	499221

Analysis Batch: 500689

Lab Sample ID	Client Sample ID	Prep Type	Matrix	Method	Prep Batch
280-137702-2	NW020-20A	Total/NA	Water	8330A	499221
280-137702-4	G0066R-20A	Total/NA	Water	8330A	499221

Analysis Batch: 500692

Lab Sample ID	Client Sample ID	Prep Type	Matrix	Method	Prep Batch
280-137702-1	G0083-20A	Total/NA	Water	8330A	499221
280-137702-2	NW020-20A	Total/NA	Water	8330A	499221
280-137702-4	G0066R-20A	Total/NA	Water	8330A	499221
280-137702-5	G0085-20A	Total/NA	Water	8330A	499221
280-137702-6	G0285-20A	Total/NA	Water	8330A	499221
280-137702-7	PZ015-20A	Total/NA	Water	8330A	499221
280-137702-8	PZ016-20A	Total/NA	Water	8330A	499221
280-137702-9	G0023-20A	Total/NA	Water	8330A	499221
280-137702-10	G0119-20A	Total/NA	Water	8330A	499221
280-137702-11	G0098-20A	Total/NA	Water	8330A	499221
280-137702-12	G0114-20A	Total/NA	Water	8330A	499221
280-137702-13	NW022-20A	Total/NA	Water	8330A	499221
280-137702-14	G0109-20A	Total/NA	Water	8330A	499221
280-137702-15	G0084-20A	Total/NA	Water	8330A	499221
280-137702-17	G0121-20A	Total/NA	Water	8330A	499221
280-137702-19	G0110-20A	Total/NA	Water	8330A	499221
280-137702-20	G0112-20A	Total/NA	Water	8330A	499221

General Chemistry

Analysis Batch: 499137

Lab Sample ID	Client Sample ID	Prep Type	Matrix	Method	Prep Batch
280-137702-1	G0083-20A	Total/NA	Water	350.1	
280-137702-2	NW020-20A	Total/NA	Water	350.1	
280-137702-3	G0048-20A	Total/NA	Water	350.1	
280-137702-4	G0066R-20A	Total/NA	Water	350.1	
280-137702-5	G0085-20A	Total/NA	Water	350.1	
280-137702-6	G0285-20A	Total/NA	Water	350.1	
280-137702-7	PZ015-20A	Total/NA	Water	350.1	
280-137702-8	PZ016-20A	Total/NA	Water	350.1	
280-137702-9	G0023-20A	Total/NA	Water	350.1	
280-137702-10	G0119-20A	Total/NA	Water	350.1	
280-137702-11	G0098-20A	Total/NA	Water	350.1	
280-137702-12	G0114-20A	Total/NA	Water	350.1	
280-137702-13	NW022-20A	Total/NA	Water	350.1	
280-137702-14	G0109-20A	Total/NA	Water	350.1	

General Chemistry (Continued)

Analysis Batch: 499137 (Continued)

Lab Sample ID	Client Sample ID	Prep Type	Matrix	Method	Prep Batch
280-137702-15	G0084-20A	Total/NA	Water	350.1	
280-137702-16	G0067-20A	Total/NA	Water	350.1	
280-137702-17	G0121-20A	Total/NA	Water	350.1	
280-137702-18	G0049-20A	Total/NA	Water	350.1	
280-137702-19	G0110-20A	Total/NA	Water	350.1	
280-137702-20	G0112-20A	Total/NA	Water	350.1	
280-137702-21	G0094-20A	Total/NA	Water	350.1	
280-137702-22	G0099-20A	Total/NA	Water	350.1	
280-137702-23	NW021-20A	Total/NA	Water	350.1	
280-137702-24	NW023-20A	Total/NA	Water	350.1	
280-137702-25	G0022-20A	Total/NA	Water	350.1	
280-137702-26	G0024-20A	Total/NA	Water	350.1	
280-137702-27	G0097-20A	Total/NA	Water	350.1	
280-137702-28	G0113-20A	Total/NA	Water	350.1	
280-137702-29	G0108-20A	Total/NA	Water	350.1	
280-137702-30	G0118-20A	Total/NA	Water	350.1	
MB 280-499137/19	Method Blank	Total/NA	Water	350.1	
MB 280-499137/57	Method Blank	Total/NA	Water	350.1	
LCS 280-499137/18	Lab Control Sample	Total/NA	Water	350.1	
LCS 280-499137/56	Lab Control Sample	Total/NA	Water	350.1	
280-137702-1 MS	G0083-20A	Total/NA	Water	350.1	
280-137702-1 MSD	G0083-20A	Total/NA	Water	350.1	
280-137702-11 MS	G0098-20A	Total/NA	Water	350.1	
280-137702-11 MSD	G0098-20A	Total/NA	Water	350.1	
280-137702-21 MS	G0094-20A	Total/NA	Water	350.1	
280-137702-21 MSD	G0094-20A	Total/NA	Water	350.1	

Analysis Batch: 499209

Lab Sample ID	Client Sample ID	Prep Type	Matrix	Method	Prep Batch
280-137702-1	G0083-20A	Total/NA	Water	SM 2320B	
280-137702-2	NW020-20A	Total/NA	Water	SM 2320B	
280-137702-3	G0048-20A	Total/NA	Water	SM 2320B	
280-137702-4	G0066R-20A	Total/NA	Water	SM 2320B	
280-137702-5	G0085-20A	Total/NA	Water	SM 2320B	
280-137702-6	G0285-20A	Total/NA	Water	SM 2320B	
280-137702-7	PZ015-20A	Total/NA	Water	SM 2320B	
280-137702-8	PZ016-20A	Total/NA	Water	SM 2320B	
280-137702-9	G0023-20A	Total/NA	Water	SM 2320B	
280-137702-10	G0119-20A	Total/NA	Water	SM 2320B	
280-137702-11	G0098-20A	Total/NA	Water	SM 2320B	
280-137702-12	G0114-20A	Total/NA	Water	SM 2320B	
280-137702-13	NW022-20A	Total/NA	Water	SM 2320B	
280-137702-14	G0109-20A	Total/NA	Water	SM 2320B	
280-137702-15	G0084-20A	Total/NA	Water	SM 2320B	
280-137702-16	G0067-20A	Total/NA	Water	SM 2320B	
280-137702-17	G0121-20A	Total/NA	Water	SM 2320B	
280-137702-18	G0049-20A	Total/NA	Water	SM 2320B	
280-137702-19	G0110-20A	Total/NA	Water	SM 2320B	
280-137702-20	G0112-20A	Total/NA	Water	SM 2320B	
280-137702-21	G0094-20A	Total/NA	Water	SM 2320B	
280-137702-22	G0099-20A	Total/NA	Water	SM 2320B	

General Chemistry (Continued)

Analysis Batch: 499209 (Continued)

Lab Sample ID	Client Sample ID	Prep Type	Matrix	Method	Prep Batch
280-137702-23	NW021-20A	Total/NA	Water	SM 2320B	
280-137702-24	NW023-20A	Total/NA	Water	SM 2320B	
280-137702-25	G0022-20A	Total/NA	Water	SM 2320B	
280-137702-26	G0024-20A	Total/NA	Water	SM 2320B	
280-137702-27	G0097-20A	Total/NA	Water	SM 2320B	
280-137702-28	G0113-20A	Total/NA	Water	SM 2320B	
280-137702-29	G0108-20A	Total/NA	Water	SM 2320B	
280-137702-30	G0118-20A	Total/NA	Water	SM 2320B	
MB 280-499209/31	Method Blank	Total/NA	Water	SM 2320B	
MB 280-499209/5	Method Blank	Total/NA	Water	SM 2320B	
MB 280-499209/57	Method Blank	Total/NA	Water	SM 2320B	
LCS 280-499209/30	Lab Control Sample	Total/NA	Water	SM 2320B	
LCS 280-499209/4	Lab Control Sample	Total/NA	Water	SM 2320B	
LCS 280-499209/56	Lab Control Sample	Total/NA	Water	SM 2320B	
280-137702-3 DU	G0048-20A	Total/NA	Water	SM 2320B	
280-137702-22 DU	G0099-20A	Total/NA	Water	SM 2320B	

Prep Batch: 499254

Lab Sample ID	Client Sample ID	Prep Type	Matrix	Method	Prep Batch
280-137702-16	G0067-20A	Total/NA	Water	9030B	
280-137702-17	G0121-20A	Total/NA	Water	9030B	
280-137702-18	G0049-20A	Total/NA	Water	9030B	
MB 280-499254/2-A	Method Blank	Total/NA	Water	9030B	
LCS 280-499254/1-A	Lab Control Sample	Total/NA	Water	9030B	

Prep Batch: 499379

Lab Sample ID	Client Sample ID	Prep Type	Matrix	Method	Prep Batch
280-137702-3	G0048-20A	Total/NA	Water	9030B	
280-137702-4	G0066R-20A	Total/NA	Water	9030B	
280-137702-5	G0085-20A	Total/NA	Water	9030B	
280-137702-6	G0285-20A	Total/NA	Water	9030B	
280-137702-10	G0119-20A	Total/NA	Water	9030B	
280-137702-15	G0084-20A	Total/NA	Water	9030B	
MB 280-499379/2-A	Method Blank	Total/NA	Water	9030B	
LCS 280-499379/1-A	Lab Control Sample	Total/NA	Water	9030B	

Analysis Batch: 499382

Lab Sample ID	Client Sample ID	Prep Type	Matrix	Method	Prep Batch
280-137702-3	G0048-20A	Total/NA	Water	9034	499379
280-137702-4	G0066R-20A	Total/NA	Water	9034	499379
280-137702-5	G0085-20A	Total/NA	Water	9034	499379
280-137702-6	G0285-20A	Total/NA	Water	9034	499379
280-137702-10	G0119-20A	Total/NA	Water	9034	499379
280-137702-15	G0084-20A	Total/NA	Water	9034	499379
MB 280-499379/2-A	Method Blank	Total/NA	Water	9034	499379
LCS 280-499379/1-A	Lab Control Sample	Total/NA	Water	9034	499379

Prep Batch: 499421

Lab Sample ID	Client Sample ID	Prep Type	Matrix	Method	Prep Batch
280-137702-1	G0083-20A	Total/NA	Water	9030B	
280-137702-2	NW020-20A	Total/NA	Water	9030B	

General Chemistry (Continued)

Prep Batch: 499421 (Continued)

Lab Sample ID	Client Sample ID	Prep Type	Matrix	Method	Prep Batch
280-137702-7	PZ015-20A	Total/NA	Water	9030B	
280-137702-8	PZ016-20A	Total/NA	Water	9030B	
280-137702-9	G0023-20A	Total/NA	Water	9030B	
280-137702-11	G0098-20A	Total/NA	Water	9030B	
280-137702-12	G0114-20A	Total/NA	Water	9030B	
280-137702-19	G0110-20A	Total/NA	Water	9030B	
280-137702-20	G0112-20A	Total/NA	Water	9030B	
280-137702-22	G0099-20A	Total/NA	Water	9030B	
280-137702-27	G0097-20A	Total/NA	Water	9030B	
280-137702-28	G0113-20A	Total/NA	Water	9030B	
280-137702-29	G0108-20A	Total/NA	Water	9030B	
280-137702-30	G0118-20A	Total/NA	Water	9030B	
MB 280-499421/2-A	Method Blank	Total/NA	Water	9030B	
LCS 280-499421/1-A	Lab Control Sample	Total/NA	Water	9030B	
280-137702-7 MS	PZ015-20A	Total/NA	Water	9030B	
280-137702-7 MSD	PZ015-20A	Total/NA	Water	9030B	

Analysis Batch: 499422

Lab Sample ID	Client Sample ID	Prep Type	Matrix	Method	Prep Batch
280-137702-1	G0083-20A	Total/NA	Water	9034	499421
280-137702-2	NW020-20A	Total/NA	Water	9034	499421
280-137702-7	PZ015-20A	Total/NA	Water	9034	499421
280-137702-8	PZ016-20A	Total/NA	Water	9034	499421
280-137702-9	G0023-20A	Total/NA	Water	9034	499421
280-137702-11	G0098-20A	Total/NA	Water	9034	499421
280-137702-12	G0114-20A	Total/NA	Water	9034	499421
280-137702-19	G0110-20A	Total/NA	Water	9034	499421
280-137702-20	G0112-20A	Total/NA	Water	9034	499421
280-137702-22	G0099-20A	Total/NA	Water	9034	499421
280-137702-27	G0097-20A	Total/NA	Water	9034	499421
280-137702-28	G0113-20A	Total/NA	Water	9034	499421
280-137702-29	G0108-20A	Total/NA	Water	9034	499421
280-137702-30	G0118-20A	Total/NA	Water	9034	499421
MB 280-499421/2-A	Method Blank	Total/NA	Water	9034	499421
LCS 280-499421/1-A	Lab Control Sample	Total/NA	Water	9034	499421
280-137702-7 MS	PZ015-20A	Total/NA	Water	9034	499421
280-137702-7 MSD	PZ015-20A	Total/NA	Water	9034	499421

Prep Batch: 499423

Lab Sample ID	Client Sample ID	Prep Type	Matrix	Method	Prep Batch
280-137702-13	NW022-20A	Total/NA	Water	9030B	
280-137702-14	G0109-20A	Total/NA	Water	9030B	
280-137702-21	G0094-20A	Total/NA	Water	9030B	
280-137702-23	NW021-20A	Total/NA	Water	9030B	
280-137702-24	NW023-20A	Total/NA	Water	9030B	
280-137702-25	G0022-20A	Total/NA	Water	9030B	
280-137702-26	G0024-20A	Total/NA	Water	9030B	
MB 280-499423/2-A	Method Blank	Total/NA	Water	9030B	
LCS 280-499423/1-A	Lab Control Sample	Total/NA	Water	9030B	
280-137702-23 MS	NW021-20A	Total/NA	Water	9030B	
280-137702-23 MSD	NW021-20A	Total/NA	Water	9030B	

General Chemistry

Analysis Batch: 499425

Lab Sample ID	Client Sample ID	Prep Type	Matrix	Method	Prep Batch
280-137702-13	NW022-20A	Total/NA	Water	9034	499423
280-137702-14	G0109-20A	Total/NA	Water	9034	499423
280-137702-21	G0094-20A	Total/NA	Water	9034	499423
280-137702-23	NW021-20A	Total/NA	Water	9034	499423
280-137702-24	NW023-20A	Total/NA	Water	9034	499423
280-137702-25	G0022-20A	Total/NA	Water	9034	499423
280-137702-26	G0024-20A	Total/NA	Water	9034	499423
MB 280-499423/2-A	Method Blank	Total/NA	Water	9034	499423
LCS 280-499423/1-A	Lab Control Sample	Total/NA	Water	9034	499423
280-137702-23 MS	NW021-20A	Total/NA	Water	9034	499423
280-137702-23 MSD	NW021-20A	Total/NA	Water	9034	499423

Analysis Batch: 499460

Lab Sample ID	Client Sample ID	Prep Type	Matrix	Method	Prep Batch
280-137702-16	G0067-20A	Total/NA	Water	9034	499254
280-137702-17	G0121-20A	Total/NA	Water	9034	499254
280-137702-18	G0049-20A	Total/NA	Water	9034	499254
MB 280-499254/2-A	Method Blank	Total/NA	Water	9034	499254
LCS 280-499254/1-A	Lab Control Sample	Total/NA	Water	9034	499254

Prep Batch: 499477

Lab Sample ID	Client Sample ID	Prep Type	Matrix	Method	Prep Batch
280-137702-1	G0083-20A	Total/NA	Water	351.2	
280-137702-2	NW020-20A	Total/NA	Water	351.2	
280-137702-3	G0048-20A	Total/NA	Water	351.2	
280-137702-4	G0066R-20A	Total/NA	Water	351.2	
280-137702-5	G0085-20A	Total/NA	Water	351.2	
280-137702-6	G0285-20A	Total/NA	Water	351.2	
280-137702-7	PZ015-20A	Total/NA	Water	351.2	
280-137702-8	PZ016-20A	Total/NA	Water	351.2	
280-137702-9	G0023-20A	Total/NA	Water	351.2	
280-137702-10	G0119-20A	Total/NA	Water	351.2	
280-137702-11	G0098-20A	Total/NA	Water	351.2	
280-137702-12	G0114-20A	Total/NA	Water	351.2	
280-137702-13	NW022-20A	Total/NA	Water	351.2	
280-137702-14	G0109-20A	Total/NA	Water	351.2	
280-137702-15	G0084-20A	Total/NA	Water	351.2	
280-137702-16	G0067-20A	Total/NA	Water	351.2	
280-137702-17	G0121-20A	Total/NA	Water	351.2	
280-137702-18	G0049-20A	Total/NA	Water	351.2	
280-137702-19	G0110-20A	Total/NA	Water	351.2	
280-137702-20	G0112-20A	Total/NA	Water	351.2	
280-137702-21	G0094-20A	Total/NA	Water	351.2	
280-137702-22	G0099-20A	Total/NA	Water	351.2	
280-137702-23	NW021-20A	Total/NA	Water	351.2	
280-137702-24	NW023-20A	Total/NA	Water	351.2	
280-137702-25	G0022-20A	Total/NA	Water	351.2	
280-137702-26	G0024-20A	Total/NA	Water	351.2	
280-137702-27	G0097-20A	Total/NA	Water	351.2	
280-137702-28	G0113-20A	Total/NA	Water	351.2	
280-137702-29	G0108-20A	Total/NA	Water	351.2	

General Chemistry (Continued)

Prep Batch: 499477 (Continued)

Lab Sample ID	Client Sample ID	Prep Type	Matrix	Method	Prep Batch
280-137702-30	G0118-20A	Total/NA	Water	351.2	
MB 280-499477/28-A	Method Blank	Total/NA	Water	351.2	
MB 280-499477/2-A	Method Blank	Total/NA	Water	351.2	
LCS 280-499477/1-A	Lab Control Sample	Total/NA	Water	351.2	
LCS 280-499477/27-A	Lab Control Sample	Total/NA	Water	351.2	
280-137702-1 MS	G0083-20A	Total/NA	Water	351.2	
280-137702-1 MSD	G0083-20A	Total/NA	Water	351.2	
280-137702-14 MS	G0109-20A	Total/NA	Water	351.2	
280-137702-14 MSD	G0109-20A	Total/NA	Water	351.2	
280-137702-20 MS	G0112-20A	Total/NA	Water	351.2	
280-137702-20 MSD	G0112-20A	Total/NA	Water	351.2	

Analysis Batch: 499726

Lab Sample ID	Client Sample ID	Prep Type	Matrix	Method	Prep Batch
280-137702-1	G0083-20A	Total/NA	Water	353.2	
280-137702-2	NW020-20A	Total/NA	Water	353.2	
280-137702-3	G0048-20A	Total/NA	Water	353.2	
280-137702-4	G0066R-20A	Total/NA	Water	353.2	
280-137702-5	G0085-20A	Total/NA	Water	353.2	
280-137702-6	G0285-20A	Total/NA	Water	353.2	
280-137702-7	PZ015-20A	Total/NA	Water	353.2	
280-137702-8	PZ016-20A	Total/NA	Water	353.2	
280-137702-9	G0023-20A	Total/NA	Water	353.2	
280-137702-10	G0119-20A	Total/NA	Water	353.2	
280-137702-11	G0098-20A	Total/NA	Water	353.2	
280-137702-12	G0114-20A	Total/NA	Water	353.2	
280-137702-13	NW022-20A	Total/NA	Water	353.2	
280-137702-14	G0109-20A	Total/NA	Water	353.2	
280-137702-15	G0084-20A	Total/NA	Water	353.2	
280-137702-16	G0067-20A	Total/NA	Water	353.2	
280-137702-17	G0121-20A	Total/NA	Water	353.2	
280-137702-18	G0049-20A	Total/NA	Water	353.2	
280-137702-19	G0110-20A	Total/NA	Water	353.2	
280-137702-20	G0112-20A	Total/NA	Water	353.2	
280-137702-21	G0094-20A	Total/NA	Water	353.2	
280-137702-22	G0099-20A	Total/NA	Water	353.2	
280-137702-23	NW021-20A	Total/NA	Water	353.2	
280-137702-24	NW023-20A	Total/NA	Water	353.2	
280-137702-25	G0022-20A	Total/NA	Water	353.2	
280-137702-26	G0024-20A	Total/NA	Water	353.2	
280-137702-27	G0097-20A	Total/NA	Water	353.2	
280-137702-28	G0113-20A	Total/NA	Water	353.2	
280-137702-29	G0108-20A	Total/NA	Water	353.2	
280-137702-30	G0118-20A	Total/NA	Water	353.2	
MB 280-499726/22	Method Blank	Total/NA	Water	353.2	
MB 280-499726/60	Method Blank	Total/NA	Water	353.2	
LCS 280-499726/21	Lab Control Sample	Total/NA	Water	353.2	
LCS 280-499726/59	Lab Control Sample	Total/NA	Water	353.2	
280-137702-1 MS	G0083-20A	Total/NA	Water	353.2	
280-137702-1 MSD	G0083-20A	Total/NA	Water	353.2	
280-137702-14 MS	G0109-20A	Total/NA	Water	353.2	

General Chemistry (Continued)

Analysis Batch: 499726 (Continued)

Lab Sample ID	Client Sample ID	Prep Type	Matrix	Method	Prep Batch
280-137702-14 MSD	G0109-20A	Total/NA	Water	353.2	
280-137702-20 MS	G0112-20A	Total/NA	Water	353.2	
280-137702-20 MSD	G0112-20A	Total/NA	Water	353.2	

Analysis Batch: 499886

Lab Sample ID	Client Sample ID	Prep Type	Matrix	Method	Prep Batch
280-137702-2	NW020-20A	Total/NA	Water	351.2	499477
280-137702-3	G0048-20A	Total/NA	Water	351.2	499477
280-137702-4	G0066R-20A	Total/NA	Water	351.2	499477
280-137702-5	G0085-20A	Total/NA	Water	351.2	499477
280-137702-6	G0285-20A	Total/NA	Water	351.2	499477
280-137702-7	PZ015-20A	Total/NA	Water	351.2	499477
280-137702-8	PZ016-20A	Total/NA	Water	351.2	499477
280-137702-10	G0119-20A	Total/NA	Water	351.2	499477
280-137702-11	G0098-20A	Total/NA	Water	351.2	499477
280-137702-12	G0114-20A	Total/NA	Water	351.2	499477
280-137702-13	NW022-20A	Total/NA	Water	351.2	499477
280-137702-14	G0109-20A	Total/NA	Water	351.2	499477
280-137702-15	G0084-20A	Total/NA	Water	351.2	499477
280-137702-16	G0067-20A	Total/NA	Water	351.2	499477
280-137702-17	G0121-20A	Total/NA	Water	351.2	499477
280-137702-18	G0049-20A	Total/NA	Water	351.2	499477
280-137702-19	G0110-20A	Total/NA	Water	351.2	499477
280-137702-20	G0112-20A	Total/NA	Water	351.2	499477
280-137702-21	G0094-20A	Total/NA	Water	351.2	499477
280-137702-22	G0099-20A	Total/NA	Water	351.2	499477
280-137702-23	NW021-20A	Total/NA	Water	351.2	499477
280-137702-24	NW023-20A	Total/NA	Water	351.2	499477
280-137702-25	G0022-20A	Total/NA	Water	351.2	499477
280-137702-26	G0024-20A	Total/NA	Water	351.2	499477
280-137702-27	G0097-20A	Total/NA	Water	351.2	499477
280-137702-28	G0113-20A	Total/NA	Water	351.2	499477
280-137702-29	G0108-20A	Total/NA	Water	351.2	499477
280-137702-30	G0118-20A	Total/NA	Water	351.2	499477
MB 280-499477/28-A	Method Blank	Total/NA	Water	351.2	499477
LCS 280-499477/1-A	Lab Control Sample	Total/NA	Water	351.2	499477
LCS 280-499477/27-A	Lab Control Sample	Total/NA	Water	351.2	499477
280-137702-1 MS	G0083-20A	Total/NA	Water	351.2	499477
280-137702-1 MSD	G0083-20A	Total/NA	Water	351.2	499477
280-137702-14 MS	G0109-20A	Total/NA	Water	351.2	499477
280-137702-14 MSD	G0109-20A	Total/NA	Water	351.2	499477
280-137702-20 MS	G0112-20A	Total/NA	Water	351.2	499477
280-137702-20 MSD	G0112-20A	Total/NA	Water	351.2	499477

Analysis Batch: 500036

Lab Sample ID	Client Sample ID	Prep Type	Matrix	Method	Prep Batch
280-137702-1	G0083-20A	Total/NA	Water	351.2	499477
280-137702-9	G0023-20A	Total/NA	Water	351.2	499477
MB 280-499477/2-A	Method Blank	Total/NA	Water	351.2	499477
LCS 280-499477/1-A	Lab Control Sample	Total/NA	Water	351.2	499477

General Chemistry

Analysis Batch: 500473

Lab Sample ID	Client Sample ID	Prep Type	Matrix	Method	Prep Batch
280-137702-2	NW020-20A	Total/NA	Water	9056A	
280-137702-3	G0048-20A	Total/NA	Water	9056A	
280-137702-4	G0066R-20A	Total/NA	Water	9056A	
280-137702-5	G0085-20A	Total/NA	Water	9056A	
280-137702-6	G0285-20A	Total/NA	Water	9056A	
280-137702-7	PZ015-20A	Total/NA	Water	9056A	
280-137702-8	PZ016-20A	Total/NA	Water	9056A	
280-137702-9	G0023-20A	Total/NA	Water	9056A	
280-137702-10	G0119-20A	Total/NA	Water	9056A	
280-137702-11	G0098-20A	Total/NA	Water	9056A	
280-137702-12	G0114-20A	Total/NA	Water	9056A	
280-137702-13	NW022-20A	Total/NA	Water	9056A	
280-137702-14	G0109-20A	Total/NA	Water	9056A	
280-137702-15	G0084-20A	Total/NA	Water	9056A	
280-137702-16	G0067-20A	Total/NA	Water	9056A	
280-137702-17	G0121-20A	Total/NA	Water	9056A	
280-137702-18	G0049-20A	Total/NA	Water	9056A	
280-137702-19	G0110-20A	Total/NA	Water	9056A	
280-137702-20	G0112-20A	Total/NA	Water	9056A	
280-137702-21	G0094-20A	Total/NA	Water	9056A	
280-137702-22	G0099-20A	Total/NA	Water	9056A	
280-137702-23	NW021-20A	Total/NA	Water	9056A	
280-137702-24	NW023-20A	Total/NA	Water	9056A	
280-137702-25	G0022-20A	Total/NA	Water	9056A	
280-137702-26	G0024-20A	Total/NA	Water	9056A	
280-137702-27	G0097-20A	Total/NA	Water	9056A	
280-137702-28	G0113-20A	Total/NA	Water	9056A	
280-137702-29	G0108-20A	Total/NA	Water	9056A	
280-137702-30	G0118-20A	Total/NA	Water	9056A	
MB 280-500473/6	Method Blank	Total/NA	Water	9056A	
MB 280-500473/76	Method Blank	Total/NA	Water	9056A	
LCS 280-500473/4	Lab Control Sample	Total/NA	Water	9056A	
LCS 280-500473/74	Lab Control Sample	Total/NA	Water	9056A	
LCSD 280-500473/5	Lab Control Sample Dup	Total/NA	Water	9056A	
LCSD 280-500473/75	Lab Control Sample Dup	Total/NA	Water	9056A	
MRL 280-500473/3	Lab Control Sample	Total/NA	Water	9056A	
280-137702-14 MS	G0109-20A	Total/NA	Water	9056A	
280-137702-14 MSD	G0109-20A	Total/NA	Water	9056A	
280-137702-14 DU	G0109-20A	Total/NA	Water	9056A	

Filtration Batch: 500528

Lab Sample ID	Client Sample ID	Prep Type	Matrix	Method	Prep Batch
280-137702-1	G0083-20A	Dissolved	Water	FILTRATION	
280-137702-2	NW020-20A	Dissolved	Water	FILTRATION	
280-137702-3	G0048-20A	Dissolved	Water	FILTRATION	
280-137702-4	G0066R-20A	Dissolved	Water	FILTRATION	
280-137702-5	G0085-20A	Dissolved	Water	FILTRATION	
280-137702-6	G0285-20A	Dissolved	Water	FILTRATION	
280-137702-7	PZ015-20A	Dissolved	Water	FILTRATION	
280-137702-8	PZ016-20A	Dissolved	Water	FILTRATION	
280-137702-9	G0023-20A	Dissolved	Water	FILTRATION	

General Chemistry (Continued)

Filtration Batch: 500528 (Continued)

Lab Sample ID	Client Sample ID	Prep Type	Matrix	Method	Prep Batch
280-137702-10	G0119-20A	Dissolved	Water	FILTRATION	
280-137702-11	G0098-20A	Dissolved	Water	FILTRATION	
280-137702-12	G0114-20A	Dissolved	Water	FILTRATION	
280-137702-13	NW022-20A	Dissolved	Water	FILTRATION	
280-137702-14	G0109-20A	Dissolved	Water	FILTRATION	
280-137702-15	G0084-20A	Dissolved	Water	FILTRATION	
280-137702-16	G0067-20A	Dissolved	Water	FILTRATION	
280-137702-17	G0121-20A	Dissolved	Water	FILTRATION	
280-137702-18	G0049-20A	Dissolved	Water	FILTRATION	
280-137702-19	G0110-20A	Dissolved	Water	FILTRATION	
280-137702-20	G0112-20A	Dissolved	Water	FILTRATION	
280-137702-21	G0094-20A	Dissolved	Water	FILTRATION	
280-137702-22	G0099-20A	Dissolved	Water	FILTRATION	
280-137702-23	NW021-20A	Dissolved	Water	FILTRATION	
280-137702-24	NW023-20A	Dissolved	Water	FILTRATION	
280-137702-25	G0022-20A	Dissolved	Water	FILTRATION	
280-137702-26	G0024-20A	Dissolved	Water	FILTRATION	
280-137702-27	G0097-20A	Dissolved	Water	FILTRATION	
280-137702-28	G0113-20A	Dissolved	Water	FILTRATION	
280-137702-29	G0108-20A	Dissolved	Water	FILTRATION	
280-137702-30	G0118-20A	Dissolved	Water	FILTRATION	
MB 280-500528/28-A	Method Blank	Dissolved	Water	FILTRATION	
MB 280-500528/2-A	Method Blank	Dissolved	Water	FILTRATION	
LCS 280-500528/1-A	Lab Control Sample	Dissolved	Water	FILTRATION	
LCS 280-500528/27-A	Lab Control Sample	Dissolved	Water	FILTRATION	
280-137702-1 MS	G0083-20A	Dissolved	Water	FILTRATION	
280-137702-1 MSD	G0083-20A	Dissolved	Water	FILTRATION	
280-137702-11 MS	G0098-20A	Dissolved	Water	FILTRATION	
280-137702-11 MSD	G0098-20A	Dissolved	Water	FILTRATION	
280-137702-21 MS	G0094-20A	Dissolved	Water	FILTRATION	
280-137702-21 MSD	G0094-20A	Dissolved	Water	FILTRATION	
280-137702-30 MS	G0118-20A	Dissolved	Water	FILTRATION	
280-137702-30 MSD	G0118-20A	Dissolved	Water	FILTRATION	

Analysis Batch: 500683

Lab Sample ID	Client Sample ID	Prep Type	Matrix	Method	Prep Batch
280-137702-1	G0083-20A	Dissolved	Water	9060A	500528
280-137702-2	NW020-20A	Dissolved	Water	9060A	500528
280-137702-3	G0048-20A	Dissolved	Water	9060A	500528
280-137702-4	G0066R-20A	Dissolved	Water	9060A	500528
280-137702-5	G0085-20A	Dissolved	Water	9060A	500528
280-137702-6	G0285-20A	Dissolved	Water	9060A	500528
280-137702-7	PZ015-20A	Dissolved	Water	9060A	500528
280-137702-8	PZ016-20A	Dissolved	Water	9060A	500528
280-137702-9	G0023-20A	Dissolved	Water	9060A	500528
280-137702-10	G0119-20A	Dissolved	Water	9060A	500528
280-137702-11	G0098-20A	Dissolved	Water	9060A	500528
280-137702-12	G0114-20A	Dissolved	Water	9060A	500528
280-137702-13	NW022-20A	Dissolved	Water	9060A	500528
280-137702-14	G0109-20A	Dissolved	Water	9060A	500528
280-137702-15	G0084-20A	Dissolved	Water	9060A	500528

General Chemistry (Continued)

Analysis Batch: 500683 (Continued)

Lab Sample ID	Client Sample ID	Prep Type	Matrix	Method	Prep Batch
280-137702-16	G0067-20A	Dissolved	Water	9060A	500528
280-137702-17	G0121-20A	Dissolved	Water	9060A	500528
280-137702-18	G0049-20A	Dissolved	Water	9060A	500528
280-137702-19	G0110-20A	Dissolved	Water	9060A	500528
280-137702-20	G0112-20A	Dissolved	Water	9060A	500528
280-137702-21	G0094-20A	Dissolved	Water	9060A	500528
280-137702-22	G0099-20A	Dissolved	Water	9060A	500528
280-137702-23	NW021-20A	Dissolved	Water	9060A	500528
280-137702-24	NW023-20A	Dissolved	Water	9060A	500528
280-137702-25	G0022-20A	Dissolved	Water	9060A	500528
280-137702-26	G0024-20A	Dissolved	Water	9060A	500528
280-137702-27	G0097-20A	Dissolved	Water	9060A	500528
280-137702-28	G0113-20A	Dissolved	Water	9060A	500528
280-137702-29	G0108-20A	Dissolved	Water	9060A	500528
280-137702-30	G0118-20A	Dissolved	Water	9060A	500528
MB 280-500528/28-A	Method Blank	Dissolved	Water	9060A	500528
MB 280-500528/2-A	Method Blank	Dissolved	Water	9060A	500528
LCS 280-500528/1-A	Lab Control Sample	Dissolved	Water	9060A	500528
LCS 280-500528/27-A	Lab Control Sample	Dissolved	Water	9060A	500528
280-137702-1 MS	G0083-20A	Dissolved	Water	9060A	500528
280-137702-1 MSD	G0083-20A	Dissolved	Water	9060A	500528
280-137702-11 MS	G0098-20A	Dissolved	Water	9060A	500528
280-137702-11 MSD	G0098-20A	Dissolved	Water	9060A	500528
280-137702-21 MS	G0094-20A	Dissolved	Water	9060A	500528
280-137702-21 MSD	G0094-20A	Dissolved	Water	9060A	500528
280-137702-30 MS	G0118-20A	Dissolved	Water	9060A	500528
280-137702-30 MSD	G0118-20A	Dissolved	Water	9060A	500528

Analysis Batch: 500779

Lab Sample ID	Client Sample ID	Prep Type	Matrix	Method	Prep Batch
280-137702-1	G0083-20A	Total/NA	Water	9056A	
MB 280-500779/13	Method Blank	Total/NA	Water	9056A	
LCS 280-500779/11	Lab Control Sample	Total/NA	Water	9056A	
LCSD 280-500779/12	Lab Control Sample Dup	Total/NA	Water	9056A	
MRL 280-500779/10	Lab Control Sample	Total/NA	Water	9056A	

Client Sample ID: G0083-20A

Lab Sample ID: 280-137702-1

Date Collected: 06/14/20 13:35

Matrix: Water

Date Received: 06/16/20 09:15

Prep Type	Batch Type	Batch Method	Run	Dil Factor	Initial Amount	Final Amount	Batch Number	Prepared or Analyzed	Analyst	Lab
Total/NA	Analysis	RSK-175		1	18 mL	18 mL	499415	06/18/20 21:08	GPM	TAL DEN
Total/NA	Prep	3535			477.4 mL	5 mL	499221	06/18/20 10:49	MLA	TAL DEN
Total/NA	Analysis	8330A		1			500692	06/30/20 22:17	JZ	TAL DEN
Total/NA	Prep	3535			477.4 mL	5 mL	499221	06/18/20 10:49	MLA	TAL DEN
Total/NA	Analysis	8330A		1			500385	06/27/20 22:01	JZ	TAL DEN
Total/NA	Analysis	350.1		1	10 mL	10 mL	499137	06/17/20 11:33	BWH	TAL DEN
Total/NA	Prep	351.2			25 mL	25 mL	499477	06/19/20 16:11	SVC	TAL DEN
Total/NA	Analysis	351.2		1			500036	06/24/20 20:15	SVC	TAL DEN
Total/NA	Analysis	353.2		1	100 mL	100 mL	499726	06/22/20 17:16	SVC	TAL DEN
Total/NA	Prep	9030B			50 mL	50 mL	499421	06/19/20 12:48	SAH	TAL DEN
Total/NA	Analysis	9034		1			499422	06/19/20 12:50	BWH	TAL DEN
Total/NA	Analysis	9056A		5	5 mL	5 mL	500779	07/01/20 22:41	JAP	TAL DEN
Dissolved	Filtration	FILTRATION			1.0 mL	1.0 mL	500528	06/29/20 13:19	JMB	TAL DEN
Dissolved	Analysis	9060A		1	20 mL	20 mL	500683	06/29/20 18:30	JMB	TAL DEN
Total/NA	Analysis	SM 2320B		1			499209	06/17/20 14:04	SPG	TAL DEN

Client Sample ID: NW020-20A

Lab Sample ID: 280-137702-2

Date Collected: 06/15/20 08:20

Matrix: Water

Date Received: 06/16/20 09:15

Prep Type	Batch Type	Batch Method	Run	Dil Factor	Initial Amount	Final Amount	Batch Number	Prepared or Analyzed	Analyst	Lab
Total/NA	Analysis	RSK-175		1	18 mL	18 mL	499415	06/18/20 21:24	GPM	TAL DEN
Total/NA	Prep	3535			485.3 mL	5 mL	499221	06/18/20 10:49	MLA	TAL DEN
Total/NA	Analysis	8330A		1			500692	06/30/20 22:51	JZ	TAL DEN
Total/NA	Prep	3535			485.3 mL	5 mL	499221	06/18/20 10:49	MLA	TAL DEN
Total/NA	Analysis	8330A		1			500689	06/30/20 19:19	JZ	TAL DEN
Total/NA	Analysis	350.1		1	10 mL	10 mL	499137	06/17/20 11:39	BWH	TAL DEN
Total/NA	Prep	351.2			25 mL	25 mL	499477	06/19/20 16:11	SVC	TAL DEN
Total/NA	Analysis	351.2		1			499886	06/23/20 17:11	SVC	TAL DEN
Total/NA	Analysis	353.2		10	100 mL	100 mL	499726	06/22/20 17:22	SVC	TAL DEN
Total/NA	Prep	9030B			50 mL	50 mL	499421	06/19/20 12:48	SAH	TAL DEN
Total/NA	Analysis	9034		1			499422	06/19/20 12:50	BWH	TAL DEN
Total/NA	Analysis	9056A		2	5 mL	5 mL	500473	06/30/20 17:13	JAP	TAL DEN
Dissolved	Filtration	FILTRATION			1.0 mL	1.0 mL	500528	06/29/20 13:19	JMB	TAL DEN
Dissolved	Analysis	9060A		1	20 mL	20 mL	500683	06/29/20 19:39	JMB	TAL DEN
Total/NA	Analysis	SM 2320B		1			499209	06/17/20 14:10	SPG	TAL DEN

Client Sample ID: G0048-20A

Lab Sample ID: 280-137702-3

Date Collected: 06/13/20 08:50

Matrix: Water

Date Received: 06/16/20 09:15

Prep Type	Batch Type	Batch Method	Run	Dil Factor	Initial Amount	Final Amount	Batch Number	Prepared or Analyzed	Analyst	Lab
Total/NA	Analysis	RSK-175		1	18 mL	18 mL	499415	06/18/20 21:57	GPM	TAL DEN

Client Sample ID: G0048-20A
Lab Sample ID: 280-137702-3

Date Collected: 06/13/20 08:50
Matrix: Water
Date Received: 06/16/20 09:15

Prep Type	Batch Type	Batch Method	Run	Dil Factor	Initial Amount	Final Amount	Batch Number	Prepared or Analyzed	Analyst	Lab
Total/NA	Prep	3535			479.4 mL	5 mL	499221	06/18/20 10:49	MLA	TAL DEN
Total/NA	Analysis	8330A		1			500385	06/27/20 22:47	JZ	TAL DEN
Total/NA	Analysis	350.1		1	10 mL	10 mL	499137	06/17/20 11:41	BWH	TAL DEN
Total/NA	Prep	351.2			25 mL	25 mL	499477	06/19/20 16:11	SVC	TAL DEN
Total/NA	Analysis	351.2		1			499886	06/23/20 17:13	SVC	TAL DEN
Total/NA	Analysis	353.2		10	100 mL	100 mL	499726	06/22/20 17:24	SVC	TAL DEN
Total/NA	Prep	9030B			50 mL	50 mL	499379	06/19/20 09:11	SAH	TAL DEN
Total/NA	Analysis	9034		1			499382	06/19/20 09:17	BWH	TAL DEN
Total/NA	Analysis	9056A		1	5 mL	5 mL	500473	06/30/20 04:41	JAP	TAL DEN
Dissolved	Filtration	FILTRATION			1.0 mL	1.0 mL	500528	06/29/20 13:19	JMB	TAL DEN
Dissolved	Analysis	9060A		1	20 mL	20 mL	500683	06/29/20 20:01	JMB	TAL DEN
Total/NA	Analysis	SM 2320B		1			499209	06/17/20 14:39	SPG	TAL DEN

Client Sample ID: G0066R-20A
Lab Sample ID: 280-137702-4

Date Collected: 06/13/20 08:25
Matrix: Water
Date Received: 06/16/20 09:15

Prep Type	Batch Type	Batch Method	Run	Dil Factor	Initial Amount	Final Amount	Batch Number	Prepared or Analyzed	Analyst	Lab
Total/NA	Analysis	RSK-175		1	18 mL	18 mL	499415	06/18/20 22:30	GPM	TAL DEN
Total/NA	Prep	3535			467.6 mL	5 mL	499221	06/18/20 10:49	MLA	TAL DEN
Total/NA	Analysis	8330A		1			500692	06/30/20 23:26	JZ	TAL DEN
Total/NA	Prep	3535			467.6 mL	5 mL	499221	06/18/20 10:49	MLA	TAL DEN
Total/NA	Analysis	8330A		1			500689	06/30/20 19:42	JZ	TAL DEN
Total/NA	Analysis	350.1		1	10 mL	10 mL	499137	06/17/20 11:43	BWH	TAL DEN
Total/NA	Prep	351.2			25 mL	25 mL	499477	06/19/20 16:11	SVC	TAL DEN
Total/NA	Analysis	351.2		1			499886	06/23/20 17:14	SVC	TAL DEN
Total/NA	Analysis	353.2		1	100 mL	100 mL	499726	06/22/20 17:26	SVC	TAL DEN
Total/NA	Prep	9030B			50 mL	50 mL	499379	06/19/20 09:11	SAH	TAL DEN
Total/NA	Analysis	9034		1			499382	06/19/20 09:17	BWH	TAL DEN
Total/NA	Analysis	9056A		5	5 mL	5 mL	500473	06/30/20 17:30	JAP	TAL DEN
Dissolved	Filtration	FILTRATION			1.0 mL	1.0 mL	500528	06/29/20 13:19	JMB	TAL DEN
Dissolved	Analysis	9060A		1	20 mL	20 mL	500683	06/29/20 20:24	JMB	TAL DEN
Total/NA	Analysis	SM 2320B		1			499209	06/17/20 14:52	SPG	TAL DEN

Client Sample ID: G0085-20A
Lab Sample ID: 280-137702-5

Date Collected: 06/13/20 12:30
Matrix: Water
Date Received: 06/16/20 09:15

Prep Type	Batch Type	Batch Method	Run	Dil Factor	Initial Amount	Final Amount	Batch Number	Prepared or Analyzed	Analyst	Lab
Total/NA	Analysis	RSK-175		1	18 mL	18 mL	499415	06/18/20 22:46	GPM	TAL DEN
Total/NA	Prep	3535			466.8 mL	5 mL	499221	06/18/20 10:49	MLA	TAL DEN
Total/NA	Analysis	8330A		1			500692	07/01/20 00:01	JZ	TAL DEN
Total/NA	Prep	3535			466.8 mL	5 mL	499221	06/18/20 10:49	MLA	TAL DEN
Total/NA	Analysis	8330A		1			500385	06/27/20 23:33	JZ	TAL DEN

Client Sample ID: G0085-20A

Lab Sample ID: 280-137702-5

Date Collected: 06/13/20 12:30

Matrix: Water

Date Received: 06/16/20 09:15

Prep Type	Batch Type	Batch Method	Run	Dil Factor	Initial Amount	Final Amount	Batch Number	Prepared or Analyzed	Analyst	Lab
Total/NA	Analysis	350.1		1	10 mL	10 mL	499137	06/17/20 11:45	BWH	TAL DEN
Total/NA	Prep	351.2			25 mL	25 mL	499477	06/19/20 16:11	SVC	TAL DEN
Total/NA	Analysis	351.2		1			499886	06/23/20 17:15	SVC	TAL DEN
Total/NA	Analysis	353.2		1	100 mL	100 mL	499726	06/22/20 17:28	SVC	TAL DEN
Total/NA	Prep	9030B			50 mL	50 mL	499379	06/19/20 09:11	SAH	TAL DEN
Total/NA	Analysis	9034		1			499382	06/19/20 09:17	BWH	TAL DEN
Total/NA	Analysis	9056A		2	5 mL	5 mL	500473	06/30/20 17:47	JAP	TAL DEN
Dissolved	Filtration	FILTRATION			1.0 mL	1.0 mL	500528	06/29/20 13:19	JMB	TAL DEN
Dissolved	Analysis	9060A		1	20 mL	20 mL	500683	06/29/20 20:51	JMB	TAL DEN
Total/NA	Analysis	SM 2320B		1			499209	06/17/20 14:58	SPG	TAL DEN

Client Sample ID: G0285-20A

Lab Sample ID: 280-137702-6

Date Collected: 06/13/20 08:00

Matrix: Water

Date Received: 06/16/20 09:15

Prep Type	Batch Type	Batch Method	Run	Dil Factor	Initial Amount	Final Amount	Batch Number	Prepared or Analyzed	Analyst	Lab
Total/NA	Analysis	RSK-175		1	18 mL	18 mL	499415	06/18/20 23:02	GPM	TAL DEN
Total/NA	Prep	3535			477.7 mL	5 mL	499221	06/18/20 10:49	MLA	TAL DEN
Total/NA	Analysis	8330A		1			500692	07/01/20 01:46	JZ	TAL DEN
Total/NA	Prep	3535			477.7 mL	5 mL	499221	06/18/20 10:49	MLA	TAL DEN
Total/NA	Analysis	8330A		1			500385	06/28/20 01:06	JZ	TAL DEN
Total/NA	Analysis	350.1		1	10 mL	10 mL	499137	06/17/20 11:47	BWH	TAL DEN
Total/NA	Prep	351.2			25 mL	25 mL	499477	06/19/20 16:11	SVC	TAL DEN
Total/NA	Analysis	351.2		1			499886	06/23/20 17:16	SVC	TAL DEN
Total/NA	Analysis	353.2		1	100 mL	100 mL	499726	06/22/20 17:30	SVC	TAL DEN
Total/NA	Prep	9030B			50 mL	50 mL	499379	06/19/20 09:11	SAH	TAL DEN
Total/NA	Analysis	9034		1			499382	06/19/20 09:17	BWH	TAL DEN
Total/NA	Analysis	9056A		2	5 mL	5 mL	500473	06/30/20 18:05	JAP	TAL DEN
Dissolved	Filtration	FILTRATION			1.0 mL	1.0 mL	500528	06/29/20 13:19	JMB	TAL DEN
Dissolved	Analysis	9060A		1	20 mL	20 mL	500683	06/29/20 21:13	JMB	TAL DEN
Total/NA	Analysis	SM 2320B		1			499209	06/17/20 15:04	SPG	TAL DEN

Client Sample ID: PZ015-20A

Lab Sample ID: 280-137702-7

Date Collected: 06/13/20 12:50

Matrix: Water

Date Received: 06/16/20 09:15

Prep Type	Batch Type	Batch Method	Run	Dil Factor	Initial Amount	Final Amount	Batch Number	Prepared or Analyzed	Analyst	Lab
Total/NA	Analysis	RSK-175		3	18 mL	18 mL	499435	06/19/20 16:40	GPM	TAL DEN
Total/NA	Prep	3535			478.3 mL	5 mL	499221	06/18/20 10:49	MLA	TAL DEN
Total/NA	Analysis	8330A		1			500692	07/01/20 02:21	JZ	TAL DEN
Total/NA	Prep	3535			478.3 mL	5 mL	499221	06/18/20 10:49	MLA	TAL DEN
Total/NA	Analysis	8330A		1			500385	06/28/20 01:29	JZ	TAL DEN
Total/NA	Analysis	350.1		1	10 mL	10 mL	499137	06/17/20 11:49	BWH	TAL DEN

Client Sample ID: PZ015-20A
Lab Sample ID: 280-137702-7

Date Collected: 06/13/20 12:50
Matrix: Water
Date Received: 06/16/20 09:15

Prep Type	Batch Type	Batch Method	Run	Dil Factor	Initial Amount	Final Amount	Batch Number	Prepared or Analyzed	Analyst	Lab
Total/NA	Prep	351.2			25 mL	25 mL	499477	06/19/20 16:11	SVC	TAL DEN
Total/NA	Analysis	351.2		1			499886	06/23/20 17:24	SVC	TAL DEN
Total/NA	Analysis	353.2		1	100 mL	100 mL	499726	06/22/20 17:32	SVC	TAL DEN
Total/NA	Prep	9030B			50 mL	50 mL	499421	06/19/20 12:48	SAH	TAL DEN
Total/NA	Analysis	9034		1			499422	06/19/20 12:50	BWH	TAL DEN
Total/NA	Analysis	9056A		1	5 mL	5 mL	500473	06/30/20 05:51	JAP	TAL DEN
Dissolved	Filtration	FILTRATION			1.0 mL	1.0 mL	500528	06/29/20 13:19	JMB	TAL DEN
Dissolved	Analysis	9060A		1	20 mL	20 mL	500683	06/29/20 21:35	JMB	TAL DEN
Total/NA	Analysis	SM 2320B		1			499209	06/17/20 15:10	SPG	TAL DEN

Client Sample ID: PZ016-20A
Lab Sample ID: 280-137702-8

Date Collected: 06/13/20 14:10
Matrix: Water
Date Received: 06/16/20 09:15

Prep Type	Batch Type	Batch Method	Run	Dil Factor	Initial Amount	Final Amount	Batch Number	Prepared or Analyzed	Analyst	Lab
Total/NA	Analysis	RSK-175		1	18 mL	18 mL	499415	06/18/20 23:35	GPM	TAL DEN
Total/NA	Prep	3535			478 mL	5 mL	499221	06/18/20 10:49	MLA	TAL DEN
Total/NA	Analysis	8330A		1			500692	07/01/20 02:56	JZ	TAL DEN
Total/NA	Prep	3535			478 mL	5 mL	499221	06/18/20 10:49	MLA	TAL DEN
Total/NA	Analysis	8330A		1			500385	06/28/20 01:52	JZ	TAL DEN
Total/NA	Analysis	350.1		1	10 mL	10 mL	499137	06/17/20 11:51	BWH	TAL DEN
Total/NA	Prep	351.2			25 mL	25 mL	499477	06/19/20 16:11	SVC	TAL DEN
Total/NA	Analysis	351.2		1			499886	06/23/20 17:25	SVC	TAL DEN
Total/NA	Analysis	353.2		1	100 mL	100 mL	499726	06/22/20 17:34	SVC	TAL DEN
Total/NA	Prep	9030B			50 mL	50 mL	499421	06/19/20 12:48	SAH	TAL DEN
Total/NA	Analysis	9034		1			499422	06/19/20 12:50	BWH	TAL DEN
Total/NA	Analysis	9056A		1	5 mL	5 mL	500473	06/30/20 06:43	JAP	TAL DEN
Dissolved	Filtration	FILTRATION			1.0 mL	1.0 mL	500528	06/29/20 13:19	JMB	TAL DEN
Dissolved	Analysis	9060A		1	20 mL	20 mL	500683	06/29/20 22:43	JMB	TAL DEN
Total/NA	Analysis	SM 2320B		1			499209	06/17/20 15:17	SPG	TAL DEN

Client Sample ID: G0023-20A
Lab Sample ID: 280-137702-9

Date Collected: 06/13/20 10:10
Matrix: Water
Date Received: 06/16/20 09:15

Prep Type	Batch Type	Batch Method	Run	Dil Factor	Initial Amount	Final Amount	Batch Number	Prepared or Analyzed	Analyst	Lab
Total/NA	Analysis	RSK-175		3	18 mL	18 mL	499435	06/20/20 02:05	GPM	TAL DEN
Total/NA	Prep	3535			478.3 mL	5 mL	499221	06/18/20 10:49	MLA	TAL DEN
Total/NA	Analysis	8330A		1			500692	07/01/20 03:31	JZ	TAL DEN
Total/NA	Prep	3535			478.3 mL	5 mL	499221	06/18/20 10:49	MLA	TAL DEN
Total/NA	Analysis	8330A		1			500385	06/28/20 02:15	JZ	TAL DEN
Total/NA	Analysis	350.1		2	10 mL	10 mL	499137	06/17/20 13:32	BWH	TAL DEN
Total/NA	Prep	351.2			25 mL	25 mL	499477	06/19/20 16:11	SVC	TAL DEN
Total/NA	Analysis	351.2		1			500036	06/24/20 20:19	SVC	TAL DEN

Client Sample ID: G0023-20A
Lab Sample ID: 280-137702-9

Date Collected: 06/13/20 10:10
Matrix: Water
Date Received: 06/16/20 09:15

Prep Type	Batch Type	Batch Method	Run	Dil Factor	Initial Amount	Final Amount	Batch Number	Prepared or Analyzed	Analyst	Lab
Total/NA	Analysis	353.2		1	100 mL	100 mL	499726	06/22/20 17:48	SVC	TAL DEN
Total/NA	Prep	9030B			50 mL	50 mL	499421	06/19/20 12:48	SAH	TAL DEN
Total/NA	Analysis	9034		1			499422	06/19/20 12:50	BWH	TAL DEN
Total/NA	Analysis	9056A		1	5 mL	5 mL	500473	06/30/20 07:01	JAP	TAL DEN
Dissolved	Filtration	FILTRATION			1.0 mL	1.0 mL	500528	06/29/20 13:19	JMB	TAL DEN
Dissolved	Analysis	9060A		1	20 mL	20 mL	500683	06/29/20 23:06	JMB	TAL DEN
Total/NA	Analysis	SM 2320B		1			499209	06/17/20 15:23	SPG	TAL DEN

Client Sample ID: G0119-20A
Lab Sample ID: 280-137702-10

Date Collected: 06/13/20 09:40
Matrix: Water
Date Received: 06/16/20 09:15

Prep Type	Batch Type	Batch Method	Run	Dil Factor	Initial Amount	Final Amount	Batch Number	Prepared or Analyzed	Analyst	Lab
Total/NA	Analysis	RSK-175		3	18 mL	18 mL	499435	06/20/20 02:21	GPM	TAL DEN
Total/NA	Prep	3535			456.2 mL	5 mL	499221	06/18/20 10:49	MLA	TAL DEN
Total/NA	Analysis	8330A		1			500692	07/01/20 04:06	JZ	TAL DEN
Total/NA	Prep	3535			456.2 mL	5 mL	499221	06/18/20 10:49	MLA	TAL DEN
Total/NA	Analysis	8330A		1			500385	06/28/20 02:38	JZ	TAL DEN
Total/NA	Analysis	350.1		1	10 mL	10 mL	499137	06/17/20 12:07	BWH	TAL DEN
Total/NA	Prep	351.2			25 mL	25 mL	499477	06/19/20 16:11	SVC	TAL DEN
Total/NA	Analysis	351.2		1			499886	06/23/20 17:28	SVC	TAL DEN
Total/NA	Analysis	353.2		1	100 mL	100 mL	499726	06/22/20 17:50	SVC	TAL DEN
Total/NA	Prep	9030B			50 mL	50 mL	499379	06/19/20 09:11	SAH	TAL DEN
Total/NA	Analysis	9034		1			499382	06/19/20 09:17	BWH	TAL DEN
Total/NA	Analysis	9056A		5	5 mL	5 mL	500473	06/30/20 18:22	JAP	TAL DEN
Dissolved	Filtration	FILTRATION			1.0 mL	1.0 mL	500528	06/29/20 13:19	JMB	TAL DEN
Dissolved	Analysis	9060A		1	20 mL	20 mL	500683	06/29/20 23:28	JMB	TAL DEN
Total/NA	Analysis	SM 2320B		1			499209	06/17/20 15:29	SPG	TAL DEN

Client Sample ID: G0098-20A
Lab Sample ID: 280-137702-11

Date Collected: 06/14/20 10:50
Matrix: Water
Date Received: 06/16/20 09:15

Prep Type	Batch Type	Batch Method	Run	Dil Factor	Initial Amount	Final Amount	Batch Number	Prepared or Analyzed	Analyst	Lab
Total/NA	Analysis	RSK-175		3	18 mL	18 mL	499435	06/20/20 02:37	GPM	TAL DEN
Total/NA	Prep	3535			461.9 mL	5 mL	499221	06/18/20 10:49	MLA	TAL DEN
Total/NA	Analysis	8330A		1			500692	07/01/20 04:41	JZ	TAL DEN
Total/NA	Prep	3535			461.9 mL	5 mL	499221	06/18/20 10:49	MLA	TAL DEN
Total/NA	Analysis	8330A		1			500385	06/28/20 03:01	JZ	TAL DEN
Total/NA	Analysis	350.1		1	10 mL	10 mL	499137	06/17/20 12:09	BWH	TAL DEN
Total/NA	Prep	351.2			25 mL	25 mL	499477	06/19/20 16:11	SVC	TAL DEN
Total/NA	Analysis	351.2		1			499886	06/23/20 17:44	SVC	TAL DEN
Total/NA	Analysis	353.2		1	100 mL	100 mL	499726	06/22/20 17:58	SVC	TAL DEN

Client Sample ID: G0098-20A
Lab Sample ID: 280-137702-11

Date Collected: 06/14/20 10:50
Matrix: Water
Date Received: 06/16/20 09:15

Prep Type	Batch Type	Batch Method	Run	Dil Factor	Initial Amount	Final Amount	Batch Number	Prepared or Analyzed	Analyst	Lab
Total/NA	Prep	9030B			50 mL	50 mL	499421	06/19/20 12:48	SAH	TAL DEN
Total/NA	Analysis	9034		1			499422	06/19/20 12:50	BWH	TAL DEN
Total/NA	Analysis	9056A		1	5 mL	5 mL	500473	06/30/20 07:36	JAP	TAL DEN
Dissolved	Filtration	FILTRATION			1.0 mL	1.0 mL	500528	06/29/20 13:19	JMB	TAL DEN
Dissolved	Analysis	9060A		1	20 mL	20 mL	500683	06/29/20 23:51	JMB	TAL DEN
Total/NA	Analysis	SM 2320B		1			499209	06/17/20 15:35	SPG	TAL DEN

Client Sample ID: G0114-20A
Lab Sample ID: 280-137702-12

Date Collected: 06/14/20 12:10
Matrix: Water
Date Received: 06/16/20 09:15

Prep Type	Batch Type	Batch Method	Run	Dil Factor	Initial Amount	Final Amount	Batch Number	Prepared or Analyzed	Analyst	Lab
Total/NA	Analysis	RSK-175		3	18 mL	18 mL	499435	06/20/20 02:53	GPM	TAL DEN
Total/NA	Prep	3535			469.2 mL	5 mL	499221	06/18/20 10:49	MLA	TAL DEN
Total/NA	Analysis	8330A		1			500692	07/01/20 05:16	JZ	TAL DEN
Total/NA	Prep	3535			469.2 mL	5 mL	499221	06/18/20 10:49	MLA	TAL DEN
Total/NA	Analysis	8330A		1			500385	06/28/20 03:24	JZ	TAL DEN
Total/NA	Analysis	350.1		2	10 mL	10 mL	499137	06/17/20 13:34	BWH	TAL DEN
Total/NA	Prep	351.2			25 mL	25 mL	499477	06/19/20 16:11	SVC	TAL DEN
Total/NA	Analysis	351.2		1			499886	06/23/20 17:45	SVC	TAL DEN
Total/NA	Analysis	353.2		1	100 mL	100 mL	499726	06/22/20 18:00	SVC	TAL DEN
Total/NA	Prep	9030B			50 mL	50 mL	499421	06/19/20 12:48	SAH	TAL DEN
Total/NA	Analysis	9034		1			499422	06/19/20 12:50	BWH	TAL DEN
Total/NA	Analysis	9056A		1	5 mL	5 mL	500473	06/30/20 07:53	JAP	TAL DEN
Dissolved	Filtration	FILTRATION			1.0 mL	1.0 mL	500528	06/29/20 13:19	JMB	TAL DEN
Dissolved	Analysis	9060A		1	20 mL	20 mL	500683	06/30/20 00:59	JMB	TAL DEN
Total/NA	Analysis	SM 2320B		1			499209	06/17/20 15:53	SPG	TAL DEN

Client Sample ID: NW022-20A
Lab Sample ID: 280-137702-13

Date Collected: 06/15/20 10:50
Matrix: Water
Date Received: 06/16/20 09:15

Prep Type	Batch Type	Batch Method	Run	Dil Factor	Initial Amount	Final Amount	Batch Number	Prepared or Analyzed	Analyst	Lab
Total/NA	Analysis	RSK-175		1	18 mL	18 mL	499435	06/19/20 18:02	GPM	TAL DEN
Total/NA	Prep	3535			477.7 mL	5 mL	499221	06/18/20 10:49	MLA	TAL DEN
Total/NA	Analysis	8330A		1			500692	07/01/20 05:51	JZ	TAL DEN
Total/NA	Prep	3535			477.7 mL	5 mL	499221	06/18/20 10:49	MLA	TAL DEN
Total/NA	Analysis	8330A		1			500385	06/28/20 03:47	JZ	TAL DEN
Total/NA	Analysis	350.1		1	10 mL	10 mL	499137	06/17/20 12:17	BWH	TAL DEN
Total/NA	Prep	351.2			25 mL	25 mL	499477	06/19/20 16:11	SVC	TAL DEN
Total/NA	Analysis	351.2		1			499886	06/23/20 17:46	SVC	TAL DEN
Total/NA	Analysis	353.2		1	100 mL	100 mL	499726	06/22/20 18:02	SVC	TAL DEN
Total/NA	Prep	9030B			50 mL	50 mL	499423	06/19/20 12:52	SAH	TAL DEN
Total/NA	Analysis	9034		1			499425	06/19/20 12:54	BWH	TAL DEN

Client Sample ID: NW022-20A
Lab Sample ID: 280-137702-13

Date Collected: 06/15/20 10:50
Matrix: Water
Date Received: 06/16/20 09:15

Prep Type	Batch Type	Batch Method	Run	Dil Factor	Initial Amount	Final Amount	Batch Number	Prepared or Analyzed	Analyst	Lab
Total/NA	Analysis	9056A		2	5 mL	5 mL	500473	06/30/20 18:40	JAP	TAL DEN
Dissolved	Filtration	FILTRATION			1.0 mL	1.0 mL	500528	06/29/20 13:19	JMB	TAL DEN
Dissolved	Analysis	9060A		1	20 mL	20 mL	500683	06/30/20 01:22	JMB	TAL DEN
Total/NA	Analysis	SM 2320B		1			499209	06/17/20 16:00	SPG	TAL DEN

Client Sample ID: G0109-20A
Lab Sample ID: 280-137702-14

Date Collected: 06/15/20 10:45
Matrix: Water
Date Received: 06/16/20 09:15

Prep Type	Batch Type	Batch Method	Run	Dil Factor	Initial Amount	Final Amount	Batch Number	Prepared or Analyzed	Analyst	Lab
Total/NA	Analysis	RSK-175		1	18 mL	18 mL	499435	06/19/20 18:18	GPM	TAL DEN
Total/NA	Prep	3535			468.3 mL	5 mL	499221	06/18/20 10:49	MLA	TAL DEN
Total/NA	Analysis	8330A		1			500692	07/01/20 06:26	JZ	TAL DEN
Total/NA	Prep	3535			468.3 mL	5 mL	499221	06/18/20 10:49	MLA	TAL DEN
Total/NA	Analysis	8330A		1			500385	06/28/20 04:10	JZ	TAL DEN
Total/NA	Analysis	350.1		1	10 mL	10 mL	499137	06/17/20 12:19	BWH	TAL DEN
Total/NA	Prep	351.2			25 mL	25 mL	499477	06/19/20 16:11	SVC	TAL DEN
Total/NA	Analysis	351.2		1			499886	06/23/20 17:33	SVC	TAL DEN
Total/NA	Analysis	353.2		1	100 mL	100 mL	499726	06/22/20 17:52	SVC	TAL DEN
Total/NA	Prep	9030B			50 mL	50 mL	499423	06/19/20 12:52	SAH	TAL DEN
Total/NA	Analysis	9034		1			499425	06/19/20 12:54	BWH	TAL DEN
Total/NA	Analysis	9056A		1	5 mL	5 mL	500473	06/30/20 08:28	JAP	TAL DEN
Dissolved	Filtration	FILTRATION			1.0 mL	1.0 mL	500528	06/29/20 13:19	JMB	TAL DEN
Dissolved	Analysis	9060A		1	20 mL	20 mL	500683	06/30/20 01:49	JMB	TAL DEN
Total/NA	Analysis	SM 2320B		1			499209	06/17/20 16:06	SPG	TAL DEN

Client Sample ID: G0084-20A
Lab Sample ID: 280-137702-15

Date Collected: 06/13/20 13:50
Matrix: Water
Date Received: 06/16/20 09:15

Prep Type	Batch Type	Batch Method	Run	Dil Factor	Initial Amount	Final Amount	Batch Number	Prepared or Analyzed	Analyst	Lab
Total/NA	Analysis	RSK-175		3	18 mL	18 mL	499435	06/20/20 03:10	GPM	TAL DEN
Total/NA	Prep	3535			468.6 mL	5 mL	499221	06/18/20 10:49	MLA	TAL DEN
Total/NA	Analysis	8330A		1			500692	07/01/20 07:01	JZ	TAL DEN
Total/NA	Prep	3535			468.6 mL	5 mL	499221	06/18/20 10:49	MLA	TAL DEN
Total/NA	Analysis	8330A		1			500385	06/28/20 04:33	JZ	TAL DEN
Total/NA	Analysis	350.1		1	10 mL	10 mL	499137	06/17/20 12:21	BWH	TAL DEN
Total/NA	Prep	351.2			25 mL	25 mL	499477	06/19/20 16:11	SVC	TAL DEN
Total/NA	Analysis	351.2		1			499886	06/23/20 17:48	SVC	TAL DEN
Total/NA	Analysis	353.2		1	100 mL	100 mL	499726	06/22/20 18:04	SVC	TAL DEN
Total/NA	Prep	9030B			50 mL	50 mL	499379	06/19/20 09:11	SAH	TAL DEN
Total/NA	Analysis	9034		1			499382	06/19/20 09:17	BWH	TAL DEN
Total/NA	Analysis	9056A		1	5 mL	5 mL	500473	06/30/20 10:13	JAP	TAL DEN

Client Sample ID: G0084-20A
Lab Sample ID: 280-137702-15
Date Collected: 06/13/20 13:50
Matrix: Water
Date Received: 06/16/20 09:15

Prep Type	Batch Type	Batch Method	Run	Dil Factor	Initial Amount	Final Amount	Batch Number	Prepared or Analyzed	Analyst	Lab
Dissolved	Filtration	FILTRATION			1.0 mL	1.0 mL	500528	06/29/20 13:19	JMB	TAL DEN
Dissolved	Analysis	9060A		1	20 mL	20 mL	500683	06/30/20 02:12	JMB	TAL DEN
Total/NA	Analysis	SM 2320B		1			499209	06/17/20 16:12	SPG	TAL DEN

Client Sample ID: G0067-20A
Lab Sample ID: 280-137702-16
Date Collected: 06/13/20 15:10
Matrix: Water
Date Received: 06/16/20 09:15

Prep Type	Batch Type	Batch Method	Run	Dil Factor	Initial Amount	Final Amount	Batch Number	Prepared or Analyzed	Analyst	Lab
Total/NA	Analysis	RSK-175		1	18 mL	18 mL	499435	06/19/20 21:43	GPM	TAL DEN
Total/NA	Prep	3535			463.4 mL	5 mL	499221	06/18/20 10:49	MLA	TAL DEN
Total/NA	Analysis	8330A		1			500385	06/28/20 06:05	JZ	TAL DEN
Total/NA	Analysis	350.1		1	10 mL	10 mL	499137	06/17/20 12:23	BWH	TAL DEN
Total/NA	Prep	351.2			25 mL	25 mL	499477	06/19/20 16:11	SVC	TAL DEN
Total/NA	Analysis	351.2		1			499886	06/23/20 17:51	SVC	TAL DEN
Total/NA	Analysis	353.2		2	100 mL	100 mL	499726	06/22/20 18:06	SVC	TAL DEN
Total/NA	Prep	9030B			50 mL	50 mL	499254	06/18/20 11:28	SAH	TAL DEN
Total/NA	Analysis	9034		1			499460	06/18/20 11:28	BWH	TAL DEN
Total/NA	Analysis	9056A		1	5 mL	5 mL	500473	06/30/20 10:30	JAP	TAL DEN
Dissolved	Filtration	FILTRATION			1.0 mL	1.0 mL	500528	06/29/20 13:19	JMB	TAL DEN
Dissolved	Analysis	9060A		1	20 mL	20 mL	500683	06/30/20 03:21	JMB	TAL DEN
Total/NA	Analysis	SM 2320B		1			499209	06/17/20 16:18	SPG	TAL DEN

Client Sample ID: G0121-20A
Lab Sample ID: 280-137702-17
Date Collected: 06/13/20 10:55
Matrix: Water
Date Received: 06/16/20 09:15

Prep Type	Batch Type	Batch Method	Run	Dil Factor	Initial Amount	Final Amount	Batch Number	Prepared or Analyzed	Analyst	Lab
Total/NA	Analysis	RSK-175		1	18 mL	18 mL	500092	06/25/20 12:30	GPM	TAL DEN
Total/NA	Prep	3535			463.3 mL	5 mL	499221	06/18/20 10:49	MLA	TAL DEN
Total/NA	Analysis	8330A		1			500692	07/01/20 08:46	JZ	TAL DEN
Total/NA	Prep	3535			463.3 mL	5 mL	499221	06/18/20 10:49	MLA	TAL DEN
Total/NA	Analysis	8330A		1			500385	06/28/20 06:28	JZ	TAL DEN
Total/NA	Analysis	350.1		1	10 mL	10 mL	499137	06/17/20 12:37	BWH	TAL DEN
Total/NA	Prep	351.2			25 mL	25 mL	499477	06/19/20 16:11	SVC	TAL DEN
Total/NA	Analysis	351.2		1			499886	06/23/20 17:53	SVC	TAL DEN
Total/NA	Analysis	353.2		1	100 mL	100 mL	499726	06/22/20 18:20	SVC	TAL DEN
Total/NA	Prep	9030B			50 mL	50 mL	499254	06/18/20 11:28	SAH	TAL DEN
Total/NA	Analysis	9034		1			499460	06/18/20 11:28	BWH	TAL DEN
Total/NA	Analysis	9056A		5	5 mL	5 mL	500473	06/30/20 18:57	JAP	TAL DEN
Dissolved	Filtration	FILTRATION			1.0 mL	1.0 mL	500528	06/29/20 13:19	JMB	TAL DEN
Dissolved	Analysis	9060A		1	20 mL	20 mL	500683	06/30/20 03:44	JMB	TAL DEN
Total/NA	Analysis	SM 2320B		1			499209	06/17/20 16:25	SPG	TAL DEN

Client Sample ID: G0049-20A
Lab Sample ID: 280-137702-18

Date Collected: 06/13/20 11:30
Matrix: Water
Date Received: 06/16/20 09:15

Prep Type	Batch Type	Batch Method	Run	Dil Factor	Initial Amount	Final Amount	Batch Number	Prepared or Analyzed	Analyst	Lab
Total/NA	Analysis	RSK-175		1	18 mL	18 mL	499435	06/19/20 22:31	GPM	TAL DEN
Total/NA	Prep	3535			475.4 mL	5 mL	499221	06/18/20 10:49	MLA	TAL DEN
Total/NA	Analysis	8330A		1			500385	06/28/20 06:51	JZ	TAL DEN
Total/NA	Analysis	350.1		1	10 mL	10 mL	499137	06/17/20 12:39	BWH	TAL DEN
Total/NA	Prep	351.2			25 mL	25 mL	499477	06/19/20 16:11	SVC	TAL DEN
Total/NA	Analysis	351.2		1			499886	06/23/20 17:54	SVC	TAL DEN
Total/NA	Analysis	353.2		1	100 mL	100 mL	499726	06/22/20 18:22	SVC	TAL DEN
Total/NA	Prep	9030B			50 mL	50 mL	499254	06/18/20 11:28	SAH	TAL DEN
Total/NA	Analysis	9034		1			499460	06/18/20 11:28	BWH	TAL DEN
Total/NA	Analysis	9056A		2	5 mL	5 mL	500473	06/30/20 19:15	JAP	TAL DEN
Dissolved	Filtration	FILTRATION			1.0 mL	1.0 mL	500528	06/29/20 13:19	JMB	TAL DEN
Dissolved	Analysis	9060A		1	20 mL	20 mL	500683	06/30/20 04:06	JMB	TAL DEN
Total/NA	Analysis	SM 2320B		1			499209	06/17/20 16:31	SPG	TAL DEN

Client Sample ID: G0110-20A
Lab Sample ID: 280-137702-19

Date Collected: 06/13/20 15:50
Matrix: Water
Date Received: 06/16/20 09:15

Prep Type	Batch Type	Batch Method	Run	Dil Factor	Initial Amount	Final Amount	Batch Number	Prepared or Analyzed	Analyst	Lab
Total/NA	Analysis	RSK-175		1	18 mL	18 mL	500092	06/25/20 12:42	GPM	TAL DEN
Total/NA	Prep	3535			466.5 mL	5 mL	499221	06/18/20 10:49	MLA	TAL DEN
Total/NA	Analysis	8330A		1			500692	07/01/20 09:21	JZ	TAL DEN
Total/NA	Prep	3535			466.5 mL	5 mL	499221	06/18/20 10:49	MLA	TAL DEN
Total/NA	Analysis	8330A		1			500385	06/28/20 07:14	JZ	TAL DEN
Total/NA	Analysis	350.1		5	10 mL	10 mL	499137	06/17/20 12:41	BWH	TAL DEN
Total/NA	Prep	351.2			15 mL	25 mL	499477	06/19/20 16:11	SVC	TAL DEN
Total/NA	Analysis	351.2		1			499886	06/23/20 17:55	SVC	TAL DEN
Total/NA	Analysis	353.2		1	100 mL	100 mL	499726	06/22/20 18:24	SVC	TAL DEN
Total/NA	Prep	9030B			50 mL	50 mL	499421	06/19/20 12:48	SAH	TAL DEN
Total/NA	Analysis	9034		1			499422	06/19/20 12:50	BWH	TAL DEN
Total/NA	Analysis	9056A		1	5 mL	5 mL	500473	06/30/20 11:23	JAP	TAL DEN
Dissolved	Filtration	FILTRATION			1.0 mL	1.0 mL	500528	06/29/20 13:19	JMB	TAL DEN
Dissolved	Analysis	9060A		1	20 mL	20 mL	500683	06/30/20 04:30	JMB	TAL DEN
Total/NA	Analysis	SM 2320B		1			499209	06/17/20 16:38	SPG	TAL DEN

Client Sample ID: G0112-20A
Lab Sample ID: 280-137702-20

Date Collected: 06/14/20 09:45
Matrix: Water
Date Received: 06/16/20 09:15

Prep Type	Batch Type	Batch Method	Run	Dil Factor	Initial Amount	Final Amount	Batch Number	Prepared or Analyzed	Analyst	Lab
Total/NA	Analysis	RSK-175		1	18 mL	18 mL	499435	06/19/20 23:04	GPM	TAL DEN
Total/NA	Prep	3535			474.5 mL	5 mL	499221	06/18/20 10:49	MLA	TAL DEN
Total/NA	Analysis	8330A		1			500692	07/01/20 09:56	JZ	TAL DEN

Client Sample ID: G0112-20A
Lab Sample ID: 280-137702-20

Date Collected: 06/14/20 09:45
Matrix: Water
Date Received: 06/16/20 09:15

Prep Type	Batch Type	Batch Method	Run	Dil Factor	Initial Amount	Final Amount	Batch Number	Prepared or Analyzed	Analyst	Lab
Total/NA	Prep	3535			474.5 mL	5 mL	499221	06/18/20 10:49	MLA	TAL DEN
Total/NA	Analysis	8330A		1			500385	06/28/20 07:37	JZ	TAL DEN
Total/NA	Analysis	350.1		1	10 mL	10 mL	499137	06/17/20 12:43	BWH	TAL DEN
Total/NA	Prep	351.2			25 mL	25 mL	499477	06/19/20 16:11	SVC	TAL DEN
Total/NA	Analysis	351.2		1			499886	06/23/20 17:58	SVC	TAL DEN
Total/NA	Analysis	353.2		1	100 mL	100 mL	499726	06/22/20 18:32	SVC	TAL DEN
Total/NA	Prep	9030B			50 mL	50 mL	499421	06/19/20 12:48	SAH	TAL DEN
Total/NA	Analysis	9034		1			499422	06/19/20 12:50	BWH	TAL DEN
Total/NA	Analysis	9056A		1	5 mL	5 mL	500473	06/30/20 11:40	JAP	TAL DEN
Dissolved	Filtration	FILTRATION			1.0 mL	1.0 mL	500528	06/29/20 13:19	JMB	TAL DEN
Dissolved	Analysis	9060A		1	20 mL	20 mL	500683	06/30/20 04:57	JMB	TAL DEN
Total/NA	Analysis	SM 2320B		1			499209	06/17/20 16:44	SPG	TAL DEN

Client Sample ID: G0094-20A
Lab Sample ID: 280-137702-21

Date Collected: 06/15/20 08:20
Matrix: Water
Date Received: 06/16/20 09:15

Prep Type	Batch Type	Batch Method	Run	Dil Factor	Initial Amount	Final Amount	Batch Number	Prepared or Analyzed	Analyst	Lab
Total/NA	Analysis	RSK-175		1	18 mL	18 mL	500092	06/25/20 12:54	GPM	TAL DEN
Total/NA	Prep	3535			459.3 mL	5 mL	499271	06/18/20 17:20	KSA	TAL DEN
Total/NA	Analysis	8330A		1			500017	06/25/20 13:40	JZ	TAL DEN
Total/NA	Prep	3535			459.3 mL	5 mL	499271	06/18/20 17:20	KSA	TAL DEN
Total/NA	Analysis	8330A		1			499864	06/23/20 23:39	JZ	TAL DEN
Total/NA	Analysis	350.1		5	10 mL	10 mL	499137	06/17/20 13:48	BWH	TAL DEN
Total/NA	Prep	351.2			25 mL	25 mL	499477	06/19/20 16:11	SVC	TAL DEN
Total/NA	Analysis	351.2		1			499886	06/23/20 17:56	SVC	TAL DEN
Total/NA	Analysis	353.2		1	100 mL	100 mL	499726	06/22/20 18:26	SVC	TAL DEN
Total/NA	Prep	9030B			50 mL	50 mL	499423	06/19/20 12:52	SAH	TAL DEN
Total/NA	Analysis	9034		1			499425	06/19/20 12:54	BWH	TAL DEN
Total/NA	Analysis	9056A		1	5 mL	5 mL	500473	06/30/20 11:57	JAP	TAL DEN
Dissolved	Filtration	FILTRATION			1.0 mL	1.0 mL	500528	06/29/20 13:19	JMB	TAL DEN
Dissolved	Analysis	9060A		1	20 mL	20 mL	500683	06/30/20 06:38	JMB	TAL DEN
Total/NA	Analysis	SM 2320B		1			499209	06/17/20 16:50	SPG	TAL DEN

Client Sample ID: G0099-20A
Lab Sample ID: 280-137702-22

Date Collected: 06/15/20 09:35
Matrix: Water
Date Received: 06/16/20 09:15

Prep Type	Batch Type	Batch Method	Run	Dil Factor	Initial Amount	Final Amount	Batch Number	Prepared or Analyzed	Analyst	Lab
Total/NA	Analysis	RSK-175		1	18 mL	18 mL	499435	06/19/20 23:36	GPM	TAL DEN
Total/NA	Prep	3535			471.2 mL	5 mL	499271	06/18/20 17:20	KSA	TAL DEN
Total/NA	Analysis	8330A		1			500017	06/25/20 14:15	JZ	TAL DEN
Total/NA	Prep	3535			471.2 mL	5 mL	499271	06/18/20 17:20	KSA	TAL DEN
Total/NA	Analysis	8330A		1			499864	06/24/20 00:02	JZ	TAL DEN

Client Sample ID: G0099-20A
Lab Sample ID: 280-137702-22

Date Collected: 06/15/20 09:35
Matrix: Water
Date Received: 06/16/20 09:15

Prep Type	Batch Type	Batch Method	Run	Dil Factor	Initial Amount	Final Amount	Batch Number	Prepared or Analyzed	Analyst	Lab
Total/NA	Analysis	350.1		1	10 mL	10 mL	499137	06/17/20 12:55	BWH	TAL DEN
Total/NA	Prep	351.2			25 mL	25 mL	499477	06/19/20 16:11	SVC	TAL DEN
Total/NA	Analysis	351.2		1			499886	06/23/20 18:09	SVC	TAL DEN
Total/NA	Analysis	353.2		1	100 mL	100 mL	499726	06/22/20 18:38	SVC	TAL DEN
Total/NA	Prep	9030B			50 mL	50 mL	499421	06/19/20 12:48	SAH	TAL DEN
Total/NA	Analysis	9034		1			499422	06/19/20 12:50	BWH	TAL DEN
Total/NA	Analysis	9056A		1	5 mL	5 mL	500473	06/30/20 12:15	JAP	TAL DEN
Dissolved	Filtration	FILTRATION			1.0 mL	1.0 mL	500528	06/29/20 13:19	JMB	TAL DEN
Dissolved	Analysis	9060A		1	20 mL	20 mL	500683	06/30/20 08:39	JMB	TAL DEN
Total/NA	Analysis	SM 2320B		1			499209	06/17/20 17:19	SPG	TAL DEN

Client Sample ID: NW021-20A
Lab Sample ID: 280-137702-23

Date Collected: 06/15/20 09:30
Matrix: Water
Date Received: 06/16/20 09:15

Prep Type	Batch Type	Batch Method	Run	Dil Factor	Initial Amount	Final Amount	Batch Number	Prepared or Analyzed	Analyst	Lab
Total/NA	Analysis	RSK-175		1	18 mL	18 mL	499435	06/19/20 23:53	GPM	TAL DEN
Total/NA	Prep	3535			446.2 mL	5 mL	499271	06/18/20 17:20	KSA	TAL DEN
Total/NA	Analysis	8330A		1			500017	06/25/20 14:50	JZ	TAL DEN
Total/NA	Prep	3535			446.2 mL	5 mL	499271	06/18/20 17:20	KSA	TAL DEN
Total/NA	Analysis	8330A		1			499864	06/24/20 00:25	JZ	TAL DEN
Total/NA	Analysis	350.1		1	10 mL	10 mL	499137	06/17/20 13:09	BWH	TAL DEN
Total/NA	Prep	351.2			25 mL	25 mL	499477	06/19/20 16:11	SVC	TAL DEN
Total/NA	Analysis	351.2		1			499886	06/23/20 18:10	SVC	TAL DEN
Total/NA	Analysis	353.2		1	100 mL	100 mL	499726	06/22/20 18:52	SVC	TAL DEN
Total/NA	Prep	9030B			50 mL	50 mL	499423	06/19/20 12:52	SAH	TAL DEN
Total/NA	Analysis	9034		1			499425	06/19/20 12:54	BWH	TAL DEN
Total/NA	Analysis	9056A		2	5 mL	5 mL	500473	06/30/20 12:32	JAP	TAL DEN
Dissolved	Filtration	FILTRATION			1.0 mL	1.0 mL	500528	06/29/20 13:19	JMB	TAL DEN
Dissolved	Analysis	9060A		1	20 mL	20 mL	500683	06/30/20 09:02	JMB	TAL DEN
Total/NA	Analysis	SM 2320B		1			499209	06/17/20 17:31	SPG	TAL DEN

Client Sample ID: NW023-20A
Lab Sample ID: 280-137702-24

Date Collected: 06/15/20 08:00
Matrix: Water
Date Received: 06/16/20 09:15

Prep Type	Batch Type	Batch Method	Run	Dil Factor	Initial Amount	Final Amount	Batch Number	Prepared or Analyzed	Analyst	Lab
Total/NA	Analysis	RSK-175		1	18 mL	18 mL	499435	06/20/20 00:09	GPM	TAL DEN
Total/NA	Prep	3535			462.8 mL	5 mL	499271	06/18/20 17:20	KSA	TAL DEN
Total/NA	Analysis	8330A		1			500017	06/25/20 15:25	JZ	TAL DEN
Total/NA	Prep	3535			462.8 mL	5 mL	499271	06/18/20 17:20	KSA	TAL DEN
Total/NA	Analysis	8330A		1			499864	06/24/20 00:48	JZ	TAL DEN
Total/NA	Analysis	350.1		1	10 mL	10 mL	499137	06/17/20 13:11	BWH	TAL DEN

Client Sample ID: NW023-20A
Lab Sample ID: 280-137702-24

Date Collected: 06/15/20 08:00
Matrix: Water
Date Received: 06/16/20 09:15

Prep Type	Batch Type	Batch Method	Run	Dil Factor	Initial Amount	Final Amount	Batch Number	Prepared or Analyzed	Analyst	Lab
Total/NA	Prep	351.2			25 mL	25 mL	499477	06/19/20 16:11	SVC	TAL DEN
Total/NA	Analysis	351.2		1			499886	06/23/20 18:11	SVC	TAL DEN
Total/NA	Analysis	353.2		1	100 mL	100 mL	499726	06/22/20 18:54	SVC	TAL DEN
Total/NA	Prep	9030B			50 mL	50 mL	499423	06/19/20 12:52	SAH	TAL DEN
Total/NA	Analysis	9034		1			499425	06/19/20 12:54	BWH	TAL DEN
Total/NA	Analysis	9056A		2	5 mL	5 mL	500473	06/30/20 12:50	JAP	TAL DEN
Dissolved	Filtration	FILTRATION			1.0 mL	1.0 mL	500528	06/29/20 13:19	JMB	TAL DEN
Dissolved	Analysis	9060A		1	20 mL	20 mL	500683	06/30/20 09:25	JMB	TAL DEN
Total/NA	Analysis	SM 2320B		1			499209	06/17/20 17:38	SPG	TAL DEN

Client Sample ID: G0022-20A
Lab Sample ID: 280-137702-25

Date Collected: 06/15/20 12:05
Matrix: Water
Date Received: 06/16/20 09:15

Prep Type	Batch Type	Batch Method	Run	Dil Factor	Initial Amount	Final Amount	Batch Number	Prepared or Analyzed	Analyst	Lab
Total/NA	Analysis	RSK-175		1	18 mL	18 mL	499668	06/20/20 05:53	GPM	TAL DEN
Total/NA	Prep	3535			459.6 mL	5 mL	499271	06/18/20 17:20	KSA	TAL DEN
Total/NA	Analysis	8330A		1			500017	06/25/20 16:00	JZ	TAL DEN
Total/NA	Prep	3535			459.6 mL	5 mL	499271	06/18/20 17:20	KSA	TAL DEN
Total/NA	Analysis	8330A		1			499864	06/24/20 01:11	JZ	TAL DEN
Total/NA	Analysis	350.1		1	10 mL	10 mL	499137	06/17/20 13:13	BWH	TAL DEN
Total/NA	Prep	351.2			25 mL	25 mL	499477	06/19/20 16:11	SVC	TAL DEN
Total/NA	Analysis	351.2		1			499886	06/23/20 18:13	SVC	TAL DEN
Total/NA	Analysis	353.2		1	100 mL	100 mL	499726	06/22/20 18:56	SVC	TAL DEN
Total/NA	Prep	9030B			50 mL	50 mL	499423	06/19/20 12:52	SAH	TAL DEN
Total/NA	Analysis	9034		1			499425	06/19/20 12:54	BWH	TAL DEN
Total/NA	Analysis	9056A		1	5 mL	5 mL	500473	06/30/20 13:43	JAP	TAL DEN
Dissolved	Filtration	FILTRATION			1.0 mL	1.0 mL	500528	06/29/20 13:19	JMB	TAL DEN
Dissolved	Analysis	9060A		1	20 mL	20 mL	500683	06/30/20 09:47	JMB	TAL DEN
Total/NA	Analysis	SM 2320B		1			499209	06/17/20 17:44	SPG	TAL DEN

Client Sample ID: G0024-20A
Lab Sample ID: 280-137702-26

Date Collected: 06/15/20 12:05
Matrix: Water
Date Received: 06/16/20 09:15

Prep Type	Batch Type	Batch Method	Run	Dil Factor	Initial Amount	Final Amount	Batch Number	Prepared or Analyzed	Analyst	Lab
Total/NA	Analysis	RSK-175		1	18 mL	18 mL	499668	06/20/20 06:09	GPM	TAL DEN
Total/NA	Prep	3535			466.9 mL	5 mL	499271	06/18/20 17:20	KSA	TAL DEN
Total/NA	Analysis	8330A		1			500017	06/25/20 16:35	JZ	TAL DEN
Total/NA	Prep	3535			466.9 mL	5 mL	499271	06/18/20 17:20	KSA	TAL DEN
Total/NA	Analysis	8330A		1			499864	06/24/20 01:34	JZ	TAL DEN
Total/NA	Analysis	350.1		1	10 mL	10 mL	499137	06/17/20 13:15	BWH	TAL DEN
Total/NA	Prep	351.2			25 mL	25 mL	499477	06/19/20 16:11	SVC	TAL DEN
Total/NA	Analysis	351.2		1			499886	06/23/20 18:14	SVC	TAL DEN

Client Sample ID: G0024-20A

Date Collected: 06/15/20 12:05
Date Received: 06/16/20 09:15

Lab Sample ID: 280-137702-26

Matrix: Water

Prep Type	Batch Type	Batch Method	Run	Dil Factor	Initial Amount	Final Amount	Batch Number	Prepared or Analyzed	Analyst	Lab
Total/NA	Analysis	353.2		5	100 mL	100 mL	499726	06/22/20 18:58	SVC	TAL DEN
Total/NA	Prep	9030B			50 mL	50 mL	499423	06/19/20 12:52	SAH	TAL DEN
Total/NA	Analysis	9034		1			499425	06/19/20 12:54	BWH	TAL DEN
Total/NA	Analysis	9056A		2	5 mL	5 mL	500473	06/30/20 14:00	JAP	TAL DEN
Dissolved	Filtration	FILTRATION			1.0 mL	1.0 mL	500528	06/29/20 13:19	JMB	TAL DEN
Dissolved	Analysis	9060A		1	20 mL	20 mL	500683	06/30/20 10:10	JMB	TAL DEN
Total/NA	Analysis	SM 2320B		1			499209	06/17/20 17:50	SPG	TAL DEN

Client Sample ID: G0097-20A

Date Collected: 06/14/20 09:35
Date Received: 06/16/20 09:15

Lab Sample ID: 280-137702-27

Matrix: Water

Prep Type	Batch Type	Batch Method	Run	Dil Factor	Initial Amount	Final Amount	Batch Number	Prepared or Analyzed	Analyst	Lab
Total/NA	Analysis	RSK-175		6	18 mL	18 mL	499633	06/22/20 19:27	GPM	TAL DEN
Total/NA	Prep	3535			455.5 mL	5 mL	499271	06/18/20 17:20	KSA	TAL DEN
Total/NA	Analysis	8330A		20			500017	06/25/20 18:20	JZ	TAL DEN
Total/NA	Prep	3535			455.5 mL	5 mL	499271	06/18/20 17:20	KSA	TAL DEN
Total/NA	Analysis	8330A		20			499864	06/24/20 02:43	JZ	TAL DEN
Total/NA	Analysis	350.1		10	10 mL	10 mL	499137	06/17/20 13:17	BWH	TAL DEN
Total/NA	Prep	351.2			15 mL	25 mL	499477	06/19/20 16:11	SVC	TAL DEN
Total/NA	Analysis	351.2		1			499886	06/23/20 18:15	SVC	TAL DEN
Total/NA	Analysis	353.2		1	100 mL	100 mL	499726	06/22/20 19:00	SVC	TAL DEN
Total/NA	Prep	9030B			50 mL	50 mL	499421	06/19/20 12:48	SAH	TAL DEN
Total/NA	Analysis	9034		1			499422	06/19/20 12:50	BWH	TAL DEN
Total/NA	Analysis	9056A		5	5 mL	5 mL	500473	06/30/20 14:18	JAP	TAL DEN
Dissolved	Filtration	FILTRATION			1.0 mL	1.0 mL	500528	06/29/20 13:19	JMB	TAL DEN
Dissolved	Analysis	9060A		10	20 mL	20 mL	500683	06/30/20 10:33	JMB	TAL DEN
Total/NA	Analysis	SM 2320B		1			499209	06/17/20 17:58	SPG	TAL DEN

Client Sample ID: G0113-20A

Date Collected: 06/14/20 11:00
Date Received: 06/16/20 09:15

Lab Sample ID: 280-137702-28

Matrix: Water

Prep Type	Batch Type	Batch Method	Run	Dil Factor	Initial Amount	Final Amount	Batch Number	Prepared or Analyzed	Analyst	Lab
Total/NA	Analysis	RSK-175		6	18 mL	18 mL	499633	06/22/20 19:44	GPM	TAL DEN
Total/NA	Prep	3535			478.6 mL	5 mL	499271	06/18/20 17:20	KSA	TAL DEN
Total/NA	Analysis	8330A		1			500017	06/25/20 18:55	JZ	TAL DEN
Total/NA	Prep	3535			478.6 mL	5 mL	499271	06/18/20 17:20	KSA	TAL DEN
Total/NA	Analysis	8330A		1			499864	06/24/20 03:06	JZ	TAL DEN
Total/NA	Analysis	350.1		1	10 mL	10 mL	499137	06/17/20 13:19	BWH	TAL DEN
Total/NA	Prep	351.2			25 mL	25 mL	499477	06/19/20 16:11	SVC	TAL DEN
Total/NA	Analysis	351.2		1			499886	06/23/20 18:16	SVC	TAL DEN
Total/NA	Analysis	353.2		1	100 mL	100 mL	499726	06/22/20 19:02	SVC	TAL DEN

Client Sample ID: G0113-20A
Lab Sample ID: 280-137702-28

Date Collected: 06/14/20 11:00
Matrix: Water
Date Received: 06/16/20 09:15

Prep Type	Batch Type	Batch Method	Run	Dil Factor	Initial Amount	Final Amount	Batch Number	Prepared or Analyzed	Analyst	Lab
Total/NA	Prep	9030B			50 mL	50 mL	499421	06/19/20 12:48	SAH	TAL DEN
Total/NA	Analysis	9034		1			499422	06/19/20 12:50	BWH	TAL DEN
Total/NA	Analysis	9056A		1	5 mL	5 mL	500473	06/30/20 14:35	JAP	TAL DEN
Dissolved	Filtration	FILTRATION			1.0 mL	1.0 mL	500528	06/29/20 13:19	JMB	TAL DEN
Dissolved	Analysis	9060A		1	20 mL	20 mL	500683	06/30/20 10:56	JMB	TAL DEN
Total/NA	Analysis	SM 2320B		1			499209	06/17/20 18:04	SPG	TAL DEN

Client Sample ID: G0108-20A
Lab Sample ID: 280-137702-29

Date Collected: 06/14/20 12:15
Matrix: Water
Date Received: 06/16/20 09:15

Prep Type	Batch Type	Batch Method	Run	Dil Factor	Initial Amount	Final Amount	Batch Number	Prepared or Analyzed	Analyst	Lab
Total/NA	Analysis	RSK-175		6	18 mL	18 mL	499633	06/22/20 20:00	GPM	TAL DEN
Total/NA	Prep	3535			482.7 mL	5 mL	499271	06/18/20 17:20	KSA	TAL DEN
Total/NA	Analysis	8330A		1			500017	06/25/20 19:30	JZ	TAL DEN
Total/NA	Prep	3535			482.7 mL	5 mL	499271	06/18/20 17:20	KSA	TAL DEN
Total/NA	Analysis	8330A		1			499864	06/24/20 03:29	JZ	TAL DEN
Total/NA	Analysis	350.1		1	10 mL	10 mL	499137	06/17/20 13:21	BWH	TAL DEN
Total/NA	Prep	351.2			25 mL	25 mL	499477	06/19/20 16:11	SVC	TAL DEN
Total/NA	Analysis	351.2		1			499886	06/23/20 18:18	SVC	TAL DEN
Total/NA	Analysis	353.2		1	100 mL	100 mL	499726	06/22/20 19:04	SVC	TAL DEN
Total/NA	Prep	9030B			50 mL	50 mL	499421	06/19/20 12:48	SAH	TAL DEN
Total/NA	Analysis	9034		1			499422	06/19/20 12:50	BWH	TAL DEN
Total/NA	Analysis	9056A		1	5 mL	5 mL	500473	06/30/20 14:53	JAP	TAL DEN
Dissolved	Filtration	FILTRATION			1.0 mL	1.0 mL	500528	06/29/20 13:19	JMB	TAL DEN
Dissolved	Analysis	9060A		1	20 mL	20 mL	500683	06/30/20 11:19	JMB	TAL DEN
Total/NA	Analysis	SM 2320B		1			499209	06/17/20 18:10	SPG	TAL DEN

Client Sample ID: G0118-20A
Lab Sample ID: 280-137702-30

Date Collected: 06/14/20 13:25
Matrix: Water
Date Received: 06/16/20 09:15

Prep Type	Batch Type	Batch Method	Run	Dil Factor	Initial Amount	Final Amount	Batch Number	Prepared or Analyzed	Analyst	Lab
Total/NA	Analysis	RSK-175		6	18 mL	18 mL	499633	06/22/20 20:16	GPM	TAL DEN
Total/NA	Prep	3535			459.3 mL	5 mL	499271	06/18/20 17:20	KSA	TAL DEN
Total/NA	Analysis	8330A		10			500017	06/25/20 20:05	JZ	TAL DEN
Total/NA	Prep	3535			459.3 mL	5 mL	499271	06/18/20 17:20	KSA	TAL DEN
Total/NA	Analysis	8330A		10			499864	06/24/20 03:52	JZ	TAL DEN
Total/NA	Analysis	350.1		10	10 mL	10 mL	499137	06/17/20 13:23	BWH	TAL DEN
Total/NA	Prep	351.2			15 mL	25 mL	499477	06/19/20 16:11	SVC	TAL DEN
Total/NA	Analysis	351.2		1			499886	06/23/20 18:31	SVC	TAL DEN
Total/NA	Analysis	353.2		1	100 mL	100 mL	499726	06/22/20 19:06	SVC	TAL DEN
Total/NA	Prep	9030B			50 mL	50 mL	499421	06/19/20 12:48	SAH	TAL DEN
Total/NA	Analysis	9034		1			499422	06/19/20 12:50	BWH	TAL DEN

Lab Chronicle

Client: Brice Environmental Services, Corp
Job ID: 280-137702-1
Project/Site: Cornhusker (CHAAP)

Client Sample ID: G0118-20A
Date Collected: 06/14/20 13:25
Date Received: 06/16/20 09:15

Lab Sample ID: 280-137702-30
Matrix: Water

Prep Type	Batch Type	Batch Method	Run	Dil Factor	Initial Amount	Final Amount	Batch Number	Prepared or Analyzed	Analyst	Lab
Total/NA	Analysis	9056A		10	5 mL	5 mL	500473	06/30/20 15:10	JAP	TAL DEN
Dissolved	Filtration	FILTRATION			1.0 mL	1.0 mL	500528	06/29/20 13:19	JMB	TAL DEN
Dissolved	Analysis	9060A		5	20 mL	20 mL	500683	06/30/20 11:41	JMB	TAL DEN
Total/NA	Analysis	SM 2320B		1			499209	06/17/20 18:18	SPG	TAL DEN

Laboratory References:

TAL DEN = Eurofins TestAmerica, Denver, 4955 Yarrow Street, Arvada, CO 80002, TEL (303)736-0100

Accreditation/Certification Summary

Client: Brice Environmental Services, Corp
Job ID: 280-137702-1
Project/Site: Cornhusker (CHAAP)

Laboratory: Eurofins TestAmerica, Denver

The accreditations/certifications listed below are applicable to this report.

Authority	Program	Identification Number	Expiration Date
A2LA	Dept. of Defense ELAP	2907.01	10-31-21

Method Summary

Client: Brice Environmental Services, Corp
Project/Site: Cornhusker (CHAAP)

Job ID: 280-137702-1

Method	Method Description	Protocol	Laboratory
RSK-175	Dissolved Gases (GC)	RSK	TAL DEN
8330A	Nitroaromatics and Nitramines (HPLC)	EPA	TAL DEN
350.1	Nitrogen, Ammonia	MCAWW	TAL DEN
351.2	Nitrogen, Total Kjeldahl	MCAWW	TAL DEN
353.2	Nitrogen, Nitrate-Nitrite	MCAWW	TAL DEN
9034	Sulfide, Acid Soluble and Insoluble (Titrimetric)	SW846	TAL DEN
9056A	Anions, Ion Chromatography	SW846	TAL DEN
9060A	Organic Carbon, Dissolved (DOC)	SW846	TAL DEN
SM 2320B	Alkalinity	SM	TAL DEN
351.2	Nitrogen, Total Kjeldahl	MCAWW	TAL DEN
3535	Solid-Phase Extraction (SPE)	SW846	TAL DEN
9030B	Sulfide, Distillation (Acid Soluble and Insoluble)	SW846	TAL DEN
FILTRATION	Sample Filtration	None	TAL DEN

Protocol References:

EPA = US Environmental Protection Agency

MCAWW = "Methods For Chemical Analysis Of Water And Wastes", EPA-600/4-79-020, March 1983 And Subsequent Revisions.

None = None

RSK = Sample Prep And Calculations For Dissolved Gas Analysis In Water Samples Using A GC Headspace Equilibration Technique, RSKSOP-175, Rev. 0, 8/11/94, USEPA Research Lab

SM = "Standard Methods For The Examination Of Water And Wastewater"

SW846 = "Test Methods For Evaluating Solid Waste, Physical/Chemical Methods", Third Edition, November 1986 And Its Updates.

Laboratory References:

TAL DEN = Eurofins TestAmerica, Denver, 4955 Yarrow Street, Arvada, CO 80002, TEL (303)736-0100

Sample Summary

Client: Brice Environmental Services, Corp
Project/Site: Cornhusker (CHAAP)

Job ID: 280-137702-1

Lab Sample ID	Client Sample ID	Matrix	Collected	Received	Asset ID
280-137702-1	G0083-20A	Water	06/14/20 13:35	06/16/20 09:15	
280-137702-2	NW020-20A	Water	06/15/20 08:20	06/16/20 09:15	
280-137702-3	G0048-20A	Water	06/13/20 08:50	06/16/20 09:15	
280-137702-4	G0066R-20A	Water	06/13/20 08:25	06/16/20 09:15	
280-137702-5	G0085-20A	Water	06/13/20 12:30	06/16/20 09:15	
280-137702-6	G0285-20A	Water	06/13/20 08:00	06/16/20 09:15	
280-137702-7	PZ015-20A	Water	06/13/20 12:50	06/16/20 09:15	
280-137702-8	PZ016-20A	Water	06/13/20 14:10	06/16/20 09:15	
280-137702-9	G0023-20A	Water	06/13/20 10:10	06/16/20 09:15	
280-137702-10	G0119-20A	Water	06/13/20 09:40	06/16/20 09:15	
280-137702-11	G0098-20A	Water	06/14/20 10:50	06/16/20 09:15	
280-137702-12	G0114-20A	Water	06/14/20 12:10	06/16/20 09:15	
280-137702-13	NW022-20A	Water	06/15/20 10:50	06/16/20 09:15	
280-137702-14	G0109-20A	Water	06/15/20 10:45	06/16/20 09:15	
280-137702-15	G0084-20A	Water	06/13/20 13:50	06/16/20 09:15	
280-137702-16	G0067-20A	Water	06/13/20 15:10	06/16/20 09:15	
280-137702-17	G0121-20A	Water	06/13/20 10:55	06/16/20 09:15	
280-137702-18	G0049-20A	Water	06/13/20 11:30	06/16/20 09:15	
280-137702-19	G0110-20A	Water	06/13/20 15:50	06/16/20 09:15	
280-137702-20	G0112-20A	Water	06/14/20 09:45	06/16/20 09:15	
280-137702-21	G0094-20A	Water	06/15/20 08:20	06/16/20 09:15	
280-137702-22	G0099-20A	Water	06/15/20 09:35	06/16/20 09:15	
280-137702-23	NW021-20A	Water	06/15/20 09:30	06/16/20 09:15	
280-137702-24	NW023-20A	Water	06/15/20 08:00	06/16/20 09:15	
280-137702-25	G0022-20A	Water	06/15/20 12:05	06/16/20 09:15	
280-137702-26	G0024-20A	Water	06/15/20 12:05	06/16/20 09:15	
280-137702-27	G0097-20A	Water	06/14/20 09:35	06/16/20 09:15	
280-137702-28	G0113-20A	Water	06/14/20 11:00	06/16/20 09:15	
280-137702-29	G0108-20A	Water	06/14/20 12:15	06/16/20 09:15	
280-137702-30	G0118-20A	Water	06/14/20 13:25	06/16/20 09:15	

GC VOA MANUAL INTEGRATION SUMMARY

Lab Name: Eurofins TestAmerica, Denver Job No.: 280-137702-1

SDG No.:

Instrument ID: VGC_J Analysis Batch Number: 495152

Lab Sample ID: IC 280-495152/6 Client Sample ID:

Date Analyzed: 05/16/20 10:57 Lab File ID: 001F0101.D GC Column: Rt-Alumina KC ID: 0.53(mm)

COMPOUND NAME	RETENTION TIME	MANUAL INTEGRATION		
		REASON	ANALYST	DATE
Ethane	1.51	Peak not integrated	meierg	05/17/20 06:37

Lab Sample ID: IC 280-495152/6 Client Sample ID:

Date Analyzed: 05/16/20 10:57 Lab File ID: 001F0101.D GC Column: HP-Plot Q ID: 0.53(mm)

COMPOUND NAME	RETENTION TIME	MANUAL INTEGRATION		
		REASON	ANALYST	DATE
Acetylene	4.14	Shouldering	meierg	05/17/20 07:19
Ethane	4.31	Peak not integrated	meierg	05/17/20 06:37

Lab Sample ID: IC 280-495152/7 Client Sample ID:

Date Analyzed: 05/16/20 11:13 Lab File ID: 001F0201.D GC Column: Rt-Alumina KC ID: 0.53(mm)

COMPOUND NAME	RETENTION TIME	MANUAL INTEGRATION		
		REASON	ANALYST	DATE
Acetylene	4.04	Peak not integrated	meierg	05/17/20 06:43

Lab Sample ID: IC 280-495152/7 Client Sample ID:

Date Analyzed: 05/16/20 11:13 Lab File ID: 001F0201.D GC Column: HP-Plot Q ID: 0.53(mm)

COMPOUND NAME	RETENTION TIME	MANUAL INTEGRATION		
		REASON	ANALYST	DATE
Ethylene	4.03	Shouldering	meierg	05/17/20 06:43
Acetylene	4.14	Peak not integrated	meierg	05/17/20 06:43

Lab Sample ID: IC 280-495152/8 Client Sample ID:

Date Analyzed: 05/16/20 11:30 Lab File ID: 002F0301.D GC Column: Rt-Alumina KC ID: 0.53(mm)

COMPOUND NAME	RETENTION TIME	MANUAL INTEGRATION		
		REASON	ANALYST	DATE
Acetylene	4.04	Peak not integrated	meierg	05/17/20 06:45

RSK-175

GC VOA MANUAL INTEGRATION SUMMARY

Lab Name: Eurofins TestAmerica, Denver Job No.: 280-137702-1

SDG No.:

Instrument ID: VGC_J Analysis Batch Number: 495152

Lab Sample ID: IC 280-495152/8 Client Sample ID:

Date Analyzed: 05/16/20 11:30 Lab File ID: 002F0301.D GC Column: HP-Plot Q ID: 0.53(mm)

COMPOUND NAME	RETENTION TIME	MANUAL INTEGRATION		
		REASON	ANALYST	DATE
Ethylene	4.03	Shouldering	meierg	05/17/20 06:44
Acetylene	4.14	Peak not integrated	meierg	05/17/20 06:45

Lab Sample ID: IC 280-495152/9 Client Sample ID:

Date Analyzed: 05/16/20 11:46 Lab File ID: 003F0401.D GC Column: HP-Plot Q ID: 0.53(mm)

COMPOUND NAME	RETENTION TIME	MANUAL INTEGRATION		
		REASON	ANALYST	DATE
Acetylene	4.14	Shouldering	meierg	05/17/20 06:46

Lab Sample ID: ICRT 280-495152/10 Client Sample ID:

Date Analyzed: 05/16/20 12:02 Lab File ID: 004F0501.D GC Column: Rt-Alumina KC ID: 0.53(mm)

COMPOUND NAME	RETENTION TIME	MANUAL INTEGRATION		
		REASON	ANALYST	DATE
Acetylene	4.02	Peak not integrated	meierg	05/17/20 07:07

Lab Sample ID: ICRT 280-495152/10 Client Sample ID:

Date Analyzed: 05/16/20 12:02 Lab File ID: 004F0501.D GC Column: HP-Plot Q ID: 0.53(mm)

COMPOUND NAME	RETENTION TIME	MANUAL INTEGRATION		
		REASON	ANALYST	DATE
Ethylene	4.03	Shouldering	meierg	05/17/20 07:06
Acetylene	4.14	Peak not integrated	meierg	05/17/20 07:07

Lab Sample ID: IC 280-495152/11 Client Sample ID:

Date Analyzed: 05/16/20 12:19 Lab File ID: 005F0601.D GC Column: HP-Plot Q ID: 0.53(mm)

COMPOUND NAME	RETENTION TIME	MANUAL INTEGRATION		
		REASON	ANALYST	DATE
Acetylene	4.14	Shouldering	meierg	05/17/20 07:09

RSK-175

GC VOA MANUAL INTEGRATION SUMMARY

Lab Name: Eurofins TestAmerica, Denver Job No.: 280-137702-1

SDG No.:

Instrument ID: VGC_J Analysis Batch Number: 495152

Lab Sample ID: IC 280-495152/12 Client Sample ID:

Date Analyzed: 05/16/20 12:35 Lab File ID: 006F0701.D GC Column: HP-Plot Q ID: 0.53(mm)

COMPOUND NAME	RETENTION TIME	MANUAL INTEGRATION		
		REASON	ANALYST	DATE
Acetylene	4.14	Shouldering	meierg	05/17/20 07:16

Lab Sample ID: ICV 280-495152/16 Client Sample ID:

Date Analyzed: 05/16/20 13:25 Lab File ID: 010F1001.D GC Column: HP-Plot Q ID: 0.53(mm)

COMPOUND NAME	RETENTION TIME	MANUAL INTEGRATION		
		REASON	ANALYST	DATE
Acetylene	4.14	Shouldering	meierg	05/17/20 07:28

GC VOA MANUAL INTEGRATION SUMMARY

Lab Name: Eurofins TestAmerica, Denver Job No.: 280-137702-1

SDG No.:

Instrument ID: VGC_J Analysis Batch Number: 499415

Lab Sample ID: CCVRT 280-499415/1 Client Sample ID:

Date Analyzed: 06/18/20 08:54 Lab File ID: 001F0101.D GC Column: Rt-Alumina KC ID: 0.53(mm)

COMPOUND NAME	RETENTION TIME	MANUAL INTEGRATION		
		REASON	ANALYST	DATE
Methane	1.27	Peak not integrated	meierg	06/18/20 10:25
Acetylene	3.95	Peak not integrated	meierg	06/18/20 10:26

Lab Sample ID: CCVRT 280-499415/1 Client Sample ID:

Date Analyzed: 06/18/20 08:54 Lab File ID: 001F0101.D GC Column: HP-Plot Q ID: 0.53(mm)

COMPOUND NAME	RETENTION TIME	MANUAL INTEGRATION		
		REASON	ANALYST	DATE
Methane	3.21	Peak not integrated	meierg	06/18/20 10:25
Ethylene	4.06	Shouldering	meierg	06/18/20 10:25
Acetylene	4.16	Peak not integrated	meierg	06/18/20 10:26

Lab Sample ID: CCV 280-499415/30 Client Sample ID:

Date Analyzed: 06/18/20 17:03 Lab File ID: 031F3101.D GC Column: Rt-Alumina KC ID: 0.53(mm)

COMPOUND NAME	RETENTION TIME	MANUAL INTEGRATION		
		REASON	ANALYST	DATE
Methane	1.25	Peak not integrated	meierg	06/19/20 16:08
Acetylene	3.96	Peak not integrated	meierg	06/19/20 16:08

Lab Sample ID: CCV 280-499415/30 Client Sample ID:

Date Analyzed: 06/18/20 17:03 Lab File ID: 031F3101.D GC Column: HP-Plot Q ID: 0.53(mm)

COMPOUND NAME	RETENTION TIME	MANUAL INTEGRATION		
		REASON	ANALYST	DATE
Methane	3.17	Peak not integrated	meierg	06/19/20 16:08
Ethylene	4.03	Shouldering	meierg	06/19/20 16:08
Acetylene	4.13	Peak not integrated	meierg	06/19/20 16:08

GC VOA MANUAL INTEGRATION SUMMARY

Lab Name: Eurofins TestAmerica, Denver Job No.: 280-137702-1

SDG No.:

Instrument ID: VGC_J Analysis Batch Number: 499415

Lab Sample ID: LCS 280-499415/31 Client Sample ID:

Date Analyzed: 06/18/20 17:19 Lab File ID: 032F3201.D GC Column: Rt-Alumina KC ID: 0.53(mm)

COMPOUND NAME	RETENTION TIME	MANUAL INTEGRATION		
		REASON	ANALYST	DATE
Methane	1.25	Peak not integrated	meierg	06/22/20 13:13

Lab Sample ID: LCS 280-499415/31 Client Sample ID:

Date Analyzed: 06/18/20 17:19 Lab File ID: 032F3201.D GC Column: HP-Plot Q ID: 0.53(mm)

COMPOUND NAME	RETENTION TIME	MANUAL INTEGRATION		
		REASON	ANALYST	DATE
Methane	3.17	Peak not integrated	meierg	06/22/20 13:13

Lab Sample ID: LCSD 280-499415/32 Client Sample ID:

Date Analyzed: 06/18/20 17:36 Lab File ID: 033F3301.D GC Column: Rt-Alumina KC ID: 0.53(mm)

COMPOUND NAME	RETENTION TIME	MANUAL INTEGRATION		
		REASON	ANALYST	DATE
Methane	1.25	Peak not integrated	meierg	06/22/20 13:14

Lab Sample ID: LCSD 280-499415/32 Client Sample ID:

Date Analyzed: 06/18/20 17:36 Lab File ID: 033F3301.D GC Column: HP-Plot Q ID: 0.53(mm)

COMPOUND NAME	RETENTION TIME	MANUAL INTEGRATION		
		REASON	ANALYST	DATE
Methane	3.17	Peak not integrated	meierg	06/22/20 13:14

Lab Sample ID: 280-137702-1 Client Sample ID: G0083-20A

Date Analyzed: 06/18/20 21:08 Lab File ID: 046F4601.D GC Column: Rt-Alumina KC ID: 0.53(mm)

COMPOUND NAME	RETENTION TIME	MANUAL INTEGRATION		
		REASON	ANALYST	DATE
Methane	1.25	Peak not integrated	meierg	06/19/20 12:36

GC VOA MANUAL INTEGRATION SUMMARY

Lab Name: Eurofins TestAmerica, Denver Job No.: 280-137702-1

SDG No.:

Instrument ID: VGC_J Analysis Batch Number: 499415

Lab Sample ID: 280-137702-1 Client Sample ID: G0083-20A

Date Analyzed: 06/18/20 21:08 Lab File ID: 046F4601.D GC Column: HP-Plot Q ID: 0.53(mm)

COMPOUND NAME	RETENTION TIME	MANUAL INTEGRATION		
		REASON	ANALYST	DATE
Methane	3.15	Peak not integrated	meierg	06/19/20 12:36

Lab Sample ID: CCV 280-499415/47 Client Sample ID:

Date Analyzed: 06/18/20 21:41 Lab File ID: 048F4801.D GC Column: Rt-Alumina KC ID: 0.53(mm)

COMPOUND NAME	RETENTION TIME	MANUAL INTEGRATION		
		REASON	ANALYST	DATE
Methane	1.25	Peak not integrated	meierg	06/22/20 13:20
Acetylene	3.96	Peak not integrated	meierg	06/22/20 13:21

Lab Sample ID: CCV 280-499415/47 Client Sample ID:

Date Analyzed: 06/18/20 21:41 Lab File ID: 048F4801.D GC Column: HP-Plot Q ID: 0.53(mm)

COMPOUND NAME	RETENTION TIME	MANUAL INTEGRATION		
		REASON	ANALYST	DATE
Methane	3.16	Peak not integrated	meierg	06/22/20 13:20
Ethylene	4.02	Shouldering	meierg	06/22/20 13:21
Acetylene	4.13	Peak not integrated	meierg	06/22/20 13:21

Lab Sample ID: 280-137702-3 Client Sample ID: G0048-20A

Date Analyzed: 06/18/20 21:57 Lab File ID: 049F4901.D GC Column: Rt-Alumina KC ID: 0.53(mm)

COMPOUND NAME	RETENTION TIME	MANUAL INTEGRATION		
		REASON	ANALYST	DATE
Methane	1.25	Peak not integrated	meierg	06/19/20 12:36

GC VOA MANUAL INTEGRATION SUMMARY

Lab Name: Eurofins TestAmerica, Denver Job No.: 280-137702-1

SDG No.:

Instrument ID: VGC_J Analysis Batch Number: 499415

Lab Sample ID: 280-137702-3 Client Sample ID: G0048-20A

Date Analyzed: 06/18/20 21:57 Lab File ID: 049F4901.D GC Column: HP-Plot Q ID: 0.53(mm)

COMPOUND NAME	RETENTION TIME	MANUAL INTEGRATION		
		REASON	ANALYST	DATE
Methane	3.15	Peak not integrated	meierg	06/19/20 12:36

Lab Sample ID: 280-137702-3 DU Client Sample ID: G0048-20A DU

Date Analyzed: 06/18/20 22:13 Lab File ID: 050F5001.D GC Column: Rt-Alumina KC ID: 0.53(mm)

COMPOUND NAME	RETENTION TIME	MANUAL INTEGRATION		
		REASON	ANALYST	DATE
Methane	1.24	Peak not integrated	meierg	06/19/20 12:37

Lab Sample ID: 280-137702-3 DU Client Sample ID: G0048-20A DU

Date Analyzed: 06/18/20 22:13 Lab File ID: 050F5001.D GC Column: HP-Plot Q ID: 0.53(mm)

COMPOUND NAME	RETENTION TIME	MANUAL INTEGRATION		
		REASON	ANALYST	DATE
Methane	3.15	Peak not integrated	meierg	06/19/20 12:37

Lab Sample ID: 280-137702-4 Client Sample ID: G0066R-20A

Date Analyzed: 06/18/20 22:30 Lab File ID: 051F5101.D GC Column: Rt-Alumina KC ID: 0.53(mm)

COMPOUND NAME	RETENTION TIME	MANUAL INTEGRATION		
		REASON	ANALYST	DATE
Methane	1.24	Peak not integrated	meierg	06/19/20 12:37

Lab Sample ID: 280-137702-4 Client Sample ID: G0066R-20A

Date Analyzed: 06/18/20 22:30 Lab File ID: 051F5101.D GC Column: HP-Plot Q ID: 0.53(mm)

COMPOUND NAME	RETENTION TIME	MANUAL INTEGRATION		
		REASON	ANALYST	DATE
Methane	3.14	Peak not integrated	meierg	06/19/20 12:37

GC VOA MANUAL INTEGRATION SUMMARY

Lab Name: Eurofins TestAmerica, Denver Job No.: 280-137702-1

SDG No.:

Instrument ID: VGC_J Analysis Batch Number: 499415

Lab Sample ID: 280-137702-5 Client Sample ID: G0085-20A

Date Analyzed: 06/18/20 22:46 Lab File ID: 052F5201.D GC Column: Rt-Alumina KC ID: 0.53(mm)

COMPOUND NAME	RETENTION TIME	MANUAL INTEGRATION		
		REASON	ANALYST	DATE
Methane	1.24	Peak not integrated	meierg	06/19/20 12:37

Lab Sample ID: 280-137702-5 Client Sample ID: G0085-20A

Date Analyzed: 06/18/20 22:46 Lab File ID: 052F5201.D GC Column: HP-Plot Q ID: 0.53(mm)

COMPOUND NAME	RETENTION TIME	MANUAL INTEGRATION		
		REASON	ANALYST	DATE
Methane	3.14	Peak not integrated	meierg	06/19/20 12:37

Lab Sample ID: 280-137702-6 Client Sample ID: G0285-20A

Date Analyzed: 06/18/20 23:02 Lab File ID: 053F5301.D GC Column: Rt-Alumina KC ID: 0.53(mm)

COMPOUND NAME	RETENTION TIME	MANUAL INTEGRATION		
		REASON	ANALYST	DATE
Methane	1.25	Peak not integrated	meierg	06/19/20 12:37

Lab Sample ID: 280-137702-6 Client Sample ID: G0285-20A

Date Analyzed: 06/18/20 23:02 Lab File ID: 053F5301.D GC Column: HP-Plot Q ID: 0.53(mm)

COMPOUND NAME	RETENTION TIME	MANUAL INTEGRATION		
		REASON	ANALYST	DATE
Methane	3.15	Peak not integrated	meierg	06/19/20 12:37

Lab Sample ID: 280-137702-8 Client Sample ID: PZ016-20A

Date Analyzed: 06/18/20 23:35 Lab File ID: 055F5501.D GC Column: Rt-Alumina KC ID: 0.53(mm)

COMPOUND NAME	RETENTION TIME	MANUAL INTEGRATION		
		REASON	ANALYST	DATE
Methane	1.25	Peak not integrated	meierg	06/19/20 12:38

GC VOA MANUAL INTEGRATION SUMMARY

Lab Name: Eurofins TestAmerica, Denver Job No.: 280-137702-1

SDG No.:

Instrument ID: VGC_J Analysis Batch Number: 499415

Lab Sample ID: 280-137702-8 Client Sample ID: PZ016-20A

Date Analyzed: 06/18/20 23:35 Lab File ID: 055F5501.D GC Column: HP-Plot Q ID: 0.53(mm)

COMPOUND NAME	RETENTION TIME	MANUAL INTEGRATION		
		REASON	ANALYST	DATE
Methane	3.15	Peak not integrated	meierg	06/19/20 12:38

Lab Sample ID: CCV 280-499415/59 Client Sample ID:

Date Analyzed: 06/19/20 03:22 Lab File ID: 060F6001.D GC Column: Rt-Alumina KC ID: 0.53(mm)

COMPOUND NAME	RETENTION TIME	MANUAL INTEGRATION		
		REASON	ANALYST	DATE
Acetylene	3.97	Peak not integrated	meierg	06/22/20 13:26

Lab Sample ID: CCV 280-499415/59 Client Sample ID:

Date Analyzed: 06/19/20 03:22 Lab File ID: 060F6001.D GC Column: HP-Plot Q ID: 0.53(mm)

COMPOUND NAME	RETENTION TIME	MANUAL INTEGRATION		
		REASON	ANALYST	DATE
Acetylene	4.14	Peak not integrated	meierg	06/22/20 13:26

GC VOA MANUAL INTEGRATION SUMMARY

Lab Name: Eurofins TestAmerica, Denver Job No.: 280-137702-1

SDG No.:

Instrument ID: VGC_J Analysis Batch Number: 499435

Lab Sample ID: CCVRT 280-499435/1 Client Sample ID:

Date Analyzed: 06/19/20 14:13 Lab File ID: 06192001.D GC Column: Rt-Alumina KC ID: 0.53(mm)

COMPOUND NAME	RETENTION TIME	MANUAL INTEGRATION		
		REASON	ANALYST	DATE
Acetylene	3.96	Peak not integrated	meierg	06/22/20 13:28

Lab Sample ID: CCVRT 280-499435/1 Client Sample ID:

Date Analyzed: 06/19/20 14:13 Lab File ID: 06192001.D GC Column: HP-Plot Q ID: 0.53(mm)

COMPOUND NAME	RETENTION TIME	MANUAL INTEGRATION		
		REASON	ANALYST	DATE
Ethylene	4.06	Shouldering	meierg	06/22/20 13:28
Acetylene	4.16	Peak not integrated	meierg	06/22/20 13:28

Lab Sample ID: 280-137702-7 Client Sample ID: PZ015-20A

Date Analyzed: 06/19/20 16:40 Lab File ID: 06192010.D GC Column: Rt-Alumina KC ID: 0.53(mm)

COMPOUND NAME	RETENTION TIME	MANUAL INTEGRATION		
		REASON	ANALYST	DATE
Methane	1.25	Peak not integrated	meierg	06/23/20 12:20

Lab Sample ID: 280-137702-7 Client Sample ID: PZ015-20A

Date Analyzed: 06/19/20 16:40 Lab File ID: 06192010.D GC Column: HP-Plot Q ID: 0.53(mm)

COMPOUND NAME	RETENTION TIME	MANUAL INTEGRATION		
		REASON	ANALYST	DATE
Methane	3.16	Peak not integrated	meierg	06/23/20 12:20

Lab Sample ID: 280-137702-13 Client Sample ID: NW022-20A

Date Analyzed: 06/19/20 18:02 Lab File ID: 06192015.D GC Column: Rt-Alumina KC ID: 0.53(mm)

COMPOUND NAME	RETENTION TIME	MANUAL INTEGRATION		
		REASON	ANALYST	DATE
Methane	1.24	Peak not integrated	meierg	06/23/20 12:22

GC VOA MANUAL INTEGRATION SUMMARY

Lab Name: Eurofins TestAmerica, Denver Job No.: 280-137702-1

SDG No.:

Instrument ID: VGC_J Analysis Batch Number: 499435

Lab Sample ID: 280-137702-13 Client Sample ID: NW022-20A

Date Analyzed: 06/19/20 18:02 Lab File ID: 06192015.D GC Column: HP-Plot Q ID: 0.53(mm)

COMPOUND NAME	RETENTION TIME	MANUAL INTEGRATION		
		REASON	ANALYST	DATE
Methane	3.16	Peak not integrated	meierg	06/23/20 12:22

Lab Sample ID: 280-137702-14 Client Sample ID: G0109-20A

Date Analyzed: 06/19/20 18:18 Lab File ID: 06192016.D GC Column: Rt-Alumina KC ID: 0.53(mm)

COMPOUND NAME	RETENTION TIME	MANUAL INTEGRATION		
		REASON	ANALYST	DATE
Methane	1.25	Peak not integrated	meierg	06/23/20 12:22

Lab Sample ID: 280-137702-14 Client Sample ID: G0109-20A

Date Analyzed: 06/19/20 18:18 Lab File ID: 06192016.D GC Column: HP-Plot Q ID: 0.53(mm)

COMPOUND NAME	RETENTION TIME	MANUAL INTEGRATION		
		REASON	ANALYST	DATE
Methane	3.16	Peak not integrated	meierg	06/23/20 12:22

Lab Sample ID: CCV 280-499435/18 Client Sample ID:

Date Analyzed: 06/19/20 18:50 Lab File ID: 06192018.D GC Column: Rt-Alumina KC ID: 0.53(mm)

COMPOUND NAME	RETENTION TIME	MANUAL INTEGRATION		
		REASON	ANALYST	DATE
Methane	1.25	Peak not integrated	meierg	06/23/20 14:21

Lab Sample ID: CCV 280-499435/18 Client Sample ID:

Date Analyzed: 06/19/20 18:50 Lab File ID: 06192018.D GC Column: HP-Plot Q ID: 0.53(mm)

COMPOUND NAME	RETENTION TIME	MANUAL INTEGRATION		
		REASON	ANALYST	DATE
Methane	3.17	Peak assignment corrected	meierg	06/19/20 19:17
Acetylene	4.14	Shouldering	meierg	06/19/20 19:18

GC VOA MANUAL INTEGRATION SUMMARY

Lab Name: Eurofins TestAmerica, Denver Job No.: 280-137702-1

SDG No.:

Instrument ID: VGC_J Analysis Batch Number: 499435

Lab Sample ID: 280-137702-18 Client Sample ID: G0049-20A

Date Analyzed: 06/19/20 22:31 Lab File ID: 06192022.D GC Column: Rt-Alumina KC ID: 0.53(mm)

COMPOUND NAME	RETENTION TIME	MANUAL INTEGRATION		
		REASON	ANALYST	DATE
Methane	1.25	Peak not integrated	meierg	06/23/20 12:23

Lab Sample ID: 280-137702-18 Client Sample ID: G0049-20A

Date Analyzed: 06/19/20 22:31 Lab File ID: 06192022.D GC Column: HP-Plot Q ID: 0.53(mm)

COMPOUND NAME	RETENTION TIME	MANUAL INTEGRATION		
		REASON	ANALYST	DATE
Methane	3.17	Peak not integrated	meierg	06/23/20 12:23

Lab Sample ID: 280-137702-20 Client Sample ID: G0112-20A

Date Analyzed: 06/19/20 23:04 Lab File ID: 06192024.D GC Column: Rt-Alumina KC ID: 0.53(mm)

COMPOUND NAME	RETENTION TIME	MANUAL INTEGRATION		
		REASON	ANALYST	DATE
Methane	1.26	Peak not integrated	meierg	06/23/20 12:24

Lab Sample ID: 280-137702-20 Client Sample ID: G0112-20A

Date Analyzed: 06/19/20 23:04 Lab File ID: 06192024.D GC Column: HP-Plot Q ID: 0.53(mm)

COMPOUND NAME	RETENTION TIME	MANUAL INTEGRATION		
		REASON	ANALYST	DATE
Methane	3.16	Peak not integrated	meierg	06/23/20 12:24

Lab Sample ID: 280-137702-22 Client Sample ID: G0099-20A

Date Analyzed: 06/19/20 23:36 Lab File ID: 06192026.D GC Column: Rt-Alumina KC ID: 0.53(mm)

COMPOUND NAME	RETENTION TIME	MANUAL INTEGRATION		
		REASON	ANALYST	DATE
Methane	1.25	Peak not integrated	meierg	06/23/20 12:24

GC VOA MANUAL INTEGRATION SUMMARY

Lab Name: Eurofins TestAmerica, Denver Job No.: 280-137702-1

SDG No.:

Instrument ID: VGC_J Analysis Batch Number: 499435

Lab Sample ID: 280-137702-22 Client Sample ID: G0099-20A

Date Analyzed: 06/19/20 23:36 Lab File ID: 06192026.D GC Column: HP-Plot Q ID: 0.53(mm)

COMPOUND NAME	RETENTION TIME	MANUAL INTEGRATION		
		REASON	ANALYST	DATE
Methane	3.15	Peak not integrated	meierg	06/23/20 12:24

Lab Sample ID: 280-137702-23 Client Sample ID: NW021-20A

Date Analyzed: 06/19/20 23:53 Lab File ID: 06192027.D GC Column: Rt-Alumina KC ID: 0.53(mm)

COMPOUND NAME	RETENTION TIME	MANUAL INTEGRATION		
		REASON	ANALYST	DATE
Methane	1.25	Peak not integrated	meierg	06/23/20 12:24

Lab Sample ID: 280-137702-23 Client Sample ID: NW021-20A

Date Analyzed: 06/19/20 23:53 Lab File ID: 06192027.D GC Column: HP-Plot Q ID: 0.53(mm)

COMPOUND NAME	RETENTION TIME	MANUAL INTEGRATION		
		REASON	ANALYST	DATE
Methane	3.16	Peak not integrated	meierg	06/23/20 12:24

Lab Sample ID: 280-137702-24 Client Sample ID: NW023-20A

Date Analyzed: 06/20/20 00:09 Lab File ID: 06192028.D GC Column: Rt-Alumina KC ID: 0.53(mm)

COMPOUND NAME	RETENTION TIME	MANUAL INTEGRATION		
		REASON	ANALYST	DATE
Methane	1.25	Peak not integrated	meierg	06/23/20 12:25

Lab Sample ID: 280-137702-24 Client Sample ID: NW023-20A

Date Analyzed: 06/20/20 00:09 Lab File ID: 06192028.D GC Column: HP-Plot Q ID: 0.53(mm)

COMPOUND NAME	RETENTION TIME	MANUAL INTEGRATION		
		REASON	ANALYST	DATE
Methane	3.16	Peak not integrated	meierg	06/23/20 12:25

GC VOA MANUAL INTEGRATION SUMMARY

Lab Name: Eurofins TestAmerica, Denver Job No.: 280-137702-1

SDG No.:

Instrument ID: VGC_J Analysis Batch Number: 499435

Lab Sample ID: CCV 280-499435/30 Client Sample ID:

Date Analyzed: 06/20/20 00:42 Lab File ID: 06192030.D GC Column: Rt-Alumina KC ID: 0.53(mm)

COMPOUND NAME	RETENTION TIME	MANUAL INTEGRATION		
		REASON	ANALYST	DATE
Methane	1.26	Peak not integrated	meierg	06/23/20 14:06
Acetylene	3.96	Shouldering	meierg	06/23/20 14:07

Lab Sample ID: CCV 280-499435/30 Client Sample ID:

Date Analyzed: 06/20/20 00:42 Lab File ID: 06192030.D GC Column: HP-Plot Q ID: 0.53(mm)

COMPOUND NAME	RETENTION TIME	MANUAL INTEGRATION		
		REASON	ANALYST	DATE
Methane	3.17	Peak not integrated	meierg	06/23/20 14:06
Ethylene	4.03	Shouldering	meierg	06/23/20 14:06
Acetylene	4.13	Shouldering	meierg	06/23/20 14:07

Lab Sample ID: 280-137702-9 Client Sample ID: G0023-20A

Date Analyzed: 06/20/20 02:05 Lab File ID: 035F3501.D GC Column: Rt-Alumina KC ID: 0.53(mm)

COMPOUND NAME	RETENTION TIME	MANUAL INTEGRATION		
		REASON	ANALYST	DATE
Methane	1.25	Peak not integrated	meierg	06/23/20 14:32

Lab Sample ID: 280-137702-9 Client Sample ID: G0023-20A

Date Analyzed: 06/20/20 02:05 Lab File ID: 035F3501.D GC Column: HP-Plot Q ID: 0.53(mm)

COMPOUND NAME	RETENTION TIME	MANUAL INTEGRATION		
		REASON	ANALYST	DATE
Methane	3.16	Peak not integrated	meierg	06/23/20 14:32

GC VOA MANUAL INTEGRATION SUMMARY

Lab Name: Eurofins TestAmerica, Denver Job No.: 280-137702-1

SDG No.:

Instrument ID: VGC_J Analysis Batch Number: 499435

Lab Sample ID: 280-137702-10 Client Sample ID: G0119-20A

Date Analyzed: 06/20/20 02:21 Lab File ID: 036F3601.D GC Column: Rt-Alumina KC ID: 0.53(mm)

COMPOUND NAME	RETENTION TIME	MANUAL INTEGRATION		
		REASON	ANALYST	DATE
Methane	1.25	Peak not integrated	meierg	06/23/20 14:32

Lab Sample ID: 280-137702-10 Client Sample ID: G0119-20A

Date Analyzed: 06/20/20 02:21 Lab File ID: 036F3601.D GC Column: HP-Plot Q ID: 0.53(mm)

COMPOUND NAME	RETENTION TIME	MANUAL INTEGRATION		
		REASON	ANALYST	DATE
Methane	3.16	Peak not integrated	meierg	06/23/20 14:32

Lab Sample ID: 280-137702-11 Client Sample ID: G0098-20A

Date Analyzed: 06/20/20 02:37 Lab File ID: 037F3701.D GC Column: Rt-Alumina KC ID: 0.53(mm)

COMPOUND NAME	RETENTION TIME	MANUAL INTEGRATION		
		REASON	ANALYST	DATE
Methane	1.25	Peak not integrated	meierg	06/23/20 14:32

Lab Sample ID: 280-137702-11 Client Sample ID: G0098-20A

Date Analyzed: 06/20/20 02:37 Lab File ID: 037F3701.D GC Column: HP-Plot Q ID: 0.53(mm)

COMPOUND NAME	RETENTION TIME	MANUAL INTEGRATION		
		REASON	ANALYST	DATE
Methane	3.16	Peak not integrated	meierg	06/23/20 14:32

Lab Sample ID: 280-137702-12 Client Sample ID: G0114-20A

Date Analyzed: 06/20/20 02:53 Lab File ID: 038F3801.D GC Column: Rt-Alumina KC ID: 0.53(mm)

COMPOUND NAME	RETENTION TIME	MANUAL INTEGRATION		
		REASON	ANALYST	DATE
Methane	1.25	Peak not integrated	meierg	06/23/20 14:32

GC VOA MANUAL INTEGRATION SUMMARY

Lab Name: Eurofins TestAmerica, Denver Job No.: 280-137702-1

SDG No.:

Instrument ID: VGC_J Analysis Batch Number: 499435

Lab Sample ID: 280-137702-12 Client Sample ID: G0114-20A

Date Analyzed: 06/20/20 02:53 Lab File ID: 038F3801.D GC Column: HP-Plot Q ID: 0.53(mm)

COMPOUND NAME	RETENTION TIME	MANUAL INTEGRATION		
		REASON	ANALYST	DATE
Methane	3.17	Peak not integrated	meierg	06/23/20 14:32

Lab Sample ID: 280-137702-15 Client Sample ID: G0084-20A

Date Analyzed: 06/20/20 03:10 Lab File ID: 039F3901.D GC Column: Rt-Alumina KC ID: 0.53(mm)

COMPOUND NAME	RETENTION TIME	MANUAL INTEGRATION		
		REASON	ANALYST	DATE
Methane	1.25	Peak not integrated	meierg	06/23/20 14:34

Lab Sample ID: 280-137702-15 Client Sample ID: G0084-20A

Date Analyzed: 06/20/20 03:10 Lab File ID: 039F3901.D GC Column: HP-Plot Q ID: 0.53(mm)

COMPOUND NAME	RETENTION TIME	MANUAL INTEGRATION		
		REASON	ANALYST	DATE
Methane	3.17	Peak not integrated	meierg	06/23/20 14:33

Lab Sample ID: CCV 280-499435/40 Client Sample ID:

Date Analyzed: 06/20/20 03:42 Lab File ID: 041F4101.D GC Column: HP-Plot Q ID: 0.53(mm)

COMPOUND NAME	RETENTION TIME	MANUAL INTEGRATION		
		REASON	ANALYST	DATE
Ethylene	4.03	Shouldering	meierg	06/23/20 14:35
Acetylene	4.14	Shouldering	meierg	06/23/20 14:35

GC VOA MANUAL INTEGRATION SUMMARY

Lab Name: Eurofins TestAmerica, Denver Job No.: 280-137702-1

SDG No.:

Instrument ID: VGC_J Analysis Batch Number: 499633

Lab Sample ID: CCVRT 280-499633/1 Client Sample ID:

Date Analyzed: 06/22/20 11:07 Lab File ID: 06222001.D GC Column: HP-Plot Q ID: 0.53(mm)

COMPOUND NAME	RETENTION TIME	MANUAL INTEGRATION		
		REASON	ANALYST	DATE
Acetylene	4.15	Shouldering	meierg	06/22/20 11:20

Lab Sample ID: CCV 280-499633/16 Client Sample ID:

Date Analyzed: 06/22/20 15:22 Lab File ID: 06222016.D GC Column: Rt-Alumina KC ID: 0.53(mm)

COMPOUND NAME	RETENTION TIME	MANUAL INTEGRATION		
		REASON	ANALYST	DATE
Acetylene	3.95	Peak not integrated	meierg	06/24/20 10:33

Lab Sample ID: CCV 280-499633/16 Client Sample ID:

Date Analyzed: 06/22/20 15:22 Lab File ID: 06222016.D GC Column: HP-Plot Q ID: 0.53(mm)

COMPOUND NAME	RETENTION TIME	MANUAL INTEGRATION		
		REASON	ANALYST	DATE
Ethylene	4.02	Shouldering	meierg	06/24/20 10:33
Acetylene	4.13	Peak not integrated	meierg	06/24/20 10:33

Lab Sample ID: CCV 280-499633/30 Client Sample ID:

Date Analyzed: 06/22/20 19:11 Lab File ID: 06222030.D GC Column: Rt-Alumina KC ID: 0.53(mm)

COMPOUND NAME	RETENTION TIME	MANUAL INTEGRATION		
		REASON	ANALYST	DATE
Acetylene	3.96	Peak not integrated	meierg	06/24/20 10:53

Lab Sample ID: CCV 280-499633/30 Client Sample ID:

Date Analyzed: 06/22/20 19:11 Lab File ID: 06222030.D GC Column: HP-Plot Q ID: 0.53(mm)

COMPOUND NAME	RETENTION TIME	MANUAL INTEGRATION		
		REASON	ANALYST	DATE
Ethylene	4.03	Shouldering	meierg	06/24/20 10:53
Acetylene	4.13	Peak not integrated	meierg	06/24/20 10:53

RSK-175

GC VOA MANUAL INTEGRATION SUMMARY

Lab Name: Eurofins TestAmerica, Denver Job No.: 280-137702-1

SDG No.:

Instrument ID: VGC_J Analysis Batch Number: 499633

Lab Sample ID: 280-137702-27 Client Sample ID: G0097-20A

Date Analyzed: 06/22/20 19:27 Lab File ID: 06222031.D GC Column: Rt-Alumina KC ID: 0.53(mm)

COMPOUND NAME	RETENTION TIME	MANUAL INTEGRATION		
		REASON	ANALYST	DATE
Methane	1.25	Peak not integrated	meierg	06/24/20 10:54

Lab Sample ID: 280-137702-27 Client Sample ID: G0097-20A

Date Analyzed: 06/22/20 19:27 Lab File ID: 06222031.D GC Column: HP-Plot Q ID: 0.53(mm)

COMPOUND NAME	RETENTION TIME	MANUAL INTEGRATION		
		REASON	ANALYST	DATE
Methane	3.15	Peak not integrated	meierg	06/24/20 10:54

Lab Sample ID: CCV 280-499633/35 Client Sample ID:

Date Analyzed: 06/22/20 20:33 Lab File ID: 06222035.D GC Column: Rt-Alumina KC ID: 0.53(mm)

COMPOUND NAME	RETENTION TIME	MANUAL INTEGRATION		
		REASON	ANALYST	DATE
Acetylene	3.96	Peak not integrated	meierg	06/24/20 10:55

Lab Sample ID: CCV 280-499633/35 Client Sample ID:

Date Analyzed: 06/22/20 20:33 Lab File ID: 06222035.D GC Column: HP-Plot Q ID: 0.53(mm)

COMPOUND NAME	RETENTION TIME	MANUAL INTEGRATION		
		REASON	ANALYST	DATE
Ethylene	4.02	Shouldering	meierg	06/24/20 10:54
Acetylene	4.13	Peak not integrated	meierg	06/24/20 10:54

GC VOA MANUAL INTEGRATION SUMMARY

Lab Name: Eurofins TestAmerica, Denver Job No.: 280-137702-1

SDG No.:

Instrument ID: VGC_J Analysis Batch Number: 499668

Lab Sample ID: CCVRT 280-499668/1 Client Sample ID:

Date Analyzed: 06/19/20 14:13 Lab File ID: 06192001.D GC Column: Rt-Alumina KC ID: 0.53(mm)

COMPOUND NAME	RETENTION TIME	MANUAL INTEGRATION		
		REASON	ANALYST	DATE
Acetylene	3.96	Peak not integrated	meierg	06/22/20 13:28

Lab Sample ID: CCVRT 280-499668/1 Client Sample ID:

Date Analyzed: 06/19/20 14:13 Lab File ID: 06192001.D GC Column: HP-Plot Q ID: 0.53(mm)

COMPOUND NAME	RETENTION TIME	MANUAL INTEGRATION		
		REASON	ANALYST	DATE
Ethylene	4.06	Shouldering	meierg	06/22/20 13:28
Acetylene	4.16	Peak not integrated	meierg	06/22/20 13:28

Lab Sample ID: CCV 280-499668/40 Client Sample ID:

Date Analyzed: 06/20/20 03:42 Lab File ID: 041F4101.D GC Column: HP-Plot Q ID: 0.53(mm)

COMPOUND NAME	RETENTION TIME	MANUAL INTEGRATION		
		REASON	ANALYST	DATE
Ethylene	4.03	Shouldering	meierg	06/23/20 14:35
Acetylene	4.14	Shouldering	meierg	06/23/20 14:35

Lab Sample ID: CCV 280-499668/58 Client Sample ID:

Date Analyzed: 06/20/20 08:05 Lab File ID: 057F5701.D GC Column: Rt-Alumina KC ID: 0.53(mm)

COMPOUND NAME	RETENTION TIME	MANUAL INTEGRATION		
		REASON	ANALYST	DATE
Methane	1.24	Peak not integrated	meierg	06/23/20 14:49
Acetylene	3.95	Peak not integrated	meierg	06/23/20 14:50

GC VOA MANUAL INTEGRATION SUMMARY

Lab Name: Eurofins TestAmerica, Denver Job No.: 280-137702-1

SDG No.:

Instrument ID: VGC_J Analysis Batch Number: 499668

Lab Sample ID: CCV 280-499668/58 Client Sample ID:

Date Analyzed: 06/20/20 08:05 Lab File ID: 057F5701.D GC Column: HP-Plot Q ID: 0.53(mm)

COMPOUND NAME	RETENTION TIME	MANUAL INTEGRATION		
		REASON	ANALYST	DATE
Methane	3.15	Peak not integrated	meierg	06/23/20 14:49
Ethylene	4.01	Shouldering	meierg	06/23/20 14:49
Acetylene	4.12	Peak not integrated	meierg	06/23/20 14:50

RSK-175

GC VOA MANUAL INTEGRATION SUMMARY

Lab Name: Eurofins TestAmerica, Denver Job No.: 280-137702-1

SDG No.:

Instrument ID: VGC_J Analysis Batch Number: 499937

Lab Sample ID: IC 280-499937/1 Client Sample ID:

Date Analyzed: 06/24/20 10:08 Lab File ID: 06242001.D GC Column: Rt-Alumina KC ID: 0.53(mm)

COMPOUND NAME	RETENTION TIME	MANUAL INTEGRATION		
		REASON	ANALYST	DATE
Acetylene	4.27	Peak not integrated	meierg	06/24/20 11:04

Lab Sample ID: IC 280-499937/1 Client Sample ID:

Date Analyzed: 06/24/20 10:08 Lab File ID: 06242001.D GC Column: HP-Plot Q ID: 0.53(mm)

COMPOUND NAME	RETENTION TIME	MANUAL INTEGRATION		
		REASON	ANALYST	DATE
Ethylene	2.37	Shouldering	meierg	06/24/20 11:03
Acetylene	2.49	Peak not integrated	meierg	06/24/20 11:03

Lab Sample ID: IC 280-499937/2 Client Sample ID:

Date Analyzed: 06/24/20 10:20 Lab File ID: 06242002.D GC Column: HP-Plot Q ID: 0.53(mm)

COMPOUND NAME	RETENTION TIME	MANUAL INTEGRATION		
		REASON	ANALYST	DATE
Acetylene	2.49	Shouldering	meierg	06/24/20 11:05

Lab Sample ID: IC 280-499937/3 Client Sample ID:

Date Analyzed: 06/24/20 10:33 Lab File ID: 06242003.D GC Column: HP-Plot Q ID: 0.53(mm)

COMPOUND NAME	RETENTION TIME	MANUAL INTEGRATION		
		REASON	ANALYST	DATE
Acetylene	2.49	Shouldering	meierg	06/24/20 11:08

Lab Sample ID: ICRT 280-499937/4 Client Sample ID:

Date Analyzed: 06/24/20 10:45 Lab File ID: 06242004.D GC Column: HP-Plot Q ID: 0.53(mm)

COMPOUND NAME	RETENTION TIME	MANUAL INTEGRATION		
		REASON	ANALYST	DATE
Acetylene	2.49	Shouldering	meierg	06/24/20 11:01

RSK-175

GC VOA MANUAL INTEGRATION SUMMARY

Lab Name: Eurofins TestAmerica, Denver Job No.: 280-137702-1

SDG No.:

Instrument ID: VGC_J Analysis Batch Number: 499937

Lab Sample ID: IC 280-499937/5 Client Sample ID:

Date Analyzed: 06/24/20 10:57 Lab File ID: 06242005.D GC Column: HP-Plot Q ID: 0.53(mm)

COMPOUND NAME	RETENTION TIME	MANUAL INTEGRATION		
		REASON	ANALYST	DATE
Acetylene	2.49	Shouldering	meierg	06/24/20 11:09

Lab Sample ID: IC 280-499937/6 Client Sample ID:

Date Analyzed: 06/24/20 11:09 Lab File ID: 06242006.D GC Column: Rt-Alumina KC ID: 0.53(mm)

COMPOUND NAME	RETENTION TIME	MANUAL INTEGRATION		
		REASON	ANALYST	DATE
Acetylene	4.22	Peak not integrated	meierg	06/24/20 11:22

Lab Sample ID: IC 280-499937/6 Client Sample ID:

Date Analyzed: 06/24/20 11:09 Lab File ID: 06242006.D GC Column: HP-Plot Q ID: 0.53(mm)

COMPOUND NAME	RETENTION TIME	MANUAL INTEGRATION		
		REASON	ANALYST	DATE
Acetylene	2.49	Peak not integrated	meierg	06/24/20 11:22

Lab Sample ID: ICV 280-499937/11 Client Sample ID:

Date Analyzed: 06/24/20 12:11 Lab File ID: 06242011.D GC Column: HP-Plot Q ID: 0.53(mm)

COMPOUND NAME	RETENTION TIME	MANUAL INTEGRATION		
		REASON	ANALYST	DATE
Acetylene	2.48	Shouldering	meierg	06/24/20 12:29

GC VOA MANUAL INTEGRATION SUMMARY

Lab Name: Eurofins TestAmerica, Denver Job No.: 280-137702-1

SDG No.:

Instrument ID: VGC_J Analysis Batch Number: 500092

Lab Sample ID: CCVRT 280-500092/1 Client Sample ID:

Date Analyzed: 06/25/20 11:33 Lab File ID: 06252001.D GC Column: Rt-Alumina KC ID: 0.53(mm)

COMPOUND NAME	RETENTION TIME	MANUAL INTEGRATION		
		REASON	ANALYST	DATE
Acetylene	4.23	Peak not integrated	meierg	06/25/20 11:50

Lab Sample ID: CCVRT 280-500092/1 Client Sample ID:

Date Analyzed: 06/25/20 11:33 Lab File ID: 06252001.D GC Column: HP-Plot Q ID: 0.53(mm)

COMPOUND NAME	RETENTION TIME	MANUAL INTEGRATION		
		REASON	ANALYST	DATE
Ethylene	2.38	Shouldering	meierg	06/25/20 11:49
Acetylene	2.50	Peak not integrated	meierg	06/25/20 11:50
Ethane	2.77	Split Peak	meierg	06/25/20 11:49

Lab Sample ID: 280-137702-19 Client Sample ID: G0110-20A

Date Analyzed: 06/25/20 12:42 Lab File ID: 06252006.D GC Column: Rt-Alumina KC ID: 0.53(mm)

COMPOUND NAME	RETENTION TIME	MANUAL INTEGRATION		
		REASON	ANALYST	DATE
Methane	1.16	Peak not integrated	meierg	06/25/20 13:29

Lab Sample ID: 280-137702-19 Client Sample ID: G0110-20A

Date Analyzed: 06/25/20 12:42 Lab File ID: 06252006.D GC Column: HP-Plot Q ID: 0.53(mm)

COMPOUND NAME	RETENTION TIME	MANUAL INTEGRATION		
		REASON	ANALYST	DATE
Methane	1.54	Peak not integrated	meierg	06/25/20 13:29

GC VOA MANUAL INTEGRATION SUMMARY

Lab Name: Eurofins TestAmerica, Denver Job No.: 280-137702-1

SDG No.:

Instrument ID: VGC_J Analysis Batch Number: 500092

Lab Sample ID: CCV 280-500092/18 Client Sample ID:

Date Analyzed: 06/25/20 15:09 Lab File ID: 06252018.D GC Column: HP-Plot Q ID: 0.53(mm)

COMPOUND NAME	RETENTION TIME	MANUAL INTEGRATION		
		REASON	ANALYST	DATE
Ethylene	0.00	Shouldering	meierg	06/25/20 15:21
Acetylene	2.49	Shouldering	meierg	06/25/20 15:21

RSK-175

HPLC/IC MANUAL INTEGRATION SUMMARY

Lab Name: Eurofins TestAmerica, Denver Job No.: 280-137702-1

SDG No.:

Instrument ID: CHHPLC_G2_LUNA Analysis Batch Number: 494886

Lab Sample ID: IC 280-494886/7 Client Sample ID:

Date Analyzed: 05/14/20 16:16 Lab File ID: 05140007.D GC Column: Luna-phenylhe ID: 4.6(mm)

COMPOUND NAME	RETENTION TIME	MANUAL INTEGRATION		
		REASON	ANALYST	DATE
2-Nitrotoluene	16.48	Split Peak	zhangji	05/14/20 17:09
4-Nitrotoluene	16.72	Split Peak	zhangji	05/14/20 17:09
4-Amino-2,6-dinitrotoluene	17.07	Split Peak	zhangji	05/14/20 17:08
3-Nitrotoluene	17.78	Split Peak	zhangji	05/14/20 17:08
2-Amino-4,6-dinitrotoluene	17.94	Split Peak	zhangji	05/14/20 17:08
1,3,5-Trinitrobenzene	18.83	Peak assignment corrected	zhangji	05/14/20 17:08
2,6-Dinitrotoluene	19.74	Peak assignment corrected	zhangji	05/14/20 17:08
2,4-Dinitrotoluene	20.24	Peak assignment corrected	zhangji	05/14/20 17:08
Tetryl	23.52	Peak assignment corrected	zhangji	05/14/20 17:08
2,4,6-Trinitrotoluene	24.62	Peak assignment corrected	zhangji	05/14/20 17:08

Lab Sample ID: IC 280-494886/8 Client Sample ID:

Date Analyzed: 05/14/20 16:51 Lab File ID: 05140008.D GC Column: Luna-phenylhe ID: 4.6(mm)

COMPOUND NAME	RETENTION TIME	MANUAL INTEGRATION		
		REASON	ANALYST	DATE
1,2-Dinitrobenzene	13.03	Baseline	zhangji	05/15/20 11:34

Lab Sample ID: IC 280-494886/9 Client Sample ID:

Date Analyzed: 05/14/20 17:26 Lab File ID: 05140009.D GC Column: Luna-phenylhe ID: 4.6(mm)

COMPOUND NAME	RETENTION TIME	MANUAL INTEGRATION		
		REASON	ANALYST	DATE
1,2-Dinitrobenzene	13.03	Baseline	zhangji	05/15/20 11:34

HPLC/IC MANUAL INTEGRATION SUMMARY

Lab Name: Eurofins TestAmerica, Denver Job No.: 280-137702-1

SDG No.:

Instrument ID: CHHPLC_G2_LUNA Analysis Batch Number: 494886

Lab Sample ID: IC 280-494886/10 Client Sample ID:

Date Analyzed: 05/14/20 18:01 Lab File ID: 05140010.D GC Column: Luna-phenylhe ID: 4.6(mm)

COMPOUND NAME	RETENTION TIME	MANUAL INTEGRATION		
		REASON	ANALYST	DATE
Picric acid	6.27	Peak assignment corrected	zhangji	05/15/20 11:20
1,2-Dinitrobenzene	13.04	Baseline	zhangji	05/15/20 11:34
1,3-Dinitrobenzene	15.55	Baseline	zhangji	05/15/20 11:20
2-Nitrotoluene	16.54	Baseline	zhangji	05/15/20 11:20
4-Nitrotoluene	16.82	Baseline	zhangji	05/15/20 11:20
4-Amino-2,6-dinitrotoluene	17.15	Baseline	zhangji	05/15/20 11:20
3-Nitrotoluene	17.75	Baseline	zhangji	05/15/20 11:20
2-Amino-4,6-dinitrotoluene	18.04	Baseline	zhangji	05/15/20 11:20
2,6-Dinitrotoluene	19.81	Baseline	zhangji	05/15/20 11:20
2,4-Dinitrotoluene	20.29	Baseline	zhangji	05/15/20 11:20
PETN	25.28	Peak Tail	zhangji	05/15/20 11:25

Lab Sample ID: IC 280-494886/11 Client Sample ID:

Date Analyzed: 05/14/20 18:36 Lab File ID: 05140011.D GC Column: Luna-phenylhe ID: 4.6(mm)

COMPOUND NAME	RETENTION TIME	MANUAL INTEGRATION		
		REASON	ANALYST	DATE
Picric acid	6.30	Peak assignment corrected	zhangji	05/15/20 11:20
1,2-Dinitrobenzene	13.04	Baseline	zhangji	05/15/20 11:35
Nitroglycerin	15.85	Baseline	zhangji	05/15/20 11:32
PETN	25.28	Peak Tail	zhangji	05/15/20 11:25

HPLC/IC MANUAL INTEGRATION SUMMARY

Lab Name: Eurofins TestAmerica, Denver Job No.: 280-137702-1

SDG No.:

Instrument ID: CHHPLC_G2_LUNA Analysis Batch Number: 494886

Lab Sample ID: IC 280-494886/12 Client Sample ID:

Date Analyzed: 05/14/20 19:11 Lab File ID: 05140012.D GC Column: Luna-phenylhe ID: 4.6(mm)

COMPOUND NAME	RETENTION TIME	MANUAL INTEGRATION		
		REASON	ANALYST	DATE
Picric acid	6.31	Peak assignment corrected	zhangji	05/15/20 11:22
1,3-Dinitrobenzene	15.55	Baseline	zhangji	05/15/20 11:21
Nitroglycerin	15.85	Baseline	zhangji	05/15/20 11:32
2-Nitrotoluene	16.53	Baseline	zhangji	05/15/20 11:21
4-Nitrotoluene	16.83	Baseline	zhangji	05/15/20 11:21
4-Amino-2,6-dinitrotoluene	17.15	Baseline	zhangji	05/15/20 11:21
3-Nitrotoluene	17.74	Baseline	zhangji	05/15/20 11:21
2-Amino-4,6-dinitrotoluene	18.05	Baseline	zhangji	05/15/20 11:21
1,3,5-Trinitrobenzene	18.88	Baseline	zhangji	05/15/20 11:21
2,6-Dinitrotoluene	19.79	Baseline	zhangji	05/15/20 11:21
2,4-Dinitrotoluene	20.29	Baseline	zhangji	05/15/20 11:21
PETN	25.28	Peak Tail	zhangji	05/15/20 11:24

HPLC/IC MANUAL INTEGRATION SUMMARY

Lab Name: Eurofins TestAmerica, Denver Job No.: 280-137702-1

SDG No.:

Instrument ID: CHHPLC_G2_LUNA Analysis Batch Number: 494886

Lab Sample ID: IC 280-494886/13 Client Sample ID:

Date Analyzed: 05/14/20 19:46 Lab File ID: 05140013.D GC Column: Luna-phenylhe ID: 4.6(mm)

COMPOUND NAME	RETENTION TIME	MANUAL INTEGRATION		
		REASON	ANALYST	DATE
Picric acid	6.33	Baseline	zhangji	05/15/20 11:22
1,2-Dinitrobenzene	13.04	Baseline	zhangji	05/15/20 11:35
1,3-Dinitrobenzene	15.54	Baseline	zhangji	05/15/20 11:22
Nitroglycerin	15.84	Incomplete Integration	zhangji	05/15/20 11:32
2-Nitrotoluene	16.55	Baseline	zhangji	05/15/20 11:22
4-Nitrotoluene	16.84	Baseline	zhangji	05/15/20 11:22
4-Amino-2,6-dinitrotoluene	17.16	Baseline	zhangji	05/15/20 11:22
3-Nitrotoluene	17.72	Baseline	zhangji	05/15/20 11:22
2-Amino-4,6-dinitrotoluene	18.03	Baseline	zhangji	05/15/20 11:22
1,3,5-Trinitrobenzene	18.86	Baseline	zhangji	05/15/20 11:22
2,6-Dinitrotoluene	19.82	Baseline	zhangji	05/15/20 11:22
2,4-Dinitrotoluene	20.29	Baseline	zhangji	05/15/20 11:22
PETN	25.28	Peak Tail	zhangji	05/15/20 11:24

Lab Sample ID: IC 280-494886/14 Client Sample ID:

Date Analyzed: 05/14/20 20:21 Lab File ID: 05140014.D GC Column: Luna-phenylhe ID: 4.6(mm)

COMPOUND NAME	RETENTION TIME	MANUAL INTEGRATION		
		REASON	ANALYST	DATE
Picric acid	6.32	Peak assignment corrected	zhangji	05/15/20 11:22
1,2-Dinitrobenzene	13.02	Split Peak	zhangji	05/15/20 11:35
PETN	25.28	Split Peak	zhangji	05/15/20 11:24

Lab Sample ID: IC 280-494886/15 Client Sample ID:

Date Analyzed: 05/14/20 20:56 Lab File ID: 05140015.D GC Column: Luna-phenylhe ID: 4.6(mm)

COMPOUND NAME	RETENTION TIME	MANUAL INTEGRATION		
		REASON	ANALYST	DATE
2,6-Dinitrotoluene	19.76	Baseline	zhangji	05/15/20 11:30
2,4-Dinitrotoluene	20.30	Baseline	zhangji	05/15/20 11:30

8330A

HPLC/IC MANUAL INTEGRATION SUMMARY

Lab Name: Eurofins TestAmerica, Denver Job No.: 280-137702-1

SDG No.:

Instrument ID: CHHPLC_G2_LUNA Analysis Batch Number: 494886

Lab Sample ID: ICV 280-494886/16 Client Sample ID:

Date Analyzed: 05/14/20 21:31 Lab File ID: 05140016.D GC Column: Luna-phenylhe ID: 4.6(mm)

COMPOUND NAME	RETENTION TIME	MANUAL INTEGRATION		
		REASON	ANALYST	DATE
Picric acid	6.23	Peak assignment corrected	zhangji	05/15/20 11:14
2-Nitrotoluene	16.49	Baseline	zhangji	05/15/20 11:33
4-Nitrotoluene	16.77	Baseline	zhangji	05/15/20 11:33
4-Amino-2,6-dinitrotoluene	17.10	Baseline	zhangji	05/15/20 11:33
3-Nitrotoluene	17.69	Baseline	zhangji	05/15/20 11:33
2-Amino-4,6-dinitrotoluene	17.99	Baseline	zhangji	05/15/20 11:33
1,3,5-Trinitrobenzene	18.83	Baseline	zhangji	05/15/20 11:33
2,6-Dinitrotoluene	19.75	Baseline	zhangji	05/15/20 11:33
2,4-Dinitrotoluene	20.24	Baseline	zhangji	05/15/20 11:33

Lab Sample ID: IC 280-494886/17 Client Sample ID:

Date Analyzed: 05/14/20 22:06 Lab File ID: 05140017.D GC Column: Luna-phenylhe ID: 4.6(mm)

COMPOUND NAME	RETENTION TIME	MANUAL INTEGRATION		
		REASON	ANALYST	DATE
MNX	7.71	Peak assignment corrected	zhangji	05/15/20 11:36

Lab Sample ID: IC 280-494886/18 Client Sample ID:

Date Analyzed: 05/14/20 22:41 Lab File ID: 05140018.D GC Column: Luna-phenylhe ID: 4.6(mm)

COMPOUND NAME	RETENTION TIME	MANUAL INTEGRATION		
		REASON	ANALYST	DATE
MNX	7.73	Peak assignment corrected	zhangji	05/15/20 11:36

Lab Sample ID: IC 280-494886/19 Client Sample ID:

Date Analyzed: 05/14/20 23:16 Lab File ID: 05140019.D GC Column: Luna-phenylhe ID: 4.6(mm)

COMPOUND NAME	RETENTION TIME	MANUAL INTEGRATION		
		REASON	ANALYST	DATE
MNX	7.74	Peak assignment corrected	zhangji	05/15/20 11:36

8330A

HPLC/IC MANUAL INTEGRATION SUMMARY

Lab Name: Eurofins TestAmerica, Denver Job No.: 280-137702-1

SDG No.:

Instrument ID: CHHPLC_G2_LUNA Analysis Batch Number: 494886

Lab Sample ID: IC 280-494886/20 Client Sample ID:

Date Analyzed: 05/14/20 23:51 Lab File ID: 05140020.D GC Column: Luna-phenylhe ID: 4.6(mm)

COMPOUND NAME	RETENTION TIME	MANUAL INTEGRATION		
		REASON	ANALYST	DATE
MNX	7.74	Peak assignment corrected	zhangji	05/15/20 11:36

8330A

HPLC/IC MANUAL INTEGRATION SUMMARY

Lab Name: Eurofins TestAmerica, Denver Job No.: 280-137702-1

SDG No.:

Instrument ID: CHHPLC_G2_LUNA Analysis Batch Number: 500017

Lab Sample ID: CCV 280-500017/28 Client Sample ID:

Date Analyzed: 06/25/20 10:10 Lab File ID: 06240028.D GC Column: Luna-phenylhe ID: 4.6(mm)

COMPOUND NAME	RETENTION TIME	MANUAL INTEGRATION		
		REASON	ANALYST	DATE
Nitroglycerin	16.00	Baseline	zhangji	06/25/20 17:18
2-Nitrotoluene	16.70	Baseline	zhangji	06/25/20 17:18
4-Nitrotoluene	16.98	Baseline	zhangji	06/25/20 17:18
4-Amino-2,6-dinitrotoluene	17.42	Baseline	zhangji	06/25/20 17:18
3-Nitrotoluene	17.92	Baseline	zhangji	06/25/20 17:18
2-Amino-4,6-dinitrotoluene	18.35	Baseline	zhangji	06/25/20 17:18
1,3,5-Trinitrobenzene	19.10	Baseline	zhangji	06/25/20 17:18
Tetryl	23.83	Baseline	zhangji	06/25/20 17:18
2,4,6-Trinitrotoluene	24.86	Baseline	zhangji	06/25/20 17:18
PETN	25.40	Baseline	zhangji	06/25/20 17:18

Lab Sample ID: CCV 280-500017/29 Client Sample ID:

Date Analyzed: 06/25/20 10:45 Lab File ID: 06240029.D GC Column: Luna-phenylhe ID: 4.6(mm)

COMPOUND NAME	RETENTION TIME	MANUAL INTEGRATION		
		REASON	ANALYST	DATE
MNX	7.91	Baseline	zhangji	06/25/20 17:19

Lab Sample ID: 280-137702-21 Client Sample ID: G0094-20A

Date Analyzed: 06/25/20 13:40 Lab File ID: 06240034.D GC Column: Luna-phenylhe ID: 4.6(mm)

COMPOUND NAME	RETENTION TIME	MANUAL INTEGRATION		
		REASON	ANALYST	DATE
2,4-Dinitrotoluene		Invalid Compound ID	zhangji	06/25/20 17:24
2-Nitrotoluene		Invalid Compound ID	zhangji	06/25/20 17:24
MNX		Invalid Compound ID	zhangji	06/25/20 17:24
4-Amino-2,6-dinitrotoluene	17.46	Split Peak	zhangji	06/25/20 17:24

HPLC/IC MANUAL INTEGRATION SUMMARY

Lab Name: Eurofins TestAmerica, Denver Job No.: 280-137702-1

SDG No.:

Instrument ID: CHHPLC_G2_LUNA Analysis Batch Number: 500017

Lab Sample ID: 280-137702-22 Client Sample ID: G0099-20A

Date Analyzed: 06/25/20 14:15 Lab File ID: 06240035.D GC Column: Luna-phenylhe ID: 4.6(mm)

COMPOUND NAME	RETENTION TIME	MANUAL INTEGRATION		
		REASON	ANALYST	DATE
Tetryl		Invalid Compound ID	zhangji	06/25/20 17:24
2-Nitrotoluene	16.68	Baseline	zhangji	06/25/20 17:25
1,3,5-Trinitrobenzene	19.15	Baseline	zhangji	06/25/20 17:24

Lab Sample ID: 280-137702-23 Client Sample ID: NW021-20A

Date Analyzed: 06/25/20 14:50 Lab File ID: 06240036.D GC Column: Luna-phenylhe ID: 4.6(mm)

COMPOUND NAME	RETENTION TIME	MANUAL INTEGRATION		
		REASON	ANALYST	DATE
2-Nitrotoluene		Invalid Compound ID	zhangji	06/25/20 17:25
4-Nitrotoluene		Invalid Compound ID	zhangji	06/25/20 17:25
RDX		Invalid Compound ID	zhangji	06/25/20 17:25
4-Amino-2,6-dinitrotoluene	17.49	Baseline	zhangji	06/25/20 17:26
2-Amino-4,6-dinitrotoluene	18.41	Baseline	zhangji	06/25/20 17:26

Lab Sample ID: 280-137702-24 Client Sample ID: NW023-20A

Date Analyzed: 06/25/20 15:25 Lab File ID: 06240037.D GC Column: Luna-phenylhe ID: 4.6(mm)

COMPOUND NAME	RETENTION TIME	MANUAL INTEGRATION		
		REASON	ANALYST	DATE
2-Nitrotoluene		Invalid Compound ID	zhangji	06/25/20 17:26
4-Nitrotoluene		Invalid Compound ID	zhangji	06/25/20 17:26
RDX		Invalid Compound ID	zhangji	06/25/20 17:26
4-Amino-2,6-dinitrotoluene	17.48	Baseline	zhangji	06/25/20 17:26
2-Amino-4,6-dinitrotoluene	18.40	Baseline	zhangji	06/25/20 17:26

HPLC/IC MANUAL INTEGRATION SUMMARY

Lab Name: Eurofins TestAmerica, Denver Job No.: 280-137702-1

SDG No.:

Instrument ID: CHHPLC_G2_LUNA Analysis Batch Number: 500017

Lab Sample ID: 280-137702-25 Client Sample ID: G0022-20A

Date Analyzed: 06/25/20 16:00 Lab File ID: 06240038.D GC Column: Luna-phenylhe ID: 4.6(mm)

COMPOUND NAME	RETENTION TIME	MANUAL INTEGRATION		
		REASON	ANALYST	DATE
HMX	7.14	Baseline	zhangji	06/25/20 17:26
1,3,5-Trinitrobenzene		Baseline	zhangji	06/25/20 17:27
2-Nitrotoluene		Invalid Compound ID	zhangji	06/25/20 17:26
4-Nitrotoluene		Invalid Compound ID	zhangji	06/25/20 17:26
RDX		Invalid Compound ID	zhangji	06/25/20 17:26
4-Amino-2,6-dinitrotoluene	17.46	Baseline	zhangji	06/25/20 17:26
2-Amino-4,6-dinitrotoluene	18.40	Baseline	zhangji	06/25/20 17:27
2,4,6-Trinitrotoluene	24.91	Baseline	zhangji	06/25/20 17:27

Lab Sample ID: 280-137702-26 Client Sample ID: G0024-20A

Date Analyzed: 06/25/20 16:35 Lab File ID: 06240039.D GC Column: Luna-phenylhe ID: 4.6(mm)

COMPOUND NAME	RETENTION TIME	MANUAL INTEGRATION		
		REASON	ANALYST	DATE
HMX	7.15	Baseline	zhangji	06/25/20 17:59
RDX	9.37	Baseline	zhangji	06/25/20 18:00
2-Nitrotoluene		Invalid Compound ID	zhangji	06/25/20 18:00
4-Nitrotoluene		Invalid Compound ID	zhangji	06/25/20 18:00
1,2-Dinitrobenzene	13.29	Baseline	zhangji	06/25/20 18:00
4-Amino-2,6-dinitrotoluene	17.47	Baseline	zhangji	06/25/20 18:00
2-Amino-4,6-dinitrotoluene	18.40	Baseline	zhangji	06/25/20 18:00
2,4,6-Trinitrotoluene	24.92	Baseline	zhangji	06/25/20 18:00

Lab Sample ID: CCV 280-500017/40 Client Sample ID:

Date Analyzed: 06/25/20 17:10 Lab File ID: 06240040.D GC Column: Luna-phenylhe ID: 4.6(mm)

COMPOUND NAME	RETENTION TIME	MANUAL INTEGRATION		
		REASON	ANALYST	DATE
Nitroglycerin	16.03	Split Peak	zhangji	06/26/20 16:18

8330A

HPLC/IC MANUAL INTEGRATION SUMMARY

Lab Name: Eurofins TestAmerica, Denver Job No.: 280-137702-1

SDG No.:

Instrument ID: CHHPLC_G2_LUNA Analysis Batch Number: 500017

Lab Sample ID: CCV 280-500017/41 Client Sample ID:

Date Analyzed: 06/25/20 17:45 Lab File ID: 06240041.D GC Column: Luna-phenylhe ID: 4.6(mm)

COMPOUND NAME	RETENTION TIME	MANUAL INTEGRATION		
		REASON	ANALYST	DATE
MNX	7.93	Baseline	zhangji	06/25/20 19:09

Lab Sample ID: 280-137702-27 Client Sample ID: G0097-20A

Date Analyzed: 06/25/20 18:20 Lab File ID: 06240042.D GC Column: Luna-phenylhe ID: 4.6(mm)

COMPOUND NAME	RETENTION TIME	MANUAL INTEGRATION		
		REASON	ANALYST	DATE
2-Nitrotoluene	16.68	Baseline	zhangji	06/25/20 19:09

Lab Sample ID: 280-137702-28 Client Sample ID: G0113-20A

Date Analyzed: 06/25/20 18:55 Lab File ID: 06240043.D GC Column: Luna-phenylhe ID: 4.6(mm)

COMPOUND NAME	RETENTION TIME	MANUAL INTEGRATION		
		REASON	ANALYST	DATE
2-Amino-4,6-dinitrotoluene		Invalid Compound ID	zhangji	06/25/20 19:31
3-Nitrotoluene		Invalid Compound ID	zhangji	06/25/20 19:31
Tetryl		Invalid Compound ID	zhangji	06/25/20 19:31
1,2-Dinitrobenzene	13.26	Baseline	zhangji	06/25/20 19:31
1,3-Dinitrobenzene	15.82	Baseline	zhangji	06/25/20 19:32

HPLC/IC MANUAL INTEGRATION SUMMARY

Lab Name: Eurofins TestAmerica, Denver Job No.: 280-137702-1

SDG No.:

Instrument ID: CHHPLC_G2_LUNA Analysis Batch Number: 500017

Lab Sample ID: 280-137702-29 Client Sample ID: G0108-20A

Date Analyzed: 06/25/20 19:30 Lab File ID: 06240044.D GC Column: Luna-phenylhe ID: 4.6(mm)

COMPOUND NAME	RETENTION TIME	MANUAL INTEGRATION		
		REASON	ANALYST	DATE
1,3-Dinitrobenzene		Invalid Compound ID	zhangji	06/25/20 21:11
2-Nitrotoluene		Invalid Compound ID	zhangji	06/25/20 21:11
3-Nitrotoluene		Baseline	zhangji	06/25/20 21:11
HMX		Invalid Compound ID	zhangji	06/25/20 21:10
RDX		Invalid Compound ID	zhangji	06/25/20 21:11
1,2-Dinitrobenzene	13.22	Baseline	zhangji	06/25/20 21:11
2-Amino-4,6-dinitrotoluene	18.35	Baseline	zhangji	06/25/20 21:11
1,3,5-Trinitrobenzene	19.09	Baseline	zhangji	06/25/20 21:11
2,6-Dinitrotoluene	20.05	Baseline	zhangji	06/25/20 21:11

Lab Sample ID: 280-137702-30 Client Sample ID: G0118-20A

Date Analyzed: 06/25/20 20:05 Lab File ID: 06240045.D GC Column: Luna-phenylhe ID: 4.6(mm)

COMPOUND NAME	RETENTION TIME	MANUAL INTEGRATION		
		REASON	ANALYST	DATE
2-Nitrotoluene		Invalid Compound ID	zhangji	06/25/20 21:12
3-Nitrotoluene		Invalid Compound ID	zhangji	06/25/20 21:12
RDX		Invalid Compound ID	zhangji	06/25/20 21:12
Tetryl		Invalid Compound ID	zhangji	06/25/20 21:12

HPLC/IC MANUAL INTEGRATION SUMMARY

Lab Name: Eurofins TestAmerica, Denver Job No.: 280-137702-1

SDG No.:

Instrument ID: CHHPLC_G2_LUNA Analysis Batch Number: 500017

Lab Sample ID: CCV 280-500017/50 Client Sample ID:

Date Analyzed: 06/25/20 23:00 Lab File ID: 06240050.D GC Column: Luna-phenylhe ID: 4.6(mm)

COMPOUND NAME	RETENTION TIME	MANUAL INTEGRATION		
		REASON	ANALYST	DATE
1,3-Dinitrobenzene	15.79	Baseline	zhangji	06/26/20 16:17
Nitroglycerin	16.03	Split Peak	zhangji	06/26/20 16:18
2-Nitrotoluene	16.73	Baseline	zhangji	06/26/20 16:17
4-Nitrotoluene	17.01	Baseline	zhangji	06/26/20 16:17
4-Amino-2,6-dinitrotoluene	17.45	Baseline	zhangji	06/26/20 16:17
3-Nitrotoluene	17.94	Baseline	zhangji	06/26/20 16:17
2-Amino-4,6-dinitrotoluene	18.37	Baseline	zhangji	06/26/20 16:17
1,3,5-Trinitrobenzene	19.12	Baseline	zhangji	06/26/20 16:17
2,6-Dinitrotoluene	20.05	Baseline	zhangji	06/26/20 16:17
2,4-Dinitrotoluene	20.56	Baseline	zhangji	06/26/20 16:17

HPLC/IC MANUAL INTEGRATION SUMMARY

Lab Name: Eurofins TestAmerica, Denver Job No.: 280-137702-1

SDG No.:

Instrument ID: CHHPLC_G2_LUNA Analysis Batch Number: 500692

Lab Sample ID: CCV 280-500692/7 Client Sample ID:

Date Analyzed: 06/30/20 18:12 Lab File ID: 06300007.D GC Column: Luna-phenylhe ID: 4.6(mm)

COMPOUND NAME	RETENTION TIME	MANUAL INTEGRATION		
		REASON	ANALYST	DATE
Nitrobenzene	12.30	Baseline	zhangji	06/30/20 19:40
1,2-Dinitrobenzene	13.30	Baseline	zhangji	06/30/20 19:40
1,3-Dinitrobenzene	15.82	Baseline	zhangji	06/30/20 19:39
Nitroglycerin	16.05	Baseline	zhangji	06/30/20 19:39
2-Nitrotoluene	16.76	Baseline	zhangji	06/30/20 19:39
4-Nitrotoluene	17.02	Baseline	zhangji	06/30/20 19:39
4-Amino-2,6-dinitrotoluene	17.48	Baseline	zhangji	06/30/20 19:39
3-Nitrotoluene	17.98	Baseline	zhangji	06/30/20 19:39
2-Amino-4,6-dinitrotoluene	18.42	Baseline	zhangji	06/30/20 19:39
1,3,5-Trinitrobenzene	19.16	Baseline	zhangji	06/30/20 19:39
2,6-Dinitrotoluene	20.08	Baseline	zhangji	06/30/20 19:39
2,4-Dinitrotoluene	20.60	Baseline	zhangji	06/30/20 19:39
PETN	25.44	Baseline	zhangji	06/30/20 19:40

Lab Sample ID: 280-137702-1 Client Sample ID: G0083-20A

Date Analyzed: 06/30/20 22:17 Lab File ID: 06300014.D GC Column: Luna-phenylhe ID: 4.6(mm)

COMPOUND NAME	RETENTION TIME	MANUAL INTEGRATION		
		REASON	ANALYST	DATE
2-Nitrotoluene		Invalid Compound ID	zhangji	07/01/20 16:57
3-Nitrotoluene		Invalid Compound ID	zhangji	07/01/20 16:57
RDX		Invalid Compound ID	zhangji	07/01/20 16:57
Tetryl		Invalid Compound ID	zhangji	07/01/20 16:57

Lab Sample ID: 280-137702-2 Client Sample ID: NW020-20A

Date Analyzed: 06/30/20 22:51 Lab File ID: 06300015.D GC Column: Luna-phenylhe ID: 4.6(mm)

COMPOUND NAME	RETENTION TIME	MANUAL INTEGRATION		
		REASON	ANALYST	DATE
2,4-Dinitrotoluene		Invalid Compound ID	zhangji	07/01/20 16:58

8330A

HPLC/IC MANUAL INTEGRATION SUMMARY

Lab Name: Eurofins TestAmerica, Denver Job No.: 280-137702-1

SDG No.:

Instrument ID: CHHPLC_G2_LUNA Analysis Batch Number: 500692

Lab Sample ID: 280-137702-4 Client Sample ID: G0066R-20A

Date Analyzed: 06/30/20 23:26 Lab File ID: 06300016.D GC Column: Luna-phenylhe ID: 4.6(mm)

COMPOUND NAME	RETENTION TIME	MANUAL INTEGRATION		
		REASON	ANALYST	DATE
HMX	7.16	Baseline	zhangji	07/01/20 17:07
RDX	9.37	Baseline	zhangji	07/01/20 17:07
2-Nitrotoluene		Invalid Compound ID	zhangji	07/01/20 17:07

Lab Sample ID: 280-137702-5 Client Sample ID: G0085-20A

Date Analyzed: 07/01/20 00:01 Lab File ID: 06300017.D GC Column: Luna-phenylhe ID: 4.6(mm)

COMPOUND NAME	RETENTION TIME	MANUAL INTEGRATION		
		REASON	ANALYST	DATE
HMX	7.16	Baseline	zhangji	07/01/20 17:07
2,4-Dinitrotoluene		Invalid Compound ID	zhangji	07/01/20 17:08
4-Nitrotoluene		Baseline	zhangji	07/01/20 17:08
1,2-Dinitrobenzene	13.28	Baseline	zhangji	07/01/20 17:07
2-Nitrotoluene	16.68	Baseline	zhangji	07/01/20 17:08

HPLC/IC MANUAL INTEGRATION SUMMARY

Lab Name: Eurofins TestAmerica, Denver Job No.: 280-137702-1

SDG No.:

Instrument ID: CHHPLC_G2_LUNA Analysis Batch Number: 500692

Lab Sample ID: CCV 280-500692/18 Client Sample ID:

Date Analyzed: 07/01/20 00:36 Lab File ID: 06300018.D GC Column: Luna-phenylhe ID: 4.6(mm)

COMPOUND NAME	RETENTION TIME	MANUAL INTEGRATION		
		REASON	ANALYST	DATE
Nitrobenzene	12.27	Baseline	zhangji	07/01/20 19:28
1,2-Dinitrobenzene	13.27	Baseline	zhangji	07/01/20 19:28
1,3-Dinitrobenzene	15.80	Baseline	zhangji	07/01/20 17:08
Nitroglycerin	16.03	Baseline	zhangji	07/01/20 17:08
2-Nitrotoluene	16.74	Baseline	zhangji	07/01/20 17:08
4-Nitrotoluene	17.02	Baseline	zhangji	07/01/20 17:08
4-Amino-2,6-dinitrotoluene	17.45	Baseline	zhangji	07/01/20 17:08
3-Nitrotoluene	17.96	Baseline	zhangji	07/01/20 17:08
2-Amino-4,6-dinitrotoluene	18.39	Baseline	zhangji	07/01/20 17:08
1,3,5-Trinitrobenzene	19.13	Baseline	zhangji	07/01/20 17:08
2,6-Dinitrotoluene	20.06	Baseline	zhangji	07/01/20 17:08
2,4-Dinitrotoluene	20.57	Baseline	zhangji	07/01/20 17:08

Lab Sample ID: 280-137702-6 Client Sample ID: G0285-20A

Date Analyzed: 07/01/20 01:46 Lab File ID: 06300020.D GC Column: Luna-phenylhe ID: 4.6(mm)

COMPOUND NAME	RETENTION TIME	MANUAL INTEGRATION		
		REASON	ANALYST	DATE
HMX	7.16	Baseline	zhangji	07/01/20 17:08
1,3,5-Trinitrobenzene		Invalid Compound ID	zhangji	07/01/20 17:09
2,4-Dinitrotoluene		Invalid Compound ID	zhangji	07/01/20 17:09
4-Nitrotoluene		Baseline	zhangji	07/01/20 17:09
1,2-Dinitrobenzene	13.29	Baseline	zhangji	07/01/20 17:09
2-Nitrotoluene	16.77	Baseline	zhangji	07/01/20 17:09

HPLC/IC MANUAL INTEGRATION SUMMARY

Lab Name: Eurofins TestAmerica, Denver Job No.: 280-137702-1

SDG No.:

Instrument ID: CHHPLC_G2_LUNA Analysis Batch Number: 500692

Lab Sample ID: 280-137702-7 Client Sample ID: PZ015-20A

Date Analyzed: 07/01/20 02:21 Lab File ID: 06300021.D GC Column: Luna-phenylhe ID: 4.6(mm)

COMPOUND NAME	RETENTION TIME	MANUAL INTEGRATION		
		REASON	ANALYST	DATE
2,4-Dinitrotoluene		Invalid Compound ID	zhangji	07/01/20 17:09
2-Nitrotoluene		Invalid Compound ID	zhangji	07/01/20 17:09
1,2-Dinitrobenzene	13.30	Baseline	zhangji	07/01/20 17:09
1,3-Dinitrobenzene	15.88	Baseline	zhangji	07/01/20 17:09

Lab Sample ID: 280-137702-8 Client Sample ID: PZ016-20A

Date Analyzed: 07/01/20 02:56 Lab File ID: 06300022.D GC Column: Luna-phenylhe ID: 4.6(mm)

COMPOUND NAME	RETENTION TIME	MANUAL INTEGRATION		
		REASON	ANALYST	DATE
HMX	7.15	Baseline	zhangji	07/01/20 17:10
RDX	9.38	Baseline	zhangji	07/01/20 17:10
2-Nitrotoluene		Baseline	zhangji	07/01/20 17:10
1,2-Dinitrobenzene	13.29	Baseline	zhangji	07/01/20 17:10
4-Amino-2,6-dinitrotoluene	17.48	Baseline	zhangji	07/01/20 17:10
2-Amino-4,6-dinitrotoluene	18.42	Baseline	zhangji	07/01/20 17:10

Lab Sample ID: 280-137702-9 Client Sample ID: G0023-20A

Date Analyzed: 07/01/20 03:31 Lab File ID: 06300023.D GC Column: Luna-phenylhe ID: 4.6(mm)

COMPOUND NAME	RETENTION TIME	MANUAL INTEGRATION		
		REASON	ANALYST	DATE
2,4-Dinitrotoluene		Invalid Compound ID	zhangji	07/01/20 17:11
RDX		Invalid Compound ID	zhangji	07/01/20 17:11
1,2-Dinitrobenzene	13.30	Baseline	zhangji	07/01/20 17:11
2-Nitrotoluene	16.69	Baseline	zhangji	07/01/20 17:11

HPLC/IC MANUAL INTEGRATION SUMMARY

Lab Name: Eurofins TestAmerica, Denver Job No.: 280-137702-1

SDG No.:

Instrument ID: CHHPLC_G2_LUNA Analysis Batch Number: 500692

Lab Sample ID: 280-137702-10 Client Sample ID: G0119-20A

Date Analyzed: 07/01/20 04:06 Lab File ID: 06300024.D GC Column: Luna-phenylhe ID: 4.6(mm)

COMPOUND NAME	RETENTION TIME	MANUAL INTEGRATION		
		REASON	ANALYST	DATE
HMX	7.17	Baseline	zhangji	07/01/20 17:12
RDX	9.35	Baseline	zhangji	07/01/20 17:12
MNX		Invalid Compound ID	zhangji	07/01/20 17:12
Tetryl		Invalid Compound ID	zhangji	07/01/20 17:12
1,2-Dinitrobenzene	13.31	Baseline	zhangji	07/01/20 17:12
2-Nitrotoluene	16.71	Baseline	zhangji	07/01/20 17:12

Lab Sample ID: 280-137702-11 Client Sample ID: G0098-20A

Date Analyzed: 07/01/20 04:41 Lab File ID: 06300025.D GC Column: Luna-phenylhe ID: 4.6(mm)

COMPOUND NAME	RETENTION TIME	MANUAL INTEGRATION		
		REASON	ANALYST	DATE
RDX	9.40	Baseline	zhangji	07/01/20 17:14
1,3,5-Trinitrobenzene		Invalid Compound ID	zhangji	07/01/20 17:14
2,4-Dinitrotoluene		Invalid Compound ID	zhangji	07/01/20 17:14
MNX		Invalid Compound ID	zhangji	07/01/20 17:14
1,2-Dinitrobenzene	13.32	Baseline	zhangji	07/01/20 17:14
1,3-Dinitrobenzene	15.98	Baseline	zhangji	07/01/20 17:14
2-Nitrotoluene	16.70	Baseline	zhangji	07/01/20 17:14

Lab Sample ID: 280-137702-12 Client Sample ID: G0114-20A

Date Analyzed: 07/01/20 05:16 Lab File ID: 06300026.D GC Column: Luna-phenylhe ID: 4.6(mm)

COMPOUND NAME	RETENTION TIME	MANUAL INTEGRATION		
		REASON	ANALYST	DATE
1,3-Dinitrobenzene		Invalid Compound ID	zhangji	07/01/20 17:15
2-Nitrotoluene		Invalid Compound ID	zhangji	07/01/20 17:15

HPLC/IC MANUAL INTEGRATION SUMMARY

Lab Name: Eurofins TestAmerica, Denver Job No.: 280-137702-1

SDG No.:

Instrument ID: CHHPLC_G2_LUNA Analysis Batch Number: 500692

Lab Sample ID: 280-137702-13 Client Sample ID: NW022-20A

Date Analyzed: 07/01/20 05:51 Lab File ID: 06300027.D GC Column: Luna-phenylhe ID: 4.6(mm)

COMPOUND NAME	RETENTION TIME	MANUAL INTEGRATION		
		REASON	ANALYST	DATE
RDX	9.39	Baseline	zhangji	07/01/20 17:15
1,3,5-Trinitrobenzene		Invalid Compound ID	zhangji	07/01/20 17:15
2-Nitrotoluene		Invalid Compound ID	zhangji	07/01/20 17:15
3-Nitrotoluene		Invalid Compound ID	zhangji	07/01/20 17:15
1,2-Dinitrobenzene	13.26	Baseline	zhangji	07/01/20 17:15

Lab Sample ID: 280-137702-14 Client Sample ID: G0109-20A

Date Analyzed: 07/01/20 06:26 Lab File ID: 06300028.D GC Column: Luna-phenylhe ID: 4.6(mm)

COMPOUND NAME	RETENTION TIME	MANUAL INTEGRATION		
		REASON	ANALYST	DATE
HMX	7.15	Baseline	zhangji	07/01/20 17:16
RDX	9.44	Baseline	zhangji	07/01/20 17:15
2-Nitrotoluene		Invalid Compound ID	zhangji	07/01/20 17:15
3-Nitrotoluene		Invalid Compound ID	zhangji	07/01/20 17:15
Tetryl		Invalid Compound ID	zhangji	07/01/20 17:15
1,2-Dinitrobenzene	13.27	Baseline	zhangji	07/01/20 17:15

Lab Sample ID: 280-137702-15 Client Sample ID: G0084-20A

Date Analyzed: 07/01/20 07:01 Lab File ID: 06300029.D GC Column: Luna-phenylhe ID: 4.6(mm)

COMPOUND NAME	RETENTION TIME	MANUAL INTEGRATION		
		REASON	ANALYST	DATE
1,3,5-Trinitrobenzene		Invalid Compound ID	zhangji	07/01/20 17:16
2-Nitrotoluene		Invalid Compound ID	zhangji	07/01/20 17:16
1,2-Dinitrobenzene	13.28	Baseline	zhangji	07/01/20 17:16

HPLC/IC MANUAL INTEGRATION SUMMARY

Lab Name: Eurofins TestAmerica, Denver Job No.: 280-137702-1

SDG No.:

Instrument ID: CHHPLC_G2_LUNA Analysis Batch Number: 500692

Lab Sample ID: CCV 280-500692/30 Client Sample ID:

Date Analyzed: 07/01/20 07:36 Lab File ID: 06300030.D GC Column: Luna-phenylhe ID: 4.6(mm)

COMPOUND NAME	RETENTION TIME	MANUAL INTEGRATION		
		REASON	ANALYST	DATE
1,3-Dinitrobenzene	15.81	Baseline	zhangji	07/01/20 16:53
Nitroglycerin	16.02	Baseline	zhangji	07/01/20 16:53
2-Nitrotoluene	16.76	Baseline	zhangji	07/01/20 16:53
4-Nitrotoluene	16.99	Baseline	zhangji	07/01/20 16:53
4-Amino-2,6-dinitrotoluene	17.47	Baseline	zhangji	07/01/20 16:53
3-Nitrotoluene	17.96	Baseline	zhangji	07/01/20 16:53
2-Amino-4,6-dinitrotoluene	18.40	Baseline	zhangji	07/01/20 16:53
1,3,5-Trinitrobenzene	19.14	Baseline	zhangji	07/01/20 16:53
2,6-Dinitrotoluene	20.06	Baseline	zhangji	07/01/20 16:53
2,4-Dinitrotoluene	20.58	Baseline	zhangji	07/01/20 16:53

Lab Sample ID: 280-137702-17 Client Sample ID: G0121-20A

Date Analyzed: 07/01/20 08:46 Lab File ID: 06300032.D GC Column: Luna-phenylhe ID: 4.6(mm)

COMPOUND NAME	RETENTION TIME	MANUAL INTEGRATION		
		REASON	ANALYST	DATE
HMX	7.16	Baseline	zhangji	07/01/20 17:16
MNX	7.92	Baseline	zhangji	07/01/20 17:16
RDX	9.36	Baseline	zhangji	07/01/20 17:16
1,3,5-Trinitrobenzene		Invalid Compound ID	zhangji	07/01/20 17:17
4-Amino-2,6-dinitrotoluene	17.42	Baseline	zhangji	07/01/20 17:17
2-Amino-4,6-dinitrotoluene	18.38	Baseline	zhangji	07/01/20 17:17

Lab Sample ID: 280-137702-19 Client Sample ID: G0110-20A

Date Analyzed: 07/01/20 09:21 Lab File ID: 06300033.D GC Column: Luna-phenylhe ID: 4.6(mm)

COMPOUND NAME	RETENTION TIME	MANUAL INTEGRATION		
		REASON	ANALYST	DATE
2-Nitrotoluene		Invalid Compound ID	zhangji	07/01/20 17:17
1,2-Dinitrobenzene	13.30	Baseline	zhangji	07/01/20 17:17

8330A

HPLC/IC MANUAL INTEGRATION SUMMARY

Lab Name: Eurofins TestAmerica, Denver Job No.: 280-137702-1

SDG No.:

Instrument ID: CHHPLC_G2_LUNA Analysis Batch Number: 500692

Lab Sample ID: 280-137702-20 Client Sample ID: G0112-20A

Date Analyzed: 07/01/20 09:56 Lab File ID: 06300034.D GC Column: Luna-phenylhe ID: 4.6(mm)

COMPOUND NAME	RETENTION TIME	MANUAL INTEGRATION		
		REASON	ANALYST	DATE
1,2-Dinitrobenzene	13.29	Baseline	zhangji	07/01/20 17:17
2-Nitrotoluene	16.70	Baseline	zhangji	07/01/20 17:17

Lab Sample ID: CCV 280-500692/35 Client Sample ID:

Date Analyzed: 07/01/20 10:31 Lab File ID: 06300035.D GC Column: Luna-phenylhe ID: 4.6(mm)

COMPOUND NAME	RETENTION TIME	MANUAL INTEGRATION		
		REASON	ANALYST	DATE
1,2-Dinitrobenzene	13.32	Baseline	zhangji	07/01/20 17:01
1,3-Dinitrobenzene	15.85	Baseline	zhangji	07/01/20 20:33
Nitroglycerin	16.04	Split Peak	zhangji	07/01/20 17:17
4-Nitrotoluene	16.94	Baseline	zhangji	07/01/20 20:33
4-Amino-2,6-dinitrotoluene	17.48	Baseline	zhangji	07/01/20 20:33
3-Nitrotoluene	18.00	Baseline	zhangji	07/01/20 20:33
2-Amino-4,6-dinitrotoluene	18.40	Baseline	zhangji	07/01/20 20:33
1,3,5-Trinitrobenzene	19.17	Baseline	zhangji	07/01/20 20:33
2,6-Dinitrotoluene	20.09	Baseline	zhangji	07/01/20 20:33
2,4-Dinitrotoluene	20.60	Baseline	zhangji	07/01/20 20:33
PETN	25.48	Baseline	zhangji	07/01/20 17:02

HPLC/IC MANUAL INTEGRATION SUMMARY

Lab Name: Eurofins TestAmerica, Denver Job No.: 280-137702-1

SDG No.:

Instrument ID: CHHPLC_X3 Analysis Batch Number: 487658

Lab Sample ID: IC 280-487658/7 Client Sample ID:

Date Analyzed: 03/04/20 14:07 Lab File ID: 03040007.D GC Column: UltraCarb5uOD ID: 4.6(mm)

COMPOUND NAME	RETENTION TIME	MANUAL INTEGRATION		
		REASON	ANALYST	DATE
HMX	6.68	Baseline	beckerc	03/05/20 08:19

Lab Sample ID: IC 280-487658/8 Client Sample ID:

Date Analyzed: 03/04/20 14:30 Lab File ID: 03040008.D GC Column: UltraCarb5uOD ID: 4.6(mm)

COMPOUND NAME	RETENTION TIME	MANUAL INTEGRATION		
		REASON	ANALYST	DATE
HMX	6.69	Baseline	beckerc	03/05/20 08:21

Lab Sample ID: IC 280-487658/9 Client Sample ID:

Date Analyzed: 03/04/20 14:53 Lab File ID: 03040009.D GC Column: UltraCarb5uOD ID: 4.6(mm)

COMPOUND NAME	RETENTION TIME	MANUAL INTEGRATION		
		REASON	ANALYST	DATE
HMX	6.68	Baseline	beckerc	03/05/20 08:21

Lab Sample ID: IC 280-487658/10 Client Sample ID:

Date Analyzed: 03/04/20 15:16 Lab File ID: 03040010.D GC Column: UltraCarb5uOD ID: 4.6(mm)

COMPOUND NAME	RETENTION TIME	MANUAL INTEGRATION		
		REASON	ANALYST	DATE
HMX	6.68	Baseline	beckerc	03/05/20 08:21

Lab Sample ID: IC 280-487658/11 Client Sample ID:

Date Analyzed: 03/04/20 15:39 Lab File ID: 03040011.D GC Column: UltraCarb5uOD ID: 4.6(mm)

COMPOUND NAME	RETENTION TIME	MANUAL INTEGRATION		
		REASON	ANALYST	DATE
HMX	6.68	Baseline	beckerc	03/05/20 08:22

HPLC/IC MANUAL INTEGRATION SUMMARY

Lab Name: Eurofins TestAmerica, Denver Job No.: 280-137702-1

SDG No.:

Instrument ID: CHHPLC_X3 Analysis Batch Number: 487658

Lab Sample ID: IC 280-487658/12 Client Sample ID:

Date Analyzed: 03/04/20 16:01 Lab File ID: 03040012.D GC Column: UltraCarb5uOD ID: 4.6(mm)

COMPOUND NAME	RETENTION TIME	MANUAL INTEGRATION		
		REASON	ANALYST	DATE
HMX	6.68	Baseline	beckerc	03/05/20 08:22

Lab Sample ID: IC 280-487658/13 Client Sample ID:

Date Analyzed: 03/04/20 16:24 Lab File ID: 03040013.D GC Column: UltraCarb5uOD ID: 4.6(mm)

COMPOUND NAME	RETENTION TIME	MANUAL INTEGRATION		
		REASON	ANALYST	DATE
HMX	6.68	Baseline	beckerc	03/05/20 08:22

Lab Sample ID: IC 280-487658/14 Client Sample ID:

Date Analyzed: 03/04/20 16:47 Lab File ID: 03040014.D GC Column: UltraCarb5uOD ID: 4.6(mm)

COMPOUND NAME	RETENTION TIME	MANUAL INTEGRATION		
		REASON	ANALYST	DATE
HMX	6.68	Baseline	beckerc	03/05/20 08:23
2-Amino-4,6-dinitrotoluene	11.62	Baseline	beckerc	03/05/20 08:23
2,6-Dinitrotoluene	11.79	Unspecified		

Lab Sample ID: ICV 280-487658/15 Client Sample ID:

Date Analyzed: 03/04/20 17:10 Lab File ID: 03040015.D GC Column: UltraCarb5uOD ID: 4.6(mm)

COMPOUND NAME	RETENTION TIME	MANUAL INTEGRATION		
		REASON	ANALYST	DATE
HMX	6.68	Baseline	beckerc	03/05/20 08:23

HPLC/IC MANUAL INTEGRATION SUMMARY

Lab Name: Eurofins TestAmerica, Denver Job No.: 280-137702-1

SDG No.:

Instrument ID: CHHPLC_X3 Analysis Batch Number: 487658

Lab Sample ID: IC 280-487658/25 Client Sample ID:

Date Analyzed: 03/04/20 21:00 Lab File ID: 03040025.D GC Column: UltraCarb5uOD ID: 4.6(mm)

COMPOUND NAME	RETENTION TIME	MANUAL INTEGRATION		
		REASON	ANALYST	DATE
TNX	6.59	Baseline	beckerc	03/05/20 08:29
DNX	6.92	Baseline	beckerc	03/05/20 08:29
MNX	7.36	Baseline	beckerc	03/05/20 08:30

Lab Sample ID: IC 280-487658/26 Client Sample ID:

Date Analyzed: 03/04/20 21:23 Lab File ID: 03040026.D GC Column: UltraCarb5uOD ID: 4.6(mm)

COMPOUND NAME	RETENTION TIME	MANUAL INTEGRATION		
		REASON	ANALYST	DATE
TNX	6.59	Baseline	beckerc	03/05/20 08:30
DNX	6.92	Baseline	beckerc	03/05/20 08:30

Lab Sample ID: IC 280-487658/27 Client Sample ID:

Date Analyzed: 03/04/20 21:45 Lab File ID: 03040027.D GC Column: UltraCarb5uOD ID: 4.6(mm)

COMPOUND NAME	RETENTION TIME	MANUAL INTEGRATION		
		REASON	ANALYST	DATE
TNX	6.59	Baseline	beckerc	03/05/20 08:30
DNX	6.92	Baseline	beckerc	03/05/20 08:30

Lab Sample ID: IC 280-487658/28 Client Sample ID:

Date Analyzed: 03/04/20 22:09 Lab File ID: 03040028.D GC Column: UltraCarb5uOD ID: 4.6(mm)

COMPOUND NAME	RETENTION TIME	MANUAL INTEGRATION		
		REASON	ANALYST	DATE
TNX	6.59	Baseline	beckerc	03/05/20 08:31
DNX	6.92	Baseline	beckerc	03/05/20 08:31

HPLC/IC MANUAL INTEGRATION SUMMARY

Lab Name: Eurofins TestAmerica, Denver Job No.: 280-137702-1

SDG No.:

Instrument ID: CHHPLC_X3 Analysis Batch Number: 487658

Lab Sample ID: IC 280-487658/29 Client Sample ID:

Date Analyzed: 03/04/20 22:31 Lab File ID: 03040029.D GC Column: UltraCarb5uOD ID: 4.6(mm)

COMPOUND NAME	RETENTION TIME	MANUAL INTEGRATION		
		REASON	ANALYST	DATE
TNX	6.59	Baseline	beckerc	03/05/20 08:31
DNX	6.92	Baseline	beckerc	03/05/20 08:31

Lab Sample ID: IC 280-487658/30 Client Sample ID:

Date Analyzed: 03/04/20 22:54 Lab File ID: 03040030.D GC Column: UltraCarb5uOD ID: 4.6(mm)

COMPOUND NAME	RETENTION TIME	MANUAL INTEGRATION		
		REASON	ANALYST	DATE
TNX	6.59	Baseline	beckerc	03/05/20 08:31
DNX	6.92	Baseline	beckerc	03/05/20 08:32

Lab Sample ID: IC 280-487658/31 Client Sample ID:

Date Analyzed: 03/04/20 23:17 Lab File ID: 03040031.D GC Column: UltraCarb5uOD ID: 4.6(mm)

COMPOUND NAME	RETENTION TIME	MANUAL INTEGRATION		
		REASON	ANALYST	DATE
TNX	6.59	Baseline	beckerc	03/05/20 08:32
DNX	6.91	Baseline	beckerc	03/05/20 08:32

Lab Sample ID: IC 280-487658/32 Client Sample ID:

Date Analyzed: 03/04/20 23:40 Lab File ID: 03040032.D GC Column: UltraCarb5uOD ID: 4.6(mm)

COMPOUND NAME	RETENTION TIME	MANUAL INTEGRATION		
		REASON	ANALYST	DATE
TNX	6.59	Baseline	beckerc	03/05/20 08:32
DNX	6.91	Baseline	beckerc	03/05/20 08:32

HPLC/IC MANUAL INTEGRATION SUMMARY

Lab Name: Eurofins TestAmerica, Denver Job No.: 280-137702-1

SDG No.:

Instrument ID: CHHPLC_X3 Analysis Batch Number: 487658

Lab Sample ID: ICV 280-487658/33 Client Sample ID:

Date Analyzed: 03/05/20 00:03 Lab File ID: 03040033.D GC Column: UltraCarb5uOD ID: 4.6(mm)

COMPOUND NAME	RETENTION TIME	MANUAL INTEGRATION		
		REASON	ANALYST	DATE
TNX	6.59	Baseline	beckerc	03/05/20 08:37
DNX	6.91	Baseline	beckerc	03/05/20 08:37

HPLC/IC MANUAL INTEGRATION SUMMARY

Lab Name: Eurofins TestAmerica, Denver Job No.: 280-137702-1

SDG No.:

Instrument ID: CHHPLC_X3 Analysis Batch Number: 489145

Lab Sample ID: IC 280-489145/7 Client Sample ID:

Date Analyzed: 03/18/20 11:35 Lab File ID: 03180007.D GC Column: UltraCarb5uOD ID: 4.6(mm)

COMPOUND NAME	RETENTION TIME	MANUAL INTEGRATION		
		REASON	ANALYST	DATE
HMX	6.68	Baseline	beckerc	03/19/20 08:41
1,3-Dinitrobenzene	9.53	Baseline	beckerc	03/19/20 08:41

Lab Sample ID: IC 280-489145/8 Client Sample ID:

Date Analyzed: 03/18/20 11:58 Lab File ID: 03180008.D GC Column: UltraCarb5uOD ID: 4.6(mm)

COMPOUND NAME	RETENTION TIME	MANUAL INTEGRATION		
		REASON	ANALYST	DATE
HMX	6.69	Baseline	beckerc	03/19/20 08:41

Lab Sample ID: IC 280-489145/9 Client Sample ID:

Date Analyzed: 03/18/20 12:21 Lab File ID: 03180009.D GC Column: UltraCarb5uOD ID: 4.6(mm)

COMPOUND NAME	RETENTION TIME	MANUAL INTEGRATION		
		REASON	ANALYST	DATE
HMX	6.69	Baseline	beckerc	03/19/20 08:42

Lab Sample ID: IC 280-489145/10 Client Sample ID:

Date Analyzed: 03/18/20 12:44 Lab File ID: 03180010.D GC Column: UltraCarb5uOD ID: 4.6(mm)

COMPOUND NAME	RETENTION TIME	MANUAL INTEGRATION		
		REASON	ANALYST	DATE
HMX	6.69	Baseline	beckerc	03/19/20 08:42

Lab Sample ID: IC 280-489145/11 Client Sample ID:

Date Analyzed: 03/18/20 13:07 Lab File ID: 03180011.D GC Column: UltraCarb5uOD ID: 4.6(mm)

COMPOUND NAME	RETENTION TIME	MANUAL INTEGRATION		
		REASON	ANALYST	DATE
HMX	6.69	Baseline	beckerc	03/19/20 08:43

HPLC/IC MANUAL INTEGRATION SUMMARY

Lab Name: Eurofins TestAmerica, Denver Job No.: 280-137702-1

SDG No.:

Instrument ID: CHHPLC_X3 Analysis Batch Number: 489145

Lab Sample ID: IC 280-489145/12 Client Sample ID:

Date Analyzed: 03/18/20 13:30 Lab File ID: 03180012.D GC Column: UltraCarb5uOD ID: 4.6(mm)

COMPOUND NAME	RETENTION TIME	MANUAL INTEGRATION		
		REASON	ANALYST	DATE
HMX	6.69	Baseline	beckerc	03/19/20 08:43

Lab Sample ID: IC 280-489145/13 Client Sample ID:

Date Analyzed: 03/18/20 13:53 Lab File ID: 03180013.D GC Column: UltraCarb5uOD ID: 4.6(mm)

COMPOUND NAME	RETENTION TIME	MANUAL INTEGRATION		
		REASON	ANALYST	DATE
HMX	6.69	Baseline	beckerc	03/19/20 08:44

Lab Sample ID: IC 280-489145/14 Client Sample ID:

Date Analyzed: 03/18/20 14:16 Lab File ID: 03180014.D GC Column: UltraCarb5uOD ID: 4.6(mm)

COMPOUND NAME	RETENTION TIME	MANUAL INTEGRATION		
		REASON	ANALYST	DATE
HMX	6.69	Baseline	beckerc	03/19/20 08:44
2-Amino-4,6-dinitrotoluene	11.63	Baseline	beckerc	03/19/20 08:44
2,6-Dinitrotoluene	11.79	Unspecified		

Lab Sample ID: IC 280-489145/15 Client Sample ID:

Date Analyzed: 03/18/20 14:39 Lab File ID: 03180015.D GC Column: UltraCarb5uOD ID: 4.6(mm)

COMPOUND NAME	RETENTION TIME	MANUAL INTEGRATION		
		REASON	ANALYST	DATE
Picric acid	8.08	Unspecified		
2-Amino-4,6-dinitrotoluene	11.64	Baseline	beckerc	03/19/20 08:46
2,6-Dinitrotoluene	11.80	Unspecified		

HPLC/IC MANUAL INTEGRATION SUMMARY

Lab Name: Eurofins TestAmerica, Denver Job No.: 280-137702-1

SDG No.:

Instrument ID: CHHPLC_X3 Analysis Batch Number: 489145

Lab Sample ID: ICV 280-489145/16 Client Sample ID:

Date Analyzed: 03/18/20 15:02 Lab File ID: 03180016.D GC Column: UltraCarb5uOD ID: 4.6(mm)

COMPOUND NAME	RETENTION TIME	MANUAL INTEGRATION		
		REASON	ANALYST	DATE
HMX	6.69	Baseline	beckerc	03/19/20 08:47

8330A

HPLC/IC MANUAL INTEGRATION SUMMARY

Lab Name: Eurofins TestAmerica, Denver Job No.: 280-137702-1

SDG No.:

Instrument ID: CHHPLC_X3 Analysis Batch Number: 499864

Lab Sample ID: CCV 280-499864/15 Client Sample ID:

Date Analyzed: 06/23/20 20:58 Lab File ID: 06230015.D GC Column: UltraCarb5uOD ID: 4.6(mm)

COMPOUND NAME	RETENTION TIME	MANUAL INTEGRATION		
		REASON	ANALYST	DATE
HMX	6.72	Baseline	zhangji	06/23/20 21:34

Lab Sample ID: CCV 280-499864/16 Client Sample ID:

Date Analyzed: 06/23/20 21:21 Lab File ID: 06230016.D GC Column: UltraCarb5uOD ID: 4.6(mm)

COMPOUND NAME	RETENTION TIME	MANUAL INTEGRATION		
		REASON	ANALYST	DATE
TNX	6.63	Baseline	zhangji	06/23/20 22:01
DNX	6.94	Baseline	zhangji	06/23/20 22:01

Lab Sample ID: LCS 280-499271/3-A Client Sample ID:

Date Analyzed: 06/23/20 22:30 Lab File ID: 06230019.D GC Column: UltraCarb5uOD ID: 4.6(mm)

COMPOUND NAME	RETENTION TIME	MANUAL INTEGRATION		
		REASON	ANALYST	DATE
MNX	7.39	Baseline	zhangji	06/24/20 15:48

Lab Sample ID: LCSD 280-499271/4-A Client Sample ID:

Date Analyzed: 06/23/20 22:53 Lab File ID: 06230020.D GC Column: UltraCarb5uOD ID: 4.6(mm)

COMPOUND NAME	RETENTION TIME	MANUAL INTEGRATION		
		REASON	ANALYST	DATE
MNX	7.38	Baseline	zhangji	06/24/20 15:48

Lab Sample ID: MB 280-499271/1-A Client Sample ID:

Date Analyzed: 06/23/20 23:16 Lab File ID: 017-1701.D GC Column: UltraCarb5uOD ID: 4.6(mm)

COMPOUND NAME	RETENTION TIME	MANUAL INTEGRATION		
		REASON	ANALYST	DATE
3-Nitrotoluene		Invalid Compound ID	zhangji	06/24/20 13:50

8330A

HPLC/IC MANUAL INTEGRATION SUMMARY

Lab Name: Eurofins TestAmerica, Denver Job No.: 280-137702-1

SDG No.:

Instrument ID: CHHPLC_X3 Analysis Batch Number: 499864

Lab Sample ID: 280-137702-21 Client Sample ID: G0094-20A

Date Analyzed: 06/23/20 23:39 Lab File ID: 06230021.D GC Column: UltraCarb5uOD ID: 4.6(mm)

COMPOUND NAME	RETENTION TIME	MANUAL INTEGRATION		
		REASON	ANALYST	DATE
HMX	6.72	Baseline	zhangji	06/24/20 15:49
MNX	7.38	Baseline	zhangji	06/24/20 15:49
RDX	7.78	Baseline	zhangji	06/24/20 15:49
1,2-Dinitrobenzene	8.74	Baseline	zhangji	06/24/20 15:50
1,3,5-Trinitrobenzene	8.90	Baseline	zhangji	06/24/20 15:50
1,3-Dinitrobenzene	9.59	Baseline	zhangji	06/24/20 15:50
2-Nitrotoluene		Invalid Compound ID	zhangji	06/24/20 15:50
3-Nitrotoluene		Invalid Compound ID	zhangji	06/24/20 15:50
4-Nitrotoluene		Invalid Compound ID	zhangji	06/24/20 15:50
Nitrobenzene		Invalid Compound ID	zhangji	06/24/20 15:50
Tetryl		Invalid Compound ID	zhangji	06/24/20 15:50
2,4,6-Trinitrotoluene	11.19	Baseline	zhangji	06/24/20 15:49
4-Amino-2,6-dinitrotoluene	11.35	Baseline	zhangji	06/24/20 15:49
2-Amino-4,6-dinitrotoluene	11.64	Baseline	zhangji	06/24/20 15:49
2,4-Dinitrotoluene	11.98	Baseline	zhangji	06/24/20 15:50

Lab Sample ID: 280-137702-22 Client Sample ID: G0099-20A

Date Analyzed: 06/24/20 00:02 Lab File ID: 06230022.D GC Column: UltraCarb5uOD ID: 4.6(mm)

COMPOUND NAME	RETENTION TIME	MANUAL INTEGRATION		
		REASON	ANALYST	DATE
MNX	7.38	Baseline	zhangji	06/24/20 15:51
RDX	7.77	Baseline	zhangji	06/24/20 15:51
1,2-Dinitrobenzene	8.75	Baseline	zhangji	06/24/20 15:51
1,3-Dinitrobenzene		Invalid Compound ID	zhangji	06/24/20 15:51
3-Nitrotoluene		Invalid Compound ID	zhangji	06/24/20 15:51
4-Nitrotoluene		Invalid Compound ID	zhangji	06/24/20 15:51
Nitrobenzene		Invalid Compound ID	zhangji	06/24/20 15:51
Tetryl		Invalid Compound ID	zhangji	06/24/20 15:51

HPLC/IC MANUAL INTEGRATION SUMMARY

Lab Name: Eurofins TestAmerica, Denver Job No.: 280-137702-1

SDG No.:

Instrument ID: CHHPLC_X3 Analysis Batch Number: 499864

Lab Sample ID: 280-137702-23 Client Sample ID: NW021-20A

Date Analyzed: 06/24/20 00:25 Lab File ID: 06230023.D GC Column: UltraCarb5uOD ID: 4.6(mm)

COMPOUND NAME	RETENTION TIME	MANUAL INTEGRATION		
		REASON	ANALYST	DATE
HMX	6.75	Baseline	zhangji	06/24/20 15:52
1,2-Dinitrobenzene	8.74	Baseline	zhangji	06/24/20 15:52
Nitrobenzene	9.94	Baseline	zhangji	06/24/20 15:52
3-Nitrotoluene		Invalid Compound ID	zhangji	06/24/20 15:52
MNX		Invalid Compound ID	zhangji	06/24/20 15:52
Tetryl		Invalid Compound ID	zhangji	06/24/20 15:52

Lab Sample ID: 280-137702-24 Client Sample ID: NW023-20A

Date Analyzed: 06/24/20 00:48 Lab File ID: 06230024.D GC Column: UltraCarb5uOD ID: 4.6(mm)

COMPOUND NAME	RETENTION TIME	MANUAL INTEGRATION		
		REASON	ANALYST	DATE
HMX	6.75	Baseline	zhangji	06/24/20 16:08
1,2-Dinitrobenzene	8.75	Baseline	zhangji	06/24/20 16:10
Nitrobenzene	9.95	Baseline	zhangji	06/24/20 16:10
3-Nitrotoluene		Invalid Compound ID	zhangji	06/24/20 16:10
4-Nitrotoluene		Invalid Compound ID	zhangji	06/24/20 16:10
MNX		Invalid Compound ID	zhangji	06/24/20 16:08
Tetryl	10.19	Baseline	zhangji	06/24/20 16:10

HPLC/IC MANUAL INTEGRATION SUMMARY

Lab Name: Eurofins TestAmerica, Denver Job No.: 280-137702-1

SDG No.:

Instrument ID: CHHPLC_X3 Analysis Batch Number: 499864

Lab Sample ID: 280-137702-25 Client Sample ID: G0022-20A

Date Analyzed: 06/24/20 01:11 Lab File ID: 06230025.D GC Column: UltraCarb5uOD ID: 4.6(mm)

COMPOUND NAME	RETENTION TIME	MANUAL INTEGRATION		
		REASON	ANALYST	DATE
1,2-Dinitrobenzene	8.74	Baseline	zhangji	06/24/20 16:11
1,3,5-Trinitrobenzene	8.93	Baseline	zhangji	06/24/20 16:11
2-Nitrotoluene		Invalid Compound ID	zhangji	06/24/20 16:11
3-Nitrotoluene		Invalid Compound ID	zhangji	06/24/20 16:11
4-Nitrotoluene		Invalid Compound ID	zhangji	06/24/20 16:10
MNX		Invalid Compound ID	zhangji	06/24/20 16:10
Tetryl		Invalid Compound ID	zhangji	06/24/20 16:10
2,4-Dinitrotoluene	11.98	Baseline	zhangji	06/24/20 16:11

Lab Sample ID: 280-137702-26 Client Sample ID: G0024-20A

Date Analyzed: 06/24/20 01:34 Lab File ID: 06230026.D GC Column: UltraCarb5uOD ID: 4.6(mm)

COMPOUND NAME	RETENTION TIME	MANUAL INTEGRATION		
		REASON	ANALYST	DATE
RDX	7.78	Baseline	zhangji	06/24/20 16:13
1,2-Dinitrobenzene	8.74	Baseline	zhangji	06/24/20 16:13
2-Nitrotoluene		Invalid Compound ID	zhangji	06/24/20 16:13
3-Nitrotoluene		Invalid Compound ID	zhangji	06/24/20 16:13
4-Nitrotoluene		Invalid Compound ID	zhangji	06/24/20 16:13
Tetryl		Invalid Compound ID	zhangji	06/24/20 16:13

Lab Sample ID: CCV 280-499864/27 Client Sample ID:

Date Analyzed: 06/24/20 01:57 Lab File ID: 06230027.D GC Column: UltraCarb5uOD ID: 4.6(mm)

COMPOUND NAME	RETENTION TIME	MANUAL INTEGRATION		
		REASON	ANALYST	DATE
HMX	6.72	Baseline	zhangji	06/24/20 16:13

HPLC/IC MANUAL INTEGRATION SUMMARY

Lab Name: Eurofins TestAmerica, Denver Job No.: 280-137702-1

SDG No.:

Instrument ID: CHHPLC_X3 Analysis Batch Number: 499864

Lab Sample ID: CCV 280-499864/28 Client Sample ID:

Date Analyzed: 06/24/20 02:20 Lab File ID: 06230028.D GC Column: UltraCarb5uOD ID: 4.6(mm)

COMPOUND NAME	RETENTION TIME	MANUAL INTEGRATION		
		REASON	ANALYST	DATE
TNX	6.63	Baseline	zhangji	06/24/20 16:13
DNX	6.94	Baseline	zhangji	06/24/20 16:14

Lab Sample ID: 280-137702-27 Client Sample ID: G0097-20A

Date Analyzed: 06/24/20 02:43 Lab File ID: 06230029.D GC Column: UltraCarb5uOD ID: 4.6(mm)

COMPOUND NAME	RETENTION TIME	MANUAL INTEGRATION		
		REASON	ANALYST	DATE
HMX	6.75	Baseline	zhangji	06/24/20 16:14
MNX	7.39	Baseline	zhangji	06/24/20 16:14
1,2-Dinitrobenzene	8.78	Baseline	zhangji	06/24/20 16:15
1,3-Dinitrobenzene		Invalid Compound ID	zhangji	06/24/20 16:15
Tetryl	10.24	Baseline	zhangji	06/24/20 16:14

Lab Sample ID: 280-137702-28 Client Sample ID: G0113-20A

Date Analyzed: 06/24/20 03:06 Lab File ID: 06230030.D GC Column: UltraCarb5uOD ID: 4.6(mm)

COMPOUND NAME	RETENTION TIME	MANUAL INTEGRATION		
		REASON	ANALYST	DATE
1,2-Dinitrobenzene	8.75	Baseline	zhangji	06/24/20 16:15
1,3-Dinitrobenzene	9.60	Baseline	zhangji	06/24/20 16:16
1,3,5-Trinitrobenzene		Invalid Compound ID	zhangji	06/24/20 16:15
2-Amino-4,6-dinitrotoluene		Invalid Compound ID	zhangji	06/24/20 16:15
4-Nitrotoluene		Invalid Compound ID	zhangji	06/24/20 16:15
MNX		Invalid Compound ID	zhangji	06/24/20 16:15
Nitrobenzene		Invalid Compound ID	zhangji	06/24/20 16:15
Tetryl	10.23	Baseline	zhangji	06/24/20 16:16
2,4,6-Trinitrotoluene	11.24	Baseline	zhangji	06/24/20 16:16

HPLC/IC MANUAL INTEGRATION SUMMARY

Lab Name: Eurofins TestAmerica, Denver Job No.: 280-137702-1

SDG No.:

Instrument ID: CHHPLC_X3 Analysis Batch Number: 499864

Lab Sample ID: 280-137702-29 Client Sample ID: G0108-20A

Date Analyzed: 06/24/20 03:29 Lab File ID: 06230031.D GC Column: UltraCarb5uOD ID: 4.6(mm)

COMPOUND NAME	RETENTION TIME	MANUAL INTEGRATION		
		REASON	ANALYST	DATE
RDX	7.77	Baseline	zhangji	06/24/20 16:16
1,2-Dinitrobenzene	8.75	Baseline	zhangji	06/24/20 16:16
2,4,6-Trinitrotoluene		Invalid Compound ID	zhangji	06/24/20 16:17
2-Amino-4,6-dinitrotoluene		Invalid Compound ID	zhangji	06/24/20 16:17
4-Nitrotoluene		Invalid Compound ID	zhangji	06/24/20 16:17
MNX		Invalid Compound ID	zhangji	06/24/20 16:16
Nitrobenzene		Invalid Compound ID	zhangji	06/24/20 16:17

Lab Sample ID: 280-137702-30 Client Sample ID: G0118-20A

Date Analyzed: 06/24/20 03:52 Lab File ID: 06230032.D GC Column: UltraCarb5uOD ID: 4.6(mm)

COMPOUND NAME	RETENTION TIME	MANUAL INTEGRATION		
		REASON	ANALYST	DATE
MNX	7.29	Baseline	zhangji	06/24/20 14:53
1,2-Dinitrobenzene	8.75	Baseline	zhangji	06/24/20 14:53
1,3-Dinitrobenzene	9.50	Baseline	zhangji	06/24/20 14:54

Lab Sample ID: CCV 280-499864/37 Client Sample ID:

Date Analyzed: 06/24/20 05:47 Lab File ID: 06230037.D GC Column: UltraCarb5uOD ID: 4.6(mm)

COMPOUND NAME	RETENTION TIME	MANUAL INTEGRATION		
		REASON	ANALYST	DATE
HMX	6.73	Baseline	zhangji	06/24/20 16:22
2,4,6-Trinitrotoluene	11.24	Baseline	zhangji	06/24/20 16:23
4-Amino-2,6-dinitrotoluene	11.41	Baseline	zhangji	06/24/20 16:23
2-Amino-4,6-dinitrotoluene	11.69	Baseline	zhangji	06/24/20 16:23
2,6-Dinitrotoluene	11.83	Baseline	zhangji	06/24/20 16:23
2,4-Dinitrotoluene	12.03	Baseline	zhangji	06/24/20 16:23
2-Nitrotoluene	12.85	Baseline	zhangji	06/24/20 16:23
4-Nitrotoluene	13.28	Baseline	zhangji	06/24/20 16:23

8330A

HPLC/IC MANUAL INTEGRATION SUMMARY

Lab Name: Eurofins TestAmerica, Denver Job No.: 280-137702-1

SDG No.:

Instrument ID: CHHPLC_X3 Analysis Batch Number: 499864

Lab Sample ID: CCV 280-499864/38 Client Sample ID:

Date Analyzed: 06/24/20 06:10 Lab File ID: 06230038.D GC Column: UltraCarb5uOD ID: 4.6(mm)

COMPOUND NAME	RETENTION TIME	MANUAL INTEGRATION		
		REASON	ANALYST	DATE
TNX	6.63	Baseline	zhangji	06/24/20 16:23
DNX	6.95	Baseline	zhangji	06/24/20 16:24

HPLC/IC MANUAL INTEGRATION SUMMARY

Lab Name: Eurofins TestAmerica, Denver Job No.: 280-137702-1

SDG No.:

Instrument ID: CHHPLC_X3 Analysis Batch Number: 500385

Lab Sample ID: CCV 280-500385/17 Client Sample ID:

Date Analyzed: 06/27/20 18:57 Lab File ID: 06270017.D GC Column: UltraCarb5uOD ID: 4.6(mm)

COMPOUND NAME	RETENTION TIME	MANUAL INTEGRATION		
		REASON	ANALYST	DATE
HMX	6.71	Baseline	zhangji	06/30/20 14:32

Lab Sample ID: CCV 280-500385/19 Client Sample ID:

Date Analyzed: 06/27/20 19:43 Lab File ID: 06270019.D GC Column: UltraCarb5uOD ID: 4.6(mm)

COMPOUND NAME	RETENTION TIME	MANUAL INTEGRATION		
		REASON	ANALYST	DATE
TNX	6.61	Baseline	zhangji	06/30/20 14:33
DNX	6.93	Baseline	zhangji	06/30/20 14:33

Lab Sample ID: MB 280-499221/1-A Client Sample ID:

Date Analyzed: 06/27/20 20:06 Lab File ID: 06270020.D GC Column: UltraCarb5uOD ID: 4.6(mm)

COMPOUND NAME	RETENTION TIME	MANUAL INTEGRATION		
		REASON	ANALYST	DATE
1,2-Dinitrobenzene	8.75	Baseline	zhangji	06/30/20 14:33
3-Nitrotoluene		Invalid Compound ID	zhangji	06/30/20 14:33
MNX		Invalid Compound ID	zhangji	06/30/20 14:33

Lab Sample ID: LCS 280-499221/2-A Client Sample ID:

Date Analyzed: 06/27/20 20:29 Lab File ID: 06270021.D GC Column: UltraCarb5uOD ID: 4.6(mm)

COMPOUND NAME	RETENTION TIME	MANUAL INTEGRATION		
		REASON	ANALYST	DATE
HMX	6.71	Baseline	zhangji	06/30/20 14:33

HPLC/IC MANUAL INTEGRATION SUMMARY

Lab Name: Eurofins TestAmerica, Denver Job No.: 280-137702-1

SDG No.:

Instrument ID: CHHPLC_X3 Analysis Batch Number: 500385

Lab Sample ID: LCSD 280-499221/3-A Client Sample ID:

Date Analyzed: 06/27/20 20:52 Lab File ID: 06270022.D GC Column: UltraCarb5uOD ID: 4.6(mm)

COMPOUND NAME	RETENTION TIME	MANUAL INTEGRATION		
		REASON	ANALYST	DATE
HMX	6.71	Baseline	zhangji	06/30/20 14:34

Lab Sample ID: LCS 280-499221/4-A Client Sample ID:

Date Analyzed: 06/27/20 21:15 Lab File ID: 06270023.D GC Column: UltraCarb5uOD ID: 4.6(mm)

COMPOUND NAME	RETENTION TIME	MANUAL INTEGRATION		
		REASON	ANALYST	DATE
MNX	7.38	Baseline	zhangji	06/30/20 14:35
1,2-Dinitrobenzene	8.75	Baseline	zhangji	06/30/20 14:34

Lab Sample ID: LCSD 280-499221/5-A Client Sample ID:

Date Analyzed: 06/27/20 21:38 Lab File ID: 06270024.D GC Column: UltraCarb5uOD ID: 4.6(mm)

COMPOUND NAME	RETENTION TIME	MANUAL INTEGRATION		
		REASON	ANALYST	DATE
MNX	7.38	Baseline	zhangji	06/30/20 14:35
1,2-Dinitrobenzene	8.76	Baseline	zhangji	06/30/20 14:35

Lab Sample ID: 280-137702-1 Client Sample ID: G0083-20A

Date Analyzed: 06/27/20 22:01 Lab File ID: 06270025.D GC Column: UltraCarb5uOD ID: 4.6(mm)

COMPOUND NAME	RETENTION TIME	MANUAL INTEGRATION		
		REASON	ANALYST	DATE
1,2-Dinitrobenzene	8.76	Baseline	zhangji	06/30/20 14:35
Nitrobenzene	9.97	Baseline	zhangji	06/30/20 14:35

HPLC/IC MANUAL INTEGRATION SUMMARY

Lab Name: Eurofins TestAmerica, Denver Job No.: 280-137702-1

SDG No.:

Instrument ID: CHHPLC_X3 Analysis Batch Number: 500385

Lab Sample ID: 280-137702-3 Client Sample ID: G0048-20A

Date Analyzed: 06/27/20 22:47 Lab File ID: 06270027.D GC Column: UltraCarb5uOD ID: 4.6(mm)

COMPOUND NAME	RETENTION TIME	MANUAL INTEGRATION		
		REASON	ANALYST	DATE
1,2-Dinitrobenzene	8.75	Baseline	zhangji	06/30/20 14:36
3-Nitrotoluene		Invalid Compound ID	zhangji	06/30/20 14:36

Lab Sample ID: 280-137702-5 Client Sample ID: G0085-20A

Date Analyzed: 06/27/20 23:33 Lab File ID: 06270029.D GC Column: UltraCarb5uOD ID: 4.6(mm)

COMPOUND NAME	RETENTION TIME	MANUAL INTEGRATION		
		REASON	ANALYST	DATE
HMX	6.70	Baseline	zhangji	06/30/20 14:37
MNX	7.37	Baseline	zhangji	06/30/20 14:38
1,2-Dinitrobenzene	8.76	Baseline	zhangji	06/30/20 14:38
Nitrobenzene	9.95	Baseline	zhangji	06/30/20 14:38
2,4-Dinitrotoluene		Invalid Compound ID	zhangji	06/30/20 14:38
2-Nitrotoluene		Invalid Compound ID	zhangji	06/30/20 14:38
4-Amino-2,6-dinitrotoluene		Invalid Compound ID	zhangji	06/30/20 14:38
Tetryl		Invalid Compound ID	zhangji	06/30/20 14:38
2-Amino-4,6-dinitrotoluene	11.70	Baseline	zhangji	06/30/20 14:38
4-Nitrotoluene	13.28	Baseline	zhangji	06/30/20 14:38

Lab Sample ID: CCV 280-500385/30 Client Sample ID:

Date Analyzed: 06/27/20 23:56 Lab File ID: 06270030.D GC Column: UltraCarb5uOD ID: 4.6(mm)

COMPOUND NAME	RETENTION TIME	MANUAL INTEGRATION		
		REASON	ANALYST	DATE
HMX	6.71	Baseline	zhangji	06/30/20 14:39

HPLC/IC MANUAL INTEGRATION SUMMARY

Lab Name: Eurofins TestAmerica, Denver Job No.: 280-137702-1

SDG No.:

Instrument ID: CHHPLC_X3 Analysis Batch Number: 500385

Lab Sample ID: CCV 280-500385/32 Client Sample ID:

Date Analyzed: 06/28/20 00:43 Lab File ID: 06270032.D GC Column: UltraCarb5uOD ID: 4.6(mm)

COMPOUND NAME	RETENTION TIME	MANUAL INTEGRATION		
		REASON	ANALYST	DATE
TNX	6.61	Baseline	zhangji	06/30/20 14:39
DNX	6.94	Baseline	zhangji	06/30/20 14:39
MNX	7.38	Baseline	zhangji	06/30/20 14:40

Lab Sample ID: 280-137702-6 Client Sample ID: G0285-20A

Date Analyzed: 06/28/20 01:06 Lab File ID: 06270033.D GC Column: UltraCarb5uOD ID: 4.6(mm)

COMPOUND NAME	RETENTION TIME	MANUAL INTEGRATION		
		REASON	ANALYST	DATE
HMX	6.70	Baseline	zhangji	06/30/20 14:40
MNX	7.37	Baseline	zhangji	06/30/20 14:40
1,2-Dinitrobenzene	8.75	Baseline	zhangji	06/30/20 14:40
Nitrobenzene	9.96	Baseline	zhangji	06/30/20 14:40
4-Nitrotoluene	13.29	Baseline	zhangji	06/30/20 14:41

Lab Sample ID: 280-137702-7 Client Sample ID: PZ015-20A

Date Analyzed: 06/28/20 01:29 Lab File ID: 06270034.D GC Column: UltraCarb5uOD ID: 4.6(mm)

COMPOUND NAME	RETENTION TIME	MANUAL INTEGRATION		
		REASON	ANALYST	DATE
1,2-Dinitrobenzene	8.76	Baseline	zhangji	06/30/20 14:41
Nitrobenzene	9.97	Baseline	zhangji	06/30/20 14:41
1,3,5-Trinitrobenzene		Invalid Compound ID	zhangji	06/30/20 14:41
2,4,6-Trinitrotoluene		Invalid Compound ID	zhangji	06/30/20 14:41
3-Nitrotoluene		Invalid Compound ID	zhangji	06/30/20 14:41
4-Amino-2,6-dinitrotoluene		Invalid Compound ID	zhangji	06/30/20 14:41
Tetryl	10.29	Baseline	zhangji	06/30/20 14:41
2-Amino-4,6-dinitrotoluene	11.71	Baseline	zhangji	06/30/20 14:42

HPLC/IC MANUAL INTEGRATION SUMMARY

Lab Name: Eurofins TestAmerica, Denver Job No.: 280-137702-1

SDG No.:

Instrument ID: CHHPLC_X3 Analysis Batch Number: 500385

Lab Sample ID: 280-137702-8 Client Sample ID: PZ016-20A

Date Analyzed: 06/28/20 01:52 Lab File ID: 06270035.D GC Column: UltraCarb5uOD ID: 4.6(mm)

COMPOUND NAME	RETENTION TIME	MANUAL INTEGRATION		
		REASON	ANALYST	DATE
HMX	6.71	Baseline	zhangji	06/30/20 14:42
RDX	7.77	Baseline	zhangji	06/30/20 14:42
1,2-Dinitrobenzene	8.75	Baseline	zhangji	06/30/20 14:43
1,3-Dinitrobenzene		Invalid Compound ID	zhangji	06/30/20 14:43
MNX		Invalid Compound ID	zhangji	06/30/20 14:42
Tetryl		Invalid Compound ID	zhangji	06/30/20 14:43
4-Amino-2,6-dinitrotoluene	11.45	Baseline	zhangji	06/30/20 14:43
2-Amino-4,6-dinitrotoluene	11.74	Baseline	zhangji	06/30/20 14:43

Lab Sample ID: 280-137702-9 Client Sample ID: G0023-20A

Date Analyzed: 06/28/20 02:15 Lab File ID: 06270036.D GC Column: UltraCarb5uOD ID: 4.6(mm)

COMPOUND NAME	RETENTION TIME	MANUAL INTEGRATION		
		REASON	ANALYST	DATE
1,2-Dinitrobenzene	8.76	Baseline	zhangji	06/30/20 14:43
Nitrobenzene	9.96	Baseline	zhangji	06/30/20 14:44

Lab Sample ID: 280-137702-10 Client Sample ID: G0119-20A

Date Analyzed: 06/28/20 02:38 Lab File ID: 06270037.D GC Column: UltraCarb5uOD ID: 4.6(mm)

COMPOUND NAME	RETENTION TIME	MANUAL INTEGRATION		
		REASON	ANALYST	DATE
HMX	6.70	Baseline	zhangji	06/30/20 14:44
RDX	7.76	Baseline	zhangji	06/30/20 14:44
1,2-Dinitrobenzene	8.76	Baseline	zhangji	06/30/20 14:44
Nitrobenzene	10.00	Baseline	zhangji	06/30/20 14:44
2,4-Dinitrotoluene	12.08	Baseline	zhangji	06/30/20 14:45

HPLC/IC MANUAL INTEGRATION SUMMARY

Lab Name: Eurofins TestAmerica, Denver Job No.: 280-137702-1

SDG No.:

Instrument ID: CHHPLC_X3 Analysis Batch Number: 500385

Lab Sample ID: 280-137702-11 Client Sample ID: G0098-20A

Date Analyzed: 06/28/20 03:01 Lab File ID: 06270038.D GC Column: UltraCarb5uOD ID: 4.6(mm)

COMPOUND NAME	RETENTION TIME	MANUAL INTEGRATION		
		REASON	ANALYST	DATE
RDX	7.77	Baseline	zhangji	06/30/20 14:45
1,2-Dinitrobenzene	8.76	Baseline	zhangji	06/30/20 14:45
1,3-Dinitrobenzene		Invalid Compound ID	zhangji	06/30/20 14:45
4-Amino-2,6-dinitrotoluene		Invalid Compound ID	zhangji	06/30/20 14:45
4-Nitrotoluene		Invalid Compound ID	zhangji	06/30/20 14:45
MNX		Invalid Compound ID	zhangji	06/30/20 14:45
Tetryl		Invalid Compound ID	zhangji	06/30/20 14:45
2-Amino-4,6-dinitrotoluene	11.72	Baseline	zhangji	06/30/20 14:45

Lab Sample ID: 280-137702-12 Client Sample ID: G0114-20A

Date Analyzed: 06/28/20 03:24 Lab File ID: 06270039.D GC Column: UltraCarb5uOD ID: 4.6(mm)

COMPOUND NAME	RETENTION TIME	MANUAL INTEGRATION		
		REASON	ANALYST	DATE
RDX	7.77	Baseline	zhangji	06/30/20 14:46
1,2-Dinitrobenzene	8.76	Baseline	zhangji	06/30/20 14:46
Nitrobenzene	9.94	Baseline	zhangji	06/30/20 14:46
4-Amino-2,6-dinitrotoluene		Invalid Compound ID	zhangji	06/30/20 14:45

Lab Sample ID: 280-137702-13 Client Sample ID: NW022-20A

Date Analyzed: 06/28/20 03:47 Lab File ID: 06270040.D GC Column: UltraCarb5uOD ID: 4.6(mm)

COMPOUND NAME	RETENTION TIME	MANUAL INTEGRATION		
		REASON	ANALYST	DATE
1,2-Dinitrobenzene	8.77	Baseline	zhangji	06/30/20 14:46
Nitrobenzene	9.99	Baseline	zhangji	06/30/20 14:46
Tetryl		Invalid Compound ID	zhangji	06/30/20 14:46

HPLC/IC MANUAL INTEGRATION SUMMARY

Lab Name: Eurofins TestAmerica, Denver Job No.: 280-137702-1

SDG No.:

Instrument ID: CHHPLC_X3 Analysis Batch Number: 500385

Lab Sample ID: 280-137702-14 Client Sample ID: G0109-20A

Date Analyzed: 06/28/20 04:10 Lab File ID: 06270041.D GC Column: UltraCarb5uOD ID: 4.6(mm)

COMPOUND NAME	RETENTION TIME	MANUAL INTEGRATION		
		REASON	ANALYST	DATE
HMX	6.71	Baseline	zhangji	06/30/20 14:47
Nitrobenzene	9.98	Baseline	zhangji	06/30/20 14:47
4-Nitrotoluene		Invalid Compound ID	zhangji	06/30/20 14:47
2-Amino-4,6-dinitrotoluene	11.72	Baseline	zhangji	06/30/20 14:47
2,4-Dinitrotoluene	12.08	Baseline	zhangji	06/30/20 14:47

Lab Sample ID: 280-137702-15 Client Sample ID: G0084-20A

Date Analyzed: 06/28/20 04:33 Lab File ID: 06270042.D GC Column: UltraCarb5uOD ID: 4.6(mm)

COMPOUND NAME	RETENTION TIME	MANUAL INTEGRATION		
		REASON	ANALYST	DATE
RDX	7.77	Baseline	zhangji	06/30/20 14:48
1,2-Dinitrobenzene	8.76	Baseline	zhangji	06/30/20 14:48
1,3-Dinitrobenzene	9.62	Baseline	zhangji	06/30/20 14:48
Nitrobenzene	9.95	Baseline	zhangji	06/30/20 14:48
1,3,5-Trinitrobenzene		Invalid Compound ID	zhangji	06/30/20 14:47
2,4-Dinitrotoluene		Invalid Compound ID	zhangji	06/30/20 14:47
4-Nitrotoluene	13.29	Baseline	zhangji	06/30/20 14:48

Lab Sample ID: CCV 280-500385/43 Client Sample ID:

Date Analyzed: 06/28/20 04:56 Lab File ID: 06270043.D GC Column: UltraCarb5uOD ID: 4.6(mm)

COMPOUND NAME	RETENTION TIME	MANUAL INTEGRATION		
		REASON	ANALYST	DATE
HMX	6.72	Baseline	zhangji	06/30/20 14:48

HPLC/IC MANUAL INTEGRATION SUMMARY

Lab Name: Eurofins TestAmerica, Denver Job No.: 280-137702-1

SDG No.:

Instrument ID: CHHPLC_X3 Analysis Batch Number: 500385

Lab Sample ID: CCV 280-500385/45 Client Sample ID:

Date Analyzed: 06/28/20 05:42 Lab File ID: 06270045.D GC Column: UltraCarb5uOD ID: 4.6(mm)

COMPOUND NAME	RETENTION TIME	MANUAL INTEGRATION		
		REASON	ANALYST	DATE
TNX	6.61	Baseline	zhangji	06/30/20 14:49
DNX	6.94	Baseline	zhangji	06/30/20 14:49

Lab Sample ID: 280-137702-16 Client Sample ID: G0067-20A

Date Analyzed: 06/28/20 06:05 Lab File ID: 06270046.D GC Column: UltraCarb5uOD ID: 4.6(mm)

COMPOUND NAME	RETENTION TIME	MANUAL INTEGRATION		
		REASON	ANALYST	DATE
1,2-Dinitrobenzene	8.77	Baseline	zhangji	06/30/20 14:49
4-Nitrotoluene	13.32	Baseline	zhangji	06/30/20 14:50

Lab Sample ID: 280-137702-17 Client Sample ID: G0121-20A

Date Analyzed: 06/28/20 06:28 Lab File ID: 06270047.D GC Column: UltraCarb5uOD ID: 4.6(mm)

COMPOUND NAME	RETENTION TIME	MANUAL INTEGRATION		
		REASON	ANALYST	DATE
HMX	6.71	Baseline	zhangji	06/30/20 14:50
MNX	7.38	Baseline	zhangji	06/30/20 14:50
RDX	7.79	Baseline	zhangji	06/30/20 14:50
1,2-Dinitrobenzene	8.76	Baseline	zhangji	06/30/20 14:50
Nitrobenzene	9.95	Baseline	zhangji	06/30/20 14:50
3-Nitrotoluene		Invalid Compound ID	zhangji	06/30/20 14:50
Tetryl		Baseline	zhangji	06/30/20 14:50
4-Amino-2,6-dinitrotoluene	11.45	Baseline	zhangji	06/30/20 14:51
2-Amino-4,6-dinitrotoluene	11.75	Baseline	zhangji	06/30/20 14:51

HPLC/IC MANUAL INTEGRATION SUMMARY

Lab Name: Eurofins TestAmerica, Denver Job No.: 280-137702-1

SDG No.:

Instrument ID: CHHPLC_X3 Analysis Batch Number: 500385

Lab Sample ID: 280-137702-18 Client Sample ID: G0049-20A

Date Analyzed: 06/28/20 06:51 Lab File ID: 06270048.D GC Column: UltraCarb5uOD ID: 4.6(mm)

COMPOUND NAME	RETENTION TIME	MANUAL INTEGRATION		
		REASON	ANALYST	DATE
1,2-Dinitrobenzene	8.76	Baseline	zhangji	06/30/20 14:51

Lab Sample ID: 280-137702-19 Client Sample ID: G0110-20A

Date Analyzed: 06/28/20 07:14 Lab File ID: 06270049.D GC Column: UltraCarb5uOD ID: 4.6(mm)

COMPOUND NAME	RETENTION TIME	MANUAL INTEGRATION		
		REASON	ANALYST	DATE
RDX	7.76	Baseline	zhangji	06/30/20 14:52
1,2-Dinitrobenzene	8.76	Baseline	zhangji	06/30/20 14:51
1,3-Dinitrobenzene		Invalid Compound ID	zhangji	06/30/20 14:51
2,4-Dinitrotoluene		Invalid Compound ID	zhangji	06/30/20 14:51
4-Amino-2,6-dinitrotoluene		Invalid Compound ID	zhangji	06/30/20 14:51
4-Nitrotoluene		Invalid Compound ID	zhangji	06/30/20 14:51
Nitrobenzene		Invalid Compound ID	zhangji	06/30/20 14:51
Tetryl		Invalid Compound ID	zhangji	06/30/20 14:51
2-Amino-4,6-dinitrotoluene	11.73	Baseline	zhangji	06/30/20 14:52

Lab Sample ID: 280-137702-20 Client Sample ID: G0112-20A

Date Analyzed: 06/28/20 07:37 Lab File ID: 06270050.D GC Column: UltraCarb5uOD ID: 4.6(mm)

COMPOUND NAME	RETENTION TIME	MANUAL INTEGRATION		
		REASON	ANALYST	DATE
RDX	7.77	Baseline	zhangji	06/30/20 14:52
1,2-Dinitrobenzene	8.75	Baseline	zhangji	06/30/20 14:52
Nitrobenzene	9.96	Baseline	zhangji	06/30/20 14:53
1,3-Dinitrobenzene		Invalid Compound ID	zhangji	06/30/20 14:52
2,4-Dinitrotoluene		Invalid Compound ID	zhangji	06/30/20 14:52
4-Nitrotoluene		Invalid Compound ID	zhangji	06/30/20 14:52
HMX		Invalid Compound ID	zhangji	06/30/20 14:52
MNX		Invalid Compound ID	zhangji	06/30/20 14:52

8330A

HPLC/IC MANUAL INTEGRATION SUMMARY

Lab Name: Eurofins TestAmerica, Denver Job No.: 280-137702-1

SDG No.:

Instrument ID: CHHPLC_X3 Analysis Batch Number: 500385

Lab Sample ID: CCV 280-500385/51 Client Sample ID:

Date Analyzed: 06/28/20 08:00 Lab File ID: 06270051.D GC Column: UltraCarb5uOD ID: 4.6(mm)

COMPOUND NAME	RETENTION TIME	MANUAL INTEGRATION		
		REASON	ANALYST	DATE
HMX	6.71	Baseline	zhangji	06/30/20 14:53

Lab Sample ID: CCV 280-500385/53 Client Sample ID:

Date Analyzed: 06/28/20 08:46 Lab File ID: 06270053.D GC Column: UltraCarb5uOD ID: 4.6(mm)

COMPOUND NAME	RETENTION TIME	MANUAL INTEGRATION		
		REASON	ANALYST	DATE
TNX	6.61	Baseline	zhangji	06/30/20 14:53
DNX	6.93	Baseline	zhangji	06/30/20 14:54

HPLC/IC MANUAL INTEGRATION SUMMARY

Lab Name: Eurofins TestAmerica, Denver Job No.: 280-137702-1

SDG No.:

Instrument ID: CHHPLC_X3 Analysis Batch Number: 500689

Lab Sample ID: CCV 280-500689/7 Client Sample ID:

Date Analyzed: 06/30/20 17:47 Lab File ID: 06300007.D GC Column: UltraCarb5uOD ID: 4.6(mm)

COMPOUND NAME	RETENTION TIME	MANUAL INTEGRATION		
		REASON	ANALYST	DATE
HMX	6.71	Baseline	zhangji	06/30/20 19:41

Lab Sample ID: CCV 280-500689/9 Client Sample ID:

Date Analyzed: 06/30/20 18:33 Lab File ID: 06300009.D GC Column: UltraCarb5uOD ID: 4.6(mm)

COMPOUND NAME	RETENTION TIME	MANUAL INTEGRATION		
		REASON	ANALYST	DATE
TNX	6.61	Baseline	zhangji	06/30/20 19:41
DNX	6.93	Baseline	zhangji	06/30/20 19:41

Lab Sample ID: 280-137702-2 Client Sample ID: NW020-20A

Date Analyzed: 06/30/20 19:19 Lab File ID: 06300011.D GC Column: UltraCarb5uOD ID: 4.6(mm)

COMPOUND NAME	RETENTION TIME	MANUAL INTEGRATION		
		REASON	ANALYST	DATE
RDX	7.79	Baseline	zhangji	06/30/20 20:07
1,2-Dinitrobenzene	8.76	Baseline	zhangji	06/30/20 20:07
Nitrobenzene	9.98	Baseline	zhangji	06/30/20 20:07
2-Nitrotoluene		Invalid Compound ID	zhangji	06/30/20 20:07
Tetryl		Baseline	zhangji	06/30/20 20:07
2-Amino-4,6-dinitrotoluene	11.74	Baseline	zhangji	06/30/20 20:08

HPLC/IC MANUAL INTEGRATION SUMMARY

Lab Name: Eurofins TestAmerica, Denver Job No.: 280-137702-1

SDG No.:

Instrument ID: CHHPLC_X3 Analysis Batch Number: 500689

Lab Sample ID: 280-137702-4 Client Sample ID: G0066R-20A

Date Analyzed: 06/30/20 19:42 Lab File ID: 06300012.D GC Column: UltraCarb5uOD ID: 4.6(mm)

COMPOUND NAME	RETENTION TIME	MANUAL INTEGRATION		
		REASON	ANALYST	DATE
HMX	6.72	Baseline	zhangji	06/30/20 20:08
RDX	7.78	Baseline	zhangji	06/30/20 20:08
1,3,5-Trinitrobenzene	8.93	Baseline	zhangji	06/30/20 20:09
1,3-Dinitrobenzene	9.59	Baseline	zhangji	06/30/20 20:09
Nitrobenzene		Baseline	zhangji	06/30/20 20:09
Tetryl		Baseline	zhangji	06/30/20 20:09
2,4,6-Trinitrotoluene	11.27	Baseline	zhangji	06/30/20 20:09
4-Amino-2,6-dinitrotoluene	11.43	Baseline	zhangji	06/30/20 20:09
2-Amino-4,6-dinitrotoluene	11.72	Baseline	zhangji	06/30/20 20:09

Lab Sample ID: CCV 280-500689/21 Client Sample ID:

Date Analyzed: 06/30/20 23:41 Lab File ID: 06300021.D GC Column: UltraCarb5uOD ID: 4.6(mm)

COMPOUND NAME	RETENTION TIME	MANUAL INTEGRATION		
		REASON	ANALYST	DATE
HMX	6.72	Baseline	zhangji	07/01/20 14:17
2-Amino-4,6-dinitrotoluene	11.78	Baseline	zhangji	07/01/20 14:17
2,6-Dinitrotoluene	11.91	Baseline	zhangji	07/01/20 14:17

Lab Sample ID: CCV 280-500689/22 Client Sample ID:

Date Analyzed: 07/01/20 00:04 Lab File ID: 06300022.D GC Column: UltraCarb5uOD ID: 4.6(mm)

COMPOUND NAME	RETENTION TIME	MANUAL INTEGRATION		
		REASON	ANALYST	DATE
TNX	6.61	Baseline	zhangji	07/01/20 14:18
DNX	6.94	Baseline	zhangji	07/01/20 14:18

GENERAL CHEMISTRY MANUAL INTEGRATION SUMMARY

Lab Name: Eurofins TestAmerica, Denver Job No.: 280-137702-1

SDG No.:

Instrument ID: WC_IonChrom10 Analysis Batch Number: 497179

Lab Sample ID: ICV 280-497179/1 Client Sample ID:

Date Analyzed: 06/03/20 09:53 Lab File ID: Info 2_DENPC179_Anions_20 GC Column: Metrosepp A S ID:

COMPOUND NAME	RETENTION TIME	MANUAL INTEGRATION		
		REASON	ANALYST	DATE
Sulfate	10.73	Incomplete Integration	pedrickj	06/03/20 10:18

GENERAL CHEMISTRY MANUAL INTEGRATION SUMMARY

Lab Name: Eurofins TestAmerica, Denver Job No.: 280-137702-1

SDG No.:

Instrument ID: WC_IonChrom10 Analysis Batch Number: 500779

Lab Sample ID: STD1 280-500779/2 IC Client Sample ID:

Date Analyzed: 07/01/20 10:15 Lab File ID: Info 2_DENPC179_Anions_20 GC Column: Metrosepp A S ID:

COMPOUND NAME	RETENTION TIME	MANUAL INTEGRATION		
		REASON	ANALYST	DATE
Sulfate	10.56	Incomplete Integration	pedrickj	07/01/20 12:11

Lab Sample ID: STD2 280-500779/3 IC Client Sample ID:

Date Analyzed: 07/01/20 10:32 Lab File ID: Info 2_DENPC179_Anions_20 GC Column: Metrosepp A S ID:

COMPOUND NAME	RETENTION TIME	MANUAL INTEGRATION		
		REASON	ANALYST	DATE
Sulfate	10.55	Incomplete Integration	pedrickj	07/01/20 12:11

Lab Sample ID: STD3 280-500779/4 IC Client Sample ID:

Date Analyzed: 07/01/20 10:50 Lab File ID: Info 2_DENPC179_Anions_20 GC Column: Metrosepp A S ID:

COMPOUND NAME	RETENTION TIME	MANUAL INTEGRATION		
		REASON	ANALYST	DATE
Sulfate	10.55	Incomplete Integration	pedrickj	07/01/20 12:11

Lab Sample ID: STD4 280-500779/5 IC Client Sample ID:

Date Analyzed: 07/01/20 11:07 Lab File ID: Info 2_DENPC179_Anions_20 GC Column: Metrosepp A S ID:

COMPOUND NAME	RETENTION TIME	MANUAL INTEGRATION		
		REASON	ANALYST	DATE
Fluoride	3.32	Incomplete Integration	pedrickj	07/01/20 12:10
Chloride	4.46	Incomplete Integration	pedrickj	07/01/20 12:10
Sulfate	10.57	Incomplete Integration	pedrickj	07/01/20 12:12

GENERAL CHEMISTRY MANUAL INTEGRATION SUMMARY

Lab Name: Eurofins TestAmerica, Denver Job No.: 280-137702-1

SDG No.:

Instrument ID: WC_IonChrom10 Analysis Batch Number: 500779

Lab Sample ID: STD5 280-500779/6 IC Client Sample ID:

Date Analyzed: 07/01/20 11:25 Lab File ID: Info 2_DENPC179_Anions_20 GC Column: Metrosepp A S ID:

COMPOUND NAME	RETENTION TIME	MANUAL INTEGRATION		
		REASON	ANALYST	DATE
Fluoride	3.32	Incomplete Integration	pedrickj	07/01/20 12:10
Chloride	4.46	Incomplete Integration	pedrickj	07/01/20 12:10
Sulfate	10.55	Incomplete Integration	pedrickj	07/01/20 12:12

Lab Sample ID: STD6 280-500779/7 IC Client Sample ID:

Date Analyzed: 07/01/20 11:42 Lab File ID: Info 2_DENPC179_Anions_20 GC Column: Metrosepp A S ID:

COMPOUND NAME	RETENTION TIME	MANUAL INTEGRATION		
		REASON	ANALYST	DATE
Fluoride	3.31	Incomplete Integration	pedrickj	07/01/20 12:10
Chloride	4.47	Incomplete Integration	pedrickj	07/01/20 12:10
Sulfate	10.54	Incomplete Integration	pedrickj	07/01/20 12:12

REAGENT TRACEABILITY SUMMARY

Lab Name: Eurofins TestAmerica, Denver Job No.: 280-137702-1

SDG No.:

Reagent ID	Exp Date	Prep Date	Dilutant Used	Reagent Final Volume	Parent Reagent		Analyte	Concentration
					Reagent ID	Volume Added		
350.1 cal_00420	06/23/20	06/16/20	Di Water, Lot na	100 mL	NH3 CAL STD_00031	10 mL	Ammonia	100 mg/L
.NH3 CAL STD_00031	08/31/20	Ricca, Lot 2902E25			(Purchased Reagent)		Ammonia	1000 mg/L
350.1 ICV_00408	06/23/20	06/16/20	na, Lot na	100 mL	NH3 ICV STD_00027	10 mL	Ammonia	100.2 mg/L
.NH3 ICV STD_00027	04/01/21	Inorganic Ventures, Lot N2-NH669544			(Purchased Reagent)		Ammonia	1002 mg/L
8330 DMT_00005	03/31/20	01/21/20	Acetonitrile, Lot 231453	5 mL	MNX,TNX,DNX_00032	1 mL	DNX	20.02 ug/mL
							MNX	23.34 ug/mL
							TNX	20.02 ug/mL
.MNX,TNX,DNX_00032	12/31/19	ULTRA Scientific, Lot CS-5628			(Purchased Reagent)		DNX	100.1 ug/mL
							MNX	116.7 ug/mL
							TNX	100.1 ug/mL
8330 DMT_00006	02/28/21	04/15/20	Acetonitrile, Lot ACN_00232	5 mL	MNX,TNX,DNX_00043	1 mL	DNX	20.02 ug/mL
							MNX	23.34 ug/mL
							TNX	20.02 ug/mL
.MNX,TNX,DNX_00043	02/28/21	ULTRA Scientific, Lot 006516106			(Purchased Reagent)		DNX	100.1 ug/mL
							MNX	116.7 ug/mL
							TNX	100.1 ug/mL
8330 LCS_00095	07/24/20	01/24/20	Acetonitrile, Lot ACN_00231	100 mL	8330LCSMix1_00113	1 mL	1,3,5-Trinitrobenzene	10 ug/mL
							1,3-Dinitrobenzene	10 ug/mL
							2,4,6-Trinitrotoluene	10 ug/mL
							2,4-Dinitrotoluene	10 ug/mL
							HMX	10 ug/mL
							Nitrobenzene	10 ug/mL
							RDX	10 ug/mL
					8330LCSmix2_00009	1 mL	2,6-Dinitrotoluene	10 ug/mL
							2-Amino-4,6-dinitrotoluene	10 ug/mL
							2-Nitrotoluene	10 ug/mL
							3-Nitrotoluene	10 ug/mL
							4-Amino-2,6-dinitrotoluene	10 ug/mL
							4-Nitrotoluene	10 ug/mL
							Tetryl	10 ug/mL
.8330LCSMix1_00113	07/31/24	Restek, Lot A0151407			(Purchased Reagent)		1,3,5-Trinitrobenzene	1000 ug/mL
							1,3-Dinitrobenzene	1000 ug/mL
							2,4,6-Trinitrotoluene	1000 ug/mL
							2,4-Dinitrotoluene	1000 ug/mL
							HMX	1000 ug/mL
							Nitrobenzene	1000 ug/mL
							RDX	1000 ug/mL
.8330LCSmix2_00009	05/31/24	Restek, Lot A0149387			(Purchased Reagent)		2,6-Dinitrotoluene	1000 ug/mL
							2-Amino-4,6-dinitrotoluene	1000 ug/mL
							2-Nitrotoluene	1000 ug/mL
							3-Nitrotoluene	1000 ug/mL
							4-Amino-2,6-dinitrotoluene	1000 ug/mL
							4-Nitrotoluene	1000 ug/mL

REAGENT TRACEABILITY SUMMARY

Lab Name: Eurofins TestAmerica, Denver Job No.: 280-137702-1

SDG No.:

Reagent ID	Exp Date	Prep Date	Dilutant Used	Reagent Final Volume	Parent Reagent		Analyte	Concentration
					Reagent ID	Volume Added		
							Tetryl	1000 ug/mL
8330 LCS_00098	07/31/20	04/28/20	Acetonitrile, Lot Acetonitrile_00233	100 mL	8330LCSMix1_00111	1 mL	1,3,5-Trinitrobenzene	10 ug/mL
							1,3-Dinitrobenzene	10 ug/mL
							2,4,6-Trinitrotoluene	10 ug/mL
							2,4-Dinitrotoluene	10 ug/mL
							HMX	10 ug/mL
							Nitrobenzene	10 ug/mL
							RDX	10 ug/mL
					8330LCSmix2_00011	1 mL	2,6-Dinitrotoluene	10 ug/mL
							2-Amino-4,6-dinitrotoluene	10 ug/mL
							2-Nitrotoluene	10 ug/mL
							3-Nitrotoluene	10 ug/mL
							4-Amino-2,6-dinitrotoluene	10 ug/mL
							4-Nitrotoluene	10 ug/mL
							Tetryl	10 ug/mL
.8330LCSMix1_00111	10/28/20		Restek, Lot A0151407		(Purchased Reagent)		1,3,5-Trinitrobenzene	1000 ug/mL
							1,3-Dinitrobenzene	1000 ug/mL
							2,4,6-Trinitrotoluene	1000 ug/mL
							2,4-Dinitrotoluene	1000 ug/mL
							HMX	1000 ug/mL
							Nitrobenzene	1000 ug/mL
							RDX	1000 ug/mL
.8330LCSmix2_00011	10/28/20		Restek, Lot A0157533		(Purchased Reagent)		2,6-Dinitrotoluene	1000 ug/mL
							2-Amino-4,6-dinitrotoluene	1000 ug/mL
							2-Nitrotoluene	1000 ug/mL
							3-Nitrotoluene	1000 ug/mL
							4-Amino-2,6-dinitrotoluene	1000 ug/mL
							4-Nitrotoluene	1000 ug/mL
							Tetryl	1000 ug/mL
8330 LCS_00099	11/11/20	06/02/20	Acetonitrile, Lot Acetonitrile_00044	25 mL	8330 LCSMix2_00106	0.25 mL	2,6-Dinitrotoluene	10 ug/mL
							2-Amino-4,6-dinitrotoluene	10 ug/mL
							2-Nitrotoluene	10 ug/mL
							3-Nitrotoluene	10 ug/mL
							4-Amino-2,6-dinitrotoluene	10 ug/mL
							4-Nitrotoluene	10 ug/mL
							Tetryl	10 ug/mL
					8330_NG_AUX_00001	1 mL	Nitroglycerin	100 ug/mL
					8330_NG_AUX_00002	1 mL	Nitroglycerin	100 ug/mL
					8330_NG_AUX_00003	0.5 mL	Nitroglycerin	100 ug/mL
					8330_PETN_Stk_00081	0.5 mL	PETN	100 ug/mL
					8330LCSMix1_00112	0.25 mL	1,3,5-Trinitrobenzene	10 ug/mL
							1,3-Dinitrobenzene	10 ug/mL
							2,4,6-Trinitrotoluene	10 ug/mL
							2,4-Dinitrotoluene	10 ug/mL
							HMX	10 ug/mL

REAGENT TRACEABILITY SUMMARY

Lab Name: Eurofins TestAmerica, Denver Job No.: 280-137702-1

SDG No.:

Reagent ID	Exp Date	Prep Date	Dilutant Used	Reagent Final Volume	Parent Reagent		Analyte	Concentration
					Reagent ID	Volume Added		
							Nitrobenzene	10 ug/mL
							RDX	10 ug/mL
					PicricARestek_00090	0.25 mL	2,4,6-Trinitrophenol	10 ug/mL
.8330 LCSMix2_00106	11/11/20		Restek, Lot A0141002		(Purchased Reagent)		2,6-Dinitrotoluene	1000 ug/mL
							2-Amino-4,6-dinitrotoluene	1000 ug/mL
							2-Nitrotoluene	1000 ug/mL
							3-Nitrotoluene	1000 ug/mL
							4-Amino-2,6-dinitrotoluene	1000 ug/mL
							4-Nitrotoluene	1000 ug/mL
							Tetryl	1000 ug/mL
.8330_NG_AUX_00001	06/02/21		Restek, Lot A0153378		(Purchased Reagent)		Nitroglycerin	1000 ug/mL
.8330_NG_AUX_00002	06/02/21		Restek, Lot A0153378		(Purchased Reagent)		Nitroglycerin	1000 ug/mL
.8330_NG_AUX_00003	06/02/21		Restek, Lot A0153378		(Purchased Reagent)		Nitroglycerin	1000 ug/mL
.8330_PETN_Stk_00081	03/31/21		Restek, Lot A0136306		(Purchased Reagent)		PETN	5000 ug/mL
.8330LCSMix1_00112	11/11/20		Restek, Lot A0151407		(Purchased Reagent)		1,3,5-Trinitrobenzene	1000 ug/mL
							1,3-Dinitrobenzene	1000 ug/mL
							2,4,6-Trinitrotoluene	1000 ug/mL
							2,4-Dinitrotoluene	1000 ug/mL
							HMX	1000 ug/mL
							Nitrobenzene	1000 ug/mL
							RDX	1000 ug/mL
.PicricARestek_00090	06/02/21		Restek, Lot A0131892		(Purchased Reagent)		2,4,6-Trinitrophenol	1000 ug/mL
8330_OP_DMT_00006	02/24/21	02/24/20	Acetonitrile, Lot 0000196715	10 mL	MNX,TNX,DNX_00042	1 mL	MNX	11.67 ug/mL
.MNX,TNX,DNX_00042	02/28/21		ULTRA Scientific, Lot 006516106		(Purchased Reagent)		MNX	116.7 ug/mL
8330_OP_DMT_00008	02/28/21	04/30/20	Acetonitrile, Lot 0000249516	10 mL	MNX,TNX,DNX_00046	1 mL	DNX	10.01 ug/mL
							MNX	11.67 ug/mL
							TNX	10.01 ug/mL
.MNX,TNX,DNX_00046	02/28/21		ULTRA Scientific, Lot 006516106		(Purchased Reagent)		DNX	100.1 ug/mL
							MNX	116.7 ug/mL
							TNX	100.1 ug/mL
8330IntermStk_00061	09/09/21	01/09/20	Acetonitrile, Lot 130057	10 mL	8330_NG_Stk_00075	200 uL	Nitroglycerin	100 ug/mL
					8330_PETN_Stk_00087	200 uL	PETN	100 ug/mL
					8330ICALStock_00030	1 mL	1,3,5-Trinitrobenzene	10.02 ug/mL
							1,3-Dinitrobenzene	10.02 ug/mL
							2,4,6-Trinitrotoluene	10.04 ug/mL
							2,4-Dinitrotoluene	10.04 ug/mL
							2,6-Dinitrotoluene	10.04 ug/mL
							2-Amino-4,6-dinitrotoluene	10.04 ug/mL
							2-Nitrotoluene	10 ug/mL
							3-Nitrotoluene	10.01 ug/mL
							4-Amino-2,6-dinitrotoluene	10.01 ug/mL
							4-Nitrotoluene	10.02 ug/mL
							HMX	10 ug/mL
							Nitrobenzene	10.04 ug/mL

REAGENT TRACEABILITY SUMMARY

Lab Name: Eurofins TestAmerica, Denver Job No.: 280-137702-1

SDG No.:

Reagent ID	Exp Date	Prep Date	Dilutant Used	Reagent Final Volume	Parent Reagent		Analyte	Concentration
					Reagent ID	Volume Added		
							RDX	10 ug/mL
							Tetryl	10.02 ug/mL
							1,2-Dinitrobenzene	10 ug/mL
					8330PAStkPS_00061	1 mL	2,4,6-Trinitrophenol	10 ug/mL
.8330_NG_Stk_00075	08/31/22	Restek, Lot A0151571			(Purchased Reagent)		Nitroglycerin	5000 ug/mL
.8330_PETN_Stk_00087	11/30/22	Restek, Lot A0154763			(Purchased Reagent)		PETN	5000 ug/mL
.8330ICALStock_00030	03/03/22	01/09/20	Acetonitrile, Lot 130057	10 mL	8330 Stock_TS_00015	1 mL	1,3,5-Trinitrobenzene	100.2 ug/mL
							1,3-Dinitrobenzene	100.2 ug/mL
							2,4,6-Trinitrotoluene	100.4 ug/mL
							2,4-Dinitrotoluene	100.4 ug/mL
							2,6-Dinitrotoluene	100.4 ug/mL
							2-Amino-4,6-dinitrotoluene	100.4 ug/mL
							2-Nitrotoluene	100 ug/mL
							3-Nitrotoluene	100.1 ug/mL
							4-Amino-2,6-dinitrotoluene	100.1 ug/mL
							4-Nitrotoluene	100.2 ug/mL
							HMX	100 ug/mL
							Nitrobenzene	100.4 ug/mL
							RDX	100 ug/mL
							Tetryl	100.2 ug/mL
					8330SurrStock_00164	1 mL	1,2-Dinitrobenzene	100 ug/mL
..8330 Stock_TS_00015	03/31/22	Ultra Scientific, Lot CT-0801			(Purchased Reagent)		1,3,5-Trinitrobenzene	1002 ug/mL
							1,3-Dinitrobenzene	1002 ug/mL
							2,4,6-Trinitrotoluene	1004 ug/mL
							2,4-Dinitrotoluene	1004 ug/mL
							2,6-Dinitrotoluene	1004 ug/mL
							2-Amino-4,6-dinitrotoluene	1004 ug/mL
							2-Nitrotoluene	1000 ug/mL
							3-Nitrotoluene	1001 ug/mL
							4-Amino-2,6-dinitrotoluene	1001 ug/mL
							4-Nitrotoluene	1002 ug/mL
							HMX	1000 ug/mL
							Nitrobenzene	1004 ug/mL
							RDX	1000 ug/mL
							Tetryl	1002 ug/mL
..8330SurrStock_00164	07/01/26	AccuStandard, Lot 216071012			(Purchased Reagent)		1,2-Dinitrobenzene	1000 ug/mL
.8330PAStkPS_00061	09/09/21	AccuStandard, Lot 214121302-02			(Purchased Reagent)		2,4,6-Trinitrophenol	100 ug/mL
8330IntermStk_00064	09/09/21	04/06/20	Acetonitrile, Lot 130057	10 mL	8330_NG_Stk_00075	200 uL	Nitroglycerin	100 ug/mL
					8330_PETN_Stk_00087	200 uL	PETN	100 ug/mL
					8330ICALStock_00030	1 mL	1,3,5-Trinitrobenzene	10.02 ug/mL
							1,3-Dinitrobenzene	10.02 ug/mL
							2,4,6-Trinitrotoluene	10.04 ug/mL
							2,4-Dinitrotoluene	10.04 ug/mL
							2,6-Dinitrotoluene	10.04 ug/mL
							2-Amino-4,6-dinitrotoluene	10.04 ug/mL
							2-Nitrotoluene	10 ug/mL

REAGENT TRACEABILITY SUMMARY

Lab Name: Eurofins TestAmerica, Denver Job No.: 280-137702-1

SDG No.:

Reagent ID	Exp Date	Prep Date	Dilutant Used	Reagent Final Volume	Parent Reagent		Analyte	Concentration
					Reagent ID	Volume Added		
							3-Nitrotoluene	10.01 ug/mL
							4-Amino-2,6-dinitrotoluene	10.01 ug/mL
							4-Nitrotoluene	10.02 ug/mL
							HMX	10 ug/mL
							Nitrobenzene	10.04 ug/mL
							RDX	10 ug/mL
							Tetryl	10.02 ug/mL
							1,2-Dinitrobenzene	10 ug/mL
					8330PAStkPS_00061	1 mL	2,4,6-Trinitrophenol	10 ug/mL
.8330_NG_Stk_00075	08/31/22	Restek, Lot A0151571			(Purchased Reagent)		Nitroglycerin	5000 ug/mL
.8330_PETN_Stk_00087	11/30/22	Restek, Lot A0154763			(Purchased Reagent)		PETN	5000 ug/mL
.8330ICALStock_00030	03/03/22	01/09/20	Acetonitrile, Lot 130057	10 mL	8330 Stock_TS_00015	1 mL	1,3,5-Trinitrobenzene	100.2 ug/mL
							1,3-Dinitrobenzene	100.2 ug/mL
							2,4,6-Trinitrotoluene	100.4 ug/mL
							2,4-Dinitrotoluene	100.4 ug/mL
							2,6-Dinitrotoluene	100.4 ug/mL
							2-Amino-4,6-dinitrotoluene	100.4 ug/mL
							2-Nitrotoluene	100 ug/mL
							3-Nitrotoluene	100.1 ug/mL
							4-Amino-2,6-dinitrotoluene	100.1 ug/mL
							4-Nitrotoluene	100.2 ug/mL
							HMX	100 ug/mL
							Nitrobenzene	100.4 ug/mL
							RDX	100 ug/mL
							Tetryl	100.2 ug/mL
					8330SurrStock_00164	1 mL	1,2-Dinitrobenzene	100 ug/mL
..8330 Stock_TS_00015	03/31/22	Ultra Scientific, Lot CT-0801			(Purchased Reagent)		1,3,5-Trinitrobenzene	1002 ug/mL
							1,3-Dinitrobenzene	1002 ug/mL
							2,4,6-Trinitrotoluene	1004 ug/mL
							2,4-Dinitrotoluene	1004 ug/mL
							2,6-Dinitrotoluene	1004 ug/mL
							2-Amino-4,6-dinitrotoluene	1004 ug/mL
							2-Nitrotoluene	1000 ug/mL
							3-Nitrotoluene	1001 ug/mL
							4-Amino-2,6-dinitrotoluene	1001 ug/mL
							4-Nitrotoluene	1002 ug/mL
							HMX	1000 ug/mL
							Nitrobenzene	1004 ug/mL
							RDX	1000 ug/mL
							Tetryl	1002 ug/mL
..8330SurrStock_00164	07/01/26	AccuStandard, Lot 216071012			(Purchased Reagent)		1,2-Dinitrobenzene	1000 ug/mL
.8330PAStkPS_00061	09/09/21	AccuStandard, Lot 214121302-02			(Purchased Reagent)		2,4,6-Trinitrophenol	100 ug/mL
8330Surrogate_00110	05/17/20	12/17/19	Acetonitrile, Lot ACN_00223	250 mL	8330SurrStkSS_00145	0.25 mL	1,2-Dinitrobenzene	10 ug/mL
					8330SurrStkSS_00158	0.25 mL	1,2-Dinitrobenzene	10 ug/mL
					8330SurrStkSS_00160	1 mL	1,2-Dinitrobenzene	10 ug/mL
					8330SurrStkSS_00161	1 mL	1,2-Dinitrobenzene	10 ug/mL

REAGENT TRACEABILITY SUMMARY

Lab Name: Eurofins TestAmerica, Denver Job No.: 280-137702-1

SDG No.:

Reagent ID	Exp Date	Prep Date	Dilutant Used	Reagent Final Volume	Parent Reagent		Analyte	Concentration
					Reagent ID	Volume Added		
.8330SurrStkSS_00145	03/31/23		Restek, Lot A0135839		(Purchased Reagent)		1,2-Dinitrobenzene	1000 ug/mL
.8330SurrStkSS_00158	07/31/24		Restek, Lot A0146866		(Purchased Reagent)		1,2-Dinitrobenzene	1000 ug/mL
.8330SurrStkSS_00160	10/28/22		Restek, Lot A0150790		(Purchased Reagent)		1,2-Dinitrobenzene	1000 ug/mL
.8330SurrStkSS_00161	07/31/24		Restek, Lot A0150790		(Purchased Reagent)		1,2-Dinitrobenzene	1000 ug/mL
8330Surrogate_00114	11/07/20	05/07/20	Acetonitrile, Lot ACN_00234	100 mL	8330SurrStkSS_00157	1 mL	1,2-Dinitrobenzene	10 ug/mL
.8330SurrStkSS_00157	11/07/20		Restek, Lot A0146866		(Purchased Reagent)		1,2-Dinitrobenzene	1000 ug/mL
8330Surrogate_00116	11/15/20	05/15/20	Acetonitrile, Lot Acetonitrile_00044	200 mL	8330SurrStkSS_00168	1 mL	1,2-Dinitrobenzene	10 ug/mL
							1,2-Dinitrobenzene (Surr)	10 ug/mL
					8330SurrStkSS_00169	1 mL	1,2-Dinitrobenzene	10 ug/mL
							1,2-Dinitrobenzene (Surr)	10 ug/mL
.8330SurrStkSS_00168	11/15/20		Restek, Lot A0155113		(Purchased Reagent)		1,2-Dinitrobenzene	1000 ug/mL
							1,2-Dinitrobenzene (Surr)	1000 ug/mL
.8330SurrStkSS_00169	11/15/20		Restek, Lot A0155113		(Purchased Reagent)		1,2-Dinitrobenzene	1000 ug/mL
							1,2-Dinitrobenzene (Surr)	1000 ug/mL
Alk daily lcs_00907	06/22/20	06/15/20	Di Water, Lot na	1000 mL	Alk stk std_00017	4 mL	Total Alkalinity as CaCO3	200 mg/L
.Alk stk std_00017	03/30/21		Fischer, Lot 191517		(Purchased Reagent)		Total Alkalinity as CaCO3	50 g/L
IC CAL cl/so4_00312	06/02/20	05/26/20	Di Water, Lot na	100 mL	IC CL cal_00060	25 mL	Chloride	250 mg/L
					IC sulfatecal_00059	25 mL	Sulfate	250 mg/L
.IC CL cal_00060	01/30/21		SPEX CertiPrep, Lot 4-176CL-2X		(Purchased Reagent)		Chloride	1000 mg/L
.IC sulfatecal_00059	01/30/21		SPEX CertiPrep, Lot 4-176SO4-2X		(Purchased Reagent)		Sulfate	1000 mg/L
IC CAL cl/so4_00317	07/06/20	06/29/20	Di Water, Lot na	100 mL	IC CL cal_00060	25 mL	Chloride	250 mg/L
					IC sulfatecal_00059	25 mL	Sulfate	250 mg/L
.IC CL cal_00060	01/30/21		SPEX CertiPrep, Lot 4-176CL-2X		(Purchased Reagent)		Chloride	1000 mg/L
.IC sulfatecal_00059	01/30/21		SPEX CertiPrep, Lot 4-176SO4-2X		(Purchased Reagent)		Sulfate	1000 mg/L
IC Cal low_00527	06/05/20	05/29/20	Di Water, Lot NA	100 mL	IC BR ICV_00018	5 mL	Bromide	50 mg/L
					IC FL cal_00014	5 mL	Fluoride	50 mg/L
.IC BR ICV_00018	01/31/21		ricca, Lot 2907E22		(Purchased Reagent)		Bromide	1000 mg/L
.IC FL cal_00014	11/30/20		Ricca, Lot 4905E80		(Purchased Reagent)		Fluoride	1000 mg/L
IC Cal low_00531	07/03/20	06/26/20	Di Water, Lot NA	100 mL	IC BR ICV_00018	5 mL	Bromide	50 mg/L
					IC FL cal_00014	5 mL	Fluoride	50 mg/L
.IC BR ICV_00018	01/31/21		ricca, Lot 2907E22		(Purchased Reagent)		Bromide	1000 mg/L
.IC FL cal_00014	11/30/20		Ricca, Lot 4905E80		(Purchased Reagent)		Fluoride	1000 mg/L
IC LCS_01747	07/03/20	06/26/20	Di Water, Lot 27	200 mL	IC sulfatecal_00060	20 mL	Sulfate	100 mg/L as N
.IC sulfatecal_00060	05/30/21		SPEX CertiPrep, Lot 4-197SO4-2X		(Purchased Reagent)		Sulfate	1000 mg/L
IC SO4 ICV_00021	08/31/21		ERA, Lot 100819m		(Purchased Reagent)		Sulfate	1000 mg/L
ICMS/MSD WEEK_00655	07/06/20	06/29/20	Di Water, Lot NA	10 mL	IC SPK 6 ANIO_00022	5 mL	Sulfate	5000.51 mg/L
.IC SPK 6 ANIO_00022	09/29/20	10/01/19	Di Water, Lot NA	1000 mL	IC MS/MSD S04_00005	18.1408 g	Sulfate	10001 mg/L
..IC MS/MSD S04_00005	09/29/20		FISHER, Lot 147276		(Purchased Reagent)		Sulfate	0.5513 g/g
NXN CAL INT_00535	06/23/20	06/16/20	Di Water, Lot NA	100 mL	NOXT Cal STD_00023	10 mL	Nitrate Nitrite as N	100 mg/L
.NOXT Cal STD_00023	12/31/20		RICCA, Lot 1906A84		(Purchased Reagent)		Nitrate Nitrite as N	1000 mg/L
NXN ICV INT_00516	06/23/20	06/16/20	Di Water, Lot NA	100 mL	NOXT ICV STD_00023	10 mL	Nitrate Nitrite as N	100 mg/L

REAGENT TRACEABILITY SUMMARY

Lab Name: Eurofins TestAmerica, Denver Job No.: 280-137702-1

SDG No.:

Reagent ID	Exp Date	Prep Date	Dilutant Used	Reagent Final Volume	Parent Reagent		Analyte	Concentration
					Reagent ID	Volume Added		
.NOXT ICV STD_00023	03/11/21	ERA, Lot 130319m			(Purchased Reagent)		Nitrate Nitrite as N	1000 mg/L
RSK175methane_00010	04/16/22	Supelco Analytical, Lot 160-401480003-1			(Purchased Reagent)		Methane	650500 ug/L
RSK7gasMathes_00027	10/24/20	Matheson, Lot 9308634170			(Purchased Reagent)		Methane	6570.3 ug/L
RSK7gasMathes_00031	03/09/22	Matheson, Lot DL0396162			(Purchased Reagent)		Acetylene	10667 ug/L
							Ethane	12317 ug/L
							Ethylene	11490 ug/L
							Methane	6570.3 ug/L
SFD CAL INT_01770	09/08/20	06/19/20	Di Water, Lot NA	500 mL	50% NaOH_00018	2 mL	Sodium Hydroxide	2000 mg/L
					SFD CAL STK_00006	4.0601 g	Sulfide	1084.05 mg/L
.50% NaOH_00018	11/30/22	Fisher, Lot 1603D65			(Purchased Reagent)		Sodium Hydroxide	50 %
.SFD CAL STK_00006	10/01/23	ACROS, Lot A0390872			(Purchased Reagent)		Sulfide	0.1335 g/g
SFD ICV INT_01716	09/09/20	06/09/20	Di Water, Lot N/A	500 mL	50% NaOH_00018	2 mL	Sodium Hydroxide	2000 mg/L
					SFD ICV STK_00007	3.4457 g	Sulfide	920.002 mg/L
.50% NaOH_00018	11/30/22	Fisher, Lot 1603D65			(Purchased Reagent)		Sodium Hydroxide	50 %
.SFD ICV STK_00007	06/28/23	Acros, Lot B0132482A			(Purchased Reagent)		Sulfide	0.1335 g/g
TKN 25ppm_00809	07/13/20	06/10/20	Di Water, Lot 1	100 mL	TKN 100PPM_00122	25 mL	Nitrogen, Total Kjeldahl	25 mg/L
.TKN 100PPM_00122	07/13/20	06/10/20	Di Water, Lot 1	500 mL	TKN CAL STD_00017	50 mL	Nitrogen, Total Kjeldahl	100 mg/L
..TKN CAL STD_00017	01/31/21	nsi lab solutions, Lot 010617			(Purchased Reagent)		Nitrogen, Total Kjeldahl	1000 mg/L
TKN ICV 25_00094	07/13/20	06/10/20	DI water, Lot 1	100 mL	TKN ICV 100_00084	25 mL	Nitrogen, Total Kjeldahl	25 mg/L
.TKN ICV 100_00084	07/13/20	06/10/20	Di Water, Lot 1	500 mL	TKN ICV_00011	50 mL	Nitrogen, Total Kjeldahl	100 mg/L
..TKN ICV_00011	11/30/20	ERA, Lot 281018			(Purchased Reagent)		Nitrogen, Total Kjeldahl	1000 mg/L
TOC ICV Std_00043	08/31/20	Ricca, Lot 2908E72			(Purchased Reagent)		Dissolved Organic Carbon - Quad	1000 ppm
							DOC Result 1	1000 ppm
							DOC Result 2	1000 ppm
							DOC Result 3	1000 ppm
							DOC Result 4	1000 ppm
TOC LCS Std_00048	06/30/21	Agilent, Lot 0006465171			(Purchased Reagent)		Dissolved Organic Carbon - Quad	1001 ppm
							DOC Result 1	1001 ppm
							DOC Result 2	1001 ppm
							DOC Result 3	1001 ppm
							DOC Result 4	1001 ppm

Reagent

50% NaOH_00018

RICCA CHEMICAL COMPANY®

448 West Fork Dr
Arlington, TX 76012
http://www.riccachemical.com
1-888-GO-RICCA
customerservice@riccachemical.com

Certificate of Analysis

Sodium Hydroxide, 50% (w/w) (760 g/L), Analytical Reagent Grade

Lot Number: 1912569 **Product Number:** 7291

Manufacture Date: DEC 05, 2019
Expiration Date: NOV 2022

The specifications below are equivalent to the ACS Reagent Grade specifications for Sodium Hydroxide pellets, corrected for assay.
There is no ACS specification for 50% (w/w) Sodium Hydroxide solution.

Name	CAS#	Grade
Water	7732-18-5	Reagent
Sodium Hydroxide	1310-73-2	Reagent

Test	Specification	Result	NIST SRM#
Appearance	Colorless liquid	Passed	
Assay (vs. Sulfuric Acid/Phenolphthalein)	50-52 % (w/w)	51 % (w/w)	723
Chloride (Cl)	max 0.002 %	< 0.002 %	
Heavy Metals (as Ag)	max 0.001 %	< 0.001 %	
Iron (Fe)	max 5 ppm	< 0.001 ppm	3126
NH_4OH Precipitate	max 0.01 %	0.004 %	
Nickel (Ni)	max 5 ppm	0.2 ppm	3136
Nitrogen Compounds (as N)	max 5 ppm	< 5 ppm	
Phosphate (PO_4)	max 5 ppm	< 5 ppm	
Potassium (K)	max 0.01 %	0.001 %	3141
Sodium Carbonate (Na_2CO_3)	max 0.1 %	0.02 %	
Sulfate (SO_4)	max 0.001 %	< 0.001 %	

Specification	Reference
Sodium Hydroxide Solution, 50%	ASTM (D 2187 E)
Sodium Hydroxide Solution, 50%	ASTM (D 2187 F)
Sodium hydroxide stock solution, about 50%	TAPPI (T 235 cm-85)
Sodium Hydroxide Solution	ASTM (D 2187 G)
Sodium Hydroxide Solution, 50%	ASTM (D 4548)
Sodium Hydroxide Solution (50% w/w)	ASTM (D 2036 A)
Sodium Hydroxide Solution (50% w/w)	ASTM (D 2036 B)
Sodium Hydroxide Solution (50% w/w)	ASTM (D 2036 C)
Sodium Hydroxide Solution (50% w/w)	ASTM (D 2036 D)

Volumetric glassware complies with Class A tolerance requirements of ASTM E 288 and NIST Circular 434; it is calibrated before first use and recalibrated regularly in accordance with ASTM E 542 and NIST Procedure NBSIR 74-461. Balances are calibrated regularly with weights certified traceable to the NIST national mass standard. Thermometers and temperature probes are calibrated before first use and recalibrated regularly with a thermometer traceable to NIST standards. All products are prepared according to master documents that assure manufacture according to validated methods. Batch records document raw material traceability and production and testing history for each lot manufactured.

Part Number	Size / Package Type	Shelf Life (Unopened Container)
7291-1	4 L natural poly	36 months
7291-16	500 mL natural poly	36 months

7291-5	20 L Cubitainer®	36 months

Recommended Storage: 15°C - 30°C (59°F - 86°F)



Israel Alamudun (12/05/2019)
Quality Control Supervisor
This Certificate of Analysis is designed to comply with ISO Guide 31 "Reference Materials -- Contents of Certificates and Labels."

This test report shall not be reproduced, except in full, without the written approval of Ricca Chemical Company.

Reagent

8330 LCS_00098

Preliminary Report

Eurofins TestAmerica, Denver

LCS, Lab Control Sample Report

Sample Path: \\chromfs\Denver\ChromData\CHHPLC_X\20200429-91143.b\04290006.D

Lims ID: C18column:B16162 Inj. Date: 29-Apr-2020 19:29:58

Worklist ID: 280-0091143-006 Instrument: CHHPLC_X3

Method: 8330_X3

Compound	Amount Added	Amount Recovered	%Rec	Limits 1 0B_Sonc_	Limits 2 3535
3 HMX	0.1000	0.0988	98.8	65-135	66-115
7 RDX	0.1000	0.0968	96.8	68-130	69-122
8 2,4,6-Trinitrophenol	0.1000	0.1027	102.7	80-120	63-135
10 1,3,5-Trinitrobenzene	0.1000	0.1037	103.7	73-125	62-127
11 1,3-Dinitrobenzene	0.1000	0.1029	102.9	78-120	59-131
12 Nitrobenzene	0.1000	0.1031	103.1	65-134	46-144
14 Tetryl	0.1000	0.1003	100.3	64-128	56-131
15 Nitroglycerin	1.00	0.9742	97.4	74-127	70-125
16 2,4,6-Trinitrotoluene	0.1000	0.1014	101.4	71-123	46-139
17 4-Amino-2,6-dinitrotolu	0.1000	0.0973	97.3	76-125	43-120
18 2-Amino-4,6-dinitrotolu	0.1000	0.1006	100.6	79-120	46-124
19 2,6-Dinitrotoluene	0.1000	0.1019	101.9	77-127	51-130
20 2,4-Dinitrotoluene	0.1000	0.0984	98.4	78-120	53-127
21 o-Nitrotoluene	0.1000	0.1039	103.9	70-127	37-138
22 p-Nitrotoluene	0.1000	0.1015	101.5	71-127	41-137
23 m-Nitrotoluene	0.1000	0.1043	104.3	73-125	31-140
24 PETN	1.00	0.9068	90.7	73-127	67-127

Samples for Limit Group: 1, Lims Prep Method: 8330B_Sonc_10g

280-135793-A-1-A 280-135793-A-2-A 280-135793-A-3-A
280-135793-B-4-A 280-135793-A-5-A 280-135793-A-6-A
280-135871-A-1-A 280-135930-A-1-A 280-135930-A-2-A

Samples for Limit Group: 2, Lims Prep Method: 3535

480-168872-A-18-A 480-168872-A-19-A 480-168872-A-20-A
480-168872-A-21-A 600-204066-C-1-A

Reagent

8330 LCS_00099

Preliminary Report

Eurofins TestAmerica, Denver

LCS, Lab Control Sample Report

Sample Path: \\chromfs\Denver\ChromData\CHHPLC_X\20200604-92107.b\06040006.D

Lims ID: C18column:B16162 Inj. Date: 04-Jun-2020 15:10:48

Worklist ID: 280-0092107-006 Instrument: CHHPLC_X3

Method: 8330_X3

Compound	Amount Added	Amount Recovered	%Rec	Limits 1 3535	Limits 2 3535	Limits 3 3535
3 HMX	0.4000	0.4497	112.4	65-135	66-115	
7 RDX	0.4000	0.4082	102.1	68-130	69-122	
8 2,4,6-Trinitrophenol	0.4000	0.4552	113.8	80-120	63-135	
10 1,3,5-Trinitrobenzene	0.4000	0.4670	116.7	73-125	62-127	
11 1,3-Dinitrobenzene	0.4000	0.4525	113.1	78-120	59-131	
12 Nitrobenzene	0.4000	0.4580	114.5	65-134	46-144	
14 Tetryl	0.4000	0.4204	105.1	64-128	56-131	
15 Nitroglycerin	4.00	4.24	106.0	74-127	70-125	
16 2,4,6-Trinitrotoluene	0.4000	0.4581	114.5	71-123	46-139	
17 4-Amino-2,6-dinitrotolu	0.4000	0.3915	97.9	76-125	43-120	
18 2-Amino-4,6-dinitrotolu	0.4000	0.4340	108.5	79-120	46-124	
19 2,6-Dinitrotoluene	0.4000	0.4346	108.6	77-127	51-130	
20 2,4-Dinitrotoluene	0.4000	0.4315	107.9	78-120	53-127	
21 o-Nitrotoluene	0.4000	0.4112	102.8	70-127	37-138	
22 p-Nitrotoluene	0.4000	0.4272	106.8	71-127	41-137	
23 m-Nitrotoluene	0.4000	0.4348	108.7	73-125	31-140	
24 PETN	4.00	4.20	105.1	73-127	67-127	

Samples for Limit Group: 1, Lims Prep Method: 3535

280-136151-A-2-B	320-61052-D-3-A	320-61052-D-4-A
320-61052-D-5-A	320-61052-D-6-A	320-61052-D-7-A
320-61052-D-8-A	320-61052-D-9-A	320-61052-D-10-A
320-61052-D-11-A	320-61052-D-12-A	280-136408-B-2-A
280-136410-B-1-A	280-136946-A-6-A	280-136946-A-7-A
280-136946-A-8-A	280-136946-A-9-A	

Samples for Limit Group: 2, Lims Prep Method: 3535

280-136951-C-1-A	280-136951-C-2-A	280-136951-C-3-A

Samples for Limit Group: 3, Lims Prep Method: 3535

600-205634-D-1-A

Reagent

8330 LCSMix2_00106

RESTEK®
110 Benner Circle
Bellefonte, PA 16823-8812
Tel: (800)356-1688
Fax: (814)353-1309

www.restek.com

CERTIFIED REFERENCE MATERIAL

Certificate of Analysis

ACCREDITED
ISO 17034 Accredited
Reference Material Producer
Certificate #3222.01

ilac-MRA

ACCREDITED
ISO/IEC 17025 Accredited
Testing Laboratory
Certificate #3222.02

FOR LABORATORY USE ONLY-READ SDS PRIOR TO USE.

This Reference Material is intended for Laboratory Use Only as a standard for the qualitative and/or quantitative determination of the analyte(s) listed.

Catalog No. : 31451 **Lot No.:** A0141002

Description : 8330 Calibration Mix #2

8330 Calibration Std #2 1000µg/mL, Acetonitrile, 1mL/ampul

Container Size : 2 mL **Pkg Amt:** > 1 mL

Expiration Date : August 31, 2023 **Storage:** 10°C or colder

CERTIFIED VALUES

Elution Order	Compound	Grav. Conc. (weight/volume)	Expanded Uncertainty (95% C.L.; K=2)		
1	Tetryl **CAS #** 479-45-8 **Purity** 99% (Lot 091120JLM)	1,000.0 µg/mL	+/- 5.9397 +/- 54.7830 +/- 63.8824	µg/mL µg/mL µg/mL	Gravimetric Unstressed Stressed
2	4-Amino-2,6-dinitrotoluene **CAS #** 19406-51-0 **Purity** 99% (Lot ER070908-01)	1,002.0 µg/mL	+/- 5.9516 +/- 54.8926 +/- 64.0101	µg/mL µg/mL µg/mL	Gravimetric Unstressed Stressed
3	2-Amino-4,6-dinitrotoluene **CAS #** 35572-78-2 **Purity** 98% (Lot 29550-55)	1,007.4 µg/mL	+/- 5.9839 +/- 55.1906 +/- 64.3577	µg/mL µg/mL µg/mL	Gravimetric Unstressed Stressed
4	2,6-Dinitrotoluene **CAS #** 606-20-2 **Purity** 99% (Lot BCBB8606V)	1,000.0 µg/mL	+/- 5.9397 +/- 54.7830 +/- 63.8824	µg/mL µg/mL µg/mL	Gravimetric Unstressed Stressed
5	2-Nitrotoluene **CAS #** 88-72-2 **Purity** 99% (Lot GA01)	1,004.0 µg/mL	+/- 5.9635 +/- 55.0021 +/- 64.1379	µg/mL µg/mL µg/mL	Gravimetric Unstressed Stressed
6	4-Nitrotoluene **CAS #** 99-99-0 **Purity** 99% (Lot FAU01)	1,002.0 µg/mL	+/- 5.9516 +/- 54.8926 +/- 64.0101	µg/mL µg/mL µg/mL	Gravimetric Unstressed Stressed
7	3-Nitrotoluene **CAS #** 99-08-1 **Purity** 98% (Lot FBO01)	1,003.5 µg/mL	+/- 5.9606 +/- 54.9758 +/- 64.1072	µg/mL µg/mL µg/mL	Gravimetric Unstressed Stressed

Solvent: Acetonitrile
CAS # 75-05-8
Purity 99%

Column:
250mm x 4.6mm
Ultra C18 (cat.# 9174575)

Flow Rate:
1.0 ml/min.

Mobile Phase A:
water:methanol (44:56 V/V)

Mobile Phase B:

Mobile Phase Composition:
100%A

Det. Type:
Wavelength: 210 nm

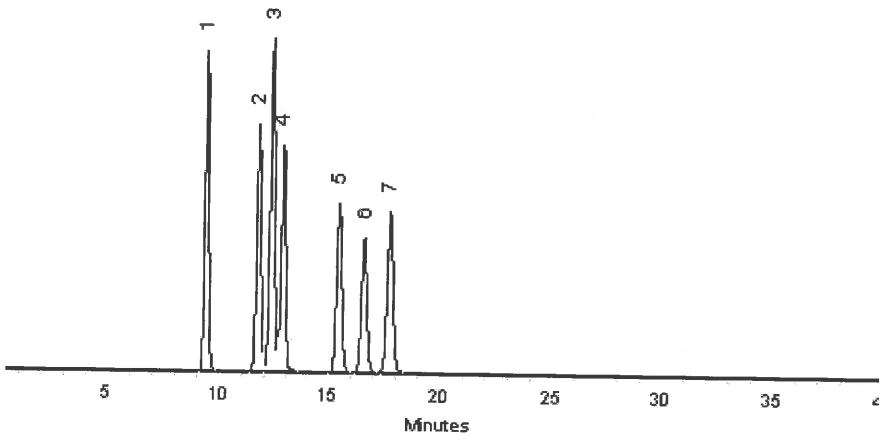

This chromatogram represents a general set of testing conditions chosen for product acceptance. For optimal results in your lab, conditions should be adjusted for your specific instrument, method, and application.

Matt Fragassi - Mix Technician **Date Mixed:** 23-Aug-2018 **Balance:** B345965662

Jennifer Pollino - Operations Tech-ARM QC **Date Passed:** 28-Aug-2018

Manufactured under Restek's ISO 9001:2015
Registered Quality System
Certificate #FM 80397

Reagent

8330 Stock_TS_00015

Agilent

Certificate of Analysis
ISO Guide 34

Stock Standard

Product Number: NAIM-833E **Page:** 1 of 2

Lot Number: CT-0801 **Lot Issue Date:** 25-Feb-2019 **Expiration Date:** 31-Mar-2022

This ISO Guide 34 Reference Material (RM) was manufactured and verified in accordance with Agilent's ISO 9001 registered quality system, and the analyte concentrations were verified by our ISO 17025 accredited laboratory. The true value and uncertainty value at the 95% confidence level for each analyte, determined gravimetrically, is listed below.

Analyte	CAS#	Analyte Lot	True Value
HMX	002691-41-0	RM06237	1000 ± 5 µg/mL
RDX	000121-82-4	RM10915	1000 ± 5 µg/mL
1,3,5-trinitrobenzene	000099-35-4	RM06608	1002 ± 5 µg/mL
m-dinitrobenzene	000099-65-0	RM14290	1002 ± 5 µg/mL
nitrobenzene	000098-95-3	RM11472	1004 ± 5 µg/mL
2,4,6-trinitrotoluene (TNT)	000118-96-7	RM11972	1004 ± 5 µg/mL
2,4-dinitrotoluene	000121-14-2	RM10279	1004 ± 5 µg/mL
tetryl	000479-45-8	RM14651	1002 ± 5 µg/mL
2,6-dinitrotoluene	000606-20-2	NT00450	1004 ± 5 µg/mL
2-nitrotoluene	000088-72-2	NT01996	1000 ± 5 µg/mL
3-nitrotoluene	000099-08-1	NT02212	1001 ± 5 µg/mL
4-nitrotoluene	000099-99-0	NT02096	1002 ± 5 µg/mL
2-amino-4,6-dinitrotoluene	035572-78-2	RM04229	1004 ± 5 µg/mL
4-amino-2,6-dinitrotoluene	019406-51-0	RM04226	1001 ± 5 µg/mL

Matrix: acetonitrile

Storage: Store at Room Temperature (15° to 30°C).

Agilent uses balances calibrated with weights traceable to NIST in compliance with ANSI/NCSL Z-540-1 and ISO 9001, and calibrated Class A glassware in the manufacturing of these standards.

ANAB ACCREDITED REFERENCE MATERIAL PRODUCER
ISO Guide 34 Cert No. AR-1936

Produced in accordance with TUV USA Inc 56 100 18560026 registered ISO 9001 Quality Management System

ANAB ACCREDITED TESTING LABORATORY
ISO17025 Cert No. AT-1937

Certificate of Analysis
ISO Guide 34

Stock Standard

Product Number: NAIM-833E **Page:** 2 of 2

Lot Number: CT-0801 **Lot Issue Date:** 25-Feb-2019 **Expiration Date:** 31-Mar-2022

Analyte	CAS#	Analyte Lot	True Value

Monica Bourgeois
QMS Representative

ISO Guide 34 Cert No.
AR-1936

Produced in accordance with TUV USA Inc 56 100 18560026
registered ISO 9001 Quality Management System

ISO17025 Cert No.
AT-1937

Reagent

8330_NG_AUX_00001

RESTEK
110 Benner Circle
Bellefonte, PA 16823-8812
Tel: (800)356-1688
Fax: (814)353-1309

www.restek.com

CERTIFIED REFERENCE MATERIAL

Certificate of Analysis

ACCREDITED
ISO 17034 Accredited
Reference Material Producer
Certificate #3222.01

ACCREDITED
ISO/IEC 17025 Accredited
Testing Laboratory
Certificate #3222.02

FOR LABORATORY USE ONLY-READ SDS PRIOR TO USE.

This Reference Material is intended for Laboratory Use Only as a standard for the qualitative and/or quantitative determination of the analyte(s) listed.

Catalog No. : 31498 **Lot No.:** A0153378

Description : Nitroglycerin Standard

Nitroglycerin Standard 1,000µg/mL, Methanol, 1mL/ampul

Container Size : 2 mL **Pkg Amt:** > 1 mL

Expiration Date : September 30, 2024 **Storage:** 10°C or colder

CERTIFIED VALUES

Elution Order	Compound	Grav. Conc. (weight/volume)	Expanded Uncertainty (95% C.L.; K=2)		
1	Nitroglycerin **CAS #** 55-63-0 **Purity** 99% (Lot 170616JLM)	1,003.3 µg/mL	+/- 5.9595 µg/mL +/- 54.9656 µg/mL +/- 64.0953 µg/mL		Gravimetric Unstressed Stressed

Solvent: Methanol
CAS # 67-56-1
Purity 99%

Column:
250mm x 4.6mm
Ultra C18 (cat.# 9174575)

Flow Rate:
1.0 ml/min.

Mobile Phase A:
water:methanol (44:56 V/V)

Mobile Phase B:

Mobile Phase Composition:
100%A

Det. Type:
Wavelength: 210 nm

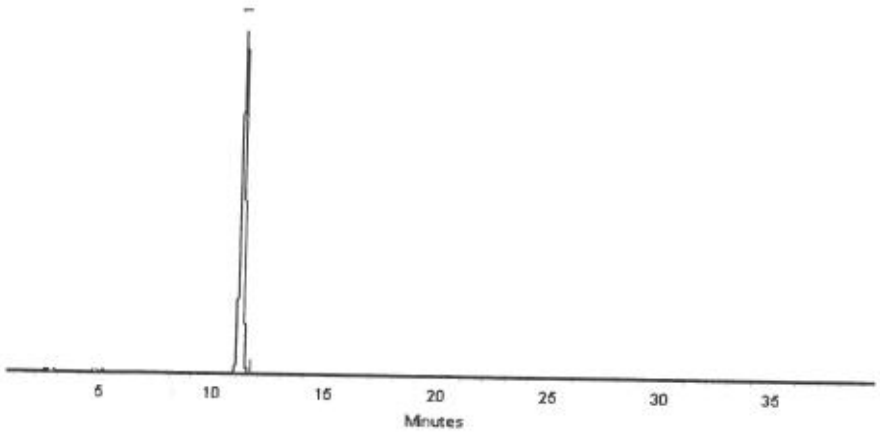

This chromatogram represents a general set of testing conditions chosen for product acceptance. For optimal results in your lab, conditions should be adjusted for your specific instrument, method, and application.

Joseph Jaglowski - Mix Technician **Date Mixed:** 27-Sep-2019 **Balance:** B707717271

Jennifer Pollino - Operations Tech-ARM QC **Date Passed:** 01-Oct-2019

Manufactured under Restek's ISO 9001:2015
Registered Quality System
Certificate #FM 80397

General Certified Reference Material Notes

Expiration Notes:

- Expiration date valid for unopened ampul stored in compliance with the recommended conditions.
- Uncertainty, concentration, and expiration of the CRM are based on the unopened product being stored according to the recommended condition found in the storage field.

Purity Notes:

- Purity and/or chemical identity are determined by one or more of the following techniques: GC/FID, HPLC, GC/μECD, GC/MS, LC/MS, RI, and/or melting point.
- Compounds with a listed purity of less than 99% have been weight corrected to compensate for impurities and/or salts. A correction factor is used to calculate the amount of compound necessary to achieve the desired concentration of the parent compound in solution.
- Purity of isomeric compounds is reported as the sum of the isomers.
- Purity values are rounded to the nearest whole number.

Certified Uncertainty Value Notes:

- The uncertainties are determined in accordance with ISO 17034 and Guide 35. The certified combined stressed uncertainty value (includes gravimetric uncertainty, homogeneity between-ampul uncertainty, storage stability uncertainty and shipping stability uncertainty and were combined using the following formula:

$$U_{combined\ stressed} = k\sqrt{U^2_{gravimetric} + U^2_{homogeneity} + U^2_{storage\ stability} + U^2_{shipping\ stability}}$$

k is a coverage factor of 2, which gives a level of confidence of approximately 95%.

- It is important to note that the shipping stability uncertainty was obtained under temperature extremes for specific time intervals; therefore, the certified combined stressed uncertainty value should only be applied to the product if it was stored at non-standard temperature conditions up to and including 7 days. Contact Restek Technical Service at www.restek.com/Contact-Us for use recommendations if your shipment was in-transit for more than 7 days at non-standard temperature conditions.
- Apply the certified combined unstressed uncertainty value if the product was received under standard shipping conditions. Apply the certified combined stressed uncertainty value if the product was received under non-standard conditions as specified below.

Label Conditions	Standard Conditions	Non-Standard Conditions
25°C Nominal (Room Temperature)	< 60°C	≥ 60°C up to 7 days
10°C or colder (Refrigerate)	< 40°C	≥ 40°C up to 7 days
0°C or colder (Freezer)	< 25°C	≥ 25°C up to 7 days

- Separate (not combined) uncertainty values for gravimetric uncertainty are also displayed on the certificate, if needed, separate homogeneity between-ampul uncertainty, storage stability uncertainty and shipping stability uncertainty values are available by contacting Restek Technical Service at www.restek.com/Contact-Us.
- The packaged amount is the minimum sample size for which uncertainty is valid. The ampules are over-filled to ensure that the minimum packaged amount can be sufficiently transferred.

Manufacturing Notes:

- Concentration is based upon gravimetric preparation using either a balance whose calibration has been verified daily using NIST traceable weights, and/or dilutions with Class A glassware.

Handling Notes:

- Stability of the unopened product, when stored in compliance with the recommended conditions, is guaranteed through the expiration displayed on the product label and certificate. Contact Restek for additional opened product stability information, with the knowledge/understanding that open product stability is subject to the specific handling and environmental conditions to which the product is exposed. For your convenience Restek supplies deactivated vials with most standards packed in 2mL ampules. Larger volume deactivated vials are available through Restek as a custom ordered item. Additionally, Restek sells DMDCS for the purpose of glassware deactivation as catalog number 31861, which includes complete instructions.
- If any undissolved material is visible inside the ampul, sonicate the unopened ampul until the material is completely dissolved.

Reagent

8330_NG_AUX_00002

RESTEK
110 Benner Circle
Bellefonte, PA 16823-8812
Tel: (800)356-1688
Fax: (814)353-1309

www.restek.com

CERTIFIED REFERENCE MATERIAL

Certificate of Analysis

ACCREDITED
ISO 17034 Accredited
Reference Material Producer
Certificate #3222.01

ilac-MRA

ACCREDITED
ISO/IEC 17025 Accredited
Testing Laboratory
Certificate #3222.02

FOR LABORATORY USE ONLY-READ SDS PRIOR TO USE.

This Reference Material is intended for Laboratory Use Only as a standard for the qualitative and/or quantitative determination of the analyte(s) listed.

Catalog No. : 31498 **Lot No.:** A0153378

Description : Nitroglycerin Standard

Nitroglycerin Standard 1,000µg/mL, Methanol, 1mL/ampul

Container Size : 2 mL **Pkg Amt:** > 1 mL

Expiration Date : September 30, 2024 **Storage:** 10°C or colder

CERTIFIED VALUES

Elution Order	Compound	Grav. Conc. (weight/volume)	Expanded Uncertainty (95% C.L.; K=2)		
1	Nitroglycerin **CAS #** 55-63-0 **Purity** 99% (Lot 170616JLM)	1,003.3 µg/mL	+/- 5.9595 µg/mL +/- 54.9656 µg/mL +/- 64.0953 µg/mL		Gravimetric Unstressed Stressed

Solvent: Methanol
CAS # 67-56-1
Purity 99%

Column:
250mm x 4.6mm
Ultra C18 (cat.# 9174575)

Flow Rate:
1.0 ml/min.

Mobile Phase A:
water:methanol (44:56 V/V)

Mobile Phase B:

Mobile Phase Composition:
100%A

Det. Type:
Wavelength: 210 nm

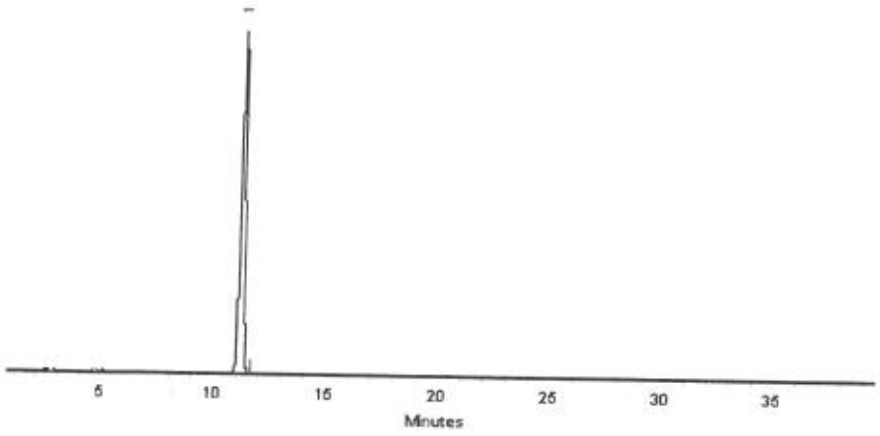

This chromatogram represents a general set of testing conditions chosen for product acceptance. For optimal results in your lab, conditions should be adjusted for your specific instrument, method, and application.

Joseph Jaglowski - Mix Technician **Date Mixed:** 27-Sep-2019 **Balance:** B707717271

Jennifer Pollino - Operations Tech-ARM QC **Date Passed:** 01-Oct-2019

Manufactured under Restek's ISO 9001:2015
Registered Quality System
Certificate #FM 80397

General Certified Reference Material Notes

Expiration Notes:

- Expiration date valid for unopened ampul stored in compliance with the recommended conditions.
- Uncertainty, concentration, and expiration of the CRM are based on the unopened product being stored according to the recommended condition found in the storage field.

Purity Notes:

- Purity and/or chemical identity are determined by one or more of the following techniques: GC/FID, HPLC, GC/μECD, GC/MS, LC/MS, RI, and/or melting point.
- Compounds with a listed purity of less than 99% have been weight corrected to compensate for impurities and/or salts. A correction factor is used to calculate the amount of compound necessary to achieve the desired concentration of the parent compound in solution.
- Purity of isomeric compounds is reported as the sum of the isomers.
- Purity values are rounded to the nearest whole number.

Certified Uncertainty Value Notes:

- The uncertainties are determined in accordance with ISO 17034 and Guide 35. The certified combined stressed uncertainty value (includes gravimetric uncertainty, homogeneity between-ampul uncertainty, storage stability uncertainty and shipping stability uncertainty and were combined using the following formula:

$$U_{combined\ stressed} = k\sqrt{U^2_{gravimetric} + U^2_{homogeneity} + U^2_{storage\ stability} + U^2_{shipping\ stability}}$$

k is a coverage factor of 2, which gives a level of confidence of approximately 95%.

- It is important to note that the shipping stability uncertainty was obtained under temperature extremes for specific time intervals; therefore, the certified combined stressed uncertainty value should only be applied to the product if it was stored at non-standard temperature conditions up to and including 7 days. Contact Restek Technical Service at www.restek.com/Contact-Us for use recommendations if your shipment was in-transit for more than 7 days at non-standard temperature conditions.
- Apply the certified combined unstressed uncertainty value if the product was received under standard shipping conditions. Apply the certified combined stressed uncertainty value if the product was received under non-standard conditions as specified below.

Label Conditions	Standard Conditions	Non-Standard Conditions
25°C Nominal (Room Temperature)	< 60°C	≥ 60°C up to 7 days
10°C or colder (Refrigerate)	< 40°C	≥ 40°C up to 7 days
0°C or colder (Freezer)	< 25°C	≥ 25°C up to 7 days

- Separate (not combined) uncertainty values for gravimetric uncertainty are also displayed on the certificate, if needed, separate homogeneity between-ampul uncertainty, storage stability uncertainty and shipping stability uncertainty values are available by contacting Restek Technical Service at www.restek.com/Contact-Us.
- The packaged amount is the minimum sample size for which uncertainty is valid. The ampules are over-filled to ensure that the minimum packaged amount can be sufficiently transferred.

Manufacturing Notes:

- Concentration is based upon gravimetric preparation using either a balance whose calibration has been verified daily using NIST traceable weights, and/or dilutions with Class A glassware.

Handling Notes:

- Stability of the unopened product, when stored in compliance with the recommended conditions, is guaranteed through the expiration displayed on the product label and certificate. Contact Restek for additional opened product stability information, with the knowledge/understanding that open product stability is subject to the specific handling and environmental conditions to which the product is exposed. For your convenience Restek supplies deactivated vials with most standards packed in 2mL ampules. Larger volume deactivated vials are available through Restek as a custom ordered item. Additionally, Restek sells DMDCS for the purpose of glassware deactivation as catalog number 31861, which includes complete instructions.
- If any undissolved material is visible inside the ampul, sonicate the unopened ampul until the material is completely dissolved.

Reagent

8330_NG_AUX_00003

RESTEK
110 Benner Circle
Bellefonte, PA 16823-8812
Tel: (800)356-1688
Fax: (814)353-1309

www.restek.com

CERTIFIED REFERENCE MATERIAL

Certificate of Analysis

ACCREDITED
ISO 17034 Accredited
Reference Material Producer
Certificate #3222.01

ilac-MRA

ACCREDITED
ISO/IEC 17025 Accredited
Testing Laboratory
Certificate #3222.02

FOR LABORATORY USE ONLY-READ SDS PRIOR TO USE.

This Reference Material is intended for Laboratory Use Only as a standard for the qualitative and/or quantitative determination of the analyte(s) listed.

Catalog No. : 31498 **Lot No.:** A0153378

Description : Nitroglycerin Standard

Nitroglycerin Standard 1,000µg/mL, Methanol, 1mL/ampul

Container Size : 2 mL **Pkg Amt:** > 1 mL

Expiration Date : September 30, 2024 **Storage:** 10°C or colder

CERTIFIED VALUES

Elution Order	Compound	Grav. Conc. (weight/volume)	Expanded Uncertainty (95% C.L.; K=2)		
1	Nitroglycerin **CAS #** 55-63-0 **Purity** 99% (Lot 170616JLM)	1,003.3 µg/mL	+/- 5.9595 µg/mL +/- 54.9656 µg/mL +/- 64.0953 µg/mL		Gravimetric Unstressed Stressed

Solvent: Methanol
CAS # 67-56-1
Purity 99%

Column:
250mm x 4.6mm
Ultra C18 (cat.# 9174575)

Flow Rate:
1.0 ml/min.

Mobile Phase A:
water:methanol (44:56 V/V)

Mobile Phase B:

Mobile Phase Composition:
100%A

Det. Type:
Wavelength: 210 nm

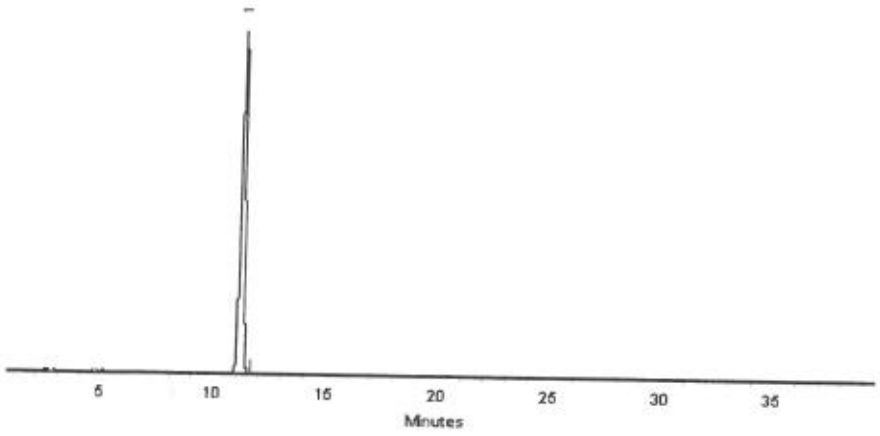

This chromatogram represents a general set of testing conditions chosen for product acceptance. For optimal results in your lab, conditions should be adjusted for your specific instrument, method, and application.

Joseph Jaglowski - Mix Technician **Date Mixed:** 27-Sep-2019 **Balance:** B707717271

Jennifer Pollino - Operations Tech-ARM QC **Date Passed:** 01-Oct-2019

Manufactured under Restek's ISO 9001:2015
Registered Quality System
Certificate #FM 80397

General Certified Reference Material Notes

Expiration Notes:

- Expiration date valid for unopened ampul stored in compliance with the recommended conditions.
- Uncertainty, concentration, and expiration of the CRM are based on the unopened product being stored according to the recommended condition found in the storage field.

Purity Notes:

- Purity and/or chemical identity are determined by one or more of the following techniques: GC/FID, HPLC, GC/μECD, GC/MS, LC/MS, RI, and/or melting point.
- Compounds with a listed purity of less than 99% have been weight corrected to compensate for impurities and/or salts. A correction factor is used to calculate the amount of compound necessary to achieve the desired concentration of the parent compound in solution.
- Purity of isomeric compounds is reported as the sum of the isomers.
- Purity values are rounded to the nearest whole number.

Certified Uncertainty Value Notes:

- The uncertainties are determined in accordance with ISO 17034 and Guide 35. The certified combined stressed uncertainty value (includes gravimetric uncertainty, homogeneity between-ampul uncertainty, storage stability uncertainty and shipping stability uncertainty and were combined using the following formula:

$$U_{combined\ stressed} = k\sqrt{U^2_{gravimetric} + U^2_{homogeneity} + U^2_{storage\ stability} + U^2_{shipping\ stability}}$$

k is a coverage factor of 2, which gives a level of confidence of approximately 95%.

- It is important to note that the shipping stability uncertainty was obtained under temperature extremes for specific time intervals; therefore, the certified combined stressed uncertainty value should only be applied to the product if it was stored at non-standard temperature conditions up to and including 7 days. Contact Restek Technical Service at www.restek.com/Contact-Us for use recommendations if your shipment was in-transit for more than 7 days at non-standard temperature conditions.
- Apply the certified combined unstressed uncertainty value if the product was received under standard shipping conditions. Apply the certified combined stressed uncertainty value if the product was received under non-standard conditions as specified below.

Label Conditions	Standard Conditions	Non-Standard Conditions
25°C Nominal (Room Temperature)	< 60°C	≥ 60°C up to 7 days
10°C or colder (Refrigerate)	< 40°C	≥ 40°C up to 7 days
0°C or colder (Freezer)	< 25°C	≥ 25°C up to 7 days

- Separate (not combined) uncertainty values for gravimetric uncertainty are also displayed on the certificate, if needed, separate homogeneity between-ampul uncertainty, storage stability uncertainty and shipping stability uncertainty values are available by contacting Restek Technical Service at www.restek.com/Contact-Us.
- The packaged amount is the minimum sample size for which uncertainty is valid. The ampules are over-filled to ensure that the minimum packaged amount can be sufficiently transferred.

Manufacturing Notes:

- Concentration is based upon gravimetric preparation using either a balance whose calibration has been verified daily using NIST traceable weights, and/or dilutions with Class A glassware.

Handling Notes:

- Stability of the unopened product, when stored in compliance with the recommended conditions, is guaranteed through the expiration displayed on the product label and certificate. Contact Restek for additional opened product stability information, with the knowledge/understanding that open product stability is subject to the specific handling and environmental conditions to which the product is exposed. For your convenience Restek supplies deactivated vials with most standards packed in 2mL ampules. Larger volume deactivated vials are available through Restek as a custom ordered item. Additionally, Restek sells DMDCS for the purpose of glassware deactivation as catalog number 31861, which includes complete instructions.
- If any undissolved material is visible inside the ampul, sonicate the unopened ampul until the material is completely dissolved.

Reagent

8330_NG_Stk_00075

RESTEK®
110 Benner Circle
Bellefonte, PA 16823-8812
Tel: (800)356-1688
Fax: (814)353-1309

www.restek.com

CERTIFIED REFERENCE MATERIAL

Certificate of Composition

ACCREDITED
ISO 17034 Accredited
Reference Material Producer
Certificate #3222.01

ACCREDITED
ISO/IEC 17025 Accredited
Testing Laboratory
Certificate #3222.02

FOR LABORATORY USE ONLY-READ SDS PRIOR TO USE.

This Reference Material is intended for Laboratory Use Only as a standard for the qualitative and/or quantitative determination of the analyte(s) listed.

Catalog No. : 568871 **Lot No.:** A0151571

Description : Custom Nitroglycerin Standard

Custom Nitroglycerin Standard 5,000µg/mL, Acetonitrile, 1mL/ampul

Container Size : 2 mL **Pkg Amt:** > 1 mL

Expiration Date : August 31, 2022 **Storage:** 10°C or colder

CERTIFIED VALUES

Elution Order	Compound	Grav. Conc. (weight/volume)	Expanded Uncertainty (95% C.L.; K=2)		
1	Nitroglycerin	5,036.0 µg/mL	+/- 46.8321	µg/mL	Gravimetric
	CAS # 55-63-0 (Lot 170616JLM)		+/- 278.2306	µg/mL	Unstressed
	Purity 99%		+/- 323.7234	µg/mL	Stressed

Solvent: Acetonitrile
CAS # 75-05-8
Purity 99%

Column:
250mm x 4.6mm
Ultra C18 (cat.# 9174575)

Flow Rate:
1.0 ml/min.

Mobile Phase A:
water:methanol (44:56 V/V)

Mobile Phase B:

Mobile Phase Composition:
100%A

Det. Type:
Wavelength: 210 nm

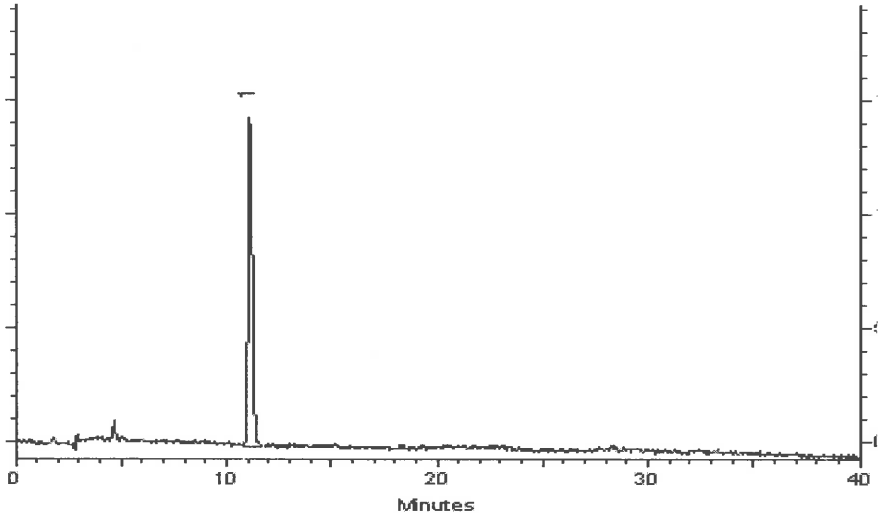

This chromatogram represents a general set of testing conditions chosen for product acceptance. For optimal results in your lab, conditions should be adjusted for your specific instrument, method, and application.

Joseph A Jaglowski
Joseph Jaglowski - Mix Technician

Date Mixed: 05-Aug-2019 **Balance:** B707717271

Jennifer A Pollino
Jennifer Pollino - Operations Tech-ARM QC

Date Passed: 09-Aug-2019

Manufactured under Restek's ISO 9001:2015 Registered Quality System Certificate #FM 80397

Reagent

8330_PETN_Stk_00081

RESTEK
110 Benner Circle
Bellefonte, PA 16823-8812
Tel: (800)356-1688
Fax: (814)353-1309

www.restek.com

CERTIFIED REFERENCE MATERIAL

Certificate of Composition

ACCREDITED
ISO 17034 Accredited
Reference Material Producer
Certificate #3222.01

ilac-MRA

ACCREDITED
ISO/IEC 17025 Accredited
Testing Laboratory
Certificate #3222.02

FOR LABORATORY USE ONLY-READ SDS PRIOR TO USE.

This Reference Material is intended for Laboratory Use Only as a standard for the qualitative and/or quantitative determination of the analyte(s) listed.

Catalog No. : 568872 **Lot No.:** A0136306

Description : Custom PETN Standard

Custom PETN Standard 5,000µg/mL, Acetonitrile, 1mL/ampul

Container Size : 2 mL **Pkg Amt:** > 1 mL

Expiration Date : March 31, 2021 **Storage:** 10°C or colder

CERTIFIED VALUES

Elution Order	Compound	Grav. Conc. (weight/volume)	Expanded Uncertainty (95% C.L.; K=2)	
1	PETN **CAS #** 78-11-5 (Lot 051108JLM) **Purity** 99%	5,028.0 µg/mL	+/- 46.7577 µg/mL +/- 277.7886 µg/mL +/- 323.2092 µg/mL	Gravimetric Unstressed Stressed

Solvent: Acetonitrile
CAS # 75-05-8
Purity 99%

Column:
250mm x 4.6mm
Ultra C18 (cat.# 9174575)

Flow Rate:
1.0 ml/min.

Mobile Phase A:
water:methanol (44:56 V/V)

Mobile Phase B:

Mobile Phase Composition:
100%A

Det. Type:
Wavelength: 210 nm



This chromatogram represents a general set of testing conditions chosen for product acceptance. For optimal results in your lab, conditions should be adjusted for your specific instrument, method, and application.

Cydnei L. Crust
Cydnei L. Crust - Mix Technician

Date Mixed: 19-Mar-2018 **Balance:** 1128360905

Jennifer Pollino
Jennifer Pollino - Operations Tech-ARM QC

Date Passed: 23-Mar-2018

REVIEWED

Manufactured under Restek's ISO 9001:2008 Registered Quality System Certificate #FM 80397

General Certified Reference Material Notes

Expiration Notes:

- Expiration date valid for unopened ampul stored in compliance with the recommended conditions.
- Uncertainty, concentration, and expiration of the CRM are based on the unopened product being stored according to the recommended condition found in the storage field.

Purity Notes:

- Purity and/or chemical identity are determined by one or more of the following techniques: GC/FID, HPLC, GC/μECD, GC/MS, LC/MS, RI, and/or melting point.
- Compounds with a listed purity of less than 99% have been weight corrected to compensate for impurities and/or salts. A correction factor is used to calculate the amount of compound necessary to achieve the desired concentration of the parent compound in solution.
- Purity of isomeric compounds is reported as the sum of the isomers.
- Purity values are rounded to the nearest whole number.

Certified Uncertainty Value Notes:

- The uncertainties are determined in accordance with ISO Guides 34 and 35. The certified combined stressed uncertainty value (includes gravimetric uncertainty, homogeneity between-ampul uncertainty, storage stability uncertainty and shipping stability uncertainty and were combined using the following formula:

$$U_{combined\ stressed} = k\sqrt{U^2_{gravimetric} + U^2_{homogeneity} + U^2_{storage\ stability} + U^2_{shipping\ stability}}$$

k is a coverage factor of 2, which gives a level of confidence of approximately 95%.

- It is important to note that the shipping stability uncertainty was obtained under temperature extremes for specific time intervals; therefore, the certified combined stressed uncertainty value should only be applied to the product if it was stored at non-standard temperature conditions up to and including 7 days. Contact Restek Technical Service at www.restek.com/Contact-Us for use recommendations if your shipment was in-transit for more than 7 days at non-standard temperature conditions.
- Apply the certified combined unstressed uncertainty value if the product was received under standard shipping conditions. Apply the certified combined stressed uncertainty value if the product was received under non-standard conditions as specified below.

Label Conditions	Standard Conditions	Non-Standard Conditions
25°C Nominal (Room Temperature)	< 60°C	≥ 60°C up to 7 days
10°C or colder (Refrigerate)	< 40°C	≥ 40°C up to 7 days
0°C or colder (Freezer)	< 25°C	≥ 25°C up to 7 days

- Separate (not combined) uncertainty values for gravimetric uncertainty are also displayed on the certificate, if needed, separate homogeneity between-ampul uncertainty, storage stability uncertainty and shipping stability uncertainty values are available by contacting Restek Technical Service at www.restek.com/Contact-Us.
- The packaged amount is the minimum sample size for which uncertainty is valid. The ampules are over-filled to ensure that the minimum packaged amount can be sufficiently transferred.

Manufacturing Notes:

- Concentration is based upon gravimetric preparation using either a balance whose calibration has been verified daily using NIST traceable weights, and/or dilutions with Class A glassware.

Handling Notes:

- Stability of the unopened product, when stored in compliance with the recommended conditions, is guaranteed through the expiration displayed on the product label and certificate. Contact Restek for additional opened product stability information, with the knowledge/understanding that open product stability is subject to the specific handling and environmental conditions to which the product is exposed. For your convenience Restek supplies deactivated vials with most standards packed in 2mL ampules. Larger volume deactivated vials are available through Restek as a custom ordered item. Additionally, Restek sells DMDCS for the purpose of glassware deactivation as catalog number 31861, which includes complete instructions.
- If any undissolved material is visible inside the ampul, sonicate the unopened ampul until the material is completely

Reagent

8330_PETN_Stk_00087

RESTEK®
110 Benner Circle
Bellefonte, PA 16823-8812
Tel: (800)356-1688
Fax: (814)353-1309

www.restek.com

CERTIFIED REFERENCE MATERIAL

Certificate of Composition

ACCREDITED
ISO 17034 Accredited
Reference Material Producer
Certificate #3222.01

ACCREDITED
ISO/IEC 17025 Accredited
Testing Laboratory
Certificate #3222.02

FOR LABORATORY USE ONLY-READ SDS PRIOR TO USE.

This Reference Material is intended for Laboratory Use Only as a standard for the qualitative and/or quantitative determination of the analyte(s) listed.

Catalog No. : 568872 **Lot No.:** A0154763

Description : Custom PETN Standard

Custom PETN Standard 5,000µg/mL, Acetonitrile, 1mL/ampul

Container Size : 2 mL **Pkg Amt:** > 1 mL

Expiration Date : November 30, 2022 **Storage:** 10°C or colder

CERTIFIED VALUES

Elution Order	Compound		Grav. Conc. (weight/volume)	Expanded Uncertainty (95% C.L.; K=2)		
1	PETN		5,024.0 µg/mL	+/- 46.7205	µg/mL	Gravimetric
	CAS # 78-11-5	(Lot 051108JLM)		+/- 277.5676	µg/mL	Unstressed
	Purity 99%			+/- 322.9521	µg/mL	Stressed

Solvent: Acetonitrile
CAS # 75-05-8
Purity 99%

Column:
250mm x 4.6mm
Ultra C18 (cat.# 9174575)

Flow Rate:
1.0 ml/min.

Mobile Phase A:
water:methanol (44:56 V/V)

Mobile Phase B:

Mobile Phase Composition:
100%A

Det. Type:
Wavelength: 210 nm

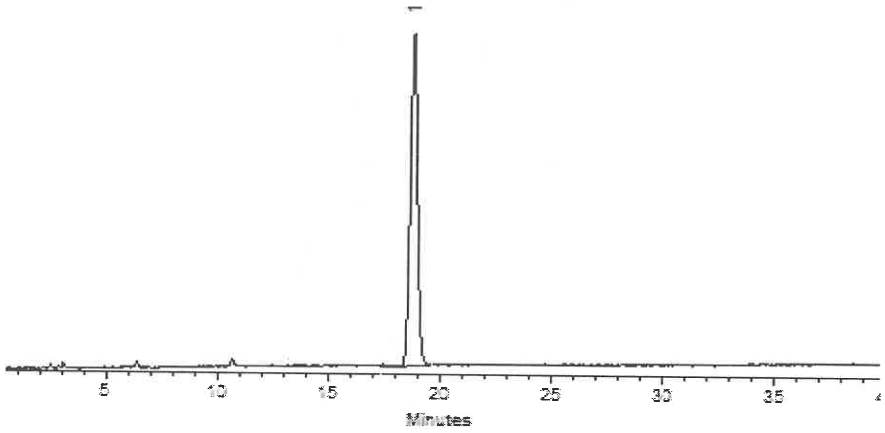

This chromatogram represents a general set of testing conditions chosen for product acceptance. For optimal results in your lab, conditions should be adjusted for your specific instrument, method, and application.

Clara Windle - Operations Technician I

Date Mixed: 05-Nov-2019 **Balance:** B442140311

Jennifer Pollino - Operations Tech-ARM QC

Date Passed: 08-Nov-2019

Manufactured under Restek's ISO 9001:2015
Registered Quality System
Certificate #FM 80397

Reagent

8330LCSMix1_00111

RESTEK®
110 Benner Circle
Bellefonte, PA 16823-8812
Tel: (800)356-1688
Fax: (814)353-1309

www.restek.com

CERTIFIED REFERENCE MATERIAL

Certificate of Analysis

ACCREDITED
ISO 17034 Accredited
Reference Material Producer
Certificate #3222.01

ACCREDITED
ISO/IEC 17025 Accredited
Testing Laboratory
Certificate #3222.02

FOR LABORATORY USE ONLY-READ SDS PRIOR TO USE.

This Reference Material is intended for Laboratory Use Only as a standard for the qualitative and/or quantitative determination of the analyte(s) listed.

Catalog No. : 31450 **Lot No.:** A0151407

Description : 8330 Calibration Mix #1

8330 Calibration Std #1 1000µg/mL, Acetonitrile, 1mL/ampul

Container Size : 2 mL **Pkg Amt:** > 1 mL

Expiration Date : July 31, 2024 **Storage:** 10°C or colder

CERTIFIED VALUES

Elution Order	Compound		Grav. Conc. (weight/volume)	Expanded Uncertainty (95% C.L.; K=2)		
1	HMX		1,004.9 µg/mL	+/- 5.9689	µg/mL	Gravimetric
	CAS # 2691-41-0	(Lot 190402JLM)		+/- 55.0525	µg/mL	Unstressed
	Purity 97%			+/- 64.1967	µg/mL	Stressed
2	RDX		1,005.0 µg/mL	+/- 5.9694	µg/mL	Gravimetric
	CAS # 121-82-4	(Lot 080228JLM)		+/- 55.0569	µg/mL	Unstressed
	Purity 99%			+/- 64.2018	µg/mL	Stressed
3	1,3,5-Trinitrobenzene		1,003.0 µg/mL	+/- 5.9574	µg/mL	Gravimetric
	CAS # 99-35-4	(Lot DJ5QO)		+/- 54.9463	µg/mL	Unstressed
	Purity 97%			+/- 64.0727	µg/mL	Stressed
4	1,3-Dinitrobenzene		1,001.0 µg/mL	+/- 5.9456	µg/mL	Gravimetric
	CAS # 99-65-0	(Lot BCBN4329V)		+/- 54.8378	µg/mL	Unstressed
	Purity 99%			+/- 63.9463	µg/mL	Stressed
5	Nitrobenzene		1,001.0 µg/mL	+/- 5.9456	µg/mL	Gravimetric
	CAS # 98-95-3	(Lot SHBJ3622)		+/- 54.8378	µg/mL	Unstressed
	Purity 99%			+/- 63.9463	µg/mL	Stressed
6	2,4,6-Trinitrotoluene		1,005.0 µg/mL	+/- 5.9694	µg/mL	Gravimetric
	CAS # 118-96-7	(Lot 5737200)		+/- 55.0569	µg/mL	Unstressed
	Purity 99%			+/- 64.2018	µg/mL	Stressed
7	2,4-Dinitrotoluene		1,001.0 µg/mL	+/- 5.9456	µg/mL	Gravimetric
	CAS # 121-14-2	(Lot MKAA0690)		+/- 54.8378	µg/mL	Unstressed
	Purity 99%			+/- 63.9463	µg/mL	Stressed

Solvent: Acetonitrile
CAS # 75-05-8
Purity 99%

Column:
250mm x 4.6mm
Ultra C18 (cat.# 9174575)

Flow Rate:
1.0 ml/min.

Mobile Phase A:
water:methanol (44:56 V/V)

Mobile Phase B:

Mobile Phase Composition:
100%A

Det. Type:
Wavelength: 210 nm

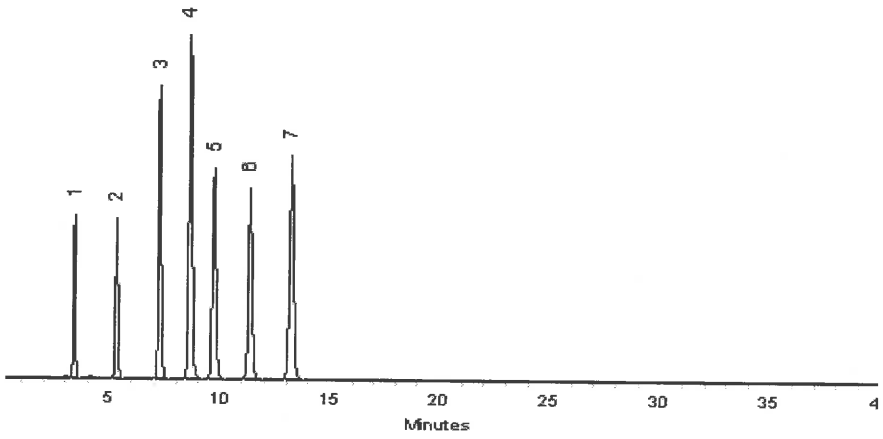

This chromatogram represents a general set of testing conditions chosen for product acceptance. For optimal results in your lab, conditions should be adjusted for your specific instrument, method, and application.

Matt Fragassi - Mix Technician

Date Mixed: 30-Jul-2019 **Balance:** 1127510105

Jennifer Pollino - Operations Tech-ARM QC

Date Passed: 01-Aug-2019

Manufactured under Restek's ISO 9001:2015
Registered Quality System
Certificate #FM 80397

Reagent

8330LCSMix1_00112

RESTEK®
110 Benner Circle
Bellefonte, PA 16823-8812
Tel: (800)356-1688
Fax: (814)353-1309

www.restek.com

CERTIFIED REFERENCE MATERIAL

Certificate of Analysis

ACCREDITED
ISO 17034 Accredited
Reference Material Producer
Certificate #3222.01

ACCREDITED
ISO/IEC 17025 Accredited
Testing Laboratory
Certificate #3222.02

FOR LABORATORY USE ONLY-READ SDS PRIOR TO USE.

This Reference Material is intended for Laboratory Use Only as a standard for the qualitative and/or quantitative determination of the analyte(s) listed.

Catalog No. : 31450 **Lot No.:** A0151407

Description : 8330 Calibration Mix #1

8330 Calibration Std #1 1000µg/mL, Acetonitrile, 1mL/ampul

Container Size : 2 mL **Pkg Amt:** > 1 mL

Expiration Date : July 31, 2024 **Storage:** 10°C or colder

CERTIFIED VALUES

Elution Order	Compound		Grav. Conc. (weight/volume)	Expanded Uncertainty (95% C.L.; K=2)		
1	HMX **CAS #** 2691-41-0 **Purity** 97%	(Lot 190402JLM)	1,004.9 µg/mL	+/- 5.9689 µg/mL +/- 55.0525 µg/mL +/- 64.1967 µg/mL		Gravimetric Unstressed Stressed
2	RDX **CAS #** 121-82-4 **Purity** 99%	(Lot 080228JLM)	1,005.0 µg/mL	+/- 5.9694 µg/mL +/- 55.0569 µg/mL +/- 64.2018 µg/mL		Gravimetric Unstressed Stressed
3	1,3,5-Trinitrobenzene **CAS #** 99-35-4 **Purity** 97%	(Lot DJ5QO)	1,003.0 µg/mL	+/- 5.9574 µg/mL +/- 54.9463 µg/mL +/- 64.0727 µg/mL		Gravimetric Unstressed Stressed
4	1,3-Dinitrobenzene **CAS #** 99-65-0 **Purity** 99%	(Lot BCBN4329V)	1,001.0 µg/mL	+/- 5.9456 µg/mL +/- 54.8378 µg/mL +/- 63.9463 µg/mL		Gravimetric Unstressed Stressed
5	Nitrobenzene **CAS #** 98-95-3 **Purity** 99%	(Lot SHBJ3622)	1,001.0 µg/mL	+/- 5.9456 µg/mL +/- 54.8378 µg/mL +/- 63.9463 µg/mL		Gravimetric Unstressed Stressed
6	2,4,6-Trinitrotoluene **CAS #** 118-96-7 **Purity** 99%	(Lot 5737200)	1,005.0 µg/mL	+/- 5.9694 µg/mL +/- 55.0569 µg/mL +/- 64.2018 µg/mL		Gravimetric Unstressed Stressed
7	2,4-Dinitrotoluene **CAS #** 121-14-2 **Purity** 99%	(Lot MKAA0690)	1,001.0 µg/mL	+/- 5.9456 µg/mL +/- 54.8378 µg/mL +/- 63.9463 µg/mL		Gravimetric Unstressed Stressed

Solvent: Acetonitrile
CAS # 75-05-8
Purity 99%

Column:
250mm x 4.6mm
Ultra C18 (cat.# 9174575)

Flow Rate:
1.0 ml/min.

Mobile Phase A:
water:methanol (44:56 V/V)

Mobile Phase B:

Mobile Phase Composition:
100%A

Det. Type:
Wavelength: 210 nm

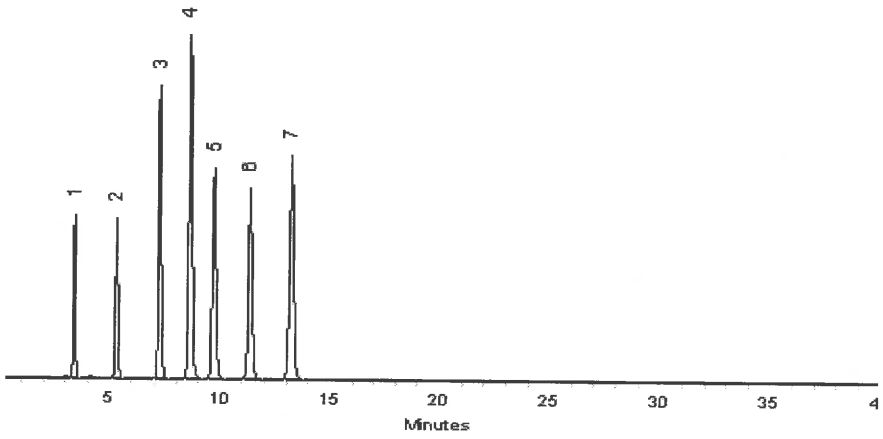

This chromatogram represents a general set of testing conditions chosen for product acceptance. For optimal results in your lab, conditions should be adjusted for your specific instrument, method, and application.

Matt Fragassi - Mix Technician

Date Mixed: 30-Jul-2019 **Balance:** 1127510105

Jennifer Pollino - Operations Tech-ARM QC

Date Passed: 01-Aug-2019

Manufactured under Restek's ISO 9001:2015
Registered Quality System
Certificate #FM 80397

Reagent

8330LCSMix1_00113

RESTEK®
110 Benner Circle
Bellefonte, PA 16823-8812
Tel: (800)356-1688
Fax: (814)353-1309

www.restek.com

CERTIFIED REFERENCE MATERIAL

Certificate of Analysis

ACCREDITED
ISO 17034 Accredited
Reference Material Producer
Certificate #3222.01

ACCREDITED
ISO/IEC 17025 Accredited
Testing Laboratory
Certificate #3222.02

FOR LABORATORY USE ONLY-READ SDS PRIOR TO USE.

This Reference Material is intended for Laboratory Use Only as a standard for the qualitative and/or quantitative determination of the analyte(s) listed.

Catalog No. : 31450 **Lot No.:** A0151407

Description : 8330 Calibration Mix #1

8330 Calibration Std #1 1000µg/mL, Acetonitrile, 1mL/ampul

Container Size : 2 mL **Pkg Amt:** > 1 mL

Expiration Date : July 31, 2024 **Storage:** 10°C or colder

CERTIFIED VALUES

Elution Order	Compound		Grav. Conc. (weight/volume)	Expanded Uncertainty (95% C.L.; K=2)		
1	HMX		1,004.9 µg/mL	+/- 5.9689	µg/mL	Gravimetric
	CAS # 2691-41-0	(Lot 190402JLM)		+/- 55.0525	µg/mL	Unstressed
	Purity 97%			+/- 64.1967	µg/mL	Stressed
2	RDX		1,005.0 µg/mL	+/- 5.9694	µg/mL	Gravimetric
	CAS # 121-82-4	(Lot 080228JLM)		+/- 55.0569	µg/mL	Unstressed
	Purity 99%			+/- 64.2018	µg/mL	Stressed
3	1,3,5-Trinitrobenzene		1,003.0 µg/mL	+/- 5.9574	µg/mL	Gravimetric
	CAS # 99-35-4	(Lot DJ5QO)		+/- 54.9463	µg/mL	Unstressed
	Purity 97%			+/- 64.0727	µg/mL	Stressed
4	1,3-Dinitrobenzene		1,001.0 µg/mL	+/- 5.9456	µg/mL	Gravimetric
	CAS # 99-65-0	(Lot BCBN4329V)		+/- 54.8378	µg/mL	Unstressed
	Purity 99%			+/- 63.9463	µg/mL	Stressed
5	Nitrobenzene		1,001.0 µg/mL	+/- 5.9456	µg/mL	Gravimetric
	CAS # 98-95-3	(Lot SHBJ3622)		+/- 54.8378	µg/mL	Unstressed
	Purity 99%			+/- 63.9463	µg/mL	Stressed
6	2,4,6-Trinitrotoluene		1,005.0 µg/mL	+/- 5.9694	µg/mL	Gravimetric
	CAS # 118-96-7	(Lot 5737200)		+/- 55.0569	µg/mL	Unstressed
	Purity 99%			+/- 64.2018	µg/mL	Stressed
7	2,4-Dinitrotoluene		1,001.0 µg/mL	+/- 5.9456	µg/mL	Gravimetric
	CAS # 121-14-2	(Lot MKAA0690)		+/- 54.8378	µg/mL	Unstressed
	Purity 99%			+/- 63.9463	µg/mL	Stressed

Solvent: Acetonitrile
CAS # 75-05-8
Purity 99%

Column:
250mm x 4.6mm
Ultra C18 (cat.# 9174575)

Flow Rate:
1.0 ml/min.

Mobile Phase A:
water:methanol (44:56 V/V)

Mobile Phase B:

Mobile Phase Composition:
100%A

Det. Type:
Wavelength: 210 nm

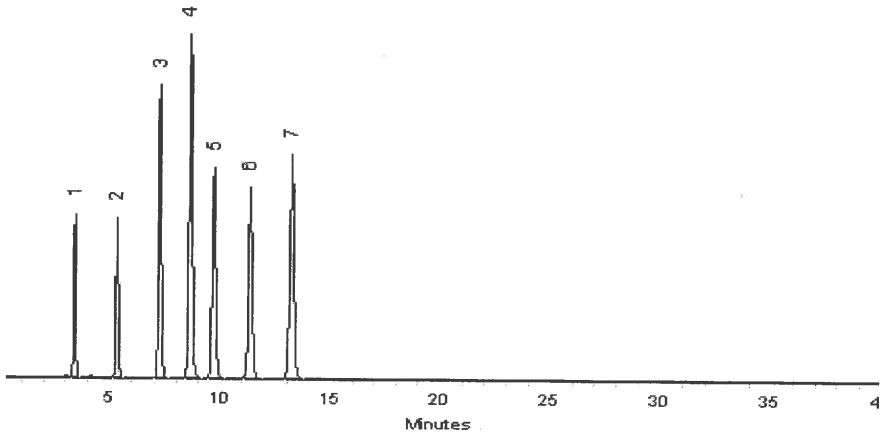

This chromatogram represents a general set of testing conditions chosen for product acceptance. For optimal results in your lab, conditions should be adjusted for your specific instrument, method, and application.

Matt Fragassi - Mix Technician

Date Mixed: 30-Jul-2019 **Balance:** 1127510105

Jennifer Pollino - Operations Tech-ARM QC

Date Passed: 01-Aug-2019

Manufactured under Restek's ISO 9001:2015
Registered Quality System
Certificate #FM 80397

Reagent

8330LCSmix2_00009

RESTEK®
110 Benner Circle
Bellefonte, PA 16823-8812
Tel: (800)356-1688
Fax: (814)353-1309

www.restek.com

CERTIFIED REFERENCE MATERIAL

Certificate of Analysis

ACCREDITED
ISO 17034 Accredited
Reference Material Producer
Certificate #3222.01

ACCREDITED
ISO/IEC 17025 Accredited
Testing Laboratory
Certificate #3222.02

FOR LABORATORY USE ONLY-READ SDS PRIOR TO USE.

This Reference Material is intended for Laboratory Use Only as a standard for the qualitative and/or quantitative determination of the analyte(s) listed.

Catalog No. : 31451 **Lot No.:** A0149387

Description : 8330 Calibration Mix #2

8330 Calibration Std #2 1000µg/mL, Acetonitrile, 1mL/ampul

Container Size : 2 mL **Pkg Amt:** > 1 mL

Expiration Date : May 31, 2024 **Storage:** 10°C or colder

CERTIFIED VALUES

Elution Order	Compound		Grav. Conc. (weight/volume)	Expanded Uncertainty (95% C.L.; K=2)	
1	Tetryl **CAS #** 479-45-8 **Purity** 99%	(Lot 091120JLM)	1,004.0 µg/mL	+/- 5.9635 µg/mL +/- 55.0021 µg/mL +/- 64.1379 µg/mL	Gravimetric Unstressed Stressed
2	4-Amino-2,6-dinitrotoluene **CAS #** 19406-51-0 **Purity** 99%	(Lot ER070908-01)	1,000.0 µg/mL	+/- 5.9397 µg/mL +/- 54.7830 µg/mL +/- 63.8824 µg/mL	Gravimetric Unstressed Stressed
3	2-Amino-4,6-dinitrotoluene **CAS #** 35572-78-2 **Purity** 98%	(Lot 29550-55)	999.6 µg/mL	+/- 5.9373 µg/mL +/- 54.7611 µg/mL +/- 63.8568 µg/mL	Gravimetric Unstressed Stressed
4	2,6-Dinitrotoluene **CAS #** 606-20-2 **Purity** 99%	(Lot 1437483V)	1,004.0 µg/mL	+/- 5.9635 µg/mL +/- 55.0021 µg/mL +/- 64.1379 µg/mL	Gravimetric Unstressed Stressed
5	2-Nitrotoluene **CAS #** 88-72-2 **Purity** 99%	(Lot GA01)	1,010.0 µg/mL	+/- 5.9991 µg/mL +/- 55.3308 µg/mL +/- 64.5212 µg/mL	Gravimetric Unstressed Stressed
6	4-Nitrotoluene **CAS #** 99-99-0 **Purity** 99%	(Lot FAU01)	1,006.0 µg/mL	+/- 5.9753 µg/mL +/- 55.1117 µg/mL +/- 64.2657 µg/mL	Gravimetric Unstressed Stressed
7	3-Nitrotoluene **CAS #** 99-08-1 **Purity** 98%	(Lot 07329LG)	1,007.4 µg/mL	+/- 5.9839 µg/mL +/- 55.1906 µg/mL +/- 64.3577 µg/mL	Gravimetric Unstressed Stressed

Solvent: Acetonitrile
CAS # 75-05-8
Purity 99%

Column:
250mm x 4.6mm
Ultra C18 (cat.# 9174575)

Flow Rate:
1.0 ml/min.

Mobile Phase A:
water:methanol (44:56 V/V)

Mobile Phase B:

Mobile Phase Composition:
100%A

Det. Type:
Wavelength: 210 nm

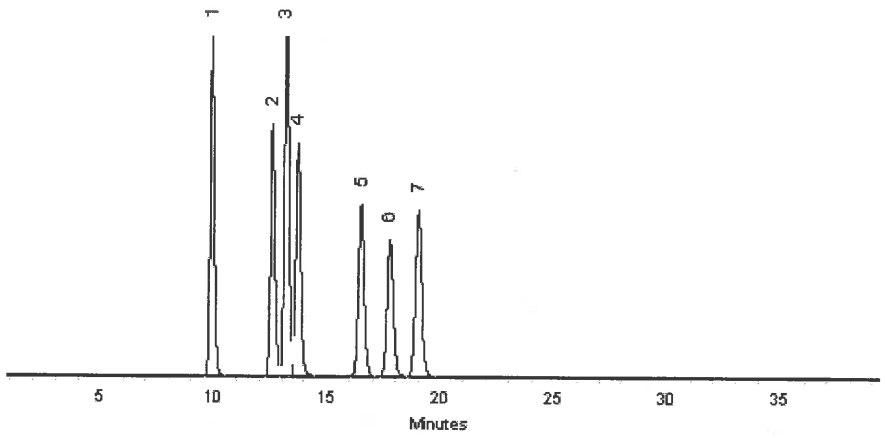

This chromatogram represents a general set of testing conditions chosen for product acceptance. For optimal results in your lab, conditions should be adjusted for your specific instrument, method, and application.

Lane Kibe - Mix Technician

Date Mixed: 21-May-2019 **Balance:** 1127510105

Jennifer Pollino - Operations Tech-ARM QC

Date Passed: 23-May-2019

Manufactured under Restek's ISO 9001:2015 Registered Quality System Certificate #FM 80397

Reagent

8330LCSmix2_00011

RESTEK
110 Benner Circle
Bellefonte, PA 16823-8812
Tel: (800)356-1688
Fax: (814)353-1309

www.restek.com

CERTIFIED REFERENCE MATERIAL

Certificate of Analysis

ACCREDITED
ISO 17034 Accredited
Reference Material Producer
Certificate #3222.01

ilac-MRA

ACCREDITED
ISO/IEC 17025 Accredited
Testing Laboratory
Certificate #3222.02

FOR LABORATORY USE ONLY-READ SDS PRIOR TO USE.

This Reference Material is intended for Laboratory Use Only as a standard for the qualitative and/or quantitative determination of the analyte(s) listed.

Catalog No. : 31451 **Lot No.:** A0157533

Description : 8330 Calibration Mix #2

8330 Calibration Std #2 1000µg/mL, Acetonitrile, 1mL/ampul

Container Size : 2 mL **Pkg Amt:** > 1 mL

Expiration Date : February 28, 2025 **Storage:** 10°C or colder

CERTIFIED VALUES

Elution Order	Compound	Grav. Conc. (weight/volume)	Expanded Uncertainty (95% C.L.; K=2)		
1	Tetryl **CAS #** 479-45-8 (Lot 091120JLM) **Purity** 99%	1,004.0 µg/mL	+/- 5.9635 +/- 55.0021 +/- 64.1379	µg/mL µg/mL µg/mL	Gravimetric Unstressed Stressed
2	4-Amino-2,6-dinitrotoluene **CAS #** 19406-51-0 (Lot ER070908-01) **Purity** 99%	1,004.0 µg/mL	+/- 5.9635 +/- 55.0021 +/- 64.1379	µg/mL µg/mL µg/mL	Gravimetric Unstressed Stressed
3	2-Amino-4,6-dinitrotoluene **CAS #** 35572-78-2 (Lot 29550-55) **Purity** 98%	999.6 µg/mL	+/- 5.9373 +/- 54.7611 +/- 63.8568	µg/mL µg/mL µg/mL	Gravimetric Unstressed Stressed
4	2,6-Dinitrotoluene **CAS #** 606-20-2 (Lot BCBB8606) **Purity** 99%	1,002.0 µg/mL	+/- 5.9516 +/- 54.8926 +/- 64.0101	µg/mL µg/mL µg/mL	Gravimetric Unstressed Stressed
5	2-Nitrotoluene **CAS #** 88-72-2 (Lot BCBZ7826) **Purity** 99%	1,004.0 µg/mL	+/- 5.9635 +/- 55.0021 +/- 64.1379	µg/mL µg/mL µg/mL	Gravimetric Unstressed Stressed
6	4-Nitrotoluene **CAS #** 99-99-0 (Lot FAU01) **Purity** 99%	1,000.0 µg/mL	+/- 5.9397 +/- 54.7830 +/- 63.8824	µg/mL µg/mL µg/mL	Gravimetric Unstressed Stressed
7	3-Nitrotoluene **CAS #** 99-08-1 (Lot FBO01) **Purity** 98%	1,003.5 µg/mL	+/- 5.9606 +/- 54.9758 +/- 64.1072	µg/mL µg/mL µg/mL	Gravimetric Unstressed Stressed

Solvent: Acetonitrile
CAS # 75-05-8
Purity 99%

Column:
250mm x 4.6mm
Ultra C18 (cat.# 9174575)

Flow Rate:
1.0 ml/min.

Mobile Phase A:
water:methanol (44:56 V/V)

Mobile Phase B:

Mobile Phase Composition:
100%A

Det. Type:
Wavelength: 210nm & 254nm

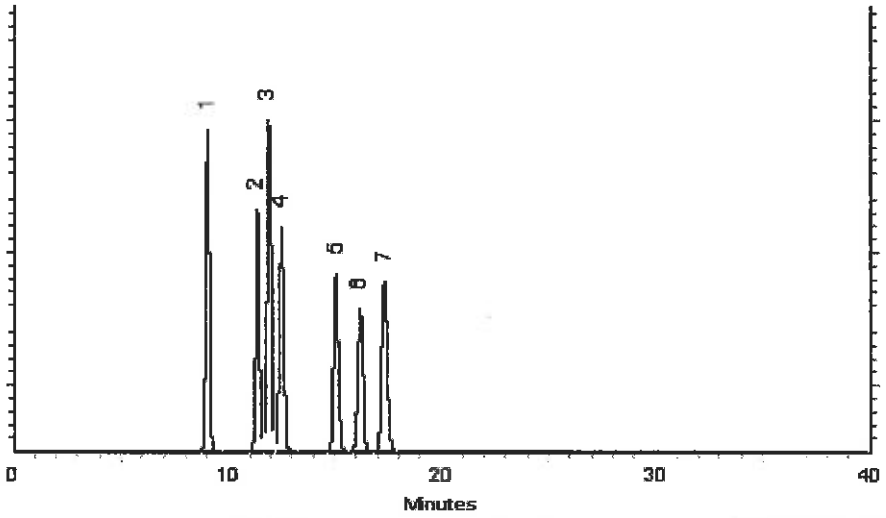

This chromatogram represents a general set of testing conditions chosen for product acceptance. For optimal results in your lab, conditions should be adjusted for your specific instrument, method, and application.

Clara Windle - Operations Technician I

Date Mixed: 06-Feb-2020 **Balance:** B251644995

Jennifer Pollino - Operations Tech-ARM QC

Date Passed: 10-Feb-2020

Manufactured under Restek's ISO 9001:2015 Registered Quality System Certificate #FM 80397

General Certified Reference Material Notes

Expiration Notes:

- Expiration date valid for unopened ampul stored in compliance with the recommended conditions.
- Uncertainty, concentration, and expiration of the CRM are based on the unopened product being stored according to the recommended condition found in the storage field.

Purity Notes:

- Purity and/or chemical identity are determined by one or more of the following techniques: GC/FID, HPLC, GC/μECD, GC/MS, LC/MS, RI, and/or melting point.
- Compounds with a listed purity of less than 99% have been weight corrected to compensate for impurities and/or salts. A correction factor is used to calculate the amount of compound necessary to achieve the desired concentration of the parent compound in solution.
- Purity of isomeric compounds is reported as the sum of the isomers.
- Purity values are rounded to the nearest whole number.

Certified Uncertainty Value Notes:

- The uncertainties are determined in accordance with ISO 17034 and Guide 35. The certified combined stressed uncertainty value (includes gravimetric uncertainty, homogeneity between-ampul uncertainty, storage stability uncertainty and shipping stability uncertainty and were combined using the following formula:

$$U_{combined\ stressed} = k\sqrt{U^2_{gravimetric} + U^2_{homogeneity} + U^2_{storage\ stability} + U^2_{shipping\ stability}}$$

k is a coverage factor of 2, which gives a level of confidence of approximately 95%.

- It is important to note that the shipping stability uncertainty was obtained under temperature extremes for specific time intervals; therefore, the certified combined stressed uncertainty value should only be applied to the product if it was stored at non-standard temperature conditions up to and including 7 days. Contact Restek Technical Service at www.restek.com/Contact-Us for use recommendations if your shipment was in-transit for more than 7 days at non-standard temperature conditions.
- Apply the certified combined unstressed uncertainty value if the product was received under standard shipping conditions. Apply the certified combined stressed uncertainty value if the product was received under non-standard conditions as specified below.

Label Conditions	Standard Conditions	Non-Standard Conditions
25°C Nominal (Room Temperature)	< 60°C	≥ 60°C up to 7 days
10°C or colder (Refrigerate)	< 40°C	≥ 40°C up to 7 days
0°C or colder (Freezer)	< 25°C	≥ 25°C up to 7 days

- Separate (not combined) uncertainty values for gravimetric uncertainty are also displayed on the certificate, if needed, separate homogeneity between-ampul uncertainty, storage stability uncertainty and shipping stability uncertainty values are available by contacting Restek Technical Service at www.restek.com/Contact-Us.
- The packaged amount is the minimum sample size for which uncertainty is valid. The ampules are over-filled to ensure that the minimum packaged amount can be sufficiently transferred.

Manufacturing Notes:

- Concentration is based upon gravimetric preparation using either a balance whose calibration has been verified daily using NIST traceable weights, and/or dilutions with Class A glassware.

Handling Notes:

- Stability of the unopened product, when stored in compliance with the recommended conditions, is guaranteed through the expiration displayed on the product label and certificate. Contact Restek for additional opened product stability information, with the knowledge/understanding that open product stability is subject to the specific handling and environmental conditions to which the product is exposed. For your convenience Restek supplies deactivated vials with most standards packed in 2mL ampules. Larger volume deactivated vials are available through Restek as a custom ordered item. Additionally, Restek sells DMDCS for the purpose of glassware deactivation as catalog number 31861, which includes complete instructions.
- If any undissolved material is visible inside the ampul, sonicate the unopened ampul until the material is completely dissolved.

Reagent

8330PAStkPS_00061

125 Market Street
New Haven, CT 06513
USA

AccuStandard®

Tel (203)786-5290
Fax (203)786-5287
www.AccuStandard.com

CERTIFICATE OF ANALYSIS

Catalog No: M-8330-ADD-3
Description: Picric acid
Lot: 214121302-02
Solvent: Acetonitrile (50%)
Methanol (50%)
Hazards: *Refer to SDS for complete safety information*



Signal Word: Danger

Date Certified: Aug 9, 2019
Expiration: Sep 9, 2021
Sample Size: 1 mL
Components: 1
Storage Condition: Ambient (>5 °C)

Certified Reference Material

ANAB ACCREDITED REFERENCE MATERIAL PRODUCER AR-1463
ANAB ACCREDITED TESTING LABORATORY AT-1339
ilac-MRA

Component	CAS #	Purity % (HPLC)	Prepared Concentration² (µg/mL)	Certified Analyte Concentration¹ (µg/mL)
Picric acid	88-89-1	99.1	100.1	99.2

A product with a suffix (-1A, -2B, etc. or -01, -02, etc.) on its lot number has had its expiration date extended and is identical to the same lot number without the suffix.

² All weights are traceable through NIST, Test No. 822-275872-11

¹ Certified Analyte Concentration = Purity x Prepared Concentration.

The Uncertainty associated with the certified concentration reported on this certificate is ±2.4%. This value is the combined expanded uncertainty and represents an estimated standard deviation equal to the positive square root of the total variation of the uncertainty of components. A normal distribution is assumed and a coverage factor of K=2 is chosen using approximately a 95% confidence level.

Labels and certificates follow U.S. Conventions in reporting numerical values: A comma (,) is used to separate units of one-thousand or greater. A period (.) is used as a decimal place marker.

The information on this certificate may not be reproduced without the express permission of the manufacturer. See reverse side for additional information

Certified By: Larry Decker, Organic QC Manager

For use in routine laboratory analysis.

AccuStandard is accredited to ISO 17034, ISO/IEC 17025 and certified to ISO 9001:2015

AccuStandard, Inc.
125 Market St., New Haven, CT 06513 USA
Tel: 203-786-5290 Fax: 203-786-5287

SAFETY DATA SHEET

SECTION 1 - CHEMICAL PRODUCT AND COMPANY IDENTIFICATION

1.1 - Product Identifiers

Catalog Name: M-8330-ADD-3

Description: Picric Acid in Acetonitrile/Methanol Blend

1.2 - Relevant Identified Uses of the Substance or Mixture

Laboratory Chemical Reference Material

1.3 - Supplier Details

Company: AccuStandard, Inc.
125 Market St.
New Haven, CT 06513 USA

Telephone Number: 203-786-5290

Fax: 203-786-5287

Email: edocs@accustandard.com

1.4 - Emergency Telephone Number

Emergency Phone #: AccuStandard, Inc.
1-203-502-7070 (USA)
+001-203-502-7070 (International)

24 hours / 7 days a week

SECTION 2 - HAZARDS IDENTIFICATION

2.1 - GHS Label Elements





Signal Word: Danger

Hazard Codes:

H225 - Highly Flammable (Flammable liquids, category 2)

H315 - Irritating to skin. (Skin corrosion/irritation, category 2)

H319 - Causes severe eye irritation. (Eye damage/irritation, category 2A)

H332 - Harmful if inhaled. (Acute toxicity, inhalation, category 4)

H336 - Overexposure may cause dizziness, nausea, muscle weakness, narcosis and respiratory failure.

H360 - California Proposition 65 Warning: This product contains a component (or components) that may cause birth defects or other reproductive harm in a quantity greater than or equal to 0.1%.

H370 - Causes damage to organs. (Specific target organ toxicity, single exposure, category 1)

Precautionary Codes:

P202 - This product should only by used by persons trained in the safe handling of hazardous chemicals.

P233 - Store in a tightly closed container. (P404)

SECTION 2 - HAZARDS IDENTIFICATION - *continued*

2.1 - GHS Label Elements - *continued*

P260 - Do not breathe vapor.

P262 - Do not get in eyes, on skin or clothing.

P264 - Wash thoroughly after handling. Do not take internally. Eye wash and safety equipment should be readily available.

P284 - Respiratory Protection: If workplace exposure limit(s) of product or any component is exceeded (see TLV/PEL), or a risk assessment shows air-purifying respirators are appropriate, use of a NIOSH/MSHA approved air supplied respirator is advised. Use a full-face respirator with multi-purpose combination (US) or type ABEK (EN14387) respirator cartridges in absence of proper environmental control. Always use respirators and components tested and approved under appropriate government standards such as NIOSH (US) or CEN (EU). Engineering and/or administrative controls should be implemented to reduce exposure.

P338 - Eye contact: Immediately flush with plenty of water. After initial flushing, remove any contact lenses and continue flushing for at least 15 minutes. Assure adequate flushing by separating the eyelids with fingers.

P340 - Inhalation: Remove to fresh air. If not breathing, give artificial respiration. If breathing is difficult, give oxygen. Get medical attention.

P352 - Skin contact: Wash thoroughly with soap and water. Get medical attention if irritation develops or persists.

2.2 - Other Hazards

2.2.1 - Symptom of Exposure Health/Environment

Highly Flammable (Flammable liquids, category 2)

Causes damage to organs. (Specific target organ toxicity, single exposure, category 1)

After ingestion or inhalation, initial symptoms may be only that of mild intoxication, but may become severe after 12 or 18 hours.

Overexposure may cause dizziness, nausea, muscle weakness, narcosis and respiratory failure.

2.2.2 - Potential Health Effects

Causes severe eye irritation. (Eye damage/irritation, category 2A)

Irritating to skin. (Skin corrosion/irritation, category 2)

May be harmful if absorbed through the skin. (Acute toxicity, dermal, category 5)

Irritating to mucous membrane and upper respiratory system.

Harmful if inhaled. (Acute toxicity, inhalation, category 4)

May be harmful if swallowed. (Acute toxicity, oral, category 5)

2.2.3 - Routes of Entry

Inhalation, ingestion or skin contact.

2.2.4 - Carcinogenicity

California Proposition 65 Warning: This product contains a component (or components) that may cause birth defects or other reproductive harm in a quantity greater than or equal to 0.1%.

SECTION 3 - COMPOSITION / ANALYTES DATA

Description: Picric Acid in Acetonitrile/Methanol Blend

			ACGIH -TLV (mg/m³)			OSHA -PEL (mg/m³)		
Analyte	CAS #	% Concentration	TWA	STEL	Skin	TWA	STEL	Skin
Picric acid	88-89-1	0.010	0.1			0.1		
Acetonitrile	75-05-8	49.995				70		
Methanol	67-56-1	49.995				260		

SECTION 10 - STABILITY AND REACTIVITY

Stability: Stable

Materials to Avoid: Acids
Bases
Oxidizers

Hazardous Decomposition: Hydrogen cyanide (HCN); Carbon oxides; Nitrogen oxides Forms HCN when heated to about 120 °C

Hazardous Polymerization: Will not occur

Condition to Avoid: Heat; Contact with ignition sources

SECTION 11 - TOXICOLOGICAL INFORMATION

Human Health Toxicity

See section 2 for specific toxicological information for the ingredients of this product.

LD50 (Oral): N/A

LD50 (Dermal) : N/A

LC50 (Inhalation): N/A

No specific human health toxicity information is available for this product. Information provided is based on similar products.

WARNING: This product contains chemicals known to the state of California to cause birth defects or other reproductive harm.

No other information related to the toxicological properties of this product is available at this time.

SECTION 12 - ECOLOGICAL INFORMATION

Environmental Toxicity

By complying with sections 6 and 7 there should be no release to the environment.

LC50 (Fish): N/A

EC50 (Aquatic Invertebrate): N/A

BCF: N/A

No specific environmental toxicity information is available for this product. It is not expected to be an environmental concern.

No other information related to the ecological properties of this product is available at this time.

SECTION 13 - DISPOSAL CONSIDERATIONS

Recycle or incinerate at any EPA approved facility or dispose in compliance with Federal, State and local regulations. Empty containers must be triple-rinsed prior to disposal.

SECTION 14 - TRANSPORT INFORMATION

Transportation Information (DOT/IATA)

UN Number: UN1993

Class: 3

Packing Group: II

Proper Shipping Name: Flammable liquid, n.o.s. (Acetonitrile, Methanol)

Poison by Inhalation: No

Marine Pollutant: No

SECTION 15 - REGULATORY INFORMATION

WARNING: This product contains chemicals known to the state of California to cause birth defects or other reproductive harm.

All components are listed on the TSCA Inventory.

For laboratory, research and development use only. Not for manufacturing or commercial purposes.

In addition to federal and state regulations, local regulations may apply. Check with your local regulatory authorities.

SECTION 16 - OTHER INFORMATION

This document has been designed to meet the requirements of OSHA, ANSI, GHS and CHIPs regulations. Chemicals are classified using the Globally Harmonized System for Classification and Labeling of Chemicals and CLP Regulation (EC) No. 1272/2008.

The statements contained herein are offered for informational purposes only and are based on technical data that we believe to be accurate. The manufacturer will not assume any liability for the accuracy and completeness of this information. Final determination of the suitability of the material is the responsibility of the user. Although certain hazards are described herein, the user should not presume that these are the only hazards that exist. Since conditions and manner of use are outside of the manufacturers control, we make

NO WARRANTY OF MERCHANTABILITY, EXPRESSED OR IMPLIED, AND ASSUME NO LIABILITY RESULTING FROM ITS USE.

Legend : N/A = Not Available ND = Not Determined NR = Not Regulated

Alteration of any information contained herein without written permission from the manufacturer is strictly prohibited.

HMIS/NFPA HAZARD INDEX

0 - Minimal
1 - Slight
2 - Moderate
3 - Serious
4 - Severe

* - Additional Hazard

GHS HAZARD INDEX

Category 1 - Most Severe
Category 5 - Least Severe

**** End of Document ****

Reagent

8330Surrogate_00110

eurofins | Environment Testing TestAmerica

8330Surrogate_00110

good ✓

Reagent ID: 8330Surrogate_00110

Description:	10ug/mL 1,2-Dinitrobenzene	Expiration Date:	05/17/2020
No. of Bottles:	1	Laboratory:	Eurofins TestAmerica, Denver
Storage Location:	Explosives Prep	Prepared By:	Bourgery, David F
Reagent Volume:	250.000 mL	Solvent:	Acetonitrile
Creation Date:	12/17/2019	Solvent Lot:	ACN_00223
Open Date:			
Container(s):	6017392		
Comment:	Stored Frozen. 6 month expiration date. Take 1mL of 1,2 Dinitrobenzene (8330SurrStock) and Dilute to 100 mL in ACN. Mulitply recipe as needed.		

WL 88127 → C18

POS #6

Reagent Analyte Information

Analyte	Source ID	Source Exp. Date	Source Conc.	Source Conc. Units	Final Conc.	Final Conc. Units
1,2-Dinitrobenzene	8330SurrStkSS_00145	03/31/2023	1000.00000	ug/mL	10.00000	ug/mL
1,2-Dinitrobenzene (Surr)	8330SurrStkSS_00145	03/31/2023	1000.00000	ug/mL	10.00000	ug/mL
1,2-Dinitrobenzene	8330SurrStkSS_00158	07/31/2024	1000.00000	ug/mL	10.00000	ug/mL
1,2-Dinitrobenzene (Surr)	8330SurrStkSS_00158	07/31/2024	1000.00000	ug/mL	10.00000	ug/mL
1,2-Dinitrobenzene	8330SurrStkSS_00160	07/31/2024	1000.00000	ug/mL	10.00000	ug/mL
1,2-Dinitrobenzene (Surr)	8330SurrStkSS_00160	07/31/2024	1000.00000	ug/mL	10.00000	ug/mL
1,2-Dinitrobenzene	8330SurrStkSS_00161	07/31/2024	1000.00000	ug/mL	10.00000	ug/mL
1,2-Dinitrobenzene (Surr)	8330SurrStkSS_00161	07/31/2024	1000.00000	ug/mL	10.00000	ug/mL

Source Reagents

Reagent	Description	Type	Expiration	Vendor	Vendor Lot #	Vendor Cat Lot #	Volume Used	Volume Units
8330SurrStkSS_00145	31453, 1000ug/mL Restek 1,2-DNB SS	ASTD	03/31/23	Restek	A0135839	31453	0.25000	mL
8330SurrStkSS_00158	31453, 1000ug/mL Restek 1,2-DNB SS	ASTD	07/31/24	Restek	A0146866	31453	0.25000	mL
8330SurrStkSS_00160	31453, 1000ug/mL Restek 1,2-DNB SS	ASTD	07/31/24	Restek	A0150790	31453	1.00000	mL
8330SurrStkSS_00161	31453, 1000ug/mL Restek 1,2-DNB SS	ASTD	07/31/24	Restek	A0150790	31453	1.00000	mL

Preliminary Report

Eurofins TestAmerica, Denver

LCS, Lab Control Sample Report

Sample Path: \\chromna\Denver\ChromData\CHHPLC_X\20191220-88127.b\12200006.D

Lims ID: C18column:B16162 Inj. Date: 20-Dec-2019 11:19:02

Worklist ID: 280-0088127-006 Instrument: CHHPLC_X3

Method: 8330_X3

Compound	Amount Added	Amount Recovered	%Rec	Limits 1 3535	Limits 2 3535	Limits 3 3535
$ 9 1,2-Dinitrobenzene	0.4000	0.3843	96.1	83-119	63-127	

Samples for Limit Group: 1, Lims Prep Method: 3535

280-132090-A-2-A	280-132090-A-3-A	280-132090-A-4-A
280-132090-A-5-A	280-132090-A-6-A	280-132090-A-7-A
280-132090-A-8-A	280-132031-A-1-A	280-132031-A-2-A
280-132031-A-3-A	280-132031-A-4-A	280-131963-A-1-B
280-131963-B-2-A	280-131963-A-3-A	280-131963-B-4-A
280-131977-A-1-A	280-131977-B-2-A	280-131977-B-3-A
280-131977-A-4-A	280-131977-A-5-A	280-131977-A-6-A

Samples for Limit Group: 2, Lims Prep Method: 3535

280-131996-A-4-A	280-131996-A-5-A	280-131996-A-6-A
280-131996-A-7-A	280-131996-A-8-A	280-131996-A-9-A
280-131996-A-11-A	280-131996-A-12-A	280-131996-A-13-A
280-131996-A-14-A	280-131996-A-15-A	280-131996-A-1-A
280-131996-A-2-A	280-131996-A-3-A	280-131996-A-10-A

Samples for Limit Group: 3, Lims Prep Method: 3535

280-132013-A-1-A	600-197143-C-1-A	280-131992-C-1-A
280-131988-A-1-A	280-131988-A-2-A	280-131988-A-3-A
280-131988-B-4-A		

Reagent

8330Surrogate_00114

Preliminary Report

Eurofins TestAmerica, Denver

LCS, Lab Control Sample Report

Sample Path: \\chromfs\Denver\ChromData\G2_LUNA\20200507-91339.b\05070004.D

Lims ID: CaCl2_Sol_00054 Inj. Date: 07-May-2020 12:25:53

Worklist ID: 280-0091339-004 Instrument: CHHPLC_G2_LUNA

Method: G2_8330_Luna

Compound	Amount Added	Amount Recovered	%Rec	Limits 1 0B_Sonc_
$ 10 1,2-Dinitrobenzene	0.2000	0.1868	93.4	83-122

Samples for Limit Group: 1, Lims Prep Method: 8330B_Sonc_10g

280-135356-A-2-D

Reagent

8330Surrogate_00116

Preliminary Report

Eurofins TestAmerica, Denver
Recovery Report

Data File:	\\chromfs\Denver\ChromData\CHHPLC_X\20200515-91560.b\05150003.D				
Lims ID:	MeOH=0000129165				
Client ID:					
Sample Type:	Client				
Inject. Date:	15-May-2020 15:31:37	ALS Bottle#:	6	Worklist Smp#:	3
Injection Vol:	100.0 ul	Dil. Factor:	1.0000		
Sample Info:	MeOH=0000129165				
Misc. Info.:	280-0091560-003				
Operator ID:	CB	Instrument ID:	CHHPLC_X3		
Method:	\\chromfs\Denver\ChromData\CHHPLC_X\20200515-91560.b\8330_X3.m				
Limit Group:	GCSV - 8330				
Last Update:	15-May-2020 16:18:31	Calib Date:	18-Mar-2020 14:39:27		
Integrator:	Falcon				
Quant Method:	External Standard	Quant By:	Initial Calibration		
Last ICal File:	\\chromna\Denver\ChromData\CHHPLC_X\20200318-90159.b\03180015.D				
Column 1 :	UltraCarb5uODS (20) (4.60 mm)		Det: LC DAD1B, 254 nm		
Process Host:	CTX0318				

Compound	Amount Added	Amount Recovered	% Rec.
$ 9 1,2-Dinitrobenzene	0.5000	0.4870	97.40

Reagent

8330SurrStkSS_00145

RESTEK
110 Benner Circle
Bellefonte, PA 16823-8812
Tel: (800)356-1688
Fax: (814)353-1309

www.restek.com

CERTIFIED REFERENCE MATERIAL

Certificate of Analysis

ACCREDITED
ISO Guide 34 Accredited
Reference Material Producer
Certificate #3222.01

ilac-MRA

ACCREDITED
ISO/IEC 17025 Accredited
Testing Laboratory
Certificate #3222.02

FOR LABORATORY USE ONLY-READ SDS PRIOR TO USE.

This Reference Material is intended for Laboratory Use Only as a standard for the qualitative and/or quantitative determination of the analyte(s) listed.

Catalog No. : 31453 **Lot No.:** A0135839

Description : 8330 Surrogate Mix

8330 Surrogate Mix 1000 µg/mL, Methanol, 1mL/ampul

Container Size : 2 mL **Pkg Amt:** > 1 mL

Expiration Date : March 31, 2023 **Storage:** 10°C or colder

CERTIFIED VALUES

Elution Order	Compound	Grav. Conc. (weight/volume)	Expanded Uncertainty (95% C.L.; K=2)		
1	1,2-Dinitrobenzene	1,000.0 µg/mL	+/- 5.9397	µg/mL	Gravimetric
	CAS # 528-29-0 (Lot MKBW2921V)		+/- 56.0822	µg/mL	Unstressed
	Purity 99%		+/- 57.3938	µg/mL	Stressed

Solvent: Methanol
CAS # 67-56-1
Purity 99%

Column:
250mm x 4.6mm
Ultra C18 (cat.# 9174575)

Flow Rate:
1.0 ml/min.

Mobile Phase A:
water:methanol (44:56 V/V)

Mobile Phase B:

Mobile Phase Composition:
100%A

Det. Type:
Wavelength: 210 nm

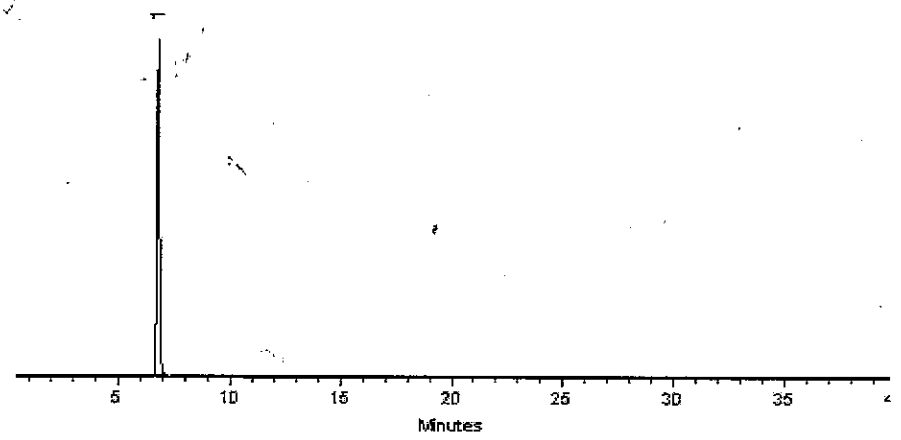

This chromatogram represents a general set of testing conditions chosen for product acceptance. For optimal results in your lab, conditions should be adjusted for your specific instrument, method, and application.

Dustin J Lidgett

Dustin Lidgett - Mix Technician **Date Mixed:** 05-Mar-2018 **Balance:** 1128360905

Jennifer J Pollino

Jennifer Pollino - Operations Tech-ARM QC **Date Passed:** 09-Mar-2018

Manufactured under Restek's ISO 9001:2008 Registered Quality System Certificate #FM 80397

General Certified Reference Material Notes

Expiration Notes:

- Expiration date valid for unopened ampul stored in compliance with the recommended conditions.
- Uncertainty, concentration, and expiration of the CRM are based on the unopened product being stored according to the recommended condition found in the storage field.

Purity Notes:

- Purity and/or chemical identity are determined by one or more of the following techniques: GC/FID, HPLC, GC/μECD, GC/MS, LC/MS, RI, and/or melting point.
- Compounds with a listed purity of less than 99% have been weight corrected to compensate for impurities and/or salts. A correction factor is used to calculate the amount of compound necessary to achieve the desired concentration of the parent compound in solution.
- Purity of isomeric compounds is reported as the sum of the isomers.
- Purity values are rounded to the nearest whole number.

Certified Uncertainty Value Notes:

- The uncertainties are determined in accordance with ISO Guides 34 and 35. The certified combined stressed uncertainty value (includes gravimetric uncertainty, homogeneity between-ampul uncertainty, storage stability uncertainty and shipping stability uncertainty and were combined using the following formula:

$$U_{combined\,stressed} = k\sqrt{U^2_{gravimetric} + U^2_{homogeneity} + U^2_{storage\,stability} + U^2_{shipping\,stability}}$$

k is a coverage factor of 2, which gives a level of confidence of approximately 95%.

- It is important to note that the shipping stability uncertainty was obtained under temperature extremes for specific time intervals; therefore, the certified combined stressed uncertainty value should only be applied to the product if it was stored at non-standard temperature conditions up to and including 7 days. Contact Restek Technical Service at www.restek.com/Contact-Us for use recommendations if your shipment was in-transit for more than 7 days at non-standard temperature conditions.
- Apply the certified combined unstressed uncertainty value if the product was received under standard shipping conditions. Apply the certified combined stressed uncertainty value if the product was received under non-standard conditions as specified below.

Label Conditions	Standard Conditions	Non-Standard Conditions
25°C Nominal (Room Temperature)	< 60°C	≥ 60°C up to 7 days
10°C or colder (Refrigerate)	< 40°C	≥ 40°C up to 7 days
0°C or colder (Freezer)	< 25°C	≥ 25°C up to 7 days

- Separate (not combined) uncertainty values for gravimetric uncertainty are also displayed on the certificate, if needed, separate homogeneity between-ampul uncertainty, storage stability uncertainty and shipping stability uncertainty values are available by contacting Restek Technical Service at www.restek.com/Contact-Us.
- The packaged amount is the minimum sample size for which uncertainty is valid. The ampules are over-filled to ensure that the minimum packaged amount can be sufficiently transferred.

Manufacturing Notes:

- Concentration is based upon gravimetric preparation using either a balance whose calibration has been verified daily using NIST traceable weights, and/or dilutions with Class A glassware.

Handling Notes:

- Stability of the unopened product, when stored in compliance with the recommended conditions, is guaranteed through the expiration displayed on the product label and certificate. Contact Restek for additional opened product stability information, with the knowledge/understanding that open product stability is subject to the specific handling and environmental conditions to which the product is exposed. For your convenience Restek supplies deactivated vials with most standards packed in 2mL ampules. Larger volume deactivated vials are available through Restek as a custom ordered item. Additionally, Restek sells DMDCS for the purpose of glassware deactivation as catalog number 31861, which includes complete instructions.
- If any undissolved material is visible inside the ampul, sonicate the unopened ampul until the material is completely

Reagent

8330SurrStkSS_00157

RESTEK®
110 Benner Circle
Bellefonte, PA 16823-8812
Tel: (800)356-1688
Fax: (814)353-1309

www.restek.com

CERTIFIED REFERENCE MATERIAL

Certificate of Analysis

ACCREDITED
ISO 17034 Accredited
Reference Material Producer
Certificate #3222.01

ACCREDITED
ISO/IEC 17025 Accredited
Testing Laboratory
Certificate #3222.02

FOR LABORATORY USE ONLY-READ SDS PRIOR TO USE.

This Reference Material is intended for Laboratory Use Only as a standard for the qualitative and/or quantitative determination of the analyte(s) listed.

Catalog No. : 31453 **Lot No.:** A0146866

Description : 8330 Surrogate Mix

8330 Surrogate Mix 1000 µg/mL, Methanol, 1mL/ampul

Container Size : 2 mL **Pkg Amt:** > 1 mL

Expiration Date : March 31, 2024 **Storage:** 10°C or colder

CERTIFIED VALUES

Elution Order	Compound	Grav. Conc. (weight/volume)	Expanded Uncertainty (95% C.L.; K=2)		
1	1,2-Dinitrobenzene	1,003.0 µg/mL	+/- 5.9575	µg/mL	Gravimetric
	CAS # 528-29-0 (Lot MKCH6067)		+/- 56.2504	µg/mL	Unstressed
	Purity 99%		+/- 57.5660	µg/mL	Stressed

Solvent: Methanol
CAS # 67-56-1
Purity 99%

Column:
250mm x 4.6mm
Ultra C18 (cat.# 9174575)

Flow Rate:
1.0 ml/min.

Mobile Phase A:
water:methanol (44:56 V/V)

Mobile Phase B:

Mobile Phase Composition:
100%A

Det. Type:
Wavelength: 210 nm

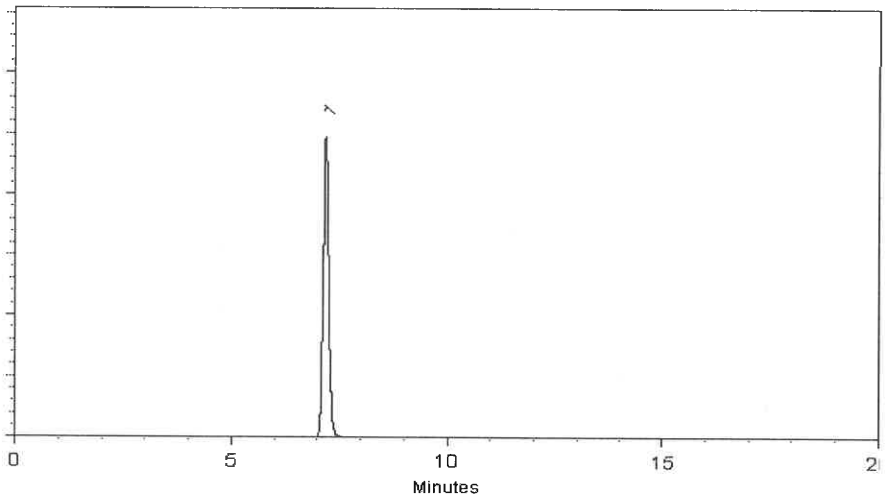

This chromatogram represents a general set of testing conditions chosen for product acceptance. For optimal results in your lab, conditions should be adjusted for your specific instrument, method, and application.

Michael J Maye

Date Mixed: 11-Mar-2019 **Balance:** 1128353505

Fang-Yun Lo - QC Analyst

Date Passed: 14-Mar-2019

Manufactured under Restek's ISO 9001:2015 Registered Quality System Certificate #FM 80397

Reagent

8330SurrStkSS_00158

RESTEK®
110 Benner Circle
Bellefonte, PA 16823-8812
Tel: (800)356-1688
Fax: (814)353-1309

www.restek.com

CERTIFIED REFERENCE MATERIAL

Certificate of Analysis

ACCREDITED
ISO 17034 Accredited
Reference Material Producer
Certificate #3222.01

ACCREDITED
ISO/IEC 17025 Accredited
Testing Laboratory
Certificate #3222.02

FOR LABORATORY USE ONLY-READ SDS PRIOR TO USE.

This Reference Material is intended for Laboratory Use Only as a standard for the qualitative and/or quantitative determination of the analyte(s) listed.

Catalog No. : 31453 **Lot No.:** A0150790

Description : 8330 Surrogate Mix

8330 Surrogate Mix 1000 µg/mL, Methanol, 1mL/ampul

Container Size : 2 mL **Pkg Amt:** > 1 mL

Expiration Date : July 31, 2024 **Storage:** 10°C or colder

CERTIFIED VALUES

Elution Order	Compound	Grav. Conc. (weight/volume)	Expanded Uncertainty (95% C.L.; K=2)		
1	1,2-Dinitrobenzene	1,003.0 µg/mL	+/- 5.9575	µg/mL	Gravimetric
	CAS # 528-29-0 (Lot MKCH6067)		+/- 56.2504	µg/mL	Unstressed
	Purity 99%		+/- 57.5660	µg/mL	Stressed

Solvent: Methanol
CAS # 67-56-1
Purity 99%

Column:
250mm x 4.6mm
Ultra C18 (cat.# 9174575)

Flow Rate:
1.0 ml/min.

Mobile Phase A:
water:methanol (44:56 V/V)

Mobile Phase B:

Mobile Phase Composition:
100%A

Det. Type:
Wavelength: 210 nm

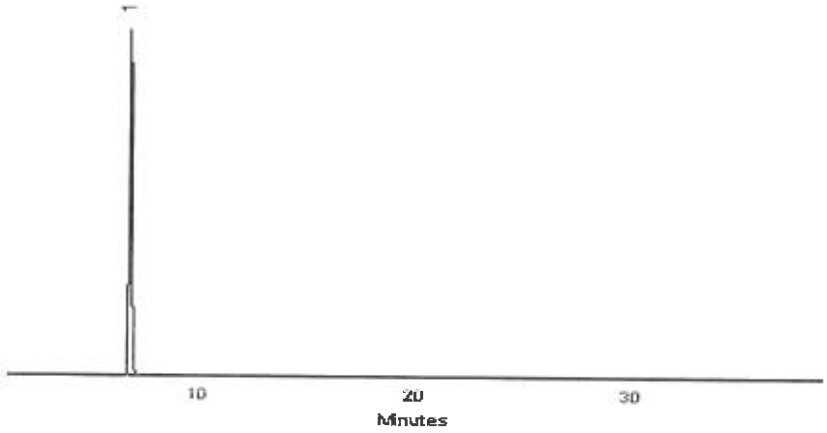

This chromatogram represents a general set of testing conditions chosen for product acceptance. For optimal results in your lab, conditions should be adjusted for your specific instrument, method, and application.

Walker Workman - Operations Technician I

Date Mixed: 12-Jul-2019 **Balance:** 1128360905

Jennifer Pollino - Operations Tech-ARM QC

Date Passed: 16-Jul-2019

Manufactured under Restek's ISO 9001:2015 Registered Quality System Certificate #FM 80397

Reagent

8330SurrStkSS_00160

RESTEK®
110 Benner Circle
Bellefonte, PA 16823-8812
Tel: (800)356-1688
Fax: (814)353-1309

www.restek.com

CERTIFIED REFERENCE MATERIAL

Certificate of Analysis

ACCREDITED
ISO 17034 Accredited
Reference Material Producer
Certificate #3222.01

ACCREDITED
ISO/IEC 17025 Accredited
Testing Laboratory
Certificate #3222.02

FOR LABORATORY USE ONLY-READ SDS PRIOR TO USE.

This Reference Material is intended for Laboratory Use Only as a standard for the qualitative and/or quantitative determination of the analyte(s) listed.

Catalog No. : 31453 **Lot No.:** A0150790

Description : 8330 Surrogate Mix

8330 Surrogate Mix 1000 µg/mL, Methanol, 1mL/ampul

Container Size : 2 mL **Pkg Amt:** > 1 mL

Expiration Date : July 31, 2024 **Storage:** 10°C or colder

CERTIFIED VALUES

Elution Order	Compound	Grav. Conc. (weight/volume)	Expanded Uncertainty (95% C.L.; K=2)		
1	1,2-Dinitrobenzene	1,003.0 µg/mL	+/- 5.9575	µg/mL	Gravimetric
	CAS # 528-29-0 (Lot MKCH6067)		+/- 56.2504	µg/mL	Unstressed
	Purity 99%		+/- 57.5660	µg/mL	Stressed

Solvent: Methanol
CAS # 67-56-1
Purity 99%

Column:
250mm x 4.6mm
Ultra C18 (cat.# 9174575)

Flow Rate:
1.0 ml/min.

Mobile Phase A:
water:methanol (44:56 V/V)

Mobile Phase B:

Mobile Phase Composition:
100%A

Det. Type:
Wavelength: 210 nm

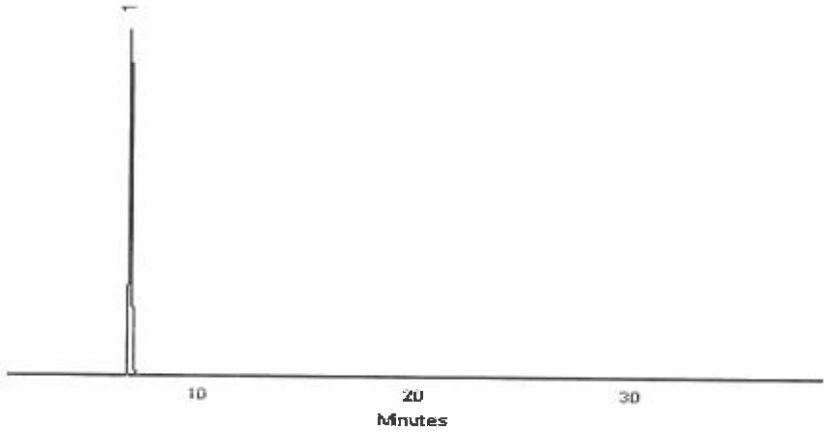

This chromatogram represents a general set of testing conditions chosen for product acceptance. For optimal results in your lab, conditions should be adjusted for your specific instrument, method, and application.

Walker Workman - Operations Technician I

Date Mixed: 12-Jul-2019 **Balance:** 1128360905

Jennifer Pollino - Operations Tech-ARM QC

Date Passed: 16-Jul-2019

Manufactured under Restek's ISO 9001:2015 Registered Quality System Certificate #FM 80397

Reagent

8330SurrStkSS_00161

RESTEK®
110 Benner Circle
Bellefonte, PA 16823-8812
Tel: (800)356-1688
Fax: (814)353-1309

www.restek.com

CERTIFIED REFERENCE MATERIAL

Certificate of Analysis

ACCREDITED
ISO 17034 Accredited
Reference Material Producer
Certificate #3222.01

ACCREDITED
ISO/IEC 17025 Accredited
Testing Laboratory
Certificate #3222.02

FOR LABORATORY USE ONLY-READ SDS PRIOR TO USE.

This Reference Material is intended for Laboratory Use Only as a standard for the qualitative and/or quantitative determination of the analyte(s) listed.

Catalog No. : 31453 **Lot No.:** A0150790

Description : 8330 Surrogate Mix

8330 Surrogate Mix 1000 µg/mL, Methanol, 1mL/ampul

Container Size : 2 mL **Pkg Amt:** > 1 mL

Expiration Date : July 31, 2024 **Storage:** 10°C or colder

CERTIFIED VALUES

Elution Order	Compound	Grav. Conc. (weight/volume)	Expanded Uncertainty (95% C.L.; K=2)		
1	1,2-Dinitrobenzene	1,003.0 µg/mL	+/- 5.9575	µg/mL	Gravimetric
	CAS # 528-29-0 (Lot MKCH6067)		+/- 56.2504	µg/mL	Unstressed
	Purity 99%		+/- 57.5660	µg/mL	Stressed

Solvent: Methanol
CAS # 67-56-1
Purity 99%

Column:
250mm x 4.6mm
Ultra C18 (cat.# 9174575)

Flow Rate:
1.0 ml/min.

Mobile Phase A:
water:methanol (44:56 V/V)

Mobile Phase B:

Mobile Phase Composition:
100%A

Det. Type:
Wavelength: 210 nm

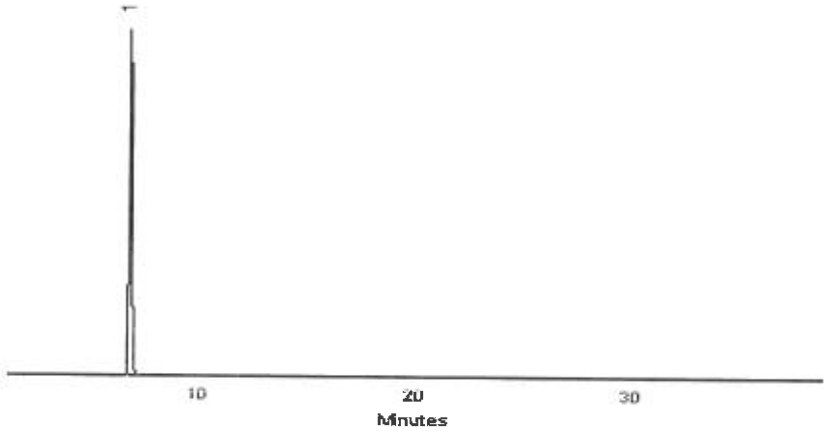

This chromatogram represents a general set of testing conditions chosen for product acceptance. For optimal results in your lab, conditions should be adjusted for your specific instrument, method, and application.

Walker Workman - Operations Technician I

Date Mixed: 12-Jul-2019 **Balance:** 1128360905

Jennifer Pollino - Operations Tech-ARM QC

Date Passed: 16-Jul-2019

Manufactured under Restek's ISO 9001:2015
Registered Quality System
Certificate #FM 80397

Reagent

8330SurrStkSS_00168

RESTEK®
110 Benner Circle
Bellefonte, PA 16823-8812
Tel: (800)356-1688
Fax: (814)353-1309

www.restek.com

CERTIFIED REFERENCE MATERIAL

Certificate of Analysis

ACCREDITED
ISO 17034 Accredited
Reference Material Producer
Certificate #3222.01

ACCREDITED
ISO/IEC 17025 Accredited
Testing Laboratory
Certificate #3222.02

FOR LABORATORY USE ONLY-READ SDS PRIOR TO USE.

This Reference Material is intended for Laboratory Use Only as a standard for the qualitative and/or quantitative determination of the analyte(s) listed.

Catalog No. : 31453 **Lot No.:** A0155113

Description : 8330 Surrogate Mix

8330 Surrogate Mix 1000 µg/mL, Methanol, 1mL/ampul

Container Size : 2 mL **Pkg Amt:** > 1 mL

Expiration Date : November 30, 2024 **Storage:** 10°C or colder

CERTIFIED VALUES

Elution Order	Compound		Grav. Conc. (weight/volume)	Expanded Uncertainty (95% C.L.; K=2)		
1	1,2-Dinitrobenzene		1,004.0 µg/mL	+/- 5.9635	µg/mL	Gravimetric
	CAS # 528-29-0	(Lot MKCH6067)		+/- 56.3065	µg/mL	Unstressed
	Purity 99%			+/- 57.6234	µg/mL	Stressed

Solvent: Methanol
CAS # 67-56-1
Purity 99%

Column:
250mm x 4.6mm
Ultra C18 (cat.# 9174575)

Flow Rate:
1.0 ml/min.

Mobile Phase A:
water:methanol (44:56 V/V)

Mobile Phase B:

Mobile Phase Composition:
100%A

Det. Type:
Wavelength: 210 nm

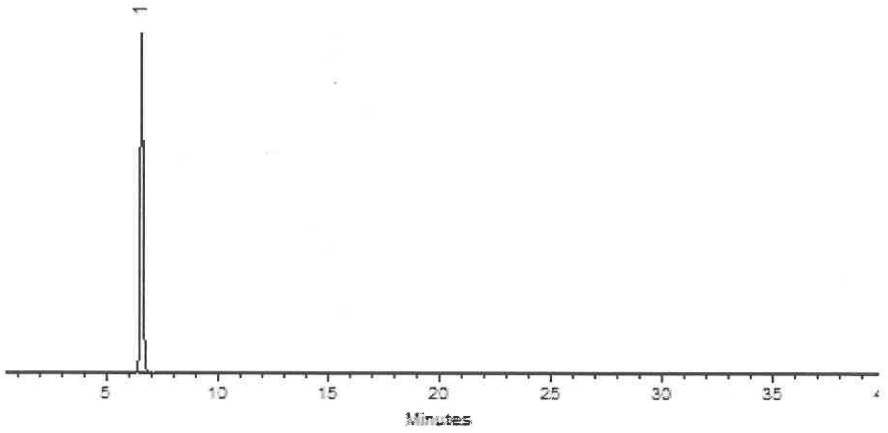

This chromatogram represents a general set of testing conditions chosen for product acceptance. For optimal results in your lab, conditions should be adjusted for your specific instrument, method, and application.

Miranda Kline
Miranda Kline - Operations Technician I

Date Mixed: 15-Nov-2019 **Balance:** 1128342314

Jennifer Pollino
Jennifer Pollino - Operations Tech-ARM QC

Date Passed: 20-Nov-2019

Manufactured under Restek's ISO 9001:2015
Registered Quality System
Certificate #FM 80397

Reagent

8330SurrStkSS_00169

RESTEK®
110 Benner Circle
Bellefonte, PA 16823-8812
Tel: (800)356-1688
Fax: (814)353-1309

www.restek.com

CERTIFIED REFERENCE MATERIAL

Certificate of Analysis

ACCREDITED
ISO 17034 Accredited
Reference Material Producer
Certificate #3222.01

ACCREDITED
ISO/IEC 17025 Accredited
Testing Laboratory
Certificate #3222.02

FOR LABORATORY USE ONLY-READ SDS PRIOR TO USE.

This Reference Material is intended for Laboratory Use Only as a standard for the qualitative and/or quantitative determination of the analyte(s) listed.

Catalog No. : 31453 **Lot No.:** A0155113

Description : 8330 Surrogate Mix

8330 Surrogate Mix 1000 µg/mL, Methanol, 1mL/ampul

Container Size : 2 mL **Pkg Amt:** > 1 mL

Expiration Date : November 30, 2024 **Storage:** 10°C or colder

CERTIFIED VALUES

Elution Order	Compound		Grav. Conc. (weight/volume)	Expanded Uncertainty (95% C.L.; K=2)		
1	1,2-Dinitrobenzene		1,004.0 µg/mL	+/- 5.9635	µg/mL	Gravimetric
	CAS # 528-29-0	(Lot MKCH6067)		+/- 56.3065	µg/mL	Unstressed
	Purity 99%			+/- 57.6234	µg/mL	Stressed

Solvent: Methanol
CAS # 67-56-1
Purity 99%

Column:
250mm x 4.6mm
Ultra C18 (cat.# 9174575)

Flow Rate:
1.0 ml/min.

Mobile Phase A:
water:methanol (44:56 V/V)

Mobile Phase B:

Mobile Phase Composition:
100%A

Det. Type:
Wavelength: 210 nm

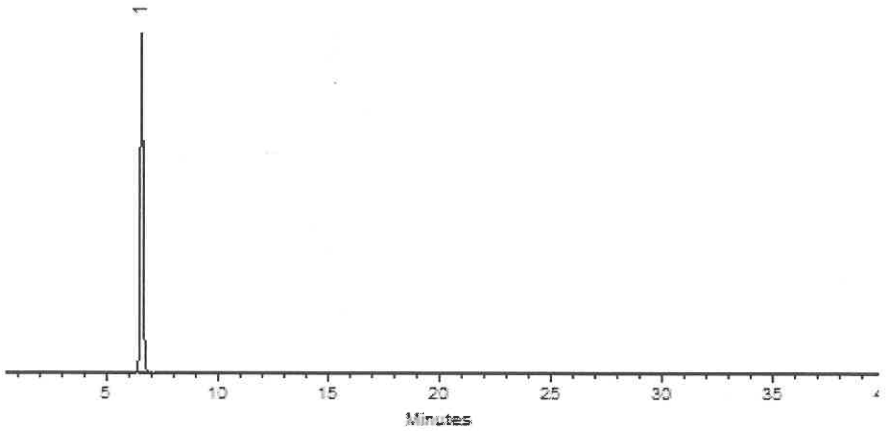

This chromatogram represents a general set of testing conditions chosen for product acceptance. For optimal results in your lab, conditions should be adjusted for your specific instrument, method, and application.

Miranda Kline
Miranda Kline - Operations Technician I

Date Mixed: 15-Nov-2019 **Balance:** 1128342314

Jennifer Pollino
Jennifer Pollino - Operations Tech-ARM QC

Date Passed: 20-Nov-2019

Manufactured under Restek's ISO 9001:2015
Registered Quality System
Certificate #FM 80397

Reagent

8330SurrStock_00164

125 Market Street
New Haven, CT 06513
USA

AccuStandard®

Tel (203)786-5290
Fax (203)786-5287
www.AccuStandard.com

CERTIFICATE OF ANALYSIS

Catalog No: M-8330-SS
Description: 1,2-Dinitrobenzene
Lot: 216071012
Solvent: Methanol
Hazards: **HIGHLY FLAMMABLE** - *Refer to SDS for safety info*



Danger 2

Date Certified: Jul 1, 2016
Expiration: Jul 1, 2026
Sample Size: 1 mL
Components: 1
Storage Condition: Ambient (>5 °C)

Included on ISO/IEC 17025 Scope of Accreditation: Yes

Included on ISO Guide 34 Scope of Accreditation: Yes

Component	CAS #	Purity % (GC/FID)	Prepared Concentration[1] (µg/mL)	Certified Analyte Concentration[2] (µg/mL)
1,2-Dinitrobenzene	528-29-0	100.0	100.1	1001

Sample

A product with a suffix (-1A, -2B, etc. or -01, -02, etc.) on its lot number has had its expiration date extended and is identical to the same lot number without the suffix.

[1] All weights are traceable through NIST, Test No. 822-275872-11

[2] Certified Analyte Concentration = Purity x Prepared Concentration. The Uncertainty associated with the gravimetric values reported on this certificate is ±0.24%. The CRM Uncertainty calculated for this product is ±5%. These values are the expanded uncertainty and represent an estimated standard deviation equal to the positive square root of the total variation of the uncertainty of components. A normal distribution is assumed and a coverage factor of K=2 is chosen using approximately a 95% confidence level.

Labels and certificates follow U.S. Conventions in reporting numerical values: A comma (,) is used to separate units of one-thousand or greater. A period (.) is used as a decimal place marker.

See reverse side for additional information

Certified By: _____
Larry Decker, Organic QC Manager

Page 1 of 1

For use in routine laboratory analysis.

AccuStandard is accredited to ISO 17034, ISO/IEC 17025 and certified to ISO 9001:2015

QR-ORG/INO-001
Rev. 5/18

Reagent

Alk stk std_00017

ThermoFisher SCIENTIFIC

Certificate of Analysis

1 Reagent Lane
Fair Lawn, NJ 07410
201.796.7100 tel
201.796.1329 fax

Thermo Fisher Scientific's Quality System has been found to conform to Quality Management System Standard ISO9001:2015 by SAI Global Certificate Number CERT – 0120632

This is to certify that units of the lot number below were tested and found to comply with the specifications of the grade listed. Certain data have been supplied by third parties. Thermo Fisher Scientific expressly disclaims all warranties, expressed or implied, including the implied warranties of merchantability and fitness for a particular purpose. Products are for research use or further manufacturing. Not for direct administration to humans or animals. It is the responsibility of the final formulator and end user to determine suitability based upon the intended use of the end product. Products are tested to meet the analytical requirements of the noted grade. The following information is the actual analytical results obtained.

Catalog Number	SS148	Quality Test / Release Date	03/20/2019
Lot Number	191517	Expiration Date	Mar/2021
Description	SODIUM CARBONATE SOLUTION, 1N		
Country of Origin	United States		
Chemical Origin			
BSE/TSE Comment			
Chemical Comment			

N/A			
Result Name	Units	Specifications	Test Value
APPEARANCE		REPORT	Clear, Colorless liquid
NORMALITY		Inclusive Between 0.995 - 1.000	0.999
COLOR	APHA	<= 5	<5
IDENTIFICATION	PASS/FAIL	= PASS TEST	PASS TEST

Teresa Bailey-Wyche

Quality Assurance Specialist - Certificate of Analysis Fair Lawn

Note: The data listed is valid for all package sizes of this lot of this product, expressed as an extension of this catalog number listed above.
If there are any questions with this certificate, please call at (800) 227-6701.
*Based on suggested storage condition.

Reagent

IC BR ICV_00018

RICCA CHEMICAL COMPANY®

1841 Broad Street
Pocomoke City, MD 21851
http://www.riccachemical.com
1-888-GO-RICCA
customerservice@riccachemical.com

Certificate of Analysis

Bromide Standard, 1000 ppm Br^-

Lot Number: 2907E22 **Product Number:** 1180

Manufacture Date: JUL 23, 2019
Expiration Date: JAN 2021

The certified value reported is the prepared value based upon the method of preparation of the material. The uncertainty in the prepared value is based upon the volumetric method of preparation.

Name	CAS#	Grade
Water	7732-18-5	ACS/ASTM/USP/EP
Sodium Bromide	7647-15-6	High Purity

Test	Specification	Result
Appearance	Colorless liquid	Passed
Bromide (Br)	995-1005 ppm	1000 ppm

Specification	Reference
Bromide Solution, Standard (1 mL = 1 mg Br-)	ASTM (D 3869 D)
Standard Bromide Solution, 1000 mg/L	APHA (4110 B)
Bromide Stock Solution (1.00 mL = 1.00 mg Br-)	EPA (SW-846) (9056)
Sodium Bromide Standard Solution, 1000 mg/L	ASTM (D 1246)
Bromide Stock Solution (1.00 mL = 1.00 mg Br?)	ASTM (D 4327)

Volumetric glassware complies with Class A tolerance requirements of ASTM E 288 and NIST Circular 434; it is calibrated before first use and recalibrated regularly in accordance with ASTM E 542 and NIST Procedure NBSIR 74-461. Balances are calibrated regularly with weights certified traceable to the NIST national mass standard. Thermometers and temperature probes are calibrated before first use and recalibrated regularly with a thermometer traceable to NIST standards. All products are prepared according to master documents that assure manufacture according to validated methods. Batch records document raw material traceability and production and testing history for each lot manufactured.

Part Number	Size / Package Type	Shelf Life (Unopened Container
1180-16	500 mL natural poly	18 months
1180-4	120 mL natural poly	18 months
1180-8	250 mL natural poly	18 months

Recommended Storage: 15°C - 30°C (59°F - 86°F)

Sharon Travers (07/23/2019)
Quality Control Supervisor
This Certificate of Analysis is designed to comply with ISO Guide 31 "Reference Materials -- Contents of Certificates and Labels."

This test report shall not be reproduced, except in full, without the written approval of Ricca Chemical Company.

Reagent

IC CL cal_00060

ACCREDITED
Reference Materials Producer
Cert #2495.01

SPEXertificate®

Certificate of Reference Material

ILAC-MRA ACCREDITED
Chemical Testing
Cert #2495.02

Catalog Number: AS-CL9-2X **Lot No.** 4-176CL-2X

Description: 1000 µg/mL Chloride

Matrix: H_2O

This **Ion Chromatography** Certified Reference Material, CRM, is intended primarily for use as a calibration standard or quality control standard for ion chromatography instrumentation. It can be employed in USEPA, ASTM and other methods relevant to the certified properties listed below.

Certified Value: 1001 µg/mL ±5 µg/mL

Certified Value is Traceable to: 3182*

* - indicates NIST SRM † - indicates SPEX CertiPrep CRM (when NIST SRM is not available) ‡ - prepared gravimetrically

The CRM is prepared gravimetrically using high purity Sodium Chloride, Lot# 09141H. The certified value listed is the average of values obtained by classical wet assay and ion chromatography analysis.

Refer to side 2 for details of measurement uncertainties.

Classical Wet Assay: 1004 µg/mL

Method: Precipitation using Silver Nitrate. Filter, dry and weigh as AgCl.

Instrumental Analysis by Ion Chromatography: 997 µg/mL

Uncertified Properties

Trace Ionic Impurities in the Actual Solution via IC Analysis:

Element	µg/mL	Element	µg/mL
Br^-	<0.01	NO_3^-	<0.06
F^-	<0.05	$PO4^{-3}$	<0.03
NO_2^-	<0.05	$SO4^{-2}$	<0.08

Balances are calibrated regularly with weight sets traceable to NIST #32856, #32867 and others. This CRM is guaranteed stable and accurate to +/- 0.5% of the certified value. This includes uncertainty components due to preparation, homogeneity by the most precise method, and short-term and long-term stability. This guarantee is valid for a period of one year from the date of certification only when the material is kept tightly capped and stored under ambient laboratory conditions.

Date of Certification: JAN - - 2020 Certifying Officer: Katherine Cullinan

Katherine Cullinan, QC Manager

Page 1 of 2
Rev. 0

© 2018 SPEX CertiPrep, LLC

Report of Certification

This Certified Reference Material (CRM) has been prepared and certified under an ISO 9001 (certified by DQS), ISO 17025 (accredited by A2LA) and ISO 17034 (accredited by A2LA) quality system consistent with the following guides:

- ISO 9001: Quality management systems – Requirements
- ISO/IEC 17025: General requirements for the competence of testing and calibration laboratories
- ISO 17034: General requirements for the competence of reference material producers
- ISO Guide 30: Reference Materials – Selected terms and definitions
- ISO Guide 31: Reference Materials – Contents of certificates and labels
- ISO Guide 35: Reference Materials – General and principals for certification
- Guide to the Expression of Uncertainty in Measurement, 2008
- EURACHEM/CITAC Guide: Qualifying Uncertainty in Analytical Measurement – Third Edition
- NIST Technical Note 1297

Material Source:

All analytes and matrix materials are obtained and verified by SPEX CertiPrep from pre-qualified vendors as per ISO 9001, ISO 17025, and ISO 17034 guidelines. Vendor identifications are proprietary; however, sources of all materials used in the preparation and testing of SPEX CertiPrep CRMs are tracked and documented. For further assistance, please contact Sales Support at crmsales@spexcsp.com.

Instructions for Use:

Primary usage of this CRM is in neat form or diluted serially with matrix of a purity at or greater than the purity of the original matrix solution. If dilution is required, the diluent must be compatible with all certified analytes and contain stabilizers appropriate for the period of intended use. The CRM can also be used as a spike or with a spike, again with appropriate compatibility considerations. All solutions should be thoroughly mixed, by shaking, prior to use and never pipetted directly from the bottle. Do not return excess solution to the bottle. All surfaces that come in contact with the solution must be thoroughly cleaned and leached prior to use. Dilutions should be performed only with Class A volumetric glassware. See SDS for health and safety information.

Method of Preparation:

Clean laboratory procedures and techniques have been used throughout the preparation. All materials, equipment, analytical instrumentation and personnel have been qualified prior to use. The highest purity acids applicable, 18 megohm, double deionized water, acid-leached triple-rinsed bottles (where appropriate), and Class A/calibrated volumetrics have been used in all preparations.

Homogeneity:

The homogeneity of the CRM has been confirmed by procedures consistent with ISO 17025, ISO 17034, and ASTM D6362-98 Appendix X2. Random, replicate samples of the final, packaged material have been analyzed to prove homogeneity in accordance with our internal procedure 4600-HOMOGEN-1A. Since the product is highly homogeneous, any sample size taken for analysis would be within the uncertainty budget. This is consistent with the intended use of the CRM.

Statistical Estimator and Confidence Limits:

The certified value 'X' listed on the reverse of this document is at the 95% level of confidence and can be expressed as:

- $X = x \pm U$ where X=certified value, U=expanded uncertainty, x=property value
- $U = ku_c$ where k=2 is the coverage factor at the 95% confidence level
- u_c=combined standard uncertainty obtained by combining the individual element standard uncertainty components u_i, and $u_c = \sqrt{\Sigma u_i^2}$

Certification Report:

All certified values reported were derived from the Certification Report, SPEX CertiPrep's traceability documentation, identified by the lot number of this CRM. During the stated period of validity, the purchaser will be notified if this product is recalled due to any significant changes in the stability of the solution. For further assistance, please contact Sales Support at crmsales@spexcsp.com.

Legal Notice:

SPEX CertiPrep reference materials are not for any cosmetic, drug or household application and are to be used only by qualified individuals who are trained in appropriate procedures. No claims against SPEX CertiPrep, LLC. of any kind whatsoever, whether based on breach of warranty, alleged negligence, or otherwise, with respect to this Reference Material shall be greater than the purchase price. In no event shall SPEX CertiPrep, LLC. be liable for any loss of profits or any incidental, special, or consequential damages.

Reagent

IC FL cal_00014

RICCA CHEMICAL COMPANY®

1490 Lammers Pike
Batesville, IN 47006
http://www.riccachemical.com
1-888-GO-RICCA
customerservice@riccachemical.com

Certificate of Analysis

Fluoride Standard, 1000 ppm F^-

Lot Number: 4905E80 **Product Number:** 3173

Manufacture Date: MAY 23, 2019
Expiration Date: NOV 2020

The certified value reported is the prepared value based upon the method of preparation of the material. The uncertainty in the prepared value is based upon the volumetric method of preparation.
The concentration is confirmed by Fluoride ISE and is certified traceable to NIST SRM 2203.

Name	CAS#	Grade
Water	7732-18-5	ACS/ASTM/USP/EP
Sodium Fluoride	7681-49-4	High Purity

Test	Specification	Result
Appearance	Colorless liquid	Passed
Fluoride (F)	995-1005 ppm	1000 ppm

Specification	Reference
Fluoride Solution, Stock (1.00 mL = 1.00 mg F)	ASTM (D 5542)
Fluoride Stock Solution (1.00 mL = 1.00 mg F-)	EPA (SW-846) (9056)
Fluoride Calibration Stock Solution (1,000 mg/L F-)	EPA (SW-846) (9214)
Stock Solution, 1.0 mL = 1.0 mg F	EPA (340.3)
Fluoride Solution, Stock (1.00 mL = 1.00 mg F)	ASTM (D 5996)
Fluoride Stock Solution (1.00 mL = 1.00 mg F?)	ASTM (D 4327)
Fluoride Stock Standard Solution (1 mg of F in 1 mL)	ACS (N/A)

Volumetric glassware complies with Class A tolerance requirements of ASTM E 288 and NIST Circular 434; it is calibrated before first use and recalibrated regularly in accordance with ASTM E 542 and NIST Procedure NBSIR 74-461. Balances are calibrated regularly with weights certified traceable to the NIST national mass standard. Thermometers and temperature probes are calibrated before first use and recalibrated regularly with a thermometer traceable to NIST standards. All products are prepared according to master documents that assure manufacture according to validated methods. Batch records document raw material traceability and production and testing history for each lot manufactured.

Part Number	Size / Package Type	Shelf Life (Unopened Container)
3173-16	500 mL natural poly	18 months

Recommended Storage: 15°C - 30°C (59°F - 86°F)

Jim Gibbs (05/23/2019)
Quality Control Supervisor
This Certificate of Analysis is designed to comply with ISO Guide 31 "Reference Materials -- Contents of Certificates and Labels."

This test report shall not be reproduced, except in full, without the written approval of Ricca Chemical Company.

Reagent

IC MS/MSD S04_00005

Fisher Scientific

1 Reagent Lane
Fair Lawn, NJ 07410
201.796.7100 tel
201.796.1329 fax

Certificate of Analysis

Fisher Scientific's Quality System has been found to conform to Quality Management System Standard ISO9001:2008 standard by SAI Global Certificate Number CERT - 0064970

This is to certify that units of the lot number below were tested and found to comply with the specifications of the grade listed. Certain data have been supplied by third parties. Fisher Scientific expressly disclaims all warranties, expressed or implied, including the implied warranties of merchantability and fitness for a particular purpose. Certain products (USP/FCC/NF/EP/BP/JP grades) are sold for use in food, drug, or medical device manufacturing. Fisher does not claim regulatory coverage under 21 CFR nor maintain DMF's with the FDA. The following are the actual analytical results obtained:

Catalog Number	**P304**	**Quality Test / Release Date**	**3/2/2015**
Lot Number	**147276**		
Description	**POTASSIUM SULFATE, CRYSTAL, CERTIFIED, A.C.S.**		
Country of Origin	**India**	*** Suggested Retest Date**	**Feb-2020**
Chemical Origin	**Inorganic-non animal**		
BSE/TSE Comment	This product is not manufactured from, or with, any type of animal product, nor any derivative of an animal product. As such, this product should not be considered a vector for BSE or TSE.		

Result name	Units	Specifications	Test Value
APPEARANCE		REPORT	FINE WHITE CRYSTALS
ASSAY	%	>= 99	99.4
CALCIUM	%	<= 0.01	<0.010
CHLORIDE	%	<= 0.001	<0.0010
HEAVY METALS (as Pb)	ppm	<= 5	<5.0
IDENTIFICATION	PASS/FAIL	= PASS TEST	PASS TEST
INSOLUBLE MATTER	%	<= 0.01	<0.010
IRON (Fe)	ppm	<= 5	<5.0
MAGNESIUM	%	<= 0.005	<0.0050
NITROGEN COMPOUNDS	ppm	<= 5	<5
PH 5% SOLUTION @ 25 DEG C		Inclusive Between 5.5 - 8.5	5.5
SODIUM (Na)	%	<= 0.02	<0.020



Lab Manager Fair Lawn

Note: The data listed is valid for all package sizes of this lot of this product, expressed as a extension of this catalog number listed above. If there are any questions with this certificate, please call Chemical Services at (800) 227-6701.
*Based on suggested storage condition.

Reagent

IC SO4 ICV_00021

ERA

A Waters Company

Certificate of Analysis

PRODUCT:	1000 mg/L Sulfate (SO_4)
CATALOG NUMBER:	062 -125 mL; 995 - 500 mL
LOT NUMBER:	100819m
ISSUE DATE:	August 23, 2019
REVISION DATE:	Original
STARTING MATERIAL:	Potassium Sulfate (K_2SO_4)
CERTIFIED CONCENTRATION[1]:	1000 mg/L
UNCERTAINTY[2]:	0.6%
MATRIX:	18 megohm deionized water
DENSITY:	0.9986 ± 0.0010 g/mL at 19.7°C and 757 mm Hg
TRACEABILITY[3]:	97.6%
NIST/SRM:	3181 Sulfate
VERIFICATION METHOD:	Ion Chromatography
STORAGE:	Store at 20-25°C

1. The **Certified Concentration** is the actual made-to concentration confirmed by ERA analytical verification.

2. The stated **Uncertainty** is the total propagated uncertainty at the 95% confidence interval. The uncertainty is based on the preparation of the product and includes uncertainty related to the starting material used and the volumetric and gravimetric measurements made. The method of calculating uncertainty is taken from the ISO Guide to the Expression of Uncertainty in Measurement (current version). The uncertainty applies to the product as supplied and does not take into account any required or optional dilutions and/or preparations the laboratory may perform while using this product.

3. Traceability ((% Recovery Certified Standard)/(% Recovery NIST SRM))* 100.

The traceability data shown were compiled by analyzing the ERA standards or their associated stock solutions against the applicable NIST SRMs. Where a NIST SRM is not available, the product is metrologically traceable through an unbroken chain of calibrations to NIST weights, each having stated uncertainties and utilizing measurement standards that are appropriate for the physical and/or chemical property being measured.

This standard **expires 08/06/2021**. The certified values are monitored and purchasers will be notified of any significant changes resulting in recertification or withdrawal of this certified reference material during the period of validity of this certificate.

This product is intended to be used as either a calibration standard or a quality control check of the entire analytical process for the analytes/matrix included in the standard.

If you have any questions or need technical assistance, please call ERA technical assistance at 1-800-372-0122 or email to info@eraqc.com

Certifying Officer: Brian Miller - Product Line Manager

ISO/IEC GUIDE 34:2009 ACCREDITED
REFERENCE MATERIAL PRODUCER
CERTIFICATE NO. 1539.03

ISO/IEC 17025:2005 ACCREDITED
CHEMICAL TESTING LABORATORY
CERTIFICATE NO. 1539.02

16341 Table Mtn Pkwy, Golden, CO 80403 800-372-0122 fax: 303-421-0159 www.eraqc.com

Reagent

IC sulfatecal_00059

ACCREDITED
Reference Materials Producer
Cert #2495.01

SPEXertificate®

Certificate of Reference Material

ACCREDITED
Chemical Testing
Cert #2495.02

Catalog Number: AS-SO49-2X **Lot No.** 4-197SO4-2X

Description: 1000 µg/mL Sulfate

Matrix: H_2O

This **Ion Chromatography** Certified Reference Material, CRM, is intended primarily for use as a calibration standard or quality control standard for ion chromatography instrumentation. It can be employed in USEPA, ASTM and other methods relevant to the certified properties listed below.

Certified Value: 1001 µg/mL ±5 µg/mL

Certified Value is Traceable to: 3181*

* - indicates NIST SRM † - indicates SPEX CertiPrep CRM (when NIST SRM is not available) ‡ - prepared gravimetrically

The CRM is prepared gravimetrically using high purity Potassium Sulfate, Lot# MAN1018SO4. The certified value listed is the average of values obtained by classical wet assay and ion chromatography analysis.

Refer to side 2 for details of measurement uncertainties.

Classical Wet Assay: 1002 µg/mL

Method: Precipitation using Barium Chloride. Filter, ignite, and weigh as BaSO4.

Instrumental Analysis by Ion Chromatography: 999 µg/mL

Uncertified Properties

Trace Ionic Impurities in the Actual Solution via IC Analysis:

Element	µg/mL	Element	µg/mL
Br^-	<0.006	NO_2^-	<0.004
Cl^-	<0.01	NO_3^-	<0.006
F^-	<0.008	$PO4^{-3}$	<0.01

Balances are calibrated regularly with weight sets traceable to NIST #32856, #32867 and others. This CRM is guaranteed stable and accurate to +/- 0.5% of the certified value. This includes uncertainty components due to preparation, homogeneity by the most precise method, and short-term and long-term stability. This guarantee is valid for a period of one year from the date of certification only when the material is kept tightly capped and stored under ambient laboratory conditions.

Date of Certification: JAN - - 2020 Certifying Officer: Katherine Cullinan

Katherine Cullinan, QC Manager

© 2018 SPEX CertiPrep, LLC

Report of Certification

This Certified Reference Material (CRM) has been prepared and certified under an ISO 9001 (certified by DQS), ISO 17025 (accredited by A2LA) and ISO 17034 (accredited by A2LA) quality system consistent with the following guides:

- ISO 9001: Quality management systems – Requirements
- ISO/IEC 17025: General requirements for the competence of testing and calibration laboratories
- ISO 17034: General requirements for the competence of reference material producers
- ISO Guide 30: Reference Materials – Selected terms and definitions
- ISO Guide 31: Reference Materials – Contents of certificates and labels
- ISO Guide 35: Reference Materials – General and principals for certification
- Guide to the Expression of Uncertainty in Measurement, 2008
- EURACHEM/CITAC Guide: Qualifying Uncertainty in Analytical Measurement – Third Edition
- NIST Technical Note 1297

Material Source:

All analytes and matrix materials are obtained and verified by SPEX CertiPrep from pre-qualified vendors as per ISO 9001, ISO 17025, and ISO 17034 guidelines. Vendor identifications are proprietary; however, sources of all materials used in the preparation and testing of SPEX CertiPrep CRMs are tracked and documented. For further assistance, please contact Sales Support at crmsales@spexcsp.com.

Instructions for Use:

Primary usage of this CRM is in neat form or diluted serially with matrix of a purity at or greater than the purity of the original matrix solution. If dilution is required, the diluent must be compatible with all certified analytes and contain stabilizers appropriate for the period of intended use. The CRM can also be used as a spike or with a spike, again with appropriate compatibility considerations. All solutions should be thoroughly mixed, by shaking, prior to use and never pipetted directly from the bottle. Do not return excess solution to the bottle. All surfaces that come in contact with the solution must be thoroughly cleaned and leached prior to use. Dilutions should be performed only with Class A volumetric glassware. See SDS for health and safety information.

Method of Preparation:

Clean laboratory procedures and techniques have been used throughout the preparation. All materials, equipment, analytical instrumentation and personnel have been qualified prior to use. The highest purity acids applicable, 18 megohm, double deionized water, acid-leached triple-rinsed bottles (where appropriate), and Class A/calibrated volumetrics have been used in all preparations.

Homogeneity:

The homogeneity of the CRM has been confirmed by procedures consistent with ISO 17025, ISO 17034, and ASTM D6362-98 Appendix X2. Random, replicate samples of the final, packaged material have been analyzed to prove homogeneity in accordance with our internal procedure 4600-HOMOGEN-1A. Since the product is highly homogeneous, any sample size taken for analysis would be within the uncertainty budget. This is consistent with the intended use of the CRM.

Statistical Estimator and Confidence Limits:

The certified value 'X' listed on the reverse of this document is at the 95% level of confidence and can be expressed as:

- $X = x \pm U$ where X=certified value, U=expanded uncertainty, x=property value
- $U = ku_c$ where k=2 is the coverage factor at the 95% confidence level
- u_c=combined standard uncertainty obtained by combining the individual element standard uncertainty components u_i, and $u_c = \sqrt{\Sigma u_i^2}$

Certification Report:

All certified values reported were derived from the Certification Report, SPEX CertiPrep's traceability documentation, identified by the lot number of this CRM. During the stated period of validity, the purchaser will be notified if this product is recalled due to any significant changes in the stability of the solution. For further assistance, please contact Sales Support at crmsales@spexcsp.com.

Legal Notice:

SPEX CertiPrep reference materials are not for any cosmetic, drug or household application and are to be used only by qualified individuals who are trained in appropriate procedures. No claims against SPEX CertiPrep, LLC. of any kind whatsoever, whether based on breach of warranty, alleged negligence, or otherwise, with respect to this Reference Material shall be greater than the purchase price. In no event shall SPEX CertiPrep, LLC. be liable for any loss of profits or any incidental, special, or consequential damages.

SPEX CertiPrep®
Your Science is Our Passion®

203 Norcross Ave, Metuchen, NJ 08840
www.spexcertiprep.com • E-mail: crmsales@spexcsp.com
Phone: 800-SPEX-732 • Fax: 732-603-9647

Reagent

IC sulfatecal_00060

ACCREDITED
Reference Materials Producer
Cert #2495.01

SPEXertificate®

Certificate of Reference Material

ILAC-MRA ACCREDITED
Chemical Testing
Cert #2495.02

Catalog Number: AS-SO49-2X **Lot No.** 4-197SO4-2X

Description: 1000 µg/mL Sulfate

Matrix: H_2O

This **Ion Chromatography** Certified Reference Material, CRM, is intended primarily for use as a calibration standard or quality control standard for ion chromatography instrumentation. It can be employed in USEPA, ASTM and other methods relevant to the certified properties listed below.

Certified Value: 1001 µg/mL ±5 µg/mL

Certified Value is Traceable to: 3181*

* - indicates NIST SRM † - indicates SPEX CertiPrep CRM (when NIST SRM is not available) ‡ - prepared gravimetrically

The CRM is prepared gravimetrically using high purity Potassium Sulfate, Lot# MAN1018SO4. The certified value listed is the average of values obtained by classical wet assay and ion chromatography analysis.

Refer to side 2 for details of measurement uncertainties.

Classical Wet Assay: 1002 µg/mL

Method: Precipitation using Barium Chloride. Filter, ignite, and weigh as BaSO4.

Instrumental Analysis by Ion Chromatography: 999 µg/mL

Uncertified Properties

Trace Ionic Impurities in the Actual Solution via IC Analysis:

Element	µg/mL	Element	µg/mL
Br^-	<0.006	NO_2^-	<0.004
Cl^-	<0.01	NO_3^-	<0.006
F^-	<0.008	$PO4^{-3}$	<0.01

Balances are calibrated regularly with weight sets traceable to NIST #32856, #32867 and others. This CRM is guaranteed stable and accurate to +/- 0.5% of the certified value. This includes uncertainty components due to preparation, homogeneity by the most precise method, and short-term and long-term stability. This guarantee is valid for a period of one year from the date of certification only when the material is kept tightly capped and stored under ambient laboratory conditions.

Date of Certification: MAY -- 2020 Certifying Officer: Katherine Cullinan

Katherine Cullinan, QC Manager

© 2018 SPEX CertiPrep, LLC

Reagent

MNX,TNX,DNX_00032

Agilent

Certificate of Analysis
ISO Guide 34

Custom Standard

Product Number: CUS-23984 **Page:** 1 of 1

Lot Number: CS-5628 **Lot Issue Date:** 16-Nov-2018 **Expiration Date:** 31-Dec-2019

This ISO Guide 34 Reference Material (RM) was manufactured and verified in accordance with Agilent Technologies ISO 9001 registered quality system. A review of the gravimetric preparation data by our ISO 17025 accredited laboratory serves to verify the concentration of each analyte. The true value and uncertainty value at the 95% confidence level for each analyte, determined gravimetrically, is listed below.

Analyte	CAS#	Analyte Lot	True Value
1,3,5-trinitroso-1,3,5-triazacyclohexane (TNX)		RM12428	100.3 ± 0.5 µg/mL
1-nitro-3,5-dinitroso-1,3,5-triazacyclohexane		RM12428	100.1 ± 0.5 µg/mL
1-nitroso-3,5-dinitro-1,3,5-triazacyclohexane		RM12428	116.7 ± 0.6 µg/mL

Matrix: acetonitrile

Storage: Store at Room Temperature (15° to 30°C).

Agilent uses balances calibrated with weights traceable to NIST in compliance with ANSI/NCSL Z-540-1 and ISO 9001, and calibrated Class A glassware in the manufacturing of these standards.

Monica Bourgeois
QMS Representative

ANAB ACCREDITED ISO GUIDE 34 REFERENCE MATERIAL PRODUCER
ISO Guide 34 Cert No.
AR-1936

Produced in accordance with TUV USA Inc 56 100 18560026
registered ISO 9001 Quality Managment System

ANAB ACCREDITED ISO/IEC 17025 TESTING LABORATORY
ISO17025 Cert No.
AT-1937

ORG ver 1.1

250 Smith Street North Kingstown, Rhode Island 02852 **www.ultrasci.com**

Reagent

MNX,TNX,DNX_00042

Agilent

Certificate of Analysis

Product Name: Custom Standard

Product Number: CUS-23984 **Lot Issue Date:** 24-Jan-2020

Lot Number: 0006516106 **Expiration Date:** 28-Feb-2021

Description:

This analytical reference material (RM) was manufactured and verified in accordance with an ISO 9001 registered quality system, and analyte concentrations were verified by an ISO 17025 accredited laboratory. The concentration and uncertainty value at the 95% confidence level for each analyte, determined gravimetrically, is listed below.

Analyte	CAS#	Analyte Lot	Concentration ± Uncertainty
1,3,5-trinitroso-1,3,5-triazacyclohexane (TNX)	N/A	RM12426	100.3 ± 0.5 µg/mL
1-nitro-3,5-dinitroso-1,3,5-triazacyclohexane (DNX)	N/A	RM12428	100.4 ± 0.5 µg/mL
1-nitroso-3,5-dinitro-1,3,5-triazacyclohexane (MNX)	N/A	RM12428	117.1 ± 0.6 µg/mL

Matrix: acetonitrile

Storage Conditions: Store at Room Temperature (15° to 30°C).

Traceability:

The balances used for these measurements are calibrated with weights traceable to NIST in compliance with ANSI/NCSL Z540.3, ISO 9001, ISO 17025, and ISO 17034. Calibrated Class A glassware is used for volumetric measurements. Thermometers are calibrated against a NIST traceable thermometer in accordance with NIST Special Publication 1088.

Homogeneity:

This RM was unitized according to an in-house procedure and is guaranteed to be homogeneous. There is no minimum sub-sample size required.

Intended Use:

This RM is intended for the preparation of working reference samples for use in routine laboratory analyses, calibration of instruments, validation of analytical methods, assessments of measurement methods, and continuing calibration verification.

Instructions for Use:

Sample aliquots for analysis should be withdrawn at 20°C to 25°C immediately after opening the container and should be processed without delay for the certified values to be valid within the stated uncertainties.

Hazards:

Refer to the Safety Data Sheet on www.agilent.com for information regarding this RM.

Expiration of Certification:

The certification of this RM is valid until the expiration date specified above, provided the RM is handled and stored in accordance with the instructions given in this certificate. This certification is nullified if the RM is damaged, contaminated, or otherwise modified.

ANAB ACCREDITED REFERENCE MATERIAL PRODUCER

ISO 17034 Cert No. AR-1936

RM was produced in accordance with TUV USA Inc registered ISO 9001 Quality Management System. Cert # 56 100 18560026

www.agilent.com/quality/ CSD-QA-015.1

ANAB ACCREDITED TESTING LABORATORY

ISO 17025 Cert No. AT-1937

250 Smith Street North Kingstown, Rhode Island 02852 **www.agilent.com/quality**

Certificate of Analysis

Product Number: CUS-23984 **Lot Number:** 0006516106

Maintenance of Certification:
If substantive changes are noted that affect the certification before the expiration of this certificate, Agilent will notify the purchaser.

Sample lot approver:

Monica Bourgeois
QMS Representative

ISO 17034 Cert No.
AR-1936

RM was produced in accordance with TUV USA Inc registered ISO 9001 Quality Management System. Cert # 56 100 18560026

Page: 2 of 2

www.agilent.com/quality/
CSD-QA-015.1

ISO 17025 Cert
No. AT-1937

Reagent

MNX,TNX,DNX_00043

Agilent

Certificate of Analysis

Product Name: Custom Standard

Product Number: CUS-23984 **Lot Issue Date:** 24-Jan-2020

Lot Number: 0006516106 **Expiration Date:** 28-Feb-2021

Description:

This analytical reference material (RM) was manufactured and verified in accordance with an ISO 9001 registered quality system, and analyte concentrations were verified by an ISO 17025 accredited laboratory. The concentration and uncertainty value at the 95% confidence level for each analyte, determined gravimetrically, is listed below.

Analyte	CAS#	Analyte Lot	Concentration ± Uncertainty
1,3,5-trinitroso-1,3,5-triazacyclohexane (TNX)	N/A	RM12426	100.3 ± 0.5 µg/mL
1-nitro-3,5-dinitroso-1,3,5-triazacyclohexane (DNX)	N/A	RM12428	100.4 ± 0.5 µg/mL
1-nitroso-3,5-dinitro-1,3,5-triazacyclohexane (MNX)	N/A	RM12428	117.1 ± 0.6 µg/mL

Matrix: acetonitrile

Storage Conditions: Store at Room Temperature (15° to 30°C).

Traceability:

The balances used for these measurements are calibrated with weights traceable to NIST in compliance with ANSI/NCSL Z540.3, ISO 9001, ISO 17025, and ISO 17034. Calibrated Class A glassware is used for volumetric measurements. Thermometers are calibrated against a NIST traceable thermometer in accordance with NIST Special Publication 1088.

Homogeneity:

This RM was unitized according to an in-house procedure and is guaranteed to be homogeneous. There is no minimum sub-sample size required.

Intended Use:

This RM is intended for the preparation of working reference samples for use in routine laboratory analyses, calibration of instruments, validation of analytical methods, assessments of measurement methods, and continuing calibration verification.

Instructions for Use:

Sample aliquots for analysis should be withdrawn at 20°C to 25°C immediately after opening the container and should be processed without delay for the certified values to be valid within the stated uncertainties.

Hazards:

Refer to the Safety Data Sheet on www.agilent.com for information regarding this RM.

Expiration of Certification:

The certification of this RM is valid until the expiration date specified above, provided the RM is handled and stored in accordance with the instructions given in this certificate. This certification is nullified if the RM is damaged, contaminated, or otherwise modified.

ANAB ACCREDITED REFERENCE MATERIAL PRODUCER

ISO 17034 Cert No. AR-1936

RM was produced in accordance with TUV USA Inc registered ISO 9001 Quality Management System. Cert # 56 100 18560026

www.agilent.com/quality/ CSD-QA-015.1

ANAB ACCREDITED TESTING LABORATORY

ISO 17025 Cert No. AT-1937

250 Smith Street North Kingstown, Rhode Island 02852 **www.agilent.com/quality**

Certificate of Analysis

Product Number: CUS-23984 **Lot Number:** 0006516106

Maintenance of Certification:
If substantive changes are noted that affect the certification before the expiration of this certificate, Agilent will notify the purchaser.

Sample lot approver:

Monica Bourgeois
QMS Representative

ISO 17034 Cert No.
AR-1936

RM was produced in accordance with TUV USA Inc registered ISO 9001 Quality Management System. Cert # 56 100 18560026

Page: 2 of 2

www.agilent.com/quality/
CSD-QA-015.1

ISO 17025 Cert
No. AT-1937

Reagent

MNX,TNX,DNX_00046

Agilent

Certificate of Analysis

Product Name: Custom Standard

Product Number: CUS-23984 **Lot Issue Date:** 24-Jan-2020

Lot Number: 0006516106 **Expiration Date:** 28-Feb-2021

Description:

This analytical reference material (RM) was manufactured and verified in accordance with an ISO 9001 registered quality system, and analyte concentrations were verified by an ISO 17025 accredited laboratory. The concentration and uncertainty value at the 95% confidence level for each analyte, determined gravimetrically, is listed below.

Analyte	CAS#	Analyte Lot	Concentration ± Uncertainty
1,3,5-trinitroso-1,3,5-triazacyclohexane (TNX)	N/A	RM12426	100.3 ± 0.5 µg/mL
1-nitro-3,5-dinitroso-1,3,5-triazacyclohexane (DNX)	N/A	RM12428	100.4 ± 0.5 µg/mL
1-nitroso-3,5-dinitro-1,3,5-triazacyclohexane (MNX)	N/A	RM12428	117.1 ± 0.6 µg/mL

Matrix: acetonitrile

Storage Conditions: Store at Room Temperature (15° to 30°C).

Traceability:

The balances used for these measurements are calibrated with weights traceable to NIST in compliance with ANSI/NCSL Z540.3, ISO 9001, ISO 17025, and ISO 17034. Calibrated Class A glassware is used for volumetric measurements. Thermometers are calibrated against a NIST traceable thermometer in accordance with NIST Special Publication 1088.

Homogeneity:

This RM was unitized according to an in-house procedure and is guaranteed to be homogeneous. There is no minimum sub-sample size required.

Intended Use:

This RM is intended for the preparation of working reference samples for use in routine laboratory analyses, calibration of instruments, validation of analytical methods, assessments of measurement methods, and continuing calibration verification.

Instructions for Use:

Sample aliquots for analysis should be withdrawn at 20°C to 25°C immediately after opening the container and should be processed without delay for the certified values to be valid within the stated uncertainties.

Hazards:

Refer to the Safety Data Sheet on www.agilent.com for information regarding this RM.

Expiration of Certification:

The certification of this RM is valid until the expiration date specified above, provided the RM is handled and stored in accordance with the instructions given in this certificate. This certification is nullified if the RM is damaged, contaminated, or otherwise modified.

ANAB ACCREDITED REFERENCE MATERIAL PRODUCER

ISO 17034 Cert No. AR-1936

RM was produced in accordance with TUV USA Inc registered ISO 9001 Quality Management System. Cert # 56 100 18560026

www.agilent.com/quality/ CSD-QA-015.1

ANAB ACCREDITED TESTING LABORATORY

ISO 17025 Cert No. AT-1937

250 Smith Street North Kingstown, Rhode Island 02852 **www.agilent.com/quality**

Certificate of Analysis

Product Number: CUS-23984 **Lot Number:** 0006516106

Maintenance of Certification:
If substantive changes are noted that affect the certification before the expiration of this certificate, Agilent will notify the purchaser.

Sample lot approver:

Monica Bourgeois
QMS Representative

ISO 17034 Cert No.
AR-1936

RM was produced in accordance with TUV USA Inc registered ISO 9001 Quality Management System. Cert # 56 100 18560026

www.agilent.com/quality/
CSD-QA-015.1

ISO 17025 Cert
No. AT-1937

Reagent

NH3 CAL STD_00031

RICCA CHEMICAL COMPANY®

1841 Broad Street
Pocomoke City, MD 21851
http://www.riccachemical.com
1-888-GO-RICCA
customerservice@riccachemical.com

Certificate of Analysis

Ammonia Nitrogen Standard, 1000 ppm N (1216 ppm NH_3)

Lot Number: 2902E25 **Product Number:** 5455

Manufacture Date: FEB 25, 2019
Expiration Date: AUG 2020

The certified value reported is the prepared value based upon the method of preparation of the material. The uncertainty in the prepared value is based upon the volumetric method of preparation.

Name	CAS#	Grade
Water	7732-18-5	ACS/ASTM/USP/EP
Ammonium Chloride	12125-02-9	High Purity

Test	Specification	Result
Appearance	Colorless liquid	Passed
Nitrogen (N)	995-1005 ppm	1000 ppm

Specification	Reference
Ammonia Solution, Stock (1.0 mL = 1.0 mg ammonia nitrogen)	ASTM (D 3590 A)
Ammonia Solution, Stock (1.0 mL = 1.0 mg ammonium nitrogen)	ASTM (D 3590 B)
Stock Ammonium Chloride Solution	APHA (4500-CN- L)
Stock Ammonium Solution	APHA (4500-NH3 C)
Stock Ammonium chloride Solution	APHA (4500-NH3 D)
Stock Ammonium Solution	APHA (4500-NH3 F)
Ammonium Chloride, Stock Solution, 1.0 mL = 1.0 mg NH3-N	EPA (351.2)
Ammonium Chloride, Stock Solution, 1.0 mL = 1.0 mg NH3-N	EPA (350.2)
Ammonium Chloride, Stock Solution, 1.0 mL = 1.0 mg NH3-N	EPA (350.3)
Ammonium Chloride, Stock Solution, 1.0 mL = 1.0 mg NH3-N	EPA (351.4)
Stock Solution, 1.0 mL = 1.0 mg NH3-N	EPA (350.1)
Ammonium Chloride, Stock Solution, 1.0 mL = 1.0 mg NH3-N	EPA (351.3)

Volumetric glassware complies with Class A tolerance requirements of ASTM E 288 and NIST Circular 434; it is calibrated before first use and recalibrated regularly in accordance with ASTM E 542 and NIST Procedure NBSIR 74-461. Balances are calibrated regularly with weights certified traceable to the NIST national mass standard. Thermometers and temperature probes are calibrated before first use and recalibrated regularly with a thermometer traceable to NIST standards. All products are prepared according to master documents that assure manufacture according to validated methods. Batch records document raw material traceability and production and testing history for each lot manufactured.

Part Number	Size / Package Type	Shelf Life (Unopened Container)
5455-16	500 mL natural poly	18 months
5455-32	1 L natural poly	18 months

Recommended Storage: 15°C - 30°C (59°F - 86°F)



Tara Jones (02/25/2019)
Quality Control Supervisor
This Certificate of Analysis is designed to comply with ISO Guide 31 "Reference Materials -- Contents of Certificates and Labels."

This test report shall not be reproduced, except in full, without the written approval of Ricca Chemical Company.

Reagent

NH3 ICV STD_00027

INORGANIC VENTURES
300 Technology Drive
Christiansburg, VA 24073 · USA
inorganicventures.com

CERTIFICATE OF ANALYSIS

tel: 800.669.6799 · 540.585.3030
fax: 540.585.3012
info@inorganicventures.com

1.0 ACCREDITATION / REGISTRATION

INORGANIC VENTURES is accredited to ISO Guide 34, "General Requirements for the Competence of Reference Material Producers" and ISO/IEC 17025, "General Requirements for the Competence of Testing and Calibration Laboratories". Inorganic Ventures is also an ISO 9001 registered manufacturer (QSR Certificate Number QSR-1034).

ACCREDITED Testing Laboratory Certificate 883.01
ACCREDITED Reference Material Producer Certificate 883.02

2.0 PRODUCT DESCRIPTION

Product Code:	Single Analyte Ion Chromatography Solution
Catalog Number:	ICNNH41
Lot Number:	N2-NH669544
Matrix:	H2O
Value / Analyte(s):	1 000 µg/mL ea: Ammonium as N
Starting Material:	Ammonium chloride
Starting Material Lot#:	1736
Starting Material Purity:	99.0000%

3.0 CERTIFIED VALUES AND UNCERTAINTIES

Certified Value: 1002 ± 3 µg/mL

Density: 0.999 g/mL (measured at 20 ± 4 ºC)

Assay Information:

Assay Method #1 **1005 ± 3 µg/mL**
IC Assay NIST SRM 194a Lot Number: 194a

Assay Method #2 **997 ± 3 µg/mL**
Fajans NIST SRM 999c Lot Number: 999c

- The Calculated Value is a value calculated from the weight of a starting material that has been certified directly vs. a National Institute of Standards and Technology (NIST) SRM/RM. See Sec 4.2 for balance traceability.

The following equations are used in the calculation of the certified value and the uncertainty. Reported uncertainties represent expanded uncertainties expressed at approximately the 95% confidence level using a coverage factor of k = 2.

Characterization of CRM/RM by Two Methods

Certified Value, $X_{CRM/RM}$, where two methods of characterization are used is the weighted mean of the two results:

$X_{CRM/RM} = [(w_a)(X_a) + (w_b)(X_b)]$

X_a = mean of Assay Method A with standard uncertainty $u_{char\ a}$

X_b = mean of Assay Method B with standard uncertainty $u_{char\ b}$

w_a and w_b = the weighting factors for each method calculated using the inverse square of the variance:

$w_a = (1/u_{char\ a})^2 / ((1/u_{char\ a})^2 + (1/u_{char\ b})^2))$

$w_b = (1/u_{char\ b})^2 / ((1/u_{char\ a})^2 + (1/u_{char\ b})^2))$

CRM/RM Expanded Uncertainty (±) = $U_{CRM/RM} = k\,(u^2_{char\ a\&b} + u^2_{bb} + u^2_{lts} + u^2_{ts})^{1/2}$

k = coverage factor = 2 in all cases at Inorganic Ventures

$u_{char\ a\&b} = [(w_a)^2 (u_{char\ a})^2 + (w_b)^2 (u_{char\ b})^2]^{1/2}$ where $u_{char\ a}$ and $u_{char\ b}$ are the square root of the sum of the squares of errors from characterization which include instrument measurement, density, NIST SRM uncertainty, weighing, and volume

u_{bb} = bottle to bottle homogeneity standard uncertainty

u_{lts} = long term stability standard uncertainty (storage)

u_{ts} = transport stability standard uncertainty

Characterization of CRM/RM by One Method

Certified Value, $X_{CRM/RM}$, where one method of characterization is used is the mean of individual results:

$X_{CRM/RM}$ = mean of Assay Method A with standard uncertainty $u_{char\ a}$

CRM/RM Expanded Uncertainty (±) = $U_{CRM/RM} = k\,(u^2_{char\ a} + u^2_{bb} + u^2_{lts} + u^2_{ts})^{1/2}$

k = coverage factor = 2 in all cases at Inorganic Ventures

$u_{char\ a}$ = square root of the sum of the squares of the errors from characterization which include instrumental measurement, density, NIST SRM uncertainty, weighing, and volume

u_{bb} = bottle to bottle homogeneity standard uncertainty

u_{lts} = long term stability standard uncertainty (storage)

u_{ts} = transport stability standard uncertainty

4.0 TRACEABILITY TO NIST

- This product is traceable to NIST via an unbroken chain of comparisons. The uncertainties for each certified value are reported, taking into account the SRM/RM uncertainty error and the measurement, weighing and volume dilution errors. In rare cases where no NIST SRM/RM are available, the term 'in-house std.' is specified.

4.1 Thermometer Calibration

- All thermometers are NIST traceable through thermometers that are calibrated by an accredited calibration laboratory.

4.2 Balance Calibration

- All analytical balances are calibrated by an accredited calibration laboratory and procedure. The weights used for testing are annually compared to master weights and are traceable to NIST.

4.3 Glassware Calibration

- An in-house procedure is used to calibrate all Class A glassware used in the manufacturing and quality control of CRM/RMs.

5.0 CHROMATOGRAM

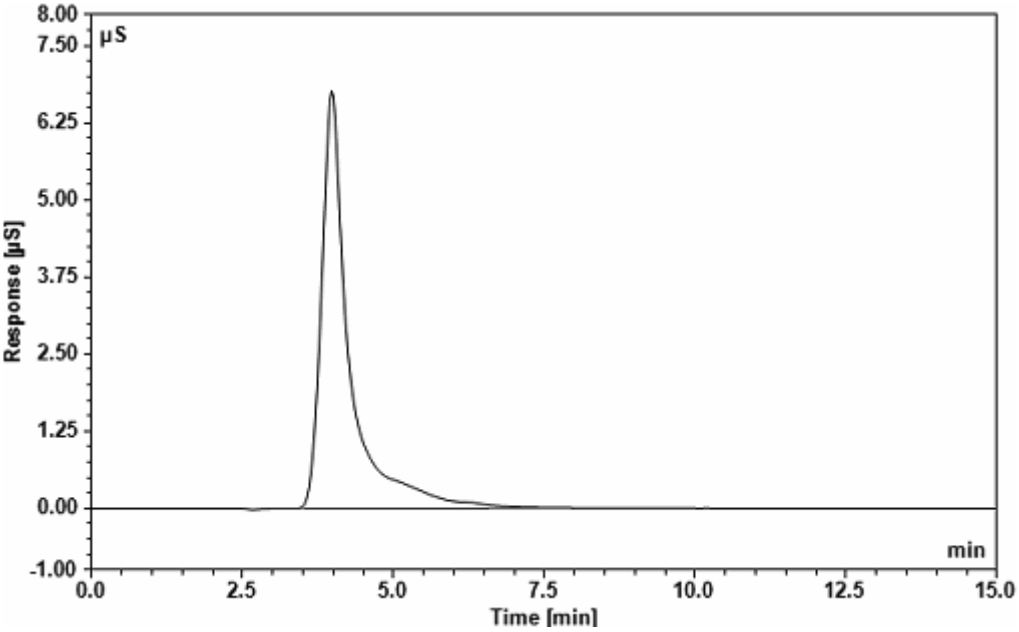

Dionex ICS-2000 Ion Chromatograph

Analytical Column:	IonPac CS18 2 x 250 mm	**Eluent:**	10 mM MSA
Guard Column:	IonPac CG18 2 x 50 mm	**Eluent Flow Rate:**	0.25 mL/min
Anion Self Regen Suppressor/ Chemical Suppression:	N/A	**Column Temp:**	35 °C
		Cell Temp:	35 °C
Cation Self Regen Suppressor/ Chemical Suppression:	CERS 500 2mm	**Scale X-Axis:**	minutes
		Scale Y-Axis:	8 µS/cm
		Concentration:	10 µg/g
Suppressor Current/ Chemical Suppressant:	8 mA		

6.0 INTENDED USE

- For the calibration of analytical instruments and validation of analytical methods as appropriate.

7.0 INSTRUCTIONS FOR THE CORRECT USE OF THIS REFERENCE MATERIAL

7.1 Storage and Handling Recommendations

- Store between approximately 4° - 30° C while in sealed TCT bag.

- While stored in the sealed TCT bag, transpiration of this CRM/RM is negligible. After opening the sealed TCT bag transpiration of the CRM/RM will occur, resulting in a gradual increase in the analyte concentration(s). It is the responsibility of the user to account for this effect. When the bottle is weighed both before and after being placed in storage, the mass difference observed will be a measure of transpiration mass loss.

- After opening the sealed TCT bag, keep cap tightly sealed when not in use and store between 4° - 24° C to minimize the effects of transpiration. Use at 20° ± 4° C to minimize volumetric dilution error when using the reported density. Do not pipette from the container. Do not return removed aliquots to container.

- For more information, visit **www.inorganicventures.com/TCT**

8.0 HAZARDOUS INFORMATION

- Please refer to the Safety Data Sheet for information regarding this CRM/RM.

9.0 HOMOGENEITY

- This solution was mixed according to an in-house procedure and is guaranteed to be homogeneous. Homogeneity data indicate that the end user should take a minimum sample size of 0.2 mL to assure homogeneity.

10.0 QUALITY STANDARD DOCUMENTATION

10.1 ISO 9001 Quality Management System Registration

- QSR Certificate Number QSR-1034

10.2 ISO/IEC 17025 "General Requirements for the Competence of Testing and Calibration Laboratories"

- Chemical Testing - Accredited / A2LA Certificate Number 883.01

10.3 ISO Guide 34 "General Requirements for the Competence of Reference Material Producers"

- Reference Material Producer - Accredited / A2LA Certificate Number 883.02

Inorganic Ventures, 300 Technology Drive, Christiansburg, Va. 24073, USA; Telephone: 800.669.6799; 540.585.3030, Fax: 540.585.3012; inorganicventures.com; info@inorganicventures.com

11.0 CERTIFICATION, LOT EXPIRATION AND PERIOD OF VALIDITY

11.1 Certification Issue Date

August 01, 2018

- The certification is valid within the measurement uncertainty specified provided the CRM/RM is stored and handled in accordance with instructions given in Sec 7.1. This certification is nullified if instructions in Sec 7.1 are not followed or if the CRM/RM is damaged, contaminated, or otherwise modified.

11.2 Lot Expiration Date

- **August 01, 2022**

- The date after which this CRM/RM should not be used.

- The lot expiration date reflects the period of time that the stability of a CRM/RM can be supported by long term stability studies conducted on properly stored and handled CRM/RMs. Lot expiration is limited primarily by transpiration (loss of water from the solution) and infrequently by chemical stability.

11.3 Period of Validity

- Sealed TCT Bag Open Date: _____

- This CRM/RM should not be used longer than one year (or six months in the case of a 30 mL bottle) from the date of opening the aluminized bag or after the date given in Sec. 11.2, whichever comes first. This is contingent upon the CRM/RM being stored and handled in accordance with the instructions given in Sec. 7.1.

12.0 NAMES AND SIGNATURES OF CERTIFYING OFFICERS

Certificate Prepared By:

James King Jr
Chemist, Technical Manager



Certificate Approved By:

Michael Booth
Supervisor, Quality Control



Certifying Officer:

Paul Gaines
CEO, Senior Technical Director



Reagent

NOXT ICV STD_00023

ERA

A Waters Company

Certificate of Analysis

PRODUCT:	1000 mg/L Nitrate as N (NO_3-N)
CATALOG NUMBER:	052 -125 mL; 991 - 500 mL
LOT NUMBER:	130319m
ISSUE DATE:	April 3, 2019
REVISION DATE:	Original
STARTING MATERIAL:	Potassium Nitrate (KNO_3)
CERTIFIED CONCENTRATION[1]:	1000 mg/L
UNCERTAINTY[2]:	0.6%
MATRIX:	18 megohm deionized water
DENSITY:	1.0041 ± 0.0004 g/mL at 18.4°C and 754 mm Hg
TRACEABILITY[3]:	101%
NIST/SRM:	3185 Nitrate
VERIFICATION METHOD:	Ion Chromatography
STORAGE:	Store at 20-25°C

1. The **Certified Concentration** is the actual made-to concentration confirmed by ERA analytical verification.

2. The stated **Uncertainty** is the total propagated uncertainty at the 95% confidence interval. The uncertainty is based on the preparation of the product and includes uncertainty related to the starting material used and the volumetric and gravimetric measurements made. The method of calculating uncertainty is taken from the ISO Guide to the Expression of Uncertainty in Measurement (current version). The uncertainty applies to the product as supplied and does not take into account any required or optional dilutions and/or preparations the laboratory may perform while using this product.

3. Traceability ((% Recovery Certified Standard)/(% Recovery NIST SRM))* 100.

   The traceability data shown were compiled by analyzing the ERA standards or their associated stock solutions against the applicable NIST SRMs. Where a NIST SRM is not available, the product is metrologically traceable through an unbroken chain of calibrations to NIST weights, each having stated uncertainties and utilizing measurement standards that are appropriate for the physical and/or chemical property being measured.

This standard **expires 3/11/2021**. The certified values are monitored and purchasers will be notified of any significant changes resulting in recertification or withdrawal of this certified reference material during the period of validity of this certificate.

This product is intended to be used as either a calibration standard or a quality control check of the entire analytical process for the analytes/matrix included in the standard.

If you have any questions or need technical assistance, please call ERA technical assistance at 1-800-372-0122 or email to info@eraqc.com

Certifying Officer: Brian Miller - Product Line Manager

ISO/IEC GUIDE 34:2009

ACCREDITED

REFERENCE MATERIAL PRODUCER
CERTIFICATE NO. 1539.03

ISO/IEC 17025:2005

ACCREDITED

CHEMICAL TESTING LABORATORY
CERTIFICATE NO. 1539.02

16341 Table Mtn Pkwy, Golden, CO 80403 800-372-0122 fax: 303-421-0159 www.eraqc.com

Reagent

PicricARestek_00090

RESTEK®
110 Benner Circle
Bellefonte, PA 16823-8812
Tel: (800)356-1688
Fax: (814)353-1309

www.restek.com

CERTIFIED REFERENCE MATERIAL

Certificate of Analysis

ACCREDITED
ISO Guide 34 Accredited
Reference Material Producer
Certificate #3222.01

ACCREDITED
ISO/IEC 17025 Accredited
Testing Laboratory
Certificate #3222.02

FOR LABORATORY USE ONLY-READ SDS PRIOR TO USE.

This Reference Material is intended for Laboratory Use Only as a standard for the qualitative and/or quantitative determination of the analyte(s) listed.

Catalog No. : 31499 **Lot No.:** A0131892

Description : Picric Acid Standard

1000µg/mL, Methanol, 1mL/ampul *PGI BOX REQUIRED* SHIP FED EX GROUND ONLY

Container Size : 2 mL **Pkg Amt:** > 1 mL

Expiration Date : October 31, 2022 **Storage:** 10°C or colder

CERTIFIED VALUES

Elution Order	Compound	Grav. Conc. (weight/volume)	Expanded Uncertainty (95% C.L.; K=2)		
1	Picric Acid **CAS #** 88-89-1 **Purity** 97% (Lot 06130CU)	1,004.9 µg/mL	+/- 5.9689	µg/mL	Gravimetric
			+/- 55.0525	µg/mL	Unstressed
			+/- 64.1967	µg/mL	Stressed

Solvent: Methanol
CAS # 67-56-1
Purity 99%

Specific Reference Material Notes:
This is a derivatized analysis.

Column:
250mm x 4.6mm
Ultra C18 (cat.# 9174575)

Flow Rate:
1.0 ml/min.

Mobile Phase A:
water:methanol (44:56 V/V)

Mobile Phase B:

Mobile Phase Composition:
100%A

Det. Type:
Wavelength: 210 nm

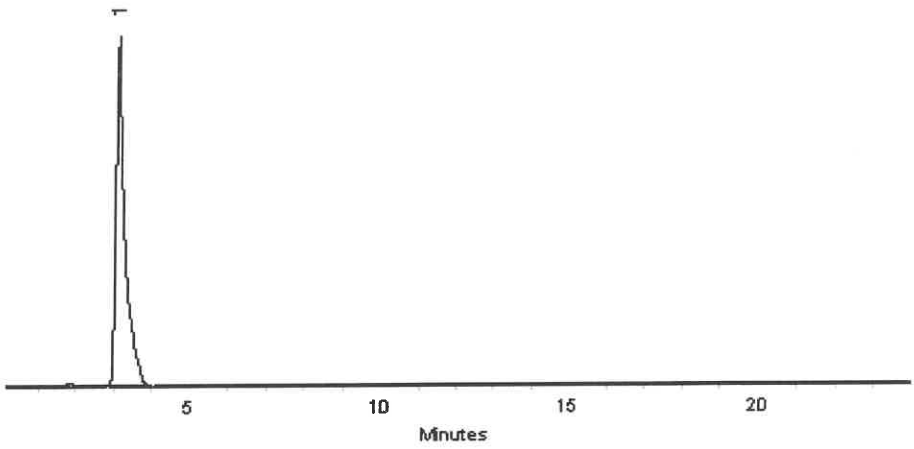

This chromatogram represents a general set of testing conditions chosen for product acceptance. For optimal results in your lab, conditions should be adjusted for your specific instrument, method, and application.

Matt Fragassi - Mix Technician

Date Mixed: 25-Oct-2017 **Balance:** B345965662

Jennifer Pollino - Operations Tech-ARM QC

Date Passed: 30-Oct-2017

Manufactured under Restek's ISO 9001:2008 Registered Quality System Certificate #FM 80397

Reagent

RSK175methane_00010

Airgas
an Air Liquide company

Airgas Specialty Gases
Airgas USA, LLC
6141 Easton Road
Bldg 1
Plumsteadville, PA 18949
Airgas.com

CERTIFICATE OF BATCH ANALYSIS

Grade of Product: CP

Customer:	SIGMA-ALDRICH		
Part Number:	ME CPP14C514	Reference Number:	160-401480003-1
Cylinder Analyzed:	ST0000198540	Cylinder Volume:	14.0 LG
Laboratory:	124 - Plumsteadville - PA	Cylinder Pressure:	240 PSIG
Analysis Date:	Apr 16, 2019	Valve Outlet:	160
Lot Number:	160-401480003-1		

Expiration Date: Apr 16, 2022

ANALYTICAL RESULTS

Component	Requested Purity	Certified Concentration
METHANE	> 99.0 %	> 99.0 %

Cylinders in Batch:

ST0000198540, ST0000198541, ST0000198542, ST0000198543

Notes:MANUFACTURE DATE 4-16-2019
PO# P481562
P/N 22562

Impurities verified against analytical standards traceable to NIST by weight and/or analysis.

Approved for Release

Reagent

RSK7gasMathes_00027

MATHESON
ask. . .The Gas Professionals™

Analysis Report

To: MATHESON LINWELD
4705 NOME ST
P O BOX 39126
DENVER, CO 80239

MTG Customer No: 504445

Manufacturing Location
200 ALESSIO DR
JOLIET, IL 60433

Product: Multi-Component Mixture

Grade: CERTIFIED
MTG Part No: G2682238

Cylinder Size: 4
Valve: CGA 350 SS

Contents:
Net: 7.57 ft³; 0.21 m³

Pressure: 1400 psia @ 70°F; 9653 kPa @ 21°C

CYLINDER NUMBER(S)
*DL955755

	Requested Concentration	Certified Concentration	Units	Blend Tolerance	Certified Accuracy
Butane	1.00	0.995	%	±10%	±2%
Acetylene	1.00	0.995	%	±10%	±2%
Isobutylene	1.00	0.995	%	±10%	±2%
Propane	1.00	0.995	%	±10%	±2%
Ethene	1.00	0.996	%	±10%	±2%
Ethylene	1.00	0.996	%	±10%	±2%
Methane	1.00	0.999	%	±10%	±2%
Nitrogen	Balance	Balance			

TRACEABILITY

COMMENTS

*** Indicates the actual cylinder(s) analyzed.**

Lot No: 1029602081C
Fill Date: 09/04/2019
Expiration Date: 09/09/2021

Analysis Date: 09/09/2019

Unless otherwise indicated, Matheson Tri-Gas terms and conditions govern the product data contained herein. This document was issued electronically and data validated by electronic signature. For further information visit www.matheson-trigas.com

Jennifer Fender - Analyst	09/09/2019 Date	Jennifer Fender - QA Approval	09/09/2019 Date

Reagent

RSK7gasMathes_00031

MATHESON

ask. . .The Gas Professionals™

Analysis Report

To: MATHESON LINWELD
4705 NOME ST
P O BOX 39126
DENVER, CO 80239

MTG Customer No: 504445

Manufacturing Location
1700 SCEPTER ROAD
WAVERLY, TN 37185

Product: Multi-Component Mixture

Grade: CERTIFIED
MTG Part No: G2682238

Cylinder Size: 4
Valve: CGA 350 SS

Contents:
Net: 7.57 ft³; 0.21 m³

Pressure: 1400 psia @ 70°F; 9653 kPa @ 21°C

CYLINDER NUMBER(S)
*DI.039162

	Requested Concentration	Certified Concentration	Units -	Blend Tolerance	Certified Accuracy
Butane	1.00	1.00	%	±10%	±2%
Acetylene	1.00	1.00	%	±10%	±2%
Isobutylene	1.00	1.01	%	±10%	±2%
Propane	1.00	1.00	%	±10%	±2%
Ethane	1.00	1.01	%	±10%	±2%
Ethylene	1.00	1.00	%	±10%	±2%
Methane	1.00	1.00	%	±10%	±2%
Nitrogen	Balance	Balance			

TRACEABILITY

COMMENTS

* Indicates the actual cylinder(s) analyzed.

Lot No: 9300606746
Fill Date: 02/23/2020
Expiration Date: 03/09/2022
Analysis Date: 03/09/2020

Unless otherwise indicated, Matheson Tri-Gas terms and conditions govern the product data contained herein. This document was issued electronically and data validated by electronic signature. For further information visit www.matheson-trigas.com.

Eric Popa - Analyst — 03/09/2020 Date

Meriah Boyett - QA Approval — 03/09/2020 Date

Reagent

SFD CAL STK_00006

ACROS ORGANICS

Version	02
Molecular weight	240.18
Quality Test / Release Date	09/06/2018
Molecular Formula	Na2 S . 9 H2 O
CAS No	1313-84-4
Linear Formula	Na2S.9H2O
Flash Point (°C)	

Certificate of Analysis

This is to certify that units of the above mentioned lot number were tested and found to comply with the specifications of the grade listed. Certain data have been supplied by third parties. Acros Organics expressly disclaims all warranties,expressed or implied, including the implied warranties of merchantability and fitness for a particular purpose. Unless otherwise stated, these products are not intended for dialysis, parenteral, or injectable use without further processing. The following are the actual analytical results obtained:

Catalog Number	38706	**Quality Test / Release Date** 09/06/2018
Lot Number	A0390872	
Description	Sodium sulfide nonahydrate,98+%,extra pure	
Country of Origin	INDIA	
Declaration of Origin	synthetic	

BSE/TSE comment	
Chemical Comment	

Result name	Units	Specifications	Test Value
Appearance (Color)		Colorless to light yellow	Light yellow
Appearance (Form)		Adhering crystals and/or chunks	Adhering crystals and chunks
Titration Iodimetric		32.0 to 38.0 % (Na2S)	35.9 % (Na2S)
Total nitrogen (as N)		=<0.005 %	=<0.005 %
Sulfite (as SO2)		=<2000 ppm	=<2000 ppm
Thiosulphate (S2O3)		=<5000 ppm	=<5000 ppm



CERTIFIED BY

L. Van den Broek, QA Manager

Issued: 09-06-2018

Acros Organics
ENA23, zone1, nr 1350, Janssen Pharmaceuticalaan 3a, B-2440 Geel, Belgium
Tel +32 14/57.52.11 - Fax +32 14/59.34.34 Internet: http://www.acros.com
1 Regent Lane, Fair Lawn, NJ 07410, USA Fax 201-796-1329

Reagent

TKN CAL STD_00017

nsi lab solutions
protect more. test more.
7212 ACC Blvd. | Raleigh, NC 27617 | 800.234.7837

Certificate of Analysis

TKN Calibration Standard - 1000 mg/L

Catalog Number: IS-009, IS-009-500
Lot Number: 010617
Manufacture Date: 01/06/17
Certified Date: 01/12/17

Expiration: 01/31/2021
Matrix: Water
Hazards: Irritant
(See MSDS)

Bulk Number	Analyte	CAS #	Purity	Certified Concentration (mg/L TKN)
W-1477-25	TKN from Glycine	56-40-6	99.4%	1000 ± 4.60

Packaging, Storage, Instructions For Use

Store at room temperature (15-30°C). After opening, this solution should be stored tightly capped at 2-8°C.

This certified reference material (CRM) is packaged in low density polyethylene. Allow to equilibrate to room temperature before use. Small aliquots should be poured out of the bottle rather than directly pipetted out of bottle in order to prevent contamination or premature degradation. A 1 mL sample size is recommended. Smaller sample volumes may negatively affect estimated uncertainty.

Traceability Information

Analyte Source Materials: The highest purity analyte source materials are used in the manufacture of this CRM. The actual purity is referenced above. Analyte source material purity and associated uncertainty has been analytically verified against appropriate NIST SRMs, if available.

Method: Certified concentration confirmed by HPLC analysis against an independent reference standard with n=3.

Balance: All analytical balances are calibrated on a semiannual basis by an ISO 17025 accredited calibration laboratory and are traceable to NIST. Traceable Calibration Certificate available upon request.

All balances are checked daily by an in-house standard operating procedure. The weights used for this daily verification are calibrated annually by an ISO 17025 accredited calibration laboratory and are certified traceable to NIST. Certificate of Calibration and Traceability available upon request.

Thermometer: All thermometers are NIST traceable through thermometers that are calibrated annually by an ISO 17025 accredited calibration laboratory.

Glassware: All glassware used in the manufacture of our CRMs is Class A. An in-house standard operating procedure is used to verify all glassware prior to it being placed into service. Volumetric pipetors are calibrated every four months by an ISO 17025 accredited calibration laboratory.

nsi lab solutions
protect more. test more.
7212 ACC Blvd. | Raleigh, NC 27617 | 800.234.7837

Catalog Number: IS-009, IS-009-500
Lot Number: 010617

Intended Uses

- Calibration of analytical instruments
- Validation of analytical methods
- Preparation of working level reference materials, i.e. "check standards"
- Detection limit studies

Uncertainty

The ± uncertainty associated with the certified concentration is the expanded uncertainty at 95% confidence interval (CI) with K=2. This expanded uncertainty incorporates contributions from manufacturing, homogeneity, and stability.

Homogeneity

This CRM was thoroughly mixed in production. Batch homogeneity was established through analysis of samples chosen at random. A minimum 1 mL sample size is recommended.

Stability/Expiration

The stability of this CRM is based on short-term and long-term monitoring of the certified concentration. The expiration date is guaranteed to be valid from the manufacture date and is based on results of long-term monitoring.

Ewart Morris

Ewart Morris, Inorganics Technical Manager

Mark Hammersla

Mark Hammersla, President

Reagent

TKN ICV_00011

ERA

A Waters Company

Certificate of Analysis

PRODUCT:	1000 mg/L Total Kjeldahl Nitrogen (TKN)
CATALOG NUMBER:	043 -125 mL; 996 - 500 mL
LOT NUMBER:	281018
ISSUE DATE:	December 7, 2018
REVISION DATE:	Original
STARTING MATERIAL:	Glycine (NH_2CH_2COOH)
CERTIFIED CONCENTRATION[1]:	1000 mg/L
UNCERTAINTY[2]:	0.6%
MATRIX:	18 megohm deionized water and 1% (v/v) HCl
DENSITY:	1.0055 ± 0.0010 g/mL at 16.6°C and 754 mm Hg
TRACEABILITY[3]:	100%
NIST/SRM:	194a Ammonium Dihydrogen Phosphate
VERIFICATION METHOD:	Ion Selective Electrode (ISE)
STORAGE:	Store at 20-25°C

1. The **Certified Concentration** is the actual made-to concentration confirmed by ERA analytical verification.

2. The stated **Uncertainty** is the total propagated uncertainty at the 95% confidence interval. The uncertainty is based on the preparation of the product and includes uncertainty related to the starting material used and the volumetric and gravimetric measurements made. The method of calculating uncertainty is taken from the ISO Guide to the Expression of Uncertainty in Measurement (current version). The uncertainty applies to the product as supplied and does not take into account any required or optional dilutions and/or preparations the laboratory may perform while using this product.

3. Traceability ((% Recovery Certified Standard)/(% Recovery NIST SRM))* 100.

   The traceability data shown were compiled by analyzing the ERA standards or their associated stock solutions against the applicable NIST SRMs. Where a NIST SRM is not available, the product is metrologically traceable through an unbroken chain of calibrations to NIST weights, each having stated uncertainties and utilizing measurement standards that are appropriate for the physical and/or chemical property being measured.

This standard **expires 10/2020**. The certified values are monitored and purchasers will be notified of any significant changes resulting in recertification or withdrawal of this certified reference material during the period of validity of this certificate.

This product is intended to be used as either a calibration standard or a quality control check of the entire analytical process for the analytes/matrix included in the standard.

If you have any questions or need technical assistance, please call ERA technical assistance at 1-800-372-0122 or email to info@eraqc.com

Certifying Officer: Brian Miller - Product Line Manager

ISO/IEC GUIDE 34:2009

ACCREDITED

REFERENCE MATERIAL PRODUCER
CERTIFICATE NO. 1539.03

ISO/IEC 17025:2005

ACCREDITED

CHEMICAL TESTING LABORATORY
CERTIFICATE NO. 1439.02

16341 Table Mtn Pkwy, Golden, CO 80403 800-372-0122 fax: 303-421-0159 www.eraqc.com

Reagent

TOC LCS Std_00048

Agilent

Certificate of Analysis
ISO Guide 34

Product Number: IQC-106
Lot Number: 0006465171

Lot Issue Date: 10-May 2019
Expiration Date: 30-Jun 2021

Product Name: Total Organic Carbon (TOC) Standard

Description:
This Reference Material (RM) was gravimetrically prepared in accordance with ISO Guide 34 and under Agilent's ISO 9001 registered quality system. The neat materials used for this product have been verified by Agilent's ISO 17025 laboratory and under Agilent's ISO Guide 34 accreditation. The analyte concentrations were verified by Agilent's ISO 17025 accredited laboratory. For each analyte, the true value, with its uncertainty value calculated at the 95% confidence level, is reported below.

Analyte	Starting Material	Lot Number	Purity (%)	Analyte Concentration	Traceability & Method
TOC	potassium hydrogen phthalate	RM14067	99.97	1001 ± 5 µg/mL	NAA02099; TOC Analyzer

Solvent: water (low TOC, <50 ppb)

Storage: Store at Room Temperature (15° to 30°C).

Traceability:
Traceability has been established through an unbroken chain of comparisons, each having stated uncertainties. Comparisons are based on appropriate physical or chemical measurements, including gravimetric or volumetric dilution, where the mass or volume of a solution before and after dilution is measured. The balances used for these measurements are calibrated with weights traceable to NIST in compliance with ANSI/NCSL Z-540-1, ISO 9001, ISO 17025, and ISO Guide 34. Calibrated Class A glassware is used for volumetric measurements. Thermometers are calibrated against a NIST traceable thermometer in accordance with NIST Special Publication 819.

Estimation of Uncertainties:
The true value is reported, with its uncertainty value calculated at the 95% confidence level.

Homogeneity:
This RM was formulated and unitized according to an in-house procedure and is guaranteed to be homogeneous. There is no minimum sub-sample size required.

Intended Use:
This RM is intended for the preparation of working reference samples for use in routine laboratory analyses, calibration of instruments, validation of analytical methods, assessments of measurement methods and continuing calibration verification.

Instructions for Use:
Sample aliquots for analysis should be withdrawn at 20°C to 25°C immediately after opening and should be processed without delay for the true value to be valid within the stated uncertainties. Do not pipet from the bottle. Do not return any material removed for pipetting to the bottle. Tightly cap the bottle after removing any material and store according to the instructions noted above.

Hazards:
Refer to the Safety Data Sheet for information regarding this RM.

Expiration of Certification:
The certification of this RM is valid, within the measurement uncertainty specified, until the expiration date specified above, provided the RM is handled and stored in accordance with the instructions given in this certificate. This certification is nullified if the RM is damaged, contaminated, or otherwise modified.

ANAB ACCREDITED ISO GUIDE 34 REFERENCE MATERIAL PRODUCER
ISO Guide 34 Cert No. AR-1936

Produced in accordance with TUV USA Inc 56 100 18560026 registered ISO 9001 Quality Management System

ANAB ACCREDITED ISO/IEC 17025 TESTING LABORATORY
ISO17025 Cert No. AT-1937

250 Smith Street North Kingstown, Rhode Island 02852 www.agilent.com/quality

Certificate of Analysis
ISO Guide 34

Product Number: IQC-106
Lot Number: 0006465171

Lot Issue Date: 10-May 2019
Expiration Date: 30-Jun 2021

Maintenance of Certification:
The real-time, long term stability of the RM may be monitored over the lifetime of the certification. If substantive changes occur that affect the certification before the expiration of this certificate, Agilent Technologies will notify the purchaser.

Monica Bourgeois
QMS Representative

ISO Guide 34 Cert No.
AR-1936

Produced in accordance with TUV USA Inc 56 100 18560026
registered ISO 9001 Quality Management System

Page 2 of 2

ISO17025 Cert No.
AT-1937

RSK_175_DOD5

Dissolved Gases (GC)

FORM III
GC VOA LAB CONTROL SAMPLE RECOVERY

Lab Name: Eurofins TestAmerica, Denver Job No.: 280-137702-1

SDG No.:

Matrix: Water Level: Low Lab File ID: 032F3201.D

Lab ID: LCS 280-499415/31 Client ID:

COMPOUND	SPIKE ADDED (mg/L)	LCS CONCENTRATION (mg/L)	LCS % REC	QC LIMITS REC	#
Methane	0.0730	0.0749	103	73-125	M

Column to be used to flag recovery and RPD values

FORM III RSK-175

FORM III
GC VOA LAB CONTROL SAMPLE RECOVERY

Lab Name: Eurofins TestAmerica, Denver Job No.: 280-137702-1

SDG No.:

Matrix: Water Level: Low Lab File ID: 06192002.D

Lab ID: LCS 280-499435/2 Client ID:

COMPOUND	SPIKE ADDED (mg/L)	LCS CONCENTRATION (mg/L)	LCS % REC	QC LIMITS REC	#
Methane	0.0730	0.0735	101	73-125	

Column to be used to flag recovery and RPD values

FORM III RSK-175

FORM III
GC VOA LAB CONTROL SAMPLE RECOVERY

Lab Name: Eurofins TestAmerica, Denver Job No.: 280-137702-1

SDG No.:

Matrix: Water Level: Low Lab File ID: 06222003.D

Lab ID: LCS 280-499633/2 Client ID:

COMPOUND	SPIKE ADDED (mg/L)	LCS CONCENTRATION (mg/L)	LCS % REC	QC LIMITS REC	#
Methane	0.0730	0.0797	109	73-125	

Column to be used to flag recovery and RPD values

FORM III RSK-175

FORM III
GC VOA LAB CONTROL SAMPLE RECOVERY

Lab Name: Eurofins TestAmerica, Denver Job No.: 280-137702-1

SDG No.:

Matrix: Water Level: Low Lab File ID: 042F4201.D

Lab ID: LCS 280-499668/42 Client ID:

COMPOUND	SPIKE ADDED (mg/L)	LCS CONCENTRATION (mg/L)	LCS % REC	QC LIMITS REC	#
Methane	0.0730	0.0734	101	73-125	

Column to be used to flag recovery and RPD values

FORM III RSK-175

FORM III
GC VOA LAB CONTROL SAMPLE RECOVERY

Lab Name: Eurofins TestAmerica, Denver Job No.: 280-137702-1

SDG No.:

Matrix: Water Level: Low Lab File ID: 06252002.D

Lab ID: LCS 280-500092/2 Client ID:

COMPOUND	SPIKE ADDED (mg/L)	LCS CONCENTRATION (mg/L)	LCS % REC	QC LIMITS REC	#
Methane	0.0730	0.0687	94	73-125	

Column to be used to flag recovery and RPD values

FORM III RSK-175

FORM III
GC VOA LAB CONTROL SAMPLE DUPLICATE RECOVERY

Lab Name: Eurofins TestAmerica, Denver Job No.: 280-137702-1

SDG No.:

Matrix: Water Level: Low Lab File ID: 033F3301.D

Lab ID: LCSD 280-499415/32 Client ID:

COMPOUND	SPIKE ADDED (mg/L)	LCSD CONCENTRATION (mg/L)	LCSD % REC	% RPD	QC LIMITS RPD	QC LIMITS REC	#
Methane	0.0730	0.0680	93	10	20	73-125	M

Column to be used to flag recovery and RPD values

FORM III RSK-175

FORM III
GC VOA LAB CONTROL SAMPLE DUPLICATE RECOVERY

Lab Name: Eurofins TestAmerica, Denver Job No.: 280-137702-1

SDG No.:

Matrix: Water Level: Low Lab File ID: 06192003.D

Lab ID: LCSD 280-499435/3 Client ID:

COMPOUND	SPIKE ADDED (mg/L)	LCSD CONCENTRATION (mg/L)	LCSD % REC	% RPD	QC LIMITS RPD	QC LIMITS REC	#
Methane	0.0730	0.0665	91	10	20	73-125	

Column to be used to flag recovery and RPD values

FORM III RSK-175

FORM III
GC VOA LAB CONTROL SAMPLE DUPLICATE RECOVERY

Lab Name: Eurofins TestAmerica, Denver Job No.: 280-137702-1

SDG No.:

Matrix: Water Level: Low Lab File ID: 06252003.D

Lab ID: LCSD 280-500092/3 Client ID:

COMPOUND	SPIKE ADDED (mg/L)	LCSD CONCENTRATION (mg/L)	LCSD % REC	% RPD	QC LIMITS RPD	QC LIMITS REC	#
Methane	0.0730	0.0717	98	4	20	73-125	

Column to be used to flag recovery and RPD values

FORM III RSK-175

FORM IV
GC VOA METHOD BLANK SUMMARY

Lab Name: Eurofins TestAmerica, Denver Job No.: 280-137702-1

SDG No.:

Lab Sample ID: MB 280-499415/33

Matrix: Water Date Extracted:

Lab File ID:(1) 034F3401.D Lab File ID:(2) 034F3401.D

Date Analyzed:(1) 06/18/2020 17:52 Date Analyzed:(2) 06/18/2020 17:52

Instrument ID:(1) VGC_J Instrument ID:(2) VGC_J

GC Column:(1) HP-Plot Q ID: 0.53(mm) GC Column:(2) Rt-Alumina K ID: 0.53(mm)

THIS METHOD BLANK APPLIES TO THE FOLLOWING SAMPLES:

CLIENT SAMPLE ID	LAB SAMPLE ID	DATE ANALYZED 1	DATE ANALYZED 2
	LCS 280-499415/31	06/18/2020 17:19	06/18/2020 17:19
	LCSD 280-499415/32	06/18/2020 17:36	06/18/2020 17:36
G0083-20A	280-137702-1	06/18/2020 21:08	06/18/2020 21:08
NW020-20A	280-137702-2	06/18/2020 21:24	06/18/2020 21:24
G0048-20A	280-137702-3	06/18/2020 21:57	06/18/2020 21:57
G0048-20A DU	280-137702-3 DU	06/18/2020 22:13	06/18/2020 22:13
G0066R-20A	280-137702-4	06/18/2020 22:30	06/18/2020 22:30
G0085-20A	280-137702-5	06/18/2020 22:46	06/18/2020 22:46
G0285-20A	280-137702-6	06/18/2020 23:02	06/18/2020 23:02
PZ016-20A	280-137702-8	06/18/2020 23:35	06/18/2020 23:35

FORM IV
GC VOA METHOD BLANK SUMMARY

Lab Name: Eurofins TestAmerica, Denver Job No.: 280-137702-1

SDG No.:

Lab Sample ID: MB 280-499435/4

Matrix: Water Date Extracted:

Lab File ID:(1) 06192004.D Lab File ID:(2) 06192004.D

Date Analyzed:(1) 06/19/2020 15:02 Date Analyzed:(2) 06/19/2020 15:02

Instrument ID:(1) VGC_J Instrument ID:(2) VGC_J

GC Column:(1) HP-Plot Q ID: 0.53(mm) GC Column:(2) Rt-Alumina K ID: 0.53(mm)

THIS METHOD BLANK APPLIES TO THE FOLLOWING SAMPLES:

CLIENT SAMPLE ID	LAB SAMPLE ID	DATE ANALYZED 1	DATE ANALYZED 2
	LCS 280-499435/2	06/19/2020 14:30	06/19/2020 14:30
	LCSD 280-499435/3	06/19/2020 14:46	06/19/2020 14:46
PZ015-20A	280-137702-7	06/19/2020 16:40	06/19/2020 16:40
NW022-20A	280-137702-13	06/19/2020 18:02	06/19/2020 18:02
G0109-20A	280-137702-14	06/19/2020 18:18	06/19/2020 18:18
G0067-20A	280-137702-16	06/19/2020 21:43	06/19/2020 21:43
G0067-20A DU	280-137702-16 DU	06/19/2020 21:59	06/19/2020 21:59
G0049-20A	280-137702-18	06/19/2020 22:31	06/19/2020 22:31
G0112-20A	280-137702-20	06/19/2020 23:04	06/19/2020 23:04
G0099-20A	280-137702-22	06/19/2020 23:36	06/19/2020 23:36
NW021-20A	280-137702-23	06/19/2020 23:53	06/19/2020 23:53
NW023-20A	280-137702-24	06/20/2020 00:09	06/20/2020 00:09
G0023-20A	280-137702-9	06/20/2020 02:05	06/20/2020 02:05
G0119-20A	280-137702-10	06/20/2020 02:21	06/20/2020 02:21
G0098-20A	280-137702-11	06/20/2020 02:37	06/20/2020 02:37
G0114-20A	280-137702-12	06/20/2020 02:53	06/20/2020 02:53
G0084-20A	280-137702-15	06/20/2020 03:10	06/20/2020 03:10

FORM IV
GC VOA METHOD BLANK SUMMARY

Lab Name: Eurofins TestAmerica, Denver Job No.: 280-137702-1

SDG No.:

Lab Sample ID: MB 280-499668/44

Matrix: Water Date Extracted:

Lab File ID:(1) 043F4301.D Lab File ID:(2) 043F4301.D

Date Analyzed:(1) 06/20/2020 04:14 Date Analyzed:(2) 06/20/2020 04:14

Instrument ID:(1) VGC_J Instrument ID:(2) VGC_J

GC Column:(1) HP-Plot Q ID: 0.53(mm) GC Column:(2) Rt-Alumina K ID: 0.53(mm)

THIS METHOD BLANK APPLIES TO THE FOLLOWING SAMPLES:

CLIENT SAMPLE ID	LAB SAMPLE ID	DATE ANALYZED 1	DATE ANALYZED 2
	LCS 280-499668/42	06/20/2020 03:58	06/20/2020 03:58
G0022-20A	280-137702-25	06/20/2020 05:53	06/20/2020 05:53
G0024-20A	280-137702-26	06/20/2020 06:09	06/20/2020 06:09

FORM IV
GC VOA METHOD BLANK SUMMARY

Lab Name: Eurofins TestAmerica, Denver Job No.: 280-137702-1

SDG No.:

Lab Sample ID: MB 280-499633/4

Matrix: Water Date Extracted:

Lab File ID:(1) 06222004.D Lab File ID:(2) 06222004.D

Date Analyzed:(1) 06/22/2020 11:56 Date Analyzed:(2) 06/22/2020 11:56

Instrument ID:(1) VGC_J Instrument ID:(2) VGC_J

GC Column:(1) HP-Plot Q ID: 0.53(mm) GC Column:(2) Rt-Alumina K ID: 0.53(mm)

THIS METHOD BLANK APPLIES TO THE FOLLOWING SAMPLES:

CLIENT SAMPLE ID	LAB SAMPLE ID	DATE ANALYZED 1	DATE ANALYZED 2
	LCS 280-499633/2	06/22/2020 11:40	06/22/2020 11:40
G0097-20A	280-137702-27	06/22/2020 19:27	06/22/2020 19:27
G0113-20A	280-137702-28	06/22/2020 19:44	06/22/2020 19:44
G0108-20A	280-137702-29	06/22/2020 20:00	06/22/2020 20:00
G0118-20A	280-137702-30	06/22/2020 20:16	06/22/2020 20:16

FORM IV
GC VOA METHOD BLANK SUMMARY

Lab Name: Eurofins TestAmerica, Denver Job No.: 280-137702-1

SDG No.:

Lab Sample ID: MB 280-500092/4

Matrix: Water Date Extracted:

Lab File ID:(1) 06252004.D Lab File ID:(2) 06252004.D

Date Analyzed:(1) 06/25/2020 12:09 Date Analyzed:(2) 06/25/2020 12:09

Instrument ID:(1) VGC_J Instrument ID:(2) VGC_J

GC Column:(1) HP-Plot Q ID: 0.53(mm) GC Column:(2) Rt-Alumina K ID: 0.53(mm)

THIS METHOD BLANK APPLIES TO THE FOLLOWING SAMPLES:

CLIENT SAMPLE ID	LAB SAMPLE ID	DATE ANALYZED 1	DATE ANALYZED 2
	LCS 280-500092/2	06/25/2020 11:45	06/25/2020 11:45
	LCSD 280-500092/3	06/25/2020 11:57	06/25/2020 11:57
G0121-20A	280-137702-17	06/25/2020 12:30	06/25/2020 12:30
G0110-20A	280-137702-19	06/25/2020 12:42	06/25/2020 12:42
G0094-20A	280-137702-21	06/25/2020 12:54	06/25/2020 12:54

FORM X
IDENTIFICATION SUMMARY

Lab Name: Eurofins TestAmerica, Denver Job No.: 280-137702-1

SDG No.:

Client Sample ID: G0083-20A Lab Sample ID: 280-137702-1

Instrument ID (1): VGC_J Instrument ID (2): VGC_J

Date Analyzed (1): 06/18/2020 21:08 Date Analyzed (2): 06/18/2020 21:08

GC Column (1): HP-Plot Q ID: 0.53(mm) GC Column (2): Rt-Alumina KC ID: 0.53(mm)

ANALYTE	COL	PEAK	RT	RT WINDOW		CONCENTRATION		RPD
				FROM	TO	PEAK	MEAN	
Methane	1		3.15	3.17	3.25	0.046		5.2
	2		1.25	1.23	1.31	0.048		

FORM X
IDENTIFICATION SUMMARY

Lab Name: Eurofins TestAmerica, Denver Job No.: 280-137702-1

SDG No.:

Client Sample ID: G0048-20A Lab Sample ID: 280-137702-3

Instrument ID (1): VGC_J Instrument ID (2): VGC_J

Date Analyzed (1): 06/18/2020 21:57 Date Analyzed (2): 06/18/2020 21:57

GC Column (1): HP-Plot Q ID: 0.53(mm) GC Column (2): Rt-Alumina KC ID: 0.53(mm)

ANALYTE	COL	PEAK	RT	RT WINDOW		CONCENTRATION		RPD
				FROM	TO	PEAK	MEAN	
Methane	1		3.15	3.17	3.25	3.4		1.1
	2		1.25	1.23	1.31	3.5		

FORM X
IDENTIFICATION SUMMARY

Lab Name: Eurofins TestAmerica, Denver Job No.: 280-137702-1

SDG No.:

Client Sample ID: G0048-20A DU Lab Sample ID: 280-137702-3 DU

Instrument ID (1): VGC_J Instrument ID (2): VGC_J

Date Analyzed (1): 06/18/2020 22:13 Date Analyzed (2): 06/18/2020 22:13

GC Column (1): HP-Plot Q ID: 0.53(mm) GC Column (2): Rt-Alumina KC ID: 0.53(mm)

ANALYTE	COL	PEAK	RT	RT WINDOW		CONCENTRATION		RPD
				FROM	TO	PEAK	MEAN	
Methane	1		3.15	3.17	3.25	4.44		1.8
	2		1.24	1.23	1.31	4.52		

FORM X
IDENTIFICATION SUMMARY

Lab Name: Eurofins TestAmerica, Denver Job No.: 280-137702-1

SDG No.:

Client Sample ID: G0066R-20A Lab Sample ID: 280-137702-4

Instrument ID (1): VGC_J Instrument ID (2): VGC_J

Date Analyzed (1): 06/18/2020 22:30 Date Analyzed (2): 06/18/2020 22:30

GC Column (1): HP-Plot Q ID: 0.53(mm) GC Column (2): Rt-Alumina KC ID: 0.53(mm)

ANALYTE	COL	PEAK	RT	RT WINDOW		CONCENTRATION		RPD
				FROM	TO	PEAK	MEAN	
Methane	1		3.14	3.17	3.25	6.0		3.5
	2		1.24	1.23	1.31	6.2		

FORM X
IDENTIFICATION SUMMARY

Lab Name: Eurofins TestAmerica, Denver Job No.: 280-137702-1

SDG No.:

Client Sample ID: G0085-20A Lab Sample ID: 280-137702-5

Instrument ID (1): VGC_J Instrument ID (2): VGC_J

Date Analyzed (1): 06/18/2020 22:46 Date Analyzed (2): 06/18/2020 22:46

GC Column (1): HP-Plot Q ID: 0.53(mm) GC Column (2): Rt-Alumina KC ID: 0.53(mm)

ANALYTE	COL	PEAK	RT	RT WINDOW		CONCENTRATION		RPD
				FROM	TO	PEAK	MEAN	
Methane	1		3.14	3.17	3.25	4.6		3.5
	2		1.24	1.23	1.31	4.7		

FORM X
IDENTIFICATION SUMMARY

Lab Name: Eurofins TestAmerica, Denver Job No.: 280-137702-1

SDG No.:

Client Sample ID: G0285-20A Lab Sample ID: 280-137702-6

Instrument ID (1): VGC_J Instrument ID (2): VGC_J

Date Analyzed (1): 06/18/2020 23:02 Date Analyzed (2): 06/18/2020 23:02

GC Column (1): HP-Plot Q ID: 0.53(mm) GC Column (2): Rt-Alumina KC ID: 0.53(mm)

ANALYTE	COL	PEAK	RT	RT WINDOW		CONCENTRATION		RPD
				FROM	TO	PEAK	MEAN	
Methane	1		3.15	3.17	3.25	2.1		1.9
	2		1.25	1.23	1.31	2.1		

FORM X
IDENTIFICATION SUMMARY

Lab Name: Eurofins TestAmerica, Denver Job No.: 280-137702-1

SDG No.:

Client Sample ID: PZ015-20A Lab Sample ID: 280-137702-7

Instrument ID (1): VGC_J Instrument ID (2): VGC_J

Date Analyzed (1): 06/19/2020 16:40 Date Analyzed (2): 06/19/2020 16:40

GC Column (1): HP-Plot Q ID: 0.53(mm) GC Column (2): Rt-Alumina KC ID: 0.53(mm)

ANALYTE	COL	PEAK	RT	RT WINDOW		CONCENTRATION		RPD
				FROM	TO	PEAK	MEAN	
Methane	1		3.16	3.17	3.25	6.1		1.5
	2		1.25	1.22	1.30	6.2		

FORM X
IDENTIFICATION SUMMARY

Lab Name: Eurofins TestAmerica, Denver Job No.: 280-137702-1

SDG No.:

Client Sample ID: PZ016-20A Lab Sample ID: 280-137702-8

Instrument ID (1): VGC_J Instrument ID (2): VGC_J

Date Analyzed (1): 06/18/2020 23:35 Date Analyzed (2): 06/18/2020 23:35

GC Column (1): HP-Plot Q ID: 0.53(mm) GC Column (2): Rt-Alumina KC ID: 0.53(mm)

ANALYTE	COL	PEAK	RT	RT WINDOW		CONCENTRATION		RPD
				FROM	TO	PEAK	MEAN	
Methane	1		3.15	3.17	3.25	0.71		2.3
	2		1.25	1.23	1.31	0.72		

FORM X
IDENTIFICATION SUMMARY

Lab Name: Eurofins TestAmerica, Denver Job No.: 280-137702-1

SDG No.:

Client Sample ID: G0023-20A Lab Sample ID: 280-137702-9

Instrument ID (1): VGC_J Instrument ID (2): VGC_J

Date Analyzed (1): 06/20/2020 02:05 Date Analyzed (2): 06/20/2020 02:05

GC Column (1): HP-Plot Q ID: 0.53(mm) GC Column (2): Rt-Alumina KC ID: 0.53(mm)

ANALYTE	COL	PEAK	RT	RT WINDOW		CONCENTRATION		RPD
				FROM	TO	PEAK	MEAN	
Methane	1		3.16	3.17	3.25	9.9		1.0
	2		1.25	1.22	1.30	10		

FORM X
IDENTIFICATION SUMMARY

Lab Name: Eurofins TestAmerica, Denver Job No.: 280-137702-1

SDG No.:

Client Sample ID: G0119-20A Lab Sample ID: 280-137702-10

Instrument ID (1): VGC_J Instrument ID (2): VGC_J

Date Analyzed (1): 06/20/2020 02:21 Date Analyzed (2): 06/20/2020 02:21

GC Column (1): HP-Plot Q ID: 0.53(mm) GC Column (2): Rt-Alumina KC ID: 0.53(mm)

ANALYTE	COL	PEAK	RT	RT WINDOW		CONCENTRATION		RPD
				FROM	TO	PEAK	MEAN	
Methane	1		3.16	3.17	3.25	10		1.3
	2		1.25	1.22	1.30	10		

FORM X
IDENTIFICATION SUMMARY

Lab Name: Eurofins TestAmerica, Denver Job No.: 280-137702-1

SDG No.:

Client Sample ID: G0098-20A Lab Sample ID: 280-137702-11

Instrument ID (1): VGC_J Instrument ID (2): VGC_J

Date Analyzed (1): 06/20/2020 02:37 Date Analyzed (2): 06/20/2020 02:37

GC Column (1): HP-Plot Q ID: 0.53(mm) GC Column (2): Rt-Alumina KC ID: 0.53(mm)

ANALYTE	COL	PEAK	RT	RT WINDOW		CONCENTRATION		RPD
				FROM	TO	PEAK	MEAN	
Methane	1		3.16	3.17	3.25	13		1.0
	2		1.25	1.22	1.30	13		

FORM X
IDENTIFICATION SUMMARY

Lab Name: Eurofins TestAmerica, Denver Job No.: 280-137702-1

SDG No.:

Client Sample ID: G0114-20A Lab Sample ID: 280-137702-12

Instrument ID (1): VGC_J Instrument ID (2): VGC_J

Date Analyzed (1): 06/20/2020 02:53 Date Analyzed (2): 06/20/2020 02:53

GC Column (1): HP-Plot Q ID: 0.53(mm) GC Column (2): Rt-Alumina KC ID: 0.53(mm)

ANALYTE	COL	PEAK	RT	RT WINDOW		CONCENTRATION		RPD
				FROM	TO	PEAK	MEAN	
Methane	1		3.17	3.17	3.25	9.7		0.9
	2		1.25	1.22	1.30	9.8		

FORM X
IDENTIFICATION SUMMARY

Lab Name: Eurofins TestAmerica, Denver Job No.: 280-137702-1

SDG No.:

Client Sample ID: NW022-20A Lab Sample ID: 280-137702-13

Instrument ID (1): VGC_J Instrument ID (2): VGC_J

Date Analyzed (1): 06/19/2020 18:02 Date Analyzed (2): 06/19/2020 18:02

GC Column (1): HP-Plot Q ID: 0.53(mm) GC Column (2): Rt-Alumina KC ID: 0.53(mm)

ANALYTE	COL	PEAK	RT	RT WINDOW		CONCENTRATION		RPD
				FROM	TO	PEAK	MEAN	
Methane	1		3.16	3.17	3.25	0.44		5.0
	2		1.24	1.22	1.30	0.46		

FORM X
IDENTIFICATION SUMMARY

Lab Name: Eurofins TestAmerica, Denver Job No.: 280-137702-1

SDG No.:

Client Sample ID: G0109-20A Lab Sample ID: 280-137702-14

Instrument ID (1): VGC_J Instrument ID (2): VGC_J

Date Analyzed (1): 06/19/2020 18:18 Date Analyzed (2): 06/19/2020 18:18

GC Column (1): HP-Plot Q ID: 0.53(mm) GC Column (2): Rt-Alumina KC ID: 0.53(mm)

ANALYTE	COL	PEAK	RT	RT WINDOW		CONCENTRATION		RPD
				FROM	TO	PEAK	MEAN	
Methane	1		3.16	3.17	3.25	3.0		2.9
	2		1.25	1.22	1.30	3.1		

FORM X
IDENTIFICATION SUMMARY

Lab Name: Eurofins TestAmerica, Denver Job No.: 280-137702-1

SDG No.:

Client Sample ID: G0084-20A Lab Sample ID: 280-137702-15

Instrument ID (1): VGC_J Instrument ID (2): VGC_J

Date Analyzed (1): 06/20/2020 03:10 Date Analyzed (2): 06/20/2020 03:10

GC Column (1): HP-Plot Q ID: 0.53(mm) GC Column (2): Rt-Alumina KC ID: 0.53(mm)

ANALYTE	COL	PEAK	RT	RT WINDOW		CONCENTRATION		RPD
				FROM	TO	PEAK	MEAN	
Methane	1		3.17	3.17	3.25	12		1.4
	2		1.25	1.22	1.30	12		

FORM X
IDENTIFICATION SUMMARY

Lab Name: Eurofins TestAmerica, Denver Job No.: 280-137702-1

SDG No.:

Client Sample ID: G0067-20A Lab Sample ID: 280-137702-16

Instrument ID (1): VGC_J Instrument ID (2): VGC_J

Date Analyzed (1): 06/19/2020 21:43 Date Analyzed (2): 06/19/2020 21:43

GC Column (1): HP-Plot Q ID: 0.53(mm) GC Column (2): Rt-Alumina KC ID: 0.53(mm)

ANALYTE	COL	PEAK	RT	RT WINDOW		CONCENTRATION		RPD
				FROM	TO	PEAK	MEAN	
Methane	1		3.19	3.17	3.25	0.0014		4.2
	2		1.25	1.22	1.30	0.0015		

FORM X
IDENTIFICATION SUMMARY

Lab Name: Eurofins TestAmerica, Denver Job No.: 280-137702-1

SDG No.:

Client Sample ID: G0067-20A DU Lab Sample ID: 280-137702-16 DU

Instrument ID (1): VGC_J Instrument ID (2): VGC_J

Date Analyzed (1): 06/19/2020 21:59 Date Analyzed (2): 06/19/2020 21:59

GC Column (1): HP-Plot Q ID: 0.53(mm) GC Column (2): Rt-Alumina KC ID: 0.53(mm)

ANALYTE	COL	PEAK	RT	RT WINDOW		CONCENTRATION		RPD
				FROM	TO	PEAK	MEAN	
Methane	1		3.18	3.17	3.25	0.00138		1.4
	2		1.26	1.22	1.30	0.00140		

FORM X
IDENTIFICATION SUMMARY

Lab Name: Eurofins TestAmerica, Denver Job No.: 280-137702-1

SDG No.:

Client Sample ID: G0121-20A Lab Sample ID: 280-137702-17

Instrument ID (1): VGC_J Instrument ID (2): VGC_J

Date Analyzed (1): 06/25/2020 12:30 Date Analyzed (2): 06/25/2020 12:30

GC Column (1): HP-Plot Q ID: 0.53(mm) GC Column (2): Rt-Alumina KC ID: 0.53(mm)

ANALYTE	COL	PEAK	RT	RT WINDOW		CONCENTRATION		RPD
				FROM	TO	PEAK	MEAN	
Methane	1		1.56	1.55	1.63	10		4.2
	2		1.17	1.14	1.22	11		

FORM X
IDENTIFICATION SUMMARY

Lab Name: Eurofins TestAmerica, Denver Job No.: 280-137702-1

SDG No.:

Client Sample ID: G0049-20A Lab Sample ID: 280-137702-18

Instrument ID (1): VGC_J Instrument ID (2): VGC_J

Date Analyzed (1): 06/19/2020 22:31 Date Analyzed (2): 06/19/2020 22:31

GC Column (1): HP-Plot Q ID: 0.53(mm) GC Column (2): Rt-Alumina KC ID: 0.53(mm)

ANALYTE	COL	PEAK	RT	RT WINDOW		CONCENTRATION		RPD
				FROM	TO	PEAK	MEAN	
Methane	1		3.17	3.17	3.25	0.0023		3.7
	2		1.25	1.22	1.30	0.0024		

FORM X
IDENTIFICATION SUMMARY

Lab Name: Eurofins TestAmerica, Denver Job No.: 280-137702-1

SDG No.:

Client Sample ID: G0110-20A Lab Sample ID: 280-137702-19

Instrument ID (1): VGC_J Instrument ID (2): VGC_J

Date Analyzed (1): 06/25/2020 12:42 Date Analyzed (2): 06/25/2020 12:42

GC Column (1): HP-Plot Q ID: 0.53(mm) GC Column (2): Rt-Alumina KC ID: 0.53(mm)

ANALYTE	COL	PEAK	RT	RT WINDOW		CONCENTRATION		RPD
				FROM	TO	PEAK	MEAN	
Methane	1		1.54	1.55	1.63	20		7.5
	2		1.16	1.14	1.22	21		

FORM X
IDENTIFICATION SUMMARY

Lab Name: Eurofins TestAmerica, Denver Job No.: 280-137702-1

SDG No.:

Client Sample ID: G0112-20A Lab Sample ID: 280-137702-20

Instrument ID (1): VGC_J Instrument ID (2): VGC_J

Date Analyzed (1): 06/19/2020 23:04 Date Analyzed (2): 06/19/2020 23:04

GC Column (1): HP-Plot Q ID: 0.53(mm) GC Column (2): Rt-Alumina KC ID: 0.53(mm)

ANALYTE	COL	PEAK	RT	RT WINDOW		CONCENTRATION		RPD
				FROM	TO	PEAK	MEAN	
Methane	1		3.16	3.17	3.25	5.9		0.8
	2		1.26	1.22	1.30	6.0		

FORM X
IDENTIFICATION SUMMARY

Lab Name: Eurofins TestAmerica, Denver Job No.: 280-137702-1

SDG No.:

Client Sample ID: G0094-20A Lab Sample ID: 280-137702-21

Instrument ID (1): VGC_J Instrument ID (2): VGC_J

Date Analyzed (1): 06/25/2020 12:54 Date Analyzed (2): 06/25/2020 12:54

GC Column (1): HP-Plot Q ID: 0.53(mm) GC Column (2): Rt-Alumina KC ID: 0.53(mm)

ANALYTE	COL	PEAK	RT	RT WINDOW		CONCENTRATION		RPD
				FROM	TO	PEAK	MEAN	
Methane	1		1.55	1.55	1.63	19		3.8
	2		1.16	1.14	1.22	20		

FORM X
IDENTIFICATION SUMMARY

Lab Name: Eurofins TestAmerica, Denver Job No.: 280-137702-1

SDG No.:

Client Sample ID: G0099-20A Lab Sample ID: 280-137702-22

Instrument ID (1): VGC_J Instrument ID (2): VGC_J

Date Analyzed (1): 06/19/2020 23:36 Date Analyzed (2): 06/19/2020 23:36

GC Column (1): HP-Plot Q ID: 0.53(mm) GC Column (2): Rt-Alumina KC ID: 0.53(mm)

ANALYTE	COL	PEAK	RT	RT WINDOW		CONCENTRATION		RPD
				FROM	TO	PEAK	MEAN	
Methane	1		3.15	3.17	3.25	6.5		2.8
	2		1.25	1.22	1.30	6.7		

FORM X
IDENTIFICATION SUMMARY

Lab Name: Eurofins TestAmerica, Denver Job No.: 280-137702-1

SDG No.:

Client Sample ID: NW021-20A Lab Sample ID: 280-137702-23

Instrument ID (1): VGC_J Instrument ID (2): VGC_J

Date Analyzed (1): 06/19/2020 23:53 Date Analyzed (2): 06/19/2020 23:53

GC Column (1): HP-Plot Q ID: 0.53(mm) GC Column (2): Rt-Alumina KC ID: 0.53(mm)

ANALYTE	COL	PEAK	RT	RT WINDOW		CONCENTRATION		RPD
				FROM	TO	PEAK	MEAN	
Methane	1		3.16	3.17	3.25	0.0057		4.9
	2		1.25	1.22	1.30	0.0060		

FORM X
IDENTIFICATION SUMMARY

Lab Name: Eurofins TestAmerica, Denver Job No.: 280-137702-1

SDG No.:

Client Sample ID: NW023-20A Lab Sample ID: 280-137702-24

Instrument ID (1): VGC_J Instrument ID (2): VGC_J

Date Analyzed (1): 06/20/2020 00:09 Date Analyzed (2): 06/20/2020 00:09

GC Column (1): HP-Plot Q ID: 0.53(mm) GC Column (2): Rt-Alumina KC ID: 0.53(mm)

ANALYTE	COL	PEAK	RT	RT WINDOW		CONCENTRATION		RPD
				FROM	TO	PEAK	MEAN	
Methane	1		3.16	3.17	3.25	0.0043		2.7
	2		1.25	1.22	1.30	0.0044		

FORM X
IDENTIFICATION SUMMARY

Lab Name: Eurofins TestAmerica, Denver Job No.: 280-137702-1

SDG No.:

Client Sample ID: G0097-20A Lab Sample ID: 280-137702-27

Instrument ID (1): VGC_J Instrument ID (2): VGC_J

Date Analyzed (1): 06/22/2020 19:27 Date Analyzed (2): 06/22/2020 19:27

GC Column (1): HP-Plot Q ID: 0.53(mm) GC Column (2): Rt-Alumina KC ID: 0.53(mm)

ANALYTE	COL	PEAK	RT	RT WINDOW		CONCENTRATION		RPD
				FROM	TO	PEAK	MEAN	
Methane	1		3.15	3.15	3.23	33		2.3
	2		1.25	1.22	1.30	34		

FORM X
IDENTIFICATION SUMMARY

Lab Name: Eurofins TestAmerica, Denver Job No.: 280-137702-1

SDG No.:

Client Sample ID: G0113-20A Lab Sample ID: 280-137702-28

Instrument ID (1): VGC_J Instrument ID (2): VGC_J

Date Analyzed (1): 06/22/2020 19:44 Date Analyzed (2): 06/22/2020 19:44

GC Column (1): HP-Plot Q ID: 0.53(mm) GC Column (2): Rt-Alumina KC ID: 0.53(mm)

ANALYTE	COL	PEAK	RT	RT WINDOW		CONCENTRATION		RPD
				FROM	TO	PEAK	MEAN	
Methane	1		3.16	3.15	3.23	22		0.1
	2		1.25	1.22	1.30	22		

FORM X
IDENTIFICATION SUMMARY

Lab Name: Eurofins TestAmerica, Denver Job No.: 280-137702-1

SDG No.:

Client Sample ID: G0108-20A Lab Sample ID: 280-137702-29

Instrument ID (1): VGC_J Instrument ID (2): VGC_J

Date Analyzed (1): 06/22/2020 20:00 Date Analyzed (2): 06/22/2020 20:00

GC Column (1): HP-Plot Q ID: 0.53(mm) GC Column (2): Rt-Alumina KC ID: 0.53(mm)

ANALYTE	COL	PEAK	RT	RT WINDOW		CONCENTRATION		RPD
				FROM	TO	PEAK	MEAN	
Methane	1		3.16	3.15	3.23	33		0.1
	2		1.25	1.22	1.30	33		

FORM X
IDENTIFICATION SUMMARY

Lab Name: Eurofins TestAmerica, Denver Job No.: 280-137702-1

SDG No.:

Client Sample ID: G0118-20A Lab Sample ID: 280-137702-30

Instrument ID (1): VGC_J Instrument ID (2): VGC_J

Date Analyzed (1): 06/22/2020 20:16 Date Analyzed (2): 06/22/2020 20:16

GC Column (1): HP-Plot Q ID: 0.53(mm) GC Column (2): Rt-Alumina KC ID: 0.53(mm)

ANALYTE	COL	PEAK	RT	RT WINDOW		CONCENTRATION		RPD
				FROM	TO	PEAK	MEAN	
Methane	1		3.15	3.15	3.23	22		2.0
	2		1.25	1.22	1.30	23		

FORM X
IDENTIFICATION SUMMARY

Lab Name: Eurofins TestAmerica, Denver Job No.: 280-137702-1

SDG No.:

Client Sample ID: Lab Sample ID: LCS 280-499415/31

Instrument ID (1): VGC_J Instrument ID (2): VGC_J

Date Analyzed (1): 06/18/2020 17:19 Date Analyzed (2): 06/18/2020 17:19

GC Column (1): HP-Plot Q ID: 0.53(mm) GC Column (2): Rt-Alumina KC ID: 0.53(mm)

ANALYTE	COL	PEAK	RT	RT WINDOW		CONCENTRATION		RPD
				FROM	TO	PEAK	MEAN	
Methane	1		3.17	3.17	3.25	0.0749		0.8
	2		1.25	1.23	1.31	0.0743		

FORM X
IDENTIFICATION SUMMARY

Lab Name: Eurofins TestAmerica, Denver Job No.: 280-137702-1

SDG No.:

Client Sample ID: Lab Sample ID: LCSD 280-499415/32

Instrument ID (1): VGC_J Instrument ID (2): VGC_J

Date Analyzed (1): 06/18/2020 17:36 Date Analyzed (2): 06/18/2020 17:36

GC Column (1): HP-Plot Q ID: 0.53(mm) GC Column (2): Rt-Alumina KC ID: 0.53(mm)

ANALYTE	COL	PEAK	RT	RT WINDOW		CONCENTRATION		RPD
				FROM	TO	PEAK	MEAN	
Methane	1		3.17	3.17	3.25	0.0680		1.4
	2		1.25	1.23	1.31	0.0671		

FORM X
IDENTIFICATION SUMMARY

Lab Name: Eurofins TestAmerica, Denver Job No.: 280-137702-1

SDG No.:

Client Sample ID: Lab Sample ID: LCS 280-499435/2

Instrument ID (1): VGC_J Instrument ID (2): VGC_J

Date Analyzed (1): 06/19/2020 14:30 Date Analyzed (2): 06/19/2020 14:30

GC Column (1): HP-Plot Q ID: 0.53(mm) GC Column (2): Rt-Alumina KC ID: 0.53(mm)

ANALYTE	COL	PEAK	RT	RT WINDOW		CONCENTRATION		RPD
				FROM	TO	PEAK	MEAN	
Methane	1		3.19	3.17	3.25	0.0735		0.0
	2		1.26	1.22	1.30	0.0735		

FORM X
IDENTIFICATION SUMMARY

Lab Name: Eurofins TestAmerica, Denver Job No.: 280-137702-1

SDG No.:

Client Sample ID: Lab Sample ID: LCSD 280-499435/3

Instrument ID (1): VGC_J Instrument ID (2): VGC_J

Date Analyzed (1): 06/19/2020 14:46 Date Analyzed (2): 06/19/2020 14:46

GC Column (1): HP-Plot Q ID: 0.53(mm) GC Column (2): Rt-Alumina KC ID: 0.53(mm)

ANALYTE	COL	PEAK	RT	RT WINDOW		CONCENTRATION		RPD
				FROM	TO	PEAK	MEAN	
Methane	1		3.18	3.17	3.25	0.0665		0.2
	2		1.26	1.22	1.30	0.0664		

FORM X
IDENTIFICATION SUMMARY

Lab Name: Eurofins TestAmerica, Denver Job No.: 280-137702-1

SDG No.:

Client Sample ID: Lab Sample ID: LCS 280-499633/2

Instrument ID (1): VGC_J Instrument ID (2): VGC_J

Date Analyzed (1): 06/22/2020 11:40 Date Analyzed (2): 06/22/2020 11:40

GC Column (1): HP-Plot Q ID: 0.53(mm) GC Column (2): Rt-Alumina KC ID: 0.53(mm)

ANALYTE	COL	PEAK	RT	RT WINDOW		CONCENTRATION		RPD
				FROM	TO	PEAK	MEAN	
Methane	1		3.17	3.15	3.23	0.0797		0.8
	2		1.25	1.22	1.30	0.0790		

FORM X
IDENTIFICATION SUMMARY

Lab Name: Eurofins TestAmerica, Denver Job No.: 280-137702-1

SDG No.:

Client Sample ID: Lab Sample ID: LCS 280-499668/42

Instrument ID (1): VGC_J Instrument ID (2): VGC_J

Date Analyzed (1): 06/20/2020 03:58 Date Analyzed (2): 06/20/2020 03:58

GC Column (1): HP-Plot Q ID: 0.53(mm) GC Column (2): Rt-Alumina KC ID: 0.53(mm)

ANALYTE	COL	PEAK	RT	RT WINDOW		CONCENTRATION		RPD
				FROM	TO	PEAK	MEAN	
Methane	1		3.18	3.17	3.25	0.0734		0.1
	2		1.26	1.22	1.30	0.0733		

FORM X
IDENTIFICATION SUMMARY

Lab Name: Eurofins TestAmerica, Denver Job No.: 280-137702-1

SDG No.:

Client Sample ID: Lab Sample ID: LCS 280-500092/2

Instrument ID (1): VGC_J Instrument ID (2): VGC_J

Date Analyzed (1): 06/25/2020 11:45 Date Analyzed (2): 06/25/2020 11:45

GC Column (1): HP-Plot Q ID: 0.53(mm) GC Column (2): Rt-Alumina KC ID: 0.53(mm)

ANALYTE	COL	PEAK	RT	RT WINDOW		CONCENTRATION		RPD
				FROM	TO	PEAK	MEAN	
Methane	1		1.58	1.55	1.63	0.0687		0.2
	2		1.18	1.14	1.22	0.0689		

FORM X
IDENTIFICATION SUMMARY

Lab Name: Eurofins TestAmerica, Denver Job No.: 280-137702-1

SDG No.:

Client Sample ID: Lab Sample ID: LCSD 280-500092/3

Instrument ID (1): VGC_J Instrument ID (2): VGC_J

Date Analyzed (1): 06/25/2020 11:57 Date Analyzed (2): 06/25/2020 11:57

GC Column (1): HP-Plot Q ID: 0.53(mm) GC Column (2): Rt-Alumina KC ID: 0.53(mm)

ANALYTE	COL	PEAK	RT	RT WINDOW		CONCENTRATION		RPD
				FROM	TO	PEAK	MEAN	
Methane	1		1.59	1.55	1.63	0.0717		0.2
	2		1.18	1.14	1.22	0.0718		

FORM I
GC VOA ORGANICS ANALYSIS DATA SHEET

Lab Name: Eurofins TestAmerica, Denver Job No.: 280-137702-1

SDG No.:

Client Sample ID: G0083-20A Lab Sample ID: 280-137702-1

Matrix: Water Lab File ID: 046F4601.D

Analysis Method: RSK-175 Date Collected: 06/14/2020 13:35

Sample wt/vol: 18(mL) Date Analyzed: 06/18/2020 21:08

Soil Aliquot Vol: Dilution Factor: 1

Soil Extract Vol.: GC Column: HP-Plot Q ID: 0.53(mm)

% Moisture: Level: (low/med) Low

Analysis Batch No.: 499415 Units: mg/L

CAS NO.	COMPOUND NAME	RESULT	Q	LOQ	LOD	DL
74-82-8	Methane	0.046	M	0.0050	0.0020	0.00063

Eurofins TestAmerica, Denver
Target Compound Quantitation Report

Data File: \\chromfs\Denver\ChromData\VGC_J\20200618-92541.b\046F4601.D
Lims ID: 280-137702-H-1
Client ID: G0083-20A
Sample Type: Client
Inject. Date: 18-Jun-2020 21:08:20 ALS Bottle#: 46 Worklist Smp#: 45
Purge Vol: 18.000 mL Dil. Factor: 1.0000
Sample Info: 280-137702-H-1
Operator ID: gm Instrument ID: VGC_J

Method: \\chromfs\Denver\ChromData\VGC_J\20200618-92541.b\RSK_J.m
Limit Group: GCV - RSK 175
Method Label: DV-GC-0025: Dissolved Gases in Water by RSK-175
Last Update: 19-Jun-2020 12:43:21 Calib Date: 16-May-2020 13:08:56
Integrator: Falcon
Quant Method: External Standard Quant By: Initial Calibration
Last ICal File: \\chromfs\Denver\ChromData\VGC_J\20200516-91574.b\009F0901.D

Column 1 : Rt-Alumina BOND/KCl (0.53 mm) Det: GC FID1A
Column 2 : HP-PLOT/Q (0.53 mm) Det: GC FID2B
Process Host: CTX1069

First Level Reviewer: meierg Date: 19-Jun-2020 12:36:31

Col	RT (min.)	Exp RT (min.)	Dlt RT (min.)	Response	OnCol Amt ug/l	Flags
$ 1 1,1,1-Trifluoroethane						
1		4.098			ND	
2		5.458				
2 Methane						a
1	1.246	1.266	-0.020	6984421	48.3	a
2	3.149	3.212	-0.063	3152756	45.8	a
					RPD = 5.20	
3 Ethane						
1		1.525			ND	
2		4.327				
4 Ethylene						
1		1.805			ND	
2		4.057				
5 Propane						
1		2.506			ND	
2		5.938				
6 Acetylene						
1		3.953			ND	
2		4.160				
7 Butane						
1		4.248			ND	
2		7.380				
8 isobutylene						
1		5.146			ND	
2		7.233				

QC Flag Legend

Review Flags

a - User Assigned ID

Report Date: 19-Jun-2020 12:43:27 Chrom Revision: 2.3 17-Jun-2020 19:07:08

Eurofins TestAmerica, Denver

Data File: \\chromfs\Denver\ChromData\VGC_J\20200618-92541.b\046F4601.D

Injection Date:	18-Jun-2020 21:08:20	Instrument ID:	VGC_J	Operator ID:	gm
Lims ID:	280-137702-H-1	Lab Sample ID:	280-137702-1	Worklist Smp#:	45
Client ID:	G0083-20A				
Purge Vol:	18.000 mL	Dil. Factor:	1.0000	ALS Bottle#:	46
Method:	RSK_J	Limit Group:	GCV - RSK 175		

Column: Rt-Alumina BOND/KCl (0.53 mm) Y Scaling: Method Defined: Scale to the Nth Largest Target: 1

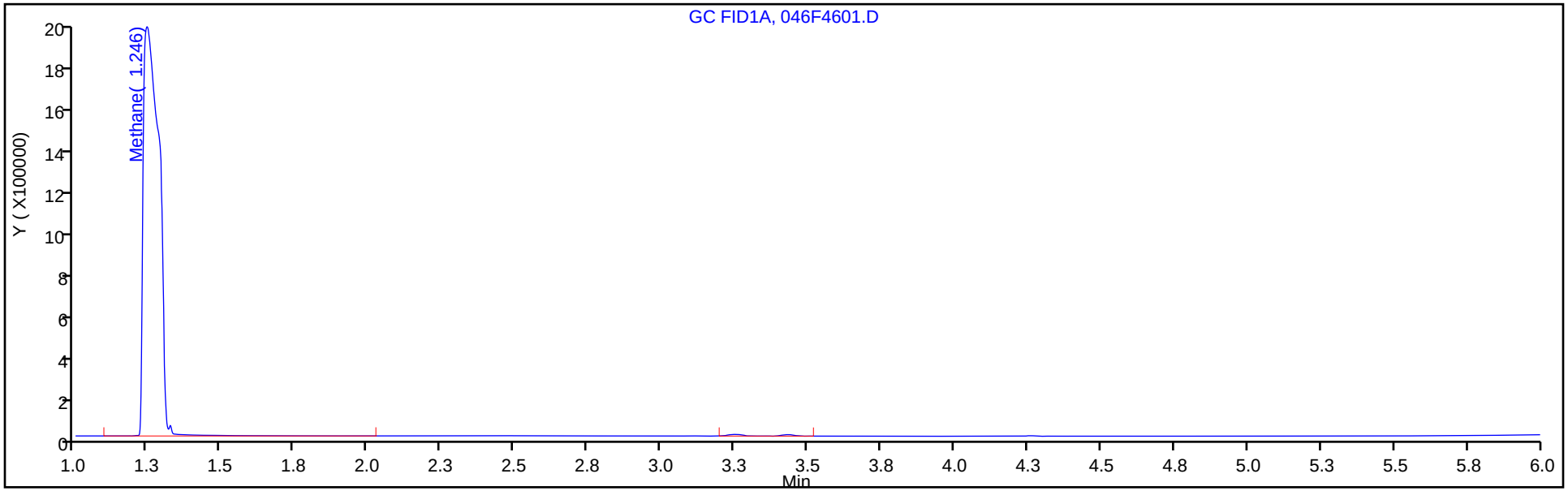

Column: HP-PLOT/Q (0.53 mm) Y Scaling: Method Defined: Scale to the Nth Largest Target: 1

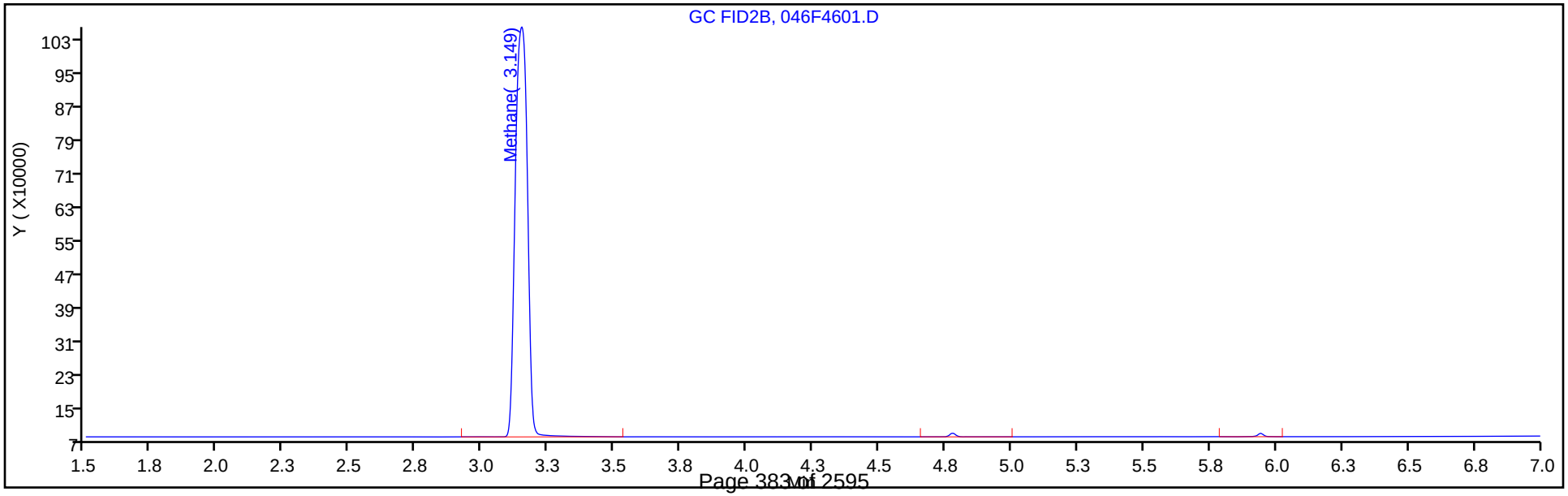

Manual Integration/User Assign Peak Report

Eurofins TestAmerica, Denver

Data File:	\\chromfs\Denver\ChromData\VGC_J\20200618-92541.b\046F4601.D				
Injection Date:	18-Jun-2020 21:08:20	Instrument ID:	VGC_J		
Lims ID:	280-137702-H-1	Lab Sample ID:	280-137702-1		
Client ID:	G0083-20A				
Operator ID:	gm	ALS Bottle#:	46	Worklist Smp#:	45
Purge Vol:	18.000 mL	Dil. Factor:	1.0000		
Method:	RSK_J	Limit Group:	GCV - RSK 175		
Column:	HP-PLOT/Q (0.53 mm)	Detector	GC FID2B		

2 Methane, CAS: 74-82-8

Signal: 2

Not Detected
Expected RT: 3.21

Processing Integration Results

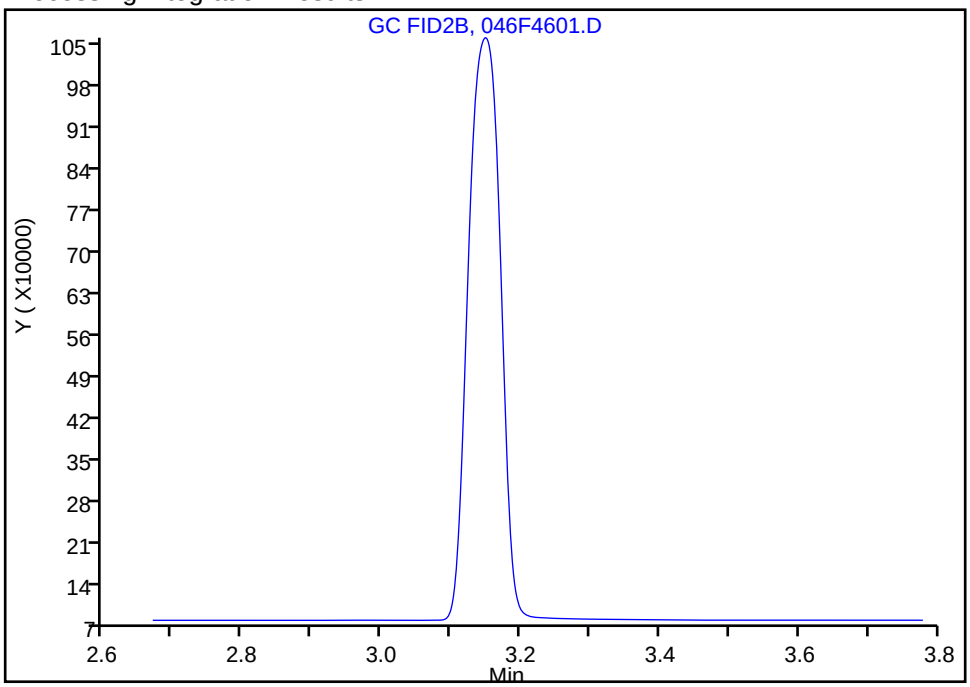

Manual Integration Results

RT: 3.15
Area: 3152756
Amount: 45.807693
Amount Units: ug/l

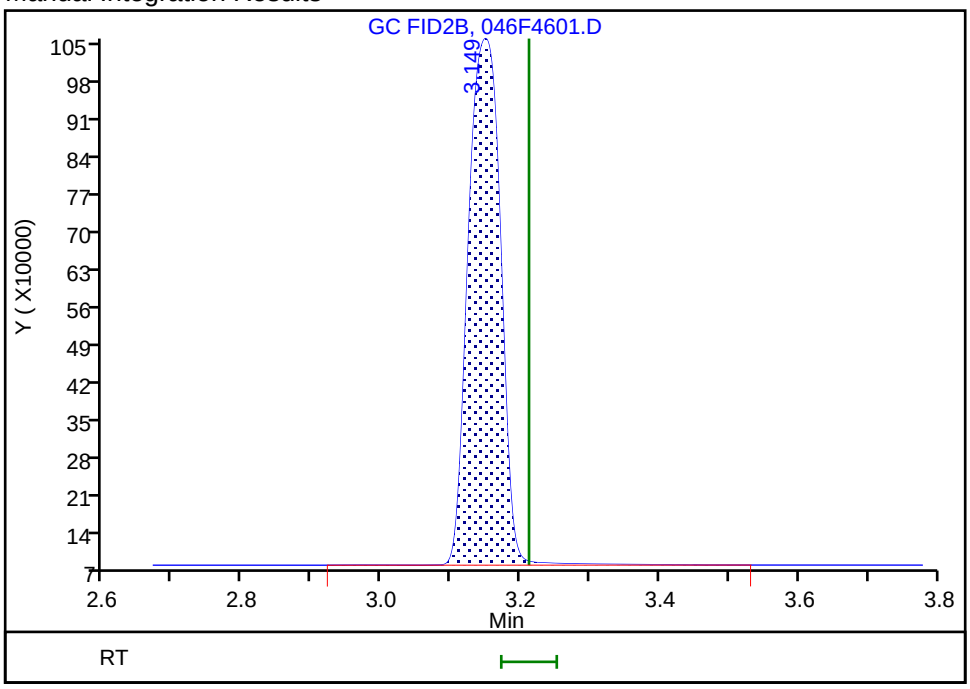

Reviewer: meierg, 19-Jun-2020 12:36:25
Audit Action: Assigned Compound ID Audit Reason: Peak not integrated

FORM I
GC VOA ORGANICS ANALYSIS DATA SHEET

Lab Name: Eurofins TestAmerica, Denver Job No.: 280-137702-1

SDG No.:

Client Sample ID: NW020-20A Lab Sample ID: 280-137702-2

Matrix: Water Lab File ID: 047F4701.D

Analysis Method: RSK-175 Date Collected: 06/15/2020 08:20

Sample wt/vol: 18(mL) Date Analyzed: 06/18/2020 21:24

Soil Aliquot Vol: Dilution Factor: 1

Soil Extract Vol.: GC Column: HP-Plot Q ID: 0.53(mm)

% Moisture: Level: (low/med) Low

Analysis Batch No.: 499415 Units: mg/L

CAS NO.	COMPOUND NAME	RESULT	Q	LOQ	LOD	DL
74-82-8	Methane	0.0020	U	0.0050	0.0020	0.00063

Eurofins TestAmerica, Denver
Target Compound Quantitation Report

Data File: \\chromfs\Denver\ChromData\VGC_J\20200618-92541.b\047F4701.D
Lims ID: 280-137702-I-2
Client ID: NW020-20A
Sample Type: Client
Inject. Date: 18-Jun-2020 21:24:44 ALS Bottle#: 47 Worklist Smp#: 46
Purge Vol: 18.000 mL Dil. Factor: 1.0000
Sample Info: 280-137702-I-2
Operator ID: gm Instrument ID: VGC_J

Method: \\chromfs\Denver\ChromData\VGC_J\20200618-92541.b\RSK_J.m
Limit Group: GCV - RSK 175
Method Label: DV-GC-0025: Dissolved Gases in Water by RSK-175
Last Update: 19-Jun-2020 12:43:21 Calib Date: 16-May-2020 13:08:56
Integrator: Falcon
Quant Method: External Standard Quant By: Initial Calibration
Last ICal File: \\chromfs\Denver\ChromData\VGC_J\20200516-91574.b\009F0901.D

Column 1 : Rt-Alumina BOND/KCl (0.53 mm) Det: GC FID1A
Column 2 : HP-PLOT/Q (0.53 mm) Det: GC FID2B
Process Host: CTX1069

Col	RT (min.)	Exp RT (min.)	Dlt RT (min.)	Response	OnCol Amt ug/l	Flags
$ 1 1,1,1-Trifluoroethane						
1		4.098			ND	
2		5.458				
2 Methane						
1		1.266			ND	
2		3.212				
3 Ethane						
1		1.525			ND	
2		4.327				
4 Ethylene						
1		1.805			ND	
2		4.057				
5 Propane						
1		2.506			ND	
2		5.938				
6 Acetylene						
1		3.953			ND	
2		4.160				
7 Butane						
1		4.248			ND	
2		7.380				
8 isobutylene						
1		5.146			ND	
2		7.233				

Report Date: 19-Jun-2020 12:43:28 Chrom Revision: 2.3 17-Jun-2020 19:07:08

Eurofins TestAmerica, Denver

Data File: \\chromfs\Denver\ChromData\VGC_J\20200618-92541.b\047F4701.D

Injection Date:	18-Jun-2020 21:24:44	Instrument ID:	VGC_J	Operator ID:	gm
Lims ID:	280-137702-I-2	Lab Sample ID:	280-137702-2	Worklist Smp#:	46
Client ID:	NW020-20A				
Purge Vol:	18.000 mL	Dil. Factor:	1.0000	ALS Bottle#:	47
Method:	RSK_J	Limit Group:	GCV - RSK 175		

Column: Rt-Alumina BOND/KCl (0.53 mm) Y Scaling: Method Defined: Scale to the Nth Largest Target: 1

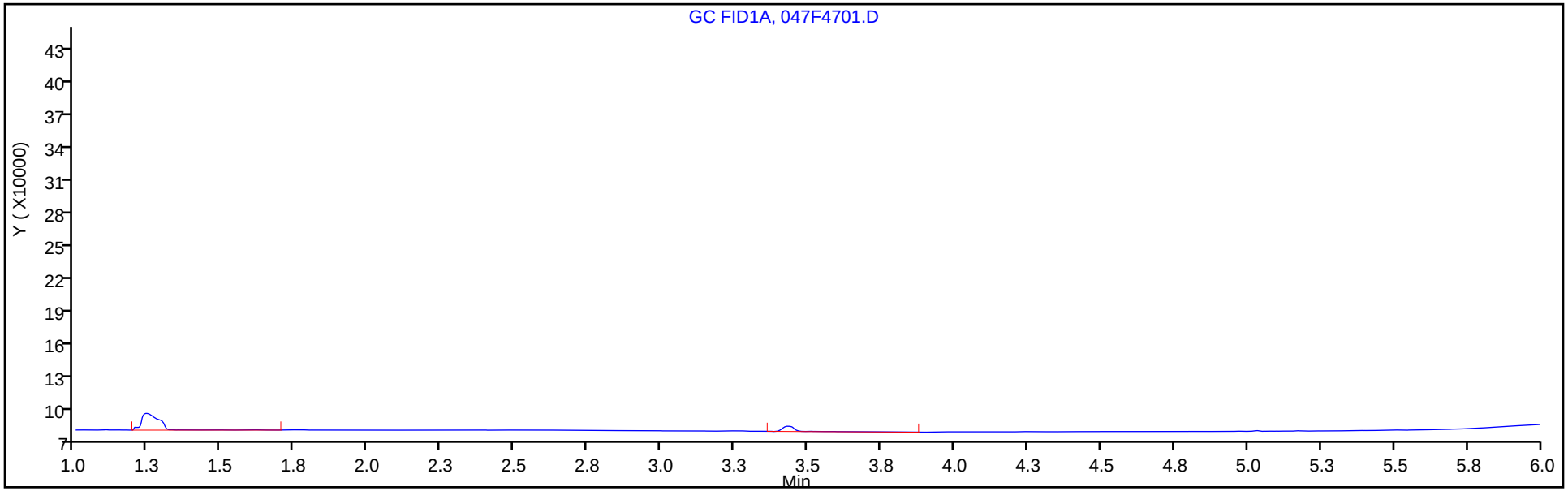

Column: HP-PLOT/Q (0.53 mm) Y Scaling: Method Defined: Scale to the Nth Largest Target: 1

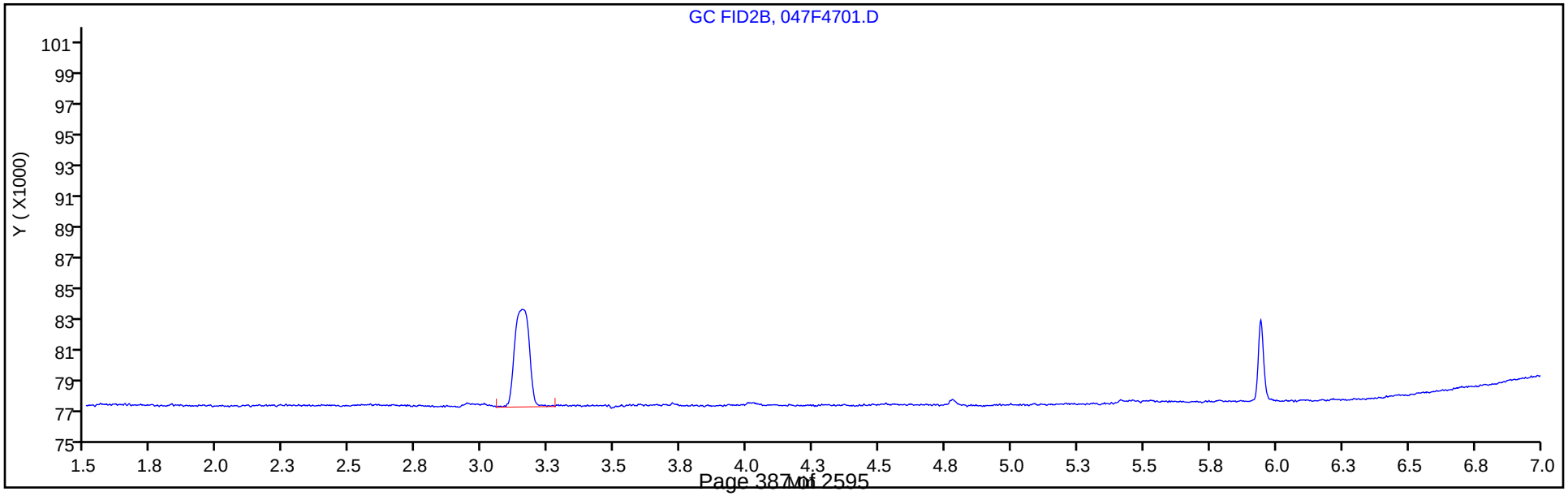

FORM I
GC VOA ORGANICS ANALYSIS DATA SHEET

Lab Name: Eurofins TestAmerica, Denver Job No.: 280-137702-1

SDG No.:

Client Sample ID: G0048-20A Lab Sample ID: 280-137702-3

Matrix: Water Lab File ID: 049F4901.D

Analysis Method: RSK-175 Date Collected: 06/13/2020 08:50

Sample wt/vol: 18(mL) Date Analyzed: 06/18/2020 21:57

Soil Aliquot Vol: Dilution Factor: 1

Soil Extract Vol.: GC Column: HP-Plot Q ID: 0.53(mm)

% Moisture: Level: (low/med) Low

Analysis Batch No.: 499415 Units: mg/L

CAS NO.	COMPOUND NAME	RESULT	Q	LOQ	LOD	DL
74-82-8	Methane	3.4	M	0.0050	0.0020	0.00063

Eurofins TestAmerica, Denver
Target Compound Quantitation Report

Data File: \\chromfs\Denver\ChromData\VGC_J\20200618-92541.b\049F4901.D
Lims ID: 280-137702-H-3
Client ID: G0048-20A
Sample Type: Client
Inject. Date: 18-Jun-2020 21:57:29 ALS Bottle#: 49 Worklist Smp#: 48
Purge Vol: 18.000 mL Dil. Factor: 1.0000
Sample Info: 280-137702-H-3
Operator ID: gm Instrument ID: VGC_J

Method: \\chromfs\Denver\ChromData\VGC_J\20200618-92541.b\RSK_J.m
Limit Group: GCV - RSK 175
Method Label: DV-GC-0025: Dissolved Gases in Water by RSK-175
Last Update: 19-Jun-2020 12:43:28 Calib Date: 16-May-2020 13:08:56
Integrator: Falcon
Quant Method: External Standard Quant By: Initial Calibration
Last ICal File: \\chromfs\Denver\ChromData\VGC_J\20200516-91574.b\009F0901.D

Column 1 : Rt-Alumina BOND/KCl (0.53 mm) Det: GC FID1A
Column 2 : HP-PLOT/Q (0.53 mm) Det: GC FID2B
Process Host: CTX1069

First Level Reviewer: meierg Date: 19-Jun-2020 12:37:03

Col	RT (min.)	Exp RT (min.)	Dlt RT (min.)	Response	OnCol Amt ug/l	Flags
$ 1 1,1,1-Trifluoroethane						
1		4.098			ND	
2		5.458				
2 Methane						a
1	1.246	1.266	-0.020	497378771	3460.1	a
2	3.148	3.212	-0.064	234246004	3422.0	a
					RPD = 1.11	
3 Ethane						
1		1.525			ND	
2		4.327				
4 Ethylene						
1		1.805			ND	
2		4.057				
5 Propane						
1		2.506			ND	
2		5.938				
6 Acetylene						
1		3.953			ND	
2		4.160				
7 Butane						
1		4.248			ND	
2		7.380				
8 isobutylene						
1		5.146			ND	
2		7.233				

QC Flag Legend

Review Flags

a - User Assigned ID

Report Date: 19-Jun-2020 12:43:28 Chrom Revision: 2.3 17-Jun-2020 19:07:08

Eurofins TestAmerica, Denver

Data File: \\chromfs\Denver\ChromData\VGC_J\20200618-92541.b\049F4901.D

Injection Date:	18-Jun-2020 21:57:29	Instrument ID:	VGC_J	Operator ID:	gm
Lims ID:	280-137702-H-3	Lab Sample ID:	280-137702-3	Worklist Smp#:	48
Client ID:	G0048-20A				
Purge Vol:	18.000 mL	Dil. Factor:	1.0000	ALS Bottle#:	49
Method:	RSK_J	Limit Group:	GCV - RSK 175		

Column: Rt-Alumina BOND/KCl (0.53 mm) Y Scaling: Method Defined: Scale to the Nth Largest Target: 1

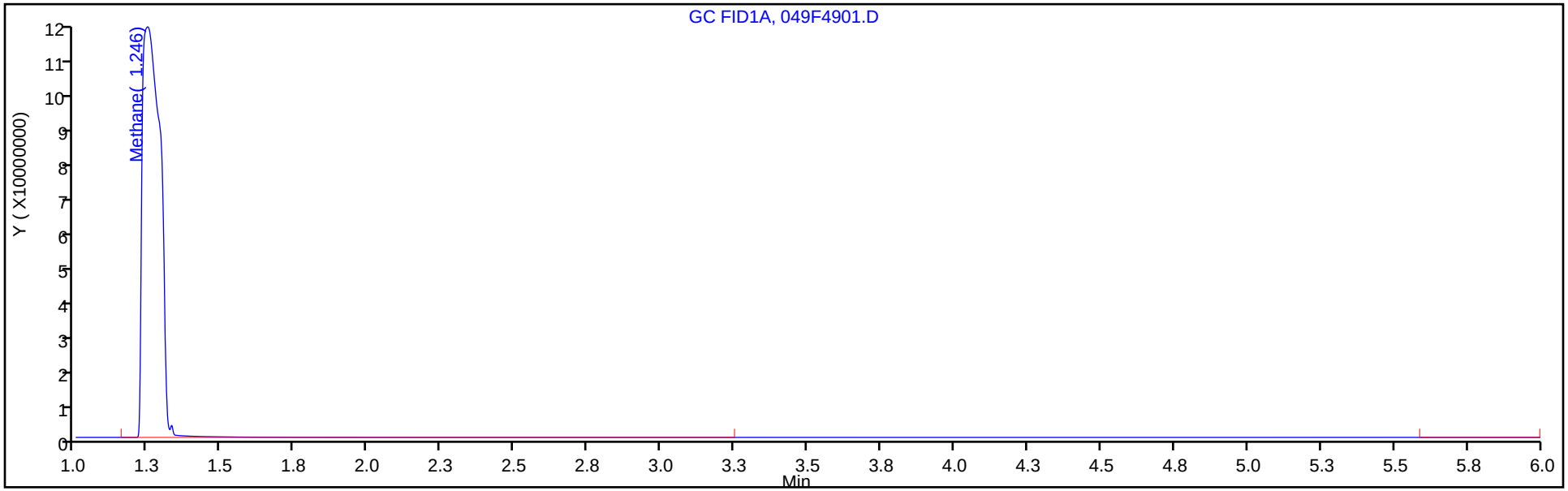

Column: HP-PLOT/Q (0.53 mm) Y Scaling: Method Defined: Scale to the Nth Largest Target: 1

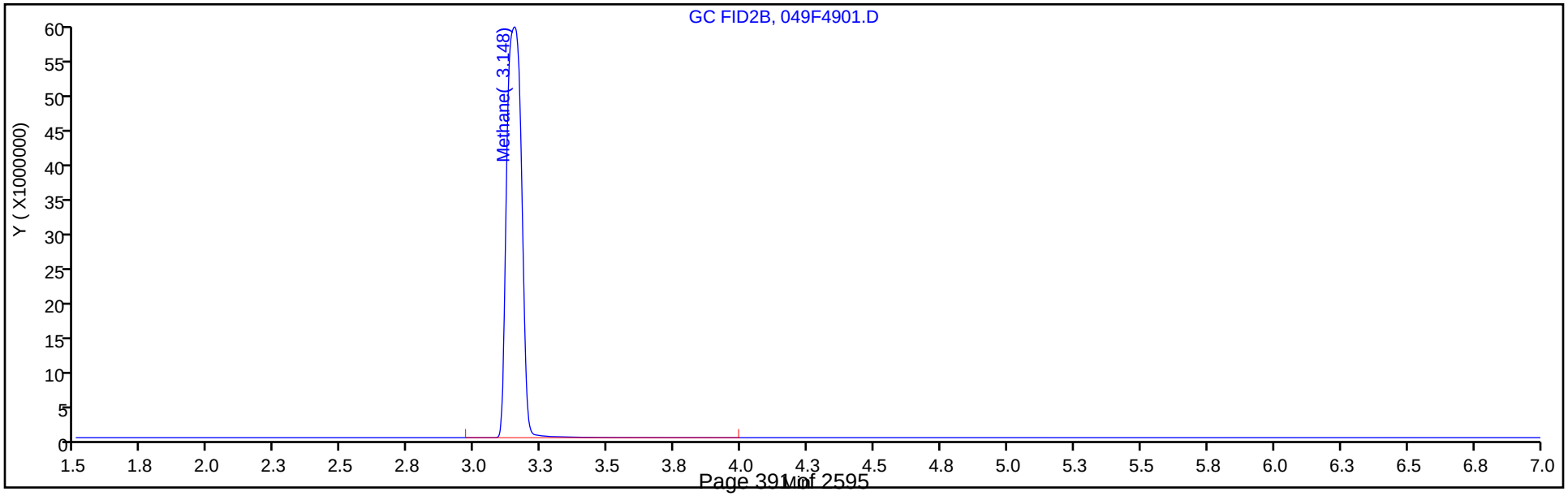

Manual Integration/User Assign Peak Report

Eurofins TestAmerica, Denver

Data File:	\\chromfs\Denver\ChromData\VGC_J\20200618-92541.b\049F4901.D				
Injection Date:	18-Jun-2020 21:57:29	Instrument ID:	VGC_J		
Lims ID:	280-137702-H-3	Lab Sample ID:	280-137702-3		
Client ID:	G0048-20A				
Operator ID:	gm	ALS Bottle#:	49	Worklist Smp#:	48
Purge Vol:	18.000 mL	Dil. Factor:	1.0000		
Method:	RSK_J	Limit Group:	GCV - RSK 175		
Column:	HP-PLOT/Q (0.53 mm)	Detector	GC FID2B		

2 Methane, CAS: 74-82-8

Signal: 2

Not Detected
Expected RT: 3.21

Processing Integration Results

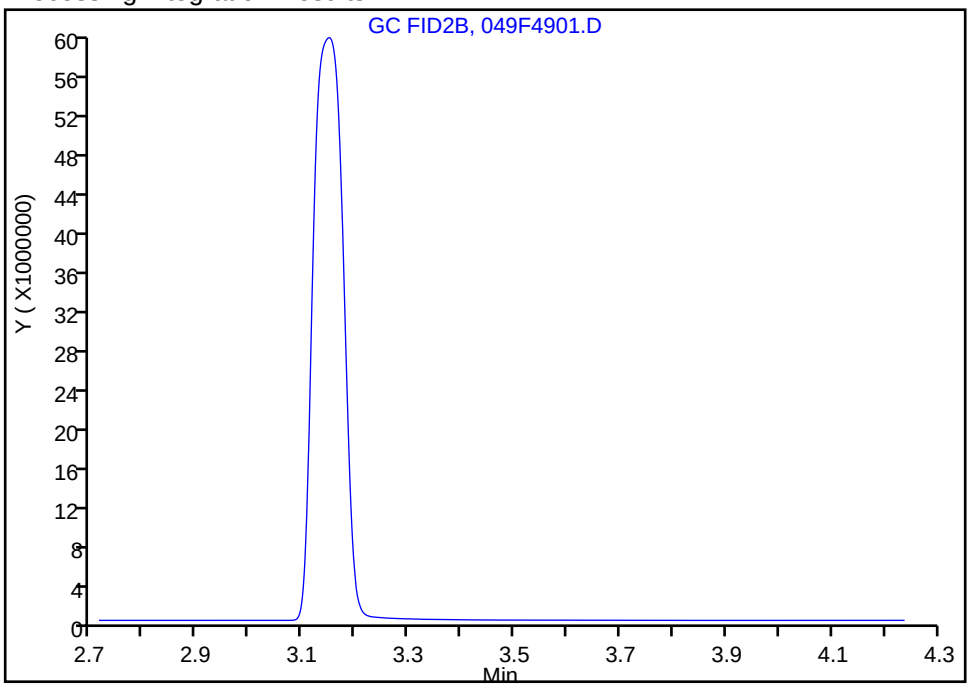

Manual Integration Results

RT: 3.15
Area: 234246004
Amount: 3421.9887
Amount Units: ug/l

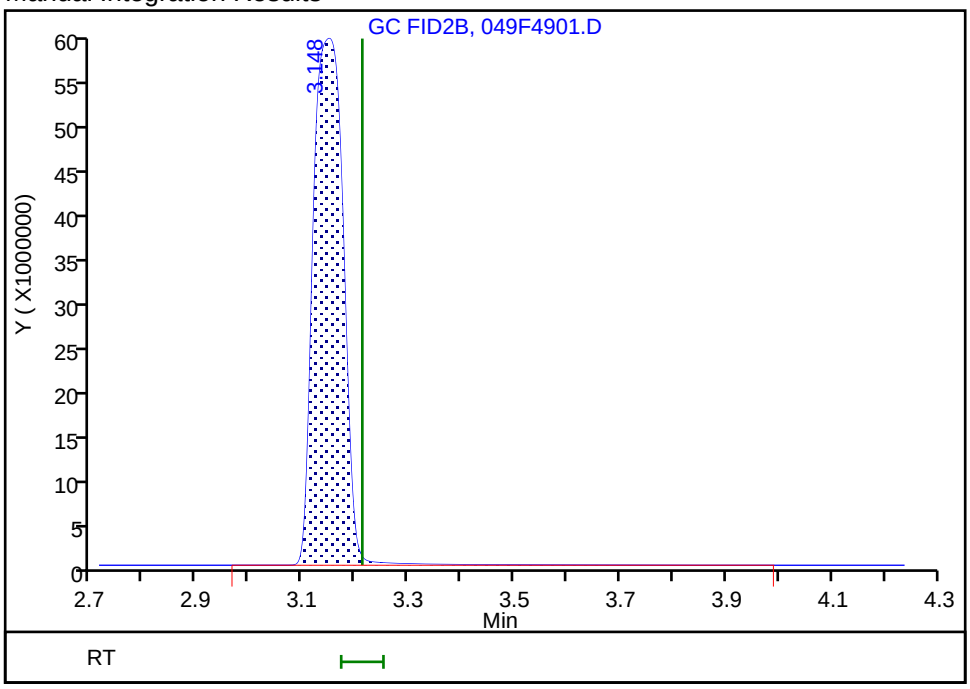

Reviewer: meierg, 19-Jun-2020 12:36:57
Audit Action: Assigned Compound ID Audit Reason: Peak not integrated

FORM I
GC VOA ORGANICS ANALYSIS DATA SHEET

Lab Name: Eurofins TestAmerica, Denver Job No.: 280-137702-1

SDG No.:

Client Sample ID: G0066R-20A Lab Sample ID: 280-137702-4

Matrix: Water Lab File ID: 051F5101.D

Analysis Method: RSK-175 Date Collected: 06/13/2020 08:25

Sample wt/vol: 18(mL) Date Analyzed: 06/18/2020 22:30

Soil Aliquot Vol: Dilution Factor: 1

Soil Extract Vol.: GC Column: HP-Plot Q ID: 0.53(mm)

% Moisture: Level: (low/med) Low

Analysis Batch No.: 499415 Units: mg/L

CAS NO.	COMPOUND NAME	RESULT	Q	LOQ	LOD	DL
74-82-8	Methane	6.0	M	0.0050	0.0020	0.00063

Eurofins TestAmerica, Denver
Target Compound Quantitation Report

Data File: \\chromfs\Denver\ChromData\VGC_J\20200618-92541.b\051F5101.D
Lims ID: 280-137702-G-4
Client ID: G0066R-20A
Sample Type: Client
Inject. Date: 18-Jun-2020 22:30:15 ALS Bottle#: 51 Worklist Smp#: 50
Purge Vol: 18.000 mL Dil. Factor: 1.0000
Sample Info: 280-137702-G-4
Operator ID: gm Instrument ID: VGC_J

Method: \\chromfs\Denver\ChromData\VGC_J\20200618-92541.b\RSK_J.m
Limit Group: GCV - RSK 175
Method Label: DV-GC-0025: Dissolved Gases in Water by RSK-175
Last Update: 19-Jun-2020 12:43:28 Calib Date: 16-May-2020 13:08:56
Integrator: Falcon
Quant Method: External Standard Quant By: Initial Calibration
Last ICal File: \\chromfs\Denver\ChromData\VGC_J\20200516-91574.b\009F0901.D

Column 1 : Rt-Alumina BOND/KCl (0.53 mm) Det: GC FID1A
Column 2 : HP-PLOT/Q (0.53 mm) Det: GC FID2B
Process Host: CTX1069

First Level Reviewer: meierg Date: 19-Jun-2020 12:37:32

Col	RT (min.)	Exp RT (min.)	Dlt RT (min.)	Response	OnCol Amt ug/l	Flags
$ 1 1,1,1-Trifluoroethane						
1		4.098			ND	
2		5.458				
2 Methane						a
1	1.244	1.266	-0.022	898269809	6249.2	a
2	3.139	3.212	-0.073	413025961	6033.9	a
					RPD = 3.51	
3 Ethane						
1		1.525			ND	
2		4.327				
4 Ethylene						
1		1.805			ND	
2		4.057				
5 Propane						
1		2.506			ND	
2		5.938				
6 Acetylene						
1		3.953			ND	
2		4.160				
7 Butane						
1		4.248			ND	
2		7.380				
8 isobutylene						
1		5.146			ND	
2		7.233				

QC Flag Legend

Review Flags

a - User Assigned ID

Report Date: 19-Jun-2020 12:43:29 Chrom Revision: 2.3 17-Jun-2020 19:07:08

Eurofins TestAmerica, Denver

Data File: \\chromfs\Denver\ChromData\VGC_J\20200618-92541.b\051F5101.D

Injection Date:	18-Jun-2020 22:30:15	Instrument ID:	VGC_J	Operator ID:	gm
Lims ID:	280-137702-G-4	Lab Sample ID:	280-137702-4	Worklist Smp#:	50
Client ID:	G0066R-20A				
Purge Vol:	18.000 mL	Dil. Factor:	1.0000	ALS Bottle#:	51
Method:	RSK_J	Limit Group:	GCV - RSK 175		

Column: Rt-Alumina BOND/KCl (0.53 mm) Y Scaling: Method Defined: Scale to the Nth Largest Target: 1

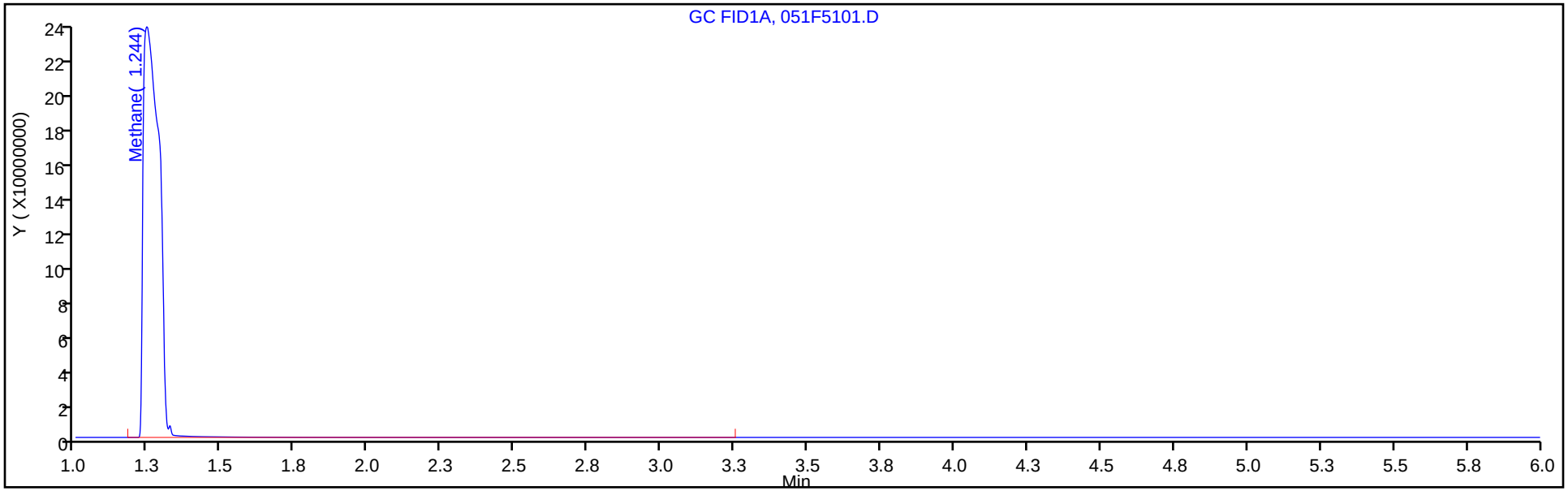

Column: HP-PLOT/Q (0.53 mm) Y Scaling: Method Defined: Scale to the Nth Largest Target: 1

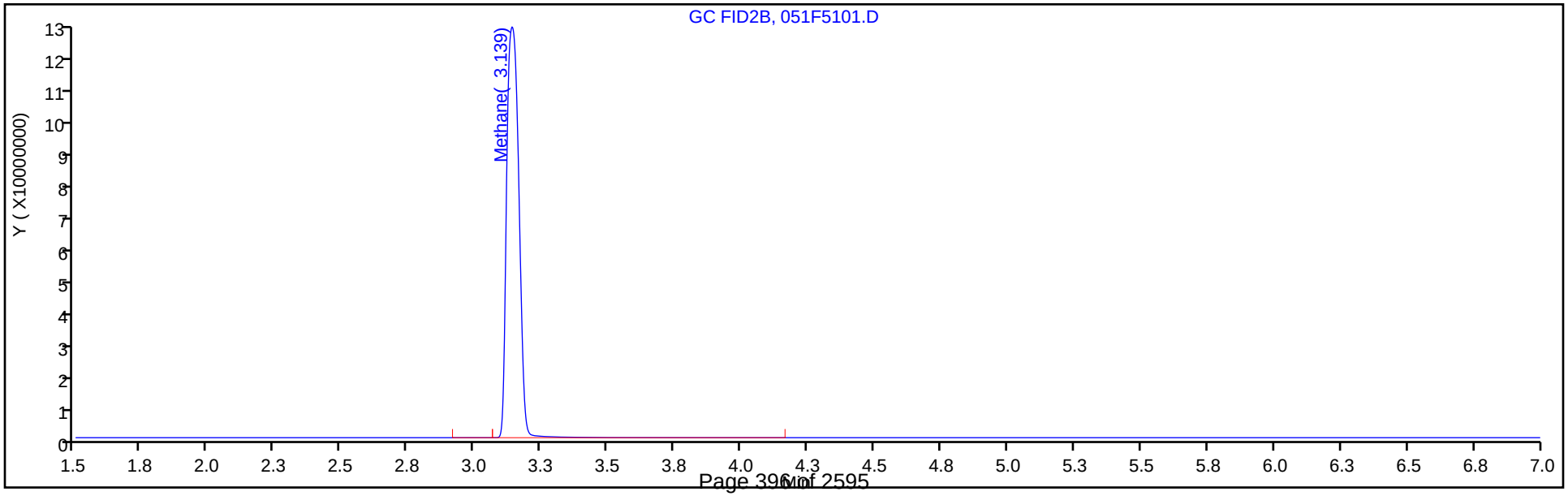

Manual Integration/User Assign Peak Report

Eurofins TestAmerica, Denver

Data File:	\\chromfs\Denver\ChromData\VGC_J\20200618-92541.b\051F5101.D				
Injection Date:	18-Jun-2020 22:30:15	Instrument ID:	VGC_J		
Lims ID:	280-137702-G-4	Lab Sample ID:	280-137702-4		
Client ID:	G0066R-20A				
Operator ID:	gm	ALS Bottle#:	51	Worklist Smp#:	50
Purge Vol:	18.000 mL	Dil. Factor:	1.0000		
Method:	RSK_J	Limit Group:	GCV - RSK 175		
Column:	HP-PLOT/Q (0.53 mm)	Detector	GC FID2B		

2 Methane, CAS: 74-82-8

Signal: 2

Not Detected
Expected RT: 3.21

Processing Integration Results

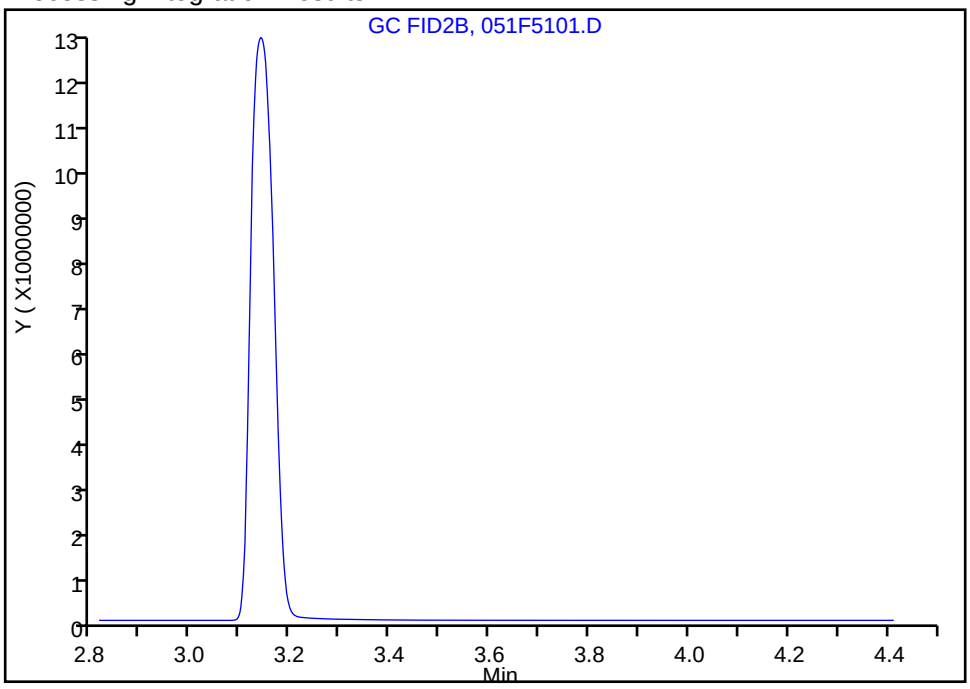

Manual Integration Results

RT: 3.14
Area: 413025961
Amount: 6033.8932
Amount Units: ug/l

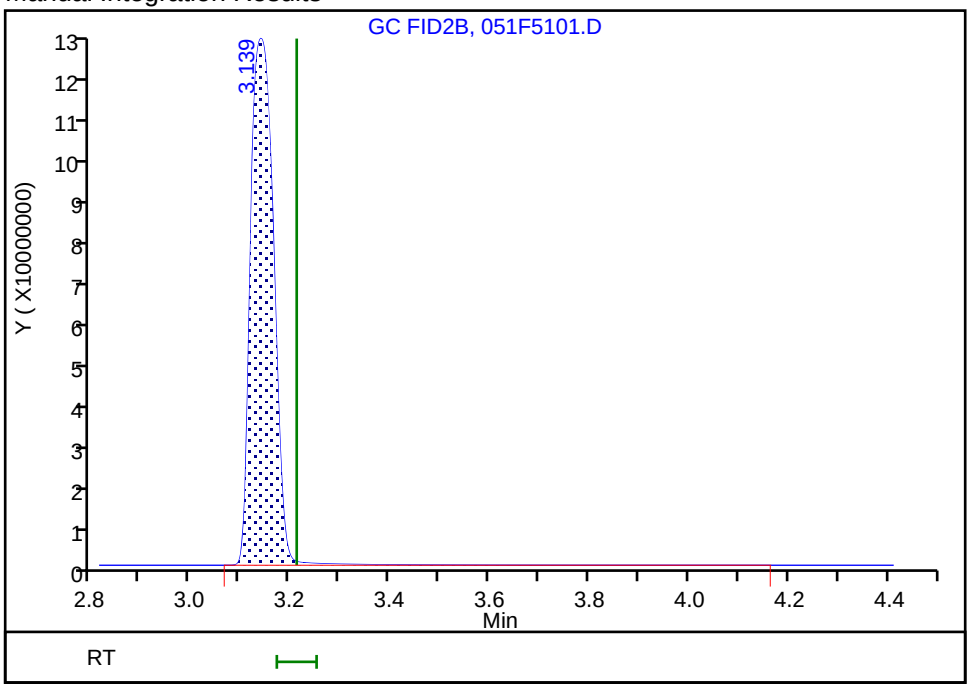

Reviewer: meierg, 19-Jun-2020 12:37:26
Audit Action: Assigned Compound ID Audit Reason: Peak not integrated

FORM I
GC VOA ORGANICS ANALYSIS DATA SHEET

Lab Name: Eurofins TestAmerica, Denver Job No.: 280-137702-1

SDG No.:

Client Sample ID: G0085-20A Lab Sample ID: 280-137702-5

Matrix: Water Lab File ID: 052F5201.D

Analysis Method: RSK-175 Date Collected: 06/13/2020 12:30

Sample wt/vol: 18(mL) Date Analyzed: 06/18/2020 22:46

Soil Aliquot Vol: Dilution Factor: 1

Soil Extract Vol.: GC Column: HP-Plot Q ID: 0.53(mm)

% Moisture: Level: (low/med) Low

Analysis Batch No.: 499415 Units: mg/L

CAS NO.	COMPOUND NAME	RESULT	Q	LOQ	LOD	DL
74-82-8	Methane	4.6	M	0.0050	0.0020	0.00063

Eurofins TestAmerica, Denver
Target Compound Quantitation Report

Data File: \\chromfs\Denver\ChromData\VGC_J\20200618-92541.b\052F5201.D
Lims ID: 280-137702-H-5
Client ID: G0085-20A
Sample Type: Client
Inject. Date: 18-Jun-2020 22:46:37 ALS Bottle#: 52 Worklist Smp#: 51
Purge Vol: 18.000 mL Dil. Factor: 1.0000
Sample Info: 280-137702-H-5
Operator ID: gm Instrument ID: VGC_J

Method: \\chromfs\Denver\ChromData\VGC_J\20200618-92541.b\RSK_J.m
Limit Group: GCV - RSK 175
Method Label: DV-GC-0025: Dissolved Gases in Water by RSK-175
Last Update: 19-Jun-2020 12:43:28 Calib Date: 16-May-2020 13:08:56
Integrator: Falcon
Quant Method: External Standard Quant By: Initial Calibration
Last ICal File: \\chromfs\Denver\ChromData\VGC_J\20200516-91574.b\009F0901.D

Column 1 : Rt-Alumina BOND/KCl (0.53 mm) Det: GC FID1A
Column 2 : HP-PLOT/Q (0.53 mm) Det: GC FID2B
Process Host: CTX1069

First Level Reviewer: meierg Date: 19-Jun-2020 12:37:45

Col	RT (min.)	Exp RT (min.)	Dlt RT (min.)	Response	OnCol Amt ug/l	Flags
$ 1 1,1,1-Trifluoroethane						
1		4.098			ND	
2		5.458				
2 Methane						a
1	1.239	1.266	-0.027	680616444	4734.9	a
2	3.143	3.212	-0.069	312972163	4572.1	a
					RPD = 3.50	
3 Ethane						
1		1.525			ND	
2		4.327				
4 Ethylene						
1		1.805			ND	
2		4.057				
5 Propane						
1		2.506			ND	
2		5.938				
6 Acetylene						
1		3.953			ND	
2		4.160				
7 Butane						
1		4.248			ND	
2		7.380				
8 isobutylene						
1		5.146			ND	
2		7.233				

QC Flag Legend

Review Flags

a - User Assigned ID

Report Date: 19-Jun-2020 12:43:30 Chrom Revision: 2.3 17-Jun-2020 19:07:08

Eurofins TestAmerica, Denver

Data File: \\chromfs\Denver\ChromData\VGC_J\20200618-92541.b\052F5201.D

Injection Date:	18-Jun-2020 22:46:37	Instrument ID:	VGC_J	Operator ID:	gm
Lims ID:	280-137702-H-5	Lab Sample ID:	280-137702-5	Worklist Smp#:	51
Client ID:	G0085-20A				
Purge Vol:	18.000 mL	Dil. Factor:	1.0000	ALS Bottle#:	52
Method:	RSK_J	Limit Group:	GCV - RSK 175		

Column: Rt-Alumina BOND/KCl (0.53 mm) Y Scaling: Method Defined: Scale to the Nth Largest Target: 1

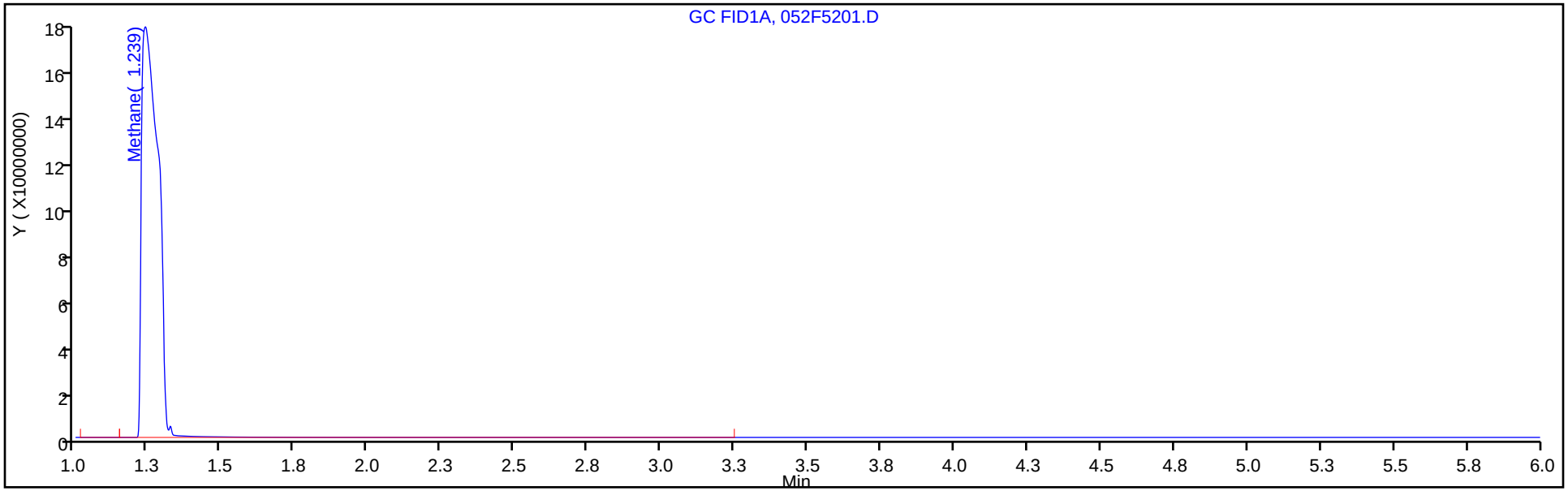

Column: HP-PLOT/Q (0.53 mm) Y Scaling: Method Defined: Scale to the Nth Largest Target: 1

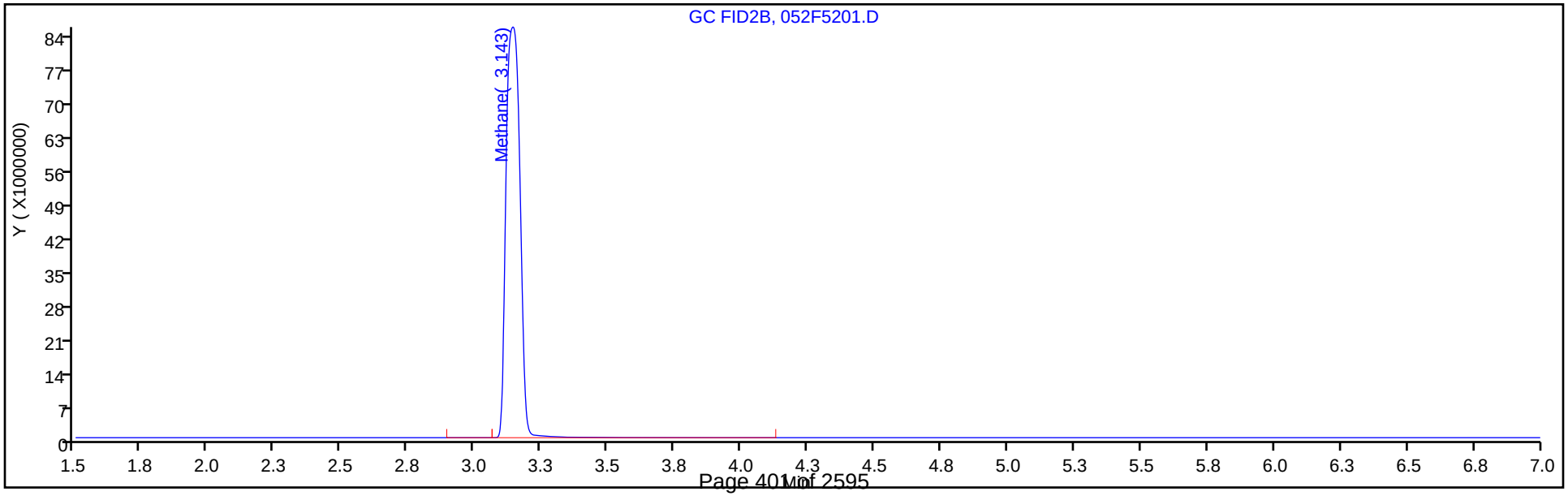

Manual Integration/User Assign Peak Report

Eurofins TestAmerica, Denver

Data File:	\\chromfs\Denver\ChromData\VGC_J\20200618-92541.b\052F5201.D				
Injection Date:	18-Jun-2020 22:46:37	Instrument ID:	VGC_J		
Lims ID:	280-137702-H-5	Lab Sample ID:	280-137702-5		
Client ID:	G0085-20A				
Operator ID:	gm	ALS Bottle#:	52	Worklist Smp#:	51
Purge Vol:	18.000 mL	Dil. Factor:	1.0000		
Method:	RSK_J	Limit Group:	GCV - RSK 175		
Column:	HP-PLOT/Q (0.53 mm)	Detector	GC FID2B		

2 Methane, CAS: 74-82-8

Signal: 2

Not Detected
Expected RT: 3.21

Processing Integration Results

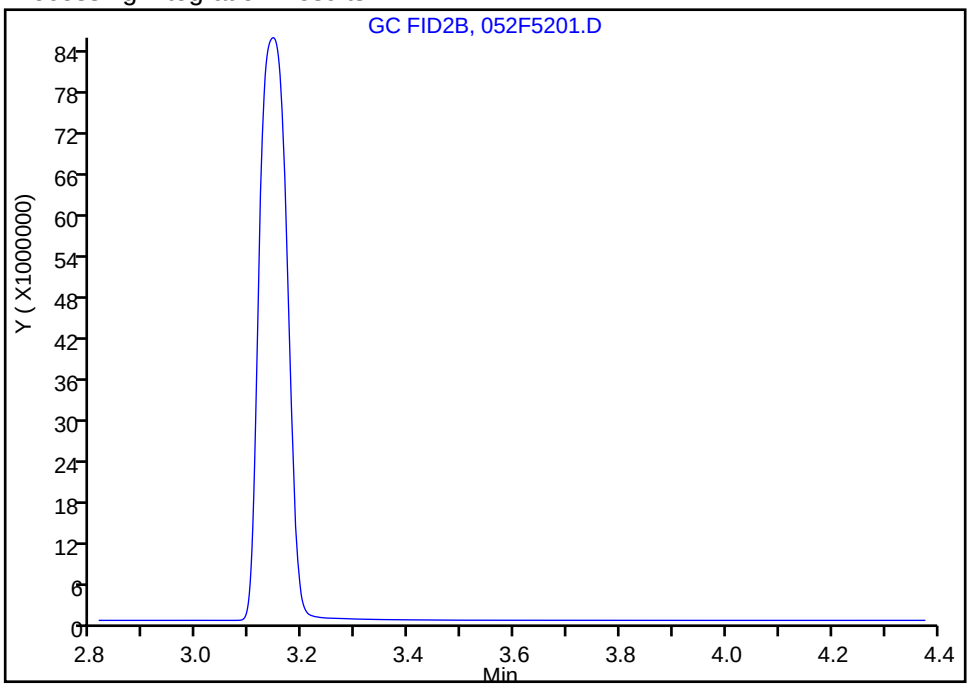

Manual Integration Results

RT: 3.14
Area: 312972163
Amount: 4572.1467
Amount Units: ug/l

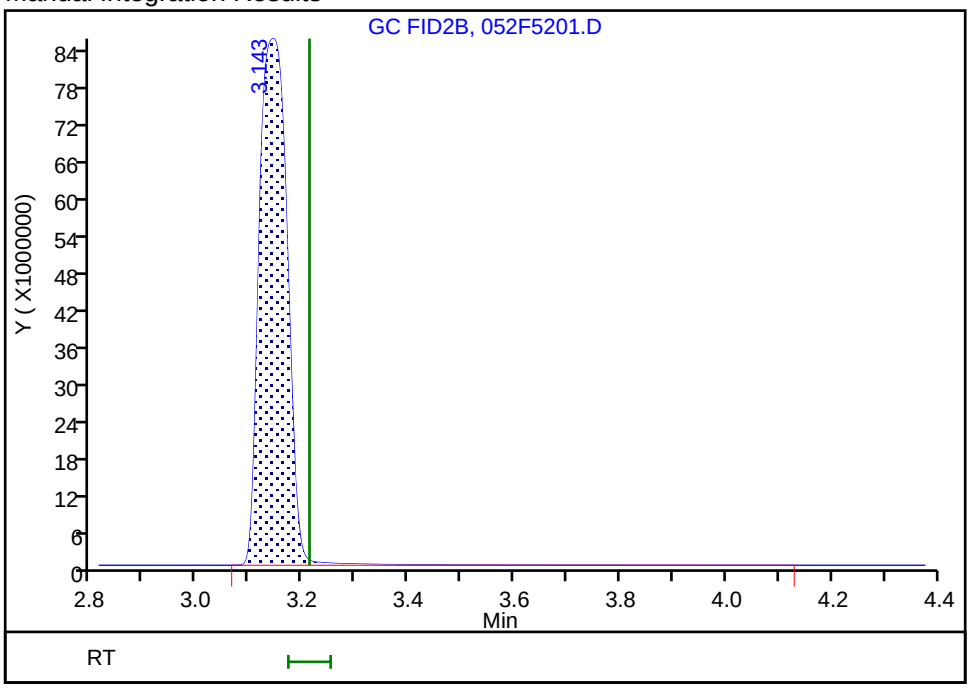

Reviewer: meierg, 19-Jun-2020 12:37:37
Audit Action: Assigned Compound ID Audit Reason: Peak not integrated

FORM I
GC VOA ORGANICS ANALYSIS DATA SHEET

Lab Name: Eurofins TestAmerica, Denver Job No.: 280-137702-1

SDG No.:

Client Sample ID: G0285-20A Lab Sample ID: 280-137702-6

Matrix: Water Lab File ID: 053F5301.D

Analysis Method: RSK-175 Date Collected: 06/13/2020 08:00

Sample wt/vol: 18(mL) Date Analyzed: 06/18/2020 23:02

Soil Aliquot Vol: Dilution Factor: 1

Soil Extract Vol.: GC Column: HP-Plot Q ID: 0.53(mm)

% Moisture: Level: (low/med) Low

Analysis Batch No.: 499415 Units: mg/L

CAS NO.	COMPOUND NAME	RESULT	Q	LOQ	LOD	DL
74-82-8	Methane	2.1	M	0.0050	0.0020	0.00063

Eurofins TestAmerica, Denver
Target Compound Quantitation Report

Data File: \\chromfs\Denver\ChromData\VGC_J\20200618-92541.b\053F5301.D
Lims ID: 280-137702-G-6
Client ID: G0285-20A
Sample Type: Client
Inject. Date: 18-Jun-2020 23:02:58 ALS Bottle#: 53 Worklist Smp#: 52
Purge Vol: 18.000 mL Dil. Factor: 1.0000
Sample Info: 280-137702-G-6
Operator ID: gm Instrument ID: VGC_J

Method: \\chromfs\Denver\ChromData\VGC_J\20200618-92541.b\RSK_J.m
Limit Group: GCV - RSK 175
Method Label: DV-GC-0025: Dissolved Gases in Water by RSK-175
Last Update: 19-Jun-2020 12:43:28 Calib Date: 16-May-2020 13:08:56
Integrator: Falcon
Quant Method: External Standard Quant By: Initial Calibration
Last ICal File: \\chromfs\Denver\ChromData\VGC_J\20200516-91574.b\009F0901.D

Column 1 : Rt-Alumina BOND/KCl (0.53 mm) Det: GC FID1A
Column 2 : HP-PLOT/Q (0.53 mm) Det: GC FID2B
Process Host: CTX1069

First Level Reviewer: meierg Date: 19-Jun-2020 12:37:56

Col	RT (min.)	Exp RT (min.)	Dlt RT (min.)	Response	OnCol Amt ug/l	Flags
$ 1 1,1,1-Trifluoroethane						
1		4.098			ND	
2		5.458				
2 Methane						a
1	1.250	1.266	-0.016	302049517	2101.1	a
2	3.149	3.212	-0.063	141080476	2060.9	a
					RPD = 1.93	
3 Ethane						
1		1.525			ND	
2		4.327				
4 Ethylene						
1		1.805			ND	
2		4.057				
5 Propane						
1		2.506			ND	
2		5.938				
6 Acetylene						
1		3.953			ND	
2		4.160				
7 Butane						
1		4.248			ND	
2		7.380				
8 isobutylene						
1		5.146			ND	
2		7.233				

QC Flag Legend

Review Flags

a - User Assigned ID

Report Date: 19-Jun-2020 12:43:30 Chrom Revision: 2.3 17-Jun-2020 19:07:08

Eurofins TestAmerica, Denver

Data File: \\chromfs\Denver\ChromData\VGC_J\20200618-92541.b\053F5301.D

Injection Date:	18-Jun-2020 23:02:58	Instrument ID:	VGC_J	Operator ID:	gm
Lims ID:	280-137702-G-6	Lab Sample ID:	280-137702-6	Worklist Smp#:	52
Client ID:	G0285-20A				
Purge Vol:	18.000 mL	Dil. Factor:	1.0000	ALS Bottle#:	53
Method:	RSK_J	Limit Group:	GCV - RSK 175		

Column: Rt-Alumina BOND/KCl (0.53 mm) Y Scaling: Method Defined: Scale to the Nth Largest Target: 1

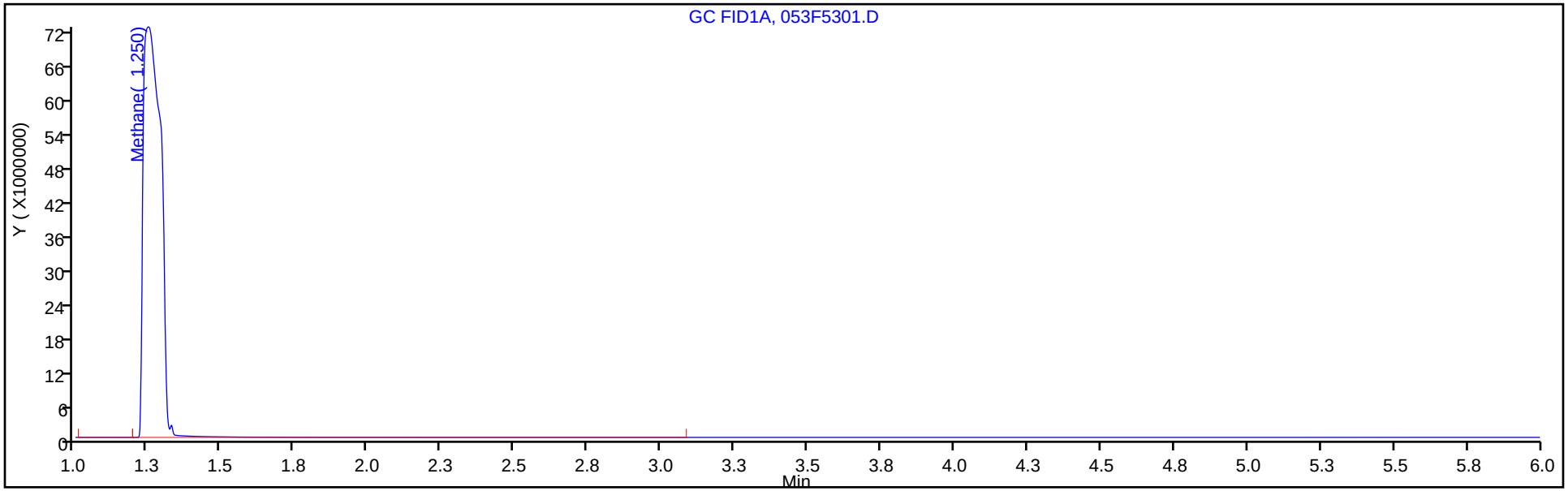

Column: HP-PLOT/Q (0.53 mm) Y Scaling: Method Defined: Scale to the Nth Largest Target: 1

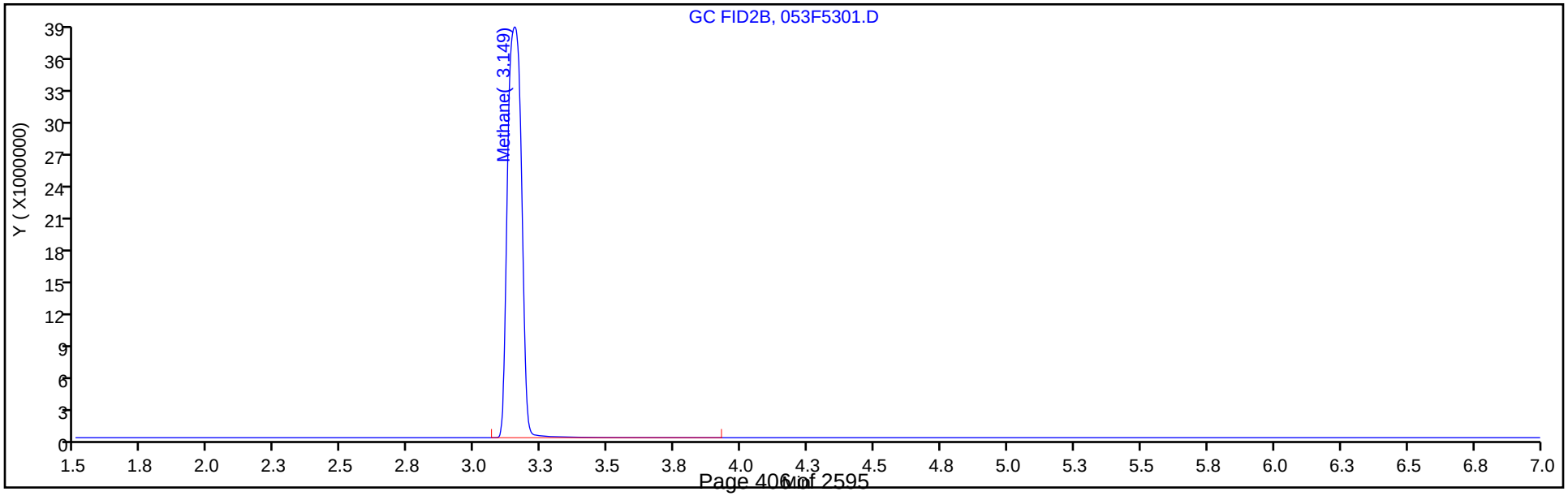

Manual Integration/User Assign Peak Report

Eurofins TestAmerica, Denver

Data File:	\\chromfs\Denver\ChromData\VGC_J\20200618-92541.b\053F5301.D				
Injection Date:	18-Jun-2020 23:02:58	Instrument ID:	VGC_J		
Lims ID:	280-137702-G-6	Lab Sample ID:	280-137702-6		
Client ID:	G0285-20A				
Operator ID:	gm	ALS Bottle#:	53	Worklist Smp#:	52
Purge Vol:	18.000 mL	Dil. Factor:	1.0000		
Method:	RSK_J	Limit Group:	GCV - RSK 175		
Column:	HP-PLOT/Q (0.53 mm)	Detector	GC FID2B		

2 Methane, CAS: 74-82-8

Signal: 2

Not Detected
Expected RT: 3.21

Processing Integration Results

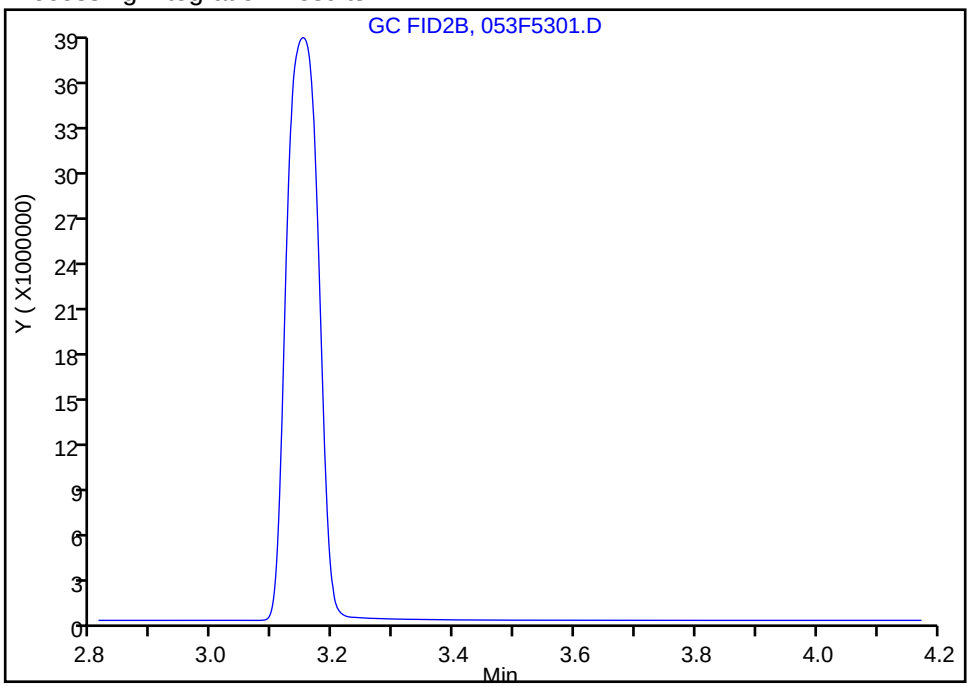

Manual Integration Results

RT: 3.15
Area: 141080476
Amount: 2060.8771
Amount Units: ug/l

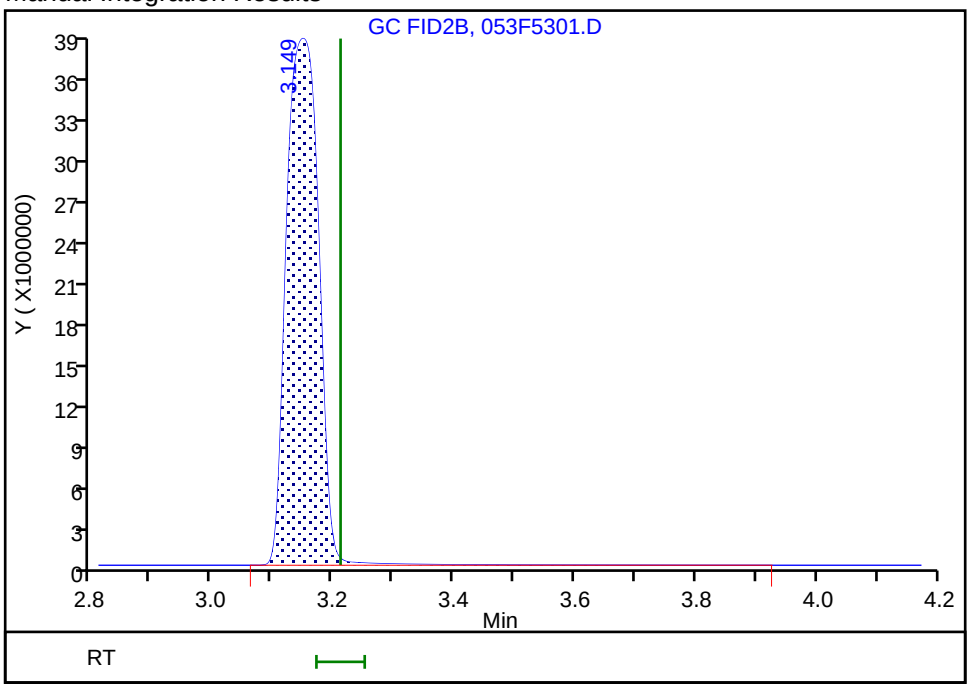

Reviewer: meierg, 19-Jun-2020 12:37:49
Audit Action: Assigned Compound ID Audit Reason: Peak not integrated

FORM I
GC VOA ORGANICS ANALYSIS DATA SHEET

Lab Name: Eurofins TestAmerica, Denver Job No.: 280-137702-1

SDG No.:

Client Sample ID: PZ015-20A Lab Sample ID: 280-137702-7

Matrix: Water Lab File ID: 06192010.D

Analysis Method: RSK-175 Date Collected: 06/13/2020 12:50

Sample wt/vol: 18(mL) Date Analyzed: 06/19/2020 16:40

Soil Aliquot Vol: Dilution Factor: 3

Soil Extract Vol.: GC Column: HP-Plot Q ID: 0.53(mm)

% Moisture: Level: (low/med) Low

Analysis Batch No.: 499435 Units: mg/L

CAS NO.	COMPOUND NAME	RESULT	Q	LOQ	LOD	DL
74-82-8	Methane	6.1	D M	0.015	0.0060	0.0019

Eurofins TestAmerica, Denver
Target Compound Quantitation Report

Data File: \\chromfs\Denver\ChromData\VGC_J\20200619-92578.b\06192010.D
Lims ID: 280-137702-I-7
Client ID: PZ015-20A
Sample Type: Client
Inject. Date: 19-Jun-2020 16:40:29 ALS Bottle#: 10 Worklist Smp#: 10
Purge Vol: 18.000 mL Dil. Factor: 3.0000
Sample Info: 280-137702-I-7
Misc. Info.: 280-0092578-010
Operator ID: gm Instrument ID: VGC_J

Method: \\chromfs\Denver\ChromData\VGC_J\20200619-92578.b\RSK_J.m
Limit Group: GCV - RSK 175
Method Label: DV-GC-0025: Dissolved Gases in Water by RSK-175
Last Update: 23-Jun-2020 14:07:48 Calib Date: 16-May-2020 13:08:56
Integrator: Falcon
Quant Method: External Standard Quant By: Initial Calibration
Last ICal File: \\chromfs\Denver\ChromData\VGC_J\20200516-91574.b\009F0901.D

Column 1 : Rt-Alumina BOND/KCl (0.53 mm) Det: GC FID1A
Column 2 : HP-PLOT/Q (0.53 mm) Det: GC FID2B
Process Host: CTX1049

First Level Reviewer: meierg Date: 23-Jun-2020 12:21:05

Col	RT (min.)	Exp RT (min.)	Dlt RT (min.)	Response	OnCol Amt ug/l	Flags
$ 1 1,1,1-Trifluoroethane						
1		4.098			ND	
2		5.458				
2 Methane						a
1	1.248	1.262	-0.014	298713473	2077.9	a
2	3.160	3.212	-0.052	140092145	2046.4	a
					RPD = 1.53	
3 Ethane						
1		1.522			ND	
2		4.325				
4 Ethylene						
1		1.802			ND	
2		4.055				
5 Propane						
1		2.505			ND	
2		5.935				
6 Acetylene						
1		3.960			ND	
2		4.159				
7 Butane						
1		4.252			ND	
2		7.375				
8 isobutylene						
1		5.152			ND	
2		7.229				

QC Flag Legend

Review Flags

a - User Assigned ID

Report Date: 23-Jun-2020 14:07:54 Chrom Revision: 2.3 21-Jun-2020 18:30:46

Eurofins TestAmerica, Denver

Data File: \\chromfs\Denver\ChromData\VGC_J\20200619-92578.b\06192010.D

Injection Date:	19-Jun-2020 16:40:29	Instrument ID:	VGC_J	Operator ID:	gm
Lims ID:	280-137702-I-7	Lab Sample ID:	280-137702-7	Worklist Smp#:	10
Client ID:	PZ015-20A				
Purge Vol:	18.000 mL	Dil. Factor:	3.0000	ALS Bottle#:	10
Method:	RSK_J	Limit Group:	GCV - RSK 175		

Column: Rt-Alumina BOND/KCl (0.53 mm) Y Scaling: Method Defined: Scale to the Nth Largest Target: 1

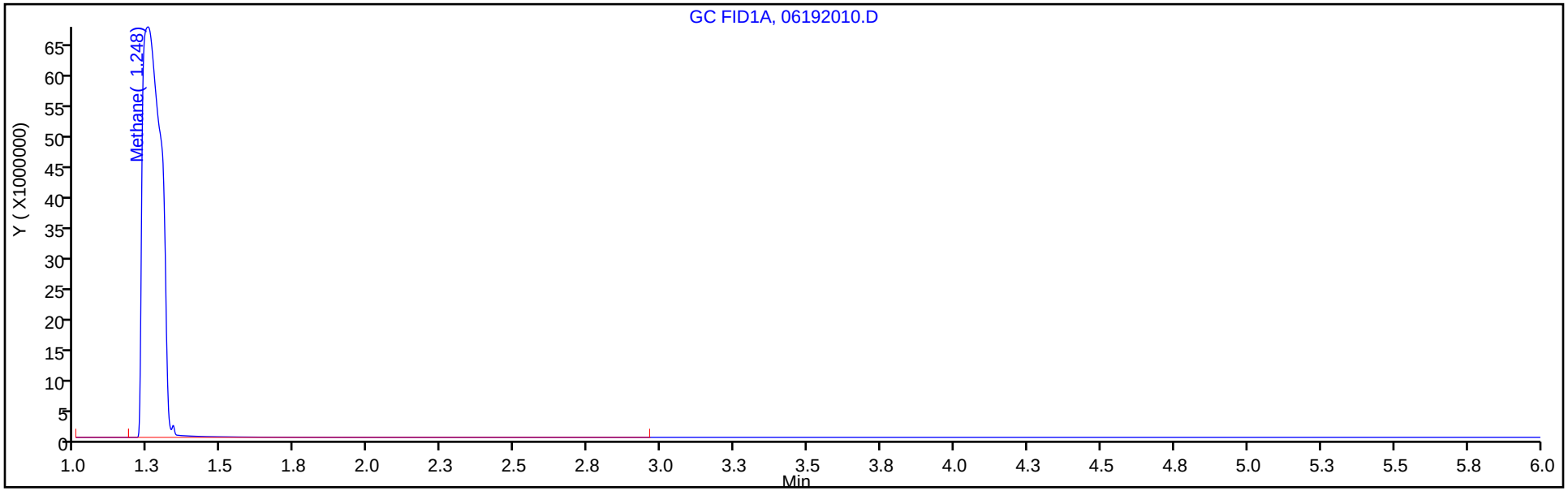

Column: HP-PLOT/Q (0.53 mm) Y Scaling: Method Defined: Scale to the Nth Largest Target: 1

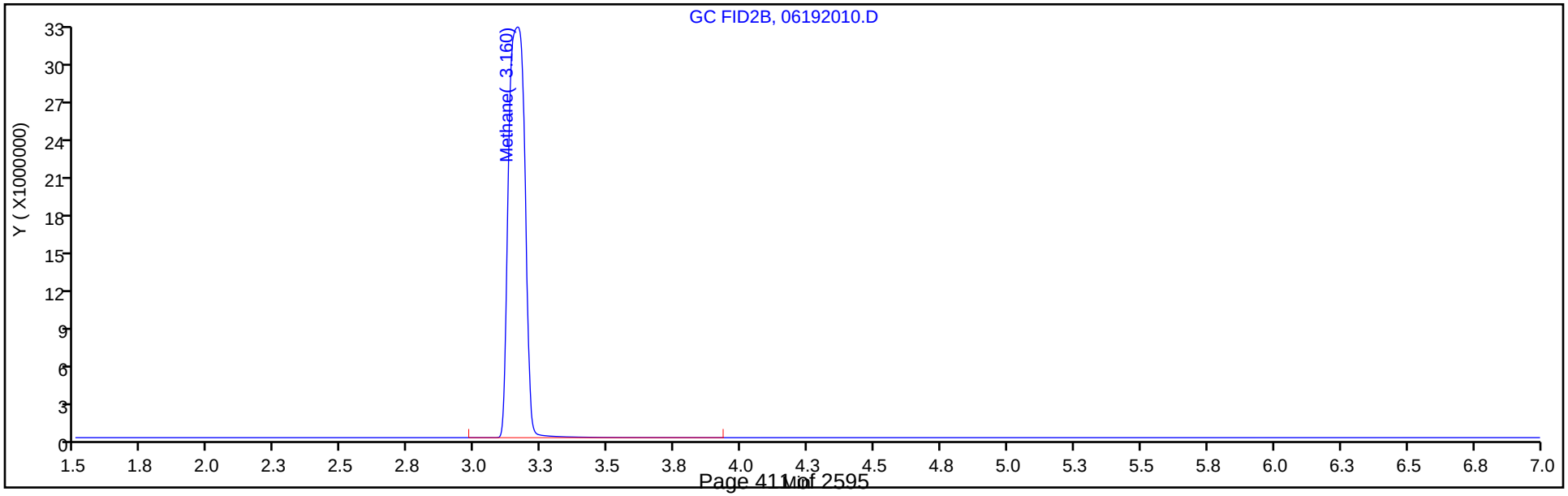

Manual Integration/User Assign Peak Report

Eurofins TestAmerica, Denver

Data File:	\\chromfs\Denver\ChromData\VGC_J\20200619-92578.b\06192010.D				
Injection Date:	19-Jun-2020 16:40:29	Instrument ID:	VGC_J		
Lims ID:	280-137702-I-7	Lab Sample ID:	280-137702-7		
Client ID:	PZ015-20A				
Operator ID:	gm	ALS Bottle#:	10	Worklist Smp#:	10
Purge Vol:	18.000 mL	Dil. Factor:	3.0000		
Method:	RSK_J	Limit Group:	GCV - RSK 175		
Column:	HP-PLOT/Q (0.53 mm)	Detector	GC FID2B		

2 Methane, CAS: 74-82-8

Signal: 2

Not Detected
Expected RT: 3.21

Processing Integration Results

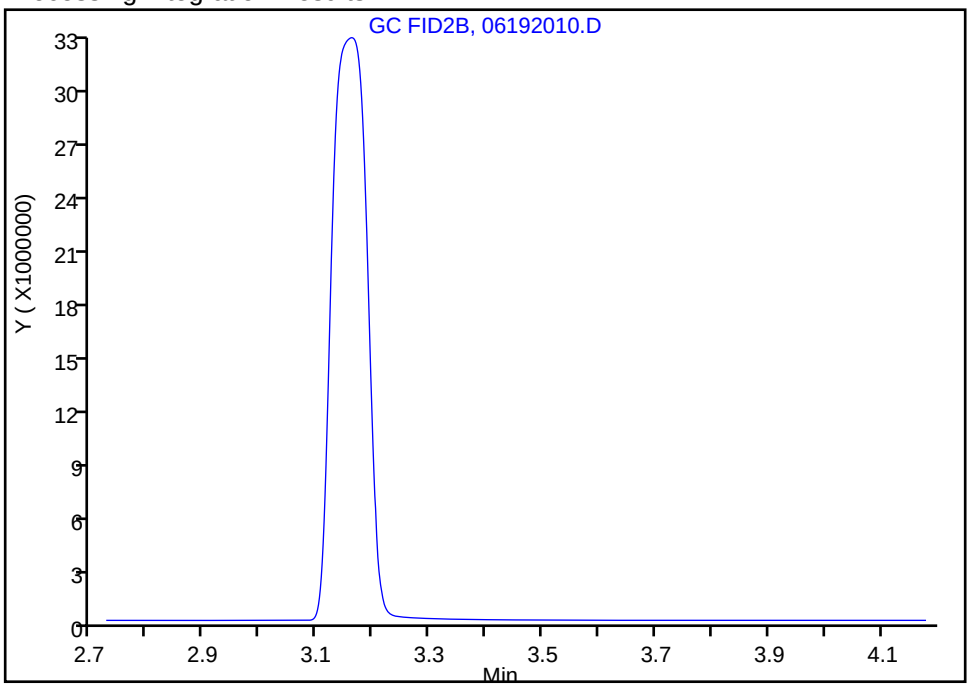

Manual Integration Results

RT: 3.16
Area: 140092145
Amount: 2046.4380
Amount Units: ug/l

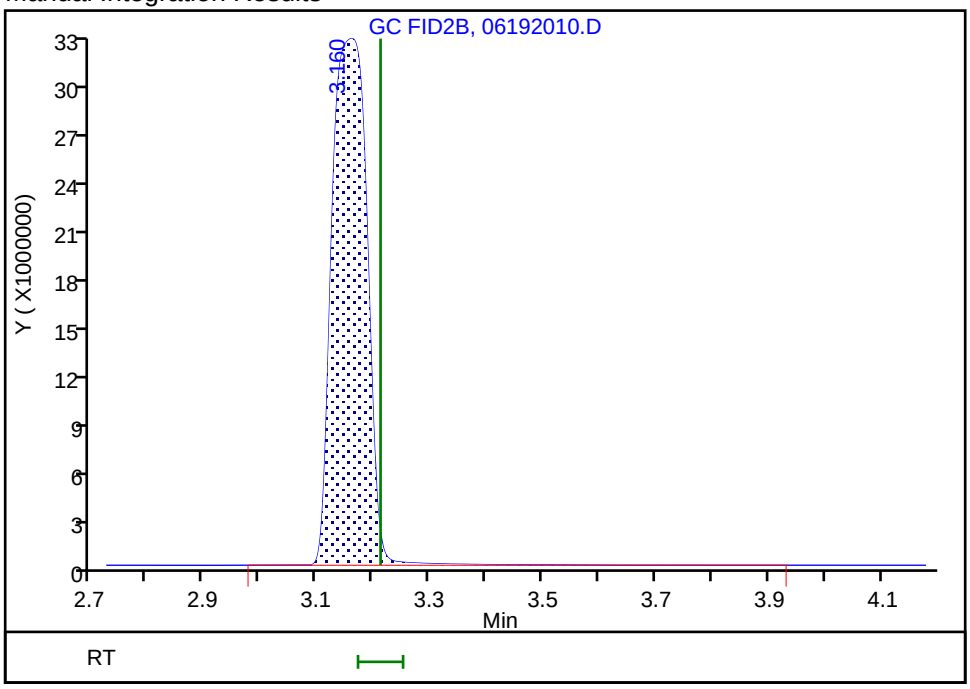

Reviewer: meierg, 23-Jun-2020 12:20:56
Audit Action: Assigned Compound ID Audit Reason: Peak not integrated

FORM I
GC VOA ORGANICS ANALYSIS DATA SHEET

Lab Name: Eurofins TestAmerica, Denver Job No.: 280-137702-1

SDG No.:

Client Sample ID: PZ016-20A Lab Sample ID: 280-137702-8

Matrix: Water Lab File ID: 055F5501.D

Analysis Method: RSK-175 Date Collected: 06/13/2020 14:10

Sample wt/vol: 18(mL) Date Analyzed: 06/18/2020 23:35

Soil Aliquot Vol: Dilution Factor: 1

Soil Extract Vol.: GC Column: HP-Plot Q ID: 0.53(mm)

% Moisture: Level: (low/med) Low

Analysis Batch No.: 499415 Units: mg/L

CAS NO.	COMPOUND NAME	RESULT	Q	LOQ	LOD	DL
74-82-8	Methane	0.71	M	0.0050	0.0020	0.00063

Eurofins TestAmerica, Denver
Target Compound Quantitation Report

Data File: \\chromfs\Denver\ChromData\VGC_J\20200618-92541.b\055F5501.D
Lims ID: 280-137702-G-8
Client ID: PZ016-20A
Sample Type: Client
Inject. Date: 18-Jun-2020 23:35:40 ALS Bottle#: 55 Worklist Smp#: 54
Purge Vol: 18.000 mL Dil. Factor: 1.0000
Sample Info: 280-137702-G-8
Operator ID: gm Instrument ID: VGC_J

Method: \\chromfs\Denver\ChromData\VGC_J\20200618-92541.b\RSK_J.m
Limit Group: GCV - RSK 175
Method Label: DV-GC-0025: Dissolved Gases in Water by RSK-175
Last Update: 19-Jun-2020 12:43:28 Calib Date: 16-May-2020 13:08:56
Integrator: Falcon
Quant Method: External Standard Quant By: Initial Calibration
Last ICal File: \\chromfs\Denver\ChromData\VGC_J\20200516-91574.b\009F0901.D

Column 1 : Rt-Alumina BOND/KCl (0.53 mm) Det: GC FID1A
Column 2 : HP-PLOT/Q (0.53 mm) Det: GC FID2B
Process Host: CTX1069

First Level Reviewer: meierg Date: 19-Jun-2020 12:38:35

Col	RT (min.)	Exp RT (min.)	Dlt RT (min.)	Response	OnCol Amt ug/l	Flags
$ 1 1,1,1-Trifluoroethane						
1		4.098			ND	
2		5.458				
2 Methane						a
1	1.250	1.266	-0.016	104067196	723.7	a
2	3.154	3.212	-0.058	48440520	707.4	a
					RPD = 2.27	
3 Ethane						
1		1.525			ND	
2		4.327				
4 Ethylene						
1		1.805			ND	
2		4.057				
5 Propane						
1		2.506			ND	
2		5.938				
6 Acetylene						
1		3.953			ND	
2		4.160				
7 Butane						
1		4.248			ND	
2		7.380				
8 isobutylene						
1		5.146			ND	
2		7.233				

QC Flag Legend

Review Flags

a - User Assigned ID

Report Date: 19-Jun-2020 12:43:31 Chrom Revision: 2.3 17-Jun-2020 19:07:08

Eurofins TestAmerica, Denver

Data File: \\chromfs\Denver\ChromData\VGC_J\20200618-92541.b\055F5501.D

Injection Date:	18-Jun-2020 23:35:40	Instrument ID:	VGC_J	Operator ID:	gm
Lims ID:	280-137702-G-8	Lab Sample ID:	280-137702-8	Worklist Smp#:	54
Client ID:	PZ016-20A				
Purge Vol:	18.000 mL	Dil. Factor:	1.0000	ALS Bottle#:	55
Method:	RSK_J	Limit Group:	GCV - RSK 175		

Column: Rt-Alumina BOND/KCl (0.53 mm) Y Scaling: Method Defined: Scale to the Nth Largest Target: 1

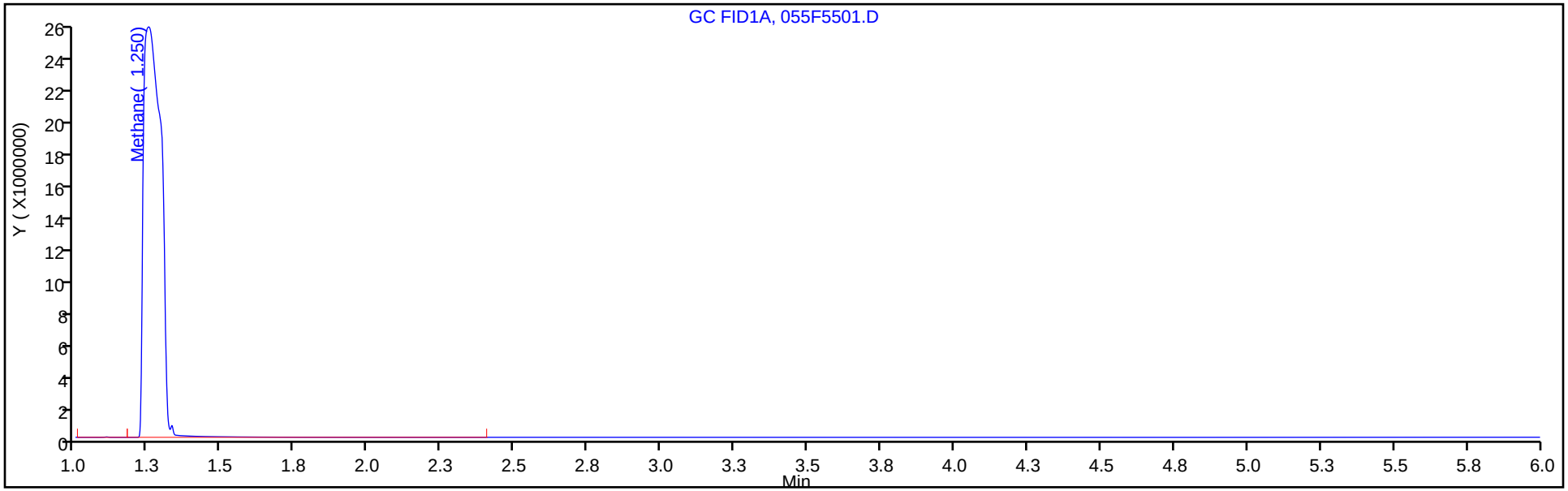

Column: HP-PLOT/Q (0.53 mm) Y Scaling: Method Defined: Scale to the Nth Largest Target: 1

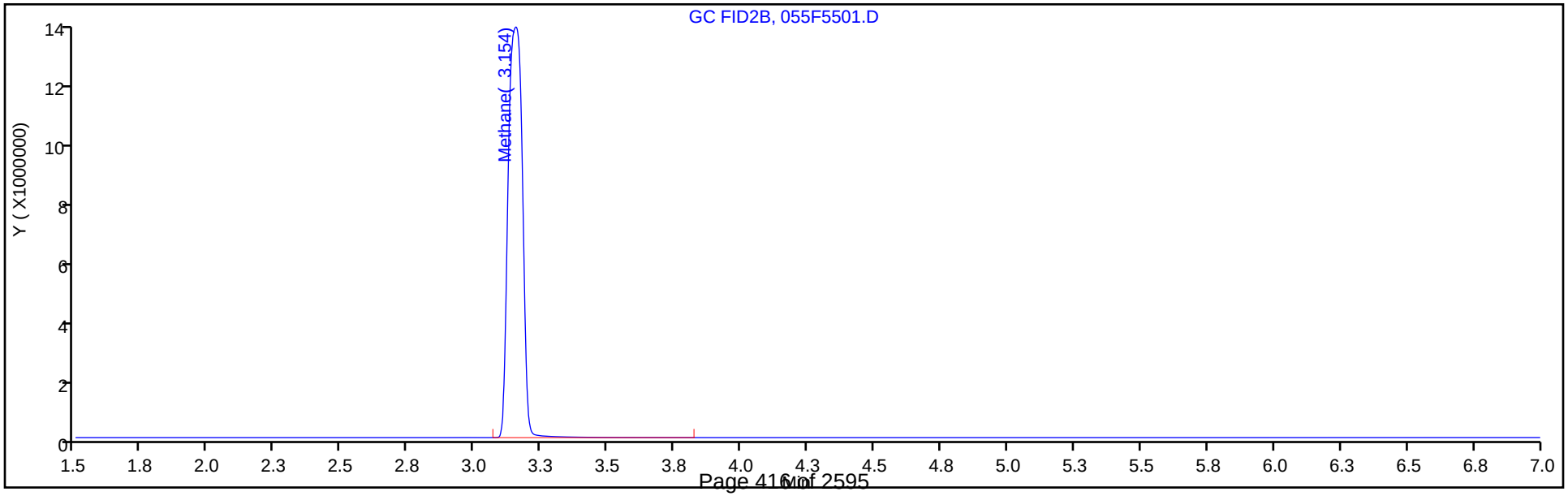

Manual Integration/User Assign Peak Report

Eurofins TestAmerica, Denver

Data File:	\\chromfs\Denver\ChromData\VGC_J\20200618-92541.b\055F5501.D				
Injection Date:	18-Jun-2020 23:35:40	Instrument ID:	VGC_J		
Lims ID:	280-137702-G-8	Lab Sample ID:	280-137702-8		
Client ID:	PZ016-20A				
Operator ID:	gm	ALS Bottle#:	55	Worklist Smp#:	54
Purge Vol:	18.000 mL	Dil. Factor:	1.0000		
Method:	RSK_J	Limit Group:	GCV - RSK 175		
Column:	HP-PLOT/Q (0.53 mm)	Detector	GC FID2B		

2 Methane, CAS: 74-82-8

Signal: 2

Not Detected
Expected RT: 3.21

Processing Integration Results

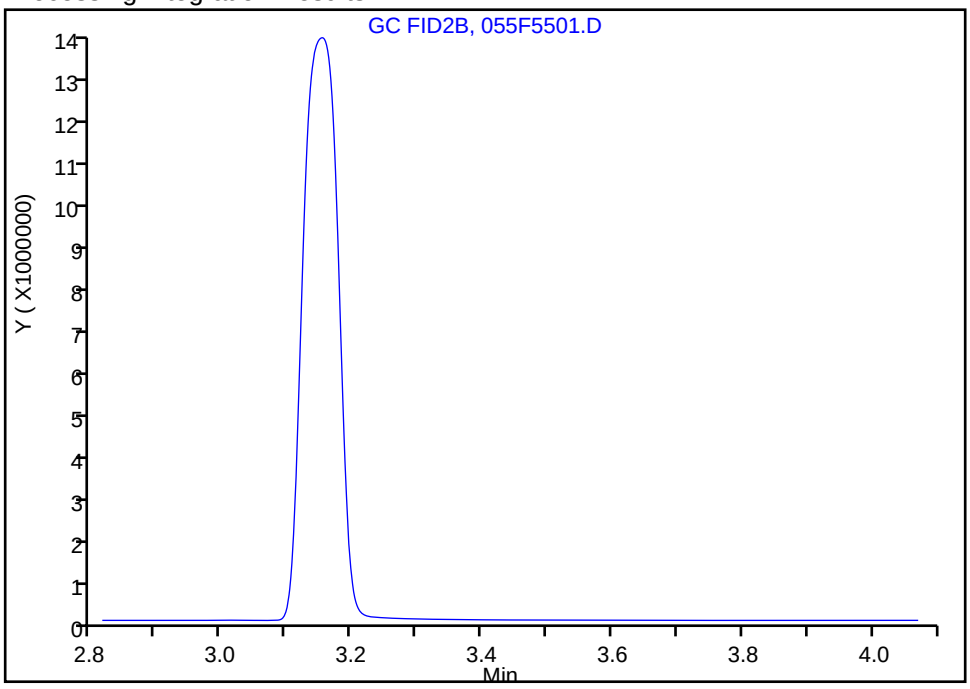

Manual Integration Results

RT: 3.15
Area: 48440520
Amount: 707.4440
Amount Units: ug/l

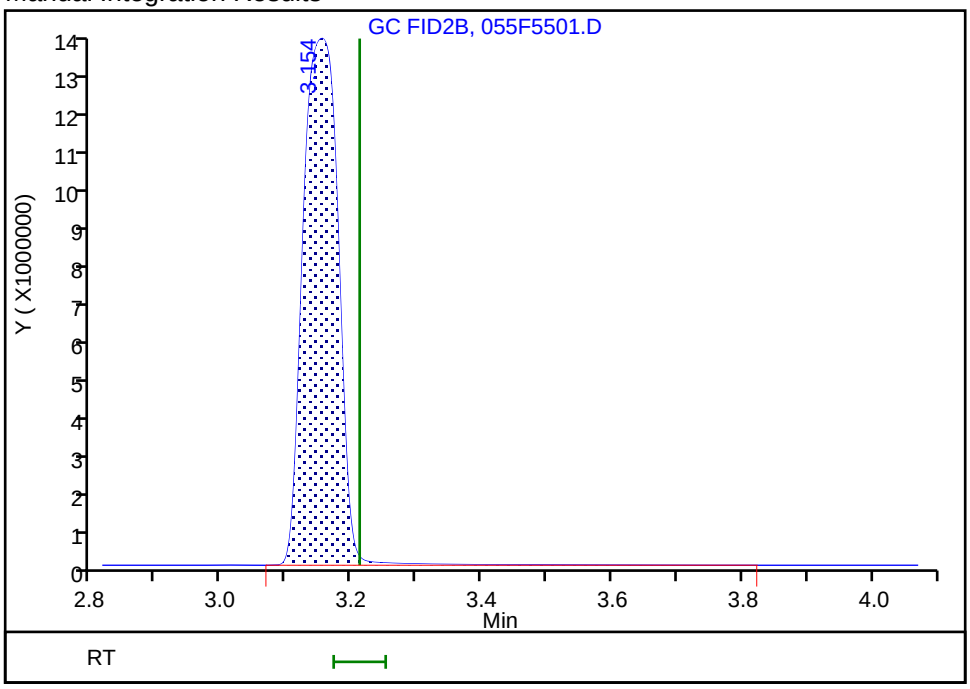

Reviewer: meierg, 19-Jun-2020 12:38:30
Audit Action: Assigned Compound ID Audit Reason: Peak not integrated

FORM I
GC VOA ORGANICS ANALYSIS DATA SHEET

Lab Name: Eurofins TestAmerica, Denver Job No.: 280-137702-1

SDG No.:

Client Sample ID: G0023-20A Lab Sample ID: 280-137702-9

Matrix: Water Lab File ID: 035F3501.D

Analysis Method: RSK-175 Date Collected: 06/13/2020 10:10

Sample wt/vol: 18(mL) Date Analyzed: 06/20/2020 02:05

Soil Aliquot Vol: Dilution Factor: 3

Soil Extract Vol.: GC Column: HP-Plot Q ID: 0.53(mm)

% Moisture: Level: (low/med) Low

Analysis Batch No.: 499435 Units: mg/L

CAS NO.	COMPOUND NAME	RESULT	Q	LOQ	LOD	DL
74-82-8	Methane	9.9	D M	0.015	0.0060	0.0019

Eurofins TestAmerica, Denver
Target Compound Quantitation Report

Data File: \\chromfs\Denver\ChromData\VGC_J\20200619-92578.b\035F3501.D
Lims ID: 280-137702-I-9
Client ID: G0023-20A
Sample Type: Client
Inject. Date: 20-Jun-2020 02:05:14 ALS Bottle#: 35 Worklist Smp#: 35
Purge Vol: 18.000 mL Dil. Factor: 3.0000
Sample Info: 280-137702-I-9
Operator ID: gm Instrument ID: VGC_J

Method: \\chromfs\Denver\ChromData\VGC_J\20200619-92578.b\RSK_J.m
Limit Group: GCV - RSK 175
Method Label: DV-GC-0025: Dissolved Gases in Water by RSK-175
Last Update: 23-Jun-2020 14:35:56 Calib Date: 16-May-2020 13:08:56
Integrator: Falcon
Quant Method: External Standard Quant By: Initial Calibration
Last ICal File: \\chromfs\Denver\ChromData\VGC_J\20200516-91574.b\009F0901.D

Column 1 : Rt-Alumina BOND/KCl (0.53 mm) Det: GC FID1A
Column 2 : HP-PLOT/Q (0.53 mm) Det: GC FID2B
Process Host: CTX1049

First Level Reviewer: meierg Date: 23-Jun-2020 14:32:18

Col	RT (min.)	Exp RT (min.)	Dlt RT (min.)	Response	OnCol Amt ug/l	Flags
$ 1 1,1,1-Trifluoroethane						
1		4.098			ND	
2		5.458				
2 Methane						a
1	1.251	1.262	-0.011	480765551	3344.5	a
2	3.163	3.212	-0.049	226588047	3310.1	a
					RPD = 1.03	
3 Ethane						
1		1.522			ND	
2		4.325				
4 Ethylene						
1		1.802			ND	
2		4.055				
5 Propane						
1		2.505			ND	
2		5.935				
6 Acetylene						
1		3.960			ND	
2		4.159				
7 Butane						
1		4.252			ND	
2		7.375				
8 isobutylene						
1		5.152			ND	
2		7.229				

QC Flag Legend

Review Flags

a - User Assigned ID

Report Date: 23-Jun-2020 14:36:08 Chrom Revision: 2.3 21-Jun-2020 18:30:46

Eurofins TestAmerica, Denver

Data File: \\chromfs\Denver\ChromData\VGC_J\20200619-92578.b\035F3501.D

Injection Date:	20-Jun-2020 02:05:14	Instrument ID:	VGC_J	Operator ID:	gm
Lims ID:	280-137702-I-9	Lab Sample ID:	280-137702-9	Worklist Smp#:	35
Client ID:	G0023-20A				
Purge Vol:	18.000 mL	Dil. Factor:	3.0000	ALS Bottle#:	35
Method:	RSK_J	Limit Group:	GCV - RSK 175		

Column: Rt-Alumina BOND/KCl (0.53 mm) Y Scaling: Method Defined: Scale to the Nth Largest Target: 1

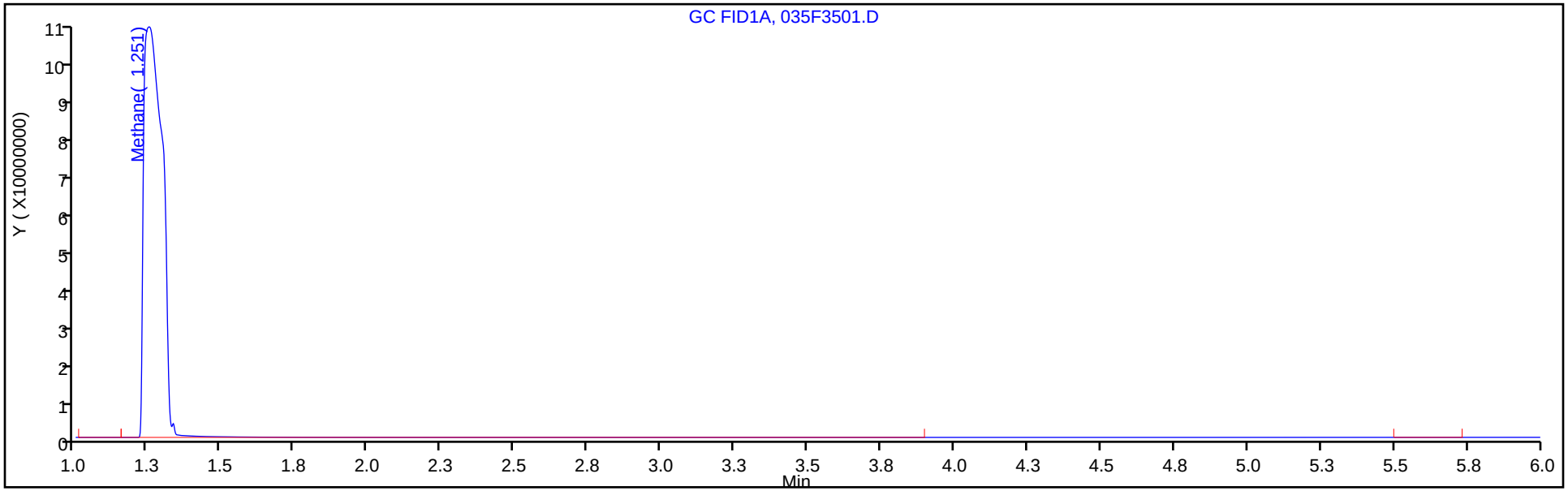

Column: HP-PLOT/Q (0.53 mm) Y Scaling: Method Defined: Scale to the Nth Largest Target: 1

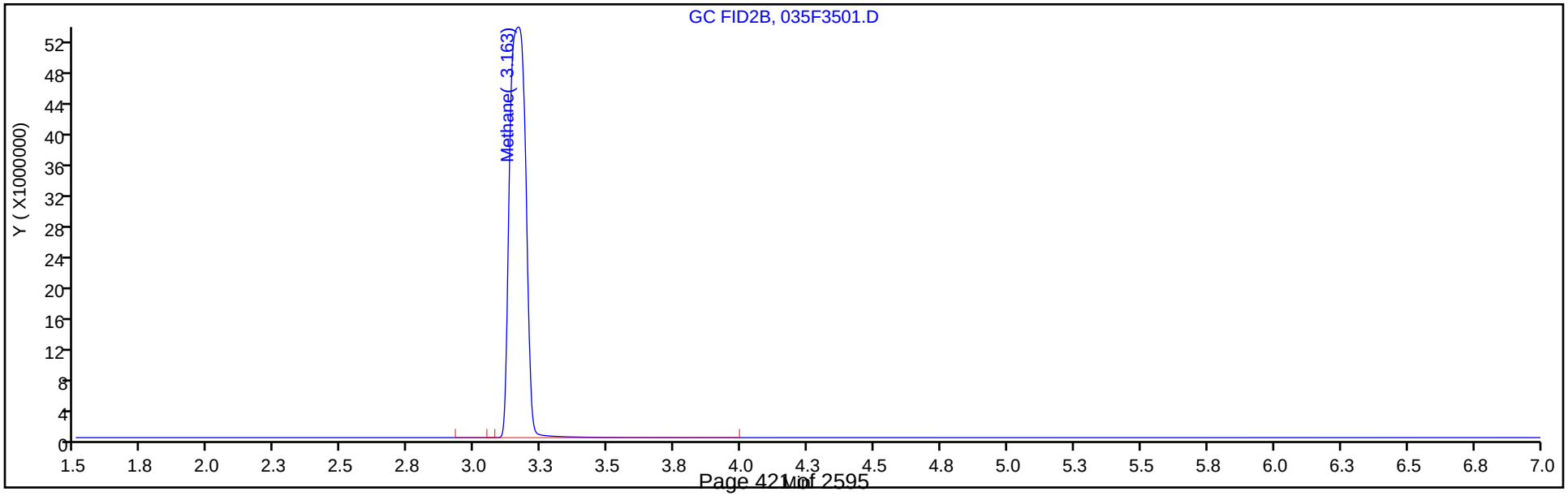

Manual Integration/User Assign Peak Report

Eurofins TestAmerica, Denver

Data File:	\\chromfs\Denver\ChromData\VGC_J\20200619-92578.b\035F3501.D				
Injection Date:	20-Jun-2020 02:05:14	Instrument ID:	VGC_J		
Lims ID:	280-137702-I-9	Lab Sample ID:	280-137702-9		
Client ID:	G0023-20A				
Operator ID:	gm	ALS Bottle#:	35	Worklist Smp#:	35
Purge Vol:	18.000 mL	Dil. Factor:	3.0000		
Method:	RSK_J	Limit Group:	GCV - RSK 175		
Column:	HP-PLOT/Q (0.53 mm)	Detector	GC FID2B		

2 Methane, CAS: 74-82-8

Signal: 2

Not Detected
Expected RT: 3.21

Processing Integration Results

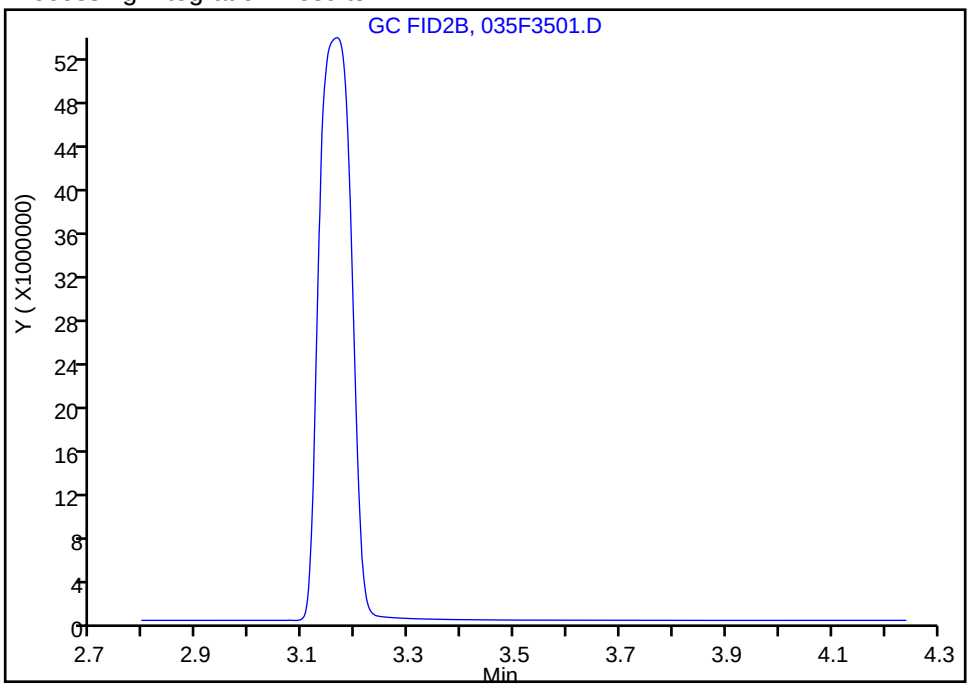

Manual Integration Results

RT: 3.16
Area: 226588047
Amount: 3310.1090
Amount Units: ug/l

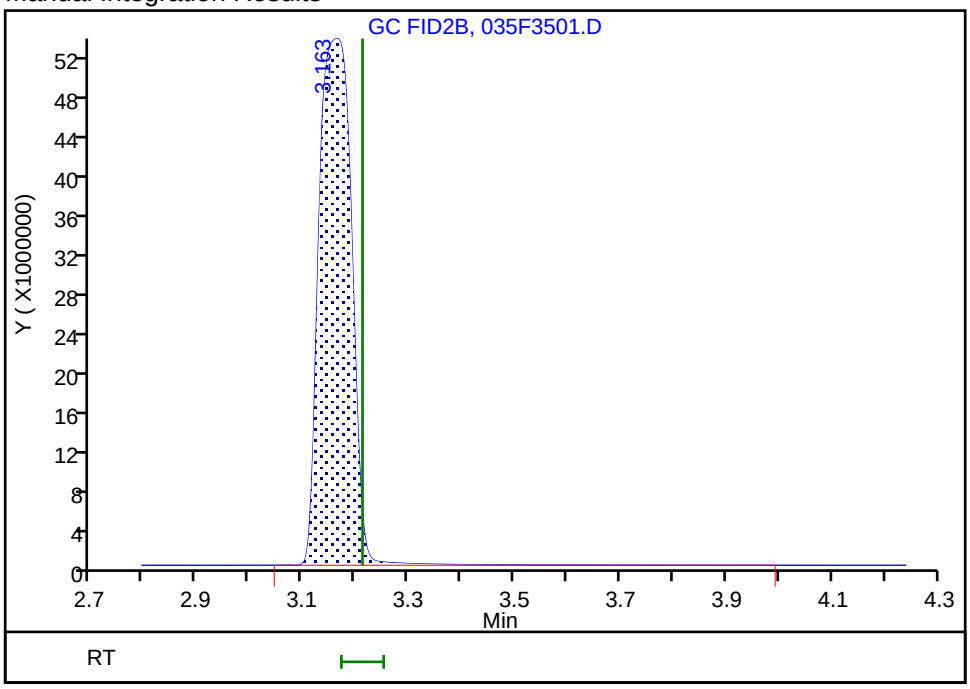

Reviewer: meierg, 23-Jun-2020 14:32:14
Audit Action: Assigned Compound ID Audit Reason: Peak not integrated

FORM I
GC VOA ORGANICS ANALYSIS DATA SHEET

Lab Name: Eurofins TestAmerica, Denver Job No.: 280-137702-1

SDG No.:

Client Sample ID: G0119-20A Lab Sample ID: 280-137702-10

Matrix: Water Lab File ID: 036F3601.D

Analysis Method: RSK-175 Date Collected: 06/13/2020 09:40

Sample wt/vol: 18(mL) Date Analyzed: 06/20/2020 02:21

Soil Aliquot Vol: Dilution Factor: 3

Soil Extract Vol.: GC Column: HP-Plot Q ID: 0.53(mm)

% Moisture: Level: (low/med) Low

Analysis Batch No.: 499435 Units: mg/L

CAS NO.	COMPOUND NAME	RESULT	Q	LOQ	LOD	DL
74-82-8	Methane	10	D M	0.015	0.0060	0.0019

Eurofins TestAmerica, Denver
Target Compound Quantitation Report

Data File: \\chromfs\Denver\ChromData\VGC_J\20200619-92578.b\036F3601.D
Lims ID: 280-137702-G-10
Client ID: G0119-20A
Sample Type: Client
Inject. Date: 20-Jun-2020 02:21:29 ALS Bottle#: 36 Worklist Smp#: 36
Purge Vol: 18.000 mL Dil. Factor: 3.0000
Sample Info: 280-137702-G-10
Operator ID: gm Instrument ID: VGC_J

Method: \\chromfs\Denver\ChromData\VGC_J\20200619-92578.b\RSK_J.m
Limit Group: GCV - RSK 175
Method Label: DV-GC-0025: Dissolved Gases in Water by RSK-175
Last Update: 23-Jun-2020 14:35:56 Calib Date: 16-May-2020 13:08:56
Integrator: Falcon
Quant Method: External Standard Quant By: Initial Calibration
Last ICal File: \\chromfs\Denver\ChromData\VGC_J\20200516-91574.b\009F0901.D

Column 1 : Rt-Alumina BOND/KCl (0.53 mm) Det: GC FID1A
Column 2 : HP-PLOT/Q (0.53 mm) Det: GC FID2B
Process Host: CTX1049

First Level Reviewer: meierg Date: 23-Jun-2020 14:32:28

Col	RT (min.)	Exp RT (min.)	Dlt RT (min.)	Response	OnCol Amt ug/l	Flags
$ 1 1,1,1-Trifluoroethane						
1		4.098			ND	
2		5.458				
2 Methane						a
1	1.248	1.262	-0.014	483935973	3366.6	a
2	3.160	3.212	-0.052	227466323	3322.9	a
					RPD = 1.30	
3 Ethane						
1		1.522			ND	
2		4.325				
4 Ethylene						
1		1.802			ND	
2		4.055				
5 Propane						
1		2.505			ND	
2		5.935				
6 Acetylene						
1		3.960			ND	
2		4.159				
7 Butane						
1		4.252			ND	
2		7.375				
8 isobutylene						
1		5.152			ND	
2		7.229				

QC Flag Legend

Review Flags

a - User Assigned ID

Report Date: 23-Jun-2020 14:36:09 Chrom Revision: 2.3 21-Jun-2020 18:30:46

Eurofins TestAmerica, Denver

Data File: \\chromfs\Denver\ChromData\VGC_J\20200619-92578.b\036F3601.D

Injection Date:	20-Jun-2020 02:21:29	Instrument ID:	VGC_J	Operator ID:	gm
Lims ID:	280-137702-G-10	Lab Sample ID:	280-137702-10	Worklist Smp#:	36
Client ID:	G0119-20A				
Purge Vol:	18.000 mL	Dil. Factor:	3.0000	ALS Bottle#:	36
Method:	RSK_J	Limit Group:	GCV - RSK 175		

Column: Rt-Alumina BOND/KCl (0.53 mm) Y Scaling: Method Defined: Scale to the Nth Largest Target: 1

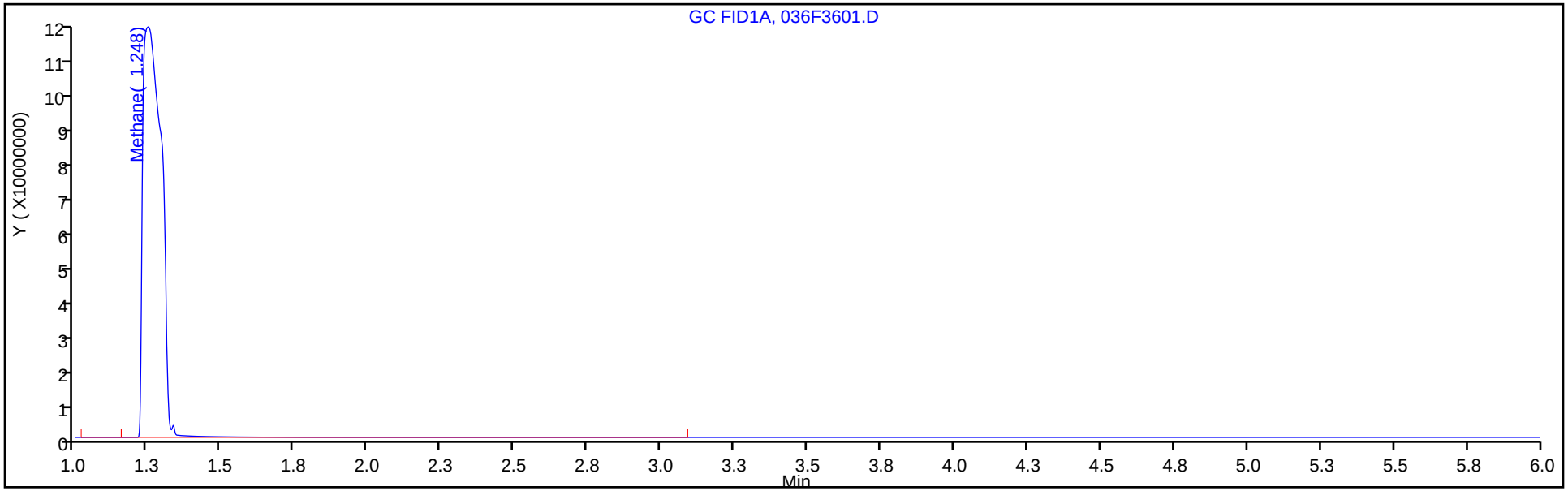

Column: HP-PLOT/Q (0.53 mm) Y Scaling: Method Defined: Scale to the Nth Largest Target: 1

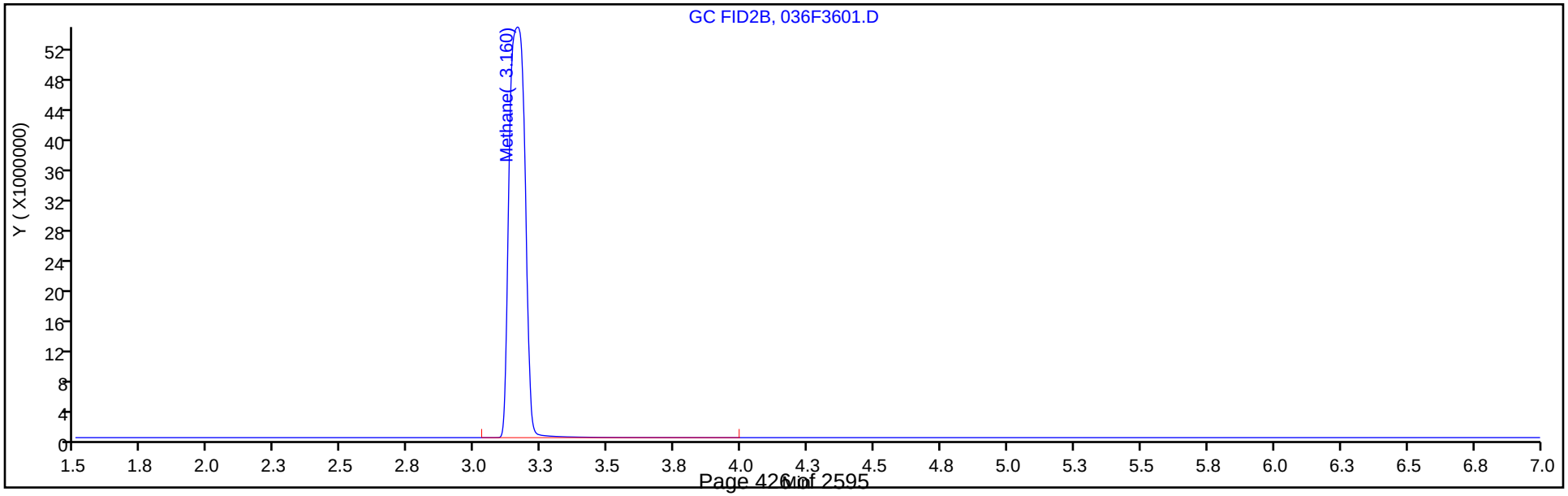

Manual Integration/User Assign Peak Report

Eurofins TestAmerica, Denver

Data File:	\\chromfs\Denver\ChromData\VGC_J\20200619-92578.b\036F3601.D				
Injection Date:	20-Jun-2020 02:21:29	Instrument ID:	VGC_J		
Lims ID:	280-137702-G-10	Lab Sample ID:	280-137702-10		
Client ID:	G0119-20A				
Operator ID:	gm	ALS Bottle#:	36	Worklist Smp#:	36
Purge Vol:	18.000 mL	Dil. Factor:	3.0000		
Method:	RSK_J	Limit Group:	GCV - RSK 175		
Column:	HP-PLOT/Q (0.53 mm)	Detector	GC FID2B		

2 Methane, CAS: 74-82-8

Signal: 2

Not Detected
Expected RT: 3.21

Processing Integration Results

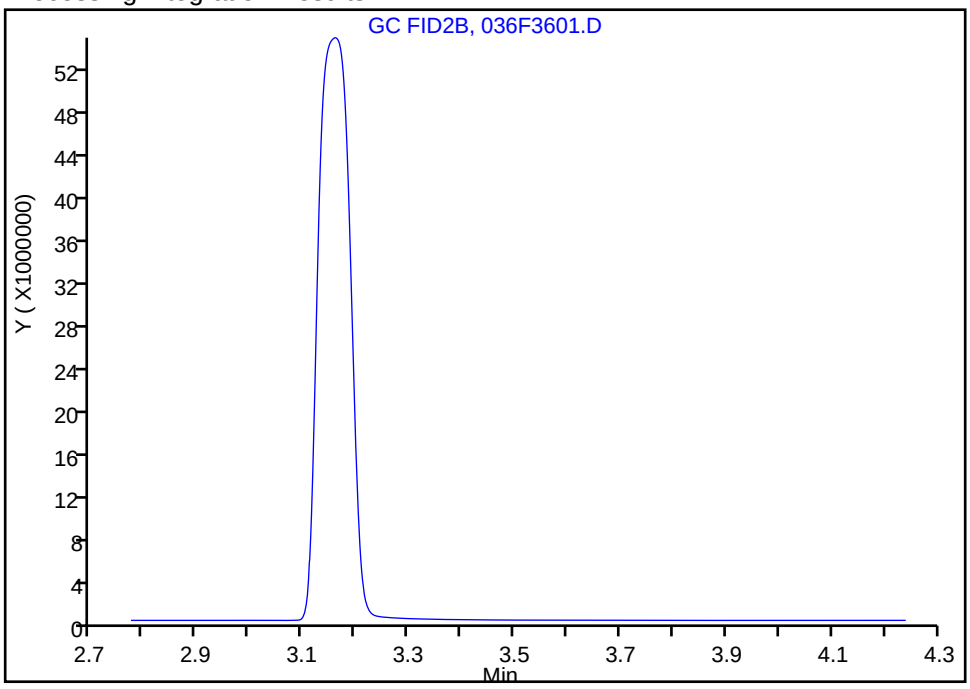

Manual Integration Results

RT: 3.16
Area: 227466323
Amount: 3322.9402
Amount Units: ug/l

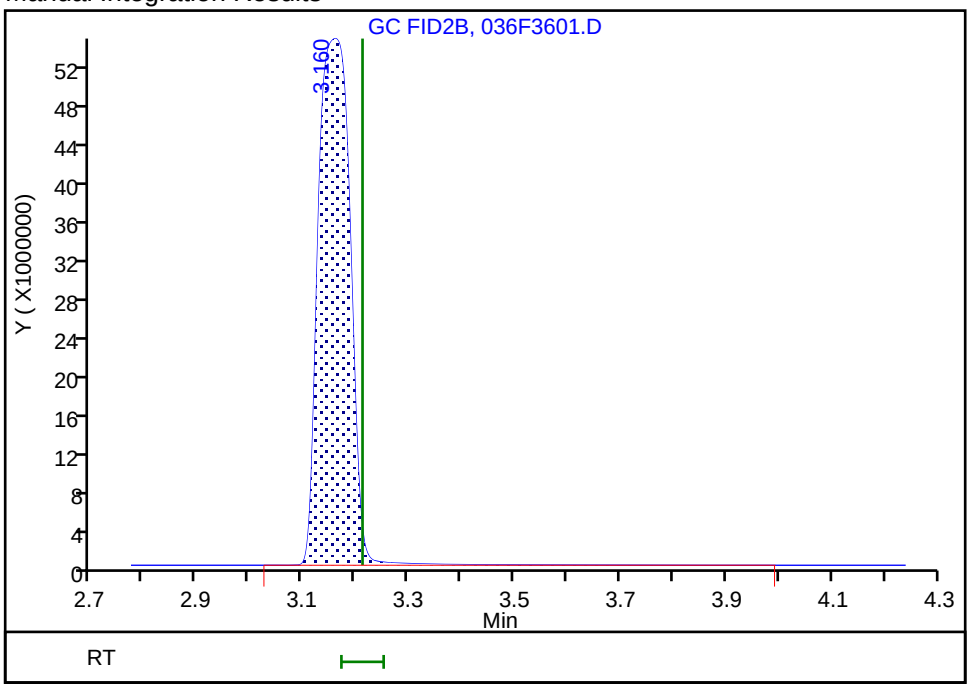

Reviewer: meierg, 23-Jun-2020 14:32:25
Audit Action: Assigned Compound ID Audit Reason: Peak not integrated

FORM I
GC VOA ORGANICS ANALYSIS DATA SHEET

Lab Name: Eurofins TestAmerica, Denver Job No.: 280-137702-1

SDG No.:

Client Sample ID: G0098-20A Lab Sample ID: 280-137702-11

Matrix: Water Lab File ID: 037F3701.D

Analysis Method: RSK-175 Date Collected: 06/14/2020 10:50

Sample wt/vol: 18(mL) Date Analyzed: 06/20/2020 02:37

Soil Aliquot Vol: Dilution Factor: 3

Soil Extract Vol.: GC Column: HP-Plot Q ID: 0.53(mm)

% Moisture: Level: (low/med) Low

Analysis Batch No.: 499435 Units: mg/L

CAS NO.	COMPOUND NAME	RESULT	Q	LOQ	LOD	DL
74-82-8	Methane	13	D M	0.015	0.0060	0.0019

Eurofins TestAmerica, Denver
Target Compound Quantitation Report

Data File: \\chromfs\Denver\ChromData\VGC_J\20200619-92578.b\037F3701.D
Lims ID: 280-137702-H-11
Client ID: G0098-20A
Sample Type: Client
Inject. Date: 20-Jun-2020 02:37:41 ALS Bottle#: 37 Worklist Smp#: 37
Purge Vol: 18.000 mL Dil. Factor: 3.0000
Sample Info: 280-137702-H-11
Operator ID: gm Instrument ID: VGC_J

Method: \\chromfs\Denver\ChromData\VGC_J\20200619-92578.b\RSK_J.m
Limit Group: GCV - RSK 175
Method Label: DV-GC-0025: Dissolved Gases in Water by RSK-175
Last Update: 23-Jun-2020 14:35:56 Calib Date: 16-May-2020 13:08:56
Integrator: Falcon
Quant Method: External Standard Quant By: Initial Calibration
Last ICal File: \\chromfs\Denver\ChromData\VGC_J\20200516-91574.b\009F0901.D

Column 1 : Rt-Alumina BOND/KCl (0.53 mm) Det: GC FID1A
Column 2 : HP-PLOT/Q (0.53 mm) Det: GC FID2B
Process Host: CTX1049

First Level Reviewer: meierg Date: 23-Jun-2020 14:32:39

Col	RT (min.)	Exp RT (min.)	Dlt RT (min.)	Response	OnCol Amt ug/l	Flags
$ 1 1,1,1-Trifluoroethane						
1		4.098			ND	
2		5.458				
2 Methane						a
1	1.251	1.262	-0.011	626655532	4359.5	a
2	3.161	3.212	-0.051	295351146	4314.7	a
					RPD = 1.03	
3 Ethane						
1		1.522			ND	
2		4.325				
4 Ethylene						
1		1.802			ND	
2		4.055				
5 Propane						
1		2.505			ND	
2		5.935				
6 Acetylene						
1		3.960			ND	
2		4.159				
7 Butane						
1		4.252			ND	
2		7.375				
8 isobutylene						
1		5.152			ND	
2		7.229				

QC Flag Legend

Review Flags

a - User Assigned ID

Report Date: 23-Jun-2020 14:36:09 Chrom Revision: 2.3 21-Jun-2020 18:30:46

Eurofins TestAmerica, Denver

Data File: \\chromfs\Denver\ChromData\VGC_J\20200619-92578.b\037F3701.D

Injection Date:	20-Jun-2020 02:37:41	Instrument ID:	VGC_J	Operator ID:	gm
Lims ID:	280-137702-H-11	Lab Sample ID:	280-137702-11	Worklist Smp#:	37
Client ID:	G0098-20A				
Purge Vol:	18.000 mL	Dil. Factor:	3.0000	ALS Bottle#:	37
Method:	RSK_J	Limit Group:	GCV - RSK 175		

Column: Rt-Alumina BOND/KCl (0.53 mm) Y Scaling: Method Defined: Scale to the Nth Largest Target: 1

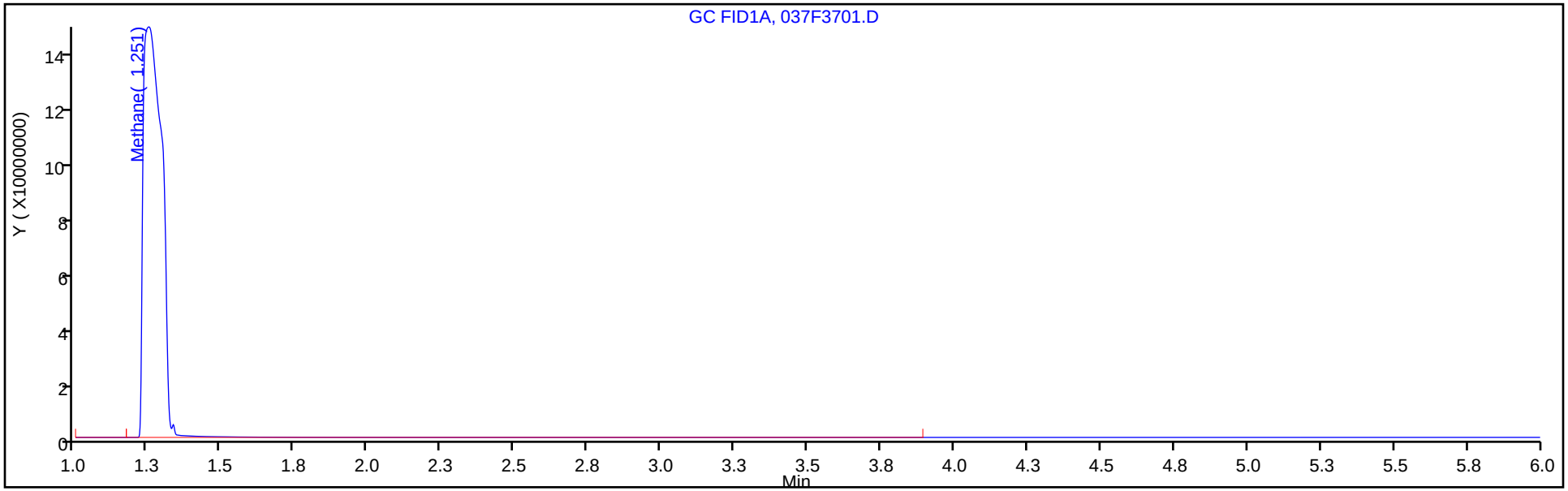

Column: HP-PLOT/Q (0.53 mm) Y Scaling: Method Defined: Scale to the Nth Largest Target: 1

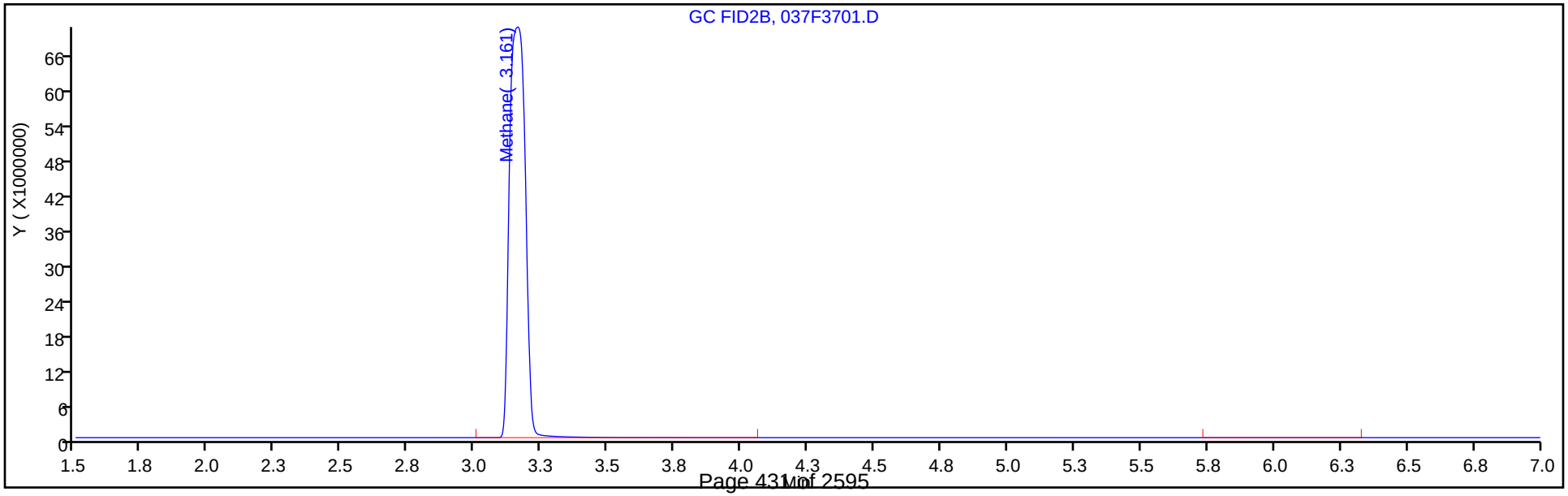

Manual Integration/User Assign Peak Report

Eurofins TestAmerica, Denver

Data File:	\\chromfs\Denver\ChromData\VGC_J\20200619-92578.b\037F3701.D				
Injection Date:	20-Jun-2020 02:37:41	Instrument ID:	VGC_J		
Lims ID:	280-137702-H-11	Lab Sample ID:	280-137702-11		
Client ID:	G0098-20A				
Operator ID:	gm	ALS Bottle#:	37	Worklist Smp#:	37
Purge Vol:	18.000 mL	Dil. Factor:	3.0000		
Method:	RSK_J	Limit Group:	GCV - RSK 175		
Column:	HP-PLOT/Q (0.53 mm)	Detector	GC FID2B		

2 Methane, CAS: 74-82-8

Signal: 2

Not Detected
Expected RT: 3.21

Processing Integration Results

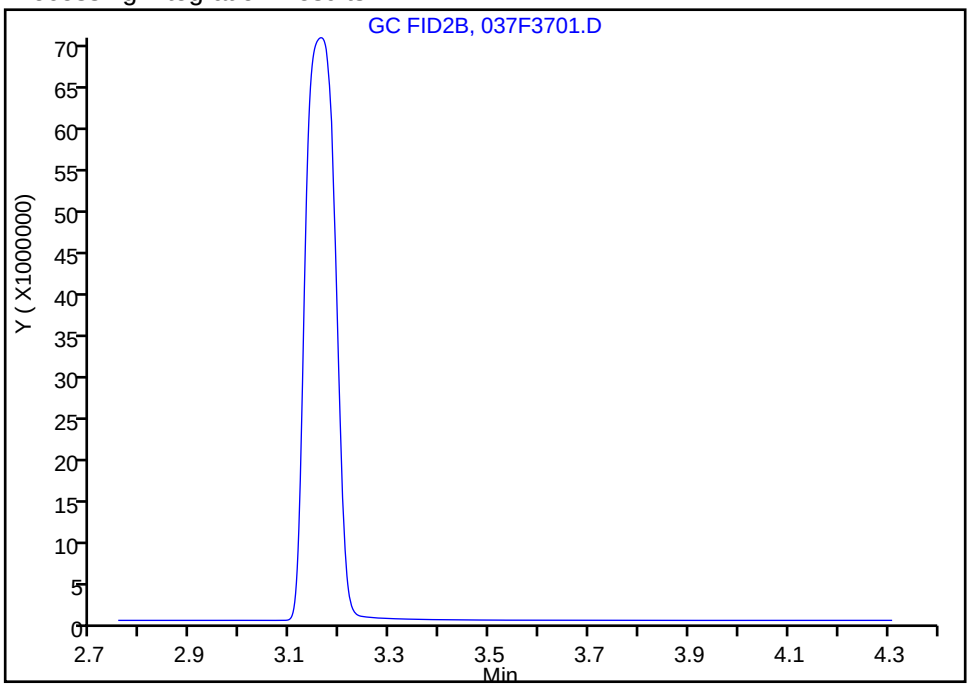

Manual Integration Results

RT: 3.16
Area: 295351146
Amount: 4314.7106
Amount Units: ug/l

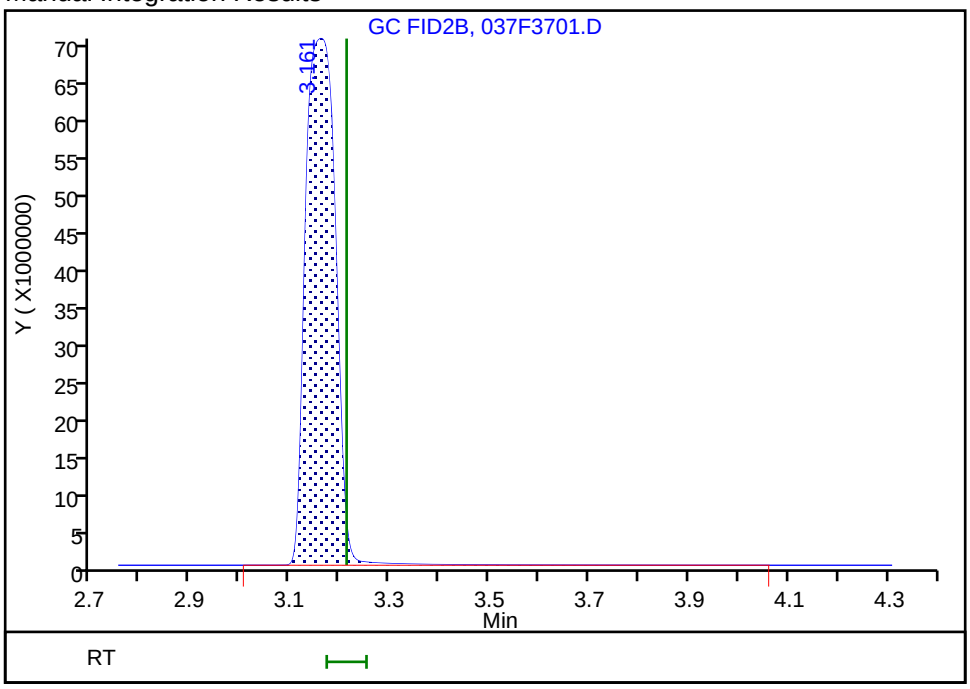

Reviewer: meierg, 23-Jun-2020 14:32:35
Audit Action: Assigned Compound ID Audit Reason: Peak not integrated

FORM I
GC VOA ORGANICS ANALYSIS DATA SHEET

Lab Name: Eurofins TestAmerica, Denver Job No.: 280-137702-1

SDG No.:

Client Sample ID: G0114-20A Lab Sample ID: 280-137702-12

Matrix: Water Lab File ID: 038F3801.D

Analysis Method: RSK-175 Date Collected: 06/14/2020 12:10

Sample wt/vol: 18(mL) Date Analyzed: 06/20/2020 02:53

Soil Aliquot Vol: Dilution Factor: 3

Soil Extract Vol.: GC Column: HP-Plot Q ID: 0.53(mm)

% Moisture: Level: (low/med) Low

Analysis Batch No.: 499435 Units: mg/L

CAS NO.	COMPOUND NAME	RESULT	Q	LOQ	LOD	DL
74-82-8	Methane	9.7	D M	0.015	0.0060	0.0019

Eurofins TestAmerica, Denver
Target Compound Quantitation Report

Data File: \\chromfs\Denver\ChromData\VGC_J\20200619-92578.b\038F3801.D
Lims ID: 280-137702-I-12
Client ID: G0114-20A
Sample Type: Client
Inject. Date: 20-Jun-2020 02:53:53 ALS Bottle#: 38 Worklist Smp#: 38
Purge Vol: 18.000 mL Dil. Factor: 3.0000
Sample Info: 280-137702-I-12
Operator ID: gm Instrument ID: VGC_J

Method: \\chromfs\Denver\ChromData\VGC_J\20200619-92578.b\RSK_J.m
Limit Group: GCV - RSK 175
Method Label: DV-GC-0025: Dissolved Gases in Water by RSK-175
Last Update: 23-Jun-2020 14:35:56 Calib Date: 16-May-2020 13:08:56
Integrator: Falcon
Quant Method: External Standard Quant By: Initial Calibration
Last ICal File: \\chromfs\Denver\ChromData\VGC_J\20200516-91574.b\009F0901.D

Column 1 : Rt-Alumina BOND/KCl (0.53 mm) Det: GC FID1A
Column 2 : HP-PLOT/Q (0.53 mm) Det: GC FID2B
Process Host: CTX1049

First Level Reviewer: meierg Date: 23-Jun-2020 14:33:50

Col	RT (min.)	Exp RT (min.)	Dlt RT (min.)	Response	OnCol Amt ug/l	Flags
$ 1 1,1,1-Trifluoroethane						
1		4.098			ND	
2		5.458				
2 Methane						a
1	1.253	1.262	-0.009	468515309	3259.3	a
2	3.166	3.212	-0.046	221170111	3231.0	a
					RPD = 0.87	
3 Ethane						
1		1.522			ND	
2		4.325				
4 Ethylene						
1		1.802			ND	
2		4.055				
5 Propane						
1		2.505			ND	
2		5.935				
6 Acetylene						
1		3.960			ND	
2		4.159				
7 Butane						
1		4.252			ND	
2		7.375				
8 isobutylene						M
1	5.166	5.152	0.014	28302	0.3170	
2	7.226	7.229	-0.003	10709	0.2577	M
					RPD = 20.66	

LOD = 1.10

QC Flag Legend

Processing Flags

7 - Failed Limit of Detection

Review Flags

M - Manually Integrated

a - User Assigned ID

Report Date: 23-Jun-2020 14:36:10 Chrom Revision: 2.3 21-Jun-2020 18:30:46

Eurofins TestAmerica, Denver

Data File: \\chromfs\Denver\ChromData\VGC_J\20200619-92578.b\038F3801.D

Injection Date:	20-Jun-2020 02:53:53	Instrument ID:	VGC_J	Operator ID:	gm
Lims ID:	280-137702-I-12	Lab Sample ID:	280-137702-12	Worklist Smp#:	38
Client ID:	G0114-20A				
Purge Vol:	18.000 mL	Dil. Factor:	3.0000	ALS Bottle#:	38
Method:	RSK_J	Limit Group:	GCV - RSK 175		

Column: Rt-Alumina BOND/KCl (0.53 mm) Y Scaling: Method Defined: Scale to the Nth Largest Target: 1

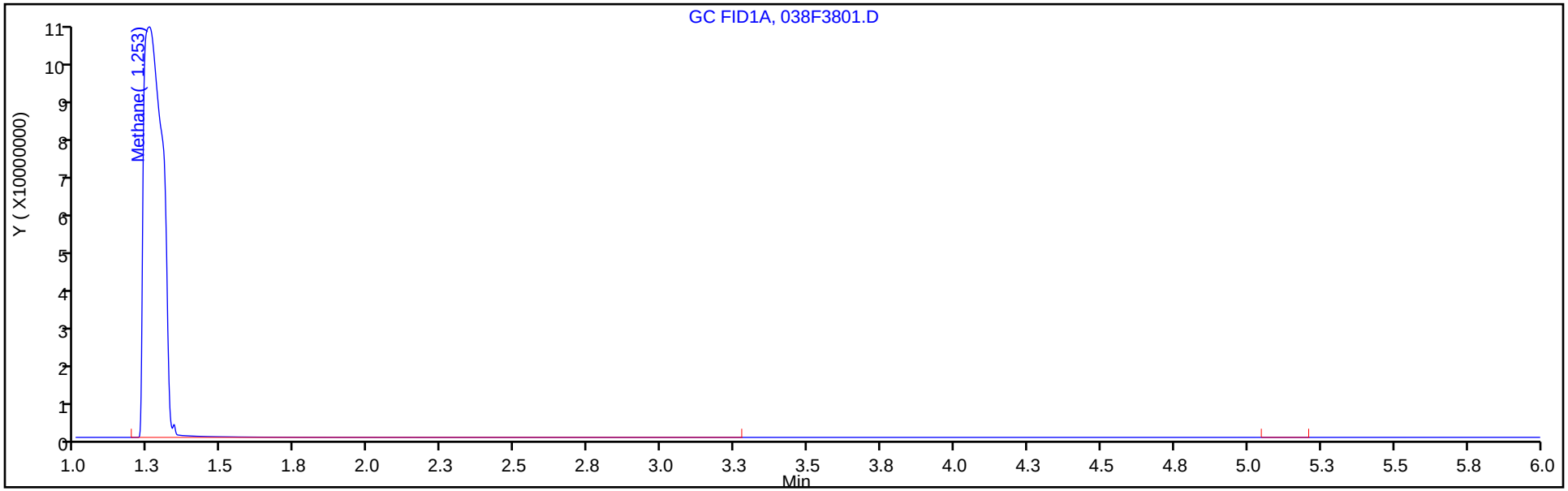

Column: HP-PLOT/Q (0.53 mm) Y Scaling: Method Defined: Scale to the Nth Largest Target: 1

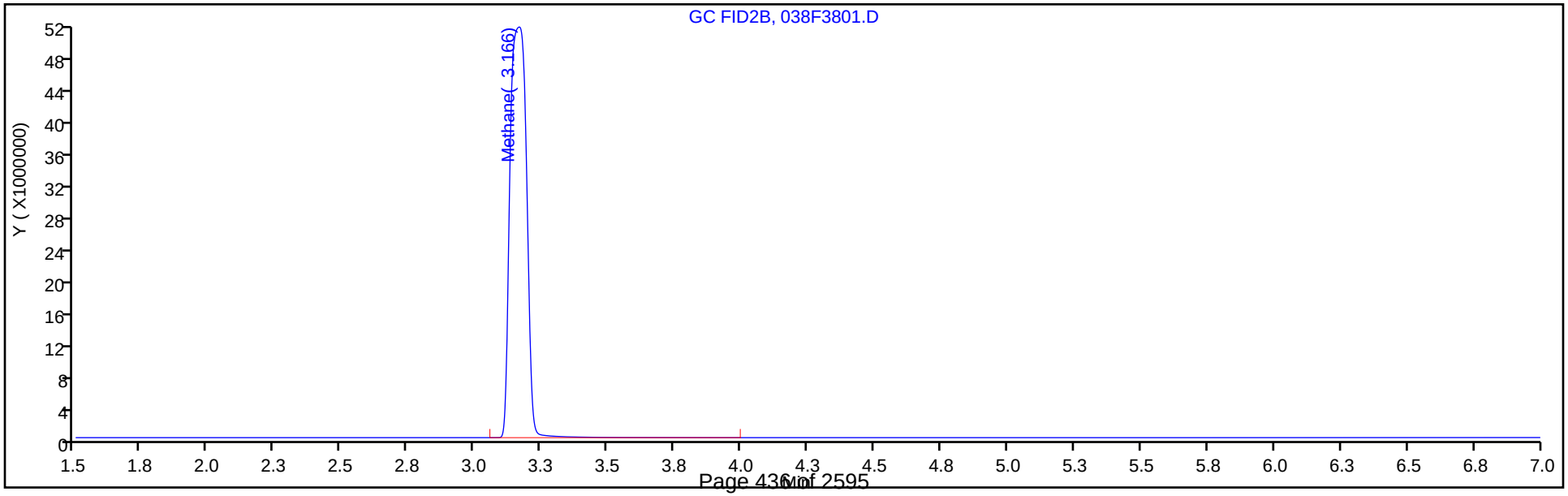

Manual Integration/User Assign Peak Report

Eurofins TestAmerica, Denver

Data File:	\\chromfs\Denver\ChromData\VGC_J\20200619-92578.b\038F3801.D				
Injection Date:	20-Jun-2020 02:53:53	Instrument ID:	VGC_J		
Lims ID:	280-137702-I-12	Lab Sample ID:	280-137702-12		
Client ID:	G0114-20A				
Operator ID:	gm	ALS Bottle#:	38	Worklist Smp#:	38
Purge Vol:	18.000 mL	Dil. Factor:	3.0000		
Method:	RSK_J	Limit Group:	GCV - RSK 175		
Column:	HP-PLOT/Q (0.53 mm)	Detector	GC FID2B		

2 Methane, CAS: 74-82-8

Signal: 2

Not Detected
Expected RT: 3.21

Processing Integration Results

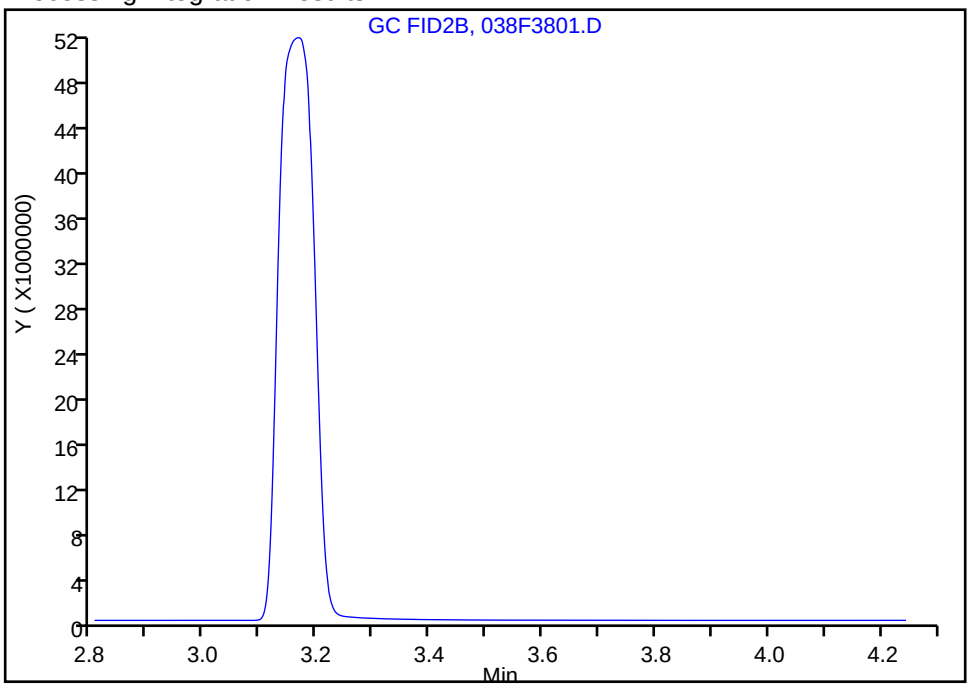

Manual Integration Results

RT: 3.17
Area: 221170111
Amount: 3230.9551
Amount Units: ug/l

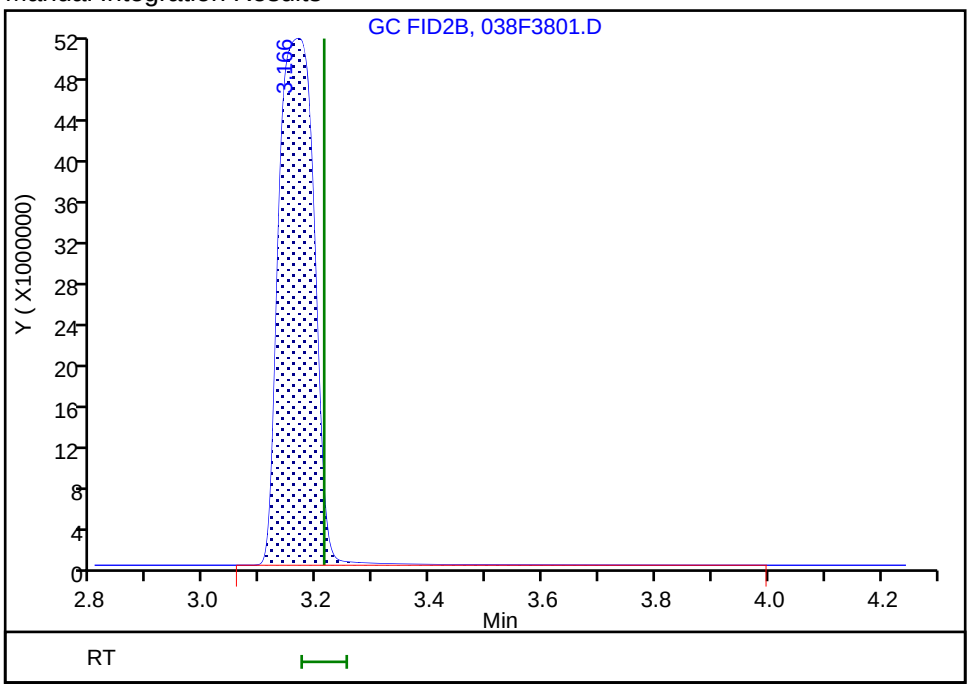

Reviewer: meierg, 23-Jun-2020 14:32:49
Audit Action: Assigned Compound ID Audit Reason: Peak not integrated

FORM I
GC VOA ORGANICS ANALYSIS DATA SHEET

Lab Name: Eurofins TestAmerica, Denver Job No.: 280-137702-1

SDG No.:

Client Sample ID: NW022-20A Lab Sample ID: 280-137702-13

Matrix: Water Lab File ID: 06192015.D

Analysis Method: RSK-175 Date Collected: 06/15/2020 10:50

Sample wt/vol: 18(mL) Date Analyzed: 06/19/2020 18:02

Soil Aliquot Vol: Dilution Factor: 1

Soil Extract Vol.: GC Column: HP-Plot Q ID: 0.53(mm)

% Moisture: Level: (low/med) Low

Analysis Batch No.: 499435 Units: mg/L

CAS NO.	COMPOUND NAME	RESULT	Q	LOQ	LOD	DL
74-82-8	Methane	0.44	M	0.0050	0.0020	0.00063

Eurofins TestAmerica, Denver
Target Compound Quantitation Report

Data File: \\chromfs\Denver\ChromData\VGC_J\20200619-92578.b\06192015.D
Lims ID: 280-137702-G-13
Client ID: NW022-20A
Sample Type: Client
Inject. Date: 19-Jun-2020 18:02:01 ALS Bottle#: 15 Worklist Smp#: 15
Purge Vol: 18.000 mL Dil. Factor: 1.0000
Sample Info: 280-137702-G-13
Misc. Info.: 280-0092578-015
Operator ID: gm Instrument ID: VGC_J

Method: \\chromfs\Denver\ChromData\VGC_J\20200619-92578.b\RSK_J.m
Limit Group: GCV - RSK 175
Method Label: DV-GC-0025: Dissolved Gases in Water by RSK-175
Last Update: 23-Jun-2020 14:07:48 Calib Date: 16-May-2020 13:08:56
Integrator: Falcon
Quant Method: External Standard Quant By: Initial Calibration
Last ICal File: \\chromfs\Denver\ChromData\VGC_J\20200516-91574.b\009F0901.D

Column 1 : Rt-Alumina BOND/KCl (0.53 mm) Det: GC FID1A
Column 2 : HP-PLOT/Q (0.53 mm) Det: GC FID2B
Process Host: CTX1049

First Level Reviewer: meierg Date: 23-Jun-2020 12:22:29

Col	RT (min.)	Exp RT (min.)	Dlt RT (min.)	Response	OnCol Amt ug/l	Flags
$ 1 1,1,1-Trifluoroethane						
1		4.098			ND	
2		5.458				
2 Methane						a
1	1.243	1.262	-0.019	66074637	459.4	a
2	3.157	3.212	-0.055	29916292	436.8	a
					RPD = 5.03	
3 Ethane						
1		1.522			ND	
2		4.325				
4 Ethylene						
1		1.802			ND	
2		4.055				
5 Propane						
1		2.505			ND	
2		5.935				
6 Acetylene						
1		3.960			ND	
2		4.159				
7 Butane						
1		4.252			ND	
2		7.375				
8 isobutylene						
1		5.152			ND	
2		7.229				

QC Flag Legend

Review Flags

a - User Assigned ID

Report Date: 23-Jun-2020 14:07:57 Chrom Revision: 2.3 21-Jun-2020 18:30:46

Eurofins TestAmerica, Denver

Data File: \\chromfs\Denver\ChromData\VGC_J\20200619-92578.b\06192015.D

Injection Date:	19-Jun-2020 18:02:01	Instrument ID:	VGC_J	Operator ID:	gm
Lims ID:	280-137702-G-13	Lab Sample ID:	280-137702-13	Worklist Smp#:	15
Client ID:	NW022-20A				
Purge Vol:	18.000 mL	Dil. Factor:	1.0000	ALS Bottle#:	15
Method:	RSK_J	Limit Group:	GCV - RSK 175		

Column: Rt-Alumina BOND/KCl (0.53 mm) Y Scaling: Method Defined: Scale to the Nth Largest Target: 1

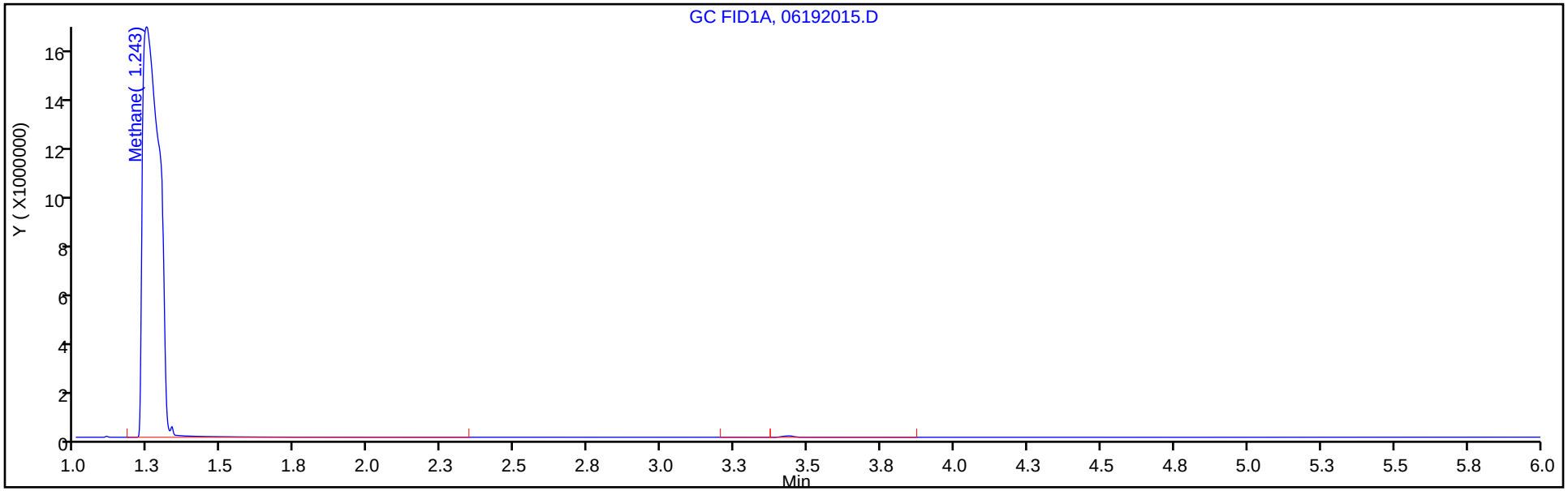

Column: HP-PLOT/Q (0.53 mm) Y Scaling: Method Defined: Scale to the Nth Largest Target: 1

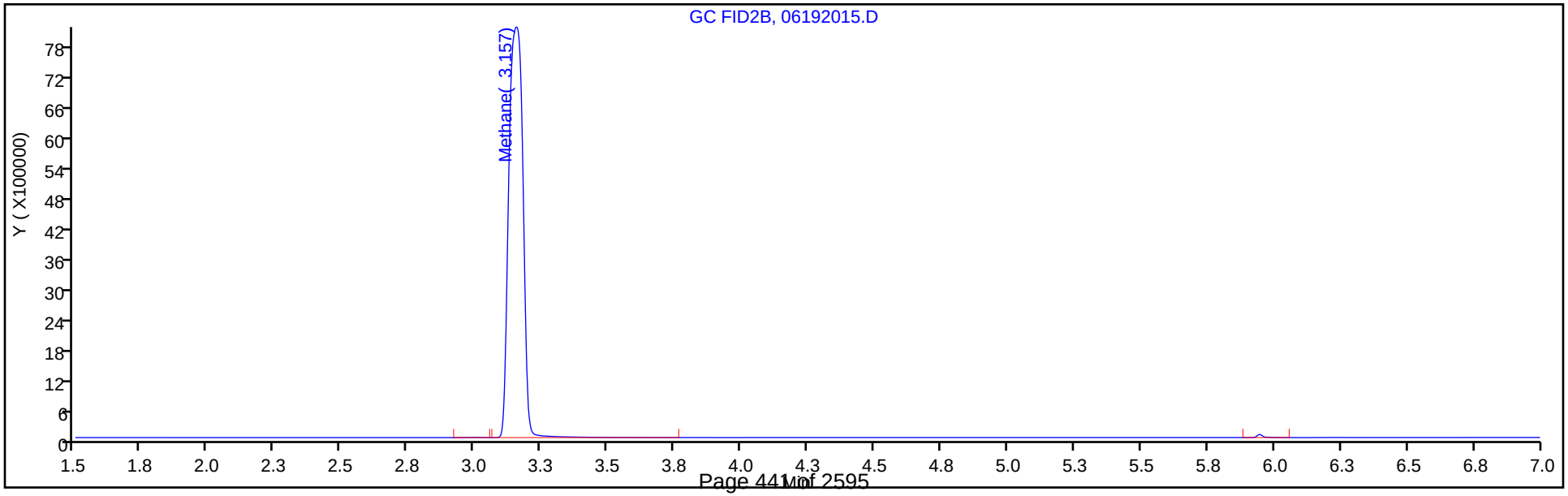

Manual Integration/User Assign Peak Report

Eurofins TestAmerica, Denver

Data File:	\\chromfs\Denver\ChromData\VGC_J\20200619-92578.b\06192015.D				
Injection Date:	19-Jun-2020 18:02:01	Instrument ID:	VGC_J		
Lims ID:	280-137702-G-13	Lab Sample ID:	280-137702-13		
Client ID:	NW022-20A				
Operator ID:	gm	ALS Bottle#:	15	Worklist Smp#:	15
Purge Vol:	18.000 mL	Dil. Factor:	1.0000		
Method:	RSK_J	Limit Group:	GCV - RSK 175		
Column:	HP-PLOT/Q (0.53 mm)	Detector	GC FID2B		

2 Methane, CAS: 74-82-8

Signal: 2

Not Detected
Expected RT: 3.21

Processing Integration Results

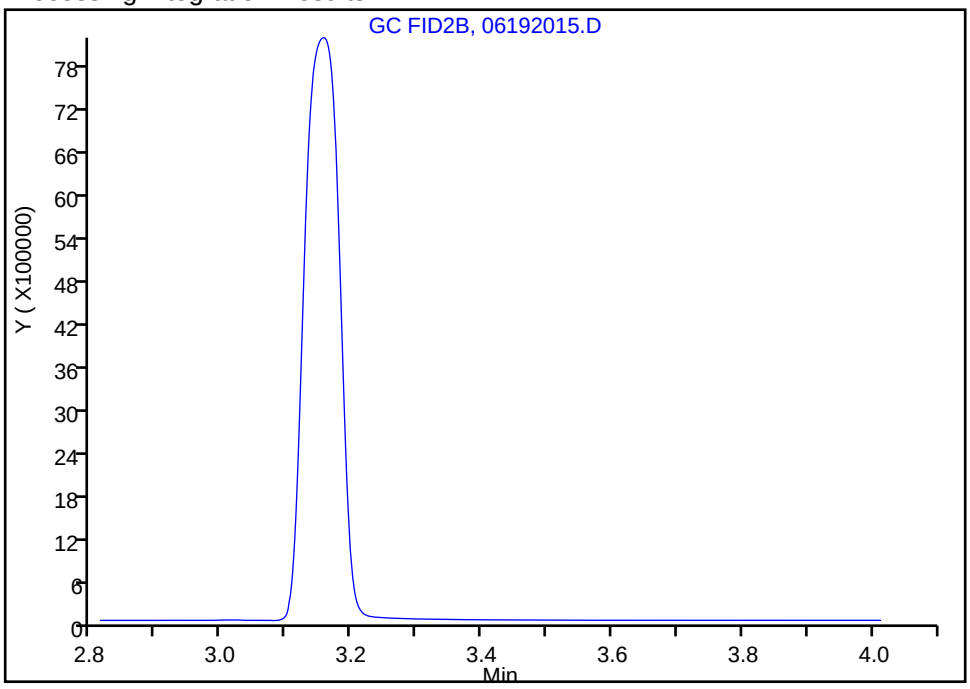

Manual Integration Results

RT: 3.16
Area: 29916292
Amount: 436.8124
Amount Units: ug/l

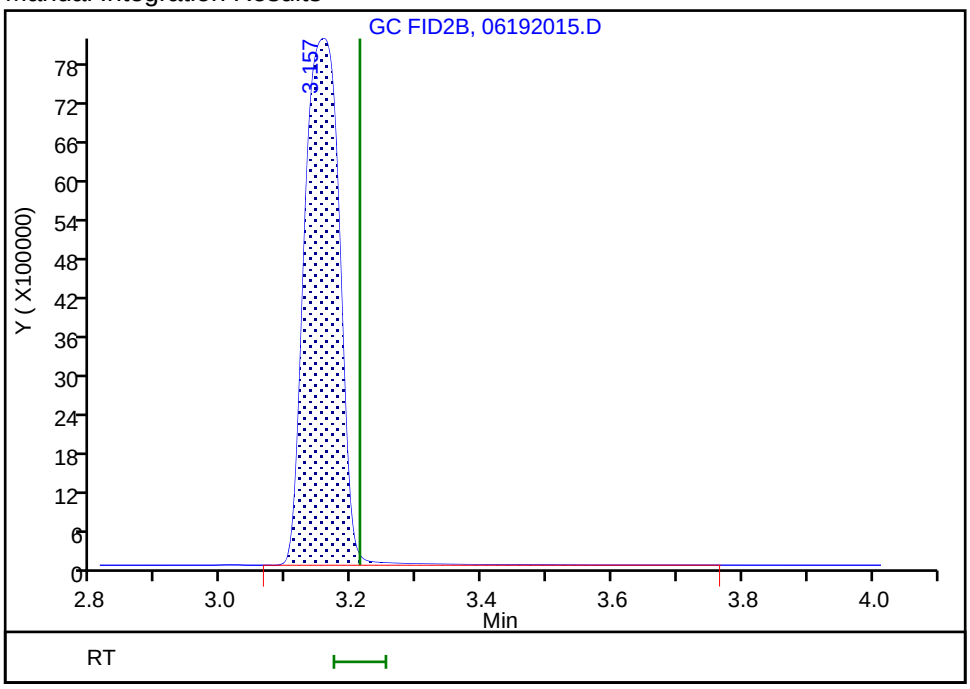

Reviewer: meierg, 23-Jun-2020 12:22:23
Audit Action: Assigned Compound ID Audit Reason: Peak not integrated

FORM I
GC VOA ORGANICS ANALYSIS DATA SHEET

Lab Name: Eurofins TestAmerica, Denver Job No.: 280-137702-1

SDG No.:

Client Sample ID: G0109-20A Lab Sample ID: 280-137702-14

Matrix: Water Lab File ID: 06192016.D

Analysis Method: RSK-175 Date Collected: 06/15/2020 10:45

Sample wt/vol: 18(mL) Date Analyzed: 06/19/2020 18:18

Soil Aliquot Vol: Dilution Factor: 1

Soil Extract Vol.: GC Column: HP-Plot Q ID: 0.53(mm)

% Moisture: Level: (low/med) Low

Analysis Batch No.: 499435 Units: mg/L

CAS NO.	COMPOUND NAME	RESULT	Q	LOQ	LOD	DL
74-82-8	Methane	3.0	M	0.0050	0.0020	0.00063

Eurofins TestAmerica, Denver
Target Compound Quantitation Report

Data File: \\chromfs\Denver\ChromData\VGC_J\20200619-92578.b\06192016.D
Lims ID: 280-137702-H-14
Client ID: G0109-20A
Sample Type: Client
Inject. Date: 19-Jun-2020 18:18:21 ALS Bottle#: 16 Worklist Smp#: 16
Purge Vol: 18.000 mL Dil. Factor: 1.0000
Sample Info: 280-137702-H-14
Misc. Info.: 280-0092578-016
Operator ID: gm Instrument ID: VGC_J

Method: \\chromfs\Denver\ChromData\VGC_J\20200619-92578.b\RSK_J.m
Limit Group: GCV - RSK 175
Method Label: DV-GC-0025: Dissolved Gases in Water by RSK-175
Last Update: 23-Jun-2020 14:07:48 Calib Date: 16-May-2020 13:08:56
Integrator: Falcon
Quant Method: External Standard Quant By: Initial Calibration
Last ICal File: \\chromfs\Denver\ChromData\VGC_J\20200516-91574.b\009F0901.D

Column 1 : Rt-Alumina BOND/KCl (0.53 mm) Det: GC FID1A
Column 2 : HP-PLOT/Q (0.53 mm) Det: GC FID2B
Process Host: CTX1049

First Level Reviewer: meierg Date: 23-Jun-2020 12:22:44

Col	RT (min.)	Exp RT (min.)	Dlt RT (min.)	Response	OnCol Amt ug/l	Flags
$ 1 1,1,1-Trifluoroethane						
1		4.098			ND	
2		5.458				
2 Methane						a
1	1.247	1.262	-0.015	448398184	3119.3	a
2	3.157	3.212	-0.055	207484853	3031.0	a
					RPD = 2.87	
3 Ethane						
1		1.522			ND	
2		4.325				
4 Ethylene						
1		1.802			ND	
2		4.055				
5 Propane						
1		2.505			ND	
2		5.935				
6 Acetylene						
1		3.960			ND	
2		4.159				
7 Butane						
1		4.252			ND	
2		7.375				
8 isobutylene						
1		5.152			ND	
2		7.229				

QC Flag Legend

Review Flags

a - User Assigned ID

Report Date: 23-Jun-2020 14:07:57 Chrom Revision: 2.3 21-Jun-2020 18:30:46

Eurofins TestAmerica, Denver

Data File: \\chromfs\Denver\ChromData\VGC_J\20200619-92578.b\06192016.D

Injection Date:	19-Jun-2020 18:18:21	Instrument ID:	VGC_J	Operator ID:	gm
Lims ID:	280-137702-H-14	Lab Sample ID:	280-137702-14	Worklist Smp#:	16
Client ID:	G0109-20A				
Purge Vol:	18.000 mL	Dil. Factor:	1.0000	ALS Bottle#:	16
Method:	RSK_J	Limit Group:	GCV - RSK 175		

Column: Rt-Alumina BOND/KCl (0.53 mm) Y Scaling: Method Defined: Scale to the Nth Largest Target: 1

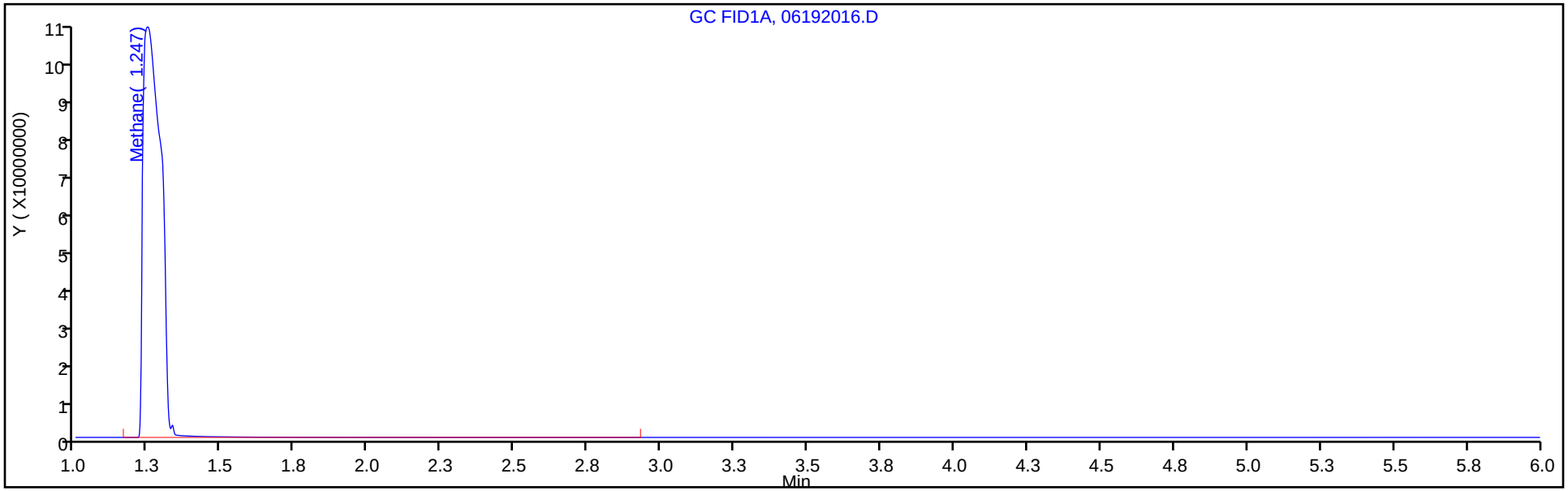

Column: HP-PLOT/Q (0.53 mm) Y Scaling: Method Defined: Scale to the Nth Largest Target: 1

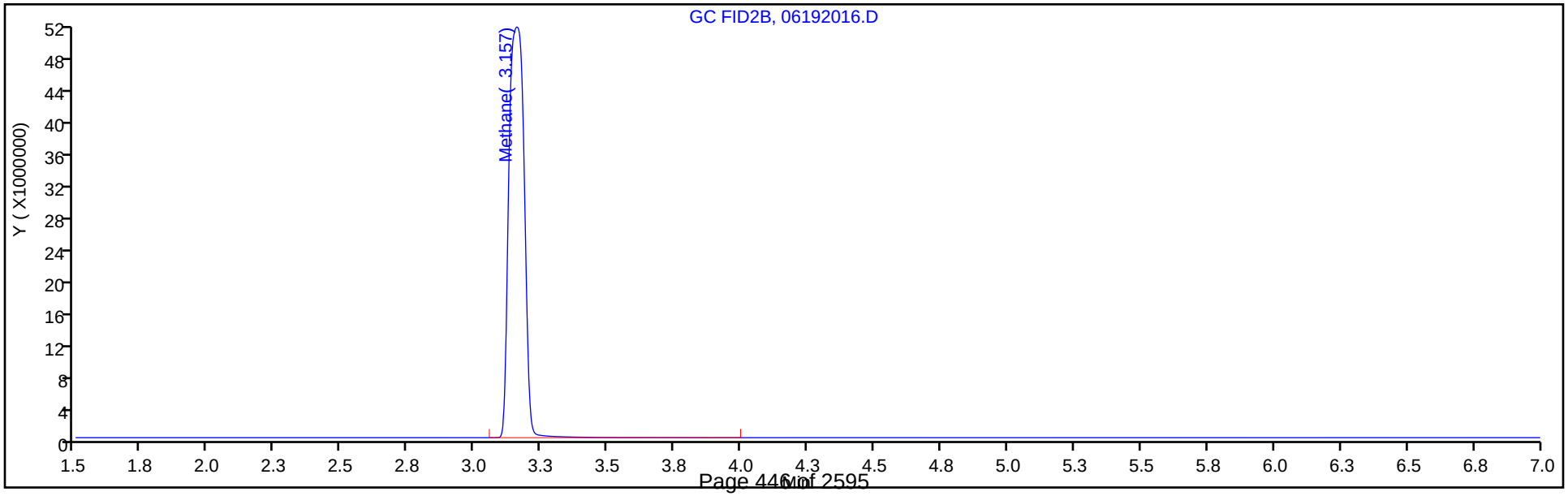

Manual Integration/User Assign Peak Report

Eurofins TestAmerica, Denver

Data File:	\\chromfs\Denver\ChromData\VGC_J\20200619-92578.b\06192016.D				
Injection Date:	19-Jun-2020 18:18:21	Instrument ID:	VGC_J		
Lims ID:	280-137702-H-14	Lab Sample ID:	280-137702-14		
Client ID:	G0109-20A				
Operator ID:	gm	ALS Bottle#:	16	Worklist Smp#:	16
Purge Vol:	18.000 mL	Dil. Factor:	1.0000		
Method:	RSK_J	Limit Group:	GCV - RSK 175		
Column:	HP-PLOT/Q (0.53 mm)	Detector	GC FID2B		

2 Methane, CAS: 74-82-8

Signal: 2

Not Detected
Expected RT: 3.21

Processing Integration Results

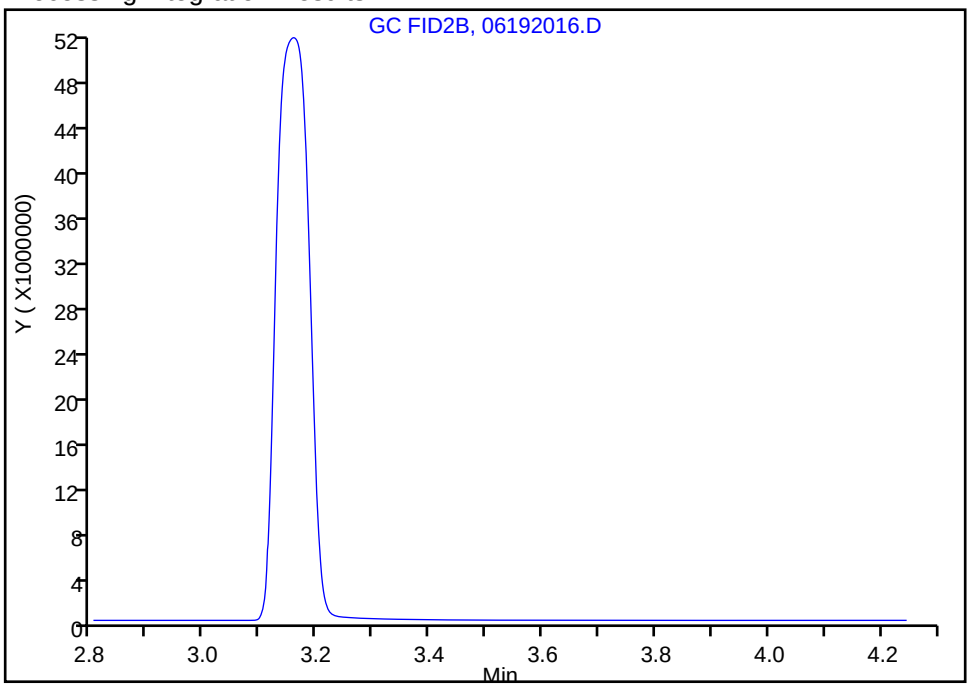

Manual Integration Results

RT: 3.16
Area: 207484853
Amount: 3031.0188
Amount Units: ug/l

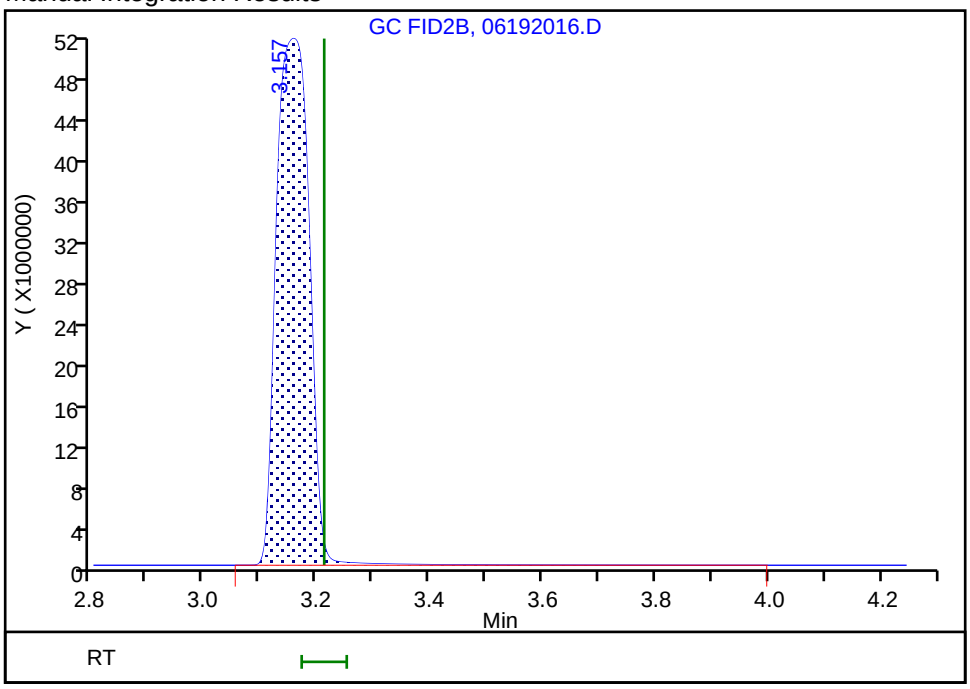

Reviewer: meierg, 23-Jun-2020 12:22:37
Audit Action: Assigned Compound ID Audit Reason: Peak not integrated

FORM I
GC VOA ORGANICS ANALYSIS DATA SHEET

Lab Name: Eurofins TestAmerica, Denver Job No.: 280-137702-1

SDG No.:

Client Sample ID: G0084-20A Lab Sample ID: 280-137702-15

Matrix: Water Lab File ID: 039F3901.D

Analysis Method: RSK-175 Date Collected: 06/13/2020 13:50

Sample wt/vol: 18(mL) Date Analyzed: 06/20/2020 03:10

Soil Aliquot Vol: Dilution Factor: 3

Soil Extract Vol.: GC Column: HP-Plot Q ID: 0.53(mm)

% Moisture: Level: (low/med) Low

Analysis Batch No.: 499435 Units: mg/L

CAS NO.	COMPOUND NAME	RESULT	Q	LOQ	LOD	DL
74-82-8	Methane	12	D M	0.015	0.0060	0.0019

Eurofins TestAmerica, Denver
Target Compound Quantitation Report

Data File: \\chromfs\Denver\ChromData\VGC_J\20200619-92578.b\039F3901.D
Lims ID: 280-137702-G-15
Client ID: G0084-20A
Sample Type: Client
Inject. Date: 20-Jun-2020 03:10:04 ALS Bottle#: 39 Worklist Smp#: 39
Purge Vol: 18.000 mL Dil. Factor: 3.0000
Sample Info: 280-137702-G-15
Operator ID: gm Instrument ID: VGC_J

Method: \\chromfs\Denver\ChromData\VGC_J\20200619-92578.b\RSK_J.m
Limit Group: GCV - RSK 175
Method Label: DV-GC-0025: Dissolved Gases in Water by RSK-175
Last Update: 23-Jun-2020 14:35:56 Calib Date: 16-May-2020 13:08:56
Integrator: Falcon
Quant Method: External Standard Quant By: Initial Calibration
Last ICal File: \\chromfs\Denver\ChromData\VGC_J\20200516-91574.b\009F0901.D

Column 1 : Rt-Alumina BOND/KCl (0.53 mm) Det: GC FID1A
Column 2 : HP-PLOT/Q (0.53 mm) Det: GC FID2B
Process Host: CTX1049

First Level Reviewer: meierg Date: 23-Jun-2020 14:34:04

Col	RT (min.)	Exp RT (min.)	Dlt RT (min.)	Response	OnCol Amt ug/l	Flags
$ 1 1,1,1-Trifluoroethane						
1		4.098			ND	
2		5.458				
2 Methane						a
1	1.251	1.262	-0.011	564349877	3926.0	a
2	3.166	3.212	-0.046	264925461	3870.2	a
					RPD = 1.43	
3 Ethane						
1		1.522			ND	
2		4.325				
4 Ethylene						
1		1.802			ND	
2		4.055				
5 Propane						
1		2.505			ND	
2		5.935				
6 Acetylene						
1		3.960			ND	
2		4.159				
7 Butane						
1		4.252			ND	
2		7.375				
8 isobutylene						
1		5.152			ND	
2		7.229				

QC Flag Legend

Review Flags

a - User Assigned ID

Report Date: 23-Jun-2020 14:36:10 Chrom Revision: 2.3 21-Jun-2020 18:30:46

Eurofins TestAmerica, Denver

Data File: \\chromfs\Denver\ChromData\VGC_J\20200619-92578.b\039F3901.D

Injection Date:	20-Jun-2020 03:10:04	Instrument ID:	VGC_J	Operator ID:	gm
Lims ID:	280-137702-G-15	Lab Sample ID:	280-137702-15	Worklist Smp#:	39
Client ID:	G0084-20A				
Purge Vol:	18.000 mL	Dil. Factor:	3.0000	ALS Bottle#:	39
Method:	RSK_J	Limit Group:	GCV - RSK 175		

Column: Rt-Alumina BOND/KCl (0.53 mm) Y Scaling: Method Defined: Scale to the Nth Largest Target: 1

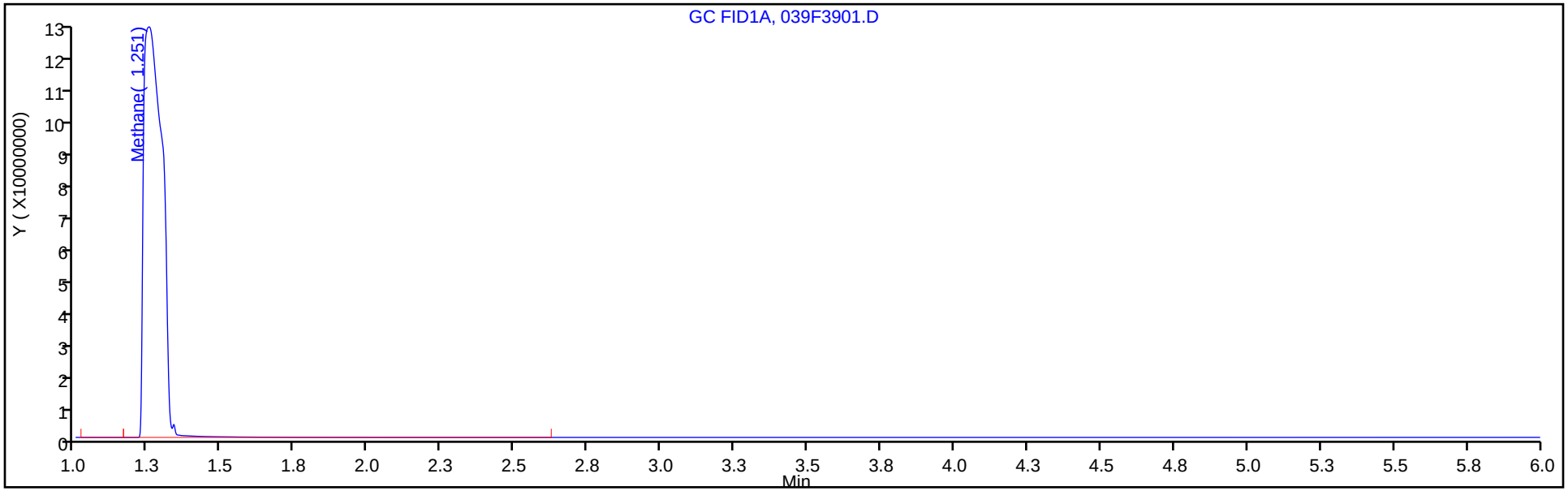

Column: HP-PLOT/Q (0.53 mm) Y Scaling: Method Defined: Scale to the Nth Largest Target: 1

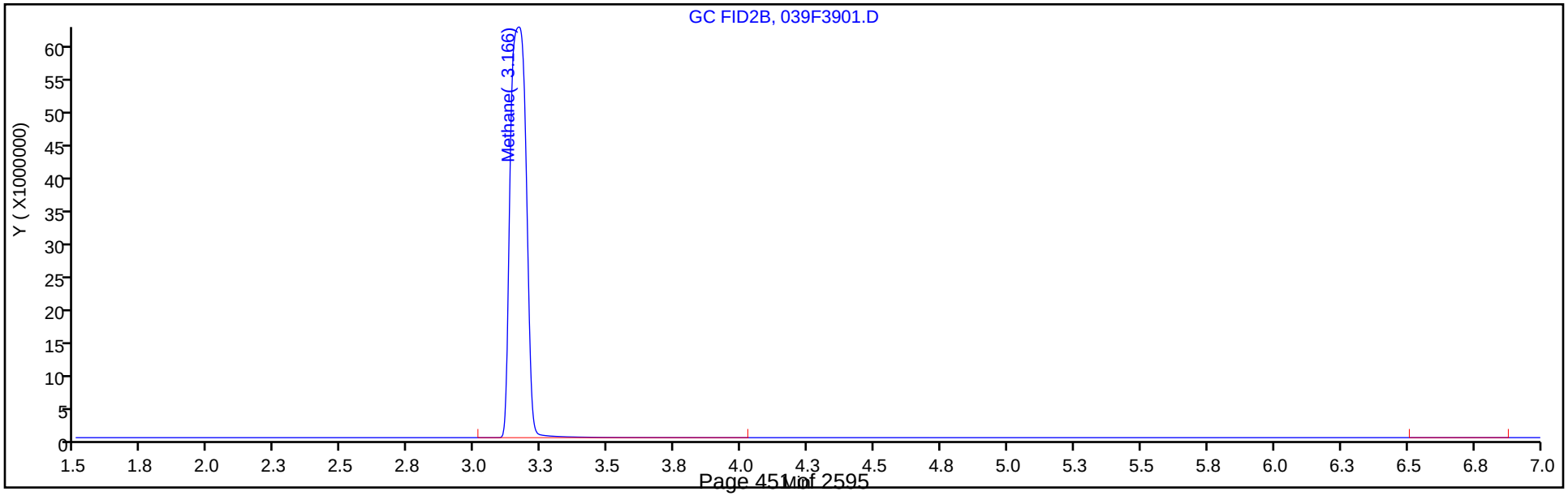

Manual Integration/User Assign Peak Report

Eurofins TestAmerica, Denver

Data File:	\\chromfs\Denver\ChromData\VGC_J\20200619-92578.b\039F3901.D				
Injection Date:	20-Jun-2020 03:10:04	Instrument ID:	VGC_J		
Lims ID:	280-137702-G-15	Lab Sample ID:	280-137702-15		
Client ID:	G0084-20A				
Operator ID:	gm	ALS Bottle#:	39	Worklist Smp#:	39
Purge Vol:	18.000 mL	Dil. Factor:	3.0000		
Method:	RSK_J	Limit Group:	GCV - RSK 175		
Column:	HP-PLOT/Q (0.53 mm)	Detector	GC FID2B		

2 Methane, CAS: 74-82-8

Signal: 2

Not Detected
Expected RT: 3.21

Processing Integration Results

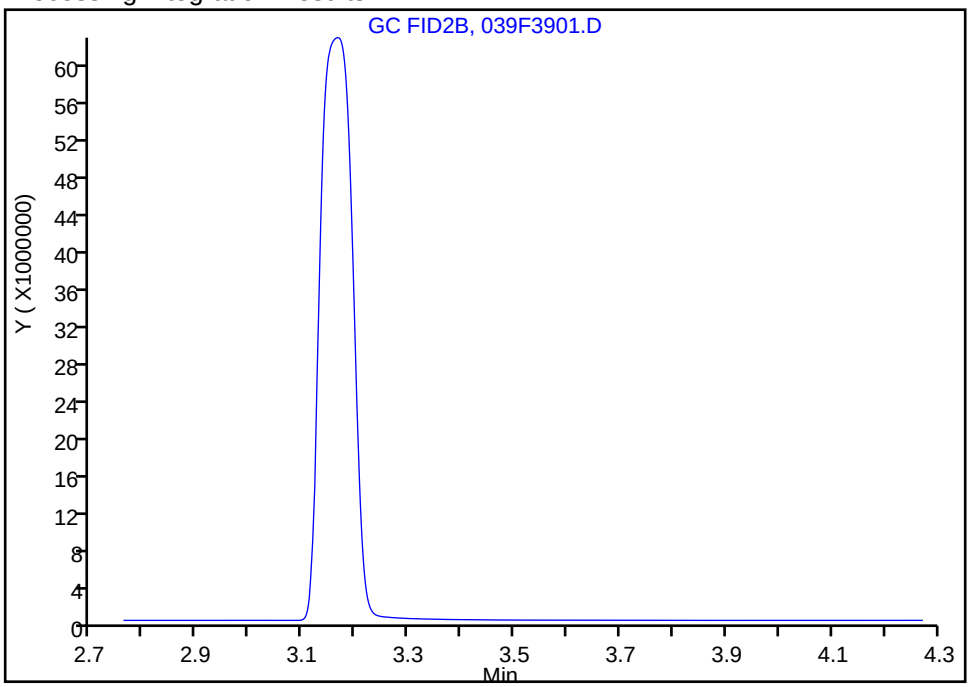

Manual Integration Results

RT: 3.17
Area: 264925461
Amount: 3870.2034
Amount Units: ug/l

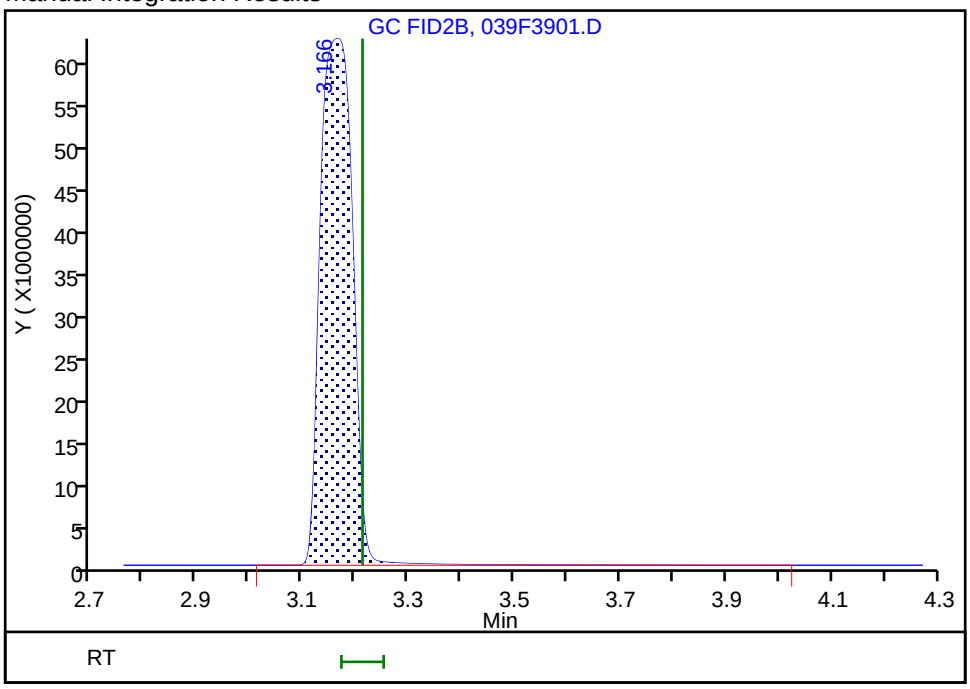

Reviewer: meierg, 23-Jun-2020 14:33:59
Audit Action: Assigned Compound ID Audit Reason: Peak not integrated

FORM I
GC VOA ORGANICS ANALYSIS DATA SHEET

Lab Name: Eurofins TestAmerica, Denver Job No.: 280-137702-1

SDG No.:

Client Sample ID: G0067-20A Lab Sample ID: 280-137702-16

Matrix: Water Lab File ID: 06192019.D

Analysis Method: RSK-175 Date Collected: 06/13/2020 15:10

Sample wt/vol: 18(mL) Date Analyzed: 06/19/2020 21:43

Soil Aliquot Vol: Dilution Factor: 1

Soil Extract Vol.: GC Column: HP-Plot Q ID: 0.53(mm)

% Moisture: Level: (low/med) Low

Analysis Batch No.: 499435 Units: mg/L

CAS NO.	COMPOUND NAME	RESULT	Q	LOQ	LOD	DL
74-82-8	Methane	0.0014	J	0.0050	0.0020	0.00063

Eurofins TestAmerica, Denver
Target Compound Quantitation Report

Data File: \\chromfs\Denver\ChromData\VGC_J\20200619-92578.b\06192019.D
Lims ID: 280-137702-G-16
Client ID: G0067-20A
Sample Type: Client
Inject. Date: 19-Jun-2020 21:43:12 ALS Bottle#: 19 Worklist Smp#: 19
Purge Vol: 18.000 mL Dil. Factor: 1.0000
Sample Info: 280-137702-G-16
Misc. Info.: 280-0092578-019
Operator ID: gm Instrument ID: VGC_J

Method: \\chromfs\Denver\ChromData\VGC_J\20200619-92578.b\RSK_J.m
Limit Group: GCV - RSK 175
Method Label: DV-GC-0025: Dissolved Gases in Water by RSK-175
Last Update: 23-Jun-2020 14:07:59 Calib Date: 16-May-2020 13:08:56
Integrator: Falcon
Quant Method: External Standard Quant By: Initial Calibration
Last ICal File: \\chromfs\Denver\ChromData\VGC_J\20200516-91574.b\009F0901.D

Column 1 : Rt-Alumina BOND/KCl (0.53 mm) Det: GC FID1A
Column 2 : HP-PLOT/Q (0.53 mm) Det: GC FID2B
Process Host: CTX1049

First Level Reviewer: meierg Date: 23-Jun-2020 12:23:11

Col	RT (min.)	Exp RT (min.)	Dlt RT (min.)	Response	OnCol Amt ug/l	Flags
$ 1 1,1,1-Trifluoroethane						
1		4.098			ND	
2		5.458				
2 Methane						
1	1.251	1.262	-0.011	257985	1.46	
2	3.188	3.212	-0.024	112787	1.39	
					RPD = 4.24	
3 Ethane						
1		1.522			ND	
2		4.325				
4 Ethylene						
1		1.802			ND	
2		4.055				
5 Propane						
1		2.505			ND	
2		5.935				
6 Acetylene						
1		3.960			ND	
2		4.159				
7 Butane						
1		4.252			ND	
2		7.375				
8 isobutylene						
1		5.152			ND	
2		7.229				

Report Date: 23-Jun-2020 14:07:59 Chrom Revision: 2.3 21-Jun-2020 18:30:46

Eurofins TestAmerica, Denver

Data File: \\chromfs\Denver\ChromData\VGC_J\20200619-92578.b\06192019.D

Injection Date:	19-Jun-2020 21:43:12	Instrument ID:	VGC_J	Operator ID:	gm
Lims ID:	280-137702-G-16	Lab Sample ID:	280-137702-16	Worklist Smp#:	19
Client ID:	G0067-20A				
Purge Vol:	18.000 mL	Dil. Factor:	1.0000	ALS Bottle#:	19
Method:	RSK_J	Limit Group:	GCV - RSK 175		

Column: Rt-Alumina BOND/KCl (0.53 mm) Y Scaling: Method Defined: Scale to the Nth Largest Target: 1

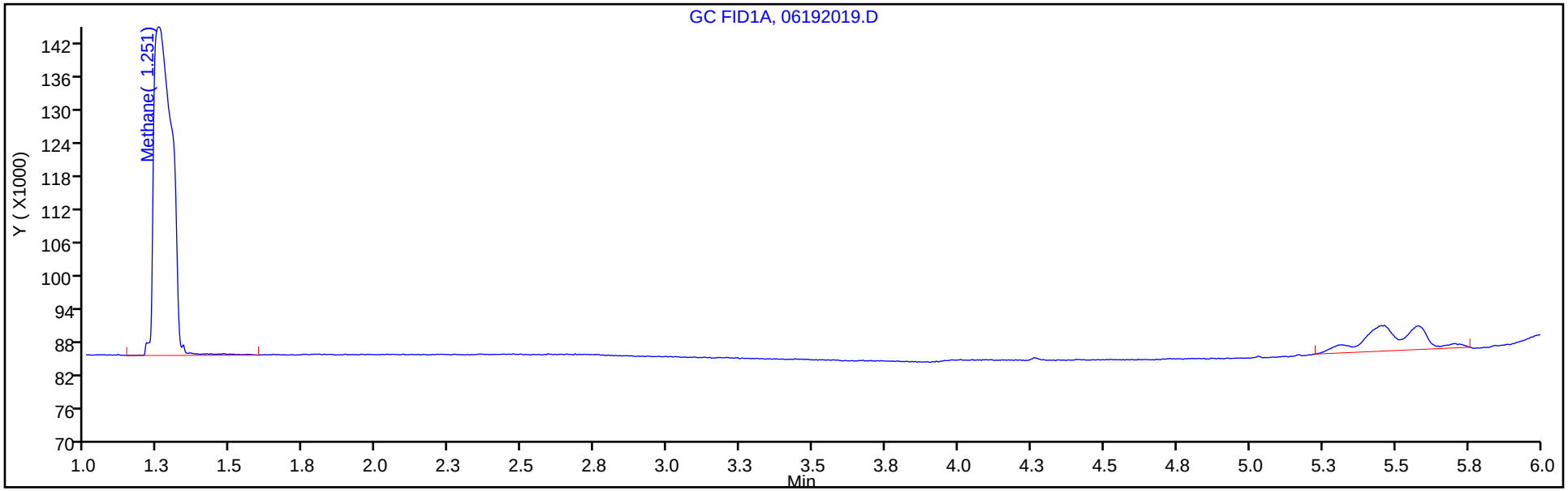

Column: HP-PLOT/Q (0.53 mm) Y Scaling: Method Defined: Scale to the Nth Largest Target: 1

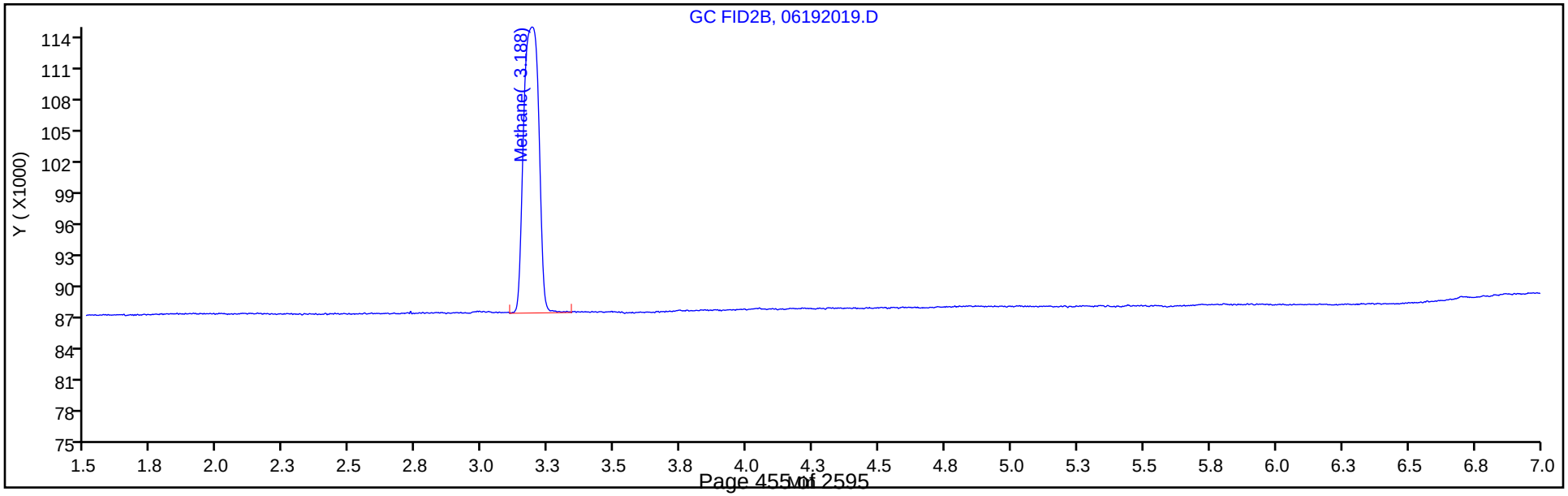

FORM I
GC VOA ORGANICS ANALYSIS DATA SHEET

Lab Name: Eurofins TestAmerica, Denver Job No.: 280-137702-1

SDG No.:

Client Sample ID: G0121-20A Lab Sample ID: 280-137702-17

Matrix: Water Lab File ID: 06252005.D

Analysis Method: RSK-175 Date Collected: 06/13/2020 10:55

Sample wt/vol: 18(mL) Date Analyzed: 06/25/2020 12:30

Soil Aliquot Vol: Dilution Factor: 1

Soil Extract Vol.: GC Column: HP-Plot Q ID: 0.53(mm)

% Moisture: Level: (low/med) Low

Analysis Batch No.: 500092 Units: mg/L

CAS NO.	COMPOUND NAME	RESULT	Q	LOQ	LOD	DL
74-82-8	Methane	10		0.0050	0.0020	0.00063

Eurofins TestAmerica, Denver
Target Compound Quantitation Report

Data File: \\chromfs\Denver\ChromData\VGC_J\20200625-92746.b\06252005.D
Lims ID: 280-137702-G-17
Client ID: G0121-20A
Sample Type: Client
Inject. Date: 25-Jun-2020 12:30:01 ALS Bottle#: 5 Worklist Smp#: 5
Purge Vol: 18.000 mL Dil. Factor: 1.0000
Sample Info: 280-137702-G-17
Misc. Info.: 280-0092746-005
Operator ID: gm Instrument ID: VGC_J

Method: \\chromfs\Denver\ChromData\VGC_J\20200625-92746.b\RSK_J.m
Limit Group: GCV - RSK 175
Method Label: DV-GC-0025: Dissolved Gases in Water by RSK-175
Last Update: 26-Jun-2020 08:35:24 Calib Date: 24-Jun-2020 11:46:32
Integrator: Falcon
Quant Method: External Standard Quant By: Initial Calibration
Last ICal File: \\chromfs\Denver\ChromData\VGC_J\20200624-92709.b\06242009.D

Column 1 : Rt-Alumina BOND/KCl (0.53 mm) Det: GC FID1A
Column 2 : HP-PLOT/Q (0.53 mm) Det: GC FID2B
Process Host: CTX1026

First Level Reviewer: meierg Date: 25-Jun-2020 13:29:41

Col	RT (min.)	Exp RT (min.)	Dlt RT (min.)	Response	OnCol Amt ug/l	Flags
$ 1 1,1,1-Trifluoroethane						
1		4.098			ND	
2		5.458				
2 Methane						
1	1.165	1.182	-0.017	1285184776	10885	
2	1.559	1.591	-0.032	1124587555	10441	
					RPD = 4.17	
3 Ethane						
1		1.470			ND	
2		2.766				
4 Ethylene						
1		1.787			ND	
2		2.382				
5 Propane						
1		2.692			ND	
2		4.616				
6 Acetylene						
1		4.225			ND	
2		2.497				
7 Butane						
1		4.550			ND	
2		6.086				
8 isobutylene						
1		5.382			ND	
2		5.927				

Report Date: 26-Jun-2020 08:35:27 Chrom Revision: 2.3 21-Jun-2020 18:30:46

Eurofins TestAmerica, Denver

Data File: \\chromfs\Denver\ChromData\VGC_J\20200625-92746.b\06252005.D

Injection Date:	25-Jun-2020 12:30:01	Instrument ID:	VGC_J	Operator ID:	gm
Lims ID:	280-137702-G-17	Lab Sample ID:	280-137702-17	Worklist Smp#:	5
Client ID:	G0121-20A				
Purge Vol:	18.000 mL	Dil. Factor:	1.0000	ALS Bottle#:	5
Method:	RSK_J	Limit Group:	GCV - RSK 175		

Column: Rt-Alumina BOND/KCl (0.53 mm) Y Scaling: Method Defined: Scale to the Nth Largest Target: 1

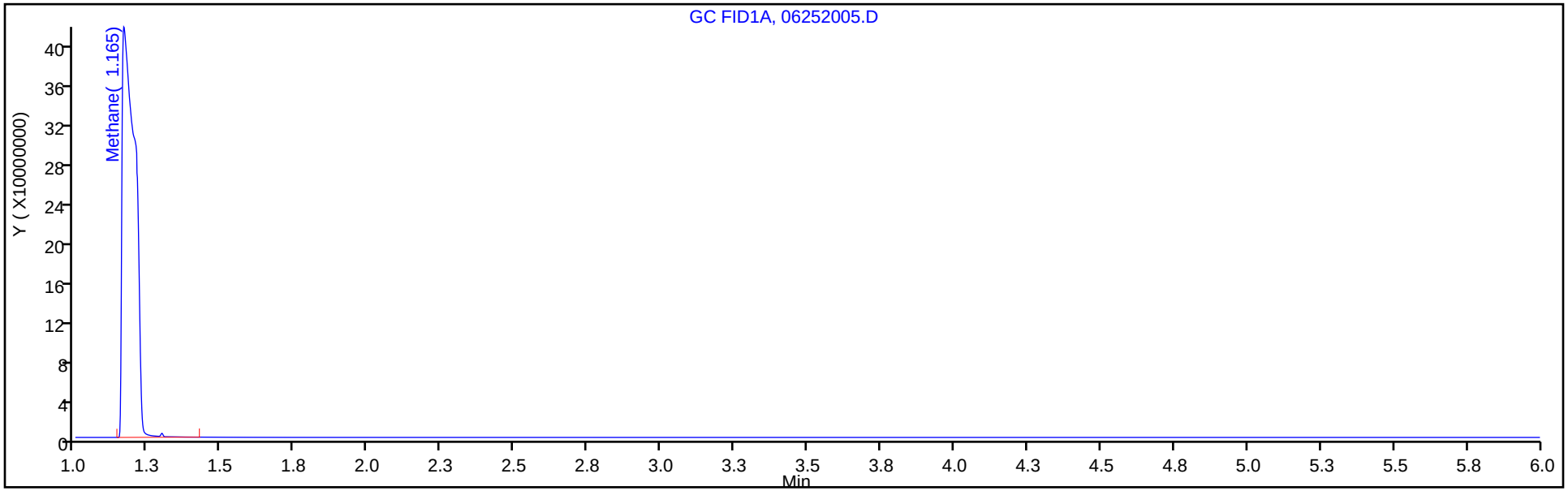

Column: HP-PLOT/Q (0.53 mm) Y Scaling: Method Defined: Scale to the Nth Largest Target: 1

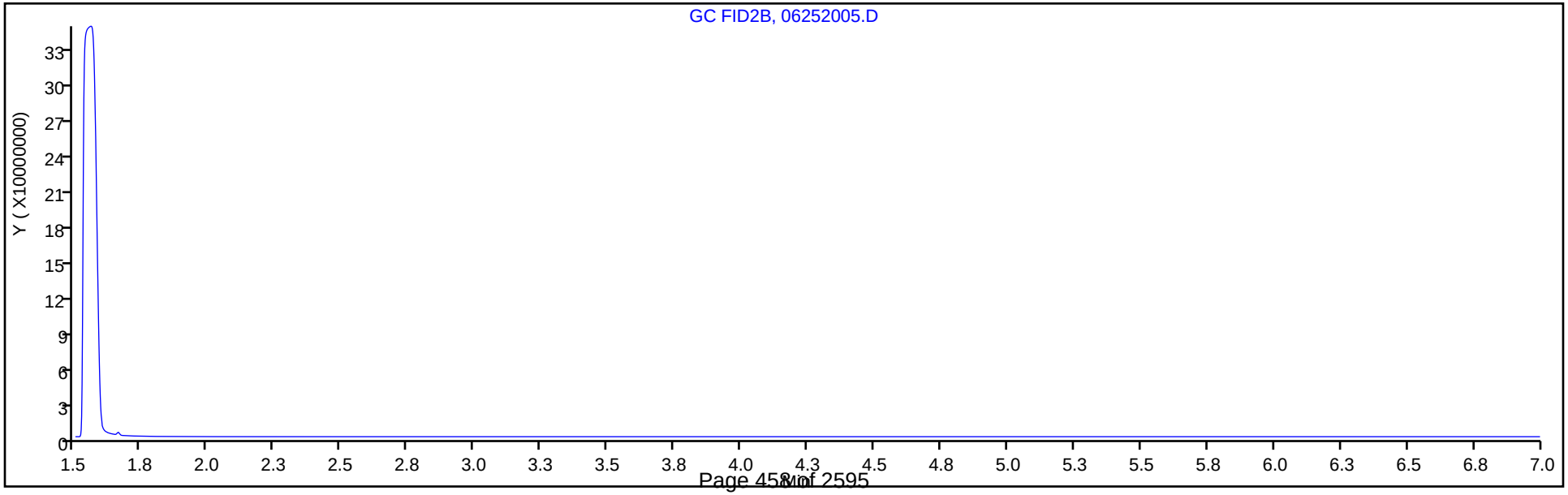

FORM I
GC VOA ORGANICS ANALYSIS DATA SHEET

Lab Name: Eurofins TestAmerica, Denver Job No.: 280-137702-1

SDG No.:

Client Sample ID: G0049-20A Lab Sample ID: 280-137702-18

Matrix: Water Lab File ID: 06192022.D

Analysis Method: RSK-175 Date Collected: 06/13/2020 11:30

Sample wt/vol: 18(mL) Date Analyzed: 06/19/2020 22:31

Soil Aliquot Vol: Dilution Factor: 1

Soil Extract Vol.: GC Column: HP-Plot Q ID: 0.53(mm)

% Moisture: Level: (low/med) Low

Analysis Batch No.: 499435 Units: mg/L

CAS NO.	COMPOUND NAME	RESULT	Q	LOQ	LOD	DL
74-82-8	Methane	0.0023	J M	0.0050	0.0020	0.00063

Eurofins TestAmerica, Denver
Target Compound Quantitation Report

Data File: \\chromfs\Denver\ChromData\VGC_J\20200619-92578.b\06192022.D
Lims ID: 280-137702-G-18
Client ID: G0049-20A
Sample Type: Client
Inject. Date: 19-Jun-2020 22:31:49 ALS Bottle#: 22 Worklist Smp#: 22
Purge Vol: 18.000 mL Dil. Factor: 1.0000
Sample Info: 280-137702-G-18
Misc. Info.: 280-0092578-022
Operator ID: gm Instrument ID: VGC_J

Method: \\chromfs\Denver\ChromData\VGC_J\20200619-92578.b\RSK_J.m
Limit Group: GCV - RSK 175
Method Label: DV-GC-0025: Dissolved Gases in Water by RSK-175
Last Update: 23-Jun-2020 14:07:59 Calib Date: 16-May-2020 13:08:56
Integrator: Falcon
Quant Method: External Standard Quant By: Initial Calibration
Last ICal File: \\chromfs\Denver\ChromData\VGC_J\20200516-91574.b\009F0901.D

Column 1 : Rt-Alumina BOND/KCl (0.53 mm) Det: GC FID1A
Column 2 : HP-PLOT/Q (0.53 mm) Det: GC FID2B
Process Host: CTX1049

First Level Reviewer: meierg Date: 23-Jun-2020 12:23:43

Col	RT (min.)	Exp RT (min.)	Dlt RT (min.)	Response	OnCol Amt ug/l	Flags
$ 1 1,1,1-Trifluoroethane						
1		4.098			ND	
2		5.458				
2 Methane						a
1	1.251	1.262	-0.011	398490	2.43	a
2	3.171	3.212	-0.041	177734	2.34	a
					RPD = 3.73	
3 Ethane						
1		1.522			ND	
2		4.325				
4 Ethylene						
1		1.802			ND	
2		4.055				
5 Propane						
1		2.505			ND	
2		5.935				
6 Acetylene						
1		3.960			ND	
2		4.159				
7 Butane						
1		4.252			ND	
2		7.375				
8 isobutylene						
1		5.152			ND	
2		7.229				

QC Flag Legend

Review Flags

a - User Assigned ID

Report Date: 23-Jun-2020 14:08:01 Chrom Revision: 2.3 21-Jun-2020 18:30:46

Eurofins TestAmerica, Denver

Data File: \\chromfs\Denver\ChromData\VGC_J\20200619-92578.b\06192022.D

Injection Date:	19-Jun-2020 22:31:49	Instrument ID:	VGC_J	Operator ID:	gm
Lims ID:	280-137702-G-18	Lab Sample ID:	280-137702-18	Worklist Smp#:	22
Client ID:	G0049-20A				
Purge Vol:	18.000 mL	Dil. Factor:	1.0000	ALS Bottle#:	22
Method:	RSK_J	Limit Group:	GCV - RSK 175		

Column: Rt-Alumina BOND/KCl (0.53 mm) Y Scaling: Method Defined: Scale to the Nth Largest Target: 1

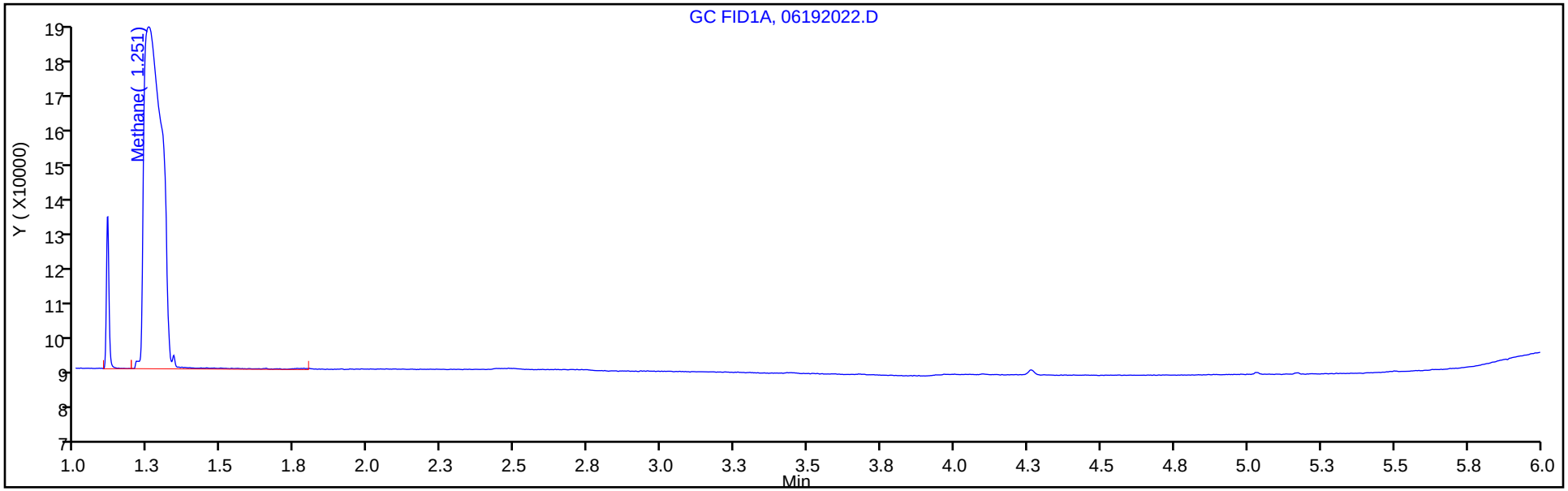

Column: HP-PLOT/Q (0.53 mm) Y Scaling: Method Defined: Scale to the Nth Largest Target: 1

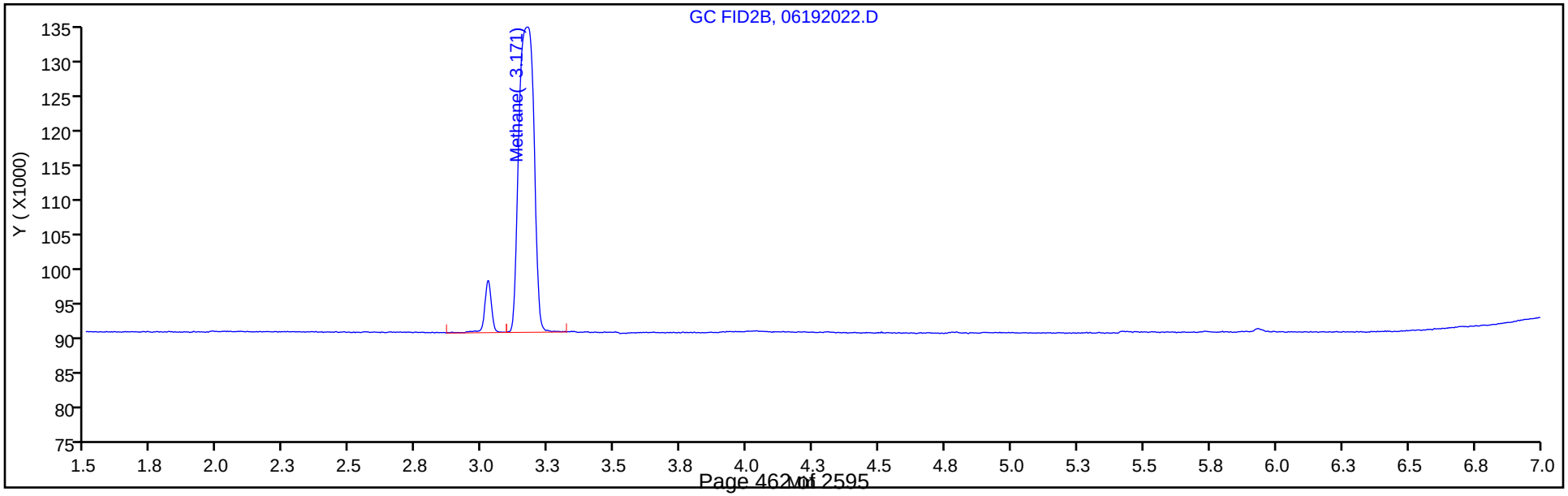

Manual Integration/User Assign Peak Report

Eurofins TestAmerica, Denver

Data File:	\\chromfs\Denver\ChromData\VGC_J\20200619-92578.b\06192022.D				
Injection Date:	19-Jun-2020 22:31:49	Instrument ID:	VGC_J		
Lims ID:	280-137702-G-18	Lab Sample ID:	280-137702-18		
Client ID:	G0049-20A				
Operator ID:	gm	ALS Bottle#:	22	Worklist Smp#:	22
Purge Vol:	18.000 mL	Dil. Factor:	1.0000		
Method:	RSK_J	Limit Group:	GCV - RSK 175		
Column:	HP-PLOT/Q (0.53 mm)	Detector	GC FID2B		

2 Methane, CAS: 74-82-8

Signal: 2

Not Detected
Expected RT: 3.21

Processing Integration Results

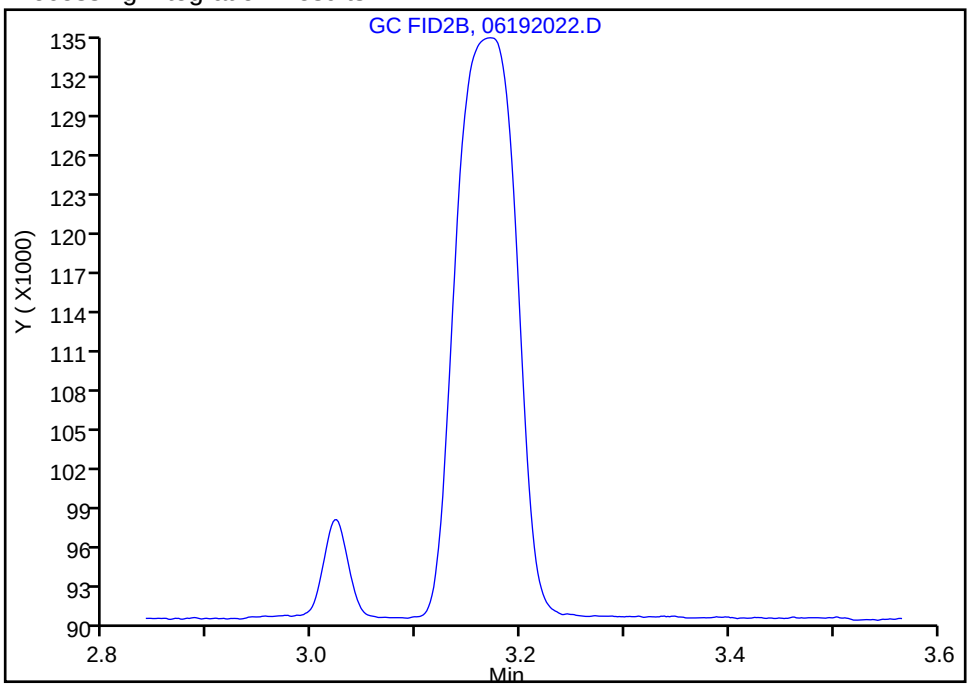

Manual Integration Results

RT: 3.17
Area: 177734
Amount: 2.343798
Amount Units: ug/l

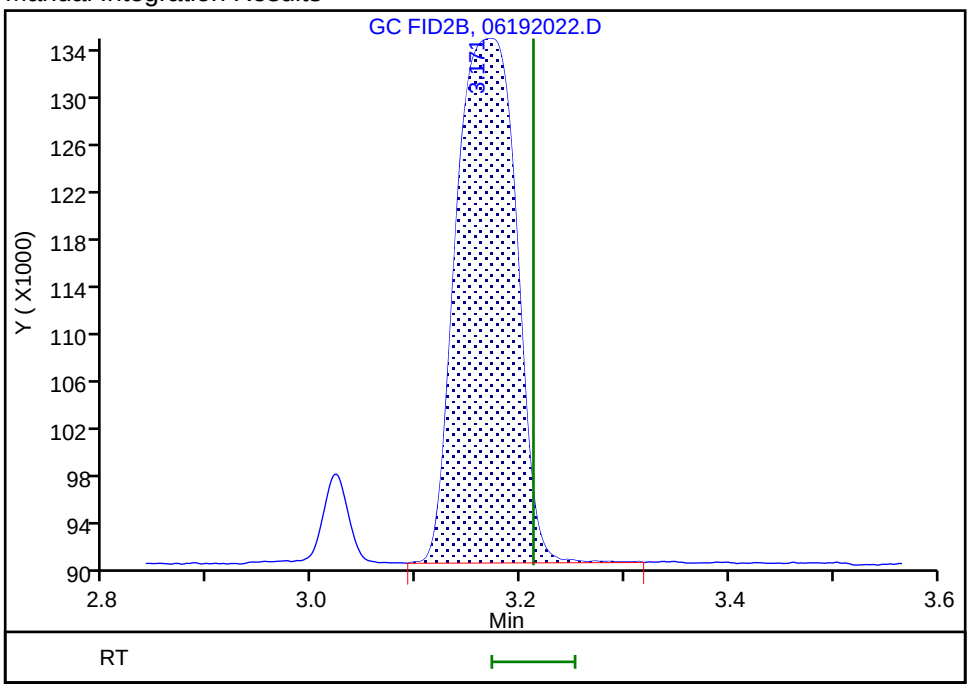

Reviewer: meierg, 23-Jun-2020 12:23:38
Audit Action: Assigned Compound ID Audit Reason: Peak not integrated

FORM I
GC VOA ORGANICS ANALYSIS DATA SHEET

Lab Name: Eurofins TestAmerica, Denver Job No.: 280-137702-1

SDG No.:

Client Sample ID: G0110-20A Lab Sample ID: 280-137702-19

Matrix: Water Lab File ID: 06252006.D

Analysis Method: RSK-175 Date Collected: 06/13/2020 15:50

Sample wt/vol: 18(mL) Date Analyzed: 06/25/2020 12:42

Soil Aliquot Vol: Dilution Factor: 1

Soil Extract Vol.: GC Column: HP-Plot Q ID: 0.53(mm)

% Moisture: Level: (low/med) Low

Analysis Batch No.: 500092 Units: mg/L

CAS NO.	COMPOUND NAME	RESULT	Q	LOQ	LOD	DL
74-82-8	Methane	20	M	0.0050	0.0020	0.00063

Eurofins TestAmerica, Denver
Target Compound Quantitation Report

Data File: \\chromfs\Denver\ChromData\VGC_J\20200625-92746.b\06252006.D
Lims ID: 280-137702-I-19
Client ID: G0110-20A
Sample Type: Client
Inject. Date: 25-Jun-2020 12:42:12 ALS Bottle#: 6 Worklist Smp#: 6
Purge Vol: 18.000 mL Dil. Factor: 1.0000
Sample Info: 280-137702-I-19
Misc. Info.: 280-0092746-006
Operator ID: gm Instrument ID: VGC_J

Method: \\chromfs\Denver\ChromData\VGC_J\20200625-92746.b\RSK_J.m
Limit Group: GCV - RSK 175
Method Label: DV-GC-0025: Dissolved Gases in Water by RSK-175
Last Update: 26-Jun-2020 08:35:24 Calib Date: 24-Jun-2020 11:46:32
Integrator: Falcon
Quant Method: External Standard Quant By: Initial Calibration
Last ICal File: \\chromfs\Denver\ChromData\VGC_J\20200624-92709.b\06242009.D

Column 1 : Rt-Alumina BOND/KCl (0.53 mm) Det: GC FID1A
Column 2 : HP-PLOT/Q (0.53 mm) Det: GC FID2B
Process Host: CTX1026

First Level Reviewer: meierg Date: 25-Jun-2020 13:29:15

Col	RT (min.)	Exp RT (min.)	Dlt RT (min.)	Response	OnCol Amt ug/l	Flags
$ 1 1,1,1-Trifluoroethane						
1		4.098			ND	
2		5.458				
2 Methane						a
1	1.162	1.182	-0.020	2536916774	21488	a
2	1.541	1.591	-0.050	2147173076	19935	a
					RPD = 7.50	
3 Ethane						
1		1.470			ND	
2		2.766				
4 Ethylene						
1		1.787			ND	
2		2.382				
5 Propane						
1		2.692			ND	
2		4.616				
6 Acetylene						
1		4.225			ND	
2		2.497				
7 Butane						
1		4.550			ND	
2		6.086				
8 isobutylene						
1		5.382			ND	
2		5.927				

QC Flag Legend

Review Flags

a - User Assigned ID

Report Date: 26-Jun-2020 08:35:27 Chrom Revision: 2.3 21-Jun-2020 18:30:46

Eurofins TestAmerica, Denver

Data File: \\chromfs\Denver\ChromData\VGC_J\20200625-92746.b\06252006.D

Injection Date:	25-Jun-2020 12:42:12	Instrument ID:	VGC_J	Operator ID:	gm
Lims ID:	280-137702-I-19	Lab Sample ID:	280-137702-19	Worklist Smp#:	6
Client ID:	G0110-20A				
Purge Vol:	18.000 mL	Dil. Factor:	1.0000	ALS Bottle#:	6
Method:	RSK_J	Limit Group:	GCV - RSK 175		

Column: Rt-Alumina BOND/KCl (0.53 mm) Y Scaling: Method Defined: Scale to the Nth Largest Target: 1

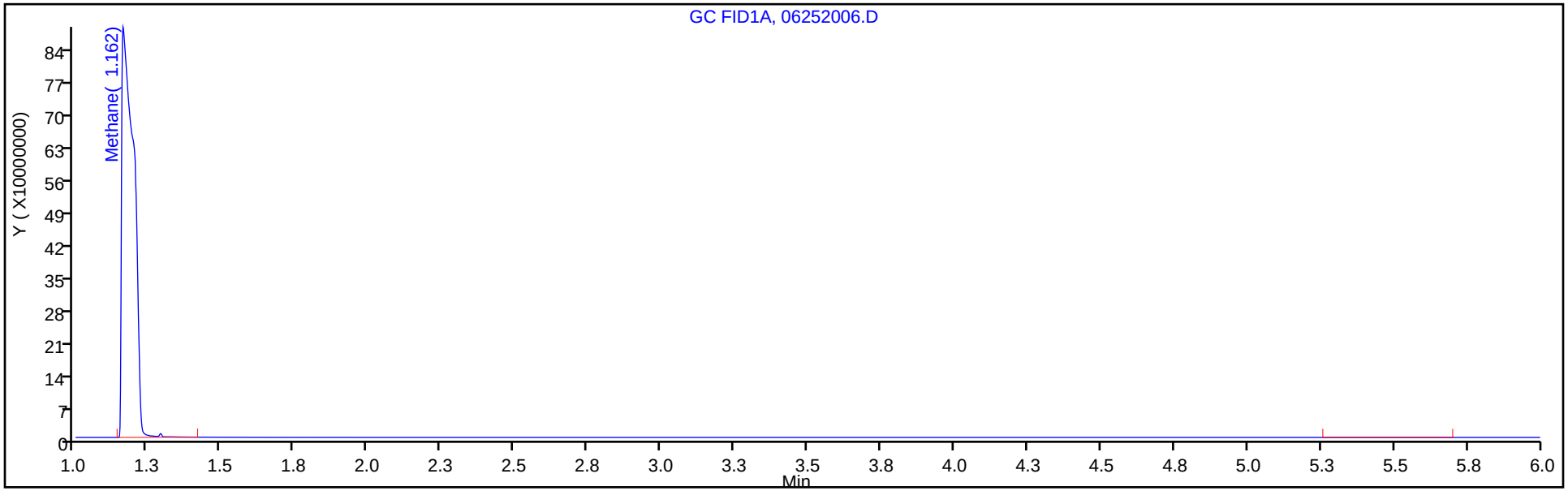

Column: HP-PLOT/Q (0.53 mm) Y Scaling: Method Defined: Scale to the Nth Largest Target: 1

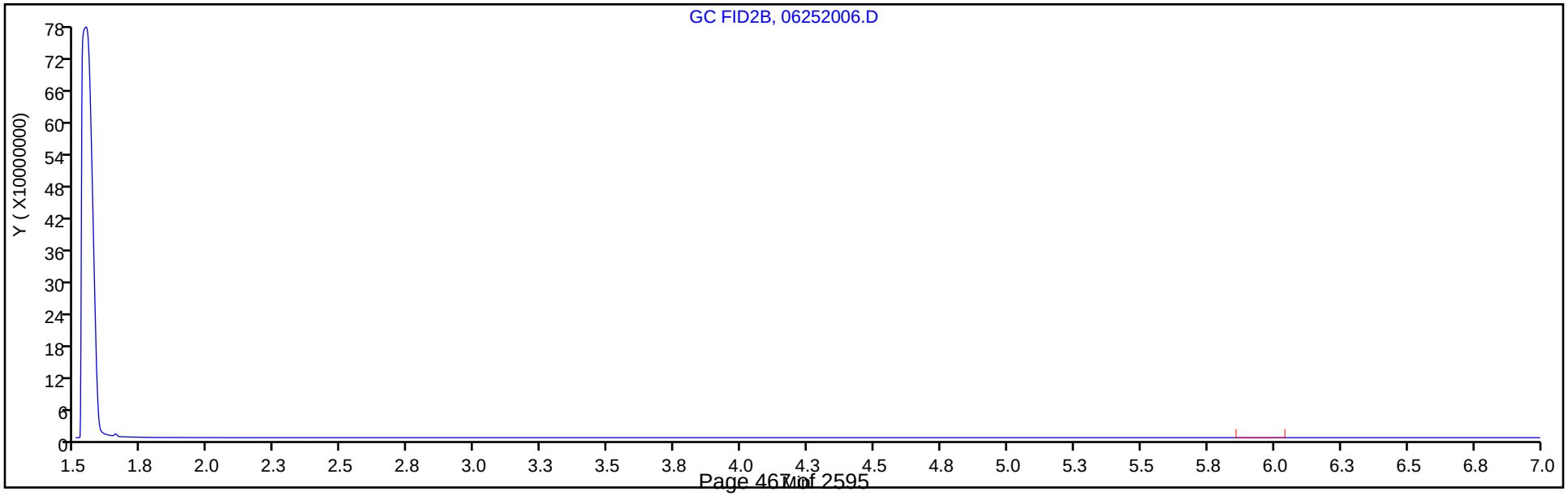

Manual Integration/User Assign Peak Report

Eurofins TestAmerica, Denver

Data File:	\\chromfs\Denver\ChromData\VGC_J\20200625-92746.b\06252006.D				
Injection Date:	25-Jun-2020 12:42:12	Instrument ID:	VGC_J		
Lims ID:	280-137702-I-19	Lab Sample ID:	280-137702-19		
Client ID:	G0110-20A				
Operator ID:	gm	ALS Bottle#:	6	Worklist Smp#:	6
Purge Vol:	18.000 mL	Dil. Factor:	1.0000		
Method:	RSK_J	Limit Group:	GCV - RSK 175		
Column:	HP-PLOT/Q (0.53 mm)	Detector	GC FID2B		

2 Methane, CAS: 74-82-8

Signal: 2

Not Detected
Expected RT: 1.59

Processing Integration Results

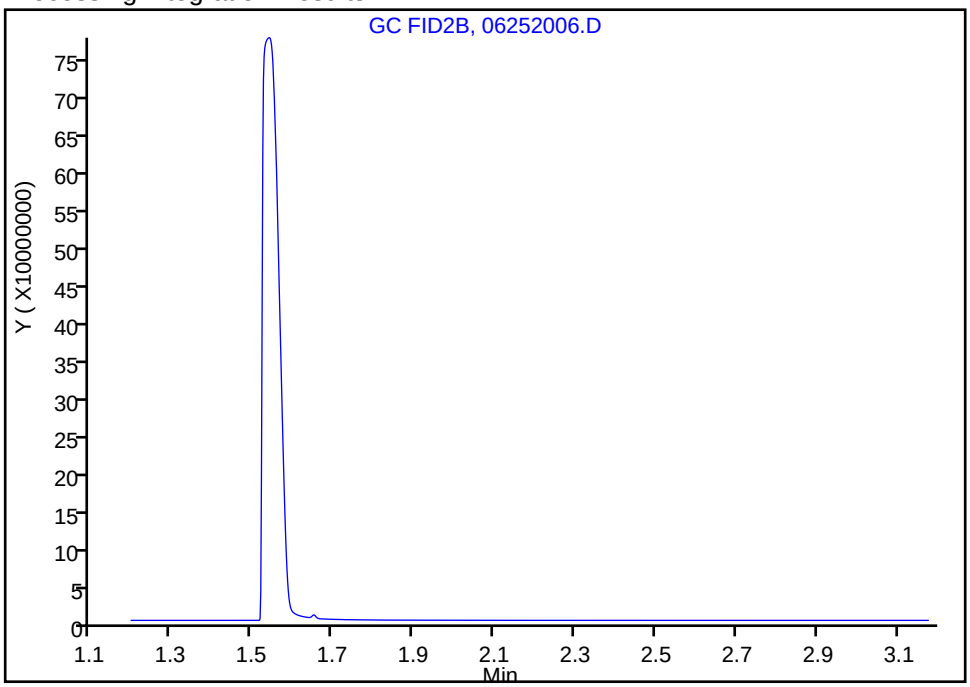

Manual Integration Results

RT: 1.54
Area: 2147173076
Amount: 19935
Amount Units: ug/l

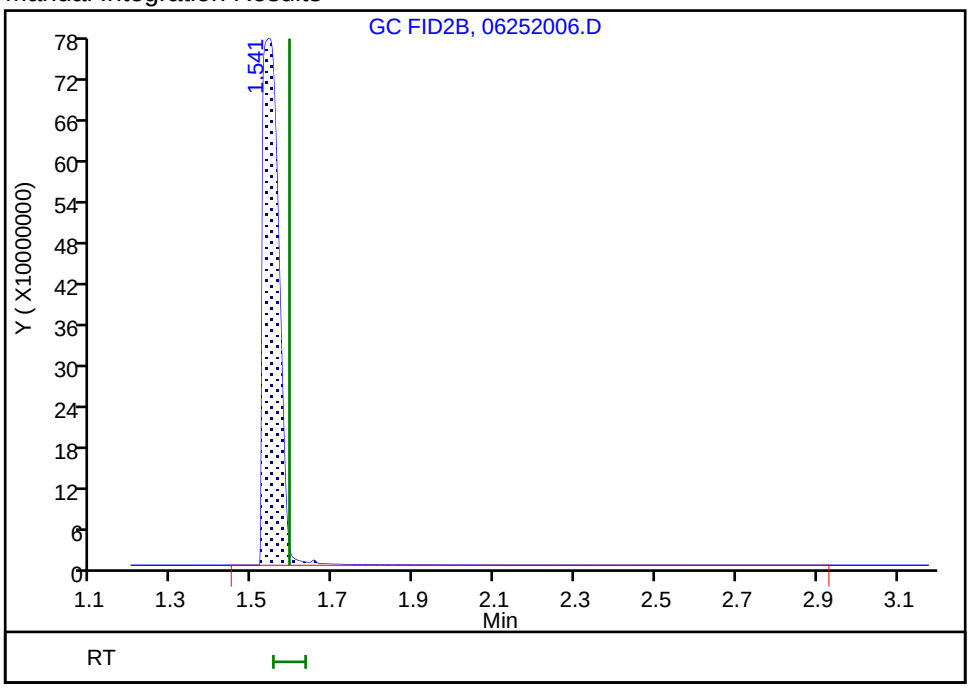

Reviewer: meierg, 25-Jun-2020 13:29:07
Audit Action: Assigned Compound ID Audit Reason: Peak not integrated

FORM I
GC VOA ORGANICS ANALYSIS DATA SHEET

Lab Name: Eurofins TestAmerica, Denver Job No.: 280-137702-1

SDG No.:

Client Sample ID: G0112-20A Lab Sample ID: 280-137702-20

Matrix: Water Lab File ID: 06192024.D

Analysis Method: RSK-175 Date Collected: 06/14/2020 09:45

Sample wt/vol: 18(mL) Date Analyzed: 06/19/2020 23:04

Soil Aliquot Vol: Dilution Factor: 1

Soil Extract Vol.: GC Column: HP-Plot Q ID: 0.53(mm)

% Moisture: Level: (low/med) Low

Analysis Batch No.: 499435 Units: mg/L

CAS NO.	COMPOUND NAME	RESULT	Q	LOQ	LOD	DL
74-82-8	Methane	5.9	M	0.0050	0.0020	0.00063

Eurofins TestAmerica, Denver
Target Compound Quantitation Report

Data File: \\chromfs\Denver\ChromData\VGC_J\20200619-92578.b\06192024.D
Lims ID: 280-137702-H-20
Client ID: G0112-20A
Sample Type: Client
Inject. Date: 19-Jun-2020 23:04:22 ALS Bottle#: 24 Worklist Smp#: 24
Purge Vol: 18.000 mL Dil. Factor: 1.0000
Sample Info: 280-137702-H-20
Misc. Info.: 280-0092578-024
Operator ID: gm Instrument ID: VGC_J

Method: \\chromfs\Denver\ChromData\VGC_J\20200619-92578.b\RSK_J.m
Limit Group: GCV - RSK 175
Method Label: DV-GC-0025: Dissolved Gases in Water by RSK-175
Last Update: 23-Jun-2020 14:07:59 Calib Date: 16-May-2020 13:08:56
Integrator: Falcon
Quant Method: External Standard Quant By: Initial Calibration
Last ICal File: \\chromfs\Denver\ChromData\VGC_J\20200516-91574.b\009F0901.D

Column 1 : Rt-Alumina BOND/KCl (0.53 mm) Det: GC FID1A
Column 2 : HP-PLOT/Q (0.53 mm) Det: GC FID2B
Process Host: CTX1049

First Level Reviewer: meierg Date: 23-Jun-2020 12:24:10

Col	RT (min.)	Exp RT (min.)	Dlt RT (min.)	Response	OnCol Amt ug/l	Flags
$ 1 1,1,1-Trifluoroethane						
1		4.098			ND	
2		5.458				
2 Methane						a
1	1.256	1.262	-0.006	859951726	5982.6	a
2	3.161	3.212	-0.051	406297684	5935.6	a
					RPD = 0.79	
3 Ethane						
1		1.522			ND	
2		4.325				
4 Ethylene						
1		1.802			ND	
2		4.055				
5 Propane						
1		2.505			ND	
2		5.935				
6 Acetylene						
1		3.960			ND	
2		4.159				
7 Butane						
1		4.252			ND	
2		7.375				
8 isobutylene						
1		5.152			ND	
2		7.229				

QC Flag Legend

Review Flags

a - User Assigned ID

Report Date: 23-Jun-2020 14:08:03 Chrom Revision: 2.3 21-Jun-2020 18:30:46

Eurofins TestAmerica, Denver

Data File: \\chromfs\Denver\ChromData\VGC_J\20200619-92578.b\06192024.D

Injection Date:	19-Jun-2020 23:04:22	Instrument ID:	VGC_J	Operator ID:	gm
Lims ID:	280-137702-H-20	Lab Sample ID:	280-137702-20	Worklist Smp#:	24
Client ID:	G0112-20A				
Purge Vol:	18.000 mL	Dil. Factor:	1.0000	ALS Bottle#:	24
Method:	RSK_J	Limit Group:	GCV - RSK 175		

Column: Rt-Alumina BOND/KCl (0.53 mm) Y Scaling: Method Defined: Scale to the Nth Largest Target: 1

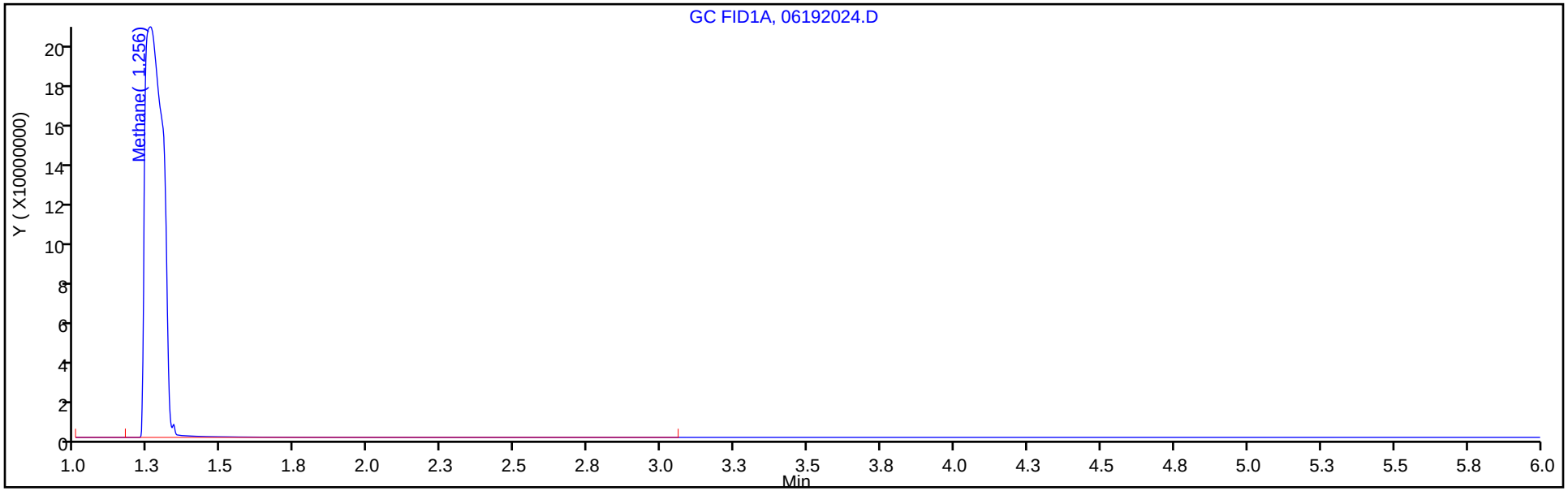

Column: HP-PLOT/Q (0.53 mm) Y Scaling: Method Defined: Scale to the Nth Largest Target: 1

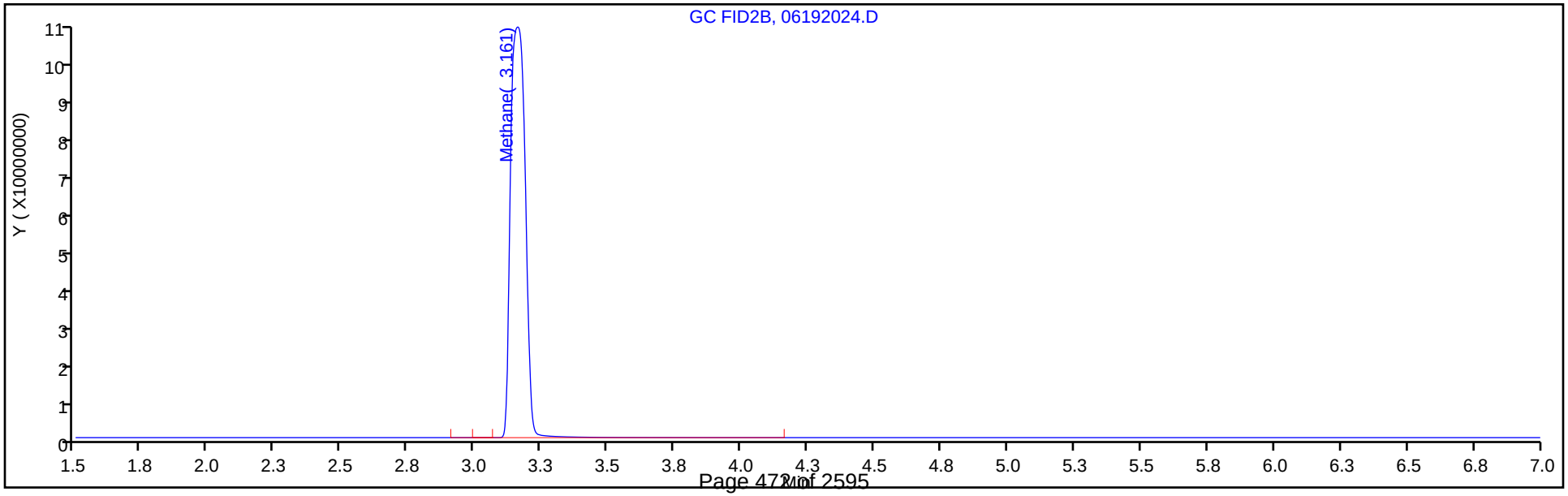

Manual Integration/User Assign Peak Report

Eurofins TestAmerica, Denver

Data File:	\\chromfs\Denver\ChromData\VGC_J\20200619-92578.b\06192024.D				
Injection Date:	19-Jun-2020 23:04:22	Instrument ID:	VGC_J		
Lims ID:	280-137702-H-20	Lab Sample ID:	280-137702-20		
Client ID:	G0112-20A				
Operator ID:	gm	ALS Bottle#:	24	Worklist Smp#:	24
Purge Vol:	18.000 mL	Dil. Factor:	1.0000		
Method:	RSK_J	Limit Group:	GCV - RSK 175		
Column:	HP-PLOT/Q (0.53 mm)	Detector	GC FID2B		

2 Methane, CAS: 74-82-8

Signal: 2

Not Detected
Expected RT: 3.21

Processing Integration Results

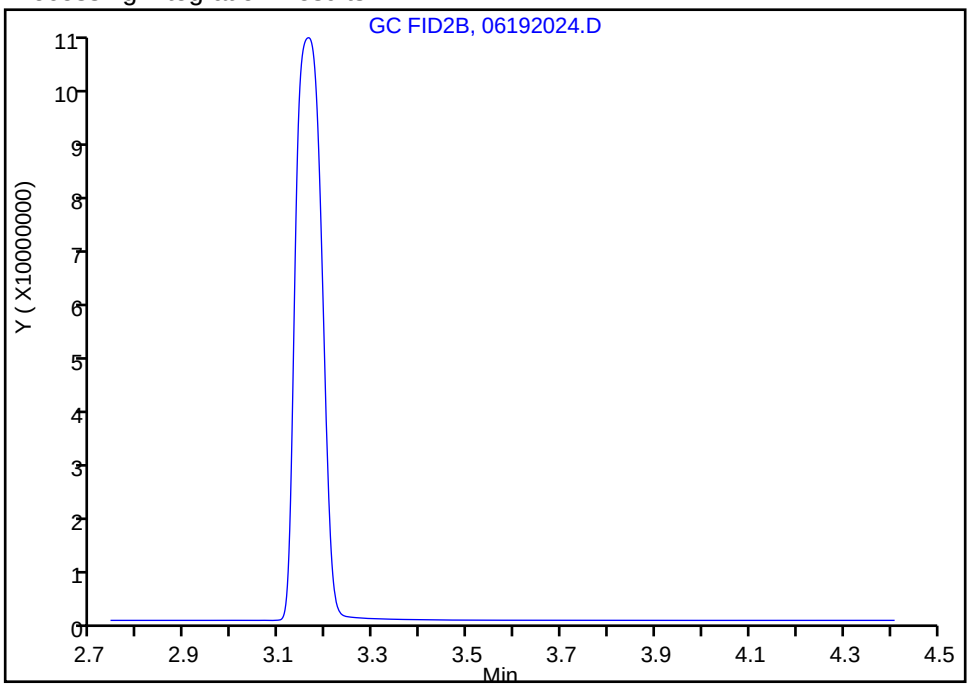

Manual Integration Results

RT: 3.16
Area: 406297684
Amount: 5935.5957
Amount Units: ug/l

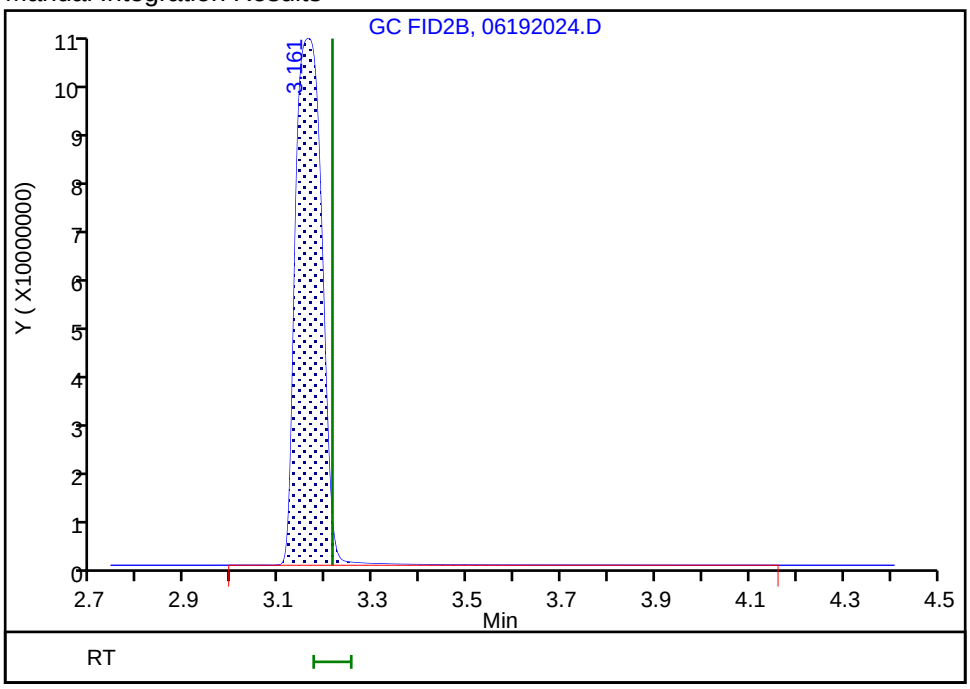

Reviewer: meierg, 23-Jun-2020 12:24:04
Audit Action: Assigned Compound ID Audit Reason: Peak not integrated

FORM I
GC VOA ORGANICS ANALYSIS DATA SHEET

Lab Name: Eurofins TestAmerica, Denver Job No.: 280-137702-1

SDG No.:

Client Sample ID: G0094-20A Lab Sample ID: 280-137702-21

Matrix: Water Lab File ID: 06252007.D

Analysis Method: RSK-175 Date Collected: 06/15/2020 08:20

Sample wt/vol: 18(mL) Date Analyzed: 06/25/2020 12:54

Soil Aliquot Vol: Dilution Factor: 1

Soil Extract Vol.: GC Column: HP-Plot Q ID: 0.53(mm)

% Moisture: Level: (low/med) Low

Analysis Batch No.: 500092 Units: mg/L

CAS NO.	COMPOUND NAME	RESULT	Q	LOQ	LOD	DL
74-82-8	Methane	19		0.0050	0.0020	0.00063

Eurofins TestAmerica, Denver
Target Compound Quantitation Report

Data File: \\chromfs\Denver\ChromData\VGC_J\20200625-92746.b\06252007.D
Lims ID: 280-137702-H-21
Client ID: G0094-20A
Sample Type: Client
Inject. Date: 25-Jun-2020 12:54:28 ALS Bottle#: 7 Worklist Smp#: 7
Purge Vol: 18.000 mL Dil. Factor: 1.0000
Sample Info: 280-137702-H-21
Misc. Info.: 280-0092746-007
Operator ID: gm Instrument ID: VGC_J

Method: \\chromfs\Denver\ChromData\VGC_J\20200625-92746.b\RSK_J.m
Limit Group: GCV - RSK 175
Method Label: DV-GC-0025: Dissolved Gases in Water by RSK-175
Last Update: 26-Jun-2020 08:35:24 Calib Date: 24-Jun-2020 11:46:32
Integrator: Falcon
Quant Method: External Standard Quant By: Initial Calibration
Last ICal File: \\chromfs\Denver\ChromData\VGC_J\20200624-92709.b\06242009.D

Column 1 : Rt-Alumina BOND/KCl (0.53 mm) Det: GC FID1A
Column 2 : HP-PLOT/Q (0.53 mm) Det: GC FID2B
Process Host: CTX1026

First Level Reviewer: meierg Date: 25-Jun-2020 13:30:32

Col	RT (min.)	Exp RT (min.)	Dlt RT (min.)	Response	OnCol Amt ug/l	Flags
$ 1 1,1,1-Trifluoroethane						
1		4.098			ND	
2		5.458				
2 Methane						
1	1.163	1.182	-0.019	2346884674	19878	
2	1.551	1.591	-0.040	2060887480	19134	
					RPD = 3.81	
3 Ethane						
1		1.470			ND	
2		2.766				
4 Ethylene						
1		1.787			ND	
2		2.382				
5 Propane						
1		2.692			ND	
2		4.616				
6 Acetylene						
1		4.225			ND	
2		2.497				
7 Butane						
1		4.550			ND	
2		6.086				
8 isobutylene						
1		5.382			ND	
2		5.927				

Report Date: 26-Jun-2020 08:35:28 Chrom Revision: 2.3 21-Jun-2020 18:30:46

Eurofins TestAmerica, Denver

Data File: \\chromfs\Denver\ChromData\VGC_J\20200625-92746.b\06252007.D

Injection Date:	25-Jun-2020 12:54:28	Instrument ID:	VGC_J	Operator ID:	gm
Lims ID:	280-137702-H-21	Lab Sample ID:	280-137702-21	Worklist Smp#:	7
Client ID:	G0094-20A				
Purge Vol:	18.000 mL	Dil. Factor:	1.0000	ALS Bottle#:	7
Method:	RSK_J	Limit Group:	GCV - RSK 175		

Column: Rt-Alumina BOND/KCl (0.53 mm) Y Scaling: Method Defined: Scale to the Nth Largest Target: 1

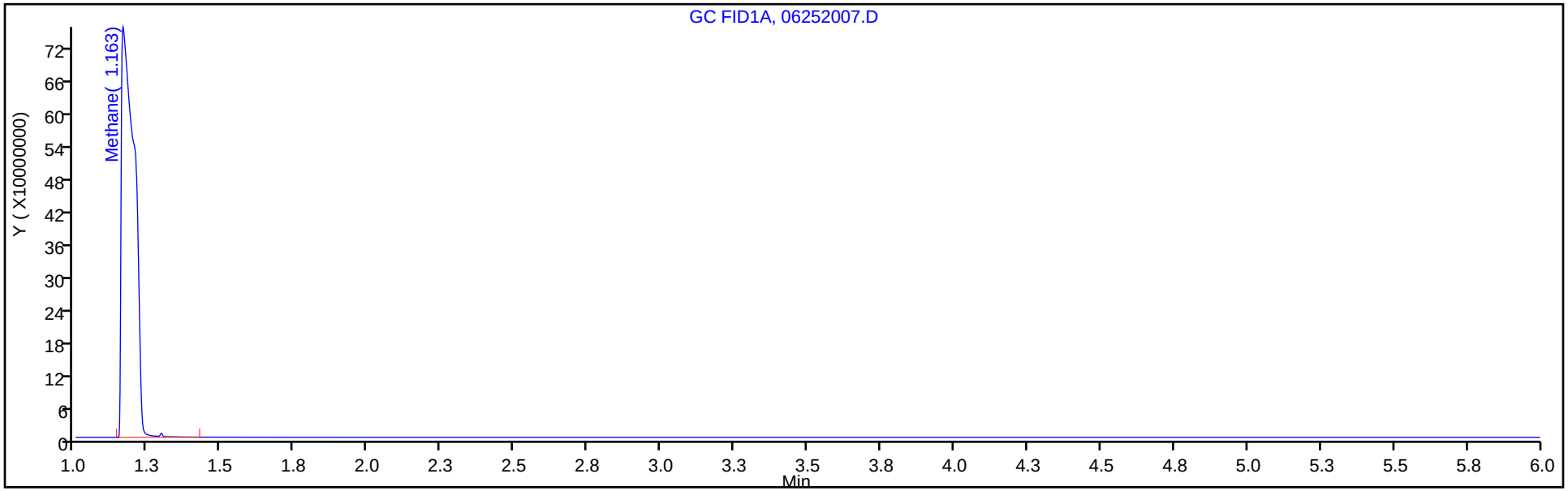

Column: HP-PLOT/Q (0.53 mm) Y Scaling: Method Defined: Scale to the Nth Largest Target: 1

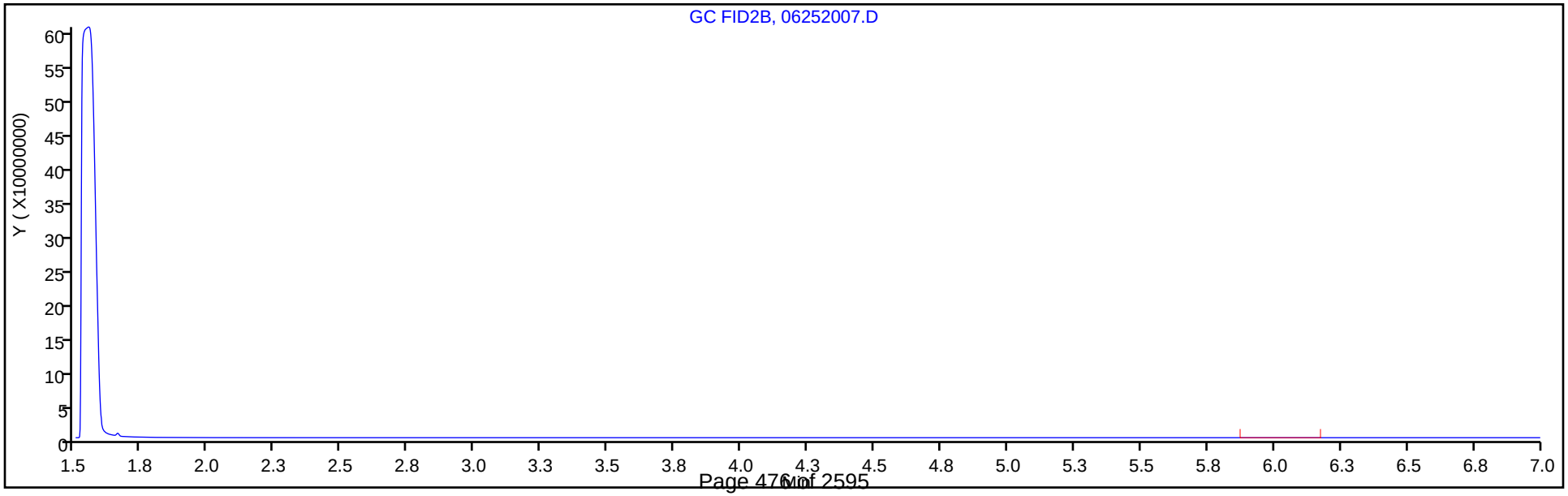

FORM I
GC VOA ORGANICS ANALYSIS DATA SHEET

Lab Name: Eurofins TestAmerica, Denver Job No.: 280-137702-1

SDG No.:

Client Sample ID: G0099-20A Lab Sample ID: 280-137702-22

Matrix: Water Lab File ID: 06192026.D

Analysis Method: RSK-175 Date Collected: 06/15/2020 09:35

Sample wt/vol: 18(mL) Date Analyzed: 06/19/2020 23:36

Soil Aliquot Vol: Dilution Factor: 1

Soil Extract Vol.: GC Column: HP-Plot Q ID: 0.53(mm)

% Moisture: Level: (low/med) Low

Analysis Batch No.: 499435 Units: mg/L

CAS NO.	COMPOUND NAME	RESULT	Q	LOQ	LOD	DL
74-82-8	Methane	6.5	M	0.0050	0.0020	0.00063

Eurofins TestAmerica, Denver
Target Compound Quantitation Report

Data File: \\chromfs\Denver\ChromData\VGC_J\20200619-92578.b\06192026.D
Lims ID: 280-137702-H-22
Client ID: G0099-20A
Sample Type: Client
Inject. Date: 19-Jun-2020 23:36:59 ALS Bottle#: 26 Worklist Smp#: 26
Purge Vol: 18.000 mL Dil. Factor: 1.0000
Sample Info: 280-137702-H-22
Misc. Info.: 280-0092578-026
Operator ID: gm Instrument ID: VGC_J

Method: \\chromfs\Denver\ChromData\VGC_J\20200619-92578.b\RSK_J.m
Limit Group: GCV - RSK 175
Method Label: DV-GC-0025: Dissolved Gases in Water by RSK-175
Last Update: 23-Jun-2020 14:07:59 Calib Date: 16-May-2020 13:08:56
Integrator: Falcon
Quant Method: External Standard Quant By: Initial Calibration
Last ICal File: \\chromfs\Denver\ChromData\VGC_J\20200516-91574.b\009F0901.D

Column 1 : Rt-Alumina BOND/KCl (0.53 mm) Det: GC FID1A
Column 2 : HP-PLOT/Q (0.53 mm) Det: GC FID2B
Process Host: CTX1049

First Level Reviewer: meierg Date: 23-Jun-2020 12:24:41

Col	RT (min.)	Exp RT (min.)	Dlt RT (min.)	Response	OnCol Amt ug/l	Flags
$ 1 1,1,1-Trifluoroethane						
1		4.098			ND	
2		5.458				
2 Methane						a
1	1.245	1.262	-0.017	967747133	6732.6	a
2	3.150	3.212	-0.062	448312630	6549.4	a
					RPD = 2.76	
3 Ethane						
1		1.522			ND	
2		4.325				
4 Ethylene						
1		1.802			ND	
2		4.055				
5 Propane						
1		2.505			ND	
2		5.935				
6 Acetylene						
1		3.960			ND	
2		4.159				
7 Butane						
1		4.252			ND	
2		7.375				
8 isobutylene						
1		5.152			ND	
2		7.229				

QC Flag Legend

Review Flags

a - User Assigned ID

Report Date: 23-Jun-2020 14:08:04 Chrom Revision: 2.3 21-Jun-2020 18:30:46

Eurofins TestAmerica, Denver

Data File: \\chromfs\Denver\ChromData\VGC_J\20200619-92578.b\06192026.D

Injection Date:	19-Jun-2020 23:36:59	Instrument ID:	VGC_J	Operator ID:	gm
Lims ID:	280-137702-H-22	Lab Sample ID:	280-137702-22	Worklist Smp#:	26
Client ID:	G0099-20A				
Purge Vol:	18.000 mL	Dil. Factor:	1.0000	ALS Bottle#:	26
Method:	RSK_J	Limit Group:	GCV - RSK 175		

Column: Rt-Alumina BOND/KCl (0.53 mm) Y Scaling: Method Defined: Scale to the Nth Largest Target: 1

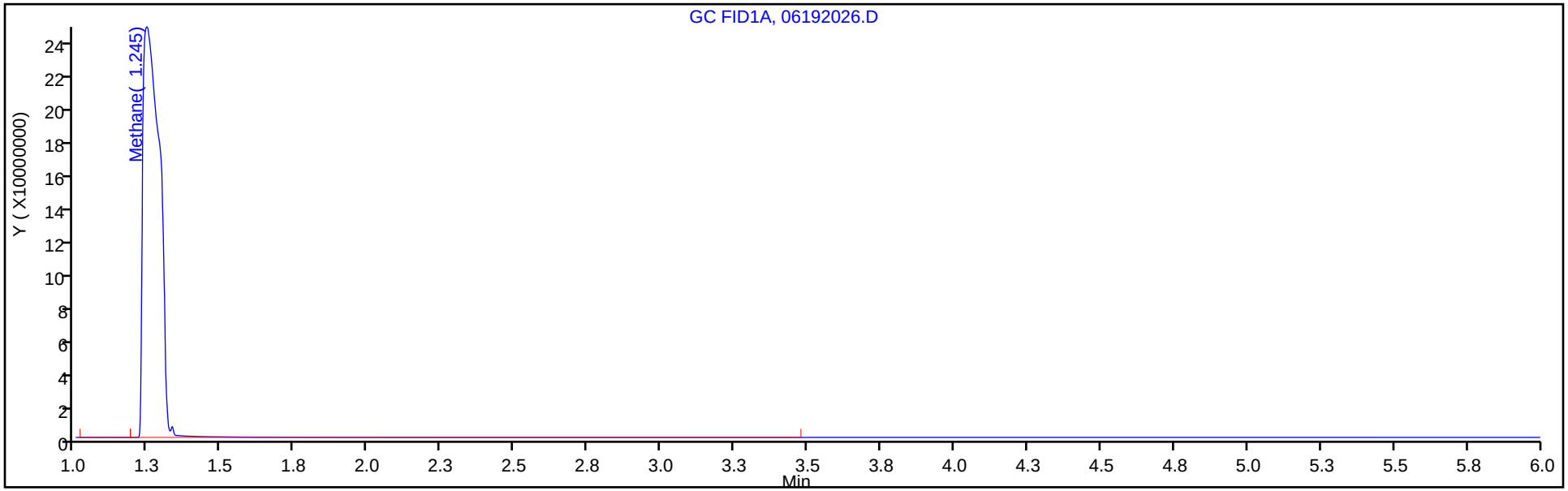

Column: HP-PLOT/Q (0.53 mm) Y Scaling: Method Defined: Scale to the Nth Largest Target: 1

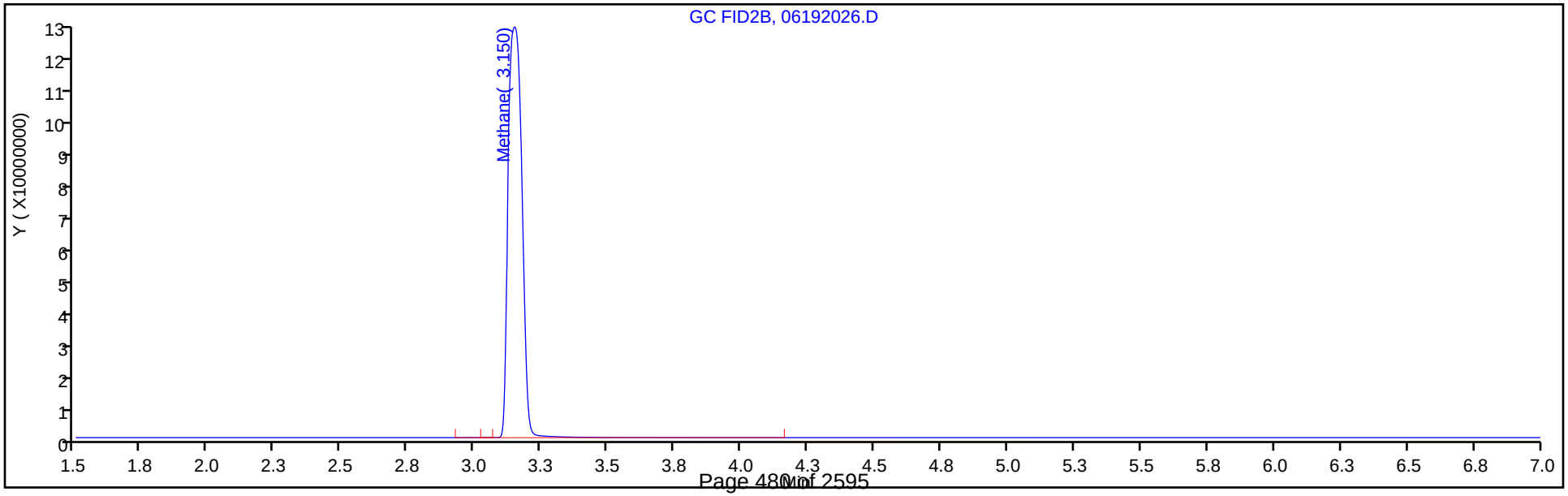

Manual Integration/User Assign Peak Report

Eurofins TestAmerica, Denver

Data File:	\\chromfs\Denver\ChromData\VGC_J\20200619-92578.b\06192026.D				
Injection Date:	19-Jun-2020 23:36:59	Instrument ID:	VGC_J		
Lims ID:	280-137702-H-22	Lab Sample ID:	280-137702-22		
Client ID:	G0099-20A				
Operator ID:	gm	ALS Bottle#:	26	Worklist Smp#:	26
Purge Vol:	18.000 mL	Dil. Factor:	1.0000		
Method:	RSK_J	Limit Group:	GCV - RSK 175		
Column:	HP-PLOT/Q (0.53 mm)	Detector	GC FID2B		

2 Methane, CAS: 74-82-8

Signal: 2

Not Detected
Expected RT: 3.21

Processing Integration Results

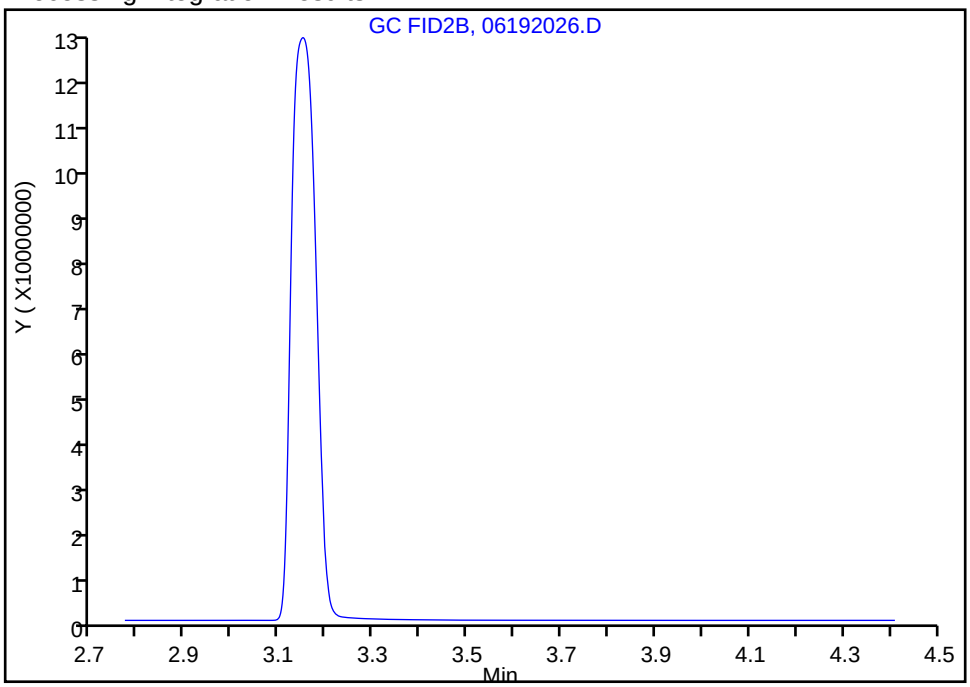

Manual Integration Results

RT: 3.15
Area: 448312630
Amount: 6549.4174
Amount Units: ug/l

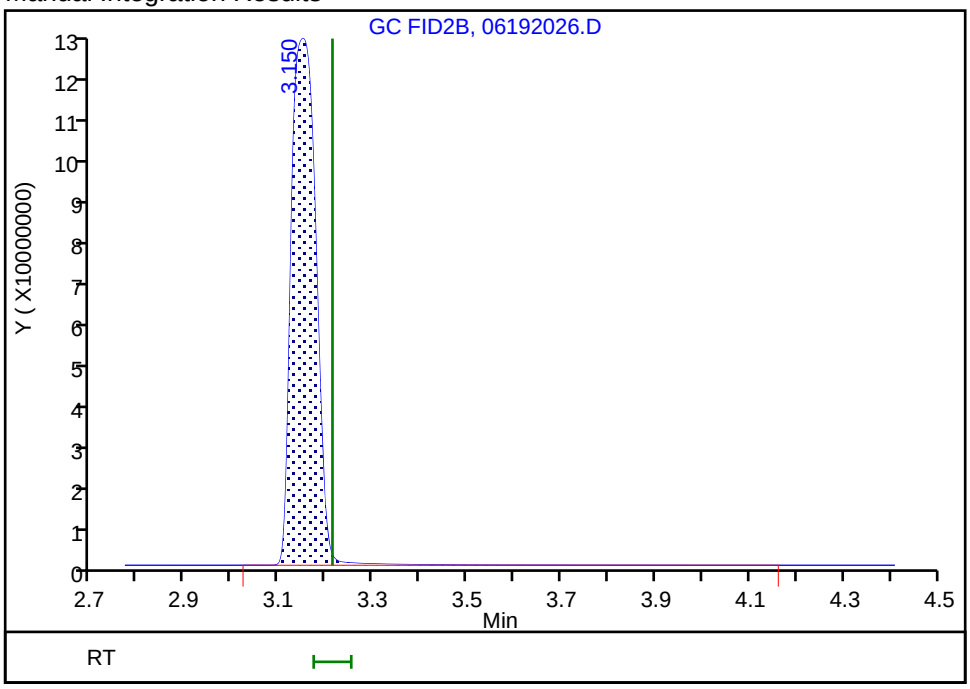

Reviewer: meierg, 23-Jun-2020 12:24:35
Audit Action: Assigned Compound ID Audit Reason: Peak not integrated

FORM I
GC VOA ORGANICS ANALYSIS DATA SHEET

Lab Name: Eurofins TestAmerica, Denver Job No.: 280-137702-1

SDG No.:

Client Sample ID: NW021-20A Lab Sample ID: 280-137702-23

Matrix: Water Lab File ID: 06192027.D

Analysis Method: RSK-175 Date Collected: 06/15/2020 09:30

Sample wt/vol: 18(mL) Date Analyzed: 06/19/2020 23:53

Soil Aliquot Vol: Dilution Factor: 1

Soil Extract Vol.: GC Column: HP-Plot Q ID: 0.53(mm)

% Moisture: Level: (low/med) Low

Analysis Batch No.: 499435 Units: mg/L

CAS NO.	COMPOUND NAME	RESULT	Q	LOQ	LOD	DL
74-82-8	Methane	0.0057	M	0.0050	0.0020	0.00063

Eurofins TestAmerica, Denver
Target Compound Quantitation Report

Data File: \\chromfs\Denver\ChromData\VGC_J\20200619-92578.b\06192027.D
Lims ID: 280-137702-H-23
Client ID: NW021-20A
Sample Type: Client
Inject. Date: 19-Jun-2020 23:53:18 ALS Bottle#: 27 Worklist Smp#: 27
Purge Vol: 18.000 mL Dil. Factor: 1.0000
Sample Info: 280-137702-H-23
Misc. Info.: 280-0092578-027
Operator ID: gm Instrument ID: VGC_J

Method: \\chromfs\Denver\ChromData\VGC_J\20200619-92578.b\RSK_J.m
Limit Group: GCV - RSK 175
Method Label: DV-GC-0025: Dissolved Gases in Water by RSK-175
Last Update: 23-Jun-2020 14:07:59 Calib Date: 16-May-2020 13:08:56
Integrator: Falcon
Quant Method: External Standard Quant By: Initial Calibration
Last ICal File: \\chromfs\Denver\ChromData\VGC_J\20200516-91574.b\009F0901.D

Column 1 : Rt-Alumina BOND/KCl (0.53 mm) Det: GC FID1A
Column 2 : HP-PLOT/Q (0.53 mm) Det: GC FID2B
Process Host: CTX1049

First Level Reviewer: meierg Date: 23-Jun-2020 12:24:58

Col	RT (min.)	Exp RT (min.)	Dlt RT (min.)	Response	OnCol Amt ug/l	Flags
$ 1 1,1,1-Trifluoroethane						
1		4.098			ND	
2		5.458				
2 Methane						a
1	1.250	1.262	-0.012	910827	6.00	a
2	3.162	3.212	-0.050	408001	5.71	a
					RPD = 4.95	
3 Ethane						
1		1.522			ND	
2		4.325				
4 Ethylene						
1		1.802			ND	
2		4.055				
5 Propane						
1		2.505			ND	
2		5.935				
6 Acetylene						
1		3.960			ND	
2		4.159				
7 Butane						
1		4.252			ND	
2		7.375				
8 isobutylene						
1		5.152			ND	
2		7.229				

QC Flag Legend

Review Flags

a - User Assigned ID

Report Date: 23-Jun-2020 14:08:04 Chrom Revision: 2.3 21-Jun-2020 18:30:46

Eurofins TestAmerica, Denver

Data File: \\chromfs\Denver\ChromData\VGC_J\20200619-92578.b\06192027.D

Injection Date:	19-Jun-2020 23:53:18	Instrument ID:	VGC_J	Operator ID:	gm
Lims ID:	280-137702-H-23	Lab Sample ID:	280-137702-23	Worklist Smp#:	27
Client ID:	NW021-20A				
Purge Vol:	18.000 mL	Dil. Factor:	1.0000	ALS Bottle#:	27
Method:	RSK_J	Limit Group:	GCV - RSK 175		

Column: Rt-Alumina BOND/KCl (0.53 mm) Y Scaling: Method Defined: Scale to the Nth Largest Target: 1

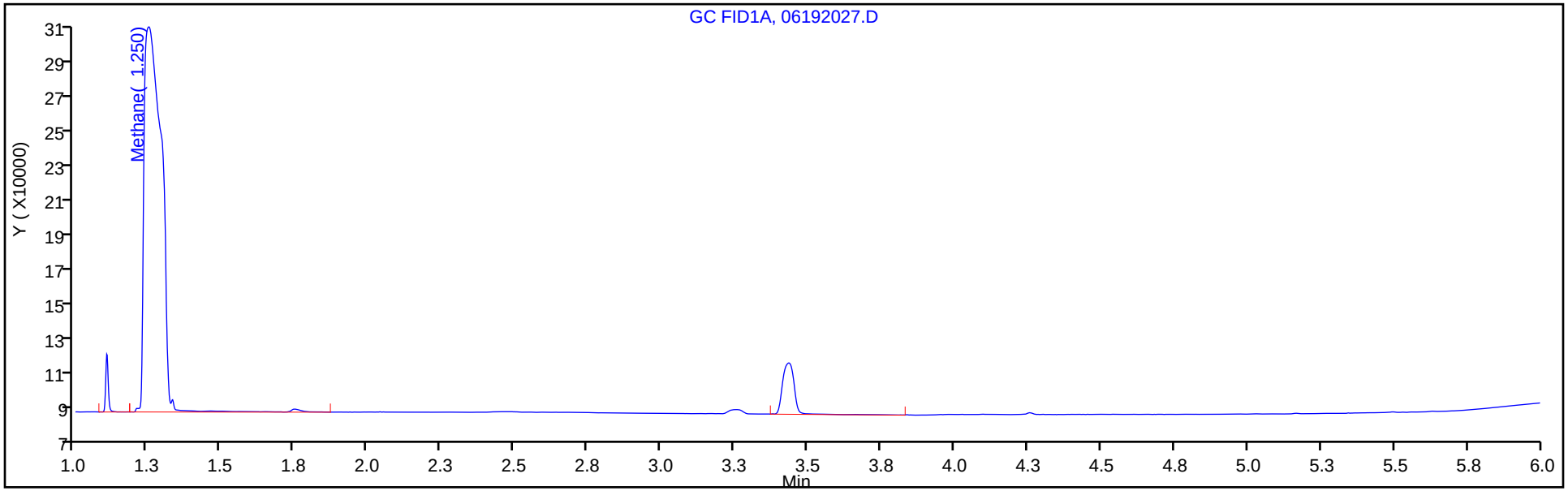

Column: HP-PLOT/Q (0.53 mm) Y Scaling: Method Defined: Scale to the Nth Largest Target: 1

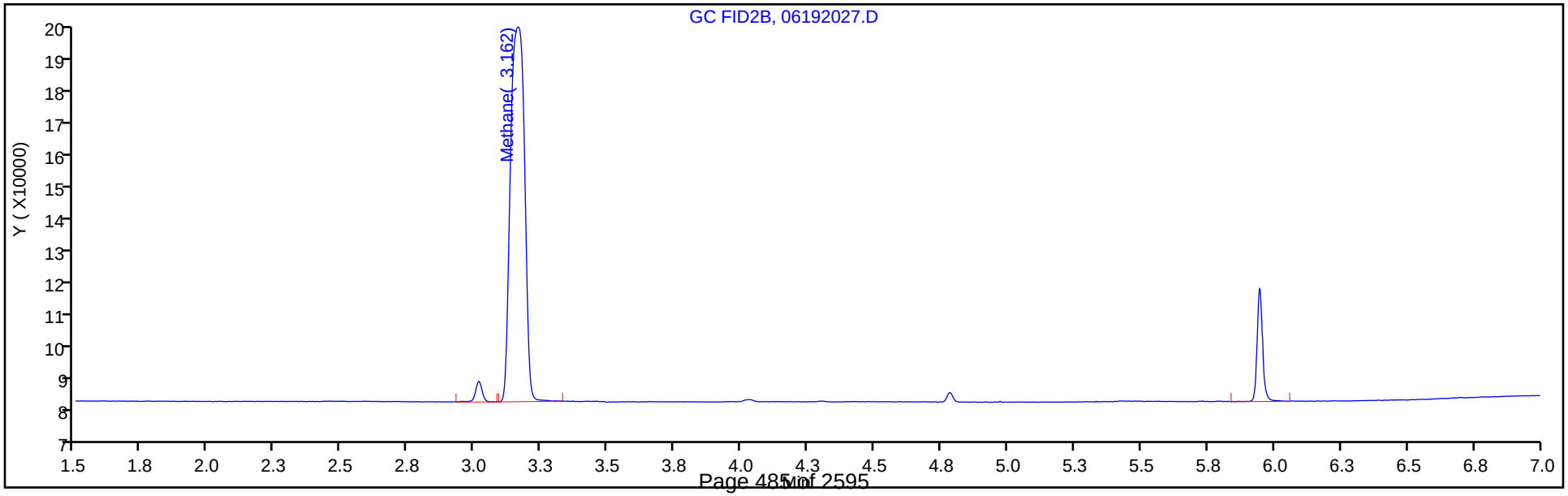

Manual Integration/User Assign Peak Report

Eurofins TestAmerica, Denver

Data File:	\\chromfs\Denver\ChromData\VGC_J\20200619-92578.b\06192027.D				
Injection Date:	19-Jun-2020 23:53:18	Instrument ID:	VGC_J		
Lims ID:	280-137702-H-23	Lab Sample ID:	280-137702-23		
Client ID:	NW021-20A				
Operator ID:	gm	ALS Bottle#:	27	Worklist Smp#:	27
Purge Vol:	18.000 mL	Dil. Factor:	1.0000		
Method:	RSK_J	Limit Group:	GCV - RSK 175		
Column:	HP-PLOT/Q (0.53 mm)	Detector	GC FID2B		

2 Methane, CAS: 74-82-8

Signal: 2

Not Detected
Expected RT: 3.21

Processing Integration Results

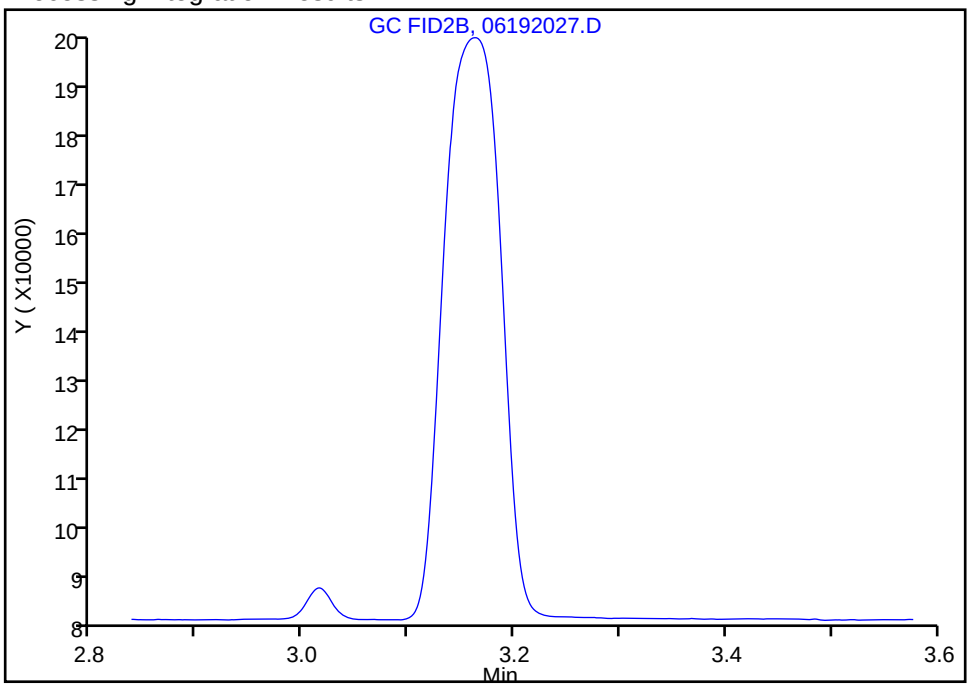

Manual Integration Results

RT: 3.16
Area: 408001
Amount: 5.707908
Amount Units: ug/l

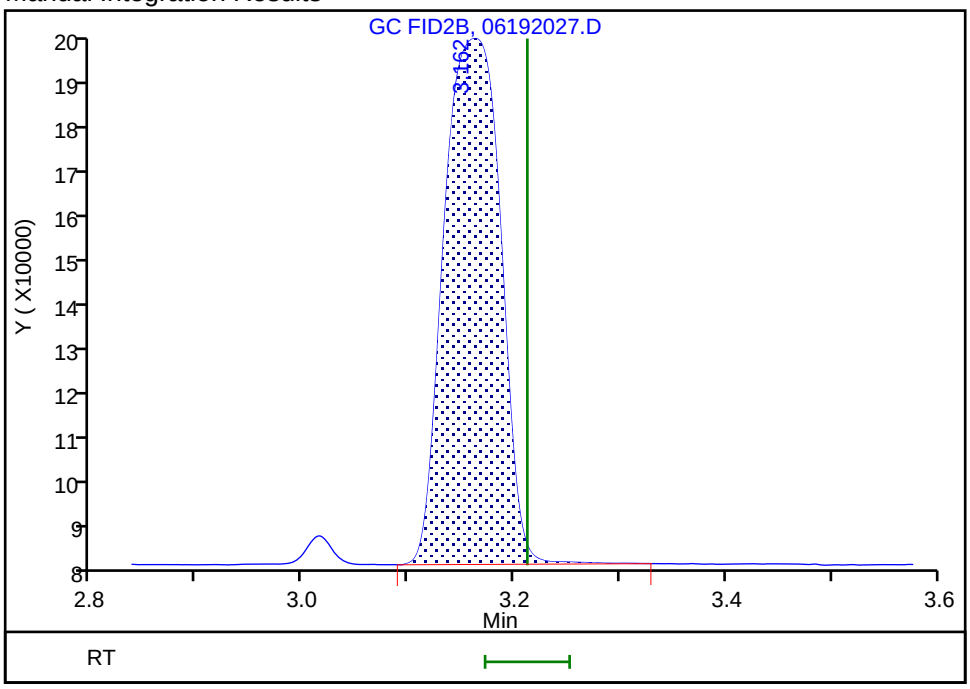

Reviewer: meierg, 23-Jun-2020 12:24:51
Audit Action: Assigned Compound ID Audit Reason: Peak not integrated

FORM I
GC VOA ORGANICS ANALYSIS DATA SHEET

Lab Name: Eurofins TestAmerica, Denver Job No.: 280-137702-1

SDG No.:

Client Sample ID: NW023-20A Lab Sample ID: 280-137702-24

Matrix: Water Lab File ID: 06192028.D

Analysis Method: RSK-175 Date Collected: 06/15/2020 08:00

Sample wt/vol: 18(mL) Date Analyzed: 06/20/2020 00:09

Soil Aliquot Vol: Dilution Factor: 1

Soil Extract Vol.: GC Column: HP-Plot Q ID: 0.53(mm)

% Moisture: Level: (low/med) Low

Analysis Batch No.: 499435 Units: mg/L

CAS NO.	COMPOUND NAME	RESULT	Q	LOQ	LOD	DL
74-82-8	Methane	0.0043	J M	0.0050	0.0020	0.00063

Eurofins TestAmerica, Denver
Target Compound Quantitation Report

Data File: \\chromfs\Denver\ChromData\VGC_J\20200619-92578.b\06192028.D
Lims ID: 280-137702-H-24
Client ID: NW023-20A
Sample Type: Client
Inject. Date: 20-Jun-2020 00:09:37 ALS Bottle#: 28 Worklist Smp#: 28
Purge Vol: 18.000 mL Dil. Factor: 1.0000
Sample Info: 280-137702-H-24
Misc. Info.: 280-0092578-028
Operator ID: gm Instrument ID: VGC_J

Method: \\chromfs\Denver\ChromData\VGC_J\20200619-92578.b\RSK_J.m
Limit Group: GCV - RSK 175
Method Label: DV-GC-0025: Dissolved Gases in Water by RSK-175
Last Update: 23-Jun-2020 14:07:59 Calib Date: 16-May-2020 13:08:56
Integrator: Falcon
Quant Method: External Standard Quant By: Initial Calibration
Last ICal File: \\chromfs\Denver\ChromData\VGC_J\20200516-91574.b\009F0901.D

Column 1 : Rt-Alumina BOND/KCl (0.53 mm) Det: GC FID1A
Column 2 : HP-PLOT/Q (0.53 mm) Det: GC FID2B
Process Host: CTX1049

First Level Reviewer: meierg Date: 23-Jun-2020 12:25:11

Col	RT (min.)	Exp RT (min.)	Dlt RT (min.)	Response	OnCol Amt ug/l	Flags
$ 1 1,1,1-Trifluoroethane						
1		4.098			ND	
2		5.458				
2 Methane						a
1	1.252	1.262	-0.010	683418	4.42	a
2	3.161	3.212	-0.051	311602	4.30	a
					RPD = 2.66	
3 Ethane						
1		1.522			ND	
2		4.325				
4 Ethylene						
1		1.802			ND	
2		4.055				
5 Propane						
1		2.505			ND	
2		5.935				
6 Acetylene						
1		3.960			ND	
2		4.159				
7 Butane						
1		4.252			ND	
2		7.375				
8 isobutylene						
1		5.152			ND	
2		7.229				

QC Flag Legend

Review Flags

a - User Assigned ID

Report Date: 23-Jun-2020 14:08:05 Chrom Revision: 2.3 21-Jun-2020 18:30:46

Eurofins TestAmerica, Denver

Data File: \\chromfs\Denver\ChromData\VGC_J\20200619-92578.b\06192028.D

Injection Date:	20-Jun-2020 00:09:37	Instrument ID:	VGC_J	Operator ID:	gm
Lims ID:	280-137702-H-24	Lab Sample ID:	280-137702-24	Worklist Smp#:	28
Client ID:	NW023-20A				
Purge Vol:	18.000 mL	Dil. Factor:	1.0000	ALS Bottle#:	28
Method:	RSK_J	Limit Group:	GCV - RSK 175		

Column: Rt-Alumina BOND/KCl (0.53 mm) Y Scaling: Method Defined: Scale to the Nth Largest Target: 1

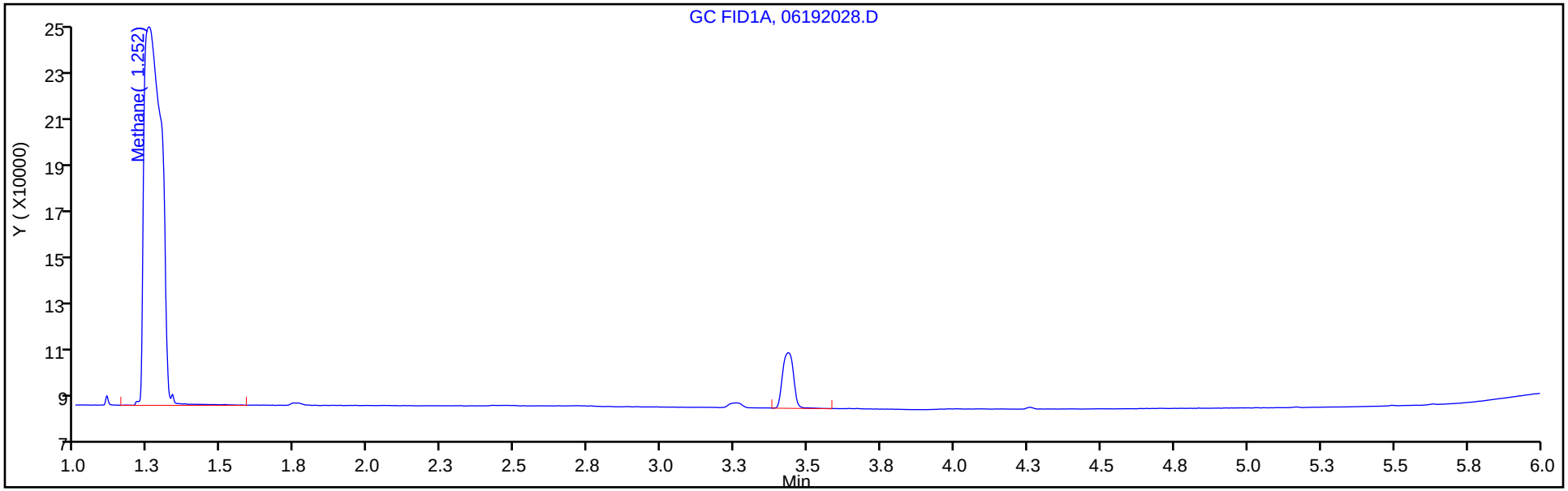

Column: HP-PLOT/Q (0.53 mm) Y Scaling: Method Defined: Scale to the Nth Largest Target: 1

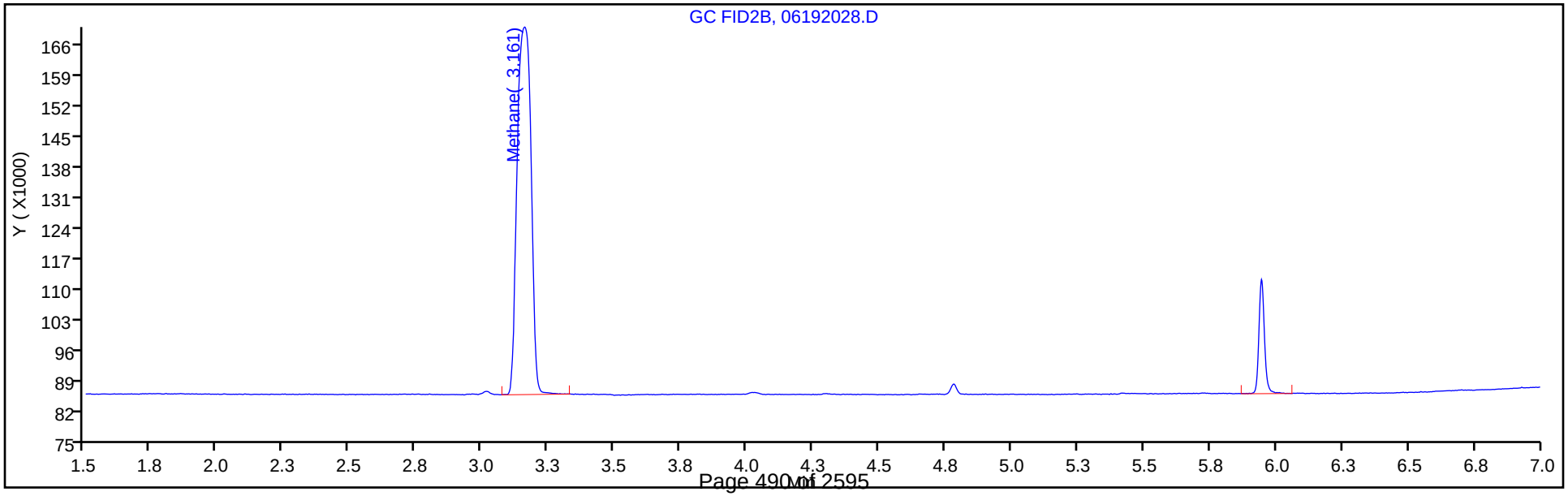

Manual Integration/User Assign Peak Report

Eurofins TestAmerica, Denver

Data File:	\\chromfs\Denver\ChromData\VGC_J\20200619-92578.b\06192028.D				
Injection Date:	20-Jun-2020 00:09:37	Instrument ID:	VGC_J		
Lims ID:	280-137702-H-24	Lab Sample ID:	280-137702-24		
Client ID:	NW023-20A				
Operator ID:	gm	ALS Bottle#:	28	Worklist Smp#:	28
Purge Vol:	18.000 mL	Dil. Factor:	1.0000		
Method:	RSK_J	Limit Group:	GCV - RSK 175		
Column:	HP-PLOT/Q (0.53 mm)	Detector	GC FID2B		

2 Methane, CAS: 74-82-8

Signal: 2

Not Detected
Expected RT: 3.21

Processing Integration Results

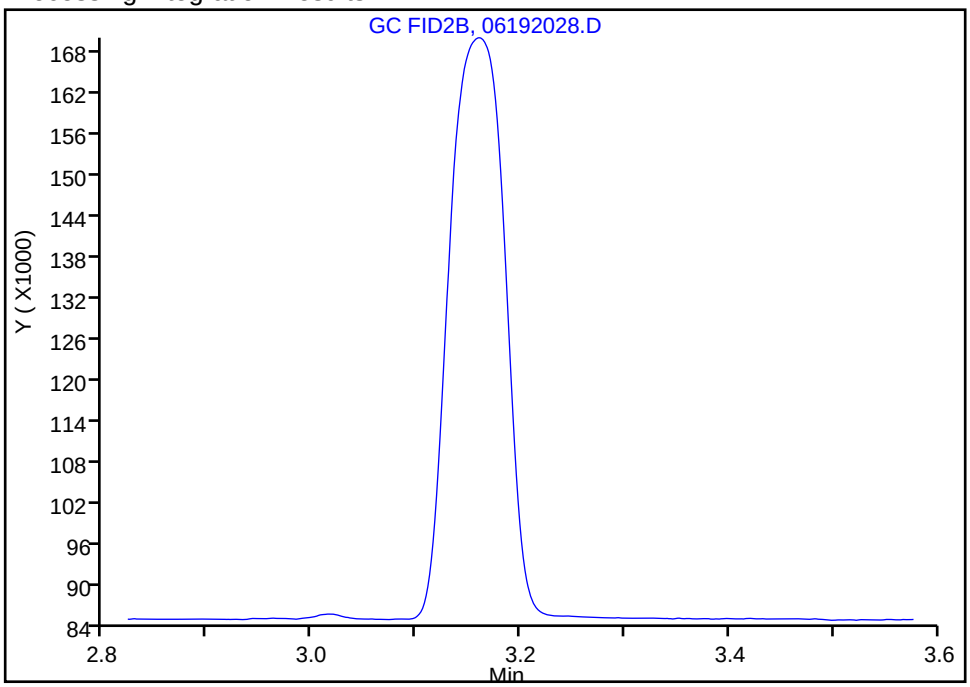

Manual Integration Results

RT: 3.16
Area: 311602
Amount: 4.299556
Amount Units: ug/l

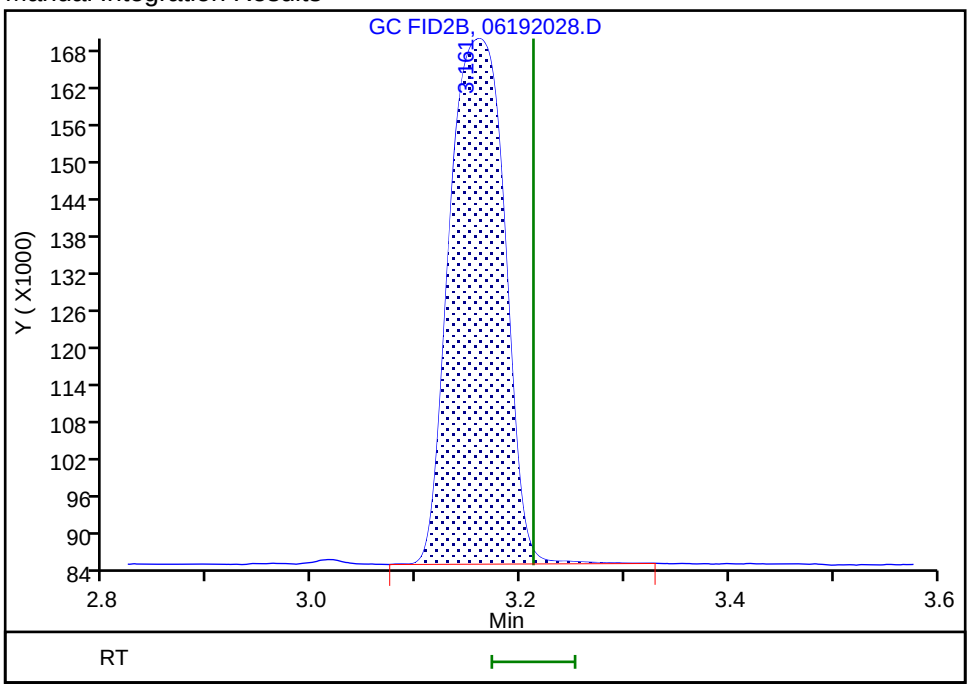

Reviewer: meierg, 23-Jun-2020 12:25:05
Audit Action: Assigned Compound ID Audit Reason: Peak not integrated

FORM I
GC VOA ORGANICS ANALYSIS DATA SHEET

Lab Name: Eurofins TestAmerica, Denver Job No.: 280-137702-1

SDG No.:

Client Sample ID: G0022-20A Lab Sample ID: 280-137702-25

Matrix: Water Lab File ID: 049F4901.D

Analysis Method: RSK-175 Date Collected: 06/15/2020 12:05

Sample wt/vol: 18(mL) Date Analyzed: 06/20/2020 05:53

Soil Aliquot Vol: Dilution Factor: 1

Soil Extract Vol.: GC Column: HP-Plot Q ID: 0.53(mm)

% Moisture: Level: (low/med) Low

Analysis Batch No.: 499668 Units: mg/L

CAS NO.	COMPOUND NAME	RESULT	Q	LOQ	LOD	DL
74-82-8	Methane	0.0020	U	0.0050	0.0020	0.00063

Eurofins TestAmerica, Denver
Target Compound Quantitation Report

Data File:	\\chromfs\Denver\ChromData\VGC_J\20200619-92578.b\049F4901.D				
Lims ID:	280-137702-G-25				
Client ID:	G0022-20A				
Sample Type:	Client				
Inject. Date:	20-Jun-2020 05:53:25	ALS Bottle#:	49	Worklist Smp#:	50
Purge Vol:	18.000 mL	Dil. Factor:	1.0000		
Sample Info:	280-137702-G-25				
Operator ID:	gm	Instrument ID:	VGC_J		
Method:	\\chromfs\Denver\ChromData\VGC_J\20200619-92578.b\RSK_J.m				
Limit Group:	GCV - RSK 175				
Method Label:	DV-GC-0025: Dissolved Gases in Water by RSK-175				
Last Update:	23-Jun-2020 14:51:20	Calib Date:	16-May-2020 13:08:56		
Integrator:	Falcon				
Quant Method:	External Standard	Quant By:	Initial Calibration		
Last ICal File:	\\chromfs\Denver\ChromData\VGC_J\20200516-91574.b\009F0901.D				
Column 1 :	Rt-Alumina BOND/KCl (0.53 mm)		Det: GC FID1A		
Column 2 :	HP-PLOT/Q (0.53 mm)		Det: GC FID2B		
Process Host:	CTX1049				

Col	RT (min.)	Exp RT (min.)	Dlt RT (min.)	Response	OnCol Amt ug/l	Flags
$ 1 1,1,1-Trifluoroethane						
1		4.098			ND	
2		5.458				
2 Methane						
1		1.262			ND	
2		3.212				
3 Ethane						
1		1.522			ND	
2		4.325				
4 Ethylene						
1		1.802			ND	
2		4.055				
5 Propane						
1		2.505			ND	
2		5.935				
6 Acetylene						
1		3.960			ND	
2		4.159				
7 Butane						
1		4.252			ND	
2		7.375				
8 isobutylene						
1		5.152			ND	
2		7.229				

Report Date: 23-Jun-2020 15:00:22 Chrom Revision: 2.3 21-Jun-2020 18:30:46

Eurofins TestAmerica, Denver

Data File: \\chromfs\Denver\ChromData\VGC_J\20200619-92578.b\049F4901.D

Injection Date:	20-Jun-2020 05:53:25	Instrument ID:	VGC_J	Operator ID:	gm
Lims ID:	280-137702-G-25	Lab Sample ID:	280-137702-25	Worklist Smp#:	50
Client ID:	G0022-20A				
Purge Vol:	18.000 mL	Dil. Factor:	1.0000	ALS Bottle#:	49
Method:	RSK_J	Limit Group:	GCV - RSK 175		

Column: Rt-Alumina BOND/KCl (0.53 mm) Y Scaling: Method Defined: Scale to the Nth Largest Target: 1

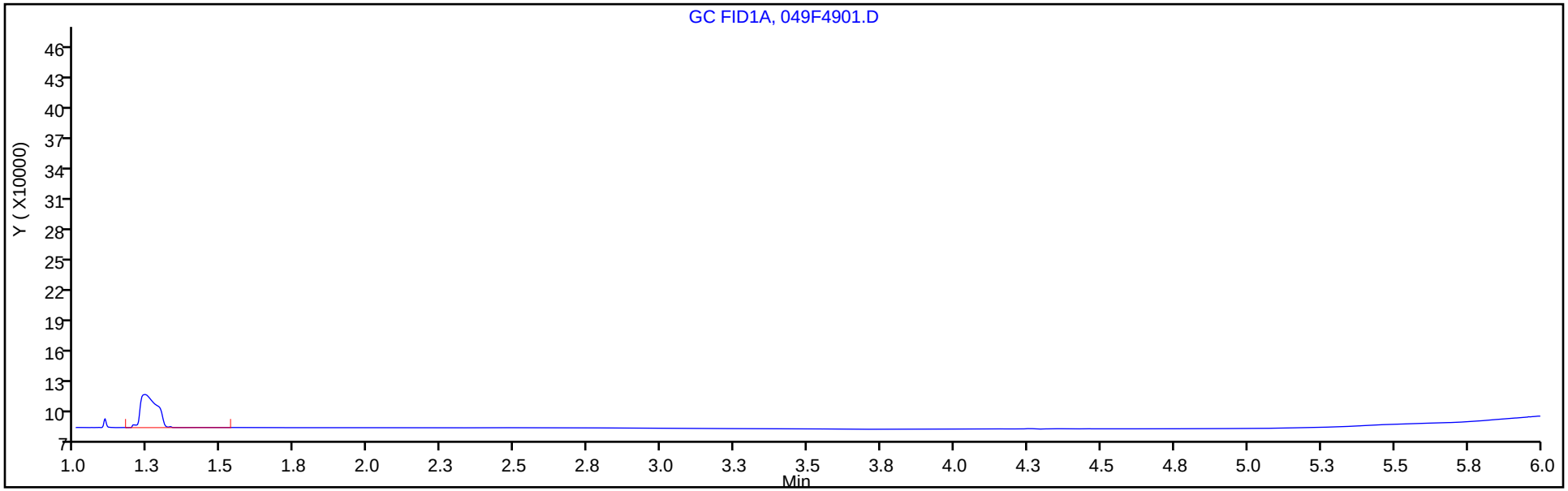

Column: HP-PLOT/Q (0.53 mm) Y Scaling: Method Defined: Scale to the Nth Largest Target: 1

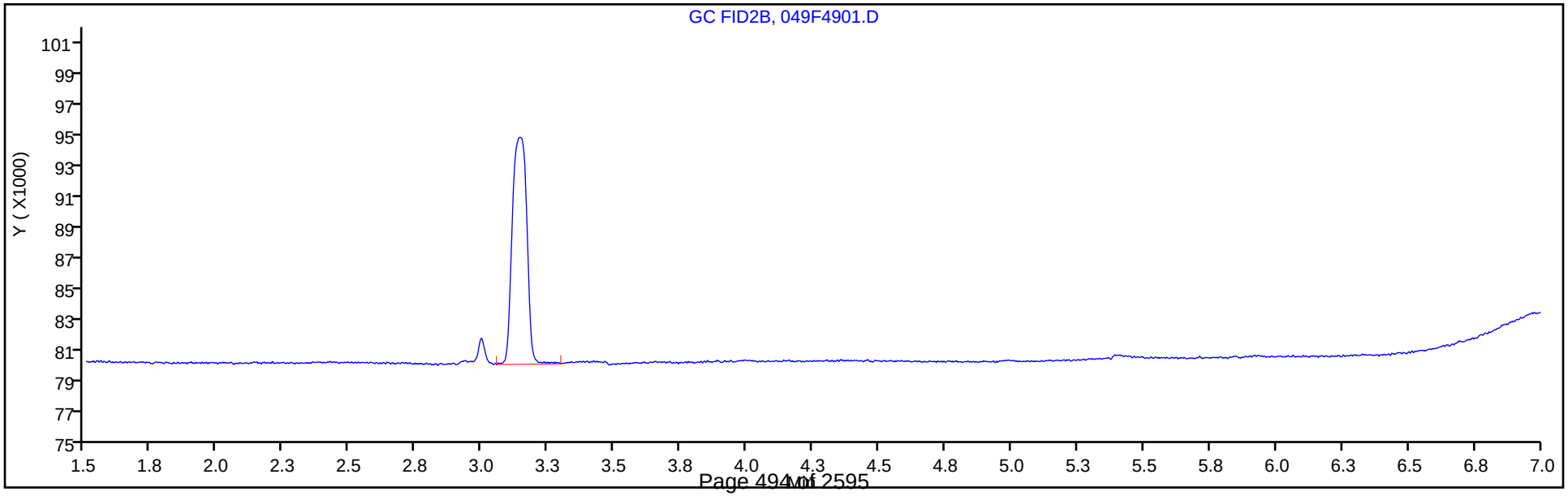

FORM I
GC VOA ORGANICS ANALYSIS DATA SHEET

Lab Name: Eurofins TestAmerica, Denver Job No.: 280-137702-1

SDG No.:

Client Sample ID: G0024-20A Lab Sample ID: 280-137702-26

Matrix: Water Lab File ID: 050F5001.D

Analysis Method: RSK-175 Date Collected: 06/15/2020 12:05

Sample wt/vol: 18(mL) Date Analyzed: 06/20/2020 06:09

Soil Aliquot Vol: Dilution Factor: 1

Soil Extract Vol.: GC Column: HP-Plot Q ID: 0.53(mm)

% Moisture: Level: (low/med) Low

Analysis Batch No.: 499668 Units: mg/L

CAS NO.	COMPOUND NAME	RESULT	Q	LOQ	LOD	DL
74-82-8	Methane	0.0020	U	0.0050	0.0020	0.00063

Eurofins TestAmerica, Denver
Target Compound Quantitation Report

Data File:	\\chromfs\Denver\ChromData\VGC_J\20200619-92578.b\050F5001.D				
Lims ID:	280-137702-H-26				
Client ID:	G0024-20A				
Sample Type:	Client				
Inject. Date:	20-Jun-2020 06:09:55	ALS Bottle#:	50	Worklist Smp#:	51
Purge Vol:	18.000 mL	Dil. Factor:	1.0000		
Sample Info:	280-137702-H-26				
Operator ID:	gm	Instrument ID:	VGC_J		
Method:	\\chromfs\Denver\ChromData\VGC_J\20200619-92578.b\RSK_J.m				
Limit Group:	GCV - RSK 175				
Method Label:	DV-GC-0025: Dissolved Gases in Water by RSK-175				
Last Update:	23-Jun-2020 14:51:20	Calib Date:	16-May-2020 13:08:56		
Integrator:	Falcon				
Quant Method:	External Standard	Quant By:	Initial Calibration		
Last ICal File:	\\chromfs\Denver\ChromData\VGC_J\20200516-91574.b\009F0901.D				
Column 1 :	Rt-Alumina BOND/KCl (0.53 mm)		Det: GC FID1A		
Column 2 :	HP-PLOT/Q (0.53 mm)		Det: GC FID2B		
Process Host:	CTX1049				

Col	RT (min.)	Exp RT (min.)	Dlt RT (min.)	Response	OnCol Amt ug/l	Flags
$ 1 1,1,1-Trifluoroethane						
1		4.098			ND	
2		5.458				
2 Methane						
1		1.262			ND	
2		3.212				
3 Ethane						
1		1.522			ND	
2		4.325				
4 Ethylene						
1		1.802			ND	
2		4.055				
5 Propane						
1		2.505			ND	
2		5.935				
6 Acetylene						
1		3.960			ND	
2		4.159				
7 Butane						
1		4.252			ND	
2		7.375				
8 isobutylene						
1		5.152			ND	
2		7.229				

Report Date: 23-Jun-2020 15:00:22 Chrom Revision: 2.3 21-Jun-2020 18:30:46

Eurofins TestAmerica, Denver

Data File: \\chromfs\Denver\ChromData\VGC_J\20200619-92578.b\050F5001.D

Injection Date:	20-Jun-2020 06:09:55	Instrument ID:	VGC_J	Operator ID:	gm
Lims ID:	280-137702-H-26	Lab Sample ID:	280-137702-26	Worklist Smp#:	51
Client ID:	G0024-20A				
Purge Vol:	18.000 mL	Dil. Factor:	1.0000	ALS Bottle#:	50
Method:	RSK_J	Limit Group:	GCV - RSK 175		

Column: Rt-Alumina BOND/KCl (0.53 mm) Y Scaling: Method Defined: Scale to the Nth Largest Target: 1

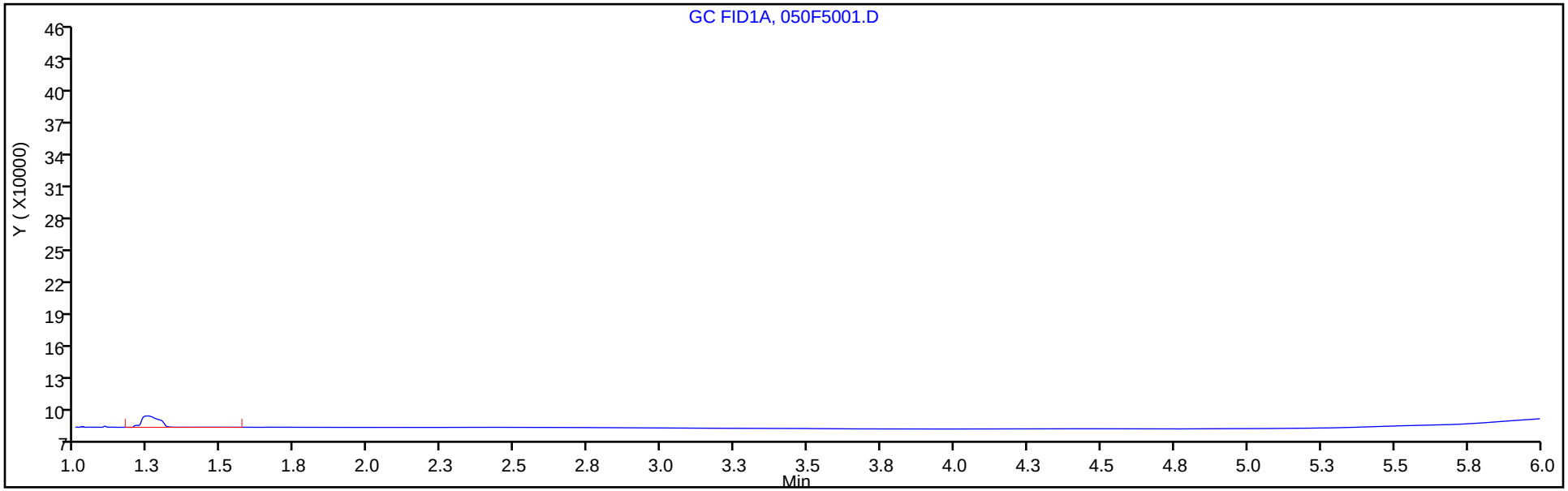

Column: HP-PLOT/Q (0.53 mm) Y Scaling: Method Defined: Scale to the Nth Largest Target: 1

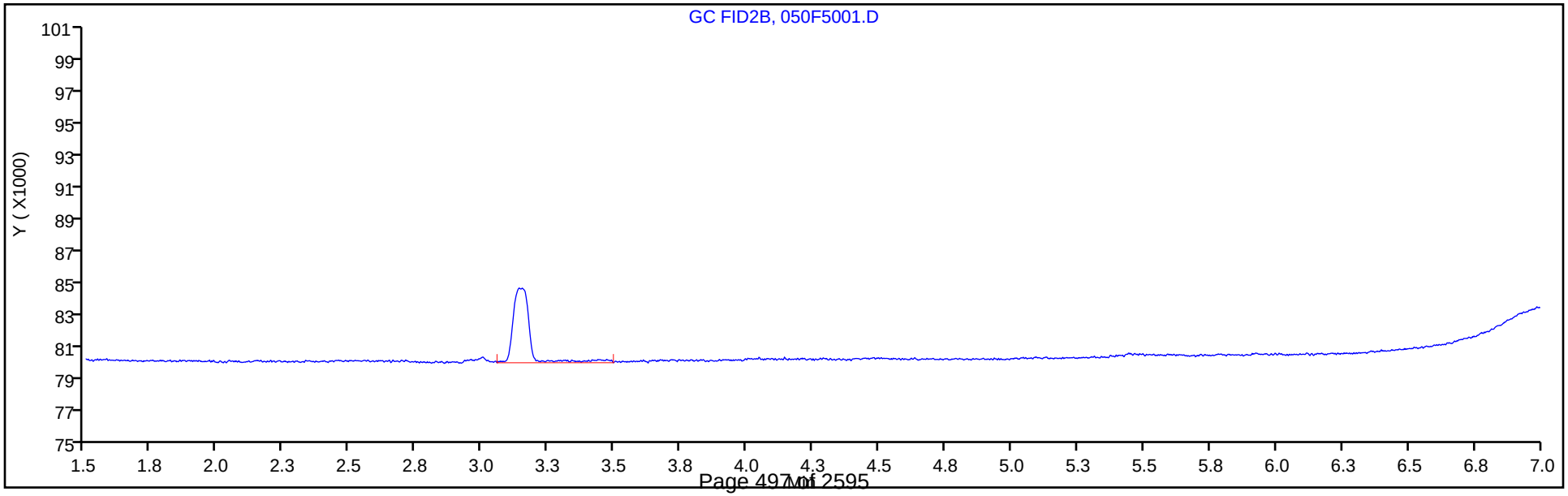

FORM I
GC VOA ORGANICS ANALYSIS DATA SHEET

Lab Name: Eurofins TestAmerica, Denver Job No.: 280-137702-1

SDG No.:

Client Sample ID: G0097-20A Lab Sample ID: 280-137702-27

Matrix: Water Lab File ID: 06222031.D

Analysis Method: RSK-175 Date Collected: 06/14/2020 09:35

Sample wt/vol: 18(mL) Date Analyzed: 06/22/2020 19:27

Soil Aliquot Vol: Dilution Factor: 6

Soil Extract Vol.: GC Column: HP-Plot Q ID: 0.53(mm)

% Moisture: Level: (low/med) Low

Analysis Batch No.: 499633 Units: mg/L

CAS NO.	COMPOUND NAME	RESULT	Q	LOQ	LOD	DL
74-82-8	Methane	33	D M	0.030	0.012	0.0038

Eurofins TestAmerica, Denver
Target Compound Quantitation Report

Data File: \\chromfs\Denver\ChromData\VGC_J\20200622-92637.b\06222031.D
Lims ID: 280-137702-H-27
Client ID: G0097-20A
Sample Type: Client
Inject. Date: 22-Jun-2020 19:27:45 ALS Bottle#: 31 Worklist Smp#: 31
Purge Vol: 18.000 mL Dil. Factor: 6.0000
Sample Info: 280-137702-H-27
Misc. Info.: 280-0092637-031
Operator ID: gm Instrument ID: VGC_J

Method: \\chromfs\Denver\ChromData\VGC_J\20200622-92637.b\RSK_J.m
Limit Group: GCV - RSK 175
Method Label: DV-GC-0025: Dissolved Gases in Water by RSK-175
Last Update: 24-Jun-2020 11:48:17 Calib Date: 16-May-2020 13:08:56
Integrator: Falcon
Quant Method: External Standard Quant By: Initial Calibration
Last ICal File: \\chromfs\Denver\ChromData\VGC_J\20200516-91574.b\009F0901.D

Column 1 : Rt-Alumina BOND/KCl (0.53 mm) Det: GC FID1A
Column 2 : HP-PLOT/Q (0.53 mm) Det: GC FID2B
Process Host: CTX1017

First Level Reviewer: meierg Date: 24-Jun-2020 10:54:12

Col	RT (min.)	Exp RT (min.)	Dlt RT (min.)	Response	OnCol Amt ug/l	Flags
$ 1 1,1,1-Trifluoroethane						
1		4.098			ND	
2		5.458				
2 Methane						a
1	1.246	1.258	-0.012	813204465	5657.4	a
2	3.151	3.193	-0.042	378386702	5527.8	a
					RPD = 2.32	
3 Ethane						
1		1.516			ND	
2		4.312				
4 Ethylene						
1		1.786			ND	
2		4.042				
5 Propane						
1		2.483			ND	
2		5.927				
6 Acetylene						
1		3.938			ND	
2		4.145				
7 Butane						
1		4.233			ND	
2		7.368				
8 isobutylene						
1		5.133			ND	
2		7.222				

QC Flag Legend

Review Flags

a - User Assigned ID

Report Date: 24-Jun-2020 11:48:18 Chrom Revision: 2.3 21-Jun-2020 18:30:46

Eurofins TestAmerica, Denver

Data File: \\chromfs\Denver\ChromData\VGC_J\20200622-92637.b\06222031.D

Injection Date:	22-Jun-2020 19:27:45	Instrument ID:	VGC_J	Operator ID:	gm
Lims ID:	280-137702-H-27	Lab Sample ID:	280-137702-27	Worklist Smp#:	31
Client ID:	G0097-20A				
Purge Vol:	18.000 mL	Dil. Factor:	6.0000	ALS Bottle#:	31
Method:	RSK_J	Limit Group:	GCV - RSK 175		

Column: Rt-Alumina BOND/KCl (0.53 mm) Y Scaling: Method Defined: Scale to the Nth Largest Target: 1

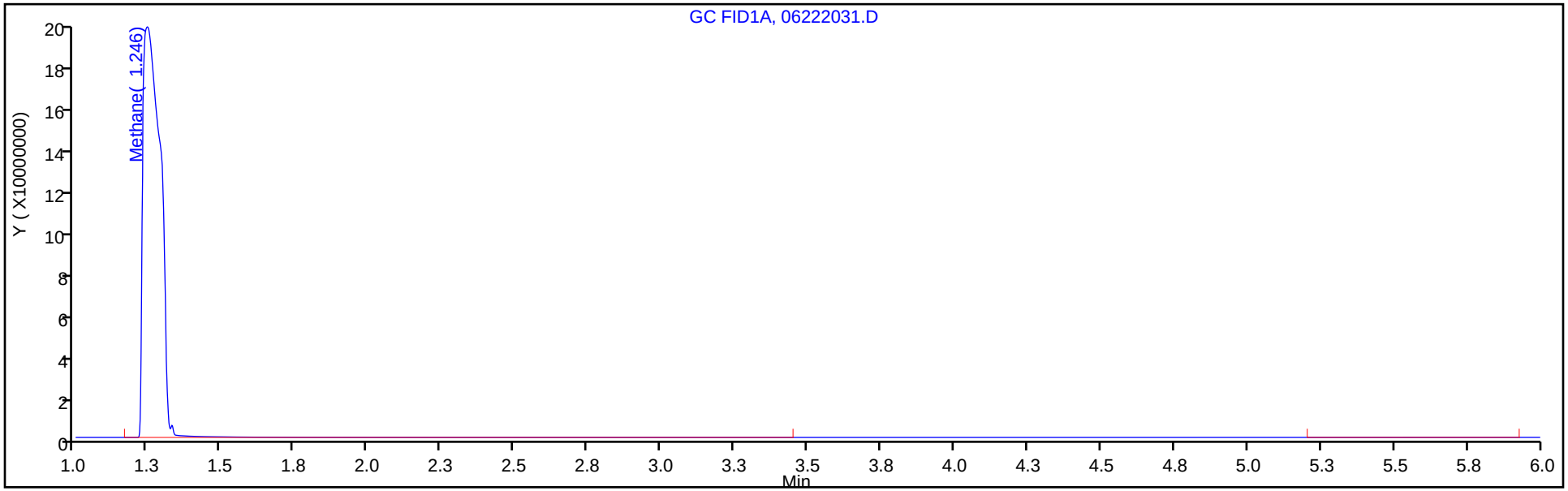

Column: HP-PLOT/Q (0.53 mm) Y Scaling: Method Defined: Scale to the Nth Largest Target: 1

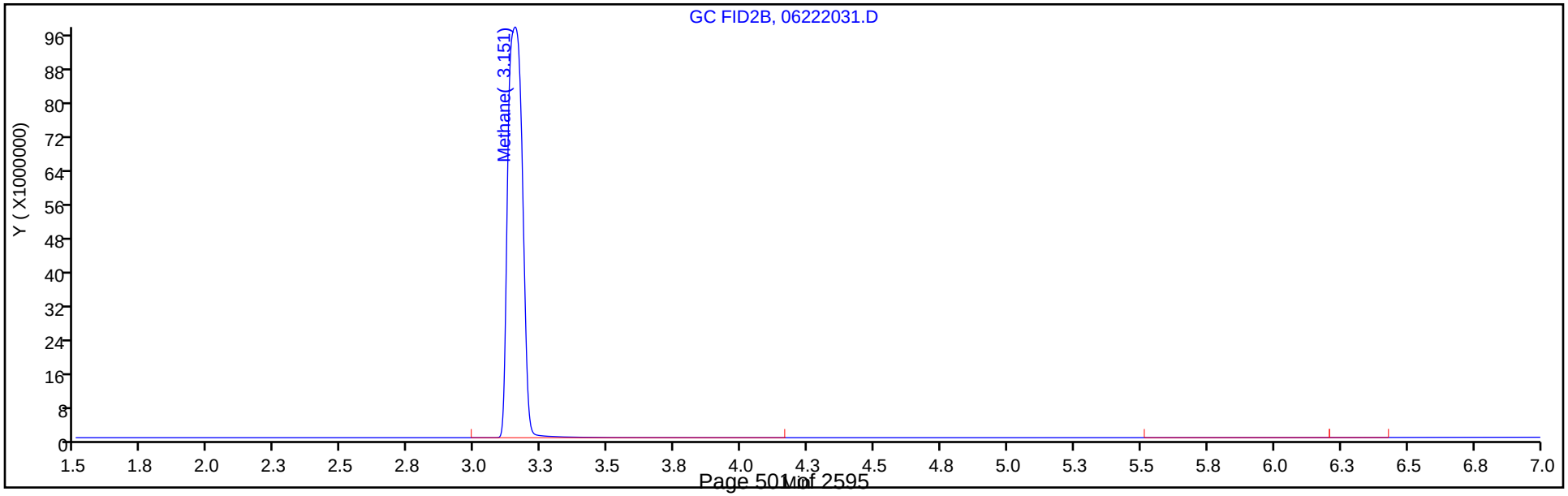

Manual Integration/User Assign Peak Report

Eurofins TestAmerica, Denver

Data File:	\\chromfs\Denver\ChromData\VGC_J\20200622-92637.b\06222031.D				
Injection Date:	22-Jun-2020 19:27:45	Instrument ID:	VGC_J		
Lims ID:	280-137702-H-27	Lab Sample ID:	280-137702-27		
Client ID:	G0097-20A				
Operator ID:	gm	ALS Bottle#:	31	Worklist Smp#:	31
Purge Vol:	18.000 mL	Dil. Factor:	6.0000		
Method:	RSK_J	Limit Group:	GCV - RSK 175		
Column:	HP-PLOT/Q (0.53 mm)	Detector	GC FID2B		

2 Methane, CAS: 74-82-8

Signal: 2

Not Detected
Expected RT: 3.19

Processing Integration Results

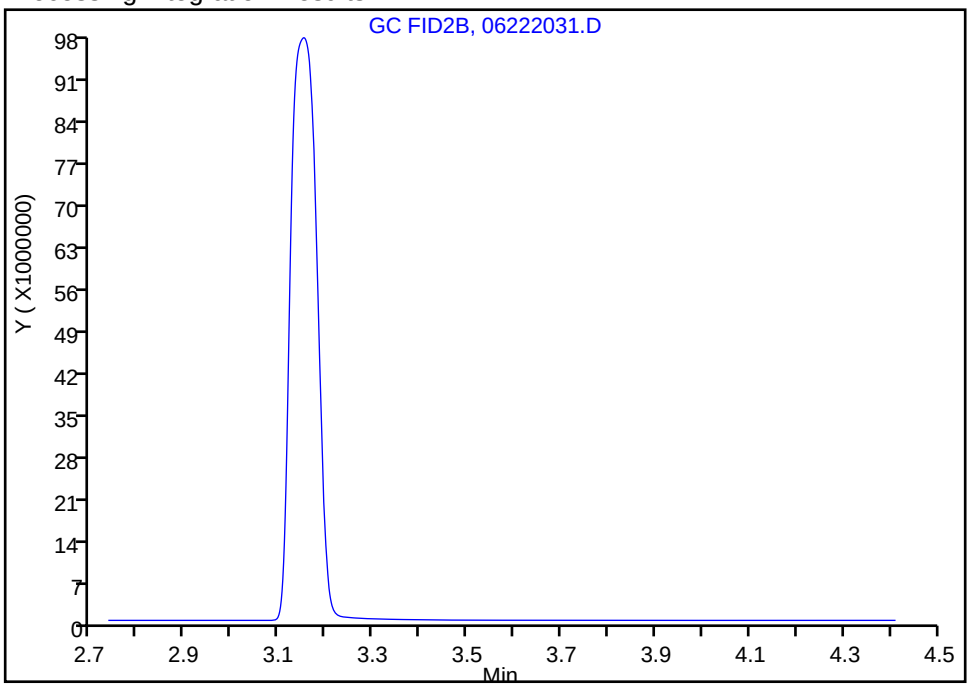

Manual Integration Results

RT: 3.15
Area: 378386702
Amount: 5527.8273
Amount Units: ug/l

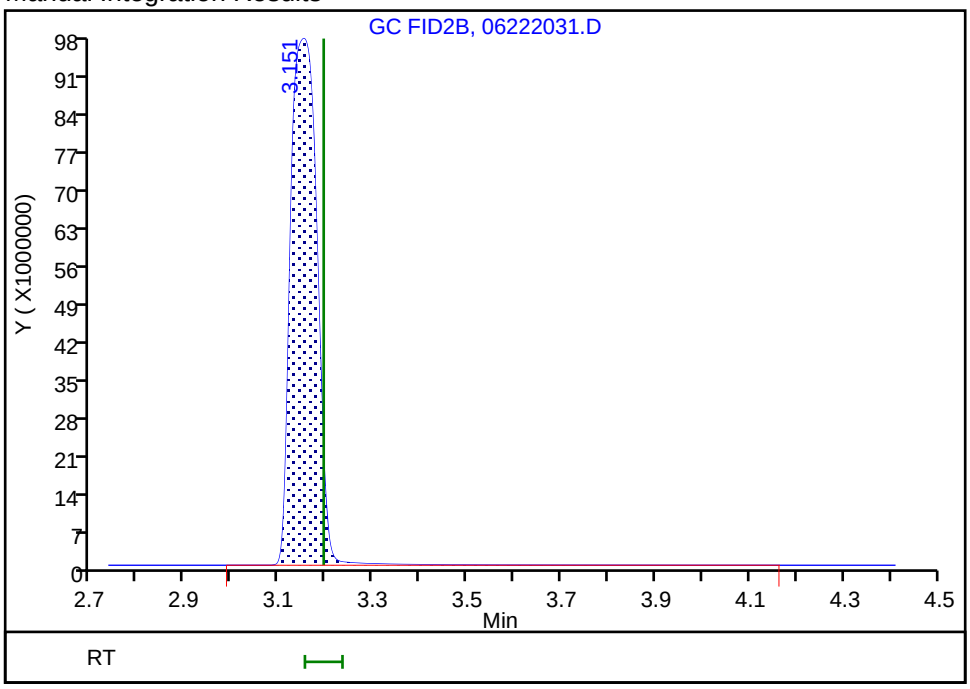

Reviewer: meierg, 24-Jun-2020 10:54:07
Audit Action: Assigned Compound ID Audit Reason: Peak not integrated

FORM I
GC VOA ORGANICS ANALYSIS DATA SHEET

Lab Name: Eurofins TestAmerica, Denver Job No.: 280-137702-1

SDG No.:

Client Sample ID: G0113-20A Lab Sample ID: 280-137702-28

Matrix: Water Lab File ID: 06222032.D

Analysis Method: RSK-175 Date Collected: 06/14/2020 11:00

Sample wt/vol: 18(mL) Date Analyzed: 06/22/2020 19:44

Soil Aliquot Vol: Dilution Factor: 6

Soil Extract Vol.: GC Column: HP-Plot Q ID: 0.53(mm)

% Moisture: Level: (low/med) Low

Analysis Batch No.: 499633 Units: mg/L

CAS NO.	COMPOUND NAME	RESULT	Q	LOQ	LOD	DL
74-82-8	Methane	22	D	0.030	0.012	0.0038

Eurofins TestAmerica, Denver
Target Compound Quantitation Report

Data File: \\chromfs\Denver\ChromData\VGC_J\20200622-92637.b\06222032.D
Lims ID: 280-137702-H-28
Client ID: G0113-20A
Sample Type: Client
Inject. Date: 22-Jun-2020 19:44:06 ALS Bottle#: 32 Worklist Smp#: 32
Purge Vol: 18.000 mL Dil. Factor: 6.0000
Sample Info: 280-137702-H-28
Misc. Info.: 280-0092637-032
Operator ID: gm Instrument ID: VGC_J

Method: \\chromfs\Denver\ChromData\VGC_J\20200622-92637.b\RSK_J.m
Limit Group: GCV - RSK 175
Method Label: DV-GC-0025: Dissolved Gases in Water by RSK-175
Last Update: 24-Jun-2020 11:48:17 Calib Date: 16-May-2020 13:08:56
Integrator: Falcon
Quant Method: External Standard Quant By: Initial Calibration
Last ICal File: \\chromfs\Denver\ChromData\VGC_J\20200516-91574.b\009F0901.D

Column 1 : Rt-Alumina BOND/KCl (0.53 mm) Det: GC FID1A
Column 2 : HP-PLOT/Q (0.53 mm) Det: GC FID2B
Process Host: CTX1017

Col	RT (min.)	Exp RT (min.)	Dlt RT (min.)	Response	OnCol Amt ug/l	Flags
$ 1 1,1,1-Trifluoroethane						
1		4.098			ND	
2		5.458				
2 Methane						
1	1.247	1.258	-0.011	526963126	3665.9	
2	3.157	3.193	-0.036	250723628	3662.7	
					RPD = 0.09	
3 Ethane						
1		1.516			ND	
2		4.312				
4 Ethylene						
1		1.786			ND	
2		4.042				
5 Propane						
1		2.483			ND	
2		5.927				
6 Acetylene						
1		3.938			ND	
2		4.145				
7 Butane						
1		4.233			ND	
2		7.368				
8 isobutylene						
1		5.133			ND	
2		7.222				

Report Date: 24-Jun-2020 11:48:18 Chrom Revision: 2.3 21-Jun-2020 18:30:46

Eurofins TestAmerica, Denver

Data File: \\chromfs\Denver\ChromData\VGC_J\20200622-92637.b\06222032.D

Injection Date:	22-Jun-2020 19:44:06	Instrument ID:	VGC_J	Operator ID:	gm
Lims ID:	280-137702-H-28	Lab Sample ID:	280-137702-28	Worklist Smp#:	32
Client ID:	G0113-20A				
Purge Vol:	18.000 mL	Dil. Factor:	6.0000	ALS Bottle#:	32
Method:	RSK_J	Limit Group:	GCV - RSK 175		

Column: Rt-Alumina BOND/KCl (0.53 mm) Y Scaling: Method Defined: Scale to the Nth Largest Target: 1

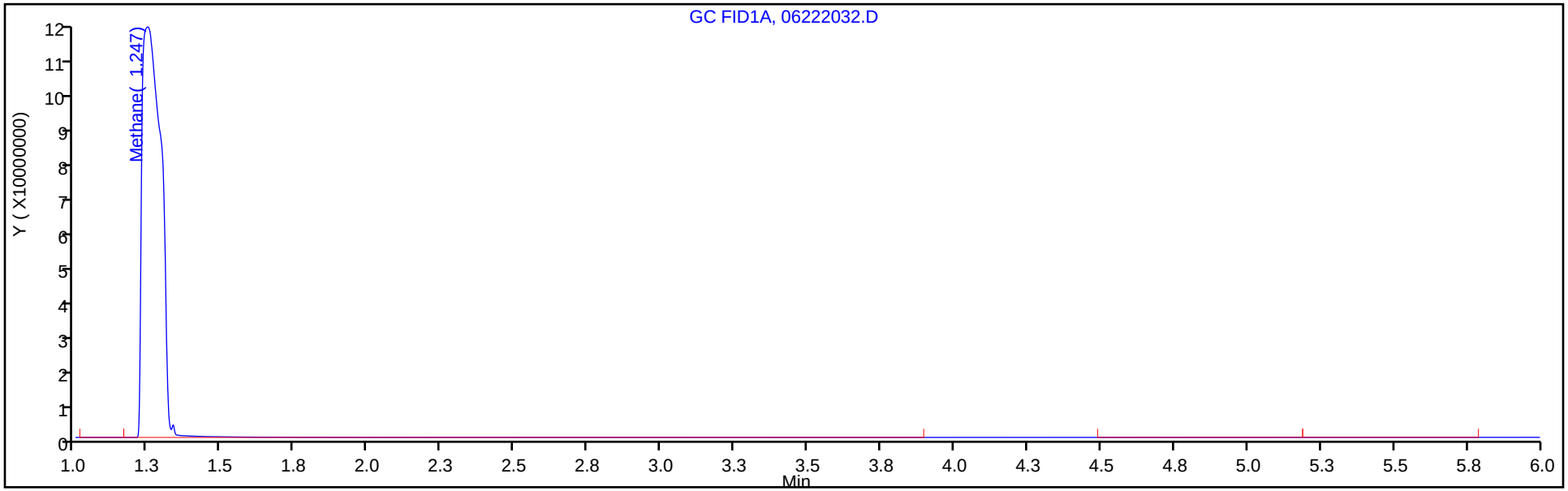

Column: HP-PLOT/Q (0.53 mm) Y Scaling: Method Defined: Scale to the Nth Largest Target: 1

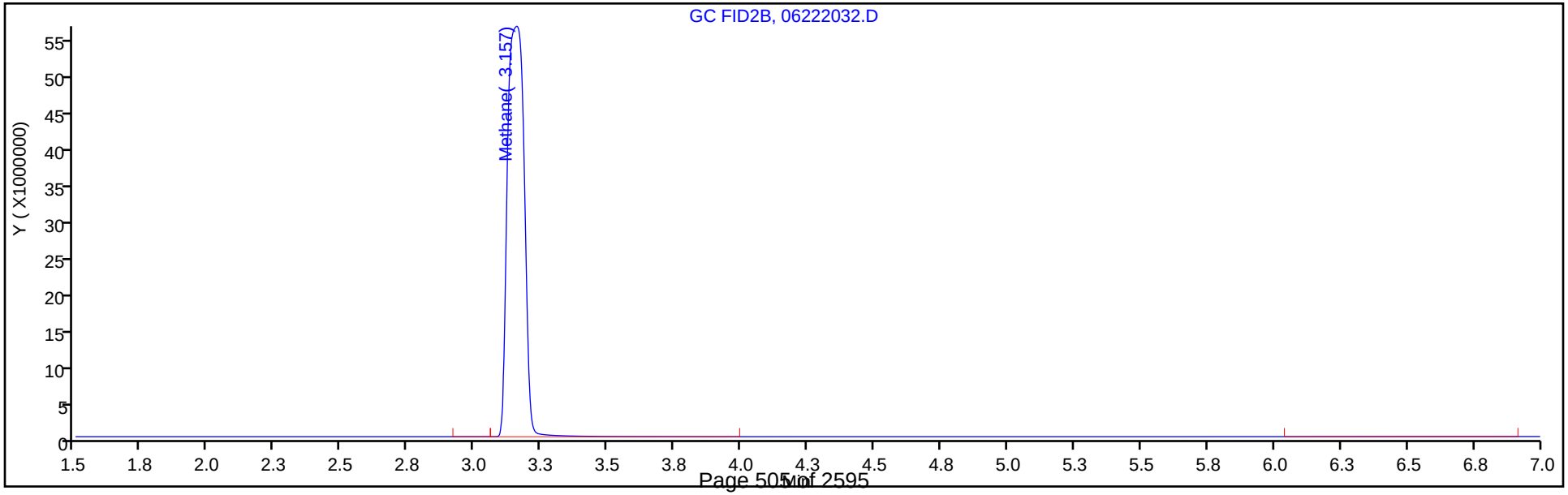

FORM I
GC VOA ORGANICS ANALYSIS DATA SHEET

Lab Name: Eurofins TestAmerica, Denver Job No.: 280-137702-1

SDG No.:

Client Sample ID: G0108-20A Lab Sample ID: 280-137702-29

Matrix: Water Lab File ID: 06222033.D

Analysis Method: RSK-175 Date Collected: 06/14/2020 12:15

Sample wt/vol: 18(mL) Date Analyzed: 06/22/2020 20:00

Soil Aliquot Vol: Dilution Factor: 6

Soil Extract Vol.: GC Column: HP-Plot Q ID: 0.53(mm)

% Moisture: Level: (low/med) Low

Analysis Batch No.: 499633 Units: mg/L

CAS NO.	COMPOUND NAME	RESULT	Q	LOQ	LOD	DL
74-82-8	Methane	33	D	0.030	0.012	0.0038

Eurofins TestAmerica, Denver
Target Compound Quantitation Report

Data File: \\chromfs\Denver\ChromData\VGC_J\20200622-92637.b\06222033.D
Lims ID: 280-137702-H-29
Client ID: G0108-20A
Sample Type: Client
Inject. Date: 22-Jun-2020 20:00:28 ALS Bottle#: 33 Worklist Smp#: 33
Purge Vol: 18.000 mL Dil. Factor: 6.0000
Sample Info: 280-137702-H-29
Misc. Info.: 280-0092637-033
Operator ID: gm Instrument ID: VGC_J

Method: \\chromfs\Denver\ChromData\VGC_J\20200622-92637.b\RSK_J.m
Limit Group: GCV - RSK 175
Method Label: DV-GC-0025: Dissolved Gases in Water by RSK-175
Last Update: 24-Jun-2020 11:48:17 Calib Date: 16-May-2020 13:08:56
Integrator: Falcon
Quant Method: External Standard Quant By: Initial Calibration
Last ICal File: \\chromfs\Denver\ChromData\VGC_J\20200516-91574.b\009F0901.D

Column 1 : Rt-Alumina BOND/KCl (0.53 mm) Det: GC FID1A
Column 2 : HP-PLOT/Q (0.53 mm) Det: GC FID2B
Process Host: CTX1017

Col	RT (min.)	Exp RT (min.)	Dlt RT (min.)	Response	OnCol Amt ug/l	Flags
$ 1 1,1,1-Trifluoroethane						
1		4.098			ND	
2		5.458				
2 Methane						
1	1.246	1.258	-0.012	789859361	5495.0	
2	3.155	3.193	-0.038	375812325	5490.2	
					RPD = 0.09	
3 Ethane						
1		1.516			ND	
2		4.312				
4 Ethylene						
1		1.786			ND	
2		4.042				
5 Propane						
1		2.483			ND	
2		5.927				
6 Acetylene						
1		3.938			ND	
2		4.145				
7 Butane						
1		4.233			ND	
2		7.368				
8 isobutylene						
1		5.133			ND	
2		7.222				

Report Date: 24-Jun-2020 11:48:19 Chrom Revision: 2.3 21-Jun-2020 18:30:46

Eurofins TestAmerica, Denver

Data File: \\chromfs\Denver\ChromData\VGC_J\20200622-92637.b\06222033.D

Injection Date:	22-Jun-2020 20:00:28	Instrument ID:	VGC_J	Operator ID:	gm
Lims ID:	280-137702-H-29	Lab Sample ID:	280-137702-29	Worklist Smp#:	33
Client ID:	G0108-20A				
Purge Vol:	18.000 mL	Dil. Factor:	6.0000	ALS Bottle#:	33
Method:	RSK_J	Limit Group:	GCV - RSK 175		

Column: Rt-Alumina BOND/KCl (0.53 mm) Y Scaling: Method Defined: Scale to the Nth Largest Target: 1

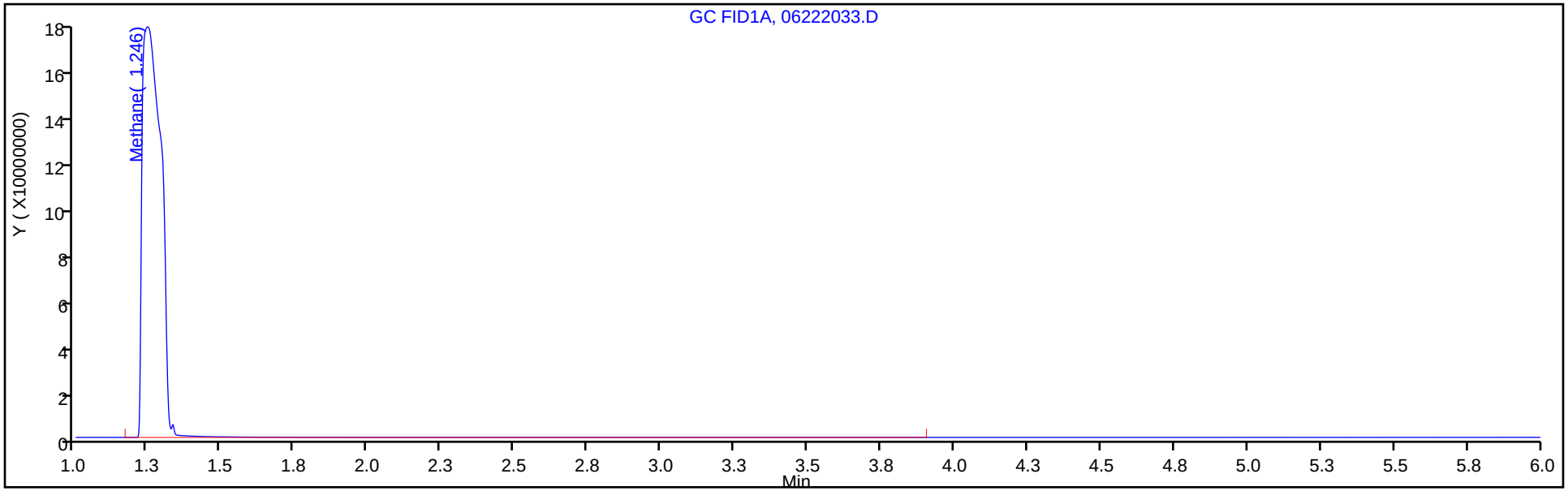

Column: HP-PLOT/Q (0.53 mm) Y Scaling: Method Defined: Scale to the Nth Largest Target: 1

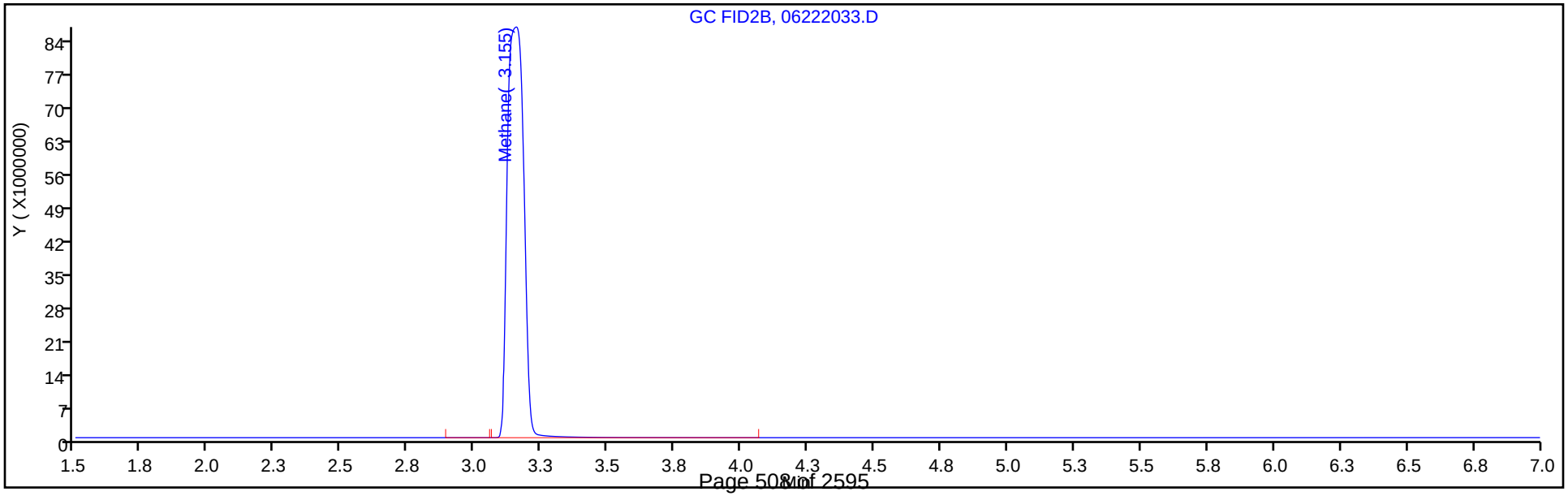

FORM I
GC VOA ORGANICS ANALYSIS DATA SHEET

Lab Name: Eurofins TestAmerica, Denver Job No.: 280-137702-1

SDG No.:

Client Sample ID: G0118-20A Lab Sample ID: 280-137702-30

Matrix: Water Lab File ID: 06222034.D

Analysis Method: RSK-175 Date Collected: 06/14/2020 13:25

Sample wt/vol: 18(mL) Date Analyzed: 06/22/2020 20:16

Soil Aliquot Vol: Dilution Factor: 6

Soil Extract Vol.: GC Column: HP-Plot Q ID: 0.53(mm)

% Moisture: Level: (low/med) Low

Analysis Batch No.: 499633 Units: mg/L

CAS NO.	COMPOUND NAME	RESULT	Q	LOQ	LOD	DL
74-82-8	Methane	22	D	0.030	0.012	0.0038

Eurofins TestAmerica, Denver
Target Compound Quantitation Report

Data File: \\chromfs\Denver\ChromData\VGC_J\20200622-92637.b\06222034.D
Lims ID: 280-137702-I-30
Client ID: G0118-20A
Sample Type: Client
Inject. Date: 22-Jun-2020 20:16:51 ALS Bottle#: 34 Worklist Smp#: 34
Purge Vol: 18.000 mL Dil. Factor: 6.0000
Sample Info: 280-137702-I-30
Misc. Info.: 280-0092637-034
Operator ID: gm Instrument ID: VGC_J

Method: \\chromfs\Denver\ChromData\VGC_J\20200622-92637.b\RSK_J.m
Limit Group: GCV - RSK 175
Method Label: DV-GC-0025: Dissolved Gases in Water by RSK-175
Last Update: 24-Jun-2020 11:48:17 Calib Date: 16-May-2020 13:08:56
Integrator: Falcon
Quant Method: External Standard Quant By: Initial Calibration
Last ICal File: \\chromfs\Denver\ChromData\VGC_J\20200516-91574.b\009F0901.D

Column 1 : Rt-Alumina BOND/KCl (0.53 mm) Det: GC FID1A
Column 2 : HP-PLOT/Q (0.53 mm) Det: GC FID2B
Process Host: CTX1017

Col	RT (min.)	Exp RT (min.)	Dlt RT (min.)	Response	OnCol Amt ug/l	Flags
$ 1 1,1,1-Trifluoroethane						
1		4.098			ND	
2		5.458				
2 Methane						
1	1.247	1.258	-0.011	545314020	3793.6	
2	3.154	3.193	-0.039	254655370	3720.2	
					RPD = 1.95	
3 Ethane						
1		1.516			ND	
2		4.312				
4 Ethylene						
1		1.786			ND	
2		4.042				
5 Propane						
1		2.483			ND	
2		5.927				
6 Acetylene						
1		3.938			ND	
2		4.145				
7 Butane						
1		4.233			ND	
2		7.368				
8 isobutylene						
1	5.169	5.133	0.036	28532	0.3196	
2	7.226	7.222	0.004	227174	5.47	
					RPD = 177.90	

Report Date: 24-Jun-2020 11:48:19 Chrom Revision: 2.3 21-Jun-2020 18:30:46

Eurofins TestAmerica, Denver

Data File: \\chromfs\Denver\ChromData\VGC_J\20200622-92637.b\06222034.D

Injection Date:	22-Jun-2020 20:16:51	Instrument ID:	VGC_J	Operator ID:	gm
Lims ID:	280-137702-I-30	Lab Sample ID:	280-137702-30	Worklist Smp#:	34
Client ID:	G0118-20A				
Purge Vol:	18.000 mL	Dil. Factor:	6.0000	ALS Bottle#:	34
Method:	RSK_J	Limit Group:	GCV - RSK 175		

Column: Rt-Alumina BOND/KCl (0.53 mm) Y Scaling: Method Defined: Scale to the Nth Largest Target: 1

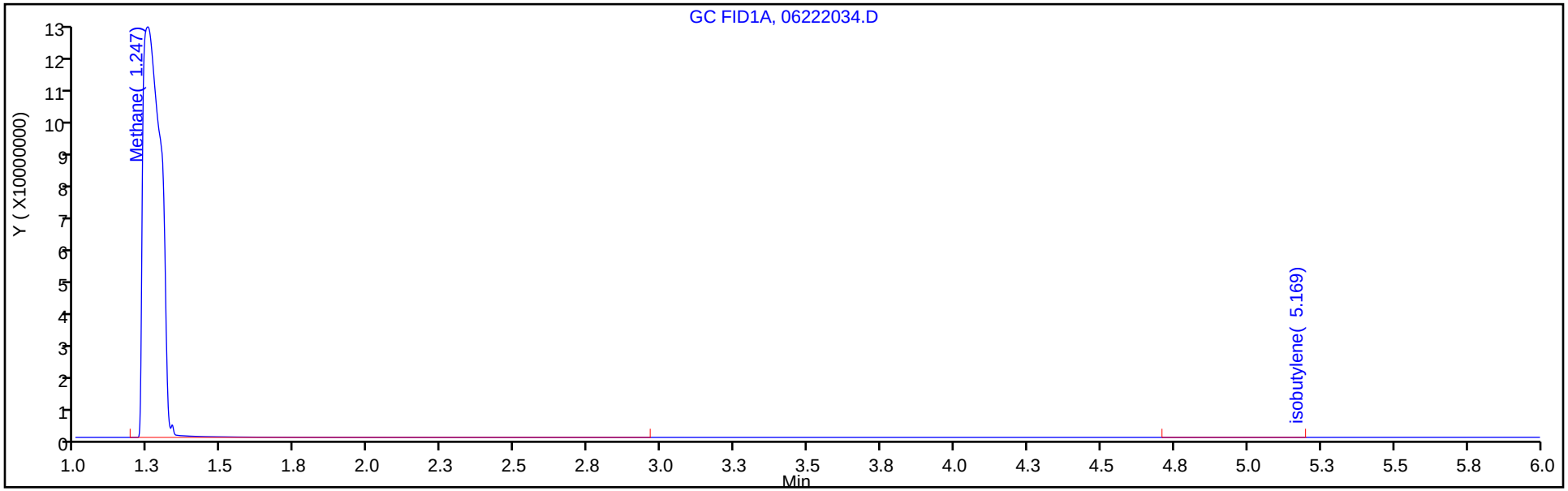

Column: HP-PLOT/Q (0.53 mm) Y Scaling: Method Defined: Scale to the Nth Largest Target: 1

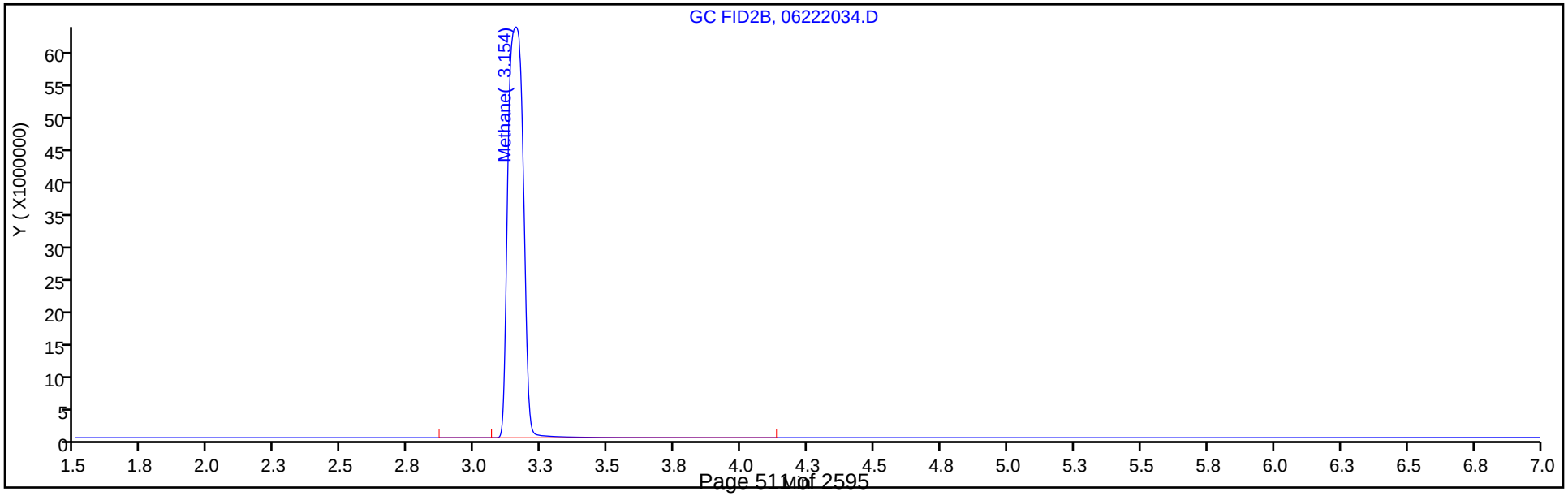

FORM VI
GC VOA BY EXTERNAL STANDARD - INITIAL CALIBRATION DATA
RETENTION TIME SUMMARY

Lab Name: Eurofins TestAmerica, Denver Job No.: 280-137702-1 Analy Batch No.: 495152

SDG No.:

Instrument ID: VGC_J GC Column: Rt-Alumina ID: 0.53(mm) Heated Purge: (Y/N) N

Calibration Start Date: 05/16/2020 10:57 Calibration End Date: 05/16/2020 13:08 Calibration ID: 44285

Calibration Files:

LEVEL:	LAB SAMPLE ID:	LAB FILE ID:
Level 1	IC 280-495152/6	001F0101.D
Level 2	IC 280-495152/7	001F0201.D
Level 3	IC 280-495152/8	002F0301.D
Level 4	IC 280-495152/9	003F0401.D
Level 5	ICRT 280-495152/10	004F0501.D
Level 6	IC 280-495152/11	005F0601.D
Level 7	IC 280-495152/12	006F0701.D
Level 8	IC 280-495152/13	007F0801.D
Level 9	IC 280-495152/14	009F0901.D

ANALYTE	LVL 1	LVL 2	LVL 3	LVL 4	LVL 5	LVL 6	LVL 7	LVL 8	LVL 9		RT WINDOW	AVG RT
Methane	1.250	1.251	1.248	1.249	1.250	1.250	1.243	1.248	1.245		1.210 - 1.290	1.248
Ethane	1.513	1.514	1.511	1.510	1.511	1.512	1.508				1.461 - 1.561	1.511
Ethylene	1.795	1.788	1.791	1.792	1.793	1.785	1.785				1.743 - 1.843	1.790
Acetylene	4.048	4.044	4.043	4.034	4.015	4.002	3.983				3.935 - 4.095	4.024

FORM VI
GC VOA BY EXTERNAL STANDARD - INITIAL CALIBRATION DATA
CURVE EVALUATION

Lab Name: Eurofins TestAmerica, Denver Job No.: 280-137702-1 Analy Batch No.: 495152

SDG No.:

Instrument ID: VGC_J GC Column: Rt-Alumina ID: 0.53(mm) Heated Purge: (Y/N) N

Calibration Start Date: 05/16/2020 10:57 Calibration End Date: 05/16/2020 13:08 Calibration ID: 44285

Calibration Files:

LEVEL:	LAB SAMPLE ID:	LAB FILE ID:
Level 1	IC 280-495152/6	001F0101.D
Level 2	IC 280-495152/7	001F0201.D
Level 3	IC 280-495152/8	002F0301.D
Level 4	IC 280-495152/9	003F0401.D
Level 5	ICRT 280-495152/10	004F0501.D
Level 6	IC 280-495152/11	005F0601.D
Level 7	IC 280-495152/12	006F0701.D
Level 8	IC 280-495152/13	007F0801.D
Level 9	IC 280-495152/14	009F0901.D

ANALYTE	CF				CURVE TYPE	COEFFICIENT			#	MIN CF	%RSD	#	MAX %RSD	R^2 OR COD	#	MIN R^2 OR COD
	LVL 1 LVL 5 LVL 9	LVL 2 LVL 6	LVL 3 LVL 7	LVL 4 LVL 8		B	M1	M2								
Methane	244228 139356 139547	206236 146223	177863 139400	150422 142004	Lin2	48790.6512	143733.270							0.9980		0.9900
Ethane	116248 135523	138788 141935	141875 135846	142086	Ave		136042.830				6.7		20.0			
Ethylene	95153 109903	112972 114358	114801 109412	114895	Ave		110213.494				6.4		20.0			
Acetylene	32541 32001	35741 34987	35768 33689	35334	Ave		34294.2686				4.5		20.0			

Note: The M1 coefficient is the same as Ave CF for an Ave curve type.

FORM VI
GC VOA BY EXTERNAL STANDARD - INITIAL CALIBRATION DATA
RESPONSE AND CONCENTRATION

Lab Name: Eurofins TestAmerica, Denver Job No.: 280-137702-1 Analy Batch No.: 495152

SDG No.:

Instrument ID: VGC_J GC Column: Rt-Alumina ID: 0.53(mm) Heated Purge: (Y/N) N

Calibration Start Date: 05/16/2020 10:57 Calibration End Date: 05/16/2020 13:08 Calibration ID: 44285

Calibration Files:

LEVEL:	LAB SAMPLE ID:	LAB FILE ID:
Level 1	IC 280-495152/6	001F0101.D
Level 2	IC 280-495152/7	001F0201.D
Level 3	IC 280-495152/8	002F0301.D
Level 4	IC 280-495152/9	003F0401.D
Level 5	ICRT 280-495152/10	004F0501.D
Level 6	IC 280-495152/11	005F0601.D
Level 7	IC 280-495152/12	006F0701.D
Level 8	IC 280-495152/13	007F0801.D
Level 9	IC 280-495152/14	009F0901.D

ANALYTE	CURVE TYPE	RESPONSE					CONCENTRATION (UG/L)				
		LVL 1 LVL 6	LVL 2 LVL 7	LVL 3 LVL 8	LVL 4 LVL 9	LVL 5	LVL 1 LVL 6	LVL 2 LVL 7	LVL 3 LVL 8	LVL 4 LVL 9	LVL 5
Methane	Lin2	111434 21349465	188199 40706597	324614 256592942	2196261 1008615918	10173489	0.456 146	0.913 292	1.83 1807	14.6 7228	73.0
Ethane	Ave	99432 38849075	237424 74364849	485411	3889050	18547040	0.855 274	1.71 547	3.42	27.4	137
Ethylene	Ave	75924 29199476	180285 55873290	366405	2933658	14030935	0.798 255	1.60 511	3.19	25.5	128
Acetylene	Ave	24105 8293493	52951 15971476	105983	837564	3792795	0.741 237	1.48 474	2.96	23.7	119

Curve Type Legend:

Ave = Average
Lin2 = Linear 1/conc^2

Eurofins TestAmerica, Denver
Target Compound Quantitation Report

Data File: \\chromfs\Denver\ChromData\VGC_J\20200516-91574.b\001F0101.D
Lims ID: IC L1
Client ID:
Sample Type: IC Calib Level: 1
Inject. Date: 16-May-2020 10:57:08 ALS Bottle#: 1 Worklist Smp#: 6
Purge Vol: 18.000 mL Dil. Factor: 1.0000
Sample Info: IC 1
Operator ID: MEIERG Instrument ID: VGC_J
Sublist: chrom-RSK_J*sub5

Method: \\chromfs\Denver\ChromData\VGC_J\20200516-91574.b\RSK_J.m
Limit Group: GCV - RSK 175
Method Label: DV-GC-0025: Dissolved Gases in Water by RSK-175
Last Update: 17-May-2020 08:59:46 Calib Date: 16-May-2020 13:08:56
Integrator: Falcon
Quant Method: External Standard Quant By: Initial Calibration
Last ICal File: \\chromfs\Denver\ChromData\VGC_J\20200516-91574.b\009F0901.D

Column 1 : Rt-Alumina BOND/KCl (0.53 mm) Det: GC FID1A
Column 2 : HP-PLOT/Q (0.53 mm) Det: GC FID2B
Process Host: CTX0312

Col	RT (min.)	Exp RT (min.)	Dlt RT (min.)	Response	Cal Amt ug/l	OnCol Amt ug/l	Flags
2 Methane							
1	1.250	1.250	0.000	111434	0.4563	0.4358	
2	3.180	3.172	0.008	47082	0.4563	0.4350	
						RPD = 0.19	
3 Ethane							Ma
1	1.513	1.511	0.002	99432	0.8553	0.7309	M
2	4.310	4.305	0.005	45402	0.8553	0.7436	a
						RPD = 1.73	
4 Ethylene							
1	1.795	1.793	0.002	75924	0.7979	0.6889	
2	4.038	4.032	0.006	33393	0.7979	0.6966	
						RPD = 1.12	
5 Propane							
1	2.535	2.528	0.007	162619	1.25	1.14	
2	5.932	5.928	0.004	68003	1.25	1.09	
						RPD = 4.45	
6 Acetylene							M
1	4.048	4.015	0.033	24105	0.7408	0.7029	
2	4.142	4.137	0.005	13119	0.7408	0.6072	M
						RPD = 14.61	
7 Butane							Ma
1	4.315	4.286	0.029	175523	1.65	1.66	M
2	7.382	7.375	0.007	85626	1.65	1.67	a
						RPD = 0.36	
8 isobutylene							
1	5.190	5.163	0.027	120280	1.60	1.35	
2	7.232	7.227	0.005	54094	1.60	1.30	
						RPD = 3.46	

QC Flag Legend

Review Flags

M - Manually Integrated

a - User Assigned ID

Reagents:

RSK7gasMathes_00031 Amount Added: 1.25 Units: uL

Report Date: 17-May-2020 08:59:46 Chrom Revision: 2.3 05-May-2020 17:48:18

Eurofins TestAmerica, Denver

Data File: \\chromfs\Denver\ChromData\VGC_J\20200516-91574.b\001F0101.D

Injection Date:	16-May-2020 10:57:08	Instrument ID:	VGC_J	Operator ID:	MEIERG
Lims ID:	IC L1			Worklist Smp#:	6
Client ID:					
Purge Vol:	18.000 mL	Dil. Factor:	1.0000	ALS Bottle#:	1
Method:	RSK_J	Limit Group:	GCV - RSK 175		

Column: Rt-Alumina BOND/KCl (0.53 mm) Y Scaling: Method Defined: Scale to the Nth Largest Target: 1

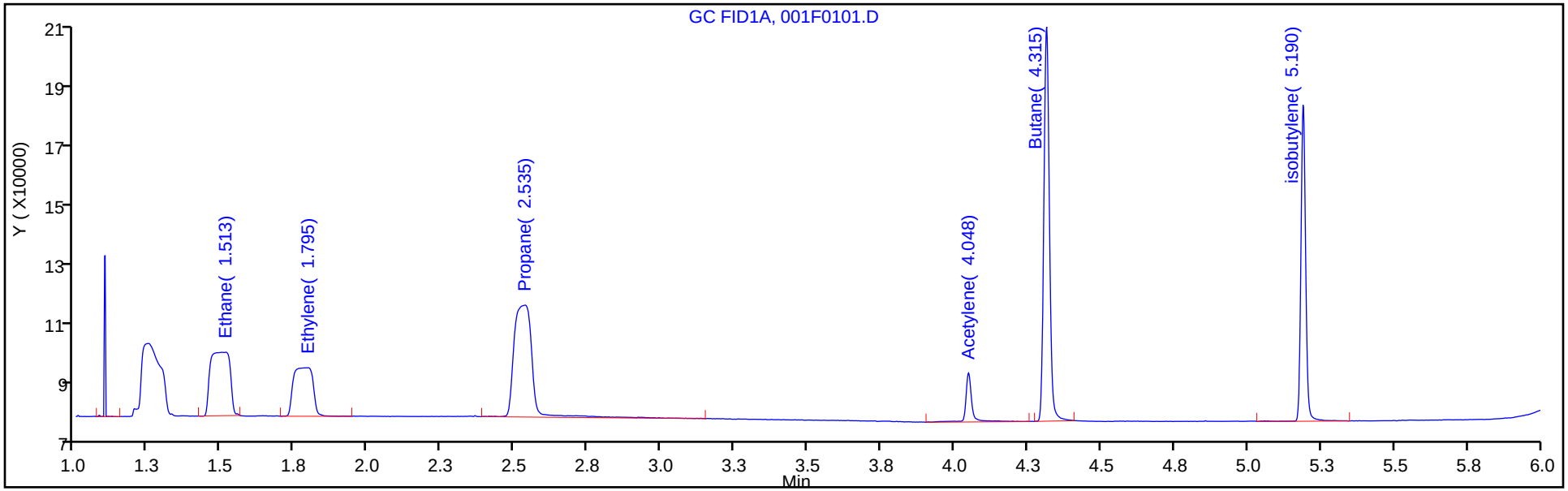

Column: HP-PLOT/Q (0.53 mm) Y Scaling: Method Defined: Scale to the Nth Largest Target: 1

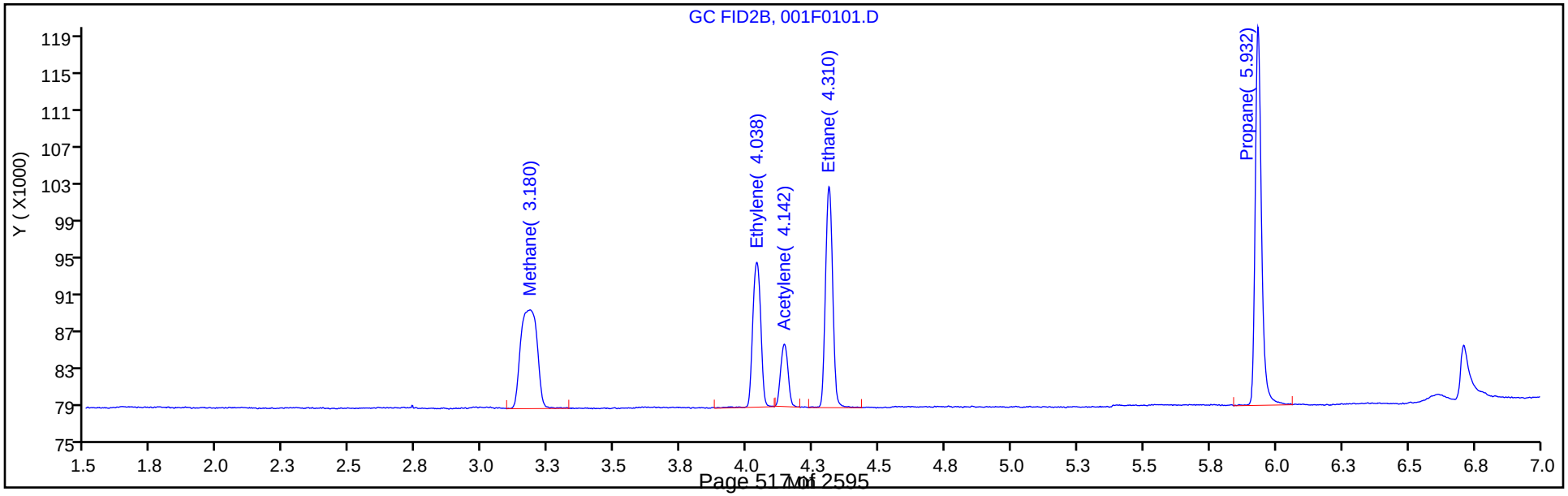

Manual Integration/User Assign Peak Report

Eurofins TestAmerica, Denver

Data File:	\\chromfs\Denver\ChromData\VGC_J\20200516-91574.b\001F0101.D				
Injection Date:	16-May-2020 10:57:08	Instrument ID:	VGC_J		
Lims ID:	IC L1				
Client ID:					
Operator ID:	MEIERG	ALS Bottle#:	1	Worklist Smp#:	6
Purge Vol:	18.000 mL	Dil. Factor:	1.0000		
Method:	RSK_J	Limit Group:	GCV - RSK 175		
Column:	Rt-Alumina BOND/KCl (0.53 mm)	Detector	GC FID1A		

3 Ethane, CAS: 74-84-0

Signal: 1

Not Detected
Expected RT: 1.51

Processing Integration Results

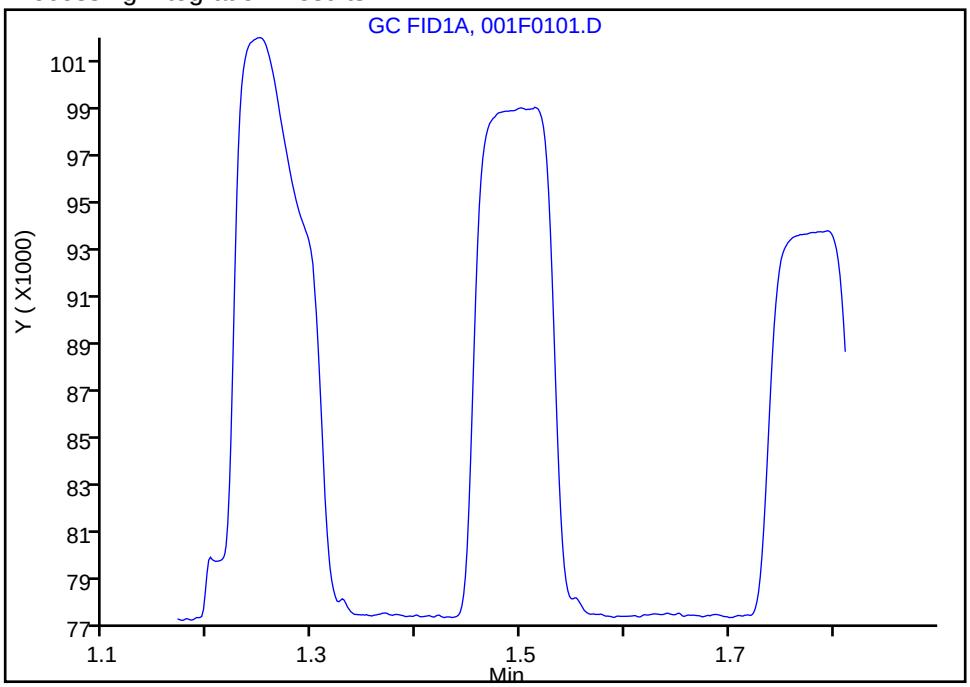

Manual Integration Results

RT: 1.51
Area: 99432
Amount: 0.730887
Amount Units: ug/l

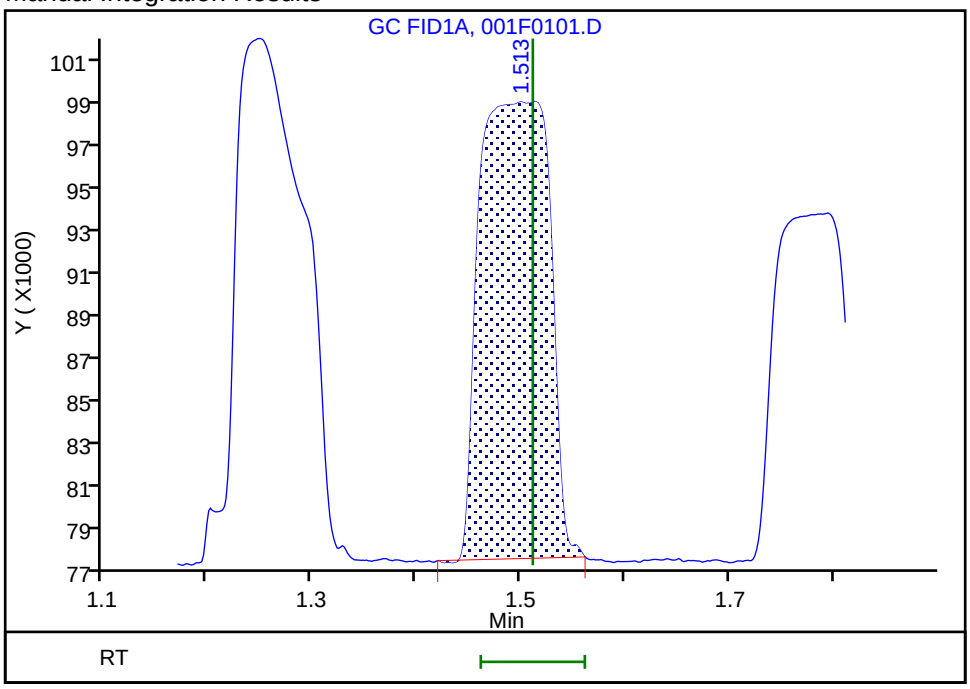

Reviewer: meierg, 17-May-2020 06:37:33
Audit Action: Manually Integrated Audit Reason: Peak not integrated

Eurofins TestAmerica, Denver
Target Compound Quantitation Report

Data File: \\chromfs\Denver\ChromData\VGC_J\20200516-91574.b\001F0201.D
Lims ID: IC L2
Client ID:
Sample Type: IC Calib Level: 2
Inject. Date: 16-May-2020 11:13:34 ALS Bottle#: 1 Worklist Smp#: 7
Purge Vol: 18.000 mL Dil. Factor: 1.0000
Sample Info: IC 2
Operator ID: MEIERG Instrument ID: VGC_J
Sublist: chrom-RSK_J*sub5

Method: \\chromfs\Denver\ChromData\VGC_J\20200516-91574.b\RSK_J.m
Limit Group: GCV - RSK 175
Method Label: DV-GC-0025: Dissolved Gases in Water by RSK-175
Last Update: 17-May-2020 08:59:46 Calib Date: 16-May-2020 13:08:56
Integrator: Falcon
Quant Method: External Standard Quant By: Initial Calibration
Last ICal File: \\chromfs\Denver\ChromData\VGC_J\20200516-91574.b\009F0901.D

Column 1 : Rt-Alumina BOND/KCl (0.53 mm) Det: GC FID1A
Column 2 : HP-PLOT/Q (0.53 mm) Det: GC FID2B
Process Host: CTX0312

Col	RT (min.)	Exp RT (min.)	Dlt RT (min.)	Response	Cal Amt ug/l	OnCol Amt ug/l	Flags
2 Methane							
1	1.251	1.250	0.001	188199	0.9125	0.9699	
2	3.171	3.172	-0.001	83897	0.9125	0.9729	
						RPD = 0.31	
3 Ethane							
1	1.514	1.511	0.003	237424	1.71	1.75	
2	4.306	4.305	0.001	106974	1.71	1.75	
						RPD = 0.39	
4 Ethylene							M
1	1.788	1.793	-0.005	180285	1.60	1.64	
2	4.031	4.032	-0.001	77235	1.60	1.61	M
						RPD = 1.51	
5 Propane							
1	2.534	2.528	0.006	366612	2.51	2.56	
2	5.933	5.928	0.005	156230	2.51	2.49	
						RPD = 2.56	
6 Acetylene							Ma
1	4.044	4.015	0.029	52951	1.48	1.54	a
2	4.136	4.137	-0.001	31554	1.48	1.46	M
						RPD = 5.56	
7 Butane							
1	4.311	4.286	0.025	384054	3.31	3.24	
2	7.381	7.375	0.006	184917	3.31	3.22	
						RPD = 0.55	
8 isobutylene							
1	5.186	5.163	0.023	261296	3.19	2.93	
2	7.231	7.227	0.004	119878	3.19	2.88	
						RPD = 1.46	

QC Flag Legend

Review Flags

M - Manually Integrated

a - User Assigned ID

Reagents:

RSK7gasMathes_00031 Amount Added: 2.50 Units: uL

Report Date: 17-May-2020 08:59:47 Chrom Revision: 2.3 05-May-2020 17:48:18

Eurofins TestAmerica, Denver

Data File: \\chromfs\Denver\ChromData\VGC_J\20200516-91574.b\001F0201.D

Injection Date:	16-May-2020 11:13:34	Instrument ID:	VGC_J	Operator ID:	MEIERG
Lims ID:	IC L2			Worklist Smp#:	7
Client ID:					
Purge Vol:	18.000 mL	Dil. Factor:	1.0000	ALS Bottle#:	1
Method:	RSK_J	Limit Group:	GCV - RSK 175		

Column: Rt-Alumina BOND/KCl (0.53 mm) Y Scaling: Method Defined: Scale to the Nth Largest Target: 1

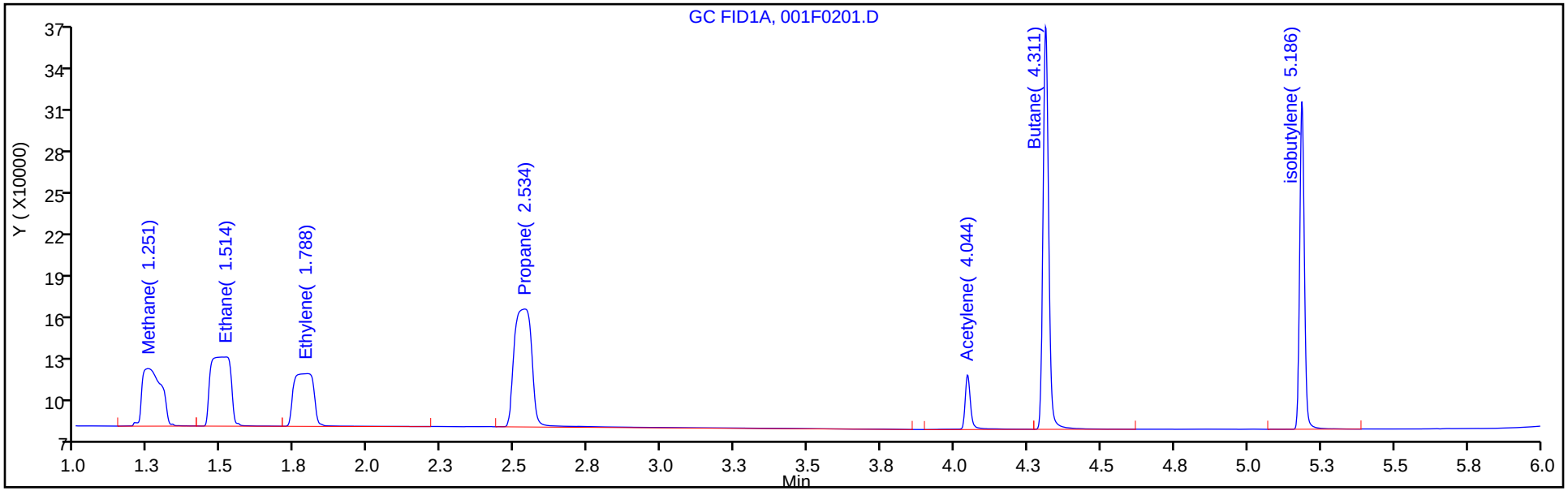

Column: HP-PLOT/Q (0.53 mm) Y Scaling: Method Defined: Scale to the Nth Largest Target: 1

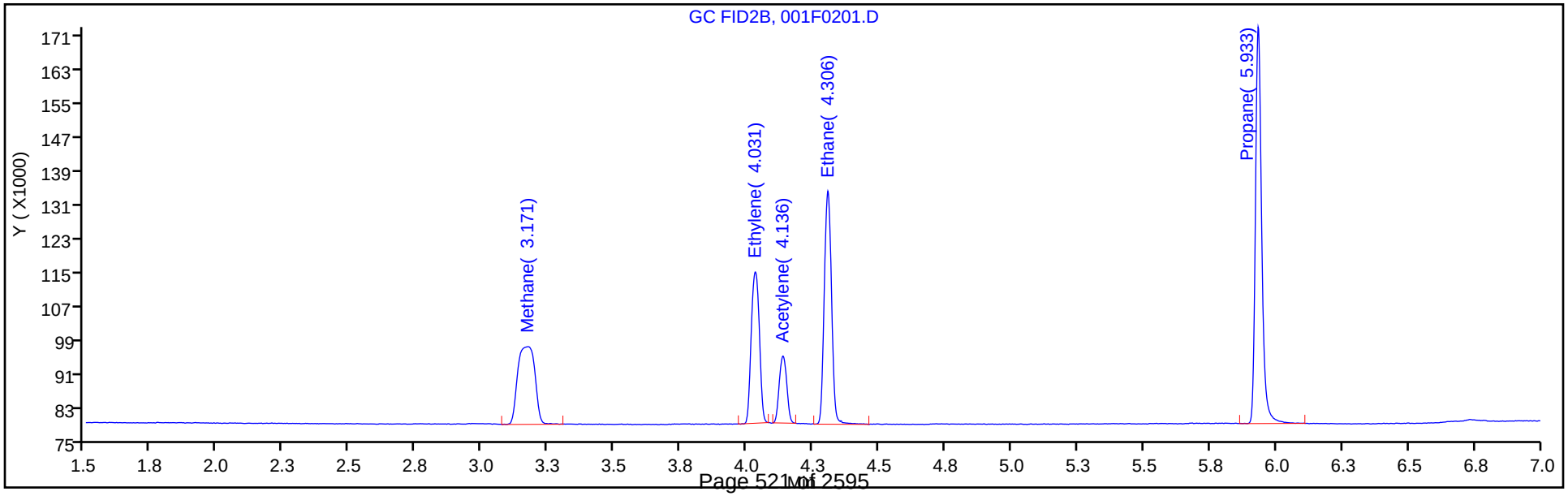

Manual Integration/User Assign Peak Report

Eurofins TestAmerica, Denver

Data File:	\\chromfs\Denver\ChromData\VGC_J\20200516-91574.b\001F0201.D				
Injection Date:	16-May-2020 11:13:34	Instrument ID:	VGC_J		
Lims ID:	IC L2				
Client ID:					
Operator ID:	MEIERG	ALS Bottle#:	1	Worklist Smp#:	7
Purge Vol:	18.000 mL	Dil. Factor:	1.0000		
Method:	RSK_J	Limit Group:	GCV - RSK 175		
Column:	Rt-Alumina BOND/KCl (0.53 mm)	Detector	GC FID1A		

6 Acetylene, CAS: 74-86-2

Signal: 1

Processing Integration Results

RT: 4.01
Area: 0
Amount: 1.109766
Amount Units: ug/l

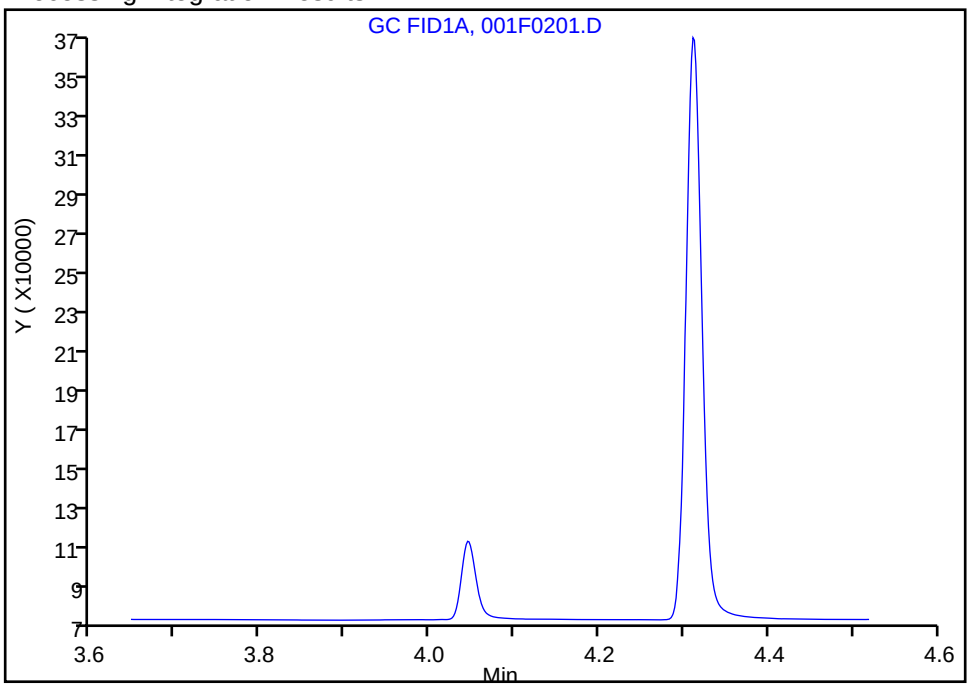

Manual Integration Results

RT: 4.04
Area: 52951
Amount: 1.544019
Amount Units: ug/l

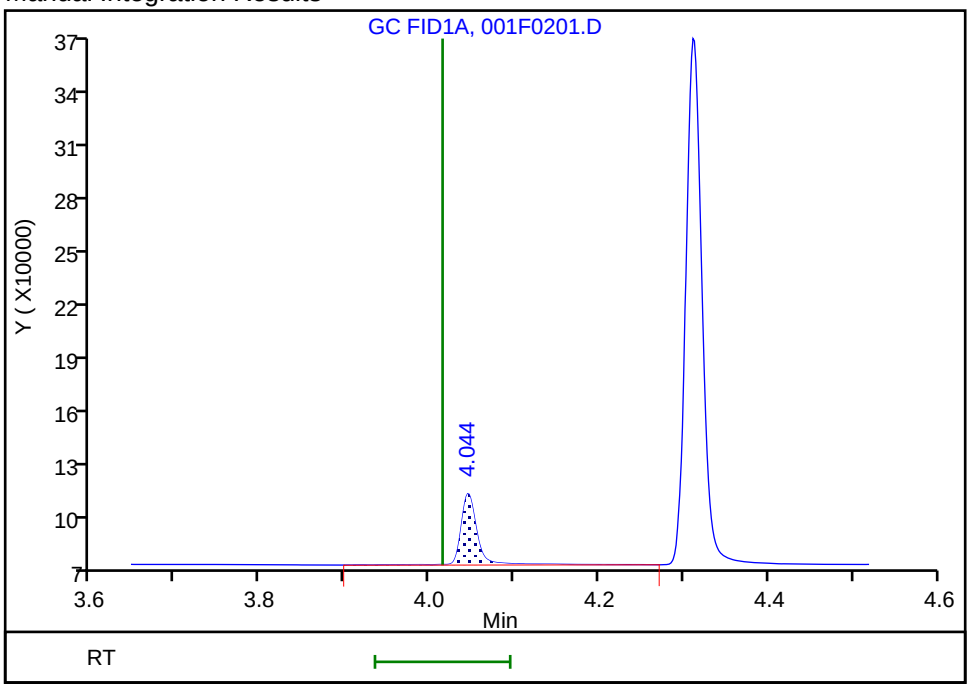

Reviewer: meierg, 17-May-2020 06:43:56

Audit Action: Assigned Compound ID Audit Reason: Peak not integrated

Eurofins TestAmerica, Denver
Target Compound Quantitation Report

Data File: \\chromfs\Denver\ChromData\VGC_J\20200516-91574.b\002F0301.D
Lims ID: IC L3
Client ID:
Sample Type: IC Calib Level: 3
Inject. Date: 16-May-2020 11:30:01 ALS Bottle#: 2 Worklist Smp#: 8
Purge Vol: 18.000 mL Dil. Factor: 1.0000
Sample Info: IC 3
Operator ID: MEIERG Instrument ID: VGC_J
Sublist: chrom-RSK_J*sub5

Method: \\chromfs\Denver\ChromData\VGC_J\20200516-91574.b\RSK_J.m
Limit Group: GCV - RSK 175
Method Label: DV-GC-0025: Dissolved Gases in Water by RSK-175
Last Update: 17-May-2020 08:59:47 Calib Date: 16-May-2020 13:08:56
Integrator: Falcon
Quant Method: External Standard Quant By: Initial Calibration
Last ICal File: \\chromfs\Denver\ChromData\VGC_J\20200516-91574.b\009F0901.D

Column 1 : Rt-Alumina BOND/KCl (0.53 mm) Det: GC FID1A
Column 2 : HP-PLOT/Q (0.53 mm) Det: GC FID2B
Process Host: CTX0312

Col	RT (min.)	Exp RT (min.)	Dlt RT (min.)	Response	Cal Amt ug/l	OnCol Amt ug/l	Flags
2 Methane							
1	1.248	1.250	-0.002	324614	1.83	1.92	
2	3.169	3.172	-0.003	148689	1.83	1.92	
						RPD = 0.02	
3 Ethane							
1	1.511	1.511	0.000	485411	3.42	3.57	
2	4.306	4.305	0.001	217520	3.42	3.56	
						RPD = 0.15	
4 Ethylene							M
1	1.791	1.793	-0.002	366405	3.19	3.32	
2	4.031	4.032	-0.001	157852	3.19	3.29	M
						RPD = 0.95	
5 Propane							
1	2.531	2.528	0.003	754733	5.02	5.27	
2	5.933	5.928	0.005	326853	5.02	5.22	
						RPD = 0.95	
6 Acetylene							Ma
1	4.043	4.015	0.028	105983	2.96	3.09	a
2	4.136	4.137	-0.001	66161	2.96	3.06	M
						RPD = 0.92	
7 Butane							
1	4.311	4.286	0.025	850630	6.61	6.77	
2	7.379	7.375	0.004	410288	6.61	6.75	
						RPD = 0.31	
8 isobutylene							
1	5.184	5.163	0.021	571566	6.38	6.40	
2	7.229	7.227	0.002	264983	6.38	6.38	
						RPD = 0.42	

QC Flag Legend

Review Flags

M - Manually Integrated

a - User Assigned ID

Reagents:

RSK7gasMathes_00031 Amount Added: 5.00 Units: uL

Report Date: 17-May-2020 08:59:47 Chrom Revision: 2.3 05-May-2020 17:48:18

Eurofins TestAmerica, Denver

Data File: \\chromfs\Denver\ChromData\VGC_J\20200516-91574.b\002F0301.D

Injection Date:	16-May-2020 11:30:01	Instrument ID:	VGC_J	Operator ID:	MEIERG
Lims ID:	IC L3			Worklist Smp#:	8
Client ID:					
Purge Vol:	18.000 mL	Dil. Factor:	1.0000	ALS Bottle#:	2
Method:	RSK_J	Limit Group:	GCV - RSK 175		

Column: Rt-Alumina BOND/KCl (0.53 mm) Y Scaling: Method Defined: Scale to the Nth Largest Target: 1

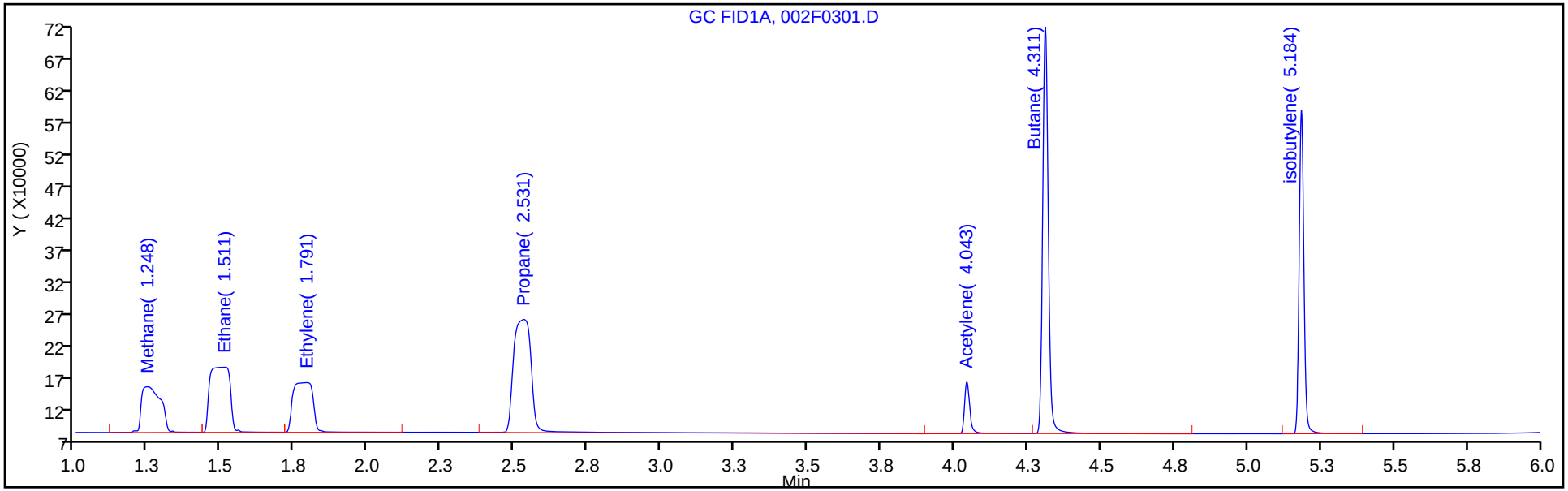

Column: HP-PLOT/Q (0.53 mm) Y Scaling: Method Defined: Scale to the Nth Largest Target: 1

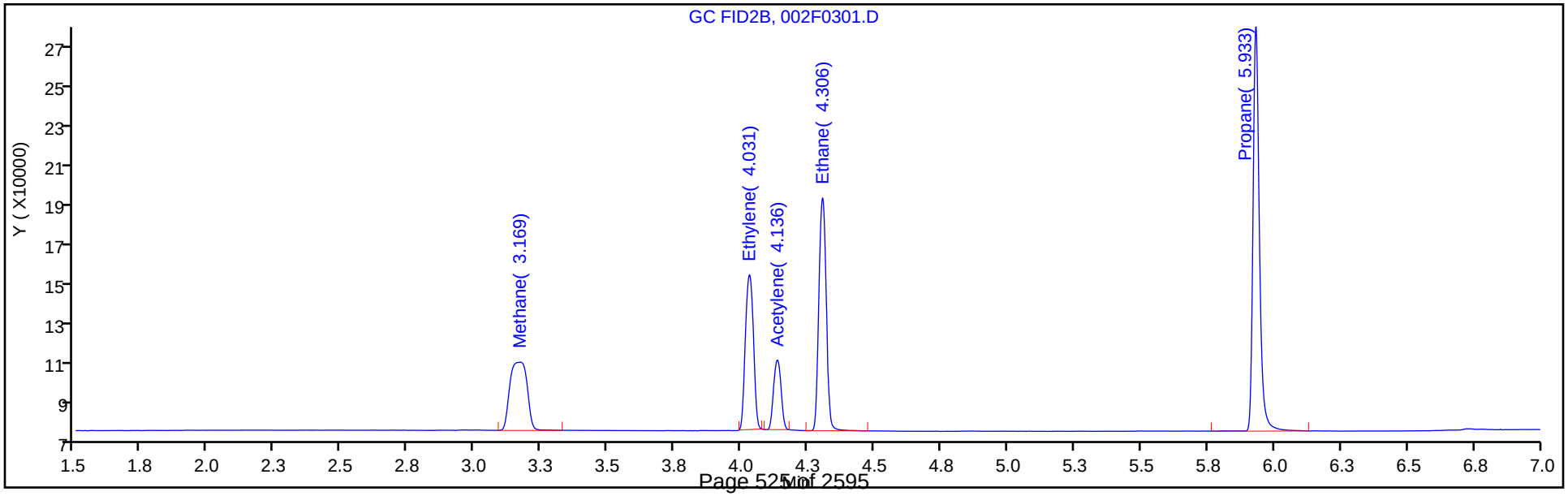

Manual Integration/User Assign Peak Report

Eurofins TestAmerica, Denver

Data File:	\\chromfs\Denver\ChromData\VGC_J\20200516-91574.b\002F0301.D				
Injection Date:	16-May-2020 11:30:01	Instrument ID:	VGC_J		
Lims ID:	IC L3				
Client ID:					
Operator ID:	MEIERG	ALS Bottle#:	2	Worklist Smp#:	8
Purge Vol:	18.000 mL	Dil. Factor:	1.0000		
Method:	RSK_J	Limit Group:	GCV - RSK 175		
Column:	Rt-Alumina BOND/KCl (0.53 mm)	Detector	GC FID1A		

6 Acetylene, CAS: 74-86-2

Signal: 1

Processing Integration Results

RT: 4.01
Area: 0
Amount: 2.336755
Amount Units: ug/l

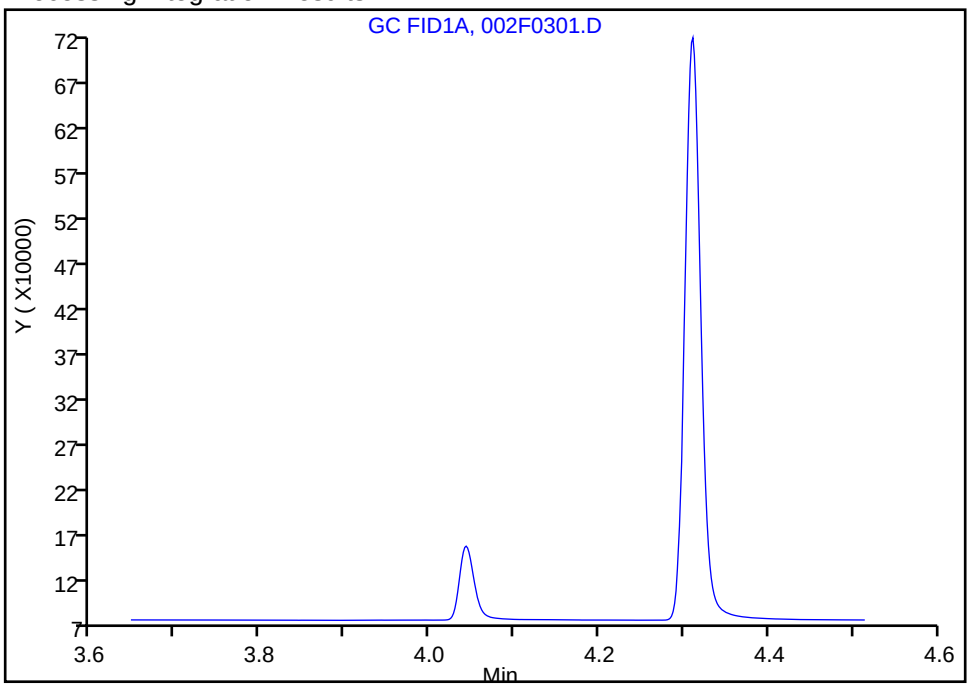

Manual Integration Results

RT: 4.04
Area: 105983
Amount: 3.090400
Amount Units: ug/l

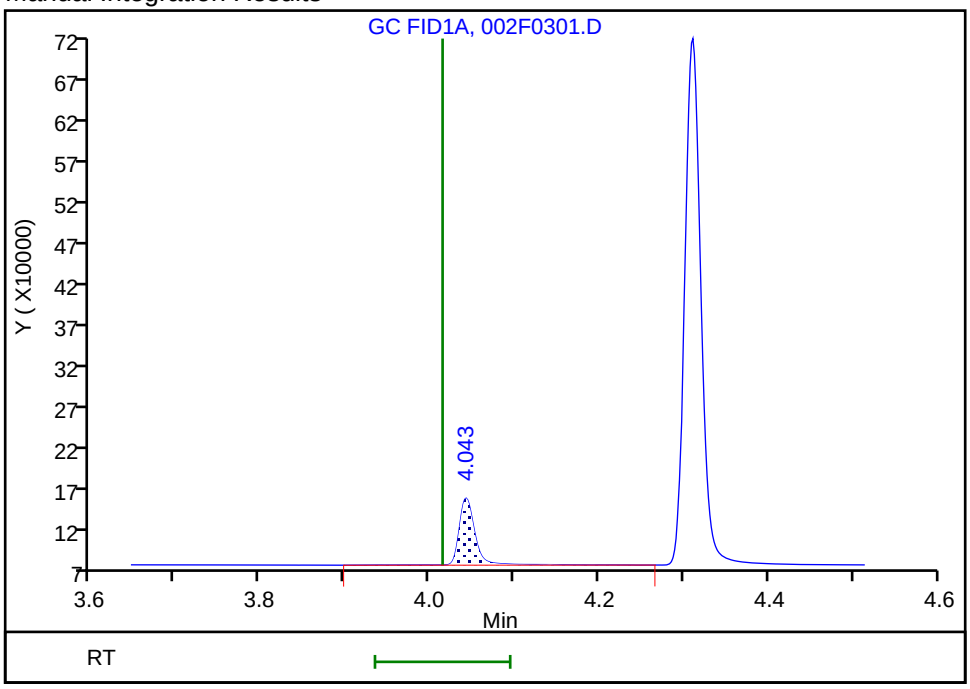

Reviewer: meierg, 17-May-2020 06:45:26

Audit Action: Assigned Compound ID Audit Reason: Peak not integrated

Eurofins TestAmerica, Denver
Target Compound Quantitation Report

Data File: \\chromfs\Denver\ChromData\VGC_J\20200516-91574.b\003F0401.D
Lims ID: IC L4
Client ID:
Sample Type: IC Calib Level: 4
Inject. Date: 16-May-2020 11:46:30 ALS Bottle#: 3 Worklist Smp#: 9
Purge Vol: 18.000 mL Dil. Factor: 1.0000
Sample Info: IC 4
Operator ID: MEIERG Instrument ID: VGC_J
Sublist: chrom-RSK_J*sub5

Method: \\chromfs\Denver\ChromData\VGC_J\20200516-91574.b\RSK_J.m
Limit Group: GCV - RSK 175
Method Label: DV-GC-0025: Dissolved Gases in Water by RSK-175
Last Update: 17-May-2020 08:59:48 Calib Date: 16-May-2020 13:08:56
Integrator: Falcon
Quant Method: External Standard Quant By: Initial Calibration
Last ICal File: \\chromfs\Denver\ChromData\VGC_J\20200516-91574.b\009F0901.D

Column 1 : Rt-Alumina BOND/KCl (0.53 mm) Det: GC FID1A
Column 2 : HP-PLOT/Q (0.53 mm) Det: GC FID2B
Process Host: CTX0312

Col	RT (min.)	Exp RT (min.)	Dlt RT (min.)	Response	Cal Amt ug/l	OnCol Amt ug/l	Flags
2 Methane							
1	1.249	1.250	-0.001	2196261	14.6	14.9	
2	3.171	3.172	-0.001	1043265	14.6	15.0	
						RPD = 0.32	
3 Ethane							
1	1.510	1.511	-0.001	3889050	27.4	28.6	
2	4.306	4.305	0.001	1745027	27.4	28.6	
						RPD = 0.02	
4 Ethylene							
1	1.792	1.793	-0.001	2933658	25.5	26.6	
2	4.032	4.032	0.000	1284690	25.5	26.8	
						RPD = 0.69	
5 Propane							
1	2.534	2.528	0.006	5864755	40.1	40.9	
2	5.932	5.928	0.004	2613101	40.1	41.7	
						RPD = 1.89	
6 Acetylene							M
1	4.034	4.015	0.019	837564	23.7	24.4	
2	4.136	4.137	-0.001	545422	23.7	25.2	M
						RPD = 3.31	
7 Butane							
1	4.304	4.286	0.018	6888912	52.9	52.5	
2	7.381	7.375	0.006	3316499	52.9	52.3	
						RPD = 0.43	
8 isobutylene							
1	5.179	5.163	0.016	4611649	51.1	51.7	
2	7.231	7.227	0.004	2147651	51.1	51.7	
						RPD = 0.03	

QC Flag Legend

Review Flags

M - Manually Integrated

Reagents:

RSK7gasMathes_00031 Amount Added: 40.00 Units: uL

Report Date: 17-May-2020 08:59:48 Chrom Revision: 2.3 05-May-2020 17:48:18

Eurofins TestAmerica, Denver

Data File: \\chromfs\Denver\ChromData\VGC_J\20200516-91574.b\003F0401.D

Injection Date:	16-May-2020 11:46:30	Instrument ID:	VGC_J	Operator ID:	MEIERG
Lims ID:	IC L4			Worklist Smp#:	9
Client ID:					
Purge Vol:	18.000 mL	Dil. Factor:	1.0000	ALS Bottle#:	3
Method:	RSK_J	Limit Group:	GCV - RSK 175		

Column: Rt-Alumina BOND/KCl (0.53 mm) Y Scaling: Method Defined: Scale to the Nth Largest Target: 1

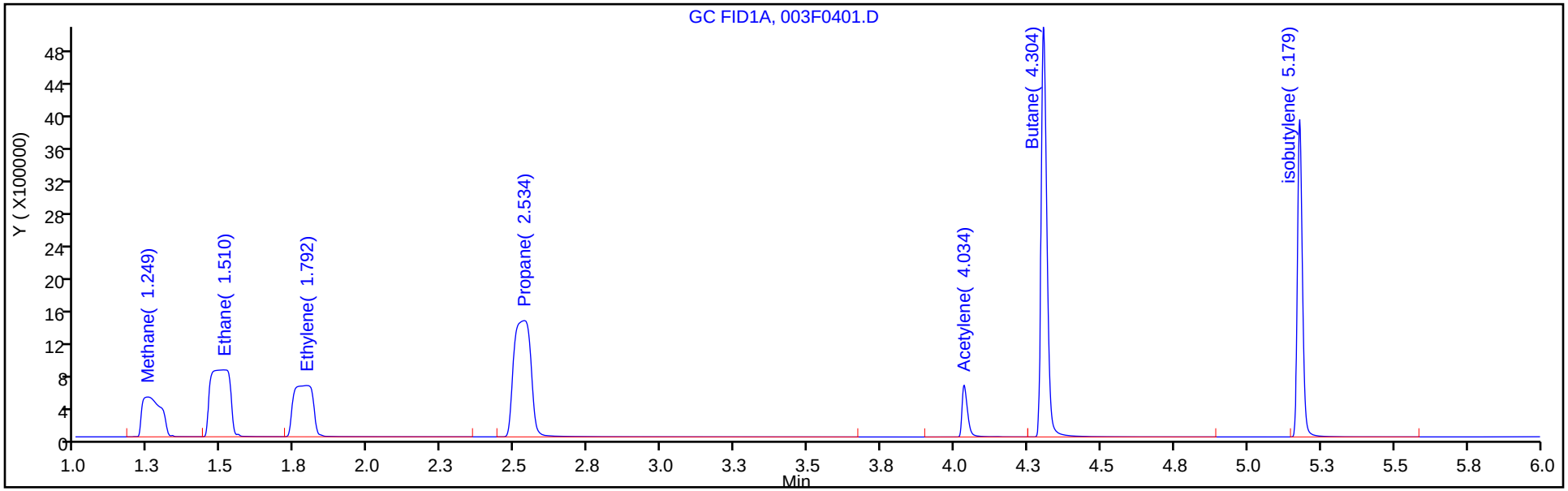

Column: HP-PLOT/Q (0.53 mm) Y Scaling: Method Defined: Scale to the Nth Largest Target: 1

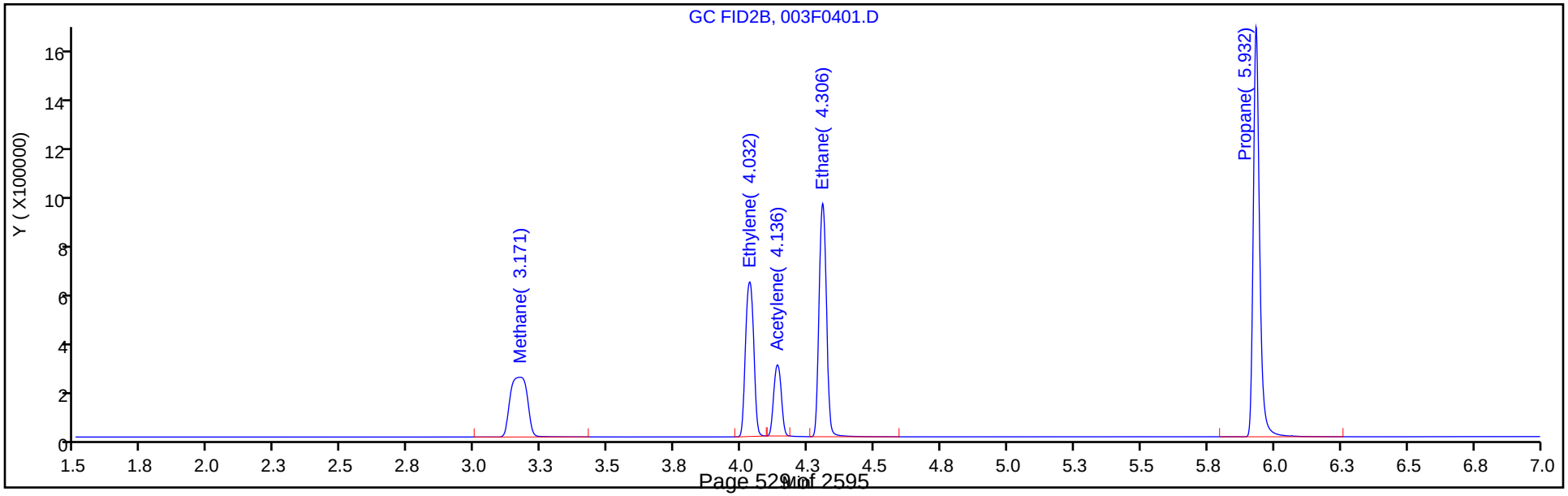

Eurofins TestAmerica, Denver
Target Compound Quantitation Report

Data File: \\chromfs\Denver\ChromData\VGC_J\20200516-91574.b\004F0501.D
Lims ID: ICRT L5
Client ID:
Sample Type: ICRT Calib Level: 5
Inject. Date: 16-May-2020 12:02:59 ALS Bottle#: 4 Worklist Smp#: 10
Purge Vol: 18.000 mL Dil. Factor: 1.0000
Sample Info: ICRT 5
Operator ID: MEIERG Instrument ID: VGC_J
Sublist: chrom-RSK_J*sub5

Method: \\chromfs\Denver\ChromData\VGC_J\20200516-91574.b\RSK_J.m
Limit Group: GCV - RSK 175
Method Label: DV-GC-0025: Dissolved Gases in Water by RSK-175
Last Update: 17-May-2020 08:59:48 Calib Date: 16-May-2020 13:08:56
Integrator: Falcon
Quant Method: External Standard Quant By: Initial Calibration
Last ICal File: \\chromfs\Denver\ChromData\VGC_J\20200516-91574.b\009F0901.D

Column 1 : Rt-Alumina BOND/KCl (0.53 mm) Det: GC FID1A
Column 2 : HP-PLOT/Q (0.53 mm) Det: GC FID2B
Process Host: CTX0312

Col	RT (min.)	Exp RT (min.)	Dlt RT (min.)	Response	Cal Amt ug/l	OnCol Amt ug/l	Flags
2 Methane							
1	1.250	1.250	0.000	10173489	73.0	70.4	
2	3.172	3.172	0.000	4836394	73.0	70.4	
						RPD = 0.05	
3 Ethane							
1	1.511	1.511	0.000	18547040	136.9	136.3	
2	4.305	4.305	0.000	8282362	136.9	135.7	
						RPD = 0.50	
4 Ethylene							M
1	1.793	1.793	0.000	14030935	127.7	127.3	
2	4.032	4.032	0.000	6120221	127.7	127.7	M
						RPD = 0.29	
5 Propane							
1	2.528	2.528	0.000	28325635	200.7	197.7	
2	5.928	5.928	0.000	12604888	200.7	201.3	
						RPD = 1.77	
6 Acetylene							Ma
1	4.015	4.015	0.000	3792795	118.5	110.6	M
2	4.137	4.137	0.000	2629705	118.5	121.7	M
						RPD = 9.57	
7 Butane							Ma
1	4.286	4.286	0.000	34343170	264.5	260.4	M
2	7.375	7.375	0.000	16648646	264.5	261.1	a
						RPD = 0.27	
8 isobutylene							
1	5.163	5.163	0.000	23123734	255.4	259.0	
2	7.227	7.227	0.000	10785387	255.4	259.5	
						RPD = 0.19	

QC Flag Legend

Review Flags

M - Manually Integrated

a - User Assigned ID

Reagents:

RSK7gasMathes_00031 Amount Added: 200.00 Units: uL

Report Date: 17-May-2020 08:59:48 Chrom Revision: 2.3 05-May-2020 17:48:18

Eurofins TestAmerica, Denver

Data File: \\chromfs\Denver\ChromData\VGC_J\20200516-91574.b\004F0501.D

Injection Date:	16-May-2020 12:02:59	Instrument ID:	VGC_J	Operator ID:	MEIERG
Lims ID:	ICRT L5			Worklist Smp#:	10
Client ID:					
Purge Vol:	18.000 mL	Dil. Factor:	1.0000	ALS Bottle#:	4
Method:	RSK_J	Limit Group:	GCV - RSK 175		

Column: Rt-Alumina BOND/KCl (0.53 mm) Y Scaling: Method Defined: Scale to the Nth Largest Target: 1

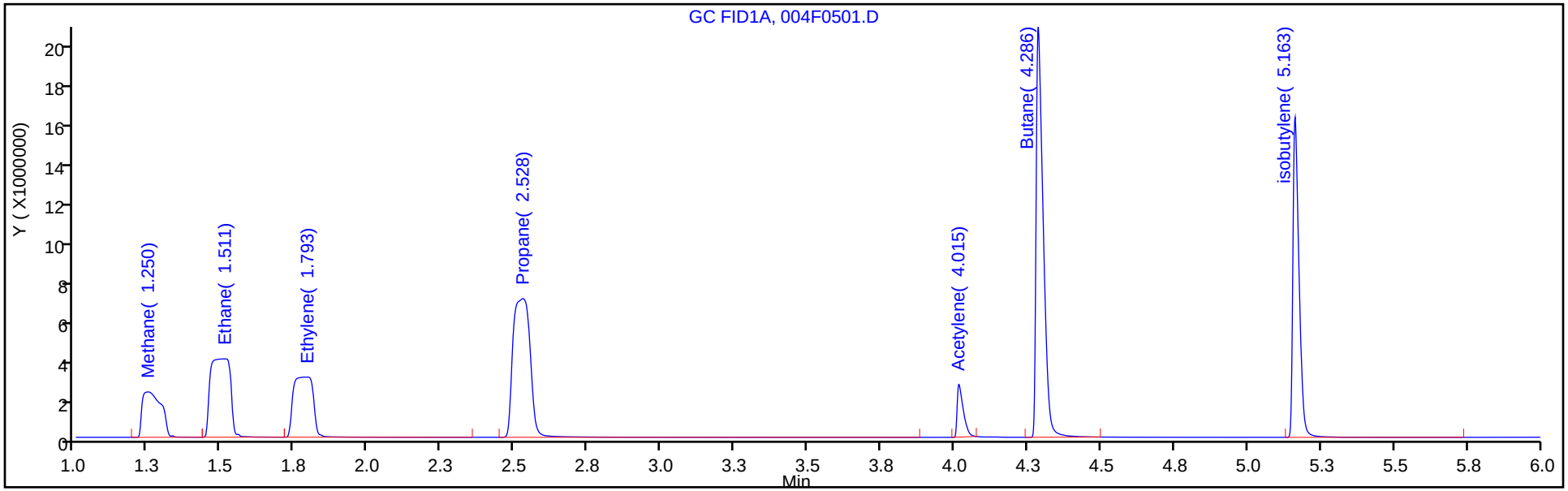

Column: HP-PLOT/Q (0.53 mm) Y Scaling: Method Defined: Scale to the Nth Largest Target: 1

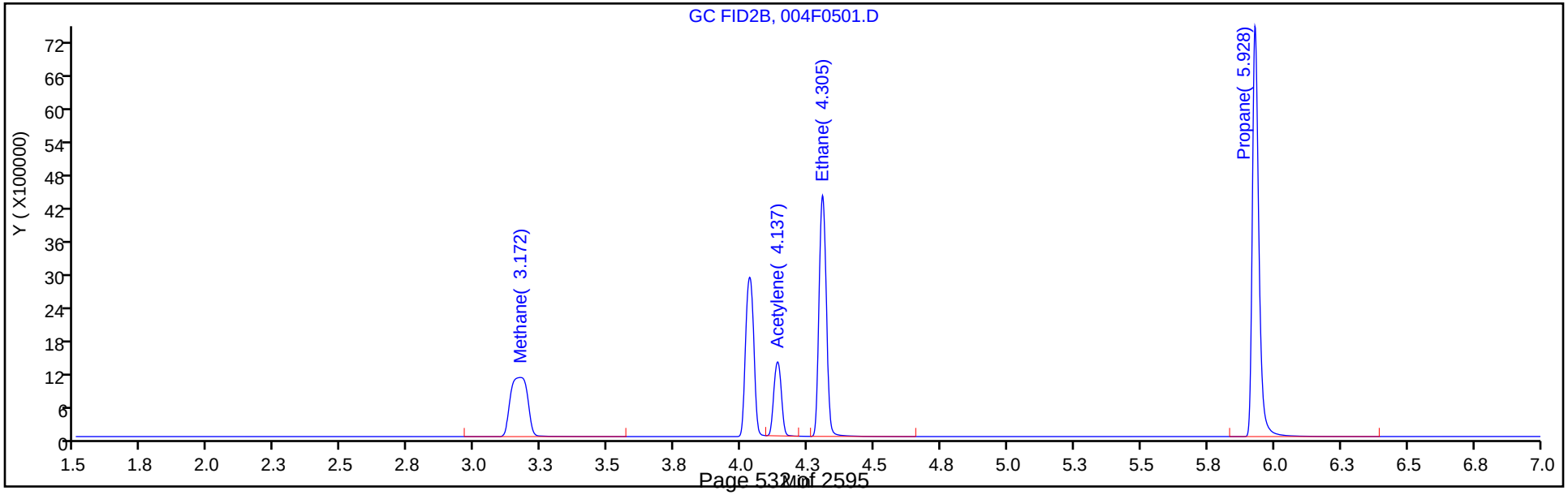

Manual Integration/User Assign Peak Report

Eurofins TestAmerica, Denver

Data File:	\\chromfs\Denver\ChromData\VGC_J\20200516-91574.b\004F0501.D				
Injection Date:	16-May-2020 12:02:59	Instrument ID:	VGC_J		
Lims ID:	ICRT L5				
Client ID:					
Operator ID:	MEIERG	ALS Bottle#:	4	Worklist Smp#:	10
Purge Vol:	18.000 mL	Dil. Factor:	1.0000		
Method:	RSK_J	Limit Group:	GCV - RSK 175		
Column:	Rt-Alumina BOND/KCl (0.53 mm)	Detector	GC FID1A		

6 Acetylene, CAS: 74-86-2

Signal: 1

Processing Integration Results

RT: 4.01
Area: 0
Amount: 70.054658
Amount Units: ug/l

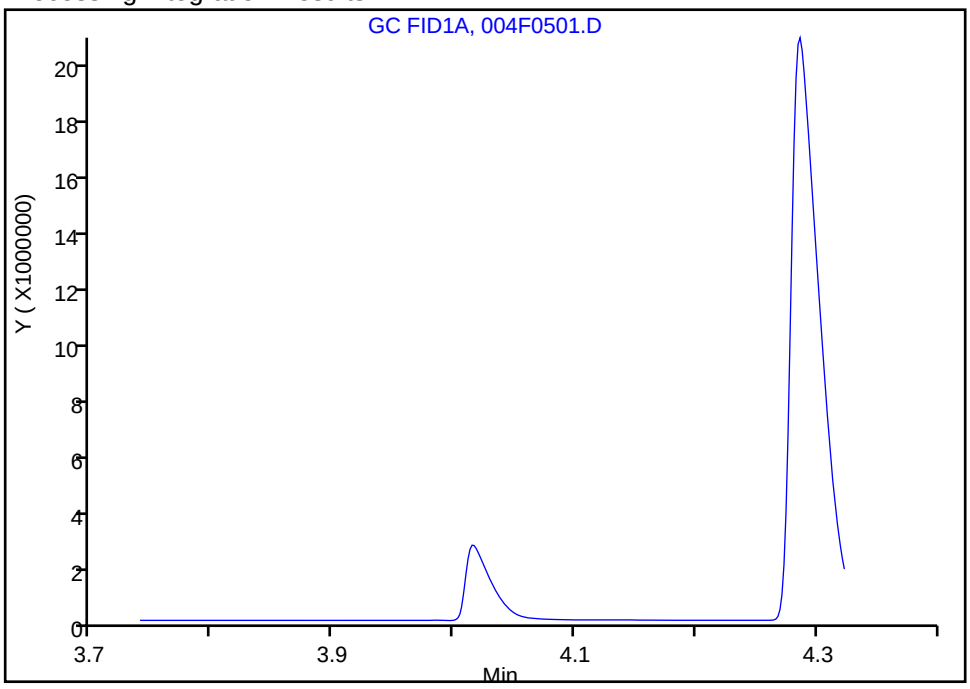

Manual Integration Results

RT: 4.01
Area: 3792795
Amount: 110.5956
Amount Units: ug/l

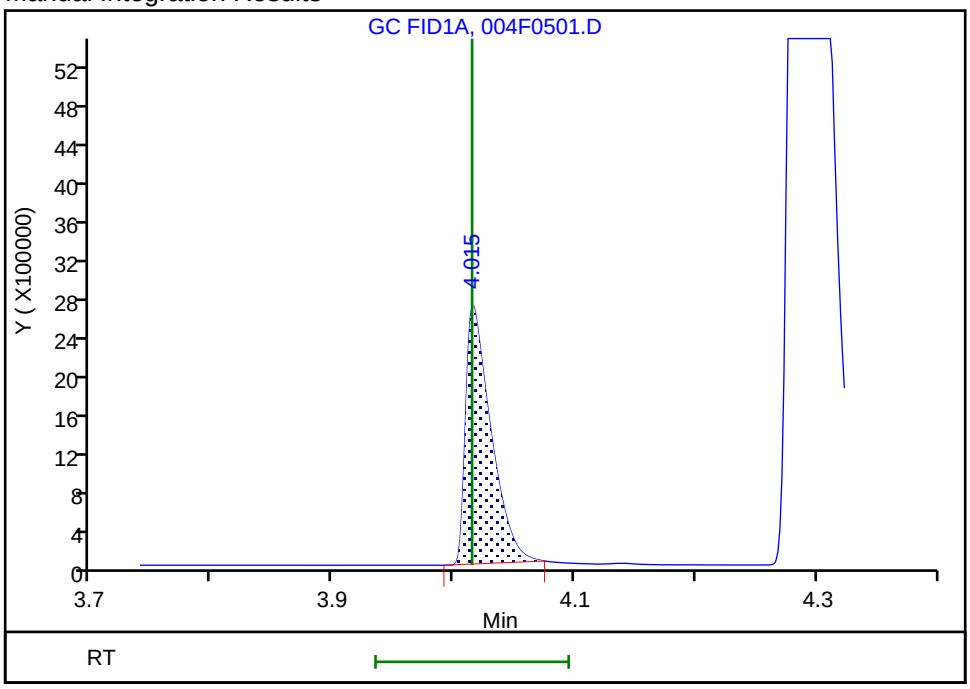

Reviewer: meierg, 17-May-2020 07:07:53

Audit Action: Manually Integrated/Assigned Compound ID Audit Reason: Peak not integrated

Eurofins TestAmerica, Denver
Target Compound Quantitation Report

Data File: \\chromfs\Denver\ChromData\VGC_J\20200516-91574.b\005F0601.D
Lims ID: IC L6
Client ID:
Sample Type: IC Calib Level: 6
Inject. Date: 16-May-2020 12:19:27 ALS Bottle#: 5 Worklist Smp#: 11
Purge Vol: 18.000 mL Dil. Factor: 1.0000
Sample Info: IC 6
Operator ID: MEIERG Instrument ID: VGC_J
Sublist: chrom-RSK_J*sub5

Method: \\chromfs\Denver\ChromData\VGC_J\20200516-91574.b\RSK_J.m
Limit Group: GCV - RSK 175
Method Label: DV-GC-0025: Dissolved Gases in Water by RSK-175
Last Update: 17-May-2020 08:59:49 Calib Date: 16-May-2020 13:08:56
Integrator: Falcon
Quant Method: External Standard Quant By: Initial Calibration
Last ICal File: \\chromfs\Denver\ChromData\VGC_J\20200516-91574.b\009F0901.D

Column 1 : Rt-Alumina BOND/KCl (0.53 mm) Det: GC FID1A
Column 2 : HP-PLOT/Q (0.53 mm) Det: GC FID2B
Process Host: CTX0312

Col	RT (min.)	Exp RT (min.)	Dlt RT (min.)	Response	Cal Amt ug/l	OnCol Amt ug/l	Flags
2 Methane							
1	1.250	1.250	0.000	21349465	146.0	148.2	
2	3.172	3.172	0.000	10129316	146.0	147.7	
						RPD = 0.31	
3 Ethane							
1	1.512	1.511	0.001	38849075	273.7	285.6	
2	4.306	4.305	0.001	17331467	273.7	283.9	
						RPD = 0.60	
4 Ethylene							
1	1.785	1.793	-0.008	29199476	255.3	264.9	
2	4.032	4.032	0.000	12731776	255.3	265.6	
						RPD = 0.26	
5 Propane							
1	2.522	2.528	-0.006	59231481	401.4	413.5	
2	5.926	5.928	-0.002	26366224	401.4	421.0	
						RPD = 1.80	
6 Acetylene							M
1	4.002	4.015	-0.013	8293493	237.0	241.8	
2	4.137	4.137	0.000	5438964	237.0	251.7	M
						RPD = 4.01	
7 Butane							
1	4.270	4.286	-0.016	71750490	529.0	543.6	
2	7.369	7.375	-0.006	34602301	529.0	542.3	
						RPD = 0.25	
8 isobutylene							Ma
1	5.150	5.163	-0.013	47351348	510.8	530.4	M
2	7.222	7.227	-0.005	22287396	510.8	536.3	a
						RPD = 1.10	

QC Flag Legend

Review Flags

M - Manually Integrated

a - User Assigned ID

Reagents:

RSK7gasMathes_00031 Amount Added: 400.00 Units: uL

Report Date: 17-May-2020 08:59:49 Chrom Revision: 2.3 05-May-2020 17:48:18

Eurofins TestAmerica, Denver

Data File: \\chromfs\Denver\ChromData\VGC_J\20200516-91574.b\005F0601.D

Injection Date:	16-May-2020 12:19:27	Instrument ID:	VGC_J	Operator ID:	MEIERG
Lims ID:	IC L6			Worklist Smp#:	11
Client ID:					
Purge Vol:	18.000 mL	Dil. Factor:	1.0000	ALS Bottle#:	5
Method:	RSK_J	Limit Group:	GCV - RSK 175		

Column: Rt-Alumina BOND/KCl (0.53 mm) Y Scaling: Method Defined: Scale to the Nth Largest Target: 1

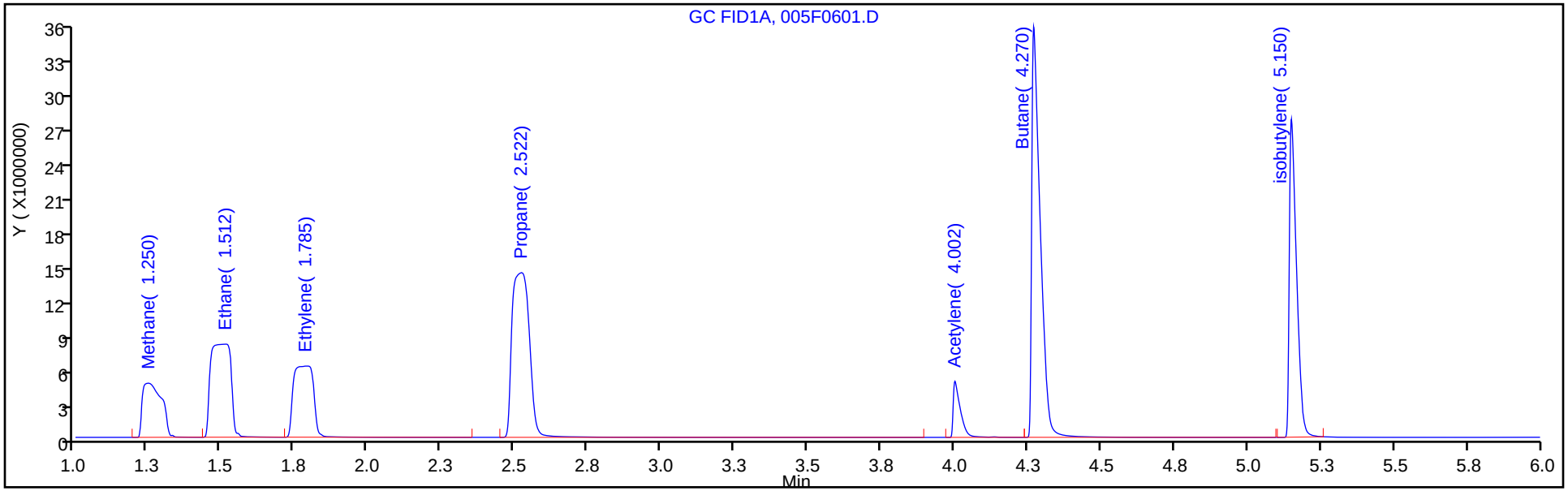

Column: HP-PLOT/Q (0.53 mm) Y Scaling: Method Defined: Scale to the Nth Largest Target: 1

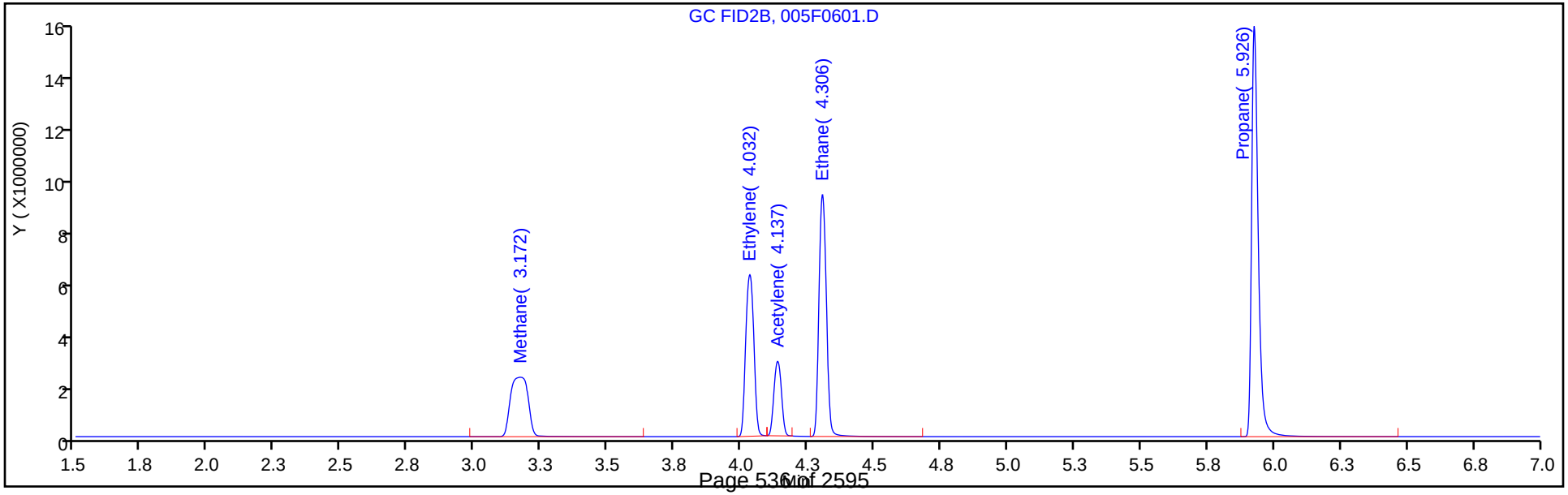

Eurofins TestAmerica, Denver
Target Compound Quantitation Report

Data File: \\chromfs\Denver\ChromData\VGC_J\20200516-91574.b\006F0701.D
Lims ID: IC L7
Client ID:
Sample Type: IC Calib Level: 7
Inject. Date: 16-May-2020 12:35:56 ALS Bottle#: 6 Worklist Smp#: 12
Purge Vol: 18.000 mL Dil. Factor: 1.0000
Sample Info: IC 7
Operator ID: MEIERG Instrument ID: VGC_J
Sublist: chrom-RSK_J*sub5

Method: \\chromfs\Denver\ChromData\VGC_J\20200516-91574.b\RSK_J.m
Limit Group: GCV - RSK 175
Method Label: DV-GC-0025: Dissolved Gases in Water by RSK-175
Last Update: 17-May-2020 08:59:49 Calib Date: 16-May-2020 13:08:56
Integrator: Falcon
Quant Method: External Standard Quant By: Initial Calibration
Last ICal File: \\chromfs\Denver\ChromData\VGC_J\20200516-91574.b\009F0901.D

Column 1 : Rt-Alumina BOND/KCl (0.53 mm) Det: GC FID1A
Column 2 : HP-PLOT/Q (0.53 mm) Det: GC FID2B
Process Host: CTX0312

Col	RT (min.)	Exp RT (min.)	Dlt RT (min.)	Response	Cal Amt ug/l	OnCol Amt ug/l	Flags
2 Methane							
1	1.243	1.250	-0.007	40706597	292.0	282.9	
2	3.168	3.172	-0.004	19242711	292.0	280.9	
						RPD = 0.71	
3 Ethane							
1	1.508	1.511	-0.003	74364849	547.4	546.6	
2	4.302	4.305	-0.003	33180606	547.4	543.4	
						RPD = 0.58	
4 Ethylene							
1	1.785	1.793	-0.008	55873290	510.7	507.0	
2	4.028	4.032	-0.004	24365732	510.7	508.3	
						RPD = 0.27	
5 Propane							
1	2.510	2.528	-0.018	113846992	802.8	794.7	
2	5.920	5.928	-0.008	50751227	802.8	810.3	
						RPD = 1.94	
6 Acetylene							M
1	3.983	4.015	-0.032	15971476	474.1	465.7	
2	4.135	4.137	-0.002	10316086	474.1	477.5	M
						RPD = 2.49	
7 Butane							
1	4.250	4.286	-0.036	137944774	1058.1	1044.9	
2	7.362	7.375	-0.013	67311032	1058.1	1054.6	
						RPD = 0.92	
8 isobutylene							
1	5.133	5.163	-0.030	92637372	1021.5	1037.7	
2	7.217	7.227	-0.010	43289193	1021.5	1041.6	
						RPD = 0.38	

QC Flag Legend

Review Flags

M - Manually Integrated

Reagents:

RSK7gasMathes_00031 Amount Added: 800.00 Units: uL

Report Date: 17-May-2020 08:59:49 Chrom Revision: 2.3 05-May-2020 17:48:18

Eurofins TestAmerica, Denver

Data File: \\chromfs\Denver\ChromData\VGC_J\20200516-91574.b\006F0701.D

Injection Date:	16-May-2020 12:35:56	Instrument ID:	VGC_J	Operator ID:	MEIERG
Lims ID:	IC L7			Worklist Smp#:	12
Client ID:					
Purge Vol:	18.000 mL	Dil. Factor:	1.0000	ALS Bottle#:	6
Method:	RSK_J	Limit Group:	GCV - RSK 175		

Column: Rt-Alumina BOND/KCl (0.53 mm) Y Scaling: Method Defined: Scale to the Nth Largest Target: 1

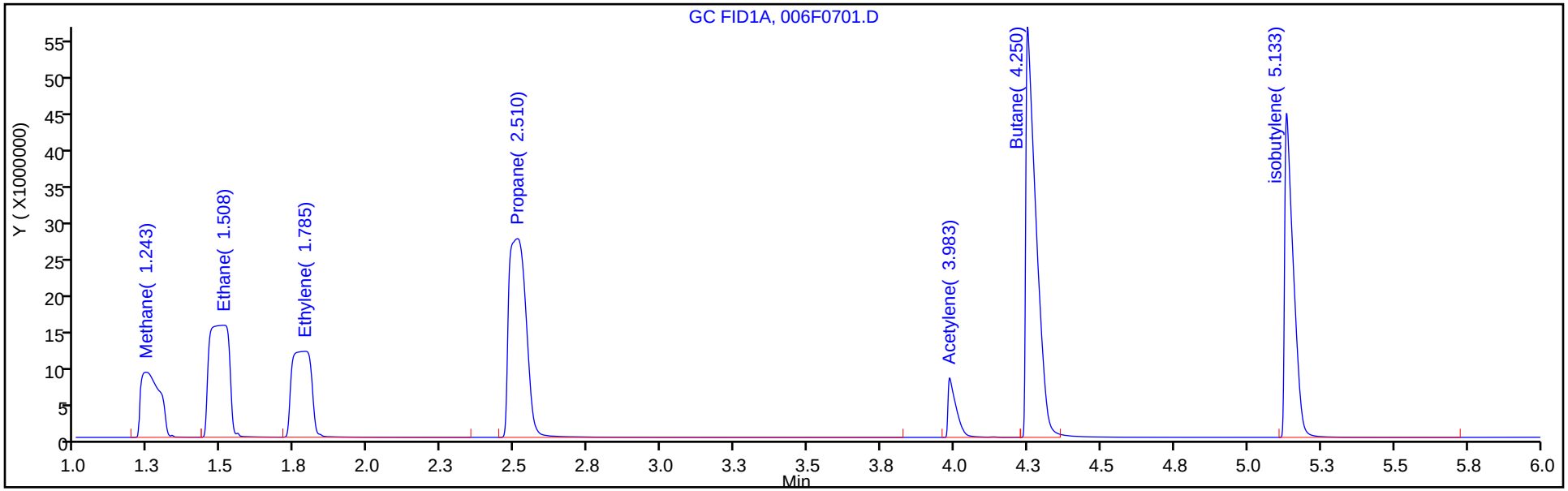

Column: HP-PLOT/Q (0.53 mm) Y Scaling: Method Defined: Scale to the Nth Largest Target: 1

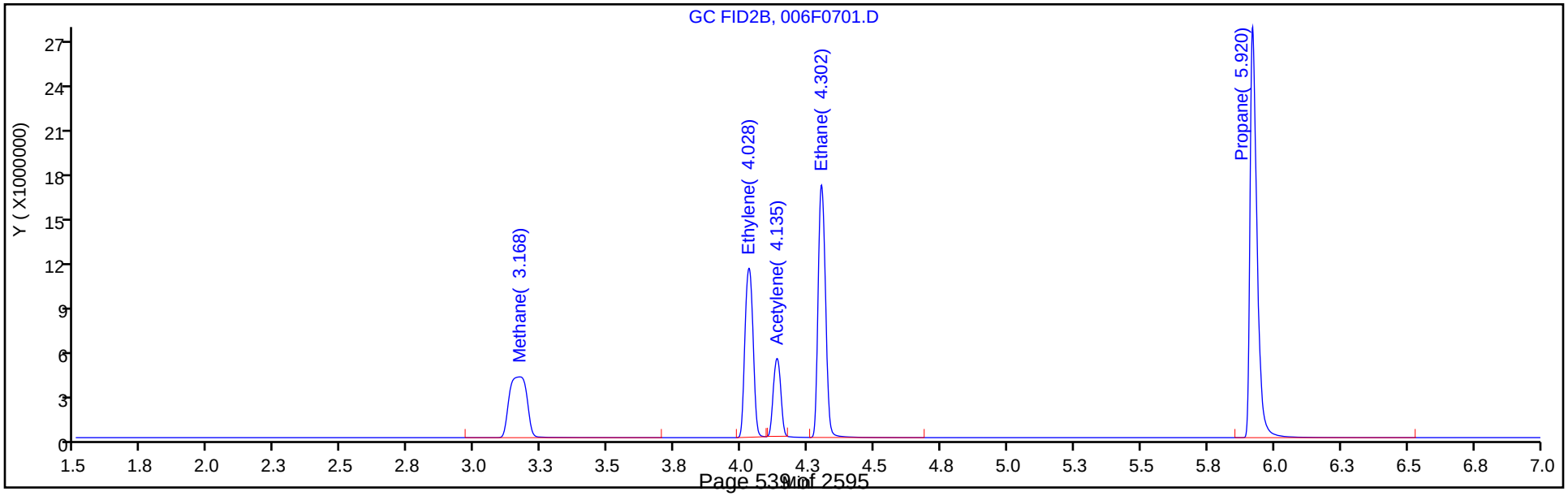

Eurofins TestAmerica, Denver
Target Compound Quantitation Report

Data File:	\\chromfs\Denver\ChromData\VGC_J\20200516-91574.b\007F0801.D				
Lims ID:	IC L8				
Client ID:					
Sample Type:	IC	Calib Level:	8		
Inject. Date:	16-May-2020 12:52:27	ALS Bottle#:	7	Worklist Smp#:	13
Purge Vol:	18.000 mL	Dil. Factor:	1.0000		
Sample Info:	IC 8				
Operator ID:	MEIERG	Instrument ID:	VGC_J		
Sublist:	chrom-RSK_J*sub5				
Method:	\\chromfs\Denver\ChromData\VGC_J\20200516-91574.b\RSK_J.m				
Limit Group:	GCV - RSK 175				
Method Label:	DV-GC-0025: Dissolved Gases in Water by RSK-175				
Last Update:	17-May-2020 08:59:50	Calib Date:	16-May-2020 13:08:56		
Integrator:	Falcon				
Quant Method:	External Standard	Quant By:	Initial Calibration		
Last ICal File:	\\chromfs\Denver\ChromData\VGC_J\20200516-91574.b\009F0901.D				
Column 1 :	Rt-Alumina BOND/KCl (0.53 mm)		Det: GC FID1A		
Column 2 :	HP-PLOT/Q (0.53 mm)		Det: GC FID2B		
Process Host:	CTX0312				

Col	RT (min.)	Exp RT (min.)	Dlt RT (min.)	Response	Cal Amt ug/l	OnCol Amt ug/l	Flags
2 Methane							
1	1.248	1.250	-0.002	256592942	1806.9	1784.9	
2	3.168	3.172	-0.004	121745624	1806.9	1778.4	
						RPD = 0.36	

Reagents:

RSK175methane_00010 Amount Added: 50.00 Units: uL

Report Date: 17-May-2020 08:59:50 Chrom Revision: 2.3 05-May-2020 17:48:18

Eurofins TestAmerica, Denver

Data File: \\chromfs\Denver\ChromData\VGC_J\20200516-91574.b\007F0801.D

Injection Date:	16-May-2020 12:52:27	Instrument ID:	VGC_J	Operator ID:	MEIERG
Lims ID:	IC L8			Worklist Smp#:	13
Client ID:					
Purge Vol:	18.000 mL	Dil. Factor:	1.0000	ALS Bottle#:	7
Method:	RSK_J	Limit Group:	GCV - RSK 175		

Column: Rt-Alumina BOND/KCl (0.53 mm) Y Scaling: Method Defined: Scale to the Nth Largest Target: 1

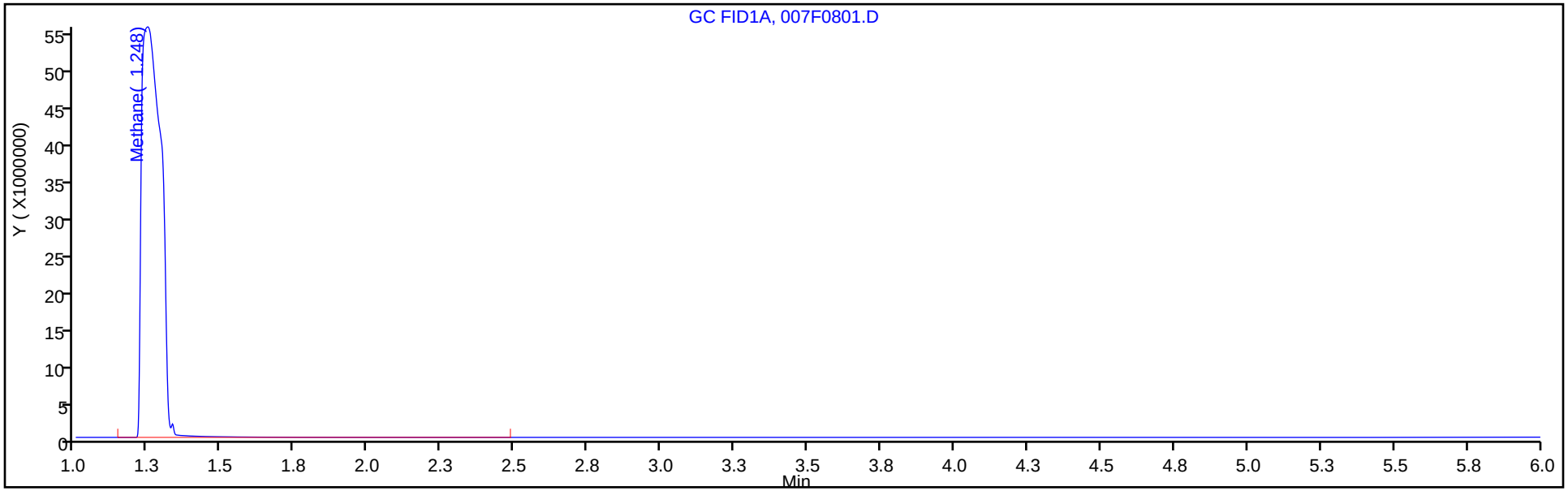

Column: HP-PLOT/Q (0.53 mm) Y Scaling: Method Defined: Scale to the Nth Largest Target: 1

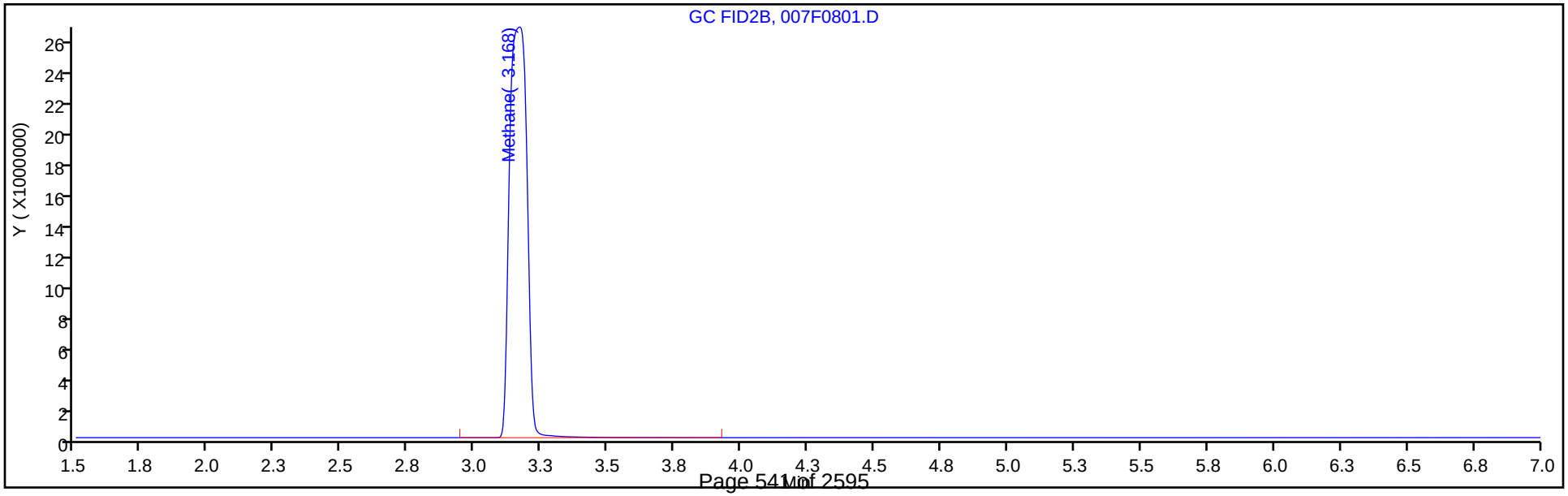

Eurofins TestAmerica, Denver
Target Compound Quantitation Report

Data File:	\\chromfs\Denver\ChromData\VGC_J\20200516-91574.b\009F0901.D				
Lims ID:	IC L9				
Client ID:					
Sample Type:	IC	Calib Level:	9		
Inject. Date:	16-May-2020 13:08:56	ALS Bottle#:	9	Worklist Smp#:	14
Purge Vol:	18.000 mL	Dil. Factor:	1.0000		
Sample Info:	IC 9				
Operator ID:	MEIERG	Instrument ID:	VGC_J		
Sublist:	chrom-RSK_J*sub5				
Method:	\\chromfs\Denver\ChromData\VGC_J\20200516-91574.b\RSK_J.m				
Limit Group:	GCV - RSK 175				
Method Label:	DV-GC-0025: Dissolved Gases in Water by RSK-175				
Last Update:	17-May-2020 08:59:50	Calib Date:	16-May-2020 13:08:56		
Integrator:	Falcon				
Quant Method:	External Standard	Quant By:	Initial Calibration		
Last ICal File:	\\chromfs\Denver\ChromData\VGC_J\20200516-91574.b\009F0901.D				
Column 1 :	Rt-Alumina BOND/KCl (0.53 mm)		Det: GC FID1A		
Column 2 :	HP-PLOT/Q (0.53 mm)		Det: GC FID2B		
Process Host:	CTX0312				

Col	RT (min.)	Exp RT (min.)	Dlt RT (min.)	Response	Cal Amt ug/l	OnCol Amt ug/l	Flags
2 Methane							
1	1.245	1.250	-0.005	1008615918	7227.8	7016.9	
2	3.160	3.172	-0.012	484781088	7227.8	7082.2	
						RPD = 0.93	

Reagents:

RSK175methane_00010 Amount Added: 200.00 Units: uL

Report Date: 17-May-2020 08:59:50 Chrom Revision: 2.3 05-May-2020 17:48:18

Eurofins TestAmerica, Denver

Data File: \\chromfs\Denver\ChromData\VGC_J\20200516-91574.b\009F0901.D

Injection Date:	16-May-2020 13:08:56	Instrument ID:	VGC_J	Operator ID:	MEIERG
Lims ID:	IC L9			Worklist Smp#:	14
Client ID:					
Purge Vol:	18.000 mL	Dil. Factor:	1.0000	ALS Bottle#:	9
Method:	RSK_J	Limit Group:	GCV - RSK 175		

Column: Rt-Alumina BOND/KCl (0.53 mm) Y Scaling: Method Defined: Scale to the Nth Largest Target: 1

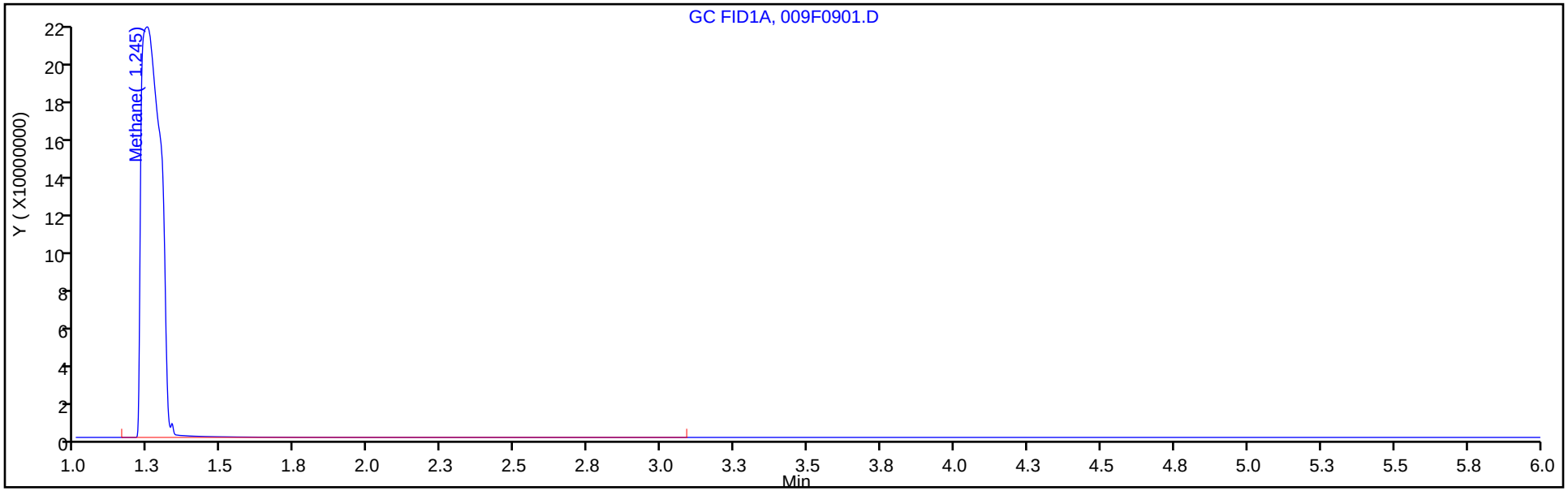

Column: HP-PLOT/Q (0.53 mm) Y Scaling: Method Defined: Scale to the Nth Largest Target: 1

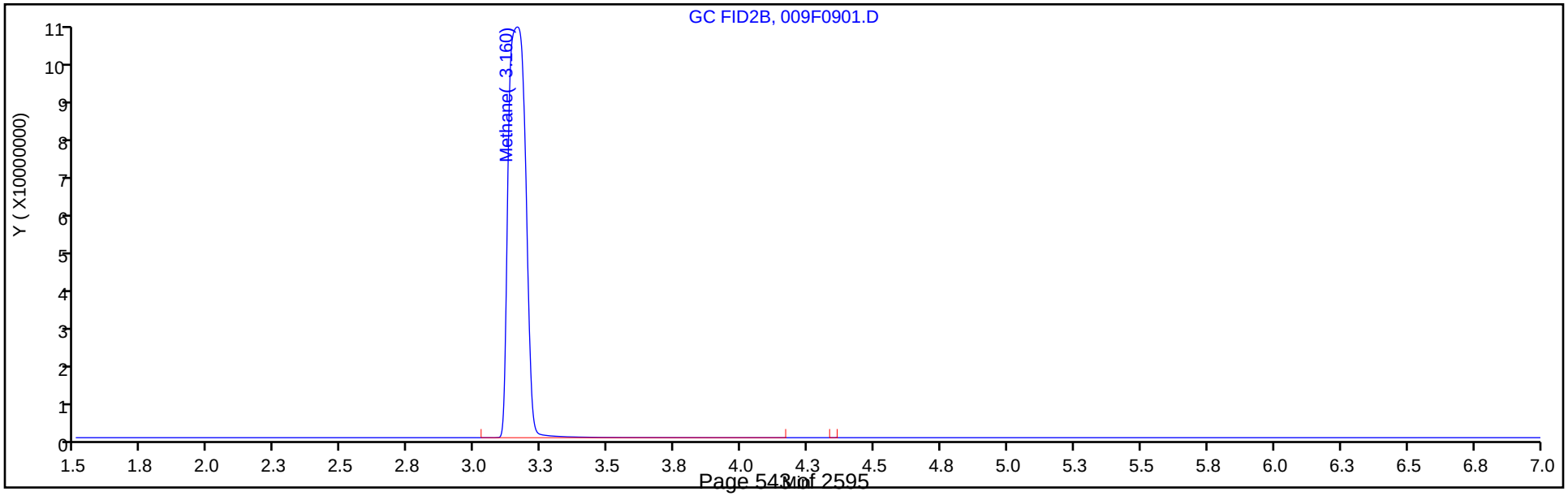

FORM VI
GC VOA BY EXTERNAL STANDARD - INITIAL CALIBRATION DATA
RETENTION TIME SUMMARY

Lab Name: Eurofins TestAmerica, Denver Job No.: 280-137702-1 Analy Batch No.: 495152

SDG No.:

Instrument ID: VGC_J GC Column: HP-Plot Q ID: 0.53(mm) Heated Purge: (Y/N) N

Calibration Start Date: 05/16/2020 10:57 Calibration End Date: 05/16/2020 13:08 Calibration ID: 44286

Calibration Files:

LEVEL:	LAB SAMPLE ID:	LAB FILE ID:
Level 1	IC 280-495152/6	001F0101.D
Level 2	IC 280-495152/7	001F0201.D
Level 3	IC 280-495152/8	002F0301.D
Level 4	IC 280-495152/9	003F0401.D
Level 5	ICRT 280-495152/10	004F0501.D
Level 6	IC 280-495152/11	005F0601.D
Level 7	IC 280-495152/12	006F0701.D
Level 8	IC 280-495152/13	007F0801.D
Level 9	IC 280-495152/14	009F0901.D

ANALYTE	LVL 1	LVL 2	LVL 3	LVL 4	LVL 5	LVL 6	LVL 7	LVL 8	LVL 9		RT WINDOW	AVG RT
Methane	3.180	3.171	3.169	3.171	3.172	3.172	3.168	3.168	3.160		3.132 - 3.212	3.170
Ethylene	4.038	4.031	4.031	4.032	4.032	4.032	4.028				3.982 - 4.082	4.032
Acetylene	4.142	4.136	4.136	4.136	4.137	4.137	4.135				4.057 - 4.217	4.137
Ethane	4.310	4.306	4.306	4.306	4.305	4.306	4.302				4.255 - 4.355	4.306

FORM VI
GC VOA BY EXTERNAL STANDARD - INITIAL CALIBRATION DATA
CURVE EVALUATION

Lab Name: Eurofins TestAmerica, Denver Job No.: 280-137702-1 Analy Batch No.: 495152

SDG No.:

Instrument ID: VGC_J GC Column: HP-Plot Q ID: 0.53(mm) Heated Purge: (Y/N) N

Calibration Start Date: 05/16/2020 10:57 Calibration End Date: 05/16/2020 13:08 Calibration ID: 44286

Calibration Files:

LEVEL:	LAB SAMPLE ID:	LAB FILE ID:
Level 1	IC 280-495152/6	001F0101.D
Level 2	IC 280-495152/7	001F0201.D
Level 3	IC 280-495152/8	002F0301.D
Level 4	IC 280-495152/9	003F0401.D
Level 5	ICRT 280-495152/10	004F0501.D
Level 6	IC 280-495152/11	005F0601.D
Level 7	IC 280-495152/12	006F0701.D
Level 8	IC 280-495152/13	007F0801.D
Level 9	IC 280-495152/14	009F0901.D

ANALYTE	CF				CURVE TYPE	COEFFICIENT			#	MIN CF	%RSD	#	MAX %RSD	R^2 OR COD	#	MIN R^2 OR COD
	LVL 1 LVL 5 LVL 9	LVL 2 LVL 6	LVL 3 LVL 7	LVL 4 LVL 8		B	M1	M2								
Methane	103189 66249 67072	91938 69376	81470 65897	71453 67377	Lin2	17305.4468	68448.1220							0.9980		0.9900
Ethylene	41850 47939	48398 49863	49458 47714	50314	Ave		47933.7023				6.0		20.0			
Acetylene	17710 22187	21298 22945	22329 21760	23009	Ave		21605.4944				8.4		20.0			
Ethane	53080 60519	62532 63320	63577 60612	63754	Ave		61056.4722				6.2		20.0			

Note: The M1 coefficient is the same as Ave CF for an Ave curve type.

FORM VI
GC VOA BY EXTERNAL STANDARD - INITIAL CALIBRATION DATA
RESPONSE AND CONCENTRATION

Lab Name: Eurofins TestAmerica, Denver Job No.: 280-137702-1 Analy Batch No.: 495152

SDG No.:

Instrument ID: VGC_J GC Column: HP-Plot Q ID: 0.53(mm) Heated Purge: (Y/N) N

Calibration Start Date: 05/16/2020 10:57 Calibration End Date: 05/16/2020 13:08 Calibration ID: 44286

Calibration Files:

LEVEL:	LAB SAMPLE ID:	LAB FILE ID:
Level 1	IC 280-495152/6	001F0101.D
Level 2	IC 280-495152/7	001F0201.D
Level 3	IC 280-495152/8	002F0301.D
Level 4	IC 280-495152/9	003F0401.D
Level 5	ICRT 280-495152/10	004F0501.D
Level 6	IC 280-495152/11	005F0601.D
Level 7	IC 280-495152/12	006F0701.D
Level 8	IC 280-495152/13	007F0801.D
Level 9	IC 280-495152/14	009F0901.D

ANALYTE	CURVE TYPE	RESPONSE					CONCENTRATION (UG/L)				
		LVL 1 LVL 6	LVL 2 LVL 7	LVL 3 LVL 8	LVL 4 LVL 9	LVL 5	LVL 1 LVL 6	LVL 2 LVL 7	LVL 3 LVL 8	LVL 4 LVL 9	LVL 5
Methane	Lin2	47082 10129316	83897 19242711	148689 121745624	1043265 484781088	4836394	0.456 146	0.913 292	1.83 1807	14.6 7228	73.0
Ethylene	Ave	33393 12731776	77235 24365732	157852	1284690	6120221	0.798 255	1.60 511	3.19	25.5	128
Acetylene	Ave	13119 5438964	31554 10316086	66161	545422	2629705	0.741 237	1.48 474	2.96	23.7	119
Ethane	Ave	45402 17331467	106974 33180606	217520	1745027	8282362	0.855 274	1.71 547	3.42	27.4	137

Curve Type Legend:

Ave = Average
Lin2 = Linear 1/conc^2

Eurofins TestAmerica, Denver
Target Compound Quantitation Report

Data File: \\chromfs\Denver\ChromData\VGC_J\20200516-91574.b\001F0101.D
Lims ID: IC L1
Client ID:
Sample Type: IC Calib Level: 1
Inject. Date: 16-May-2020 10:57:08 ALS Bottle#: 1 Worklist Smp#: 6
Purge Vol: 18.000 mL Dil. Factor: 1.0000
Sample Info: IC 1
Operator ID: MEIERG Instrument ID: VGC_J
Sublist: chrom-RSK_J*sub5

Method: \\chromfs\Denver\ChromData\VGC_J\20200516-91574.b\RSK_J.m
Limit Group: GCV - RSK 175
Method Label: DV-GC-0025: Dissolved Gases in Water by RSK-175
Last Update: 17-May-2020 08:59:46 Calib Date: 16-May-2020 13:08:56
Integrator: Falcon
Quant Method: External Standard Quant By: Initial Calibration
Last ICal File: \\chromfs\Denver\ChromData\VGC_J\20200516-91574.b\009F0901.D

Column 1 : Rt-Alumina BOND/KCl (0.53 mm) Det: GC FID1A
Column 2 : HP-PLOT/Q (0.53 mm) Det: GC FID2B
Process Host: CTX0312

Col	RT (min.)	Exp RT (min.)	Dlt RT (min.)	Response	Cal Amt ug/l	OnCol Amt ug/l	Flags
2 Methane							
1	1.250	1.250	0.000	111434	0.4563	0.4358	
2	3.180	3.172	0.008	47082	0.4563	0.4350	
						RPD = 0.19	
3 Ethane							Ma
1	1.513	1.511	0.002	99432	0.8553	0.7309	M
2	4.310	4.305	0.005	45402	0.8553	0.7436	a
						RPD = 1.73	
4 Ethylene							
1	1.795	1.793	0.002	75924	0.7979	0.6889	
2	4.038	4.032	0.006	33393	0.7979	0.6966	
						RPD = 1.12	
5 Propane							
1	2.535	2.528	0.007	162619	1.25	1.14	
2	5.932	5.928	0.004	68003	1.25	1.09	
						RPD = 4.45	
6 Acetylene							M
1	4.048	4.015	0.033	24105	0.7408	0.7029	
2	4.142	4.137	0.005	13119	0.7408	0.6072	M
						RPD = 14.61	
7 Butane							Ma
1	4.315	4.286	0.029	175523	1.65	1.66	M
2	7.382	7.375	0.007	85626	1.65	1.67	a
						RPD = 0.36	
8 isobutylene							
1	5.190	5.163	0.027	120280	1.60	1.35	
2	7.232	7.227	0.005	54094	1.60	1.30	
						RPD = 3.46	

QC Flag Legend

Review Flags

M - Manually Integrated

a - User Assigned ID

Reagents:

RSK7gasMathes_00031 Amount Added: 1.25 Units: uL

Report Date: 17-May-2020 08:59:46 Chrom Revision: 2.3 05-May-2020 17:48:18

Eurofins TestAmerica, Denver

Data File: \\chromfs\Denver\ChromData\VGC_J\20200516-91574.b\001F0101.D

Injection Date:	16-May-2020 10:57:08	Instrument ID:	VGC_J	Operator ID:	MEIERG
Lims ID:	IC L1			Worklist Smp#:	6
Client ID:					
Purge Vol:	18.000 mL	Dil. Factor:	1.0000	ALS Bottle#:	1
Method:	RSK_J	Limit Group:	GCV - RSK 175		

Column: Rt-Alumina BOND/KCl (0.53 mm) Y Scaling: Method Defined: Scale to the Nth Largest Target: 1

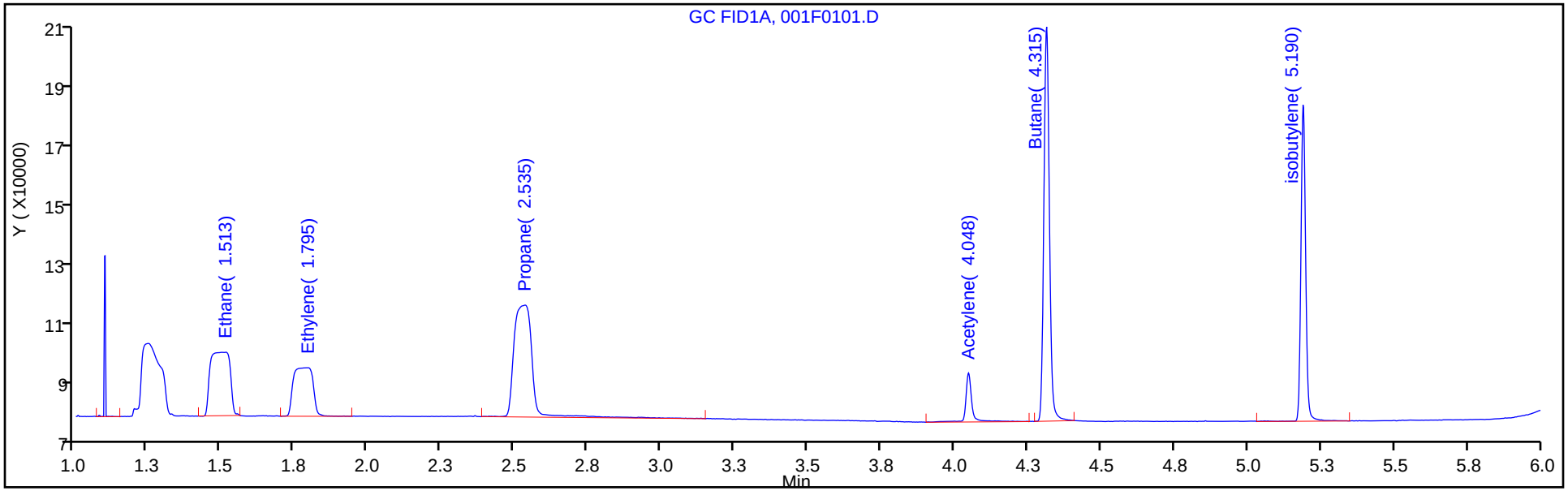

Column: HP-PLOT/Q (0.53 mm) Y Scaling: Method Defined: Scale to the Nth Largest Target: 1

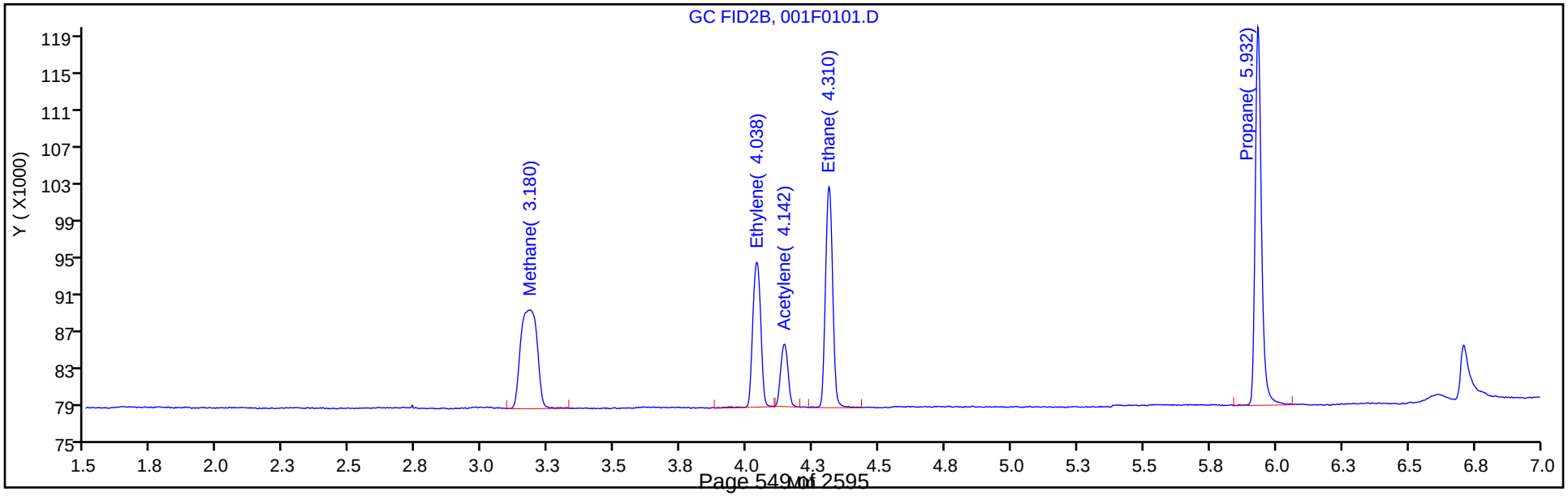

Manual Integration/User Assign Peak Report

Eurofins TestAmerica, Denver

Data File: \\chromfs\Denver\ChromData\VGC_J\20200516-91574.b\001F0101.D
Injection Date: 16-May-2020 10:57:08 Instrument ID: VGC_J
Lims ID: IC L1
Client ID:
Operator ID: MEIERG ALS Bottle#: 1 Worklist Smp#: 6
Purge Vol: 18.000 mL Dil. Factor: 1.0000
Method: RSK_J Limit Group: GCV - RSK 175
Column: HP-PLOT/Q (0.53 mm) Detector GC FID2B

6 Acetylene, CAS: 74-86-2

Signal: 2

Processing Integration Results

RT: 4.14
Area: 47095
Amount: 1.672538
Amount Units: ug/l

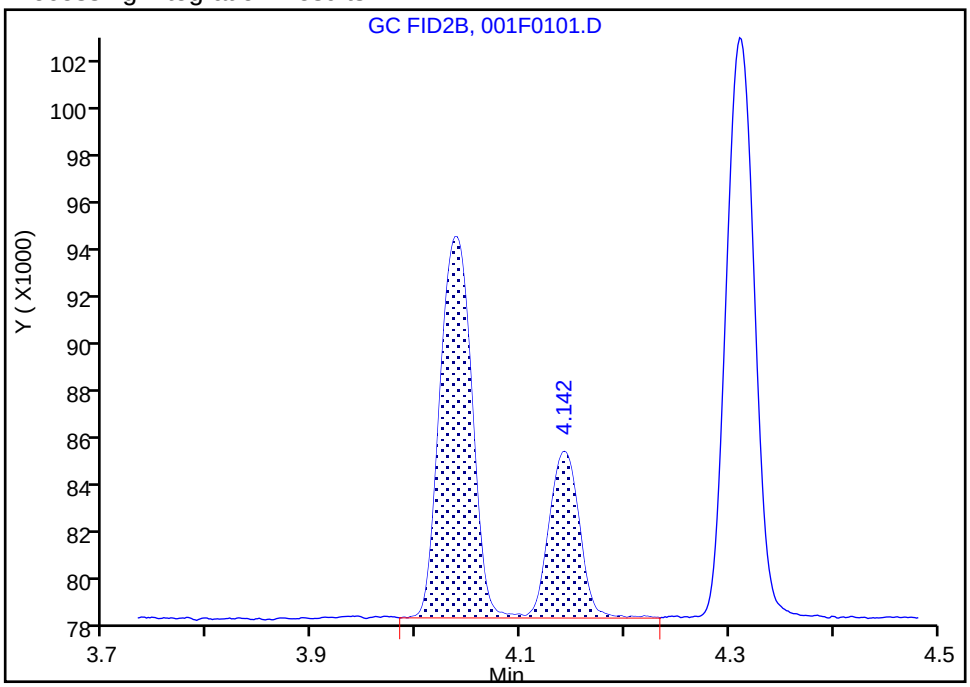

Manual Integration Results

RT: 4.14
Area: 13119
Amount: 0.607207
Amount Units: ug/l

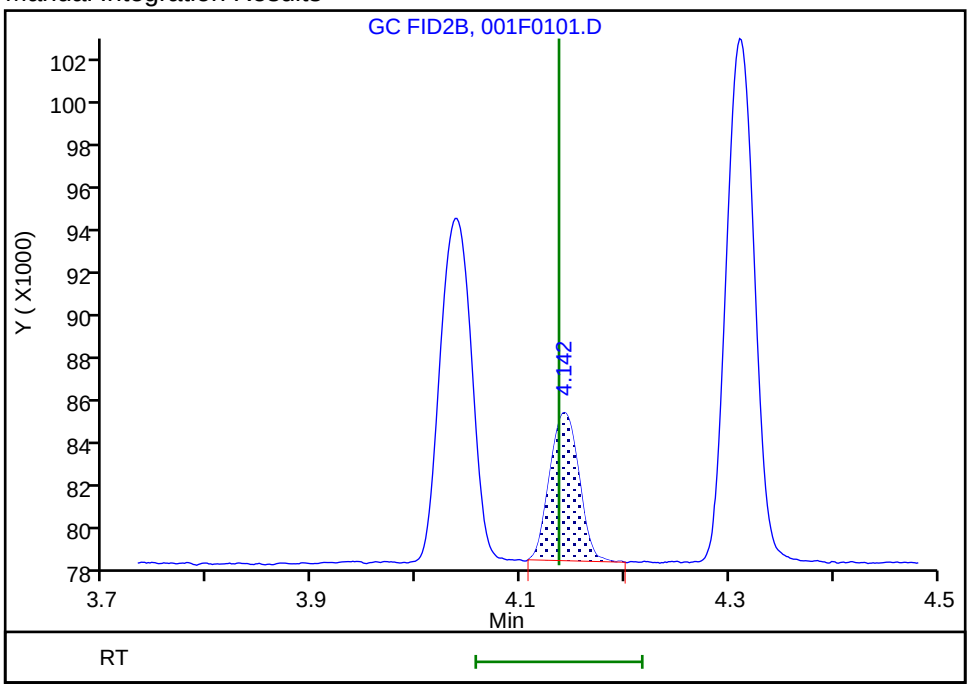

Reviewer: meierg, 17-May-2020 07:19:02
Audit Action: Manually Integrated Audit Reason: Shouldering

Manual Integration/User Assign Peak Report

Eurofins TestAmerica, Denver

Data File: \\chromfs\Denver\ChromData\VGC_J\20200516-91574.b\001F0101.D
Injection Date: 16-May-2020 10:57:08 Instrument ID: VGC_J
Lims ID: IC L1
Client ID:
Operator ID: MEIERG ALS Bottle#: 1 Worklist Smp#: 6
Purge Vol: 18.000 mL Dil. Factor: 1.0000
Method: RSK_J Limit Group: GCV - RSK 175
Column: HP-PLOT/Q (0.53 mm) Detector GC FID2B

3 Ethane, CAS: 74-84-0

Signal: 2

Not Detected
Expected RT: 4.30

Processing Integration Results

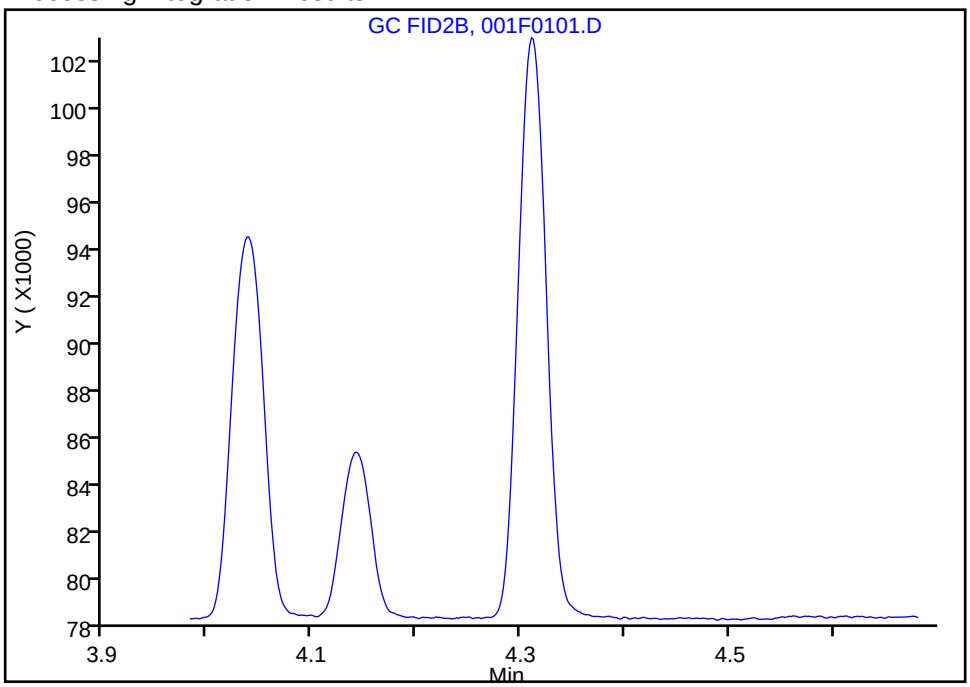

Manual Integration Results

RT: 4.31
Area: 45402
Amount: 0.743607
Amount Units: ug/l

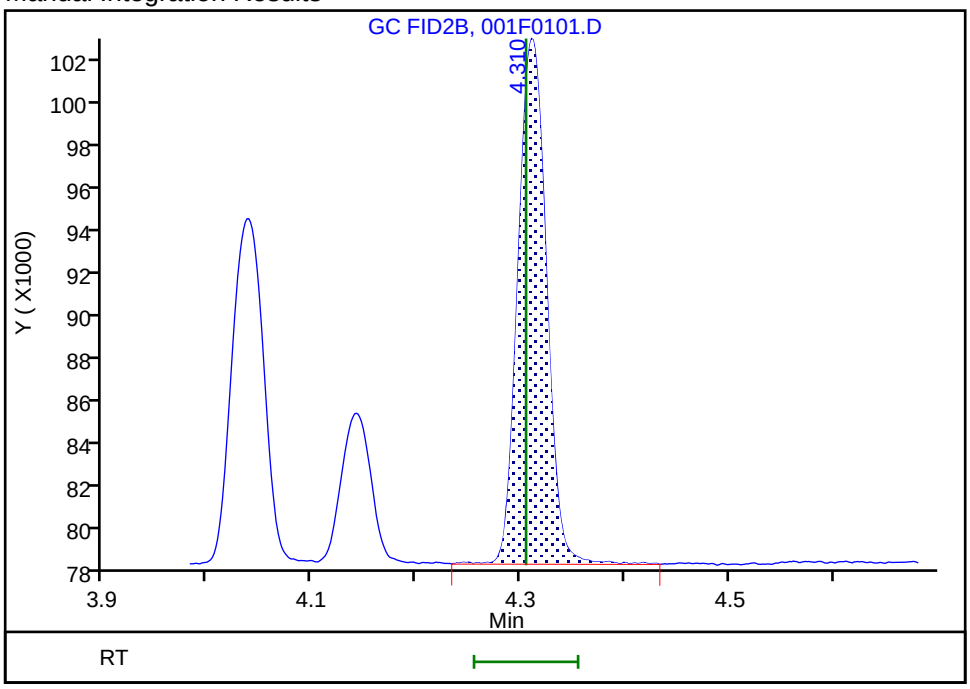

Reviewer: meierg, 17-May-2020 06:37:15
Audit Action: Assigned Compound ID Audit Reason: Peak not integrated

Eurofins TestAmerica, Denver
Target Compound Quantitation Report

Data File: \\chromfs\Denver\ChromData\VGC_J\20200516-91574.b\001F0201.D
Lims ID: IC L2
Client ID:
Sample Type: IC Calib Level: 2
Inject. Date: 16-May-2020 11:13:34 ALS Bottle#: 1 Worklist Smp#: 7
Purge Vol: 18.000 mL Dil. Factor: 1.0000
Sample Info: IC 2
Operator ID: MEIERG Instrument ID: VGC_J
Sublist: chrom-RSK_J*sub5

Method: \\chromfs\Denver\ChromData\VGC_J\20200516-91574.b\RSK_J.m
Limit Group: GCV - RSK 175
Method Label: DV-GC-0025: Dissolved Gases in Water by RSK-175
Last Update: 17-May-2020 08:59:46 Calib Date: 16-May-2020 13:08:56
Integrator: Falcon
Quant Method: External Standard Quant By: Initial Calibration
Last ICal File: \\chromfs\Denver\ChromData\VGC_J\20200516-91574.b\009F0901.D

Column 1 : Rt-Alumina BOND/KCl (0.53 mm) Det: GC FID1A
Column 2 : HP-PLOT/Q (0.53 mm) Det: GC FID2B
Process Host: CTX0312

Col	RT (min.)	Exp RT (min.)	Dlt RT (min.)	Response	Cal Amt ug/l	OnCol Amt ug/l	Flags
2 Methane							
1	1.251	1.250	0.001	188199	0.9125	0.9699	
2	3.171	3.172	-0.001	83897	0.9125	0.9729	
						RPD = 0.31	
3 Ethane							
1	1.514	1.511	0.003	237424	1.71	1.75	
2	4.306	4.305	0.001	106974	1.71	1.75	
						RPD = 0.39	
4 Ethylene							M
1	1.788	1.793	-0.005	180285	1.60	1.64	
2	4.031	4.032	-0.001	77235	1.60	1.61	M
						RPD = 1.51	
5 Propane							
1	2.534	2.528	0.006	366612	2.51	2.56	
2	5.933	5.928	0.005	156230	2.51	2.49	
						RPD = 2.56	
6 Acetylene							Ma
1	4.044	4.015	0.029	52951	1.48	1.54	a
2	4.136	4.137	-0.001	31554	1.48	1.46	M
						RPD = 5.56	
7 Butane							
1	4.311	4.286	0.025	384054	3.31	3.24	
2	7.381	7.375	0.006	184917	3.31	3.22	
						RPD = 0.55	
8 isobutylene							
1	5.186	5.163	0.023	261296	3.19	2.93	
2	7.231	7.227	0.004	119878	3.19	2.88	
						RPD = 1.46	

QC Flag Legend

Review Flags

M - Manually Integrated

a - User Assigned ID

Reagents:

RSK7gasMathes_00031 Amount Added: 2.50 Units: uL

Report Date: 17-May-2020 08:59:47 Chrom Revision: 2.3 05-May-2020 17:48:18

Eurofins TestAmerica, Denver

Data File: \\chromfs\Denver\ChromData\VGC_J\20200516-91574.b\001F0201.D

Injection Date:	16-May-2020 11:13:34	Instrument ID:	VGC_J	Operator ID:	MEIERG
Lims ID:	IC L2			Worklist Smp#:	7
Client ID:					
Purge Vol:	18.000 mL	Dil. Factor:	1.0000	ALS Bottle#:	1
Method:	RSK_J	Limit Group:	GCV - RSK 175		

Column: Rt-Alumina BOND/KCl (0.53 mm) Y Scaling: Method Defined: Scale to the Nth Largest Target: 1

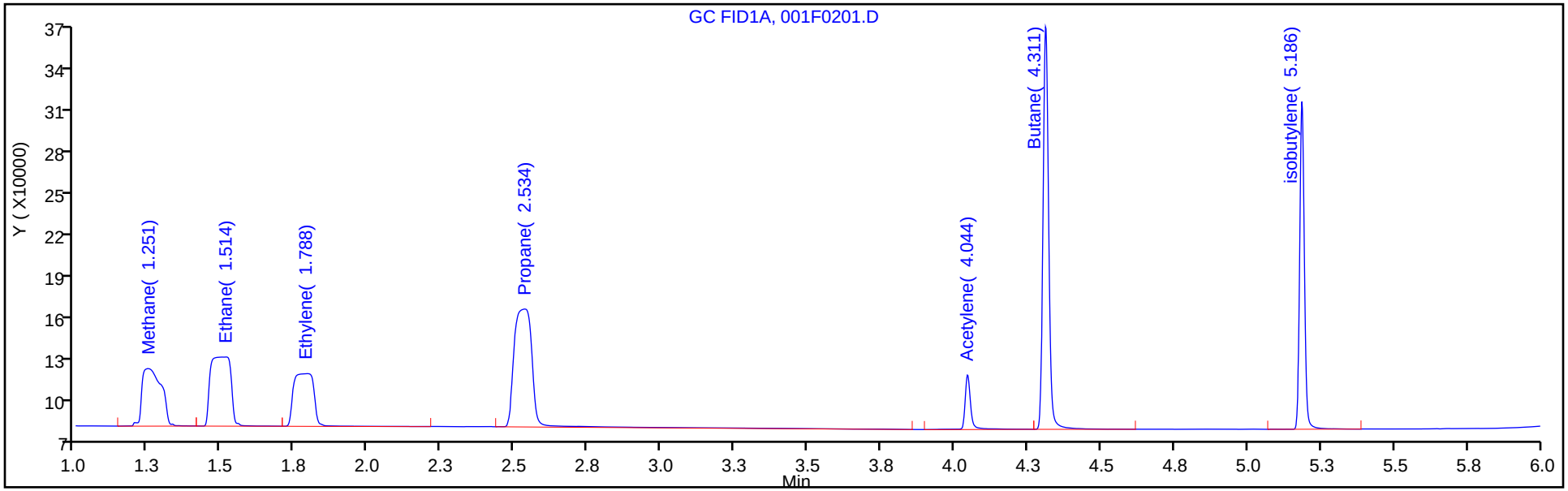

Column: HP-PLOT/Q (0.53 mm) Y Scaling: Method Defined: Scale to the Nth Largest Target: 1

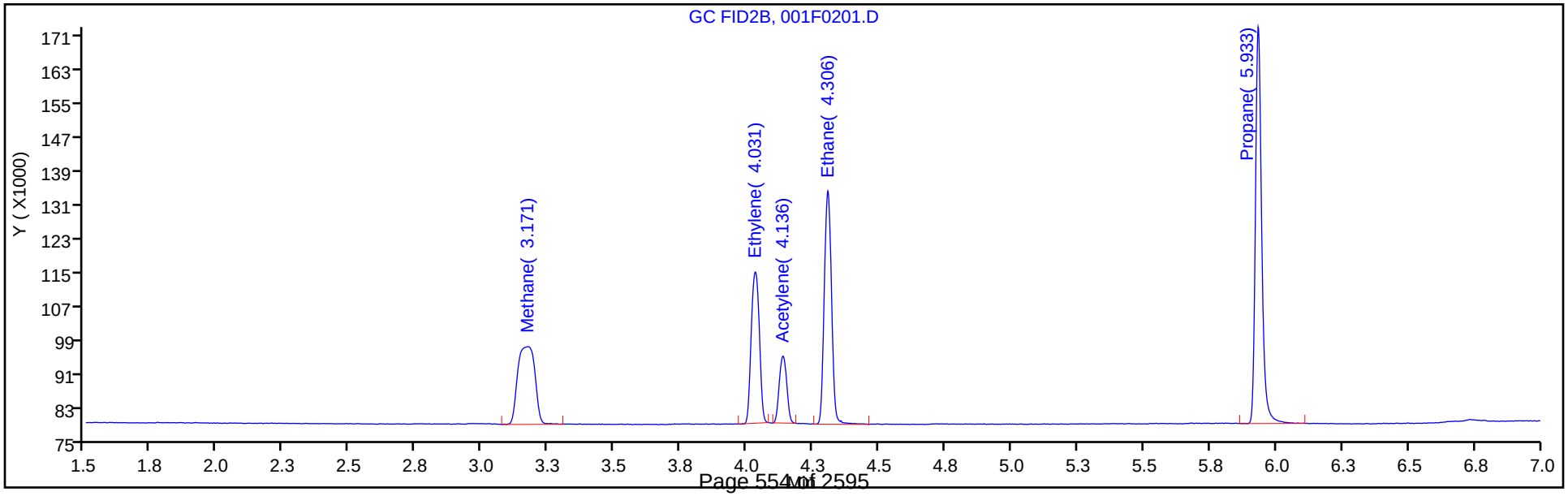

Manual Integration/User Assign Peak Report

Eurofins TestAmerica, Denver

Data File: \\chromfs\Denver\ChromData\VGC_J\20200516-91574.b\001F0201.D
Injection Date: 16-May-2020 11:13:34 Instrument ID: VGC_J
Lims ID: IC L2
Client ID:
Operator ID: MEIERG ALS Bottle#: 1 Worklist Smp#: 7
Purge Vol: 18.000 mL Dil. Factor: 1.0000
Method: RSK_J Limit Group: GCV - RSK 175
Column: HP-PLOT/Q (0.53 mm) Detector GC FID2B

4 Ethylene, CAS: 74-85-1

Signal: 2

Processing Integration Results

RT: 4.03
Area: 113071
Amount: 2.160644
Amount Units: ug/l

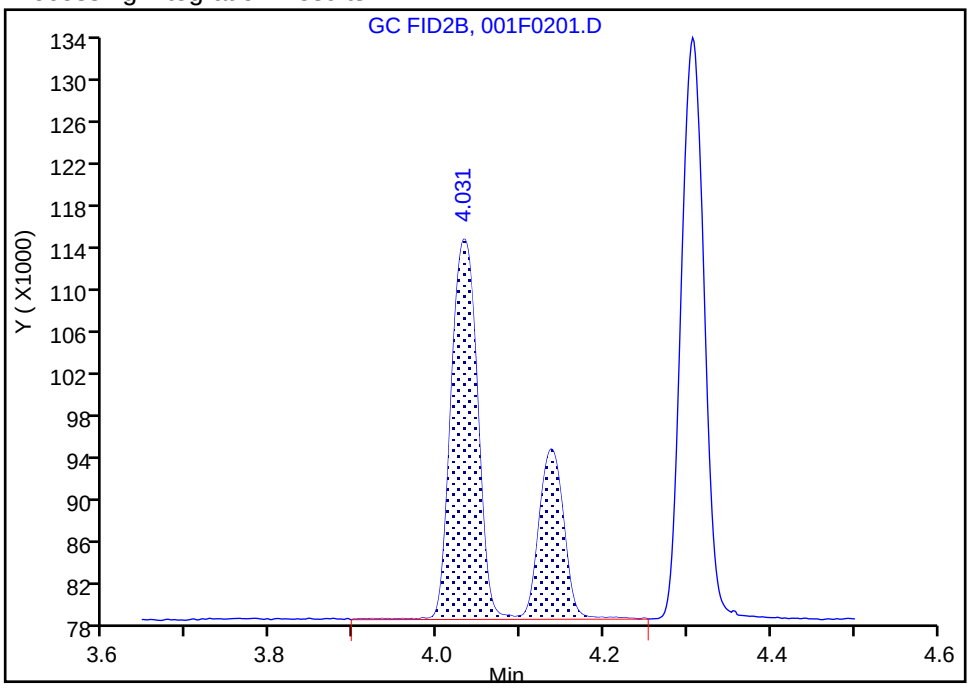

Manual Integration Results

RT: 4.03
Area: 77235
Amount: 1.611288
Amount Units: ug/l

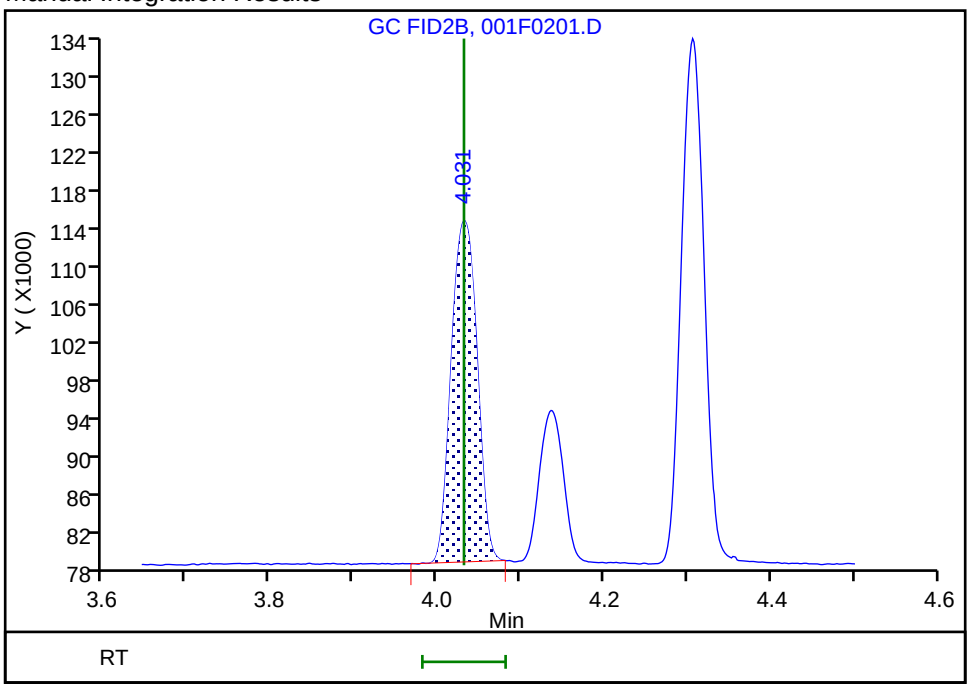

Reviewer: meierg, 17-May-2020 06:43:17
Audit Action: Manually Integrated Audit Reason: Shouldering

Eurofins TestAmerica, Denver

Data File:	\\chromfs\Denver\ChromData\VGC_J\20200516-91574.b\001F0201.D				
Injection Date:	16-May-2020 11:13:34	Instrument ID:	VGC_J		
Lims ID:	IC L2				
Client ID:					
Operator ID:	MEIERG	ALS Bottle#:	1	Worklist Smp#:	7
Purge Vol:	18.000 mL	Dil. Factor:	1.0000		
Method:	RSK_J	Limit Group:	GCV - RSK 175		
Column:	HP-PLOT/Q (0.53 mm)	Detector	GC FID2B		

6 Acetylene, CAS: 74-86-2

Signal: 2

Processing Integration Results

RT: 4.14
Area: 31554
Amount: 1.109766
Amount Units: ug/l

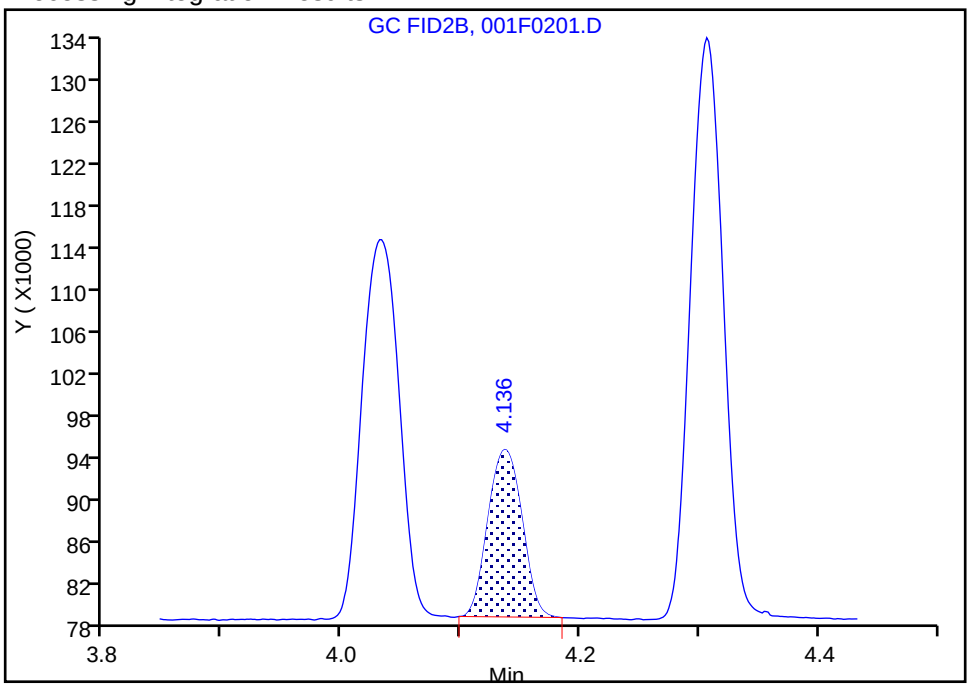

Manual Integration Results

RT: 4.14
Area: 31554
Amount: 1.460462
Amount Units: ug/l

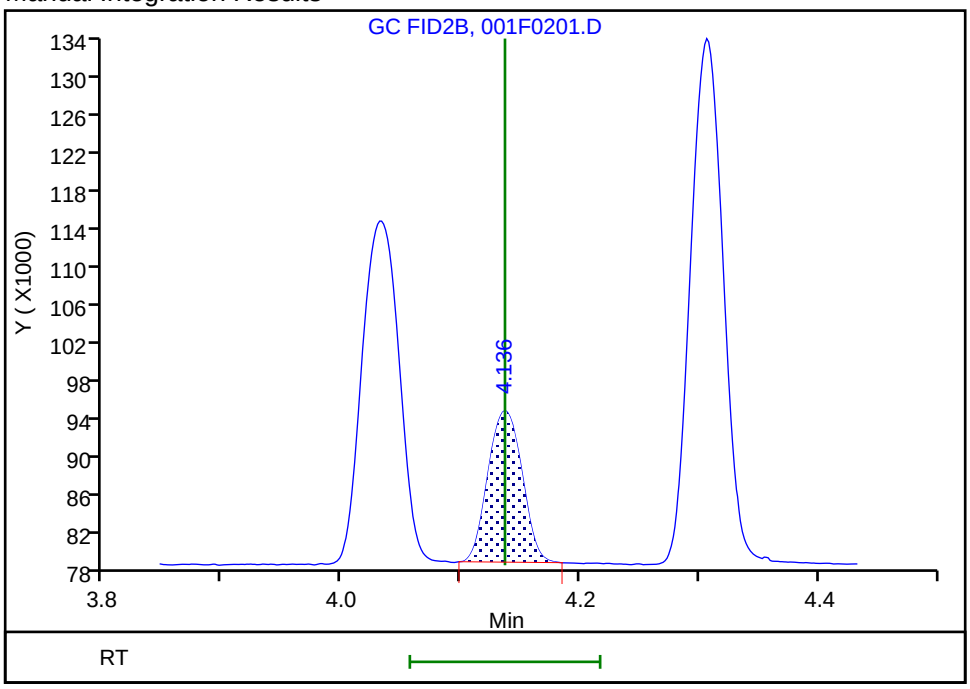

Reviewer: meierg, 17-May-2020 06:43:43
Audit Action: Manually Integrated/Assigned Compound ID Audit Reason: Peak not integrated

Eurofins TestAmerica, Denver
Target Compound Quantitation Report

Data File: \\chromfs\Denver\ChromData\VGC_J\20200516-91574.b\002F0301.D
Lims ID: IC L3
Client ID:
Sample Type: IC Calib Level: 3
Inject. Date: 16-May-2020 11:30:01 ALS Bottle#: 2 Worklist Smp#: 8
Purge Vol: 18.000 mL Dil. Factor: 1.0000
Sample Info: IC 3
Operator ID: MEIERG Instrument ID: VGC_J
Sublist: chrom-RSK_J*sub5

Method: \\chromfs\Denver\ChromData\VGC_J\20200516-91574.b\RSK_J.m
Limit Group: GCV - RSK 175
Method Label: DV-GC-0025: Dissolved Gases in Water by RSK-175
Last Update: 17-May-2020 08:59:47 Calib Date: 16-May-2020 13:08:56
Integrator: Falcon
Quant Method: External Standard Quant By: Initial Calibration
Last ICal File: \\chromfs\Denver\ChromData\VGC_J\20200516-91574.b\009F0901.D

Column 1 : Rt-Alumina BOND/KCl (0.53 mm) Det: GC FID1A
Column 2 : HP-PLOT/Q (0.53 mm) Det: GC FID2B
Process Host: CTX0312

Col	RT (min.)	Exp RT (min.)	Dlt RT (min.)	Response	Cal Amt ug/l	OnCol Amt ug/l	Flags
2 Methane							
1	1.248	1.250	-0.002	324614	1.83	1.92	
2	3.169	3.172	-0.003	148689	1.83	1.92	
						RPD = 0.02	
3 Ethane							
1	1.511	1.511	0.000	485411	3.42	3.57	
2	4.306	4.305	0.001	217520	3.42	3.56	
						RPD = 0.15	
4 Ethylene							M
1	1.791	1.793	-0.002	366405	3.19	3.32	
2	4.031	4.032	-0.001	157852	3.19	3.29	M
						RPD = 0.95	
5 Propane							
1	2.531	2.528	0.003	754733	5.02	5.27	
2	5.933	5.928	0.005	326853	5.02	5.22	
						RPD = 0.95	
6 Acetylene							Ma
1	4.043	4.015	0.028	105983	2.96	3.09	a
2	4.136	4.137	-0.001	66161	2.96	3.06	M
						RPD = 0.92	
7 Butane							
1	4.311	4.286	0.025	850630	6.61	6.77	
2	7.379	7.375	0.004	410288	6.61	6.75	
						RPD = 0.31	
8 isobutylene							
1	5.184	5.163	0.021	571566	6.38	6.40	
2	7.229	7.227	0.002	264983	6.38	6.38	
						RPD = 0.42	

QC Flag Legend

Review Flags

M - Manually Integrated

a - User Assigned ID

Reagents:

RSK7gasMathes_00031 Amount Added: 5.00 Units: uL

Report Date: 17-May-2020 08:59:47 Chrom Revision: 2.3 05-May-2020 17:48:18

Eurofins TestAmerica, Denver

Data File: \\chromfs\Denver\ChromData\VGC_J\20200516-91574.b\002F0301.D

Injection Date:	16-May-2020 11:30:01	Instrument ID:	VGC_J	Operator ID:	MEIERG
Lims ID:	IC L3			Worklist Smp#:	8
Client ID:					
Purge Vol:	18.000 mL	Dil. Factor:	1.0000	ALS Bottle#:	2
Method:	RSK_J	Limit Group:	GCV - RSK 175		

Column: Rt-Alumina BOND/KCl (0.53 mm) Y Scaling: Method Defined: Scale to the Nth Largest Target: 1

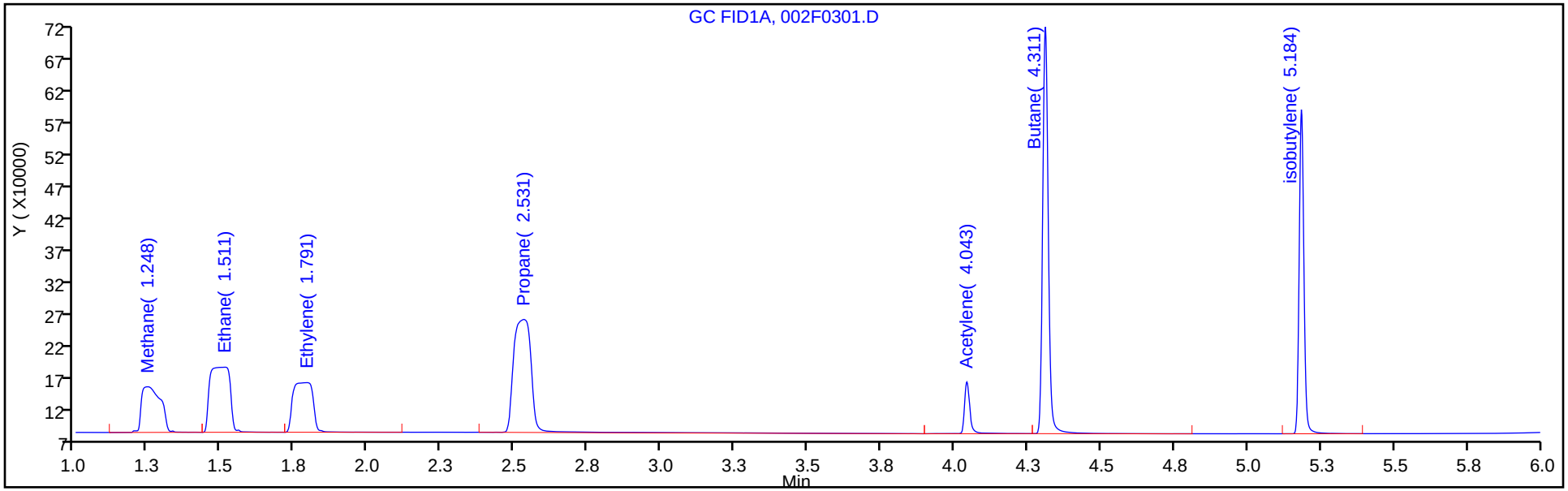

Column: HP-PLOT/Q (0.53 mm) Y Scaling: Method Defined: Scale to the Nth Largest Target: 1

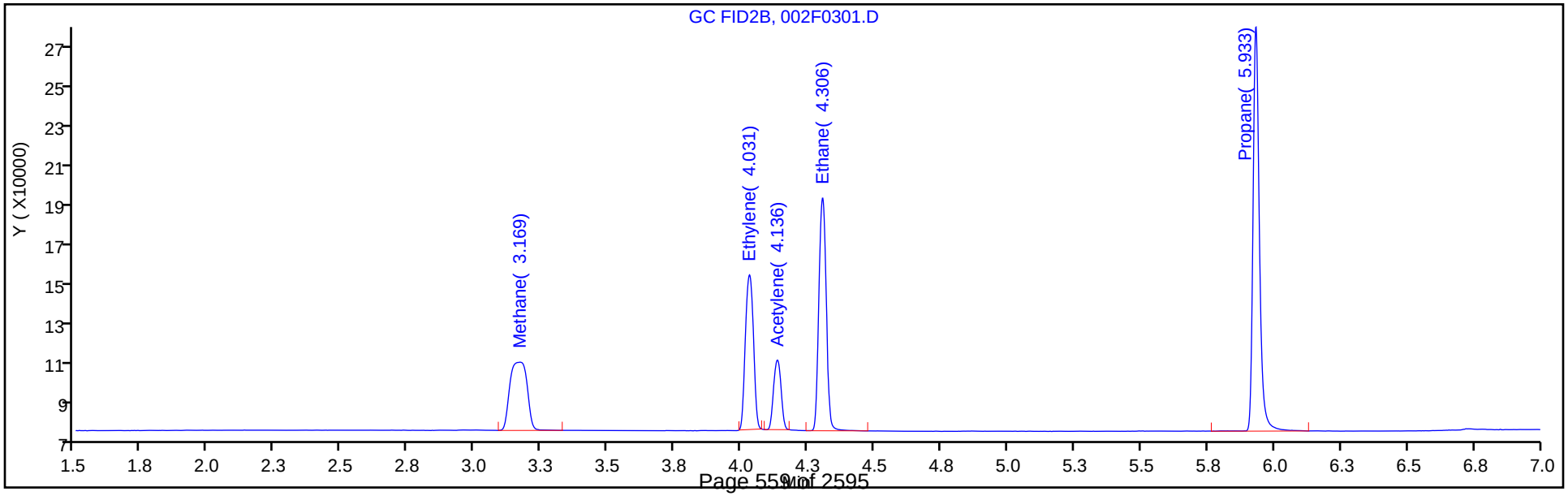

Manual Integration/User Assign Peak Report

Eurofins TestAmerica, Denver

Data File:	\\chromfs\Denver\ChromData\VGC_J\20200516-91574.b\002F0301.D				
Injection Date:	16-May-2020 11:30:01	Instrument ID:	VGC_J		
Lims ID:	IC L3				
Client ID:					
Operator ID:	MEIERG	ALS Bottle#:	2	Worklist Smp#:	8
Purge Vol:	18.000 mL	Dil. Factor:	1.0000		
Method:	RSK_J	Limit Group:	GCV - RSK 175		
Column:	HP-PLOT/Q (0.53 mm)	Detector	GC FID2B		

4 Ethylene, CAS: 74-85-1

Signal: 2

Processing Integration Results

RT: 4.03
Area: 232536
Amount: 4.445704
Amount Units: ug/l

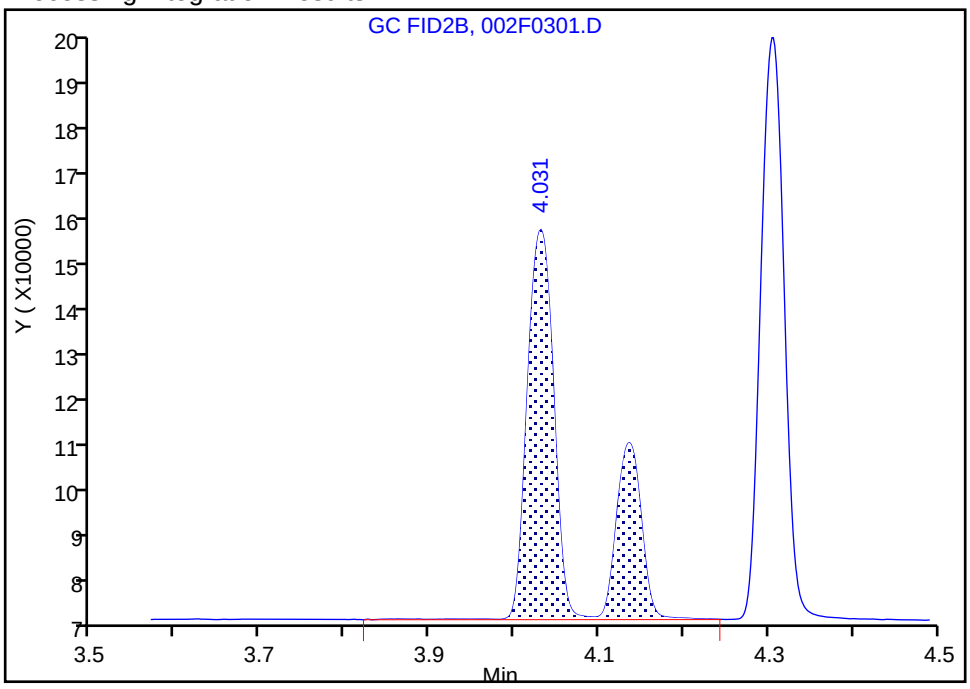

Manual Integration Results

RT: 4.03
Area: 157852
Amount: 3.293132
Amount Units: ug/l

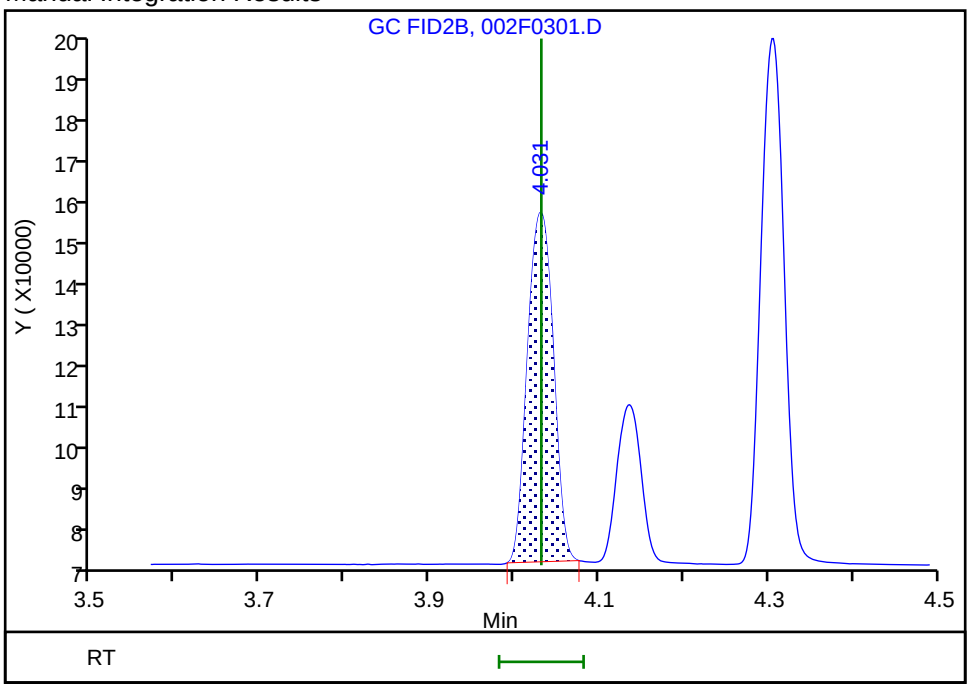

Reviewer: meierg, 17-May-2020 06:44:57

Audit Action: Manually Integrated Audit Reason: Shouldering

Manual Integration/User Assign Peak Report

Eurofins TestAmerica, Denver

Data File: \\chromfs\Denver\ChromData\VGC_J\20200516-91574.b\002F0301.D
Injection Date: 16-May-2020 11:30:01 Instrument ID: VGC_J
Lims ID: IC L3
Client ID:
Operator ID: MEIERG ALS Bottle#: 2 Worklist Smp#: 8
Purge Vol: 18.000 mL Dil. Factor: 1.0000
Method: RSK_J Limit Group: GCV - RSK 175
Column: HP-PLOT/Q (0.53 mm) Detector GC FID2B

6 Acetylene, CAS: 74-86-2

Signal: 2

Processing Integration Results

RT: 4.14
Area: 66161
Amount: 2.336755
Amount Units: ug/l

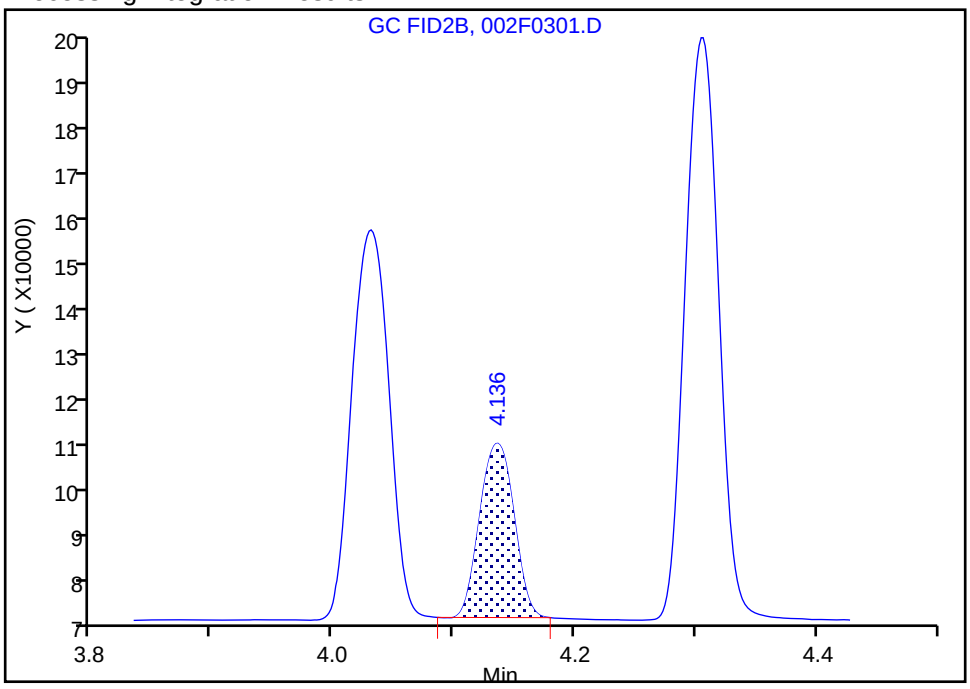

Manual Integration Results

RT: 4.14
Area: 66161
Amount: 3.062230
Amount Units: ug/l

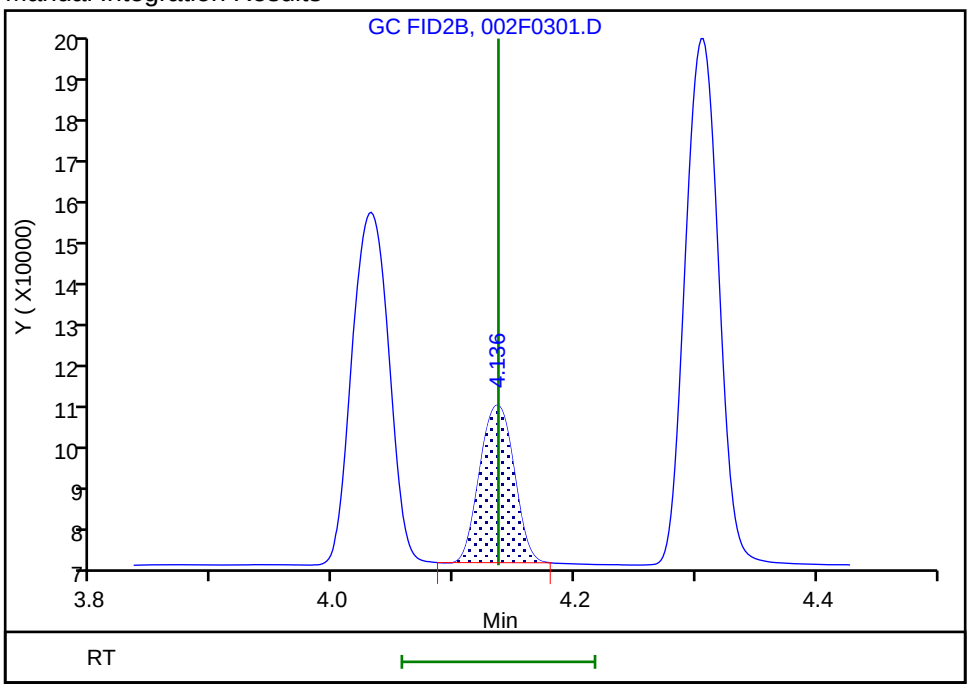

Reviewer: meierg, 17-May-2020 06:45:15
Audit Action: Manually Integrated/Assigned Compound ID Audit Reason: Peak not integrated

Eurofins TestAmerica, Denver
Target Compound Quantitation Report

Data File: \\chromfs\Denver\ChromData\VGC_J\20200516-91574.b\003F0401.D
Lims ID: IC L4
Client ID:
Sample Type: IC Calib Level: 4
Inject. Date: 16-May-2020 11:46:30 ALS Bottle#: 3 Worklist Smp#: 9
Purge Vol: 18.000 mL Dil. Factor: 1.0000
Sample Info: IC 4
Operator ID: MEIERG Instrument ID: VGC_J
Sublist: chrom-RSK_J*sub5

Method: \\chromfs\Denver\ChromData\VGC_J\20200516-91574.b\RSK_J.m
Limit Group: GCV - RSK 175
Method Label: DV-GC-0025: Dissolved Gases in Water by RSK-175
Last Update: 17-May-2020 08:59:48 Calib Date: 16-May-2020 13:08:56
Integrator: Falcon
Quant Method: External Standard Quant By: Initial Calibration
Last ICal File: \\chromfs\Denver\ChromData\VGC_J\20200516-91574.b\009F0901.D

Column 1 : Rt-Alumina BOND/KCl (0.53 mm) Det: GC FID1A
Column 2 : HP-PLOT/Q (0.53 mm) Det: GC FID2B
Process Host: CTX0312

Col	RT (min.)	Exp RT (min.)	Dlt RT (min.)	Response	Cal Amt ug/l	OnCol Amt ug/l	Flags
2 Methane							
1	1.249	1.250	-0.001	2196261	14.6	14.9	
2	3.171	3.172	-0.001	1043265	14.6	15.0	
						RPD = 0.32	
3 Ethane							
1	1.510	1.511	-0.001	3889050	27.4	28.6	
2	4.306	4.305	0.001	1745027	27.4	28.6	
						RPD = 0.02	
4 Ethylene							
1	1.792	1.793	-0.001	2933658	25.5	26.6	
2	4.032	4.032	0.000	1284690	25.5	26.8	
						RPD = 0.69	
5 Propane							
1	2.534	2.528	0.006	5864755	40.1	40.9	
2	5.932	5.928	0.004	2613101	40.1	41.7	
						RPD = 1.89	
6 Acetylene							M
1	4.034	4.015	0.019	837564	23.7	24.4	
2	4.136	4.137	-0.001	545422	23.7	25.2	M
						RPD = 3.31	
7 Butane							
1	4.304	4.286	0.018	6888912	52.9	52.5	
2	7.381	7.375	0.006	3316499	52.9	52.3	
						RPD = 0.43	
8 isobutylene							
1	5.179	5.163	0.016	4611649	51.1	51.7	
2	7.231	7.227	0.004	2147651	51.1	51.7	
						RPD = 0.03	

QC Flag Legend

Review Flags

M - Manually Integrated

Reagents:

RSK7gasMathes_00031 Amount Added: 40.00 Units: uL

Report Date: 17-May-2020 08:59:48 Chrom Revision: 2.3 05-May-2020 17:48:18

Eurofins TestAmerica, Denver

Data File: \\chromfs\Denver\ChromData\VGC_J\20200516-91574.b\003F0401.D

Injection Date:	16-May-2020 11:46:30	Instrument ID:	VGC_J	Operator ID:	MEIERG
Lims ID:	IC L4			Worklist Smp#:	9
Client ID:					
Purge Vol:	18.000 mL	Dil. Factor:	1.0000	ALS Bottle#:	3
Method:	RSK_J	Limit Group:	GCV - RSK 175		

Column: Rt-Alumina BOND/KCl (0.53 mm) Y Scaling: Method Defined: Scale to the Nth Largest Target: 1

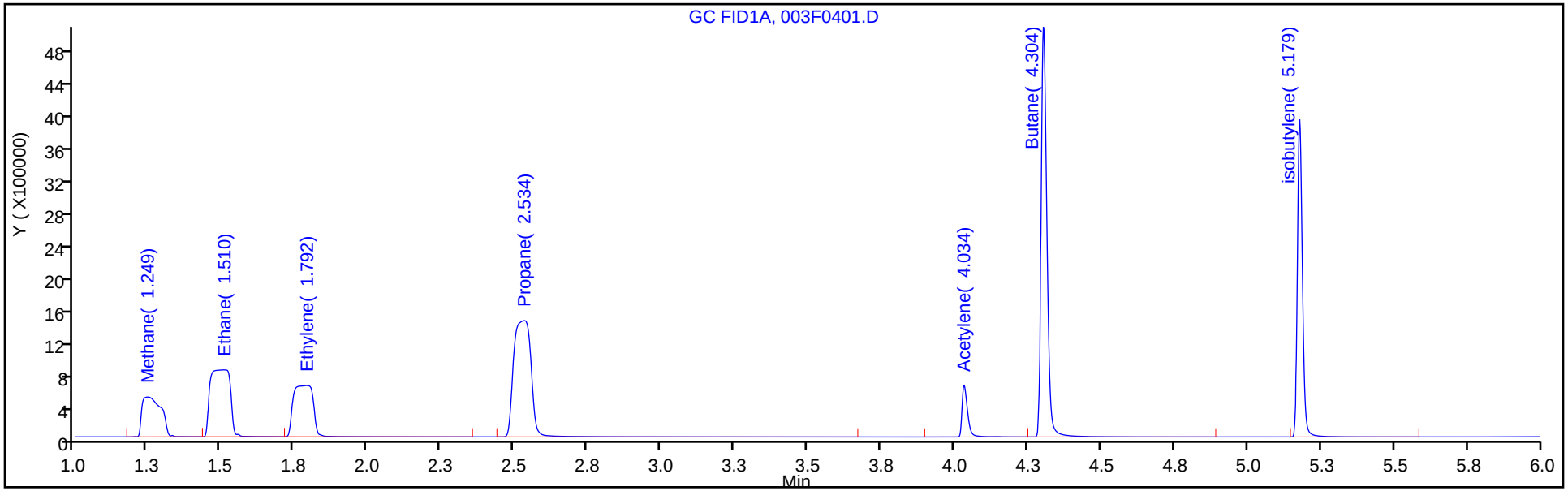

Column: HP-PLOT/Q (0.53 mm) Y Scaling: Method Defined: Scale to the Nth Largest Target: 1

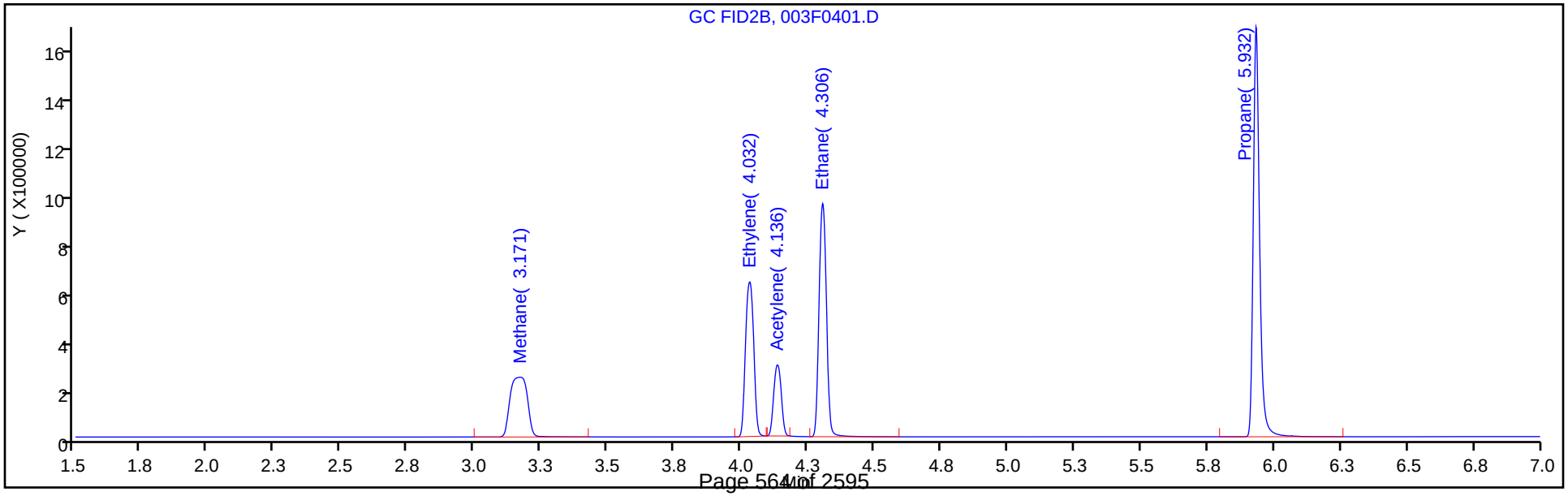

Manual Integration/User Assign Peak Report

Eurofins TestAmerica, Denver

Data File: \\chromfs\Denver\ChromData\VGC_J\20200516-91574.b\003F0401.D
Injection Date: 16-May-2020 11:46:30 Instrument ID: VGC_J
Lims ID: IC L4
Client ID:
Operator ID: MEIERG ALS Bottle#: 3 Worklist Smp#: 9
Purge Vol: 18.000 mL Dil. Factor: 1.0000
Method: RSK_J Limit Group: GCV - RSK 175
Column: HP-PLOT/Q (0.53 mm) Detector GC FID2B

6 Acetylene, CAS: 74-86-2

Signal: 2

Processing Integration Results

RT: 4.14
Area: 1861367
Amount: 51.616625
Amount Units: ug/l

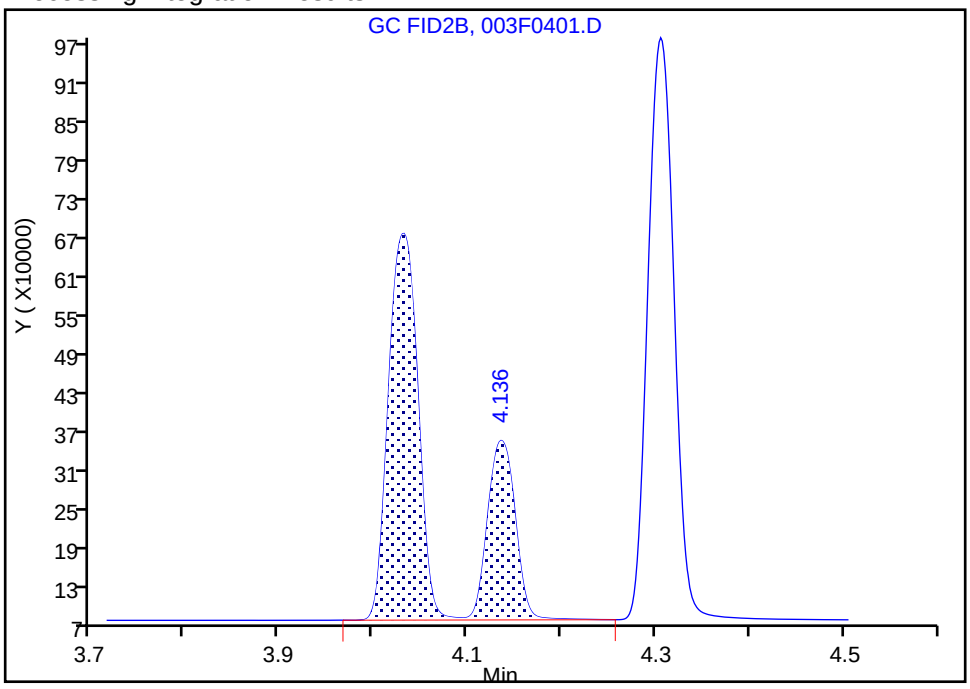

Manual Integration Results

RT: 4.14
Area: 545422
Amount: 25.244597
Amount Units: ug/l

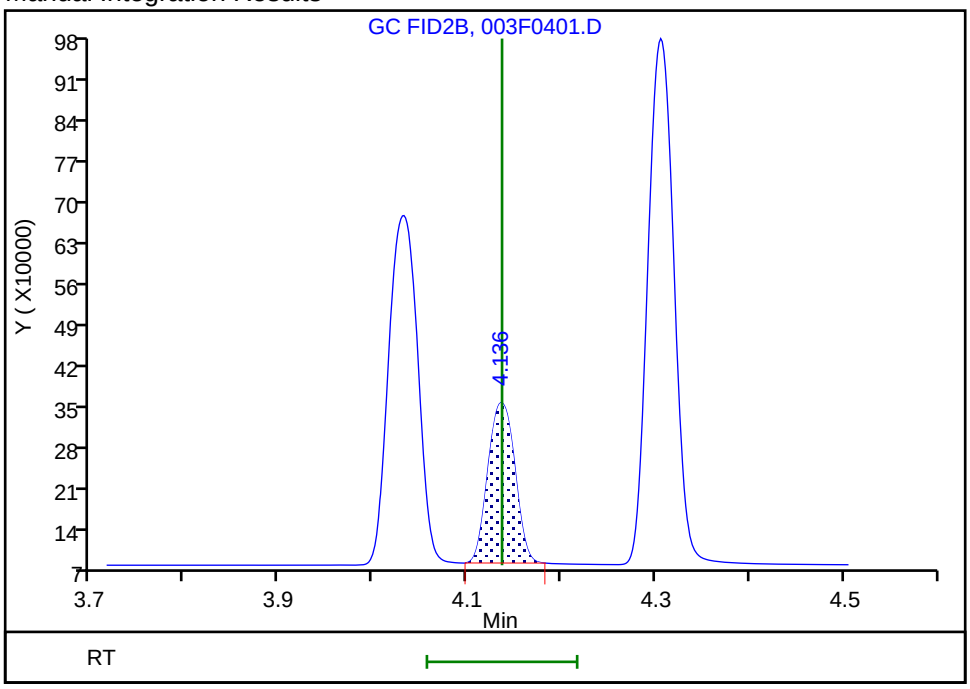

Reviewer: meierg, 17-May-2020 06:46:16
Audit Action: Manually Integrated Audit Reason: Shouldering

Eurofins TestAmerica, Denver
Target Compound Quantitation Report

Data File: \\chromfs\Denver\ChromData\VGC_J\20200516-91574.b\004F0501.D
Lims ID: ICRT L5
Client ID:
Sample Type: ICRT Calib Level: 5
Inject. Date: 16-May-2020 12:02:59 ALS Bottle#: 4 Worklist Smp#: 10
Purge Vol: 18.000 mL Dil. Factor: 1.0000
Sample Info: ICRT 5
Operator ID: MEIERG Instrument ID: VGC_J
Sublist: chrom-RSK_J*sub5

Method: \\chromfs\Denver\ChromData\VGC_J\20200516-91574.b\RSK_J.m
Limit Group: GCV - RSK 175
Method Label: DV-GC-0025: Dissolved Gases in Water by RSK-175
Last Update: 17-May-2020 08:59:48 Calib Date: 16-May-2020 13:08:56
Integrator: Falcon
Quant Method: External Standard Quant By: Initial Calibration
Last ICal File: \\chromfs\Denver\ChromData\VGC_J\20200516-91574.b\009F0901.D

Column 1 : Rt-Alumina BOND/KCl (0.53 mm) Det: GC FID1A
Column 2 : HP-PLOT/Q (0.53 mm) Det: GC FID2B
Process Host: CTX0312

Col	RT (min.)	Exp RT (min.)	Dlt RT (min.)	Response	Cal Amt ug/l	OnCol Amt ug/l	Flags
2 Methane							
1	1.250	1.250	0.000	10173489	73.0	70.4	
2	3.172	3.172	0.000	4836394	73.0	70.4	
						RPD = 0.05	
3 Ethane							
1	1.511	1.511	0.000	18547040	136.9	136.3	
2	4.305	4.305	0.000	8282362	136.9	135.7	
						RPD = 0.50	
4 Ethylene							M
1	1.793	1.793	0.000	14030935	127.7	127.3	
2	4.032	4.032	0.000	6120221	127.7	127.7	M
						RPD = 0.29	
5 Propane							
1	2.528	2.528	0.000	28325635	200.7	197.7	
2	5.928	5.928	0.000	12604888	200.7	201.3	
						RPD = 1.77	
6 Acetylene							Ma
1	4.015	4.015	0.000	3792795	118.5	110.6	M
2	4.137	4.137	0.000	2629705	118.5	121.7	M
						RPD = 9.57	
7 Butane							Ma
1	4.286	4.286	0.000	34343170	264.5	260.4	M
2	7.375	7.375	0.000	16648646	264.5	261.1	a
						RPD = 0.27	
8 isobutylene							
1	5.163	5.163	0.000	23123734	255.4	259.0	
2	7.227	7.227	0.000	10785387	255.4	259.5	
						RPD = 0.19	

QC Flag Legend

Review Flags

M - Manually Integrated

a - User Assigned ID

Reagents:

RSK7gasMathes_00031 Amount Added: 200.00 Units: uL

Report Date: 17-May-2020 08:59:48 Chrom Revision: 2.3 05-May-2020 17:48:18

Eurofins TestAmerica, Denver

Data File: \\chromfs\Denver\ChromData\VGC_J\20200516-91574.b\004F0501.D

Injection Date:	16-May-2020 12:02:59	Instrument ID:	VGC_J	Operator ID:	MEIERG
Lims ID:	ICRT L5			Worklist Smp#:	10
Client ID:					
Purge Vol:	18.000 mL	Dil. Factor:	1.0000	ALS Bottle#:	4
Method:	RSK_J	Limit Group:	GCV - RSK 175		

Column: Rt-Alumina BOND/KCl (0.53 mm) Y Scaling: Method Defined: Scale to the Nth Largest Target: 1

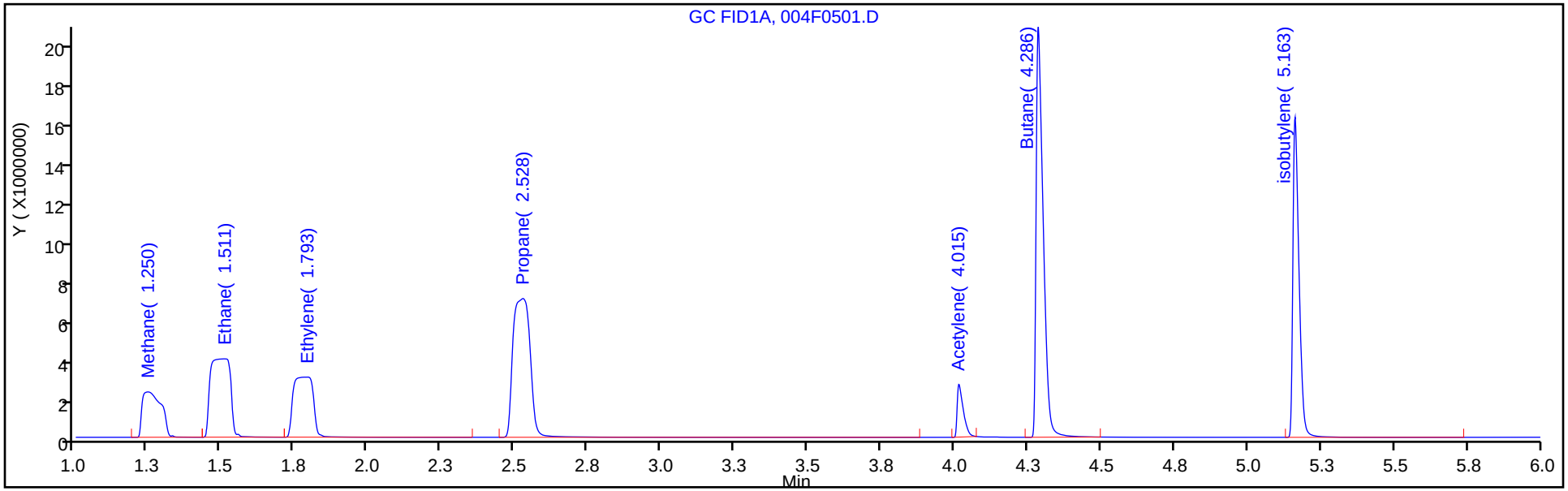

Column: HP-PLOT/Q (0.53 mm) Y Scaling: Method Defined: Scale to the Nth Largest Target: 1

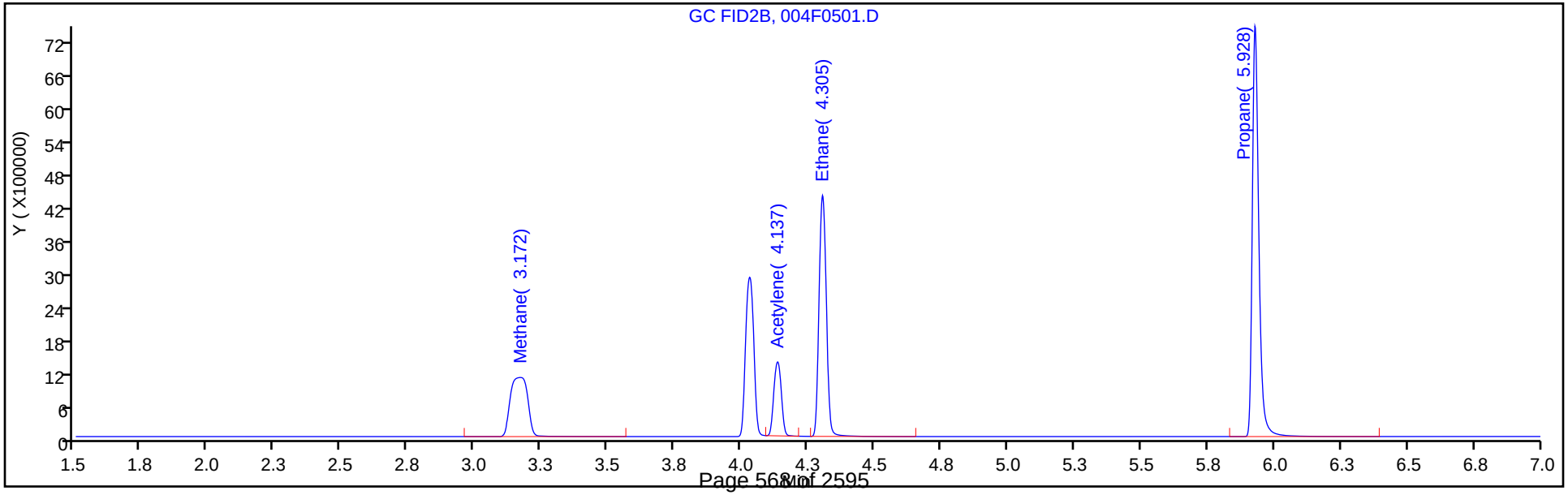

Manual Integration/User Assign Peak Report

Eurofins TestAmerica, Denver

Data File:	\\chromfs\Denver\ChromData\VGC_J\20200516-91574.b\004F0501.D				
Injection Date:	16-May-2020 12:02:59	Instrument ID:	VGC_J		
Lims ID:	ICRT L5				
Client ID:					
Operator ID:	MEIERG	ALS Bottle#:	4	Worklist Smp#:	10
Purge Vol:	18.000 mL	Dil. Factor:	1.0000		
Method:	RSK_J	Limit Group:	GCV - RSK 175		
Column:	HP-PLOT/Q (0.53 mm)	Detector	GC FID2B		

4 Ethylene, CAS: 74-85-1

Signal: 2

Processing Integration Results

RT: 4.14
Area: 8876599
Amount: 170.8990
Amount Units: ug/l

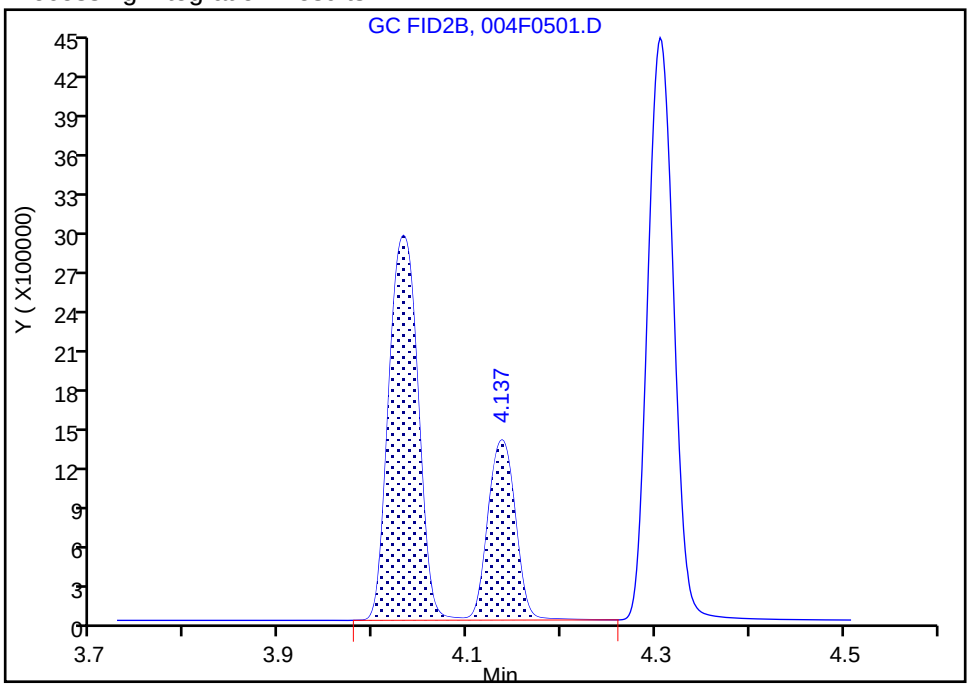

Manual Integration Results

RT: 4.03
Area: 6120221
Amount: 127.6810
Amount Units: ug/l

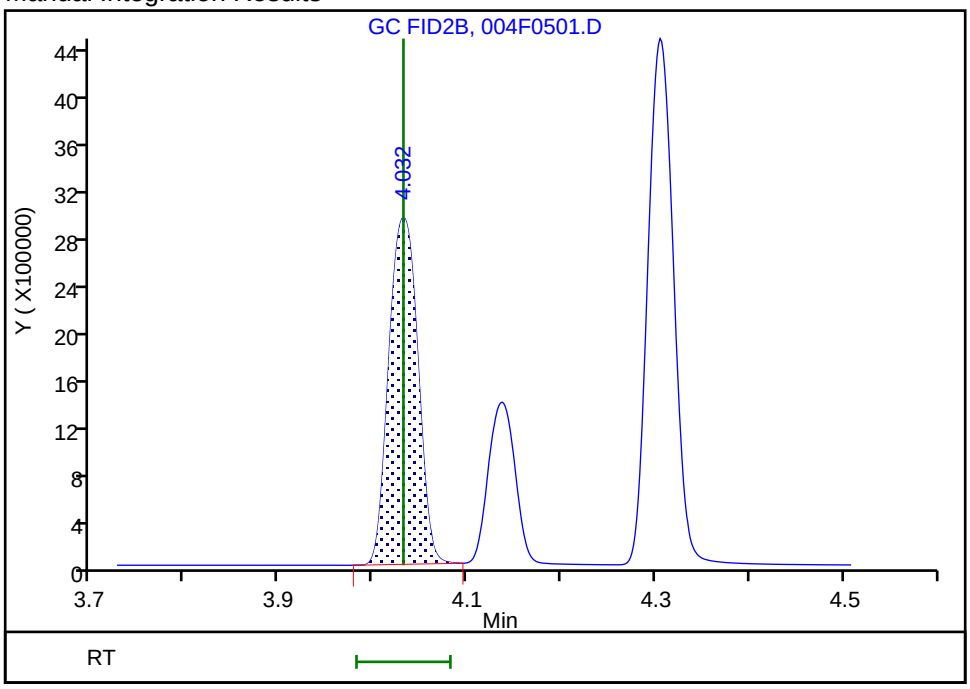

Reviewer: meierg, 17-May-2020 07:06:47

Audit Action: Manually Integrated Audit Reason: Shouldering

Manual Integration/User Assign Peak Report

Eurofins TestAmerica, Denver

Data File:	\\chromfs\Denver\ChromData\VGC_J\20200516-91574.b\004F0501.D				
Injection Date:	16-May-2020 12:02:59	Instrument ID:	VGC_J		
Lims ID:	ICRT L5				
Client ID:					
Operator ID:	MEIERG	ALS Bottle#:	4	Worklist Smp#:	10
Purge Vol:	18.000 mL	Dil. Factor:	1.0000		
Method:	RSK_J	Limit Group:	GCV - RSK 175		
Column:	HP-PLOT/Q (0.53 mm)	Detector	GC FID2B		

6 Acetylene, CAS: 74-86-2

Signal: 2

Processing Integration Results

RT: 4.14
Area: 1926231
Amount: 70.054658
Amount Units: ug/l

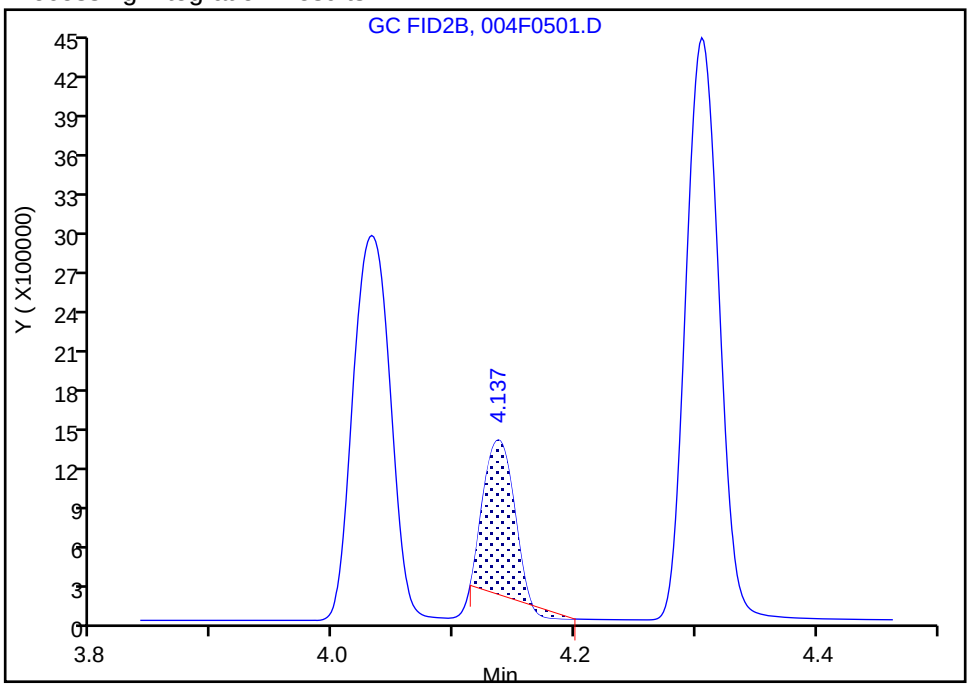

Manual Integration Results

RT: 4.14
Area: 2629705
Amount: 121.7146
Amount Units: ug/l

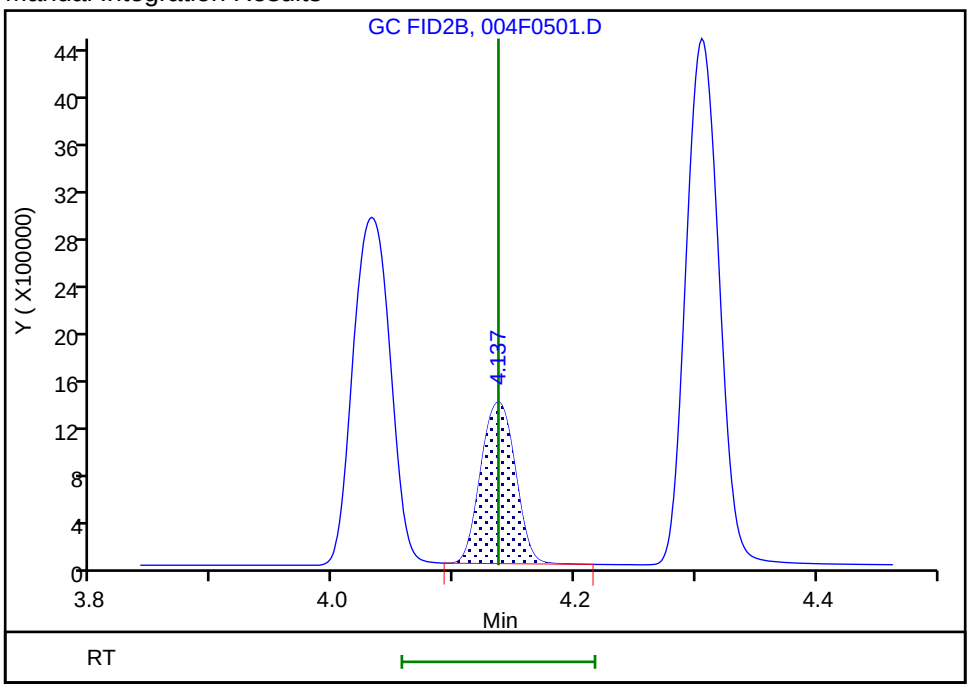

Reviewer: meierg, 17-May-2020 07:07:42

Audit Action: Manually Integrated Audit Reason: Peak not integrated

Eurofins TestAmerica, Denver
Target Compound Quantitation Report

Data File: \\chromfs\Denver\ChromData\VGC_J\20200516-91574.b\005F0601.D
Lims ID: IC L6
Client ID:
Sample Type: IC Calib Level: 6
Inject. Date: 16-May-2020 12:19:27 ALS Bottle#: 5 Worklist Smp#: 11
Purge Vol: 18.000 mL Dil. Factor: 1.0000
Sample Info: IC 6
Operator ID: MEIERG Instrument ID: VGC_J
Sublist: chrom-RSK_J*sub5

Method: \\chromfs\Denver\ChromData\VGC_J\20200516-91574.b\RSK_J.m
Limit Group: GCV - RSK 175
Method Label: DV-GC-0025: Dissolved Gases in Water by RSK-175
Last Update: 17-May-2020 08:59:49 Calib Date: 16-May-2020 13:08:56
Integrator: Falcon
Quant Method: External Standard Quant By: Initial Calibration
Last ICal File: \\chromfs\Denver\ChromData\VGC_J\20200516-91574.b\009F0901.D

Column 1 : Rt-Alumina BOND/KCl (0.53 mm) Det: GC FID1A
Column 2 : HP-PLOT/Q (0.53 mm) Det: GC FID2B
Process Host: CTX0312

Col	RT (min.)	Exp RT (min.)	Dlt RT (min.)	Response	Cal Amt ug/l	OnCol Amt ug/l	Flags
2 Methane							
1	1.250	1.250	0.000	21349465	146.0	148.2	
2	3.172	3.172	0.000	10129316	146.0	147.7	
						RPD = 0.31	
3 Ethane							
1	1.512	1.511	0.001	38849075	273.7	285.6	
2	4.306	4.305	0.001	17331467	273.7	283.9	
						RPD = 0.60	
4 Ethylene							
1	1.785	1.793	-0.008	29199476	255.3	264.9	
2	4.032	4.032	0.000	12731776	255.3	265.6	
						RPD = 0.26	
5 Propane							
1	2.522	2.528	-0.006	59231481	401.4	413.5	
2	5.926	5.928	-0.002	26366224	401.4	421.0	
						RPD = 1.80	
6 Acetylene							M
1	4.002	4.015	-0.013	8293493	237.0	241.8	
2	4.137	4.137	0.000	5438964	237.0	251.7	M
						RPD = 4.01	
7 Butane							
1	4.270	4.286	-0.016	71750490	529.0	543.6	
2	7.369	7.375	-0.006	34602301	529.0	542.3	
						RPD = 0.25	
8 isobutylene							Ma
1	5.150	5.163	-0.013	47351348	510.8	530.4	M
2	7.222	7.227	-0.005	22287396	510.8	536.3	a
						RPD = 1.10	

QC Flag Legend

Review Flags

M - Manually Integrated

a - User Assigned ID

Reagents:

RSK7gasMathes_00031 Amount Added: 400.00 Units: uL

Report Date: 17-May-2020 08:59:49 Chrom Revision: 2.3 05-May-2020 17:48:18

Eurofins TestAmerica, Denver

Data File: \\chromfs\Denver\ChromData\VGC_J\20200516-91574.b\005F0601.D

Injection Date:	16-May-2020 12:19:27	Instrument ID:	VGC_J	Operator ID:	MEIERG
Lims ID:	IC L6			Worklist Smp#:	11
Client ID:					
Purge Vol:	18.000 mL	Dil. Factor:	1.0000	ALS Bottle#:	5
Method:	RSK_J	Limit Group:	GCV - RSK 175		

Column: Rt-Alumina BOND/KCl (0.53 mm) Y Scaling: Method Defined: Scale to the Nth Largest Target: 1

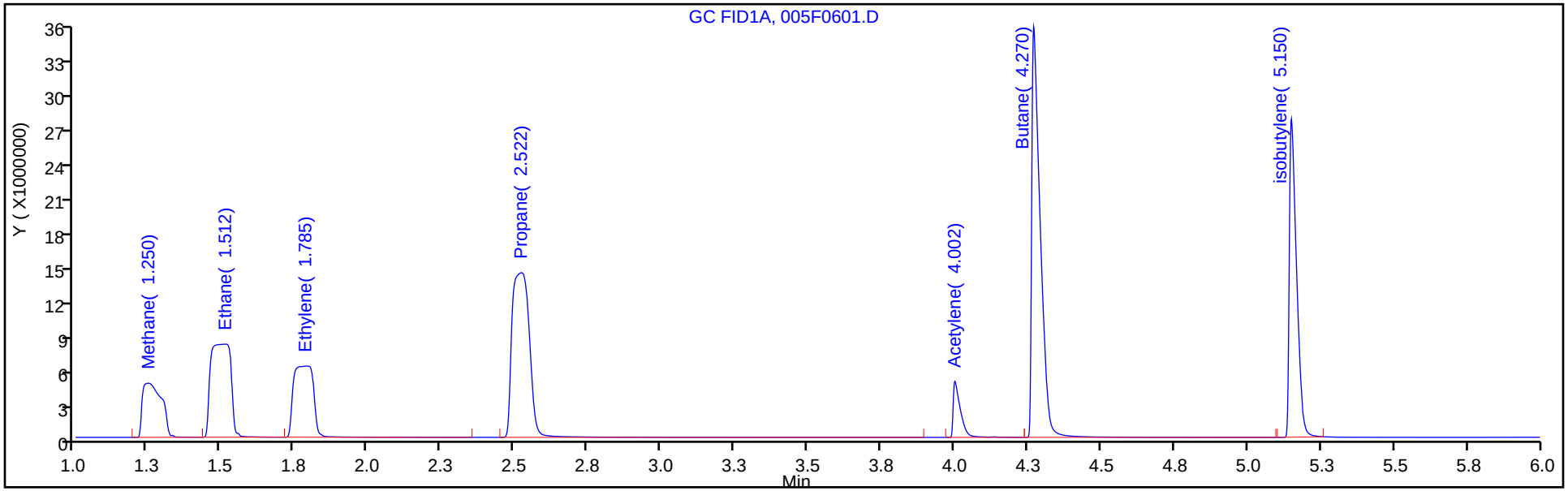

Column: HP-PLOT/Q (0.53 mm) Y Scaling: Method Defined: Scale to the Nth Largest Target: 1

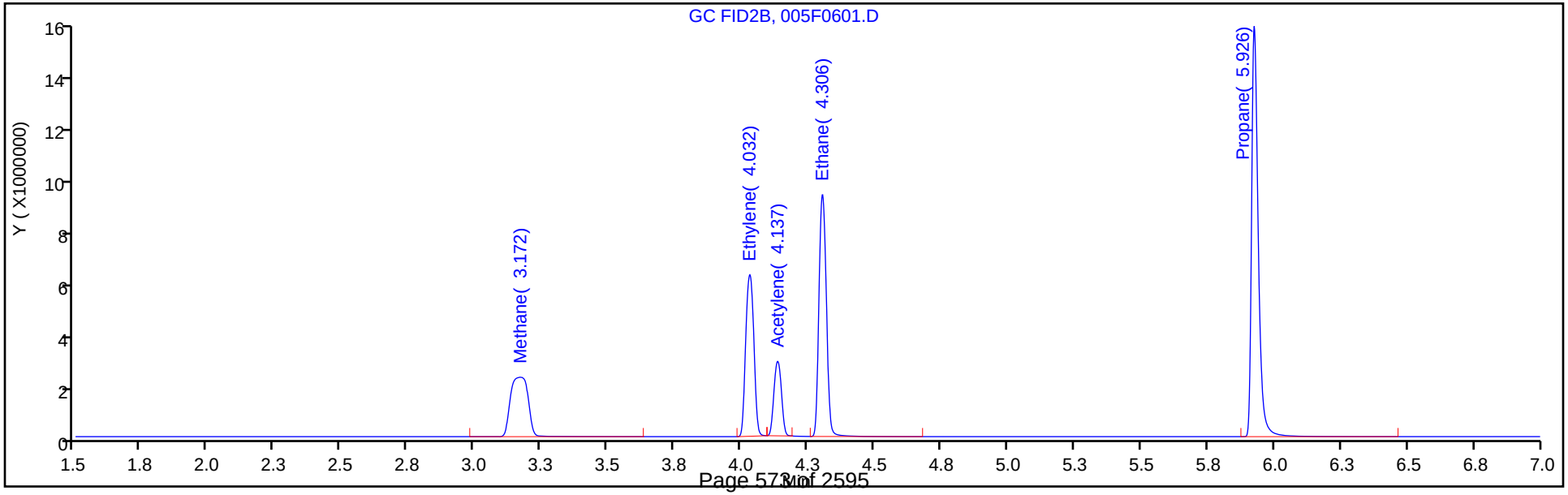

Manual Integration/User Assign Peak Report

Eurofins TestAmerica, Denver

Data File: \\chromfs\Denver\ChromData\VGC_J\20200516-91574.b\005F0601.D
Injection Date: 16-May-2020 12:19:27 Instrument ID: VGC_J
Lims ID: IC L6
Client ID:
Operator ID: MEIERG ALS Bottle#: 5 Worklist Smp#: 11
Purge Vol: 18.000 mL Dil. Factor: 1.0000
Method: RSK_J Limit Group: GCV - RSK 175
Column: HP-PLOT/Q (0.53 mm) Detector GC FID2B

6 Acetylene, CAS: 74-86-2

Signal: 2

Processing Integration Results

RT: 4.14
Area: 18449274
Amount: 510.5285
Amount Units: ug/l

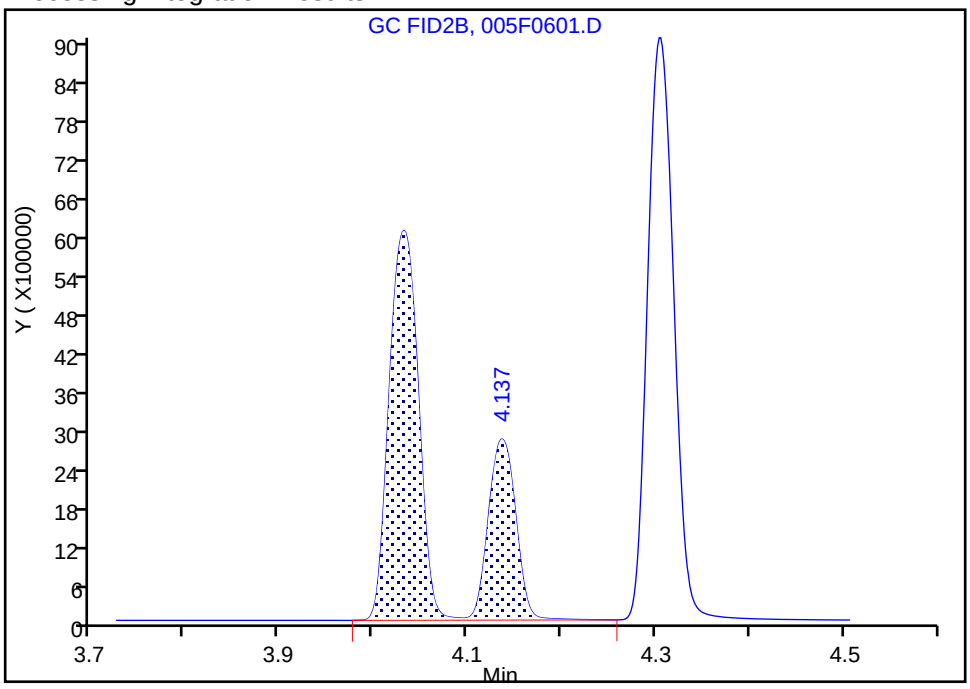

Manual Integration Results

RT: 4.14
Area: 5438964
Amount: 251.7399
Amount Units: ug/l

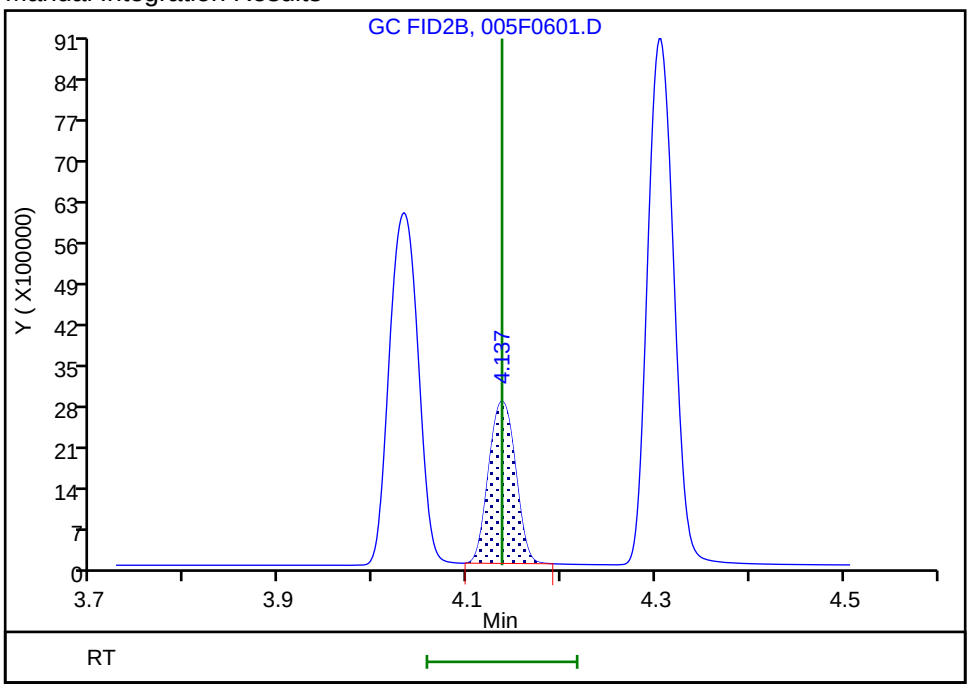

Reviewer: meierg, 17-May-2020 07:09:29
Audit Action: Manually Integrated Audit Reason: Shouldering

Eurofins TestAmerica, Denver
Target Compound Quantitation Report

Data File: \\chromfs\Denver\ChromData\VGC_J\20200516-91574.b\006F0701.D
Lims ID: IC L7
Client ID:
Sample Type: IC Calib Level: 7
Inject. Date: 16-May-2020 12:35:56 ALS Bottle#: 6 Worklist Smp#: 12
Purge Vol: 18.000 mL Dil. Factor: 1.0000
Sample Info: IC 7
Operator ID: MEIERG Instrument ID: VGC_J
Sublist: chrom-RSK_J*sub5

Method: \\chromfs\Denver\ChromData\VGC_J\20200516-91574.b\RSK_J.m
Limit Group: GCV - RSK 175
Method Label: DV-GC-0025: Dissolved Gases in Water by RSK-175
Last Update: 17-May-2020 08:59:49 Calib Date: 16-May-2020 13:08:56
Integrator: Falcon
Quant Method: External Standard Quant By: Initial Calibration
Last ICal File: \\chromfs\Denver\ChromData\VGC_J\20200516-91574.b\009F0901.D

Column 1 : Rt-Alumina BOND/KCl (0.53 mm) Det: GC FID1A
Column 2 : HP-PLOT/Q (0.53 mm) Det: GC FID2B
Process Host: CTX0312

Col	RT (min.)	Exp RT (min.)	Dlt RT (min.)	Response	Cal Amt ug/l	OnCol Amt ug/l	Flags
2 Methane							
1	1.243	1.250	-0.007	40706597	292.0	282.9	
2	3.168	3.172	-0.004	19242711	292.0	280.9	
						RPD = 0.71	
3 Ethane							
1	1.508	1.511	-0.003	74364849	547.4	546.6	
2	4.302	4.305	-0.003	33180606	547.4	543.4	
						RPD = 0.58	
4 Ethylene							
1	1.785	1.793	-0.008	55873290	510.7	507.0	
2	4.028	4.032	-0.004	24365732	510.7	508.3	
						RPD = 0.27	
5 Propane							
1	2.510	2.528	-0.018	113846992	802.8	794.7	
2	5.920	5.928	-0.008	50751227	802.8	810.3	
						RPD = 1.94	
6 Acetylene							M
1	3.983	4.015	-0.032	15971476	474.1	465.7	
2	4.135	4.137	-0.002	10316086	474.1	477.5	M
						RPD = 2.49	
7 Butane							
1	4.250	4.286	-0.036	137944774	1058.1	1044.9	
2	7.362	7.375	-0.013	67311032	1058.1	1054.6	
						RPD = 0.92	
8 isobutylene							
1	5.133	5.163	-0.030	92637372	1021.5	1037.7	
2	7.217	7.227	-0.010	43289193	1021.5	1041.6	
						RPD = 0.38	

QC Flag Legend

Review Flags

M - Manually Integrated

Reagents:

RSK7gasMathes_00031 Amount Added: 800.00 Units: uL

Report Date: 17-May-2020 08:59:49 Chrom Revision: 2.3 05-May-2020 17:48:18

Eurofins TestAmerica, Denver

Data File: \\chromfs\Denver\ChromData\VGC_J\20200516-91574.b\006F0701.D

Injection Date:	16-May-2020 12:35:56	Instrument ID:	VGC_J	Operator ID:	MEIERG
Lims ID:	IC L7			Worklist Smp#:	12
Client ID:					
Purge Vol:	18.000 mL	Dil. Factor:	1.0000	ALS Bottle#:	6
Method:	RSK_J	Limit Group:	GCV - RSK 175		

Column: Rt-Alumina BOND/KCl (0.53 mm) Y Scaling: Method Defined: Scale to the Nth Largest Target: 1

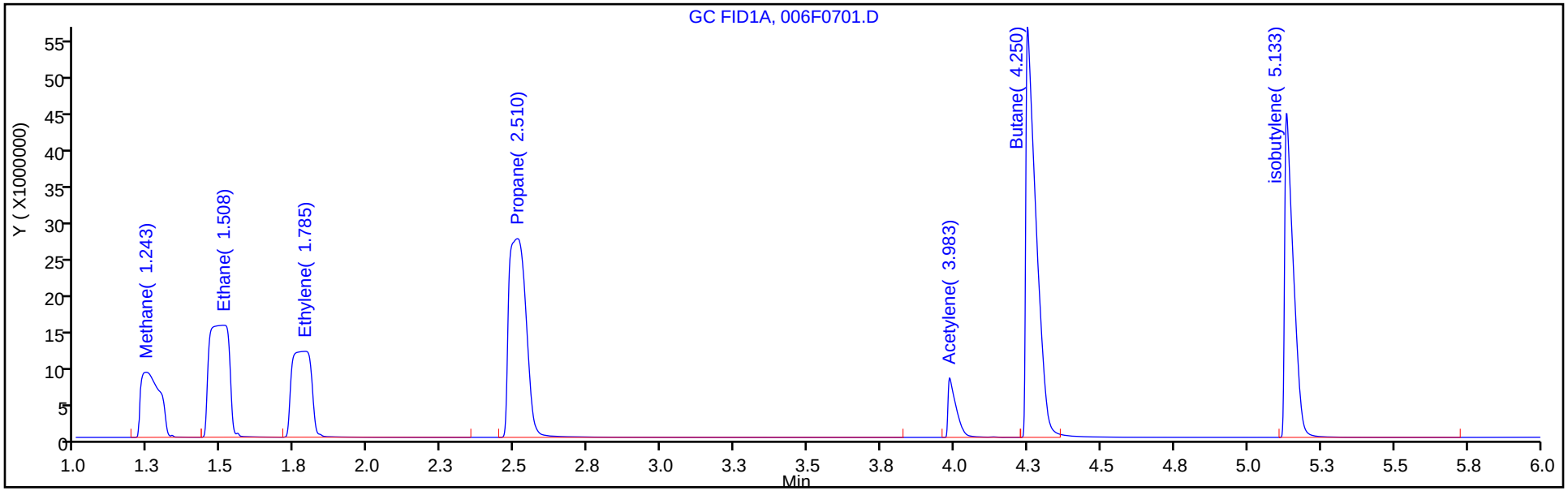

Column: HP-PLOT/Q (0.53 mm) Y Scaling: Method Defined: Scale to the Nth Largest Target: 1

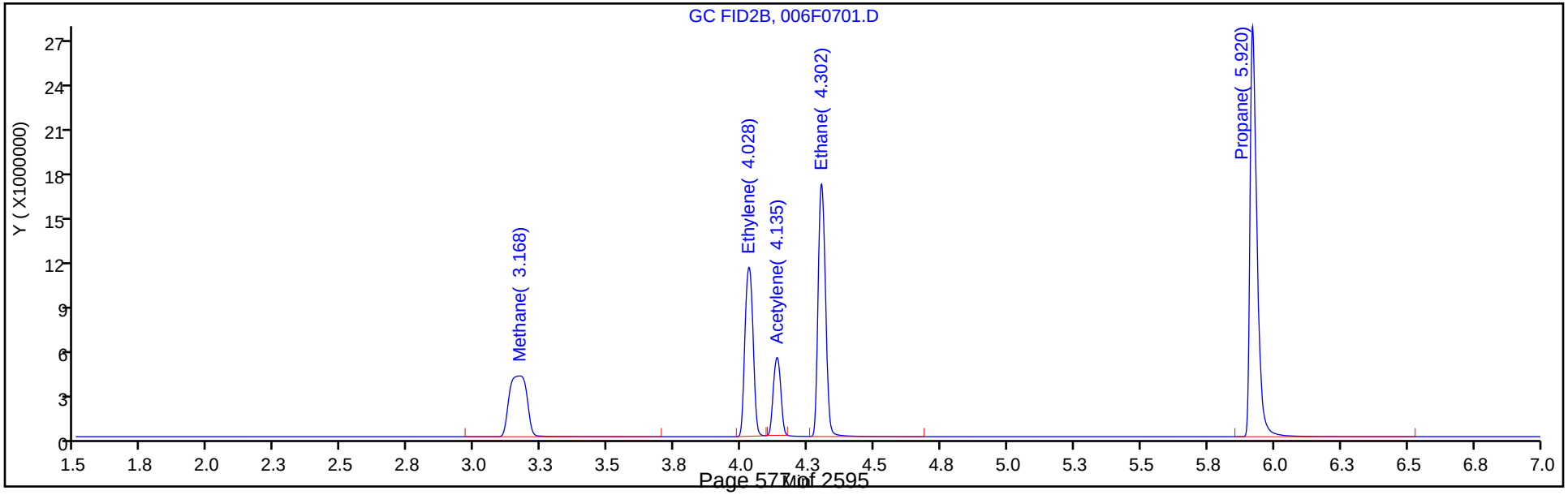

Manual Integration/User Assign Peak Report

Eurofins TestAmerica, Denver

Data File: \\chromfs\Denver\ChromData\VGC_J\20200516-91574.b\006F0701.D
Injection Date: 16-May-2020 12:35:56 Instrument ID: VGC_J
Lims ID: IC L7
Client ID:
Operator ID: MEIERG ALS Bottle#: 6 Worklist Smp#: 12
Purge Vol: 18.000 mL Dil. Factor: 1.0000
Method: RSK_J Limit Group: GCV - RSK 175
Column: HP-PLOT/Q (0.53 mm) Detector GC FID2B

6 Acetylene, CAS: 74-86-2

Signal: 2

Processing Integration Results

RT: 4.13
Area: 35374141
Amount: 990.6352
Amount Units: ug/l

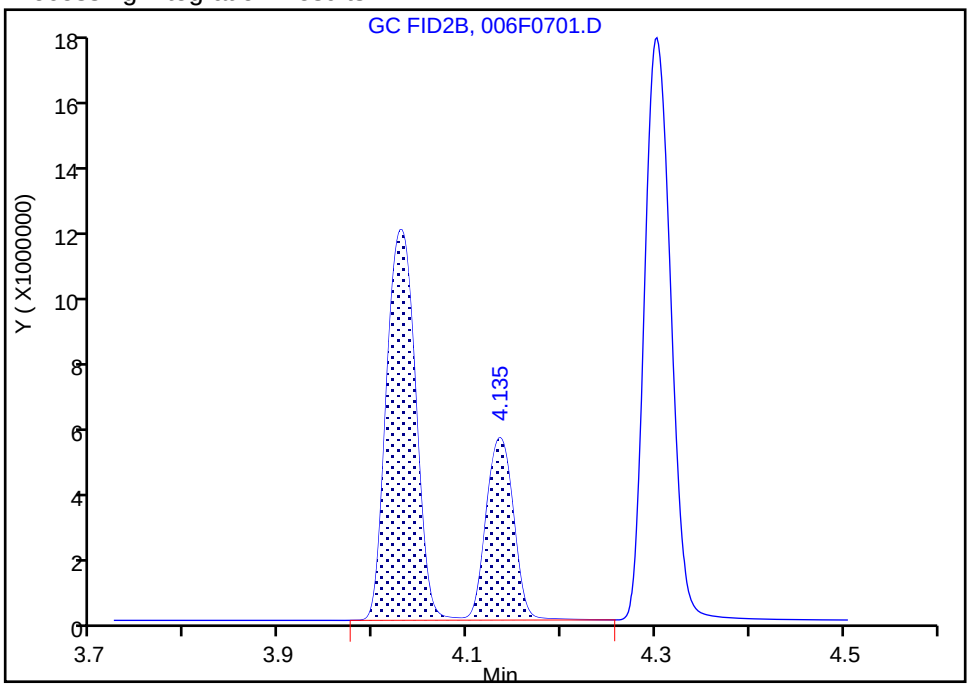

Manual Integration Results

RT: 4.13
Area: 10316086
Amount: 477.4751
Amount Units: ug/l

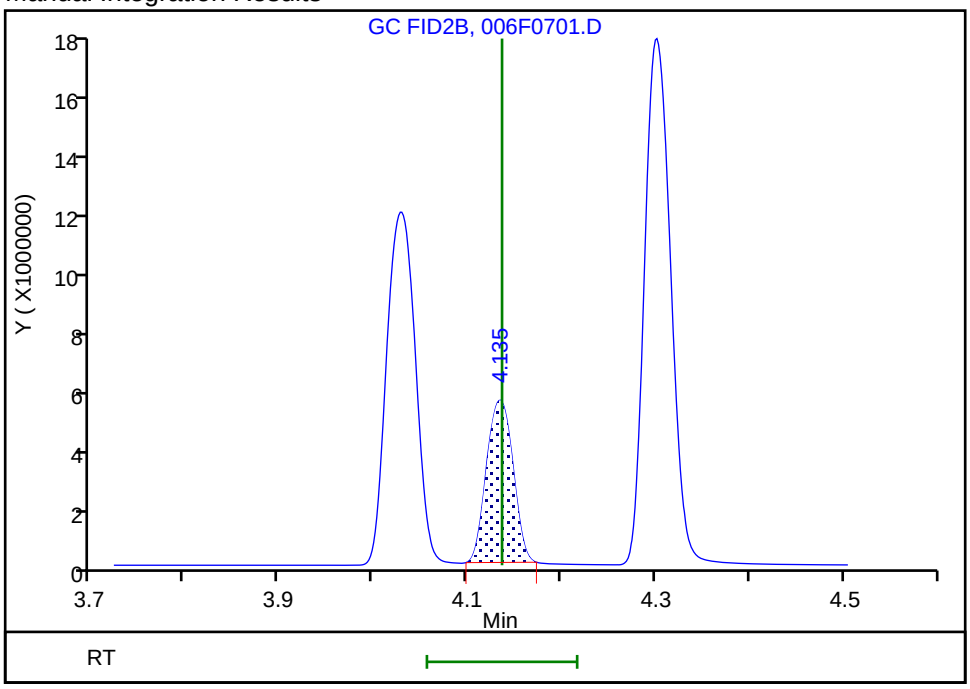

Reviewer: meierg, 17-May-2020 07:16:23
Audit Action: Manually Integrated Audit Reason: Shouldering

Eurofins TestAmerica, Denver
Target Compound Quantitation Report

Data File:	\\chromfs\Denver\ChromData\VGC_J\20200516-91574.b\007F0801.D				
Lims ID:	IC L8				
Client ID:					
Sample Type:	IC	Calib Level:	8		
Inject. Date:	16-May-2020 12:52:27	ALS Bottle#:	7	Worklist Smp#:	13
Purge Vol:	18.000 mL	Dil. Factor:	1.0000		
Sample Info:	IC 8				
Operator ID:	MEIERG	Instrument ID:	VGC_J		
Sublist:	chrom-RSK_J*sub5				
Method:	\\chromfs\Denver\ChromData\VGC_J\20200516-91574.b\RSK_J.m				
Limit Group:	GCV - RSK 175				
Method Label:	DV-GC-0025: Dissolved Gases in Water by RSK-175				
Last Update:	17-May-2020 08:59:50	Calib Date:	16-May-2020 13:08:56		
Integrator:	Falcon				
Quant Method:	External Standard	Quant By:	Initial Calibration		
Last ICal File:	\\chromfs\Denver\ChromData\VGC_J\20200516-91574.b\009F0901.D				
Column 1 :	Rt-Alumina BOND/KCl (0.53 mm)		Det: GC FID1A		
Column 2 :	HP-PLOT/Q (0.53 mm)		Det: GC FID2B		
Process Host:	CTX0312				

Col	RT (min.)	Exp RT (min.)	Dlt RT (min.)	Response	Cal Amt ug/l	OnCol Amt ug/l	Flags
2 Methane							
1	1.248	1.250	-0.002	256592942	1806.9	1784.9	
2	3.168	3.172	-0.004	121745624	1806.9	1778.4	
						RPD = 0.36	

Reagents:

RSK175methane_00010 Amount Added: 50.00 Units: uL

Report Date: 17-May-2020 08:59:50 Chrom Revision: 2.3 05-May-2020 17:48:18

Eurofins TestAmerica, Denver

Data File: \\chromfs\Denver\ChromData\VGC_J\20200516-91574.b\007F0801.D

Injection Date:	16-May-2020 12:52:27	Instrument ID:	VGC_J	Operator ID:	MEIERG
Lims ID:	IC L8			Worklist Smp#:	13
Client ID:					
Purge Vol:	18.000 mL	Dil. Factor:	1.0000	ALS Bottle#:	7
Method:	RSK_J	Limit Group:	GCV - RSK 175		

Column: Rt-Alumina BOND/KCl (0.53 mm) Y Scaling: Method Defined: Scale to the Nth Largest Target: 1

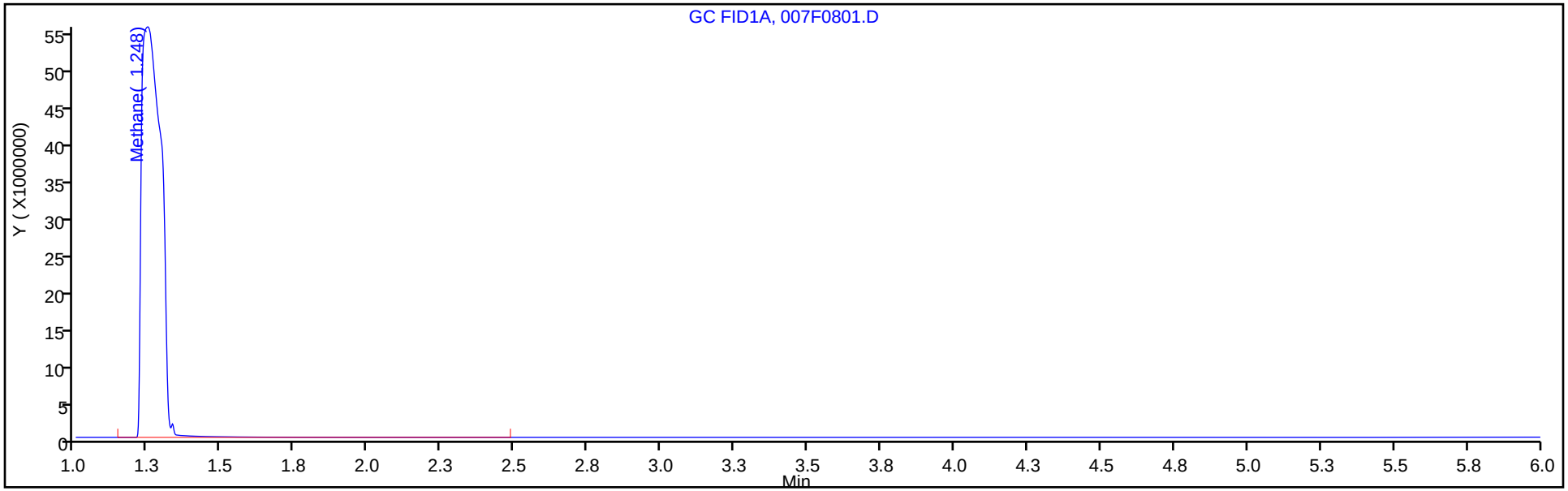

Column: HP-PLOT/Q (0.53 mm) Y Scaling: Method Defined: Scale to the Nth Largest Target: 1

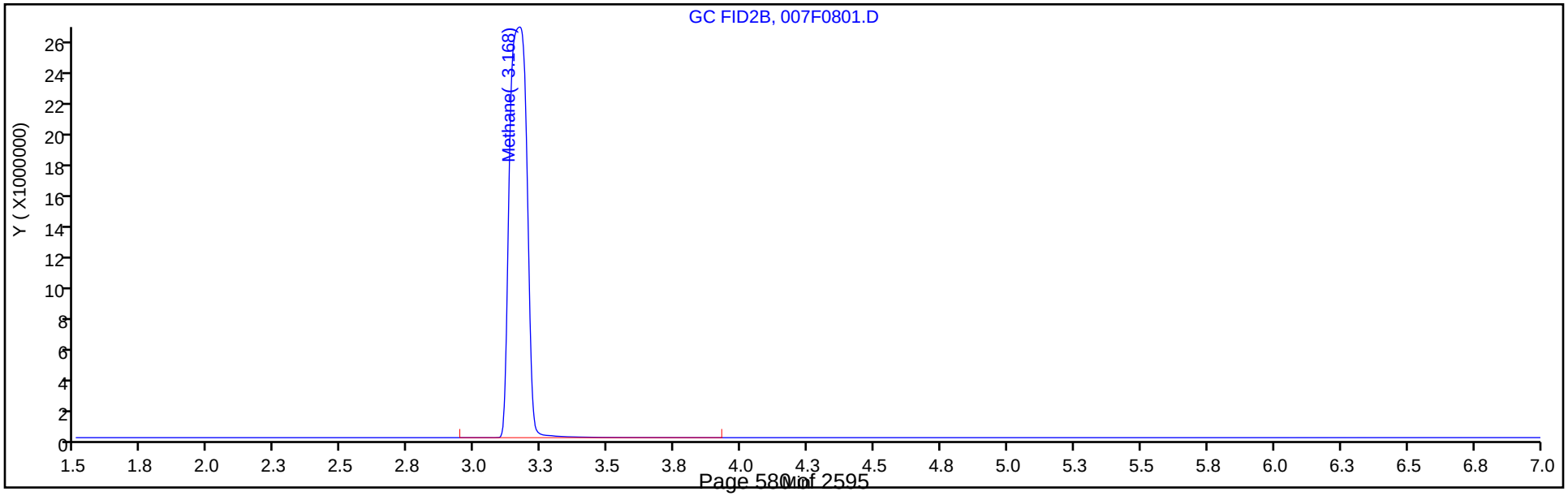

Eurofins TestAmerica, Denver
Target Compound Quantitation Report

Data File:	\\chromfs\Denver\ChromData\VGC_J\20200516-91574.b\009F0901.D				
Lims ID:	IC L9				
Client ID:					
Sample Type:	IC	Calib Level:	9		
Inject. Date:	16-May-2020 13:08:56	ALS Bottle#:	9	Worklist Smp#:	14
Purge Vol:	18.000 mL	Dil. Factor:	1.0000		
Sample Info:	IC 9				
Operator ID:	MEIERG	Instrument ID:	VGC_J		
Sublist:	chrom-RSK_J*sub5				
Method:	\\chromfs\Denver\ChromData\VGC_J\20200516-91574.b\RSK_J.m				
Limit Group:	GCV - RSK 175				
Method Label:	DV-GC-0025: Dissolved Gases in Water by RSK-175				
Last Update:	17-May-2020 08:59:50	Calib Date:	16-May-2020 13:08:56		
Integrator:	Falcon				
Quant Method:	External Standard	Quant By:	Initial Calibration		
Last ICal File:	\\chromfs\Denver\ChromData\VGC_J\20200516-91574.b\009F0901.D				
Column 1 :	Rt-Alumina BOND/KCl (0.53 mm)		Det: GC FID1A		
Column 2 :	HP-PLOT/Q (0.53 mm)		Det: GC FID2B		
Process Host:	CTX0312				

Col	RT (min.)	Exp RT (min.)	Dlt RT (min.)	Response	Cal Amt ug/l	OnCol Amt ug/l	Flags
2 Methane							
1	1.245	1.250	-0.005	1008615918	7227.8	7016.9	
2	3.160	3.172	-0.012	484781088	7227.8	7082.2	
						RPD = 0.93	

Reagents:

RSK175methane_00010 Amount Added: 200.00 Units: uL

Report Date: 17-May-2020 08:59:50 Chrom Revision: 2.3 05-May-2020 17:48:18

Eurofins TestAmerica, Denver

Data File: \\chromfs\Denver\ChromData\VGC_J\20200516-91574.b\009F0901.D

Injection Date:	16-May-2020 13:08:56	Instrument ID:	VGC_J	Operator ID:	MEIERG
Lims ID:	IC L9			Worklist Smp#:	14
Client ID:					
Purge Vol:	18.000 mL	Dil. Factor:	1.0000	ALS Bottle#:	9
Method:	RSK_J	Limit Group:	GCV - RSK 175		

Column: Rt-Alumina BOND/KCl (0.53 mm) Y Scaling: Method Defined: Scale to the Nth Largest Target: 1

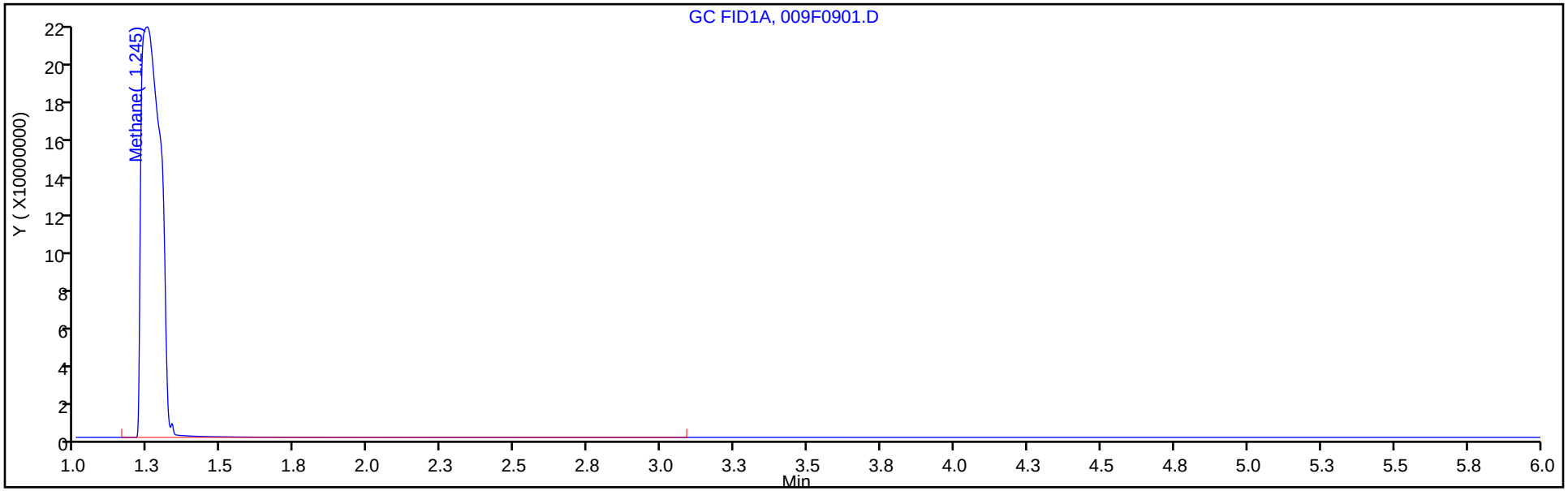

Column: HP-PLOT/Q (0.53 mm) Y Scaling: Method Defined: Scale to the Nth Largest Target: 1

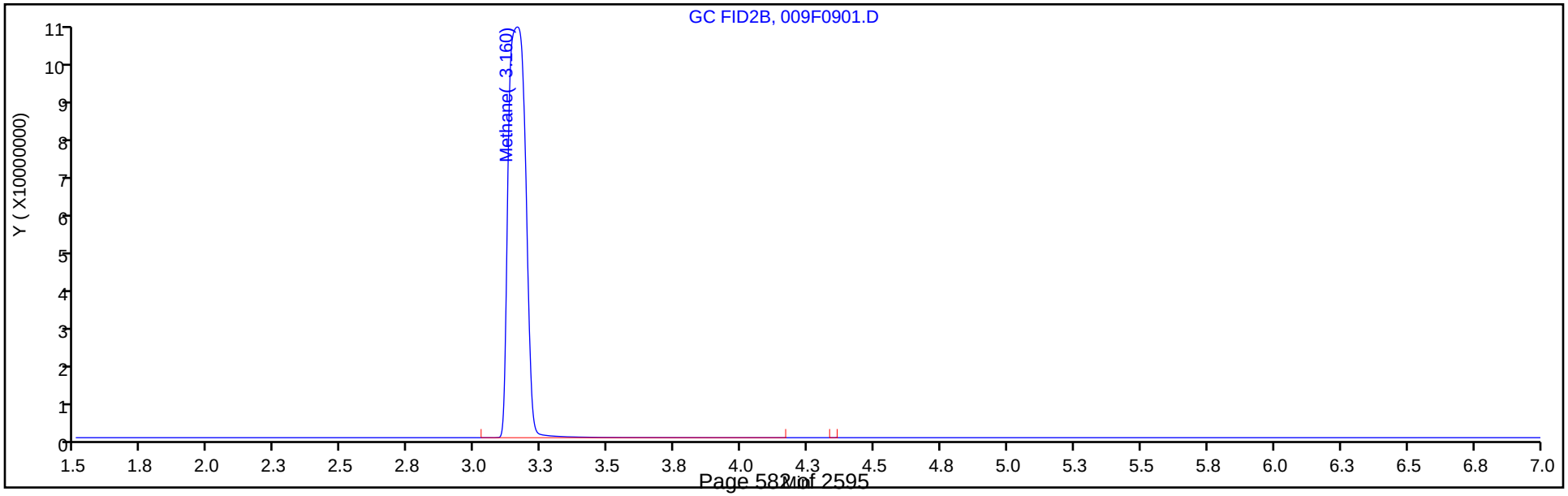

FORM VI
GC VOA BY EXTERNAL STANDARD - INITIAL CALIBRATION DATA
RETENTION TIME SUMMARY

Lab Name: Eurofins TestAmerica, Denver Job No.: 280-137702-1 Analy Batch No.: 499937

SDG No.:

Instrument ID: VGC_J GC Column: Rt-Alumina ID: 0.53(mm) Heated Purge: (Y/N) N

Calibration Start Date: 06/24/2020 10:08 Calibration End Date: 06/24/2020 11:46 Calibration ID: 45322

Calibration Files:

LEVEL:	LAB SAMPLE ID:	LAB FILE ID:
Level 1	IC 280-499937/1	06242001.D
Level 2	IC 280-499937/2	06242002.D
Level 3	IC 280-499937/3	06242003.D
Level 4	ICRT 280-499937/4	06242004.D
Level 5	IC 280-499937/5	06242005.D
Level 6	IC 280-499937/6	06242006.D
Level 7	IC 280-499937/7	06242007.D
Level 8	IC 280-499937/8	06242008.D
Level 9	IC 280-499937/9	06242009.D

ANALYTE	LVL 1	LVL 2	LVL 3	LVL 4	LVL 5	LVL 6	LVL 7	LVL 8	LVL 9		RT WINDOW	AVG RT
Methane	1.174	1.173	1.175	1.172	1.172	1.168	1.172	1.169	1.163		1.132 - 1.212	1.171
Ethane	1.462	1.463	1.460	1.457	1.462	1.458					1.412 - 1.512	1.460
Ethylene	1.781	1.778	1.782	1.779	1.779	1.771					1.729 - 1.829	1.778
Acetylene	4.272	4.269	4.262	4.244	4.234	4.216					4.154 - 4.314	4.250

FORM VI
GC VOA BY EXTERNAL STANDARD - INITIAL CALIBRATION DATA
CURVE EVALUATION

Lab Name: Eurofins TestAmerica, Denver Job No.: 280-137702-1 Analy Batch No.: 499937

SDG No.:

Instrument ID: VGC_J GC Column: Rt-Alumina ID: 0.53(mm) Heated Purge: (Y/N) N

Calibration Start Date: 06/24/2020 10:08 Calibration End Date: 06/24/2020 11:46 Calibration ID: 45322

Calibration Files:

LEVEL:	LAB SAMPLE ID:	LAB FILE ID:
Level 1	IC 280-499937/1	06242001.D
Level 2	IC 280-499937/2	06242002.D
Level 3	IC 280-499937/3	06242003.D
Level 4	ICRT 280-499937/4	06242004.D
Level 5	IC 280-499937/5	06242005.D
Level 6	IC 280-499937/6	06242006.D
Level 7	IC 280-499937/7	06242007.D
Level 8	IC 280-499937/8	06242008.D
Level 9	IC 280-499937/9	06242009.D

ANALYTE	CF				CURVE TYPE	COEFFICIENT			#	MIN CF	%RSD	#	MAX %RSD	R^2 OR COD	#	MIN R^2 OR COD
	LVL 1 LVL 5 LVL 9	LVL 2 LVL 6	LVL 3 LVL 7	LVL 4 LVL 8		B	M1	M2								
Methane	170762 119639 105834	144481 119186	132564 115371	124543 114737	Lin2	48685.2680	118061.221							0.9970		0.9900
Ethane	105903 112915	109698 115182	123636	120380	Ave		114619.149				5.8		20.0			
Ethylene	85223 93883	88022 91460	96848	95242	Ave		91779.7559				4.9		20.0			
Acetylene	22999 26292	25177 26445	27007	27739	Ave		25942.9894				6.4		20.0			

Note: The M1 coefficient is the same as Ave CF for an Ave curve type.

FORM VI
GC VOA BY EXTERNAL STANDARD - INITIAL CALIBRATION DATA
RESPONSE AND CONCENTRATION

Lab Name: Eurofins TestAmerica, Denver Job No.: 280-137702-1 Analy Batch No.: 499937

SDG No.:

Instrument ID: VGC_J GC Column: Rt-Alumina ID: 0.53(mm) Heated Purge: (Y/N) N

Calibration Start Date: 06/24/2020 10:08 Calibration End Date: 06/24/2020 11:46 Calibration ID: 45322

Calibration Files:

LEVEL:	LAB SAMPLE ID:	LAB FILE ID:
Level 1	IC 280-499937/1	06242001.D
Level 2	IC 280-499937/2	06242002.D
Level 3	IC 280-499937/3	06242003.D
Level 4	ICRT 280-499937/4	06242004.D
Level 5	IC 280-499937/5	06242005.D
Level 6	IC 280-499937/6	06242006.D
Level 7	IC 280-499937/7	06242007.D
Level 8	IC 280-499937/8	06242008.D
Level 9	IC 280-499937/9	06242009.D

ANALYTE	CURVE TYPE	RESPONSE					CONCENTRATION (UG/L)				
		LVL 1 LVL 6	LVL 2 LVL 7	LVL 3 LVL 8	LVL 4 LVL 9	LVL 5	LVL 1 LVL 6	LVL 2 LVL 7	LVL 3 LVL 8	LVL 4 LVL 9	LVL 5
Methane	Lin2	155827 34804015	263689 208468313	1935518 829291020	9092065 2294825441	17468122	0.913 292	1.83 1807	14.6 7228	73.0 21683	146
Ethane	Ave	181168 63053378	375320	3384056	16474689	30906100	1.71 547	3.42	27.4	137	274
Ethylene	Ave	136002 46705608	280938	2472852	12159201	23971500	1.60 511	3.19	25.5	128	255
Acetylene	Ave	34073 12537110	74600	640190	3287680	6232354	1.48 474	2.96	23.7	119	237

Curve Type Legend:

Ave = Average
Lin2 = Linear 1/conc^2

Eurofins TestAmerica, Denver
Target Compound Quantitation Report

Data File: \\chromfs\Denver\ChromData\VGC_J\20200624-92709.b\06242001.D
Lims ID: IC L1
Client ID:
Sample Type: IC Calib Level: 1
Inject. Date: 24-Jun-2020 10:08:41 ALS Bottle#: 1 Worklist Smp#: 1
Purge Vol: 18.000 mL Dil. Factor: 1.0000
Sample Info: IC L1
Misc. Info.: 280-0092709-001
Operator ID: gm Instrument ID: VGC_J
Sublist: chrom-RSK_J*sub5

Method: \\chromfs\Denver\ChromData\VGC_J\20200624-92709.b\RSK_J.m
Limit Group: GCV - RSK 175
Method Label: DV-GC-0025: Dissolved Gases in Water by RSK-175
Last Update: 24-Jun-2020 12:39:57 Calib Date: 24-Jun-2020 11:46:32
Integrator: Falcon
Quant Method: External Standard Quant By: Initial Calibration
Last ICal File: \\chromfs\Denver\ChromData\VGC_J\20200624-92709.b\06242009.D

Column 1 : Rt-Alumina BOND/KCl (0.53 mm) Det: GC FID1A
Column 2 : HP-PLOT/Q (0.53 mm) Det: GC FID2B
Process Host: CTX1017

First Level Reviewer: meierg Date: 24-Jun-2020 10:23:18

Col	RT (min.)	Exp RT (min.)	Dlt RT (min.)	Response	Cal Amt ug/l	OnCol Amt ug/l	Flags
2 Methane							
1	1.174	1.172	0.002	155827	0.9125	0.9075	
2	1.578	1.577	0.001	127907	0.9125	0.9072	
						RPD = 0.03	
3 Ethane							
1	1.462	1.462	0.000	181168	1.71	1.58	
2	2.754	2.756	-0.002	152683	1.71	1.57	
						RPD = 0.50	
4 Ethylene							M
1	1.781	1.779	0.002	136002	1.60	1.48	
2	2.369	2.372	-0.003	107572	1.60	1.47	M
						RPD = 0.62	
5 Propane							
1	2.692	2.676	0.016	276461	2.51	2.34	
2	4.616	4.609	0.007	230434	2.51	2.30	
						RPD = 1.64	
6 Acetylene							Ma
1	4.272	4.234	0.038	34073	1.48	1.31	M
2	2.486	2.486	0.000	46871	1.48	1.37	M
						RPD = 3.88	
7 Butane							Ma
1	4.581	4.541	0.040	302314	3.31	3.44	M
2	6.089	6.076	0.013	280641	3.31	3.45	M
						RPD = 0.36	
8 isobutylene							
1	5.414	5.381	0.033	210574	3.19	2.94	
2	5.929	5.921	0.008	184181	3.19	2.94	
						RPD = 0.10	

QC Flag Legend

Review Flags

M - Manually Integrated

a - User Assigned ID

Reagents:

RSK7gasMathes_00031 Amount Added: 2.50 Units: uL

Report Date: 24-Jun-2020 12:39:58 Chrom Revision: 2.3 21-Jun-2020 18:30:46

Eurofins TestAmerica, Denver

Data File: \\chromfs\Denver\ChromData\VGC_J\20200624-92709.b\06242001.D

Injection Date:	24-Jun-2020 10:08:41	Instrument ID:	VGC_J	Operator ID:	gm
Lims ID:	IC L1			Worklist Smp#:	1
Client ID:					
Purge Vol:	18.000 mL	Dil. Factor:	1.0000	ALS Bottle#:	1
Method:	RSK_J	Limit Group:	GCV - RSK 175		

Column: Rt-Alumina BOND/KCl (0.53 mm) Y Scaling: Method Defined: Scale to the Nth Largest Target: 1

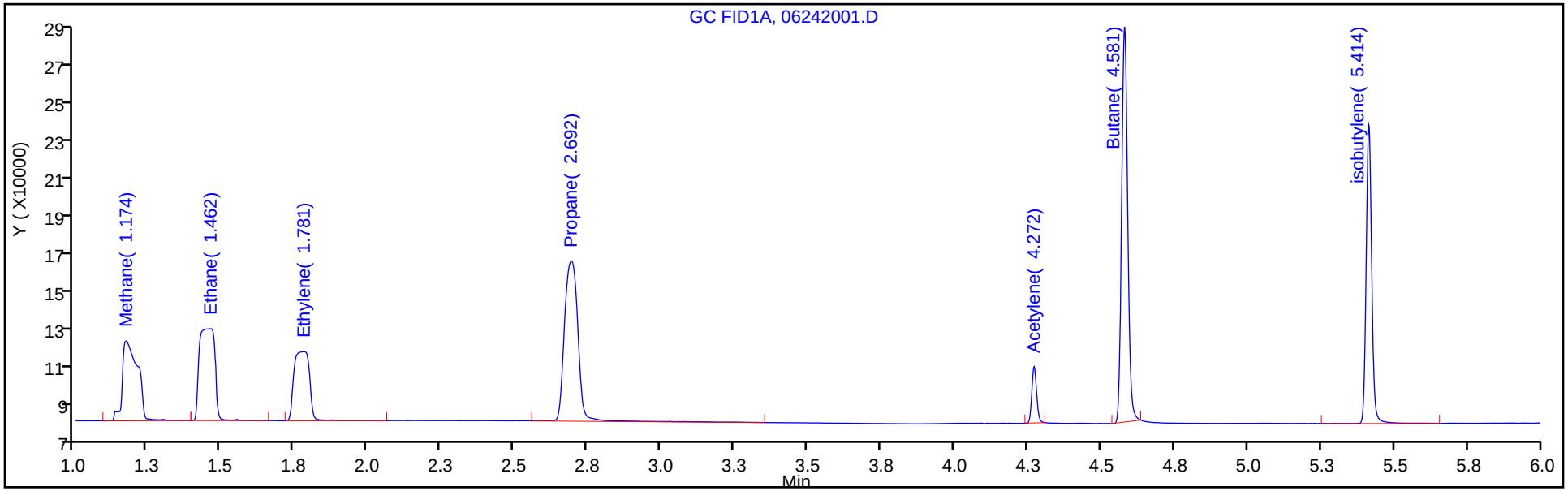

Column: HP-PLOT/Q (0.53 mm) Y Scaling: Method Defined: Scale to the Nth Largest Target: 1

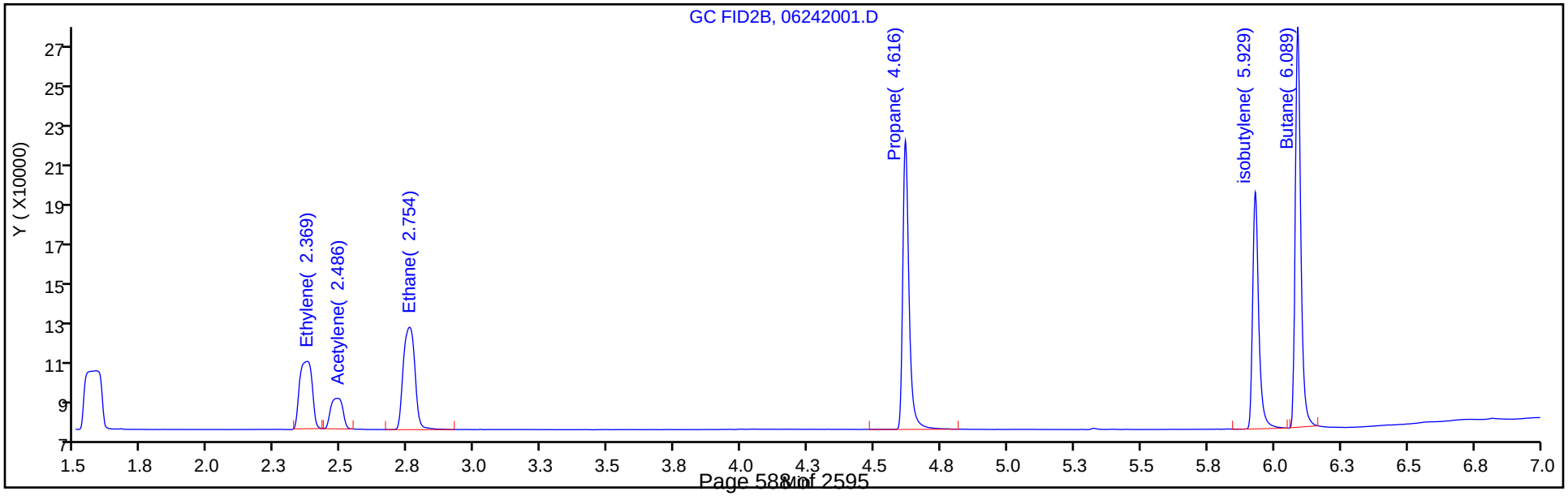

Manual Integration/User Assign Peak Report

Eurofins TestAmerica, Denver

Data File:	\\chromfs\Denver\ChromData\VGC_J\20200624-92709.b\06242001.D				
Injection Date:	24-Jun-2020 10:08:41	Instrument ID:	VGC_J		
Lims ID:	IC L1				
Client ID:					
Operator ID:	gm	ALS Bottle#:	1	Worklist Smp#:	1
Purge Vol:	18.000 mL	Dil. Factor:	1.0000		
Method:	RSK_J	Limit Group:	GCV - RSK 175		
Column:	Rt-Alumina BOND/KCl (0.53 mm)	Detector	GC FID1A		

6 Acetylene, CAS: 74-86-2

Signal: 1

Processing Integration Results

RT: 4.24
Area: 0
Amount: 1.272887
Amount Units: ug/l

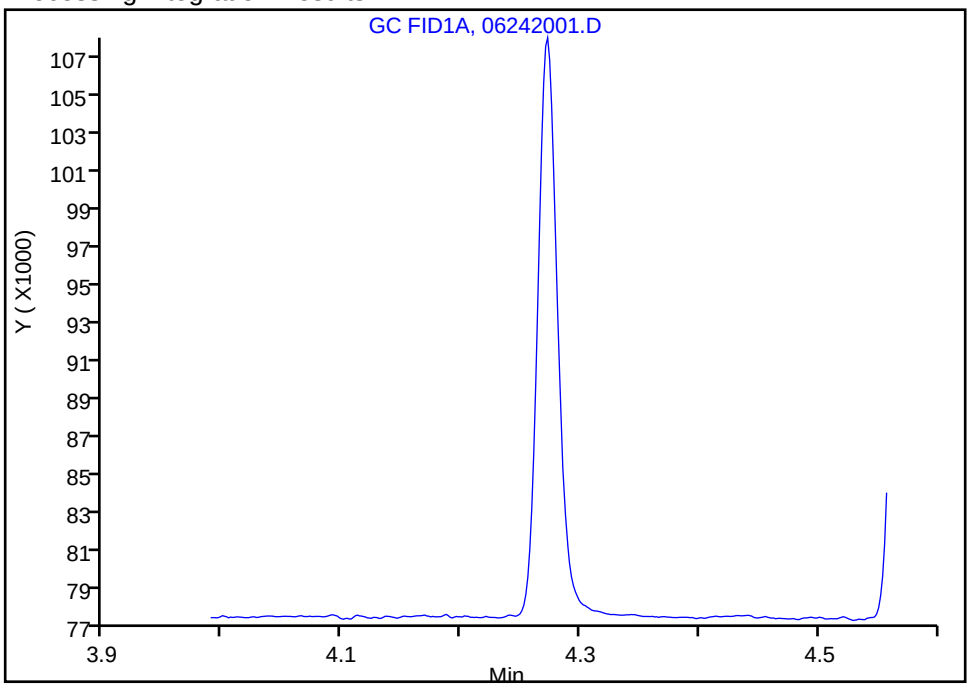

Manual Integration Results

RT: 4.27
Area: 34073
Amount: 1.313380
Amount Units: ug/l

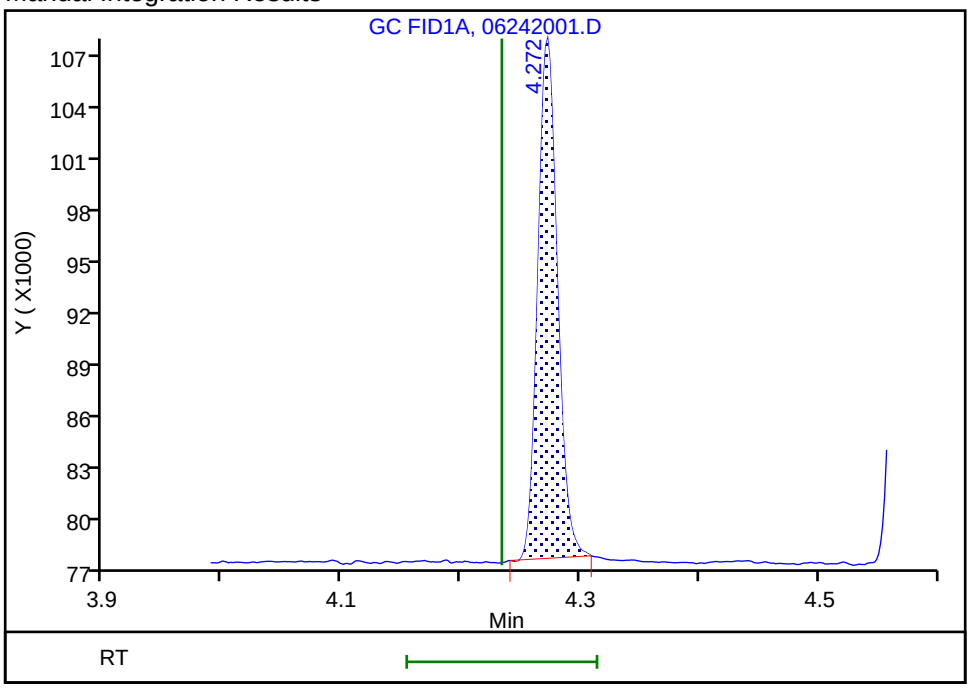

Reviewer: meierg, 24-Jun-2020 11:04:01

Audit Action: Manually Integrated/Assigned Compound ID Audit Reason: Peak not integrated

Eurofins TestAmerica, Denver
Target Compound Quantitation Report

Data File: \\chromfs\Denver\ChromData\VGC_J\20200624-92709.b\06242002.D
Lims ID: IC L2
Client ID:
Sample Type: IC Calib Level: 2
Inject. Date: 24-Jun-2020 10:20:49 ALS Bottle#: 2 Worklist Smp#: 2
Purge Vol: 18.000 mL Dil. Factor: 1.0000
Sample Info: IC L2
Misc. Info.: 280-0092709-002
Operator ID: gm Instrument ID: VGC_J
Sublist: chrom-RSK_J*sub5

Method: \\chromfs\Denver\ChromData\VGC_J\20200624-92709.b\RSK_J.m
Limit Group: GCV - RSK 175
Method Label: DV-GC-0025: Dissolved Gases in Water by RSK-175
Last Update: 24-Jun-2020 12:39:58 Calib Date: 24-Jun-2020 11:46:32
Integrator: Falcon
Quant Method: External Standard Quant By: Initial Calibration
Last ICal File: \\chromfs\Denver\ChromData\VGC_J\20200624-92709.b\06242009.D

Column 1 : Rt-Alumina BOND/KCl (0.53 mm) Det: GC FID1A
Column 2 : HP-PLOT/Q (0.53 mm) Det: GC FID2B
Process Host: CTX1017

First Level Reviewer: meierg Date: 24-Jun-2020 11:05:44

Col	RT (min.)	Exp RT (min.)	Dlt RT (min.)	Response	Cal Amt ug/l	OnCol Amt ug/l	Flags
2 Methane							
1	1.173	1.172	0.001	263689	1.83	1.82	
2	1.576	1.577	-0.001	226430	1.83	1.82	
						RPD = 0.04	
3 Ethane							
1	1.463	1.462	0.001	375320	3.42	3.27	
2	2.759	2.756	0.003	317897	3.42	3.27	
						RPD = 0.00	
4 Ethylene							
1	1.778	1.779	-0.001	280938	3.19	3.06	
2	2.373	2.372	0.001	225225	3.19	3.08	
						RPD = 0.72	
5 Propane							
1	2.693	2.676	0.017	552814	5.02	4.68	
2	4.619	4.609	0.010	470455	5.02	4.70	
						RPD = 0.44	
6 Acetylene							M
1	4.269	4.234	0.035	74600	2.96	2.88	
2	2.486	2.486	0.000	96395	2.96	2.81	M
						RPD = 2.38	
7 Butane							Ma
1	4.578	4.541	0.037	587119	6.61	6.04	M
2	6.089	6.076	0.013	535944	6.61	5.99	M
						RPD = 0.75	
8 isobutylene							
1	5.413	5.381	0.032	406845	6.38	5.68	
2	5.931	5.921	0.010	356829	6.38	5.69	
						RPD = 0.17	

QC Flag Legend

Review Flags

M - Manually Integrated

a - User Assigned ID

Reagents:

RSK7gasMathes_00031 Amount Added: 5.00 Units: uL

Report Date: 24-Jun-2020 12:39:58 Chrom Revision: 2.3 21-Jun-2020 18:30:46

Eurofins TestAmerica, Denver

Data File: \\chromfs\Denver\ChromData\VGC_J\20200624-92709.b\06242002.D

Injection Date:	24-Jun-2020 10:20:49	Instrument ID:	VGC_J	Operator ID:	gm
Lims ID:	IC L2			Worklist Smp#:	2
Client ID:					
Purge Vol:	18.000 mL	Dil. Factor:	1.0000	ALS Bottle#:	2
Method:	RSK_J	Limit Group:	GCV - RSK 175		

Column: Rt-Alumina BOND/KCl (0.53 mm) Y Scaling: Method Defined: Scale to the Nth Largest Target: 1

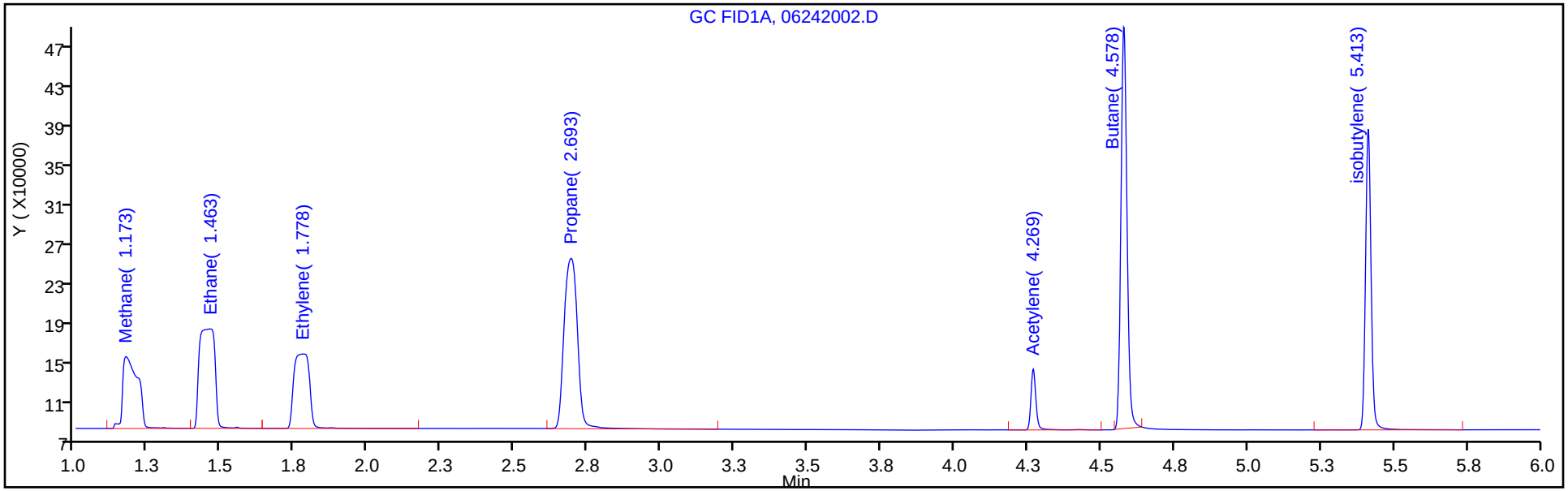

Column: HP-PLOT/Q (0.53 mm) Y Scaling: Method Defined: Scale to the Nth Largest Target: 1

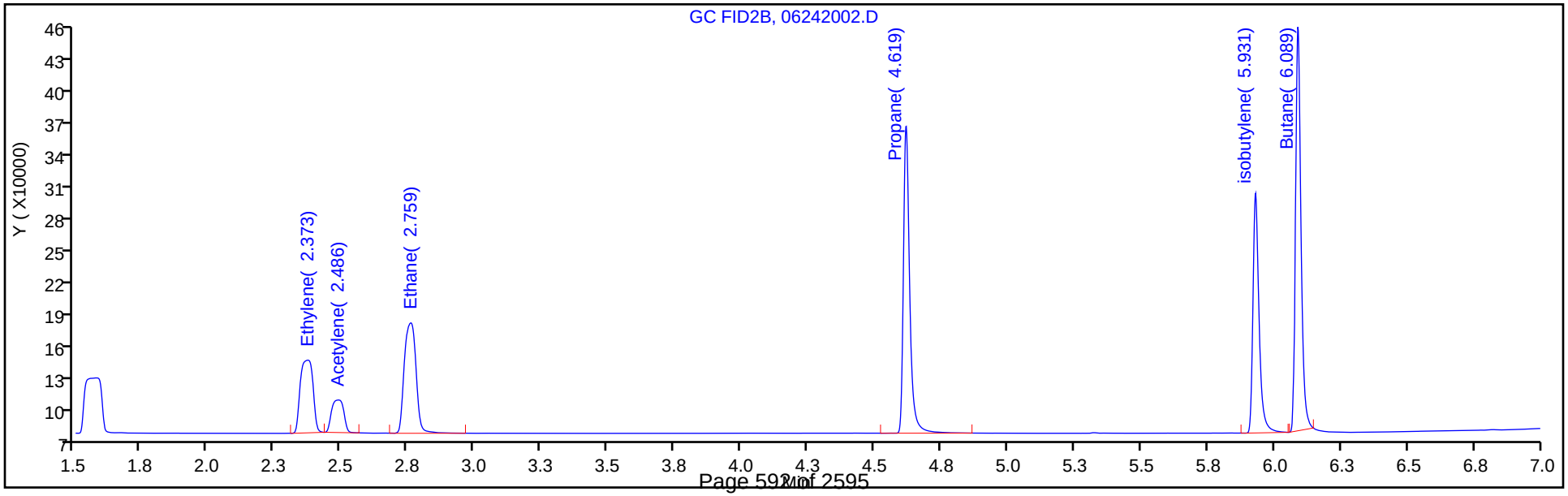

Eurofins TestAmerica, Denver
Target Compound Quantitation Report

Data File: \\chromfs\Denver\ChromData\VGC_J\20200624-92709.b\06242003.D
Lims ID: IC L3
Client ID:
Sample Type: IC Calib Level: 3
Inject. Date: 24-Jun-2020 10:33:02 ALS Bottle#: 3 Worklist Smp#: 3
Purge Vol: 18.000 mL Dil. Factor: 1.0000
Sample Info: IC L3
Misc. Info.: 280-0092709-003
Operator ID: gm Instrument ID: VGC_J
Sublist: chrom-RSK_J*sub5

Method: \\chromfs\Denver\ChromData\VGC_J\20200624-92709.b\RSK_J.m
Limit Group: GCV - RSK 175
Method Label: DV-GC-0025: Dissolved Gases in Water by RSK-175
Last Update: 24-Jun-2020 12:39:59 Calib Date: 24-Jun-2020 11:46:32
Integrator: Falcon
Quant Method: External Standard Quant By: Initial Calibration
Last ICal File: \\chromfs\Denver\ChromData\VGC_J\20200624-92709.b\06242009.D

Column 1 : Rt-Alumina BOND/KCl (0.53 mm) Det: GC FID1A
Column 2 : HP-PLOT/Q (0.53 mm) Det: GC FID2B
Process Host: CTX1017

First Level Reviewer: meierg Date: 24-Jun-2020 11:08:41

Col	RT (min.)	Exp RT (min.)	Dlt RT (min.)	Response	Cal Amt ug/l	OnCol Amt ug/l	Flags
2 Methane							
1	1.175	1.172	0.003	1935518	14.6	16.0	
2	1.582	1.577	0.005	1760038	14.6	16.1	
						RPD = 0.49	
3 Ethane							
1	1.460	1.462	-0.002	3384056	27.4	29.5	
2	2.760	2.756	0.004	2873171	27.4	29.6	
						RPD = 0.24	
4 Ethylene							
1	1.782	1.779	0.003	2472852	25.5	26.9	
2	2.375	2.372	0.003	1992619	25.5	27.3	
						RPD = 1.23	
5 Propane							
1	2.690	2.676	0.014	5082003	40.1	43.0	
2	4.618	4.609	0.009	4318201	40.1	43.2	
						RPD = 0.29	
6 Acetylene							M
1	4.262	4.234	0.028	640190	23.7	24.7	
2	2.488	2.486	0.002	841585	23.7	24.5	M
						RPD = 0.66	
7 Butane							M
1	4.572	4.541	0.031	5935156	52.9	54.8	
2	6.088	6.076	0.012	5391164	52.9	54.3	M
						RPD = 0.94	
8 isobutylene							Ma
1	5.405	5.381	0.024	3773741	51.1	52.7	M
2	5.928	5.921	0.007	3291654	51.1	52.5	M
						RPD = 0.38	

QC Flag Legend

Review Flags

M - Manually Integrated

a - User Assigned ID

Reagents:

RSK7gasMathes_00031 Amount Added: 40.00 Units: uL

Report Date: 24-Jun-2020 12:39:59 Chrom Revision: 2.3 21-Jun-2020 18:30:46

Eurofins TestAmerica, Denver

Data File: \\chromfs\Denver\ChromData\VGC_J\20200624-92709.b\06242003.D

Injection Date:	24-Jun-2020 10:33:02	Instrument ID:	VGC_J	Operator ID:	gm
Lims ID:	IC L3			Worklist Smp#:	3
Client ID:					
Purge Vol:	18.000 mL	Dil. Factor:	1.0000	ALS Bottle#:	3
Method:	RSK_J	Limit Group:	GCV - RSK 175		

Column: Rt-Alumina BOND/KCl (0.53 mm) Y Scaling: Method Defined: Scale to the Nth Largest Target: 1

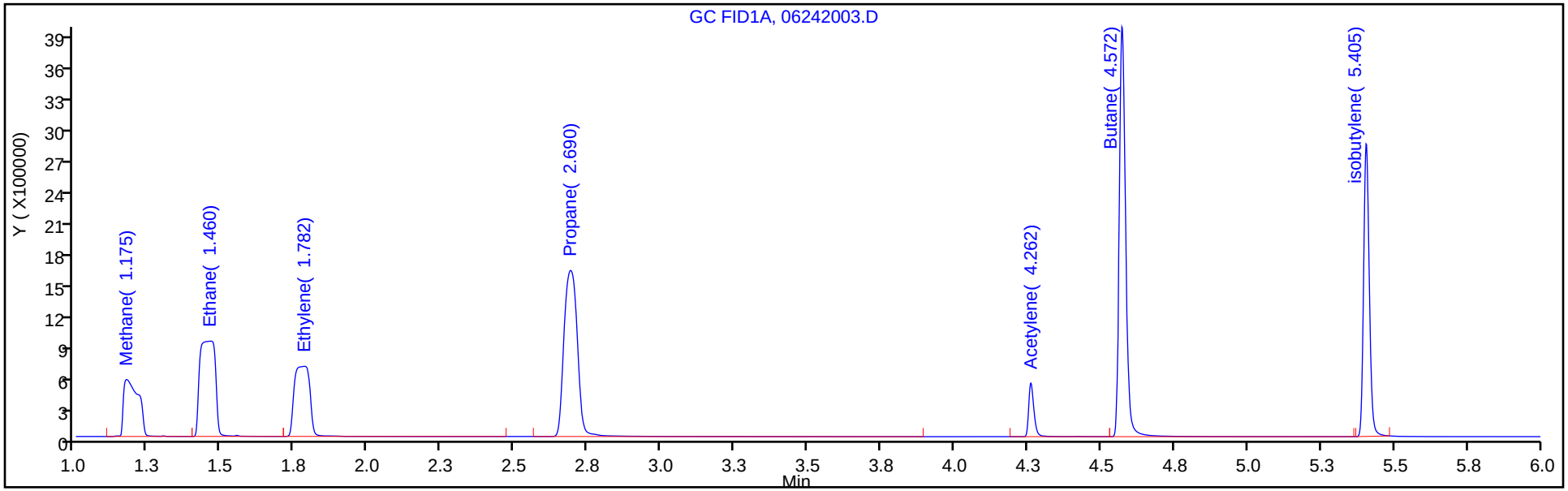

Column: HP-PLOT/Q (0.53 mm) Y Scaling: Method Defined: Scale to the Nth Largest Target: 1

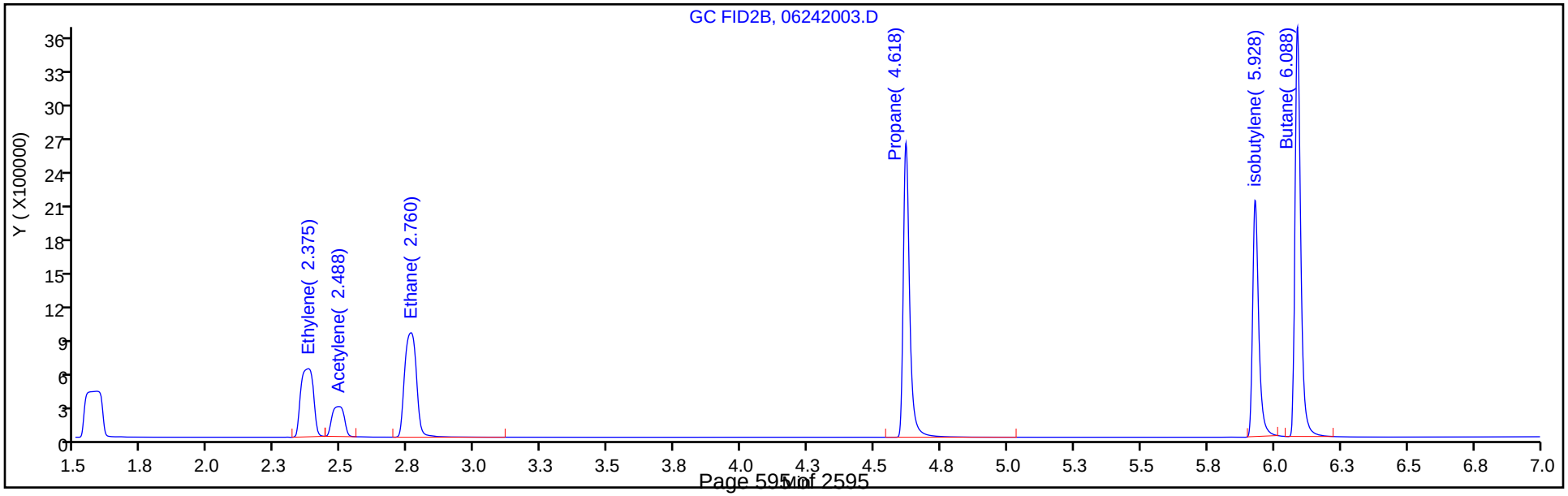

Eurofins TestAmerica, Denver
Target Compound Quantitation Report

Data File: \\chromfs\Denver\ChromData\VGC_J\20200624-92709.b\06242004.D
Lims ID: ICRT L4
Client ID:
Sample Type: ICRT Calib Level: 4
Inject. Date: 24-Jun-2020 10:45:14 ALS Bottle#: 4 Worklist Smp#: 4
Purge Vol: 18.000 mL Dil. Factor: 1.0000
Sample Info: ICRT L4
Misc. Info.: 280-0092709-004
Operator ID: gm Instrument ID: VGC_J
Sublist: chrom-RSK_J*sub5

Method: \\chromfs\Denver\ChromData\VGC_J\20200624-92709.b\RSK_J.m
Limit Group: GCV - RSK 175
Method Label: DV-GC-0025: Dissolved Gases in Water by RSK-175
Last Update: 24-Jun-2020 12:39:59 Calib Date: 24-Jun-2020 11:46:32
Integrator: Falcon
Quant Method: External Standard Quant By: Initial Calibration
Last ICal File: \\chromfs\Denver\ChromData\VGC_J\20200624-92709.b\06242009.D

Column 1 : Rt-Alumina BOND/KCl (0.53 mm) Det: GC FID1A
Column 2 : HP-PLOT/Q (0.53 mm) Det: GC FID2B
Process Host: CTX1017

First Level Reviewer: meierg Date: 24-Jun-2020 11:02:04

Col	RT (min.)	Exp RT (min.)	Dlt RT (min.)	Response	Cal Amt ug/l	OnCol Amt ug/l	Flags
2 Methane							
1	1.172	1.172	0.000	9092065	73.0	76.6	
2	1.578	1.578	0.000	8241315	73.0	76.2	
						RPD = 0.48	
3 Ethane							
1	1.457	1.457	0.000	16474689	136.9	143.7	
2	2.756	2.756	0.000	13906890	136.9	143.2	
						RPD = 0.34	
4 Ethylene							
1	1.779	1.779	0.000	12159201	127.7	132.5	
2	2.373	2.373	0.000	9735448	127.7	133.3	
						RPD = 0.59	
5 Propane							
1	2.682	2.682	0.000	25071225	200.7	212.3	
2	4.614	4.614	0.000	21208455	200.7	212.0	
						RPD = 0.16	
6 Acetylene							M
1	4.244	4.244	0.000	3287680	118.5	126.7	
2	2.488	2.488	0.000	4312506	118.5	125.6	M
						RPD = 0.87	
7 Butane							
1	4.554	4.554	0.000	29907332	264.5	273.2	
2	6.083	6.083	0.000	28030666	264.5	279.3	
						RPD = 2.20	
8 isobutylene							
1	5.392	5.392	0.000	19808714	255.4	276.5	
2	5.926	5.926	0.000	17460732	255.4	278.4	
						RPD = 0.68	

QC Flag Legend

Review Flags

M - Manually Integrated

Reagents:

RSK7gasMathes_00031 Amount Added: 200.00 Units: uL

Report Date: 24-Jun-2020 12:39:59 Chrom Revision: 2.3 21-Jun-2020 18:30:46

Eurofins TestAmerica, Denver

Data File: \\chromfs\Denver\ChromData\VGC_J\20200624-92709.b\06242004.D

Injection Date:	24-Jun-2020 10:45:14	Instrument ID:	VGC_J	Operator ID:	gm
Lims ID:	ICRT L4			Worklist Smp#:	4
Client ID:					
Purge Vol:	18.000 mL	Dil. Factor:	1.0000	ALS Bottle#:	4
Method:	RSK_J	Limit Group:	GCV - RSK 175		

Column: Rt-Alumina BOND/KCl (0.53 mm) Y Scaling: Method Defined: Scale to the Nth Largest Target: 1

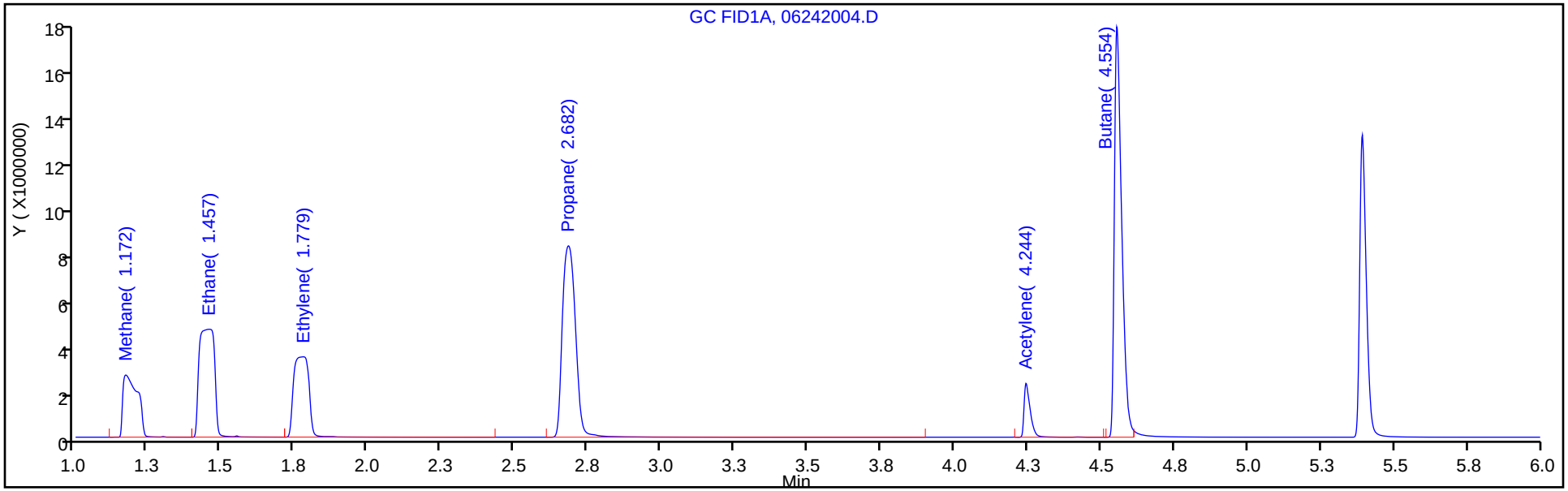

Column: HP-PLOT/Q (0.53 mm) Y Scaling: Method Defined: Scale to the Nth Largest Target: 1

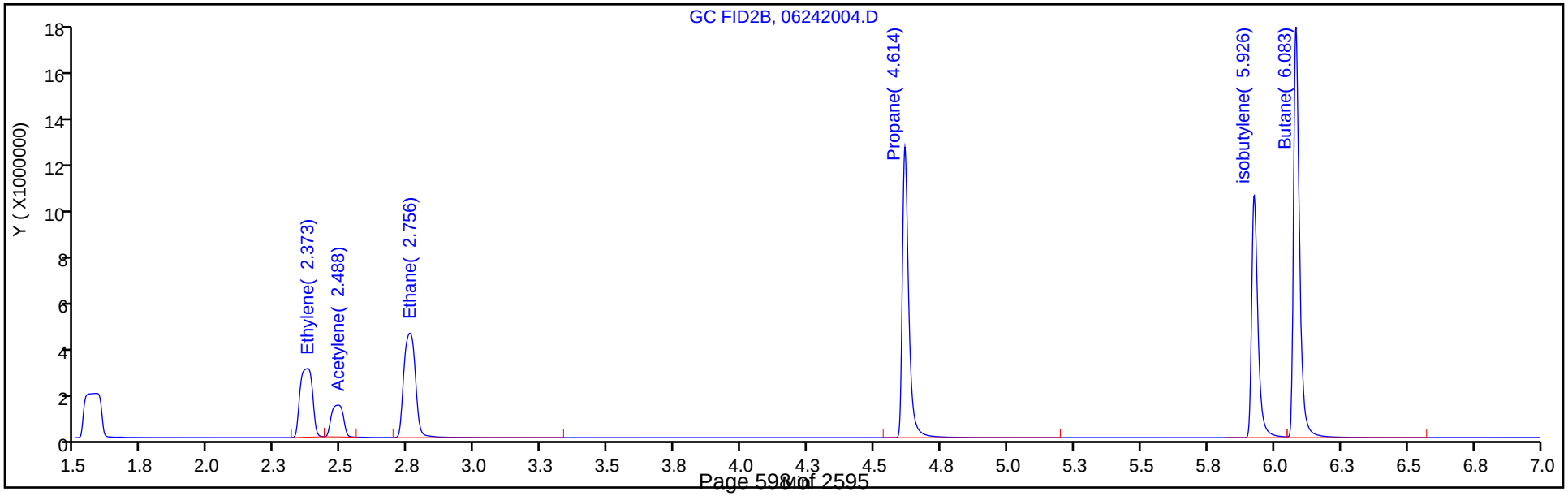

Eurofins TestAmerica, Denver
Target Compound Quantitation Report

Data File: \\chromfs\Denver\ChromData\VGC_J\20200624-92709.b\06242005.D
Lims ID: IC L5
Client ID:
Sample Type: IC Calib Level: 5
Inject. Date: 24-Jun-2020 10:57:30 ALS Bottle#: 5 Worklist Smp#: 5
Purge Vol: 18.000 mL Dil. Factor: 1.0000
Sample Info: IC L5
Misc. Info.: 280-0092709-005
Operator ID: gm Instrument ID: VGC_J
Sublist: chrom-RSK_J*sub5

Method: \\chromfs\Denver\ChromData\VGC_J\20200624-92709.b\RSK_J.m
Limit Group: GCV - RSK 175
Method Label: DV-GC-0025: Dissolved Gases in Water by RSK-175
Last Update: 24-Jun-2020 12:40:00 Calib Date: 24-Jun-2020 11:46:32
Integrator: Falcon
Quant Method: External Standard Quant By: Initial Calibration
Last ICal File: \\chromfs\Denver\ChromData\VGC_J\20200624-92709.b\06242009.D

Column 1 : Rt-Alumina BOND/KCl (0.53 mm) Det: GC FID1A
Column 2 : HP-PLOT/Q (0.53 mm) Det: GC FID2B
Process Host: CTX1017

First Level Reviewer: meierg Date: 24-Jun-2020 11:10:35

Col	RT (min.)	Exp RT (min.)	Dlt RT (min.)	Response	Cal Amt ug/l	OnCol Amt ug/l	Flags
2 Methane							
1	1.172	1.172	0.000	17468122	146.0	147.5	
2	1.577	1.577	0.000	15578914	146.0	144.4	
						RPD = 2.18	
3 Ethane							
1	1.462	1.462	0.000	30906100	273.7	269.6	
2	2.756	2.756	0.000	26361358	273.7	271.5	
						RPD = 0.70	
4 Ethylene							
1	1.779	1.779	0.000	23971500	255.3	261.2	
2	2.372	2.372	0.000	18569939	255.3	254.2	
						RPD = 2.71	
5 Propane							
1	2.676	2.676	0.000	46992293	401.4	398.0	
2	4.609	4.609	0.000	40116354	401.4	401.0	
						RPD = 0.76	
6 Acetylene							M
1	4.234	4.234	0.000	6232354	237.0	240.2	
2	2.486	2.486	0.000	8203389	237.0	239.0	M
						RPD = 0.53	
7 Butane							
1	4.541	4.541	0.000	57396046	529.0	523.6	
2	6.076	6.076	0.000	52957196	529.0	527.0	
						RPD = 0.64	
8 isobutylene							
1	5.381	5.381	0.000	37720673	510.8	526.6	
2	5.921	5.921	0.000	33259110	510.8	530.3	
						RPD = 0.70	

QC Flag Legend

Review Flags

M - Manually Integrated

Reagents:

RSK7gasMathes_00031 Amount Added: 400.00 Units: uL

Report Date: 24-Jun-2020 12:40:00 Chrom Revision: 2.3 21-Jun-2020 18:30:46

Eurofins TestAmerica, Denver

Data File: \\chromfs\Denver\ChromData\VGC_J\20200624-92709.b\06242005.D

Injection Date:	24-Jun-2020 10:57:30	Instrument ID:	VGC_J	Operator ID:	gm
Lims ID:	IC L5			Worklist Smp#:	5
Client ID:					
Purge Vol:	18.000 mL	Dil. Factor:	1.0000	ALS Bottle#:	5
Method:	RSK_J	Limit Group:	GCV - RSK 175		

Column: Rt-Alumina BOND/KCl (0.53 mm) Y Scaling: Method Defined: Scale to the Nth Largest Target: 1

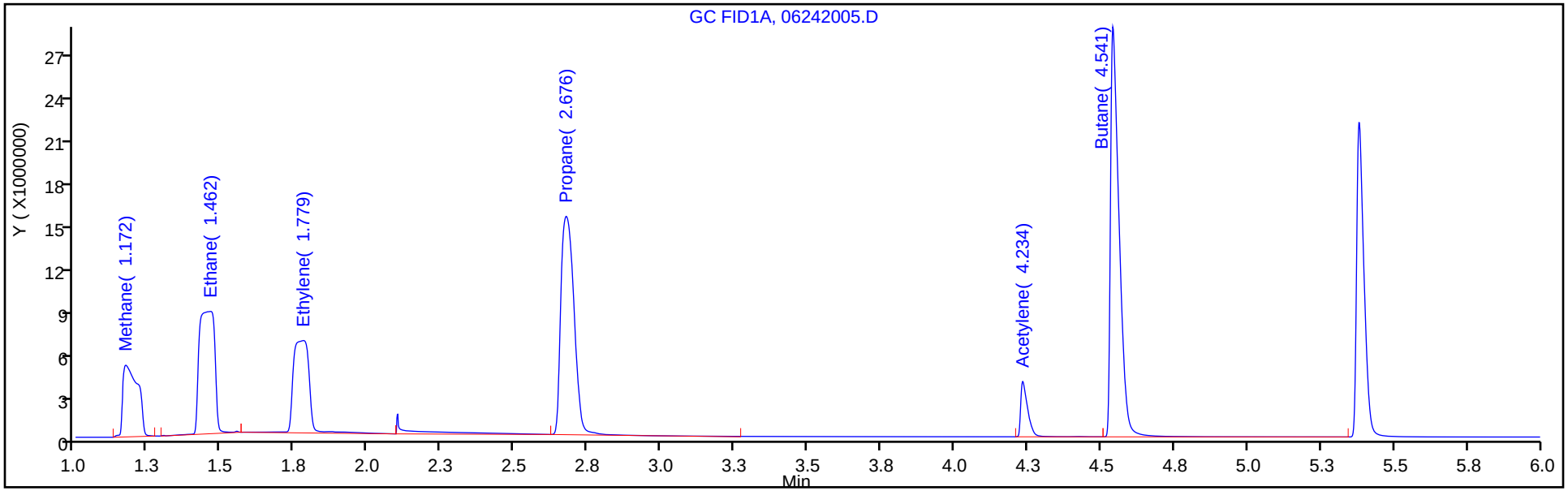

Column: HP-PLOT/Q (0.53 mm) Y Scaling: Method Defined: Scale to the Nth Largest Target: 1

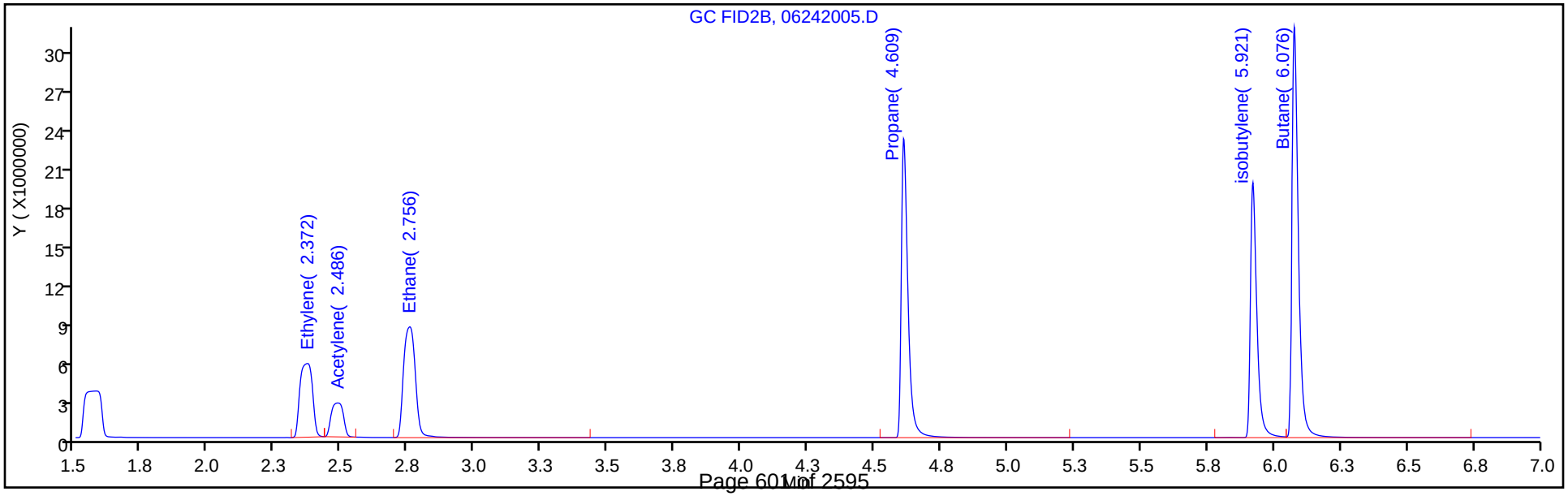

Eurofins TestAmerica, Denver
Target Compound Quantitation Report

Data File: \\chromfs\Denver\ChromData\VGC_J\20200624-92709.b\06242006.D
Lims ID: IC L6
Client ID:
Sample Type: IC Calib Level: 6
Inject. Date: 24-Jun-2020 11:09:45 ALS Bottle#: 6 Worklist Smp#: 6
Purge Vol: 18.000 mL Dil. Factor: 1.0000
Sample Info: IC L6
Misc. Info.: 280-0092709-006
Operator ID: gm Instrument ID: VGC_J
Sublist: chrom-RSK_J*sub5

Method: \\chromfs\Denver\ChromData\VGC_J\20200624-92709.b\RSK_J.m
Limit Group: GCV - RSK 175
Method Label: DV-GC-0025: Dissolved Gases in Water by RSK-175
Last Update: 24-Jun-2020 12:40:01 Calib Date: 24-Jun-2020 11:46:32
Integrator: Falcon
Quant Method: External Standard Quant By: Initial Calibration
Last ICal File: \\chromfs\Denver\ChromData\VGC_J\20200624-92709.b\06242009.D

Column 1 : Rt-Alumina BOND/KCl (0.53 mm) Det: GC FID1A
Column 2 : HP-PLOT/Q (0.53 mm) Det: GC FID2B
Process Host: CTX1017

First Level Reviewer: meierg Date: 24-Jun-2020 11:22:53

Col	RT (min.)	Exp RT (min.)	Dlt RT (min.)	Response	Cal Amt ug/l	OnCol Amt ug/l	Flags
2 Methane							
1	1.168	1.172	-0.004	34804015	292.0	294.4	
2	1.576	1.577	-0.001	31463322	292.0	291.8	
						RPD = 0.87	
3 Ethane							
1	1.458	1.462	-0.004	63053378	547.4	550.1	
2	2.750	2.756	-0.006	53331817	547.4	549.4	
						RPD = 0.14	
4 Ethylene							
1	1.771	1.779	-0.008	46705608	510.7	508.9	
2	2.366	2.372	-0.006	37428833	510.7	512.4	
						RPD = 0.68	
5 Propane							
1	2.658	2.676	-0.018	95948907	802.8	812.6	
2	4.601	4.609	-0.008	81456479	802.8	814.2	
						RPD = 0.20	
6 Acetylene							Ma
1	4.216	4.234	-0.018	12537110	474.1	483.3	M
2	2.485	2.486	-0.001	16738973	474.1	487.6	M
						RPD = 0.90	
7 Butane							Ma
1	4.521	4.541	-0.020	114699787	1058.1	1045.8	M
2	6.066	6.076	-0.010	103377764	1058.1	1028.2	M
						RPD = 1.70	
8 isobutylene							M
1	5.365	5.381	-0.016	76413104	1021.5	1066.7	
2	5.913	5.921	-0.008	66173382	1021.5	1055.1	M
						RPD = 1.10	

QC Flag Legend

Review Flags

M - Manually Integrated

a - User Assigned ID

Reagents:

RSK7gasMathes_00031 Amount Added: 800.00 Units: uL

Report Date: 24-Jun-2020 12:40:01 Chrom Revision: 2.3 21-Jun-2020 18:30:46

Eurofins TestAmerica, Denver

Data File: \\chromfs\Denver\ChromData\VGC_J\20200624-92709.b\06242006.D

Injection Date:	24-Jun-2020 11:09:45	Instrument ID:	VGC_J	Operator ID:	gm
Lims ID:	IC L6			Worklist Smp#:	6
Client ID:					
Purge Vol:	18.000 mL	Dil. Factor:	1.0000	ALS Bottle#:	6
Method:	RSK_J	Limit Group:	GCV - RSK 175		

Column: Rt-Alumina BOND/KCl (0.53 mm) Y Scaling: Method Defined: Scale to the Nth Largest Target: 1

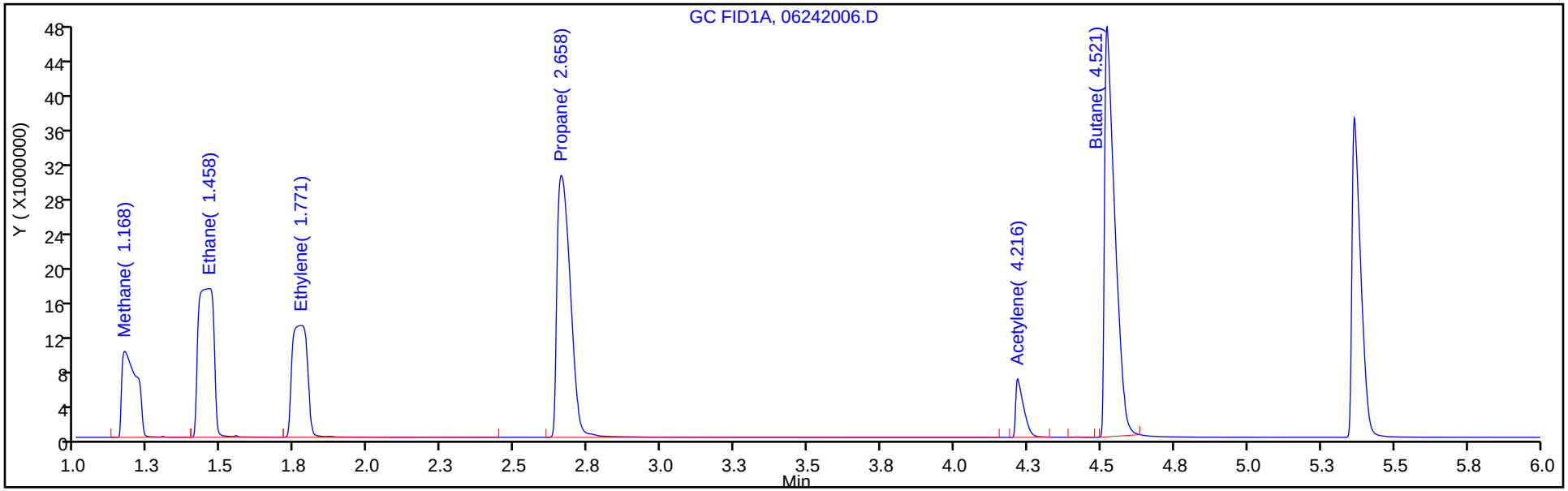

Column: HP-PLOT/Q (0.53 mm) Y Scaling: Method Defined: Scale to the Nth Largest Target: 1

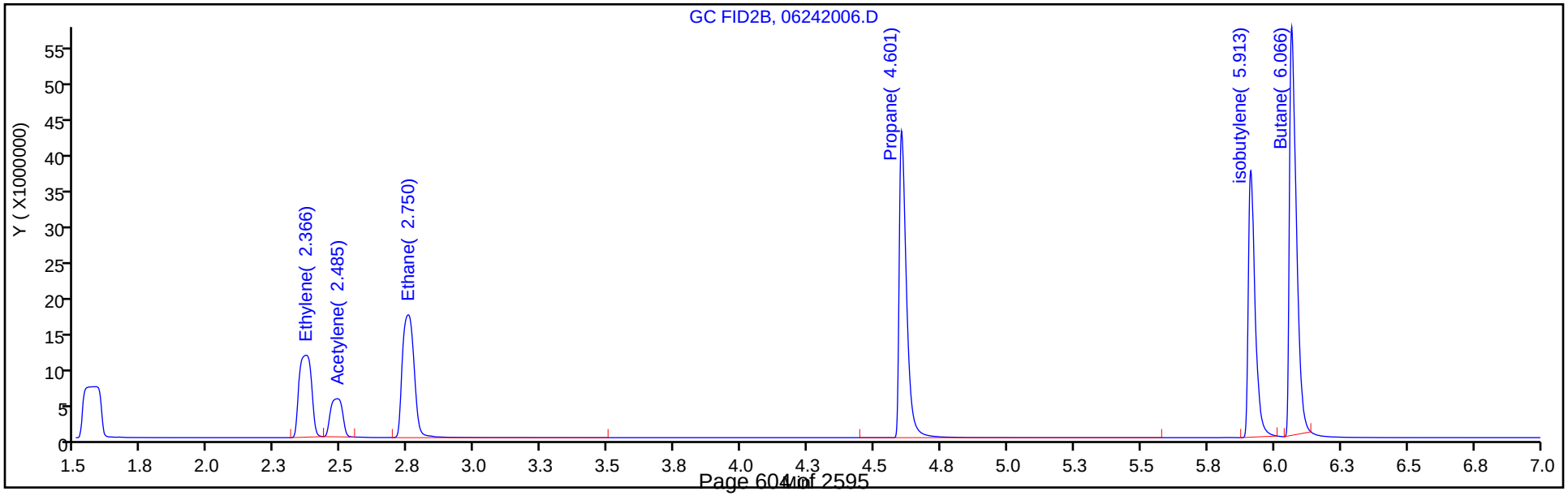

Manual Integration/User Assign Peak Report

Eurofins TestAmerica, Denver

Data File:	\\chromfs\Denver\ChromData\VGC_J\20200624-92709.b\06242006.D				
Injection Date:	24-Jun-2020 11:09:45	Instrument ID:	VGC_J		
Lims ID:	IC L6				
Client ID:					
Operator ID:	gm	ALS Bottle#:	6	Worklist Smp#:	6
Purge Vol:	18.000 mL	Dil. Factor:	1.0000		
Method:	RSK_J	Limit Group:	GCV - RSK 175		
Column:	Rt-Alumina BOND/KCl (0.53 mm)	Detector	GC FID1A		

6 Acetylene, CAS: 74-86-2

Signal: 1

Processing Integration Results

RT: 4.23
Area: 0
Amount: 487.6074
Amount Units: ug/l

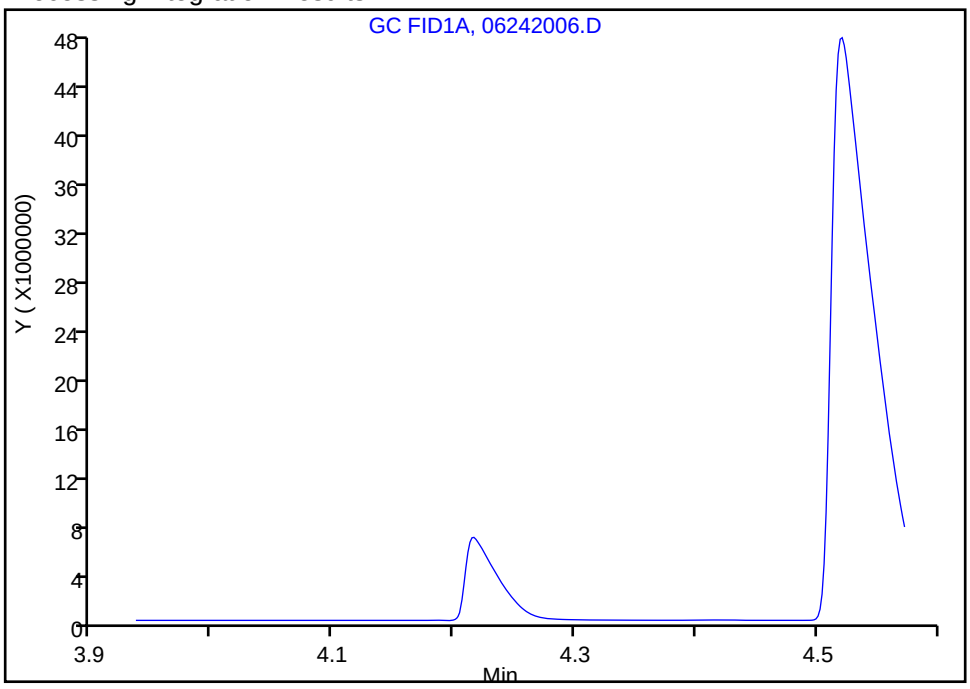

Manual Integration Results

RT: 4.22
Area: 12537110
Amount: 483.2562
Amount Units: ug/l

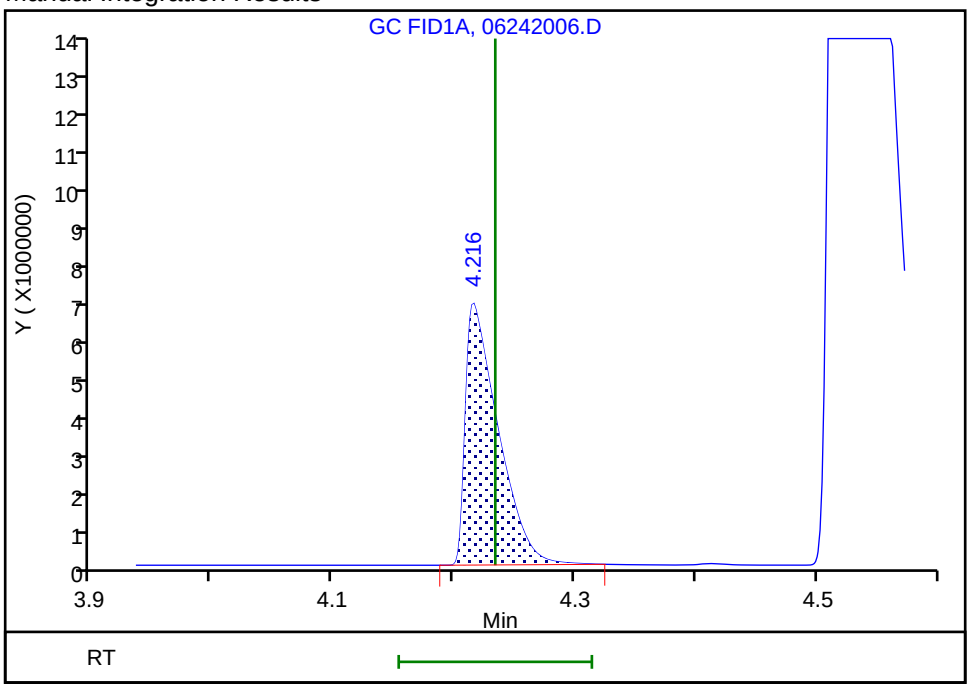

Reviewer: meierg, 24-Jun-2020 11:22:47

Audit Action: Manually Integrated/Assigned Compound ID Audit Reason: Peak not integrated

Eurofins TestAmerica, Denver
Target Compound Quantitation Report

Data File: \\chromfs\Denver\ChromData\VGC_J\20200624-92709.b\06242007.D
Lims ID: IC L7
Client ID:
Sample Type: IC Calib Level: 7
Inject. Date: 24-Jun-2020 11:22:02 ALS Bottle#: 7 Worklist Smp#: 7
Purge Vol: 18.000 mL Dil. Factor: 1.0000
Sample Info: IC L7
Misc. Info.: 280-0092709-007
Operator ID: gm Instrument ID: VGC_J
Sublist: chrom-RSK_J*sub5

Method: \\chromfs\Denver\ChromData\VGC_J\20200624-92709.b\RSK_J.m
Limit Group: GCV - RSK 175
Method Label: DV-GC-0025: Dissolved Gases in Water by RSK-175
Last Update: 24-Jun-2020 12:40:02 Calib Date: 24-Jun-2020 11:46:32
Integrator: Falcon
Quant Method: External Standard Quant By: Initial Calibration
Last ICal File: \\chromfs\Denver\ChromData\VGC_J\20200624-92709.b\06242009.D

Column 1 : Rt-Alumina BOND/KCl (0.53 mm) Det: GC FID1A
Column 2 : HP-PLOT/Q (0.53 mm) Det: GC FID2B
Process Host: CTX1017

First Level Reviewer: meierg Date: 24-Jun-2020 11:34:52

Col	RT (min.)	Exp RT (min.)	Dlt RT (min.)	Response	Cal Amt ug/l	OnCol Amt ug/l	Flags
2 Methane							
1	1.172	1.172	0.000	208468313	1806.9	1765.4	
2	1.576	1.577	-0.001	189546256	1806.9	1759.6	
						RPD = 0.33	

Reagents:

RSK175methane_00010 Amount Added: 50.00 Units: uL

Report Date: 24-Jun-2020 12:40:02 Chrom Revision: 2.3 21-Jun-2020 18:30:46

Eurofins TestAmerica, Denver

Data File: \\chromfs\Denver\ChromData\VGC_J\20200624-92709.b\06242007.D

Injection Date:	24-Jun-2020 11:22:02	Instrument ID:	VGC_J	Operator ID:	gm
Lims ID:	IC L7			Worklist Smp#:	7
Client ID:					
Purge Vol:	18.000 mL	Dil. Factor:	1.0000	ALS Bottle#:	7
Method:	RSK_J	Limit Group:	GCV - RSK 175		

Column: Rt-Alumina BOND/KCl (0.53 mm) Y Scaling: Method Defined: Scale to the Nth Largest Target: 1

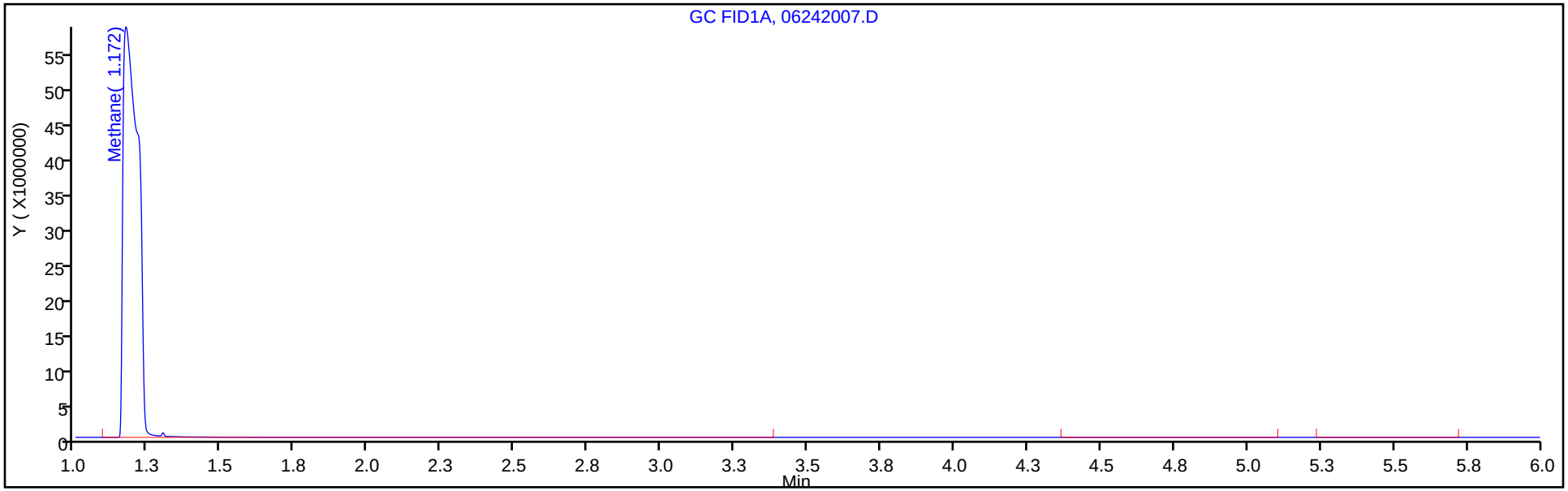

Column: HP-PLOT/Q (0.53 mm) Y Scaling: Method Defined: Scale to the Nth Largest Target: 1

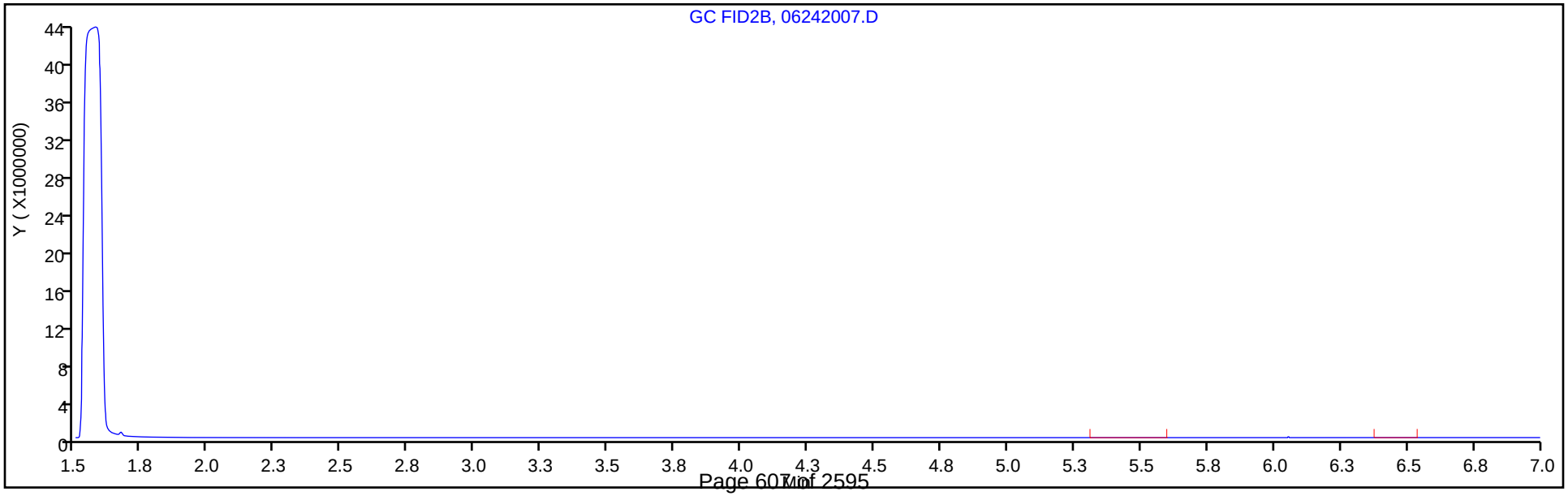

Eurofins TestAmerica, Denver
Target Compound Quantitation Report

Data File: \\chromfs\Denver\ChromData\VGC_J\20200624-92709.b\06242008.D
Lims ID: IC L8
Client ID:
Sample Type: IC Calib Level: 8
Inject. Date: 24-Jun-2020 11:34:17 ALS Bottle#: 8 Worklist Smp#: 8
Purge Vol: 18.000 mL Dil. Factor: 1.0000
Sample Info: IC L8
Misc. Info.: 280-0092709-008
Operator ID: gm Instrument ID: VGC_J
Sublist: chrom-RSK_J*sub5

Method: \\chromfs\Denver\ChromData\VGC_J\20200624-92709.b\RSK_J.m
Limit Group: GCV - RSK 175
Method Label: DV-GC-0025: Dissolved Gases in Water by RSK-175
Last Update: 24-Jun-2020 12:40:02 Calib Date: 24-Jun-2020 11:46:32
Integrator: Falcon
Quant Method: External Standard Quant By: Initial Calibration
Last ICal File: \\chromfs\Denver\ChromData\VGC_J\20200624-92709.b\06242009.D

Column 1 : Rt-Alumina BOND/KCl (0.53 mm) Det: GC FID1A
Column 2 : HP-PLOT/Q (0.53 mm) Det: GC FID2B
Process Host: CTX1017

First Level Reviewer: meierg Date: 24-Jun-2020 11:49:34

Col	RT (min.)	Exp RT (min.)	Dlt RT (min.)	Response	Cal Amt ug/l	OnCol Amt ug/l	Flags
2 Methane							
1	1.169	1.172	-0.003	829291020	7227.8	7023.8	
2	1.571	1.577	-0.006	768036307	7227.8	7130.5	
						RPD = 1.51	

Reagents:

RSK175methane_00010 Amount Added: 200.00 Units: uL

Report Date: 24-Jun-2020 12:40:02 Chrom Revision: 2.3 21-Jun-2020 18:30:46

Eurofins TestAmerica, Denver

Data File: \\chromfs\Denver\ChromData\VGC_J\20200624-92709.b\06242008.D

Injection Date:	24-Jun-2020 11:34:17	Instrument ID:	VGC_J	Operator ID:	gm
Lims ID:	IC L8			Worklist Smp#:	8
Client ID:					
Purge Vol:	18.000 mL	Dil. Factor:	1.0000	ALS Bottle#:	8
Method:	RSK_J	Limit Group:	GCV - RSK 175		

Column: Rt-Alumina BOND/KCl (0.53 mm) Y Scaling: Method Defined: Scale to the Nth Largest Target: 1

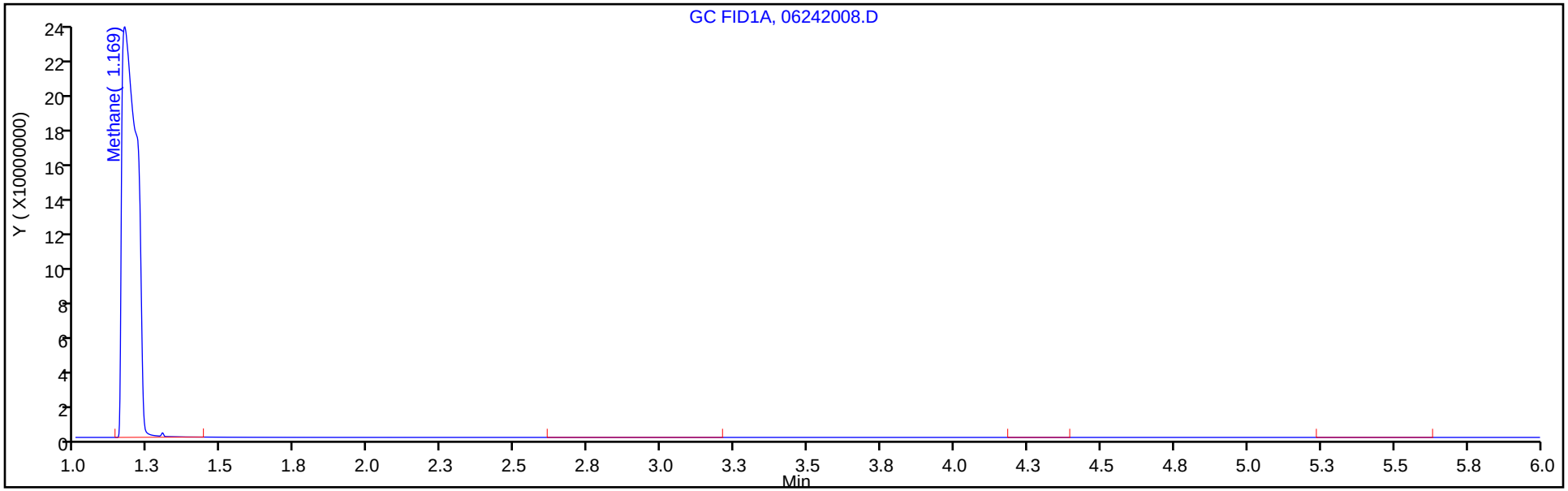

Column: HP-PLOT/Q (0.53 mm) Y Scaling: Method Defined: Scale to the Nth Largest Target: 1

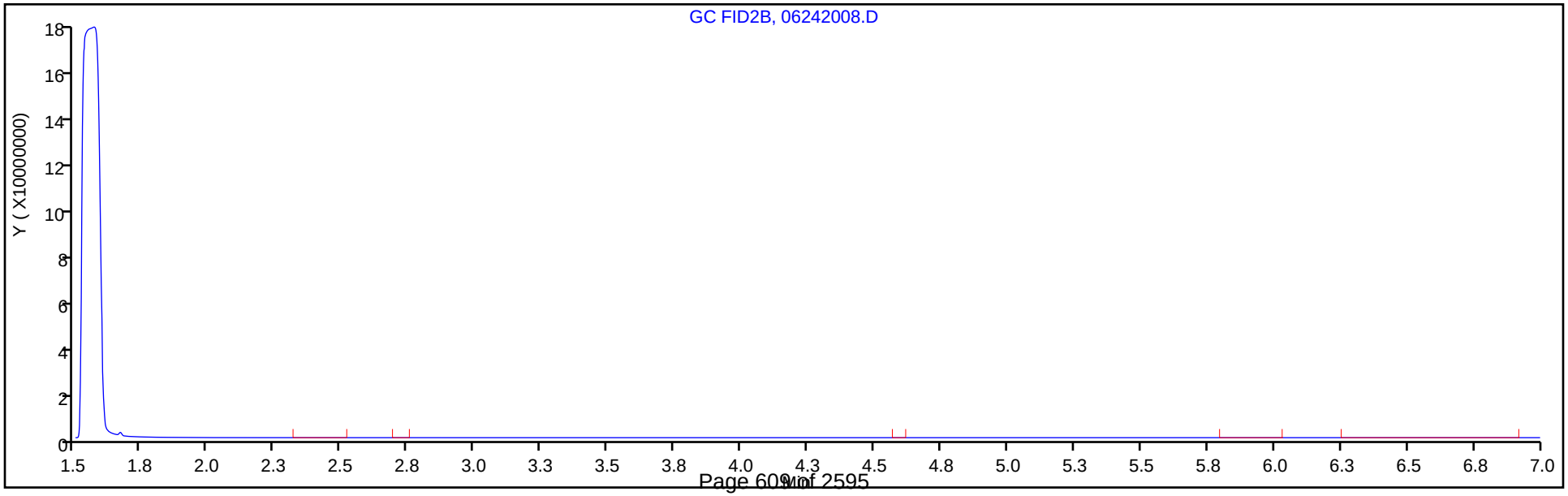

Eurofins TestAmerica, Denver
Target Compound Quantitation Report

Data File: \\chromfs\Denver\ChromData\VGC_J\20200624-92709.b\06242009.D
Lims ID: IC L9
Client ID:
Sample Type: IC Calib Level: 9
Inject. Date: 24-Jun-2020 11:46:32 ALS Bottle#: 9 Worklist Smp#: 9
Purge Vol: 18.000 mL Dil. Factor: 1.0000
Sample Info: IC L9
Misc. Info.: 280-0092709-009
Operator ID: gm Instrument ID: VGC_J
Sublist: chrom-RSK_J*sub5

Method: \\chromfs\Denver\ChromData\VGC_J\20200624-92709.b\RSK_J.m
Limit Group: GCV - RSK 175
Method Label: DV-GC-0025: Dissolved Gases in Water by RSK-175
Last Update: 24-Jun-2020 12:40:03 Calib Date: 24-Jun-2020 11:46:32
Integrator: Falcon
Quant Method: External Standard Quant By: Initial Calibration
Last ICal File: \\chromfs\Denver\ChromData\VGC_J\20200624-92709.b\06242009.D

Column 1 : Rt-Alumina BOND/KCl (0.53 mm) Det: GC FID1A
Column 2 : HP-PLOT/Q (0.53 mm) Det: GC FID2B
Process Host: CTX1017

First Level Reviewer: meierg Date: 24-Jun-2020 11:58:37

Col	RT (min.)	Exp RT (min.)	Dlt RT (min.)	Response	Cal Amt ug/l	OnCol Amt ug/l	Flags
2 Methane							
1	1.163	1.172	-0.009	2294825441	21683	19437	
2	1.560	1.577	-0.017	2136573736	21683	19837	
						RPD = 2.03	

Reagents:

RSK175methane_00010 Amount Added: 600.00 Units: uL

Report Date: 24-Jun-2020 12:40:03 Chrom Revision: 2.3 21-Jun-2020 18:30:46

Eurofins TestAmerica, Denver

Data File: \\chromfs\Denver\ChromData\VGC_J\20200624-92709.b\06242009.D

Injection Date:	24-Jun-2020 11:46:32	Instrument ID:	VGC_J	Operator ID:	gm
Lims ID:	IC L9			Worklist Smp#:	9
Client ID:					
Purge Vol:	18.000 mL	Dil. Factor:	1.0000	ALS Bottle#:	9
Method:	RSK_J	Limit Group:	GCV - RSK 175		

Column: Rt-Alumina BOND/KCl (0.53 mm) Y Scaling: Method Defined: Scale to the Nth Largest Target: 1

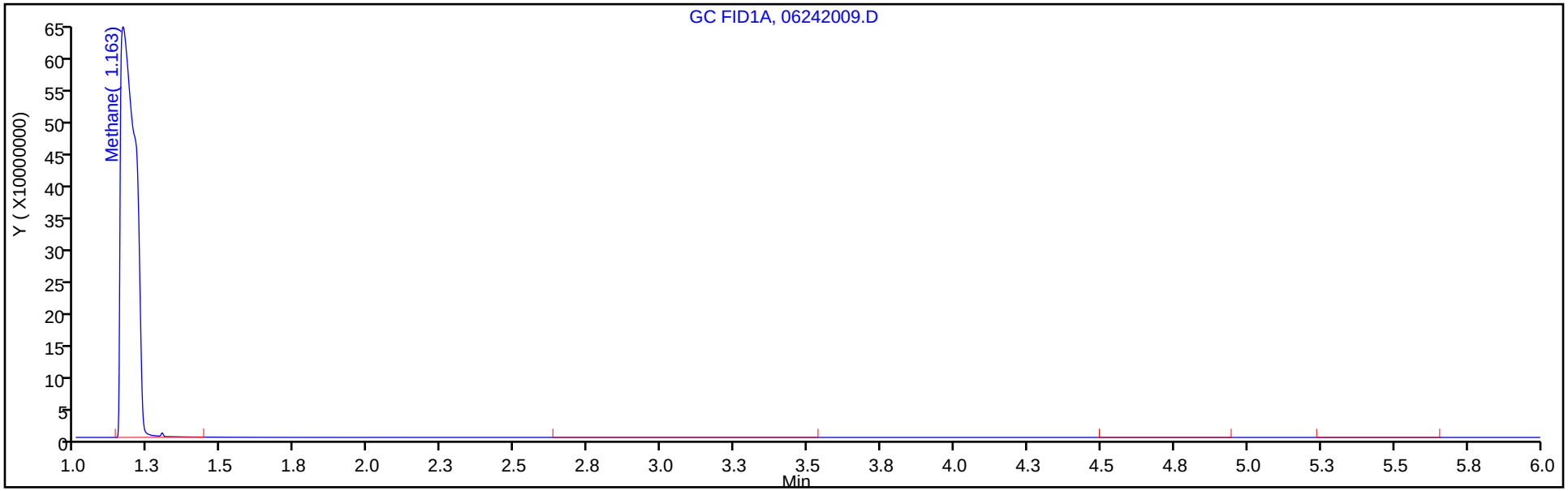

Column: HP-PLOT/Q (0.53 mm) Y Scaling: Method Defined: Scale to the Nth Largest Target: 1

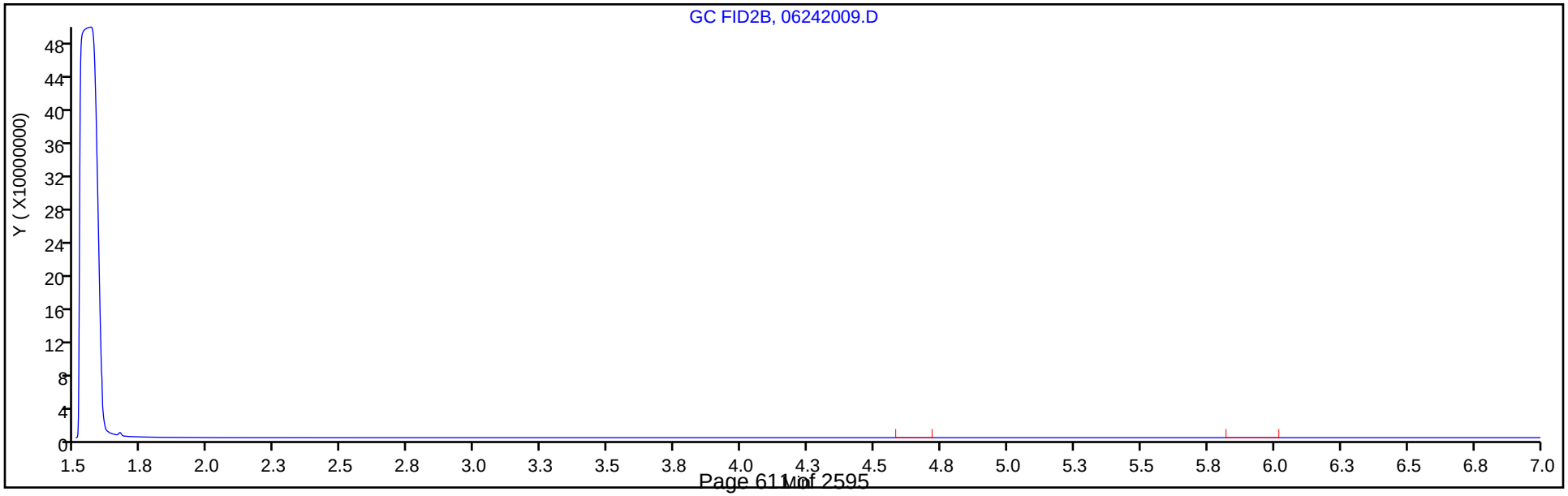

FORM VI
GC VOA BY EXTERNAL STANDARD - INITIAL CALIBRATION DATA
RETENTION TIME SUMMARY

Lab Name: Eurofins TestAmerica, Denver Job No.: 280-137702-1 Analy Batch No.: 499937

SDG No.:

Instrument ID: VGC_J GC Column: HP-Plot Q ID: 0.53(mm) Heated Purge: (Y/N) N

Calibration Start Date: 06/24/2020 10:08 Calibration End Date: 06/24/2020 11:46 Calibration ID: 45323

Calibration Files:

LEVEL:	LAB SAMPLE ID:	LAB FILE ID:
Level 1	IC 280-499937/1	06242001.D
Level 2	IC 280-499937/2	06242002.D
Level 3	IC 280-499937/3	06242003.D
Level 4	ICRT 280-499937/4	06242004.D
Level 5	IC 280-499937/5	06242005.D
Level 6	IC 280-499937/6	06242006.D
Level 7	IC 280-499937/7	06242007.D
Level 8	IC 280-499937/8	06242008.D
Level 9	IC 280-499937/9	06242009.D

ANALYTE	LVL 1	LVL 2	LVL 3	LVL 4	LVL 5	LVL 6	LVL 7	LVL 8	LVL 9		RT WINDOW	AVG RT
Methane	1.578	1.576	1.582	1.578	1.577	1.576	1.576	1.571	1.560		1.537 - 1.617	1.575
Ethylene	2.369	2.373	2.375	2.373	2.372	2.366					2.322 - 2.422	2.371
Acetylene	2.486	2.486	2.488	2.488	2.486	2.485					2.406 - 2.566	2.487
Ethane	2.754	2.759	2.760	2.756	2.756	2.750					2.706 - 2.806	2.756

FORM VI
GC VOA BY EXTERNAL STANDARD - INITIAL CALIBRATION DATA
CURVE EVALUATION

Lab Name: Eurofins TestAmerica, Denver Job No.: 280-137702-1 Analy Batch No.: 499937

SDG No.:

Instrument ID: VGC_J GC Column: HP-Plot Q ID: 0.53(mm) Heated Purge: (Y/N) N

Calibration Start Date: 06/24/2020 10:08 Calibration End Date: 06/24/2020 11:46 Calibration ID: 45323

Calibration Files:

LEVEL:	LAB SAMPLE ID:	LAB FILE ID:
Level 1	IC 280-499937/1	06242001.D
Level 2	IC 280-499937/2	06242002.D
Level 3	IC 280-499937/3	06242003.D
Level 4	ICRT 280-499937/4	06242004.D
Level 5	IC 280-499937/5	06242005.D
Level 6	IC 280-499937/6	06242006.D
Level 7	IC 280-499937/7	06242007.D
Level 8	IC 280-499937/8	06242008.D
Level 9	IC 280-499937/9	06242009.D

ANALYTE	CF				CURVE TYPE	COEFFICIENT			#	MIN CF	%RSD	#	MAX %RSD	R^2 OR COD	#	MIN R^2 OR COD
	LVL 1 LVL 5 LVL 9	LVL 2 LVL 6	LVL 3 LVL 7	LVL 4 LVL 8		B	M1	M2								
Methane	140166 106700 98535	124066 107746	120545 104899	112890 106262	Lin2	30195.2183	107706.664							0.9970		0.9900
Ethylene	67408 72728	70567 73294	78040	76257	Ave		73048.9305				5.2		20.0			
Acetylene	31637 34607	32532 35308	35503	36386	Ave		34328.7927				5.4		20.0			
Ethane	89252 96311	92915 97424	104971	101617	Ave		97081.5518				5.9		20.0			

Note: The M1 coefficient is the same as Ave CF for an Ave curve type.

FORM VI
GC VOA BY EXTERNAL STANDARD - INITIAL CALIBRATION DATA
RESPONSE AND CONCENTRATION

Lab Name: Eurofins TestAmerica, Denver Job No.: 280-137702-1 Analy Batch No.: 499937

SDG No.:

Instrument ID: VGC_J GC Column: HP-Plot Q ID: 0.53(mm) Heated Purge: (Y/N) N

Calibration Start Date: 06/24/2020 10:08 Calibration End Date: 06/24/2020 11:46 Calibration ID: 45323

Calibration Files:

LEVEL:	LAB SAMPLE ID:	LAB FILE ID:
Level 1	IC 280-499937/1	06242001.D
Level 2	IC 280-499937/2	06242002.D
Level 3	IC 280-499937/3	06242003.D
Level 4	ICRT 280-499937/4	06242004.D
Level 5	IC 280-499937/5	06242005.D
Level 6	IC 280-499937/6	06242006.D
Level 7	IC 280-499937/7	06242007.D
Level 8	IC 280-499937/8	06242008.D
Level 9	IC 280-499937/9	06242009.D

ANALYTE	CURVE TYPE	RESPONSE					CONCENTRATION (UG/L)				
		LVL 1 LVL 6	LVL 2 LVL 7	LVL 3 LVL 8	LVL 4 LVL 9	LVL 5	LVL 1 LVL 6	LVL 2 LVL 7	LVL 3 LVL 8	LVL 4 LVL 9	LVL 5
Methane	Lin2	127907 31463322	226430 189546256	1760038 768036307	8241315 2136573736	15578914	0.913 292	1.83 1807	14.6 7228	73.0 21683	146
Ethylene	Ave	107572 37428833	225225	1992619	9735448	18569939	1.60 511	3.19	25.5	128	255
Acetylene	Ave	46871 16738973	96395	841585	4312506	8203389	1.48 474	2.96	23.7	119	237
Ethane	Ave	152683 53331817	317897	2873171	13906890	26361358	1.71 547	3.42	27.4	137	274

Curve Type Legend:

Ave = Average
Lin2 = Linear 1/conc^2

Eurofins TestAmerica, Denver
Target Compound Quantitation Report

Data File: \\chromfs\Denver\ChromData\VGC_J\20200624-92709.b\06242001.D
Lims ID: IC L1
Client ID:
Sample Type: IC Calib Level: 1
Inject. Date: 24-Jun-2020 10:08:41 ALS Bottle#: 1 Worklist Smp#: 1
Purge Vol: 18.000 mL Dil. Factor: 1.0000
Sample Info: IC L1
Misc. Info.: 280-0092709-001
Operator ID: gm Instrument ID: VGC_J
Sublist: chrom-RSK_J*sub5

Method: \\chromfs\Denver\ChromData\VGC_J\20200624-92709.b\RSK_J.m
Limit Group: GCV - RSK 175
Method Label: DV-GC-0025: Dissolved Gases in Water by RSK-175
Last Update: 24-Jun-2020 12:39:57 Calib Date: 24-Jun-2020 11:46:32
Integrator: Falcon
Quant Method: External Standard Quant By: Initial Calibration
Last ICal File: \\chromfs\Denver\ChromData\VGC_J\20200624-92709.b\06242009.D

Column 1 : Rt-Alumina BOND/KCl (0.53 mm) Det: GC FID1A
Column 2 : HP-PLOT/Q (0.53 mm) Det: GC FID2B
Process Host: CTX1017

First Level Reviewer: meierg Date: 24-Jun-2020 10:23:18

Col	RT (min.)	Exp RT (min.)	Dlt RT (min.)	Response	Cal Amt ug/l	OnCol Amt ug/l	Flags
2 Methane							
1	1.174	1.172	0.002	155827	0.9125	0.9075	
2	1.578	1.577	0.001	127907	0.9125	0.9072	
						RPD = 0.03	
3 Ethane							
1	1.462	1.462	0.000	181168	1.71	1.58	
2	2.754	2.756	-0.002	152683	1.71	1.57	
						RPD = 0.50	
4 Ethylene							M
1	1.781	1.779	0.002	136002	1.60	1.48	
2	2.369	2.372	-0.003	107572	1.60	1.47	M
						RPD = 0.62	
5 Propane							
1	2.692	2.676	0.016	276461	2.51	2.34	
2	4.616	4.609	0.007	230434	2.51	2.30	
						RPD = 1.64	
6 Acetylene							Ma
1	4.272	4.234	0.038	34073	1.48	1.31	M
2	2.486	2.486	0.000	46871	1.48	1.37	M
						RPD = 3.88	
7 Butane							Ma
1	4.581	4.541	0.040	302314	3.31	3.44	M
2	6.089	6.076	0.013	280641	3.31	3.45	M
						RPD = 0.36	
8 isobutylene							
1	5.414	5.381	0.033	210574	3.19	2.94	
2	5.929	5.921	0.008	184181	3.19	2.94	
						RPD = 0.10	

QC Flag Legend

Review Flags

M - Manually Integrated

a - User Assigned ID

Reagents:

RSK7gasMathes_00031 Amount Added: 2.50 Units: uL

Report Date: 24-Jun-2020 12:39:58 Chrom Revision: 2.3 21-Jun-2020 18:30:46

Eurofins TestAmerica, Denver

Data File: \\chromfs\Denver\ChromData\VGC_J\20200624-92709.b\06242001.D

Injection Date:	24-Jun-2020 10:08:41	Instrument ID:	VGC_J	Operator ID:	gm
Lims ID:	IC L1			Worklist Smp#:	1
Client ID:					
Purge Vol:	18.000 mL	Dil. Factor:	1.0000	ALS Bottle#:	1
Method:	RSK_J	Limit Group:	GCV - RSK 175		

Column: Rt-Alumina BOND/KCl (0.53 mm) Y Scaling: Method Defined: Scale to the Nth Largest Target: 1

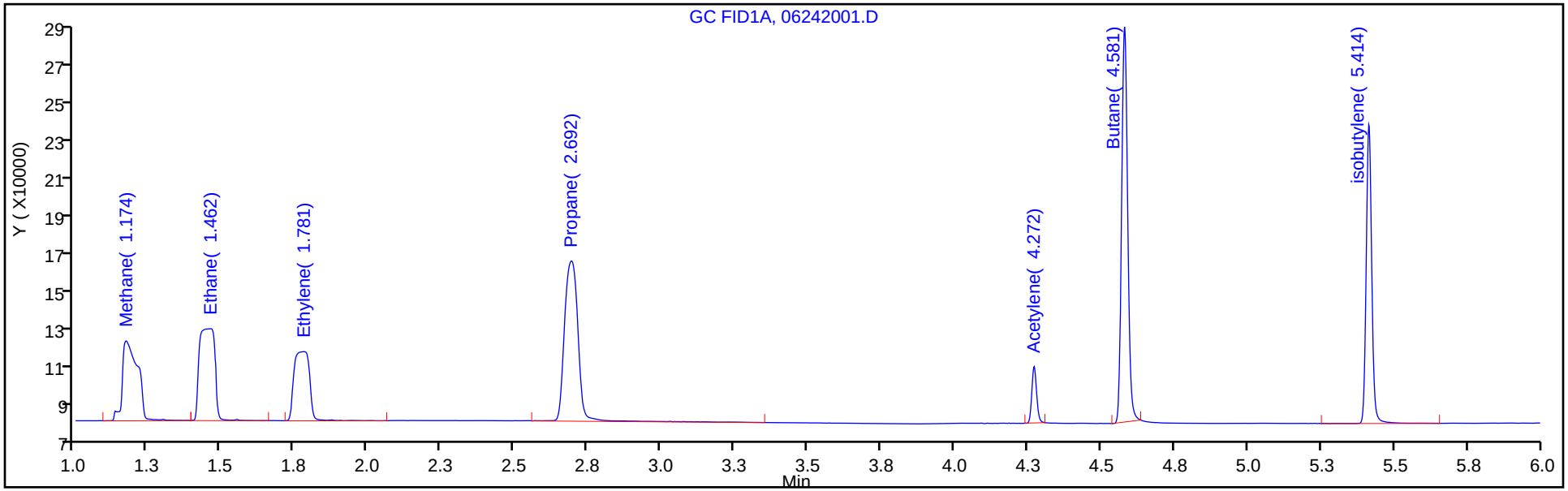

Column: HP-PLOT/Q (0.53 mm) Y Scaling: Method Defined: Scale to the Nth Largest Target: 1

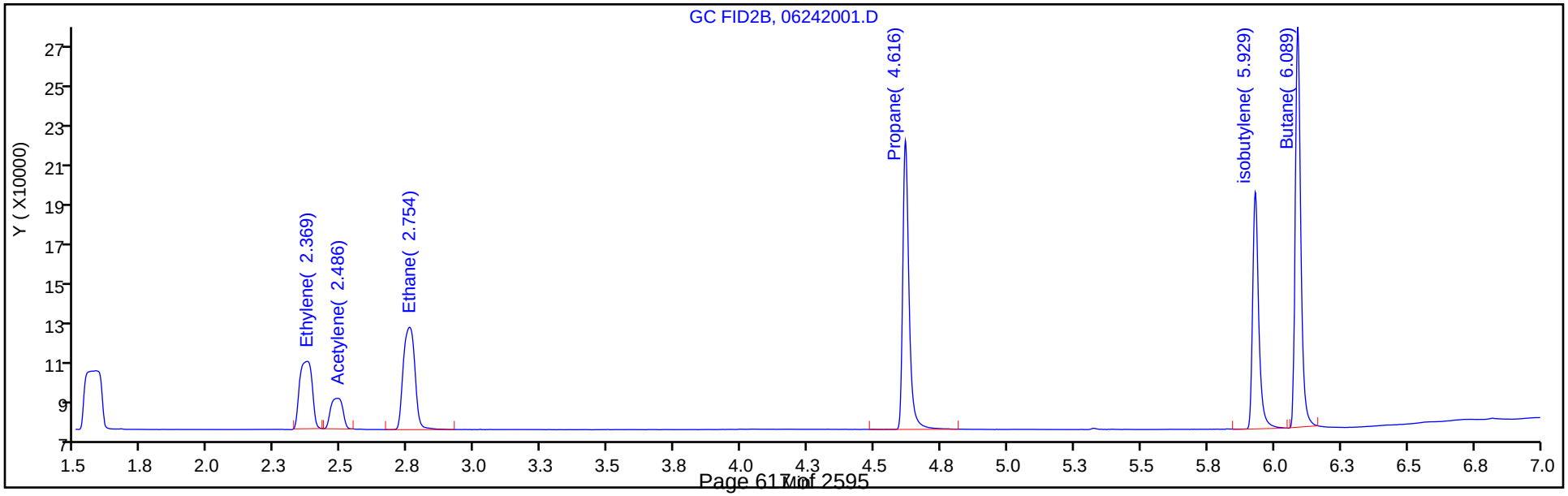

Manual Integration/User Assign Peak Report

Eurofins TestAmerica, Denver

Data File: \\chromfs\Denver\ChromData\VGC_J\20200624-92709.b\06242001.D
Injection Date: 24-Jun-2020 10:08:41 Instrument ID: VGC_J
Lims ID: IC L1
Client ID:
Operator ID: gm ALS Bottle#: 1 Worklist Smp#: 1
Purge Vol: 18.000 mL Dil. Factor: 1.0000
Method: RSK_J Limit Group: GCV - RSK 175
Column: HP-PLOT/Q (0.53 mm) Detector GC FID2B

4 Ethylene, CAS: 74-85-1

Signal: 2

Processing Integration Results

RT: 2.37
Area: 160626
Amount: 1.973798
Amount Units: ug/l

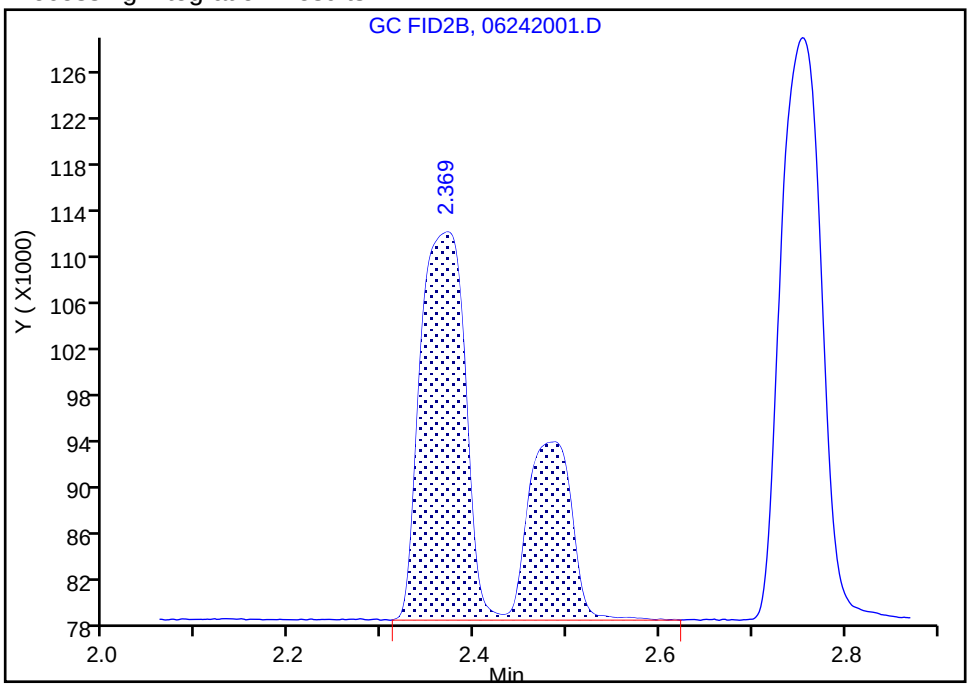

Manual Integration Results

RT: 2.37
Area: 107572
Amount: 1.472602
Amount Units: ug/l

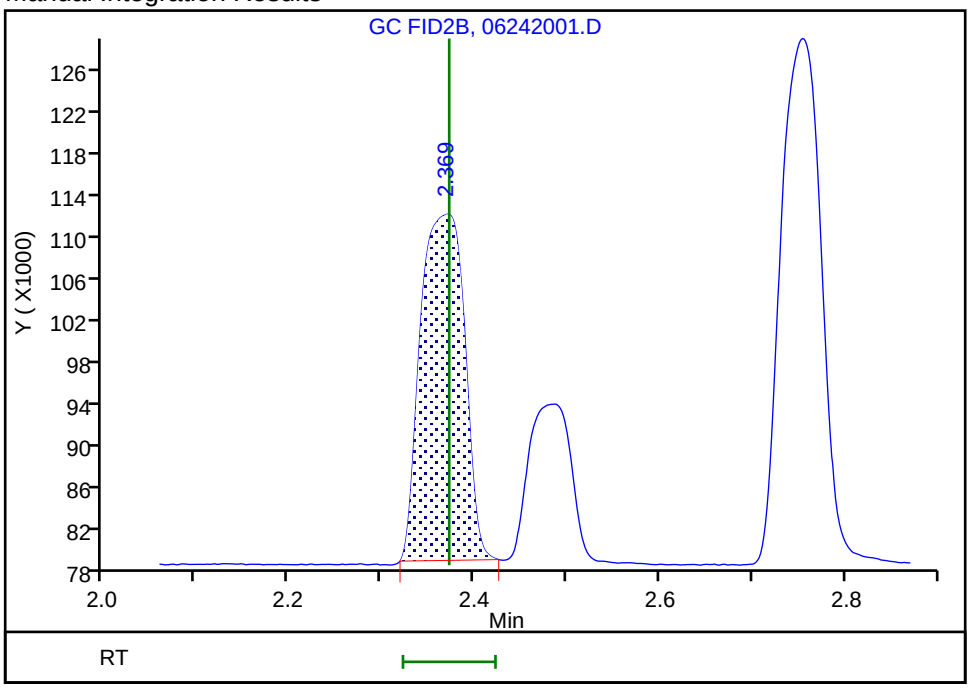

Reviewer: meierg, 24-Jun-2020 11:03:38
Audit Action: Manually Integrated Audit Reason: Shouldering

Manual Integration/User Assign Peak Report

Eurofins TestAmerica, Denver

Data File:	\\chromfs\Denver\ChromData\VGC_J\20200624-92709.b\06242001.D				
Injection Date:	24-Jun-2020 10:08:41	Instrument ID:	VGC_J		
Lims ID:	IC L1				
Client ID:					
Operator ID:	gm	ALS Bottle#:	1	Worklist Smp#:	1
Purge Vol:	18.000 mL	Dil. Factor:	1.0000		
Method:	RSK_J	Limit Group:	GCV - RSK 175		
Column:	HP-PLOT/Q (0.53 mm)	Detector	GC FID2B		

6 Acetylene, CAS: 74-86-2

Signal: 2

Processing Integration Results

RT: 2.49
Area: 46871
Amount: 1.272887
Amount Units: ug/l

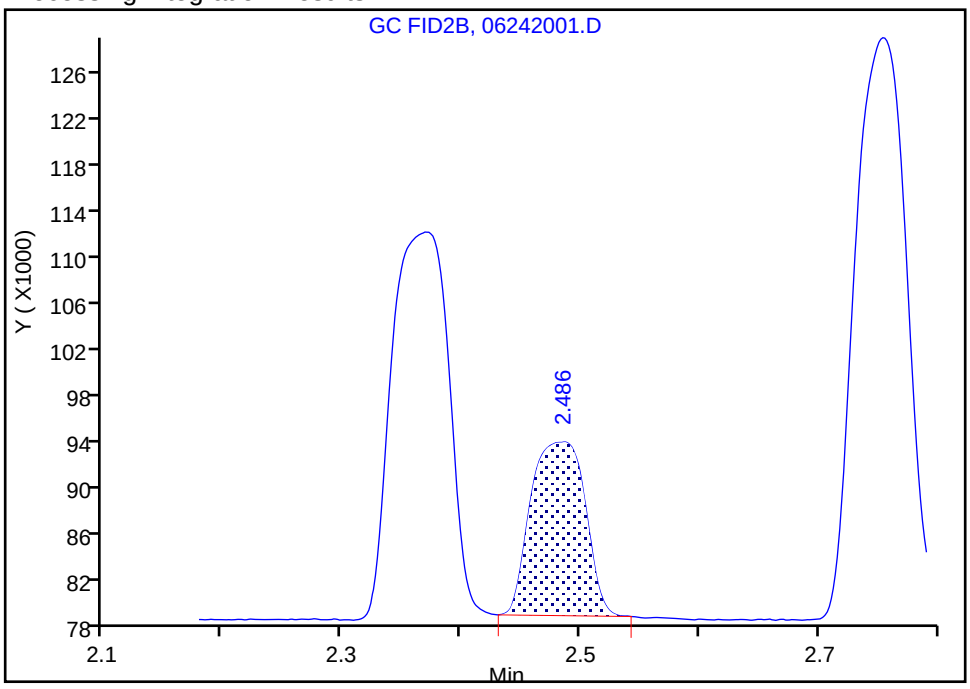

Manual Integration Results

RT: 2.49
Area: 46871
Amount: 1.365355
Amount Units: ug/l

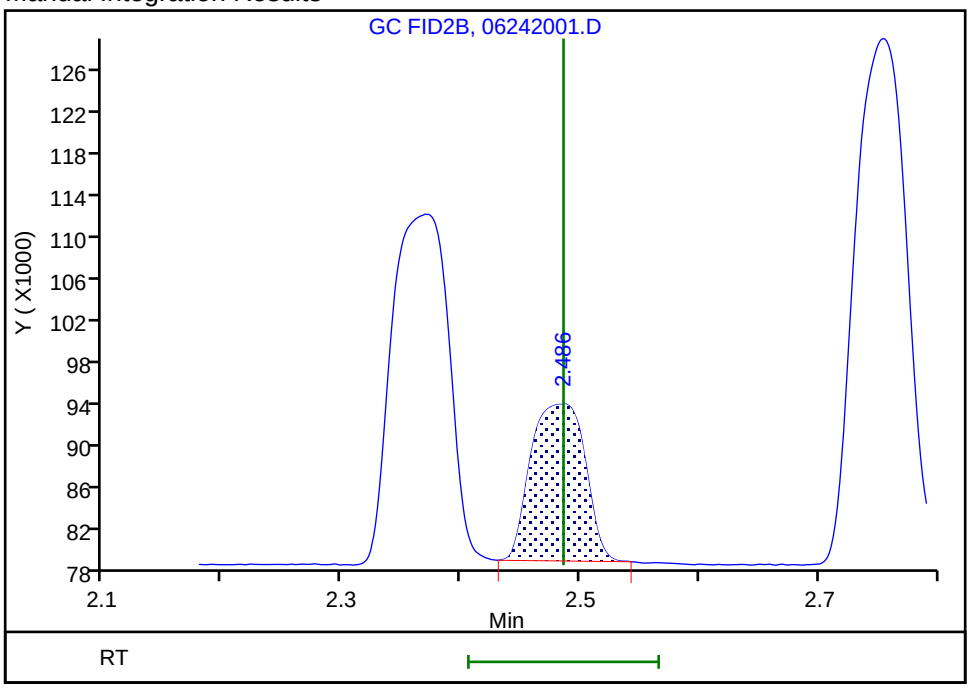

Reviewer: meierg, 24-Jun-2020 11:03:56

Audit Action: Manually Integrated/Assigned Compound ID Audit Reason: Peak not integrated

Eurofins TestAmerica, Denver
Target Compound Quantitation Report

Data File: \\chromfs\Denver\ChromData\VGC_J\20200624-92709.b\06242002.D
Lims ID: IC L2
Client ID:
Sample Type: IC Calib Level: 2
Inject. Date: 24-Jun-2020 10:20:49 ALS Bottle#: 2 Worklist Smp#: 2
Purge Vol: 18.000 mL Dil. Factor: 1.0000
Sample Info: IC L2
Misc. Info.: 280-0092709-002
Operator ID: gm Instrument ID: VGC_J
Sublist: chrom-RSK_J*sub5

Method: \\chromfs\Denver\ChromData\VGC_J\20200624-92709.b\RSK_J.m
Limit Group: GCV - RSK 175
Method Label: DV-GC-0025: Dissolved Gases in Water by RSK-175
Last Update: 24-Jun-2020 12:39:58 Calib Date: 24-Jun-2020 11:46:32
Integrator: Falcon
Quant Method: External Standard Quant By: Initial Calibration
Last ICal File: \\chromfs\Denver\ChromData\VGC_J\20200624-92709.b\06242009.D

Column 1 : Rt-Alumina BOND/KCl (0.53 mm) Det: GC FID1A
Column 2 : HP-PLOT/Q (0.53 mm) Det: GC FID2B
Process Host: CTX1017

First Level Reviewer: meierg Date: 24-Jun-2020 11:05:44

Col	RT (min.)	Exp RT (min.)	Dlt RT (min.)	Response	Cal Amt ug/l	OnCol Amt ug/l	Flags
2 Methane							
1	1.173	1.172	0.001	263689	1.83	1.82	
2	1.576	1.577	-0.001	226430	1.83	1.82	
						RPD = 0.04	
3 Ethane							
1	1.463	1.462	0.001	375320	3.42	3.27	
2	2.759	2.756	0.003	317897	3.42	3.27	
						RPD = 0.00	
4 Ethylene							
1	1.778	1.779	-0.001	280938	3.19	3.06	
2	2.373	2.372	0.001	225225	3.19	3.08	
						RPD = 0.72	
5 Propane							
1	2.693	2.676	0.017	552814	5.02	4.68	
2	4.619	4.609	0.010	470455	5.02	4.70	
						RPD = 0.44	
6 Acetylene							M
1	4.269	4.234	0.035	74600	2.96	2.88	
2	2.486	2.486	0.000	96395	2.96	2.81	M
						RPD = 2.38	
7 Butane							Ma
1	4.578	4.541	0.037	587119	6.61	6.04	M
2	6.089	6.076	0.013	535944	6.61	5.99	M
						RPD = 0.75	
8 isobutylene							
1	5.413	5.381	0.032	406845	6.38	5.68	
2	5.931	5.921	0.010	356829	6.38	5.69	
						RPD = 0.17	

QC Flag Legend

Review Flags

M - Manually Integrated

a - User Assigned ID

Reagents:

RSK7gasMathes_00031 Amount Added: 5.00 Units: uL

Report Date: 24-Jun-2020 12:39:58 Chrom Revision: 2.3 21-Jun-2020 18:30:46

Eurofins TestAmerica, Denver

Data File: \\chromfs\Denver\ChromData\VGC_J\20200624-92709.b\06242002.D

Injection Date:	24-Jun-2020 10:20:49	Instrument ID:	VGC_J	Operator ID:	gm
Lims ID:	IC L2			Worklist Smp#:	2
Client ID:					
Purge Vol:	18.000 mL	Dil. Factor:	1.0000	ALS Bottle#:	2
Method:	RSK_J	Limit Group:	GCV - RSK 175		

Column: Rt-Alumina BOND/KCl (0.53 mm) Y Scaling: Method Defined: Scale to the Nth Largest Target: 1

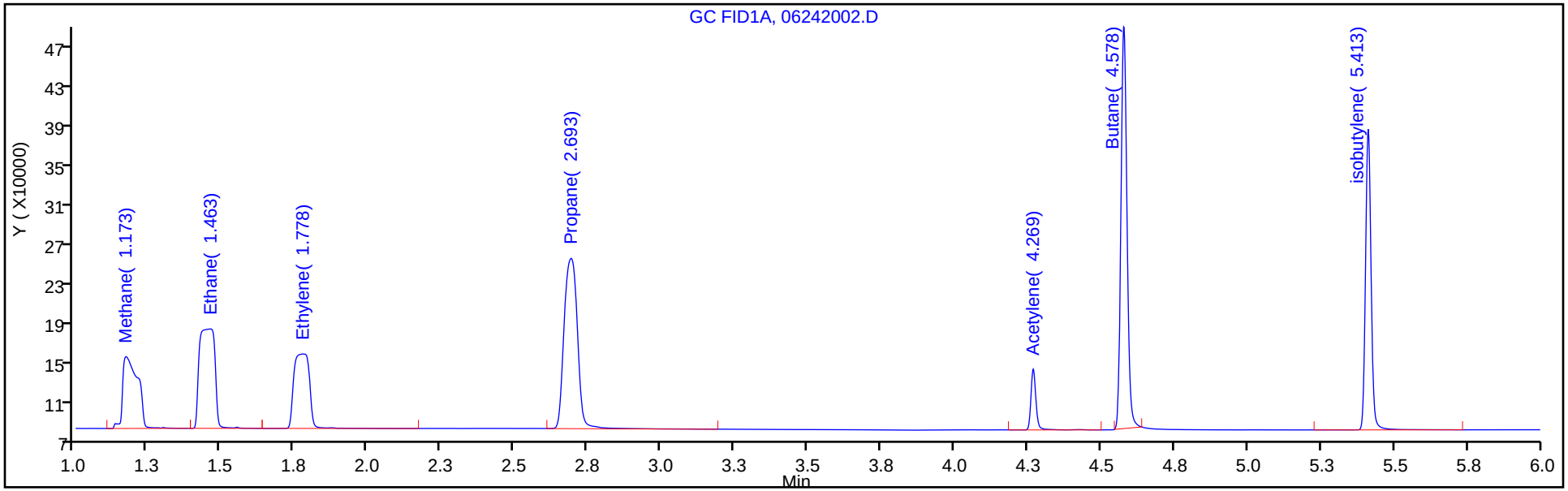

Column: HP-PLOT/Q (0.53 mm) Y Scaling: Method Defined: Scale to the Nth Largest Target: 1

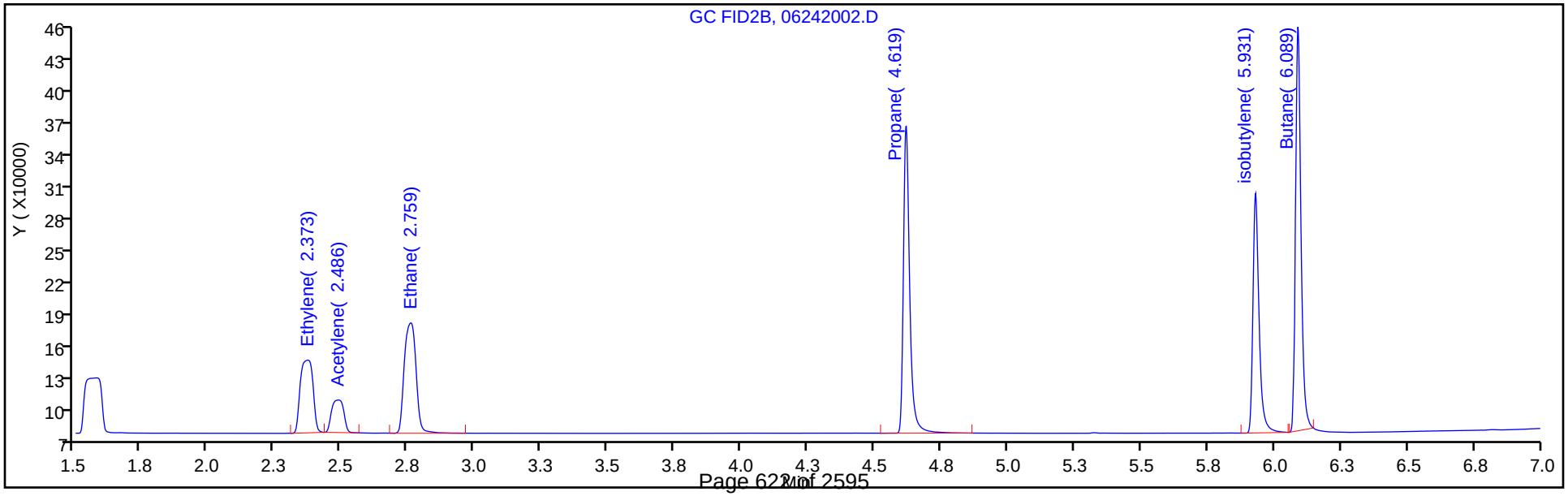

Manual Integration/User Assign Peak Report

Eurofins TestAmerica, Denver

Data File:	\\chromfs\Denver\ChromData\VGC_J\20200624-92709.b\06242002.D				
Injection Date:	24-Jun-2020 10:20:49	Instrument ID:	VGC_J		
Lims ID:	IC L2				
Client ID:					
Operator ID:	gm	ALS Bottle#:	2	Worklist Smp#:	2
Purge Vol:	18.000 mL	Dil. Factor:	1.0000		
Method:	RSK_J	Limit Group:	GCV - RSK 175		
Column:	HP-PLOT/Q (0.53 mm)	Detector	GC FID2B		

6 Acetylene, CAS: 74-86-2

Signal: 2

Processing Integration Results

RT: 2.49
Area: 331861
Amount: 3.194563
Amount Units: ug/l

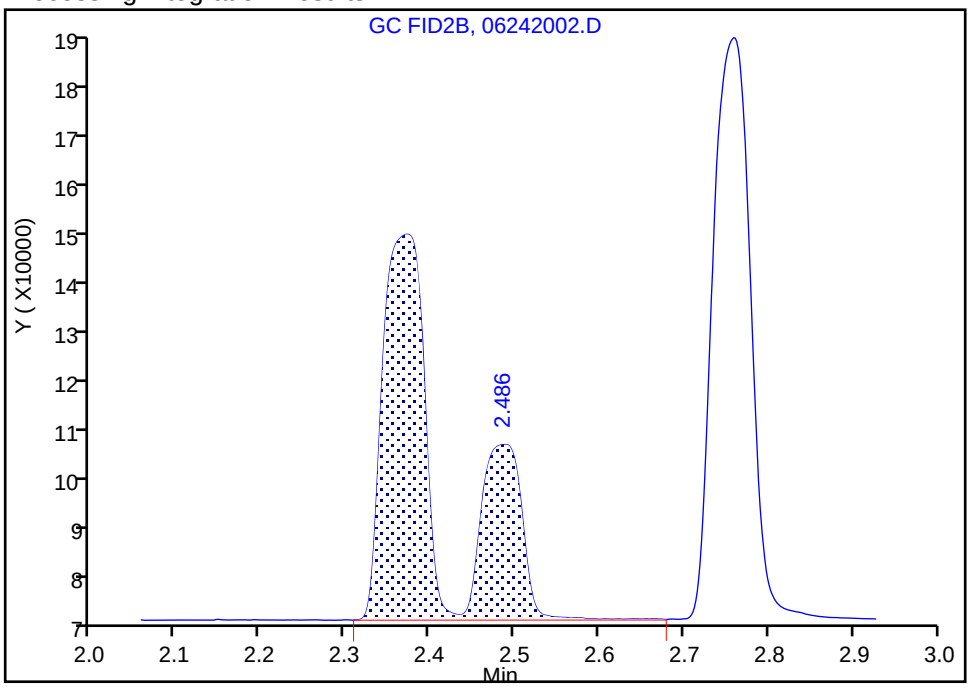

Manual Integration Results

RT: 2.49
Area: 96395
Amount: 2.807993
Amount Units: ug/l

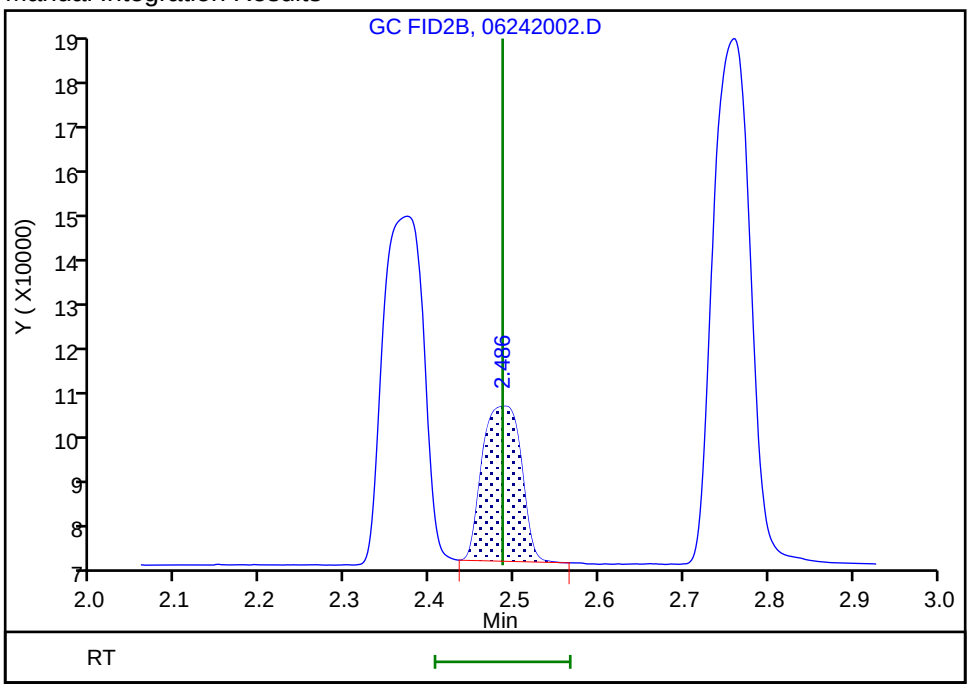

Reviewer: meierg, 24-Jun-2020 11:05:18

Audit Action: Manually Integrated Audit Reason: Shouldering

Eurofins TestAmerica, Denver
Target Compound Quantitation Report

Data File: \\chromfs\Denver\ChromData\VGC_J\20200624-92709.b\06242003.D
Lims ID: IC L3
Client ID:
Sample Type: IC Calib Level: 3
Inject. Date: 24-Jun-2020 10:33:02 ALS Bottle#: 3 Worklist Smp#: 3
Purge Vol: 18.000 mL Dil. Factor: 1.0000
Sample Info: IC L3
Misc. Info.: 280-0092709-003
Operator ID: gm Instrument ID: VGC_J
Sublist: chrom-RSK_J*sub5

Method: \\chromfs\Denver\ChromData\VGC_J\20200624-92709.b\RSK_J.m
Limit Group: GCV - RSK 175
Method Label: DV-GC-0025: Dissolved Gases in Water by RSK-175
Last Update: 24-Jun-2020 12:39:59 Calib Date: 24-Jun-2020 11:46:32
Integrator: Falcon
Quant Method: External Standard Quant By: Initial Calibration
Last ICal File: \\chromfs\Denver\ChromData\VGC_J\20200624-92709.b\06242009.D

Column 1 : Rt-Alumina BOND/KCl (0.53 mm) Det: GC FID1A
Column 2 : HP-PLOT/Q (0.53 mm) Det: GC FID2B
Process Host: CTX1017

First Level Reviewer: meierg Date: 24-Jun-2020 11:08:41

Col	RT (min.)	Exp RT (min.)	Dlt RT (min.)	Response	Cal Amt ug/l	OnCol Amt ug/l	Flags
2 Methane							
1	1.175	1.172	0.003	1935518	14.6	16.0	
2	1.582	1.577	0.005	1760038	14.6	16.1	
						RPD = 0.49	
3 Ethane							
1	1.460	1.462	-0.002	3384056	27.4	29.5	
2	2.760	2.756	0.004	2873171	27.4	29.6	
						RPD = 0.24	
4 Ethylene							
1	1.782	1.779	0.003	2472852	25.5	26.9	
2	2.375	2.372	0.003	1992619	25.5	27.3	
						RPD = 1.23	
5 Propane							
1	2.690	2.676	0.014	5082003	40.1	43.0	
2	4.618	4.609	0.009	4318201	40.1	43.2	
						RPD = 0.29	
6 Acetylene							M
1	4.262	4.234	0.028	640190	23.7	24.7	
2	2.488	2.486	0.002	841585	23.7	24.5	M
						RPD = 0.66	
7 Butane							M
1	4.572	4.541	0.031	5935156	52.9	54.8	
2	6.088	6.076	0.012	5391164	52.9	54.3	M
						RPD = 0.94	
8 isobutylene							Ma
1	5.405	5.381	0.024	3773741	51.1	52.7	M
2	5.928	5.921	0.007	3291654	51.1	52.5	M
						RPD = 0.38	

QC Flag Legend

Review Flags

M - Manually Integrated

a - User Assigned ID

Reagents:

RSK7gasMathes_00031 Amount Added: 40.00 Units: uL

Report Date: 24-Jun-2020 12:39:59 Chrom Revision: 2.3 21-Jun-2020 18:30:46

Eurofins TestAmerica, Denver

Data File: \\chromfs\Denver\ChromData\VGC_J\20200624-92709.b\06242003.D

Injection Date:	24-Jun-2020 10:33:02	Instrument ID:	VGC_J	Operator ID:	gm
Lims ID:	IC L3			Worklist Smp#:	3
Client ID:					
Purge Vol:	18.000 mL	Dil. Factor:	1.0000	ALS Bottle#:	3
Method:	RSK_J	Limit Group:	GCV - RSK 175		

Column: Rt-Alumina BOND/KCl (0.53 mm) Y Scaling: Method Defined: Scale to the Nth Largest Target: 1

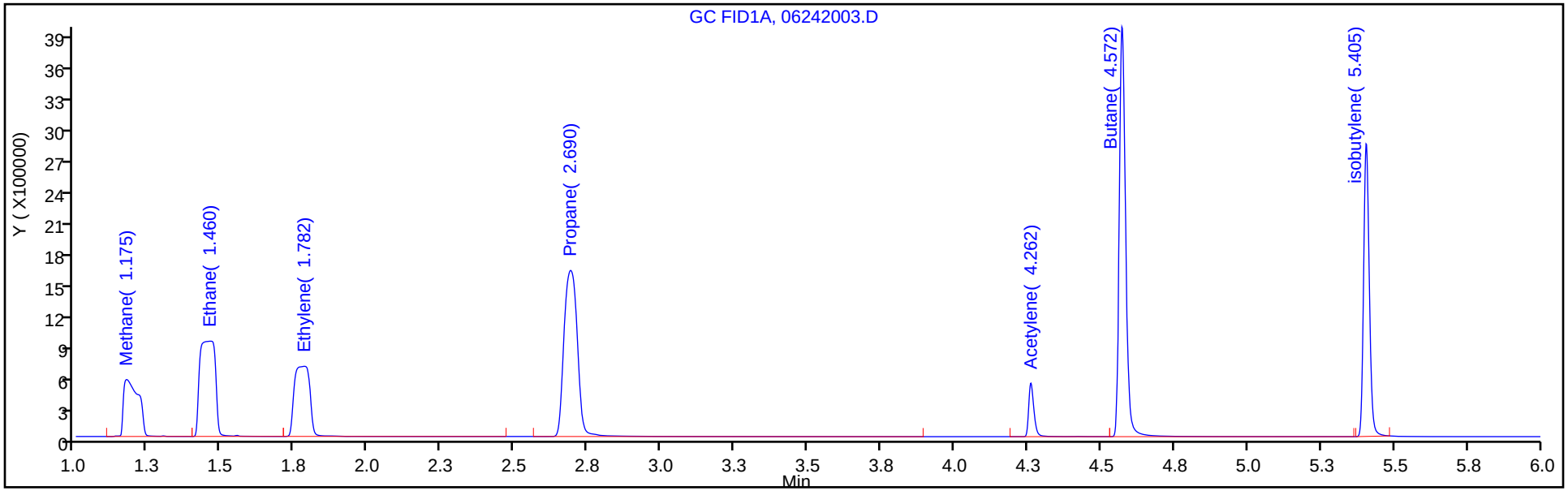

Column: HP-PLOT/Q (0.53 mm) Y Scaling: Method Defined: Scale to the Nth Largest Target: 1

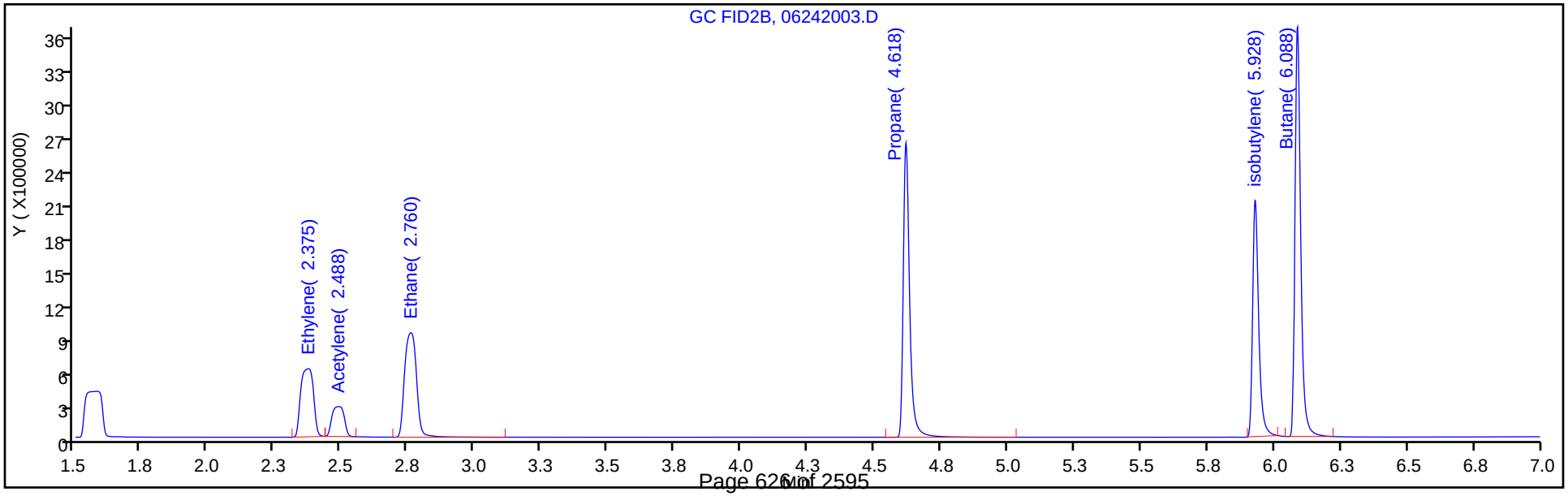

Manual Integration/User Assign Peak Report

Eurofins TestAmerica, Denver

Data File:	\\chromfs\Denver\ChromData\VGC_J\20200624-92709.b\06242003.D				
Injection Date:	24-Jun-2020 10:33:02	Instrument ID:	VGC_J		
Lims ID:	IC L3				
Client ID:					
Operator ID:	gm	ALS Bottle#:	3	Worklist Smp#:	3
Purge Vol:	18.000 mL	Dil. Factor:	1.0000		
Method:	RSK_J	Limit Group:	GCV - RSK 175		
Column:	HP-PLOT/Q (0.53 mm)	Detector	GC FID2B		

6 Acetylene, CAS: 74-86-2

Signal: 2

Processing Integration Results

RT: 2.49
Area: 2924290
Amount: 42.965365
Amount Units: ug/l

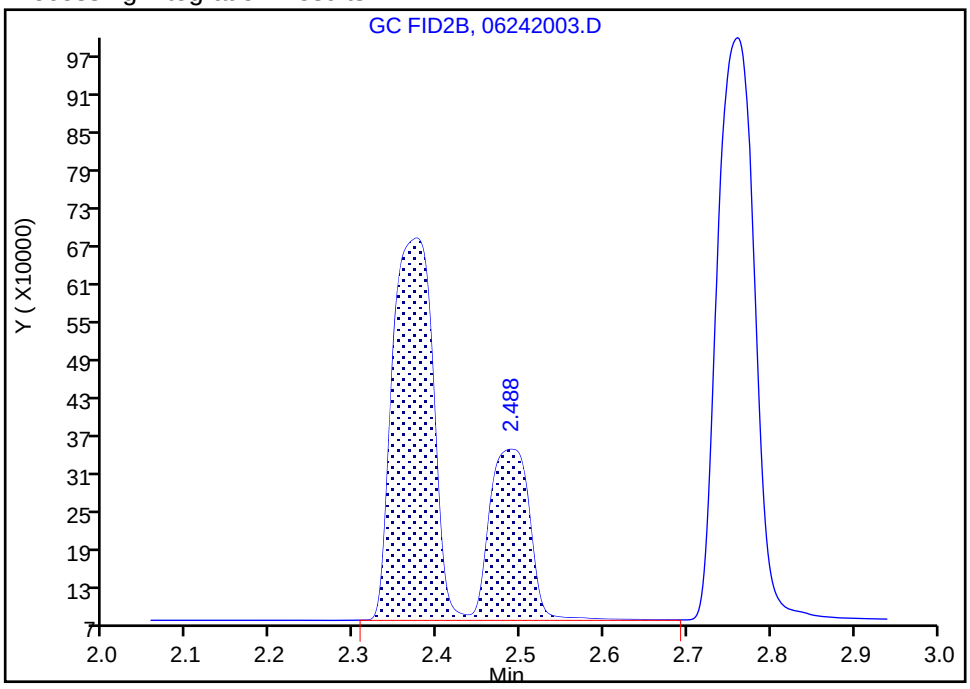

Manual Integration Results

RT: 2.49
Area: 841585
Amount: 24.515427
Amount Units: ug/l

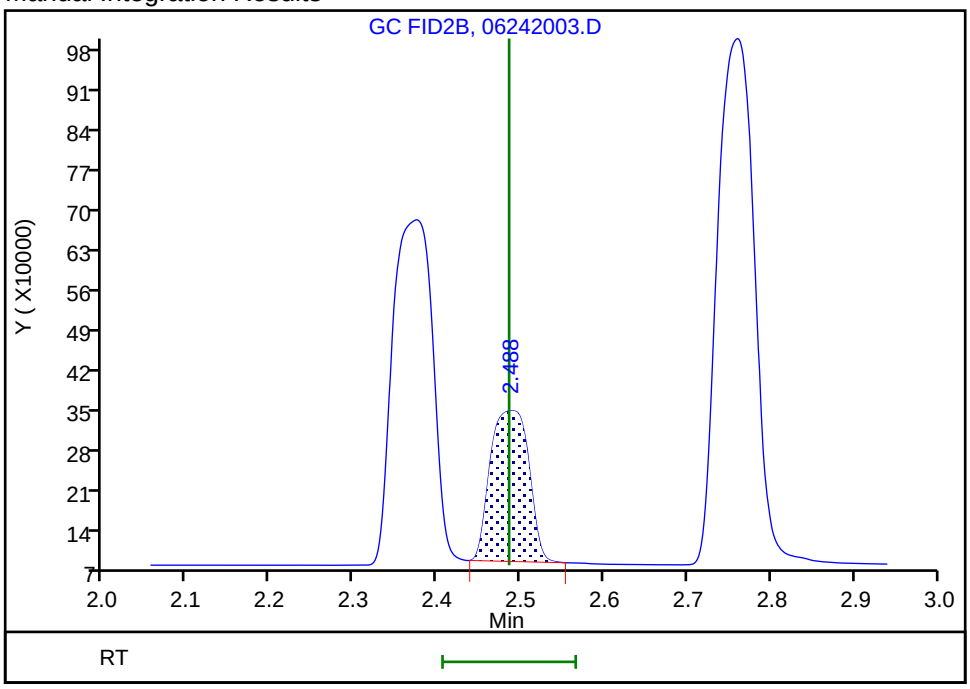

Reviewer: meierg, 24-Jun-2020 11:08:01

Audit Action: Manually Integrated Audit Reason: Shouldering

Eurofins TestAmerica, Denver
Target Compound Quantitation Report

Data File: \\chromfs\Denver\ChromData\VGC_J\20200624-92709.b\06242004.D
Lims ID: ICRT L4
Client ID:
Sample Type: ICRT Calib Level: 4
Inject. Date: 24-Jun-2020 10:45:14 ALS Bottle#: 4 Worklist Smp#: 4
Purge Vol: 18.000 mL Dil. Factor: 1.0000
Sample Info: ICRT L4
Misc. Info.: 280-0092709-004
Operator ID: gm Instrument ID: VGC_J
Sublist: chrom-RSK_J*sub5

Method: \\chromfs\Denver\ChromData\VGC_J\20200624-92709.b\RSK_J.m
Limit Group: GCV - RSK 175
Method Label: DV-GC-0025: Dissolved Gases in Water by RSK-175
Last Update: 24-Jun-2020 12:39:59 Calib Date: 24-Jun-2020 11:46:32
Integrator: Falcon
Quant Method: External Standard Quant By: Initial Calibration
Last ICal File: \\chromfs\Denver\ChromData\VGC_J\20200624-92709.b\06242009.D

Column 1 : Rt-Alumina BOND/KCl (0.53 mm) Det: GC FID1A
Column 2 : HP-PLOT/Q (0.53 mm) Det: GC FID2B
Process Host: CTX1017

First Level Reviewer: meierg Date: 24-Jun-2020 11:02:04

Col	RT (min.)	Exp RT (min.)	Dlt RT (min.)	Response	Cal Amt ug/l	OnCol Amt ug/l	Flags
2 Methane							
1	1.172	1.172	0.000	9092065	73.0	76.6	
2	1.578	1.578	0.000	8241315	73.0	76.2	
						RPD = 0.48	
3 Ethane							
1	1.457	1.457	0.000	16474689	136.9	143.7	
2	2.756	2.756	0.000	13906890	136.9	143.2	
						RPD = 0.34	
4 Ethylene							
1	1.779	1.779	0.000	12159201	127.7	132.5	
2	2.373	2.373	0.000	9735448	127.7	133.3	
						RPD = 0.59	
5 Propane							
1	2.682	2.682	0.000	25071225	200.7	212.3	
2	4.614	4.614	0.000	21208455	200.7	212.0	
						RPD = 0.16	
6 Acetylene							M
1	4.244	4.244	0.000	3287680	118.5	126.7	
2	2.488	2.488	0.000	4312506	118.5	125.6	M
						RPD = 0.87	
7 Butane							
1	4.554	4.554	0.000	29907332	264.5	273.2	
2	6.083	6.083	0.000	28030666	264.5	279.3	
						RPD = 2.20	
8 isobutylene							
1	5.392	5.392	0.000	19808714	255.4	276.5	
2	5.926	5.926	0.000	17460732	255.4	278.4	
						RPD = 0.68	

QC Flag Legend

Review Flags

M - Manually Integrated

Reagents:

RSK7gasMathes_00031 Amount Added: 200.00 Units: uL

Report Date: 24-Jun-2020 12:40:00 Chrom Revision: 2.3 21-Jun-2020 18:30:46

Eurofins TestAmerica, Denver

Data File: \\chromfs\Denver\ChromData\VGC_J\20200624-92709.b\06242004.D

Injection Date:	24-Jun-2020 10:45:14	Instrument ID:	VGC_J	Operator ID:	gm
Lims ID:	ICRT L4			Worklist Smp#:	4
Client ID:					
Purge Vol:	18.000 mL	Dil. Factor:	1.0000	ALS Bottle#:	4
Method:	RSK_J	Limit Group:	GCV - RSK 175		

Column: Rt-Alumina BOND/KCl (0.53 mm) Y Scaling: Method Defined: Scale to the Nth Largest Target: 1

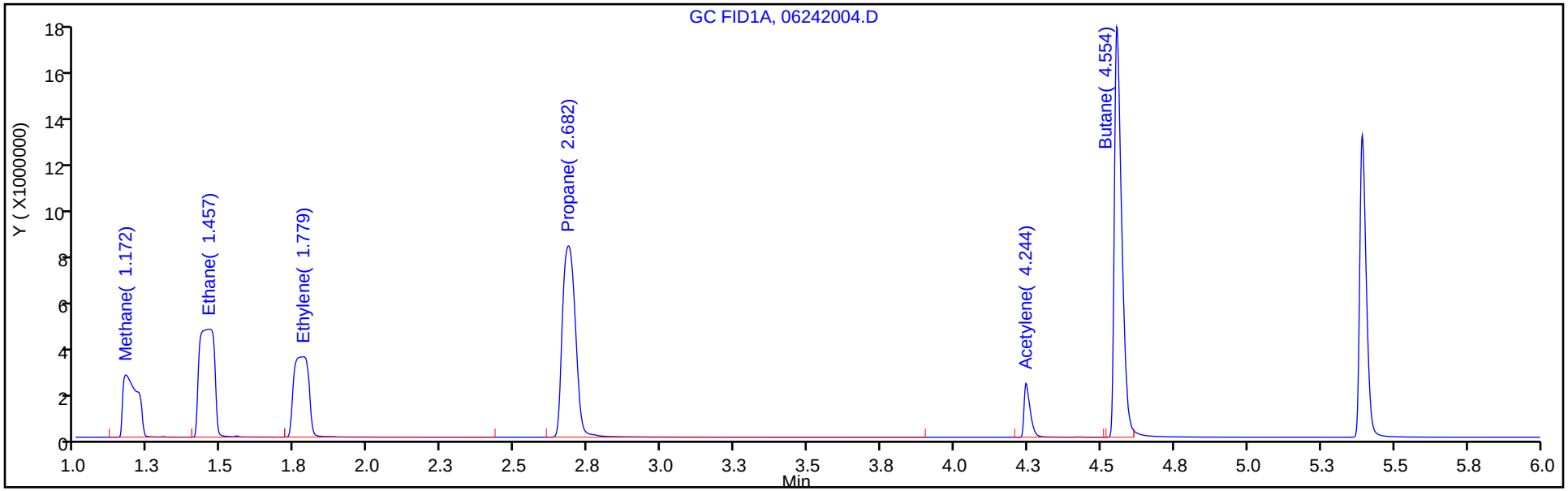

Column: HP-PLOT/Q (0.53 mm) Y Scaling: Method Defined: Scale to the Nth Largest Target: 1

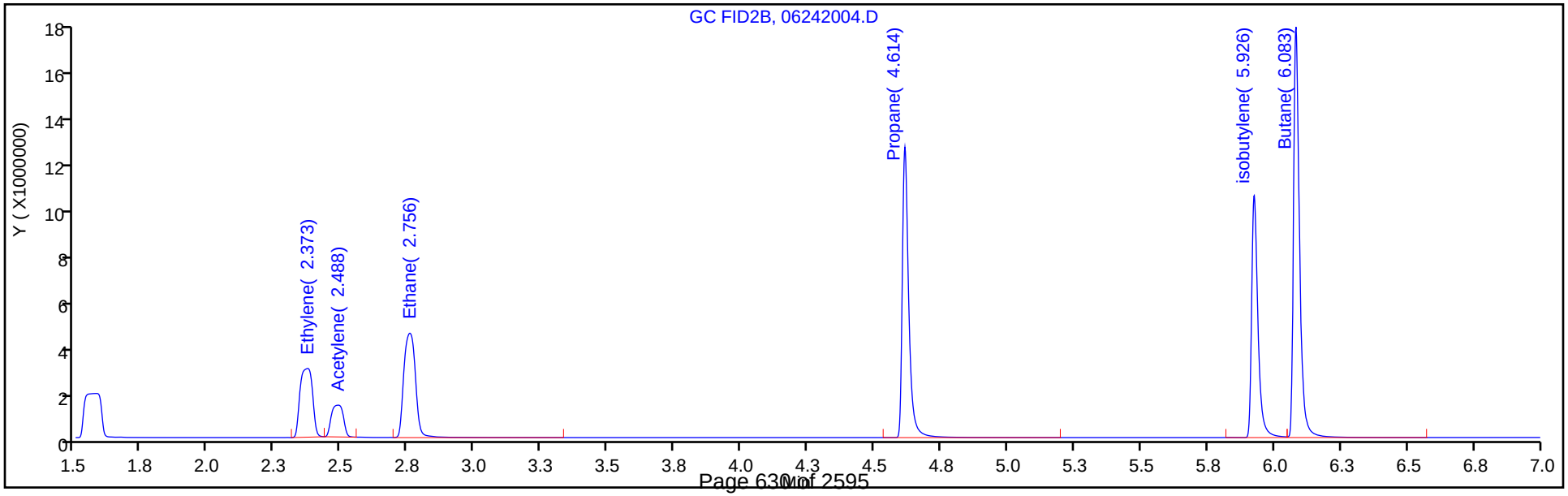

Manual Integration/User Assign Peak Report

Eurofins TestAmerica, Denver

Data File: \\chromfs\Denver\ChromData\VGC_J\20200624-92709.b\06242004.D
Injection Date: 24-Jun-2020 10:45:14 Instrument ID: VGC_J
Lims ID: ICRT L4
Client ID:
Operator ID: gm ALS Bottle#: 4 Worklist Smp#: 4
Purge Vol: 18.000 mL Dil. Factor: 1.0000
Method: RSK_J Limit Group: GCV - RSK 175
Column: HP-PLOT/Q (0.53 mm) Detector GC FID2B

6 Acetylene, CAS: 74-86-2

Signal: 2

Processing Integration Results

RT: 2.49
Area: 14469565
Amount: 121.4408
Amount Units: ug/l

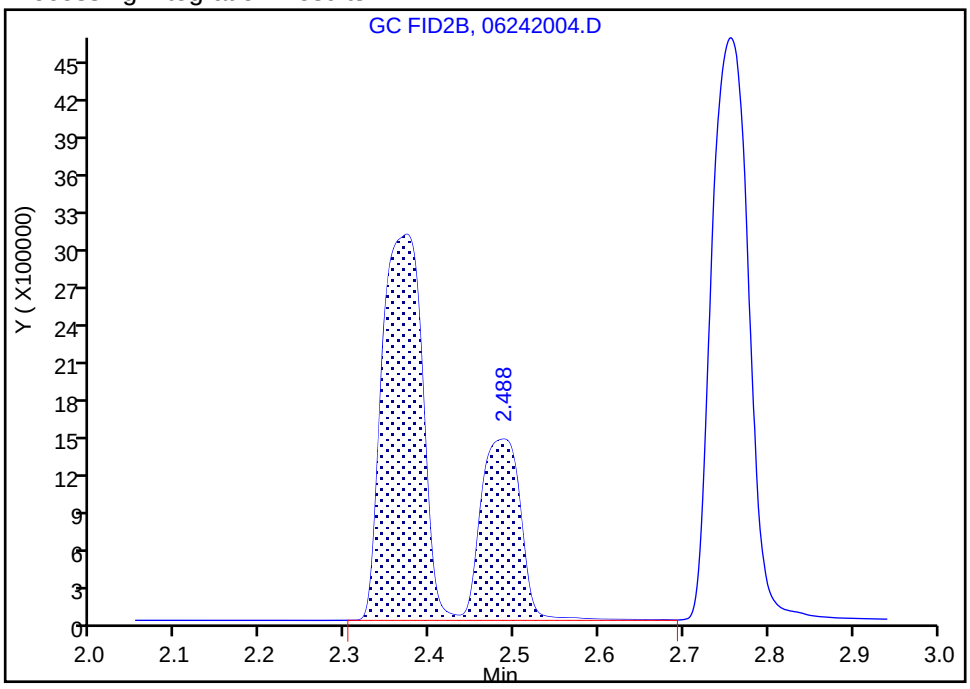

Manual Integration Results

RT: 2.49
Area: 4312506
Amount: 125.6236
Amount Units: ug/l

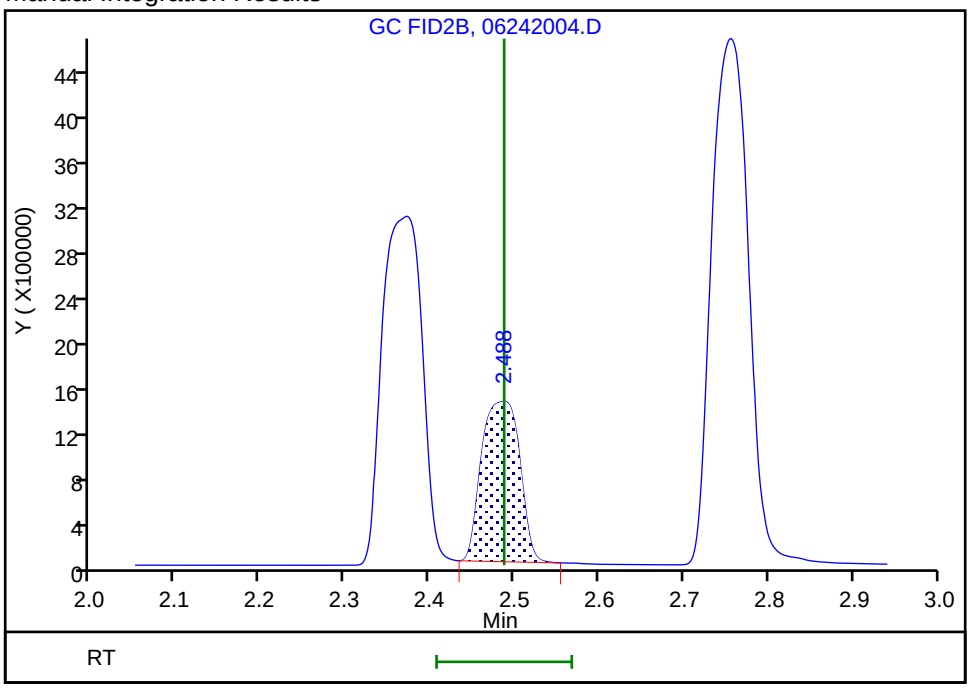

Reviewer: meierg, 24-Jun-2020 11:01:33
Audit Action: Manually Integrated Audit Reason: Shouldering

Eurofins TestAmerica, Denver
Target Compound Quantitation Report

Data File: \\chromfs\Denver\ChromData\VGC_J\20200624-92709.b\06242005.D
Lims ID: IC L5
Client ID:
Sample Type: IC Calib Level: 5
Inject. Date: 24-Jun-2020 10:57:30 ALS Bottle#: 5 Worklist Smp#: 5
Purge Vol: 18.000 mL Dil. Factor: 1.0000
Sample Info: IC L5
Misc. Info.: 280-0092709-005
Operator ID: gm Instrument ID: VGC_J
Sublist: chrom-RSK_J*sub5

Method: \\chromfs\Denver\ChromData\VGC_J\20200624-92709.b\RSK_J.m
Limit Group: GCV - RSK 175
Method Label: DV-GC-0025: Dissolved Gases in Water by RSK-175
Last Update: 24-Jun-2020 12:40:00 Calib Date: 24-Jun-2020 11:46:32
Integrator: Falcon
Quant Method: External Standard Quant By: Initial Calibration
Last ICal File: \\chromfs\Denver\ChromData\VGC_J\20200624-92709.b\06242009.D

Column 1 : Rt-Alumina BOND/KCl (0.53 mm) Det: GC FID1A
Column 2 : HP-PLOT/Q (0.53 mm) Det: GC FID2B
Process Host: CTX1017

First Level Reviewer: meierg Date: 24-Jun-2020 11:10:35

Col	RT (min.)	Exp RT (min.)	Dlt RT (min.)	Response	Cal Amt ug/l	OnCol Amt ug/l	Flags
2 Methane							
1	1.172	1.172	0.000	17468122	146.0	147.5	
2	1.577	1.577	0.000	15578914	146.0	144.4	
						RPD = 2.18	
3 Ethane							
1	1.462	1.462	0.000	30906100	273.7	269.6	
2	2.756	2.756	0.000	26361358	273.7	271.5	
						RPD = 0.70	
4 Ethylene							
1	1.779	1.779	0.000	23971500	255.3	261.2	
2	2.372	2.372	0.000	18569939	255.3	254.2	
						RPD = 2.71	
5 Propane							
1	2.676	2.676	0.000	46992293	401.4	398.0	
2	4.609	4.609	0.000	40116354	401.4	401.0	
						RPD = 0.76	
6 Acetylene							M
1	4.234	4.234	0.000	6232354	237.0	240.2	
2	2.486	2.486	0.000	8203389	237.0	239.0	M
						RPD = 0.53	
7 Butane							
1	4.541	4.541	0.000	57396046	529.0	523.6	
2	6.076	6.076	0.000	52957196	529.0	527.0	
						RPD = 0.64	
8 isobutylene							
1	5.381	5.381	0.000	37720673	510.8	526.6	
2	5.921	5.921	0.000	33259110	510.8	530.3	
						RPD = 0.70	

QC Flag Legend

Review Flags

M - Manually Integrated

Reagents:

RSK7gasMathes_00031 Amount Added: 400.00 Units: uL

Report Date: 24-Jun-2020 12:40:00 Chrom Revision: 2.3 21-Jun-2020 18:30:46

Eurofins TestAmerica, Denver

Data File: \\chromfs\Denver\ChromData\VGC_J\20200624-92709.b\06242005.D

Injection Date:	24-Jun-2020 10:57:30	Instrument ID:	VGC_J	Operator ID:	gm
Lims ID:	IC L5			Worklist Smp#:	5
Client ID:					
Purge Vol:	18.000 mL	Dil. Factor:	1.0000	ALS Bottle#:	5
Method:	RSK_J	Limit Group:	GCV - RSK 175		

Column: Rt-Alumina BOND/KCl (0.53 mm) Y Scaling: Method Defined: Scale to the Nth Largest Target: 1

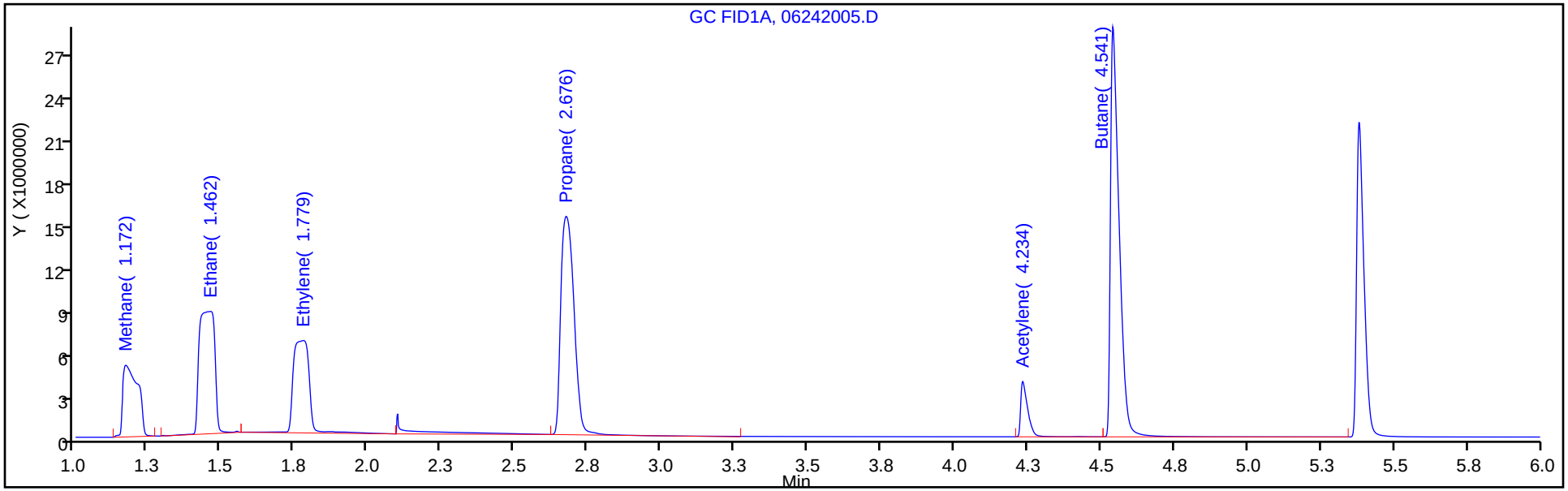

Column: HP-PLOT/Q (0.53 mm) Y Scaling: Method Defined: Scale to the Nth Largest Target: 1

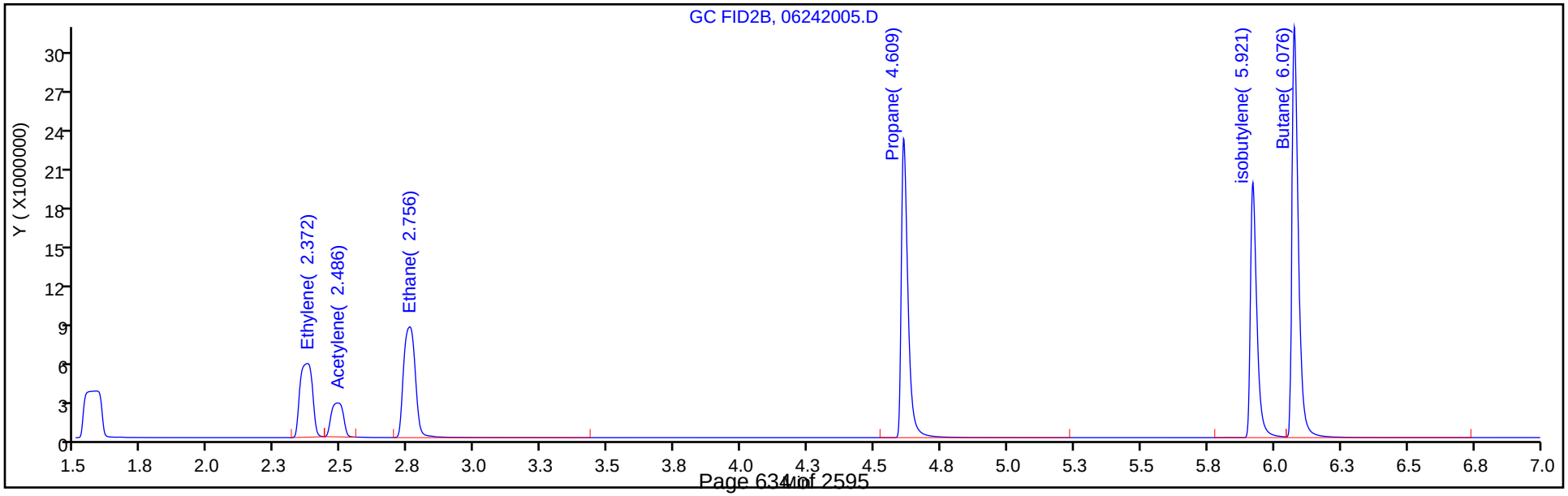

Manual Integration/User Assign Peak Report

Eurofins TestAmerica, Denver

Data File:	\\chromfs\Denver\ChromData\VGC_J\20200624-92709.b\06242005.D				
Injection Date:	24-Jun-2020 10:57:30	Instrument ID:	VGC_J		
Lims ID:	IC L5				
Client ID:					
Operator ID:	gm	ALS Bottle#:	5	Worklist Smp#:	5
Purge Vol:	18.000 mL	Dil. Factor:	1.0000		
Method:	RSK_J	Limit Group:	GCV - RSK 175		
Column:	HP-PLOT/Q (0.53 mm)	Detector	GC FID2B		

6 Acetylene, CAS: 74-86-2

Signal: 2

Processing Integration Results

RT: 2.49
Area: 27589208
Amount: 237.3114
Amount Units: ug/l

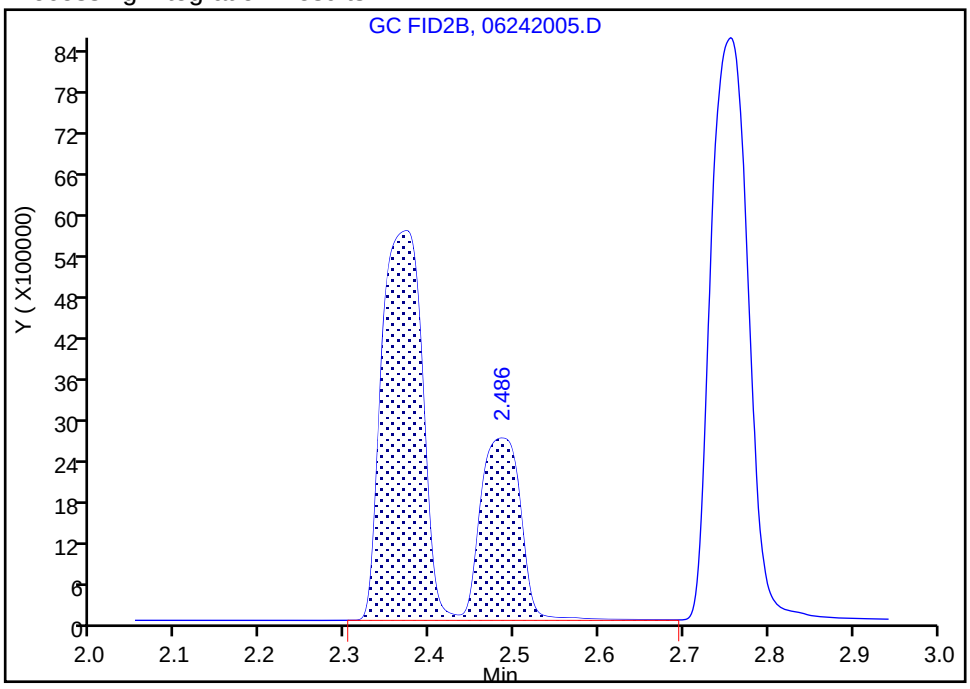

Manual Integration Results

RT: 2.49
Area: 8203389
Amount: 238.9653
Amount Units: ug/l

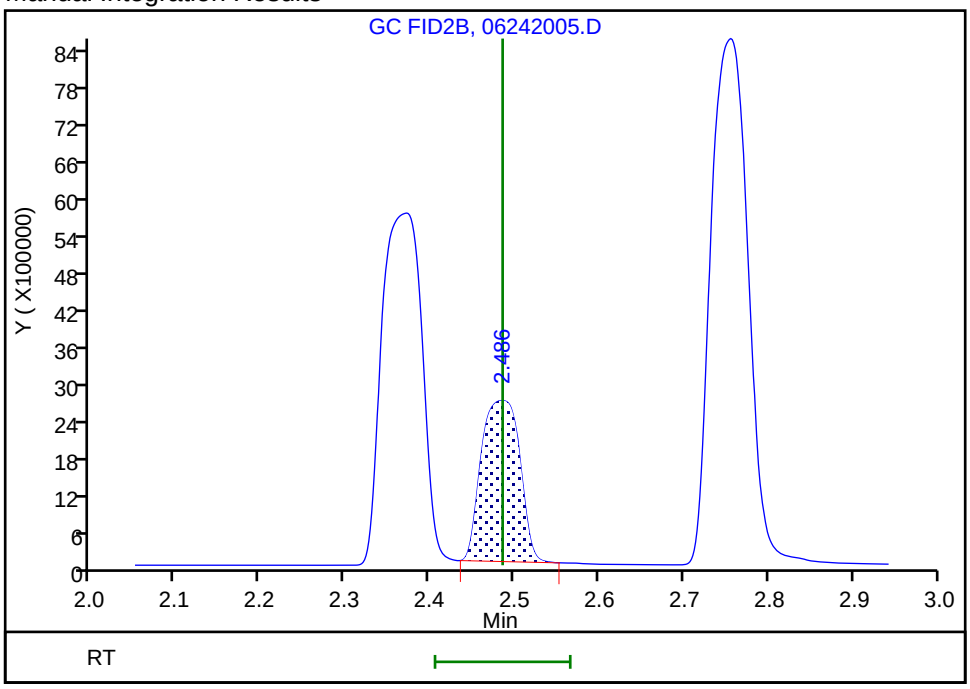

Reviewer: meierg, 24-Jun-2020 11:09:21

Audit Action: Manually Integrated Audit Reason: Shouldering

Eurofins TestAmerica, Denver
Target Compound Quantitation Report

Data File: \\chromfs\Denver\ChromData\VGC_J\20200624-92709.b\06242006.D
Lims ID: IC L6
Client ID:
Sample Type: IC Calib Level: 6
Inject. Date: 24-Jun-2020 11:09:45 ALS Bottle#: 6 Worklist Smp#: 6
Purge Vol: 18.000 mL Dil. Factor: 1.0000
Sample Info: IC L6
Misc. Info.: 280-0092709-006
Operator ID: gm Instrument ID: VGC_J
Sublist: chrom-RSK_J*sub5

Method: \\chromfs\Denver\ChromData\VGC_J\20200624-92709.b\RSK_J.m
Limit Group: GCV - RSK 175
Method Label: DV-GC-0025: Dissolved Gases in Water by RSK-175
Last Update: 24-Jun-2020 12:40:01 Calib Date: 24-Jun-2020 11:46:32
Integrator: Falcon
Quant Method: External Standard Quant By: Initial Calibration
Last ICal File: \\chromfs\Denver\ChromData\VGC_J\20200624-92709.b\06242009.D

Column 1 : Rt-Alumina BOND/KCl (0.53 mm) Det: GC FID1A
Column 2 : HP-PLOT/Q (0.53 mm) Det: GC FID2B
Process Host: CTX1017

First Level Reviewer: meierg Date: 24-Jun-2020 11:22:53

Col	RT (min.)	Exp RT (min.)	Dlt RT (min.)	Response	Cal Amt ug/l	OnCol Amt ug/l	Flags
2 Methane							
1	1.168	1.172	-0.004	34804015	292.0	294.4	
2	1.576	1.577	-0.001	31463322	292.0	291.8	
						RPD = 0.87	
3 Ethane							
1	1.458	1.462	-0.004	63053378	547.4	550.1	
2	2.750	2.756	-0.006	53331817	547.4	549.4	
						RPD = 0.14	
4 Ethylene							
1	1.771	1.779	-0.008	46705608	510.7	508.9	
2	2.366	2.372	-0.006	37428833	510.7	512.4	
						RPD = 0.68	
5 Propane							
1	2.658	2.676	-0.018	95948907	802.8	812.6	
2	4.601	4.609	-0.008	81456479	802.8	814.2	
						RPD = 0.20	
6 Acetylene							Ma
1	4.216	4.234	-0.018	12537110	474.1	483.3	M
2	2.485	2.486	-0.001	16738973	474.1	487.6	M
						RPD = 0.90	
7 Butane							Ma
1	4.521	4.541	-0.020	114699787	1058.1	1045.8	M
2	6.066	6.076	-0.010	103377764	1058.1	1028.2	M
						RPD = 1.70	
8 isobutylene							M
1	5.365	5.381	-0.016	76413104	1021.5	1066.7	
2	5.913	5.921	-0.008	66173382	1021.5	1055.1	M
						RPD = 1.10	

QC Flag Legend

Review Flags

M - Manually Integrated

a - User Assigned ID

Reagents:

RSK7gasMathes_00031 Amount Added: 800.00 Units: uL

Report Date: 24-Jun-2020 12:40:01 Chrom Revision: 2.3 21-Jun-2020 18:30:46

Eurofins TestAmerica, Denver

Data File: \\chromfs\Denver\ChromData\VGC_J\20200624-92709.b\06242006.D

Injection Date:	24-Jun-2020 11:09:45	Instrument ID:	VGC_J	Operator ID:	gm
Lims ID:	IC L6			Worklist Smp#:	6
Client ID:					
Purge Vol:	18.000 mL	Dil. Factor:	1.0000	ALS Bottle#:	6
Method:	RSK_J	Limit Group:	GCV - RSK 175		

Column: Rt-Alumina BOND/KCl (0.53 mm) Y Scaling: Method Defined: Scale to the Nth Largest Target: 1

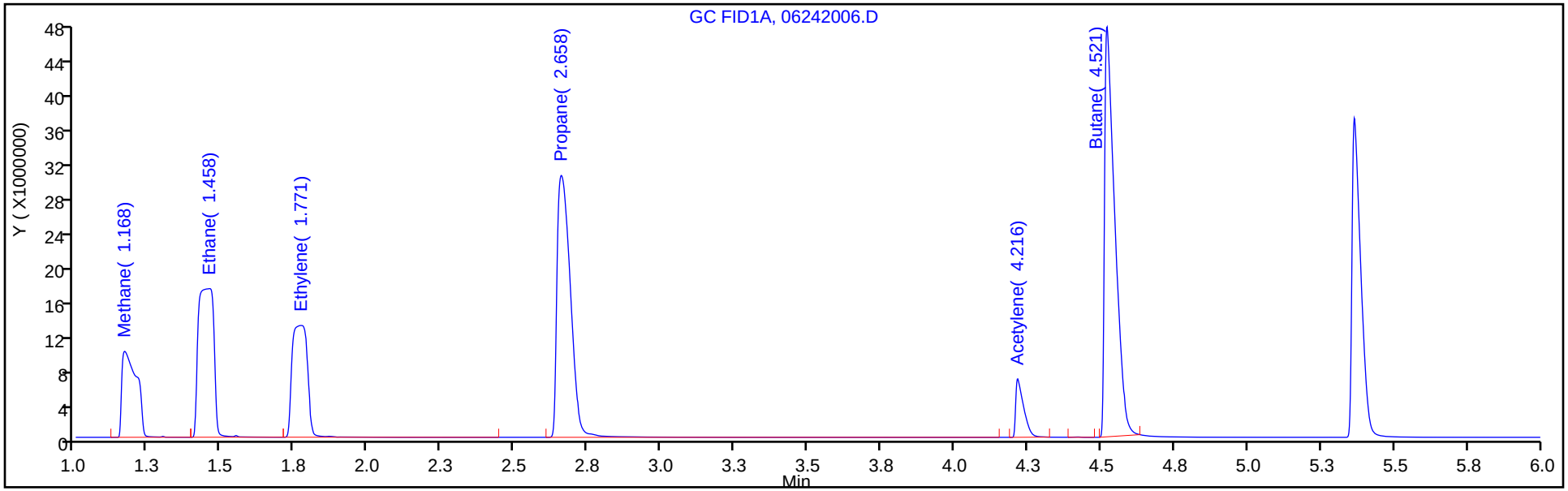

Column: HP-PLOT/Q (0.53 mm) Y Scaling: Method Defined: Scale to the Nth Largest Target: 1

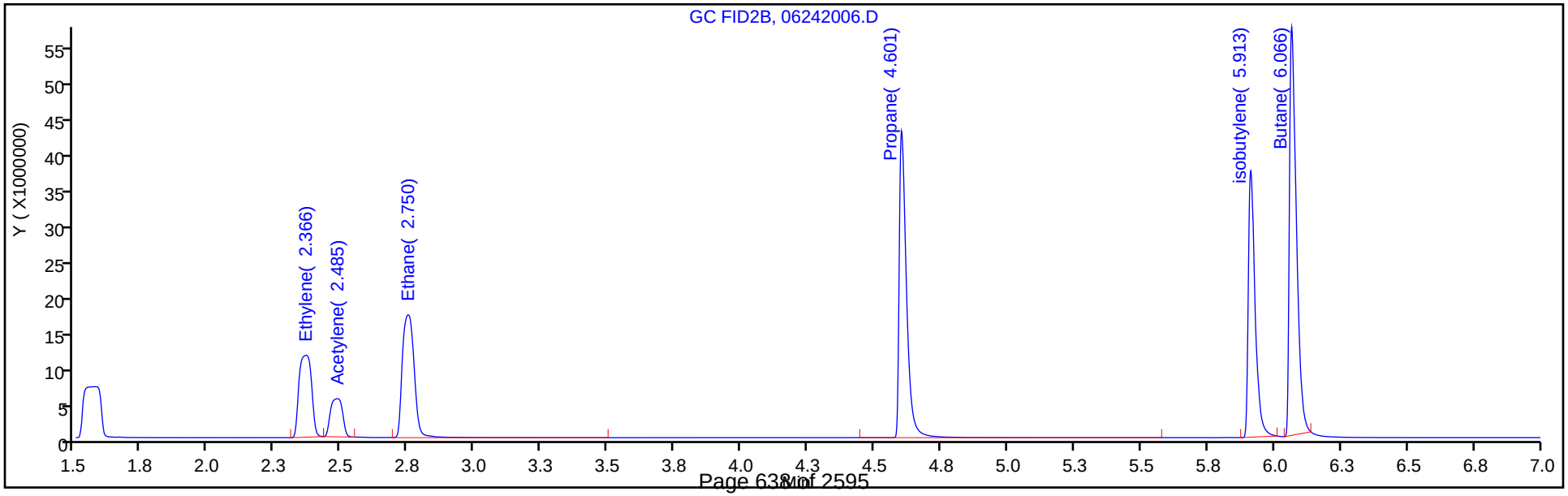

Manual Integration/User Assign Peak Report

Eurofins TestAmerica, Denver

Data File:	\\chromfs\Denver\ChromData\VGC_J\20200624-92709.b\06242006.D				
Injection Date:	24-Jun-2020 11:09:45	Instrument ID:	VGC_J		
Lims ID:	IC L6				
Client ID:					
Operator ID:	gm	ALS Bottle#:	6	Worklist Smp#:	6
Purge Vol:	18.000 mL	Dil. Factor:	1.0000		
Method:	RSK_J	Limit Group:	GCV - RSK 175		
Column:	HP-PLOT/Q (0.53 mm)	Detector	GC FID2B		

6 Acetylene, CAS: 74-86-2

Signal: 2

Processing Integration Results

RT: 2.48
Area: 16738973
Amount: 487.6074
Amount Units: ug/l

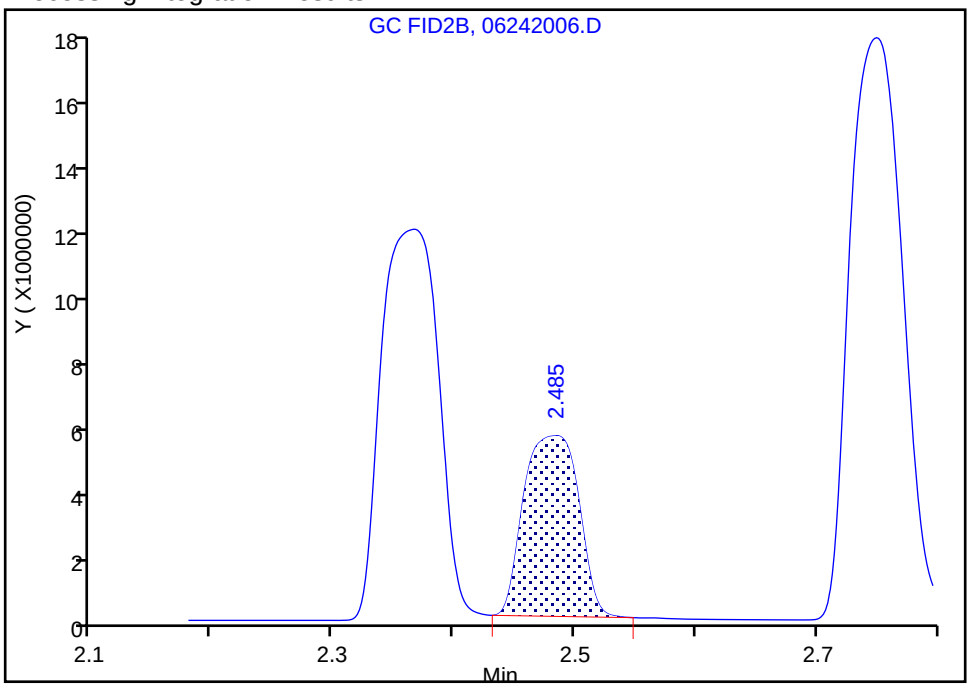

Manual Integration Results

RT: 2.48
Area: 16738973
Amount: 487.6074
Amount Units: ug/l

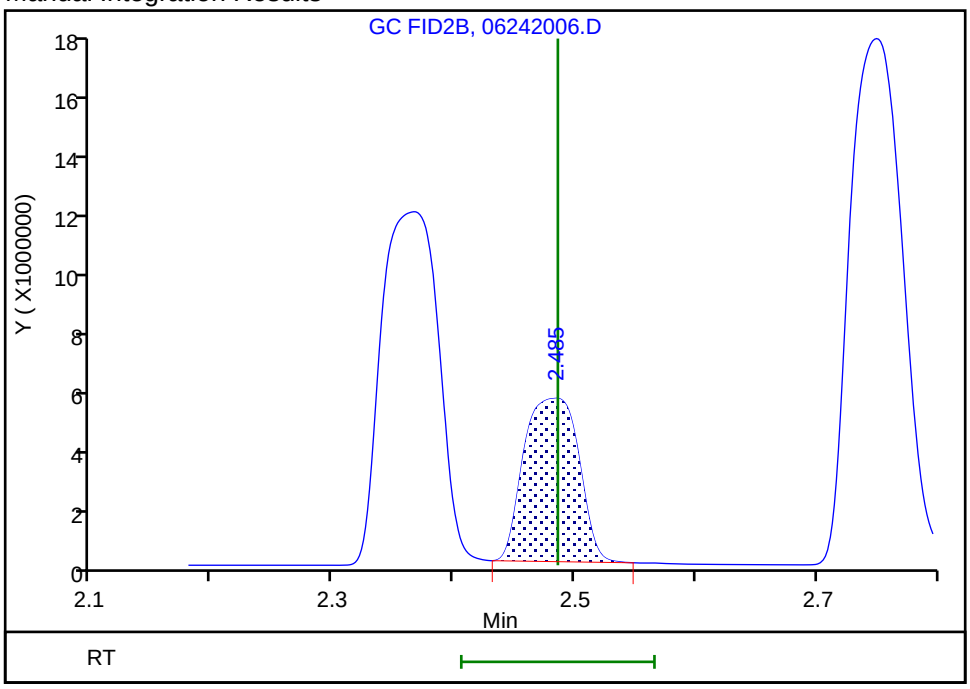

Reviewer: meierg, 24-Jun-2020 11:22:42

Audit Action: Manually Integrated/Assigned Compound ID Audit Reason: Peak not integrated

Eurofins TestAmerica, Denver
Target Compound Quantitation Report

Data File: \\chromfs\Denver\ChromData\VGC_J\20200624-92709.b\06242007.D
Lims ID: IC L7
Client ID:
Sample Type: IC Calib Level: 7
Inject. Date: 24-Jun-2020 11:22:02 ALS Bottle#: 7 Worklist Smp#: 7
Purge Vol: 18.000 mL Dil. Factor: 1.0000
Sample Info: IC L7
Misc. Info.: 280-0092709-007
Operator ID: gm Instrument ID: VGC_J
Sublist: chrom-RSK_J*sub5

Method: \\chromfs\Denver\ChromData\VGC_J\20200624-92709.b\RSK_J.m
Limit Group: GCV - RSK 175
Method Label: DV-GC-0025: Dissolved Gases in Water by RSK-175
Last Update: 24-Jun-2020 12:40:02 Calib Date: 24-Jun-2020 11:46:32
Integrator: Falcon
Quant Method: External Standard Quant By: Initial Calibration
Last ICal File: \\chromfs\Denver\ChromData\VGC_J\20200624-92709.b\06242009.D

Column 1 : Rt-Alumina BOND/KCl (0.53 mm) Det: GC FID1A
Column 2 : HP-PLOT/Q (0.53 mm) Det: GC FID2B
Process Host: CTX1017

First Level Reviewer: meierg Date: 24-Jun-2020 11:34:52

Col	RT (min.)	Exp RT (min.)	Dlt RT (min.)	Response	Cal Amt ug/l	OnCol Amt ug/l	Flags
2 Methane							
1	1.172	1.172	0.000	208468313	1806.9	1765.4	
2	1.576	1.577	-0.001	189546256	1806.9	1759.6	
						RPD = 0.33	

Reagents:

RSK175methane_00010 Amount Added: 50.00 Units: uL

Report Date: 24-Jun-2020 12:40:02 Chrom Revision: 2.3 21-Jun-2020 18:30:46

Eurofins TestAmerica, Denver

Data File: \\chromfs\Denver\ChromData\VGC_J\20200624-92709.b\06242007.D

Injection Date:	24-Jun-2020 11:22:02	Instrument ID:	VGC_J	Operator ID:	gm
Lims ID:	IC L7			Worklist Smp#:	7
Client ID:					
Purge Vol:	18.000 mL	Dil. Factor:	1.0000	ALS Bottle#:	7
Method:	RSK_J	Limit Group:	GCV - RSK 175		

Column: Rt-Alumina BOND/KCl (0.53 mm) Y Scaling: Method Defined: Scale to the Nth Largest Target: 1

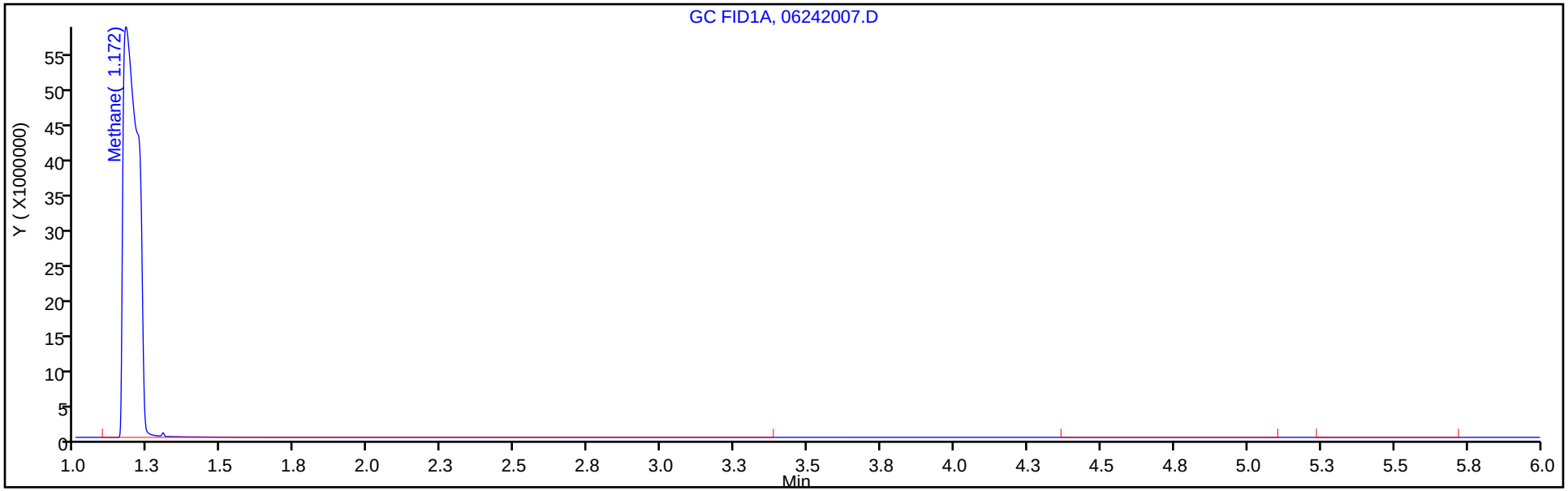

Column: HP-PLOT/Q (0.53 mm) Y Scaling: Method Defined: Scale to the Nth Largest Target: 1

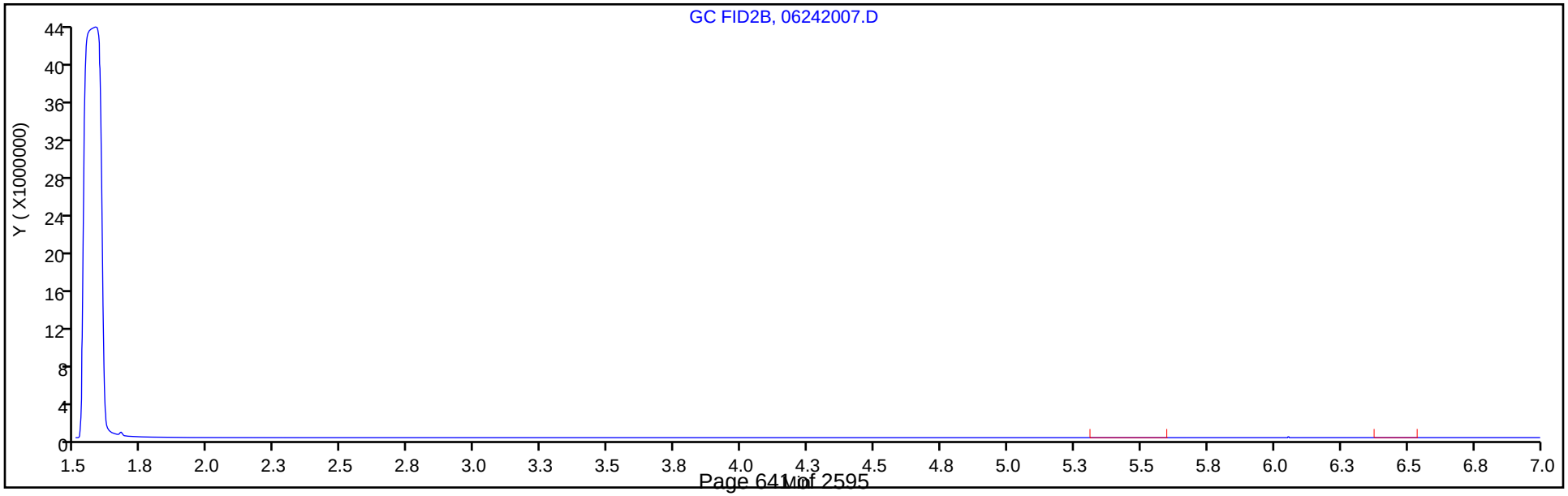

Eurofins TestAmerica, Denver
Target Compound Quantitation Report

Data File:	\\chromfs\Denver\ChromData\VGC_J\20200624-92709.b\06242008.D				
Lims ID:	IC L8				
Client ID:					
Sample Type:	IC	Calib Level:	8		
Inject. Date:	24-Jun-2020 11:34:17	ALS Bottle#:	8	Worklist Smp#:	8
Purge Vol:	18.000 mL	Dil. Factor:	1.0000		
Sample Info:	IC L8				
Misc. Info.:	280-0092709-008				
Operator ID:	gm	Instrument ID:	VGC_J		
Sublist:	chrom-RSK_J*sub5				
Method:	\\chromfs\Denver\ChromData\VGC_J\20200624-92709.b\RSK_J.m				
Limit Group:	GCV - RSK 175				
Method Label:	DV-GC-0025: Dissolved Gases in Water by RSK-175				
Last Update:	24-Jun-2020 12:40:02	Calib Date:	24-Jun-2020 11:46:32		
Integrator:	Falcon				
Quant Method:	External Standard	Quant By:	Initial Calibration		
Last ICal File:	\\chromfs\Denver\ChromData\VGC_J\20200624-92709.b\06242009.D				
Column 1 :	Rt-Alumina BOND/KCl (0.53 mm)		Det: GC FID1A		
Column 2 :	HP-PLOT/Q (0.53 mm)		Det: GC FID2B		
Process Host:	CTX1017				

First Level Reviewer: meierg Date: 24-Jun-2020 11:49:34

Col	RT (min.)	Exp RT (min.)	Dlt RT (min.)	Response	Cal Amt ug/l	OnCol Amt ug/l	Flags
2 Methane							
1	1.169	1.172	-0.003	829291020	7227.8	7023.8	
2	1.571	1.577	-0.006	768036307	7227.8	7130.5	
						RPD = 1.51	

Reagents:

RSK175methane_00010 Amount Added: 200.00 Units: uL

Report Date: 24-Jun-2020 12:40:02 Chrom Revision: 2.3 21-Jun-2020 18:30:46

Eurofins TestAmerica, Denver

Data File: \\chromfs\Denver\ChromData\VGC_J\20200624-92709.b\06242008.D

Injection Date:	24-Jun-2020 11:34:17	Instrument ID:	VGC_J	Operator ID:	gm
Lims ID:	IC L8			Worklist Smp#:	8
Client ID:					
Purge Vol:	18.000 mL	Dil. Factor:	1.0000	ALS Bottle#:	8
Method:	RSK_J	Limit Group:	GCV - RSK 175		

Column: Rt-Alumina BOND/KCl (0.53 mm) Y Scaling: Method Defined: Scale to the Nth Largest Target: 1

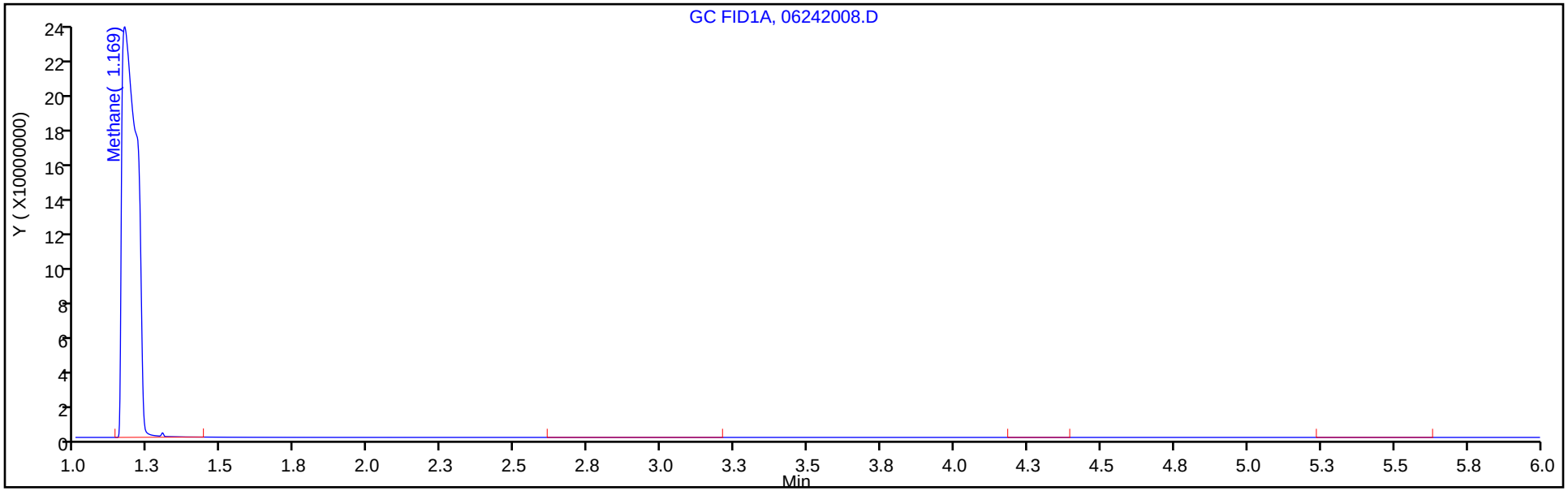

Column: HP-PLOT/Q (0.53 mm) Y Scaling: Method Defined: Scale to the Nth Largest Target: 1

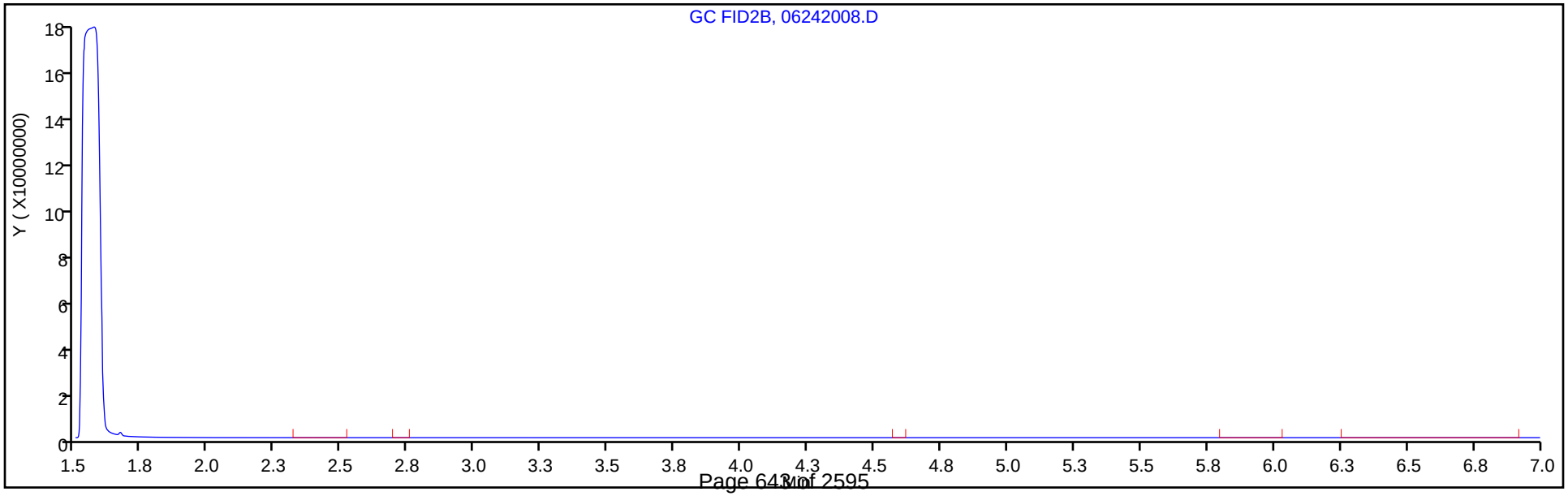

Eurofins TestAmerica, Denver
Target Compound Quantitation Report

Data File: \\chromfs\Denver\ChromData\VGC_J\20200624-92709.b\06242009.D
Lims ID: IC L9
Client ID:
Sample Type: IC Calib Level: 9
Inject. Date: 24-Jun-2020 11:46:32 ALS Bottle#: 9 Worklist Smp#: 9
Purge Vol: 18.000 mL Dil. Factor: 1.0000
Sample Info: IC L9
Misc. Info.: 280-0092709-009
Operator ID: gm Instrument ID: VGC_J
Sublist: chrom-RSK_J*sub5

Method: \\chromfs\Denver\ChromData\VGC_J\20200624-92709.b\RSK_J.m
Limit Group: GCV - RSK 175
Method Label: DV-GC-0025: Dissolved Gases in Water by RSK-175
Last Update: 24-Jun-2020 12:40:03 Calib Date: 24-Jun-2020 11:46:32
Integrator: Falcon
Quant Method: External Standard Quant By: Initial Calibration
Last ICal File: \\chromfs\Denver\ChromData\VGC_J\20200624-92709.b\06242009.D

Column 1 : Rt-Alumina BOND/KCl (0.53 mm) Det: GC FID1A
Column 2 : HP-PLOT/Q (0.53 mm) Det: GC FID2B
Process Host: CTX1017

First Level Reviewer: meierg Date: 24-Jun-2020 11:58:37

Col	RT (min.)	Exp RT (min.)	Dlt RT (min.)	Response	Cal Amt ug/l	OnCol Amt ug/l	Flags
2 Methane							
1	1.163	1.172	-0.009	2294825441	21683	19437	
2	1.560	1.577	-0.017	2136573736	21683	19837	
						RPD = 2.03	

Reagents:

RSK175methane_00010 Amount Added: 600.00 Units: uL

Report Date: 24-Jun-2020 12:40:03 Chrom Revision: 2.3 21-Jun-2020 18:30:46

Eurofins TestAmerica, Denver

Data File: \\chromfs\Denver\ChromData\VGC_J\20200624-92709.b\06242009.D

Injection Date:	24-Jun-2020 11:46:32	Instrument ID:	VGC_J	Operator ID:	gm
Lims ID:	IC L9			Worklist Smp#:	9
Client ID:					
Purge Vol:	18.000 mL	Dil. Factor:	1.0000	ALS Bottle#:	9
Method:	RSK_J	Limit Group:	GCV - RSK 175		

Column: Rt-Alumina BOND/KCl (0.53 mm) Y Scaling: Method Defined: Scale to the Nth Largest Target: 1

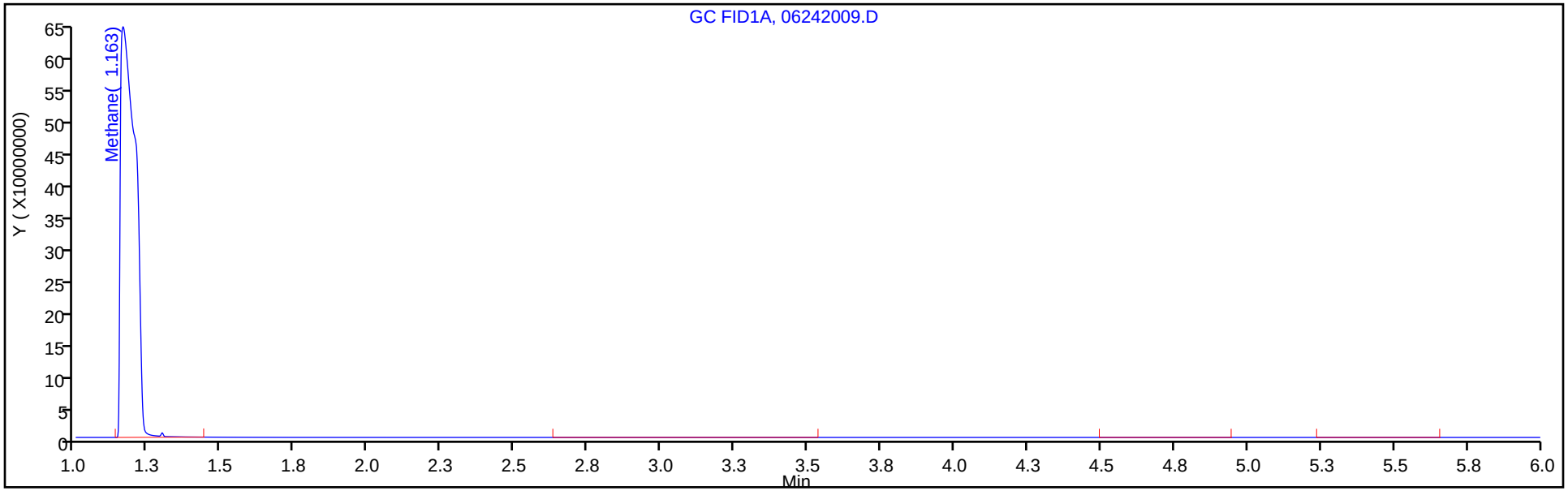

Column: HP-PLOT/Q (0.53 mm) Y Scaling: Method Defined: Scale to the Nth Largest Target: 1

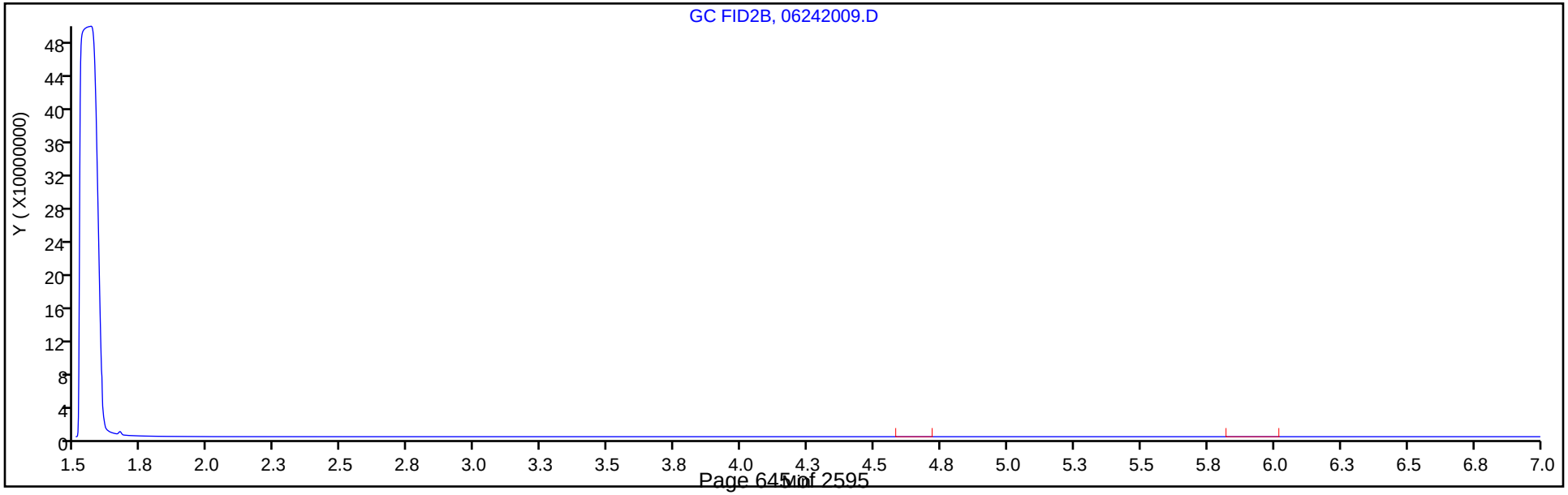

FORM VII
GC VOA CONTINUING CALIBRATION DATA

Lab Name: Eurofins TestAmerica, Denver Job No.: 280-137702-1

SDG No.:

Lab Sample ID: ICV 280-495152/16 Calibration Date: 05/16/2020 13:25

Instrument ID: VGC_J Calib Start Date: 05/16/2020 10:57

GC Column: Rt-Alumina KCl ID: 0.53(mm) Calib End Date: 05/16/2020 13:08

Lab File ID: 010F1001.D Conc. Units: ug/L Heated Purge: (Y/N) N

ANALYTE	CURVE TYPE	AVE CF	CF	MIN CF	CALC AMOUNT	SPIKE AMOUNT	%D	MAX %D
Methane	Lin2		158281		80.1	73.0	9.7	20.0
Ethane	Ave	136043	153595		155	137	12.9	20.0
Ethylene	Ave	110213	122313		142	128	11.0	20.0
Acetylene	Ave	34294	36540		126	119	6.5	20.0

FORM VII
GC VOA CONTINUING CALIBRATION RETENTION TIME SUMMARY

Lab Name: Eurofins TestAmerica, Denver Job No.: 280-137702-1

SDG No.:

Lab Sample ID: ICV 280-495152/16 Calibration Date: 05/16/2020 13:25

Instrument ID: VGC_J Calib Start Date: 05/16/2020 10:57

GC Column: Rt-Alumina KCl ID: 0.53(mm) Calib End Date: 05/16/2020 13:08

Lab File ID: 010F1001.D Heated Purge: (Y/N) N

Analyte	RT	RT WINDOW	
		FROM	TO
Methane	1.25	1.21	1.29
Ethane	1.51	1.46	1.56
Ethylene	1.79	1.74	1.84
Acetylene	4.01	3.94	4.10

Eurofins TestAmerica, Denver
Target Compound Quantitation Report

Data File: \\chromfs\Denver\ChromData\VGC_J\20200516-91574.b\010F1001.D
Lims ID: ICV
Client ID:
Sample Type: ICV
Inject. Date: 16-May-2020 13:25:26 ALS Bottle#: 10 Worklist Smp#: 16
Purge Vol: 18.000 mL Dil. Factor: 1.0000
Sample Info: ICV
Operator ID: MEIERG Instrument ID: VGC_J
Sublist:

Method: \\chromfs\Denver\ChromData\VGC_J\20200516-91574.b\RSK_J.m
Limit Group: GCV - RSK 175
Method Label: DV-GC-0025: Dissolved Gases in Water by RSK-175
Last Update: 17-May-2020 09:03:52 Calib Date: 16-May-2020 13:08:56
Integrator: Falcon
Quant Method: External Standard Quant By: Initial Calibration
Last ICal File: \\chromfs\Denver\ChromData\VGC_J\20200516-91574.b\009F0901.D

Column 1 : Rt-Alumina BOND/KCl (0.53 mm) Det: GC FID1A
Column 2 : HP-PLOT/Q (0.53 mm) Det: GC FID2B
Process Host: CTX0312

Col	RT (min.)	Exp RT (min.)	Dlt RT (min.)	Response	Cal Amt ug/l	OnCol Amt ug/l	Flags
2 Methane							
1	1.249	1.250	-0.001	11555066	73.0	80.1	
2	3.171	3.172	-0.001	5497214	73.0	80.1	
						RPD = 0.01	
3 Ethane							
1	1.513	1.511	0.002	21020301	136.9	154.5	
2	4.305	4.305	0.000	9395211	136.9	153.9	
						RPD = 0.41	
4 Ethylene							
1	1.791	1.793	-0.002	15615273	127.7	141.7	
2	4.031	4.032	-0.001	6823571	127.7	142.4	
						RPD = 0.47	
5 Propane							
1	2.524	2.528	-0.004	32214966	200.7	224.9	
2	5.930	5.928	0.002	14336595	200.7	228.9	
						RPD = 1.77	
6 Acetylene							M
1	4.008	4.015	-0.007	4330795	118.5	126.3	
2	4.136	4.137	-0.001	2842552	118.5	131.6	M
						RPD = 4.10	
7 Butane							Ma
1	4.279	4.286	-0.007	38944801	264.5	295.2	M
2	7.373	7.375	-0.002	18966689	264.5	297.4	a
						RPD = 0.73	
8 isobutylene							
1	5.156	5.163	-0.007	25717354	255.4	288.1	
2	7.226	7.227	-0.001	12003603	255.4	288.8	
						RPD = 0.26	

QC Flag Legend

Review Flags

M - Manually Integrated

a - User Assigned ID

Reagents:

RSK7gasMathes_00027 Amount Added: 200.00 Units: uL

Report Date: 17-May-2020 09:03:52 Chrom Revision: 2.3 05-May-2020 17:48:18

Eurofins TestAmerica, Denver

Data File: \\chromfs\Denver\ChromData\VGC_J\20200516-91574.b\010F1001.D

Injection Date:	16-May-2020 13:25:26	Instrument ID:	VGC_J	Operator ID:	MEIERG
Lims ID:	ICV			Worklist Smp#:	16
Client ID:					
Purge Vol:	18.000 mL	Dil. Factor:	1.0000	ALS Bottle#:	10
Method:	RSK_J	Limit Group:	GCV - RSK 175		

Column: Rt-Alumina BOND/KCl (0.53 mm) Y Scaling: Method Defined: Scale to the Nth Largest Target: 1

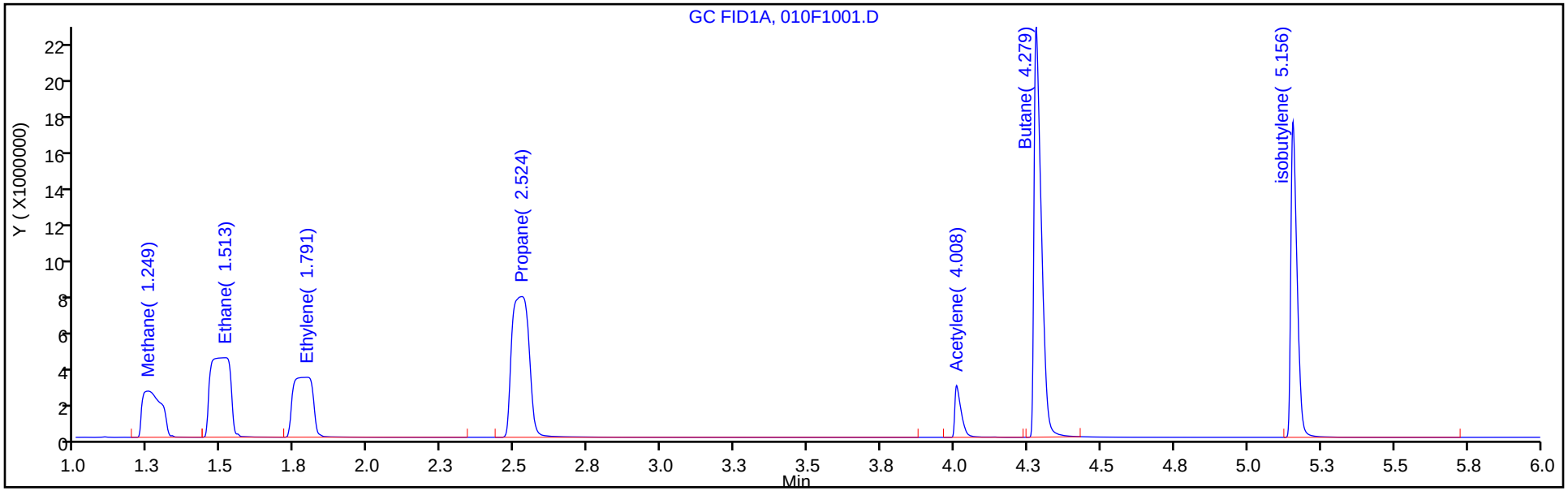

Column: HP-PLOT/Q (0.53 mm) Y Scaling: Method Defined: Scale to the Nth Largest Target: 1

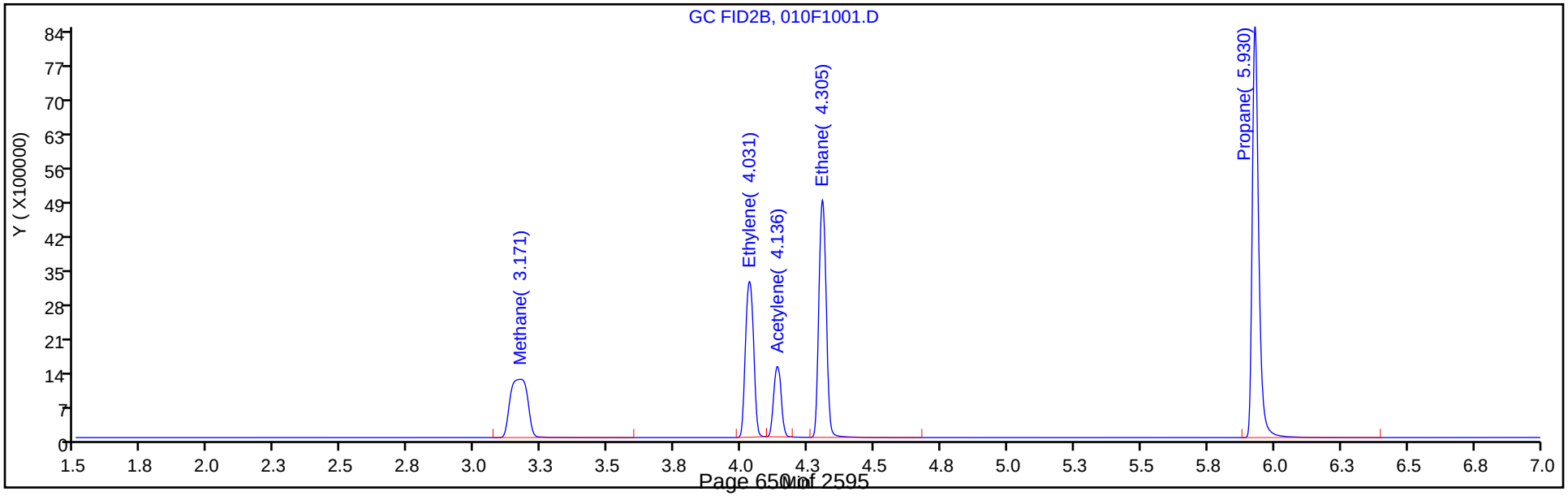

FORM VII
GC VOA CONTINUING CALIBRATION DATA

Lab Name: Eurofins TestAmerica, Denver Job No.: 280-137702-1

SDG No.:

Lab Sample ID: ICV 280-495152/16 Calibration Date: 05/16/2020 13:25

Instrument ID: VGC_J Calib Start Date: 05/16/2020 10:57

GC Column: HP-Plot Q ID: 0.53(mm) Calib End Date: 05/16/2020 13:08

Lab File ID: 010F1001.D Conc. Units: ug/L Heated Purge: (Y/N) N

ANALYTE	CURVE TYPE	AVE CF	CF	MIN CF	CALC AMOUNT	SPIKE AMOUNT	%D	MAX %D
Methane	Lin2		75301		80.1	73.0	9.7	20.0
Ethylene	Ave	47934	53448		142	128	11.5	20.0
Acetylene	Ave	21605	23983		132	119	11.0	20.0
Ethane	Ave	61056	68651		154	137	12.4	20.0

FORM VII
GC VOA CONTINUING CALIBRATION RETENTION TIME SUMMARY

Lab Name: Eurofins TestAmerica, Denver Job No.: 280-137702-1

SDG No.:

Lab Sample ID: ICV 280-495152/16 Calibration Date: 05/16/2020 13:25

Instrument ID: VGC_J Calib Start Date: 05/16/2020 10:57

GC Column: HP-Plot Q ID: 0.53(mm) Calib End Date: 05/16/2020 13:08

Lab File ID: 010F1001.D Heated Purge: (Y/N) N

Analyte	RT	RT WINDOW	
		FROM	TO
Methane	3.17	3.13	3.21
Ethylene	4.03	3.98	4.08
Acetylene	4.14	4.06	4.22
Ethane	4.31	4.26	4.36

Eurofins TestAmerica, Denver
Target Compound Quantitation Report

Data File: \\chromfs\Denver\ChromData\VGC_J\20200516-91574.b\010F1001.D
Lims ID: ICV
Client ID:
Sample Type: ICV
Inject. Date: 16-May-2020 13:25:26 ALS Bottle#: 10 Worklist Smp#: 16
Purge Vol: 18.000 mL Dil. Factor: 1.0000
Sample Info: ICV
Operator ID: MEIERG Instrument ID: VGC_J
Sublist:

Method: \\chromfs\Denver\ChromData\VGC_J\20200516-91574.b\RSK_J.m
Limit Group: GCV - RSK 175
Method Label: DV-GC-0025: Dissolved Gases in Water by RSK-175
Last Update: 17-May-2020 09:03:52 Calib Date: 16-May-2020 13:08:56
Integrator: Falcon
Quant Method: External Standard Quant By: Initial Calibration
Last ICal File: \\chromfs\Denver\ChromData\VGC_J\20200516-91574.b\009F0901.D

Column 1 : Rt-Alumina BOND/KCl (0.53 mm) Det: GC FID1A
Column 2 : HP-PLOT/Q (0.53 mm) Det: GC FID2B
Process Host: CTX0312

Col	RT (min.)	Exp RT (min.)	Dlt RT (min.)	Response	Cal Amt ug/l	OnCol Amt ug/l	Flags
2 Methane							
1	1.249	1.250	-0.001	11555066	73.0	80.1	
2	3.171	3.172	-0.001	5497214	73.0	80.1	
						RPD = 0.01	
3 Ethane							
1	1.513	1.511	0.002	21020301	136.9	154.5	
2	4.305	4.305	0.000	9395211	136.9	153.9	
						RPD = 0.41	
4 Ethylene							
1	1.791	1.793	-0.002	15615273	127.7	141.7	
2	4.031	4.032	-0.001	6823571	127.7	142.4	
						RPD = 0.47	
5 Propane							
1	2.524	2.528	-0.004	32214966	200.7	224.9	
2	5.930	5.928	0.002	14336595	200.7	228.9	
						RPD = 1.77	
6 Acetylene							M
1	4.008	4.015	-0.007	4330795	118.5	126.3	
2	4.136	4.137	-0.001	2842552	118.5	131.6	M
						RPD = 4.10	
7 Butane							Ma
1	4.279	4.286	-0.007	38944801	264.5	295.2	M
2	7.373	7.375	-0.002	18966689	264.5	297.4	a
						RPD = 0.73	
8 isobutylene							
1	5.156	5.163	-0.007	25717354	255.4	288.1	
2	7.226	7.227	-0.001	12003603	255.4	288.8	
						RPD = 0.26	

QC Flag Legend

Review Flags

M - Manually Integrated

a - User Assigned ID

Reagents:

RSK7gasMathes_00027 Amount Added: 200.00 Units: uL

Report Date: 17-May-2020 09:03:52 Chrom Revision: 2.3 05-May-2020 17:48:18

Eurofins TestAmerica, Denver

Data File: \\chromfs\Denver\ChromData\VGC_J\20200516-91574.b\010F1001.D

Injection Date:	16-May-2020 13:25:26	Instrument ID:	VGC_J	Operator ID:	MEIERG
Lims ID:	ICV			Worklist Smp#:	16
Client ID:					
Purge Vol:	18.000 mL	Dil. Factor:	1.0000	ALS Bottle#:	10
Method:	RSK_J	Limit Group:	GCV - RSK 175		

Column: Rt-Alumina BOND/KCl (0.53 mm) Y Scaling: Method Defined: Scale to the Nth Largest Target: 1

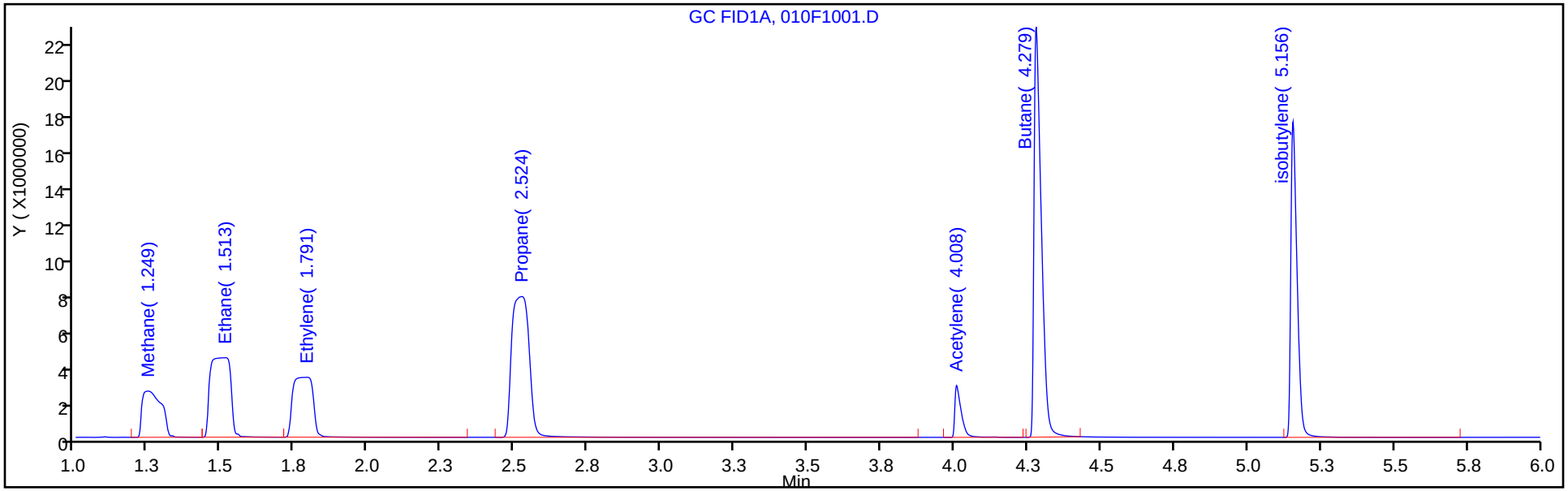

Column: HP-PLOT/Q (0.53 mm) Y Scaling: Method Defined: Scale to the Nth Largest Target: 1

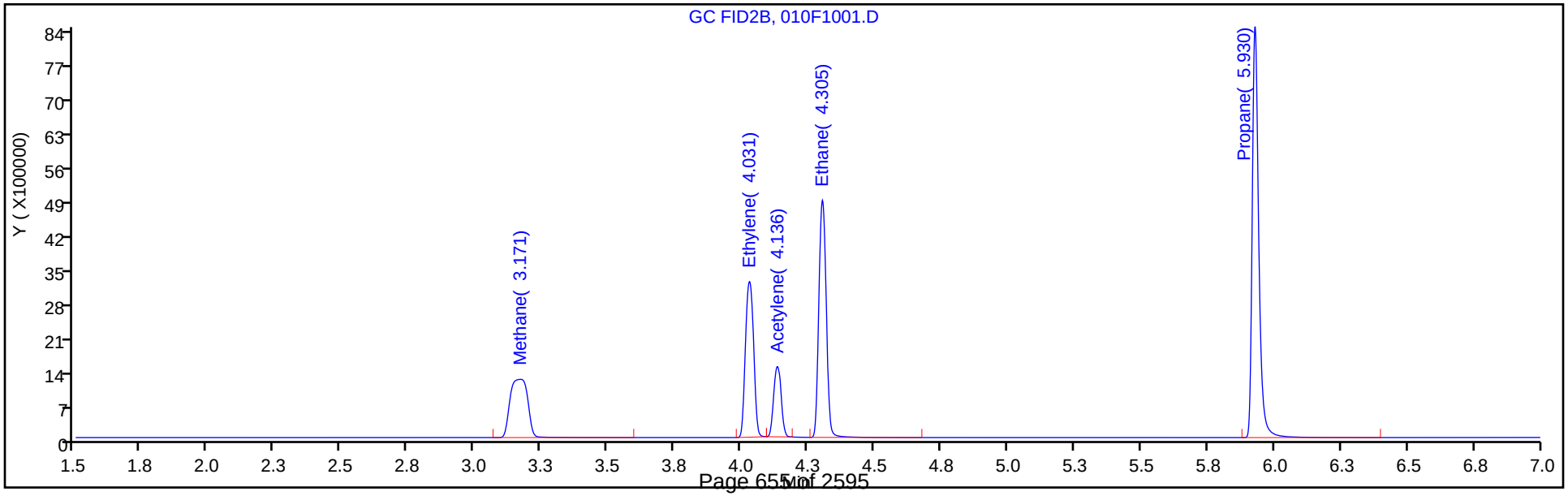

Manual Integration/User Assign Peak Report

Eurofins TestAmerica, Denver

Data File: \\chromfs\Denver\ChromData\VGC_J\20200516-91574.b\010F1001.D
Injection Date: 16-May-2020 13:25:26 Instrument ID: VGC_J
Lims ID: ICV
Client ID:
Operator ID: MEIERG ALS Bottle#: 10 Worklist Smp#: 16
Purge Vol: 18.000 mL Dil. Factor: 1.0000
Method: RSK_J Limit Group: GCV - RSK 175
Column: HP-PLOT/Q (0.53 mm) Detector GC FID2B

6 Acetylene, CAS: 74-86-2

Signal: 2

Processing Integration Results

RT: 4.14
Area: 9809067
Amount: 454.0080
Amount Units: ug/l

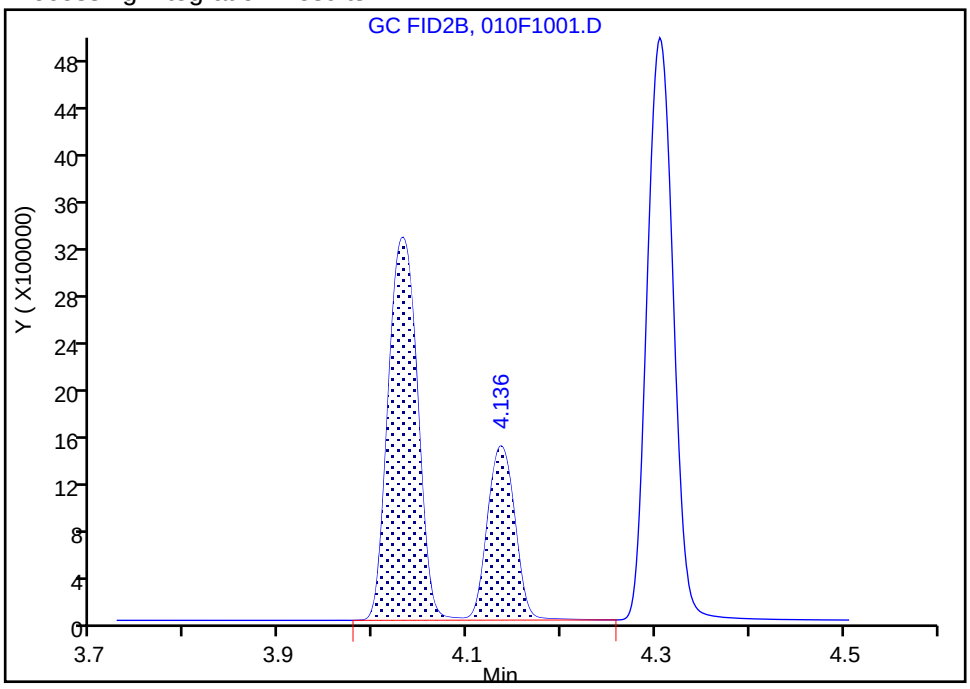

Manual Integration Results

RT: 4.14
Area: 2842552
Amount: 131.5662
Amount Units: ug/l

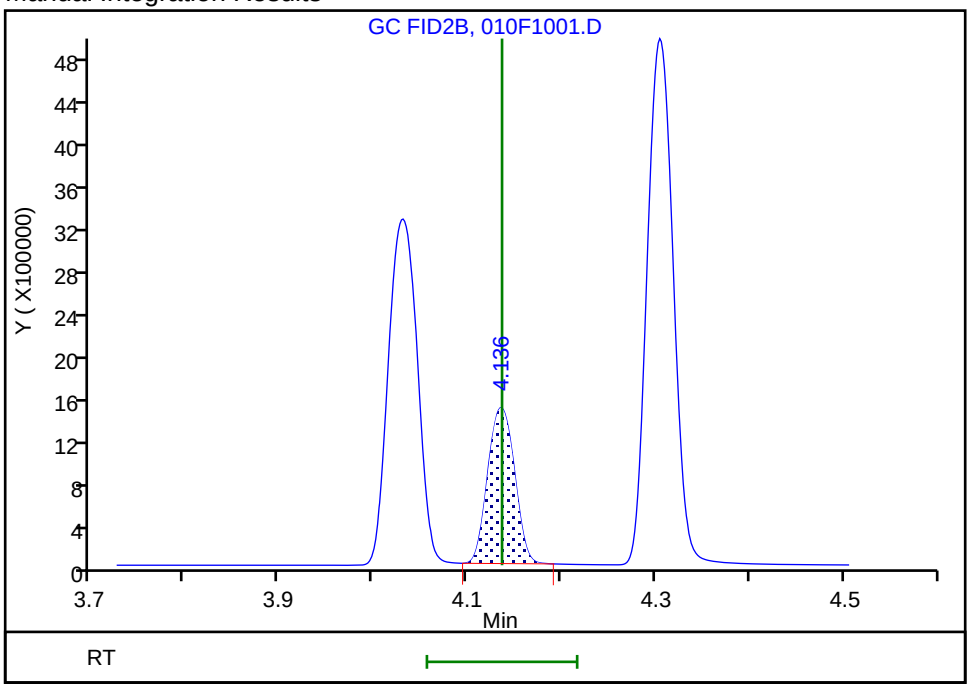

Reviewer: meierg, 17-May-2020 07:28:53
Audit Action: Manually Integrated Audit Reason: Shouldering

FORM VII
GC VOA CONTINUING CALIBRATION DATA

Lab Name: Eurofins TestAmerica, Denver Job No.: 280-137702-1

SDG No.:

Lab Sample ID: CCVRT 280-499415/1 Calibration Date: 06/18/2020 08:54

Instrument ID: VGC_J Calib Start Date: 05/16/2020 10:57

GC Column: Rt-Alumina KCl ID: 0.53(mm) Calib End Date: 05/16/2020 13:08

Lab File ID: 001F0101.D Conc. Units: ug/L Heated Purge: (Y/N) N

ANALYTE	CURVE TYPE	AVE CF	CF	MIN CF	CALC AMOUNT	SPIKE AMOUNT	%D	MAX %D
Methane	Lin2		144873		73.2	73.0	0.3	20.0
Ethane	Ave	136043	139076		140	137	2.2	20.0
Ethylene	Ave	110213	112327		130	128	1.9	20.0
Acetylene	Ave	34294	32534		112	119	-5.1	20.0

FORM VII
GC VOA CONTINUING CALIBRATION RETENTION TIME SUMMARY

Lab Name: Eurofins TestAmerica, Denver Job No.: 280-137702-1

SDG No.:

Lab Sample ID: CCVRT 280-499415/1 Calibration Date: 06/18/2020 08:54

Instrument ID: VGC_J Calib Start Date: 05/16/2020 10:57

GC Column: Rt-Alumina KCl ID: 0.53(mm) Calib End Date: 05/16/2020 13:08

Lab File ID: 001F0101.D Heated Purge: (Y/N) N

Analyte	RT	RT WINDOW	
		FROM	TO
Methane	1.27	1.23	1.31
Ethane	1.53	1.48	1.58
Ethylene	1.81	1.76	1.86
Acetylene	3.95	3.87	4.03

Eurofins TestAmerica, Denver
Target Compound Quantitation Report

Data File: \\chromfs\Denver\ChromData\VGC_J\20200618-92541.b\001F0101.D
Lims ID: ccvrt
Client ID:
Sample Type: CCVRT
Inject. Date: 18-Jun-2020 08:54:00 ALS Bottle#: 1 Worklist Smp#: 1
Purge Vol: 18.000 mL Dil. Factor: 1.0000
Sample Info: ccvrt
Operator ID: gm Instrument ID: VGC_J
Sublist: chrom-RSK_J*sub5

Method: \\chromfs\Denver\ChromData\VGC_J\20200618-92541.b\RSK_J.m
Limit Group: GCV - RSK 175
Method Label: DV-GC-0025: Dissolved Gases in Water by RSK-175
Last Update: 19-Jun-2020 12:43:08 Calib Date: 16-May-2020 13:08:56
Integrator: Falcon
Quant Method: External Standard Quant By: Initial Calibration
Last ICal File: \\chromfs\Denver\ChromData\VGC_J\20200516-91574.b\009F0901.D

Column 1 : Rt-Alumina BOND/KCl (0.53 mm) Det: GC FID1A
Column 2 : HP-PLOT/Q (0.53 mm) Det: GC FID2B
Process Host: CTX1069

First Level Reviewer: meierg Date: 18-Jun-2020 10:31:13

Col	RT (min.)	Exp RT (min.)	Dlt RT (min.)	Response	Cal Amt ug/l	OnCol Amt ug/l	Flags
2 Methane							a
1	1.266	1.266	0.000	10576226	73.0	73.2	a
2	3.212	3.212	0.000	5027738	73.0	73.2	a
						RPD = 0.06	
3 Ethane							
1	1.525	1.525	0.000	19033298	136.9	139.9	
2	4.327	4.327	0.000	8488760	136.9	139.0	
						RPD = 0.63	
4 Ethylene							M
1	1.805	1.805	0.000	14340370	127.7	130.1	
2	4.057	4.057	0.000	6216689	127.7	129.7	M
						RPD = 0.32	
5 Propane							
1	2.506	2.506	0.000	28582630	200.7	199.5	
2	5.938	5.938	0.000	12700696	200.7	202.8	
						RPD = 1.62	
6 Acetylene							Ma
1	3.953	3.953	0.000	3856058	118.5	112.4	M
2	4.160	4.160	0.000	2506981	118.5	116.0	M
						RPD = 3.15	
7 Butane							
1	4.248	4.248	0.000	33487972	264.5	253.9	
2	7.380	7.380	0.000	16097588	264.5	252.5	
						RPD = 0.57	
8 isobutylene							
1	5.146	5.146	0.000	22425943	255.4	251.2	
2	7.233	7.233	0.000	10430251	255.4	251.0	
						RPD = 0.10	

QC Flag Legend

Review Flags

M - Manually Integrated

a - User Assigned ID

Reagents:

RSK7gasMathes_00031 Amount Added: 200.00 Units: uL

Report Date: 19-Jun-2020 12:43:09 Chrom Revision: 2.3 17-Jun-2020 19:07:08

Eurofins TestAmerica, Denver

Data File: \\chromfs\Denver\ChromData\VGC_J\20200618-92541.b\001F0101.D

Injection Date:	18-Jun-2020 08:54:00	Instrument ID:	VGC_J	Operator ID:	gm
Lims ID:	ccvrt			Worklist Smp#:	1
Client ID:					
Purge Vol:	18.000 mL	Dil. Factor:	1.0000	ALS Bottle#:	1
Method:	RSK_J	Limit Group:	GCV - RSK 175		

Column: Rt-Alumina BOND/KCl (0.53 mm) Y Scaling: Method Defined: Scale to the Nth Largest Target: 1

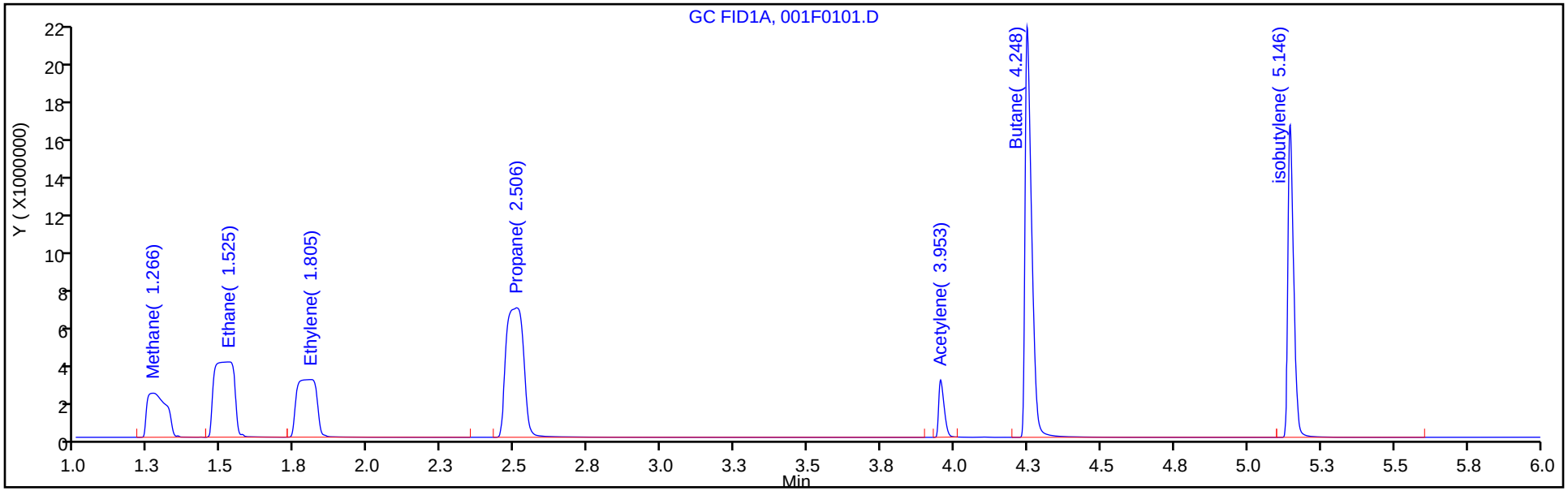

Column: HP-PLOT/Q (0.53 mm) Y Scaling: Method Defined: Scale to the Nth Largest Target: 1

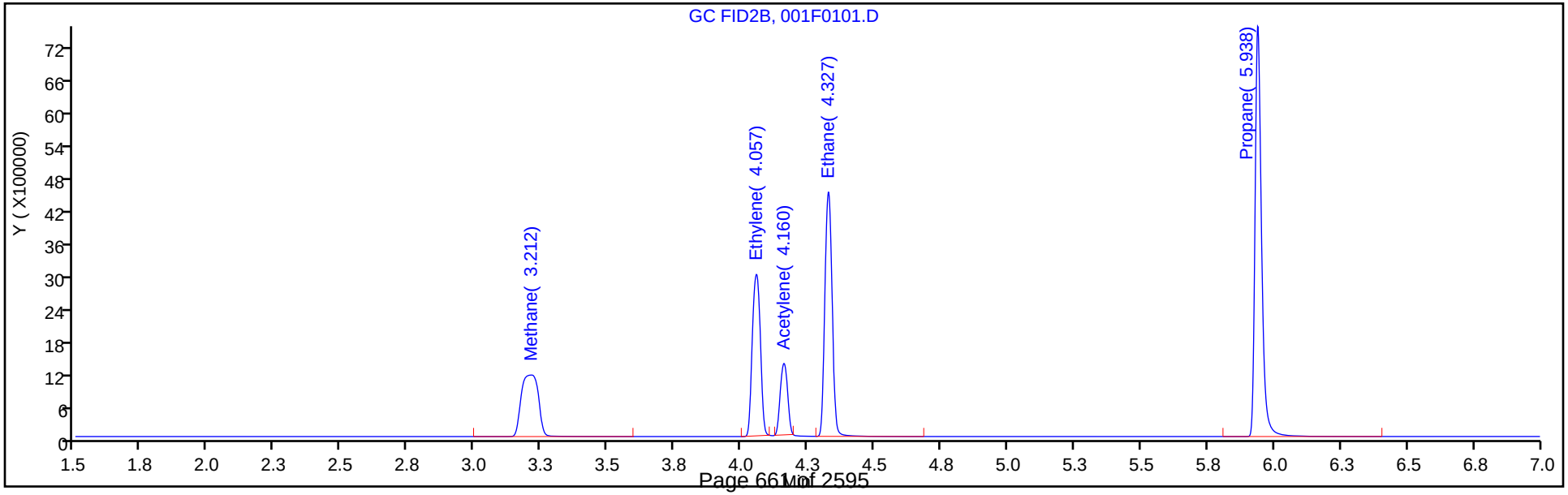

Manual Integration/User Assign Peak Report

Eurofins TestAmerica, Denver

Data File: \\chromfs\Denver\ChromData\VGC_J\20200618-92541.b\001F0101.D
Injection Date: 18-Jun-2020 08:54:00 Instrument ID: VGC_J
Lims ID: ccvrt
Client ID:
Operator ID: gm ALS Bottle#: 1 Worklist Smp#: 1
Purge Vol: 18.000 mL Dil. Factor: 1.0000
Method: RSK_J Limit Group: GCV - RSK 175
Column: Rt-Alumina BOND/KCl (0.53 mm) Detector GC FID1A

2 Methane, CAS: 74-82-8

Signal: 1

Not Detected
Expected RT: 1.27

Processing Integration Results

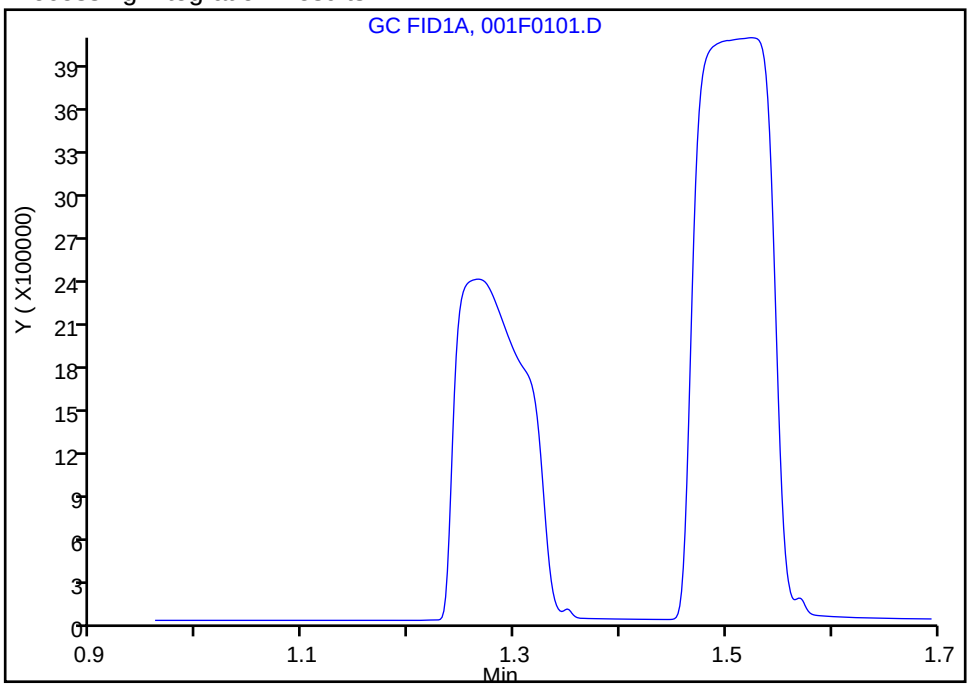

Manual Integration Results

RT: 1.27
Area: 10576226
Amount: 73.242857
Amount Units: ug/l

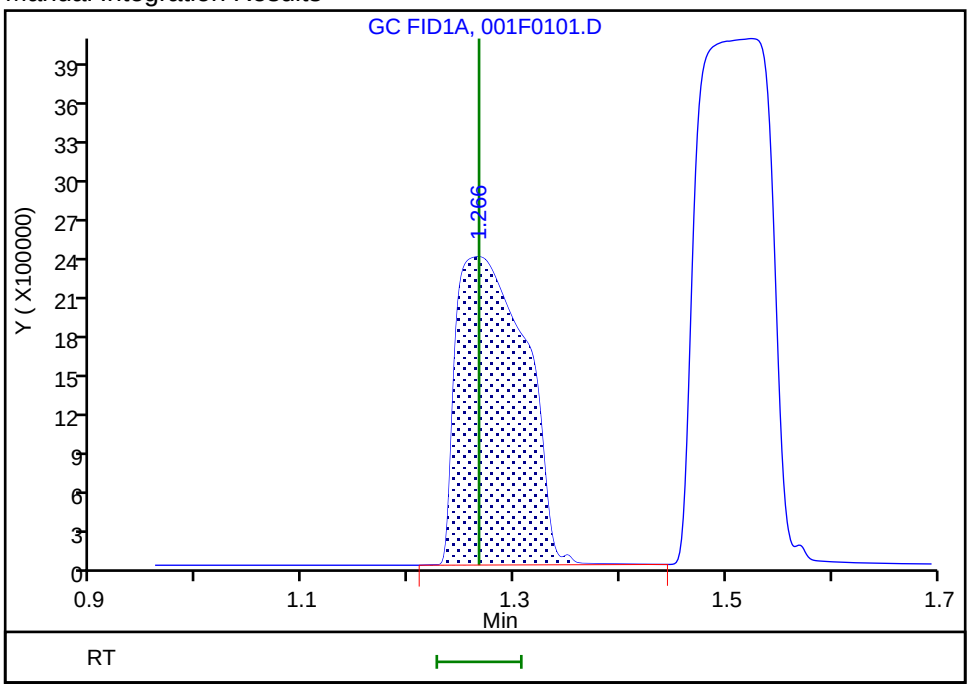

Reviewer: meierg, 18-Jun-2020 10:25:34
Audit Action: Assigned Compound ID Audit Reason: Peak not integrated

Manual Integration/User Assign Peak Report

Eurofins TestAmerica, Denver

Data File:	\\chromfs\Denver\ChromData\VGC_J\20200618-92541.b\001F0101.D				
Injection Date:	18-Jun-2020 08:54:00	Instrument ID:	VGC_J		
Lims ID:	ccvrt				
Client ID:					
Operator ID:	gm	ALS Bottle#:	1	Worklist Smp#:	1
Purge Vol:	18.000 mL	Dil. Factor:	1.0000		
Method:	RSK_J	Limit Group:	GCV - RSK 175		
Column:	Rt-Alumina BOND/KCl (0.53 mm)	Detector	GC FID1A		

6 Acetylene, CAS: 74-86-2

Signal: 1

Processing Integration Results

RT: 3.94
Area: 0
Amount: 116.0344
Amount Units: ug/l

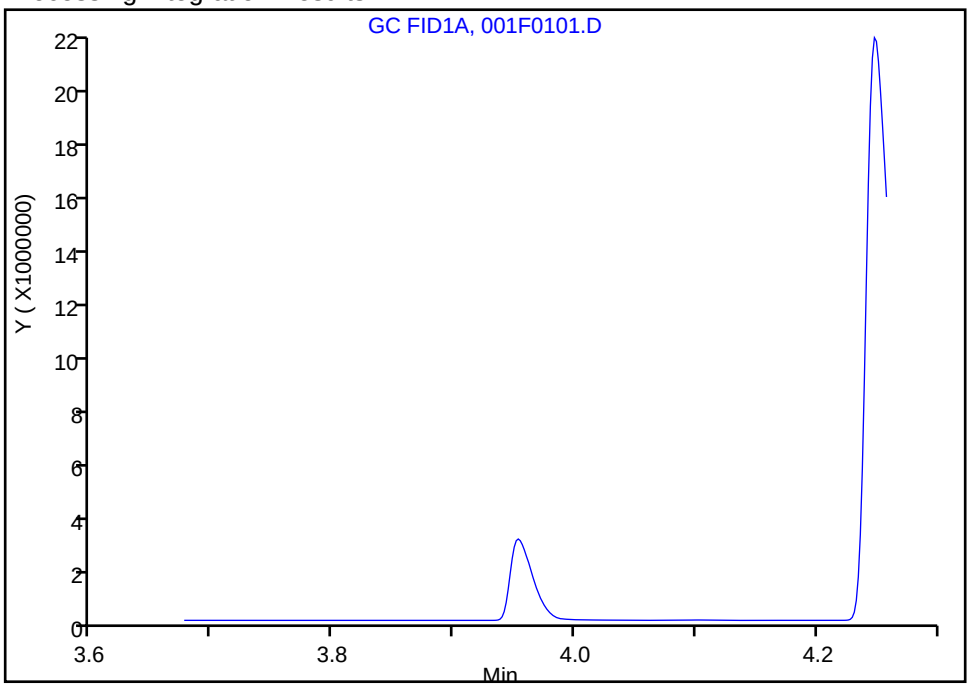

Manual Integration Results

RT: 3.95
Area: 3856058
Amount: 112.4403
Amount Units: ug/l

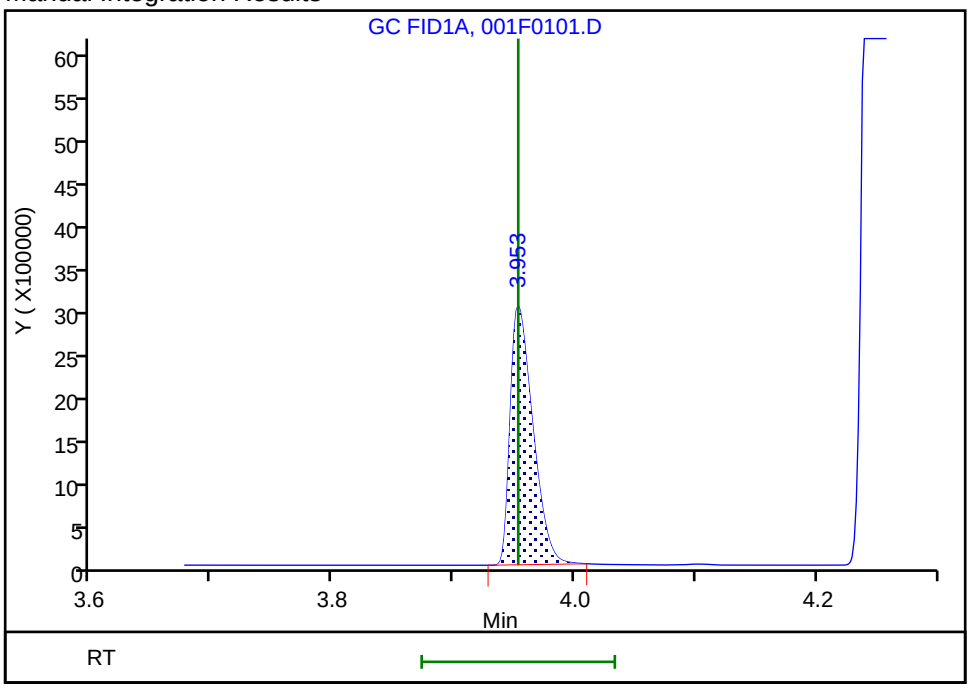

Reviewer: meierg, 18-Jun-2020 10:26:18

Audit Action: Manually Integrated/Assigned Compound ID Audit Reason: Peak not integrated

FORM VII
GC VOA CONTINUING CALIBRATION DATA

Lab Name: Eurofins TestAmerica, Denver Job No.: 280-137702-1

SDG No.:

Lab Sample ID: CCVRT 280-499415/1 Calibration Date: 06/18/2020 08:54

Instrument ID: VGC_J Calib Start Date: 05/16/2020 10:57

GC Column: HP-Plot Q ID: 0.53(mm) Calib End Date: 05/16/2020 13:08

Lab File ID: 001F0101.D Conc. Units: ug/L Heated Purge: (Y/N) N

ANALYTE	CURVE TYPE	AVE CF	CF	MIN CF	CALC AMOUNT	SPIKE AMOUNT	%D	MAX %D
Methane	Lin2		68870		73.2	73.0	0.3	20.0
Ethylene	Ave	47934	48695		130	128	1.6	20.0
Acetylene	Ave	21605	21152		116	119	-2.1	20.0
Ethane	Ave	61056	62027		139	137	1.6	20.0

FORM VII
GC VOA CONTINUING CALIBRATION RETENTION TIME SUMMARY

Lab Name: Eurofins TestAmerica, Denver Job No.: 280-137702-1

SDG No.:

Lab Sample ID: CCVRT 280-499415/1 Calibration Date: 06/18/2020 08:54

Instrument ID: VGC_J Calib Start Date: 05/16/2020 10:57

GC Column: HP-Plot Q ID: 0.53(mm) Calib End Date: 05/16/2020 13:08

Lab File ID: 001F0101.D Heated Purge: (Y/N) N

Analyte	RT	RT WINDOW	
		FROM	TO
Methane	3.21	3.17	3.25
Ethylene	4.06	4.01	4.11
Acetylene	4.16	4.08	4.24
Ethane	4.33	4.28	4.38

Eurofins TestAmerica, Denver
Target Compound Quantitation Report

Data File: \\chromfs\Denver\ChromData\VGC_J\20200618-92541.b\001F0101.D
Lims ID: ccvrt
Client ID:
Sample Type: CCVRT
Inject. Date: 18-Jun-2020 08:54:00 ALS Bottle#: 1 Worklist Smp#: 1
Purge Vol: 18.000 mL Dil. Factor: 1.0000
Sample Info: ccvrt
Operator ID: gm Instrument ID: VGC_J
Sublist: chrom-RSK_J*sub5

Method: \\chromfs\Denver\ChromData\VGC_J\20200618-92541.b\RSK_J.m
Limit Group: GCV - RSK 175
Method Label: DV-GC-0025: Dissolved Gases in Water by RSK-175
Last Update: 19-Jun-2020 12:43:08 Calib Date: 16-May-2020 13:08:56
Integrator: Falcon
Quant Method: External Standard Quant By: Initial Calibration
Last ICal File: \\chromfs\Denver\ChromData\VGC_J\20200516-91574.b\009F0901.D

Column 1 : Rt-Alumina BOND/KCl (0.53 mm) Det: GC FID1A
Column 2 : HP-PLOT/Q (0.53 mm) Det: GC FID2B
Process Host: CTX1069

First Level Reviewer: meierg Date: 18-Jun-2020 10:31:13

Col	RT (min.)	Exp RT (min.)	Dlt RT (min.)	Response	Cal Amt ug/l	OnCol Amt ug/l	Flags
2 Methane							a
1	1.266	1.266	0.000	10576226	73.0	73.2	a
2	3.212	3.212	0.000	5027738	73.0	73.2	a
						RPD = 0.06	
3 Ethane							
1	1.525	1.525	0.000	19033298	136.9	139.9	
2	4.327	4.327	0.000	8488760	136.9	139.0	
						RPD = 0.63	
4 Ethylene							M
1	1.805	1.805	0.000	14340370	127.7	130.1	
2	4.057	4.057	0.000	6216689	127.7	129.7	M
						RPD = 0.32	
5 Propane							
1	2.506	2.506	0.000	28582630	200.7	199.5	
2	5.938	5.938	0.000	12700696	200.7	202.8	
						RPD = 1.62	
6 Acetylene							Ma
1	3.953	3.953	0.000	3856058	118.5	112.4	M
2	4.160	4.160	0.000	2506981	118.5	116.0	M
						RPD = 3.15	
7 Butane							
1	4.248	4.248	0.000	33487972	264.5	253.9	
2	7.380	7.380	0.000	16097588	264.5	252.5	
						RPD = 0.57	
8 isobutylene							
1	5.146	5.146	0.000	22425943	255.4	251.2	
2	7.233	7.233	0.000	10430251	255.4	251.0	
						RPD = 0.10	

QC Flag Legend

Review Flags

M - Manually Integrated

a - User Assigned ID

Reagents:

RSK7gasMathes_00031 Amount Added: 200.00 Units: uL

Report Date: 19-Jun-2020 12:43:09 Chrom Revision: 2.3 17-Jun-2020 19:07:08

Eurofins TestAmerica, Denver

Data File: \\chromfs\Denver\ChromData\VGC_J\20200618-92541.b\001F0101.D

Injection Date:	18-Jun-2020 08:54:00	Instrument ID:	VGC_J	Operator ID:	gm
Lims ID:	ccvrt			Worklist Smp#:	1
Client ID:					
Purge Vol:	18.000 mL	Dil. Factor:	1.0000	ALS Bottle#:	1
Method:	RSK_J	Limit Group:	GCV - RSK 175		

Column: Rt-Alumina BOND/KCl (0.53 mm) Y Scaling: Method Defined: Scale to the Nth Largest Target: 1

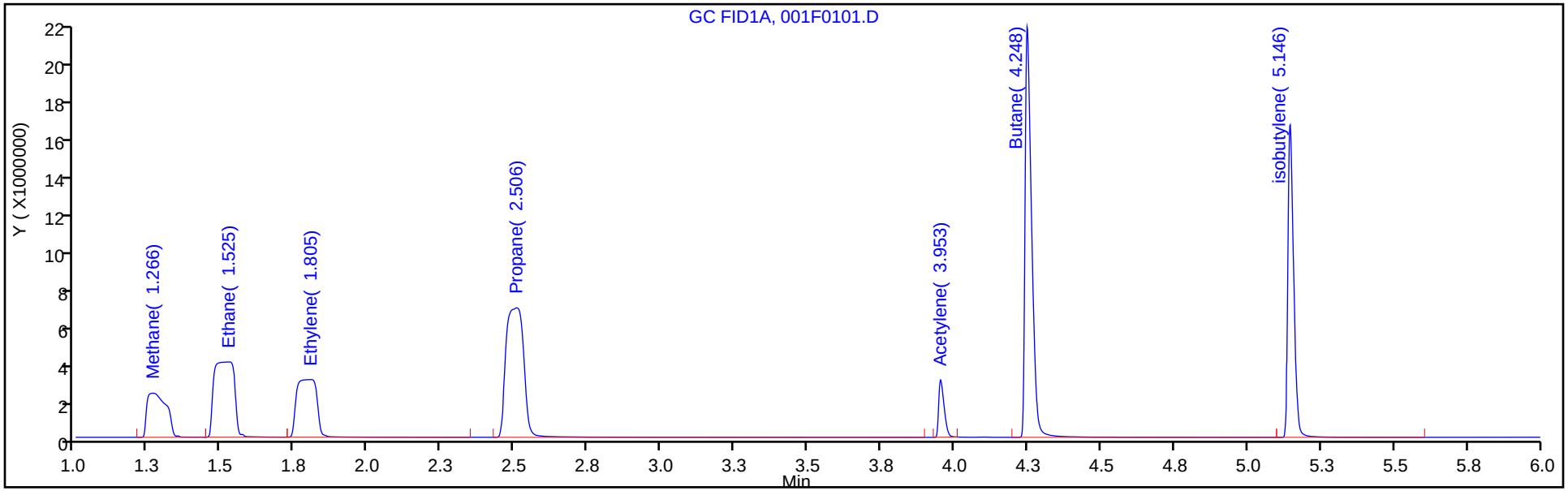

Column: HP-PLOT/Q (0.53 mm) Y Scaling: Method Defined: Scale to the Nth Largest Target: 1

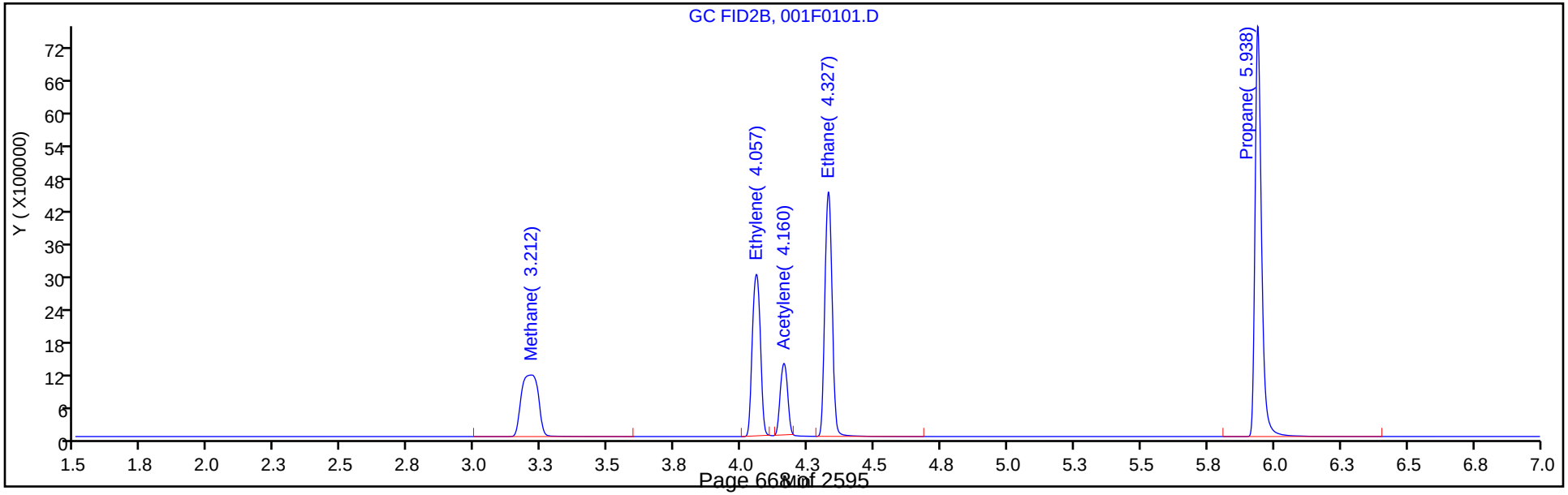

Manual Integration/User Assign Peak Report

Eurofins TestAmerica, Denver

Data File: \\chromfs\Denver\ChromData\VGC_J\20200618-92541.b\001F0101.D
Injection Date: 18-Jun-2020 08:54:00 Instrument ID: VGC_J
Lims ID: ccvrt
Client ID:
Operator ID: gm ALS Bottle#: 1 Worklist Smp#: 1
Purge Vol: 18.000 mL Dil. Factor: 1.0000
Method: RSK_J Limit Group: GCV - RSK 175
Column: HP-PLOT/Q (0.53 mm) Detector GC FID2B

2 Methane, CAS: 74-82-8

Signal: 2

Not Detected
Expected RT: 3.21

Processing Integration Results

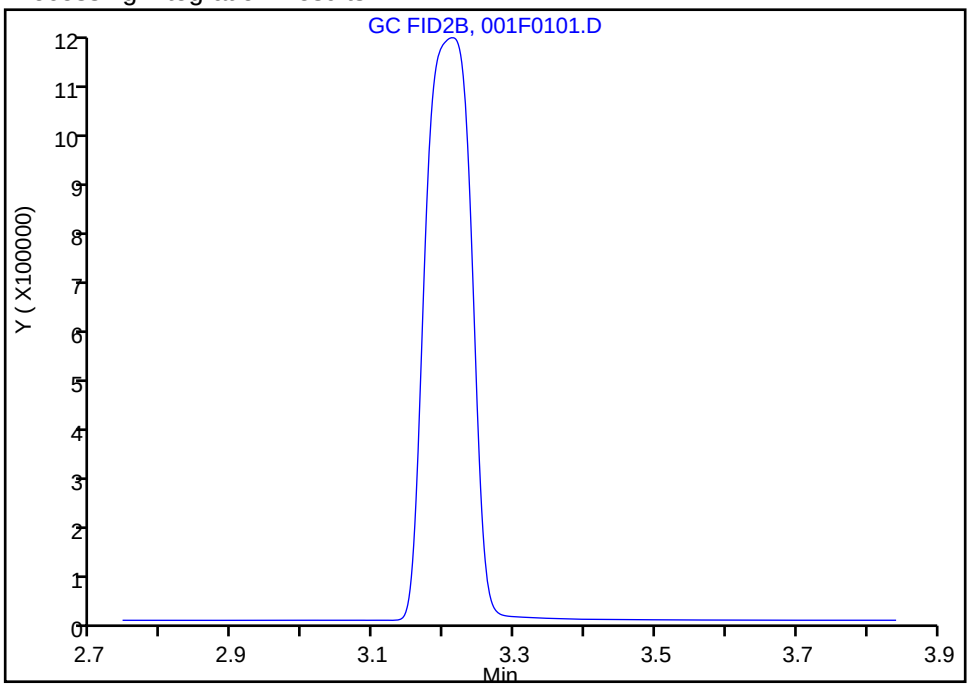

Manual Integration Results

RT: 3.21
Area: 5027738
Amount: 73.200439
Amount Units: ug/l

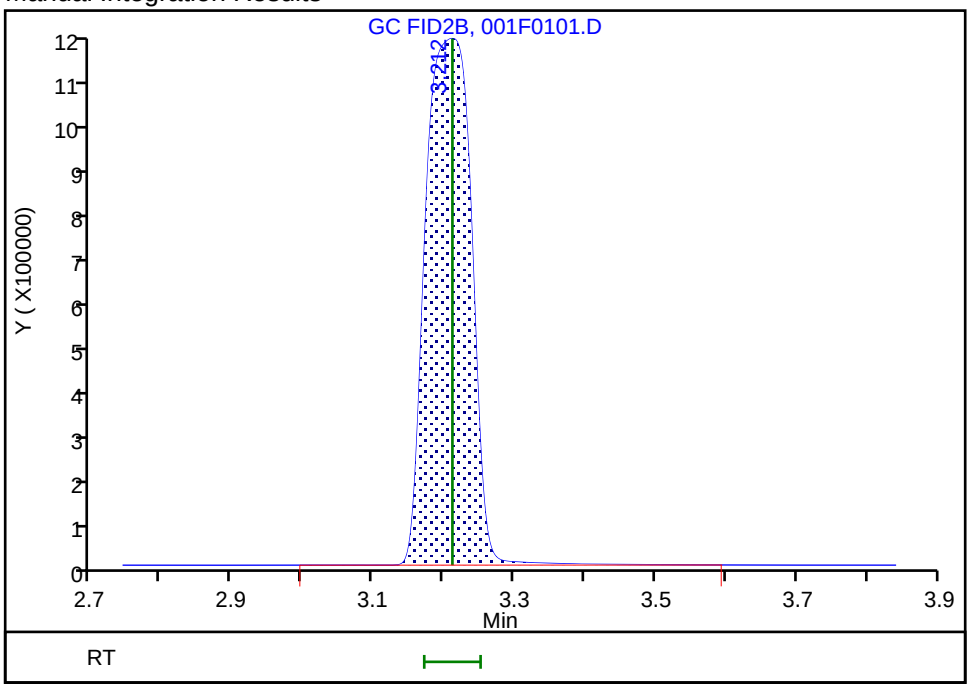

Reviewer: meierg, 18-Jun-2020 10:25:31
Audit Action: Assigned Compound ID Audit Reason: Peak not integrated

Manual Integration/User Assign Peak Report

Eurofins TestAmerica, Denver

Data File:	\\chromfs\Denver\ChromData\VGC_J\20200618-92541.b\001F0101.D				
Injection Date:	18-Jun-2020 08:54:00	Instrument ID:	VGC_J		
Lims ID:	ccvrt				
Client ID:					
Operator ID:	gm	ALS Bottle#:	1	Worklist Smp#:	1
Purge Vol:	18.000 mL	Dil. Factor:	1.0000		
Method:	RSK_J	Limit Group:	GCV - RSK 175		
Column:	HP-PLOT/Q (0.53 mm)	Detector	GC FID2B		

4 Ethylene, CAS: 74-85-1

Signal: 2

Processing Integration Results

RT: 4.06
Area: 8965175
Amount: 187.0328
Amount Units: ug/l

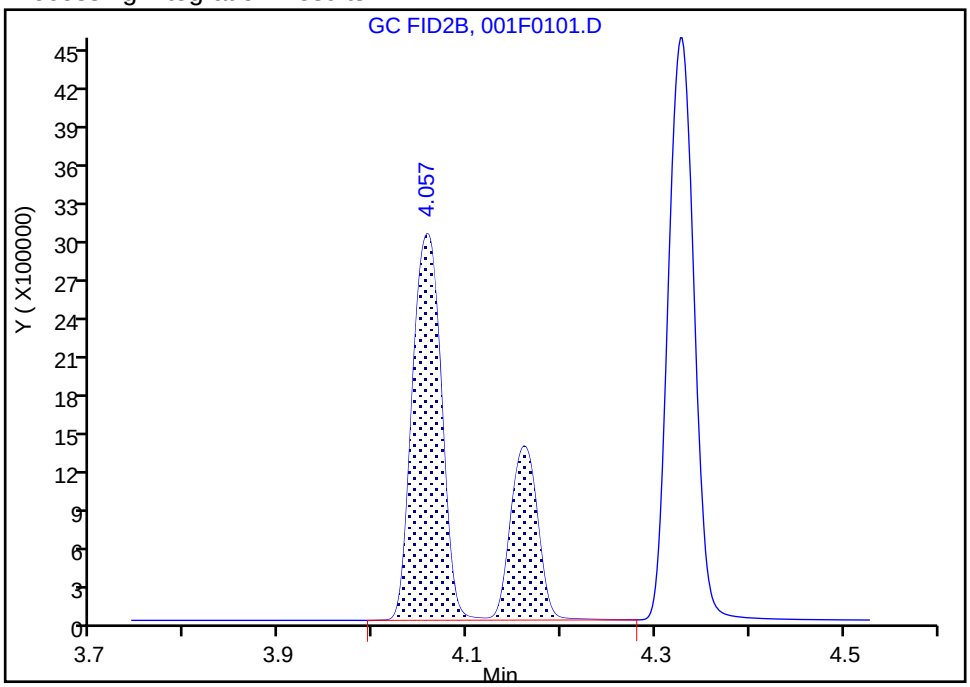

Manual Integration Results

RT: 4.06
Area: 6216689
Amount: 129.6935
Amount Units: ug/l

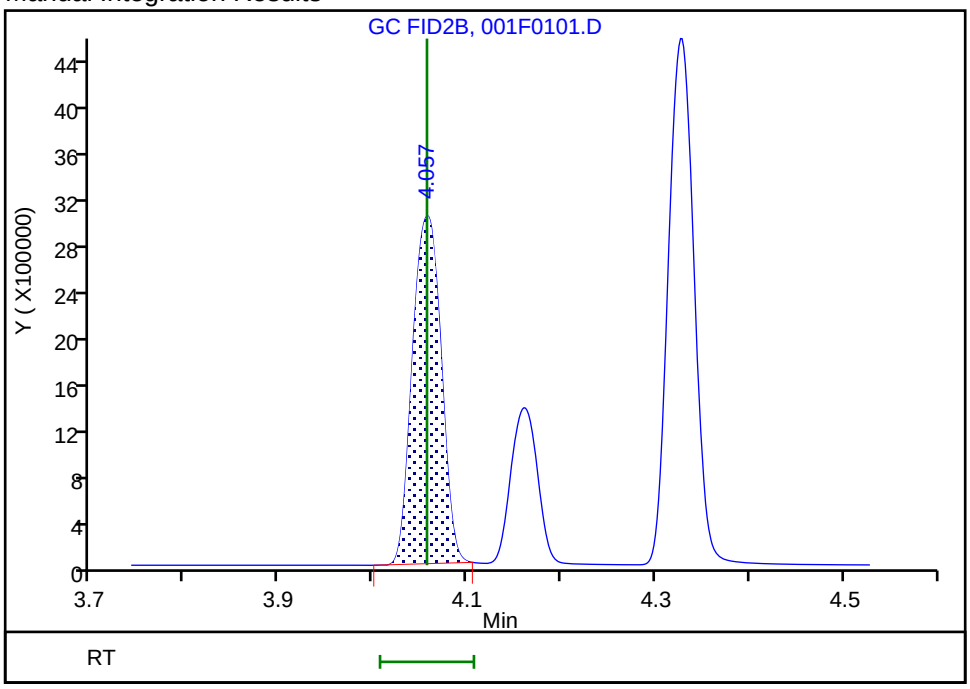

Reviewer: meierg, 18-Jun-2020 10:25:52

Audit Action: Manually Integrated Audit Reason: Shouldering

Manual Integration/User Assign Peak Report

Eurofins TestAmerica, Denver

Data File:	\\chromfs\Denver\ChromData\VGC_J\20200618-92541.b\001F0101.D				
Injection Date:	18-Jun-2020 08:54:00	Instrument ID:	VGC_J		
Lims ID:	ccvrt				
Client ID:					
Operator ID:	gm	ALS Bottle#:	1	Worklist Smp#:	1
Purge Vol:	18.000 mL	Dil. Factor:	1.0000		
Method:	RSK_J	Limit Group:	GCV - RSK 175		
Column:	HP-PLOT/Q (0.53 mm)	Detector	GC FID2B		

6 Acetylene, CAS: 74-86-2

Signal: 2

Processing Integration Results

RT: 4.16
Area: 2506981
Amount: 116.0344
Amount Units: ug/l

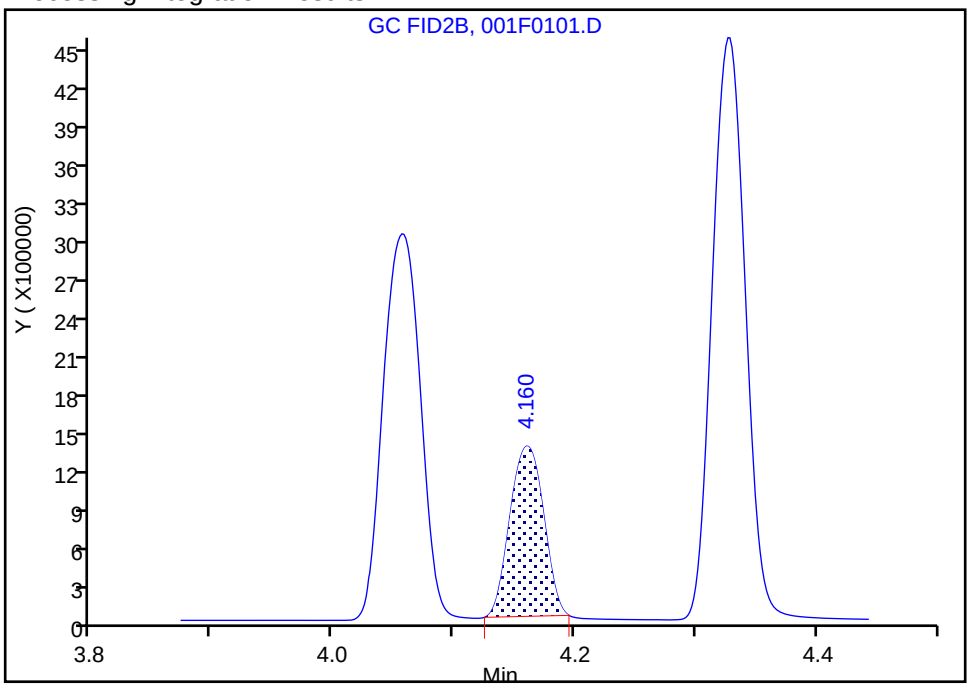

Manual Integration Results

RT: 4.16
Area: 2506981
Amount: 116.0344
Amount Units: ug/l

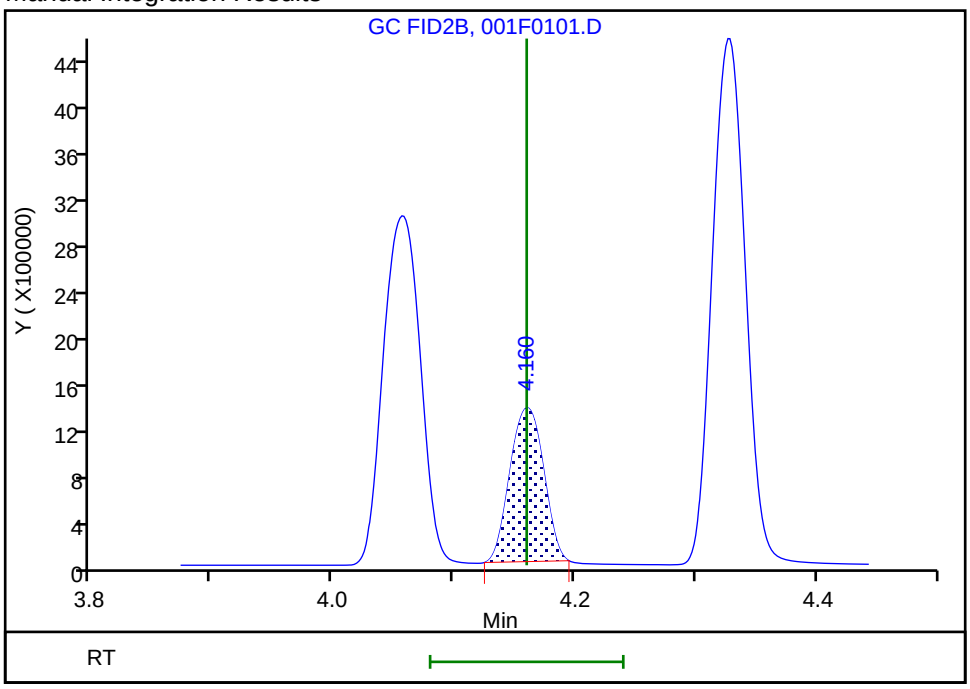

Reviewer: meierg, 18-Jun-2020 10:26:11

Audit Action: Manually Integrated/Assigned Compound ID Audit Reason: Peak not integrated

FORM VII
GC VOA CONTINUING CALIBRATION DATA

Lab Name: Eurofins TestAmerica, Denver Job No.: 280-137702-1

SDG No.:

Lab Sample ID: CCV 280-499415/30 Calibration Date: 06/18/2020 17:03

Instrument ID: VGC_J Calib Start Date: 05/16/2020 10:57

GC Column: Rt-Alumina KCl ID: 0.53(mm) Calib End Date: 05/16/2020 13:08

Lab File ID: 031F3101.D Conc. Units: ug/L Heated Purge: (Y/N) N

ANALYTE	CURVE TYPE	AVE CF	CF	MIN CF	CALC AMOUNT	SPIKE AMOUNT	%D	MAX %D
Methane	Lin2		156488		79.1	73.0	8.4	20.0
Ethane	Ave	136043	144490		145	137	6.2	20.0
Ethylene	Ave	110213	114986		133	128	4.3	20.0
Acetylene	Ave	34294	33514		116	119	-2.3	20.0

FORM VII
GC VOA CONTINUING CALIBRATION RETENTION TIME SUMMARY

Lab Name: Eurofins TestAmerica, Denver Job No.: 280-137702-1

SDG No.:

Lab Sample ID: CCV 280-499415/30 Calibration Date: 06/18/2020 17:03

Instrument ID: VGC_J Calib Start Date: 05/16/2020 10:57

GC Column: Rt-Alumina KCl ID: 0.53(mm) Calib End Date: 05/16/2020 13:08

Lab File ID: 031F3101.D Heated Purge: (Y/N) N

Analyte	RT	RT WINDOW	
		FROM	TO
Methane	1.25	1.23	1.31
Ethane	1.51	1.48	1.58
Ethylene	1.79	1.76	1.86
Acetylene	3.96	3.87	4.03

Eurofins TestAmerica, Denver
Target Compound Quantitation Report

Data File: \\chromfs\Denver\ChromData\VGC_J\20200618-92541.b\031F3101.D
Lims ID: ccv
Client ID:
Sample Type: CCV
Inject. Date: 18-Jun-2020 17:03:30 ALS Bottle#: 31 Worklist Smp#: 30
Purge Vol: 18.000 mL Dil. Factor: 1.0000
Sample Info: ccv
Operator ID: gm Instrument ID: VGC_J
Sublist: chrom-RSK_J*sub5

Method: \\chromfs\Denver\ChromData\VGC_J\20200618-92541.b\RSK_J.m
Limit Group: GCV - RSK 175
Method Label: DV-GC-0025: Dissolved Gases in Water by RSK-175
Last Update: 19-Jun-2020 16:09:10 Calib Date: 16-May-2020 13:08:56
Integrator: Falcon
Quant Method: External Standard Quant By: Initial Calibration
Last ICal File: \\chromfs\Denver\ChromData\VGC_J\20200516-91574.b\009F0901.D

Column 1 : Rt-Alumina BOND/KCl (0.53 mm) Det: GC FID1A
Column 2 : HP-PLOT/Q (0.53 mm) Det: GC FID2B
Process Host: CTX1069

First Level Reviewer: meierg Date: 19-Jun-2020 16:09:10

Col	RT (min.)	Exp RT (min.)	Dlt RT (min.)	Response	Cal Amt ug/l	OnCol Amt ug/l	Flags
2 Methane							a
1	1.248	1.266	-0.018	11424137	73.0	79.1	a
2	3.165	3.212	-0.047	5485491	73.0	79.9	a
						RPD = 0.94	
3 Ethane							
1	1.508	1.525	-0.017	19774309	136.9	145.4	
2	4.299	4.327	-0.028	8923807	136.9	146.2	
						RPD = 0.55	
4 Ethylene							M
1	1.787	1.805	-0.018	14679855	127.7	133.2	
2	4.025	4.057	-0.032	6463191	127.7	134.8	M
						RPD = 1.22	
5 Propane							
1	2.485	2.506	-0.021	28760665	200.7	200.8	
2	5.922	5.938	-0.016	12923448	200.7	206.3	
						RPD = 2.74	
6 Acetylene							Ma
1	3.962	3.953	0.009	3972160	118.5	115.8	M
2	4.132	4.160	-0.028	2757987	118.5	127.7	M
						RPD = 9.71	
7 Butane							
1	4.243	4.248	-0.005	30530385	264.5	231.5	
2	7.369	7.380	-0.011	14841683	264.5	232.8	
						RPD = 0.55	
8 isobutylene							Ma
1	5.148	5.146	0.002	20124193	255.4	225.4	M
2	7.219	7.233	-0.014	9220929	255.4	221.9	M
						RPD = 1.59	

QC Flag Legend

Review Flags

M - Manually Integrated

a - User Assigned ID

Reagents:

RSK7gasMathes_00031 Amount Added: 200.00 Units: uL

Report Date: 19-Jun-2020 16:09:11 Chrom Revision: 2.3 17-Jun-2020 19:07:08

Eurofins TestAmerica, Denver

Data File: \\chromfs\Denver\ChromData\VGC_J\20200618-92541.b\031F3101.D

Injection Date:	18-Jun-2020 17:03:30	Instrument ID:	VGC_J	Operator ID:	gm
Lims ID:	ccv			Worklist Smp#:	30
Client ID:					
Purge Vol:	18.000 mL	Dil. Factor:	1.0000	ALS Bottle#:	31
Method:	RSK_J	Limit Group:	GCV - RSK 175		

Column: Rt-Alumina BOND/KCl (0.53 mm) Y Scaling: Method Defined: Scale to the Nth Largest Target: 1

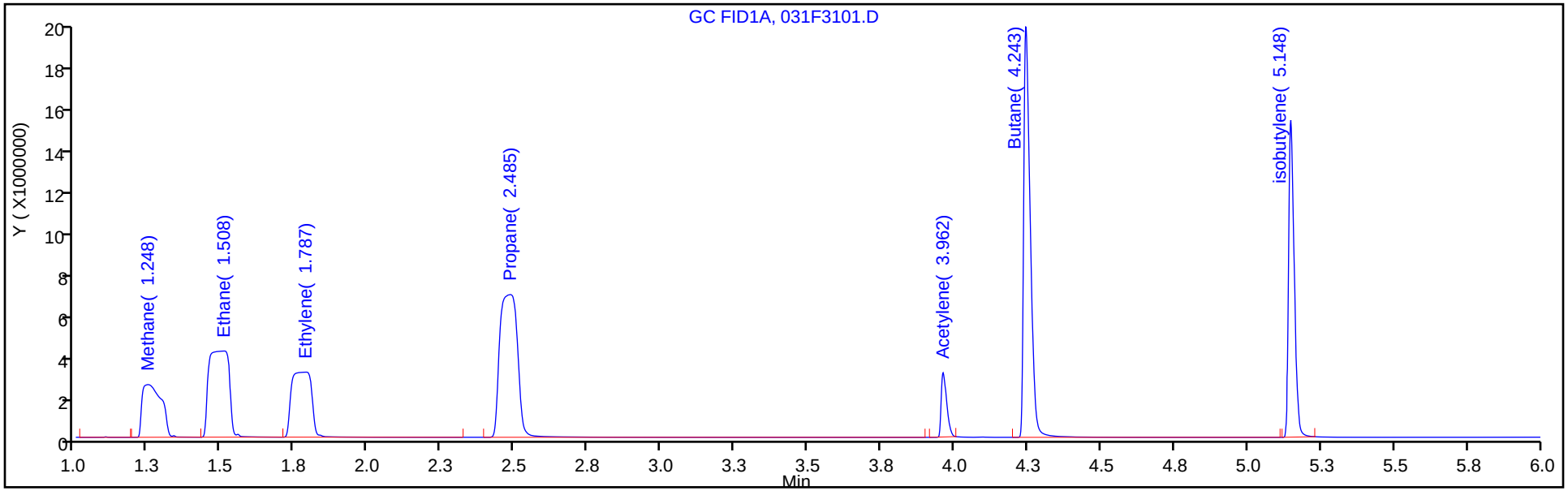

Column: HP-PLOT/Q (0.53 mm) Y Scaling: Method Defined: Scale to the Nth Largest Target: 1

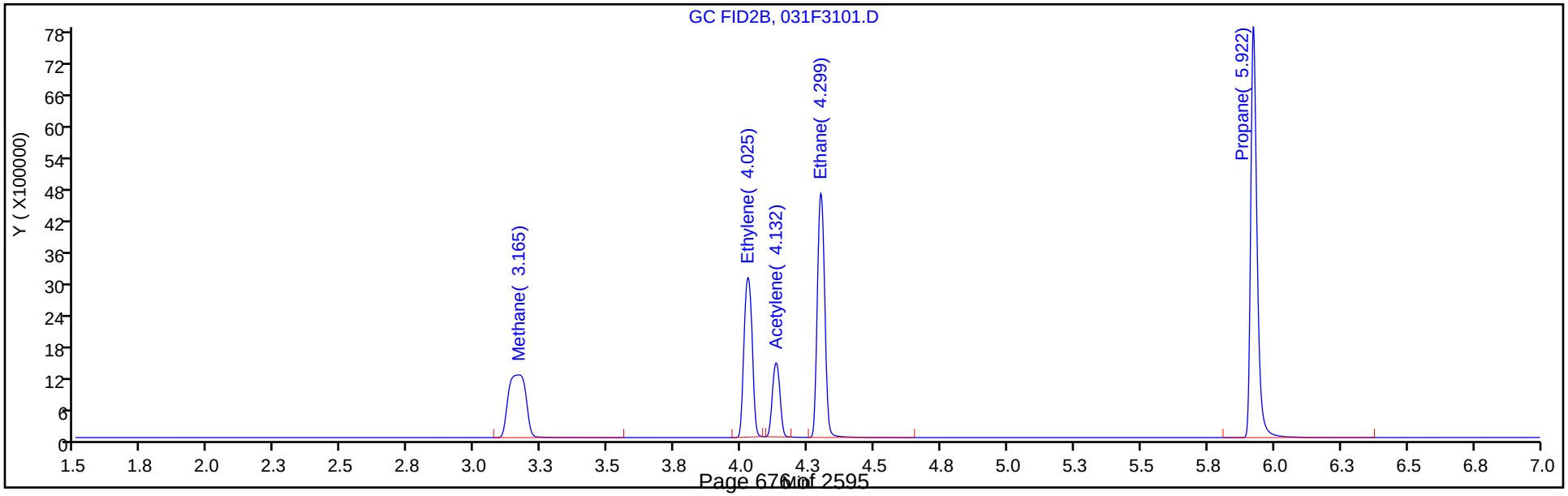

Manual Integration/User Assign Peak Report

Eurofins TestAmerica, Denver

Data File:	\\chromfs\Denver\ChromData\VGC_J\20200618-92541.b\031F3101.D				
Injection Date:	18-Jun-2020 17:03:30	Instrument ID:	VGC_J		
Lims ID:	ccv				
Client ID:					
Operator ID:	gm	ALS Bottle#:	31	Worklist Smp#:	30
Purge Vol:	18.000 mL	Dil. Factor:	1.0000		
Method:	RSK_J	Limit Group:	GCV - RSK 175		
Column:	Rt-Alumina BOND/KCl (0.53 mm)	Detector	GC FID1A		

2 Methane, CAS: 74-82-8

Signal: 1

Not Detected
Expected RT: 1.27

Processing Integration Results

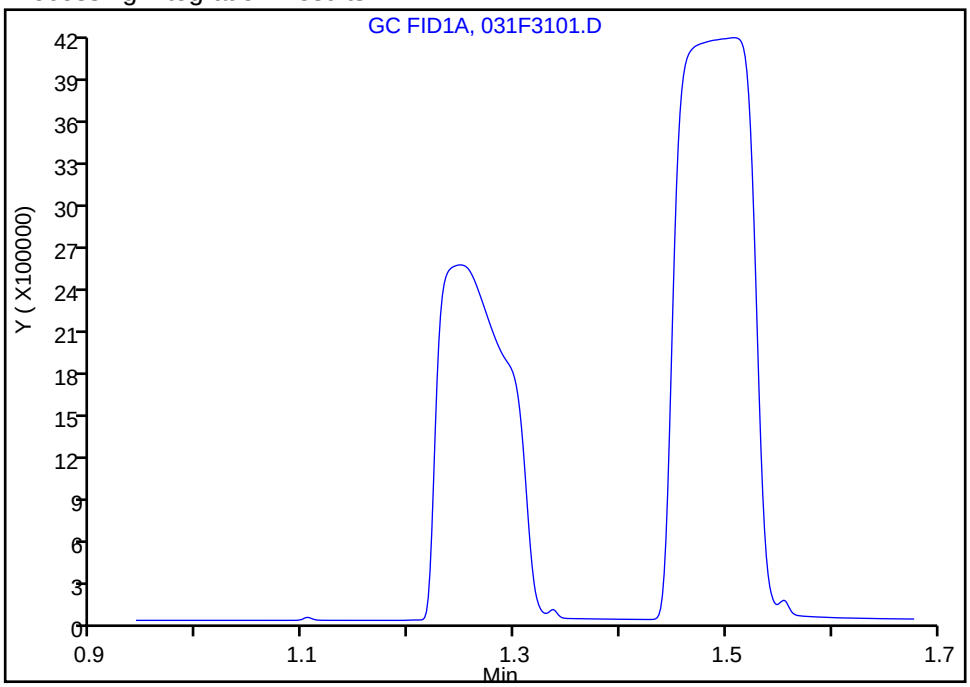

Manual Integration Results

RT: 1.25
Area: 11424137
Amount: 79.142055
Amount Units: ug/l

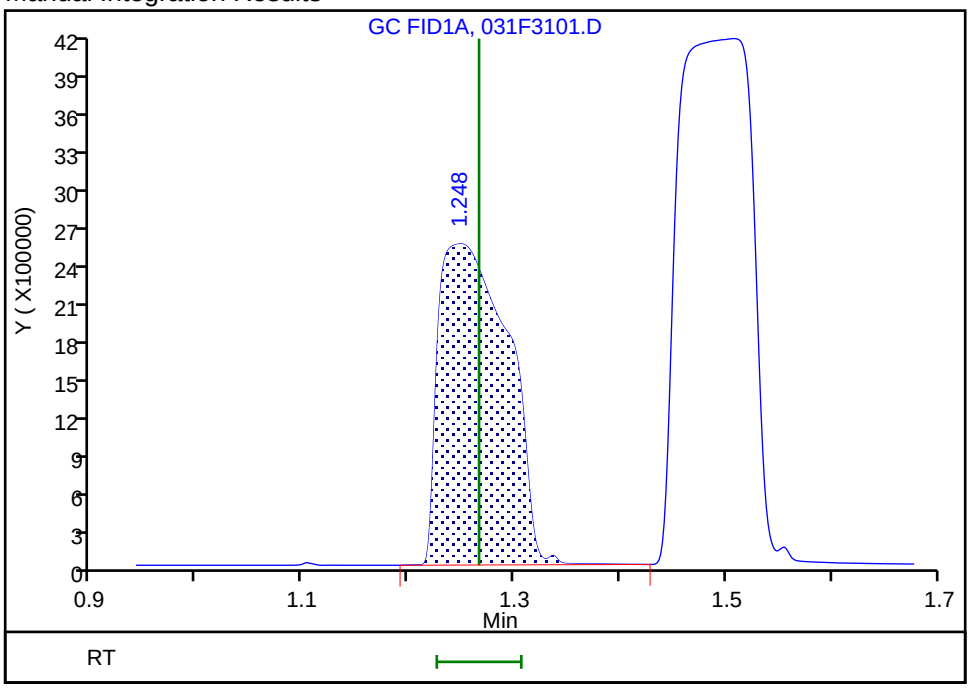

Reviewer: meierg, 19-Jun-2020 16:08:06
Audit Action: Assigned Compound ID Audit Reason: Peak not integrated

Manual Integration/User Assign Peak Report

Eurofins TestAmerica, Denver

Data File:	\\chromfs\Denver\ChromData\VGC_J\20200618-92541.b\031F3101.D				
Injection Date:	18-Jun-2020 17:03:30	Instrument ID:	VGC_J		
Lims ID:	ccv				
Client ID:					
Operator ID:	gm	ALS Bottle#:	31	Worklist Smp#:	30
Purge Vol:	18.000 mL	Dil. Factor:	1.0000		
Method:	RSK_J	Limit Group:	GCV - RSK 175		
Column:	Rt-Alumina BOND/KCl (0.53 mm)	Detector	GC FID1A		

6 Acetylene, CAS: 74-86-2

Signal: 1

Processing Integration Results

RT: 3.95
Area: 0
Amount: 109.3069
Amount Units: ug/l

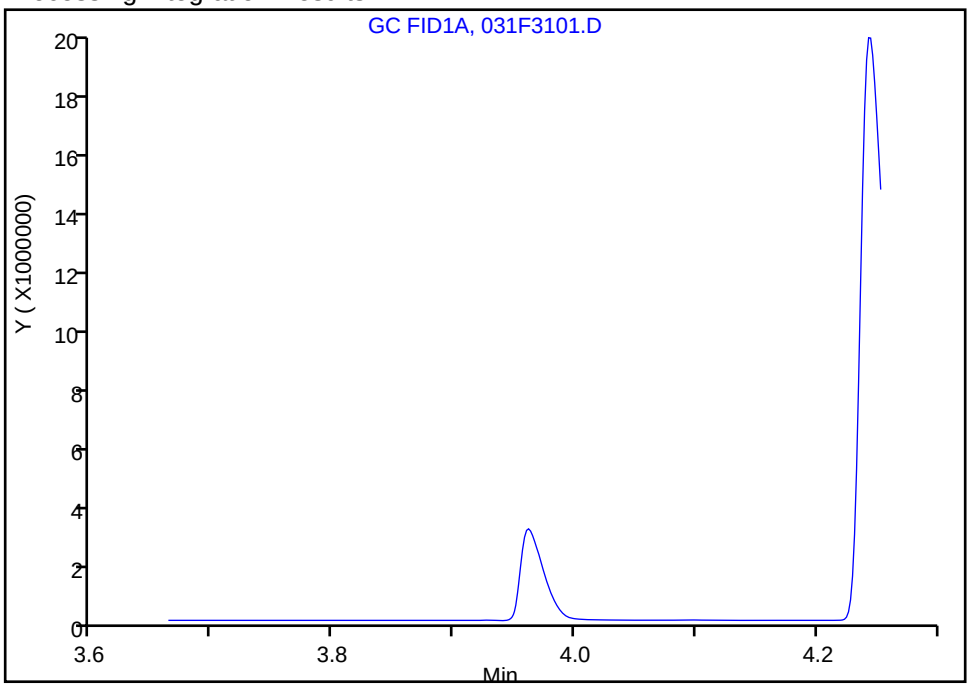

Manual Integration Results

RT: 3.96
Area: 3972160
Amount: 115.8258
Amount Units: ug/l

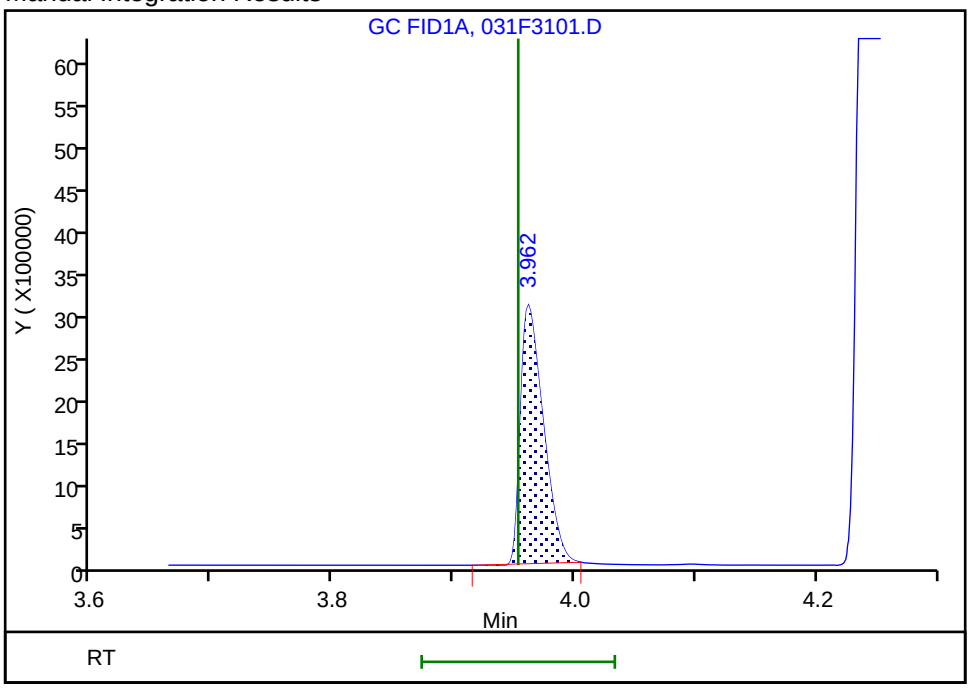

Reviewer: meierg, 19-Jun-2020 16:08:45

Audit Action: Manually Integrated/Assigned Compound ID Audit Reason: Peak not integrated

FORM VII
GC VOA CONTINUING CALIBRATION DATA

Lab Name: Eurofins TestAmerica, Denver Job No.: 280-137702-1

SDG No.:

Lab Sample ID: CCV 280-499415/30 Calibration Date: 06/18/2020 17:03

Instrument ID: VGC_J Calib Start Date: 05/16/2020 10:57

GC Column: HP-Plot Q ID: 0.53(mm) Calib End Date: 05/16/2020 13:08

Lab File ID: 031F3101.D Conc. Units: ug/L Heated Purge: (Y/N) N

ANALYTE	CURVE TYPE	AVE CF	CF	MIN CF	CALC AMOUNT	SPIKE AMOUNT	%D	MAX %D
Methane	Lin2		75140		79.9	73.0	9.4	20.0
Ethylene	Ave	47934	50626		135	128	5.6	20.0
Acetylene	Ave	21605	23270		128	119	7.7	20.0
Ethane	Ave	61056	65206		146	137	6.8	20.0

FORM VII
GC VOA CONTINUING CALIBRATION RETENTION TIME SUMMARY

Lab Name: Eurofins TestAmerica, Denver Job No.: 280-137702-1

SDG No.:

Lab Sample ID: CCV 280-499415/30 Calibration Date: 06/18/2020 17:03

Instrument ID: VGC_J Calib Start Date: 05/16/2020 10:57

GC Column: HP-Plot Q ID: 0.53(mm) Calib End Date: 05/16/2020 13:08

Lab File ID: 031F3101.D Heated Purge: (Y/N) N

Analyte	RT	RT WINDOW	
		FROM	TO
Methane	3.17	3.17	3.25
Ethylene	4.03	4.01	4.11
Acetylene	4.13	4.08	4.24
Ethane	4.30	4.28	4.38

Eurofins TestAmerica, Denver
Target Compound Quantitation Report

Data File: \\chromfs\Denver\ChromData\VGC_J\20200618-92541.b\031F3101.D
Lims ID: ccv
Client ID:
Sample Type: CCV
Inject. Date: 18-Jun-2020 17:03:30 ALS Bottle#: 31 Worklist Smp#: 30
Purge Vol: 18.000 mL Dil. Factor: 1.0000
Sample Info: ccv
Operator ID: gm Instrument ID: VGC_J
Sublist: chrom-RSK_J*sub5

Method: \\chromfs\Denver\ChromData\VGC_J\20200618-92541.b\RSK_J.m
Limit Group: GCV - RSK 175
Method Label: DV-GC-0025: Dissolved Gases in Water by RSK-175
Last Update: 19-Jun-2020 16:09:10 Calib Date: 16-May-2020 13:08:56
Integrator: Falcon
Quant Method: External Standard Quant By: Initial Calibration
Last ICal File: \\chromfs\Denver\ChromData\VGC_J\20200516-91574.b\009F0901.D

Column 1 : Rt-Alumina BOND/KCl (0.53 mm) Det: GC FID1A
Column 2 : HP-PLOT/Q (0.53 mm) Det: GC FID2B
Process Host: CTX1069

First Level Reviewer: meierg Date: 19-Jun-2020 16:09:10

Col	RT (min.)	Exp RT (min.)	Dlt RT (min.)	Response	Cal Amt ug/l	OnCol Amt ug/l	Flags
2 Methane							a
1	1.248	1.266	-0.018	11424137	73.0	79.1	a
2	3.165	3.212	-0.047	5485491	73.0	79.9	a
						RPD = 0.94	
3 Ethane							
1	1.508	1.525	-0.017	19774309	136.9	145.4	
2	4.299	4.327	-0.028	8923807	136.9	146.2	
						RPD = 0.55	
4 Ethylene							M
1	1.787	1.805	-0.018	14679855	127.7	133.2	
2	4.025	4.057	-0.032	6463191	127.7	134.8	M
						RPD = 1.22	
5 Propane							
1	2.485	2.506	-0.021	28760665	200.7	200.8	
2	5.922	5.938	-0.016	12923448	200.7	206.3	
						RPD = 2.74	
6 Acetylene							Ma
1	3.962	3.953	0.009	3972160	118.5	115.8	M
2	4.132	4.160	-0.028	2757987	118.5	127.7	M
						RPD = 9.71	
7 Butane							
1	4.243	4.248	-0.005	30530385	264.5	231.5	
2	7.369	7.380	-0.011	14841683	264.5	232.8	
						RPD = 0.55	
8 isobutylene							Ma
1	5.148	5.146	0.002	20124193	255.4	225.4	M
2	7.219	7.233	-0.014	9220929	255.4	221.9	M
						RPD = 1.59	

QC Flag Legend

Review Flags

M - Manually Integrated

a - User Assigned ID

Reagents:

RSK7gasMathes_00031 Amount Added: 200.00 Units: uL

Report Date: 19-Jun-2020 16:09:11 Chrom Revision: 2.3 17-Jun-2020 19:07:08

Eurofins TestAmerica, Denver

Data File: \\chromfs\Denver\ChromData\VGC_J\20200618-92541.b\031F3101.D

Injection Date:	18-Jun-2020 17:03:30	Instrument ID:	VGC_J	Operator ID:	gm
Lims ID:	ccv			Worklist Smp#:	30
Client ID:					
Purge Vol:	18.000 mL	Dil. Factor:	1.0000	ALS Bottle#:	31
Method:	RSK_J	Limit Group:	GCV - RSK 175		

Column: Rt-Alumina BOND/KCl (0.53 mm) Y Scaling: Method Defined: Scale to the Nth Largest Target: 1

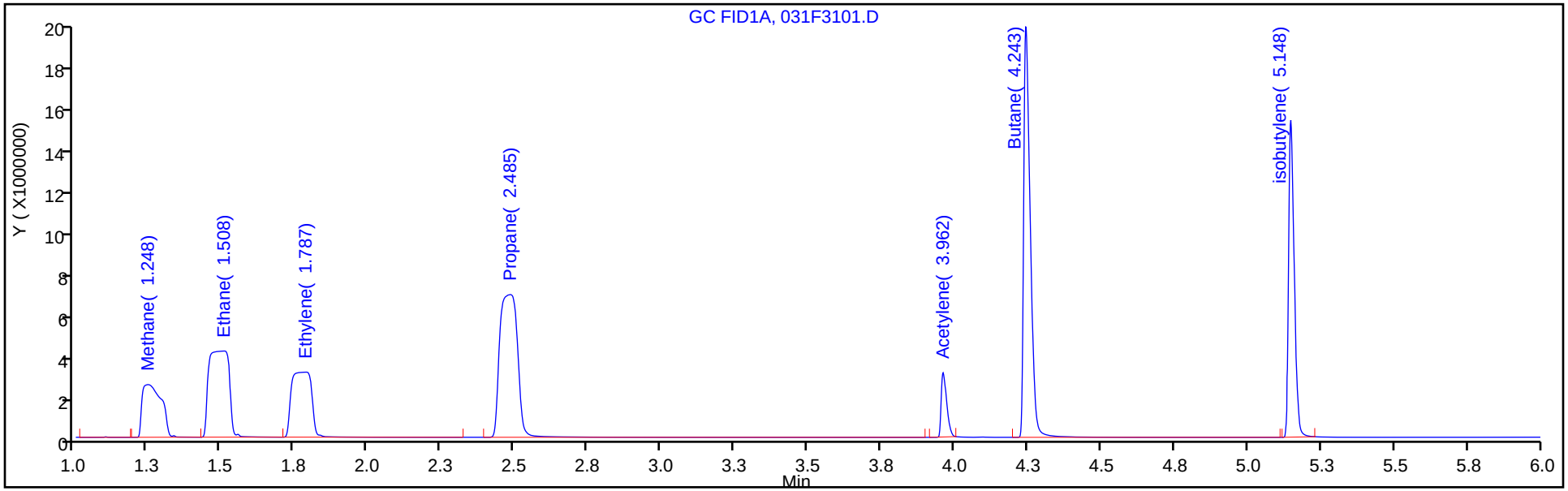

Column: HP-PLOT/Q (0.53 mm) Y Scaling: Method Defined: Scale to the Nth Largest Target: 1

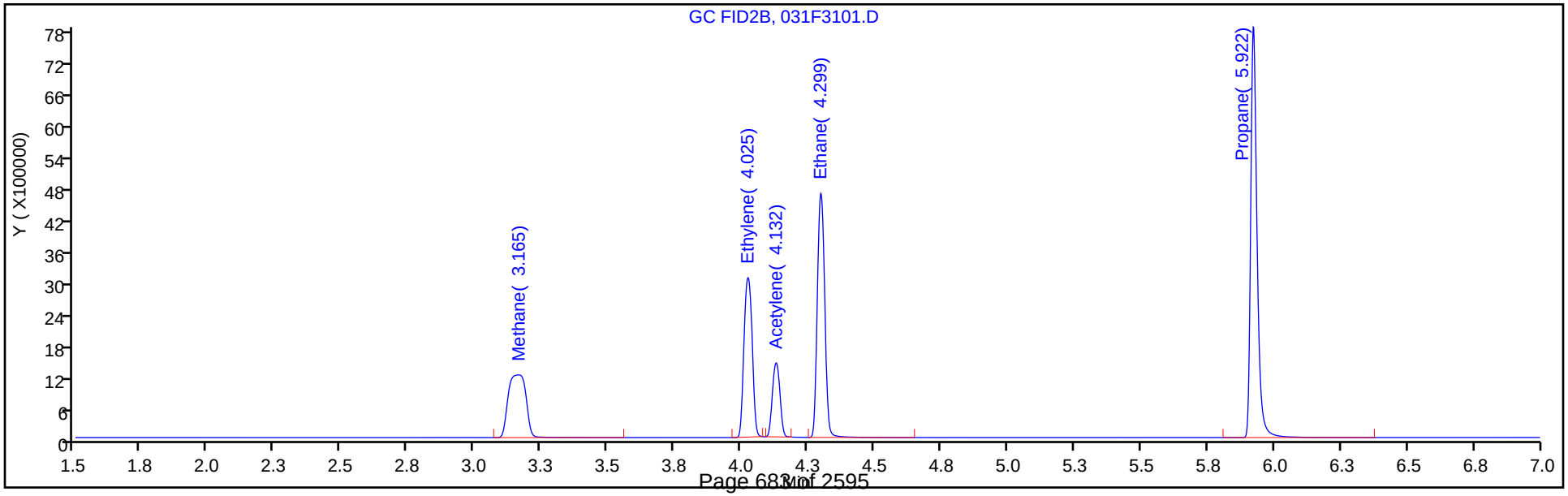

Manual Integration/User Assign Peak Report

Eurofins TestAmerica, Denver

Data File:	\\chromfs\Denver\ChromData\VGC_J\20200618-92541.b\031F3101.D				
Injection Date:	18-Jun-2020 17:03:30	Instrument ID:	VGC_J		
Lims ID:	ccv				
Client ID:					
Operator ID:	gm	ALS Bottle#:	31	Worklist Smp#:	30
Purge Vol:	18.000 mL	Dil. Factor:	1.0000		
Method:	RSK_J	Limit Group:	GCV - RSK 175		
Column:	HP-PLOT/Q (0.53 mm)	Detector	GC FID2B		

2 Methane, CAS: 74-82-8

Signal: 2

Not Detected
Expected RT: 3.21

Processing Integration Results

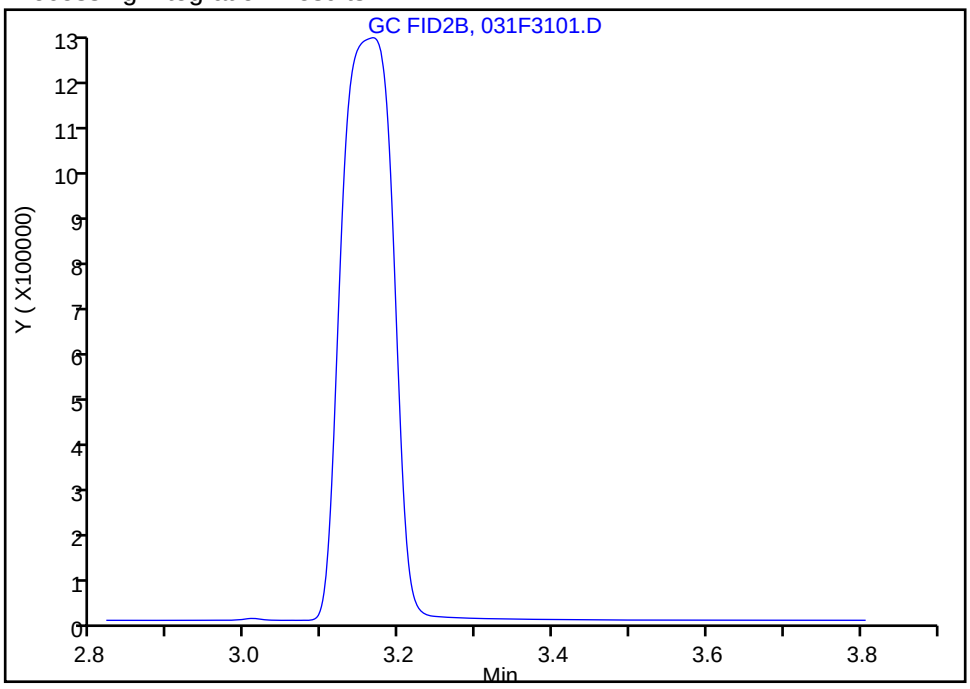

Manual Integration Results

RT: 3.17
Area: 5485491
Amount: 79.888029
Amount Units: ug/l

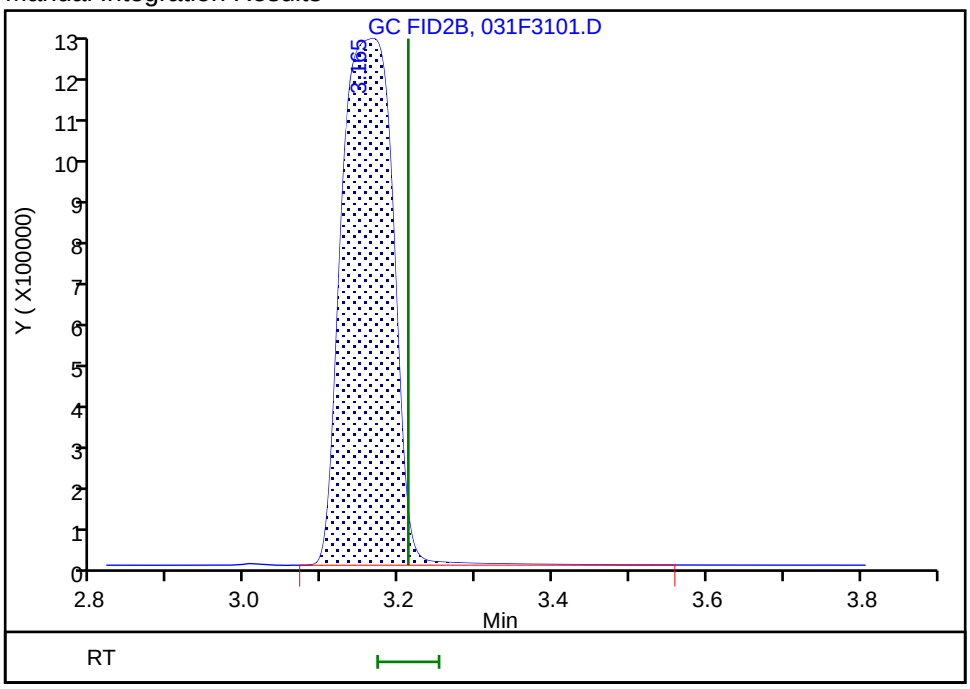

Reviewer: meierg, 19-Jun-2020 16:08:05
Audit Action: Assigned Compound ID Audit Reason: Peak not integrated

Manual Integration/User Assign Peak Report

Eurofins TestAmerica, Denver

Data File:	\\chromfs\Denver\ChromData\VGC_J\20200618-92541.b\031F3101.D				
Injection Date:	18-Jun-2020 17:03:30	Instrument ID:	VGC_J		
Lims ID:	ccv				
Client ID:					
Operator ID:	gm	ALS Bottle#:	31	Worklist Smp#:	30
Purge Vol:	18.000 mL	Dil. Factor:	1.0000		
Method:	RSK_J	Limit Group:	GCV - RSK 175		
Column:	HP-PLOT/Q (0.53 mm)	Detector	GC FID2B		

4 Ethylene, CAS: 74-85-1

Signal: 2

Processing Integration Results

RT: 4.03
Area: 9368004
Amount: 195.4367
Amount Units: ug/l

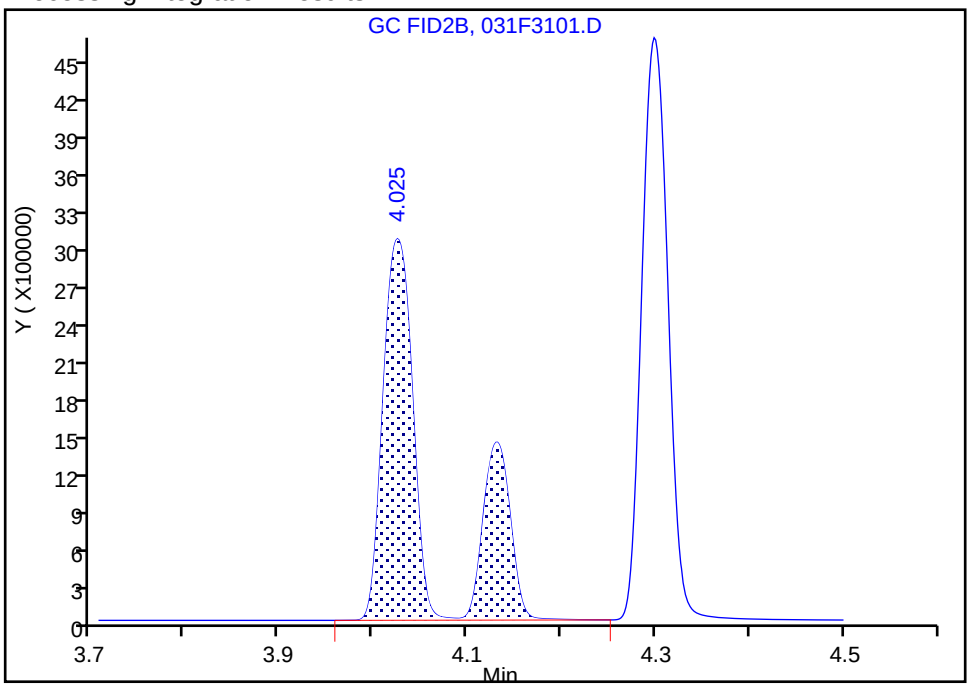

Manual Integration Results

RT: 4.03
Area: 6463191
Amount: 134.8360
Amount Units: ug/l

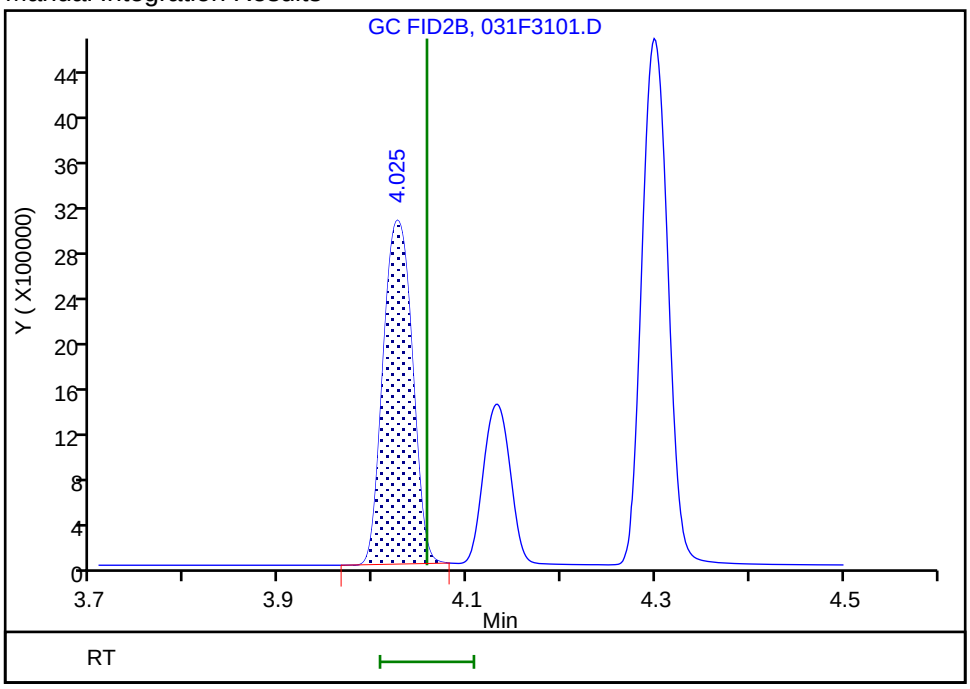

Reviewer: meierg, 19-Jun-2020 16:08:20

Audit Action: Manually Integrated Audit Reason: Shouldering

Manual Integration/User Assign Peak Report

Eurofins TestAmerica, Denver

Data File:	\\chromfs\Denver\ChromData\VGC_J\20200618-92541.b\031F3101.D				
Injection Date:	18-Jun-2020 17:03:30	Instrument ID:	VGC_J		
Lims ID:	ccv				
Client ID:					
Operator ID:	gm	ALS Bottle#:	31	Worklist Smp#:	30
Purge Vol:	18.000 mL	Dil. Factor:	1.0000		
Method:	RSK_J	Limit Group:	GCV - RSK 175		
Column:	HP-PLOT/Q (0.53 mm)	Detector	GC FID2B		

6 Acetylene, CAS: 74-86-2

Signal: 2

Processing Integration Results

RT: 4.13
Area: 2361629
Amount: 109.3069
Amount Units: ug/l

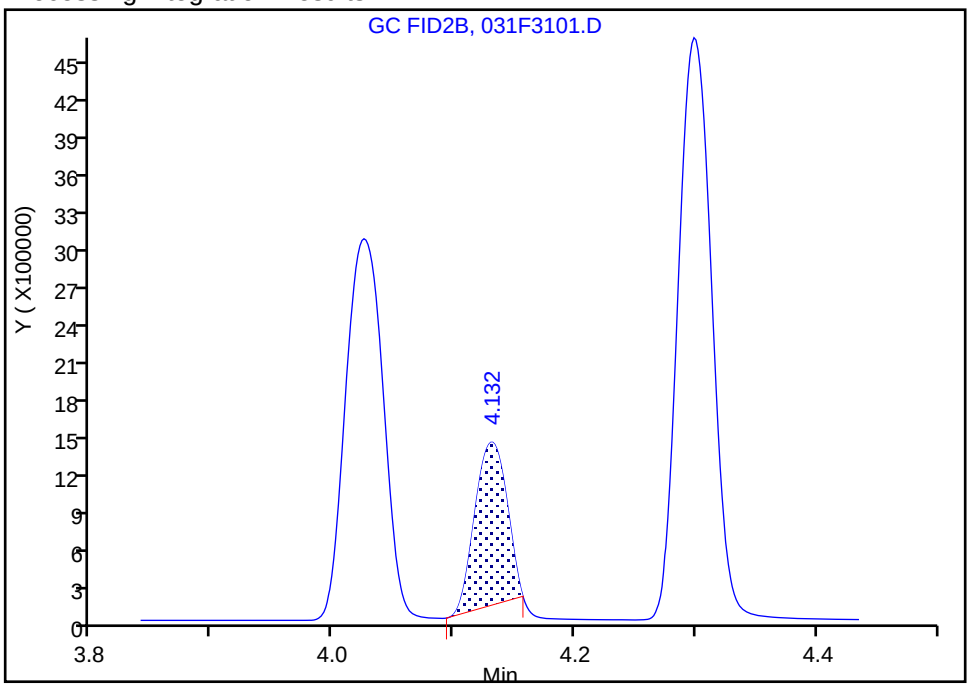

Manual Integration Results

RT: 4.13
Area: 2757987
Amount: 127.6521
Amount Units: ug/l

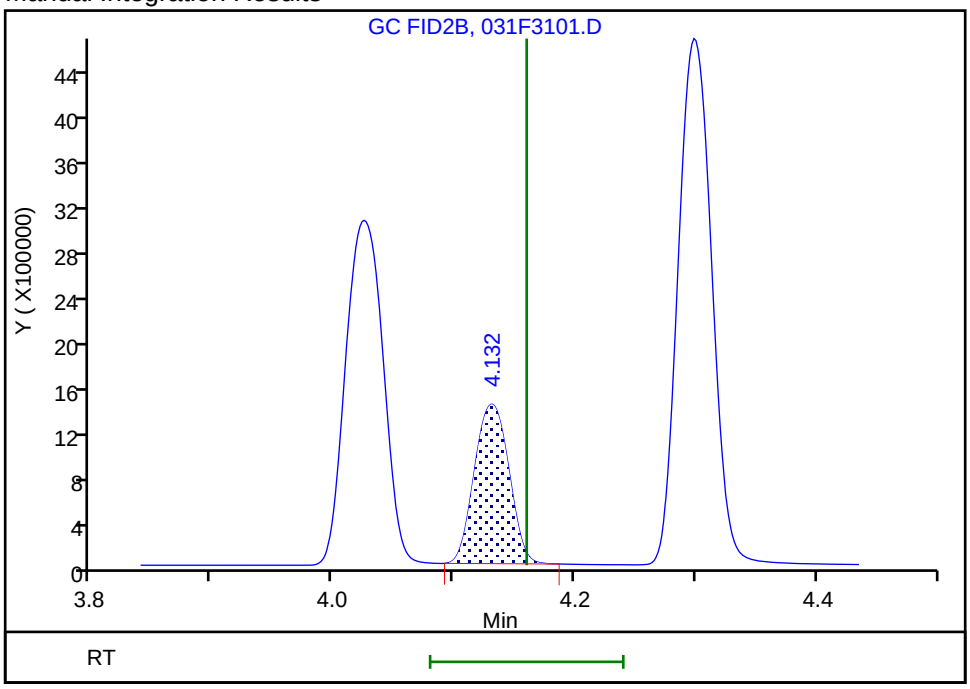

Reviewer: meierg, 19-Jun-2020 16:08:40
Audit Action: Manually Integrated Audit Reason: Peak not integrated

FORM VII
GC VOA CONTINUING CALIBRATION DATA

Lab Name: Eurofins TestAmerica, Denver Job No.: 280-137702-1

SDG No.:

Lab Sample ID: CCV 280-499415/47 Calibration Date: 06/18/2020 21:41

Instrument ID: VGC_J Calib Start Date: 05/16/2020 10:57

GC Column: Rt-Alumina KCl ID: 0.53(mm) Calib End Date: 05/16/2020 13:08

Lab File ID: 048F4801.D Conc. Units: ug/L Heated Purge: (Y/N) N

ANALYTE	CURVE TYPE	AVE CF	CF	MIN CF	CALC AMOUNT	SPIKE AMOUNT	%D	MAX %D
Methane	Lin2		140867		71.2	73.0	-2.5	20.0
Ethane	Ave	136043	134290		135	137	-1.3	20.0
Ethylene	Ave	110213	108305		125	128	-1.7	20.0
Acetylene	Ave	34294	32596		113	119	-5.0	20.0

FORM VII
GC VOA CONTINUING CALIBRATION RETENTION TIME SUMMARY

Lab Name: Eurofins TestAmerica, Denver Job No.: 280-137702-1

SDG No.:

Lab Sample ID: CCV 280-499415/47 Calibration Date: 06/18/2020 21:41

Instrument ID: VGC_J Calib Start Date: 05/16/2020 10:57

GC Column: Rt-Alumina KCl ID: 0.53(mm) Calib End Date: 05/16/2020 13:08

Lab File ID: 048F4801.D Heated Purge: (Y/N) N

Analyte	RT	RT WINDOW	
		FROM	TO
Methane	1.25	1.23	1.31
Ethane	1.51	1.48	1.58
Ethylene	1.79	1.76	1.86
Acetylene	3.96	3.87	4.03

Eurofins TestAmerica, Denver
Target Compound Quantitation Report

Data File: \\chromfs\Denver\ChromData\VGC_J\20200618-92541.b\048F4801.D
Lims ID: ccv
Client ID:
Sample Type: CCV
Inject. Date: 18-Jun-2020 21:41:06 ALS Bottle#: 48 Worklist Smp#: 47
Purge Vol: 18.000 mL Dil. Factor: 1.0000
Sample Info: CCV
Operator ID: gm Instrument ID: VGC_J
Sublist: chrom-RSK_J*sub5

Method: \\chromfs\Denver\ChromData\VGC_J\20200618-92541.b\RSK_J.m
Limit Group: GCV - RSK 175
Method Label: DV-GC-0025: Dissolved Gases in Water by RSK-175
Last Update: 22-Jun-2020 13:22:07 Calib Date: 16-May-2020 13:08:56
Integrator: Falcon
Quant Method: External Standard Quant By: Initial Calibration
Last ICal File: \\chromfs\Denver\ChromData\VGC_J\20200516-91574.b\009F0901.D

Column 1 : Rt-Alumina BOND/KCl (0.53 mm) Det: GC FID1A
Column 2 : HP-PLOT/Q (0.53 mm) Det: GC FID2B
Process Host: CTX1041

First Level Reviewer: meierg Date: 22-Jun-2020 13:22:07

Col	RT (min.)	Exp RT (min.)	Dlt RT (min.)	Response	Cal Amt ug/l	OnCol Amt ug/l	Flags
2 Methane							a
1	1.249	1.266	-0.017	10283731	73.0	71.2	a
2	3.161	3.212	-0.051	4936636	73.0	71.9	a
						RPD = 0.92	
3 Ethane							
1	1.508	1.525	-0.017	18378380	136.9	135.1	
2	4.296	4.327	-0.031	8286765	136.9	135.7	
						RPD = 0.47	
4 Ethylene							M
1	1.786	1.805	-0.019	13826877	127.7	125.5	
2	4.023	4.057	-0.034	6077323	127.7	126.8	M
						RPD = 1.06	
5 Propane							
1	2.484	2.506	-0.022	27445636	200.7	191.6	
2	5.920	5.938	-0.018	12326375	200.7	196.8	
						RPD = 2.69	
6 Acetylene							Ma
1	3.963	3.953	0.010	3863300	118.5	112.7	M
2	4.128	4.160	-0.032	2608365	118.5	120.7	M
						RPD = 6.92	
7 Butane							
1	4.244	4.248	-0.004	31630864	264.5	239.8	
2	7.365	7.380	-0.015	15369997	264.5	241.1	
						RPD = 0.50	
8 isobutylene							Ma
1	5.149	5.146	0.003	20598835	255.4	230.8	M
2	7.218	7.233	-0.015	9626728	255.4	231.6	M
						RPD = 0.38	

QC Flag Legend

Review Flags

M - Manually Integrated

a - User Assigned ID

Reagents:

RSK7gasMathes_00031 Amount Added: 200.00 Units: uL

Report Date: 22-Jun-2020 13:22:07 Chrom Revision: 2.3 21-Jun-2020 18:30:46

Eurofins TestAmerica, Denver

Data File: \\chromfs\Denver\ChromData\VGC_J\20200618-92541.b\048F4801.D

Injection Date:	18-Jun-2020 21:41:06	Instrument ID:	VGC_J	Operator ID:	gm
Lims ID:	ccv			Worklist Smp#:	47
Client ID:					
Purge Vol:	18.000 mL	Dil. Factor:	1.0000	ALS Bottle#:	48
Method:	RSK_J	Limit Group:	GCV - RSK 175		

Column: Rt-Alumina BOND/KCl (0.53 mm) Y Scaling: Method Defined: Scale to the Nth Largest Target: 1

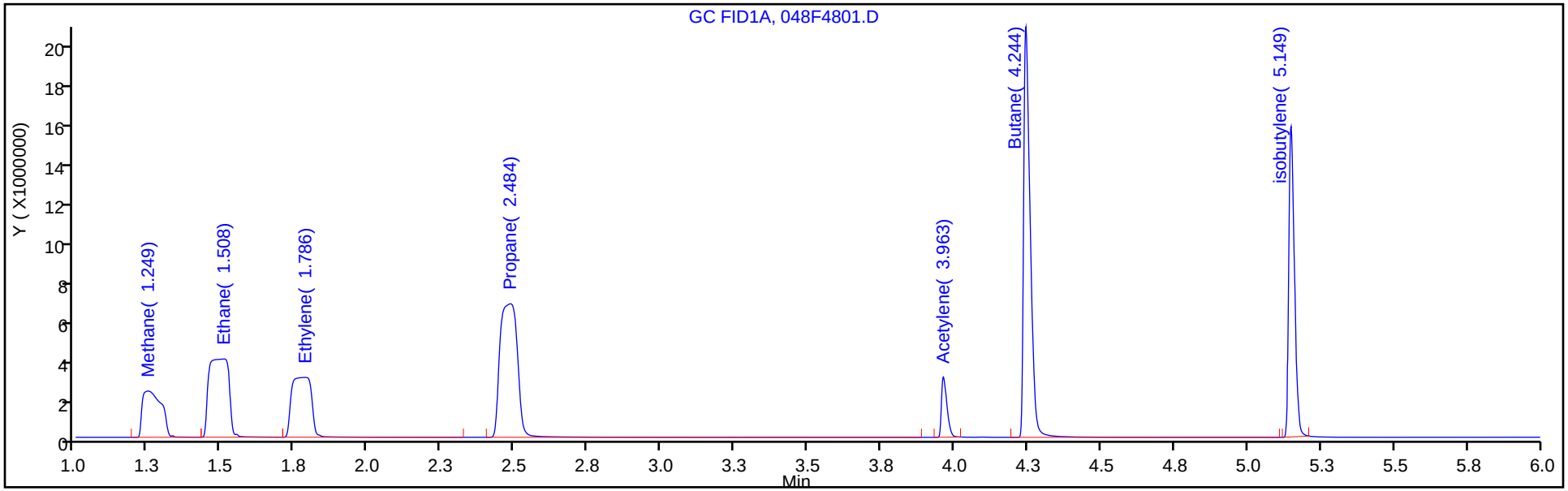

Column: HP-PLOT/Q (0.53 mm) Y Scaling: Method Defined: Scale to the Nth Largest Target: 1

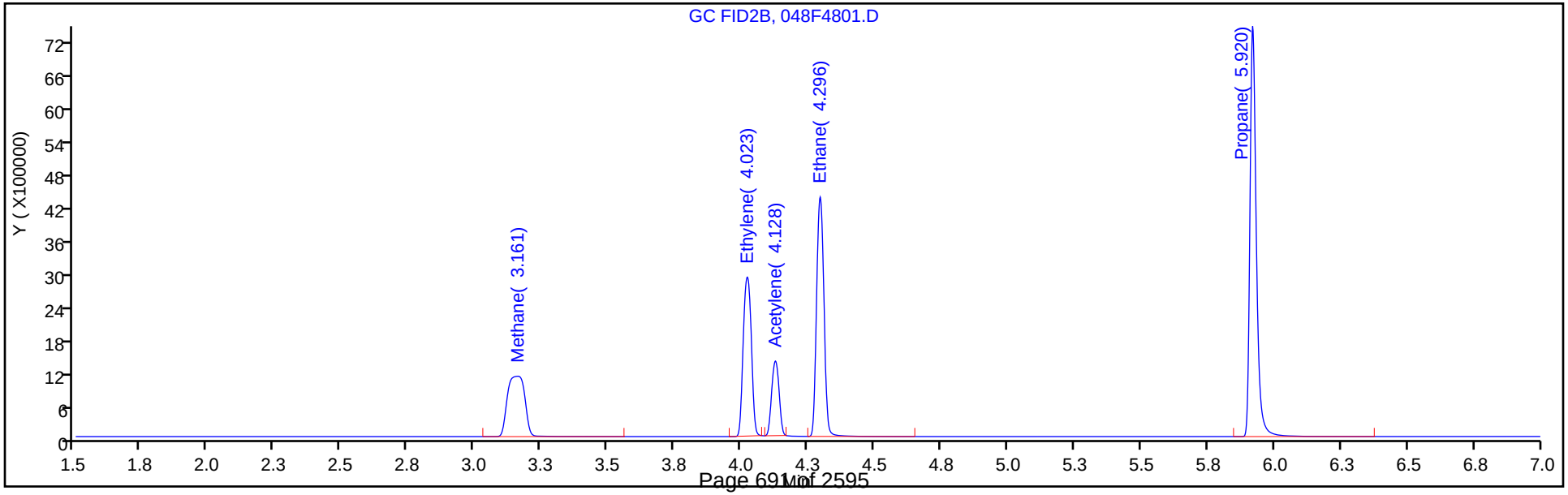

Manual Integration/User Assign Peak Report

Eurofins TestAmerica, Denver

Data File:	\\chromfs\Denver\ChromData\VGC_J\20200618-92541.b\048F4801.D				
Injection Date:	18-Jun-2020 21:41:06	Instrument ID:	VGC_J		
Lims ID:	ccv				
Client ID:					
Operator ID:	gm	ALS Bottle#:	48	Worklist Smp#:	47
Purge Vol:	18.000 mL	Dil. Factor:	1.0000		
Method:	RSK_J	Limit Group:	GCV - RSK 175		
Column:	Rt-Alumina BOND/KCl (0.53 mm)	Detector	GC FID1A		

2 Methane, CAS: 74-82-8

Signal: 1

Not Detected
Expected RT: 1.27

Processing Integration Results

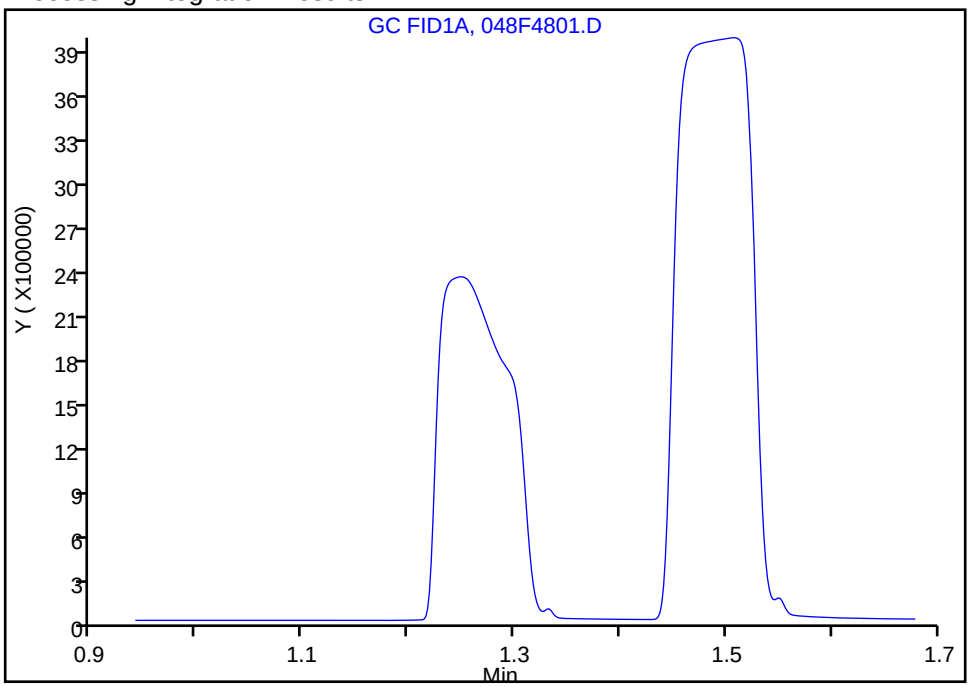

Manual Integration Results

RT: 1.25
Area: 10283731
Amount: 71.207873
Amount Units: ug/l

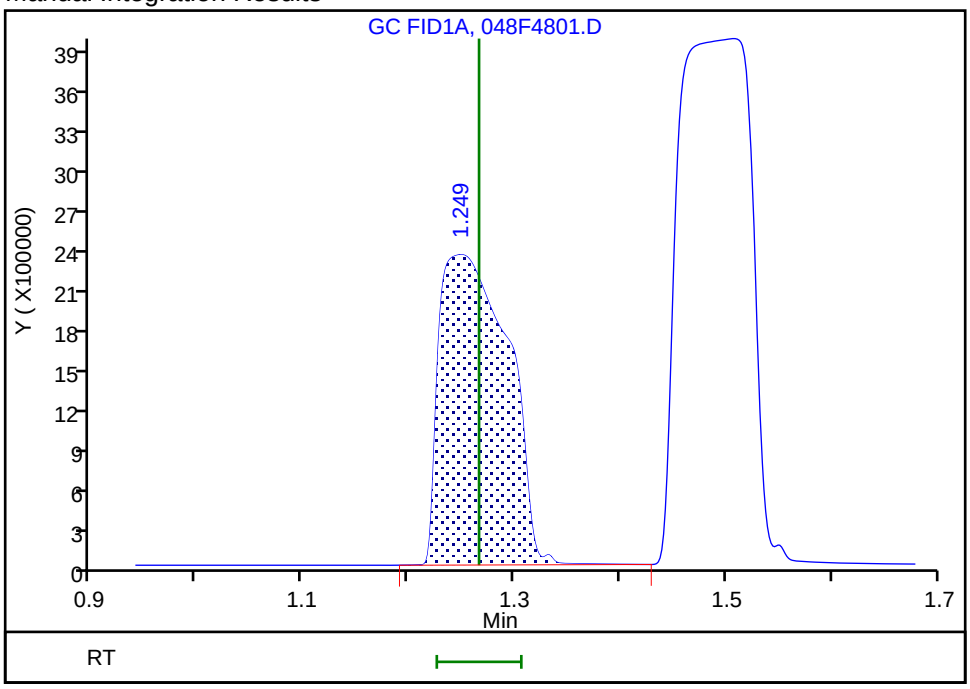

Reviewer: meierg, 22-Jun-2020 13:20:47
Audit Action: Assigned Compound ID Audit Reason: Peak not integrated

Manual Integration/User Assign Peak Report

Eurofins TestAmerica, Denver

Data File:	\\chromfs\Denver\ChromData\VGC_J\20200618-92541.b\048F4801.D				
Injection Date:	18-Jun-2020 21:41:06	Instrument ID:	VGC_J		
Lims ID:	ccv				
Client ID:					
Operator ID:	gm	ALS Bottle#:	48	Worklist Smp#:	47
Purge Vol:	18.000 mL	Dil. Factor:	1.0000		
Method:	RSK_J	Limit Group:	GCV - RSK 175		
Column:	Rt-Alumina BOND/KCl (0.53 mm)	Detector	GC FID1A		

6 Acetylene, CAS: 74-86-2

Signal: 1

Processing Integration Results

RT: 3.95
Area: 0
Amount: 110.2251
Amount Units: ug/l

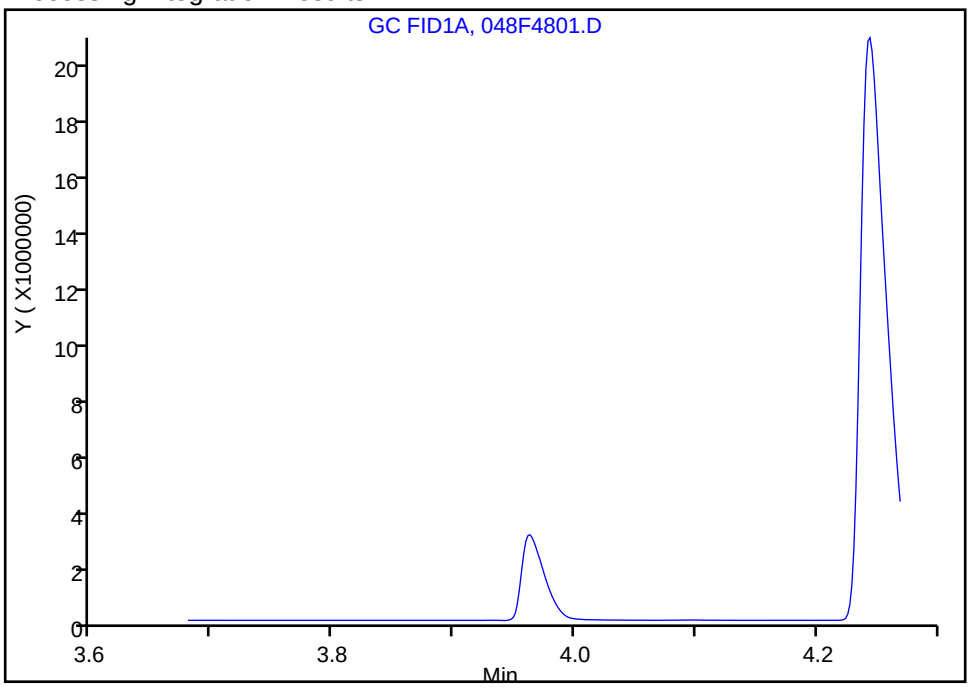

Manual Integration Results

RT: 3.96
Area: 3863300
Amount: 112.6515
Amount Units: ug/l

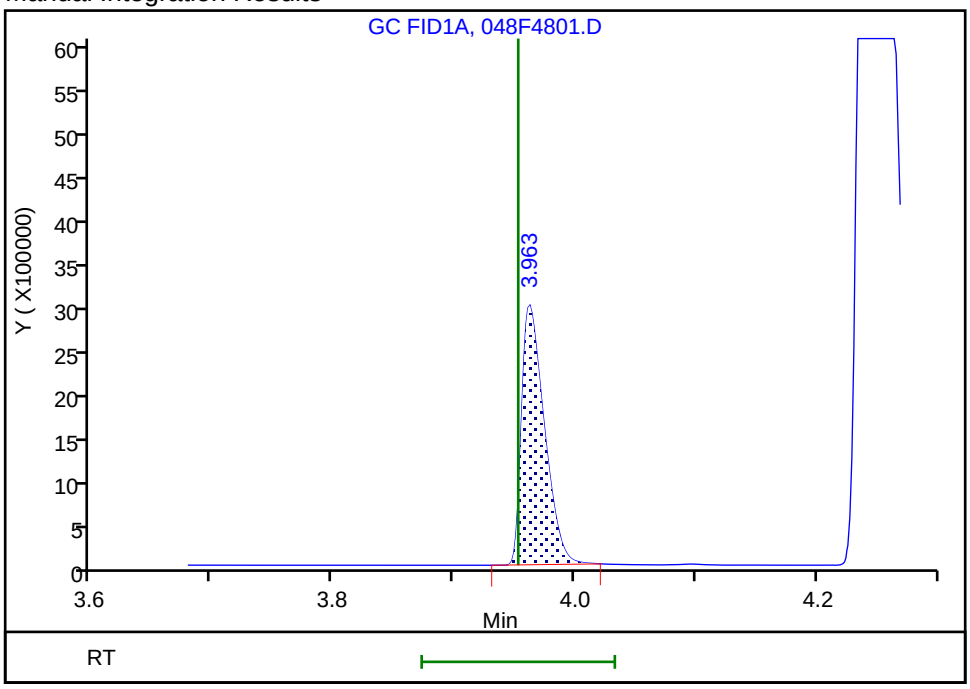

Reviewer: meierg, 22-Jun-2020 13:21:36
Audit Action: Manually Integrated/Assigned Compound ID Audit Reason: Peak not integrated

FORM VII
GC VOA CONTINUING CALIBRATION DATA

Lab Name: Eurofins TestAmerica, Denver Job No.: 280-137702-1

SDG No.:

Lab Sample ID: CCV 280-499415/47 Calibration Date: 06/18/2020 21:41

Instrument ID: VGC_J Calib Start Date: 05/16/2020 10:57

GC Column: HP-Plot Q ID: 0.53(mm) Calib End Date: 05/16/2020 13:08

Lab File ID: 048F4801.D Conc. Units: ug/L Heated Purge: (Y/N) N

ANALYTE	CURVE TYPE	AVE CF	CF	MIN CF	CALC AMOUNT	SPIKE AMOUNT	%D	MAX %D
Methane	Lin2		67622		71.9	73.0	-1.6	20.0
Ethylene	Ave	47934	47603		127	128	-0.7	20.0
Acetylene	Ave	21605	22007		121	119	1.9	20.0
Ethane	Ave	61056	60551		136	137	-0.8	20.0

FORM VII
GC VOA CONTINUING CALIBRATION RETENTION TIME SUMMARY

Lab Name: Eurofins TestAmerica, Denver Job No.: 280-137702-1

SDG No.:

Lab Sample ID: CCV 280-499415/47 Calibration Date: 06/18/2020 21:41

Instrument ID: VGC_J Calib Start Date: 05/16/2020 10:57

GC Column: HP-Plot Q ID: 0.53(mm) Calib End Date: 05/16/2020 13:08

Lab File ID: 048F4801.D Heated Purge: (Y/N) N

Analyte	RT	RT WINDOW	
		FROM	TO
Methane	3.16	3.17	3.25
Ethylene	4.02	4.01	4.11
Acetylene	4.13	4.08	4.24
Ethane	4.30	4.28	4.38

Eurofins TestAmerica, Denver
Target Compound Quantitation Report

Data File: \\chromfs\Denver\ChromData\VGC_J\20200618-92541.b\048F4801.D
Lims ID: ccv
Client ID:
Sample Type: CCV
Inject. Date: 18-Jun-2020 21:41:06 ALS Bottle#: 48 Worklist Smp#: 47
Purge Vol: 18.000 mL Dil. Factor: 1.0000
Sample Info: CCV
Operator ID: gm Instrument ID: VGC_J
Sublist: chrom-RSK_J*sub5

Method: \\chromfs\Denver\ChromData\VGC_J\20200618-92541.b\RSK_J.m
Limit Group: GCV - RSK 175
Method Label: DV-GC-0025: Dissolved Gases in Water by RSK-175
Last Update: 22-Jun-2020 13:22:07 Calib Date: 16-May-2020 13:08:56
Integrator: Falcon
Quant Method: External Standard Quant By: Initial Calibration
Last ICal File: \\chromfs\Denver\ChromData\VGC_J\20200516-91574.b\009F0901.D

Column 1 : Rt-Alumina BOND/KCl (0.53 mm) Det: GC FID1A
Column 2 : HP-PLOT/Q (0.53 mm) Det: GC FID2B
Process Host: CTX1041

First Level Reviewer: meierg Date: 22-Jun-2020 13:22:07

Col	RT (min.)	Exp RT (min.)	Dlt RT (min.)	Response	Cal Amt ug/l	OnCol Amt ug/l	Flags
2 Methane							a
1	1.249	1.266	-0.017	10283731	73.0	71.2	a
2	3.161	3.212	-0.051	4936636	73.0	71.9	a
						RPD = 0.92	
3 Ethane							
1	1.508	1.525	-0.017	18378380	136.9	135.1	
2	4.296	4.327	-0.031	8286765	136.9	135.7	
						RPD = 0.47	
4 Ethylene							M
1	1.786	1.805	-0.019	13826877	127.7	125.5	
2	4.023	4.057	-0.034	6077323	127.7	126.8	M
						RPD = 1.06	
5 Propane							
1	2.484	2.506	-0.022	27445636	200.7	191.6	
2	5.920	5.938	-0.018	12326375	200.7	196.8	
						RPD = 2.69	
6 Acetylene							Ma
1	3.963	3.953	0.010	3863300	118.5	112.7	M
2	4.128	4.160	-0.032	2608365	118.5	120.7	M
						RPD = 6.92	
7 Butane							
1	4.244	4.248	-0.004	31630864	264.5	239.8	
2	7.365	7.380	-0.015	15369997	264.5	241.1	
						RPD = 0.50	
8 isobutylene							Ma
1	5.149	5.146	0.003	20598835	255.4	230.8	M
2	7.218	7.233	-0.015	9626728	255.4	231.6	M
						RPD = 0.38	

QC Flag Legend

Review Flags

M - Manually Integrated

a - User Assigned ID

Reagents:

RSK7gasMathes_00031 Amount Added: 200.00 Units: uL

Report Date: 22-Jun-2020 13:22:07 Chrom Revision: 2.3 21-Jun-2020 18:30:46

Eurofins TestAmerica, Denver

Data File: \\chromfs\Denver\ChromData\VGC_J\20200618-92541.b\048F4801.D

Injection Date:	18-Jun-2020 21:41:06	Instrument ID:	VGC_J	Operator ID:	gm
Lims ID:	ccv			Worklist Smp#:	47
Client ID:					
Purge Vol:	18.000 mL	Dil. Factor:	1.0000	ALS Bottle#:	48
Method:	RSK_J	Limit Group:	GCV - RSK 175		

Column: Rt-Alumina BOND/KCl (0.53 mm) Y Scaling: Method Defined: Scale to the Nth Largest Target: 1

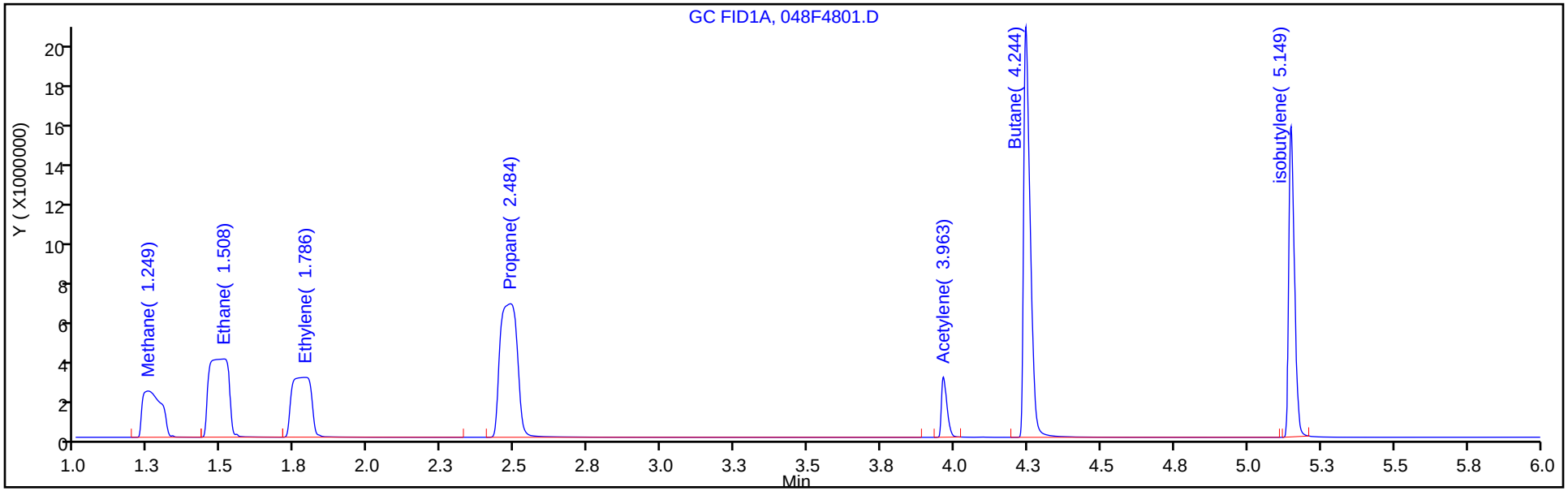

Column: HP-PLOT/Q (0.53 mm) Y Scaling: Method Defined: Scale to the Nth Largest Target: 1

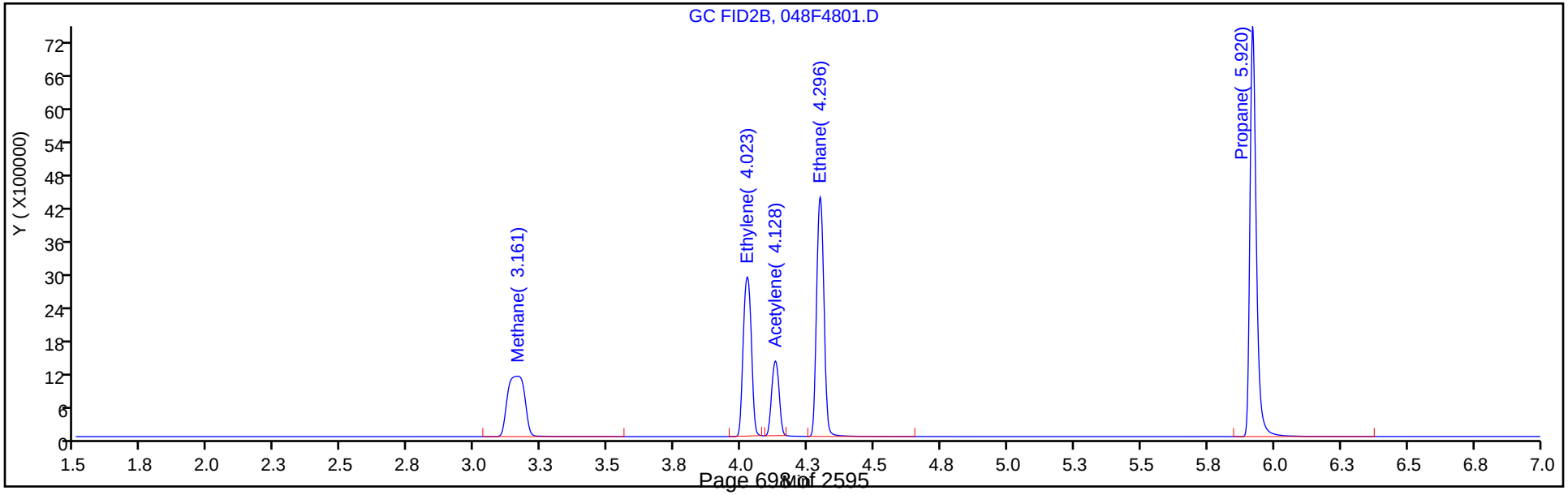

Manual Integration/User Assign Peak Report

Eurofins TestAmerica, Denver

Data File:	\\chromfs\Denver\ChromData\VGC_J\20200618-92541.b\048F4801.D				
Injection Date:	18-Jun-2020 21:41:06	Instrument ID:	VGC_J		
Lims ID:	ccv				
Client ID:					
Operator ID:	gm	ALS Bottle#:	48	Worklist Smp#:	47
Purge Vol:	18.000 mL	Dil. Factor:	1.0000		
Method:	RSK_J	Limit Group:	GCV - RSK 175		
Column:	HP-PLOT/Q (0.53 mm)	Detector	GC FID2B		

2 Methane, CAS: 74-82-8

Signal: 2

Not Detected
Expected RT: 3.21

Processing Integration Results

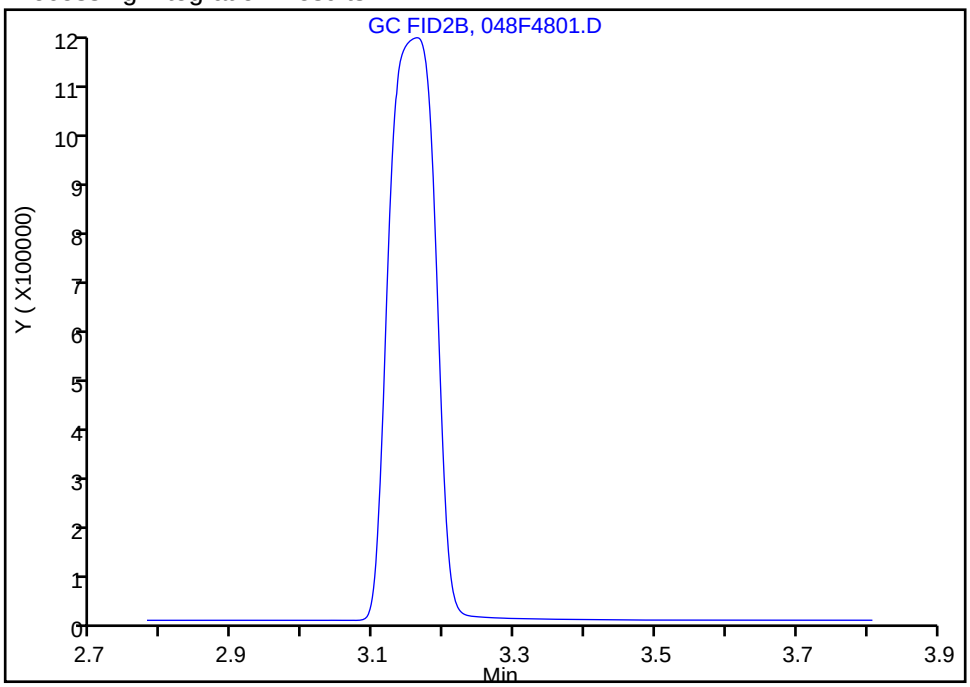

Manual Integration Results

RT: 3.16
Area: 4936636
Amount: 71.869474
Amount Units: ug/l

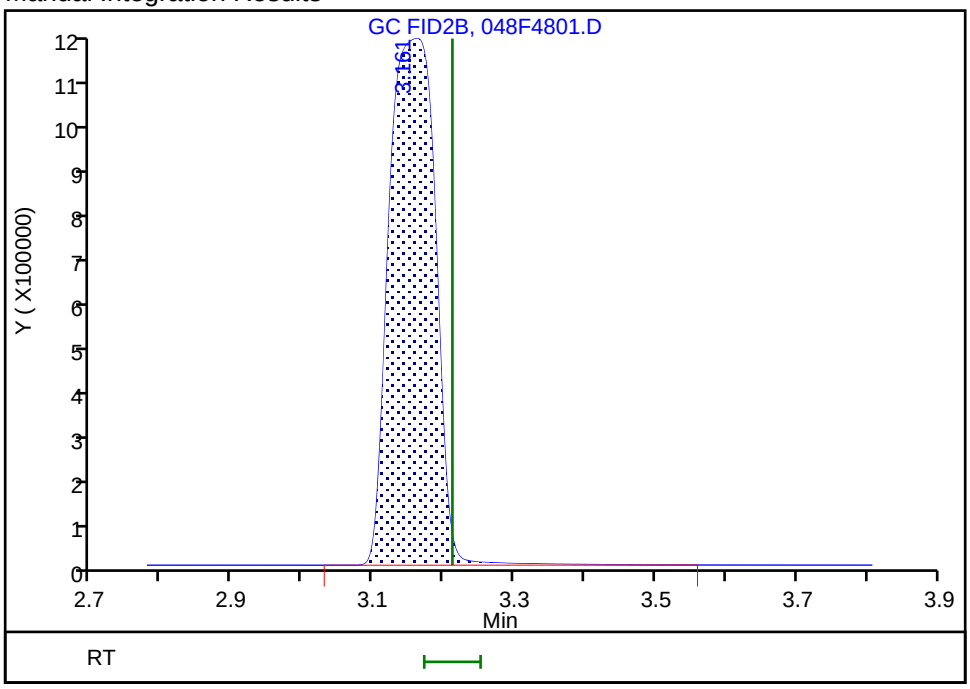

Reviewer: meierg, 22-Jun-2020 13:20:45
Audit Action: Assigned Compound ID Audit Reason: Peak not integrated

Manual Integration/User Assign Peak Report

Eurofins TestAmerica, Denver

Data File:	\\chromfs\Denver\ChromData\VGC_J\20200618-92541.b\048F4801.D				
Injection Date:	18-Jun-2020 21:41:06	Instrument ID:	VGC_J		
Lims ID:	ccv				
Client ID:					
Operator ID:	gm	ALS Bottle#:	48	Worklist Smp#:	47
Purge Vol:	18.000 mL	Dil. Factor:	1.0000		
Method:	RSK_J	Limit Group:	GCV - RSK 175		
Column:	HP-PLOT/Q (0.53 mm)	Detector	GC FID2B		

4 Ethylene, CAS: 74-85-1

Signal: 2

Processing Integration Results

RT: 4.02
Area: 8851539
Amount: 184.6621
Amount Units: ug/l

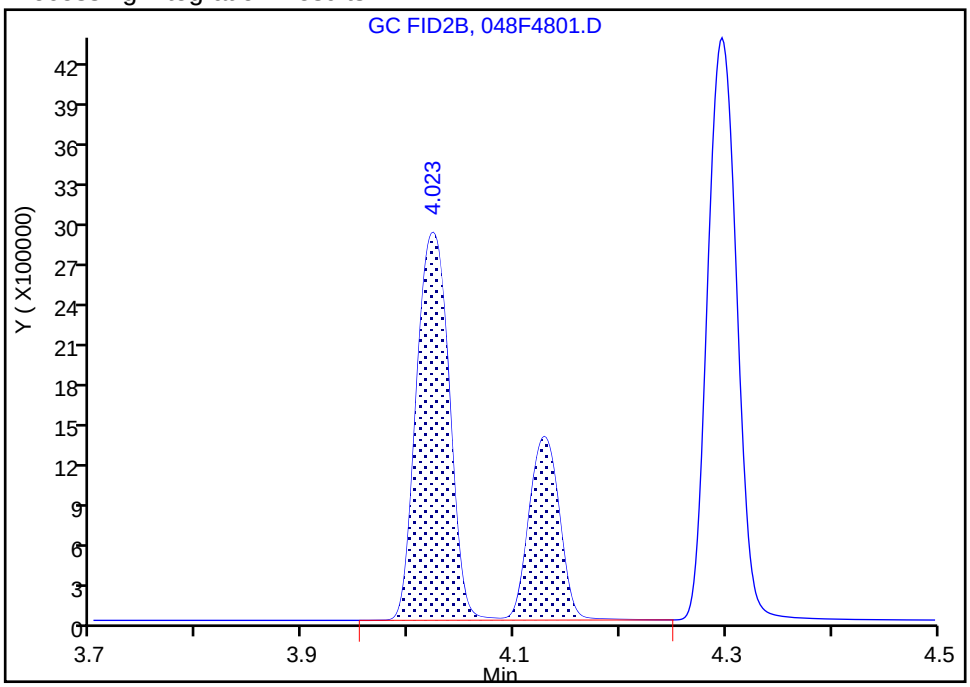

Manual Integration Results

RT: 4.02
Area: 6077323
Amount: 126.7860
Amount Units: ug/l

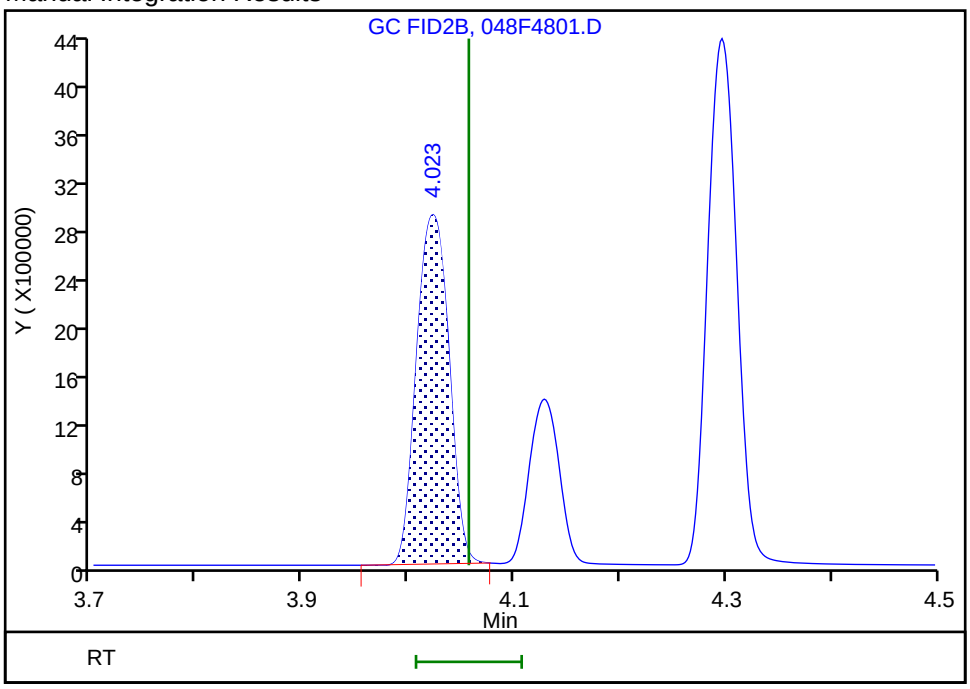

Reviewer: meierg, 22-Jun-2020 13:21:11

Audit Action: Manually Integrated Audit Reason: Shouldering

Manual Integration/User Assign Peak Report

Eurofins TestAmerica, Denver

Data File: \\chromfs\Denver\ChromData\VGC_J\20200618-92541.b\048F4801.D
Injection Date: 18-Jun-2020 21:41:06 Instrument ID: VGC_J
Lims ID: ccv
Client ID:
Operator ID: gm ALS Bottle#: 48 Worklist Smp#: 47
Purge Vol: 18.000 mL Dil. Factor: 1.0000
Method: RSK_J Limit Group: GCV - RSK 175
Column: HP-PLOT/Q (0.53 mm) Detector GC FID2B

6 Acetylene, CAS: 74-86-2

Signal: 2

Processing Integration Results

RT: 4.13
Area: 2381467
Amount: 110.2251
Amount Units: ug/l

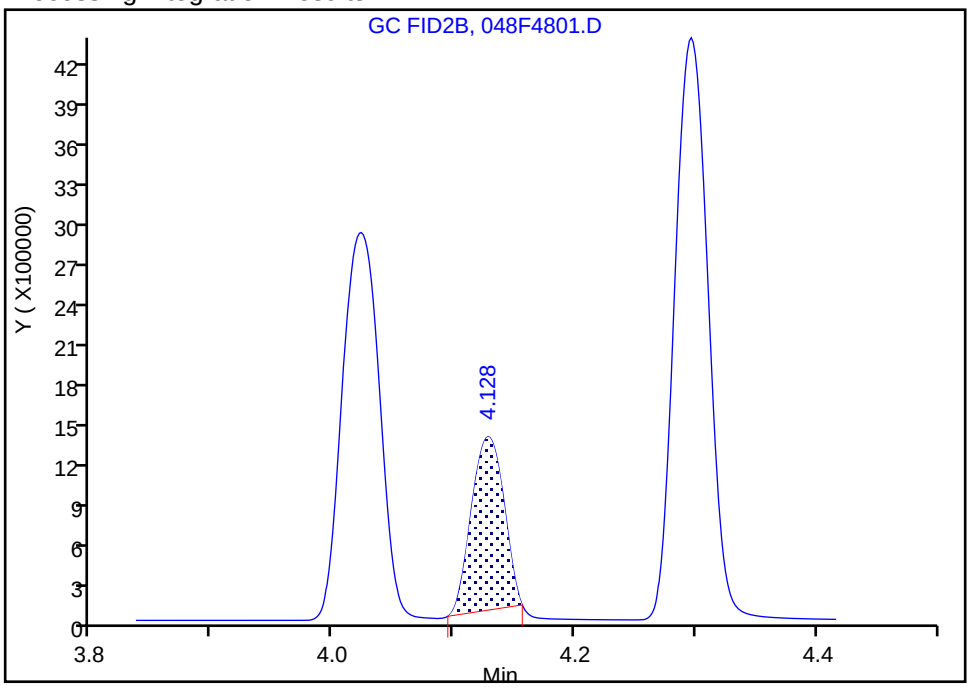

Manual Integration Results

RT: 4.13
Area: 2608365
Amount: 120.7269
Amount Units: ug/l

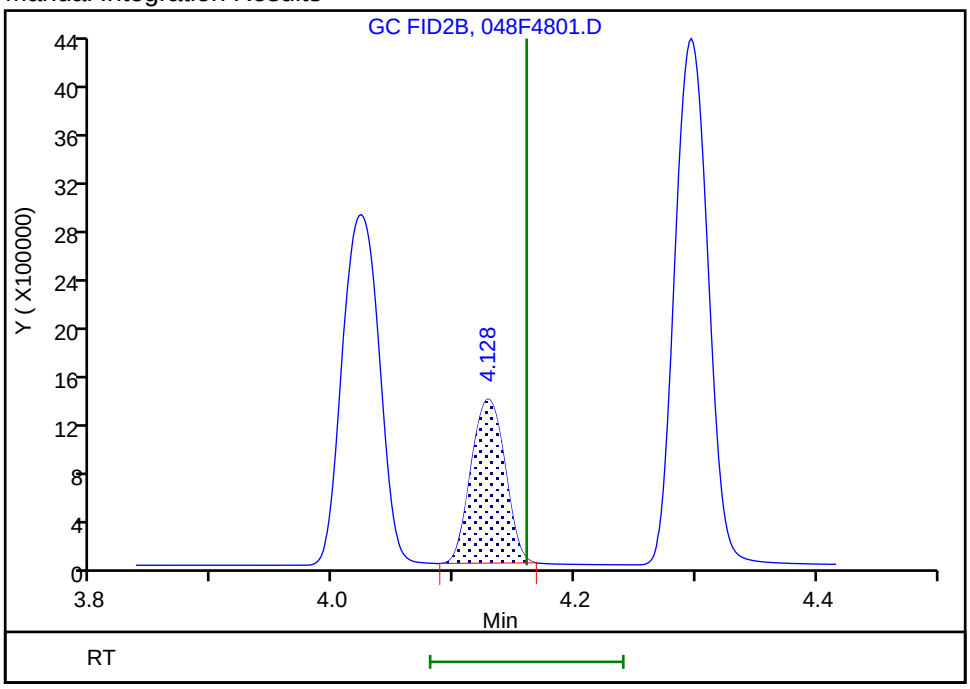

Reviewer: meierg, 22-Jun-2020 13:21:30
Audit Action: Manually Integrated Audit Reason: Peak not integrated

FORM VII
GC VOA CONTINUING CALIBRATION DATA

Lab Name: Eurofins TestAmerica, Denver Job No.: 280-137702-1

SDG No.:

Lab Sample ID: CCV 280-499415/59 Calibration Date: 06/19/2020 03:22

Instrument ID: VGC_J Calib Start Date: 05/16/2020 10:57

GC Column: Rt-Alumina KCl ID: 0.53(mm) Calib End Date: 05/16/2020 13:08

Lab File ID: 060F6001.D Conc. Units: ug/L Heated Purge: (Y/N) N

ANALYTE	CURVE TYPE	AVE CF	CF	MIN CF	CALC AMOUNT	SPIKE AMOUNT	%D	MAX %D
Methane	Lin2		150869		76.3	73.0	4.5	20.0
Ethane	Ave	136043	143037		144	137	5.1	20.0
Ethylene	Ave	110213	113823		132	128	3.3	20.0
Acetylene	Ave	34294	33531		116	119	-2.2	20.0

FORM VII
GC VOA CONTINUING CALIBRATION RETENTION TIME SUMMARY

Lab Name: Eurofins TestAmerica, Denver Job No.: 280-137702-1

SDG No.:

Lab Sample ID: CCV 280-499415/59 Calibration Date: 06/19/2020 03:22

Instrument ID: VGC_J Calib Start Date: 05/16/2020 10:57

GC Column: Rt-Alumina KCl ID: 0.53(mm) Calib End Date: 05/16/2020 13:08

Lab File ID: 060F6001.D Heated Purge: (Y/N) N

Analyte	RT	RT WINDOW	
		FROM	TO
Methane	1.26	1.23	1.31
Ethane	1.52	1.48	1.58
Ethylene	1.80	1.76	1.86
Acetylene	3.97	3.87	4.03

Eurofins TestAmerica, Denver
Target Compound Quantitation Report

Data File: \\chromfs\Denver\ChromData\VGC_J\20200618-92541.b\060F6001.D
Lims ID: ccv
Client ID:
Sample Type: CCV
Inject. Date: 19-Jun-2020 03:22:20 ALS Bottle#: 60 Worklist Smp#: 59
Purge Vol: 18.000 mL Dil. Factor: 1.0000
Sample Info: CCV
Operator ID: gm Instrument ID: VGC_J
Sublist: chrom-RSK_J*sub5

Method: \\chromfs\Denver\ChromData\VGC_J\20200618-92541.b\RSK_J.m
Limit Group: GCV - RSK 175
Method Label: DV-GC-0025: Dissolved Gases in Water by RSK-175
Last Update: 22-Jun-2020 13:27:06 Calib Date: 16-May-2020 13:08:56
Integrator: Falcon
Quant Method: External Standard Quant By: Initial Calibration
Last ICal File: \\chromfs\Denver\ChromData\VGC_J\20200516-91574.b\009F0901.D

Column 1 : Rt-Alumina BOND/KCl (0.53 mm) Det: GC FID1A
Column 2 : HP-PLOT/Q (0.53 mm) Det: GC FID2B
Process Host: CTX1041

First Level Reviewer: meierg Date: 22-Jun-2020 13:26:59

Col	RT (min.)	Exp RT (min.)	Dlt RT (min.)	Response	Cal Amt ug/l	OnCol Amt ug/l	Flags
2 Methane							
1	1.259	1.266	-0.007	11013904	73.0	76.3	
2	3.181	3.212	-0.031	5273037	73.0	76.8	
						RPD = 0.65	
3 Ethane							
1	1.520	1.525	-0.005	19575436	136.9	143.9	
2	4.309	4.327	-0.018	8800821	136.9	144.1	
						RPD = 0.17	
4 Ethylene							
1	1.800	1.805	-0.005	14531443	127.7	131.8	
2	4.036	4.057	-0.021	6395766	127.7	133.4	
						RPD = 1.19	
5 Propane							
1	2.502	2.506	-0.004	29330073	200.7	204.7	
2	5.929	5.938	-0.009	13113222	200.7	209.4	
						RPD = 2.24	
6 Acetylene							Ma
1	3.970	3.953	0.017	3974154	118.5	115.9	M
2	4.141	4.160	-0.019	2605856	118.5	120.6	M
						RPD = 4.00	
7 Butane							Ma
1	4.250	4.248	0.002	33165914	264.5	251.5	M
2	7.372	7.380	-0.008	16190549	264.5	253.9	M
						RPD = 0.97	
8 isobutylene							
1	5.155	5.146	0.009	21922471	255.4	245.6	
2	7.224	7.233	-0.009	10280010	255.4	247.4	
						RPD = 0.72	

QC Flag Legend

Review Flags

M - Manually Integrated

a - User Assigned ID

Reagents:

RSK7gasMathes_00031 Amount Added: 200.00 Units: uL

Report Date: 22-Jun-2020 13:27:06 Chrom Revision: 2.3 21-Jun-2020 18:30:46

Eurofins TestAmerica, Denver

Data File: \\chromfs\Denver\ChromData\VGC_J\20200618-92541.b\060F6001.D

Injection Date:	19-Jun-2020 03:22:20	Instrument ID:	VGC_J	Operator ID:	gm
Lims ID:	ccv			Worklist Smp#:	59
Client ID:					
Purge Vol:	18.000 mL	Dil. Factor:	1.0000	ALS Bottle#:	60
Method:	RSK_J	Limit Group:	GCV - RSK 175		

Column: Rt-Alumina BOND/KCl (0.53 mm) Y Scaling: Method Defined: Scale to the Nth Largest Target: 1

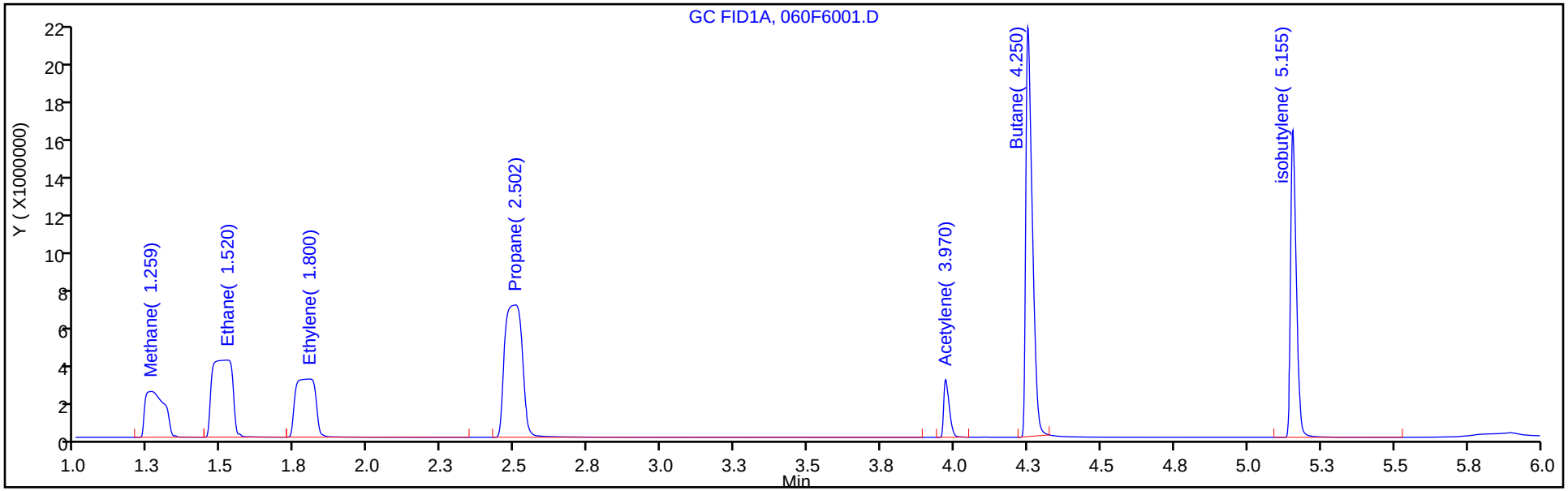

Column: HP-PLOT/Q (0.53 mm) Y Scaling: Method Defined: Scale to the Nth Largest Target: 1

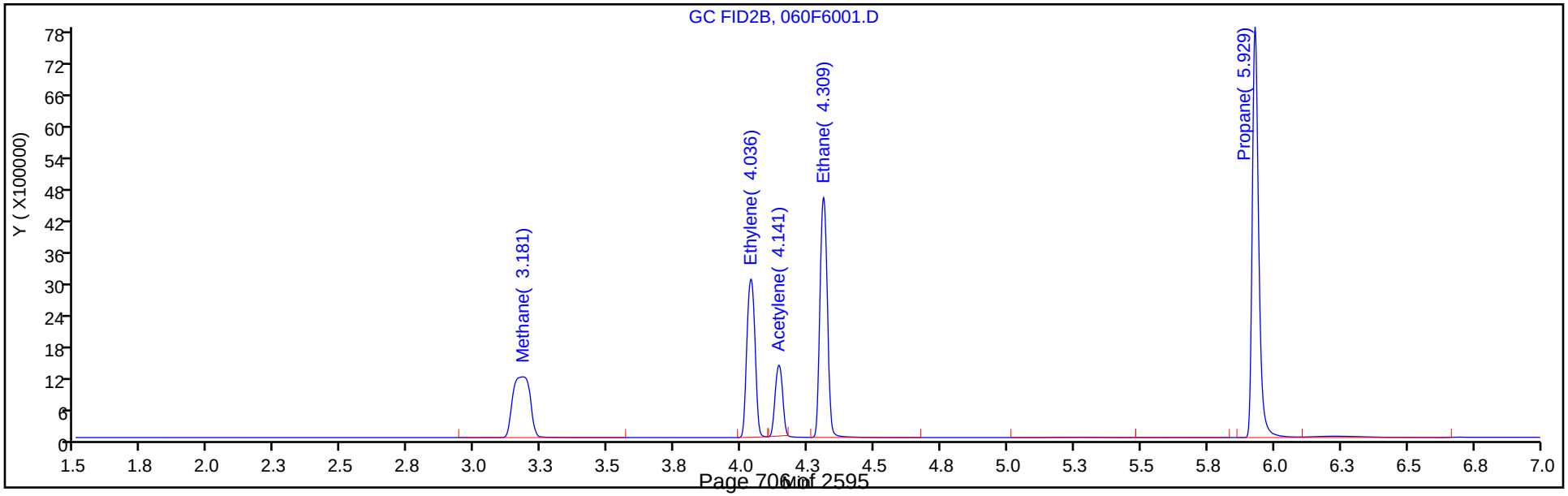

Manual Integration/User Assign Peak Report

Eurofins TestAmerica, Denver

Data File:	\\chromfs\Denver\ChromData\VGC_J\20200618-92541.b\060F6001.D				
Injection Date:	19-Jun-2020 03:22:20	Instrument ID:	VGC_J		
Lims ID:	ccv				
Client ID:					
Operator ID:	gm	ALS Bottle#:	60	Worklist Smp#:	59
Purge Vol:	18.000 mL	Dil. Factor:	1.0000		
Method:	RSK_J	Limit Group:	GCV - RSK 175		
Column:	Rt-Alumina BOND/KCl (0.53 mm)	Detector	GC FID1A		

6 Acetylene, CAS: 74-86-2

Signal: 1

Processing Integration Results

RT: 3.95
Area: 0
Amount: 120.6108
Amount Units: ug/l

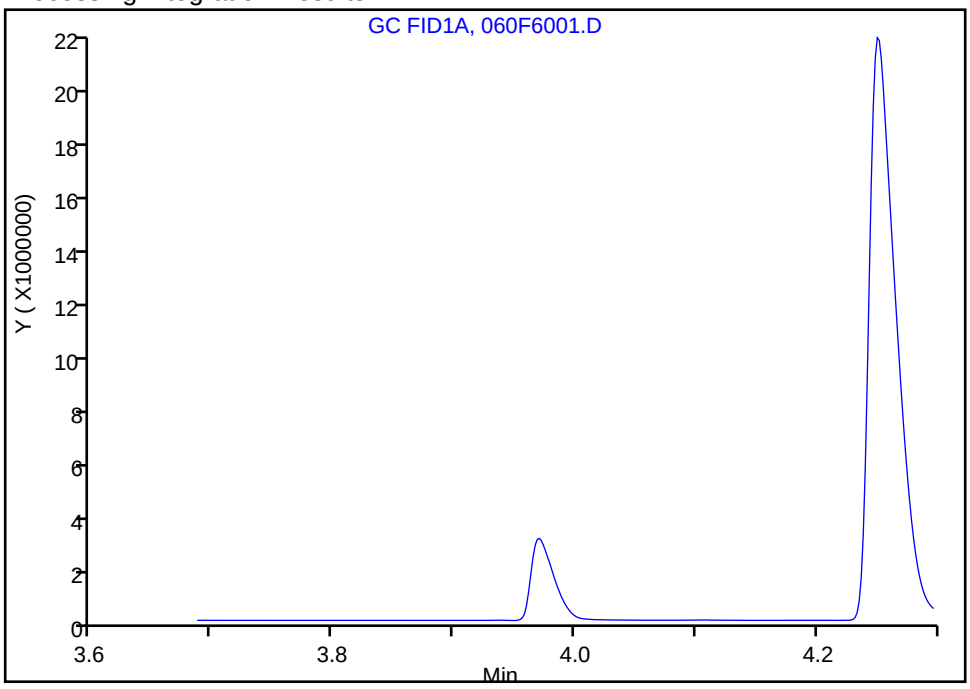

Manual Integration Results

RT: 3.97
Area: 3974154
Amount: 115.8839
Amount Units: ug/l

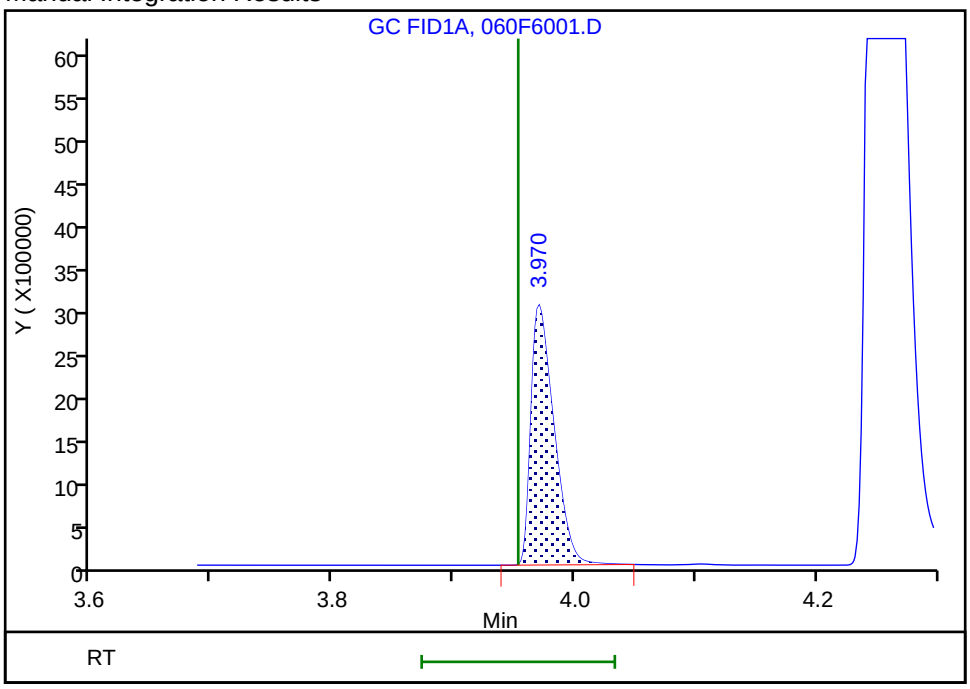

Reviewer: meierg, 22-Jun-2020 13:26:18

Audit Action: Manually Integrated/Assigned Compound ID Audit Reason: Peak not integrated

FORM VII
GC VOA CONTINUING CALIBRATION DATA

Lab Name: Eurofins TestAmerica, Denver Job No.: 280-137702-1

SDG No.:

Lab Sample ID: CCV 280-499415/59 Calibration Date: 06/19/2020 03:22

Instrument ID: VGC_J Calib Start Date: 05/16/2020 10:57

GC Column: HP-Plot Q ID: 0.53(mm) Calib End Date: 05/16/2020 13:08

Lab File ID: 060F6001.D Conc. Units: ug/L Heated Purge: (Y/N) N

ANALYTE	CURVE TYPE	AVE CF	CF	MIN CF	CALC AMOUNT	SPIKE AMOUNT	%D	MAX %D
Methane	Lin2		72230		76.8	73.0	5.2	20.0
Ethylene	Ave	47934	50097		133	128	4.5	20.0
Acetylene	Ave	21605	21986		121	119	1.8	20.0
Ethane	Ave	61056	64307		144	137	5.3	20.0

FORM VII
GC VOA CONTINUING CALIBRATION RETENTION TIME SUMMARY

Lab Name: Eurofins TestAmerica, Denver Job No.: 280-137702-1

SDG No.:

Lab Sample ID: CCV 280-499415/59 Calibration Date: 06/19/2020 03:22

Instrument ID: VGC_J Calib Start Date: 05/16/2020 10:57

GC Column: HP-Plot Q ID: 0.53(mm) Calib End Date: 05/16/2020 13:08

Lab File ID: 060F6001.D Heated Purge: (Y/N) N

Analyte	RT	RT WINDOW	
		FROM	TO
Methane	3.18	3.17	3.25
Ethylene	4.04	4.01	4.11
Acetylene	4.14	4.08	4.24
Ethane	4.31	4.28	4.38

Eurofins TestAmerica, Denver
Target Compound Quantitation Report

Data File: \\chromfs\Denver\ChromData\VGC_J\20200618-92541.b\060F6001.D
Lims ID: ccv
Client ID:
Sample Type: CCV
Inject. Date: 19-Jun-2020 03:22:20 ALS Bottle#: 60 Worklist Smp#: 59
Purge Vol: 18.000 mL Dil. Factor: 1.0000
Sample Info: CCV
Operator ID: gm Instrument ID: VGC_J
Sublist: chrom-RSK_J*sub5

Method: \\chromfs\Denver\ChromData\VGC_J\20200618-92541.b\RSK_J.m
Limit Group: GCV - RSK 175
Method Label: DV-GC-0025: Dissolved Gases in Water by RSK-175
Last Update: 22-Jun-2020 13:27:06 Calib Date: 16-May-2020 13:08:56
Integrator: Falcon
Quant Method: External Standard Quant By: Initial Calibration
Last ICal File: \\chromfs\Denver\ChromData\VGC_J\20200516-91574.b\009F0901.D

Column 1 : Rt-Alumina BOND/KCl (0.53 mm) Det: GC FID1A
Column 2 : HP-PLOT/Q (0.53 mm) Det: GC FID2B
Process Host: CTX1041

First Level Reviewer: meierg Date: 22-Jun-2020 13:26:59

Col	RT (min.)	Exp RT (min.)	Dlt RT (min.)	Response	Cal Amt ug/l	OnCol Amt ug/l	Flags
2 Methane							
1	1.259	1.266	-0.007	11013904	73.0	76.3	
2	3.181	3.212	-0.031	5273037	73.0	76.8	
						RPD = 0.65	
3 Ethane							
1	1.520	1.525	-0.005	19575436	136.9	143.9	
2	4.309	4.327	-0.018	8800821	136.9	144.1	
						RPD = 0.17	
4 Ethylene							
1	1.800	1.805	-0.005	14531443	127.7	131.8	
2	4.036	4.057	-0.021	6395766	127.7	133.4	
						RPD = 1.19	
5 Propane							
1	2.502	2.506	-0.004	29330073	200.7	204.7	
2	5.929	5.938	-0.009	13113222	200.7	209.4	
						RPD = 2.24	
6 Acetylene							Ma
1	3.970	3.953	0.017	3974154	118.5	115.9	M
2	4.141	4.160	-0.019	2605856	118.5	120.6	M
						RPD = 4.00	
7 Butane							Ma
1	4.250	4.248	0.002	33165914	264.5	251.5	M
2	7.372	7.380	-0.008	16190549	264.5	253.9	M
						RPD = 0.97	
8 isobutylene							
1	5.155	5.146	0.009	21922471	255.4	245.6	
2	7.224	7.233	-0.009	10280010	255.4	247.4	
						RPD = 0.72	

QC Flag Legend

Review Flags

M - Manually Integrated

a - User Assigned ID

Reagents:

RSK7gasMathes_00031 Amount Added: 200.00 Units: uL

Report Date: 22-Jun-2020 13:27:06 Chrom Revision: 2.3 21-Jun-2020 18:30:46

Eurofins TestAmerica, Denver

Data File: \\chromfs\Denver\ChromData\VGC_J\20200618-92541.b\060F6001.D

Injection Date:	19-Jun-2020 03:22:20	Instrument ID:	VGC_J	Operator ID:	gm
Lims ID:	ccv			Worklist Smp#:	59
Client ID:					
Purge Vol:	18.000 mL	Dil. Factor:	1.0000	ALS Bottle#:	60
Method:	RSK_J	Limit Group:	GCV - RSK 175		

Column: Rt-Alumina BOND/KCl (0.53 mm) Y Scaling: Method Defined: Scale to the Nth Largest Target: 1

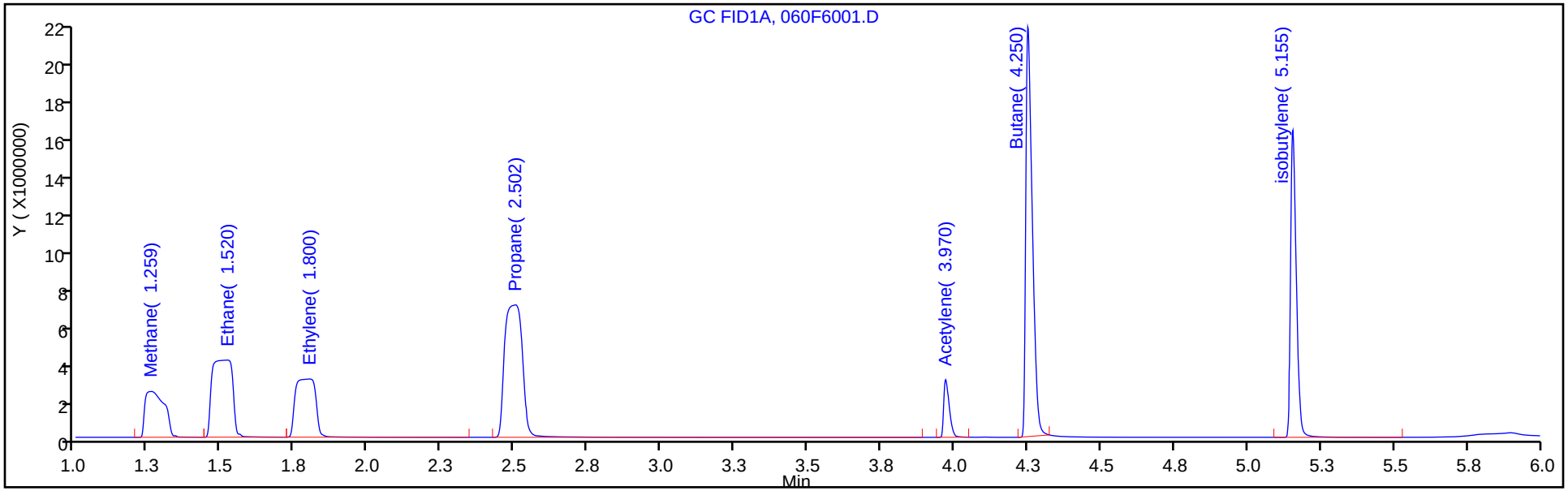

Column: HP-PLOT/Q (0.53 mm) Y Scaling: Method Defined: Scale to the Nth Largest Target: 1

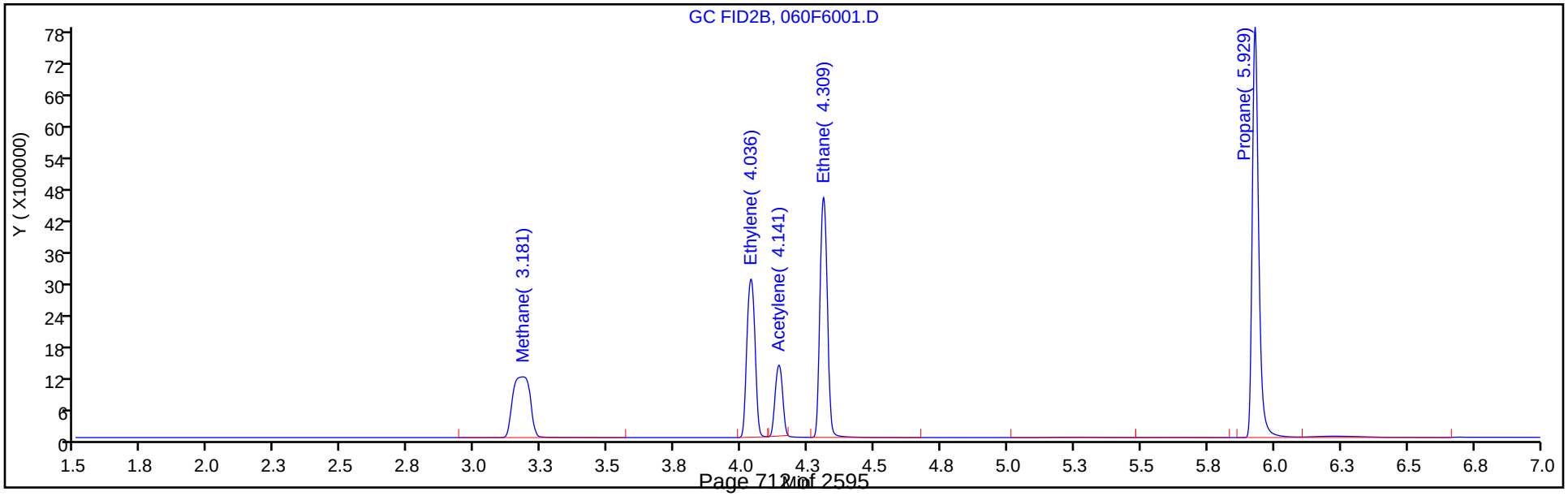

Manual Integration/User Assign Peak Report

Eurofins TestAmerica, Denver

Data File:	\\chromfs\Denver\ChromData\VGC_J\20200618-92541.b\060F6001.D				
Injection Date:	19-Jun-2020 03:22:20	Instrument ID:	VGC_J		
Lims ID:	ccv				
Client ID:					
Operator ID:	gm	ALS Bottle#:	60	Worklist Smp#:	59
Purge Vol:	18.000 mL	Dil. Factor:	1.0000		
Method:	RSK_J	Limit Group:	GCV - RSK 175		
Column:	HP-PLOT/Q (0.53 mm)	Detector	GC FID2B		

6 Acetylene, CAS: 74-86-2

Signal: 2

Processing Integration Results

RT: 4.14
Area: 2605856
Amount: 120.6108
Amount Units: ug/l

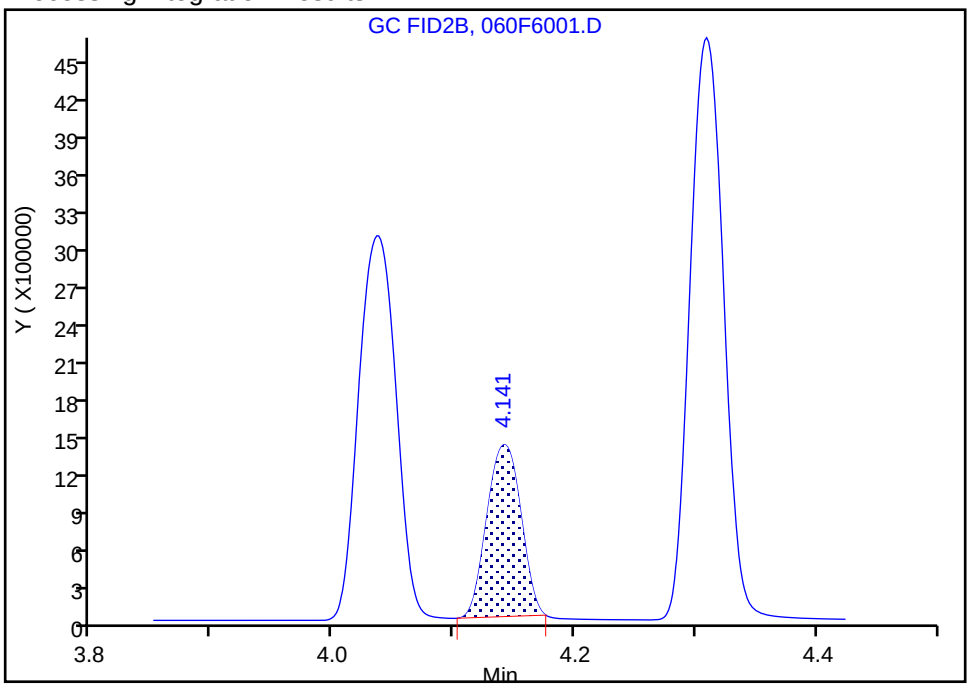

Manual Integration Results

RT: 4.14
Area: 2605856
Amount: 120.6108
Amount Units: ug/l

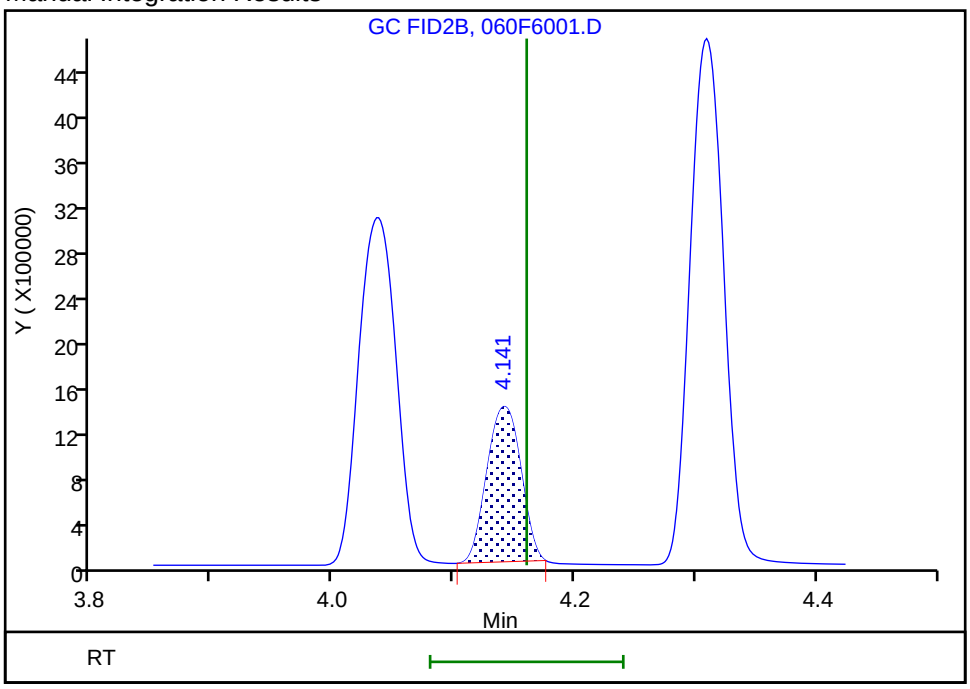

Reviewer: meierg, 22-Jun-2020 13:26:11

Audit Action: Manually Integrated/Assigned Compound ID Audit Reason: Peak not integrated

FORM VII
GC VOA CONTINUING CALIBRATION DATA

Lab Name: Eurofins TestAmerica, Denver Job No.: 280-137702-1

SDG No.:

Lab Sample ID: CCVRT 280-499435/1 Calibration Date: 06/19/2020 14:13

Instrument ID: VGC_J Calib Start Date: 05/16/2020 10:57

GC Column: Rt-Alumina KCl ID: 0.53(mm) Calib End Date: 05/16/2020 13:08

Lab File ID: 06192001.D Conc. Units: ug/L Heated Purge: (Y/N) N

ANALYTE	CURVE TYPE	AVE CF	CF	MIN CF	CALC AMOUNT	SPIKE AMOUNT	%D	MAX %D
Methane	Lin2		150010		75.9	73.0	3.9	20.0
Ethane	Ave	136043	145412		146	137	6.9	20.0
Ethylene	Ave	110213	116953		135	128	6.1	20.0
Acetylene	Ave	34294	34260		118	119	-0.1	20.0

FORM VII
GC VOA CONTINUING CALIBRATION DATA

Lab Name: Eurofins TestAmerica, Denver Job No.: 280-137702-1

SDG No.:

Lab Sample ID: CCVRT 280-499668/1 Calibration Date: 06/19/2020 14:13

Instrument ID: VGC_J Calib Start Date: 05/16/2020 10:57

GC Column: Rt-Alumina KCl ID: 0.53(mm) Calib End Date: 05/16/2020 13:08

Lab File ID: 06192001.D Conc. Units: ug/L Heated Purge: (Y/N) N

ANALYTE	CURVE TYPE	AVE CF	CF	MIN CF	CALC AMOUNT	SPIKE AMOUNT	%D	MAX %D
Methane	Lin2		150010		75.9	73.0	3.9	20.0
Ethane	Ave	136043	145412		146	137	6.9	20.0
Ethylene	Ave	110213	116953		135	128	6.1	20.0
Acetylene	Ave	34294	34260		118	119	-0.1	20.0

FORM VII
GC VOA CONTINUING CALIBRATION RETENTION TIME SUMMARY

Lab Name: Eurofins TestAmerica, Denver Job No.: 280-137702-1

SDG No.:

Lab Sample ID: CCVRT 280-499435/1 Calibration Date: 06/19/2020 14:13

Instrument ID: VGC_J Calib Start Date: 05/16/2020 10:57

GC Column: Rt-Alumina KCl ID: 0.53(mm) Calib End Date: 05/16/2020 13:08

Lab File ID: 06192001.D Heated Purge: (Y/N) N

Analyte	RT	RT WINDOW	
		FROM	TO
Methane	1.26	1.22	1.30
Ethane	1.52	1.47	1.57
Ethylene	1.80	1.75	1.85
Acetylene	3.96	3.88	4.04

FORM VII
GC VOA CONTINUING CALIBRATION RETENTION TIME SUMMARY

Lab Name: Eurofins TestAmerica, Denver Job No.: 280-137702-1

SDG No.:

Lab Sample ID: CCVRT 280-499668/1 Calibration Date: 06/19/2020 14:13

Instrument ID: VGC_J Calib Start Date: 05/16/2020 10:57

GC Column: Rt-Alumina KCl ID: 0.53(mm) Calib End Date: 05/16/2020 13:08

Lab File ID: 06192001.D Heated Purge: (Y/N) N

Analyte	RT	RT WINDOW	
		FROM	TO
Methane	1.26	1.22	1.30
Ethane	1.52	1.47	1.57
Ethylene	1.80	1.75	1.85
Acetylene	3.96	3.88	4.04

Eurofins TestAmerica, Denver
Target Compound Quantitation Report

Data File: \\chromfs\Denver\ChromData\VGC_J\20200619-92578.b\06192001.D
Lims ID: ccvrt
Client ID:
Sample Type: CCVRT
Inject. Date: 19-Jun-2020 14:13:54 ALS Bottle#: 1 Worklist Smp#: 1
Purge Vol: 18.000 mL Dil. Factor: 1.0000
Sample Info: ccvrt
Misc. Info.: 280-0092578-001
Operator ID: gm Instrument ID: VGC_J
Sublist: chrom-RSK_J*sub5

Method: \\chromfs\Denver\ChromData\VGC_J\20200619-92578.b\RSK_J.m
Limit Group: GCV - RSK 175
Method Label: DV-GC-0025: Dissolved Gases in Water by RSK-175
Last Update: 23-Jun-2020 14:07:48 Calib Date: 16-May-2020 13:08:56
Integrator: Falcon
Quant Method: External Standard Quant By: Initial Calibration
Last ICal File: \\chromfs\Denver\ChromData\VGC_J\20200516-91574.b\009F0901.D

Column 1 : Rt-Alumina BOND/KCl (0.53 mm) Det: GC FID1A
Column 2 : HP-PLOT/Q (0.53 mm) Det: GC FID2B
Process Host: CTX1049

First Level Reviewer: meierg Date: 22-Jun-2020 13:29:03

Col	RT (min.)	Exp RT (min.)	Dlt RT (min.)	Response	Cal Amt ug/l	OnCol Amt ug/l	Flags
2 Methane							
1	1.262	1.262	0.000	10951223	73.0	75.9	
2	3.212	3.212	0.000	5140601	73.0	74.8	
						RPD = 1.33	
3 Ethane							
1	1.522	1.522	0.000	19900419	136.9	146.3	
2	4.325	4.325	0.000	8768790	136.9	143.6	
						RPD = 1.84	
4 Ethylene							M
1	1.802	1.802	0.000	14930971	127.7	135.5	
2	4.055	4.055	0.000	6420182	127.7	133.9	M
						RPD = 1.14	
5 Propane							
1	2.505	2.505	0.000	30213978	200.7	210.9	
2	5.935	5.935	0.000	13268980	200.7	211.9	
						RPD = 0.45	
6 Acetylene							Ma
1	3.960	3.960	0.000	4060516	118.5	118.4	M
2	4.159	4.159	0.000	2614508	118.5	121.0	M
						RPD = 2.18	
7 Butane							
1	4.252	4.252	0.000	36232475	264.5	274.7	
2	7.375	7.375	0.000	17247732	264.5	270.5	
						RPD = 1.55	
8 isobutylene							
1	5.152	5.152	0.000	24137376	255.4	270.4	
2	7.229	7.229	0.000	11086184	255.4	266.8	
						RPD = 1.35	

QC Flag Legend

Review Flags

M - Manually Integrated

a - User Assigned ID

Reagents:

RSK7gasMathes_00031 Amount Added: 200.00 Units: uL

Eurofins TestAmerica, Denver
Target Compound Quantitation Report

Data File: \\chromfs\Denver\ChromData\VGC_J\20200619-92578.b\06192001.D
Lims ID: ccvrt
Client ID:
Sample Type: CCVRT
Inject. Date: 19-Jun-2020 14:13:54 ALS Bottle#: 1 Worklist Smp#: 1
Purge Vol: 18.000 mL Dil. Factor: 1.0000
Sample Info: ccvrt
Misc. Info.: 280-0092578-001
Operator ID: gm Instrument ID: VGC_J
Sublist: chrom-RSK_J*sub5

Method: \\chromfs\Denver\ChromData\VGC_J\20200619-92578.b\RSK_J.m
Limit Group: GCV - RSK 175
Method Label: DV-GC-0025: Dissolved Gases in Water by RSK-175
Last Update: 23-Jun-2020 14:07:48 Calib Date: 16-May-2020 13:08:56
Integrator: Falcon
Quant Method: External Standard Quant By: Initial Calibration
Last ICal File: \\chromfs\Denver\ChromData\VGC_J\20200516-91574.b\009F0901.D

Column 1 : Rt-Alumina BOND/KCl (0.53 mm) Det: GC FID1A
Column 2 : HP-PLOT/Q (0.53 mm) Det: GC FID2B
Process Host: CTX1049

First Level Reviewer: meierg Date: 22-Jun-2020 13:29:03

Col	RT (min.)	Exp RT (min.)	Dlt RT (min.)	Response	Cal Amt ug/l	OnCol Amt ug/l	Flags
2 Methane							
1	1.262	1.262	0.000	10951223	73.0	75.9	
2	3.212	3.212	0.000	5140601	73.0	74.8	
						RPD = 1.33	
3 Ethane							
1	1.522	1.522	0.000	19900419	136.9	146.3	
2	4.325	4.325	0.000	8768790	136.9	143.6	
						RPD = 1.84	
4 Ethylene							M
1	1.802	1.802	0.000	14930971	127.7	135.5	
2	4.055	4.055	0.000	6420182	127.7	133.9	M
						RPD = 1.14	
5 Propane							
1	2.505	2.505	0.000	30213978	200.7	210.9	
2	5.935	5.935	0.000	13268980	200.7	211.9	
						RPD = 0.45	
6 Acetylene							Ma
1	3.960	3.960	0.000	4060516	118.5	118.4	M
2	4.159	4.159	0.000	2614508	118.5	121.0	M
						RPD = 2.18	
7 Butane							
1	4.252	4.252	0.000	36232475	264.5	274.7	
2	7.375	7.375	0.000	17247732	264.5	270.5	
						RPD = 1.55	
8 isobutylene							
1	5.152	5.152	0.000	24137376	255.4	270.4	
2	7.229	7.229	0.000	11086184	255.4	266.8	
						RPD = 1.35	

QC Flag Legend

Review Flags

M - Manually Integrated

a - User Assigned ID

Reagents:

RSK7gasMathes_00031 Amount Added: 200.00 Units: uL

Report Date: 23-Jun-2020 14:07:48 Chrom Revision: 2.3 21-Jun-2020 18:30:46

Eurofins TestAmerica, Denver

Data File: \\chromfs\Denver\ChromData\VGC_J\20200619-92578.b\06192001.D

Injection Date:	19-Jun-2020 14:13:54	Instrument ID:	VGC_J	Operator ID:	gm
Lims ID:	ccvrt			Worklist Smp#:	1
Client ID:					
Purge Vol:	18.000 mL	Dil. Factor:	1.0000	ALS Bottle#:	1
Method:	RSK_J	Limit Group:	GCV - RSK 175		

Column: Rt-Alumina BOND/KCl (0.53 mm) Y Scaling: Method Defined: Scale to the Nth Largest Target: 1

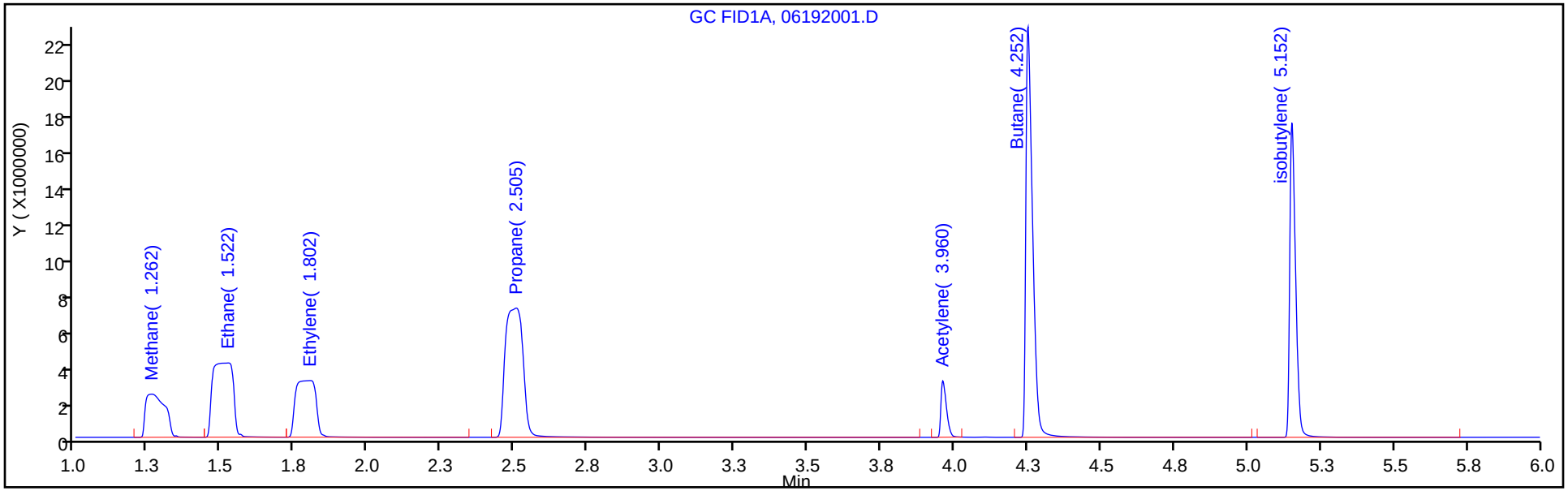

Column: HP-PLOT/Q (0.53 mm) Y Scaling: Method Defined: Scale to the Nth Largest Target: 1

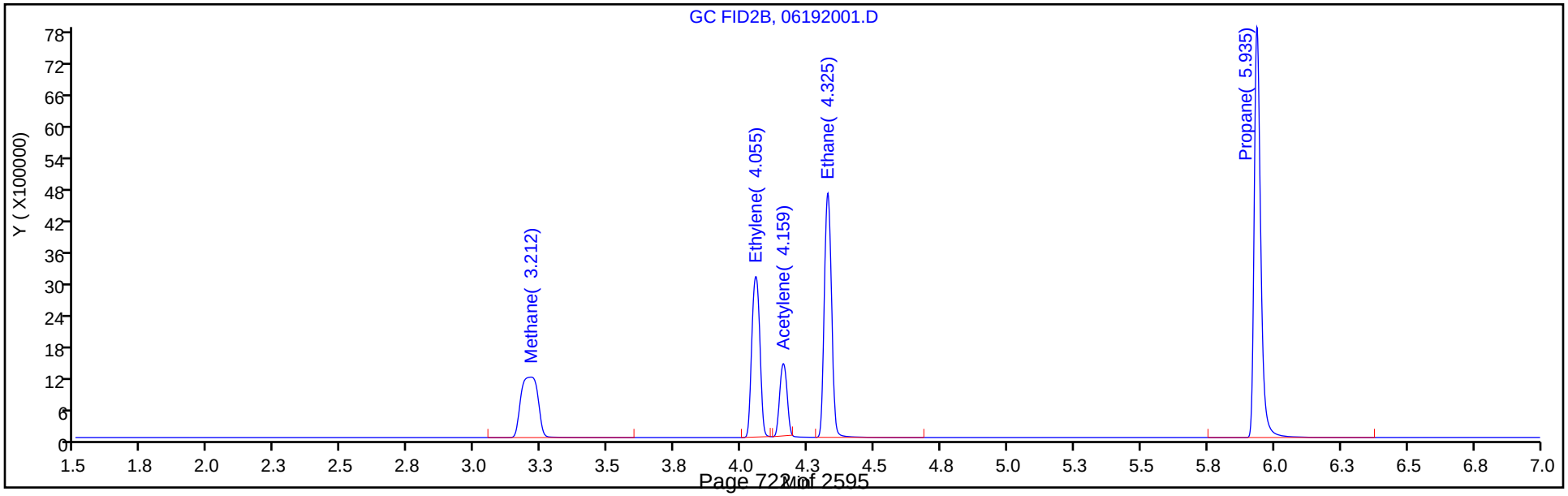

Report Date: 23-Jun-2020 14:07:48 Chrom Revision: 2.3 21-Jun-2020 18:30:46

Eurofins TestAmerica, Denver

Data File: \\chromfs\Denver\ChromData\VGC_J\20200619-92578.b\06192001.D

Injection Date:	19-Jun-2020 14:13:54	Instrument ID:	VGC_J	Operator ID:	gm
Lims ID:	ccvrt			Worklist Smp#:	1
Client ID:					
Purge Vol:	18.000 mL	Dil. Factor:	1.0000	ALS Bottle#:	1
Method:	RSK_J	Limit Group:	GCV - RSK 175		

Column: Rt-Alumina BOND/KCl (0.53 mm) Y Scaling: Method Defined: Scale to the Nth Largest Target: 1

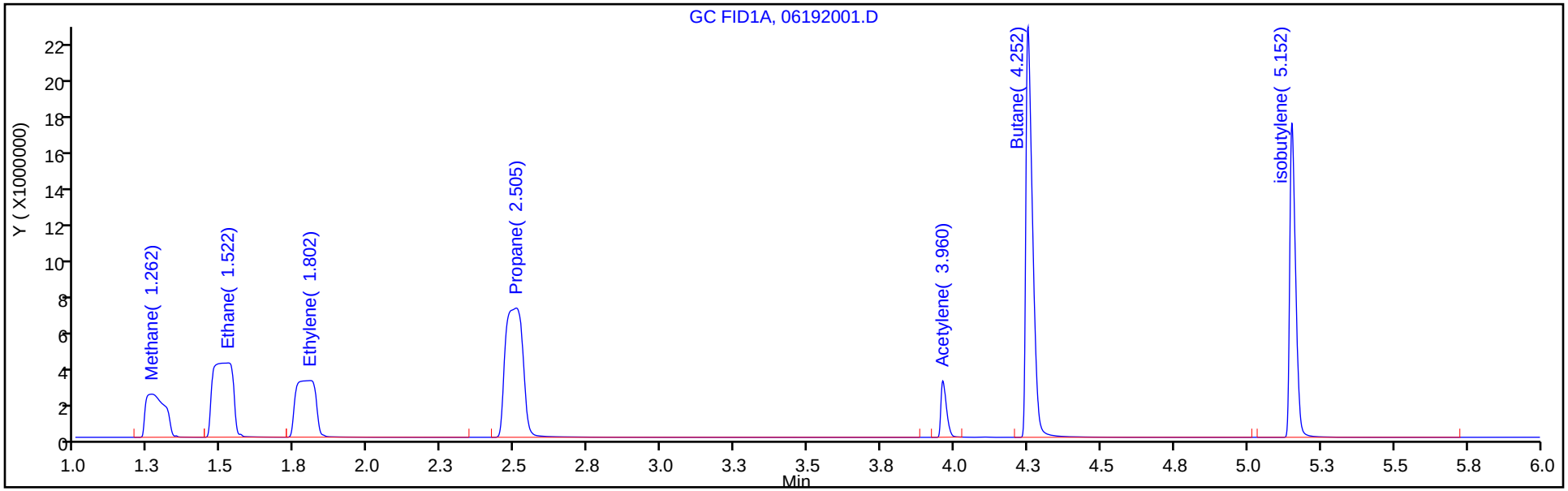

Column: HP-PLOT/Q (0.53 mm) Y Scaling: Method Defined: Scale to the Nth Largest Target: 1

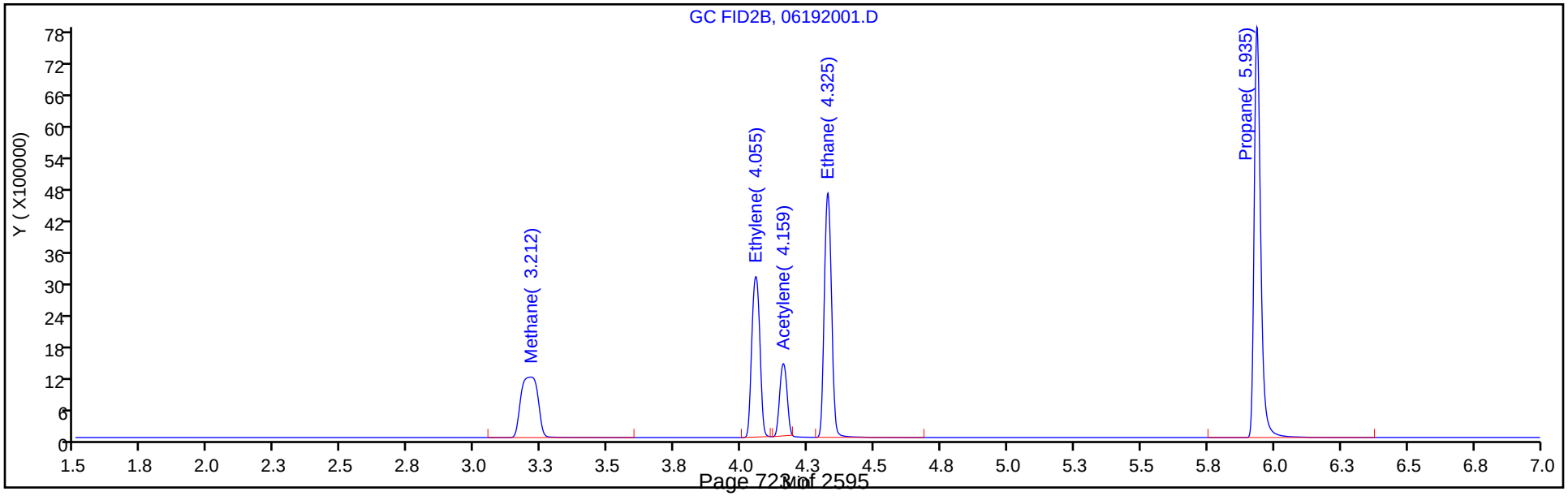

Manual Integration/User Assign Peak Report

Eurofins TestAmerica, Denver

Data File:	\\chromfs\Denver\ChromData\VGC_J\20200619-92578.b\06192001.D				
Injection Date:	19-Jun-2020 14:13:54	Instrument ID:	VGC_J		
Lims ID:	ccvrt				
Client ID:					
Operator ID:	gm	ALS Bottle#:	1	Worklist Smp#:	1
Purge Vol:	18.000 mL	Dil. Factor:	1.0000		
Method:	RSK_J	Limit Group:	GCV - RSK 175		
Column:	Rt-Alumina BOND/KCl (0.53 mm)	Detector	GC FID1A		

6 Acetylene, CAS: 74-86-2

Signal: 1

Processing Integration Results

RT: 3.95
Area: 0
Amount: 111.0338
Amount Units: ug/l

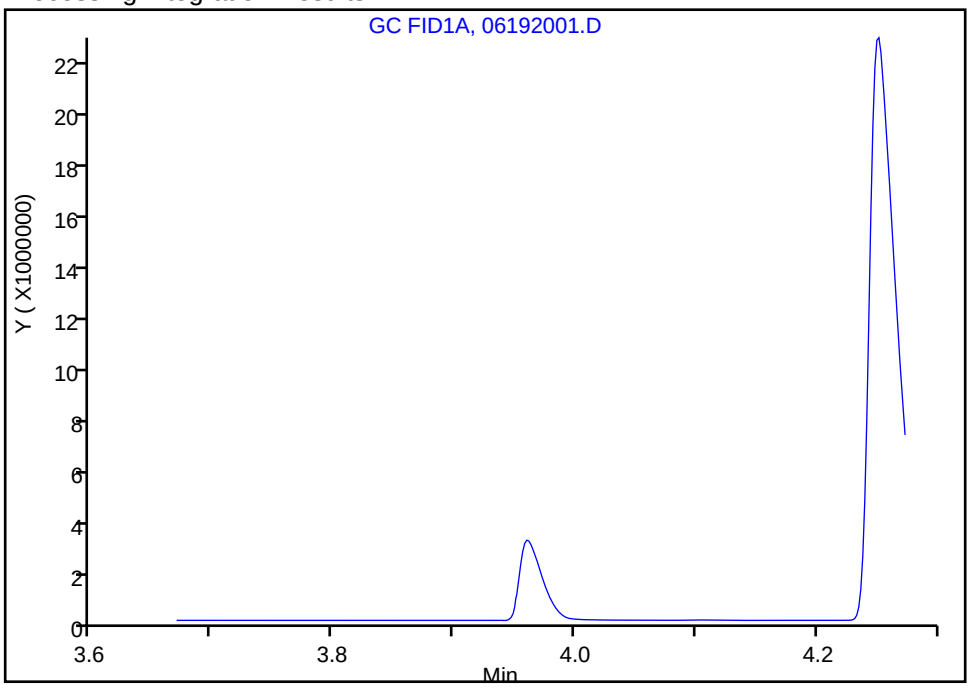

Manual Integration Results

RT: 3.96
Area: 4060516
Amount: 118.4022
Amount Units: ug/l

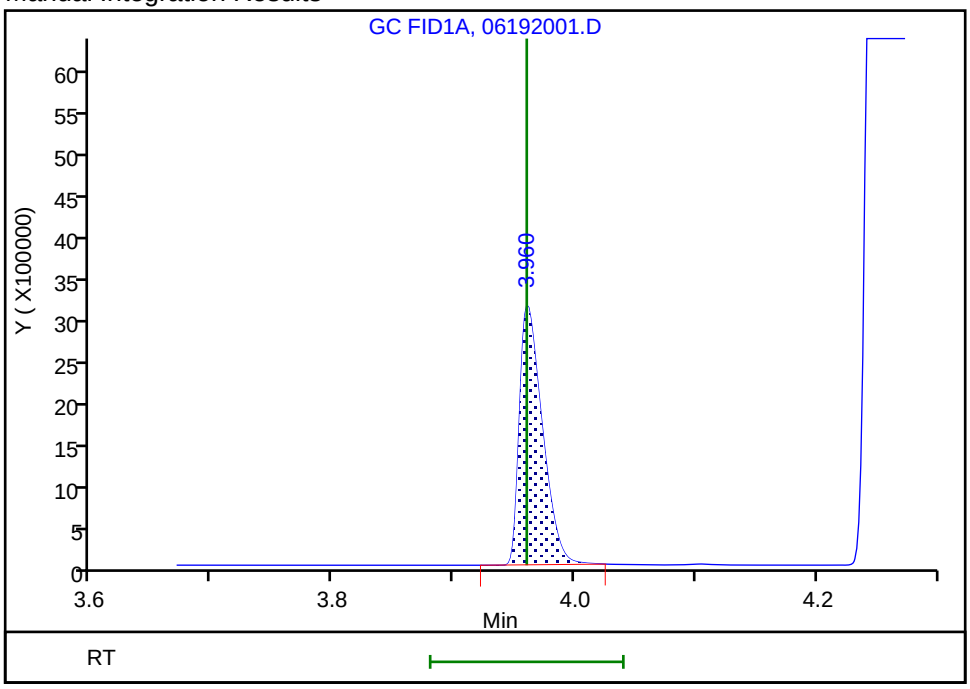

Reviewer: meierg, 22-Jun-2020 13:28:57
Audit Action: Manually Integrated/Assigned Compound ID Audit Reason: Peak not integrated

Manual Integration/User Assign Peak Report

Eurofins TestAmerica, Denver

Data File: \\chromfs\Denver\ChromData\VGC_J\20200619-92578.b\06192001.D
Injection Date: 19-Jun-2020 14:13:54 Instrument ID: VGC_J
Lims ID: ccvrt
Client ID:
Operator ID: gm ALS Bottle#: 1 Worklist Smp#: 1
Purge Vol: 18.000 mL Dil. Factor: 1.0000
Method: RSK_J Limit Group: GCV - RSK 175
Column: Rt-Alumina BOND/KCl (0.53 mm) Detector GC FID1A

6 Acetylene, CAS: 74-86-2

Signal: 1

Processing Integration Results

RT: 3.95
Area: 0
Amount: 111.0338
Amount Units: ug/l

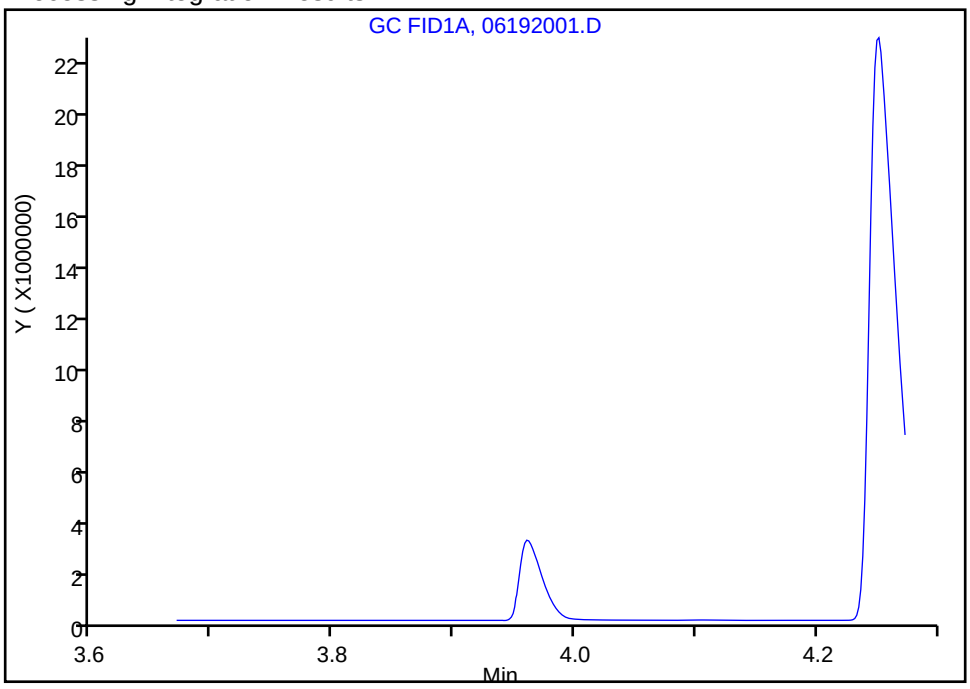

Manual Integration Results

RT: 3.96
Area: 4060516
Amount: 118.4022
Amount Units: ug/l

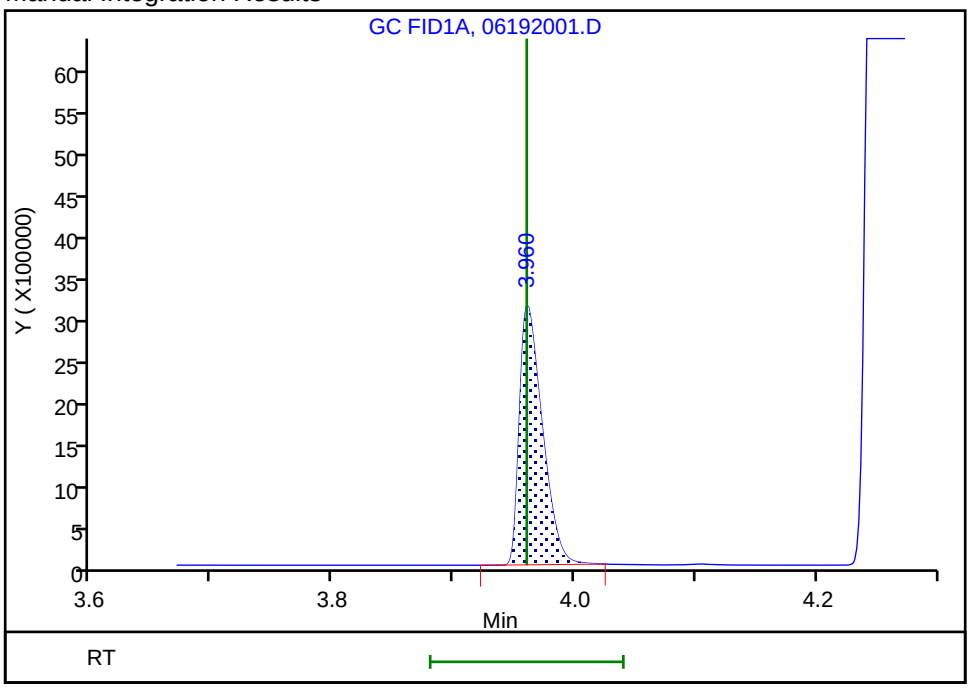

Reviewer: meierg, 22-Jun-2020 13:28:57
Audit Action: Manually Integrated/Assigned Compound ID Audit Reason: Peak not integrated

FORM VII
GC VOA CONTINUING CALIBRATION DATA

Lab Name: Eurofins TestAmerica, Denver Job No.: 280-137702-1

SDG No.:

Lab Sample ID: CCVRT 280-499435/1 Calibration Date: 06/19/2020 14:13

Instrument ID: VGC_J Calib Start Date: 05/16/2020 10:57

GC Column: HP-Plot Q ID: 0.53(mm) Calib End Date: 05/16/2020 13:08

Lab File ID: 06192001.D Conc. Units: ug/L Heated Purge: (Y/N) N

ANALYTE	CURVE TYPE	AVE CF	CF	MIN CF	CALC AMOUNT	SPIKE AMOUNT	%D	MAX %D
Methane	Lin2		70416		74.8	73.0	2.5	20.0
Ethylene	Ave	47934	50289		134	128	4.9	20.0
Acetylene	Ave	21605	22059		121	119	2.1	20.0
Ethane	Ave	61056	64073		144	137	4.9	20.0

FORM VII
GC VOA CONTINUING CALIBRATION DATA

Lab Name: Eurofins TestAmerica, Denver Job No.: 280-137702-1

SDG No.:

Lab Sample ID: CCVRT 280-499668/1 Calibration Date: 06/19/2020 14:13

Instrument ID: VGC_J Calib Start Date: 05/16/2020 10:57

GC Column: HP-Plot Q ID: 0.53(mm) Calib End Date: 05/16/2020 13:08

Lab File ID: 06192001.D Conc. Units: ug/L Heated Purge: (Y/N) N

ANALYTE	CURVE TYPE	AVE CF	CF	MIN CF	CALC AMOUNT	SPIKE AMOUNT	%D	MAX %D
Methane	Lin2		70416		74.8	73.0	2.5	20.0
Ethylene	Ave	47934	50289		134	128	4.9	20.0
Acetylene	Ave	21605	22059		121	119	2.1	20.0
Ethane	Ave	61056	64073		144	137	4.9	20.0

FORM VII
GC VOA CONTINUING CALIBRATION RETENTION TIME SUMMARY

Lab Name: Eurofins TestAmerica, Denver Job No.: 280-137702-1

SDG No.:

Lab Sample ID: CCVRT 280-499435/1 Calibration Date: 06/19/2020 14:13

Instrument ID: VGC_J Calib Start Date: 05/16/2020 10:57

GC Column: HP-Plot Q ID: 0.53(mm) Calib End Date: 05/16/2020 13:08

Lab File ID: 06192001.D Heated Purge: (Y/N) N

Analyte	RT	RT WINDOW	
		FROM	TO
Methane	3.21	3.17	3.25
Ethylene	4.06	4.01	4.11
Acetylene	4.16	4.08	4.24
Ethane	4.33	4.28	4.38

FORM VII
GC VOA CONTINUING CALIBRATION RETENTION TIME SUMMARY

Lab Name: Eurofins TestAmerica, Denver Job No.: 280-137702-1

SDG No.:

Lab Sample ID: CCVRT 280-499668/1 Calibration Date: 06/19/2020 14:13

Instrument ID: VGC_J Calib Start Date: 05/16/2020 10:57

GC Column: HP-Plot Q ID: 0.53(mm) Calib End Date: 05/16/2020 13:08

Lab File ID: 06192001.D Heated Purge: (Y/N) N

Analyte	RT	RT WINDOW	
		FROM	TO
Methane	3.21	3.17	3.25
Ethylene	4.06	4.01	4.11
Acetylene	4.16	4.08	4.24
Ethane	4.33	4.28	4.38

Eurofins TestAmerica, Denver
Target Compound Quantitation Report

Data File: \\chromfs\Denver\ChromData\VGC_J\20200619-92578.b\06192001.D
Lims ID: ccvrt
Client ID:
Sample Type: CCVRT
Inject. Date: 19-Jun-2020 14:13:54 ALS Bottle#: 1 Worklist Smp#: 1
Purge Vol: 18.000 mL Dil. Factor: 1.0000
Sample Info: ccvrt
Misc. Info.: 280-0092578-001
Operator ID: gm Instrument ID: VGC_J
Sublist: chrom-RSK_J*sub5

Method: \\chromfs\Denver\ChromData\VGC_J\20200619-92578.b\RSK_J.m
Limit Group: GCV - RSK 175
Method Label: DV-GC-0025: Dissolved Gases in Water by RSK-175
Last Update: 23-Jun-2020 14:07:48 Calib Date: 16-May-2020 13:08:56
Integrator: Falcon
Quant Method: External Standard Quant By: Initial Calibration
Last ICal File: \\chromfs\Denver\ChromData\VGC_J\20200516-91574.b\009F0901.D

Column 1 : Rt-Alumina BOND/KCl (0.53 mm) Det: GC FID1A
Column 2 : HP-PLOT/Q (0.53 mm) Det: GC FID2B
Process Host: CTX1049

First Level Reviewer: meierg Date: 22-Jun-2020 13:29:03

Col	RT (min.)	Exp RT (min.)	Dlt RT (min.)	Response	Cal Amt ug/l	OnCol Amt ug/l	Flags
2 Methane							
1	1.262	1.262	0.000	10951223	73.0	75.9	
2	3.212	3.212	0.000	5140601	73.0	74.8	
						RPD = 1.33	
3 Ethane							
1	1.522	1.522	0.000	19900419	136.9	146.3	
2	4.325	4.325	0.000	8768790	136.9	143.6	
						RPD = 1.84	
4 Ethylene							M
1	1.802	1.802	0.000	14930971	127.7	135.5	
2	4.055	4.055	0.000	6420182	127.7	133.9	M
						RPD = 1.14	
5 Propane							
1	2.505	2.505	0.000	30213978	200.7	210.9	
2	5.935	5.935	0.000	13268980	200.7	211.9	
						RPD = 0.45	
6 Acetylene							Ma
1	3.960	3.960	0.000	4060516	118.5	118.4	M
2	4.159	4.159	0.000	2614508	118.5	121.0	M
						RPD = 2.18	
7 Butane							
1	4.252	4.252	0.000	36232475	264.5	274.7	
2	7.375	7.375	0.000	17247732	264.5	270.5	
						RPD = 1.55	
8 isobutylene							
1	5.152	5.152	0.000	24137376	255.4	270.4	
2	7.229	7.229	0.000	11086184	255.4	266.8	
						RPD = 1.35	

QC Flag Legend

Review Flags

M - Manually Integrated

a - User Assigned ID

Reagents:

RSK7gasMathes_00031 Amount Added: 200.00 Units: uL

Eurofins TestAmerica, Denver
Target Compound Quantitation Report

Data File: \\chromfs\Denver\ChromData\VGC_J\20200619-92578.b\06192001.D
Lims ID: ccvrt
Client ID:
Sample Type: CCVRT
Inject. Date: 19-Jun-2020 14:13:54 ALS Bottle#: 1 Worklist Smp#: 1
Purge Vol: 18.000 mL Dil. Factor: 1.0000
Sample Info: ccvrt
Misc. Info.: 280-0092578-001
Operator ID: gm Instrument ID: VGC_J
Sublist: chrom-RSK_J*sub5

Method: \\chromfs\Denver\ChromData\VGC_J\20200619-92578.b\RSK_J.m
Limit Group: GCV - RSK 175
Method Label: DV-GC-0025: Dissolved Gases in Water by RSK-175
Last Update: 23-Jun-2020 14:07:48 Calib Date: 16-May-2020 13:08:56
Integrator: Falcon
Quant Method: External Standard Quant By: Initial Calibration
Last ICal File: \\chromfs\Denver\ChromData\VGC_J\20200516-91574.b\009F0901.D

Column 1 : Rt-Alumina BOND/KCl (0.53 mm) Det: GC FID1A
Column 2 : HP-PLOT/Q (0.53 mm) Det: GC FID2B
Process Host: CTX1049

First Level Reviewer: meierg Date: 22-Jun-2020 13:29:03

Col	RT (min.)	Exp RT (min.)	Dlt RT (min.)	Response	Cal Amt ug/l	OnCol Amt ug/l	Flags
2 Methane							
1	1.262	1.262	0.000	10951223	73.0	75.9	
2	3.212	3.212	0.000	5140601	73.0	74.8	
						RPD = 1.33	
3 Ethane							
1	1.522	1.522	0.000	19900419	136.9	146.3	
2	4.325	4.325	0.000	8768790	136.9	143.6	
						RPD = 1.84	
4 Ethylene							M
1	1.802	1.802	0.000	14930971	127.7	135.5	
2	4.055	4.055	0.000	6420182	127.7	133.9	M
						RPD = 1.14	
5 Propane							
1	2.505	2.505	0.000	30213978	200.7	210.9	
2	5.935	5.935	0.000	13268980	200.7	211.9	
						RPD = 0.45	
6 Acetylene							Ma
1	3.960	3.960	0.000	4060516	118.5	118.4	M
2	4.159	4.159	0.000	2614508	118.5	121.0	M
						RPD = 2.18	
7 Butane							
1	4.252	4.252	0.000	36232475	264.5	274.7	
2	7.375	7.375	0.000	17247732	264.5	270.5	
						RPD = 1.55	
8 isobutylene							
1	5.152	5.152	0.000	24137376	255.4	270.4	
2	7.229	7.229	0.000	11086184	255.4	266.8	
						RPD = 1.35	

QC Flag Legend

Review Flags

M - Manually Integrated

a - User Assigned ID

Reagents:

RSK7gasMathes_00031 Amount Added: 200.00 Units: uL

Report Date: 23-Jun-2020 14:07:48 Chrom Revision: 2.3 21-Jun-2020 18:30:46

Eurofins TestAmerica, Denver

Data File: \\chromfs\Denver\ChromData\VGC_J\20200619-92578.b\06192001.D

Injection Date:	19-Jun-2020 14:13:54	Instrument ID:	VGC_J	Operator ID:	gm
Lims ID:	ccvrt			Worklist Smp#:	1
Client ID:					
Purge Vol:	18.000 mL	Dil. Factor:	1.0000	ALS Bottle#:	1
Method:	RSK_J	Limit Group:	GCV - RSK 175		

Column: Rt-Alumina BOND/KCl (0.53 mm) Y Scaling: Method Defined: Scale to the Nth Largest Target: 1

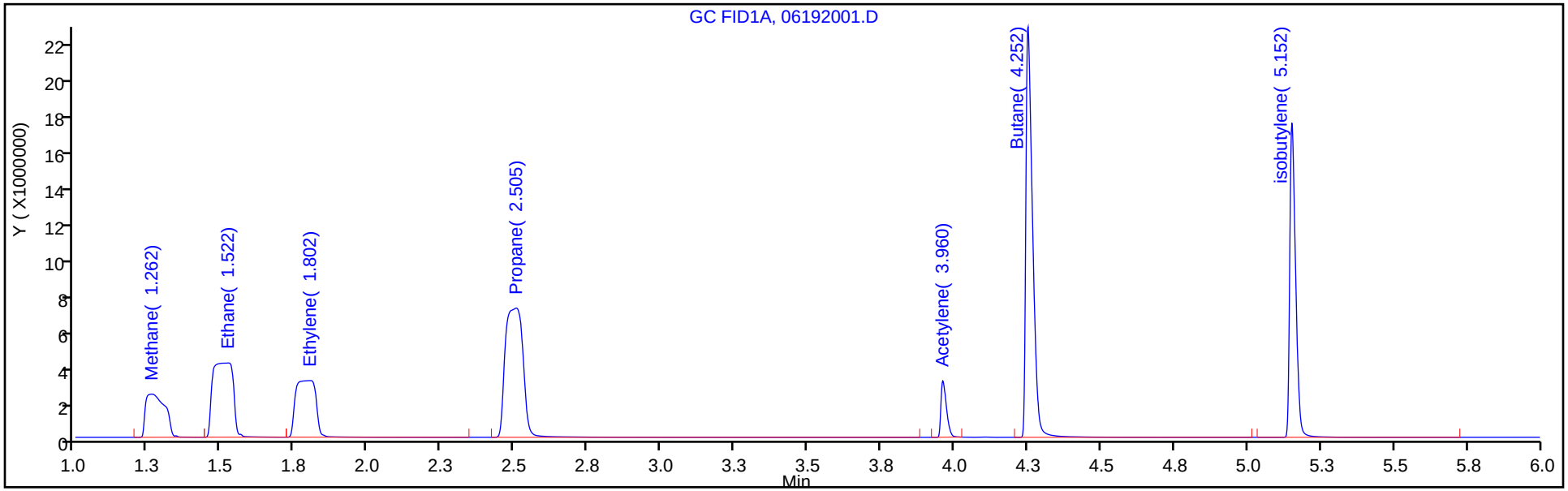

Column: HP-PLOT/Q (0.53 mm) Y Scaling: Method Defined: Scale to the Nth Largest Target: 1

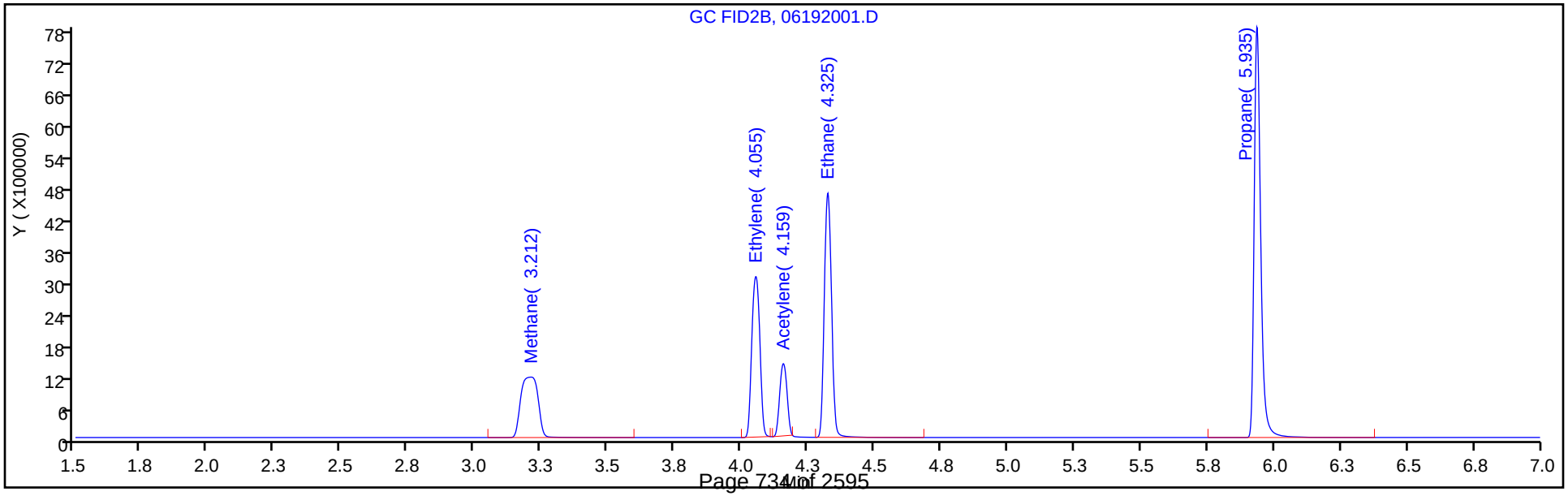

Report Date: 23-Jun-2020 14:07:48 Chrom Revision: 2.3 21-Jun-2020 18:30:46

Eurofins TestAmerica, Denver

Data File: \\chromfs\Denver\ChromData\VGC_J\20200619-92578.b\06192001.D

Injection Date:	19-Jun-2020 14:13:54	Instrument ID:	VGC_J	Operator ID:	gm
Lims ID:	ccvrt			Worklist Smp#:	1
Client ID:					
Purge Vol:	18.000 mL	Dil. Factor:	1.0000	ALS Bottle#:	1
Method:	RSK_J	Limit Group:	GCV - RSK 175		

Column: Rt-Alumina BOND/KCl (0.53 mm) Y Scaling: Method Defined: Scale to the Nth Largest Target: 1

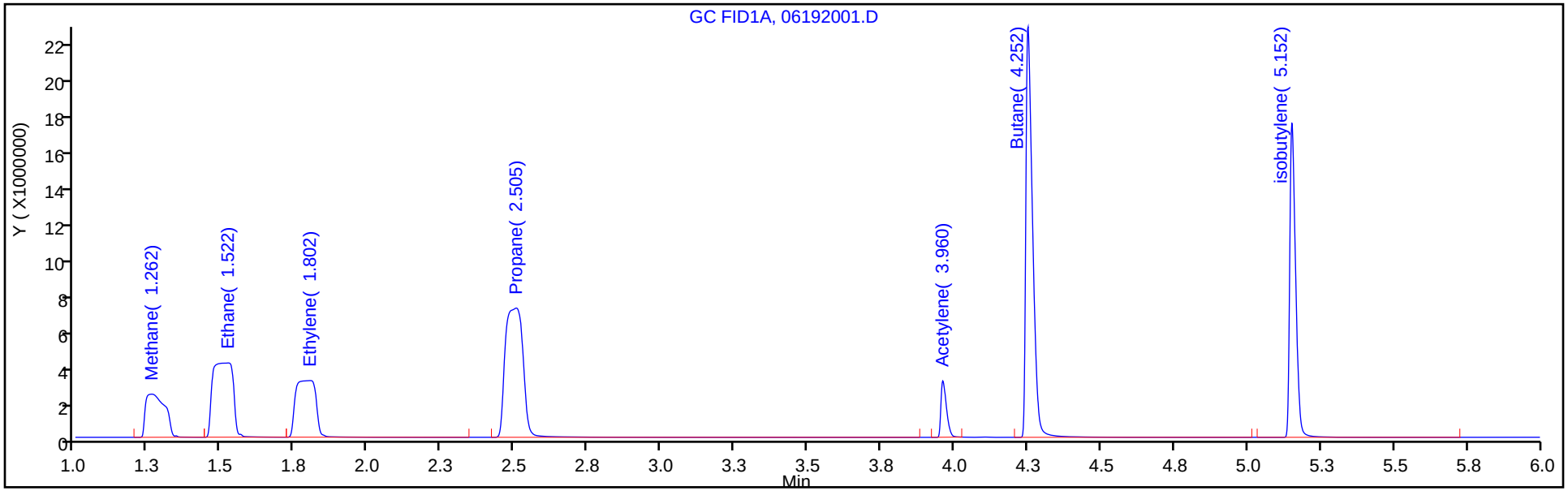

Column: HP-PLOT/Q (0.53 mm) Y Scaling: Method Defined: Scale to the Nth Largest Target: 1

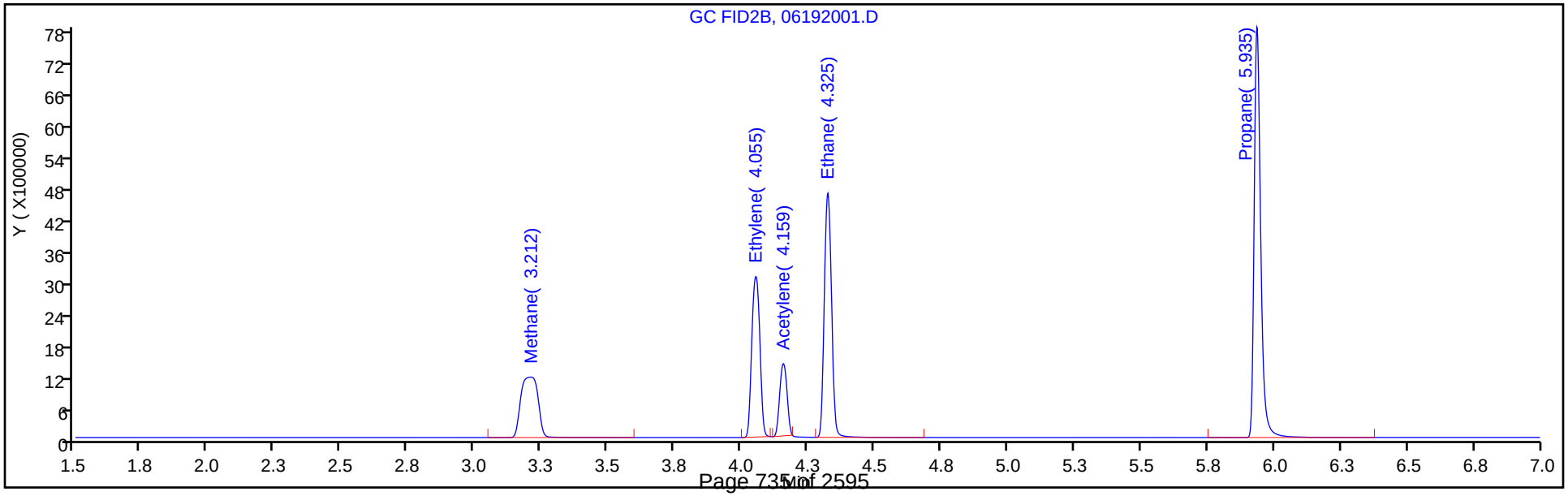

Manual Integration/User Assign Peak Report

Eurofins TestAmerica, Denver

Data File: \\chromfs\Denver\ChromData\VGC_J\20200619-92578.b\06192001.D
Injection Date: 19-Jun-2020 14:13:54 Instrument ID: VGC_J
Lims ID: ccvrt
Client ID:
Operator ID: gm ALS Bottle#: 1 Worklist Smp#: 1
Purge Vol: 18.000 mL Dil. Factor: 1.0000
Method: RSK_J Limit Group: GCV - RSK 175
Column: HP-PLOT/Q (0.53 mm) Detector GC FID2B

4 Ethylene, CAS: 74-85-1

Signal: 2

Processing Integration Results

RT: 4.06
Area: 9257574
Amount: 193.1329
Amount Units: ug/l

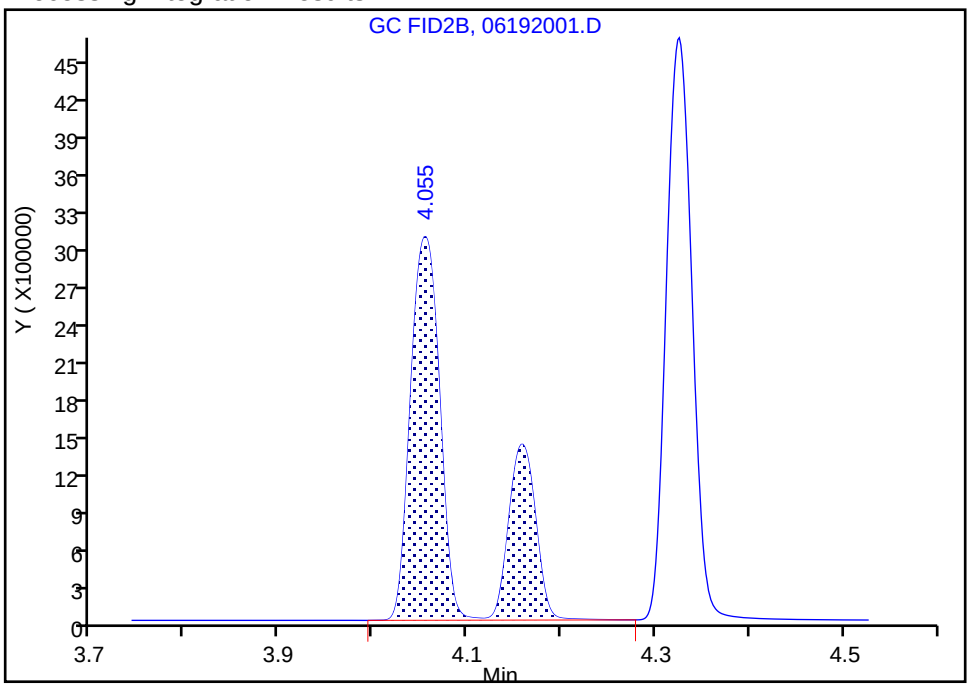

Manual Integration Results

RT: 4.06
Area: 6420182
Amount: 133.9388
Amount Units: ug/l

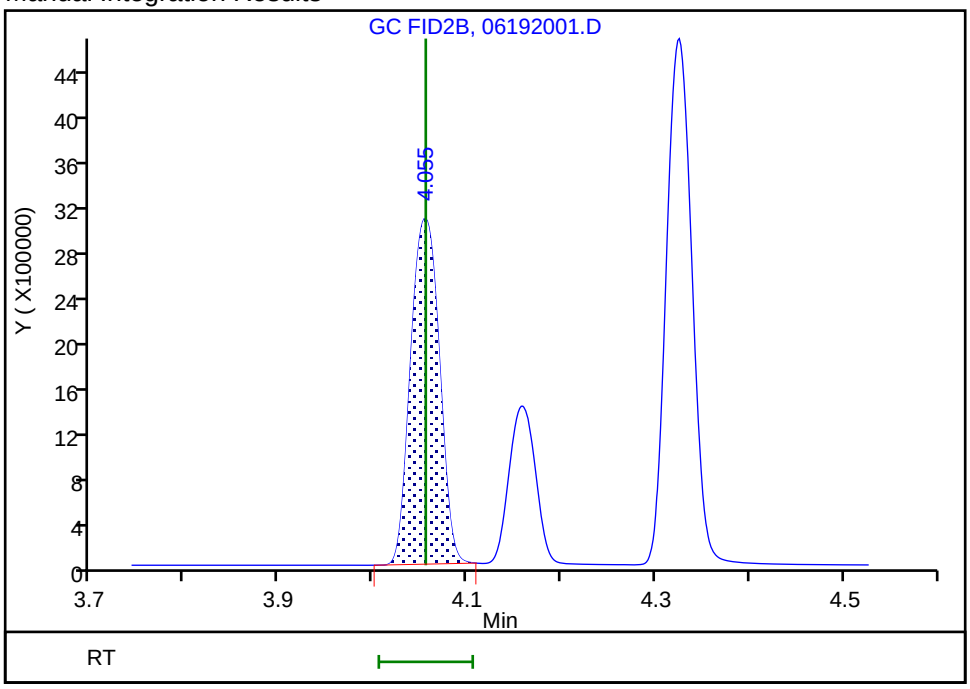

Reviewer: meierg, 22-Jun-2020 13:28:27
Audit Action: Manually Integrated Audit Reason: Shouldering

Manual Integration/User Assign Peak Report

Eurofins TestAmerica, Denver

Data File: \\chromfs\Denver\ChromData\VGC_J\20200619-92578.b\06192001.D
Injection Date: 19-Jun-2020 14:13:54 Instrument ID: VGC_J
Lims ID: ccvrt
Client ID:
Operator ID: gm ALS Bottle#: 1 Worklist Smp#: 1
Purge Vol: 18.000 mL Dil. Factor: 1.0000
Method: RSK_J Limit Group: GCV - RSK 175
Column: HP-PLOT/Q (0.53 mm) Detector GC FID2B

4 Ethylene, CAS: 74-85-1

Signal: 2

Processing Integration Results

RT: 4.06
Area: 9257574
Amount: 193.1329
Amount Units: ug/l

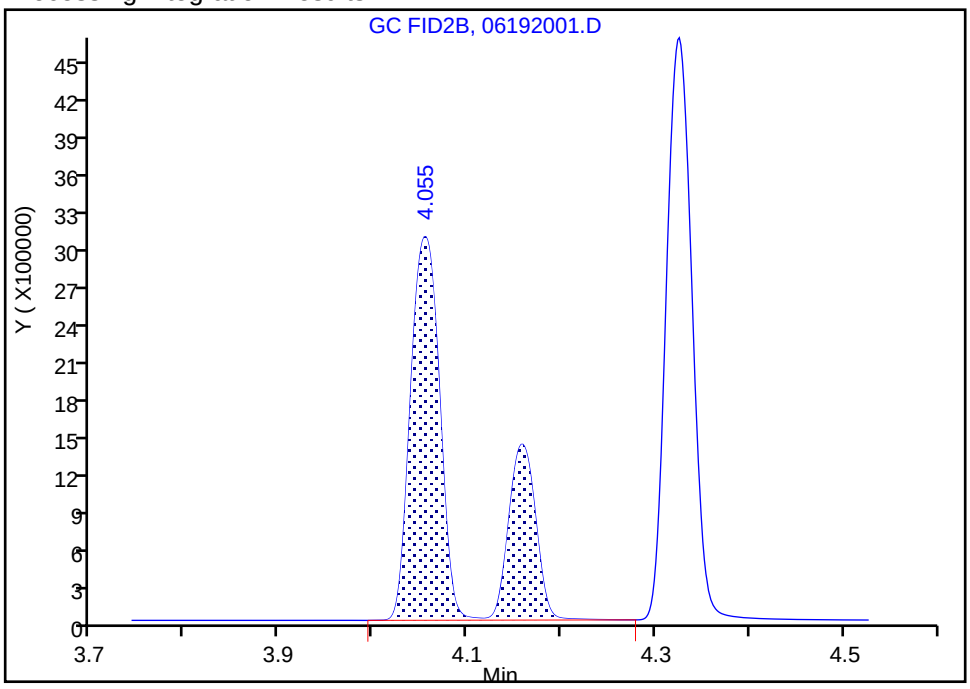

Manual Integration Results

RT: 4.06
Area: 6420182
Amount: 133.9388
Amount Units: ug/l

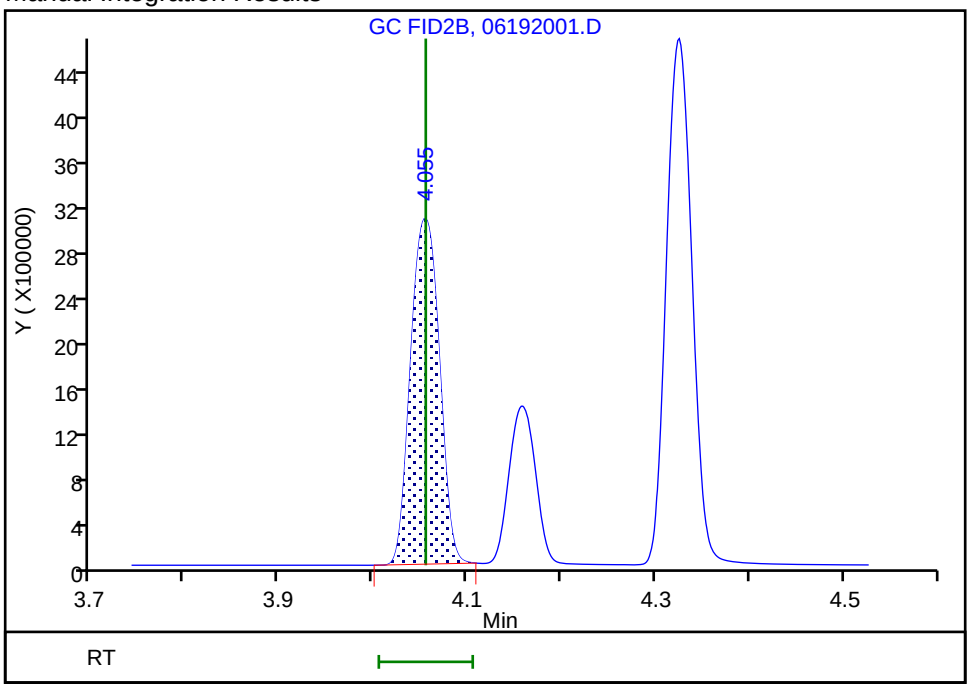

Reviewer: meierg, 22-Jun-2020 13:28:27
Audit Action: Manually Integrated Audit Reason: Shouldering

Manual Integration/User Assign Peak Report

Eurofins TestAmerica, Denver

Data File: \\chromfs\Denver\ChromData\VGC_J\20200619-92578.b\06192001.D
Injection Date: 19-Jun-2020 14:13:54 Instrument ID: VGC_J
Lims ID: ccvrt
Client ID:
Operator ID: gm ALS Bottle#: 1 Worklist Smp#: 1
Purge Vol: 18.000 mL Dil. Factor: 1.0000
Method: RSK_J Limit Group: GCV - RSK 175
Column: HP-PLOT/Q (0.53 mm) Detector GC FID2B

6 Acetylene, CAS: 74-86-2

Signal: 2

Processing Integration Results

RT: 4.16
Area: 2398940
Amount: 111.0338
Amount Units: ug/l

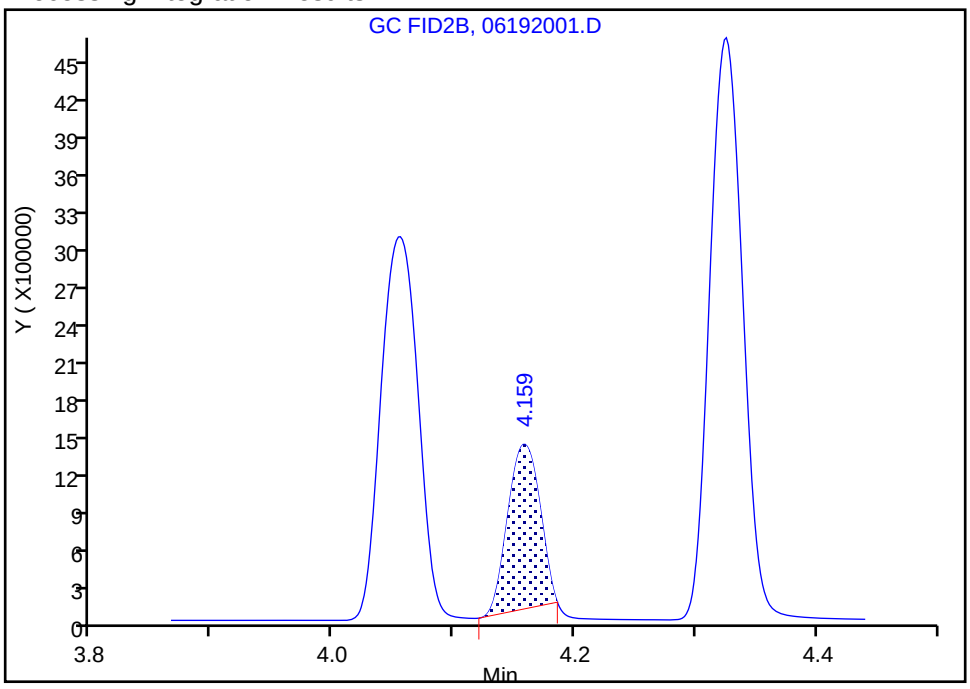

Manual Integration Results

RT: 4.16
Area: 2614508
Amount: 121.0113
Amount Units: ug/l

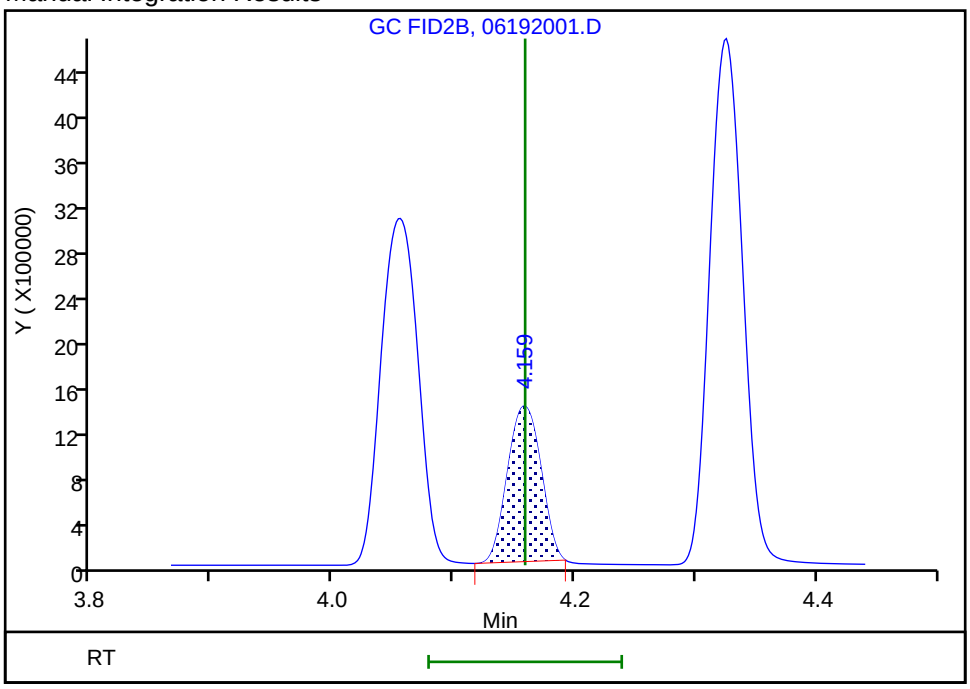

Reviewer: meierg, 22-Jun-2020 13:28:48
Audit Action: Manually Integrated Audit Reason: Peak not integrated

Manual Integration/User Assign Peak Report

Eurofins TestAmerica, Denver

Data File: \\chromfs\Denver\ChromData\VGC_J\20200619-92578.b\06192001.D
Injection Date: 19-Jun-2020 14:13:54 Instrument ID: VGC_J
Lims ID: ccvrt
Client ID:
Operator ID: gm ALS Bottle#: 1 Worklist Smp#: 1
Purge Vol: 18.000 mL Dil. Factor: 1.0000
Method: RSK_J Limit Group: GCV - RSK 175
Column: HP-PLOT/Q (0.53 mm) Detector GC FID2B

6 Acetylene, CAS: 74-86-2

Signal: 2

Processing Integration Results

RT: 4.16
Area: 2398940
Amount: 111.0338
Amount Units: ug/l

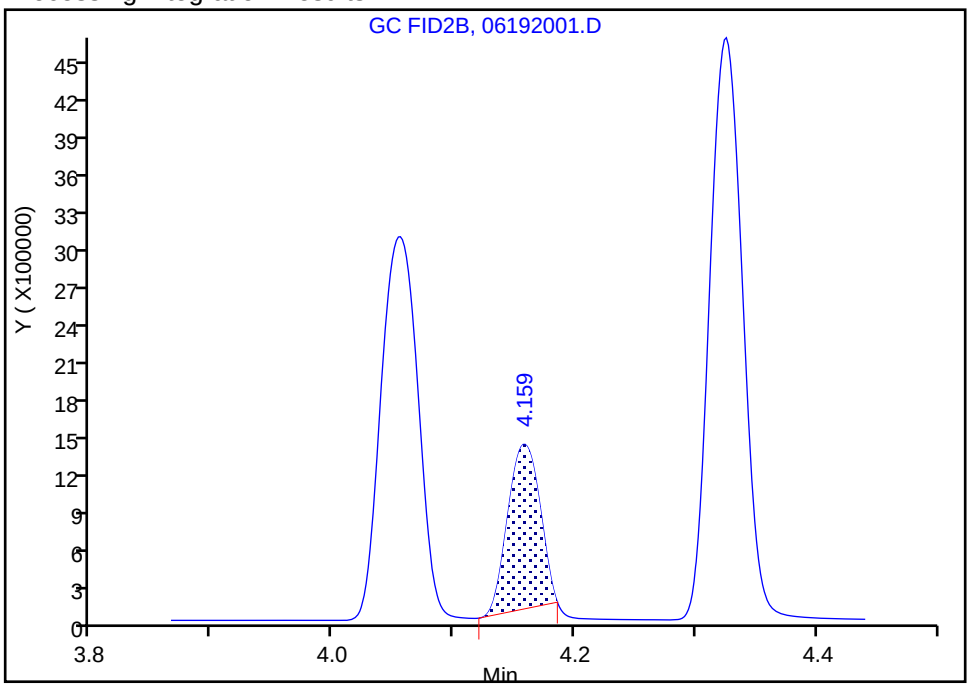

Manual Integration Results

RT: 4.16
Area: 2614508
Amount: 121.0113
Amount Units: ug/l

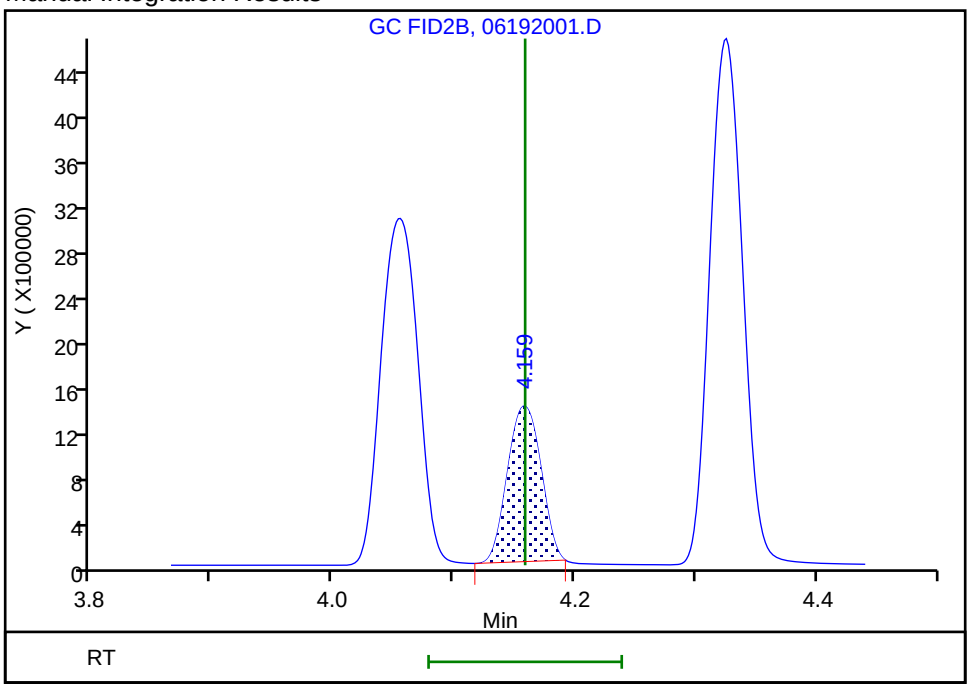

Reviewer: meierg, 22-Jun-2020 13:28:48
Audit Action: Manually Integrated Audit Reason: Peak not integrated

FORM VII
GC VOA CONTINUING CALIBRATION DATA

Lab Name: Eurofins TestAmerica, Denver Job No.: 280-137702-1

SDG No.:

Lab Sample ID: CCV 280-499435/18 Calibration Date: 06/19/2020 18:50

Instrument ID: VGC_J Calib Start Date: 05/16/2020 10:57

GC Column: Rt-Alumina KCl ID: 0.53(mm) Calib End Date: 05/16/2020 13:08

Lab File ID: 06192018.D Conc. Units: ug/L Heated Purge: (Y/N) N

ANALYTE	CURVE TYPE	AVE CF	CF	MIN CF	CALC AMOUNT	SPIKE AMOUNT	%D	MAX %D
Methane	Lin2		148493		75.1	73.0	2.8	20.0
Ethane	Ave	136043	142048		143	137	4.4	20.0
Ethylene	Ave	110213	113162		131	128	2.7	20.0
Acetylene	Ave	34294	34435		119	119	0.4	20.0

FORM VII
GC VOA CONTINUING CALIBRATION RETENTION TIME SUMMARY

Lab Name: Eurofins TestAmerica, Denver Job No.: 280-137702-1

SDG No.:

Lab Sample ID: CCV 280-499435/18 Calibration Date: 06/19/2020 18:50

Instrument ID: VGC_J Calib Start Date: 05/16/2020 10:57

GC Column: Rt-Alumina KCl ID: 0.53(mm) Calib End Date: 05/16/2020 13:08

Lab File ID: 06192018.D Heated Purge: (Y/N) N

Analyte	RT	RT WINDOW	
		FROM	TO
Methane	1.25	1.22	1.30
Ethane	1.51	1.47	1.57
Ethylene	1.79	1.75	1.85
Acetylene	3.96	3.88	4.04

Eurofins TestAmerica, Denver
Target Compound Quantitation Report

Data File: \\chromfs\Denver\ChromData\VGC_J\20200619-92578.b\06192018.D
Lims ID: ccv
Client ID:
Sample Type: CCV
Inject. Date: 19-Jun-2020 18:50:50 ALS Bottle#: 18 Worklist Smp#: 18
Purge Vol: 18.000 mL Dil. Factor: 1.0000
Sample Info: ccv
Misc. Info.: 280-0092578-018
Operator ID: gm Instrument ID: VGC_J
Sublist: chrom-RSK_J*sub5

Method: \\chromfs\Denver\ChromData\VGC_J\20200619-92578.b\RSK_J.m
Limit Group: GCV - RSK 175
Method Label: DV-GC-0025: Dissolved Gases in Water by RSK-175
Last Update: 23-Jun-2020 14:28:47 Calib Date: 16-May-2020 13:08:56
Integrator: Falcon
Quant Method: External Standard Quant By: Initial Calibration
Last ICal File: \\chromfs\Denver\ChromData\VGC_J\20200516-91574.b\009F0901.D

Column 1 : Rt-Alumina BOND/KCl (0.53 mm) Det: GC FID1A
Column 2 : HP-PLOT/Q (0.53 mm) Det: GC FID2B
Process Host: CTX1049

First Level Reviewer: meierg Date: 23-Jun-2020 14:28:47

Col	RT (min.)	Exp RT (min.)	Dlt RT (min.)	Response	Cal Amt ug/l	OnCol Amt ug/l	Flags
2 Methane							a
1	1.254	1.262	-0.008	10840517	73.0	75.1	a
2	3.171	3.212	-0.041	5162853	73.0	75.2	a
						RPD = 0.12	
3 Ethane							
1	1.512	1.522	-0.010	19439997	136.9	142.9	
2	4.302	4.325	-0.023	8692891	136.9	142.4	
						RPD = 0.37	
4 Ethylene							
1	1.787	1.802	-0.015	14447060	127.7	131.1	
2	4.031	4.055	-0.024	6324363	127.7	131.9	
						RPD = 0.65	
5 Propane							
1	2.489	2.505	-0.016	29510493	200.7	206.0	
2	5.924	5.935	-0.011	13143008	200.7	209.9	
						RPD = 1.85	
6 Acetylene							M
1	3.962	3.960	0.002	4081364	118.5	119.0	
2	4.136	4.159	-0.023	2645256	118.5	122.4	M
						RPD = 2.84	
7 Butane							M
1	4.242	4.252	-0.010	34536511	264.5	261.9	M
2	7.369	7.375	-0.006	17047482	264.5	267.3	
						RPD = 2.07	
8 isobutylene							Ma
1	5.147	5.152	-0.005	22621832	255.4	253.4	M
2	7.221	7.229	-0.008	10664079	255.4	256.6	a
						RPD = 1.25	

QC Flag Legend

Review Flags

M - Manually Integrated

a - User Assigned ID

Reagents:

RSK7gasMathes_00031 Amount Added: 200.00 Units: uL

Report Date: 23-Jun-2020 14:28:48 Chrom Revision: 2.3 21-Jun-2020 18:30:46

Eurofins TestAmerica, Denver

Data File: \\chromfs\Denver\ChromData\VGC_J\20200619-92578.b\06192018.D

Injection Date:	19-Jun-2020 18:50:50	Instrument ID:	VGC_J	Operator ID:	gm
Lims ID:	ccv			Worklist Smp#:	18
Client ID:					
Purge Vol:	18.000 mL	Dil. Factor:	1.0000	ALS Bottle#:	18
Method:	RSK_J	Limit Group:	GCV - RSK 175		

Column: Rt-Alumina BOND/KCl (0.53 mm) Y Scaling: Method Defined: Scale to the Nth Largest Target: 1

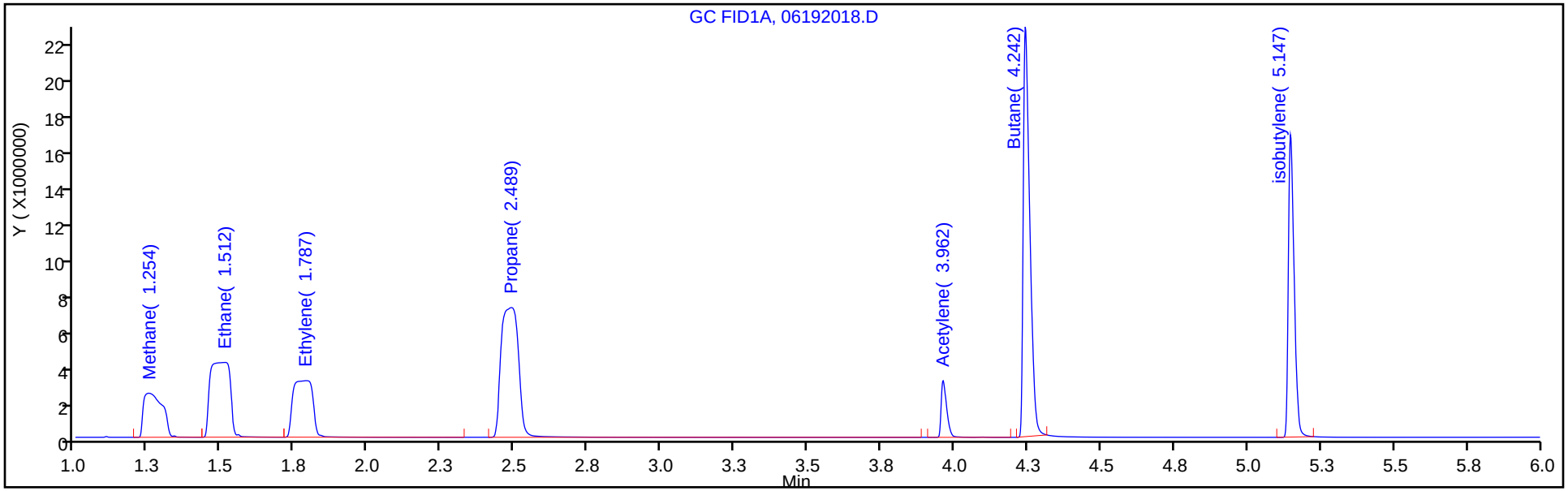

Column: HP-PLOT/Q (0.53 mm) Y Scaling: Method Defined: Scale to the Nth Largest Target: 1

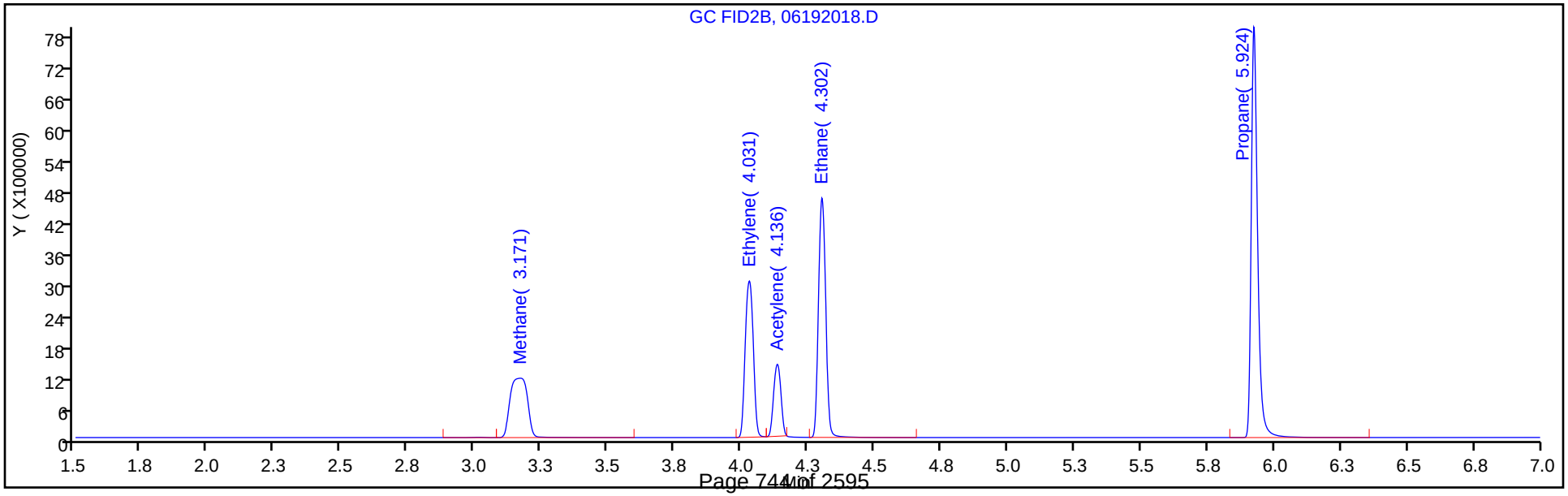

Manual Integration/User Assign Peak Report

Eurofins TestAmerica, Denver

Data File:	\\chromfs\Denver\ChromData\VGC_J\20200619-92578.b\06192018.D				
Injection Date:	19-Jun-2020 18:50:50	Instrument ID:	VGC_J		
Lims ID:	ccv				
Client ID:					
Operator ID:	gm	ALS Bottle#:	18	Worklist Smp#:	18
Purge Vol:	18.000 mL	Dil. Factor:	1.0000		
Method:	RSK_J	Limit Group:	GCV - RSK 175		
Column:	Rt-Alumina BOND/KCl (0.53 mm)	Detector	GC FID1A		

2 Methane, CAS: 74-82-8

Signal: 1

Not Detected
Expected RT: 1.26

Processing Integration Results

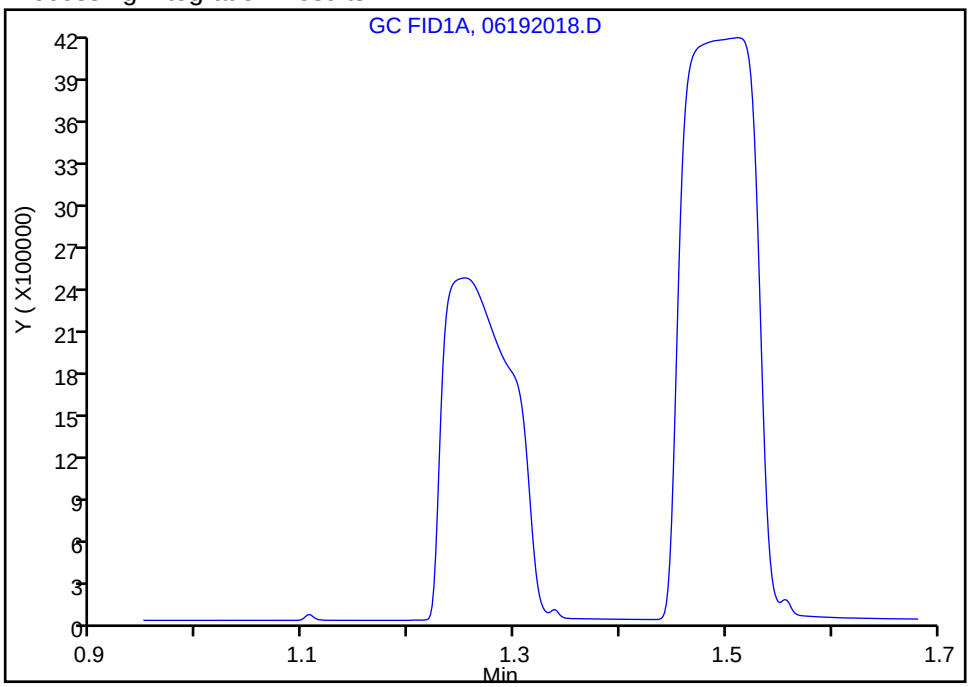

Manual Integration Results

RT: 1.25
Area: 10840517
Amount: 75.081617
Amount Units: ug/l

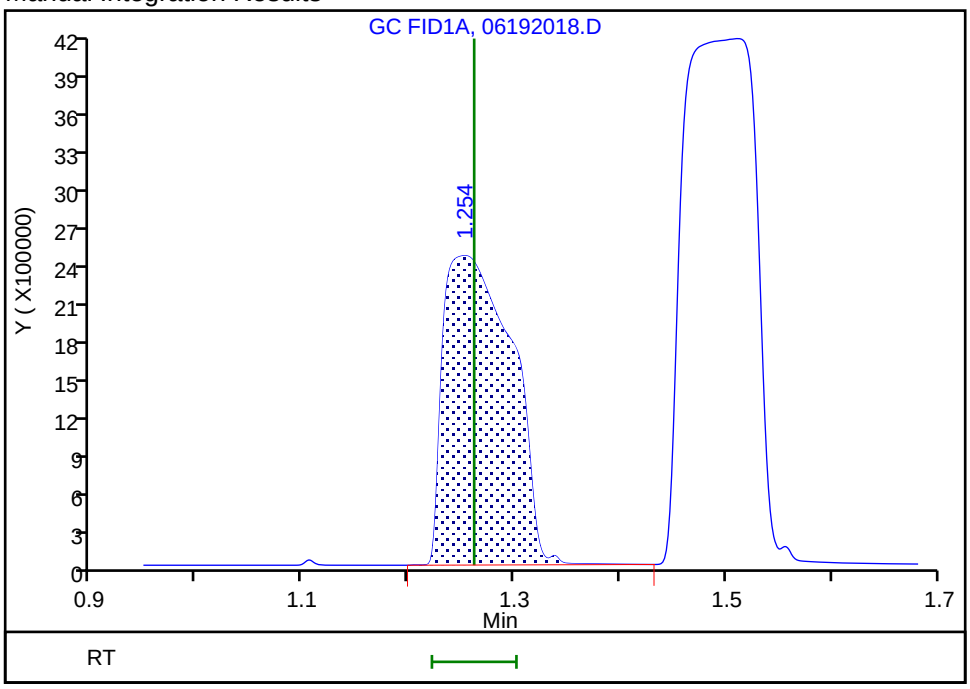

Reviewer: meierg, 23-Jun-2020 14:21:59
Audit Action: Assigned Compound ID Audit Reason: Peak not integrated

FORM VII
GC VOA CONTINUING CALIBRATION DATA

Lab Name: Eurofins TestAmerica, Denver Job No.: 280-137702-1

SDG No.:

Lab Sample ID: CCV 280-499435/18 Calibration Date: 06/19/2020 18:50

Instrument ID: VGC_J Calib Start Date: 05/16/2020 10:57

GC Column: HP-Plot Q ID: 0.53(mm) Calib End Date: 05/16/2020 13:08

Lab File ID: 06192018.D Conc. Units: ug/L Heated Purge: (Y/N) N

ANALYTE	CURVE TYPE	AVE CF	CF	MIN CF	CALC AMOUNT	SPIKE AMOUNT	%D	MAX %D
Methane	Lin2		70721		75.2	73.0	3.0	20.0
Ethylene	Ave	47934	49538		132	128	3.3	20.0
Acetylene	Ave	21605	22319		122	119	3.3	20.0
Ethane	Ave	61056	63519		142	137	4.0	20.0

FORM VII
GC VOA CONTINUING CALIBRATION RETENTION TIME SUMMARY

Lab Name: Eurofins TestAmerica, Denver Job No.: 280-137702-1

SDG No.:

Lab Sample ID: CCV 280-499435/18 Calibration Date: 06/19/2020 18:50

Instrument ID: VGC_J Calib Start Date: 05/16/2020 10:57

GC Column: HP-Plot Q ID: 0.53(mm) Calib End Date: 05/16/2020 13:08

Lab File ID: 06192018.D Heated Purge: (Y/N) N

Analyte	RT	RT WINDOW	
		FROM	TO
Methane	3.17	3.17	3.25
Ethylene	4.03	4.01	4.11
Acetylene	4.14	4.08	4.24
Ethane	4.30	4.28	4.38

Eurofins TestAmerica, Denver
Target Compound Quantitation Report

Data File: \\chromfs\Denver\ChromData\VGC_J\20200619-92578.b\06192018.D
Lims ID: ccv
Client ID:
Sample Type: CCV
Inject. Date: 19-Jun-2020 18:50:50 ALS Bottle#: 18 Worklist Smp#: 18
Purge Vol: 18.000 mL Dil. Factor: 1.0000
Sample Info: ccv
Misc. Info.: 280-0092578-018
Operator ID: gm Instrument ID: VGC_J
Sublist: chrom-RSK_J*sub5

Method: \\chromfs\Denver\ChromData\VGC_J\20200619-92578.b\RSK_J.m
Limit Group: GCV - RSK 175
Method Label: DV-GC-0025: Dissolved Gases in Water by RSK-175
Last Update: 23-Jun-2020 14:28:47 Calib Date: 16-May-2020 13:08:56
Integrator: Falcon
Quant Method: External Standard Quant By: Initial Calibration
Last ICal File: \\chromfs\Denver\ChromData\VGC_J\20200516-91574.b\009F0901.D

Column 1 : Rt-Alumina BOND/KCl (0.53 mm) Det: GC FID1A
Column 2 : HP-PLOT/Q (0.53 mm) Det: GC FID2B
Process Host: CTX1049

First Level Reviewer: meierg Date: 23-Jun-2020 14:28:47

Col	RT (min.)	Exp RT (min.)	Dlt RT (min.)	Response	Cal Amt ug/l	OnCol Amt ug/l	Flags
2 Methane							a
1	1.254	1.262	-0.008	10840517	73.0	75.1	a
2	3.171	3.212	-0.041	5162853	73.0	75.2	a
						RPD = 0.12	
3 Ethane							
1	1.512	1.522	-0.010	19439997	136.9	142.9	
2	4.302	4.325	-0.023	8692891	136.9	142.4	
						RPD = 0.37	
4 Ethylene							
1	1.787	1.802	-0.015	14447060	127.7	131.1	
2	4.031	4.055	-0.024	6324363	127.7	131.9	
						RPD = 0.65	
5 Propane							
1	2.489	2.505	-0.016	29510493	200.7	206.0	
2	5.924	5.935	-0.011	13143008	200.7	209.9	
						RPD = 1.85	
6 Acetylene							M
1	3.962	3.960	0.002	4081364	118.5	119.0	
2	4.136	4.159	-0.023	2645256	118.5	122.4	M
						RPD = 2.84	
7 Butane							M
1	4.242	4.252	-0.010	34536511	264.5	261.9	M
2	7.369	7.375	-0.006	17047482	264.5	267.3	
						RPD = 2.07	
8 isobutylene							Ma
1	5.147	5.152	-0.005	22621832	255.4	253.4	M
2	7.221	7.229	-0.008	10664079	255.4	256.6	a
						RPD = 1.25	

QC Flag Legend

Review Flags

M - Manually Integrated

a - User Assigned ID

Reagents:

RSK7gasMathes_00031 Amount Added: 200.00 Units: uL

Report Date: 23-Jun-2020 14:28:48 Chrom Revision: 2.3 21-Jun-2020 18:30:46

Eurofins TestAmerica, Denver

Data File: \\chromfs\Denver\ChromData\VGC_J\20200619-92578.b\06192018.D

Injection Date:	19-Jun-2020 18:50:50	Instrument ID:	VGC_J	Operator ID:	gm
Lims ID:	ccv			Worklist Smp#:	18
Client ID:					
Purge Vol:	18.000 mL	Dil. Factor:	1.0000	ALS Bottle#:	18
Method:	RSK_J	Limit Group:	GCV - RSK 175		

Column: Rt-Alumina BOND/KCl (0.53 mm) Y Scaling: Method Defined: Scale to the Nth Largest Target: 1

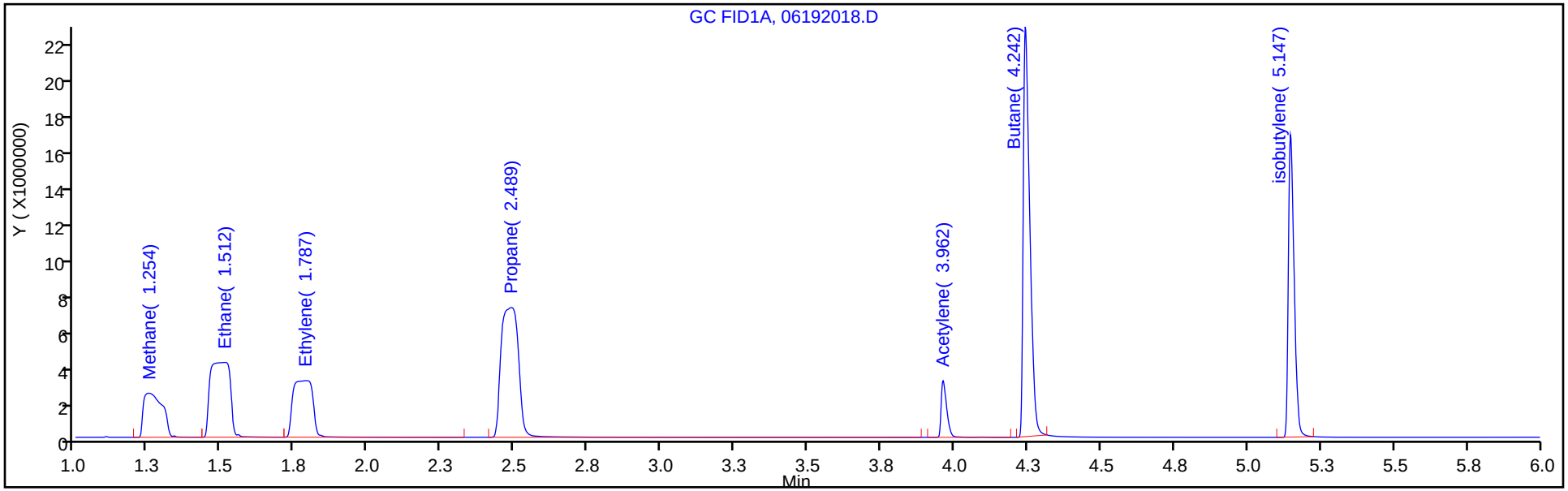

Column: HP-PLOT/Q (0.53 mm) Y Scaling: Method Defined: Scale to the Nth Largest Target: 1

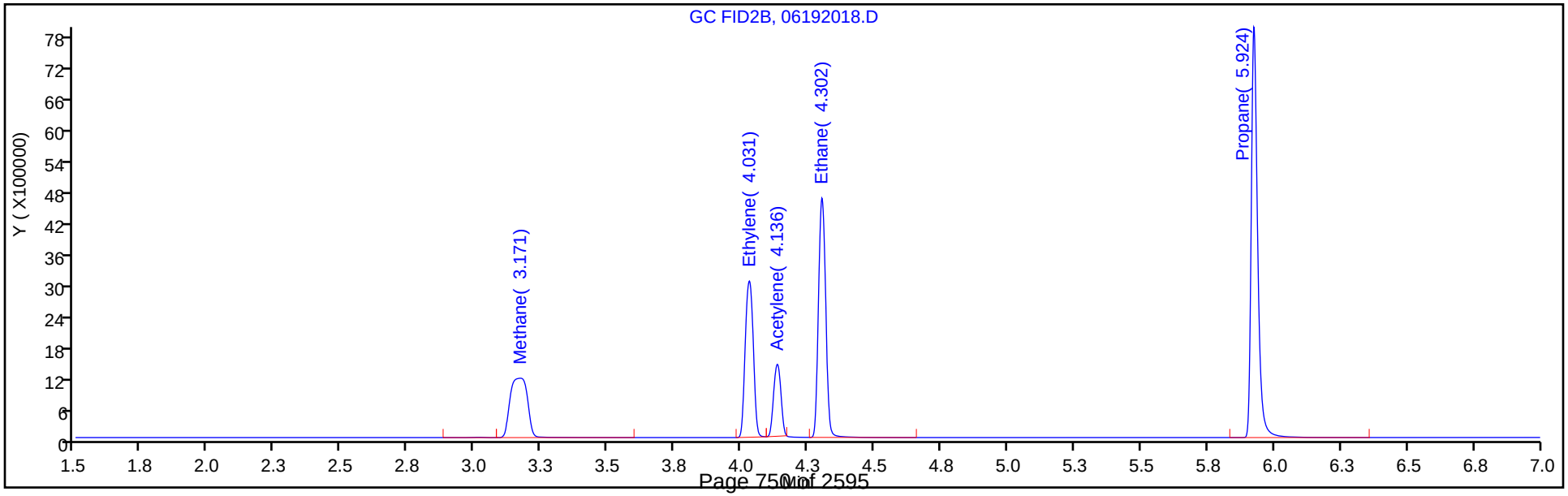

Manual Integration/User Assign Peak Report

Eurofins TestAmerica, Denver

Data File:	\\chromfs\Denver\ChromData\VGC_J\20200619-92578.b\06192018.D				
Injection Date:	19-Jun-2020 18:50:50	Instrument ID:	VGC_J		
Lims ID:	ccv				
Client ID:					
Operator ID:	gm	ALS Bottle#:	18	Worklist Smp#:	18
Purge Vol:	18.000 mL	Dil. Factor:	1.0000		
Method:	RSK_J	Limit Group:	GCV - RSK 175		
Column:	HP-PLOT/Q (0.53 mm)	Detector	GC FID2B		

2 Methane, CAS: 74-82-8

Signal: 2

Processing Integration Results

Not Detected
Expected RT: 3.21

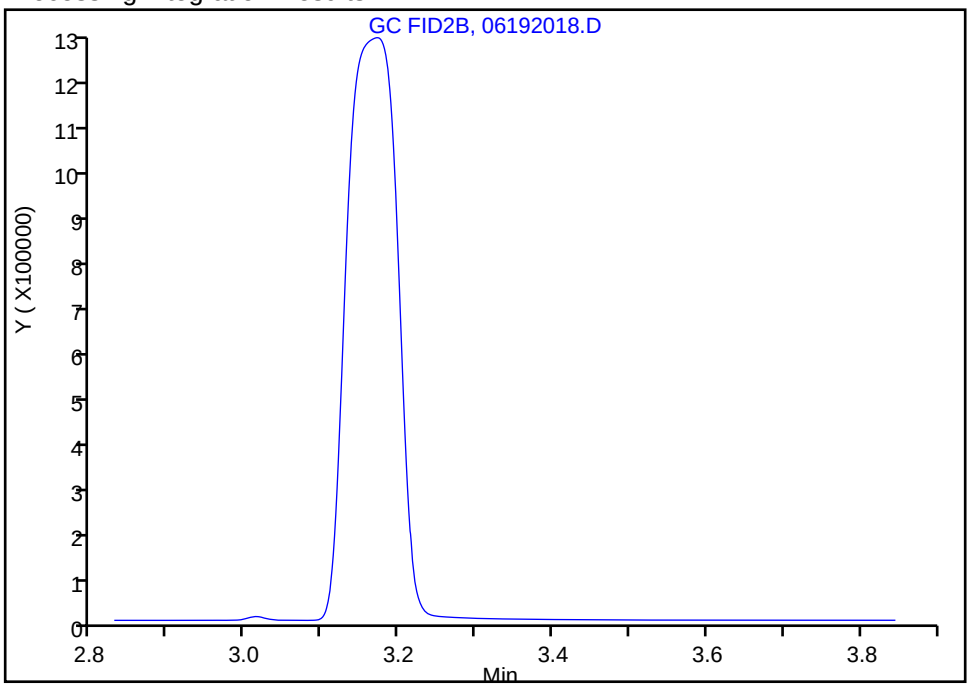

Manual Integration Results

RT: 3.17
Area: 5162853
Amount: 75.174415
Amount Units: ug/l

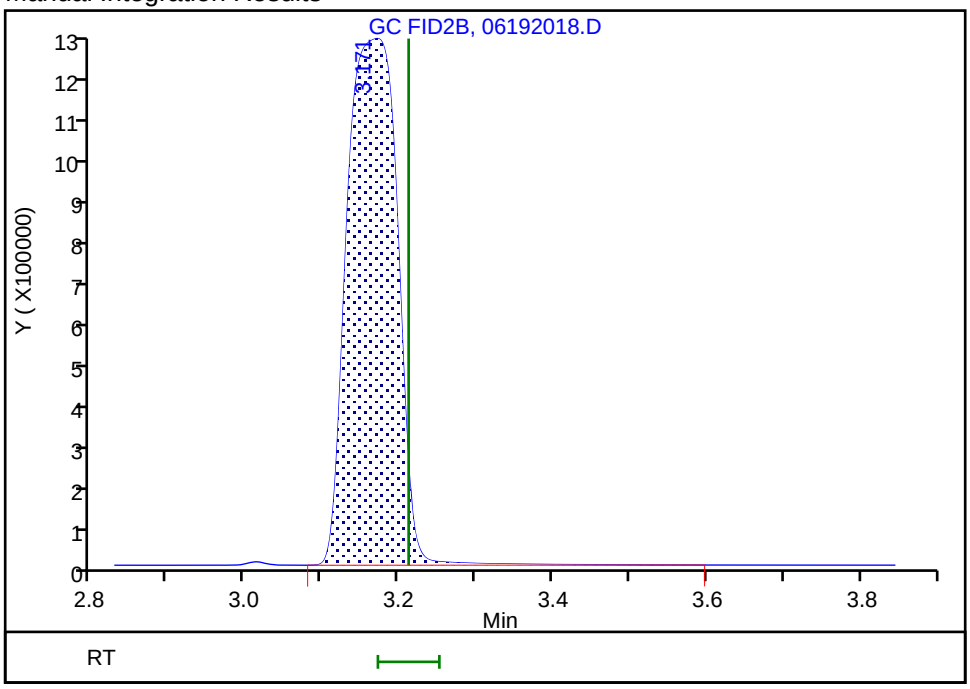

Reviewer: meierg, 19-Jun-2020 19:17:50
Audit Action: Assigned Compound ID Audit Reason:

Manual Integration/User Assign Peak Report

Eurofins TestAmerica, Denver

Data File: \\chromfs\Denver\ChromData\VGC_J\20200619-92578.b\06192018.D
Injection Date: 19-Jun-2020 18:50:50 Instrument ID: VGC_J
Lims ID: ccv
Client ID:
Operator ID: gm ALS Bottle#: 18 Worklist Smp#: 18
Purge Vol: 18.000 mL Dil. Factor: 1.0000
Method: RSK_J Limit Group: GCV - RSK 175
Column: HP-PLOT/Q (0.53 mm) Detector GC FID2B

6 Acetylene, CAS: 74-86-2

Signal: 2

Processing Integration Results

RT: 4.14
Area: 9149392
Amount: 423.4752
Amount Units: ug/l

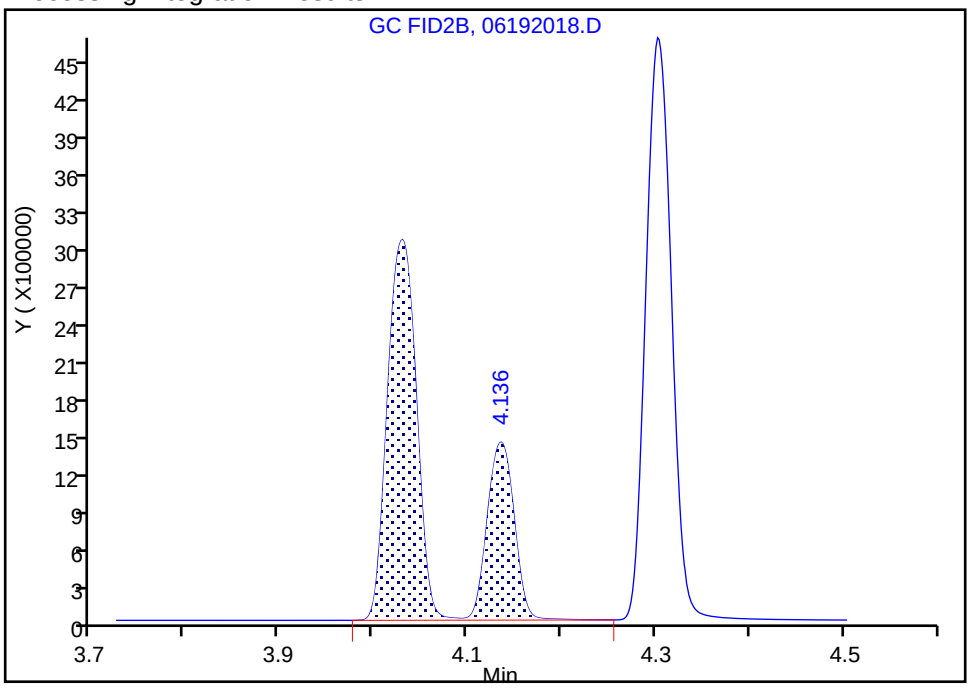

Manual Integration Results

RT: 4.14
Area: 2645256
Amount: 122.4344
Amount Units: ug/l

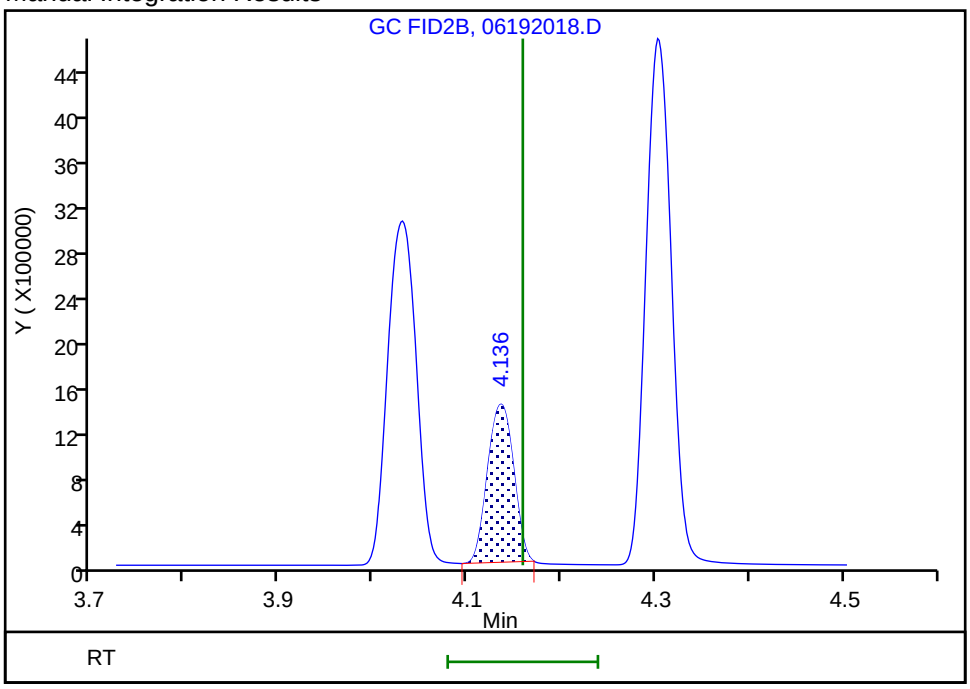

Reviewer: meierg, 19-Jun-2020 19:18:12
Audit Action: Manually Integrated Audit Reason: Shouldering

FORM VII
GC VOA CONTINUING CALIBRATION DATA

Lab Name: Eurofins TestAmerica, Denver Job No.: 280-137702-1

SDG No.:

Lab Sample ID: CCV 280-499435/30 Calibration Date: 06/20/2020 00:42

Instrument ID: VGC_J Calib Start Date: 05/16/2020 10:57

GC Column: Rt-Alumina KCl ID: 0.53(mm) Calib End Date: 05/16/2020 13:08

Lab File ID: 06192030.D Conc. Units: ug/L Heated Purge: (Y/N) N

ANALYTE	CURVE TYPE	AVE CF	CF	MIN CF	CALC AMOUNT	SPIKE AMOUNT	%D	MAX %D
Methane	Lin2		140984		71.3	73.0	-2.4	20.0
Ethane	Ave	136043	135786		137	137	-0.2	20.0
Ethylene	Ave	110213	107385		124	128	-2.6	20.0
Acetylene	Ave	34294	32083		111	119	-6.4	20.0

FORM VII
GC VOA CONTINUING CALIBRATION RETENTION TIME SUMMARY

Lab Name: Eurofins TestAmerica, Denver Job No.: 280-137702-1

SDG No.:

Lab Sample ID: CCV 280-499435/30 Calibration Date: 06/20/2020 00:42

Instrument ID: VGC_J Calib Start Date: 05/16/2020 10:57

GC Column: Rt-Alumina KCl ID: 0.53(mm) Calib End Date: 05/16/2020 13:08

Lab File ID: 06192030.D Heated Purge: (Y/N) N

Analyte	RT	RT WINDOW	
		FROM	TO
Methane	1.26	1.22	1.30
Ethane	1.51	1.47	1.57
Ethylene	1.79	1.75	1.85
Acetylene	3.96	3.88	4.04

Eurofins TestAmerica, Denver
Target Compound Quantitation Report

Data File: \\chromfs\Denver\ChromData\VGC_J\20200619-92578.b\06192030.D
Lims ID: ccv
Client ID:
Sample Type: CCV
Inject. Date: 20-Jun-2020 00:42:12 ALS Bottle#: 30 Worklist Smp#: 30
Purge Vol: 18.000 mL Dil. Factor: 1.0000
Sample Info: ccv
Misc. Info.: 280-0092578-030
Operator ID: gm Instrument ID: VGC_J
Sublist: chrom-RSK_J*sub5

Method: \\chromfs\Denver\ChromData\VGC_J\20200619-92578.b\RSK_J.m
Limit Group: GCV - RSK 175
Method Label: DV-GC-0025: Dissolved Gases in Water by RSK-175
Last Update: 23-Jun-2020 14:08:23 Calib Date: 16-May-2020 13:08:56
Integrator: Falcon
Quant Method: External Standard Quant By: Initial Calibration
Last ICal File: \\chromfs\Denver\ChromData\VGC_J\20200516-91574.b\009F0901.D

Column 1 : Rt-Alumina BOND/KCl (0.53 mm) Det: GC FID1A
Column 2 : HP-PLOT/Q (0.53 mm) Det: GC FID2B
Process Host: CTX1049

First Level Reviewer: meierg Date: 23-Jun-2020 14:07:15

Col	RT (min.)	Exp RT (min.)	Dlt RT (min.)	Response	Cal Amt ug/l	OnCol Amt ug/l	Flags
2 Methane							a
1	1.256	1.262	-0.006	10292325	73.0	71.3	a
2	3.168	3.212	-0.044	4940297	73.0	71.9	a
						RPD = 0.92	
3 Ethane							
1	1.512	1.522	-0.010	18583029	136.9	136.6	
2	4.301	4.325	-0.024	8357907	136.9	136.9	
						RPD = 0.21	
4 Ethylene							M
1	1.786	1.802	-0.016	13709544	127.7	124.4	
2	4.028	4.055	-0.027	5982678	127.7	124.8	M
						RPD = 0.34	
5 Propane							
1	2.487	2.505	-0.018	28242267	200.7	197.2	
2	5.923	5.935	-0.012	12609454	200.7	201.3	
						RPD = 2.10	
6 Acetylene							Ma
1	3.959	3.960	-0.001	3802552	118.5	110.9	M
2	4.133	4.159	-0.026	2573099	118.5	119.1	M
						RPD = 7.14	
7 Butane							
1	4.239	4.252	-0.013	33846601	264.5	256.6	
2	7.366	7.375	-0.009	16384504	264.5	256.9	
						RPD = 0.13	
8 isobutylene							
1	5.144	5.152	-0.008	21632560	255.4	242.3	
2	7.219	7.229	-0.010	10294309	255.4	247.7	
						RPD = 2.19	

QC Flag Legend

Review Flags

M - Manually Integrated

a - User Assigned ID

Reagents:

RSK7gasMathes_00031 Amount Added: 200.00 Units: uL

Report Date: 23-Jun-2020 14:08:23 Chrom Revision: 2.3 21-Jun-2020 18:30:46

Eurofins TestAmerica, Denver

Data File: \\chromfs\Denver\ChromData\VGC_J\20200619-92578.b\06192030.D

Injection Date:	20-Jun-2020 00:42:12	Instrument ID:	VGC_J	Operator ID:	gm
Lims ID:	ccv			Worklist Smp#:	30
Client ID:					
Purge Vol:	18.000 mL	Dil. Factor:	1.0000	ALS Bottle#:	30
Method:	RSK_J	Limit Group:	GCV - RSK 175		

Column: Rt-Alumina BOND/KCl (0.53 mm) Y Scaling: Method Defined: Scale to the Nth Largest Target: 1

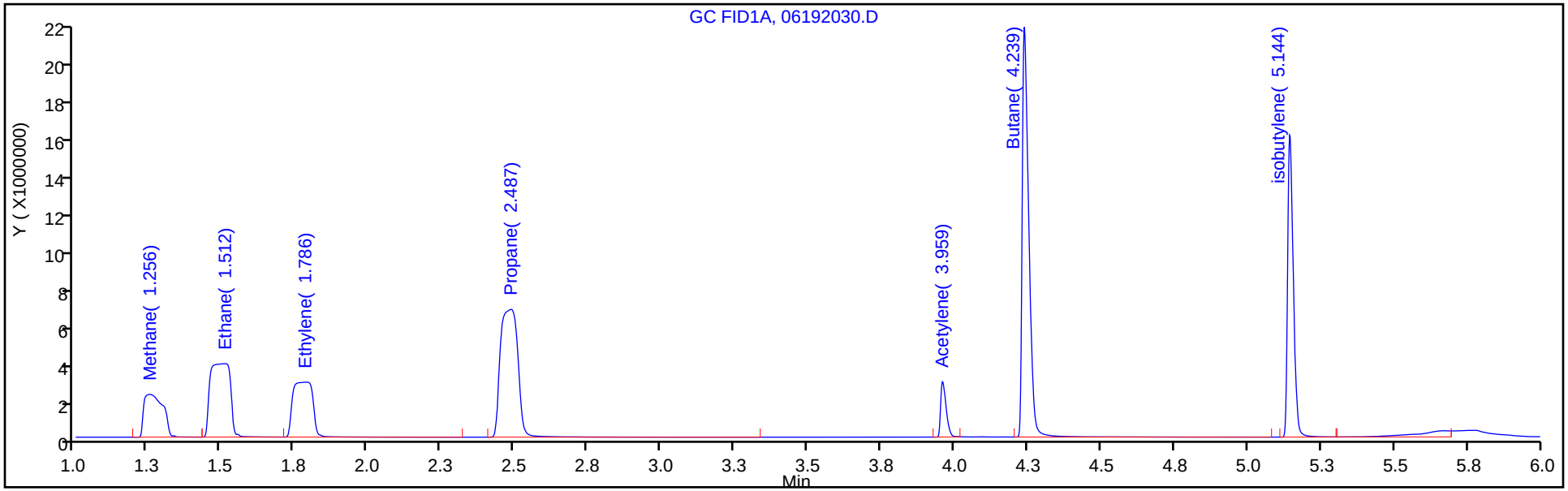

Column: HP-PLOT/Q (0.53 mm) Y Scaling: Method Defined: Scale to the Nth Largest Target: 1

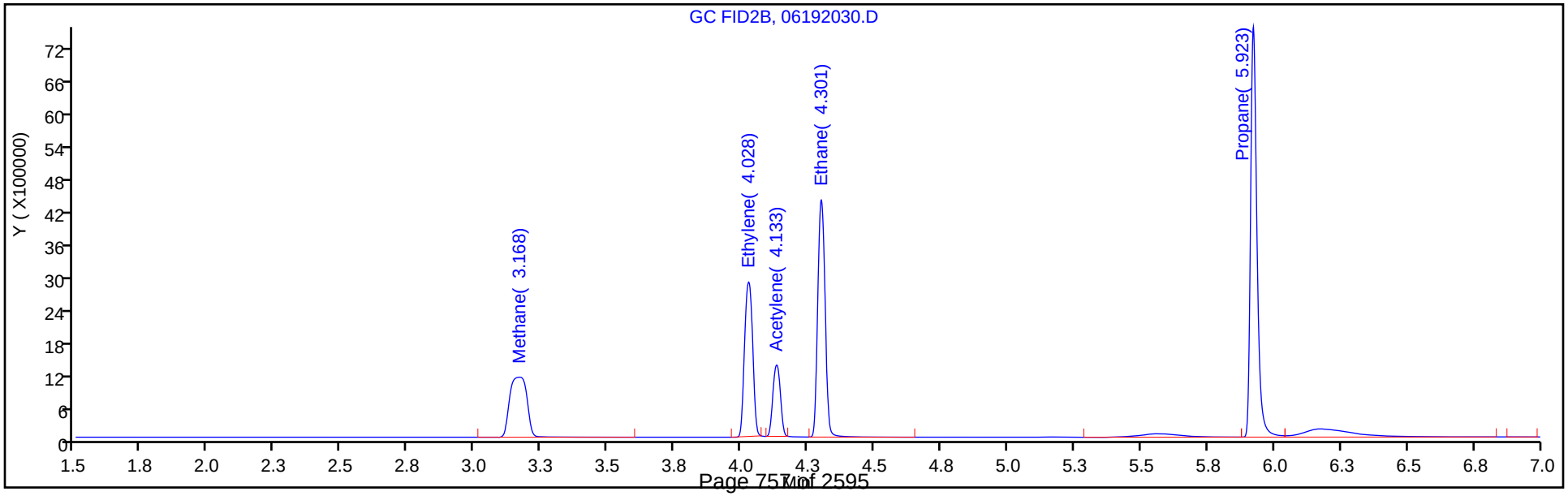

Manual Integration/User Assign Peak Report

Eurofins TestAmerica, Denver

Data File: \\chromfs\Denver\ChromData\VGC_J\20200619-92578.b\06192030.D
Injection Date: 20-Jun-2020 00:42:12 Instrument ID: VGC_J
Lims ID: ccv
Client ID:
Operator ID: gm ALS Bottle#: 30 Worklist Smp#: 30
Purge Vol: 18.000 mL Dil. Factor: 1.0000
Method: RSK_J Limit Group: GCV - RSK 175
Column: Rt-Alumina BOND/KCl (0.53 mm) Detector GC FID1A

2 Methane, CAS: 74-82-8

Signal: 1

Not Detected
Expected RT: 1.26

Processing Integration Results

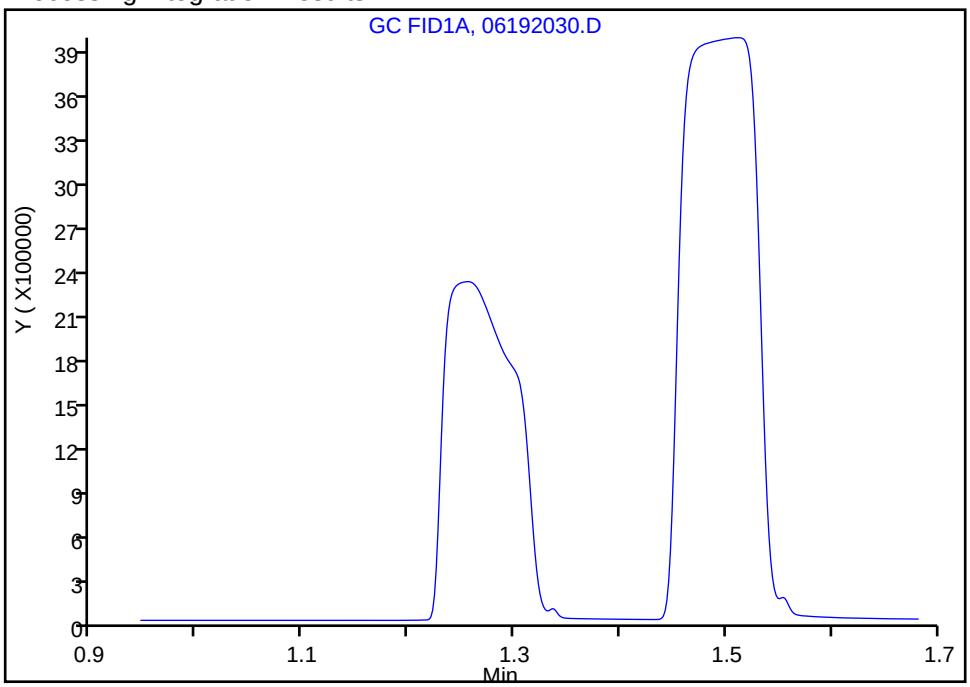

Manual Integration Results

RT: 1.26
Area: 10292325
Amount: 71.267664
Amount Units: ug/l

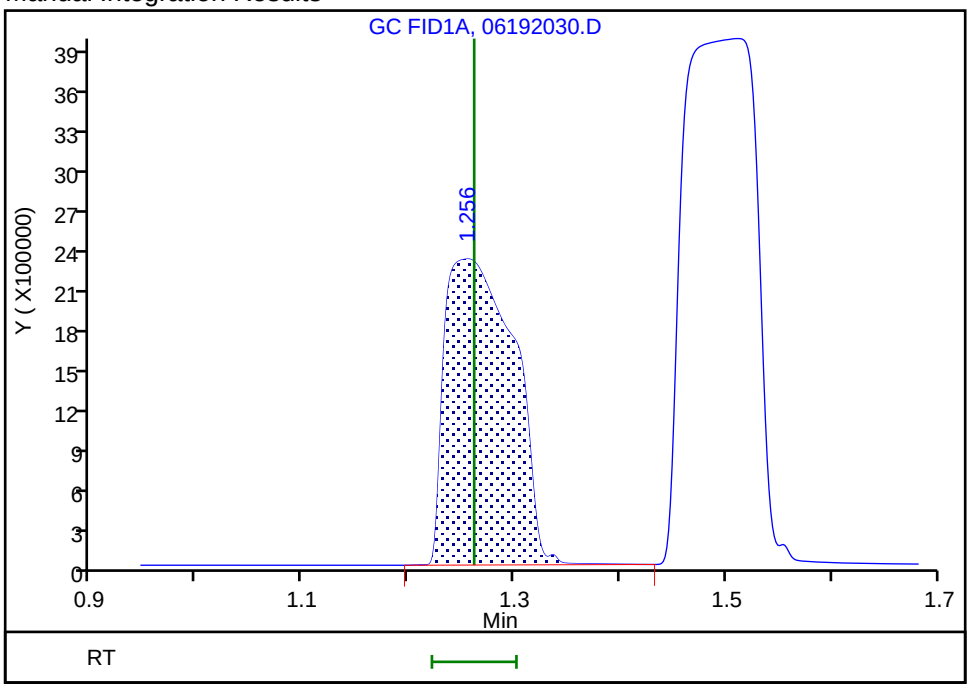

Reviewer: meierg, 23-Jun-2020 14:06:20
Audit Action: Assigned Compound ID Audit Reason: Peak not integrated

Manual Integration/User Assign Peak Report

Eurofins TestAmerica, Denver

Data File:	\\chromfs\Denver\ChromData\VGC_J\20200619-92578.b\06192030.D				
Injection Date:	20-Jun-2020 00:42:12	Instrument ID:	VGC_J		
Lims ID:	ccv				
Client ID:					
Operator ID:	gm	ALS Bottle#:	30	Worklist Smp#:	30
Purge Vol:	18.000 mL	Dil. Factor:	1.0000		
Method:	RSK_J	Limit Group:	GCV - RSK 175		
Column:	Rt-Alumina BOND/KCl (0.53 mm)	Detector	GC FID1A		

6 Acetylene, CAS: 74-86-2

Signal: 1

Processing Integration Results

RT: 3.96
Area: 0
Amount: 119.0947
Amount Units: ug/l

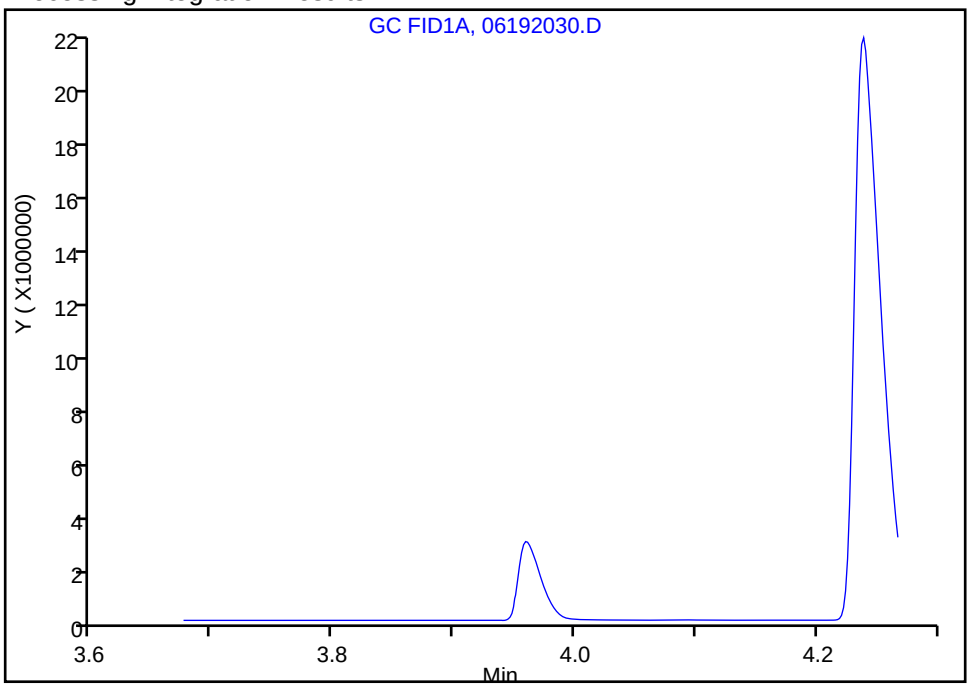

Manual Integration Results

RT: 3.96
Area: 3802552
Amount: 110.8801
Amount Units: ug/l

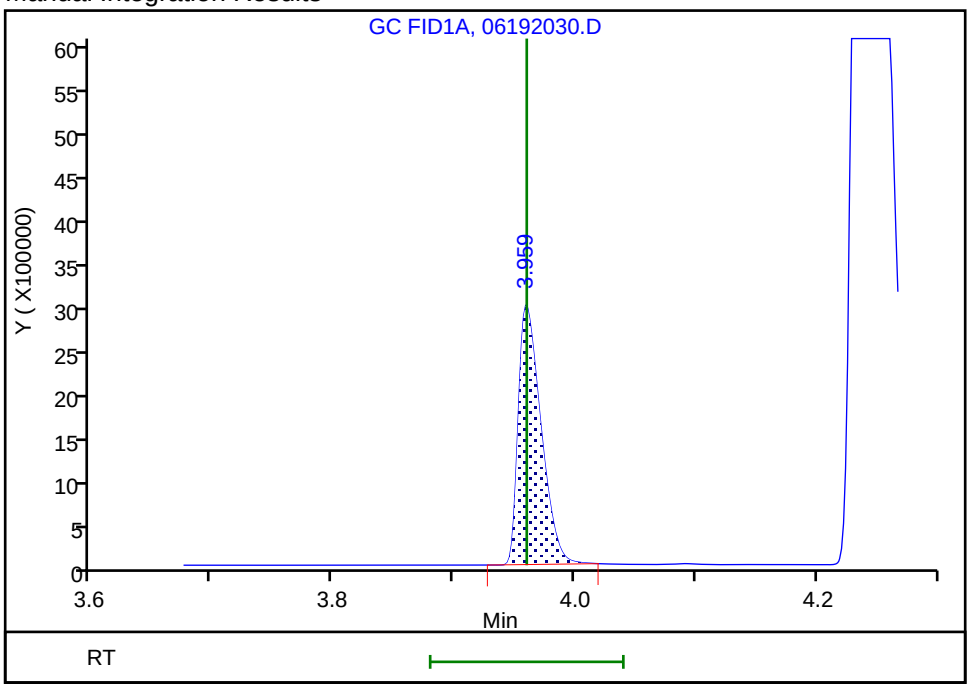

Reviewer: meierg, 23-Jun-2020 14:07:08
Audit Action: Manually Integrated/Assigned Compound ID Audit Reason: Shouldering

FORM VII
GC VOA CONTINUING CALIBRATION DATA

Lab Name: Eurofins TestAmerica, Denver Job No.: 280-137702-1

SDG No.:

Lab Sample ID: CCV 280-499435/30 Calibration Date: 06/20/2020 00:42

Instrument ID: VGC_J Calib Start Date: 05/16/2020 10:57

GC Column: HP-Plot Q ID: 0.53(mm) Calib End Date: 05/16/2020 13:08

Lab File ID: 06192030.D Conc. Units: ug/L Heated Purge: (Y/N) N

ANALYTE	CURVE TYPE	AVE CF	CF	MIN CF	CALC AMOUNT	SPIKE AMOUNT	%D	MAX %D
Methane	Lin2		67672		71.9	73.0	-1.5	20.0
Ethylene	Ave	47934	46862		125	128	-2.2	20.0
Acetylene	Ave	21605	21710		119	119	0.5	20.0
Ethane	Ave	61056	61071		137	137	0.0	20.0

FORM VII
GC VOA CONTINUING CALIBRATION RETENTION TIME SUMMARY

Lab Name: Eurofins TestAmerica, Denver Job No.: 280-137702-1

SDG No.:

Lab Sample ID: CCV 280-499435/30 Calibration Date: 06/20/2020 00:42

Instrument ID: VGC_J Calib Start Date: 05/16/2020 10:57

GC Column: HP-Plot Q ID: 0.53(mm) Calib End Date: 05/16/2020 13:08

Lab File ID: 06192030.D Heated Purge: (Y/N) N

Analyte	RT	RT WINDOW	
		FROM	TO
Methane	3.17	3.17	3.25
Ethylene	4.03	4.01	4.11
Acetylene	4.13	4.08	4.24
Ethane	4.30	4.28	4.38

Eurofins TestAmerica, Denver
Target Compound Quantitation Report

Data File: \\chromfs\Denver\ChromData\VGC_J\20200619-92578.b\06192030.D
Lims ID: ccv
Client ID:
Sample Type: CCV
Inject. Date: 20-Jun-2020 00:42:12 ALS Bottle#: 30 Worklist Smp#: 30
Purge Vol: 18.000 mL Dil. Factor: 1.0000
Sample Info: ccv
Misc. Info.: 280-0092578-030
Operator ID: gm Instrument ID: VGC_J
Sublist: chrom-RSK_J*sub5

Method: \\chromfs\Denver\ChromData\VGC_J\20200619-92578.b\RSK_J.m
Limit Group: GCV - RSK 175
Method Label: DV-GC-0025: Dissolved Gases in Water by RSK-175
Last Update: 23-Jun-2020 14:08:23 Calib Date: 16-May-2020 13:08:56
Integrator: Falcon
Quant Method: External Standard Quant By: Initial Calibration
Last ICal File: \\chromfs\Denver\ChromData\VGC_J\20200516-91574.b\009F0901.D

Column 1 : Rt-Alumina BOND/KCl (0.53 mm) Det: GC FID1A
Column 2 : HP-PLOT/Q (0.53 mm) Det: GC FID2B
Process Host: CTX1049

First Level Reviewer: meierg Date: 23-Jun-2020 14:07:15

Col	RT (min.)	Exp RT (min.)	Dlt RT (min.)	Response	Cal Amt ug/l	OnCol Amt ug/l	Flags
2 Methane							a
1	1.256	1.262	-0.006	10292325	73.0	71.3	a
2	3.168	3.212	-0.044	4940297	73.0	71.9	a
						RPD = 0.92	
3 Ethane							
1	1.512	1.522	-0.010	18583029	136.9	136.6	
2	4.301	4.325	-0.024	8357907	136.9	136.9	
						RPD = 0.21	
4 Ethylene							M
1	1.786	1.802	-0.016	13709544	127.7	124.4	
2	4.028	4.055	-0.027	5982678	127.7	124.8	M
						RPD = 0.34	
5 Propane							
1	2.487	2.505	-0.018	28242267	200.7	197.2	
2	5.923	5.935	-0.012	12609454	200.7	201.3	
						RPD = 2.10	
6 Acetylene							Ma
1	3.959	3.960	-0.001	3802552	118.5	110.9	M
2	4.133	4.159	-0.026	2573099	118.5	119.1	M
						RPD = 7.14	
7 Butane							
1	4.239	4.252	-0.013	33846601	264.5	256.6	
2	7.366	7.375	-0.009	16384504	264.5	256.9	
						RPD = 0.13	
8 isobutylene							
1	5.144	5.152	-0.008	21632560	255.4	242.3	
2	7.219	7.229	-0.010	10294309	255.4	247.7	
						RPD = 2.19	

QC Flag Legend

Review Flags

M - Manually Integrated

a - User Assigned ID

Reagents:

RSK7gasMathes_00031 Amount Added: 200.00 Units: uL

Report Date: 23-Jun-2020 14:08:23 Chrom Revision: 2.3 21-Jun-2020 18:30:46

Eurofins TestAmerica, Denver

Data File: \\chromfs\Denver\ChromData\VGC_J\20200619-92578.b\06192030.D

Injection Date:	20-Jun-2020 00:42:12	Instrument ID:	VGC_J	Operator ID:	gm
Lims ID:	ccv			Worklist Smp#:	30
Client ID:					
Purge Vol:	18.000 mL	Dil. Factor:	1.0000	ALS Bottle#:	30
Method:	RSK_J	Limit Group:	GCV - RSK 175		

Column: Rt-Alumina BOND/KCl (0.53 mm) Y Scaling: Method Defined: Scale to the Nth Largest Target: 1

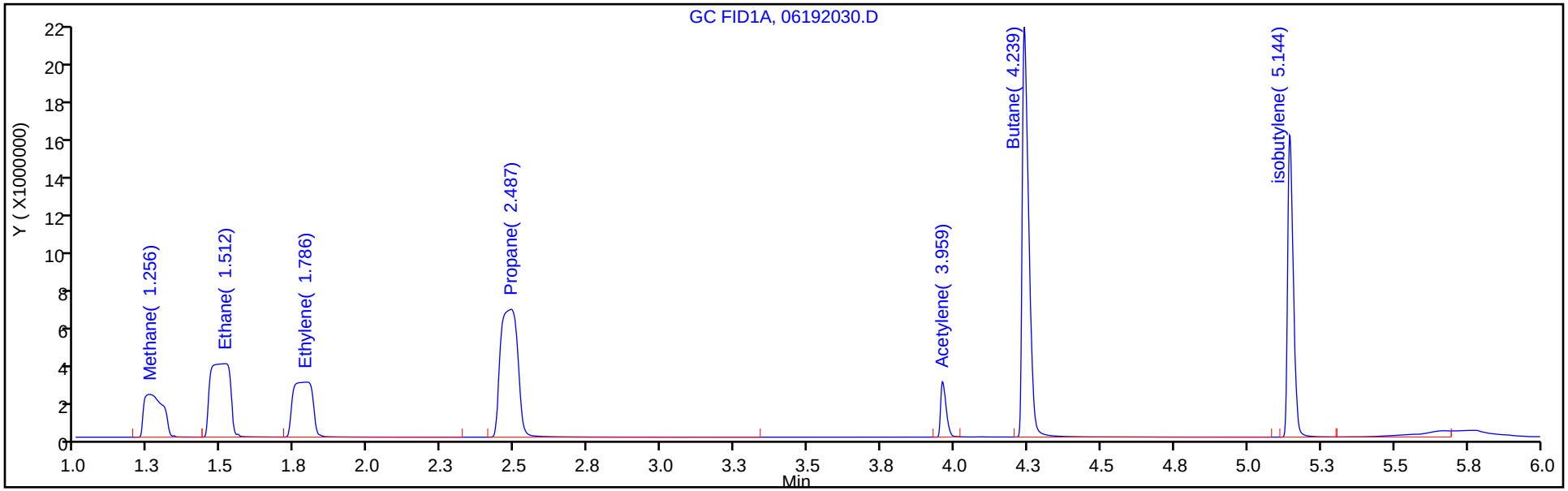

Column: HP-PLOT/Q (0.53 mm) Y Scaling: Method Defined: Scale to the Nth Largest Target: 1

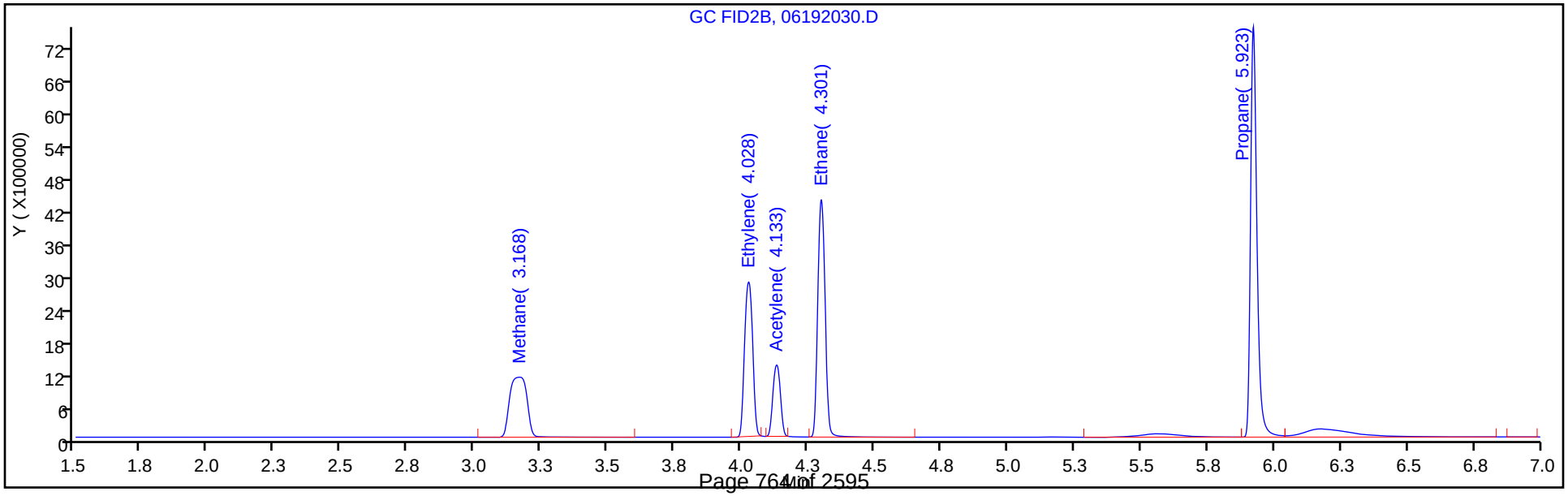

Manual Integration/User Assign Peak Report

Eurofins TestAmerica, Denver

Data File: \\chromfs\Denver\ChromData\VGC_J\20200619-92578.b\06192030.D
Injection Date: 20-Jun-2020 00:42:12 Instrument ID: VGC_J
Lims ID: ccv
Client ID:
Operator ID: gm ALS Bottle#: 30 Worklist Smp#: 30
Purge Vol: 18.000 mL Dil. Factor: 1.0000
Method: RSK_J Limit Group: GCV - RSK 175
Column: HP-PLOT/Q (0.53 mm) Detector GC FID2B

2 Methane, CAS: 74-82-8

Signal: 2

Not Detected
Expected RT: 3.21

Processing Integration Results

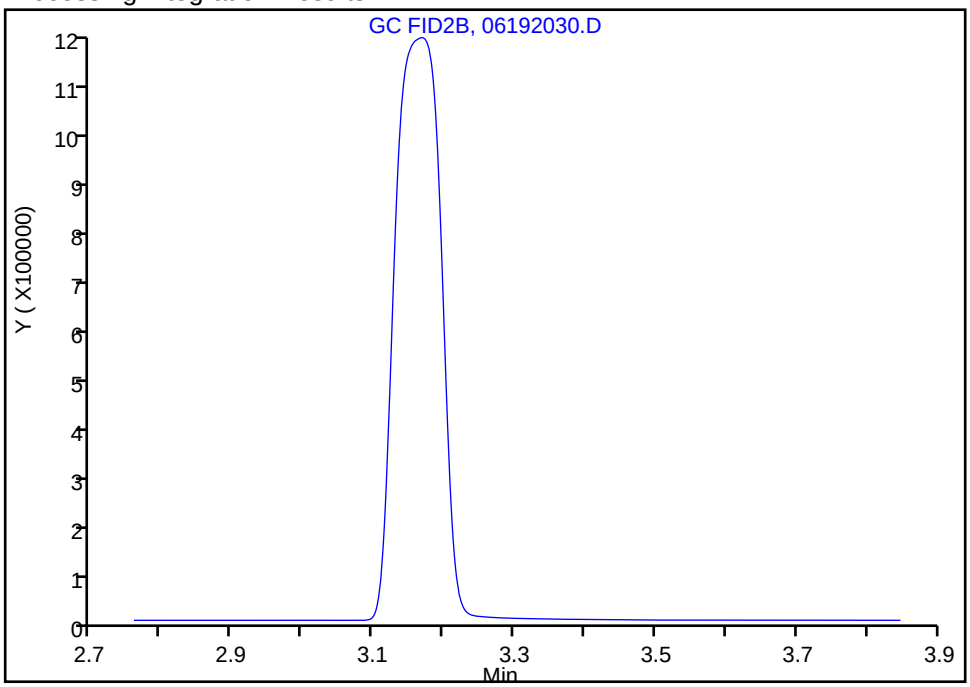

Manual Integration Results

RT: 3.17
Area: 4940297
Amount: 71.922960
Amount Units: ug/l

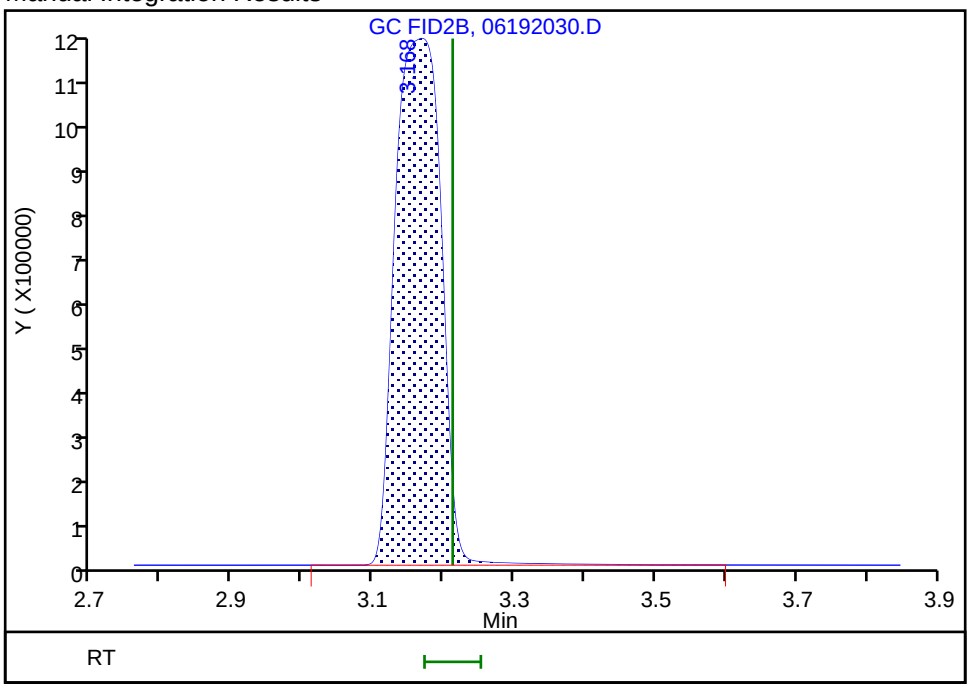

Reviewer: meierg, 23-Jun-2020 14:06:18
Audit Action: Assigned Compound ID Audit Reason: Peak not integrated

Manual Integration/User Assign Peak Report

Eurofins TestAmerica, Denver

Data File:	\\chromfs\Denver\ChromData\VGC_J\20200619-92578.b\06192030.D				
Injection Date:	20-Jun-2020 00:42:12	Instrument ID:	VGC_J		
Lims ID:	ccv				
Client ID:					
Operator ID:	gm	ALS Bottle#:	30	Worklist Smp#:	30
Purge Vol:	18.000 mL	Dil. Factor:	1.0000		
Method:	RSK_J	Limit Group:	GCV - RSK 175		
Column:	HP-PLOT/Q (0.53 mm)	Detector	GC FID2B		

4 Ethylene, CAS: 74-85-1

Signal: 2

Processing Integration Results

RT: 4.03
Area: 8740831
Amount: 182.3525
Amount Units: ug/l

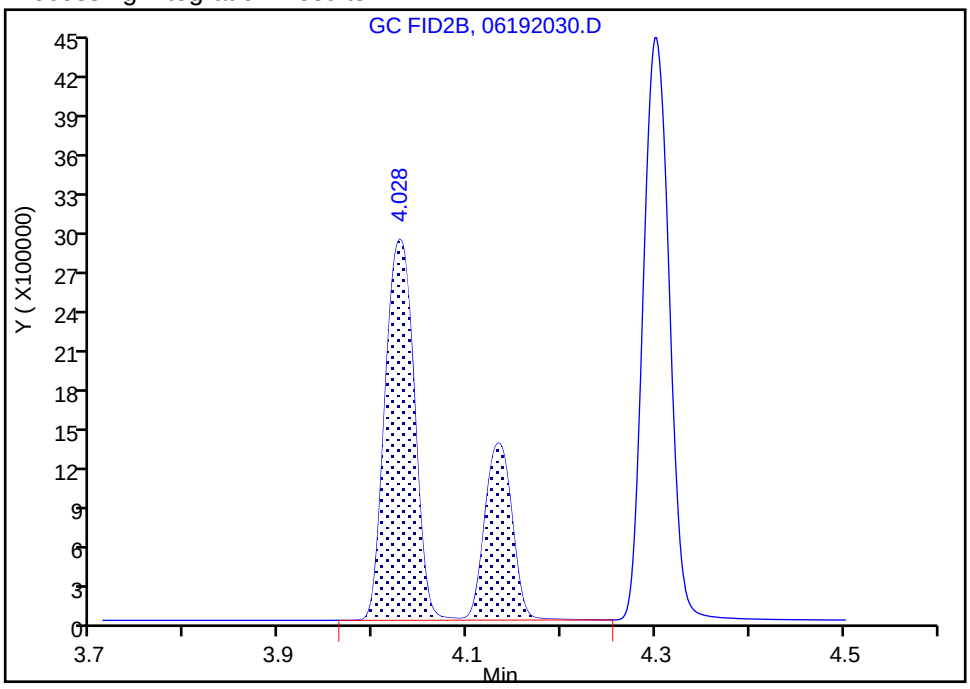

Manual Integration Results

RT: 4.03
Area: 5982678
Amount: 124.8115
Amount Units: ug/l

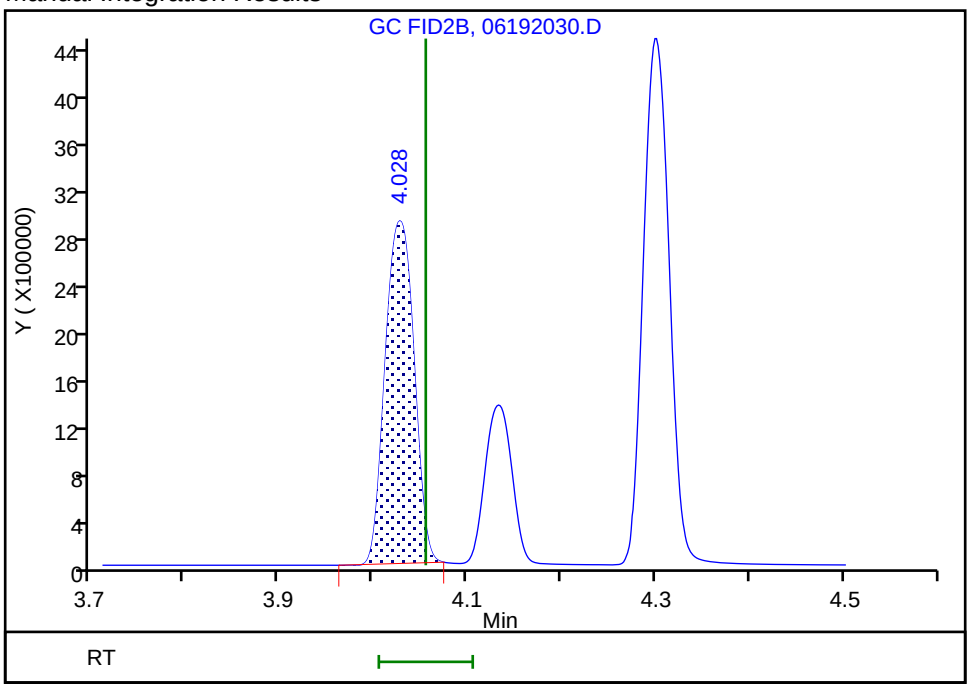

Reviewer: meierg, 23-Jun-2020 14:06:41

Audit Action: Manually Integrated Audit Reason: Shouldering

Manual Integration/User Assign Peak Report

Eurofins TestAmerica, Denver

Data File:	\\chromfs\Denver\ChromData\VGC_J\20200619-92578.b\06192030.D				
Injection Date:	20-Jun-2020 00:42:12	Instrument ID:	VGC_J		
Lims ID:	ccv				
Client ID:					
Operator ID:	gm	ALS Bottle#:	30	Worklist Smp#:	30
Purge Vol:	18.000 mL	Dil. Factor:	1.0000		
Method:	RSK_J	Limit Group:	GCV - RSK 175		
Column:	HP-PLOT/Q (0.53 mm)	Detector	GC FID2B		

6 Acetylene, CAS: 74-86-2

Signal: 2

Processing Integration Results

RT: 4.13
Area: 2573099
Amount: 119.0947
Amount Units: ug/l

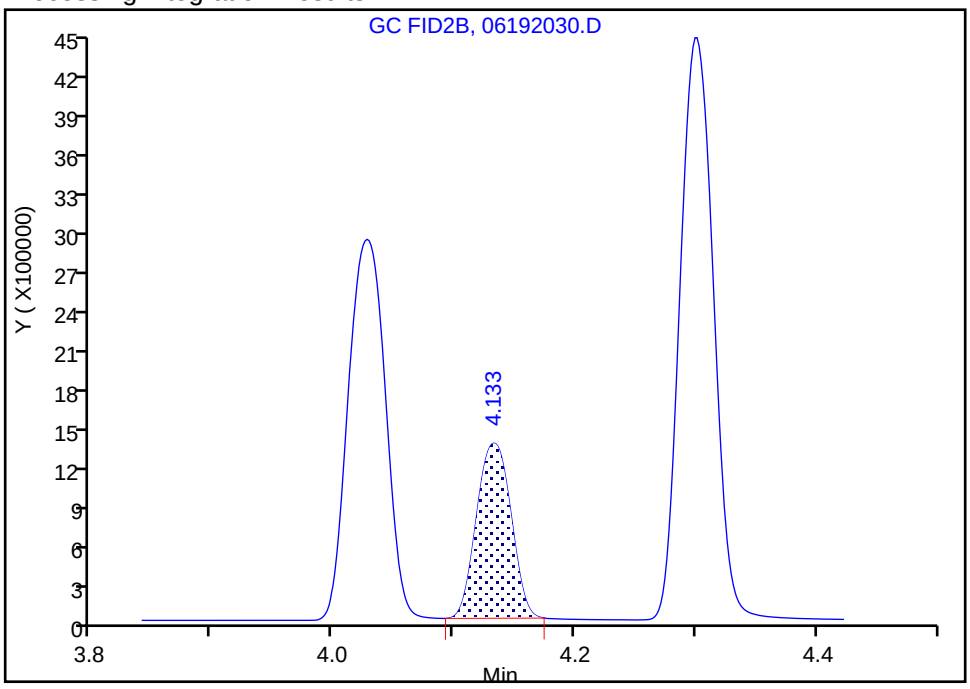

Manual Integration Results

RT: 4.13
Area: 2573099
Amount: 119.0947
Amount Units: ug/l

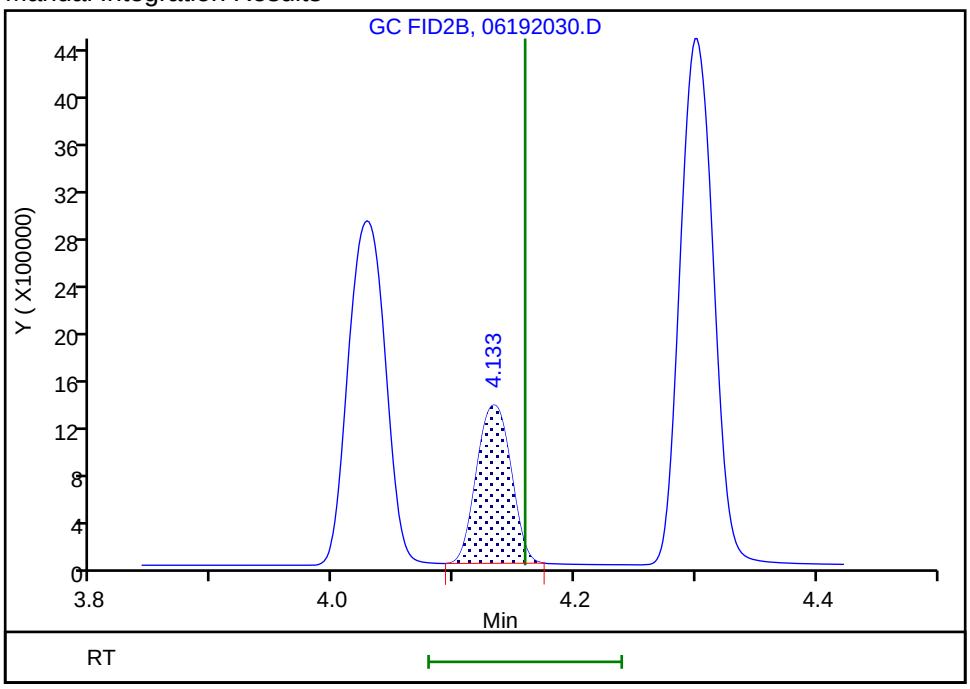

Reviewer: meierg, 23-Jun-2020 14:07:01

Audit Action: Manually Integrated/Assigned Compound ID Audit Reason: Shouldering

FORM VII
GC VOA CONTINUING CALIBRATION DATA

Lab Name: Eurofins TestAmerica, Denver Job No.: 280-137702-1

SDG No.:

Lab Sample ID: CCV 280-499435/40 Calibration Date: 06/20/2020 03:42

Instrument ID: VGC_J Calib Start Date: 05/16/2020 10:57

GC Column: Rt-Alumina KCl ID: 0.53(mm) Calib End Date: 05/16/2020 13:08

Lab File ID: 041F4101.D Conc. Units: ug/L Heated Purge: (Y/N) N

ANALYTE	CURVE TYPE	AVE CF	CF	MIN CF	CALC AMOUNT	SPIKE AMOUNT	%D	MAX %D
Methane	Lin2		142958		72.3	73.0	-1.0	20.0
Ethane	Ave	136043	137294		138	137	0.9	20.0
Ethylene	Ave	110213	110150		128	128	-0.0	20.0
Acetylene	Ave	34294	33597		116	119	-2.0	20.0

FORM VII
GC VOA CONTINUING CALIBRATION DATA

Lab Name: Eurofins TestAmerica, Denver Job No.: 280-137702-1

SDG No.:

Lab Sample ID: CCV 280-499668/40 Calibration Date: 06/20/2020 03:42

Instrument ID: VGC_J Calib Start Date: 05/16/2020 10:57

GC Column: Rt-Alumina KCl ID: 0.53(mm) Calib End Date: 05/16/2020 13:08

Lab File ID: 041F4101.D Conc. Units: ug/L Heated Purge: (Y/N) N

ANALYTE	CURVE TYPE	AVE CF	CF	MIN CF	CALC AMOUNT	SPIKE AMOUNT	%D	MAX %D
Methane	Lin2		142958		72.3	73.0	-1.0	20.0
Ethane	Ave	136043	137294		138	137	0.9	20.0
Ethylene	Ave	110213	110150		128	128	-0.0	20.0
Acetylene	Ave	34294	33597		116	119	-2.0	20.0

FORM VII
GC VOA CONTINUING CALIBRATION RETENTION TIME SUMMARY

Lab Name: Eurofins TestAmerica, Denver Job No.: 280-137702-1

SDG No.:

Lab Sample ID: CCV 280-499435/40 Calibration Date: 06/20/2020 03:42

Instrument ID: VGC_J Calib Start Date: 05/16/2020 10:57

GC Column: Rt-Alumina KCl ID: 0.53(mm) Calib End Date: 05/16/2020 13:08

Lab File ID: 041F4101.D Heated Purge: (Y/N) N

Analyte	RT	RT WINDOW	
		FROM	TO
Methane	1.25	1.22	1.30
Ethane	1.51	1.47	1.57
Ethylene	1.80	1.75	1.85
Acetylene	3.96	3.88	4.04

FORM VII
GC VOA CONTINUING CALIBRATION RETENTION TIME SUMMARY

Lab Name: Eurofins TestAmerica, Denver Job No.: 280-137702-1

SDG No.:

Lab Sample ID: CCV 280-499668/40 Calibration Date: 06/20/2020 03:42

Instrument ID: VGC_J Calib Start Date: 05/16/2020 10:57

GC Column: Rt-Alumina KCl ID: 0.53(mm) Calib End Date: 05/16/2020 13:08

Lab File ID: 041F4101.D Heated Purge: (Y/N) N

Analyte	RT	RT WINDOW	
		FROM	TO
Methane	1.25	1.22	1.30
Ethane	1.51	1.47	1.57
Ethylene	1.80	1.75	1.85
Acetylene	3.96	3.88	4.04

Eurofins TestAmerica, Denver
Target Compound Quantitation Report

Data File: \\chromfs\Denver\ChromData\VGC_J\20200619-92578.b\041F4101.D
Lims ID: ccv
Client ID:
Sample Type: CCV
Inject. Date: 20-Jun-2020 03:42:24 ALS Bottle#: 41 Worklist Smp#: 40
Purge Vol: 18.000 mL Dil. Factor: 1.0000
Sample Info: ccv
Operator ID: gm Instrument ID: VGC_J
Sublist: chrom-RSK_J*sub5

Method: \\chromfs\Denver\ChromData\VGC_J\20200619-92578.b\RSK_J.m
Limit Group: GCV - RSK 175
Method Label: DV-GC-0025: Dissolved Gases in Water by RSK-175
Last Update: 23-Jun-2020 14:36:10 Calib Date: 16-May-2020 13:08:56
Integrator: Falcon
Quant Method: External Standard Quant By: Initial Calibration
Last ICal File: \\chromfs\Denver\ChromData\VGC_J\20200516-91574.b\009F0901.D

Column 1 : Rt-Alumina BOND/KCl (0.53 mm) Det: GC FID1A
Column 2 : HP-PLOT/Q (0.53 mm) Det: GC FID2B
Process Host: CTX1049

First Level Reviewer: meierg Date: 23-Jun-2020 14:35:26

Col	RT (min.)	Exp RT (min.)	Dlt RT (min.)	Response	Cal Amt ug/l	OnCol Amt ug/l	Flags
2 Methane							
1	1.254	1.262	-0.008	10436423	73.0	72.3	
2	3.175	3.212	-0.037	4972823	73.0	72.4	
						RPD = 0.18	
3 Ethane							
1	1.513	1.522	-0.009	18789505	136.9	138.1	
2	4.306	4.325	-0.019	8406789	136.9	137.7	
						RPD = 0.31	
4 Ethylene							Ma
1	1.796	1.802	-0.006	14062528	127.7	127.6	
2	4.033	4.055	-0.022	6141914	127.7	128.1	M
						RPD = 0.42	
5 Propane							
1	2.493	2.505	-0.012	28397747	200.7	198.2	
2	5.926	5.935	-0.009	12654822	200.7	202.1	
						RPD = 1.91	
6 Acetylene							Ma
1	3.963	3.960	0.003	3982042	118.5	116.1	
2	4.138	4.159	-0.021	2609285	118.5	120.8	M
						RPD = 3.93	
7 Butane							
1	4.244	4.252	-0.008	33514634	264.5	254.1	
2	7.371	7.375	-0.004	16172866	264.5	253.6	
						RPD = 0.19	
8 isobutylene							
1	5.149	5.152	-0.003	21993627	255.4	246.4	
2	7.223	7.229	-0.006	10266288	255.4	247.0	
						RPD = 0.27	

QC Flag Legend

Review Flags

M - Manually Integrated

a - User Assigned ID

Reagents:

RSK7gasMathes_00031 Amount Added: 200.00 Units: uL

Eurofins TestAmerica, Denver
Target Compound Quantitation Report

Data File: \\chromfs\Denver\ChromData\VGC_J\20200619-92578.b\041F4101.D
Lims ID: ccv
Client ID:
Sample Type: CCV
Inject. Date: 20-Jun-2020 03:42:24 ALS Bottle#: 41 Worklist Smp#: 40
Purge Vol: 18.000 mL Dil. Factor: 1.0000
Sample Info: ccv
Operator ID: gm Instrument ID: VGC_J
Sublist: chrom-RSK_J*sub5

Method: \\chromfs\Denver\ChromData\VGC_J\20200619-92578.b\RSK_J.m
Limit Group: GCV - RSK 175
Method Label: DV-GC-0025: Dissolved Gases in Water by RSK-175
Last Update: 23-Jun-2020 14:36:10 Calib Date: 16-May-2020 13:08:56
Integrator: Falcon
Quant Method: External Standard Quant By: Initial Calibration
Last ICal File: \\chromfs\Denver\ChromData\VGC_J\20200516-91574.b\009F0901.D

Column 1 : Rt-Alumina BOND/KCl (0.53 mm) Det: GC FID1A
Column 2 : HP-PLOT/Q (0.53 mm) Det: GC FID2B
Process Host: CTX1049

First Level Reviewer: meierg Date: 23-Jun-2020 14:35:26

Col	RT (min.)	Exp RT (min.)	Dlt RT (min.)	Response	Cal Amt ug/l	OnCol Amt ug/l	Flags
2 Methane							
1	1.254	1.262	-0.008	10436423	73.0	72.3	
2	3.175	3.212	-0.037	4972823	73.0	72.4	
						RPD = 0.18	
3 Ethane							
1	1.513	1.522	-0.009	18789505	136.9	138.1	
2	4.306	4.325	-0.019	8406789	136.9	137.7	
						RPD = 0.31	
4 Ethylene							Ma
1	1.796	1.802	-0.006	14062528	127.7	127.6	
2	4.033	4.055	-0.022	6141914	127.7	128.1	M
						RPD = 0.42	
5 Propane							
1	2.493	2.505	-0.012	28397747	200.7	198.2	
2	5.926	5.935	-0.009	12654822	200.7	202.1	
						RPD = 1.91	
6 Acetylene							Ma
1	3.963	3.960	0.003	3982042	118.5	116.1	
2	4.138	4.159	-0.021	2609285	118.5	120.8	M
						RPD = 3.93	
7 Butane							
1	4.244	4.252	-0.008	33514634	264.5	254.1	
2	7.371	7.375	-0.004	16172866	264.5	253.6	
						RPD = 0.19	
8 isobutylene							
1	5.149	5.152	-0.003	21993627	255.4	246.4	
2	7.223	7.229	-0.006	10266288	255.4	247.0	
						RPD = 0.27	

QC Flag Legend

Review Flags

M - Manually Integrated

a - User Assigned ID

Reagents:

RSK7gasMathes_00031 Amount Added: 200.00 Units: uL

Report Date: 23-Jun-2020 14:36:11 Chrom Revision: 2.3 21-Jun-2020 18:30:46

Eurofins TestAmerica, Denver

Data File: \\chromfs\Denver\ChromData\VGC_J\20200619-92578.b\041F4101.D

Injection Date:	20-Jun-2020 03:42:24	Instrument ID:	VGC_J	Operator ID:	gm
Lims ID:	ccv			Worklist Smp#:	40
Client ID:					
Purge Vol:	18.000 mL	Dil. Factor:	1.0000	ALS Bottle#:	41
Method:	RSK_J	Limit Group:	GCV - RSK 175		

Column: Rt-Alumina BOND/KCl (0.53 mm) Y Scaling: Method Defined: Scale to the Nth Largest Target: 1

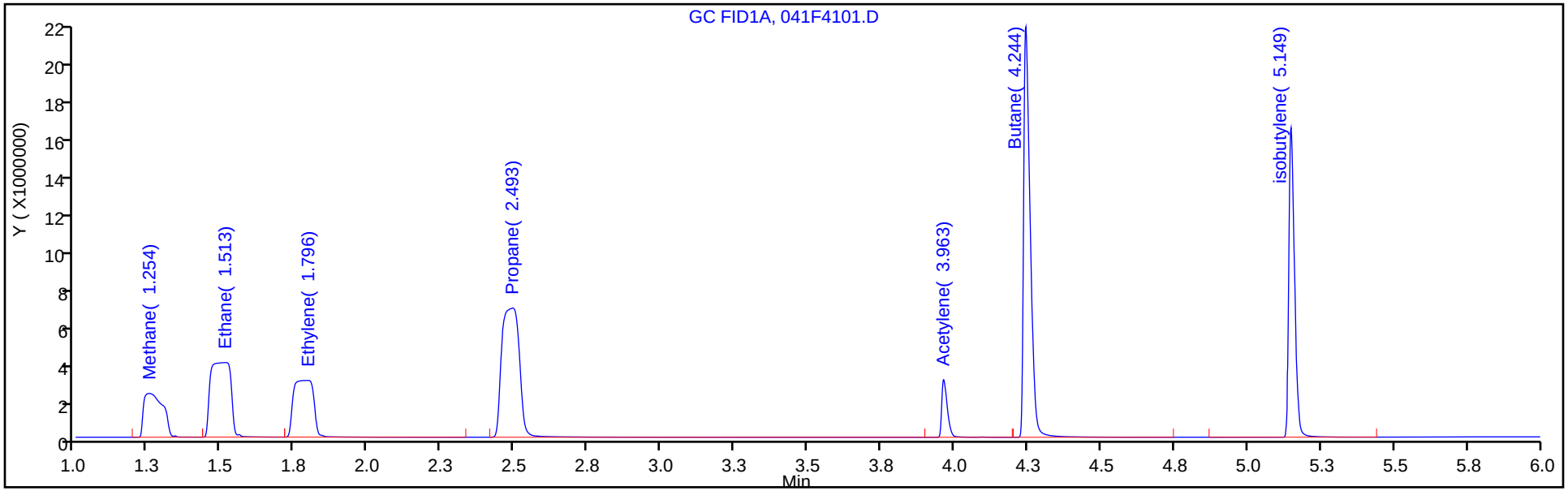

Column: HP-PLOT/Q (0.53 mm) Y Scaling: Method Defined: Scale to the Nth Largest Target: 1

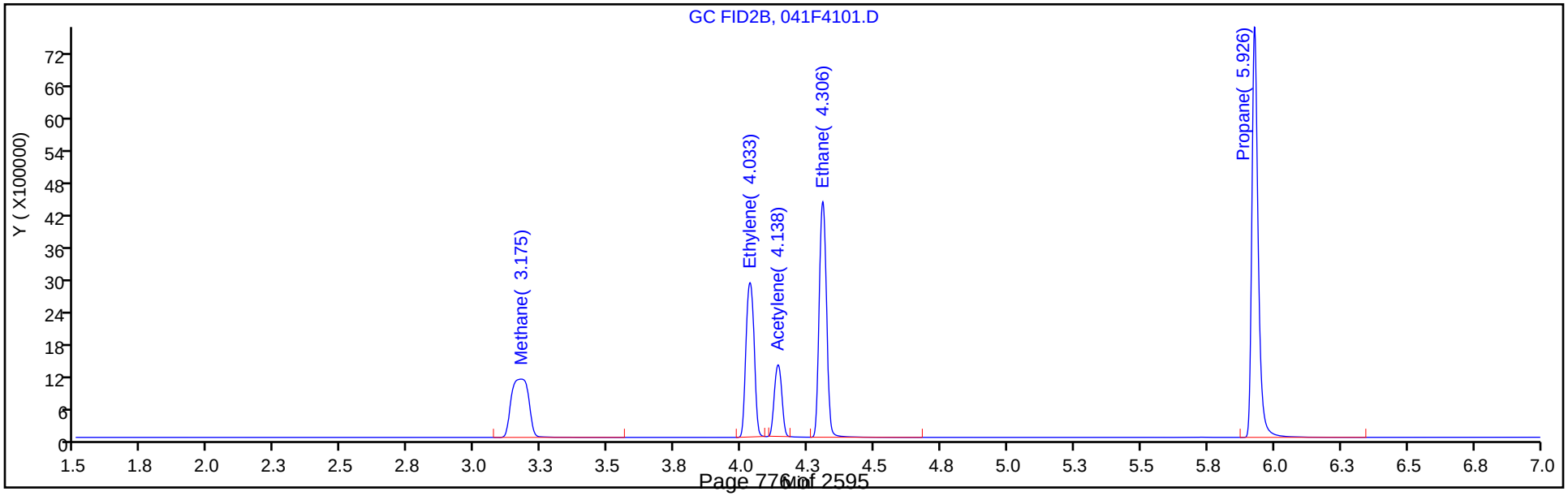

Report Date: 23-Jun-2020 14:36:11 Chrom Revision: 2.3 21-Jun-2020 18:30:46

Eurofins TestAmerica, Denver

Data File: \\chromfs\Denver\ChromData\VGC_J\20200619-92578.b\041F4101.D

Injection Date:	20-Jun-2020 03:42:24	Instrument ID:	VGC_J	Operator ID:	gm
Lims ID:	ccv			Worklist Smp#:	40
Client ID:					
Purge Vol:	18.000 mL	Dil. Factor:	1.0000	ALS Bottle#:	41
Method:	RSK_J	Limit Group:	GCV - RSK 175		

Column: Rt-Alumina BOND/KCl (0.53 mm) Y Scaling: Method Defined: Scale to the Nth Largest Target: 1

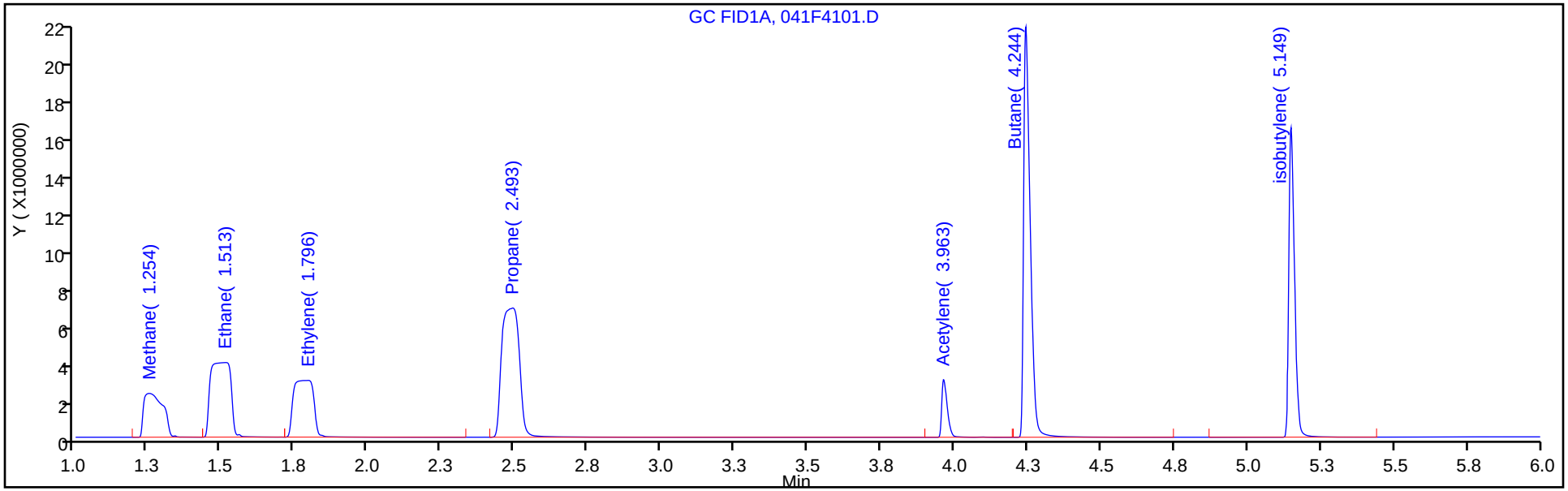

Column: HP-PLOT/Q (0.53 mm) Y Scaling: Method Defined: Scale to the Nth Largest Target: 1

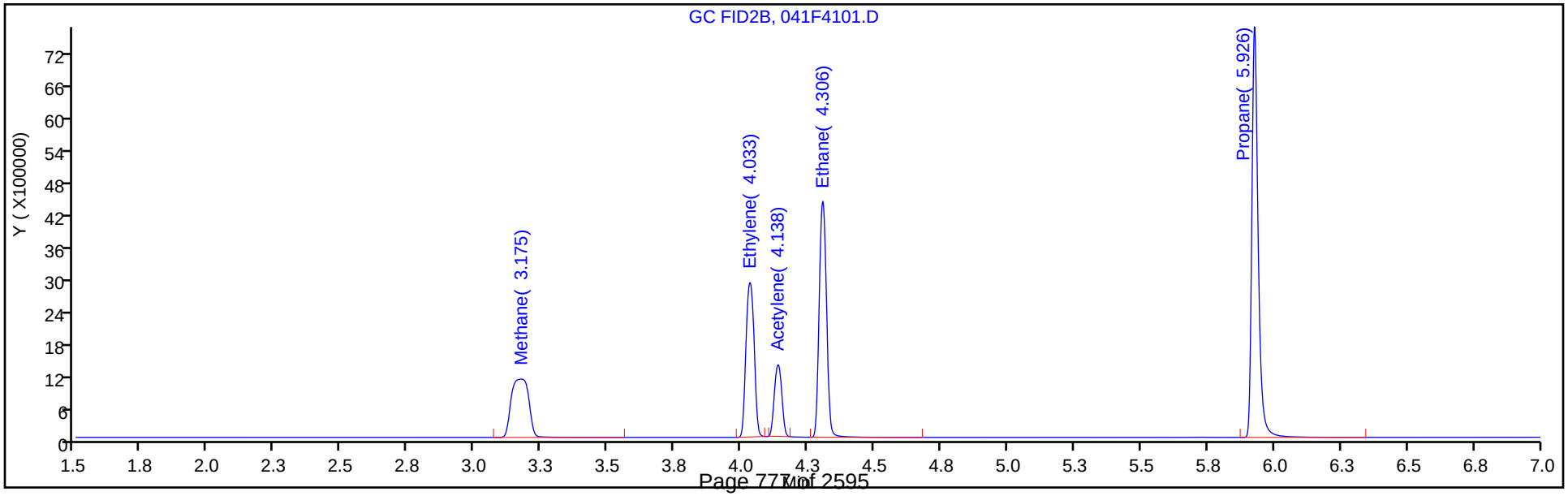

FORM VII
GC VOA CONTINUING CALIBRATION DATA

Lab Name: Eurofins TestAmerica, Denver Job No.: 280-137702-1

SDG No.:

Lab Sample ID: CCV 280-499435/40 Calibration Date: 06/20/2020 03:42

Instrument ID: VGC_J Calib Start Date: 05/16/2020 10:57

GC Column: HP-Plot Q ID: 0.53(mm) Calib End Date: 05/16/2020 13:08

Lab File ID: 041F4101.D Conc. Units: ug/L Heated Purge: (Y/N) N

ANALYTE	CURVE TYPE	AVE CF	CF	MIN CF	CALC AMOUNT	SPIKE AMOUNT	%D	MAX %D
Methane	Lin2		68118		72.4	73.0	-0.8	20.0
Ethylene	Ave	47934	48109		128	128	0.4	20.0
Acetylene	Ave	21605	22015		121	119	1.9	20.0
Ethane	Ave	61056	61428		138	137	0.6	20.0

FORM VII
GC VOA CONTINUING CALIBRATION DATA

Lab Name: Eurofins TestAmerica, Denver Job No.: 280-137702-1

SDG No.:

Lab Sample ID: CCV 280-499668/40 Calibration Date: 06/20/2020 03:42

Instrument ID: VGC_J Calib Start Date: 05/16/2020 10:57

GC Column: HP-Plot Q ID: 0.53(mm) Calib End Date: 05/16/2020 13:08

Lab File ID: 041F4101.D Conc. Units: ug/L Heated Purge: (Y/N) N

ANALYTE	CURVE TYPE	AVE CF	CF	MIN CF	CALC AMOUNT	SPIKE AMOUNT	%D	MAX %D
Methane	Lin2		68118		72.4	73.0	-0.8	20.0
Ethylene	Ave	47934	48109		128	128	0.4	20.0
Acetylene	Ave	21605	22015		121	119	1.9	20.0
Ethane	Ave	61056	61428		138	137	0.6	20.0

FORM VII
GC VOA CONTINUING CALIBRATION RETENTION TIME SUMMARY

Lab Name: Eurofins TestAmerica, Denver Job No.: 280-137702-1

SDG No.:

Lab Sample ID: CCV 280-499435/40 Calibration Date: 06/20/2020 03:42

Instrument ID: VGC_J Calib Start Date: 05/16/2020 10:57

GC Column: HP-Plot Q ID: 0.53(mm) Calib End Date: 05/16/2020 13:08

Lab File ID: 041F4101.D Heated Purge: (Y/N) N

Analyte	RT	RT WINDOW	
		FROM	TO
Methane	3.18	3.17	3.25
Ethylene	4.03	4.01	4.11
Acetylene	4.14	4.08	4.24
Ethane	4.31	4.28	4.38

FORM VII
GC VOA CONTINUING CALIBRATION RETENTION TIME SUMMARY

Lab Name: Eurofins TestAmerica, Denver Job No.: 280-137702-1

SDG No.:

Lab Sample ID: CCV 280-499668/40 Calibration Date: 06/20/2020 03:42

Instrument ID: VGC_J Calib Start Date: 05/16/2020 10:57

GC Column: HP-Plot Q ID: 0.53(mm) Calib End Date: 05/16/2020 13:08

Lab File ID: 041F4101.D Heated Purge: (Y/N) N

Analyte	RT	RT WINDOW	
		FROM	TO
Methane	3.18	3.17	3.25
Ethylene	4.03	4.01	4.11
Acetylene	4.14	4.08	4.24
Ethane	4.31	4.28	4.38

Eurofins TestAmerica, Denver
Target Compound Quantitation Report

Data File: \\chromfs\Denver\ChromData\VGC_J\20200619-92578.b\041F4101.D
Lims ID: ccv
Client ID:
Sample Type: CCV
Inject. Date: 20-Jun-2020 03:42:24 ALS Bottle#: 41 Worklist Smp#: 40
Purge Vol: 18.000 mL Dil. Factor: 1.0000
Sample Info: ccv
Operator ID: gm Instrument ID: VGC_J
Sublist: chrom-RSK_J*sub5

Method: \\chromfs\Denver\ChromData\VGC_J\20200619-92578.b\RSK_J.m
Limit Group: GCV - RSK 175
Method Label: DV-GC-0025: Dissolved Gases in Water by RSK-175
Last Update: 23-Jun-2020 14:36:10 Calib Date: 16-May-2020 13:08:56
Integrator: Falcon
Quant Method: External Standard Quant By: Initial Calibration
Last ICal File: \\chromfs\Denver\ChromData\VGC_J\20200516-91574.b\009F0901.D

Column 1 : Rt-Alumina BOND/KCl (0.53 mm) Det: GC FID1A
Column 2 : HP-PLOT/Q (0.53 mm) Det: GC FID2B
Process Host: CTX1049

First Level Reviewer: meierg Date: 23-Jun-2020 14:35:26

Col	RT (min.)	Exp RT (min.)	Dlt RT (min.)	Response	Cal Amt ug/l	OnCol Amt ug/l	Flags
2 Methane							
1	1.254	1.262	-0.008	10436423	73.0	72.3	
2	3.175	3.212	-0.037	4972823	73.0	72.4	
						RPD = 0.18	
3 Ethane							
1	1.513	1.522	-0.009	18789505	136.9	138.1	
2	4.306	4.325	-0.019	8406789	136.9	137.7	
						RPD = 0.31	
4 Ethylene							Ma
1	1.796	1.802	-0.006	14062528	127.7	127.6	
2	4.033	4.055	-0.022	6141914	127.7	128.1	M
						RPD = 0.42	
5 Propane							
1	2.493	2.505	-0.012	28397747	200.7	198.2	
2	5.926	5.935	-0.009	12654822	200.7	202.1	
						RPD = 1.91	
6 Acetylene							Ma
1	3.963	3.960	0.003	3982042	118.5	116.1	
2	4.138	4.159	-0.021	2609285	118.5	120.8	M
						RPD = 3.93	
7 Butane							
1	4.244	4.252	-0.008	33514634	264.5	254.1	
2	7.371	7.375	-0.004	16172866	264.5	253.6	
						RPD = 0.19	
8 isobutylene							
1	5.149	5.152	-0.003	21993627	255.4	246.4	
2	7.223	7.229	-0.006	10266288	255.4	247.0	
						RPD = 0.27	

QC Flag Legend

Review Flags

M - Manually Integrated

a - User Assigned ID

Reagents:

RSK7gasMathes_00031 Amount Added: 200.00 Units: uL

Eurofins TestAmerica, Denver
Target Compound Quantitation Report

Data File: \\chromfs\Denver\ChromData\VGC_J\20200619-92578.b\041F4101.D
Lims ID: ccv
Client ID:
Sample Type: CCV
Inject. Date: 20-Jun-2020 03:42:24 ALS Bottle#: 41 Worklist Smp#: 40
Purge Vol: 18.000 mL Dil. Factor: 1.0000
Sample Info: ccv
Operator ID: gm Instrument ID: VGC_J
Sublist: chrom-RSK_J*sub5

Method: \\chromfs\Denver\ChromData\VGC_J\20200619-92578.b\RSK_J.m
Limit Group: GCV - RSK 175
Method Label: DV-GC-0025: Dissolved Gases in Water by RSK-175
Last Update: 23-Jun-2020 14:36:10 Calib Date: 16-May-2020 13:08:56
Integrator: Falcon
Quant Method: External Standard Quant By: Initial Calibration
Last ICal File: \\chromfs\Denver\ChromData\VGC_J\20200516-91574.b\009F0901.D

Column 1 : Rt-Alumina BOND/KCl (0.53 mm) Det: GC FID1A
Column 2 : HP-PLOT/Q (0.53 mm) Det: GC FID2B
Process Host: CTX1049

First Level Reviewer: meierg Date: 23-Jun-2020 14:35:26

Col	RT (min.)	Exp RT (min.)	Dlt RT (min.)	Response	Cal Amt ug/l	OnCol Amt ug/l	Flags
2 Methane							
1	1.254	1.262	-0.008	10436423	73.0	72.3	
2	3.175	3.212	-0.037	4972823	73.0	72.4	
						RPD = 0.18	
3 Ethane							
1	1.513	1.522	-0.009	18789505	136.9	138.1	
2	4.306	4.325	-0.019	8406789	136.9	137.7	
						RPD = 0.31	
4 Ethylene							Ma
1	1.796	1.802	-0.006	14062528	127.7	127.6	
2	4.033	4.055	-0.022	6141914	127.7	128.1	M
						RPD = 0.42	
5 Propane							
1	2.493	2.505	-0.012	28397747	200.7	198.2	
2	5.926	5.935	-0.009	12654822	200.7	202.1	
						RPD = 1.91	
6 Acetylene							Ma
1	3.963	3.960	0.003	3982042	118.5	116.1	
2	4.138	4.159	-0.021	2609285	118.5	120.8	M
						RPD = 3.93	
7 Butane							
1	4.244	4.252	-0.008	33514634	264.5	254.1	
2	7.371	7.375	-0.004	16172866	264.5	253.6	
						RPD = 0.19	
8 isobutylene							
1	5.149	5.152	-0.003	21993627	255.4	246.4	
2	7.223	7.229	-0.006	10266288	255.4	247.0	
						RPD = 0.27	

QC Flag Legend

Review Flags

M - Manually Integrated

a - User Assigned ID

Reagents:

RSK7gasMathes_00031 Amount Added: 200.00 Units: uL

Report Date: 23-Jun-2020 14:36:11 Chrom Revision: 2.3 21-Jun-2020 18:30:46

Eurofins TestAmerica, Denver

Data File: \\chromfs\Denver\ChromData\VGC_J\20200619-92578.b\041F4101.D

Injection Date:	20-Jun-2020 03:42:24	Instrument ID:	VGC_J	Operator ID:	gm
Lims ID:	ccv			Worklist Smp#:	40
Client ID:					
Purge Vol:	18.000 mL	Dil. Factor:	1.0000	ALS Bottle#:	41
Method:	RSK_J	Limit Group:	GCV - RSK 175		

Column: Rt-Alumina BOND/KCl (0.53 mm) Y Scaling: Method Defined: Scale to the Nth Largest Target: 1

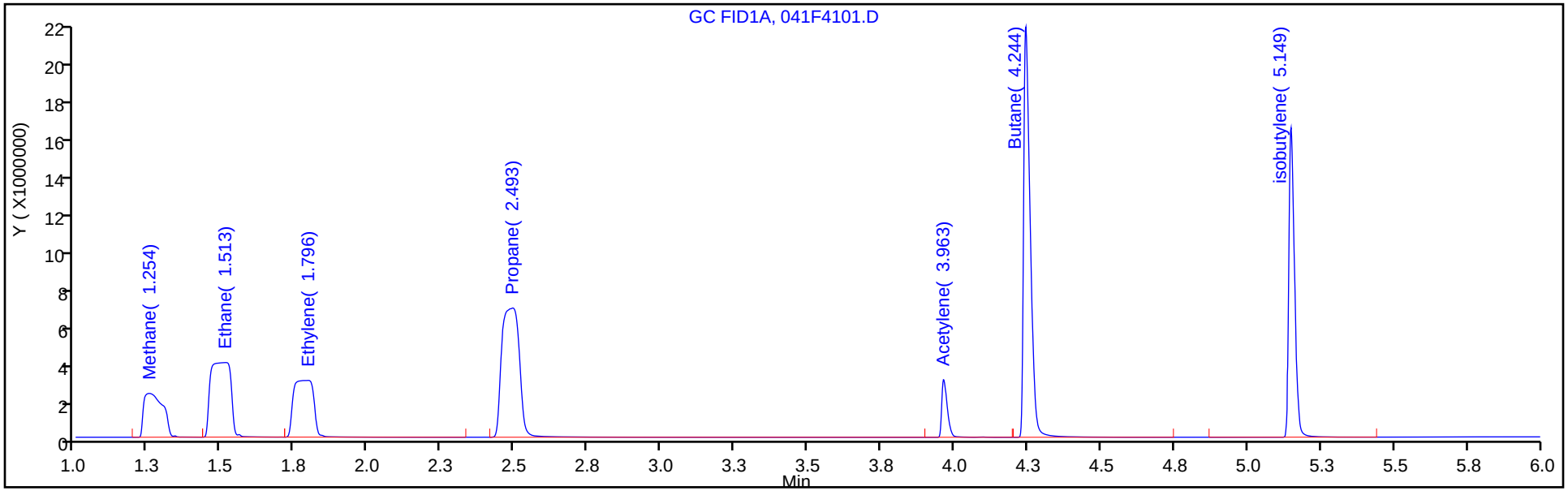

Column: HP-PLOT/Q (0.53 mm) Y Scaling: Method Defined: Scale to the Nth Largest Target: 1

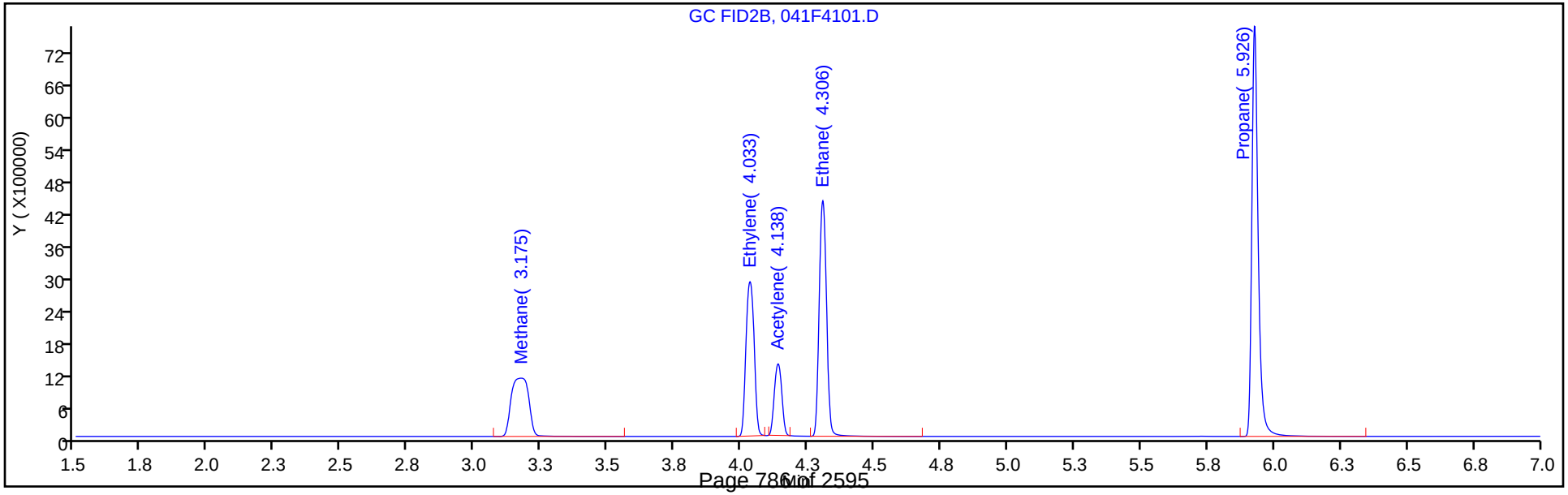

Report Date: 23-Jun-2020 14:36:11 Chrom Revision: 2.3 21-Jun-2020 18:30:46

Eurofins TestAmerica, Denver

Data File: \\chromfs\Denver\ChromData\VGC_J\20200619-92578.b\041F4101.D

Injection Date:	20-Jun-2020 03:42:24	Instrument ID:	VGC_J	Operator ID:	gm
Lims ID:	ccv			Worklist Smp#:	40
Client ID:					
Purge Vol:	18.000 mL	Dil. Factor:	1.0000	ALS Bottle#:	41
Method:	RSK_J	Limit Group:	GCV - RSK 175		

Column: Rt-Alumina BOND/KCl (0.53 mm) Y Scaling: Method Defined: Scale to the Nth Largest Target: 1

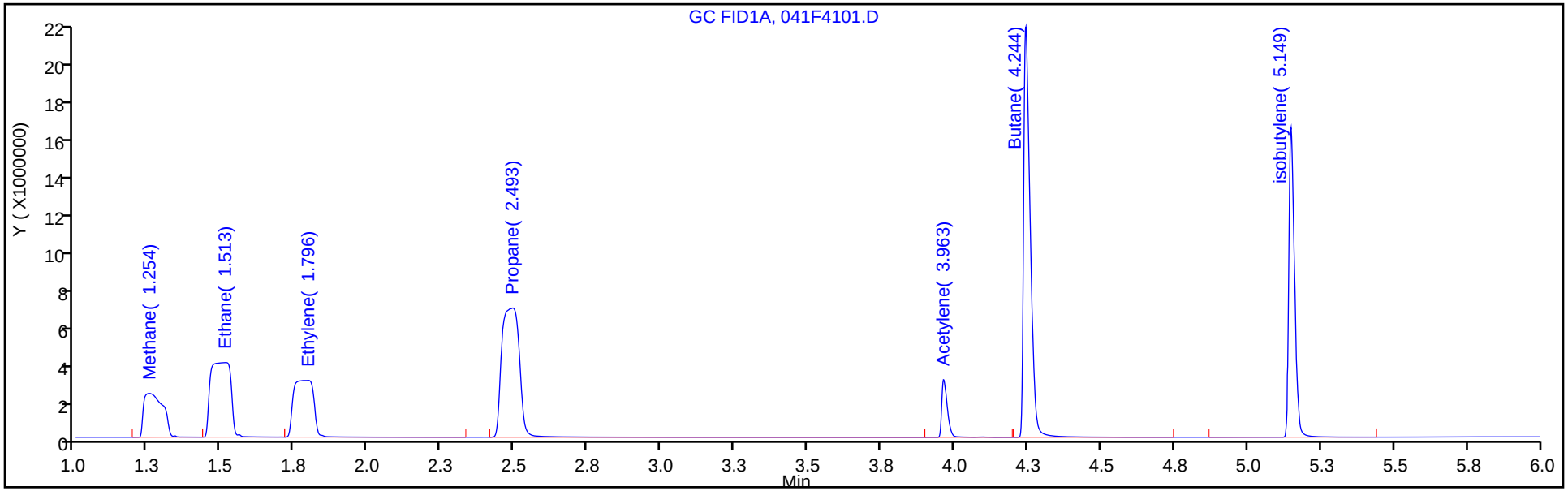

Column: HP-PLOT/Q (0.53 mm) Y Scaling: Method Defined: Scale to the Nth Largest Target: 1

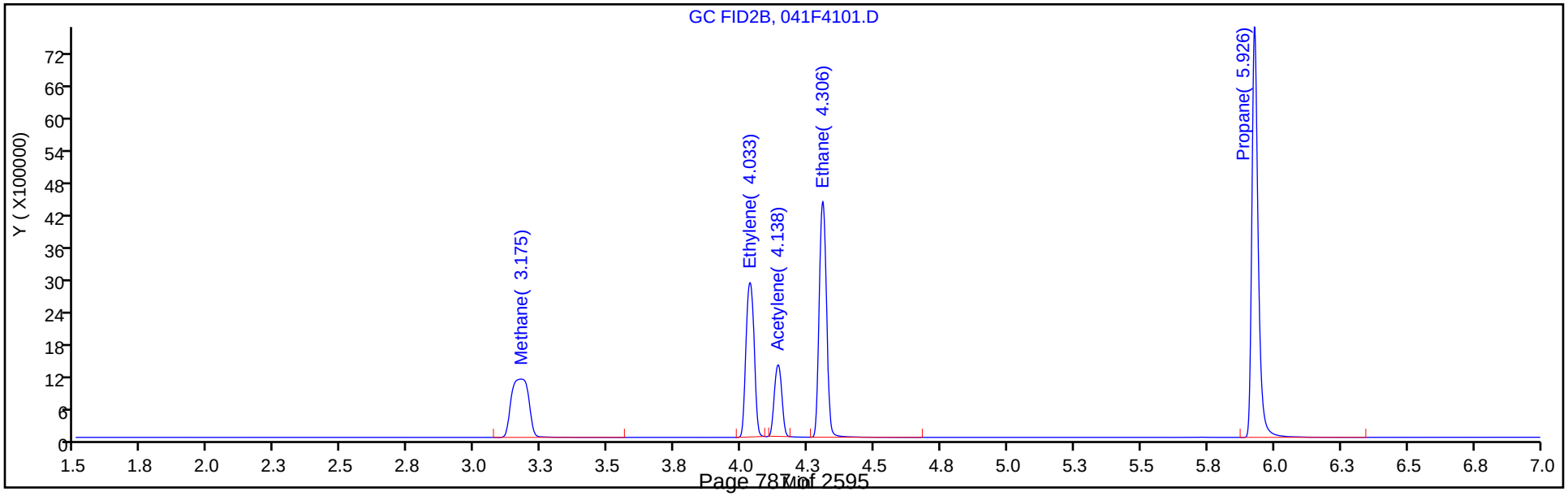

Manual Integration/User Assign Peak Report

Eurofins TestAmerica, Denver

Data File:	\\chromfs\Denver\ChromData\VGC_J\20200619-92578.b\041F4101.D				
Injection Date:	20-Jun-2020 03:42:24	Instrument ID:	VGC_J		
Lims ID:	ccv				
Client ID:					
Operator ID:	gm	ALS Bottle#:	41	Worklist Smp#:	40
Purge Vol:	18.000 mL	Dil. Factor:	1.0000		
Method:	RSK_J	Limit Group:	GCV - RSK 175		
Column:	HP-PLOT/Q (0.53 mm)	Detector	GC FID2B		

4 Ethylene, CAS: 74-85-1

Signal: 2

Processing Integration Results

RT: 4.03
Area: 6157742
Amount: 128.4637
Amount Units: ug/l

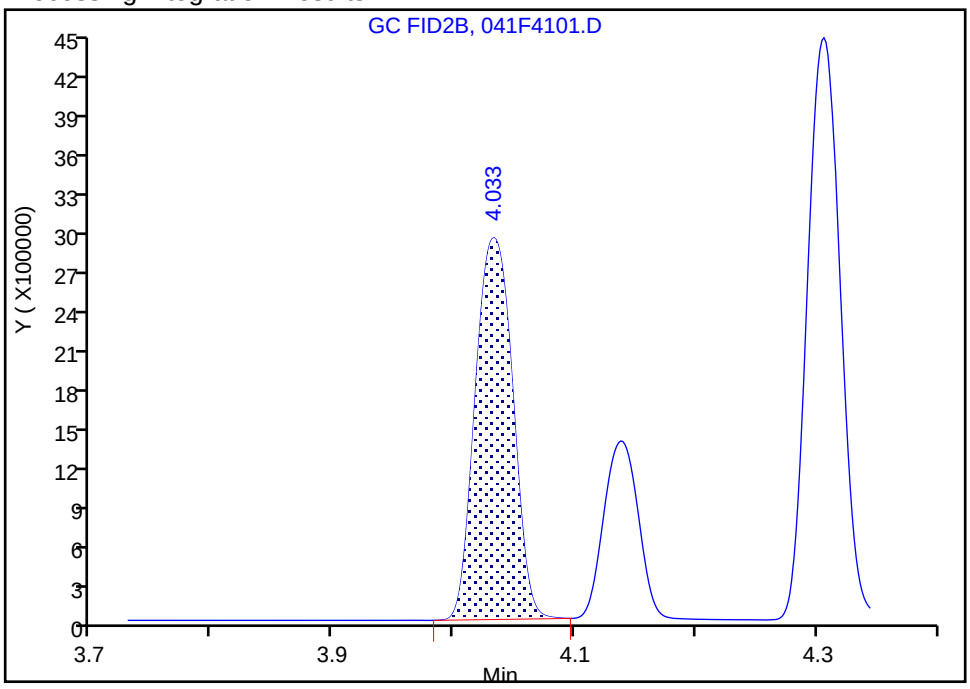

Manual Integration Results

RT: 4.03
Area: 6141914
Amount: 128.1335
Amount Units: ug/l

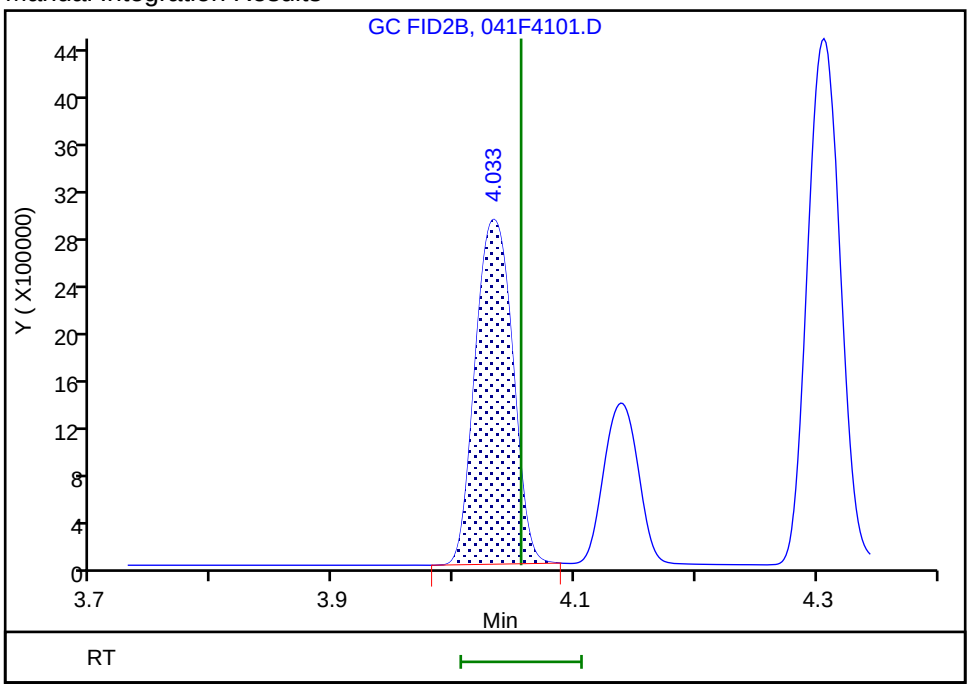

Reviewer: meierg, 23-Jun-2020 14:35:10
Audit Action: Manually Integrated/Assigned Compound ID Audit Reason: Shouldering

Manual Integration/User Assign Peak Report

Eurofins TestAmerica, Denver

Data File:	\\chromfs\Denver\ChromData\VGC_J\20200619-92578.b\041F4101.D				
Injection Date:	20-Jun-2020 03:42:24	Instrument ID:	VGC_J		
Lims ID:	ccv				
Client ID:					
Operator ID:	gm	ALS Bottle#:	41	Worklist Smp#:	40
Purge Vol:	18.000 mL	Dil. Factor:	1.0000		
Method:	RSK_J	Limit Group:	GCV - RSK 175		
Column:	HP-PLOT/Q (0.53 mm)	Detector	GC FID2B		

4 Ethylene, CAS: 74-85-1

Signal: 2

Processing Integration Results

RT: 4.03
Area: 6157742
Amount: 128.4637
Amount Units: ug/l

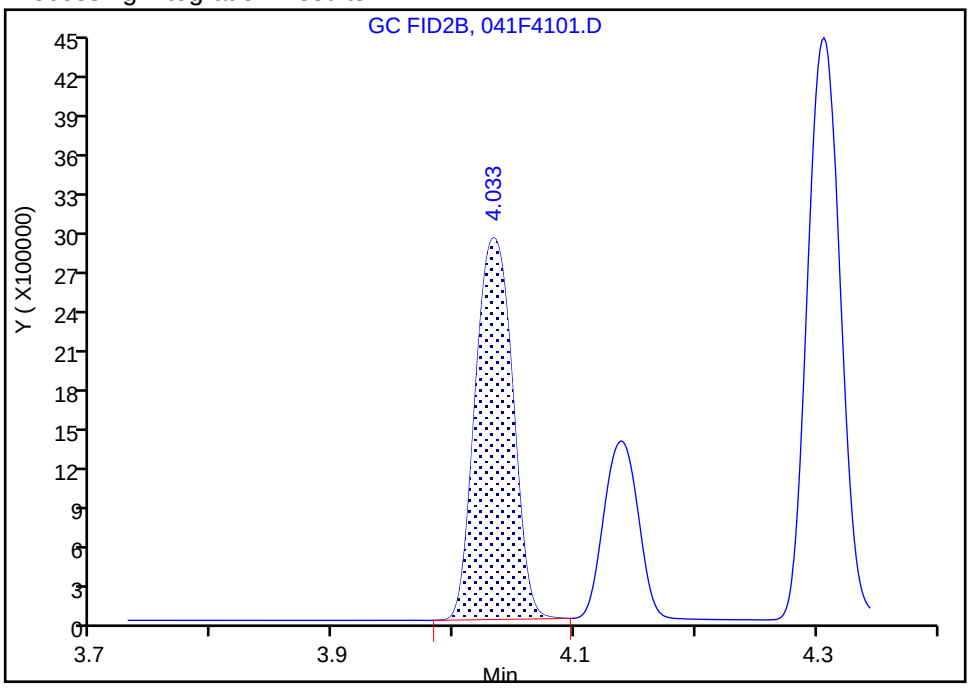

Manual Integration Results

RT: 4.03
Area: 6141914
Amount: 128.1335
Amount Units: ug/l

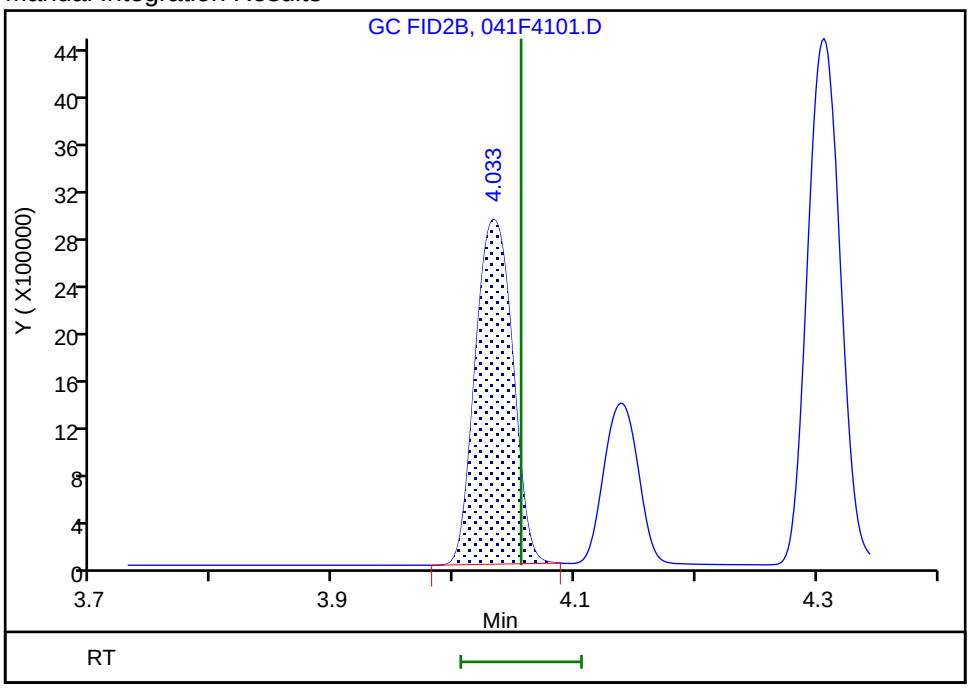

Reviewer: meierg, 23-Jun-2020 14:35:10
Audit Action: Manually Integrated/Assigned Compound ID Audit Reason: Shouldering

Manual Integration/User Assign Peak Report

Eurofins TestAmerica, Denver

Data File:	\\chromfs\Denver\ChromData\VGC_J\20200619-92578.b\041F4101.D				
Injection Date:	20-Jun-2020 03:42:24	Instrument ID:	VGC_J		
Lims ID:	ccv				
Client ID:					
Operator ID:	gm	ALS Bottle#:	41	Worklist Smp#:	40
Purge Vol:	18.000 mL	Dil. Factor:	1.0000		
Method:	RSK_J	Limit Group:	GCV - RSK 175		
Column:	HP-PLOT/Q (0.53 mm)	Detector	GC FID2B		

6 Acetylene, CAS: 74-86-2

Signal: 2

Processing Integration Results

RT: 4.14
Area: 8912876
Amount: 412.5282
Amount Units: ug/l

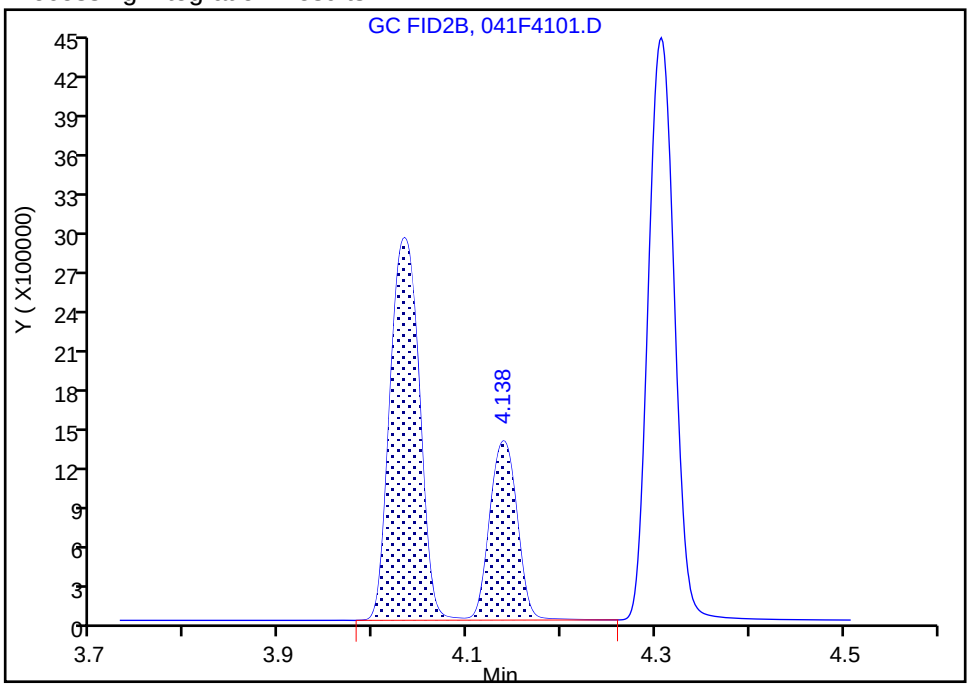

Manual Integration Results

RT: 4.14
Area: 2609285
Amount: 120.7695
Amount Units: ug/l

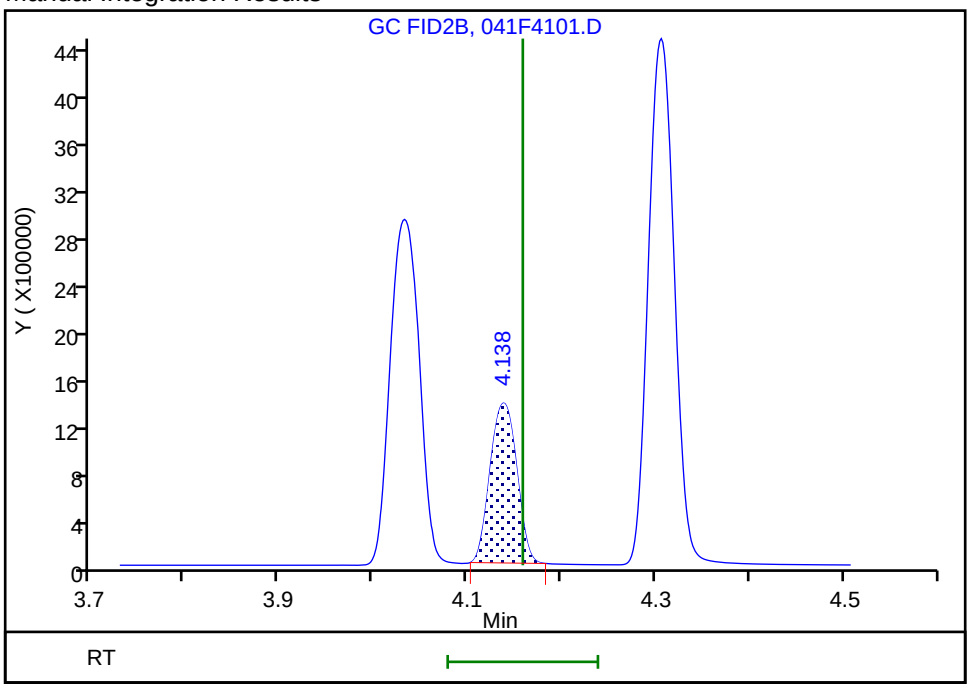

Reviewer: meierg, 23-Jun-2020 14:35:18

Audit Action: Manually Integrated/Assigned Compound ID Audit Reason: Shouldering

Manual Integration/User Assign Peak Report

Eurofins TestAmerica, Denver

Data File:	\\chromfs\Denver\ChromData\VGC_J\20200619-92578.b\041F4101.D				
Injection Date:	20-Jun-2020 03:42:24	Instrument ID:	VGC_J		
Lims ID:	ccv				
Client ID:					
Operator ID:	gm	ALS Bottle#:	41	Worklist Smp#:	40
Purge Vol:	18.000 mL	Dil. Factor:	1.0000		
Method:	RSK_J	Limit Group:	GCV - RSK 175		
Column:	HP-PLOT/Q (0.53 mm)	Detector	GC FID2B		

6 Acetylene, CAS: 74-86-2

Signal: 2

Processing Integration Results

RT: 4.14
Area: 8912876
Amount: 412.5282
Amount Units: ug/l

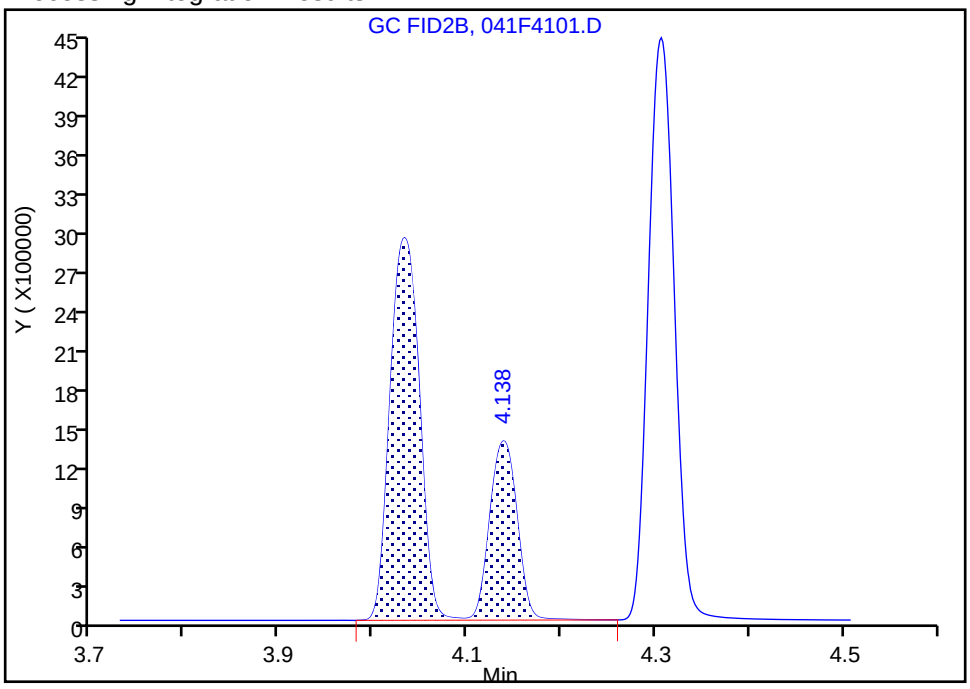

Manual Integration Results

RT: 4.14
Area: 2609285
Amount: 120.7695
Amount Units: ug/l

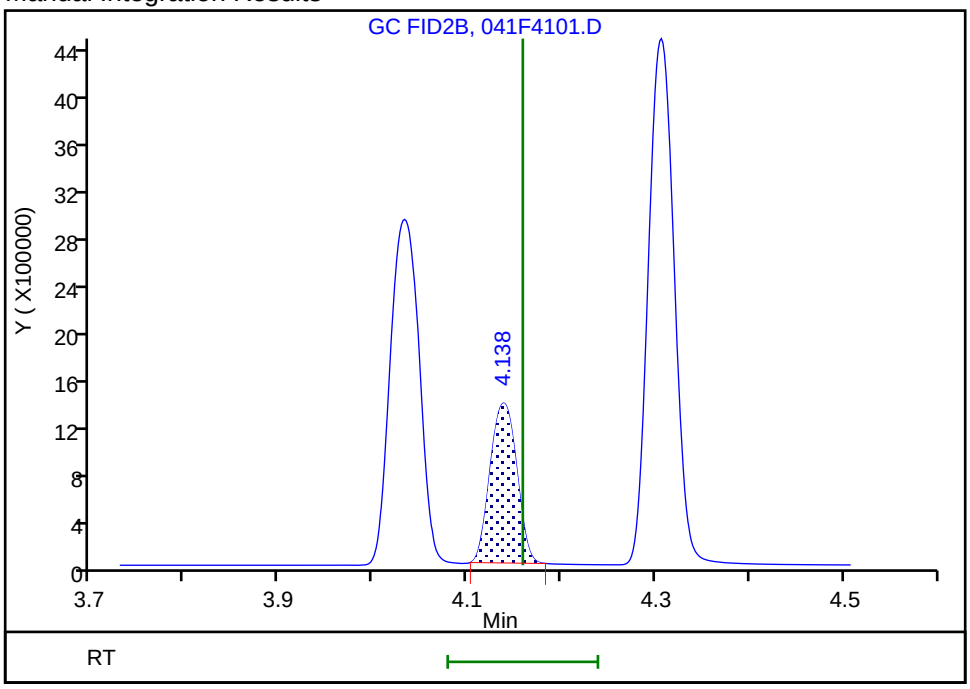

Reviewer: meierg, 23-Jun-2020 14:35:18
Audit Action: Manually Integrated/Assigned Compound ID Audit Reason: Shouldering

FORM VII
GC VOA CONTINUING CALIBRATION DATA

Lab Name: Eurofins TestAmerica, Denver Job No.: 280-137702-1

SDG No.:

Lab Sample ID: CCV 280-499668/58 Calibration Date: 06/20/2020 08:05

Instrument ID: VGC_J Calib Start Date: 05/16/2020 10:57

GC Column: Rt-Alumina KCl ID: 0.53(mm) Calib End Date: 05/16/2020 13:08

Lab File ID: 057F5701.D Conc. Units: ug/L Heated Purge: (Y/N) N

ANALYTE	CURVE TYPE	AVE CF	CF	MIN CF	CALC AMOUNT	SPIKE AMOUNT	%D	MAX %D
Methane	Lin2		141495		71.5	73.0	-2.0	20.0
Ethane	Ave	136043	135232		136	137	-0.6	20.0
Ethylene	Ave	110213	109109		126	128	-1.0	20.0
Acetylene	Ave	34294	33125		114	119	-3.4	20.0

FORM VII
GC VOA CONTINUING CALIBRATION RETENTION TIME SUMMARY

Lab Name: Eurofins TestAmerica, Denver Job No.: 280-137702-1

SDG No.:

Lab Sample ID: CCV 280-499668/58 Calibration Date: 06/20/2020 08:05

Instrument ID: VGC_J Calib Start Date: 05/16/2020 10:57

GC Column: Rt-Alumina KCl ID: 0.53(mm) Calib End Date: 05/16/2020 13:08

Lab File ID: 057F5701.D Heated Purge: (Y/N) N

Analyte	RT	RT WINDOW	
		FROM	TO
Methane	1.24	1.22	1.30
Ethane	1.50	1.47	1.57
Ethylene	1.77	1.75	1.85
Acetylene	3.95	3.88	4.04

Eurofins TestAmerica, Denver
Target Compound Quantitation Report

Data File: \\chromfs\Denver\ChromData\VGC_J\20200619-92578.b\057F5701.D
Lims ID: ccv
Client ID:
Sample Type: CCV
Inject. Date: 20-Jun-2020 08:05:39 ALS Bottle#: 57 Worklist Smp#: 58
Purge Vol: 18.000 mL Dil. Factor: 1.0000
Sample Info: ccv
Operator ID: gm Instrument ID: VGC_J
Sublist: chrom-RSK_J*sub5

Method: \\chromfs\Denver\ChromData\VGC_J\20200619-92578.b\RSK_J.m
Limit Group: GCV - RSK 175
Method Label: DV-GC-0025: Dissolved Gases in Water by RSK-175
Last Update: 23-Jun-2020 15:00:25 Calib Date: 16-May-2020 13:08:56
Integrator: Falcon
Quant Method: External Standard Quant By: Initial Calibration
Last ICal File: \\chromfs\Denver\ChromData\VGC_J\20200516-91574.b\009F0901.D

Column 1 : Rt-Alumina BOND/KCl (0.53 mm) Det: GC FID1A
Column 2 : HP-PLOT/Q (0.53 mm) Det: GC FID2B
Process Host: CTX1049

First Level Reviewer: meierg Date: 23-Jun-2020 14:51:20

Col	RT (min.)	Exp RT (min.)	Dlt RT (min.)	Response	Cal Amt ug/l	OnCol Amt ug/l	Flags
2 Methane							a
1	1.242	1.262	-0.020	10329628	73.0	71.5	a
2	3.147	3.212	-0.065	4933095	73.0	71.8	a
						RPD = 0.41	
3 Ethane							
1	1.497	1.522	-0.025	18507317	136.9	136.0	
2	4.282	4.325	-0.043	8315797	136.9	136.2	
						RPD = 0.12	
4 Ethylene							M
1	1.773	1.802	-0.029	13929642	127.7	126.4	
2	4.010	4.055	-0.045	6042678	127.7	126.1	M
						RPD = 0.26	
5 Propane							
1	2.462	2.505	-0.043	27559393	200.7	192.4	
2	5.904	5.935	-0.031	12470435	200.7	199.1	
						RPD = 3.44	
6 Acetylene							Ma
1	3.948	3.960	-0.012	3926078	118.5	114.5	M
2	4.117	4.159	-0.042	2576711	118.5	119.3	M
						RPD = 4.09	
7 Butane							Ma
1	4.218	4.252	-0.034	31550224	264.5	239.2	M
2	7.352	7.375	-0.023	100635134	264.5	1576.5	EM
						RPD = 147.30	
8 isobutylene							
1	5.132	5.152	-0.020	21607801	255.4	242.1	
2	7.197	7.229	-0.032	71998938	255.4	1732.5	E
						RPD = 150.96	

QC Flag Legend

Processing Flags

E - Exceeded Maximum Amount

Review Flags

M - Manually Integrated

a - User Assigned ID

Reagents:

RSK7gasMathes_00031 Amount Added: 200.00 Units: uL

Report Date: 23-Jun-2020 15:00:25 Chrom Revision: 2.3 21-Jun-2020 18:30:46

Eurofins TestAmerica, Denver

Data File: \\chromfs\Denver\ChromData\VGC_J\20200619-92578.b\057F5701.D

Injection Date:	20-Jun-2020 08:05:39	Instrument ID:	VGC_J	Operator ID:	gm
Lims ID:	ccv			Worklist Smp#:	58
Client ID:					
Purge Vol:	18.000 mL	Dil. Factor:	1.0000	ALS Bottle#:	57
Method:	RSK_J	Limit Group:	GCV - RSK 175		

Column: Rt-Alumina BOND/KCl (0.53 mm) Y Scaling: Method Defined: Scale to the Nth Largest Target: 1

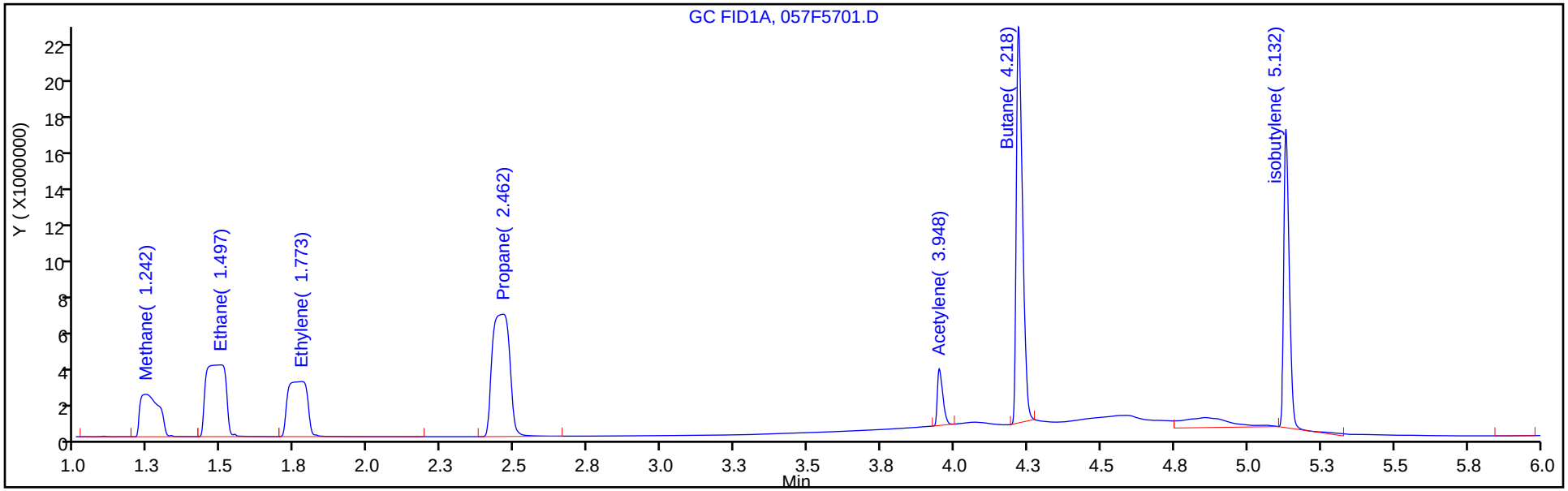

Column: HP-PLOT/Q (0.53 mm) Y Scaling: Method Defined: Scale to the Nth Largest Target: 1

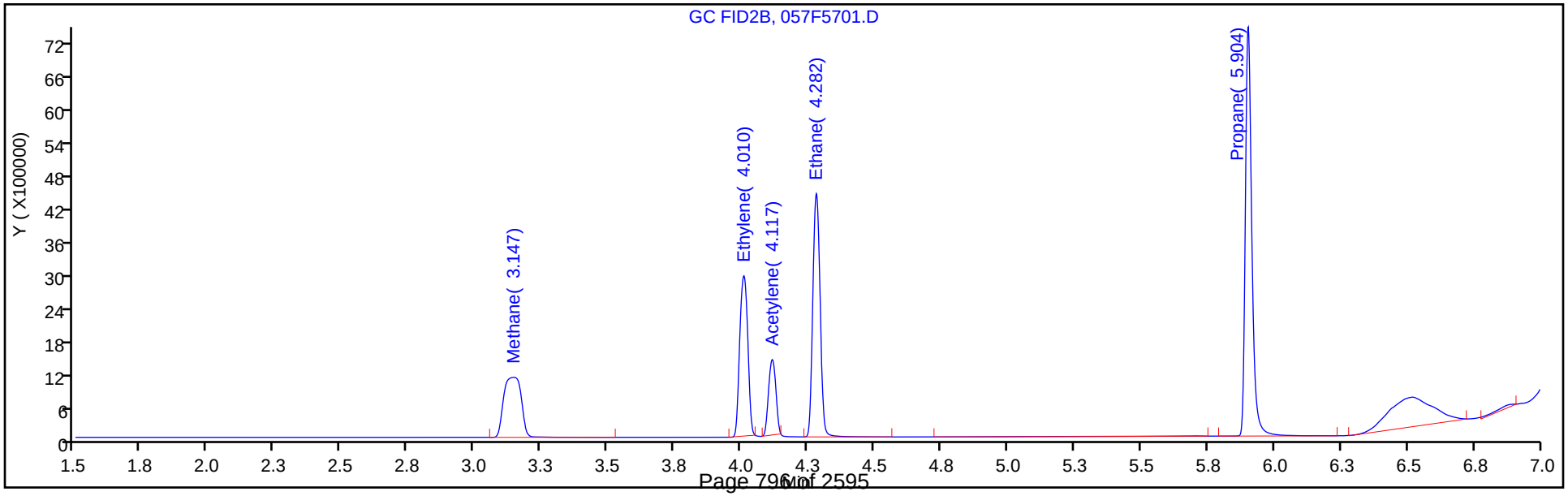

Manual Integration/User Assign Peak Report

Eurofins TestAmerica, Denver

Data File:	\\chromfs\Denver\ChromData\VGC_J\20200619-92578.b\057F5701.D				
Injection Date:	20-Jun-2020 08:05:39	Instrument ID:	VGC_J		
Lims ID:	ccv				
Client ID:					
Operator ID:	gm	ALS Bottle#:	57	Worklist Smp#:	58
Purge Vol:	18.000 mL	Dil. Factor:	1.0000		
Method:	RSK_J	Limit Group:	GCV - RSK 175		
Column:	Rt-Alumina BOND/KCl (0.53 mm)	Detector	GC FID1A		

2 Methane, CAS: 74-82-8

Signal: 1

Not Detected
Expected RT: 1.26

Processing Integration Results

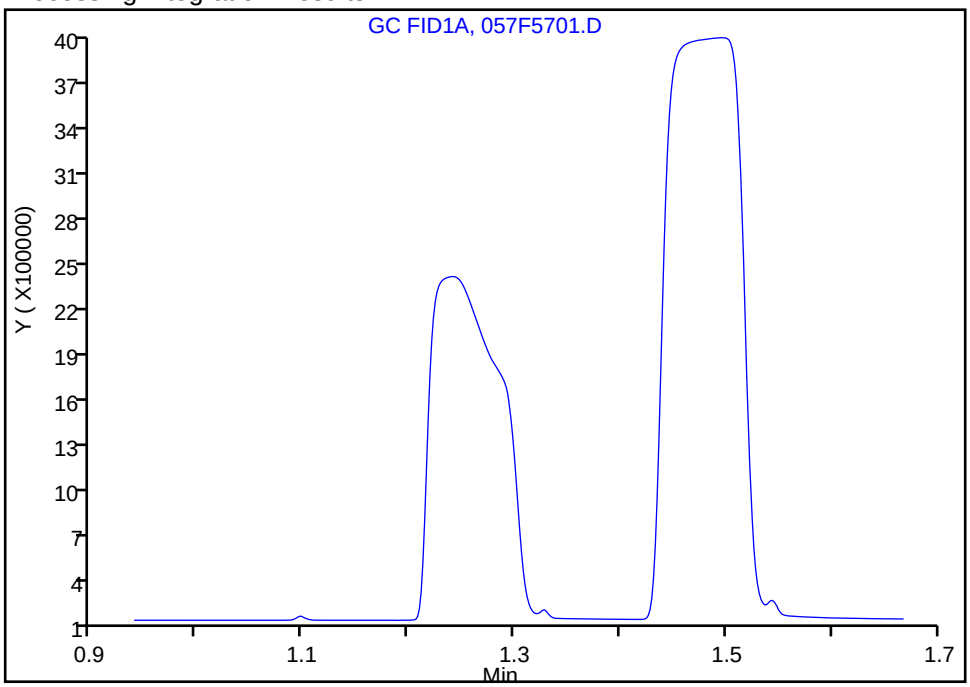

Manual Integration Results

RT: 1.24
Area: 10329628
Amount: 71.527193
Amount Units: ug/l

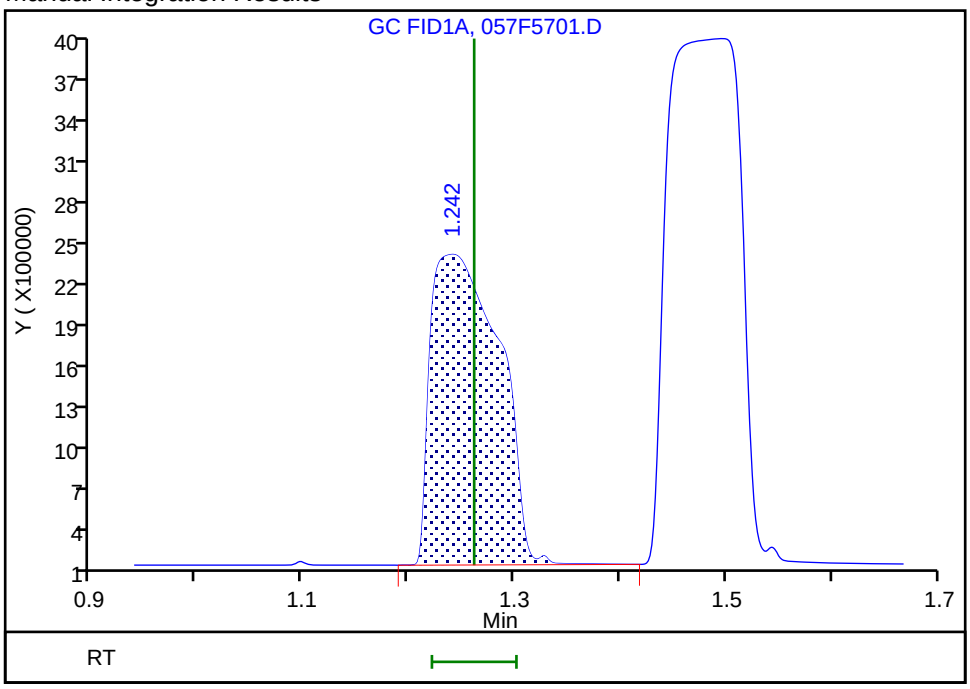

Reviewer: meierg, 23-Jun-2020 14:49:38
Audit Action: Assigned Compound ID Audit Reason: Peak not integrated

Manual Integration/User Assign Peak Report

Eurofins TestAmerica, Denver

Data File:	\\chromfs\Denver\ChromData\VGC_J\20200619-92578.b\057F5701.D				
Injection Date:	20-Jun-2020 08:05:39	Instrument ID:	VGC_J		
Lims ID:	ccv				
Client ID:					
Operator ID:	gm	ALS Bottle#:	57	Worklist Smp#:	58
Purge Vol:	18.000 mL	Dil. Factor:	1.0000		
Method:	RSK_J	Limit Group:	GCV - RSK 175		
Column:	Rt-Alumina BOND/KCl (0.53 mm)	Detector	GC FID1A		

6 Acetylene, CAS: 74-86-2

Signal: 1

Processing Integration Results

RT: 3.96
Area: 0
Amount: 119.2618
Amount Units: ug/l

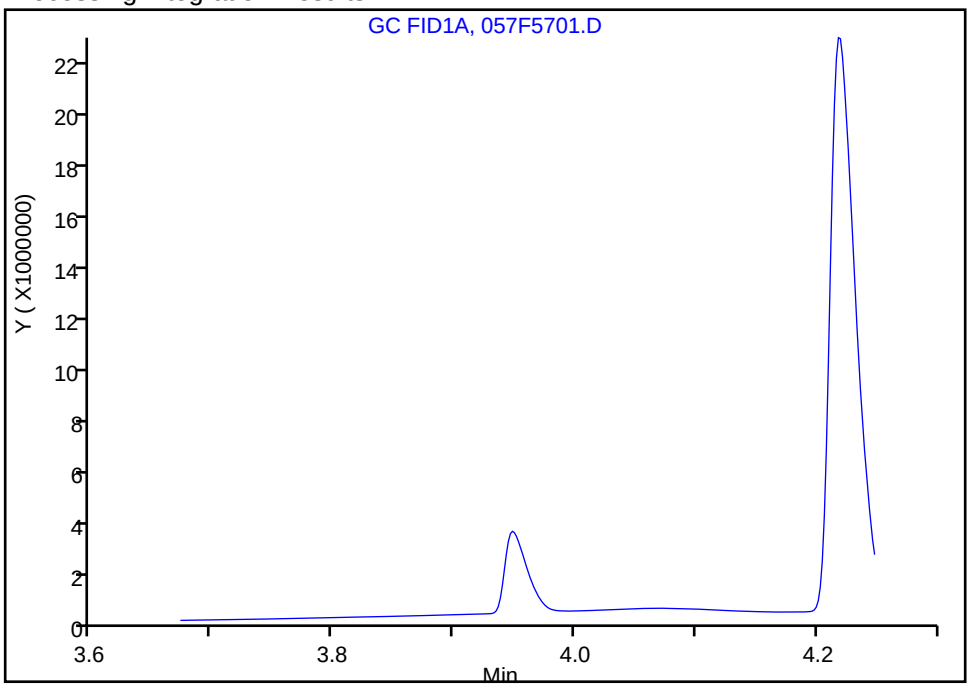

Manual Integration Results

RT: 3.95
Area: 3926078
Amount: 114.4820
Amount Units: ug/l

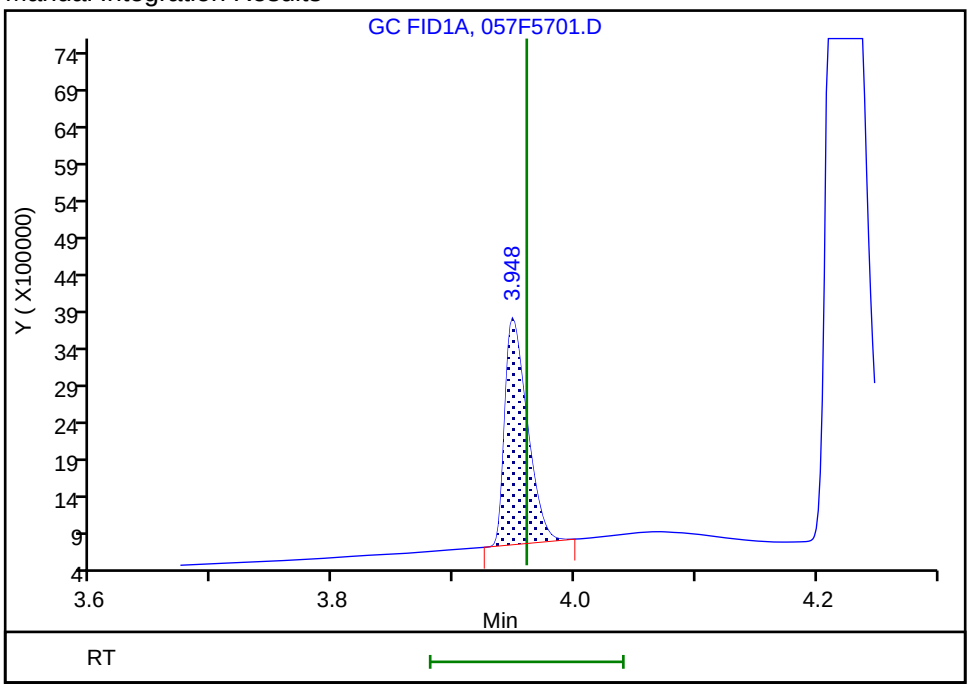

Reviewer: meierg, 23-Jun-2020 14:50:14

Audit Action: Manually Integrated/Assigned Compound ID Audit Reason: Peak not integrated

FORM VII
GC VOA CONTINUING CALIBRATION DATA

Lab Name: Eurofins TestAmerica, Denver Job No.: 280-137702-1

SDG No.:

Lab Sample ID: CCV 280-499668/58 Calibration Date: 06/20/2020 08:05

Instrument ID: VGC_J Calib Start Date: 05/16/2020 10:57

GC Column: HP-Plot Q ID: 0.53(mm) Calib End Date: 05/16/2020 13:08

Lab File ID: 057F5701.D Conc. Units: ug/L Heated Purge: (Y/N) N

ANALYTE	CURVE TYPE	AVE CF	CF	MIN CF	CALC AMOUNT	SPIKE AMOUNT	%D	MAX %D
Methane	Lin2		67574		71.8	73.0	-1.6	20.0
Ethylene	Ave	47934	47332		126	128	-1.3	20.0
Acetylene	Ave	21605	21740		119	119	0.6	20.0
Ethane	Ave	61056	60763		136	137	-0.5	20.0

FORM VII
GC VOA CONTINUING CALIBRATION RETENTION TIME SUMMARY

Lab Name: Eurofins TestAmerica, Denver Job No.: 280-137702-1

SDG No.:

Lab Sample ID: CCV 280-499668/58 Calibration Date: 06/20/2020 08:05

Instrument ID: VGC_J Calib Start Date: 05/16/2020 10:57

GC Column: HP-Plot Q ID: 0.53(mm) Calib End Date: 05/16/2020 13:08

Lab File ID: 057F5701.D Heated Purge: (Y/N) N

Analyte	RT	RT WINDOW	
		FROM	TO
Methane	3.15	3.17	3.25
Ethylene	4.01	4.01	4.11
Acetylene	4.12	4.08	4.24
Ethane	4.28	4.28	4.38

Eurofins TestAmerica, Denver
Target Compound Quantitation Report

Data File: \\chromfs\Denver\ChromData\VGC_J\20200619-92578.b\057F5701.D
Lims ID: ccv
Client ID:
Sample Type: CCV
Inject. Date: 20-Jun-2020 08:05:39 ALS Bottle#: 57 Worklist Smp#: 58
Purge Vol: 18.000 mL Dil. Factor: 1.0000
Sample Info: ccv
Operator ID: gm Instrument ID: VGC_J
Sublist: chrom-RSK_J*sub5

Method: \\chromfs\Denver\ChromData\VGC_J\20200619-92578.b\RSK_J.m
Limit Group: GCV - RSK 175
Method Label: DV-GC-0025: Dissolved Gases in Water by RSK-175
Last Update: 23-Jun-2020 15:00:25 Calib Date: 16-May-2020 13:08:56
Integrator: Falcon
Quant Method: External Standard Quant By: Initial Calibration
Last ICal File: \\chromfs\Denver\ChromData\VGC_J\20200516-91574.b\009F0901.D

Column 1 : Rt-Alumina BOND/KCl (0.53 mm) Det: GC FID1A
Column 2 : HP-PLOT/Q (0.53 mm) Det: GC FID2B
Process Host: CTX1049

First Level Reviewer: meierg Date: 23-Jun-2020 14:51:20

Col	RT (min.)	Exp RT (min.)	Dlt RT (min.)	Response	Cal Amt ug/l	OnCol Amt ug/l	Flags
2 Methane							a
1	1.242	1.262	-0.020	10329628	73.0	71.5	a
2	3.147	3.212	-0.065	4933095	73.0	71.8	a
						RPD = 0.41	
3 Ethane							
1	1.497	1.522	-0.025	18507317	136.9	136.0	
2	4.282	4.325	-0.043	8315797	136.9	136.2	
						RPD = 0.12	
4 Ethylene							M
1	1.773	1.802	-0.029	13929642	127.7	126.4	
2	4.010	4.055	-0.045	6042678	127.7	126.1	M
						RPD = 0.26	
5 Propane							
1	2.462	2.505	-0.043	27559393	200.7	192.4	
2	5.904	5.935	-0.031	12470435	200.7	199.1	
						RPD = 3.44	
6 Acetylene							Ma
1	3.948	3.960	-0.012	3926078	118.5	114.5	M
2	4.117	4.159	-0.042	2576711	118.5	119.3	M
						RPD = 4.09	
7 Butane							Ma
1	4.218	4.252	-0.034	31550224	264.5	239.2	M
2	7.352	7.375	-0.023	100635134	264.5	1576.5	EM
						RPD = 147.30	
8 isobutylene							
1	5.132	5.152	-0.020	21607801	255.4	242.1	
2	7.197	7.229	-0.032	71998938	255.4	1732.5	E
						RPD = 150.96	

QC Flag Legend

Processing Flags

E - Exceeded Maximum Amount

Review Flags

M - Manually Integrated

a - User Assigned ID

Reagents:

RSK7gasMathes_00031 Amount Added: 200.00 Units: uL

Report Date: 23-Jun-2020 15:00:26 Chrom Revision: 2.3 21-Jun-2020 18:30:46

Eurofins TestAmerica, Denver

Data File: \\chromfs\Denver\ChromData\VGC_J\20200619-92578.b\057F5701.D

Injection Date:	20-Jun-2020 08:05:39	Instrument ID:	VGC_J	Operator ID:	gm
Lims ID:	ccv			Worklist Smp#:	58
Client ID:					
Purge Vol:	18.000 mL	Dil. Factor:	1.0000	ALS Bottle#:	57
Method:	RSK_J	Limit Group:	GCV - RSK 175		

Column: Rt-Alumina BOND/KCl (0.53 mm) Y Scaling: Method Defined: Scale to the Nth Largest Target: 1

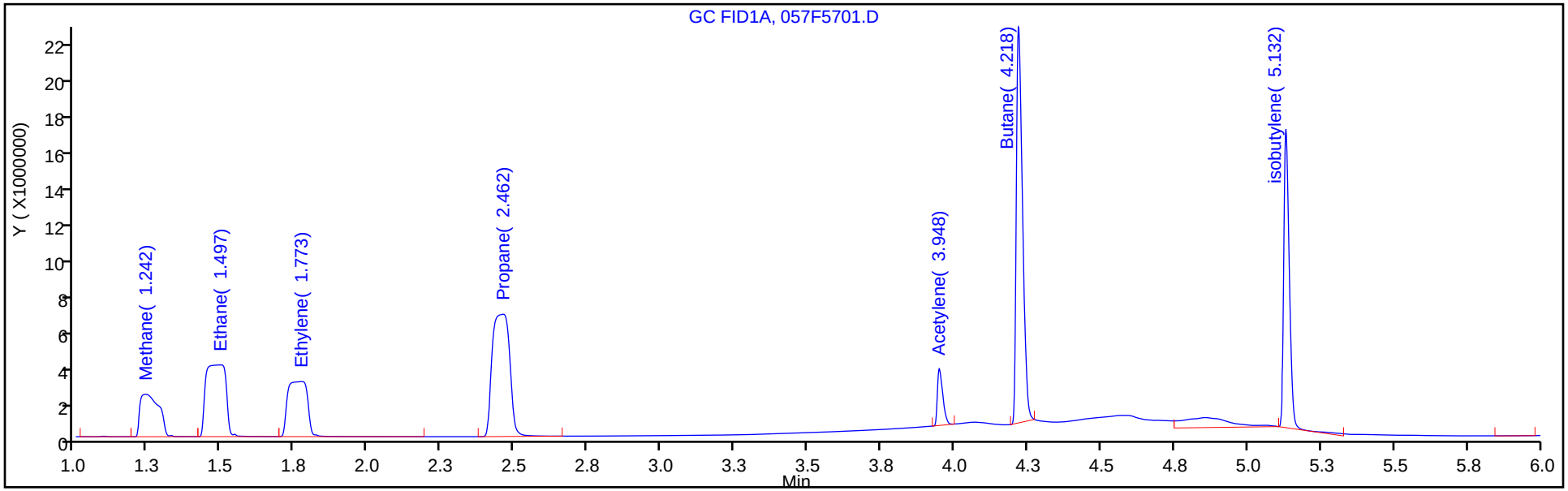

Column: HP-PLOT/Q (0.53 mm) Y Scaling: Method Defined: Scale to the Nth Largest Target: 1

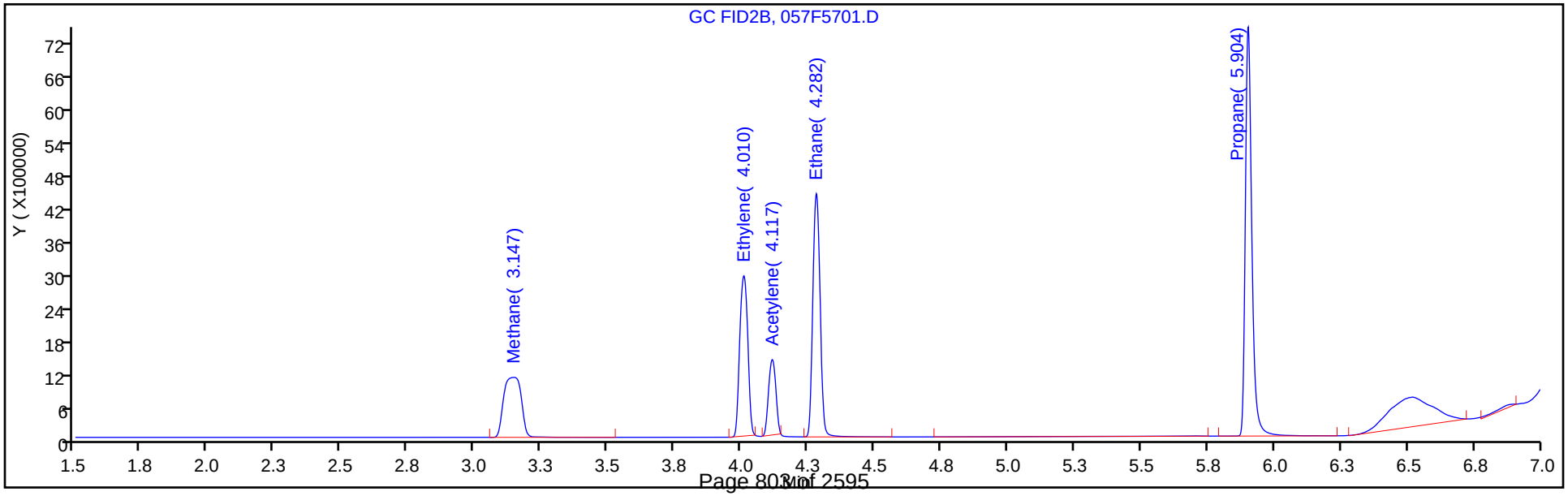

Manual Integration/User Assign Peak Report

Eurofins TestAmerica, Denver

Data File: \\chromfs\Denver\ChromData\VGC_J\20200619-92578.b\057F5701.D
Injection Date: 20-Jun-2020 08:05:39 Instrument ID: VGC_J
Lims ID: ccv
Client ID:
Operator ID: gm ALS Bottle#: 57 Worklist Smp#: 58
Purge Vol: 18.000 mL Dil. Factor: 1.0000
Method: RSK_J Limit Group: GCV - RSK 175
Column: HP-PLOT/Q (0.53 mm) Detector GC FID2B

2 Methane, CAS: 74-82-8

Signal: 2

Not Detected
Expected RT: 3.21

Processing Integration Results

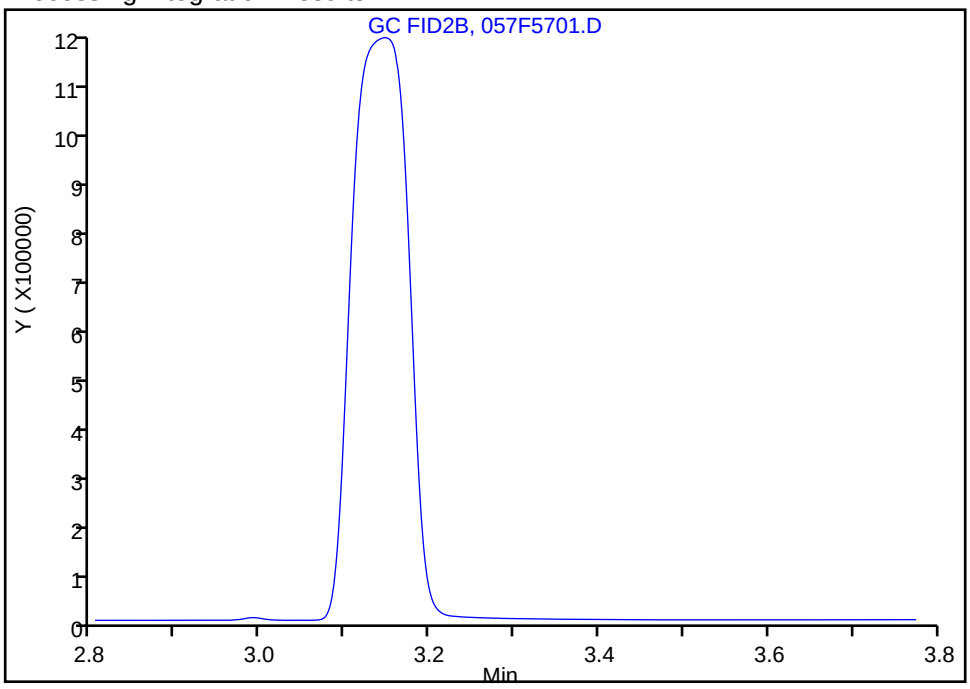

Manual Integration Results

RT: 3.15
Area: 4933095
Amount: 71.817742
Amount Units: ug/l

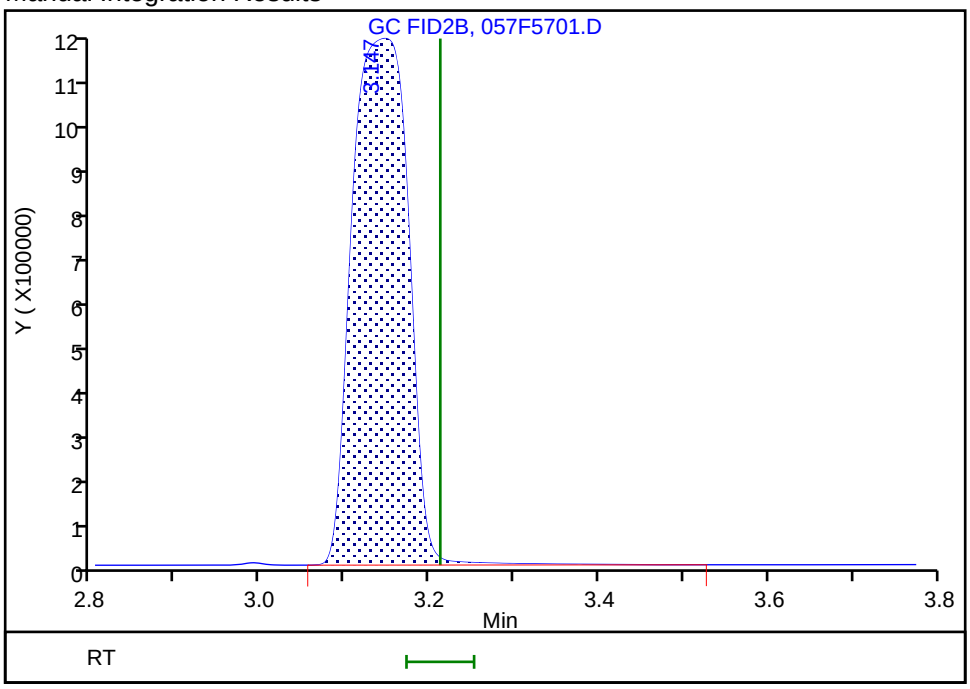

Reviewer: meierg, 23-Jun-2020 14:49:36
Audit Action: Assigned Compound ID Audit Reason: Peak not integrated

Manual Integration/User Assign Peak Report

Eurofins TestAmerica, Denver

Data File:	\\chromfs\Denver\ChromData\VGC_J\20200619-92578.b\057F5701.D				
Injection Date:	20-Jun-2020 08:05:39	Instrument ID:	VGC_J		
Lims ID:	ccv				
Client ID:					
Operator ID:	gm	ALS Bottle#:	57	Worklist Smp#:	58
Purge Vol:	18.000 mL	Dil. Factor:	1.0000		
Method:	RSK_J	Limit Group:	GCV - RSK 175		
Column:	HP-PLOT/Q (0.53 mm)	Detector	GC FID2B		

4 Ethylene, CAS: 74-85-1

Signal: 2

Processing Integration Results

RT: 4.01
Area: 8937743
Amount: 186.4605
Amount Units: ug/l

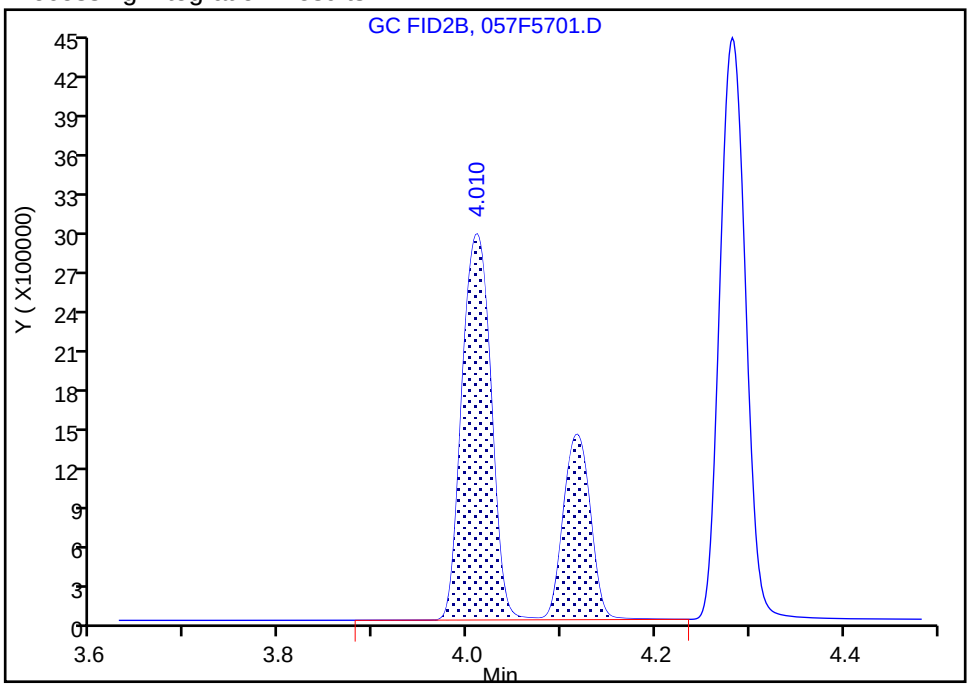

Manual Integration Results

RT: 4.01
Area: 6042678
Amount: 126.0632
Amount Units: ug/l

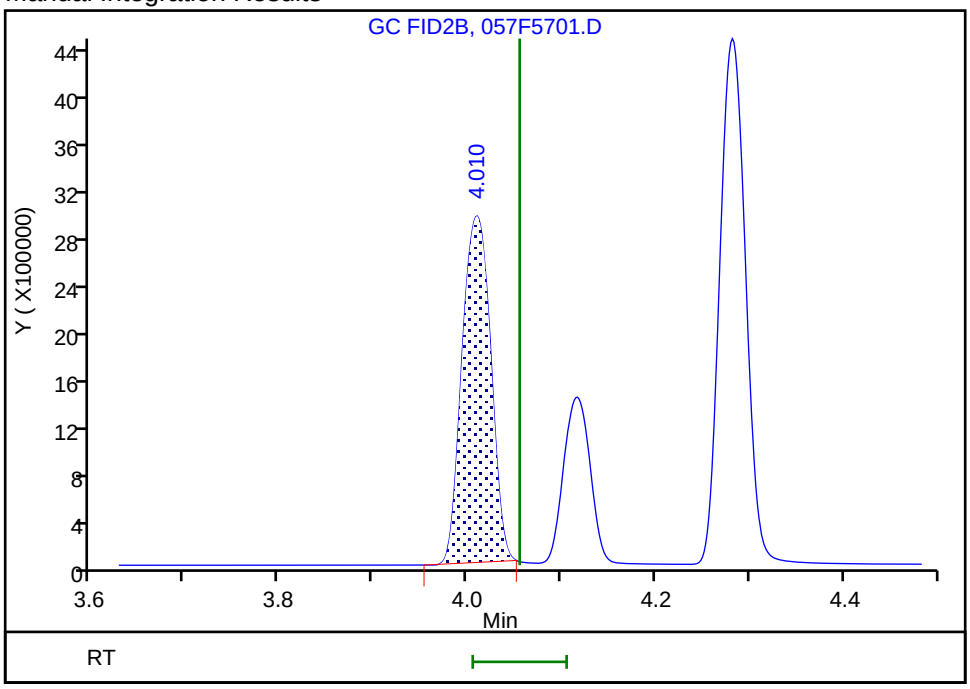

Reviewer: meierg, 23-Jun-2020 14:49:55

Audit Action: Manually Integrated Audit Reason: Shouldering

Manual Integration/User Assign Peak Report

Eurofins TestAmerica, Denver

Data File: \\chromfs\Denver\ChromData\VGC_J\20200619-92578.b\057F5701.D
Injection Date: 20-Jun-2020 08:05:39 Instrument ID: VGC_J
Lims ID: ccv
Client ID:
Operator ID: gm ALS Bottle#: 57 Worklist Smp#: 58
Purge Vol: 18.000 mL Dil. Factor: 1.0000
Method: RSK_J Limit Group: GCV - RSK 175
Column: HP-PLOT/Q (0.53 mm) Detector GC FID2B

6 Acetylene, CAS: 74-86-2

Signal: 2

Processing Integration Results

RT: 4.12
Area: 2576711
Amount: 119.2618
Amount Units: ug/l

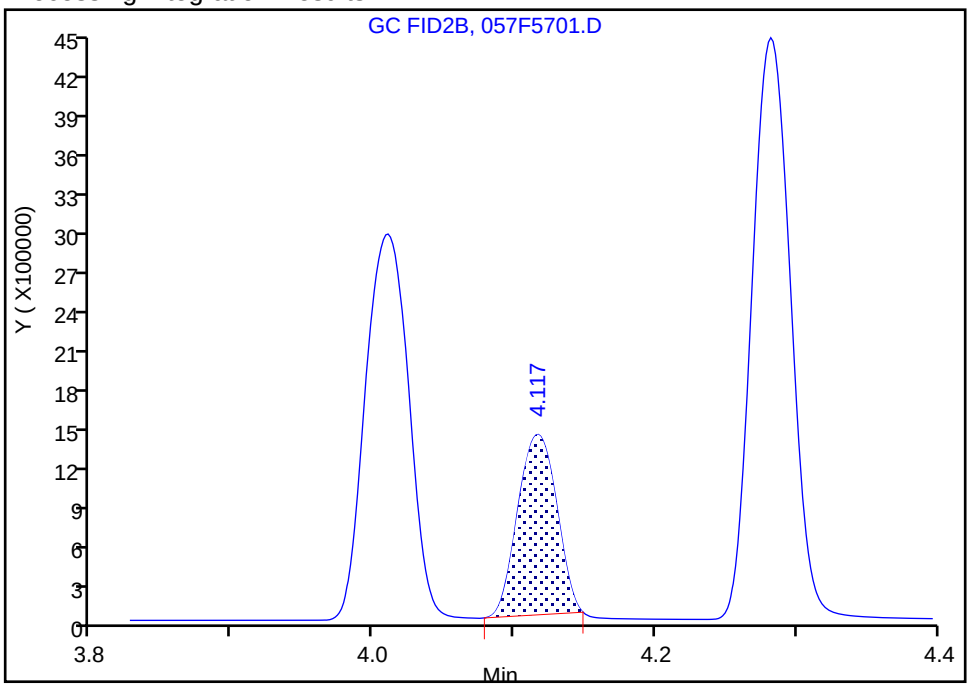

Manual Integration Results

RT: 4.12
Area: 2576711
Amount: 119.2618
Amount Units: ug/l

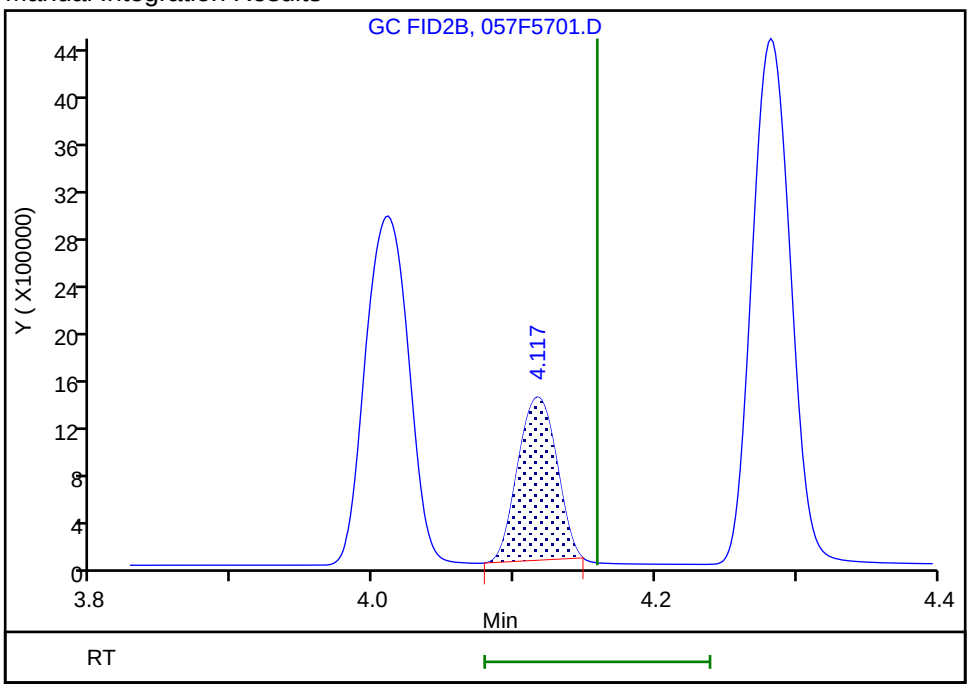

Reviewer: meierg, 23-Jun-2020 14:50:09
Audit Action: Manually Integrated/Assigned Compound ID Audit Reason: Peak not integrated

FORM VII
GC VOA CONTINUING CALIBRATION DATA

Lab Name: Eurofins TestAmerica, Denver Job No.: 280-137702-1

SDG No.:

Lab Sample ID: CCVRT 280-499633/1 Calibration Date: 06/22/2020 11:07

Instrument ID: VGC_J Calib Start Date: 05/16/2020 10:57

GC Column: Rt-Alumina KCl ID: 0.53(mm) Calib End Date: 05/16/2020 13:08

Lab File ID: 06222001.D Conc. Units: ug/L Heated Purge: (Y/N) N

ANALYTE	CURVE TYPE	AVE CF	CF	MIN CF	CALC AMOUNT	SPIKE AMOUNT	%D	MAX %D
Methane	Lin2		159412		80.6	73.0	10.4	20.0
Ethane	Ave	136043	151210		152	137	11.1	20.0
Ethylene	Ave	110213	119484		138	128	8.4	20.0
Acetylene	Ave	34294	31903		110	119	-7.0	20.0

FORM VII
GC VOA CONTINUING CALIBRATION RETENTION TIME SUMMARY

Lab Name: Eurofins TestAmerica, Denver Job No.: 280-137702-1

SDG No.:

Lab Sample ID: CCVRT 280-499633/1 Calibration Date: 06/22/2020 11:07

Instrument ID: VGC_J Calib Start Date: 05/16/2020 10:57

GC Column: Rt-Alumina KCl ID: 0.53(mm) Calib End Date: 05/16/2020 13:08

Lab File ID: 06222001.D Heated Purge: (Y/N) N

Analyte	RT	RT WINDOW	
		FROM	TO
Methane	1.26	1.22	1.30
Ethane	1.52	1.47	1.57
Ethylene	1.79	1.74	1.84
Acetylene	3.94	3.86	4.02

Eurofins TestAmerica, Denver
Target Compound Quantitation Report

Data File: \\chromfs\Denver\ChromData\VGC_J\20200622-92637.b\06222001.D
Lims ID: ccvrt
Client ID:
Sample Type: CCVRT
Inject. Date: 22-Jun-2020 11:07:46 ALS Bottle#: 1 Worklist Smp#: 1
Purge Vol: 18.000 mL Dil. Factor: 1.0000
Sample Info: ccvrt
Misc. Info.: 280-0092637-001
Operator ID: gm Instrument ID: VGC_J
Sublist: chrom-RSK_J*sub5

Method: \\chromfs\Denver\ChromData\VGC_J\20200622-92637.b\RSK_J.m
Limit Group: GCV - RSK 175
Method Label: DV-GC-0025: Dissolved Gases in Water by RSK-175
Last Update: 24-Jun-2020 11:48:26 Calib Date: 16-May-2020 13:08:56
Integrator: Falcon
Quant Method: External Standard Quant By: Initial Calibration
Last ICal File: \\chromfs\Denver\ChromData\VGC_J\20200516-91574.b\009F0901.D

Column 1 : Rt-Alumina BOND/KCl (0.53 mm) Det: GC FID1A
Column 2 : HP-PLOT/Q (0.53 mm) Det: GC FID2B
Process Host: CTX1017

First Level Reviewer: meierg Date: 22-Jun-2020 11:21:06

Col	RT (min.)	Exp RT (min.)	Dlt RT (min.)	Response	Cal Amt ug/l	OnCol Amt ug/l	Flags
2 Methane							
1	1.258	1.258	0.000	11637576	73.0	80.6	
2	3.193	3.193	0.000	5544450	73.0	80.7	
						RPD = 0.15	
3 Ethane							
1	1.516	1.516	0.000	20693972	136.9	152.1	
2	4.312	4.312	0.000	9247904	136.9	151.5	
						RPD = 0.43	
4 Ethylene							
1	1.786	1.786	0.000	15254111	127.7	138.4	
2	4.042	4.042	0.000	6680911	127.7	139.4	
						RPD = 0.70	
5 Propane							
1	2.483	2.483	0.000	30865482	200.7	215.5	
2	5.927	5.927	0.000	14663161	200.7	234.1	
						RPD = 8.30	
6 Acetylene							M
1	3.938	3.938	0.000	3781182	118.5	110.3	
2	4.145	4.145	0.000	2452271	118.5	113.5	M
						RPD = 2.90	
7 Butane							
1	4.233	4.233	0.000	35577213	264.5	269.7	
2	7.368	7.368	0.000	16135515	264.5	253.0	
						RPD = 6.38	
8 isobutylene							M
1	5.133	5.133	0.000	23304285	255.4	261.1	
2	7.222	7.222	0.000	10829717	255.4	260.6	M
						RPD = 0.18	

QC Flag Legend

Review Flags

M - Manually Integrated

Reagents:

RSK7gasMathes_00031 Amount Added: 200.00 Units: uL

Report Date: 24-Jun-2020 11:48:26 Chrom Revision: 2.3 21-Jun-2020 18:30:46

Eurofins TestAmerica, Denver

Data File: \\chromfs\Denver\ChromData\VGC_J\20200622-92637.b\06222001.D

Injection Date:	22-Jun-2020 11:07:46	Instrument ID:	VGC_J	Operator ID:	gm
Lims ID:	ccvrt			Worklist Smp#:	1
Client ID:					
Purge Vol:	18.000 mL	Dil. Factor:	1.0000	ALS Bottle#:	1
Method:	RSK_J	Limit Group:	GCV - RSK 175		

Column: Rt-Alumina BOND/KCl (0.53 mm) Y Scaling: Method Defined: Scale to the Nth Largest Target: 1

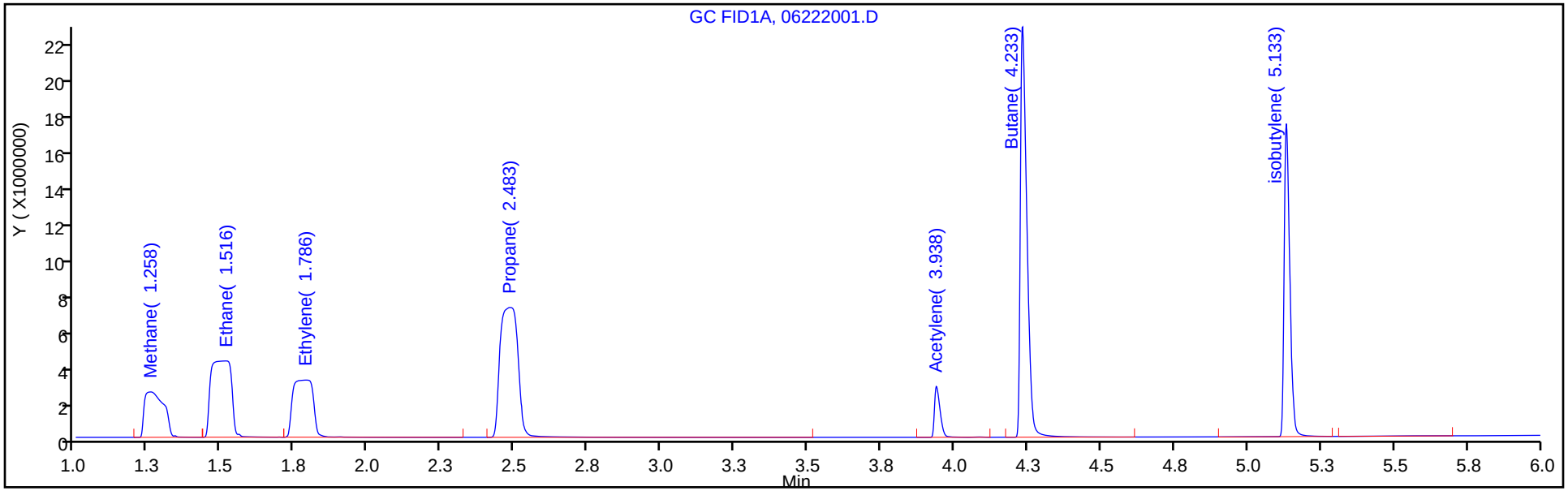

Column: HP-PLOT/Q (0.53 mm) Y Scaling: Method Defined: Scale to the Nth Largest Target: 1

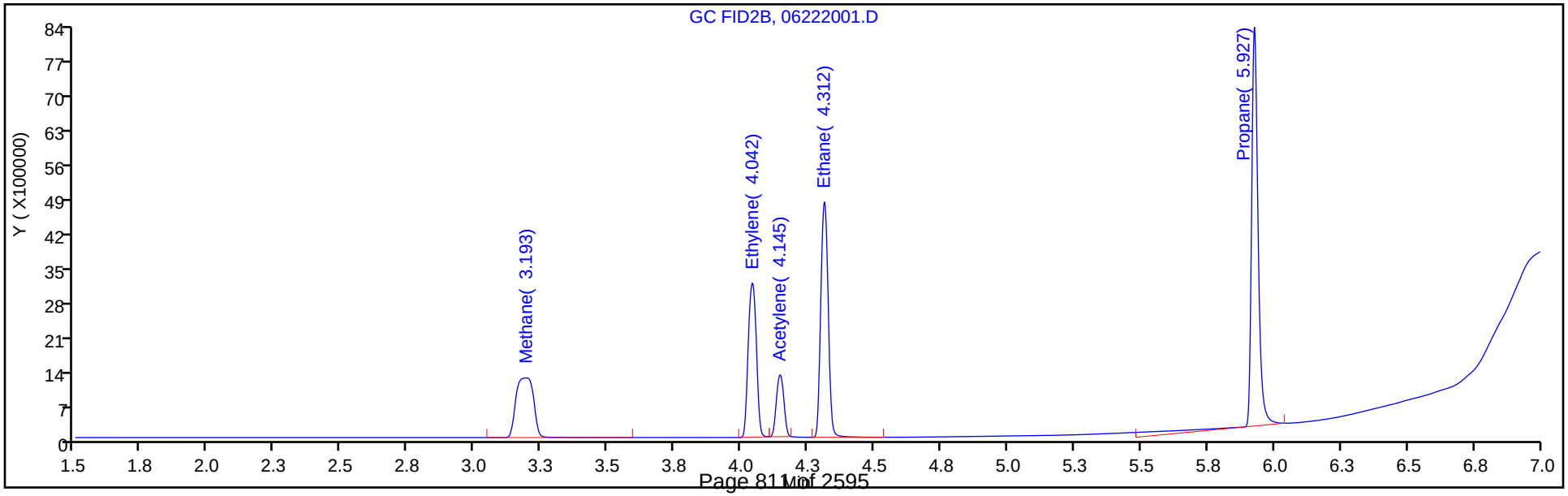

FORM VII
GC VOA CONTINUING CALIBRATION DATA

Lab Name: Eurofins TestAmerica, Denver Job No.: 280-137702-1

SDG No.:

Lab Sample ID: CCVRT 280-499633/1 Calibration Date: 06/22/2020 11:07

Instrument ID: VGC_J Calib Start Date: 05/16/2020 10:57

GC Column: HP-Plot Q ID: 0.53(mm) Calib End Date: 05/16/2020 13:08

Lab File ID: 06222001.D Conc. Units: ug/L Heated Purge: (Y/N) N

ANALYTE	CURVE TYPE	AVE CF	CF	MIN CF	CALC AMOUNT	SPIKE AMOUNT	%D	MAX %D
Methane	Lin2		75948		80.7	73.0	10.6	20.0
Ethylene	Ave	47934	52331		139	128	9.2	20.0
Acetylene	Ave	21605	20690		114	119	-4.2	20.0
Ethane	Ave	61056	67574		151	137	10.7	20.0

FORM VII
GC VOA CONTINUING CALIBRATION RETENTION TIME SUMMARY

Lab Name: Eurofins TestAmerica, Denver Job No.: 280-137702-1

SDG No.:

Lab Sample ID: CCVRT 280-499633/1 Calibration Date: 06/22/2020 11:07

Instrument ID: VGC_J Calib Start Date: 05/16/2020 10:57

GC Column: HP-Plot Q ID: 0.53(mm) Calib End Date: 05/16/2020 13:08

Lab File ID: 06222001.D Heated Purge: (Y/N) N

Analyte	RT	RT WINDOW	
		FROM	TO
Methane	3.19	3.15	3.23
Ethylene	4.04	3.99	4.09
Acetylene	4.15	4.07	4.23
Ethane	4.31	4.26	4.36

Eurofins TestAmerica, Denver
Target Compound Quantitation Report

Data File: \\chromfs\Denver\ChromData\VGC_J\20200622-92637.b\06222001.D
Lims ID: ccvrt
Client ID:
Sample Type: CCVRT
Inject. Date: 22-Jun-2020 11:07:46 ALS Bottle#: 1 Worklist Smp#: 1
Purge Vol: 18.000 mL Dil. Factor: 1.0000
Sample Info: ccvrt
Misc. Info.: 280-0092637-001
Operator ID: gm Instrument ID: VGC_J
Sublist: chrom-RSK_J*sub5

Method: \\chromfs\Denver\ChromData\VGC_J\20200622-92637.b\RSK_J.m
Limit Group: GCV - RSK 175
Method Label: DV-GC-0025: Dissolved Gases in Water by RSK-175
Last Update: 24-Jun-2020 11:48:26 Calib Date: 16-May-2020 13:08:56
Integrator: Falcon
Quant Method: External Standard Quant By: Initial Calibration
Last ICal File: \\chromfs\Denver\ChromData\VGC_J\20200516-91574.b\009F0901.D

Column 1 : Rt-Alumina BOND/KCl (0.53 mm) Det: GC FID1A
Column 2 : HP-PLOT/Q (0.53 mm) Det: GC FID2B
Process Host: CTX1017

First Level Reviewer: meierg Date: 22-Jun-2020 11:21:06

Col	RT (min.)	Exp RT (min.)	Dlt RT (min.)	Response	Cal Amt ug/l	OnCol Amt ug/l	Flags
2 Methane							
1	1.258	1.258	0.000	11637576	73.0	80.6	
2	3.193	3.193	0.000	5544450	73.0	80.7	
						RPD = 0.15	
3 Ethane							
1	1.516	1.516	0.000	20693972	136.9	152.1	
2	4.312	4.312	0.000	9247904	136.9	151.5	
						RPD = 0.43	
4 Ethylene							
1	1.786	1.786	0.000	15254111	127.7	138.4	
2	4.042	4.042	0.000	6680911	127.7	139.4	
						RPD = 0.70	
5 Propane							
1	2.483	2.483	0.000	30865482	200.7	215.5	
2	5.927	5.927	0.000	14663161	200.7	234.1	
						RPD = 8.30	
6 Acetylene							M
1	3.938	3.938	0.000	3781182	118.5	110.3	
2	4.145	4.145	0.000	2452271	118.5	113.5	M
						RPD = 2.90	
7 Butane							
1	4.233	4.233	0.000	35577213	264.5	269.7	
2	7.368	7.368	0.000	16135515	264.5	253.0	
						RPD = 6.38	
8 isobutylene							M
1	5.133	5.133	0.000	23304285	255.4	261.1	
2	7.222	7.222	0.000	10829717	255.4	260.6	M
						RPD = 0.18	

QC Flag Legend

Review Flags

M - Manually Integrated

Reagents:

RSK7gasMathes_00031 Amount Added: 200.00 Units: uL

Report Date: 24-Jun-2020 11:48:26 Chrom Revision: 2.3 21-Jun-2020 18:30:46

Eurofins TestAmerica, Denver

Data File: \\chromfs\Denver\ChromData\VGC_J\20200622-92637.b\06222001.D

Injection Date:	22-Jun-2020 11:07:46	Instrument ID:	VGC_J	Operator ID:	gm
Lims ID:	ccvrt			Worklist Smp#:	1
Client ID:					
Purge Vol:	18.000 mL	Dil. Factor:	1.0000	ALS Bottle#:	1
Method:	RSK_J	Limit Group:	GCV - RSK 175		

Column: Rt-Alumina BOND/KCl (0.53 mm) Y Scaling: Method Defined: Scale to the Nth Largest Target: 1

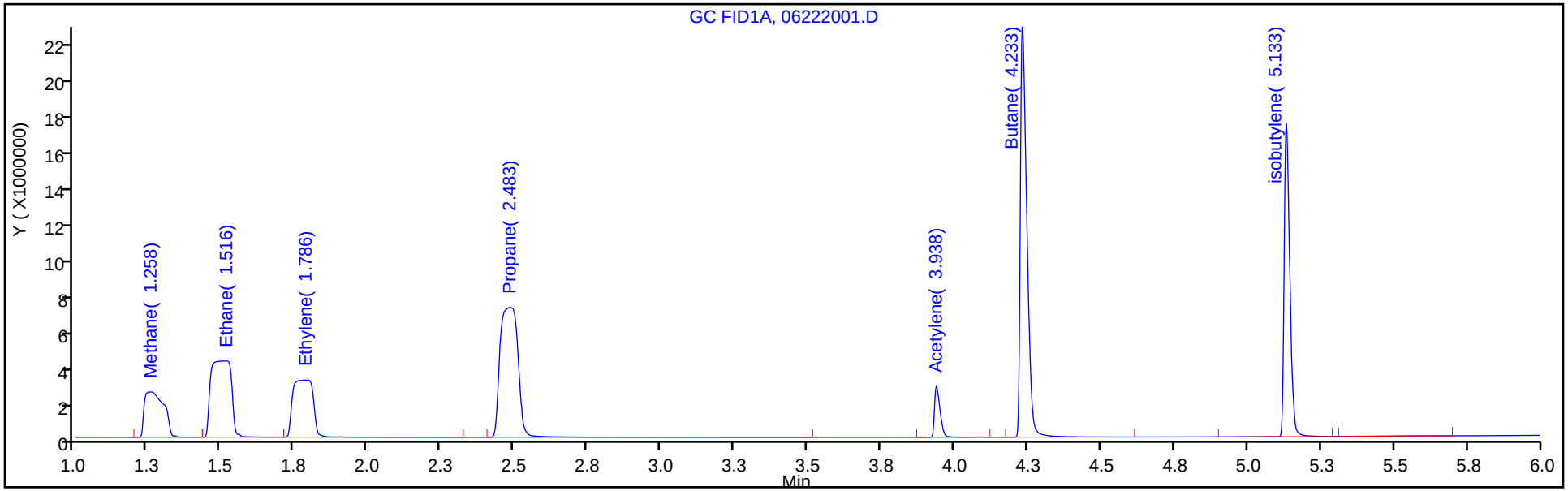

Column: HP-PLOT/Q (0.53 mm) Y Scaling: Method Defined: Scale to the Nth Largest Target: 1

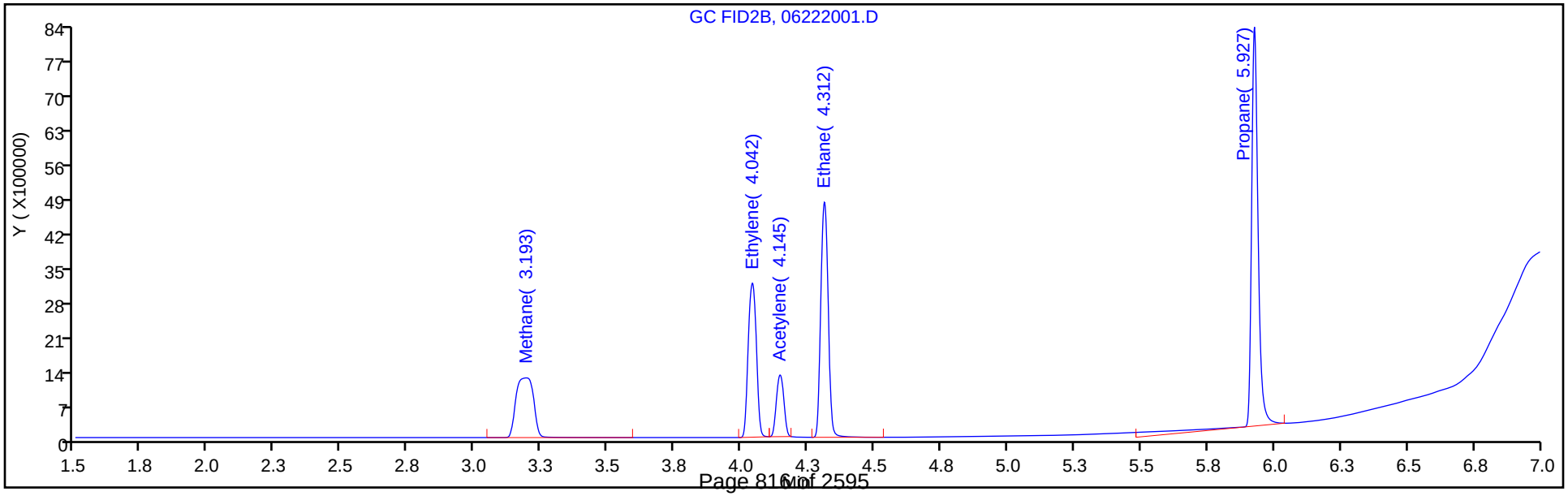

Manual Integration/User Assign Peak Report

Eurofins TestAmerica, Denver

Data File: \\chromfs\Denver\ChromData\VGC_J\20200622-92637.b\06222001.D
Injection Date: 22-Jun-2020 11:07:46 Instrument ID: VGC_J
Lims ID: ccvrt
Client ID:
Operator ID: gm ALS Bottle#: 1 Worklist Smp#: 1
Purge Vol: 18.000 mL Dil. Factor: 1.0000
Method: RSK_J Limit Group: GCV - RSK 175
Column: HP-PLOT/Q (0.53 mm) Detector GC FID2B

6 Acetylene, CAS: 74-86-2

Signal: 2

Processing Integration Results

RT: 4.15
Area: 9278833
Amount: 429.4664
Amount Units: ug/l

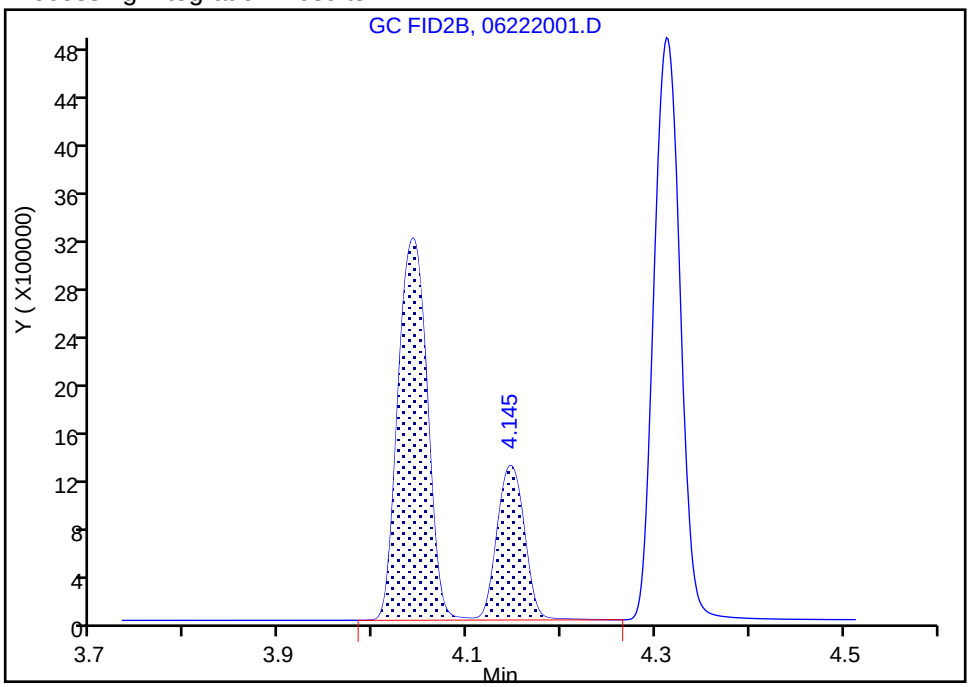

Manual Integration Results

RT: 4.15
Area: 2452271
Amount: 113.5022
Amount Units: ug/l

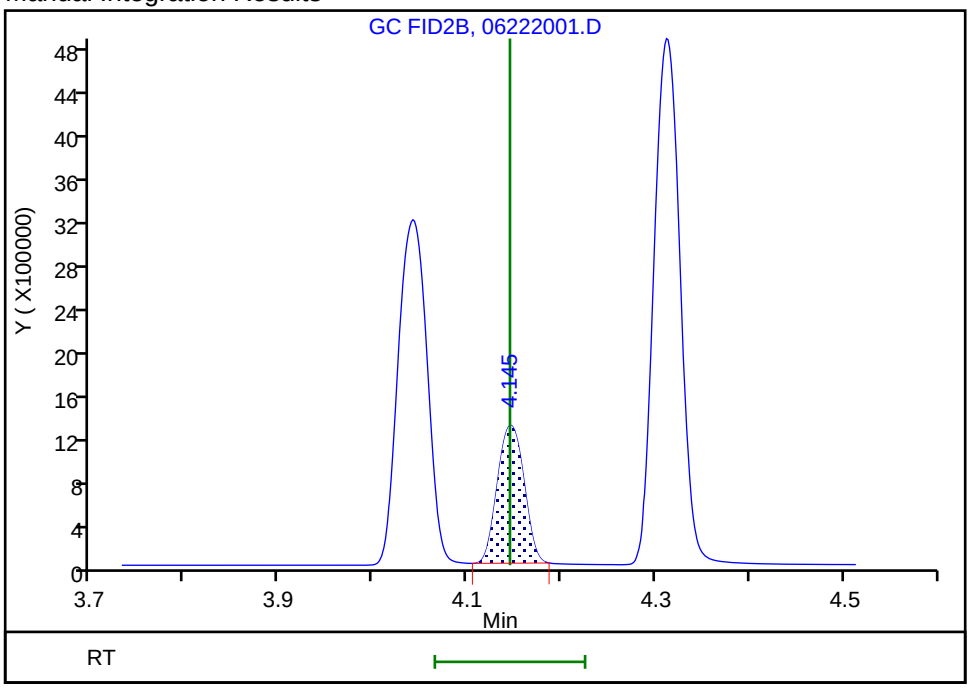

Reviewer: meierg, 22-Jun-2020 11:20:26
Audit Action: Manually Integrated Audit Reason: Shouldering

FORM VII
GC VOA CONTINUING CALIBRATION DATA

Lab Name: Eurofins TestAmerica, Denver Job No.: 280-137702-1

SDG No.:

Lab Sample ID: CCV 280-499633/16 Calibration Date: 06/22/2020 15:22

Instrument ID: VGC_J Calib Start Date: 05/16/2020 10:57

GC Column: Rt-Alumina KCl ID: 0.53(mm) Calib End Date: 05/16/2020 13:08

Lab File ID: 06222016.D Conc. Units: ug/L Heated Purge: (Y/N) N

ANALYTE	CURVE TYPE	AVE CF	CF	MIN CF	CALC AMOUNT	SPIKE AMOUNT	%D	MAX %D
Methane	Lin2		159582		80.7	73.0	10.6	20.0
Ethane	Ave	136043	148763		150	137	9.4	20.0
Ethylene	Ave	110213	117029		136	128	6.2	20.0
Acetylene	Ave	34294	33066		114	119	-3.6	20.0

FORM VII
GC VOA CONTINUING CALIBRATION RETENTION TIME SUMMARY

Lab Name: Eurofins TestAmerica, Denver Job No.: 280-137702-1

SDG No.:

Lab Sample ID: CCV 280-499633/16 Calibration Date: 06/22/2020 15:22

Instrument ID: VGC_J Calib Start Date: 05/16/2020 10:57

GC Column: Rt-Alumina KCl ID: 0.53(mm) Calib End Date: 05/16/2020 13:08

Lab File ID: 06222016.D Heated Purge: (Y/N) N

Analyte	RT	RT WINDOW	
		FROM	TO
Methane	1.25	1.22	1.30
Ethane	1.50	1.47	1.57
Ethylene	1.78	1.74	1.84
Acetylene	3.95	3.86	4.02

Eurofins TestAmerica, Denver
Target Compound Quantitation Report

Data File: \\chromfs\Denver\ChromData\VGC_J\20200622-92637.b\06222016.D
Lims ID: ccv
Client ID:
Sample Type: CCV
Inject. Date: 22-Jun-2020 15:22:17 ALS Bottle#: 16 Worklist Smp#: 16
Purge Vol: 18.000 mL Dil. Factor: 1.0000
Sample Info: ccv
Misc. Info.: 280-0092637-016
Operator ID: gm Instrument ID: VGC_J
Sublist: chrom-RSK_J*sub5

Method: \\chromfs\Denver\ChromData\VGC_J\20200622-92637.b\RSK_J.m
Limit Group: GCV - RSK 175
Method Label: DV-GC-0025: Dissolved Gases in Water by RSK-175
Last Update: 24-Jun-2020 11:48:11 Calib Date: 16-May-2020 13:08:56
Integrator: Falcon
Quant Method: External Standard Quant By: Initial Calibration
Last ICal File: \\chromfs\Denver\ChromData\VGC_J\20200516-91574.b\009F0901.D

Column 1 : Rt-Alumina BOND/KCl (0.53 mm) Det: GC FID1A
Column 2 : HP-PLOT/Q (0.53 mm) Det: GC FID2B
Process Host: CTX1017

First Level Reviewer: meierg Date: 24-Jun-2020 10:34:39

Col	RT (min.)	Exp RT (min.)	Dlt RT (min.)	Response	Cal Amt ug/l	OnCol Amt ug/l	Flags
2 Methane							
1	1.247	1.258	-0.011	11650047	73.0	80.7	
2	3.159	3.193	-0.034	5574179	73.0	81.2	
						RPD = 0.58	
3 Ethane							
1	1.504	1.516	-0.012	20359036	136.9	149.7	
2	4.294	4.312	-0.018	9156411	136.9	150.0	
						RPD = 0.21	
4 Ethylene							M
1	1.782	1.786	-0.004	14940639	127.7	135.6	
2	4.021	4.042	-0.021	6533523	127.7	136.3	M
						RPD = 0.55	
5 Propane							
1	2.474	2.483	-0.009	30293224	200.7	211.5	
2	5.918	5.927	-0.009	13511868	200.7	215.7	
						RPD = 2.00	
6 Acetylene							Ma
1	3.952	3.938	0.014	3919000	118.5	114.3	M
2	4.126	4.145	-0.019	2605199	118.5	120.6	M
						RPD = 5.37	
7 Butane							
1	4.232	4.233	-0.001	34646755	264.5	262.7	
2	7.363	7.368	-0.005	15940645	264.5	250.0	
						RPD = 4.95	
8 isobutylene							
1	5.141	5.133	0.008	22154896	255.4	248.2	
2	7.216	7.222	-0.006	14046007	255.4	338.0	
						RPD = 30.64	

QC Flag Legend

Review Flags

M - Manually Integrated

a - User Assigned ID

Reagents:

RSK7gasMathes_00031 Amount Added: 200.00 Units: uL

Report Date: 24-Jun-2020 11:48:11 Chrom Revision: 2.3 21-Jun-2020 18:30:46

Eurofins TestAmerica, Denver

Data File: \\chromfs\Denver\ChromData\VGC_J\20200622-92637.b\06222016.D

Injection Date:	22-Jun-2020 15:22:17	Instrument ID:	VGC_J	Operator ID:	gm
Lims ID:	ccv			Worklist Smp#:	16
Client ID:					
Purge Vol:	18.000 mL	Dil. Factor:	1.0000	ALS Bottle#:	16
Method:	RSK_J	Limit Group:	GCV - RSK 175		

Column: Rt-Alumina BOND/KCl (0.53 mm) Y Scaling: Method Defined: Scale to the Nth Largest Target: 1

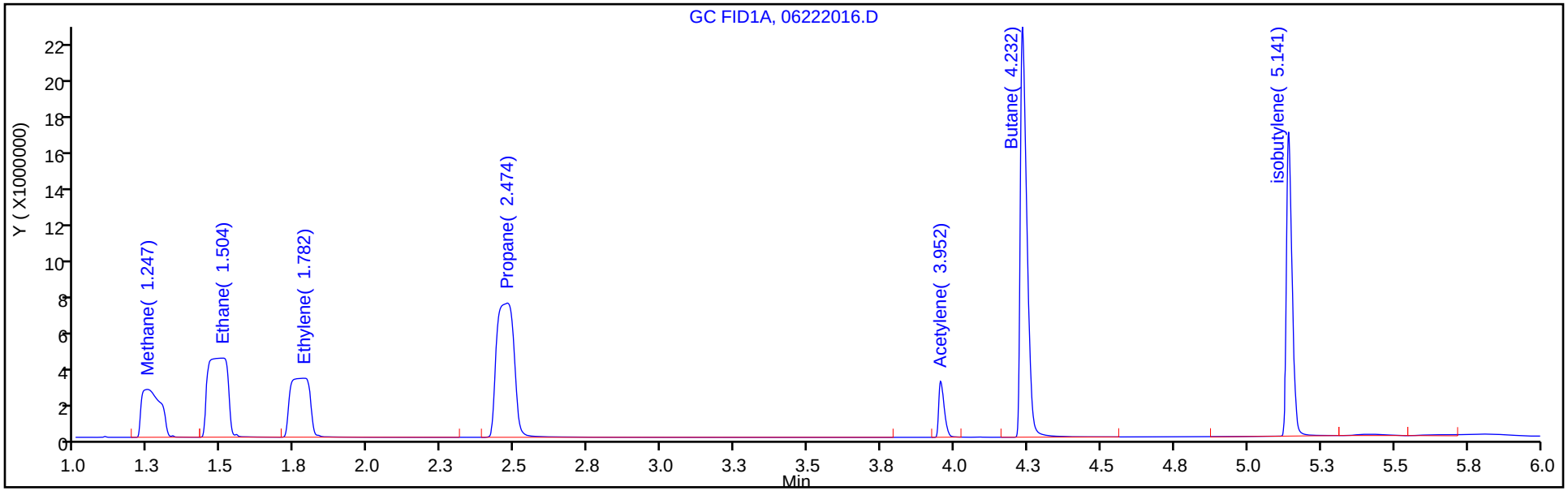

Column: HP-PLOT/Q (0.53 mm) Y Scaling: Method Defined: Scale to the Nth Largest Target: 1

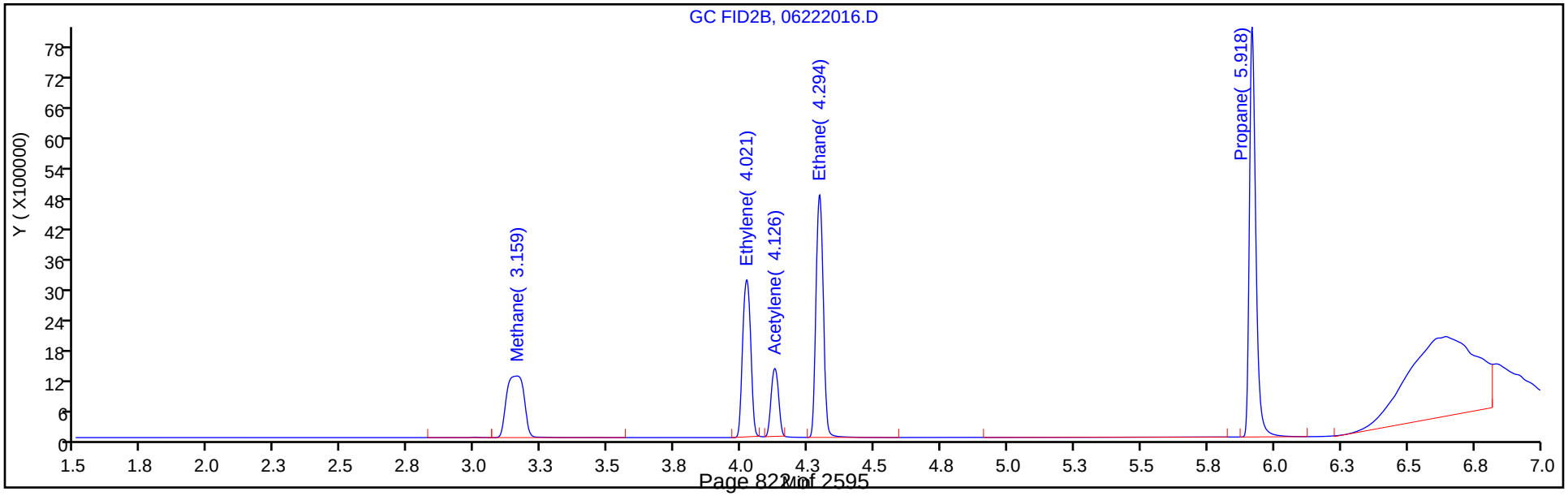

Manual Integration/User Assign Peak Report

Eurofins TestAmerica, Denver

Data File:	\\chromfs\Denver\ChromData\VGC_J\20200622-92637.b\06222016.D				
Injection Date:	22-Jun-2020 15:22:17	Instrument ID:	VGC_J		
Lims ID:	ccv				
Client ID:					
Operator ID:	gm	ALS Bottle#:	16	Worklist Smp#:	16
Purge Vol:	18.000 mL	Dil. Factor:	1.0000		
Method:	RSK_J	Limit Group:	GCV - RSK 175		
Column:	Rt-Alumina BOND/KCl (0.53 mm)	Detector	GC FID1A		

6 Acetylene, CAS: 74-86-2

Signal: 1

Processing Integration Results

RT: 3.94
Area: 0
Amount: 120.5804
Amount Units: ug/l

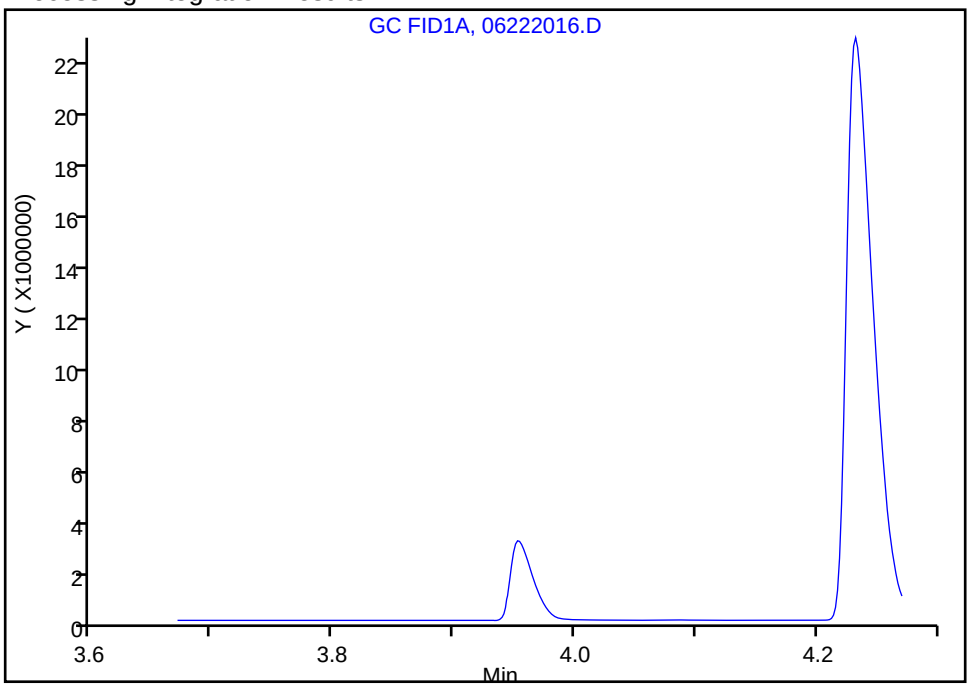

Manual Integration Results

RT: 3.95
Area: 3919000
Amount: 114.2757
Amount Units: ug/l

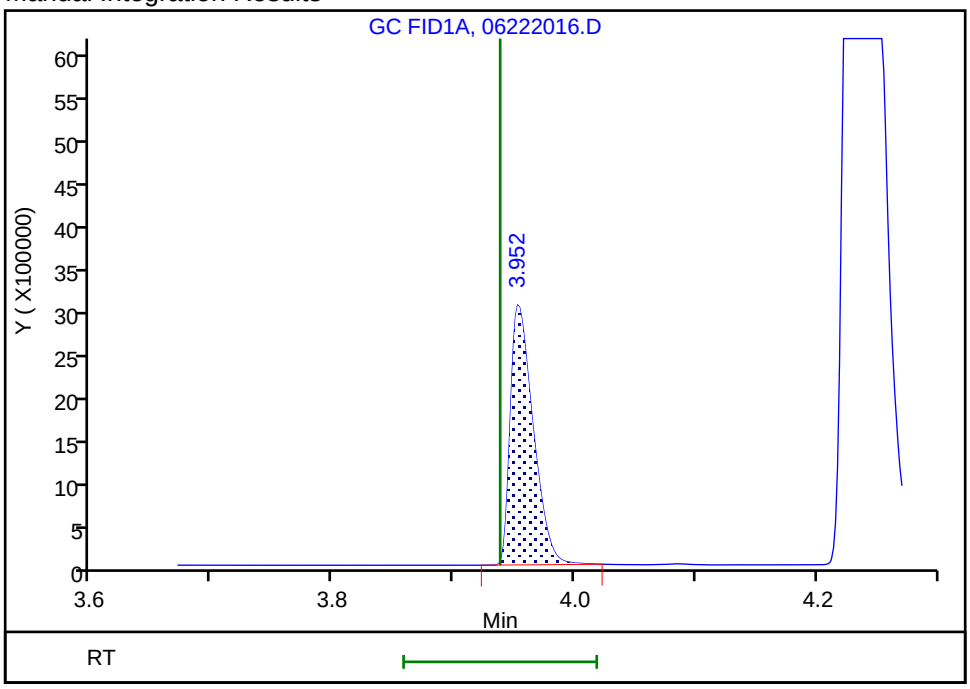

Reviewer: meierg, 24-Jun-2020 10:33:59
Audit Action: Manually Integrated/Assigned Compound ID Audit Reason: Peak not integrated

FORM VII
GC VOA CONTINUING CALIBRATION DATA

Lab Name: Eurofins TestAmerica, Denver Job No.: 280-137702-1

SDG No.:

Lab Sample ID: CCV 280-499633/16 Calibration Date: 06/22/2020 15:22

Instrument ID: VGC_J Calib Start Date: 05/16/2020 10:57

GC Column: HP-Plot Q ID: 0.53(mm) Calib End Date: 05/16/2020 13:08

Lab File ID: 06222016.D Conc. Units: ug/L Heated Purge: (Y/N) N

ANALYTE	CURVE TYPE	AVE CF	CF	MIN CF	CALC AMOUNT	SPIKE AMOUNT	%D	MAX %D
Methane	Lin2		76355		81.2	73.0	11.2	20.0
Ethylene	Ave	47934	51176		136	128	6.8	20.0
Acetylene	Ave	21605	21981		121	119	1.7	20.0
Ethane	Ave	61056	66906		150	137	9.6	20.0

FORM VII
GC VOA CONTINUING CALIBRATION RETENTION TIME SUMMARY

Lab Name: Eurofins TestAmerica, Denver Job No.: 280-137702-1

SDG No.:

Lab Sample ID: CCV 280-499633/16 Calibration Date: 06/22/2020 15:22

Instrument ID: VGC_J Calib Start Date: 05/16/2020 10:57

GC Column: HP-Plot Q ID: 0.53(mm) Calib End Date: 05/16/2020 13:08

Lab File ID: 06222016.D Heated Purge: (Y/N) N

Analyte	RT	RT WINDOW	
		FROM	TO
Methane	3.16	3.15	3.23
Ethylene	4.02	3.99	4.09
Acetylene	4.13	4.07	4.23
Ethane	4.29	4.26	4.36

Eurofins TestAmerica, Denver
Target Compound Quantitation Report

Data File: \\chromfs\Denver\ChromData\VGC_J\20200622-92637.b\06222016.D
Lims ID: ccv
Client ID:
Sample Type: CCV
Inject. Date: 22-Jun-2020 15:22:17 ALS Bottle#: 16 Worklist Smp#: 16
Purge Vol: 18.000 mL Dil. Factor: 1.0000
Sample Info: ccv
Misc. Info.: 280-0092637-016
Operator ID: gm Instrument ID: VGC_J
Sublist: chrom-RSK_J*sub5

Method: \\chromfs\Denver\ChromData\VGC_J\20200622-92637.b\RSK_J.m
Limit Group: GCV - RSK 175
Method Label: DV-GC-0025: Dissolved Gases in Water by RSK-175
Last Update: 24-Jun-2020 11:48:11 Calib Date: 16-May-2020 13:08:56
Integrator: Falcon
Quant Method: External Standard Quant By: Initial Calibration
Last ICal File: \\chromfs\Denver\ChromData\VGC_J\20200516-91574.b\009F0901.D

Column 1 : Rt-Alumina BOND/KCl (0.53 mm) Det: GC FID1A
Column 2 : HP-PLOT/Q (0.53 mm) Det: GC FID2B
Process Host: CTX1017

First Level Reviewer: meierg Date: 24-Jun-2020 10:34:39

Col	RT (min.)	Exp RT (min.)	Dlt RT (min.)	Response	Cal Amt ug/l	OnCol Amt ug/l	Flags
2 Methane							
1	1.247	1.258	-0.011	11650047	73.0	80.7	
2	3.159	3.193	-0.034	5574179	73.0	81.2	
						RPD = 0.58	
3 Ethane							
1	1.504	1.516	-0.012	20359036	136.9	149.7	
2	4.294	4.312	-0.018	9156411	136.9	150.0	
						RPD = 0.21	
4 Ethylene							M
1	1.782	1.786	-0.004	14940639	127.7	135.6	
2	4.021	4.042	-0.021	6533523	127.7	136.3	M
						RPD = 0.55	
5 Propane							
1	2.474	2.483	-0.009	30293224	200.7	211.5	
2	5.918	5.927	-0.009	13511868	200.7	215.7	
						RPD = 2.00	
6 Acetylene							Ma
1	3.952	3.938	0.014	3919000	118.5	114.3	M
2	4.126	4.145	-0.019	2605199	118.5	120.6	M
						RPD = 5.37	
7 Butane							
1	4.232	4.233	-0.001	34646755	264.5	262.7	
2	7.363	7.368	-0.005	15940645	264.5	250.0	
						RPD = 4.95	
8 isobutylene							
1	5.141	5.133	0.008	22154896	255.4	248.2	
2	7.216	7.222	-0.006	14046007	255.4	338.0	
						RPD = 30.64	

QC Flag Legend

Review Flags

M - Manually Integrated

a - User Assigned ID

Reagents:

RSK7gasMathes_00031 Amount Added: 200.00 Units: uL

Report Date: 24-Jun-2020 11:48:11 Chrom Revision: 2.3 21-Jun-2020 18:30:46

Eurofins TestAmerica, Denver

Data File: \\chromfs\Denver\ChromData\VGC_J\20200622-92637.b\06222016.D

Injection Date:	22-Jun-2020 15:22:17	Instrument ID:	VGC_J	Operator ID:	gm
Lims ID:	ccv			Worklist Smp#:	16
Client ID:					
Purge Vol:	18.000 mL	Dil. Factor:	1.0000	ALS Bottle#:	16
Method:	RSK_J	Limit Group:	GCV - RSK 175		

Column: Rt-Alumina BOND/KCl (0.53 mm) Y Scaling: Method Defined: Scale to the Nth Largest Target: 1

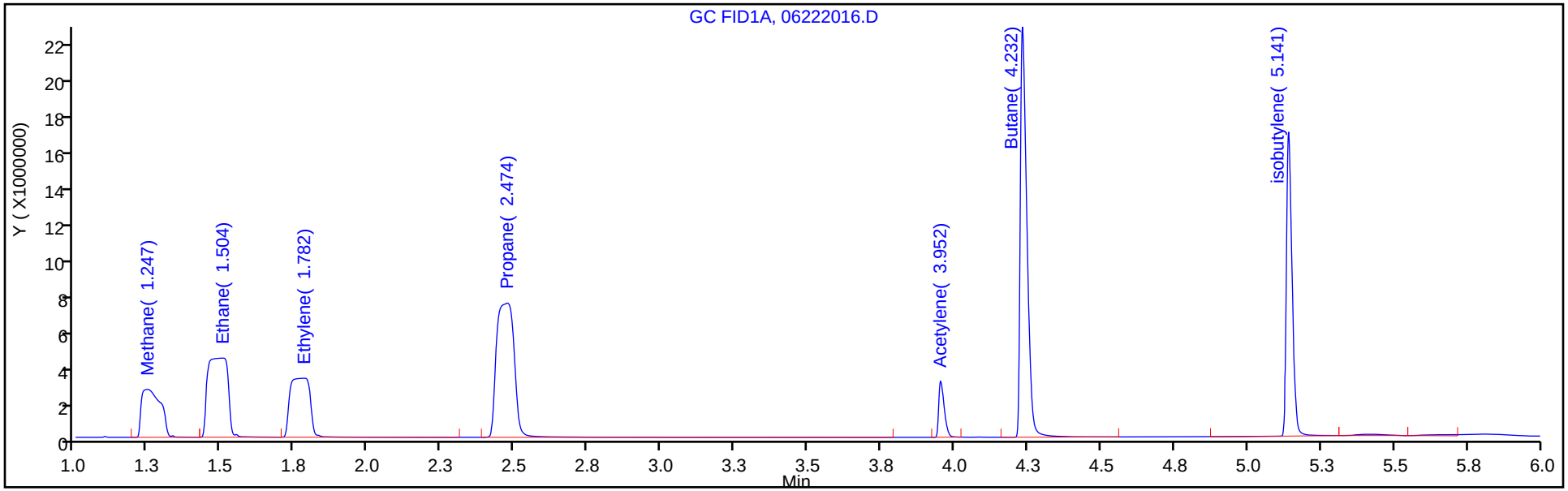

Column: HP-PLOT/Q (0.53 mm) Y Scaling: Method Defined: Scale to the Nth Largest Target: 1

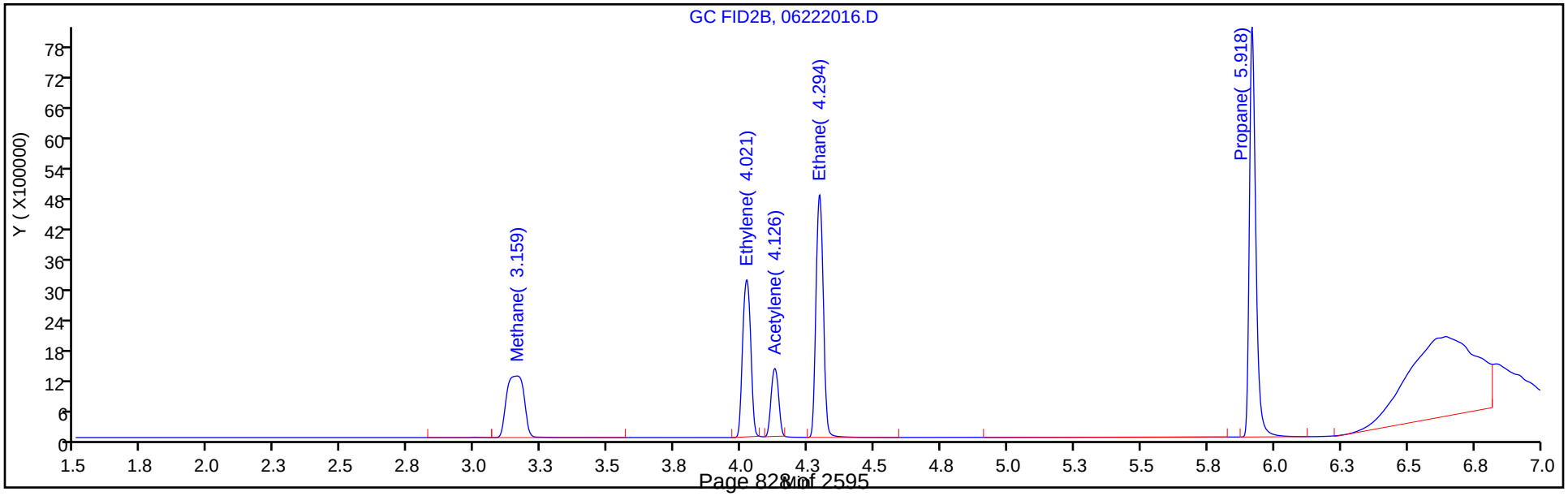

Manual Integration/User Assign Peak Report

Eurofins TestAmerica, Denver

Data File:	\\chromfs\Denver\ChromData\VGC_J\20200622-92637.b\06222016.D				
Injection Date:	22-Jun-2020 15:22:17	Instrument ID:	VGC_J		
Lims ID:	ccv				
Client ID:					
Operator ID:	gm	ALS Bottle#:	16	Worklist Smp#:	16
Purge Vol:	18.000 mL	Dil. Factor:	1.0000		
Method:	RSK_J	Limit Group:	GCV - RSK 175		
Column:	HP-PLOT/Q (0.53 mm)	Detector	GC FID2B		

4 Ethylene, CAS: 74-85-1

Signal: 2

Processing Integration Results

RT: 4.02
Area: 9358378
Amount: 195.2359
Amount Units: ug/l

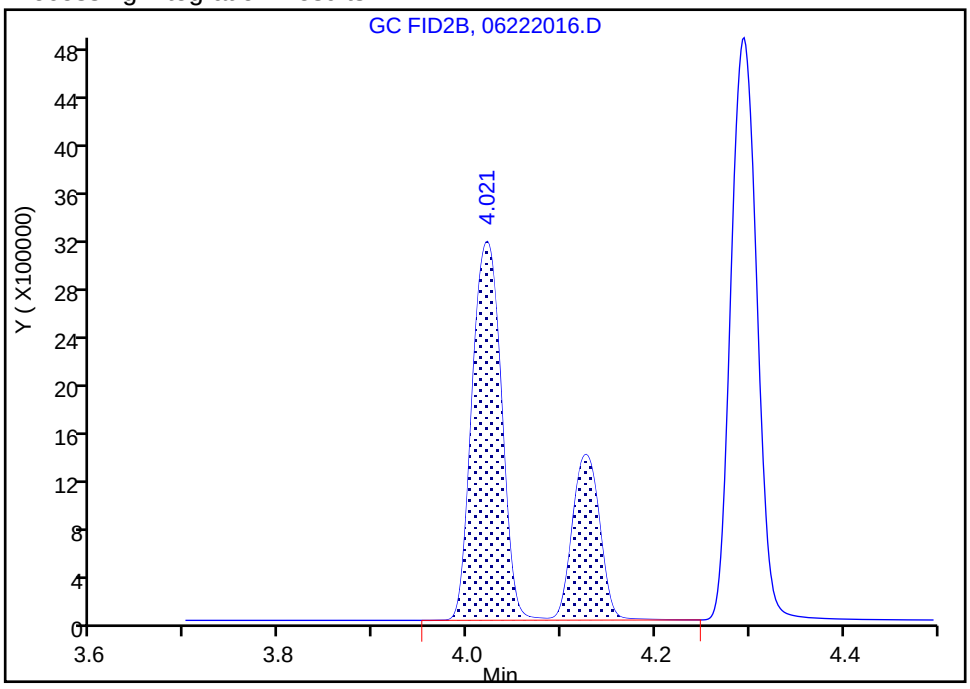

Manual Integration Results

RT: 4.02
Area: 6533523
Amount: 136.3033
Amount Units: ug/l

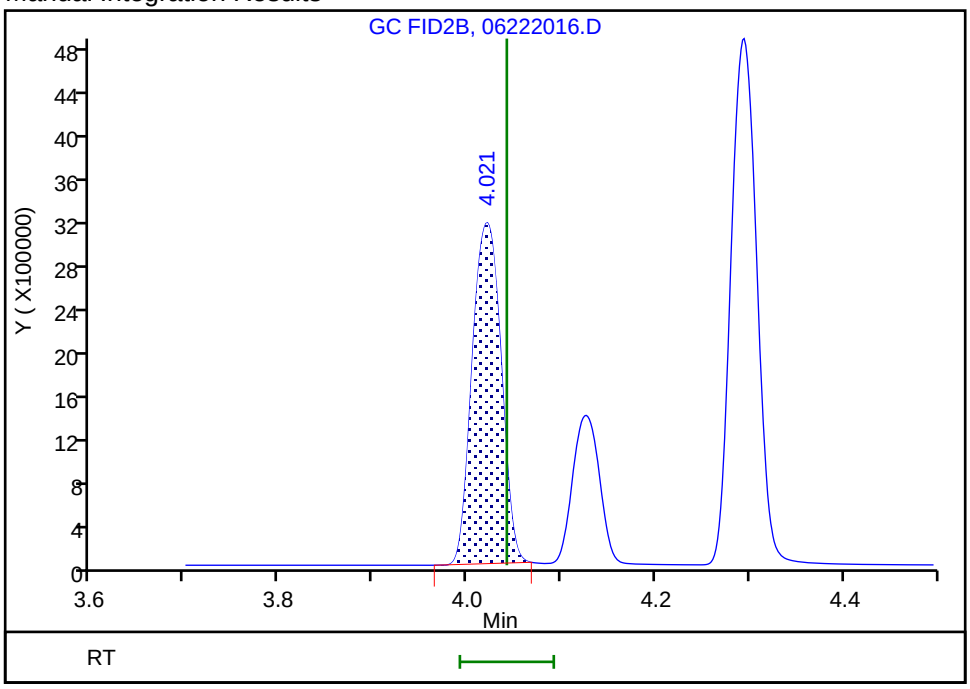

Reviewer: meierg, 24-Jun-2020 10:33:35

Audit Action: Manually Integrated Audit Reason: Shouldering

Manual Integration/User Assign Peak Report

Eurofins TestAmerica, Denver

Data File: \\chromfs\Denver\ChromData\VGC_J\20200622-92637.b\06222016.D
Injection Date: 22-Jun-2020 15:22:17 Instrument ID: VGC_J
Lims ID: ccv
Client ID:
Operator ID: gm ALS Bottle#: 16 Worklist Smp#: 16
Purge Vol: 18.000 mL Dil. Factor: 1.0000
Method: RSK_J Limit Group: GCV - RSK 175
Column: HP-PLOT/Q (0.53 mm) Detector GC FID2B

6 Acetylene, CAS: 74-86-2

Signal: 2

Processing Integration Results

RT: 4.13
Area: 2605199
Amount: 120.5804
Amount Units: ug/l

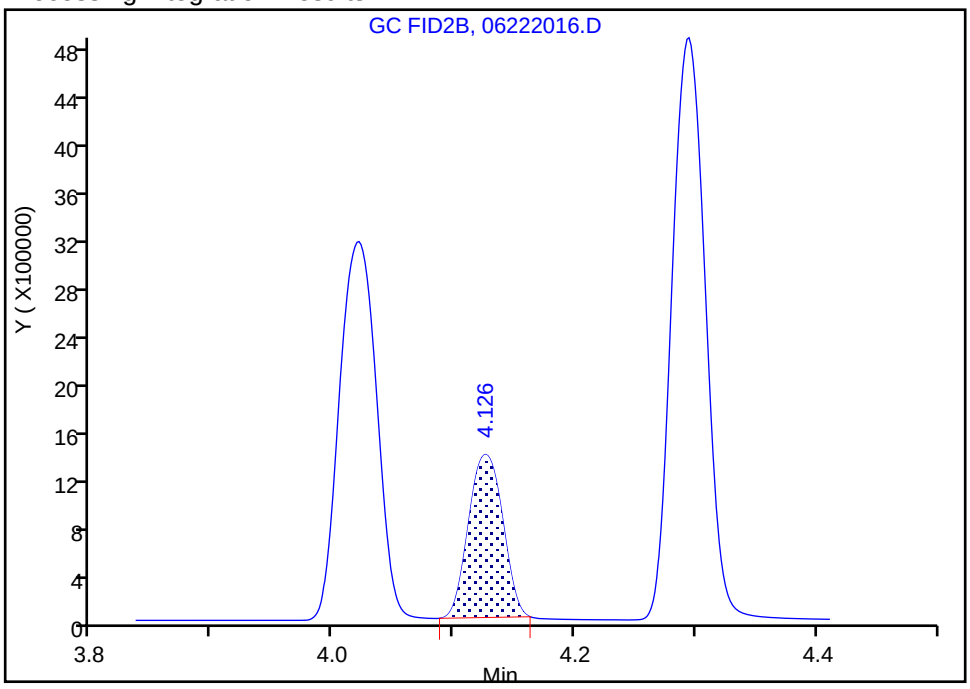

Manual Integration Results

RT: 4.13
Area: 2605199
Amount: 120.5804
Amount Units: ug/l

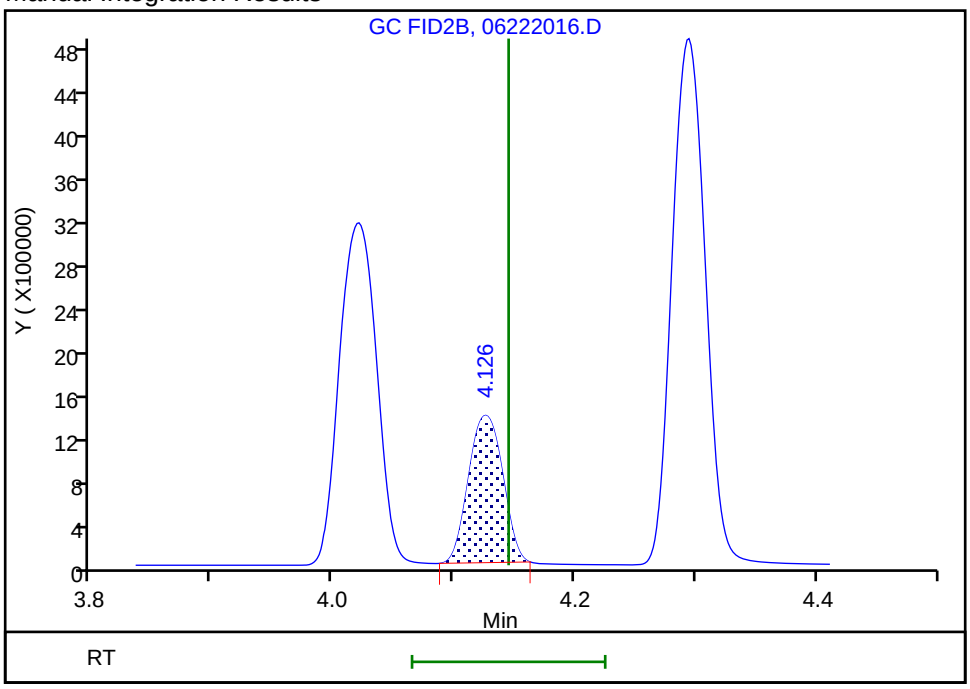

Reviewer: meierg, 24-Jun-2020 10:33:53
Audit Action: Manually Integrated/Assigned Compound ID Audit Reason: Peak not integrated

FORM VII
GC VOA CONTINUING CALIBRATION DATA

Lab Name: Eurofins TestAmerica, Denver Job No.: 280-137702-1

SDG No.:

Lab Sample ID: CCV 280-499633/30 Calibration Date: 06/22/2020 19:11

Instrument ID: VGC_J Calib Start Date: 05/16/2020 10:57

GC Column: Rt-Alumina KCl ID: 0.53(mm) Calib End Date: 05/16/2020 13:08

Lab File ID: 06222030.D Conc. Units: ug/L Heated Purge: (Y/N) N

ANALYTE	CURVE TYPE	AVE CF	CF	MIN CF	CALC AMOUNT	SPIKE AMOUNT	%D	MAX %D
Methane	Lin2		153758		77.8	73.0	6.5	20.0
Ethane	Ave	136043	143321		144	137	5.3	20.0
Ethylene	Ave	110213	113172		131	128	2.7	20.0
Acetylene	Ave	34294	31596		109	119	-7.9	20.0

FORM VII
GC VOA CONTINUING CALIBRATION RETENTION TIME SUMMARY

Lab Name: Eurofins TestAmerica, Denver Job No.: 280-137702-1

SDG No.:

Lab Sample ID: CCV 280-499633/30 Calibration Date: 06/22/2020 19:11

Instrument ID: VGC_J Calib Start Date: 05/16/2020 10:57

GC Column: Rt-Alumina KCl ID: 0.53(mm) Calib End Date: 05/16/2020 13:08

Lab File ID: 06222030.D Heated Purge: (Y/N) N

Analyte	RT	RT WINDOW	
		FROM	TO
Methane	1.25	1.22	1.30
Ethane	1.51	1.47	1.57
Ethylene	1.79	1.74	1.84
Acetylene	3.96	3.86	4.02

Eurofins TestAmerica, Denver
Target Compound Quantitation Report

Data File: \\chromfs\Denver\ChromData\VGC_J\20200622-92637.b\06222030.D
Lims ID: ccv
Client ID:
Sample Type: CCV
Inject. Date: 22-Jun-2020 19:11:28 ALS Bottle#: 30 Worklist Smp#: 30
Purge Vol: 18.000 mL Dil. Factor: 1.0000
Sample Info: ccv
Misc. Info.: 280-0092637-030
Operator ID: gm Instrument ID: VGC_J
Sublist: chrom-RSK_J*sub5

Method: \\chromfs\Denver\ChromData\VGC_J\20200622-92637.b\RSK_J.m
Limit Group: GCV - RSK 175
Method Label: DV-GC-0025: Dissolved Gases in Water by RSK-175
Last Update: 24-Jun-2020 11:48:17 Calib Date: 16-May-2020 13:08:56
Integrator: Falcon
Quant Method: External Standard Quant By: Initial Calibration
Last ICal File: \\chromfs\Denver\ChromData\VGC_J\20200516-91574.b\009F0901.D

Column 1 : Rt-Alumina BOND/KCl (0.53 mm) Det: GC FID1A
Column 2 : HP-PLOT/Q (0.53 mm) Det: GC FID2B
Process Host: CTX1017

First Level Reviewer: meierg Date: 24-Jun-2020 10:52:09

Col	RT (min.)	Exp RT (min.)	Dlt RT (min.)	Response	Cal Amt ug/l	OnCol Amt ug/l	Flags
2 Methane							
1	1.249	1.258	-0.009	11224820	73.0	77.8	
2	3.166	3.193	-0.027	5379235	73.0	78.3	
						RPD = 0.74	
3 Ethane							
1	1.507	1.516	-0.009	19614237	136.9	144.2	
2	4.297	4.312	-0.015	8826963	136.9	144.6	
						RPD = 0.27	
4 Ethylene							M
1	1.785	1.786	-0.001	14448294	127.7	131.1	
2	4.026	4.042	-0.016	6279931	127.7	131.0	M
						RPD = 0.06	
5 Propane							
1	2.484	2.483	0.001	29096332	200.7	203.1	
2	5.922	5.927	-0.005	13219447	200.7	211.1	
						RPD = 3.84	
6 Acetylene							Ma
1	3.960	3.938	0.022	3744827	118.5	109.2	M
2	4.131	4.145	-0.014	2508196	118.5	116.1	M
						RPD = 6.12	
7 Butane							
1	4.239	4.233	0.006	32962987	264.5	249.9	
2	7.366	7.368	-0.002	16083452	264.5	252.2	
						RPD = 0.92	
8 isobutylene							
1	5.145	5.133	0.012	21195257	255.4	237.4	
2	7.217	7.222	-0.005	9933335	255.4	239.0	
						RPD = 0.67	

QC Flag Legend

Review Flags

M - Manually Integrated

a - User Assigned ID

Reagents:

RSK7gasMathes_00031 Amount Added: 200.00 Units: uL

Report Date: 24-Jun-2020 11:48:17 Chrom Revision: 2.3 21-Jun-2020 18:30:46

Eurofins TestAmerica, Denver

Data File: \\chromfs\Denver\ChromData\VGC_J\20200622-92637.b\06222030.D

Injection Date:	22-Jun-2020 19:11:28	Instrument ID:	VGC_J	Operator ID:	gm
Lims ID:	ccv			Worklist Smp#:	30
Client ID:					
Purge Vol:	18.000 mL	Dil. Factor:	1.0000	ALS Bottle#:	30
Method:	RSK_J	Limit Group:	GCV - RSK 175		

Column: Rt-Alumina BOND/KCl (0.53 mm) Y Scaling: Method Defined: Scale to the Nth Largest Target: 1

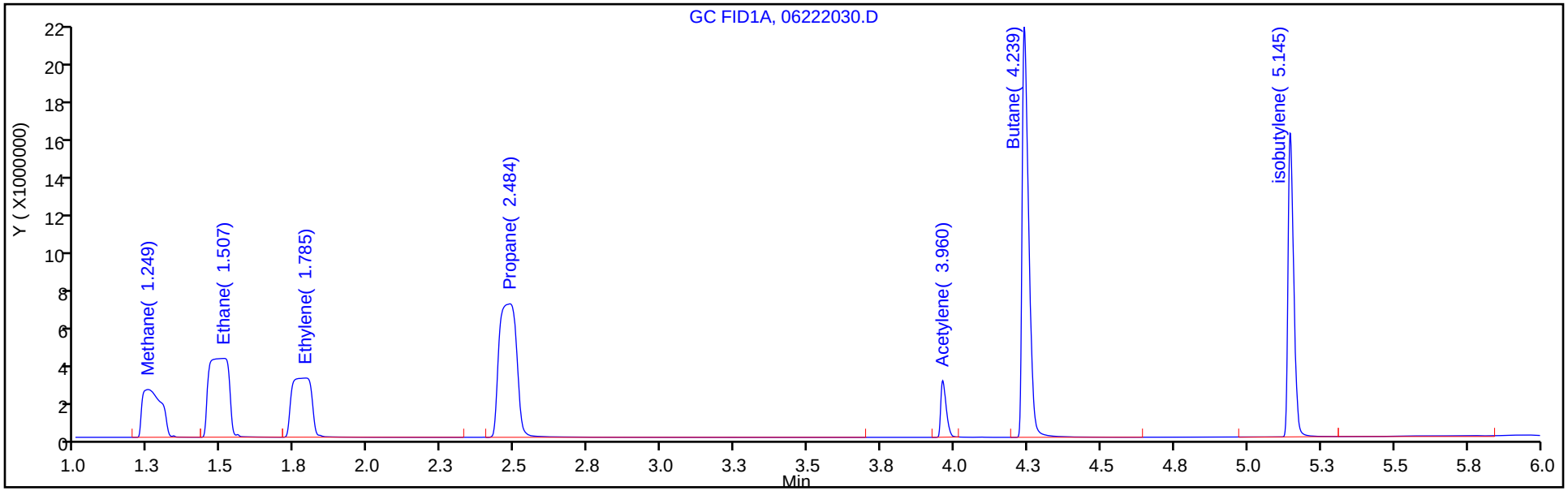

Column: HP-PLOT/Q (0.53 mm) Y Scaling: Method Defined: Scale to the Nth Largest Target: 1

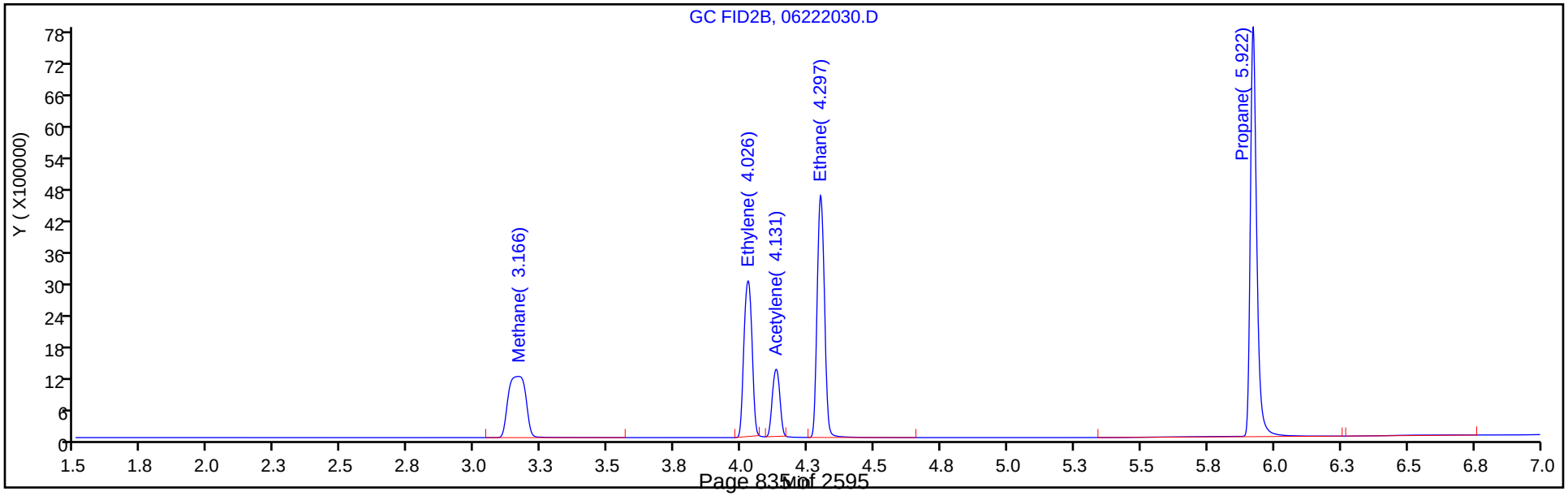

Manual Integration/User Assign Peak Report

Eurofins TestAmerica, Denver

Data File: \\chromfs\Denver\ChromData\VGC_J\20200622-92637.b\06222030.D
Injection Date: 22-Jun-2020 19:11:28 Instrument ID: VGC_J
Lims ID: ccv
Client ID:
Operator ID: gm ALS Bottle#: 30 Worklist Smp#: 30
Purge Vol: 18.000 mL Dil. Factor: 1.0000
Method: RSK_J Limit Group: GCV - RSK 175
Column: Rt-Alumina BOND/KCl (0.53 mm) Detector GC FID1A

6 Acetylene, CAS: 74-86-2

Signal: 1

Processing Integration Results

RT: 3.94
Area: 0
Amount: 116.0907
Amount Units: ug/l

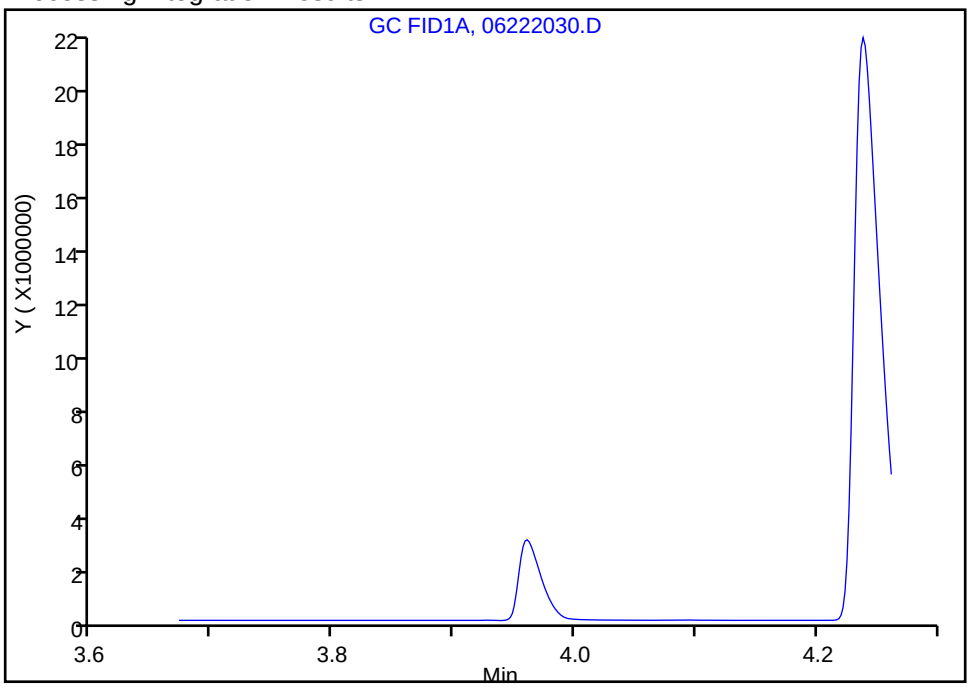

Manual Integration Results

RT: 3.96
Area: 3744827
Amount: 109.1969
Amount Units: ug/l

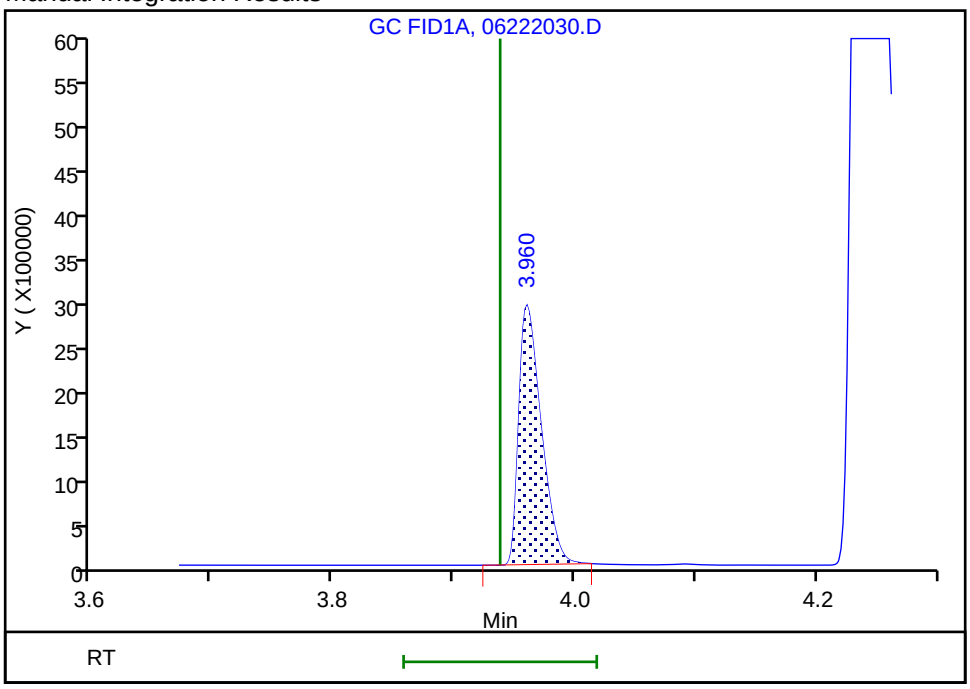

Reviewer: meierg, 24-Jun-2020 10:53:48
Audit Action: Manually Integrated/Assigned Compound ID Audit Reason: Peak not integrated

FORM VII
GC VOA CONTINUING CALIBRATION DATA

Lab Name: Eurofins TestAmerica, Denver Job No.: 280-137702-1

SDG No.:

Lab Sample ID: CCV 280-499633/30 Calibration Date: 06/22/2020 19:11

Instrument ID: VGC_J Calib Start Date: 05/16/2020 10:57

GC Column: HP-Plot Q ID: 0.53(mm) Calib End Date: 05/16/2020 13:08

Lab File ID: 06222030.D Conc. Units: ug/L Heated Purge: (Y/N) N

ANALYTE	CURVE TYPE	AVE CF	CF	MIN CF	CALC AMOUNT	SPIKE AMOUNT	%D	MAX %D
Methane	Lin2		73685		78.3	73.0	7.3	20.0
Ethylene	Ave	47934	49190		131	128	2.6	20.0
Acetylene	Ave	21605	21162		116	119	-2.1	20.0
Ethane	Ave	61056	64498		145	137	5.6	20.0

FORM VII
GC VOA CONTINUING CALIBRATION RETENTION TIME SUMMARY

Lab Name: Eurofins TestAmerica, Denver Job No.: 280-137702-1

SDG No.:

Lab Sample ID: CCV 280-499633/30 Calibration Date: 06/22/2020 19:11

Instrument ID: VGC_J Calib Start Date: 05/16/2020 10:57

GC Column: HP-Plot Q ID: 0.53(mm) Calib End Date: 05/16/2020 13:08

Lab File ID: 06222030.D Heated Purge: (Y/N) N

Analyte	RT	RT WINDOW	
		FROM	TO
Methane	3.17	3.15	3.23
Ethylene	4.03	3.99	4.09
Acetylene	4.13	4.07	4.23
Ethane	4.30	4.26	4.36

Eurofins TestAmerica, Denver
Target Compound Quantitation Report

Data File: \\chromfs\Denver\ChromData\VGC_J\20200622-92637.b\06222030.D
Lims ID: ccv
Client ID:
Sample Type: CCV
Inject. Date: 22-Jun-2020 19:11:28 ALS Bottle#: 30 Worklist Smp#: 30
Purge Vol: 18.000 mL Dil. Factor: 1.0000
Sample Info: ccv
Misc. Info.: 280-0092637-030
Operator ID: gm Instrument ID: VGC_J
Sublist: chrom-RSK_J*sub5

Method: \\chromfs\Denver\ChromData\VGC_J\20200622-92637.b\RSK_J.m
Limit Group: GCV - RSK 175
Method Label: DV-GC-0025: Dissolved Gases in Water by RSK-175
Last Update: 24-Jun-2020 11:48:17 Calib Date: 16-May-2020 13:08:56
Integrator: Falcon
Quant Method: External Standard Quant By: Initial Calibration
Last ICal File: \\chromfs\Denver\ChromData\VGC_J\20200516-91574.b\009F0901.D

Column 1 : Rt-Alumina BOND/KCl (0.53 mm) Det: GC FID1A
Column 2 : HP-PLOT/Q (0.53 mm) Det: GC FID2B
Process Host: CTX1017

First Level Reviewer: meierg Date: 24-Jun-2020 10:52:09

Col	RT (min.)	Exp RT (min.)	Dlt RT (min.)	Response	Cal Amt ug/l	OnCol Amt ug/l	Flags
2 Methane							
1	1.249	1.258	-0.009	11224820	73.0	77.8	
2	3.166	3.193	-0.027	5379235	73.0	78.3	
						RPD = 0.74	
3 Ethane							
1	1.507	1.516	-0.009	19614237	136.9	144.2	
2	4.297	4.312	-0.015	8826963	136.9	144.6	
						RPD = 0.27	
4 Ethylene							M
1	1.785	1.786	-0.001	14448294	127.7	131.1	
2	4.026	4.042	-0.016	6279931	127.7	131.0	M
						RPD = 0.06	
5 Propane							
1	2.484	2.483	0.001	29096332	200.7	203.1	
2	5.922	5.927	-0.005	13219447	200.7	211.1	
						RPD = 3.84	
6 Acetylene							Ma
1	3.960	3.938	0.022	3744827	118.5	109.2	M
2	4.131	4.145	-0.014	2508196	118.5	116.1	M
						RPD = 6.12	
7 Butane							
1	4.239	4.233	0.006	32962987	264.5	249.9	
2	7.366	7.368	-0.002	16083452	264.5	252.2	
						RPD = 0.92	
8 isobutylene							
1	5.145	5.133	0.012	21195257	255.4	237.4	
2	7.217	7.222	-0.005	9933335	255.4	239.0	
						RPD = 0.67	

QC Flag Legend

Review Flags

M - Manually Integrated

a - User Assigned ID

Reagents:

RSK7gasMathes_00031 Amount Added: 200.00 Units: uL

Report Date: 24-Jun-2020 11:48:17 Chrom Revision: 2.3 21-Jun-2020 18:30:46

Eurofins TestAmerica, Denver

Data File: \\chromfs\Denver\ChromData\VGC_J\20200622-92637.b\06222030.D

Injection Date:	22-Jun-2020 19:11:28	Instrument ID:	VGC_J	Operator ID:	gm
Lims ID:	ccv			Worklist Smp#:	30
Client ID:					
Purge Vol:	18.000 mL	Dil. Factor:	1.0000	ALS Bottle#:	30
Method:	RSK_J	Limit Group:	GCV - RSK 175		

Column: Rt-Alumina BOND/KCl (0.53 mm) Y Scaling: Method Defined: Scale to the Nth Largest Target: 1

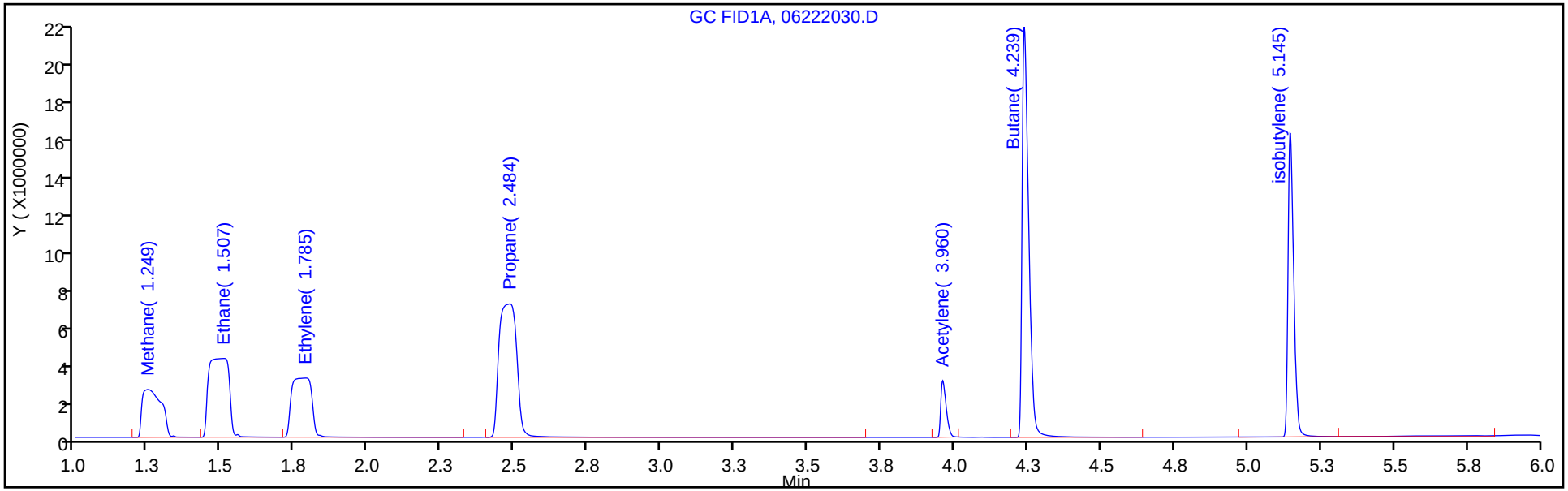

Column: HP-PLOT/Q (0.53 mm) Y Scaling: Method Defined: Scale to the Nth Largest Target: 1

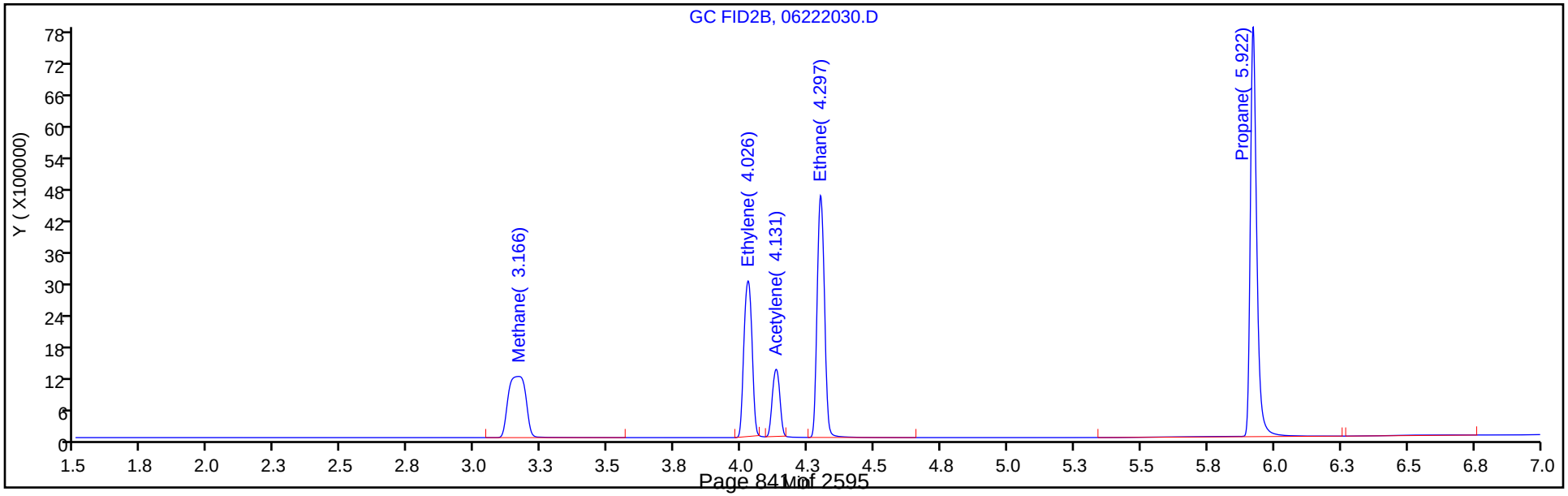

Manual Integration/User Assign Peak Report

Eurofins TestAmerica, Denver

Data File:	\\chromfs\Denver\ChromData\VGC_J\20200622-92637.b\06222030.D				
Injection Date:	22-Jun-2020 19:11:28	Instrument ID:	VGC_J		
Lims ID:	ccv				
Client ID:					
Operator ID:	gm	ALS Bottle#:	30	Worklist Smp#:	30
Purge Vol:	18.000 mL	Dil. Factor:	1.0000		
Method:	RSK_J	Limit Group:	GCV - RSK 175		
Column:	HP-PLOT/Q (0.53 mm)	Detector	GC FID2B		

4 Ethylene, CAS: 74-85-1

Signal: 2

Processing Integration Results

RT: 4.03
Area: 9039972
Amount: 188.5932
Amount Units: ug/l

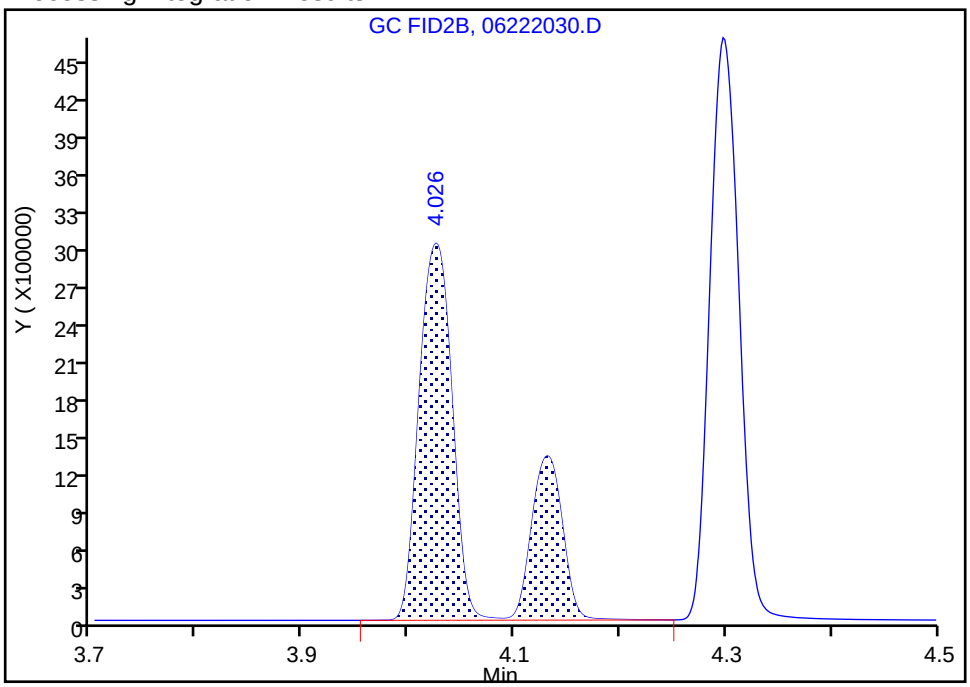

Manual Integration Results

RT: 4.03
Area: 6279931
Amount: 131.0129
Amount Units: ug/l

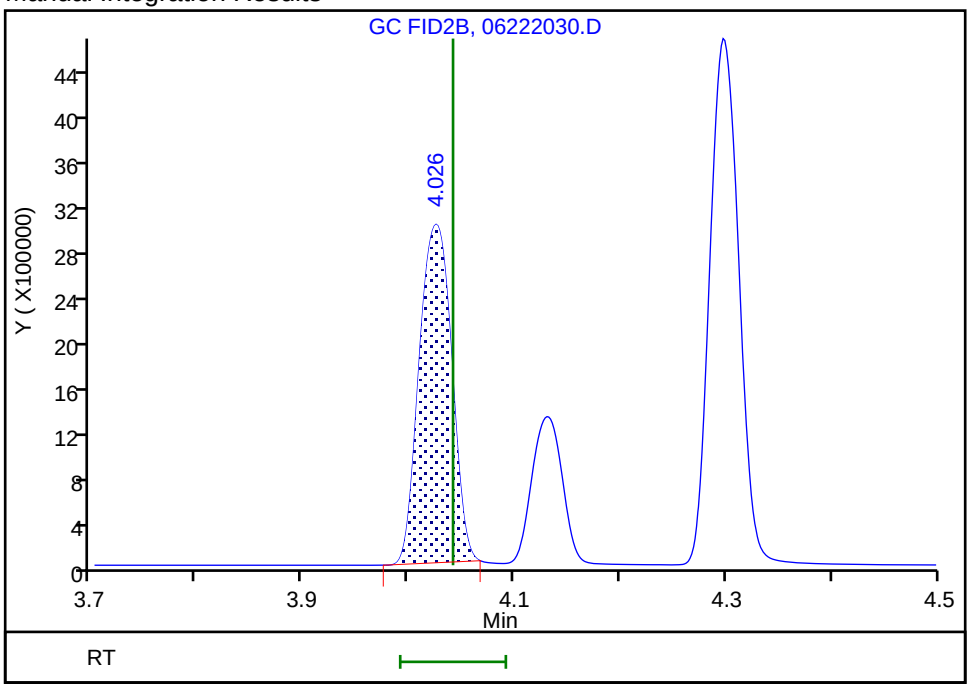

Reviewer: meierg, 24-Jun-2020 10:53:29

Audit Action: Manually Integrated Audit Reason: Shouldering

Manual Integration/User Assign Peak Report

Eurofins TestAmerica, Denver

Data File:	\\chromfs\Denver\ChromData\VGC_J\20200622-92637.b\06222030.D				
Injection Date:	22-Jun-2020 19:11:28	Instrument ID:	VGC_J		
Lims ID:	ccv				
Client ID:					
Operator ID:	gm	ALS Bottle#:	30	Worklist Smp#:	30
Purge Vol:	18.000 mL	Dil. Factor:	1.0000		
Method:	RSK_J	Limit Group:	GCV - RSK 175		
Column:	HP-PLOT/Q (0.53 mm)	Detector	GC FID2B		

6 Acetylene, CAS: 74-86-2

Signal: 2

Processing Integration Results

RT: 4.13
Area: 2508196
Amount: 116.0907
Amount Units: ug/l

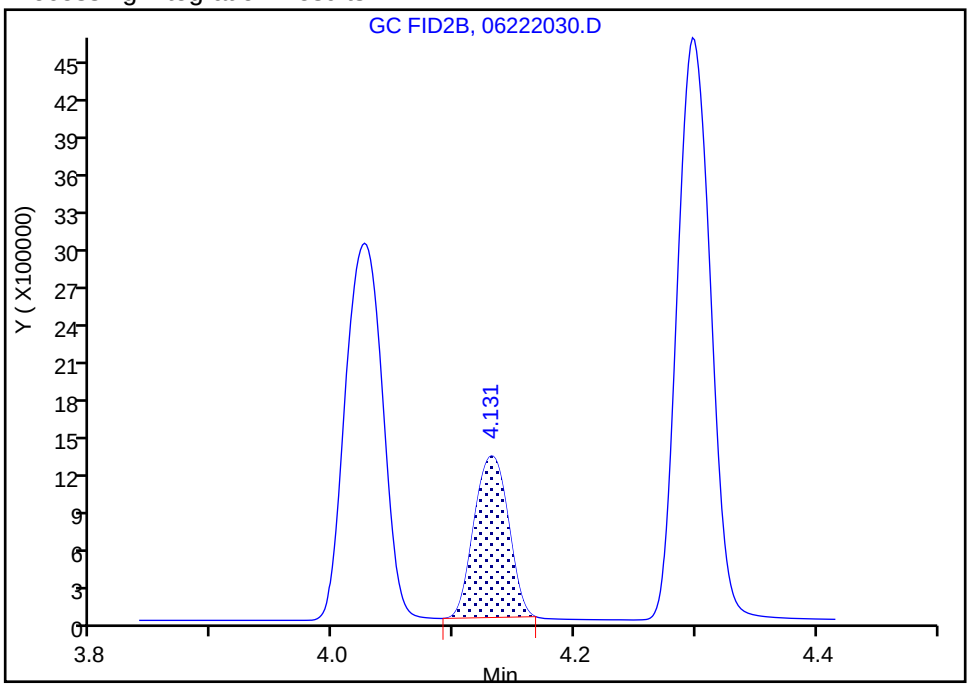

Manual Integration Results

RT: 4.13
Area: 2508196
Amount: 116.0907
Amount Units: ug/l

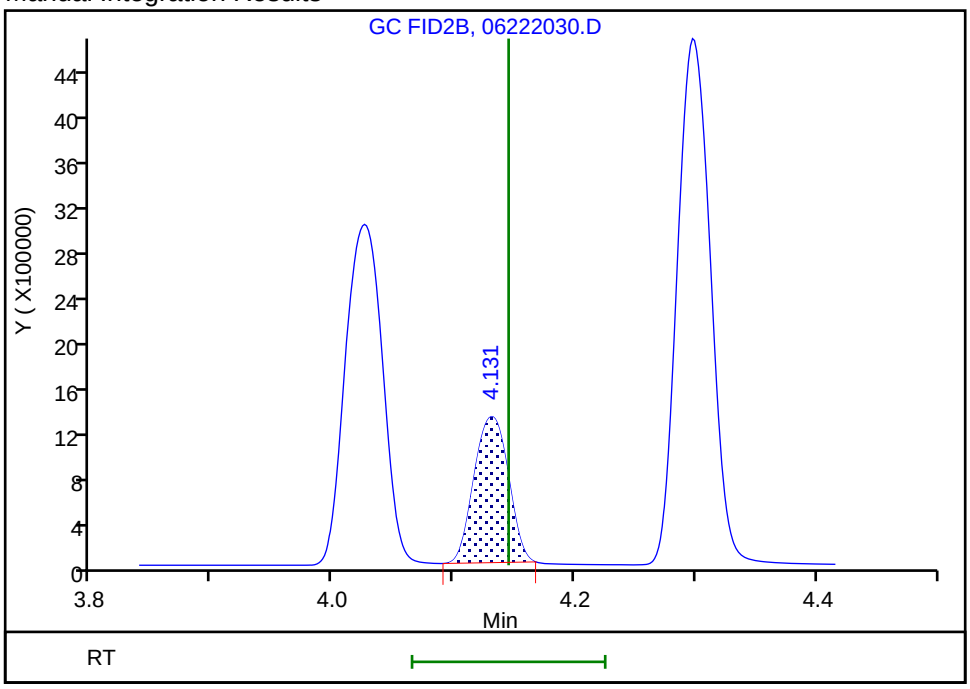

Reviewer: meierg, 24-Jun-2020 10:53:44

Audit Action: Manually Integrated/Assigned Compound ID Audit Reason: Peak not integrated

FORM VII
GC VOA CONTINUING CALIBRATION DATA

Lab Name: Eurofins TestAmerica, Denver Job No.: 280-137702-1

SDG No.:

Lab Sample ID: CCV 280-499633/35 Calibration Date: 06/22/2020 20:33

Instrument ID: VGC_J Calib Start Date: 05/16/2020 10:57

GC Column: Rt-Alumina KCl ID: 0.53(mm) Calib End Date: 05/16/2020 13:08

Lab File ID: 06222035.D Conc. Units: ug/L Heated Purge: (Y/N) N

ANALYTE	CURVE TYPE	AVE CF	CF	MIN CF	CALC AMOUNT	SPIKE AMOUNT	%D	MAX %D
Methane	Lin2		164151		83.0	73.0	13.7	20.0
Ethane	Ave	136043	158168		159	137	16.3	20.0
Ethylene	Ave	110213	124351		144	128	12.8	20.0
Acetylene	Ave	34294	35122		121	119	2.4	20.0

FORM VII
GC VOA CONTINUING CALIBRATION RETENTION TIME SUMMARY

Lab Name: Eurofins TestAmerica, Denver Job No.: 280-137702-1

SDG No.:

Lab Sample ID: CCV 280-499633/35 Calibration Date: 06/22/2020 20:33

Instrument ID: VGC_J Calib Start Date: 05/16/2020 10:57

GC Column: Rt-Alumina KCl ID: 0.53(mm) Calib End Date: 05/16/2020 13:08

Lab File ID: 06222035.D Heated Purge: (Y/N) N

Analyte	RT	RT WINDOW	
		FROM	TO
Methane	1.25	1.22	1.30
Ethane	1.51	1.47	1.57
Ethylene	1.79	1.74	1.84
Acetylene	3.96	3.86	4.02

Eurofins TestAmerica, Denver
Target Compound Quantitation Report

Data File: \\chromfs\Denver\ChromData\VGC_J\20200622-92637.b\06222035.D
Lims ID: ccv
Client ID:
Sample Type: CCV
Inject. Date: 22-Jun-2020 20:33:12 ALS Bottle#: 35 Worklist Smp#: 35
Purge Vol: 18.000 mL Dil. Factor: 1.0000
Sample Info: CCV
Misc. Info.: 280-0092637-035
Operator ID: gm Instrument ID: VGC_J
Sublist: chrom-RSK_J*sub5

Method: \\chromfs\Denver\ChromData\VGC_J\20200622-92637.b\RSK_J.m
Limit Group: GCV - RSK 175
Method Label: DV-GC-0025: Dissolved Gases in Water by RSK-175
Last Update: 24-Jun-2020 11:48:19 Calib Date: 16-May-2020 13:08:56
Integrator: Falcon
Quant Method: External Standard Quant By: Initial Calibration
Last ICal File: \\chromfs\Denver\ChromData\VGC_J\20200516-91574.b\009F0901.D

Column 1 : Rt-Alumina BOND/KCl (0.53 mm) Det: GC FID1A
Column 2 : HP-PLOT/Q (0.53 mm) Det: GC FID2B
Process Host: CTX1017

First Level Reviewer: meierg Date: 24-Jun-2020 10:55:10

Col	RT (min.)	Exp RT (min.)	Dlt RT (min.)	Response	Cal Amt ug/l	OnCol Amt ug/l	Flags
2 Methane							
1	1.248	1.258	-0.010	11983578	73.0	83.0	
2	3.162	3.193	-0.031	5750415	73.0	83.8	
						RPD = 0.87	
3 Ethane							
1	1.508	1.516	-0.008	21646182	136.9	159.1	
2	4.297	4.312	-0.015	9755884	136.9	159.8	
						RPD = 0.42	
4 Ethylene							M
1	1.786	1.786	0.000	15875471	127.7	144.0	
2	4.023	4.042	-0.019	6929217	127.7	144.6	M
						RPD = 0.36	
5 Propane							
1	2.483	2.483	0.000	32817813	200.7	229.1	
2	5.920	5.927	-0.007	14684038	200.7	234.5	
						RPD = 2.31	
6 Acetylene							Ma
1	3.963	3.938	0.025	4162723	118.5	121.4	M
2	4.130	4.145	-0.015	2797419	118.5	129.5	M
						RPD = 6.45	
7 Butane							
1	4.240	4.233	0.007	38992633	264.5	295.6	
2	7.365	7.368	-0.003	18929474	264.5	296.8	
						RPD = 0.41	
8 isobutylene							
1	5.148	5.133	0.015	25201887	255.4	282.3	
2	7.217	7.222	-0.005	11862734	255.4	285.4	
						RPD = 1.10	

QC Flag Legend

Review Flags

M - Manually Integrated

a - User Assigned ID

Reagents:

RSK7gasMathes_00031 Amount Added: 200.00 Units: uL

Report Date: 24-Jun-2020 11:48:19 Chrom Revision: 2.3 21-Jun-2020 18:30:46

Eurofins TestAmerica, Denver

Data File: \\chromfs\Denver\ChromData\VGC_J\20200622-92637.b\06222035.D

Injection Date:	22-Jun-2020 20:33:12	Instrument ID:	VGC_J	Operator ID:	gm
Lims ID:	ccv			Worklist Smp#:	35
Client ID:					
Purge Vol:	18.000 mL	Dil. Factor:	1.0000	ALS Bottle#:	35
Method:	RSK_J	Limit Group:	GCV - RSK 175		

Column: Rt-Alumina BOND/KCl (0.53 mm) Y Scaling: Method Defined: Scale to the Nth Largest Target: 1

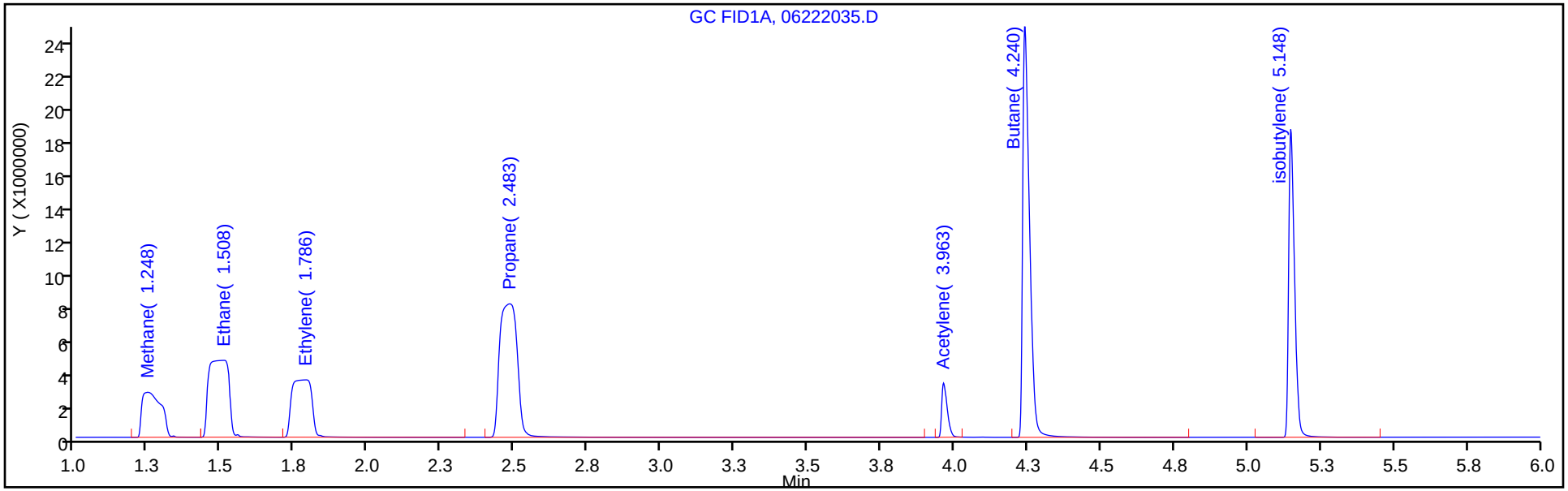

Column: HP-PLOT/Q (0.53 mm) Y Scaling: Method Defined: Scale to the Nth Largest Target: 1

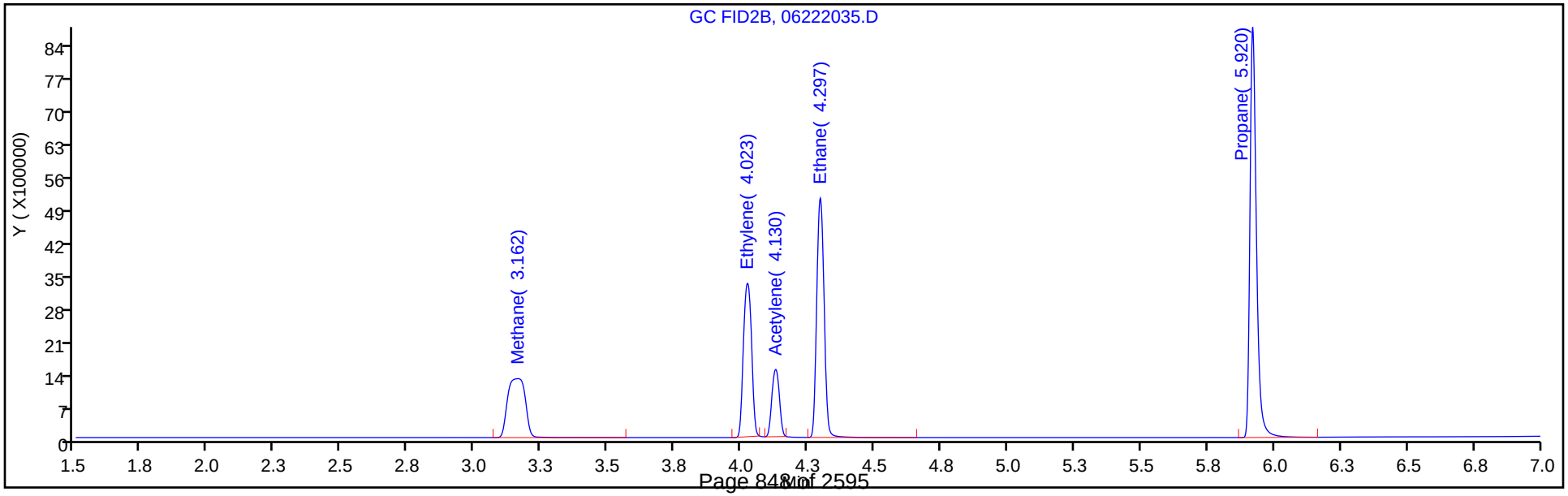

Manual Integration/User Assign Peak Report

Eurofins TestAmerica, Denver

Data File: \\chromfs\Denver\ChromData\VGC_J\20200622-92637.b\06222035.D
Injection Date: 22-Jun-2020 20:33:12 Instrument ID: VGC_J
Lims ID: ccv
Client ID:
Operator ID: gm ALS Bottle#: 35 Worklist Smp#: 35
Purge Vol: 18.000 mL Dil. Factor: 1.0000
Method: RSK_J Limit Group: GCV - RSK 175
Column: Rt-Alumina BOND/KCl (0.53 mm) Detector GC FID1A

6 Acetylene, CAS: 74-86-2

Signal: 1

Processing Integration Results

RT: 3.94
Area: 0
Amount: 129.4772
Amount Units: ug/l

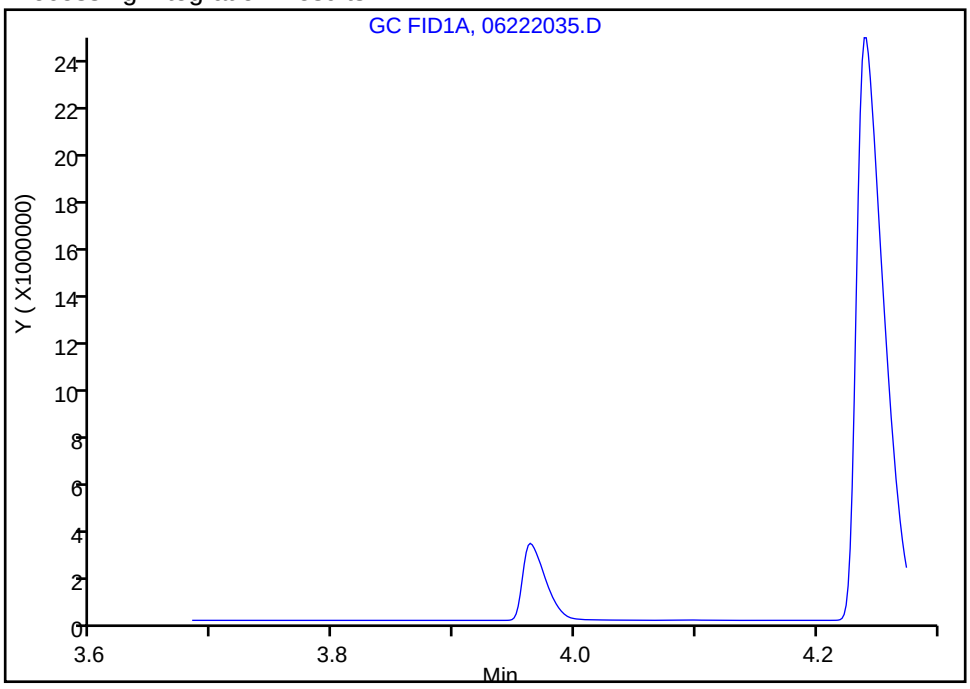

Manual Integration Results

RT: 3.96
Area: 4162723
Amount: 121.3825
Amount Units: ug/l

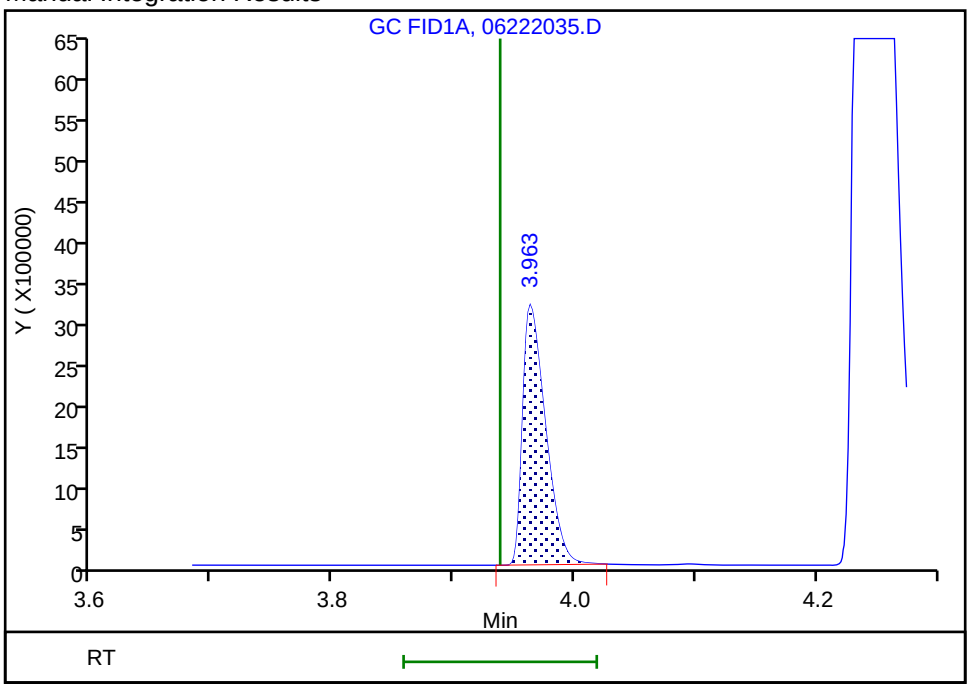

Reviewer: meierg, 24-Jun-2020 10:55:02
Audit Action: Manually Integrated/Assigned Compound ID Audit Reason: Peak not integrated

FORM VII
GC VOA CONTINUING CALIBRATION DATA

Lab Name: Eurofins TestAmerica, Denver Job No.: 280-137702-1

SDG No.:

Lab Sample ID: CCV 280-499633/35 Calibration Date: 06/22/2020 20:33

Instrument ID: VGC_J Calib Start Date: 05/16/2020 10:57

GC Column: HP-Plot Q ID: 0.53(mm) Calib End Date: 05/16/2020 13:08

Lab File ID: 06222035.D Conc. Units: ug/L Heated Purge: (Y/N) N

ANALYTE	CURVE TYPE	AVE CF	CF	MIN CF	CALC AMOUNT	SPIKE AMOUNT	%D	MAX %D
Methane	Lin2		78769		83.8	73.0	14.7	20.0
Ethylene	Ave	47934	54276		145	128	13.2	20.0
Acetylene	Ave	21605	23602		129	119	9.2	20.0
Ethane	Ave	61056	71286		160	137	16.8	20.0

FORM VII
GC VOA CONTINUING CALIBRATION RETENTION TIME SUMMARY

Lab Name: Eurofins TestAmerica, Denver Job No.: 280-137702-1

SDG No.:

Lab Sample ID: CCV 280-499633/35 Calibration Date: 06/22/2020 20:33

Instrument ID: VGC_J Calib Start Date: 05/16/2020 10:57

GC Column: HP-Plot Q ID: 0.53(mm) Calib End Date: 05/16/2020 13:08

Lab File ID: 06222035.D Heated Purge: (Y/N) N

Analyte	RT	RT WINDOW	
		FROM	TO
Methane	3.16	3.15	3.23
Ethylene	4.02	3.99	4.09
Acetylene	4.13	4.07	4.23
Ethane	4.30	4.26	4.36

Eurofins TestAmerica, Denver
Target Compound Quantitation Report

Data File: \\chromfs\Denver\ChromData\VGC_J\20200622-92637.b\06222035.D
Lims ID: ccv
Client ID:
Sample Type: CCV
Inject. Date: 22-Jun-2020 20:33:12 ALS Bottle#: 35 Worklist Smp#: 35
Purge Vol: 18.000 mL Dil. Factor: 1.0000
Sample Info: CCV
Misc. Info.: 280-0092637-035
Operator ID: gm Instrument ID: VGC_J
Sublist: chrom-RSK_J*sub5

Method: \\chromfs\Denver\ChromData\VGC_J\20200622-92637.b\RSK_J.m
Limit Group: GCV - RSK 175
Method Label: DV-GC-0025: Dissolved Gases in Water by RSK-175
Last Update: 24-Jun-2020 11:48:19 Calib Date: 16-May-2020 13:08:56
Integrator: Falcon
Quant Method: External Standard Quant By: Initial Calibration
Last ICal File: \\chromfs\Denver\ChromData\VGC_J\20200516-91574.b\009F0901.D

Column 1 : Rt-Alumina BOND/KCl (0.53 mm) Det: GC FID1A
Column 2 : HP-PLOT/Q (0.53 mm) Det: GC FID2B
Process Host: CTX1017

First Level Reviewer: meierg Date: 24-Jun-2020 10:55:10

Col	RT (min.)	Exp RT (min.)	Dlt RT (min.)	Response	Cal Amt ug/l	OnCol Amt ug/l	Flags
2 Methane							
1	1.248	1.258	-0.010	11983578	73.0	83.0	
2	3.162	3.193	-0.031	5750415	73.0	83.8	
						RPD = 0.87	
3 Ethane							
1	1.508	1.516	-0.008	21646182	136.9	159.1	
2	4.297	4.312	-0.015	9755884	136.9	159.8	
						RPD = 0.42	
4 Ethylene							M
1	1.786	1.786	0.000	15875471	127.7	144.0	
2	4.023	4.042	-0.019	6929217	127.7	144.6	M
						RPD = 0.36	
5 Propane							
1	2.483	2.483	0.000	32817813	200.7	229.1	
2	5.920	5.927	-0.007	14684038	200.7	234.5	
						RPD = 2.31	
6 Acetylene							Ma
1	3.963	3.938	0.025	4162723	118.5	121.4	M
2	4.130	4.145	-0.015	2797419	118.5	129.5	M
						RPD = 6.45	
7 Butane							
1	4.240	4.233	0.007	38992633	264.5	295.6	
2	7.365	7.368	-0.003	18929474	264.5	296.8	
						RPD = 0.41	
8 isobutylene							
1	5.148	5.133	0.015	25201887	255.4	282.3	
2	7.217	7.222	-0.005	11862734	255.4	285.4	
						RPD = 1.10	

QC Flag Legend

Review Flags

M - Manually Integrated

a - User Assigned ID

Reagents:

RSK7gasMathes_00031 Amount Added: 200.00 Units: uL

Report Date: 24-Jun-2020 11:48:20 Chrom Revision: 2.3 21-Jun-2020 18:30:46

Eurofins TestAmerica, Denver

Data File: \\chromfs\Denver\ChromData\VGC_J\20200622-92637.b\06222035.D

Injection Date:	22-Jun-2020 20:33:12	Instrument ID:	VGC_J	Operator ID:	gm
Lims ID:	ccv			Worklist Smp#:	35
Client ID:					
Purge Vol:	18.000 mL	Dil. Factor:	1.0000	ALS Bottle#:	35
Method:	RSK_J	Limit Group:	GCV - RSK 175		

Column: Rt-Alumina BOND/KCl (0.53 mm) Y Scaling: Method Defined: Scale to the Nth Largest Target: 1

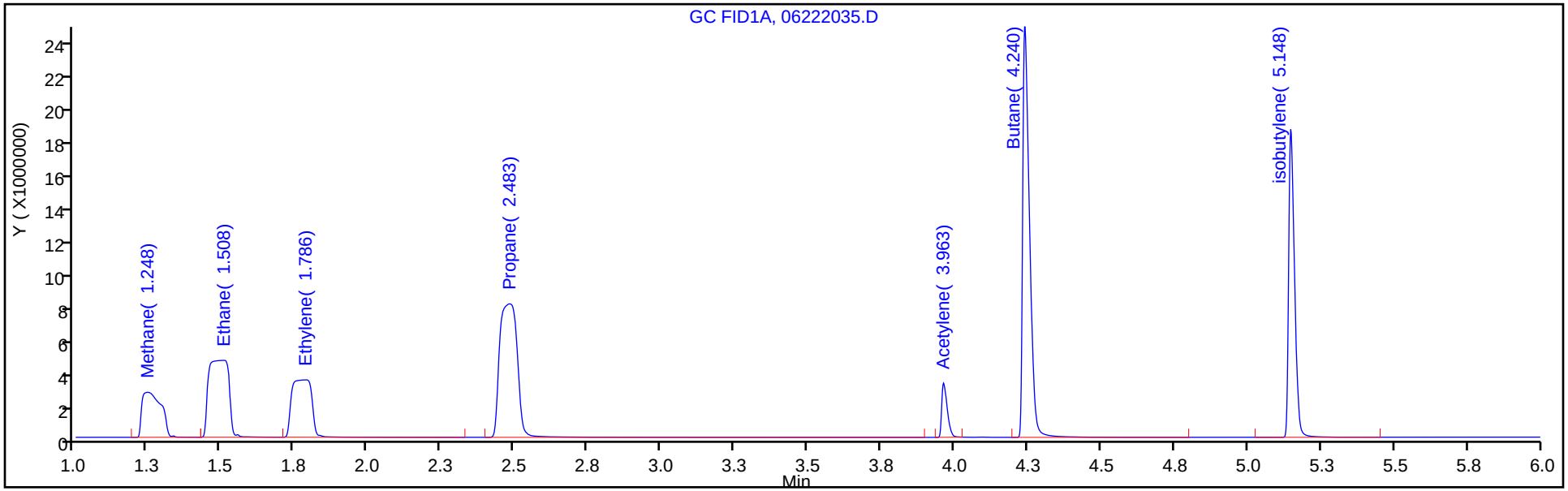

Column: HP-PLOT/Q (0.53 mm) Y Scaling: Method Defined: Scale to the Nth Largest Target: 1

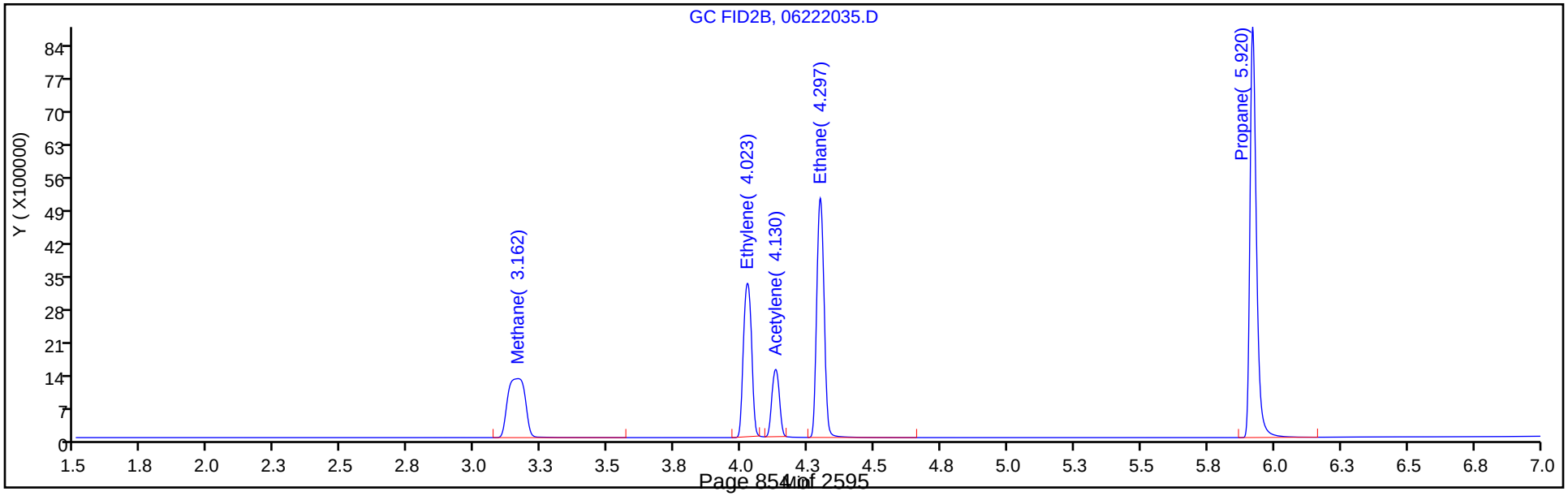

Manual Integration/User Assign Peak Report

Eurofins TestAmerica, Denver

Data File:	\\chromfs\Denver\ChromData\VGC_J\20200622-92637.b\06222035.D				
Injection Date:	22-Jun-2020 20:33:12	Instrument ID:	VGC_J		
Lims ID:	ccv				
Client ID:					
Operator ID:	gm	ALS Bottle#:	35	Worklist Smp#:	35
Purge Vol:	18.000 mL	Dil. Factor:	1.0000		
Method:	RSK_J	Limit Group:	GCV - RSK 175		
Column:	HP-PLOT/Q (0.53 mm)	Detector	GC FID2B		

4 Ethylene, CAS: 74-85-1

Signal: 2

Processing Integration Results

RT: 4.02
Area: 9964561
Amount: 207.8821
Amount Units: ug/l

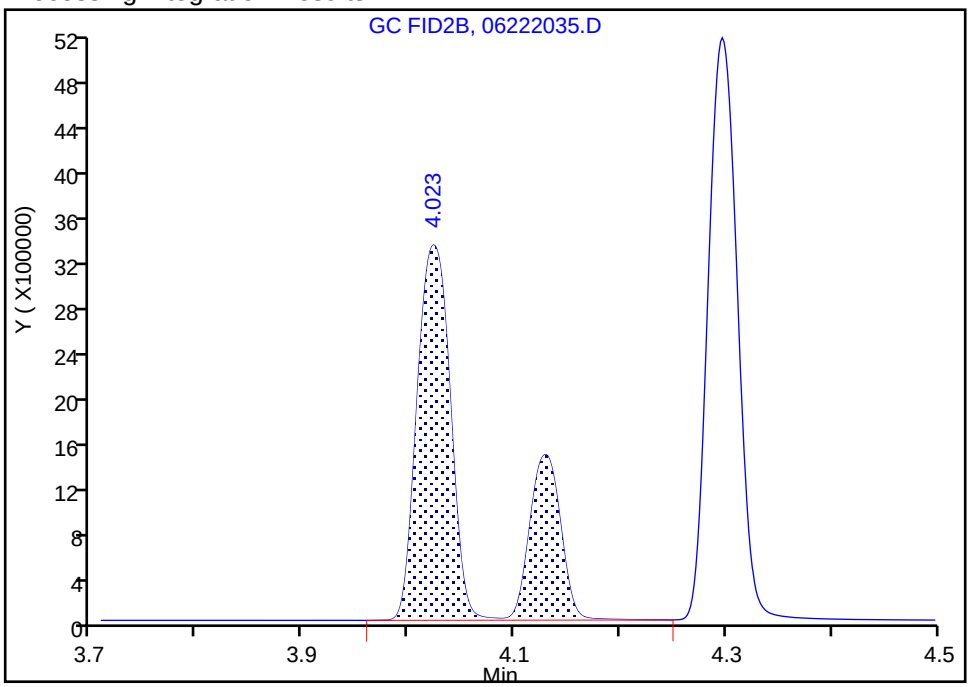

Manual Integration Results

RT: 4.02
Area: 6929217
Amount: 144.5584
Amount Units: ug/l

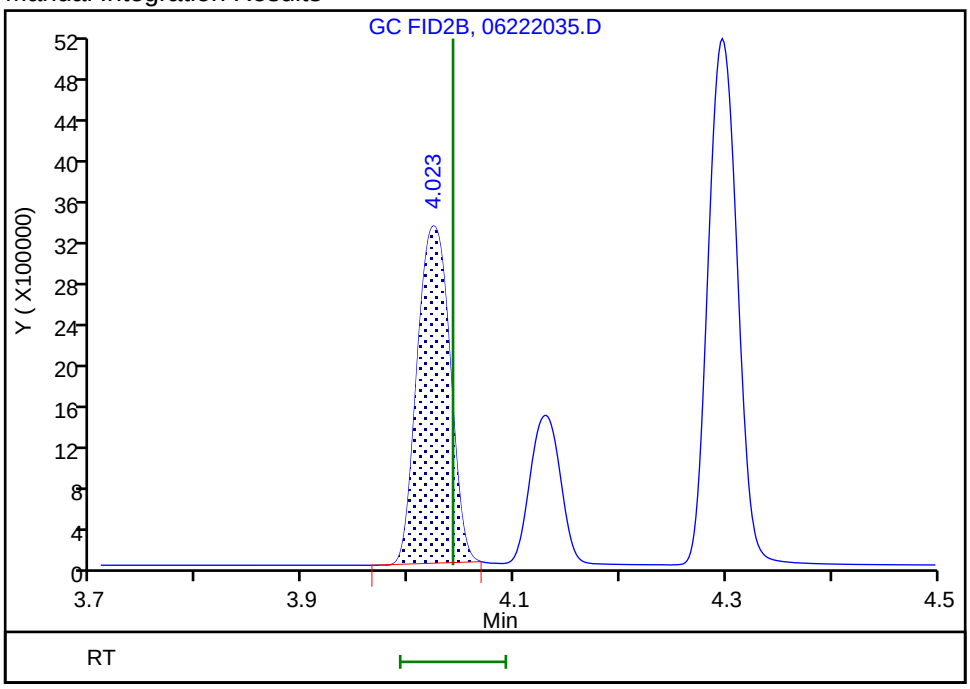

Reviewer: meierg, 24-Jun-2020 10:54:39

Audit Action: Manually Integrated Audit Reason: Shouldering

Manual Integration/User Assign Peak Report

Eurofins TestAmerica, Denver

Data File: \\chromfs\Denver\ChromData\VGC_J\20200622-92637.b\06222035.D
Injection Date: 22-Jun-2020 20:33:12 Instrument ID: VGC_J
Lims ID: ccv
Client ID:
Operator ID: gm ALS Bottle#: 35 Worklist Smp#: 35
Purge Vol: 18.000 mL Dil. Factor: 1.0000
Method: RSK_J Limit Group: GCV - RSK 175
Column: HP-PLOT/Q (0.53 mm) Detector GC FID2B

6 Acetylene, CAS: 74-86-2

Signal: 2

Processing Integration Results

RT: 4.13
Area: 2797419
Amount: 129.4772
Amount Units: ug/l

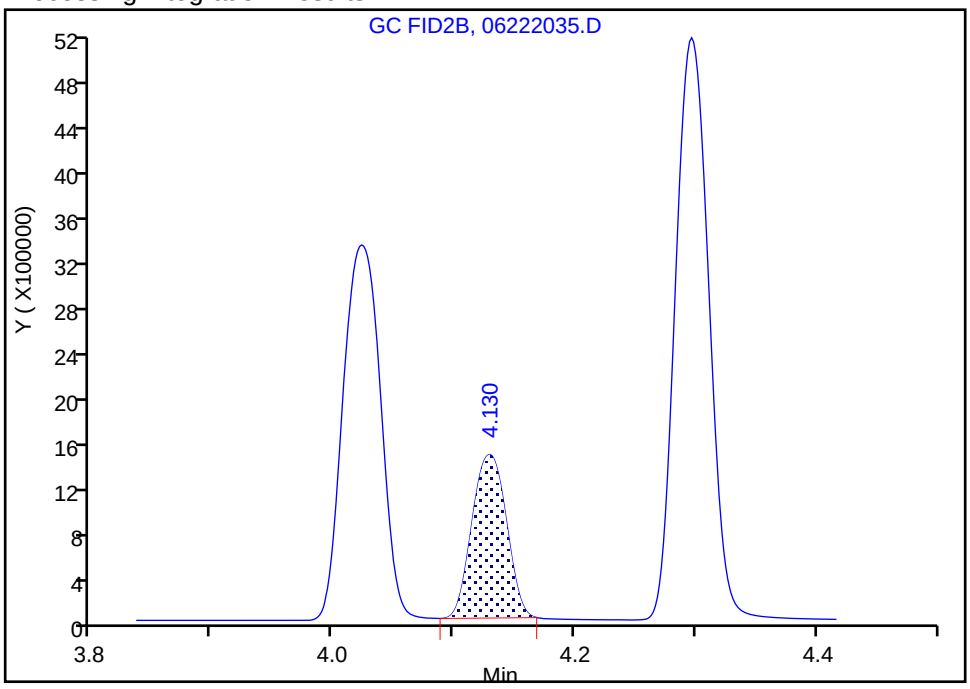

Manual Integration Results

RT: 4.13
Area: 2797419
Amount: 129.4772
Amount Units: ug/l

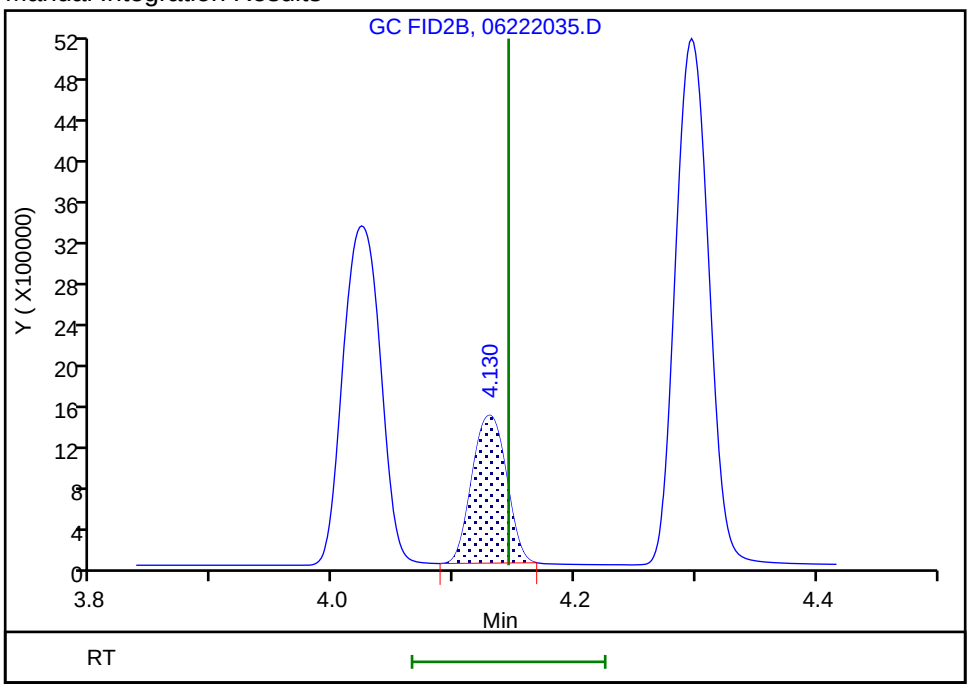

Reviewer: meierg, 24-Jun-2020 10:54:56
Audit Action: Manually Integrated/Assigned Compound ID Audit Reason: Peak not integrated

FORM VII
GC VOA CONTINUING CALIBRATION DATA

Lab Name: Eurofins TestAmerica, Denver Job No.: 280-137702-1

SDG No.:

Lab Sample ID: ICV 280-499937/11 Calibration Date: 06/24/2020 12:11

Instrument ID: VGC_J Calib Start Date: 06/24/2020 10:08

GC Column: Rt-Alumina KCl ID: 0.53(mm) Calib End Date: 06/24/2020 11:46

Lab File ID: 06242011.D Conc. Units: ug/L Heated Purge: (Y/N) N

ANALYTE	CURVE TYPE	AVE CF	CF	MIN CF	CALC AMOUNT	SPIKE AMOUNT	%D	MAX %D
Methane	Lin2		106034		65.2	73.0	-10.8	20.0
Ethane	Ave	114619	103590		124	137	-9.6	20.0
Ethylene	Ave	91780	85095		118	128	-7.3	20.0
Acetylene	Ave	25943	27039		124	119	4.2	20.0

FORM VII
GC VOA CONTINUING CALIBRATION RETENTION TIME SUMMARY

Lab Name: Eurofins TestAmerica, Denver Job No.: 280-137702-1

SDG No.:

Lab Sample ID: ICV 280-499937/11 Calibration Date: 06/24/2020 12:11

Instrument ID: VGC_J Calib Start Date: 06/24/2020 10:08

GC Column: Rt-Alumina KCl ID: 0.53(mm) Calib End Date: 06/24/2020 11:46

Lab File ID: 06242011.D Heated Purge: (Y/N) N

Analyte	RT	RT WINDOW	
		FROM	TO
Methane	1.17	1.13	1.21
Ethane	1.45	1.41	1.51
Ethylene	1.77	1.73	1.83
Acetylene	4.23	4.15	4.31

Eurofins TestAmerica, Denver
Target Compound Quantitation Report

Data File: \\chromfs\Denver\ChromData\VGC_J\20200624-92709.b\06242011.D
Lims ID: ICV
Client ID:
Sample Type: ICV
Inject. Date: 24-Jun-2020 12:11:02 ALS Bottle#: 11 Worklist Smp#: 11
Purge Vol: 18.000 mL Dil. Factor: 1.0000
Sample Info: ICV
Misc. Info.: 280-0092709-011
Operator ID: gm Instrument ID: VGC_J
Sublist:

Method: \\chromfs\Denver\ChromData\VGC_J\20200624-92709.b\RSK_J.m
Limit Group: GCV - RSK 175
Method Label: DV-GC-0025: Dissolved Gases in Water by RSK-175
Last Update: 24-Jun-2020 12:48:56 Calib Date: 24-Jun-2020 11:46:32
Integrator: Falcon
Quant Method: External Standard Quant By: Initial Calibration
Last ICal File: \\chromfs\Denver\ChromData\VGC_J\20200624-92709.b\06242009.D

Column 1 : Rt-Alumina BOND/KCl (0.53 mm) Det: GC FID1A
Column 2 : HP-PLOT/Q (0.53 mm) Det: GC FID2B
Process Host: CTX1017

First Level Reviewer: meierg Date: 24-Jun-2020 12:48:56

Col	RT (min.)	Exp RT (min.)	Dlt RT (min.)	Response	Cal Amt ug/l	OnCol Amt ug/l	Flags
2 Methane							
1	1.169	1.172	-0.003	7740803	73.0	65.2	
2	1.574	1.577	-0.003	7044681	73.0	65.1	
						RPD = 0.04	
3 Ethane							
1	1.452	1.462	-0.010	14176818	136.9	123.7	
2	2.753	2.756	-0.003	11975757	136.9	123.4	
						RPD = 0.27	
4 Ethylene							
1	1.772	1.779	-0.007	10863846	127.7	118.4	
2	2.368	2.372	-0.004	8712711	127.7	119.3	
						RPD = 0.76	
5 Propane							
1	2.672	2.676	-0.004	21556737	200.7	182.6	
2	4.613	4.609	0.004	18266394	200.7	182.6	
						RPD = 0.01	
6 Acetylene							M
1	4.232	4.234	-0.002	3204718	118.5	123.5	
2	2.483	2.486	-0.003	4204612	118.5	122.5	M
						RPD = 0.85	
7 Butane							M
1	4.547	4.541	0.006	25888359	264.5	236.6	M
2	6.083	6.076	0.007	24281133	264.5	242.0	
						RPD = 2.27	
8 isobutylene							
1	5.382	5.381	0.001	18103424	255.4	252.7	
2	5.924	5.921	0.003	15917479	255.4	253.8	
						RPD = 0.42	

QC Flag Legend

Review Flags

M - Manually Integrated

Reagents:

RSK7gasMathes_00027 Amount Added: 200.00 Units: uL

Report Date: 24-Jun-2020 12:48:57 Chrom Revision: 2.3 21-Jun-2020 18:30:46

Eurofins TestAmerica, Denver

Data File: \\chromfs\Denver\ChromData\VGC_J\20200624-92709.b\06242011.D

Injection Date:	24-Jun-2020 12:11:02	Instrument ID:	VGC_J	Operator ID:	gm
Lims ID:	ICV			Worklist Smp#:	11
Client ID:					
Purge Vol:	18.000 mL	Dil. Factor:	1.0000	ALS Bottle#:	11
Method:	RSK_J	Limit Group:	GCV - RSK 175		

Column: Rt-Alumina BOND/KCl (0.53 mm) Y Scaling: Method Defined: Scale to the Nth Largest Target: 1

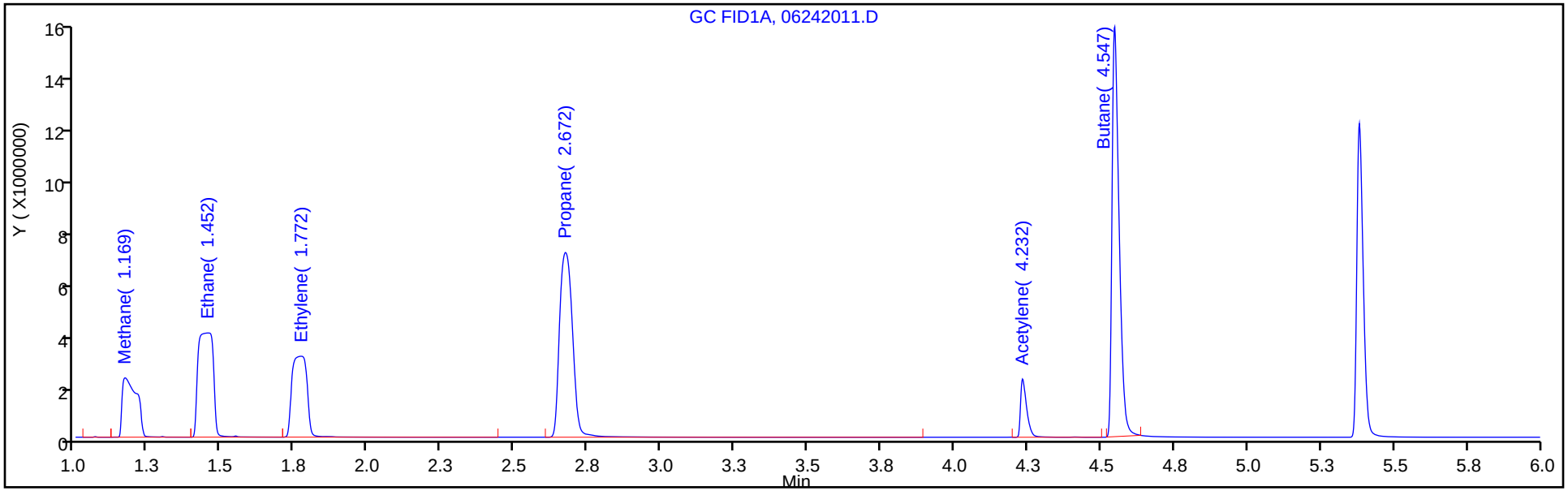

Column: HP-PLOT/Q (0.53 mm) Y Scaling: Method Defined: Scale to the Nth Largest Target: 1

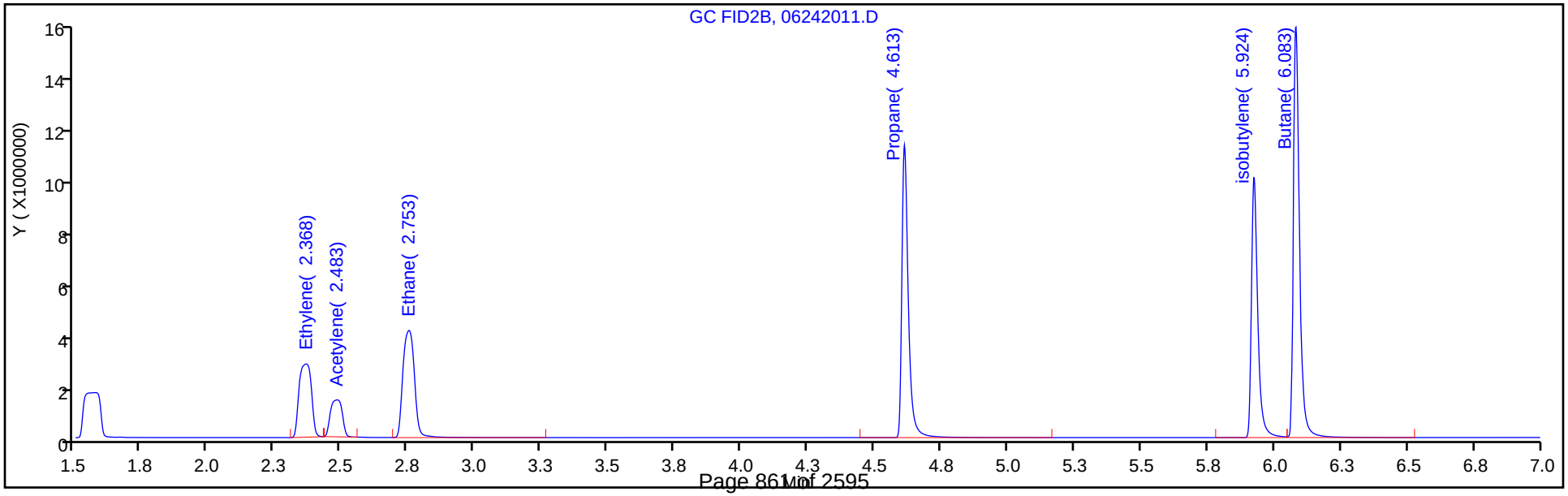

FORM VII
GC VOA CONTINUING CALIBRATION DATA

Lab Name: Eurofins TestAmerica, Denver Job No.: 280-137702-1

SDG No.:

Lab Sample ID: ICV 280-499937/11 Calibration Date: 06/24/2020 12:11

Instrument ID: VGC_J Calib Start Date: 06/24/2020 10:08

GC Column: HP-Plot Q ID: 0.53(mm) Calib End Date: 06/24/2020 11:46

Lab File ID: 06242011.D Conc. Units: ug/L Heated Purge: (Y/N) N

ANALYTE	CURVE TYPE	AVE CF	CF	MIN CF	CALC AMOUNT	SPIKE AMOUNT	%D	MAX %D
Methane	Lin2		96498		65.1	73.0	-10.8	20.0
Ethylene	Ave	73049	68246		119	128	-6.6	20.0
Acetylene	Ave	34329	35475		122	119	3.3	20.0
Ethane	Ave	97082	87507		123	137	-9.9	20.0

FORM VII
GC VOA CONTINUING CALIBRATION RETENTION TIME SUMMARY

Lab Name: Eurofins TestAmerica, Denver Job No.: 280-137702-1

SDG No.:

Lab Sample ID: ICV 280-499937/11 Calibration Date: 06/24/2020 12:11

Instrument ID: VGC_J Calib Start Date: 06/24/2020 10:08

GC Column: HP-Plot Q ID: 0.53(mm) Calib End Date: 06/24/2020 11:46

Lab File ID: 06242011.D Heated Purge: (Y/N) N

Analyte	RT	RT WINDOW	
		FROM	TO
Methane	1.57	1.54	1.62
Ethylene	2.37	2.32	2.42
Acetylene	2.48	2.41	2.57
Ethane	2.75	2.71	2.81

Eurofins TestAmerica, Denver
Target Compound Quantitation Report

Data File: \\chromfs\Denver\ChromData\VGC_J\20200624-92709.b\06242011.D
Lims ID: ICV
Client ID:
Sample Type: ICV
Inject. Date: 24-Jun-2020 12:11:02 ALS Bottle#: 11 Worklist Smp#: 11
Purge Vol: 18.000 mL Dil. Factor: 1.0000
Sample Info: ICV
Misc. Info.: 280-0092709-011
Operator ID: gm Instrument ID: VGC_J
Sublist:

Method: \\chromfs\Denver\ChromData\VGC_J\20200624-92709.b\RSK_J.m
Limit Group: GCV - RSK 175
Method Label: DV-GC-0025: Dissolved Gases in Water by RSK-175
Last Update: 24-Jun-2020 12:48:56 Calib Date: 24-Jun-2020 11:46:32
Integrator: Falcon
Quant Method: External Standard Quant By: Initial Calibration
Last ICal File: \\chromfs\Denver\ChromData\VGC_J\20200624-92709.b\06242009.D

Column 1 : Rt-Alumina BOND/KCl (0.53 mm) Det: GC FID1A
Column 2 : HP-PLOT/Q (0.53 mm) Det: GC FID2B
Process Host: CTX1017

First Level Reviewer: meierg Date: 24-Jun-2020 12:48:56

Col	RT (min.)	Exp RT (min.)	Dlt RT (min.)	Response	Cal Amt ug/l	OnCol Amt ug/l	Flags
2 Methane							
1	1.169	1.172	-0.003	7740803	73.0	65.2	
2	1.574	1.577	-0.003	7044681	73.0	65.1	
						RPD = 0.04	
3 Ethane							
1	1.452	1.462	-0.010	14176818	136.9	123.7	
2	2.753	2.756	-0.003	11975757	136.9	123.4	
						RPD = 0.27	
4 Ethylene							
1	1.772	1.779	-0.007	10863846	127.7	118.4	
2	2.368	2.372	-0.004	8712711	127.7	119.3	
						RPD = 0.76	
5 Propane							
1	2.672	2.676	-0.004	21556737	200.7	182.6	
2	4.613	4.609	0.004	18266394	200.7	182.6	
						RPD = 0.01	
6 Acetylene							M
1	4.232	4.234	-0.002	3204718	118.5	123.5	
2	2.483	2.486	-0.003	4204612	118.5	122.5	M
						RPD = 0.85	
7 Butane							M
1	4.547	4.541	0.006	25888359	264.5	236.6	M
2	6.083	6.076	0.007	24281133	264.5	242.0	
						RPD = 2.27	
8 isobutylene							
1	5.382	5.381	0.001	18103424	255.4	252.7	
2	5.924	5.921	0.003	15917479	255.4	253.8	
						RPD = 0.42	

QC Flag Legend

Review Flags

M - Manually Integrated

Reagents:

RSK7gasMathes_00027 Amount Added: 200.00 Units: uL

Report Date: 24-Jun-2020 12:48:57 Chrom Revision: 2.3 21-Jun-2020 18:30:46

Eurofins TestAmerica, Denver

Data File: \\chromfs\Denver\ChromData\VGC_J\20200624-92709.b\06242011.D

Injection Date:	24-Jun-2020 12:11:02	Instrument ID:	VGC_J	Operator ID:	gm
Lims ID:	ICV			Worklist Smp#:	11
Client ID:					
Purge Vol:	18.000 mL	Dil. Factor:	1.0000	ALS Bottle#:	11
Method:	RSK_J	Limit Group:	GCV - RSK 175		

Column: Rt-Alumina BOND/KCl (0.53 mm) Y Scaling: Method Defined: Scale to the Nth Largest Target: 1

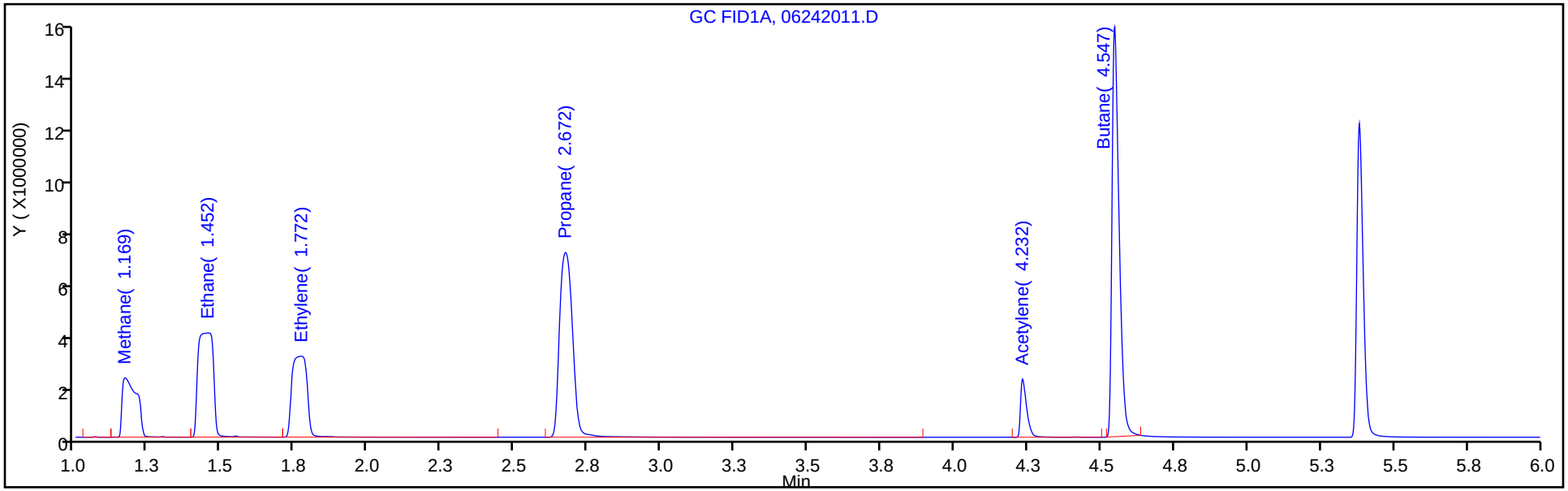

Column: HP-PLOT/Q (0.53 mm) Y Scaling: Method Defined: Scale to the Nth Largest Target: 1

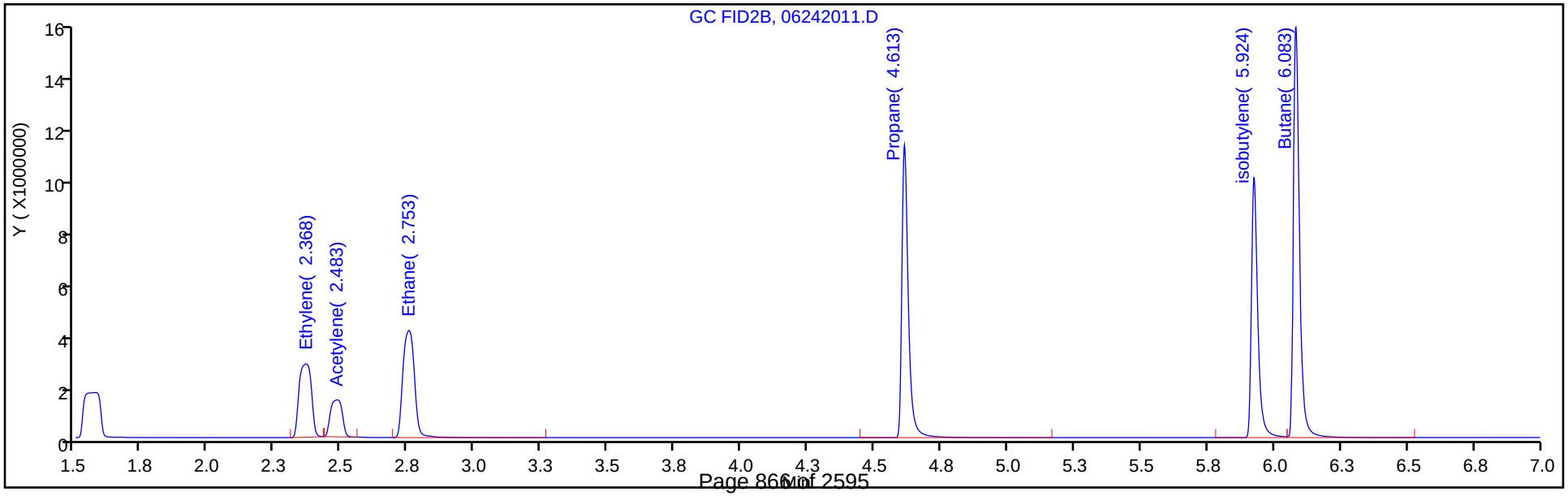

Manual Integration/User Assign Peak Report

Eurofins TestAmerica, Denver

Data File: \\chromfs\Denver\ChromData\VGC_J\20200624-92709.b\06242011.D
Injection Date: 24-Jun-2020 12:11:02 Instrument ID: VGC_J
Lims ID: ICV
Client ID:
Operator ID: gm ALS Bottle#: 11 Worklist Smp#: 11
Purge Vol: 18.000 mL Dil. Factor: 1.0000
Method: RSK_J Limit Group: GCV - RSK 175
Column: HP-PLOT/Q (0.53 mm) Detector GC FID2B

6 Acetylene, CAS: 74-86-2

Signal: 2

Processing Integration Results

RT: 2.48
Area: 13313502
Amount: 387.8232
Amount Units: ug/l

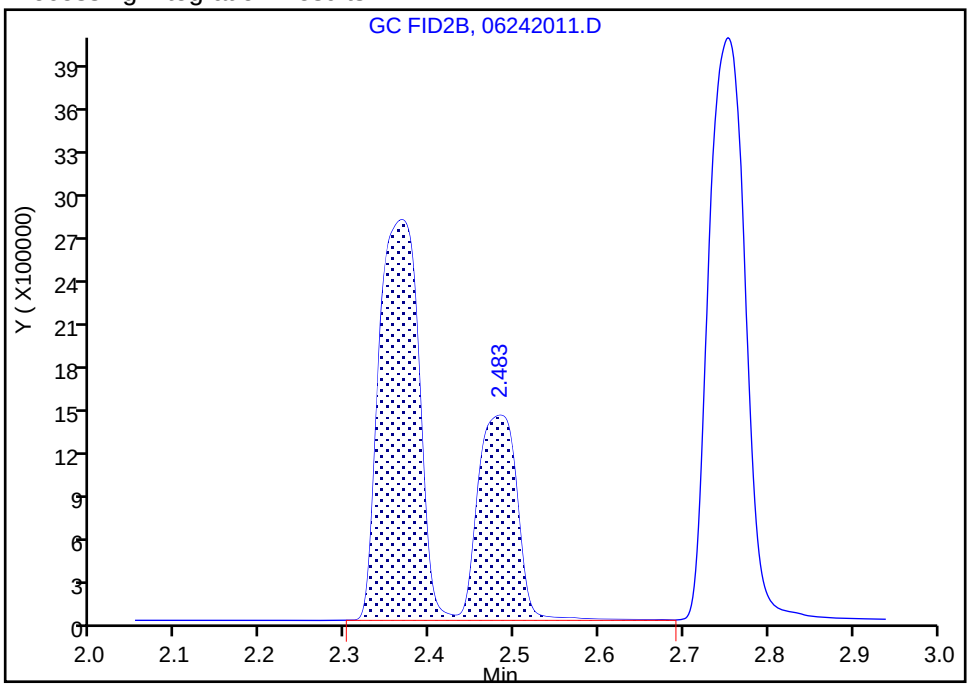

Manual Integration Results

RT: 2.48
Area: 4204612
Amount: 122.4806
Amount Units: ug/l

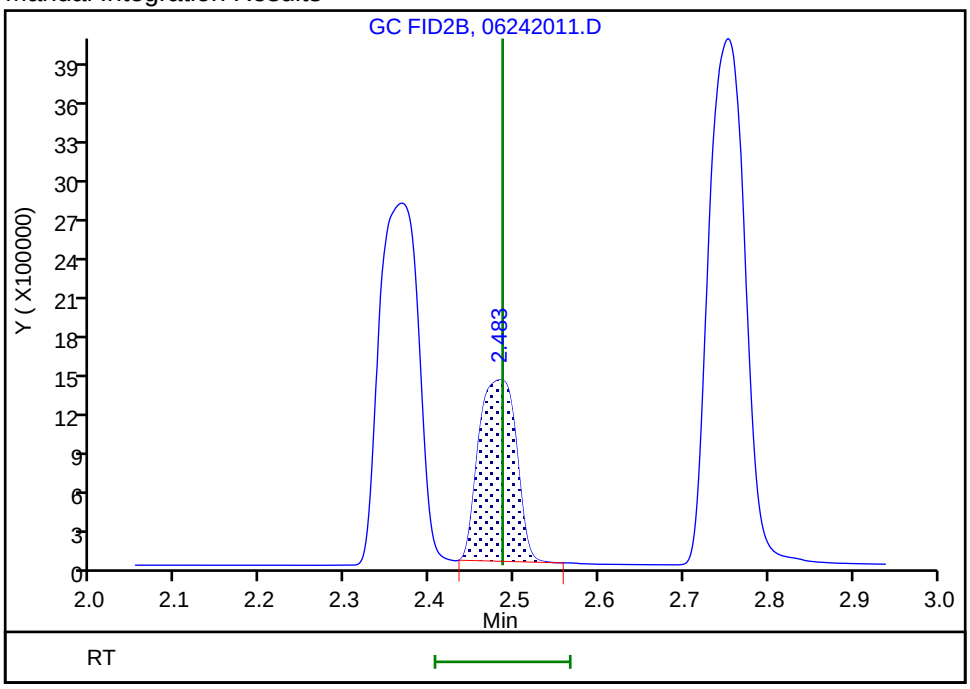

Reviewer: meierg, 24-Jun-2020 12:29:59
Audit Action: Manually Integrated Audit Reason: Shouldering

FORM VII
GC VOA CONTINUING CALIBRATION DATA

Lab Name: Eurofins TestAmerica, Denver Job No.: 280-137702-1

SDG No.:

Lab Sample ID: CCVRT 280-500092/1 Calibration Date: 06/25/2020 11:33

Instrument ID: VGC_J Calib Start Date: 06/24/2020 10:08

GC Column: Rt-Alumina KCl ID: 0.53(mm) Calib End Date: 06/24/2020 11:46

Lab File ID: 06252001.D Conc. Units: ug/L Heated Purge: (Y/N) N

ANALYTE	CURVE TYPE	AVE CF	CF	MIN CF	CALC AMOUNT	SPIKE AMOUNT	%D	MAX %D
Methane	Lin2		118219		72.7	73.0	-0.4	20.0
Ethane	Ave	114619	113385		135	137	-1.1	20.0
Ethylene	Ave	91780	91444		127	128	-0.4	20.0
Acetylene	Ave	25943	25438		116	119	-1.9	20.0

FORM VII
GC VOA CONTINUING CALIBRATION RETENTION TIME SUMMARY

Lab Name: Eurofins TestAmerica, Denver Job No.: 280-137702-1

SDG No.:

Lab Sample ID: CCVRT 280-500092/1 Calibration Date: 06/25/2020 11:33

Instrument ID: VGC_J Calib Start Date: 06/24/2020 10:08

GC Column: Rt-Alumina KCl ID: 0.53(mm) Calib End Date: 06/24/2020 11:46

Lab File ID: 06252001.D Heated Purge: (Y/N) N

Analyte	RT	RT WINDOW	
		FROM	TO
Methane	1.18	1.14	1.22
Ethane	1.47	1.42	1.52
Ethylene	1.79	1.74	1.84
Acetylene	4.23	4.15	4.31

Eurofins TestAmerica, Denver
Target Compound Quantitation Report

Data File: \\chromfs\Denver\ChromData\VGC_J\20200625-92746.b\06252001.D
Lims ID: CCVRT
Client ID:
Sample Type: CCVRT
Inject. Date: 25-Jun-2020 11:33:25 ALS Bottle#: 1 Worklist Smp#: 1
Purge Vol: 18.000 mL Dil. Factor: 1.0000
Sample Info: CCVRT
Misc. Info.: 280-0092746-001
Operator ID: gm Instrument ID: VGC_J
Sublist: chrom-RSK_J*sub5

Method: \\chromfs\Denver\ChromData\VGC_J\20200625-92746.b\RSK_J.m
Limit Group: GCV - RSK 175
Method Label: DV-GC-0025: Dissolved Gases in Water by RSK-175
Last Update: 26-Jun-2020 09:09:24 Calib Date: 24-Jun-2020 11:46:32
Integrator: Falcon
Quant Method: External Standard Quant By: Initial Calibration
Last ICal File: \\chromfs\Denver\ChromData\VGC_J\20200624-92709.b\06242009.D

Column 1 : Rt-Alumina BOND/KCl (0.53 mm) Det: GC FID1A
Column 2 : HP-PLOT/Q (0.53 mm) Det: GC FID2B
Process Host: CTX1026

Col	RT (min.)	Exp RT (min.)	Dlt RT (min.)	Response	Cal Amt ug/l	OnCol Amt ug/l	Flags
2 Methane							
1	1.182	1.182	0.000	8630368	73.0	72.7	
2	1.591	1.591	0.000	7839726	73.0	72.5	
						RPD = 0.25	
3 Ethane							M
1	1.470	1.470	0.000	15517419	136.9	135.4	
2	2.766	2.766	0.000	12455867	136.9	128.3	M
						RPD = 5.37	
4 Ethylene							M
1	1.787	1.787	0.000	11674327	127.7	127.2	
2	2.382	2.382	0.000	9264741	127.7	126.8	M
						RPD = 0.29	
5 Propane							M
1	2.692	2.692	0.000	23716001	200.7	200.9	
2	4.616	4.616	0.000	18937923	200.7	189.3	M
						RPD = 5.92	
6 Acetylene							Ma
1	4.225	4.225	0.000	3015006	118.5	116.2	M
2	2.497	2.497	0.000	4021672	118.5	117.2	M
						RPD = 0.80	
7 Butane							M
1	4.550	4.550	0.000	27987031	264.5	255.7	M
2	6.086	6.086	0.000	25822595	264.5	257.3	M
						RPD = 0.64	
8 isobutylene							Ma
1	5.382	5.382	0.000	18687134	255.4	260.9	M
2	5.927	5.927	0.000	15543050	255.4	247.8	M
						RPD = 5.13	

QC Flag Legend

Review Flags

M - Manually Integrated

a - User Assigned ID

Reagents:

RSK7gasMathes_00031 Amount Added: 200.00 Units: uL

Report Date: 26-Jun-2020 09:09:24 Chrom Revision: 2.3 21-Jun-2020 18:30:46

Eurofins TestAmerica, Denver

Data File: \\chromfs\Denver\ChromData\VGC_J\20200625-92746.b\06252001.D

Injection Date:	25-Jun-2020 11:33:25	Instrument ID:	VGC_J	Operator ID:	gm
Lims ID:	CCVRT			Worklist Smp#:	1
Client ID:					
Purge Vol:	18.000 mL	Dil. Factor:	1.0000	ALS Bottle#:	1
Method:	RSK_J	Limit Group:	GCV - RSK 175		

Column: Rt-Alumina BOND/KCl (0.53 mm) Y Scaling: Method Defined: Scale to the Nth Largest Target: 1

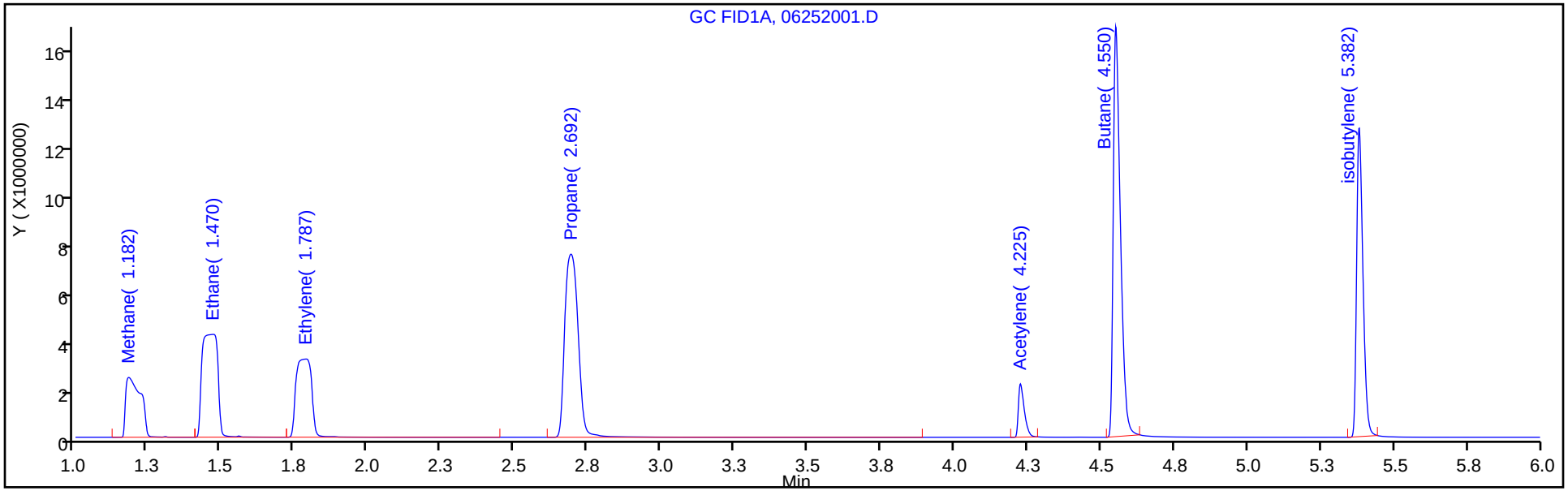

Column: HP-PLOT/Q (0.53 mm) Y Scaling: Method Defined: Scale to the Nth Largest Target: 1

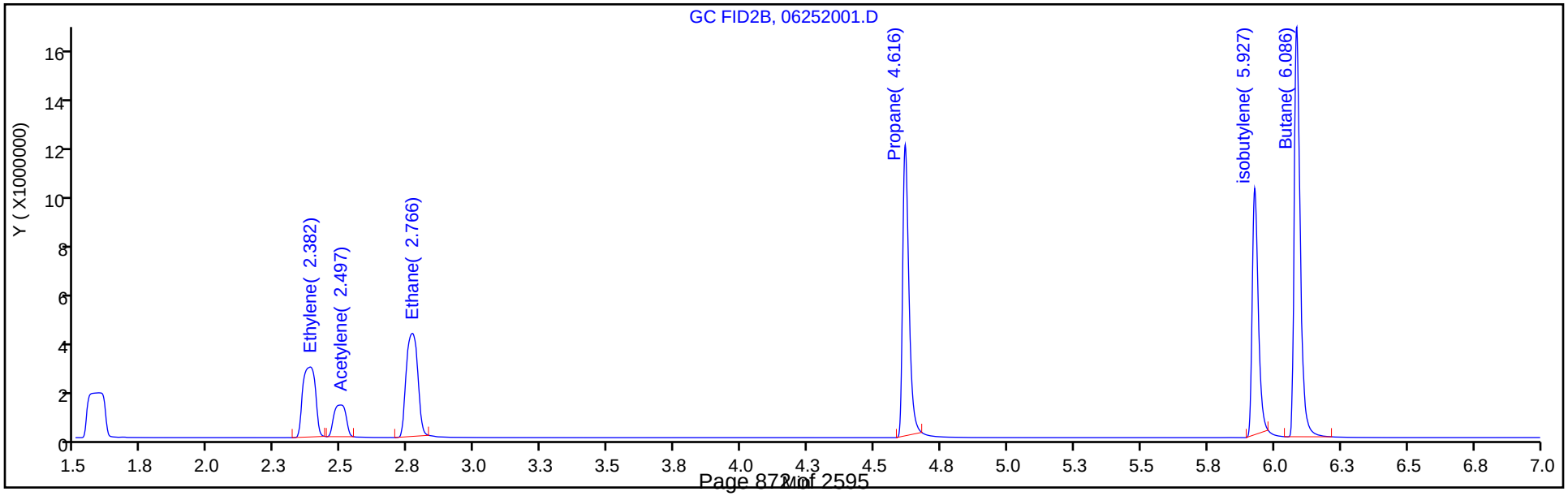

Manual Integration/User Assign Peak Report

Eurofins TestAmerica, Denver

Data File:	\\chromfs\Denver\ChromData\VGC_J\20200625-92746.b\06252001.D				
Injection Date:	25-Jun-2020 11:33:25	Instrument ID:	VGC_J		
Lims ID:	CCVRT				
Client ID:					
Operator ID:	gm	ALS Bottle#:	1	Worklist Smp#:	1
Purge Vol:	18.000 mL	Dil. Factor:	1.0000		
Method:	RSK_J	Limit Group:	GCV - RSK 175		
Column:	Rt-Alumina BOND/KCl (0.53 mm)	Detector	GC FID1A		

6 Acetylene, CAS: 74-86-2

Signal: 1

Processing Integration Results

RT: 4.23
Area: 0
Amount: 117.1516
Amount Units: ug/l

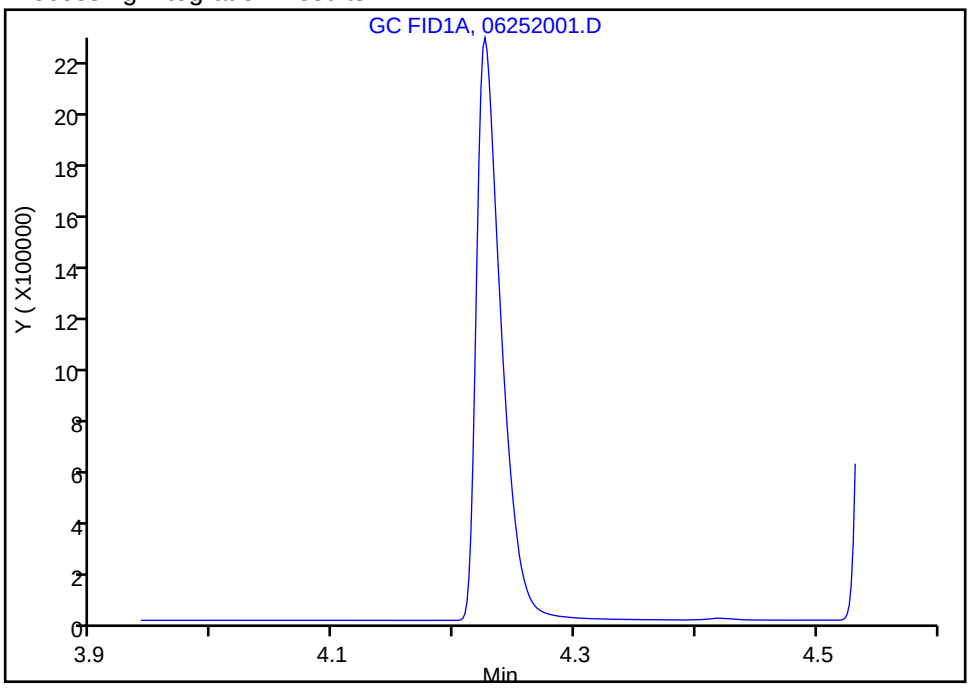

Manual Integration Results

RT: 4.23
Area: 3015006
Amount: 116.2166
Amount Units: ug/l

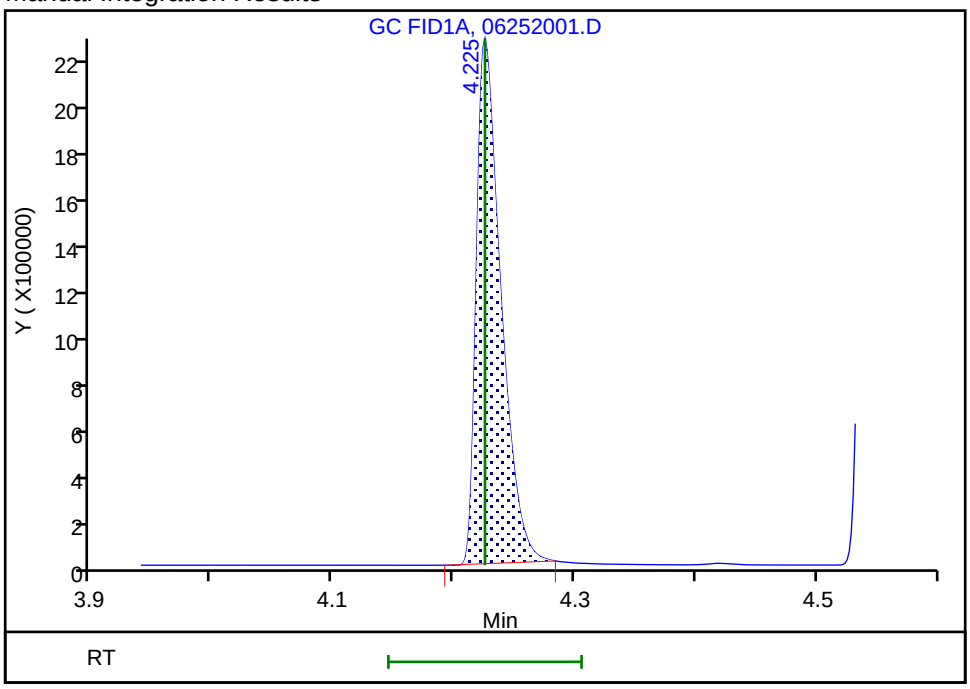

Reviewer: meierg, 25-Jun-2020 11:50:28
Audit Action: Manually Integrated/Assigned Compound ID Audit Reason: Peak not integrated

FORM VII
GC VOA CONTINUING CALIBRATION DATA

Lab Name: Eurofins TestAmerica, Denver Job No.: 280-137702-1

SDG No.:

Lab Sample ID: CCVRT 280-500092/1 Calibration Date: 06/25/2020 11:33

Instrument ID: VGC_J Calib Start Date: 06/24/2020 10:08

GC Column: HP-Plot Q ID: 0.53(mm) Calib End Date: 06/24/2020 11:46

Lab File ID: 06252001.D Conc. Units: ug/L Heated Purge: (Y/N) N

ANALYTE	CURVE TYPE	AVE CF	CF	MIN CF	CALC AMOUNT	SPIKE AMOUNT	%D	MAX %D
Methane	Lin2		107389		72.5	73.0	-0.7	20.0
Ethylene	Ave	73049	72570		127	128	-0.7	20.0
Acetylene	Ave	34329	33932		117	119	-1.2	20.0
Ethane	Ave	97082	91015		128	137	-6.2	20.0

FORM VII
GC VOA CONTINUING CALIBRATION RETENTION TIME SUMMARY

Lab Name: Eurofins TestAmerica, Denver Job No.: 280-137702-1

SDG No.:

Lab Sample ID: CCVRT 280-500092/1 Calibration Date: 06/25/2020 11:33

Instrument ID: VGC_J Calib Start Date: 06/24/2020 10:08

GC Column: HP-Plot Q ID: 0.53(mm) Calib End Date: 06/24/2020 11:46

Lab File ID: 06252001.D Heated Purge: (Y/N) N

Analyte	RT	RT WINDOW	
		FROM	TO
Methane	1.59	1.55	1.63
Ethylene	2.38	2.33	2.43
Acetylene	2.50	2.42	2.58
Ethane	2.77	2.72	2.82

Eurofins TestAmerica, Denver
Target Compound Quantitation Report

Data File: \\chromfs\Denver\ChromData\VGC_J\20200625-92746.b\06252001.D
Lims ID: CCVRT
Client ID:
Sample Type: CCVRT
Inject. Date: 25-Jun-2020 11:33:25 ALS Bottle#: 1 Worklist Smp#: 1
Purge Vol: 18.000 mL Dil. Factor: 1.0000
Sample Info: CCVRT
Misc. Info.: 280-0092746-001
Operator ID: gm Instrument ID: VGC_J
Sublist: chrom-RSK_J*sub5

Method: \\chromfs\Denver\ChromData\VGC_J\20200625-92746.b\RSK_J.m
Limit Group: GCV - RSK 175
Method Label: DV-GC-0025: Dissolved Gases in Water by RSK-175
Last Update: 26-Jun-2020 09:09:24 Calib Date: 24-Jun-2020 11:46:32
Integrator: Falcon
Quant Method: External Standard Quant By: Initial Calibration
Last ICal File: \\chromfs\Denver\ChromData\VGC_J\20200624-92709.b\06242009.D

Column 1 : Rt-Alumina BOND/KCl (0.53 mm) Det: GC FID1A
Column 2 : HP-PLOT/Q (0.53 mm) Det: GC FID2B
Process Host: CTX1026

Col	RT (min.)	Exp RT (min.)	Dlt RT (min.)	Response	Cal Amt ug/l	OnCol Amt ug/l	Flags
2 Methane							
1	1.182	1.182	0.000	8630368	73.0	72.7	
2	1.591	1.591	0.000	7839726	73.0	72.5	
						RPD = 0.25	
3 Ethane							M
1	1.470	1.470	0.000	15517419	136.9	135.4	
2	2.766	2.766	0.000	12455867	136.9	128.3	M
						RPD = 5.37	
4 Ethylene							M
1	1.787	1.787	0.000	11674327	127.7	127.2	
2	2.382	2.382	0.000	9264741	127.7	126.8	M
						RPD = 0.29	
5 Propane							M
1	2.692	2.692	0.000	23716001	200.7	200.9	
2	4.616	4.616	0.000	18937923	200.7	189.3	M
						RPD = 5.92	
6 Acetylene							Ma
1	4.225	4.225	0.000	3015006	118.5	116.2	M
2	2.497	2.497	0.000	4021672	118.5	117.2	M
						RPD = 0.80	
7 Butane							M
1	4.550	4.550	0.000	27987031	264.5	255.7	M
2	6.086	6.086	0.000	25822595	264.5	257.3	M
						RPD = 0.64	
8 isobutylene							Ma
1	5.382	5.382	0.000	18687134	255.4	260.9	M
2	5.927	5.927	0.000	15543050	255.4	247.8	M
						RPD = 5.13	

QC Flag Legend

Review Flags

M - Manually Integrated

a - User Assigned ID

Reagents:

RSK7gasMathes_00031 Amount Added: 200.00 Units: uL

Report Date: 26-Jun-2020 09:09:24 Chrom Revision: 2.3 21-Jun-2020 18:30:46

Eurofins TestAmerica, Denver

Data File: \\chromfs\Denver\ChromData\VGC_J\20200625-92746.b\06252001.D

Injection Date:	25-Jun-2020 11:33:25	Instrument ID:	VGC_J	Operator ID:	gm
Lims ID:	CCVRT			Worklist Smp#:	1
Client ID:					
Purge Vol:	18.000 mL	Dil. Factor:	1.0000	ALS Bottle#:	1
Method:	RSK_J	Limit Group:	GCV - RSK 175		

Column: Rt-Alumina BOND/KCl (0.53 mm) Y Scaling: Method Defined: Scale to the Nth Largest Target: 1

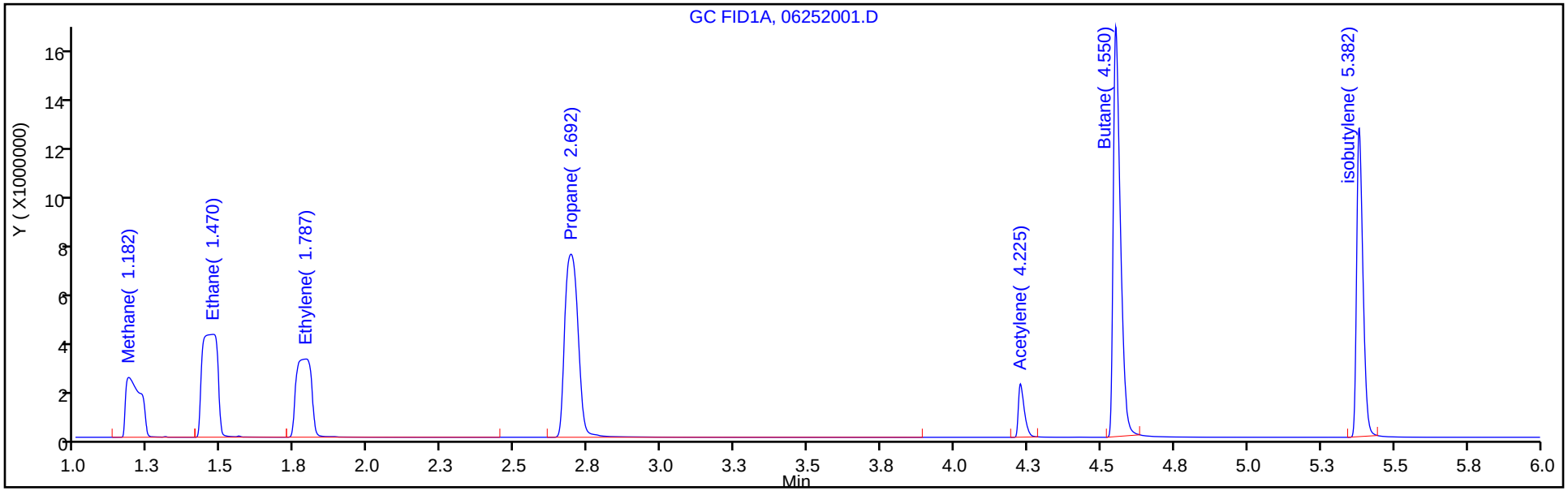

Column: HP-PLOT/Q (0.53 mm) Y Scaling: Method Defined: Scale to the Nth Largest Target: 1

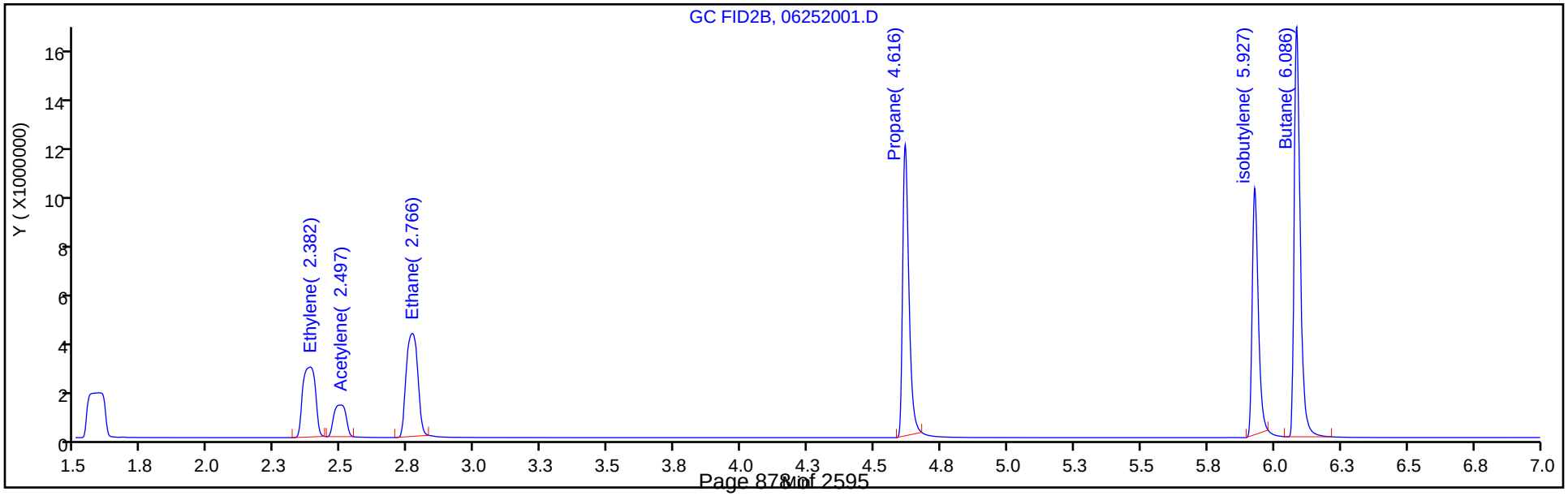

Manual Integration/User Assign Peak Report

Eurofins TestAmerica, Denver

Data File: \\chromfs\Denver\ChromData\VGC_J\20200625-92746.b\06252001.D
Injection Date: 25-Jun-2020 11:33:25 Instrument ID: VGC_J
Lims ID: CCVRT
Client ID:
Operator ID: gm ALS Bottle#: 1 Worklist Smp#: 1
Purge Vol: 18.000 mL Dil. Factor: 1.0000
Method: RSK_J Limit Group: GCV - RSK 175
Column: HP-PLOT/Q (0.53 mm) Detector GC FID2B

4 Ethylene, CAS: 74-85-1

Signal: 2

Processing Integration Results

RT: 2.38
Area: 13767443
Amount: 188.4688
Amount Units: ug/l

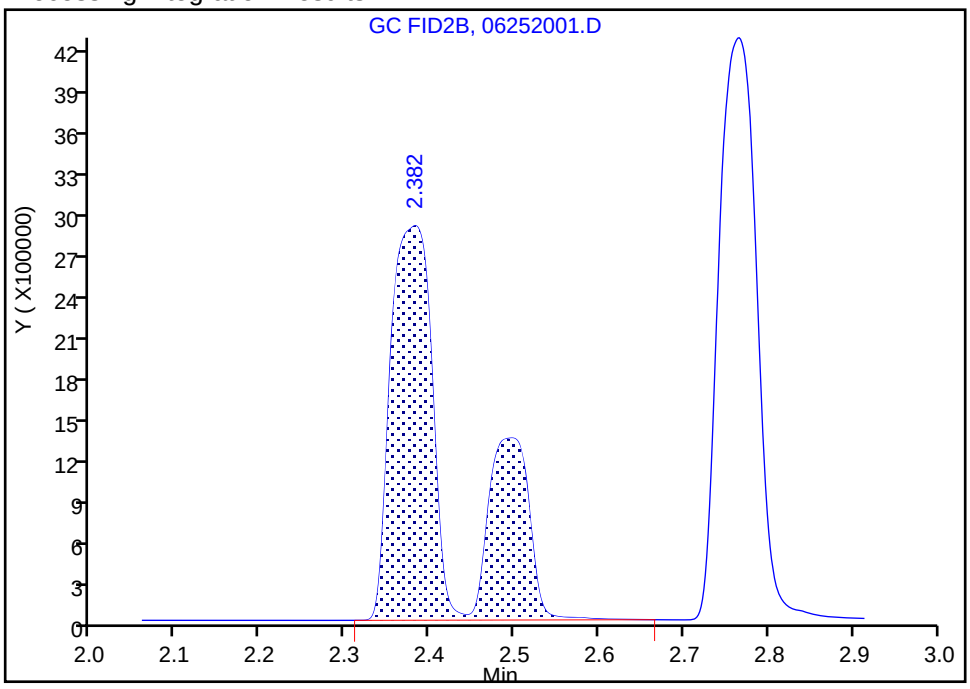

Manual Integration Results

RT: 2.38
Area: 9264741
Amount: 126.8292
Amount Units: ug/l

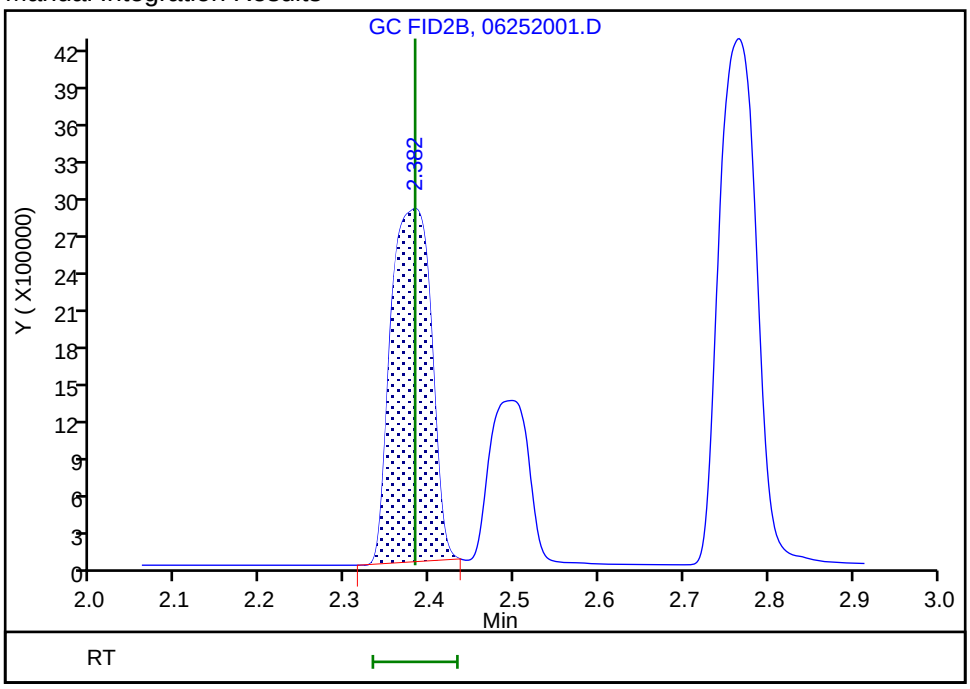

Reviewer: meierg, 25-Jun-2020 11:49:58
Audit Action: Manually Integrated Audit Reason: Shouldering

Manual Integration/User Assign Peak Report

Eurofins TestAmerica, Denver

Data File: \\chromfs\Denver\ChromData\VGC_J\20200625-92746.b\06252001.D
Injection Date: 25-Jun-2020 11:33:25 Instrument ID: VGC_J
Lims ID: CCVRT
Client ID:
Operator ID: gm ALS Bottle#: 1 Worklist Smp#: 1
Purge Vol: 18.000 mL Dil. Factor: 1.0000
Method: RSK_J Limit Group: GCV - RSK 175
Column: HP-PLOT/Q (0.53 mm) Detector GC FID2B

6 Acetylene, CAS: 74-86-2

Signal: 2

Processing Integration Results

RT: 2.50
Area: 4021672
Amount: 117.1516
Amount Units: ug/l

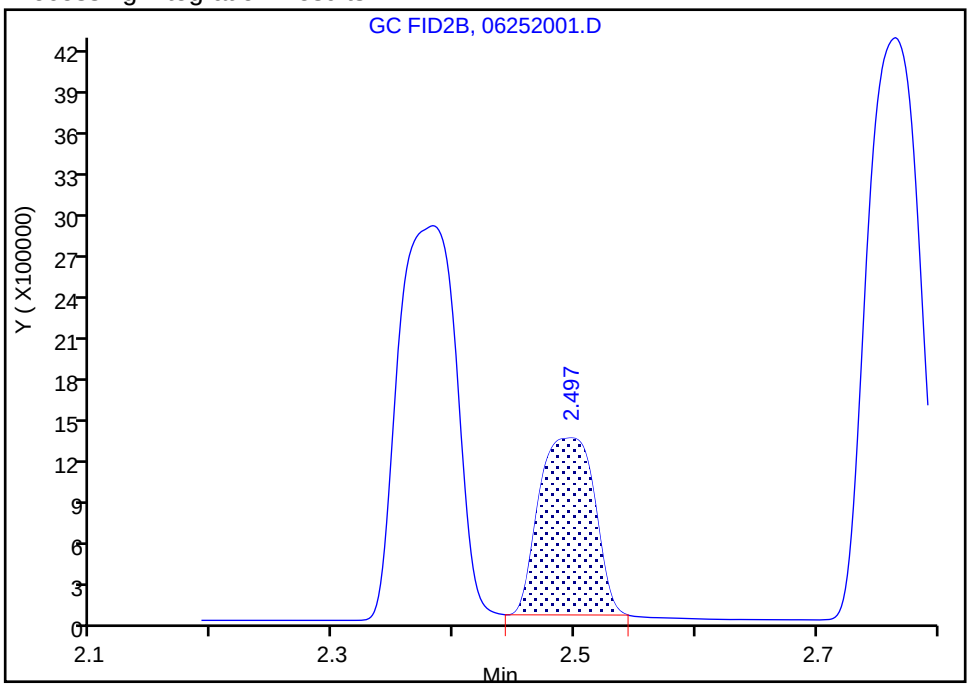

Manual Integration Results

RT: 2.50
Area: 4021672
Amount: 117.1516
Amount Units: ug/l

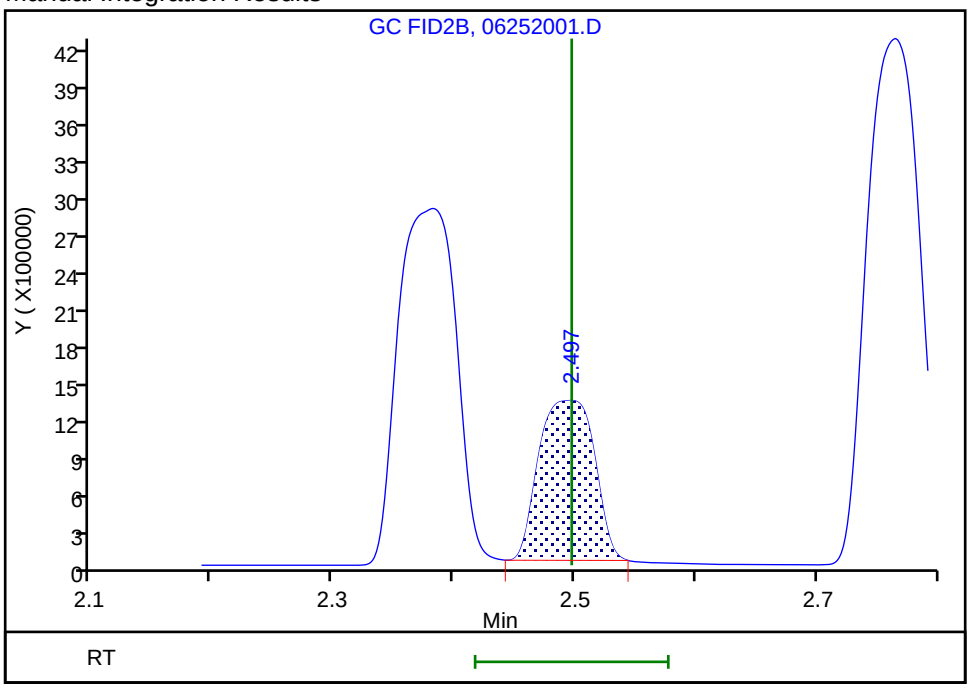

Reviewer: meierg, 25-Jun-2020 11:50:22
Audit Action: Manually Integrated/Assigned Compound ID Audit Reason: Peak not integrated

Manual Integration/User Assign Peak Report

Eurofins TestAmerica, Denver

Data File: \\chromfs\Denver\ChromData\VGC_J\20200625-92746.b\06252001.D
Injection Date: 25-Jun-2020 11:33:25 Instrument ID: VGC_J
Lims ID: CCVRT
Client ID:
Operator ID: gm ALS Bottle#: 1 Worklist Smp#: 1
Purge Vol: 18.000 mL Dil. Factor: 1.0000
Method: RSK_J Limit Group: GCV - RSK 175
Column: HP-PLOT/Q (0.53 mm) Detector GC FID2B

3 Ethane, CAS: 74-84-0

Signal: 2

Processing Integration Results

RT: 2.77
Area: 6699874
Amount: 69.012844
Amount Units: ug/l

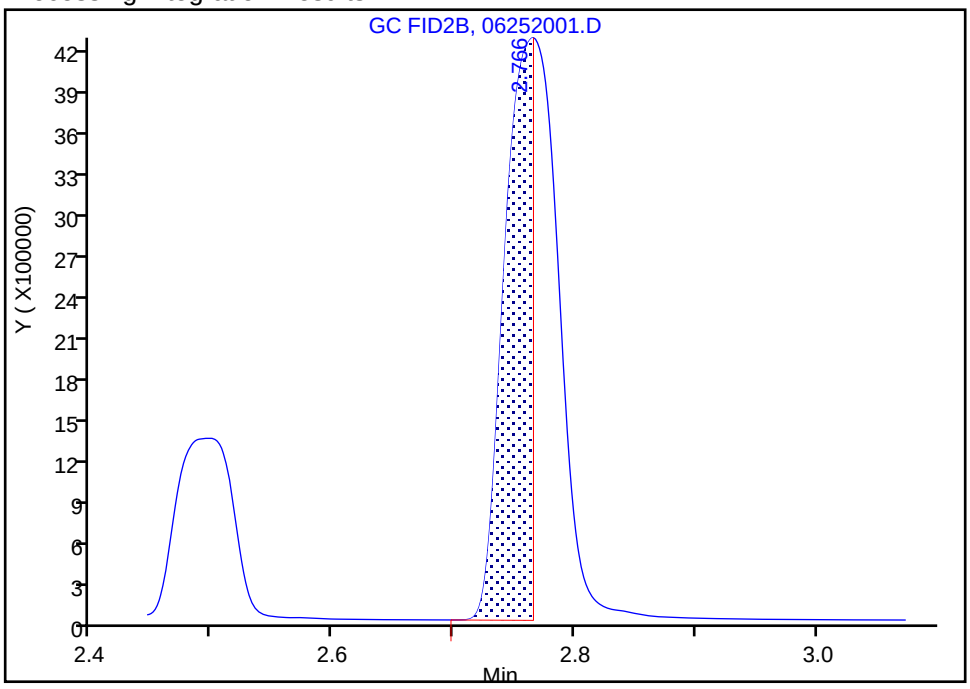

Manual Integration Results

RT: 2.77
Area: 12455867
Amount: 128.3031
Amount Units: ug/l

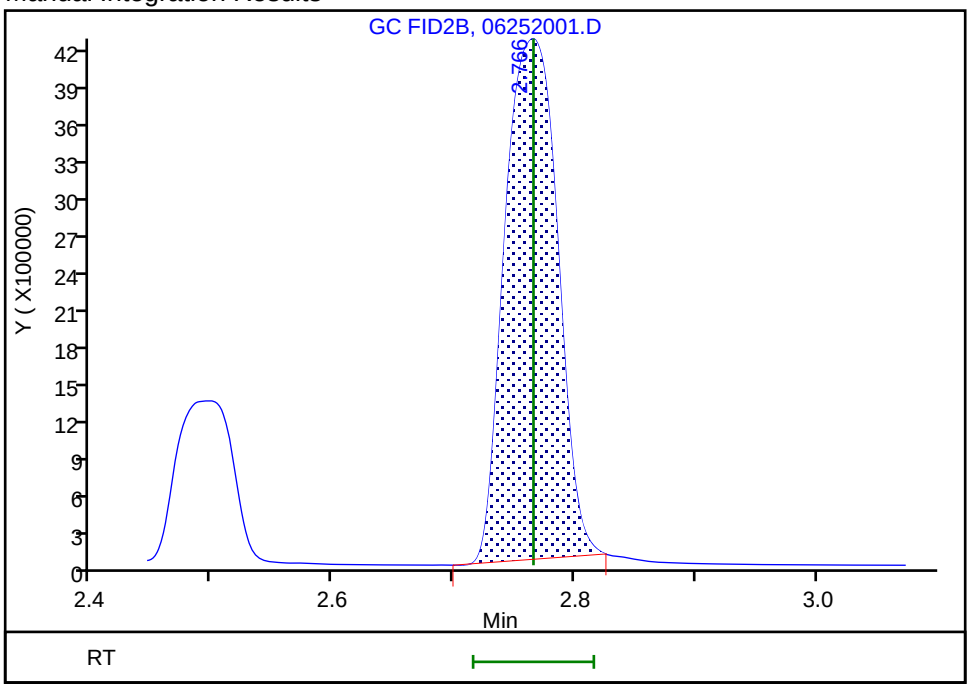

Reviewer: meierg, 25-Jun-2020 11:49:47
Audit Action: Manually Integrated Audit Reason: Split Peak

FORM VII
GC VOA CONTINUING CALIBRATION DATA

Lab Name: Eurofins TestAmerica, Denver Job No.: 280-137702-1

SDG No.:

Lab Sample ID: CCV 280-500092/18 Calibration Date: 06/25/2020 15:09

Instrument ID: VGC_J Calib Start Date: 06/24/2020 10:08

GC Column: Rt-Alumina KCl ID: 0.53(mm) Calib End Date: 06/24/2020 11:46

Lab File ID: 06252018.D Conc. Units: ug/L Heated Purge: (Y/N) N

ANALYTE	CURVE TYPE	AVE CF	CF	MIN CF	CALC AMOUNT	SPIKE AMOUNT	%D	MAX %D
Methane	Lin2		111086		68.3	73.0	-6.5	20.0
Ethane	Ave	114619	105522		126	137	-7.9	20.0
Ethylene	Ave	91780	85954		120	128	-6.3	20.0
Acetylene	Ave	25943	26144		119	119	0.8	20.0

FORM VII
GC VOA CONTINUING CALIBRATION RETENTION TIME SUMMARY

Lab Name: Eurofins TestAmerica, Denver Job No.: 280-137702-1

SDG No.:

Lab Sample ID: CCV 280-500092/18 Calibration Date: 06/25/2020 15:09

Instrument ID: VGC_J Calib Start Date: 06/24/2020 10:08

GC Column: Rt-Alumina KCl ID: 0.53(mm) Calib End Date: 06/24/2020 11:46

Lab File ID: 06252018.D Heated Purge: (Y/N) N

Analyte	RT	RT WINDOW	
		FROM	TO
Methane	1.17	1.14	1.22
Ethane	1.45	1.42	1.52
Ethylene	1.77	1.74	1.84
Acetylene	4.18	4.15	4.31

Eurofins TestAmerica, Denver
Target Compound Quantitation Report

Data File: \\chromfs\Denver\ChromData\VGC_J\20200625-92746.b\06252018.D
Lims ID: CCV
Client ID:
Sample Type: CCV
Inject. Date: 25-Jun-2020 15:09:34 ALS Bottle#: 18 Worklist Smp#: 18
Purge Vol: 18.000 mL Dil. Factor: 1.0000
Sample Info: CCV
Misc. Info.: 280-0092746-018
Operator ID: gm Instrument ID: VGC_J
Sublist: chrom-RSK_J*sub5

Method: \\chromfs\Denver\ChromData\VGC_J\20200625-92746.b\RSK_J.m
Limit Group: GCV - RSK 175
Method Label: DV-GC-0025: Dissolved Gases in Water by RSK-175
Last Update: 26-Jun-2020 08:35:32 Calib Date: 24-Jun-2020 11:46:32
Integrator: Falcon
Quant Method: External Standard Quant By: Initial Calibration
Last ICal File: \\chromfs\Denver\ChromData\VGC_J\20200624-92709.b\06242009.D

Column 1 : Rt-Alumina BOND/KCl (0.53 mm) Det: GC FID1A
Column 2 : HP-PLOT/Q (0.53 mm) Det: GC FID2B
Process Host: CTX1026

First Level Reviewer: meierg Date: 25-Jun-2020 15:21:46

Col	RT (min.)	Exp RT (min.)	Dlt RT (min.)	Response	Cal Amt ug/l	OnCol Amt ug/l	Flags
2 Methane							
1	1.170	1.182	-0.012	8109650	73.0	68.3	
2	1.577	1.591	-0.014	7370495	73.0	68.2	
						RPD = 0.19	
3 Ethane							
1	1.451	1.470	-0.019	14441319	136.9	126.0	
2	2.753	2.766	-0.013	12195498	136.9	125.6	
						RPD = 0.30	
4 Ethylene							M
1	1.765	1.787	-0.022	10973499	127.7	119.6	
2	0.000	2.382	-2.382	0	127.7	0	
						RPD = 200.00	
5 Propane							
1	2.646	2.692	-0.046	21911740	200.7	185.6	
2	4.613	4.616	-0.003	18531079	200.7	185.2	
						RPD = 0.18	
6 Acetylene							M
1	4.178	4.225	-0.047	3098599	118.5	119.4	
2	2.485	2.497	-0.012	4082659	118.5	118.9	M
						RPD = 0.43	
7 Butane							M
1	4.506	4.550	-0.044	25743381	264.5	235.2	M
2	6.082	6.086	-0.004	23949752	264.5	238.7	
						RPD = 1.46	
8 isobutylene							
1	5.348	5.382	-0.034	17387600	255.4	242.7	
2	5.925	5.927	-0.002	15270042	255.4	243.5	
						RPD = 0.31	

QC Flag Legend

Review Flags

M - Manually Integrated

Reagents:

RSK7gasMathes_00031 Amount Added: 200.00 Units: uL

Report Date: 26-Jun-2020 08:35:32 Chrom Revision: 2.3 21-Jun-2020 18:30:46

Eurofins TestAmerica, Denver

Data File: \\chromfs\Denver\ChromData\VGC_J\20200625-92746.b\06252018.D

Injection Date:	25-Jun-2020 15:09:34	Instrument ID:	VGC_J	Operator ID:	gm
Lims ID:	CCV			Worklist Smp#:	18
Client ID:					
Purge Vol:	18.000 mL	Dil. Factor:	1.0000	ALS Bottle#:	18
Method:	RSK_J	Limit Group:	GCV - RSK 175		

Column: Rt-Alumina BOND/KCl (0.53 mm) Y Scaling: Method Defined: Scale to the Nth Largest Target: 1

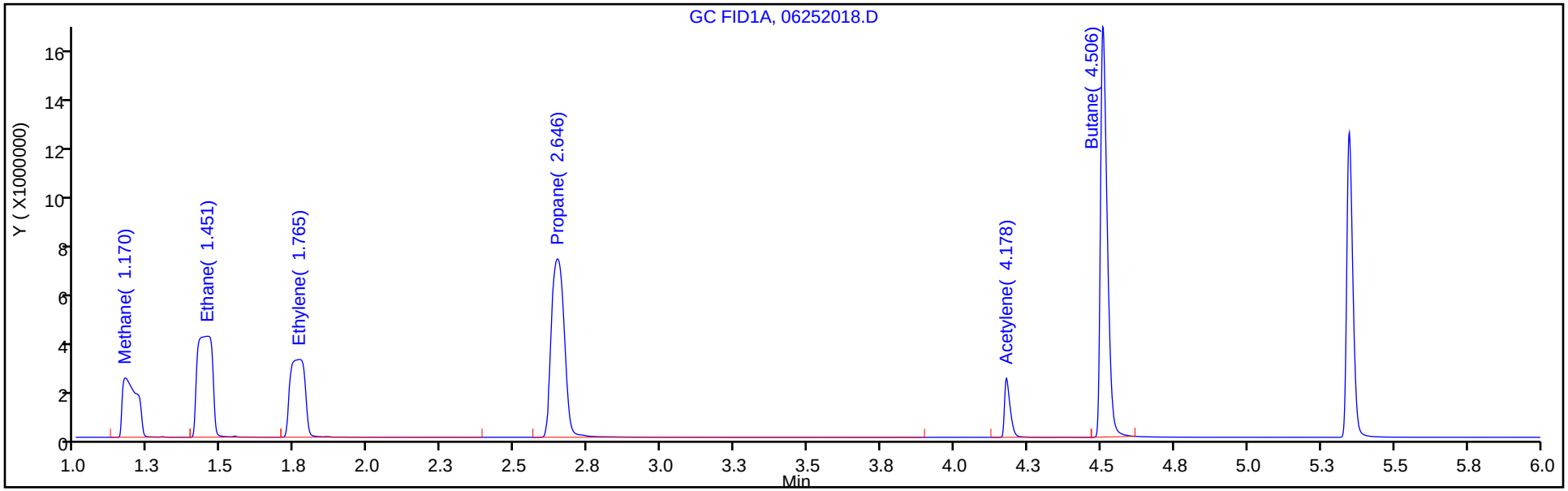

Column: HP-PLOT/Q (0.53 mm) Y Scaling: Method Defined: Scale to the Nth Largest Target: 1

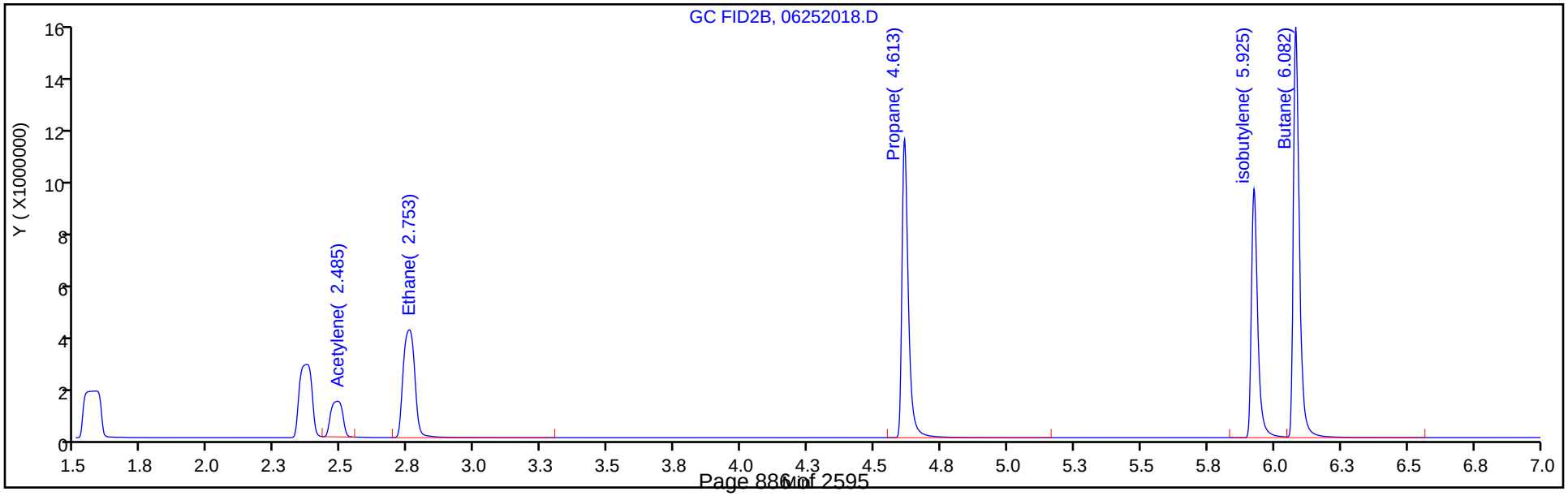

FORM VII
GC VOA CONTINUING CALIBRATION DATA

Lab Name: Eurofins TestAmerica, Denver Job No.: 280-137702-1

SDG No.:

Lab Sample ID: CCV 280-500092/18 Calibration Date: 06/25/2020 15:09

Instrument ID: VGC_J Calib Start Date: 06/24/2020 10:08

GC Column: HP-Plot Q ID: 0.53(mm) Calib End Date: 06/24/2020 11:46

Lab File ID: 06252018.D Conc. Units: ug/L Heated Purge: (Y/N) N

ANALYTE	CURVE TYPE	AVE CF	CF	MIN CF	CALC AMOUNT	SPIKE AMOUNT	%D	MAX %D
Ethylene	Ave	73049	68815		1.40	128	-5.8	20.0
Methane	Lin2		100961		68.2	73.0	-6.6	20.0
Acetylene	Ave	34329	34446		119	119	0.3	20.0
Ethane	Ave	97082	89112		126	137	-8.2	20.0

FORM VII
GC VOA CONTINUING CALIBRATION RETENTION TIME SUMMARY

Lab Name: Eurofins TestAmerica, Denver Job No.: 280-137702-1

SDG No.:

Lab Sample ID: CCV 280-500092/18 Calibration Date: 06/25/2020 15:09

Instrument ID: VGC_J Calib Start Date: 06/24/2020 10:08

GC Column: HP-Plot Q ID: 0.53(mm) Calib End Date: 06/24/2020 11:46

Lab File ID: 06252018.D Heated Purge: (Y/N) N

Analyte	RT	RT WINDOW	
		FROM	TO
Ethylene	0.00	2.33	2.43
Methane	1.58	1.55	1.63
Acetylene	2.49	2.42	2.58
Ethane	2.75	2.72	2.82

Eurofins TestAmerica, Denver
Target Compound Quantitation Report

Data File: \\chromfs\Denver\ChromData\VGC_J\20200625-92746.b\06252018.D
Lims ID: CCV
Client ID:
Sample Type: CCV
Inject. Date: 25-Jun-2020 15:09:34 ALS Bottle#: 18 Worklist Smp#: 18
Purge Vol: 18.000 mL Dil. Factor: 1.0000
Sample Info: CCV
Misc. Info.: 280-0092746-018
Operator ID: gm Instrument ID: VGC_J
Sublist: chrom-RSK_J*sub5

Method: \\chromfs\Denver\ChromData\VGC_J\20200625-92746.b\RSK_J.m
Limit Group: GCV - RSK 175
Method Label: DV-GC-0025: Dissolved Gases in Water by RSK-175
Last Update: 26-Jun-2020 08:35:32 Calib Date: 24-Jun-2020 11:46:32
Integrator: Falcon
Quant Method: External Standard Quant By: Initial Calibration
Last ICal File: \\chromfs\Denver\ChromData\VGC_J\20200624-92709.b\06242009.D

Column 1 : Rt-Alumina BOND/KCl (0.53 mm) Det: GC FID1A
Column 2 : HP-PLOT/Q (0.53 mm) Det: GC FID2B
Process Host: CTX1026

First Level Reviewer: meierg Date: 25-Jun-2020 15:21:46

Col	RT (min.)	Exp RT (min.)	Dlt RT (min.)	Response	Cal Amt ug/l	OnCol Amt ug/l	Flags
2 Methane							
1	1.170	1.182	-0.012	8109650	73.0	68.3	
2	1.577	1.591	-0.014	7370495	73.0	68.2	
						RPD = 0.19	
3 Ethane							
1	1.451	1.470	-0.019	14441319	136.9	126.0	
2	2.753	2.766	-0.013	12195498	136.9	125.6	
						RPD = 0.30	
4 Ethylene							M
1	1.765	1.787	-0.022	10973499	127.7	119.6	
2	0.000	2.382	-2.382	0	127.7	0	
						RPD = 200.00	
5 Propane							
1	2.646	2.692	-0.046	21911740	200.7	185.6	
2	4.613	4.616	-0.003	18531079	200.7	185.2	
						RPD = 0.18	
6 Acetylene							M
1	4.178	4.225	-0.047	3098599	118.5	119.4	
2	2.485	2.497	-0.012	4082659	118.5	118.9	M
						RPD = 0.43	
7 Butane							M
1	4.506	4.550	-0.044	25743381	264.5	235.2	M
2	6.082	6.086	-0.004	23949752	264.5	238.7	
						RPD = 1.46	
8 isobutylene							
1	5.348	5.382	-0.034	17387600	255.4	242.7	
2	5.925	5.927	-0.002	15270042	255.4	243.5	
						RPD = 0.31	

QC Flag Legend

Review Flags

M - Manually Integrated

Reagents:

RSK7gasMathes_00031 Amount Added: 200.00 Units: uL

Report Date: 26-Jun-2020 08:35:32 Chrom Revision: 2.3 21-Jun-2020 18:30:46

Eurofins TestAmerica, Denver

Data File: \\chromfs\Denver\ChromData\VGC_J\20200625-92746.b\06252018.D

Injection Date:	25-Jun-2020 15:09:34	Instrument ID:	VGC_J	Operator ID:	gm
Lims ID:	CCV			Worklist Smp#:	18
Client ID:					
Purge Vol:	18.000 mL	Dil. Factor:	1.0000	ALS Bottle#:	18
Method:	RSK_J	Limit Group:	GCV - RSK 175		

Column: Rt-Alumina BOND/KCl (0.53 mm) Y Scaling: Method Defined: Scale to the Nth Largest Target: 1

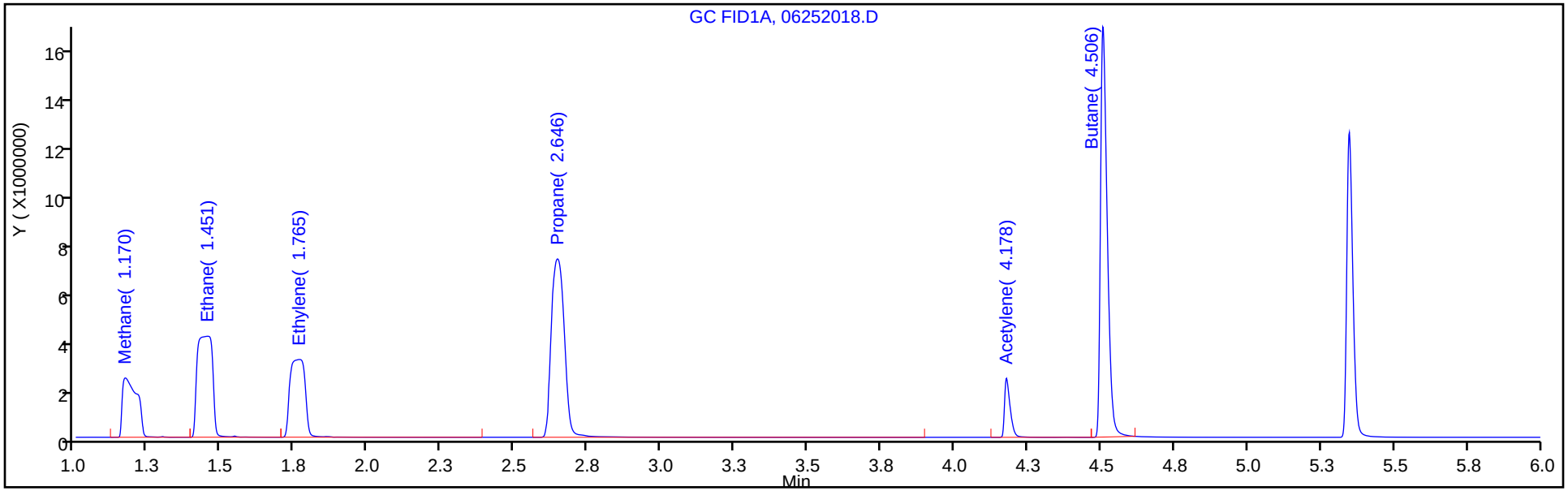

Column: HP-PLOT/Q (0.53 mm) Y Scaling: Method Defined: Scale to the Nth Largest Target: 1

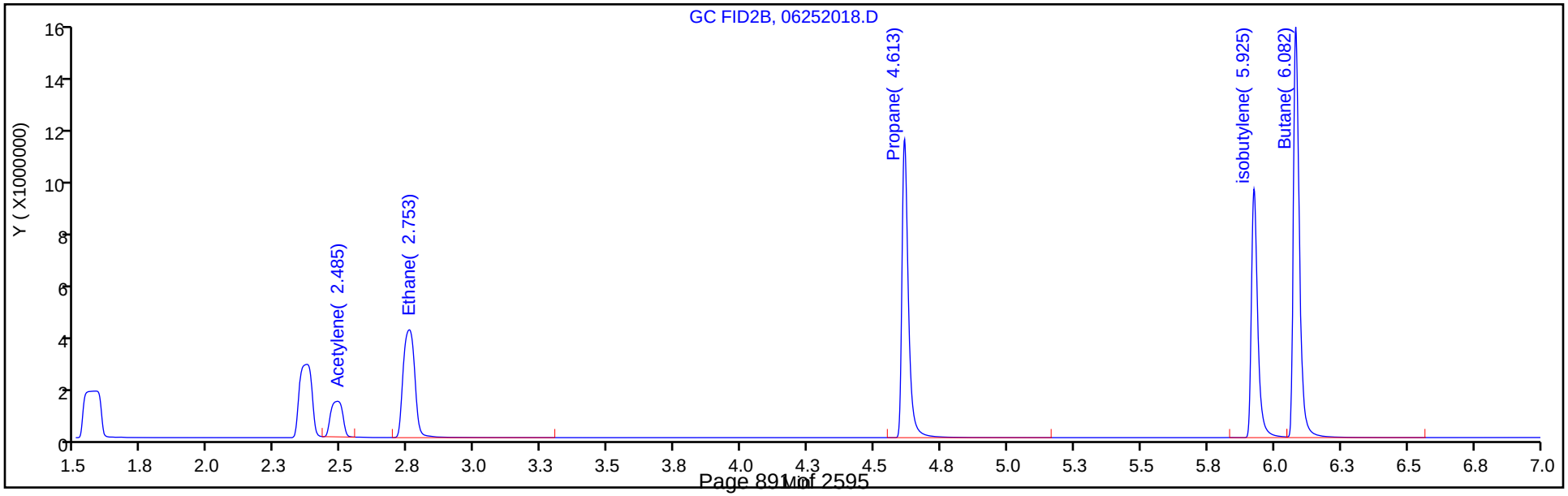

Manual Integration/User Assign Peak Report

Eurofins TestAmerica, Denver

Data File: \\chromfs\Denver\ChromData\VGC_J\20200625-92746.b\06252018.D
Injection Date: 25-Jun-2020 15:09:34 Instrument ID: VGC_J
Lims ID: CCV
Client ID:
Operator ID: gm ALS Bottle#: 18 Worklist Smp#: 18
Purge Vol: 18.000 mL Dil. Factor: 1.0000
Method: RSK_J Limit Group: GCV - RSK 175
Column: HP-PLOT/Q (0.53 mm) Detector GC FID2B

6 Acetylene, CAS: 74-86-2

Signal: 2

Processing Integration Results

RT: 2.48
Area: 13267617
Amount: 386.4866
Amount Units: ug/l

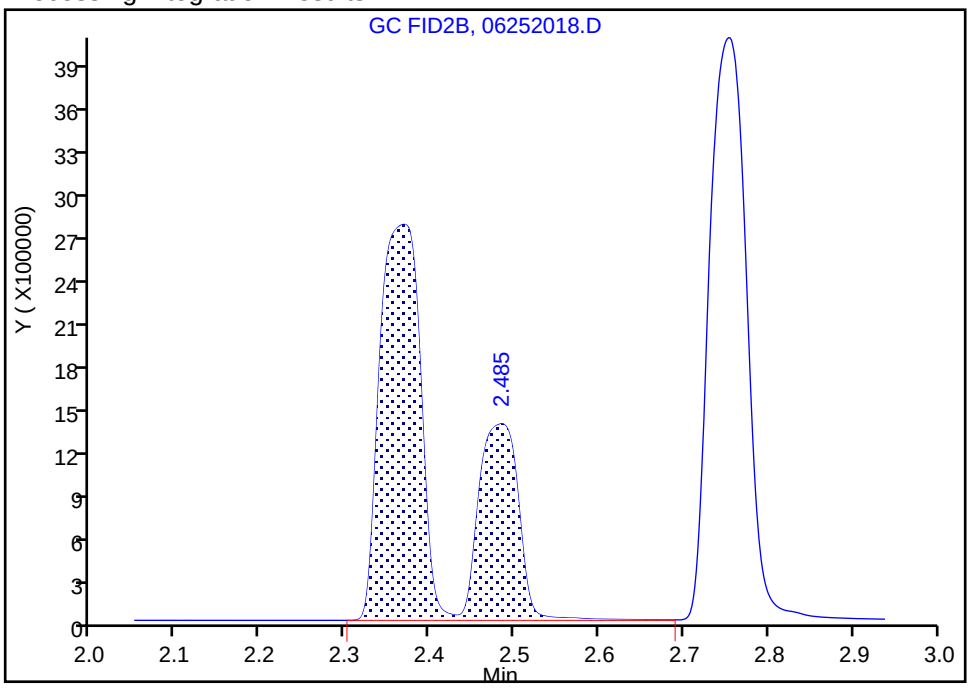

Manual Integration Results

RT: 2.48
Area: 4082659
Amount: 118.9281
Amount Units: ug/l

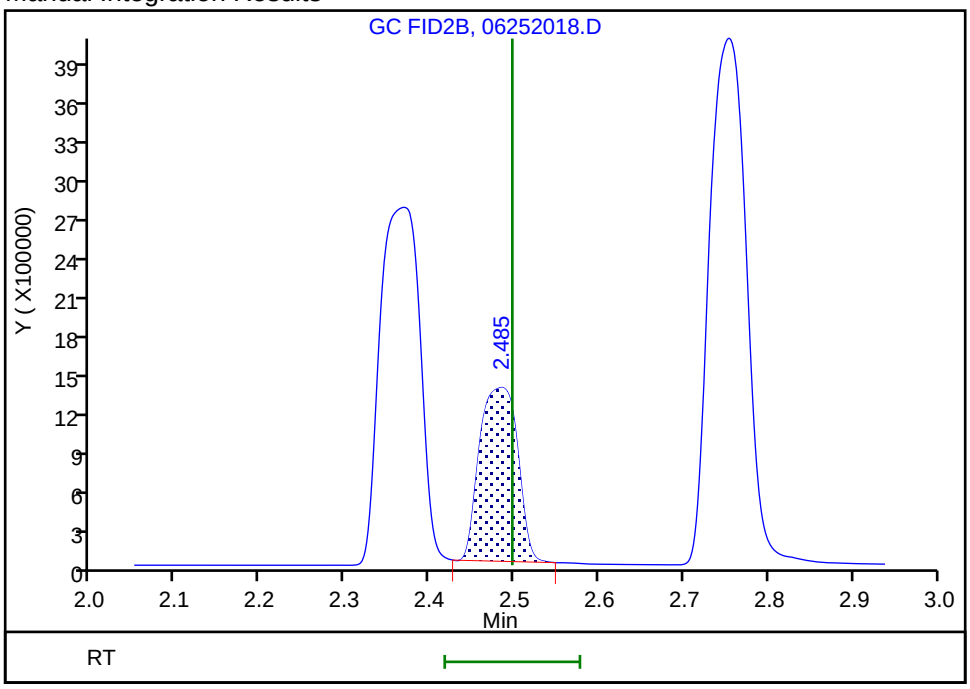

Reviewer: meierg, 25-Jun-2020 15:21:07
Audit Action: Manually Integrated Audit Reason: Shouldering

FORM I
GC VOA ORGANICS ANALYSIS DATA SHEET

Lab Name: Eurofins TestAmerica, Denver Job No.: 280-137702-1

SDG No.:

Client Sample ID: Lab Sample ID: MB 280-499415/33

Matrix: Water Lab File ID: 034F3401.D

Analysis Method: RSK-175 Date Collected:

Sample wt/vol: 18(mL) Date Analyzed: 06/18/2020 17:52

Soil Aliquot Vol: Dilution Factor: 1

Soil Extract Vol.: GC Column: HP-Plot Q ID: 0.53(mm)

% Moisture: Level: (low/med) Low

Analysis Batch No.: 499415 Units: mg/L

CAS NO.	COMPOUND NAME	RESULT	Q	LOQ	LOD	DL
74-82-8	Methane	0.0020	U	0.0050	0.0020	0.00063

Eurofins TestAmerica, Denver
Target Compound Quantitation Report

Data File: \\chromfs\Denver\ChromData\VGC_J\20200618-92541.b\034F3401.D
Lims ID: mb
Client ID:
Sample Type: MB
Inject. Date: 18-Jun-2020 17:52:27 ALS Bottle#: 34 Worklist Smp#: 33
Purge Vol: 18.000 mL Dil. Factor: 1.0000
Sample Info: MB
Operator ID: gm Instrument ID: VGC_J

Method: \\chromfs\Denver\ChromData\VGC_J\20200618-92541.b\RSK_J.m
Limit Group: GCV - RSK 175
Method Label: DV-GC-0025: Dissolved Gases in Water by RSK-175
Last Update: 19-Jun-2020 12:43:21 Calib Date: 16-May-2020 13:08:56
Integrator: Falcon
Quant Method: External Standard Quant By: Initial Calibration
Last ICal File: \\chromfs\Denver\ChromData\VGC_J\20200516-91574.b\009F0901.D

Column 1 : Rt-Alumina BOND/KCl (0.53 mm) Det: GC FID1A
Column 2 : HP-PLOT/Q (0.53 mm) Det: GC FID2B
Process Host: CTX1069

First Level Reviewer: meierg Date: 19-Jun-2020 12:33:34

Col	RT (min.)	Exp RT (min.)	Dlt RT (min.)	Response	Cal Amt ug/l	OnCol Amt ug/l	Flags
$ 1 1,1,1-Trifluoroethane							
1		4.098				ND	
2		5.458					
2 Methane							
1		1.266				ND	
2		3.212					
3 Ethane							
1		1.525				ND	
2		4.327					
4 Ethylene							
1		1.805				ND	
2		4.057					
5 Propane							
1		2.506				ND	
2		5.938					
6 Acetylene							
1		3.953				ND	
2		4.160					
7 Butane							
1		4.248				ND	
2		7.380					
8 isobutylene							
1		5.146				ND	
2		7.233					

Report Date: 19-Jun-2020 12:43:22 Chrom Revision: 2.3 17-Jun-2020 19:07:08

Eurofins TestAmerica, Denver

Data File: \\chromfs\Denver\ChromData\VGC_J\20200618-92541.b\034F3401.D

Injection Date:	18-Jun-2020 17:52:27	Instrument ID:	VGC_J	Operator ID:	gm
Lims ID:	mb			Worklist Smp#:	33
Client ID:					
Purge Vol:	18.000 mL	Dil. Factor:	1.0000	ALS Bottle#:	34
Method:	RSK_J	Limit Group:	GCV - RSK 175		

Column: Rt-Alumina BOND/KCl (0.53 mm) Y Scaling: Method Defined: Scale to the Nth Largest Target: 1

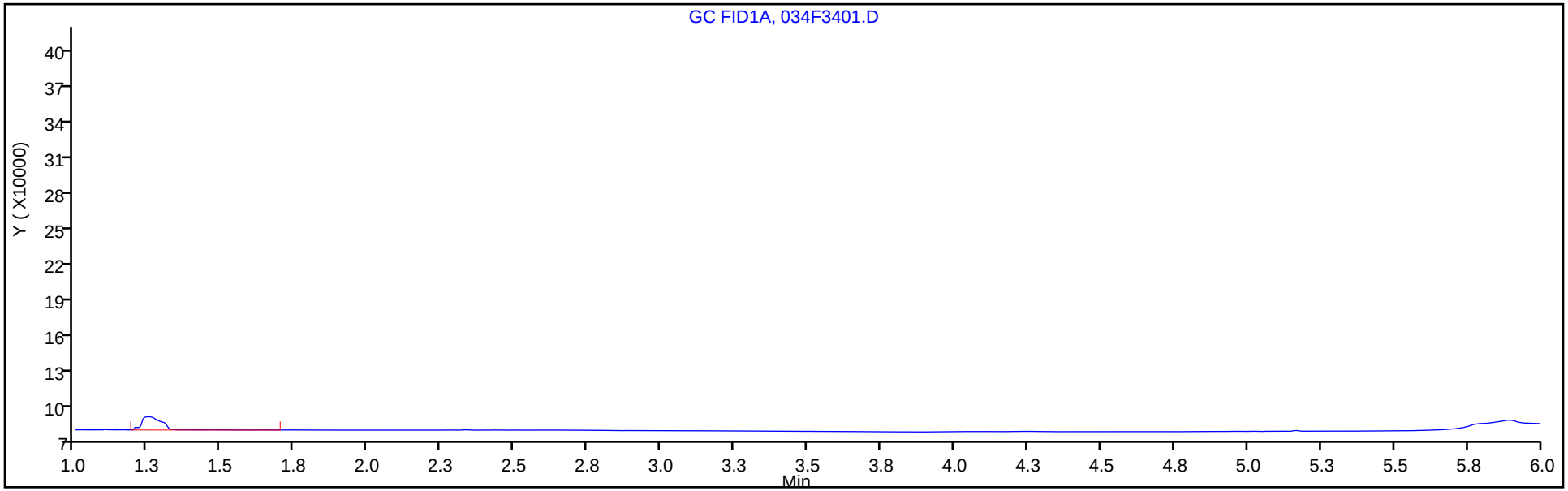

Column: HP-PLOT/Q (0.53 mm) Y Scaling: Method Defined: Scale to the Nth Largest Target: 1

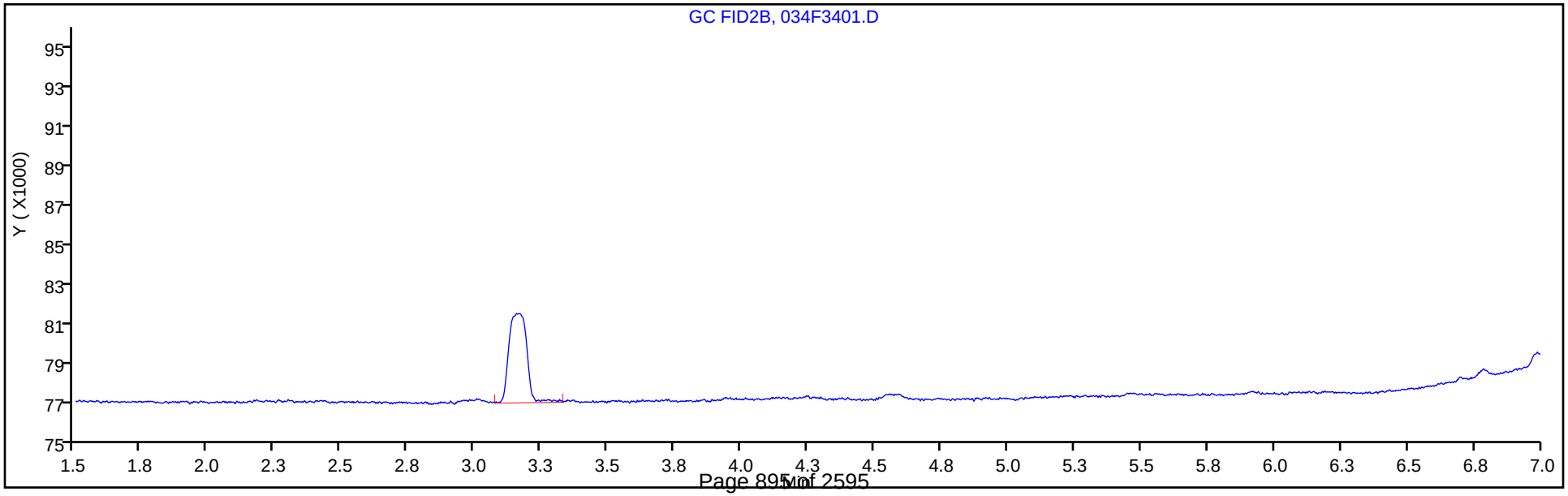

FORM I
GC VOA ORGANICS ANALYSIS DATA SHEET

Lab Name: Eurofins TestAmerica, Denver Job No.: 280-137702-1

SDG No.:

Client Sample ID: Lab Sample ID: MB 280-499435/4

Matrix: Water Lab File ID: 06192004.D

Analysis Method: RSK-175 Date Collected:

Sample wt/vol: 18(mL) Date Analyzed: 06/19/2020 15:02

Soil Aliquot Vol: Dilution Factor: 1

Soil Extract Vol.: GC Column: HP-Plot Q ID: 0.53(mm)

% Moisture: Level: (low/med) Low

Analysis Batch No.: 499435 Units: mg/L

CAS NO.	COMPOUND NAME	RESULT	Q	LOQ	LOD	DL
74-82-8	Methane	0.0020	U	0.0050	0.0020	0.00063

Eurofins TestAmerica, Denver
Target Compound Quantitation Report

Data File: \\chromfs\Denver\ChromData\VGC_J\20200619-92578.b\06192004.D
Lims ID: mb
Client ID:
Sample Type: MB
Inject. Date: 19-Jun-2020 15:02:38 ALS Bottle#: 4 Worklist Smp#: 4
Purge Vol: 18.000 mL Dil. Factor: 1.0000
Sample Info: mb
Misc. Info.: 280-0092578-004
Operator ID: gm Instrument ID: VGC_J

Method: \\chromfs\Denver\ChromData\VGC_J\20200619-92578.b\RSK_J.m
Limit Group: GCV - RSK 175
Method Label: DV-GC-0025: Dissolved Gases in Water by RSK-175
Last Update: 23-Jun-2020 14:07:48 Calib Date: 16-May-2020 13:08:56
Integrator: Falcon
Quant Method: External Standard Quant By: Initial Calibration
Last ICal File: \\chromfs\Denver\ChromData\VGC_J\20200516-91574.b\009F0901.D

Column 1 : Rt-Alumina BOND/KCl (0.53 mm) Det: GC FID1A
Column 2 : HP-PLOT/Q (0.53 mm) Det: GC FID2B
Process Host: CTX1049

First Level Reviewer: meierg Date: 22-Jun-2020 13:31:51

Col	RT (min.)	Exp RT (min.)	Dlt RT (min.)	Response	Cal Amt ug/l	OnCol Amt ug/l	Flags
$ 1 1,1,1-Trifluoroethane							
1		4.098				ND	
2		5.458					
2 Methane							
1		1.262			73.0	ND	
2		3.212					
3 Ethane							
1		1.522			ND	ND	
2		4.325					
4 Ethylene							
1		1.802			ND	ND	
2		4.055					
5 Propane							
1		2.505			ND	ND	
2		5.935					
6 Acetylene							
1		3.960			ND	ND	
2		4.159					
7 Butane							
1		4.252			ND	ND	
2		7.375					
8 isobutylene							
1		5.152			ND	ND	
2		7.229					

QC Flag Legend

Processing Flags

ND - Not Detected or Marked ND

Reagents:

RSK7gasMathes_00031 Amount Added: 200.00 Units: uL

Report Date: 23-Jun-2020 14:07:50 Chrom Revision: 2.3 21-Jun-2020 18:30:46

Eurofins TestAmerica, Denver

Data File: \\chromfs\Denver\ChromData\VGC_J\20200619-92578.b\06192004.D

Injection Date:	19-Jun-2020 15:02:38	Instrument ID:	VGC_J	Operator ID:	gm
Lims ID:	mb			Worklist Smp#:	4
Client ID:					
Purge Vol:	18.000 mL	Dil. Factor:	1.0000	ALS Bottle#:	4
Method:	RSK_J	Limit Group:	GCV - RSK 175		

Column: Rt-Alumina BOND/KCl (0.53 mm) Y Scaling: Method Defined: Scale to the Nth Largest Target: 1

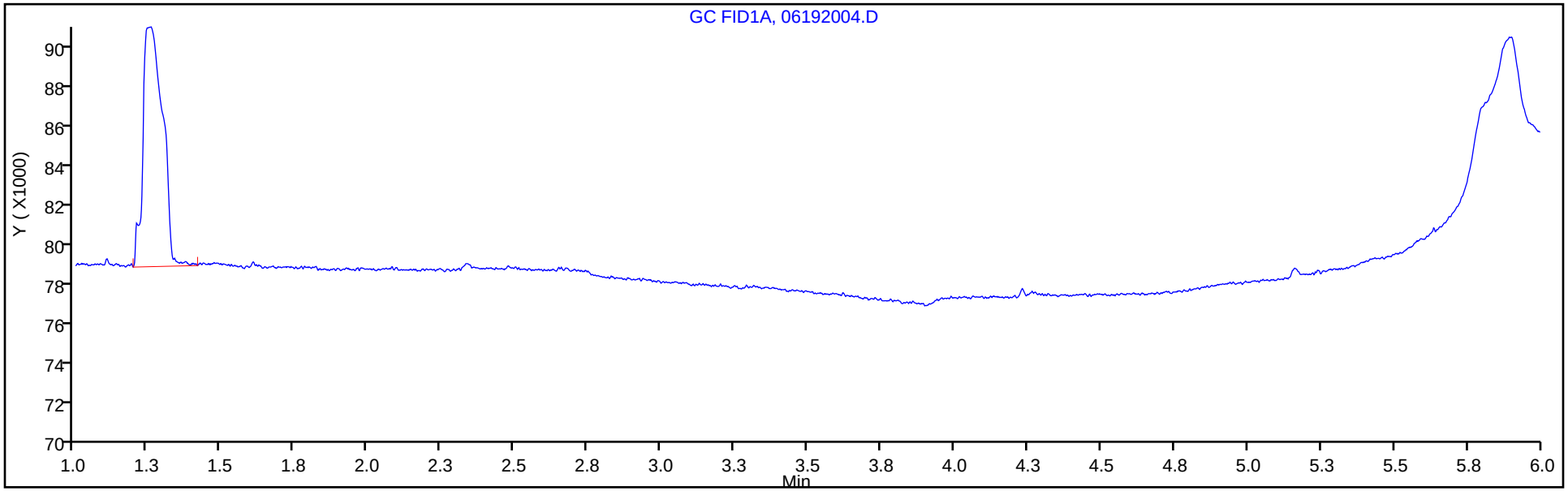

Column: HP-PLOT/Q (0.53 mm) Y Scaling: Method Defined: Scale to the Nth Largest Target: 1

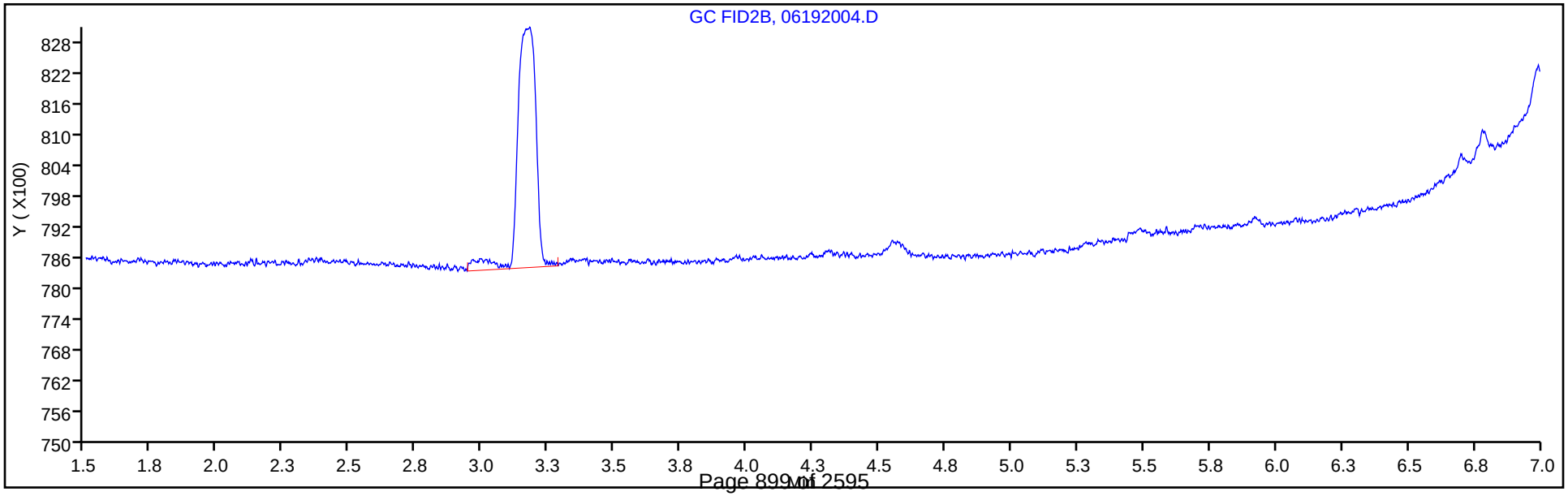

FORM I
GC VOA ORGANICS ANALYSIS DATA SHEET

Lab Name: Eurofins TestAmerica, Denver Job No.: 280-137702-1

SDG No.:

Client Sample ID: Lab Sample ID: MB 280-499633/4

Matrix: Water Lab File ID: 06222004.D

Analysis Method: RSK-175 Date Collected:

Sample wt/vol: 18(mL) Date Analyzed: 06/22/2020 11:56

Soil Aliquot Vol: Dilution Factor: 1

Soil Extract Vol.: GC Column: HP-Plot Q ID: 0.53(mm)

% Moisture: Level: (low/med) Low

Analysis Batch No.: 499633 Units: mg/L

CAS NO.	COMPOUND NAME	RESULT	Q	LOQ	LOD	DL
74-82-8	Methane	0.0020	U	0.0050	0.0020	0.00063

Eurofins TestAmerica, Denver
Target Compound Quantitation Report

Data File: \\chromfs\Denver\ChromData\VGC_J\20200622-92637.b\06222004.D
Lims ID: mb
Client ID:
Sample Type: MB
Inject. Date: 22-Jun-2020 11:56:48 ALS Bottle#: 4 Worklist Smp#: 4
Purge Vol: 18.000 mL Dil. Factor: 1.0000
Sample Info: mb
Misc. Info.: 280-0092637-004
Operator ID: gm Instrument ID: VGC_J

Method: \\chromfs\Denver\ChromData\VGC_J\20200622-92637.b\RSK_J.m
Limit Group: GCV - RSK 175
Method Label: DV-GC-0025: Dissolved Gases in Water by RSK-175
Last Update: 24-Jun-2020 11:48:04 Calib Date: 16-May-2020 13:08:56
Integrator: Falcon
Quant Method: External Standard Quant By: Initial Calibration
Last ICal File: \\chromfs\Denver\ChromData\VGC_J\20200516-91574.b\009F0901.D

Column 1 : Rt-Alumina BOND/KCl (0.53 mm) Det: GC FID1A
Column 2 : HP-PLOT/Q (0.53 mm) Det: GC FID2B
Process Host: CTX1017

First Level Reviewer: meierg Date: 22-Jun-2020 12:07:23

Col	RT (min.)	Exp RT (min.)	Dlt RT (min.)	Response	Cal Amt ug/l	OnCol Amt ug/l	Flags
$ 1 1,1,1-Trifluoroethane							
1		4.098				ND	
2		5.458					
2 Methane							
1		1.258			73.0	ND	
2		3.193					
3 Ethane							
1		1.516			ND	ND	
2		4.312					
4 Ethylene							
1		1.786			ND	ND	
2		4.042					
5 Propane							
1		2.483			ND	ND	
2		5.927					
6 Acetylene							
1		3.938			ND	ND	
2		4.145					
7 Butane							
1		4.233			ND	ND	
2		7.368					
8 isobutylene							
1		5.133			ND	ND	
2		7.222					

QC Flag Legend

Processing Flags

ND - Not Detected or Marked ND

Reagents:

RSK7gasMathes_00031 Amount Added: 200.00 Units: uL

Report Date: 24-Jun-2020 11:48:05 Chrom Revision: 2.3 21-Jun-2020 18:30:46

Eurofins TestAmerica, Denver

Data File: \\chromfs\Denver\ChromData\VGC_J\20200622-92637.b\06222004.D

Injection Date:	22-Jun-2020 11:56:48	Instrument ID:	VGC_J	Operator ID:	gm
Lims ID:	mb			Worklist Smp#:	4
Client ID:					
Purge Vol:	18.000 mL	Dil. Factor:	1.0000	ALS Bottle#:	4
Method:	RSK_J	Limit Group:	GCV - RSK 175		

Column: Rt-Alumina BOND/KCl (0.53 mm) Y Scaling: Method Defined: Scale to the Nth Largest Target: 1

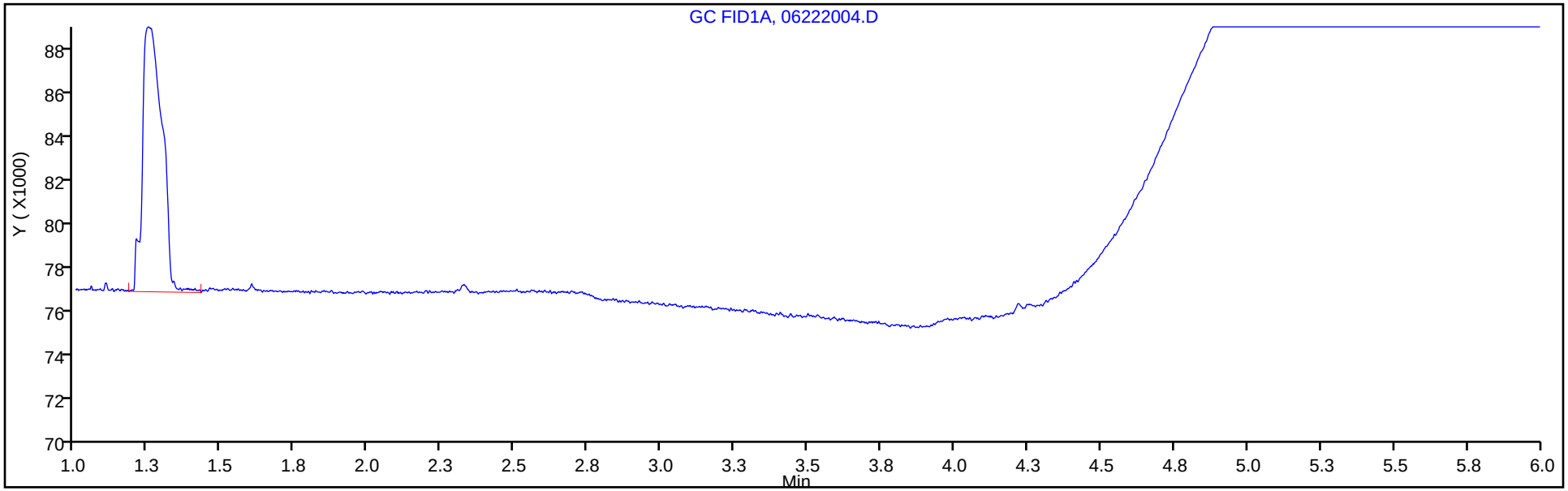

Column: HP-PLOT/Q (0.53 mm) Y Scaling: Method Defined: Scale to the Nth Largest Target: 1

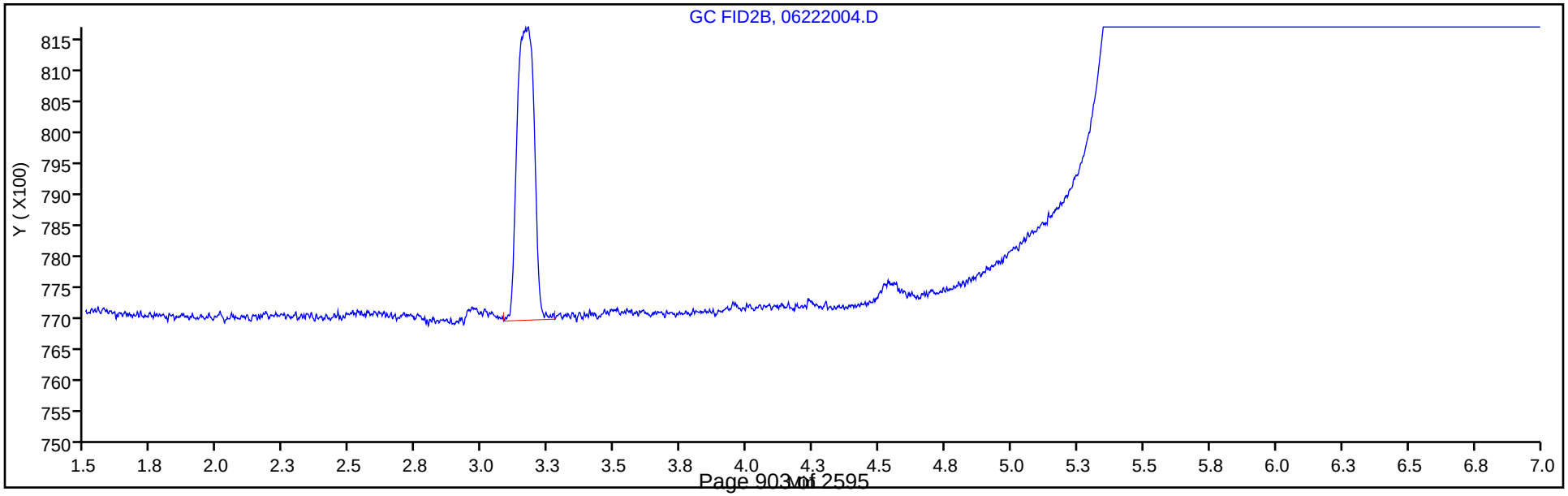

FORM I
GC VOA ORGANICS ANALYSIS DATA SHEET

Lab Name: Eurofins TestAmerica, Denver Job No.: 280-137702-1

SDG No.:

Client Sample ID: Lab Sample ID: MB 280-499668/44

Matrix: Water Lab File ID: 043F4301.D

Analysis Method: RSK-175 Date Collected:

Sample wt/vol: 18(mL) Date Analyzed: 06/20/2020 04:14

Soil Aliquot Vol: Dilution Factor: 1

Soil Extract Vol.: GC Column: HP-Plot Q ID: 0.53(mm)

% Moisture: Level: (low/med) Low

Analysis Batch No.: 499668 Units: mg/L

CAS NO.	COMPOUND NAME	RESULT	Q	LOQ	LOD	DL
74-82-8	Methane	0.0020	U	0.0050	0.0020	0.00063

Eurofins TestAmerica, Denver
Target Compound Quantitation Report

Data File: \\chromfs\Denver\ChromData\VGC_J\20200619-92578.b\043F4301.D
Lims ID: mb
Client ID:
Sample Type: MB
Inject. Date: 20-Jun-2020 04:14:42 ALS Bottle#: 43 Worklist Smp#: 44
Purge Vol: 18.000 mL Dil. Factor: 1.0000
Sample Info: mb
Operator ID: gm Instrument ID: VGC_J

Method: \\chromfs\Denver\ChromData\VGC_J\20200619-92578.b\RSK_J.m
Limit Group: GCV - RSK 175
Method Label: DV-GC-0025: Dissolved Gases in Water by RSK-175
Last Update: 23-Jun-2020 14:51:20 Calib Date: 16-May-2020 13:08:56
Integrator: Falcon
Quant Method: External Standard Quant By: Initial Calibration
Last ICal File: \\chromfs\Denver\ChromData\VGC_J\20200516-91574.b\009F0901.D

Column 1 : Rt-Alumina BOND/KCl (0.53 mm) Det: GC FID1A
Column 2 : HP-PLOT/Q (0.53 mm) Det: GC FID2B
Process Host: CTX1049

Col	RT (min.)	Exp RT (min.)	Dlt RT (min.)	Response	Cal Amt ug/l	OnCol Amt ug/l	Flags
$ 1 1,1,1-Trifluoroethane							
1		4.098				ND	
2		5.458					
2 Methane							
1		1.262				ND	
2		3.212					
3 Ethane							
1		1.522				ND	
2		4.325					
4 Ethylene							
1		1.802				ND	
2		4.055					
5 Propane							
1		2.505				ND	
2		5.935					
6 Acetylene							
1		3.960				ND	
2		4.159					
7 Butane							
1		4.252				ND	
2		7.375					
8 isobutylene							
1		5.152				ND	
2		7.229					

Report Date: 23-Jun-2020 15:00:19 Chrom Revision: 2.3 21-Jun-2020 18:30:46

Eurofins TestAmerica, Denver

Data File: \\chromfs\Denver\ChromData\VGC_J\20200619-92578.b\043F4301.D

Injection Date:	20-Jun-2020 04:14:42	Instrument ID:	VGC_J	Operator ID:	gm
Lims ID:	mb			Worklist Smp#:	44
Client ID:					
Purge Vol:	18.000 mL	Dil. Factor:	1.0000	ALS Bottle#:	43
Method:	RSK_J	Limit Group:	GCV - RSK 175		

Column: Rt-Alumina BOND/KCl (0.53 mm) Y Scaling: Method Defined: Scale to the Nth Largest Target: 1

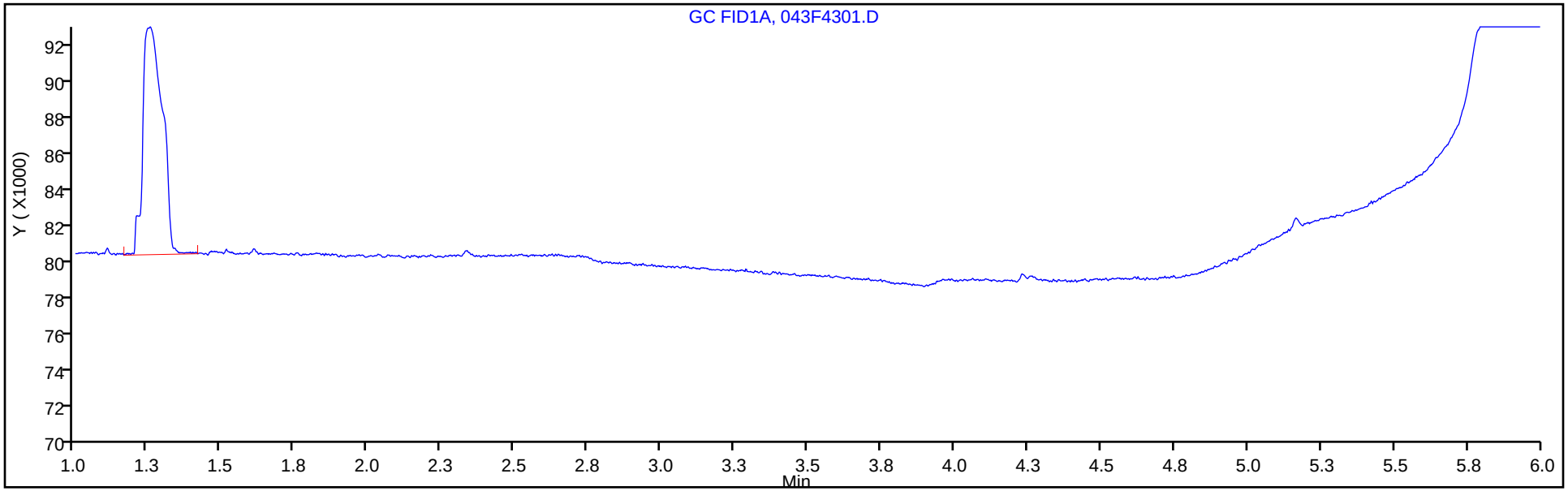

Column: HP-PLOT/Q (0.53 mm) Y Scaling: Method Defined: Scale to the Nth Largest Target: 1

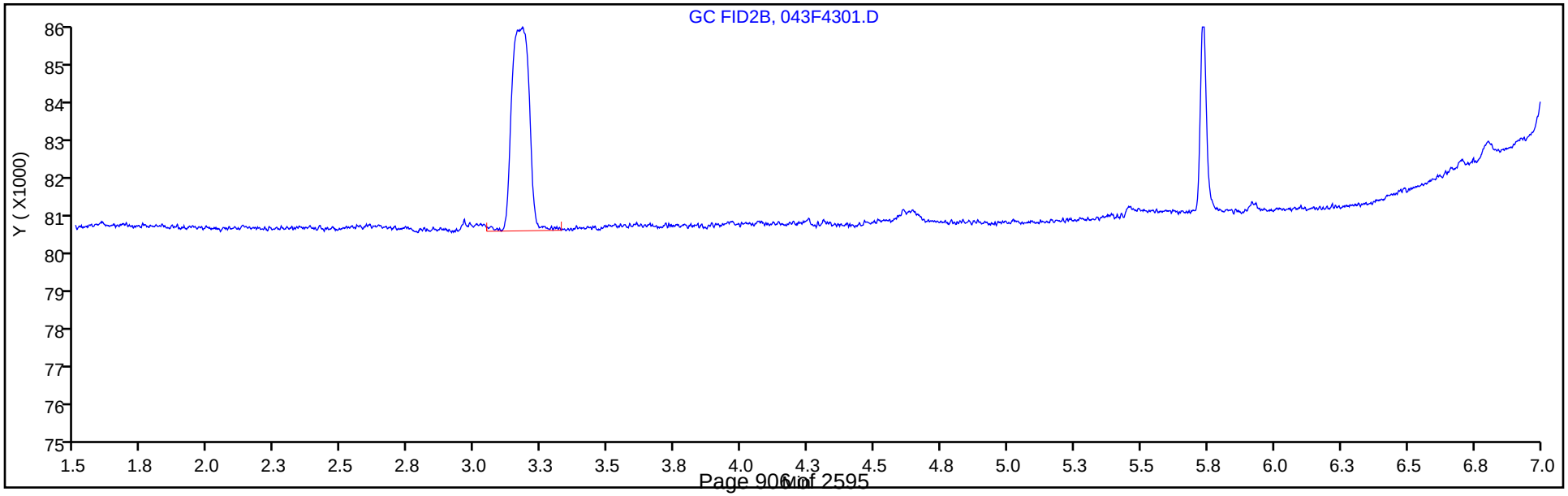

FORM I
GC VOA ORGANICS ANALYSIS DATA SHEET

Lab Name: Eurofins TestAmerica, Denver Job No.: 280-137702-1

SDG No.:

Client Sample ID: Lab Sample ID: MB 280-500092/4

Matrix: Water Lab File ID: 06252004.D

Analysis Method: RSK-175 Date Collected:

Sample wt/vol: 18(mL) Date Analyzed: 06/25/2020 12:09

Soil Aliquot Vol: Dilution Factor: 1

Soil Extract Vol.: GC Column: HP-Plot Q ID: 0.53(mm)

% Moisture: Level: (low/med) Low

Analysis Batch No.: 500092 Units: mg/L

CAS NO.	COMPOUND NAME	RESULT	Q	LOQ	LOD	DL
74-82-8	Methane	0.0020	U	0.0050	0.0020	0.00063

Eurofins TestAmerica, Denver
Target Compound Quantitation Report

Data File: \\chromfs\Denver\ChromData\VGC_J\20200625-92746.b\06252004.D
Lims ID: MB
Client ID:
Sample Type: MB
Inject. Date: 25-Jun-2020 12:09:55 ALS Bottle#: 4 Worklist Smp#: 4
Purge Vol: 18.000 mL Dil. Factor: 1.0000
Sample Info: MB
Misc. Info.: 280-0092746-004
Operator ID: gm Instrument ID: VGC_J

Method: \\chromfs\Denver\ChromData\VGC_J\20200625-92746.b\RSK_J.m
Limit Group: GCV - RSK 175
Method Label: DV-GC-0025: Dissolved Gases in Water by RSK-175
Last Update: 26-Jun-2020 09:09:25 Calib Date: 24-Jun-2020 11:46:32
Integrator: Falcon
Quant Method: External Standard Quant By: Initial Calibration
Last ICal File: \\chromfs\Denver\ChromData\VGC_J\20200624-92709.b\06242009.D

Column 1 : Rt-Alumina BOND/KCl (0.53 mm) Det: GC FID1A
Column 2 : HP-PLOT/Q (0.53 mm) Det: GC FID2B
Process Host: CTX1026

Col	RT (min.)	Exp RT (min.)	Dlt RT (min.)	Response	Cal Amt ug/l	OnCol Amt ug/l	Flags
$ 1 1,1,1-Trifluoroethane							
1		4.098				ND	
2		5.458					
2 Methane							
1		1.182				ND	
2		1.591					
3 Ethane							
1		1.470				ND	
2		2.766					
4 Ethylene							
1		1.787				ND	
2		2.382					
5 Propane							
1		2.692				ND	
2		4.616					
6 Acetylene							
1		4.225				ND	
2		2.497					
7 Butane							
1		4.550				ND	
2		6.086					
8 isobutylene							
1		5.382				ND	
2		5.927					

Report Date: 26-Jun-2020 09:09:25 Chrom Revision: 2.3 21-Jun-2020 18:30:46

Eurofins TestAmerica, Denver

Data File: \\chromfs\Denver\ChromData\VGC_J\20200625-92746.b\06252004.D

Injection Date:	25-Jun-2020 12:09:55	Instrument ID:	VGC_J	Operator ID:	gm
Lims ID:	MB			Worklist Smp#:	4
Client ID:					
Purge Vol:	18.000 mL	Dil. Factor:	1.0000	ALS Bottle#:	4
Method:	RSK_J	Limit Group:	GCV - RSK 175		

Column: Rt-Alumina BOND/KCl (0.53 mm) Y Scaling: Method Defined: Scale to the Nth Largest Target: 1

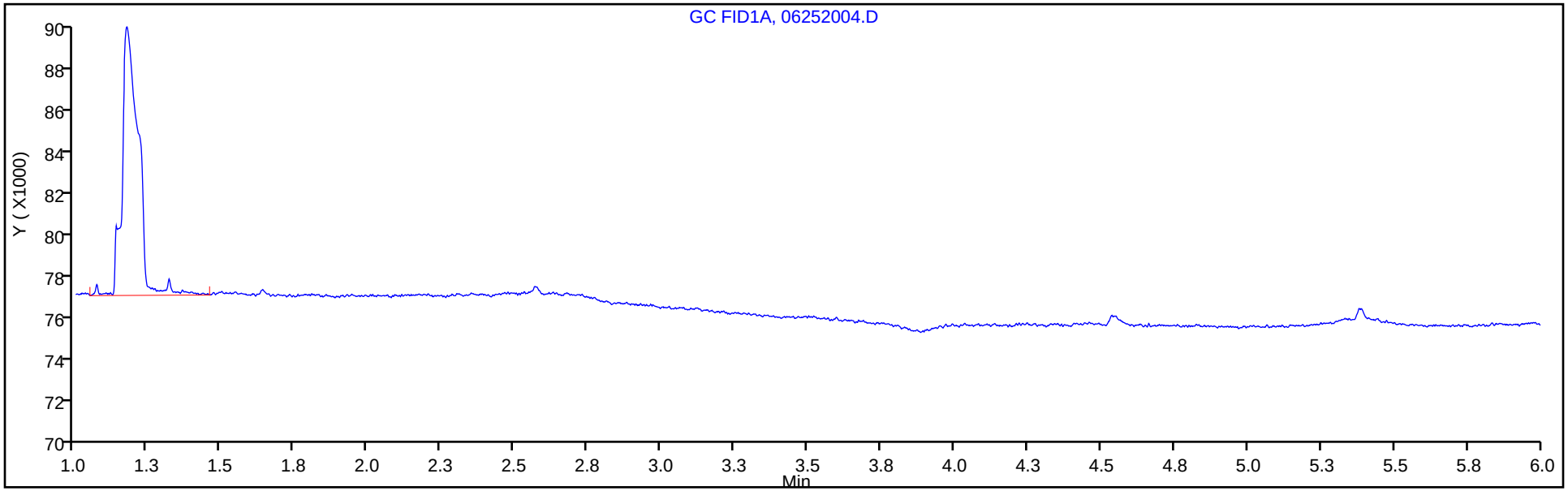

Column: HP-PLOT/Q (0.53 mm) Y Scaling: Method Defined: Scale to the Nth Largest Target: 1

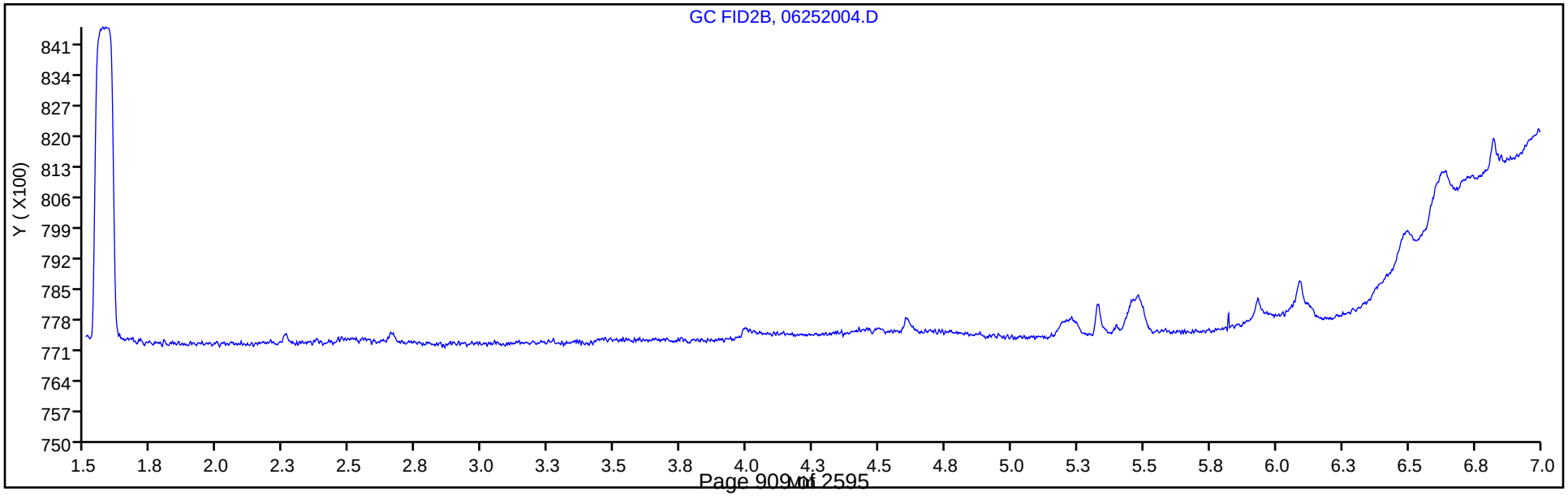

FORM I
GC VOA ORGANICS ANALYSIS DATA SHEET

Lab Name: Eurofins TestAmerica, Denver Job No.: 280-137702-1

SDG No.:

Client Sample ID: Lab Sample ID: LCS 280-499415/31

Matrix: Water Lab File ID: 032F3201.D

Analysis Method: RSK-175 Date Collected:

Sample wt/vol: 18(mL) Date Analyzed: 06/18/2020 17:19

Soil Aliquot Vol: Dilution Factor: 1

Soil Extract Vol.: GC Column: HP-Plot Q ID: 0.53(mm)

% Moisture: Level: (low/med) Low

Analysis Batch No.: 499415 Units: mg/L

CAS NO.	COMPOUND NAME	RESULT	Q	LOQ	LOD	DL
74-82-8	Methane	0.0749	M	0.0050	0.0020	0.00063

Eurofins TestAmerica, Denver
Target Compound Quantitation Report

Data File: \\chromfs\Denver\ChromData\VGC_J\20200618-92541.b\032F3201.D
Lims ID: lcs
Client ID:
Sample Type: LCS
Inject. Date: 18-Jun-2020 17:19:50 ALS Bottle#: 32 Worklist Smp#: 31
Purge Vol: 18.000 mL Dil. Factor: 1.0000
Sample Info: LCS
Operator ID: gm Instrument ID: VGC_J

Method: \\chromfs\Denver\ChromData\VGC_J\20200618-92541.b\RSK_J.m
Limit Group: GCV - RSK 175
Method Label: DV-GC-0025: Dissolved Gases in Water by RSK-175
Last Update: 22-Jun-2020 13:14:31 Calib Date: 16-May-2020 13:08:56
Integrator: Falcon
Quant Method: External Standard Quant By: Initial Calibration
Last ICal File: \\chromfs\Denver\ChromData\VGC_J\20200516-91574.b\009F0901.D

Column 1 : Rt-Alumina BOND/KCl (0.53 mm) Det: GC FID1A
Column 2 : HP-PLOT/Q (0.53 mm) Det: GC FID2B
Process Host: CTX1041

First Level Reviewer: meierg Date: 22-Jun-2020 13:14:31

Col	RT (min.)	Exp RT (min.)	Dlt RT (min.)	Response	Cal Amt ug/l	OnCol Amt ug/l	Flags
2 Methane							a
1	1.251	1.266	-0.015	10725690	73.0	74.3	a
2	3.166	3.212	-0.046	5142182	73.0	74.9	a
						RPD = 0.79	
3 Ethane							
1	1.509	1.525	-0.016	19192289	136.9	141.1	
2	4.300	4.327	-0.027	8643671	136.9	141.6	
						RPD = 0.35	
4 Ethylene							M
1	1.781	1.805	-0.024	14294649	127.7	129.7	
2	4.026	4.057	-0.031	6277193	127.7	131.0	M
						RPD = 0.96	
5 Propane							
1	2.488	2.506	-0.018	28774192	200.7	200.9	
2	5.921	5.938	-0.017	12909625	200.7	206.1	
						RPD = 2.58	
6 Acetylene							Ma
1	3.964	3.953	0.011	3870044	118.5	112.8	M
2	4.133	4.160	-0.027	2505701	118.5	116.0	M
						RPD = 2.73	
7 Butane							M
1	4.244	4.248	-0.004	32577787	264.5	247.0	M
2	7.366	7.380	-0.014	16220568	264.5	254.4	
						RPD = 2.94	
8 isobutylene							
1	5.149	5.146	0.003	21865036	255.4	244.9	
2	7.220	7.233	-0.013	10272782	255.4	247.2	
						RPD = 0.91	

QC Flag Legend

Review Flags

M - Manually Integrated

a - User Assigned ID

Reagents:

RSK7gasMathes_00031 Amount Added: 200.00 Units: uL

Report Date: 22-Jun-2020 13:14:32 Chrom Revision: 2.3 21-Jun-2020 18:30:46

Eurofins TestAmerica, Denver

Data File: \\chromfs\Denver\ChromData\VGC_J\20200618-92541.b\032F3201.D

Injection Date:	18-Jun-2020 17:19:50	Instrument ID:	VGC_J	Operator ID:	gm
Lims ID:	lcs			Worklist Smp#:	31
Client ID:					
Purge Vol:	18.000 mL	Dil. Factor:	1.0000	ALS Bottle#:	32
Method:	RSK_J	Limit Group:	GCV - RSK 175		

Column: Rt-Alumina BOND/KCl (0.53 mm) Y Scaling: Method Defined: Scale to the Nth Largest Target: 1

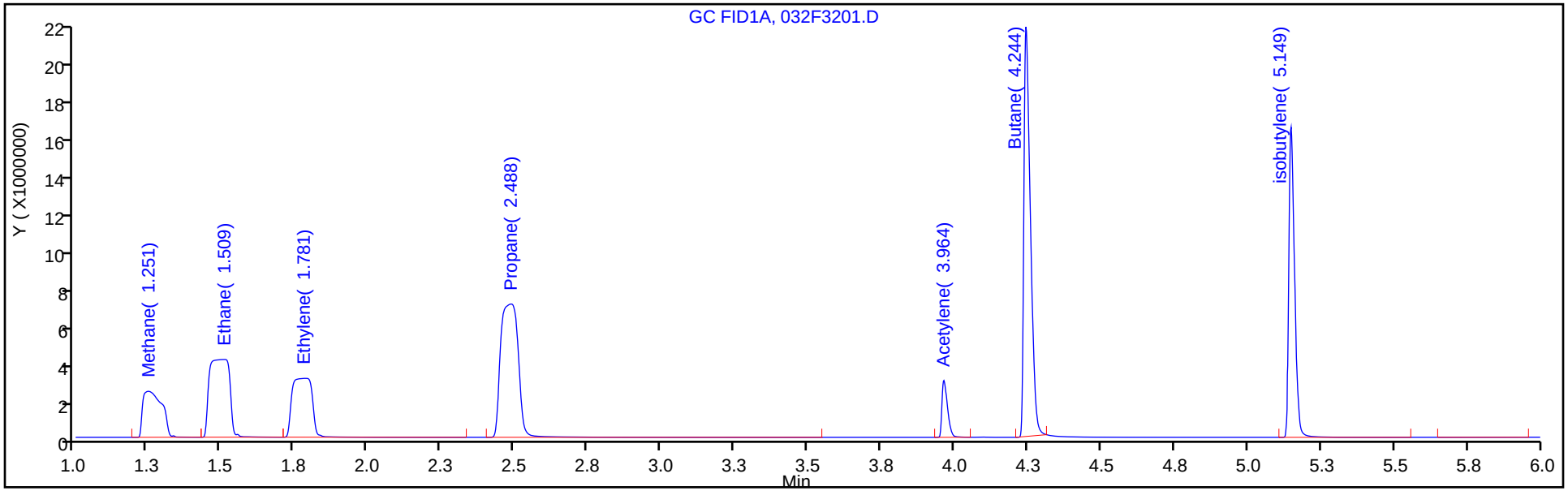

Column: HP-PLOT/Q (0.53 mm) Y Scaling: Method Defined: Scale to the Nth Largest Target: 1

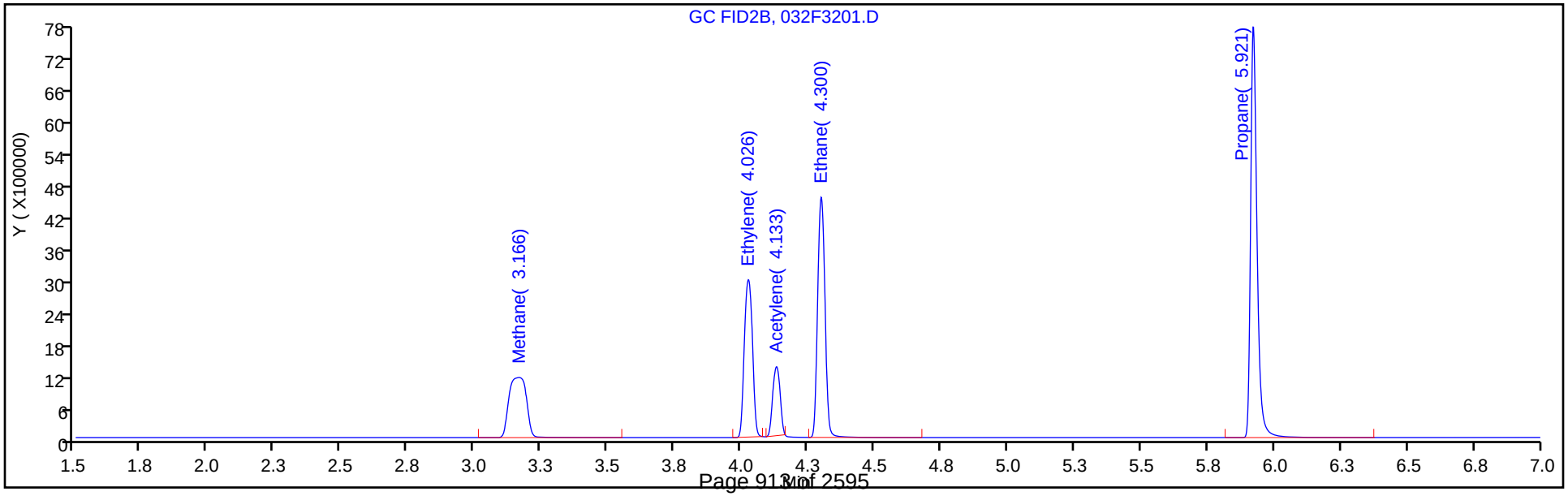

Manual Integration/User Assign Peak Report

Eurofins TestAmerica, Denver

Data File: \\chromfs\Denver\ChromData\VGC_J\20200618-92541.b\032F3201.D
Injection Date: 18-Jun-2020 17:19:50 Instrument ID: VGC_J
Lims ID: lcs
Client ID:
Operator ID: gm ALS Bottle#: 32 Worklist Smp#: 31
Purge Vol: 18.000 mL Dil. Factor: 1.0000
Method: RSK_J Limit Group: GCV - RSK 175
Column: HP-PLOT/Q (0.53 mm) Detector GC FID2B

2 Methane, CAS: 74-82-8

Signal: 2

Not Detected
Expected RT: 3.21

Processing Integration Results

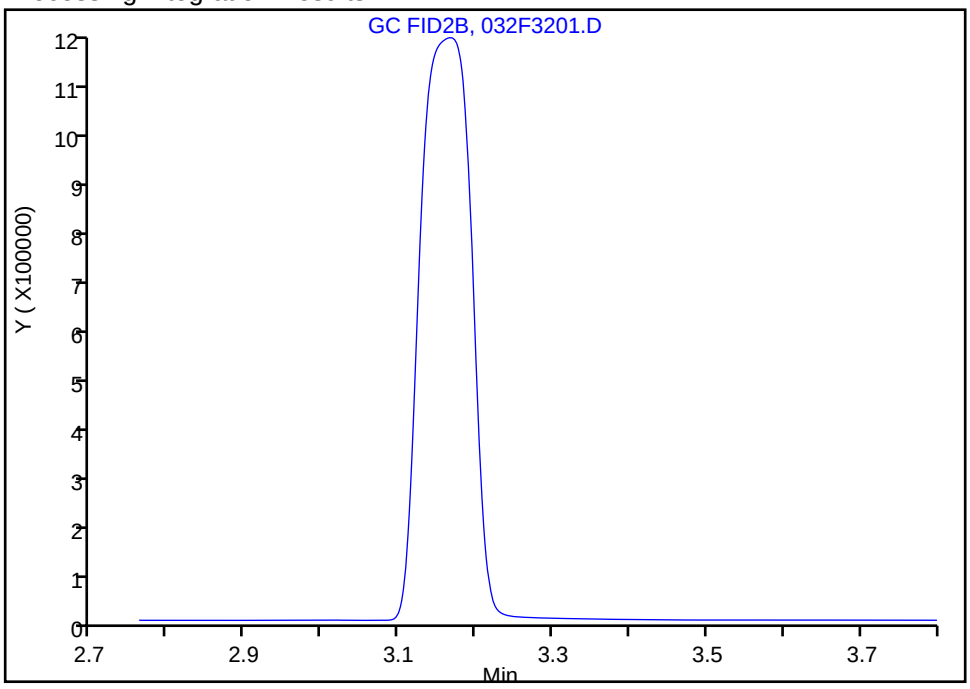

Manual Integration Results

RT: 3.17
Area: 5142182
Amount: 74.872420
Amount Units: ug/l

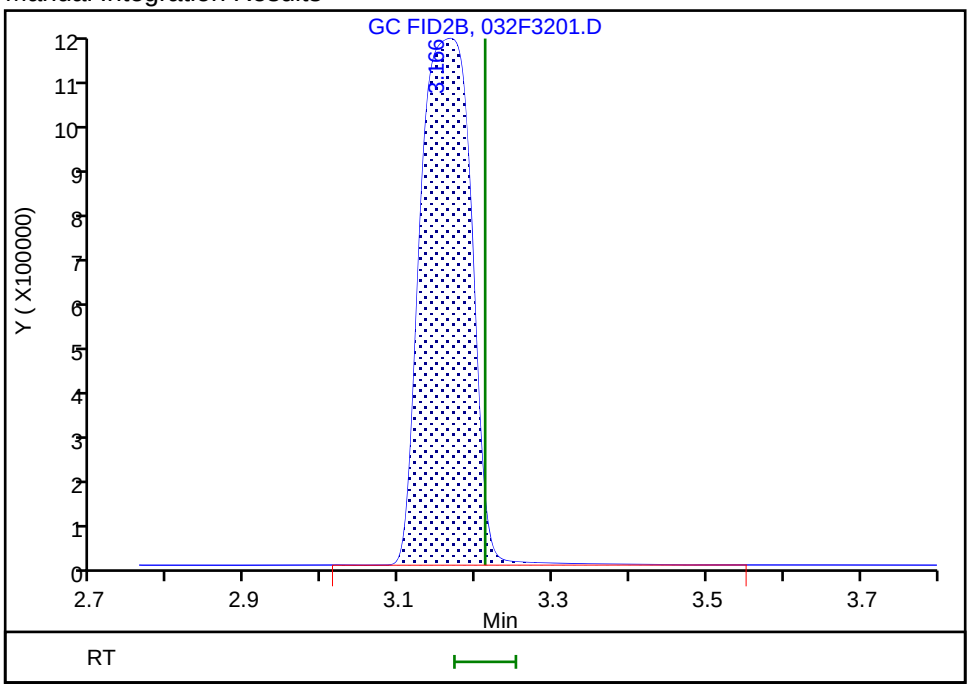

Reviewer: meierg, 22-Jun-2020 13:13:03
Audit Action: Assigned Compound ID Audit Reason: Peak not integrated

FORM I
GC VOA ORGANICS ANALYSIS DATA SHEET

Lab Name: Eurofins TestAmerica, Denver Job No.: 280-137702-1

SDG No.:

Client Sample ID: Lab Sample ID: LCS 280-499435/2

Matrix: Water Lab File ID: 06192002.D

Analysis Method: RSK-175 Date Collected:

Sample wt/vol: 18(mL) Date Analyzed: 06/19/2020 14:30

Soil Aliquot Vol: Dilution Factor: 1

Soil Extract Vol.: GC Column: HP-Plot Q ID: 0.53(mm)

% Moisture: Level: (low/med) Low

Analysis Batch No.: 499435 Units: mg/L

CAS NO.	COMPOUND NAME	RESULT	Q	LOQ	LOD	DL
74-82-8	Methane	0.0735		0.0050	0.0020	0.00063

Eurofins TestAmerica, Denver
Target Compound Quantitation Report

Data File: \\chromfs\Denver\ChromData\VGC_J\20200619-92578.b\06192002.D
Lims ID: lcs
Client ID:
Sample Type: LCS
Inject. Date: 19-Jun-2020 14:30:02 ALS Bottle#: 2 Worklist Smp#: 2
Purge Vol: 18.000 mL Dil. Factor: 1.0000
Sample Info: lcs
Misc. Info.: 280-0092578-002
Operator ID: gm Instrument ID: VGC_J

Method: \\chromfs\Denver\ChromData\VGC_J\20200619-92578.b\RSK_J.m
Limit Group: GCV - RSK 175
Method Label: DV-GC-0025: Dissolved Gases in Water by RSK-175
Last Update: 23-Jun-2020 14:07:48 Calib Date: 16-May-2020 13:08:56
Integrator: Falcon
Quant Method: External Standard Quant By: Initial Calibration
Last ICal File: \\chromfs\Denver\ChromData\VGC_J\20200516-91574.b\009F0901.D

Column 1 : Rt-Alumina BOND/KCl (0.53 mm) Det: GC FID1A
Column 2 : HP-PLOT/Q (0.53 mm) Det: GC FID2B
Process Host: CTX1049

First Level Reviewer: meierg Date: 22-Jun-2020 13:30:02

Col	RT (min.)	Exp RT (min.)	Dlt RT (min.)	Response	Cal Amt ug/l	OnCol Amt ug/l	Flags
2 Methane							
1	1.263	1.262	0.001	10611079	73.0	73.5	
2	3.190	3.212	-0.022	5045592	73.0	73.5	
						RPD = 0.03	
3 Ethane							
1	1.523	1.522	0.001	19243470	136.9	141.5	
2	4.313	4.325	-0.012	8588822	136.9	140.7	
						RPD = 0.55	
4 Ethylene							
1	1.803	1.802	0.001	14467726	127.7	131.3	
2	4.043	4.055	-0.012	6319144	127.7	131.8	
						RPD = 0.43	
5 Propane							
1	2.503	2.505	-0.002	29205500	200.7	203.9	
2	5.931	5.935	-0.004	12992418	200.7	207.4	
						RPD = 1.74	
6 Acetylene							Ma
1	3.968	3.960	0.008	4009685	118.5	116.9	M
2	4.146	4.159	-0.013	2701472	118.5	125.0	M
						RPD = 6.71	
7 Butane							Ma
1	4.248	4.252	-0.004	34301819	264.5	260.1	M
2	7.373	7.375	-0.002	16608763	264.5	260.5	M
						RPD = 0.15	
8 isobutylene							
1	5.151	5.152	-0.001	23327665	255.4	261.3	
2	7.226	7.229	-0.003	10877903	255.4	261.7	
						RPD = 0.16	

QC Flag Legend

Review Flags

M - Manually Integrated

a - User Assigned ID

Reagents:

RSK7gasMathes_00031 Amount Added: 200.00 Units: uL

Report Date: 23-Jun-2020 14:07:49 Chrom Revision: 2.3 21-Jun-2020 18:30:46

Eurofins TestAmerica, Denver

Data File: \\chromfs\Denver\ChromData\VGC_J\20200619-92578.b\06192002.D

Injection Date:	19-Jun-2020 14:30:02	Instrument ID:	VGC_J	Operator ID:	gm
Lims ID:	lcs			Worklist Smp#:	2
Client ID:					
Purge Vol:	18.000 mL	Dil. Factor:	1.0000	ALS Bottle#:	2
Method:	RSK_J	Limit Group:	GCV - RSK 175		

Column: Rt-Alumina BOND/KCl (0.53 mm) Y Scaling: Method Defined: Scale to the Nth Largest Target: 1

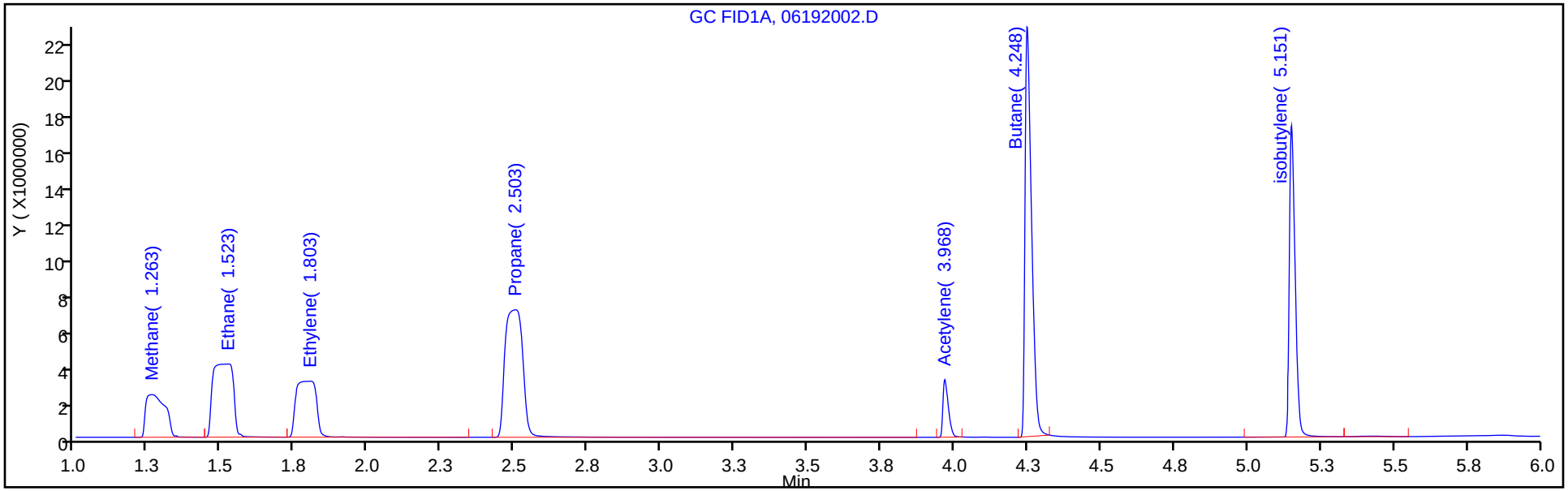

Column: HP-PLOT/Q (0.53 mm) Y Scaling: Method Defined: Scale to the Nth Largest Target: 1

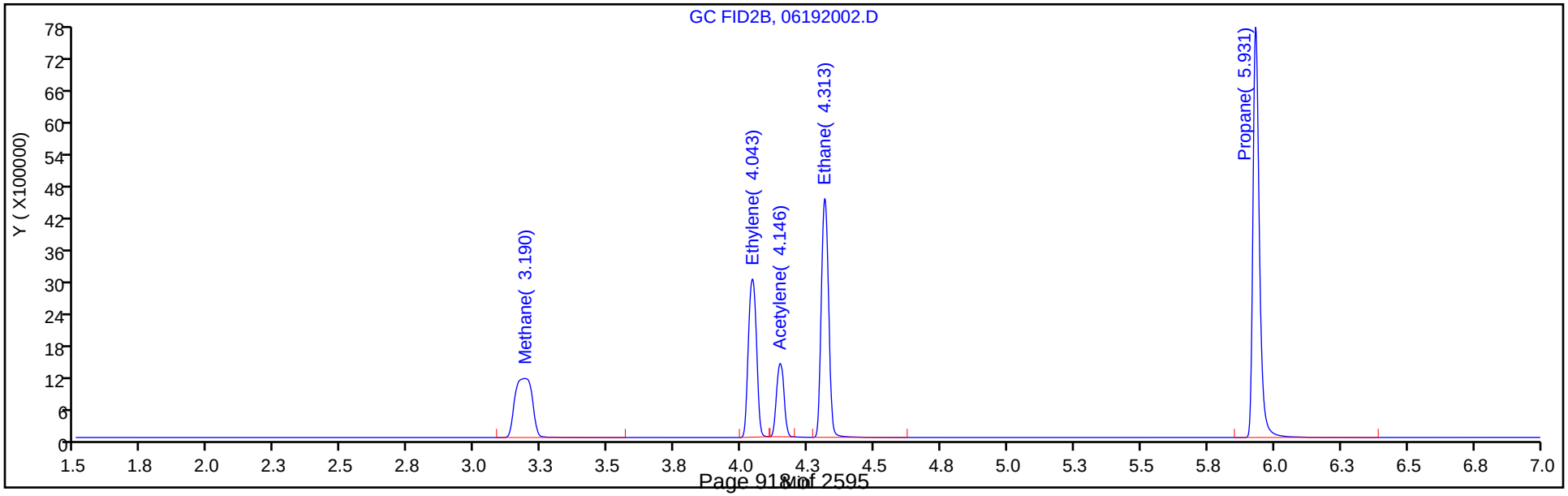

FORM I
GC VOA ORGANICS ANALYSIS DATA SHEET

Lab Name: Eurofins TestAmerica, Denver Job No.: 280-137702-1

SDG No.:

Client Sample ID: Lab Sample ID: LCS 280-499633/2

Matrix: Water Lab File ID: 06222003.D

Analysis Method: RSK-175 Date Collected:

Sample wt/vol: 18(mL) Date Analyzed: 06/22/2020 11:40

Soil Aliquot Vol: Dilution Factor: 1

Soil Extract Vol.: GC Column: HP-Plot Q ID: 0.53(mm)

% Moisture: Level: (low/med) Low

Analysis Batch No.: 499633 Units: mg/L

CAS NO.	COMPOUND NAME	RESULT	Q	LOQ	LOD	DL
74-82-8	Methane	0.0797		0.0050	0.0020	0.00063

Eurofins TestAmerica, Denver
Target Compound Quantitation Report

Data File: \\chromfs\Denver\ChromData\VGC_J\20200622-92637.b\06222003.D
Lims ID: lcs
Client ID:
Sample Type: LCS
Inject. Date: 22-Jun-2020 11:40:25 ALS Bottle#: 3 Worklist Smp#: 2
Purge Vol: 18.000 mL Dil. Factor: 1.0000
Sample Info: lcs
Misc. Info.: 280-0092637-002
Operator ID: gm Instrument ID: VGC_J

Method: \\chromfs\Denver\ChromData\VGC_J\20200622-92637.b\RSK_J.m
Limit Group: GCV - RSK 175
Method Label: DV-GC-0025: Dissolved Gases in Water by RSK-175
Last Update: 24-Jun-2020 11:48:26 Calib Date: 16-May-2020 13:08:56
Integrator: Falcon
Quant Method: External Standard Quant By: Initial Calibration
Last ICal File: \\chromfs\Denver\ChromData\VGC_J\20200516-91574.b\009F0901.D

Column 1 : Rt-Alumina BOND/KCl (0.53 mm) Det: GC FID1A
Column 2 : HP-PLOT/Q (0.53 mm) Det: GC FID2B
Process Host: CTX1017

First Level Reviewer: meierg Date: 22-Jun-2020 12:09:01

Col	RT (min.)	Exp RT (min.)	Dlt RT (min.)	Response	Cal Amt ug/l	OnCol Amt ug/l	Flags
2 Methane							
1	1.252	1.258	-0.006	11410739	73.0	79.0	
2	3.169	3.193	-0.024	5471551	73.0	79.7	
						RPD = 0.80	
3 Ethane							
1	1.508	1.516	-0.008	20320680	136.9	149.4	
2	4.300	4.312	-0.012	9147906	136.9	149.8	
						RPD = 0.31	
4 Ethylene							
1	1.788	1.786	0.002	15146945	127.7	137.4	
2	4.027	4.042	-0.015	6678018	127.7	139.3	
						RPD = 1.36	
5 Propane							
1	2.480	2.483	-0.003	30297655	200.7	211.5	
2	5.920	5.927	-0.007	13998120	200.7	223.5	
						RPD = 5.52	
6 Acetylene							M
1	3.952	3.938	0.014	3994443	118.5	116.5	
2	4.134	4.145	-0.011	2629168	118.5	121.7	M
						RPD = 4.38	
7 Butane							
1	4.232	4.233	-0.001	34993186	264.5	265.3	
2	7.364	7.368	-0.004	15439275	264.5	242.1	
						RPD = 9.13	
8 isobutylene							M
1	5.138	5.133	0.005	23332676	255.4	261.4	
2	7.217	7.222	-0.005	10827205	255.4	260.5	M
						RPD = 0.33	

QC Flag Legend

Review Flags

M - Manually Integrated

Reagents:

RSK7gasMathes_00031 Amount Added: 200.00 Units: uL

Report Date: 24-Jun-2020 11:48:27 Chrom Revision: 2.3 21-Jun-2020 18:30:46

Eurofins TestAmerica, Denver

Data File: \\chromfs\Denver\ChromData\VGC_J\20200622-92637.b\06222003.D

Injection Date:	22-Jun-2020 11:40:25	Instrument ID:	VGC_J	Operator ID:	gm
Lims ID:	lcs			Worklist Smp#:	2
Client ID:					
Purge Vol:	18.000 mL	Dil. Factor:	1.0000	ALS Bottle#:	3
Method:	RSK_J	Limit Group:	GCV - RSK 175		

Column: Rt-Alumina BOND/KCl (0.53 mm) Y Scaling: Method Defined: Scale to the Nth Largest Target: 1

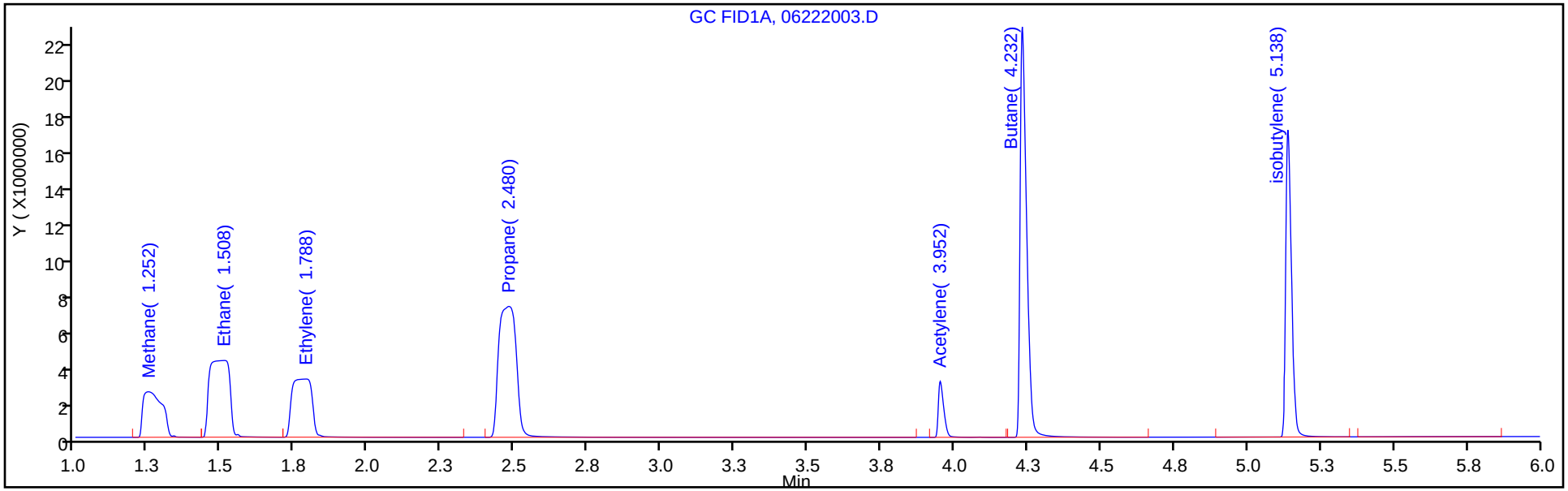

Column: HP-PLOT/Q (0.53 mm) Y Scaling: Method Defined: Scale to the Nth Largest Target: 1

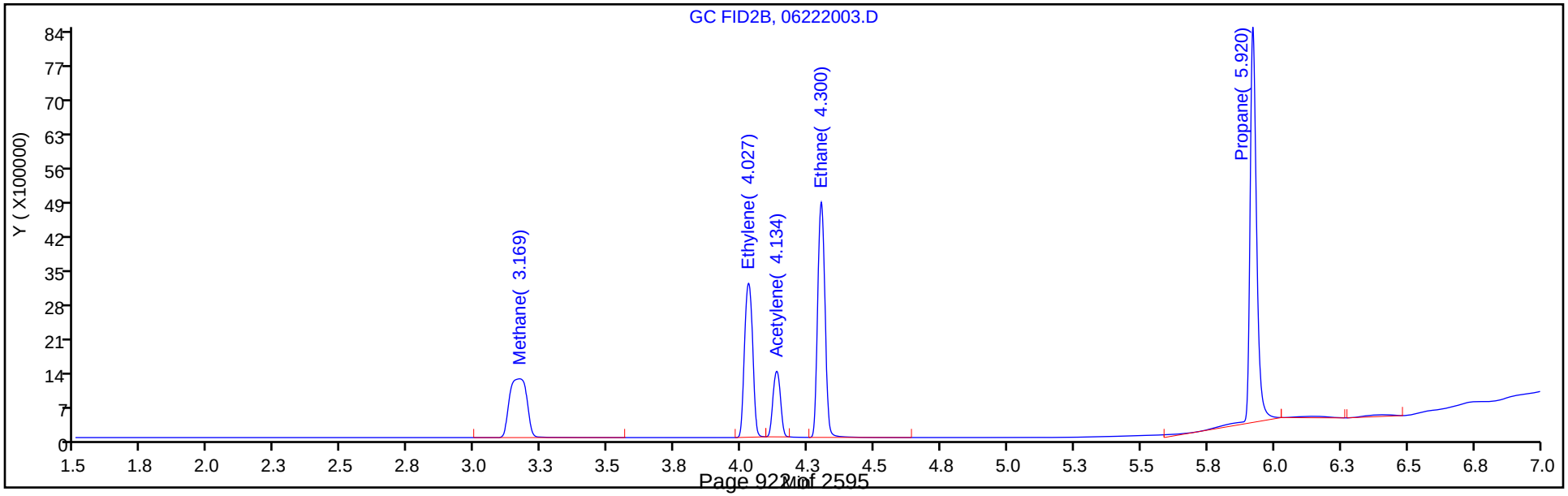

FORM I
GC VOA ORGANICS ANALYSIS DATA SHEET

Lab Name: Eurofins TestAmerica, Denver Job No.: 280-137702-1

SDG No.:

Client Sample ID: Lab Sample ID: LCS 280-499668/42

Matrix: Water Lab File ID: 042F4201.D

Analysis Method: RSK-175 Date Collected:

Sample wt/vol: 18(mL) Date Analyzed: 06/20/2020 03:58

Soil Aliquot Vol: Dilution Factor: 1

Soil Extract Vol.: GC Column: HP-Plot Q ID: 0.53(mm)

% Moisture: Level: (low/med) Low

Analysis Batch No.: 499668 Units: mg/L

CAS NO.	COMPOUND NAME	RESULT	Q	LOQ	LOD	DL
74-82-8	Methane	0.0734		0.0050	0.0020	0.00063

Eurofins TestAmerica, Denver
Target Compound Quantitation Report

Data File: \\chromfs\Denver\ChromData\VGC_J\20200619-92578.b\042F4201.D
Lims ID: lcs
Client ID:
Sample Type: LCS
Inject. Date: 20-Jun-2020 03:58:34 ALS Bottle#: 42 Worklist Smp#: 42
Purge Vol: 18.000 mL Dil. Factor: 1.0000
Sample Info: lcsd
Operator ID: gm Instrument ID: VGC_J

Method: \\chromfs\Denver\ChromData\VGC_J\20200619-92578.b\RSK_J.m
Limit Group: GCV - RSK 175
Method Label: DV-GC-0025: Dissolved Gases in Water by RSK-175
Last Update: 24-Jun-2020 10:23:38 Calib Date: 16-May-2020 13:08:56
Integrator: Falcon
Quant Method: External Standard Quant By: Initial Calibration
Last ICal File: \\chromfs\Denver\ChromData\VGC_J\20200516-91574.b\009F0901.D

Column 1 : Rt-Alumina BOND/KCl (0.53 mm) Det: GC FID1A
Column 2 : HP-PLOT/Q (0.53 mm) Det: GC FID2B
Process Host: CTX1017

First Level Reviewer: meierg Date: 24-Jun-2020 10:23:38

Col	RT (min.)	Exp RT (min.)	Dlt RT (min.)	Response	Cal Amt ug/l	OnCol Amt ug/l	Flags
2 Methane							
1	1.257	1.262	-0.005	10587390	73.0	73.3	
2	3.179	3.212	-0.033	5042643	73.0	73.4	
						RPD = 0.13	
3 Ethane							
1	1.517	1.522	-0.005	19021966	136.9	139.8	
2	4.307	4.325	-0.018	8502464	136.9	139.3	
						RPD = 0.41	
4 Ethylene							
1	1.793	1.802	-0.009	14183305	127.7	128.7	
2	4.034	4.055	-0.021	6204533	127.7	129.4	
						RPD = 0.58	
5 Propane							
1	2.492	2.505	-0.013	28739933	200.7	200.6	
2	5.927	5.935	-0.008	12796364	200.7	204.3	
						RPD = 1.82	
6 Acetylene							M
1	3.965	3.960	0.005	4003554	118.5	116.7	
2	4.139	4.159	-0.020	2625498	118.5	121.5	M
						RPD = 4.01	
7 Butane							
1	4.245	4.252	-0.007	33811786	264.5	256.4	
2	7.370	7.375	-0.005	16299366	264.5	255.6	
						RPD = 0.29	
8 isobutylene							
1	5.150	5.152	-0.002	22042322	255.4	246.9	
2	7.224	7.229	-0.005	10278575	255.4	247.3	
						RPD = 0.16	

QC Flag Legend

Review Flags

M - Manually Integrated

Reagents:

RSK7gasMathes_00031 Amount Added: 200.00 Units: uL

Report Date: 24-Jun-2020 10:23:39 Chrom Revision: 2.3 21-Jun-2020 18:30:46

Eurofins TestAmerica, Denver

Data File: \\chromfs\Denver\ChromData\VGC_J\20200619-92578.b\042F4201.D

Injection Date:	20-Jun-2020 03:58:34	Instrument ID:	VGC_J	Operator ID:	gm
Lims ID:	lcs			Worklist Smp#:	42
Client ID:					
Purge Vol:	18.000 mL	Dil. Factor:	1.0000	ALS Bottle#:	42
Method:	RSK_J	Limit Group:	GCV - RSK 175		

Column: Rt-Alumina BOND/KCl (0.53 mm) Y Scaling: Method Defined: Scale to the Nth Largest Target: 1

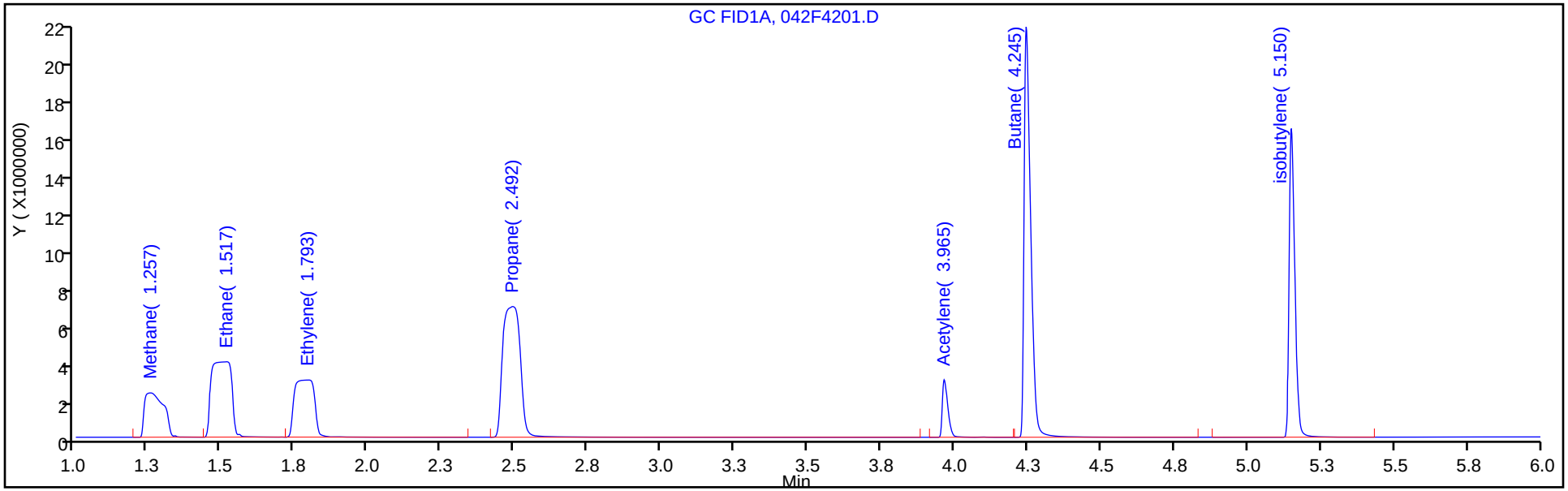

Column: HP-PLOT/Q (0.53 mm) Y Scaling: Method Defined: Scale to the Nth Largest Target: 1

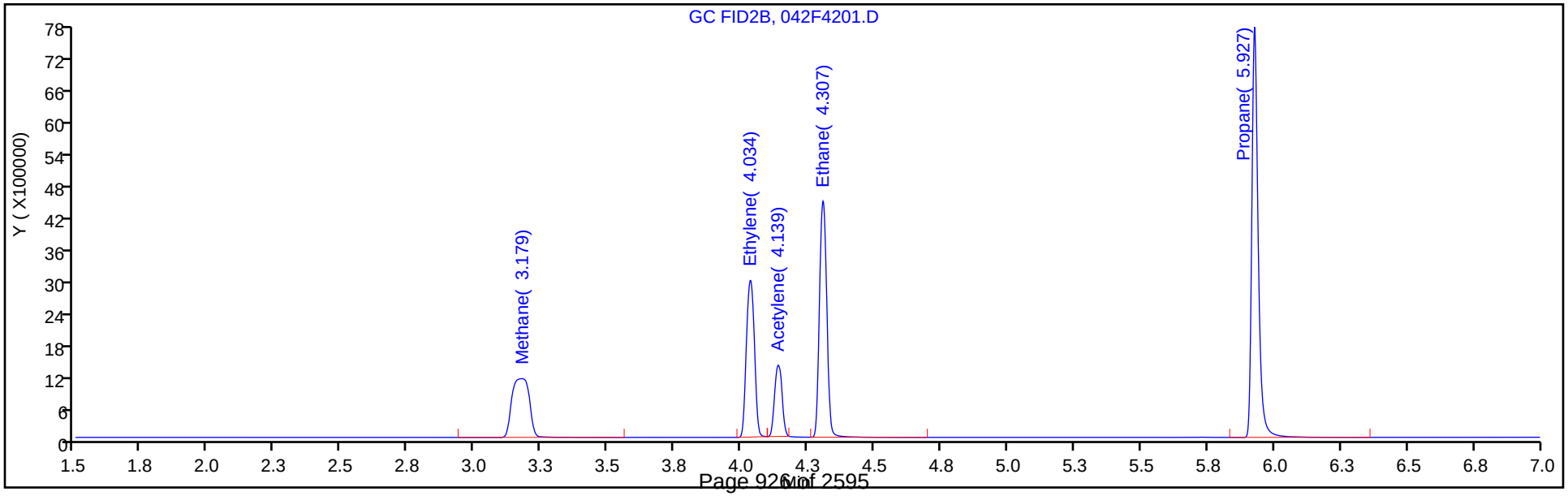

FORM I
GC VOA ORGANICS ANALYSIS DATA SHEET

Lab Name: Eurofins TestAmerica, Denver Job No.: 280-137702-1

SDG No.:

Client Sample ID: Lab Sample ID: LCS 280-500092/2

Matrix: Water Lab File ID: 06252002.D

Analysis Method: RSK-175 Date Collected:

Sample wt/vol: 18(mL) Date Analyzed: 06/25/2020 11:45

Soil Aliquot Vol: Dilution Factor: 1

Soil Extract Vol.: GC Column: HP-Plot Q ID: 0.53(mm)

% Moisture: Level: (low/med) Low

Analysis Batch No.: 500092 Units: mg/L

CAS NO.	COMPOUND NAME	RESULT	Q	LOQ	LOD	DL
74-82-8	Methane	0.0687		0.0050	0.0020	0.00063

Eurofins TestAmerica, Denver
Target Compound Quantitation Report

Data File: \\chromfs\Denver\ChromData\VGC_J\20200625-92746.b\06252002.D
Lims ID: LCS
Client ID:
Sample Type: LCS
Inject. Date: 25-Jun-2020 11:45:32 ALS Bottle#: 2 Worklist Smp#: 2
Purge Vol: 18.000 mL Dil. Factor: 1.0000
Sample Info: LCS
Misc. Info.: 280-0092746-002
Operator ID: gm Instrument ID: VGC_J

Method: \\chromfs\Denver\ChromData\VGC_J\20200625-92746.b\RSK_J.m
Limit Group: GCV - RSK 175
Method Label: DV-GC-0025: Dissolved Gases in Water by RSK-175
Last Update: 26-Jun-2020 08:35:24 Calib Date: 24-Jun-2020 11:46:32
Integrator: Falcon
Quant Method: External Standard Quant By: Initial Calibration
Last ICal File: \\chromfs\Denver\ChromData\VGC_J\20200624-92709.b\06242009.D

Column 1 : Rt-Alumina BOND/KCl (0.53 mm) Det: GC FID1A
Column 2 : HP-PLOT/Q (0.53 mm) Det: GC FID2B
Process Host: CTX1026

First Level Reviewer: meierg Date: 25-Jun-2020 13:17:09

Col	RT (min.)	Exp RT (min.)	Dlt RT (min.)	Response	Cal Amt ug/l	OnCol Amt ug/l	Flags
2 Methane							
1	1.179	1.182	-0.003	8182366	73.0	68.9	
2	1.583	1.591	-0.008	7433523	73.0	68.7	
						RPD = 0.23	
3 Ethane							M
1	1.467	1.470	-0.003	14297682	136.9	124.7	
2	2.768	2.766	0.002	11805405	136.9	121.6	M
						RPD = 2.55	
4 Ethylene							M
1	1.784	1.787	-0.003	10842445	127.7	118.1	
2	2.384	2.382	0.002	8642809	127.7	118.3	M
						RPD = 0.15	
5 Propane							M
1	2.684	2.692	-0.008	20916193	200.7	177.1	
2	4.619	4.616	0.003	17127893	200.7	171.2	M
						RPD = 3.41	
6 Acetylene							Ma
1	4.231	4.225	0.006	2882227	118.5	111.1	M
2	2.499	2.497	0.002	3934012	118.5	114.6	M
						RPD = 3.10	
7 Butane							Ma
1	4.546	4.550	-0.004	22513520	264.5	205.8	M
2	6.088	6.086	0.002	20580777	264.5	205.2	M
						RPD = 0.29	
8 isobutylene							Ma
1	5.379	5.382	-0.003	15616754	255.4	218.0	
2	5.931	5.927	0.004	13099558	255.4	208.9	M
						RPD = 4.28	

QC Flag Legend

Review Flags

M - Manually Integrated

a - User Assigned ID

Reagents:

RSK7gasMathes_00027 Amount Added: 200.00 Units: uL

Report Date: 26-Jun-2020 08:35:25 Chrom Revision: 2.3 21-Jun-2020 18:30:46

Eurofins TestAmerica, Denver

Data File: \\chromfs\Denver\ChromData\VGC_J\20200625-92746.b\06252002.D

Injection Date:	25-Jun-2020 11:45:32	Instrument ID:	VGC_J	Operator ID:	gm
Lims ID:	LCS			Worklist Smp#:	2
Client ID:					
Purge Vol:	18.000 mL	Dil. Factor:	1.0000	ALS Bottle#:	2
Method:	RSK_J	Limit Group:	GCV - RSK 175		

Column: Rt-Alumina BOND/KCl (0.53 mm) Y Scaling: Method Defined: Scale to the Nth Largest Target: 1

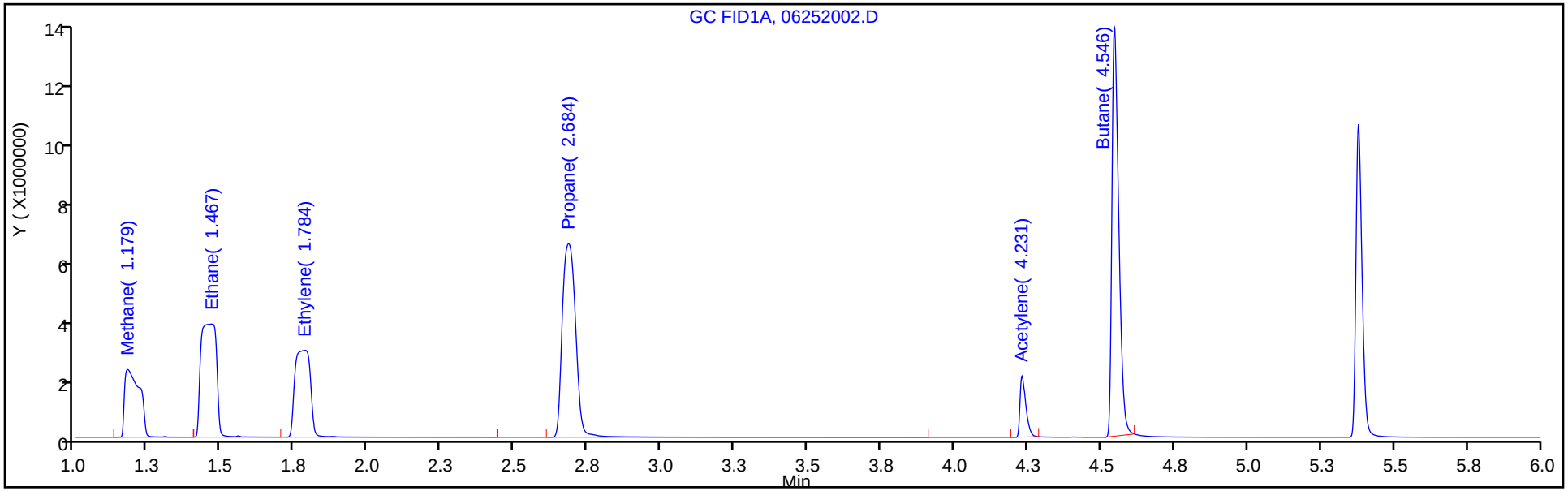

Column: HP-PLOT/Q (0.53 mm) Y Scaling: Method Defined: Scale to the Nth Largest Target: 1

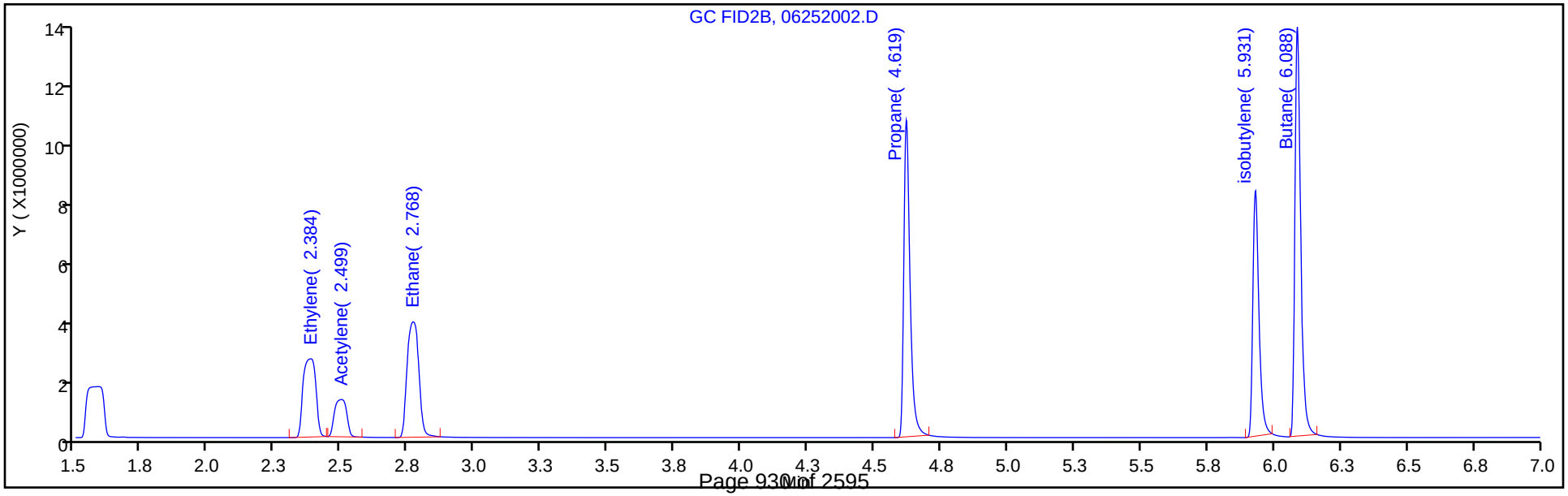

FORM I
GC VOA ORGANICS ANALYSIS DATA SHEET

Lab Name: Eurofins TestAmerica, Denver Job No.: 280-137702-1

SDG No.:

Client Sample ID: Lab Sample ID: LCSD 280-499415/32

Matrix: Water Lab File ID: 033F3301.D

Analysis Method: RSK-175 Date Collected:

Sample wt/vol: 18(mL) Date Analyzed: 06/18/2020 17:36

Soil Aliquot Vol: Dilution Factor: 1

Soil Extract Vol.: GC Column: HP-Plot Q ID: 0.53(mm)

% Moisture: Level: (low/med) Low

Analysis Batch No.: 499415 Units: mg/L

CAS NO.	COMPOUND NAME	RESULT	Q	LOQ	LOD	DL
74-82-8	Methane	0.0680	M	0.0050	0.0020	0.00063

Eurofins TestAmerica, Denver
Target Compound Quantitation Report

Data File: \\chromfs\Denver\ChromData\VGC_J\20200618-92541.b\033F3301.D
Lims ID: lcsd
Client ID:
Sample Type: LCSD
Inject. Date: 18-Jun-2020 17:36:09 ALS Bottle#: 33 Worklist Smp#: 32
Purge Vol: 18.000 mL Dil. Factor: 1.0000
Sample Info: LCSD
Operator ID: gm Instrument ID: VGC_J

Method: \\chromfs\Denver\ChromData\VGC_J\20200618-92541.b\RSK_J.m
Limit Group: GCV - RSK 175
Method Label: DV-GC-0025: Dissolved Gases in Water by RSK-175
Last Update: 22-Jun-2020 13:15:50 Calib Date: 16-May-2020 13:08:56
Integrator: Falcon
Quant Method: External Standard Quant By: Initial Calibration
Last ICal File: \\chromfs\Denver\ChromData\VGC_J\20200516-91574.b\009F0901.D

Column 1 : Rt-Alumina BOND/KCl (0.53 mm) Det: GC FID1A
Column 2 : HP-PLOT/Q (0.53 mm) Det: GC FID2B
Process Host: CTX1041

First Level Reviewer: meierg Date: 22-Jun-2020 13:15:50

Col	RT (min.)	Exp RT (min.)	Dlt RT (min.)	Response	Cal Amt ug/l	OnCol Amt ug/l	Flags
2 Methane							a
1	1.254	1.266	-0.012	9691223	73.0	67.1	a
2	3.166	3.212	-0.046	4672825	73.0	68.0	a
						RPD = 1.38	
3 Ethane							
1	1.507	1.525	-0.018	17415515	136.9	128.0	
2	4.299	4.327	-0.028	7861472	136.9	128.8	
						RPD = 0.58	
4 Ethylene							M
1	1.784	1.805	-0.021	12796530	127.7	116.1	
2	4.026	4.057	-0.031	5607525	127.7	117.0	M
						RPD = 0.75	
5 Propane							
1	2.489	2.506	-0.017	26271287	200.7	183.4	
2	5.923	5.938	-0.015	11810646	200.7	188.6	
						RPD = 2.79	
6 Acetylene							Ma
1	3.966	3.953	0.013	3428062	118.5	100.0	M
2	4.131	4.160	-0.029	2298217	118.5	106.4	M
						RPD = 6.21	
7 Butane							M
1	4.246	4.248	-0.002	30095270	264.5	228.2	M
2	7.366	7.380	-0.014	14976382	264.5	234.9	
						RPD = 2.88	
8 isobutylene							
1	5.151	5.146	0.005	19731459	255.4	221.0	
2	7.219	7.233	-0.014	9290593	255.4	223.6	
						RPD = 1.13	

QC Flag Legend

Review Flags

M - Manually Integrated

a - User Assigned ID

Reagents:

RSK7gasMathes_00031 Amount Added: 200.00 Units: uL

Report Date: 22-Jun-2020 13:15:50 Chrom Revision: 2.3 21-Jun-2020 18:30:46

Eurofins TestAmerica, Denver

Data File: \\chromfs\Denver\ChromData\VGC_J\20200618-92541.b\033F3301.D

Injection Date:	18-Jun-2020 17:36:09	Instrument ID:	VGC_J	Operator ID:	gm
Lims ID:	lcsd			Worklist Smp#:	32
Client ID:					
Purge Vol:	18.000 mL	Dil. Factor:	1.0000	ALS Bottle#:	33
Method:	RSK_J	Limit Group:	GCV - RSK 175		

Column: Rt-Alumina BOND/KCl (0.53 mm) Y Scaling: Method Defined: Scale to the Nth Largest Target: 1

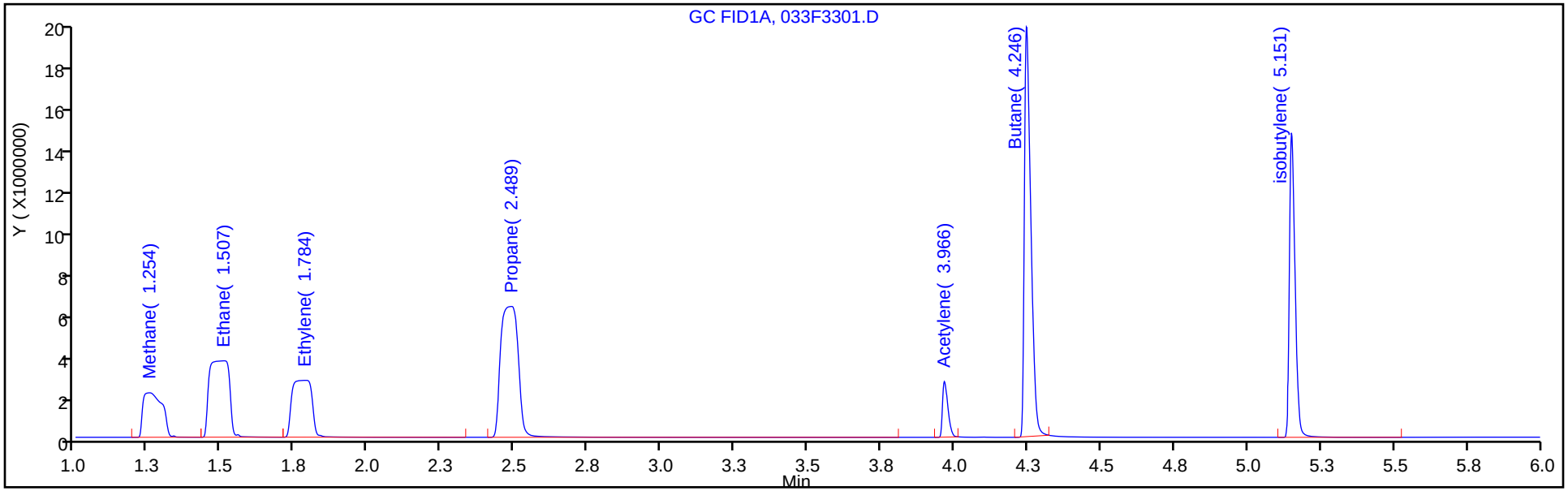

Column: HP-PLOT/Q (0.53 mm) Y Scaling: Method Defined: Scale to the Nth Largest Target: 1

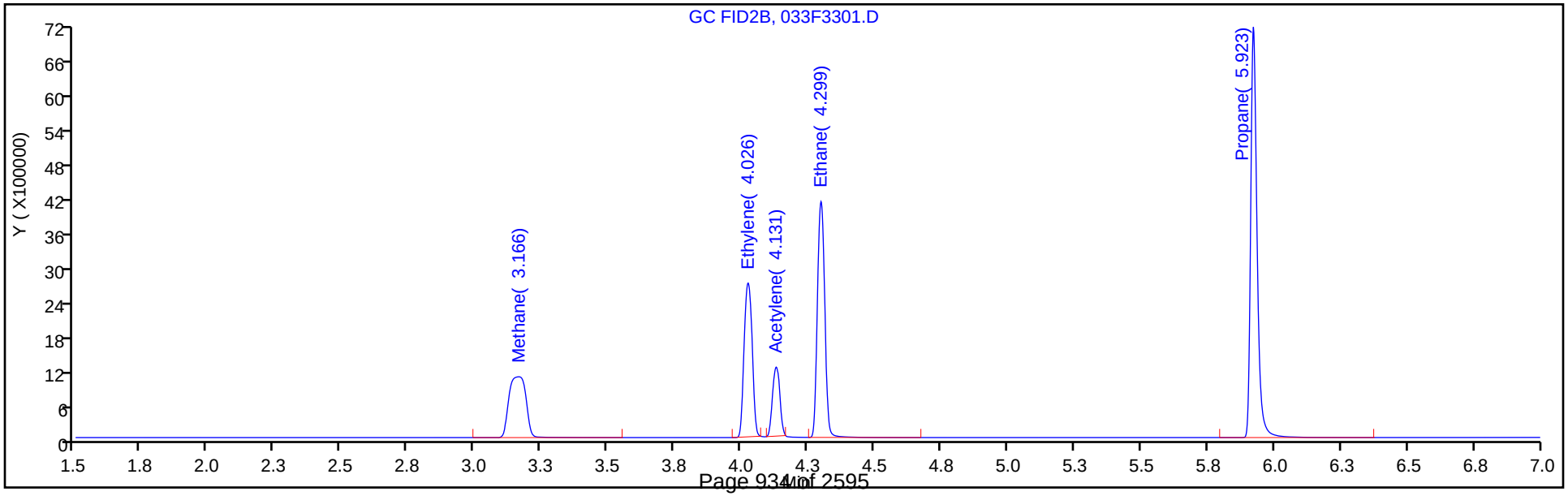

Manual Integration/User Assign Peak Report

Eurofins TestAmerica, Denver

Data File: \\chromfs\Denver\ChromData\VGC_J\20200618-92541.b\033F3301.D
Injection Date: 18-Jun-2020 17:36:09 Instrument ID: VGC_J
Lims ID: lcsd
Client ID:
Operator ID: gm ALS Bottle#: 33 Worklist Smp#: 32
Purge Vol: 18.000 mL Dil. Factor: 1.0000
Method: RSK_J Limit Group: GCV - RSK 175
Column: HP-PLOT/Q (0.53 mm) Detector GC FID2B

2 Methane, CAS: 74-82-8

Signal: 2

Not Detected
Expected RT: 3.21

Processing Integration Results

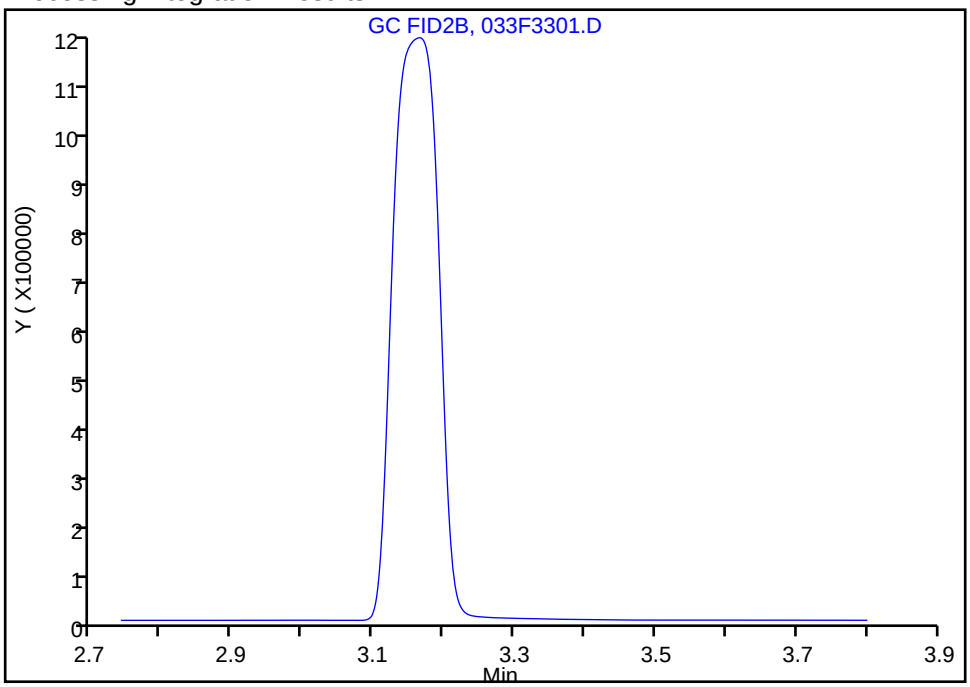

Manual Integration Results

RT: 3.17
Area: 4672825
Amount: 68.015300
Amount Units: ug/l

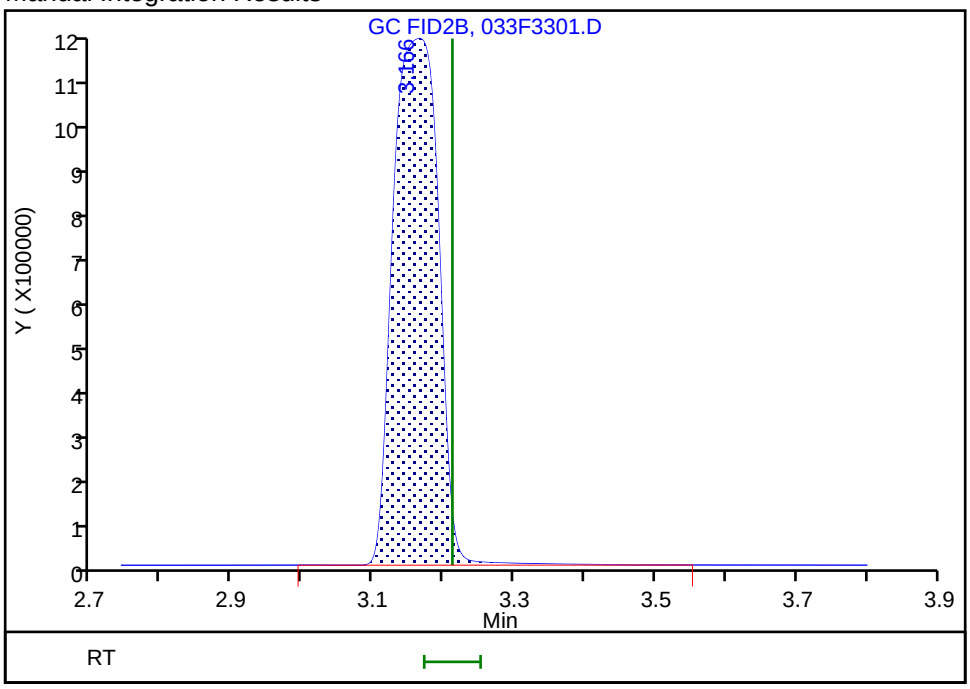

Reviewer: meierg, 22-Jun-2020 13:14:45
Audit Action: Assigned Compound ID Audit Reason: Peak not integrated

FORM I
GC VOA ORGANICS ANALYSIS DATA SHEET

Lab Name: Eurofins TestAmerica, Denver Job No.: 280-137702-1

SDG No.:

Client Sample ID: Lab Sample ID: LCSD 280-499435/3

Matrix: Water Lab File ID: 06192003.D

Analysis Method: RSK-175 Date Collected:

Sample wt/vol: 18(mL) Date Analyzed: 06/19/2020 14:46

Soil Aliquot Vol: Dilution Factor: 1

Soil Extract Vol.: GC Column: HP-Plot Q ID: 0.53(mm)

% Moisture: Level: (low/med) Low

Analysis Batch No.: 499435 Units: mg/L

CAS NO.	COMPOUND NAME	RESULT	Q	LOQ	LOD	DL
74-82-8	Methane	0.0665		0.0050	0.0020	0.00063

Eurofins TestAmerica, Denver
Target Compound Quantitation Report

Data File: \\chromfs\Denver\ChromData\VGC_J\20200619-92578.b\06192003.D
Lims ID: lcsd
Client ID:
Sample Type: LCSD
Inject. Date: 19-Jun-2020 14:46:18 ALS Bottle#: 3 Worklist Smp#: 3
Purge Vol: 18.000 mL Dil. Factor: 1.0000
Sample Info: lcsd
Misc. Info.: 280-0092578-003
Operator ID: gm Instrument ID: VGC_J

Method: \\chromfs\Denver\ChromData\VGC_J\20200619-92578.b\RSK_J.m
Limit Group: GCV - RSK 175
Method Label: DV-GC-0025: Dissolved Gases in Water by RSK-175
Last Update: 23-Jun-2020 14:07:48 Calib Date: 16-May-2020 13:08:56
Integrator: Falcon
Quant Method: External Standard Quant By: Initial Calibration
Last ICal File: \\chromfs\Denver\ChromData\VGC_J\20200516-91574.b\009F0901.D

Column 1 : Rt-Alumina BOND/KCl (0.53 mm) Det: GC FID1A
Column 2 : HP-PLOT/Q (0.53 mm) Det: GC FID2B
Process Host: CTX1049

First Level Reviewer: meierg Date: 22-Jun-2020 13:31:22

Col	RT (min.)	Exp RT (min.)	Dlt RT (min.)	Response	Cal Amt ug/l	OnCol Amt ug/l	Flags
2 Methane							
1	1.256	1.262	-0.006	9591397	73.0	66.4	
2	3.178	3.212	-0.034	4571339	73.0	66.5	
						RPD = 0.21	
3 Ethane							
1	1.516	1.522	-0.006	17438305	136.9	128.2	
2	4.308	4.325	-0.017	7795393	136.9	127.7	
						RPD = 0.40	
4 Ethylene							M
1	1.796	1.802	-0.006	13440858	127.7	122.0	
2	0.000	4.055	-4.055	0	127.7	0	
						RPD = 200.00	
5 Propane							
1	2.497	2.505	-0.008	26323752	200.7	183.8	
2	5.928	5.935	-0.007	11718731	200.7	187.1	
						RPD = 1.81	
6 Acetylene							M
1	3.966	3.960	0.006	4057398	118.5	118.3	
2	4.141	4.159	-0.018	2664656	118.5	123.3	M
						RPD = 4.16	
7 Butane							Ma
1	0.000	4.252	-4.252	0	264.5	0	
2	7.371	7.375	-0.004	15144349	264.5	237.5	
						RPD = 200.00	
8 isobutylene							Ma
1	5.151	5.152	-0.001	21366977	255.4	239.4	M
2	7.224	7.229	-0.005	9799043	255.4	235.8	M
						RPD = 1.50	

QC Flag Legend

Review Flags

M - Manually Integrated

a - User Assigned ID

Reagents:

RSK7gasMathes_00031 Amount Added: 200.00 Units: uL

Report Date: 23-Jun-2020 14:07:50 Chrom Revision: 2.3 21-Jun-2020 18:30:46

Eurofins TestAmerica, Denver

Data File: \\chromfs\Denver\ChromData\VGC_J\20200619-92578.b\06192003.D

Injection Date:	19-Jun-2020 14:46:18	Instrument ID:	VGC_J	Operator ID:	gm
Lims ID:	lcsd			Worklist Smp#:	3
Client ID:					
Purge Vol:	18.000 mL	Dil. Factor:	1.0000	ALS Bottle#:	3
Method:	RSK_J	Limit Group:	GCV - RSK 175		

Column: Rt-Alumina BOND/KCl (0.53 mm) Y Scaling: Method Defined: Scale to the Nth Largest Target: 1

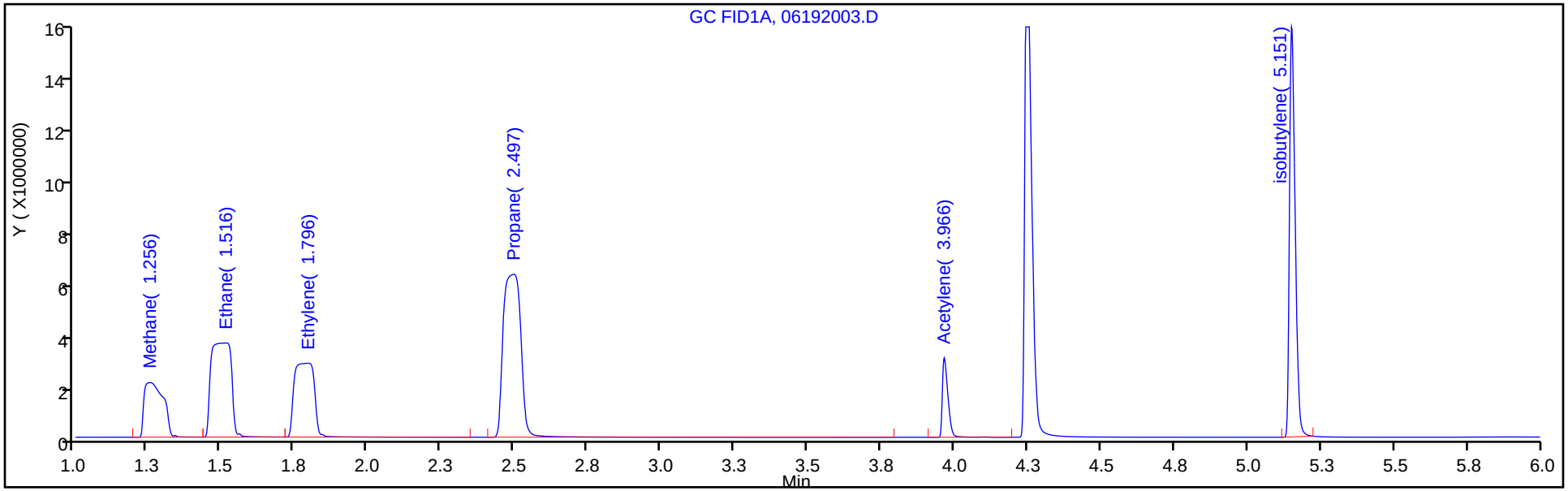

Column: HP-PLOT/Q (0.53 mm) Y Scaling: Method Defined: Scale to the Nth Largest Target: 1

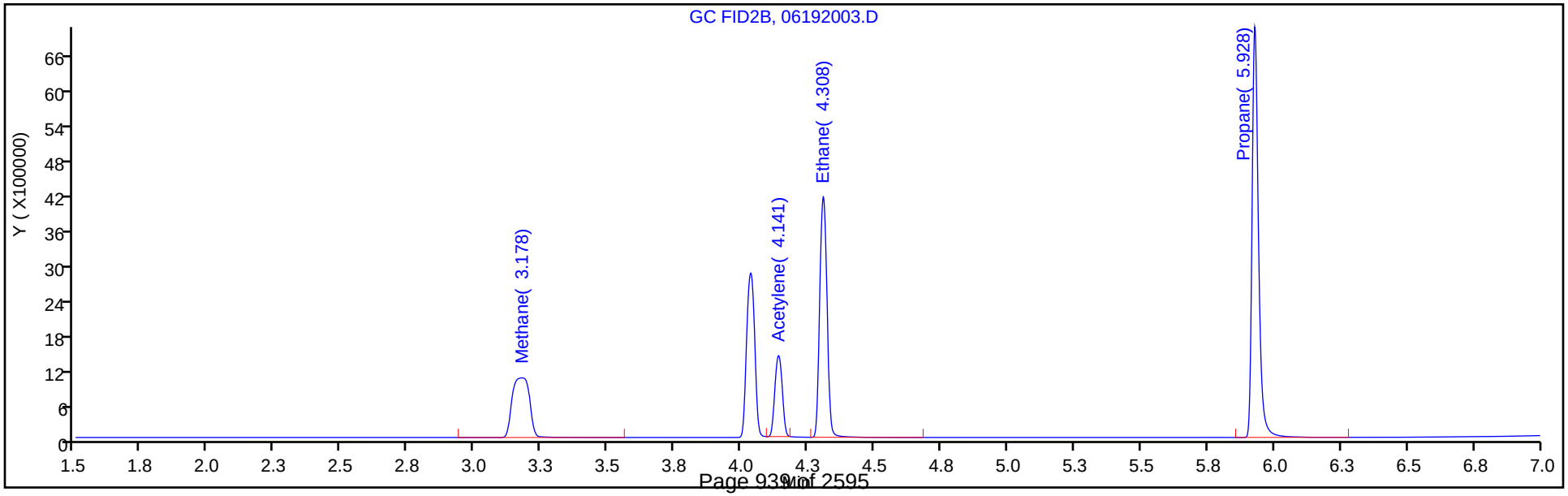

FORM I
GC VOA ORGANICS ANALYSIS DATA SHEET

Lab Name: Eurofins TestAmerica, Denver Job No.: 280-137702-1

SDG No.:

Client Sample ID: Lab Sample ID: LCSD 280-500092/3

Matrix: Water Lab File ID: 06252003.D

Analysis Method: RSK-175 Date Collected:

Sample wt/vol: 18(mL) Date Analyzed: 06/25/2020 11:57

Soil Aliquot Vol: Dilution Factor: 1

Soil Extract Vol.: GC Column: HP-Plot Q ID: 0.53(mm)

% Moisture: Level: (low/med) Low

Analysis Batch No.: 500092 Units: mg/L

CAS NO.	COMPOUND NAME	RESULT	Q	LOQ	LOD	DL
74-82-8	Methane	0.0717		0.0050	0.0020	0.00063

Eurofins TestAmerica, Denver
Target Compound Quantitation Report

Data File: \\chromfs\Denver\ChromData\VGC_J\20200625-92746.b\06252003.D
Lims ID: LCSD
Client ID:
Sample Type: LCSD
Inject. Date: 25-Jun-2020 11:57:42 ALS Bottle#: 3 Worklist Smp#: 3
Purge Vol: 18.000 mL Dil. Factor: 1.0000
Sample Info: LCSD
Misc. Info.: 280-0092746-003
Operator ID: gm Instrument ID: VGC_J

Method: \\chromfs\Denver\ChromData\VGC_J\20200625-92746.b\RSK_J.m
Limit Group: GCV - RSK 175
Method Label: DV-GC-0025: Dissolved Gases in Water by RSK-175
Last Update: 26-Jun-2020 08:35:24 Calib Date: 24-Jun-2020 11:46:32
Integrator: Falcon
Quant Method: External Standard Quant By: Initial Calibration
Last ICal File: \\chromfs\Denver\ChromData\VGC_J\20200624-92709.b\06242009.D

Column 1 : Rt-Alumina BOND/KCl (0.53 mm) Det: GC FID1A
Column 2 : HP-PLOT/Q (0.53 mm) Det: GC FID2B
Process Host: CTX1026

First Level Reviewer: meierg Date: 25-Jun-2020 13:28:30

Col	RT (min.)	Exp RT (min.)	Dlt RT (min.)	Response	Cal Amt ug/l	OnCol Amt ug/l	Flags
2 Methane							
1	1.178	1.182	-0.004	8527068	73.0	71.8	
2	1.587	1.591	-0.004	7747453	73.0	71.7	
						RPD = 0.23	
3 Ethane							M
1	1.468	1.470	-0.002	14883450	136.9	129.9	
2	2.767	2.766	0.001	12122031	136.9	124.9	M
						RPD = 3.92	
4 Ethylene							M
1	1.782	1.787	-0.005	11164988	127.7	121.6	
2	2.379	2.382	-0.003	8916070	127.7	122.1	M
						RPD = 0.33	
5 Propane							
1	2.680	2.692	-0.012	21784088	200.7	184.5	
2	4.619	4.616	0.003	18423257	200.7	184.2	
						RPD = 0.18	
6 Acetylene							Ma
1	4.227	4.225	0.002	2930976	118.5	113.0	M
2	2.497	2.497	0.000	3906832	118.5	113.8	M
						RPD = 0.73	
7 Butane							Ma
1	4.543	4.550	-0.007	23451173	264.5	214.4	M
2	6.087	6.086	0.001	21174027	264.5	211.1	M
						RPD = 1.52	
8 isobutylene							Ma
1	5.377	5.382	-0.005	16005872	255.4	223.4	
2	5.929	5.927	0.002	13230372	255.4	211.0	M
						RPD = 5.75	

QC Flag Legend

Review Flags

M - Manually Integrated

a - User Assigned ID

Reagents:

RSK7gasMathes_00027 Amount Added: 200.00 Units: uL

Report Date: 26-Jun-2020 08:35:26 Chrom Revision: 2.3 21-Jun-2020 18:30:46

Eurofins TestAmerica, Denver

Data File: \\chromfs\Denver\ChromData\VGC_J\20200625-92746.b\06252003.D

Injection Date:	25-Jun-2020 11:57:42	Instrument ID:	VGC_J	Operator ID:	gm
Lims ID:	LCSD			Worklist Smp#:	3
Client ID:					
Purge Vol:	18.000 mL	Dil. Factor:	1.0000	ALS Bottle#:	3
Method:	RSK_J	Limit Group:	GCV - RSK 175		

Column: Rt-Alumina BOND/KCl (0.53 mm) Y Scaling: Method Defined: Scale to the Nth Largest Target: 1

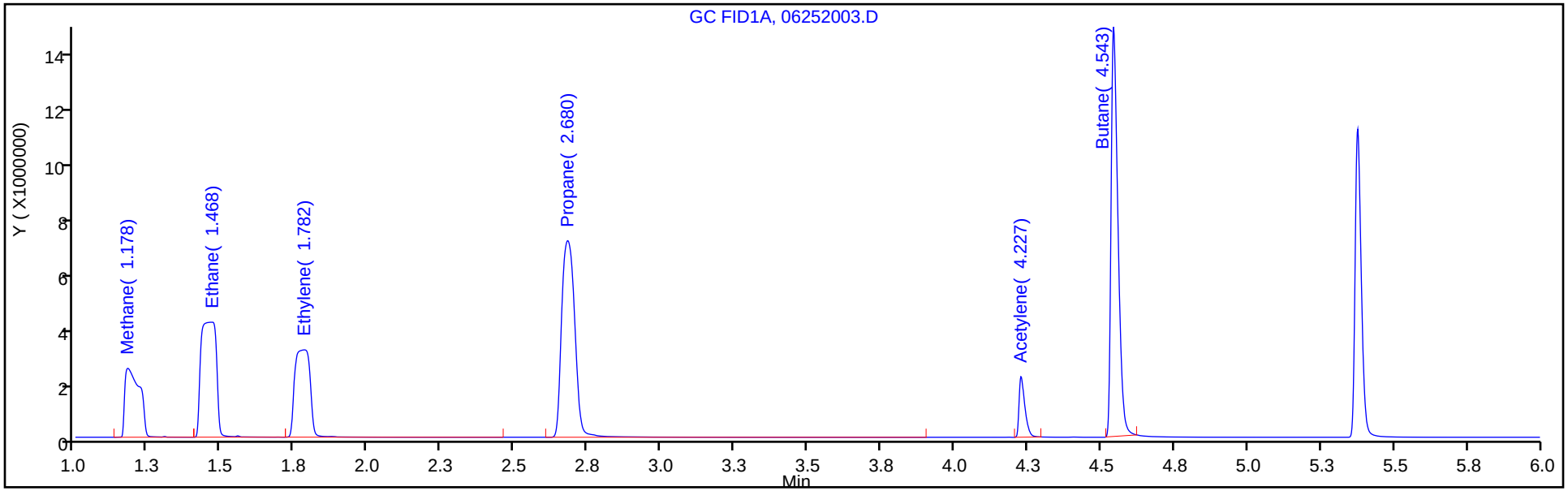

Column: HP-PLOT/Q (0.53 mm) Y Scaling: Method Defined: Scale to the Nth Largest Target: 1

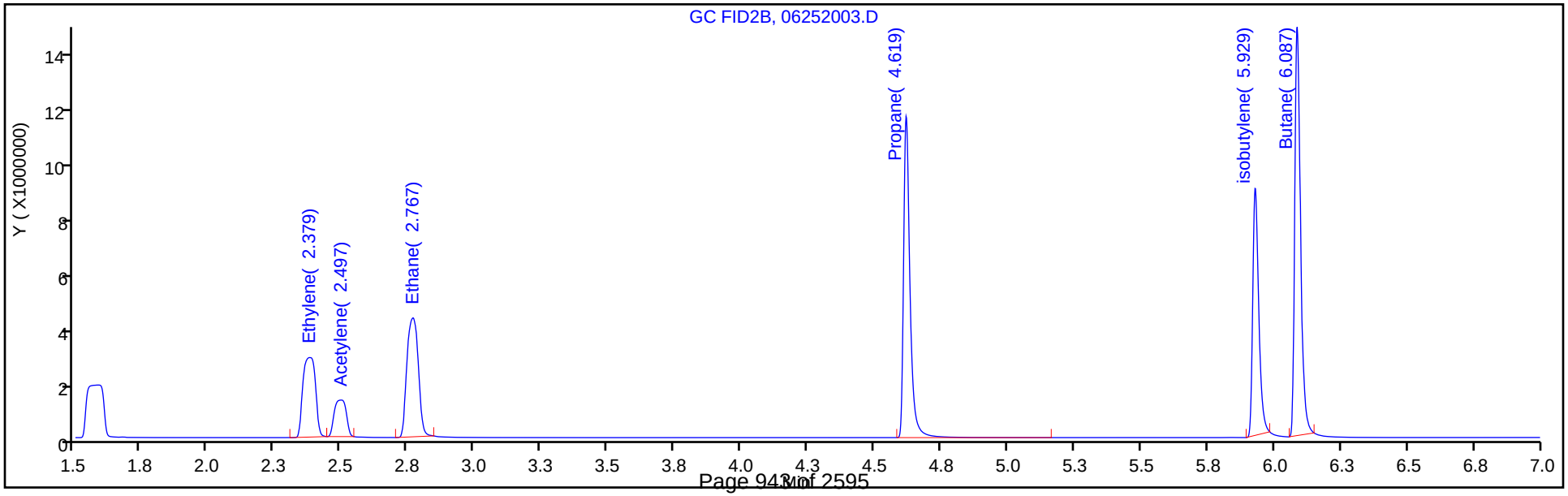

FORM I
GC VOA ORGANICS ANALYSIS DATA SHEET

Lab Name: Eurofins TestAmerica, Denver Job No.: 280-137702-1

SDG No.:

Client Sample ID: G0048-20A DU Lab Sample ID: 280-137702-3 DU

Matrix: Water Lab File ID: 050F5001.D

Analysis Method: RSK-175 Date Collected: 06/13/2020 08:50

Sample wt/vol: 18(mL) Date Analyzed: 06/18/2020 22:13

Soil Aliquot Vol: Dilution Factor: 1

Soil Extract Vol.: GC Column: HP-Plot Q ID: 0.53(mm)

% Moisture: Level: (low/med) Low

Analysis Batch No.: 499415 Units: mg/L

CAS NO.	COMPOUND NAME	RESULT	Q	LOQ	LOD	DL
74-82-8	Methane	4.44	M J1	0.0050	0.0020	0.00063

Eurofins TestAmerica, Denver
Target Compound Quantitation Report

Data File: \\chromfs\Denver\ChromData\VGC_J\20200618-92541.b\050F5001.D
Lims ID: 280-137702-H-3 DU
Client ID:
Sample Type: DU
Inject. Date: 18-Jun-2020 22:13:51 ALS Bottle#: 50 Worklist Smp#: 49
Purge Vol: 18.000 mL Dil. Factor: 1.0000
Sample Info: 280-137702-H-3DU
Operator ID: gm Instrument ID: VGC_J

Method: \\chromfs\Denver\ChromData\VGC_J\20200618-92541.b\RSK_J.m
Limit Group: GCV - RSK 175
Method Label: DV-GC-0025: Dissolved Gases in Water by RSK-175
Last Update: 19-Jun-2020 12:43:28 Calib Date: 16-May-2020 13:08:56
Integrator: Falcon
Quant Method: External Standard Quant By: Initial Calibration
Last ICal File: \\chromfs\Denver\ChromData\VGC_J\20200516-91574.b\009F0901.D

Column 1 : Rt-Alumina BOND/KCl (0.53 mm) Det: GC FID1A
Column 2 : HP-PLOT/Q (0.53 mm) Det: GC FID2B
Process Host: CTX1069

First Level Reviewer: meierg Date: 19-Jun-2020 12:37:19

Col	RT (min.)	Exp RT (min.)	Dlt RT (min.)	Response	Cal Amt ug/l	OnCol Amt ug/l	Flags
$ 1 1,1,1-Trifluoroethane							
1		4.098				ND	
2		5.458					
2 Methane							a
1	1.242	1.266	-0.024	650249006		4523.7	a
2	3.147	3.212	-0.065	304022437		4441.4	a
						RPD = 1.84	
3 Ethane							
1		1.525				ND	
2		4.327					
4 Ethylene							
1		1.805				ND	
2		4.057					
5 Propane							
1		2.506				ND	
2		5.938					
6 Acetylene							
1		3.953				ND	
2		4.160					
7 Butane							
1		4.248				ND	
2		7.380					
8 isobutylene							
1		5.146				ND	
2		7.233					

QC Flag Legend

Review Flags

a - User Assigned ID

Report Date: 19-Jun-2020 12:43:29 Chrom Revision: 2.3 17-Jun-2020 19:07:08

Eurofins TestAmerica, Denver

Data File: \\chromfs\Denver\ChromData\VGC_J\20200618-92541.b\050F5001.D

Injection Date:	18-Jun-2020 22:13:51	Instrument ID:	VGC_J	Operator ID:	gm
Lims ID:	280-137702-H-3 DU			Worklist Smp#:	49
Client ID:					
Purge Vol:	18.000 mL	Dil. Factor:	1.0000	ALS Bottle#:	50
Method:	RSK_J	Limit Group:	GCV - RSK 175		

Column: Rt-Alumina BOND/KCl (0.53 mm) Y Scaling: Method Defined: Scale to the Nth Largest Target: 1

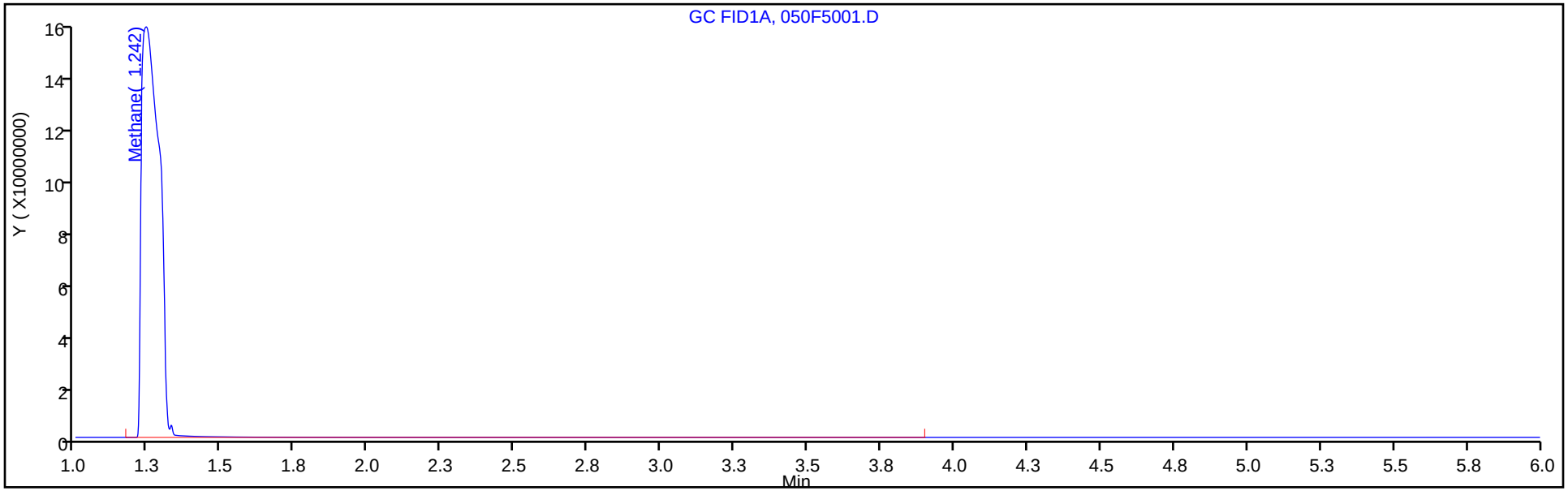

Column: HP-PLOT/Q (0.53 mm) Y Scaling: Method Defined: Scale to the Nth Largest Target: 1

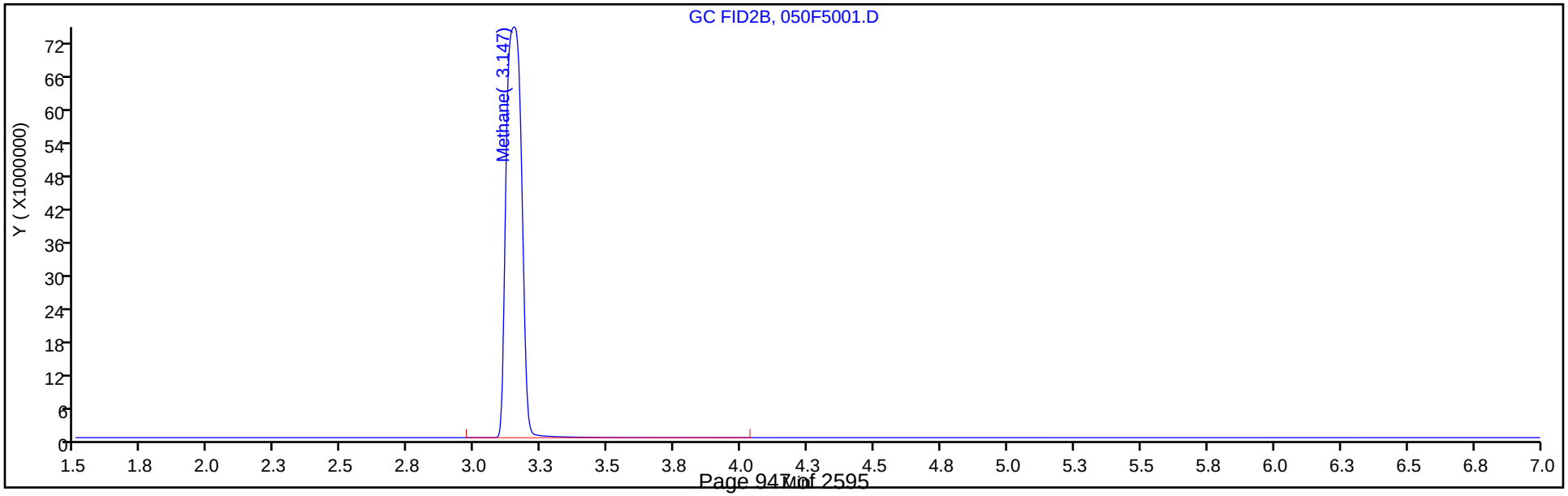

Manual Integration/User Assign Peak Report

Eurofins TestAmerica, Denver

Data File:	\\chromfs\Denver\ChromData\VGC_J\20200618-92541.b\050F5001.D				
Injection Date:	18-Jun-2020 22:13:51	Instrument ID:	VGC_J		
Lims ID:	280-137702-H-3 DU				
Client ID:					
Operator ID:	gm	ALS Bottle#:	50	Worklist Smp#:	49
Purge Vol:	18.000 mL	Dil. Factor:	1.0000		
Method:	RSK_J	Limit Group:	GCV - RSK 175		
Column:	HP-PLOT/Q (0.53 mm)	Detector	GC FID2B		

2 Methane, CAS: 74-82-8

Signal: 2

Not Detected
Expected RT: 3.21

Processing Integration Results

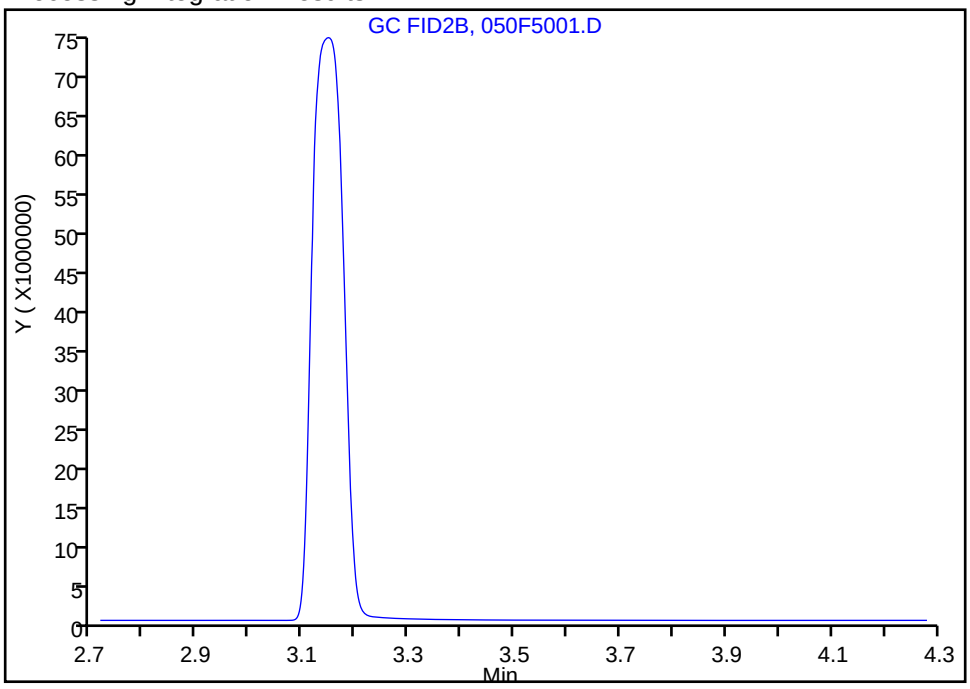

Manual Integration Results

RT: 3.15
Area: 304022437
Amount: 4441.3948
Amount Units: ug/l

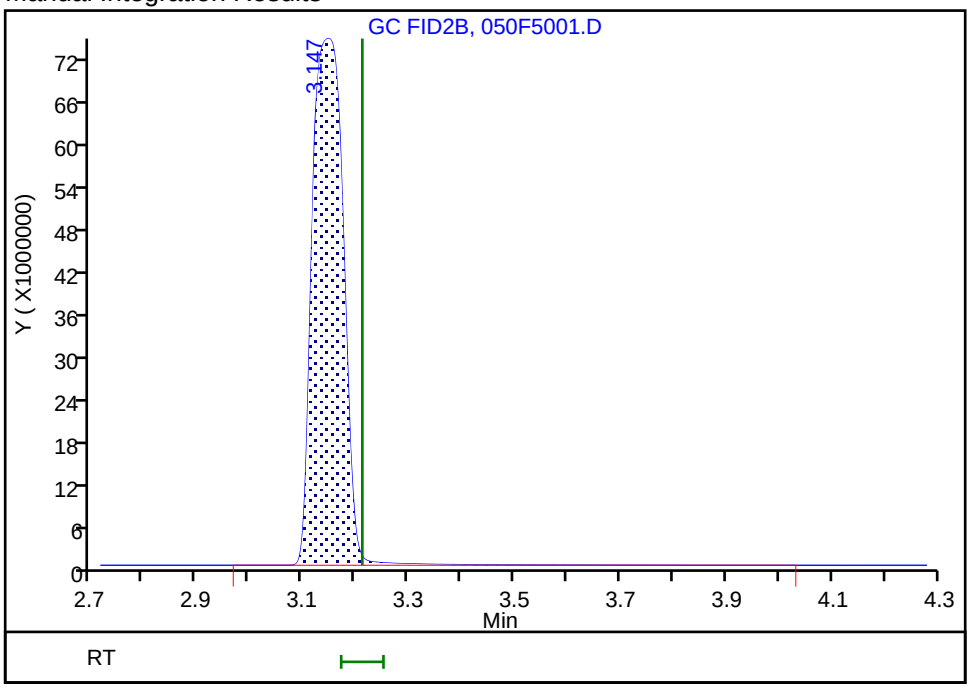

Reviewer: meierg, 19-Jun-2020 12:37:11
Audit Action: Assigned Compound ID Audit Reason: Peak not integrated

FORM I
GC VOA ORGANICS ANALYSIS DATA SHEET

Lab Name: Eurofins TestAmerica, Denver Job No.: 280-137702-1

SDG No.:

Client Sample ID: G0067-20A DU Lab Sample ID: 280-137702-16 DU

Matrix: Water Lab File ID: 06192020.D

Analysis Method: RSK-175 Date Collected: 06/13/2020 15:10

Sample wt/vol: 18(mL) Date Analyzed: 06/19/2020 21:59

Soil Aliquot Vol: Dilution Factor: 1

Soil Extract Vol.: GC Column: HP-Plot Q ID: 0.53(mm)

% Moisture: Level: (low/med) Low

Analysis Batch No.: 499435 Units: mg/L

CAS NO.	COMPOUND NAME	RESULT	Q	LOQ	LOD	DL
74-82-8	Methane	0.00138	J	0.0050	0.0020	0.00063

Eurofins TestAmerica, Denver
Target Compound Quantitation Report

Data File: \\chromfs\Denver\ChromData\VGC_J\20200619-92578.b\06192020.D
Lims ID: 280-137702-G-16 DU
Client ID:
Sample Type: DU
Inject. Date: 19-Jun-2020 21:59:20 ALS Bottle#: 20 Worklist Smp#: 20
Purge Vol: 18.000 mL Dil. Factor: 1.0000
Sample Info: 280-137702-G-16
Misc. Info.: 280-0092578-020
Operator ID: gm Instrument ID: VGC_J

Method: \\chromfs\Denver\ChromData\VGC_J\20200619-92578.b\RSK_J.m
Limit Group: GCV - RSK 175
Method Label: DV-GC-0025: Dissolved Gases in Water by RSK-175
Last Update: 23-Jun-2020 14:07:59 Calib Date: 16-May-2020 13:08:56
Integrator: Falcon
Quant Method: External Standard Quant By: Initial Calibration
Last ICal File: \\chromfs\Denver\ChromData\VGC_J\20200516-91574.b\009F0901.D

Column 1 : Rt-Alumina BOND/KCl (0.53 mm) Det: GC FID1A
Column 2 : HP-PLOT/Q (0.53 mm) Det: GC FID2B
Process Host: CTX1049

First Level Reviewer: meierg Date: 23-Jun-2020 12:23:15

Col	RT (min.)	Exp RT (min.)	Dlt RT (min.)	Response	Cal Amt ug/l	OnCol Amt ug/l	Flags
$ 1 1,1,1-Trifluoroethane							
1		4.098				ND	
2		5.458					
2 Methane							
1	1.256	1.262	-0.006	249518		1.40	
2	3.176	3.212	-0.036	111573		1.38	
						RPD = 1.39	
3 Ethane							
1		1.522				ND	
2		4.325					
4 Ethylene							
1		1.802				ND	
2		4.055					
5 Propane							
1		2.505				ND	
2		5.935					
6 Acetylene							
1		3.960				ND	
2		4.159					
7 Butane							
1		4.252				ND	
2		7.375					
8 isobutylene							
1		5.152				ND	
2		7.229					

Report Date: 23-Jun-2020 14:08:00 Chrom Revision: 2.3 21-Jun-2020 18:30:46

Eurofins TestAmerica, Denver

Data File: \\chromfs\Denver\ChromData\VGC_J\20200619-92578.b\06192020.D

Injection Date:	19-Jun-2020 21:59:20	Instrument ID:	VGC_J	Operator ID:	gm
Lims ID:	280-137702-G-16 DU			Worklist Smp#:	20
Client ID:					
Purge Vol:	18.000 mL	Dil. Factor:	1.0000	ALS Bottle#:	20
Method:	RSK_J	Limit Group:	GCV - RSK 175		

Column: Rt-Alumina BOND/KCl (0.53 mm) Y Scaling: Method Defined: Scale to the Nth Largest Target: 1

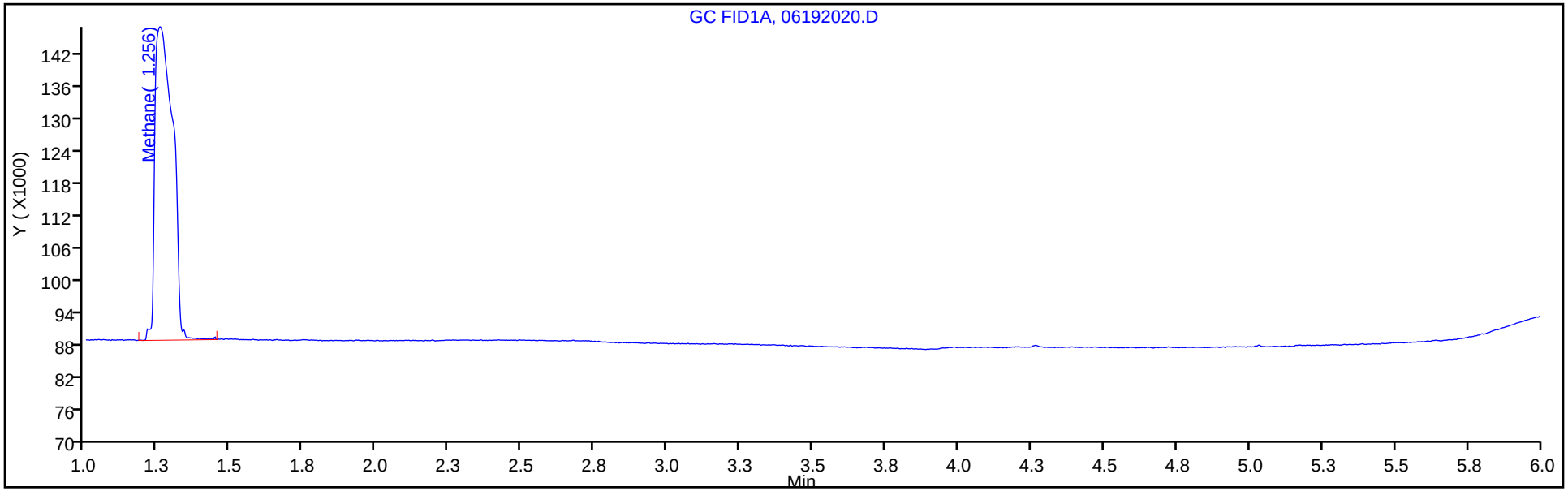

Column: HP-PLOT/Q (0.53 mm) Y Scaling: Method Defined: Scale to the Nth Largest Target: 1

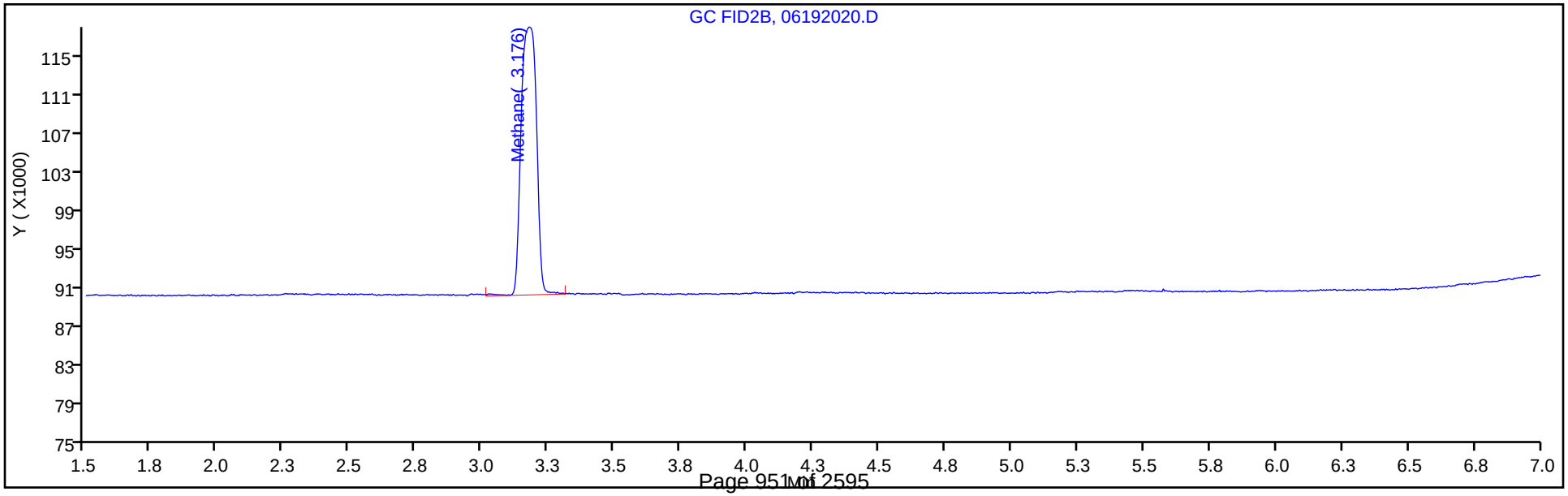

GC VOA ANALYSIS RUN LOG

Lab Name: Eurofins TestAmerica, Denver Job No.: 280-137702-1

SDG No.:

Instrument ID: VGC_J Start Date: 05/16/2020 10:57

Analysis Batch Number: 495152 End Date: 05/16/2020 13:25

LAB SAMPLE ID	CLIENT SAMPLE ID	DATE ANALYZED	DILUTION FACTOR	LAB FILE ID	COLUMN ID
IC 280-495152/6		05/16/2020 10:57	1	001F0101.D	Rt-Alumina KCl 0.53(mm)
IC 280-495152/6		05/16/2020 10:57	1	001F0101.D	HP-Plot Q 0.53(mm)
IC 280-495152/7		05/16/2020 11:13	1	001F0201.D	Rt-Alumina KCl 0.53(mm)
IC 280-495152/7		05/16/2020 11:13	1	001F0201.D	HP-Plot Q 0.53(mm)
IC 280-495152/8		05/16/2020 11:30	1	002F0301.D	Rt-Alumina KCl 0.53(mm)
IC 280-495152/8		05/16/2020 11:30	1	002F0301.D	HP-Plot Q 0.53(mm)
IC 280-495152/9		05/16/2020 11:46	1	003F0401.D	Rt-Alumina KCl 0.53(mm)
IC 280-495152/9		05/16/2020 11:46	1	003F0401.D	HP-Plot Q 0.53(mm)
ICRT 280-495152/10		05/16/2020 12:02	1	004F0501.D	Rt-Alumina KCl 0.53(mm)
ICRT 280-495152/10		05/16/2020 12:02	1	004F0501.D	HP-Plot Q 0.53(mm)
IC 280-495152/11		05/16/2020 12:19	1	005F0601.D	Rt-Alumina KCl 0.53(mm)
IC 280-495152/11		05/16/2020 12:19	1	005F0601.D	HP-Plot Q 0.53(mm)
IC 280-495152/12		05/16/2020 12:35	1	006F0701.D	Rt-Alumina KCl 0.53(mm)
IC 280-495152/12		05/16/2020 12:35	1	006F0701.D	HP-Plot Q 0.53(mm)
IC 280-495152/13		05/16/2020 12:52	1	007F0801.D	Rt-Alumina KCl 0.53(mm)
IC 280-495152/13		05/16/2020 12:52	1	007F0801.D	HP-Plot Q 0.53(mm)
IC 280-495152/14		05/16/2020 13:08	1	009F0901.D	Rt-Alumina KCl 0.53(mm)
IC 280-495152/14		05/16/2020 13:08	1	009F0901.D	HP-Plot Q 0.53(mm)
ICV 280-495152/16		05/16/2020 13:25	1	010F1001.D	Rt-Alumina KCl 0.53(mm)
ICV 280-495152/16		05/16/2020 13:25	1	010F1001.D	HP-Plot Q 0.53(mm)

GC VOA ANALYSIS RUN LOG

Lab Name: Eurofins TestAmerica, Denver Job No.: 280-137702-1

SDG No.:

Instrument ID: VGC_J Start Date: 06/18/2020 08:54

Analysis Batch Number: 499415 End Date: 06/19/2020 03:22

LAB SAMPLE ID	CLIENT SAMPLE ID	DATE ANALYZED	DILUTION FACTOR	LAB FILE ID	COLUMN ID
CCVRT 280-499415/1		06/18/2020 08:54	1	001F0101.D	Rt-Alumina KCl 0.53(mm)
CCVRT 280-499415/1		06/18/2020 08:54	1	001F0101.D	HP-Plot Q 0.53(mm)
CCV 280-499415/30		06/18/2020 17:03	1	031F3101.D	Rt-Alumina KCl 0.53(mm)
CCV 280-499415/30		06/18/2020 17:03	1	031F3101.D	HP-Plot Q 0.53(mm)
LCS 280-499415/31		06/18/2020 17:19	1	032F3201.D	Rt-Alumina KCl 0.53(mm)
LCS 280-499415/31		06/18/2020 17:19	1	032F3201.D	HP-Plot Q 0.53(mm)
LCSD 280-499415/32		06/18/2020 17:36	1	033F3301.D	Rt-Alumina KCl 0.53(mm)
LCSD 280-499415/32		06/18/2020 17:36	1	033F3301.D	HP-Plot Q 0.53(mm)
MB 280-499415/33		06/18/2020 17:52	1	034F3401.D	Rt-Alumina KCl 0.53(mm)
MB 280-499415/33		06/18/2020 17:52	1	034F3401.D	HP-Plot Q 0.53(mm)
ZZZZZ		06/18/2020 18:08	1		Rt-Alumina KCl 0.53(mm)
ZZZZZ		06/18/2020 18:08	1		HP-Plot Q 0.53(mm)
ZZZZZ		06/18/2020 18:25	1		Rt-Alumina KCl 0.53(mm)
ZZZZZ		06/18/2020 18:25	1		HP-Plot Q 0.53(mm)
ZZZZZ		06/18/2020 18:41	1		Rt-Alumina KCl 0.53(mm)
ZZZZZ		06/18/2020 18:41	1		HP-Plot Q 0.53(mm)
ZZZZZ		06/18/2020 18:57	1		Rt-Alumina KCl 0.53(mm)
ZZZZZ		06/18/2020 18:57	1		HP-Plot Q 0.53(mm)
ZZZZZ		06/18/2020 19:13	1		Rt-Alumina KCl 0.53(mm)
ZZZZZ		06/18/2020 19:13	1		HP-Plot Q 0.53(mm)
ZZZZZ		06/18/2020 19:30	1		Rt-Alumina KCl 0.53(mm)
ZZZZZ		06/18/2020 19:30	1		HP-Plot Q 0.53(mm)
ZZZZZ		06/18/2020 19:46	1		Rt-Alumina KCl 0.53(mm)
ZZZZZ		06/18/2020 19:46	1		HP-Plot Q 0.53(mm)
ZZZZZ		06/18/2020 20:02	1		Rt-Alumina KCl 0.53(mm)
ZZZZZ		06/18/2020 20:02	1		HP-Plot Q 0.53(mm)
ZZZZZ		06/18/2020 20:19	1		Rt-Alumina KCl 0.53(mm)
ZZZZZ		06/18/2020 20:19	1		HP-Plot Q 0.53(mm)
ZZZZZ		06/18/2020 20:35	1		Rt-Alumina KCl 0.53(mm)
ZZZZZ		06/18/2020 20:35	1		HP-Plot Q 0.53(mm)
ZZZZZ		06/18/2020 20:51	1		Rt-Alumina KCl 0.53(mm)
ZZZZZ		06/18/2020 20:51	1		HP-Plot Q 0.53(mm)
280-137702-1		06/18/2020 21:08	1	046F4601.D	Rt-Alumina KCl 0.53(mm)
280-137702-1		06/18/2020 21:08	1	046F4601.D	HP-Plot Q 0.53(mm)
280-137702-2		06/18/2020 21:24	1	047F4701.D	Rt-Alumina KCl 0.53(mm)
280-137702-2		06/18/2020 21:24	1	047F4701.D	HP-Plot Q 0.53(mm)
CCV 280-499415/47		06/18/2020 21:41	1	048F4801.D	Rt-Alumina KCl 0.53(mm)
CCV 280-499415/47		06/18/2020 21:41	1	048F4801.D	HP-Plot Q 0.53(mm)
280-137702-3		06/18/2020 21:57	1	049F4901.D	Rt-Alumina KCl 0.53(mm)
280-137702-3		06/18/2020 21:57	1	049F4901.D	HP-Plot Q 0.53(mm)
280-137702-3 DU		06/18/2020 22:13	1	050F5001.D	Rt-Alumina KCl 0.53(mm)
280-137702-3 DU		06/18/2020 22:13	1	050F5001.D	HP-Plot Q 0.53(mm)
280-137702-4		06/18/2020 22:30	1	051F5101.D	Rt-Alumina KCl 0.53(mm)
280-137702-4		06/18/2020 22:30	1	051F5101.D	HP-Plot Q 0.53(mm)
280-137702-5		06/18/2020 22:46	1	052F5201.D	Rt-Alumina KCl 0.53(mm)

RSK-175

GC VOA ANALYSIS RUN LOG

Lab Name: Eurofins TestAmerica, Denver Job No.: 280-137702-1

SDG No.:

Instrument ID: VGC_J Start Date: 06/18/2020 08:54

Analysis Batch Number: 499415 End Date: 06/19/2020 03:22

LAB SAMPLE ID	CLIENT SAMPLE ID	DATE ANALYZED	DILUTION FACTOR	LAB FILE ID	COLUMN ID
280-137702-5		06/18/2020 22:46	1	052F5201.D	HP-Plot Q 0.53(mm)
280-137702-6		06/18/2020 23:02	1	053F5301.D	Rt-Alumina KCl 0.53(mm)
280-137702-6		06/18/2020 23:02	1	053F5301.D	HP-Plot Q 0.53(mm)
ZZZZZ		06/18/2020 23:19	1		Rt-Alumina KCl 0.53(mm)
ZZZZZ		06/18/2020 23:19	1		HP-Plot Q 0.53(mm)
280-137702-8		06/18/2020 23:35	1	055F5501.D	Rt-Alumina KCl 0.53(mm)
280-137702-8		06/18/2020 23:35	1	055F5501.D	HP-Plot Q 0.53(mm)
ZZZZZ		06/18/2020 23:52	1		Rt-Alumina KCl 0.53(mm)
ZZZZZ		06/18/2020 23:52	1		HP-Plot Q 0.53(mm)
ZZZZZ		06/19/2020 00:08	1		Rt-Alumina KCl 0.53(mm)
ZZZZZ		06/19/2020 00:08	1		HP-Plot Q 0.53(mm)
ZZZZZ		06/19/2020 02:49	1		Rt-Alumina KCl 0.53(mm)
ZZZZZ		06/19/2020 02:49	1		HP-Plot Q 0.53(mm)
ZZZZZ		06/19/2020 03:06	1		Rt-Alumina KCl 0.53(mm)
ZZZZZ		06/19/2020 03:06	1		HP-Plot Q 0.53(mm)
CCV 280-499415/59		06/19/2020 03:22	1	060F6001.D	Rt-Alumina KCl 0.53(mm)
CCV 280-499415/59		06/19/2020 03:22	1	060F6001.D	HP-Plot Q 0.53(mm)

GC VOA ANALYSIS RUN LOG

Lab Name: Eurofins TestAmerica, Denver Job No.: 280-137702-1

SDG No.:

Instrument ID: VGC_J Start Date: 06/19/2020 14:13

Analysis Batch Number: 499435 End Date: 06/20/2020 03:42

LAB SAMPLE ID	CLIENT SAMPLE ID	DATE ANALYZED	DILUTION FACTOR	LAB FILE ID	COLUMN ID
CCVRT 280-499435/1		06/19/2020 14:13	1	06192001.D	Rt-Alumina KCl 0.53(mm)
CCVRT 280-499435/1		06/19/2020 14:13	1	06192001.D	HP-Plot Q 0.53(mm)
LCS 280-499435/2		06/19/2020 14:30	1	06192002.D	Rt-Alumina KCl 0.53(mm)
LCS 280-499435/2		06/19/2020 14:30	1	06192002.D	HP-Plot Q 0.53(mm)
LCSD 280-499435/3		06/19/2020 14:46	1	06192003.D	Rt-Alumina KCl 0.53(mm)
LCSD 280-499435/3		06/19/2020 14:46	1	06192003.D	HP-Plot Q 0.53(mm)
MB 280-499435/4		06/19/2020 15:02	1	06192004.D	Rt-Alumina KCl 0.53(mm)
MB 280-499435/4		06/19/2020 15:02	1	06192004.D	HP-Plot Q 0.53(mm)
ZZZZZ		06/19/2020 15:18	3		Rt-Alumina KCl 0.53(mm)
ZZZZZ		06/19/2020 15:18	3		HP-Plot Q 0.53(mm)
ZZZZZ		06/19/2020 15:35	3		Rt-Alumina KCl 0.53(mm)
ZZZZZ		06/19/2020 15:35	3		HP-Plot Q 0.53(mm)
ZZZZZ		06/19/2020 15:51	3		Rt-Alumina KCl 0.53(mm)
ZZZZZ		06/19/2020 15:51	3		HP-Plot Q 0.53(mm)
ZZZZZ		06/19/2020 16:07	3		Rt-Alumina KCl 0.53(mm)
ZZZZZ		06/19/2020 16:07	3		HP-Plot Q 0.53(mm)
ZZZZZ		06/19/2020 16:24	6		Rt-Alumina KCl 0.53(mm)
ZZZZZ		06/19/2020 16:24	6		HP-Plot Q 0.53(mm)
280-137702-7		06/19/2020 16:40	3	06192010.D	Rt-Alumina KCl 0.53(mm)
280-137702-7		06/19/2020 16:40	3	06192010.D	HP-Plot Q 0.53(mm)
ZZZZZ		06/19/2020 16:56	1		Rt-Alumina KCl 0.53(mm)
ZZZZZ		06/19/2020 16:56	1		HP-Plot Q 0.53(mm)
ZZZZZ		06/19/2020 17:13	1		Rt-Alumina KCl 0.53(mm)
ZZZZZ		06/19/2020 17:13	1		HP-Plot Q 0.53(mm)
ZZZZZ		06/19/2020 17:29	1		Rt-Alumina KCl 0.53(mm)
ZZZZZ		06/19/2020 17:29	1		HP-Plot Q 0.53(mm)
ZZZZZ		06/19/2020 17:45	1		Rt-Alumina KCl 0.53(mm)
ZZZZZ		06/19/2020 17:45	1		HP-Plot Q 0.53(mm)
280-137702-13		06/19/2020 18:02	1	06192015.D	Rt-Alumina KCl 0.53(mm)
280-137702-13		06/19/2020 18:02	1	06192015.D	HP-Plot Q 0.53(mm)
280-137702-14		06/19/2020 18:18	1	06192016.D	Rt-Alumina KCl 0.53(mm)
280-137702-14		06/19/2020 18:18	1	06192016.D	HP-Plot Q 0.53(mm)
ZZZZZ		06/19/2020 18:34	1		Rt-Alumina KCl 0.53(mm)
ZZZZZ		06/19/2020 18:34	1		HP-Plot Q 0.53(mm)
CCV 280-499435/18		06/19/2020 18:50	1	06192018.D	Rt-Alumina KCl 0.53(mm)
CCV 280-499435/18		06/19/2020 18:50	1	06192018.D	HP-Plot Q 0.53(mm)
280-137702-16		06/19/2020 21:43	1	06192019.D	Rt-Alumina KCl 0.53(mm)
280-137702-16		06/19/2020 21:43	1	06192019.D	HP-Plot Q 0.53(mm)
280-137702-16 DU		06/19/2020 21:59	1	06192020.D	Rt-Alumina KCl 0.53(mm)
280-137702-16 DU		06/19/2020 21:59	1	06192020.D	HP-Plot Q 0.53(mm)
ZZZZZ		06/19/2020 22:15	1		Rt-Alumina KCl 0.53(mm)
ZZZZZ		06/19/2020 22:15	1		HP-Plot Q 0.53(mm)
280-137702-18		06/19/2020 22:31	1	06192022.D	Rt-Alumina KCl 0.53(mm)
280-137702-18		06/19/2020 22:31	1	06192022.D	HP-Plot Q 0.53(mm)
ZZZZZ		06/19/2020 22:48	1		Rt-Alumina KCl 0.53(mm)

RSK-175

GC VOA ANALYSIS RUN LOG

Lab Name: Eurofins TestAmerica, Denver Job No.: 280-137702-1

SDG No.:

Instrument ID: VGC_J Start Date: 06/19/2020 14:13

Analysis Batch Number: 499435 End Date: 06/20/2020 03:42

LAB SAMPLE ID	CLIENT SAMPLE ID	DATE ANALYZED	DILUTION FACTOR	LAB FILE ID	COLUMN ID
ZZZZZ		06/19/2020 22:48	1		HP-Plot Q 0.53(mm)
280-137702-20		06/19/2020 23:04	1	06192024.D	Rt-Alumina KCl 0.53(mm)
280-137702-20		06/19/2020 23:04	1	06192024.D	HP-Plot Q 0.53(mm)
ZZZZZ		06/19/2020 23:20	1		Rt-Alumina KCl 0.53(mm)
ZZZZZ		06/19/2020 23:20	1		HP-Plot Q 0.53(mm)
280-137702-22		06/19/2020 23:36	1	06192026.D	Rt-Alumina KCl 0.53(mm)
280-137702-22		06/19/2020 23:36	1	06192026.D	HP-Plot Q 0.53(mm)
280-137702-23		06/19/2020 23:53	1	06192027.D	Rt-Alumina KCl 0.53(mm)
280-137702-23		06/19/2020 23:53	1	06192027.D	HP-Plot Q 0.53(mm)
280-137702-24		06/20/2020 00:09	1	06192028.D	Rt-Alumina KCl 0.53(mm)
280-137702-24		06/20/2020 00:09	1	06192028.D	HP-Plot Q 0.53(mm)
ZZZZZ		06/20/2020 00:25	1		Rt-Alumina KCl 0.53(mm)
ZZZZZ		06/20/2020 00:25	1		HP-Plot Q 0.53(mm)
CCV 280-499435/30		06/20/2020 00:42	1	06192030.D	Rt-Alumina KCl 0.53(mm)
CCV 280-499435/30		06/20/2020 00:42	1	06192030.D	HP-Plot Q 0.53(mm)
ZZZZZ		06/20/2020 01:00	6		Rt-Alumina KCl 0.53(mm)
ZZZZZ		06/20/2020 01:00	6		HP-Plot Q 0.53(mm)
ZZZZZ		06/20/2020 01:16	6		Rt-Alumina KCl 0.53(mm)
ZZZZZ		06/20/2020 01:16	6		HP-Plot Q 0.53(mm)
ZZZZZ		06/20/2020 01:32	6		Rt-Alumina KCl 0.53(mm)
ZZZZZ		06/20/2020 01:32	6		HP-Plot Q 0.53(mm)
ZZZZZ		06/20/2020 01:48	6		Rt-Alumina KCl 0.53(mm)
ZZZZZ		06/20/2020 01:48	6		HP-Plot Q 0.53(mm)
280-137702-9		06/20/2020 02:05	3	035F3501.D	Rt-Alumina KCl 0.53(mm)
280-137702-9		06/20/2020 02:05	3	035F3501.D	HP-Plot Q 0.53(mm)
280-137702-10		06/20/2020 02:21	3	036F3601.D	Rt-Alumina KCl 0.53(mm)
280-137702-10		06/20/2020 02:21	3	036F3601.D	HP-Plot Q 0.53(mm)
280-137702-11		06/20/2020 02:37	3	037F3701.D	Rt-Alumina KCl 0.53(mm)
280-137702-11		06/20/2020 02:37	3	037F3701.D	HP-Plot Q 0.53(mm)
280-137702-12		06/20/2020 02:53	3	038F3801.D	Rt-Alumina KCl 0.53(mm)
280-137702-12		06/20/2020 02:53	3	038F3801.D	HP-Plot Q 0.53(mm)
280-137702-15		06/20/2020 03:10	3	039F3901.D	Rt-Alumina KCl 0.53(mm)
280-137702-15		06/20/2020 03:10	3	039F3901.D	HP-Plot Q 0.53(mm)
CCV 280-499435/40		06/20/2020 03:42	1	041F4101.D	Rt-Alumina KCl 0.53(mm)
CCV 280-499435/40		06/20/2020 03:42	1	041F4101.D	HP-Plot Q 0.53(mm)

GC VOA ANALYSIS RUN LOG

Lab Name: Eurofins TestAmerica, Denver Job No.: 280-137702-1

SDG No.:

Instrument ID: VGC_J Start Date: 06/22/2020 11:07

Analysis Batch Number: 499633 End Date: 06/22/2020 20:33

LAB SAMPLE ID	CLIENT SAMPLE ID	DATE ANALYZED	DILUTION FACTOR	LAB FILE ID	COLUMN ID
CCVRT 280-499633/1		06/22/2020 11:07	1	06222001.D	Rt-Alumina KCl 0.53(mm)
CCVRT 280-499633/1		06/22/2020 11:07	1	06222001.D	HP-Plot Q 0.53(mm)
LCS 280-499633/2		06/22/2020 11:40	1	06222003.D	Rt-Alumina KCl 0.53(mm)
LCS 280-499633/2		06/22/2020 11:40	1	06222003.D	HP-Plot Q 0.53(mm)
MB 280-499633/4		06/22/2020 11:56	1	06222004.D	Rt-Alumina KCl 0.53(mm)
MB 280-499633/4		06/22/2020 11:56	1	06222004.D	HP-Plot Q 0.53(mm)
ZZZZZ		06/22/2020 12:21	3		Rt-Alumina KCl 0.53(mm)
ZZZZZ		06/22/2020 12:21	3		HP-Plot Q 0.53(mm)
ZZZZZ		06/22/2020 12:38	3		Rt-Alumina KCl 0.53(mm)
ZZZZZ		06/22/2020 12:38	3		HP-Plot Q 0.53(mm)
ZZZZZ		06/22/2020 12:54	1		Rt-Alumina KCl 0.53(mm)
ZZZZZ		06/22/2020 12:54	1		HP-Plot Q 0.53(mm)
ZZZZZ		06/22/2020 13:10	1		Rt-Alumina KCl 0.53(mm)
ZZZZZ		06/22/2020 13:10	1		HP-Plot Q 0.53(mm)
ZZZZZ		06/22/2020 13:27	1		Rt-Alumina KCl 0.53(mm)
ZZZZZ		06/22/2020 13:27	1		HP-Plot Q 0.53(mm)
ZZZZZ		06/22/2020 13:43	1		Rt-Alumina KCl 0.53(mm)
ZZZZZ		06/22/2020 13:43	1		HP-Plot Q 0.53(mm)
ZZZZZ		06/22/2020 14:00	1		Rt-Alumina KCl 0.53(mm)
ZZZZZ		06/22/2020 14:00	1		HP-Plot Q 0.53(mm)
ZZZZZ		06/22/2020 14:16	3		Rt-Alumina KCl 0.53(mm)
ZZZZZ		06/22/2020 14:16	3		HP-Plot Q 0.53(mm)
ZZZZZ		06/22/2020 14:32	3		Rt-Alumina KCl 0.53(mm)
ZZZZZ		06/22/2020 14:32	3		HP-Plot Q 0.53(mm)
ZZZZZ		06/22/2020 14:49	1		Rt-Alumina KCl 0.53(mm)
ZZZZZ		06/22/2020 14:49	1		HP-Plot Q 0.53(mm)
ZZZZZ		06/22/2020 15:05	1		Rt-Alumina KCl 0.53(mm)
ZZZZZ		06/22/2020 15:05	1		HP-Plot Q 0.53(mm)
CCV 280-499633/16		06/22/2020 15:22	1	06222016.D	Rt-Alumina KCl 0.53(mm)
CCV 280-499633/16		06/22/2020 15:22	1	06222016.D	HP-Plot Q 0.53(mm)
ZZZZZ		06/22/2020 15:38	3		Rt-Alumina KCl 0.53(mm)
ZZZZZ		06/22/2020 15:38	3		HP-Plot Q 0.53(mm)
ZZZZZ		06/22/2020 15:55	3		Rt-Alumina KCl 0.53(mm)
ZZZZZ		06/22/2020 15:55	3		HP-Plot Q 0.53(mm)
ZZZZZ		06/22/2020 16:11	3		Rt-Alumina KCl 0.53(mm)
ZZZZZ		06/22/2020 16:11	3		HP-Plot Q 0.53(mm)
ZZZZZ		06/22/2020 16:27	3		Rt-Alumina KCl 0.53(mm)
ZZZZZ		06/22/2020 16:27	3		HP-Plot Q 0.53(mm)
ZZZZZ		06/22/2020 16:44	3		Rt-Alumina KCl 0.53(mm)
ZZZZZ		06/22/2020 16:44	3		HP-Plot Q 0.53(mm)
ZZZZZ		06/22/2020 17:00	3		Rt-Alumina KCl 0.53(mm)
ZZZZZ		06/22/2020 17:00	3		HP-Plot Q 0.53(mm)
ZZZZZ		06/22/2020 17:17	3		Rt-Alumina KCl 0.53(mm)
ZZZZZ		06/22/2020 17:17	3		HP-Plot Q 0.53(mm)
ZZZZZ		06/22/2020 17:33	3		Rt-Alumina KCl 0.53(mm)

RSK-175

GC VOA ANALYSIS RUN LOG

Lab Name: Eurofins TestAmerica, Denver Job No.: 280-137702-1

SDG No.:

Instrument ID: VGC_J Start Date: 06/22/2020 11:07

Analysis Batch Number: 499633 End Date: 06/22/2020 20:33

LAB SAMPLE ID	CLIENT SAMPLE ID	DATE ANALYZED	DILUTION FACTOR	LAB FILE ID	COLUMN ID
ZZZZZ		06/22/2020 17:33	3		HP-Plot Q 0.53(mm)
ZZZZZ		06/22/2020 17:49	1		Rt-Alumina KCl 0.53(mm)
ZZZZZ		06/22/2020 17:49	1		HP-Plot Q 0.53(mm)
ZZZZZ		06/22/2020 18:06	1		Rt-Alumina KCl 0.53(mm)
ZZZZZ		06/22/2020 18:06	1		HP-Plot Q 0.53(mm)
ZZZZZ		06/22/2020 18:22	1		Rt-Alumina KCl 0.53(mm)
ZZZZZ		06/22/2020 18:22	1		HP-Plot Q 0.53(mm)
ZZZZZ		06/22/2020 18:38	1		Rt-Alumina KCl 0.53(mm)
ZZZZZ		06/22/2020 18:38	1		HP-Plot Q 0.53(mm)
ZZZZZ		06/22/2020 18:55	1		Rt-Alumina KCl 0.53(mm)
ZZZZZ		06/22/2020 18:55	1		HP-Plot Q 0.53(mm)
CCV 280-499633/30		06/22/2020 19:11	1	06222030.D	Rt-Alumina KCl 0.53(mm)
CCV 280-499633/30		06/22/2020 19:11	1	06222030.D	HP-Plot Q 0.53(mm)
280-137702-27		06/22/2020 19:27	6	06222031.D	Rt-Alumina KCl 0.53(mm)
280-137702-27		06/22/2020 19:27	6	06222031.D	HP-Plot Q 0.53(mm)
280-137702-28		06/22/2020 19:44	6	06222032.D	Rt-Alumina KCl 0.53(mm)
280-137702-28		06/22/2020 19:44	6	06222032.D	HP-Plot Q 0.53(mm)
280-137702-29		06/22/2020 20:00	6	06222033.D	Rt-Alumina KCl 0.53(mm)
280-137702-29		06/22/2020 20:00	6	06222033.D	HP-Plot Q 0.53(mm)
280-137702-30		06/22/2020 20:16	6	06222034.D	Rt-Alumina KCl 0.53(mm)
280-137702-30		06/22/2020 20:16	6	06222034.D	HP-Plot Q 0.53(mm)
CCV 280-499633/35		06/22/2020 20:33	1	06222035.D	Rt-Alumina KCl 0.53(mm)
CCV 280-499633/35		06/22/2020 20:33	1	06222035.D	HP-Plot Q 0.53(mm)

GC VOA ANALYSIS RUN LOG

Lab Name: Eurofins TestAmerica, Denver Job No.: 280-137702-1

SDG No.:

Instrument ID: VGC_J Start Date: 06/19/2020 14:13

Analysis Batch Number: 499668 End Date: 06/20/2020 08:05

LAB SAMPLE ID	CLIENT SAMPLE ID	DATE ANALYZED	DILUTION FACTOR	LAB FILE ID	COLUMN ID
CCVRT 280-499668/1		06/19/2020 14:13	1	06192001.D	Rt-Alumina KCl 0.53(mm)
CCVRT 280-499668/1		06/19/2020 14:13	1	06192001.D	HP-Plot Q 0.53(mm)
CCV 280-499668/40		06/20/2020 03:42	1	041F4101.D	Rt-Alumina KCl 0.53(mm)
CCV 280-499668/40		06/20/2020 03:42	1	041F4101.D	HP-Plot Q 0.53(mm)
LCS 280-499668/42		06/20/2020 03:58	1	042F4201.D	Rt-Alumina KCl 0.53(mm)
LCS 280-499668/42		06/20/2020 03:58	1	042F4201.D	HP-Plot Q 0.53(mm)
MB 280-499668/44		06/20/2020 04:14	1	043F4301.D	Rt-Alumina KCl 0.53(mm)
MB 280-499668/44		06/20/2020 04:14	1	043F4301.D	HP-Plot Q 0.53(mm)
ZZZZZ		06/20/2020 04:30	1		Rt-Alumina KCl 0.53(mm)
ZZZZZ		06/20/2020 04:30	1		HP-Plot Q 0.53(mm)
ZZZZZ		06/20/2020 04:47	1		Rt-Alumina KCl 0.53(mm)
ZZZZZ		06/20/2020 04:47	1		HP-Plot Q 0.53(mm)
ZZZZZ		06/20/2020 05:03	1		Rt-Alumina KCl 0.53(mm)
ZZZZZ		06/20/2020 05:03	1		HP-Plot Q 0.53(mm)
ZZZZZ		06/20/2020 05:20	1		Rt-Alumina KCl 0.53(mm)
ZZZZZ		06/20/2020 05:20	1		HP-Plot Q 0.53(mm)
ZZZZZ		06/20/2020 05:36	1		Rt-Alumina KCl 0.53(mm)
ZZZZZ		06/20/2020 05:36	1		HP-Plot Q 0.53(mm)
280-137702-25		06/20/2020 05:53	1	049F4901.D	Rt-Alumina KCl 0.53(mm)
280-137702-25		06/20/2020 05:53	1	049F4901.D	HP-Plot Q 0.53(mm)
280-137702-26		06/20/2020 06:09	1	050F5001.D	Rt-Alumina KCl 0.53(mm)
280-137702-26		06/20/2020 06:09	1	050F5001.D	HP-Plot Q 0.53(mm)
ZZZZZ		06/20/2020 06:26	1		Rt-Alumina KCl 0.53(mm)
ZZZZZ		06/20/2020 06:26	1		HP-Plot Q 0.53(mm)
ZZZZZ		06/20/2020 06:42	1		Rt-Alumina KCl 0.53(mm)
ZZZZZ		06/20/2020 06:42	1		HP-Plot Q 0.53(mm)
ZZZZZ		06/20/2020 06:59	1		Rt-Alumina KCl 0.53(mm)
ZZZZZ		06/20/2020 06:59	1		HP-Plot Q 0.53(mm)
ZZZZZ		06/20/2020 07:16	1		Rt-Alumina KCl 0.53(mm)
ZZZZZ		06/20/2020 07:16	1		HP-Plot Q 0.53(mm)
ZZZZZ		06/20/2020 07:32	1		Rt-Alumina KCl 0.53(mm)
ZZZZZ		06/20/2020 07:32	1		HP-Plot Q 0.53(mm)
ZZZZZ		06/20/2020 07:49	1		Rt-Alumina KCl 0.53(mm)
ZZZZZ		06/20/2020 07:49	1		HP-Plot Q 0.53(mm)
CCV 280-499668/58		06/20/2020 08:05	1	057F5701.D	Rt-Alumina KCl 0.53(mm)
CCV 280-499668/58		06/20/2020 08:05	1	057F5701.D	HP-Plot Q 0.53(mm)

GC VOA ANALYSIS RUN LOG

Lab Name: Eurofins TestAmerica, Denver Job No.: 280-137702-1

SDG No.:

Instrument ID: VGC_J Start Date: 06/24/2020 10:08

Analysis Batch Number: 499937 End Date: 06/24/2020 12:11

LAB SAMPLE ID	CLIENT SAMPLE ID	DATE ANALYZED	DILUTION FACTOR	LAB FILE ID	COLUMN ID
IC 280-499937/1		06/24/2020 10:08	1	06242001.D	Rt-Alumina KCl 0.53(mm)
IC 280-499937/1		06/24/2020 10:08	1	06242001.D	HP-Plot Q 0.53(mm)
IC 280-499937/2		06/24/2020 10:20	1	06242002.D	Rt-Alumina KCl 0.53(mm)
IC 280-499937/2		06/24/2020 10:20	1	06242002.D	HP-Plot Q 0.53(mm)
IC 280-499937/3		06/24/2020 10:33	1	06242003.D	Rt-Alumina KCl 0.53(mm)
IC 280-499937/3		06/24/2020 10:33	1	06242003.D	HP-Plot Q 0.53(mm)
ICRT 280-499937/4		06/24/2020 10:45	1	06242004.D	Rt-Alumina KCl 0.53(mm)
ICRT 280-499937/4		06/24/2020 10:45	1	06242004.D	HP-Plot Q 0.53(mm)
IC 280-499937/5		06/24/2020 10:57	1	06242005.D	Rt-Alumina KCl 0.53(mm)
IC 280-499937/5		06/24/2020 10:57	1	06242005.D	HP-Plot Q 0.53(mm)
IC 280-499937/6		06/24/2020 11:09	1	06242006.D	Rt-Alumina KCl 0.53(mm)
IC 280-499937/6		06/24/2020 11:09	1	06242006.D	HP-Plot Q 0.53(mm)
IC 280-499937/7		06/24/2020 11:22	1	06242007.D	Rt-Alumina KCl 0.53(mm)
IC 280-499937/7		06/24/2020 11:22	1	06242007.D	HP-Plot Q 0.53(mm)
IC 280-499937/8		06/24/2020 11:34	1	06242008.D	Rt-Alumina KCl 0.53(mm)
IC 280-499937/8		06/24/2020 11:34	1	06242008.D	HP-Plot Q 0.53(mm)
IC 280-499937/9		06/24/2020 11:46	1	06242009.D	Rt-Alumina KCl 0.53(mm)
IC 280-499937/9		06/24/2020 11:46	1	06242009.D	HP-Plot Q 0.53(mm)
ICV 280-499937/11		06/24/2020 12:11	1	06242011.D	Rt-Alumina KCl 0.53(mm)
ICV 280-499937/11		06/24/2020 12:11	1	06242011.D	HP-Plot Q 0.53(mm)

GC VOA ANALYSIS RUN LOG

Lab Name: Eurofins TestAmerica, Denver Job No.: 280-137702-1

SDG No.:

Instrument ID: VGC_J Start Date: 06/25/2020 11:33

Analysis Batch Number: 500092 End Date: 06/25/2020 17:36

LAB SAMPLE ID	CLIENT SAMPLE ID	DATE ANALYZED	DILUTION FACTOR	LAB FILE ID	COLUMN ID
CCVRT 280-500092/1		06/25/2020 11:33	1	06252001.D	Rt-Alumina KCl 0.53(mm)
CCVRT 280-500092/1		06/25/2020 11:33	1	06252001.D	HP-Plot Q 0.53(mm)
LCS 280-500092/2		06/25/2020 11:45	1	06252002.D	Rt-Alumina KCl 0.53(mm)
LCS 280-500092/2		06/25/2020 11:45	1	06252002.D	HP-Plot Q 0.53(mm)
LCSD 280-500092/3		06/25/2020 11:57	1	06252003.D	Rt-Alumina KCl 0.53(mm)
LCSD 280-500092/3		06/25/2020 11:57	1	06252003.D	HP-Plot Q 0.53(mm)
MB 280-500092/4		06/25/2020 12:09	1	06252004.D	Rt-Alumina KCl 0.53(mm)
MB 280-500092/4		06/25/2020 12:09	1	06252004.D	HP-Plot Q 0.53(mm)
280-137702-17		06/25/2020 12:30	1	06252005.D	Rt-Alumina KCl 0.53(mm)
280-137702-17		06/25/2020 12:30	1	06252005.D	HP-Plot Q 0.53(mm)
280-137702-19		06/25/2020 12:42	1	06252006.D	Rt-Alumina KCl 0.53(mm)
280-137702-19		06/25/2020 12:42	1	06252006.D	HP-Plot Q 0.53(mm)
280-137702-21		06/25/2020 12:54	1	06252007.D	Rt-Alumina KCl 0.53(mm)
280-137702-21		06/25/2020 12:54	1	06252007.D	HP-Plot Q 0.53(mm)
ZZZZZ		06/25/2020 13:06	1		Rt-Alumina KCl 0.53(mm)
ZZZZZ		06/25/2020 13:06	1		HP-Plot Q 0.53(mm)
ZZZZZ		06/25/2020 13:18	1		Rt-Alumina KCl 0.53(mm)
ZZZZZ		06/25/2020 13:18	1		HP-Plot Q 0.53(mm)
ZZZZZ		06/25/2020 13:31	1		Rt-Alumina KCl 0.53(mm)
ZZZZZ		06/25/2020 13:31	1		HP-Plot Q 0.53(mm)
ZZZZZ		06/25/2020 13:43	1		Rt-Alumina KCl 0.53(mm)
ZZZZZ		06/25/2020 13:43	1		HP-Plot Q 0.53(mm)
ZZZZZ		06/25/2020 13:55	1		Rt-Alumina KCl 0.53(mm)
ZZZZZ		06/25/2020 13:55	1		HP-Plot Q 0.53(mm)
ZZZZZ		06/25/2020 14:08	1		Rt-Alumina KCl 0.53(mm)
ZZZZZ		06/25/2020 14:08	1		HP-Plot Q 0.53(mm)
ZZZZZ		06/25/2020 14:20	1		Rt-Alumina KCl 0.53(mm)
ZZZZZ		06/25/2020 14:20	1		HP-Plot Q 0.53(mm)
ZZZZZ		06/25/2020 14:32	1		Rt-Alumina KCl 0.53(mm)
ZZZZZ		06/25/2020 14:32	1		HP-Plot Q 0.53(mm)
ZZZZZ		06/25/2020 14:45	1		Rt-Alumina KCl 0.53(mm)
ZZZZZ		06/25/2020 14:45	1		HP-Plot Q 0.53(mm)
ZZZZZ		06/25/2020 14:57	1		Rt-Alumina KCl 0.53(mm)
ZZZZZ		06/25/2020 14:57	1		HP-Plot Q 0.53(mm)
CCV 280-500092/18		06/25/2020 15:09	1	06252018.D	Rt-Alumina KCl 0.53(mm)
CCV 280-500092/18		06/25/2020 15:09	1	06252018.D	HP-Plot Q 0.53(mm)
ZZZZZ		06/25/2020 15:21	1		Rt-Alumina KCl 0.53(mm)
ZZZZZ		06/25/2020 15:21	1		HP-Plot Q 0.53(mm)
ZZZZZ		06/25/2020 15:34	1		Rt-Alumina KCl 0.53(mm)
ZZZZZ		06/25/2020 15:34	1		HP-Plot Q 0.53(mm)
ZZZZZ		06/25/2020 15:46	1		Rt-Alumina KCl 0.53(mm)
ZZZZZ		06/25/2020 15:46	1		HP-Plot Q 0.53(mm)
ZZZZZ		06/25/2020 15:58	1		Rt-Alumina KCl 0.53(mm)
ZZZZZ		06/25/2020 15:58	1		HP-Plot Q 0.53(mm)
ZZZZZ		06/25/2020 16:10	1		Rt-Alumina KCl 0.53(mm)

RSK-175

GC VOA ANALYSIS RUN LOG

Lab Name: Eurofins TestAmerica, Denver Job No.: 280-137702-1

SDG No.:

Instrument ID: VGC_J Start Date: 06/25/2020 11:33

Analysis Batch Number: 500092 End Date: 06/25/2020 17:36

LAB SAMPLE ID	CLIENT SAMPLE ID	DATE ANALYZED	DILUTION FACTOR	LAB FILE ID	COLUMN ID
ZZZZZ		06/25/2020 16:10	1		HP-Plot Q 0.53(mm)
ZZZZZ		06/25/2020 16:22	1		Rt-Alumina KCl 0.53(mm)
ZZZZZ		06/25/2020 16:22	1		HP-Plot Q 0.53(mm)
ZZZZZ		06/25/2020 16:35	1		Rt-Alumina KCl 0.53(mm)
ZZZZZ		06/25/2020 16:35	1		HP-Plot Q 0.53(mm)
ZZZZZ		06/25/2020 16:47	1		Rt-Alumina KCl 0.53(mm)
ZZZZZ		06/25/2020 16:47	1		HP-Plot Q 0.53(mm)
ZZZZZ		06/25/2020 16:59	1		Rt-Alumina KCl 0.53(mm)
ZZZZZ		06/25/2020 16:59	1		HP-Plot Q 0.53(mm)
ZZZZZ		06/25/2020 17:11	1		Rt-Alumina KCl 0.53(mm)
ZZZZZ		06/25/2020 17:11	1		HP-Plot Q 0.53(mm)
ZZZZZ		06/25/2020 17:23	1		Rt-Alumina KCl 0.53(mm)
ZZZZZ		06/25/2020 17:23	1		HP-Plot Q 0.53(mm)
CCV 280-500092/30		06/25/2020 17:36	1		Rt-Alumina KCl 0.53(mm)
CCV 280-500092/30		06/25/2020 17:36	1		HP-Plot Q 0.53(mm)

GC VOA BATCH WORKSHEET

Lab Name: Eurofins TestAmerica, Denver Job No.: 280-137702-1

SDG No.:

Batch Number: 499415 Batch Start Date: 06/18/20 08:54 Batch Analyst: Meier, Greg P

Batch Method: RSK-175 Batch End Date:

Lab Sample ID	Client Sample ID	Method Chain	Basis	InitialAmount	FinalAmount	Initial pH	RSK7gasMathes 00031		
CCVRT 280-499415/1		RSK-175		18 mL	18 mL	5 SU	200 uL		
CCV 280-499415/30		RSK-175		18 mL	18 mL	5 SU	200 uL		
LCS 280-499415/31		RSK-175		18 mL	18 mL	5 SU	200 uL		
LCSD 280-499415/32		RSK-175		18 mL	18 mL	5 SU	200 uL		
MB 280-499415/33		RSK-175		18 mL	18 mL	5 SU			
280-137702-H-1	G0083-20A	RSK-175	T	18 mL	18 mL	<2 SU			
280-137702-I-2	NW020-20A	RSK-175	T	18 mL	18 mL	<2 SU			
CCV 280-499415/47		RSK-175		18 mL	18 mL	5 SU	200 uL		
280-137702-H-3	G0048-20A	RSK-175	T	18 mL	18 mL	<2 SU			
280-137702-H-3 DU	G0048-20A	RSK-175	T	18 mL	18 mL	<2 SU			
280-137702-G-4	G0066R-20A	RSK-175	T	18 mL	18 mL	<2 SU			
280-137702-H-5	G0085-20A	RSK-175	T	18 mL	18 mL	<2 SU			
280-137702-G-6	G0285-20A	RSK-175	T	18 mL	18 mL	<2 SU			
280-137702-G-8	PZ016-20A	RSK-175	T	18 mL	18 mL	<2 SU			
CCV 280-499415/59		RSK-175		18 mL	18 mL	5 SU	200 uL		

Batch Notes	

Basis	Basis Description
T	Total/NA

The pound sign (#) in the amount added field denotes that the reagent was used undiluted. All calculations are performed using the stated concentration for this reagent.

GC VOA BATCH WORKSHEET

Lab Name: Eurofins TestAmerica, Denver Job No.: 280-137702-1

SDG No.:

Batch Number: 499435 Batch Start Date: 06/19/20 14:13 Batch Analyst: Meier, Greg P

Batch Method: RSK-175 Batch End Date:

Lab Sample ID	Client Sample ID	Method Chain	Basis	InitialAmount	FinalAmount	Initial pH	RSK7gasMathes 00031		
CCVRT 280-499435/1		RSK-175		18 mL	18 mL	5 SU	200 uL		
LCS 280-499435/2		RSK-175		18 mL	18 mL	5 SU	200 uL		
LCSD 280-499435/3		RSK-175		18 mL	18 mL	5 SU	200 uL		
MB 280-499435/4		RSK-175		18 mL	18 mL	5 SU			
280-137702-I-7	PZ015-20A	RSK-175	T	18 mL	18 mL	<2 SU			
280-137702-G-13	NW022-20A	RSK-175	T	18 mL	18 mL	<2 SU			
280-137702-H-14	G0109-20A	RSK-175	T	18 mL	18 mL	<2 SU			
CCV 280-499435/18		RSK-175		18 mL	18 mL	5 SU	200 uL		
280-137702-G-16	G0067-20A	RSK-175	T	18 mL	18 mL	<2 SU			
280-137702-G-16 DU	G0067-20A	RSK-175	T	18 mL	18 mL	<2 SU			
280-137702-G-18	G0049-20A	RSK-175	T	18 mL	18 mL	<2 SU			
280-137702-H-20	G0112-20A	RSK-175	T	18 mL	18 mL	<2 SU			
280-137702-H-22	G0099-20A	RSK-175	T	18 mL	18 mL	<2 SU			
280-137702-H-23	NW021-20A	RSK-175	T	18 mL	18 mL	<2 SU			
280-137702-H-24	NW023-20A	RSK-175	T	18 mL	18 mL	<2 SU			
CCV 280-499435/30		RSK-175		18 mL	18 mL	5 SU	200 uL		
280-137702-I-9	G0023-20A	RSK-175	T	18 mL	18 mL	<2 SU			
280-137702-G-10	G0119-20A	RSK-175	T	18 mL	18 mL	<2 SU			
280-137702-H-11	G0098-20A	RSK-175	T	18 mL	18 mL	<2 SU			
280-137702-I-12	G0114-20A	RSK-175	T	18 mL	18 mL	<2 SU			
280-137702-G-15	G0084-20A	RSK-175	T	18 mL	18 mL	<2 SU			
CCV 280-499435/40		RSK-175		18 mL	18 mL	5 SU	200 uL		

Batch Notes	

The pound sign (#) in the amount added field denotes that the reagent was used undiluted. All calculations are performed using the stated concentration for this reagent.

GC VOA BATCH WORKSHEET

Lab Name: Eurofins TestAmerica, Denver Job No.: 280-137702-1

SDG No.:

Batch Number: 499435 Batch Start Date: 06/19/20 14:13 Batch Analyst: Meier, Greg P

Batch Method: RSK-175 Batch End Date:

Basis	Basis Description
T	Total/NA

The pound sign (#) in the amount added field denotes that the reagent was used undiluted. All calculations are performed using the stated concentration for this reagent.

GC VOA BATCH WORKSHEET

Lab Name: Eurofins TestAmerica, Denver Job No.: 280-137702-1

SDG No.:

Batch Number: 499633 Batch Start Date: 06/22/20 11:07 Batch Analyst: Meier, Greg P

Batch Method: RSK-175 Batch End Date:

Lab Sample ID	Client Sample ID	Method Chain	Basis	InitialAmount	FinalAmount	Initial pH	RSK7gasMathes 00031		
CCVRT 280-499633/1		RSK-175		18 mL	18 mL	5 SU	200 uL		
LCS 280-499633/2		RSK-175		18 mL	18 mL	5 SU	200 uL		
MB 280-499633/4		RSK-175		18 mL	18 mL	5 SU			
CCV 280-499633/16		RSK-175		18 mL	18 mL	5 SU	200 uL		
CCV 280-499633/30		RSK-175		18 mL	18 mL	5 SU	200 uL		
280-137702-H-27	G0097-20A	RSK-175	T	18 mL	18 mL	<2 SU			
280-137702-H-28	G0113-20A	RSK-175	T	18 mL	18 mL	<2 SU			
280-137702-H-29	G0108-20A	RSK-175	T	18 mL	18 mL	<2 SU			
280-137702-I-30	G0118-20A	RSK-175	T	18 mL	18 mL	<2 SU			
CCV 280-499633/35		RSK-175		18 mL	18 mL	5 SU	200 uL		

Batch Notes	

Basis	Basis Description
T	Total/NA

The pound sign (#) in the amount added field denotes that the reagent was used undiluted. All calculations are performed using the stated concentration for this reagent.

GC VOA BATCH WORKSHEET

Lab Name: Eurofins TestAmerica, Denver Job No.: 280-137702-1

SDG No.:

Batch Number: 499668 Batch Start Date: 06/19/20 14:13 Batch Analyst: Meier, Greg P

Batch Method: RSK-175 Batch End Date:

Lab Sample ID	Client Sample ID	Method Chain	Basis	InitialAmount	FinalAmount	Initial pH	RSK7gasMathes 00031		
CCVRT 280-499668/1		RSK-175		18 mL	18 mL	5 SU	200 uL		
CCV 280-499668/40		RSK-175		18 mL	18 mL	5 SU	200 uL		
LCS 280-499668/42		RSK-175		18 mL	18 mL	5 SU	200 uL		
MB 280-499668/44		RSK-175		18 mL	18 mL	5 SU			
280-137702-G-25	G0022-20A	RSK-175	T	18 mL	18 mL	<2 SU			
280-137702-H-26	G0024-20A	RSK-175	T	18 mL	18 mL	<2 SU			
CCV 280-499668/58		RSK-175		18 mL	18 mL	5 SU	200 uL		

Batch Notes	

Basis	Basis Description
T	Total/NA

The pound sign (#) in the amount added field denotes that the reagent was used undiluted. All calculations are performed using the stated concentration for this reagent.

GC VOA BATCH WORKSHEET

Lab Name: Eurofins TestAmerica, Denver Job No.: 280-137702-1

SDG No.:

Batch Number: 500092 Batch Start Date: 06/25/20 11:33 Batch Analyst: Meier, Greg P

Batch Method: RSK-175 Batch End Date:

Lab Sample ID	Client Sample ID	Method Chain	Basis	InitialAmount	FinalAmount	Initial pH	RSK7gasMathes 00027	RSK7gasMathes 00031	
CCVRT 280-500092/1		RSK-175		18 mL	18 mL	5 SU		200 uL	
LCS 280-500092/2		RSK-175		18 mL	18 mL	5 SU	200 uL		
LCSD 280-500092/3		RSK-175		18 mL	18 mL	5 SU	200 uL		
MB 280-500092/4		RSK-175		18 mL	18 mL	5 SU			
280-137702-G-17	G0121-20A	RSK-175	T	18 mL	18 mL	<2 SU			
280-137702-I-19	G0110-20A	RSK-175	T	18 mL	18 mL	<2 SU			
280-137702-H-21	G0094-20A	RSK-175	T	18 mL	18 mL	<2 SU			
CCV 280-500092/18		RSK-175		18 mL	18 mL	5 SU		200 uL	

Batch Notes	

Basis	Basis Description
T	Total/NA

The pound sign (#) in the amount added field denotes that the reagent was used undiluted. All calculations are performed using the stated concentration for this reagent.

8330A_DOD5

Nitroaromatics and Nitramines (HPLC)

FORM II
HPLC/IC SURROGATE RECOVERY

Lab Name: Eurofins TestAmerica, Denver Job No.: 280-137702-1

SDG No.:

Matrix: Water Level: Low

GC Column (1): UltraCarb5u ID: 4.6 (mm) GC Column (2): Luna-phenyl 4.6 (mm)

Client Sample ID	Lab Sample ID	12DNB1 #	12DNB2 #
G0083-20A	280-137702-1		99
G0083-20A	280-137702-1	101 M	
NW020-20A	280-137702-2		107
NW020-20A	280-137702-2	97 M	
G0048-20A	280-137702-3	100 M	
G0066R-20A	280-137702-4		102
G0066R-20A	280-137702-4	101	
G0085-20A	280-137702-5		100 M
G0085-20A	280-137702-5	100 M	
G0285-20A	280-137702-6		95 M
G0285-20A	280-137702-6	98 M	
PZ015-20A	280-137702-7		106 M
PZ015-20A	280-137702-7	94 M	
PZ016-20A	280-137702-8		97 M
PZ016-20A	280-137702-8	100 M	
G0023-20A	280-137702-9		93 M
G0023-20A	280-137702-9	107 M	
G0119-20A	280-137702-10		100 M
G0119-20A	280-137702-10	101 M	
G0098-20A	280-137702-11		104 M
G0098-20A	280-137702-11	107 M	
G0114-20A	280-137702-12		98
G0114-20A	280-137702-12	92 M	
NW022-20A	280-137702-13		99 M
NW022-20A	280-137702-13	99 M	
G0109-20A	280-137702-14		99 M
G0109-20A	280-137702-14	99	
G0084-20A	280-137702-15		101 M
G0084-20A	280-137702-15	98 M	
G0067-20A	280-137702-16	97 M	
G0121-20A	280-137702-17		99
G0121-20A	280-137702-17	110 M	
G0049-20A	280-137702-18	99 M	
G0110-20A	280-137702-19		117 M
G0110-20A	280-137702-19	117 M	

	QC LIMITS
12DNB = 1,2-Dinitrobenzene	83-119

Column to be used to flag recovery values

FORM II 8330A

FORM II
HPLC/IC SURROGATE RECOVERY

Lab Name: Eurofins TestAmerica, Denver Job No.: 280-137702-1

SDG No.:

Matrix: Water Level: Low

GC Column (1): UltraCarb5u ID: 4.6 (mm) GC Column (2): Luna-phenyl 4.6 (mm)

Client Sample ID	Lab Sample ID	12DNB1 #	12DNB2 #
G0112-20A	280-137702-20		108 M
G0112-20A	280-137702-20	99 M	
G0094-20A	280-137702-21		106
G0094-20A	280-137702-21	91 M	
G0099-20A	280-137702-22		104
G0099-20A	280-137702-22	102 M	
NW021-20A	280-137702-23		95
NW021-20A	280-137702-23	93 M	
NW023-20A	280-137702-24		95
NW023-20A	280-137702-24	98 M	
G0022-20A	280-137702-25		98
G0022-20A	280-137702-25	102 M	
G0024-20A	280-137702-26		86 M
G0024-20A	280-137702-26	96 M	
G0097-20A	280-137702-27		103 D
G0097-20A	280-137702-27	173 M Q D	
G0113-20A	280-137702-28		108 M
G0113-20A	280-137702-28	99 M	
G0108-20A	280-137702-29		109 M
G0108-20A	280-137702-29	104 M	
G0118-20A	280-137702-30		85 D
G0118-20A	280-137702-30	107 M D	
	MB 280-499221/1-A	102 M	
	MB 280-499271/1-A	110	
	LCS 280-499221/2-A	99	
	LCS 280-499221/4-A	98 M	
	LCS 280-499271/2-A	97	
	LCS 280-499271/3-A	98	
	LCSD 280-499221/3-A	98	
	LCSD 280-499221/5-A	98 M	

	QC LIMITS
12DNB = 1,2-Dinitrobenzene	83-119

Column to be used to flag recovery values

FORM II 8330A

FORM II
HPLC/IC SURROGATE RECOVERY

Lab Name: Eurofins TestAmerica, Denver Job No.: 280-137702-1

SDG No.:

Matrix: Water Level: Low

GC Column (1): UltraCarb5u ID: 4.6 (mm) GC Column (2): Luna-phenyl 4.6 (mm)

Client Sample ID	Lab Sample ID	12DNB1 #	12DNB2 #
	LCSD 280-499271/4-A	87	

	QC LIMITS
12DNB = 1,2-Dinitrobenzene	83-119

Column to be used to flag recovery values

FORM II 8330A

FORM III
HPLC/IC LAB CONTROL SAMPLE RECOVERY

Lab Name: Eurofins TestAmerica, Denver Job No.: 280-137702-1

SDG No.:

Matrix: Water Level: Low Lab File ID: 06270021.D

Lab ID: LCS 280-499221/2-A Client ID:

COMPOUND	SPIKE ADDED (ug/L)	LCS CONCENTRATION (ug/L)	LCS % REC	QC LIMITS REC	#
1,3,5-Trinitrobenzene	2.00	2.16	108	73-125	
1,3-Dinitrobenzene	2.00	2.05	102	78-120	
2,4,6-Trinitrotoluene	2.00	2.15	108	71-123	
2,4-Dinitrotoluene	2.00	1.91	96	78-120	
2,6-Dinitrotoluene	2.00	1.99	99	77-127	
2-Amino-4,6-dinitrotoluene	2.00	1.83	91	79-120	
2-Nitrotoluene	2.00	1.66	83	70-127	
3-Nitrotoluene	2.00	1.87	94	73-125	
4-Amino-2,6-dinitrotoluene	2.00	1.62	81	76-125	
4-Nitrotoluene	2.00	1.73	86	71-127	
HMX	2.00	2.01	101	65-135	M
Nitrobenzene	2.00	1.96	98	65-134	
RDX	2.00	1.94	97	68-130	
Tetryl	2.00	1.90	95	64-128	

Column to be used to flag recovery and RPD values

FORM III 8330A

FORM III
HPLC/IC LAB CONTROL SAMPLE RECOVERY

Lab Name: Eurofins TestAmerica, Denver Job No.: 280-137702-1

SDG No.:

Matrix: Water Level: Low Lab File ID: 06270023.D

Lab ID: LCS 280-499221/4-A Client ID:

COMPOUND	SPIKE ADDED (ug/L)	LCS CONCENTRATION (ug/L)	LCS % REC	QC LIMITS REC	#
MNX	2.33	2.14	92	57-132	M

Column to be used to flag recovery and RPD values

FORM III 8330A

FORM III
HPLC/IC LAB CONTROL SAMPLE RECOVERY

Lab Name: Eurofins TestAmerica, Denver Job No.: 280-137702-1

SDG No.:

Matrix: Water Level: Low Lab File ID: 06230018.D

Lab ID: LCS 280-499271/2-A Client ID:

COMPOUND	SPIKE ADDED (ug/L)	LCS CONCENTRATION (ug/L)	LCS % REC	QC LIMITS REC	#
1,3,5-Trinitrobenzene	2.00	2.25	113	73-125	
1,3-Dinitrobenzene	2.00	2.12	106	78-120	
2,4,6-Trinitrotoluene	2.00	2.27	113	71-123	
2,4-Dinitrotoluene	2.00	1.98	99	78-120	
2,6-Dinitrotoluene	2.00	2.01	100	77-127	
2-Amino-4,6-dinitrotoluene	2.00	1.91	95	79-120	
2-Nitrotoluene	2.00	1.46	73	70-127	
3-Nitrotoluene	2.00	1.61	81	73-125	
4-Amino-2,6-dinitrotoluene	2.00	1.67	84	76-125	
4-Nitrotoluene	2.00	1.58	79	71-127	
HMX	2.00	2.23	112	65-135	
Nitrobenzene	2.00	1.71	86	65-134	
RDX	2.00	2.08	104	68-130	
Tetryl	2.00	2.05	103	64-128	

Column to be used to flag recovery and RPD values

FORM III 8330A

FORM III
HPLC/IC LAB CONTROL SAMPLE RECOVERY

Lab Name: Eurofins TestAmerica, Denver Job No.: 280-137702-1

SDG No.:

Matrix: Water Level: Low Lab File ID: 06230019.D

Lab ID: LCS 280-499271/3-A Client ID:

COMPOUND	SPIKE ADDED (ug/L)	LCS CONCENTRATION (ug/L)	LCS % REC	QC LIMITS REC	#
MNX	2.33	2.07	89	57-132	M

Column to be used to flag recovery and RPD values

FORM III 8330A

FORM III
HPLC/IC LAB CONTROL SAMPLE DUPLICATE RECOVERY

Lab Name: Eurofins TestAmerica, Denver Job No.: 280-137702-1

SDG No.:

Matrix: Water Level: Low Lab File ID: 06270022.D

Lab ID: LCSD 280-499221/3-A Client ID:

COMPOUND	SPIKE ADDED (ug/L)	LCSD CONCENTRATION (ug/L)	LCSD % REC	% RPD	QC LIMITS RPD	QC LIMITS REC	#
1,3,5-Trinitrobenzene	2.00	2.25	112	4	30	73-125	
1,3-Dinitrobenzene	2.00	2.14	107	5	30	78-120	
2,4,6-Trinitrotoluene	2.00	2.21	111	3	30	71-123	
2,4-Dinitrotoluene	2.00	2.02	101	6	30	78-120	
2,6-Dinitrotoluene	2.00	2.03	102	2	30	77-127	
2-Amino-4,6-dinitrotoluene	2.00	1.96	98	7	30	79-120	
2-Nitrotoluene	2.00	1.84	92	10	30	70-127	
3-Nitrotoluene	2.00	2.01	101	7	30	73-125	
4-Amino-2,6-dinitrotoluene	2.00	1.73	86	6	30	76-125	
4-Nitrotoluene	2.00	1.92	96	11	30	71-127	
HMX	2.00	2.11	106	5	30	65-135	M
Nitrobenzene	2.00	2.09	104	6	30	65-134	
RDX	2.00	2.03	102	5	30	68-130	
Tetryl	2.00	1.97	98	3	30	64-128	

Column to be used to flag recovery and RPD values

FORM III 8330A

FORM III
HPLC/IC LAB CONTROL SAMPLE DUPLICATE RECOVERY

Lab Name: Eurofins TestAmerica, Denver Job No.: 280-137702-1

SDG No.:

Matrix: Water Level: Low Lab File ID: 06270024.D

Lab ID: LCSD 280-499221/5-A Client ID:

COMPOUND	SPIKE ADDED (ug/L)	LCSD CONCENTRATION (ug/L)	LCSD % REC	% RPD	QC LIMITS RPD	QC LIMITS REC	#
MNX	2.33	2.17	93	1	30	57-132	M

Column to be used to flag recovery and RPD values

FORM III 8330A

FORM III
HPLC/IC LAB CONTROL SAMPLE DUPLICATE RECOVERY

Lab Name: Eurofins TestAmerica, Denver Job No.: 280-137702-1

SDG No.:

Matrix: Water Level: Low Lab File ID: 06230020.D

Lab ID: LCSD 280-499271/4-A Client ID:

COMPOUND	SPIKE ADDED (ug/L)	LCSD CONCENTRATION (ug/L)	LCSD % REC	% RPD	QC LIMITS RPD	QC LIMITS REC	#
MNX	2.33	1.94 J	83	7	30	57-132	M

Column to be used to flag recovery and RPD values

FORM III 8330A

FORM IV
HPLC/IC METHOD BLANK SUMMARY

Lab Name: Eurofins TestAmerica, Denver Job No.: 280-137702-1

SDG No.:

Lab Sample ID: MB 280-499221/1-A

Matrix: Water Date Extracted: 06/18/2020 10:49

Lab File ID:(1) 06270020.D Lab File ID:(2)

Date Analyzed:(1) 06/27/2020 20:06 Date Analyzed:(2)

Instrument ID:(1) CHHPLC_X3 Instrument ID:(2) CHHPLC_G2_LUNA

GC Column:(1) UltraCarb5uO ID: 4.6(mm) GC Column:(2) Luna-phenylh ID: 4.6(mm)

THIS METHOD BLANK APPLIES TO THE FOLLOWING SAMPLES:

CLIENT SAMPLE ID	LAB SAMPLE ID	DATE ANALYZED 1	DATE ANALYZED 2
	LCS 280-499221/2-A	06/27/2020 20:29	
	LCSD 280-499221/3-A	06/27/2020 20:52	
	LCS 280-499221/4-A	06/27/2020 21:15	
	LCSD 280-499221/5-A	06/27/2020 21:38	
G0083-20A	280-137702-1	06/27/2020 22:01	06/30/2020 22:17
G0048-20A	280-137702-3	06/27/2020 22:47	
G0085-20A	280-137702-5	06/27/2020 23:33	07/01/2020 00:01
G0285-20A	280-137702-6	06/28/2020 01:06	07/01/2020 01:46
PZ015-20A	280-137702-7	06/28/2020 01:29	07/01/2020 02:21
PZ016-20A	280-137702-8	06/28/2020 01:52	07/01/2020 02:56
G0023-20A	280-137702-9	06/28/2020 02:15	07/01/2020 03:31
G0119-20A	280-137702-10	06/28/2020 02:38	07/01/2020 04:06
G0098-20A	280-137702-11	06/28/2020 03:01	07/01/2020 04:41
G0114-20A	280-137702-12	06/28/2020 03:24	07/01/2020 05:16
NW022-20A	280-137702-13	06/28/2020 03:47	07/01/2020 05:51
G0109-20A	280-137702-14	06/28/2020 04:10	07/01/2020 06:26
G0084-20A	280-137702-15	06/28/2020 04:33	07/01/2020 07:01
G0067-20A	280-137702-16	06/28/2020 06:05	
G0121-20A	280-137702-17	06/28/2020 06:28	07/01/2020 08:46
G0049-20A	280-137702-18	06/28/2020 06:51	
G0110-20A	280-137702-19	06/28/2020 07:14	07/01/2020 09:21
G0112-20A	280-137702-20	06/28/2020 07:37	07/01/2020 09:56
NW020-20A	280-137702-2	06/30/2020 19:19	06/30/2020 22:51
G0066R-20A	280-137702-4	06/30/2020 19:42	06/30/2020 23:26

FORM IV
HPLC/IC METHOD BLANK SUMMARY

Lab Name: Eurofins TestAmerica, Denver Job No.: 280-137702-1

SDG No.:

Lab Sample ID: MB 280-499271/1-A

Matrix: Water Date Extracted: 06/18/2020 17:20

Lab File ID:(1) 017-1701.D Lab File ID:(2)

Date Analyzed:(1) 06/23/2020 23:16 Date Analyzed:(2)

Instrument ID:(1) CHHPLC_X3 Instrument ID:(2) CHHPLC_G2_LUNA

GC Column:(1) UltraCarb5uO ID: 4.6(mm) GC Column:(2) Luna-phenylh ID: 4.6(mm)

THIS METHOD BLANK APPLIES TO THE FOLLOWING SAMPLES:

CLIENT SAMPLE ID	LAB SAMPLE ID	DATE ANALYZED 1	DATE ANALYZED 2
	LCS 280-499271/2-A	06/23/2020 22:07	
	LCS 280-499271/3-A	06/23/2020 22:30	
	LCSD 280-499271/4-A	06/23/2020 22:53	
G0094-20A	280-137702-21	06/23/2020 23:39	06/25/2020 13:40
G0099-20A	280-137702-22	06/24/2020 00:02	06/25/2020 14:15
NW021-20A	280-137702-23	06/24/2020 00:25	06/25/2020 14:50
NW023-20A	280-137702-24	06/24/2020 00:48	06/25/2020 15:25
G0022-20A	280-137702-25	06/24/2020 01:11	06/25/2020 16:00
G0024-20A	280-137702-26	06/24/2020 01:34	06/25/2020 16:35
G0097-20A	280-137702-27	06/24/2020 02:43	06/25/2020 18:20
G0113-20A	280-137702-28	06/24/2020 03:06	06/25/2020 18:55
G0108-20A	280-137702-29	06/24/2020 03:29	06/25/2020 19:30
G0118-20A	280-137702-30	06/24/2020 03:52	06/25/2020 20:05

FORM X
IDENTIFICATION SUMMARY

Lab Name: Eurofins TestAmerica, Denver Job No.: 280-137702-1

SDG No.:

Client Sample ID: NW020-20A Lab Sample ID: 280-137702-2

Instrument ID (1): CHHPLC_X3 Instrument ID (2): CHHPLC_G2_LUNA

Date Analyzed (1): 06/30/2020 19:19 Date Analyzed (2): 06/30/2020 22:51

GC Column (1): UltraCarb5uOD ID: 4.6(mm) GC Column (2): Luna-phenylhe ID: 4.6(mm)

ANALYTE	COL	PEAK	RT	RT WINDOW		CONCENTRATION		RPD
				FROM	TO	PEAK	MEAN	
RDX	1		7.79	7.63	7.93	1.5		2.0
	2		9.37	9.23	9.53	1.5		
2,4,6-Trinitrotoluene	1		11.26	11.15	11.35	0.59		19.1
	2		24.91	24.77	25.07	0.49		
4-Amino-2,6-dinitrotoluene	1		11.44	11.32	11.52	1.8		7.6
	2		17.49	17.33	17.63	2.0		
2-Amino-4,6-dinitrotoluene	1		11.74	11.61	11.81	1.4		11.3
	2		18.41	18.27	18.57	1.6		

FORM X
IDENTIFICATION SUMMARY

Lab Name: Eurofins TestAmerica, Denver Job No.: 280-137702-1

SDG No.:

Client Sample ID: G0066R-20A Lab Sample ID: 280-137702-4

Instrument ID (1): CHHPLC_X3 Instrument ID (2): CHHPLC_G2_LUNA

Date Analyzed (1): 06/30/2020 19:42 Date Analyzed (2): 06/30/2020 23:26

GC Column (1): UltraCarb5uOD ID: 4.6(mm) GC Column (2): Luna-phenylhe ID: 4.6(mm)

ANALYTE	COL	PEAK	RT	RT WINDOW		CONCENTRATION		RPD
				FROM	TO	PEAK	MEAN	
HMX	1		6.72	6.56	6.86	2.3		123.7
	2		7.16	7.01	7.31	0.53		
RDX	1		7.78	7.63	7.93	0.51		39.1
	2		9.37	9.23	9.53	0.34		
1,3,5-Trinitrobenzene	1		8.93	8.78	9.08	0.095		37.9
	2		19.14	19.01	19.31	0.14		
4-Amino-2,6-dinitrotoluene	1		11.43	11.32	11.52	0.46		28.4
	2		17.48	17.33	17.63	0.61		
2-Amino-4,6-dinitrotoluene	1		11.72	11.61	11.81	0.85		8.7
	2		18.40	18.27	18.57	0.93		

FORM X
IDENTIFICATION SUMMARY

Lab Name: Eurofins TestAmerica, Denver Job No.: 280-137702-1

SDG No.:

Client Sample ID: G0085-20A Lab Sample ID: 280-137702-5

Instrument ID (1): CHHPLC_X3 Instrument ID (2): CHHPLC_G2_LUNA

Date Analyzed (1): 06/27/2020 23:33 Date Analyzed (2): 07/01/2020 00:01

GC Column (1): UltraCarb5uOD ID: 4.6(mm) GC Column (2): Luna-phenylhe ID: 4.6(mm)

ANALYTE	COL	PEAK	RT	RT WINDOW		CONCENTRATION		RPD
				FROM	TO	PEAK	MEAN	
HMX	1		6.70	6.56	6.86	0.49		59.6
	2		7.16	7.01	7.31	0.26		

FORM X
IDENTIFICATION SUMMARY

Lab Name: Eurofins TestAmerica, Denver Job No.: 280-137702-1

SDG No.:

Client Sample ID: G0285-20A Lab Sample ID: 280-137702-6

Instrument ID (1): CHHPLC_X3 Instrument ID (2): CHHPLC_G2_LUNA

Date Analyzed (1): 06/28/2020 01:06 Date Analyzed (2): 07/01/2020 01:46

GC Column (1): UltraCarb5uOD ID: 4.6(mm) GC Column (2): Luna-phenylhe ID: 4.6(mm)

ANALYTE	COL	PEAK	RT	RT WINDOW		CONCENTRATION		RPD
				FROM	TO	PEAK	MEAN	
HMX	1		6.70	6.56	6.86	0.41		35.7
	2		7.16	7.01	7.31	0.29		

FORM X
IDENTIFICATION SUMMARY

Lab Name: Eurofins TestAmerica, Denver Job No.: 280-137702-1

SDG No.:

Client Sample ID: PZ016-20A Lab Sample ID: 280-137702-8

Instrument ID (1): CHHPLC_X3 Instrument ID (2): CHHPLC_G2_LUNA

Date Analyzed (1): 06/28/2020 01:52 Date Analyzed (2): 07/01/2020 02:56

GC Column (1): UltraCarb5uOD ID: 4.6(mm) GC Column (2): Luna-phenylhe ID: 4.6(mm)

ANALYTE	COL	PEAK	RT	RT WINDOW		CONCENTRATION		RPD
				FROM	TO	PEAK	MEAN	
RDX	1		7.77	7.64	7.94	0.15		33.9
	2		9.38	9.23	9.53	0.21		
4-Amino-2,6-dinitrotoluene	1		11.45	11.32	11.52	0.36		5.9
	2		17.48	17.33	17.63	0.34		
2-Amino-4,6-dinitrotoluene	1		11.74	11.62	11.82	0.19		53.9
	2		18.42	18.27	18.57	0.32		

FORM X
IDENTIFICATION SUMMARY

Lab Name: Eurofins TestAmerica, Denver Job No.: 280-137702-1

SDG No.:

Client Sample ID: G0119-20A Lab Sample ID: 280-137702-10

Instrument ID (1): CHHPLC_X3 Instrument ID (2): CHHPLC_G2_LUNA

Date Analyzed (1): 06/28/2020 02:38 Date Analyzed (2): 07/01/2020 04:06

GC Column (1): UltraCarb5uOD ID: 4.6(mm) GC Column (2): Luna-phenylhe ID: 4.6(mm)

ANALYTE	COL	PEAK	RT	RT WINDOW		CONCENTRATION		RPD
				FROM	TO	PEAK	MEAN	
HMX	1		6.70	6.56	6.86	0.45		129.0
	2		7.17	7.01	7.31	0.098		
RDX	1		7.76	7.64	7.94	1.1		132.1
	2		9.35	9.23	9.53	0.22		

FORM X
IDENTIFICATION SUMMARY

Lab Name: Eurofins TestAmerica, Denver Job No.: 280-137702-1

SDG No.:

Client Sample ID: G0098-20A Lab Sample ID: 280-137702-11

Instrument ID (1): CHHPLC_X3 Instrument ID (2): CHHPLC_G2_LUNA

Date Analyzed (1): 06/28/2020 03:01 Date Analyzed (2): 07/01/2020 04:41

GC Column (1): UltraCarb5uOD ID: 4.6(mm) GC Column (2): Luna-phenylhe ID: 4.6(mm)

ANALYTE	COL	PEAK	RT	RT WINDOW		CONCENTRATION		RPD
				FROM	TO	PEAK	MEAN	
RDX	1		7.77	7.64	7.94	0.89		148.2
	2		9.40	9.23	9.53	0.13		

FORM X
IDENTIFICATION SUMMARY

Lab Name: Eurofins TestAmerica, Denver Job No.: 280-137702-1

SDG No.:

Client Sample ID: G0109-20A Lab Sample ID: 280-137702-14

Instrument ID (1): CHHPLC_X3 Instrument ID (2): CHHPLC_G2_LUNA

Date Analyzed (1): 06/28/2020 04:10 Date Analyzed (2): 07/01/2020 06:26

GC Column (1): UltraCarb5uOD ID: 4.6(mm) GC Column (2): Luna-phenylhe ID: 4.6(mm)

ANALYTE	COL	PEAK	RT	RT WINDOW		CONCENTRATION		RPD
				FROM	TO	PEAK	MEAN	
HMX	1		6.71	6.56	6.86	0.43		102.1
	2		7.15	7.01	7.31	0.14		
RDX	1		7.78	7.64	7.94	0.68		103.9
	2		9.44	9.23	9.53	0.21		

FORM X
IDENTIFICATION SUMMARY

Lab Name: Eurofins TestAmerica, Denver Job No.: 280-137702-1

SDG No.:

Client Sample ID: G0121-20A Lab Sample ID: 280-137702-17

Instrument ID (1): CHHPLC_X3 Instrument ID (2): CHHPLC_G2_LUNA

Date Analyzed (1): 06/28/2020 06:28 Date Analyzed (2): 07/01/2020 08:46

GC Column (1): UltraCarb5uOD ID: 4.6(mm) GC Column (2): Luna-phenylhe ID: 4.6(mm)

ANALYTE	COL	PEAK	RT	RT WINDOW		CONCENTRATION		RPD
				FROM	TO	PEAK	MEAN	
HMX	1		6.71	6.56	6.86	17		22.6
	2		7.16	7.01	7.31	13		
MNX	1		7.38	7.23	7.53	6.5		117.7
	2		7.92	7.79	8.09	1.7		
RDX	1		7.79	7.64	7.94	13		6.5
	2		9.36	9.23	9.53	12		
4-Amino-2,6-dinitrotoluene	1		11.45	11.32	11.52	1.1		6.6
	2		17.42	17.33	17.63	1.2		
2-Amino-4,6-dinitrotoluene	1		11.75	11.62	11.82	0.91		4.7
	2		18.38	18.27	18.57	0.95		

FORM X
IDENTIFICATION SUMMARY

Lab Name: Eurofins TestAmerica, Denver Job No.: 280-137702-1

SDG No.:

Client Sample ID: G0094-20A Lab Sample ID: 280-137702-21

Instrument ID (1): CHHPLC_X3 Instrument ID (2): CHHPLC_G2_LUNA

Date Analyzed (1): 06/23/2020 23:39 Date Analyzed (2): 06/25/2020 13:40

GC Column (1): UltraCarb5uOD ID: 4.6(mm) GC Column (2): Luna-phenylhe ID: 4.6(mm)

ANALYTE	COL	PEAK	RT	RT WINDOW		CONCENTRATION		RPD
				FROM	TO	PEAK	MEAN	
RDX	1		7.78	7.64	7.94	2.7		83.9
	2		9.37	9.21	9.51	1.1		
1,3-Dinitrobenzene	1		9.59	9.42	9.72	0.29		61.3
	2		15.84	15.66	15.96	0.15		
2,4,6-Trinitrotoluene	1		11.19	11.10	11.30	8.5		15.0
	2		24.90	24.76	25.06	7.3		
4-Amino-2,6-dinitrotoluene	1		11.35	11.26	11.46	9.7		8.9
	2		17.46	17.32	17.62	11		
2-Amino-4,6-dinitrotoluene	1		11.64	11.56	11.76	13		5.2
	2		18.40	18.25	18.55	12		

FORM X
IDENTIFICATION SUMMARY

Lab Name: Eurofins TestAmerica, Denver Job No.: 280-137702-1

SDG No.:

Client Sample ID: G0099-20A Lab Sample ID: 280-137702-22

Instrument ID (1): CHHPLC_X3 Instrument ID (2): CHHPLC_G2_LUNA

Date Analyzed (1): 06/24/2020 00:02 Date Analyzed (2): 06/25/2020 14:15

GC Column (1): UltraCarb5uOD ID: 4.6(mm) GC Column (2): Luna-phenylhe ID: 4.6(mm)

ANALYTE	COL	PEAK	RT	RT WINDOW		CONCENTRATION		RPD
				FROM	TO	PEAK	MEAN	
RDX	1		7.77	7.64	7.94	1.3		89.4
	2		9.40	9.21	9.51	0.50		
2-Amino-4,6-dinitrotoluene	1		11.70	11.56	11.76	0.15		135.8
	2		18.38	18.25	18.55	0.79		

FORM X
IDENTIFICATION SUMMARY

Lab Name: Eurofins TestAmerica, Denver Job No.: 280-137702-1

SDG No.:

Client Sample ID: NW021-20A Lab Sample ID: 280-137702-23

Instrument ID (1): CHHPLC_X3 Instrument ID (2): CHHPLC_G2_LUNA

Date Analyzed (1): 06/24/2020 00:25 Date Analyzed (2): 06/25/2020 14:50

GC Column (1): UltraCarb5uOD ID: 4.6(mm) GC Column (2): Luna-phenylhe ID: 4.6(mm)

ANALYTE	COL	PEAK	RT	RT WINDOW		CONCENTRATION		RPD
				FROM	TO	PEAK	MEAN	
4-Amino-2,6-dinitrotoluene	1		11.35	11.26	11.46	1.0		6.3
	2		17.49	17.32	17.62	1.1		
2-Amino-4,6-dinitrotoluene	1		11.65	11.56	11.76	2.2		5.3
	2		18.41	18.25	18.55	2.1		

FORM X
IDENTIFICATION SUMMARY

Lab Name: Eurofins TestAmerica, Denver Job No.: 280-137702-1

SDG No.:

Client Sample ID: NW023-20A Lab Sample ID: 280-137702-24

Instrument ID (1): CHHPLC_X3 Instrument ID (2): CHHPLC_G2_LUNA

Date Analyzed (1): 06/24/2020 00:48 Date Analyzed (2): 06/25/2020 15:25

GC Column (1): UltraCarb5uOD ID: 4.6(mm) GC Column (2): Luna-phenylhe ID: 4.6(mm)

ANALYTE	COL	PEAK	RT	RT WINDOW		CONCENTRATION		RPD
				FROM	TO	PEAK	MEAN	
4-Amino-2,6-dinitrotoluene	1		11.37	11.26	11.46	1.1		5.9
	2		17.48	17.32	17.62	1.1		
2-Amino-4,6-dinitrotoluene	1		11.65	11.56	11.76	2.2		3.9
	2		18.40	18.25	18.55	2.1		

FORM X
IDENTIFICATION SUMMARY

Lab Name: Eurofins TestAmerica, Denver Job No.: 280-137702-1

SDG No.:

Client Sample ID: G0022-20A Lab Sample ID: 280-137702-25

Instrument ID (1): CHHPLC_X3 Instrument ID (2): CHHPLC_G2_LUNA

Date Analyzed (1): 06/24/2020 01:11 Date Analyzed (2): 06/25/2020 16:00

GC Column (1): UltraCarb5uOD ID: 4.6(mm) GC Column (2): Luna-phenylhe ID: 4.6(mm)

ANALYTE	COL	PEAK	RT	RT WINDOW		CONCENTRATION		RPD
				FROM	TO	PEAK	MEAN	
2,4,6-Trinitrotoluene	1		11.20	11.10	11.30	2.3		11.2
	2		24.91	24.76	25.06	2.1		
4-Amino-2,6-dinitrotoluene	1		11.36	11.26	11.46	1.4		7.7
	2		17.46	17.32	17.62	1.3		
2-Amino-4,6-dinitrotoluene	1		11.65	11.56	11.76	1.8		4.7
	2		18.40	18.25	18.55	1.7		
2,4-Dinitrotoluene	1		11.98	11.89	12.09	0.049		52.3
	2		20.61	20.43	20.73	0.084		

FORM X
IDENTIFICATION SUMMARY

Lab Name: Eurofins TestAmerica, Denver Job No.: 280-137702-1

SDG No.:

Client Sample ID: G0024-20A Lab Sample ID: 280-137702-26

Instrument ID (1): CHHPLC_X3 Instrument ID (2): CHHPLC_G2_LUNA

Date Analyzed (1): 06/24/2020 01:34 Date Analyzed (2): 06/25/2020 16:35

GC Column (1): UltraCarb5uOD ID: 4.6(mm) GC Column (2): Luna-phenylhe ID: 4.6(mm)

ANALYTE	COL	PEAK	RT	RT WINDOW		CONCENTRATION		RPD
				FROM	TO	PEAK	MEAN	
RDX	1		7.78	7.64	7.94	0.59		35.6
	2		9.37	9.21	9.51	0.41		
2,4,6-Trinitrotoluene	1		11.21	11.10	11.30	0.63		57.2
	2		24.92	24.76	25.06	0.35		
4-Amino-2,6-dinitrotoluene	1		11.38	11.26	11.46	1.5		14.8
	2		17.47	17.32	17.62	1.3		
2-Amino-4,6-dinitrotoluene	1		11.66	11.56	11.76	1.3		14.2
	2		18.40	18.25	18.55	1.1		

FORM X
IDENTIFICATION SUMMARY

Lab Name: Eurofins TestAmerica, Denver Job No.: 280-137702-1

SDG No.:

Client Sample ID: G0113-20A Lab Sample ID: 280-137702-28

Instrument ID (1): CHHPLC_X3 Instrument ID (2): CHHPLC_G2_LUNA

Date Analyzed (1): 06/24/2020 03:06 Date Analyzed (2): 06/25/2020 18:55

GC Column (1): UltraCarb5uOD ID: 4.6(mm) GC Column (2): Luna-phenylhe ID: 4.6(mm)

ANALYTE	COL	PEAK	RT	RT WINDOW		CONCENTRATION		RPD
				FROM	TO	PEAK	MEAN	
1,3-Dinitrobenzene	1		9.60	9.42	9.72	0.045		145.8
	2		15.82	15.66	15.96	0.29		

FORM X
IDENTIFICATION SUMMARY

Lab Name: Eurofins TestAmerica, Denver Job No.: 280-137702-1

SDG No.:

Client Sample ID: G0118-20A Lab Sample ID: 280-137702-30

Instrument ID (1): CHHPLC_X3 Instrument ID (2): CHHPLC_G2_LUNA

Date Analyzed (1): 06/24/2020 03:52 Date Analyzed (2): 06/25/2020 20:05

GC Column (1): UltraCarb5uOD ID: 4.6(mm) GC Column (2): Luna-phenylhe ID: 4.6(mm)

ANALYTE	COL	PEAK	RT	RT WINDOW		CONCENTRATION		RPD
				FROM	TO	PEAK	MEAN	
2-Amino-4,6-dinitrotoluene	1		11.65	11.56	11.76	1.5		22.5
	2		18.41	18.25	18.55	1.9		

FORM I
HPLC/IC ORGANICS ANALYSIS DATA SHEET

Lab Name: Eurofins TestAmerica, Denver Job No.: 280-137702-1

SDG No.:

Client Sample ID: G0083-20A Lab Sample ID: 280-137702-1

Matrix: Water Lab File ID: 06270025.D

Analysis Method: 8330A Date Collected: 06/14/2020 13:35

Extraction Method: 3535 Date Extracted: 06/18/2020 10:49

Sample wt/vol: 477.4(mL) Date Analyzed: 06/27/2020 22:01

Con. Extract Vol.: 5(mL) Dilution Factor: 1

Injection Volume: 100(uL) GC Column: UltraCarb5uODS ID: 4.6(mm)

% Moisture: GPC Cleanup:(Y/N) N

Analysis Batch No.: 500385 Units: ug/L

CAS NO.	COMPOUND NAME	RESULT	Q	LOQ	LOD	DL
99-35-4	1,3,5-Trinitrobenzene	0.21	U	0.22	0.21	0.088
99-65-0	1,3-Dinitrobenzene	0.10	U	0.12	0.10	0.039
118-96-7	2,4,6-Trinitrotoluene	0.10	U Q	0.12	0.10	0.047
121-14-2	2,4-Dinitrotoluene	0.084	U	0.10	0.084	0.029
606-20-2	2,6-Dinitrotoluene	0.084	U	0.10	0.084	0.042
35572-78-2	2-Amino-4,6-dinitrotoluene	0.10	U	0.12	0.10	0.053
88-72-2	2-Nitrotoluene	0.21	U	0.22	0.21	0.090
99-08-1	3-Nitrotoluene	0.42	U	0.42	0.42	0.20
19406-51-0	4-Amino-2,6-dinitrotoluene	0.13	U	0.16	0.13	0.060
99-99-0	4-Nitrotoluene	0.42	U	0.43	0.42	0.10
2691-41-0	HMX	0.21	U	0.22	0.21	0.092
5755-27-1	MNX	0.42	U	2.1	0.42	0.16
121-82-4	RDX	0.21	U	0.22	0.21	0.054

CAS NO.	SURROGATE	%REC	Q	LIMITS
528-29-0	1,2-Dinitrobenzene	101	M	83-119

Eurofins TestAmerica, Denver
Target Compound Quantitation Report

Data File: \\chromfs\Denver\ChromData\CHHPLC_X\20200627-92823.b\06270025.D
Lims ID: 280-137702-A-1-A
Client ID: G0083-20A
Sample Type: Client
Inject. Date: 27-Jun-2020 22:01:48 ALS Bottle#: 25 Worklist Smp#: 25
Injection Vol: 100.0 ul Dil. Factor: 1.0000
Sample Info: 280-137702-A-1-A
Misc. Info.: 280-0092823-025
Operator ID: JZ Instrument ID: CHHPLC_X3

Method: \\chromfs\Denver\ChromData\CHHPLC_X\20200627-92823.b\8330_X3.m
Limit Group: GCSV - 8330
Last Update: 30-Jun-2020 14:54:17 Calib Date: 26-Jun-2020 01:16:48
Integrator: Falcon
Quant Method: External Standard Quant By: Initial Calibration
Last ICal File: \\chromfs\Denver\ChromData\CHHPLC_X\20200625-92750.b\06250013.D

Column 1 : UltraCarb5uODS (20) (4.60 mm) Det: LC DAD1B, 254 nm
Process Host: CTX1061

First Level Reviewer: zhangji Date: 30-Jun-2020 14:35:55

	Compound	Det	RT (min.)	Exp RT (min.)	Dlt RT (min.)	Response	OnCol Amt ug/mL	Flags
	3 HMX	1		6.710			ND	
	6 MNX	1		7.384			ND	
	7 RDX	1		7.790			ND	
$	9 1,2-Dinitrobenzene	1	8.756	8.756	0.000	27783	0.2010	M
	10 1,3,5-Trinitrobenzene	1		8.930			ND	
	11 1,3-Dinitrobenzene	1		9.583			ND	
	12 Nitrobenzene	1	9.970	9.963	0.007	3293	0.0164	M
	14 Tetryl	1	10.263	10.283	-0.020	1972	0.0111	
	16 2,4,6-Trinitrotoluene	1		11.250			ND	
	17 4-Amino-2,6-dinitrotoluene	1		11.423			ND	
	18 2-Amino-4,6-dinitrotoluene	1		11.716			ND	
	19 2,6-Dinitrotoluene	1		11.850			ND	
	20 2,4-Dinitrotoluene	1		12.050			ND	
	21 o-Nitrotoluene	1		12.870			ND	
	22 p-Nitrotoluene	1		13.310			ND	
	23 m-Nitrotoluene	1		13.896			ND	

QC Flag Legend

Review Flags
M - Manually Integrated

Report Date: 30-Jun-2020 14:54:20 Chrom Revision: 2.3 21-Jun-2020 18:30:46

Eurofins TestAmerica, Denver

Data File: \\chromfs\denver\chromdata\chhplc_x\20200627-92823.b\06270025.d

Injection Date:	27-Jun-2020 22:01:48	Instrument ID:	CHHPLC_X3	Operator ID:	JZ
Lims ID:	280-137702-A-1-A	Lab Sample ID:	280-137702-1	Worklist Smp#:	25
Client ID:	G0083-20A				
Injection Vol:	100.0 ul	Dil. Factor:	1.0000	ALS Bottle#:	25
Method:	8330_X3	Limit Group:	GCSV - 8330		

Column: UltraCarb5uODS (20) (4.60 mm) Y Scaling: Method Defined: Scale to the Nth Largest Target: 1

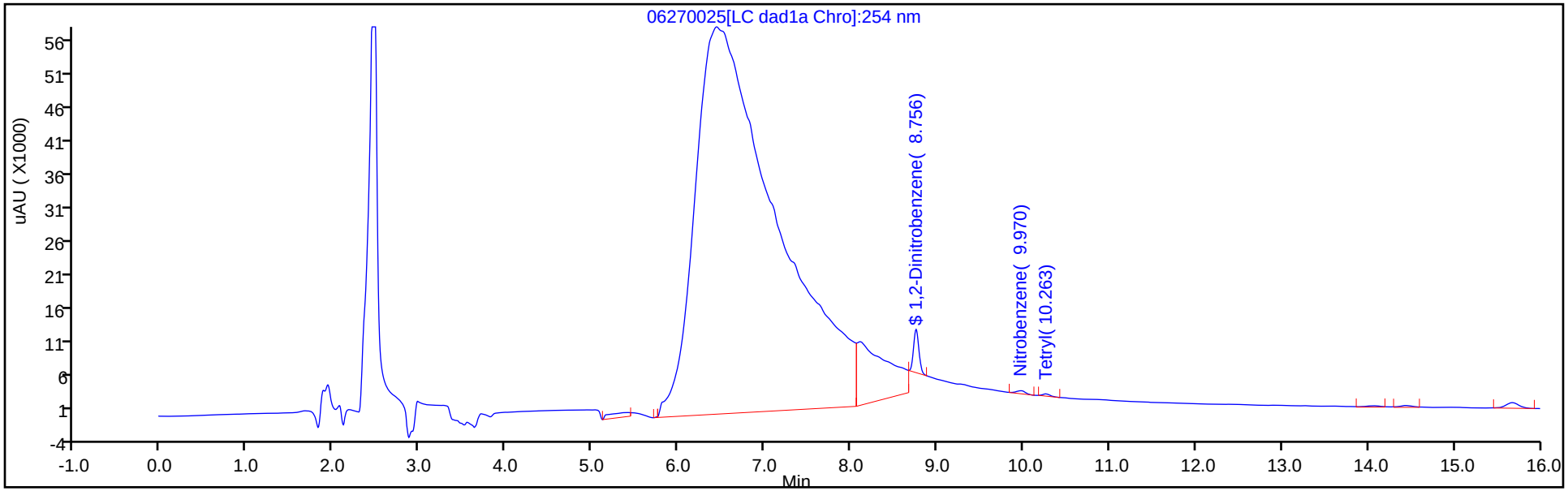

Y Scaling: Method Defined: Scale to the Nth Largest Target: 1

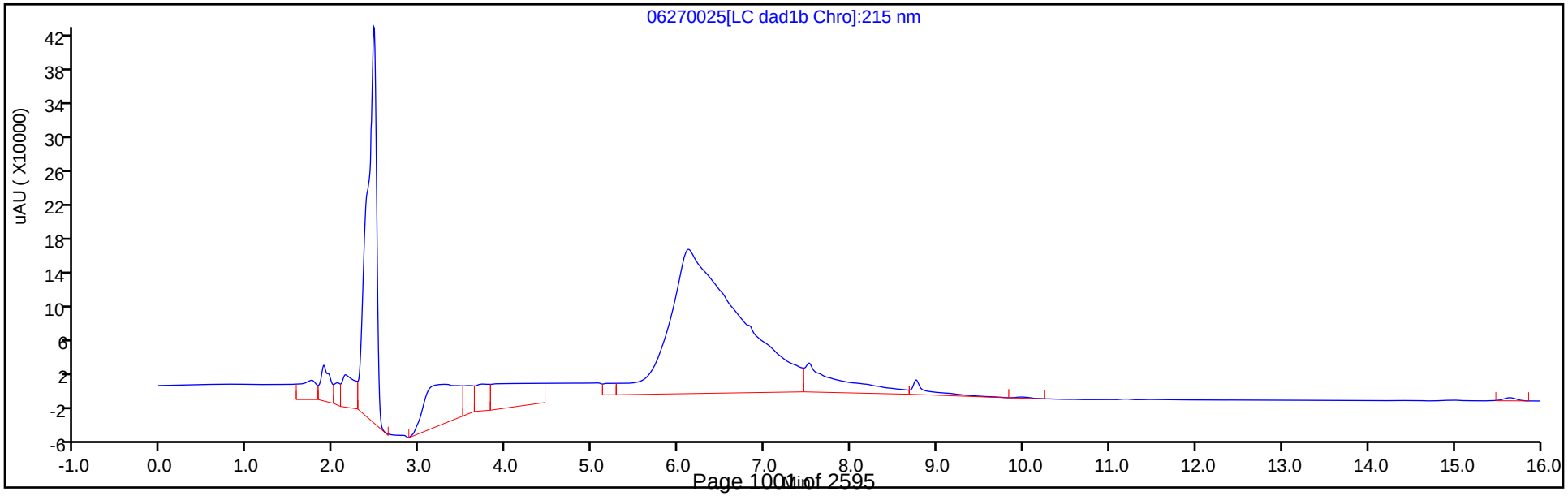

Eurofins TestAmerica, Denver
Recovery Report

Data File:	\\chromfs\Denver\ChromData\CHHPLC_X\20200627-92823.b\06270025.D				
Lims ID:	280-137702-A-1-A				
Client ID:	G0083-20A				
Sample Type:	Client				
Inject. Date:	27-Jun-2020 22:01:48	ALS Bottle#:	25	Worklist Smp#:	25
Injection Vol:	100.0 ul	Dil. Factor:	1.0000		
Sample Info:	280-137702-A-1-A				
Misc. Info.:	280-0092823-025				
Operator ID:	JZ	Instrument ID:	CHHPLC_X3		
Method:	\\chromfs\Denver\ChromData\CHHPLC_X\20200627-92823.b\8330_X3.m				
Limit Group:	GCSV - 8330				
Last Update:	30-Jun-2020 14:54:17	Calib Date:	26-Jun-2020 01:16:48		
Integrator:	Falcon				
Quant Method:	External Standard	Quant By:	Initial Calibration		
Last ICal File:	\\chromfs\Denver\ChromData\CHHPLC_X\20200625-92750.b\06250013.D				
Column 1 :	UltraCarb5uODS (20) (4.60 mm)		Det: LC DAD1B, 254 nm		
Process Host:	CTX1061				
First Level Reviewer: zhangji		Date:	30-Jun-2020 14:35:55		

Compound	Amount Added	Amount Recovered	% Rec.
$ 9 1,2-Dinitrobenzene	0.2000	0.2010	100.51

Manual Integration/User Assign Peak Report

Eurofins TestAmerica, Denver

Data File:	\\chromfs\denver\chromdata\chhplc_x\20200627-92823.b\06270025.d				
Injection Date:	27-Jun-2020 22:01:48	Instrument ID:	CHHPLC_X3		
Lims ID:	280-137702-A-1-A	Lab Sample ID:	280-137702-1		
Client ID:	G0083-20A				
Operator ID:	JZ	ALS Bottle#:	25	Worklist Smp#:	25
Injection Vol:	100.0 ul	Dil. Factor:	1.0000		
Method:	8330_X3	Limit Group:	GCSV - 8330		
Column:	UltraCarb5uODS (20) (4.60 mm)	Detector	LC DAD1B, 254 nm		

$ 9 1,2-Dinitrobenzene, CAS: 528-29-0

Signal: 1

Processing Integration Results

RT: 8.76
Area: 89473
Amount: 0.647360
Amount Units: ug/mL

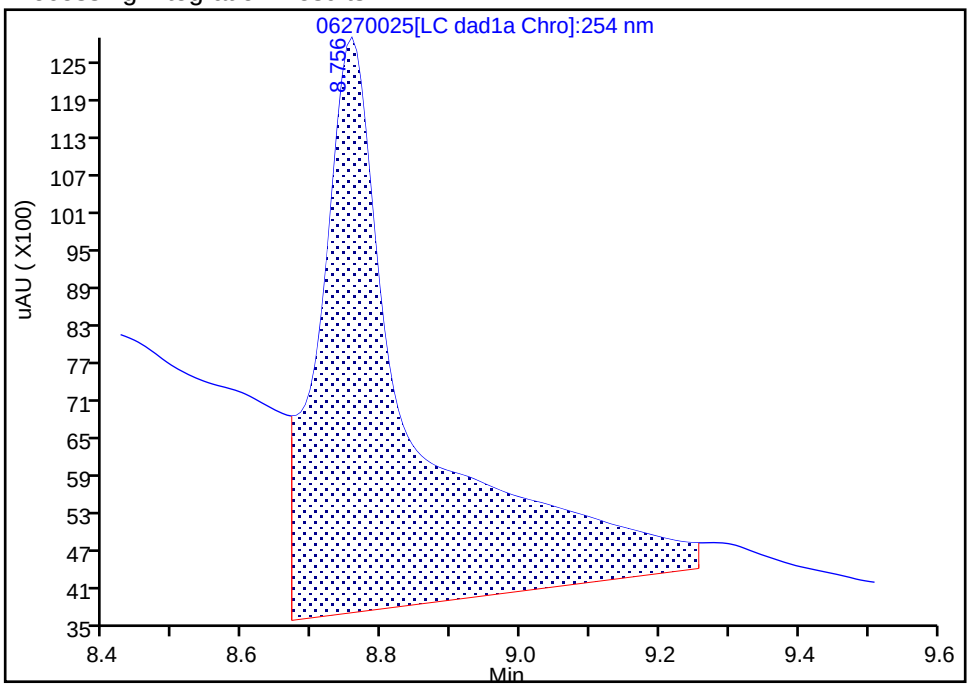

Manual Integration Results

RT: 8.76
Area: 27783
Amount: 0.201017
Amount Units: ug/mL

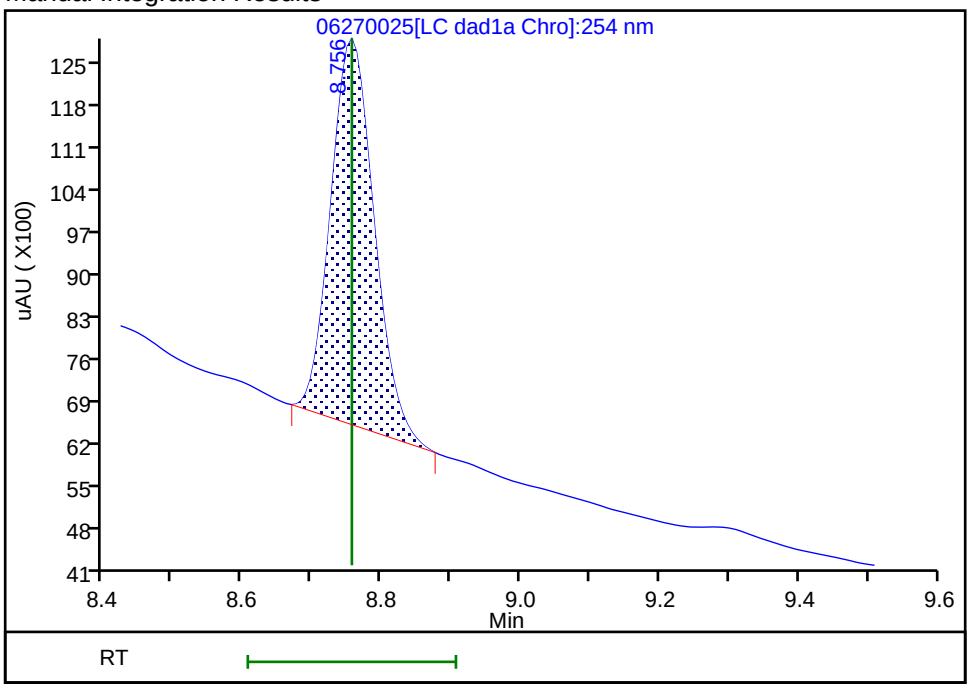

Reviewer: zhangji, 30-Jun-2020 14:35:43

Audit Action: Manually Integrated Audit Reason: Baseline

Manual Integration/User Assign Peak Report

Eurofins TestAmerica, Denver

Data File:	\\chromfs\denver\chromdata\chhplc_x\20200627-92823.b\06270025.d				
Injection Date:	27-Jun-2020 22:01:48	Instrument ID:	CHHPLC_X3		
Lims ID:	280-137702-A-1-A	Lab Sample ID:	280-137702-1		
Client ID:	G0083-20A				
Operator ID:	JZ	ALS Bottle#:	25	Worklist Smp#:	25
Injection Vol:	100.0 ul	Dil. Factor:	1.0000		
Method:	8330_X3	Limit Group:	GCSV - 8330		
Column:	UltraCarb5uODS (20) (4.60 mm)	Detector	LC DAD1B, 254 nm		

12 Nitrobenzene, CAS: 98-95-3

Signal: 1

Processing Integration Results

RT: 9.97
Area: 4907
Amount: 0.024486
Amount Units: ug/mL

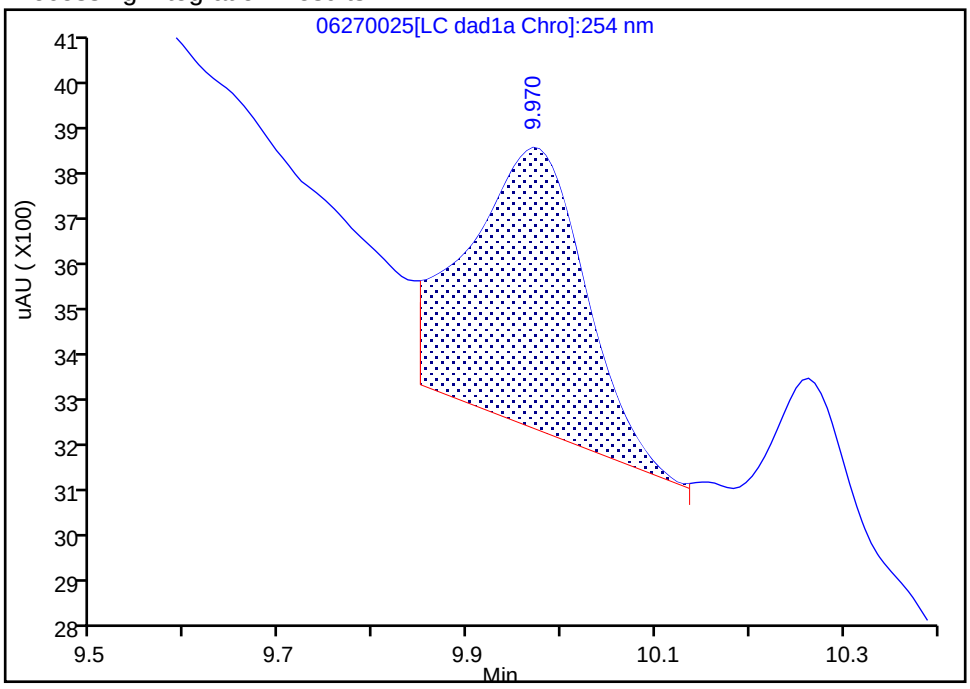

Manual Integration Results

RT: 9.97
Area: 3293
Amount: 0.016432
Amount Units: ug/mL

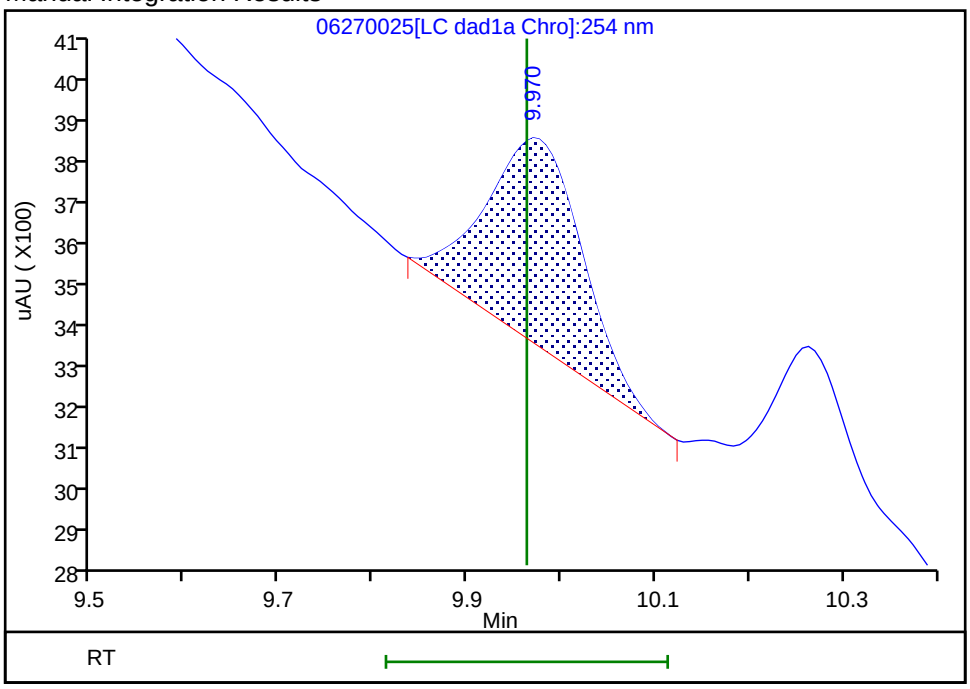

Reviewer: zhangji, 30-Jun-2020 14:35:50

Audit Action: Manually Integrated Audit Reason: Baseline

FORM I
HPLC/IC ORGANICS ANALYSIS DATA SHEET

Lab Name: Eurofins TestAmerica, Denver Job No.: 280-137702-1

SDG No.:

Client Sample ID: G0083-20A Lab Sample ID: 280-137702-1

Matrix: Water Lab File ID: 06300014.D

Analysis Method: 8330A Date Collected: 06/14/2020 13:35

Extraction Method: 3535 Date Extracted: 06/18/2020 10:49

Sample wt/vol: 477.4(mL) Date Analyzed: 06/30/2020 22:17

Con. Extract Vol.: 5(mL) Dilution Factor: 1

Injection Volume: 100(uL) GC Column: Luna-phenylhex ID: 4.6(mm)

% Moisture: GPC Cleanup:(Y/N) N

Analysis Batch No.: 500692 Units: ug/L

CAS NO.	COMPOUND NAME	RESULT	Q	LOQ	LOD	DL
98-95-3	Nitrobenzene	0.21	U	0.22	0.21	0.095
479-45-8	Tetryl	0.10	U M	0.12	0.10	0.033

CAS NO.	SURROGATE	%REC	Q	LIMITS
528-29-0	1,2-Dinitrobenzene	99		83-119

Eurofins TestAmerica, Denver
Target Compound Quantitation Report

Data File: \\chromfs\Denver\ChromData\G2_LUNA\20200630-92910.b\06300014.D
Lims ID: 280-137702-A-1-A
Client ID: G0083-20A
Sample Type: Client
Inject. Date: 30-Jun-2020 22:17:00 ALS Bottle#: 14 Worklist Smp#: 14
Injection Vol: 100.0 ul Dil. Factor: 1.0000
Sample Info: 280-137702-A-1-A
Misc. Info.: 280-0092910-014
Operator ID: JZ Instrument ID: CHHPLC_G2_LUNA

Method: \\chromfs\Denver\ChromData\G2_LUNA\20200630-92910.b\G2_8330_Luna.m
Limit Group: GCSV - 8330
Last Update: 01-Jul-2020 17:34:02 Calib Date: 15-May-2020 02:11:20
Integrator: Falcon
Quant Method: External Standard Quant By: Initial Calibration
Last ICal File: \\chromfs\Denver\ChromData\G2_LUNA\20200514-91518.b\05140024.D

Column 1 : Luna-Phenyl hexyl (4.60 mm) Det: LC DAD1A, 254 nm
Process Host: CTX1062

First Level Reviewer: zhangji Date: 01-Jul-2020 16:57:48

Compound	Det	RT (min.)	Exp RT (min.)	Dlt RT (min.)	Response	OnCol Amt ug/ml	Flags
6 HMX	1		7.162			ND	
7 MNX	1		7.943			ND	
8 RDX	1		9.382			ND	U
9 Nitrobenzene	1		12.296			ND	
$ 10 1,2-Dinitrobenzene	1	13.286	13.296	-0.010	56783	0.1982	
12 1,3-Dinitrobenzene	1		15.822			ND	
14 o-Nitrotoluene	1		16.762			ND	U
15 p-Nitrotoluene	1		17.022			ND	
16 4-Amino-2,6-dinitrotoluene	1		17.482			ND	
17 m-Nitrotoluene	1		17.982			ND	U
18 2-Amino-4,6-dinitrotoluene	1		18.416			ND	
19 1,3,5-Trinitrobenzene	1		19.162			ND	
20 2,6-Dinitrotoluene	1		20.076			ND	
21 2,4-Dinitrotoluene	1		20.596			ND	
22 Tetryl	1		23.896			ND	U
23 2,4,6-Trinitrotoluene	1		24.922			ND	

QC Flag Legend

Review Flags
U - Marked Undetected

Report Date: 01-Jul-2020 17:34:06 Chrom Revision: 2.3 21-Jun-2020 18:30:46

Eurofins TestAmerica, Denver

Data File:	\\chromfs\denver\chromdata\g2_luna\20200630-92910.b\06300014.d				
Injection Date:	30-Jun-2020 22:17:00	Instrument ID:	CHHPLC_G2_LUNA	Operator ID:	JZ
Lims ID:	280-137702-A-1-A	Lab Sample ID:	280-137702-1	Worklist Smp#:	14
Client ID:	G0083-20A				
Injection Vol:	100.0 ul	Dil. Factor:	1.0000	ALS Bottle#:	14
Method:	G2_8330_Luna	Limit Group:	GCSV - 8330		

Column: Luna-Phenyl hexyl (4.60 mm) Y Scaling: Method Defined: Scale to the Nth Largest Peak: 1

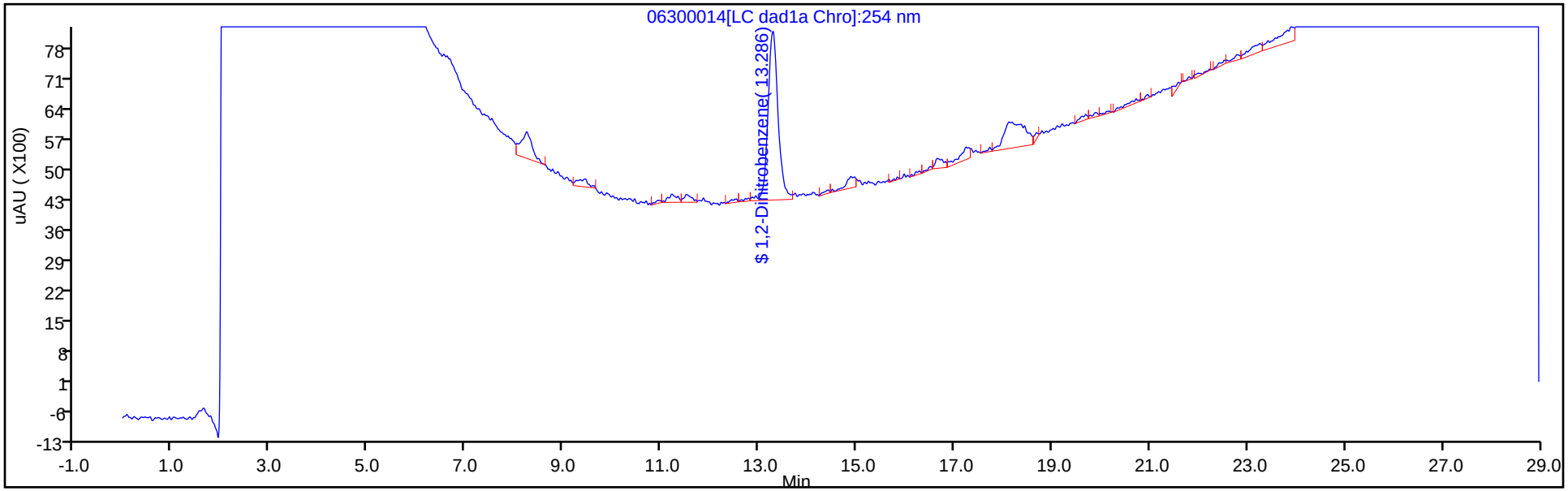

Y Scaling: Method Defined: Scale to the Nth Largest Peak: 1

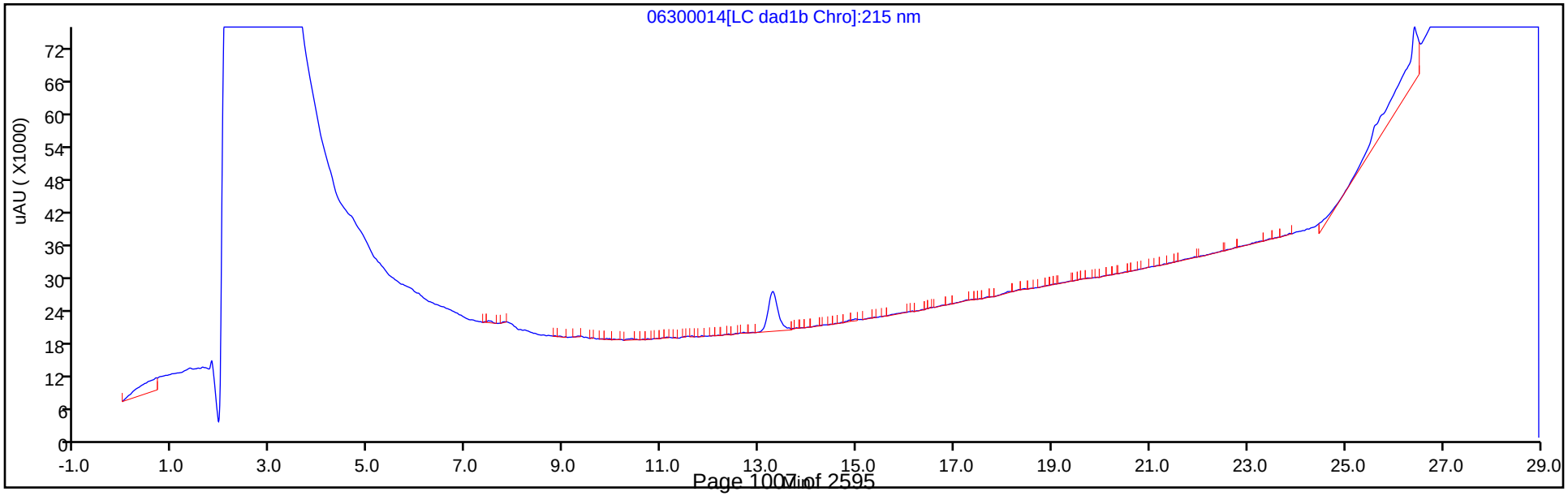

Eurofins TestAmerica, Denver
Recovery Report

Data File:	\\chromfs\Denver\ChromData\G2_LUNA\20200630-92910.b\06300014.D				
Lims ID:	280-137702-A-1-A				
Client ID:	G0083-20A				
Sample Type:	Client				
Inject. Date:	30-Jun-2020 22:17:00	ALS Bottle#:	14	Worklist Smp#:	14
Injection Vol:	100.0 ul	Dil. Factor:	1.0000		
Sample Info:	280-137702-A-1-A				
Misc. Info.:	280-0092910-014				
Operator ID:	JZ	Instrument ID:	CHHPLC_G2_LUNA		
Method:	\\chromfs\Denver\ChromData\G2_LUNA\20200630-92910.b\G2_8330_Luna.m				
Limit Group:	GCSV - 8330				
Last Update:	01-Jul-2020 17:34:02	Calib Date:	15-May-2020 02:11:20		
Integrator:	Falcon				
Quant Method:	External Standard	Quant By:	Initial Calibration		
Last ICal File:	\\chromfs\Denver\ChromData\G2_LUNA\20200514-91518.b\05140024.D				
Column 1 :	Luna-Phenyl hexyl (4.60 mm)		Det: LC DAD1A, 254 nm		
Process Host:	CTX1062				
First Level Reviewer: zhangji		Date:	01-Jul-2020 16:57:48		

Compound	Amount Added	Amount Recovered	% Rec.
$ 10 1,2-Dinitrobenzene	0.2000	0.1982	99.10

User Disabled Compound Report

Eurofins TestAmerica, Denver

Data File:	\\chromfs\denver\chromdata\g2_luna\20200630-92910.b\06300014.d				
Injection Date:	30-Jun-2020 22:17:00	Instrument ID:	CHHPLC_G2_LUNA		
Lims ID:	280-137702-A-1-A	Lab Sample ID:	280-137702-1		
Client ID:	G0083-20A				
Operator ID:	JZ	ALS Bottle#:	14	Worklist Smp#:	14
Injection Vol:	100.0 ul	Dil. Factor:	1.0000		
Method:	G2_8330_Luna	Limit Group:	GCSV - 8330		
Column:	Luna-Phenyl hexyl (4.60 mm)	Detector	LC DAD1A, 254 nm		

14 o-Nitrotoluene, CAS: 88-72-2, Signal: 1

RT: 16.65
Response: 2798
Amount: 0.010250

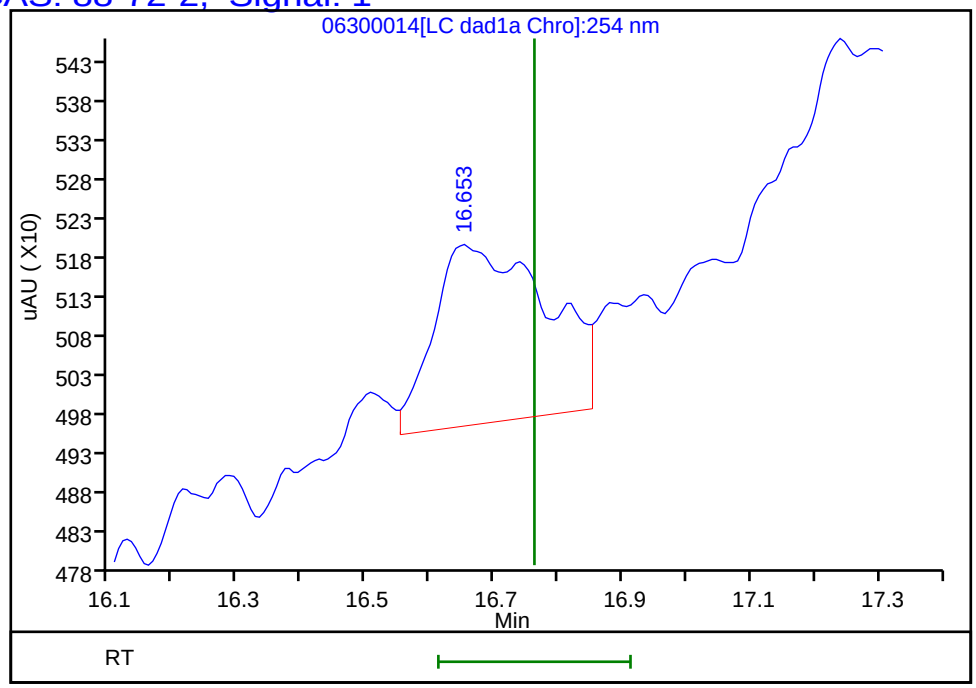

Reviewer: zhangji, 01-Jul-2020 16:57:48
Audit Action: Marked Compound Undetected Audit Reason: Invalid Compound ID

User Disabled Compound Report

Eurofins TestAmerica, Denver

Data File:	\\chromfs\denver\chromdata\g2_luna\20200630-92910.b\06300014.d				
Injection Date:	30-Jun-2020 22:17:00	Instrument ID:	CHHPLC_G2_LUNA		
Lims ID:	280-137702-A-1-A	Lab Sample ID:	280-137702-1		
Client ID:	G0083-20A				
Operator ID:	JZ	ALS Bottle#:	14	Worklist Smp#:	14
Injection Vol:	100.0 ul	Dil. Factor:	1.0000		
Method:	G2_8330_Luna	Limit Group:	GCSV - 8330		
Column:	Luna-Phenyl hexyl (4.60 mm)	Detector	LC DAD1A, 254 nm		

17 m-Nitrotoluene, CAS: 99-08-1, Signal: 1

RT: 18.12
Response: 18245
Amount: 0.061158

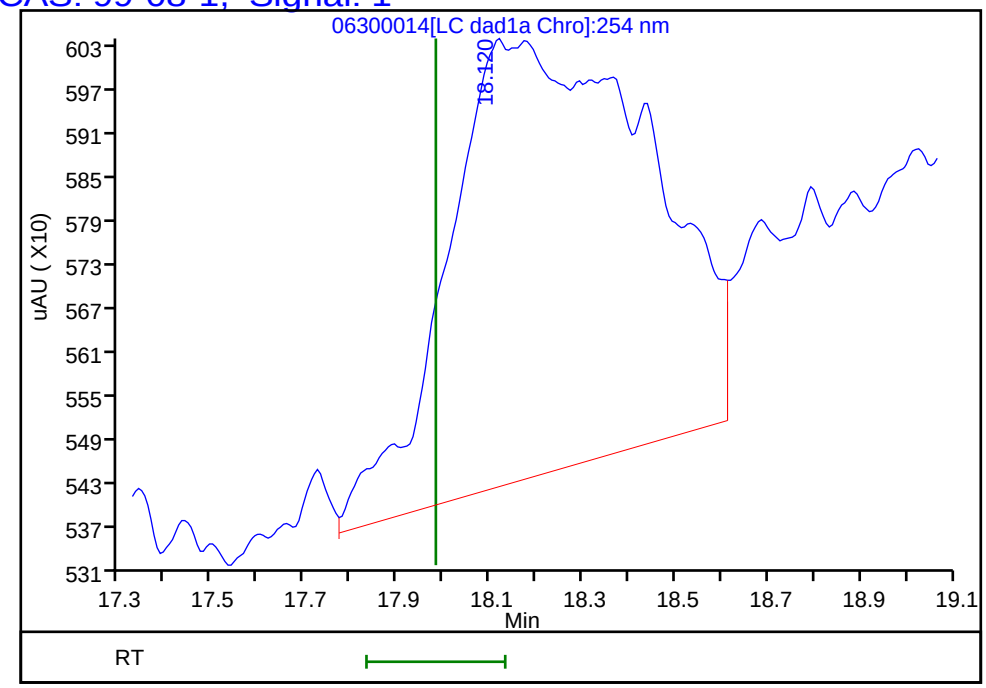

Reviewer: zhangji, 01-Jul-2020 16:57:48
Audit Action: Marked Compound Undetected Audit Reason: Invalid Compound ID

User Disabled Compound Report

Eurofins TestAmerica, Denver

Data File:	\\chromfs\denver\chromdata\g2_luna\20200630-92910.b\06300014.d				
Injection Date:	30-Jun-2020 22:17:00	Instrument ID:	CHHPLC_G2_LUNA		
Lims ID:	280-137702-A-1-A	Lab Sample ID:	280-137702-1		
Client ID:	G0083-20A				
Operator ID:	JZ	ALS Bottle#:	14	Worklist Smp#:	14
Injection Vol:	100.0 ul	Dil. Factor:	1.0000		
Method:	G2_8330_Luna	Limit Group:	GCSV - 8330		
Column:	Luna-Phenyl hexyl (4.60 mm)	Detector	LC DAD1A, 254 nm		

8 RDX, CAS: 121-82-4, Signal: 1

RT: 9.35
Response: 2867
Amount: 0.011733

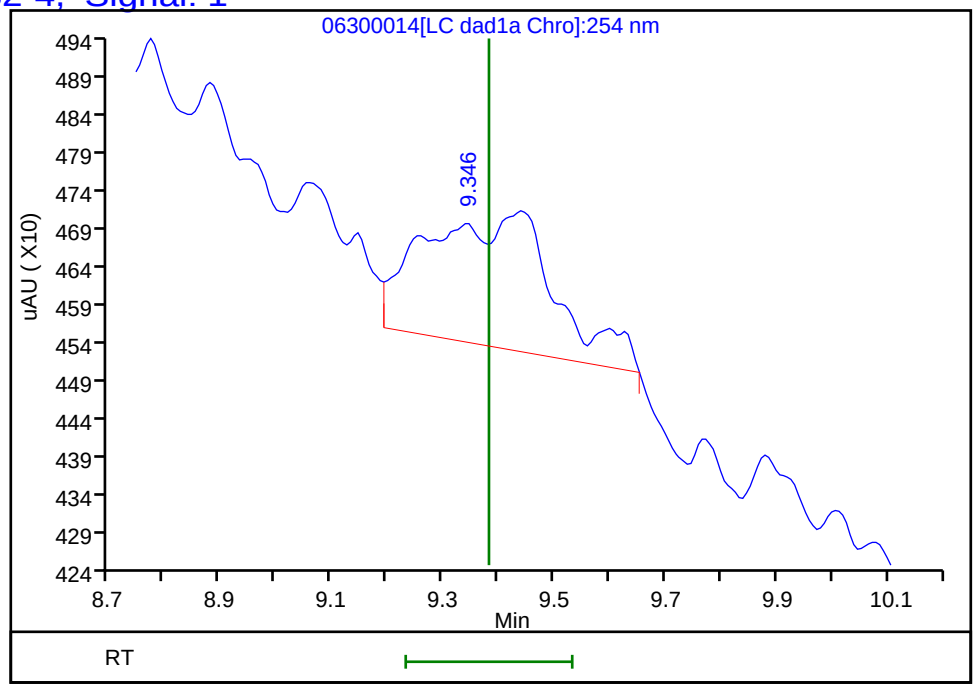

Reviewer: zhangji, 01-Jul-2020 16:57:48
Audit Action: Marked Compound Undetected Audit Reason: Invalid Compound ID

User Disabled Compound Report

Eurofins TestAmerica, Denver

Data File:	\\chromfs\denver\chromdata\g2_luna\20200630-92910.b\06300014.d				
Injection Date:	30-Jun-2020 22:17:00	Instrument ID:	CHHPLC_G2_LUNA		
Lims ID:	280-137702-A-1-A	Lab Sample ID:	280-137702-1		
Client ID:	G0083-20A				
Operator ID:	JZ	ALS Bottle#:	14	Worklist Smp#:	14
Injection Vol:	100.0 ul	Dil. Factor:	1.0000		
Method:	G2_8330_Luna	Limit Group:	GCSV - 8330		
Column:	Luna-Phenyl hexyl (4.60 mm)	Detector	LC DAD1A, 254 nm		

22 Tetryl, CAS: 479-45-8, Signal: 1

RT: 23.89
Response: 8559
Amount: 0.023215

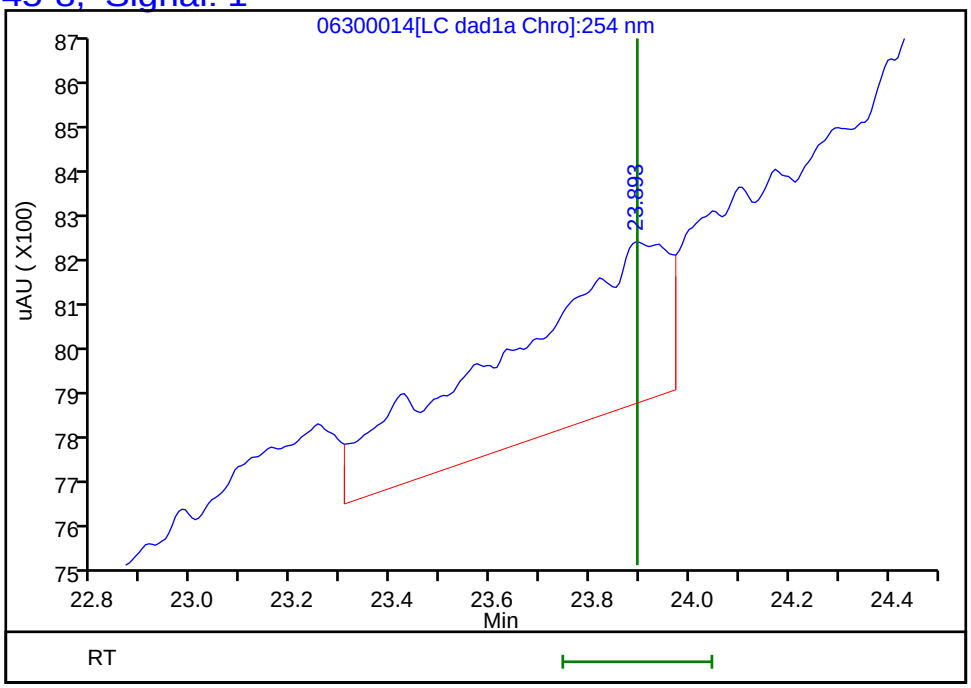

Reviewer: zhangji, 01-Jul-2020 16:57:48
Audit Action: Marked Compound Undetected Audit Reason: Invalid Compound ID

FORM I
HPLC/IC ORGANICS ANALYSIS DATA SHEET

Lab Name: Eurofins TestAmerica, Denver Job No.: 280-137702-1

SDG No.:

Client Sample ID: NW020-20A Lab Sample ID: 280-137702-2

Matrix: Water Lab File ID: 06300011.D

Analysis Method: 8330A Date Collected: 06/15/2020 08:20

Extraction Method: 3535 Date Extracted: 06/18/2020 10:49

Sample wt/vol: 485.3(mL) Date Analyzed: 06/30/2020 19:19

Con. Extract Vol.: 5(mL) Dilution Factor: 1

Injection Volume: 100(uL) GC Column: UltraCarb5uODS ID: 4.6(mm)

% Moisture: GPC Cleanup:(Y/N) N

Analysis Batch No.: 500689 Units: ug/L

CAS NO.	COMPOUND NAME	RESULT	Q	LOQ	LOD	DL
99-35-4	1,3,5-Trinitrobenzene	0.21	U	0.22	0.21	0.087
99-65-0	1,3-Dinitrobenzene	0.10	U	0.11	0.10	0.038
118-96-7	2,4,6-Trinitrotoluene	0.59		0.11	0.10	0.046
121-14-2	2,4-Dinitrotoluene	0.082	U	0.10	0.082	0.028
606-20-2	2,6-Dinitrotoluene	0.082	U	0.10	0.082	0.041
35572-78-2	2-Amino-4,6-dinitrotoluene	1.4	M	0.11	0.10	0.052
88-72-2	2-Nitrotoluene	0.21	U M	0.22	0.21	0.088
99-08-1	3-Nitrotoluene	0.41	U	0.41	0.41	0.20
19406-51-0	4-Amino-2,6-dinitrotoluene	1.8		0.15	0.12	0.059
99-99-0	4-Nitrotoluene	0.41	U	0.42	0.41	0.10
2691-41-0	HMX	0.21	U	0.22	0.21	0.090
5755-27-1	MNX	0.41	U	2.1	0.41	0.16
121-82-4	RDX	1.5	M	0.22	0.21	0.053
479-45-8	Tetryl	0.10	U M	0.11	0.10	0.033

CAS NO.	SURROGATE	%REC	Q	LIMITS
528-29-0	1,2-Dinitrobenzene	97	M	83-119

Eurofins TestAmerica, Denver
Target Compound Quantitation Report

Data File: \\chromfs\Denver\ChromData\CHHPLC_X\20200630-92909.b\06300011.D
Lims ID: 280-137702-A-2-A
Client ID: NW020-20A
Sample Type: Client
Inject. Date: 30-Jun-2020 19:19:22 ALS Bottle#: 11 Worklist Smp#: 11
Injection Vol: 100.0 ul Dil. Factor: 1.0000
Sample Info: 280-137702-A-2-A
Misc. Info.: 280-0092909-011
Operator ID: JZ Instrument ID: CHHPLC_X3

Method: \\chromfs\Denver\ChromData\CHHPLC_X\20200630-92909.b\8330_X3.m
Limit Group: GCSV - 8330
Last Update: 01-Jul-2020 15:06:25 Calib Date: 26-Jun-2020 01:16:48
Integrator: Falcon
Quant Method: External Standard Quant By: Initial Calibration
Last ICal File: \\chromfs\Denver\ChromData\CHHPLC_X\20200625-92750.b\06250013.D

Column 1 : UltraCarb5uODS (20) (4.60 mm) Det: LC DAD1B, 254 nm
Process Host: CTX1062

First Level Reviewer: zhangji Date: 30-Jun-2020 20:08:14

	Compound	Det	RT (min.)	Exp RT (min.)	Dlt RT (min.)	Response	OnCol Amt ug/mL	Flags
	3 HMX	1		6.710			ND	
	6 MNX	1		7.386			ND	
	7 RDX	1	7.790	7.783	0.007	16778	0.1439	M
$	9 1,2-Dinitrobenzene	1	8.756	8.757	-0.001	26740	0.1935	M
	10 1,3,5-Trinitrobenzene	1		8.930			ND	
	11 1,3-Dinitrobenzene	1		9.583			ND	
	12 Nitrobenzene	1	9.983	9.963	0.020	3218	0.0161	M
	14 Tetryl	1		10.283			ND	MU
	16 2,4,6-Trinitrotoluene	1	11.263	11.250	0.013	11772	0.0577	
	17 4-Amino-2,6-dinitrotoluene	1	11.443	11.423	0.020	30214	0.1759	
	18 2-Amino-4,6-dinitrotoluene	1	11.736	11.710	0.026	27661	0.1364	M
	19 2,6-Dinitrotoluene	1		11.850			ND	
	20 2,4-Dinitrotoluene	1		12.050			ND	
	21 o-Nitrotoluene	1		12.883			ND	U
	22 p-Nitrotoluene	1		13.323			ND	
	23 m-Nitrotoluene	1		13.923			ND	

QC Flag Legend

Review Flags
M - Manually Integrated
U - Marked Undetected

Report Date: 01-Jul-2020 15:06:25 Chrom Revision: 2.3 21-Jun-2020 18:30:46

Eurofins TestAmerica, Denver

Data File: \\chromfs\denver\chromdata\chhplc_x\20200630-92909.b\06300011.d

Injection Date:	30-Jun-2020 19:19:22	Instrument ID:	CHHPLC_X3	Operator ID:	JZ
Lims ID:	280-137702-A-2-A	Lab Sample ID:	280-137702-2	Worklist Smp#:	11
Client ID:	NW020-20A				
Injection Vol:	100.0 ul	Dil. Factor:	1.0000	ALS Bottle#:	11
Method:	8330_X3	Limit Group:	GCSV - 8330		

Column: UltraCarb5uODS (20) (4.60 mm) Y Scaling: Method Defined: Scale to the Nth Largest Target: 1

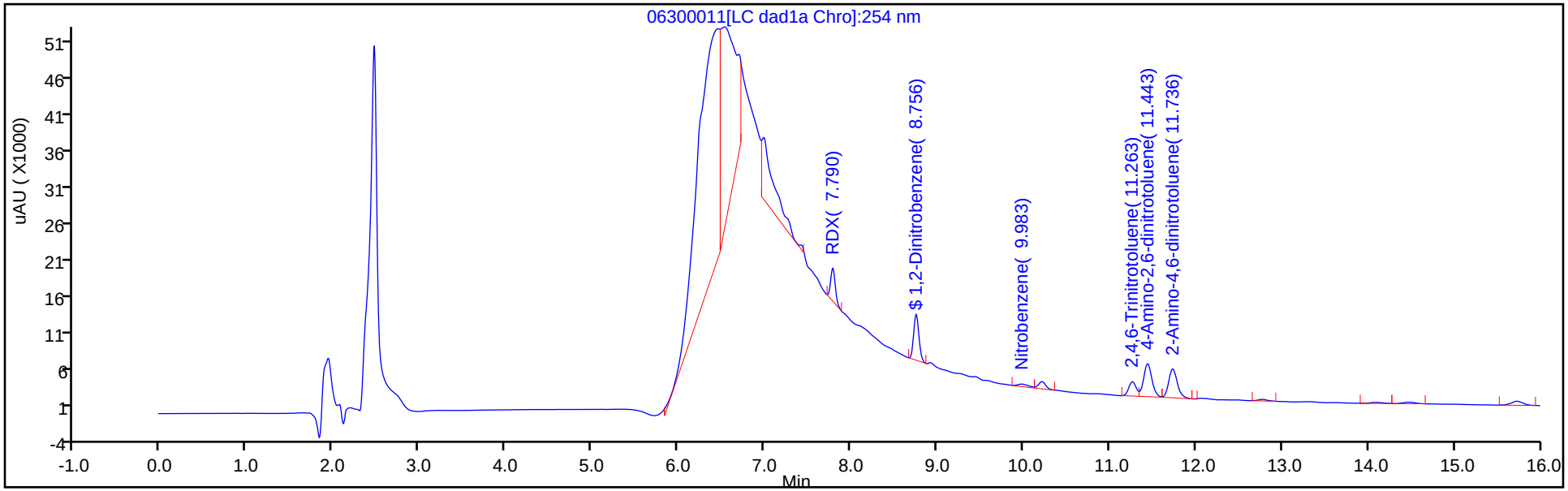

Y Scaling: Method Defined: Scale to the Nth Largest Target: 1

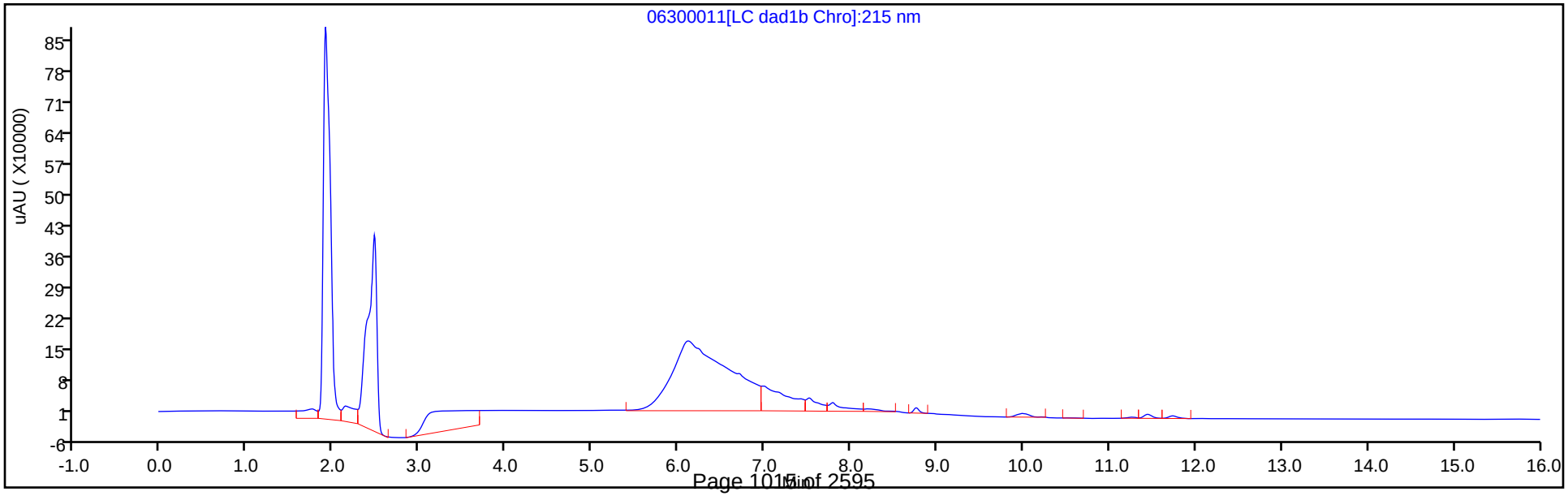

Eurofins TestAmerica, Denver
Recovery Report

Data File:	\\chromfs\Denver\ChromData\CHHPLC_X\20200630-92909.b\06300011.D				
Lims ID:	280-137702-A-2-A				
Client ID:	NW020-20A				
Sample Type:	Client				
Inject. Date:	30-Jun-2020 19:19:22	ALS Bottle#:	11	Worklist Smp#:	11
Injection Vol:	100.0 ul	Dil. Factor:	1.0000		
Sample Info:	280-137702-A-2-A				
Misc. Info.:	280-0092909-011				
Operator ID:	JZ	Instrument ID:	CHHPLC_X3		
Method:	\\chromfs\Denver\ChromData\CHHPLC_X\20200630-92909.b\8330_X3.m				
Limit Group:	GCSV - 8330				
Last Update:	01-Jul-2020 15:06:25	Calib Date:	26-Jun-2020 01:16:48		
Integrator:	Falcon				
Quant Method:	External Standard	Quant By:	Initial Calibration		
Last ICal File:	\\chromfs\Denver\ChromData\CHHPLC_X\20200625-92750.b\06250013.D				
Column 1 :	UltraCarb5uODS (20) (4.60 mm)		Det: LC DAD1B, 254 nm		
Process Host:	CTX1062				

First Level Reviewer: zhangji Date: 30-Jun-2020 20:08:14

Compound	Amount Added	Amount Recovered	% Rec.
$ 9 1,2-Dinitrobenzene	0.2000	0.1935	96.74

Manual Integration/User Assign Peak Report

Eurofins TestAmerica, Denver

Data File:	\\chromfs\denver\chromdata\chhplc_x\20200630-92909.b\06300011.d				
Injection Date:	30-Jun-2020 19:19:22	Instrument ID:	CHHPLC_X3		
Lims ID:	280-137702-A-2-A	Lab Sample ID:	280-137702-2		
Client ID:	NW020-20A				
Operator ID:	JZ	ALS Bottle#:	11	Worklist Smp#:	11
Injection Vol:	100.0 ul	Dil. Factor:	1.0000		
Method:	8330_X3	Limit Group:	GCSV - 8330		
Column:	UltraCarb5uODS (20) (4.60 mm)	Detector	LC DAD1B, 254 nm		

$ 9 1,2-Dinitrobenzene, CAS: 528-29-0

Signal: 1

Processing Integration Results

RT: 8.76
Area: 27385
Amount: 0.198137
Amount Units: ug/mL

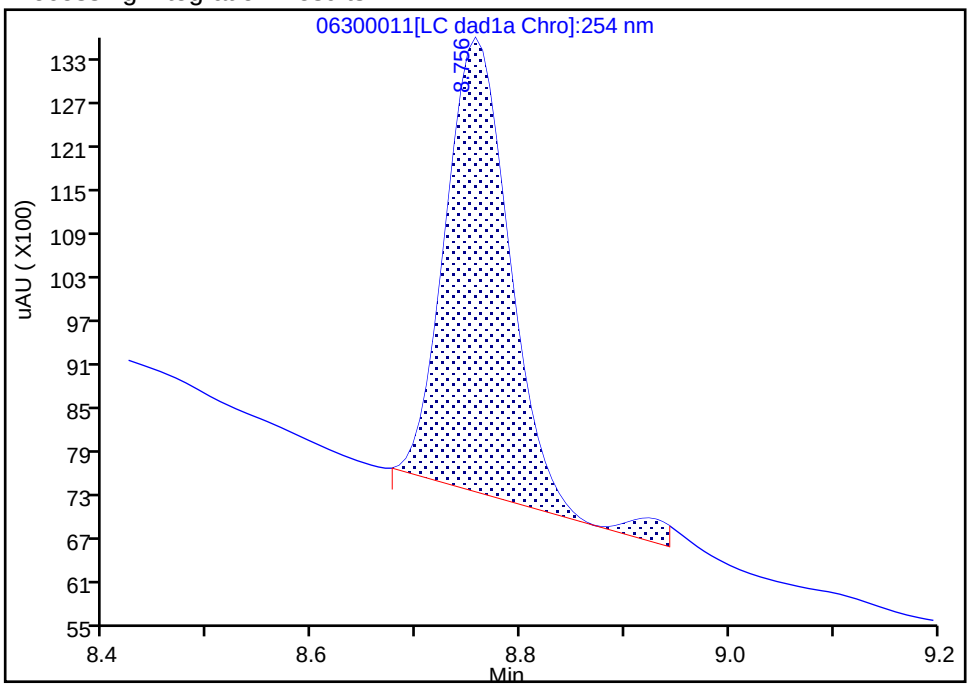

Manual Integration Results

RT: 8.76
Area: 26740
Amount: 0.193471
Amount Units: ug/mL

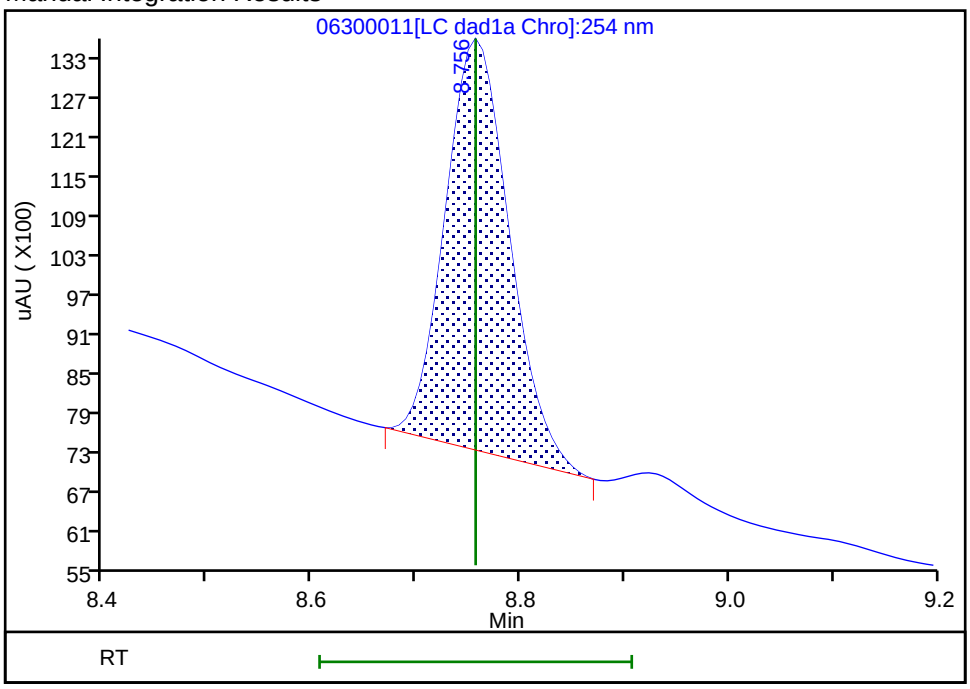

Reviewer: zhangji, 30-Jun-2020 20:07:20

Audit Action: Manually Integrated Audit Reason: Baseline

Manual Integration/User Assign Peak Report

Eurofins TestAmerica, Denver

Data File:	\\chromfs\denver\chromdata\chhplc_x\20200630-92909.b\06300011.d				
Injection Date:	30-Jun-2020 19:19:22	Instrument ID:	CHHPLC_X3		
Lims ID:	280-137702-A-2-A	Lab Sample ID:	280-137702-2		
Client ID:	NW020-20A				
Operator ID:	JZ	ALS Bottle#:	11	Worklist Smp#:	11
Injection Vol:	100.0 ul	Dil. Factor:	1.0000		
Method:	8330_X3	Limit Group:	GCSV - 8330		
Column:	UltraCarb5uODS (20) (4.60 mm)	Detector	LC DAD1B, 254 nm		

18 2-Amino-4,6-dinitrotoluene, CAS: 35572-78-2

Signal: 1

Processing Integration Results

RT: 11.74
Area: 27710
Amount: 0.136626
Amount Units: ug/mL

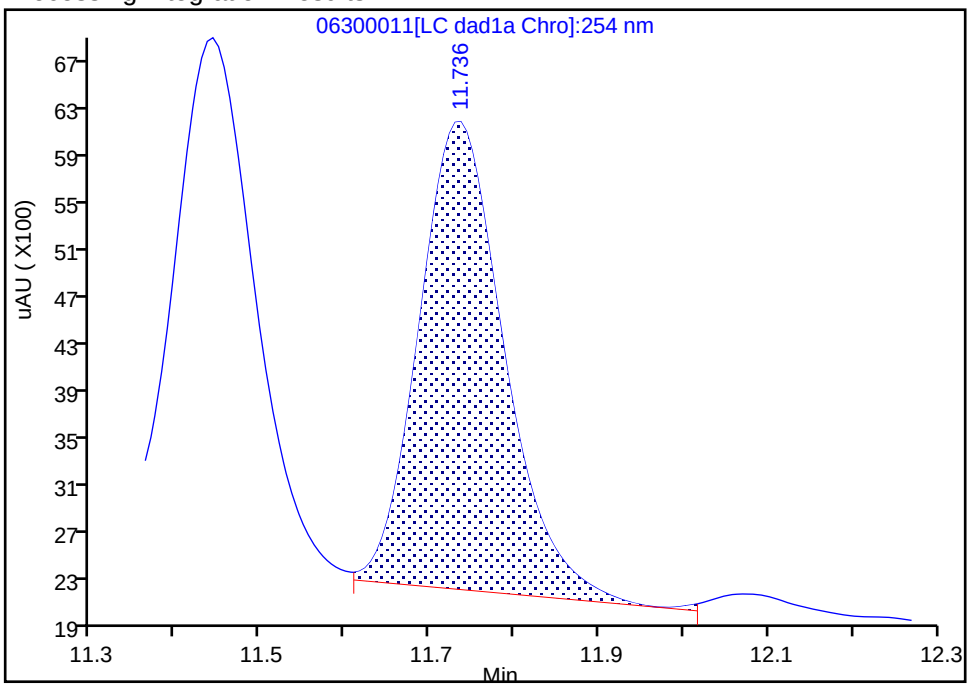

Manual Integration Results

RT: 11.74
Area: 27661
Amount: 0.136384
Amount Units: ug/mL

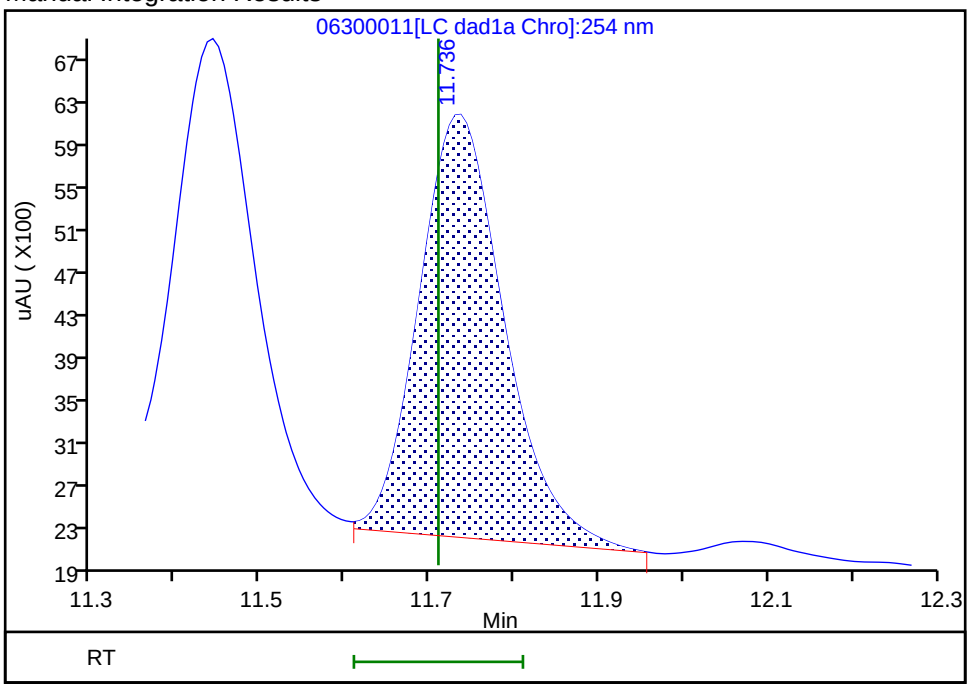

Reviewer: zhangji, 30-Jun-2020 20:08:09

Audit Action: Split an Integrated Peak Audit Reason: Baseline

User Disabled Compound Report

Eurofins TestAmerica, Denver

Data File:	\\chromfs\denver\chromdata\chhplc_x\20200630-92909.b\06300011.d				
Injection Date:	30-Jun-2020 19:19:22	Instrument ID:	CHHPLC_X3		
Lims ID:	280-137702-A-2-A	Lab Sample ID:	280-137702-2		
Client ID:	NW020-20A				
Operator ID:	JZ	ALS Bottle#:	11	Worklist Smp#:	11
Injection Vol:	100.0 ul	Dil. Factor:	1.0000		
Method:	8330_X3	Limit Group:	GCSV - 8330		
Column:	UltraCarb5uODS (20) (4.60 mm)	Detector	LC DAD1B, 254 nm		

21 o-Nitrotoluene, CAS: 88-72-2, Signal: 1

RT: 12.77
Response: 1537
Amount: 0.011381

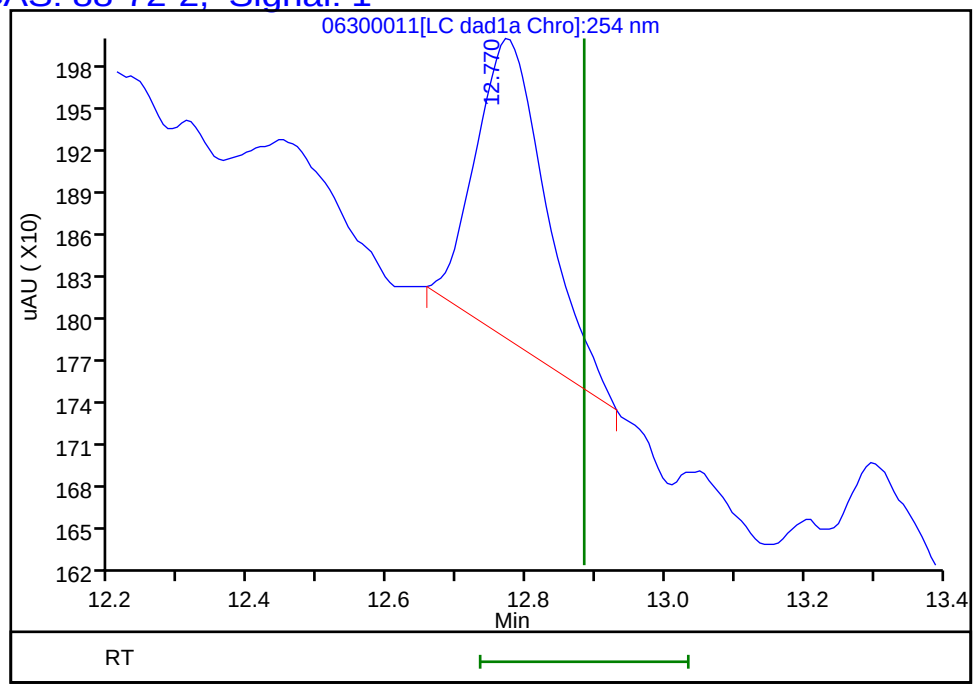

Reviewer: zhangji, 30-Jun-2020 20:08:14
Audit Action: Marked Compound Undetected Audit Reason: Invalid Compound ID

Manual Integration/User Assign Peak Report

Eurofins TestAmerica, Denver

Data File:	\\chromfs\denver\chromdata\chhplc_x\20200630-92909.b\06300011.d				
Injection Date:	30-Jun-2020 19:19:22	Instrument ID:	CHHPLC_X3		
Lims ID:	280-137702-A-2-A	Lab Sample ID:	280-137702-2		
Client ID:	NW020-20A				
Operator ID:	JZ	ALS Bottle#:	11	Worklist Smp#:	11
Injection Vol:	100.0 ul	Dil. Factor:	1.0000		
Method:	8330_X3	Limit Group:	GCSV - 8330		
Column:	UltraCarb5uODS (20) (4.60 mm)	Detector	LC DAD1B, 254 nm		

12 Nitrobenzene, CAS: 98-95-3

Signal: 1

Processing Integration Results

RT: 9.98
Area: 4123
Amount: 0.020574
Amount Units: ug/mL

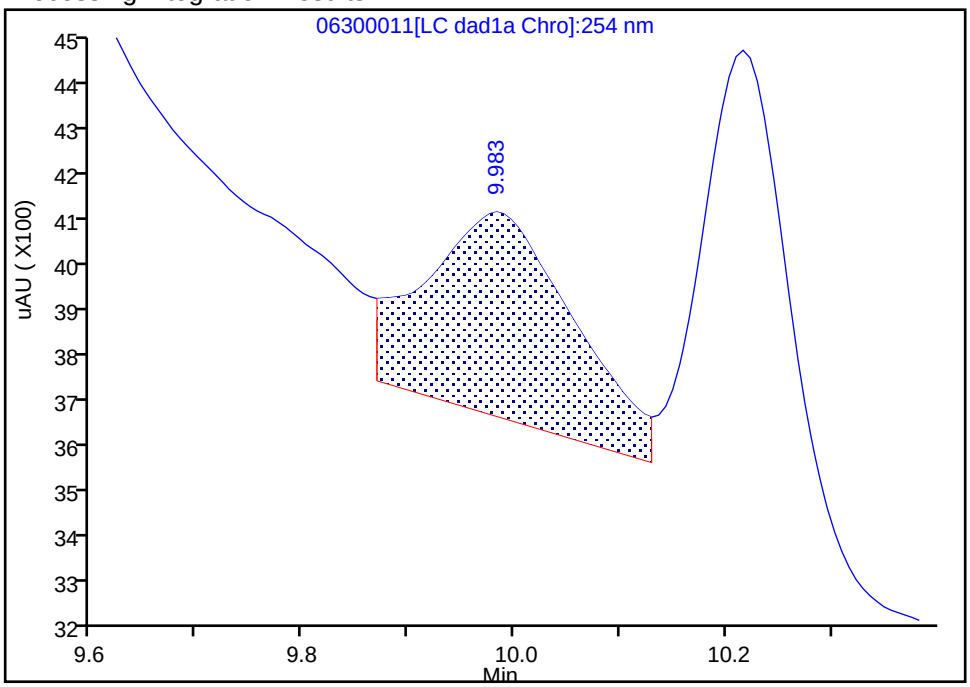

Manual Integration Results

RT: 9.98
Area: 3218
Amount: 0.016058
Amount Units: ug/mL

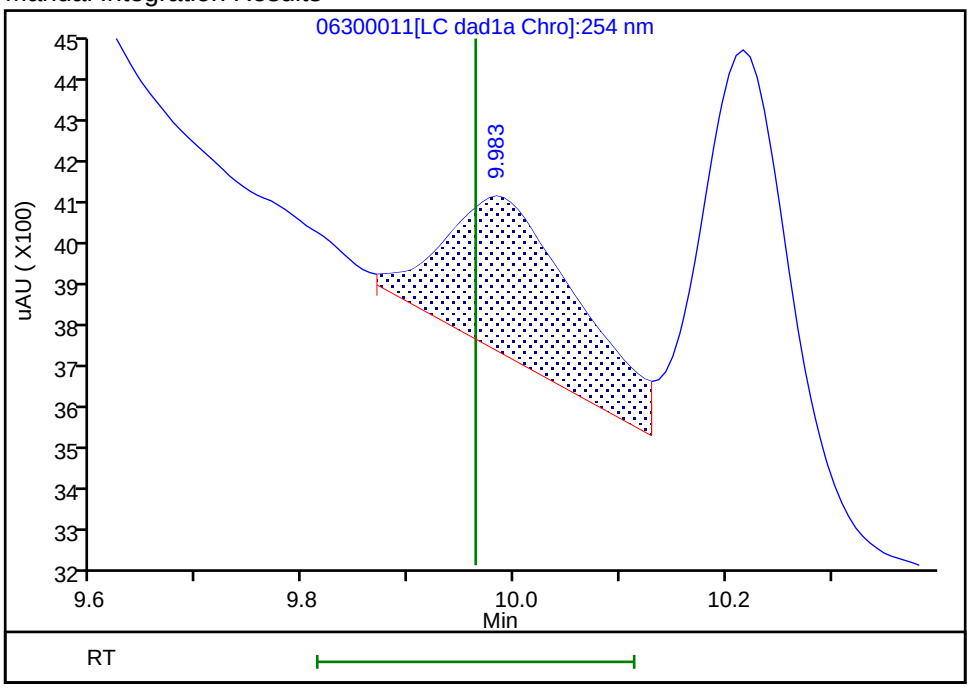

Reviewer: zhangji, 30-Jun-2020 20:07:51

Audit Action: Assigned New Baseline Audit Reason: Baseline

Manual Integration/User Assign Peak Report

Eurofins TestAmerica, Denver

Data File:	\\chromfs\denver\chromdata\chhplc_x\20200630-92909.b\06300011.d				
Injection Date:	30-Jun-2020 19:19:22	Instrument ID:	CHHPLC_X3		
Lims ID:	280-137702-A-2-A	Lab Sample ID:	280-137702-2		
Client ID:	NW020-20A				
Operator ID:	JZ	ALS Bottle#:	11	Worklist Smp#:	11
Injection Vol:	100.0 ul	Dil. Factor:	1.0000		
Method:	8330_X3	Limit Group:	GCSV - 8330		
Column:	UltraCarb5uODS (20) (4.60 mm)	Detector	LC DAD1B, 254 nm		

7 RDX, CAS: 121-82-4

Signal: 1

Processing Integration Results

RT: 7.79
Area: 84706
Amount: 0.726385
Amount Units: ug/mL

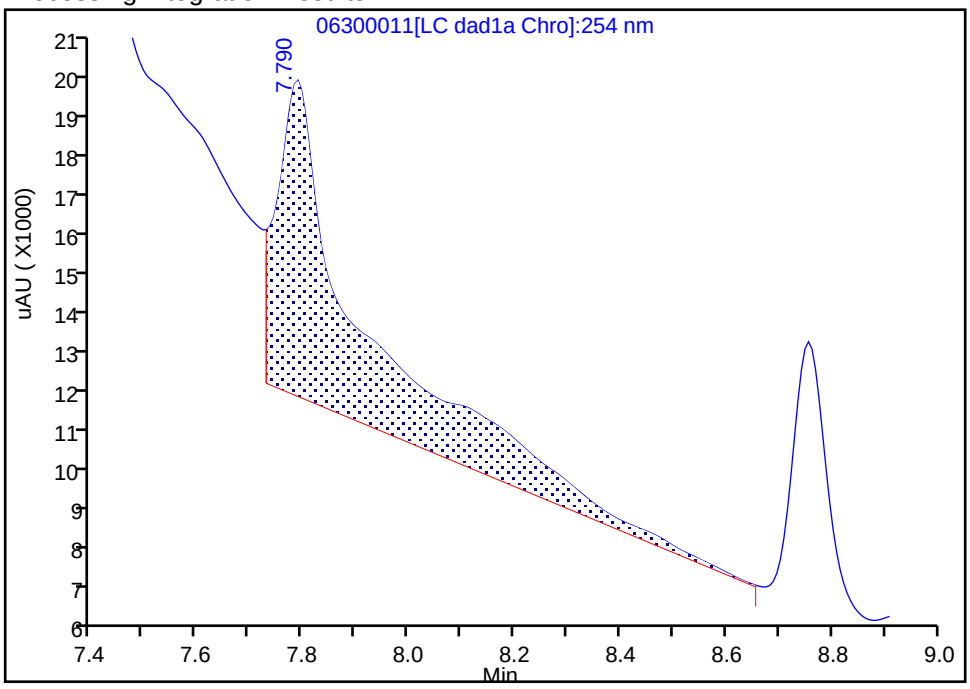

Manual Integration Results

RT: 7.79
Area: 16778
Amount: 0.143878
Amount Units: ug/mL

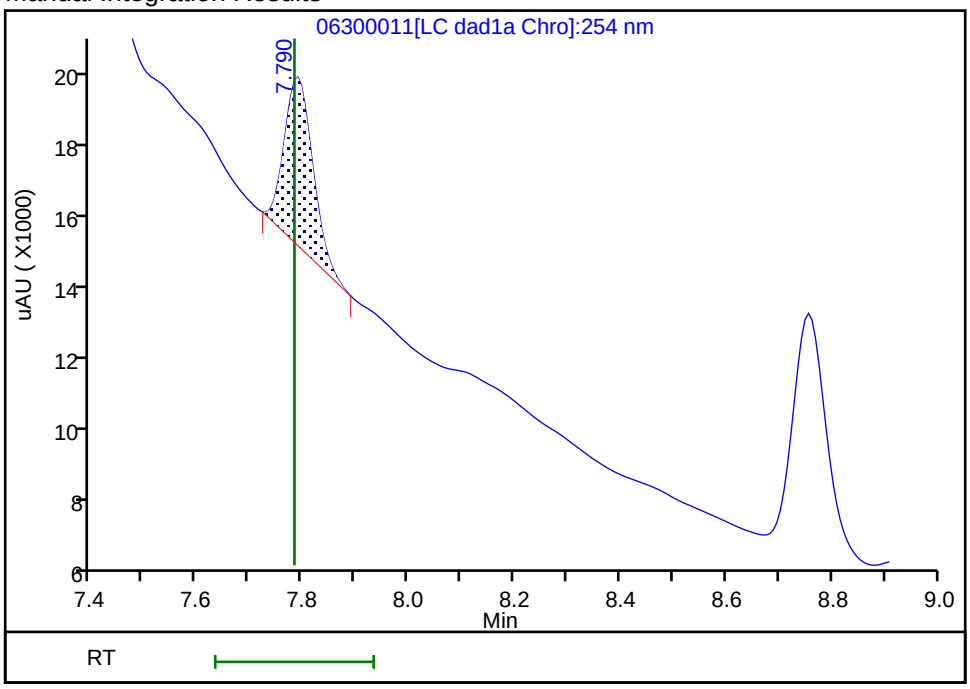

Reviewer: zhangji, 30-Jun-2020 20:07:25

Audit Action: Manually Integrated Audit Reason: Baseline

User Disabled Compound Report

Eurofins TestAmerica, Denver

Data File:	\\chromfs\denver\chromdata\chhplc_x\20200630-92909.b\06300011.d				
Injection Date:	30-Jun-2020 19:19:22	Instrument ID:	CHHPLC_X3		
Lims ID:	280-137702-A-2-A	Lab Sample ID:	280-137702-2		
Client ID:	NW020-20A				
Operator ID:	JZ	ALS Bottle#:	11	Worklist Smp#:	11
Injection Vol:	100.0 ul	Dil. Factor:	1.0000		
Method:	8330_X3	Limit Group:	GCSV - 8330		
Column:	UltraCarb5uODS (20) (4.60 mm)	Detector	LC DAD1B, 254 nm		

14 Tetryl, CAS: 479-45-8, Signal: 1

RT: 10.22
Response: 5482
Amount: 0.030966

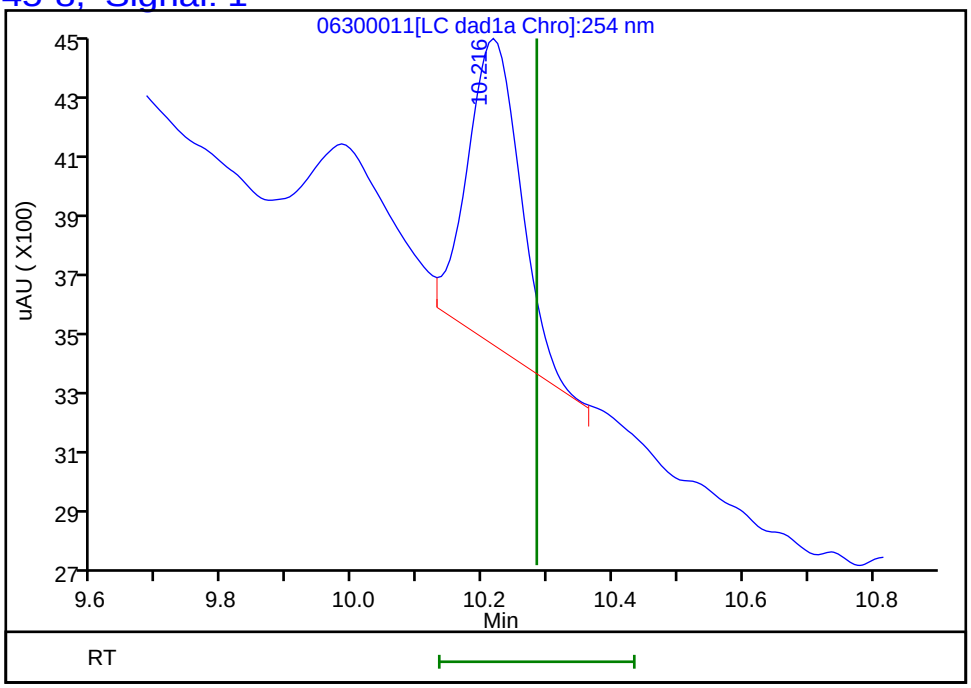

Reviewer: zhangji, 30-Jun-2020 20:08:14
Audit Action: Assigned New Baseline Audit Reason: Baseline

FORM I
HPLC/IC ORGANICS ANALYSIS DATA SHEET

Lab Name: Eurofins TestAmerica, Denver Job No.: 280-137702-1

SDG No.:

Client Sample ID: NW020-20A Lab Sample ID: 280-137702-2

Matrix: Water Lab File ID: 06300015.D

Analysis Method: 8330A Date Collected: 06/15/2020 08:20

Extraction Method: 3535 Date Extracted: 06/18/2020 10:49

Sample wt/vol: 485.3(mL) Date Analyzed: 06/30/2020 22:51

Con. Extract Vol.: 5(mL) Dilution Factor: 1

Injection Volume: 100(uL) GC Column: Luna-phenylhex ID: 4.6(mm)

% Moisture: GPC Cleanup:(Y/N) N

Analysis Batch No.: 500692 Units: ug/L

CAS NO.	COMPOUND NAME	RESULT	Q	LOQ	LOD	DL
98-95-3	Nitrobenzene	0.21	U	0.22	0.21	0.094

CAS NO.	SURROGATE	%REC	Q	LIMITS
528-29-0	1,2-Dinitrobenzene	107		83-119

Eurofins TestAmerica, Denver
Target Compound Quantitation Report

Data File: \\chromfs\Denver\ChromData\G2_LUNA\20200630-92910.b\06300015.D
Lims ID: 280-137702-A-2-A
Client ID: NW020-20A
Sample Type: Client
Inject. Date: 30-Jun-2020 22:51:59 ALS Bottle#: 15 Worklist Smp#: 15
Injection Vol: 100.0 ul Dil. Factor: 1.0000
Sample Info: 280-137702-A-2-A
Misc. Info.: 280-0092910-015
Operator ID: JZ Instrument ID: CHHPLC_G2_LUNA

Method: \\chromfs\Denver\ChromData\G2_LUNA\20200630-92910.b\G2_8330_Luna.m
Limit Group: GCSV - 8330
Last Update: 01-Jul-2020 17:34:02 Calib Date: 15-May-2020 02:11:20
Integrator: Falcon
Quant Method: External Standard Quant By: Initial Calibration
Last ICal File: \\chromfs\Denver\ChromData\G2_LUNA\20200514-91518.b\05140024.D

Column 1 : Luna-Phenyl hexyl (4.60 mm) Det: LC DAD1A, 254 nm
Process Host: CTX1062

First Level Reviewer: zhangji Date: 01-Jul-2020 16:59:34

Compound	Det	RT (min.)	Exp RT (min.)	Dlt RT (min.)	Response	OnCol Amt ug/ml	Flags
6 HMX	1	7.167	7.162	0.005	10714	0.0304	
7 MNX	1		7.943			ND	
8 RDX	1	9.374	9.382	-0.008	35857	0.1467	
9 Nitrobenzene	1		12.296			ND	
$ 10 1,2-Dinitrobenzene	1	13.300	13.296	0.004	61277	0.2144	
12 1,3-Dinitrobenzene	1		15.822			ND	
14 o-Nitrotoluene	1	16.747	16.762	-0.015	2347	0.008598	
15 p-Nitrotoluene	1		17.022			ND	
16 4-Amino-2,6-dinitrotoluene	1	17.487	17.482	0.005	65496	0.1897	
17 m-Nitrotoluene	1		17.982			ND	
18 2-Amino-4,6-dinitrotoluene	1	18.414	18.416	-0.002	71044	0.1527	
19 1,3,5-Trinitrobenzene	1	19.147	19.162	-0.015	3722	0.007878	
20 2,6-Dinitrotoluene	1		20.076			ND	
21 2,4-Dinitrotoluene	1		20.596			ND	U
22 Tetryl	1		23.896			ND	
23 2,4,6-Trinitrotoluene	1	24.907	24.922	-0.015	22298	0.0477	

QC Flag Legend

Review Flags
U - Marked Undetected

Report Date: 01-Jul-2020 17:34:07 Chrom Revision: 2.3 21-Jun-2020 18:30:46

Eurofins TestAmerica, Denver

Data File:	\\chromfs\denver\chromdata\g2_luna\20200630-92910.b\06300015.d				
Injection Date:	30-Jun-2020 22:51:59	Instrument ID:	CHHPLC_G2_LUNA	Operator ID:	JZ
Lims ID:	280-137702-A-2-A	Lab Sample ID:	280-137702-2	Worklist Smp#:	15
Client ID:	NW020-20A				
Injection Vol:	100.0 ul	Dil. Factor:	1.0000	ALS Bottle#:	15
Method:	G2_8330_Luna	Limit Group:	GCSV - 8330		

Column: Luna-Phenyl hexyl (4.60 mm) Y Scaling: Method Defined: Scale to the Nth Largest Peak: 1

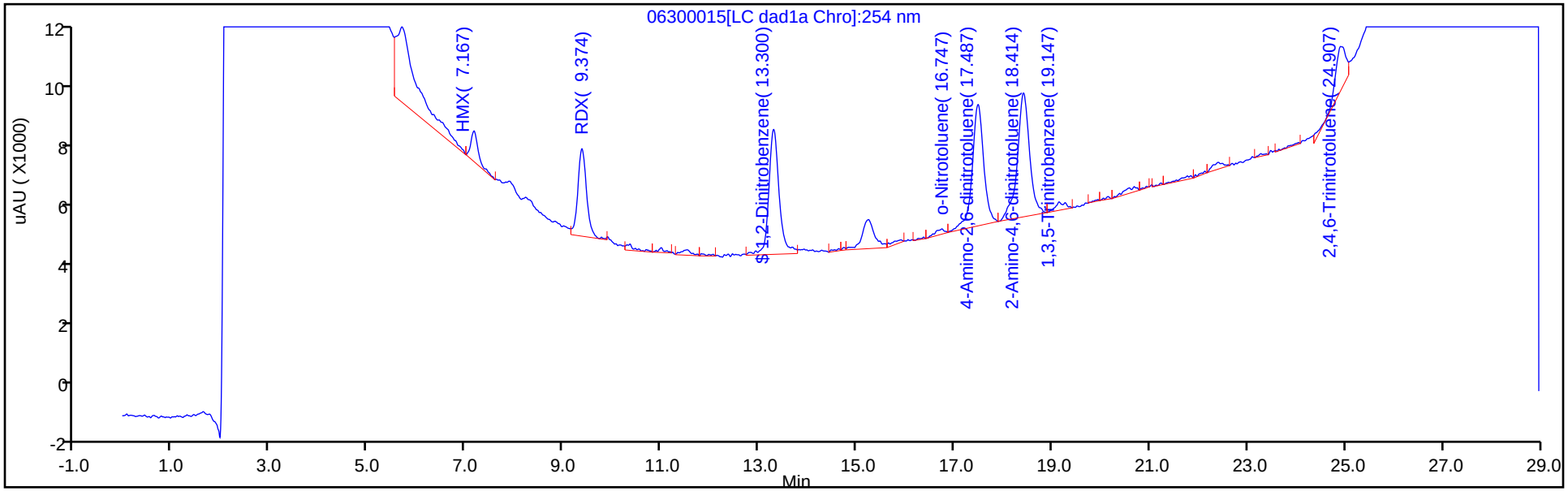

Y Scaling: Method Defined: Scale to the Nth Largest Peak: 1

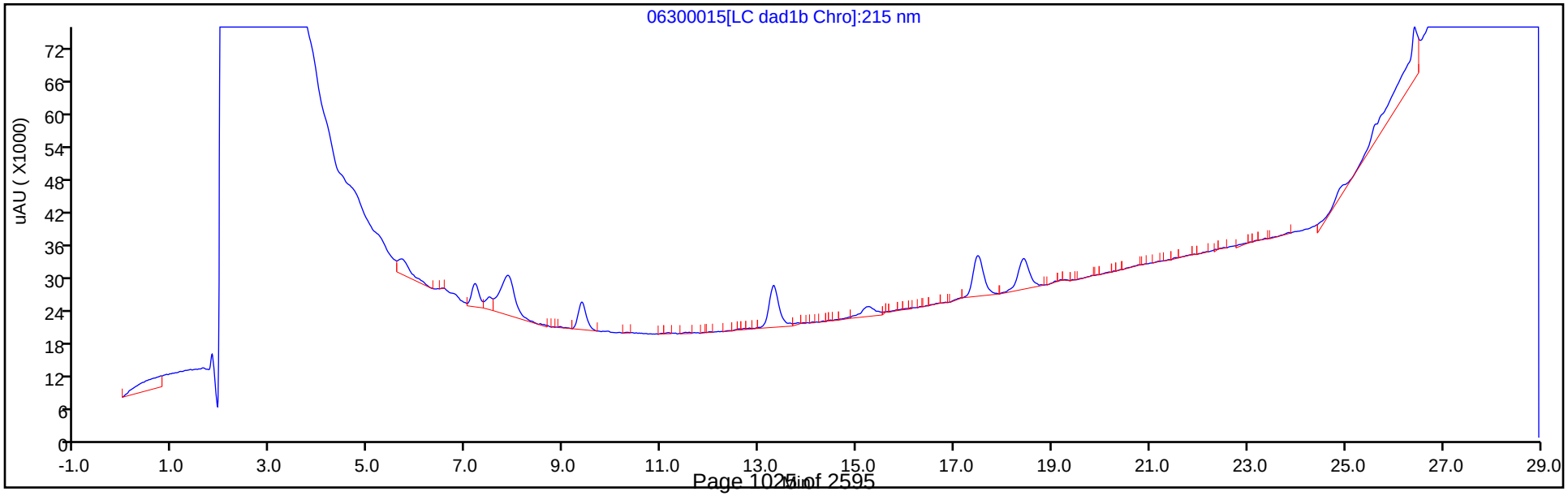

Eurofins TestAmerica, Denver
Recovery Report

Data File:	\\chromfs\Denver\ChromData\G2_LUNA\20200630-92910.b\06300015.D				
Lims ID:	280-137702-A-2-A				
Client ID:	NW020-20A				
Sample Type:	Client				
Inject. Date:	30-Jun-2020 22:51:59	ALS Bottle#:	15	Worklist Smp#:	15
Injection Vol:	100.0 ul	Dil. Factor:	1.0000		
Sample Info:	280-137702-A-2-A				
Misc. Info.:	280-0092910-015				
Operator ID:	JZ	Instrument ID:	CHHPLC_G2_LUNA		
Method:	\\chromfs\Denver\ChromData\G2_LUNA\20200630-92910.b\G2_8330_Luna.m				
Limit Group:	GCSV - 8330				
Last Update:	01-Jul-2020 17:34:02	Calib Date:	15-May-2020 02:11:20		
Integrator:	Falcon				
Quant Method:	External Standard	Quant By:	Initial Calibration		
Last ICal File:	\\chromfs\Denver\ChromData\G2_LUNA\20200514-91518.b\05140024.D				
Column 1 :	Luna-Phenyl hexyl (4.60 mm)		Det: LC DAD1A, 254 nm		
Process Host:	CTX1062				
First Level Reviewer: zhangji		Date:	01-Jul-2020 16:59:34		

Compound	Amount Added	Amount Recovered	% Rec.
$ 10 1,2-Dinitrobenzene	0.2000	0.2144	107.20

User Disabled Compound Report

Eurofins TestAmerica, Denver

Data File:	\\chromfs\denver\chromdata\g2_luna\20200630-92910.b\06300015.d				
Injection Date:	30-Jun-2020 22:51:59	Instrument ID:	CHHPLC_G2_LUNA		
Lims ID:	280-137702-A-2-A	Lab Sample ID:	280-137702-2		
Client ID:	NW020-20A				
Operator ID:	JZ	ALS Bottle#:	15	Worklist Smp#:	15
Injection Vol:	100.0 ul	Dil. Factor:	1.0000		
Method:	G2_8330_Luna	Limit Group:	GCSV - 8330		
Column:	Luna-Phenyl hexyl (4.60 mm)	Detector	LC DAD1A, 254 nm		

21 2,4-Dinitrotoluene, CAS: 121-14-2, Signal: 1

RT: 20.58
Response: 3231
Amount: 0.005048

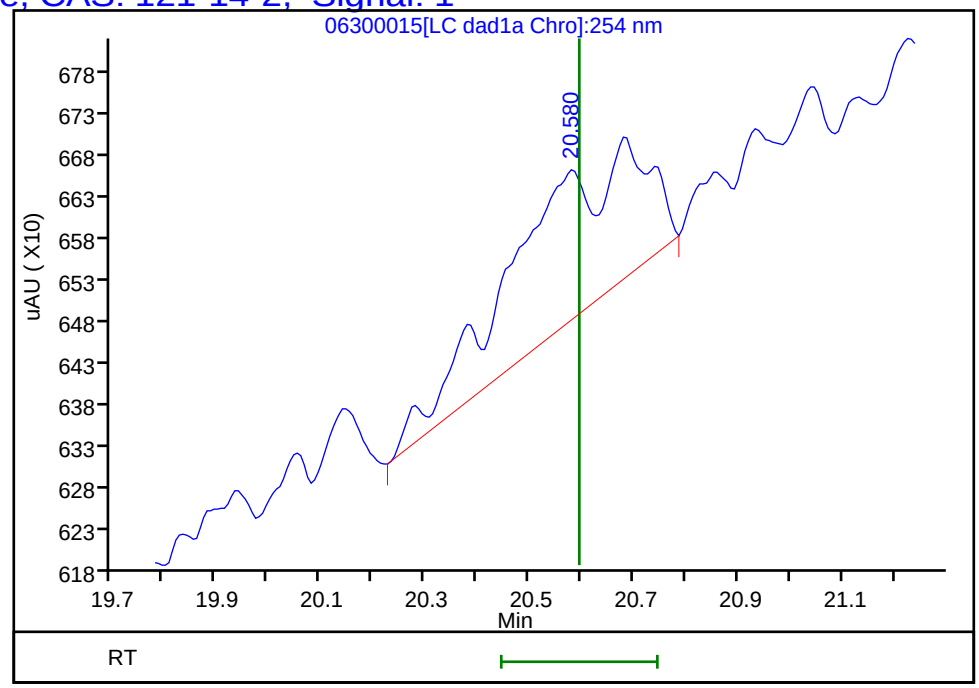

Reviewer: zhangji, 01-Jul-2020 16:59:34
Audit Action: Marked Compound Undetected Audit Reason: Invalid Compound ID

FORM I
HPLC/IC ORGANICS ANALYSIS DATA SHEET

Lab Name: Eurofins TestAmerica, Denver Job No.: 280-137702-1

SDG No.:

Client Sample ID: G0048-20A Lab Sample ID: 280-137702-3

Matrix: Water Lab File ID: 06270027.D

Analysis Method: 8330A Date Collected: 06/13/2020 08:50

Extraction Method: 3535 Date Extracted: 06/18/2020 10:49

Sample wt/vol: 479.4(mL) Date Analyzed: 06/27/2020 22:47

Con. Extract Vol.: 5(mL) Dilution Factor: 1

Injection Volume: 100(uL) GC Column: UltraCarb5uODS ID: 4.6(mm)

% Moisture: GPC Cleanup:(Y/N) N

Analysis Batch No.: 500385 Units: ug/L

CAS NO.	COMPOUND NAME	RESULT	Q	LOQ	LOD	DL
99-35-4	1,3,5-Trinitrobenzene	0.21	U	0.22	0.21	0.088
99-65-0	1,3-Dinitrobenzene	0.10	U	0.11	0.10	0.038
118-96-7	2,4,6-Trinitrotoluene	0.10	U Q	0.11	0.10	0.047
121-14-2	2,4-Dinitrotoluene	0.083	U	0.10	0.083	0.029
606-20-2	2,6-Dinitrotoluene	0.083	U	0.10	0.083	0.042
35572-78-2	2-Amino-4,6-dinitrotoluene	0.10	U	0.11	0.10	0.053
88-72-2	2-Nitrotoluene	0.21	U	0.22	0.21	0.089
99-08-1	3-Nitrotoluene	0.42	U M	0.42	0.42	0.20
19406-51-0	4-Amino-2,6-dinitrotoluene	0.13	U	0.16	0.13	0.060
99-99-0	4-Nitrotoluene	0.42	U	0.43	0.42	0.10
2691-41-0	HMX	0.21	U	0.22	0.21	0.091
5755-27-1	MNX	0.42	U	2.1	0.42	0.16
98-95-3	Nitrobenzene	0.21	U	0.22	0.21	0.095
121-82-4	RDX	0.21	U	0.22	0.21	0.054
479-45-8	Tetryl	0.10	U	0.11	0.10	0.033

CAS NO.	SURROGATE	%REC	Q	LIMITS
528-29-0	1,2-Dinitrobenzene	100	M	83-119

Eurofins TestAmerica, Denver
Target Compound Quantitation Report

Data File: \\chromfs\Denver\ChromData\CHHPLC_X\20200627-92823.b\06270027.D
Lims ID: 280-137702-A-3-A
Client ID: G0048-20A
Sample Type: Client
Inject. Date: 27-Jun-2020 22:47:56 ALS Bottle#: 27 Worklist Smp#: 27
Injection Vol: 100.0 ul Dil. Factor: 1.0000
Sample Info: 280-137702-A-3-A
Misc. Info.: 280-0092823-027
Operator ID: JZ Instrument ID: CHHPLC_X3

Method: \\chromfs\Denver\ChromData\CHHPLC_X\20200627-92823.b\8330_X3.m
Limit Group: GCSV - 8330
Last Update: 30-Jun-2020 14:54:17 Calib Date: 26-Jun-2020 01:16:48
Integrator: Falcon
Quant Method: External Standard Quant By: Initial Calibration
Last ICal File: \\chromfs\Denver\ChromData\CHHPLC_X\20200625-92750.b\06250013.D

Column 1 : UltraCarb5uODS (20) (4.60 mm) Det: LC DAD1B, 254 nm
Process Host: CTX1061

First Level Reviewer: zhangji Date: 30-Jun-2020 14:36:54

	Compound	Det	RT (min.)	Exp RT (min.)	Dlt RT (min.)	Response	OnCol Amt ug/mL	Flags
	3 HMX	1		6.710			ND	
	6 MNX	1		7.384			ND	
	7 RDX	1		7.790			ND	
$	9 1,2-Dinitrobenzene	1	8.754	8.756	-0.002	27637	0.2000	M
	10 1,3,5-Trinitrobenzene	1		8.930			ND	
	11 1,3-Dinitrobenzene	1		9.583			ND	
	12 Nitrobenzene	1		9.963			ND	
	14 Tetryl	1		10.283			ND	
	16 2,4,6-Trinitrotoluene	1		11.250			ND	
	17 4-Amino-2,6-dinitrotoluene	1		11.423			ND	
	18 2-Amino-4,6-dinitrotoluene	1		11.716			ND	
	19 2,6-Dinitrotoluene	1		11.850			ND	
	20 2,4-Dinitrotoluene	1		12.050			ND	
	21 o-Nitrotoluene	1		12.870			ND	
	22 p-Nitrotoluene	1		13.310			ND	
	23 m-Nitrotoluene	1		13.896			ND	U

QC Flag Legend

Review Flags
M - Manually Integrated
U - Marked Undetected

Report Date: 30-Jun-2020 14:54:21 Chrom Revision: 2.3 21-Jun-2020 18:30:46

Eurofins TestAmerica, Denver

Data File: \\chromfs\denver\chromdata\chhplc_x\20200627-92823.b\06270027.d

Injection Date:	27-Jun-2020 22:47:56	Instrument ID:	CHHPLC_X3	Operator ID:	JZ
Lims ID:	280-137702-A-3-A	Lab Sample ID:	280-137702-3	Worklist Smp#:	27
Client ID:	G0048-20A				
Injection Vol:	100.0 ul	Dil. Factor:	1.0000	ALS Bottle#:	27
Method:	8330_X3	Limit Group:	GCSV - 8330		

Column: UltraCarb5uODS (20) (4.60 mm) Y Scaling: Method Defined: Scale to the Nth Largest Target: 1

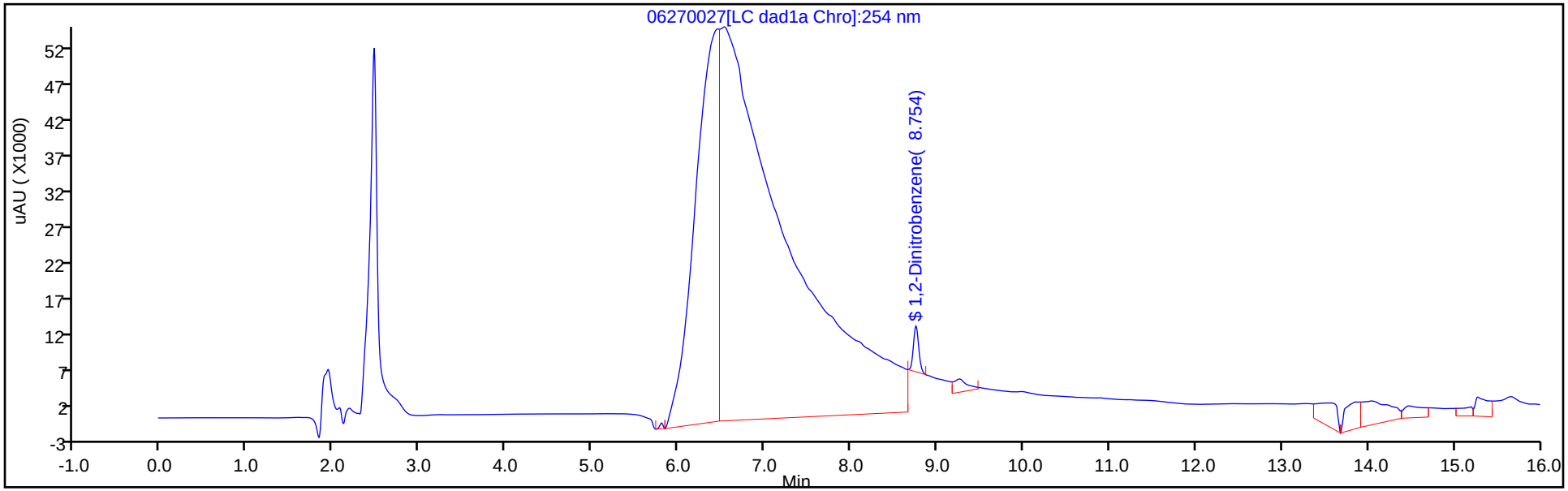

Y Scaling: Method Defined: Scale to the Nth Largest Target: 1

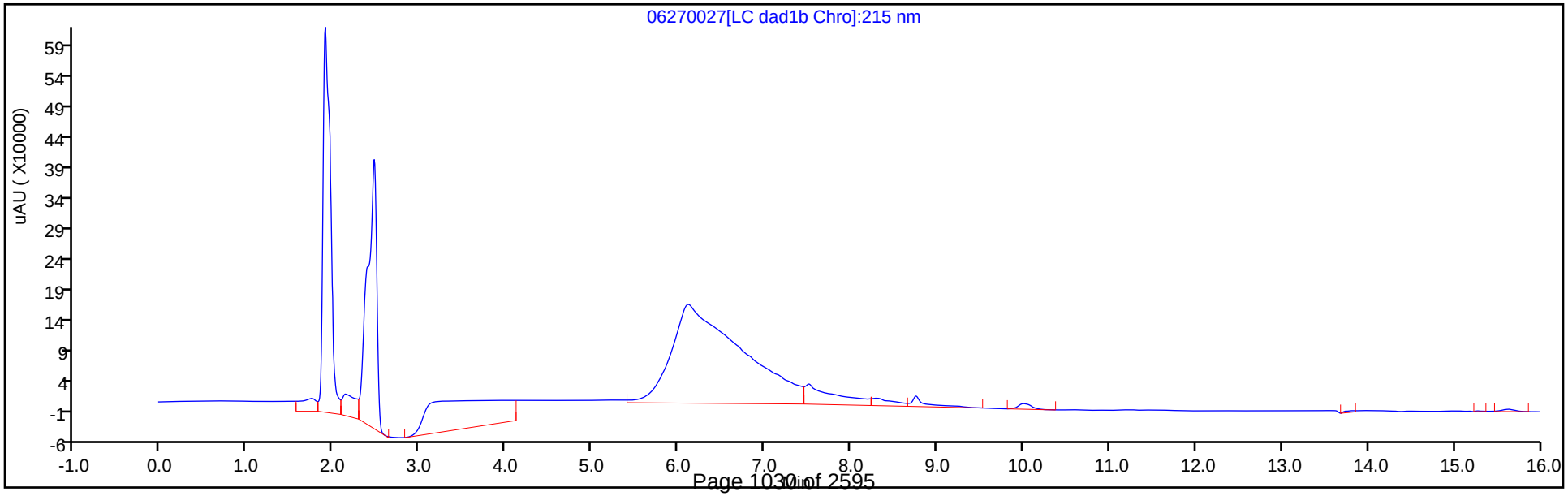

Eurofins TestAmerica, Denver
Recovery Report

Data File:	\\chromfs\Denver\ChromData\CHHPLC_X\20200627-92823.b\06270027.D				
Lims ID:	280-137702-A-3-A				
Client ID:	G0048-20A				
Sample Type:	Client				
Inject. Date:	27-Jun-2020 22:47:56	ALS Bottle#:	27	Worklist Smp#:	27
Injection Vol:	100.0 ul	Dil. Factor:	1.0000		
Sample Info:	280-137702-A-3-A				
Misc. Info.:	280-0092823-027				
Operator ID:	JZ	Instrument ID:	CHHPLC_X3		
Method:	\\chromfs\Denver\ChromData\CHHPLC_X\20200627-92823.b\8330_X3.m				
Limit Group:	GCSV - 8330				
Last Update:	30-Jun-2020 14:54:17	Calib Date:	26-Jun-2020 01:16:48		
Integrator:	Falcon				
Quant Method:	External Standard	Quant By:	Initial Calibration		
Last ICal File:	\\chromfs\Denver\ChromData\CHHPLC_X\20200625-92750.b\06250013.D				
Column 1 :	UltraCarb5uODS (20) (4.60 mm)		Det: LC DAD1B, 254 nm		
Process Host:	CTX1061				

First Level Reviewer: zhangji Date: 30-Jun-2020 14:36:54

Compound	Amount Added	Amount Recovered	% Rec.
$ 9 1,2-Dinitrobenzene	0.2000	0.2000	99.98

Manual Integration/User Assign Peak Report

Eurofins TestAmerica, Denver

Data File:	\\chromfs\denver\chromdata\chhplc_x\20200627-92823.b\06270027.d				
Injection Date:	27-Jun-2020 22:47:56	Instrument ID:	CHHPLC_X3		
Lims ID:	280-137702-A-3-A	Lab Sample ID:	280-137702-3		
Client ID:	G0048-20A				
Operator ID:	JZ	ALS Bottle#:	27	Worklist Smp#:	27
Injection Vol:	100.0 ul	Dil. Factor:	1.0000		
Method:	8330_X3	Limit Group:	GCSV - 8330		
Column:	UltraCarb5uODS (20) (4.60 mm)	Detector	LC DAD1B, 254 nm		

$ 9 1,2-Dinitrobenzene, CAS: 528-29-0

Signal: 1

Processing Integration Results

RT: 8.75
Area: 141544
Amount: 1.024106
Amount Units: ug/mL

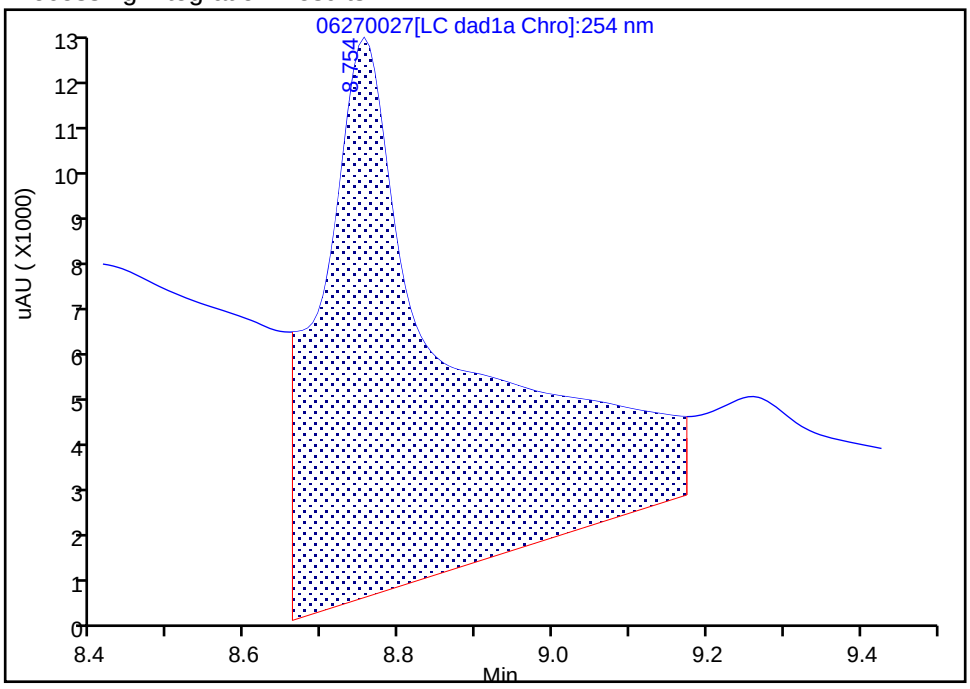

Manual Integration Results

RT: 8.75
Area: 27637
Amount: 0.199961
Amount Units: ug/mL

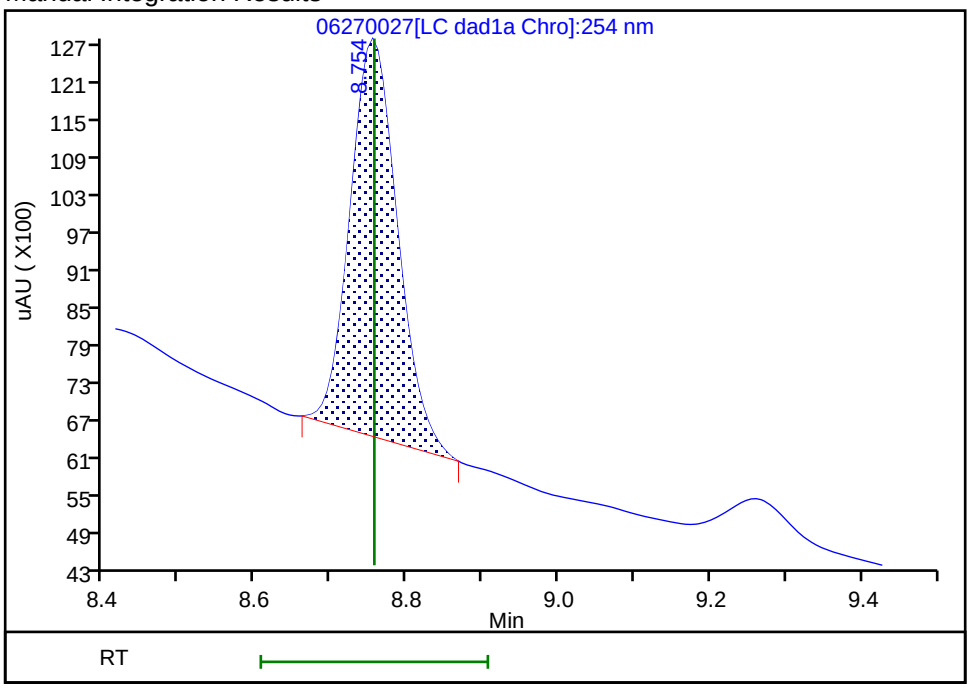

Reviewer: zhangji, 30-Jun-2020 14:36:53
Audit Action: Manually Integrated Audit Reason: Baseline

User Disabled Compound Report

Eurofins TestAmerica, Denver

Data File:	\\chromfs\denver\chromdata\chhplc_x\20200627-92823.b\06270027.d				
Injection Date:	27-Jun-2020 22:47:56	Instrument ID:	CHHPLC_X3		
Lims ID:	280-137702-A-3-A	Lab Sample ID:	280-137702-3		
Client ID:	G0048-20A				
Operator ID:	JZ	ALS Bottle#:	27	Worklist Smp#:	27
Injection Vol:	100.0 ul	Dil. Factor:	1.0000		
Method:	8330_X3	Limit Group:	GCSV - 8330		
Column:	UltraCarb5uODS (20) (4.60 mm)	Detector	LC DAD1B, 254 nm		

23 m-Nitrotoluene, CAS: 99-08-1, Signal: 1

RT: 13.85
Response: 43850
Amount: 0.306582

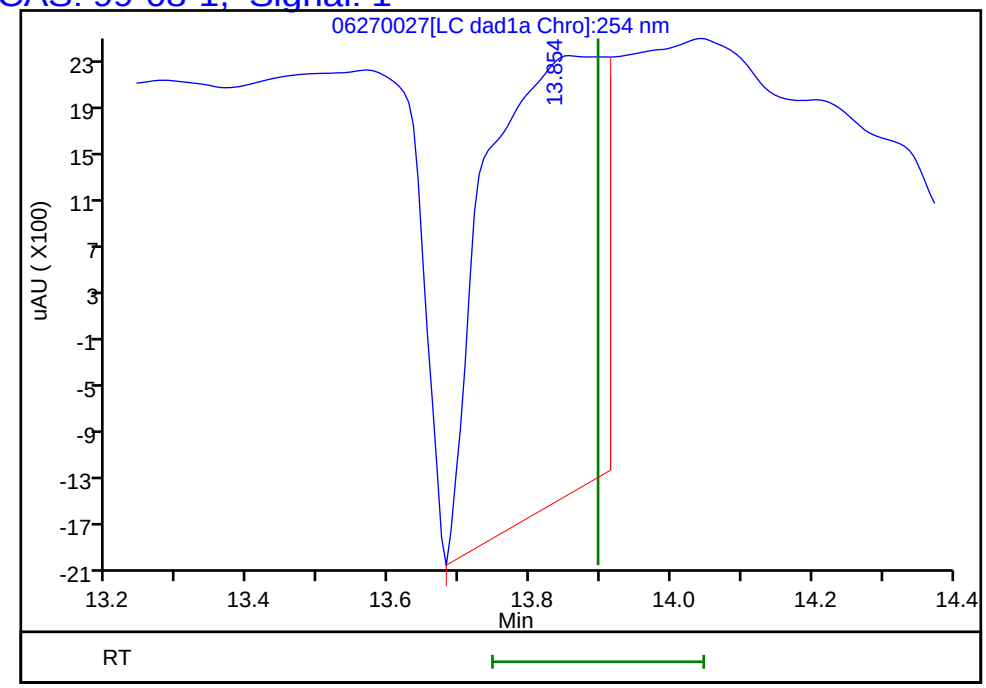

Reviewer: zhangji, 30-Jun-2020 14:36:54
Audit Action: Marked Compound Undetected Audit Reason: Invalid Compound ID

FORM I
HPLC/IC ORGANICS ANALYSIS DATA SHEET

Lab Name: Eurofins TestAmerica, Denver Job No.: 280-137702-1

SDG No.:

Client Sample ID: G0066R-20A Lab Sample ID: 280-137702-4

Matrix: Water Lab File ID: 06300012.D

Analysis Method: 8330A Date Collected: 06/13/2020 08:25

Extraction Method: 3535 Date Extracted: 06/18/2020 10:49

Sample wt/vol: 467.6(mL) Date Analyzed: 06/30/2020 19:42

Con. Extract Vol.: 5(mL) Dilution Factor: 1

Injection Volume: 100(uL) GC Column: UltraCarb5uODS ID: 4.6(mm)

% Moisture: GPC Cleanup:(Y/N) N

Analysis Batch No.: 500689 Units: ug/L

CAS NO.	COMPOUND NAME	RESULT	Q	LOQ	LOD	DL
99-35-4	1,3,5-Trinitrobenzene	0.095	J M	0.22	0.21	0.090
121-14-2	2,4-Dinitrotoluene	0.086	U	0.11	0.086	0.029
606-20-2	2,6-Dinitrotoluene	0.086	U	0.11	0.086	0.043
35572-78-2	2-Amino-4,6-dinitrotoluene	0.85	M	0.12	0.11	0.054
88-72-2	2-Nitrotoluene	0.21	U	0.22	0.21	0.091
99-08-1	3-Nitrotoluene	0.43	U	0.43	0.43	0.21
19406-51-0	4-Amino-2,6-dinitrotoluene	0.46	M	0.16	0.13	0.062
99-99-0	4-Nitrotoluene	0.43	U	0.44	0.43	0.11
2691-41-0	HMX	2.3	M J1	0.22	0.21	0.094
5755-27-1	MNX	0.43	U	2.1	0.43	0.16
98-95-3	Nitrobenzene	0.21	U M	0.22	0.21	0.097
121-82-4	RDX	0.51	M	0.22	0.21	0.055
479-45-8	Tetryl	0.11	U M	0.12	0.11	0.034

CAS NO.	SURROGATE	%REC	Q	LIMITS
528-29-0	1,2-Dinitrobenzene	101		83-119

Eurofins TestAmerica, Denver
Target Compound Quantitation Report

Data File:	\\chromfs\Denver\ChromData\CHHPLC_X\20200630-92909.b\06300012.D				
Lims ID:	280-137702-A-4-A				
Client ID:	G0066R-20A				
Sample Type:	Client				
Inject. Date:	30-Jun-2020 19:42:19	ALS Bottle#:	12	Worklist Smp#:	12
Injection Vol:	100.0 ul	Dil. Factor:	1.0000		
Sample Info:	280-137702-A-4-A				
Misc. Info.:	280-0092909-012				
Operator ID:	JZ	Instrument ID:	CHHPLC_X3		
Method:	\\chromfs\Denver\ChromData\CHHPLC_X\20200630-92909.b\8330_X3.m				
Limit Group:	GCSV - 8330				
Last Update:	01-Jul-2020 15:06:25	Calib Date:	26-Jun-2020 01:16:48		
Integrator:	Falcon				
Quant Method:	External Standard	Quant By:	Initial Calibration		
Last ICal File:	\\chromfs\Denver\ChromData\CHHPLC_X\20200625-92750.b\06250013.D				
Column 1 :	UltraCarb5uODS (20) (4.60 mm)		Det: LC DAD1B, 254 nm		
Process Host:	CTX1062				
First Level Reviewer: zhangji		Date:	30-Jun-2020 20:09:47		

Compound	Det	RT (min.)	Exp RT (min.)	Dlt RT (min.)	Response	OnCol Amt ug/mL	Flags
3 HMX	1	6.720	6.710	0.010	18224	0.2120	M
6 MNX	1		7.386			ND	
7 RDX	1	7.780	7.783	-0.003	5534	0.0475	M
$ 9 1,2-Dinitrobenzene	1	8.753	8.757	-0.004	27909	0.2019	
10 1,3,5-Trinitrobenzene	1	8.927	8.930	-0.003	2051	0.008905	M
11 1,3-Dinitrobenzene	1	9.593	9.583	0.010	4655	0.0152	M
12 Nitrobenzene	1		9.963			ND	MU
14 Tetryl	1		10.283			ND	MU
16 2,4,6-Trinitrotoluene	1	11.266	11.250	0.016	3411	0.0167	M
17 4-Amino-2,6-dinitrotoluene	1	11.433	11.423	0.010	6438	0.0426	M
18 2-Amino-4,6-dinitrotoluene	1	11.720	11.710	0.010	16168	0.0797	M
19 2,6-Dinitrotoluene	1		11.850			ND	
20 2,4-Dinitrotoluene	1		12.050			ND	
21 o-Nitrotoluene	1		12.883			ND	
22 p-Nitrotoluene	1		13.323			ND	
23 m-Nitrotoluene	1		13.923			ND	

QC Flag Legend

Review Flags

M - Manually Integrated

U - Marked Undetected

Report Date: 01-Jul-2020 15:06:26 Chrom Revision: 2.3 21-Jun-2020 18:30:46

Eurofins TestAmerica, Denver

Data File: \\chromfs\denver\chromdata\chhplc_x\20200630-92909.b\06300012.d

Injection Date:	30-Jun-2020 19:42:19	Instrument ID:	CHHPLC_X3	Operator ID:	JZ
Lims ID:	280-137702-A-4-A	Lab Sample ID:	280-137702-4	Worklist Smp#:	12
Client ID:	G0066R-20A				
Injection Vol:	100.0 ul	Dil. Factor:	1.0000	ALS Bottle#:	12
Method:	8330_X3	Limit Group:	GCSV - 8330		

Column: UltraCarb5uODS (20) (4.60 mm) Y Scaling: Method Defined: Scale to the Nth Largest Target: 1

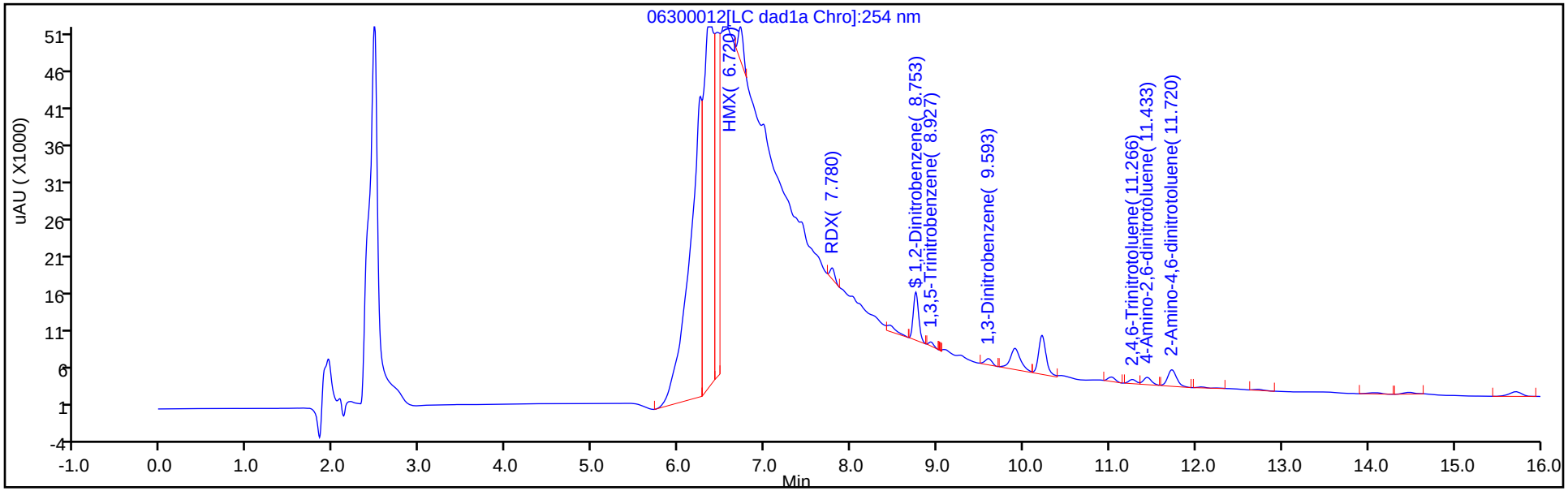

Y Scaling: Method Defined: Scale to the Nth Largest Target: 1

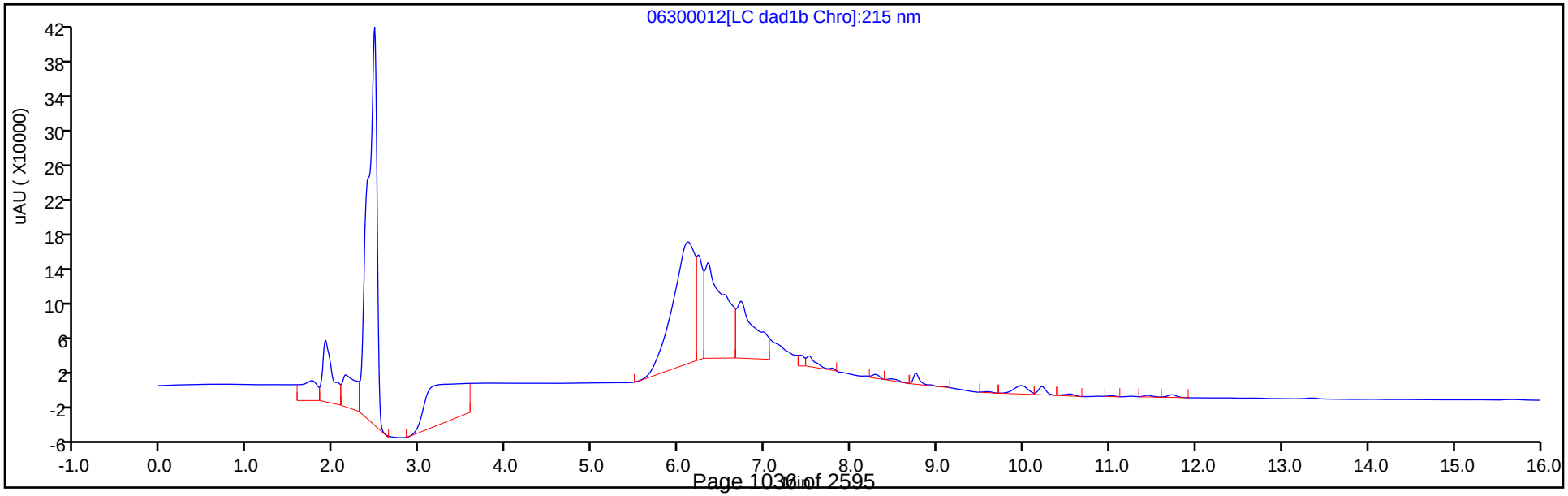

Eurofins TestAmerica, Denver
Recovery Report

Data File:	\\chromfs\Denver\ChromData\CHHPLC_X\20200630-92909.b\06300012.D				
Lims ID:	280-137702-A-4-A				
Client ID:	G0066R-20A				
Sample Type:	Client				
Inject. Date:	30-Jun-2020 19:42:19	ALS Bottle#:	12	Worklist Smp#:	12
Injection Vol:	100.0 ul	Dil. Factor:	1.0000		
Sample Info:	280-137702-A-4-A				
Misc. Info.:	280-0092909-012				
Operator ID:	JZ	Instrument ID:	CHHPLC_X3		
Method:	\\chromfs\Denver\ChromData\CHHPLC_X\20200630-92909.b\8330_X3.m				
Limit Group:	GCSV - 8330				
Last Update:	01-Jul-2020 15:06:25	Calib Date:	26-Jun-2020 01:16:48		
Integrator:	Falcon				
Quant Method:	External Standard	Quant By:	Initial Calibration		
Last ICal File:	\\chromfs\Denver\ChromData\CHHPLC_X\20200625-92750.b\06250013.D				
Column 1 :	UltraCarb5uODS (20) (4.60 mm)		Det: LC DAD1B, 254 nm		
Process Host:	CTX1062				

First Level Reviewer: zhangji Date: 30-Jun-2020 20:09:47

Compound	Amount Added	Amount Recovered	% Rec.
$ 9 1,2-Dinitrobenzene	0.2000	0.2019	100.96

Manual Integration/User Assign Peak Report

Eurofins TestAmerica, Denver

Data File:	\\chromfs\denver\chromdata\chhplc_x\20200630-92909.b\06300012.d				
Injection Date:	30-Jun-2020 19:42:19	Instrument ID:	CHHPLC_X3		
Lims ID:	280-137702-A-4-A	Lab Sample ID:	280-137702-4		
Client ID:	G0066R-20A				
Operator ID:	JZ	ALS Bottle#:	12	Worklist Smp#:	12
Injection Vol:	100.0 ul	Dil. Factor:	1.0000		
Method:	8330_X3	Limit Group:	GCSV - 8330		
Column:	UltraCarb5uODS (20) (4.60 mm)	Detector	LC DAD1B, 254 nm		

10 1,3,5-Trinitrobenzene, CAS: 99-35-4

Signal: 1

Processing Integration Results

RT: 8.93
Area: 2428
Amount: 0.010542
Amount Units: ug/mL

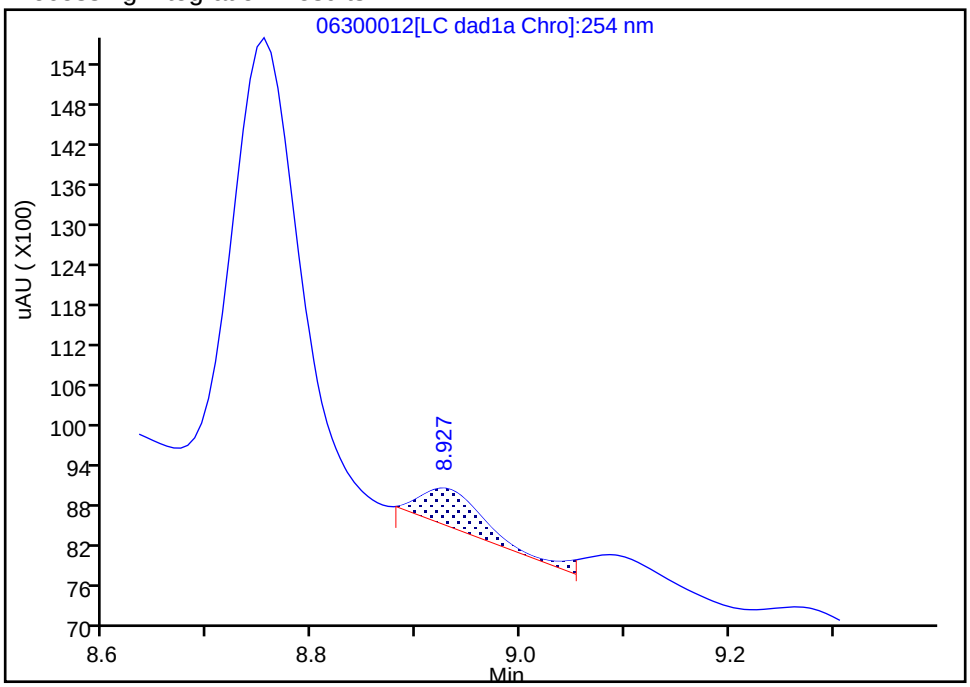

Manual Integration Results

RT: 8.93
Area: 2051
Amount: 0.008905
Amount Units: ug/mL

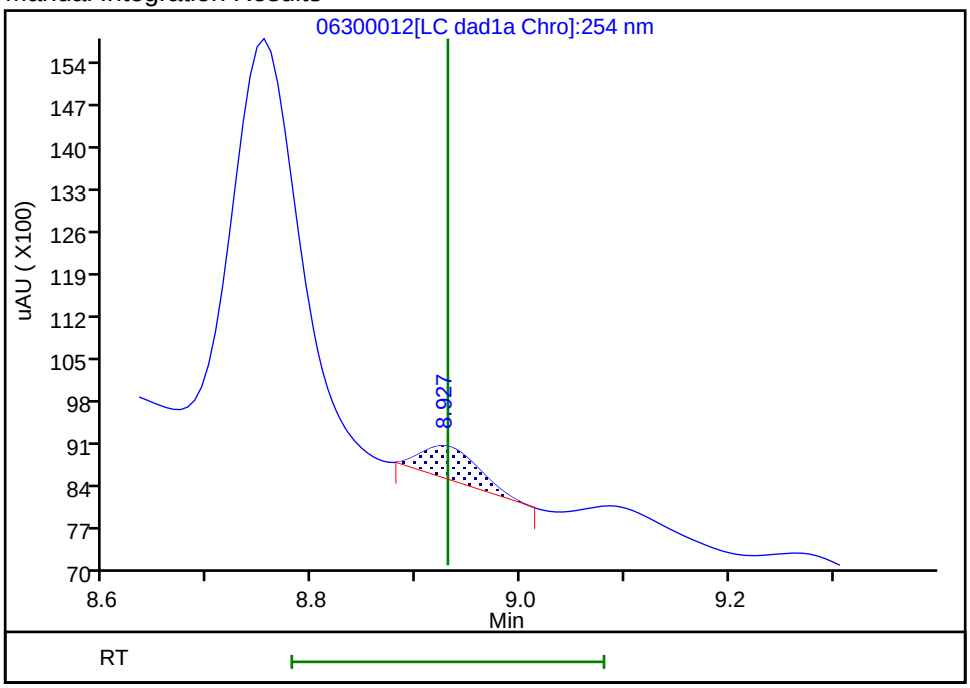

Reviewer: zhangji, 30-Jun-2020 20:09:28

Audit Action: Split an Integrated Peak Audit Reason: Baseline

Manual Integration/User Assign Peak Report

Eurofins TestAmerica, Denver

Data File:	\\chromfs\denver\chromdata\chhplc_x\20200630-92909.b\06300012.d				
Injection Date:	30-Jun-2020 19:42:19	Instrument ID:	CHHPLC_X3		
Lims ID:	280-137702-A-4-A	Lab Sample ID:	280-137702-4		
Client ID:	G0066R-20A				
Operator ID:	JZ	ALS Bottle#:	12	Worklist Smp#:	12
Injection Vol:	100.0 ul	Dil. Factor:	1.0000		
Method:	8330_X3	Limit Group:	GCSV - 8330		
Column:	UltraCarb5uODS (20) (4.60 mm)	Detector	LC DAD1B, 254 nm		

11 1,3-Dinitrobenzene, CAS: 99-65-0

Signal: 1

Processing Integration Results

RT: 9.59
Area: 5734
Amount: 0.018697
Amount Units: ug/mL

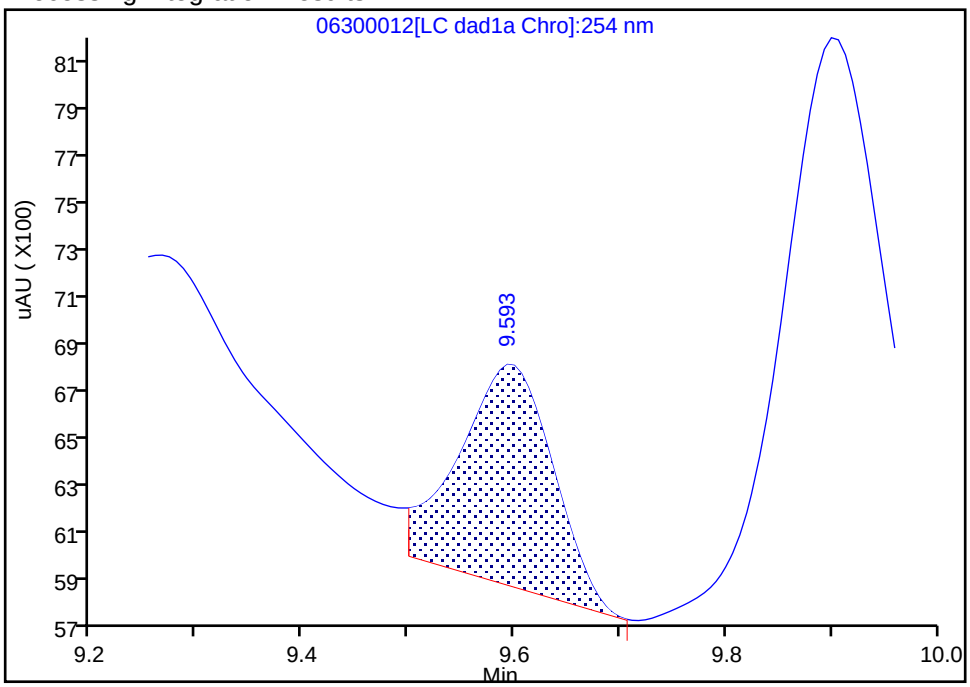

Manual Integration Results

RT: 9.59
Area: 4655
Amount: 0.015178
Amount Units: ug/mL

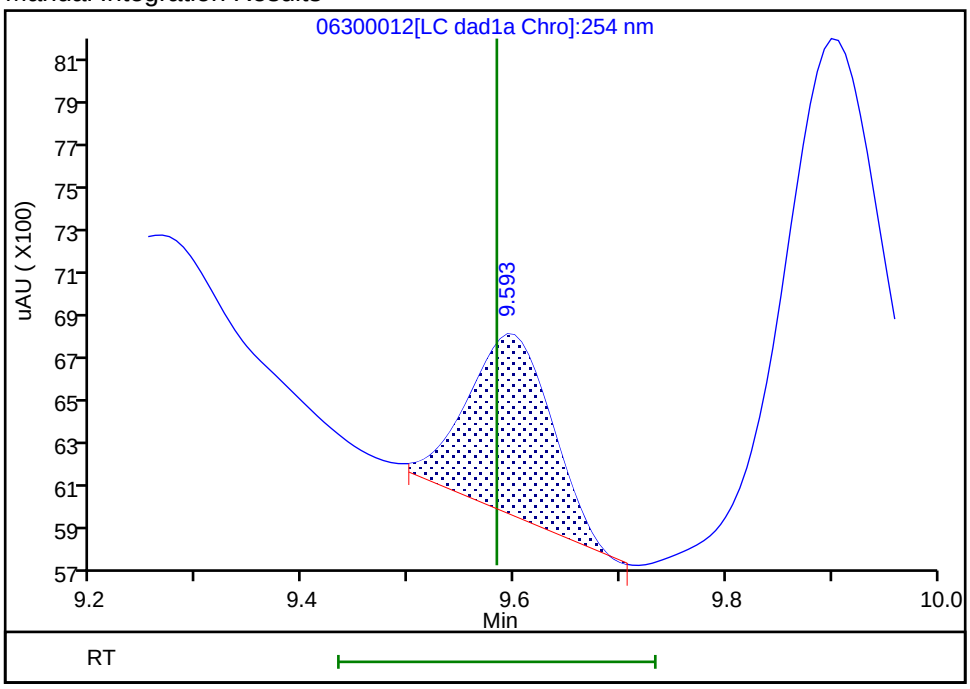

Reviewer: zhangji, 30-Jun-2020 20:09:41

Audit Action: Assigned New Baseline Audit Reason: Baseline

Manual Integration/User Assign Peak Report

Eurofins TestAmerica, Denver

Data File:	\\chromfs\denver\chromdata\chhplc_x\20200630-92909.b\06300012.d				
Injection Date:	30-Jun-2020 19:42:19	Instrument ID:	CHHPLC_X3		
Lims ID:	280-137702-A-4-A	Lab Sample ID:	280-137702-4		
Client ID:	G0066R-20A				
Operator ID:	JZ	ALS Bottle#:	12	Worklist Smp#:	12
Injection Vol:	100.0 ul	Dil. Factor:	1.0000		
Method:	8330_X3	Limit Group:	GCSV - 8330		
Column:	UltraCarb5uODS (20) (4.60 mm)	Detector	LC DAD1B, 254 nm		

16 2,4,6-Trinitrotoluene, CAS: 118-96-7

Signal: 1

Processing Integration Results

RT: 11.27
Area: 2375
Amount: 0.011640
Amount Units: ug/mL

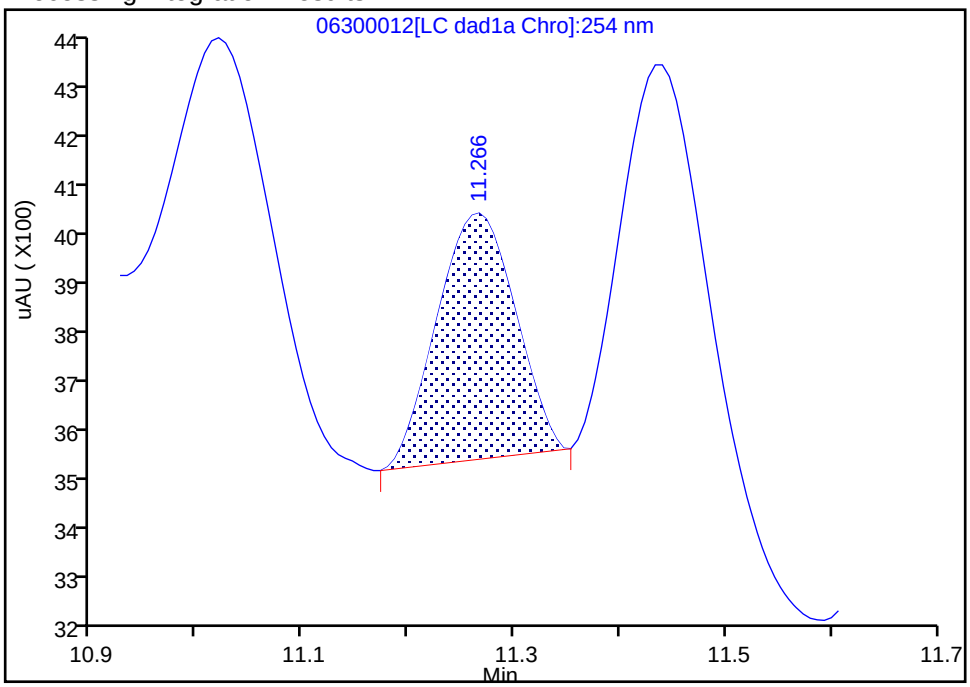

Manual Integration Results

RT: 11.27
Area: 3411
Amount: 0.016718
Amount Units: ug/mL

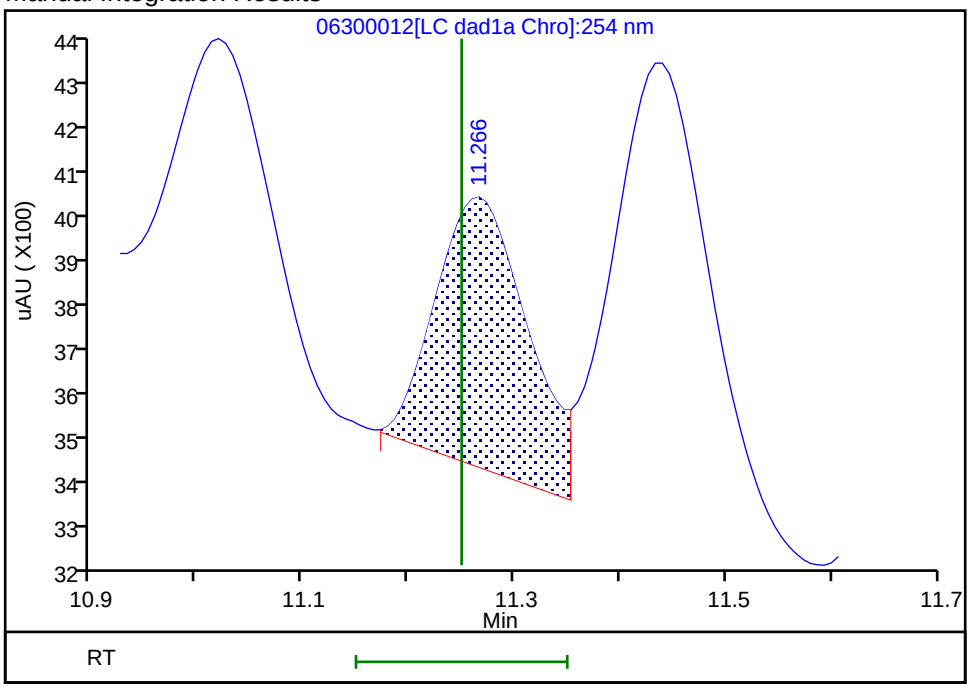

Reviewer: zhangji, 30-Jun-2020 20:09:05

Audit Action: Assigned New Baseline Audit Reason: Baseline

Manual Integration/User Assign Peak Report

Eurofins TestAmerica, Denver

Data File:	\\chromfs\denver\chromdata\chhplc_x\20200630-92909.b\06300012.d				
Injection Date:	30-Jun-2020 19:42:19	Instrument ID:	CHHPLC_X3		
Lims ID:	280-137702-A-4-A	Lab Sample ID:	280-137702-4		
Client ID:	G0066R-20A				
Operator ID:	JZ	ALS Bottle#:	12	Worklist Smp#:	12
Injection Vol:	100.0 ul	Dil. Factor:	1.0000		
Method:	8330_X3	Limit Group:	GCSV - 8330		
Column:	UltraCarb5uODS (20) (4.60 mm)	Detector	LC DAD1B, 254 nm		

18 2-Amino-4,6-dinitrotoluene, CAS: 35572-78-2

Signal: 1

Processing Integration Results

RT: 11.73
Area: 15617
Amount: 0.077001
Amount Units: ug/mL

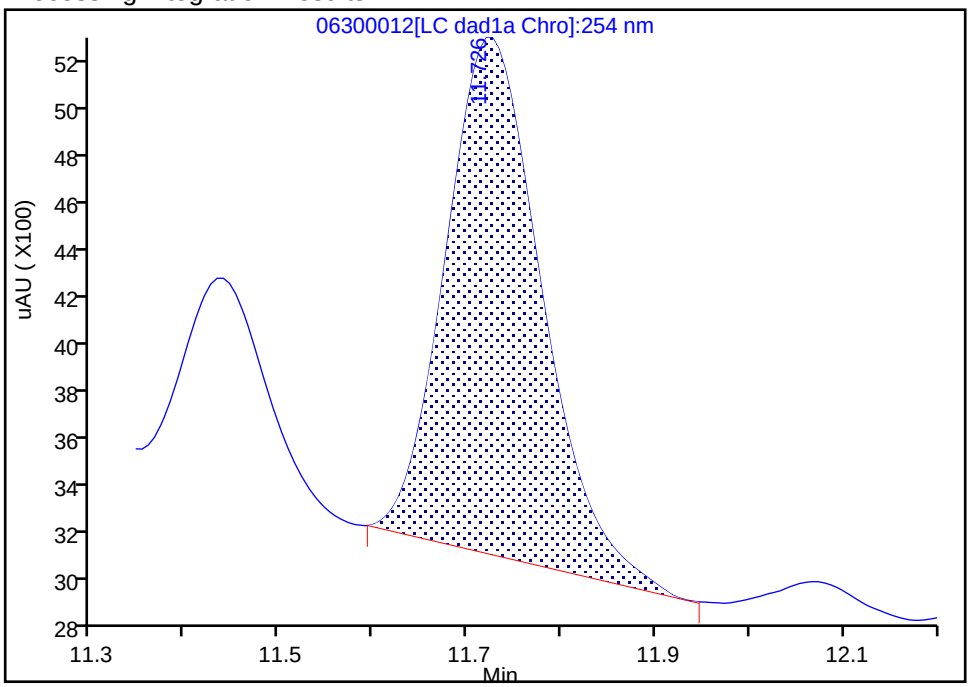

Manual Integration Results

RT: 11.72
Area: 16168
Amount: 0.079717
Amount Units: ug/mL

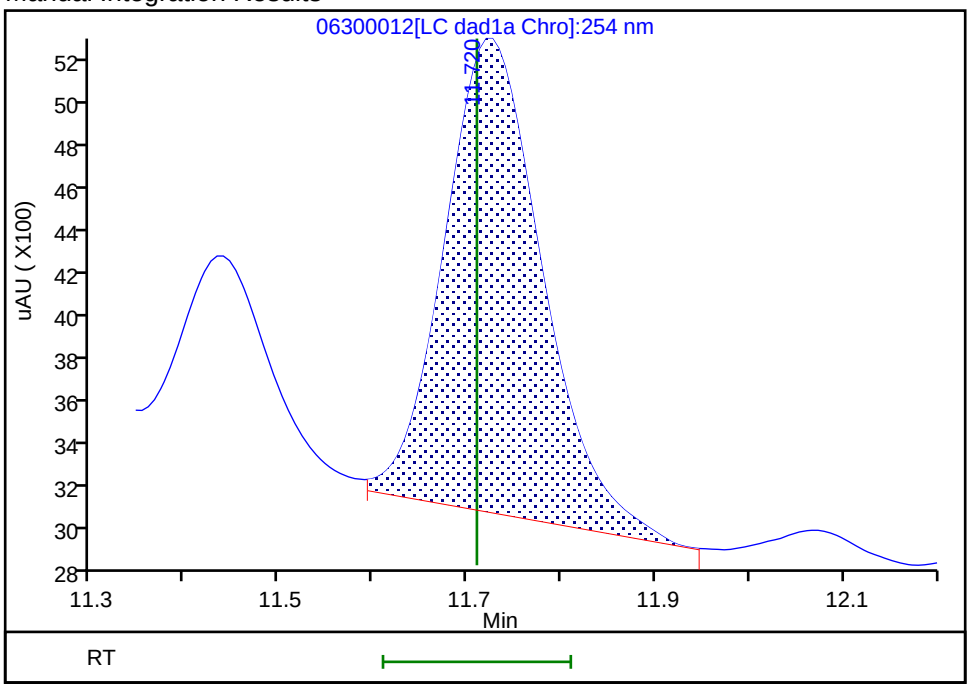

Reviewer: zhangji, 30-Jun-2020 20:09:05

Audit Action: Assigned New Baseline Audit Reason: Baseline

Manual Integration/User Assign Peak Report

Eurofins TestAmerica, Denver

Data File:	\\chromfs\denver\chromdata\chhplc_x\20200630-92909.b\06300012.d				
Injection Date:	30-Jun-2020 19:42:19	Instrument ID:	CHHPLC_X3		
Lims ID:	280-137702-A-4-A	Lab Sample ID:	280-137702-4		
Client ID:	G0066R-20A				
Operator ID:	JZ	ALS Bottle#:	12	Worklist Smp#:	12
Injection Vol:	100.0 ul	Dil. Factor:	1.0000		
Method:	8330_X3	Limit Group:	GCSV - 8330		
Column:	UltraCarb5uODS (20) (4.60 mm)	Detector	LC DAD1B, 254 nm		

17 4-Amino-2,6-dinitrotoluene, CAS: 19406-51-0

Signal: 1

Processing Integration Results

RT: 11.44
Area: 4881
Amount: 0.033888
Amount Units: ug/mL

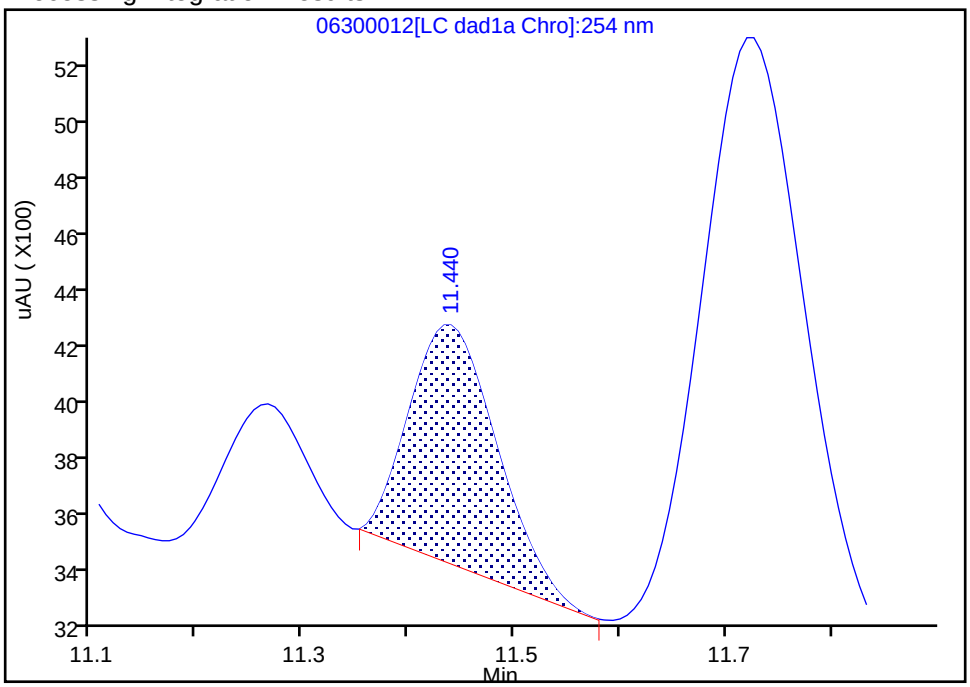

Manual Integration Results

RT: 11.43
Area: 6438
Amount: 0.042617
Amount Units: ug/mL

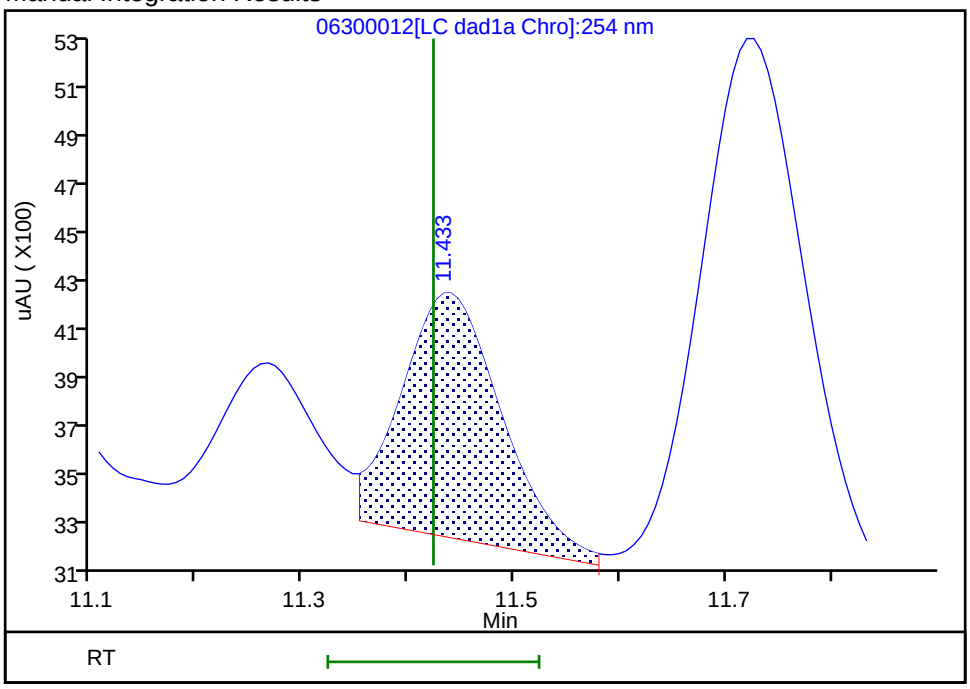

Reviewer: zhangji, 30-Jun-2020 20:09:05
Audit Action: Assigned New Baseline Audit Reason: Baseline

Manual Integration/User Assign Peak Report

Eurofins TestAmerica, Denver

Data File:	\\chromfs\denver\chromdata\chhplc_x\20200630-92909.b\06300012.d				
Injection Date:	30-Jun-2020 19:42:19	Instrument ID:	CHHPLC_X3		
Lims ID:	280-137702-A-4-A	Lab Sample ID:	280-137702-4		
Client ID:	G0066R-20A				
Operator ID:	JZ	ALS Bottle#:	12	Worklist Smp#:	12
Injection Vol:	100.0 ul	Dil. Factor:	1.0000		
Method:	8330_X3	Limit Group:	GCSV - 8330		
Column:	UltraCarb5uODS (20) (4.60 mm)	Detector	LC DAD1B, 254 nm		

3 HMX, CAS: 2691-41-0

Signal: 1

Processing Integration Results

RT: 6.72
Area: 667330
Amount: 7.763066
Amount Units: ug/mL

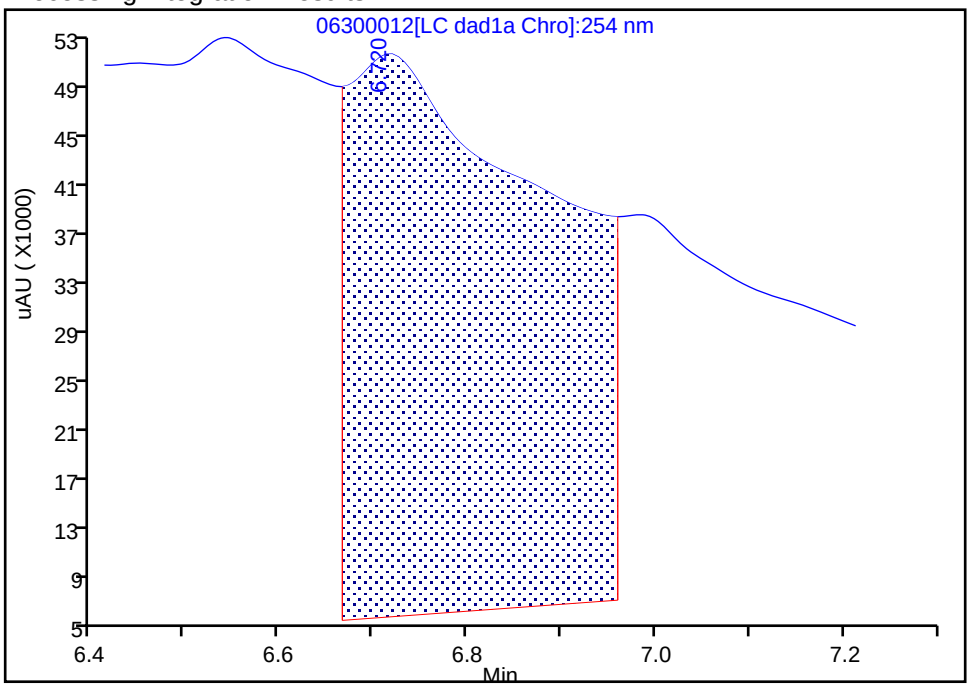

Manual Integration Results

RT: 6.72
Area: 18224
Amount: 0.212000
Amount Units: ug/mL

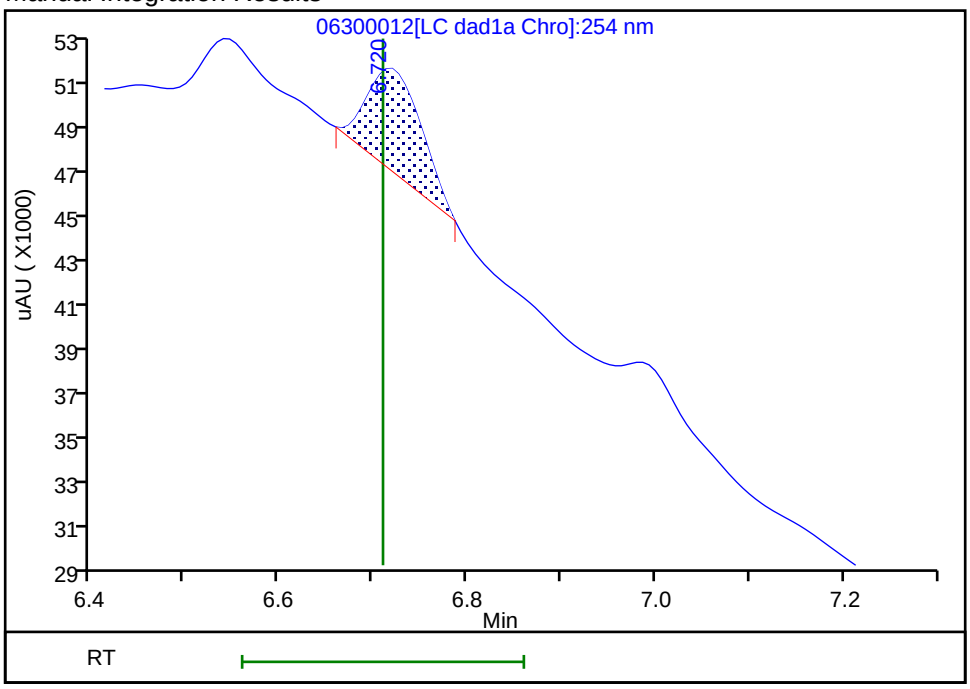

Reviewer: zhangji, 30-Jun-2020 20:08:21

Audit Action: Manually Integrated Audit Reason: Baseline

User Disabled Compound Report

Eurofins TestAmerica, Denver

Data File:	\\chromfs\denver\chromdata\chhplc_x\20200630-92909.b\06300012.d				
Injection Date:	30-Jun-2020 19:42:19	Instrument ID:	CHHPLC_X3		
Lims ID:	280-137702-A-4-A	Lab Sample ID:	280-137702-4		
Client ID:	G0066R-20A				
Operator ID:	JZ	ALS Bottle#:	12	Worklist Smp#:	12
Injection Vol:	100.0 ul	Dil. Factor:	1.0000		
Method:	8330_X3	Limit Group:	GCSV - 8330		
Column:	UltraCarb5uODS (20) (4.60 mm)	Detector	LC DAD1B, 254 nm		

12 Nitrobenzene, CAS: 98-95-3, Signal: 1

RT: 9.90
Response: 22405
Amount: 0.111800

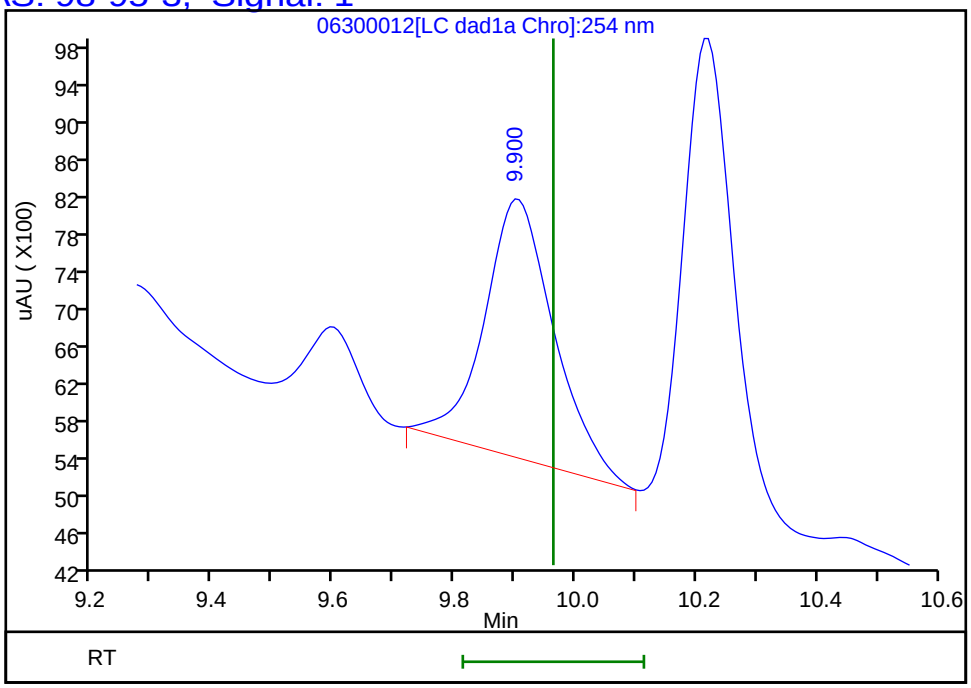

Reviewer: zhangji, 30-Jun-2020 20:09:47
Audit Action: Assigned New Baseline Audit Reason: Baseline

Manual Integration/User Assign Peak Report

Eurofins TestAmerica, Denver

Data File:	\\chromfs\denver\chromdata\chhplc_x\20200630-92909.b\06300012.d				
Injection Date:	30-Jun-2020 19:42:19	Instrument ID:	CHHPLC_X3		
Lims ID:	280-137702-A-4-A	Lab Sample ID:	280-137702-4		
Client ID:	G0066R-20A				
Operator ID:	JZ	ALS Bottle#:	12	Worklist Smp#:	12
Injection Vol:	100.0 ul	Dil. Factor:	1.0000		
Method:	8330_X3	Limit Group:	GCSV - 8330		
Column:	UltraCarb5uODS (20) (4.60 mm)	Detector	LC DAD1B, 254 nm		

7 RDX, CAS: 121-82-4

Signal: 1

Processing Integration Results

RT: 7.78
Area: 85007
Amount: 0.728966
Amount Units: ug/mL

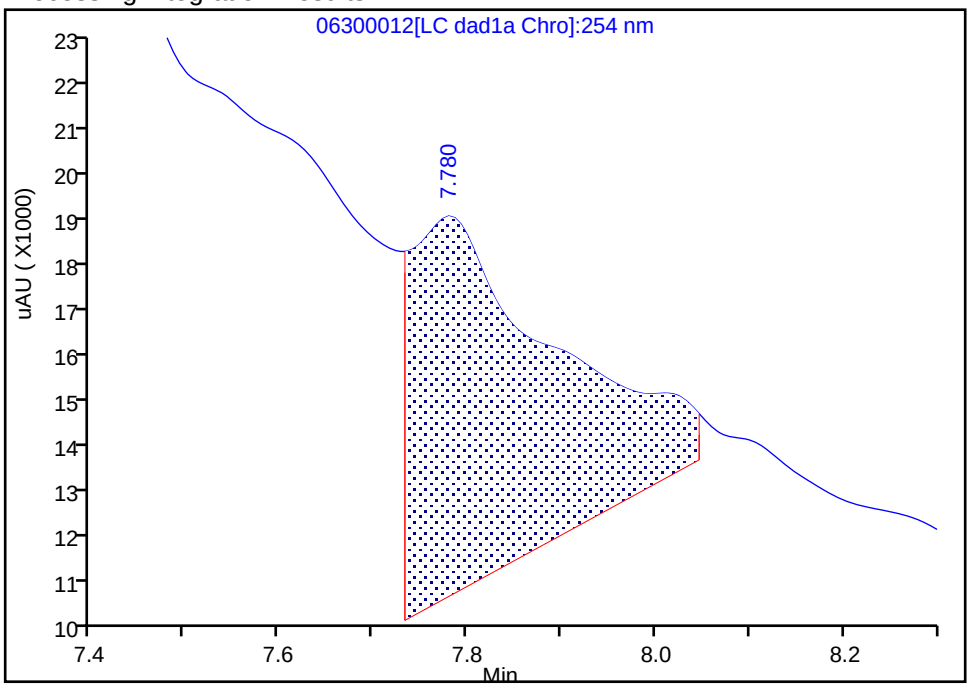

Manual Integration Results

RT: 7.78
Area: 5534
Amount: 0.047456
Amount Units: ug/mL

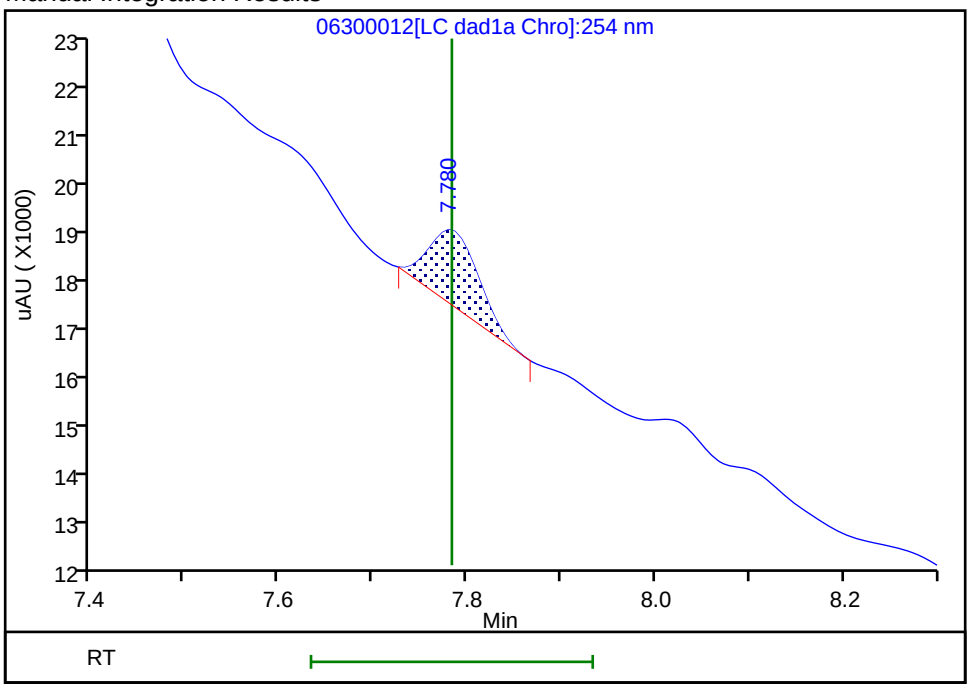

Reviewer: zhangji, 30-Jun-2020 20:08:28

Audit Action: Manually Integrated Audit Reason: Baseline

User Disabled Compound Report

Eurofins TestAmerica, Denver

Data File:	\\chromfs\denver\chromdata\chhplc_x\20200630-92909.b\06300012.d				
Injection Date:	30-Jun-2020 19:42:19	Instrument ID:	CHHPLC_X3		
Lims ID:	280-137702-A-4-A	Lab Sample ID:	280-137702-4		
Client ID:	G0066R-20A				
Operator ID:	JZ	ALS Bottle#:	12	Worklist Smp#:	12
Injection Vol:	100.0 ul	Dil. Factor:	1.0000		
Method:	8330_X3	Limit Group:	GCSV - 8330		
Column:	UltraCarb5uODS (20) (4.60 mm)	Detector	LC DAD1B, 254 nm		

14 Tetryl, CAS: 479-45-8, Signal: 1

RT: 10.21
Response: 29061
Amount: 0.164157

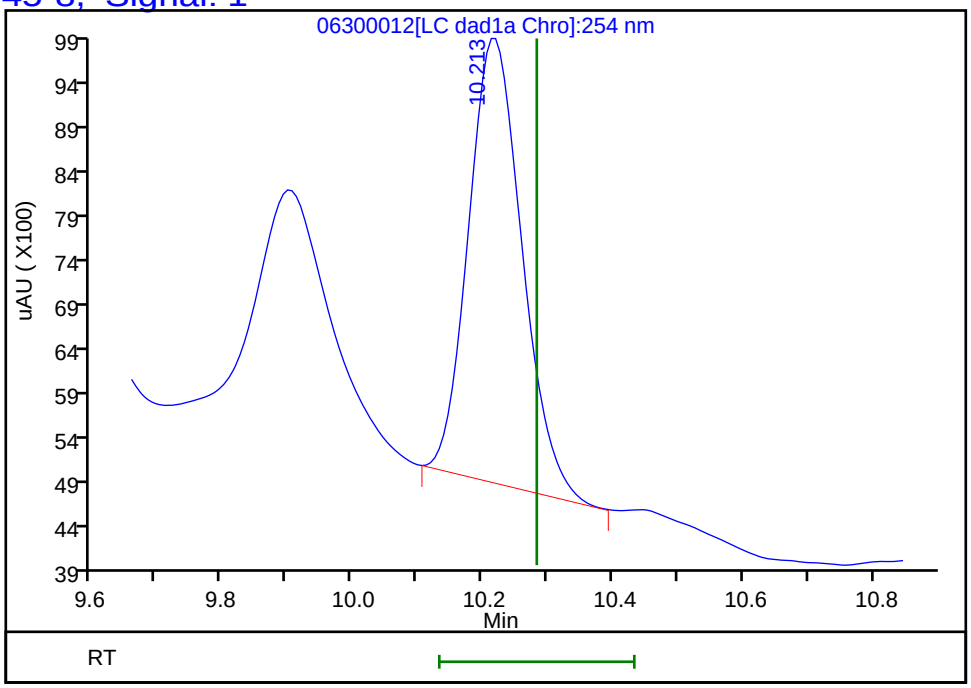

Reviewer: zhangji, 30-Jun-2020 20:09:47
Audit Action: Assigned New Baseline Audit Reason: Baseline

FORM I
HPLC/IC ORGANICS ANALYSIS DATA SHEET

Lab Name: Eurofins TestAmerica, Denver Job No.: 280-137702-1

SDG No.:

Client Sample ID: G0066R-20A Lab Sample ID: 280-137702-4

Matrix: Water Lab File ID: 06300016.D

Analysis Method: 8330A Date Collected: 06/13/2020 08:25

Extraction Method: 3535 Date Extracted: 06/18/2020 10:49

Sample wt/vol: 467.6(mL) Date Analyzed: 06/30/2020 23:26

Con. Extract Vol.: 5(mL) Dilution Factor: 1

Injection Volume: 100(uL) GC Column: Luna-phenylhex ID: 4.6(mm)

% Moisture: GPC Cleanup:(Y/N) N

Analysis Batch No.: 500692 Units: ug/L

CAS NO.	COMPOUND NAME	RESULT	Q	LOQ	LOD	DL
99-65-0	1,3-Dinitrobenzene	0.11	U	0.12	0.11	0.039
118-96-7	2,4,6-Trinitrotoluene	0.11	U	0.12	0.11	0.048
2691-41-0	*HMX*	*0.53*	*J1 M*	*0.22*	0.21	*0.094*

CAS NO.	SURROGATE	%REC	Q	LIMITS
528-29-0	1,2-Dinitrobenzene	102		83-119

Eurofins TestAmerica, Denver
Target Compound Quantitation Report

Data File: \\chromfs\Denver\ChromData\G2_LUNA\20200630-92910.b\06300016.D
Lims ID: 280-137702-A-4-A
Client ID: G0066R-20A
Sample Type: Client
Inject. Date: 30-Jun-2020 23:26:56 ALS Bottle#: 16 Worklist Smp#: 16
Injection Vol: 100.0 ul Dil. Factor: 1.0000
Sample Info: 280-137702-A-4-A
Misc. Info.: 280-0092910-016
Operator ID: JZ Instrument ID: CHHPLC_G2_LUNA

Method: \\chromfs\Denver\ChromData\G2_LUNA\20200630-92910.b\G2_8330_Luna.m
Limit Group: GCSV - 8330
Last Update: 01-Jul-2020 17:34:02 Calib Date: 15-May-2020 02:11:20
Integrator: Falcon
Quant Method: External Standard Quant By: Initial Calibration
Last ICal File: \\chromfs\Denver\ChromData\G2_LUNA\20200514-91518.b\05140024.D

Column 1 : Luna-Phenyl hexyl (4.60 mm) Det: LC DAD1A, 254 nm
Process Host: CTX1062

First Level Reviewer: zhangji Date: 01-Jul-2020 17:07:37

Compound	Det	RT (min.)	Exp RT (min.)	Dlt RT (min.)	Response	OnCol Amt ug/ml	Flags
6 HMX	1	7.158	7.162	-0.004	14171	0.0500	M
7 MNX	1		7.943			ND	
8 RDX	1	9.365	9.382	-0.017	7805	0.0319	M
9 Nitrobenzene	1		12.296			ND	
$ 10 1,2-Dinitrobenzene	1	13.285	13.296	-0.011	58576	0.2047	
12 1,3-Dinitrobenzene	1		15.822			ND	
14 o-Nitrotoluene	1		16.762			ND	U
15 p-Nitrotoluene	1		17.022			ND	
16 4-Amino-2,6-dinitrotoluene	1	17.478	17.482	-0.004	19580	0.0567	
17 m-Nitrotoluene	1		17.982			ND	
18 2-Amino-4,6-dinitrotoluene	1	18.398	18.416	-0.018	40449	0.0869	
19 1,3,5-Trinitrobenzene	1	19.138	19.162	-0.024	6178	0.0131	
20 2,6-Dinitrotoluene	1		20.076			ND	
21 2,4-Dinitrotoluene	1		20.596			ND	
22 Tetryl	1		23.896			ND	
23 2,4,6-Trinitrotoluene	1		24.922			ND	

QC Flag Legend

Review Flags
M - Manually Integrated
U - Marked Undetected

Report Date: 01-Jul-2020 17:34:07 Chrom Revision: 2.3 21-Jun-2020 18:30:46

Eurofins TestAmerica, Denver

Data File: \\chromfs\denver\chromdata\g2_luna\20200630-92910.b\06300016.d

Injection Date:	30-Jun-2020 23:26:56	Instrument ID:	CHHPLC_G2_LUNA	Operator ID:	JZ
Lims ID:	280-137702-A-4-A	Lab Sample ID:	280-137702-4	Worklist Smp#:	16
Client ID:	G0066R-20A				
Injection Vol:	100.0 ul	Dil. Factor:	1.0000	ALS Bottle#:	16
Method:	G2_8330_Luna	Limit Group:	GCSV - 8330		

Column: Luna-Phenyl hexyl (4.60 mm) Y Scaling: Method Defined: Scale to the Nth Largest Peak: 1

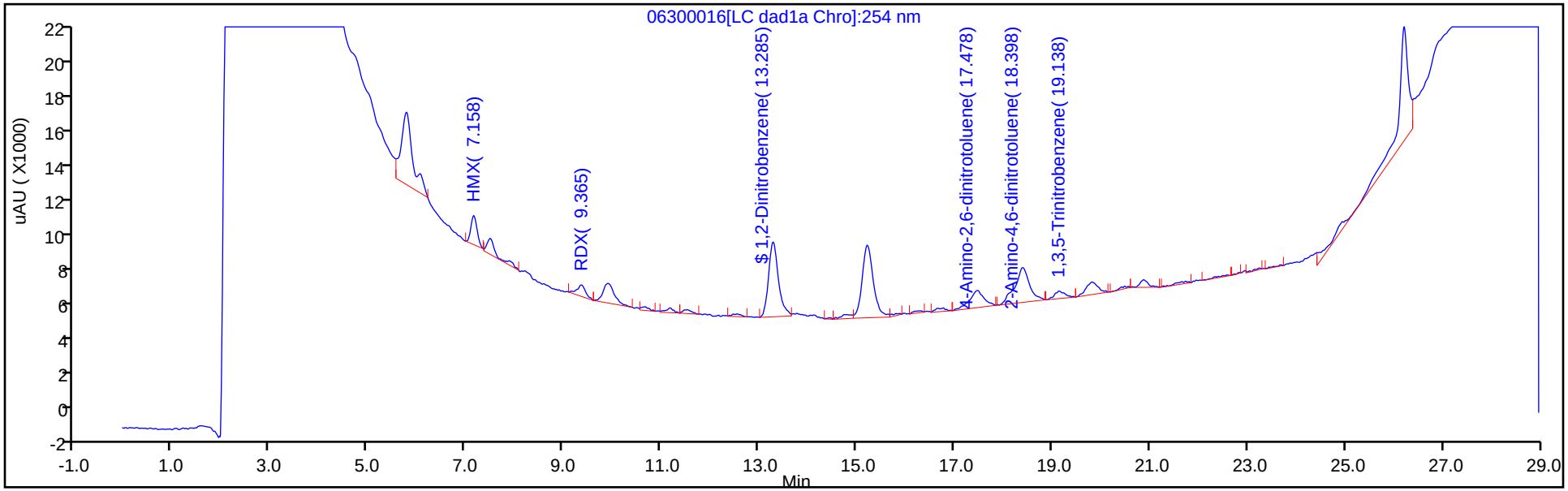

Y Scaling: Method Defined: Scale to the Nth Largest Peak: 1

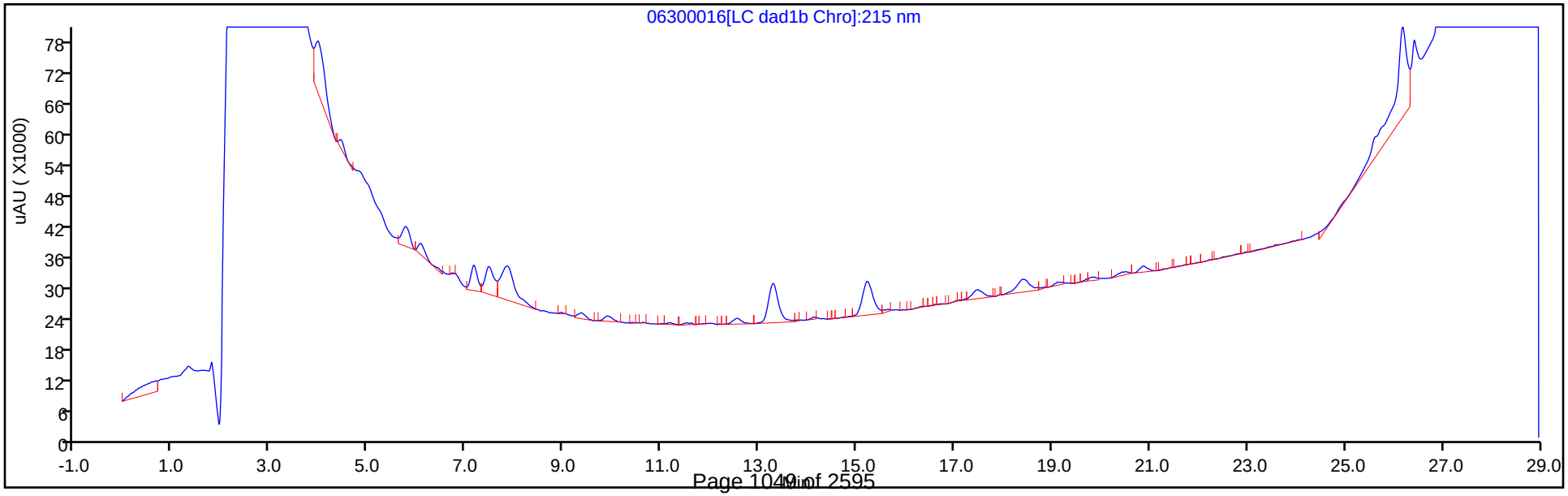

Eurofins TestAmerica, Denver
Recovery Report

Data File:	\\chromfs\Denver\ChromData\G2_LUNA\20200630-92910.b\06300016.D				
Lims ID:	280-137702-A-4-A				
Client ID:	G0066R-20A				
Sample Type:	Client				
Inject. Date:	30-Jun-2020 23:26:56	ALS Bottle#:	16	Worklist Smp#:	16
Injection Vol:	100.0 ul	Dil. Factor:	1.0000		
Sample Info:	280-137702-A-4-A				
Misc. Info.:	280-0092910-016				
Operator ID:	JZ	Instrument ID:	CHHPLC_G2_LUNA		
Method:	\\chromfs\Denver\ChromData\G2_LUNA\20200630-92910.b\G2_8330_Luna.m				
Limit Group:	GCSV - 8330				
Last Update:	01-Jul-2020 17:34:02	Calib Date:	15-May-2020 02:11:20		
Integrator:	Falcon				
Quant Method:	External Standard	Quant By:	Initial Calibration		
Last ICal File:	\\chromfs\Denver\ChromData\G2_LUNA\20200514-91518.b\05140024.D				
Column 1 :	Luna-Phenyl hexyl (4.60 mm)		Det: LC DAD1A, 254 nm		
Process Host:	CTX1062				
First Level Reviewer: zhangji		Date:	01-Jul-2020 17:07:37		

Compound	Amount Added	Amount Recovered	% Rec.
$ 10 1,2-Dinitrobenzene	0.2000	0.2047	102.33

User Disabled Compound Report

Eurofins TestAmerica, Denver

Data File:	\\chromfs\denver\chromdata\g2_luna\20200630-92910.b\06300016.d				
Injection Date:	30-Jun-2020 23:26:56	Instrument ID:	CHHPLC_G2_LUNA		
Lims ID:	280-137702-A-4-A	Lab Sample ID:	280-137702-4		
Client ID:	G0066R-20A				
Operator ID:	JZ	ALS Bottle#:	16	Worklist Smp#:	16
Injection Vol:	100.0 ul	Dil. Factor:	1.0000		
Method:	G2_8330_Luna	Limit Group:	GCSV - 8330		
Column:	Luna-Phenyl hexyl (4.60 mm)	Detector	LC DAD1A, 254 nm		

14 o-Nitrotoluene, CAS: 88-72-2, Signal: 1

RT: 16.65
Response: 2728
Amount: 0.009994

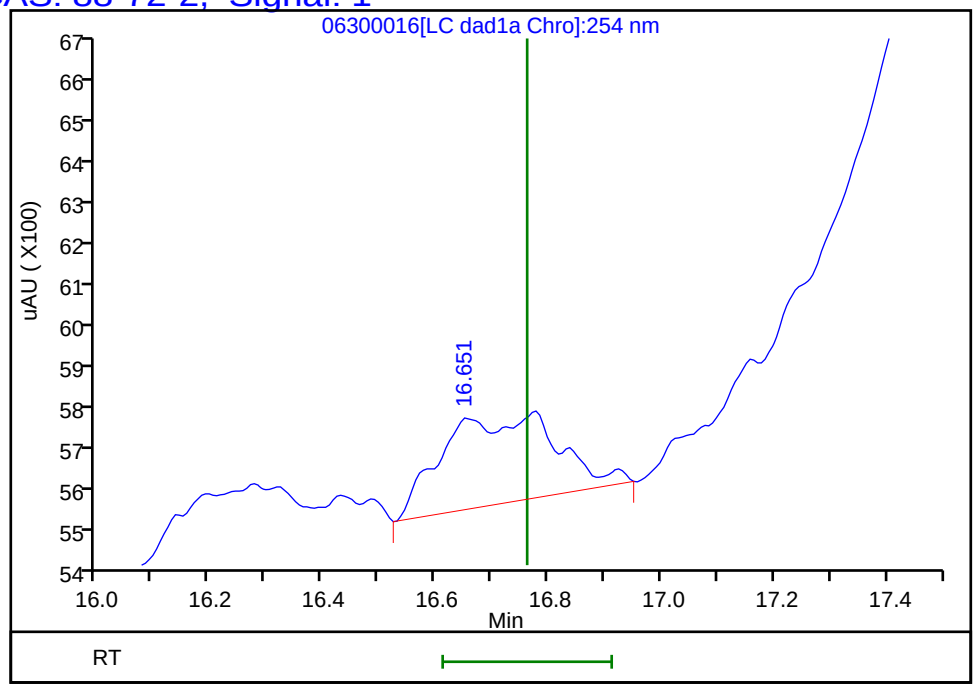

Reviewer: zhangji, 01-Jul-2020 17:07:37
Audit Action: Marked Compound Undetected Audit Reason: Invalid Compound ID

Manual Integration/User Assign Peak Report

Eurofins TestAmerica, Denver

Data File:	\\chromfs\denver\chromdata\g2_luna\20200630-92910.b\06300016.d				
Injection Date:	30-Jun-2020 23:26:56	Instrument ID:	CHHPLC_G2_LUNA		
Lims ID:	280-137702-A-4-A	Lab Sample ID:	280-137702-4		
Client ID:	G0066R-20A				
Operator ID:	JZ	ALS Bottle#:	16	Worklist Smp#:	16
Injection Vol:	100.0 ul	Dil. Factor:	1.0000		
Method:	G2_8330_Luna	Limit Group:	GCSV - 8330		
Column:	Luna-Phenyl hexyl (4.60 mm)	Detector	LC DAD1A, 254 nm		

6 HMX, CAS: 2691-41-0

Signal: 1

Processing Integration Results

RT: 7.16
Area: 21334
Amount: 0.090446
Amount Units: ug/ml

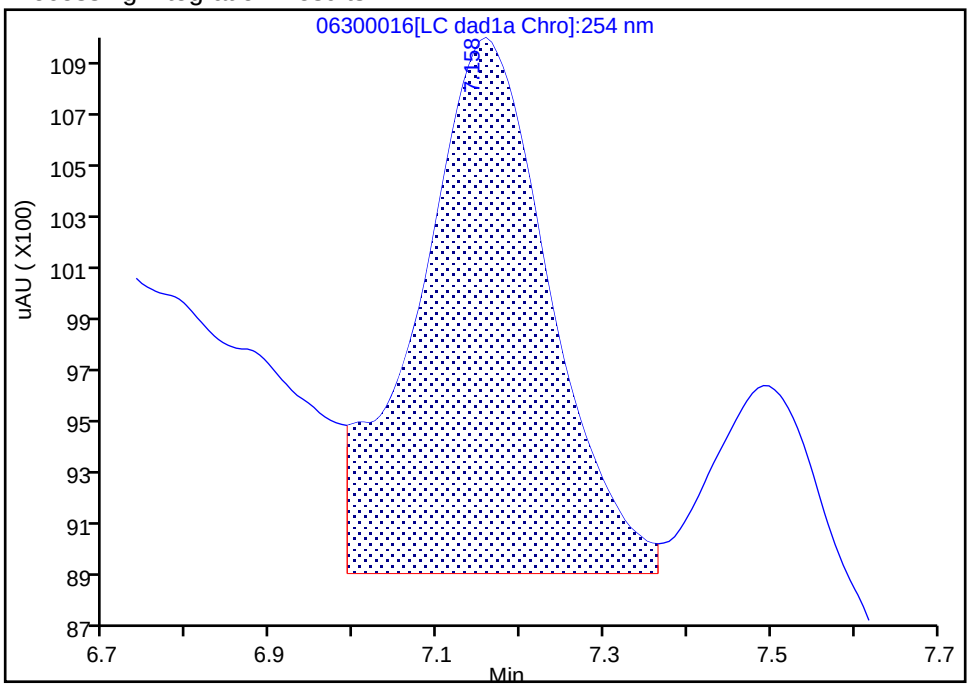

Manual Integration Results

RT: 7.16
Area: 14171
Amount: 0.049980
Amount Units: ug/ml

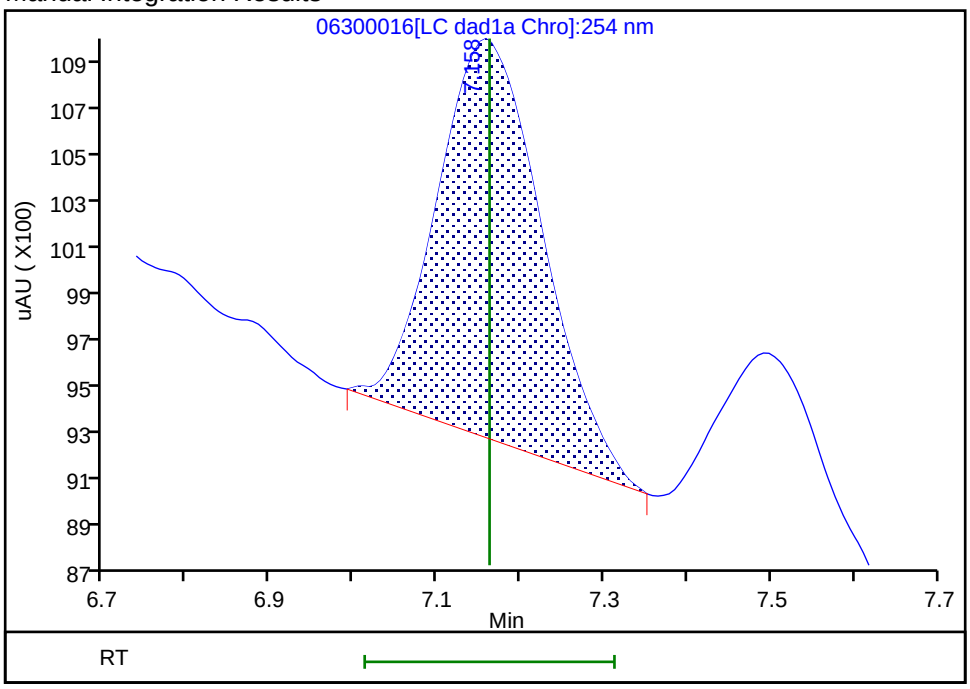

Reviewer: zhangji, 01-Jul-2020 17:07:16
Audit Action: Manually Integrated Audit Reason: Baseline

Manual Integration/User Assign Peak Report

Eurofins TestAmerica, Denver

Data File:	\\chromfs\denver\chromdata\g2_luna\20200630-92910.b\06300016.d				
Injection Date:	30-Jun-2020 23:26:56	Instrument ID:	CHHPLC_G2_LUNA		
Lims ID:	280-137702-A-4-A	Lab Sample ID:	280-137702-4		
Client ID:	G0066R-20A				
Operator ID:	JZ	ALS Bottle#:	16	Worklist Smp#:	16
Injection Vol:	100.0 ul	Dil. Factor:	1.0000		
Method:	G2_8330_Luna	Limit Group:	GCSV - 8330		
Column:	Luna-Phenyl hexyl (4.60 mm)	Detector	LC DAD1A, 254 nm		

8 RDX, CAS: 121-82-4

Signal: 1

Processing Integration Results

RT: 9.36
Area: 13247
Amount: 0.054211
Amount Units: ug/ml

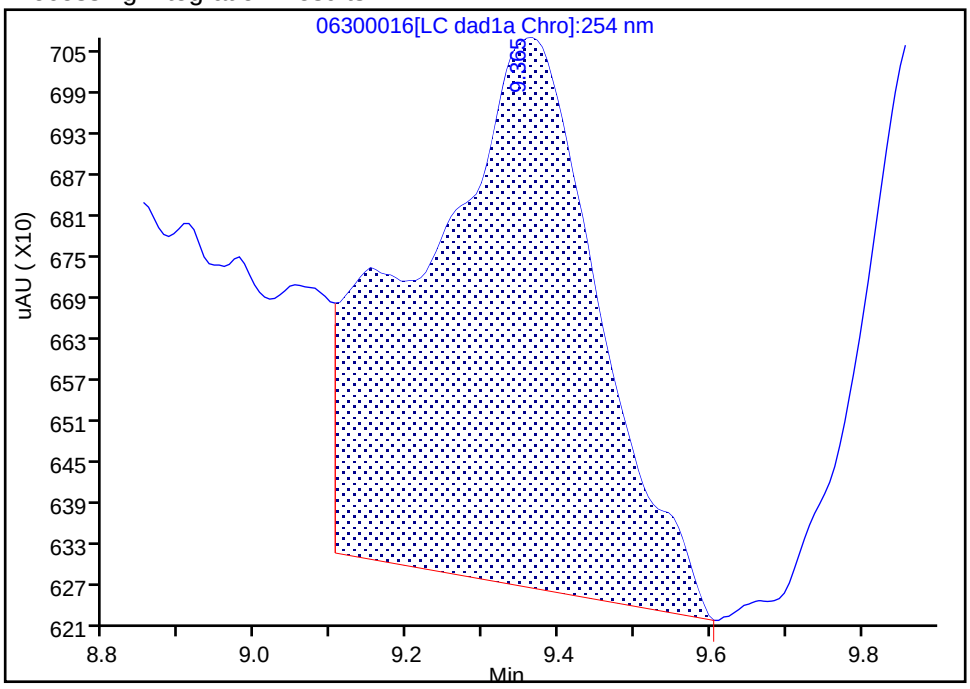

Manual Integration Results

RT: 9.36
Area: 7805
Amount: 0.031941
Amount Units: ug/ml

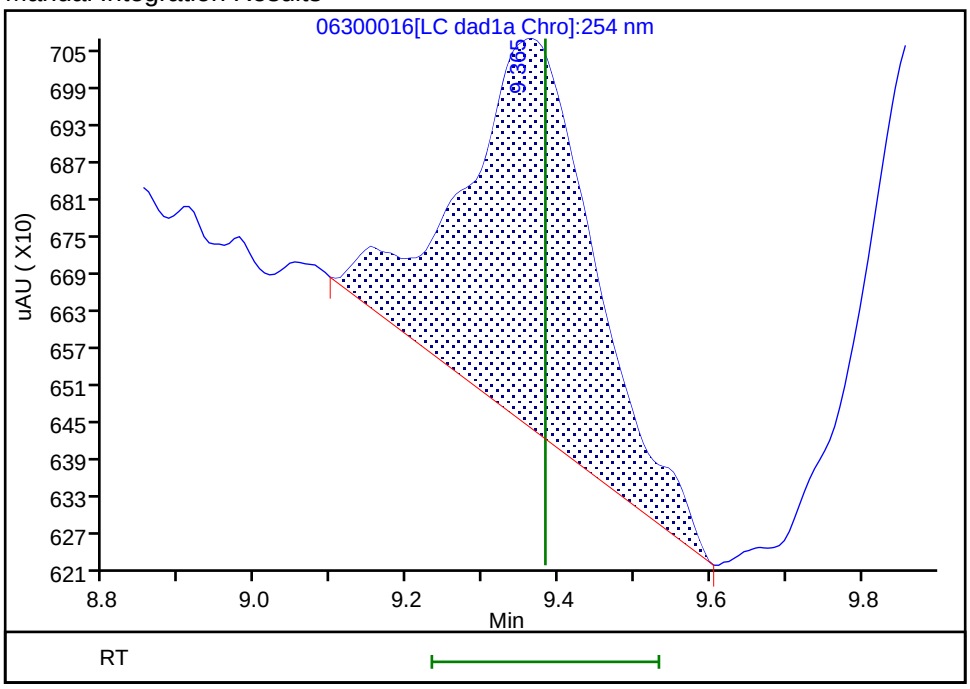

Reviewer: zhangji, 01-Jul-2020 17:07:20
Audit Action: Manually Integrated Audit Reason: Baseline

FORM I
HPLC/IC ORGANICS ANALYSIS DATA SHEET

Lab Name: Eurofins TestAmerica, Denver Job No.: 280-137702-1

SDG No.:

Client Sample ID: G0085-20A Lab Sample ID: 280-137702-5

Matrix: Water Lab File ID: 06270029.D

Analysis Method: 8330A Date Collected: 06/13/2020 12:30

Extraction Method: 3535 Date Extracted: 06/18/2020 10:49

Sample wt/vol: 466.8(mL) Date Analyzed: 06/27/2020 23:33

Con. Extract Vol.: 5(mL) Dilution Factor: 1

Injection Volume: 100(uL) GC Column: UltraCarb5uODS ID: 4.6(mm)

% Moisture: GPC Cleanup:(Y/N) N

Analysis Batch No.: 500385 Units: ug/L

CAS NO.	COMPOUND NAME	RESULT	Q	LOQ	LOD	DL
99-35-4	1,3,5-Trinitrobenzene	0.21	U	0.22	0.21	0.090
99-65-0	1,3-Dinitrobenzene	0.11	U	0.12	0.11	0.040
118-96-7	2,4,6-Trinitrotoluene	0.11	U Q	0.12	0.11	0.048
121-14-2	2,4-Dinitrotoluene	0.086	U M	0.11	0.086	0.029
606-20-2	2,6-Dinitrotoluene	0.086	U	0.11	0.086	0.043
88-72-2	2-Nitrotoluene	0.21	U M	0.22	0.21	0.092
99-08-1	3-Nitrotoluene	0.43	U	0.43	0.43	0.21
19406-51-0	4-Amino-2,6-dinitrotoluene	0.13	U M	0.16	0.13	0.062
2691-41-0	HMX	0.49	M J1	0.22	0.21	0.094
121-82-4	RDX	0.21	U	0.22	0.21	0.055
479-45-8	Tetryl	0.11	U M	0.12	0.11	0.034

CAS NO.	SURROGATE	%REC	Q	LIMITS
528-29-0	1,2-Dinitrobenzene	100	M	83-119

Eurofins TestAmerica, Denver
Target Compound Quantitation Report

Data File: \\chromfs\Denver\ChromData\CHHPLC_X\20200627-92823.b\06270029.D
Lims ID: 280-137702-A-5-A
Client ID: G0085-20A
Sample Type: Client
Inject. Date: 27-Jun-2020 23:33:53 ALS Bottle#: 29 Worklist Smp#: 29
Injection Vol: 100.0 ul Dil. Factor: 1.0000
Sample Info: 280-137702-A-5-A
Misc. Info.: 280-0092823-029
Operator ID: JZ Instrument ID: CHHPLC_X3

Method: \\chromfs\Denver\ChromData\CHHPLC_X\20200627-92823.b\8330_X3.m
Limit Group: GCSV - 8330
Last Update: 30-Jun-2020 14:54:17 Calib Date: 26-Jun-2020 01:16:48
Integrator: Falcon
Quant Method: External Standard Quant By: Initial Calibration
Last ICal File: \\chromfs\Denver\ChromData\CHHPLC_X\20200625-92750.b\06250013.D

Column 1 : UltraCarb5uODS (20) (4.60 mm) Det: LC DAD1B, 254 nm
Process Host: CTX1061

First Level Reviewer: zhangji Date: 30-Jun-2020 14:39:00

	Compound	Det	RT (min.)	Exp RT (min.)	Dlt RT (min.)	Response	OnCol Amt ug/mL	Flags
	3 HMX	1	6.702	6.710	-0.008	3905	0.0454	M
	6 MNX	1	7.368	7.384	-0.016	5848	0.0369	M
	7 RDX	1		7.790			ND	
$	9 1,2-Dinitrobenzene	1	8.755	8.756	-0.001	27549	0.1993	M
	10 1,3,5-Trinitrobenzene	1		8.930			ND	
	11 1,3-Dinitrobenzene	1		9.583			ND	
	12 Nitrobenzene	1	9.948	9.963	-0.015	12679	0.0633	M
	14 Tetryl	1		10.283			ND	U
	16 2,4,6-Trinitrotoluene	1		11.250			ND	
	17 4-Amino-2,6-dinitrotoluene	1		11.423			ND	U
	18 2-Amino-4,6-dinitrotoluene	1	11.702	11.716	-0.014	4317	0.0213	M
	19 2,6-Dinitrotoluene	1		11.850			ND	
	20 2,4-Dinitrotoluene	1		12.050			ND	U
	21 o-Nitrotoluene	1		12.870			ND	U
	22 p-Nitrotoluene	1	13.275	13.310	-0.035	4178	0.0370	M
	23 m-Nitrotoluene	1		13.896			ND	

QC Flag Legend

Review Flags
M - Manually Integrated
U - Marked Undetected

Report Date: 30-Jun-2020 14:54:22 Chrom Revision: 2.3 21-Jun-2020 18:30:46

Eurofins TestAmerica, Denver

Data File: \\chromfs\denver\chromdata\chhplc_x\20200627-92823.b\06270029.d

Injection Date:	27-Jun-2020 23:33:53	Instrument ID:	CHHPLC_X3	Operator ID:	JZ
Lims ID:	280-137702-A-5-A	Lab Sample ID:	280-137702-5	Worklist Smp#:	29
Client ID:	G0085-20A				
Injection Vol:	100.0 ul	Dil. Factor:	1.0000	ALS Bottle#:	29
Method:	8330_X3	Limit Group:	GCSV - 8330		

Column: UltraCarb5uODS (20) (4.60 mm) Y Scaling: Method Defined: Scale to the Nth Largest Target: 1

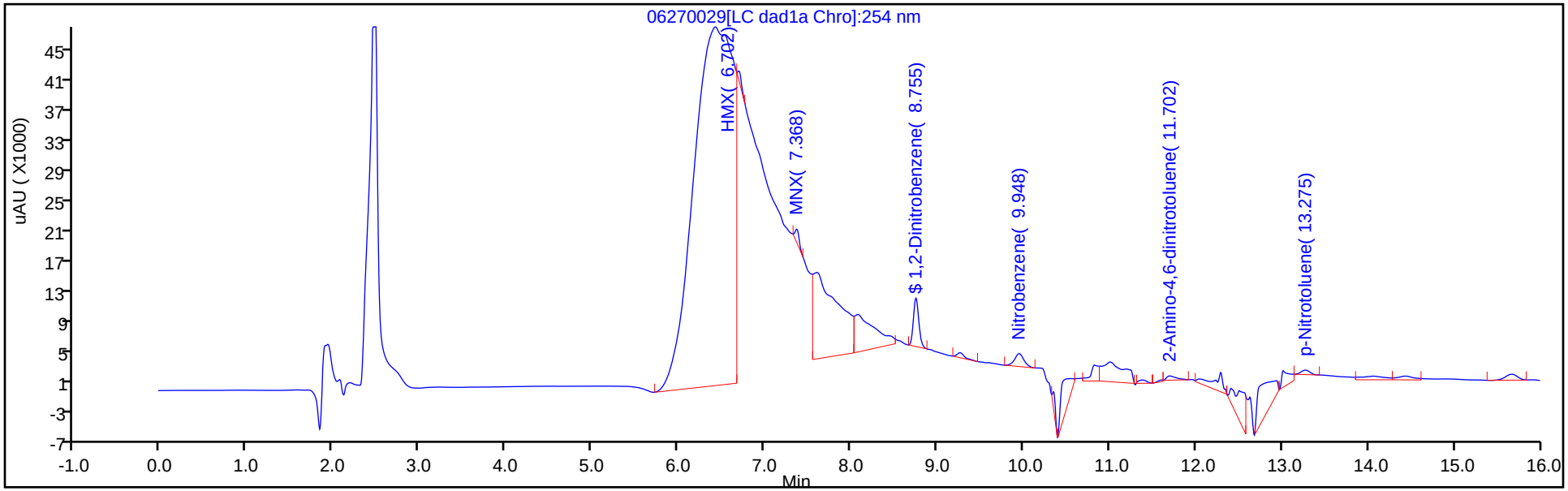

Y Scaling: Method Defined: Scale to the Nth Largest Target: 1

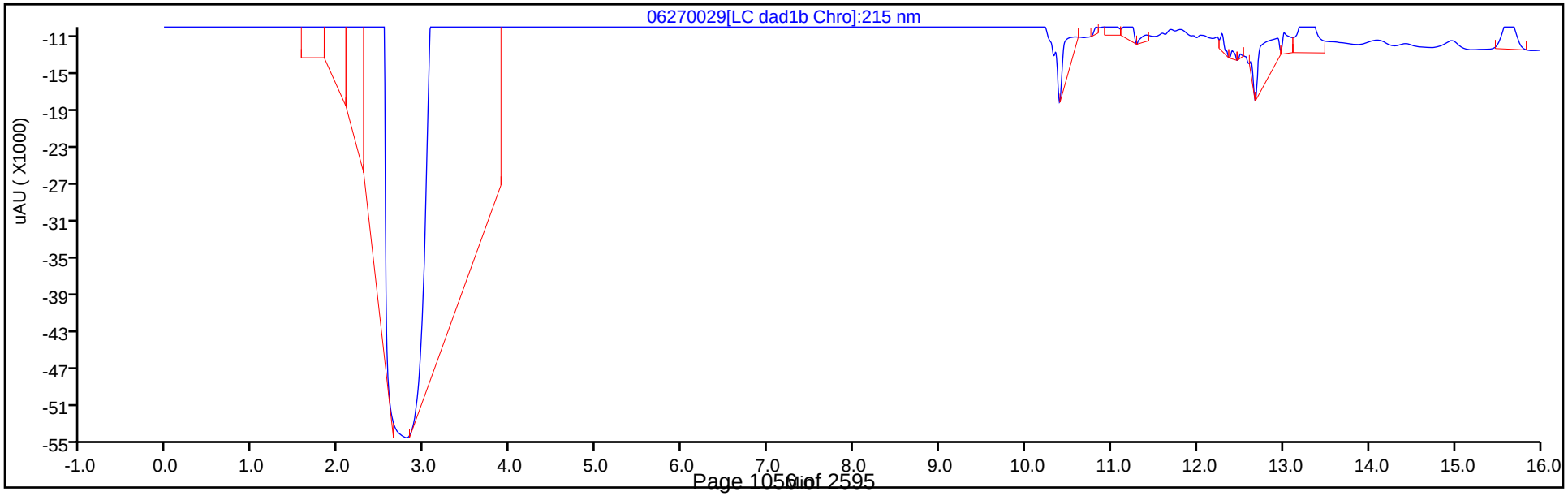

Eurofins TestAmerica, Denver
Recovery Report

Data File:	\\chromfs\Denver\ChromData\CHHPLC_X\20200627-92823.b\06270029.D				
Lims ID:	280-137702-A-5-A				
Client ID:	G0085-20A				
Sample Type:	Client				
Inject. Date:	27-Jun-2020 23:33:53	ALS Bottle#:	29	Worklist Smp#:	29
Injection Vol:	100.0 ul	Dil. Factor:	1.0000		
Sample Info:	280-137702-A-5-A				
Misc. Info.:	280-0092823-029				
Operator ID:	JZ	Instrument ID:	CHHPLC_X3		
Method:	\\chromfs\Denver\ChromData\CHHPLC_X\20200627-92823.b\8330_X3.m				
Limit Group:	GCSV - 8330				
Last Update:	30-Jun-2020 14:54:17	Calib Date:	26-Jun-2020 01:16:48		
Integrator:	Falcon				
Quant Method:	External Standard	Quant By:	Initial Calibration		
Last ICal File:	\\chromfs\Denver\ChromData\CHHPLC_X\20200625-92750.b\06250013.D				
Column 1 :	UltraCarb5uODS (20) (4.60 mm)		Det: LC DAD1B, 254 nm		
Process Host:	CTX1061				

First Level Reviewer: zhangji Date: 30-Jun-2020 14:39:00

Compound	Amount Added	Amount Recovered	% Rec.
$ 9 1,2-Dinitrobenzene	0.2000	0.1993	99.66

Manual Integration/User Assign Peak Report

Eurofins TestAmerica, Denver

Data File:	\\chromfs\denver\chromdata\chhplc_x\20200627-92823.b\06270029.d				
Injection Date:	27-Jun-2020 23:33:53	Instrument ID:	CHHPLC_X3		
Lims ID:	280-137702-A-5-A	Lab Sample ID:	280-137702-5		
Client ID:	G0085-20A				
Operator ID:	JZ	ALS Bottle#:	29	Worklist Smp#:	29
Injection Vol:	100.0 ul	Dil. Factor:	1.0000		
Method:	8330_X3	Limit Group:	GCSV - 8330		
Column:	UltraCarb5uODS (20) (4.60 mm)	Detector	LC DAD1B, 254 nm		

$ 9 1,2-Dinitrobenzene, CAS: 528-29-0

Signal: 1

Processing Integration Results

RT: 8.76
Area: 38936
Amount: 0.281712
Amount Units: ug/mL

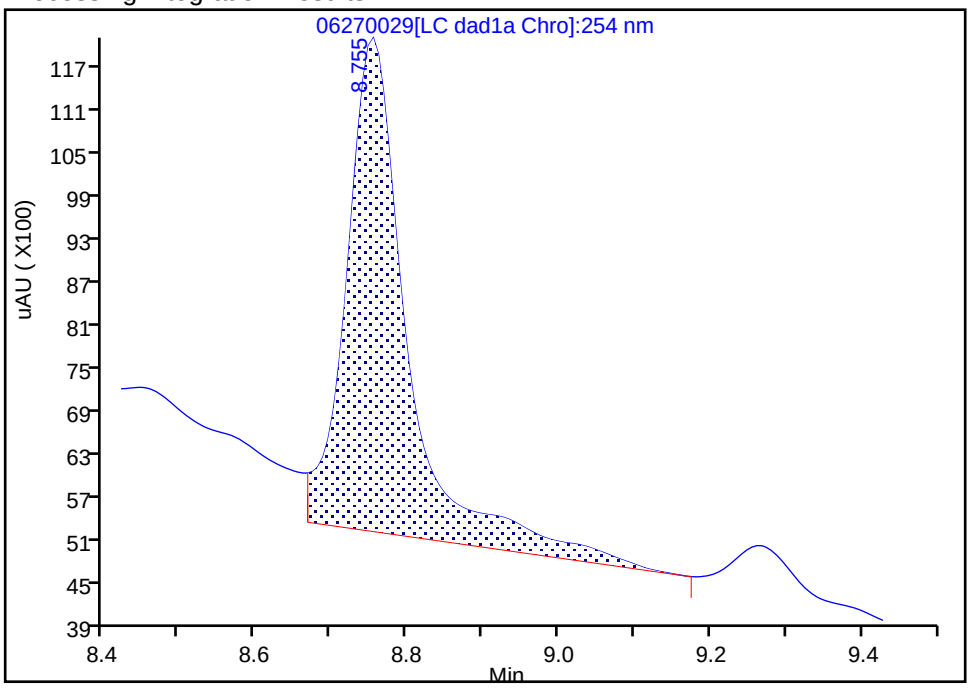

Manual Integration Results

RT: 8.76
Area: 27549
Amount: 0.199324
Amount Units: ug/mL

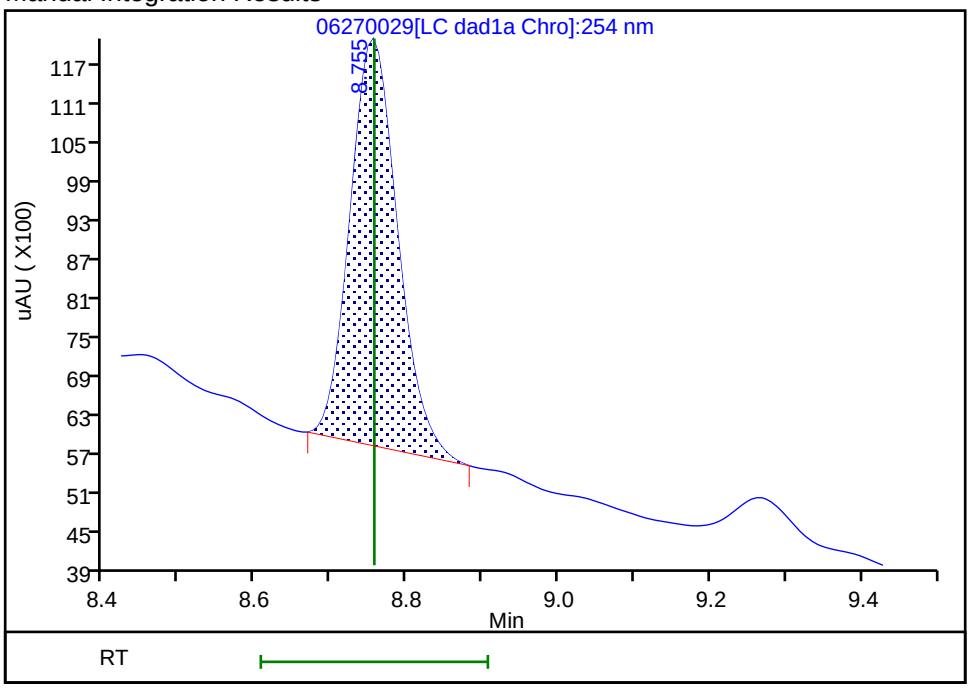

Reviewer: zhangji, 30-Jun-2020 14:38:13

Audit Action: Manually Integrated Audit Reason: Baseline

User Disabled Compound Report

Eurofins TestAmerica, Denver

Data File:	\\chromfs\denver\chromdata\chhplc_x\20200627-92823.b\06270029.d				
Injection Date:	27-Jun-2020 23:33:53	Instrument ID:	CHHPLC_X3		
Lims ID:	280-137702-A-5-A	Lab Sample ID:	280-137702-5		
Client ID:	G0085-20A				
Operator ID:	JZ	ALS Bottle#:	29	Worklist Smp#:	29
Injection Vol:	100.0 ul	Dil. Factor:	1.0000		
Method:	8330_X3	Limit Group:	GCSV - 8330		
Column:	UltraCarb5uODS (20) (4.60 mm)	Detector	LC DAD1B, 254 nm		

20 2,4-Dinitrotoluene, CAS: 121-14-2, Signal: 1

RT: 12.04
Response: 19817
Amount: 0.065277

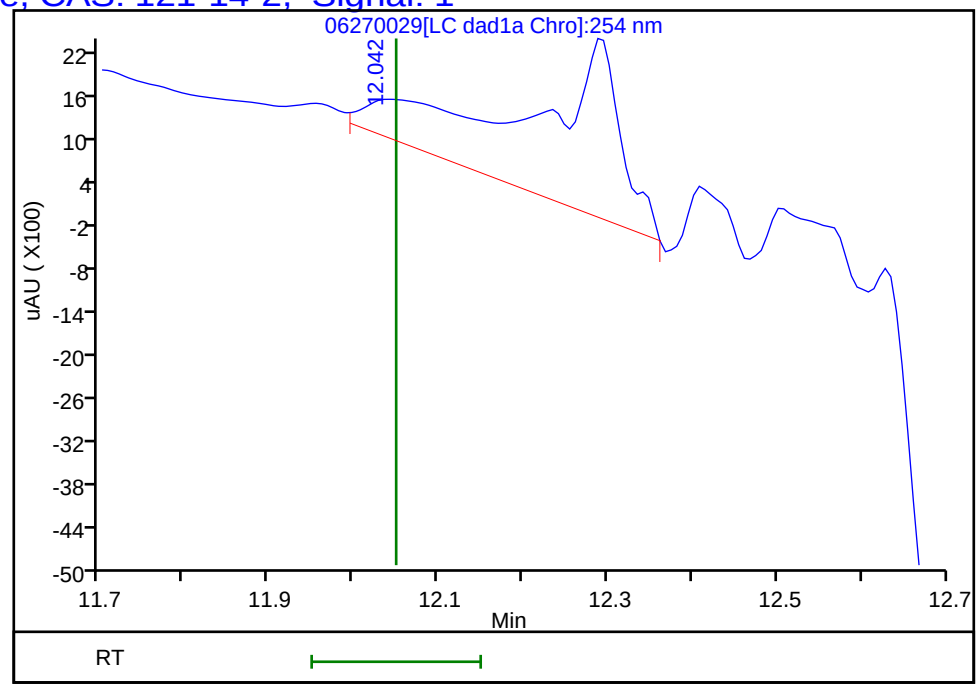

Reviewer: zhangji, 30-Jun-2020 14:39:00
Audit Action: Marked Compound Undetected Audit Reason: Invalid Compound ID

Manual Integration/User Assign Peak Report

Eurofins TestAmerica, Denver

Data File:	\\chromfs\denver\chromdata\chhplc_x\20200627-92823.b\06270029.d				
Injection Date:	27-Jun-2020 23:33:53	Instrument ID:	CHHPLC_X3		
Lims ID:	280-137702-A-5-A	Lab Sample ID:	280-137702-5		
Client ID:	G0085-20A				
Operator ID:	JZ	ALS Bottle#:	29	Worklist Smp#:	29
Injection Vol:	100.0 ul	Dil. Factor:	1.0000		
Method:	8330_X3	Limit Group:	GCSV - 8330		
Column:	UltraCarb5uODS (20) (4.60 mm)	Detector	LC DAD1B, 254 nm		

18 2-Amino-4,6-dinitrotoluene, CAS: 35572-78-2

Signal: 1

Processing Integration Results

RT: 11.70
Area: 8595
Amount: 0.042378
Amount Units: ug/mL

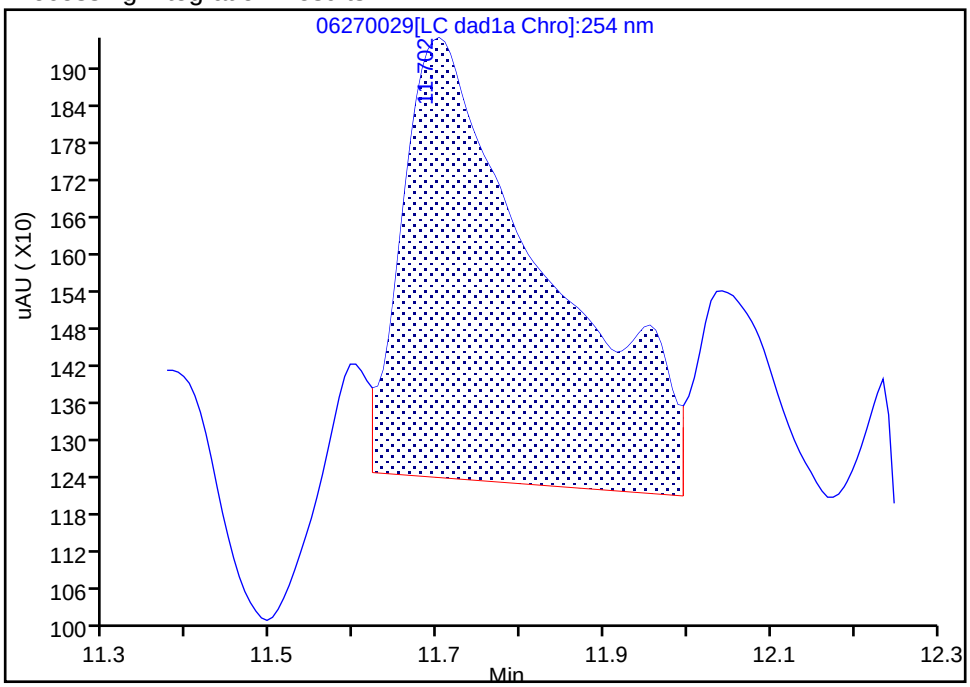

Manual Integration Results

RT: 11.70
Area: 4317
Amount: 0.021285
Amount Units: ug/mL

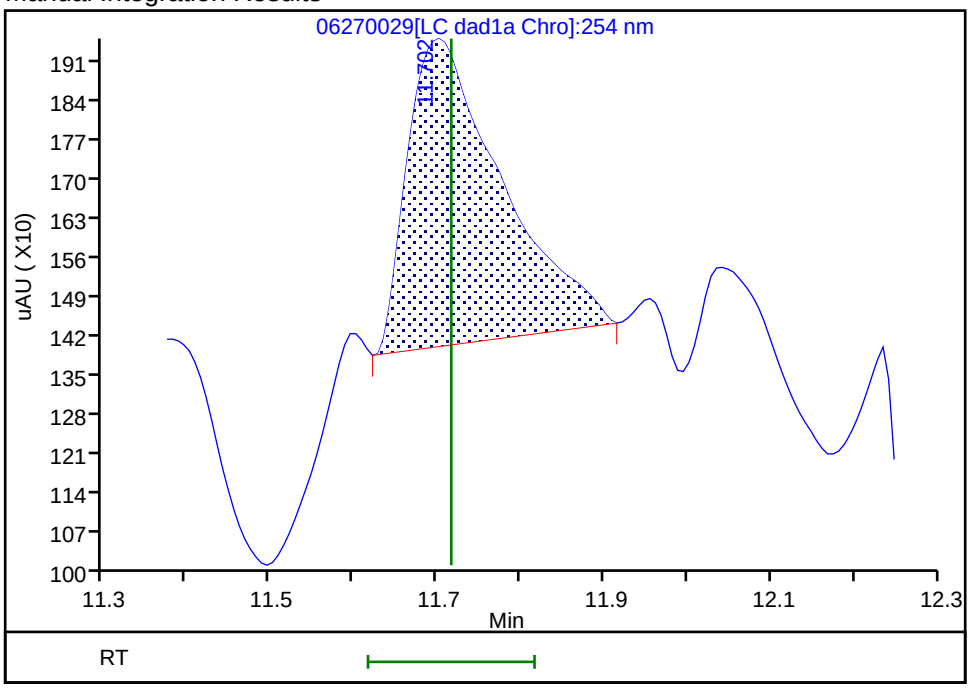

Reviewer: zhangji, 30-Jun-2020 14:38:47

Audit Action: Manually Integrated Audit Reason: Baseline

User Disabled Compound Report

Eurofins TestAmerica, Denver

Data File:	\\chromfs\denver\chromdata\chhplc_x\20200627-92823.b\06270029.d				
Injection Date:	27-Jun-2020 23:33:53	Instrument ID:	CHHPLC_X3		
Lims ID:	280-137702-A-5-A	Lab Sample ID:	280-137702-5		
Client ID:	G0085-20A				
Operator ID:	JZ	ALS Bottle#:	29	Worklist Smp#:	29
Injection Vol:	100.0 ul	Dil. Factor:	1.0000		
Method:	8330_X3	Limit Group:	GCSV - 8330		
Column:	UltraCarb5uODS (20) (4.60 mm)	Detector	LC DAD1B, 254 nm		

21 o-Nitrotoluene, CAS: 88-72-2, Signal: 1

RT: 12.94
Response: 55557
Amount: 0.411378

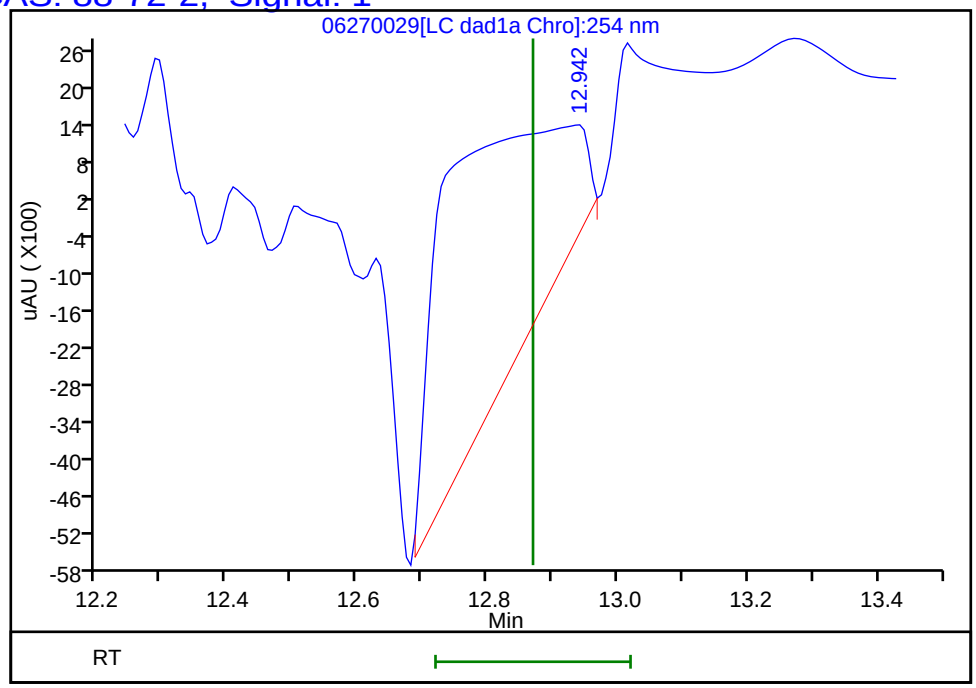

Reviewer: zhangji, 30-Jun-2020 14:39:00
Audit Action: Marked Compound Undetected Audit Reason: Invalid Compound ID

User Disabled Compound Report

Eurofins TestAmerica, Denver

Data File: \\chromfs\denver\chromdata\chhplc_x\20200627-92823.b\06270029.d

Injection Date:	27-Jun-2020 23:33:53	Instrument ID:	CHHPLC_X3		
Lims ID:	280-137702-A-5-A	Lab Sample ID:	280-137702-5		
Client ID:	G0085-20A				
Operator ID:	JZ	ALS Bottle#:	29	Worklist Smp#:	29
Injection Vol:	100.0 ul	Dil. Factor:	1.0000		
Method:	8330_X3	Limit Group:	GCSV - 8330		
Column:	UltraCarb5uODS (20) (4.60 mm)	Detector	LC DAD1B, 254 nm		

17 4-Amino-2,6-dinitrotoluene, CAS: 19406-51-0, Signal: 1

RT: 11.38
Response: 2830
Amount: 0.022389

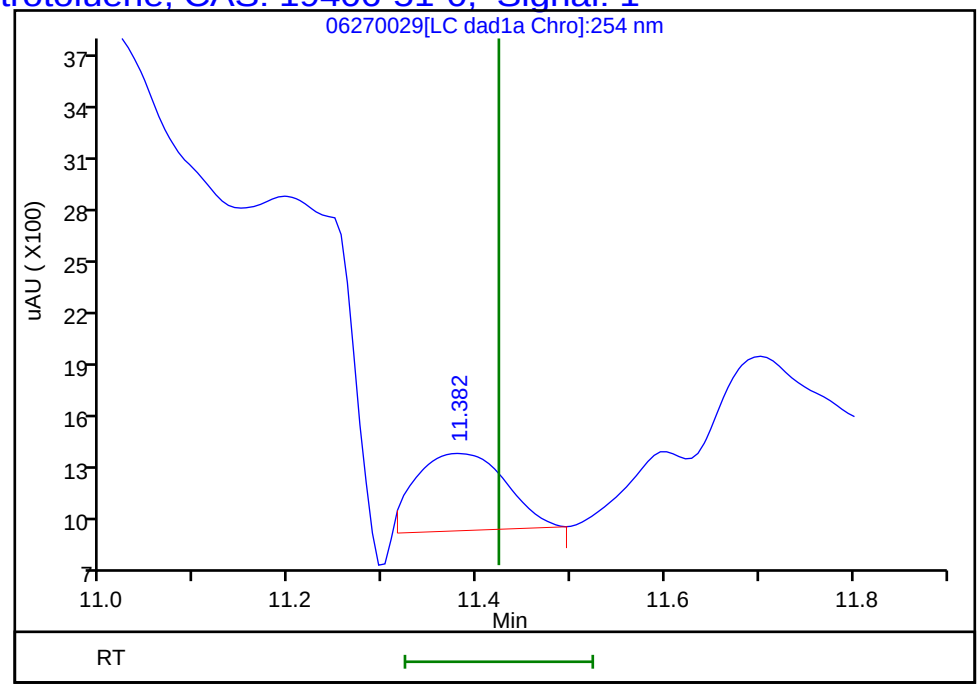

Reviewer: zhangji, 30-Jun-2020 14:39:00
Audit Action: Marked Compound Undetected Audit Reason: Invalid Compound ID

Manual Integration/User Assign Peak Report

Eurofins TestAmerica, Denver

Data File:	\\chromfs\denver\chromdata\chhplc_x\20200627-92823.b\06270029.d				
Injection Date:	27-Jun-2020 23:33:53	Instrument ID:	CHHPLC_X3		
Lims ID:	280-137702-A-5-A	Lab Sample ID:	280-137702-5		
Client ID:	G0085-20A				
Operator ID:	JZ	ALS Bottle#:	29	Worklist Smp#:	29
Injection Vol:	100.0 ul	Dil. Factor:	1.0000		
Method:	8330_X3	Limit Group:	GCSV - 8330		
Column:	UltraCarb5uODS (20) (4.60 mm)	Detector	LC DAD1B, 254 nm		

22 p-Nitrotoluene, CAS: 99-99-0

Signal: 1

Processing Integration Results

RT: 13.27
Area: 19581
Amount: 0.173275
Amount Units: ug/mL

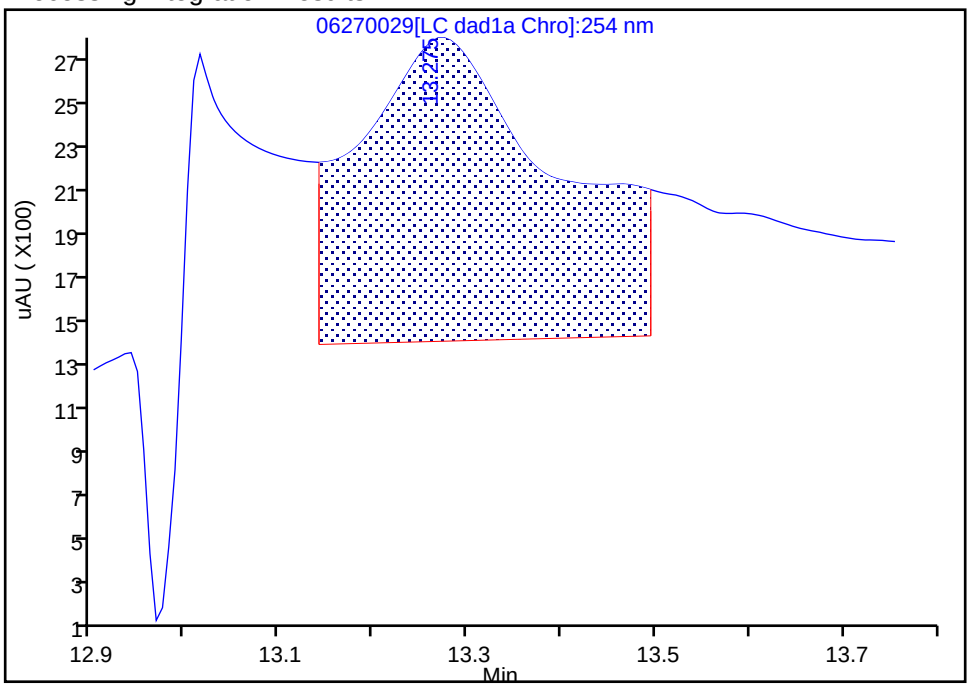

Manual Integration Results

RT: 13.27
Area: 4178
Amount: 0.036972
Amount Units: ug/mL

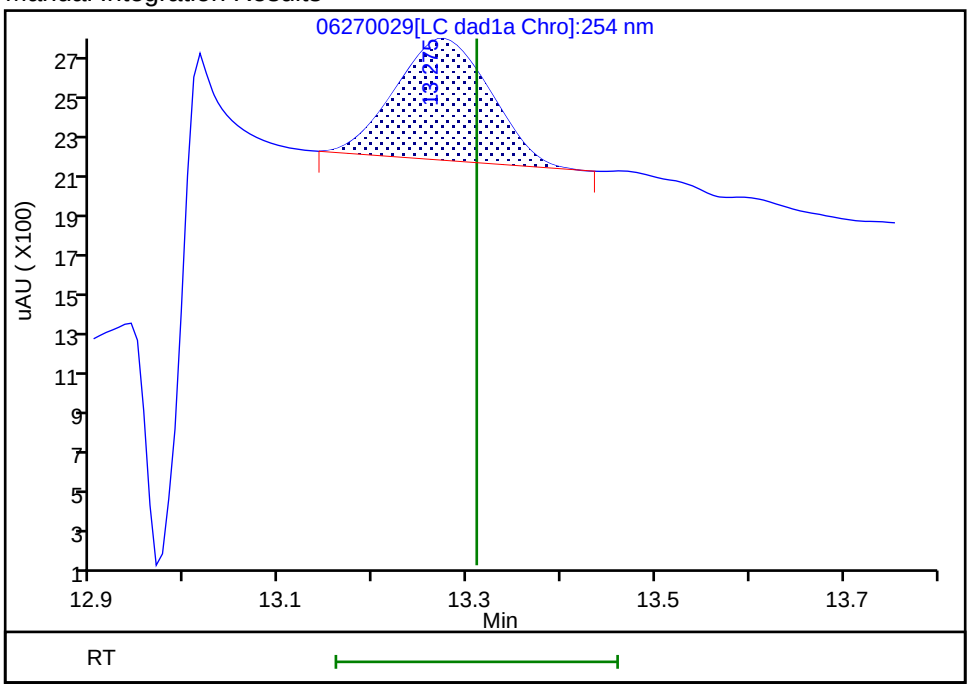

Reviewer: zhangji, 30-Jun-2020 14:38:36

Audit Action: Manually Integrated Audit Reason: Baseline

Manual Integration/User Assign Peak Report

Eurofins TestAmerica, Denver

Data File:	\\chromfs\denver\chromdata\chhplc_x\20200627-92823.b\06270029.d				
Injection Date:	27-Jun-2020 23:33:53	Instrument ID:	CHHPLC_X3		
Lims ID:	280-137702-A-5-A	Lab Sample ID:	280-137702-5		
Client ID:	G0085-20A				
Operator ID:	JZ	ALS Bottle#:	29	Worklist Smp#:	29
Injection Vol:	100.0 ul	Dil. Factor:	1.0000		
Method:	8330_X3	Limit Group:	GCSV - 8330		
Column:	UltraCarb5uODS (20) (4.60 mm)	Detector	LC DAD1B, 254 nm		

3 HMX, CAS: 2691-41-0

Signal: 1

Processing Integration Results

RT: 6.70
Area: 1061495
Amount: 12.348397
Amount Units: ug/mL

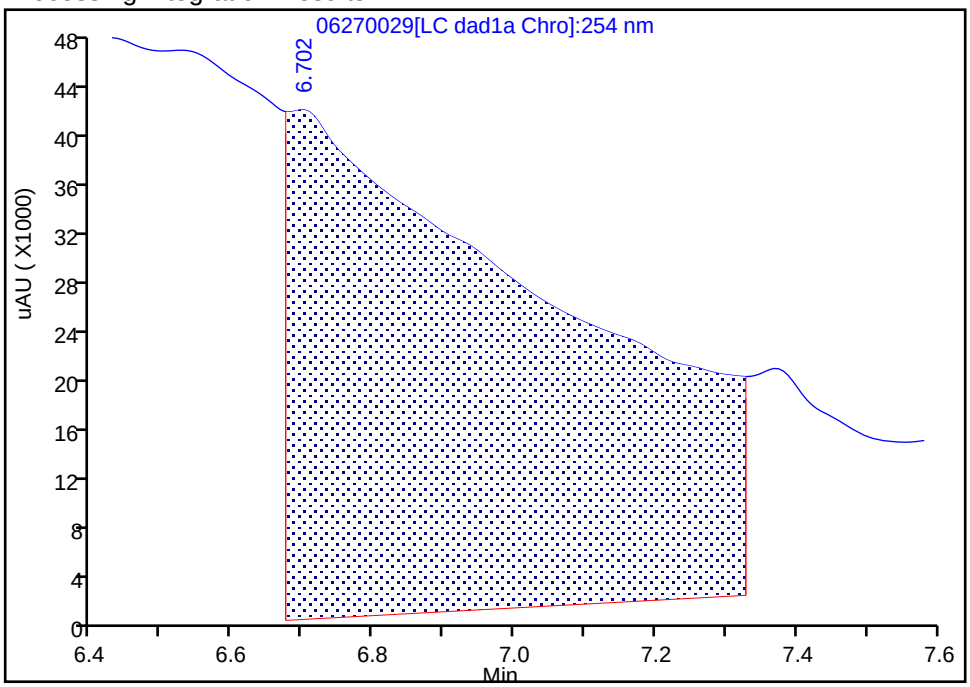

Manual Integration Results

RT: 6.70
Area: 3905
Amount: 0.045427
Amount Units: ug/mL

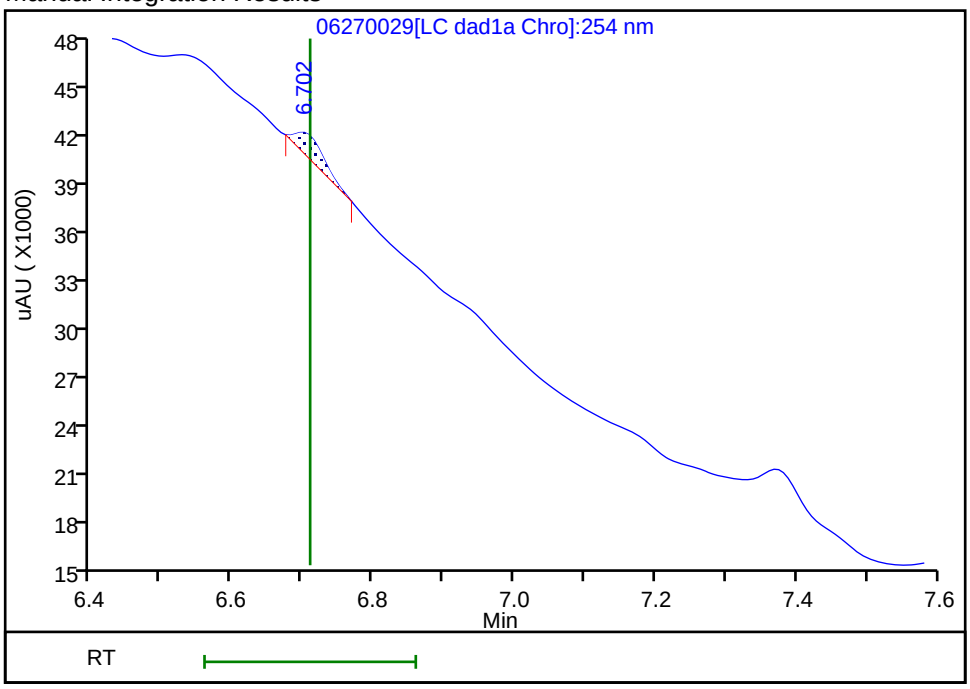

Reviewer: zhangji, 30-Jun-2020 14:37:57

Audit Action: Manually Integrated Audit Reason: Baseline

Manual Integration/User Assign Peak Report

Eurofins TestAmerica, Denver

Data File:	\\chromfs\denver\chromdata\chhplc_x\20200627-92823.b\06270029.d				
Injection Date:	27-Jun-2020 23:33:53	Instrument ID:	CHHPLC_X3		
Lims ID:	280-137702-A-5-A	Lab Sample ID:	280-137702-5		
Client ID:	G0085-20A				
Operator ID:	JZ	ALS Bottle#:	29	Worklist Smp#:	29
Injection Vol:	100.0 ul	Dil. Factor:	1.0000		
Method:	8330_X3	Limit Group:	GCSV - 8330		
Column:	UltraCarb5uODS (20) (4.60 mm)	Detector	LC DAD1B, 254 nm		

6 MNX, CAS: 5755-27-1

Signal: 1

Processing Integration Results

RT: 7.37
Area: 194973
Amount: 1.229771
Amount Units: ug/mL

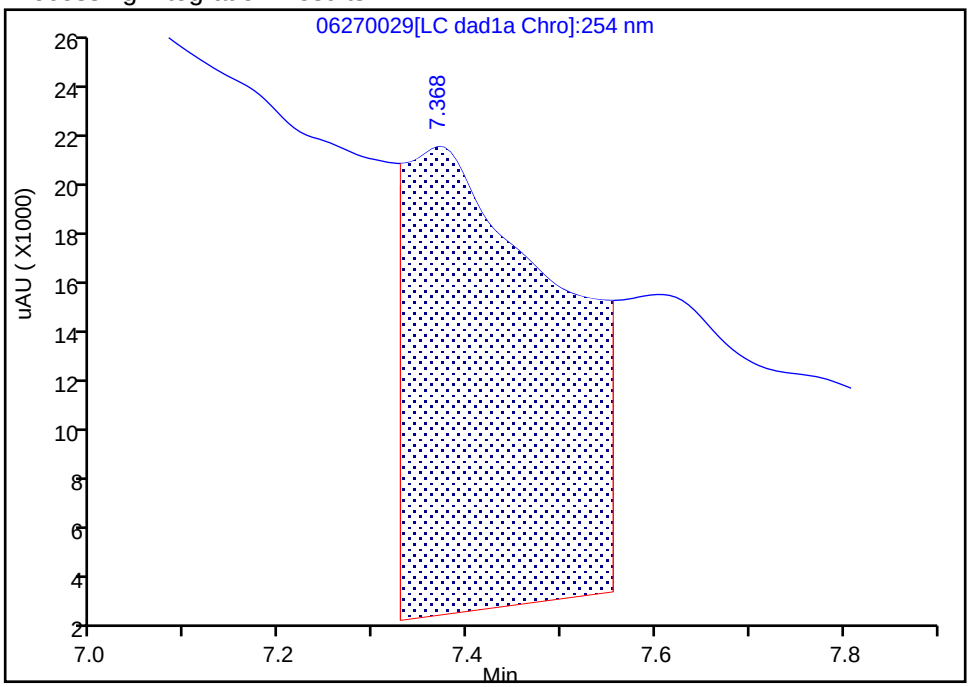

Manual Integration Results

RT: 7.37
Area: 5848
Amount: 0.036886
Amount Units: ug/mL

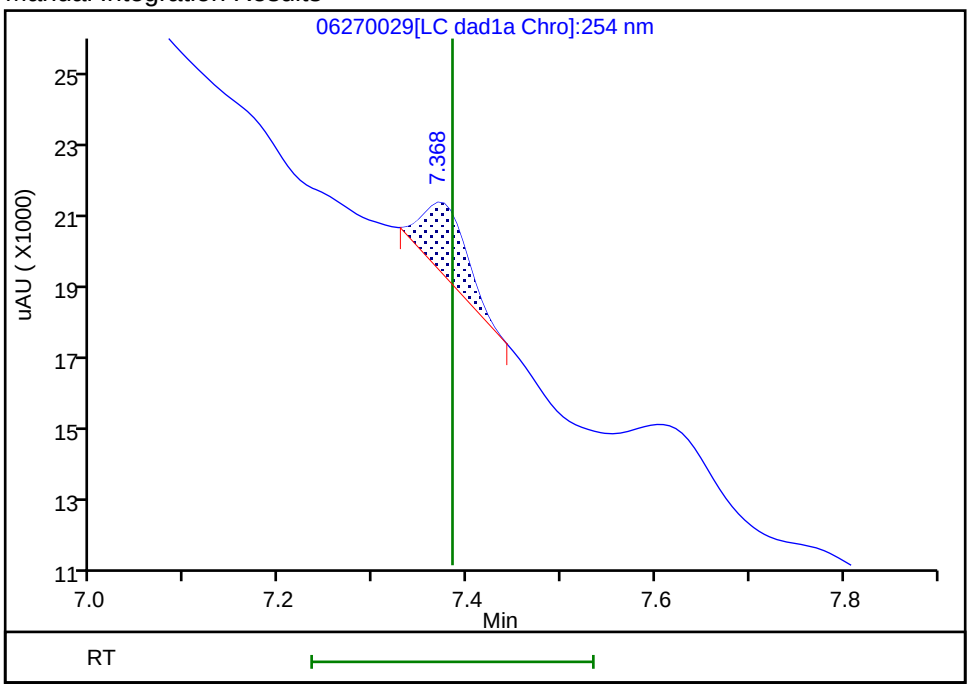

Reviewer: zhangji, 30-Jun-2020 14:38:08
Audit Action: Manually Integrated Audit Reason: Baseline

Manual Integration/User Assign Peak Report

Eurofins TestAmerica, Denver

Data File:	\\chromfs\denver\chromdata\chhplc_x\20200627-92823.b\06270029.d				
Injection Date:	27-Jun-2020 23:33:53	Instrument ID:	CHHPLC_X3		
Lims ID:	280-137702-A-5-A	Lab Sample ID:	280-137702-5		
Client ID:	G0085-20A				
Operator ID:	JZ	ALS Bottle#:	29	Worklist Smp#:	29
Injection Vol:	100.0 ul	Dil. Factor:	1.0000		
Method:	8330_X3	Limit Group:	GCSV - 8330		
Column:	UltraCarb5uODS (20) (4.60 mm)	Detector	LC DAD1B, 254 nm		

12 Nitrobenzene, CAS: 98-95-3

Signal: 1

Processing Integration Results

RT: 9.95
Area: 14700
Amount: 0.073352
Amount Units: ug/mL

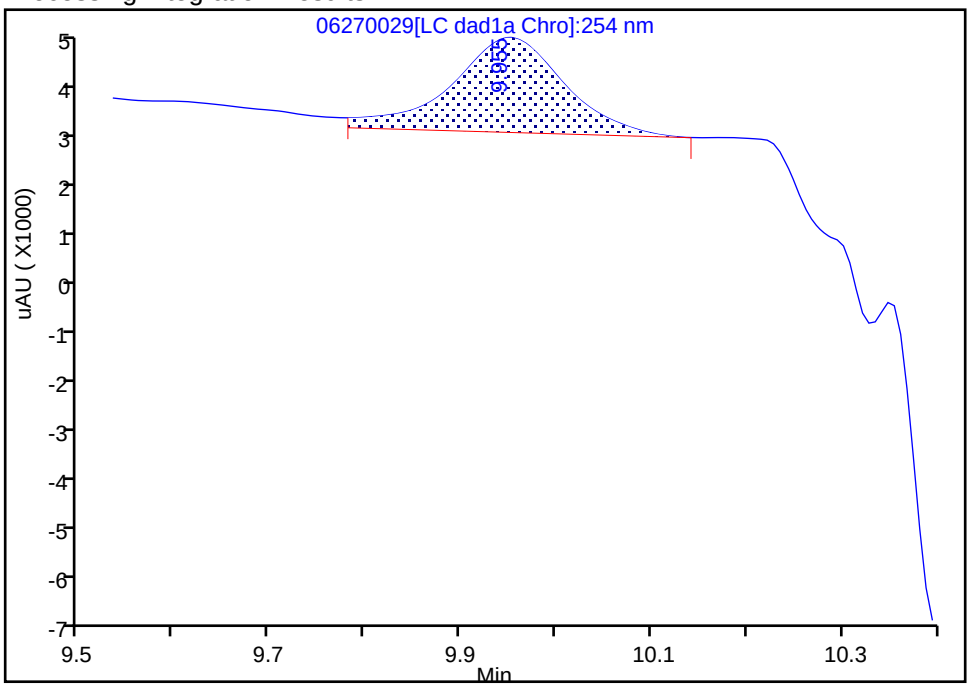

Manual Integration Results

RT: 9.95
Area: 12679
Amount: 0.063268
Amount Units: ug/mL

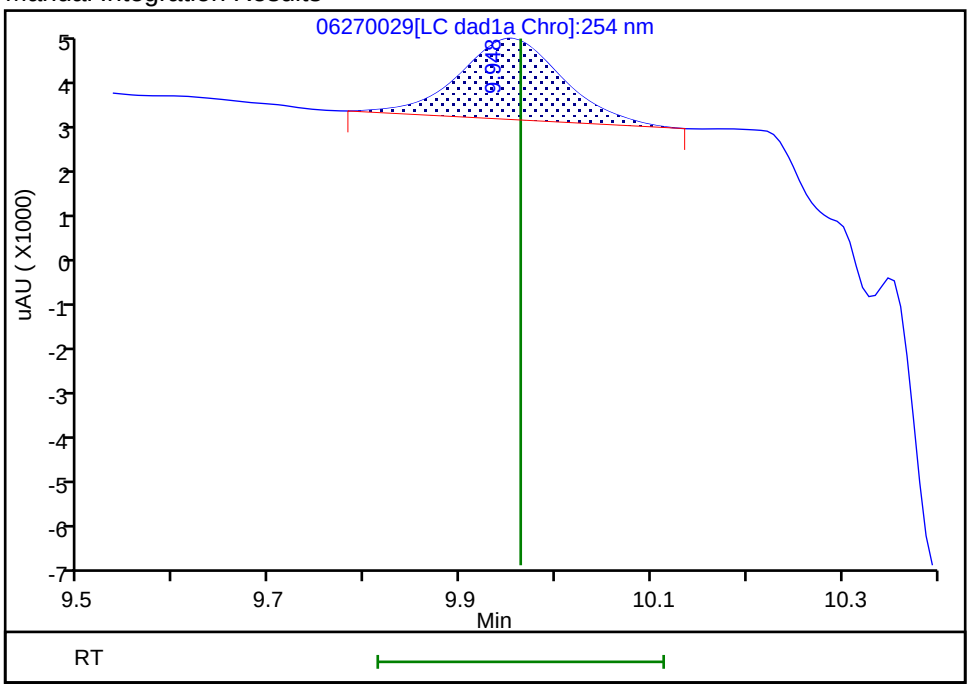

Reviewer: zhangji, 30-Jun-2020 14:38:57

Audit Action: Manually Integrated Audit Reason: Baseline

User Disabled Compound Report

Eurofins TestAmerica, Denver

Data File: \\chromfs\denver\chromdata\chhplc_x\20200627-92823.b\06270029.d

Injection Date:	27-Jun-2020 23:33:53	Instrument ID:	CHHPLC_X3		
Lims ID:	280-137702-A-5-A	Lab Sample ID:	280-137702-5		
Client ID:	G0085-20A				
Operator ID:	JZ	ALS Bottle#:	29	Worklist Smp#:	29
Injection Vol:	100.0 ul	Dil. Factor:	1.0000		
Method:	8330_X3	Limit Group:	GCSV - 8330		
Column:	UltraCarb5uODS (20) (4.60 mm)	Detector	LC DAD1B, 254 nm		

14 Tetryl, CAS: 479-45-8, Signal: 1

RT: 10.35
Response: 5294
Amount: 0.029904

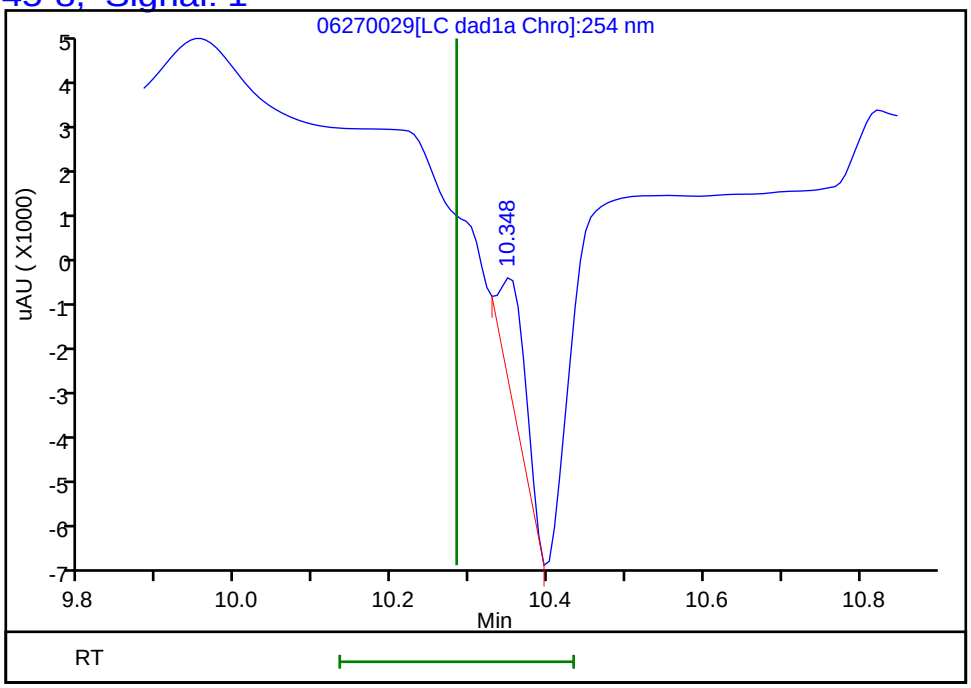

Reviewer: zhangji, 30-Jun-2020 14:39:00
Audit Action: Marked Compound Undetected Audit Reason: Invalid Compound ID

FORM I
HPLC/IC ORGANICS ANALYSIS DATA SHEET

Lab Name: Eurofins TestAmerica, Denver Job No.: 280-137702-1

SDG No.:

Client Sample ID: G0085-20A Lab Sample ID: 280-137702-5

Matrix: Water Lab File ID: 06300017.D

Analysis Method: 8330A Date Collected: 06/13/2020 12:30

Extraction Method: 3535 Date Extracted: 06/18/2020 10:49

Sample wt/vol: 466.8(mL) Date Analyzed: 07/01/2020 00:01

Con. Extract Vol.: 5(mL) Dilution Factor: 1

Injection Volume: 100(uL) GC Column: Luna-phenylhex ID: 4.6(mm)

% Moisture: GPC Cleanup:(Y/N) N

Analysis Batch No.: 500692 Units: ug/L

CAS NO.	COMPOUND NAME	RESULT	Q	LOQ	LOD	DL
35572-78-2	2-Amino-4,6-dinitrotoluene	0.11	U	0.12	0.11	0.054
99-99-0	4-Nitrotoluene	0.43	U	0.44	0.43	0.11
2691-41-0	*HMX*	*0.26*	*J1 M*	*0.22*	0.21	*0.094*
5755-27-1	MNX	0.43	U	2.1	0.43	0.16
98-95-3	Nitrobenzene	0.21	U	0.22	0.21	0.097

CAS NO.	SURROGATE	%REC	Q	LIMITS
528-29-0	1,2-Dinitrobenzene	100	*M*	83-119

Eurofins TestAmerica, Denver
Target Compound Quantitation Report

Data File: \\chromfs\Denver\ChromData\G2_LUNA\20200630-92910.b\06300017.D
Lims ID: 280-137702-A-5-A
Client ID: G0085-20A
Sample Type: Client
Inject. Date: 01-Jul-2020 00:01:54 ALS Bottle#: 17 Worklist Smp#: 17
Injection Vol: 100.0 ul Dil. Factor: 1.0000
Sample Info: 280-137702-A-5-A
Misc. Info.: 280-0092910-017
Operator ID: JZ Instrument ID: CHHPLC_G2_LUNA

Method: \\chromfs\Denver\ChromData\G2_LUNA\20200630-92910.b\G2_8330_Luna.m
Limit Group: GCSV - 8330
Last Update: 01-Jul-2020 17:34:02 Calib Date: 15-May-2020 02:11:20
Integrator: Falcon
Quant Method: External Standard Quant By: Initial Calibration
Last ICal File: \\chromfs\Denver\ChromData\G2_LUNA\20200514-91518.b\05140024.D

Column 1 : Luna-Phenyl hexyl (4.60 mm) Det: LC DAD1A, 254 nm
Process Host: CTX1062

First Level Reviewer: zhangji Date: 01-Jul-2020 17:08:14

Compound	Det	RT (min.)	Exp RT (min.)	Dlt RT (min.)	Response	OnCol Amt ug/ml	Flags
6 HMX	1	7.157	7.162	-0.005	9671	0.0246	M
7 MNX	1		7.943			ND	
8 RDX	1		9.382			ND	
9 Nitrobenzene	1		12.296			ND	
$ 10 1,2-Dinitrobenzene	1	13.277	13.296	-0.019	57401	0.2004	M
12 1,3-Dinitrobenzene	1		15.822			ND	
14 o-Nitrotoluene	1	16.677	16.762	-0.085	2440	0.008939	Ma
15 p-Nitrotoluene	1		17.022			ND	Ma
16 4-Amino-2,6-dinitrotoluene	1		17.482			ND	
17 m-Nitrotoluene	1		17.982			ND	
18 2-Amino-4,6-dinitrotoluene	1		18.416			ND	
19 1,3,5-Trinitrobenzene	1		19.162			ND	
20 2,6-Dinitrotoluene	1		20.076			ND	
21 2,4-Dinitrotoluene	1		20.596			ND	U
22 Tetryl	1		23.896			ND	
23 2,4,6-Trinitrotoluene	1		24.922			ND	

QC Flag Legend

Review Flags
- M - Manually Integrated
- U - Marked Undetected
- a - User Assigned ID

Report Date: 01-Jul-2020 17:34:08 Chrom Revision: 2.3 21-Jun-2020 18:30:46

Eurofins TestAmerica, Denver

Data File: \\chromfs\denver\chromdata\g2_luna\20200630-92910.b\06300017.d

Injection Date:	01-Jul-2020 00:01:54	Instrument ID:	CHHPLC_G2_LUNA	Operator ID:	JZ
Lims ID:	280-137702-A-5-A	Lab Sample ID:	280-137702-5	Worklist Smp#:	17
Client ID:	G0085-20A				
Injection Vol:	100.0 ul	Dil. Factor:	1.0000	ALS Bottle#:	17
Method:	G2_8330_Luna	Limit Group:	GCSV - 8330		

Column: Luna-Phenyl hexyl (4.60 mm) Y Scaling: Method Defined: Scale to the Nth Largest Peak: 1

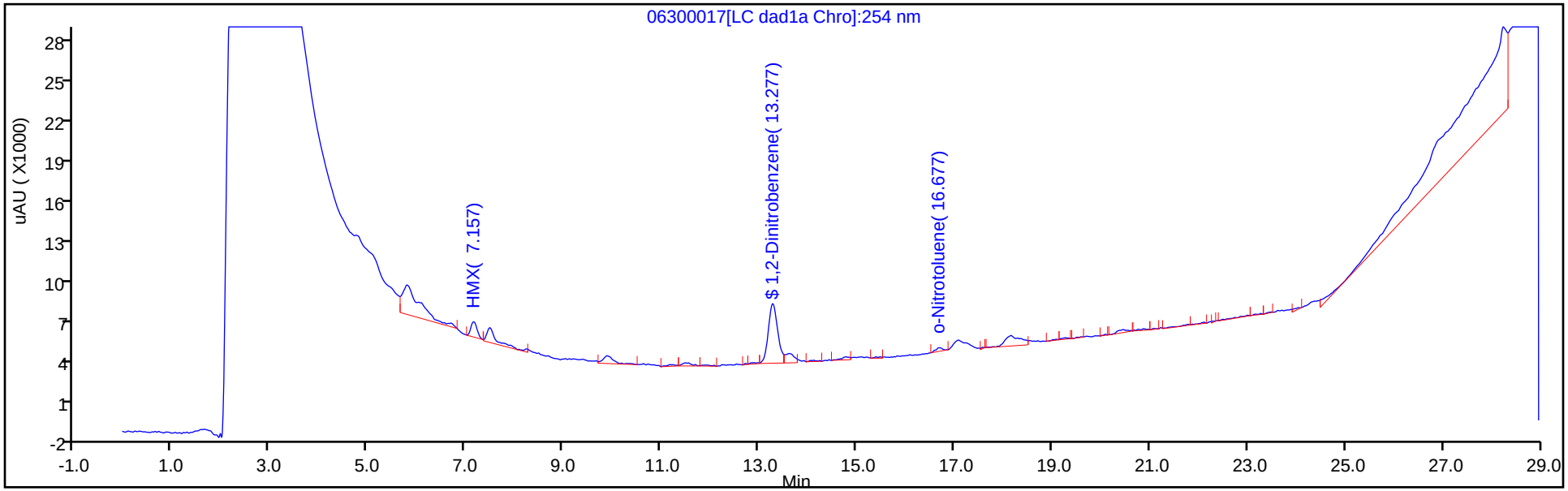

Y Scaling: Method Defined: Scale to the Nth Largest Peak: 1

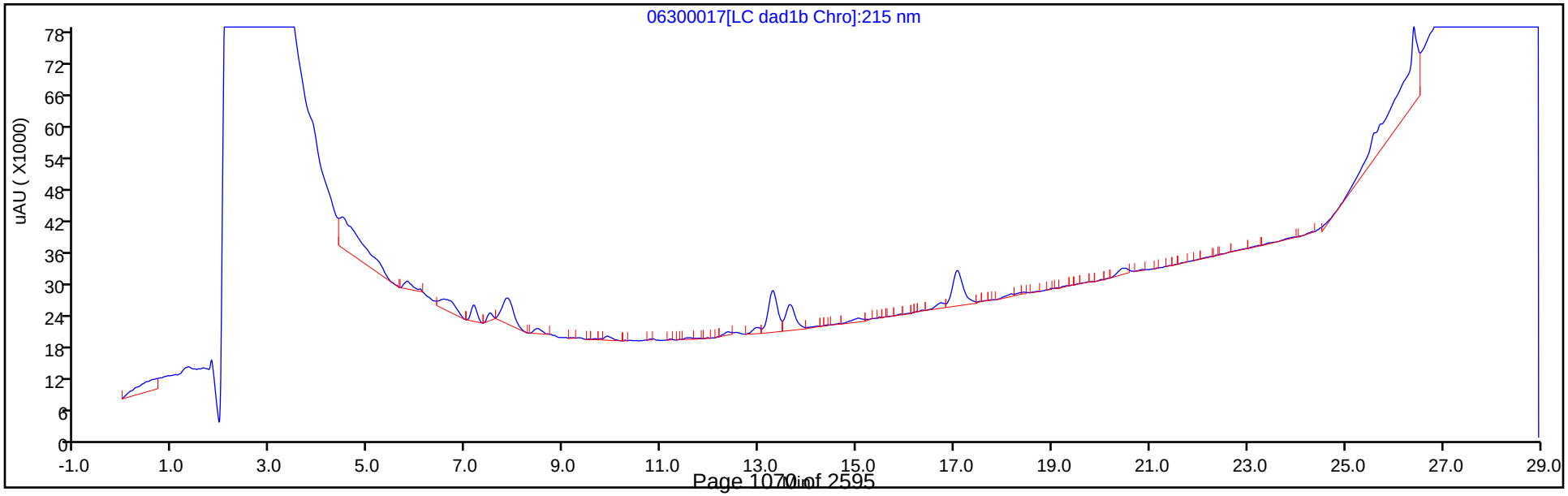

Eurofins TestAmerica, Denver
Recovery Report

Data File:	\\chromfs\Denver\ChromData\G2_LUNA\20200630-92910.b\06300017.D				
Lims ID:	280-137702-A-5-A				
Client ID:	G0085-20A				
Sample Type:	Client				
Inject. Date:	01-Jul-2020 00:01:54	ALS Bottle#:	17	Worklist Smp#:	17
Injection Vol:	100.0 ul	Dil. Factor:	1.0000		
Sample Info:	280-137702-A-5-A				
Misc. Info.:	280-0092910-017				
Operator ID:	JZ	Instrument ID:	CHHPLC_G2_LUNA		
Method:	\\chromfs\Denver\ChromData\G2_LUNA\20200630-92910.b\G2_8330_Luna.m				
Limit Group:	GCSV - 8330				
Last Update:	01-Jul-2020 17:34:02	Calib Date:	15-May-2020 02:11:20		
Integrator:	Falcon				
Quant Method:	External Standard	Quant By:	Initial Calibration		
Last ICal File:	\\chromfs\Denver\ChromData\G2_LUNA\20200514-91518.b\05140024.D				
Column 1 :	Luna-Phenyl hexyl (4.60 mm)		Det: LC DAD1A, 254 nm		
Process Host:	CTX1062				
First Level Reviewer: zhangji		Date:	01-Jul-2020 17:08:14		

Compound	Amount Added	Amount Recovered	% Rec.
$ 10 1,2-Dinitrobenzene	0.2000	0.2004	100.21

Manual Integration/User Assign Peak Report

Eurofins TestAmerica, Denver

Data File:	\\chromfs\denver\chromdata\g2_luna\20200630-92910.b\06300017.d				
Injection Date:	01-Jul-2020 00:01:54	Instrument ID:	CHHPLC_G2_LUNA		
Lims ID:	280-137702-A-5-A	Lab Sample ID:	280-137702-5		
Client ID:	G0085-20A				
Operator ID:	JZ	ALS Bottle#:	17	Worklist Smp#:	17
Injection Vol:	100.0 ul	Dil. Factor:	1.0000		
Method:	G2_8330_Luna	Limit Group:	GCSV - 8330		
Column:	Luna-Phenyl hexyl (4.60 mm)	Detector	LC DAD1A, 254 nm		

$ 10 1,2-Dinitrobenzene, CAS: 528-29-0

Signal: 1

Processing Integration Results

RT: 13.28
Area: 66241
Amount: 0.232307
Amount Units: ug/ml

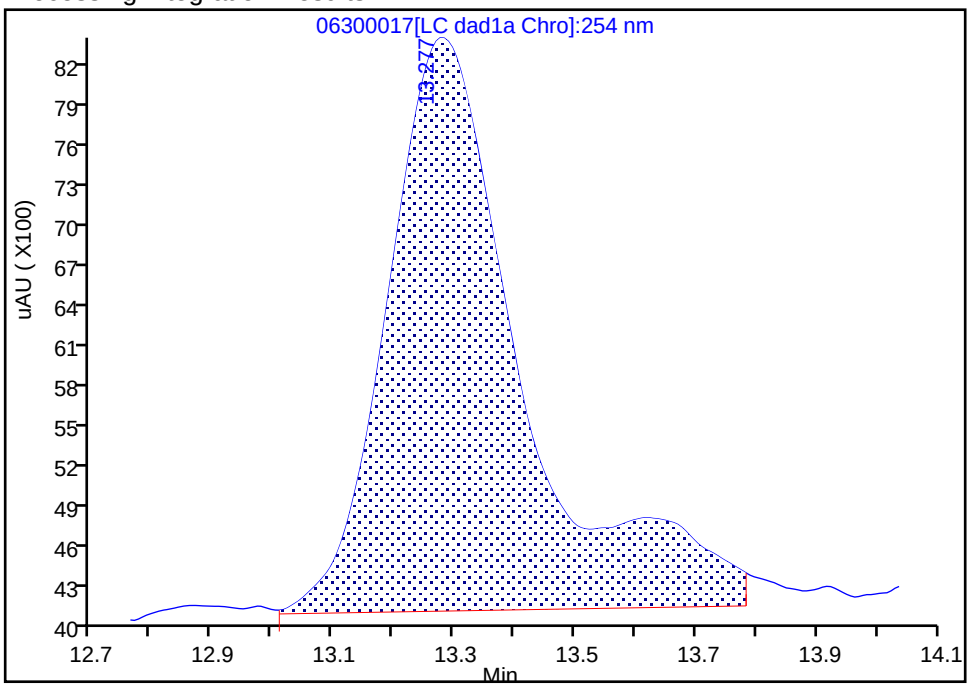

Manual Integration Results

RT: 13.28
Area: 57401
Amount: 0.200420
Amount Units: ug/ml

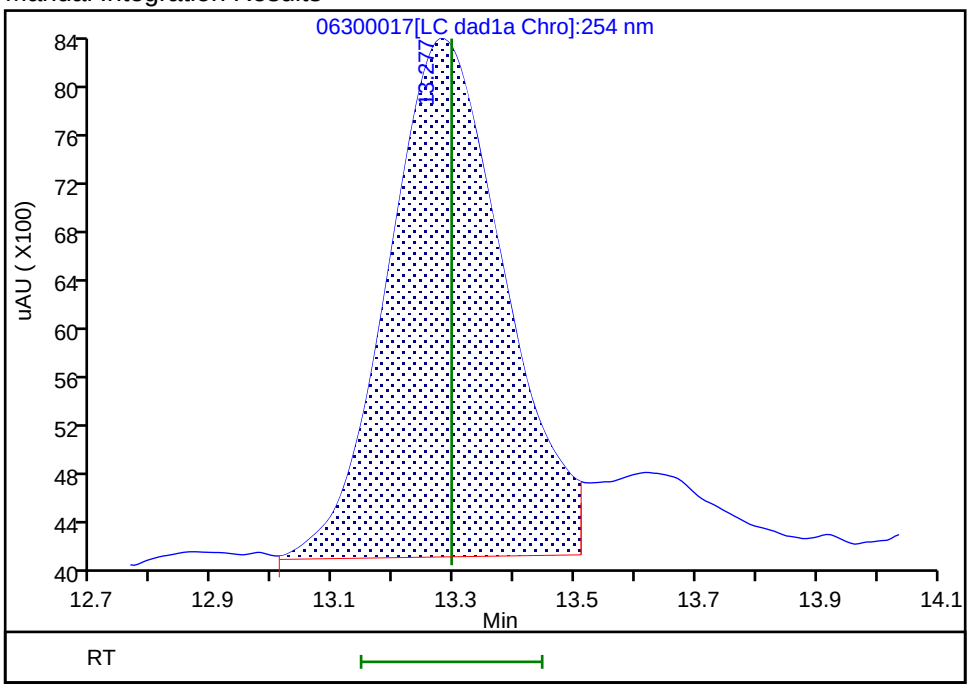

Reviewer: zhangji, 01-Jul-2020 17:07:45

Audit Action: Split an Integrated Peak Audit Reason: Baseline

User Disabled Compound Report

Eurofins TestAmerica, Denver

Data File: \\chromfs\denver\chromdata\g2_luna\20200630-92910.b\06300017.d

Injection Date:	01-Jul-2020 00:01:54	Instrument ID:	CHHPLC_G2_LUNA		
Lims ID:	280-137702-A-5-A	Lab Sample ID:	280-137702-5		
Client ID:	G0085-20A				
Operator ID:	JZ	ALS Bottle#:	17	Worklist Smp#:	17
Injection Vol:	100.0 ul	Dil. Factor:	1.0000		
Method:	G2_8330_Luna	Limit Group:	GCSV - 8330		
Column:	Luna-Phenyl hexyl (4.60 mm)	Detector	LC DAD1A, 254 nm		

21 2,4-Dinitrotoluene, CAS: 121-14-2, Signal: 1

RT: 20.46
Response: 3073
Amount: 0.004801

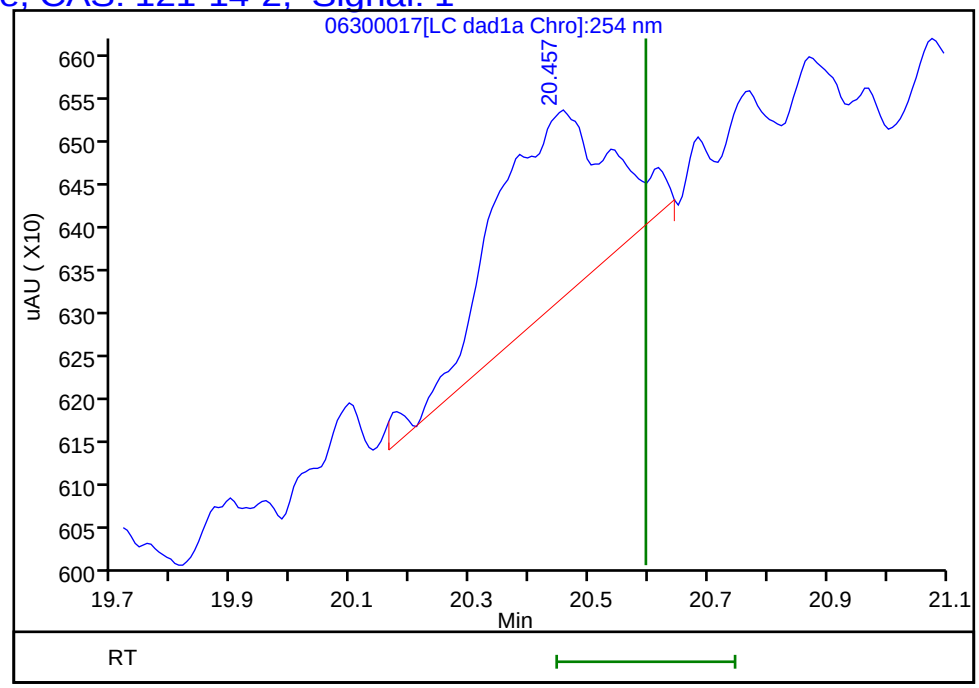

Reviewer: zhangji, 01-Jul-2020 17:08:14
Audit Action: Marked Compound Undetected Audit Reason: Invalid Compound ID

Manual Integration/User Assign Peak Report

Eurofins TestAmerica, Denver

Data File:	\\chromfs\denver\chromdata\g2_luna\20200630-92910.b\06300017.d				
Injection Date:	01-Jul-2020 00:01:54	Instrument ID:	CHHPLC_G2_LUNA		
Lims ID:	280-137702-A-5-A	Lab Sample ID:	280-137702-5		
Client ID:	G0085-20A				
Operator ID:	JZ	ALS Bottle#:	17	Worklist Smp#:	17
Injection Vol:	100.0 ul	Dil. Factor:	1.0000		
Method:	G2_8330_Luna	Limit Group:	GCSV - 8330		
Column:	Luna-Phenyl hexyl (4.60 mm)	Detector	LC DAD1A, 254 nm		

14 o-Nitrotoluene, CAS: 88-72-2

Signal: 1

Processing Integration Results

RT: 16.68
Area: 3748
Amount: 0.013731
Amount Units: ug/ml

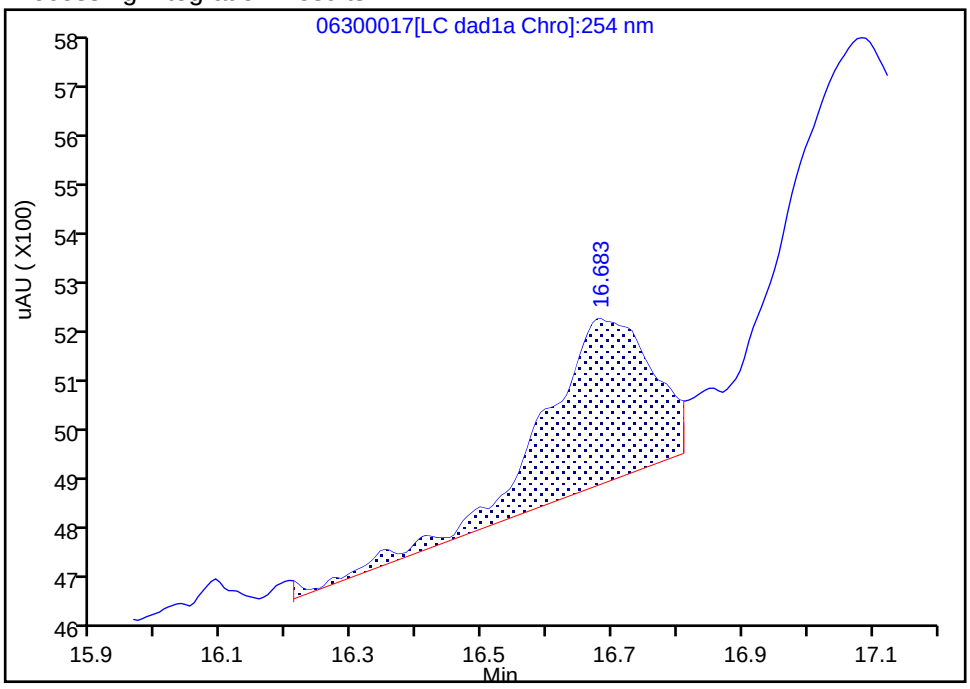

Manual Integration Results

RT: 16.68
Area: 2440
Amount: 0.008939
Amount Units: ug/ml

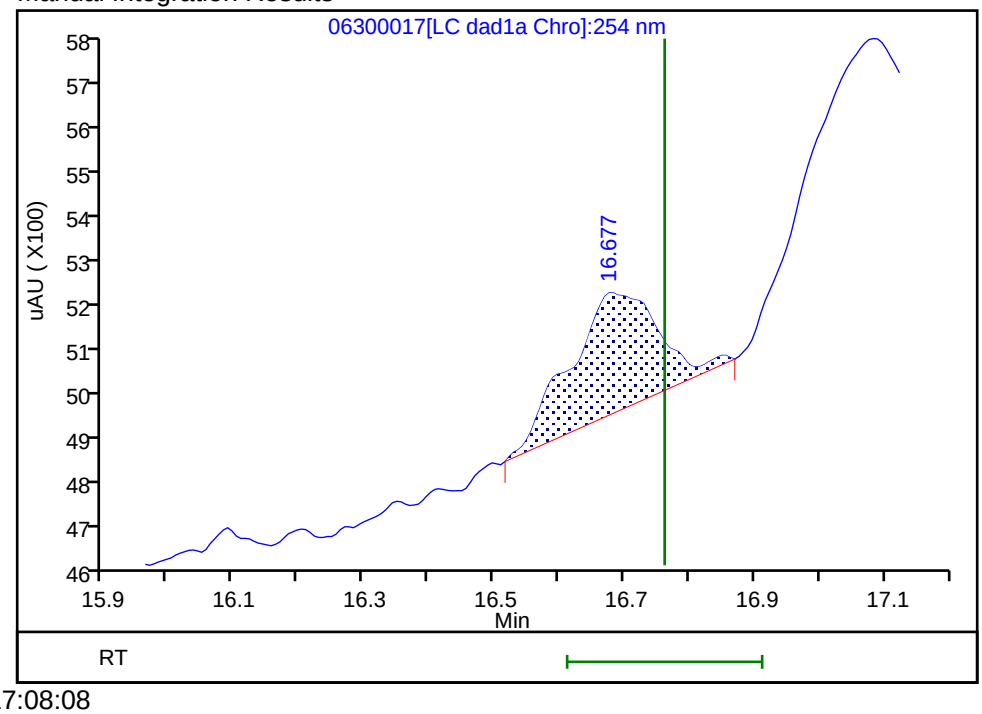

Reviewer: zhangji, 01-Jul-2020 17:08:08

Audit Action: Manually Integrated/Assigned Compound ID Audit Reason: Baseline

Manual Integration/User Assign Peak Report

Eurofins TestAmerica, Denver

Data File:	\\chromfs\denver\chromdata\g2_luna\20200630-92910.b\06300017.d				
Injection Date:	01-Jul-2020 00:01:54	Instrument ID:	CHHPLC_G2_LUNA		
Lims ID:	280-137702-A-5-A	Lab Sample ID:	280-137702-5		
Client ID:	G0085-20A				
Operator ID:	JZ	ALS Bottle#:	17	Worklist Smp#:	17
Injection Vol:	100.0 ul	Dil. Factor:	1.0000		
Method:	G2_8330_Luna	Limit Group:	GCSV - 8330		
Column:	Luna-Phenyl hexyl (4.60 mm)	Detector	LC DAD1A, 254 nm		

6 HMX, CAS: 2691-41-0

Signal: 1

Processing Integration Results

RT: 7.16
Area: 14806
Amount: 0.053567
Amount Units: ug/ml

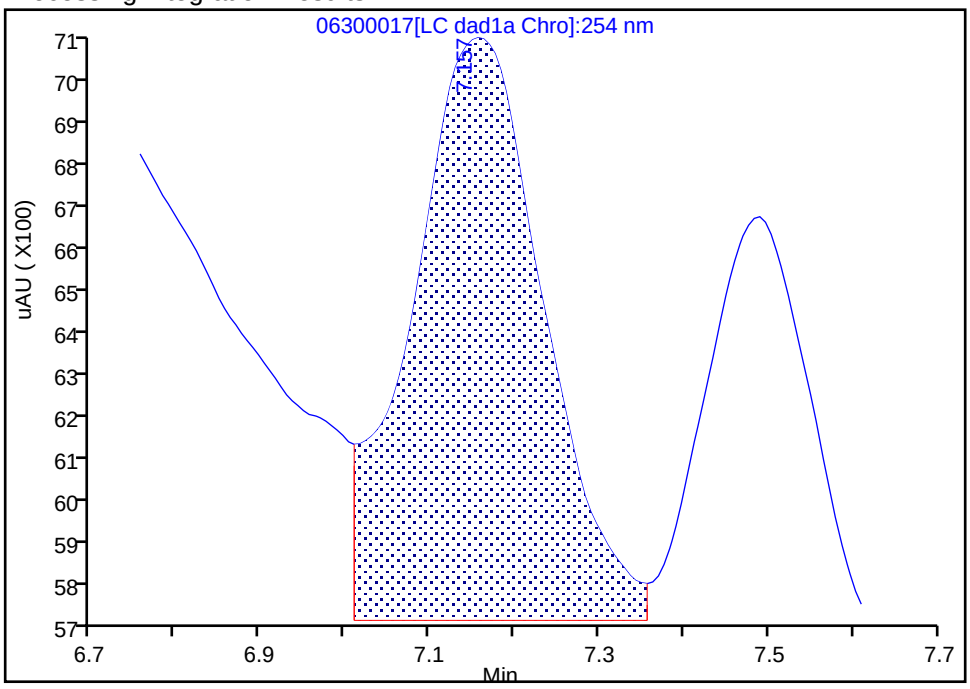

Manual Integration Results

RT: 7.16
Area: 9671
Amount: 0.024558
Amount Units: ug/ml

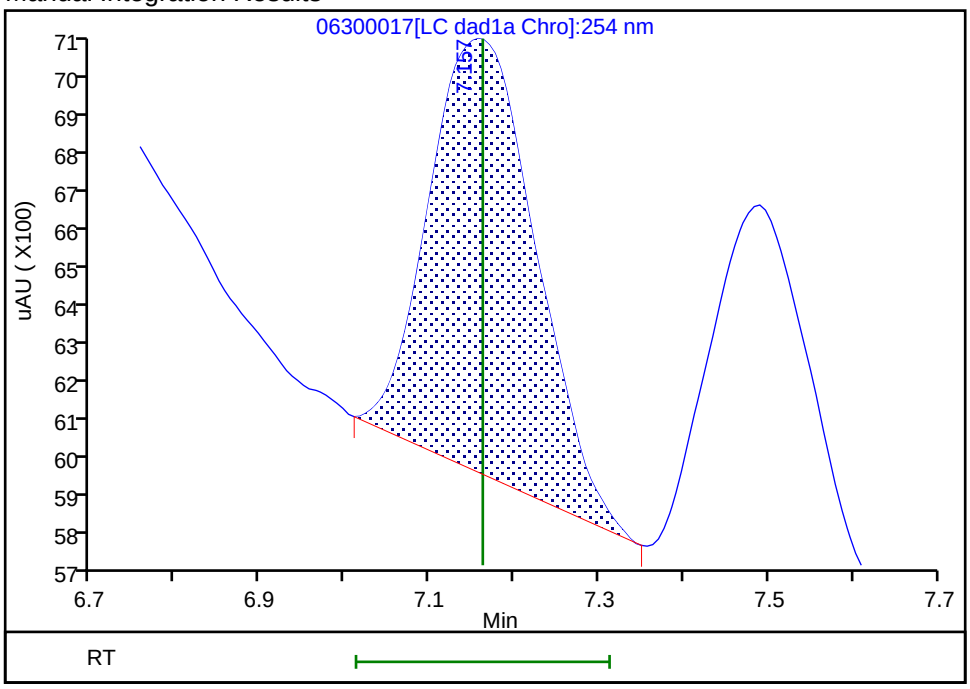

Reviewer: zhangji, 01-Jul-2020 17:07:52

Audit Action: Manually Integrated Audit Reason: Baseline

FORM I
HPLC/IC ORGANICS ANALYSIS DATA SHEET

Lab Name: Eurofins TestAmerica, Denver Job No.: 280-137702-1

SDG No.:

Client Sample ID: G0285-20A Lab Sample ID: 280-137702-6

Matrix: Water Lab File ID: 06270033.D

Analysis Method: 8330A Date Collected: 06/13/2020 08:00

Extraction Method: 3535 Date Extracted: 06/18/2020 10:49

Sample wt/vol: 477.7(mL) Date Analyzed: 06/28/2020 01:06

Con. Extract Vol.: 5(mL) Dilution Factor: 1

Injection Volume: 100(uL) GC Column: UltraCarb5uODS ID: 4.6(mm)

% Moisture: GPC Cleanup:(Y/N) N

Analysis Batch No.: 500385 Units: ug/L

CAS NO.	COMPOUND NAME	RESULT	Q	LOQ	LOD	DL
99-35-4	1,3,5-Trinitrobenzene	0.21	U	0.22	0.21	0.088
99-65-0	1,3-Dinitrobenzene	0.10	U	0.12	0.10	0.039
118-96-7	2,4,6-Trinitrotoluene	0.10	U	0.12	0.10	0.047
121-14-2	2,4-Dinitrotoluene	0.084	U	0.10	0.084	0.029
606-20-2	2,6-Dinitrotoluene	0.084	U	0.10	0.084	0.042
88-72-2	2-Nitrotoluene	0.21	U	0.22	0.21	0.089
99-08-1	3-Nitrotoluene	0.42	U	0.42	0.42	0.20
19406-51-0	4-Amino-2,6-dinitrotoluene	0.13	U	0.16	0.13	0.060
2691-41-0	HMX	0.41	M	0.22	0.21	0.092
121-82-4	RDX	0.21	U	0.22	0.21	0.054
479-45-8	Tetryl	0.10	U	0.12	0.10	0.033

CAS NO.	SURROGATE	%REC	Q	LIMITS
528-29-0	1,2-Dinitrobenzene	98	M	83-119

Eurofins TestAmerica, Denver
Target Compound Quantitation Report

Data File: \\chromfs\Denver\ChromData\CHHPLC_X\20200627-92823.b\06270033.D
Lims ID: 280-137702-A-6-A
Client ID: G0285-20A
Sample Type: Client
Inject. Date: 28-Jun-2020 01:06:08 ALS Bottle#: 33 Worklist Smp#: 33
Injection Vol: 100.0 ul Dil. Factor: 1.0000
Sample Info: 280-137702-A-6-A
Misc. Info.: 280-0092823-033
Operator ID: JZ Instrument ID: CHHPLC_X3

Method: \\chromfs\Denver\ChromData\CHHPLC_X\20200627-92823.b\8330_X3.m
Limit Group: GCSV - 8330
Last Update: 30-Jun-2020 14:54:23 Calib Date: 26-Jun-2020 01:16:48
Integrator: Falcon
Quant Method: External Standard Quant By: Initial Calibration
Last ICal File: \\chromfs\Denver\ChromData\CHHPLC_X\20200625-92750.b\06250013.D

Column 1 : UltraCarb5uODS (20) (4.60 mm) Det: LC DAD1B, 254 nm
Process Host: CTX1061

First Level Reviewer: zhangji Date: 30-Jun-2020 14:41:15

	Compound	Det	RT (min.)	Exp RT (min.)	Dlt RT (min.)	Response	OnCol Amt ug/mL	Flags
	3 HMX	1	6.699	6.710	-0.011	3395	0.0395	M
	6 MNX	1	7.372	7.384	-0.012	4932	0.0311	M
	7 RDX	1		7.790			ND	
$	9 1,2-Dinitrobenzene	1	8.752	8.756	-0.004	27142	0.1964	M
	10 1,3,5-Trinitrobenzene	1		8.930			ND	
	11 1,3-Dinitrobenzene	1		9.583			ND	
	12 Nitrobenzene	1	9.958	9.963	-0.005	11477	0.0573	M
	14 Tetryl	1		10.283			ND	
	16 2,4,6-Trinitrotoluene	1		11.250			ND	
	17 4-Amino-2,6-dinitrotoluene	1		11.423			ND	
	18 2-Amino-4,6-dinitrotoluene	1	11.698	11.716	-0.018	3583	0.0177	
	19 2,6-Dinitrotoluene	1		11.850			ND	
	20 2,4-Dinitrotoluene	1		12.050			ND	
	21 o-Nitrotoluene	1		12.870			ND	
	22 p-Nitrotoluene	1	13.285	13.310	-0.025	3791	0.0335	M
	23 m-Nitrotoluene	1		13.896			ND	

QC Flag Legend

Review Flags
M - Manually Integrated

Report Date: 30-Jun-2020 14:54:23 Chrom Revision: 2.3 21-Jun-2020 18:30:46

Eurofins TestAmerica, Denver

Data File: \\chromfs\denver\chromdata\chhplc_x\20200627-92823.b\06270033.d

Injection Date:	28-Jun-2020 01:06:08	Instrument ID:	CHHPLC_X3	Operator ID:	JZ
Lims ID:	280-137702-A-6-A	Lab Sample ID:	280-137702-6	Worklist Smp#:	33
Client ID:	G0285-20A				
Injection Vol:	100.0 ul	Dil. Factor:	1.0000	ALS Bottle#:	33
Method:	8330_X3	Limit Group:	GCSV - 8330		

Column: UltraCarb5uODS (20) (4.60 mm) Y Scaling: Method Defined: Scale to the Nth Largest Target: 1

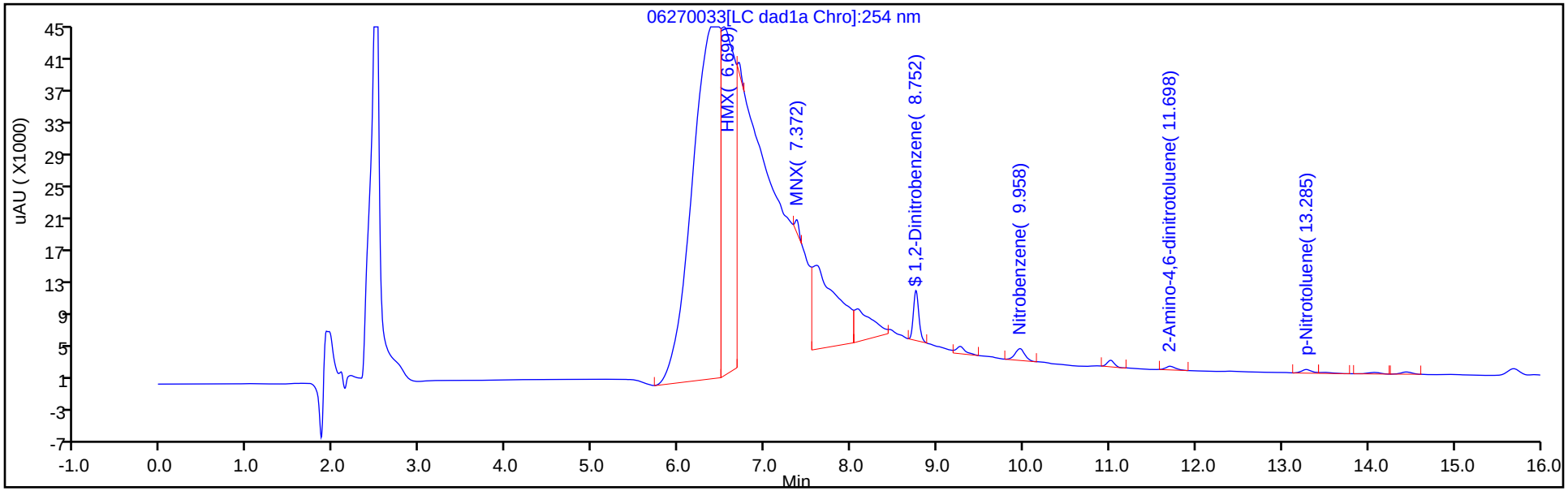

Y Scaling: Method Defined: Scale to the Nth Largest Target: 1

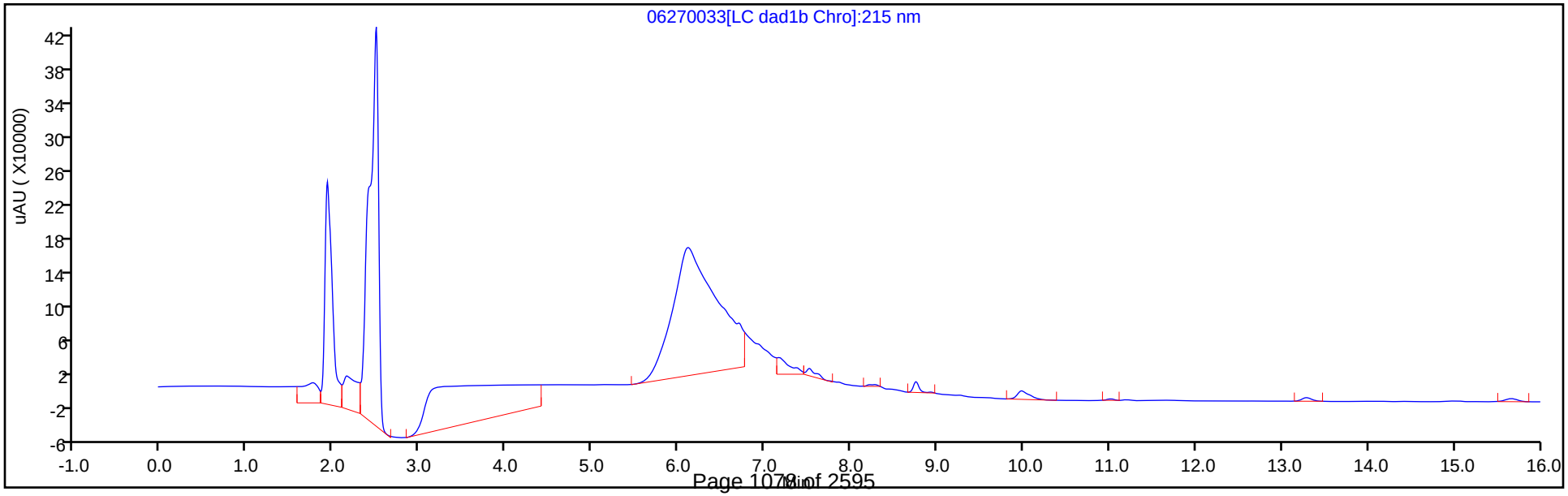

Eurofins TestAmerica, Denver
Recovery Report

Data File:	\\chromfs\Denver\ChromData\CHHPLC_X\20200627-92823.b\06270033.D				
Lims ID:	280-137702-A-6-A				
Client ID:	G0285-20A				
Sample Type:	Client				
Inject. Date:	28-Jun-2020 01:06:08	ALS Bottle#:	33	Worklist Smp#:	33
Injection Vol:	100.0 ul	Dil. Factor:	1.0000		
Sample Info:	280-137702-A-6-A				
Misc. Info.:	280-0092823-033				
Operator ID:	JZ	Instrument ID:	CHHPLC_X3		
Method:	\\chromfs\Denver\ChromData\CHHPLC_X\20200627-92823.b\8330_X3.m				
Limit Group:	GCSV - 8330				
Last Update:	30-Jun-2020 14:54:23	Calib Date:	26-Jun-2020 01:16:48		
Integrator:	Falcon				
Quant Method:	External Standard	Quant By:	Initial Calibration		
Last ICal File:	\\chromfs\Denver\ChromData\CHHPLC_X\20200625-92750.b\06250013.D				
Column 1 :	UltraCarb5uODS (20) (4.60 mm)		Det: LC DAD1B, 254 nm		
Process Host:	CTX1061				
First Level Reviewer: zhangji		Date:	30-Jun-2020 14:41:15		

Compound	Amount Added	Amount Recovered	% Rec.
$ 9 1,2-Dinitrobenzene	0.2000	0.1964	98.19

Manual Integration/User Assign Peak Report

Eurofins TestAmerica, Denver

Data File:	\\chromfs\denver\chromdata\chhplc_x\20200627-92823.b\06270033.d				
Injection Date:	28-Jun-2020 01:06:08	Instrument ID:	CHHPLC_X3		
Lims ID:	280-137702-A-6-A	Lab Sample ID:	280-137702-6		
Client ID:	G0285-20A				
Operator ID:	JZ	ALS Bottle#:	33	Worklist Smp#:	33
Injection Vol:	100.0 ul	Dil. Factor:	1.0000		
Method:	8330_X3	Limit Group:	GCSV - 8330		
Column:	UltraCarb5uODS (20) (4.60 mm)	Detector	LC DAD1B, 254 nm		

$ 9 1,2-Dinitrobenzene, CAS: 528-29-0

Signal: 1

Processing Integration Results

RT: 8.75
Area: 33162
Amount: 0.239935
Amount Units: ug/mL

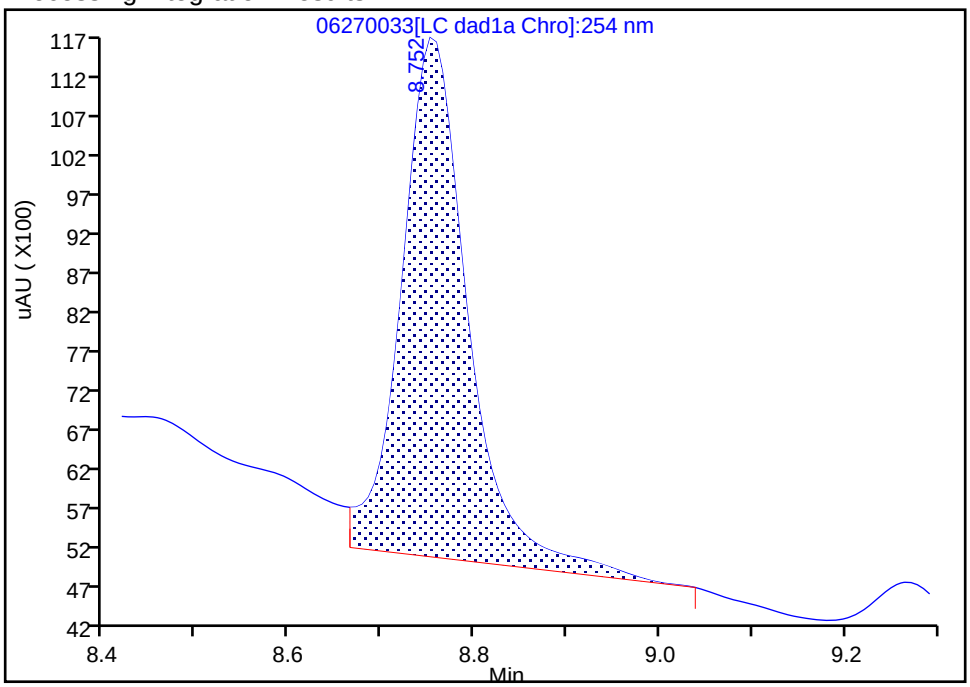

Manual Integration Results

RT: 8.75
Area: 27142
Amount: 0.196379
Amount Units: ug/mL

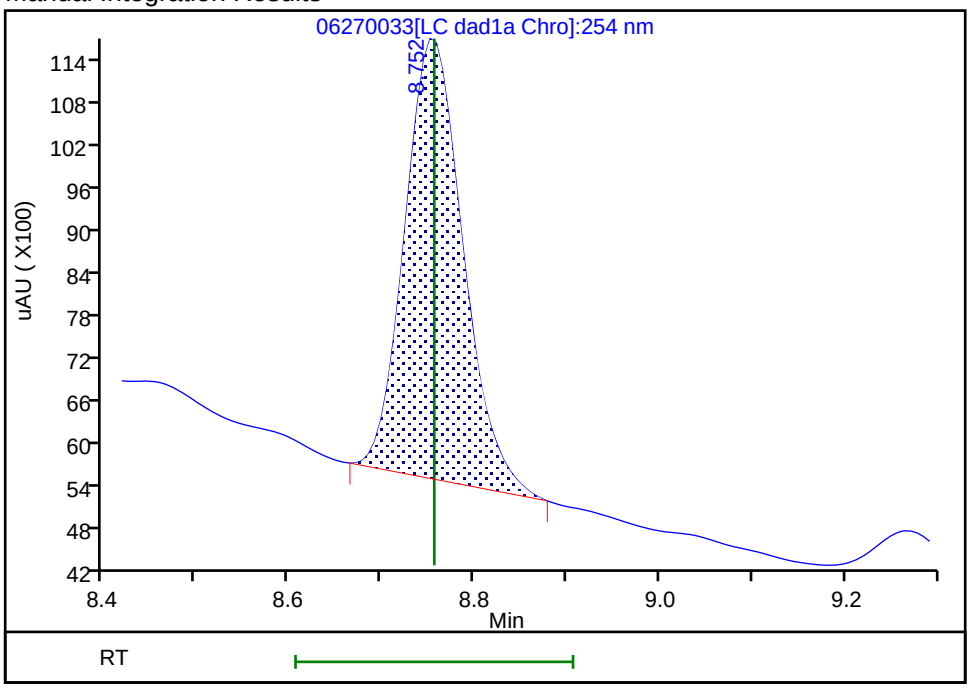

Reviewer: zhangji, 30-Jun-2020 14:40:48

Audit Action: Manually Integrated Audit Reason: Baseline

Manual Integration/User Assign Peak Report

Eurofins TestAmerica, Denver

Data File:	\\chromfs\denver\chromdata\chhplc_x\20200627-92823.b\06270033.d				
Injection Date:	28-Jun-2020 01:06:08	Instrument ID:	CHHPLC_X3		
Lims ID:	280-137702-A-6-A	Lab Sample ID:	280-137702-6		
Client ID:	G0285-20A				
Operator ID:	JZ	ALS Bottle#:	33	Worklist Smp#:	33
Injection Vol:	100.0 ul	Dil. Factor:	1.0000		
Method:	8330_X3	Limit Group:	GCSV - 8330		
Column:	UltraCarb5uODS (20) (4.60 mm)	Detector	LC DAD1B, 254 nm		

22 p-Nitrotoluene, CAS: 99-99-0

Signal: 1

Processing Integration Results

RT: 13.29
Area: 4269
Amount: 0.037777
Amount Units: ug/mL

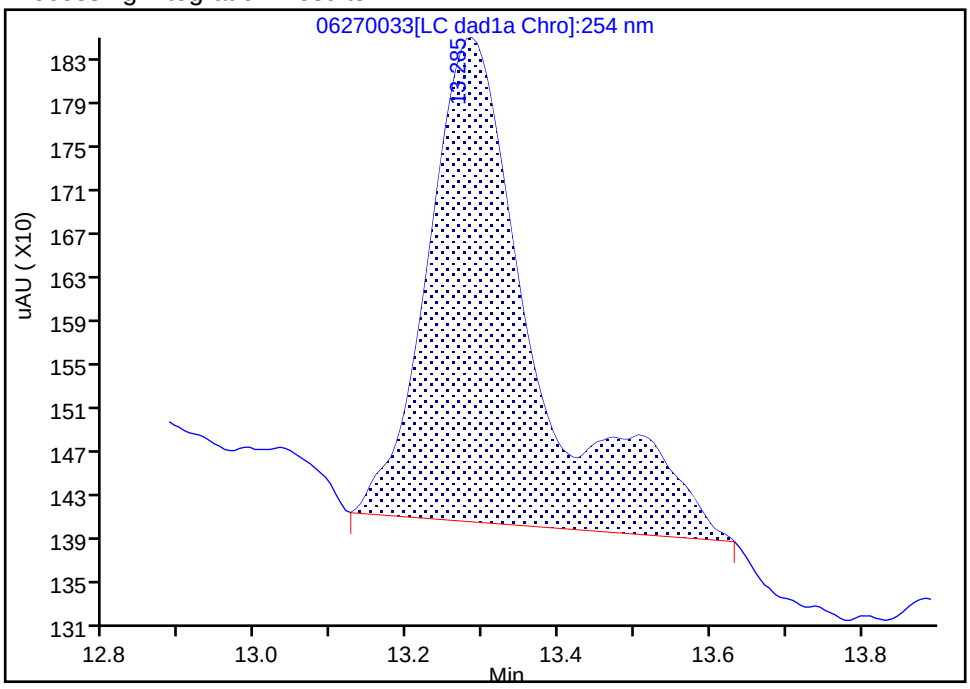

Manual Integration Results

RT: 13.29
Area: 3791
Amount: 0.033547
Amount Units: ug/mL

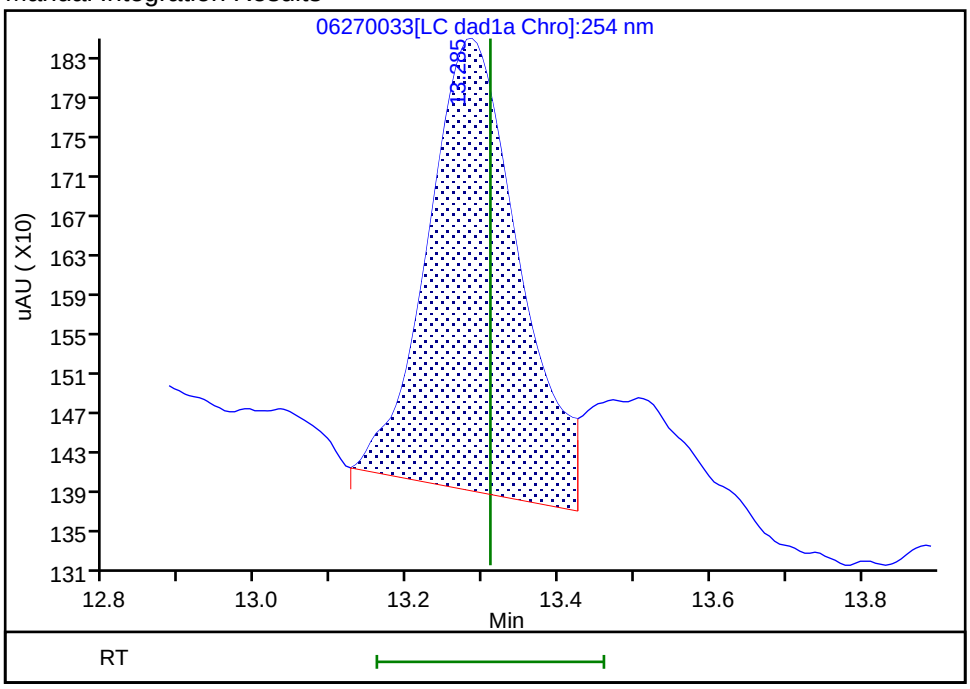

Reviewer: zhangji, 30-Jun-2020 14:41:11

Audit Action: Split an Integrated Peak Audit Reason: Baseline

Manual Integration/User Assign Peak Report

Eurofins TestAmerica, Denver

Data File:	\\chromfs\denver\chromdata\chhplc_x\20200627-92823.b\06270033.d				
Injection Date:	28-Jun-2020 01:06:08	Instrument ID:	CHHPLC_X3		
Lims ID:	280-137702-A-6-A	Lab Sample ID:	280-137702-6		
Client ID:	G0285-20A				
Operator ID:	JZ	ALS Bottle#:	33	Worklist Smp#:	33
Injection Vol:	100.0 ul	Dil. Factor:	1.0000		
Method:	8330_X3	Limit Group:	GCSV - 8330		
Column:	UltraCarb5uODS (20) (4.60 mm)	Detector	LC DAD1B, 254 nm		

3 HMX, CAS: 2691-41-0

Signal: 1

Processing Integration Results

RT: 6.70
Area: 990641
Amount: 11.524151
Amount Units: ug/mL

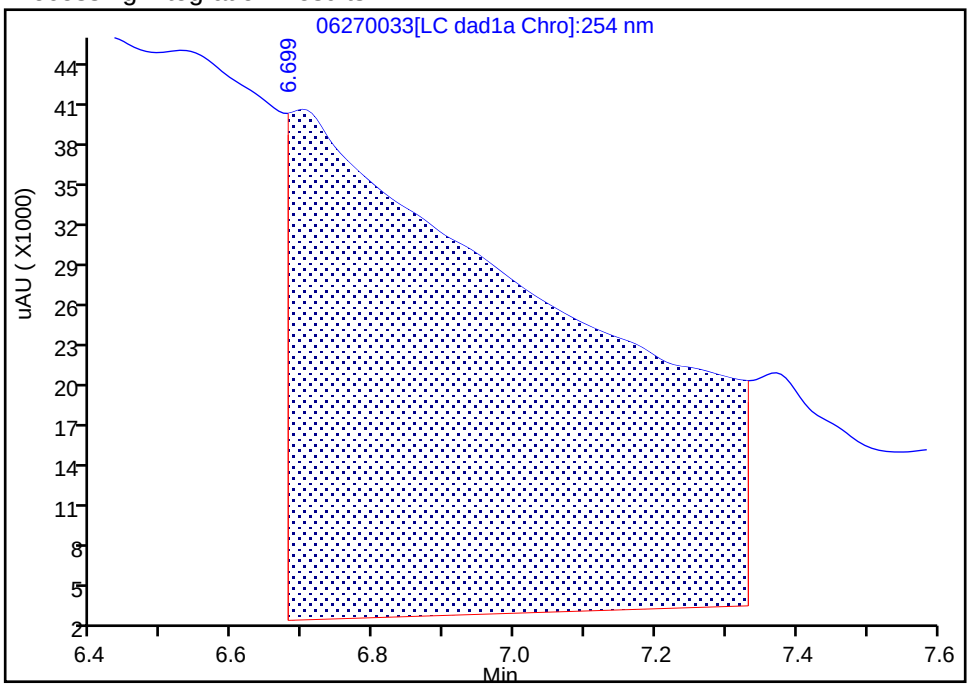

Manual Integration Results

RT: 6.70
Area: 3395
Amount: 0.039494
Amount Units: ug/mL

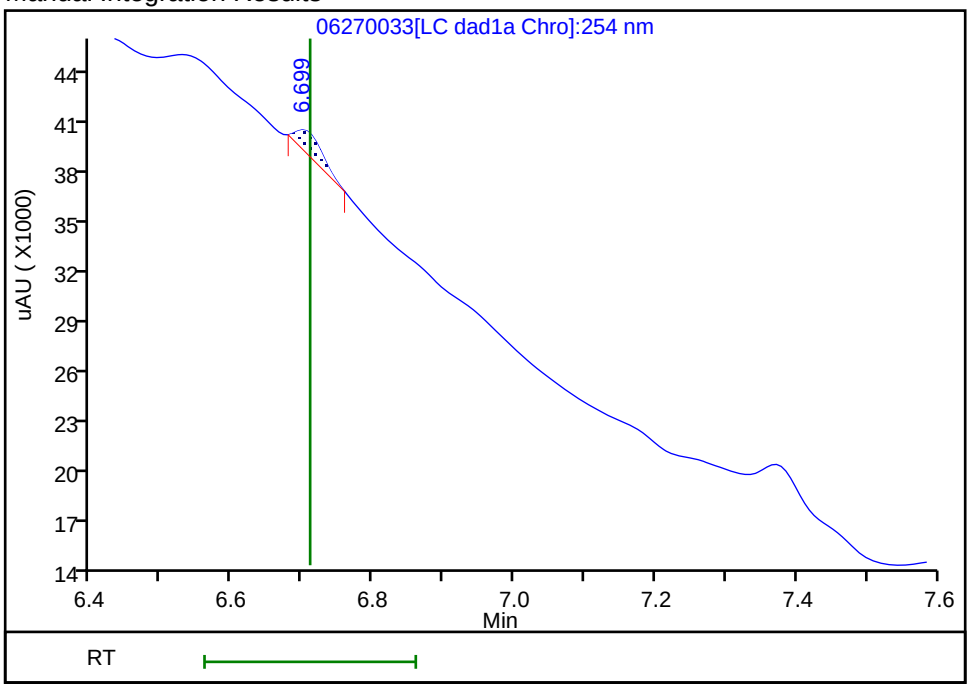

Reviewer: zhangji, 30-Jun-2020 14:40:36
Audit Action: Manually Integrated Audit Reason: Baseline

Manual Integration/User Assign Peak Report

Eurofins TestAmerica, Denver

Data File:	\\chromfs\denver\chromdata\chhplc_x\20200627-92823.b\06270033.d				
Injection Date:	28-Jun-2020 01:06:08	Instrument ID:	CHHPLC_X3		
Lims ID:	280-137702-A-6-A	Lab Sample ID:	280-137702-6		
Client ID:	G0285-20A				
Operator ID:	JZ	ALS Bottle#:	33	Worklist Smp#:	33
Injection Vol:	100.0 ul	Dil. Factor:	1.0000		
Method:	8330_X3	Limit Group:	GCSV - 8330		
Column:	UltraCarb5uODS (20) (4.60 mm)	Detector	LC DAD1B, 254 nm		

6 MNX, CAS: 5755-27-1

Signal: 1

Processing Integration Results

RT: 7.37
Area: 173977
Amount: 1.097341
Amount Units: ug/mL

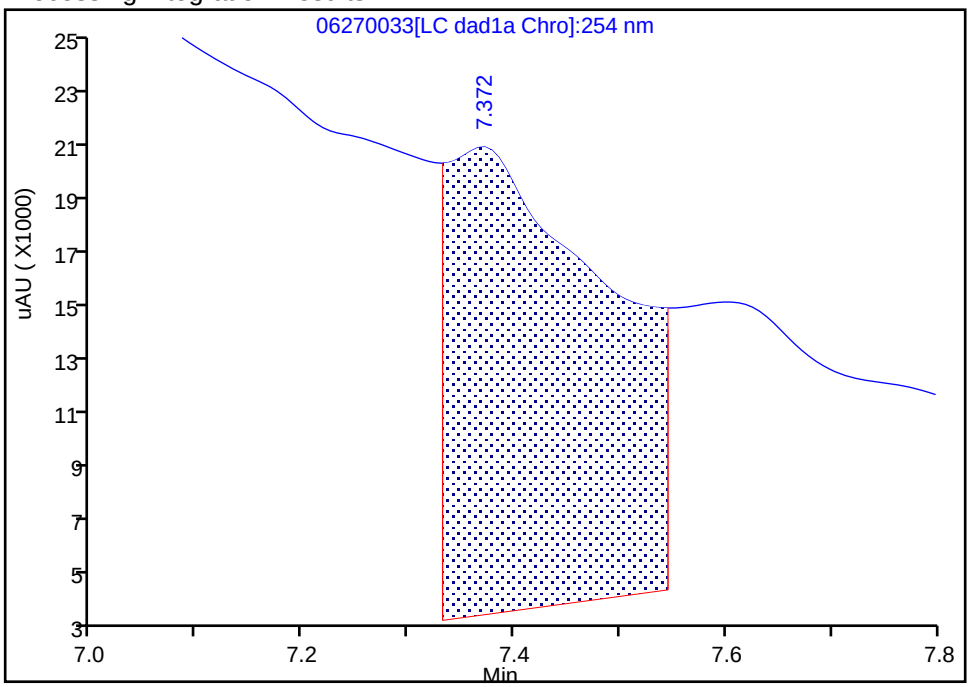

Manual Integration Results

RT: 7.37
Area: 4932
Amount: 0.031108
Amount Units: ug/mL

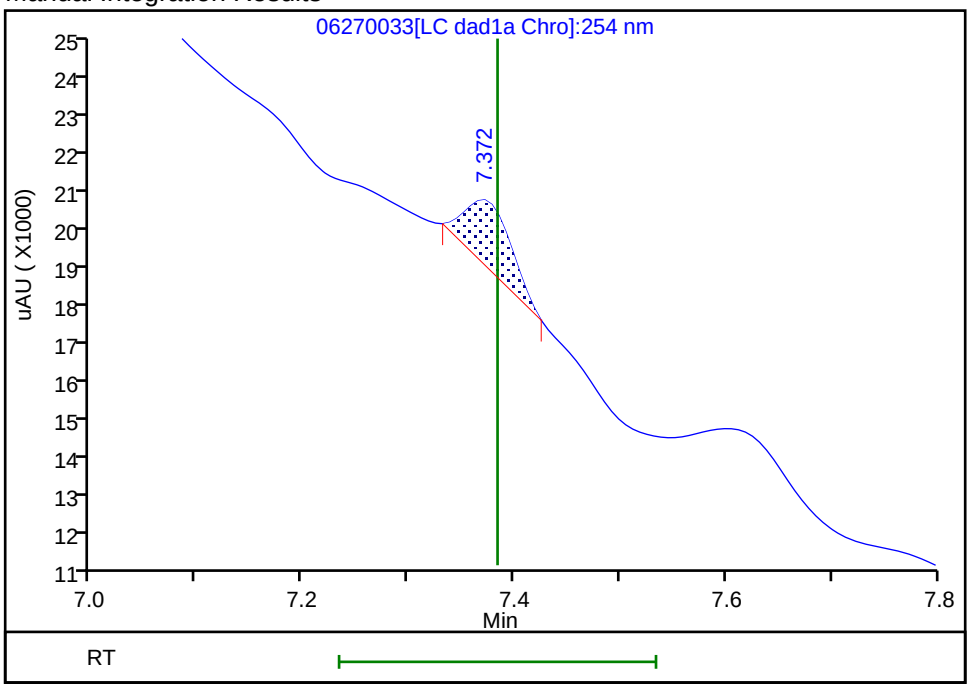

Reviewer: zhangji, 30-Jun-2020 14:40:42

Audit Action: Manually Integrated Audit Reason: Baseline

Manual Integration/User Assign Peak Report

Eurofins TestAmerica, Denver

Data File:	\\chromfs\denver\chromdata\chhplc_x\20200627-92823.b\06270033.d				
Injection Date:	28-Jun-2020 01:06:08	Instrument ID:	CHHPLC_X3		
Lims ID:	280-137702-A-6-A	Lab Sample ID:	280-137702-6		
Client ID:	G0285-20A				
Operator ID:	JZ	ALS Bottle#:	33	Worklist Smp#:	33
Injection Vol:	100.0 ul	Dil. Factor:	1.0000		
Method:	8330_X3	Limit Group:	GCSV - 8330		
Column:	UltraCarb5uODS (20) (4.60 mm)	Detector	LC DAD1B, 254 nm		

12 Nitrobenzene, CAS: 98-95-3

Signal: 1

Processing Integration Results

RT: 9.96
Area: 13282
Amount: 0.066277
Amount Units: ug/mL

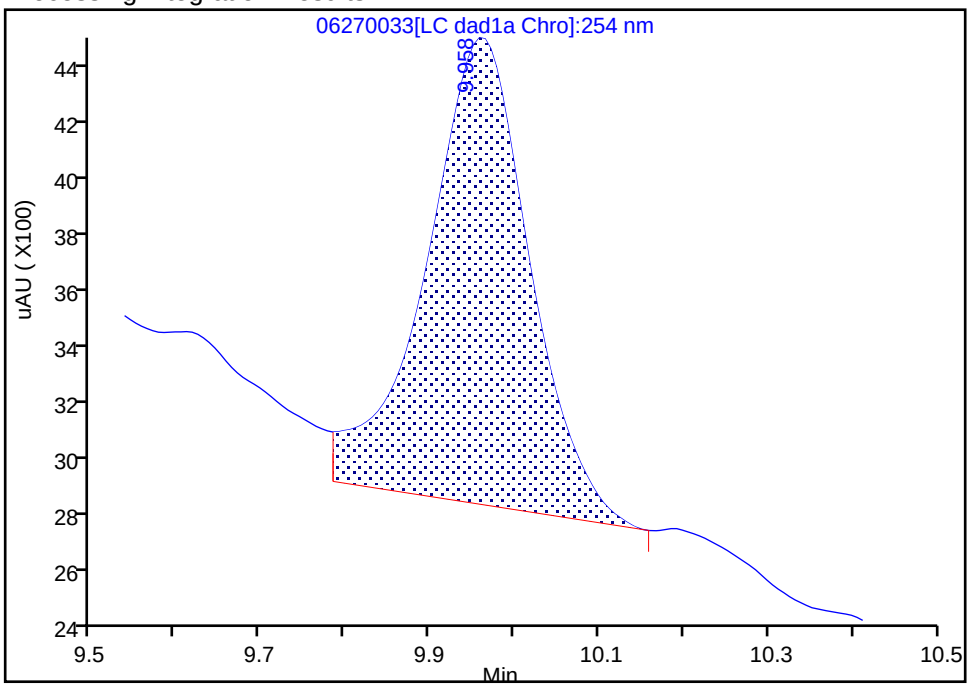

Manual Integration Results

RT: 9.96
Area: 11477
Amount: 0.057270
Amount Units: ug/mL

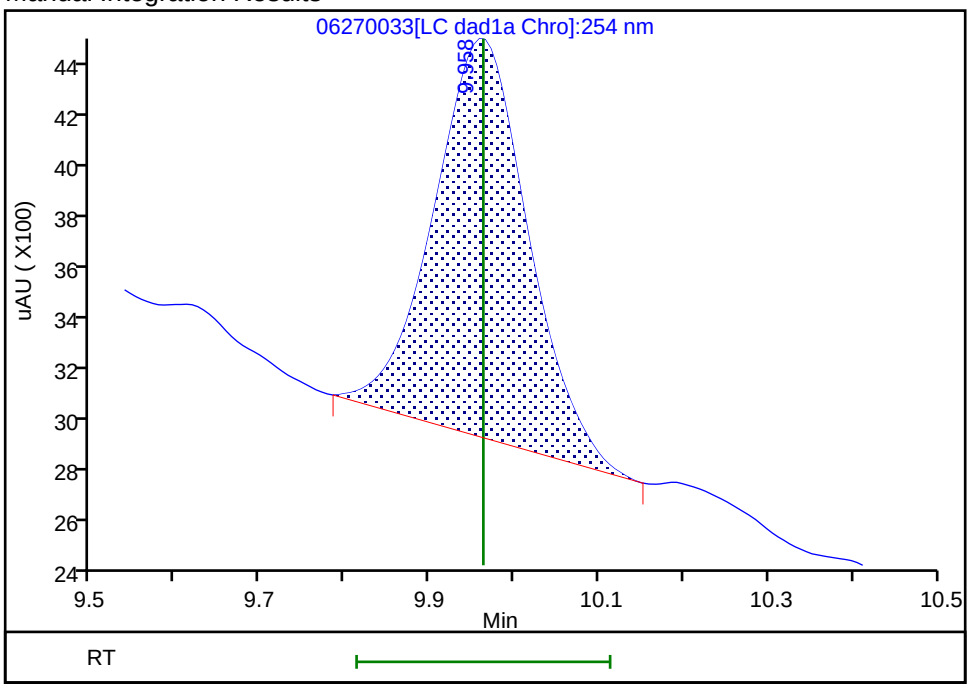

Reviewer: zhangji, 30-Jun-2020 14:40:55

Audit Action: Manually Integrated Audit Reason: Baseline

FORM I
HPLC/IC ORGANICS ANALYSIS DATA SHEET

Lab Name: Eurofins TestAmerica, Denver Job No.: 280-137702-1

SDG No.:

Client Sample ID: G0285-20A Lab Sample ID: 280-137702-6

Matrix: Water Lab File ID: 06300020.D

Analysis Method: 8330A Date Collected: 06/13/2020 08:00

Extraction Method: 3535 Date Extracted: 06/18/2020 10:49

Sample wt/vol: 477.7(mL) Date Analyzed: 07/01/2020 01:46

Con. Extract Vol.: 5(mL) Dilution Factor: 1

Injection Volume: 100(uL) GC Column: Luna-phenylhex ID: 4.6(mm)

% Moisture: GPC Cleanup:(Y/N) N

Analysis Batch No.: 500692 Units: ug/L

CAS NO.	COMPOUND NAME	RESULT	Q	LOQ	LOD	DL
35572-78-2	2-Amino-4,6-dinitrotoluene	0.10	U	0.12	0.10	0.053
99-99-0	4-Nitrotoluene	0.42	U M	0.43	0.42	0.10
5755-27-1	MNX	0.42	U	2.1	0.42	0.16
98-95-3	Nitrobenzene	0.21	U	0.22	0.21	0.095

CAS NO.	SURROGATE	%REC	Q	LIMITS
528-29-0	1,2-Dinitrobenzene	95	*M*	83-119

Eurofins TestAmerica, Denver
Target Compound Quantitation Report

Data File: \\chromfs\Denver\ChromData\G2_LUNA\20200630-92910.b\06300020.D
Lims ID: 280-137702-A-6-A
Client ID: G0285-20A
Sample Type: Client
Inject. Date: 01-Jul-2020 01:46:50 ALS Bottle#: 20 Worklist Smp#: 20
Injection Vol: 100.0 ul Dil. Factor: 1.0000
Sample Info: 280-137702-A-6-A
Misc. Info.: 280-0092910-020
Operator ID: JZ Instrument ID: CHHPLC_G2_LUNA

Method: \\chromfs\Denver\ChromData\G2_LUNA\20200630-92910.b\G2_8330_Luna.m
Limit Group: GCSV - 8330
Last Update: 01-Jul-2020 17:34:09 Calib Date: 15-May-2020 02:11:20
Integrator: Falcon
Quant Method: External Standard Quant By: Initial Calibration
Last ICal File: \\chromfs\Denver\ChromData\G2_LUNA\20200514-91518.b\05140024.D

Column 1 : Luna-Phenyl hexyl (4.60 mm) Det: LC DAD1A, 254 nm
Process Host: CTX1062

First Level Reviewer: zhangji Date: 01-Jul-2020 17:09:27

	Compound	Det	RT (min.)	Exp RT (min.)	Dlt RT (min.)	Response	OnCol Amt ug/ml	Flags
	6 HMX	1	7.160	7.162	-0.002	10195	0.0275	M
	7 MNX	1		7.943			ND	
	8 RDX	1		9.382			ND	
	9 Nitrobenzene	1		12.296			ND	
$	10 1,2-Dinitrobenzene	1	13.293	13.296	-0.003	54722	0.1908	M
	12 1,3-Dinitrobenzene	1		15.822			ND	
	14 o-Nitrotoluene	1	16.773	16.762	0.011	4665	0.0171	M
	15 p-Nitrotoluene	1		17.022			ND	MU
	16 4-Amino-2,6-dinitrotoluene	1		17.482			ND	
	17 m-Nitrotoluene	1		17.982			ND	
	18 2-Amino-4,6-dinitrotoluene	1		18.416			ND	
	19 1,3,5-Trinitrobenzene	1		19.162			ND	U
	20 2,6-Dinitrotoluene	1		20.076			ND	
	21 2,4-Dinitrotoluene	1		20.596			ND	U
	22 Tetryl	1		23.896			ND	
	23 2,4,6-Trinitrotoluene	1		24.922			ND	

QC Flag Legend

Review Flags
M - Manually Integrated
U - Marked Undetected

Report Date: 01-Jul-2020 17:34:09 Chrom Revision: 2.3 21-Jun-2020 18:30:46

Eurofins TestAmerica, Denver

Data File:	\\chromfs\denver\chromdata\g2_luna\20200630-92910.b\06300020.d				
Injection Date:	01-Jul-2020 01:46:50	Instrument ID:	CHHPLC_G2_LUNA	Operator ID:	JZ
Lims ID:	280-137702-A-6-A	Lab Sample ID:	280-137702-6	Worklist Smp#:	20
Client ID:	G0285-20A				
Injection Vol:	100.0 ul	Dil. Factor:	1.0000	ALS Bottle#:	20
Method:	G2_8330_Luna	Limit Group:	GCSV - 8330		

Column: Luna-Phenyl hexyl (4.60 mm) Y Scaling: Method Defined: Scale to the Nth Largest Peak: 1

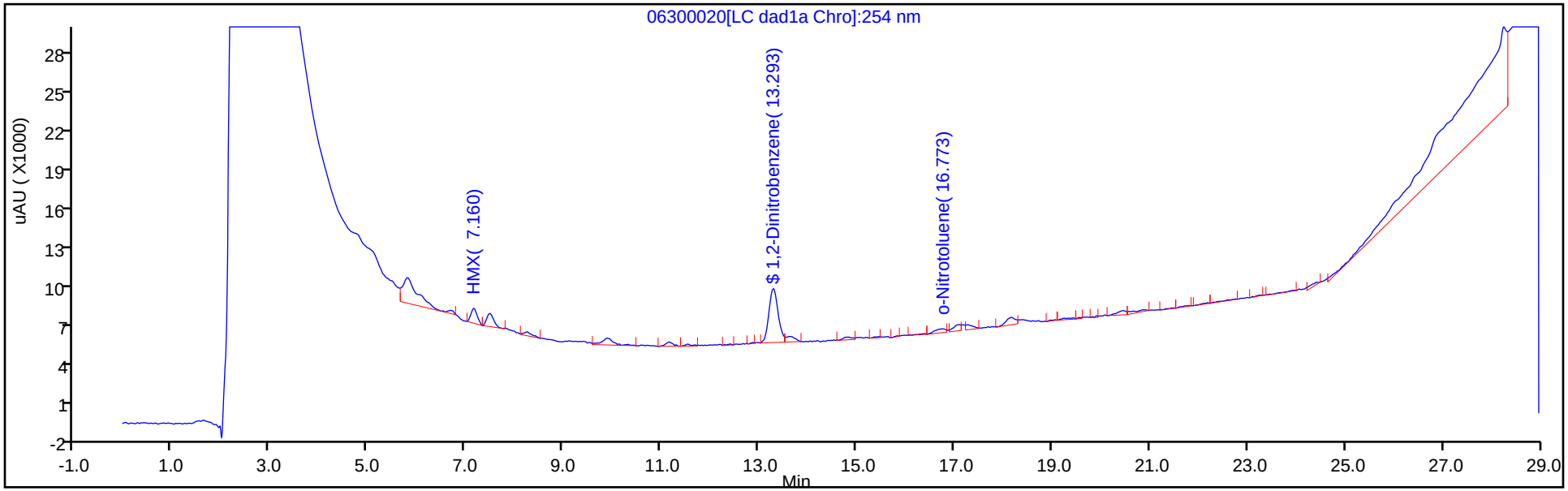

Y Scaling: Method Defined: Scale to the Nth Largest Peak: 1

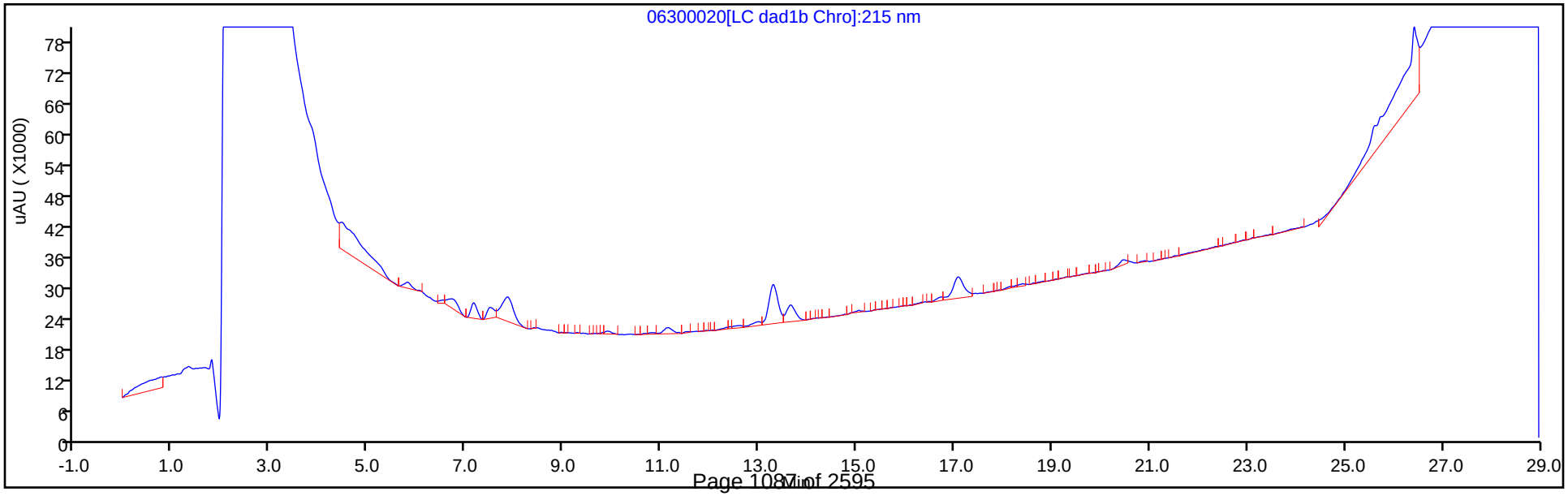

Eurofins TestAmerica, Denver
Recovery Report

Data File:	\\chromfs\Denver\ChromData\G2_LUNA\20200630-92910.b\06300020.D				
Lims ID:	280-137702-A-6-A				
Client ID:	G0285-20A				
Sample Type:	Client				
Inject. Date:	01-Jul-2020 01:46:50	ALS Bottle#:	20	Worklist Smp#:	20
Injection Vol:	100.0 ul	Dil. Factor:	1.0000		
Sample Info:	280-137702-A-6-A				
Misc. Info.:	280-0092910-020				
Operator ID:	JZ	Instrument ID:	CHHPLC_G2_LUNA		
Method:	\\chromfs\Denver\ChromData\G2_LUNA\20200630-92910.b\G2_8330_Luna.m				
Limit Group:	GCSV - 8330				
Last Update:	01-Jul-2020 17:34:09	Calib Date:	15-May-2020 02:11:20		
Integrator:	Falcon				
Quant Method:	External Standard	Quant By:	Initial Calibration		
Last ICal File:	\\chromfs\Denver\ChromData\G2_LUNA\20200514-91518.b\05140024.D				
Column 1 :	Luna-Phenyl hexyl (4.60 mm)		Det: LC DAD1A, 254 nm		
Process Host:	CTX1062				
First Level Reviewer: zhangji		Date:	01-Jul-2020 17:09:27		

Compound	Amount Added	Amount Recovered	% Rec.
$ 10 1,2-Dinitrobenzene	0.2000	0.1908	95.38

Manual Integration/User Assign Peak Report

Eurofins TestAmerica, Denver

Data File:	\\chromfs\denver\chromdata\g2_luna\20200630-92910.b\06300020.d				
Injection Date:	01-Jul-2020 01:46:50	Instrument ID:	CHHPLC_G2_LUNA		
Lims ID:	280-137702-A-6-A	Lab Sample ID:	280-137702-6		
Client ID:	G0285-20A				
Operator ID:	JZ	ALS Bottle#:	20	Worklist Smp#:	20
Injection Vol:	100.0 ul	Dil. Factor:	1.0000		
Method:	G2_8330_Luna	Limit Group:	GCSV - 8330		
Column:	Luna-Phenyl hexyl (4.60 mm)	Detector	LC DAD1A, 254 nm		

$ 10 1,2-Dinitrobenzene, CAS: 528-29-0

Signal: 1

Processing Integration Results

RT: 13.29
Area: 61527
Amount: 0.215303
Amount Units: ug/ml

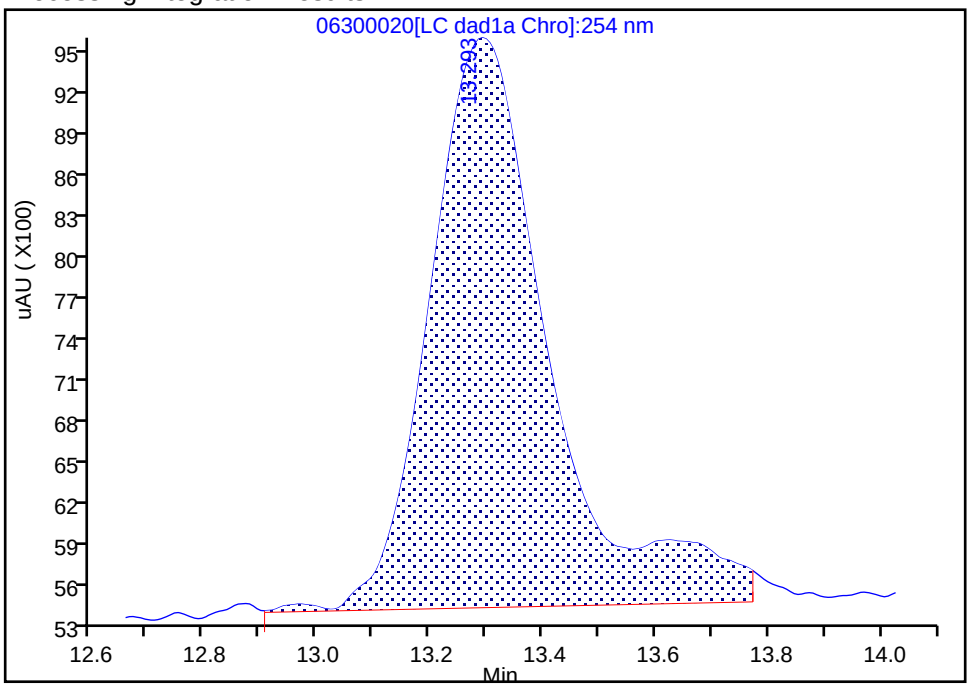

Manual Integration Results

RT: 13.29
Area: 54722
Amount: 0.190756
Amount Units: ug/ml

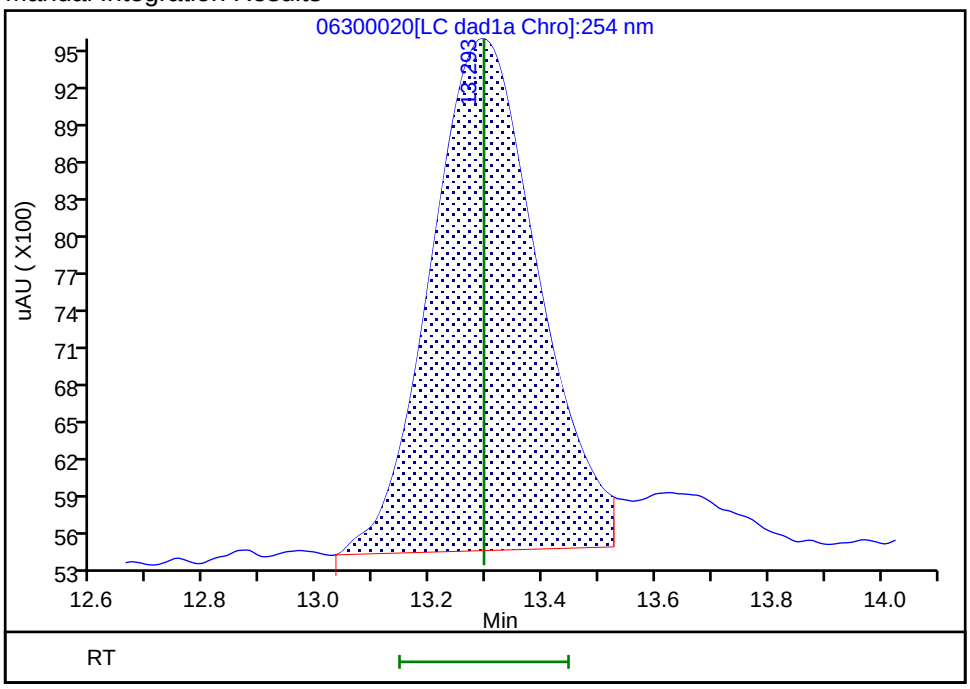

Reviewer: zhangji, 01-Jul-2020 17:09:06
Audit Action: Split an Integrated Peak Audit Reason: Baseline

User Disabled Compound Report

Eurofins TestAmerica, Denver

Data File: \\chromfs\denver\chromdata\g2_luna\20200630-92910.b\06300020.d

Injection Date:	01-Jul-2020 01:46:50	Instrument ID:	CHHPLC_G2_LUNA		
Lims ID:	280-137702-A-6-A	Lab Sample ID:	280-137702-6		
Client ID:	G0285-20A				
Operator ID:	JZ	ALS Bottle#:	20	Worklist Smp#:	20
Injection Vol:	100.0 ul	Dil. Factor:	1.0000		
Method:	G2_8330_Luna	Limit Group:	GCSV - 8330		
Column:	Luna-Phenyl hexyl (4.60 mm)	Detector	LC DAD1A, 254 nm		

19 1,3,5-Trinitrobenzene, CAS: 99-35-4, Signal: 1

RT: 19.25
Response: 1809
Amount: 0.003829

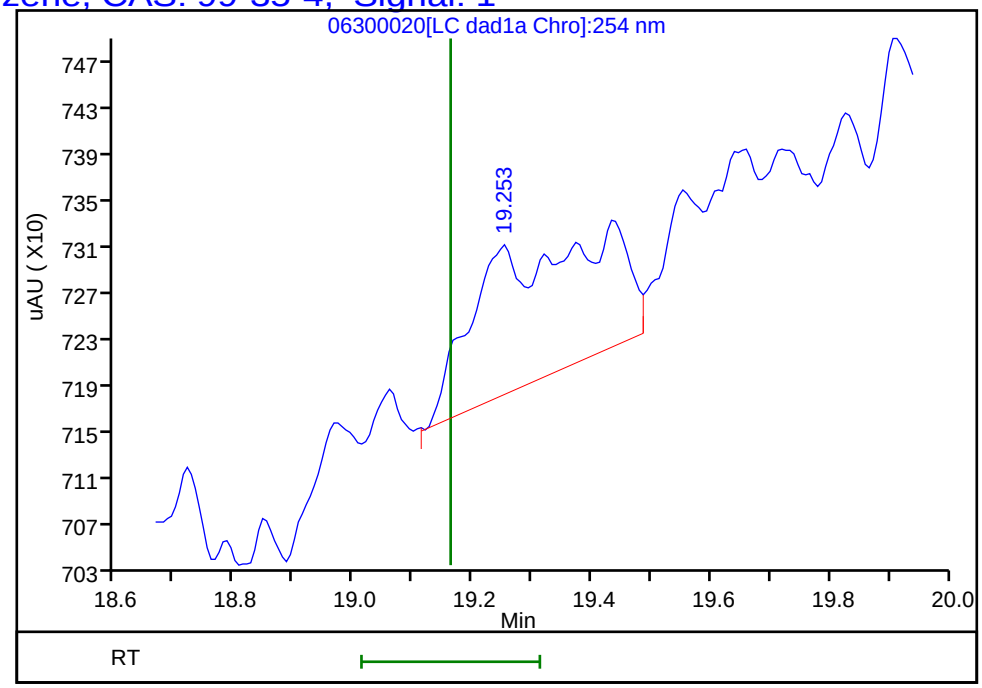

Reviewer: zhangji, 01-Jul-2020 17:09:27
Audit Action: Marked Compound Undetected Audit Reason: Invalid Compound ID

User Disabled Compound Report

Eurofins TestAmerica, Denver

Data File: \\chromfs\denver\chromdata\g2_luna\20200630-92910.b\06300020.d

Injection Date:	01-Jul-2020 01:46:50	Instrument ID:	CHHPLC_G2_LUNA		
Lims ID:	280-137702-A-6-A	Lab Sample ID:	280-137702-6		
Client ID:	G0285-20A				
Operator ID:	JZ	ALS Bottle#:	20	Worklist Smp#:	20
Injection Vol:	100.0 ul	Dil. Factor:	1.0000		
Method:	G2_8330_Luna	Limit Group:	GCSV - 8330		
Column:	Luna-Phenyl hexyl (4.60 mm)	Detector	LC DAD1A, 254 nm		

21 2,4-Dinitrotoluene, CAS: 121-14-2, Signal: 1

RT: 20.46
Response: 4252
Amount: 0.006643

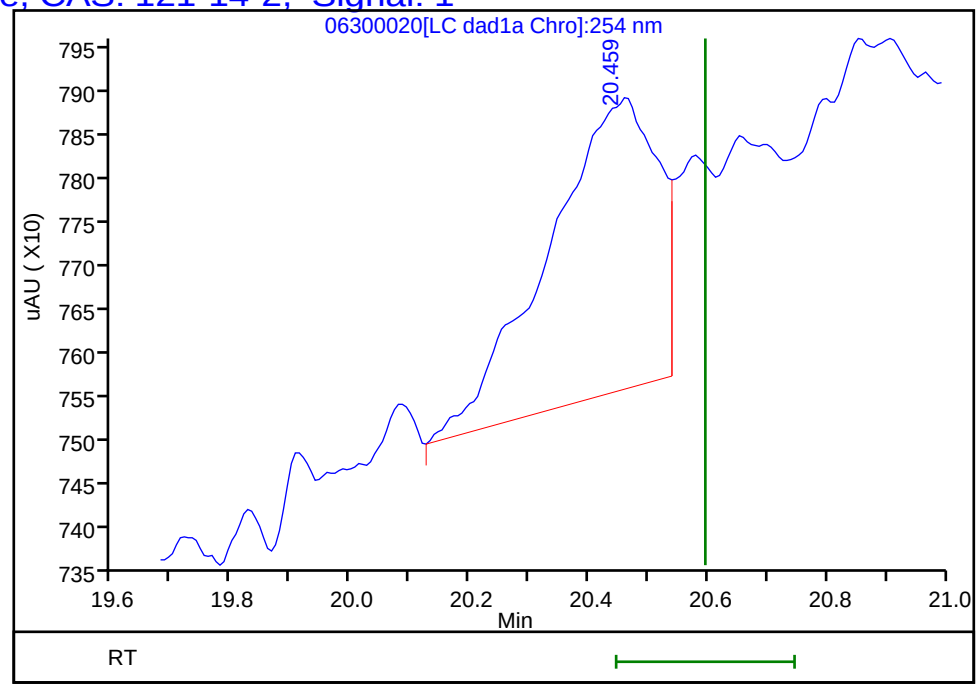

Reviewer: zhangji, 01-Jul-2020 17:09:27

Audit Action: Marked Compound Undetected Audit Reason: Invalid Compound ID

Manual Integration/User Assign Peak Report

Eurofins TestAmerica, Denver

Data File:	\\chromfs\denver\chromdata\g2_luna\20200630-92910.b\06300020.d				
Injection Date:	01-Jul-2020 01:46:50	Instrument ID:	CHHPLC_G2_LUNA		
Lims ID:	280-137702-A-6-A	Lab Sample ID:	280-137702-6		
Client ID:	G0285-20A				
Operator ID:	JZ	ALS Bottle#:	20	Worklist Smp#:	20
Injection Vol:	100.0 ul	Dil. Factor:	1.0000		
Method:	G2_8330_Luna	Limit Group:	GCSV - 8330		
Column:	Luna-Phenyl hexyl (4.60 mm)	Detector	LC DAD1A, 254 nm		

14 o-Nitrotoluene, CAS: 88-72-2

Signal: 1

Processing Integration Results

RT: 16.77
Area: 2798
Amount: 0.010250
Amount Units: ug/ml

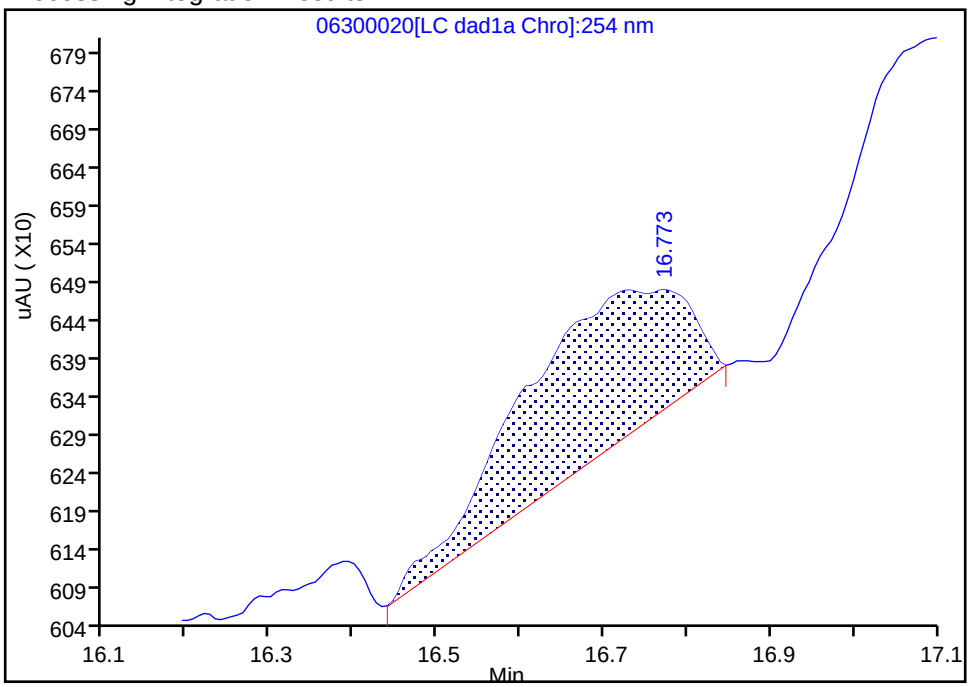

Manual Integration Results

RT: 16.77
Area: 4665
Amount: 0.017090
Amount Units: ug/ml

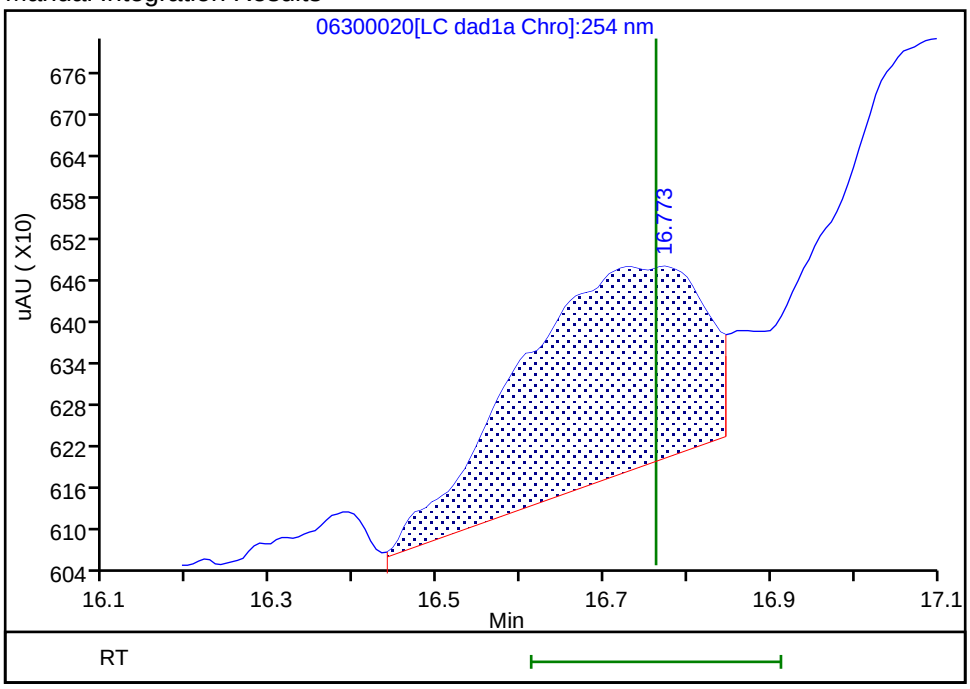

Reviewer: zhangji, 01-Jul-2020 17:09:25
Audit Action: Assigned New Baseline Audit Reason: Baseline

User Disabled Compound Report

Eurofins TestAmerica, Denver

Data File:	\\chromfs\denver\chromdata\g2_luna\20200630-92910.b\06300020.d				
Injection Date:	01-Jul-2020 01:46:50	Instrument ID:	CHHPLC_G2_LUNA		
Lims ID:	280-137702-A-6-A	Lab Sample ID:	280-137702-6		
Client ID:	G0285-20A				
Operator ID:	JZ	ALS Bottle#:	20	Worklist Smp#:	20
Injection Vol:	100.0 ul	Dil. Factor:	1.0000		
Method:	G2_8330_Luna	Limit Group:	GCSV - 8330		
Column:	Luna-Phenyl hexyl (4.60 mm)	Detector	LC DAD1A, 254 nm		

15 p-Nitrotoluene, CAS: 99-99-0, Signal: 1

RT: 17.10
Response: 2861
Amount: 0.011877

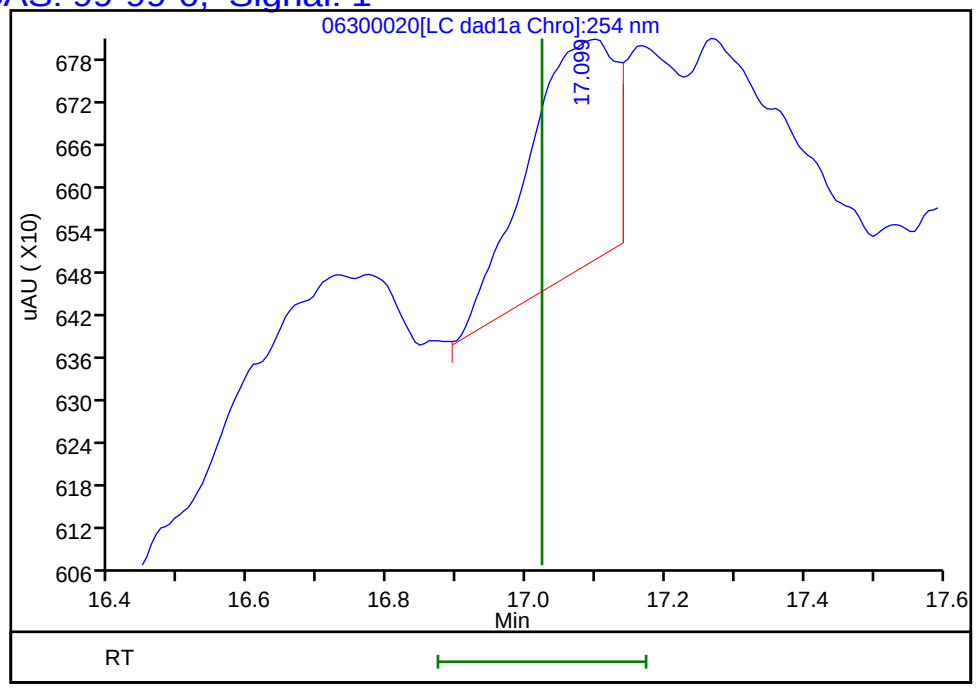

Reviewer: zhangji, 01-Jul-2020 17:09:27
Audit Action: Assigned New Baseline Audit Reason: Baseline

Manual Integration/User Assign Peak Report

Eurofins TestAmerica, Denver

Data File:	\\chromfs\denver\chromdata\g2_luna\20200630-92910.b\06300020.d				
Injection Date:	01-Jul-2020 01:46:50	Instrument ID:	CHHPLC_G2_LUNA		
Lims ID:	280-137702-A-6-A	Lab Sample ID:	280-137702-6		
Client ID:	G0285-20A				
Operator ID:	JZ	ALS Bottle#:	20	Worklist Smp#:	20
Injection Vol:	100.0 ul	Dil. Factor:	1.0000		
Method:	G2_8330_Luna	Limit Group:	GCSV - 8330		
Column:	Luna-Phenyl hexyl (4.60 mm)	Detector	LC DAD1A, 254 nm		

6 HMX, CAS: 2691-41-0

Signal: 1

Processing Integration Results

RT: 7.16
Area: 12808
Amount: 0.042280
Amount Units: ug/ml

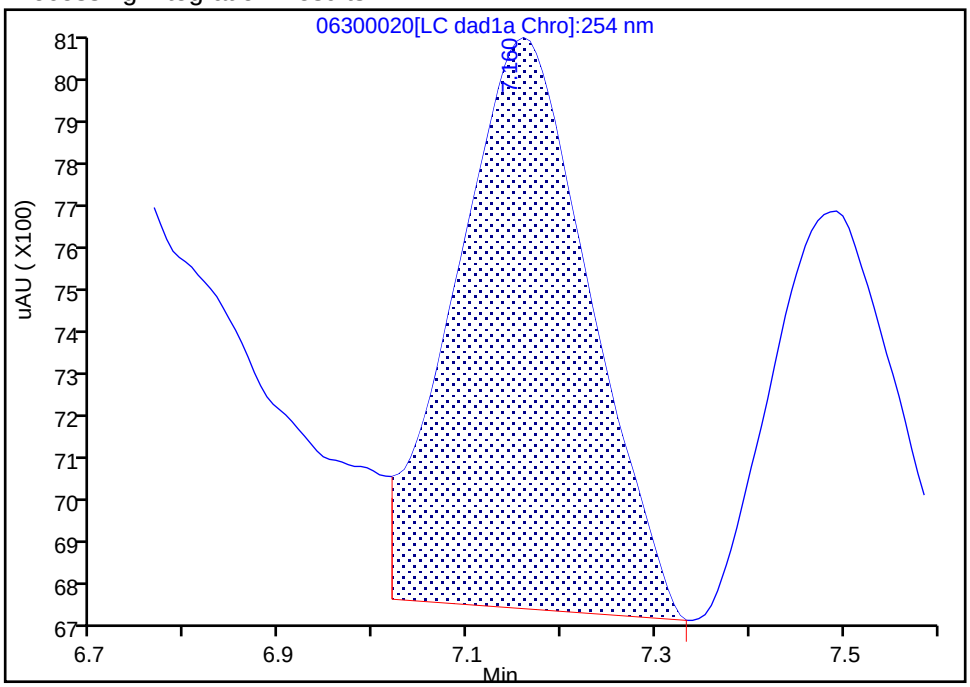

Manual Integration Results

RT: 7.16
Area: 10195
Amount: 0.027518
Amount Units: ug/ml

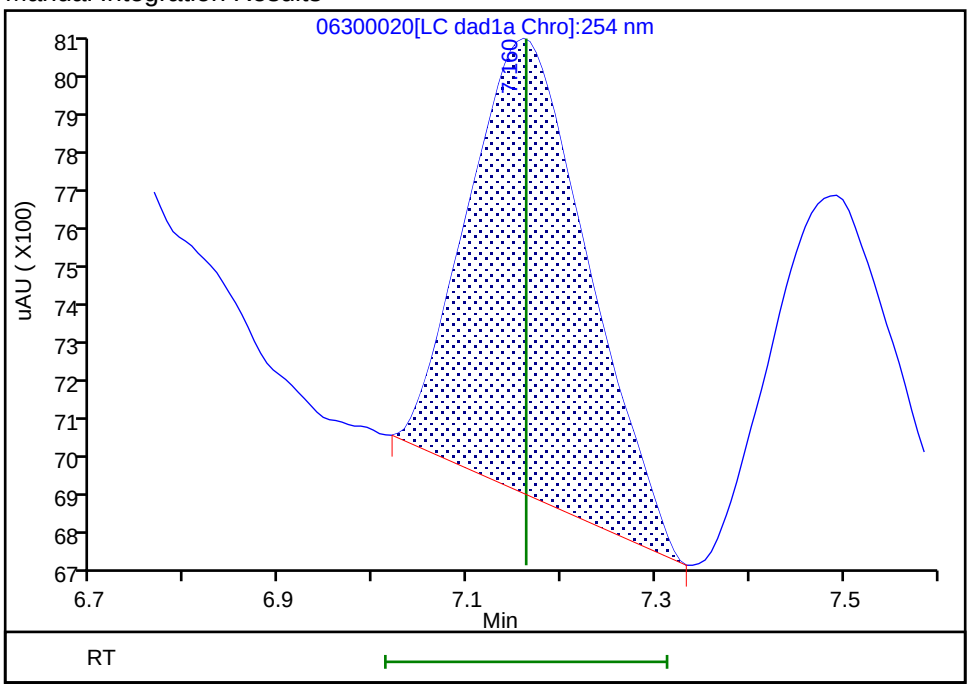

Reviewer: zhangji, 01-Jul-2020 17:08:58
Audit Action: Manually Integrated Audit Reason: Baseline

FORM I
HPLC/IC ORGANICS ANALYSIS DATA SHEET

Lab Name: Eurofins TestAmerica, Denver Job No.: 280-137702-1

SDG No.:

Client Sample ID: PZ015-20A Lab Sample ID: 280-137702-7

Matrix: Water Lab File ID: 06270034.D

Analysis Method: 8330A Date Collected: 06/13/2020 12:50

Extraction Method: 3535 Date Extracted: 06/18/2020 10:49

Sample wt/vol: 478.3(mL) Date Analyzed: 06/28/2020 01:29

Con. Extract Vol.: 5(mL) Dilution Factor: 1

Injection Volume: 100(uL) GC Column: UltraCarb5uODS ID: 4.6(mm)

% Moisture: GPC Cleanup:(Y/N) N

Analysis Batch No.: 500385 Units: ug/L

CAS NO.	COMPOUND NAME	RESULT	Q	LOQ	LOD	DL
99-35-4	1,3,5-Trinitrobenzene	0.21	U M	0.22	0.21	0.088
99-65-0	1,3-Dinitrobenzene	0.10	U	0.11	0.10	0.039
118-96-7	2,4,6-Trinitrotoluene	0.10	U M	0.11	0.10	0.047
121-14-2	2,4-Dinitrotoluene	0.084	U	0.10	0.084	0.029
606-20-2	2,6-Dinitrotoluene	0.084	U	0.10	0.084	0.042
88-72-2	2-Nitrotoluene	0.21	U	0.22	0.21	0.089
99-08-1	3-Nitrotoluene	0.42	U M	0.42	0.42	0.20
19406-51-0	4-Amino-2,6-dinitrotoluene	0.13	U M	0.16	0.13	0.060
99-99-0	4-Nitrotoluene	0.42	U	0.43	0.42	0.10
2691-41-0	HMX	0.21	U	0.22	0.21	0.092
5755-27-1	MNX	0.42	U	2.1	0.42	0.16
121-82-4	RDX	0.21	U	0.22	0.21	0.054

CAS NO.	SURROGATE	%REC	Q	LIMITS
528-29-0	1,2-Dinitrobenzene	94	M	83-119

Eurofins TestAmerica, Denver
Target Compound Quantitation Report

Data File: \\chromfs\Denver\ChromData\CHHPLC_X\20200627-92823.b\06270034.D
Lims ID: 280-137702-A-7-A
Client ID: PZ015-20A
Sample Type: Client
Inject. Date: 28-Jun-2020 01:29:07 ALS Bottle#: 34 Worklist Smp#: 34
Injection Vol: 100.0 ul Dil. Factor: 1.0000
Sample Info: 280-137702-A-7-A
Misc. Info.: 280-0092823-034
Operator ID: JZ Instrument ID: CHHPLC_X3

Method: \\chromfs\Denver\ChromData\CHHPLC_X\20200627-92823.b\8330_X3.m
Limit Group: GCSV - 8330
Last Update: 30-Jun-2020 14:54:23 Calib Date: 26-Jun-2020 01:16:48
Integrator: Falcon
Quant Method: External Standard Quant By: Initial Calibration
Last ICal File: \\chromfs\Denver\ChromData\CHHPLC_X\20200625-92750.b\06250013.D

Column 1 : UltraCarb5uODS (20) (4.60 mm) Det: LC DAD1B, 254 nm
Process Host: CTX1061

First Level Reviewer: zhangji Date: 30-Jun-2020 14:42:35

	Compound	Det	RT (min.)	Exp RT (min.)	Dlt RT (min.)	Response	OnCol Amt ug/mL	Flags
	3 HMX	1		6.710			ND	
	6 MNX	1		7.384			ND	
	7 RDX	1		7.790			ND	
$	9 1,2-Dinitrobenzene	1	8.760	8.756	0.004	25865	0.1871	M
	10 1,3,5-Trinitrobenzene	1		8.930			ND	U
	11 1,3-Dinitrobenzene	1		9.583			ND	
	12 Nitrobenzene	1	9.973	9.963	0.010	15394	0.0768	M
	14 Tetryl	1	10.286	10.283	0.003	2250	0.0127	M
	16 2,4,6-Trinitrotoluene	1		11.250			ND	U
	17 4-Amino-2,6-dinitrotoluene	1		11.423			ND	U
	18 2-Amino-4,6-dinitrotoluene	1	11.706	11.716	-0.010	5260	0.0259	M
	19 2,6-Dinitrotoluene	1		11.850			ND	
	20 2,4-Dinitrotoluene	1		12.050			ND	
	21 o-Nitrotoluene	1		12.870			ND	
	22 p-Nitrotoluene	1		13.310			ND	
	23 m-Nitrotoluene	1		13.896			ND	U

QC Flag Legend

Review Flags
M - Manually Integrated
U - Marked Undetected

Report Date: 30-Jun-2020 14:54:24 Chrom Revision: 2.3 21-Jun-2020 18:30:46

Eurofins TestAmerica, Denver

Data File: \\chromfs\denver\chromdata\chhplc_x\20200627-92823.b\06270034.d

Injection Date:	28-Jun-2020 01:29:07	Instrument ID:	CHHPLC_X3	Operator ID:	JZ
Lims ID:	280-137702-A-7-A	Lab Sample ID:	280-137702-7	Worklist Smp#:	34
Client ID:	PZ015-20A				
Injection Vol:	100.0 ul	Dil. Factor:	1.0000	ALS Bottle#:	34
Method:	8330_X3	Limit Group:	GCSV - 8330		

Column: UltraCarb5uODS (20) (4.60 mm) Y Scaling: Method Defined: Scale to the Nth Largest Target: 1

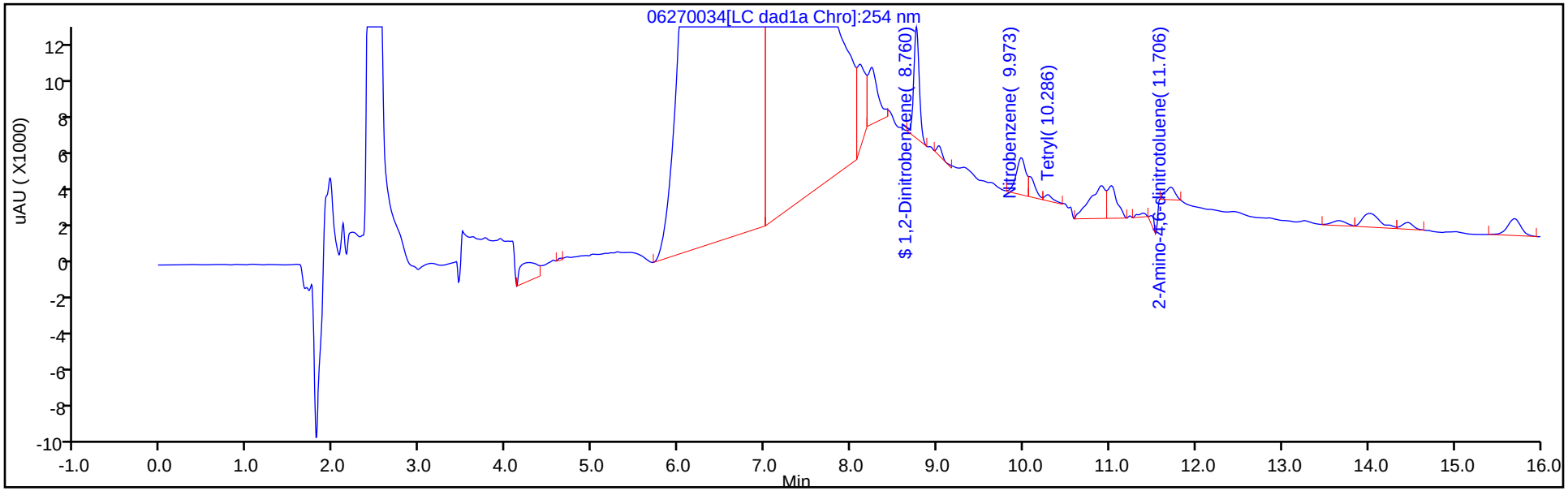

Y Scaling: Method Defined: Scale to the Nth Largest Target: 1

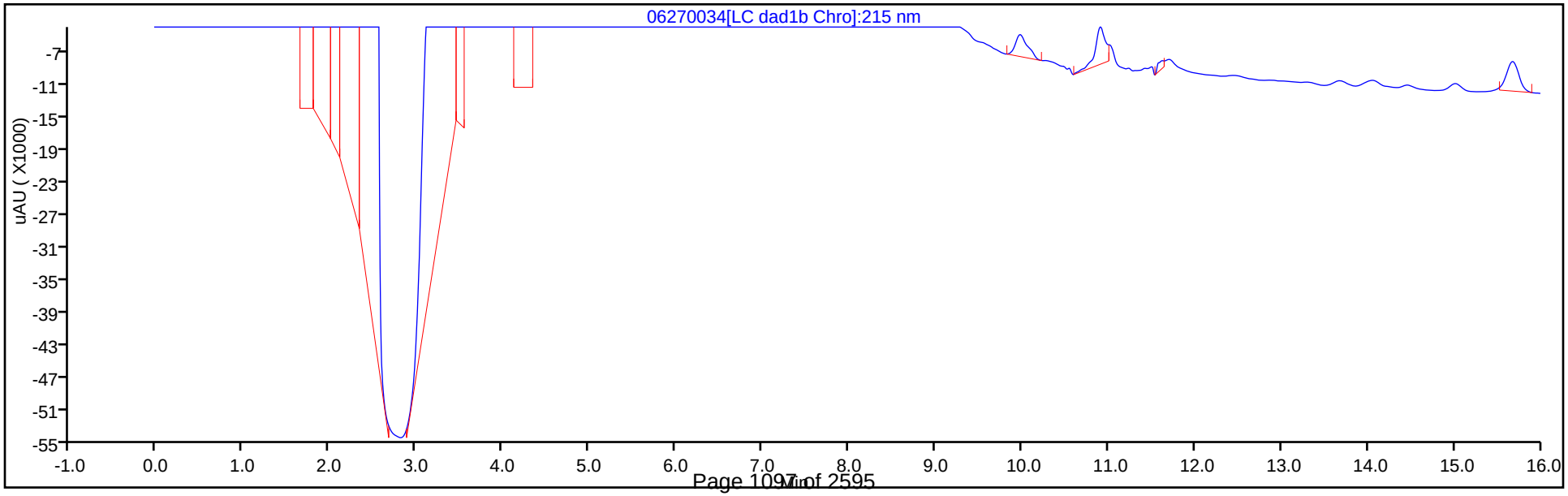

Eurofins TestAmerica, Denver
Recovery Report

Data File:	\\chromfs\Denver\ChromData\CHHPLC_X\20200627-92823.b\06270034.D				
Lims ID:	280-137702-A-7-A				
Client ID:	PZ015-20A				
Sample Type:	Client				
Inject. Date:	28-Jun-2020 01:29:07	ALS Bottle#:	34	Worklist Smp#:	34
Injection Vol:	100.0 ul	Dil. Factor:	1.0000		
Sample Info:	280-137702-A-7-A				
Misc. Info.:	280-0092823-034				
Operator ID:	JZ	Instrument ID:	CHHPLC_X3		
Method:	\\chromfs\Denver\ChromData\CHHPLC_X\20200627-92823.b\8330_X3.m				
Limit Group:	GCSV - 8330				
Last Update:	30-Jun-2020 14:54:23	Calib Date:	26-Jun-2020 01:16:48		
Integrator:	Falcon				
Quant Method:	External Standard	Quant By:	Initial Calibration		
Last ICal File:	\\chromfs\Denver\ChromData\CHHPLC_X\20200625-92750.b\06250013.D				
Column 1 :	UltraCarb5uODS (20) (4.60 mm)		Det: LC DAD1B, 254 nm		
Process Host:	CTX1061				

First Level Reviewer: zhangji Date: 30-Jun-2020 14:42:35

Compound	Amount Added	Amount Recovered	% Rec.
$ 9 1,2-Dinitrobenzene	0.2000	0.1871	93.57

Manual Integration/User Assign Peak Report

Eurofins TestAmerica, Denver

Data File:	\\chromfs\denver\chromdata\chhplc_x\20200627-92823.b\06270034.d				
Injection Date:	28-Jun-2020 01:29:07	Instrument ID:	CHHPLC_X3		
Lims ID:	280-137702-A-7-A	Lab Sample ID:	280-137702-7		
Client ID:	PZ015-20A				
Operator ID:	JZ	ALS Bottle#:	34	Worklist Smp#:	34
Injection Vol:	100.0 ul	Dil. Factor:	1.0000		
Method:	8330_X3	Limit Group:	GCSV - 8330		
Column:	UltraCarb5uODS (20) (4.60 mm)	Detector	LC DAD1B, 254 nm		

$ 9 1,2-Dinitrobenzene, CAS: 528-29-0

Signal: 1

Processing Integration Results

RT: 8.76
Area: 30549
Amount: 0.221030
Amount Units: ug/mL

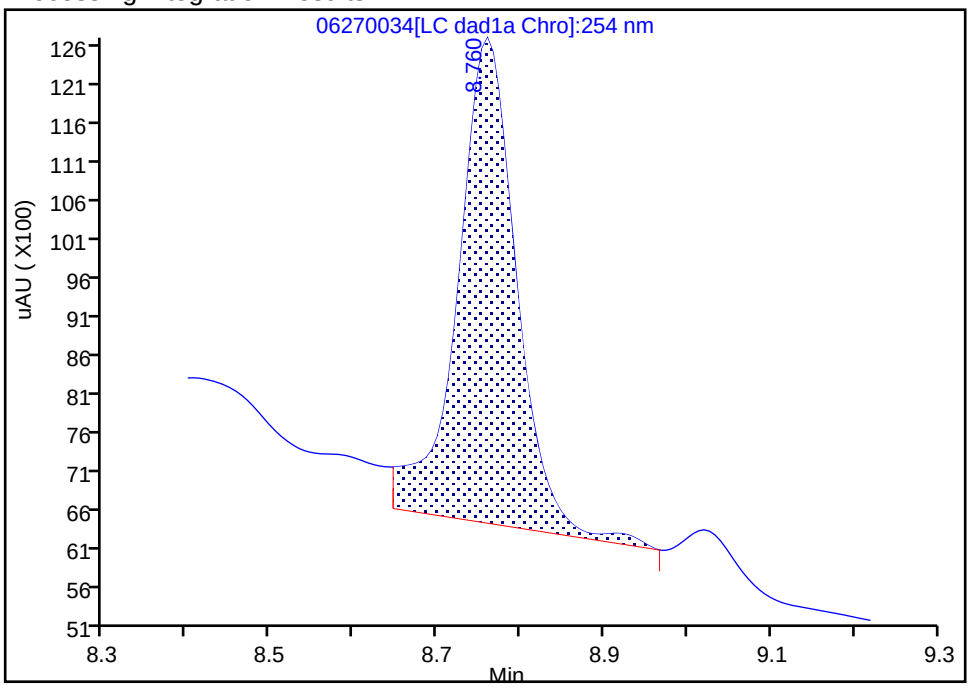

Manual Integration Results

RT: 8.76
Area: 25865
Amount: 0.187140
Amount Units: ug/mL

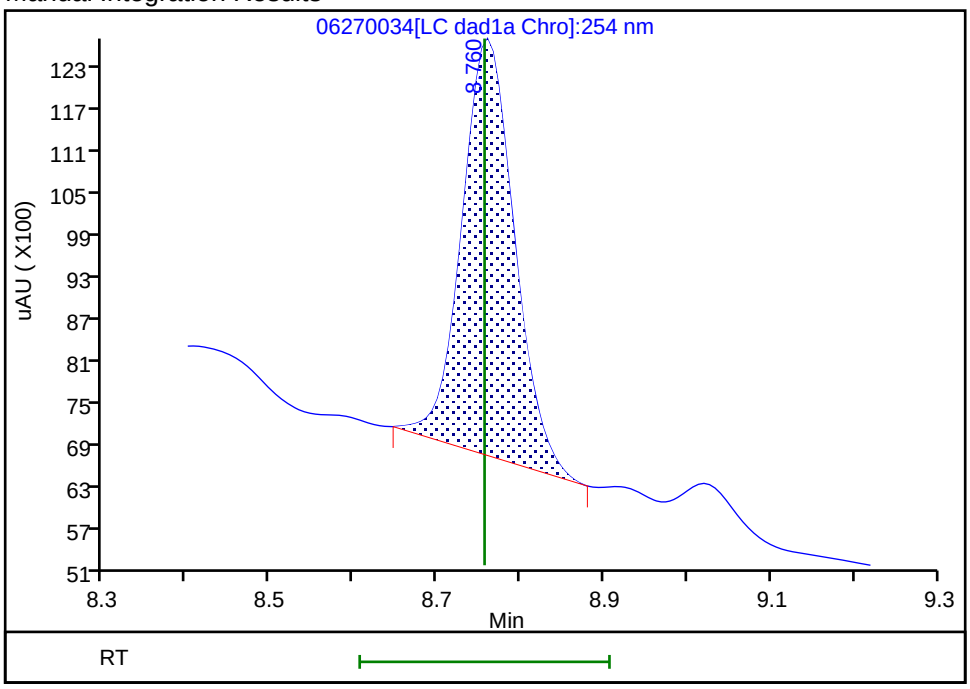

Reviewer: zhangji, 30-Jun-2020 14:41:27

Audit Action: Manually Integrated Audit Reason: Baseline

User Disabled Compound Report

Eurofins TestAmerica, Denver

Data File:	\\chromfs\denver\chromdata\chhplc_x\20200627-92823.b\06270034.d				
Injection Date:	28-Jun-2020 01:29:07	Instrument ID:	CHHPLC_X3		
Lims ID:	280-137702-A-7-A	Lab Sample ID:	280-137702-7		
Client ID:	PZ015-20A				
Operator ID:	JZ	ALS Bottle#:	34	Worklist Smp#:	34
Injection Vol:	100.0 ul	Dil. Factor:	1.0000		
Method:	8330_X3	Limit Group:	GCSV - 8330		
Column:	UltraCarb5uODS (20) (4.60 mm)	Detector	LC DAD1B, 254 nm		

10 1,3,5-Trinitrobenzene, CAS: 99-35-4, Signal: 1

RT: 9.02
Response: 2222
Amount: 0.009648

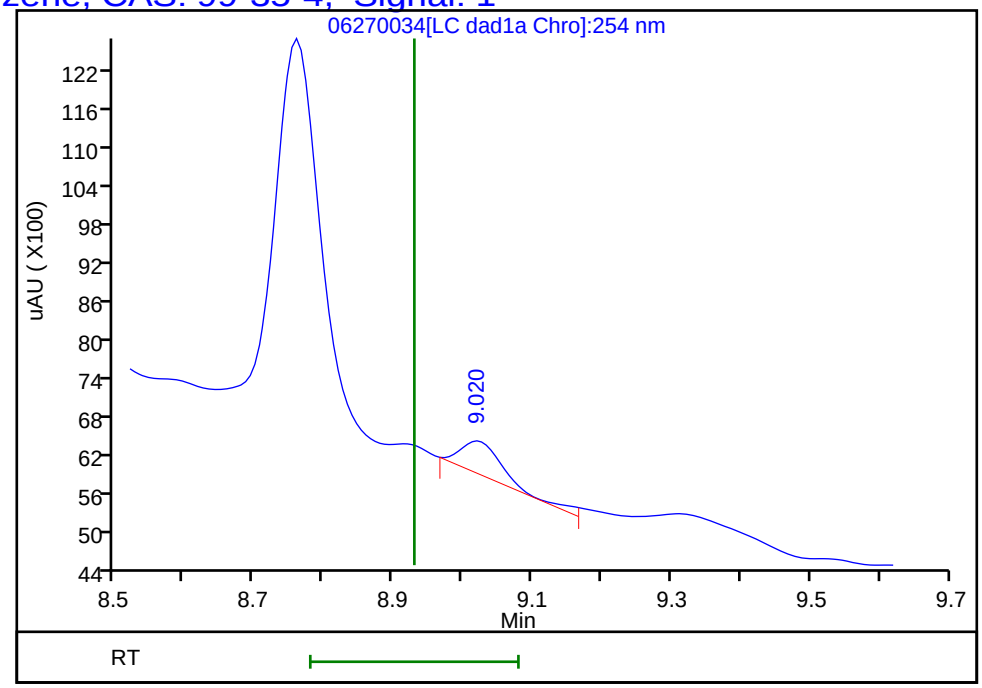

Reviewer: zhangji, 30-Jun-2020 14:42:35
Audit Action: Marked Compound Undetected Audit Reason: Invalid Compound ID

User Disabled Compound Report

Eurofins TestAmerica, Denver

Data File: \\chromfs\denver\chromdata\chhplc_x\20200627-92823.b\06270034.d

Injection Date:	28-Jun-2020 01:29:07	Instrument ID:	CHHPLC_X3		
Lims ID:	280-137702-A-7-A	Lab Sample ID:	280-137702-7		
Client ID:	PZ015-20A				
Operator ID:	JZ	ALS Bottle#:	34	Worklist Smp#:	34
Injection Vol:	100.0 ul	Dil. Factor:	1.0000		
Method:	8330_X3	Limit Group:	GCSV - 8330		
Column:	UltraCarb5uODS (20) (4.60 mm)	Detector	LC DAD1B, 254 nm		

16 2,4,6-Trinitrotoluene, CAS: 118-96-7, Signal: 1

RT: 11.31
Response: 1317
Amount: 0.006455

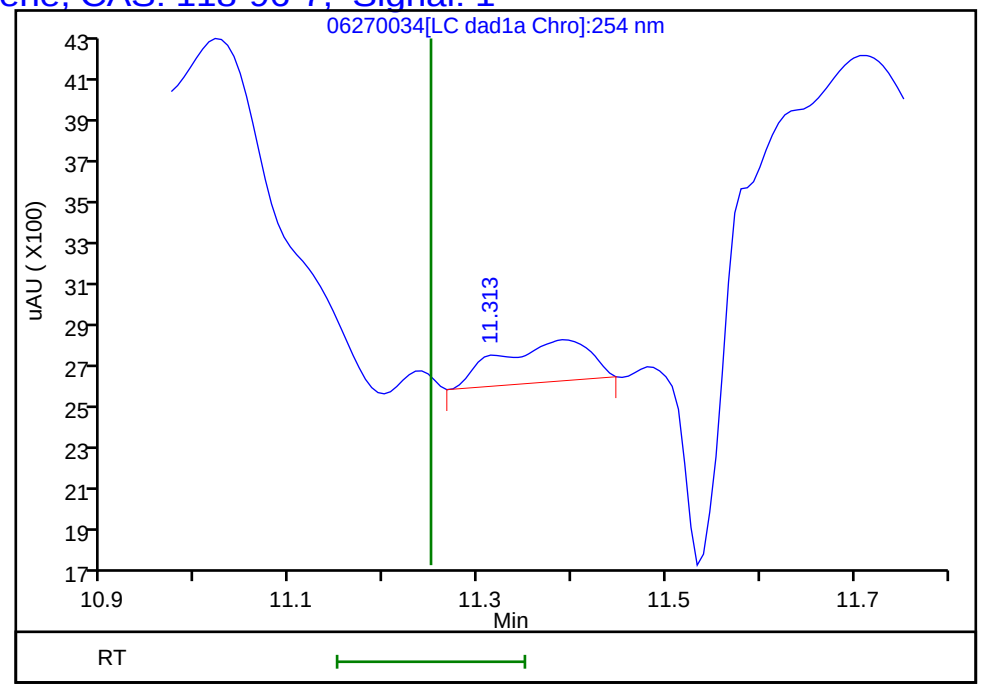

Reviewer: zhangji, 30-Jun-2020 14:42:35
Audit Action: Marked Compound Undetected Audit Reason: Invalid Compound ID

Manual Integration/User Assign Peak Report

Eurofins TestAmerica, Denver

Data File:	\\chromfs\denver\chromdata\chhplc_x\20200627-92823.b\06270034.d				
Injection Date:	28-Jun-2020 01:29:07	Instrument ID:	CHHPLC_X3		
Lims ID:	280-137702-A-7-A	Lab Sample ID:	280-137702-7		
Client ID:	PZ015-20A				
Operator ID:	JZ	ALS Bottle#:	34	Worklist Smp#:	34
Injection Vol:	100.0 ul	Dil. Factor:	1.0000		
Method:	8330_X3	Limit Group:	GCSV - 8330		
Column:	UltraCarb5uODS (20) (4.60 mm)	Detector	LC DAD1B, 254 nm		

18 2-Amino-4,6-dinitrotoluene, CAS: 35572-78-2

Signal: 1

Processing Integration Results

RT: 11.71
Area: 36611
Amount: 0.180513
Amount Units: ug/mL

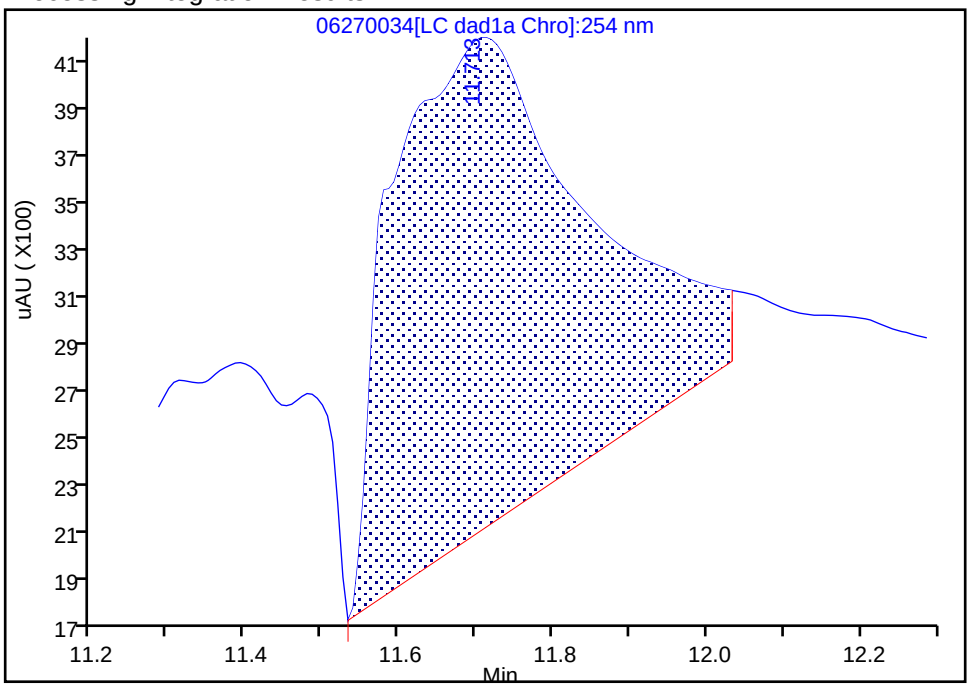

Manual Integration Results

RT: 11.71
Area: 5260
Amount: 0.025935
Amount Units: ug/mL

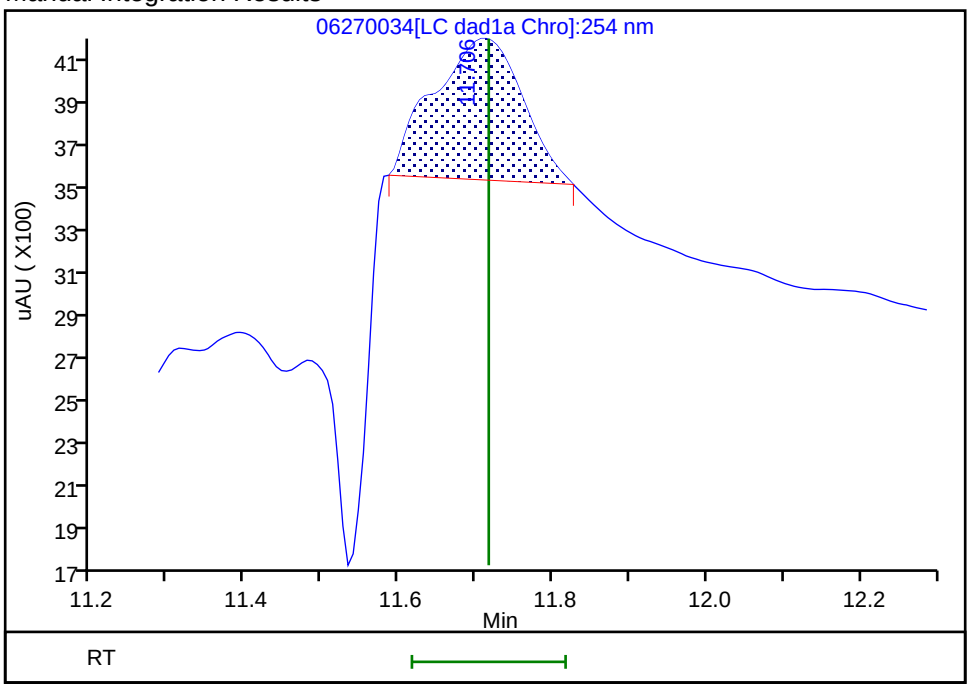

Reviewer: zhangji, 30-Jun-2020 14:42:30

Audit Action: Manually Integrated Audit Reason: Baseline

User Disabled Compound Report

Eurofins TestAmerica, Denver

Data File:	\\chromfs\denver\chromdata\chhplc_x\20200627-92823.b\06270034.d				
Injection Date:	28-Jun-2020 01:29:07	Instrument ID:	CHHPLC_X3		
Lims ID:	280-137702-A-7-A	Lab Sample ID:	280-137702-7		
Client ID:	PZ015-20A				
Operator ID:	JZ	ALS Bottle#:	34	Worklist Smp#:	34
Injection Vol:	100.0 ul	Dil. Factor:	1.0000		
Method:	8330_X3	Limit Group:	GCSV - 8330		
Column:	UltraCarb5uODS (20) (4.60 mm)	Detector	LC DAD1B, 254 nm		

23 m-Nitrotoluene, CAS: 99-08-1, Signal: 1

RT: 14.01
Response: 10195
Amount: 0.071279

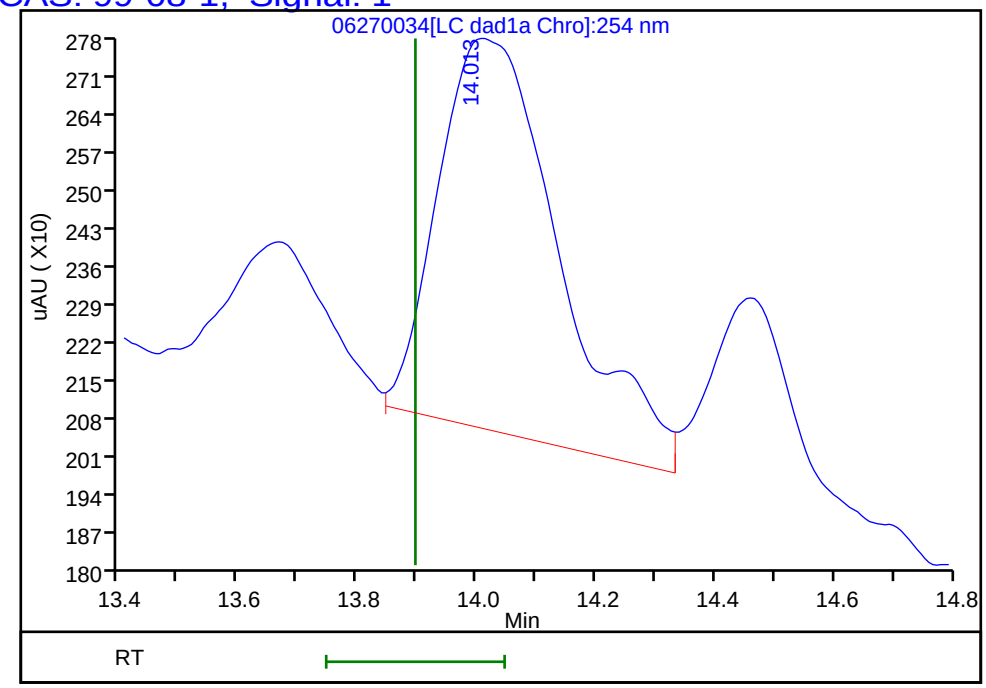

Reviewer: zhangji, 30-Jun-2020 14:42:35
Audit Action: Marked Compound Undetected Audit Reason: Invalid Compound ID

User Disabled Compound Report

Eurofins TestAmerica, Denver

Data File: \\chromfs\denver\chromdata\chhplc_x\20200627-92823.b\06270034.d

Injection Date:	28-Jun-2020 01:29:07	Instrument ID:	CHHPLC_X3		
Lims ID:	280-137702-A-7-A	Lab Sample ID:	280-137702-7		
Client ID:	PZ015-20A				
Operator ID:	JZ	ALS Bottle#:	34	Worklist Smp#:	34
Injection Vol:	100.0 ul	Dil. Factor:	1.0000		
Method:	8330_X3	Limit Group:	GCSV - 8330		
Column:	UltraCarb5uODS (20) (4.60 mm)	Detector	LC DAD1B, 254 nm		

17 4-Amino-2,6-dinitrotoluene, CAS: 19406-51-0, Signal: 1

RT: 11.48
Response: 1705
Amount: 0.016082

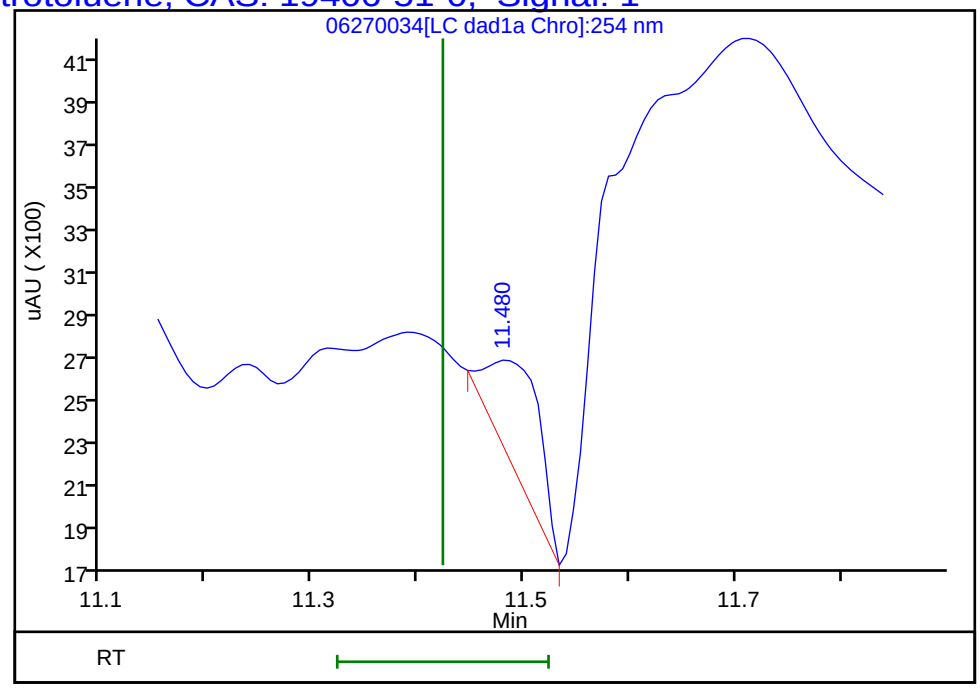

Reviewer: zhangji, 30-Jun-2020 14:42:35

Audit Action: Marked Compound Undetected Audit Reason: Invalid Compound ID

Manual Integration/User Assign Peak Report

Eurofins TestAmerica, Denver

Data File:	\\chromfs\denver\chromdata\chhplc_x\20200627-92823.b\06270034.d				
Injection Date:	28-Jun-2020 01:29:07	Instrument ID:	CHHPLC_X3		
Lims ID:	280-137702-A-7-A	Lab Sample ID:	280-137702-7		
Client ID:	PZ015-20A				
Operator ID:	JZ	ALS Bottle#:	34	Worklist Smp#:	34
Injection Vol:	100.0 ul	Dil. Factor:	1.0000		
Method:	8330_X3	Limit Group:	GCSV - 8330		
Column:	UltraCarb5uODS (20) (4.60 mm)	Detector	LC DAD1B, 254 nm		

12 Nitrobenzene, CAS: 98-95-3

Signal: 1

Processing Integration Results

RT: 9.97
Area: 22917
Amount: 0.114355
Amount Units: ug/mL

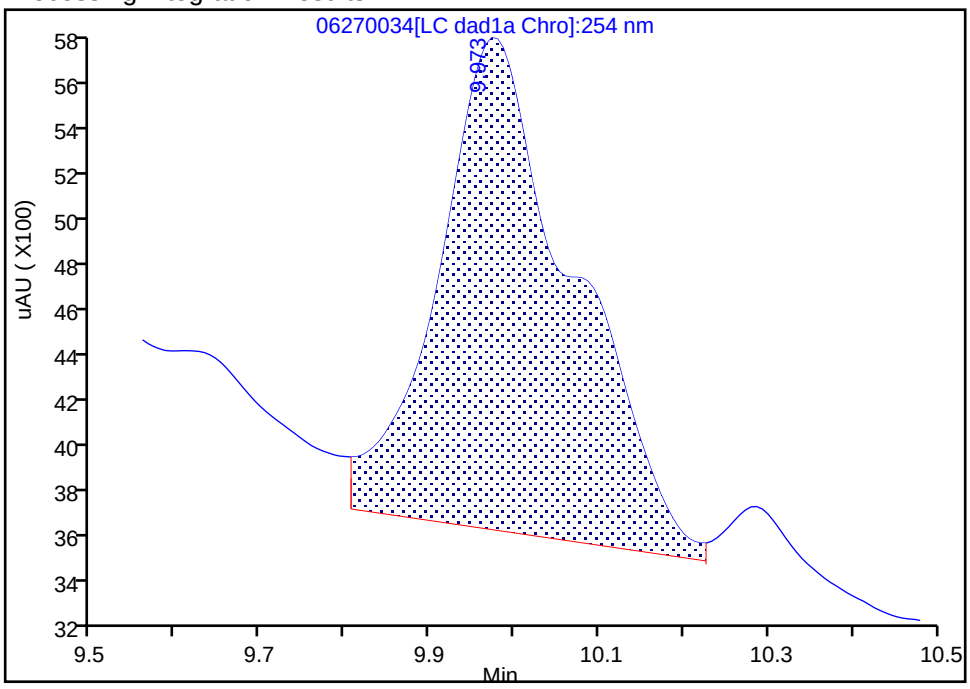

Manual Integration Results

RT: 9.97
Area: 15394
Amount: 0.076815
Amount Units: ug/mL

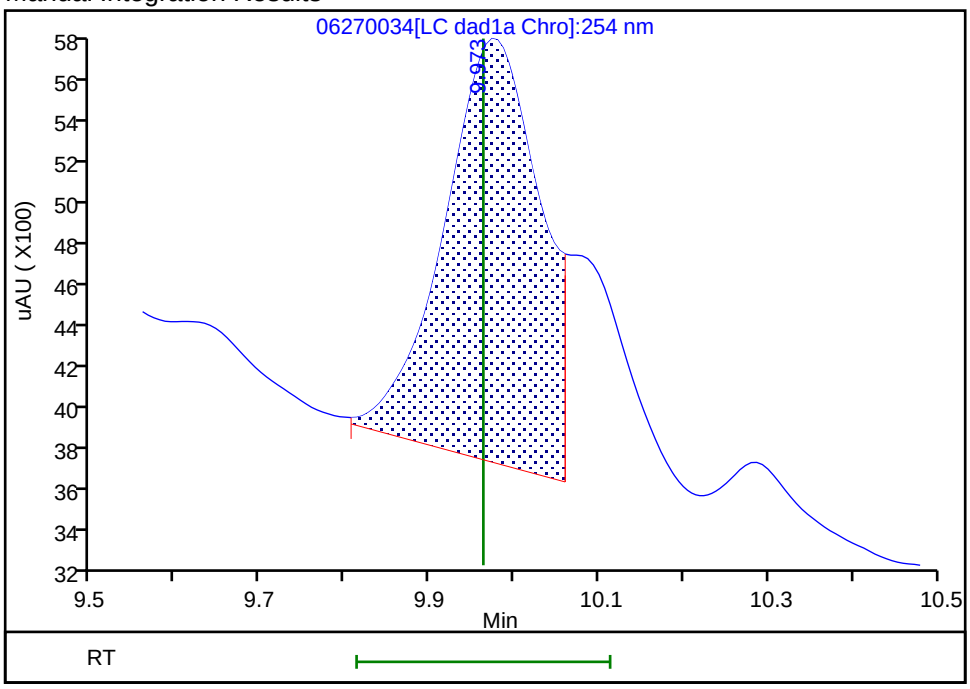

Reviewer: zhangji, 30-Jun-2020 14:41:55

Audit Action: Split an Integrated Peak Audit Reason: Baseline

Manual Integration/User Assign Peak Report

Eurofins TestAmerica, Denver

Data File:	\\chromfs\denver\chromdata\chhplc_x\20200627-92823.b\06270034.d				
Injection Date:	28-Jun-2020 01:29:07	Instrument ID:	CHHPLC_X3		
Lims ID:	280-137702-A-7-A	Lab Sample ID:	280-137702-7		
Client ID:	PZ015-20A				
Operator ID:	JZ	ALS Bottle#:	34	Worklist Smp#:	34
Injection Vol:	100.0 ul	Dil. Factor:	1.0000		
Method:	8330_X3	Limit Group:	GCSV - 8330		
Column:	UltraCarb5uODS (20) (4.60 mm)	Detector	LC DAD1B, 254 nm		

14 Tetryl, CAS: 479-45-8

Signal: 1

Processing Integration Results

RT: 10.29
Area: 1666
Amount: 0.009411
Amount Units: ug/mL

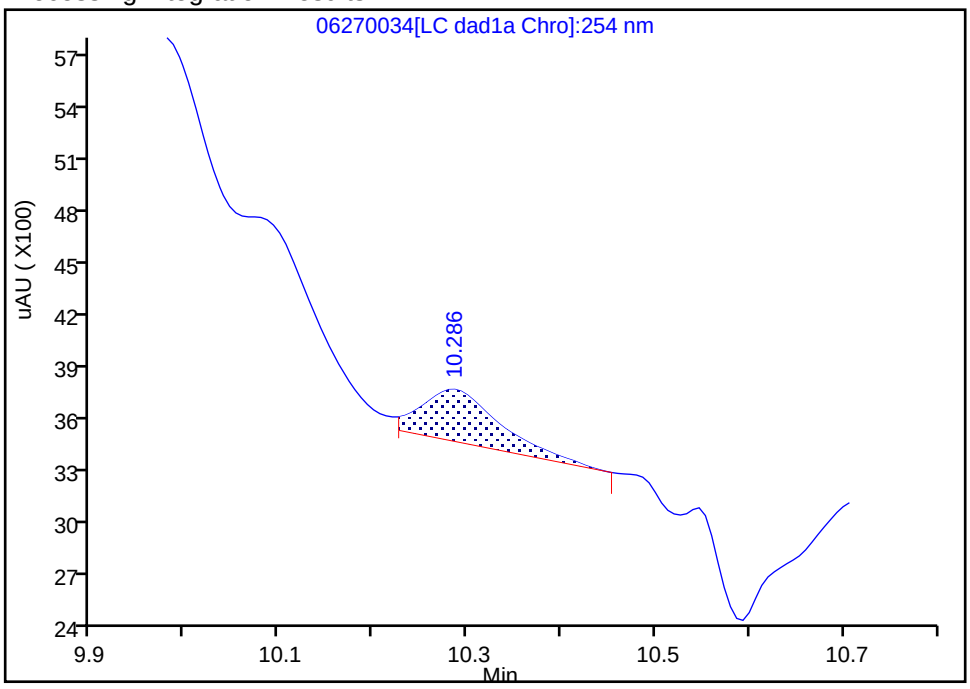

Manual Integration Results

RT: 10.29
Area: 2250
Amount: 0.012710
Amount Units: ug/mL

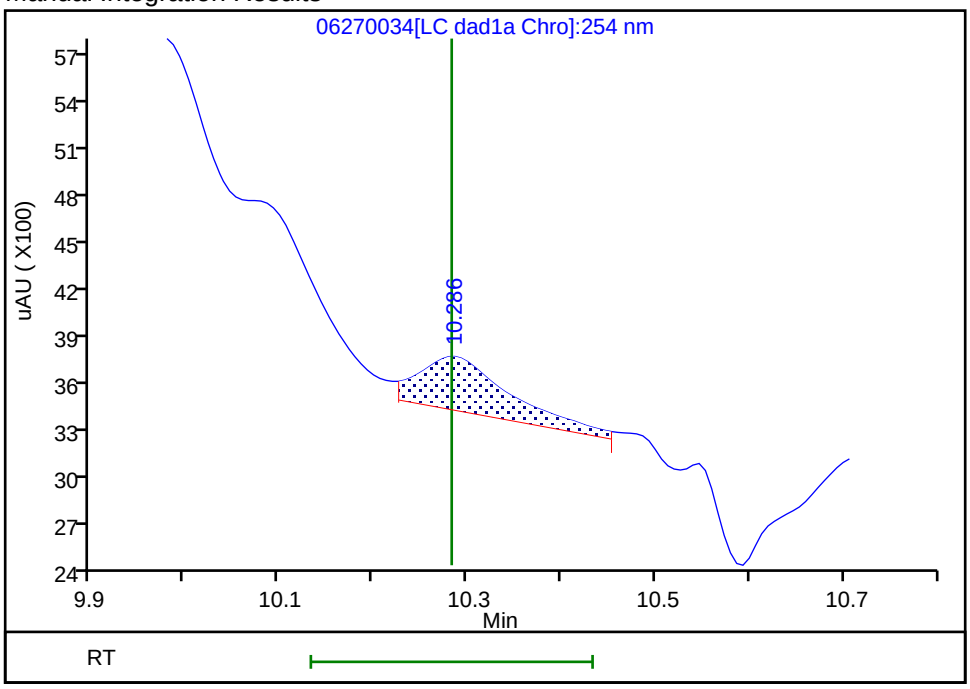

Reviewer: zhangji, 30-Jun-2020 14:41:49

Audit Action: Assigned New Baseline Audit Reason: Baseline

FORM I
HPLC/IC ORGANICS ANALYSIS DATA SHEET

Lab Name: Eurofins TestAmerica, Denver Job No.: 280-137702-1

SDG No.:

Client Sample ID: PZ015-20A Lab Sample ID: 280-137702-7

Matrix: Water Lab File ID: 06300021.D

Analysis Method: 8330A Date Collected: 06/13/2020 12:50

Extraction Method: 3535 Date Extracted: 06/18/2020 10:49

Sample wt/vol: 478.3(mL) Date Analyzed: 07/01/2020 02:21

Con. Extract Vol.: 5(mL) Dilution Factor: 1

Injection Volume: 100(uL) GC Column: Luna-phenylhex ID: 4.6(mm)

% Moisture: GPC Cleanup:(Y/N) N

Analysis Batch No.: 500692 Units: ug/L

CAS NO.	COMPOUND NAME	RESULT	Q	LOQ	LOD	DL
35572-78-2	2-Amino-4,6-dinitrotoluene	0.10	U	0.11	0.10	0.053
98-95-3	Nitrobenzene	0.21	U	0.22	0.21	0.095
479-45-8	Tetryl	0.10	U	0.11	0.10	0.033

CAS NO.	SURROGATE	%REC	Q	LIMITS
528-29-0	1,2-Dinitrobenzene	106	*M*	83-119

Eurofins TestAmerica, Denver
Target Compound Quantitation Report

Data File: \\chromfs\Denver\ChromData\G2_LUNA\20200630-92910.b\06300021.D
Lims ID: 280-137702-A-7-A
Client ID: PZ015-20A
Sample Type: Client
Inject. Date: 01-Jul-2020 02:21:50 ALS Bottle#: 21 Worklist Smp#: 21
Injection Vol: 100.0 ul Dil. Factor: 1.0000
Sample Info: 280-137702-A-7-A
Misc. Info.: 280-0092910-021
Operator ID: JZ Instrument ID: CHHPLC_G2_LUNA

Method: \\chromfs\Denver\ChromData\G2_LUNA\20200630-92910.b\G2_8330_Luna.m
Limit Group: GCSV - 8330
Last Update: 01-Jul-2020 17:34:09 Calib Date: 15-May-2020 02:11:20
Integrator: Falcon
Quant Method: External Standard Quant By: Initial Calibration
Last ICal File: \\chromfs\Denver\ChromData\G2_LUNA\20200514-91518.b\05140024.D

Column 1 : Luna-Phenyl hexyl (4.60 mm) Det: LC DAD1A, 254 nm
Process Host: CTX1062

First Level Reviewer: zhangji Date: 01-Jul-2020 17:09:52

	Compound	Det	RT (min.)	Exp RT (min.)	Dlt RT (min.)	Response	OnCol Amt ug/ml	Flags
	6 HMX	1		7.162			ND	
	7 MNX	1		7.943			ND	
	8 RDX	1		9.382			ND	
	9 Nitrobenzene	1		12.296			ND	
$	10 1,2-Dinitrobenzene	1	13.302	13.296	0.006	60823	0.2128	M
	12 1,3-Dinitrobenzene	1	15.876	15.822	0.054	17541	0.0260	M
	14 o-Nitrotoluene	1		16.762			ND	U
	15 p-Nitrotoluene	1		17.022			ND	
	16 4-Amino-2,6-dinitrotoluene	1		17.482			ND	
	17 m-Nitrotoluene	1		17.982			ND	
	18 2-Amino-4,6-dinitrotoluene	1		18.416			ND	
	19 1,3,5-Trinitrobenzene	1		19.162			ND	
	20 2,6-Dinitrotoluene	1		20.076			ND	
	21 2,4-Dinitrotoluene	1		20.596			ND	U
	22 Tetryl	1		23.896			ND	
	23 2,4,6-Trinitrotoluene	1		24.922			ND	

QC Flag Legend

Review Flags
M - Manually Integrated
U - Marked Undetected

Report Date: 01-Jul-2020 17:34:10 Chrom Revision: 2.3 21-Jun-2020 18:30:46

Eurofins TestAmerica, Denver

Data File: \\chromfs\denver\chromdata\g2_luna\20200630-92910.b\06300021.d

Injection Date:	01-Jul-2020 02:21:50	Instrument ID:	CHHPLC_G2_LUNA	Operator ID:	JZ
Lims ID:	280-137702-A-7-A	Lab Sample ID:	280-137702-7	Worklist Smp#:	21
Client ID:	PZ015-20A				
Injection Vol:	100.0 ul	Dil. Factor:	1.0000	ALS Bottle#:	21
Method:	G2_8330_Luna	Limit Group:	GCSV - 8330		

Column: Luna-Phenyl hexyl (4.60 mm) Y Scaling: Method Defined: Scale to the Nth Largest Peak: 1

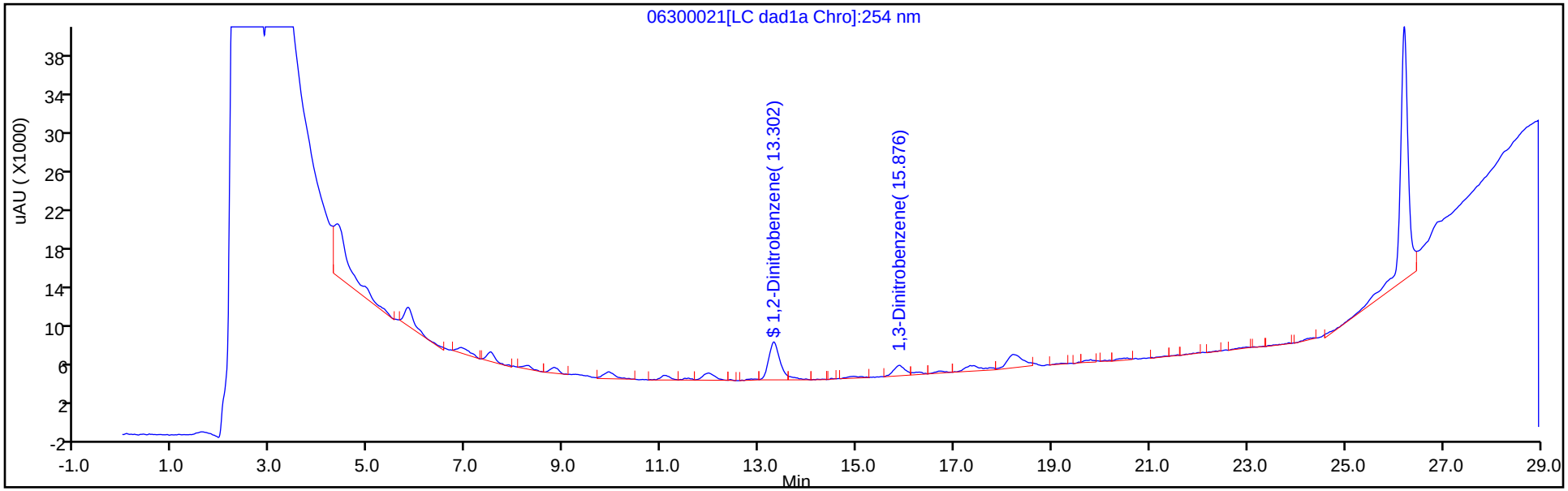

Y Scaling: Method Defined: Scale to the Nth Largest Peak: 1

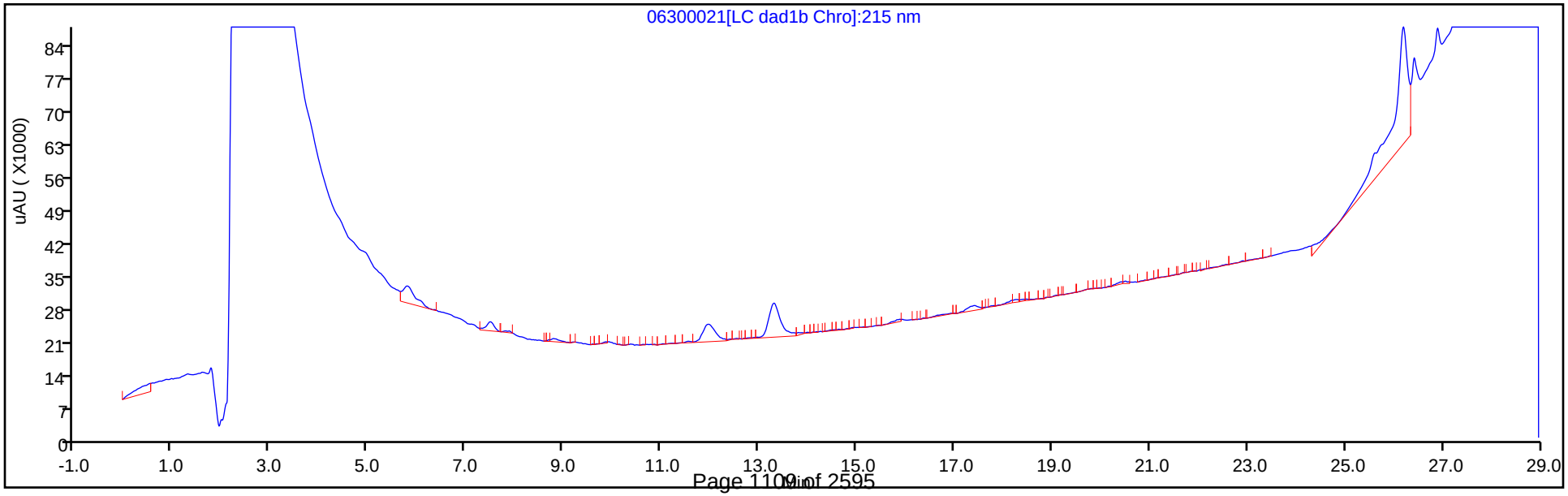

Eurofins TestAmerica, Denver
Recovery Report

Data File:	\\chromfs\Denver\ChromData\G2_LUNA\20200630-92910.b\06300021.D				
Lims ID:	280-137702-A-7-A				
Client ID:	PZ015-20A				
Sample Type:	Client				
Inject. Date:	01-Jul-2020 02:21:50	ALS Bottle#:	21	Worklist Smp#:	21
Injection Vol:	100.0 ul	Dil. Factor:	1.0000		
Sample Info:	280-137702-A-7-A				
Misc. Info.:	280-0092910-021				
Operator ID:	JZ	Instrument ID:	CHHPLC_G2_LUNA		
Method:	\\chromfs\Denver\ChromData\G2_LUNA\20200630-92910.b\G2_8330_Luna.m				
Limit Group:	GCSV - 8330				
Last Update:	01-Jul-2020 17:34:09	Calib Date:	15-May-2020 02:11:20		
Integrator:	Falcon				
Quant Method:	External Standard	Quant By:	Initial Calibration		
Last ICal File:	\\chromfs\Denver\ChromData\G2_LUNA\20200514-91518.b\05140024.D				
Column 1 :	Luna-Phenyl hexyl (4.60 mm)		Det: LC DAD1A, 254 nm		
Process Host:	CTX1062				
First Level Reviewer: zhangji		Date:	01-Jul-2020 17:09:52		

Compound	Amount Added	Amount Recovered	% Rec.
$ 10 1,2-Dinitrobenzene	0.2000	0.2128	106.38

Manual Integration/User Assign Peak Report

Eurofins TestAmerica, Denver

Data File:	\\chromfs\denver\chromdata\g2_luna\20200630-92910.b\06300021.d				
Injection Date:	01-Jul-2020 02:21:50	Instrument ID:	CHHPLC_G2_LUNA		
Lims ID:	280-137702-A-7-A	Lab Sample ID:	280-137702-7		
Client ID:	PZ015-20A				
Operator ID:	JZ	ALS Bottle#:	21	Worklist Smp#:	21
Injection Vol:	100.0 ul	Dil. Factor:	1.0000		
Method:	G2_8330_Luna	Limit Group:	GCSV - 8330		
Column:	Luna-Phenyl hexyl (4.60 mm)	Detector	LC DAD1A, 254 nm		

$ 10 1,2-Dinitrobenzene, CAS: 528-29-0

Signal: 1

Processing Integration Results

RT: 13.30
Area: 65133
Amount: 0.228310
Amount Units: ug/ml

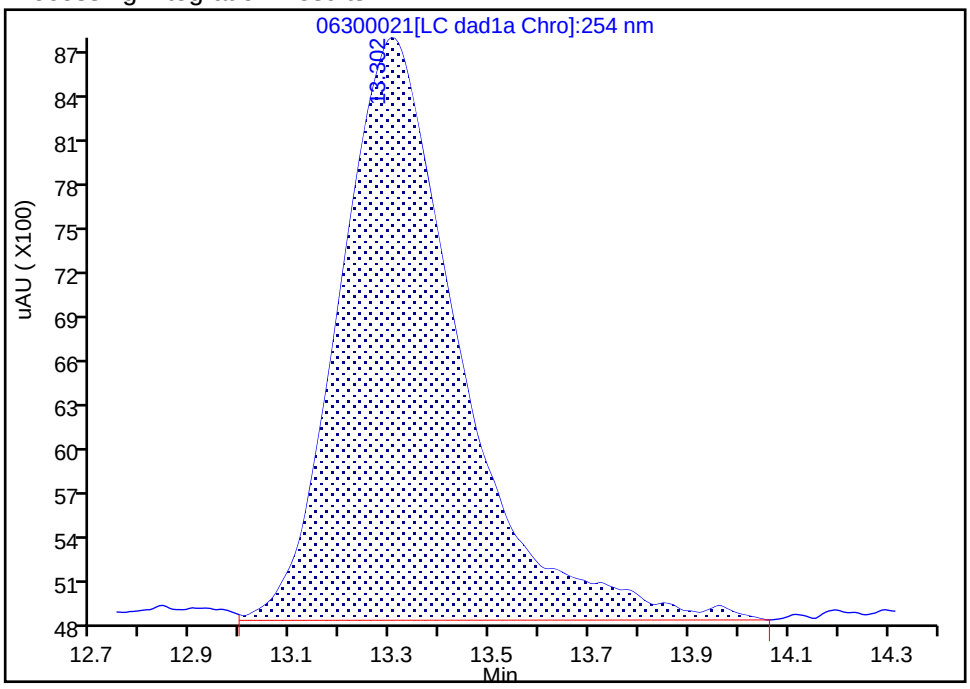

Manual Integration Results

RT: 13.30
Area: 60823
Amount: 0.212763
Amount Units: ug/ml

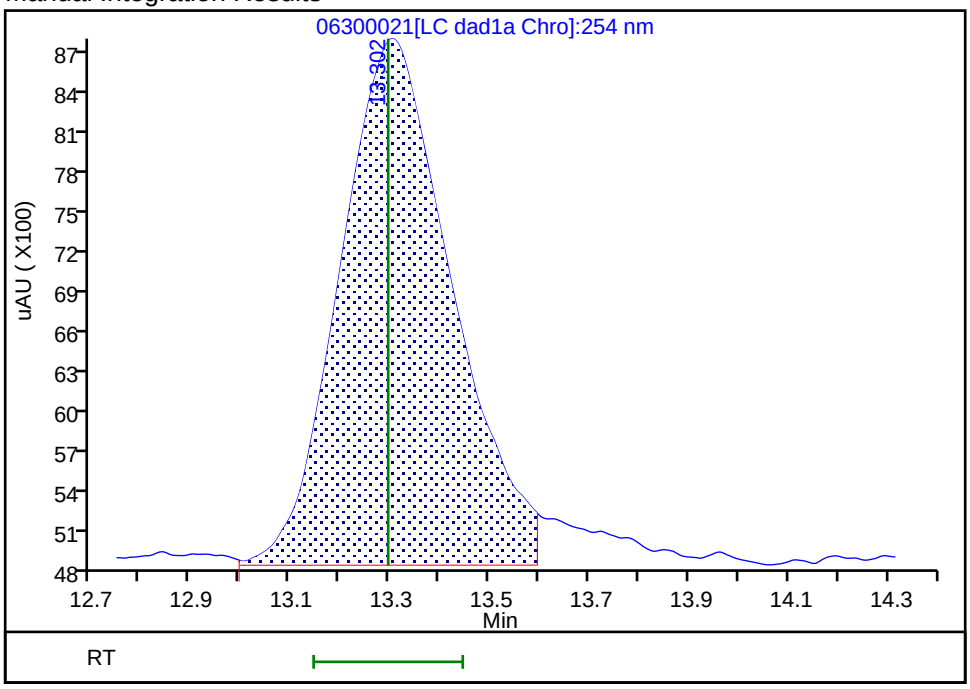

Reviewer: zhangji, 01-Jul-2020 17:09:39

Audit Action: Split an Integrated Peak Audit Reason: Baseline

Manual Integration/User Assign Peak Report

Eurofins TestAmerica, Denver

Data File:	\\chromfs\denver\chromdata\g2_luna\20200630-92910.b\06300021.d				
Injection Date:	01-Jul-2020 02:21:50	Instrument ID:	CHHPLC_G2_LUNA		
Lims ID:	280-137702-A-7-A	Lab Sample ID:	280-137702-7		
Client ID:	PZ015-20A				
Operator ID:	JZ	ALS Bottle#:	21	Worklist Smp#:	21
Injection Vol:	100.0 ul	Dil. Factor:	1.0000		
Method:	G2_8330_Luna	Limit Group:	GCSV - 8330		
Column:	Luna-Phenyl hexyl (4.60 mm)	Detector	LC DAD1A, 254 nm		

12 1,3-Dinitrobenzene, CAS: 99-65-0

Signal: 1

Processing Integration Results

RT: 15.88
Area: 16119
Amount: 0.023909
Amount Units: ug/ml

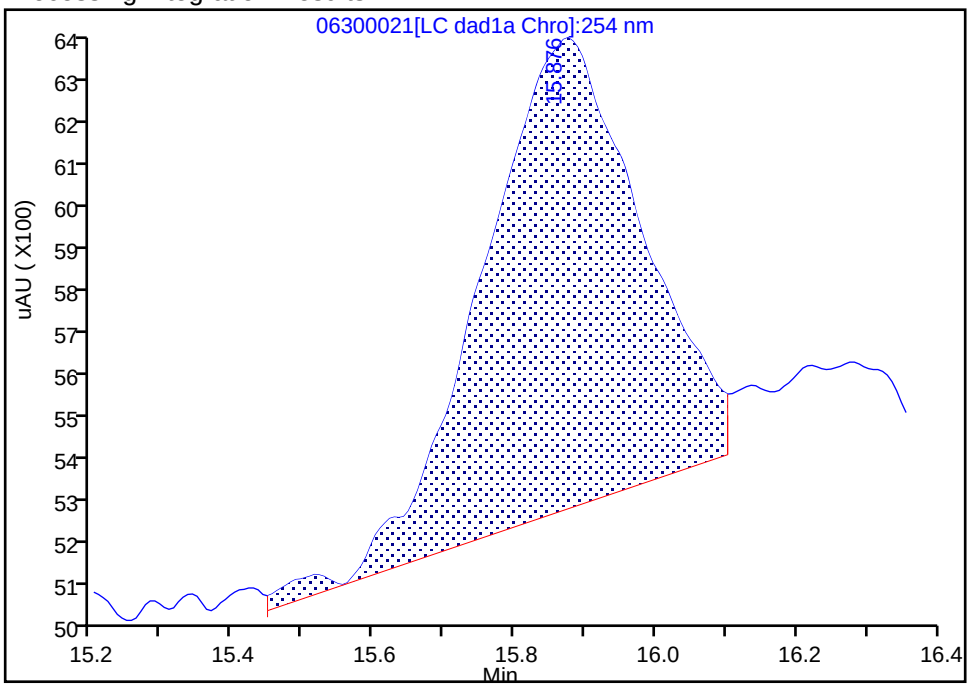

Manual Integration Results

RT: 15.88
Area: 17541
Amount: 0.026018
Amount Units: ug/ml

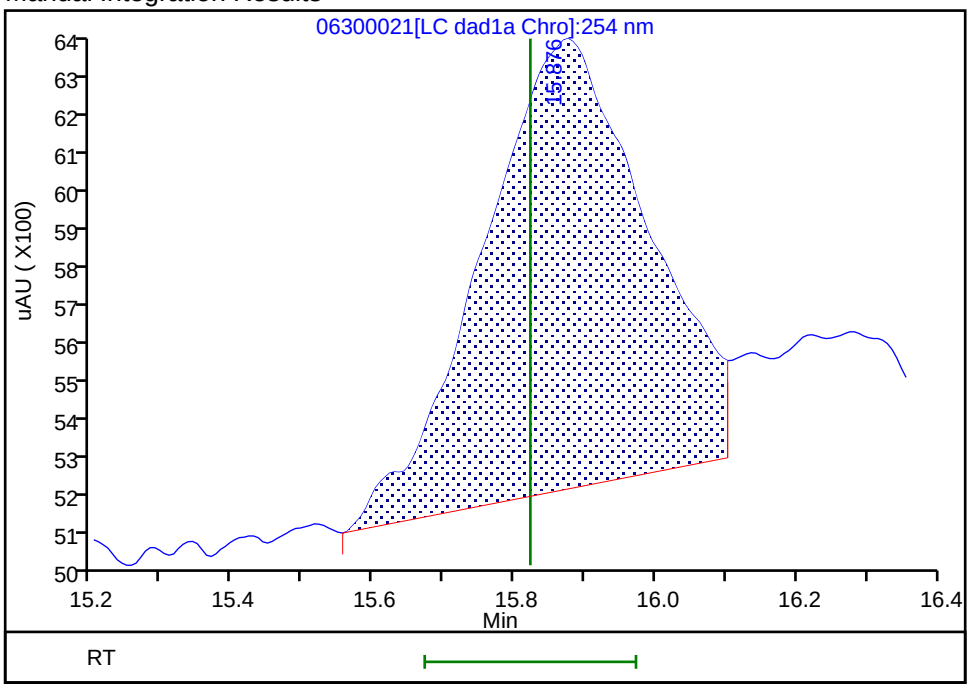

Reviewer: zhangji, 01-Jul-2020 17:09:49

Audit Action: Split an Integrated Peak Audit Reason: Baseline

User Disabled Compound Report

Eurofins TestAmerica, Denver

Data File: \\chromfs\denver\chromdata\g2_luna\20200630-92910.b\06300021.d

Injection Date:	01-Jul-2020 02:21:50	Instrument ID:	CHHPLC_G2_LUNA		
Lims ID:	280-137702-A-7-A	Lab Sample ID:	280-137702-7		
Client ID:	PZ015-20A				
Operator ID:	JZ	ALS Bottle#:	21	Worklist Smp#:	21
Injection Vol:	100.0 ul	Dil. Factor:	1.0000		
Method:	G2_8330_Luna	Limit Group:	GCSV - 8330		
Column:	Luna-Phenyl hexyl (4.60 mm)	Detector	LC DAD1A, 254 nm		

21 2,4-Dinitrotoluene, CAS: 121-14-2, Signal: 1

RT: 20.48
Response: 3733
Amount: 0.005832

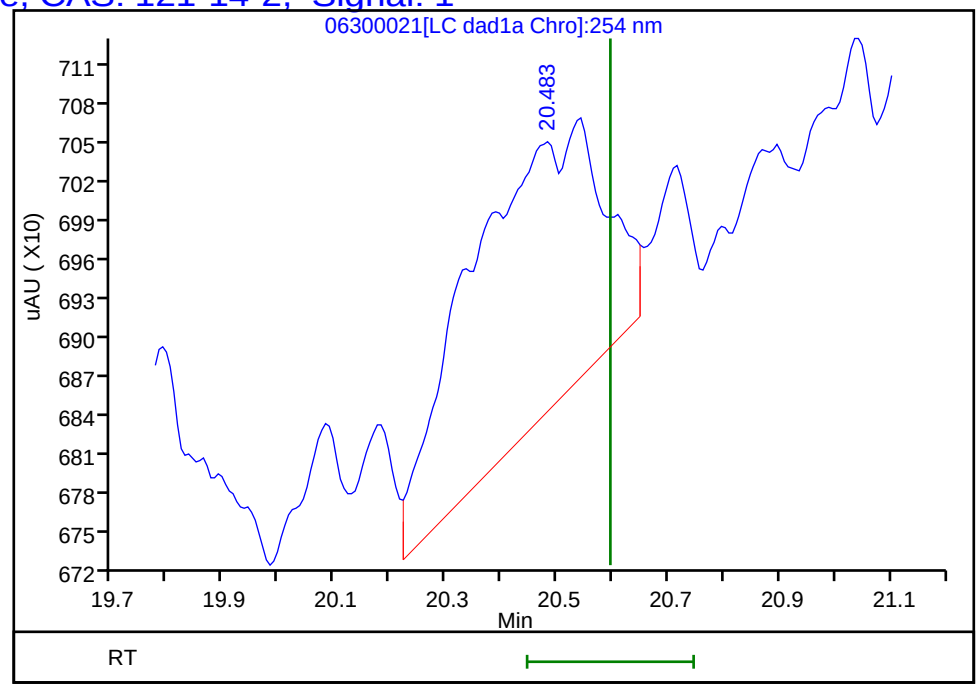

Reviewer: zhangji, 01-Jul-2020 17:09:52
Audit Action: Marked Compound Undetected Audit Reason: Invalid Compound ID

User Disabled Compound Report

Eurofins TestAmerica, Denver

Data File:	\\chromfs\denver\chromdata\g2_luna\20200630-92910.b\06300021.d				
Injection Date:	01-Jul-2020 02:21:50	Instrument ID:	CHHPLC_G2_LUNA		
Lims ID:	280-137702-A-7-A	Lab Sample ID:	280-137702-7		
Client ID:	PZ015-20A				
Operator ID:	JZ	ALS Bottle#:	21	Worklist Smp#:	21
Injection Vol:	100.0 ul	Dil. Factor:	1.0000		
Method:	G2_8330_Luna	Limit Group:	GCSV - 8330		
Column:	Luna-Phenyl hexyl (4.60 mm)	Detector	LC DAD1A, 254 nm		

14 o-Nitrotoluene, CAS: 88-72-2, Signal: 1

RT: 16.69
Response: 2975
Amount: 0.010899

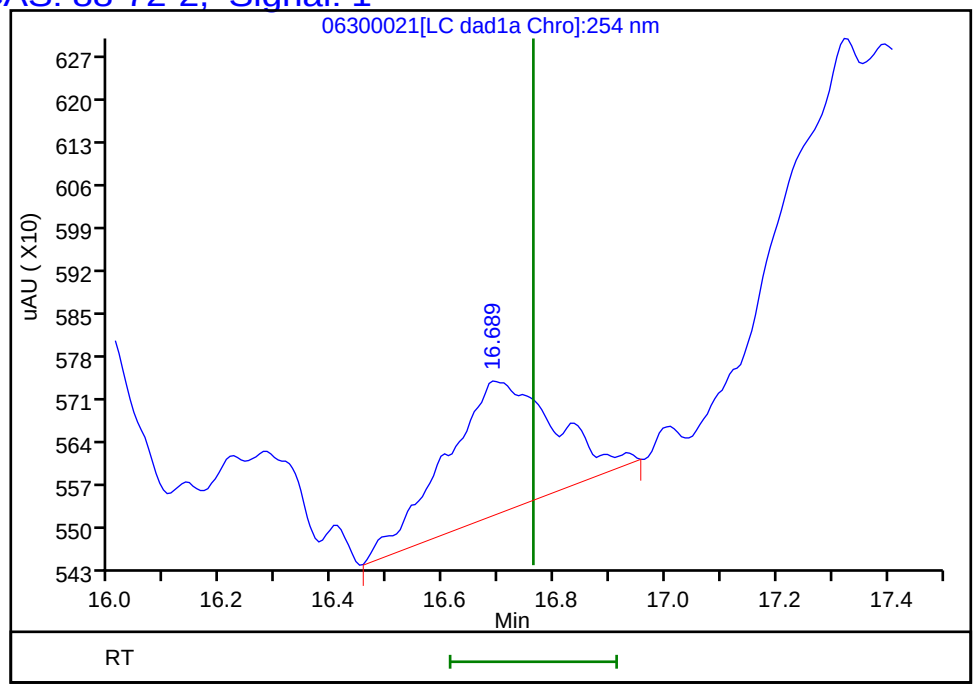

Reviewer: zhangji, 01-Jul-2020 17:09:52
Audit Action: Marked Compound Undetected Audit Reason: Invalid Compound ID

FORM I
HPLC/IC ORGANICS ANALYSIS DATA SHEET

Lab Name: Eurofins TestAmerica, Denver Job No.: 280-137702-1

SDG No.:

Client Sample ID: PZ016-20A Lab Sample ID: 280-137702-8

Matrix: Water Lab File ID: 06270035.D

Analysis Method: 8330A Date Collected: 06/13/2020 14:10

Extraction Method: 3535 Date Extracted: 06/18/2020 10:49

Sample wt/vol: 478(mL) Date Analyzed: 06/28/2020 01:52

Con. Extract Vol.: 5(mL) Dilution Factor: 1

Injection Volume: 100(uL) GC Column: UltraCarb5uODS ID: 4.6(mm)

% Moisture: GPC Cleanup:(Y/N) N

Analysis Batch No.: 500385 Units: ug/L

CAS NO.	COMPOUND NAME	RESULT	Q	LOQ	LOD	DL
99-35-4	1,3,5-Trinitrobenzene	0.21	U	0.22	0.21	0.088
99-65-0	1,3-Dinitrobenzene	0.10	U M	0.12	0.10	0.039
118-96-7	2,4,6-Trinitrotoluene	0.10	U	0.12	0.10	0.047
121-14-2	2,4-Dinitrotoluene	0.084	U	0.10	0.084	0.029
606-20-2	2,6-Dinitrotoluene	0.084	U	0.10	0.084	0.042
35572-78-2	2-Amino-4,6-dinitrotoluene	0.19	M J1	0.12	0.10	0.053
88-72-2	2-Nitrotoluene	0.21	U	0.22	0.21	0.089
99-08-1	3-Nitrotoluene	0.42	U	0.42	0.42	0.20
19406-51-0	4-Amino-2,6-dinitrotoluene	0.36	M	0.16	0.13	0.060
99-99-0	4-Nitrotoluene	0.42	U	0.43	0.42	0.10
5755-27-1	MNX	0.42	U M	2.1	0.42	0.16
121-82-4	RDX	0.15	J M	0.22	0.21	0.054
479-45-8	Tetryl	0.10	U M	0.12	0.10	0.033

CAS NO.	SURROGATE	%REC	Q	LIMITS
528-29-0	1,2-Dinitrobenzene	100	M	83-119

Eurofins TestAmerica, Denver
Target Compound Quantitation Report

Data File: \\chromfs\Denver\ChromData\CHHPLC_X\20200627-92823.b\06270035.D
Lims ID: 280-137702-A-8-A
Client ID: PZ016-20A
Sample Type: Client
Inject. Date: 28-Jun-2020 01:52:12 ALS Bottle#: 35 Worklist Smp#: 35
Injection Vol: 100.0 ul Dil. Factor: 1.0000
Sample Info: 280-137702-A-8-A
Misc. Info.: 280-0092823-035
Operator ID: JZ Instrument ID: CHHPLC_X3

Method: \\chromfs\Denver\ChromData\CHHPLC_X\20200627-92823.b\8330_X3.m
Limit Group: GCSV - 8330
Last Update: 30-Jun-2020 14:54:23 Calib Date: 26-Jun-2020 01:16:48
Integrator: Falcon
Quant Method: External Standard Quant By: Initial Calibration
Last ICal File: \\chromfs\Denver\ChromData\CHHPLC_X\20200625-92750.b\06250013.D

Column 1 : UltraCarb5uODS (20) (4.60 mm) Det: LC DAD1B, 254 nm
Process Host: CTX1061

First Level Reviewer: zhangji Date: 30-Jun-2020 14:43:50

	Compound	Det	RT (min.)	Exp RT (min.)	Dlt RT (min.)	Response	OnCol Amt ug/mL	Flags
	3 HMX	1	6.707	6.710	-0.003	3352	0.0390	M
	6 MNX	1		7.384			ND	U
	7 RDX	1	7.773	7.790	-0.017	1625	0.0139	M
$	9 1,2-Dinitrobenzene	1	8.753	8.756	-0.003	27557	0.1994	M
	10 1,3,5-Trinitrobenzene	1		8.930			ND	
	11 1,3-Dinitrobenzene	1		9.583			ND	U
	12 Nitrobenzene	1	9.960	9.963	-0.003	17875	0.0892	
	14 Tetryl	1		10.283			ND	U
	16 2,4,6-Trinitrotoluene	1		11.250			ND	
	17 4-Amino-2,6-dinitrotoluene	1	11.446	11.423	0.023	5005	0.0346	M
	18 2-Amino-4,6-dinitrotoluene	1	11.740	11.716	0.024	3588	0.0177	M
	19 2,6-Dinitrotoluene	1		11.850			ND	
	20 2,4-Dinitrotoluene	1		12.050			ND	
	21 o-Nitrotoluene	1		12.870			ND	
	22 p-Nitrotoluene	1		13.310			ND	
	23 m-Nitrotoluene	1		13.896			ND	

QC Flag Legend

Review Flags
M - Manually Integrated
U - Marked Undetected

Report Date: 30-Jun-2020 14:54:24 Chrom Revision: 2.3 21-Jun-2020 18:30:46

Eurofins TestAmerica, Denver

Data File: \\chromfs\denver\chromdata\chhplc_x\20200627-92823.b\06270035.d

Injection Date:	28-Jun-2020 01:52:12	Instrument ID:	CHHPLC_X3	Operator ID:	JZ
Lims ID:	280-137702-A-8-A	Lab Sample ID:	280-137702-8	Worklist Smp#:	35
Client ID:	PZ016-20A				
Injection Vol:	100.0 ul	Dil. Factor:	1.0000	ALS Bottle#:	35
Method:	8330_X3	Limit Group:	GCSV - 8330		

Column: UltraCarb5uODS (20) (4.60 mm) Y Scaling: Method Defined: Scale to the Nth Largest Target: 1

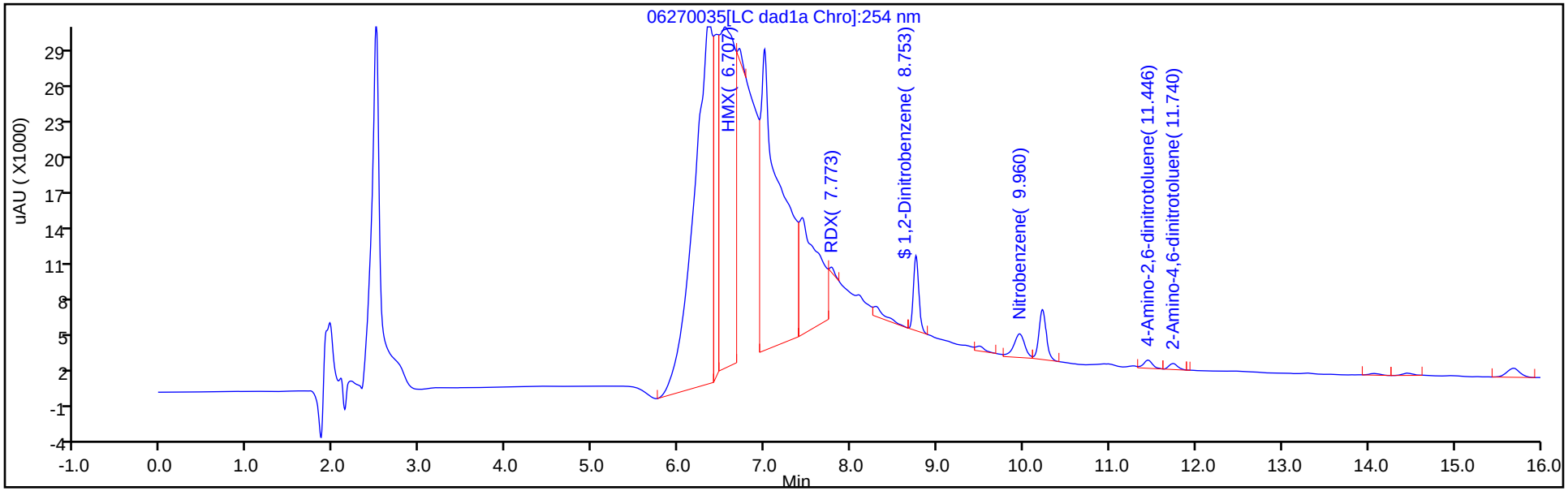

Y Scaling: Method Defined: Scale to the Nth Largest Target: 1

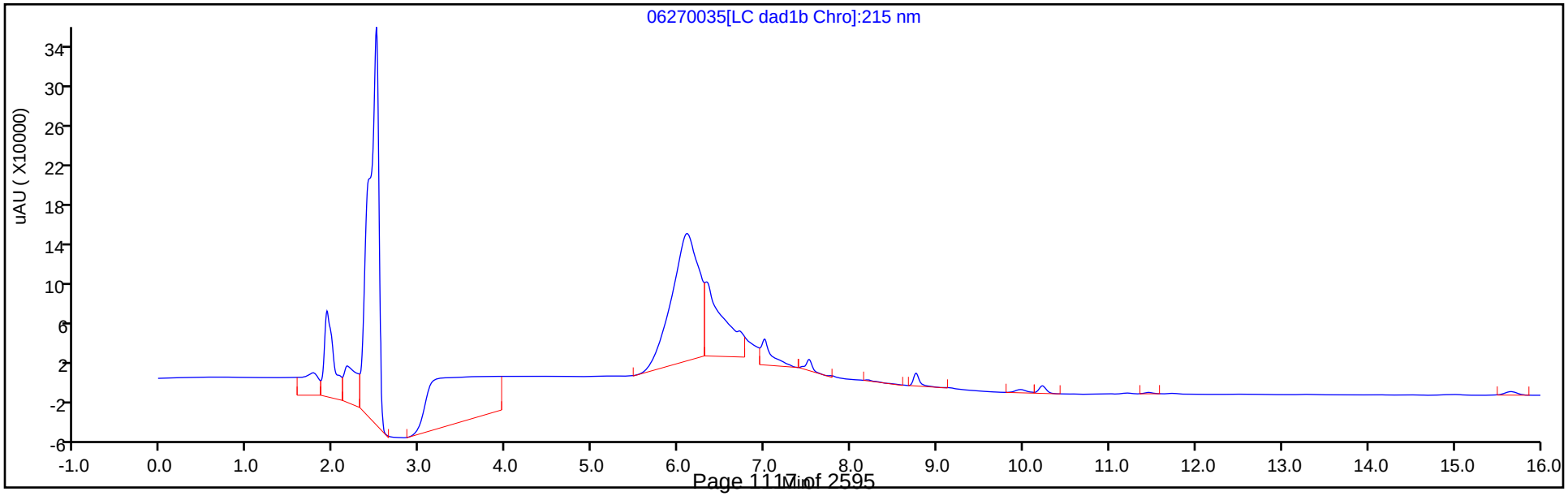

Eurofins TestAmerica, Denver
Recovery Report

Data File:	\\chromfs\Denver\ChromData\CHHPLC_X\20200627-92823.b\06270035.D				
Lims ID:	280-137702-A-8-A				
Client ID:	PZ016-20A				
Sample Type:	Client				
Inject. Date:	28-Jun-2020 01:52:12	ALS Bottle#:	35	Worklist Smp#:	35
Injection Vol:	100.0 ul	Dil. Factor:	1.0000		
Sample Info:	280-137702-A-8-A				
Misc. Info.:	280-0092823-035				
Operator ID:	JZ	Instrument ID:	CHHPLC_X3		
Method:	\\chromfs\Denver\ChromData\CHHPLC_X\20200627-92823.b\8330_X3.m				
Limit Group:	GCSV - 8330				
Last Update:	30-Jun-2020 14:54:23	Calib Date:	26-Jun-2020 01:16:48		
Integrator:	Falcon				
Quant Method:	External Standard	Quant By:	Initial Calibration		
Last ICal File:	\\chromfs\Denver\ChromData\CHHPLC_X\20200625-92750.b\06250013.D				
Column 1 :	UltraCarb5uODS (20) (4.60 mm)		Det: LC DAD1B, 254 nm		
Process Host:	CTX1061				
First Level Reviewer: zhangji		Date:	30-Jun-2020 14:43:50		

Compound	Amount Added	Amount Recovered	% Rec.
$ 9 1,2-Dinitrobenzene	0.2000	0.1994	99.69

Manual Integration/User Assign Peak Report

Eurofins TestAmerica, Denver

Data File:	\\chromfs\denver\chromdata\chhplc_x\20200627-92823.b\06270035.d				
Injection Date:	28-Jun-2020 01:52:12	Instrument ID:	CHHPLC_X3		
Lims ID:	280-137702-A-8-A	Lab Sample ID:	280-137702-8		
Client ID:	PZ016-20A				
Operator ID:	JZ	ALS Bottle#:	35	Worklist Smp#:	35
Injection Vol:	100.0 ul	Dil. Factor:	1.0000		
Method:	8330_X3	Limit Group:	GCSV - 8330		
Column:	UltraCarb5uODS (20) (4.60 mm)	Detector	LC DAD1B, 254 nm		

$ 9 1,2-Dinitrobenzene, CAS: 528-29-0

Signal: 1

Processing Integration Results

RT: 8.75
Area: 28359
Amount: 0.205184
Amount Units: ug/mL

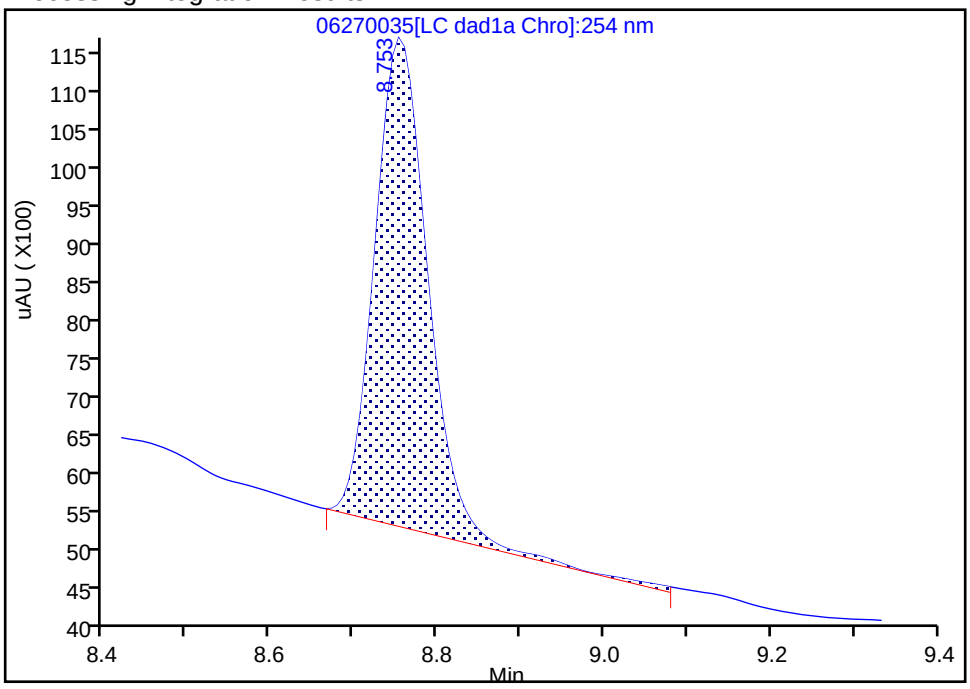

Manual Integration Results

RT: 8.75
Area: 27557
Amount: 0.199382
Amount Units: ug/mL

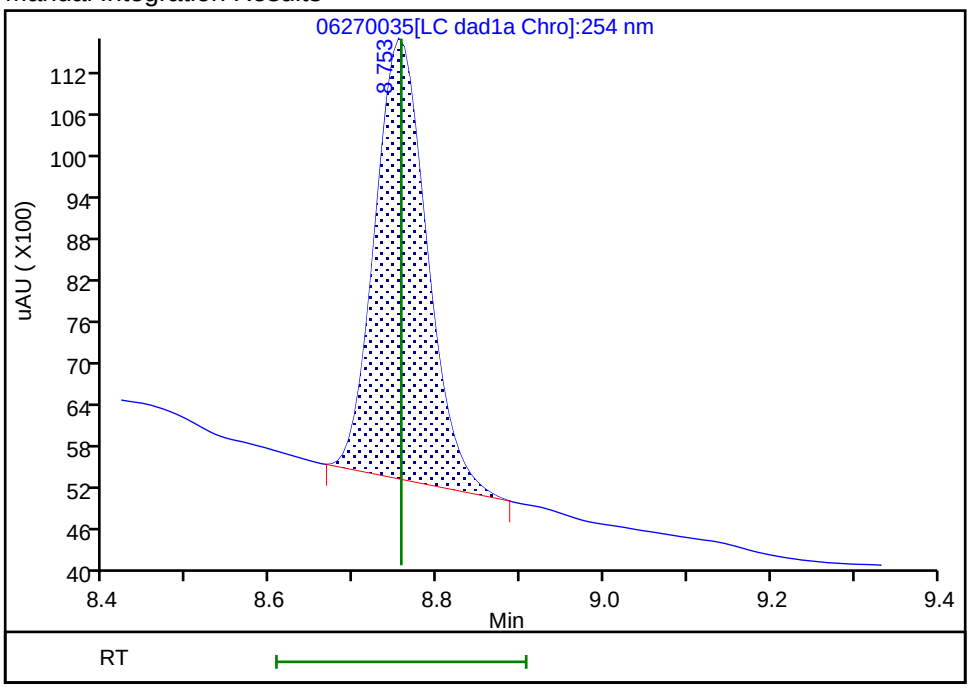

Reviewer: zhangji, 30-Jun-2020 14:43:00

Audit Action: Manually Integrated Audit Reason: Baseline

User Disabled Compound Report

Eurofins TestAmerica, Denver

Data File: \\chromfs\denver\chromdata\chhplc_x\20200627-92823.b\06270035.d

Injection Date:	28-Jun-2020 01:52:12	Instrument ID:	CHHPLC_X3		
Lims ID:	280-137702-A-8-A	Lab Sample ID:	280-137702-8		
Client ID:	PZ016-20A				
Operator ID:	JZ	ALS Bottle#:	35	Worklist Smp#:	35
Injection Vol:	100.0 ul	Dil. Factor:	1.0000		
Method:	8330_X3	Limit Group:	GCSV - 8330		
Column:	UltraCarb5uODS (20) (4.60 mm)	Detector	LC DAD1B, 254 nm		

11 1,3-Dinitrobenzene, CAS: 99-65-0, Signal: 1

RT: 9.49
Response: 2840
Amount: 0.009260

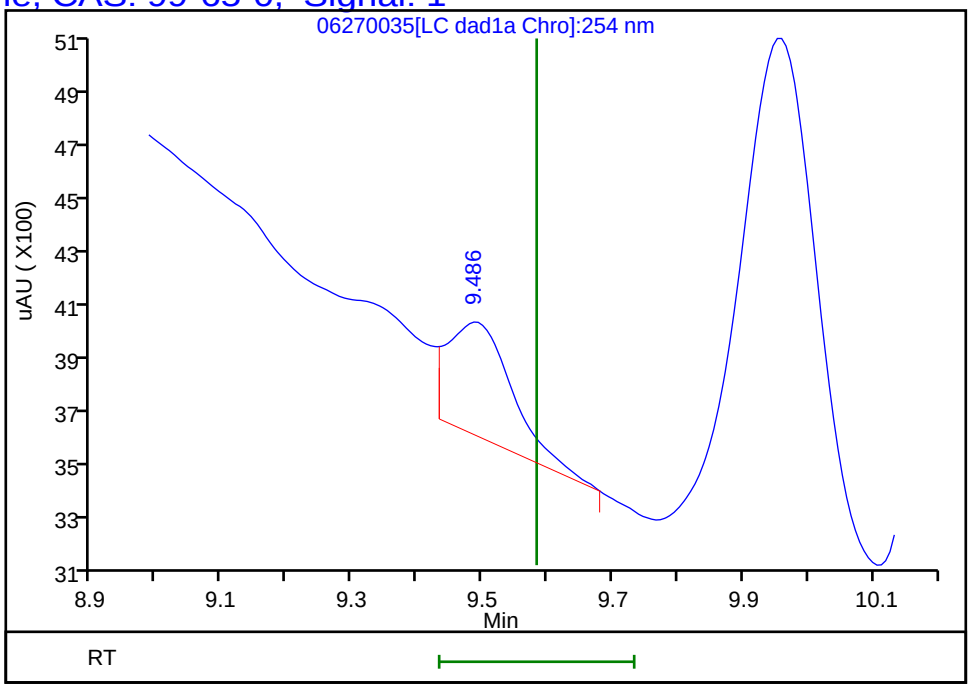

Reviewer: zhangji, 30-Jun-2020 14:43:50
Audit Action: Marked Compound Undetected Audit Reason: Invalid Compound ID

Manual Integration/User Assign Peak Report

Eurofins TestAmerica, Denver

Data File:	\\chromfs\denver\chromdata\chhplc_x\20200627-92823.b\06270035.d				
Injection Date:	28-Jun-2020 01:52:12	Instrument ID:	CHHPLC_X3		
Lims ID:	280-137702-A-8-A	Lab Sample ID:	280-137702-8		
Client ID:	PZ016-20A				
Operator ID:	JZ	ALS Bottle#:	35	Worklist Smp#:	35
Injection Vol:	100.0 ul	Dil. Factor:	1.0000		
Method:	8330_X3	Limit Group:	GCSV - 8330		
Column:	UltraCarb5uODS (20) (4.60 mm)	Detector	LC DAD1B, 254 nm		

18 2-Amino-4,6-dinitrotoluene, CAS: 35572-78-2

Signal: 1

Processing Integration Results

RT: 11.74
Area: 3543
Amount: 0.017469
Amount Units: ug/mL

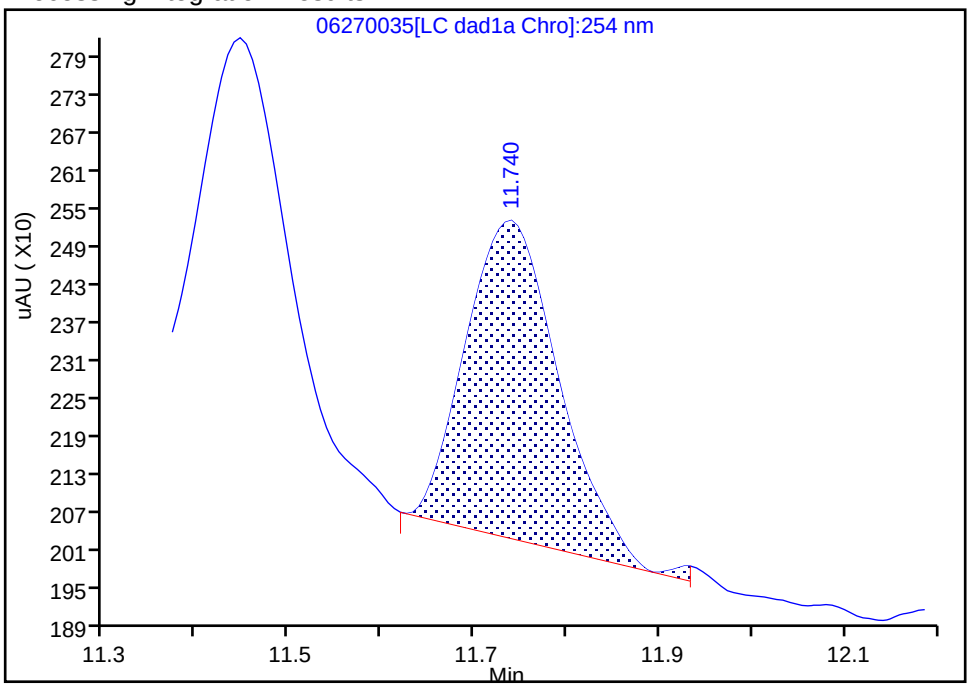

Manual Integration Results

RT: 11.74
Area: 3588
Amount: 0.017691
Amount Units: ug/mL

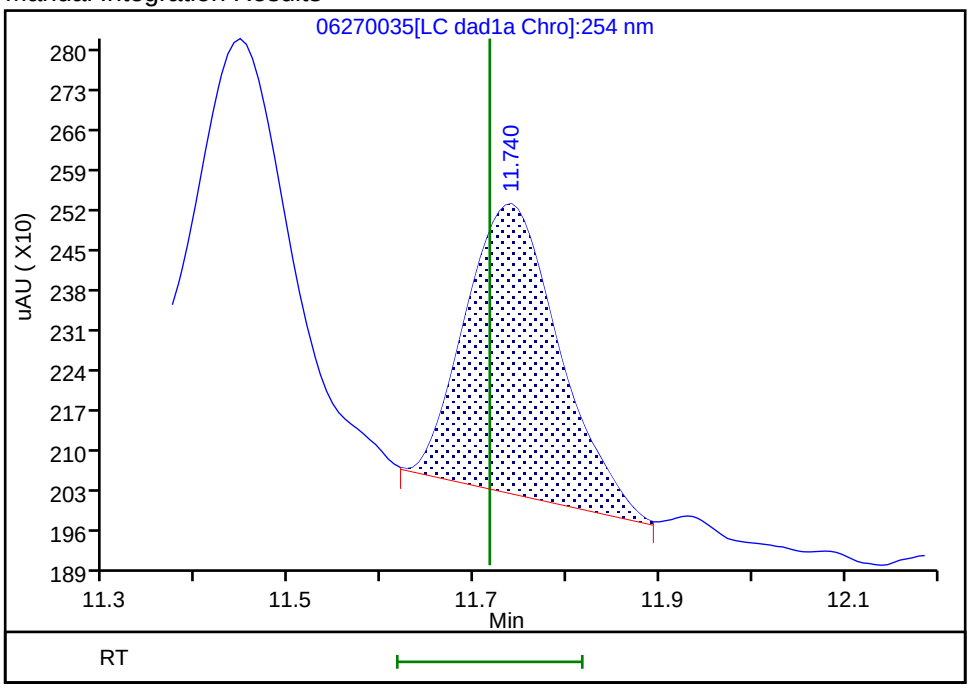

Reviewer: zhangji, 30-Jun-2020 14:43:48

Audit Action: Split an Integrated Peak Audit Reason: Baseline

Manual Integration/User Assign Peak Report

Eurofins TestAmerica, Denver

Data File:	\\chromfs\denver\chromdata\chhplc_x\20200627-92823.b\06270035.d				
Injection Date:	28-Jun-2020 01:52:12	Instrument ID:	CHHPLC_X3		
Lims ID:	280-137702-A-8-A	Lab Sample ID:	280-137702-8		
Client ID:	PZ016-20A				
Operator ID:	JZ	ALS Bottle#:	35	Worklist Smp#:	35
Injection Vol:	100.0 ul	Dil. Factor:	1.0000		
Method:	8330_X3	Limit Group:	GCSV - 8330		
Column:	UltraCarb5uODS (20) (4.60 mm)	Detector	LC DAD1B, 254 nm		

17 4-Amino-2,6-dinitrotoluene, CAS: 19406-51-0

Signal: 1

Processing Integration Results

RT: 11.45
Area: 4064
Amount: 0.029307
Amount Units: ug/mL

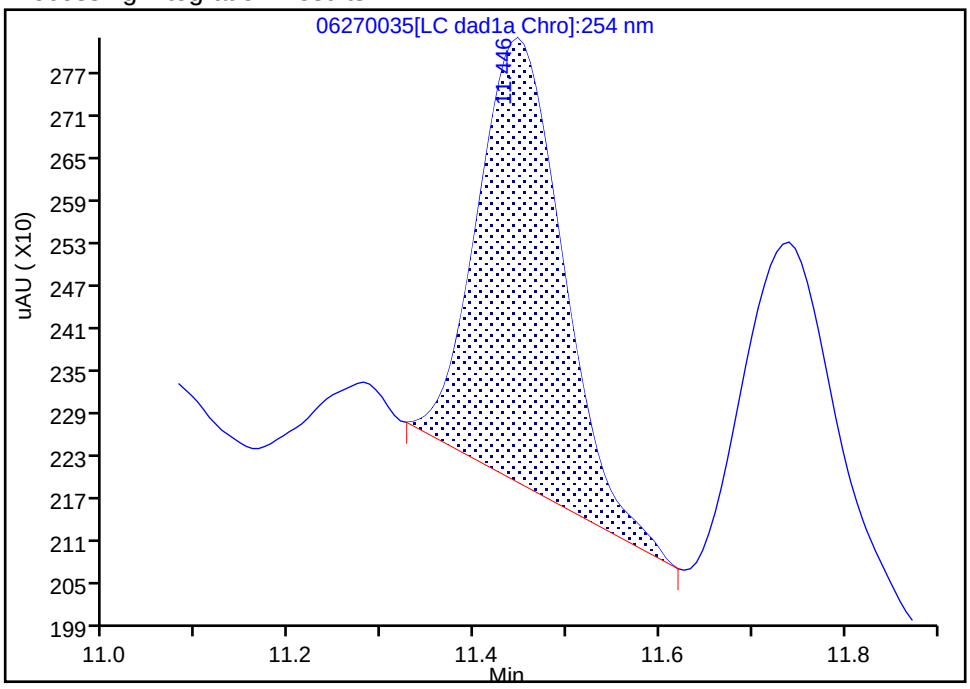

Manual Integration Results

RT: 11.45
Area: 5005
Amount: 0.034583
Amount Units: ug/mL

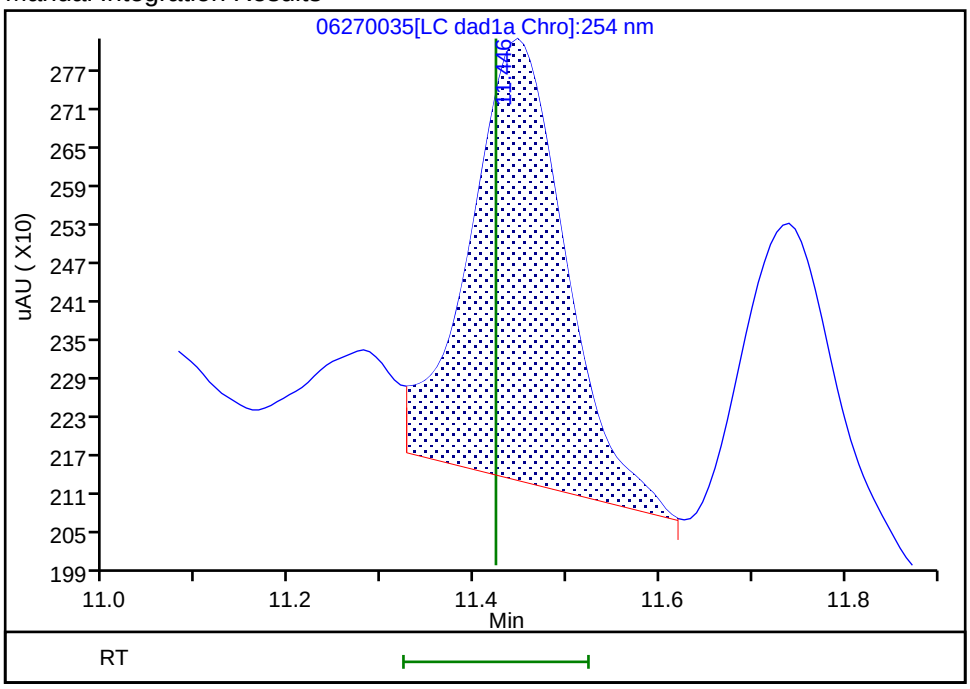

Reviewer: zhangji, 30-Jun-2020 14:43:40
Audit Action: Assigned New Baseline Audit Reason: Baseline

Manual Integration/User Assign Peak Report

Eurofins TestAmerica, Denver

Data File:	\\chromfs\denver\chromdata\chhplc_x\20200627-92823.b\06270035.d				
Injection Date:	28-Jun-2020 01:52:12	Instrument ID:	CHHPLC_X3		
Lims ID:	280-137702-A-8-A	Lab Sample ID:	280-137702-8		
Client ID:	PZ016-20A				
Operator ID:	JZ	ALS Bottle#:	35	Worklist Smp#:	35
Injection Vol:	100.0 ul	Dil. Factor:	1.0000		
Method:	8330_X3	Limit Group:	GCSV - 8330		
Column:	UltraCarb5uODS (20) (4.60 mm)	Detector	LC DAD1B, 254 nm		

3 HMX, CAS: 2691-41-0

Signal: 1

Processing Integration Results

RT: 6.71
Area: 369228
Amount: 4.295238
Amount Units: ug/mL

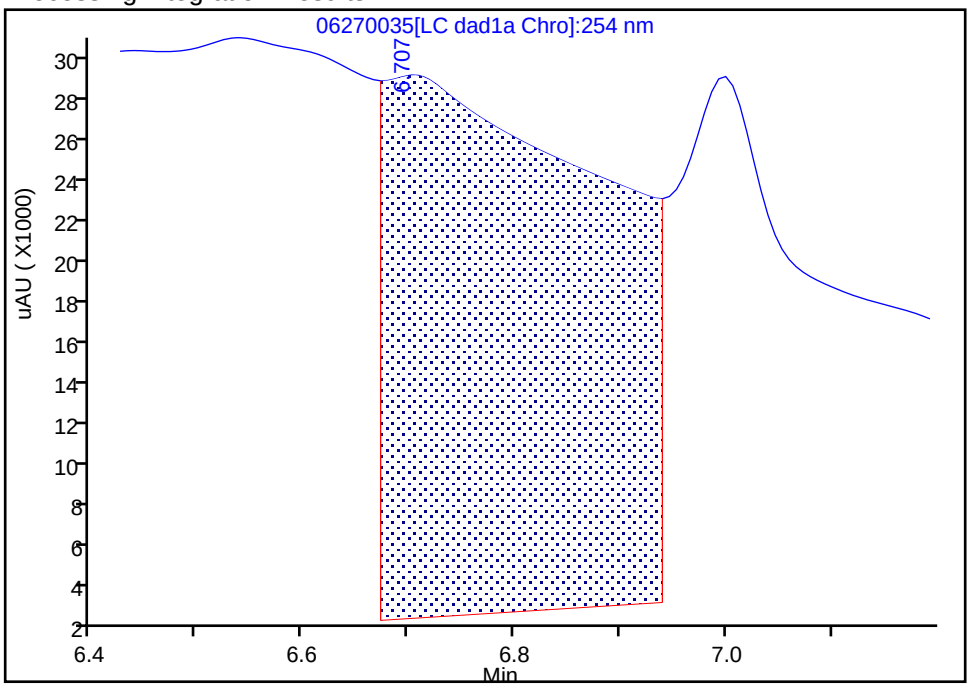

Manual Integration Results

RT: 6.71
Area: 3352
Amount: 0.038994
Amount Units: ug/mL

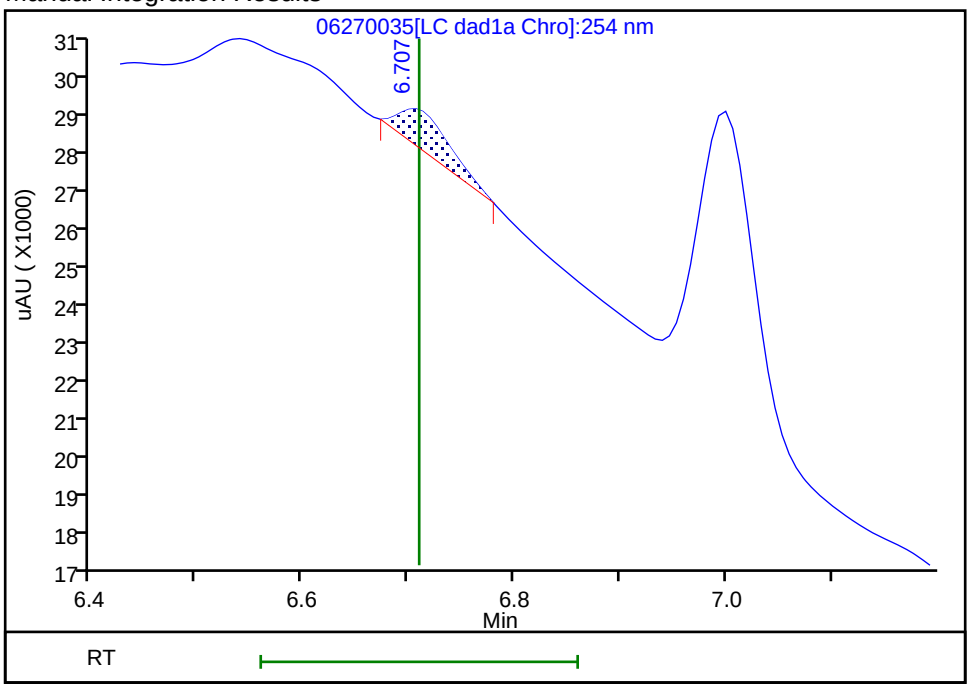

Reviewer: zhangji, 30-Jun-2020 14:42:44

Audit Action: Manually Integrated Audit Reason: Baseline

User Disabled Compound Report

Eurofins TestAmerica, Denver

Data File: \\chromfs\denver\chromdata\chhplc_x\20200627-92823.b\06270035.d

Injection Date:	28-Jun-2020 01:52:12	Instrument ID:	CHHPLC_X3		
Lims ID:	280-137702-A-8-A	Lab Sample ID:	280-137702-8		
Client ID:	PZ016-20A				
Operator ID:	JZ	ALS Bottle#:	35	Worklist Smp#:	35
Injection Vol:	100.0 ul	Dil. Factor:	1.0000		
Method:	8330_X3	Limit Group:	GCSV - 8330		
Column:	UltraCarb5uODS (20) (4.60 mm)	Detector	LC DAD1B, 254 nm		

6 MNX, CAS: 5755-27-1, Signal: 1

RT: 7.43
Response: 144349
Amount: 0.910465

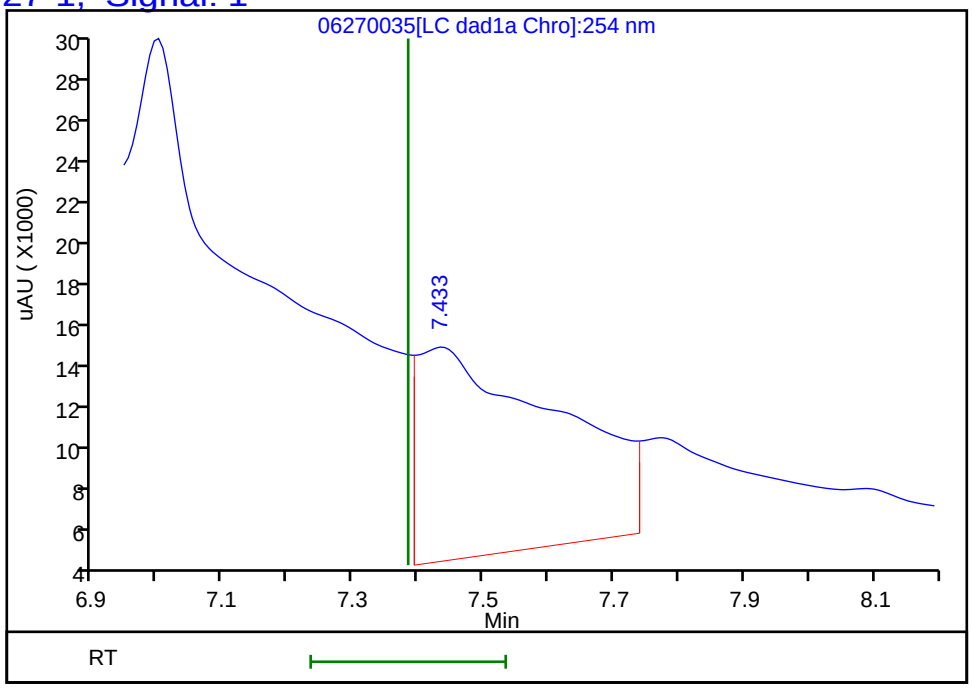

Reviewer: zhangji, 30-Jun-2020 14:43:50

Audit Action: Marked Compound Undetected Audit Reason: Invalid Compound ID

Manual Integration/User Assign Peak Report

Eurofins TestAmerica, Denver

Data File:	\\chromfs\denver\chromdata\chhplc_x\20200627-92823.b\06270035.d				
Injection Date:	28-Jun-2020 01:52:12	Instrument ID:	CHHPLC_X3		
Lims ID:	280-137702-A-8-A	Lab Sample ID:	280-137702-8		
Client ID:	PZ016-20A				
Operator ID:	JZ	ALS Bottle#:	35	Worklist Smp#:	35
Injection Vol:	100.0 ul	Dil. Factor:	1.0000		
Method:	8330_X3	Limit Group:	GCSV - 8330		
Column:	UltraCarb5uODS (20) (4.60 mm)	Detector	LC DAD1B, 254 nm		

7 RDX, CAS: 121-82-4

Signal: 1

Processing Integration Results

RT: 7.77
Area: 49525
Amount: 0.424695
Amount Units: ug/mL

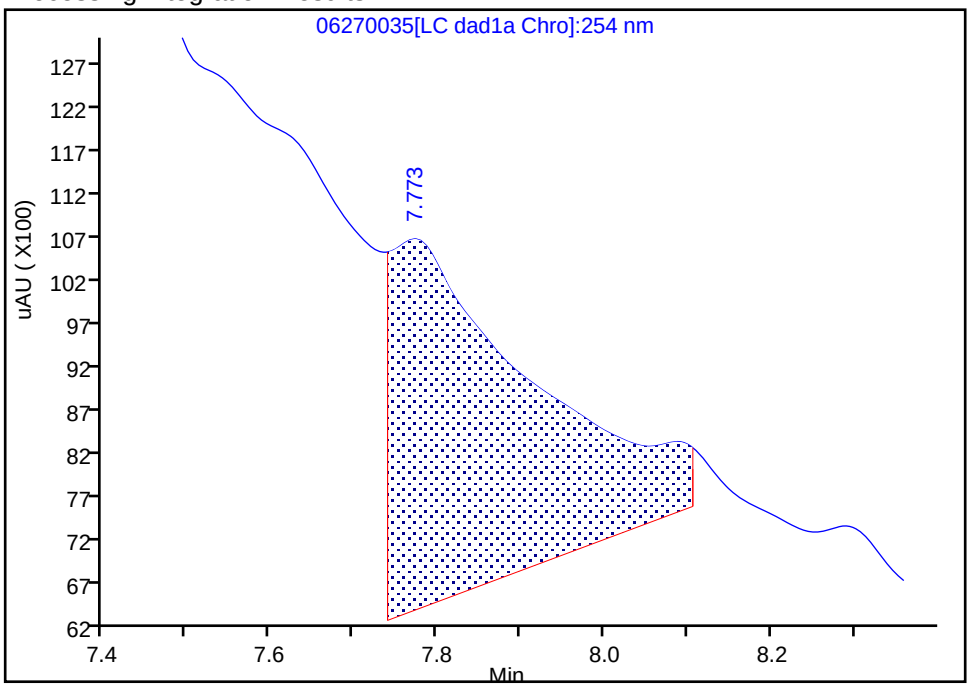

Manual Integration Results

RT: 7.77
Area: 1625
Amount: 0.013935
Amount Units: ug/mL

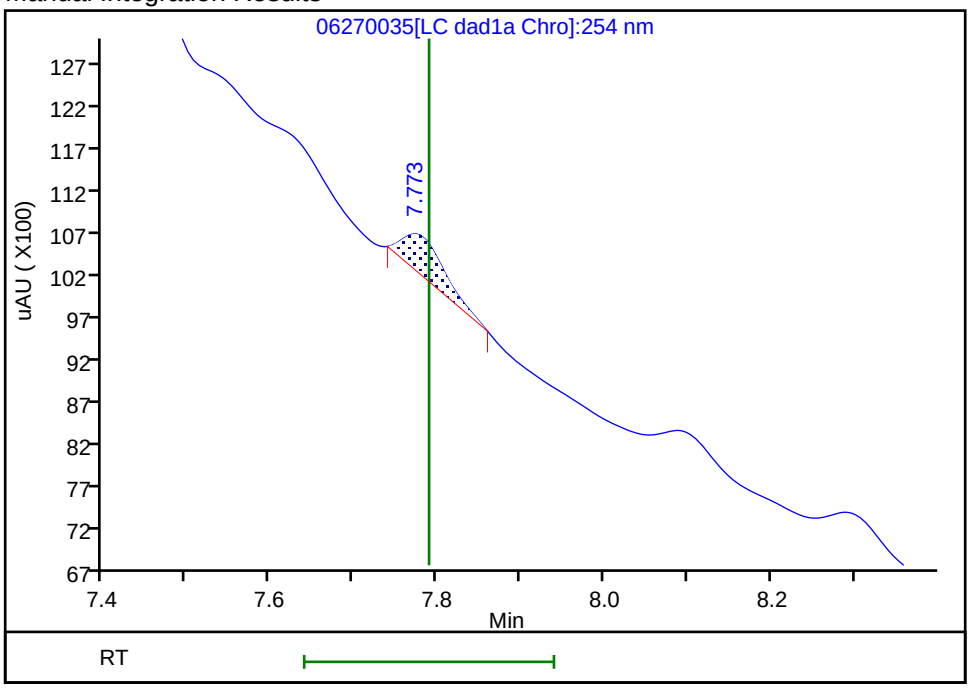

Reviewer: zhangji, 30-Jun-2020 14:42:55

Audit Action: Manually Integrated Audit Reason: Baseline

User Disabled Compound Report

Eurofins TestAmerica, Denver

Data File:	\\chromfs\denver\chromdata\chhplc_x\20200627-92823.b\06270035.d				
Injection Date:	28-Jun-2020 01:52:12	Instrument ID:	CHHPLC_X3		
Lims ID:	280-137702-A-8-A	Lab Sample ID:	280-137702-8		
Client ID:	PZ016-20A				
Operator ID:	JZ	ALS Bottle#:	35	Worklist Smp#:	35
Injection Vol:	100.0 ul	Dil. Factor:	1.0000		
Method:	8330_X3	Limit Group:	GCSV - 8330		
Column:	UltraCarb5uODS (20) (4.60 mm)	Detector	LC DAD1B, 254 nm		

14 Tetryl, CAS: 479-45-8, Signal: 1

RT: 10.22
Response: 25001
Amount: 0.141223

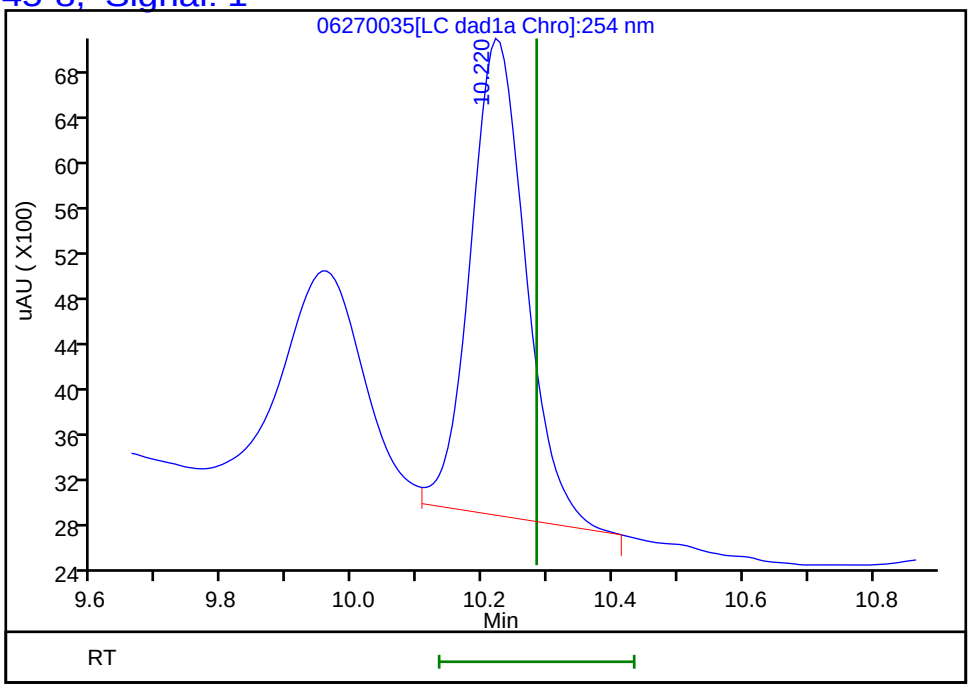

Reviewer: zhangji, 30-Jun-2020 14:43:50
Audit Action: Marked Compound Undetected Audit Reason: Invalid Compound ID

FORM I
HPLC/IC ORGANICS ANALYSIS DATA SHEET

Lab Name: Eurofins TestAmerica, Denver Job No.: 280-137702-1

SDG No.:

Client Sample ID: PZ016-20A Lab Sample ID: 280-137702-8

Matrix: Water Lab File ID: 06300022.D

Analysis Method: 8330A Date Collected: 06/13/2020 14:10

Extraction Method: 3535 Date Extracted: 06/18/2020 10:49

Sample wt/vol: 478(mL) Date Analyzed: 07/01/2020 02:56

Con. Extract Vol.: 5(mL) Dilution Factor: 1

Injection Volume: 100(uL) GC Column: Luna-phenylhex ID: 4.6(mm)

% Moisture: GPC Cleanup:(Y/N) N

Analysis Batch No.: 500692 Units: ug/L

CAS NO.	COMPOUND NAME	RESULT	Q	LOQ	LOD	DL
35572-78-2	*2-Amino-4,6-dinitrotoluene*	*0.32*	*J1 M*	*0.12*	0.10	*0.053*
2691-41-0	HMX	0.21	U M	0.22	0.21	0.092
98-95-3	Nitrobenzene	0.21	U	0.22	0.21	0.095

CAS NO.	SURROGATE	%REC	Q	LIMITS
528-29-0	1,2-Dinitrobenzene	97	*M*	83-119

Eurofins TestAmerica, Denver
Target Compound Quantitation Report

Data File:	\\chromfs\Denver\ChromData\G2_LUNA\20200630-92910.b\06300022.D				
Lims ID:	280-137702-A-8-A				
Client ID:	PZ016-20A				
Sample Type:	Client				
Inject. Date:	01-Jul-2020 02:56:45	ALS Bottle#:	22	Worklist Smp#:	22
Injection Vol:	100.0 ul	Dil. Factor:	1.0000		
Sample Info:	280-137702-A-8-A				
Misc. Info.:	280-0092910-022				
Operator ID:	JZ	Instrument ID:	CHHPLC_G2_LUNA		
Method:	\\chromfs\Denver\ChromData\G2_LUNA\20200630-92910.b\G2_8330_Luna.m				
Limit Group:	GCSV - 8330				
Last Update:	01-Jul-2020 17:34:09	Calib Date:	15-May-2020 02:11:20		
Integrator:	Falcon				
Quant Method:	External Standard	Quant By:	Initial Calibration		
Last ICal File:	\\chromfs\Denver\ChromData\G2_LUNA\20200514-91518.b\05140024.D				
Column 1 :	Luna-Phenyl hexyl (4.60 mm)		Det: LC DAD1A, 254 nm		
Process Host:	CTX1062				
First Level Reviewer: zhangji		Date:	01-Jul-2020 17:10:58		

Compound	Det	RT (min.)	Exp RT (min.)	Dlt RT (min.)	Response	OnCol Amt ug/ml	Flags
6 HMX	1	7.151	7.162	-0.011	5986	0.003740	7M
7 MNX	1		7.943			ND	
8 RDX	1	9.377	9.382	-0.005	4793	0.0196	M
9 Nitrobenzene	1		12.296			ND	
$ 10 1,2-Dinitrobenzene	1	13.291	13.296	-0.005	55733	0.1944	M
12 1,3-Dinitrobenzene	1		15.822			ND	
14 o-Nitrotoluene	1		16.762			ND	M
15 p-Nitrotoluene	1		17.022			ND	
16 4-Amino-2,6-dinitrotoluene	1	17.484	17.482	0.002	11259	0.0326	M
17 m-Nitrotoluene	1		17.982			ND	
18 2-Amino-4,6-dinitrotoluene	1	18.424	18.416	0.008	14300	0.0307	M
19 1,3,5-Trinitrobenzene	1		19.162			ND	
20 2,6-Dinitrotoluene	1		20.076			ND	
21 2,4-Dinitrotoluene	1		20.596			ND	
22 Tetryl	1		23.896			ND	
23 2,4,6-Trinitrotoluene	1		24.922			ND	

QC Flag Legend

Processing Flags
7 - Failed Limit of Detection
Review Flags
M - Manually Integrated

Report Date: 01-Jul-2020 17:34:10 Chrom Revision: 2.3 21-Jun-2020 18:30:46

Eurofins TestAmerica, Denver

Data File: \\chromfs\denver\chromdata\g2_luna\20200630-92910.b\06300022.d

Injection Date:	01-Jul-2020 02:56:45	Instrument ID:	CHHPLC_G2_LUNA	Operator ID:	JZ
Lims ID:	280-137702-A-8-A	Lab Sample ID:	280-137702-8	Worklist Smp#:	22
Client ID:	PZ016-20A				
Injection Vol:	100.0 ul	Dil. Factor:	1.0000	ALS Bottle#:	22
Method:	G2_8330_Luna	Limit Group:	GCSV - 8330		

Column: Luna-Phenyl hexyl (4.60 mm) Y Scaling: Method Defined: Scale to the Nth Largest Peak: 1

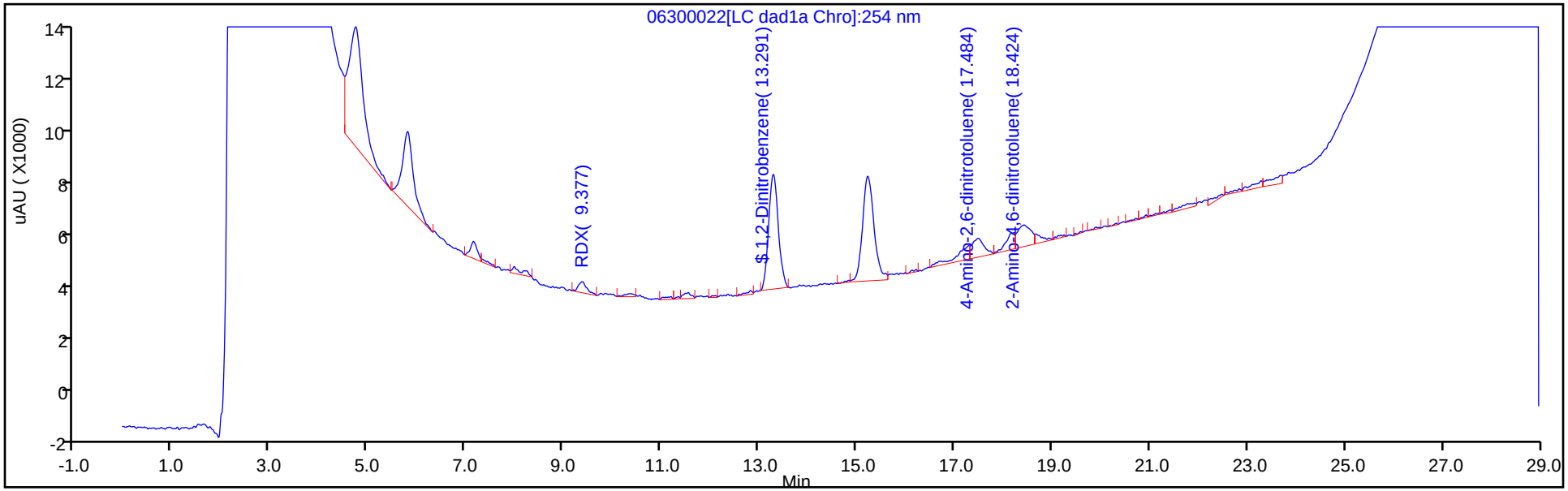

Y Scaling: Method Defined: Scale to the Nth Largest Peak: 1

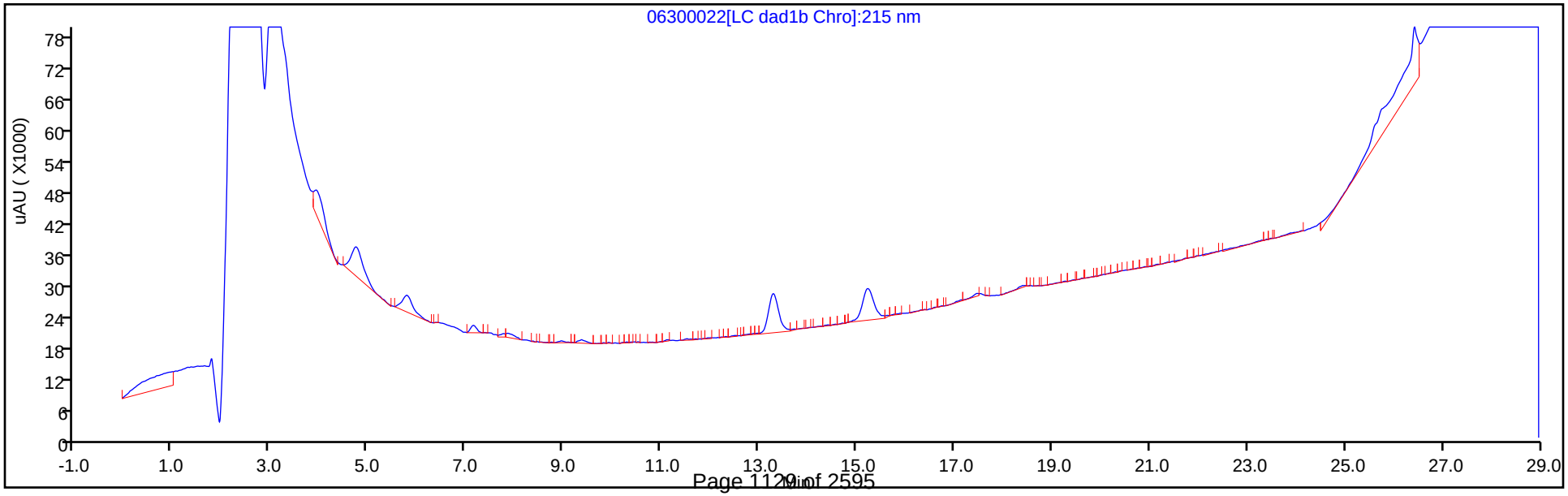

Eurofins TestAmerica, Denver
Recovery Report

Data File:	\\chromfs\Denver\ChromData\G2_LUNA\20200630-92910.b\06300022.D				
Lims ID:	280-137702-A-8-A				
Client ID:	PZ016-20A				
Sample Type:	Client				
Inject. Date:	01-Jul-2020 02:56:45	ALS Bottle#:	22	Worklist Smp#:	22
Injection Vol:	100.0 ul	Dil. Factor:	1.0000		
Sample Info:	280-137702-A-8-A				
Misc. Info.:	280-0092910-022				
Operator ID:	JZ	Instrument ID:	CHHPLC_G2_LUNA		
Method:	\\chromfs\Denver\ChromData\G2_LUNA\20200630-92910.b\G2_8330_Luna.m				
Limit Group:	GCSV - 8330				
Last Update:	01-Jul-2020 17:34:09	Calib Date:	15-May-2020 02:11:20		
Integrator:	Falcon				
Quant Method:	External Standard	Quant By:	Initial Calibration		
Last ICal File:	\\chromfs\Denver\ChromData\G2_LUNA\20200514-91518.b\05140024.D				
Column 1 :	Luna-Phenyl hexyl (4.60 mm)		Det: LC DAD1A, 254 nm		
Process Host:	CTX1062				
First Level Reviewer: zhangji		Date:	01-Jul-2020 17:10:58		

Compound	Amount Added	Amount Recovered	% Rec.
$ 10 1,2-Dinitrobenzene	0.2000	0.1944	97.20

Manual Integration/User Assign Peak Report

Eurofins TestAmerica, Denver

Data File:	\\chromfs\denver\chromdata\g2_luna\20200630-92910.b\06300022.d				
Injection Date:	01-Jul-2020 02:56:45	Instrument ID:	CHHPLC_G2_LUNA		
Lims ID:	280-137702-A-8-A	Lab Sample ID:	280-137702-8		
Client ID:	PZ016-20A				
Operator ID:	JZ	ALS Bottle#:	22	Worklist Smp#:	22
Injection Vol:	100.0 ul	Dil. Factor:	1.0000		
Method:	G2_8330_Luna	Limit Group:	GCSV - 8330		
Column:	Luna-Phenyl hexyl (4.60 mm)	Detector	LC DAD1A, 254 nm		

$ 10 1,2-Dinitrobenzene, CAS: 528-29-0

Signal: 1

Processing Integration Results

RT: 13.30
Area: 61633
Amount: 0.215685
Amount Units: ug/ml

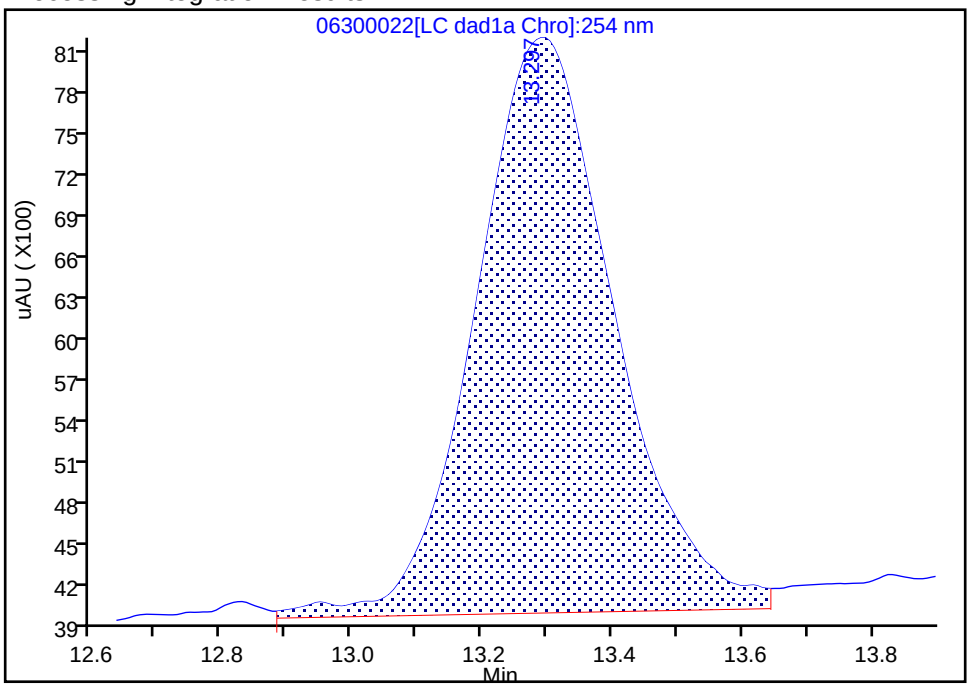

Manual Integration Results

RT: 13.29
Area: 55733
Amount: 0.194403
Amount Units: ug/ml

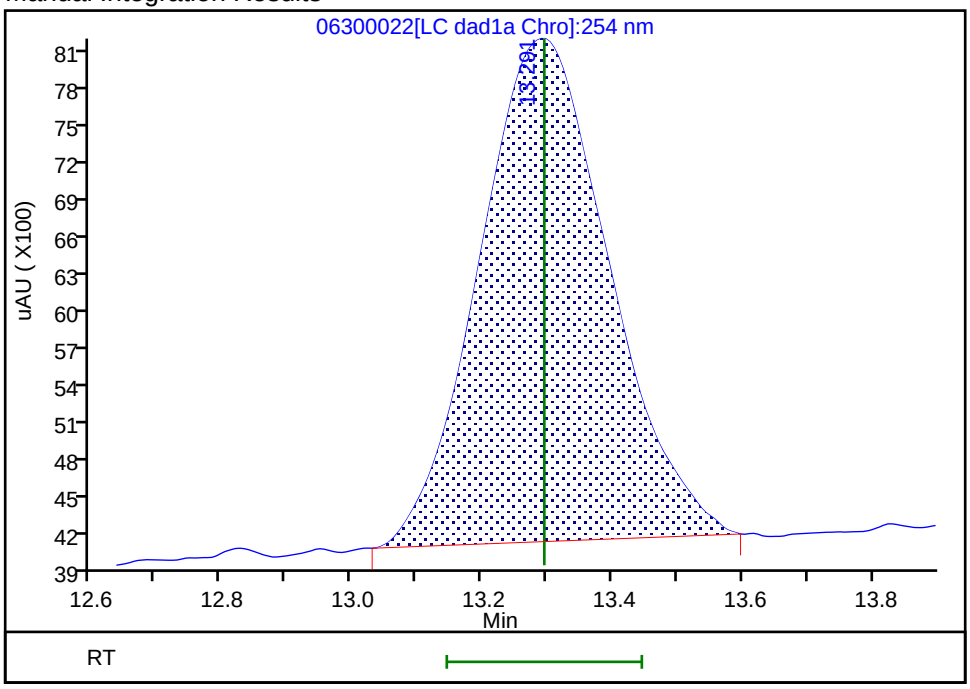

Reviewer: zhangji, 01-Jul-2020 17:10:10

Audit Action: Manually Integrated Audit Reason: Baseline

Manual Integration/User Assign Peak Report

Eurofins TestAmerica, Denver

Data File:	\\chromfs\denver\chromdata\g2_luna\20200630-92910.b\06300022.d				
Injection Date:	01-Jul-2020 02:56:45	Instrument ID:	CHHPLC_G2_LUNA		
Lims ID:	280-137702-A-8-A	Lab Sample ID:	280-137702-8		
Client ID:	PZ016-20A				
Operator ID:	JZ	ALS Bottle#:	22	Worklist Smp#:	22
Injection Vol:	100.0 ul	Dil. Factor:	1.0000		
Method:	G2_8330_Luna	Limit Group:	GCSV - 8330		
Column:	Luna-Phenyl hexyl (4.60 mm)	Detector	LC DAD1A, 254 nm		

18 2-Amino-4,6-dinitrotoluene, CAS: 35572-78-2

Signal: 1

Processing Integration Results

RT: 18.42
Area: 18462
Amount: 0.039685
Amount Units: ug/ml

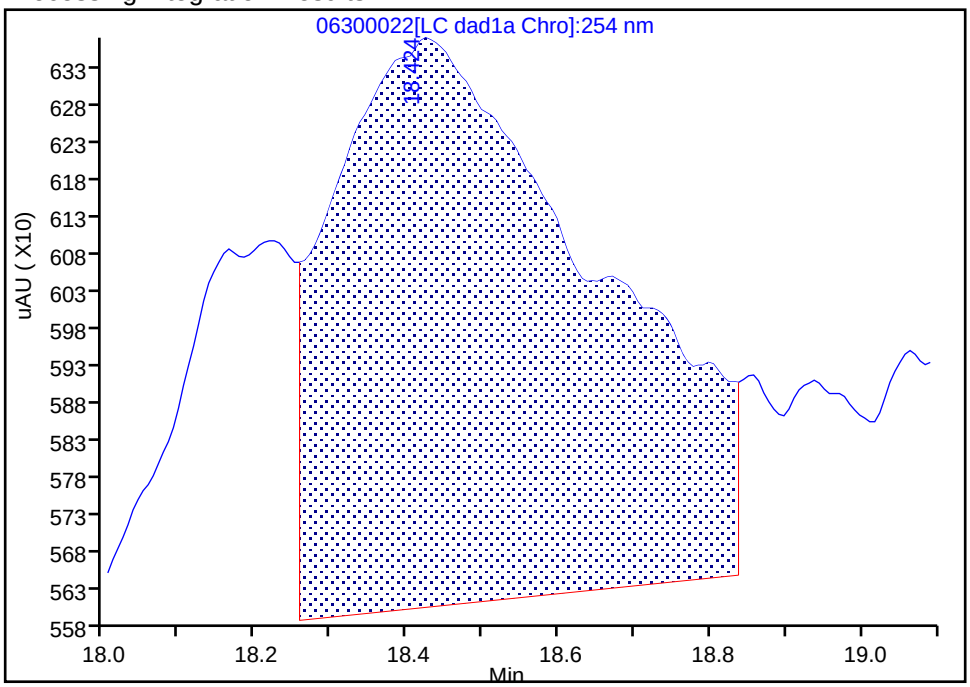

Manual Integration Results

RT: 18.42
Area: 14300
Amount: 0.030739
Amount Units: ug/ml

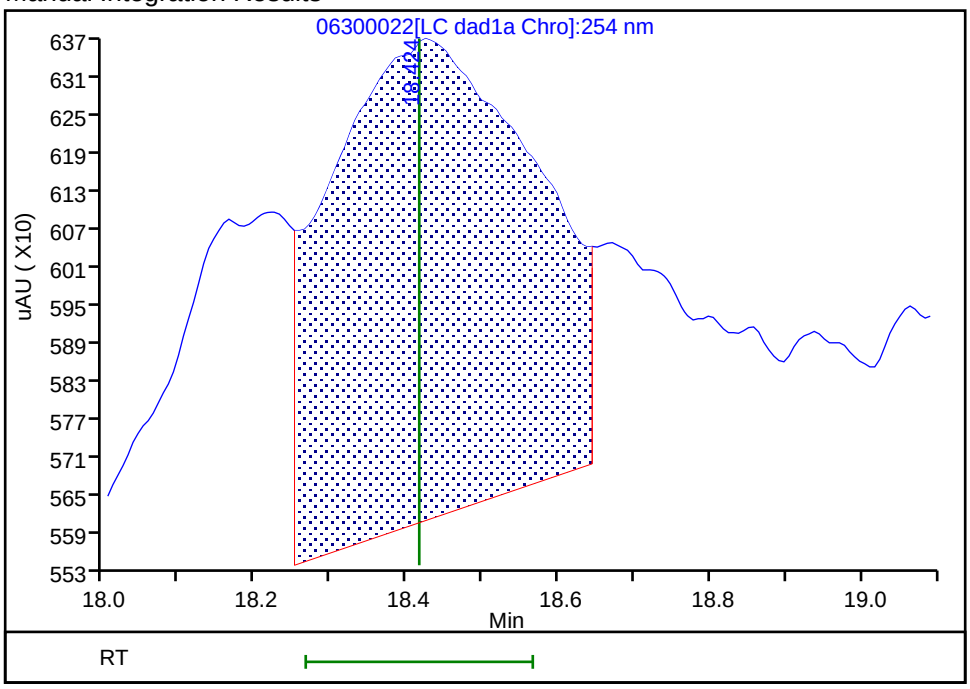

Reviewer: zhangji, 01-Jul-2020 17:10:56

Audit Action: Split an Integrated Peak Audit Reason: Baseline

Manual Integration/User Assign Peak Report

Eurofins TestAmerica, Denver

Data File:	\\chromfs\denver\chromdata\g2_luna\20200630-92910.b\06300022.d				
Injection Date:	01-Jul-2020 02:56:45	Instrument ID:	CHHPLC_G2_LUNA		
Lims ID:	280-137702-A-8-A	Lab Sample ID:	280-137702-8		
Client ID:	PZ016-20A				
Operator ID:	JZ	ALS Bottle#:	22	Worklist Smp#:	22
Injection Vol:	100.0 ul	Dil. Factor:	1.0000		
Method:	G2_8330_Luna	Limit Group:	GCSV - 8330		
Column:	Luna-Phenyl hexyl (4.60 mm)	Detector	LC DAD1A, 254 nm		

16 4-Amino-2,6-dinitrotoluene, CAS: 19406-51-0

Signal: 1

Processing Integration Results

RT: 17.49
Area: 24936
Amount: 0.072229
Amount Units: ug/ml

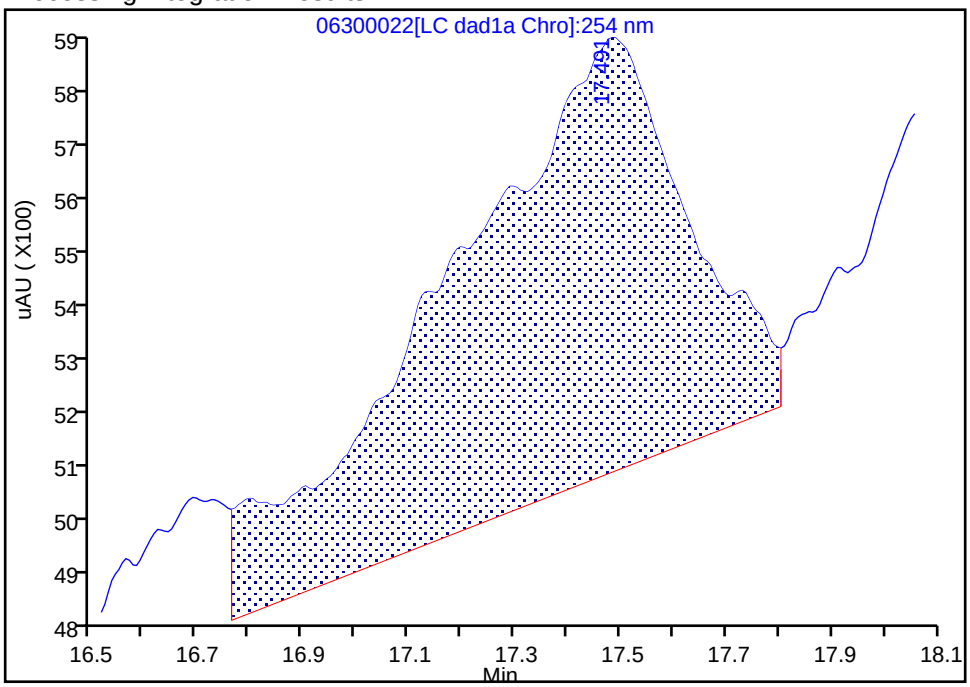

Manual Integration Results

RT: 17.48
Area: 11259
Amount: 0.032613
Amount Units: ug/ml

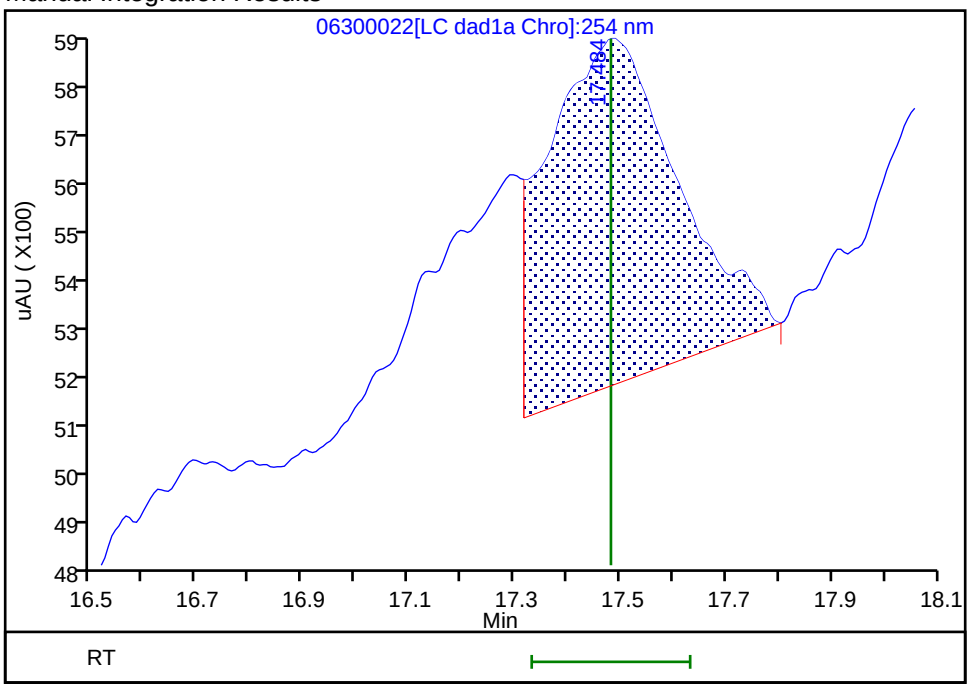

Reviewer: zhangji, 01-Jul-2020 17:10:51

Audit Action: Split an Integrated Peak Audit Reason: Baseline

Manual Integration/User Assign Peak Report

Eurofins TestAmerica, Denver

Data File:	\\chromfs\denver\chromdata\g2_luna\20200630-92910.b\06300022.d				
Injection Date:	01-Jul-2020 02:56:45	Instrument ID:	CHHPLC_G2_LUNA		
Lims ID:	280-137702-A-8-A	Lab Sample ID:	280-137702-8		
Client ID:	PZ016-20A				
Operator ID:	JZ	ALS Bottle#:	22	Worklist Smp#:	22
Injection Vol:	100.0 ul	Dil. Factor:	1.0000		
Method:	G2_8330_Luna	Limit Group:	GCSV - 8330		
Column:	Luna-Phenyl hexyl (4.60 mm)	Detector	LC DAD1A, 254 nm		

6 HMX, CAS: 2691-41-0

Signal: 1

Processing Integration Results

RT: 7.15
Area: 12671
Amount: 0.041506
Amount Units: ug/ml

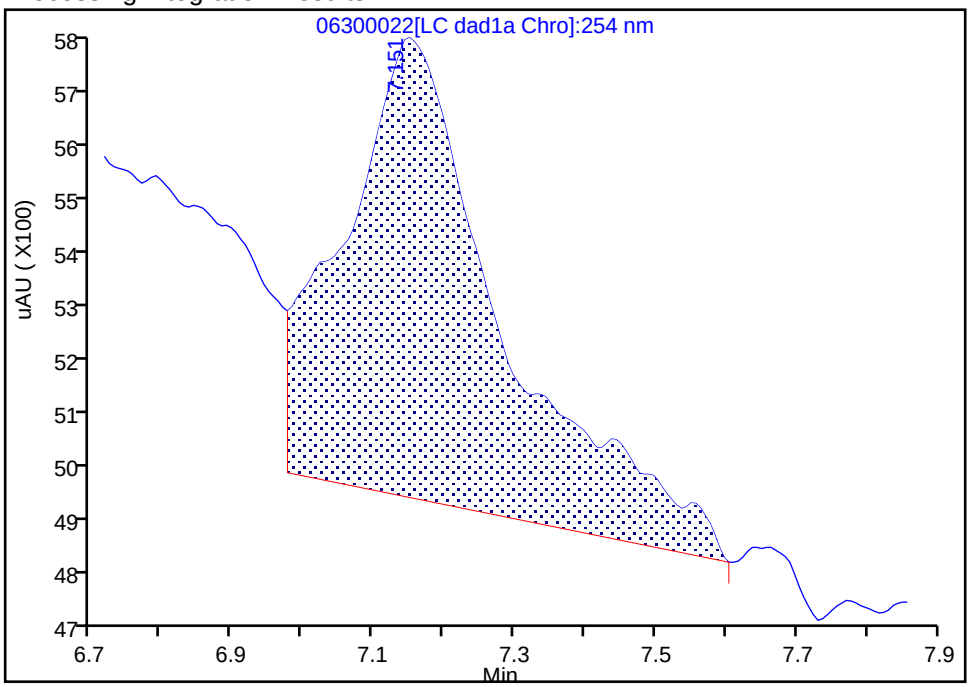

Manual Integration Results

RT: 7.15
Area: 5986
Amount: 0.003740
Amount Units: ug/ml

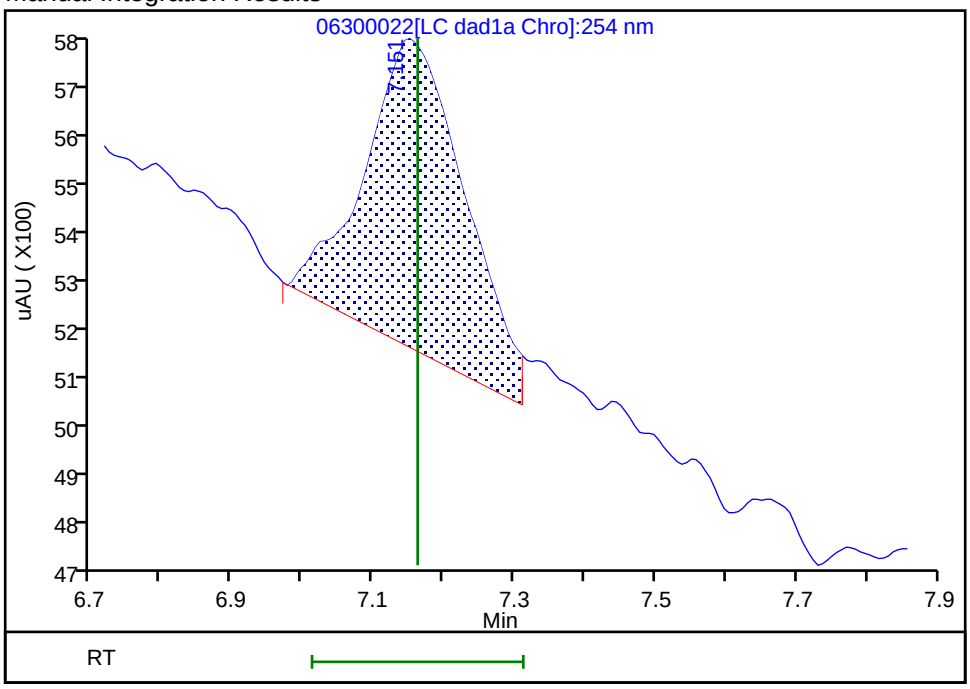

Reviewer: zhangji, 01-Jul-2020 17:10:43
Audit Action: Split an Integrated Peak Audit Reason: Baseline

Manual Integration/User Assign Peak Report

Eurofins TestAmerica, Denver

Data File:	\\chromfs\denver\chromdata\g2_luna\20200630-92910.b\06300022.d				
Injection Date:	01-Jul-2020 02:56:45	Instrument ID:	CHHPLC_G2_LUNA		
Lims ID:	280-137702-A-8-A	Lab Sample ID:	280-137702-8		
Client ID:	PZ016-20A				
Operator ID:	JZ	ALS Bottle#:	22	Worklist Smp#:	22
Injection Vol:	100.0 ul	Dil. Factor:	1.0000		
Method:	G2_8330_Luna	Limit Group:	GCSV - 8330		
Column:	Luna-Phenyl hexyl (4.60 mm)	Detector	LC DAD1A, 254 nm		

8 RDX, CAS: 121-82-4

Signal: 1

Processing Integration Results

RT: 9.38
Area: 6038
Amount: 0.024709
Amount Units: ug/ml

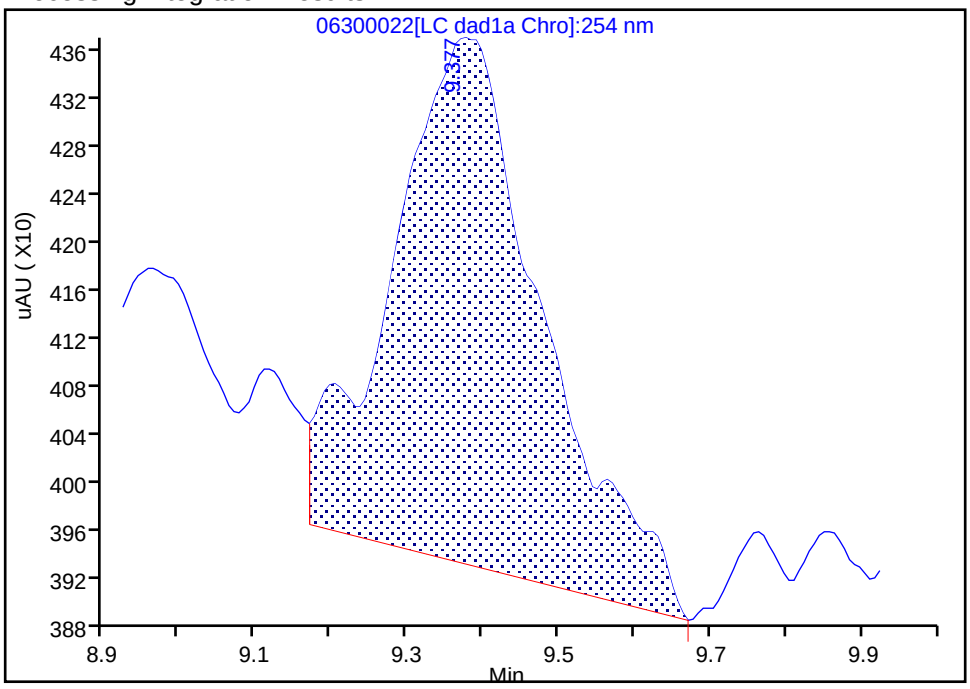

Manual Integration Results

RT: 9.38
Area: 4793
Amount: 0.019615
Amount Units: ug/ml

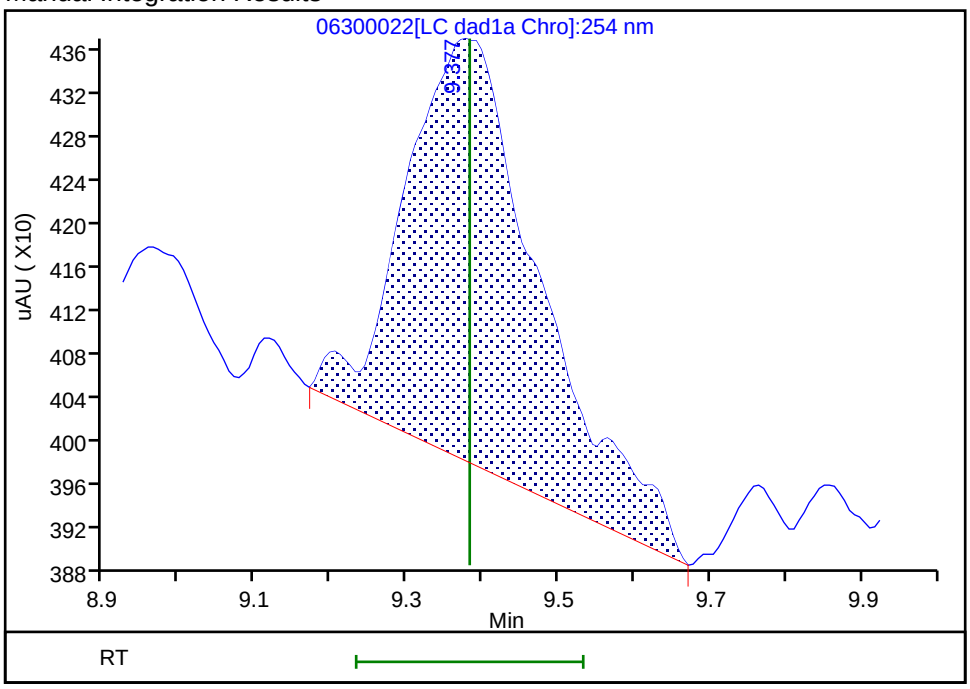

Reviewer: zhangji, 01-Jul-2020 17:10:27

Audit Action: Manually Integrated Audit Reason: Baseline

FORM I
HPLC/IC ORGANICS ANALYSIS DATA SHEET

Lab Name: Eurofins TestAmerica, Denver Job No.: 280-137702-1

SDG No.:

Client Sample ID: G0023-20A Lab Sample ID: 280-137702-9

Matrix: Water Lab File ID: 06270036.D

Analysis Method: 8330A Date Collected: 06/13/2020 10:10

Extraction Method: 3535 Date Extracted: 06/18/2020 10:49

Sample wt/vol: 478.3(mL) Date Analyzed: 06/28/2020 02:15

Con. Extract Vol.: 5(mL) Dilution Factor: 1

Injection Volume: 100(uL) GC Column: UltraCarb5uODS ID: 4.6(mm)

% Moisture: GPC Cleanup:(Y/N) N

Analysis Batch No.: 500385 Units: ug/L

CAS NO.	COMPOUND NAME	RESULT	Q	LOQ	LOD	DL
99-35-4	1,3,5-Trinitrobenzene	0.21	U	0.22	0.21	0.088
99-65-0	1,3-Dinitrobenzene	0.10	U	0.11	0.10	0.039
118-96-7	2,4,6-Trinitrotoluene	0.10	U	0.11	0.10	0.047
121-14-2	2,4-Dinitrotoluene	0.084	U	0.10	0.084	0.029
606-20-2	2,6-Dinitrotoluene	0.084	U	0.10	0.084	0.042
88-72-2	2-Nitrotoluene	0.21	U	0.22	0.21	0.089
99-08-1	3-Nitrotoluene	0.42	U	0.42	0.42	0.20
19406-51-0	4-Amino-2,6-dinitrotoluene	0.13	U	0.16	0.13	0.060
2691-41-0	HMX	0.21	U	0.22	0.21	0.092
5755-27-1	MNX	0.42	U	2.1	0.42	0.16
121-82-4	RDX	0.21	U	0.22	0.21	0.054

CAS NO.	SURROGATE	%REC	Q	LIMITS
528-29-0	1,2-Dinitrobenzene	107	M	83-119

Eurofins TestAmerica, Denver
Target Compound Quantitation Report

Data File: \\chromfs\Denver\ChromData\CHHPLC_X\20200627-92823.b\06270036.D
Lims ID: 280-137702-A-9-A
Client ID: G0023-20A
Sample Type: Client
Inject. Date: 28-Jun-2020 02:15:16 ALS Bottle#: 36 Worklist Smp#: 36
Injection Vol: 100.0 ul Dil. Factor: 1.0000
Sample Info: 280-137702-A-9-A
Misc. Info.: 280-0092823-036
Operator ID: JZ Instrument ID: CHHPLC_X3

Method: \\chromfs\Denver\ChromData\CHHPLC_X\20200627-92823.b\8330_X3.m
Limit Group: GCSV - 8330
Last Update: 30-Jun-2020 14:54:23 Calib Date: 26-Jun-2020 01:16:48
Integrator: Falcon
Quant Method: External Standard Quant By: Initial Calibration
Last ICal File: \\chromfs\Denver\ChromData\CHHPLC_X\20200625-92750.b\06250013.D

Column 1 : UltraCarb5uODS (20) (4.60 mm) Det: LC DAD1B, 254 nm
Process Host: CTX1061

First Level Reviewer: zhangji Date: 30-Jun-2020 14:44:15

	Compound	Det	RT (min.)	Exp RT (min.)	Dlt RT (min.)	Response	OnCol Amt ug/mL	Flags
	3 HMX	1		6.710			ND	
	6 MNX	1		7.384			ND	
	7 RDX	1		7.790			ND	
$	9 1,2-Dinitrobenzene	1	8.762	8.756	0.006	29640	0.2145	M
	10 1,3,5-Trinitrobenzene	1		8.930			ND	
	11 1,3-Dinitrobenzene	1		9.583			ND	
	12 Nitrobenzene	1	9.955	9.963	-0.008	79900	0.3987	M
	14 Tetryl	1	10.275	10.283	-0.008	1999	0.0113	
	16 2,4,6-Trinitrotoluene	1		11.250			ND	
	17 4-Amino-2,6-dinitrotoluene	1		11.423			ND	
	18 2-Amino-4,6-dinitrotoluene	1	11.715	11.716	-0.001	2773	0.0137	
	19 2,6-Dinitrotoluene	1		11.850			ND	
	20 2,4-Dinitrotoluene	1		12.050			ND	
	21 o-Nitrotoluene	1		12.870			ND	
	22 p-Nitrotoluene	1	13.295	13.310	-0.015	1381	0.0122	
	23 m-Nitrotoluene	1		13.896			ND	

QC Flag Legend

Review Flags
M - Manually Integrated

Report Date: 30-Jun-2020 14:54:25 Chrom Revision: 2.3 21-Jun-2020 18:30:46

Eurofins TestAmerica, Denver

Data File: \\chromfs\denver\chromdata\chhplc_x\20200627-92823.b\06270036.d

Injection Date:	28-Jun-2020 02:15:16	Instrument ID:	CHHPLC_X3	Operator ID:	JZ
Lims ID:	280-137702-A-9-A	Lab Sample ID:	280-137702-9	Worklist Smp#:	36
Client ID:	G0023-20A				
Injection Vol:	100.0 ul	Dil. Factor:	1.0000	ALS Bottle#:	36
Method:	8330_X3	Limit Group:	GCSV - 8330		

Column: UltraCarb5uODS (20) (4.60 mm)

Y Scaling: Method Defined: Scale to the Nth Largest Target: 1

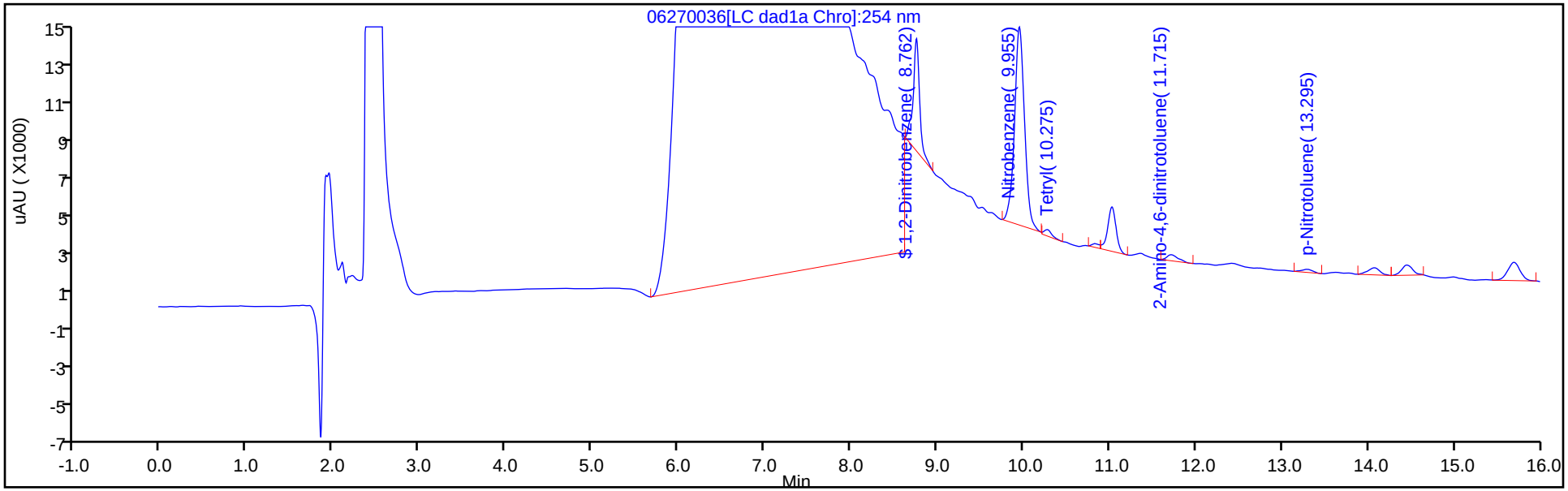

Y Scaling: Method Defined: Scale to the Nth Largest Target: 1

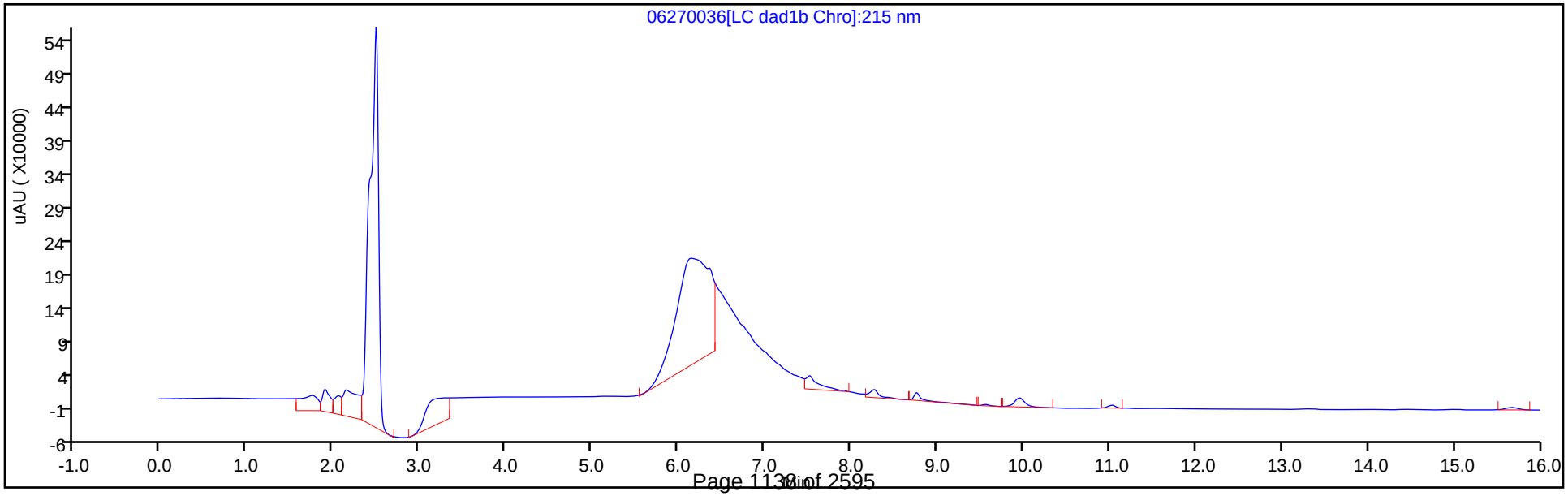

Eurofins TestAmerica, Denver
Recovery Report

Data File:	\\chromfs\Denver\ChromData\CHHPLC_X\20200627-92823.b\06270036.D				
Lims ID:	280-137702-A-9-A				
Client ID:	G0023-20A				
Sample Type:	Client				
Inject. Date:	28-Jun-2020 02:15:16	ALS Bottle#:	36	Worklist Smp#:	36
Injection Vol:	100.0 ul	Dil. Factor:	1.0000		
Sample Info:	280-137702-A-9-A				
Misc. Info.:	280-0092823-036				
Operator ID:	JZ	Instrument ID:	CHHPLC_X3		
Method:	\\chromfs\Denver\ChromData\CHHPLC_X\20200627-92823.b\8330_X3.m				
Limit Group:	GCSV - 8330				
Last Update:	30-Jun-2020 14:54:23	Calib Date:	26-Jun-2020 01:16:48		
Integrator:	Falcon				
Quant Method:	External Standard	Quant By:	Initial Calibration		
Last ICal File:	\\chromfs\Denver\ChromData\CHHPLC_X\20200625-92750.b\06250013.D				
Column 1 :	UltraCarb5uODS (20) (4.60 mm)		Det: LC DAD1B, 254 nm		
Process Host:	CTX1061				

First Level Reviewer: zhangji Date: 30-Jun-2020 14:44:15

Compound	Amount Added	Amount Recovered	% Rec.
$ 9 1,2-Dinitrobenzene	0.2000	0.2145	107.23

Manual Integration/User Assign Peak Report

Eurofins TestAmerica, Denver

Data File:	\\chromfs\denver\chromdata\chhplc_x\20200627-92823.b\06270036.d				
Injection Date:	28-Jun-2020 02:15:16	Instrument ID:	CHHPLC_X3		
Lims ID:	280-137702-A-9-A	Lab Sample ID:	280-137702-9		
Client ID:	G0023-20A				
Operator ID:	JZ	ALS Bottle#:	36	Worklist Smp#:	36
Injection Vol:	100.0 ul	Dil. Factor:	1.0000		
Method:	8330_X3	Limit Group:	GCSV - 8330		
Column:	UltraCarb5uODS (20) (4.60 mm)	Detector	LC DAD1B, 254 nm		

$ 9 1,2-Dinitrobenzene, CAS: 528-29-0

Signal: 1

Processing Integration Results

RT: 8.76
Area: 132687
Amount: 0.960024
Amount Units: ug/mL

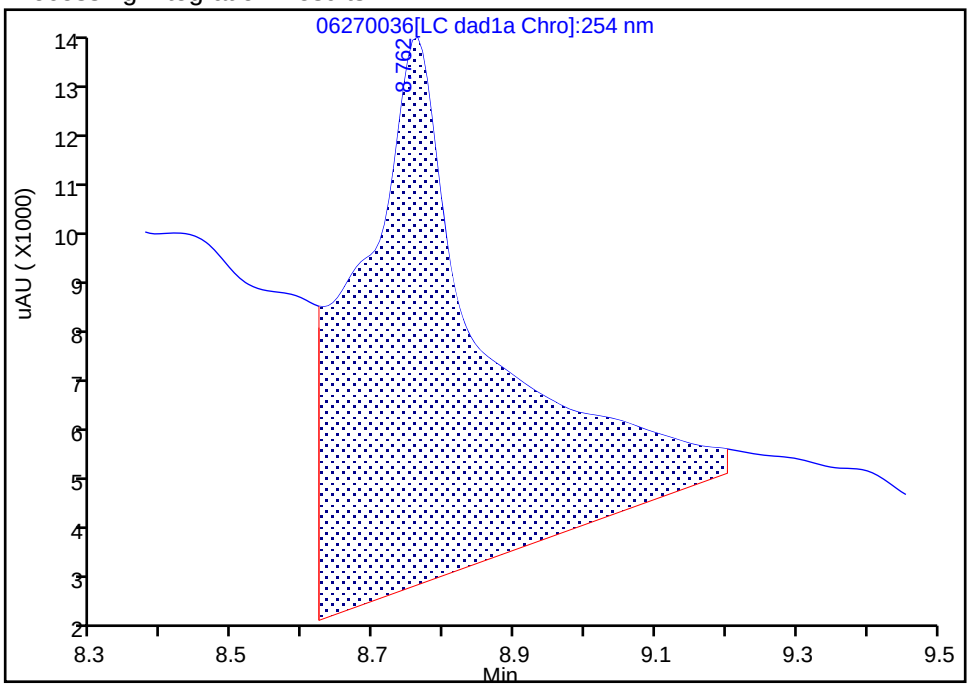

Manual Integration Results

RT: 8.76
Area: 29640
Amount: 0.214453
Amount Units: ug/mL

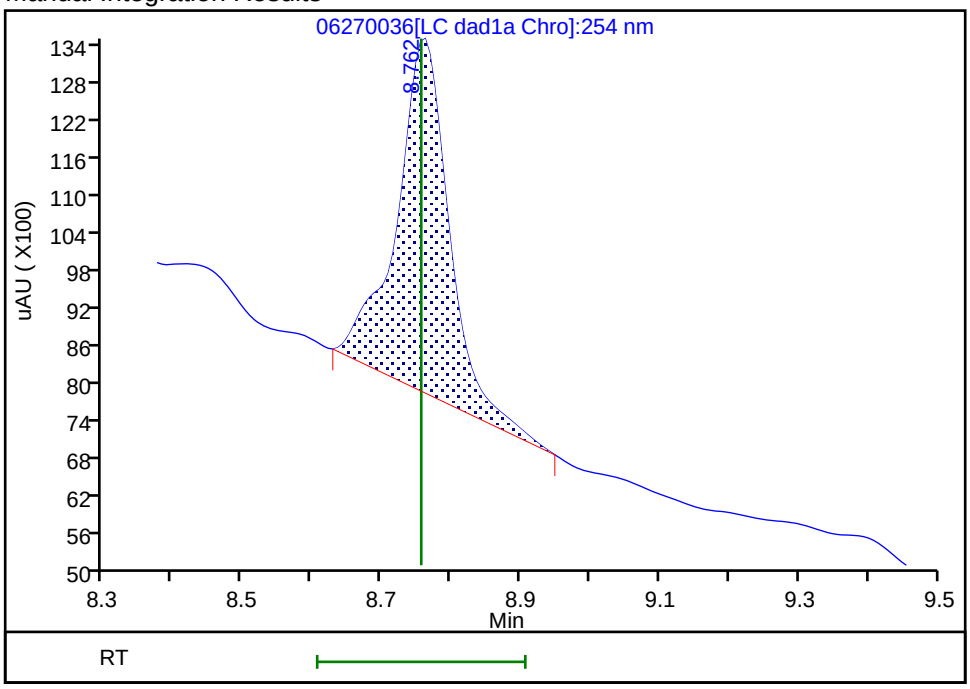

Reviewer: zhangji, 30-Jun-2020 14:43:58

Audit Action: Manually Integrated Audit Reason: Baseline

Manual Integration/User Assign Peak Report

Eurofins TestAmerica, Denver

Data File:	\\chromfs\denver\chromdata\chhplc_x\20200627-92823.b\06270036.d				
Injection Date:	28-Jun-2020 02:15:16	Instrument ID:	CHHPLC_X3		
Lims ID:	280-137702-A-9-A	Lab Sample ID:	280-137702-9		
Client ID:	G0023-20A				
Operator ID:	JZ	ALS Bottle#:	36	Worklist Smp#:	36
Injection Vol:	100.0 ul	Dil. Factor:	1.0000		
Method:	8330_X3	Limit Group:	GCSV - 8330		
Column:	UltraCarb5uODS (20) (4.60 mm)	Detector	LC DAD1B, 254 nm		

12 Nitrobenzene, CAS: 98-95-3

Signal: 1

Processing Integration Results

RT: 9.96
Area: 86052
Amount: 0.429396
Amount Units: ug/mL

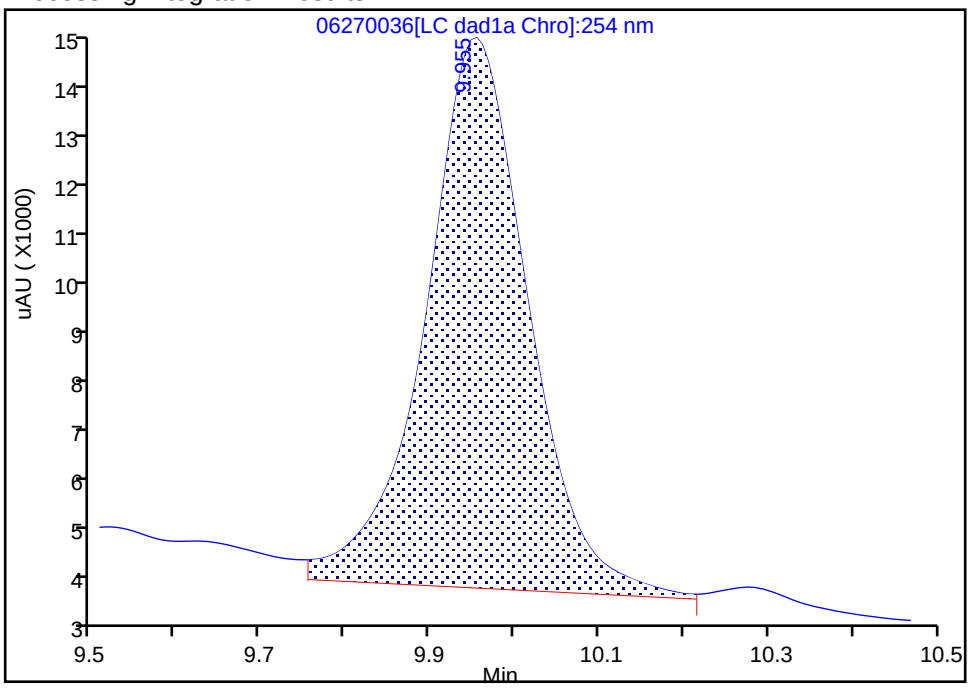

Manual Integration Results

RT: 9.96
Area: 79900
Amount: 0.398697
Amount Units: ug/mL

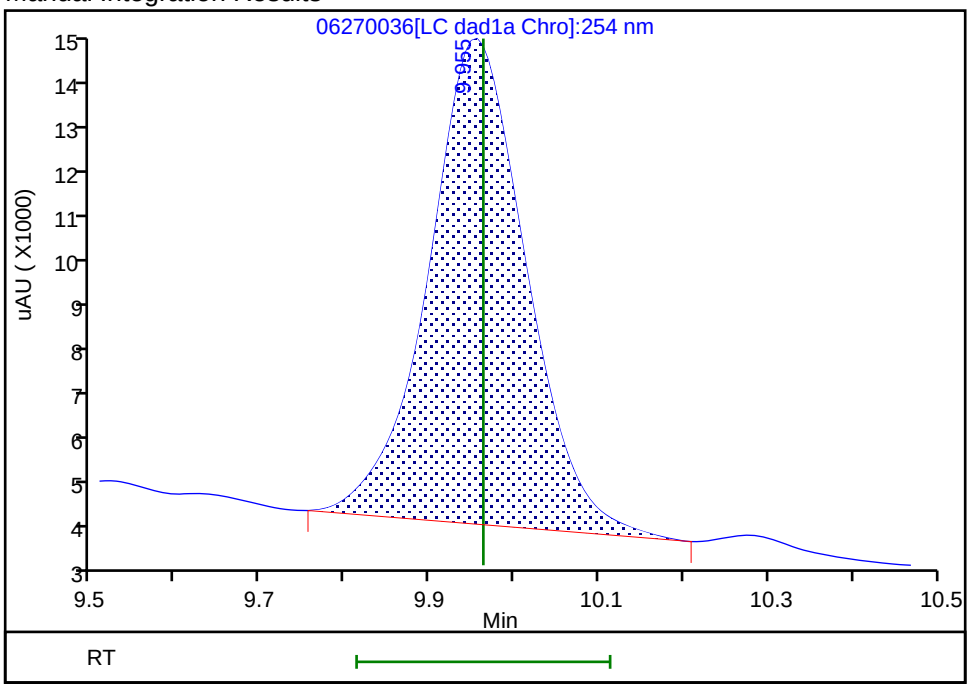

Reviewer: zhangji, 30-Jun-2020 14:44:07

Audit Action: Manually Integrated Audit Reason: Baseline

FORM I
HPLC/IC ORGANICS ANALYSIS DATA SHEET

Lab Name: Eurofins TestAmerica, Denver Job No.: 280-137702-1

SDG No.:

Client Sample ID: G0023-20A Lab Sample ID: 280-137702-9

Matrix: Water Lab File ID: 06300023.D

Analysis Method: 8330A Date Collected: 06/13/2020 10:10

Extraction Method: 3535 Date Extracted: 06/18/2020 10:49

Sample wt/vol: 478.3(mL) Date Analyzed: 07/01/2020 03:31

Con. Extract Vol.: 5(mL) Dilution Factor: 1

Injection Volume: 100(uL) GC Column: Luna-phenylhex ID: 4.6(mm)

% Moisture: GPC Cleanup:(Y/N) N

Analysis Batch No.: 500692 Units: ug/L

CAS NO.	COMPOUND NAME	RESULT	Q	LOQ	LOD	DL
35572-78-2	2-Amino-4,6-dinitrotoluene	0.10	U	0.11	0.10	0.053
99-99-0	4-Nitrotoluene	0.42	U	0.43	0.42	0.10
98-95-3	Nitrobenzene	0.21	U	0.22	0.21	0.095
479-45-8	Tetryl	0.10	U	0.11	0.10	0.033

CAS NO.	SURROGATE	%REC	Q	LIMITS
528-29-0	1,2-Dinitrobenzene	93	*M*	83-119

Eurofins TestAmerica, Denver
Target Compound Quantitation Report

Data File: \\chromfs\Denver\ChromData\G2_LUNA\20200630-92910.b\06300023.D
Lims ID: 280-137702-A-9-A
Client ID: G0023-20A
Sample Type: Client
Inject. Date: 01-Jul-2020 03:31:48 ALS Bottle#: 23 Worklist Smp#: 23
Injection Vol: 100.0 ul Dil. Factor: 1.0000
Sample Info: 280-137702-A-9-A
Misc. Info.: 280-0092910-023
Operator ID: JZ Instrument ID: CHHPLC_G2_LUNA

Method: \\chromfs\Denver\ChromData\G2_LUNA\20200630-92910.b\G2_8330_Luna.m
Limit Group: GCSV - 8330
Last Update: 01-Jul-2020 17:34:09 Calib Date: 15-May-2020 02:11:20
Integrator: Falcon
Quant Method: External Standard Quant By: Initial Calibration
Last ICal File: \\chromfs\Denver\ChromData\G2_LUNA\20200514-91518.b\05140024.D

Column 1 : Luna-Phenyl hexyl (4.60 mm) Det: LC DAD1A, 254 nm
Process Host: CTX1062

First Level Reviewer: zhangji Date: 01-Jul-2020 17:11:55

Compound	Det	RT (min.)	Exp RT (min.)	Dlt RT (min.)	Response	OnCol Amt ug/ml	Flags
6 HMX	1		7.162			ND	
7 MNX	1		7.943			ND	
8 RDX	1		9.382			ND	MU
9 Nitrobenzene	1		12.296			ND	
$ 10 1,2-Dinitrobenzene	1	13.296	13.296	0.000	53214	0.1853	M
12 1,3-Dinitrobenzene	1		15.822			ND	
14 o-Nitrotoluene	1	16.689	16.762	-0.073	4791	0.0176	M
15 p-Nitrotoluene	1		17.022			ND	
16 4-Amino-2,6-dinitrotoluene	1		17.482			ND	
17 m-Nitrotoluene	1		17.982			ND	
18 2-Amino-4,6-dinitrotoluene	1		18.416			ND	
19 1,3,5-Trinitrobenzene	1		19.162			ND	
20 2,6-Dinitrotoluene	1		20.076			ND	
21 2,4-Dinitrotoluene	1		20.596			ND	U
22 Tetryl	1		23.896			ND	
23 2,4,6-Trinitrotoluene	1		24.922			ND	

QC Flag Legend

Review Flags
M - Manually Integrated
U - Marked Undetected

Report Date: 01-Jul-2020 17:34:11 Chrom Revision: 2.3 21-Jun-2020 18:30:46

Eurofins TestAmerica, Denver

Data File: \\chromfs\denver\chromdata\g2_luna\20200630-92910.b\06300023.d

Injection Date:	01-Jul-2020 03:31:48	Instrument ID:	CHHPLC_G2_LUNA	Operator ID:	JZ
Lims ID:	280-137702-A-9-A	Lab Sample ID:	280-137702-9	Worklist Smp#:	23
Client ID:	G0023-20A				
Injection Vol:	100.0 ul	Dil. Factor:	1.0000	ALS Bottle#:	23
Method:	G2_8330_Luna	Limit Group:	GCSV - 8330		

Column: Luna-Phenyl hexyl (4.60 mm) Y Scaling: Method Defined: Scale to the Nth Largest Peak: 1

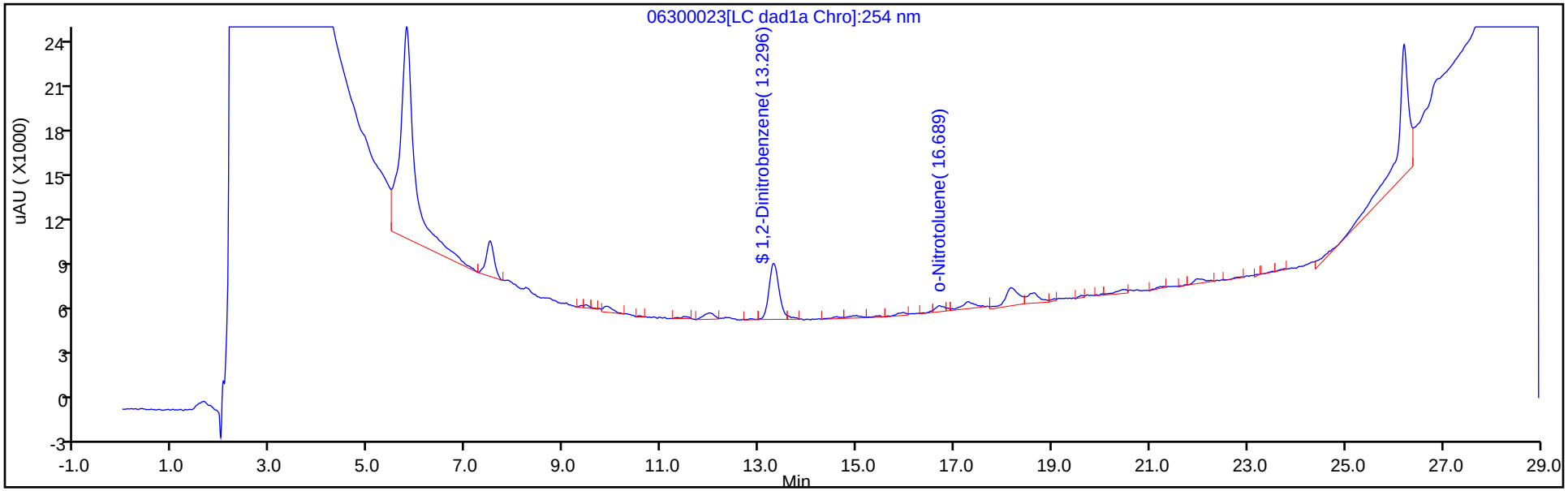

Y Scaling: Method Defined: Scale to the Nth Largest Peak: 1

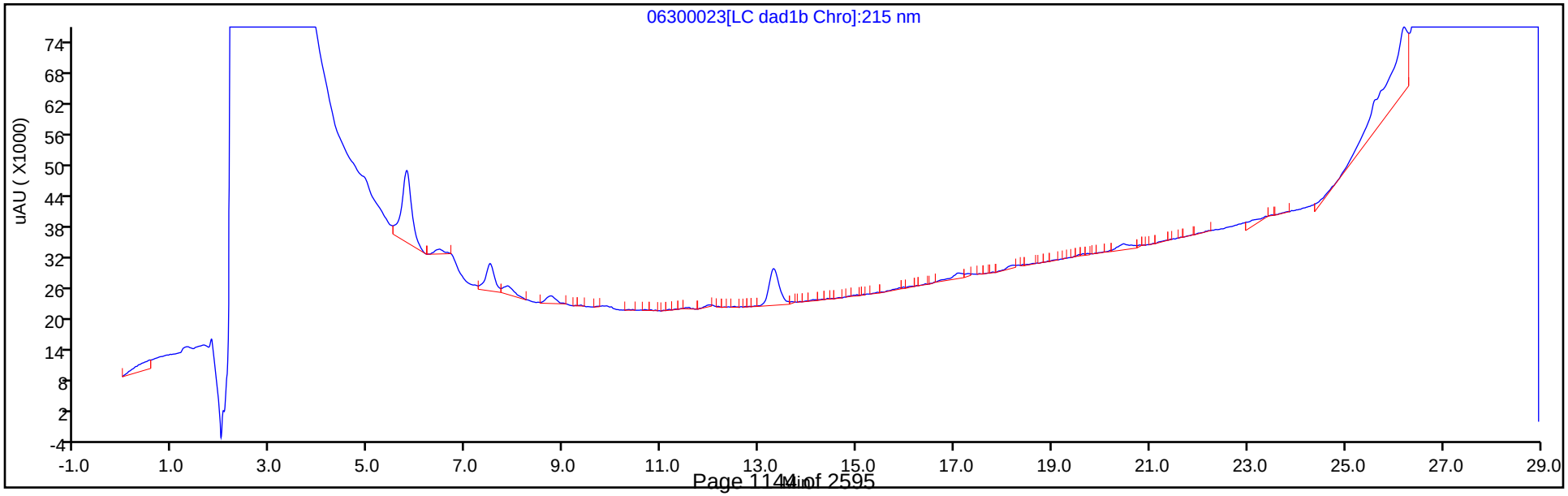

Eurofins TestAmerica, Denver
Recovery Report

Data File:	\\chromfs\Denver\ChromData\G2_LUNA\20200630-92910.b\06300023.D				
Lims ID:	280-137702-A-9-A				
Client ID:	G0023-20A				
Sample Type:	Client				
Inject. Date:	01-Jul-2020 03:31:48	ALS Bottle#:	23	Worklist Smp#:	23
Injection Vol:	100.0 ul	Dil. Factor:	1.0000		
Sample Info:	280-137702-A-9-A				
Misc. Info.:	280-0092910-023				
Operator ID:	JZ	Instrument ID:	CHHPLC_G2_LUNA		
Method:	\\chromfs\Denver\ChromData\G2_LUNA\20200630-92910.b\G2_8330_Luna.m				
Limit Group:	GCSV - 8330				
Last Update:	01-Jul-2020 17:34:09	Calib Date:	15-May-2020 02:11:20		
Integrator:	Falcon				
Quant Method:	External Standard	Quant By:	Initial Calibration		
Last ICal File:	\\chromfs\Denver\ChromData\G2_LUNA\20200514-91518.b\05140024.D				
Column 1 :	Luna-Phenyl hexyl (4.60 mm)		Det: LC DAD1A, 254 nm		
Process Host:	CTX1062				
First Level Reviewer: zhangji		Date:	01-Jul-2020 17:11:55		

Compound	Amount Added	Amount Recovered	% Rec.
$ 10 1,2-Dinitrobenzene	0.2000	0.1853	92.66

Manual Integration/User Assign Peak Report

Eurofins TestAmerica, Denver

Data File:	\\chromfs\denver\chromdata\g2_luna\20200630-92910.b\06300023.d				
Injection Date:	01-Jul-2020 03:31:48	Instrument ID:	CHHPLC_G2_LUNA		
Lims ID:	280-137702-A-9-A	Lab Sample ID:	280-137702-9		
Client ID:	G0023-20A				
Operator ID:	JZ	ALS Bottle#:	23	Worklist Smp#:	23
Injection Vol:	100.0 ul	Dil. Factor:	1.0000		
Method:	G2_8330_Luna	Limit Group:	GCSV - 8330		
Column:	Luna-Phenyl hexyl (4.60 mm)	Detector	LC DAD1A, 254 nm		

$ 10 1,2-Dinitrobenzene, CAS: 528-29-0

Signal: 1

Processing Integration Results

RT: 13.30
Area: 54537
Amount: 0.190089
Amount Units: ug/ml

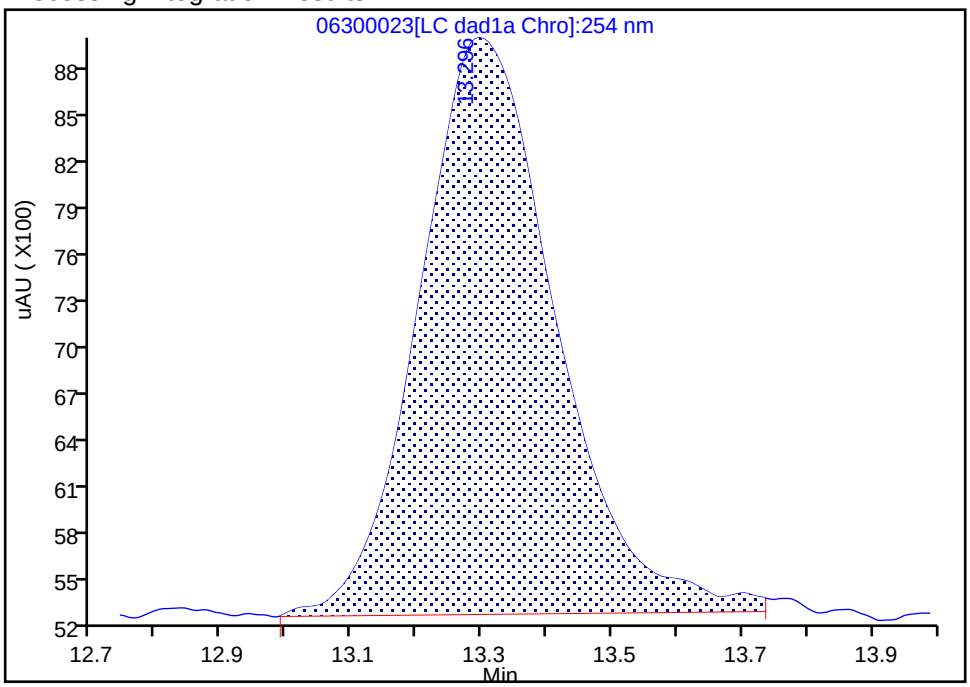

Manual Integration Results

RT: 13.30
Area: 53214
Amount: 0.185317
Amount Units: ug/ml

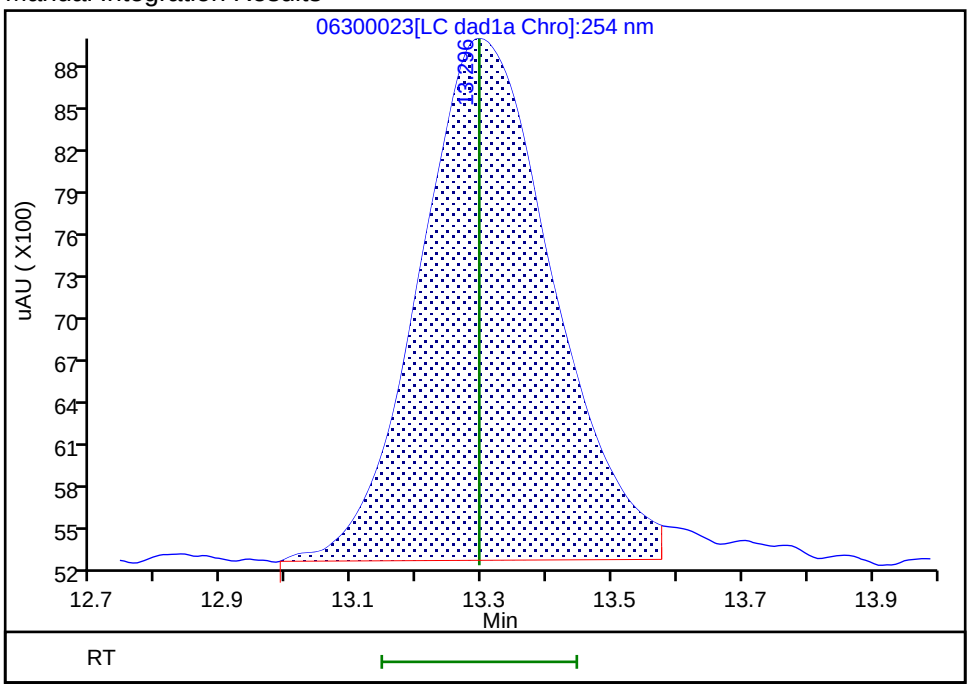

Reviewer: zhangji, 01-Jul-2020 17:11:19

Audit Action: Split an Integrated Peak Audit Reason: Baseline

User Disabled Compound Report

Eurofins TestAmerica, Denver

Data File:	\\chromfs\denver\chromdata\g2_luna\20200630-92910.b\06300023.d				
Injection Date:	01-Jul-2020 03:31:48	Instrument ID:	CHHPLC_G2_LUNA		
Lims ID:	280-137702-A-9-A	Lab Sample ID:	280-137702-9		
Client ID:	G0023-20A				
Operator ID:	JZ	ALS Bottle#:	23	Worklist Smp#:	23
Injection Vol:	100.0 ul	Dil. Factor:	1.0000		
Method:	G2_8330_Luna	Limit Group:	GCSV - 8330		
Column:	Luna-Phenyl hexyl (4.60 mm)	Detector	LC DAD1A, 254 nm		

21 2,4-Dinitrotoluene, CAS: 121-14-2, Signal: 1

RT: 20.45
Response: 4442
Amount: 0.006939

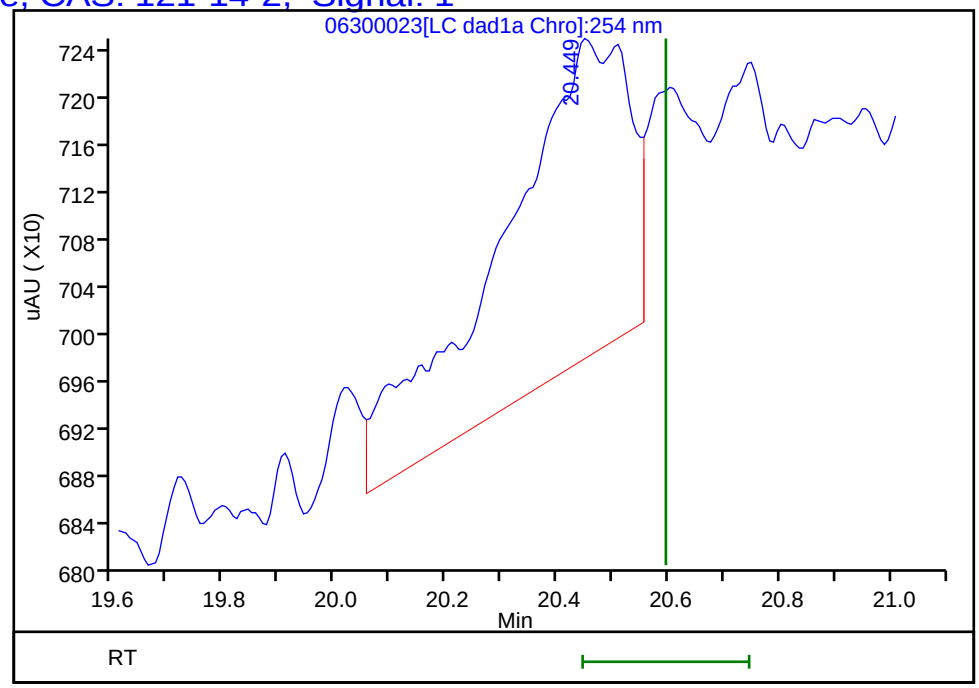

Reviewer: zhangji, 01-Jul-2020 17:11:55
Audit Action: Marked Compound Undetected Audit Reason: Invalid Compound ID

Manual Integration/User Assign Peak Report

Eurofins TestAmerica, Denver

Data File:	\\chromfs\denver\chromdata\g2_luna\20200630-92910.b\06300023.d				
Injection Date:	01-Jul-2020 03:31:48	Instrument ID:	CHHPLC_G2_LUNA		
Lims ID:	280-137702-A-9-A	Lab Sample ID:	280-137702-9		
Client ID:	G0023-20A				
Operator ID:	JZ	ALS Bottle#:	23	Worklist Smp#:	23
Injection Vol:	100.0 ul	Dil. Factor:	1.0000		
Method:	G2_8330_Luna	Limit Group:	GCSV - 8330		
Column:	Luna-Phenyl hexyl (4.60 mm)	Detector	LC DAD1A, 254 nm		

14 o-Nitrotoluene, CAS: 88-72-2

Signal: 1

Processing Integration Results

RT: 16.70
Area: 7413
Amount: 0.027157
Amount Units: ug/ml

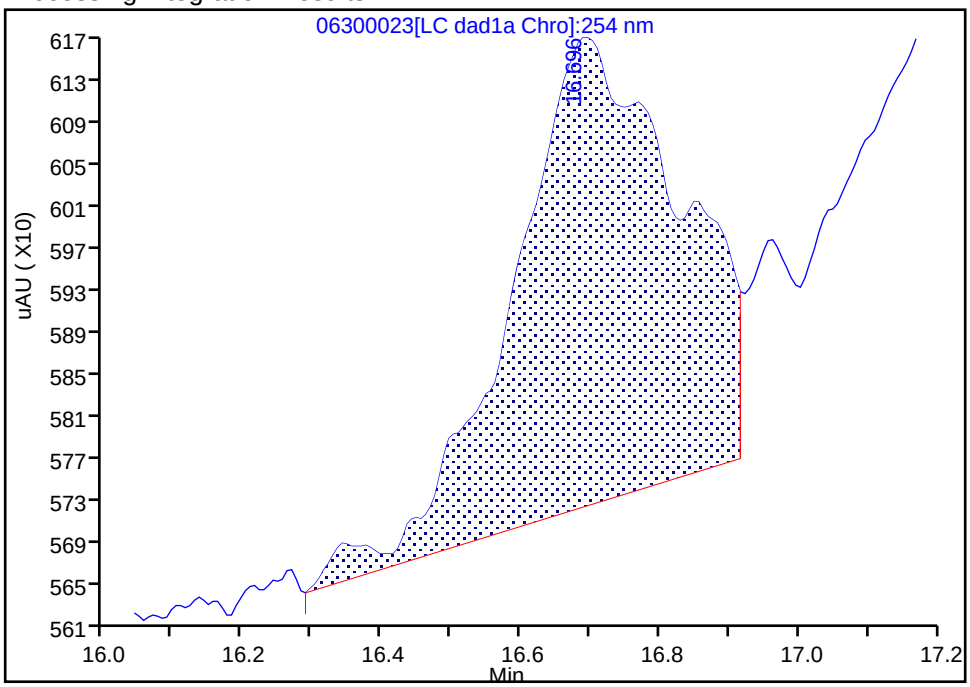

Manual Integration Results

RT: 16.69
Area: 4791
Amount: 0.017552
Amount Units: ug/ml

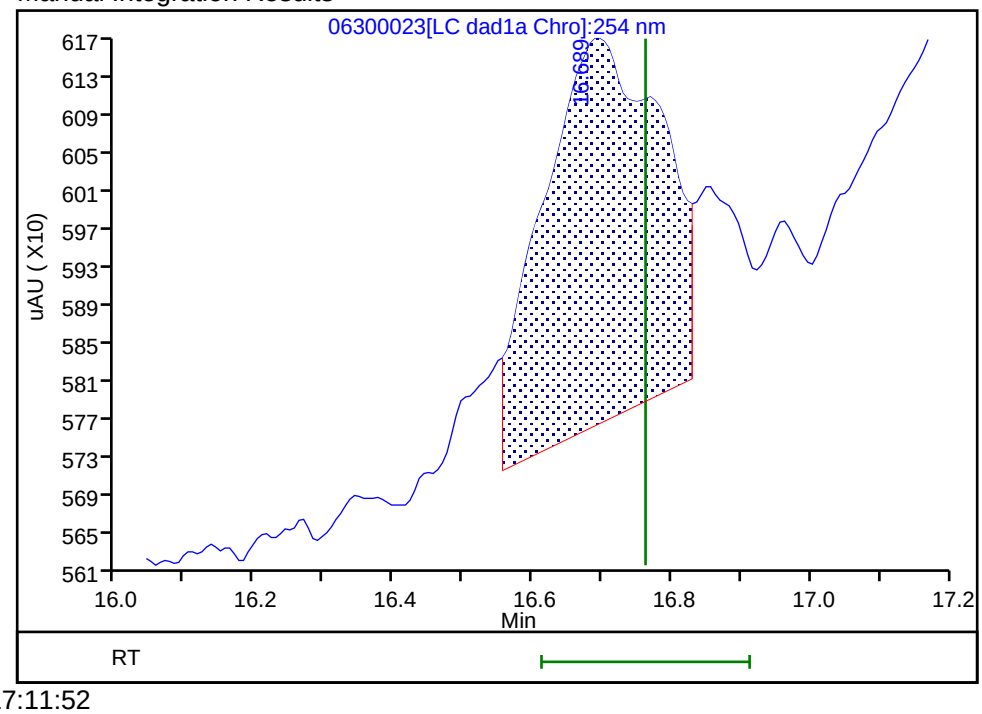

Reviewer: zhangji, 01-Jul-2020 17:11:52

Audit Action: Assigned New Baseline Audit Reason: Baseline

User Disabled Compound Report

Eurofins TestAmerica, Denver

Data File: \\chromfs\denver\chromdata\g2_luna\20200630-92910.b\06300023.d

Injection Date:	01-Jul-2020 03:31:48	Instrument ID:	CHHPLC_G2_LUNA		
Lims ID:	280-137702-A-9-A	Lab Sample ID:	280-137702-9		
Client ID:	G0023-20A				
Operator ID:	JZ	ALS Bottle#:	23	Worklist Smp#:	23
Injection Vol:	100.0 ul	Dil. Factor:	1.0000		
Method:	G2_8330_Luna	Limit Group:	GCSV - 8330		
Column:	Luna-Phenyl hexyl (4.60 mm)	Detector	LC DAD1A, 254 nm		

8 RDX, CAS: 121-82-4, Signal: 1

RT: 9.42
Response: 3882
Amount: 0.015886

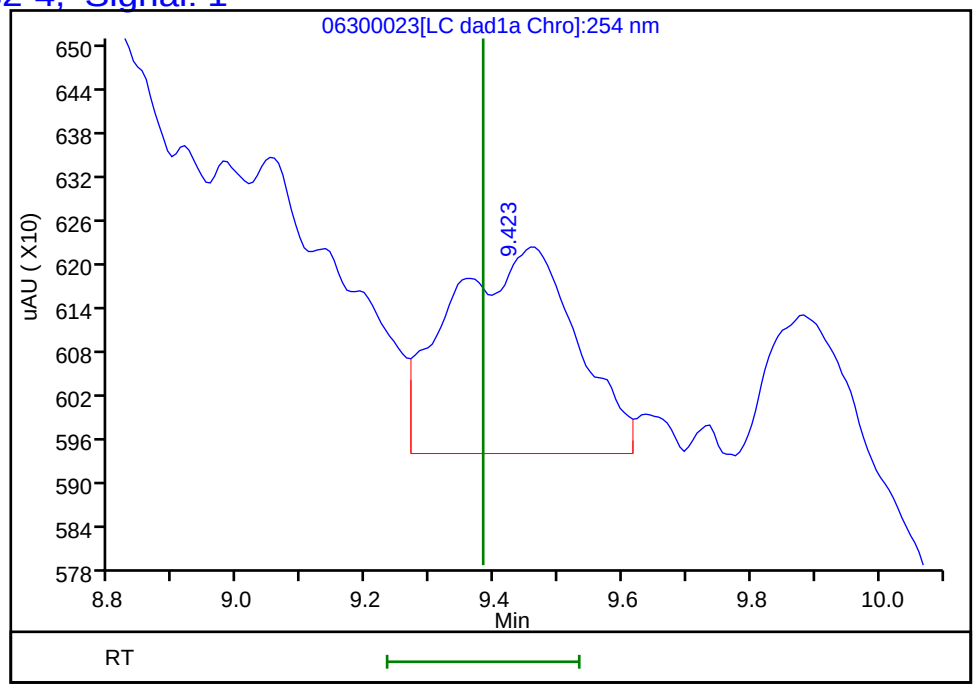

Reviewer: zhangji, 01-Jul-2020 17:11:55

Audit Action: Marked Compound Undetected Audit Reason: Invalid Compound ID

FORM I
HPLC/IC ORGANICS ANALYSIS DATA SHEET

Lab Name: Eurofins TestAmerica, Denver Job No.: 280-137702-1

SDG No.:

Client Sample ID: G0119-20A Lab Sample ID: 280-137702-10

Matrix: Water Lab File ID: 06270037.D

Analysis Method: 8330A Date Collected: 06/13/2020 09:40

Extraction Method: 3535 Date Extracted: 06/18/2020 10:49

Sample wt/vol: 456.2(mL) Date Analyzed: 06/28/2020 02:38

Con. Extract Vol.: 5(mL) Dilution Factor: 1

Injection Volume: 100(uL) GC Column: UltraCarb5uODS ID: 4.6(mm)

% Moisture: GPC Cleanup:(Y/N) N

Analysis Batch No.: 500385 Units: ug/L

CAS NO.	COMPOUND NAME	RESULT	Q	LOQ	LOD	DL
99-35-4	1,3,5-Trinitrobenzene	0.22	U	0.23	0.22	0.092
99-65-0	1,3-Dinitrobenzene	0.11	U	0.12	0.11	0.040
118-96-7	2,4,6-Trinitrotoluene	0.11	U	0.12	0.11	0.049
606-20-2	2,6-Dinitrotoluene	0.088	U	0.11	0.088	0.044
35572-78-2	2-Amino-4,6-dinitrotoluene	0.11	U	0.12	0.11	0.056
88-72-2	2-Nitrotoluene	0.22	U	0.23	0.22	0.094
99-08-1	3-Nitrotoluene	0.44	U	0.44	0.44	0.21
19406-51-0	4-Amino-2,6-dinitrotoluene	0.13	U	0.16	0.13	0.063
2691-41-0	HMX	0.45	M J1	0.23	0.22	0.096
5755-27-1	MNX	0.44	U	2.2	0.44	0.17
121-82-4	RDX	1.1	M J1	0.23	0.22	0.056
479-45-8	Tetryl	0.11	U	0.12	0.11	0.035

CAS NO.	SURROGATE	%REC	Q	LIMITS
528-29-0	1,2-Dinitrobenzene	101	M	83-119

Eurofins TestAmerica, Denver
Target Compound Quantitation Report

Data File: \\chromfs\Denver\ChromData\CHHPLC_X\20200627-92823.b\06270037.D
Lims ID: 280-137702-A-10-A
Client ID: G0119-20A
Sample Type: Client
Inject. Date: 28-Jun-2020 02:38:21 ALS Bottle#: 37 Worklist Smp#: 37
Injection Vol: 100.0 ul Dil. Factor: 1.0000
Sample Info: 280-137702-A-10-
Misc. Info.: 280-0092823-037
Operator ID: JZ Instrument ID: CHHPLC_X3

Method: \\chromfs\Denver\ChromData\CHHPLC_X\20200627-92823.b\8330_X3.m
Limit Group: GCSV - 8330
Last Update: 30-Jun-2020 14:54:23 Calib Date: 26-Jun-2020 01:16:48
Integrator: Falcon
Quant Method: External Standard Quant By: Initial Calibration
Last ICal File: \\chromfs\Denver\ChromData\CHHPLC_X\20200625-92750.b\06250013.D

Column 1 : UltraCarb5uODS (20) (4.60 mm) Det: LC DAD1B, 254 nm
Process Host: CTX1061

First Level Reviewer: zhangji Date: 30-Jun-2020 14:45:09

	Compound	Det	RT (min.)	Exp RT (min.)	Dlt RT (min.)	Response	OnCol Amt ug/mL	Flags
	3 HMX	1	6.702	6.710	-0.008	3554	0.0413	M
	6 MNX	1		7.384			ND	
	7 RDX	1	7.762	7.790	-0.028	11281	0.0967	M
$	9 1,2-Dinitrobenzene	1	8.755	8.756	-0.001	27981	0.2024	M
	10 1,3,5-Trinitrobenzene	1		8.930			ND	
	11 1,3-Dinitrobenzene	1		9.583			ND	
	12 Nitrobenzene	1	9.995	9.963	0.032	1805	0.009007	M
	14 Tetryl	1		10.283			ND	
	16 2,4,6-Trinitrotoluene	1		11.250			ND	
	17 4-Amino-2,6-dinitrotoluene	1		11.423			ND	
	18 2-Amino-4,6-dinitrotoluene	1		11.716			ND	
	19 2,6-Dinitrotoluene	1		11.850			ND	
	20 2,4-Dinitrotoluene	1	12.081	12.050	0.031	3554	0.0117	M
	21 o-Nitrotoluene	1		12.870			ND	
	22 p-Nitrotoluene	1	13.288	13.310	-0.022	5551	0.0491	
	23 m-Nitrotoluene	1		13.896			ND	

QC Flag Legend

Review Flags
M - Manually Integrated

Report Date: 30-Jun-2020 14:54:25 Chrom Revision: 2.3 21-Jun-2020 18:30:46

Eurofins TestAmerica, Denver

Data File: \\chromfs\denver\chromdata\chhplc_x\20200627-92823.b\06270037.d

Injection Date:	28-Jun-2020 02:38:21	Instrument ID:	CHHPLC_X3	Operator ID:	JZ
Lims ID:	280-137702-A-10-A	Lab Sample ID:	280-137702-10	Worklist Smp#:	37
Client ID:	G0119-20A				
Injection Vol:	100.0 ul	Dil. Factor:	1.0000	ALS Bottle#:	37
Method:	8330_X3	Limit Group:	GCSV - 8330		

Column: UltraCarb5uODS (20) (4.60 mm) Y Scaling: Method Defined: Scale to the Nth Largest Target: 1

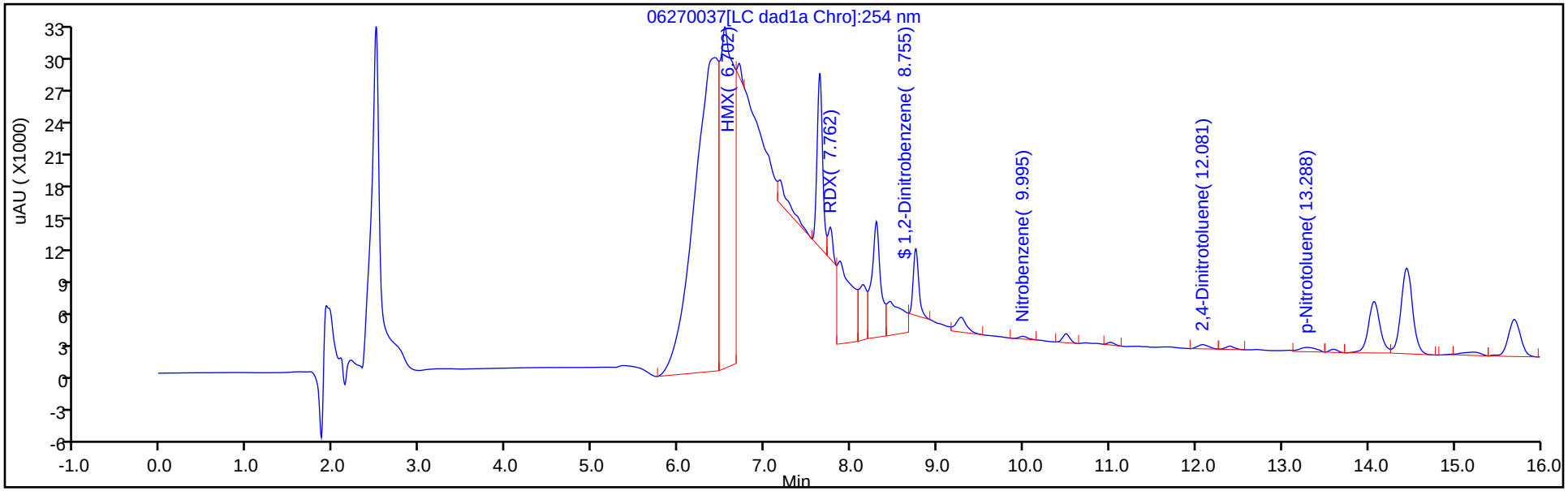

Y Scaling: Method Defined: Scale to the Nth Largest Target: 1

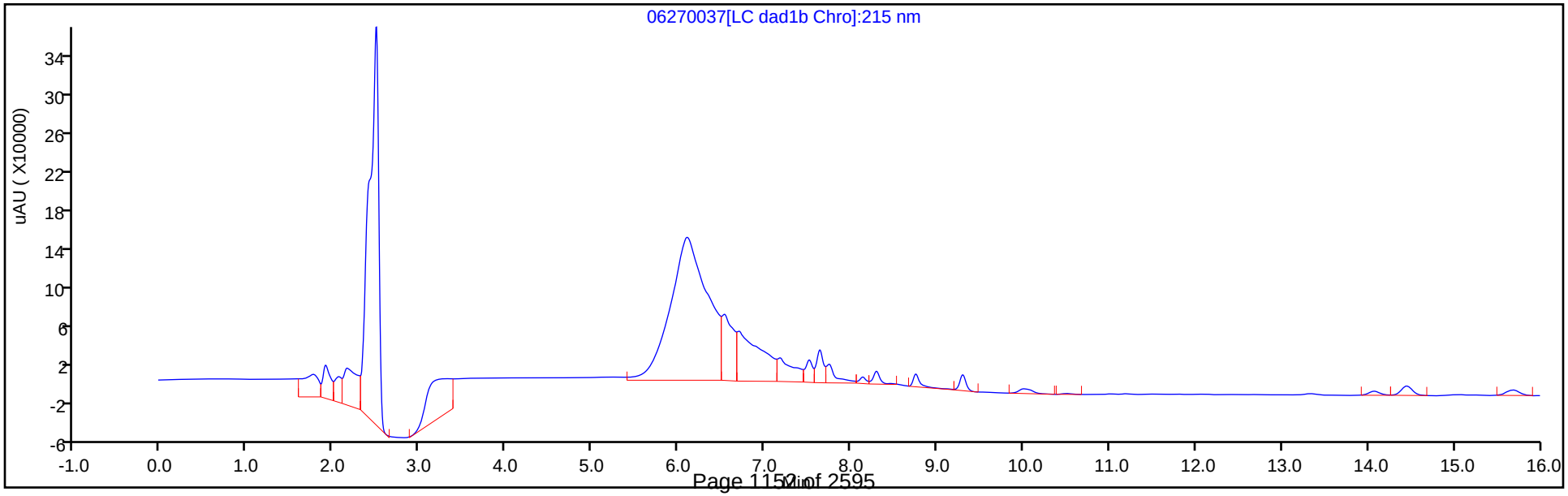

Eurofins TestAmerica, Denver
Recovery Report

Data File:	\\chromfs\Denver\ChromData\CHHPLC_X\20200627-92823.b\06270037.D				
Lims ID:	280-137702-A-10-A				
Client ID:	G0119-20A				
Sample Type:	Client				
Inject. Date:	28-Jun-2020 02:38:21	ALS Bottle#:	37	Worklist Smp#:	37
Injection Vol:	100.0 ul	Dil. Factor:	1.0000		
Sample Info:	280-137702-A-10-				
Misc. Info.:	280-0092823-037				
Operator ID:	JZ	Instrument ID:	CHHPLC_X3		
Method:	\\chromfs\Denver\ChromData\CHHPLC_X\20200627-92823.b\8330_X3.m				
Limit Group:	GCSV - 8330				
Last Update:	30-Jun-2020 14:54:23	Calib Date:	26-Jun-2020 01:16:48		
Integrator:	Falcon				
Quant Method:	External Standard	Quant By:	Initial Calibration		
Last ICal File:	\\chromfs\Denver\ChromData\CHHPLC_X\20200625-92750.b\06250013.D				
Column 1 :	UltraCarb5uODS (20) (4.60 mm)		Det: LC DAD1B, 254 nm		
Process Host:	CTX1061				

First Level Reviewer: zhangji Date: 30-Jun-2020 14:45:09

Compound	Amount Added	Amount Recovered	% Rec.
$ 9 1,2-Dinitrobenzene	0.2000	0.2024	101.22

Manual Integration/User Assign Peak Report

Eurofins TestAmerica, Denver

Data File:	\\chromfs\denver\chromdata\chhplc_x\20200627-92823.b\06270037.d				
Injection Date:	28-Jun-2020 02:38:21	Instrument ID:	CHHPLC_X3		
Lims ID:	280-137702-A-10-A	Lab Sample ID:	280-137702-10		
Client ID:	G0119-20A				
Operator ID:	JZ	ALS Bottle#:	37	Worklist Smp#:	37
Injection Vol:	100.0 ul	Dil. Factor:	1.0000		
Method:	8330_X3	Limit Group:	GCSV - 8330		
Column:	UltraCarb5uODS (20) (4.60 mm)	Detector	LC DAD1B, 254 nm		

$ 9 1,2-Dinitrobenzene, CAS: 528-29-0

Signal: 1

Processing Integration Results

RT: 8.75
Area: 51940
Amount: 0.375799
Amount Units: ug/mL

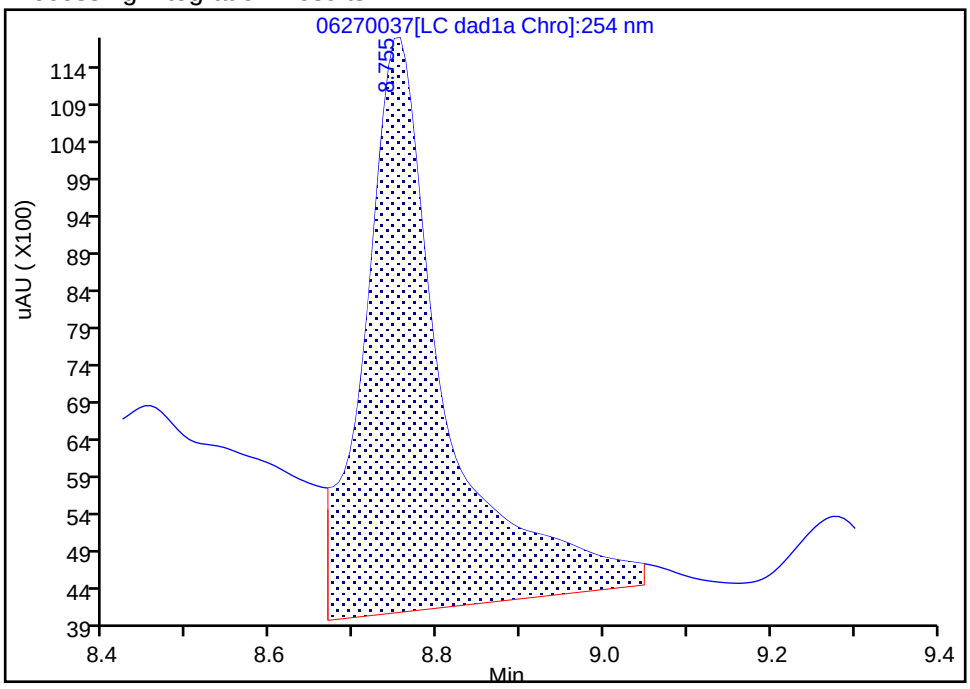

Manual Integration Results

RT: 8.75
Area: 27981
Amount: 0.202450
Amount Units: ug/mL

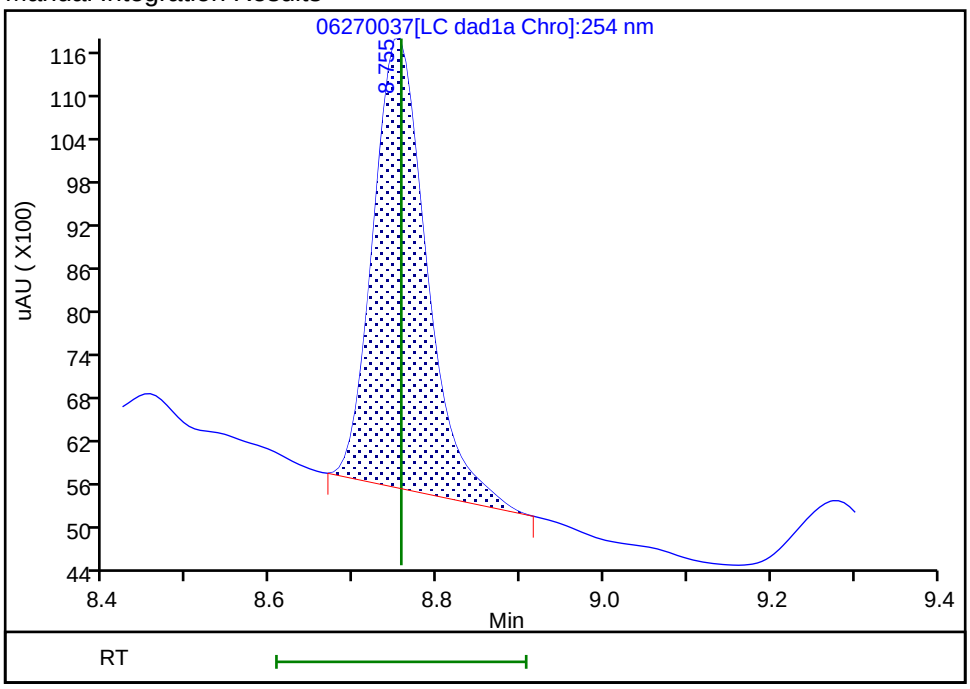

Reviewer: zhangji, 30-Jun-2020 14:44:45

Audit Action: Manually Integrated Audit Reason: Baseline

Manual Integration/User Assign Peak Report

Eurofins TestAmerica, Denver

Data File:	\\chromfs\denver\chromdata\chhplc_x\20200627-92823.b\06270037.d				
Injection Date:	28-Jun-2020 02:38:21	Instrument ID:	CHHPLC_X3		
Lims ID:	280-137702-A-10-A	Lab Sample ID:	280-137702-10		
Client ID:	G0119-20A				
Operator ID:	JZ	ALS Bottle#:	37	Worklist Smp#:	37
Injection Vol:	100.0 ul	Dil. Factor:	1.0000		
Method:	8330_X3	Limit Group:	GCSV - 8330		
Column:	UltraCarb5uODS (20) (4.60 mm)	Detector	LC DAD1B, 254 nm		

20 2,4-Dinitrotoluene, CAS: 121-14-2

Signal: 1

Processing Integration Results

RT: 12.08
Area: 3635
Amount: 0.011974
Amount Units: ug/mL

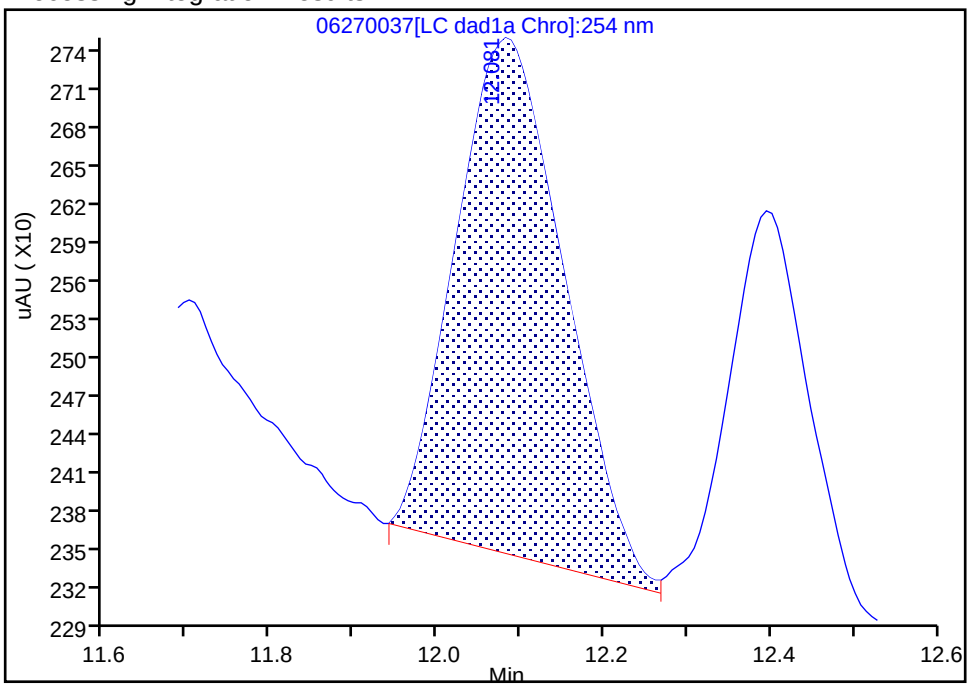

Manual Integration Results

RT: 12.08
Area: 3554
Amount: 0.011707
Amount Units: ug/mL

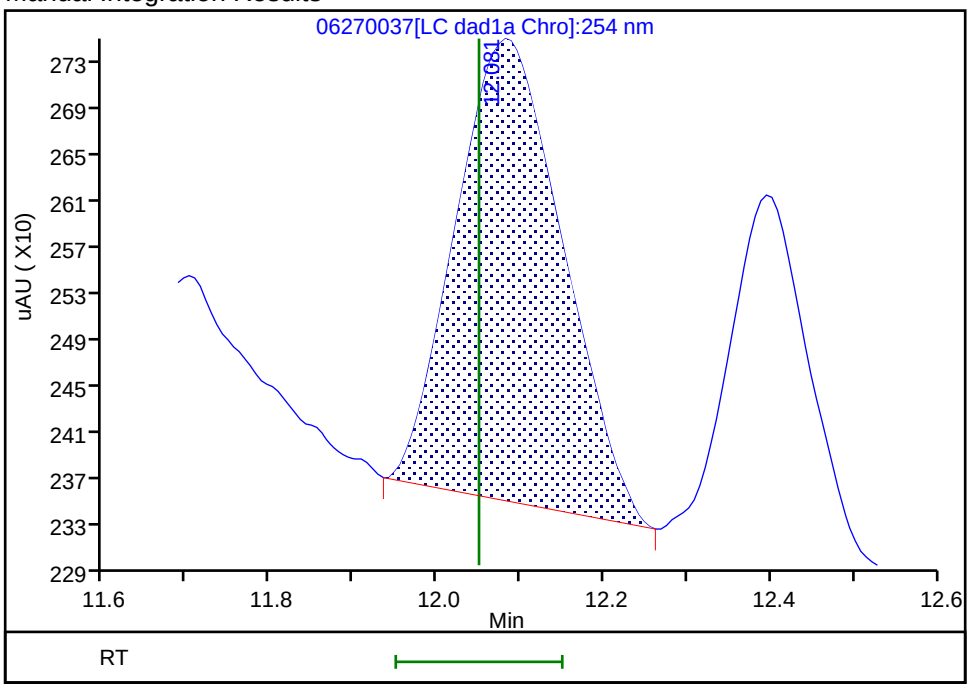

Reviewer: zhangji, 30-Jun-2020 14:45:03

Audit Action: Manually Integrated Audit Reason: Baseline

Manual Integration/User Assign Peak Report

Eurofins TestAmerica, Denver

Data File:	\\chromfs\denver\chromdata\chhplc_x\20200627-92823.b\06270037.d				
Injection Date:	28-Jun-2020 02:38:21	Instrument ID:	CHHPLC_X3		
Lims ID:	280-137702-A-10-A	Lab Sample ID:	280-137702-10		
Client ID:	G0119-20A				
Operator ID:	JZ	ALS Bottle#:	37	Worklist Smp#:	37
Injection Vol:	100.0 ul	Dil. Factor:	1.0000		
Method:	8330_X3	Limit Group:	GCSV - 8330		
Column:	UltraCarb5uODS (20) (4.60 mm)	Detector	LC DAD1B, 254 nm		

3 HMX, CAS: 2691-41-0

Signal: 1

Processing Integration Results

RT: 6.70
Area: 639077
Amount: 7.434398
Amount Units: ug/mL

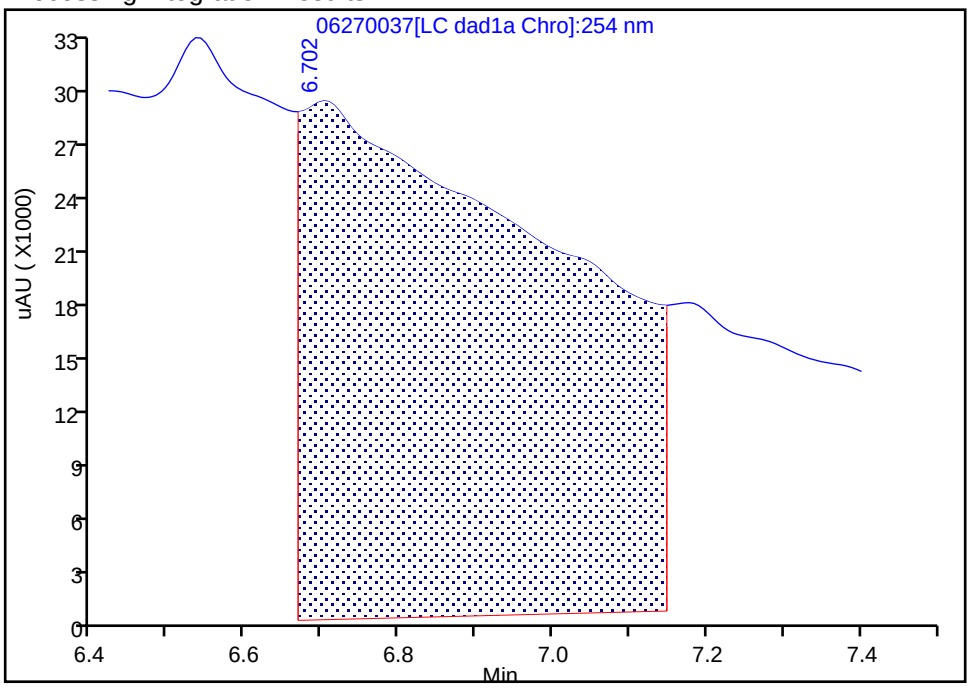

Manual Integration Results

RT: 6.70
Area: 3554
Amount: 0.041344
Amount Units: ug/mL

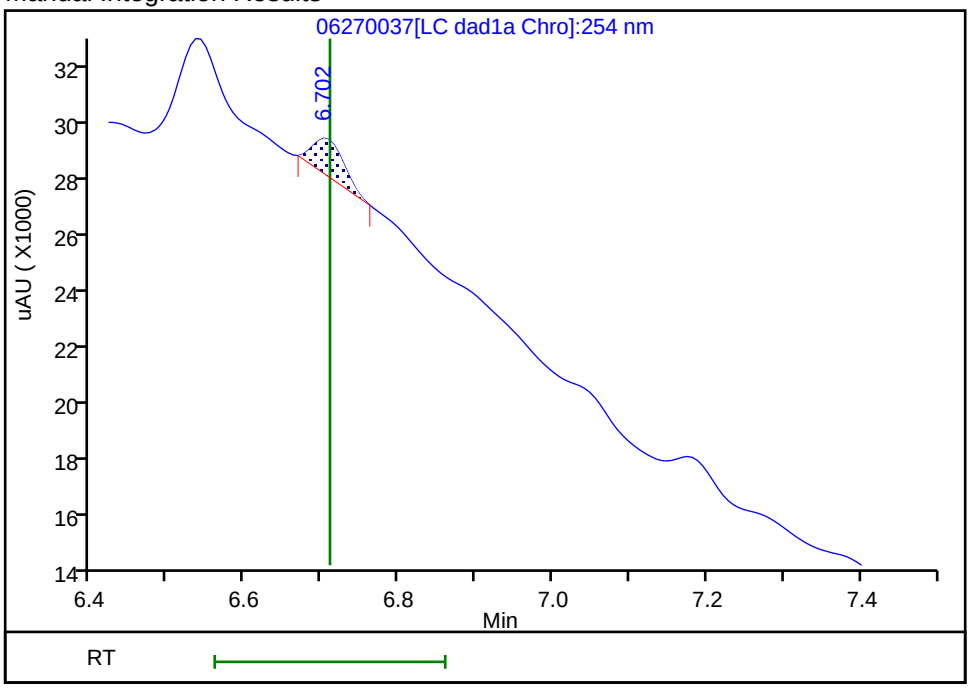

Reviewer: zhangji, 30-Jun-2020 14:44:31

Audit Action: Manually Integrated Audit Reason: Baseline

Manual Integration/User Assign Peak Report

Eurofins TestAmerica, Denver

Data File:	\\chromfs\denver\chromdata\chhplc_x\20200627-92823.b\06270037.d				
Injection Date:	28-Jun-2020 02:38:21	Instrument ID:	CHHPLC_X3		
Lims ID:	280-137702-A-10-A	Lab Sample ID:	280-137702-10		
Client ID:	G0119-20A				
Operator ID:	JZ	ALS Bottle#:	37	Worklist Smp#:	37
Injection Vol:	100.0 ul	Dil. Factor:	1.0000		
Method:	8330_X3	Limit Group:	GCSV - 8330		
Column:	UltraCarb5uODS (20) (4.60 mm)	Detector	LC DAD1B, 254 nm		

12 Nitrobenzene, CAS: 98-95-3

Signal: 1

Processing Integration Results

RT: 9.99
Area: 2210
Amount: 0.011028
Amount Units: ug/mL

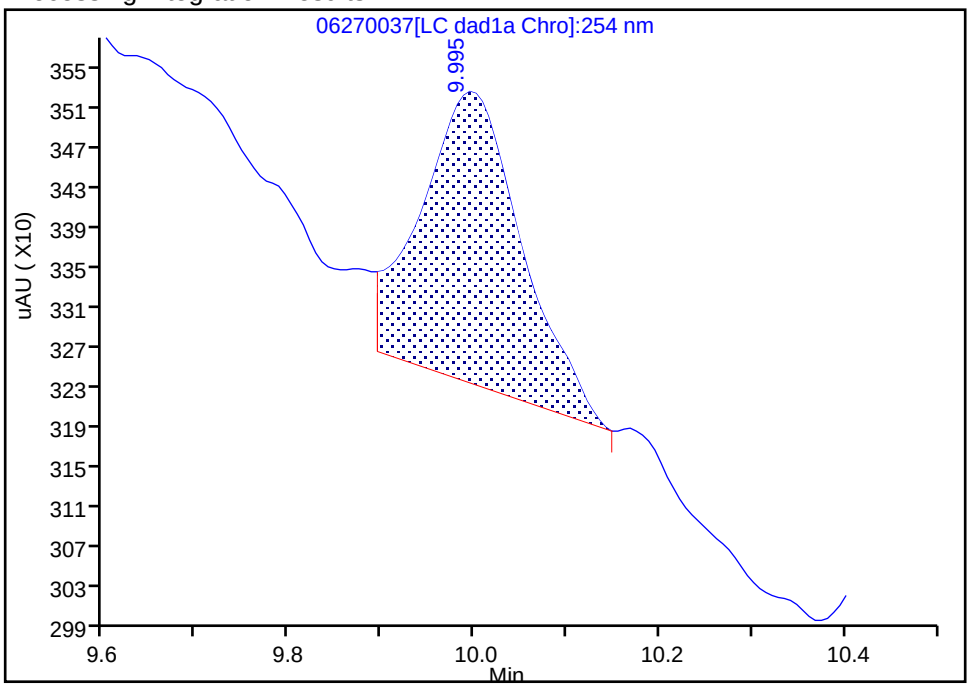

Manual Integration Results

RT: 9.99
Area: 1805
Amount: 0.009007
Amount Units: ug/mL

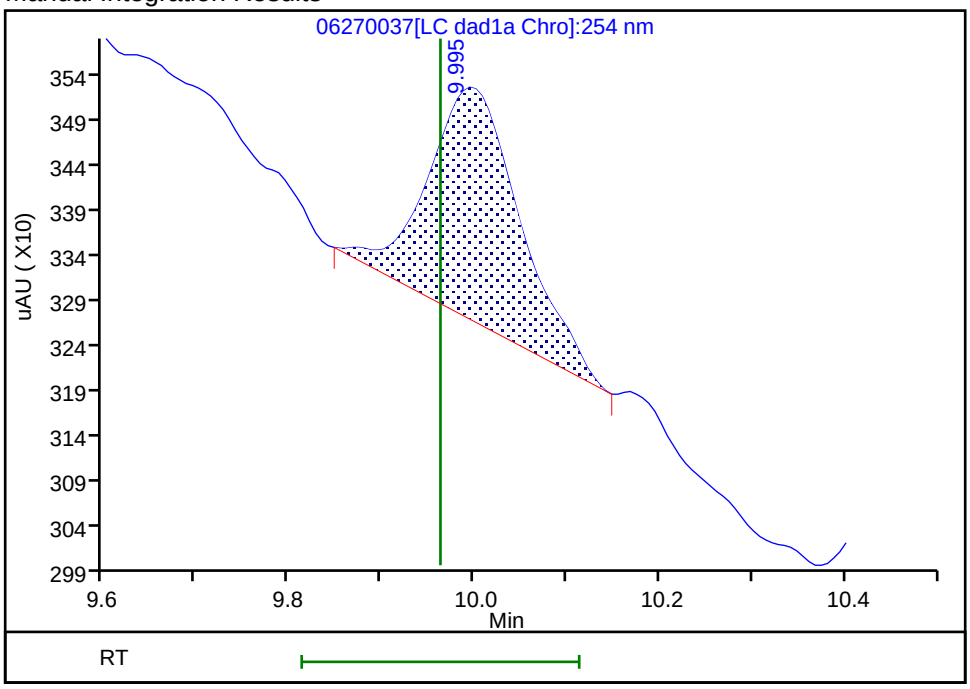

Reviewer: zhangji, 30-Jun-2020 14:44:55

Audit Action: Manually Integrated Audit Reason: Baseline

Manual Integration/User Assign Peak Report

Eurofins TestAmerica, Denver

Data File:	\\chromfs\denver\chromdata\chhplc_x\20200627-92823.b\06270037.d				
Injection Date:	28-Jun-2020 02:38:21	Instrument ID:	CHHPLC_X3		
Lims ID:	280-137702-A-10-A	Lab Sample ID:	280-137702-10		
Client ID:	G0119-20A				
Operator ID:	JZ	ALS Bottle#:	37	Worklist Smp#:	37
Injection Vol:	100.0 ul	Dil. Factor:	1.0000		
Method:	8330_X3	Limit Group:	GCSV - 8330		
Column:	UltraCarb5uODS (20) (4.60 mm)	Detector	LC DAD1B, 254 nm		

7 RDX, CAS: 121-82-4

Signal: 1

Processing Integration Results

RT: 7.76
Area: 65208
Amount: 0.559183
Amount Units: ug/mL

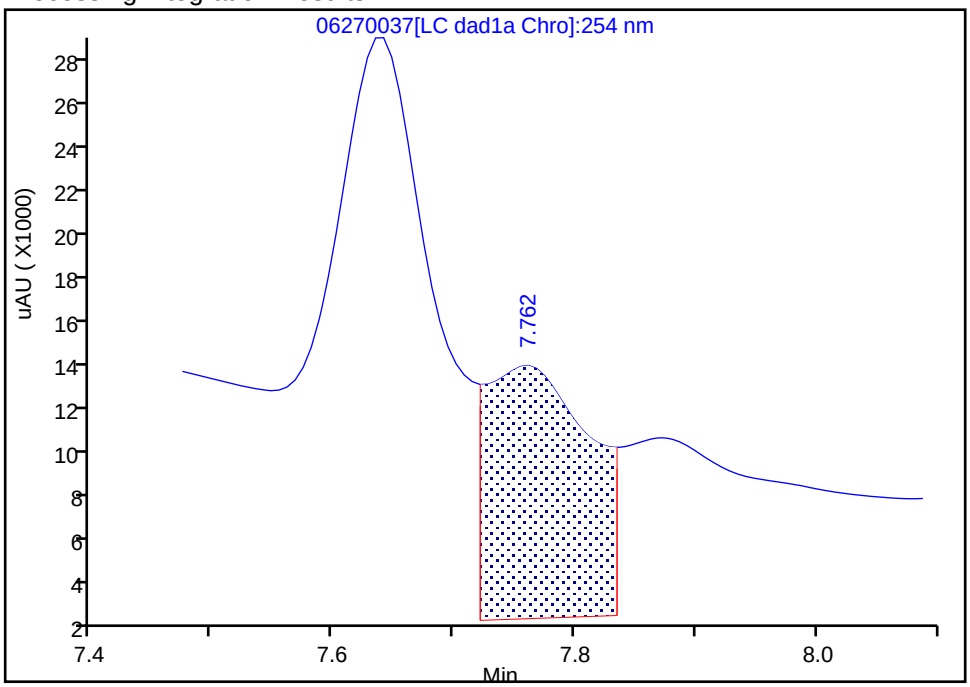

Manual Integration Results

RT: 7.76
Area: 11281
Amount: 0.096739
Amount Units: ug/mL

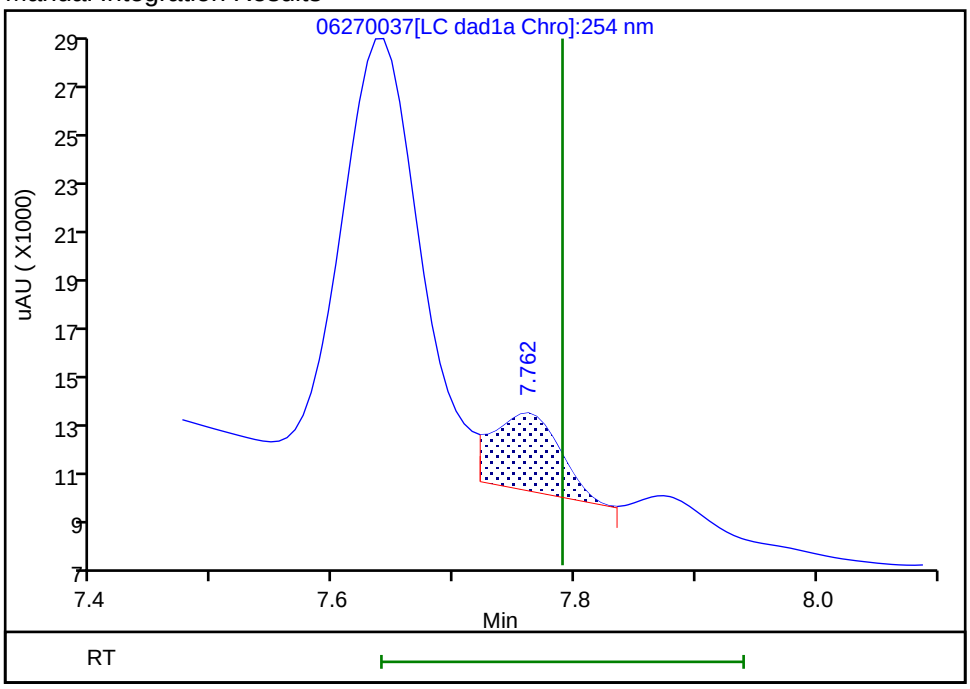

Reviewer: zhangji, 30-Jun-2020 14:44:39

Audit Action: Assigned New Baseline Audit Reason: Baseline

FORM I
HPLC/IC ORGANICS ANALYSIS DATA SHEET

Lab Name: Eurofins TestAmerica, Denver Job No.: 280-137702-1

SDG No.:

Client Sample ID: G0119-20A Lab Sample ID: 280-137702-10

Matrix: Water Lab File ID: 06300024.D

Analysis Method: 8330A Date Collected: 06/13/2020 09:40

Extraction Method: 3535 Date Extracted: 06/18/2020 10:49

Sample wt/vol: 456.2(mL) Date Analyzed: 07/01/2020 04:06

Con. Extract Vol.: 5(mL) Dilution Factor: 1

Injection Volume: 100(uL) GC Column: Luna-phenylhex ID: 4.6(mm)

% Moisture: GPC Cleanup:(Y/N) N

Analysis Batch No.: 500692 Units: ug/L

CAS NO.	COMPOUND NAME	RESULT	Q	LOQ	LOD	DL
121-14-2	2,4-Dinitrotoluene	0.088	U	0.11	0.088	0.030
99-99-0	4-Nitrotoluene	0.44	U	0.45	0.44	0.11
2691-41-0	*HMX*	*0.098*	*J J1 M*	*0.23*	0.22	*0.096*
98-95-3	Nitrobenzene	0.22	U	0.23	0.22	0.10
121-82-4	*RDX*	*0.22*	*J J1 M*	*0.23*	0.22	*0.056*

CAS NO.	SURROGATE	%REC	Q	LIMITS
528-29-0	1,2-Dinitrobenzene	100	*M*	83-119

Eurofins TestAmerica, Denver
Target Compound Quantitation Report

Data File: \\chromfs\Denver\ChromData\G2_LUNA\20200630-92910.b\06300024.D
Lims ID: 280-137702-A-10-A
Client ID: G0119-20A
Sample Type: Client
Inject. Date: 01-Jul-2020 04:06:46 ALS Bottle#: 24 Worklist Smp#: 24
Injection Vol: 100.0 ul Dil. Factor: 1.0000
Sample Info: 280-137702-A-10-
Misc. Info.: 280-0092910-024
Operator ID: JZ Instrument ID: CHHPLC_G2_LUNA

Method: \\chromfs\Denver\ChromData\G2_LUNA\20200630-92910.b\G2_8330_Luna.m
Limit Group: GCSV - 8330
Last Update: 01-Jul-2020 17:34:09 Calib Date: 15-May-2020 02:11:20
Integrator: Falcon
Quant Method: External Standard Quant By: Initial Calibration
Last ICal File: \\chromfs\Denver\ChromData\G2_LUNA\20200514-91518.b\05140024.D

Column 1 : Luna-Phenyl hexyl (4.60 mm) Det: LC DAD1A, 254 nm
Process Host: CTX1062

First Level Reviewer: zhangji Date: 01-Jul-2020 17:12:01

Compound	Det	RT (min.)	Exp RT (min.)	Dlt RT (min.)	Response	OnCol Amt ug/ml	Flags
6 HMX	1	7.174	7.162	0.012	6902	0.008915	M
7 MNX	1		7.943			ND	U
8 RDX	1	9.354	9.382	-0.028	4835	0.0198	M
9 Nitrobenzene	1		12.296			ND	
$ 10 1,2-Dinitrobenzene	1	13.314	13.296	0.018	57419	0.2005	M
12 1,3-Dinitrobenzene	1		15.822			ND	
14 o-Nitrotoluene	1	16.707	16.762	-0.055	72320	0.2649	M
15 p-Nitrotoluene	1		17.022			ND	
16 4-Amino-2,6-dinitrotoluene	1		17.482			ND	
17 m-Nitrotoluene	1		17.982			ND	
18 2-Amino-4,6-dinitrotoluene	1		18.416			ND	
19 1,3,5-Trinitrobenzene	1		19.162			ND	
20 2,6-Dinitrotoluene	1		20.076			ND	
21 2,4-Dinitrotoluene	1		20.596			ND	
22 Tetryl	1		23.896			ND	U
23 2,4,6-Trinitrotoluene	1		24.922			ND	

QC Flag Legend

Review Flags
M - Manually Integrated
U - Marked Undetected

Report Date: 01-Jul-2020 17:34:11 Chrom Revision: 2.3 21-Jun-2020 18:30:46

Eurofins TestAmerica, Denver

Data File: \\chromfs\denver\chromdata\g2_luna\20200630-92910.b\06300024.d

Injection Date:	01-Jul-2020 04:06:46	Instrument ID:	CHHPLC_G2_LUNA	Operator ID:	JZ
Lims ID:	280-137702-A-10-A	Lab Sample ID:	280-137702-10	Worklist Smp#:	24
Client ID:	G0119-20A				
Injection Vol:	100.0 ul	Dil. Factor:	1.0000	ALS Bottle#:	24
Method:	G2_8330_Luna	Limit Group:	GCSV - 8330		

Column: Luna-Phenyl hexyl (4.60 mm) Y Scaling: Method Defined: Scale to the Nth Largest Peak: 1

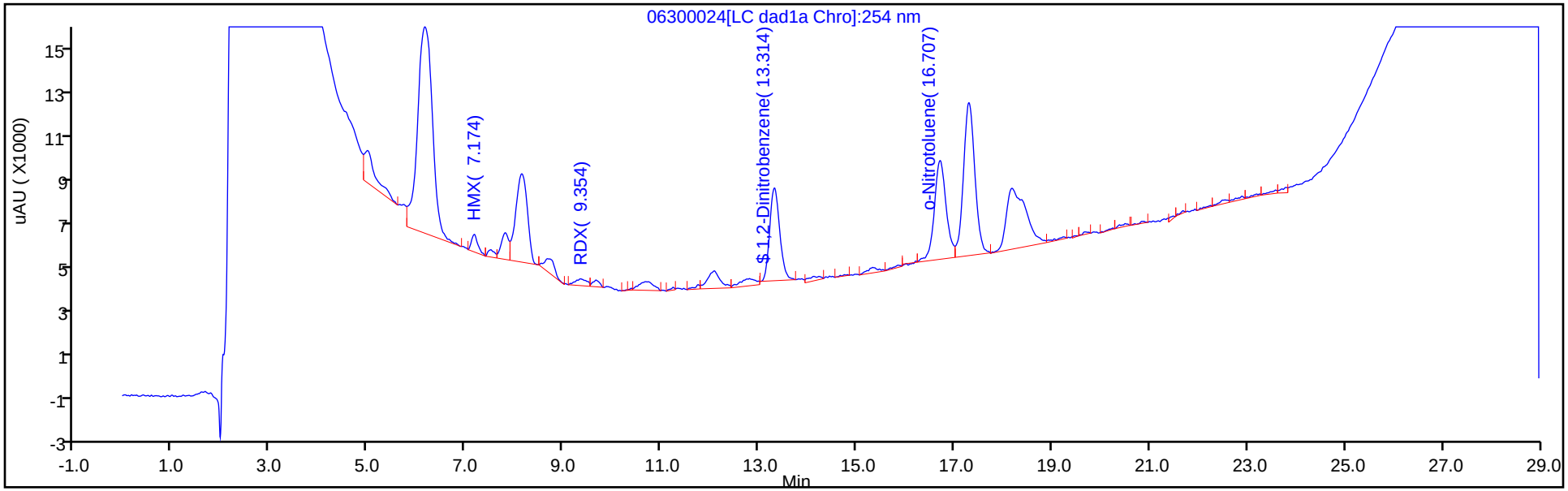

Y Scaling: Method Defined: Scale to the Nth Largest Peak: 1

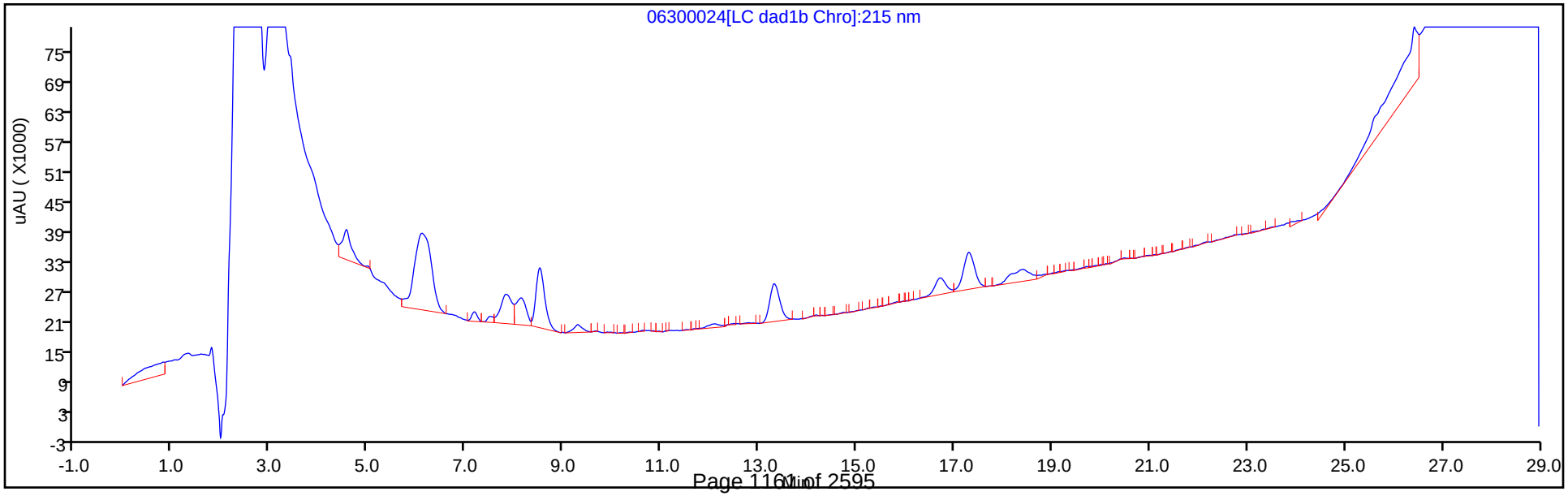

Eurofins TestAmerica, Denver
Recovery Report

Data File:	\\chromfs\Denver\ChromData\G2_LUNA\20200630-92910.b\06300024.D				
Lims ID:	280-137702-A-10-A				
Client ID:	G0119-20A				
Sample Type:	Client				
Inject. Date:	01-Jul-2020 04:06:46	ALS Bottle#:	24	Worklist Smp#:	24
Injection Vol:	100.0 ul	Dil. Factor:	1.0000		
Sample Info:	280-137702-A-10-				
Misc. Info.:	280-0092910-024				
Operator ID:	JZ	Instrument ID:	CHHPLC_G2_LUNA		
Method:	\\chromfs\Denver\ChromData\G2_LUNA\20200630-92910.b\G2_8330_Luna.m				
Limit Group:	GCSV - 8330				
Last Update:	01-Jul-2020 17:34:09	Calib Date:	15-May-2020 02:11:20		
Integrator:	Falcon				
Quant Method:	External Standard	Quant By:	Initial Calibration		
Last ICal File:	\\chromfs\Denver\ChromData\G2_LUNA\20200514-91518.b\05140024.D				
Column 1 :	Luna-Phenyl hexyl (4.60 mm)		Det: LC DAD1A, 254 nm		
Process Host:	CTX1062				
First Level Reviewer: zhangji		Date:	01-Jul-2020 17:12:01		

Compound	Amount Added	Amount Recovered	% Rec.
$ 10 1,2-Dinitrobenzene	0.2000	0.2005	100.24

Manual Integration/User Assign Peak Report

Eurofins TestAmerica, Denver

Data File:	\\chromfs\denver\chromdata\g2_luna\20200630-92910.b\06300024.d				
Injection Date:	01-Jul-2020 04:06:46	Instrument ID:	CHHPLC_G2_LUNA		
Lims ID:	280-137702-A-10-A	Lab Sample ID:	280-137702-10		
Client ID:	G0119-20A				
Operator ID:	JZ	ALS Bottle#:	24	Worklist Smp#:	24
Injection Vol:	100.0 ul	Dil. Factor:	1.0000		
Method:	G2_8330_Luna	Limit Group:	GCSV - 8330		
Column:	Luna-Phenyl hexyl (4.60 mm)	Detector	LC DAD1A, 254 nm		

$ 10 1,2-Dinitrobenzene, CAS: 528-29-0

Signal: 1

Processing Integration Results

RT: 13.31
Area: 65694
Amount: 0.230334
Amount Units: ug/ml

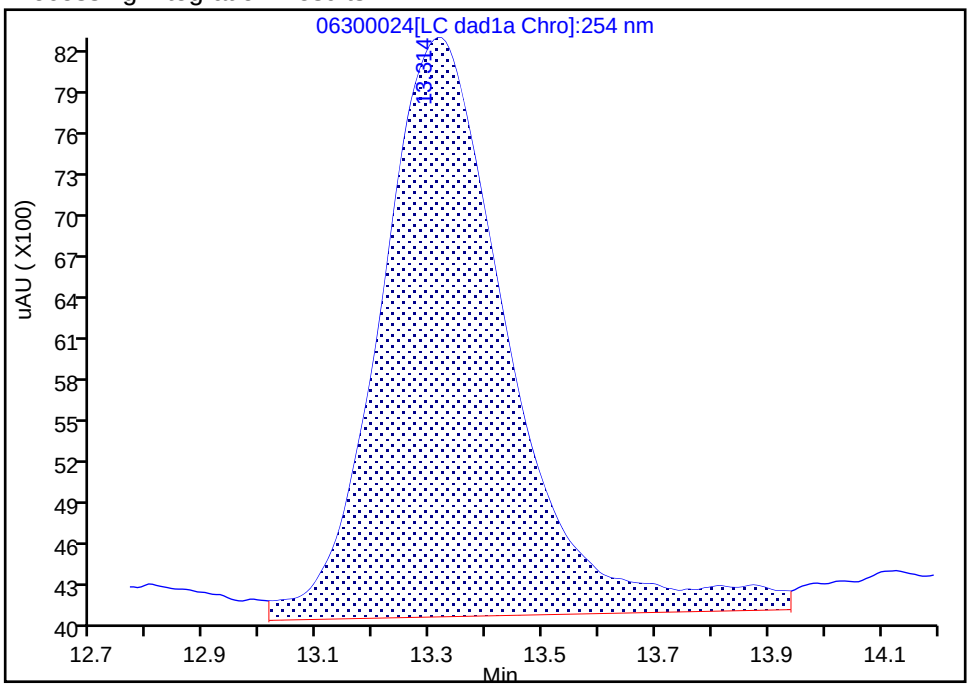

Manual Integration Results

RT: 13.31
Area: 57419
Amount: 0.200485
Amount Units: ug/ml

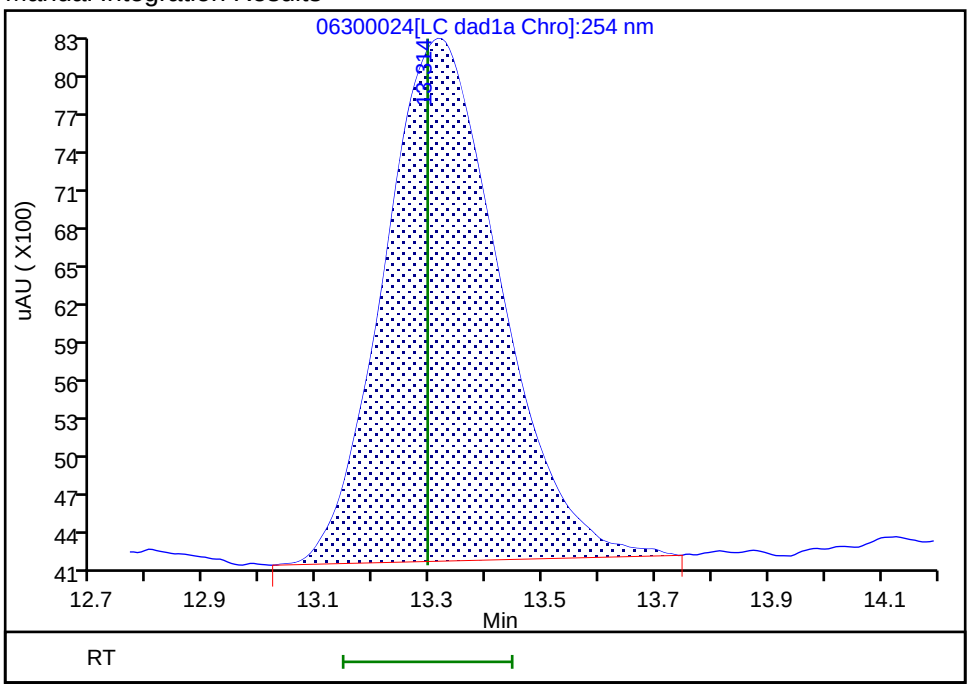

Reviewer: zhangji, 01-Jul-2020 17:12:47

Audit Action: Manually Integrated Audit Reason: Baseline

Manual Integration/User Assign Peak Report

Eurofins TestAmerica, Denver

Data File:	\\chromfs\denver\chromdata\g2_luna\20200630-92910.b\06300024.d				
Injection Date:	01-Jul-2020 04:06:46	Instrument ID:	CHHPLC_G2_LUNA		
Lims ID:	280-137702-A-10-A	Lab Sample ID:	280-137702-10		
Client ID:	G0119-20A				
Operator ID:	JZ	ALS Bottle#:	24	Worklist Smp#:	24
Injection Vol:	100.0 ul	Dil. Factor:	1.0000		
Method:	G2_8330_Luna	Limit Group:	GCSV - 8330		
Column:	Luna-Phenyl hexyl (4.60 mm)	Detector	LC DAD1A, 254 nm		

14 o-Nitrotoluene, CAS: 88-72-2

Signal: 1

Processing Integration Results

RT: 16.71
Area: 74803
Amount: 0.274039
Amount Units: ug/ml

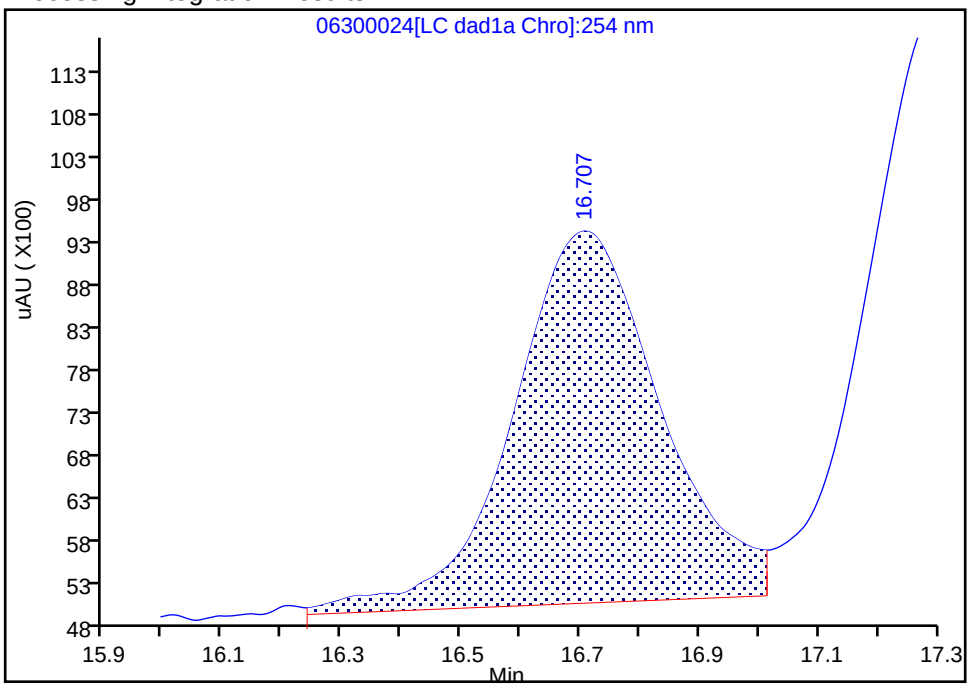

Manual Integration Results

RT: 16.71
Area: 72320
Amount: 0.264943
Amount Units: ug/ml

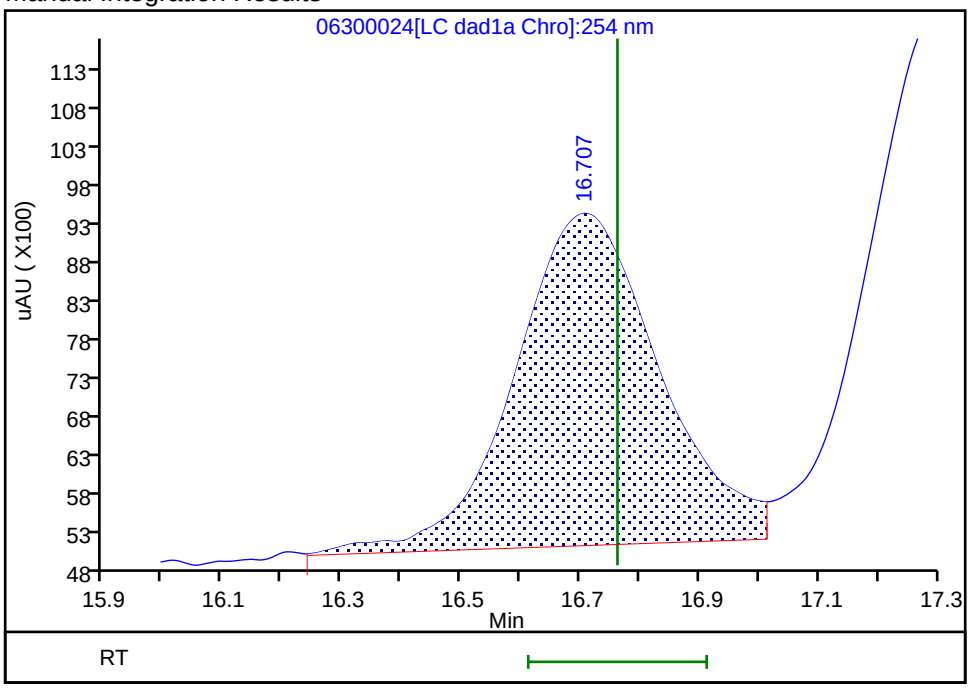

Reviewer: zhangji, 01-Jul-2020 17:12:58
Audit Action: Assigned New Baseline Audit Reason: Baseline

Manual Integration/User Assign Peak Report

Eurofins TestAmerica, Denver

Data File:	\\chromfs\denver\chromdata\g2_luna\20200630-92910.b\06300024.d				
Injection Date:	01-Jul-2020 04:06:46	Instrument ID:	CHHPLC_G2_LUNA		
Lims ID:	280-137702-A-10-A	Lab Sample ID:	280-137702-10		
Client ID:	G0119-20A				
Operator ID:	JZ	ALS Bottle#:	24	Worklist Smp#:	24
Injection Vol:	100.0 ul	Dil. Factor:	1.0000		
Method:	G2_8330_Luna	Limit Group:	GCSV - 8330		
Column:	Luna-Phenyl hexyl (4.60 mm)	Detector	LC DAD1A, 254 nm		

6 HMX, CAS: 2691-41-0

Signal: 1

Processing Integration Results

RT: 7.17
Area: 9642
Amount: 0.024394
Amount Units: ug/ml

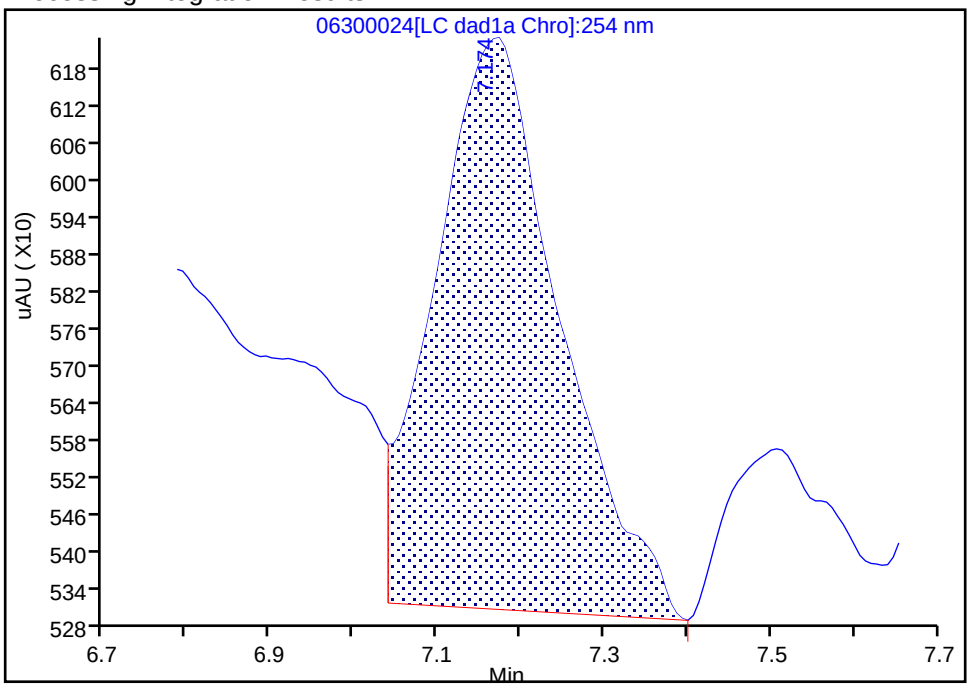

Manual Integration Results

RT: 7.17
Area: 6902
Amount: 0.008915
Amount Units: ug/ml

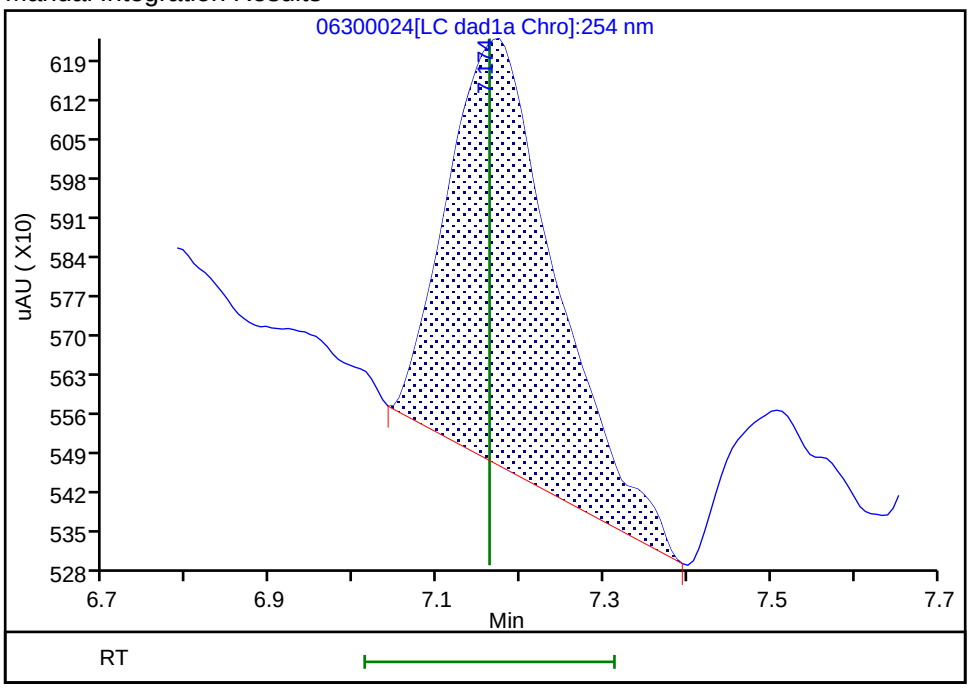

Reviewer: zhangji, 01-Jul-2020 17:12:26
Audit Action: Manually Integrated Audit Reason: Baseline

User Disabled Compound Report

Eurofins TestAmerica, Denver

Data File: \\chromfs\denver\chromdata\g2_luna\20200630-92910.b\06300024.d

Injection Date:	01-Jul-2020 04:06:46	Instrument ID:	CHHPLC_G2_LUNA		
Lims ID:	280-137702-A-10-A	Lab Sample ID:	280-137702-10		
Client ID:	G0119-20A				
Operator ID:	JZ	ALS Bottle#:	24	Worklist Smp#:	24
Injection Vol:	100.0 ul	Dil. Factor:	1.0000		
Method:	G2_8330_Luna	Limit Group:	GCSV - 8330		
Column:	Luna-Phenyl hexyl (4.60 mm)	Detector	LC DAD1A, 254 nm		

7 MNX, CAS: 5755-27-1, Signal: 1

RT: 7.81
Response: 12348
Amount: 0.026000

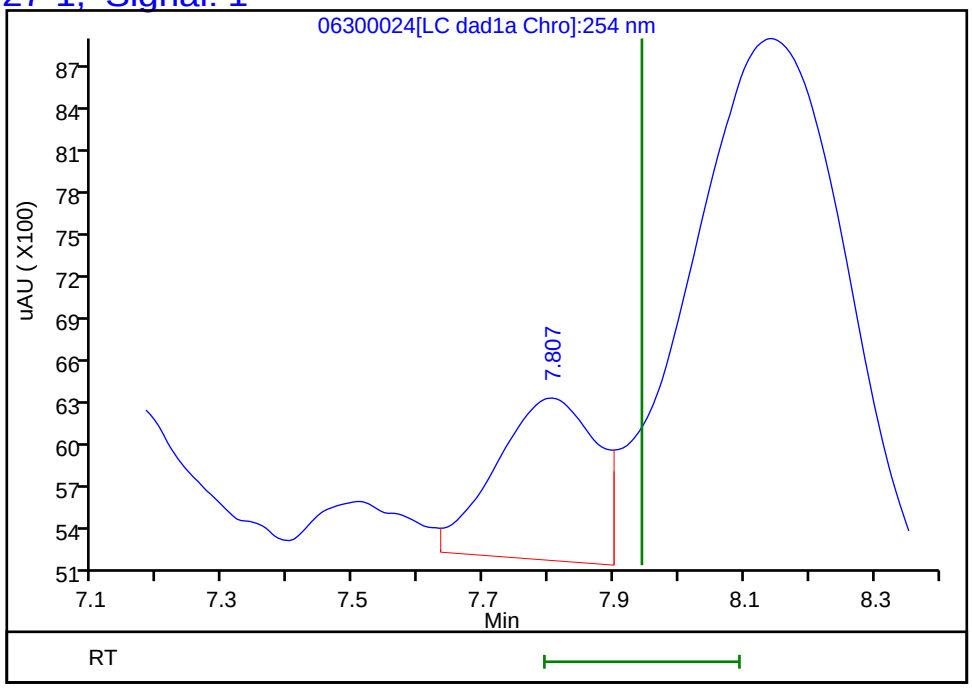

Reviewer: zhangji, 01-Jul-2020 17:13:01

Audit Action: Marked Compound Undetected Audit Reason: Invalid Compound ID

Manual Integration/User Assign Peak Report

Eurofins TestAmerica, Denver

Data File:	\\chromfs\denver\chromdata\g2_luna\20200630-92910.b\06300024.d				
Injection Date:	01-Jul-2020 04:06:46	Instrument ID:	CHHPLC_G2_LUNA		
Lims ID:	280-137702-A-10-A	Lab Sample ID:	280-137702-10		
Client ID:	G0119-20A				
Operator ID:	JZ	ALS Bottle#:	24	Worklist Smp#:	24
Injection Vol:	100.0 ul	Dil. Factor:	1.0000		
Method:	G2_8330_Luna	Limit Group:	GCSV - 8330		
Column:	Luna-Phenyl hexyl (4.60 mm)	Detector	LC DAD1A, 254 nm		

8 RDX, CAS: 121-82-4

Signal: 1

Processing Integration Results

RT: 9.35
Area: 5275
Amount: 0.021587
Amount Units: ug/ml

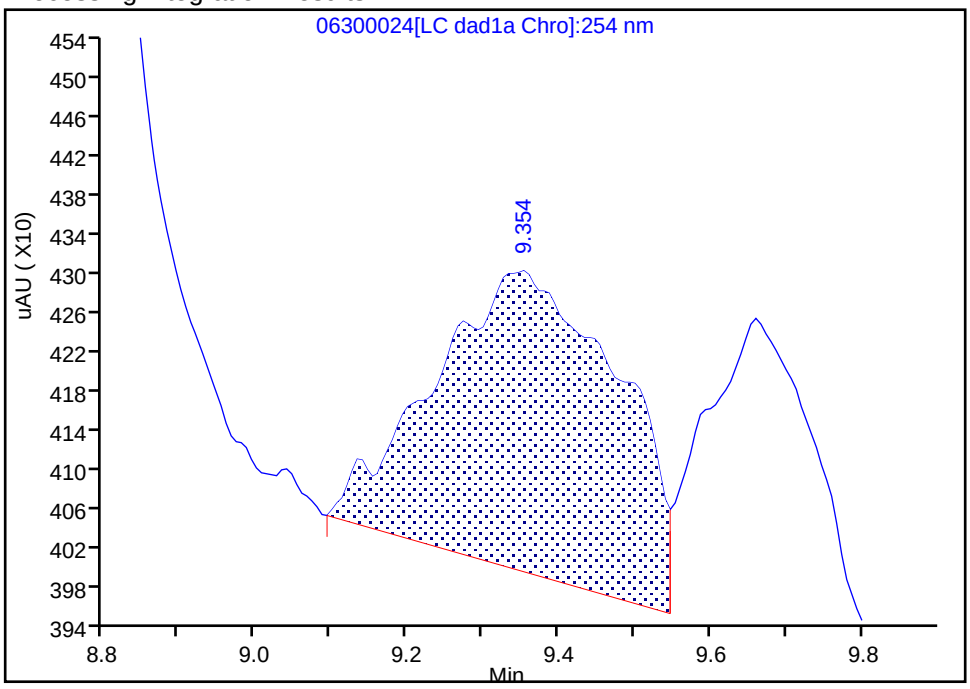

Manual Integration Results

RT: 9.35
Area: 4835
Amount: 0.019786
Amount Units: ug/ml

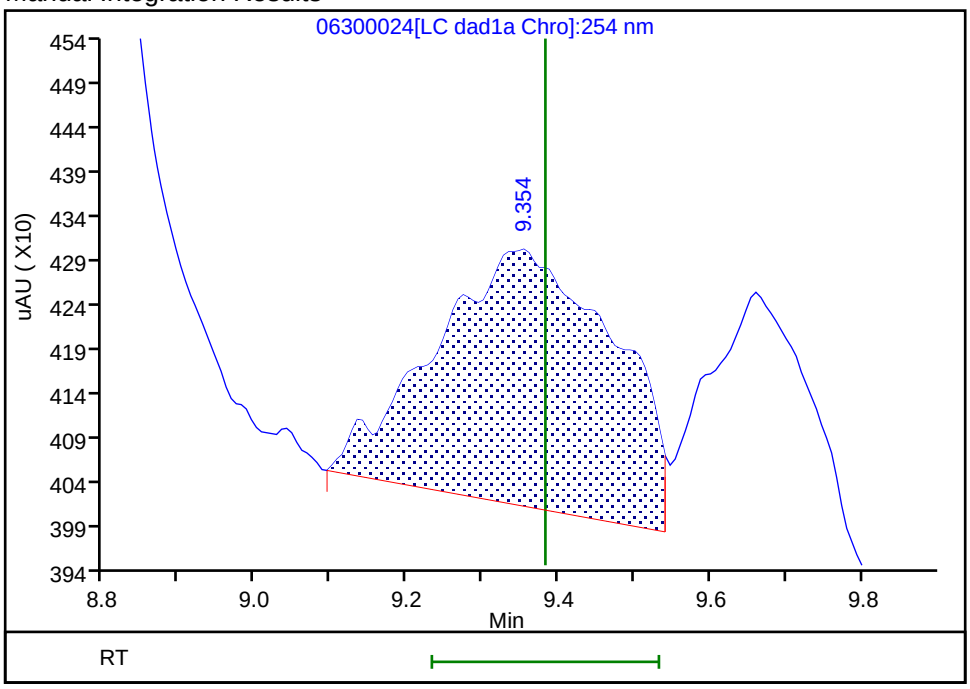

Reviewer: zhangji, 01-Jul-2020 17:12:36
Audit Action: Split an Integrated Peak Audit Reason: Baseline

User Disabled Compound Report

Eurofins TestAmerica, Denver

Data File: \\chromfs\denver\chromdata\g2_luna\20200630-92910.b\06300024.d

Injection Date:	01-Jul-2020 04:06:46	Instrument ID:	CHHPLC_G2_LUNA		
Lims ID:	280-137702-A-10-A	Lab Sample ID:	280-137702-10		
Client ID:	G0119-20A				
Operator ID:	JZ	ALS Bottle#:	24	Worklist Smp#:	24
Injection Vol:	100.0 ul	Dil. Factor:	1.0000		
Method:	G2_8330_Luna	Limit Group:	GCSV - 8330		
Column:	Luna-Phenyl hexyl (4.60 mm)	Detector	LC DAD1A, 254 nm		

22 Tetryl, CAS: 479-45-8, Signal: 1

RT: 23.79
Response: 2112
Amount: 0.005729

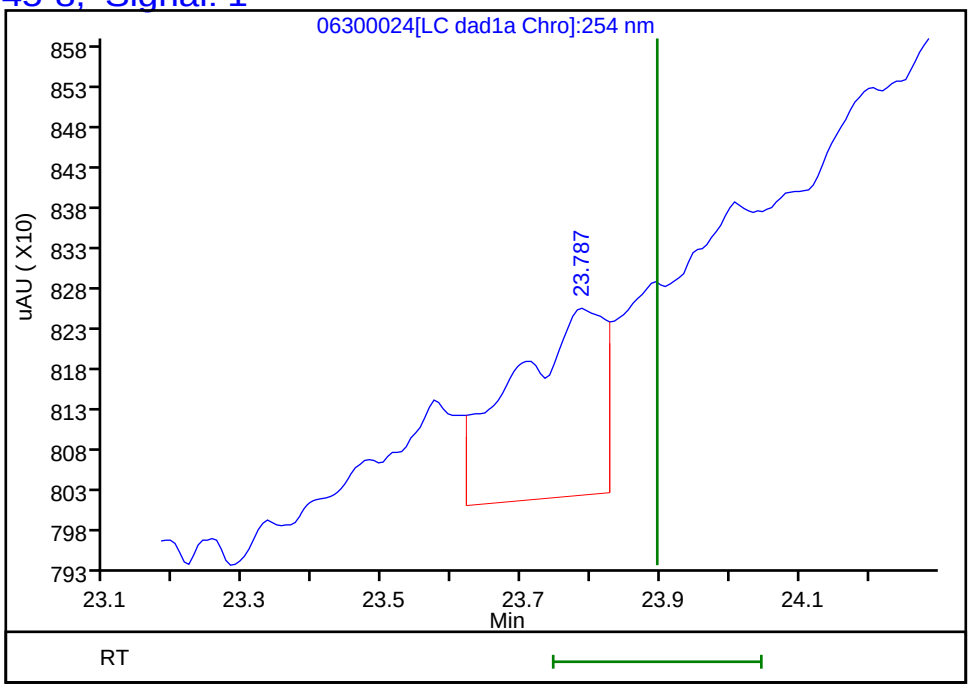

Reviewer: zhangji, 01-Jul-2020 17:13:01
Audit Action: Marked Compound Undetected Audit Reason: Invalid Compound ID

FORM I
HPLC/IC ORGANICS ANALYSIS DATA SHEET

Lab Name: Eurofins TestAmerica, Denver Job No.: 280-137702-1

SDG No.:

Client Sample ID: G0098-20A Lab Sample ID: 280-137702-11

Matrix: Water Lab File ID: 06270038.D

Analysis Method: 8330A Date Collected: 06/14/2020 10:50

Extraction Method: 3535 Date Extracted: 06/18/2020 10:49

Sample wt/vol: 461.9(mL) Date Analyzed: 06/28/2020 03:01

Con. Extract Vol.: 5(mL) Dilution Factor: 1

Injection Volume: 100(uL) GC Column: UltraCarb5uODS ID: 4.6(mm)

% Moisture: GPC Cleanup:(Y/N) N

Analysis Batch No.: 500385 Units: ug/L

CAS NO.	COMPOUND NAME	RESULT	Q	LOQ	LOD	DL
99-35-4	1,3,5-Trinitrobenzene	0.22	U	0.23	0.22	0.091
99-65-0	1,3-Dinitrobenzene	0.11	U M	0.12	0.11	0.040
118-96-7	2,4,6-Trinitrotoluene	0.11	U	0.12	0.11	0.049
606-20-2	2,6-Dinitrotoluene	0.087	U	0.11	0.087	0.043
88-72-2	2-Nitrotoluene	0.22	U	0.23	0.22	0.093
99-08-1	3-Nitrotoluene	0.43	U	0.43	0.43	0.21
19406-51-0	4-Amino-2,6-dinitrotoluene	0.13	U M	0.16	0.13	0.062
99-99-0	4-Nitrotoluene	0.43	U M	0.44	0.43	0.11
2691-41-0	HMX	0.22	U	0.23	0.22	0.095
5755-27-1	MNX	0.43	U M	2.2	0.43	0.17
121-82-4	RDX	0.89	M J1	0.23	0.22	0.056
479-45-8	Tetryl	0.11	U M	0.12	0.11	0.034

CAS NO.	SURROGATE	%REC	Q	LIMITS
528-29-0	1,2-Dinitrobenzene	107	M	83-119

Eurofins TestAmerica, Denver
Target Compound Quantitation Report

Data File: \\chromfs\Denver\ChromData\CHHPLC_X\20200627-92823.b\06270038.D
Lims ID: 280-137702-A-11-A
Client ID: G0098-20A
Sample Type: Client
Inject. Date: 28-Jun-2020 03:01:25 ALS Bottle#: 38 Worklist Smp#: 38
Injection Vol: 100.0 ul Dil. Factor: 1.0000
Sample Info: 280-137702-A-11-
Misc. Info.: 280-0092823-038
Operator ID: JZ Instrument ID: CHHPLC_X3

Method: \\chromfs\Denver\ChromData\CHHPLC_X\20200627-92823.b\8330_X3.m
Limit Group: GCSV - 8330
Last Update: 30-Jun-2020 14:54:23 Calib Date: 26-Jun-2020 01:16:48
Integrator: Falcon
Quant Method: External Standard Quant By: Initial Calibration
Last ICal File: \\chromfs\Denver\ChromData\CHHPLC_X\20200625-92750.b\06250013.D

Column 1 : UltraCarb5uODS (20) (4.60 mm) Det: LC DAD1B, 254 nm
Process Host: CTX1061

First Level Reviewer: zhangji Date: 30-Jun-2020 14:45:53

	Compound	Det	RT (min.)	Exp RT (min.)	Dlt RT (min.)	Response	OnCol Amt ug/mL	Flags
	3 HMX	1		6.710			ND	
	6 MNX	1		7.384			ND	U
	7 RDX	1	7.768	7.790	-0.022	9598	0.0823	M
$	9 1,2-Dinitrobenzene	1	8.762	8.756	0.006	29496	0.2134	M
	10 1,3,5-Trinitrobenzene	1		8.930			ND	
	11 1,3-Dinitrobenzene	1		9.583			ND	U
	12 Nitrobenzene	1	9.955	9.963	-0.008	8382	0.0418	
	14 Tetryl	1		10.283			ND	U
	16 2,4,6-Trinitrotoluene	1		11.250			ND	
	17 4-Amino-2,6-dinitrotoluene	1		11.423			ND	U
	18 2-Amino-4,6-dinitrotoluene	1	11.722	11.716	0.006	4877	0.0240	M
	19 2,6-Dinitrotoluene	1		11.850			ND	
	20 2,4-Dinitrotoluene	1	12.088	12.050	0.038	4268	0.0141	
	21 o-Nitrotoluene	1		12.870			ND	
	22 p-Nitrotoluene	1		13.310			ND	U
	23 m-Nitrotoluene	1		13.896			ND	

QC Flag Legend

Review Flags
M - Manually Integrated
U - Marked Undetected

Report Date: 30-Jun-2020 14:54:25 Chrom Revision: 2.3 21-Jun-2020 18:30:46

Eurofins TestAmerica, Denver

Data File: \\chromfs\denver\chromdata\chhplc_x\20200627-92823.b\06270038.d

Injection Date:	28-Jun-2020 03:01:25	Instrument ID:	CHHPLC_X3	Operator ID:	JZ
Lims ID:	280-137702-A-11-A	Lab Sample ID:	280-137702-11	Worklist Smp#:	38
Client ID:	G0098-20A				
Injection Vol:	100.0 ul	Dil. Factor:	1.0000	ALS Bottle#:	38
Method:	8330_X3	Limit Group:	GCSV - 8330		

Column: UltraCarb5uODS (20) (4.60 mm) Y Scaling: Method Defined: Scale to the Nth Largest Target: 1

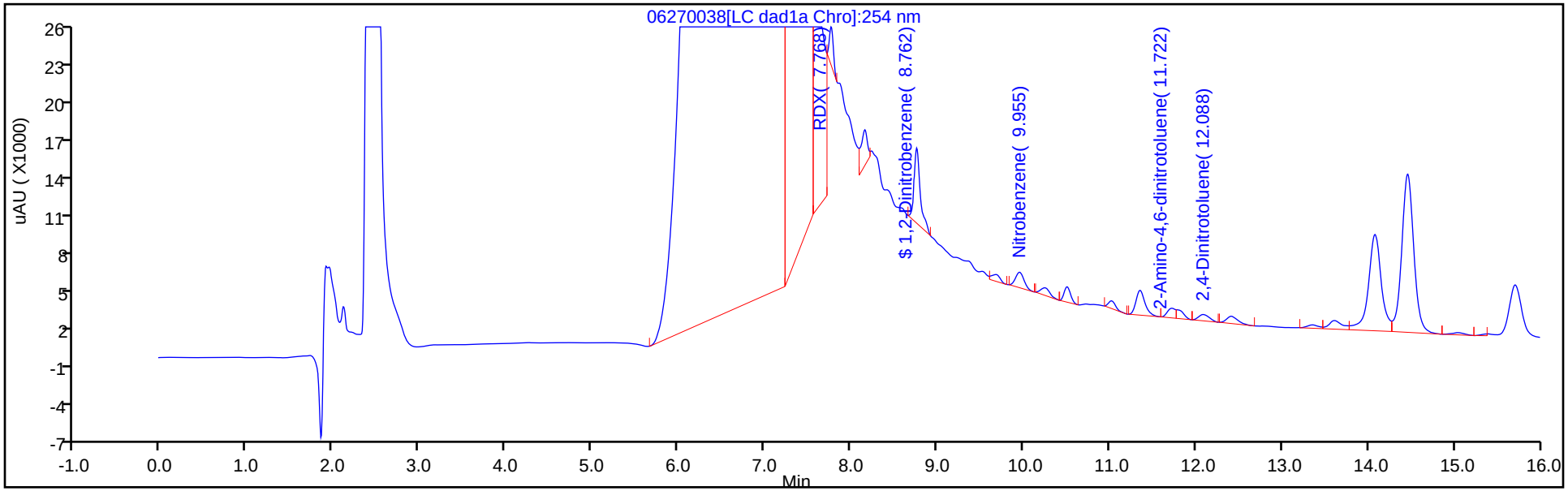

Y Scaling: Method Defined: Scale to the Nth Largest Target: 1

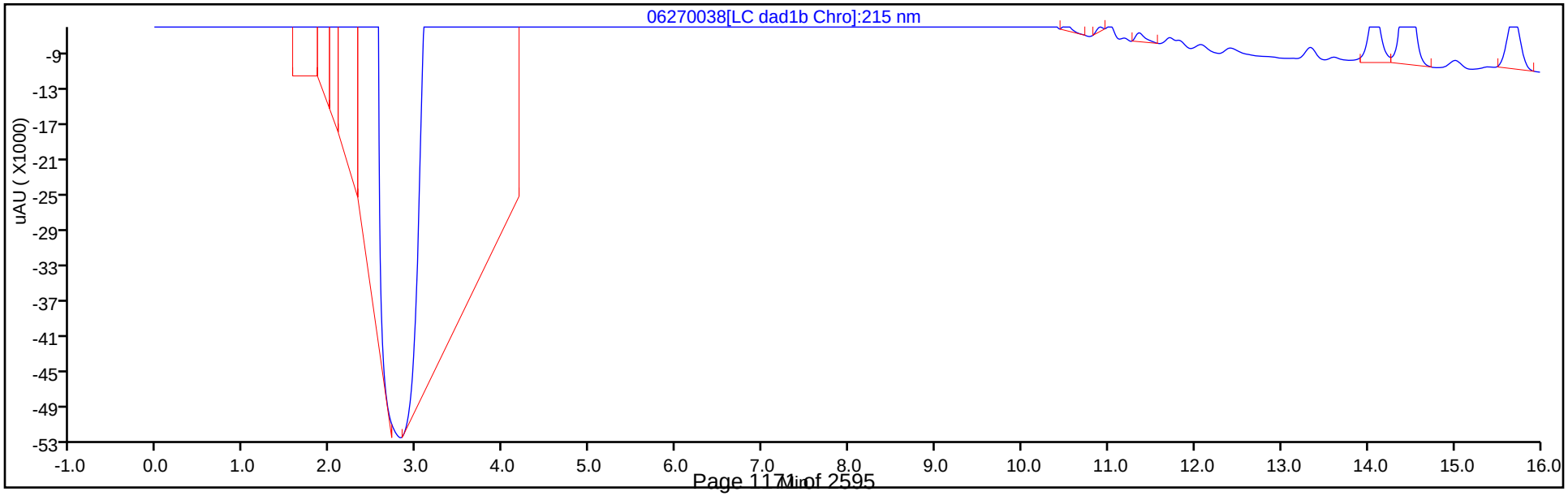

Eurofins TestAmerica, Denver
Recovery Report

Data File:	\\chromfs\Denver\ChromData\CHHPLC_X\20200627-92823.b\06270038.D				
Lims ID:	280-137702-A-11-A				
Client ID:	G0098-20A				
Sample Type:	Client				
Inject. Date:	28-Jun-2020 03:01:25	ALS Bottle#:	38	Worklist Smp#:	38
Injection Vol:	100.0 ul	Dil. Factor:	1.0000		
Sample Info:	280-137702-A-11-				
Misc. Info.:	280-0092823-038				
Operator ID:	JZ	Instrument ID:	CHHPLC_X3		
Method:	\\chromfs\Denver\ChromData\CHHPLC_X\20200627-92823.b\8330_X3.m				
Limit Group:	GCSV - 8330				
Last Update:	30-Jun-2020 14:54:23	Calib Date:	26-Jun-2020 01:16:48		
Integrator:	Falcon				
Quant Method:	External Standard	Quant By:	Initial Calibration		
Last ICal File:	\\chromfs\Denver\ChromData\CHHPLC_X\20200625-92750.b\06250013.D				
Column 1 :	UltraCarb5uODS (20) (4.60 mm)		Det: LC DAD1B, 254 nm		
Process Host:	CTX1061				
First Level Reviewer: zhangji		Date:	30-Jun-2020 14:45:53		

Compound	Amount Added	Amount Recovered	% Rec.
$ 9 1,2-Dinitrobenzene	0.2000	0.2134	106.71

Manual Integration/User Assign Peak Report

Eurofins TestAmerica, Denver

Data File:	\\chromfs\denver\chromdata\chhplc_x\20200627-92823.b\06270038.d				
Injection Date:	28-Jun-2020 03:01:25	Instrument ID:	CHHPLC_X3		
Lims ID:	280-137702-A-11-A	Lab Sample ID:	280-137702-11		
Client ID:	G0098-20A				
Operator ID:	JZ	ALS Bottle#:	38	Worklist Smp#:	38
Injection Vol:	100.0 ul	Dil. Factor:	1.0000		
Method:	8330_X3	Limit Group:	GCSV - 8330		
Column:	UltraCarb5uODS (20) (4.60 mm)	Detector	LC DAD1B, 254 nm		

$ 9 1,2-Dinitrobenzene, CAS: 528-29-0

Signal: 1

Processing Integration Results

RT: 8.76
Area: 55501
Amount: 0.401564
Amount Units: ug/mL

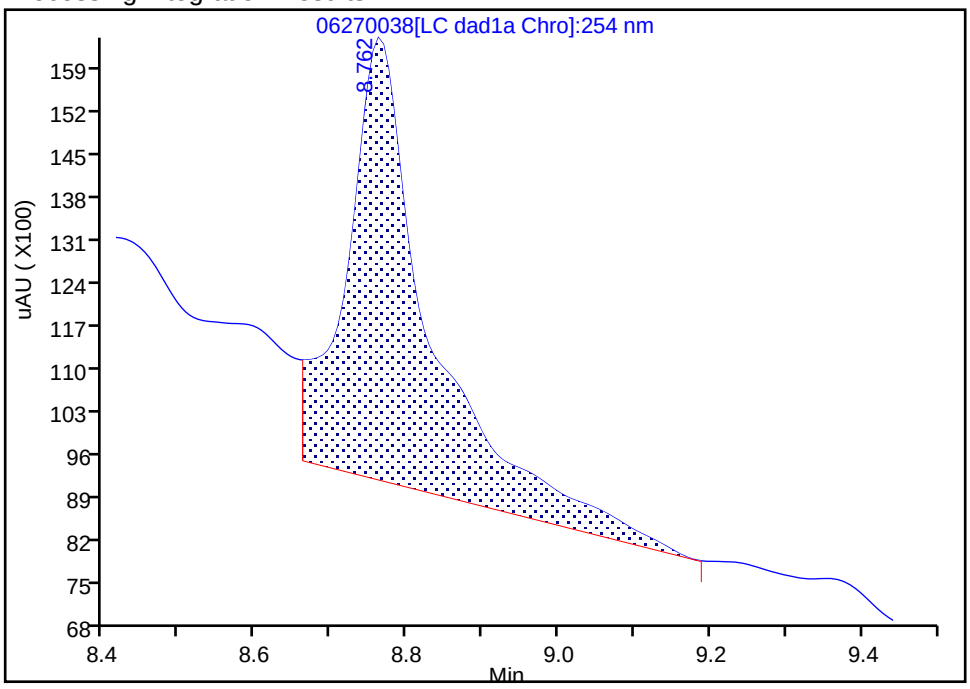

Manual Integration Results

RT: 8.76
Area: 29496
Amount: 0.213411
Amount Units: ug/mL

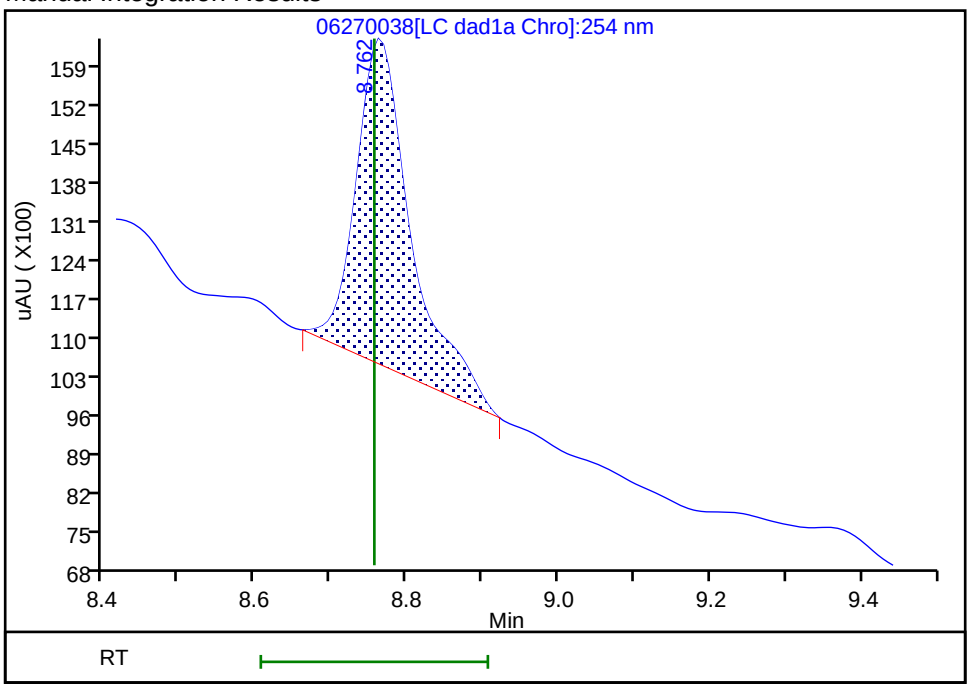

Reviewer: zhangji, 30-Jun-2020 14:45:27

Audit Action: Manually Integrated Audit Reason: Baseline

User Disabled Compound Report

Eurofins TestAmerica, Denver

Data File: \\chromfs\denver\chromdata\chhplc_x\20200627-92823.b\06270038.d

Injection Date:	28-Jun-2020 03:01:25	Instrument ID:	CHHPLC_X3		
Lims ID:	280-137702-A-11-A	Lab Sample ID:	280-137702-11		
Client ID:	G0098-20A				
Operator ID:	JZ	ALS Bottle#:	38	Worklist Smp#:	38
Injection Vol:	100.0 ul	Dil. Factor:	1.0000		
Method:	8330_X3	Limit Group:	GCSV - 8330		
Column:	UltraCarb5uODS (20) (4.60 mm)	Detector	LC DAD1B, 254 nm		

11 1,3-Dinitrobenzene, CAS: 99-65-0, Signal: 1

RT: 9.68
Response: 3553
Amount: 0.011585

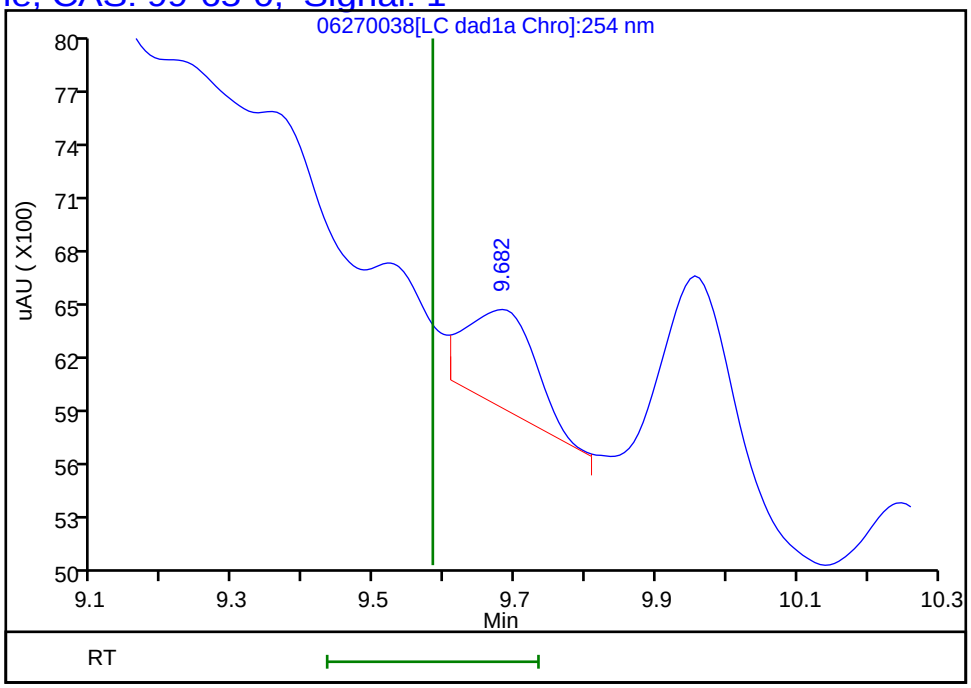

Reviewer: zhangji, 30-Jun-2020 14:45:53
Audit Action: Marked Compound Undetected Audit Reason: Invalid Compound ID

Manual Integration/User Assign Peak Report

Eurofins TestAmerica, Denver

Data File:	\\chromfs\denver\chromdata\chhplc_x\20200627-92823.b\06270038.d				
Injection Date:	28-Jun-2020 03:01:25	Instrument ID:	CHHPLC_X3		
Lims ID:	280-137702-A-11-A	Lab Sample ID:	280-137702-11		
Client ID:	G0098-20A				
Operator ID:	JZ	ALS Bottle#:	38	Worklist Smp#:	38
Injection Vol:	100.0 ul	Dil. Factor:	1.0000		
Method:	8330_X3	Limit Group:	GCSV - 8330		
Column:	UltraCarb5uODS (20) (4.60 mm)	Detector	LC DAD1B, 254 nm		

18 2-Amino-4,6-dinitrotoluene, CAS: 35572-78-2

Signal: 1

Processing Integration Results

RT: 11.72
Area: 8731
Amount: 0.043049
Amount Units: ug/mL

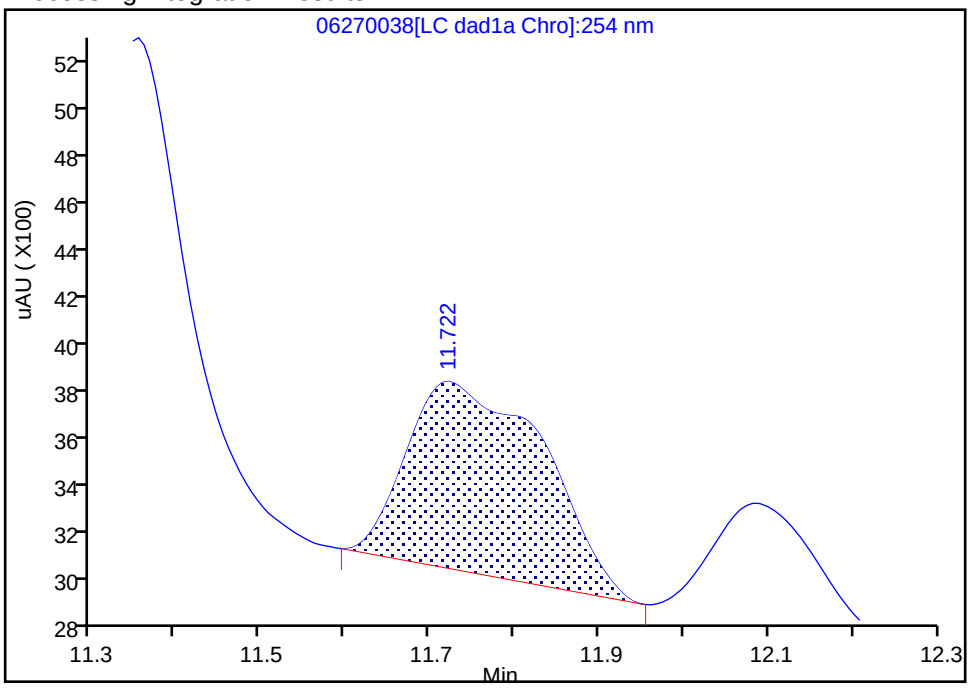

Manual Integration Results

RT: 11.72
Area: 4877
Amount: 0.024046
Amount Units: ug/mL

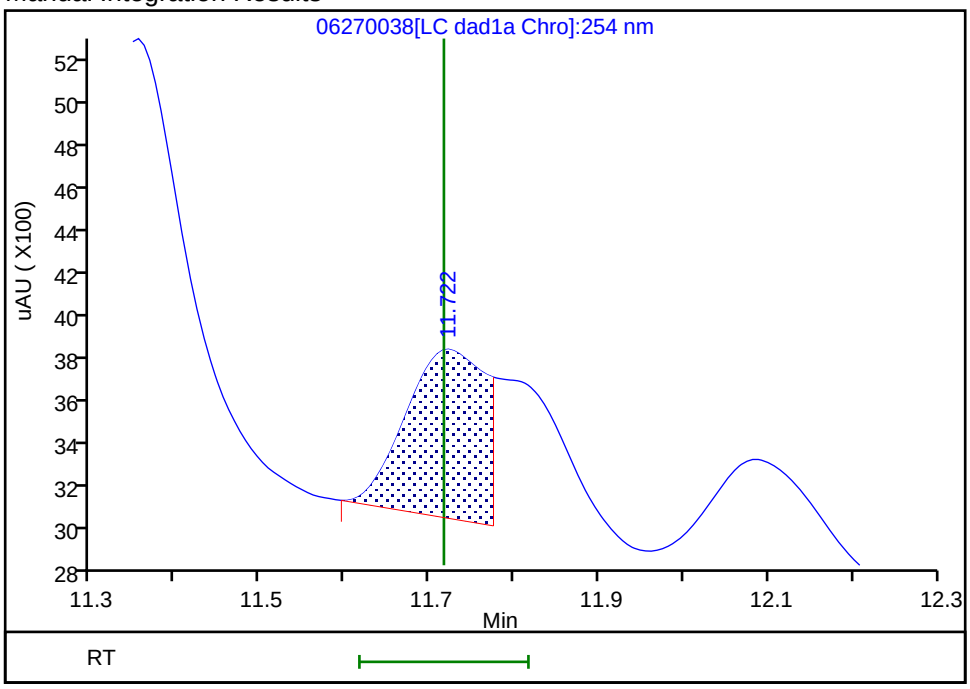

Reviewer: zhangji, 30-Jun-2020 14:45:50

Audit Action: Split an Integrated Peak Audit Reason: Baseline

User Disabled Compound Report

Eurofins TestAmerica, Denver

Data File:	\\chromfs\denver\chromdata\chhplc_x\20200627-92823.b\06270038.d				
Injection Date:	28-Jun-2020 03:01:25	Instrument ID:	CHHPLC_X3		
Lims ID:	280-137702-A-11-A	Lab Sample ID:	280-137702-11		
Client ID:	G0098-20A				
Operator ID:	JZ	ALS Bottle#:	38	Worklist Smp#:	38
Injection Vol:	100.0 ul	Dil. Factor:	1.0000		
Method:	8330_X3	Limit Group:	GCSV - 8330		
Column:	UltraCarb5uODS (20) (4.60 mm)	Detector	LC DAD1B, 254 nm		

17 4-Amino-2,6-dinitrotoluene, CAS: 19406-51-0, Signal: 1

RT: 11.35
Response: 14064
Amount: 0.085370

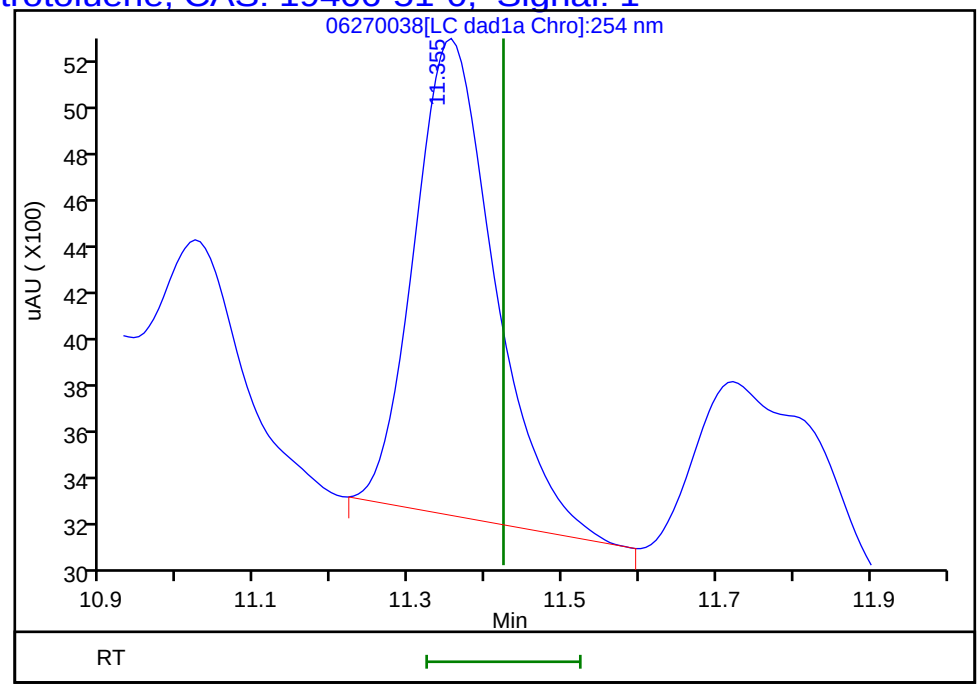

Reviewer: zhangji, 30-Jun-2020 14:45:53
Audit Action: Marked Compound Undetected Audit Reason: Invalid Compound ID

User Disabled Compound Report

Eurofins TestAmerica, Denver

Data File:	\\chromfs\denver\chromdata\chhplc_x\20200627-92823.b\06270038.d				
Injection Date:	28-Jun-2020 03:01:25	Instrument ID:	CHHPLC_X3		
Lims ID:	280-137702-A-11-A	Lab Sample ID:	280-137702-11		
Client ID:	G0098-20A				
Operator ID:	JZ	ALS Bottle#:	38	Worklist Smp#:	38
Injection Vol:	100.0 ul	Dil. Factor:	1.0000		
Method:	8330_X3	Limit Group:	GCSV - 8330		
Column:	UltraCarb5uODS (20) (4.60 mm)	Detector	LC DAD1B, 254 nm		

22 p-Nitrotoluene, CAS: 99-99-0, Signal: 1

RT: 13.35
Response: 2417
Amount: 0.021388

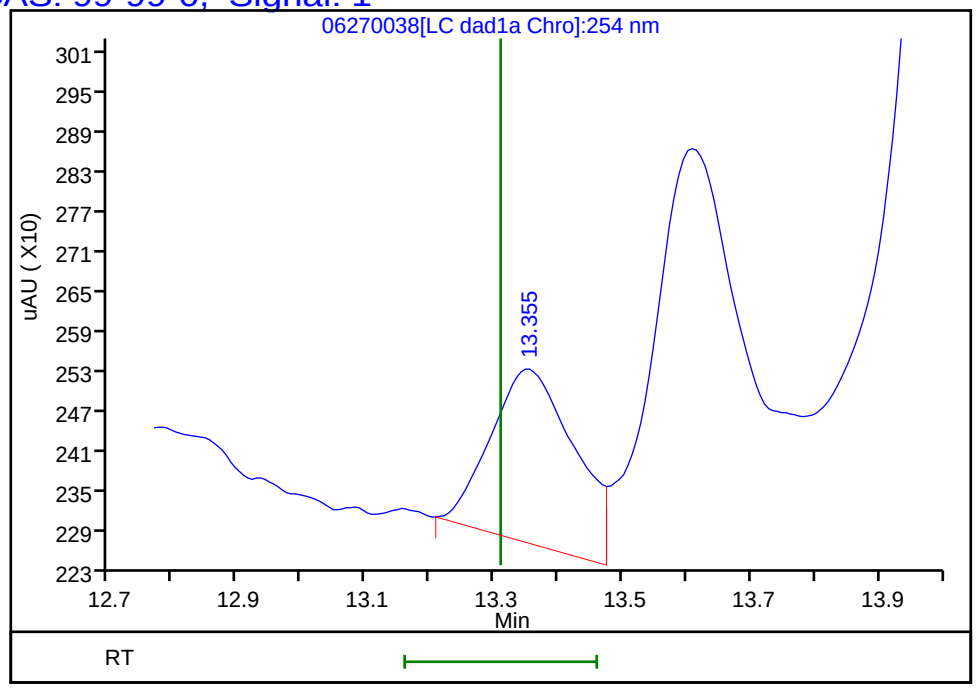

Reviewer: zhangji, 30-Jun-2020 14:45:53
Audit Action: Marked Compound Undetected Audit Reason: Invalid Compound ID

User Disabled Compound Report

Eurofins TestAmerica, Denver

Data File: \\chromfs\denver\chromdata\chhplc_x\20200627-92823.b\06270038.d

Injection Date:	28-Jun-2020 03:01:25	Instrument ID:	CHHPLC_X3		
Lims ID:	280-137702-A-11-A	Lab Sample ID:	280-137702-11		
Client ID:	G0098-20A				
Operator ID:	JZ	ALS Bottle#:	38	Worklist Smp#:	38
Injection Vol:	100.0 ul	Dil. Factor:	1.0000		
Method:	8330_X3	Limit Group:	GCSV - 8330		
Column:	UltraCarb5uODS (20) (4.60 mm)	Detector	LC DAD1B, 254 nm		

6 MNX, CAS: 5755-27-1, Signal: 1

RT: 7.28
Response: 513805
Amount: 3.240768

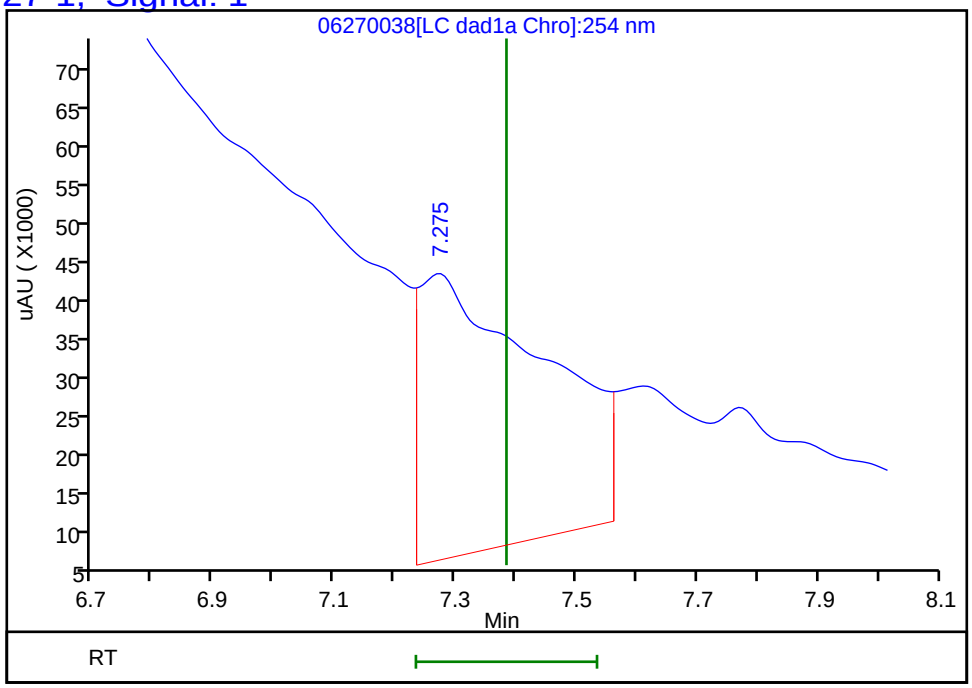

Reviewer: zhangji, 30-Jun-2020 14:45:53
Audit Action: Marked Compound Undetected Audit Reason: Invalid Compound ID

Manual Integration/User Assign Peak Report

Eurofins TestAmerica, Denver

Data File:	\\chromfs\denver\chromdata\chhplc_x\20200627-92823.b\06270038.d				
Injection Date:	28-Jun-2020 03:01:25	Instrument ID:	CHHPLC_X3		
Lims ID:	280-137702-A-11-A	Lab Sample ID:	280-137702-11		
Client ID:	G0098-20A				
Operator ID:	JZ	ALS Bottle#:	38	Worklist Smp#:	38
Injection Vol:	100.0 ul	Dil. Factor:	1.0000		
Method:	8330_X3	Limit Group:	GCSV - 8330		
Column:	UltraCarb5uODS (20) (4.60 mm)	Detector	LC DAD1B, 254 nm		

7 RDX, CAS: 121-82-4

Signal: 1

Processing Integration Results

RT: 7.77
Area: 157928
Amount: 1.354291
Amount Units: ug/mL

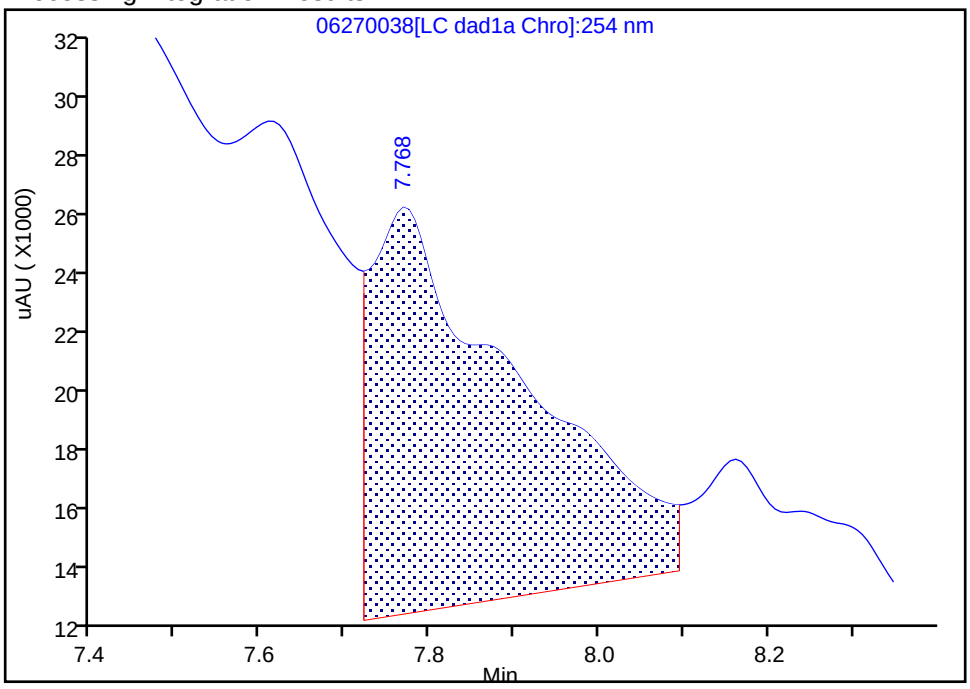

Manual Integration Results

RT: 7.77
Area: 9598
Amount: 0.082306
Amount Units: ug/mL

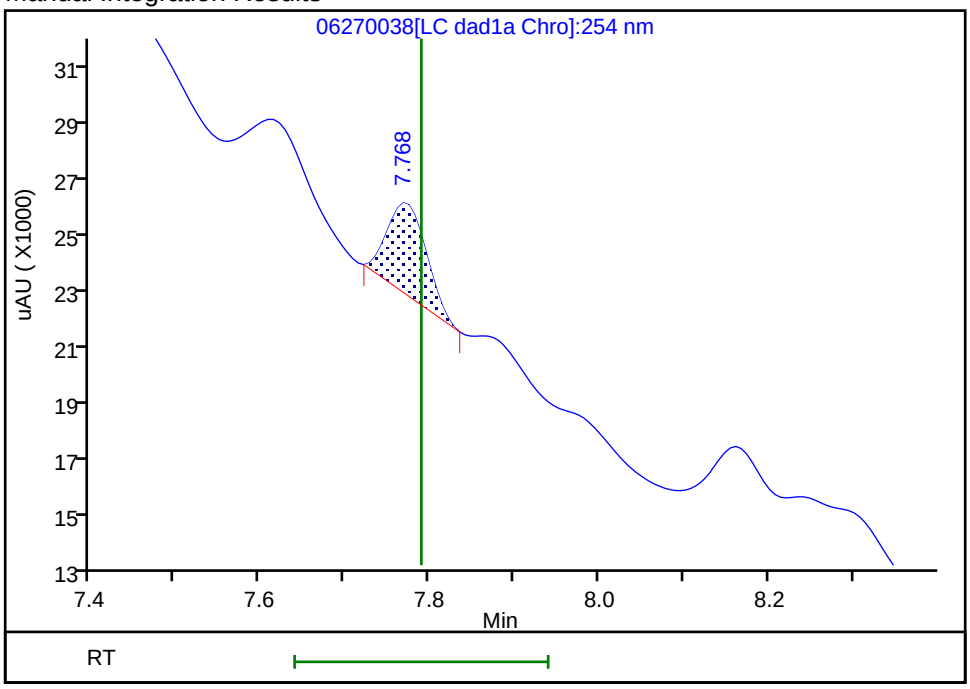

Reviewer: zhangji, 30-Jun-2020 14:45:22

Audit Action: Manually Integrated Audit Reason: Baseline

User Disabled Compound Report

Eurofins TestAmerica, Denver

Data File: \\chromfs\denver\chromdata\chhplc_x\20200627-92823.b\06270038.d

Injection Date:	28-Jun-2020 03:01:25	Instrument ID:	CHHPLC_X3		
Lims ID:	280-137702-A-11-A	Lab Sample ID:	280-137702-11		
Client ID:	G0098-20A				
Operator ID:	JZ	ALS Bottle#:	38	Worklist Smp#:	38
Injection Vol:	100.0 ul	Dil. Factor:	1.0000		
Method:	8330_X3	Limit Group:	GCSV - 8330		
Column:	UltraCarb5uODS (20) (4.60 mm)	Detector	LC DAD1B, 254 nm		

14 Tetryl, CAS: 479-45-8, Signal: 1

RT: 10.25
Response: 4298
Amount: 0.024278

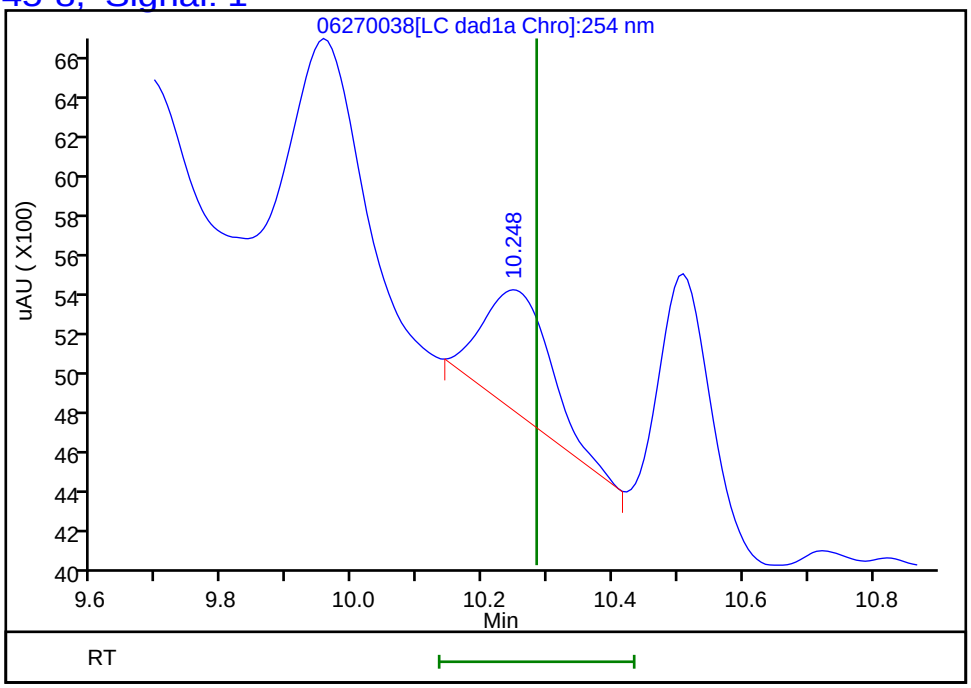

Reviewer: zhangji, 30-Jun-2020 14:45:53
Audit Action: Marked Compound Undetected Audit Reason: Invalid Compound ID

FORM I
HPLC/IC ORGANICS ANALYSIS DATA SHEET

Lab Name: Eurofins TestAmerica, Denver Job No.: 280-137702-1

SDG No.:

Client Sample ID: G0098-20A Lab Sample ID: 280-137702-11

Matrix: Water Lab File ID: 06300025.D

Analysis Method: 8330A Date Collected: 06/14/2020 10:50

Extraction Method: 3535 Date Extracted: 06/18/2020 10:49

Sample wt/vol: 461.9(mL) Date Analyzed: 07/01/2020 04:41

Con. Extract Vol.: 5(mL) Dilution Factor: 1

Injection Volume: 100(uL) GC Column: Luna-phenylhex ID: 4.6(mm)

% Moisture: GPC Cleanup:(Y/N) N

Analysis Batch No.: 500692 Units: ug/L

CAS NO.	COMPOUND NAME	RESULT	Q	LOQ	LOD	DL
121-14-2	2,4-Dinitrotoluene	0.087	U M	0.11	0.087	0.030
35572-78-2	2-Amino-4,6-dinitrotoluene	0.11	U	0.12	0.11	0.055
98-95-3	Nitrobenzene	0.22	U	0.23	0.22	0.099
121-82-4	*RDX*	*0.13*	*J J1 M*	*0.23*	0.22	*0.056*

CAS NO.	SURROGATE	%REC	Q	LIMITS
528-29-0	1,2-Dinitrobenzene	104	*M*	83-119

Eurofins TestAmerica, Denver
Target Compound Quantitation Report

Data File:	\\chromfs\Denver\ChromData\G2_LUNA\20200630-92910.b\06300025.D				
Lims ID:	280-137702-A-11-A				
Client ID:	G0098-20A				
Sample Type:	Client				
Inject. Date:	01-Jul-2020 04:41:46	ALS Bottle#:	25	Worklist Smp#:	25
Injection Vol:	100.0 ul	Dil. Factor:	1.0000		
Sample Info:	280-137702-A-11-				
Misc. Info.:	280-0092910-025				
Operator ID:	JZ	Instrument ID:	CHHPLC_G2_LUNA		
Method:	\\chromfs\Denver\ChromData\G2_LUNA\20200630-92910.b\G2_8330_Luna.m				
Limit Group:	GCSV - 8330				
Last Update:	01-Jul-2020 17:34:09	Calib Date:	15-May-2020 02:11:20		
Integrator:	Falcon				
Quant Method:	External Standard	Quant By:	Initial Calibration		
Last ICal File:	\\chromfs\Denver\ChromData\G2_LUNA\20200514-91518.b\05140024.D				
Column 1 :	Luna-Phenyl hexyl (4.60 mm)		Det: LC DAD1A, 254 nm		
Process Host:	CTX1062				
First Level Reviewer: zhangji		Date:	01-Jul-2020 17:14:57		

Compound	Det	RT (min.)	Exp RT (min.)	Dlt RT (min.)	Response	OnCol Amt ug/ml	Flags
6 HMX	1		7.162			ND	
7 MNX	1		7.943			ND	U
8 RDX	1	9.395	9.382	0.013	2990	0.0122	M
9 Nitrobenzene	1		12.296			ND	
$ 10 1,2-Dinitrobenzene	1	13.315	13.296	0.019	59239	0.2070	M
12 1,3-Dinitrobenzene	1	15.982	15.822	0.160	2962	0.004393	M
14 o-Nitrotoluene	1	16.695	16.762	-0.067	90076	0.3300	M
15 p-Nitrotoluene	1		17.022			ND	
16 4-Amino-2,6-dinitrotoluene	1		17.482			ND	
17 m-Nitrotoluene	1		17.982			ND	
18 2-Amino-4,6-dinitrotoluene	1		18.416			ND	
19 1,3,5-Trinitrobenzene	1		19.162			ND	U
20 2,6-Dinitrotoluene	1		20.076			ND	
21 2,4-Dinitrotoluene	1		20.596			ND	U
22 Tetryl	1		23.896			ND	
23 2,4,6-Trinitrotoluene	1		24.922			ND	

QC Flag Legend

Review Flags

M - Manually Integrated

U - Marked Undetected

Report Date: 01-Jul-2020 17:34:12 Chrom Revision: 2.3 21-Jun-2020 18:30:46

Eurofins TestAmerica, Denver

Data File:	\\chromfs\denver\chromdata\g2_luna\20200630-92910.b\06300025.d				
Injection Date:	01-Jul-2020 04:41:46	Instrument ID:	CHHPLC_G2_LUNA	Operator ID:	JZ
Lims ID:	280-137702-A-11-A	Lab Sample ID:	280-137702-11	Worklist Smp#:	25
Client ID:	G0098-20A				
Injection Vol:	100.0 ul	Dil. Factor:	1.0000	ALS Bottle#:	25
Method:	G2_8330_Luna	Limit Group:	GCSV - 8330		

Column: Luna-Phenyl hexyl (4.60 mm) Y Scaling: Method Defined: Scale to the Nth Largest Peak: 1

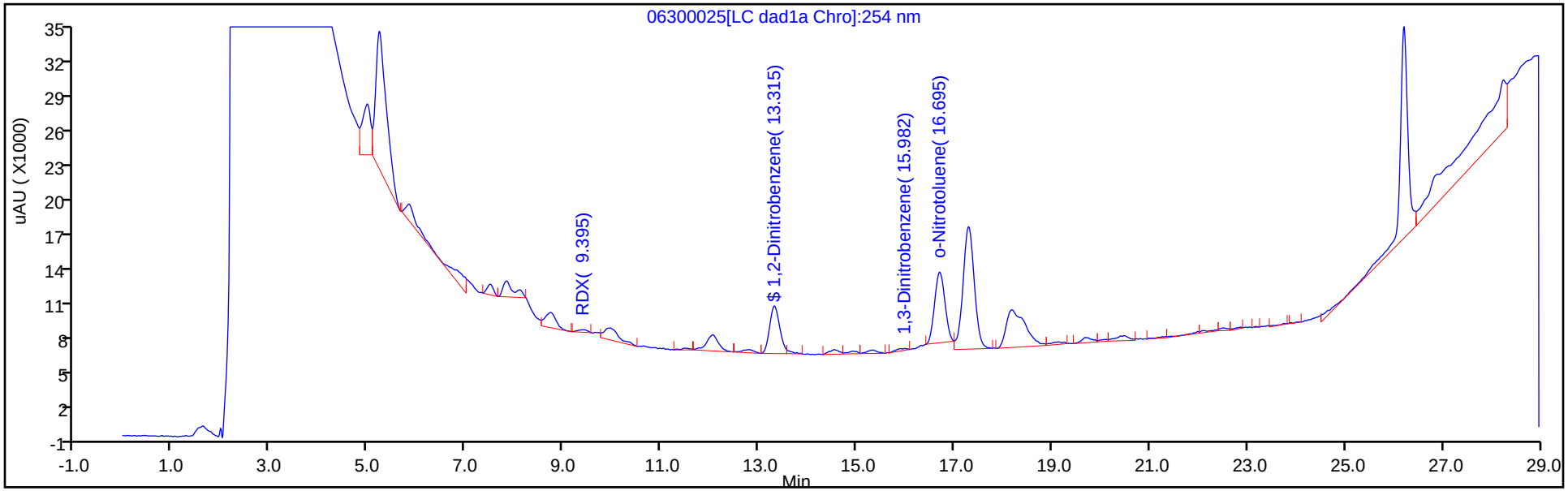

Y Scaling: Method Defined: Scale to the Nth Largest Peak: 1

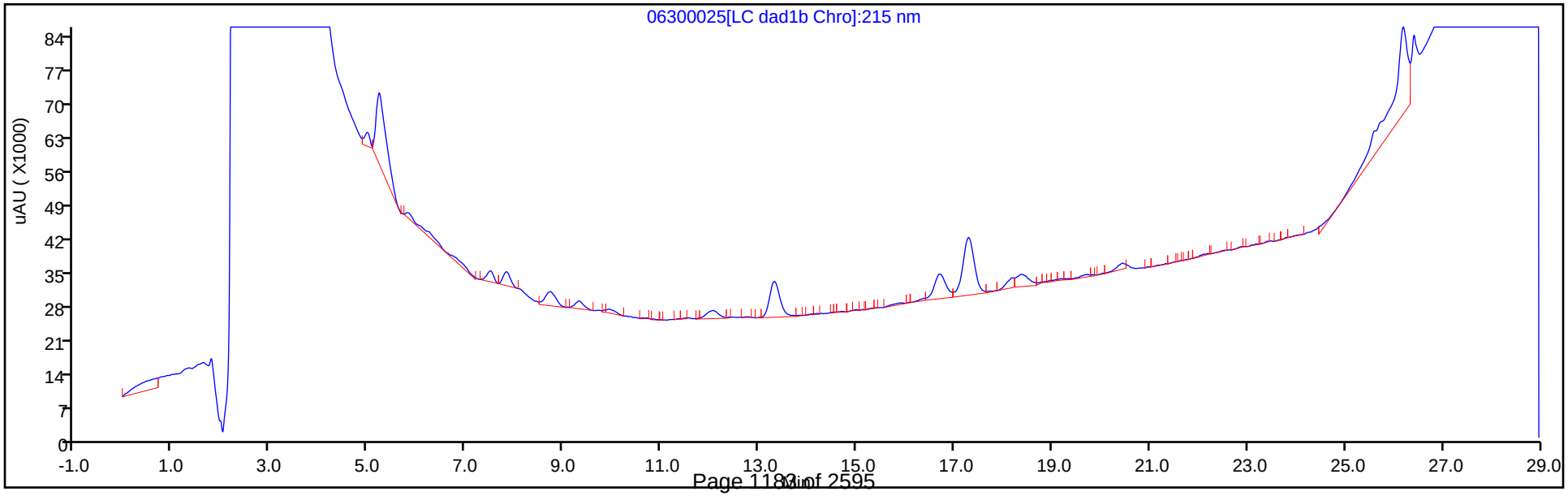

Eurofins TestAmerica, Denver
Recovery Report

Data File:	\\chromfs\Denver\ChromData\G2_LUNA\20200630-92910.b\06300025.D				
Lims ID:	280-137702-A-11-A				
Client ID:	G0098-20A				
Sample Type:	Client				
Inject. Date:	01-Jul-2020 04:41:46	ALS Bottle#:	25	Worklist Smp#:	25
Injection Vol:	100.0 ul	Dil. Factor:	1.0000		
Sample Info:	280-137702-A-11-				
Misc. Info.:	280-0092910-025				
Operator ID:	JZ	Instrument ID:	CHHPLC_G2_LUNA		
Method:	\\chromfs\Denver\ChromData\G2_LUNA\20200630-92910.b\G2_8330_Luna.m				
Limit Group:	GCSV - 8330				
Last Update:	01-Jul-2020 17:34:09	Calib Date:	15-May-2020 02:11:20		
Integrator:	Falcon				
Quant Method:	External Standard	Quant By:	Initial Calibration		
Last ICal File:	\\chromfs\Denver\ChromData\G2_LUNA\20200514-91518.b\05140024.D				
Column 1 :	Luna-Phenyl hexyl (4.60 mm)		Det: LC DAD1A, 254 nm		
Process Host:	CTX1062				
First Level Reviewer: zhangji		Date:	01-Jul-2020 17:14:57		

Compound	Amount Added	Amount Recovered	% Rec.
$ 10 1,2-Dinitrobenzene	0.2000	0.2070	103.52

Manual Integration/User Assign Peak Report

Eurofins TestAmerica, Denver

Data File:	\\chromfs\denver\chromdata\g2_luna\20200630-92910.b\06300025.d				
Injection Date:	01-Jul-2020 04:41:46	Instrument ID:	CHHPLC_G2_LUNA		
Lims ID:	280-137702-A-11-A	Lab Sample ID:	280-137702-11		
Client ID:	G0098-20A				
Operator ID:	JZ	ALS Bottle#:	25	Worklist Smp#:	25
Injection Vol:	100.0 ul	Dil. Factor:	1.0000		
Method:	G2_8330_Luna	Limit Group:	GCSV - 8330		
Column:	Luna-Phenyl hexyl (4.60 mm)	Detector	LC DAD1A, 254 nm		

$ 10 1,2-Dinitrobenzene, CAS: 528-29-0

Signal: 1

Processing Integration Results

RT: 13.31
Area: 61490
Amount: 0.215169
Amount Units: ug/ml

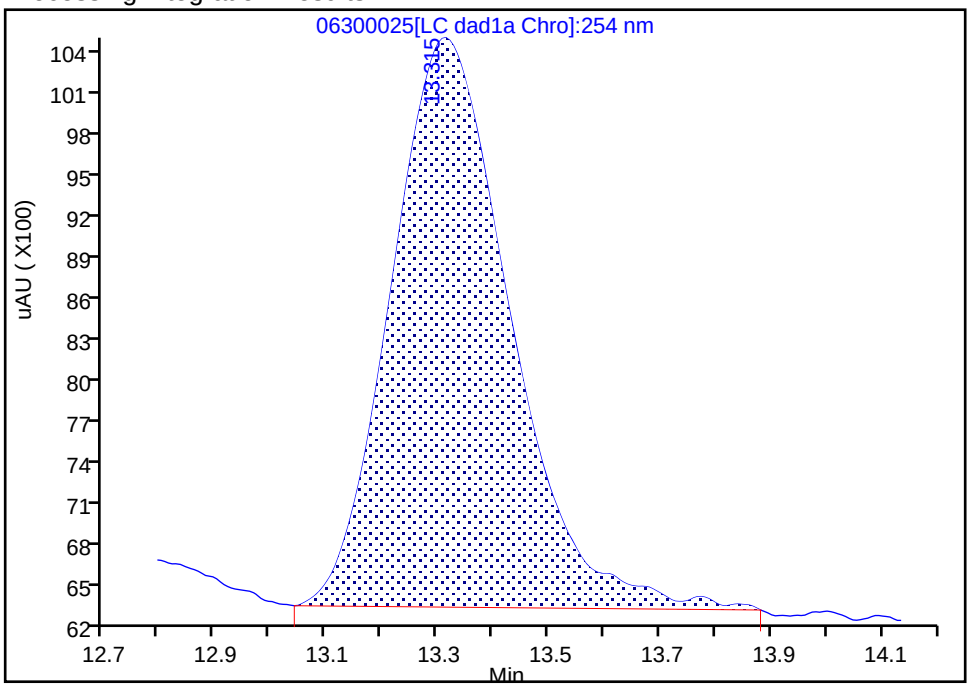

Manual Integration Results

RT: 13.31
Area: 59239
Amount: 0.207050
Amount Units: ug/ml

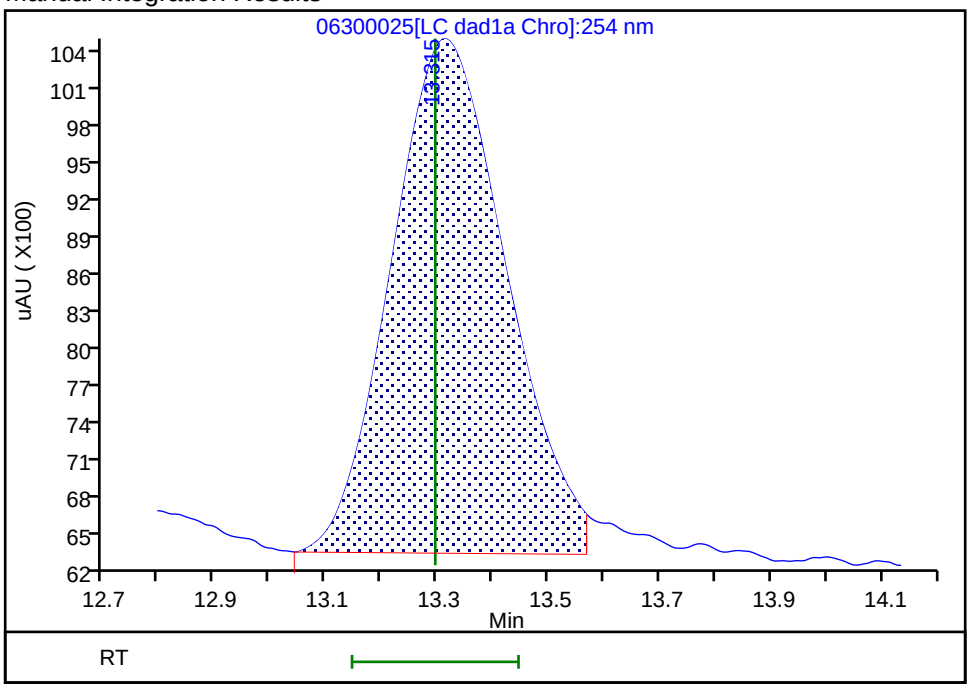

Reviewer: zhangji, 01-Jul-2020 17:14:21

Audit Action: Split an Integrated Peak Audit Reason: Baseline

User Disabled Compound Report

Eurofins TestAmerica, Denver

Data File:	\\chromfs\denver\chromdata\g2_luna\20200630-92910.b\06300025.d				
Injection Date:	01-Jul-2020 04:41:46	Instrument ID:	CHHPLC_G2_LUNA		
Lims ID:	280-137702-A-11-A	Lab Sample ID:	280-137702-11		
Client ID:	G0098-20A				
Operator ID:	JZ	ALS Bottle#:	25	Worklist Smp#:	25
Injection Vol:	100.0 ul	Dil. Factor:	1.0000		
Method:	G2_8330_Luna	Limit Group:	GCSV - 8330		
Column:	Luna-Phenyl hexyl (4.60 mm)	Detector	LC DAD1A, 254 nm		

19 1,3,5-Trinitrobenzene, CAS: 99-35-4, Signal: 1

RT: 19.13
Response: 3953
Amount: 0.008367

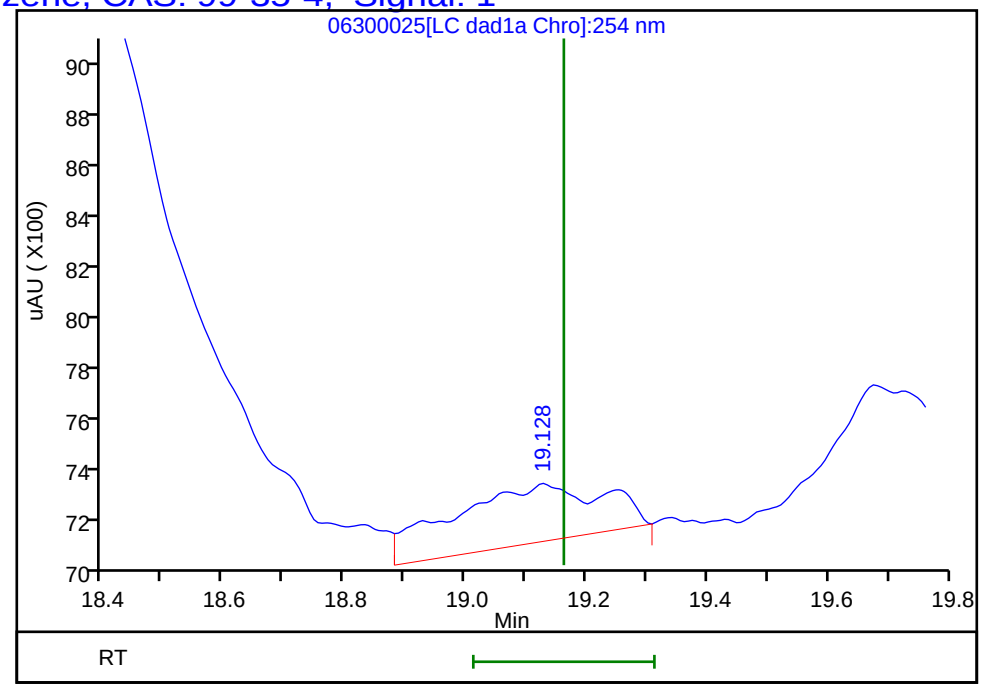

Reviewer: zhangji, 01-Jul-2020 17:14:57
Audit Action: Marked Compound Undetected Audit Reason: Invalid Compound ID

Manual Integration/User Assign Peak Report

Eurofins TestAmerica, Denver

Data File:	\\chromfs\denver\chromdata\g2_luna\20200630-92910.b\06300025.d				
Injection Date:	01-Jul-2020 04:41:46	Instrument ID:	CHHPLC_G2_LUNA		
Lims ID:	280-137702-A-11-A	Lab Sample ID:	280-137702-11		
Client ID:	G0098-20A				
Operator ID:	JZ	ALS Bottle#:	25	Worklist Smp#:	25
Injection Vol:	100.0 ul	Dil. Factor:	1.0000		
Method:	G2_8330_Luna	Limit Group:	GCSV - 8330		
Column:	Luna-Phenyl hexyl (4.60 mm)	Detector	LC DAD1A, 254 nm		

12 1,3-Dinitrobenzene, CAS: 99-65-0

Signal: 1

Processing Integration Results

RT: 15.91
Area: 5716
Amount: 0.008478
Amount Units: ug/ml

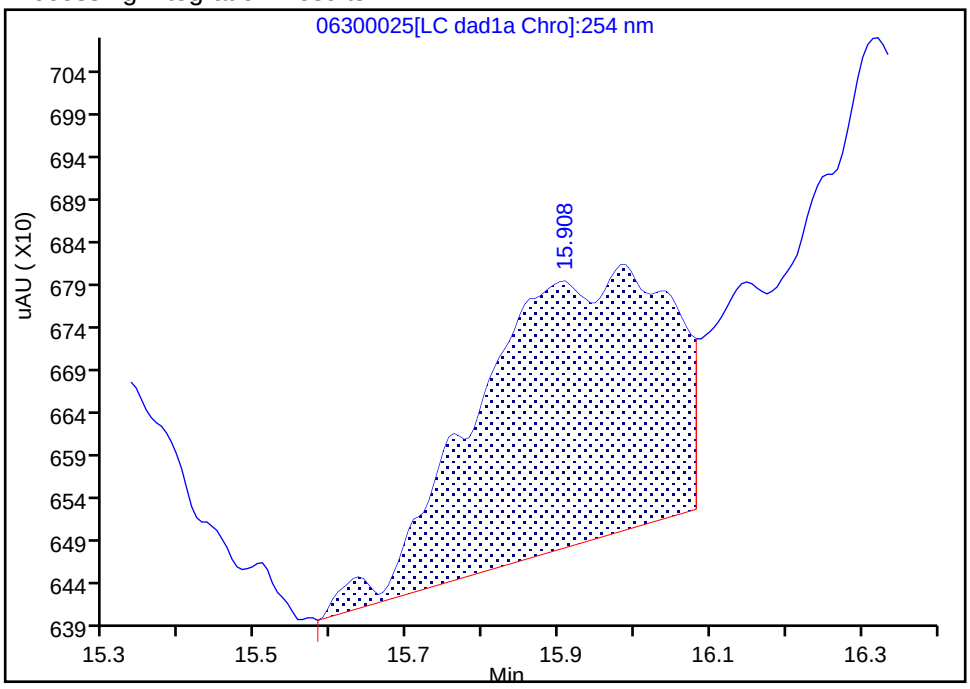

Manual Integration Results

RT: 15.98
Area: 2962
Amount: 0.004393
Amount Units: ug/ml

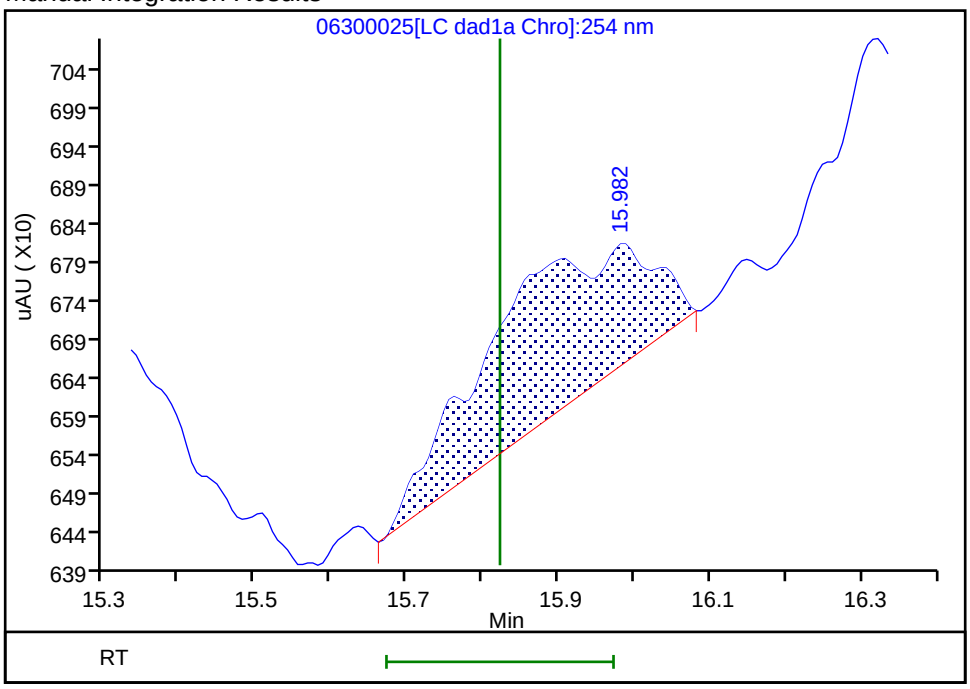

Reviewer: zhangji, 01-Jul-2020 17:14:32
Audit Action: Manually Integrated Audit Reason: Baseline

User Disabled Compound Report

Eurofins TestAmerica, Denver

Data File:	\\chromfs\denver\chromdata\g2_luna\20200630-92910.b\06300025.d				
Injection Date:	01-Jul-2020 04:41:46	Instrument ID:	CHHPLC_G2_LUNA		
Lims ID:	280-137702-A-11-A	Lab Sample ID:	280-137702-11		
Client ID:	G0098-20A				
Operator ID:	JZ	ALS Bottle#:	25	Worklist Smp#:	25
Injection Vol:	100.0 ul	Dil. Factor:	1.0000		
Method:	G2_8330_Luna	Limit Group:	GCSV - 8330		
Column:	Luna-Phenyl hexyl (4.60 mm)	Detector	LC DAD1A, 254 nm		

21 2,4-Dinitrotoluene, CAS: 121-14-2, Signal: 1

RT: 20.48
Response: 8420
Amount: 0.013154

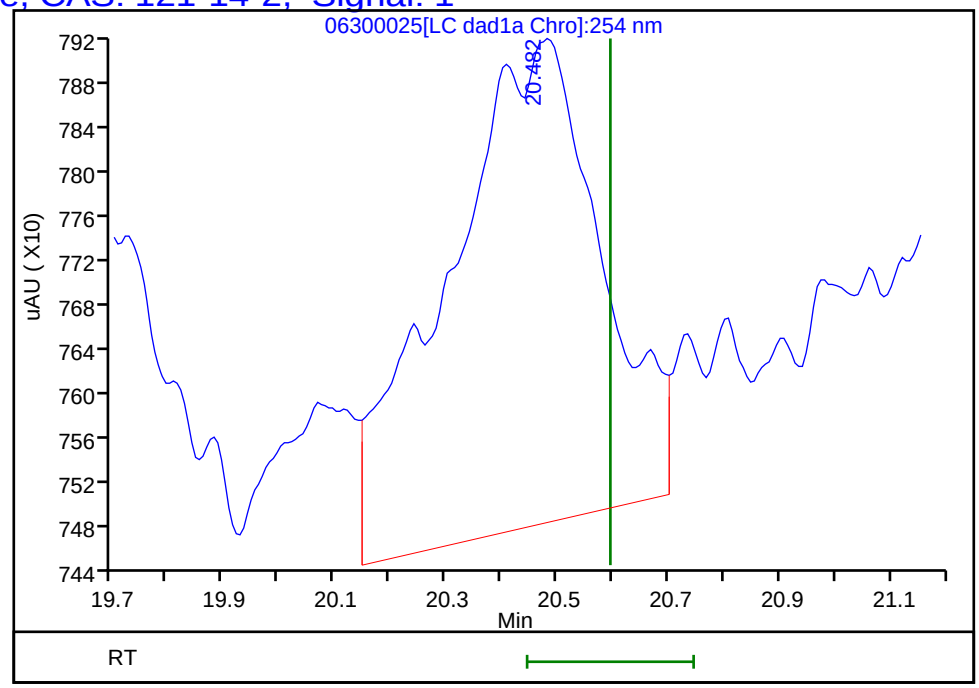

Reviewer: zhangji, 01-Jul-2020 17:14:57
Audit Action: Marked Compound Undetected Audit Reason: Invalid Compound ID

Manual Integration/User Assign Peak Report

Eurofins TestAmerica, Denver

Data File:	\\chromfs\denver\chromdata\g2_luna\20200630-92910.b\06300025.d				
Injection Date:	01-Jul-2020 04:41:46	Instrument ID:	CHHPLC_G2_LUNA		
Lims ID:	280-137702-A-11-A	Lab Sample ID:	280-137702-11		
Client ID:	G0098-20A				
Operator ID:	JZ	ALS Bottle#:	25	Worklist Smp#:	25
Injection Vol:	100.0 ul	Dil. Factor:	1.0000		
Method:	G2_8330_Luna	Limit Group:	GCSV - 8330		
Column:	Luna-Phenyl hexyl (4.60 mm)	Detector	LC DAD1A, 254 nm		

14 o-Nitrotoluene, CAS: 88-72-2

Signal: 1

Processing Integration Results

RT: 16.69
Area: 119979
Amount: 0.439541
Amount Units: ug/ml

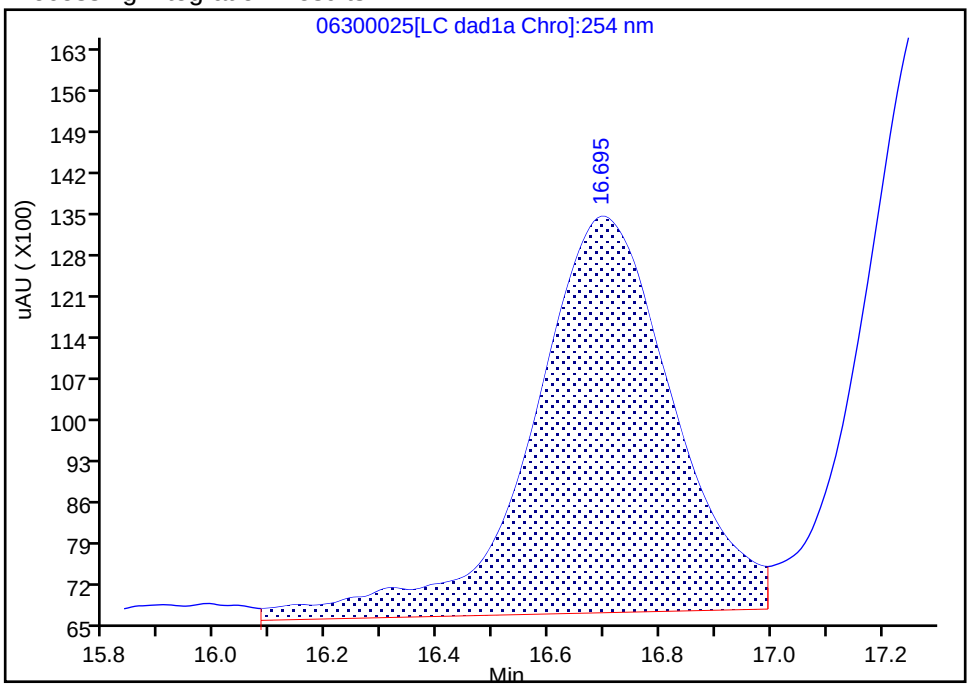

Manual Integration Results

RT: 16.69
Area: 90076
Amount: 0.329992
Amount Units: ug/ml

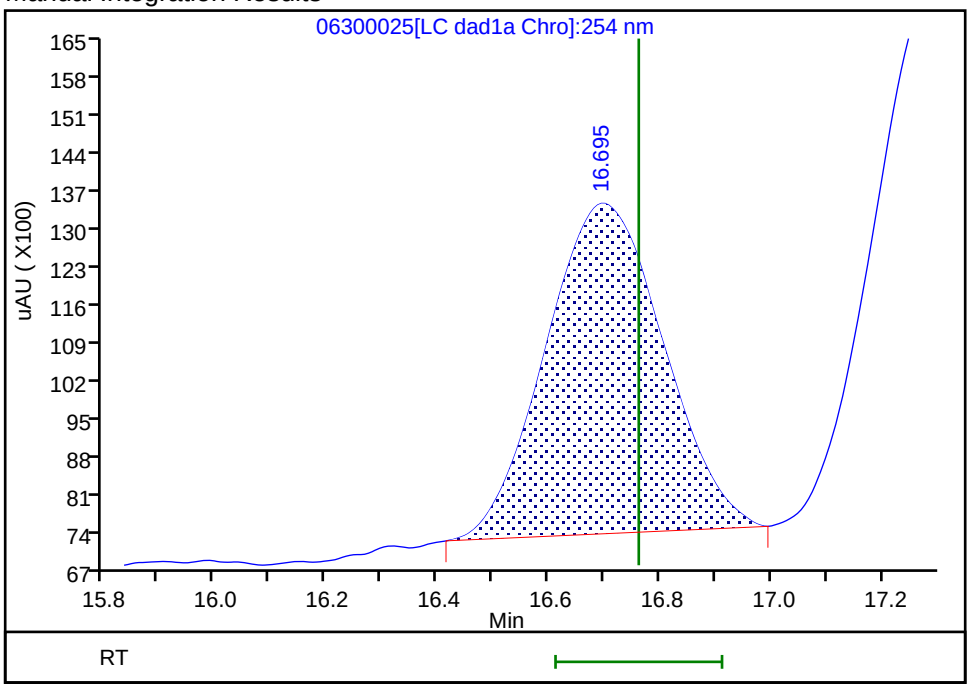

Reviewer: zhangji, 01-Jul-2020 17:14:46
Audit Action: Manually Integrated Audit Reason: Baseline

User Disabled Compound Report

Eurofins TestAmerica, Denver

Data File: \\chromfs\denver\chromdata\g2_luna\20200630-92910.b\06300025.d

Injection Date:	01-Jul-2020 04:41:46	Instrument ID:	CHHPLC_G2_LUNA		
Lims ID:	280-137702-A-11-A	Lab Sample ID:	280-137702-11		
Client ID:	G0098-20A				
Operator ID:	JZ	ALS Bottle#:	25	Worklist Smp#:	25
Injection Vol:	100.0 ul	Dil. Factor:	1.0000		
Method:	G2_8330_Luna	Limit Group:	GCSV - 8330		
Column:	Luna-Phenyl hexyl (4.60 mm)	Detector	LC DAD1A, 254 nm		

7 MNX, CAS: 5755-27-1, Signal: 1

RT: 7.83
Response: 21248
Amount: 0.059347

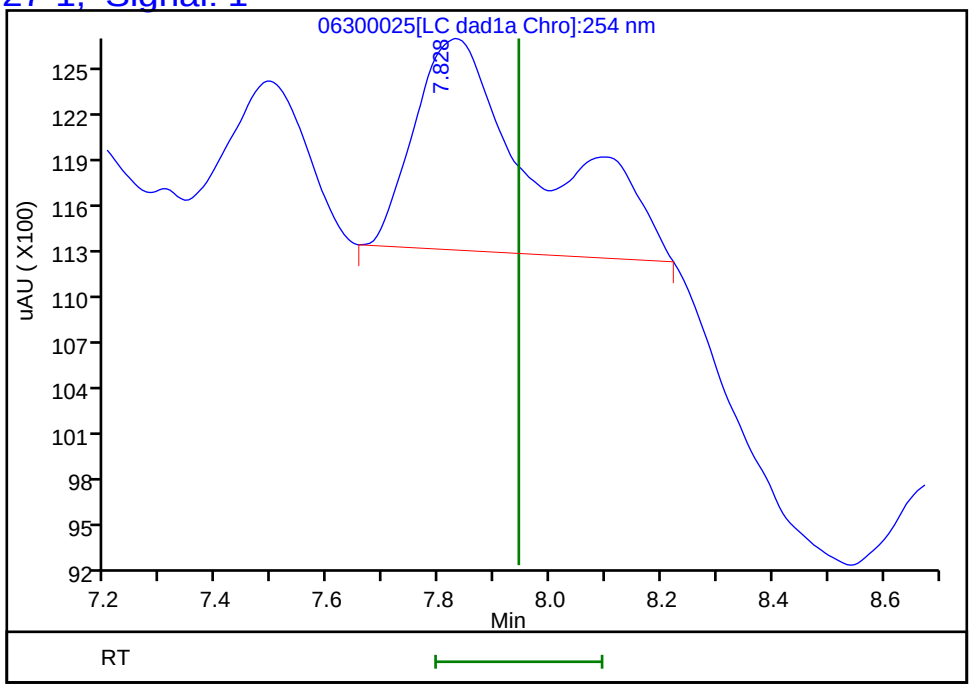

Reviewer: zhangji, 01-Jul-2020 17:14:57
Audit Action: Marked Compound Undetected Audit Reason: Invalid Compound ID

Manual Integration/User Assign Peak Report

Eurofins TestAmerica, Denver

Data File:	\\chromfs\denver\chromdata\g2_luna\20200630-92910.b\06300025.d				
Injection Date:	01-Jul-2020 04:41:46	Instrument ID:	CHHPLC_G2_LUNA		
Lims ID:	280-137702-A-11-A	Lab Sample ID:	280-137702-11		
Client ID:	G0098-20A				
Operator ID:	JZ	ALS Bottle#:	25	Worklist Smp#:	25
Injection Vol:	100.0 ul	Dil. Factor:	1.0000		
Method:	G2_8330_Luna	Limit Group:	GCSV - 8330		
Column:	Luna-Phenyl hexyl (4.60 mm)	Detector	LC DAD1A, 254 nm		

8 RDX, CAS: 121-82-4

Signal: 1

Processing Integration Results

RT: 9.39
Area: 3844
Amount: 0.015731
Amount Units: ug/ml

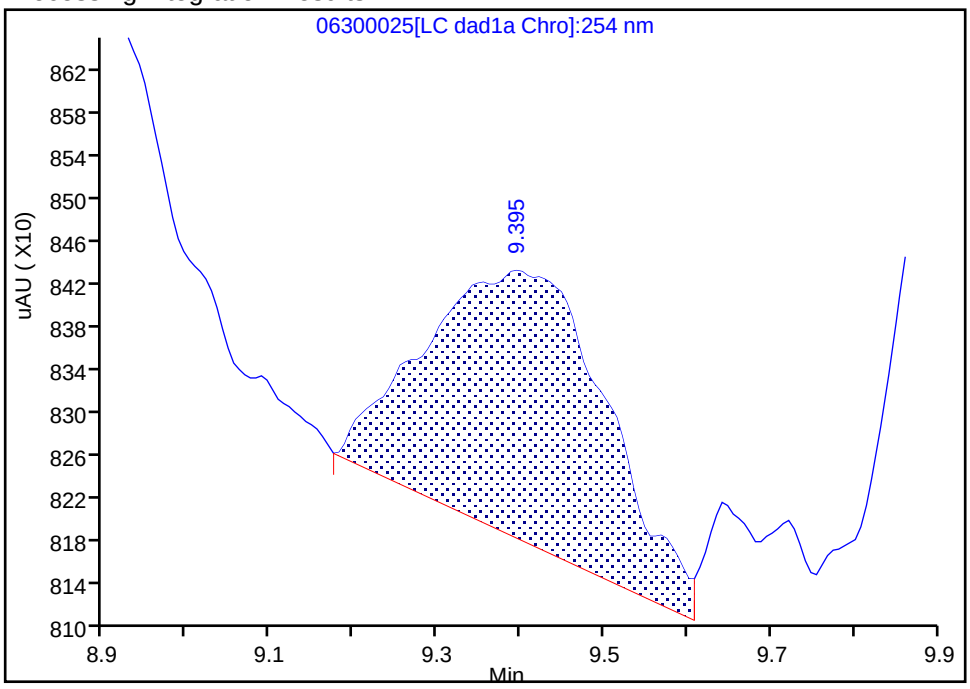

Manual Integration Results

RT: 9.39
Area: 2990
Amount: 0.012236
Amount Units: ug/ml

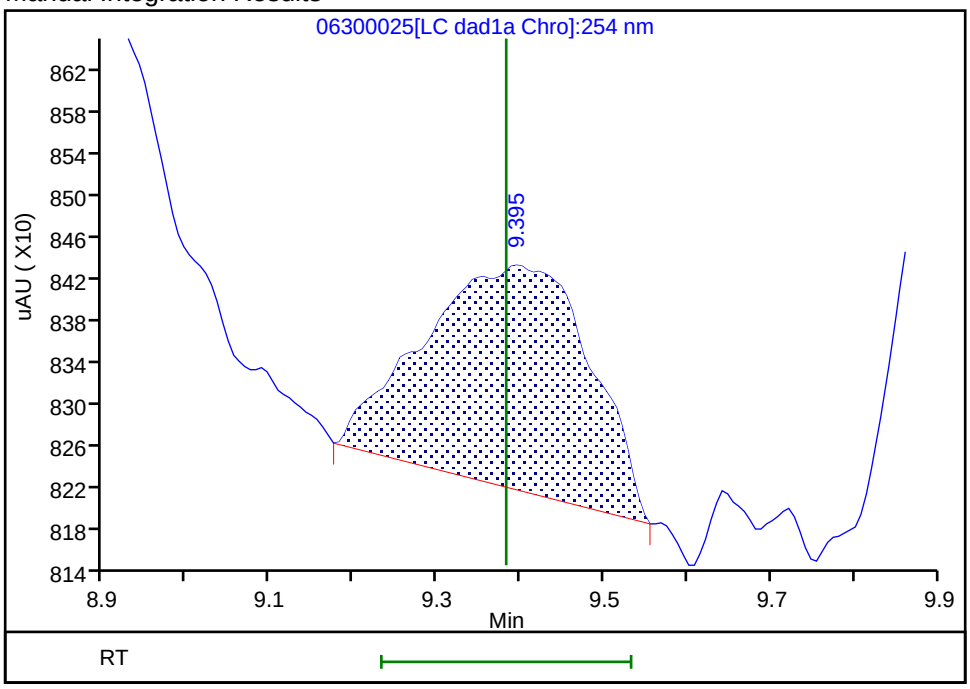

Reviewer: zhangji, 01-Jul-2020 17:14:15
Audit Action: Manually Integrated Audit Reason: Baseline

FORM I
HPLC/IC ORGANICS ANALYSIS DATA SHEET

Lab Name: Eurofins TestAmerica, Denver Job No.: 280-137702-1

SDG No.:

Client Sample ID: G0114-20A Lab Sample ID: 280-137702-12

Matrix: Water Lab File ID: 06270039.D

Analysis Method: 8330A Date Collected: 06/14/2020 12:10

Extraction Method: 3535 Date Extracted: 06/18/2020 10:49

Sample wt/vol: 469.2(mL) Date Analyzed: 06/28/2020 03:24

Con. Extract Vol.: 5(mL) Dilution Factor: 1

Injection Volume: 100(uL) GC Column: UltraCarb5uODS ID: 4.6(mm)

% Moisture: GPC Cleanup:(Y/N) N

Analysis Batch No.: 500385 Units: ug/L

CAS NO.	COMPOUND NAME	RESULT	Q	LOQ	LOD	DL
99-35-4	1,3,5-Trinitrobenzene	0.21	U	0.22	0.21	0.090
99-65-0	1,3-Dinitrobenzene	0.11	U	0.12	0.11	0.039
118-96-7	2,4,6-Trinitrotoluene	0.11	U	0.12	0.11	0.048
606-20-2	2,6-Dinitrotoluene	0.085	U	0.11	0.085	0.043
88-72-2	2-Nitrotoluene	0.21	U	0.22	0.21	0.091
99-08-1	3-Nitrotoluene	0.43	U	0.43	0.43	0.21
19406-51-0	4-Amino-2,6-dinitrotoluene	0.13	U M	0.16	0.13	0.061
2691-41-0	HMX	0.21	U	0.22	0.21	0.093
5755-27-1	MNX	0.43	U	2.1	0.43	0.16
479-45-8	Tetryl	0.11	U	0.12	0.11	0.034

CAS NO.	SURROGATE	%REC	Q	LIMITS
528-29-0	1,2-Dinitrobenzene	92	M	83-119

Eurofins TestAmerica, Denver
Target Compound Quantitation Report

Data File: \\chromfs\Denver\ChromData\CHHPLC_X\20200627-92823.b\06270039.D
Lims ID: 280-137702-A-12-A
Client ID: G0114-20A
Sample Type: Client
Inject. Date: 28-Jun-2020 03:24:25 ALS Bottle#: 39 Worklist Smp#: 39
Injection Vol: 100.0 ul Dil. Factor: 1.0000
Sample Info: 280-137702-A-12-
Misc. Info.: 280-0092823-039
Operator ID: JZ Instrument ID: CHHPLC_X3

Method: \\chromfs\Denver\ChromData\CHHPLC_X\20200627-92823.b\8330_X3.m
Limit Group: GCSV - 8330
Last Update: 30-Jun-2020 14:54:23 Calib Date: 26-Jun-2020 01:16:48
Integrator: Falcon
Quant Method: External Standard Quant By: Initial Calibration
Last ICal File: \\chromfs\Denver\ChromData\CHHPLC_X\20200625-92750.b\06250013.D

Column 1 : UltraCarb5uODS (20) (4.60 mm) Det: LC DAD1B, 254 nm
Process Host: CTX1061

First Level Reviewer: zhangji Date: 30-Jun-2020 14:46:32

	Compound	Det	RT (min.)	Exp RT (min.)	Dlt RT (min.)	Response	OnCol Amt ug/mL	Flags
	3 HMX	1		6.710			ND	
	6 MNX	1		7.384			ND	
	7 RDX	1	7.768	7.790	-0.022	7634	0.0655	M
$	9 1,2-Dinitrobenzene	1	8.755	8.756	-0.001	25363	0.1835	M
	10 1,3,5-Trinitrobenzene	1		8.930			ND	
	11 1,3-Dinitrobenzene	1		9.583			ND	
	12 Nitrobenzene	1	9.935	9.963	-0.028	126358	0.6305	M
	14 Tetryl	1		10.283			ND	
	16 2,4,6-Trinitrotoluene	1		11.250			ND	
	17 4-Amino-2,6-dinitrotoluene	1		11.423			ND	U
	18 2-Amino-4,6-dinitrotoluene	1	11.701	11.716	-0.015	57579	0.2839	
	19 2,6-Dinitrotoluene	1		11.850			ND	
	20 2,4-Dinitrotoluene	1	12.081	12.050	0.031	3034	0.0100	
	21 o-Nitrotoluene	1		12.870			ND	
	22 p-Nitrotoluene	1	13.308	13.310	-0.002	2949	0.0261	
	23 m-Nitrotoluene	1		13.896			ND	

QC Flag Legend

Review Flags
M - Manually Integrated
U - Marked Undetected

Report Date: 30-Jun-2020 14:54:26 Chrom Revision: 2.3 21-Jun-2020 18:30:46

Eurofins TestAmerica, Denver

Data File: \\chromfs\denver\chromdata\chhplc_x\20200627-92823.b\06270039.d

Injection Date:	28-Jun-2020 03:24:25	Instrument ID:	CHHPLC_X3	Operator ID:	JZ
Lims ID:	280-137702-A-12-A	Lab Sample ID:	280-137702-12	Worklist Smp#:	39
Client ID:	G0114-20A				
Injection Vol:	100.0 ul	Dil. Factor:	1.0000	ALS Bottle#:	39
Method:	8330_X3	Limit Group:	GCSV - 8330		

Column: UltraCarb5uODS (20) (4.60 mm) Y Scaling: Method Defined: Scale to the Nth Largest Target: 1

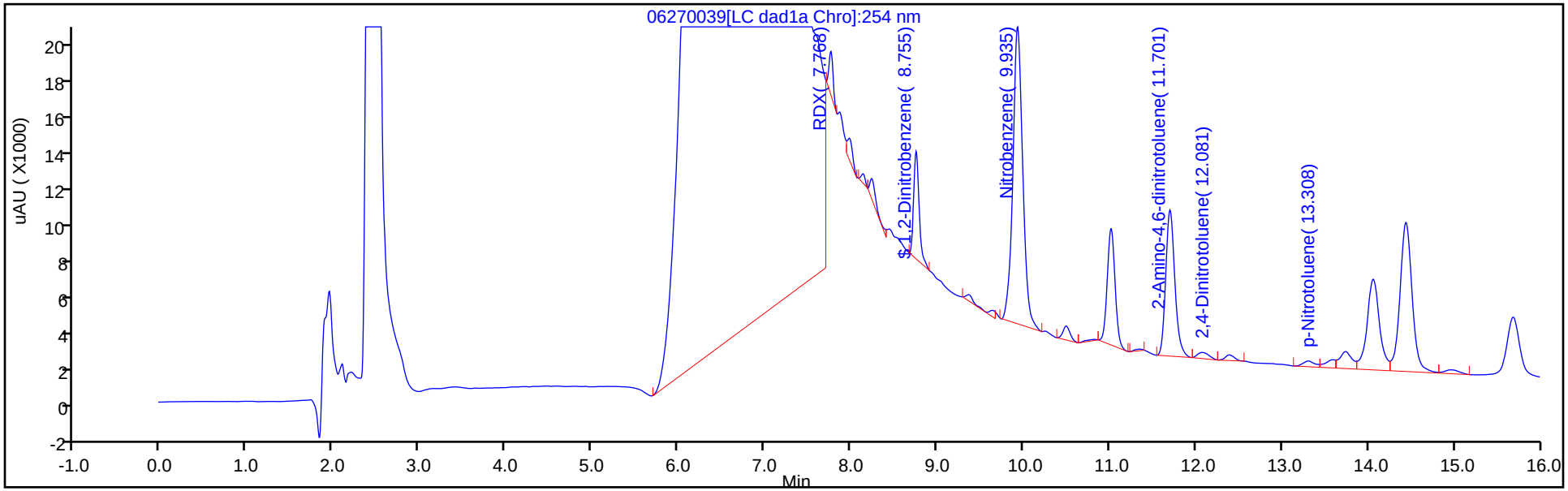

Y Scaling: Method Defined: Scale to the Nth Largest Target: 1

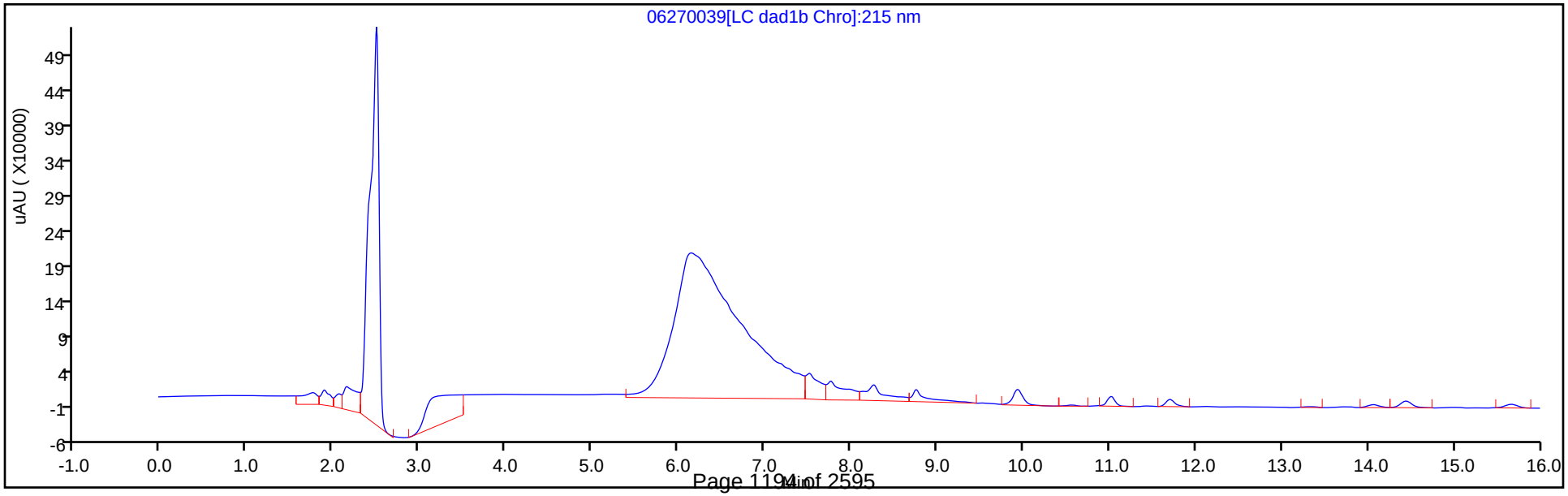

Eurofins TestAmerica, Denver
Recovery Report

Data File:	\\chromfs\Denver\ChromData\CHHPLC_X\20200627-92823.b\06270039.D				
Lims ID:	280-137702-A-12-A				
Client ID:	G0114-20A				
Sample Type:	Client				
Inject. Date:	28-Jun-2020 03:24:25	ALS Bottle#:	39	Worklist Smp#:	39
Injection Vol:	100.0 ul	Dil. Factor:	1.0000		
Sample Info:	280-137702-A-12-				
Misc. Info.:	280-0092823-039				
Operator ID:	JZ	Instrument ID:	CHHPLC_X3		
Method:	\\chromfs\Denver\ChromData\CHHPLC_X\20200627-92823.b\8330_X3.m				
Limit Group:	GCSV - 8330				
Last Update:	30-Jun-2020 14:54:23	Calib Date:	26-Jun-2020 01:16:48		
Integrator:	Falcon				
Quant Method:	External Standard	Quant By:	Initial Calibration		
Last ICal File:	\\chromfs\Denver\ChromData\CHHPLC_X\20200625-92750.b\06250013.D				
Column 1 :	UltraCarb5uODS (20) (4.60 mm)		Det: LC DAD1B, 254 nm		
Process Host:	CTX1061				
First Level Reviewer: zhangji		Date:	30-Jun-2020 14:46:32		

Compound	Amount Added	Amount Recovered	% Rec.
$ 9 1,2-Dinitrobenzene	0.2000	0.1835	91.75

Manual Integration/User Assign Peak Report

Eurofins TestAmerica, Denver

Data File:	\\chromfs\denver\chromdata\chhplc_x\20200627-92823.b\06270039.d				
Injection Date:	28-Jun-2020 03:24:25	Instrument ID:	CHHPLC_X3		
Lims ID:	280-137702-A-12-A	Lab Sample ID:	280-137702-12		
Client ID:	G0114-20A				
Operator ID:	JZ	ALS Bottle#:	39	Worklist Smp#:	39
Injection Vol:	100.0 ul	Dil. Factor:	1.0000		
Method:	8330_X3	Limit Group:	GCSV - 8330		
Column:	UltraCarb5uODS (20) (4.60 mm)	Detector	LC DAD1B, 254 nm		

$ 9 1,2-Dinitrobenzene, CAS: 528-29-0

Signal: 1

Processing Integration Results

RT: 8.75
Area: 35041
Amount: 0.253530
Amount Units: ug/mL

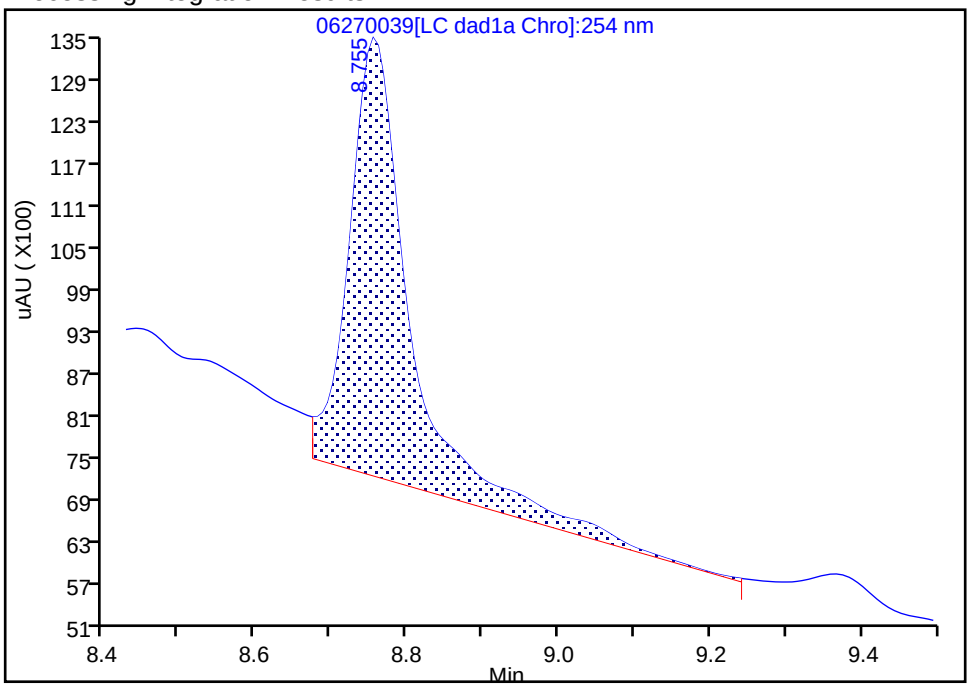

Manual Integration Results

RT: 8.75
Area: 25363
Amount: 0.183508
Amount Units: ug/mL

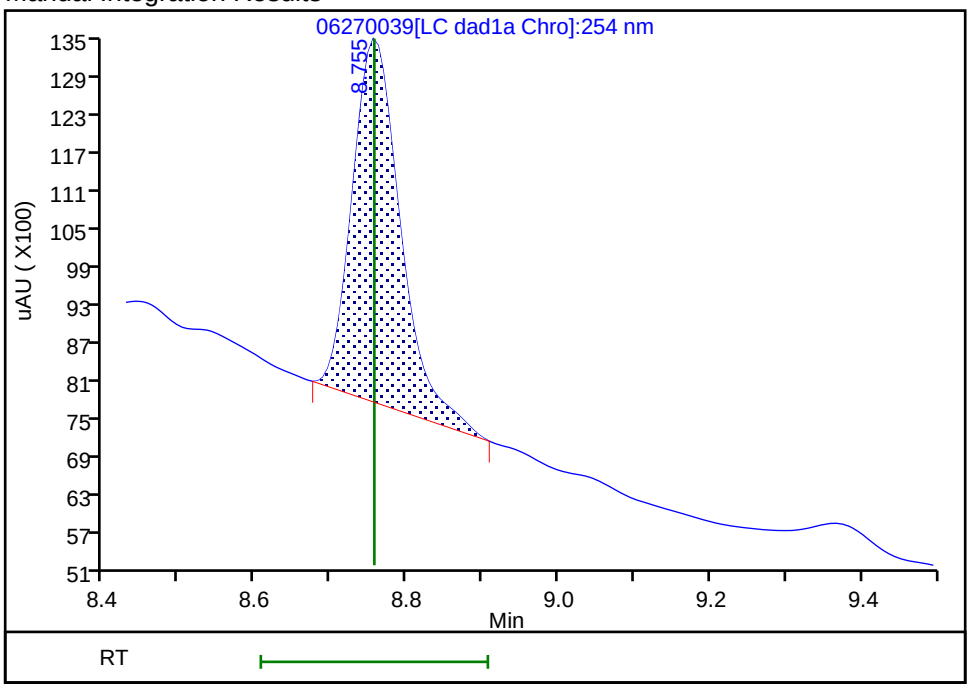

Reviewer: zhangji, 30-Jun-2020 14:46:21

Audit Action: Manually Integrated Audit Reason: Baseline

User Disabled Compound Report

Eurofins TestAmerica, Denver

Data File: \\chromfs\denver\chromdata\chhplc_x\20200627-92823.b\06270039.d

Injection Date:	28-Jun-2020 03:24:25	Instrument ID:	CHHPLC_X3		
Lims ID:	280-137702-A-12-A	Lab Sample ID:	280-137702-12		
Client ID:	G0114-20A				
Operator ID:	JZ	ALS Bottle#:	39	Worklist Smp#:	39
Injection Vol:	100.0 ul	Dil. Factor:	1.0000		
Method:	8330_X3	Limit Group:	GCSV - 8330		
Column:	UltraCarb5uODS (20) (4.60 mm)	Detector	LC DAD1B, 254 nm		

17 4-Amino-2,6-dinitrotoluene, CAS: 19406-51-0, Signal: 1

RT: 11.35
Response: 531
Amount: 0.009501

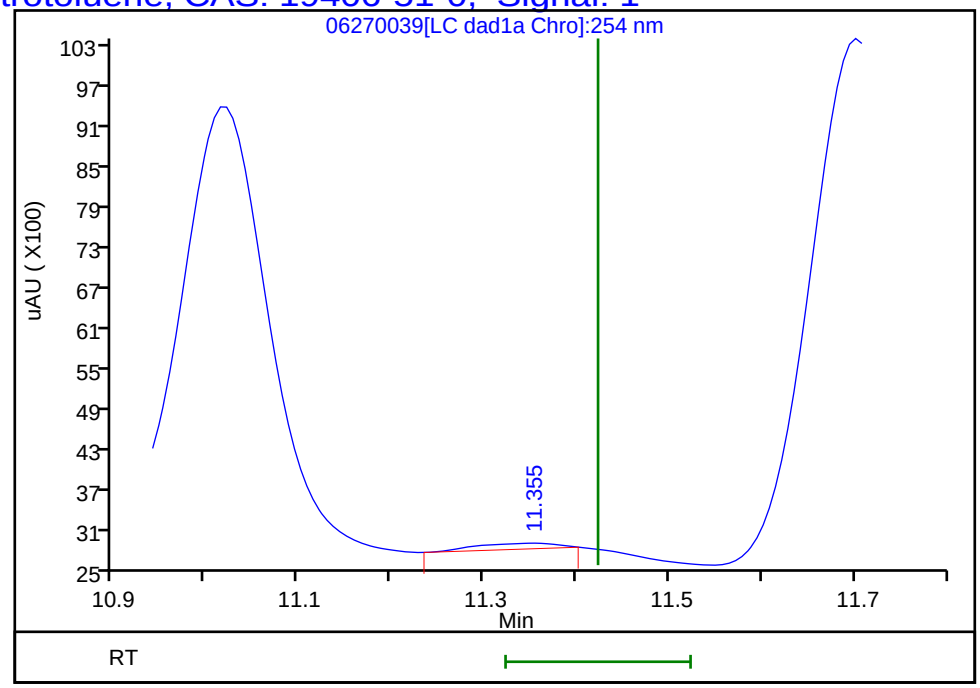

Reviewer: zhangji, 30-Jun-2020 14:46:32

Audit Action: Marked Compound Undetected Audit Reason: Invalid Compound ID

Manual Integration/User Assign Peak Report

Eurofins TestAmerica, Denver

Data File:	\\chromfs\denver\chromdata\chhplc_x\20200627-92823.b\06270039.d				
Injection Date:	28-Jun-2020 03:24:25	Instrument ID:	CHHPLC_X3		
Lims ID:	280-137702-A-12-A	Lab Sample ID:	280-137702-12		
Client ID:	G0114-20A				
Operator ID:	JZ	ALS Bottle#:	39	Worklist Smp#:	39
Injection Vol:	100.0 ul	Dil. Factor:	1.0000		
Method:	8330_X3	Limit Group:	GCSV - 8330		
Column:	UltraCarb5uODS (20) (4.60 mm)	Detector	LC DAD1B, 254 nm		

12 Nitrobenzene, CAS: 98-95-3

Signal: 1

Processing Integration Results

RT: 9.93
Area: 131595
Amount: 0.656653
Amount Units: ug/mL

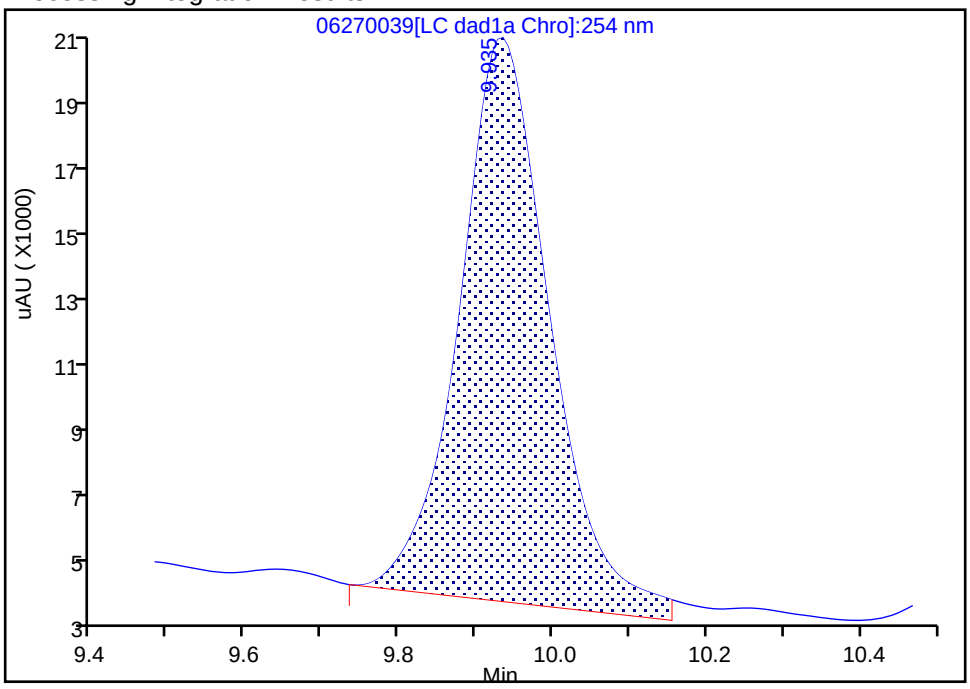

Manual Integration Results

RT: 9.93
Area: 126358
Amount: 0.630521
Amount Units: ug/mL

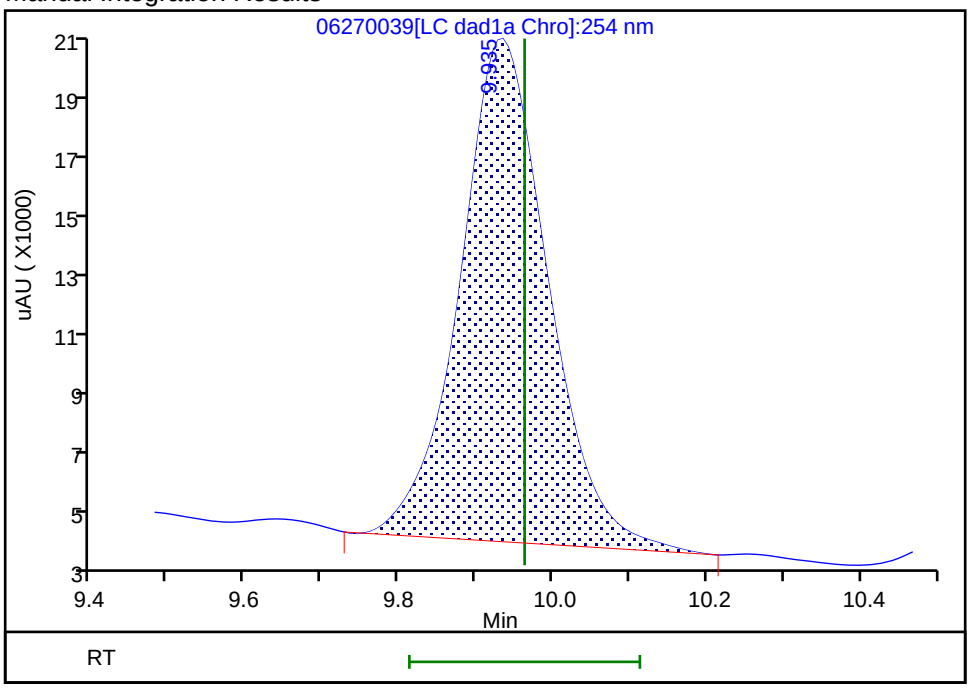

Reviewer: zhangji, 30-Jun-2020 14:46:15

Audit Action: Manually Integrated Audit Reason: Baseline

Manual Integration/User Assign Peak Report

Eurofins TestAmerica, Denver

Data File:	\\chromfs\denver\chromdata\chhplc_x\20200627-92823.b\06270039.d				
Injection Date:	28-Jun-2020 03:24:25	Instrument ID:	CHHPLC_X3		
Lims ID:	280-137702-A-12-A	Lab Sample ID:	280-137702-12		
Client ID:	G0114-20A				
Operator ID:	JZ	ALS Bottle#:	39	Worklist Smp#:	39
Injection Vol:	100.0 ul	Dil. Factor:	1.0000		
Method:	8330_X3	Limit Group:	GCSV - 8330		
Column:	UltraCarb5uODS (20) (4.60 mm)	Detector	LC DAD1B, 254 nm		

7 RDX, CAS: 121-82-4

Signal: 1

Processing Integration Results

RT: 7.77
Area: 63315
Amount: 0.542949
Amount Units: ug/mL

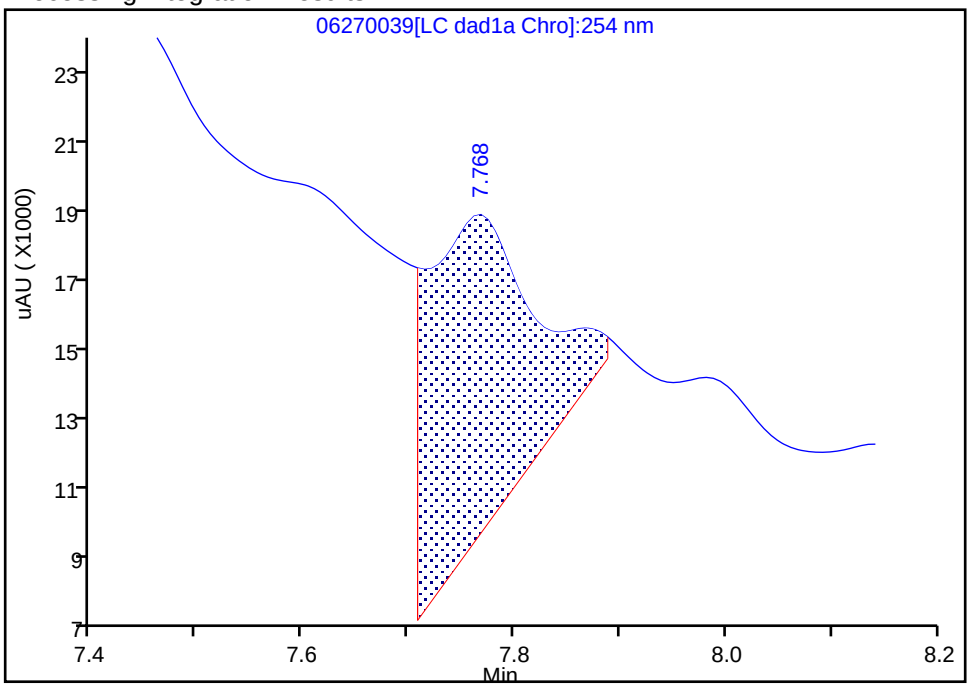

Manual Integration Results

RT: 7.77
Area: 7634
Amount: 0.065464
Amount Units: ug/mL

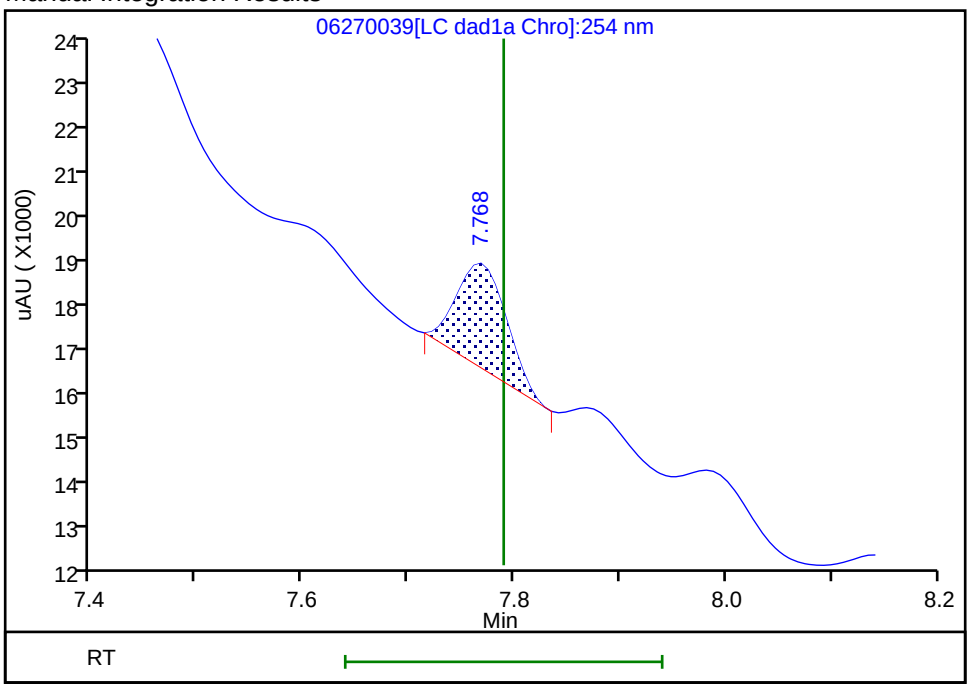

Reviewer: zhangji, 30-Jun-2020 14:46:28

Audit Action: Manually Integrated Audit Reason: Baseline

FORM I
HPLC/IC ORGANICS ANALYSIS DATA SHEET

Lab Name: Eurofins TestAmerica, Denver Job No.: 280-137702-1

SDG No.:

Client Sample ID: G0114-20A Lab Sample ID: 280-137702-12

Matrix: Water Lab File ID: 06300026.D

Analysis Method: 8330A Date Collected: 06/14/2020 12:10

Extraction Method: 3535 Date Extracted: 06/18/2020 10:49

Sample wt/vol: 469.2(mL) Date Analyzed: 07/01/2020 05:16

Con. Extract Vol.: 5(mL) Dilution Factor: 1

Injection Volume: 100(uL) GC Column: Luna-phenylhex ID: 4.6(mm)

% Moisture: GPC Cleanup:(Y/N) N

Analysis Batch No.: 500692 Units: ug/L

CAS NO.	COMPOUND NAME	RESULT	Q	LOQ	LOD	DL
121-14-2	2,4-Dinitrotoluene	0.085	U	0.11	0.085	0.029
35572-78-2	2-Amino-4,6-dinitrotoluene	0.11	U	0.12	0.11	0.054
99-99-0	4-Nitrotoluene	0.43	U	0.44	0.43	0.11
98-95-3	Nitrobenzene	0.21	U	0.22	0.21	0.097
121-82-4	RDX	0.21	U	0.22	0.21	0.055

CAS NO.	SURROGATE	%REC	Q	LIMITS
528-29-0	1,2-Dinitrobenzene	98		83-119

Eurofins TestAmerica, Denver
Target Compound Quantitation Report

Data File: \\chromfs\Denver\ChromData\G2_LUNA\20200630-92910.b\06300026.D
Lims ID: 280-137702-A-12-A
Client ID: G0114-20A
Sample Type: Client
Inject. Date: 01-Jul-2020 05:16:40 ALS Bottle#: 26 Worklist Smp#: 26
Injection Vol: 100.0 ul Dil. Factor: 1.0000
Sample Info: 280-137702-A-12-
Misc. Info.: 280-0092910-026
Operator ID: JZ Instrument ID: CHHPLC_G2_LUNA

Method: \\chromfs\Denver\ChromData\G2_LUNA\20200630-92910.b\G2_8330_Luna.m
Limit Group: GCSV - 8330
Last Update: 01-Jul-2020 17:34:09 Calib Date: 15-May-2020 02:11:20
Integrator: Falcon
Quant Method: External Standard Quant By: Initial Calibration
Last ICal File: \\chromfs\Denver\ChromData\G2_LUNA\20200514-91518.b\05140024.D

Column 1 : Luna-Phenyl hexyl (4.60 mm) Det: LC DAD1A, 254 nm
Process Host: CTX1062

First Level Reviewer: zhangji Date: 01-Jul-2020 17:15:04

	Compound	Det	RT (min.)	Exp RT (min.)	Dlt RT (min.)	Response	OnCol Amt ug/ml	Flags
	6 HMX	1		7.162			ND	
	7 MNX	1		7.943			ND	
	8 RDX	1		9.382			ND	
	9 Nitrobenzene	1		12.296			ND	
$	10 1,2-Dinitrobenzene	1	13.279	13.296	-0.017	56344	0.1966	
	12 1,3-Dinitrobenzene	1		15.822			ND	U
	14 o-Nitrotoluene	1		16.762			ND	U
	15 p-Nitrotoluene	1		17.022			ND	
	16 4-Amino-2,6-dinitrotoluene	1		17.482			ND	
	17 m-Nitrotoluene	1		17.982			ND	
	18 2-Amino-4,6-dinitrotoluene	1		18.416			ND	
	19 1,3,5-Trinitrobenzene	1		19.162			ND	
	20 2,6-Dinitrotoluene	1		20.076			ND	
	21 2,4-Dinitrotoluene	1		20.596			ND	
	22 Tetryl	1		23.896			ND	
	23 2,4,6-Trinitrotoluene	1		24.922			ND	

QC Flag Legend

Review Flags
U - Marked Undetected

Report Date: 01-Jul-2020 17:34:12 Chrom Revision: 2.3 21-Jun-2020 18:30:46

Eurofins TestAmerica, Denver

Data File: \\chromfs\denver\chromdata\g2_luna\20200630-92910.b\06300026.d

Injection Date:	01-Jul-2020 05:16:40	Instrument ID:	CHHPLC_G2_LUNA	Operator ID:	JZ
Lims ID:	280-137702-A-12-A	Lab Sample ID:	280-137702-12	Worklist Smp#:	26
Client ID:	G0114-20A				
Injection Vol:	100.0 ul	Dil. Factor:	1.0000	ALS Bottle#:	26
Method:	G2_8330_Luna	Limit Group:	GCSV - 8330		

Column: Luna-Phenyl hexyl (4.60 mm) Y Scaling: Method Defined: Scale to the Nth Largest Peak: 1

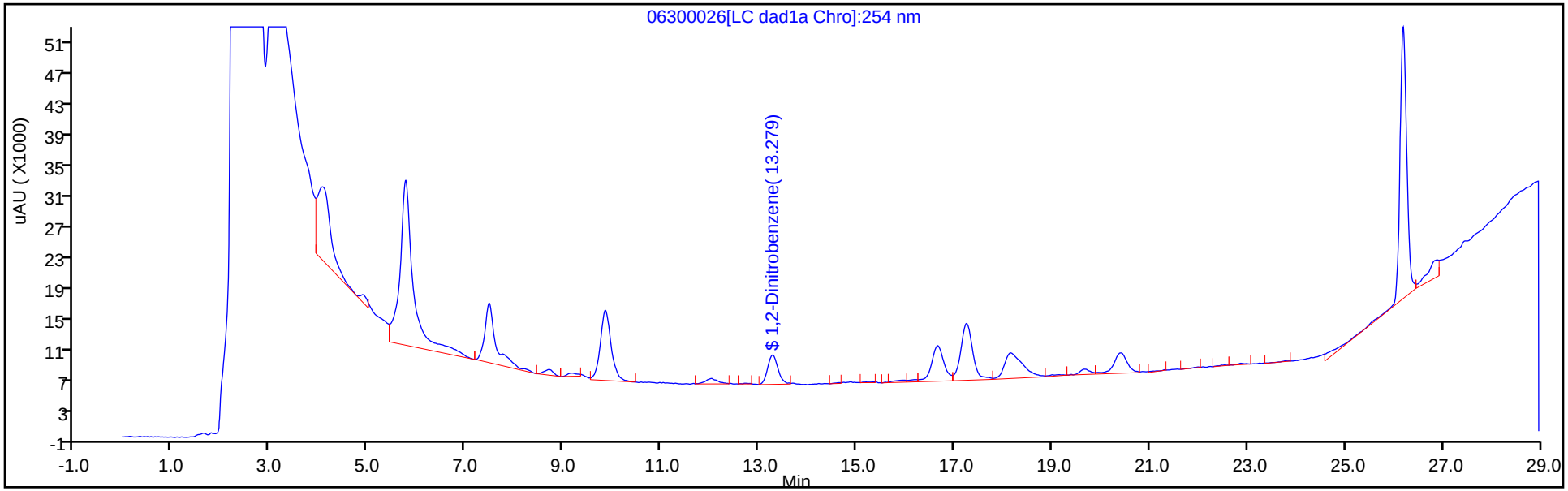

Y Scaling: Method Defined: Scale to the Nth Largest Peak: 1

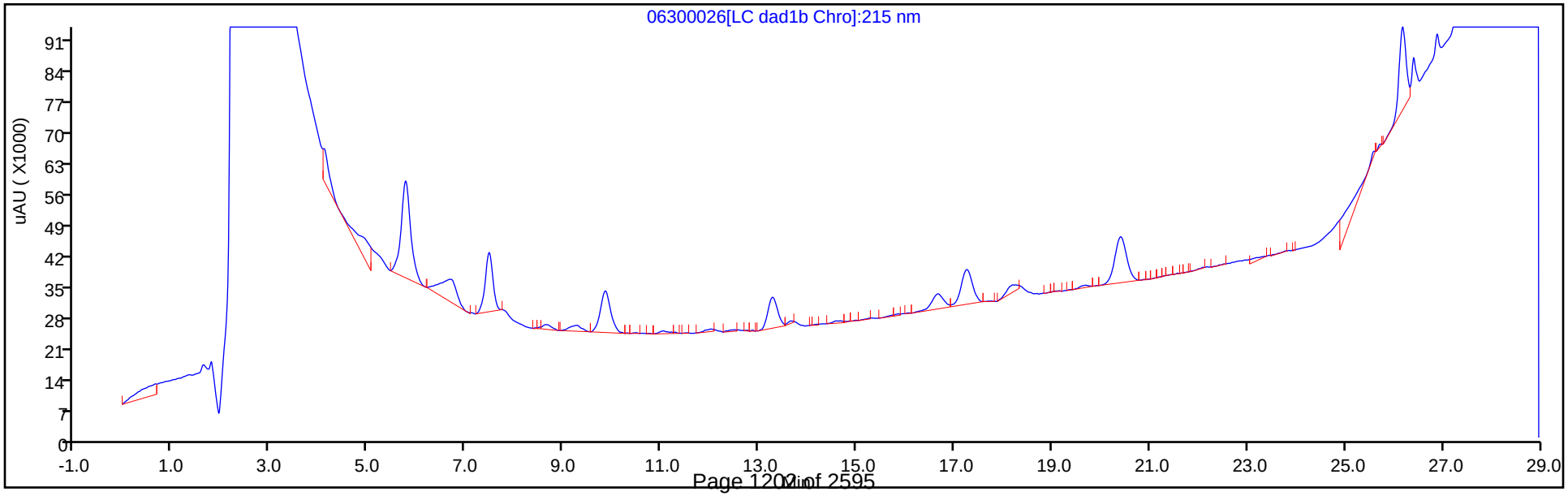

Eurofins TestAmerica, Denver
Recovery Report

Data File:	\\chromfs\Denver\ChromData\G2_LUNA\20200630-92910.b\06300026.D				
Lims ID:	280-137702-A-12-A				
Client ID:	G0114-20A				
Sample Type:	Client				
Inject. Date:	01-Jul-2020 05:16:40	ALS Bottle#:	26	Worklist Smp#:	26
Injection Vol:	100.0 ul	Dil. Factor:	1.0000		
Sample Info:	280-137702-A-12-				
Misc. Info.:	280-0092910-026				
Operator ID:	JZ	Instrument ID:	CHHPLC_G2_LUNA		
Method:	\\chromfs\Denver\ChromData\G2_LUNA\20200630-92910.b\G2_8330_Luna.m				
Limit Group:	GCSV - 8330				
Last Update:	01-Jul-2020 17:34:09	Calib Date:	15-May-2020 02:11:20		
Integrator:	Falcon				
Quant Method:	External Standard	Quant By:	Initial Calibration		
Last ICal File:	\\chromfs\Denver\ChromData\G2_LUNA\20200514-91518.b\05140024.D				
Column 1 :	Luna-Phenyl hexyl (4.60 mm)		Det: LC DAD1A, 254 nm		
Process Host:	CTX1062				
First Level Reviewer: zhangji		Date:	01-Jul-2020 17:15:04		

Compound	Amount Added	Amount Recovered	% Rec.
$ 10 1,2-Dinitrobenzene	0.2000	0.1966	98.30

User Disabled Compound Report

Eurofins TestAmerica, Denver

Data File:	\\chromfs\denver\chromdata\g2_luna\20200630-92910.b\06300026.d				
Injection Date:	01-Jul-2020 05:16:40	Instrument ID:	CHHPLC_G2_LUNA		
Lims ID:	280-137702-A-12-A	Lab Sample ID:	280-137702-12		
Client ID:	G0114-20A				
Operator ID:	JZ	ALS Bottle#:	26	Worklist Smp#:	26
Injection Vol:	100.0 ul	Dil. Factor:	1.0000		
Method:	G2_8330_Luna	Limit Group:	GCSV - 8330		
Column:	Luna-Phenyl hexyl (4.60 mm)	Detector	LC DAD1A, 254 nm		

12 1,3-Dinitrobenzene, CAS: 99-65-0, Signal: 1

RT: 15.93
Response: 4589
Amount: 0.006807

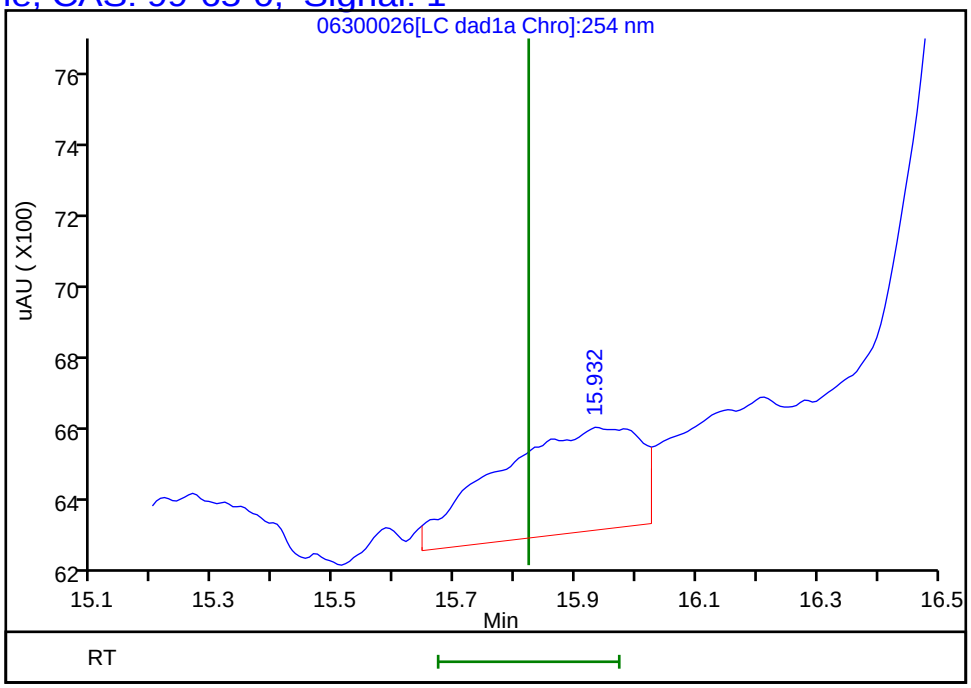

Reviewer: zhangji, 01-Jul-2020 17:15:04
Audit Action: Marked Compound Undetected Audit Reason: Invalid Compound ID

User Disabled Compound Report

Eurofins TestAmerica, Denver

Data File:	\\chromfs\denver\chromdata\g2_luna\20200630-92910.b\06300026.d				
Injection Date:	01-Jul-2020 05:16:40	Instrument ID:	CHHPLC_G2_LUNA		
Lims ID:	280-137702-A-12-A	Lab Sample ID:	280-137702-12		
Client ID:	G0114-20A				
Operator ID:	JZ	ALS Bottle#:	26	Worklist Smp#:	26
Injection Vol:	100.0 ul	Dil. Factor:	1.0000		
Method:	G2_8330_Luna	Limit Group:	GCSV - 8330		
Column:	Luna-Phenyl hexyl (4.60 mm)	Detector	LC DAD1A, 254 nm		

14 o-Nitrotoluene, CAS: 88-72-2, Signal: 1

RT: 16.66
Response: 81364
Amount: 0.298075

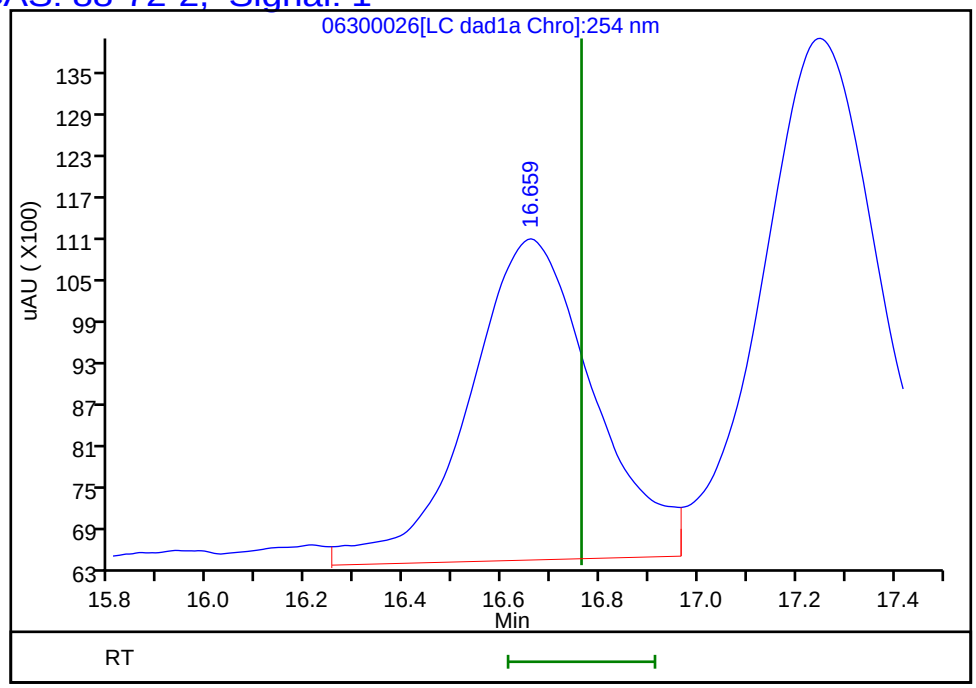

Reviewer: zhangji, 01-Jul-2020 17:15:04
Audit Action: Marked Compound Undetected Audit Reason: Invalid Compound ID

FORM I
HPLC/IC ORGANICS ANALYSIS DATA SHEET

Lab Name: Eurofins TestAmerica, Denver Job No.: 280-137702-1

SDG No.:

Client Sample ID: NW022-20A Lab Sample ID: 280-137702-13

Matrix: Water Lab File ID: 06270040.D

Analysis Method: 8330A Date Collected: 06/15/2020 10:50

Extraction Method: 3535 Date Extracted: 06/18/2020 10:49

Sample wt/vol: 477.7(mL) Date Analyzed: 06/28/2020 03:47

Con. Extract Vol.: 5(mL) Dilution Factor: 1

Injection Volume: 100(uL) GC Column: UltraCarb5uODS ID: 4.6(mm)

% Moisture: GPC Cleanup:(Y/N) N

Analysis Batch No.: 500385 Units: ug/L

CAS NO.	COMPOUND NAME	RESULT	Q	LOQ	LOD	DL
99-35-4	1,3,5-Trinitrobenzene	0.21	U	0.22	0.21	0.088
99-65-0	1,3-Dinitrobenzene	0.10	U	0.12	0.10	0.039
118-96-7	2,4,6-Trinitrotoluene	0.10	U	0.12	0.10	0.047
121-14-2	2,4-Dinitrotoluene	0.084	U	0.10	0.084	0.029
606-20-2	2,6-Dinitrotoluene	0.084	U	0.10	0.084	0.042
35572-78-2	2-Amino-4,6-dinitrotoluene	0.10	U	0.12	0.10	0.053
88-72-2	2-Nitrotoluene	0.21	U	0.22	0.21	0.089
99-08-1	3-Nitrotoluene	0.42	U	0.42	0.42	0.20
19406-51-0	4-Amino-2,6-dinitrotoluene	0.13	U	0.16	0.13	0.060
99-99-0	4-Nitrotoluene	0.42	U	0.43	0.42	0.10
2691-41-0	HMX	0.21	U	0.22	0.21	0.092
5755-27-1	MNX	0.42	U	2.1	0.42	0.16
121-82-4	RDX	0.21	U	0.22	0.21	0.054
479-45-8	Tetryl	0.10	U M	0.12	0.10	0.033

CAS NO.	SURROGATE	%REC	Q	LIMITS
528-29-0	1,2-Dinitrobenzene	99	M	83-119

Eurofins TestAmerica, Denver
Target Compound Quantitation Report

Data File:	\\chromfs\Denver\ChromData\CHHPLC_X\20200627-92823.b\06270040.D				
Lims ID:	280-137702-A-13-A				
Client ID:	NW022-20A				
Sample Type:	Client				
Inject. Date:	28-Jun-2020 03:47:26	ALS Bottle#:	40	Worklist Smp#:	40
Injection Vol:	100.0 ul	Dil. Factor:	1.0000		
Sample Info:	280-137702-A-13-				
Misc. Info.:	280-0092823-040				
Operator ID:	JZ	Instrument ID:	CHHPLC_X3		
Method:	\\chromfs\Denver\ChromData\CHHPLC_X\20200627-92823.b\8330_X3.m				
Limit Group:	GCSV - 8330				
Last Update:	30-Jun-2020 14:54:23	Calib Date:	26-Jun-2020 01:16:48		
Integrator:	Falcon				
Quant Method:	External Standard	Quant By:	Initial Calibration		
Last ICal File:	\\chromfs\Denver\ChromData\CHHPLC_X\20200625-92750.b\06250013.D				
Column 1 :	UltraCarb5uODS (20) (4.60 mm)		Det: LC DAD1B, 254 nm		
Process Host:	CTX1061				
First Level Reviewer: zhangji		Date:	30-Jun-2020 14:46:57		

	Compound	Det	RT (min.)	Exp RT (min.)	Dlt RT (min.)	Response	OnCol Amt ug/mL	Flags
	3 HMX	1		6.710			ND	
	6 MNX	1		7.384			ND	
	7 RDX	1		7.790			ND	
$	9 1,2-Dinitrobenzene	1	8.766	8.756	0.010	27287	0.1974	M
	10 1,3,5-Trinitrobenzene	1		8.930			ND	
	11 1,3-Dinitrobenzene	1		9.583			ND	
	12 Nitrobenzene	1	9.993	9.963	0.030	3529	0.0176	M
	14 Tetryl	1		10.283			ND	U
	16 2,4,6-Trinitrotoluene	1		11.250			ND	
	17 4-Amino-2,6-dinitrotoluene	1		11.423			ND	
	18 2-Amino-4,6-dinitrotoluene	1		11.716			ND	
	19 2,6-Dinitrotoluene	1		11.850			ND	
	20 2,4-Dinitrotoluene	1		12.050			ND	
	21 o-Nitrotoluene	1		12.870			ND	
	22 p-Nitrotoluene	1		13.310			ND	
	23 m-Nitrotoluene	1		13.896			ND	

QC Flag Legend

Review Flags

M - Manually Integrated

U - Marked Undetected

Report Date: 30-Jun-2020 14:54:26 Chrom Revision: 2.3 21-Jun-2020 18:30:46

Eurofins TestAmerica, Denver

Data File: \\chromfs\denver\chromdata\chhplc_x\20200627-92823.b\06270040.d

Injection Date:	28-Jun-2020 03:47:26	Instrument ID:	CHHPLC_X3	Operator ID:	JZ
Lims ID:	280-137702-A-13-A	Lab Sample ID:	280-137702-13	Worklist Smp#:	40
Client ID:	NW022-20A				
Injection Vol:	100.0 ul	Dil. Factor:	1.0000	ALS Bottle#:	40
Method:	8330_X3	Limit Group:	GCSV - 8330		

Column: UltraCarb5uODS (20) (4.60 mm) Y Scaling: Method Defined: Scale to the Nth Largest Target: 1

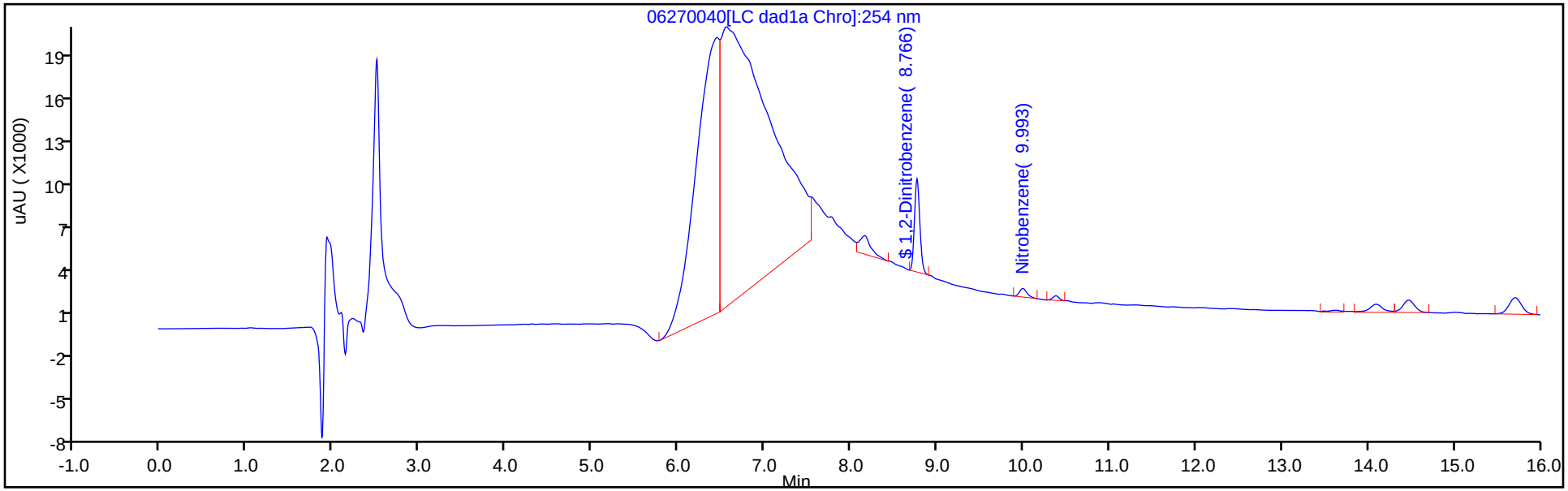

Y Scaling: Method Defined: Scale to the Nth Largest Target: 1

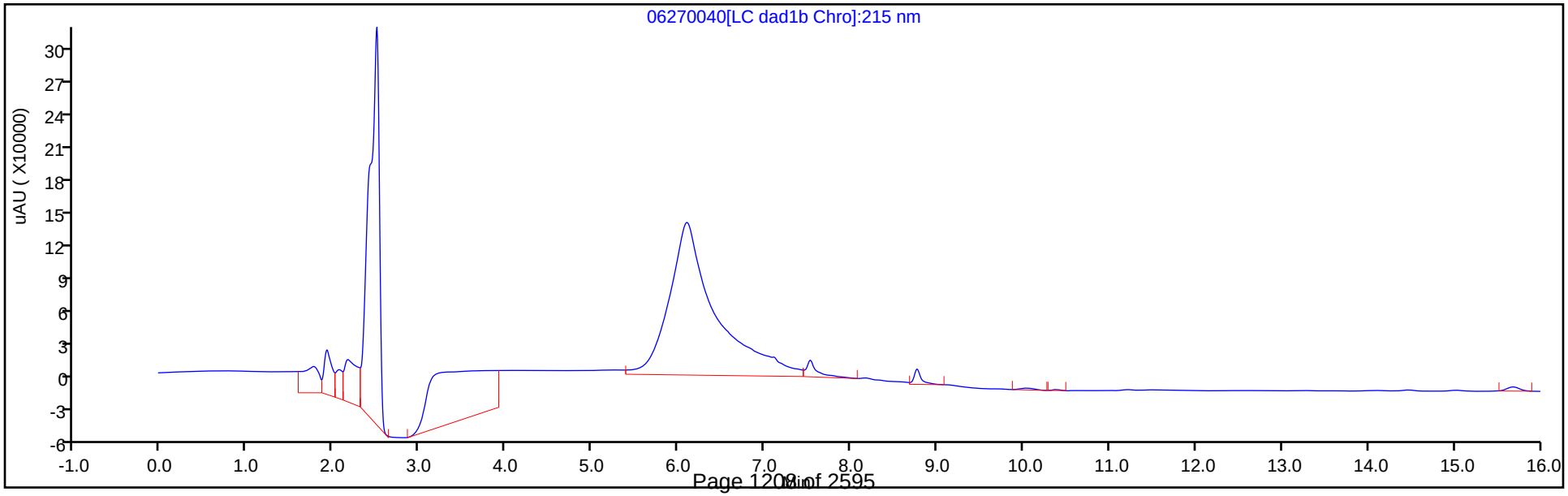

Eurofins TestAmerica, Denver
Recovery Report

Data File:	\\chromfs\Denver\ChromData\CHHPLC_X\20200627-92823.b\06270040.D				
Lims ID:	280-137702-A-13-A				
Client ID:	NW022-20A				
Sample Type:	Client				
Inject. Date:	28-Jun-2020 03:47:26	ALS Bottle#:	40	Worklist Smp#:	40
Injection Vol:	100.0 ul	Dil. Factor:	1.0000		
Sample Info:	280-137702-A-13-				
Misc. Info.:	280-0092823-040				
Operator ID:	JZ	Instrument ID:	CHHPLC_X3		
Method:	\\chromfs\Denver\ChromData\CHHPLC_X\20200627-92823.b\8330_X3.m				
Limit Group:	GCSV - 8330				
Last Update:	30-Jun-2020 14:54:23	Calib Date:	26-Jun-2020 01:16:48		
Integrator:	Falcon				
Quant Method:	External Standard	Quant By:	Initial Calibration		
Last ICal File:	\\chromfs\Denver\ChromData\CHHPLC_X\20200625-92750.b\06250013.D				
Column 1 :	UltraCarb5uODS (20) (4.60 mm)		Det: LC DAD1B, 254 nm		
Process Host:	CTX1061				

First Level Reviewer: zhangji Date: 30-Jun-2020 14:46:57

Compound	Amount Added	Amount Recovered	% Rec.
$ 9 1,2-Dinitrobenzene	0.2000	0.1974	98.71

Manual Integration/User Assign Peak Report

Eurofins TestAmerica, Denver

Data File:	\\chromfs\denver\chromdata\chhplc_x\20200627-92823.b\06270040.d				
Injection Date:	28-Jun-2020 03:47:26	Instrument ID:	CHHPLC_X3		
Lims ID:	280-137702-A-13-A	Lab Sample ID:	280-137702-13		
Client ID:	NW022-20A				
Operator ID:	JZ	ALS Bottle#:	40	Worklist Smp#:	40
Injection Vol:	100.0 ul	Dil. Factor:	1.0000		
Method:	8330_X3	Limit Group:	GCSV - 8330		
Column:	UltraCarb5uODS (20) (4.60 mm)	Detector	LC DAD1B, 254 nm		

$ 9 1,2-Dinitrobenzene, CAS: 528-29-0

Signal: 1

Processing Integration Results

RT: 8.77
Area: 28768
Amount: 0.208144
Amount Units: ug/mL

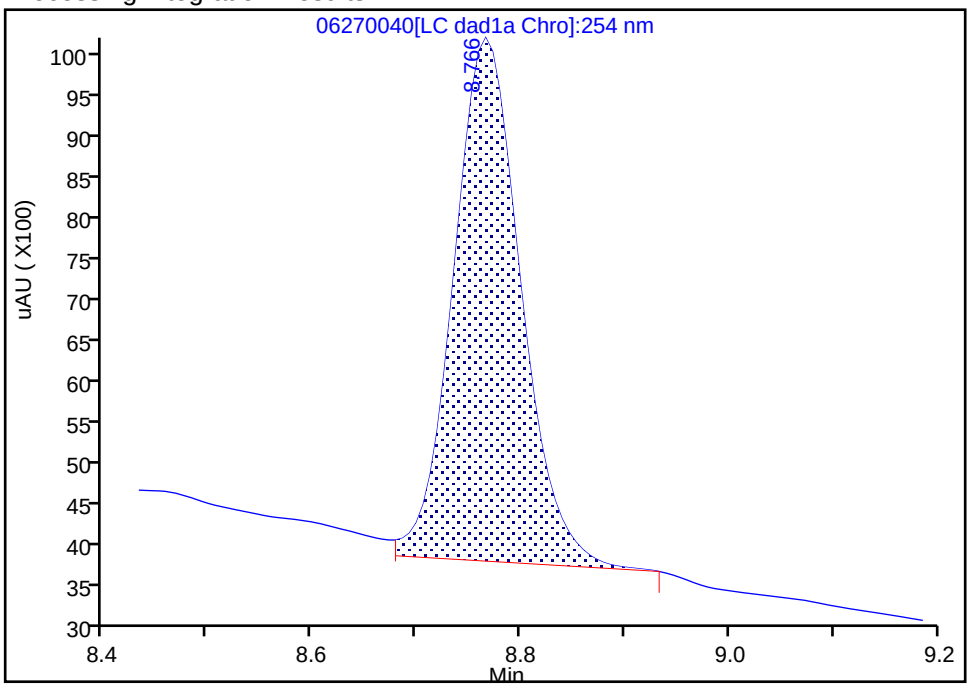

Manual Integration Results

RT: 8.77
Area: 27287
Amount: 0.197428
Amount Units: ug/mL

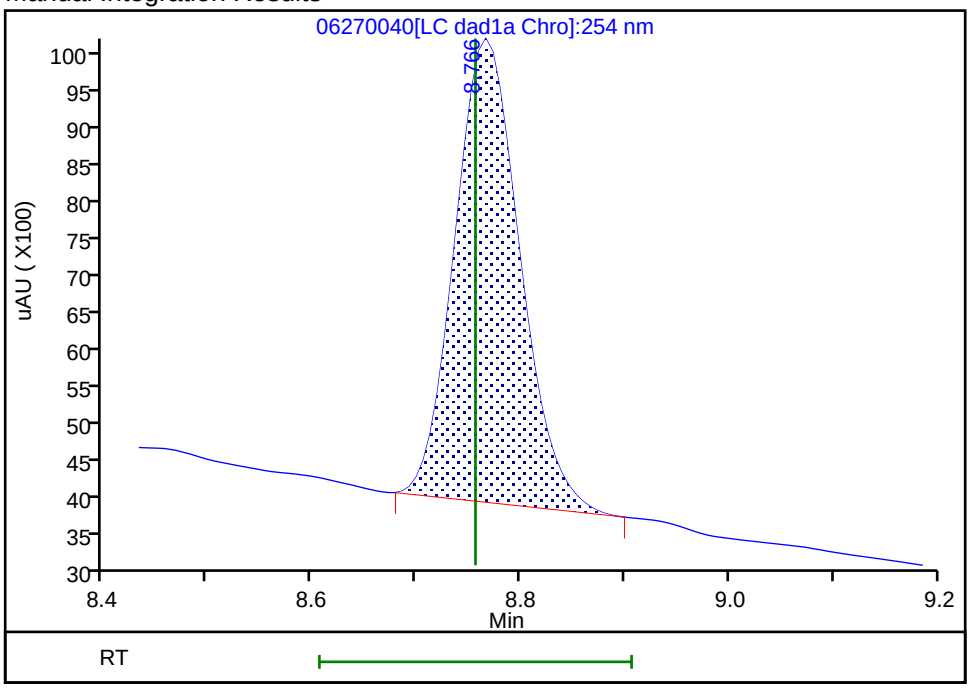

Reviewer: zhangji, 30-Jun-2020 14:46:39

Audit Action: Manually Integrated Audit Reason: Baseline

Manual Integration/User Assign Peak Report

Eurofins TestAmerica, Denver

Data File:	\\chromfs\denver\chromdata\chhplc_x\20200627-92823.b\06270040.d				
Injection Date:	28-Jun-2020 03:47:26	Instrument ID:	CHHPLC_X3		
Lims ID:	280-137702-A-13-A	Lab Sample ID:	280-137702-13		
Client ID:	NW022-20A				
Operator ID:	JZ	ALS Bottle#:	40	Worklist Smp#:	40
Injection Vol:	100.0 ul	Dil. Factor:	1.0000		
Method:	8330_X3	Limit Group:	GCSV - 8330		
Column:	UltraCarb5uODS (20) (4.60 mm)	Detector	LC DAD1B, 254 nm		

12 Nitrobenzene, CAS: 98-95-3

Signal: 1

Processing Integration Results

RT: 9.99
Area: 4206
Amount: 0.020988
Amount Units: ug/mL

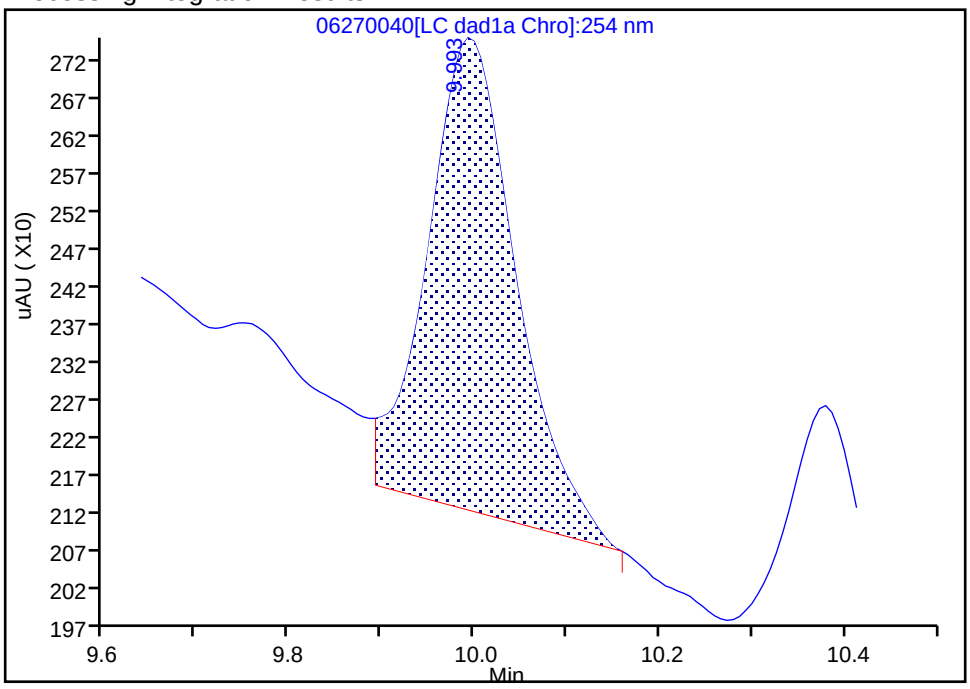

Manual Integration Results

RT: 9.99
Area: 3529
Amount: 0.017610
Amount Units: ug/mL

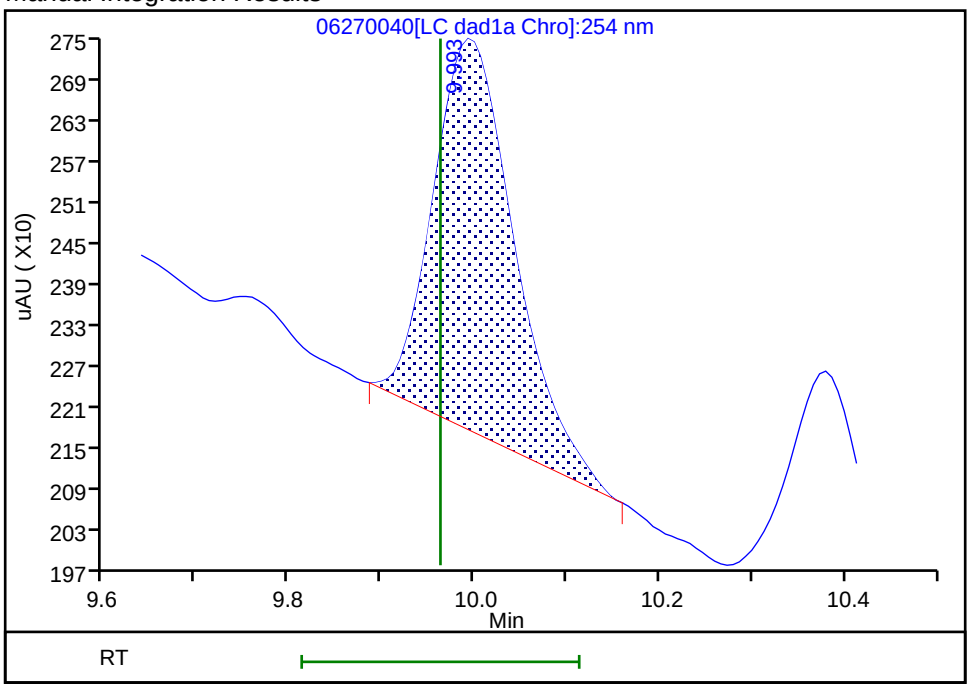

Reviewer: zhangji, 30-Jun-2020 14:46:51

Audit Action: Manually Integrated Audit Reason: Baseline

User Disabled Compound Report

Eurofins TestAmerica, Denver

Data File: \\chromfs\denver\chromdata\chhplc_x\20200627-92823.b\06270040.d

Injection Date:	28-Jun-2020 03:47:26	Instrument ID:	CHHPLC_X3
Lims ID:	280-137702-A-13-A	Lab Sample ID:	280-137702-13
Client ID:	NW022-20A		
Operator ID:	JZ	ALS Bottle#:	40 Worklist Smp#: 40
Injection Vol:	100.0 ul	Dil. Factor:	1.0000
Method:	8330_X3	Limit Group:	GCSV - 8330
Column:	UltraCarb5uODS (20) (4.60 mm)	Detector	LC DAD1B, 254 nm

14 Tetryl, CAS: 479-45-8, Signal: 1

RT: 10.38
Response: 1581
Amount: 0.008931

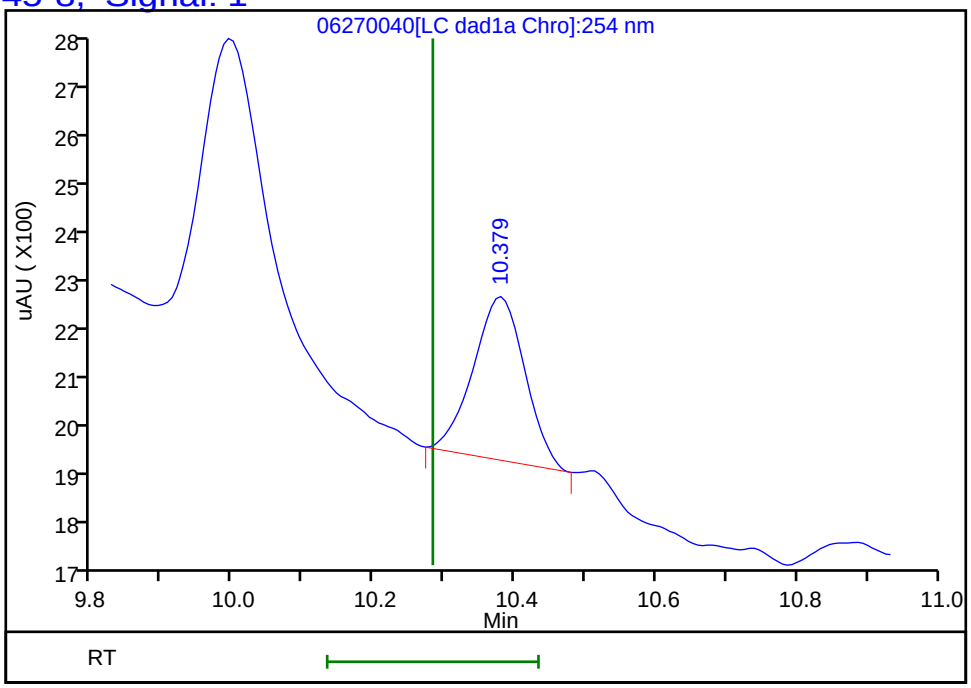

Reviewer: zhangji, 30-Jun-2020 14:46:57

Audit Action: Marked Compound Undetected Audit Reason: Invalid Compound ID

FORM I
HPLC/IC ORGANICS ANALYSIS DATA SHEET

Lab Name: Eurofins TestAmerica, Denver Job No.: 280-137702-1

SDG No.:

Client Sample ID: NW022-20A Lab Sample ID: 280-137702-13

Matrix: Water Lab File ID: 06300027.D

Analysis Method: 8330A Date Collected: 06/15/2020 10:50

Extraction Method: 3535 Date Extracted: 06/18/2020 10:49

Sample wt/vol: 477.7(mL) Date Analyzed: 07/01/2020 05:51

Con. Extract Vol.: 5(mL) Dilution Factor: 1

Injection Volume: 100(uL) GC Column: Luna-phenylhex ID: 4.6(mm)

% Moisture: GPC Cleanup:(Y/N) N

Analysis Batch No.: 500692 Units: ug/L

CAS NO.	COMPOUND NAME	RESULT	Q	LOQ	LOD	DL
98-95-3	Nitrobenzene	0.21	U	0.22	0.21	0.095

CAS NO.	SURROGATE	%REC	Q	LIMITS
528-29-0	1,2-Dinitrobenzene	99	*M*	83-119

Eurofins TestAmerica, Denver
Target Compound Quantitation Report

Data File:	\\chromfs\Denver\ChromData\G2_LUNA\20200630-92910.b\06300027.D				
Lims ID:	280-137702-A-13-A				
Client ID:	NW022-20A				
Sample Type:	Client				
Inject. Date:	01-Jul-2020 05:51:42	ALS Bottle#:	27	Worklist Smp#:	27
Injection Vol:	100.0 ul	Dil. Factor:	1.0000		
Sample Info:	280-137702-A-13-				
Misc. Info.:	280-0092910-027				
Operator ID:	JZ	Instrument ID:	CHHPLC_G2_LUNA		
Method:	\\chromfs\Denver\ChromData\G2_LUNA\20200630-92910.b\G2_8330_Luna.m				
Limit Group:	GCSV - 8330				
Last Update:	01-Jul-2020 17:34:09	Calib Date:	15-May-2020 02:11:20		
Integrator:	Falcon				
Quant Method:	External Standard	Quant By:	Initial Calibration		
Last ICal File:	\\chromfs\Denver\ChromData\G2_LUNA\20200514-91518.b\05140024.D				
Column 1 :	Luna-Phenyl hexyl (4.60 mm)		Det: LC DAD1A, 254 nm		
Process Host:	CTX1062				
First Level Reviewer: zhangji		Date:	01-Jul-2020 17:15:32		

Compound	Det	RT (min.)	Exp RT (min.)	Dlt RT (min.)	Response	OnCol Amt ug/ml	Flags
6 HMX	1		7.162			ND	
7 MNX	1		7.943			ND	
8 RDX	1	9.389	9.382	0.007	1243	0.005087	7M
9 Nitrobenzene	1		12.296			ND	
$ 10 1,2-Dinitrobenzene	1	13.263	13.296	-0.033	56480	0.1971	M
12 1,3-Dinitrobenzene	1		15.822			ND	
14 o-Nitrotoluene	1		16.762			ND	U
15 p-Nitrotoluene	1		17.022			ND	
16 4-Amino-2,6-dinitrotoluene	1		17.482			ND	
17 m-Nitrotoluene	1		17.982			ND	U
18 2-Amino-4,6-dinitrotoluene	1		18.416			ND	
19 1,3,5-Trinitrobenzene	1		19.162			ND	U
20 2,6-Dinitrotoluene	1		20.076			ND	
21 2,4-Dinitrotoluene	1		20.596			ND	
22 Tetryl	1		23.896			ND	
23 2,4,6-Trinitrotoluene	1		24.922			ND	

QC Flag Legend

Processing Flags
7 - Failed Limit of Detection
Review Flags
M - Manually Integrated
U - Marked Undetected

Report Date: 01-Jul-2020 17:34:13 Chrom Revision: 2.3 21-Jun-2020 18:30:46

Eurofins TestAmerica, Denver

Data File:	\\chromfs\denver\chromdata\g2_luna\20200630-92910.b\06300027.d				
Injection Date:	01-Jul-2020 05:51:42	Instrument ID:	CHHPLC_G2_LUNA	Operator ID:	JZ
Lims ID:	280-137702-A-13-A	Lab Sample ID:	280-137702-13	Worklist Smp#:	27
Client ID:	NW022-20A				
Injection Vol:	100.0 ul	Dil. Factor:	1.0000	ALS Bottle#:	27
Method:	G2_8330_Luna	Limit Group:	GCSV - 8330		

Column: Luna-Phenyl hexyl (4.60 mm) Y Scaling: Method Defined: Scale to the Nth Largest Peak: 1

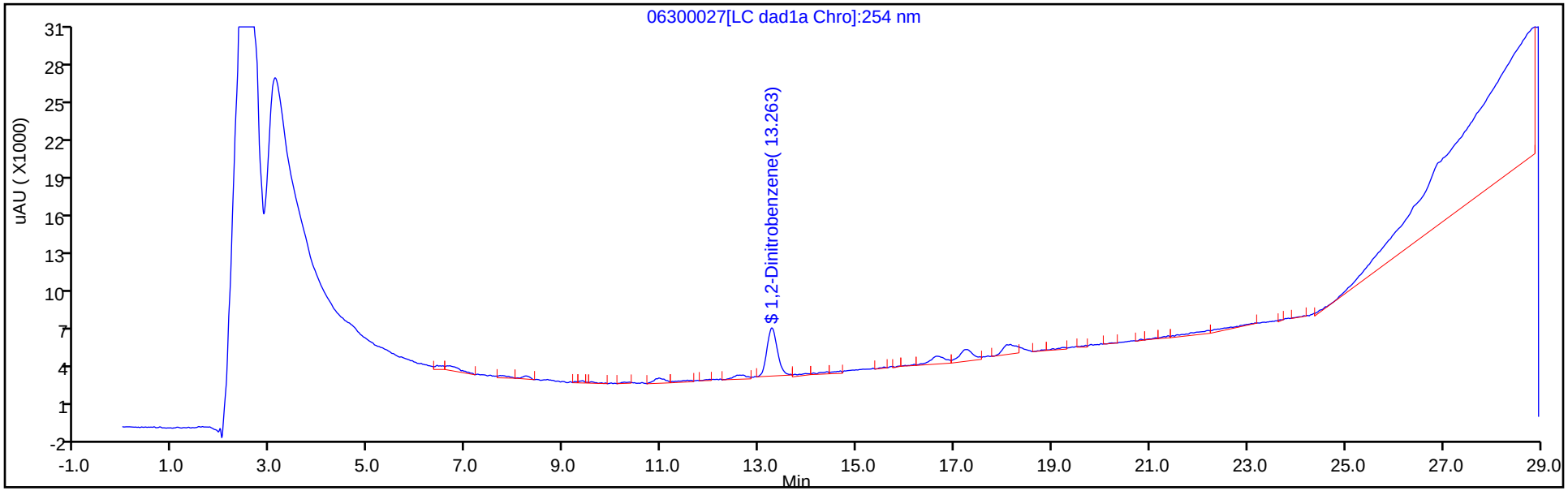

Y Scaling: Method Defined: Scale to the Nth Largest Peak: 1

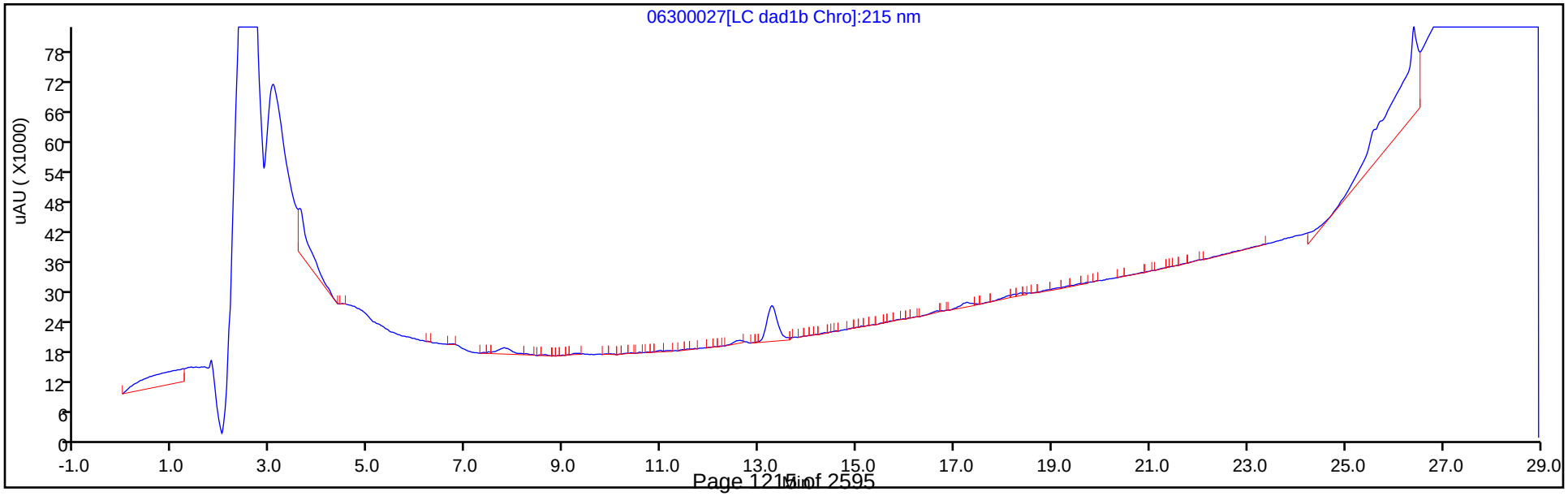

Eurofins TestAmerica, Denver
Recovery Report

Data File:	\\chromfs\Denver\ChromData\G2_LUNA\20200630-92910.b\06300027.D				
Lims ID:	280-137702-A-13-A				
Client ID:	NW022-20A				
Sample Type:	Client				
Inject. Date:	01-Jul-2020 05:51:42	ALS Bottle#:	27	Worklist Smp#:	27
Injection Vol:	100.0 ul	Dil. Factor:	1.0000		
Sample Info:	280-137702-A-13-				
Misc. Info.:	280-0092910-027				
Operator ID:	JZ	Instrument ID:	CHHPLC_G2_LUNA		
Method:	\\chromfs\Denver\ChromData\G2_LUNA\20200630-92910.b\G2_8330_Luna.m				
Limit Group:	GCSV - 8330				
Last Update:	01-Jul-2020 17:34:09	Calib Date:	15-May-2020 02:11:20		
Integrator:	Falcon				
Quant Method:	External Standard	Quant By:	Initial Calibration		
Last ICal File:	\\chromfs\Denver\ChromData\G2_LUNA\20200514-91518.b\05140024.D				
Column 1 :	Luna-Phenyl hexyl (4.60 mm)		Det: LC DAD1A, 254 nm		
Process Host:	CTX1062				
First Level Reviewer: zhangji		Date:	01-Jul-2020 17:15:32		

Compound	Amount Added	Amount Recovered	% Rec.
$ 10 1,2-Dinitrobenzene	0.2000	0.1971	98.55

Manual Integration/User Assign Peak Report

Eurofins TestAmerica, Denver

Data File:	\\chromfs\denver\chromdata\g2_luna\20200630-92910.b\06300027.d				
Injection Date:	01-Jul-2020 05:51:42	Instrument ID:	CHHPLC_G2_LUNA		
Lims ID:	280-137702-A-13-A	Lab Sample ID:	280-137702-13		
Client ID:	NW022-20A				
Operator ID:	JZ	ALS Bottle#:	27	Worklist Smp#:	27
Injection Vol:	100.0 ul	Dil. Factor:	1.0000		
Method:	G2_8330_Luna	Limit Group:	GCSV - 8330		
Column:	Luna-Phenyl hexyl (4.60 mm)	Detector	LC DAD1A, 254 nm		

$ 10 1,2-Dinitrobenzene, CAS: 528-29-0

Signal: 1

Processing Integration Results

RT: 13.26
Area: 63726
Amount: 0.223235
Amount Units: ug/ml

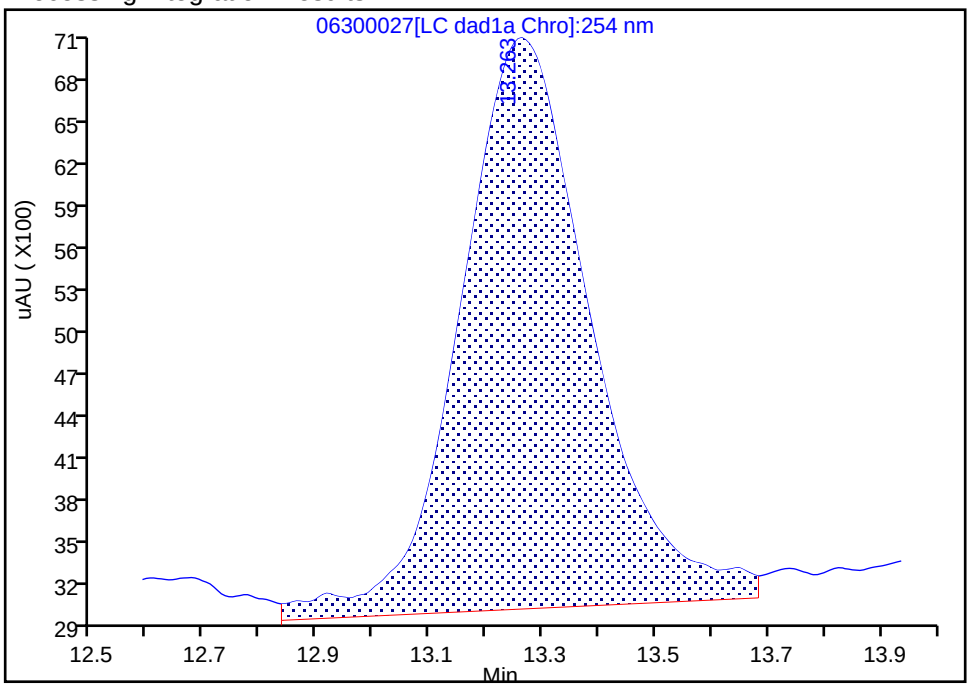

Manual Integration Results

RT: 13.26
Area: 56480
Amount: 0.197098
Amount Units: ug/ml

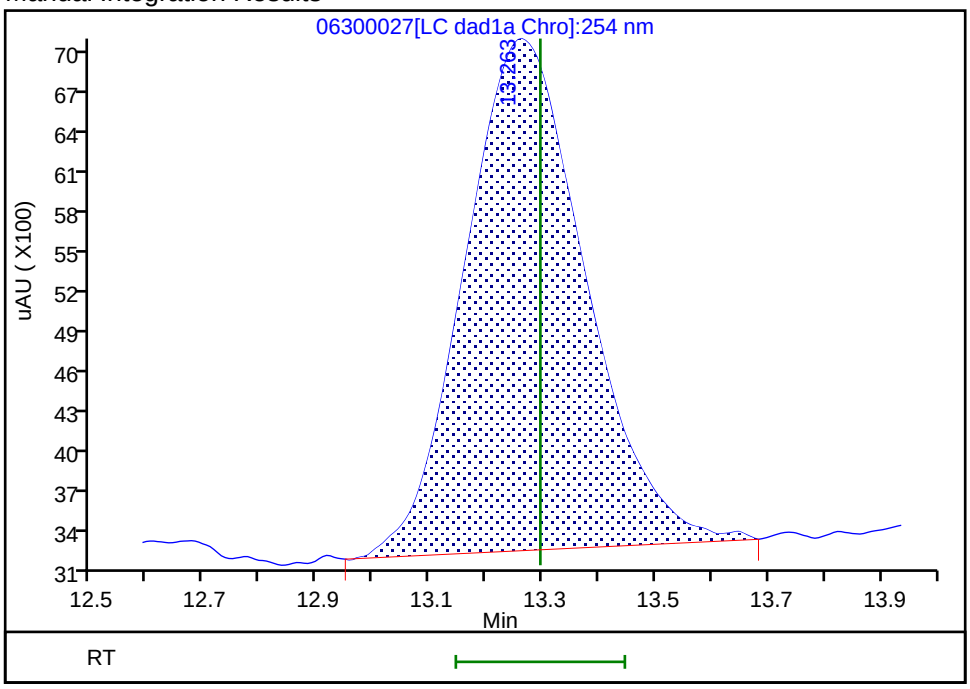

Reviewer: zhangji, 01-Jul-2020 17:15:20

Audit Action: Manually Integrated Audit Reason: Baseline

User Disabled Compound Report

Eurofins TestAmerica, Denver

Data File:	\\chromfs\denver\chromdata\g2_luna\20200630-92910.b\06300027.d				
Injection Date:	01-Jul-2020 05:51:42	Instrument ID:	CHHPLC_G2_LUNA		
Lims ID:	280-137702-A-13-A	Lab Sample ID:	280-137702-13		
Client ID:	NW022-20A				
Operator ID:	JZ	ALS Bottle#:	27	Worklist Smp#:	27
Injection Vol:	100.0 ul	Dil. Factor:	1.0000		
Method:	G2_8330_Luna	Limit Group:	GCSV - 8330		
Column:	Luna-Phenyl hexyl (4.60 mm)	Detector	LC DAD1A, 254 nm		

19 1,3,5-Trinitrobenzene, CAS: 99-35-4, Signal: 1

RT: 19.23
Response: 2202
Amount: 0.004661

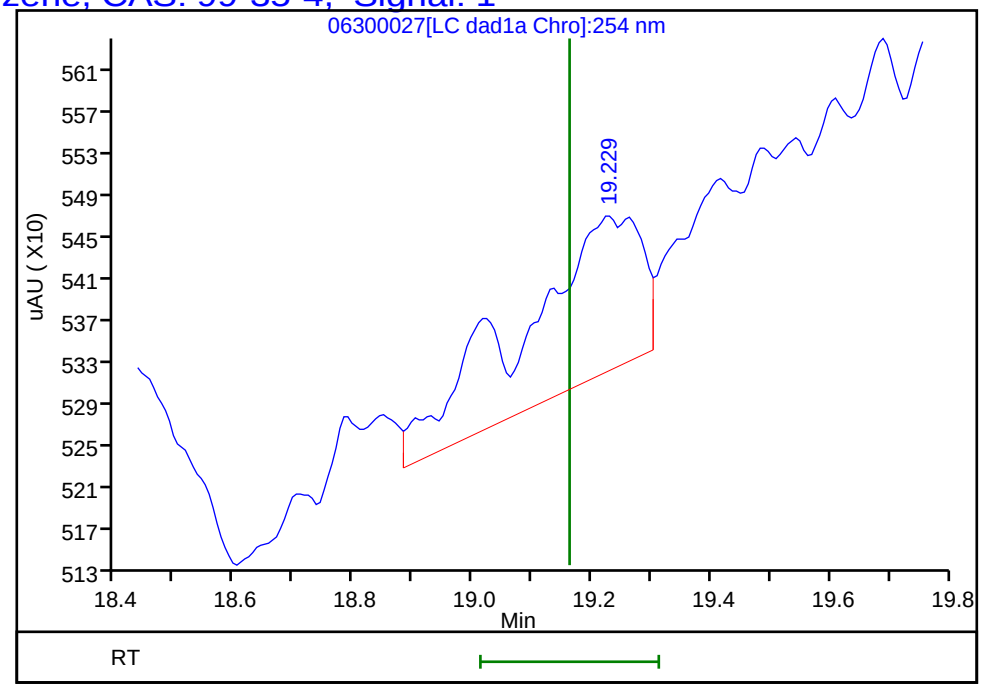

Reviewer: zhangji, 01-Jul-2020 17:15:32
Audit Action: Marked Compound Undetected Audit Reason: Invalid Compound ID

User Disabled Compound Report

Eurofins TestAmerica, Denver

Data File:	\\chromfs\denver\chromdata\g2_luna\20200630-92910.b\06300027.d				
Injection Date:	01-Jul-2020 05:51:42	Instrument ID:	CHHPLC_G2_LUNA		
Lims ID:	280-137702-A-13-A	Lab Sample ID:	280-137702-13		
Client ID:	NW022-20A				
Operator ID:	JZ	ALS Bottle#:	27	Worklist Smp#:	27
Injection Vol:	100.0 ul	Dil. Factor:	1.0000		
Method:	G2_8330_Luna	Limit Group:	GCSV - 8330		
Column:	Luna-Phenyl hexyl (4.60 mm)	Detector	LC DAD1A, 254 nm		

14 o-Nitrotoluene, CAS: 88-72-2, Signal: 1

RT: 16.64
Response: 13535
Amount: 0.049585

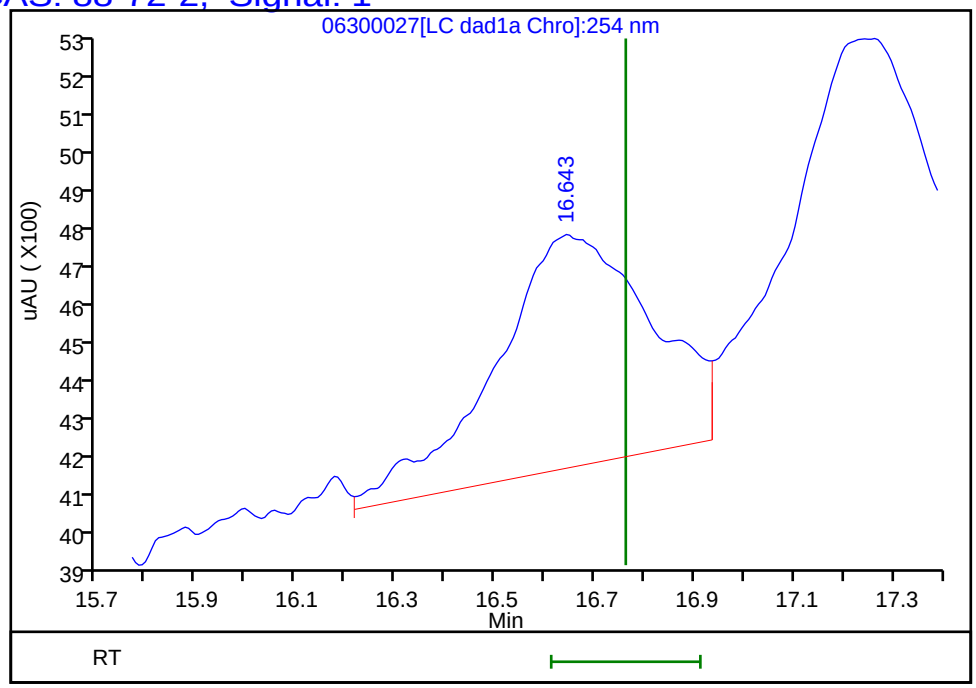

Reviewer: zhangji, 01-Jul-2020 17:15:32
Audit Action: Marked Compound Undetected Audit Reason: Invalid Compound ID

User Disabled Compound Report

Eurofins TestAmerica, Denver

Data File:	\\chromfs\denver\chromdata\g2_luna\20200630-92910.b\06300027.d				
Injection Date:	01-Jul-2020 05:51:42	Instrument ID:	CHHPLC_G2_LUNA		
Lims ID:	280-137702-A-13-A	Lab Sample ID:	280-137702-13		
Client ID:	NW022-20A				
Operator ID:	JZ	ALS Bottle#:	27	Worklist Smp#:	27
Injection Vol:	100.0 ul	Dil. Factor:	1.0000		
Method:	G2_8330_Luna	Limit Group:	GCSV - 8330		
Column:	Luna-Phenyl hexyl (4.60 mm)	Detector	LC DAD1A, 254 nm		

17 m-Nitrotoluene, CAS: 99-08-1, Signal: 1

RT: 18.08
Response: 14583
Amount: 0.048883

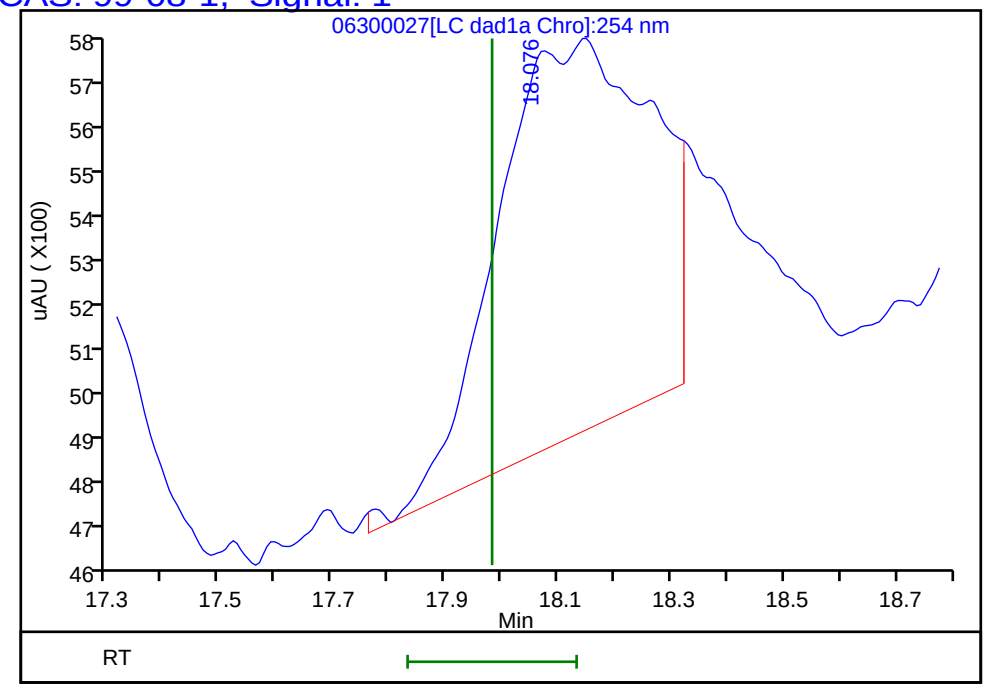

Reviewer: zhangji, 01-Jul-2020 17:15:32
Audit Action: Marked Compound Undetected Audit Reason: Invalid Compound ID

Manual Integration/User Assign Peak Report

Eurofins TestAmerica, Denver

Data File:	\\chromfs\denver\chromdata\g2_luna\20200630-92910.b\06300027.d				
Injection Date:	01-Jul-2020 05:51:42	Instrument ID:	CHHPLC_G2_LUNA		
Lims ID:	280-137702-A-13-A	Lab Sample ID:	280-137702-13		
Client ID:	NW022-20A				
Operator ID:	JZ	ALS Bottle#:	27	Worklist Smp#:	27
Injection Vol:	100.0 ul	Dil. Factor:	1.0000		
Method:	G2_8330_Luna	Limit Group:	GCSV - 8330		
Column:	Luna-Phenyl hexyl (4.60 mm)	Detector	LC DAD1A, 254 nm		

8 RDX, CAS: 121-82-4

Signal: 1

Processing Integration Results

RT: 9.39
Area: 1950
Amount: 0.007980
Amount Units: ug/ml

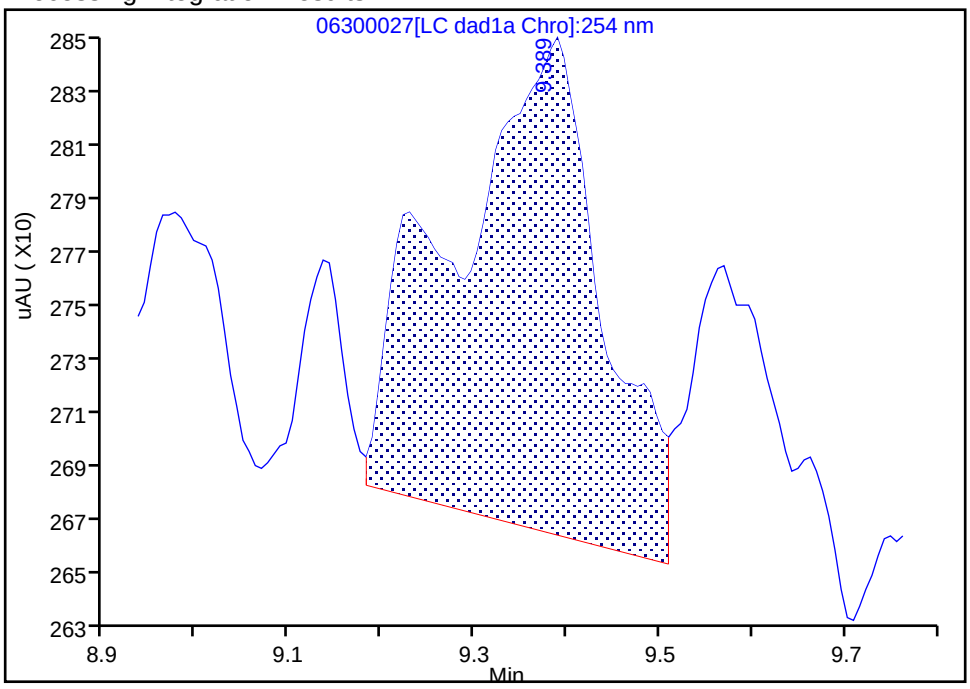

Manual Integration Results

RT: 9.39
Area: 1243
Amount: 0.005087
Amount Units: ug/ml

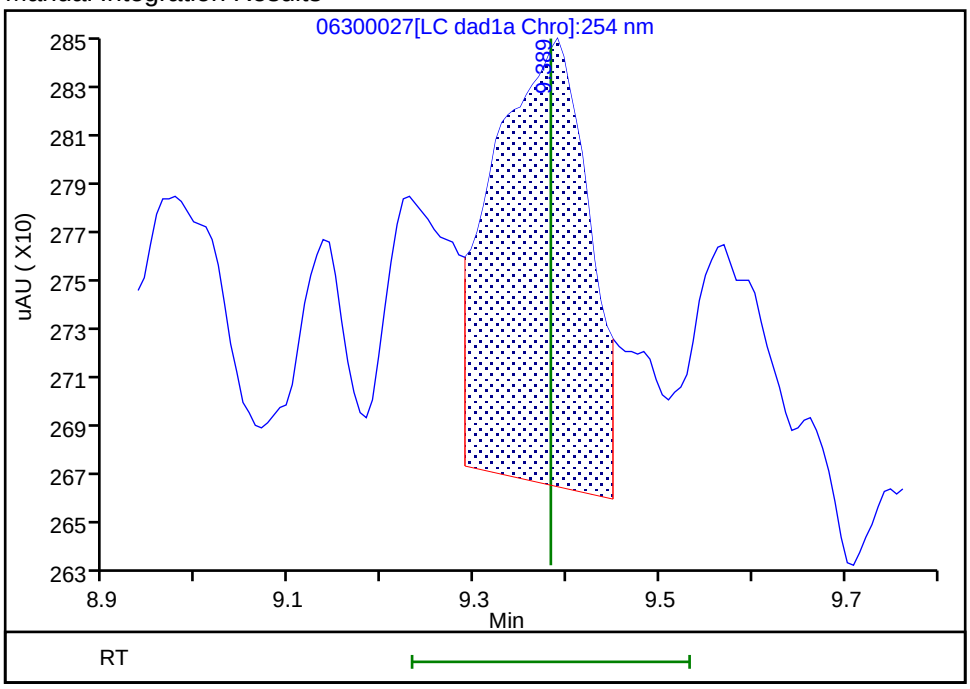

Reviewer: zhangji, 01-Jul-2020 17:15:29

Audit Action: Split an Integrated Peak Audit Reason: Baseline

FORM I
HPLC/IC ORGANICS ANALYSIS DATA SHEET

Lab Name: Eurofins TestAmerica, Denver Job No.: 280-137702-1

SDG No.:

Client Sample ID: G0109-20A Lab Sample ID: 280-137702-14

Matrix: Water Lab File ID: 06270041.D

Analysis Method: 8330A Date Collected: 06/15/2020 10:45

Extraction Method: 3535 Date Extracted: 06/18/2020 10:49

Sample wt/vol: 468.3(mL) Date Analyzed: 06/28/2020 04:10

Con. Extract Vol.: 5(mL) Dilution Factor: 1

Injection Volume: 100(uL) GC Column: UltraCarb5uODS ID: 4.6(mm)

% Moisture: GPC Cleanup:(Y/N) N

Analysis Batch No.: 500385 Units: ug/L

CAS NO.	COMPOUND NAME	RESULT	Q	LOQ	LOD	DL
99-35-4	1,3,5-Trinitrobenzene	0.21	U	0.22	0.21	0.090
99-65-0	1,3-Dinitrobenzene	0.11	U	0.12	0.11	0.039
118-96-7	2,4,6-Trinitrotoluene	0.11	U	0.12	0.11	0.048
606-20-2	2,6-Dinitrotoluene	0.085	U	0.11	0.085	0.043
88-72-2	2-Nitrotoluene	0.21	U	0.22	0.21	0.091
99-08-1	3-Nitrotoluene	0.43	U	0.43	0.43	0.21
19406-51-0	4-Amino-2,6-dinitrotoluene	0.13	U	0.16	0.13	0.062
99-99-0	4-Nitrotoluene	0.43	U M	0.44	0.43	0.11
2691-41-0	HMX	0.43	M J1	0.22	0.21	0.094
5755-27-1	MNX	0.43	U	2.1	0.43	0.16
121-82-4	RDX	0.68	J1	0.22	0.21	0.055
479-45-8	Tetryl	0.11	U	0.12	0.11	0.034

CAS NO.	SURROGATE	%REC	Q	LIMITS
528-29-0	1,2-Dinitrobenzene	99		83-119

Eurofins TestAmerica, Denver
Target Compound Quantitation Report

Data File: \\chromfs\Denver\ChromData\CHHPLC_X\20200627-92823.b\06270041.D
Lims ID: 280-137702-A-14-A
Client ID: G0109-20A
Sample Type: Client
Inject. Date: 28-Jun-2020 04:10:25 ALS Bottle#: 41 Worklist Smp#: 41
Injection Vol: 100.0 ul Dil. Factor: 1.0000
Sample Info: 280-137702-A-14-
Misc. Info.: 280-0092823-041
Operator ID: JZ Instrument ID: CHHPLC_X3

Method: \\chromfs\Denver\ChromData\CHHPLC_X\20200627-92823.b\8330_X3.m
Limit Group: GCSV - 8330
Last Update: 30-Jun-2020 14:54:23 Calib Date: 26-Jun-2020 01:16:48
Integrator: Falcon
Quant Method: External Standard Quant By: Initial Calibration
Last ICal File: \\chromfs\Denver\ChromData\CHHPLC_X\20200625-92750.b\06250013.D

Column 1 : UltraCarb5uODS (20) (4.60 mm) Det: LC DAD1B, 254 nm
Process Host: CTX1061

First Level Reviewer: zhangji Date: 30-Jun-2020 14:47:46

	Compound	Det	RT (min.)	Exp RT (min.)	Dlt RT (min.)	Response	OnCol Amt ug/mL	Flags
	3 HMX	1	6.709	6.710	-0.001	3492	0.0406	M
	6 MNX	1		7.384			ND	
	7 RDX	1	7.775	7.790	-0.015	7413	0.0636	
$	9 1,2-Dinitrobenzene	1	8.762	8.756	0.006	27262	0.1972	
	10 1,3,5-Trinitrobenzene	1		8.930			ND	
	11 1,3-Dinitrobenzene	1		9.583			ND	
	12 Nitrobenzene	1	9.975	9.963	0.012	11329	0.0565	M
	14 Tetryl	1		10.283			ND	
	16 2,4,6-Trinitrotoluene	1		11.250			ND	
	17 4-Amino-2,6-dinitrotoluene	1		11.423			ND	
	18 2-Amino-4,6-dinitrotoluene	1	11.715	11.716	-0.001	1158	0.005710	M
	19 2,6-Dinitrotoluene	1		11.850			ND	
	20 2,4-Dinitrotoluene	1	12.075	12.050	0.025	3052	0.0101	M
	21 o-Nitrotoluene	1		12.870			ND	
	22 p-Nitrotoluene	1		13.310			ND	U
	23 m-Nitrotoluene	1		13.896			ND	

QC Flag Legend

Review Flags
M - Manually Integrated
U - Marked Undetected

Report Date: 30-Jun-2020 14:54:27 Chrom Revision: 2.3 21-Jun-2020 18:30:46

Eurofins TestAmerica, Denver

Data File: \\chromfs\denver\chromdata\chhplc_x\20200627-92823.b\06270041.d

Injection Date:	28-Jun-2020 04:10:25	Instrument ID:	CHHPLC_X3	Operator ID:	JZ
Lims ID:	280-137702-A-14-A	Lab Sample ID:	280-137702-14	Worklist Smp#:	41
Client ID:	G0109-20A				
Injection Vol:	100.0 ul	Dil. Factor:	1.0000	ALS Bottle#:	41
Method:	8330_X3	Limit Group:	GCSV - 8330		

Column: UltraCarb5uODS (20) (4.60 mm) Y Scaling: Method Defined: Scale to the Nth Largest Target: 1

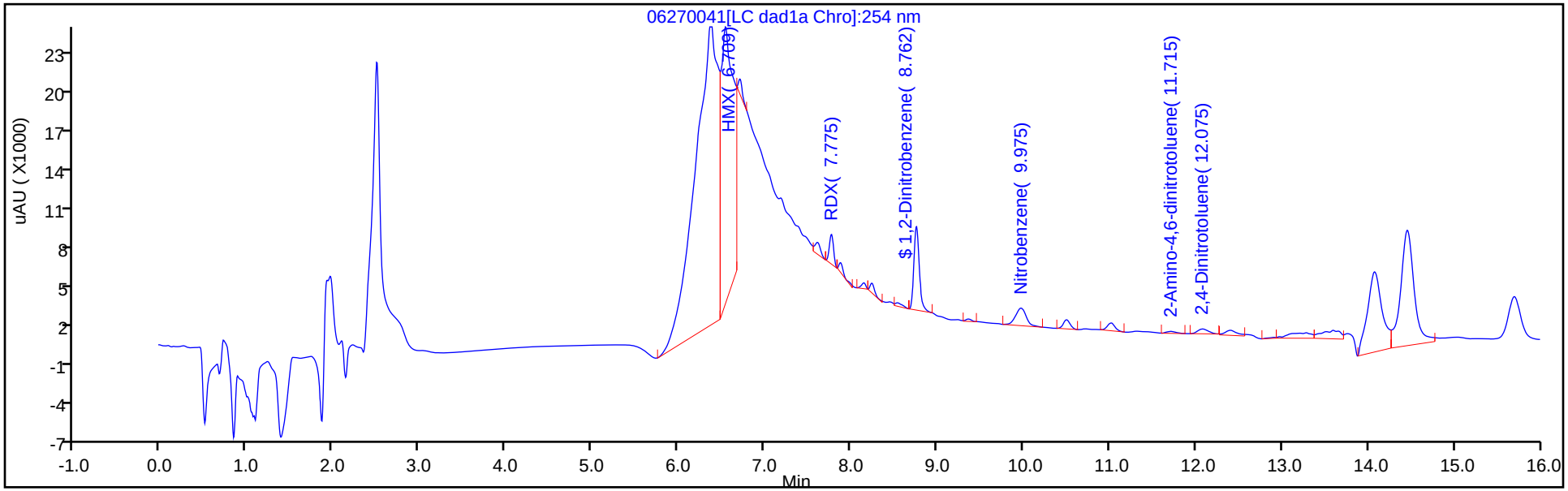

Y Scaling: Method Defined: Scale to the Nth Largest Target: 1

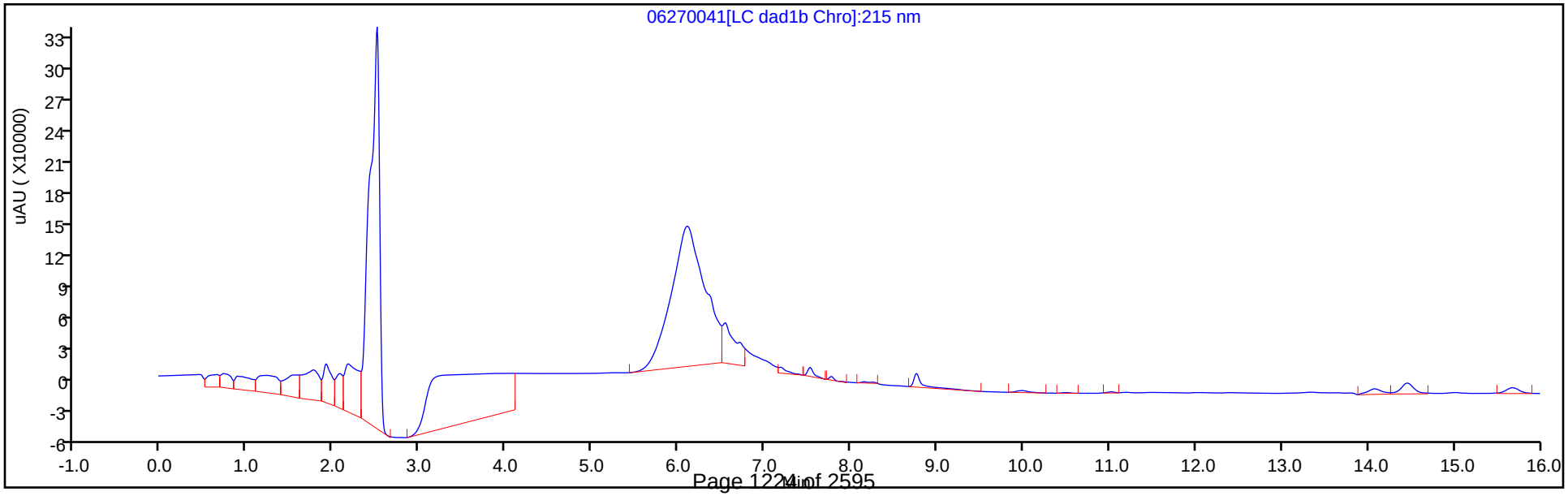

Eurofins TestAmerica, Denver
Recovery Report

Data File:	\\chromfs\Denver\ChromData\CHHPLC_X\20200627-92823.b\06270041.D				
Lims ID:	280-137702-A-14-A				
Client ID:	G0109-20A				
Sample Type:	Client				
Inject. Date:	28-Jun-2020 04:10:25	ALS Bottle#:	41	Worklist Smp#:	41
Injection Vol:	100.0 ul	Dil. Factor:	1.0000		
Sample Info:	280-137702-A-14-				
Misc. Info.:	280-0092823-041				
Operator ID:	JZ	Instrument ID:	CHHPLC_X3		
Method:	\\chromfs\Denver\ChromData\CHHPLC_X\20200627-92823.b\8330_X3.m				
Limit Group:	GCSV - 8330				
Last Update:	30-Jun-2020 14:54:23	Calib Date:	26-Jun-2020 01:16:48		
Integrator:	Falcon				
Quant Method:	External Standard	Quant By:	Initial Calibration		
Last ICal File:	\\chromfs\Denver\ChromData\CHHPLC_X\20200625-92750.b\06250013.D				
Column 1 :	UltraCarb5uODS (20) (4.60 mm)		Det: LC DAD1B, 254 nm		
Process Host:	CTX1061				

First Level Reviewer: zhangji Date: 30-Jun-2020 14:47:46

Compound	Amount Added	Amount Recovered	% Rec.
$ 9 1,2-Dinitrobenzene	0.2000	0.1972	98.62

Manual Integration/User Assign Peak Report

Eurofins TestAmerica, Denver

Data File:	\\chromfs\denver\chromdata\chhplc_x\20200627-92823.b\06270041.d				
Injection Date:	28-Jun-2020 04:10:25	Instrument ID:	CHHPLC_X3		
Lims ID:	280-137702-A-14-A	Lab Sample ID:	280-137702-14		
Client ID:	G0109-20A				
Operator ID:	JZ	ALS Bottle#:	41	Worklist Smp#:	41
Injection Vol:	100.0 ul	Dil. Factor:	1.0000		
Method:	8330_X3	Limit Group:	GCSV - 8330		
Column:	UltraCarb5uODS (20) (4.60 mm)	Detector	LC DAD1B, 254 nm		

20 2,4-Dinitrotoluene, CAS: 121-14-2

Signal: 1

Processing Integration Results

RT: 12.08
Area: 4663
Amount: 0.015360
Amount Units: ug/mL

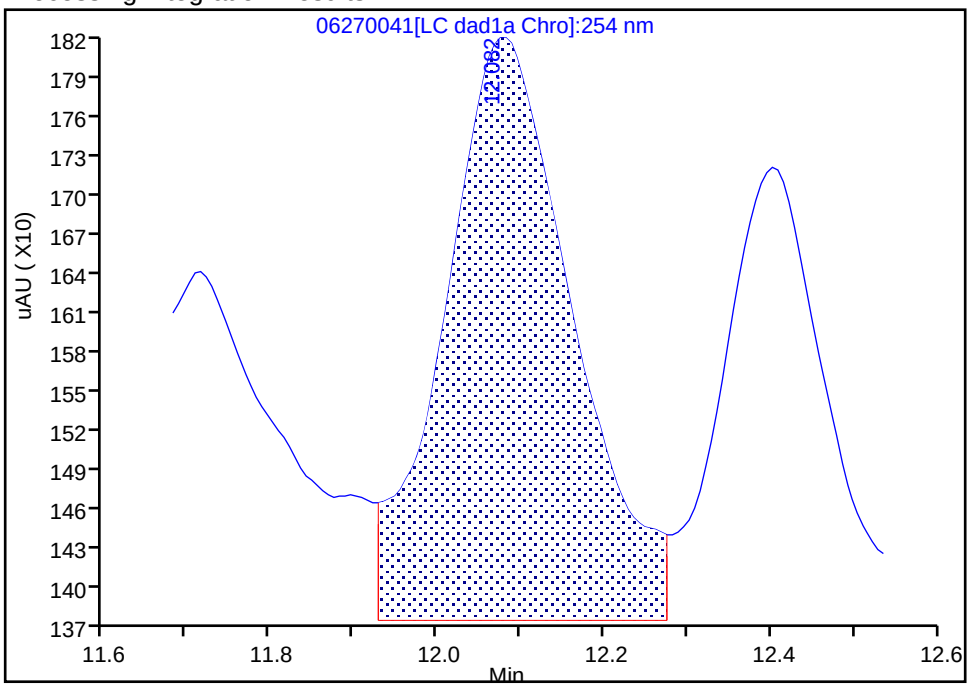

Manual Integration Results

RT: 12.08
Area: 3052
Amount: 0.010053
Amount Units: ug/mL

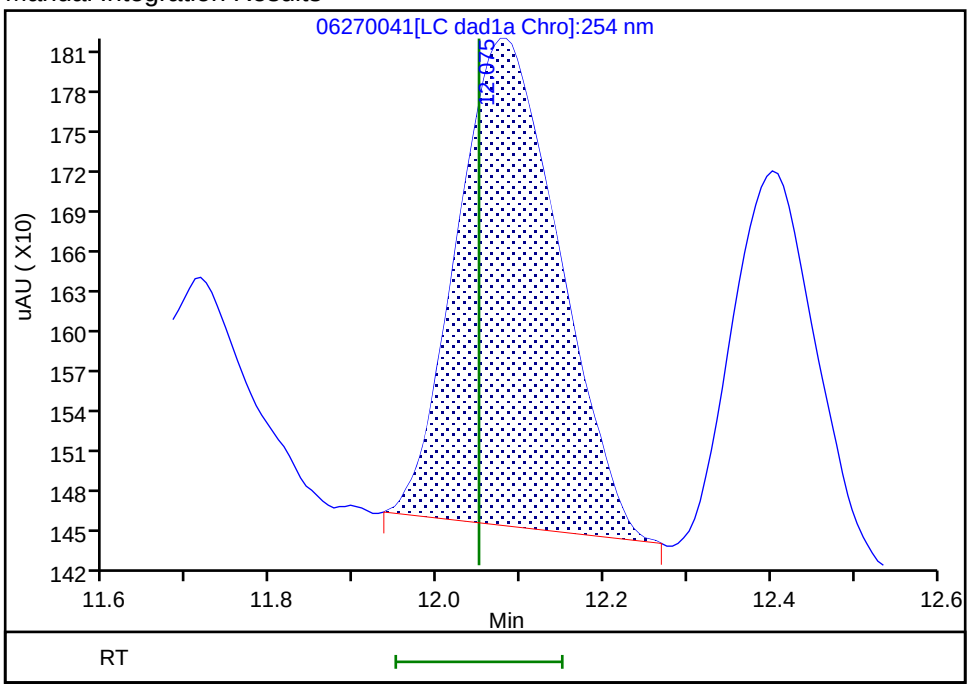

Reviewer: zhangji, 30-Jun-2020 14:47:36

Audit Action: Manually Integrated Audit Reason: Baseline

Manual Integration/User Assign Peak Report

Eurofins TestAmerica, Denver

Data File:	\\chromfs\denver\chromdata\chhplc_x\20200627-92823.b\06270041.d				
Injection Date:	28-Jun-2020 04:10:25	Instrument ID:	CHHPLC_X3		
Lims ID:	280-137702-A-14-A	Lab Sample ID:	280-137702-14		
Client ID:	G0109-20A				
Operator ID:	JZ	ALS Bottle#:	41	Worklist Smp#:	41
Injection Vol:	100.0 ul	Dil. Factor:	1.0000		
Method:	8330_X3	Limit Group:	GCSV - 8330		
Column:	UltraCarb5uODS (20) (4.60 mm)	Detector	LC DAD1B, 254 nm		

18 2-Amino-4,6-dinitrotoluene, CAS: 35572-78-2

Signal: 1

Processing Integration Results

RT: 11.72
Area: 1296
Amount: 0.006390
Amount Units: ug/mL

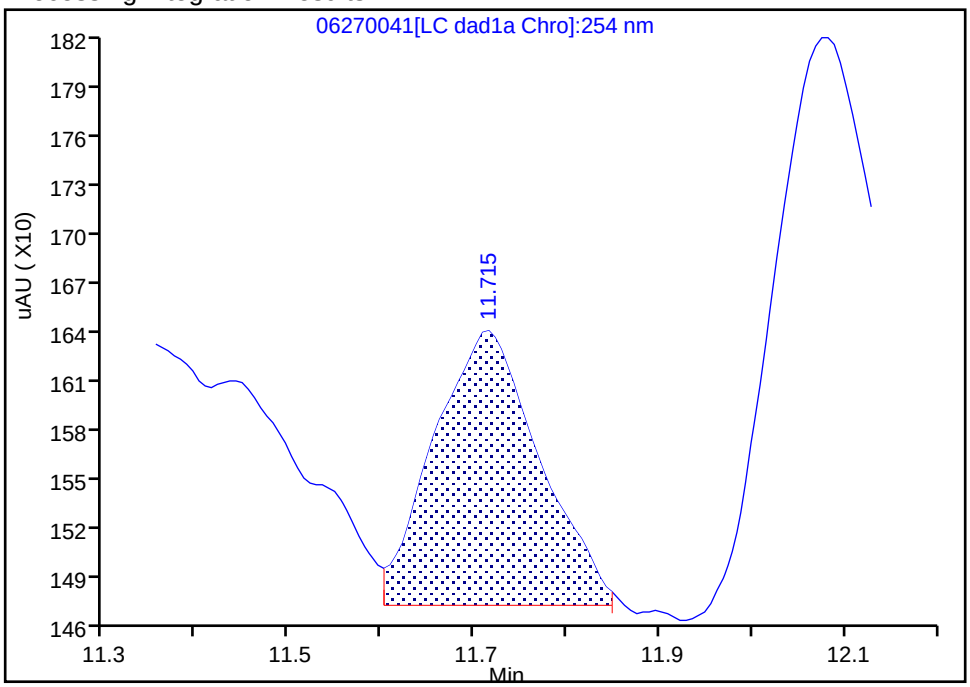

Manual Integration Results

RT: 11.72
Area: 1158
Amount: 0.005710
Amount Units: ug/mL

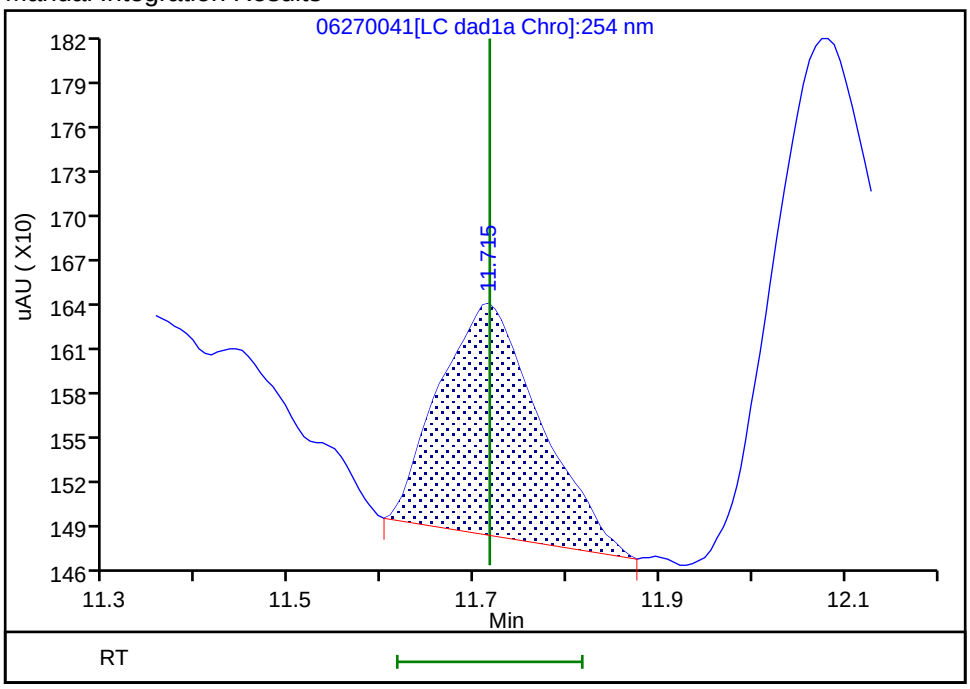

Reviewer: zhangji, 30-Jun-2020 14:47:43

Audit Action: Manually Integrated Audit Reason: Baseline

User Disabled Compound Report

Eurofins TestAmerica, Denver

Data File: \\chromfs\denver\chromdata\chhplc_x\20200627-92823.b\06270041.d

Injection Date:	28-Jun-2020 04:10:25	Instrument ID:	CHHPLC_X3		
Lims ID:	280-137702-A-14-A	Lab Sample ID:	280-137702-14		
Client ID:	G0109-20A				
Operator ID:	JZ	ALS Bottle#:	41	Worklist Smp#:	41
Injection Vol:	100.0 ul	Dil. Factor:	1.0000		
Method:	8330_X3	Limit Group:	GCSV - 8330		
Column:	UltraCarb5uODS (20) (4.60 mm)	Detector	LC DAD1B, 254 nm		

22 p-Nitrotoluene, CAS: 99-99-0, Signal: 1

RT: 13.21
Response: 7338
Amount: 0.064935

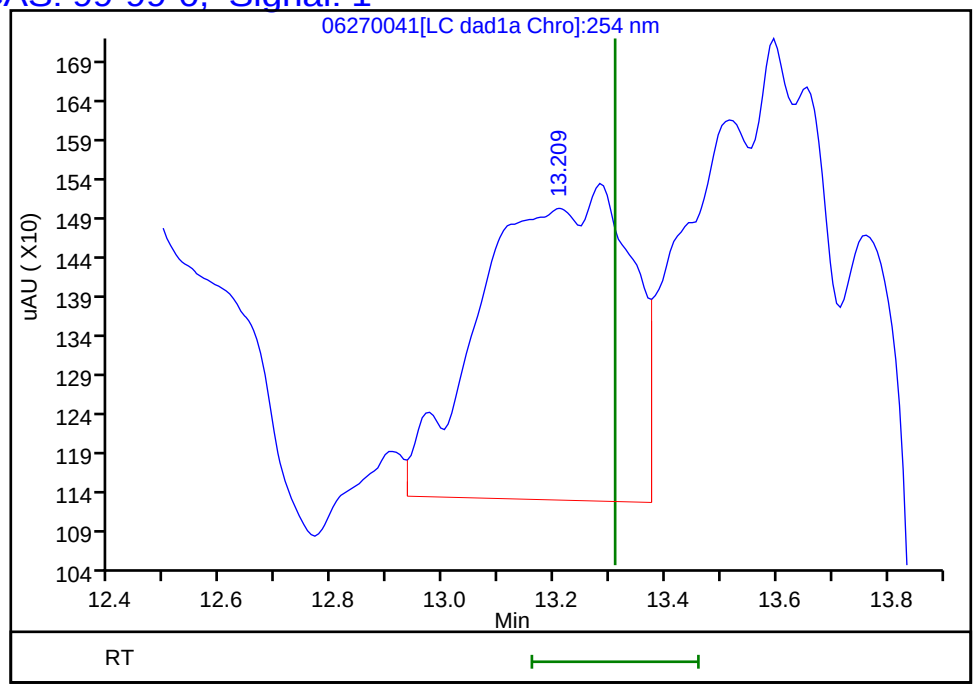

Reviewer: zhangji, 30-Jun-2020 14:47:46
Audit Action: Marked Compound Undetected Audit Reason: Invalid Compound ID

Manual Integration/User Assign Peak Report

Eurofins TestAmerica, Denver

Data File:	\\chromfs\denver\chromdata\chhplc_x\20200627-92823.b\06270041.d				
Injection Date:	28-Jun-2020 04:10:25	Instrument ID:	CHHPLC_X3		
Lims ID:	280-137702-A-14-A	Lab Sample ID:	280-137702-14		
Client ID:	G0109-20A				
Operator ID:	JZ	ALS Bottle#:	41	Worklist Smp#:	41
Injection Vol:	100.0 ul	Dil. Factor:	1.0000		
Method:	8330_X3	Limit Group:	GCSV - 8330		
Column:	UltraCarb5uODS (20) (4.60 mm)	Detector	LC DAD1B, 254 nm		

3 HMX, CAS: 2691-41-0

Signal: 1

Processing Integration Results

RT: 6.71
Area: 248645
Amount: 2.892493
Amount Units: ug/mL

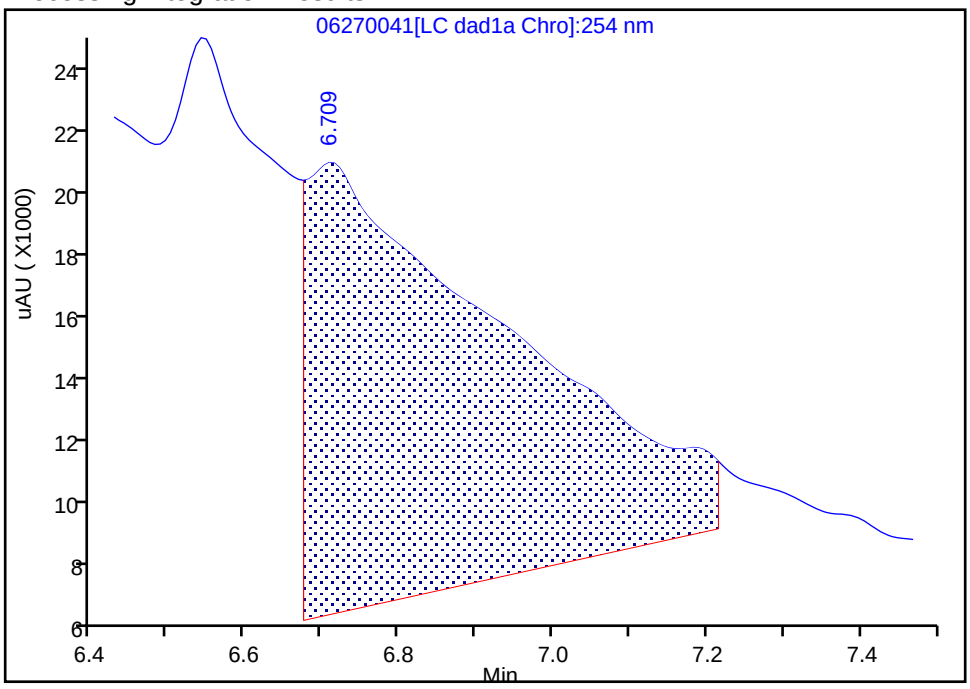

Manual Integration Results

RT: 6.71
Area: 3492
Amount: 0.040623
Amount Units: ug/mL

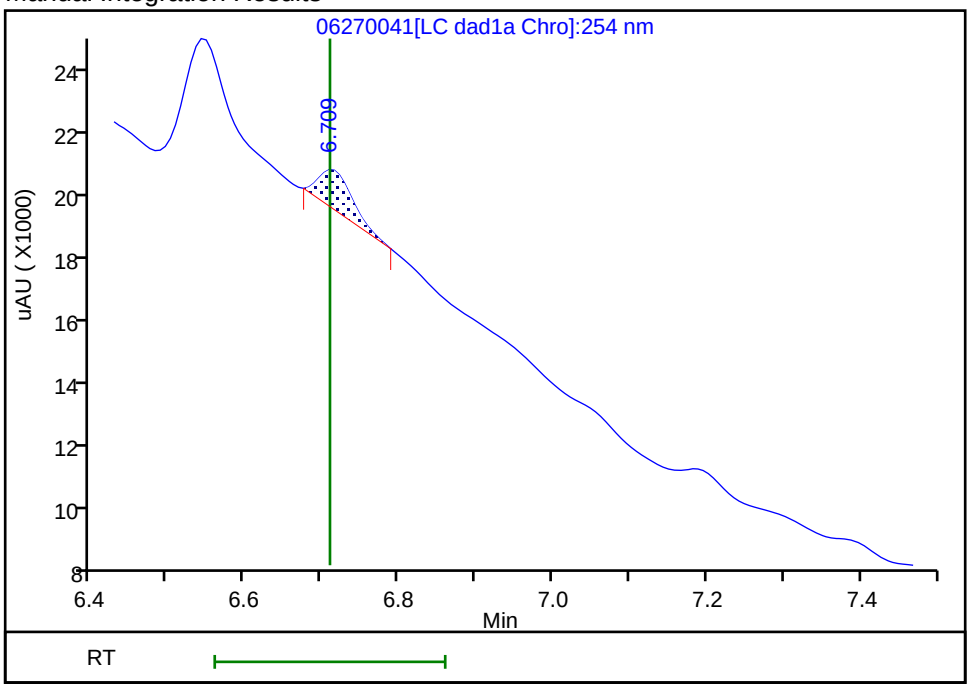

Reviewer: zhangji, 30-Jun-2020 14:47:21

Audit Action: Manually Integrated Audit Reason: Baseline

Manual Integration/User Assign Peak Report

Eurofins TestAmerica, Denver

Data File:	\\chromfs\denver\chromdata\chhplc_x\20200627-92823.b\06270041.d				
Injection Date:	28-Jun-2020 04:10:25	Instrument ID:	CHHPLC_X3		
Lims ID:	280-137702-A-14-A	Lab Sample ID:	280-137702-14		
Client ID:	G0109-20A				
Operator ID:	JZ	ALS Bottle#:	41	Worklist Smp#:	41
Injection Vol:	100.0 ul	Dil. Factor:	1.0000		
Method:	8330_X3	Limit Group:	GCSV - 8330		
Column:	UltraCarb5uODS (20) (4.60 mm)	Detector	LC DAD1B, 254 nm		

12 Nitrobenzene, CAS: 98-95-3

Signal: 1

Processing Integration Results

RT: 9.98
Area: 11081
Amount: 0.055294
Amount Units: ug/mL

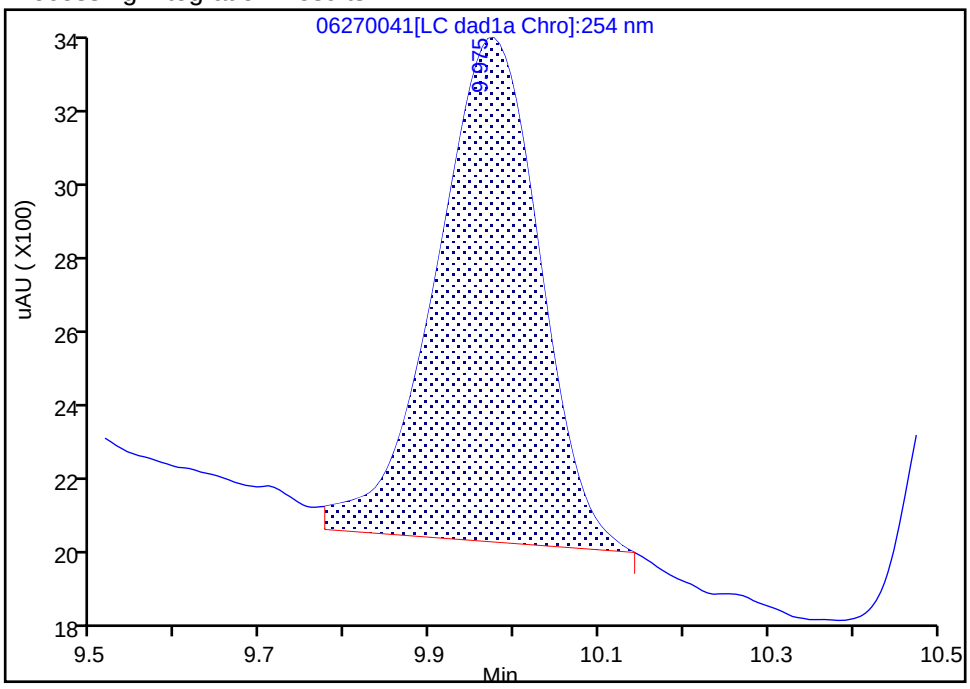

Manual Integration Results

RT: 9.98
Area: 11329
Amount: 0.056531
Amount Units: ug/mL

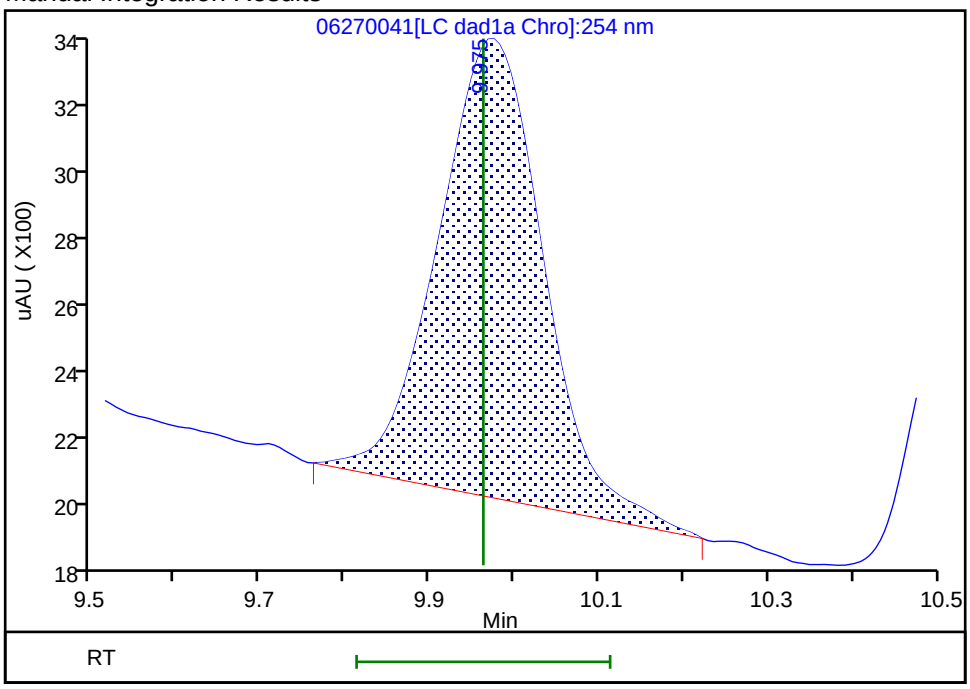

Reviewer: zhangji, 30-Jun-2020 14:47:30

Audit Action: Manually Integrated Audit Reason: Baseline

FORM I
HPLC/IC ORGANICS ANALYSIS DATA SHEET

Lab Name: Eurofins TestAmerica, Denver Job No.: 280-137702-1

SDG No.:

Client Sample ID: G0109-20A Lab Sample ID: 280-137702-14

Matrix: Water Lab File ID: 06300028.D

Analysis Method: 8330A Date Collected: 06/15/2020 10:45

Extraction Method: 3535 Date Extracted: 06/18/2020 10:49

Sample wt/vol: 468.3(mL) Date Analyzed: 07/01/2020 06:26

Con. Extract Vol.: 5(mL) Dilution Factor: 1

Injection Volume: 100(uL) GC Column: Luna-phenylhex ID: 4.6(mm)

% Moisture: GPC Cleanup:(Y/N) N

Analysis Batch No.: 500692 Units: ug/L

CAS NO.	COMPOUND NAME	RESULT	Q	LOQ	LOD	DL
121-14-2	2,4-Dinitrotoluene	0.085	U	0.11	0.085	0.029
35572-78-2	2-Amino-4,6-dinitrotoluene	0.11	U	0.12	0.11	0.054
2691-41-0	*HMX*	*0.14*	*J J1 M*	*0.22*	0.21	*0.094*
98-95-3	Nitrobenzene	0.21	U	0.22	0.21	0.097
121-82-4	*RDX*	*0.21*	*J J1 M*	*0.22*	0.21	*0.055*

CAS NO.	SURROGATE	%REC	Q	LIMITS
528-29-0	1,2-Dinitrobenzene	99	*M*	83-119

Eurofins TestAmerica, Denver
Target Compound Quantitation Report

Data File: \\chromfs\Denver\ChromData\G2_LUNA\20200630-92910.b\06300028.D
Lims ID: 280-137702-A-14-A
Client ID: G0109-20A
Sample Type: Client
Inject. Date: 01-Jul-2020 06:26:37 ALS Bottle#: 28 Worklist Smp#: 28
Injection Vol: 100.0 ul Dil. Factor: 1.0000
Sample Info: 280-137702-A-14-
Misc. Info.: 280-0092910-028
Operator ID: JZ Instrument ID: CHHPLC_G2_LUNA

Method: \\chromfs\Denver\ChromData\G2_LUNA\20200630-92910.b\G2_8330_Luna.m
Limit Group: GCSV - 8330
Last Update: 01-Jul-2020 17:34:09 Calib Date: 15-May-2020 02:11:20
Integrator: Falcon
Quant Method: External Standard Quant By: Initial Calibration
Last ICal File: \\chromfs\Denver\ChromData\G2_LUNA\20200514-91518.b\05140024.D

Column 1 : Luna-Phenyl hexyl (4.60 mm) Det: LC DAD1A, 254 nm
Process Host: CTX1062

First Level Reviewer: zhangji Date: 01-Jul-2020 17:16:09

Compound	Det	RT (min.)	Exp RT (min.)	Dlt RT (min.)	Response	OnCol Amt ug/ml	Flags
6 HMX	1	7.152	7.162	-0.010	7653	0.0132	M
7 MNX	1		7.943			ND	
8 RDX	1	9.438	9.382	0.056	4911	0.0201	M
9 Nitrobenzene	1		12.296			ND	
$ 10 1,2-Dinitrobenzene	1	13.265	13.296	-0.031	56876	0.1985	M
12 1,3-Dinitrobenzene	1		15.822			ND	
14 o-Nitrotoluene	1		16.762			ND	U
15 p-Nitrotoluene	1		17.022			ND	
16 4-Amino-2,6-dinitrotoluene	1		17.482			ND	
17 m-Nitrotoluene	1		17.982			ND	U
18 2-Amino-4,6-dinitrotoluene	1		18.416			ND	
19 1,3,5-Trinitrobenzene	1		19.162			ND	
20 2,6-Dinitrotoluene	1		20.076			ND	
21 2,4-Dinitrotoluene	1		20.596			ND	
22 Tetryl	1		23.896			ND	U
23 2,4,6-Trinitrotoluene	1		24.922			ND	

QC Flag Legend

Review Flags
M - Manually Integrated
U - Marked Undetected

Report Date: 01-Jul-2020 17:34:13 Chrom Revision: 2.3 21-Jun-2020 18:30:46

Eurofins TestAmerica, Denver

Data File: \\chromfs\denver\chromdata\g2_luna\20200630-92910.b\06300028.d

Injection Date:	01-Jul-2020 06:26:37	Instrument ID:	CHHPLC_G2_LUNA	Operator ID:	JZ
Lims ID:	280-137702-A-14-A	Lab Sample ID:	280-137702-14	Worklist Smp#:	28
Client ID:	G0109-20A				
Injection Vol:	100.0 ul	Dil. Factor:	1.0000	ALS Bottle#:	28
Method:	G2_8330_Luna	Limit Group:	GCSV - 8330		

Column: Luna-Phenyl hexyl (4.60 mm) Y Scaling: Method Defined: Scale to the Nth Largest Peak: 1

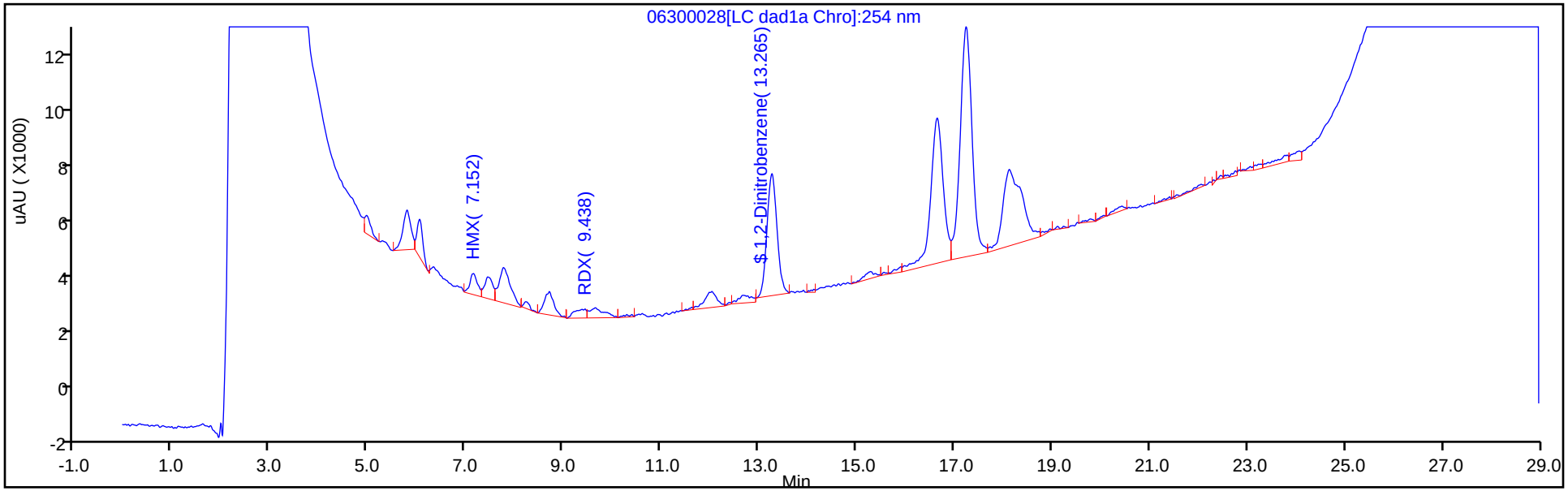

Y Scaling: Method Defined: Scale to the Nth Largest Peak: 1

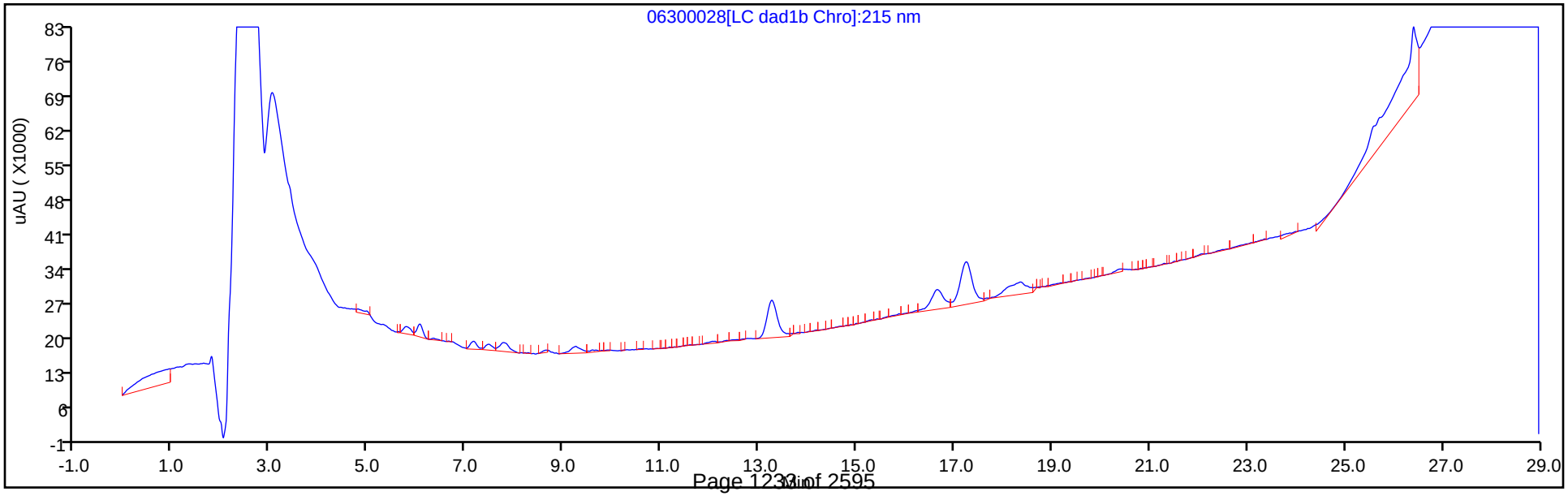

Eurofins TestAmerica, Denver
Recovery Report

Data File:	\\chromfs\Denver\ChromData\G2_LUNA\20200630-92910.b\06300028.D				
Lims ID:	280-137702-A-14-A				
Client ID:	G0109-20A				
Sample Type:	Client				
Inject. Date:	01-Jul-2020 06:26:37	ALS Bottle#:	28	Worklist Smp#:	28
Injection Vol:	100.0 ul	Dil. Factor:	1.0000		
Sample Info:	280-137702-A-14-				
Misc. Info.:	280-0092910-028				
Operator ID:	JZ	Instrument ID:	CHHPLC_G2_LUNA		
Method:	\\chromfs\Denver\ChromData\G2_LUNA\20200630-92910.b\G2_8330_Luna.m				
Limit Group:	GCSV - 8330				
Last Update:	01-Jul-2020 17:34:09	Calib Date:	15-May-2020 02:11:20		
Integrator:	Falcon				
Quant Method:	External Standard	Quant By:	Initial Calibration		
Last ICal File:	\\chromfs\Denver\ChromData\G2_LUNA\20200514-91518.b\05140024.D				
Column 1 :	Luna-Phenyl hexyl (4.60 mm)		Det: LC DAD1A, 254 nm		
Process Host:	CTX1062				
First Level Reviewer: zhangji		Date:	01-Jul-2020 17:16:09		

Compound	Amount Added	Amount Recovered	% Rec.
$ 10 1,2-Dinitrobenzene	0.2000	0.1985	99.26

Manual Integration/User Assign Peak Report

Eurofins TestAmerica, Denver

Data File:	\\chromfs\denver\chromdata\g2_luna\20200630-92910.b\06300028.d				
Injection Date:	01-Jul-2020 06:26:37	Instrument ID:	CHHPLC_G2_LUNA		
Lims ID:	280-137702-A-14-A	Lab Sample ID:	280-137702-14		
Client ID:	G0109-20A				
Operator ID:	JZ	ALS Bottle#:	28	Worklist Smp#:	28
Injection Vol:	100.0 ul	Dil. Factor:	1.0000		
Method:	G2_8330_Luna	Limit Group:	GCSV - 8330		
Column:	Luna-Phenyl hexyl (4.60 mm)	Detector	LC DAD1A, 254 nm		

$ 10 1,2-Dinitrobenzene, CAS: 528-29-0

Signal: 1

Processing Integration Results

RT: 13.26
Area: 62900
Amount: 0.220255
Amount Units: ug/ml

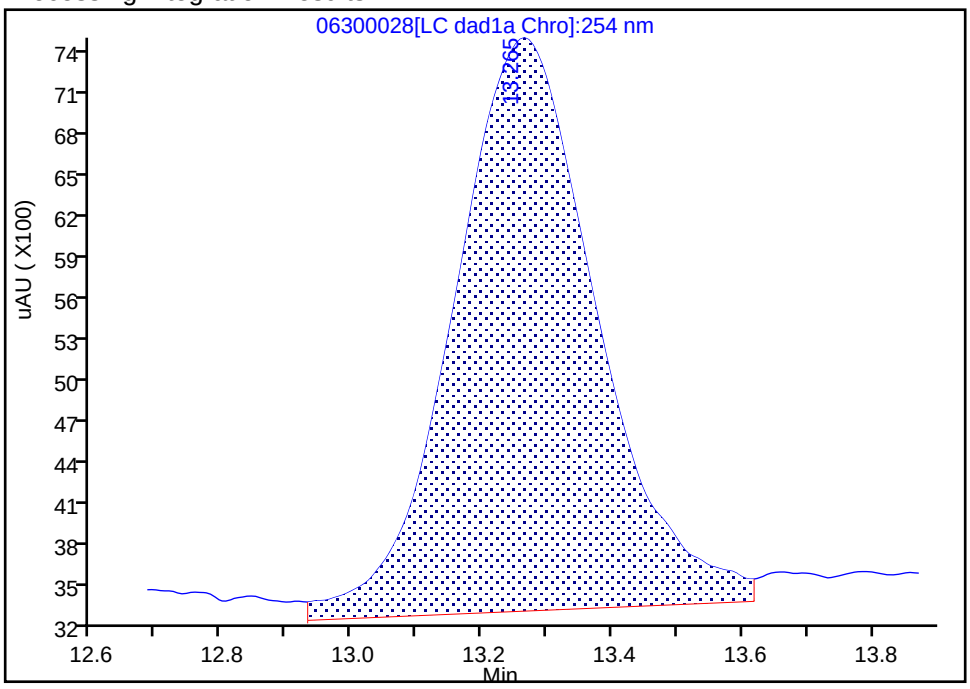

Manual Integration Results

RT: 13.26
Area: 56876
Amount: 0.198526
Amount Units: ug/ml

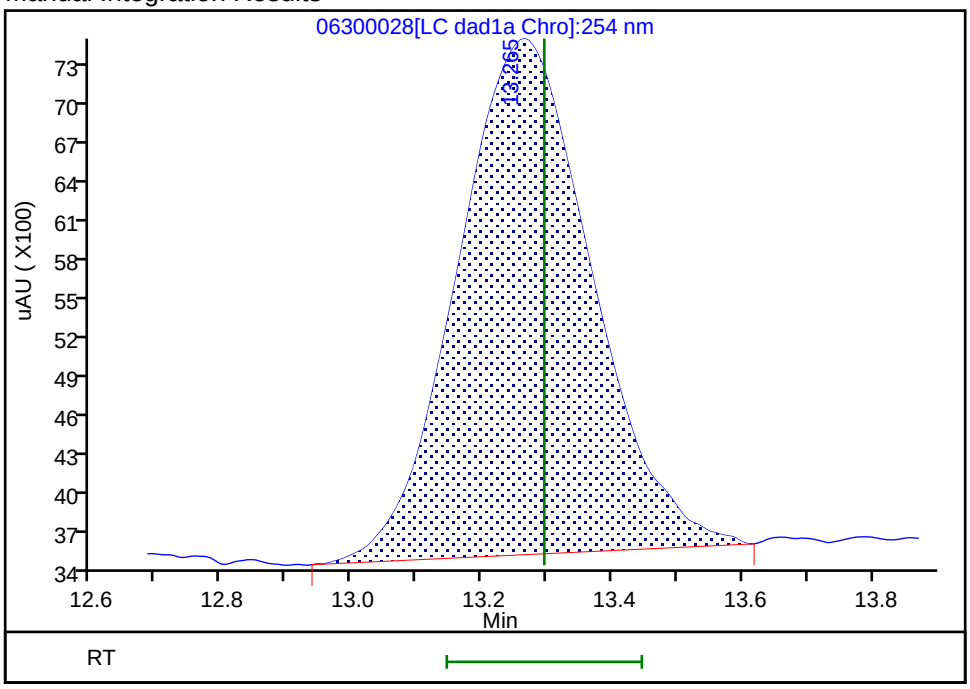

Reviewer: zhangji, 01-Jul-2020 17:15:48

Audit Action: Manually Integrated Audit Reason: Baseline

User Disabled Compound Report

Eurofins TestAmerica, Denver

Data File:	\\chromfs\denver\chromdata\g2_luna\20200630-92910.b\06300028.d				
Injection Date:	01-Jul-2020 06:26:37	Instrument ID:	CHHPLC_G2_LUNA		
Lims ID:	280-137702-A-14-A	Lab Sample ID:	280-137702-14		
Client ID:	G0109-20A				
Operator ID:	JZ	ALS Bottle#:	28	Worklist Smp#:	28
Injection Vol:	100.0 ul	Dil. Factor:	1.0000		
Method:	G2_8330_Luna	Limit Group:	GCSV - 8330		
Column:	Luna-Phenyl hexyl (4.60 mm)	Detector	LC DAD1A, 254 nm		

14 o-Nitrotoluene, CAS: 88-72-2, Signal: 1

RT: 16.65
Response: 85878
Amount: 0.314612

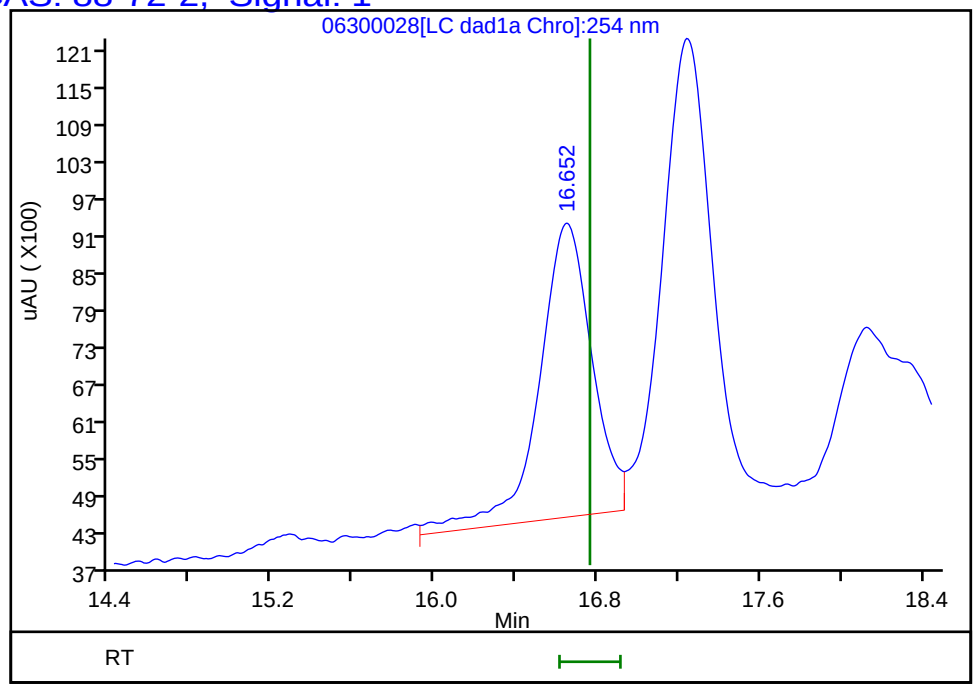

Reviewer: zhangji, 01-Jul-2020 17:16:09
Audit Action: Marked Compound Undetected Audit Reason: Invalid Compound ID

User Disabled Compound Report

Eurofins TestAmerica, Denver

Data File:	\\chromfs\denver\chromdata\g2_luna\20200630-92910.b\06300028.d				
Injection Date:	01-Jul-2020 06:26:37	Instrument ID:	CHHPLC_G2_LUNA		
Lims ID:	280-137702-A-14-A	Lab Sample ID:	280-137702-14		
Client ID:	G0109-20A				
Operator ID:	JZ	ALS Bottle#:	28	Worklist Smp#:	28
Injection Vol:	100.0 ul	Dil. Factor:	1.0000		
Method:	G2_8330_Luna	Limit Group:	GCSV - 8330		
Column:	Luna-Phenyl hexyl (4.60 mm)	Detector	LC DAD1A, 254 nm		

17 m-Nitrotoluene, CAS: 99-08-1, Signal: 1

RT: 18.12
Response: 67113
Amount: 0.224965

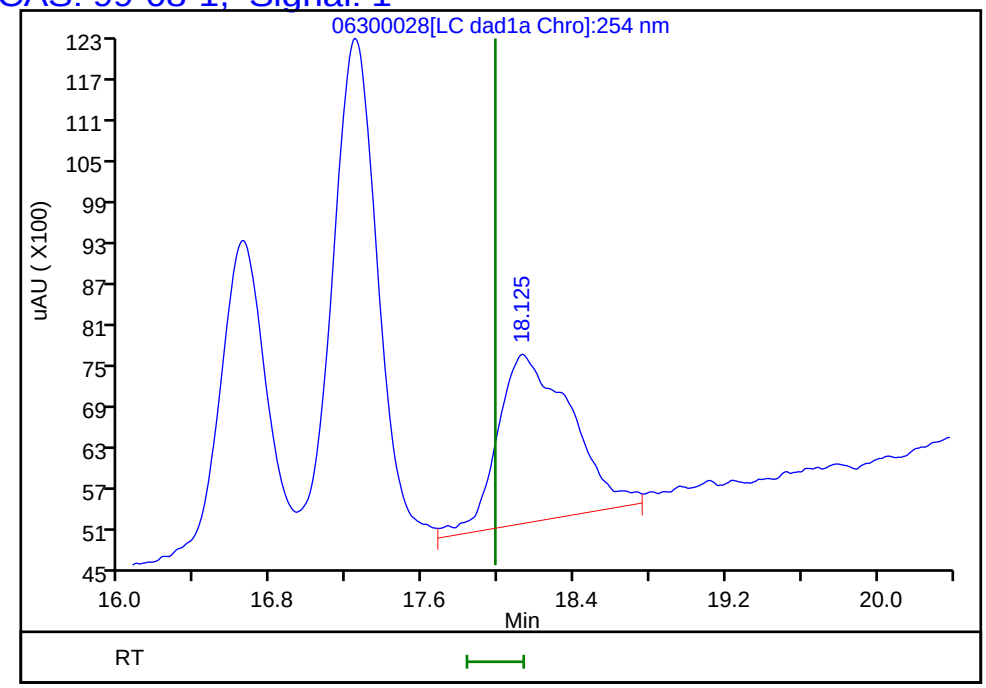

Reviewer: zhangji, 01-Jul-2020 17:16:09
Audit Action: Marked Compound Undetected Audit Reason: Invalid Compound ID

Manual Integration/User Assign Peak Report

Eurofins TestAmerica, Denver

Data File:	\\chromfs\denver\chromdata\g2_luna\20200630-92910.b\06300028.d				
Injection Date:	01-Jul-2020 06:26:37	Instrument ID:	CHHPLC_G2_LUNA		
Lims ID:	280-137702-A-14-A	Lab Sample ID:	280-137702-14		
Client ID:	G0109-20A				
Operator ID:	JZ	ALS Bottle#:	28	Worklist Smp#:	28
Injection Vol:	100.0 ul	Dil. Factor:	1.0000		
Method:	G2_8330_Luna	Limit Group:	GCSV - 8330		
Column:	Luna-Phenyl hexyl (4.60 mm)	Detector	LC DAD1A, 254 nm		

6 HMX, CAS: 2691-41-0

Signal: 1

Processing Integration Results

RT: 7.15
Area: 6865
Amount: 0.008706
Amount Units: ug/ml

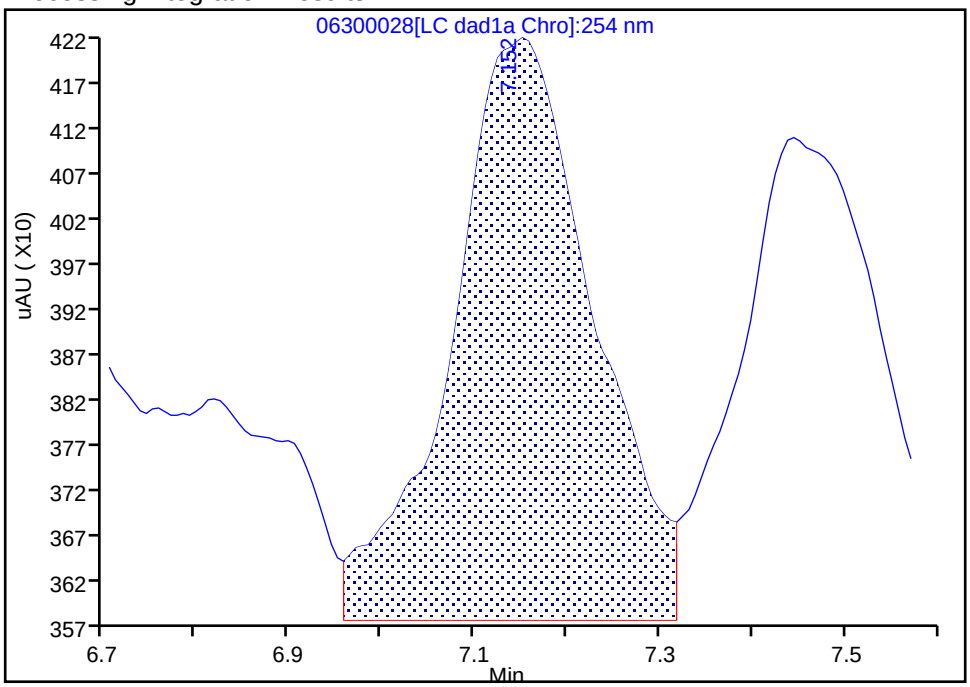

Manual Integration Results

RT: 7.15
Area: 7653
Amount: 0.013157
Amount Units: ug/ml

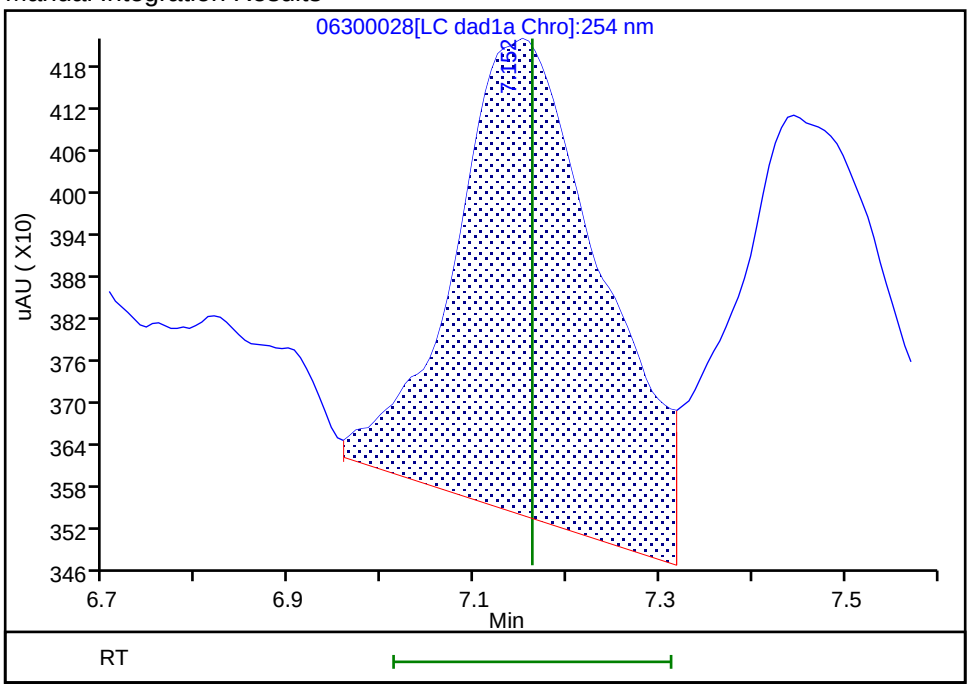

Reviewer: zhangji, 01-Jul-2020 17:16:07
Audit Action: Assigned New Baseline Audit Reason: Baseline

Manual Integration/User Assign Peak Report

Eurofins TestAmerica, Denver

Data File:	\\chromfs\denver\chromdata\g2_luna\20200630-92910.b\06300028.d				
Injection Date:	01-Jul-2020 06:26:37	Instrument ID:	CHHPLC_G2_LUNA		
Lims ID:	280-137702-A-14-A	Lab Sample ID:	280-137702-14		
Client ID:	G0109-20A				
Operator ID:	JZ	ALS Bottle#:	28	Worklist Smp#:	28
Injection Vol:	100.0 ul	Dil. Factor:	1.0000		
Method:	G2_8330_Luna	Limit Group:	GCSV - 8330		
Column:	Luna-Phenyl hexyl (4.60 mm)	Detector	LC DAD1A, 254 nm		

8 RDX, CAS: 121-82-4

Signal: 1

Processing Integration Results

RT: 9.38
Area: 3921
Amount: 0.016046
Amount Units: ug/ml

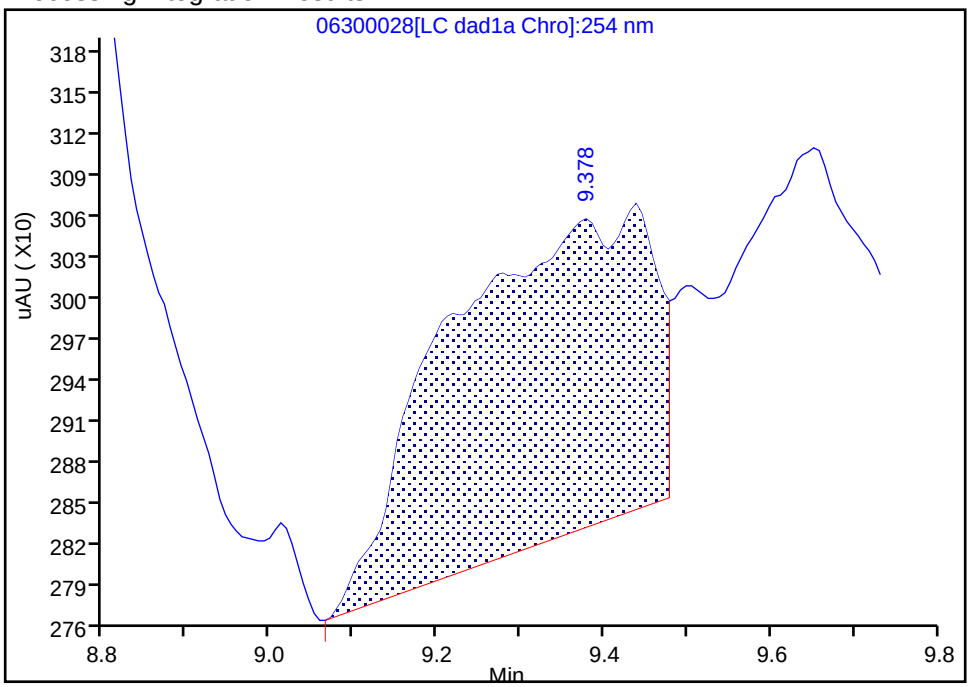

Manual Integration Results

RT: 9.44
Area: 4911
Amount: 0.020097
Amount Units: ug/ml

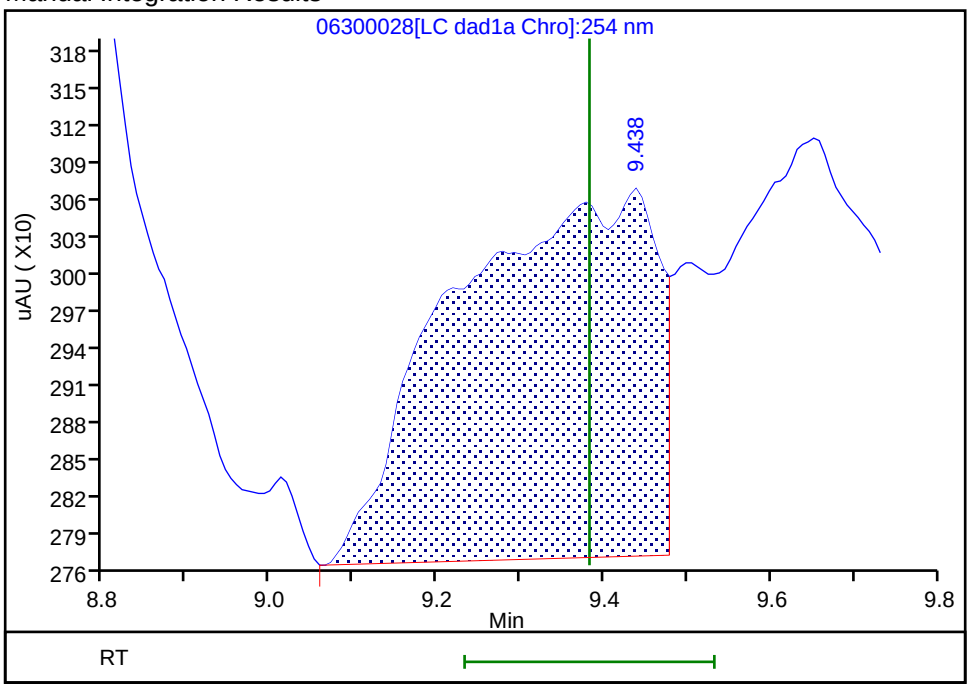

Reviewer: zhangji, 01-Jul-2020 17:15:57
Audit Action: Split an Integrated Peak Audit Reason: Baseline

User Disabled Compound Report

Eurofins TestAmerica, Denver

Data File:	\\chromfs\denver\chromdata\g2_luna\20200630-92910.b\06300028.d				
Injection Date:	01-Jul-2020 06:26:37	Instrument ID:	CHHPLC_G2_LUNA		
Lims ID:	280-137702-A-14-A	Lab Sample ID:	280-137702-14		
Client ID:	G0109-20A				
Operator ID:	JZ	ALS Bottle#:	28	Worklist Smp#:	28
Injection Vol:	100.0 ul	Dil. Factor:	1.0000		
Method:	G2_8330_Luna	Limit Group:	GCSV - 8330		
Column:	Luna-Phenyl hexyl (4.60 mm)	Detector	LC DAD1A, 254 nm		

22 Tetryl, CAS: 479-45-8, Signal: 1

RT: 23.81
Response: 4645
Amount: 0.012599

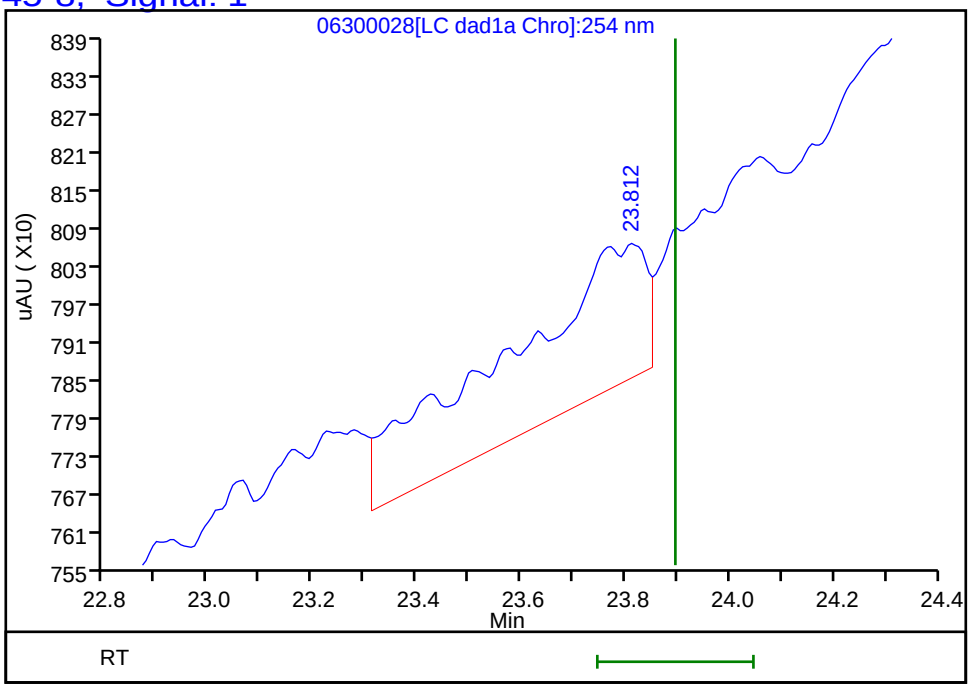

Reviewer: zhangji, 01-Jul-2020 17:16:09
Audit Action: Marked Compound Undetected Audit Reason: Invalid Compound ID

FORM I
HPLC/IC ORGANICS ANALYSIS DATA SHEET

Lab Name: Eurofins TestAmerica, Denver Job No.: 280-137702-1

SDG No.:

Client Sample ID: G0084-20A Lab Sample ID: 280-137702-15

Matrix: Water Lab File ID: 06270042.D

Analysis Method: 8330A Date Collected: 06/13/2020 13:50

Extraction Method: 3535 Date Extracted: 06/18/2020 10:49

Sample wt/vol: 468.6(mL) Date Analyzed: 06/28/2020 04:33

Con. Extract Vol.: 5(mL) Dilution Factor: 1

Injection Volume: 100(uL) GC Column: UltraCarb5uODS ID: 4.6(mm)

% Moisture: GPC Cleanup:(Y/N) N

Analysis Batch No.: 500385 Units: ug/L

CAS NO.	COMPOUND NAME	RESULT	Q	LOQ	LOD	DL
99-35-4	1,3,5-Trinitrobenzene	0.21	U M	0.22	0.21	0.090
118-96-7	2,4,6-Trinitrotoluene	0.11	U	0.12	0.11	0.048
121-14-2	2,4-Dinitrotoluene	0.085	U M	0.11	0.085	0.029
606-20-2	2,6-Dinitrotoluene	0.085	U	0.11	0.085	0.043
88-72-2	2-Nitrotoluene	0.21	U	0.22	0.21	0.091
99-08-1	3-Nitrotoluene	0.43	U	0.43	0.43	0.21
19406-51-0	4-Amino-2,6-dinitrotoluene	0.13	U	0.16	0.13	0.062
2691-41-0	HMX	0.21	U	0.22	0.21	0.093
5755-27-1	MNX	0.43	U	2.1	0.43	0.16
479-45-8	Tetryl	0.11	U	0.12	0.11	0.034

CAS NO.	SURROGATE	%REC	Q	LIMITS
528-29-0	1,2-Dinitrobenzene	98	M	83-119

Eurofins TestAmerica, Denver
Target Compound Quantitation Report

Data File: \\chromfs\Denver\ChromData\CHHPLC_X\20200627-92823.b\06270042.D
Lims ID: 280-137702-A-15-A
Client ID: G0084-20A
Sample Type: Client
Inject. Date: 28-Jun-2020 04:33:23 ALS Bottle#: 42 Worklist Smp#: 42
Injection Vol: 100.0 ul Dil. Factor: 1.0000
Sample Info: 280-137702-A-15-
Misc. Info.: 280-0092823-042
Operator ID: JZ Instrument ID: CHHPLC_X3

Method: \\chromfs\Denver\ChromData\CHHPLC_X\20200627-92823.b\8330_X3.m
Limit Group: GCSV - 8330
Last Update: 30-Jun-2020 14:54:23 Calib Date: 26-Jun-2020 01:16:48
Integrator: Falcon
Quant Method: External Standard Quant By: Initial Calibration
Last ICal File: \\chromfs\Denver\ChromData\CHHPLC_X\20200625-92750.b\06250013.D

Column 1 : UltraCarb5uODS (20) (4.60 mm) Det: LC DAD1B, 254 nm
Process Host: CTX1061

First Level Reviewer: zhangji Date: 30-Jun-2020 14:48:45

	Compound	Det	RT (min.)	Exp RT (min.)	Dlt RT (min.)	Response	OnCol Amt ug/mL	Flags
	3 HMX	1		6.710			ND	
	6 MNX	1		7.384			ND	
	7 RDX	1	7.768	7.790	-0.022	5526	0.0474	M
$	9 1,2-Dinitrobenzene	1	8.761	8.756	0.005	26990	0.1953	M
	10 1,3,5-Trinitrobenzene	1		8.930			ND	U
	11 1,3-Dinitrobenzene	1	9.621	9.583	0.038	1885	0.006146	M
	12 Nitrobenzene	1	9.954	9.963	-0.009	15252	0.0761	M
	14 Tetryl	1		10.283			ND	
	16 2,4,6-Trinitrotoluene	1		11.250			ND	
	17 4-Amino-2,6-dinitrotoluene	1		11.423			ND	
	18 2-Amino-4,6-dinitrotoluene	1	11.734	11.716	0.018	9535	0.0470	
	19 2,6-Dinitrotoluene	1		11.850			ND	
	20 2,4-Dinitrotoluene	1		12.050			ND	U
	21 o-Nitrotoluene	1		12.870			ND	
	22 p-Nitrotoluene	1	13.288	13.310	-0.022	5538	0.0490	M
	23 m-Nitrotoluene	1		13.896			ND	

QC Flag Legend

Review Flags
M - Manually Integrated
U - Marked Undetected

Report Date: 30-Jun-2020 14:54:27 Chrom Revision: 2.3 21-Jun-2020 18:30:46

Eurofins TestAmerica, Denver

Data File: \\chromfs\denver\chromdata\chhplc_x\20200627-92823.b\06270042.d

Injection Date:	28-Jun-2020 04:33:23	Instrument ID:	CHHPLC_X3	Operator ID:	JZ
Lims ID:	280-137702-A-15-A	Lab Sample ID:	280-137702-15	Worklist Smp#:	42
Client ID:	G0084-20A				
Injection Vol:	100.0 ul	Dil. Factor:	1.0000	ALS Bottle#:	42
Method:	8330_X3	Limit Group:	GCSV - 8330		

Column: UltraCarb5uODS (20) (4.60 mm) Y Scaling: Method Defined: Scale to the Nth Largest Target: 1

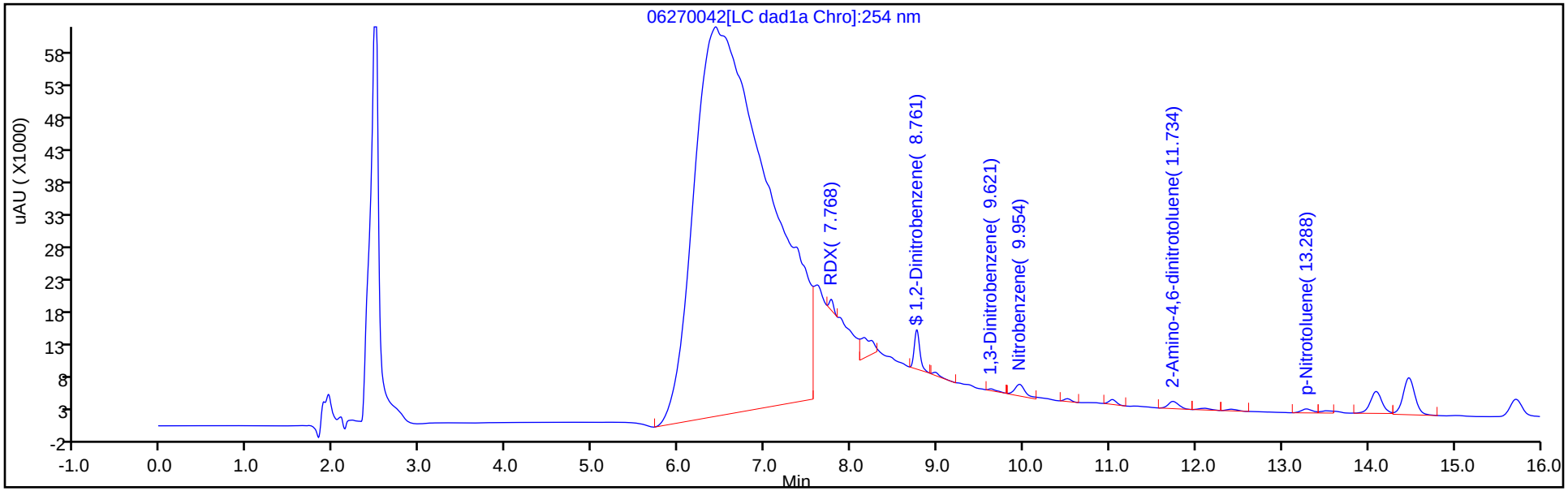

Y Scaling: Method Defined: Scale to the Nth Largest Target: 1

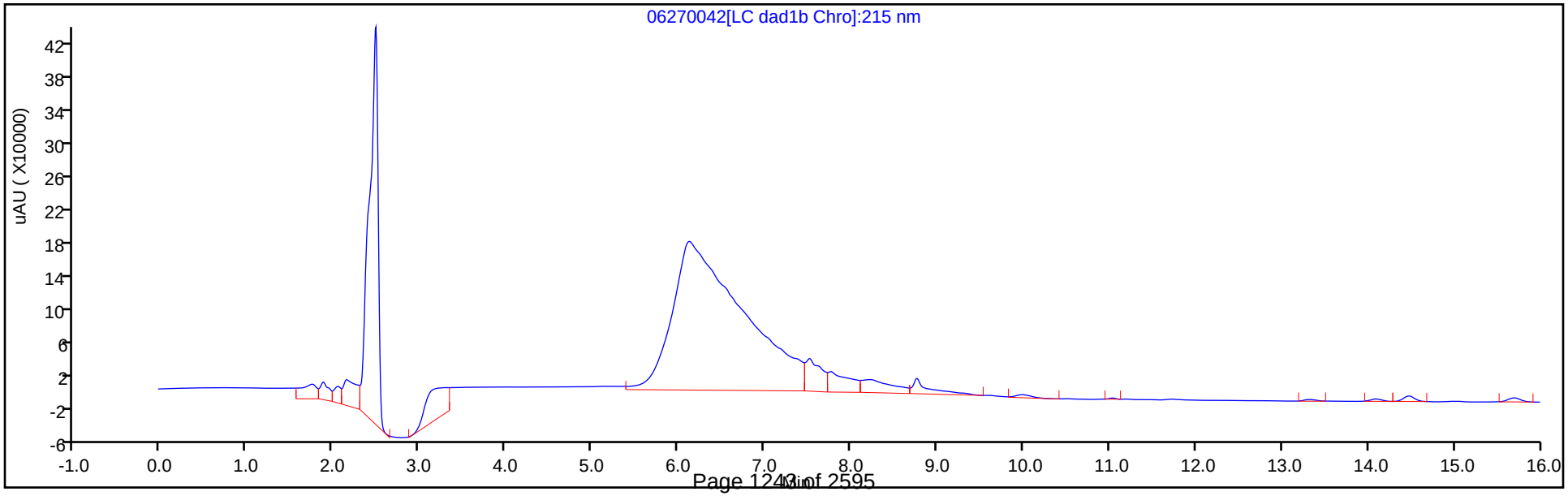

Eurofins TestAmerica, Denver
Recovery Report

Data File:	\\chromfs\Denver\ChromData\CHHPLC_X\20200627-92823.b\06270042.D				
Lims ID:	280-137702-A-15-A				
Client ID:	G0084-20A				
Sample Type:	Client				
Inject. Date:	28-Jun-2020 04:33:23	ALS Bottle#:	42	Worklist Smp#:	42
Injection Vol:	100.0 ul	Dil. Factor:	1.0000		
Sample Info:	280-137702-A-15-				
Misc. Info.:	280-0092823-042				
Operator ID:	JZ	Instrument ID:	CHHPLC_X3		
Method:	\\chromfs\Denver\ChromData\CHHPLC_X\20200627-92823.b\8330_X3.m				
Limit Group:	GCSV - 8330				
Last Update:	30-Jun-2020 14:54:23	Calib Date:	26-Jun-2020 01:16:48		
Integrator:	Falcon				
Quant Method:	External Standard	Quant By:	Initial Calibration		
Last ICal File:	\\chromfs\Denver\ChromData\CHHPLC_X\20200625-92750.b\06250013.D				
Column 1 :	UltraCarb5uODS (20) (4.60 mm)		Det: LC DAD1B, 254 nm		
Process Host:	CTX1061				
First Level Reviewer: zhangji		Date:	30-Jun-2020 14:48:45		

Compound	Amount Added	Amount Recovered	% Rec.
$ 9 1,2-Dinitrobenzene	0.2000	0.1953	97.64

Manual Integration/User Assign Peak Report

Eurofins TestAmerica, Denver

Data File:	\\chromfs\denver\chromdata\chhplc_x\20200627-92823.b\06270042.d				
Injection Date:	28-Jun-2020 04:33:23	Instrument ID:	CHHPLC_X3		
Lims ID:	280-137702-A-15-A	Lab Sample ID:	280-137702-15		
Client ID:	G0084-20A				
Operator ID:	JZ	ALS Bottle#:	42	Worklist Smp#:	42
Injection Vol:	100.0 ul	Dil. Factor:	1.0000		
Method:	8330_X3	Limit Group:	GCSV - 8330		
Column:	UltraCarb5uODS (20) (4.60 mm)	Detector	LC DAD1B, 254 nm		

$ 9 1,2-Dinitrobenzene, CAS: 528-29-0

Signal: 1

Processing Integration Results

RT: 8.76
Area: 31298
Amount: 0.226449
Amount Units: ug/mL

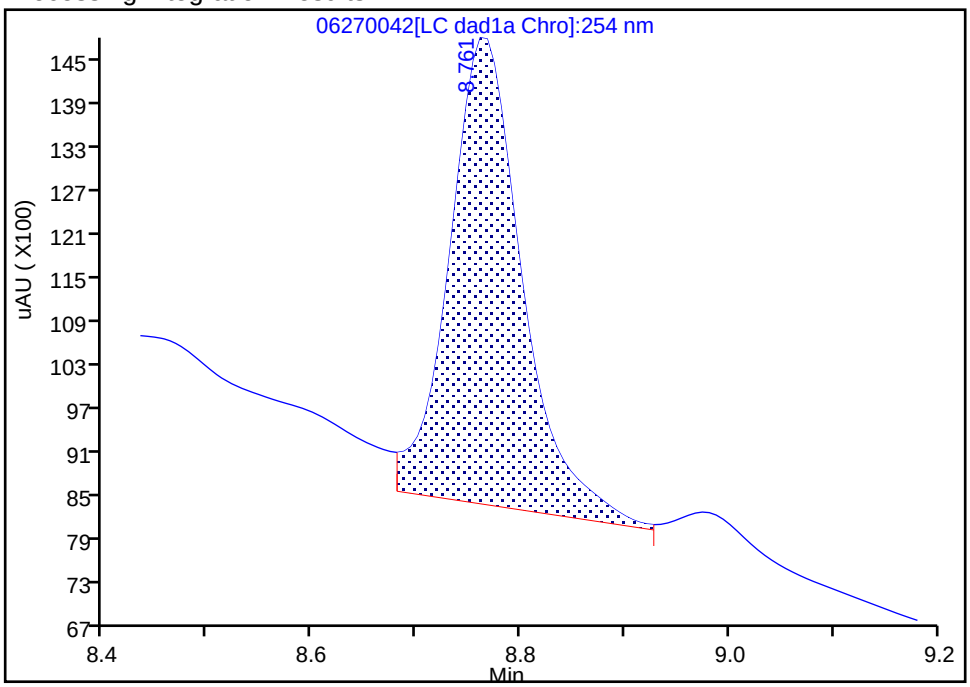

Manual Integration Results

RT: 8.76
Area: 26990
Amount: 0.195279
Amount Units: ug/mL

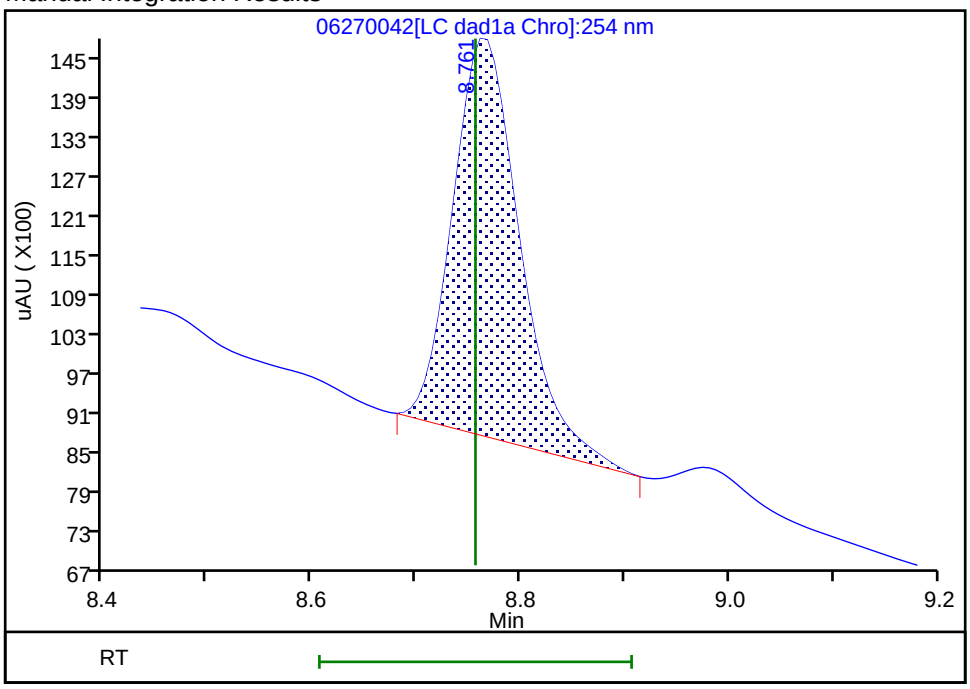

Reviewer: zhangji, 30-Jun-2020 14:48:33

Audit Action: Manually Integrated Audit Reason: Baseline

User Disabled Compound Report

Eurofins TestAmerica, Denver

Data File: \\chromfs\denver\chromdata\chhplc_x\20200627-92823.b\06270042.d

Injection Date:	28-Jun-2020 04:33:23	Instrument ID:	CHHPLC_X3		
Lims ID:	280-137702-A-15-A	Lab Sample ID:	280-137702-15		
Client ID:	G0084-20A				
Operator ID:	JZ	ALS Bottle#:	42	Worklist Smp#:	42
Injection Vol:	100.0 ul	Dil. Factor:	1.0000		
Method:	8330_X3	Limit Group:	GCSV - 8330		
Column:	UltraCarb5uODS (20) (4.60 mm)	Detector	LC DAD1B, 254 nm		

10 1,3,5-Trinitrobenzene, CAS: 99-35-4, Signal: 1

RT: 8.97
Response: 2548
Amount: 0.011063

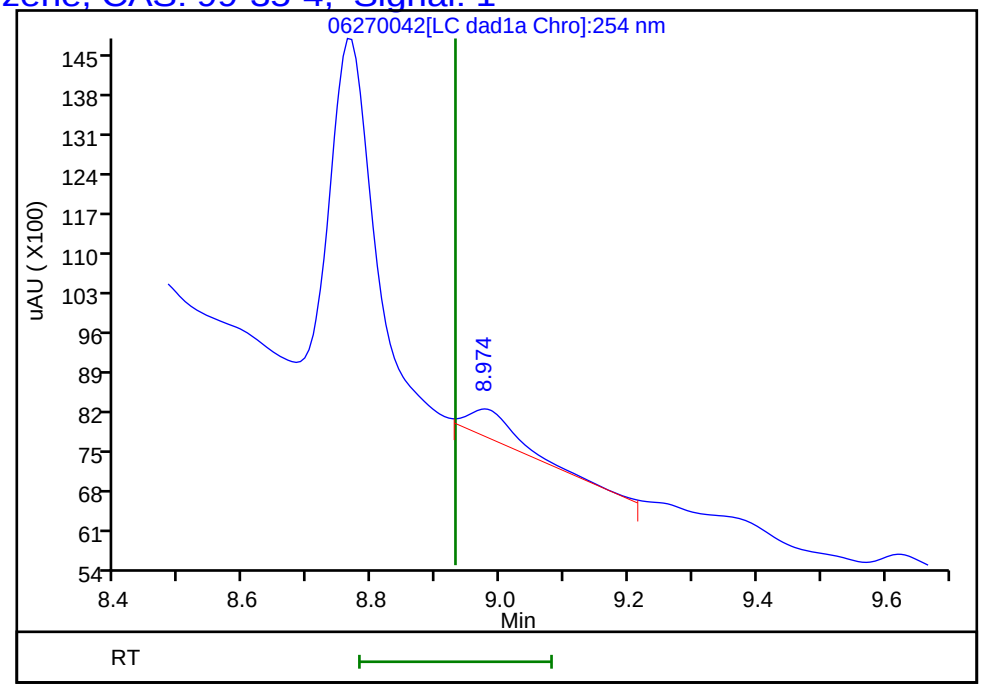

Reviewer: zhangji, 30-Jun-2020 14:48:45

Audit Action: Marked Compound Undetected Audit Reason: Invalid Compound ID

Manual Integration/User Assign Peak Report

Eurofins TestAmerica, Denver

Data File:	\\chromfs\denver\chromdata\chhplc_x\20200627-92823.b\06270042.d				
Injection Date:	28-Jun-2020 04:33:23	Instrument ID:	CHHPLC_X3		
Lims ID:	280-137702-A-15-A	Lab Sample ID:	280-137702-15		
Client ID:	G0084-20A				
Operator ID:	JZ	ALS Bottle#:	42	Worklist Smp#:	42
Injection Vol:	100.0 ul	Dil. Factor:	1.0000		
Method:	8330_X3	Limit Group:	GCSV - 8330		
Column:	UltraCarb5uODS (20) (4.60 mm)	Detector	LC DAD1B, 254 nm		

11 1,3-Dinitrobenzene, CAS: 99-65-0

Signal: 1

Processing Integration Results

RT: 9.62
Area: 3394
Amount: 0.011067
Amount Units: ug/mL

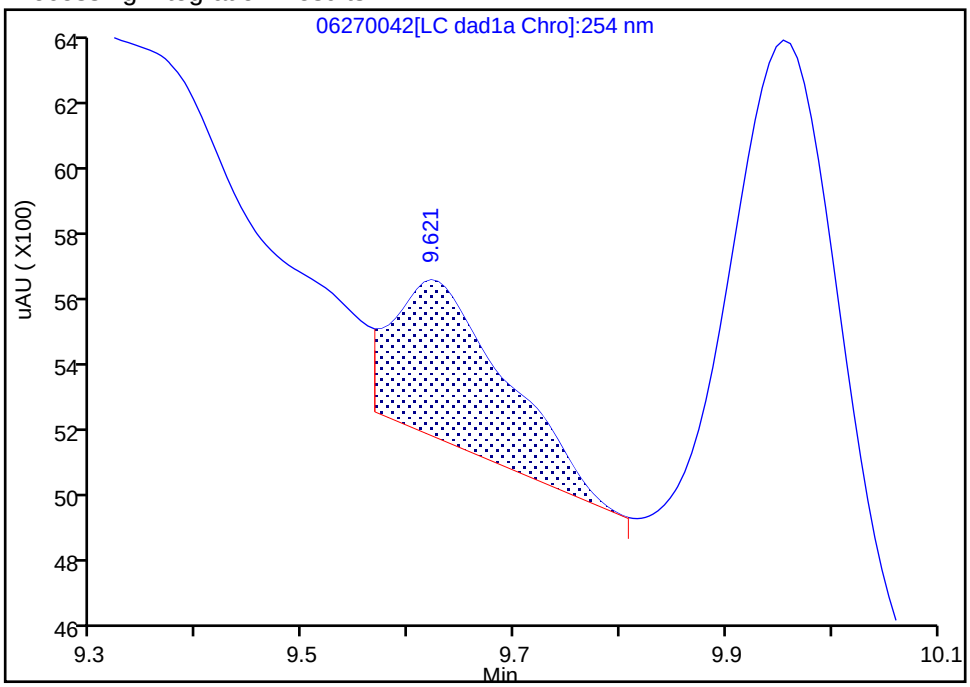

Manual Integration Results

RT: 9.62
Area: 1885
Amount: 0.006146
Amount Units: ug/mL

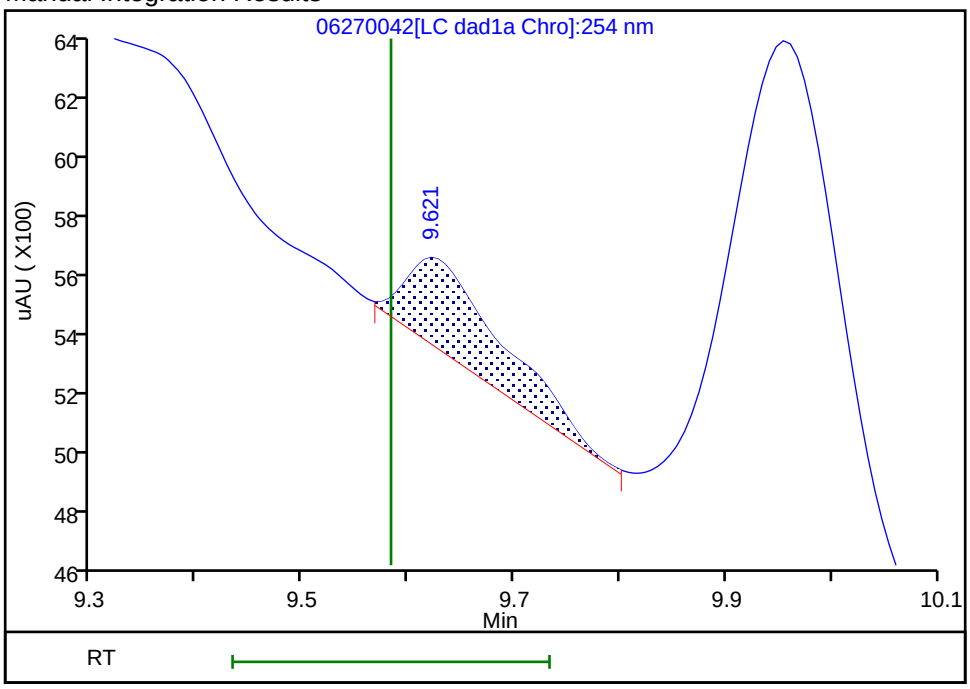

Reviewer: zhangji, 30-Jun-2020 14:48:27

Audit Action: Split an Integrated Peak Audit Reason: Baseline

User Disabled Compound Report

Eurofins TestAmerica, Denver

Data File: \\chromfs\denver\chromdata\chhplc_x\20200627-92823.b\06270042.d

Injection Date:	28-Jun-2020 04:33:23	Instrument ID:	CHHPLC_X3		
Lims ID:	280-137702-A-15-A	Lab Sample ID:	280-137702-15		
Client ID:	G0084-20A				
Operator ID:	JZ	ALS Bottle#:	42	Worklist Smp#:	42
Injection Vol:	100.0 ul	Dil. Factor:	1.0000		
Method:	8330_X3	Limit Group:	GCSV - 8330		
Column:	UltraCarb5uODS (20) (4.60 mm)	Detector	LC DAD1B, 254 nm		

20 2,4-Dinitrotoluene, CAS: 121-14-2, Signal: 1

RT: 12.09
Response: 2357
Amount: 0.007764

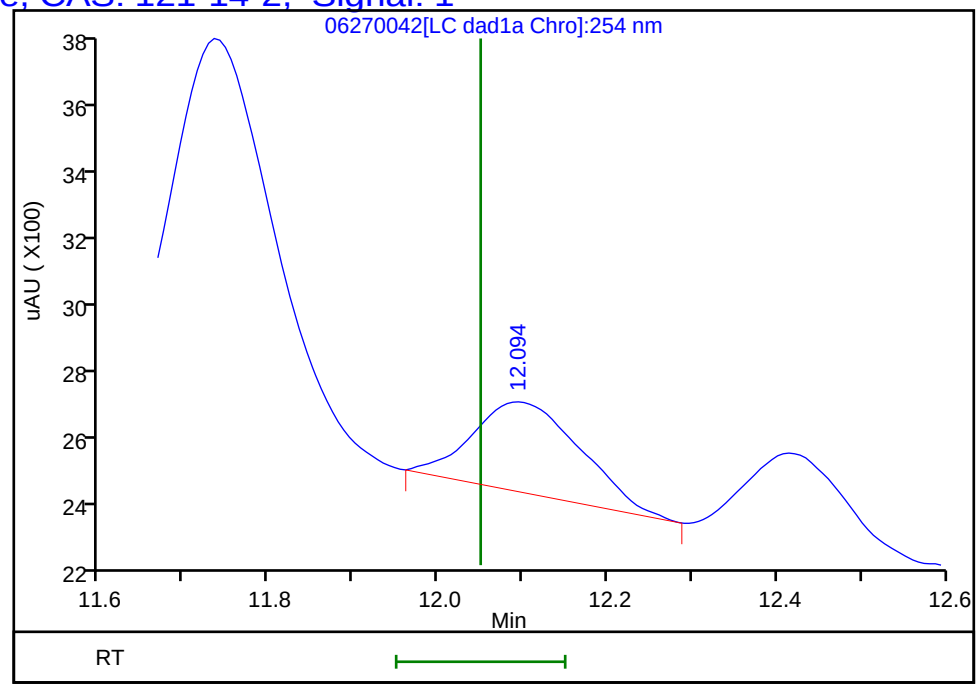

Reviewer: zhangji, 30-Jun-2020 14:48:45

Audit Action: Marked Compound Undetected Audit Reason: Invalid Compound ID

Manual Integration/User Assign Peak Report

Eurofins TestAmerica, Denver

Data File:	\\chromfs\denver\chromdata\chhplc_x\20200627-92823.b\06270042.d				
Injection Date:	28-Jun-2020 04:33:23	Instrument ID:	CHHPLC_X3		
Lims ID:	280-137702-A-15-A	Lab Sample ID:	280-137702-15		
Client ID:	G0084-20A				
Operator ID:	JZ	ALS Bottle#:	42	Worklist Smp#:	42
Injection Vol:	100.0 ul	Dil. Factor:	1.0000		
Method:	8330_X3	Limit Group:	GCSV - 8330		
Column:	UltraCarb5uODS (20) (4.60 mm)	Detector	LC DAD1B, 254 nm		

22 p-Nitrotoluene, CAS: 99-99-0

Signal: 1

Processing Integration Results

RT: 13.29
Area: 3909
Amount: 0.034591
Amount Units: ug/mL

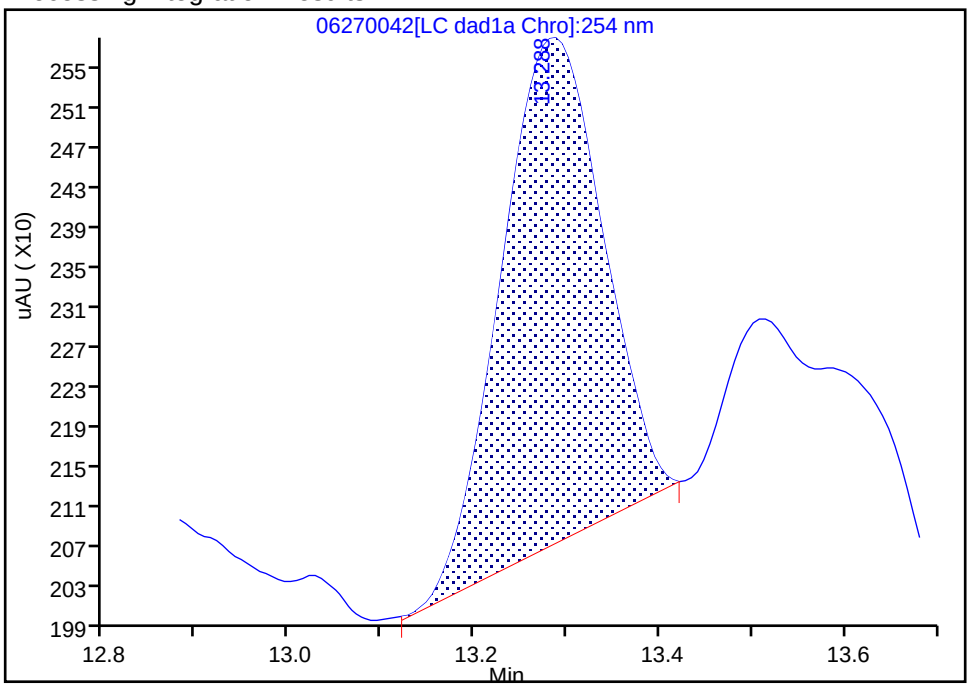

Manual Integration Results

RT: 13.29
Area: 5538
Amount: 0.049007
Amount Units: ug/mL

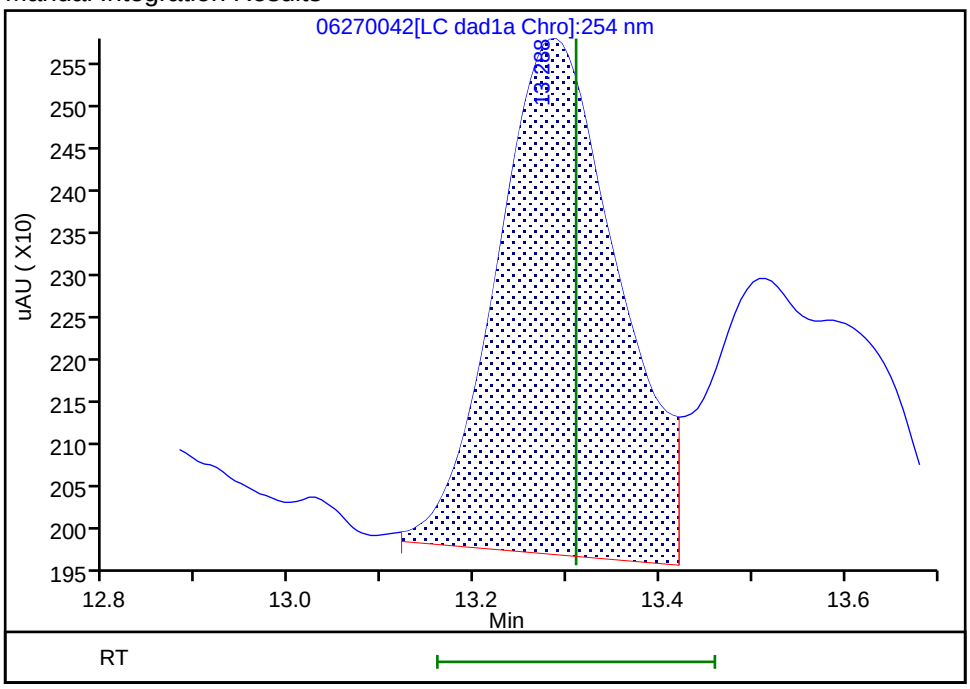

Reviewer: zhangji, 30-Jun-2020 14:48:08

Audit Action: Assigned New Baseline Audit Reason: Baseline

Manual Integration/User Assign Peak Report

Eurofins TestAmerica, Denver

Data File:	\\chromfs\denver\chromdata\chhplc_x\20200627-92823.b\06270042.d				
Injection Date:	28-Jun-2020 04:33:23	Instrument ID:	CHHPLC_X3		
Lims ID:	280-137702-A-15-A	Lab Sample ID:	280-137702-15		
Client ID:	G0084-20A				
Operator ID:	JZ	ALS Bottle#:	42	Worklist Smp#:	42
Injection Vol:	100.0 ul	Dil. Factor:	1.0000		
Method:	8330_X3	Limit Group:	GCSV - 8330		
Column:	UltraCarb5uODS (20) (4.60 mm)	Detector	LC DAD1B, 254 nm		

12 Nitrobenzene, CAS: 98-95-3

Signal: 1

Processing Integration Results

RT: 9.95
Area: 11802
Amount: 0.058891
Amount Units: ug/mL

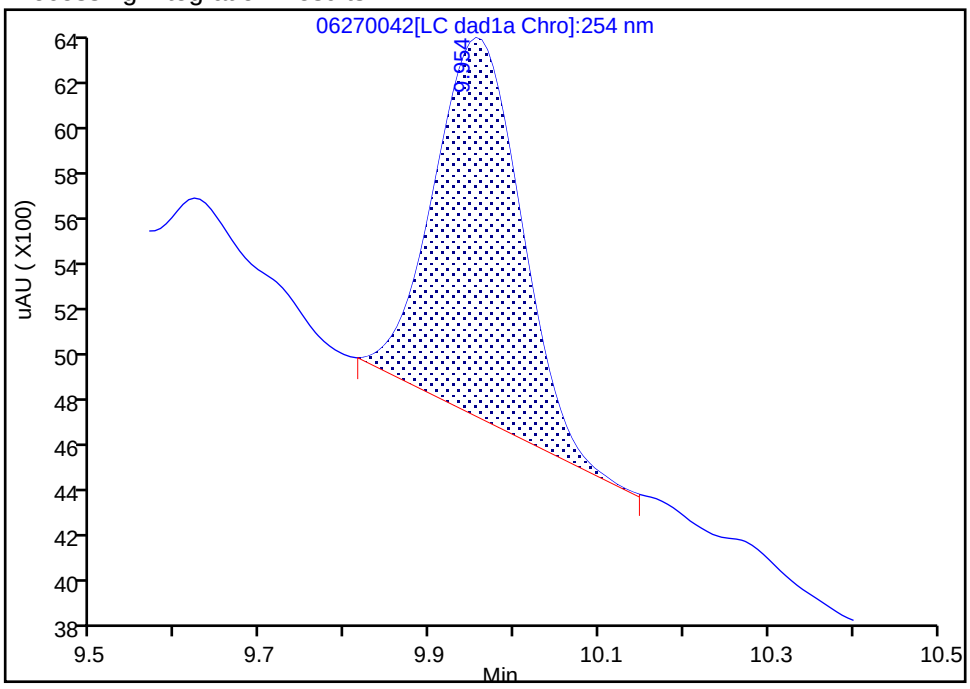

Manual Integration Results

RT: 9.95
Area: 15252
Amount: 0.076107
Amount Units: ug/mL

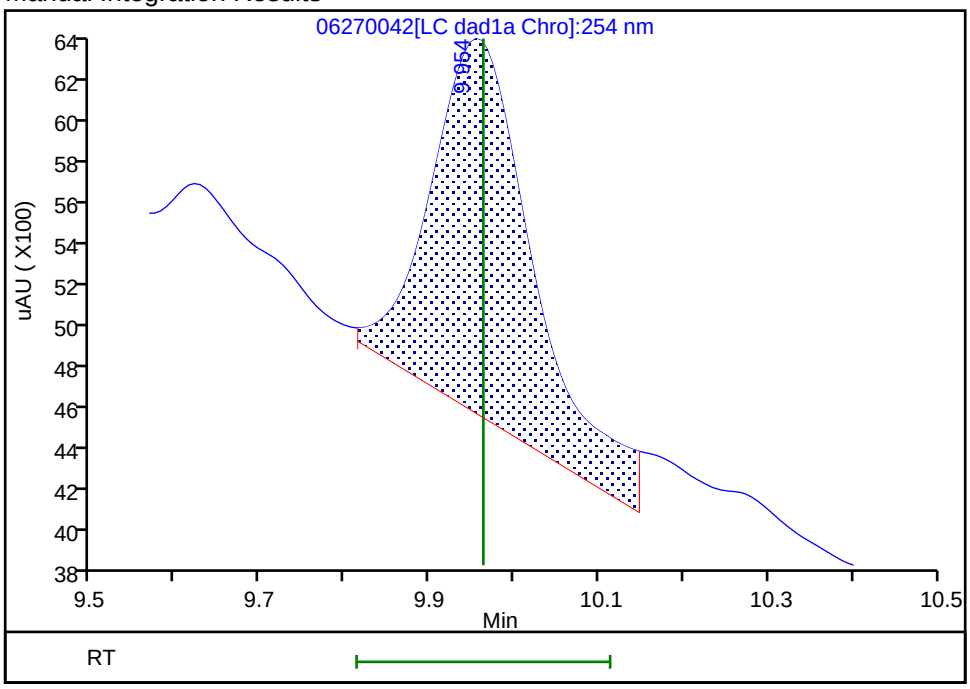

Reviewer: zhangji, 30-Jun-2020 14:48:21

Audit Action: Assigned New Baseline Audit Reason: Baseline

Manual Integration/User Assign Peak Report

Eurofins TestAmerica, Denver

Data File:	\\chromfs\denver\chromdata\chhplc_x\20200627-92823.b\06270042.d				
Injection Date:	28-Jun-2020 04:33:23	Instrument ID:	CHHPLC_X3		
Lims ID:	280-137702-A-15-A	Lab Sample ID:	280-137702-15		
Client ID:	G0084-20A				
Operator ID:	JZ	ALS Bottle#:	42	Worklist Smp#:	42
Injection Vol:	100.0 ul	Dil. Factor:	1.0000		
Method:	8330_X3	Limit Group:	GCSV - 8330		
Column:	UltraCarb5uODS (20) (4.60 mm)	Detector	LC DAD1B, 254 nm		

7 RDX, CAS: 121-82-4

Signal: 1

Processing Integration Results

RT: 7.77
Area: 146609
Amount: 1.257226
Amount Units: ug/mL

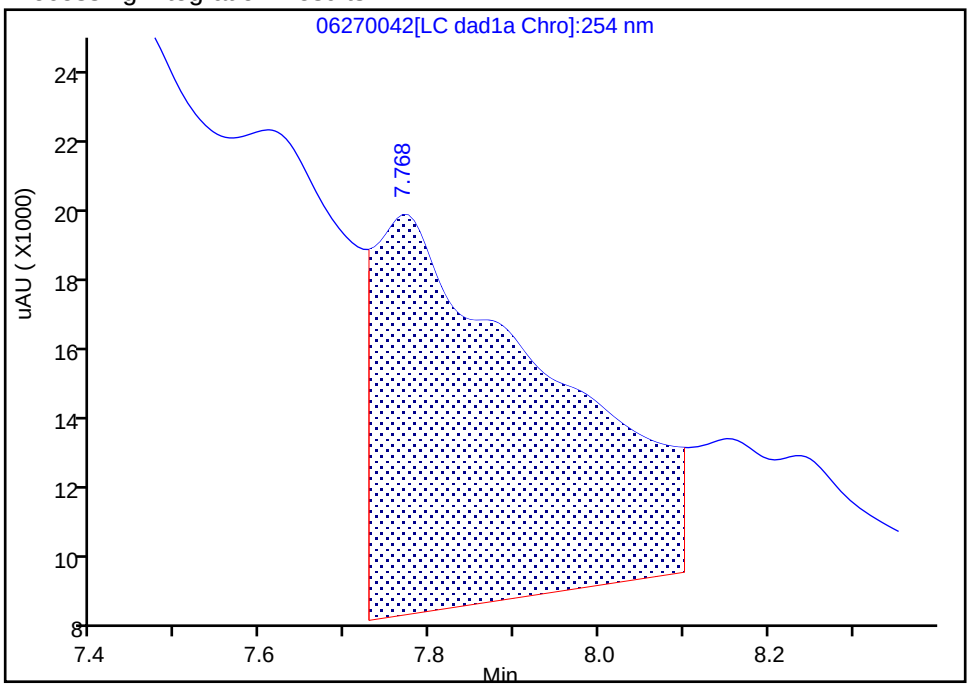

Manual Integration Results

RT: 7.77
Area: 5526
Amount: 0.047387
Amount Units: ug/mL

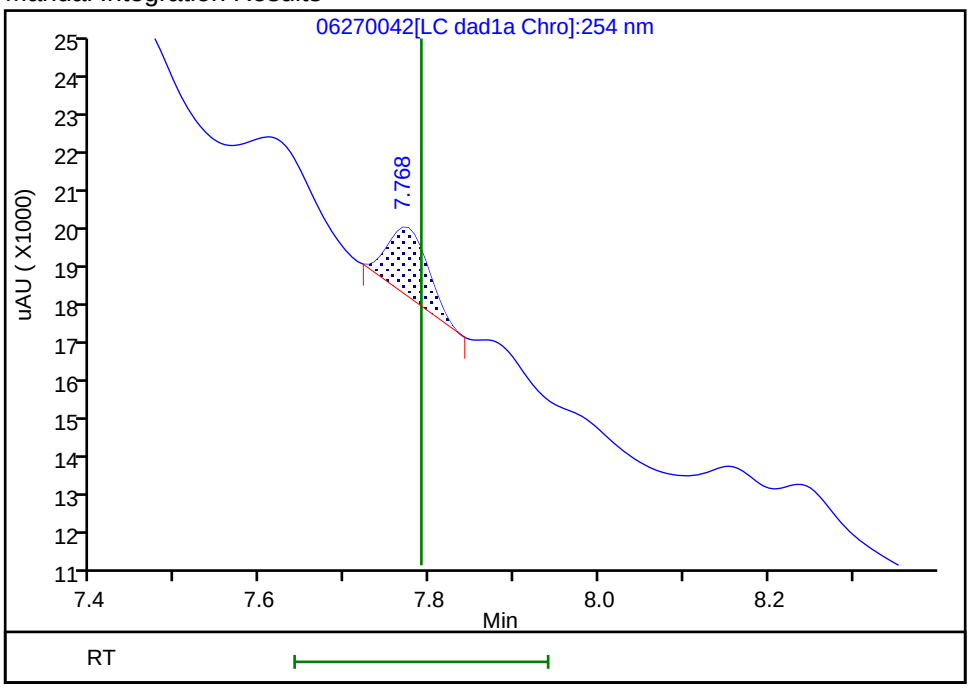

Reviewer: zhangji, 30-Jun-2020 14:48:40
Audit Action: Manually Integrated Audit Reason: Baseline

FORM I
HPLC/IC ORGANICS ANALYSIS DATA SHEET

Lab Name: Eurofins TestAmerica, Denver Job No.: 280-137702-1

SDG No.:

Client Sample ID: G0084-20A Lab Sample ID: 280-137702-15

Matrix: Water Lab File ID: 06300029.D

Analysis Method: 8330A Date Collected: 06/13/2020 13:50

Extraction Method: 3535 Date Extracted: 06/18/2020 10:49

Sample wt/vol: 468.6(mL) Date Analyzed: 07/01/2020 07:01

Con. Extract Vol.: 5(mL) Dilution Factor: 1

Injection Volume: 100(uL) GC Column: Luna-phenylhex ID: 4.6(mm)

% Moisture: GPC Cleanup:(Y/N) N

Analysis Batch No.: 500692 Units: ug/L

CAS NO.	COMPOUND NAME	RESULT	Q	LOQ	LOD	DL
99-65-0	1,3-Dinitrobenzene	0.11	U	0.12	0.11	0.039
35572-78-2	2-Amino-4,6-dinitrotoluene	0.11	U	0.12	0.11	0.054
99-99-0	4-Nitrotoluene	0.43	U	0.44	0.43	0.11
98-95-3	Nitrobenzene	0.21	U	0.22	0.21	0.097
121-82-4	RDX	0.21	U	0.22	0.21	0.055

CAS NO.	SURROGATE	%REC	Q	LIMITS
528-29-0	1,2-Dinitrobenzene	101	*M*	83-119

Eurofins TestAmerica, Denver
Target Compound Quantitation Report

Data File: \\chromfs\Denver\ChromData\G2_LUNA\20200630-92910.b\06300029.D
Lims ID: 280-137702-A-15-A
Client ID: G0084-20A
Sample Type: Client
Inject. Date: 01-Jul-2020 07:01:37 ALS Bottle#: 29 Worklist Smp#: 29
Injection Vol: 100.0 ul Dil. Factor: 1.0000
Sample Info: 280-137702-A-15-
Misc. Info.: 280-0092910-029
Operator ID: JZ Instrument ID: CHHPLC_G2_LUNA

Method: \\chromfs\Denver\ChromData\G2_LUNA\20200630-92910.b\G2_8330_Luna.m
Limit Group: GCSV - 8330
Last Update: 01-Jul-2020 17:34:09 Calib Date: 15-May-2020 02:11:20
Integrator: Falcon
Quant Method: External Standard Quant By: Initial Calibration
Last ICal File: \\chromfs\Denver\ChromData\G2_LUNA\20200514-91518.b\05140024.D

Column 1 : Luna-Phenyl hexyl (4.60 mm) Det: LC DAD1A, 254 nm
Process Host: CTX1062

First Level Reviewer: zhangji Date: 01-Jul-2020 17:16:23

	Compound	Det	RT (min.)	Exp RT (min.)	Dlt RT (min.)	Response	OnCol Amt ug/ml	Flags
	6 HMX	1		7.162			ND	
	7 MNX	1		7.943			ND	
	8 RDX	1		9.382			ND	
	9 Nitrobenzene	1		12.296			ND	
$	10 1,2-Dinitrobenzene	1	13.283	13.296	-0.013	57841	0.2020	M
	12 1,3-Dinitrobenzene	1		15.822			ND	
	14 o-Nitrotoluene	1		16.762			ND	U
	15 p-Nitrotoluene	1		17.022			ND	
	16 4-Amino-2,6-dinitrotoluene	1		17.482			ND	
	17 m-Nitrotoluene	1		17.982			ND	
	18 2-Amino-4,6-dinitrotoluene	1		18.416			ND	
	19 1,3,5-Trinitrobenzene	1		19.162			ND	U
	20 2,6-Dinitrotoluene	1		20.076			ND	
	21 2,4-Dinitrotoluene	1		20.596			ND	
	22 Tetryl	1		23.896			ND	
	23 2,4,6-Trinitrotoluene	1		24.922			ND	

QC Flag Legend

Review Flags
M - Manually Integrated
U - Marked Undetected

Report Date: 01-Jul-2020 17:34:14 Chrom Revision: 2.3 21-Jun-2020 18:30:46

Eurofins TestAmerica, Denver

Data File: \\chromfs\denver\chromdata\g2_luna\20200630-92910.b\06300029.d

Injection Date:	01-Jul-2020 07:01:37	Instrument ID:	CHHPLC_G2_LUNA	Operator ID:	JZ
Lims ID:	280-137702-A-15-A	Lab Sample ID:	280-137702-15	Worklist Smp#:	29
Client ID:	G0084-20A				
Injection Vol:	100.0 ul	Dil. Factor:	1.0000	ALS Bottle#:	29
Method:	G2_8330_Luna	Limit Group:	GCSV - 8330		

Column: Luna-Phenyl hexyl (4.60 mm) Y Scaling: Method Defined: Scale to the Nth Largest Peak: 1

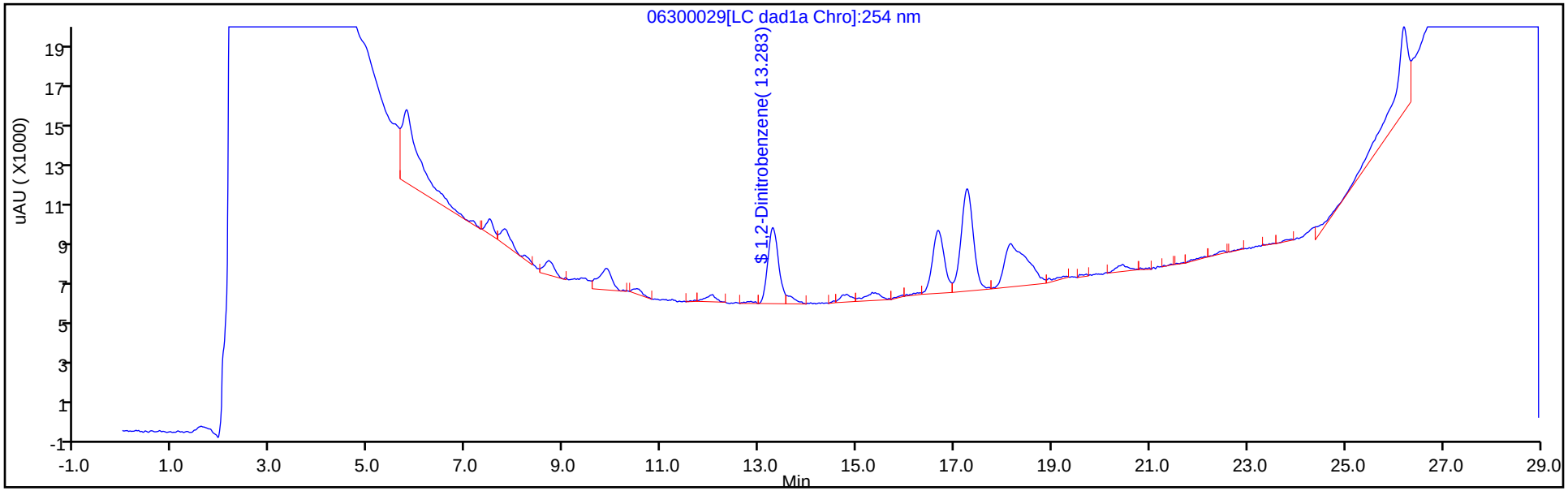

Y Scaling: Method Defined: Scale to the Nth Largest Peak: 1

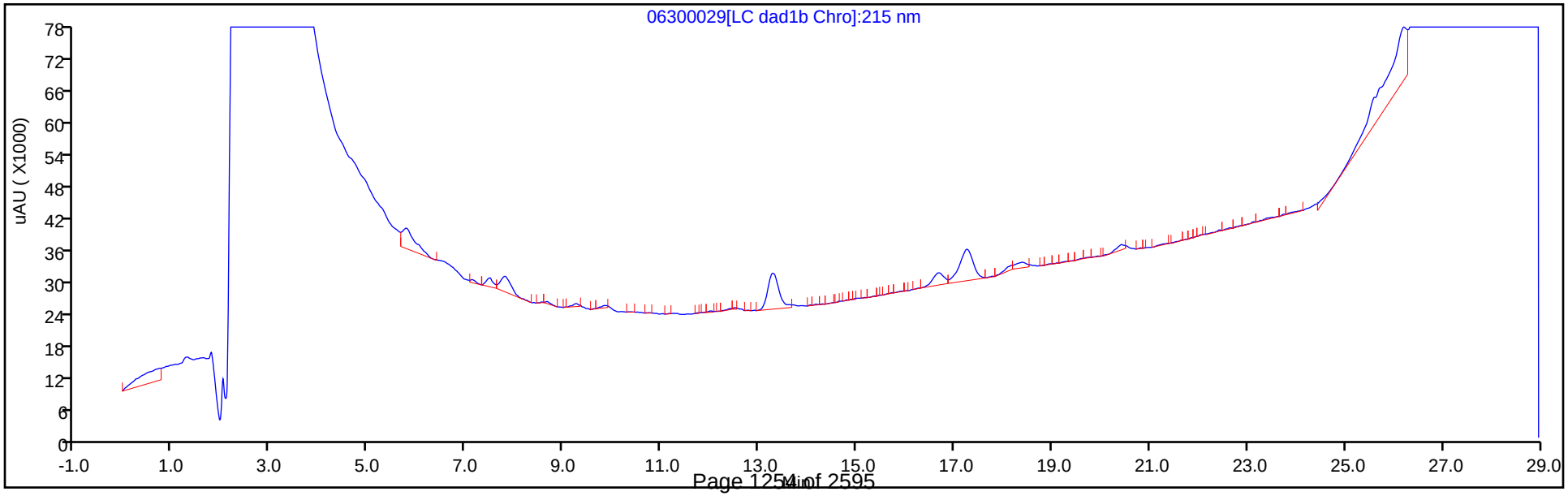

Eurofins TestAmerica, Denver
Recovery Report

Data File:	\\chromfs\Denver\ChromData\G2_LUNA\20200630-92910.b\06300029.D				
Lims ID:	280-137702-A-15-A				
Client ID:	G0084-20A				
Sample Type:	Client				
Inject. Date:	01-Jul-2020 07:01:37	ALS Bottle#:	29	Worklist Smp#:	29
Injection Vol:	100.0 ul	Dil. Factor:	1.0000		
Sample Info:	280-137702-A-15-				
Misc. Info.:	280-0092910-029				
Operator ID:	JZ	Instrument ID:	CHHPLC_G2_LUNA		
Method:	\\chromfs\Denver\ChromData\G2_LUNA\20200630-92910.b\G2_8330_Luna.m				
Limit Group:	GCSV - 8330				
Last Update:	01-Jul-2020 17:34:09	Calib Date:	15-May-2020 02:11:20		
Integrator:	Falcon				
Quant Method:	External Standard	Quant By:	Initial Calibration		
Last ICal File:	\\chromfs\Denver\ChromData\G2_LUNA\20200514-91518.b\05140024.D				
Column 1 :	Luna-Phenyl hexyl (4.60 mm)		Det: LC DAD1A, 254 nm		
Process Host:	CTX1062				
First Level Reviewer: zhangji		Date:	01-Jul-2020 17:16:23		

Compound	Amount Added	Amount Recovered	% Rec.
$ 10 1,2-Dinitrobenzene	0.2000	0.2020	101.00

Manual Integration/User Assign Peak Report

Eurofins TestAmerica, Denver

Data File:	\\chromfs\denver\chromdata\g2_luna\20200630-92910.b\06300029.d				
Injection Date:	01-Jul-2020 07:01:37	Instrument ID:	CHHPLC_G2_LUNA		
Lims ID:	280-137702-A-15-A	Lab Sample ID:	280-137702-15		
Client ID:	G0084-20A				
Operator ID:	JZ	ALS Bottle#:	29	Worklist Smp#:	29
Injection Vol:	100.0 ul	Dil. Factor:	1.0000		
Method:	G2_8330_Luna	Limit Group:	GCSV - 8330		
Column:	Luna-Phenyl hexyl (4.60 mm)	Detector	LC DAD1A, 254 nm		

$ 10 1,2-Dinitrobenzene, CAS: 528-29-0

Signal: 1

Processing Integration Results

RT: 13.28
Area: 63084
Amount: 0.220919
Amount Units: ug/ml

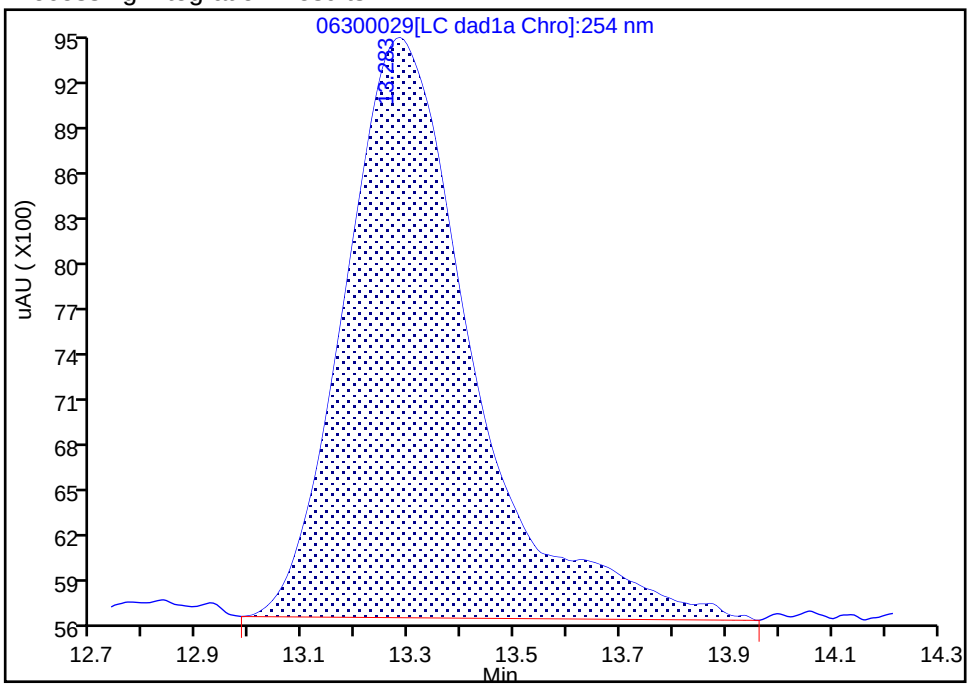

Manual Integration Results

RT: 13.28
Area: 57841
Amount: 0.202007
Amount Units: ug/ml

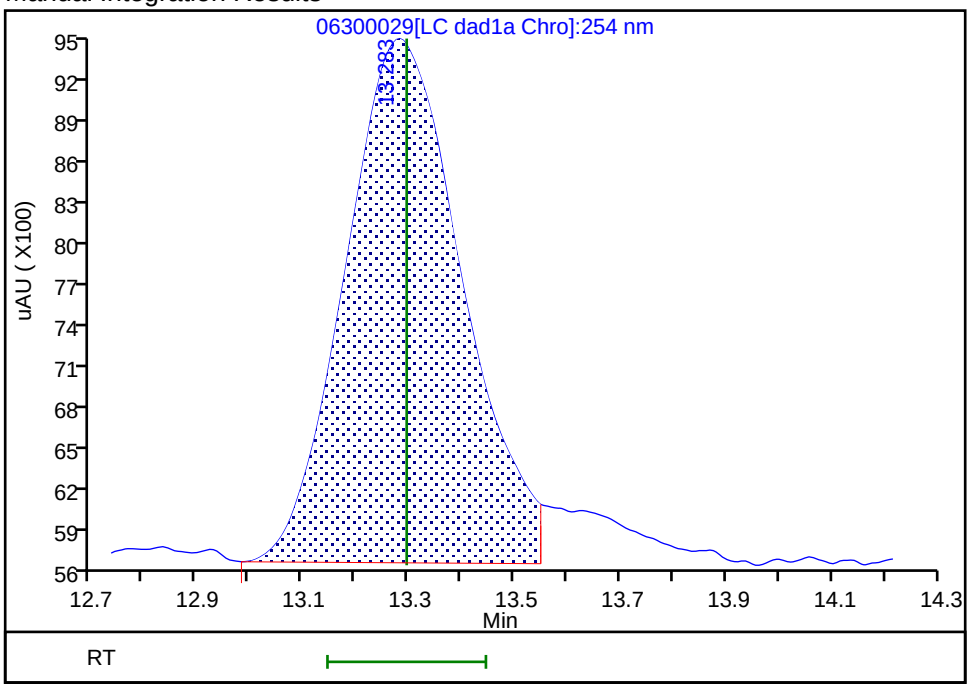

Reviewer: zhangji, 01-Jul-2020 17:16:21

Audit Action: Split an Integrated Peak Audit Reason: Baseline

User Disabled Compound Report

Eurofins TestAmerica, Denver

Data File: \\chromfs\denver\chromdata\g2_luna\20200630-92910.b\06300029.d

Injection Date:	01-Jul-2020 07:01:37	Instrument ID:	CHHPLC_G2_LUNA		
Lims ID:	280-137702-A-15-A	Lab Sample ID:	280-137702-15		
Client ID:	G0084-20A				
Operator ID:	JZ	ALS Bottle#:	29	Worklist Smp#:	29
Injection Vol:	100.0 ul	Dil. Factor:	1.0000		
Method:	G2_8330_Luna	Limit Group:	GCSV - 8330		
Column:	Luna-Phenyl hexyl (4.60 mm)	Detector	LC DAD1A, 254 nm		

19 1,3,5-Trinitrobenzene, CAS: 99-35-4, Signal: 1

RT: 19.24
Response: 3038
Amount: 0.006430

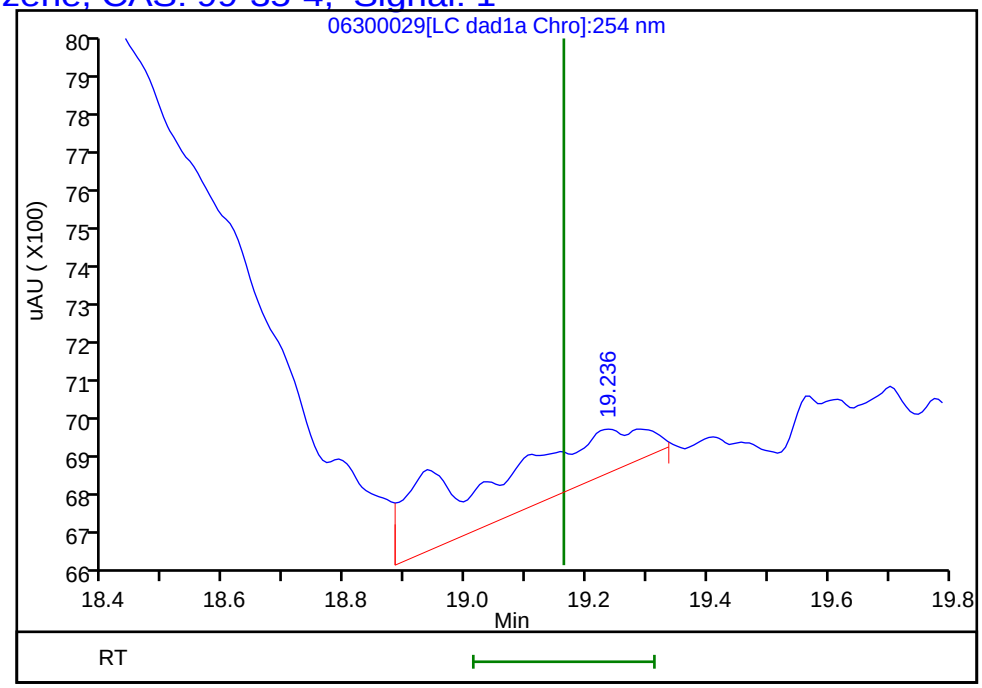

Reviewer: zhangji, 01-Jul-2020 17:16:23
Audit Action: Marked Compound Undetected Audit Reason: Invalid Compound ID

User Disabled Compound Report

Eurofins TestAmerica, Denver

Data File:	\\chromfs\denver\chromdata\g2_luna\20200630-92910.b\06300029.d				
Injection Date:	01-Jul-2020 07:01:37	Instrument ID:	CHHPLC_G2_LUNA		
Lims ID:	280-137702-A-15-A	Lab Sample ID:	280-137702-15		
Client ID:	G0084-20A				
Operator ID:	JZ	ALS Bottle#:	29	Worklist Smp#:	29
Injection Vol:	100.0 ul	Dil. Factor:	1.0000		
Method:	G2_8330_Luna	Limit Group:	GCSV - 8330		
Column:	Luna-Phenyl hexyl (4.60 mm)	Detector	LC DAD1A, 254 nm		

14 o-Nitrotoluene, CAS: 88-72-2, Signal: 1

RT: 16.67
Response: 53283
Amount: 0.195201

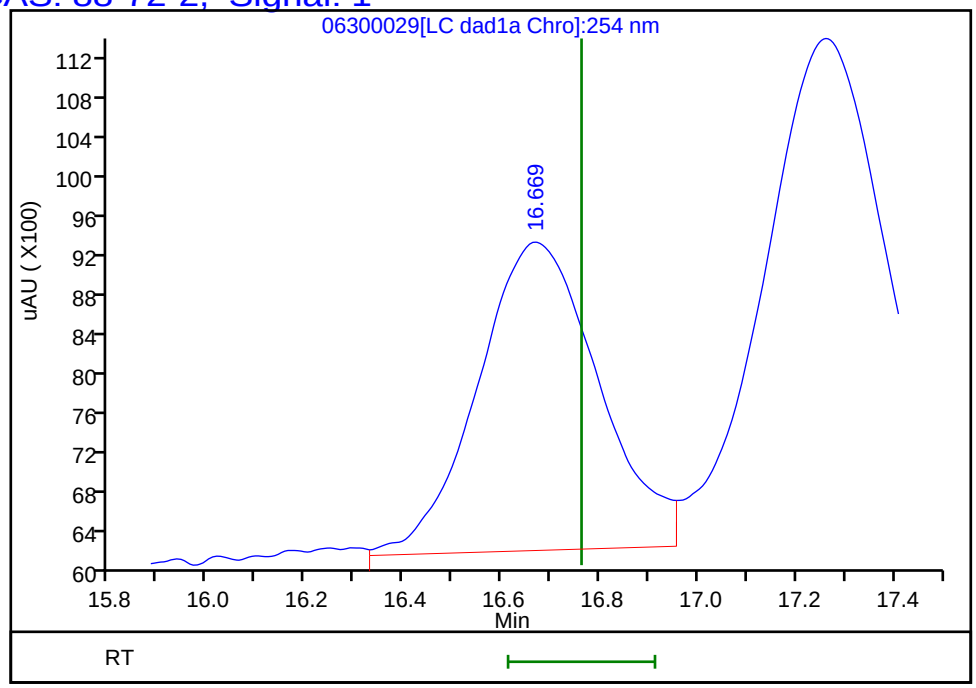

Reviewer: zhangji, 01-Jul-2020 17:16:23
Audit Action: Marked Compound Undetected Audit Reason: Invalid Compound ID

FORM I
HPLC/IC ORGANICS ANALYSIS DATA SHEET

Lab Name: Eurofins TestAmerica, Denver Job No.: 280-137702-1

SDG No.:

Client Sample ID: G0067-20A Lab Sample ID: 280-137702-16

Matrix: Water Lab File ID: 06270046.D

Analysis Method: 8330A Date Collected: 06/13/2020 15:10

Extraction Method: 3535 Date Extracted: 06/18/2020 10:49

Sample wt/vol: 463.4(mL) Date Analyzed: 06/28/2020 06:05

Con. Extract Vol.: 5(mL) Dilution Factor: 1

Injection Volume: 100(uL) GC Column: UltraCarb5uODS ID: 4.6(mm)

% Moisture: GPC Cleanup:(Y/N) N

Analysis Batch No.: 500385 Units: ug/L

CAS NO.	COMPOUND NAME	RESULT	Q	LOQ	LOD	DL
99-35-4	1,3,5-Trinitrobenzene	0.22	U	0.23	0.22	0.091
99-65-0	1,3-Dinitrobenzene	0.11	U	0.12	0.11	0.040
118-96-7	2,4,6-Trinitrotoluene	0.11	U	0.12	0.11	0.049
121-14-2	2,4-Dinitrotoluene	0.086	U	0.11	0.086	0.030
606-20-2	2,6-Dinitrotoluene	0.086	U	0.11	0.086	0.043
35572-78-2	2-Amino-4,6-dinitrotoluene	0.11	U	0.12	0.11	0.055
88-72-2	2-Nitrotoluene	0.22	U	0.23	0.22	0.092
99-08-1	3-Nitrotoluene	0.43	U	0.43	0.43	0.21
19406-51-0	4-Amino-2,6-dinitrotoluene	0.13	U	0.16	0.13	0.062
99-99-0	4-Nitrotoluene	0.43	U M	0.44	0.43	0.11
2691-41-0	HMX	0.22	U	0.23	0.22	0.095
5755-27-1	MNX	0.43	U	2.2	0.43	0.17
98-95-3	Nitrobenzene	0.22	U	0.23	0.22	0.098
121-82-4	RDX	0.22	U	0.23	0.22	0.056
479-45-8	Tetryl	0.11	U	0.12	0.11	0.034

CAS NO.	SURROGATE	%REC	Q	LIMITS
528-29-0	1,2-Dinitrobenzene	97	M	83-119

Eurofins TestAmerica, Denver
Target Compound Quantitation Report

Data File: \\chromfs\Denver\ChromData\CHHPLC_X\20200627-92823.b\06270046.D
Lims ID: 280-137702-A-16-A
Client ID: G0067-20A
Sample Type: Client
Inject. Date: 28-Jun-2020 06:05:37 ALS Bottle#: 46 Worklist Smp#: 46
Injection Vol: 100.0 ul Dil. Factor: 1.0000
Sample Info: 280-137702-A-16-
Misc. Info.: 280-0092823-046
Operator ID: JZ Instrument ID: CHHPLC_X3

Method: \\chromfs\Denver\ChromData\CHHPLC_X\20200627-92823.b\8330_X3.m
Limit Group: GCSV - 8330
Last Update: 30-Jun-2020 14:54:28 Calib Date: 26-Jun-2020 01:16:48
Integrator: Falcon
Quant Method: External Standard Quant By: Initial Calibration
Last ICal File: \\chromfs\Denver\ChromData\CHHPLC_X\20200625-92750.b\06250013.D

Column 1 : UltraCarb5uODS (20) (4.60 mm) Det: LC DAD1B, 254 nm
Process Host: CTX1061

First Level Reviewer: zhangji Date: 30-Jun-2020 14:50:06

	Compound	Det	RT (min.)	Exp RT (min.)	Dlt RT (min.)	Response	OnCol Amt ug/mL	Flags
	3 HMX	1		6.710			ND	
	6 MNX	1		7.384			ND	
	7 RDX	1		7.790			ND	
$	9 1,2-Dinitrobenzene	1	8.766	8.756	0.010	26797	0.1939	M
	10 1,3,5-Trinitrobenzene	1		8.930			ND	
	11 1,3-Dinitrobenzene	1		9.583			ND	
	12 Nitrobenzene	1		9.963			ND	
	14 Tetryl	1		10.283			ND	
	16 2,4,6-Trinitrotoluene	1		11.250			ND	
	17 4-Amino-2,6-dinitrotoluene	1		11.423			ND	
	18 2-Amino-4,6-dinitrotoluene	1		11.716			ND	
	19 2,6-Dinitrotoluene	1		11.850			ND	
	20 2,4-Dinitrotoluene	1		12.050			ND	
	21 o-Nitrotoluene	1		12.870			ND	
	22 p-Nitrotoluene	1	13.320	13.310	0.010	886	0.007840	7M
	23 m-Nitrotoluene	1		13.896			ND	

QC Flag Legend

Processing Flags
7 - Failed Limit of Detection
Review Flags
M - Manually Integrated

Report Date: 30-Jun-2020 14:54:29 Chrom Revision: 2.3 21-Jun-2020 18:30:46

Eurofins TestAmerica, Denver

Data File: \\chromfs\denver\chromdata\chhplc_x\20200627-92823.b\06270046.d

Injection Date:	28-Jun-2020 06:05:37	Instrument ID:	CHHPLC_X3	Operator ID:	JZ
Lims ID:	280-137702-A-16-A	Lab Sample ID:	280-137702-16	Worklist Smp#:	46
Client ID:	G0067-20A				
Injection Vol:	100.0 ul	Dil. Factor:	1.0000	ALS Bottle#:	46
Method:	8330_X3	Limit Group:	GCSV - 8330		

Column: UltraCarb5uODS (20) (4.60 mm) Y Scaling: Method Defined: Scale to the Nth Largest Target: 1

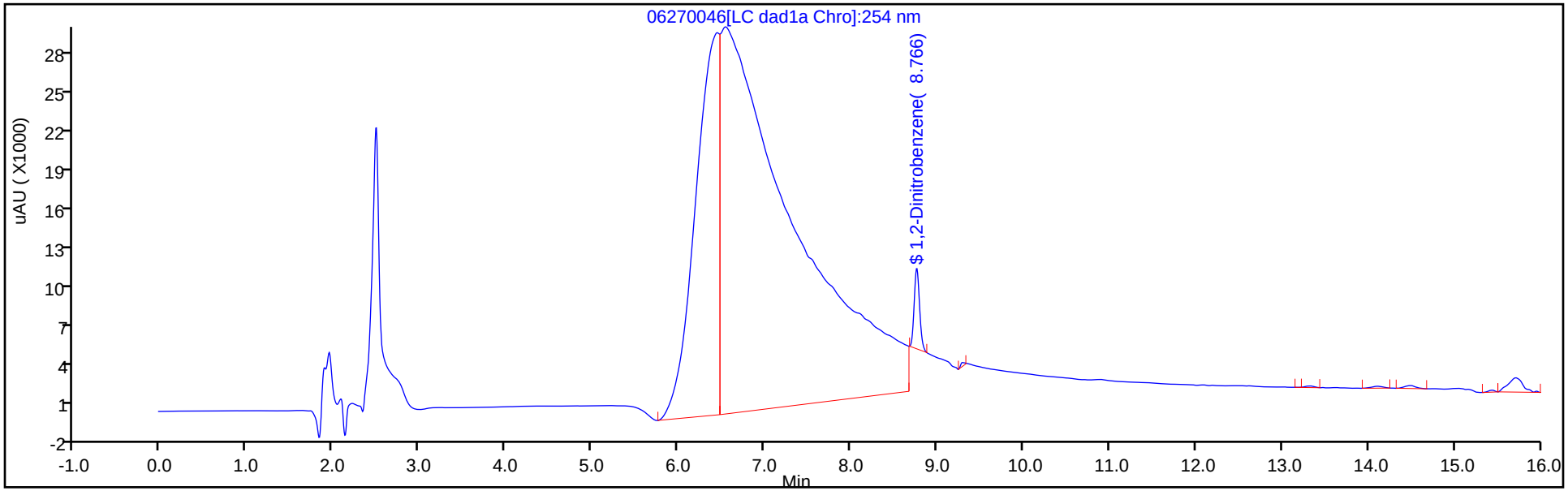

Y Scaling: Method Defined: Scale to the Nth Largest Target: 1

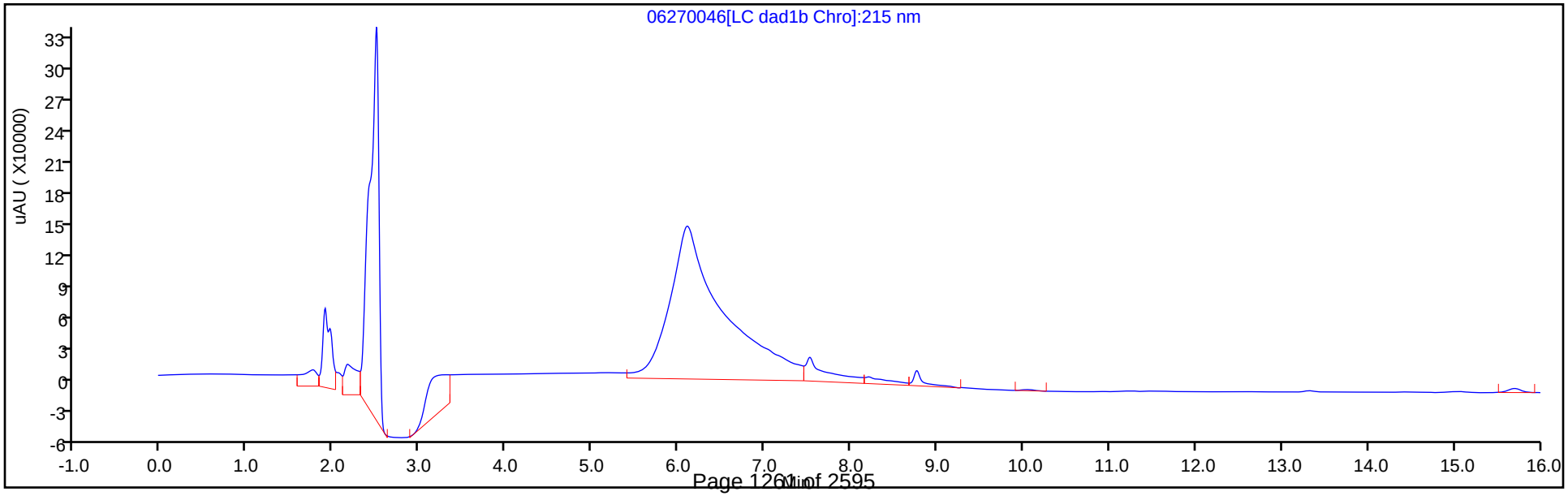

Eurofins TestAmerica, Denver
Recovery Report

Data File:	\\chromfs\Denver\ChromData\CHHPLC_X\20200627-92823.b\06270046.D				
Lims ID:	280-137702-A-16-A				
Client ID:	G0067-20A				
Sample Type:	Client				
Inject. Date:	28-Jun-2020 06:05:37	ALS Bottle#:	46	Worklist Smp#:	46
Injection Vol:	100.0 ul	Dil. Factor:	1.0000		
Sample Info:	280-137702-A-16-				
Misc. Info.:	280-0092823-046				
Operator ID:	JZ	Instrument ID:	CHHPLC_X3		
Method:	\\chromfs\Denver\ChromData\CHHPLC_X\20200627-92823.b\8330_X3.m				
Limit Group:	GCSV - 8330				
Last Update:	30-Jun-2020 14:54:28	Calib Date:	26-Jun-2020 01:16:48		
Integrator:	Falcon				
Quant Method:	External Standard	Quant By:	Initial Calibration		
Last ICal File:	\\chromfs\Denver\ChromData\CHHPLC_X\20200625-92750.b\06250013.D				
Column 1 :	UltraCarb5uODS (20) (4.60 mm)		Det: LC DAD1B, 254 nm		
Process Host:	CTX1061				

First Level Reviewer: zhangji Date: 30-Jun-2020 14:50:06

Compound	Amount Added	Amount Recovered	% Rec.
$ 9 1,2-Dinitrobenzene	0.2000	0.1939	96.94

Manual Integration/User Assign Peak Report

Eurofins TestAmerica, Denver

Data File:	\\chromfs\denver\chromdata\chhplc_x\20200627-92823.b\06270046.d				
Injection Date:	28-Jun-2020 06:05:37	Instrument ID:	CHHPLC_X3		
Lims ID:	280-137702-A-16-A	Lab Sample ID:	280-137702-16		
Client ID:	G0067-20A				
Operator ID:	JZ	ALS Bottle#:	46	Worklist Smp#:	46
Injection Vol:	100.0 ul	Dil. Factor:	1.0000		
Method:	8330_X3	Limit Group:	GCSV - 8330		
Column:	UltraCarb5uODS (20) (4.60 mm)	Detector	LC DAD1B, 254 nm		

$ 9 1,2-Dinitrobenzene, CAS: 528-29-0

Signal: 1

Processing Integration Results

RT: 8.77
Area: 89961
Amount: 0.650890
Amount Units: ug/mL

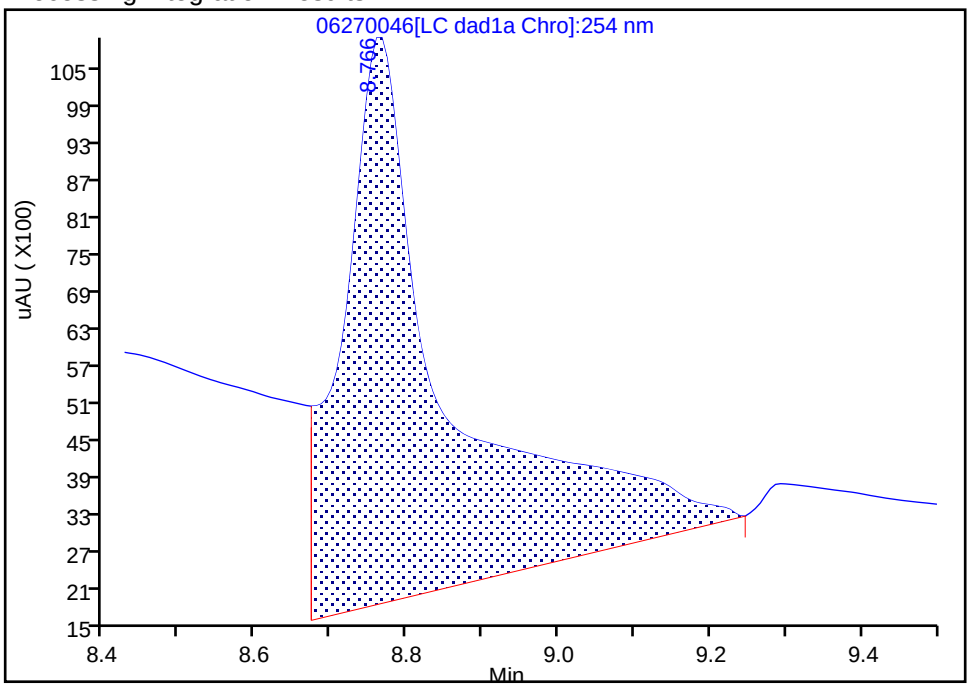

Manual Integration Results

RT: 8.77
Area: 26797
Amount: 0.193883
Amount Units: ug/mL

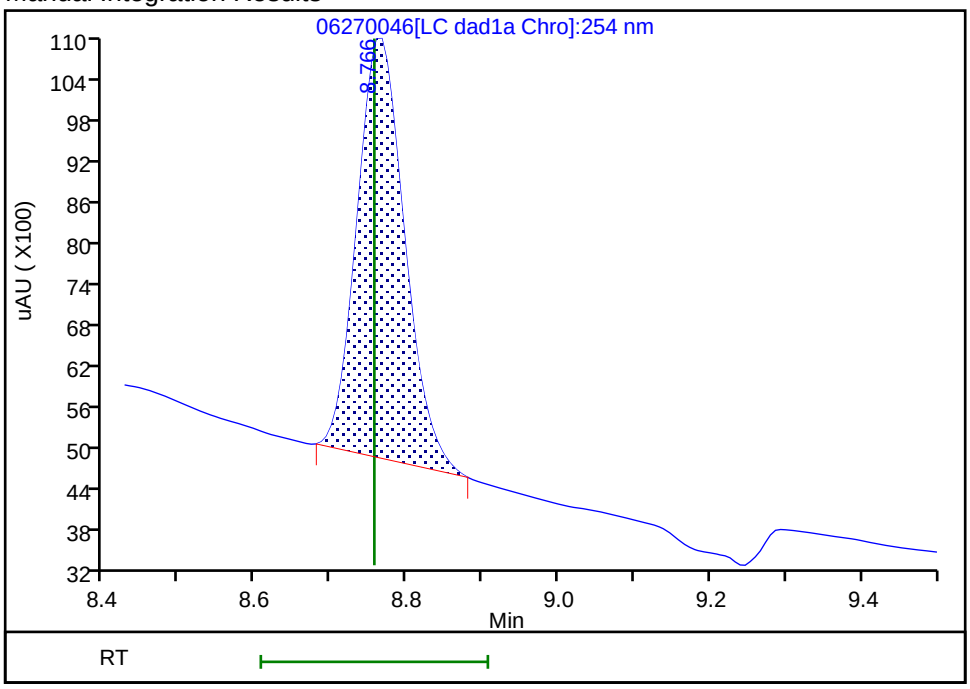

Reviewer: zhangji, 30-Jun-2020 14:49:51

Audit Action: Manually Integrated Audit Reason: Baseline

Manual Integration/User Assign Peak Report

Eurofins TestAmerica, Denver

Data File:	\\chromfs\denver\chromdata\chhplc_x\20200627-92823.b\06270046.d				
Injection Date:	28-Jun-2020 06:05:37	Instrument ID:	CHHPLC_X3		
Lims ID:	280-137702-A-16-A	Lab Sample ID:	280-137702-16		
Client ID:	G0067-20A				
Operator ID:	JZ	ALS Bottle#:	46	Worklist Smp#:	46
Injection Vol:	100.0 ul	Dil. Factor:	1.0000		
Method:	8330_X3	Limit Group:	GCSV - 8330		
Column:	UltraCarb5uODS (20) (4.60 mm)	Detector	LC DAD1B, 254 nm		

22 p-Nitrotoluene, CAS: 99-99-0

Signal: 1

Processing Integration Results

RT: 13.33
Area: 1828
Amount: 0.016176
Amount Units: ug/mL

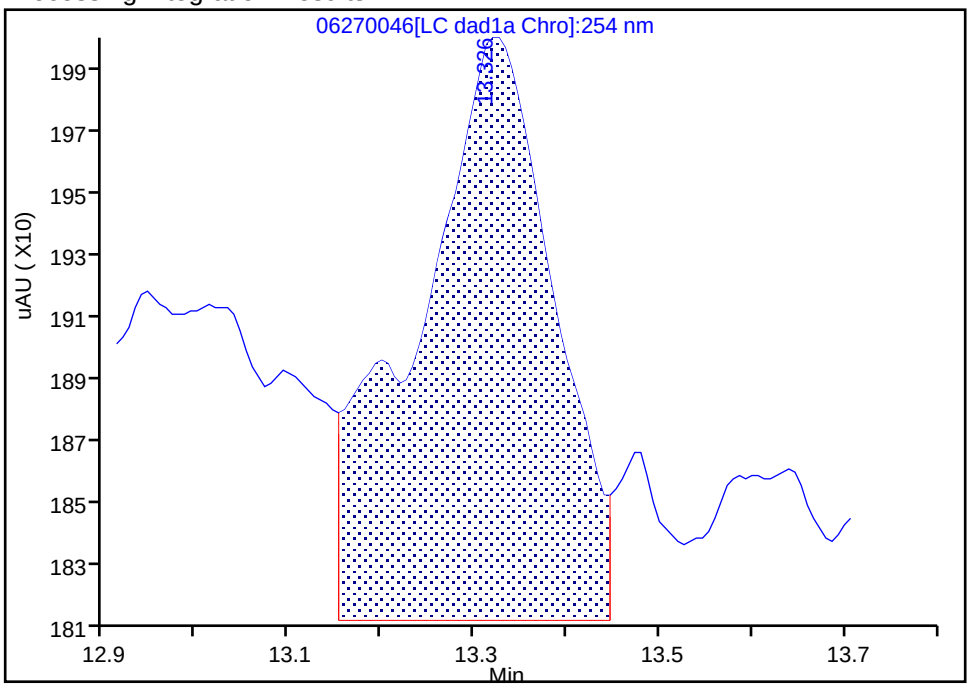

Manual Integration Results

RT: 13.32
Area: 886
Amount: 0.007840
Amount Units: ug/mL

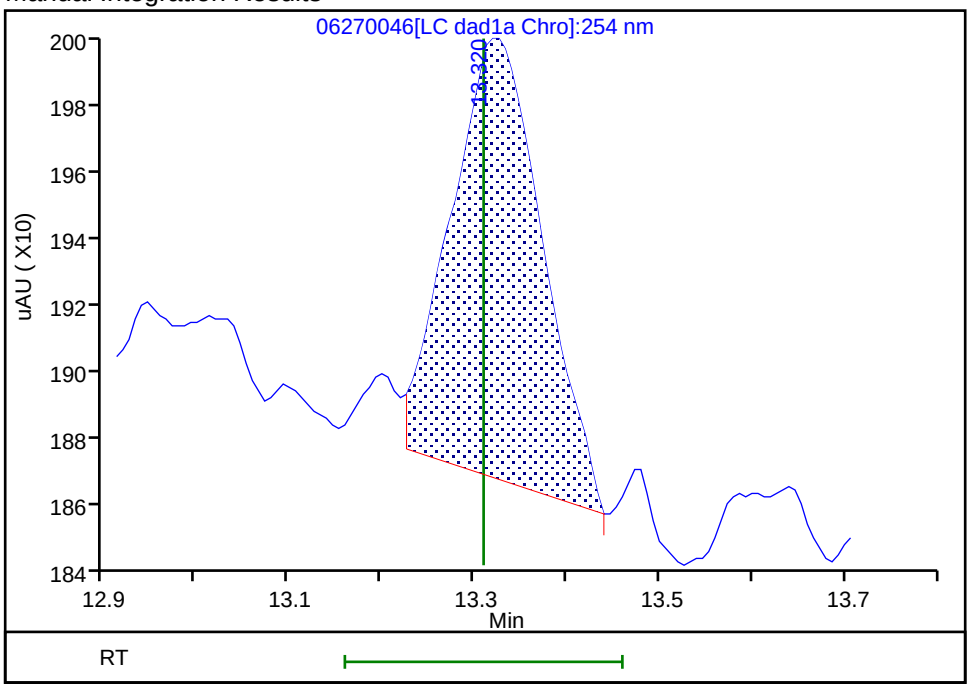

Reviewer: zhangji, 30-Jun-2020 14:50:04

Audit Action: Split an Integrated Peak Audit Reason: Baseline

FORM I
HPLC/IC ORGANICS ANALYSIS DATA SHEET

Lab Name: Eurofins TestAmerica, Denver Job No.: 280-137702-1

SDG No.:

Client Sample ID: G0121-20A Lab Sample ID: 280-137702-17

Matrix: Water Lab File ID: 06270047.D

Analysis Method: 8330A Date Collected: 06/13/2020 10:55

Extraction Method: 3535 Date Extracted: 06/18/2020 10:49

Sample wt/vol: 463.3(mL) Date Analyzed: 06/28/2020 06:28

Con. Extract Vol.: 5(mL) Dilution Factor: 1

Injection Volume: 100(uL) GC Column: UltraCarb5uODS ID: 4.6(mm)

% Moisture: GPC Cleanup:(Y/N) N

Analysis Batch No.: 500385 Units: ug/L

CAS NO.	COMPOUND NAME	RESULT	Q	LOQ	LOD	DL
99-35-4	1,3,5-Trinitrobenzene	0.22	U	0.23	0.22	0.091
99-65-0	1,3-Dinitrobenzene	0.11	U	0.12	0.11	0.040
118-96-7	2,4,6-Trinitrotoluene	0.11	U	0.12	0.11	0.049
121-14-2	2,4-Dinitrotoluene	0.086	U	0.11	0.086	0.030
606-20-2	2,6-Dinitrotoluene	0.086	U	0.11	0.086	0.043
35572-78-2	2-Amino-4,6-dinitrotoluene	0.91	M	0.12	0.11	0.055
88-72-2	2-Nitrotoluene	0.22	U	0.23	0.22	0.092
99-08-1	3-Nitrotoluene	0.43	U M	0.43	0.43	0.21
19406-51-0	4-Amino-2,6-dinitrotoluene	1.1	M	0.16	0.13	0.062
99-99-0	4-Nitrotoluene	0.43	U	0.44	0.43	0.11
2691-41-0	HMX	17	M	0.23	0.22	0.095
5755-27-1	MNX	6.5	M J1	2.2	0.43	0.17
121-82-4	RDX	13	M	0.23	0.22	0.056
479-45-8	Tetryl	0.11	U M	0.12	0.11	0.034

CAS NO.	SURROGATE	%REC	Q	LIMITS
528-29-0	1,2-Dinitrobenzene	110	M	83-119

Eurofins TestAmerica, Denver
Target Compound Quantitation Report

Data File: \\chromfs\Denver\ChromData\CHHPLC_X\20200627-92823.b\06270047.D
Lims ID: 280-137702-A-17-A
Client ID: G0121-20A
Sample Type: Client
Inject. Date: 28-Jun-2020 06:28:40 ALS Bottle#: 47 Worklist Smp#: 47
Injection Vol: 100.0 ul Dil. Factor: 1.0000
Sample Info: 280-137702-A-17-
Misc. Info.: 280-0092823-047
Operator ID: JZ Instrument ID: CHHPLC_X3

Method: \\chromfs\Denver\ChromData\CHHPLC_X\20200627-92823.b\8330_X3.m
Limit Group: GCSV - 8330
Last Update: 30-Jun-2020 14:54:28 Calib Date: 26-Jun-2020 01:16:48
Integrator: Falcon
Quant Method: External Standard Quant By: Initial Calibration
Last ICal File: \\chromfs\Denver\ChromData\CHHPLC_X\20200625-92750.b\06250013.D

Column 1 : UltraCarb5uODS (20) (4.60 mm) Det: LC DAD1B, 254 nm
Process Host: CTX1061

First Level Reviewer: zhangji Date: 30-Jun-2020 14:51:09

Compound	Det	RT (min.)	Exp RT (min.)	Dlt RT (min.)	Response	OnCol Amt ug/mL	Flags
3 HMX	1	6.713	6.710	0.003	134275	1.56	M
6 MNX	1	7.379	7.384	-0.005	95615	0.6031	M
7 RDX	1	7.793	7.790	0.003	137739	1.18	M
$ 9 1,2-Dinitrobenzene	1	8.759	8.756	0.003	30410	0.2200	M
10 1,3,5-Trinitrobenzene	1		8.930			ND	
11 1,3-Dinitrobenzene	1		9.583			ND	
12 Nitrobenzene	1	9.946	9.963	-0.017	23238	0.1160	M
14 Tetryl	1		10.283			ND	MU
16 2,4,6-Trinitrotoluene	1		11.250			ND	
17 4-Amino-2,6-dinitrotoluene	1	11.452	11.423	0.029	17225	0.1031	M
18 2-Amino-4,6-dinitrotoluene	1	11.746	11.716	0.030	17069	0.0842	M
19 2,6-Dinitrotoluene	1		11.850			ND	
20 2,4-Dinitrotoluene	1		12.050			ND	
21 o-Nitrotoluene	1		12.870			ND	
22 p-Nitrotoluene	1		13.310			ND	
23 m-Nitrotoluene	1		13.896			ND	U

QC Flag Legend

Review Flags
M - Manually Integrated
U - Marked Undetected

Report Date: 30-Jun-2020 14:54:29 Chrom Revision: 2.3 21-Jun-2020 18:30:46

Eurofins TestAmerica, Denver

Data File: \\chromfs\denver\chromdata\chhplc_x\20200627-92823.b\06270047.d

Injection Date:	28-Jun-2020 06:28:40	Instrument ID:	CHHPLC_X3	Operator ID:	JZ
Lims ID:	280-137702-A-17-A	Lab Sample ID:	280-137702-17	Worklist Smp#:	47
Client ID:	G0121-20A				
Injection Vol:	100.0 ul	Dil. Factor:	1.0000	ALS Bottle#:	47
Method:	8330_X3	Limit Group:	GCSV - 8330		

Column: UltraCarb5uODS (20) (4.60 mm) Y Scaling: Method Defined: Scale to the Nth Largest Target: 1

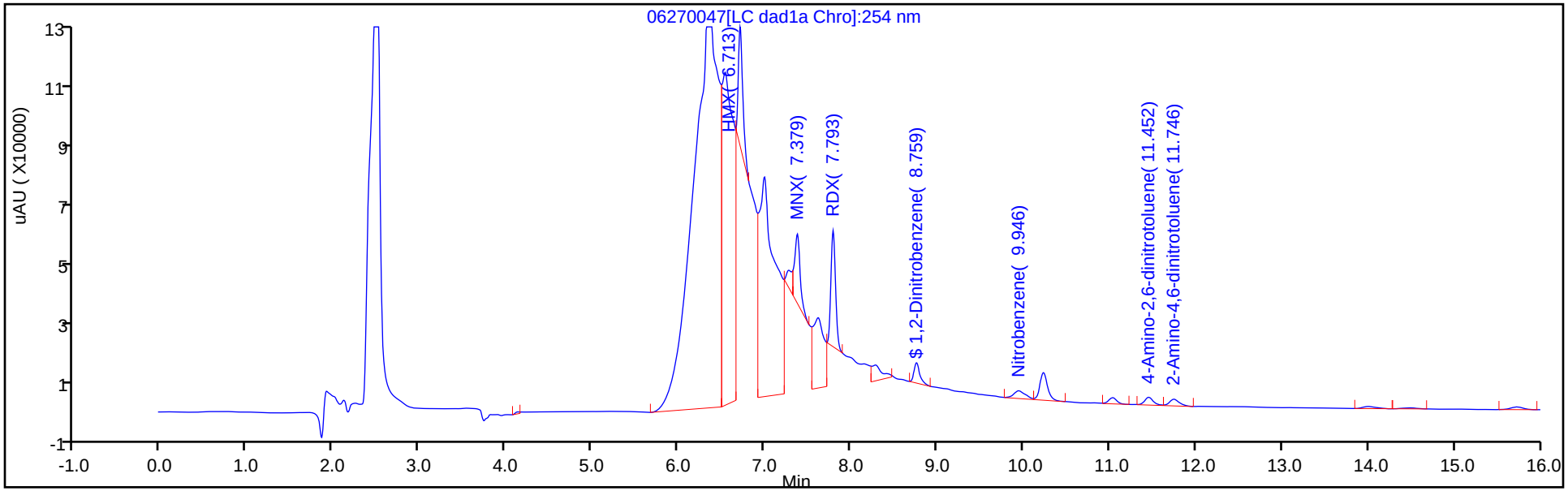

Y Scaling: Method Defined: Scale to the Nth Largest Target: 1

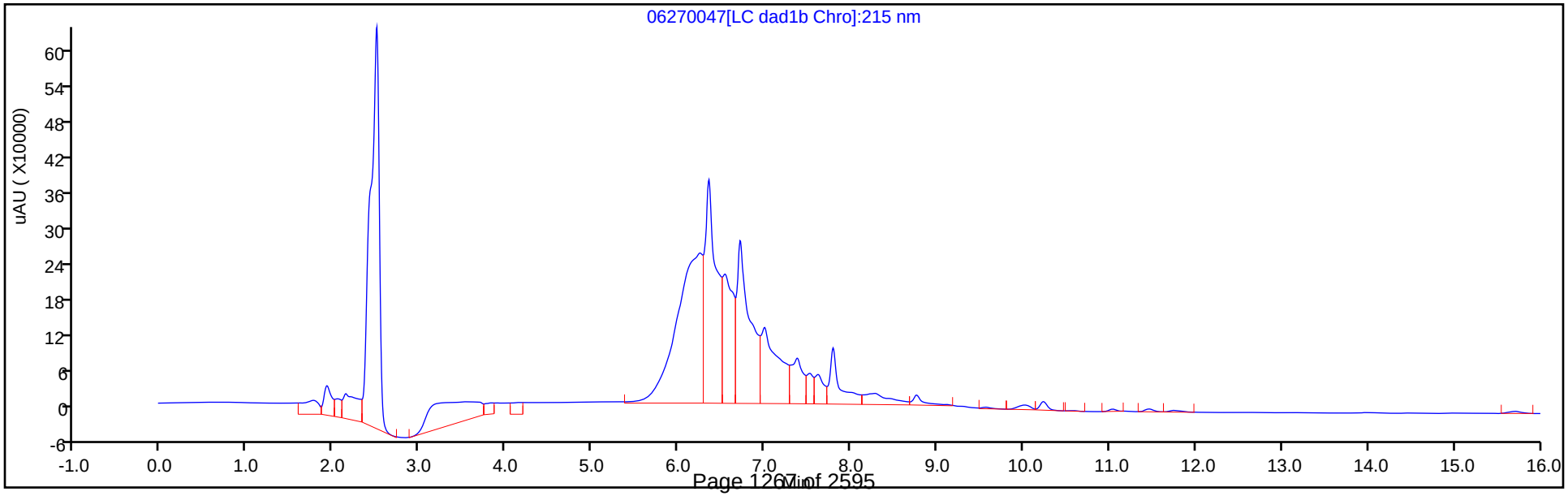

Eurofins TestAmerica, Denver
Recovery Report

Data File:	\\chromfs\Denver\ChromData\CHHPLC_X\20200627-92823.b\06270047.D				
Lims ID:	280-137702-A-17-A				
Client ID:	G0121-20A				
Sample Type:	Client				
Inject. Date:	28-Jun-2020 06:28:40	ALS Bottle#:	47	Worklist Smp#:	47
Injection Vol:	100.0 ul	Dil. Factor:	1.0000		
Sample Info:	280-137702-A-17-				
Misc. Info.:	280-0092823-047				
Operator ID:	JZ	Instrument ID:	CHHPLC_X3		
Method:	\\chromfs\Denver\ChromData\CHHPLC_X\20200627-92823.b\8330_X3.m				
Limit Group:	GCSV - 8330				
Last Update:	30-Jun-2020 14:54:28	Calib Date:	26-Jun-2020 01:16:48		
Integrator:	Falcon				
Quant Method:	External Standard	Quant By:	Initial Calibration		
Last ICal File:	\\chromfs\Denver\ChromData\CHHPLC_X\20200625-92750.b\06250013.D				
Column 1 :	UltraCarb5uODS (20) (4.60 mm)		Det: LC DAD1B, 254 nm		
Process Host:	CTX1061				

First Level Reviewer: zhangji Date: 30-Jun-2020 14:51:09

Compound	Amount Added	Amount Recovered	% Rec.
$ 9 1,2-Dinitrobenzene	0.2000	0.2200	110.01

Manual Integration/User Assign Peak Report

Eurofins TestAmerica, Denver

Data File:	\\chromfs\denver\chromdata\chhplc_x\20200627-92823.b\06270047.d				
Injection Date:	28-Jun-2020 06:28:40	Instrument ID:	CHHPLC_X3		
Lims ID:	280-137702-A-17-A	Lab Sample ID:	280-137702-17		
Client ID:	G0121-20A				
Operator ID:	JZ	ALS Bottle#:	47	Worklist Smp#:	47
Injection Vol:	100.0 ul	Dil. Factor:	1.0000		
Method:	8330_X3	Limit Group:	GCSV - 8330		
Column:	UltraCarb5uODS (20) (4.60 mm)	Detector	LC DAD1B, 254 nm		

$ 9 1,2-Dinitrobenzene, CAS: 528-29-0

Signal: 1

Processing Integration Results

RT: 8.76
Area: 55504
Amount: 0.401585
Amount Units: ug/mL

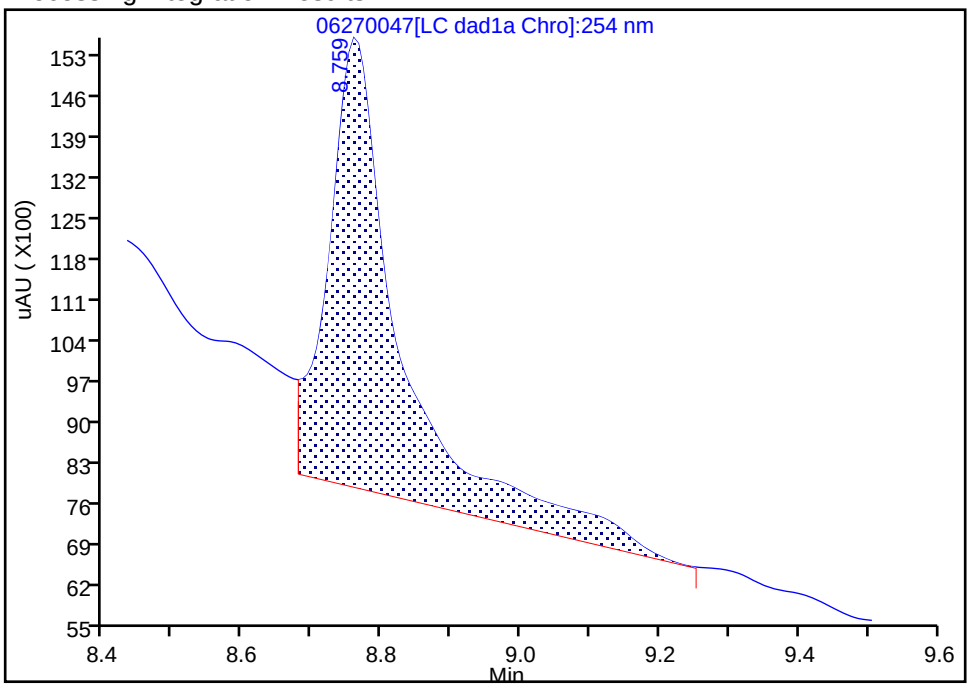

Manual Integration Results

RT: 8.76
Area: 30410
Amount: 0.220024
Amount Units: ug/mL

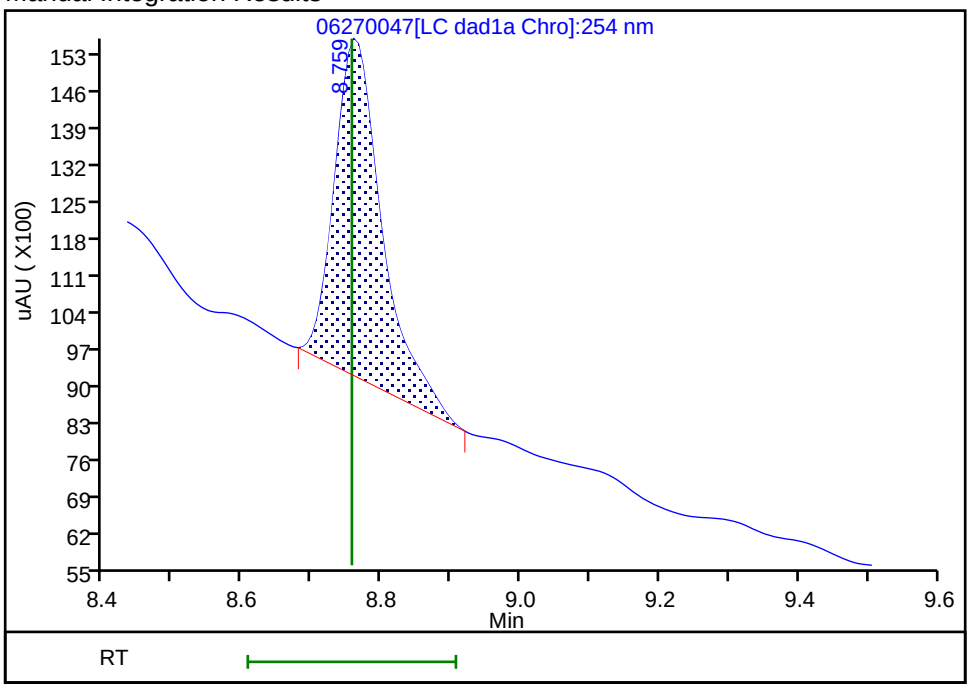

Reviewer: zhangji, 30-Jun-2020 14:50:34

Audit Action: Manually Integrated Audit Reason: Baseline

Manual Integration/User Assign Peak Report

Eurofins TestAmerica, Denver

Data File:	\\chromfs\denver\chromdata\chhplc_x\20200627-92823.b\06270047.d				
Injection Date:	28-Jun-2020 06:28:40	Instrument ID:	CHHPLC_X3		
Lims ID:	280-137702-A-17-A	Lab Sample ID:	280-137702-17		
Client ID:	G0121-20A				
Operator ID:	JZ	ALS Bottle#:	47	Worklist Smp#:	47
Injection Vol:	100.0 ul	Dil. Factor:	1.0000		
Method:	8330_X3	Limit Group:	GCSV - 8330		
Column:	UltraCarb5uODS (20) (4.60 mm)	Detector	LC DAD1B, 254 nm		

18 2-Amino-4,6-dinitrotoluene, CAS: 35572-78-2

Signal: 1

Processing Integration Results

RT: 11.75
Area: 15571
Amount: 0.076774
Amount Units: ug/mL

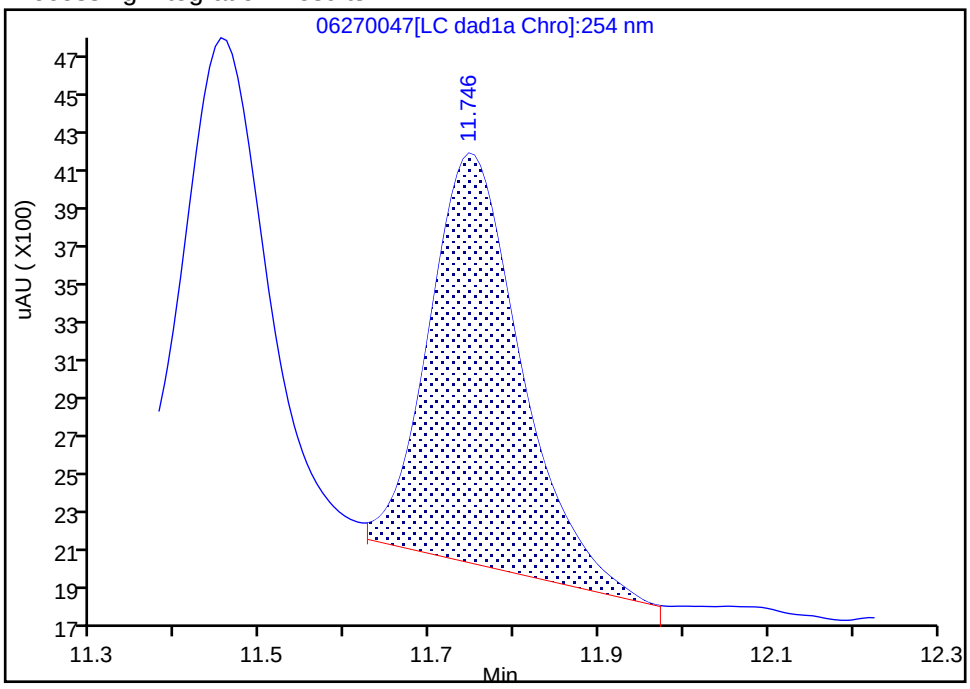

Manual Integration Results

RT: 11.75
Area: 17069
Amount: 0.084160
Amount Units: ug/mL

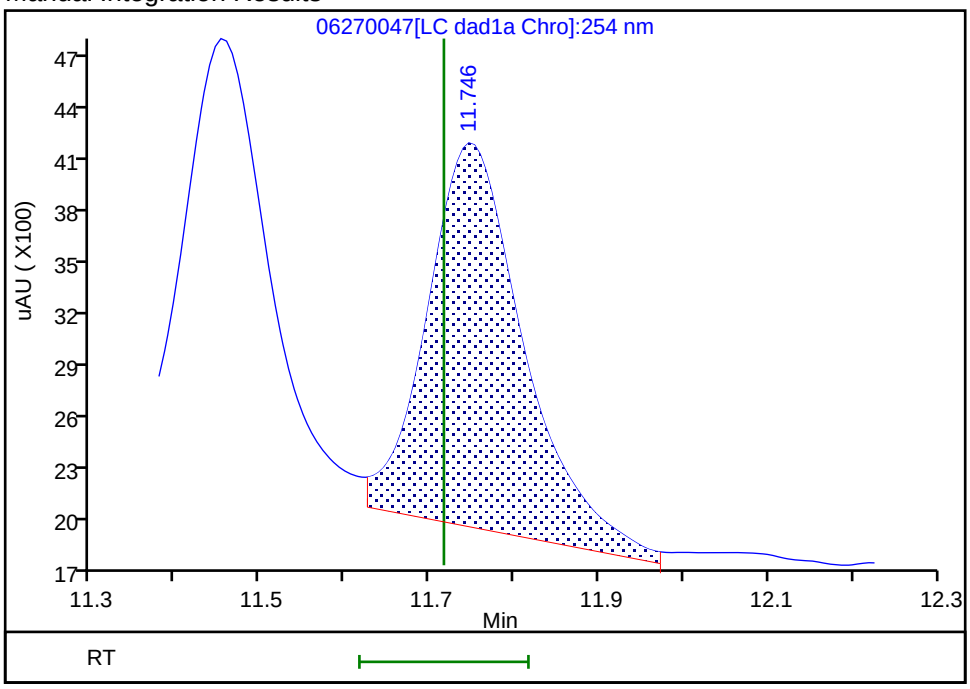

Reviewer: zhangji, 30-Jun-2020 14:51:04

Audit Action: Assigned New Baseline Audit Reason: Baseline

User Disabled Compound Report

Eurofins TestAmerica, Denver

Data File:	\\chromfs\denver\chromdata\chhplc_x\20200627-92823.b\06270047.d				
Injection Date:	28-Jun-2020 06:28:40	Instrument ID:	CHHPLC_X3		
Lims ID:	280-137702-A-17-A	Lab Sample ID:	280-137702-17		
Client ID:	G0121-20A				
Operator ID:	JZ	ALS Bottle#:	47	Worklist Smp#:	47
Injection Vol:	100.0 ul	Dil. Factor:	1.0000		
Method:	8330_X3	Limit Group:	GCSV - 8330		
Column:	UltraCarb5uODS (20) (4.60 mm)	Detector	LC DAD1B, 254 nm		

23 m-Nitrotoluene, CAS: 99-08-1, Signal: 1

RT: 14.01
Response: 7132
Amount: 0.049864

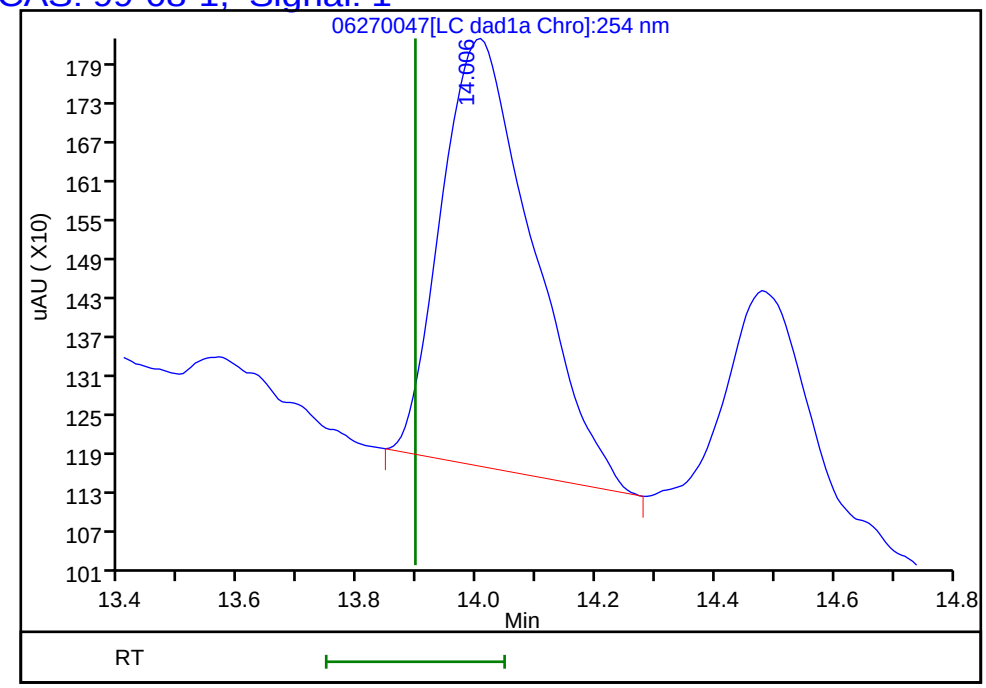

Reviewer: zhangji, 30-Jun-2020 14:51:09
Audit Action: Marked Compound Undetected Audit Reason: Invalid Compound ID

Manual Integration/User Assign Peak Report

Eurofins TestAmerica, Denver

Data File:	\\chromfs\denver\chromdata\chhplc_x\20200627-92823.b\06270047.d				
Injection Date:	28-Jun-2020 06:28:40	Instrument ID:	CHHPLC_X3		
Lims ID:	280-137702-A-17-A	Lab Sample ID:	280-137702-17		
Client ID:	G0121-20A				
Operator ID:	JZ	ALS Bottle#:	47	Worklist Smp#:	47
Injection Vol:	100.0 ul	Dil. Factor:	1.0000		
Method:	8330_X3	Limit Group:	GCSV - 8330		
Column:	UltraCarb5uODS (20) (4.60 mm)	Detector	LC DAD1B, 254 nm		

17 4-Amino-2,6-dinitrotoluene, CAS: 19406-51-0

Signal: 1

Processing Integration Results

RT: 11.45
Area: 15909
Amount: 0.095713
Amount Units: ug/mL

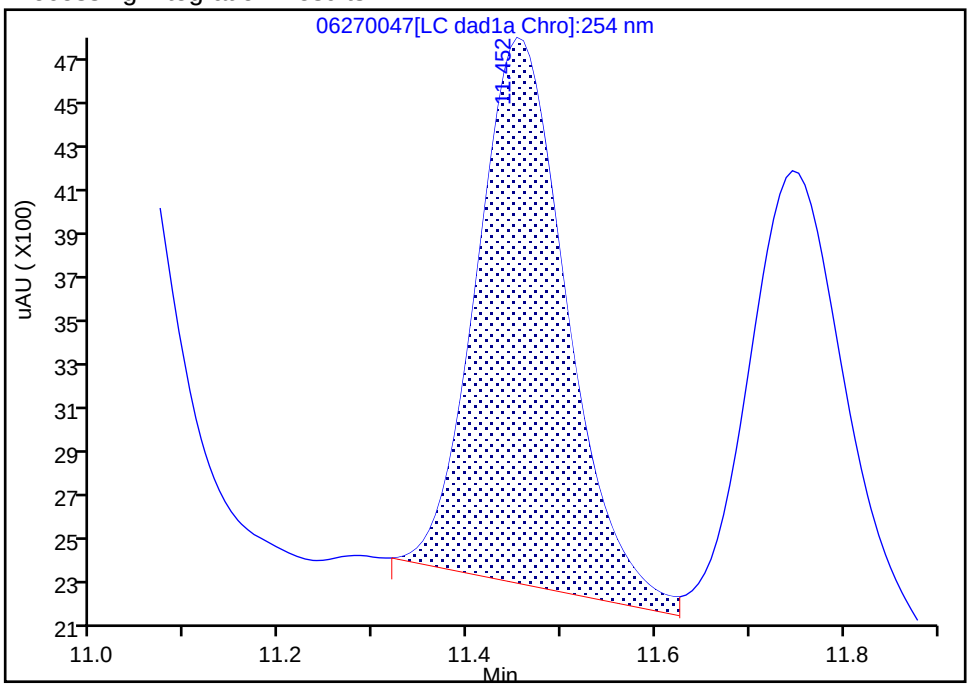

Manual Integration Results

RT: 11.45
Area: 17225
Amount: 0.103091
Amount Units: ug/mL

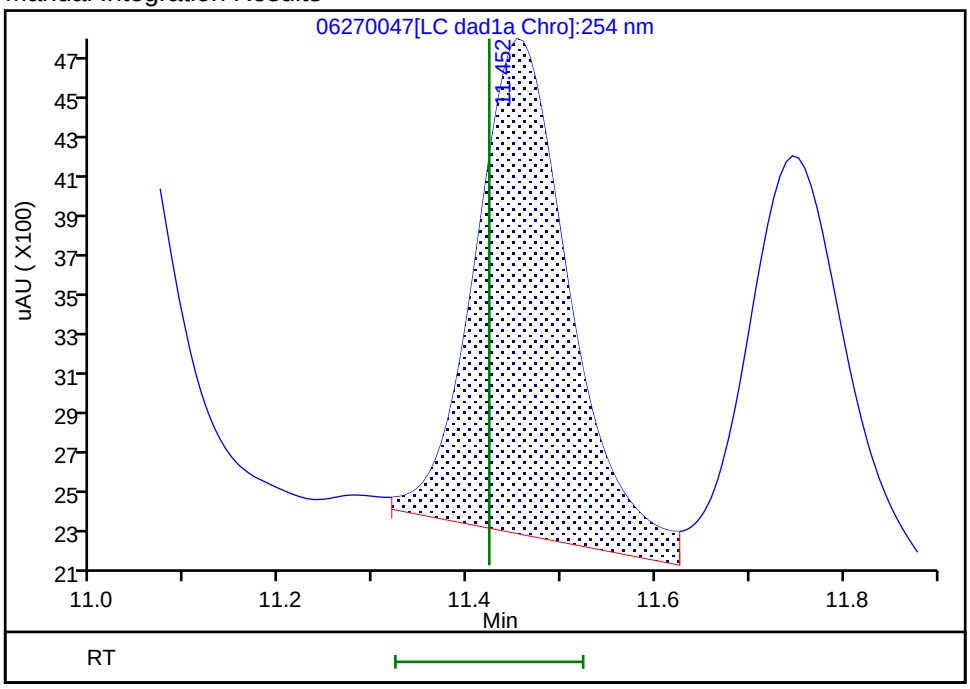

Reviewer: zhangji, 30-Jun-2020 14:51:04

Audit Action: Assigned New Baseline Audit Reason: Baseline

Manual Integration/User Assign Peak Report

Eurofins TestAmerica, Denver

Data File:	\\chromfs\denver\chromdata\chhplc_x\20200627-92823.b\06270047.d				
Injection Date:	28-Jun-2020 06:28:40	Instrument ID:	CHHPLC_X3		
Lims ID:	280-137702-A-17-A	Lab Sample ID:	280-137702-17		
Client ID:	G0121-20A				
Operator ID:	JZ	ALS Bottle#:	47	Worklist Smp#:	47
Injection Vol:	100.0 ul	Dil. Factor:	1.0000		
Method:	8330_X3	Limit Group:	GCSV - 8330		
Column:	UltraCarb5uODS (20) (4.60 mm)	Detector	LC DAD1B, 254 nm		

3 HMX, CAS: 2691-41-0

Signal: 1

Processing Integration Results

RT: 6.71
Area: 1211945
Amount: 14.098586
Amount Units: ug/mL

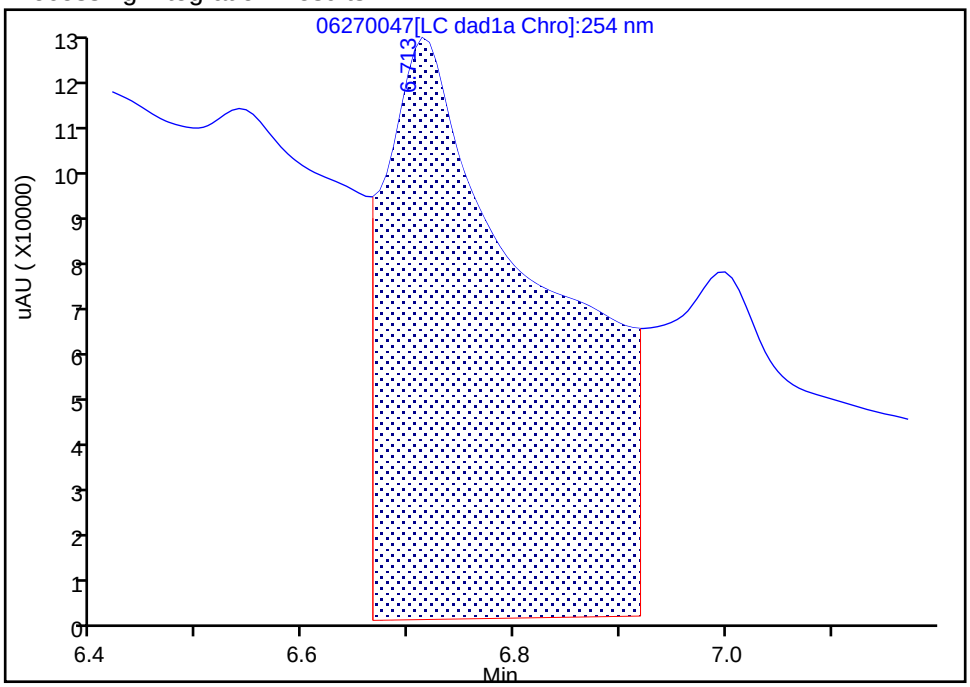

Manual Integration Results

RT: 6.71
Area: 134275
Amount: 1.562024
Amount Units: ug/mL

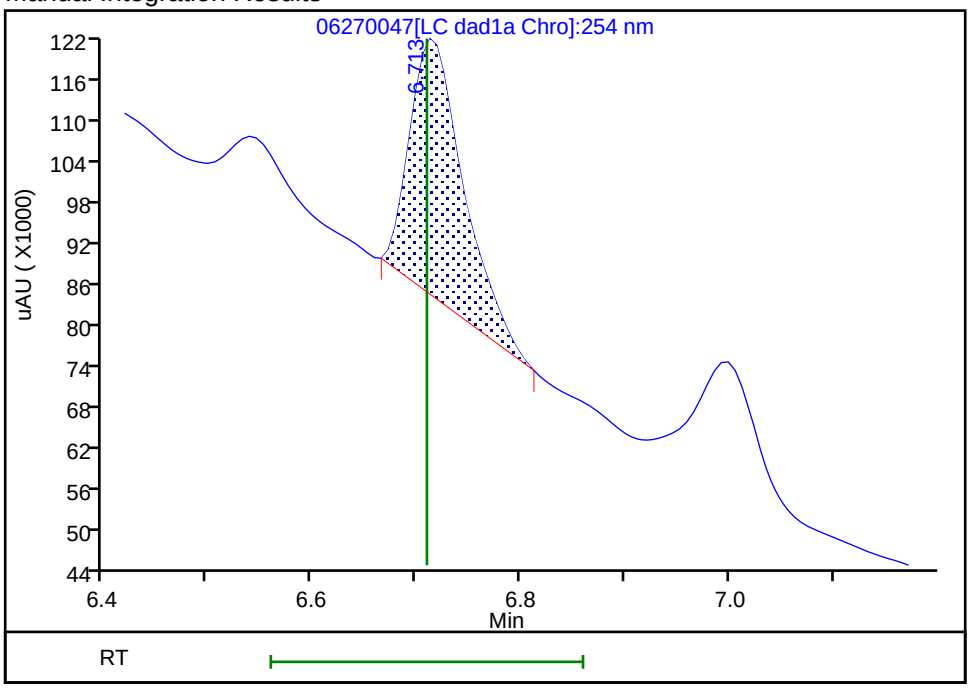

Reviewer: zhangji, 30-Jun-2020 14:50:15

Audit Action: Manually Integrated Audit Reason: Baseline

Manual Integration/User Assign Peak Report

Eurofins TestAmerica, Denver

Data File:	\\chromfs\denver\chromdata\chhplc_x\20200627-92823.b\06270047.d				
Injection Date:	28-Jun-2020 06:28:40	Instrument ID:	CHHPLC_X3		
Lims ID:	280-137702-A-17-A	Lab Sample ID:	280-137702-17		
Client ID:	G0121-20A				
Operator ID:	JZ	ALS Bottle#:	47	Worklist Smp#:	47
Injection Vol:	100.0 ul	Dil. Factor:	1.0000		
Method:	8330_X3	Limit Group:	GCSV - 8330		
Column:	UltraCarb5uODS (20) (4.60 mm)	Detector	LC DAD1B, 254 nm		

6 MNX, CAS: 5755-27-1

Signal: 1

Processing Integration Results

RT: 7.38
Area: 463397
Amount: 2.922825
Amount Units: ug/mL

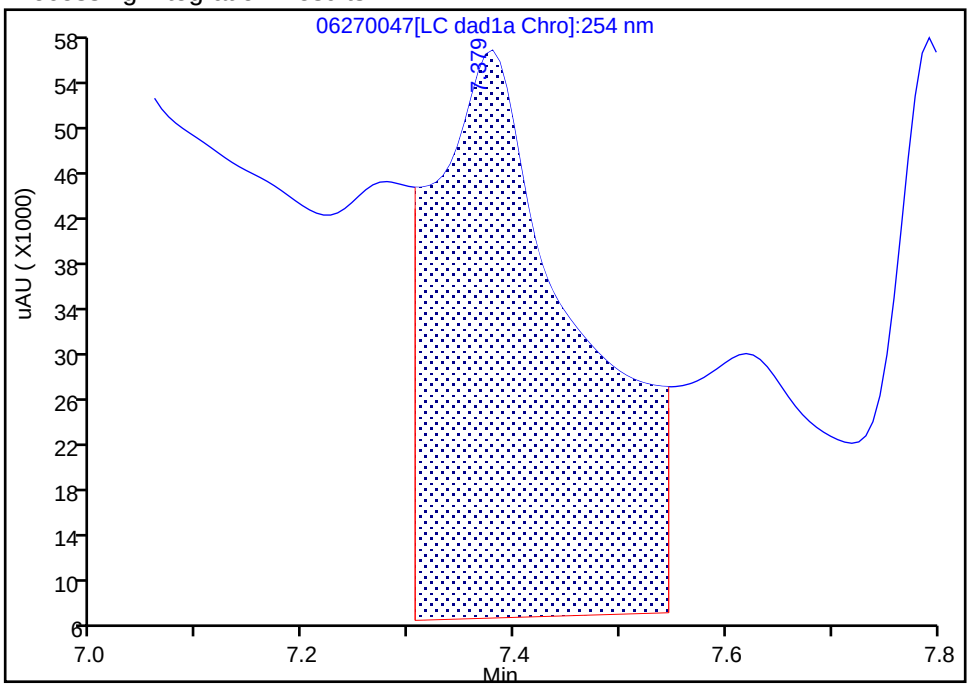

Manual Integration Results

RT: 7.38
Area: 95615
Amount: 0.603081
Amount Units: ug/mL

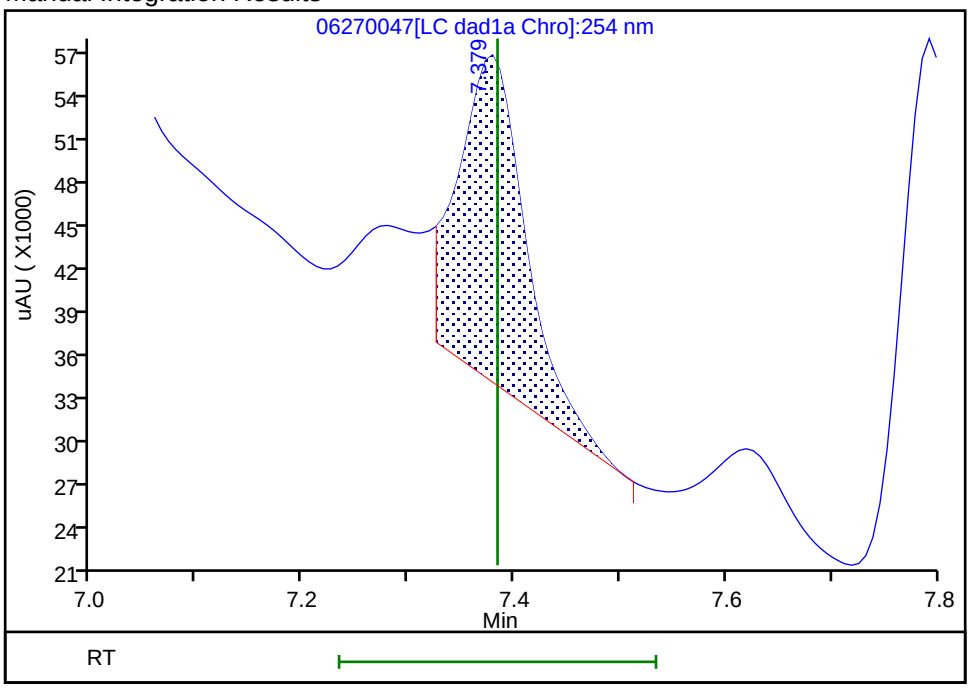

Reviewer: zhangji, 30-Jun-2020 14:50:23

Audit Action: Split an Integrated Peak Audit Reason: Baseline

Manual Integration/User Assign Peak Report

Eurofins TestAmerica, Denver

Data File:	\\chromfs\denver\chromdata\chhplc_x\20200627-92823.b\06270047.d				
Injection Date:	28-Jun-2020 06:28:40	Instrument ID:	CHHPLC_X3		
Lims ID:	280-137702-A-17-A	Lab Sample ID:	280-137702-17		
Client ID:	G0121-20A				
Operator ID:	JZ	ALS Bottle#:	47	Worklist Smp#:	47
Injection Vol:	100.0 ul	Dil. Factor:	1.0000		
Method:	8330_X3	Limit Group:	GCSV - 8330		
Column:	UltraCarb5uODS (20) (4.60 mm)	Detector	LC DAD1B, 254 nm		

12 Nitrobenzene, CAS: 98-95-3

Signal: 1

Processing Integration Results

RT: 9.95
Area: 25758
Amount: 0.128531
Amount Units: ug/mL

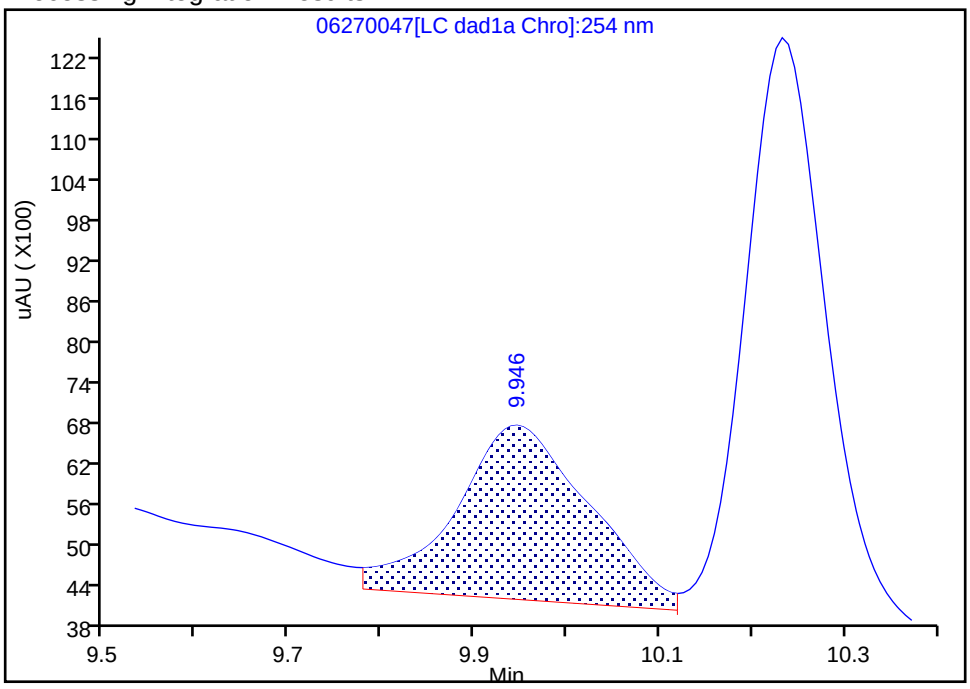

Manual Integration Results

RT: 9.95
Area: 23238
Amount: 0.115957
Amount Units: ug/mL

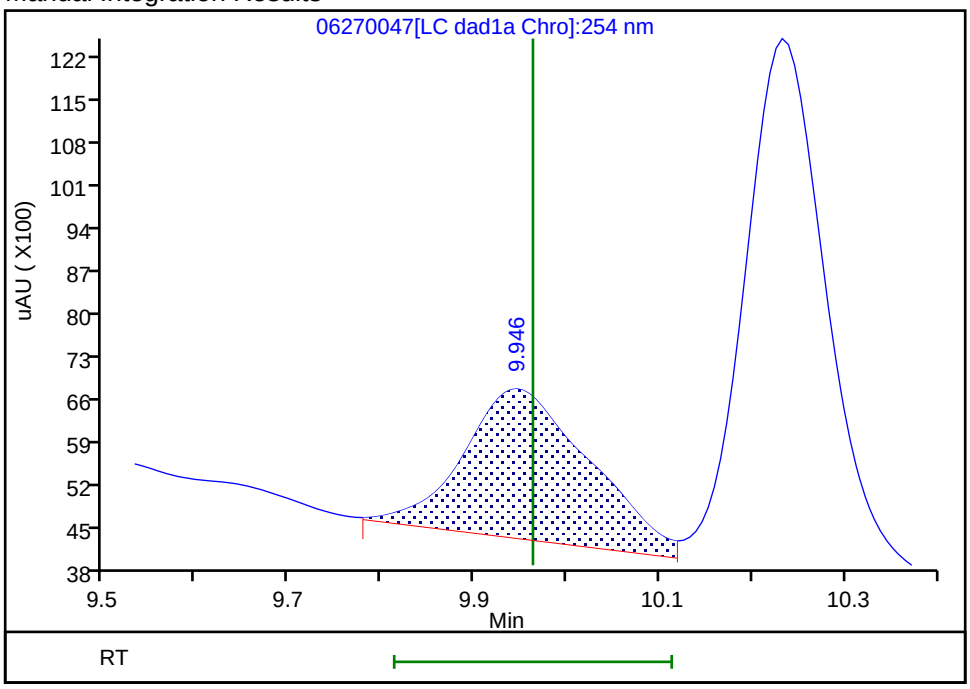

Reviewer: zhangji, 30-Jun-2020 14:50:50

Audit Action: Assigned New Baseline Audit Reason: Baseline

Manual Integration/User Assign Peak Report

Eurofins TestAmerica, Denver

Data File:	\\chromfs\denver\chromdata\chhplc_x\20200627-92823.b\06270047.d				
Injection Date:	28-Jun-2020 06:28:40	Instrument ID:	CHHPLC_X3		
Lims ID:	280-137702-A-17-A	Lab Sample ID:	280-137702-17		
Client ID:	G0121-20A				
Operator ID:	JZ	ALS Bottle#:	47	Worklist Smp#:	47
Injection Vol:	100.0 ul	Dil. Factor:	1.0000		
Method:	8330_X3	Limit Group:	GCSV - 8330		
Column:	UltraCarb5uODS (20) (4.60 mm)	Detector	LC DAD1B, 254 nm		

7 RDX, CAS: 121-82-4

Signal: 1

Processing Integration Results

RT: 7.79
Area: 407683
Amount: 3.496032
Amount Units: ug/mL

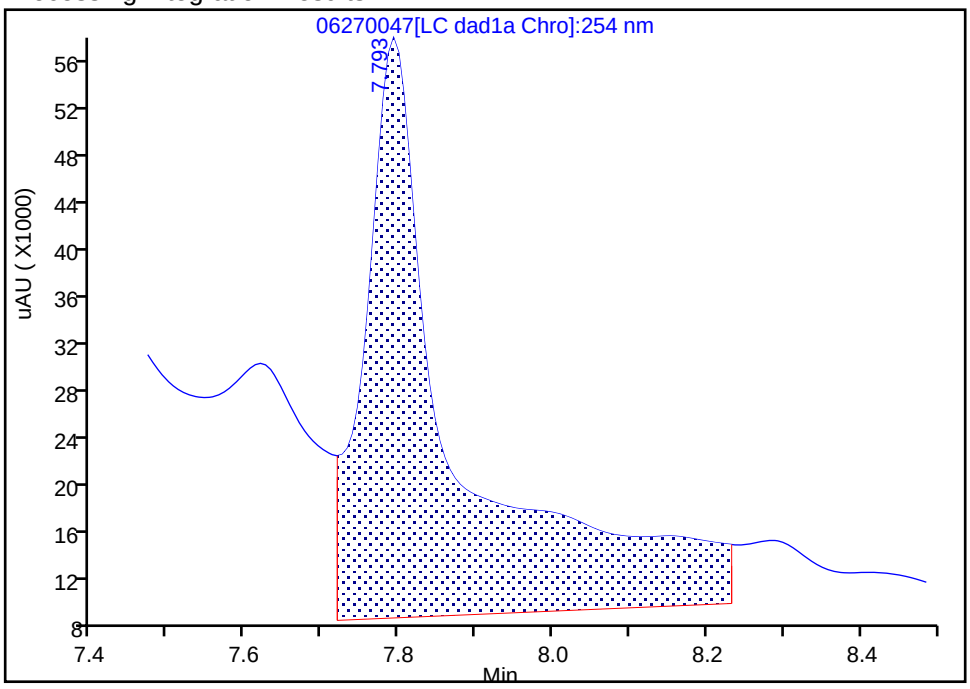

Manual Integration Results

RT: 7.79
Area: 137739
Amount: 1.181163
Amount Units: ug/mL

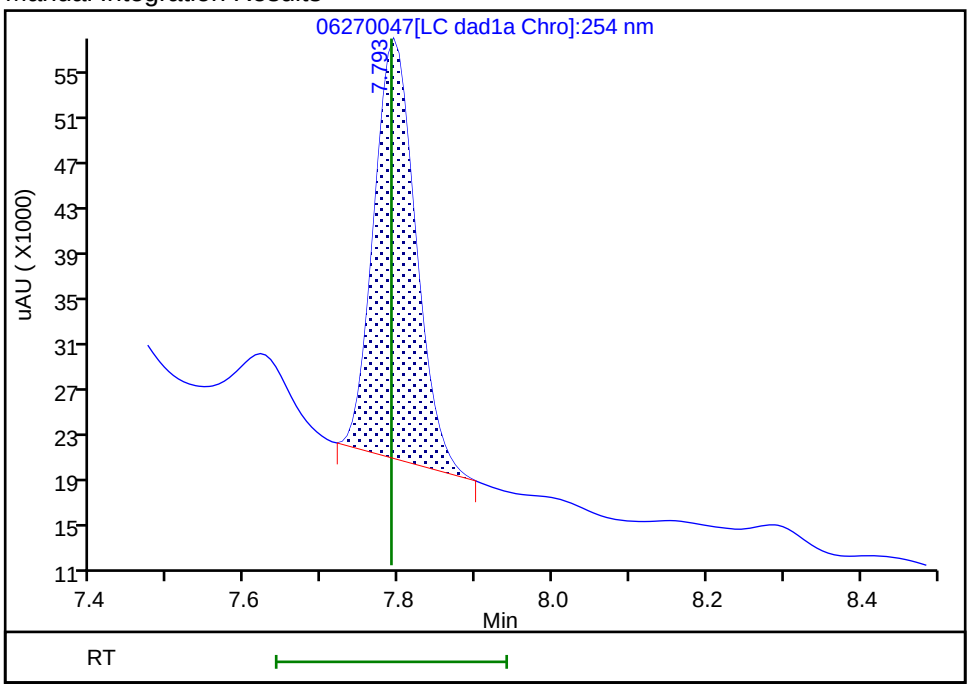

Reviewer: zhangji, 30-Jun-2020 14:50:29

Audit Action: Manually Integrated Audit Reason: Baseline

User Disabled Compound Report

Eurofins TestAmerica, Denver

Data File: \\chromfs\denver\chromdata\chhplc_x\20200627-92823.b\06270047.d

Injection Date:	28-Jun-2020 06:28:40	Instrument ID:	CHHPLC_X3
Lims ID:	280-137702-A-17-A	Lab Sample ID:	280-137702-17
Client ID:	G0121-20A		
Operator ID:	JZ	ALS Bottle#:	47 Worklist Smp#: 47
Injection Vol:	100.0 ul	Dil. Factor:	1.0000
Method:	8330_X3	Limit Group:	GCSV - 8330
Column:	UltraCarb5uODS (20) (4.60 mm)	Detector	LC DAD1B, 254 nm

14 Tetryl, CAS: 479-45-8, Signal: 1

RT: 10.23
Response: 53701
Amount: 0.303341

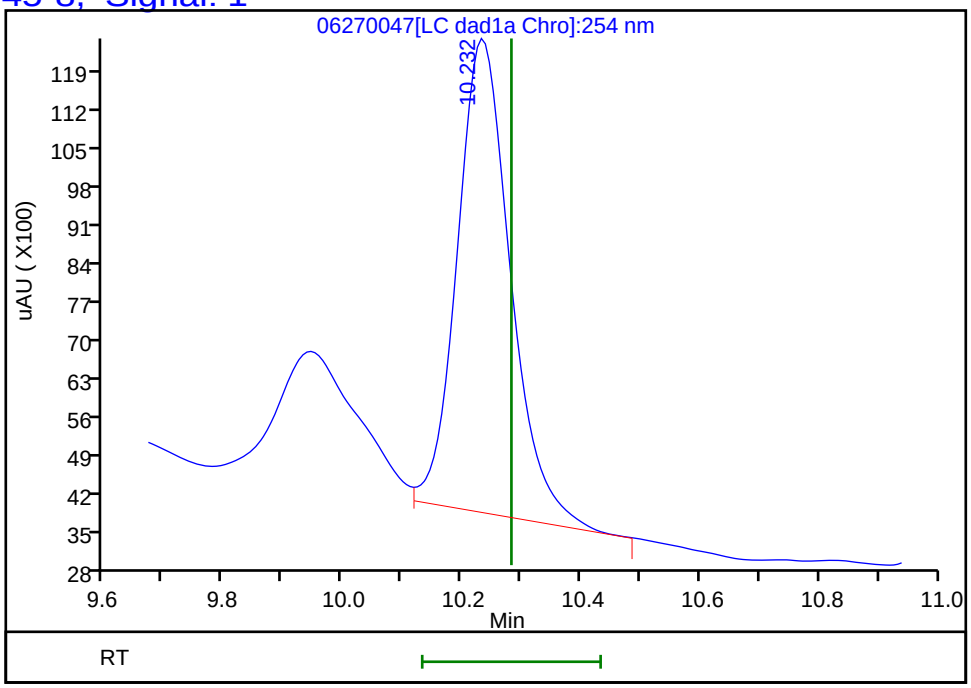

Reviewer: zhangji, 30-Jun-2020 14:51:09
Audit Action: Assigned New Baseline Audit Reason: Baseline

FORM I
HPLC/IC ORGANICS ANALYSIS DATA SHEET

Lab Name: Eurofins TestAmerica, Denver Job No.: 280-137702-1

SDG No.:

Client Sample ID: G0121-20A Lab Sample ID: 280-137702-17

Matrix: Water Lab File ID: 06300032.D

Analysis Method: 8330A Date Collected: 06/13/2020 10:55

Extraction Method: 3535 Date Extracted: 06/18/2020 10:49

Sample wt/vol: 463.3(mL) Date Analyzed: 07/01/2020 08:46

Con. Extract Vol.: 5(mL) Dilution Factor: 1

Injection Volume: 100(uL) GC Column: Luna-phenylhex ID: 4.6(mm)

% Moisture: GPC Cleanup:(Y/N) N

Analysis Batch No.: 500692 Units: ug/L

CAS NO.	COMPOUND NAME	RESULT	Q	LOQ	LOD	DL
5755-27-1	*MNX*	*1.7*	*J J1 M*	*2.2*	0.43	*0.17*
98-95-3	Nitrobenzene	0.22	U	0.23	0.22	0.098

CAS NO.	SURROGATE	%REC	Q	LIMITS
528-29-0	1,2-Dinitrobenzene	99		83-119

Eurofins TestAmerica, Denver
Target Compound Quantitation Report

Data File: \\chromfs\Denver\ChromData\G2_LUNA\20200630-92910.b\06300032.D
Lims ID: 280-137702-A-17-A
Client ID: G0121-20A
Sample Type: Client
Inject. Date: 01-Jul-2020 08:46:31 ALS Bottle#: 32 Worklist Smp#: 32
Injection Vol: 100.0 ul Dil. Factor: 1.0000
Sample Info: 280-137702-A-17-
Misc. Info.: 280-0092910-032
Operator ID: JZ Instrument ID: CHHPLC_G2_LUNA

Method: \\chromfs\Denver\ChromData\G2_LUNA\20200630-92910.b\G2_8330_Luna.m
Limit Group: GCSV - 8330
Last Update: 01-Jul-2020 17:34:15 Calib Date: 15-May-2020 02:11:20
Integrator: Falcon
Quant Method: External Standard Quant By: Initial Calibration
Last ICal File: \\chromfs\Denver\ChromData\G2_LUNA\20200514-91518.b\05140024.D

Column 1 : Luna-Phenyl hexyl (4.60 mm) Det: LC DAD1A, 254 nm
Process Host: CTX1062

First Level Reviewer: zhangji Date: 01-Jul-2020 17:17:12

	Compound	Det	RT (min.)	Exp RT (min.)	Dlt RT (min.)	Response	OnCol Amt ug/ml	Flags
	6 HMX	1	7.158	7.162	-0.004	225644	1.24	M
	7 MNX	1	7.918	7.943	-0.025	47136	0.1563	M
	8 RDX	1	9.364	9.382	-0.018	270382	1.11	M
	9 Nitrobenzene	1		12.296			ND	
$	10 1,2-Dinitrobenzene	1	13.264	13.296	-0.032	56573	0.1974	
	12 1,3-Dinitrobenzene	1		15.822			ND	
	14 o-Nitrotoluene	1		16.762			ND	
	15 p-Nitrotoluene	1		17.022			ND	
	16 4-Amino-2,6-dinitrotoluene	1	17.424	17.482	-0.058	38024	0.1101	M
	17 m-Nitrotoluene	1		17.982			ND	
	18 2-Amino-4,6-dinitrotoluene	1	18.377	18.416	-0.039	41018	0.0882	M
	19 1,3,5-Trinitrobenzene	1		19.162			ND	U
	20 2,6-Dinitrotoluene	1		20.076			ND	
	21 2,4-Dinitrotoluene	1		20.596			ND	
	22 Tetryl	1		23.896			ND	
	23 2,4,6-Trinitrotoluene	1		24.922			ND	

QC Flag Legend

Review Flags
M - Manually Integrated
U - Marked Undetected

Report Date: 01-Jul-2020 17:34:15 Chrom Revision: 2.3 21-Jun-2020 18:30:46

Eurofins TestAmerica, Denver

Data File: \\chromfs\denver\chromdata\g2_luna\20200630-92910.b\06300032.d

Injection Date:	01-Jul-2020 08:46:31	Instrument ID:	CHHPLC_G2_LUNA	Operator ID:	JZ
Lims ID:	280-137702-A-17-A	Lab Sample ID:	280-137702-17	Worklist Smp#:	32
Client ID:	G0121-20A				
Injection Vol:	100.0 ul	Dil. Factor:	1.0000	ALS Bottle#:	32
Method:	G2_8330_Luna	Limit Group:	GCSV - 8330		

Column: Luna-Phenyl hexyl (4.60 mm) Y Scaling: Method Defined: Scale to the Nth Largest Peak: 1

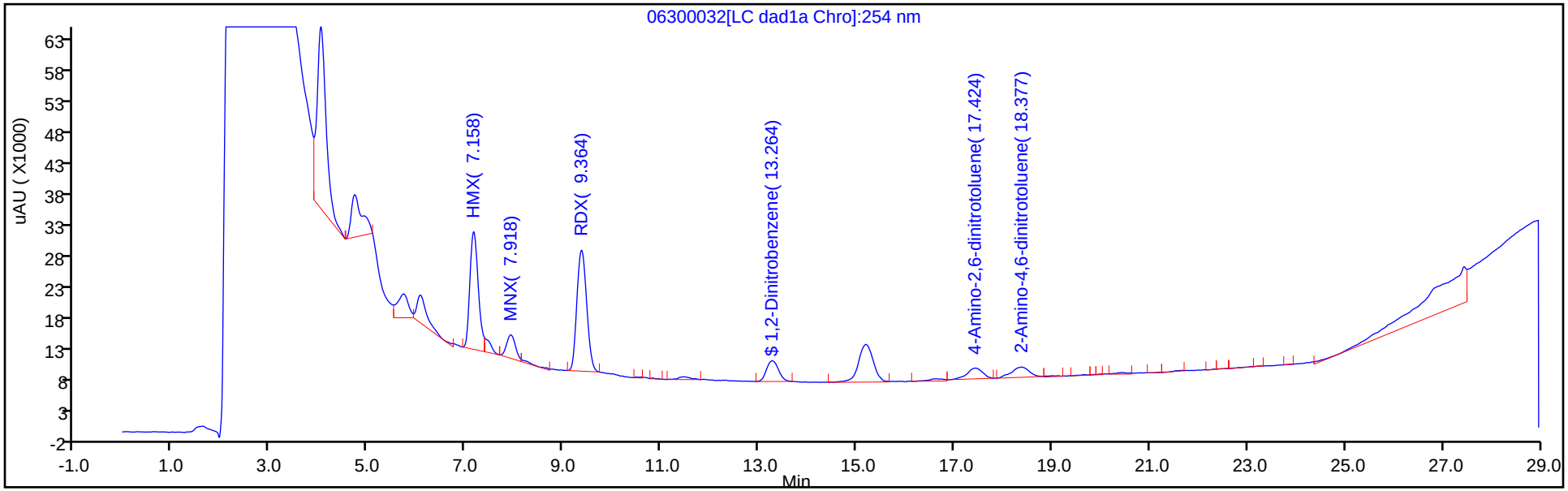

Y Scaling: Method Defined: Scale to the Nth Largest Peak: 1

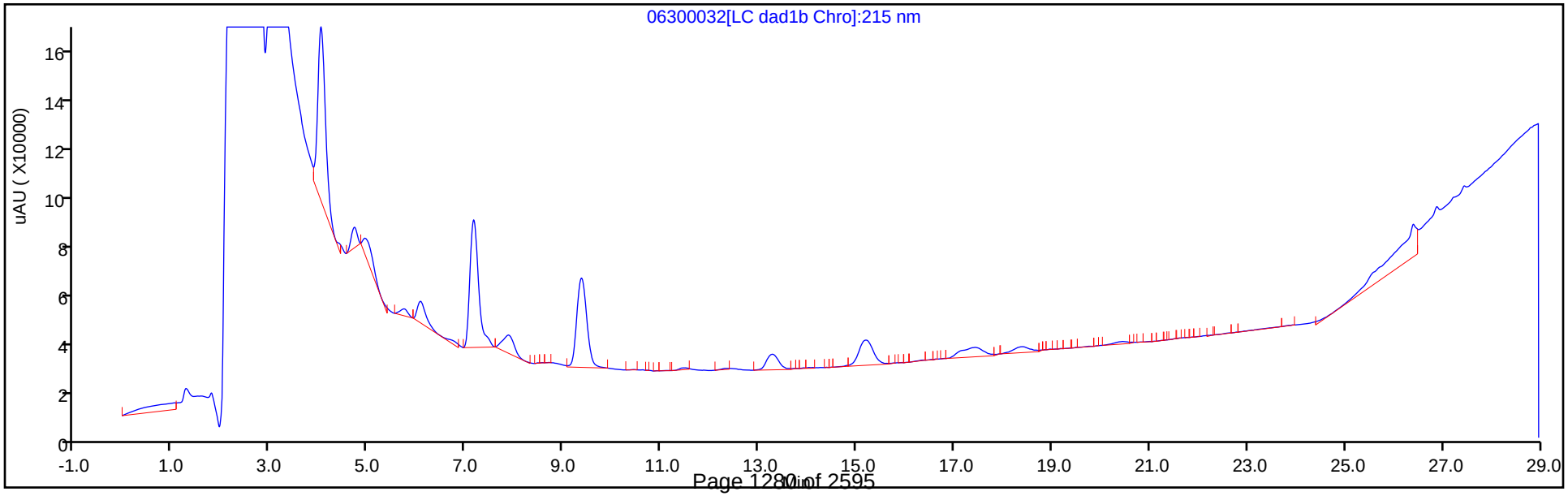

Eurofins TestAmerica, Denver
Recovery Report

Data File:	\\chromfs\Denver\ChromData\G2_LUNA\20200630-92910.b\06300032.D				
Lims ID:	280-137702-A-17-A				
Client ID:	G0121-20A				
Sample Type:	Client				
Inject. Date:	01-Jul-2020 08:46:31	ALS Bottle#:	32	Worklist Smp#:	32
Injection Vol:	100.0 ul	Dil. Factor:	1.0000		
Sample Info:	280-137702-A-17-				
Misc. Info.:	280-0092910-032				
Operator ID:	JZ	Instrument ID:	CHHPLC_G2_LUNA		
Method:	\\chromfs\Denver\ChromData\G2_LUNA\20200630-92910.b\G2_8330_Luna.m				
Limit Group:	GCSV - 8330				
Last Update:	01-Jul-2020 17:34:15	Calib Date:	15-May-2020 02:11:20		
Integrator:	Falcon				
Quant Method:	External Standard	Quant By:	Initial Calibration		
Last ICal File:	\\chromfs\Denver\ChromData\G2_LUNA\20200514-91518.b\05140024.D				
Column 1 :	Luna-Phenyl hexyl (4.60 mm)		Det: LC DAD1A, 254 nm		
Process Host:	CTX1062				
First Level Reviewer: zhangji		Date:	01-Jul-2020 17:17:12		

Compound	Amount Added	Amount Recovered	% Rec.
$ 10 1,2-Dinitrobenzene	0.2000	0.1974	98.72

User Disabled Compound Report

Eurofins TestAmerica, Denver

Data File:	\\chromfs\denver\chromdata\g2_luna\20200630-92910.b\06300032.d				
Injection Date:	01-Jul-2020 08:46:31	Instrument ID:	CHHPLC_G2_LUNA		
Lims ID:	280-137702-A-17-A	Lab Sample ID:	280-137702-17		
Client ID:	G0121-20A				
Operator ID:	JZ	ALS Bottle#:	32	Worklist Smp#:	32
Injection Vol:	100.0 ul	Dil. Factor:	1.0000		
Method:	G2_8330_Luna	Limit Group:	GCSV - 8330		
Column:	Luna-Phenyl hexyl (4.60 mm)	Detector	LC DAD1A, 254 nm		

19 1,3,5-Trinitrobenzene, CAS: 99-35-4, Signal: 1

RT: 19.02
Response: 2454
Amount: 0.005194

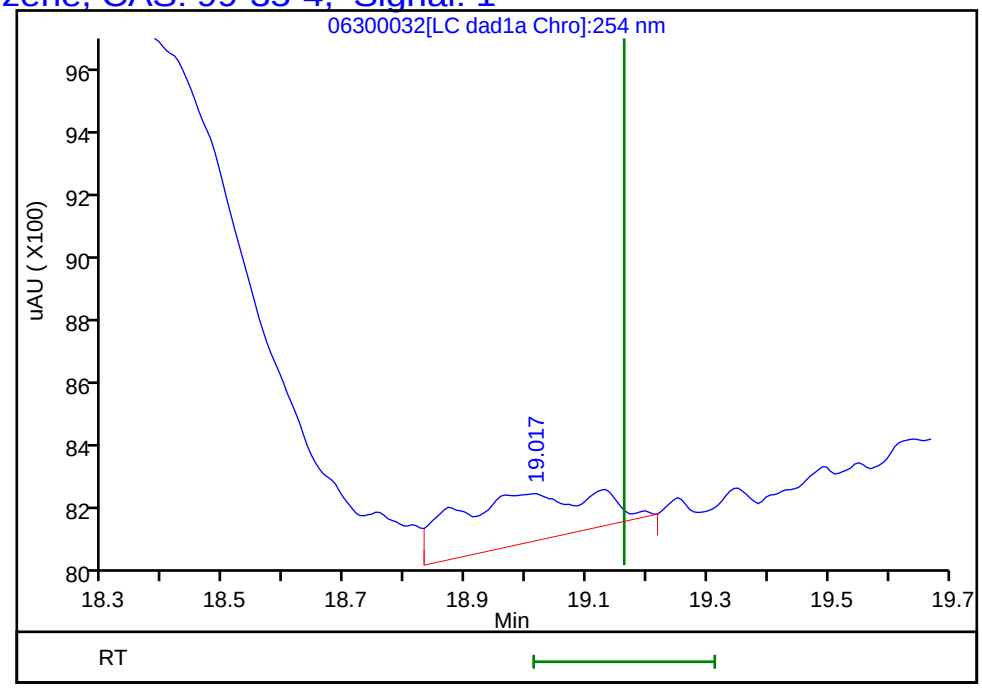

Reviewer: zhangji, 01-Jul-2020 17:17:12
Audit Action: Marked Compound Undetected Audit Reason: Invalid Compound ID

Manual Integration/User Assign Peak Report

Eurofins TestAmerica, Denver

Data File:	\\chromfs\denver\chromdata\g2_luna\20200630-92910.b\06300032.d				
Injection Date:	01-Jul-2020 08:46:31	Instrument ID:	CHHPLC_G2_LUNA		
Lims ID:	280-137702-A-17-A	Lab Sample ID:	280-137702-17		
Client ID:	G0121-20A				
Operator ID:	JZ	ALS Bottle#:	32	Worklist Smp#:	32
Injection Vol:	100.0 ul	Dil. Factor:	1.0000		
Method:	G2_8330_Luna	Limit Group:	GCSV - 8330		
Column:	Luna-Phenyl hexyl (4.60 mm)	Detector	LC DAD1A, 254 nm		

18 2-Amino-4,6-dinitrotoluene, CAS: 35572-78-2

Signal: 1

Processing Integration Results

RT: 18.38
Area: 49153
Amount: 0.105657
Amount Units: ug/ml

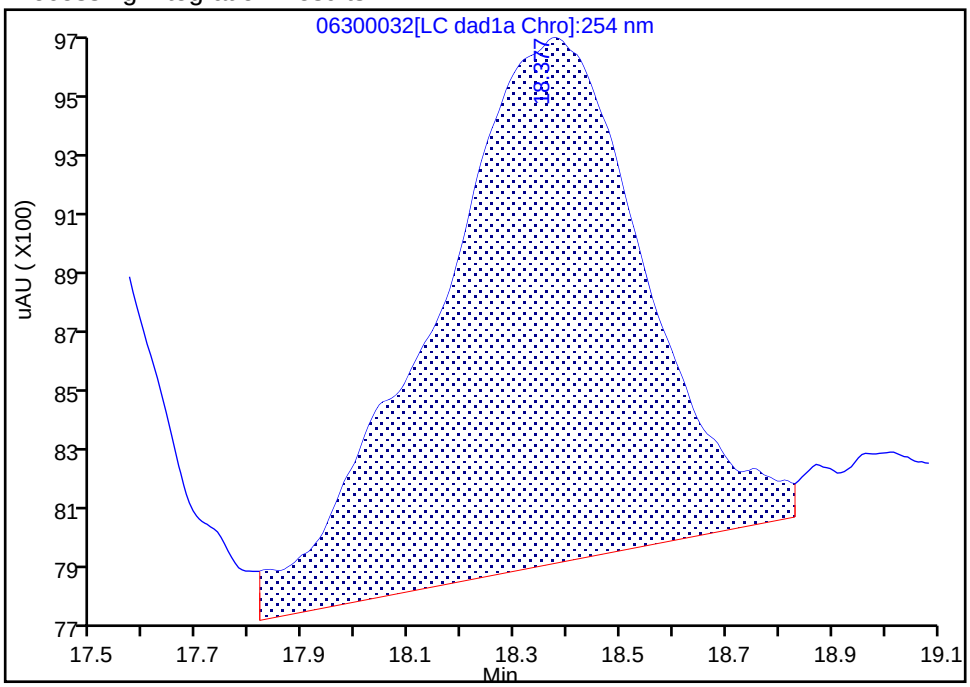

Manual Integration Results

RT: 18.38
Area: 41018
Amount: 0.088171
Amount Units: ug/ml

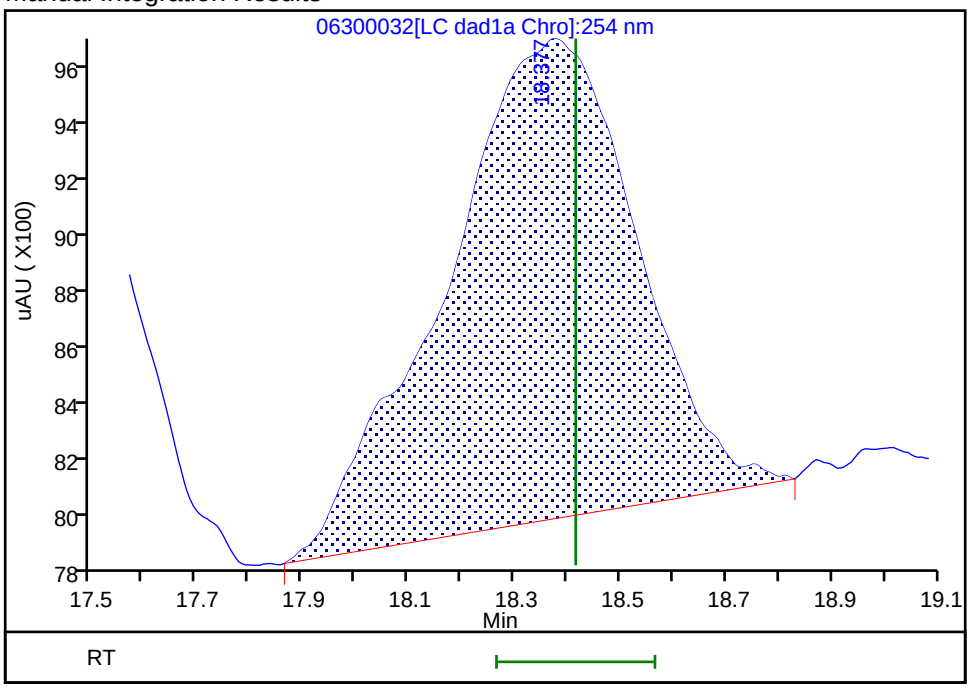

Reviewer: zhangji, 01-Jul-2020 17:17:05

Audit Action: Manually Integrated Audit Reason: Baseline

Manual Integration/User Assign Peak Report

Eurofins TestAmerica, Denver

Data File:	\\chromfs\denver\chromdata\g2_luna\20200630-92910.b\06300032.d				
Injection Date:	01-Jul-2020 08:46:31	Instrument ID:	CHHPLC_G2_LUNA		
Lims ID:	280-137702-A-17-A	Lab Sample ID:	280-137702-17		
Client ID:	G0121-20A				
Operator ID:	JZ	ALS Bottle#:	32	Worklist Smp#:	32
Injection Vol:	100.0 ul	Dil. Factor:	1.0000		
Method:	G2_8330_Luna	Limit Group:	GCSV - 8330		
Column:	Luna-Phenyl hexyl (4.60 mm)	Detector	LC DAD1A, 254 nm		

16 4-Amino-2,6-dinitrotoluene, CAS: 19406-51-0

Signal: 1

Processing Integration Results

RT: 17.44
Area: 47855
Amount: 0.138616
Amount Units: ug/ml

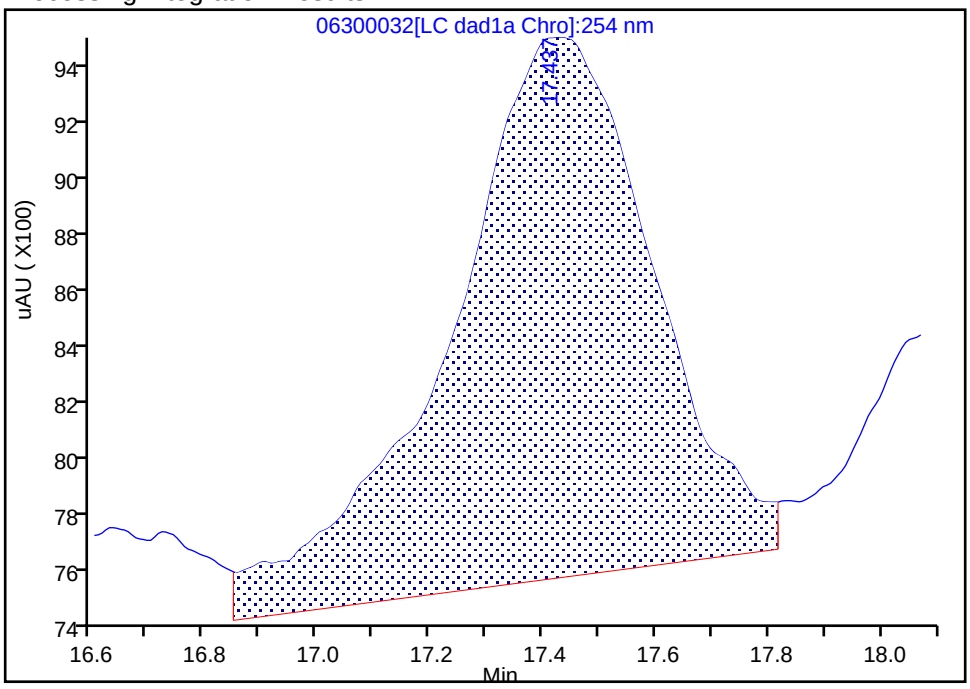

Manual Integration Results

RT: 17.42
Area: 38024
Amount: 0.110140
Amount Units: ug/ml

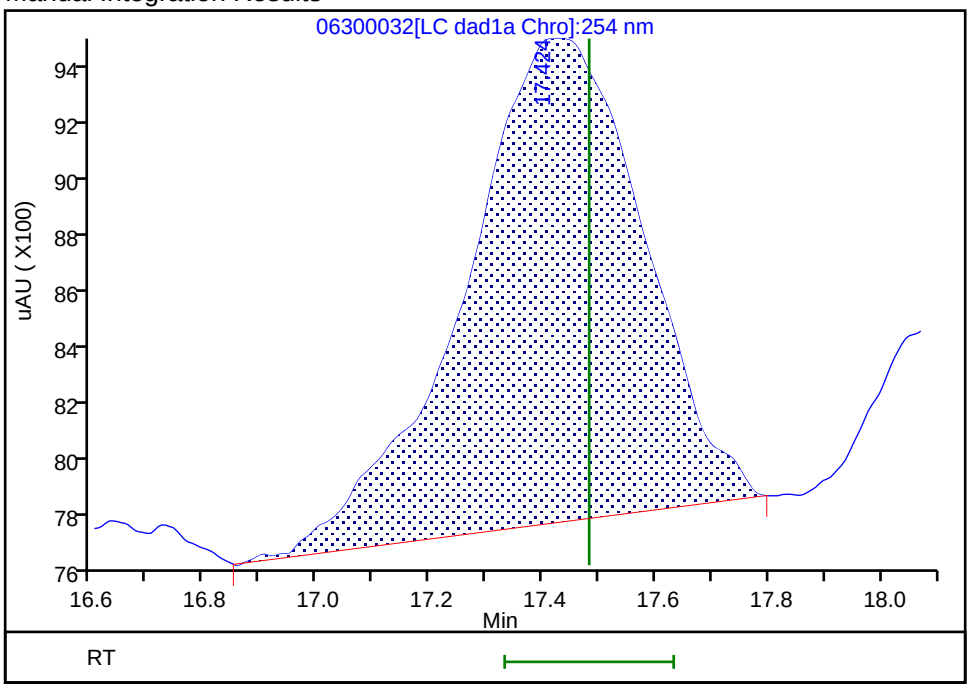

Reviewer: zhangji, 01-Jul-2020 17:17:10

Audit Action: Manually Integrated Audit Reason: Baseline

Manual Integration/User Assign Peak Report

Eurofins TestAmerica, Denver

Data File:	\\chromfs\denver\chromdata\g2_luna\20200630-92910.b\06300032.d				
Injection Date:	01-Jul-2020 08:46:31	Instrument ID:	CHHPLC_G2_LUNA		
Lims ID:	280-137702-A-17-A	Lab Sample ID:	280-137702-17		
Client ID:	G0121-20A				
Operator ID:	JZ	ALS Bottle#:	32	Worklist Smp#:	32
Injection Vol:	100.0 ul	Dil. Factor:	1.0000		
Method:	G2_8330_Luna	Limit Group:	GCSV - 8330		
Column:	Luna-Phenyl hexyl (4.60 mm)	Detector	LC DAD1A, 254 nm		

6 HMX, CAS: 2691-41-0

Signal: 1

Processing Integration Results

RT: 7.16
Area: 244599
Amount: 1.351738
Amount Units: ug/ml

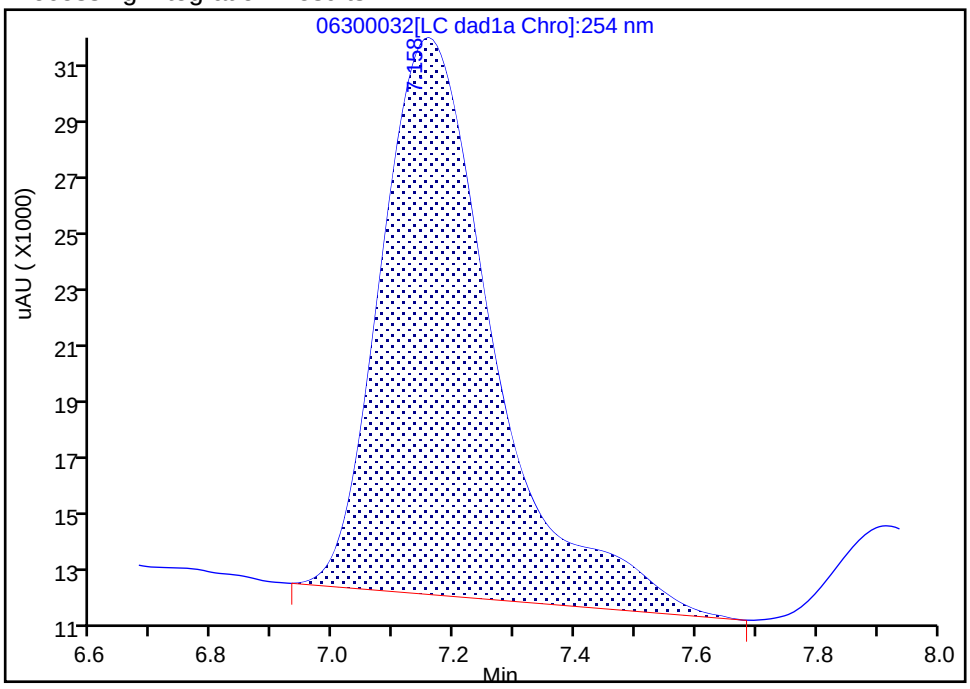

Manual Integration Results

RT: 7.16
Area: 225644
Amount: 1.244655
Amount Units: ug/ml

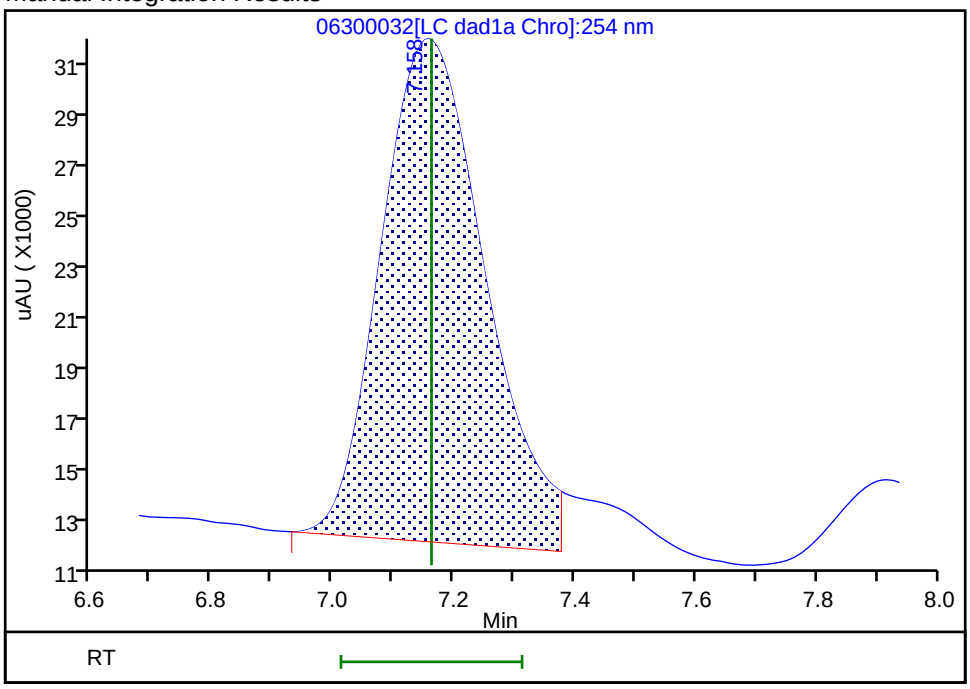

Reviewer: zhangji, 01-Jul-2020 17:16:39
Audit Action: Split an Integrated Peak Audit Reason: Baseline

Manual Integration/User Assign Peak Report

Eurofins TestAmerica, Denver

Data File:	\\chromfs\denver\chromdata\g2_luna\20200630-92910.b\06300032.d				
Injection Date:	01-Jul-2020 08:46:31	Instrument ID:	CHHPLC_G2_LUNA		
Lims ID:	280-137702-A-17-A	Lab Sample ID:	280-137702-17		
Client ID:	G0121-20A				
Operator ID:	JZ	ALS Bottle#:	32	Worklist Smp#:	32
Injection Vol:	100.0 ul	Dil. Factor:	1.0000		
Method:	G2_8330_Luna	Limit Group:	GCSV - 8330		
Column:	Luna-Phenyl hexyl (4.60 mm)	Detector	LC DAD1A, 254 nm		

7 MNX, CAS: 5755-27-1

Signal: 1

Processing Integration Results

RT: 7.92
Area: 52659
Amount: 0.177036
Amount Units: ug/ml

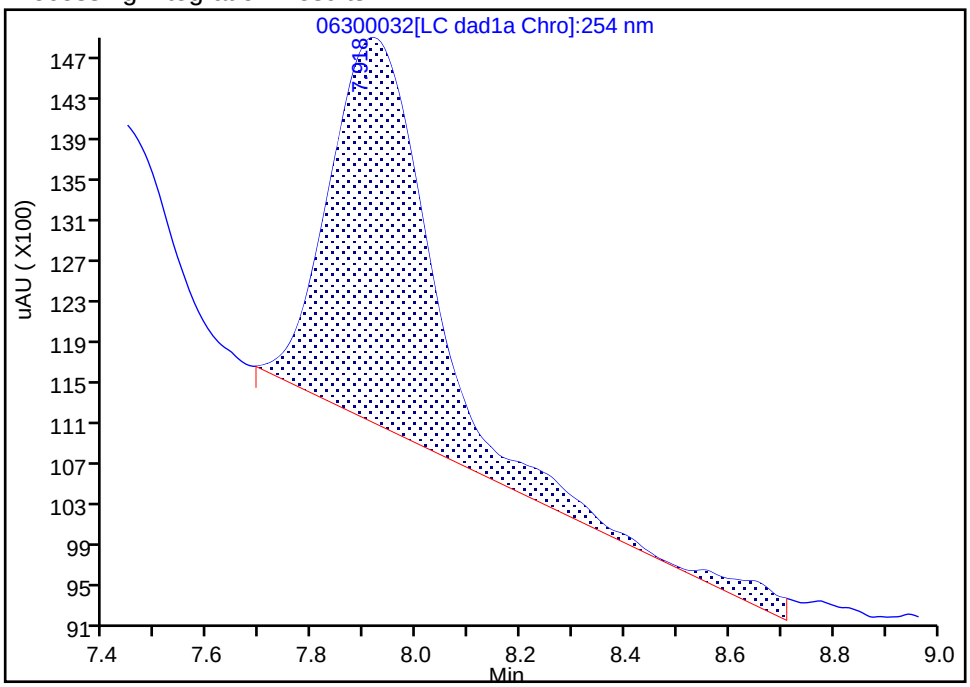

Manual Integration Results

RT: 7.92
Area: 47136
Amount: 0.156343
Amount Units: ug/ml

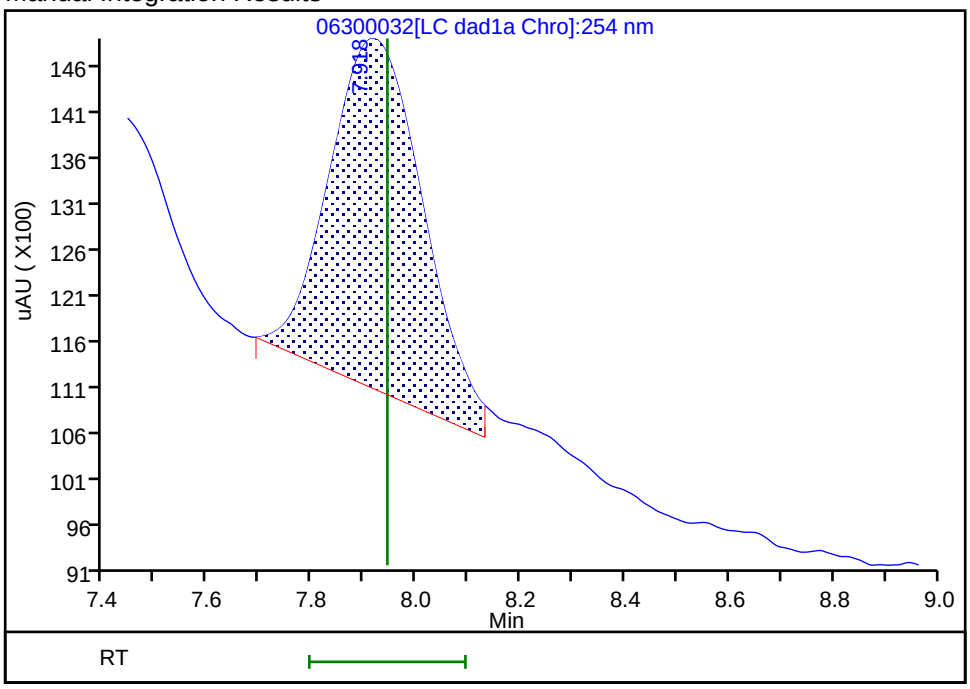

Reviewer: zhangji, 01-Jul-2020 17:16:43

Audit Action: Split an Integrated Peak Audit Reason: Baseline

Manual Integration/User Assign Peak Report

Eurofins TestAmerica, Denver

Data File:	\\chromfs\denver\chromdata\g2_luna\20200630-92910.b\06300032.d				
Injection Date:	01-Jul-2020 08:46:31	Instrument ID:	CHHPLC_G2_LUNA		
Lims ID:	280-137702-A-17-A	Lab Sample ID:	280-137702-17		
Client ID:	G0121-20A				
Operator ID:	JZ	ALS Bottle#:	32	Worklist Smp#:	32
Injection Vol:	100.0 ul	Dil. Factor:	1.0000		
Method:	G2_8330_Luna	Limit Group:	GCSV - 8330		
Column:	Luna-Phenyl hexyl (4.60 mm)	Detector	LC DAD1A, 254 nm		

8 RDX, CAS: 121-82-4

Signal: 1

Processing Integration Results

RT: 9.36
Area: 305227
Amount: 1.249088
Amount Units: ug/ml

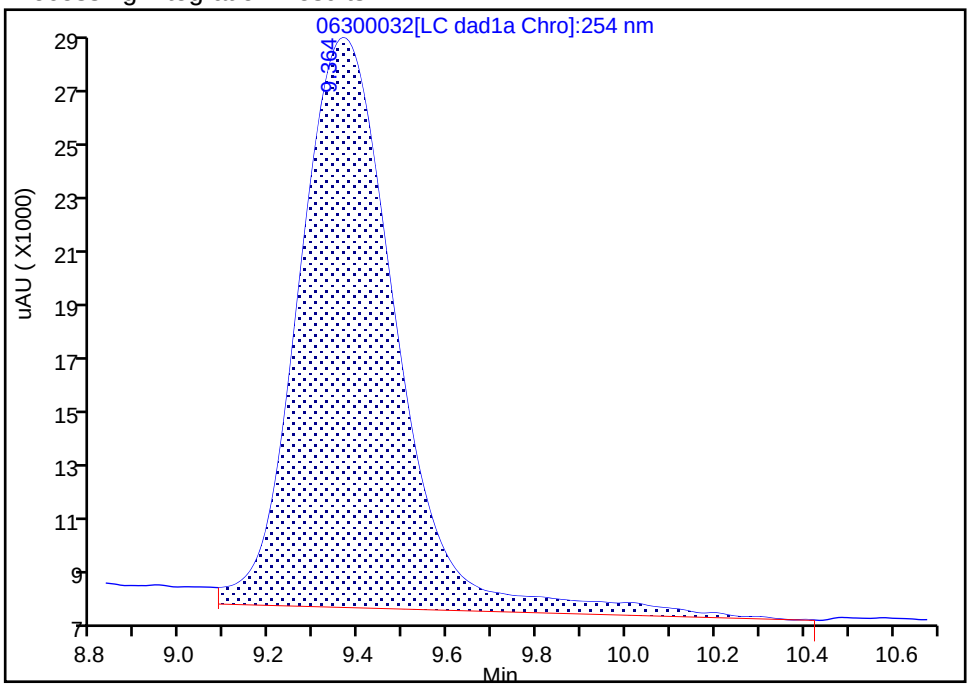

Manual Integration Results

RT: 9.36
Area: 270382
Amount: 1.106491
Amount Units: ug/ml

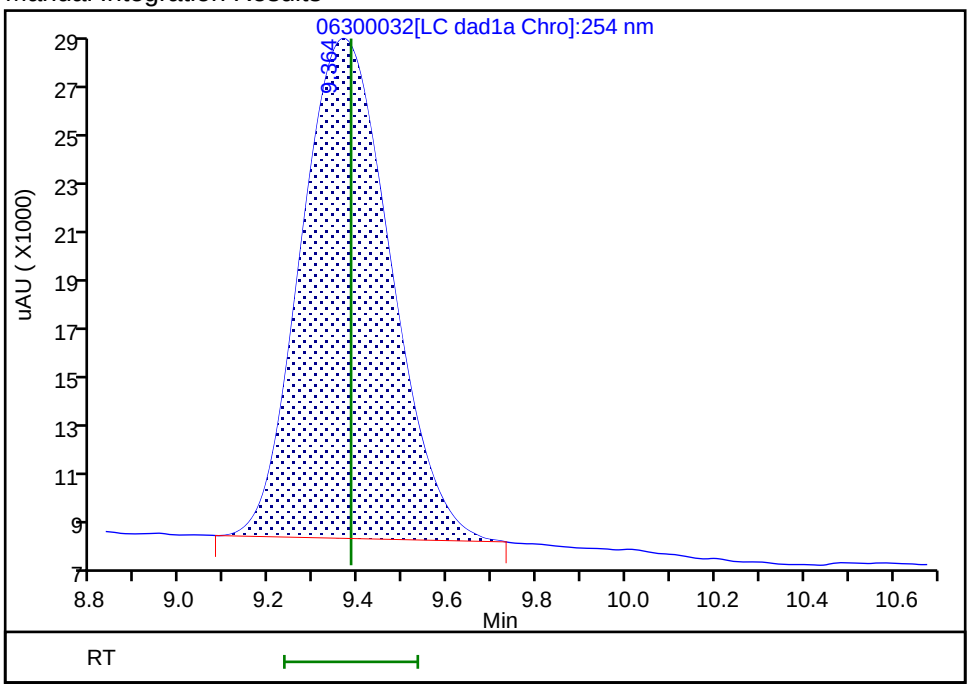

Reviewer: zhangji, 01-Jul-2020 17:16:50

Audit Action: Manually Integrated Audit Reason: Baseline

FORM I
HPLC/IC ORGANICS ANALYSIS DATA SHEET

Lab Name: Eurofins TestAmerica, Denver Job No.: 280-137702-1

SDG No.:

Client Sample ID: G0049-20A Lab Sample ID: 280-137702-18

Matrix: Water Lab File ID: 06270048.D

Analysis Method: 8330A Date Collected: 06/13/2020 11:30

Extraction Method: 3535 Date Extracted: 06/18/2020 10:49

Sample wt/vol: 475.4(mL) Date Analyzed: 06/28/2020 06:51

Con. Extract Vol.: 5(mL) Dilution Factor: 1

Injection Volume: 100(uL) GC Column: UltraCarb5uODS ID: 4.6(mm)

% Moisture: GPC Cleanup:(Y/N) N

Analysis Batch No.: 500385 Units: ug/L

CAS NO.	COMPOUND NAME	RESULT	Q	LOQ	LOD	DL
99-35-4	1,3,5-Trinitrobenzene	0.21	U	0.22	0.21	0.088
99-65-0	1,3-Dinitrobenzene	0.11	U	0.12	0.11	0.039
118-96-7	2,4,6-Trinitrotoluene	0.11	U	0.12	0.11	0.047
121-14-2	2,4-Dinitrotoluene	0.084	U	0.11	0.084	0.029
606-20-2	2,6-Dinitrotoluene	0.084	U	0.11	0.084	0.042
35572-78-2	2-Amino-4,6-dinitrotoluene	0.11	U	0.12	0.11	0.053
88-72-2	2-Nitrotoluene	0.21	U	0.22	0.21	0.090
99-08-1	3-Nitrotoluene	0.42	U	0.42	0.42	0.21
19406-51-0	4-Amino-2,6-dinitrotoluene	0.13	U	0.16	0.13	0.061
99-99-0	4-Nitrotoluene	0.42	U	0.43	0.42	0.11
2691-41-0	HMX	0.21	U	0.22	0.21	0.092
5755-27-1	MNX	0.42	U	2.1	0.42	0.16
98-95-3	Nitrobenzene	0.21	U	0.22	0.21	0.096
121-82-4	RDX	0.21	U	0.22	0.21	0.054
479-45-8	Tetryl	0.11	U	0.12	0.11	0.033

CAS NO.	SURROGATE	%REC	Q	LIMITS
528-29-0	1,2-Dinitrobenzene	99	M	83-119

Eurofins TestAmerica, Denver
Target Compound Quantitation Report

Data File: \\chromfs\Denver\ChromData\CHHPLC_X\20200627-92823.b\06270048.D
Lims ID: 280-137702-A-18-A
Client ID: G0049-20A
Sample Type: Client
Inject. Date: 28-Jun-2020 06:51:39 ALS Bottle#: 48 Worklist Smp#: 48
Injection Vol: 100.0 ul Dil. Factor: 1.0000
Sample Info: 280-137702-A-18-
Misc. Info.: 280-0092823-048
Operator ID: JZ Instrument ID: CHHPLC_X3

Method: \\chromfs\Denver\ChromData\CHHPLC_X\20200627-92823.b\8330_X3.m
Limit Group: GCSV - 8330
Last Update: 30-Jun-2020 14:54:28 Calib Date: 26-Jun-2020 01:16:48
Integrator: Falcon
Quant Method: External Standard Quant By: Initial Calibration
Last ICal File: \\chromfs\Denver\ChromData\CHHPLC_X\20200625-92750.b\06250013.D

Column 1 : UltraCarb5uODS (20) (4.60 mm) Det: LC DAD1B, 254 nm
Process Host: CTX1061

First Level Reviewer: zhangji Date: 30-Jun-2020 14:51:18

	Compound	Det	RT (min.)	Exp RT (min.)	Dlt RT (min.)	Response	OnCol Amt ug/mL	Flags
	3 HMX	1		6.710			ND	
	6 MNX	1		7.384			ND	
	7 RDX	1		7.790			ND	
$	9 1,2-Dinitrobenzene	1	8.760	8.756	0.004	27500	0.1990	M
	10 1,3,5-Trinitrobenzene	1		8.930			ND	
	11 1,3-Dinitrobenzene	1		9.583			ND	
	12 Nitrobenzene	1		9.963			ND	
	14 Tetryl	1		10.283			ND	
	16 2,4,6-Trinitrotoluene	1		11.250			ND	
	17 4-Amino-2,6-dinitrotoluene	1		11.423			ND	
	18 2-Amino-4,6-dinitrotoluene	1		11.716			ND	
	19 2,6-Dinitrotoluene	1		11.850			ND	
	20 2,4-Dinitrotoluene	1		12.050			ND	
	21 o-Nitrotoluene	1		12.870			ND	
	22 p-Nitrotoluene	1		13.310			ND	
	23 m-Nitrotoluene	1		13.896			ND	

QC Flag Legend

Review Flags
M - Manually Integrated

Report Date: 30-Jun-2020 14:54:30 Chrom Revision: 2.3 21-Jun-2020 18:30:46

Eurofins TestAmerica, Denver

Data File: \\chromfs\denver\chromdata\chhplc_x\20200627-92823.b\06270048.d

Injection Date:	28-Jun-2020 06:51:39	Instrument ID:	CHHPLC_X3	Operator ID:	JZ
Lims ID:	280-137702-A-18-A	Lab Sample ID:	280-137702-18	Worklist Smp#:	48
Client ID:	G0049-20A				
Injection Vol:	100.0 ul	Dil. Factor:	1.0000	ALS Bottle#:	48
Method:	8330_X3	Limit Group:	GCSV - 8330		

Column: UltraCarb5uODS (20) (4.60 mm) Y Scaling: Method Defined: Scale to the Nth Largest Target: 1

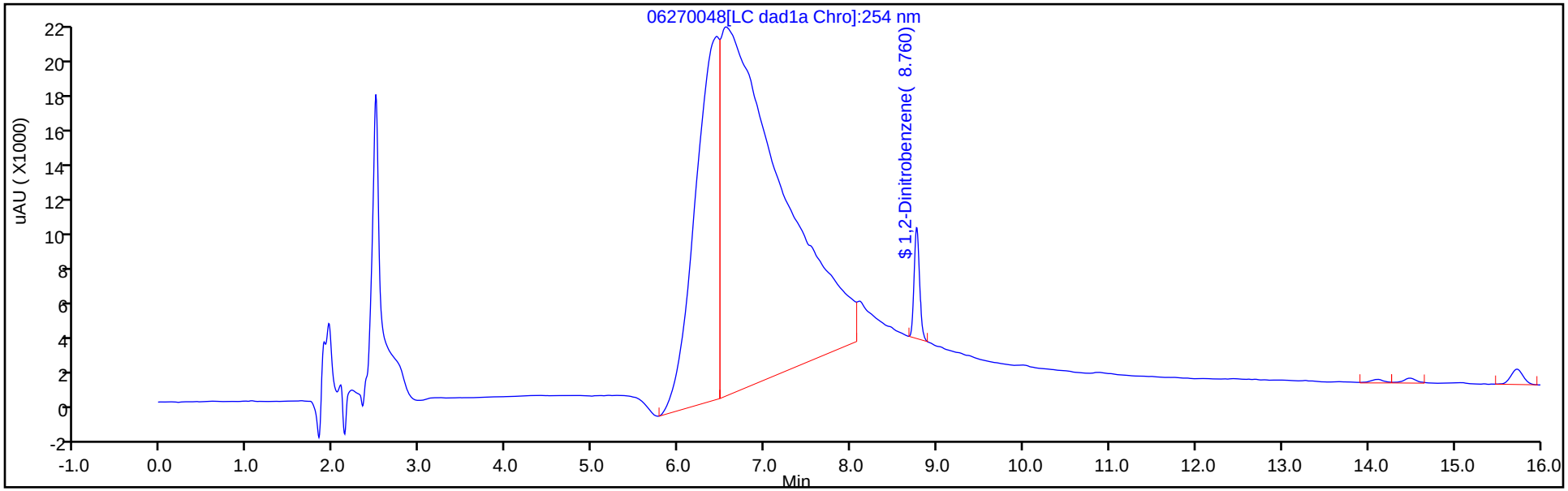

Y Scaling: Method Defined: Scale to the Nth Largest Target: 1

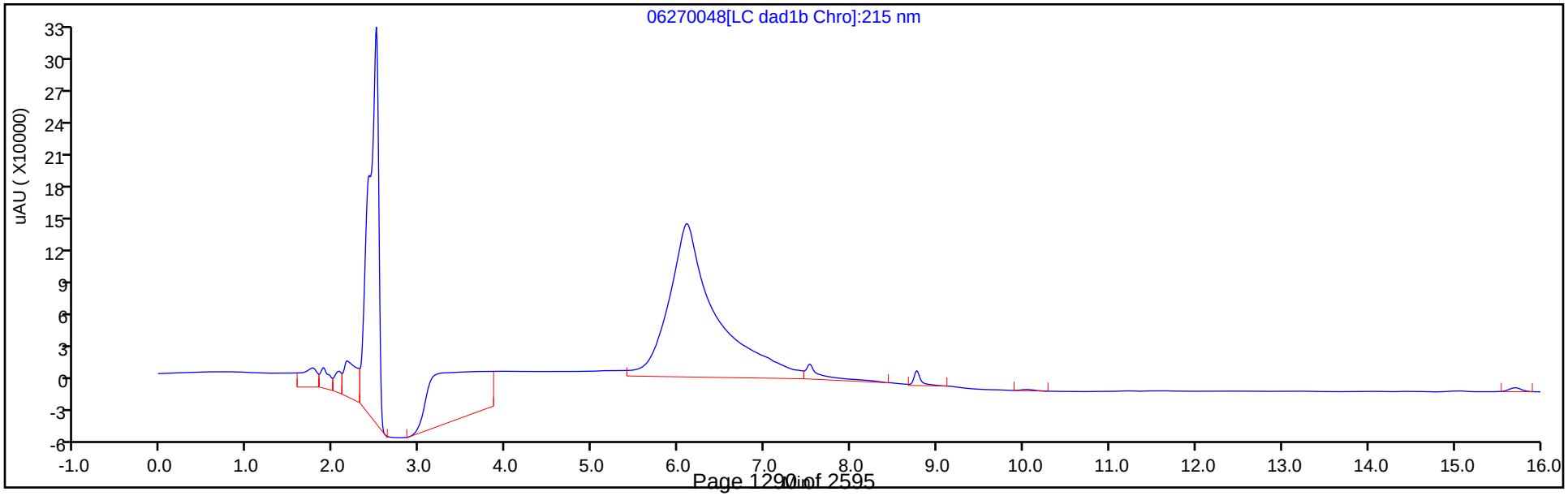

Eurofins TestAmerica, Denver
Recovery Report

Data File:	\\chromfs\Denver\ChromData\CHHPLC_X\20200627-92823.b\06270048.D				
Lims ID:	280-137702-A-18-A				
Client ID:	G0049-20A				
Sample Type:	Client				
Inject. Date:	28-Jun-2020 06:51:39	ALS Bottle#:	48	Worklist Smp#:	48
Injection Vol:	100.0 ul	Dil. Factor:	1.0000		
Sample Info:	280-137702-A-18-				
Misc. Info.:	280-0092823-048				
Operator ID:	JZ	Instrument ID:	CHHPLC_X3		
Method:	\\chromfs\Denver\ChromData\CHHPLC_X\20200627-92823.b\8330_X3.m				
Limit Group:	GCSV - 8330				
Last Update:	30-Jun-2020 14:54:28	Calib Date:	26-Jun-2020 01:16:48		
Integrator:	Falcon				
Quant Method:	External Standard	Quant By:	Initial Calibration		
Last ICal File:	\\chromfs\Denver\ChromData\CHHPLC_X\20200625-92750.b\06250013.D				
Column 1 :	UltraCarb5uODS (20) (4.60 mm)		Det: LC DAD1B, 254 nm		
Process Host:	CTX1061				
First Level Reviewer: zhangji		Date:	30-Jun-2020 14:51:18		

Compound	Amount Added	Amount Recovered	% Rec.
$ 9 1,2-Dinitrobenzene	0.2000	0.1990	99.48

Manual Integration/User Assign Peak Report

Eurofins TestAmerica, Denver

Data File:	\\chromfs\denver\chromdata\chhplc_x\20200627-92823.b\06270048.d				
Injection Date:	28-Jun-2020 06:51:39	Instrument ID:	CHHPLC_X3		
Lims ID:	280-137702-A-18-A	Lab Sample ID:	280-137702-18		
Client ID:	G0049-20A				
Operator ID:	JZ	ALS Bottle#:	48	Worklist Smp#:	48
Injection Vol:	100.0 ul	Dil. Factor:	1.0000		
Method:	8330_X3	Limit Group:	GCSV - 8330		
Column:	UltraCarb5uODS (20) (4.60 mm)	Detector	LC DAD1B, 254 nm		

$ 9 1,2-Dinitrobenzene, CAS: 528-29-0

Signal: 1

Processing Integration Results

RT: 8.76
Area: 30975
Amount: 0.224112
Amount Units: ug/mL

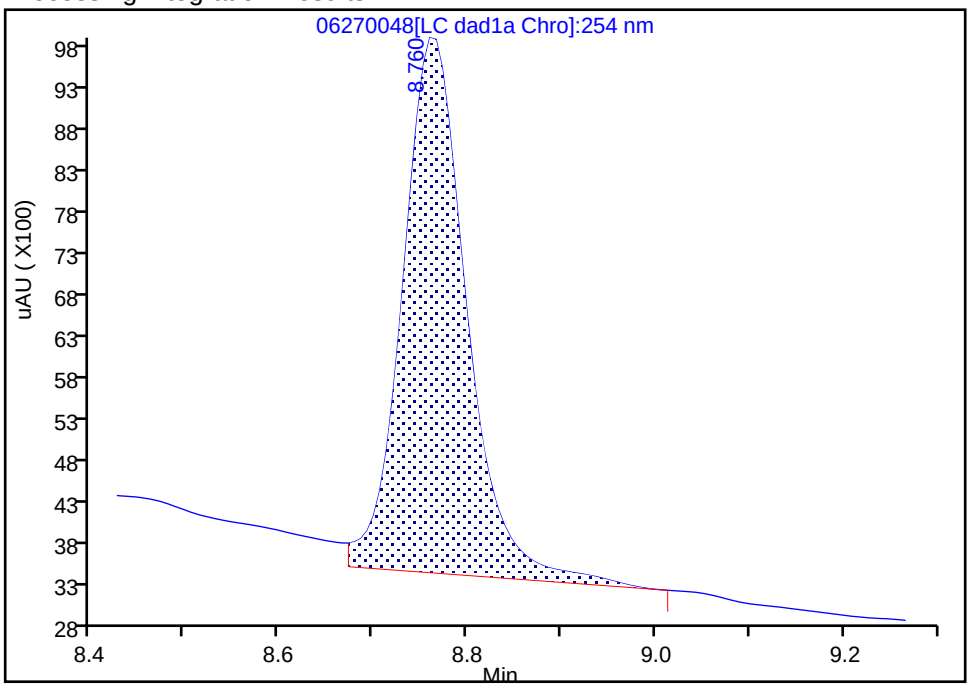

Manual Integration Results

RT: 8.76
Area: 27500
Amount: 0.198969
Amount Units: ug/mL

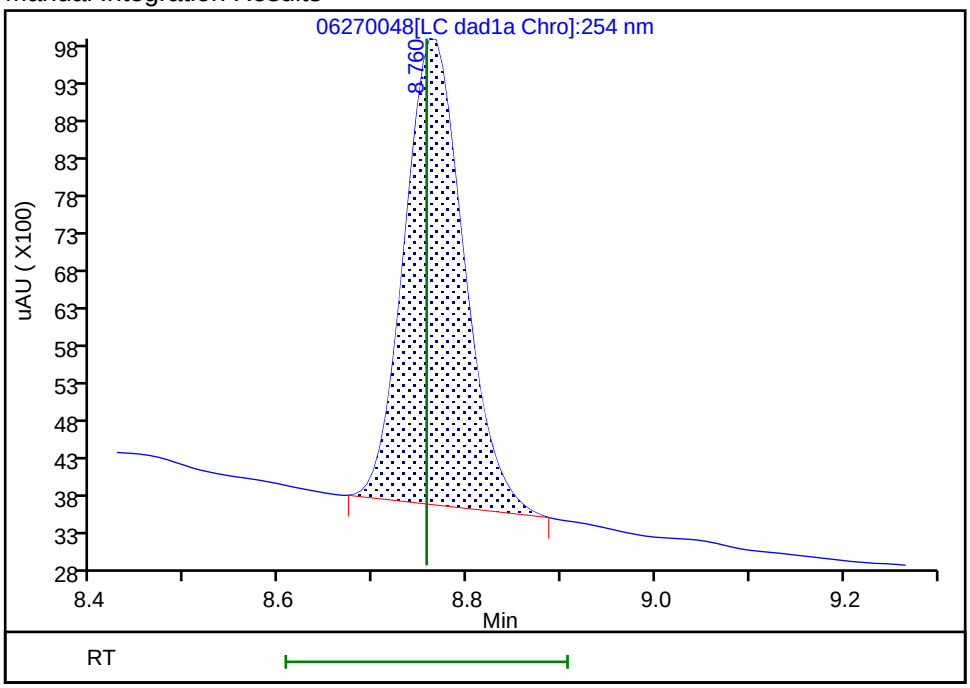

Reviewer: zhangji, 30-Jun-2020 14:51:16

Audit Action: Manually Integrated Audit Reason: Baseline

FORM I
HPLC/IC ORGANICS ANALYSIS DATA SHEET

Lab Name: Eurofins TestAmerica, Denver Job No.: 280-137702-1

SDG No.:

Client Sample ID: G0110-20A Lab Sample ID: 280-137702-19

Matrix: Water Lab File ID: 06270049.D

Analysis Method: 8330A Date Collected: 06/13/2020 15:50

Extraction Method: 3535 Date Extracted: 06/18/2020 10:49

Sample wt/vol: 466.5(mL) Date Analyzed: 06/28/2020 07:14

Con. Extract Vol.: 5(mL) Dilution Factor: 1

Injection Volume: 100(uL) GC Column: UltraCarb5uODS ID: 4.6(mm)

% Moisture: GPC Cleanup:(Y/N) N

Analysis Batch No.: 500385 Units: ug/L

CAS NO.	COMPOUND NAME	RESULT	Q	LOQ	LOD	DL
99-35-4	1,3,5-Trinitrobenzene	0.21	U	0.23	0.21	0.090
99-65-0	1,3-Dinitrobenzene	0.11	U M	0.12	0.11	0.040
118-96-7	2,4,6-Trinitrotoluene	0.11	U	0.12	0.11	0.048
121-14-2	2,4-Dinitrotoluene	0.086	U M	0.11	0.086	0.029
606-20-2	2,6-Dinitrotoluene	0.086	U	0.11	0.086	0.043
88-72-2	2-Nitrotoluene	0.21	U	0.23	0.21	0.092
99-08-1	3-Nitrotoluene	0.43	U	0.43	0.43	0.21
19406-51-0	4-Amino-2,6-dinitrotoluene	0.13	U M	0.16	0.13	0.062
99-99-0	4-Nitrotoluene	0.43	U M	0.44	0.43	0.11
2691-41-0	HMX	0.21	U	0.23	0.21	0.094
5755-27-1	MNX	0.43	U	2.1	0.43	0.17
98-95-3	Nitrobenzene	0.21	U M	0.23	0.21	0.098
479-45-8	Tetryl	0.11	U M	0.12	0.11	0.034

CAS NO.	SURROGATE	%REC	Q	LIMITS
528-29-0	1,2-Dinitrobenzene	117	M	83-119

Eurofins TestAmerica, Denver
Target Compound Quantitation Report

Data File: \\chromfs\Denver\ChromData\CHHPLC_X\20200627-92823.b\06270049.D
Lims ID: 280-137702-A-19-A
Client ID: G0110-20A
Sample Type: Client
Inject. Date: 28-Jun-2020 07:14:39 ALS Bottle#: 49 Worklist Smp#: 49
Injection Vol: 100.0 ul Dil. Factor: 1.0000
Sample Info: 280-137702-A-19-
Misc. Info.: 280-0092823-049
Operator ID: JZ Instrument ID: CHHPLC_X3

Method: \\chromfs\Denver\ChromData\CHHPLC_X\20200627-92823.b\8330_X3.m
Limit Group: GCSV - 8330
Last Update: 30-Jun-2020 14:54:28 Calib Date: 26-Jun-2020 01:16:48
Integrator: Falcon
Quant Method: External Standard Quant By: Initial Calibration
Last ICal File: \\chromfs\Denver\ChromData\CHHPLC_X\20200625-92750.b\06250013.D

Column 1 : UltraCarb5uODS (20) (4.60 mm) Det: LC DAD1B, 254 nm
Process Host: CTX1061

First Level Reviewer: zhangji Date: 30-Jun-2020 14:52:12

	Compound	Det	RT (min.)	Exp RT (min.)	Dlt RT (min.)	Response	OnCol Amt ug/mL	Flags
	3 HMX	1		6.710			ND	
	6 MNX	1		7.384			ND	
	7 RDX	1	7.761	7.790	-0.029	8106	0.0695	M
$	9 1,2-Dinitrobenzene	1	8.761	8.756	0.005	32471	0.2349	M
	10 1,3,5-Trinitrobenzene	1		8.930			ND	
	11 1,3-Dinitrobenzene	1		9.583			ND	U
	12 Nitrobenzene	1		9.963			ND	U
	14 Tetryl	1		10.283			ND	U
	16 2,4,6-Trinitrotoluene	1		11.250			ND	
	17 4-Amino-2,6-dinitrotoluene	1		11.423			ND	U
	18 2-Amino-4,6-dinitrotoluene	1	11.734	11.716	0.018	12483	0.0615	M
	19 2,6-Dinitrotoluene	1		11.850			ND	
	20 2,4-Dinitrotoluene	1		12.050			ND	U
	21 o-Nitrotoluene	1		12.870			ND	
	22 p-Nitrotoluene	1		13.310			ND	U
	23 m-Nitrotoluene	1		13.896			ND	

QC Flag Legend

Review Flags
M - Manually Integrated
U - Marked Undetected

Report Date: 30-Jun-2020 14:54:30 Chrom Revision: 2.3 21-Jun-2020 18:30:46

Eurofins TestAmerica, Denver

Data File: \\chromfs\denver\chromdata\chhplc_x\20200627-92823.b\06270049.d

Injection Date:	28-Jun-2020 07:14:39	Instrument ID:	CHHPLC_X3	Operator ID:	JZ
Lims ID:	280-137702-A-19-A	Lab Sample ID:	280-137702-19	Worklist Smp#:	49
Client ID:	G0110-20A				
Injection Vol:	100.0 ul	Dil. Factor:	1.0000	ALS Bottle#:	49
Method:	8330_X3	Limit Group:	GCSV - 8330		

Column: UltraCarb5uODS (20) (4.60 mm) Y Scaling: Method Defined: Scale to the Nth Largest Target: 1

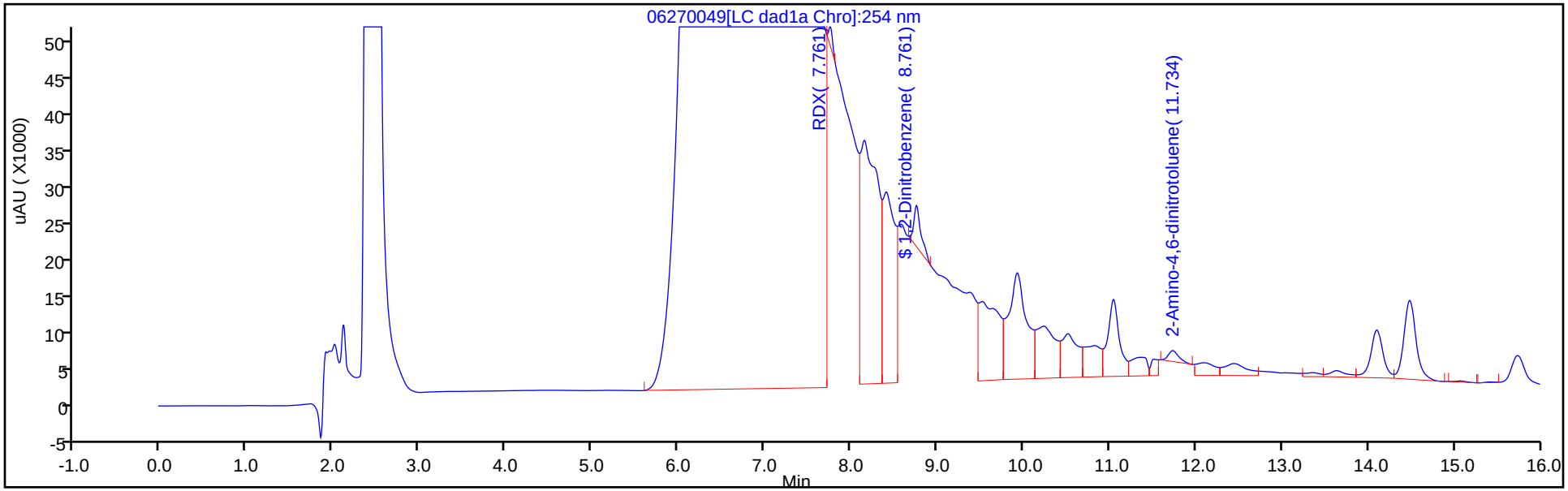

Y Scaling: Method Defined: Scale to the Nth Largest Target: 1

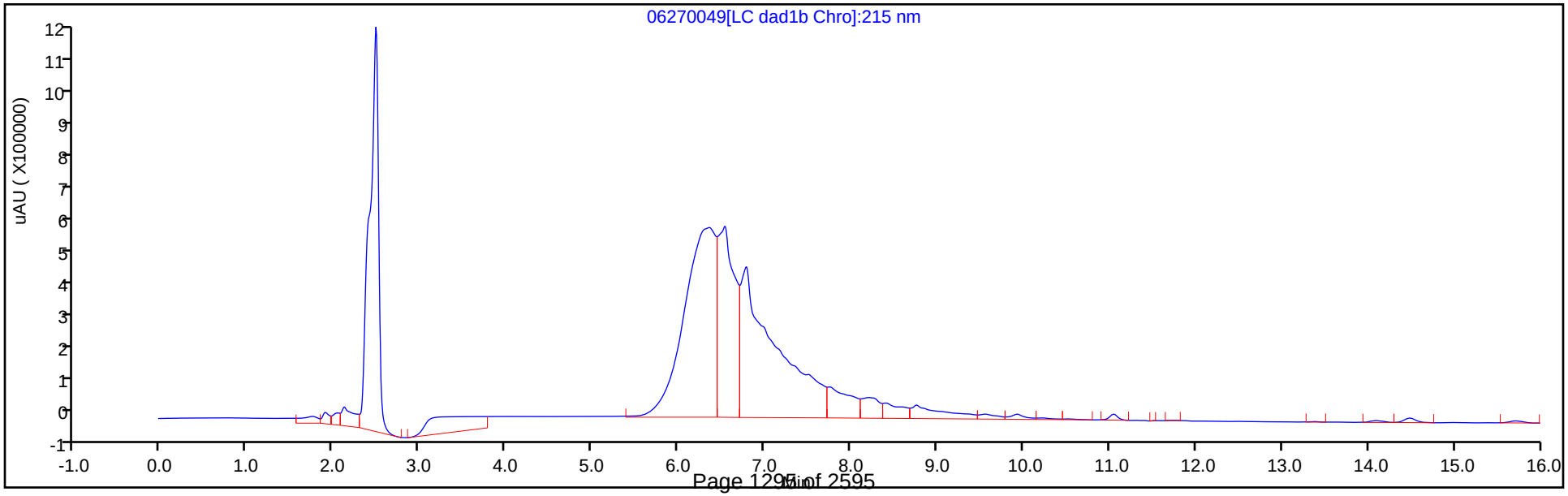

Eurofins TestAmerica, Denver
Recovery Report

Data File:	\\chromfs\Denver\ChromData\CHHPLC_X\20200627-92823.b\06270049.D				
Lims ID:	280-137702-A-19-A				
Client ID:	G0110-20A				
Sample Type:	Client				
Inject. Date:	28-Jun-2020 07:14:39	ALS Bottle#:	49	Worklist Smp#:	49
Injection Vol:	100.0 ul	Dil. Factor:	1.0000		
Sample Info:	280-137702-A-19-				
Misc. Info.:	280-0092823-049				
Operator ID:	JZ	Instrument ID:	CHHPLC_X3		
Method:	\\chromfs\Denver\ChromData\CHHPLC_X\20200627-92823.b\8330_X3.m				
Limit Group:	GCSV - 8330				
Last Update:	30-Jun-2020 14:54:28	Calib Date:	26-Jun-2020 01:16:48		
Integrator:	Falcon				
Quant Method:	External Standard	Quant By:	Initial Calibration		
Last ICal File:	\\chromfs\Denver\ChromData\CHHPLC_X\20200625-92750.b\06250013.D				
Column 1 :	UltraCarb5uODS (20) (4.60 mm)		Det: LC DAD1B, 254 nm		
Process Host:	CTX1061				

First Level Reviewer: zhangji Date: 30-Jun-2020 14:52:12

Compound	Amount Added	Amount Recovered	% Rec.
$ 9 1,2-Dinitrobenzene	0.2000	0.2349	117.47

Manual Integration/User Assign Peak Report

Eurofins TestAmerica, Denver

Data File:	\\chromfs\denver\chromdata\chhplc_x\20200627-92823.b\06270049.d				
Injection Date:	28-Jun-2020 07:14:39	Instrument ID:	CHHPLC_X3		
Lims ID:	280-137702-A-19-A	Lab Sample ID:	280-137702-19		
Client ID:	G0110-20A				
Operator ID:	JZ	ALS Bottle#:	49	Worklist Smp#:	49
Injection Vol:	100.0 ul	Dil. Factor:	1.0000		
Method:	8330_X3	Limit Group:	GCSV - 8330		
Column:	UltraCarb5uODS (20) (4.60 mm)	Detector	LC DAD1B, 254 nm		

$ 9 1,2-Dinitrobenzene, CAS: 528-29-0

Signal: 1

Processing Integration Results

RT: 8.76
Area: 737177
Amount: 5.333660
Amount Units: ug/mL

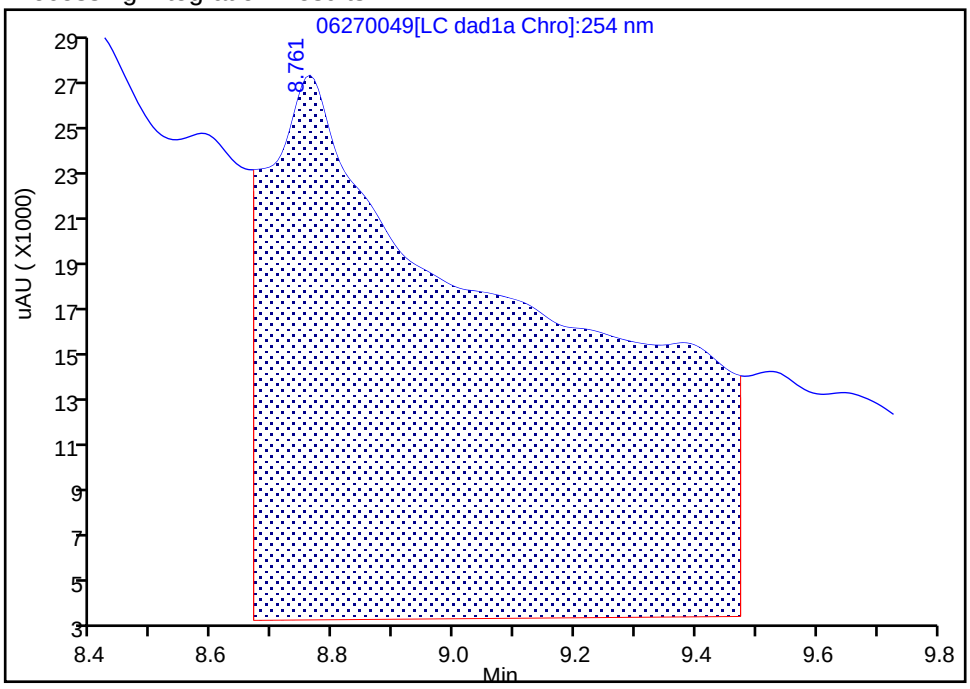

Manual Integration Results

RT: 8.76
Area: 32471
Amount: 0.234936
Amount Units: ug/mL

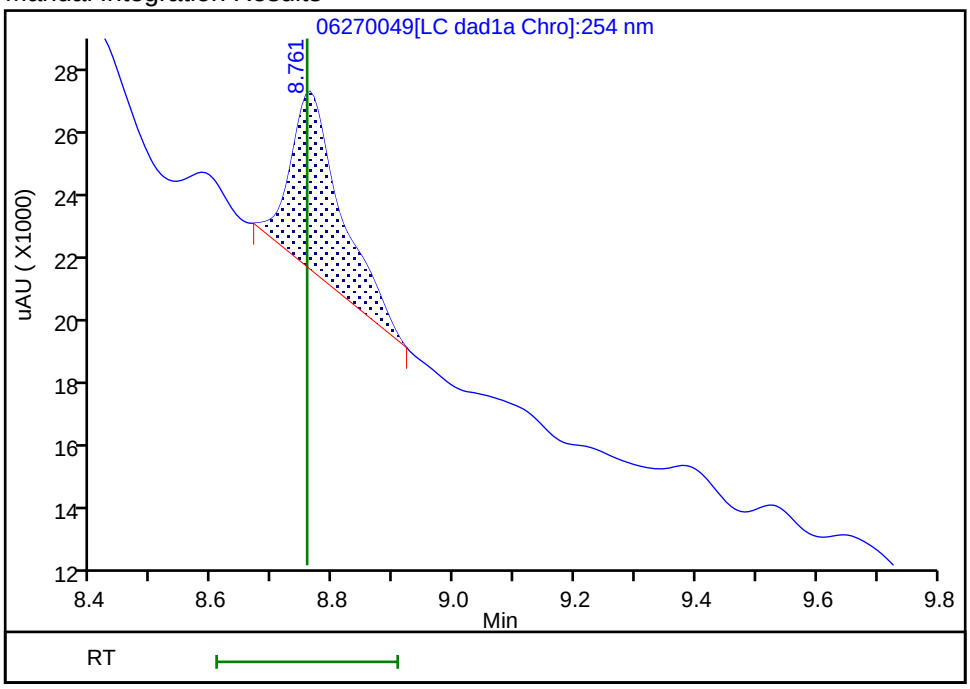

Reviewer: zhangji, 30-Jun-2020 14:51:53

Audit Action: Manually Integrated Audit Reason: Baseline

User Disabled Compound Report

Eurofins TestAmerica, Denver

Data File:	\\chromfs\denver\chromdata\chhplc_x\20200627-92823.b\06270049.d				
Injection Date:	28-Jun-2020 07:14:39	Instrument ID:	CHHPLC_X3		
Lims ID:	280-137702-A-19-A	Lab Sample ID:	280-137702-19		
Client ID:	G0110-20A				
Operator ID:	JZ	ALS Bottle#:	49	Worklist Smp#:	49
Injection Vol:	100.0 ul	Dil. Factor:	1.0000		
Method:	8330_X3	Limit Group:	GCSV - 8330		
Column:	UltraCarb5uODS (20) (4.60 mm)	Detector	LC DAD1B, 254 nm		

11 1,3-Dinitrobenzene, CAS: 99-65-0, Signal: 1

RT: 9.53
Response: 170963
Amount: 0.557453

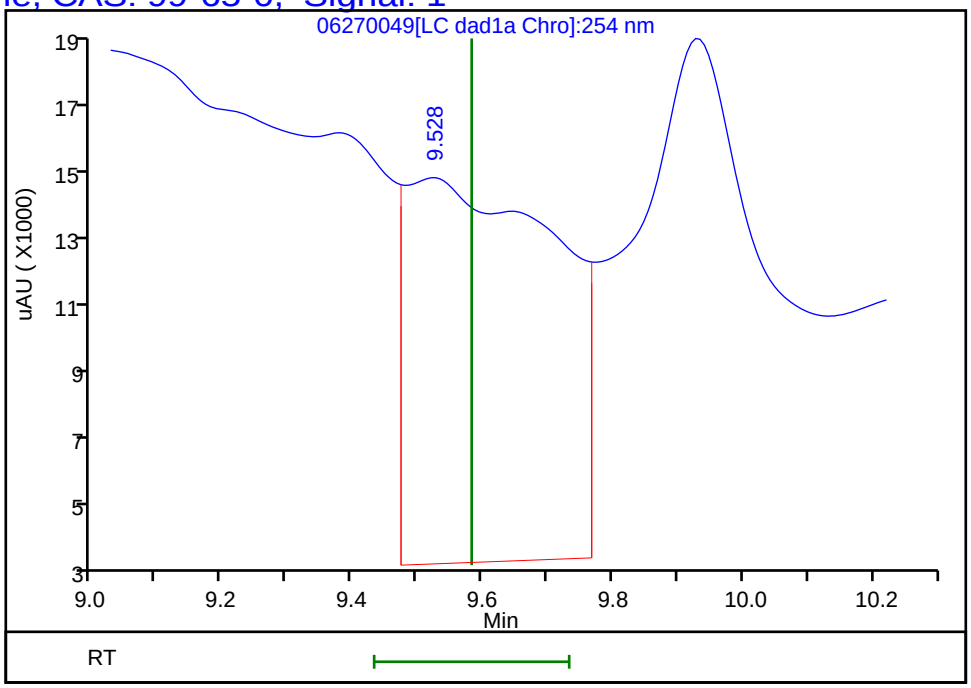

Reviewer: zhangji, 30-Jun-2020 14:52:12
Audit Action: Marked Compound Undetected Audit Reason: Invalid Compound ID

User Disabled Compound Report

Eurofins TestAmerica, Denver

Data File: \\chromfs\denver\chromdata\chhplc_x\20200627-92823.b\06270049.d

Injection Date:	28-Jun-2020 07:14:39	Instrument ID:	CHHPLC_X3		
Lims ID:	280-137702-A-19-A	Lab Sample ID:	280-137702-19		
Client ID:	G0110-20A				
Operator ID:	JZ	ALS Bottle#:	49	Worklist Smp#:	49
Injection Vol:	100.0 ul	Dil. Factor:	1.0000		
Method:	8330_X3	Limit Group:	GCSV - 8330		
Column:	UltraCarb5uODS (20) (4.60 mm)	Detector	LC DAD1B, 254 nm		

20 2,4-Dinitrotoluene, CAS: 121-14-2, Signal: 1

RT: 12.09
Response: 25969
Amount: 0.085541

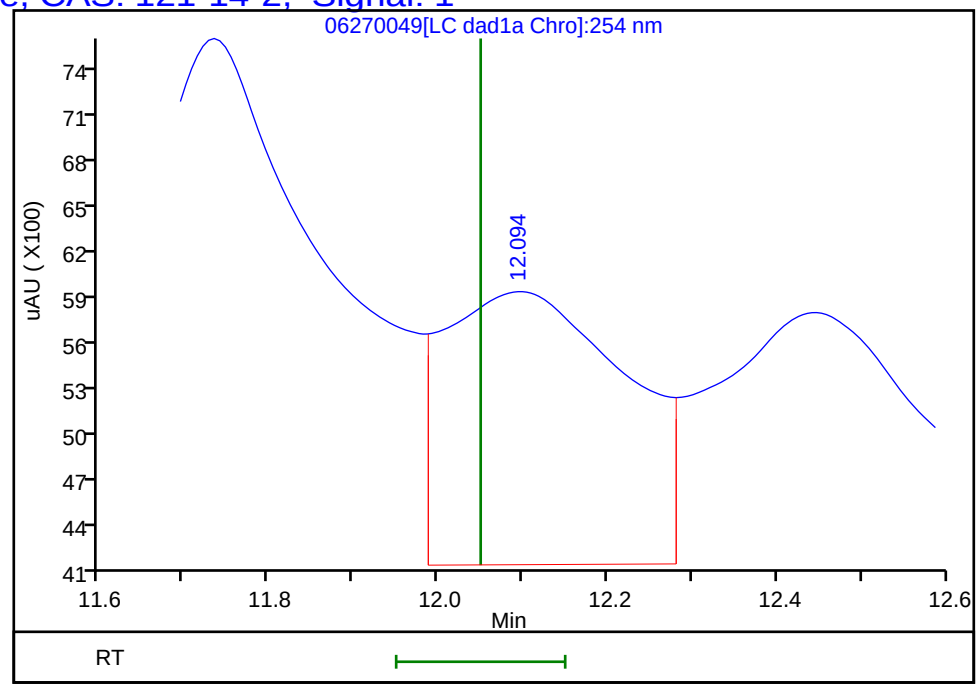

Reviewer: zhangji, 30-Jun-2020 14:52:12

Audit Action: Marked Compound Undetected Audit Reason: Invalid Compound ID

Manual Integration/User Assign Peak Report

Eurofins TestAmerica, Denver

Data File:	\\chromfs\denver\chromdata\chhplc_x\20200627-92823.b\06270049.d				
Injection Date:	28-Jun-2020 07:14:39	Instrument ID:	CHHPLC_X3		
Lims ID:	280-137702-A-19-A	Lab Sample ID:	280-137702-19		
Client ID:	G0110-20A				
Operator ID:	JZ	ALS Bottle#:	49	Worklist Smp#:	49
Injection Vol:	100.0 ul	Dil. Factor:	1.0000		
Method:	8330_X3	Limit Group:	GCSV - 8330		
Column:	UltraCarb5uODS (20) (4.60 mm)	Detector	LC DAD1B, 254 nm		

18 2-Amino-4,6-dinitrotoluene, CAS: 35572-78-2

Signal: 1

Processing Integration Results

RT: 11.73
Area: 58393
Amount: 0.287910
Amount Units: ug/mL

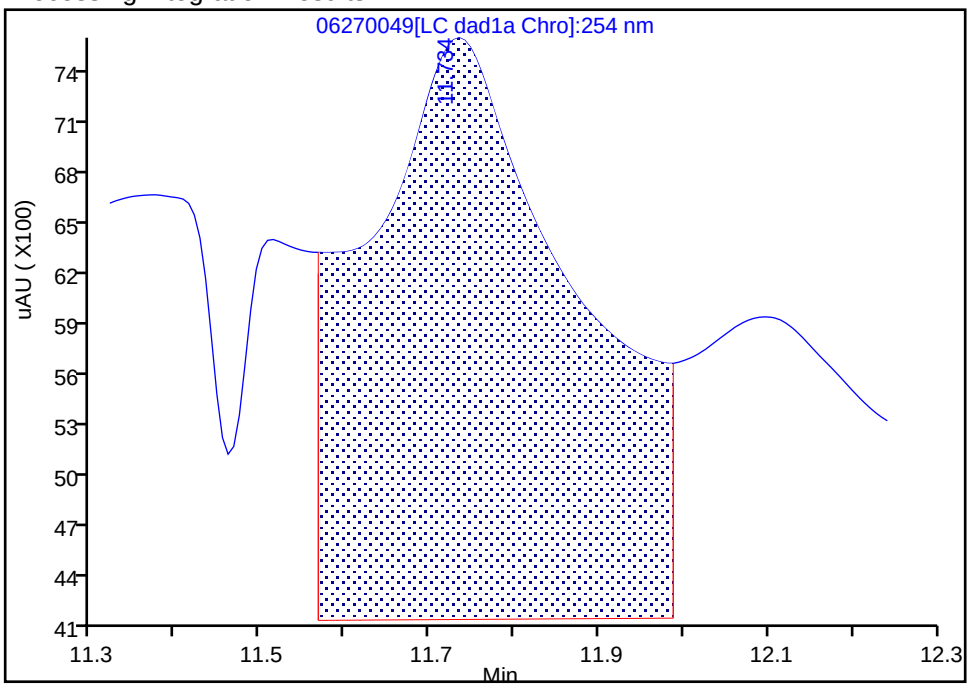

Manual Integration Results

RT: 11.73
Area: 12483
Amount: 0.061548
Amount Units: ug/mL

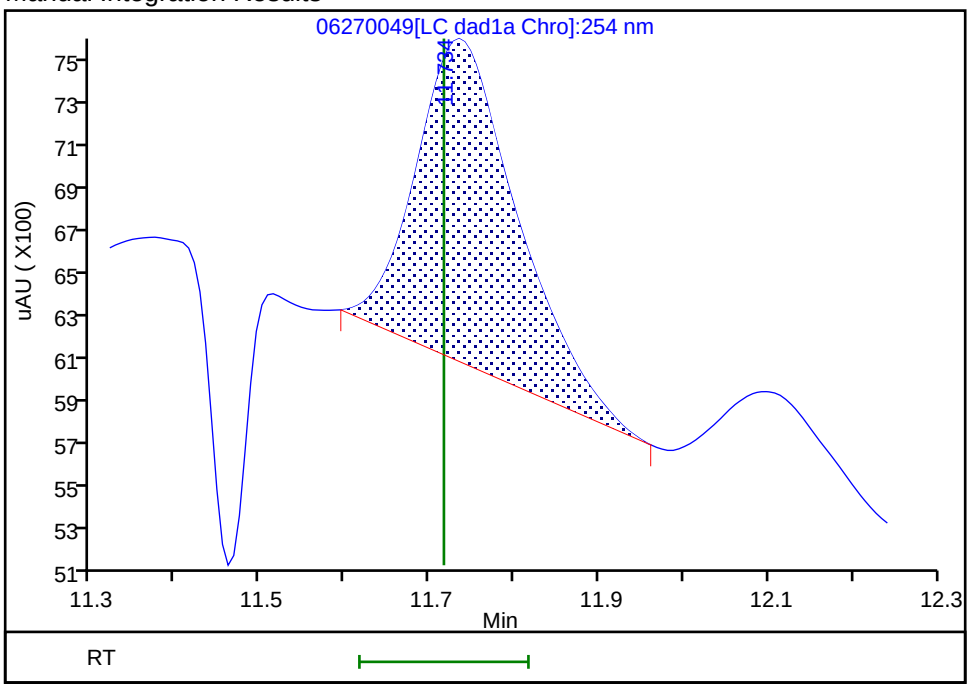

Reviewer: zhangji, 30-Jun-2020 14:52:07

Audit Action: Manually Integrated Audit Reason: Baseline

User Disabled Compound Report

Eurofins TestAmerica, Denver

Data File: \\chromfs\denver\chromdata\chhplc_x\20200627-92823.b\06270049.d

Injection Date:	28-Jun-2020 07:14:39	Instrument ID:	CHHPLC_X3		
Lims ID:	280-137702-A-19-A	Lab Sample ID:	280-137702-19		
Client ID:	G0110-20A				
Operator ID:	JZ	ALS Bottle#:	49	Worklist Smp#:	49
Injection Vol:	100.0 ul	Dil. Factor:	1.0000		
Method:	8330_X3	Limit Group:	GCSV - 8330		
Column:	UltraCarb5uODS (20) (4.60 mm)	Detector	LC DAD1B, 254 nm		

17 4-Amino-2,6-dinitrotoluene, CAS: 19406-51-0, Signal: 1

RT: 11.37
Response: 32404
Amount: 0.188188

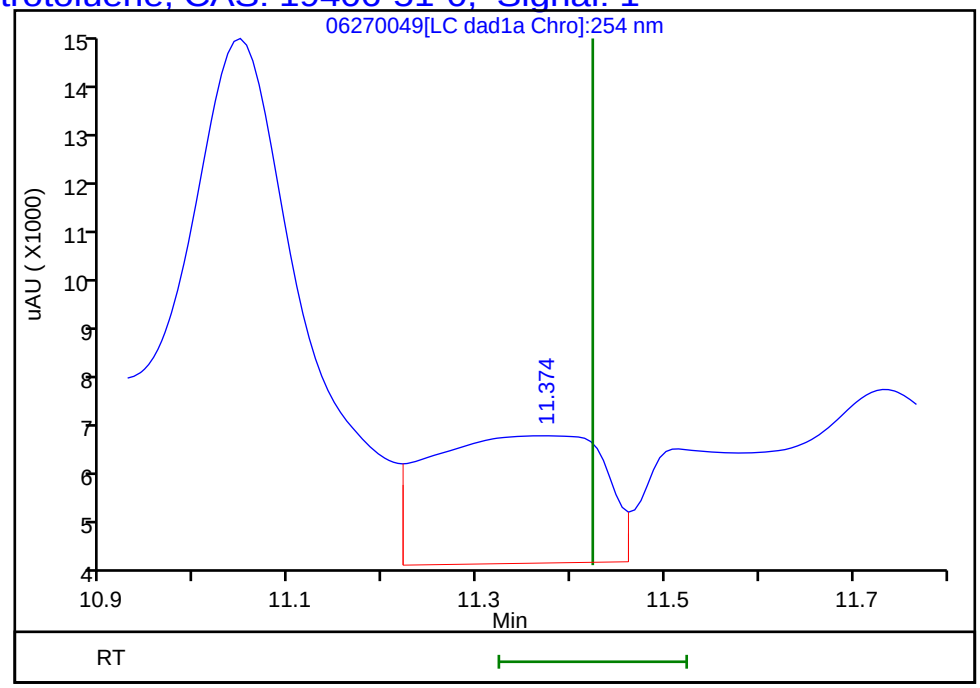

Reviewer: zhangji, 30-Jun-2020 14:52:12

Audit Action: Marked Compound Undetected Audit Reason: Invalid Compound ID

User Disabled Compound Report

Eurofins TestAmerica, Denver

Data File:	\\chromfs\denver\chromdata\chhplc_x\20200627-92823.b\06270049.d				
Injection Date:	28-Jun-2020 07:14:39	Instrument ID:	CHHPLC_X3		
Lims ID:	280-137702-A-19-A	Lab Sample ID:	280-137702-19		
Client ID:	G0110-20A				
Operator ID:	JZ	ALS Bottle#:	49	Worklist Smp#:	49
Injection Vol:	100.0 ul	Dil. Factor:	1.0000		
Method:	8330_X3	Limit Group:	GCSV - 8330		
Column:	UltraCarb5uODS (20) (4.60 mm)	Detector	LC DAD1B, 254 nm		

22 p-Nitrotoluene, CAS: 99-99-0, Signal: 1

RT: 13.35
Response: 6503
Amount: 0.057546

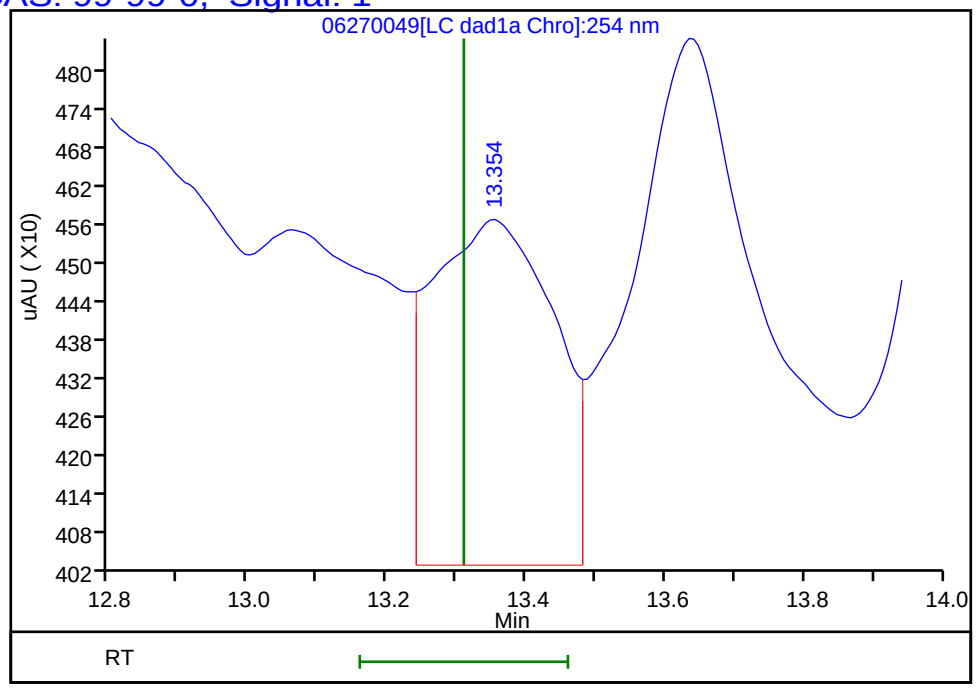

Reviewer: zhangji, 30-Jun-2020 14:52:12
Audit Action: Marked Compound Undetected Audit Reason: Invalid Compound ID

User Disabled Compound Report

Eurofins TestAmerica, Denver

Data File:	\\chromfs\denver\chromdata\chhplc_x\20200627-92823.b\06270049.d				
Injection Date:	28-Jun-2020 07:14:39	Instrument ID:	CHHPLC_X3		
Lims ID:	280-137702-A-19-A	Lab Sample ID:	280-137702-19		
Client ID:	G0110-20A				
Operator ID:	JZ	ALS Bottle#:	49	Worklist Smp#:	49
Injection Vol:	100.0 ul	Dil. Factor:	1.0000		
Method:	8330_X3	Limit Group:	GCSV - 8330		
Column:	UltraCarb5uODS (20) (4.60 mm)	Detector	LC DAD1B, 254 nm		

12 Nitrobenzene, CAS: 98-95-3, Signal: 1

RT: 9.93
Response: 212705
Amount: 1.061388

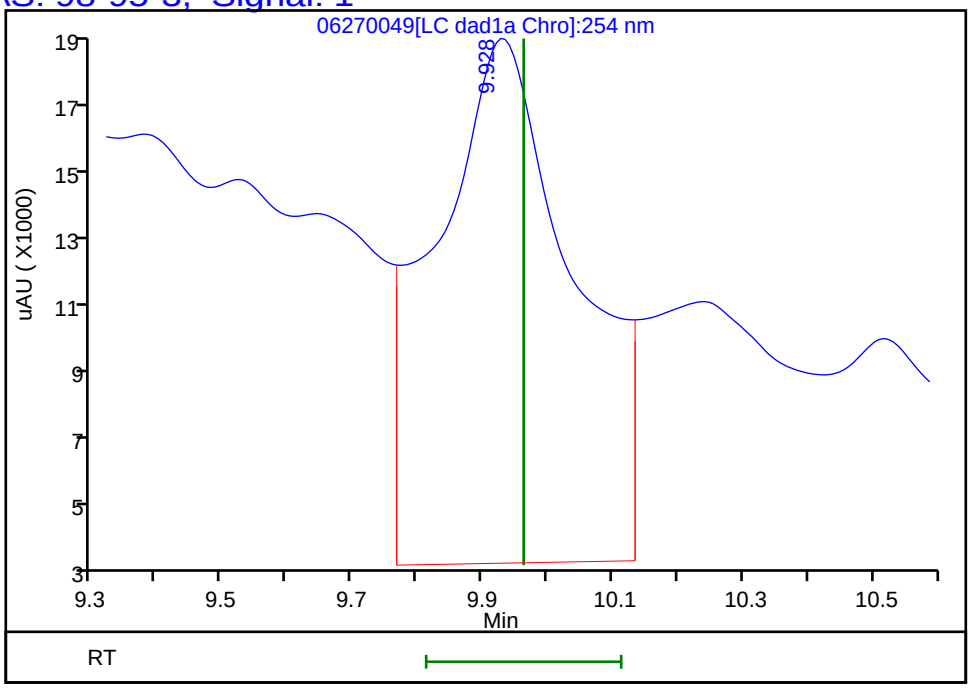

Reviewer: zhangji, 30-Jun-2020 14:52:12
Audit Action: Marked Compound Undetected Audit Reason: Invalid Compound ID

Manual Integration/User Assign Peak Report

Eurofins TestAmerica, Denver

Data File:	\\chromfs\denver\chromdata\chhplc_x\20200627-92823.b\06270049.d				
Injection Date:	28-Jun-2020 07:14:39	Instrument ID:	CHHPLC_X3		
Lims ID:	280-137702-A-19-A	Lab Sample ID:	280-137702-19		
Client ID:	G0110-20A				
Operator ID:	JZ	ALS Bottle#:	49	Worklist Smp#:	49
Injection Vol:	100.0 ul	Dil. Factor:	1.0000		
Method:	8330_X3	Limit Group:	GCSV - 8330		
Column:	UltraCarb5uODS (20) (4.60 mm)	Detector	LC DAD1B, 254 nm		

7 RDX, CAS: 121-82-4

Signal: 1

Processing Integration Results

RT: 7.76
Area: 902068
Amount: 7.735565
Amount Units: ug/mL

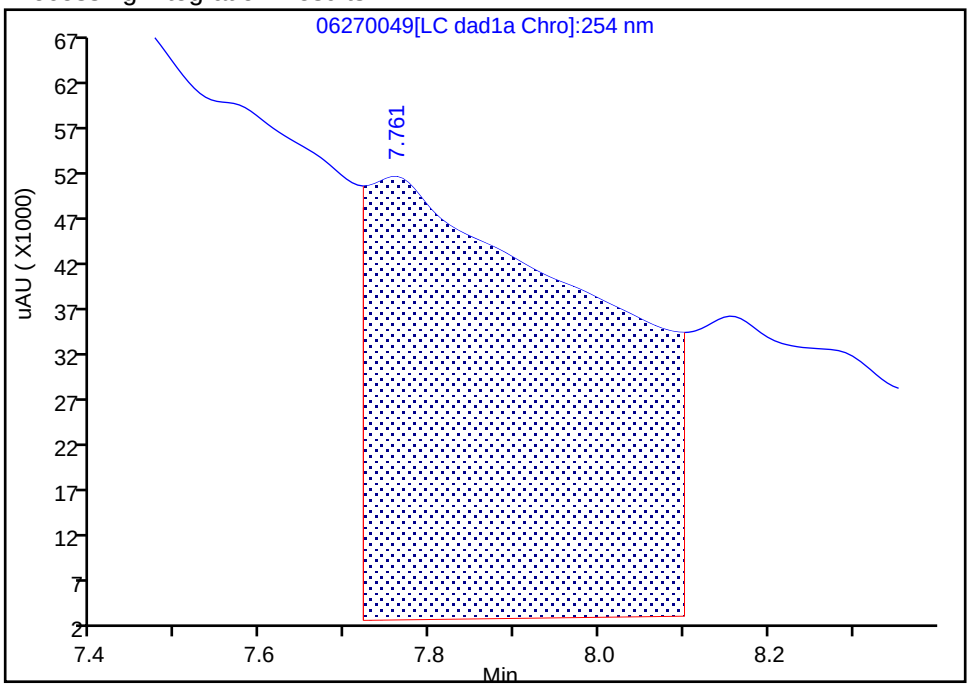

Manual Integration Results

RT: 7.76
Area: 8106
Amount: 0.069512
Amount Units: ug/mL

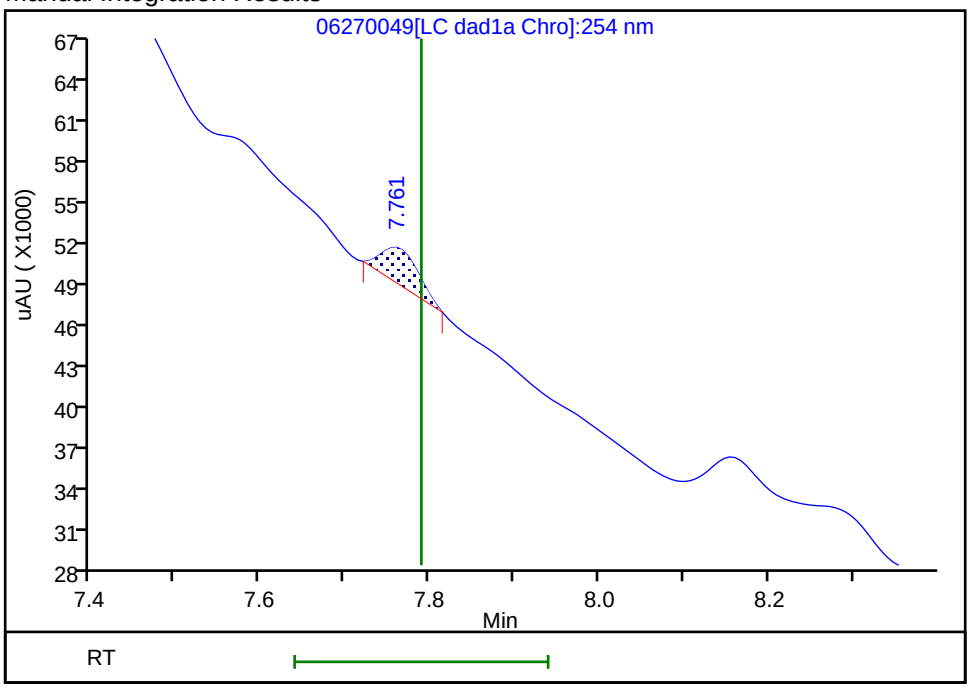

Reviewer: zhangji, 30-Jun-2020 14:52:03

Audit Action: Manually Integrated Audit Reason: Baseline

User Disabled Compound Report

Eurofins TestAmerica, Denver

Data File: \\chromfs\denver\chromdata\chhplc_x\20200627-92823.b\06270049.d

Injection Date:	28-Jun-2020 07:14:39	Instrument ID:	CHHPLC_X3		
Lims ID:	280-137702-A-19-A	Lab Sample ID:	280-137702-19		
Client ID:	G0110-20A				
Operator ID:	JZ	ALS Bottle#:	49	Worklist Smp#:	49
Injection Vol:	100.0 ul	Dil. Factor:	1.0000		
Method:	8330_X3	Limit Group:	GCSV - 8330		
Column:	UltraCarb5uODS (20) (4.60 mm)	Detector	LC DAD1B, 254 nm		

14 Tetryl, CAS: 479-45-8, Signal: 1

RT: 10.24
Response: 108945
Amount: 0.615397

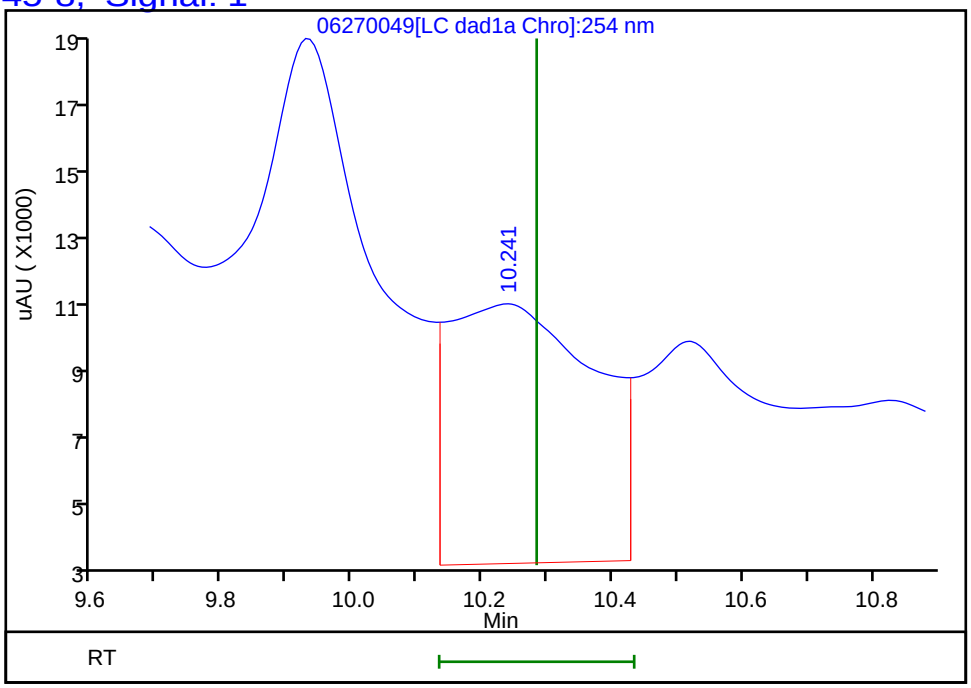

Reviewer: zhangji, 30-Jun-2020 14:52:12

Audit Action: Marked Compound Undetected Audit Reason: Invalid Compound ID

FORM I
HPLC/IC ORGANICS ANALYSIS DATA SHEET

Lab Name: Eurofins TestAmerica, Denver Job No.: 280-137702-1

SDG No.:

Client Sample ID: G0110-20A Lab Sample ID: 280-137702-19

Matrix: Water Lab File ID: 06300033.D

Analysis Method: 8330A Date Collected: 06/13/2020 15:50

Extraction Method: 3535 Date Extracted: 06/18/2020 10:49

Sample wt/vol: 466.5(mL) Date Analyzed: 07/01/2020 09:21

Con. Extract Vol.: 5(mL) Dilution Factor: 1

Injection Volume: 100(uL) GC Column: Luna-phenylhex ID: 4.6(mm)

% Moisture: GPC Cleanup:(Y/N) N

Analysis Batch No.: 500692 Units: ug/L

CAS NO.	COMPOUND NAME	RESULT	Q	LOQ	LOD	DL
35572-78-2	2-Amino-4,6-dinitrotoluene	0.11	U	0.12	0.11	0.054
121-82-4	RDX	0.21	U	0.23	0.21	0.055

CAS NO.	SURROGATE	%REC	Q	LIMITS
528-29-0	1,2-Dinitrobenzene	117	*M*	83-119

Eurofins TestAmerica, Denver
Target Compound Quantitation Report

Data File: \\chromfs\Denver\ChromData\G2_LUNA\20200630-92910.b\06300033.D
Lims ID: 280-137702-A-19-A
Client ID: G0110-20A
Sample Type: Client
Inject. Date: 01-Jul-2020 09:21:29 ALS Bottle#: 33 Worklist Smp#: 33
Injection Vol: 100.0 ul Dil. Factor: 1.0000
Sample Info: 280-137702-A-19-
Misc. Info.: 280-0092910-033
Operator ID: JZ Instrument ID: CHHPLC_G2_LUNA

Method: \\chromfs\Denver\ChromData\G2_LUNA\20200630-92910.b\G2_8330_Luna.m
Limit Group: GCSV - 8330
Last Update: 01-Jul-2020 17:34:15 Calib Date: 15-May-2020 02:11:20
Integrator: Falcon
Quant Method: External Standard Quant By: Initial Calibration
Last ICal File: \\chromfs\Denver\ChromData\G2_LUNA\20200514-91518.b\05140024.D

Column 1 : Luna-Phenyl hexyl (4.60 mm) Det: LC DAD1A, 254 nm
Process Host: CTX1062

First Level Reviewer: zhangji Date: 01-Jul-2020 17:17:32

	Compound	Det	RT (min.)	Exp RT (min.)	Dlt RT (min.)	Response	OnCol Amt ug/ml	Flags
	6 HMX	1		7.162			ND	
	7 MNX	1		7.943			ND	
	8 RDX	1		9.382			ND	
	9 Nitrobenzene	1		12.296			ND	
$	10 1,2-Dinitrobenzene	1	13.297	13.296	0.001	66833	0.2344	M
	12 1,3-Dinitrobenzene	1		15.822			ND	
	14 o-Nitrotoluene	1		16.762			ND	U
	15 p-Nitrotoluene	1		17.022			ND	
	16 4-Amino-2,6-dinitrotoluene	1		17.482			ND	
	17 m-Nitrotoluene	1		17.982			ND	
	18 2-Amino-4,6-dinitrotoluene	1		18.416			ND	
	19 1,3,5-Trinitrobenzene	1	19.111	19.162	-0.051	5592	0.0118	
	20 2,6-Dinitrotoluene	1		20.076			ND	
	21 2,4-Dinitrotoluene	1		20.596			ND	
	22 Tetryl	1		23.896			ND	
	23 2,4,6-Trinitrotoluene	1		24.922			ND	

QC Flag Legend

Review Flags
M - Manually Integrated
U - Marked Undetected

Report Date: 01-Jul-2020 17:34:16 Chrom Revision: 2.3 21-Jun-2020 18:30:46

Eurofins TestAmerica, Denver

Data File: \\chromfs\denver\chromdata\g2_luna\20200630-92910.b\06300033.d

Injection Date:	01-Jul-2020 09:21:29	Instrument ID:	CHHPLC_G2_LUNA	Operator ID:	JZ
Lims ID:	280-137702-A-19-A	Lab Sample ID:	280-137702-19	Worklist Smp#:	33
Client ID:	G0110-20A				
Injection Vol:	100.0 ul	Dil. Factor:	1.0000	ALS Bottle#:	33
Method:	G2_8330_Luna	Limit Group:	GCSV - 8330		

Column: Luna-Phenyl hexyl (4.60 mm) Y Scaling: Method Defined: Scale to the Nth Largest Peak: 1

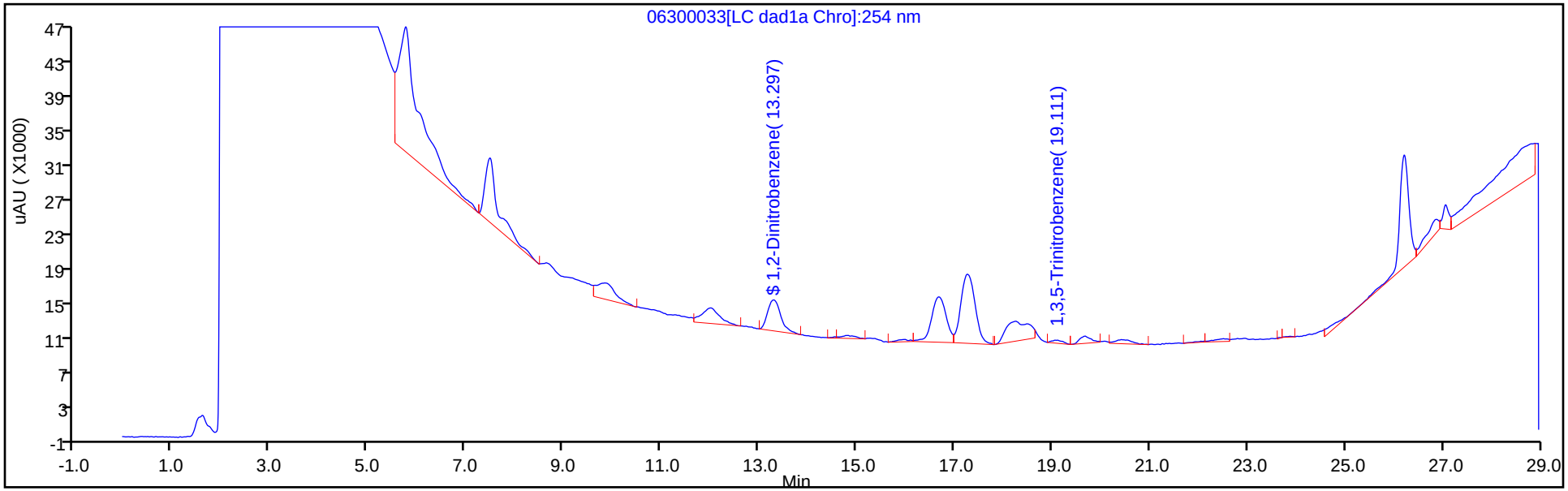

Y Scaling: Method Defined: Scale to the Nth Largest Peak: 1

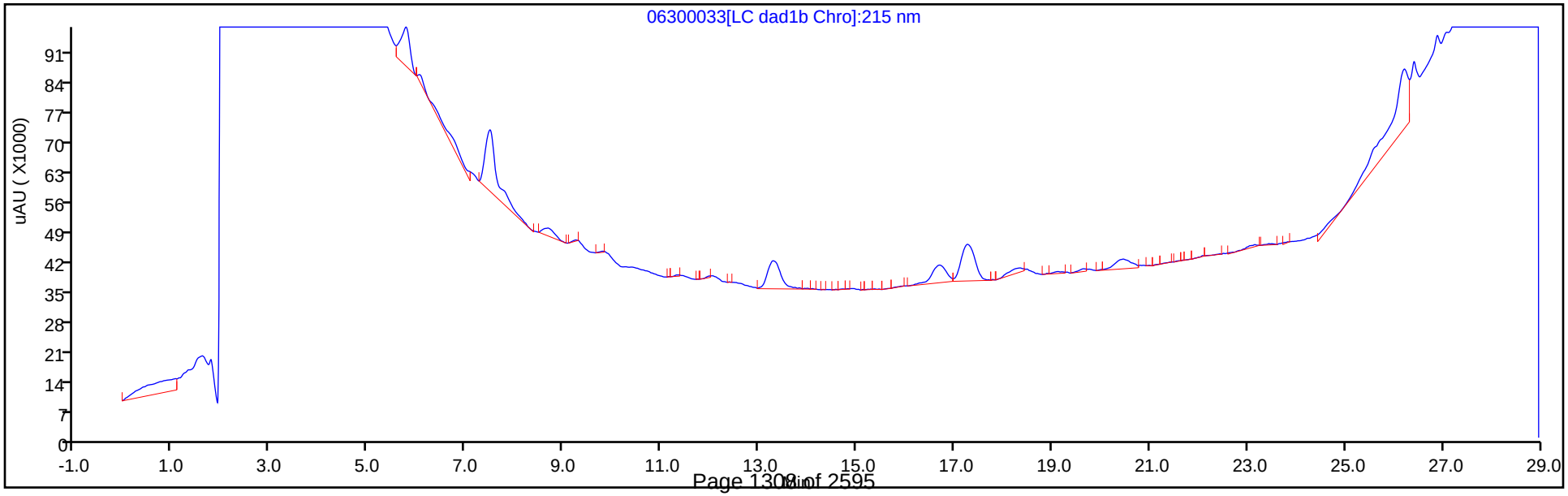

Eurofins TestAmerica, Denver
Recovery Report

Data File:	\\chromfs\Denver\ChromData\G2_LUNA\20200630-92910.b\06300033.D				
Lims ID:	280-137702-A-19-A				
Client ID:	G0110-20A				
Sample Type:	Client				
Inject. Date:	01-Jul-2020 09:21:29	ALS Bottle#:	33	Worklist Smp#:	33
Injection Vol:	100.0 ul	Dil. Factor:	1.0000		
Sample Info:	280-137702-A-19-				
Misc. Info.:	280-0092910-033				
Operator ID:	JZ	Instrument ID:	CHHPLC_G2_LUNA		
Method:	\\chromfs\Denver\ChromData\G2_LUNA\20200630-92910.b\G2_8330_Luna.m				
Limit Group:	GCSV - 8330				
Last Update:	01-Jul-2020 17:34:15	Calib Date:	15-May-2020 02:11:20		
Integrator:	Falcon				
Quant Method:	External Standard	Quant By:	Initial Calibration		
Last ICal File:	\\chromfs\Denver\ChromData\G2_LUNA\20200514-91518.b\05140024.D				
Column 1 :	Luna-Phenyl hexyl (4.60 mm)		Det: LC DAD1A, 254 nm		
Process Host:	CTX1062				

First Level Reviewer: zhangji Date: 01-Jul-2020 17:17:32

Compound	Amount Added	Amount Recovered	% Rec.
$ 10 1,2-Dinitrobenzene	0.2000	0.2344	117.22

Manual Integration/User Assign Peak Report

Eurofins TestAmerica, Denver

Data File:	\\chromfs\denver\chromdata\g2_luna\20200630-92910.b\06300033.d				
Injection Date:	01-Jul-2020 09:21:29	Instrument ID:	CHHPLC_G2_LUNA		
Lims ID:	280-137702-A-19-A	Lab Sample ID:	280-137702-19		
Client ID:	G0110-20A				
Operator ID:	JZ	ALS Bottle#:	33	Worklist Smp#:	33
Injection Vol:	100.0 ul	Dil. Factor:	1.0000		
Method:	G2_8330_Luna	Limit Group:	GCSV - 8330		
Column:	Luna-Phenyl hexyl (4.60 mm)	Detector	LC DAD1A, 254 nm		

$ 10 1,2-Dinitrobenzene, CAS: 528-29-0

Signal: 1

Processing Integration Results

RT: 13.30
Area: 85674
Amount: 0.302404
Amount Units: ug/ml

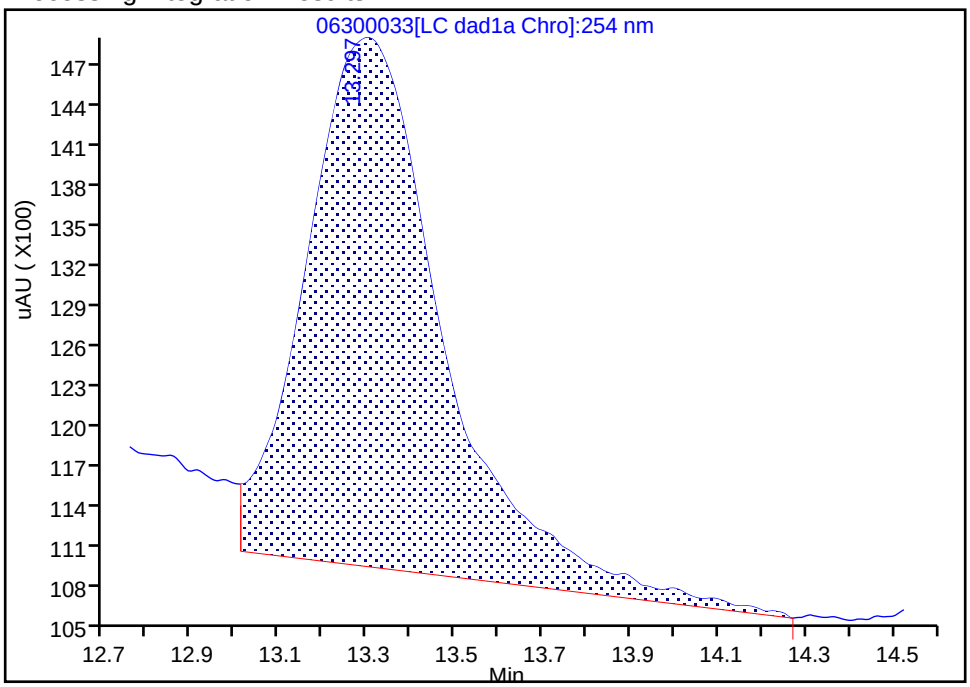

Manual Integration Results

RT: 13.30
Area: 66833
Amount: 0.234442
Amount Units: ug/ml

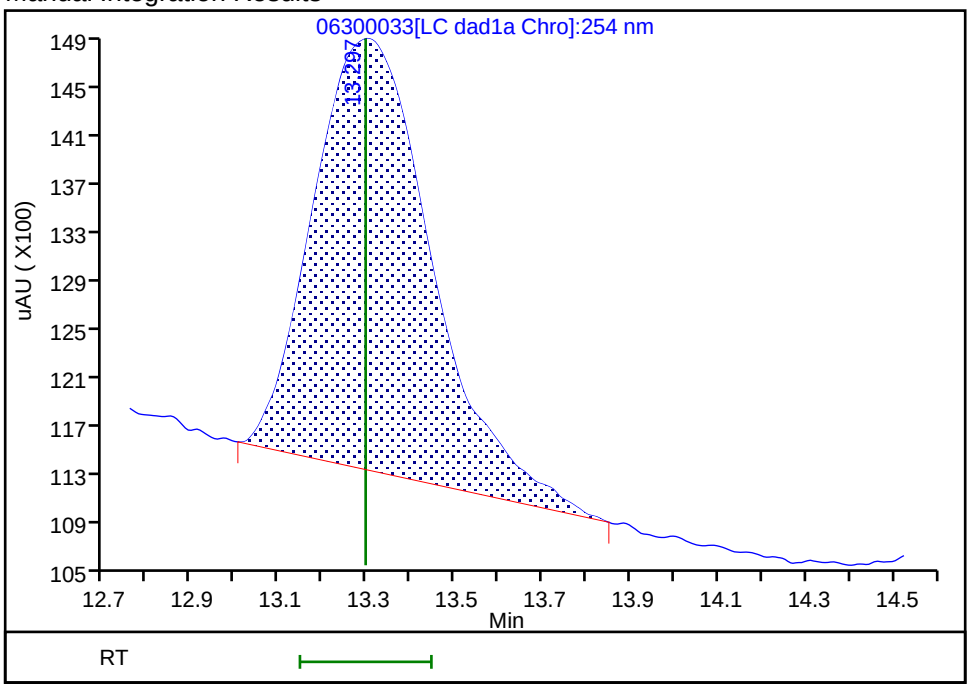

Reviewer: zhangji, 01-Jul-2020 17:17:24

Audit Action: Manually Integrated Audit Reason: Baseline

User Disabled Compound Report

Eurofins TestAmerica, Denver

Data File: \\chromfs\denver\chromdata\g2_luna\20200630-92910.b\06300033.d

Injection Date:	01-Jul-2020 09:21:29	Instrument ID:	CHHPLC_G2_LUNA		
Lims ID:	280-137702-A-19-A	Lab Sample ID:	280-137702-19		
Client ID:	G0110-20A				
Operator ID:	JZ	ALS Bottle#:	33	Worklist Smp#:	33
Injection Vol:	100.0 ul	Dil. Factor:	1.0000		
Method:	G2_8330_Luna	Limit Group:	GCSV - 8330		
Column:	Luna-Phenyl hexyl (4.60 mm)	Detector	LC DAD1A, 254 nm		

14 o-Nitrotoluene, CAS: 88-72-2, Signal: 1

RT: 16.68
Response: 108248
Amount: 0.396564

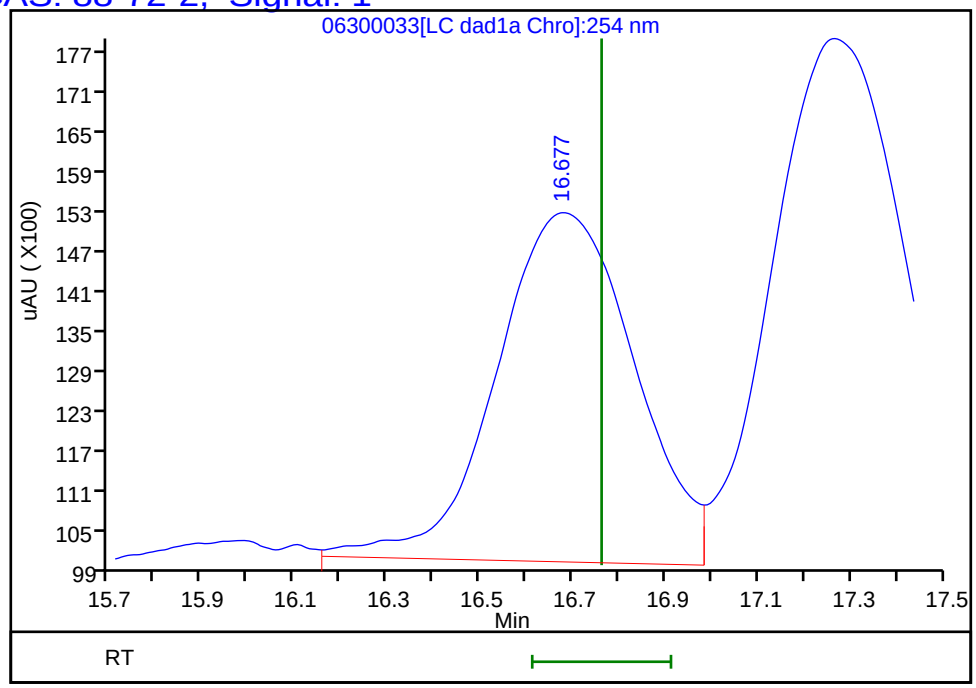

Reviewer: zhangji, 01-Jul-2020 17:17:32

Audit Action: Marked Compound Undetected Audit Reason: Invalid Compound ID

FORM I
HPLC/IC ORGANICS ANALYSIS DATA SHEET

Lab Name: Eurofins TestAmerica, Denver Job No.: 280-137702-1

SDG No.:

Client Sample ID: G0112-20A Lab Sample ID: 280-137702-20

Matrix: Water Lab File ID: 06270050.D

Analysis Method: 8330A Date Collected: 06/14/2020 09:45

Extraction Method: 3535 Date Extracted: 06/18/2020 10:49

Sample wt/vol: 474.5(mL) Date Analyzed: 06/28/2020 07:37

Con. Extract Vol.: 5(mL) Dilution Factor: 1

Injection Volume: 100(uL) GC Column: UltraCarb5uODS ID: 4.6(mm)

% Moisture: GPC Cleanup:(Y/N) N

Analysis Batch No.: 500385 Units: ug/L

CAS NO.	COMPOUND NAME	RESULT	Q	LOQ	LOD	DL
99-35-4	1,3,5-Trinitrobenzene	0.21	U	0.22	0.21	0.089
99-65-0	1,3-Dinitrobenzene	0.11	U M	0.12	0.11	0.039
118-96-7	2,4,6-Trinitrotoluene	0.11	U	0.12	0.11	0.047
121-14-2	2,4-Dinitrotoluene	0.084	U M	0.11	0.084	0.029
606-20-2	2,6-Dinitrotoluene	0.084	U	0.11	0.084	0.042
35572-78-2	2-Amino-4,6-dinitrotoluene	0.11	U	0.12	0.11	0.053
88-72-2	2-Nitrotoluene	0.21	U	0.22	0.21	0.090
99-08-1	3-Nitrotoluene	0.42	U	0.42	0.42	0.21
19406-51-0	4-Amino-2,6-dinitrotoluene	0.13	U	0.16	0.13	0.061
99-99-0	4-Nitrotoluene	0.42	U M	0.43	0.42	0.11
2691-41-0	HMX	0.21	U M	0.22	0.21	0.092
5755-27-1	MNX	0.42	U M	2.1	0.42	0.16
479-45-8	Tetryl	0.11	U	0.12	0.11	0.034

CAS NO.	SURROGATE	%REC	Q	LIMITS
528-29-0	1,2-Dinitrobenzene	99	M	83-119

Eurofins TestAmerica, Denver
Target Compound Quantitation Report

Data File: \\chromfs\Denver\ChromData\CHHPLC_X\20200627-92823.b\06270050.D
Lims ID: 280-137702-A-20-A
Client ID: G0112-20A
Sample Type: Client
Inject. Date: 28-Jun-2020 07:37:45 ALS Bottle#: 50 Worklist Smp#: 50
Injection Vol: 100.0 ul Dil. Factor: 1.0000
Sample Info: 280-137702-A-20-
Misc. Info.: 280-0092823-050
Operator ID: JZ Instrument ID: CHHPLC_X3

Method: \\chromfs\Denver\ChromData\CHHPLC_X\20200627-92823.b\8330_X3.m
Limit Group: GCSV - 8330
Last Update: 30-Jun-2020 14:54:28 Calib Date: 26-Jun-2020 01:16:48
Integrator: Falcon
Quant Method: External Standard Quant By: Initial Calibration
Last ICal File: \\chromfs\Denver\ChromData\CHHPLC_X\20200625-92750.b\06250013.D

Column 1 : UltraCarb5uODS (20) (4.60 mm) Det: LC DAD1B, 254 nm
Process Host: CTX1061

First Level Reviewer: zhangji Date: 30-Jun-2020 14:53:14

	Compound	Det	RT (min.)	Exp RT (min.)	Dlt RT (min.)	Response	OnCol Amt ug/mL	Flags
	3 HMX	1		6.710			ND	U
	6 MNX	1		7.384			ND	U
	7 RDX	1	7.765	7.790	-0.025	4304	0.0369	M
$	9 1,2-Dinitrobenzene	1	8.751	8.756	-0.005	27479	0.1988	M
	10 1,3,5-Trinitrobenzene	1		8.930			ND	
	11 1,3-Dinitrobenzene	1		9.583			ND	U
	12 Nitrobenzene	1	9.958	9.963	-0.005	21189	0.1057	M
	14 Tetryl	1		10.283			ND	
	16 2,4,6-Trinitrotoluene	1		11.250			ND	
	17 4-Amino-2,6-dinitrotoluene	1		11.423			ND	
	18 2-Amino-4,6-dinitrotoluene	1		11.716			ND	
	19 2,6-Dinitrotoluene	1		11.850			ND	
	20 2,4-Dinitrotoluene	1		12.050			ND	U
	21 o-Nitrotoluene	1		12.870			ND	
	22 p-Nitrotoluene	1		13.310			ND	U
	23 m-Nitrotoluene	1		13.896			ND	

QC Flag Legend

Review Flags
M - Manually Integrated
U - Marked Undetected

Report Date: 30-Jun-2020 14:54:31 Chrom Revision: 2.3 21-Jun-2020 18:30:46

Eurofins TestAmerica, Denver

Data File: \\chromfs\denver\chromdata\chhplc_x\20200627-92823.b\06270050.d

Injection Date:	28-Jun-2020 07:37:45	Instrument ID:	CHHPLC_X3	Operator ID:	JZ
Lims ID:	280-137702-A-20-A	Lab Sample ID:	280-137702-20	Worklist Smp#:	50
Client ID:	G0112-20A				
Injection Vol:	100.0 ul	Dil. Factor:	1.0000	ALS Bottle#:	50
Method:	8330_X3	Limit Group:	GCSV - 8330		

Column: UltraCarb5uODS (20) (4.60 mm) Y Scaling: Method Defined: Scale to the Nth Largest Target: 1

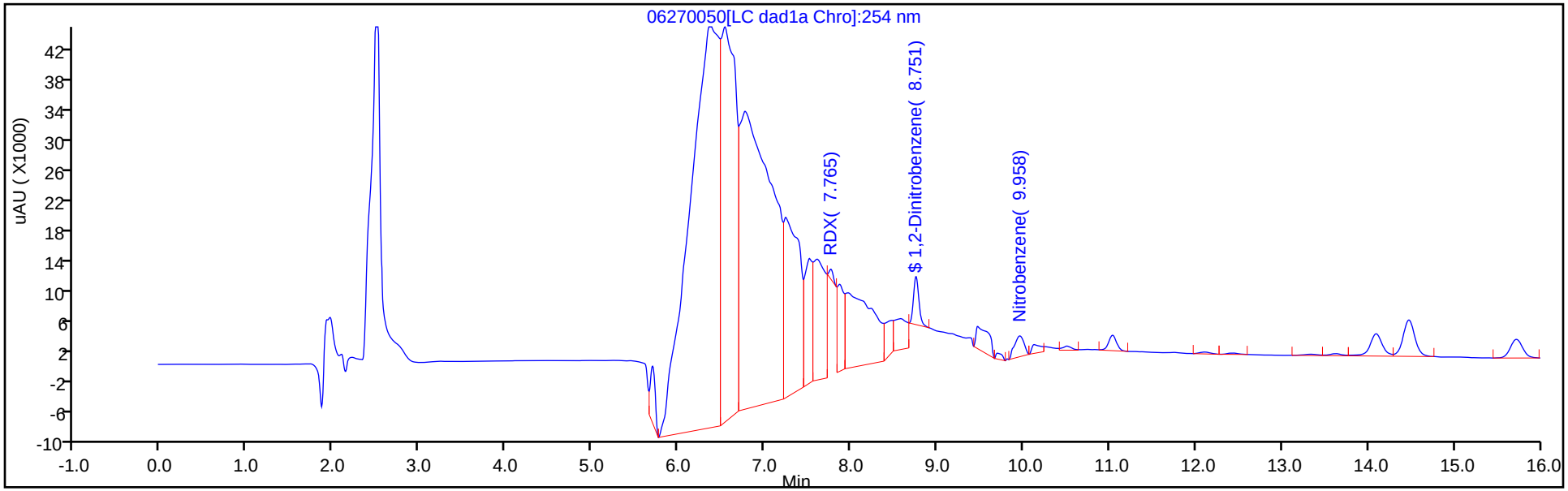

Y Scaling: Method Defined: Scale to the Nth Largest Target: 1

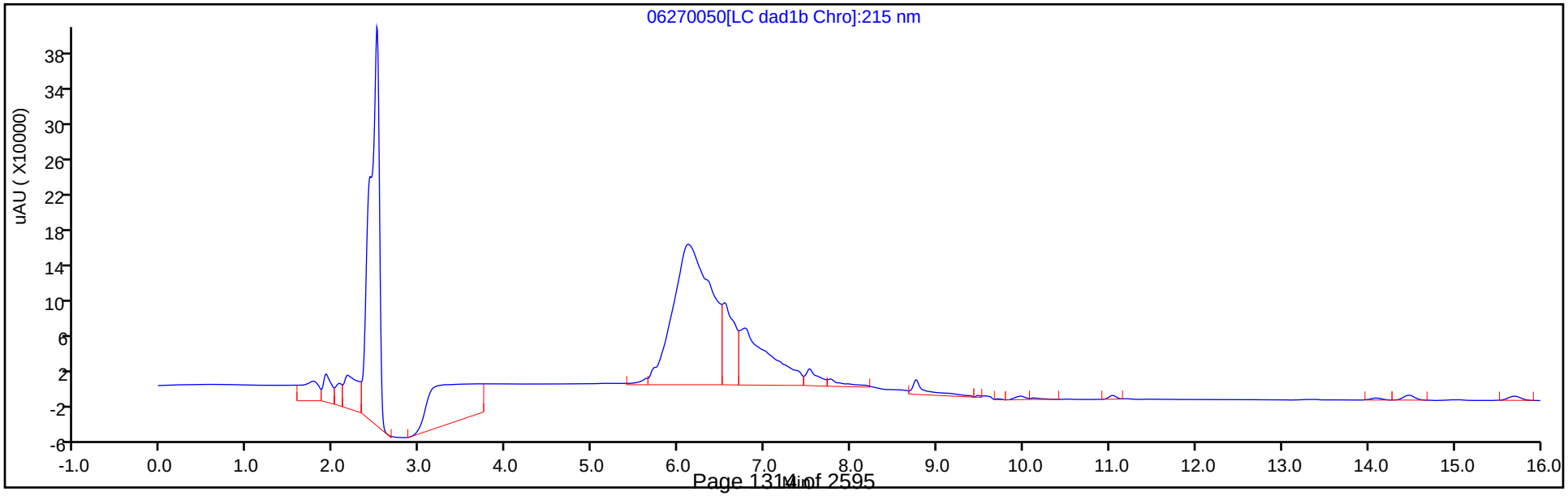

Eurofins TestAmerica, Denver
Recovery Report

Data File:	\\chromfs\Denver\ChromData\CHHPLC_X\20200627-92823.b\06270050.D				
Lims ID:	280-137702-A-20-A				
Client ID:	G0112-20A				
Sample Type:	Client				
Inject. Date:	28-Jun-2020 07:37:45	ALS Bottle#:	50	Worklist Smp#:	50
Injection Vol:	100.0 ul	Dil. Factor:	1.0000		
Sample Info:	280-137702-A-20-				
Misc. Info.:	280-0092823-050				
Operator ID:	JZ	Instrument ID:	CHHPLC_X3		
Method:	\\chromfs\Denver\ChromData\CHHPLC_X\20200627-92823.b\8330_X3.m				
Limit Group:	GCSV - 8330				
Last Update:	30-Jun-2020 14:54:28	Calib Date:	26-Jun-2020 01:16:48		
Integrator:	Falcon				
Quant Method:	External Standard	Quant By:	Initial Calibration		
Last ICal File:	\\chromfs\Denver\ChromData\CHHPLC_X\20200625-92750.b\06250013.D				
Column 1 :	UltraCarb5uODS (20) (4.60 mm)		Det: LC DAD1B, 254 nm		
Process Host:	CTX1061				

First Level Reviewer: zhangji Date: 30-Jun-2020 14:53:14

Compound	Amount Added	Amount Recovered	% Rec.
$ 9 1,2-Dinitrobenzene	0.2000	0.1988	99.41

Manual Integration/User Assign Peak Report

Eurofins TestAmerica, Denver

Data File:	\\chromfs\denver\chromdata\chhplc_x\20200627-92823.b\06270050.d				
Injection Date:	28-Jun-2020 07:37:45	Instrument ID:	CHHPLC_X3		
Lims ID:	280-137702-A-20-A	Lab Sample ID:	280-137702-20		
Client ID:	G0112-20A				
Operator ID:	JZ	ALS Bottle#:	50	Worklist Smp#:	50
Injection Vol:	100.0 ul	Dil. Factor:	1.0000		
Method:	8330_X3	Limit Group:	GCSV - 8330		
Column:	UltraCarb5uODS (20) (4.60 mm)	Detector	LC DAD1B, 254 nm		

$ 9 1,2-Dinitrobenzene, CAS: 528-29-0

Signal: 1

Processing Integration Results

RT: 8.75
Area: 74362
Amount: 0.538028
Amount Units: ug/mL

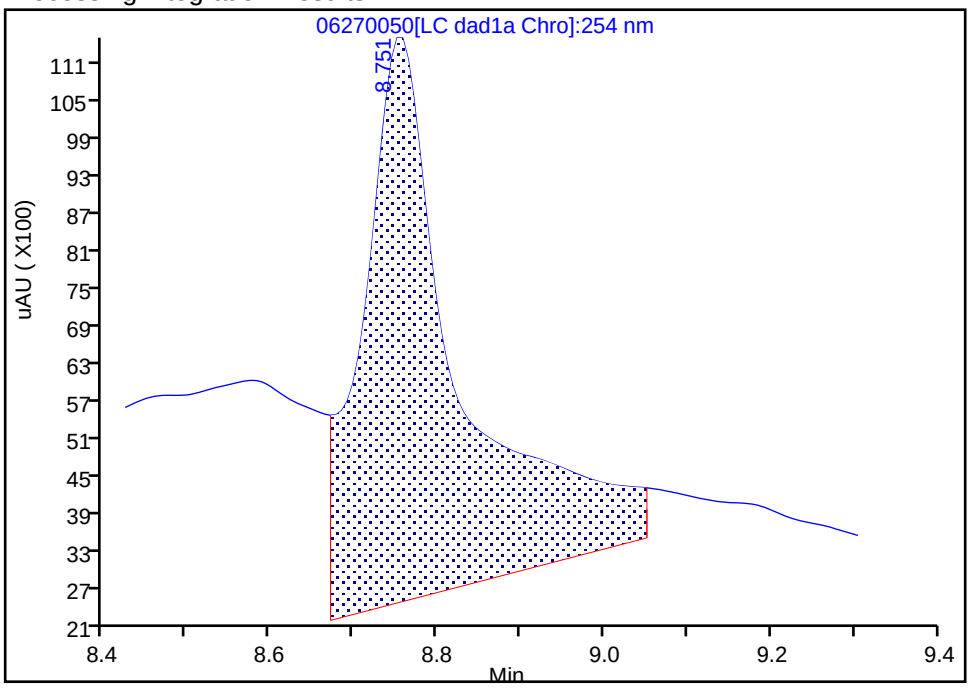

Manual Integration Results

RT: 8.75
Area: 27479
Amount: 0.198817
Amount Units: ug/mL

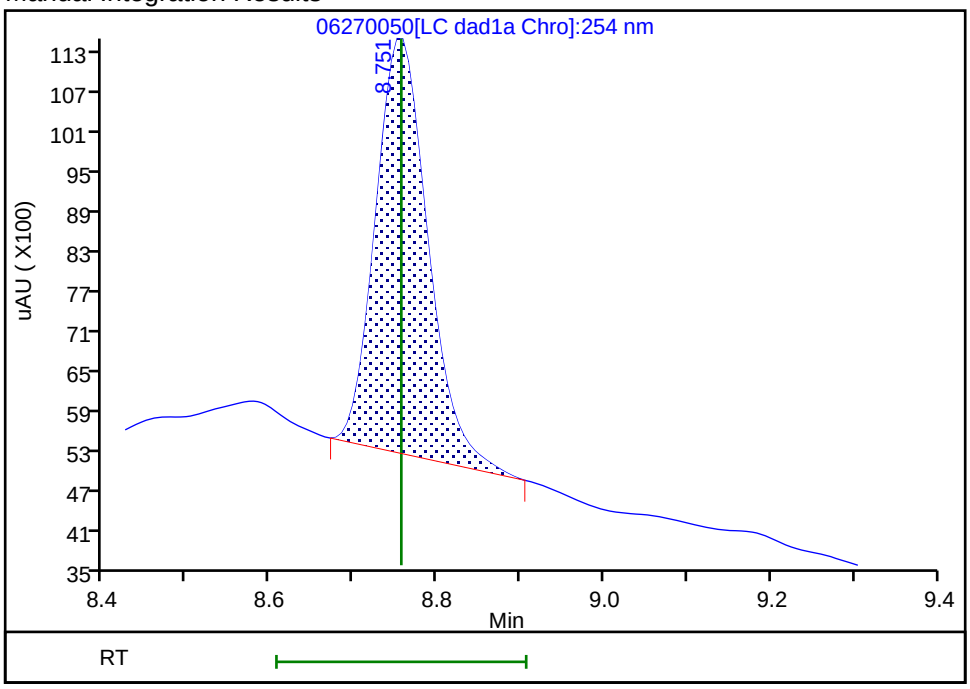

Reviewer: zhangji, 30-Jun-2020 14:52:59

Audit Action: Manually Integrated Audit Reason: Baseline

User Disabled Compound Report

Eurofins TestAmerica, Denver

Data File:	\\chromfs\denver\chromdata\chhplc_x\20200627-92823.b\06270050.d				
Injection Date:	28-Jun-2020 07:37:45	Instrument ID:	CHHPLC_X3		
Lims ID:	280-137702-A-20-A	Lab Sample ID:	280-137702-20		
Client ID:	G0112-20A				
Operator ID:	JZ	ALS Bottle#:	50	Worklist Smp#:	50
Injection Vol:	100.0 ul	Dil. Factor:	1.0000		
Method:	8330_X3	Limit Group:	GCSV - 8330		
Column:	UltraCarb5uODS (20) (4.60 mm)	Detector	LC DAD1B, 254 nm		

11 1,3-Dinitrobenzene, CAS: 99-65-0, Signal: 1

RT: 9.47
Response: 32632
Amount: 0.106402

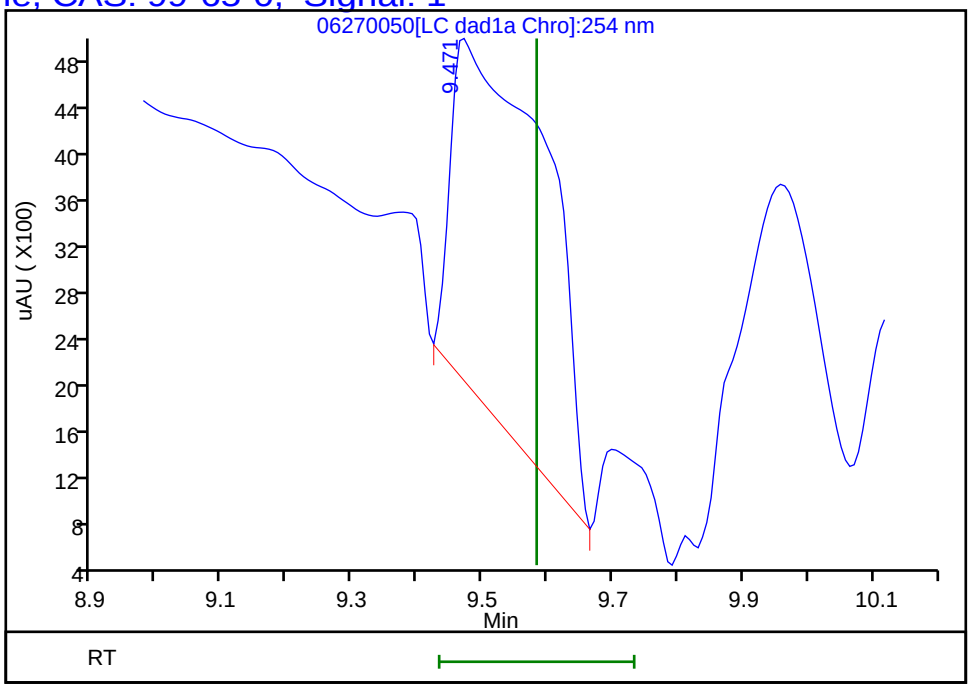

Reviewer: zhangji, 30-Jun-2020 14:53:14
Audit Action: Marked Compound Undetected Audit Reason: Invalid Compound ID

User Disabled Compound Report

Eurofins TestAmerica, Denver

Data File:	\\chromfs\denver\chromdata\chhplc_x\20200627-92823.b\06270050.d				
Injection Date:	28-Jun-2020 07:37:45	Instrument ID:	CHHPLC_X3		
Lims ID:	280-137702-A-20-A	Lab Sample ID:	280-137702-20		
Client ID:	G0112-20A				
Operator ID:	JZ	ALS Bottle#:	50	Worklist Smp#:	50
Injection Vol:	100.0 ul	Dil. Factor:	1.0000		
Method:	8330_X3	Limit Group:	GCSV - 8330		
Column:	UltraCarb5uODS (20) (4.60 mm)	Detector	LC DAD1B, 254 nm		

20 2,4-Dinitrotoluene, CAS: 121-14-2, Signal: 1

RT: 12.11
Response: 2106
Amount: 0.006937

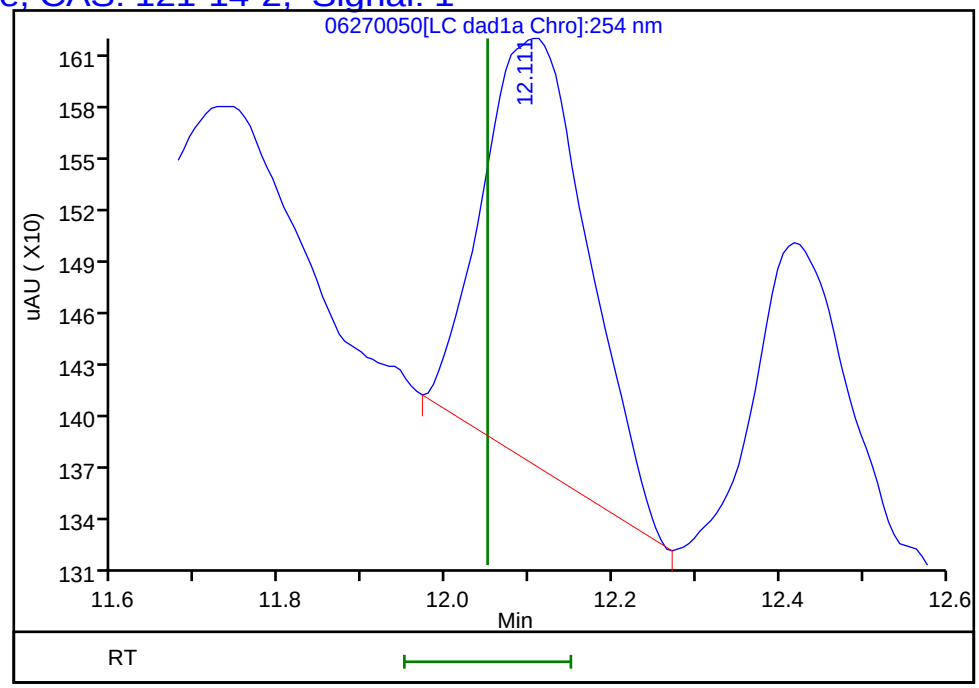

Reviewer: zhangji, 30-Jun-2020 14:53:14
Audit Action: Marked Compound Undetected Audit Reason: Invalid Compound ID

User Disabled Compound Report

Eurofins TestAmerica, Denver

Data File:	\\chromfs\denver\chromdata\chhplc_x\20200627-92823.b\06270050.d				
Injection Date:	28-Jun-2020 07:37:45	Instrument ID:	CHHPLC_X3		
Lims ID:	280-137702-A-20-A	Lab Sample ID:	280-137702-20		
Client ID:	G0112-20A				
Operator ID:	JZ	ALS Bottle#:	50	Worklist Smp#:	50
Injection Vol:	100.0 ul	Dil. Factor:	1.0000		
Method:	8330_X3	Limit Group:	GCSV - 8330		
Column:	UltraCarb5uODS (20) (4.60 mm)	Detector	LC DAD1B, 254 nm		

22 p-Nitrotoluene, CAS: 99-99-0, Signal: 1

RT: 13.34
Response: 1863
Amount: 0.016486

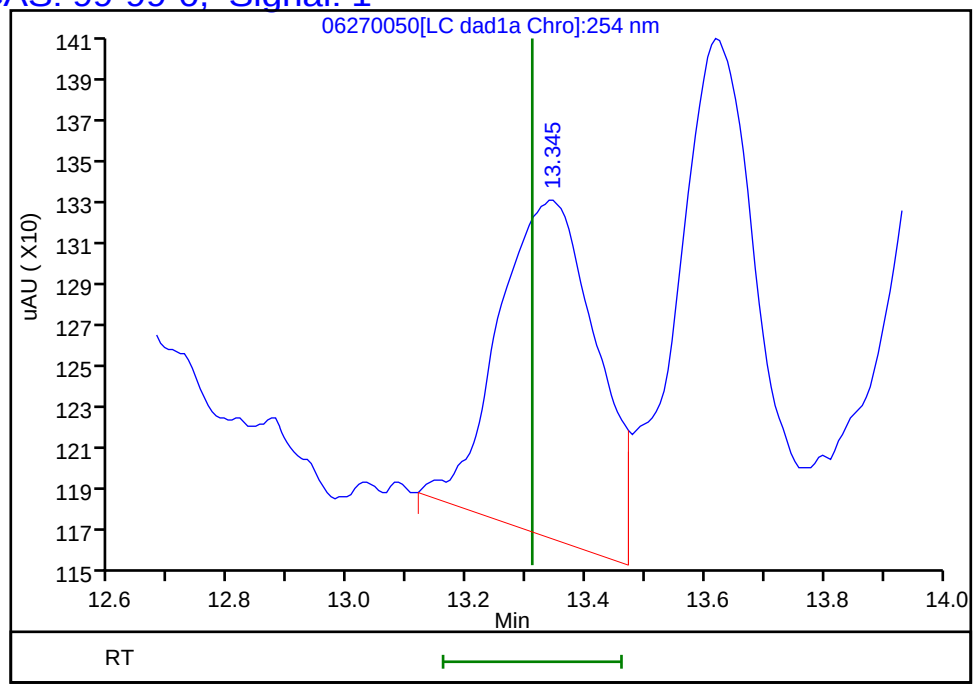

Reviewer: zhangji, 30-Jun-2020 14:53:14
Audit Action: Marked Compound Undetected Audit Reason: Invalid Compound ID

User Disabled Compound Report

Eurofins TestAmerica, Denver

Data File:	\\chromfs\denver\chromdata\chhplc_x\20200627-92823.b\06270050.d				
Injection Date:	28-Jun-2020 07:37:45	Instrument ID:	CHHPLC_X3		
Lims ID:	280-137702-A-20-A	Lab Sample ID:	280-137702-20		
Client ID:	G0112-20A				
Operator ID:	JZ	ALS Bottle#:	50	Worklist Smp#:	50
Injection Vol:	100.0 ul	Dil. Factor:	1.0000		
Method:	8330_X3	Limit Group:	GCSV - 8330		
Column:	UltraCarb5uODS (20) (4.60 mm)	Detector	LC DAD1B, 254 nm		

3 HMX, CAS: 2691-41-0, Signal: 1

RT: 6.77
Response: 1004123
Amount: 11.680988

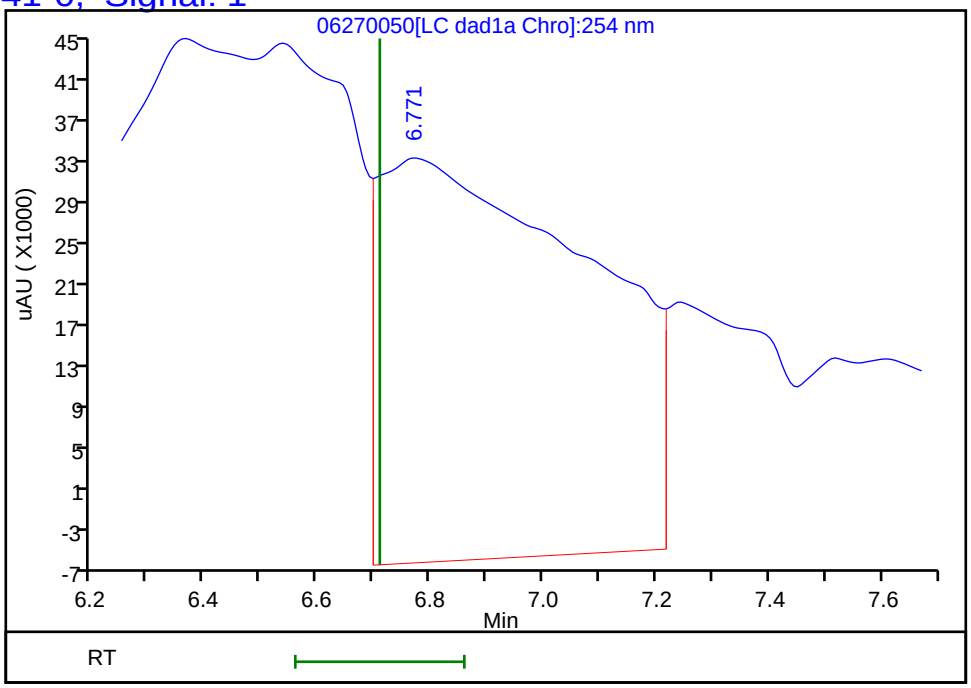

Reviewer: zhangji, 30-Jun-2020 14:53:14
Audit Action: Marked Compound Undetected Audit Reason: Invalid Compound ID

User Disabled Compound Report

Eurofins TestAmerica, Denver

Data File:	\\chromfs\denver\chromdata\chhplc_x\20200627-92823.b\06270050.d				
Injection Date:	28-Jun-2020 07:37:45	Instrument ID:	CHHPLC_X3		
Lims ID:	280-137702-A-20-A	Lab Sample ID:	280-137702-20		
Client ID:	G0112-20A				
Operator ID:	JZ	ALS Bottle#:	50	Worklist Smp#:	50
Injection Vol:	100.0 ul	Dil. Factor:	1.0000		
Method:	8330_X3	Limit Group:	GCSV - 8330		
Column:	UltraCarb5uODS (20) (4.60 mm)	Detector	LC DAD1B, 254 nm		

6 MNX, CAS: 5755-27-1, Signal: 1

RT: 7.52
Response: 99250
Amount: 0.626008

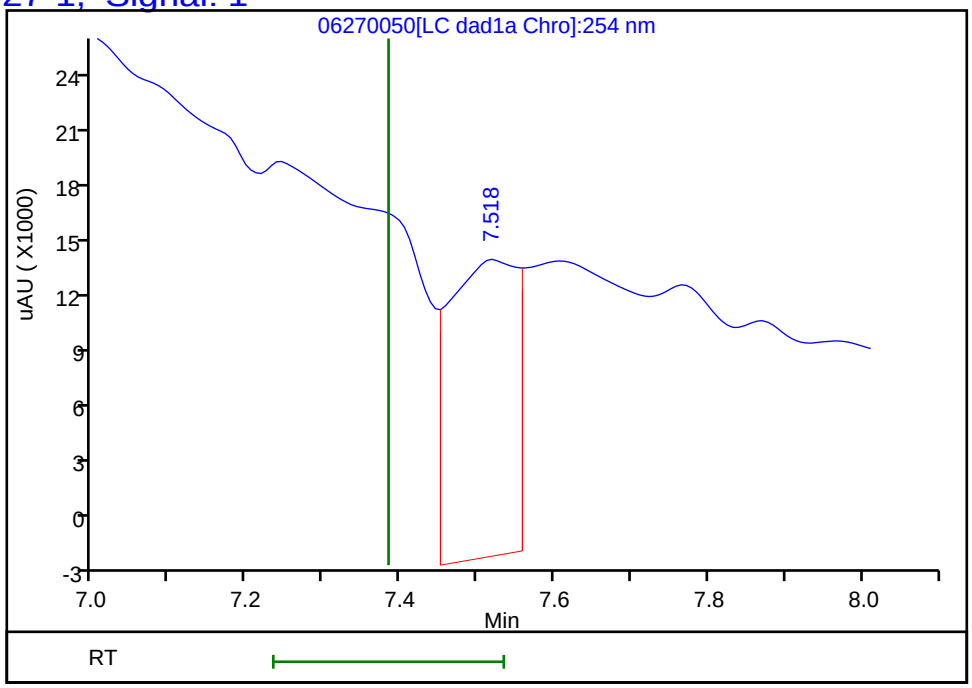

Reviewer: zhangji, 30-Jun-2020 14:53:14
Audit Action: Marked Compound Undetected Audit Reason: Invalid Compound ID

Manual Integration/User Assign Peak Report

Eurofins TestAmerica, Denver

Data File:	\\chromfs\denver\chromdata\chhplc_x\20200627-92823.b\06270050.d				
Injection Date:	28-Jun-2020 07:37:45	Instrument ID:	CHHPLC_X3		
Lims ID:	280-137702-A-20-A	Lab Sample ID:	280-137702-20		
Client ID:	G0112-20A				
Operator ID:	JZ	ALS Bottle#:	50	Worklist Smp#:	50
Injection Vol:	100.0 ul	Dil. Factor:	1.0000		
Method:	8330_X3	Limit Group:	GCSV - 8330		
Column:	UltraCarb5uODS (20) (4.60 mm)	Detector	LC DAD1B, 254 nm		

12 Nitrobenzene, CAS: 98-95-3

Signal: 1

Processing Integration Results

RT: 9.96
Area: 21602
Amount: 0.107793
Amount Units: ug/mL

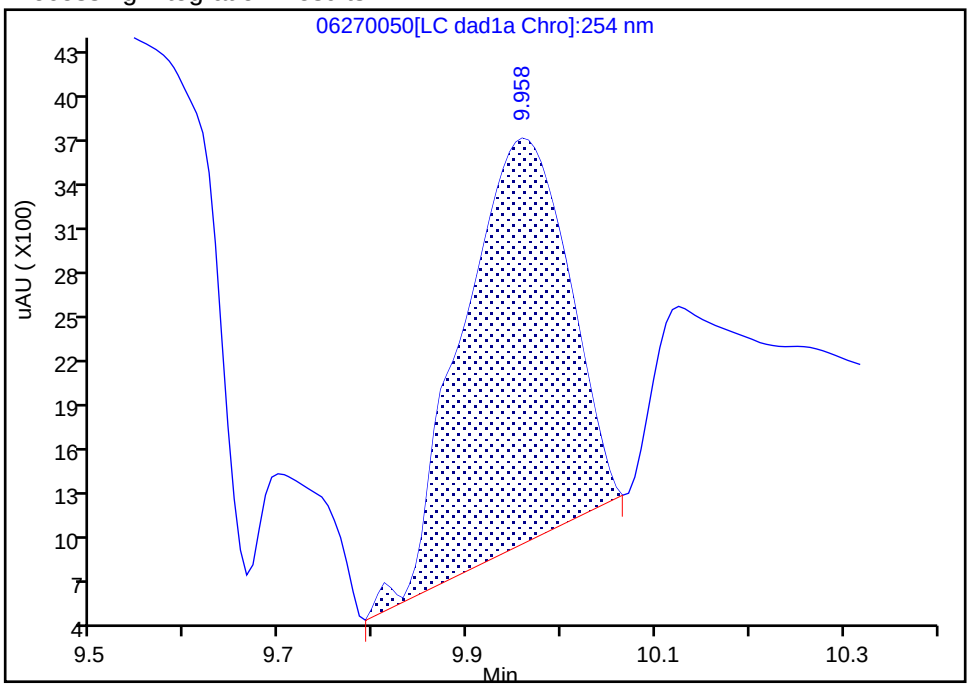

Manual Integration Results

RT: 9.96
Area: 21189
Amount: 0.105732
Amount Units: ug/mL

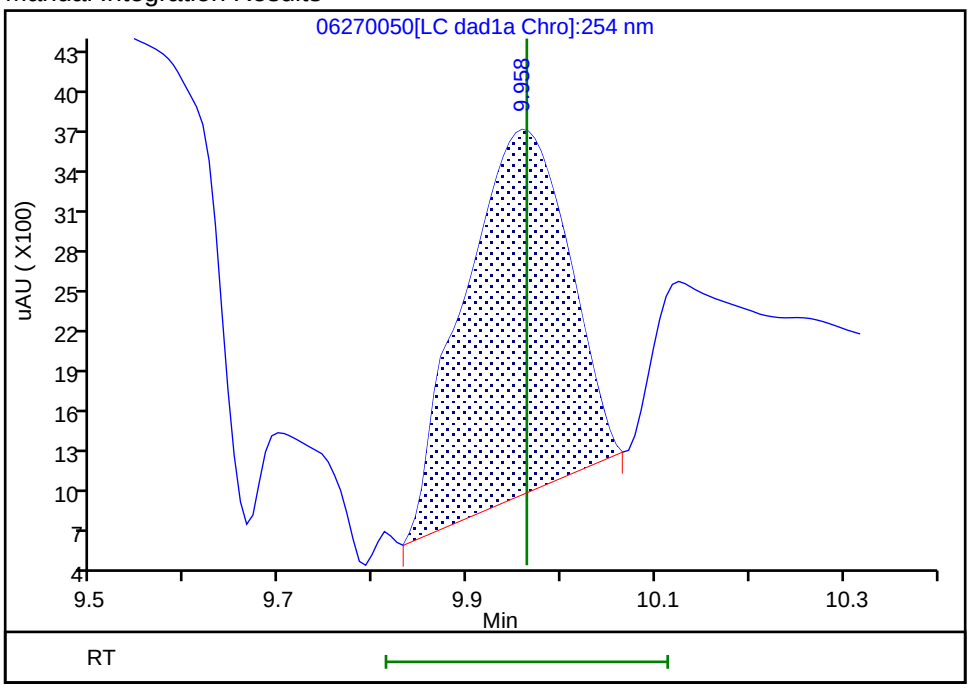

Reviewer: zhangji, 30-Jun-2020 14:53:05

Audit Action: Manually Integrated Audit Reason: Baseline

Manual Integration/User Assign Peak Report

Eurofins TestAmerica, Denver

Data File:	\\chromfs\denver\chromdata\chhplc_x\20200627-92823.b\06270050.d				
Injection Date:	28-Jun-2020 07:37:45	Instrument ID:	CHHPLC_X3		
Lims ID:	280-137702-A-20-A	Lab Sample ID:	280-137702-20		
Client ID:	G0112-20A				
Operator ID:	JZ	ALS Bottle#:	50	Worklist Smp#:	50
Injection Vol:	100.0 ul	Dil. Factor:	1.0000		
Method:	8330_X3	Limit Group:	GCSV - 8330		
Column:	UltraCarb5uODS (20) (4.60 mm)	Detector	LC DAD1B, 254 nm		

7 RDX, CAS: 121-82-4

Signal: 1

Processing Integration Results

RT: 7.76
Area: 88179
Amount: 0.756167
Amount Units: ug/mL

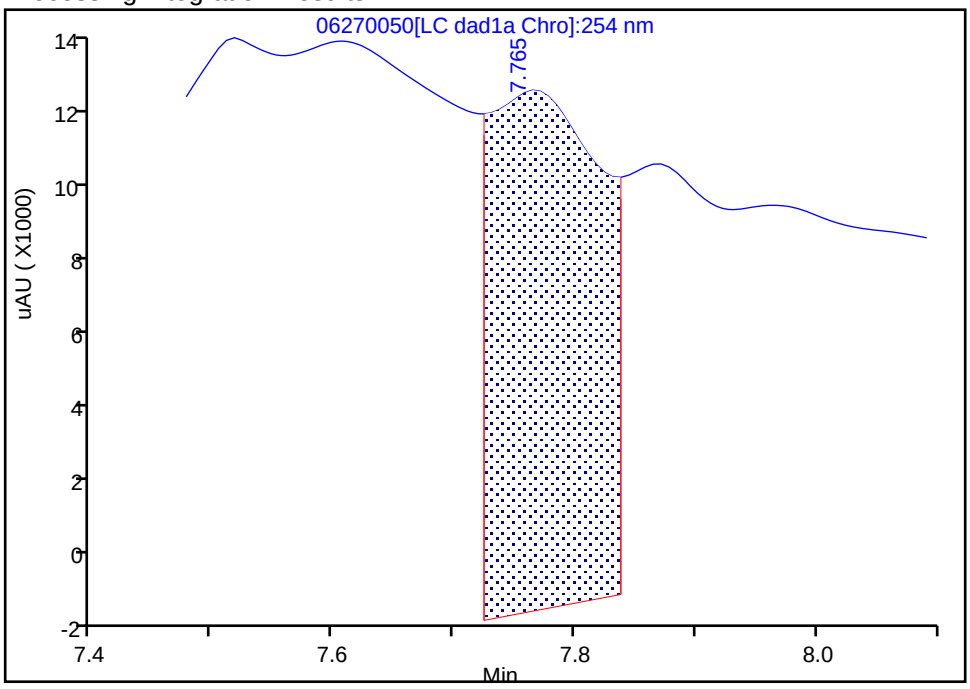

Manual Integration Results

RT: 7.76
Area: 4304
Amount: 0.036908
Amount Units: ug/mL

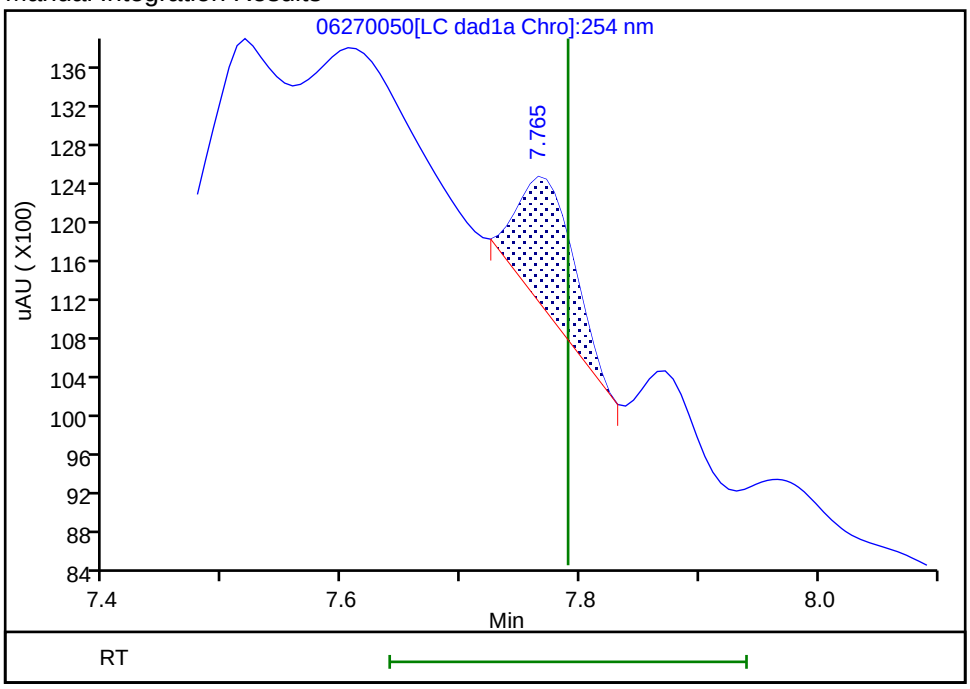

Reviewer: zhangji, 30-Jun-2020 14:52:54
Audit Action: Manually Integrated Audit Reason: Baseline

FORM I
HPLC/IC ORGANICS ANALYSIS DATA SHEET

Lab Name: Eurofins TestAmerica, Denver Job No.: 280-137702-1

SDG No.:

Client Sample ID: G0112-20A Lab Sample ID: 280-137702-20

Matrix: Water Lab File ID: 06300034.D

Analysis Method: 8330A Date Collected: 06/14/2020 09:45

Extraction Method: 3535 Date Extracted: 06/18/2020 10:49

Sample wt/vol: 474.5(mL) Date Analyzed: 07/01/2020 09:56

Con. Extract Vol.: 5(mL) Dilution Factor: 1

Injection Volume: 100(uL) GC Column: Luna-phenylhex ID: 4.6(mm)

% Moisture: GPC Cleanup:(Y/N) N

Analysis Batch No.: 500692 Units: ug/L

CAS NO.	COMPOUND NAME	RESULT	Q	LOQ	LOD	DL
98-95-3	Nitrobenzene	0.21	U	0.22	0.21	0.096
121-82-4	RDX	0.21	U	0.22	0.21	0.054

CAS NO.	SURROGATE	%REC	Q	LIMITS
528-29-0	1,2-Dinitrobenzene	108	*M*	83-119

Eurofins TestAmerica, Denver
Target Compound Quantitation Report

Data File: \\chromfs\Denver\ChromData\G2_LUNA\20200630-92910.b\06300034.D
Lims ID: 280-137702-A-20-A
Client ID: G0112-20A
Sample Type: Client
Inject. Date: 01-Jul-2020 09:56:25 ALS Bottle#: 34 Worklist Smp#: 34
Injection Vol: 100.0 ul Dil. Factor: 1.0000
Sample Info: 280-137702-A-20-
Misc. Info.: 280-0092910-034
Operator ID: JZ Instrument ID: CHHPLC_G2_LUNA

Method: \\chromfs\Denver\ChromData\G2_LUNA\20200630-92910.b\G2_8330_Luna.m
Limit Group: GCSV - 8330
Last Update: 01-Jul-2020 17:34:15 Calib Date: 15-May-2020 02:11:20
Integrator: Falcon
Quant Method: External Standard Quant By: Initial Calibration
Last ICal File: \\chromfs\Denver\ChromData\G2_LUNA\20200514-91518.b\05140024.D

Column 1 : Luna-Phenyl hexyl (4.60 mm) Det: LC DAD1A, 254 nm
Process Host: CTX1062

First Level Reviewer: zhangji Date: 01-Jul-2020 17:17:47

	Compound	Det	RT (min.)	Exp RT (min.)	Dlt RT (min.)	Response	OnCol Amt ug/ml	Flags
	6 HMX	1		7.162			ND	
	7 MNX	1		7.943			ND	
	8 RDX	1		9.382			ND	
	9 Nitrobenzene	1		12.296			ND	
$	10 1,2-Dinitrobenzene	1	13.293	13.296	-0.003	61471	0.2151	M
	12 1,3-Dinitrobenzene	1		15.822			ND	
	14 o-Nitrotoluene	1	16.699	16.762	-0.063	47017	0.1722	M
	15 p-Nitrotoluene	1		17.022			ND	
	16 4-Amino-2,6-dinitrotoluene	1		17.482			ND	
	17 m-Nitrotoluene	1		17.982			ND	
	18 2-Amino-4,6-dinitrotoluene	1		18.416			ND	
	19 1,3,5-Trinitrobenzene	1		19.162			ND	
	20 2,6-Dinitrotoluene	1		20.076			ND	
	21 2,4-Dinitrotoluene	1		20.596			ND	
	22 Tetryl	1		23.896			ND	
	23 2,4,6-Trinitrotoluene	1		24.922			ND	

QC Flag Legend

Review Flags
M - Manually Integrated

Report Date: 01-Jul-2020 17:34:16 Chrom Revision: 2.3 21-Jun-2020 18:30:46

Eurofins TestAmerica, Denver

Data File: \\chromfs\denver\chromdata\g2_luna\20200630-92910.b\06300034.d

Injection Date:	01-Jul-2020 09:56:25	Instrument ID:	CHHPLC_G2_LUNA	Operator ID:	JZ
Lims ID:	280-137702-A-20-A	Lab Sample ID:	280-137702-20	Worklist Smp#:	34
Client ID:	G0112-20A				
Injection Vol:	100.0 ul	Dil. Factor:	1.0000	ALS Bottle#:	34
Method:	G2_8330_Luna	Limit Group:	GCSV - 8330		

Column: Luna-Phenyl hexyl (4.60 mm) Y Scaling: Method Defined: Scale to the Nth Largest Peak: 1

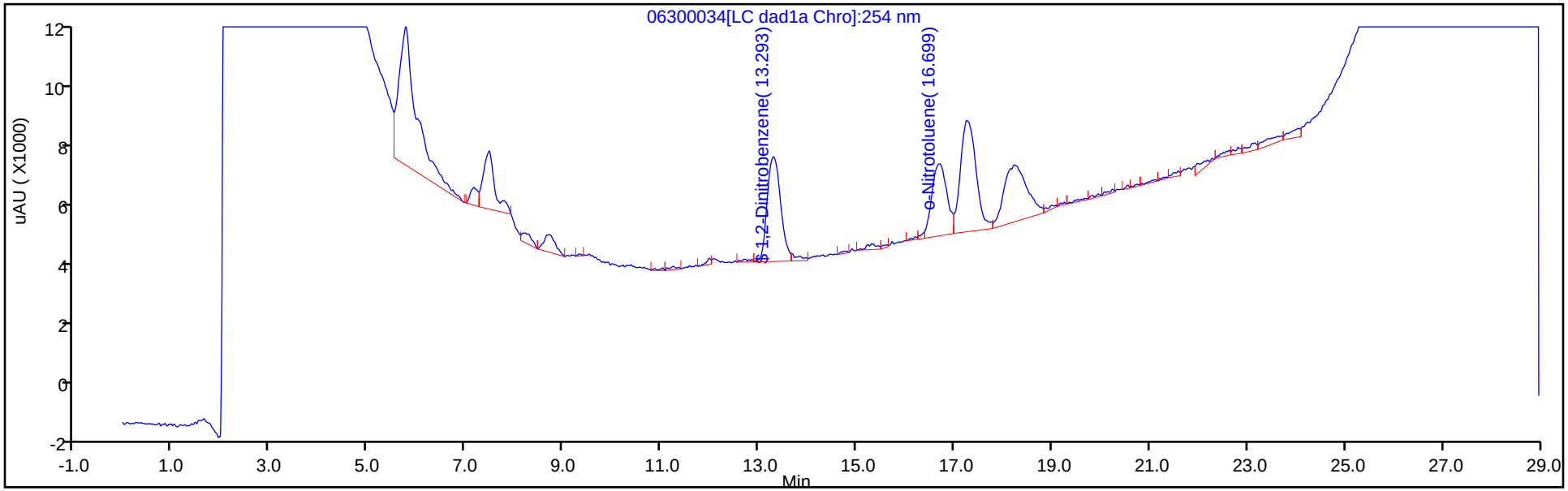

Y Scaling: Method Defined: Scale to the Nth Largest Peak: 1

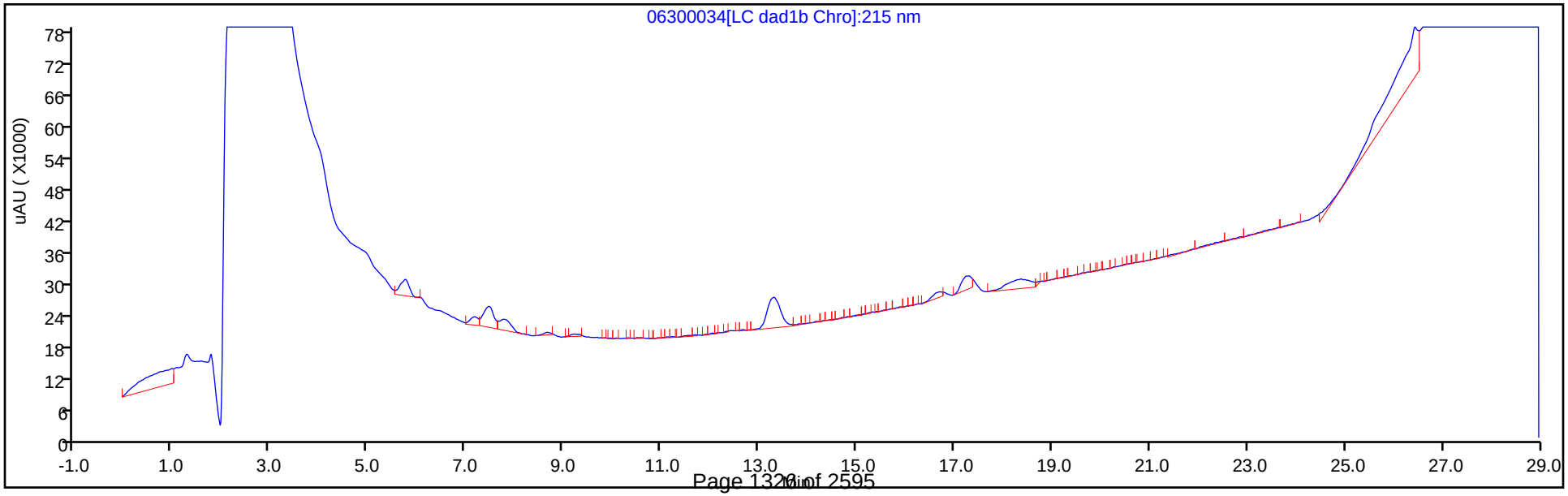

Eurofins TestAmerica, Denver
Recovery Report

Data File:	\\chromfs\Denver\ChromData\G2_LUNA\20200630-92910.b\06300034.D				
Lims ID:	280-137702-A-20-A				
Client ID:	G0112-20A				
Sample Type:	Client				
Inject. Date:	01-Jul-2020 09:56:25	ALS Bottle#:	34	Worklist Smp#:	34
Injection Vol:	100.0 ul	Dil. Factor:	1.0000		
Sample Info:	280-137702-A-20-				
Misc. Info.:	280-0092910-034				
Operator ID:	JZ	Instrument ID:	CHHPLC_G2_LUNA		
Method:	\\chromfs\Denver\ChromData\G2_LUNA\20200630-92910.b\G2_8330_Luna.m				
Limit Group:	GCSV - 8330				
Last Update:	01-Jul-2020 17:34:15	Calib Date:	15-May-2020 02:11:20		
Integrator:	Falcon				
Quant Method:	External Standard	Quant By:	Initial Calibration		
Last ICal File:	\\chromfs\Denver\ChromData\G2_LUNA\20200514-91518.b\05140024.D				
Column 1 :	Luna-Phenyl hexyl (4.60 mm)		Det: LC DAD1A, 254 nm		
Process Host:	CTX1062				
First Level Reviewer: zhangji		Date:	01-Jul-2020 17:17:47		

Compound	Amount Added	Amount Recovered	% Rec.
$ 10 1,2-Dinitrobenzene	0.2000	0.2151	107.55

Manual Integration/User Assign Peak Report

Eurofins TestAmerica, Denver

Data File:	\\chromfs\denver\chromdata\g2_luna\20200630-92910.b\06300034.d				
Injection Date:	01-Jul-2020 09:56:25	Instrument ID:	CHHPLC_G2_LUNA		
Lims ID:	280-137702-A-20-A	Lab Sample ID:	280-137702-20		
Client ID:	G0112-20A				
Operator ID:	JZ	ALS Bottle#:	34	Worklist Smp#:	34
Injection Vol:	100.0 ul	Dil. Factor:	1.0000		
Method:	G2_8330_Luna	Limit Group:	GCSV - 8330		
Column:	Luna-Phenyl hexyl (4.60 mm)	Detector	LC DAD1A, 254 nm		

$ 10 1,2-Dinitrobenzene, CAS: 528-29-0

Signal: 1

Processing Integration Results

RT: 13.29
Area: 63876
Amount: 0.223776
Amount Units: ug/ml

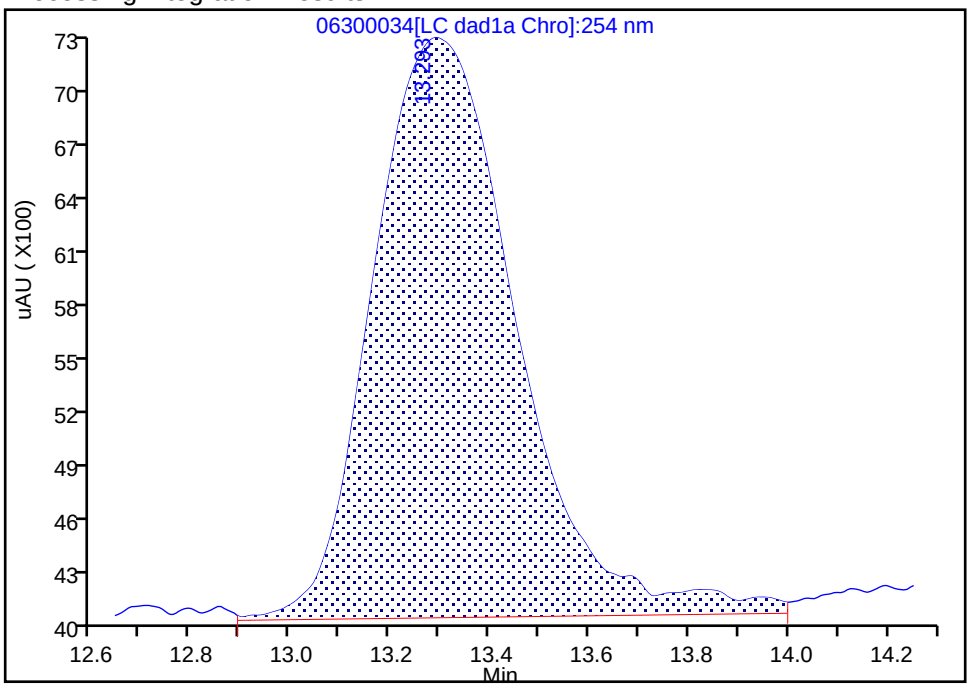

Manual Integration Results

RT: 13.29
Area: 61471
Amount: 0.215101
Amount Units: ug/ml

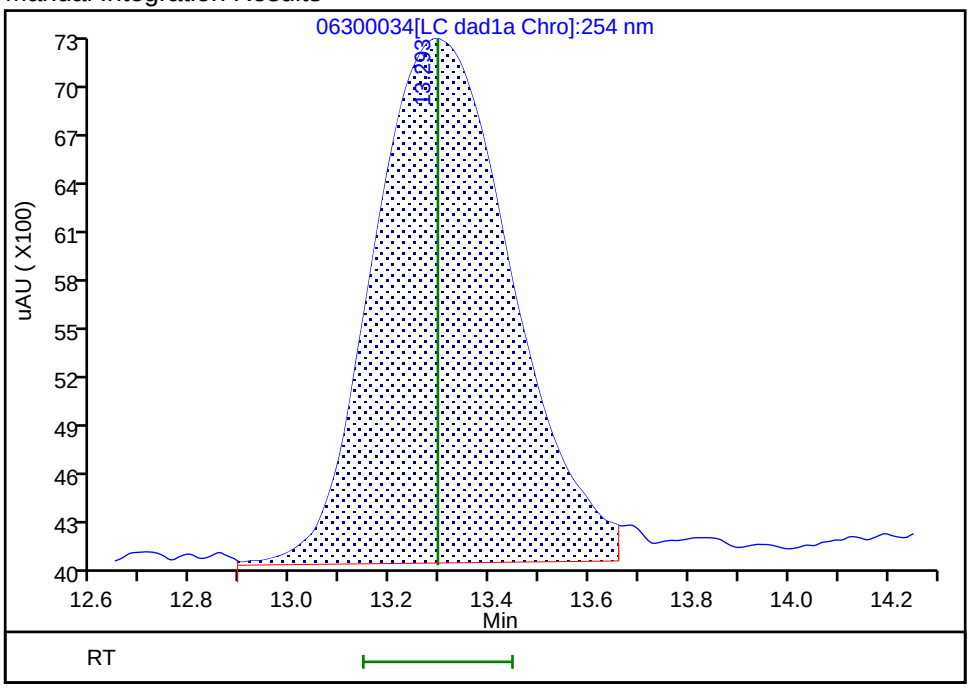

Reviewer: zhangji, 01-Jul-2020 17:17:40

Audit Action: Split an Integrated Peak Audit Reason: Baseline

Manual Integration/User Assign Peak Report

Eurofins TestAmerica, Denver

Data File:	\\chromfs\denver\chromdata\g2_luna\20200630-92910.b\06300034.d				
Injection Date:	01-Jul-2020 09:56:25	Instrument ID:	CHHPLC_G2_LUNA		
Lims ID:	280-137702-A-20-A	Lab Sample ID:	280-137702-20		
Client ID:	G0112-20A				
Operator ID:	JZ	ALS Bottle#:	34	Worklist Smp#:	34
Injection Vol:	100.0 ul	Dil. Factor:	1.0000		
Method:	G2_8330_Luna	Limit Group:	GCSV - 8330		
Column:	Luna-Phenyl hexyl (4.60 mm)	Detector	LC DAD1A, 254 nm		

14 o-Nitrotoluene, CAS: 88-72-2

Signal: 1

Processing Integration Results

RT: 16.71
Area: 48104
Amount: 0.176228
Amount Units: ug/ml

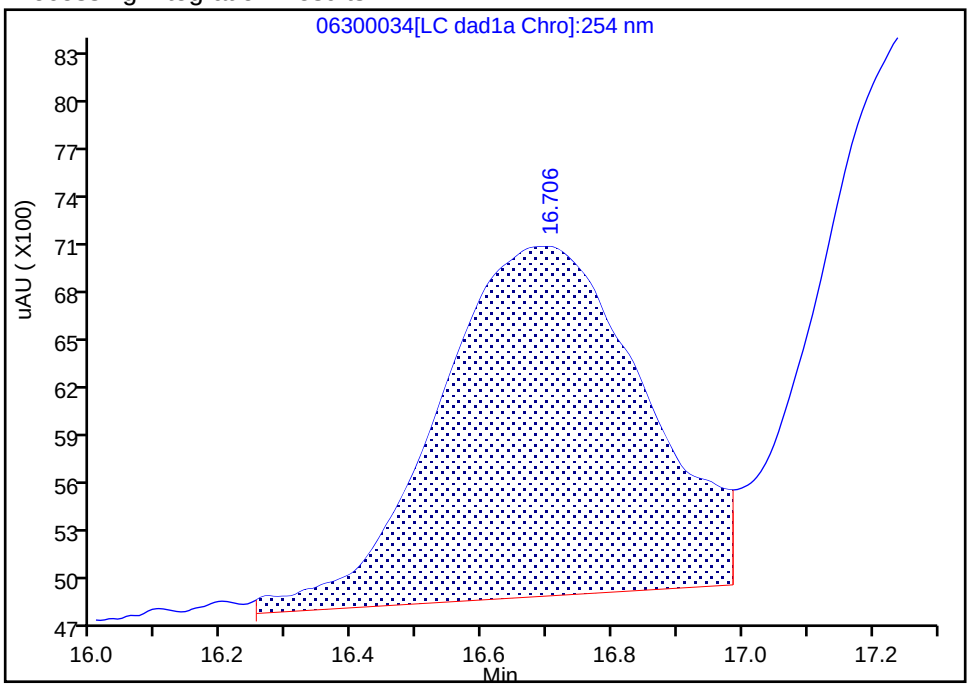

Manual Integration Results

RT: 16.70
Area: 47017
Amount: 0.172246
Amount Units: ug/ml

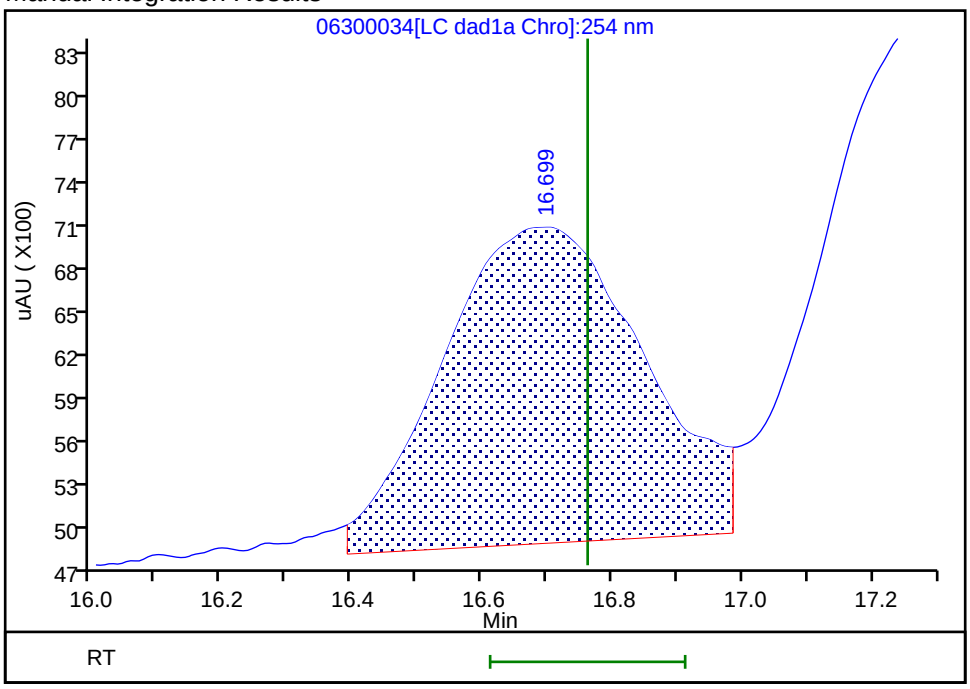

Reviewer: zhangji, 01-Jul-2020 17:17:44
Audit Action: Split an Integrated Peak Audit Reason: Baseline

FORM I
HPLC/IC ORGANICS ANALYSIS DATA SHEET

Lab Name: Eurofins TestAmerica, Denver Job No.: 280-137702-1

SDG No.:

Client Sample ID: G0094-20A Lab Sample ID: 280-137702-21

Matrix: Water Lab File ID: 06230021.D

Analysis Method: 8330A Date Collected: 06/15/2020 08:20

Extraction Method: 3535 Date Extracted: 06/18/2020 17:20

Sample wt/vol: 459.3(mL) Date Analyzed: 06/23/2020 23:39

Con. Extract Vol.: 5(mL) Dilution Factor: 1

Injection Volume: 100(uL) GC Column: UltraCarb5uODS ID: 4.6(mm)

% Moisture: GPC Cleanup:(Y/N) N

Analysis Batch No.: 499864 Units: ug/L

CAS NO.	COMPOUND NAME	RESULT	Q	LOQ	LOD	DL
99-65-0	1,3-Dinitrobenzene	0.29	J1 M	0.12	0.11	0.040
118-96-7	2,4,6-Trinitrotoluene	8.5	M	0.12	0.11	0.049
606-20-2	2,6-Dinitrotoluene	0.087	U	0.11	0.087	0.044
35572-78-2	2-Amino-4,6-dinitrotoluene	13	M	0.12	0.11	0.055
88-72-2	2-Nitrotoluene	0.22	U M	0.23	0.22	0.093
99-08-1	3-Nitrotoluene	0.44	U M	0.44	0.44	0.21
19406-51-0	4-Amino-2,6-dinitrotoluene	9.7	M	0.16	0.13	0.063
99-99-0	4-Nitrotoluene	0.44	U M	0.45	0.44	0.11
98-95-3	Nitrobenzene	0.22	U M	0.23	0.22	0.099
121-82-4	RDX	2.7	J1 M	0.23	0.22	0.056
479-45-8	Tetryl	0.11	U M	0.12	0.11	0.035

CAS NO.	SURROGATE	%REC	Q	LIMITS
528-29-0	1,2-Dinitrobenzene	91	M	83-119

Eurofins TestAmerica, Denver
Target Compound Quantitation Report

Data File: \\chromfs\Denver\ChromData\CHHPLC_X\20200623-92681.b\06230021.D
Lims ID: 280-137702-A-21-A
Client ID: G0094-20A
Sample Type: Client
Inject. Date: 23-Jun-2020 23:39:55 ALS Bottle#: 21 Worklist Smp#: 21
Injection Vol: 100.0 ul Dil. Factor: 1.0000
Sample Info: 280-137702-A-21-
Misc. Info.: 280-0092681-021
Operator ID: JZ Instrument ID: CHHPLC_X3

Method: \\chromfs\Denver\ChromData\CHHPLC_X\20200623-92681.b\8330_X3.m
Limit Group: GCSV - 8330
Last Update: 24-Jun-2020 16:26:13 Calib Date: 18-Mar-2020 14:39:27
Integrator: Falcon
Quant Method: External Standard Quant By: Initial Calibration
Last ICal File: \\chromna\Denver\ChromData\CHHPLC_X\20200318-90159.b\03180015.D

Column 1 : UltraCarb5uODS (20) (4.60 mm) Det: LC DAD1B, 254 nm
Process Host: CTX1068

First Level Reviewer: zhangji Date: 24-Jun-2020 15:50:46

Compound	Det	RT (min.)	Exp RT (min.)	Dlt RT (min.)	Response	OnCol Amt ug/mL	Flags
3 HMX	1	6.721	6.723	-0.002	41052	0.4776	M
6 MNX	1	7.381	7.394	-0.013	53595	0.3380	M
7 RDX	1	7.781	7.790	-0.009	28572	0.2450	M
$ 9 1,2-Dinitrobenzene	1	8.735	8.736	-0.001	25082	0.1815	M
10 1,3,5-Trinitrobenzene	1	8.895	8.923	-0.028	17764	0.0771	M
11 1,3-Dinitrobenzene	1	9.588	9.570	0.018	8148	0.0266	M
12 Nitrobenzene	1		9.943			ND	U
14 Tetryl	1		10.236			ND	U
16 2,4,6-Trinitrotoluene	1	11.188	11.203	-0.015	159109	0.7798	M
17 4-Amino-2,6-dinitrotoluene	1	11.348	11.363	-0.015	157489	0.8894	M
18 2-Amino-4,6-dinitrotoluene	1	11.641	11.656	-0.015	234950	1.16	M
19 2,6-Dinitrotoluene	1		11.790			ND	
20 2,4-Dinitrotoluene	1	11.981	11.990	-0.009	8789	0.0290	M
21 o-Nitrotoluene	1		12.796			ND	U
22 p-Nitrotoluene	1		13.223			ND	U
23 m-Nitrotoluene	1		13.803			ND	U

QC Flag Legend

Review Flags
M - Manually Integrated
U - Marked Undetected

Report Date: 24-Jun-2020 16:26:16 Chrom Revision: 2.3 21-Jun-2020 18:30:46

Eurofins TestAmerica, Denver

Data File: \\chromfs\denver\chromdata\chhplc_x\20200623-92681.b\06230021.d

Injection Date:	23-Jun-2020 23:39:55	Instrument ID:	CHHPLC_X3	Operator ID:	JZ
Lims ID:	280-137702-A-21-A	Lab Sample ID:	280-137702-21	Worklist Smp#:	21
Client ID:	G0094-20A				
Injection Vol:	100.0 ul	Dil. Factor:	1.0000	ALS Bottle#:	21
Method:	8330_X3	Limit Group:	GCSV - 8330		

Column: UltraCarb5uODS (20) (4.60 mm) Y Scaling: Method Defined: Scale to the Nth Largest Target: 1

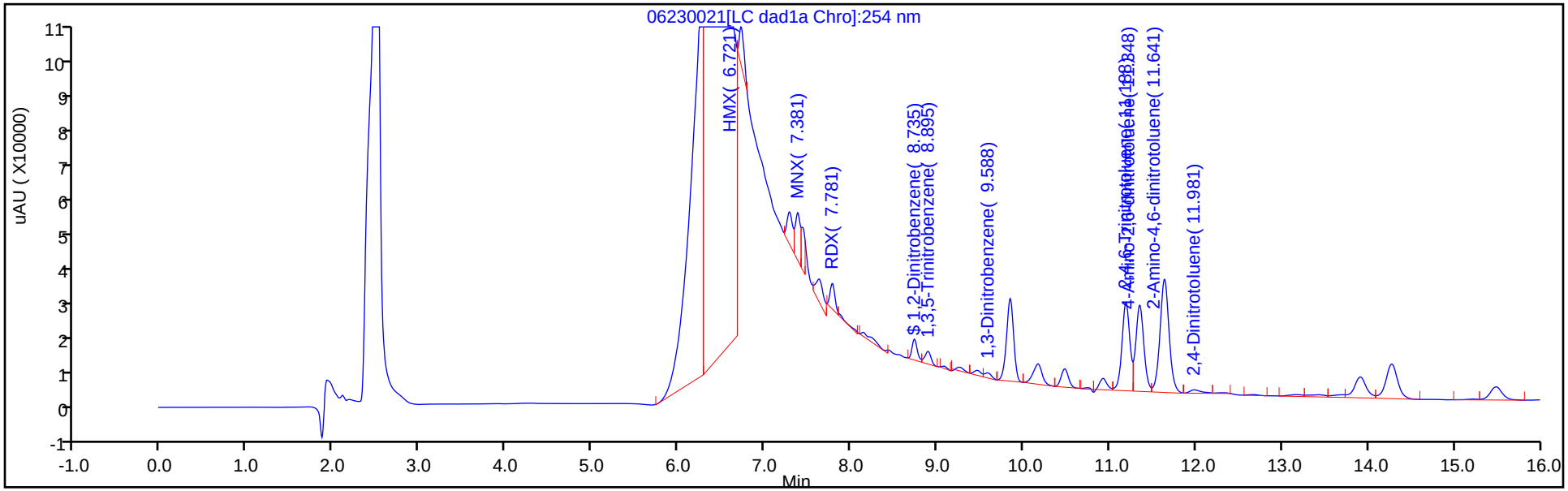

Y Scaling: Method Defined: Scale to the Nth Largest Target: 1

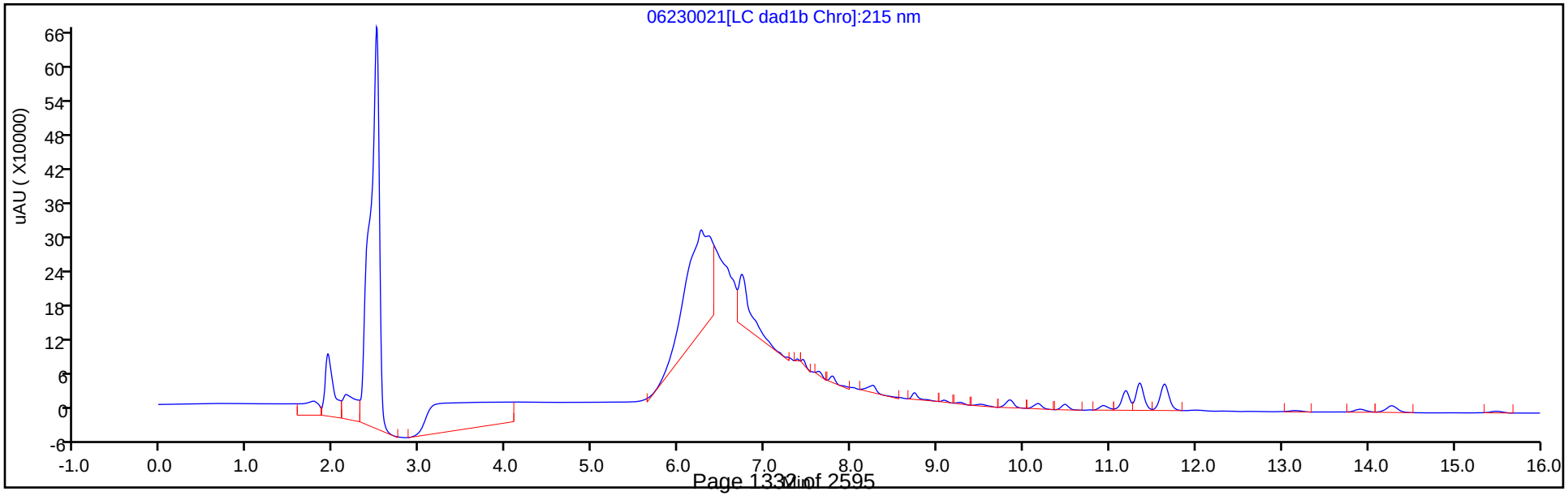

Eurofins TestAmerica, Denver
Recovery Report

Data File:	\\chromfs\Denver\ChromData\CHHPLC_X\20200623-92681.b\06230021.D				
Lims ID:	280-137702-A-21-A				
Client ID:	G0094-20A				
Sample Type:	Client				
Inject. Date:	23-Jun-2020 23:39:55	ALS Bottle#:	21	Worklist Smp#:	21
Injection Vol:	100.0 ul	Dil. Factor:	1.0000		
Sample Info:	280-137702-A-21-				
Misc. Info.:	280-0092681-021				
Operator ID:	JZ	Instrument ID:	CHHPLC_X3		
Method:	\\chromfs\Denver\ChromData\CHHPLC_X\20200623-92681.b\8330_X3.m				
Limit Group:	GCSV - 8330				
Last Update:	24-Jun-2020 16:26:13	Calib Date:	18-Mar-2020 14:39:27		
Integrator:	Falcon				
Quant Method:	External Standard	Quant By:	Initial Calibration		
Last ICal File:	\\chromna\Denver\ChromData\CHHPLC_X\20200318-90159.b\03180015.D				
Column 1 :	UltraCarb5uODS (20) (4.60 mm)		Det: LC DAD1B, 254 nm		
Process Host:	CTX1068				

First Level Reviewer: zhangji Date: 24-Jun-2020 15:50:46

Compound	Amount Added	Amount Recovered	% Rec.
$ 9 1,2-Dinitrobenzene	0.2000	0.1815	90.74

Manual Integration/User Assign Peak Report

Eurofins TestAmerica, Denver

Data File:	\\chromfs\denver\chromdata\chhplc_x\20200623-92681.b\06230021.d				
Injection Date:	23-Jun-2020 23:39:55	Instrument ID:	CHHPLC_X3		
Lims ID:	280-137702-A-21-A	Lab Sample ID:	280-137702-21		
Client ID:	G0094-20A				
Operator ID:	JZ	ALS Bottle#:	21	Worklist Smp#:	21
Injection Vol:	100.0 ul	Dil. Factor:	1.0000		
Method:	8330_X3	Limit Group:	GCSV - 8330		
Column:	UltraCarb5uODS (20) (4.60 mm)	Detector	LC DAD1B, 254 nm		

$ 9 1,2-Dinitrobenzene, CAS: 528-29-0

Signal: 1

Processing Integration Results

RT: 8.73
Area: 22101
Amount: 0.159906
Amount Units: ug/mL

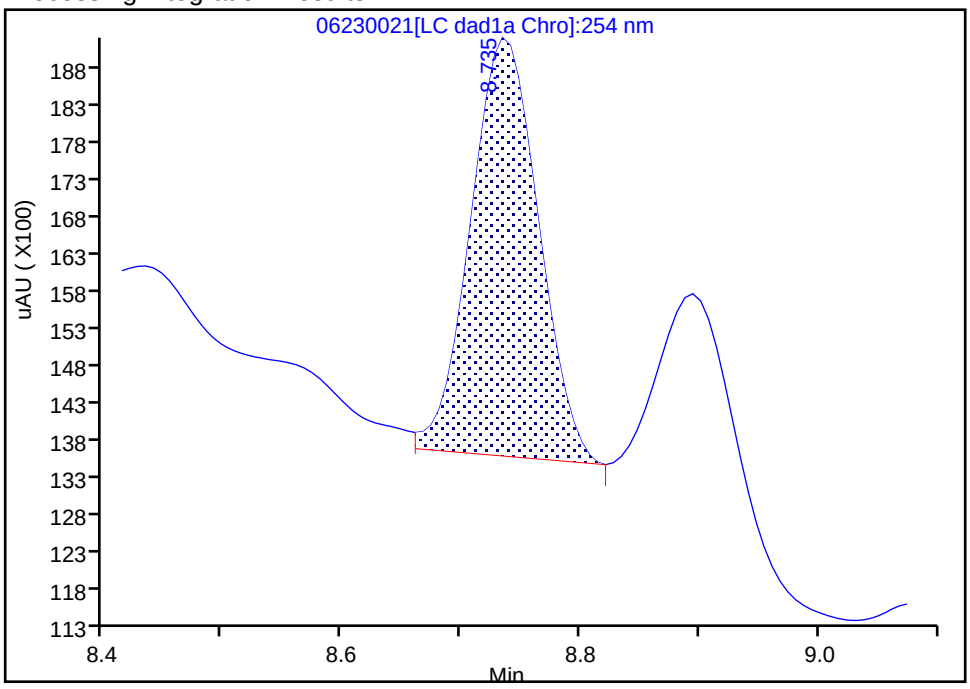

Manual Integration Results

RT: 8.73
Area: 25082
Amount: 0.181475
Amount Units: ug/mL

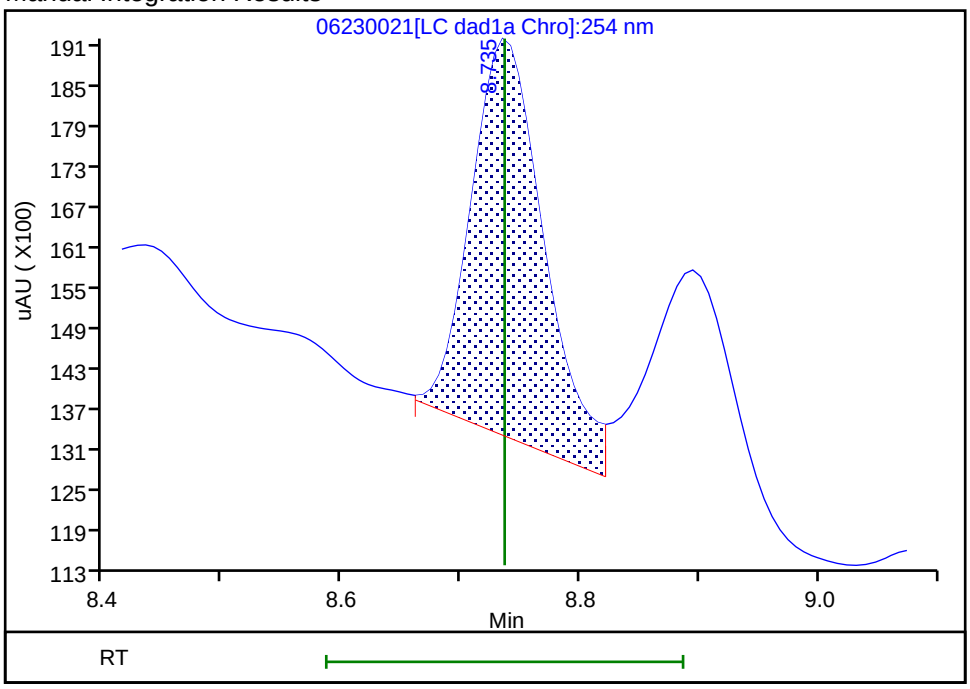

Reviewer: zhangji, 24-Jun-2020 15:50:03
Audit Action: Assigned New Baseline Audit Reason: Baseline

Manual Integration/User Assign Peak Report

Eurofins TestAmerica, Denver

Data File:	\\chromfs\denver\chromdata\chhplc_x\20200623-92681.b\06230021.d				
Injection Date:	23-Jun-2020 23:39:55	Instrument ID:	CHHPLC_X3		
Lims ID:	280-137702-A-21-A	Lab Sample ID:	280-137702-21		
Client ID:	G0094-20A				
Operator ID:	JZ	ALS Bottle#:	21	Worklist Smp#:	21
Injection Vol:	100.0 ul	Dil. Factor:	1.0000		
Method:	8330_X3	Limit Group:	GCSV - 8330		
Column:	UltraCarb5uODS (20) (4.60 mm)	Detector	LC DAD1B, 254 nm		

10 1,3,5-Trinitrobenzene, CAS: 99-35-4

Signal: 1

Processing Integration Results

RT: 8.89
Area: 13768
Amount: 0.059781
Amount Units: ug/mL

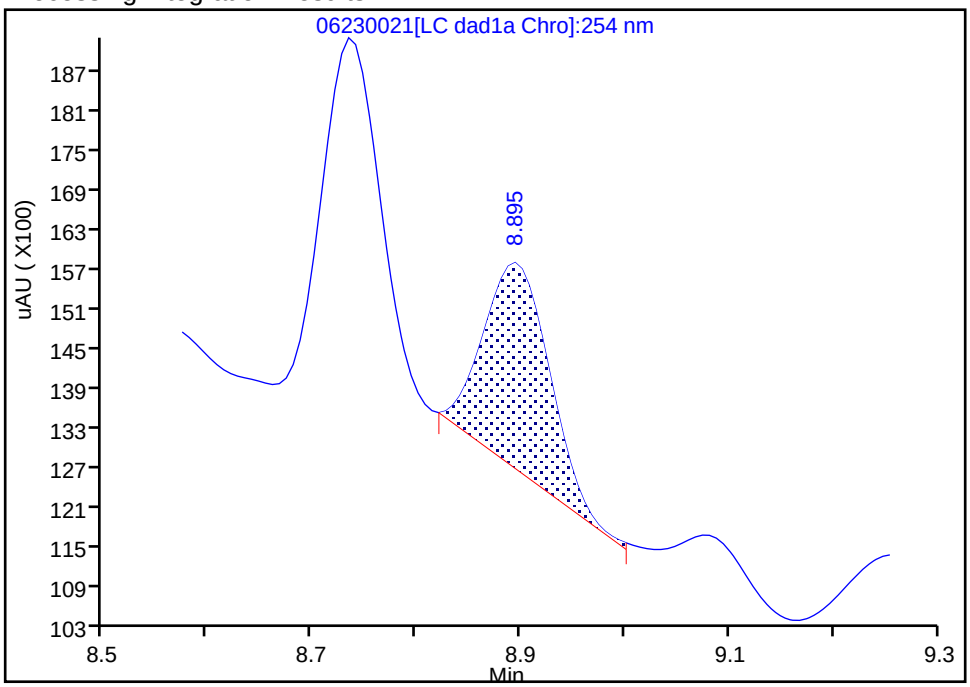

Manual Integration Results

RT: 8.89
Area: 17764
Amount: 0.077131
Amount Units: ug/mL

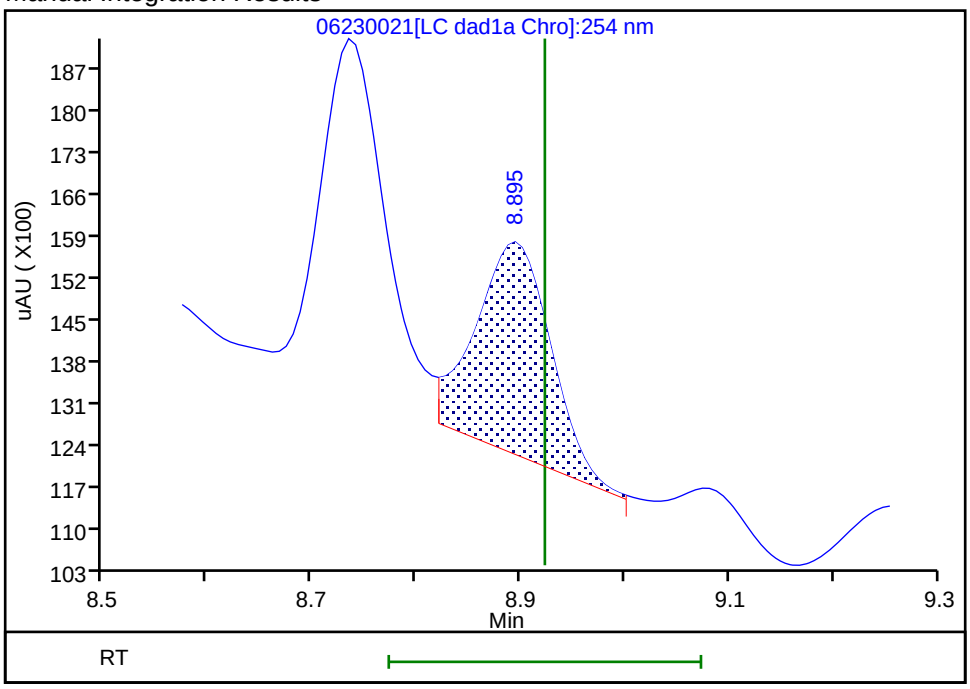

Reviewer: zhangji, 24-Jun-2020 15:50:03

Audit Action: Assigned New Baseline Audit Reason: Baseline

Manual Integration/User Assign Peak Report

Eurofins TestAmerica, Denver

Data File:	\\chromfs\denver\chromdata\chhplc_x\20200623-92681.b\06230021.d				
Injection Date:	23-Jun-2020 23:39:55	Instrument ID:	CHHPLC_X3		
Lims ID:	280-137702-A-21-A	Lab Sample ID:	280-137702-21		
Client ID:	G0094-20A				
Operator ID:	JZ	ALS Bottle#:	21	Worklist Smp#:	21
Injection Vol:	100.0 ul	Dil. Factor:	1.0000		
Method:	8330_X3	Limit Group:	GCSV - 8330		
Column:	UltraCarb5uODS (20) (4.60 mm)	Detector	LC DAD1B, 254 nm		

11 1,3-Dinitrobenzene, CAS: 99-65-0

Signal: 1

Processing Integration Results

RT: 9.59
Area: 4197
Amount: 0.013685
Amount Units: ug/mL

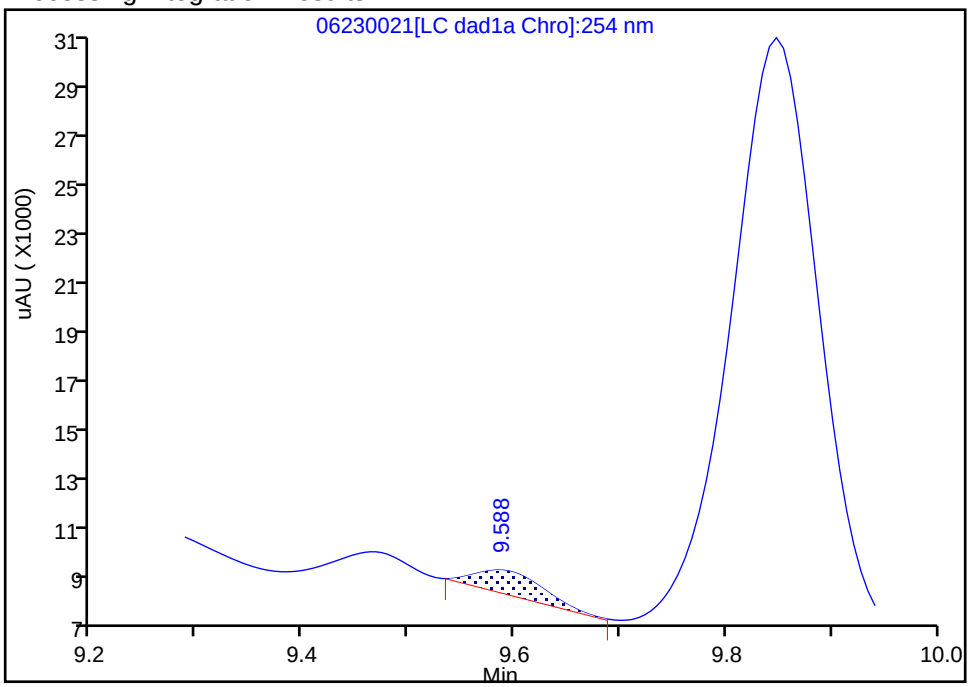

Manual Integration Results

RT: 9.59
Area: 8148
Amount: 0.026568
Amount Units: ug/mL

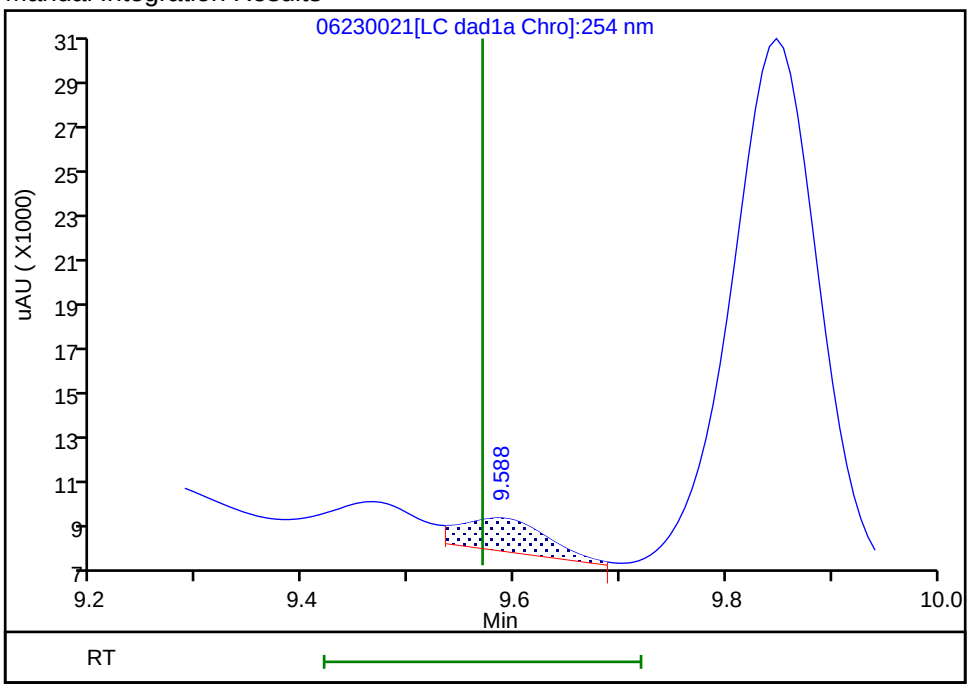

Reviewer: zhangji, 24-Jun-2020 15:50:15
Audit Action: Assigned New Baseline Audit Reason: Baseline

Manual Integration/User Assign Peak Report

Eurofins TestAmerica, Denver

Data File:	\\chromfs\denver\chromdata\chhplc_x\20200623-92681.b\06230021.d				
Injection Date:	23-Jun-2020 23:39:55	Instrument ID:	CHHPLC_X3		
Lims ID:	280-137702-A-21-A	Lab Sample ID:	280-137702-21		
Client ID:	G0094-20A				
Operator ID:	JZ	ALS Bottle#:	21	Worklist Smp#:	21
Injection Vol:	100.0 ul	Dil. Factor:	1.0000		
Method:	8330_X3	Limit Group:	GCSV - 8330		
Column:	UltraCarb5uODS (20) (4.60 mm)	Detector	LC DAD1B, 254 nm		

16 2,4,6-Trinitrotoluene, CAS: 118-96-7

Signal: 1

Processing Integration Results

RT: 11.19
Area: 139523
Amount: 0.683832
Amount Units: ug/mL

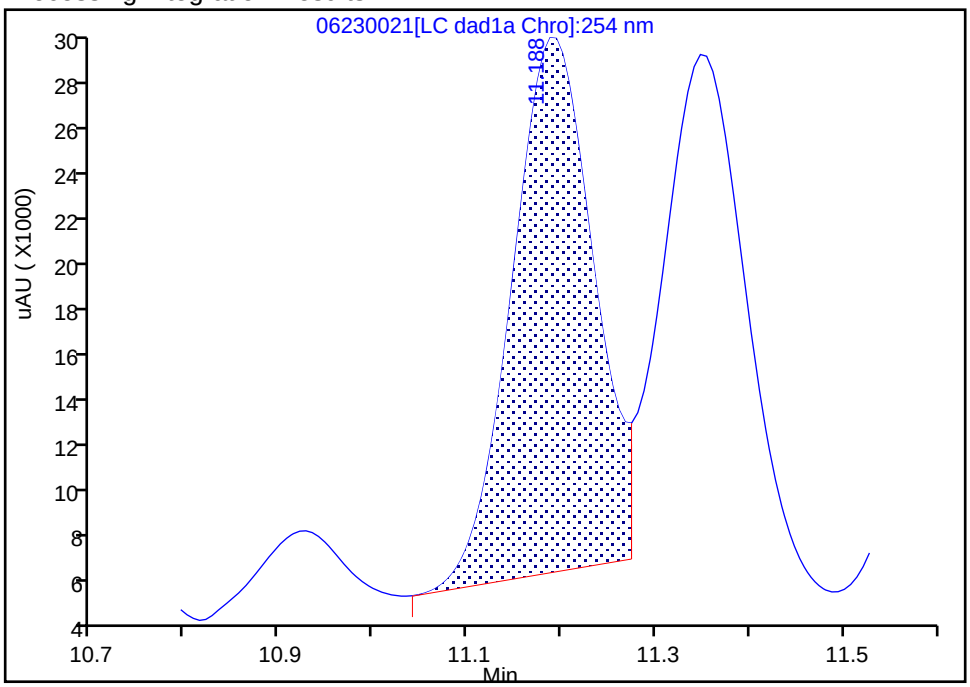

Manual Integration Results

RT: 11.19
Area: 159109
Amount: 0.779828
Amount Units: ug/mL

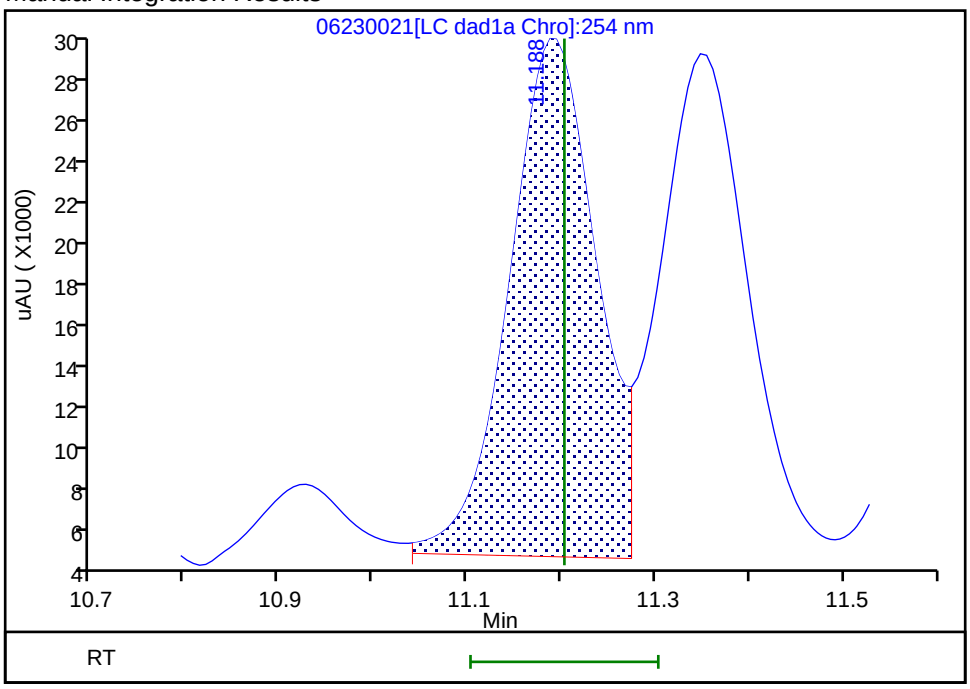

Reviewer: zhangji, 24-Jun-2020 15:49:22

Audit Action: Assigned New Baseline Audit Reason: Baseline

Manual Integration/User Assign Peak Report

Eurofins TestAmerica, Denver

Data File:	\\chromfs\denver\chromdata\chhplc_x\20200623-92681.b\06230021.d				
Injection Date:	23-Jun-2020 23:39:55	Instrument ID:	CHHPLC_X3		
Lims ID:	280-137702-A-21-A	Lab Sample ID:	280-137702-21		
Client ID:	G0094-20A				
Operator ID:	JZ	ALS Bottle#:	21	Worklist Smp#:	21
Injection Vol:	100.0 ul	Dil. Factor:	1.0000		
Method:	8330_X3	Limit Group:	GCSV - 8330		
Column:	UltraCarb5uODS (20) (4.60 mm)	Detector	LC DAD1B, 254 nm		

20 2,4-Dinitrotoluene, CAS: 121-14-2

Signal: 1

Processing Integration Results

RT: 11.98
Area: 10529
Amount: 0.034682
Amount Units: ug/mL

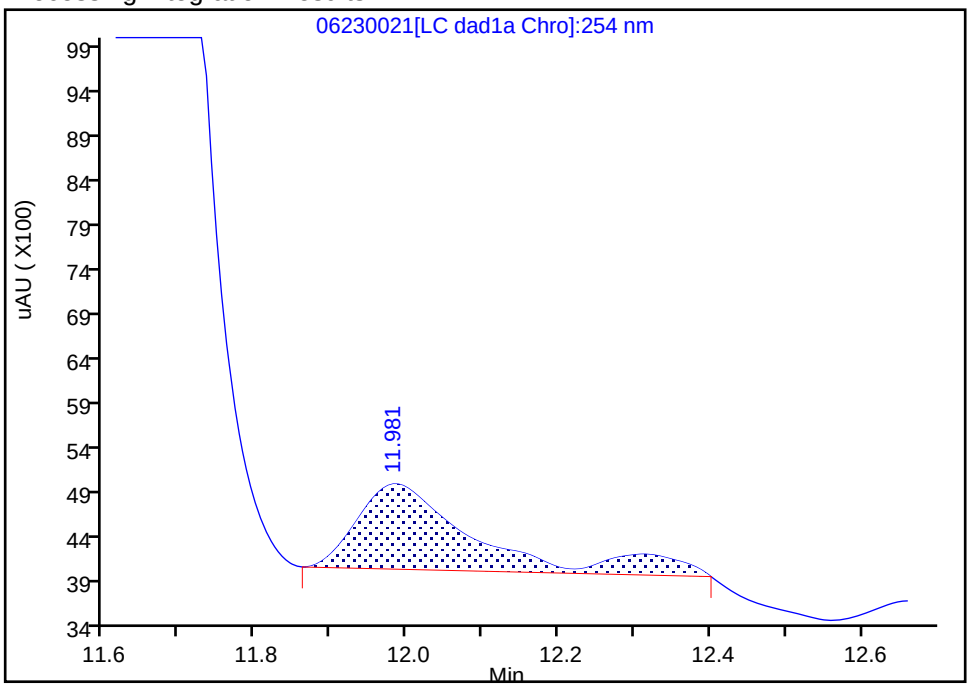

Manual Integration Results

RT: 11.98
Area: 8789
Amount: 0.028951
Amount Units: ug/mL

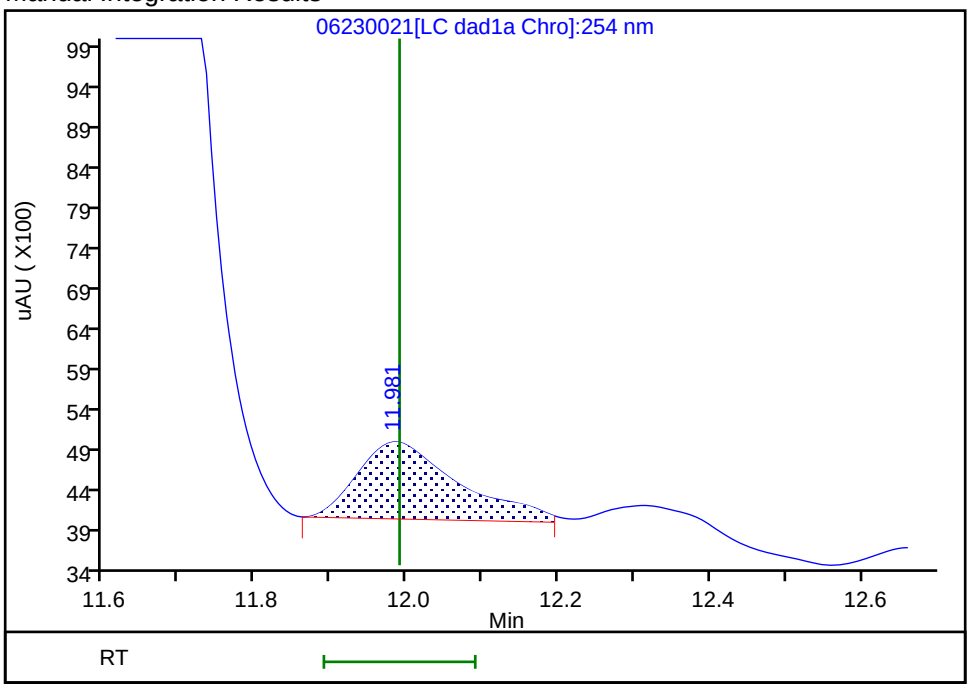

Reviewer: zhangji, 24-Jun-2020 15:50:37

Audit Action: Split an Integrated Peak Audit Reason: Baseline

Manual Integration/User Assign Peak Report

Eurofins TestAmerica, Denver

Data File:	\\chromfs\denver\chromdata\chhplc_x\20200623-92681.b\06230021.d				
Injection Date:	23-Jun-2020 23:39:55	Instrument ID:	CHHPLC_X3		
Lims ID:	280-137702-A-21-A	Lab Sample ID:	280-137702-21		
Client ID:	G0094-20A				
Operator ID:	JZ	ALS Bottle#:	21	Worklist Smp#:	21
Injection Vol:	100.0 ul	Dil. Factor:	1.0000		
Method:	8330_X3	Limit Group:	GCSV - 8330		
Column:	UltraCarb5uODS (20) (4.60 mm)	Detector	LC DAD1B, 254 nm		

18 2-Amino-4,6-dinitrotoluene, CAS: 35572-78-2

Signal: 1

Processing Integration Results

RT: 11.64
Area: 222069
Amount: 1.094925
Amount Units: ug/mL

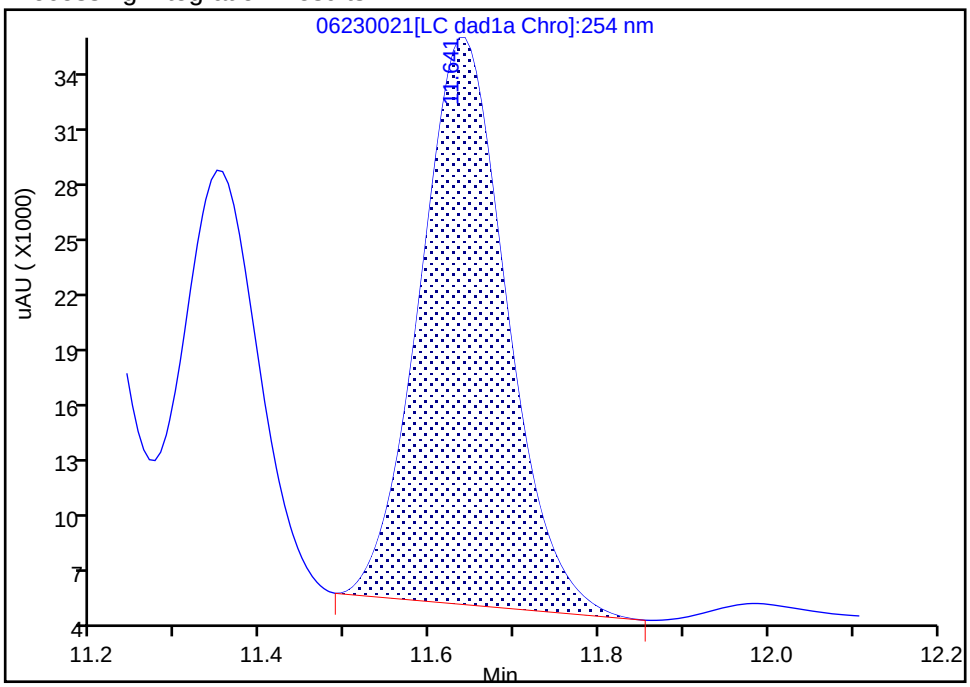

Manual Integration Results

RT: 11.64
Area: 234950
Amount: 1.158435
Amount Units: ug/mL

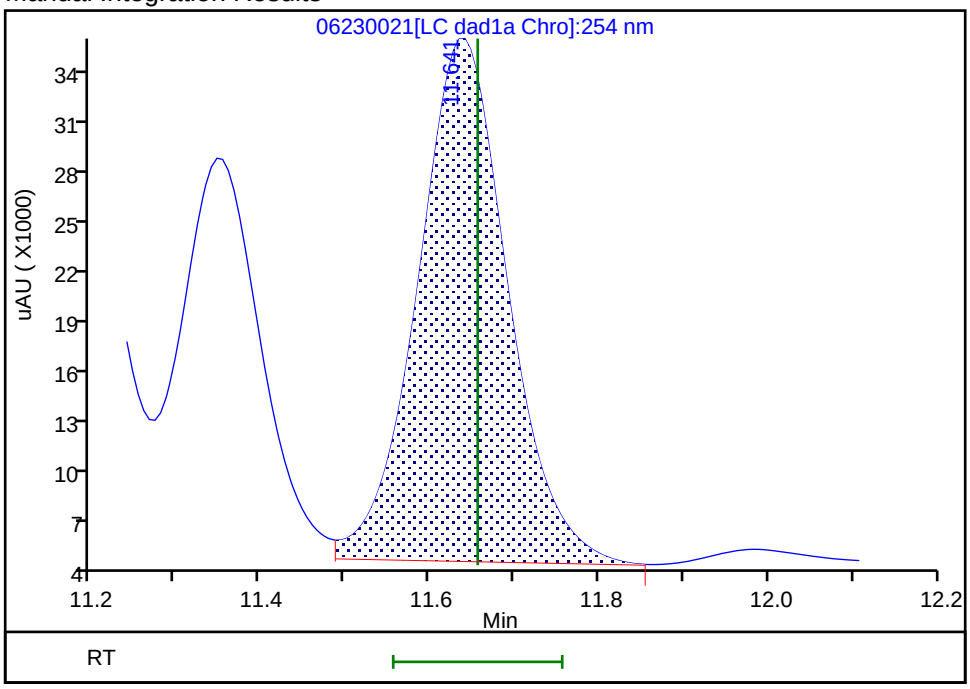

Reviewer: zhangji, 24-Jun-2020 15:49:22
Audit Action: Assigned New Baseline Audit Reason: Baseline

User Disabled Compound Report

Eurofins TestAmerica, Denver

Data File:	\\chromfs\denver\chromdata\chhplc_x\20200623-92681.b\06230021.d				
Injection Date:	23-Jun-2020 23:39:55	Instrument ID:	CHHPLC_X3		
Lims ID:	280-137702-A-21-A	Lab Sample ID:	280-137702-21		
Client ID:	G0094-20A				
Operator ID:	JZ	ALS Bottle#:	21	Worklist Smp#:	21
Injection Vol:	100.0 ul	Dil. Factor:	1.0000		
Method:	8330_X3	Limit Group:	GCSV - 8330		
Column:	UltraCarb5uODS (20) (4.60 mm)	Detector	LC DAD1B, 254 nm		

21 o-Nitrotoluene, CAS: 88-72-2, Signal: 1

RT: 12.66
Response: 1913
Amount: 0.014165

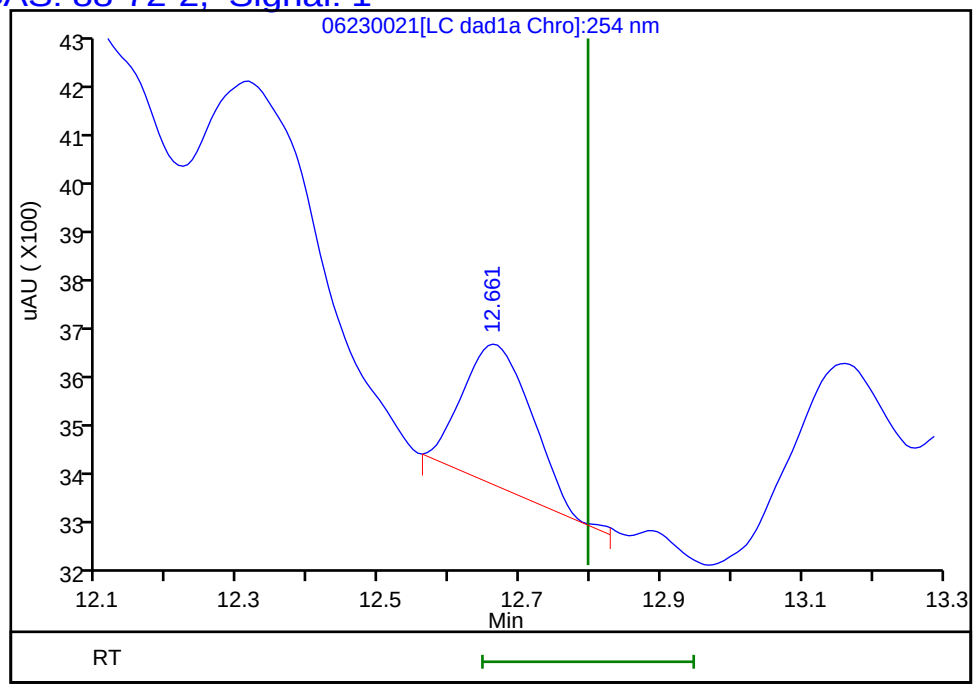

Reviewer: zhangji, 24-Jun-2020 15:50:46
Audit Action: Marked Compound Undetected Audit Reason: Invalid Compound ID

User Disabled Compound Report

Eurofins TestAmerica, Denver

Data File: \\chromfs\denver\chromdata\chhplc_x\20200623-92681.b\06230021.d

Injection Date:	23-Jun-2020 23:39:55	Instrument ID:	CHHPLC_X3		
Lims ID:	280-137702-A-21-A	Lab Sample ID:	280-137702-21		
Client ID:	G0094-20A				
Operator ID:	JZ	ALS Bottle#:	21	Worklist Smp#:	21
Injection Vol:	100.0 ul	Dil. Factor:	1.0000		
Method:	8330_X3	Limit Group:	GCSV - 8330		
Column:	UltraCarb5uODS (20) (4.60 mm)	Detector	LC DAD1B, 254 nm		

23 m-Nitrotoluene, CAS: 99-08-1, Signal: 1

RT: 13.71
Response: 7094
Amount: 0.049598

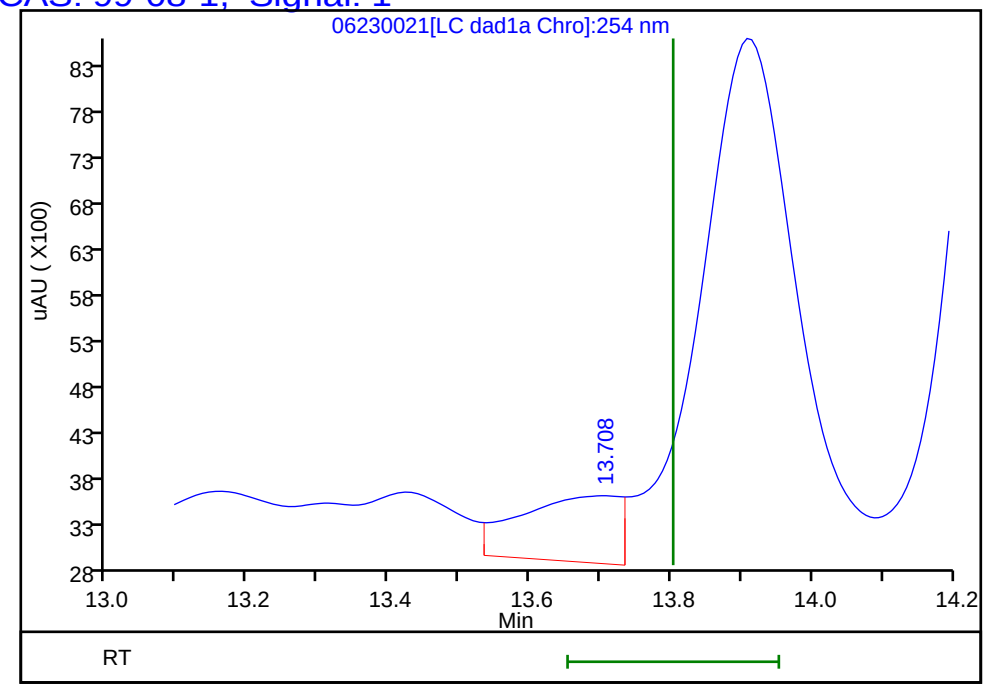

Reviewer: zhangji, 24-Jun-2020 15:50:46
Audit Action: Marked Compound Undetected Audit Reason: Invalid Compound ID

Manual Integration/User Assign Peak Report

Eurofins TestAmerica, Denver

Data File:	\\chromfs\denver\chromdata\chhplc_x\20200623-92681.b\06230021.d				
Injection Date:	23-Jun-2020 23:39:55	Instrument ID:	CHHPLC_X3		
Lims ID:	280-137702-A-21-A	Lab Sample ID:	280-137702-21		
Client ID:	G0094-20A				
Operator ID:	JZ	ALS Bottle#:	21	Worklist Smp#:	21
Injection Vol:	100.0 ul	Dil. Factor:	1.0000		
Method:	8330_X3	Limit Group:	GCSV - 8330		
Column:	UltraCarb5uODS (20) (4.60 mm)	Detector	LC DAD1B, 254 nm		

17 4-Amino-2,6-dinitrotoluene, CAS: 19406-51-0

Signal: 1

Processing Integration Results

RT: 11.35
Area: 135396
Amount: 0.765585
Amount Units: ug/mL

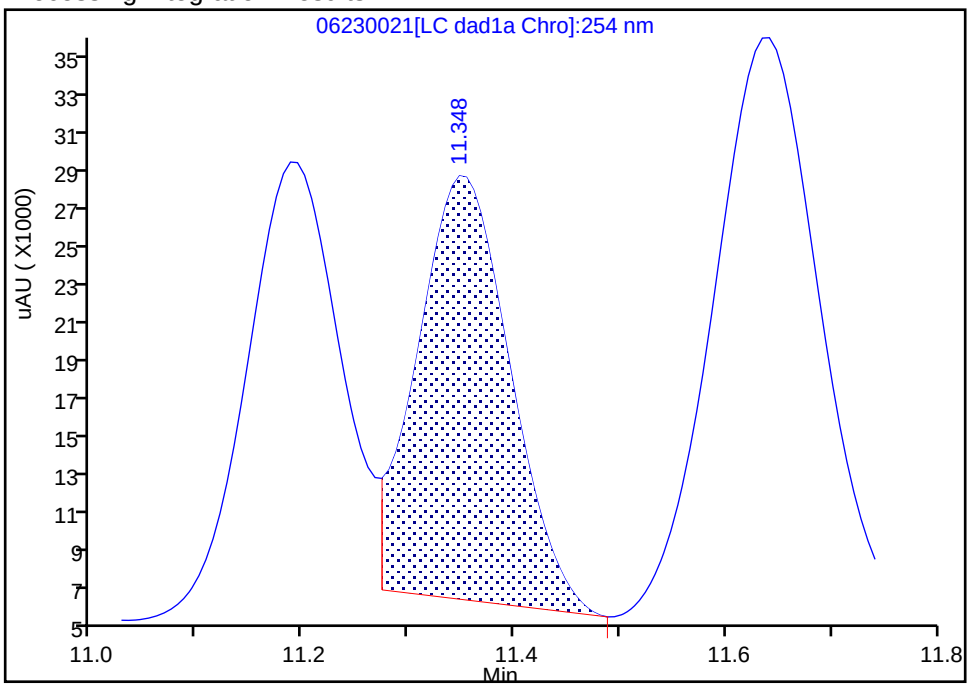

Manual Integration Results

RT: 11.35
Area: 157489
Amount: 0.889443
Amount Units: ug/mL

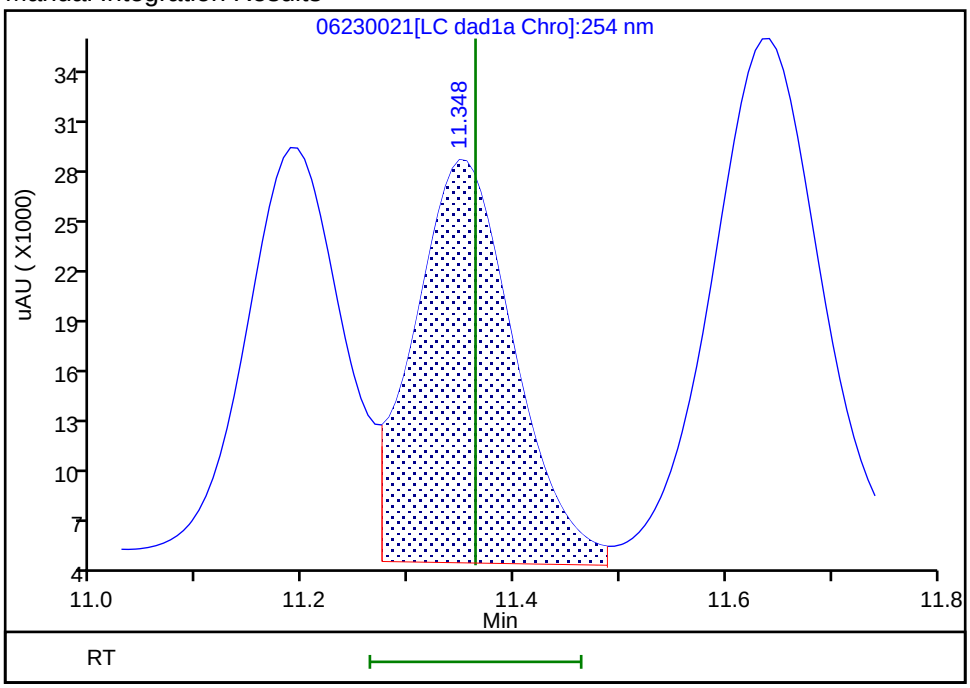

Reviewer: zhangji, 24-Jun-2020 15:49:22

Audit Action: Assigned New Baseline Audit Reason: Baseline

User Disabled Compound Report

Eurofins TestAmerica, Denver

Data File: \\chromfs\denver\chromdata\chhplc_x\20200623-92681.b\06230021.d
Injection Date: 23-Jun-2020 23:39:55 Instrument ID: CHHPLC_X3
Lims ID: 280-137702-A-21-A Lab Sample ID: 280-137702-21
Client ID: G0094-20A
Operator ID: JZ ALS Bottle#: 21 Worklist Smp#: 21
Injection Vol: 100.0 ul Dil. Factor: 1.0000
Method: 8330_X3 Limit Group: GCSV - 8330

Column: UltraCarb5uODS (20) (4.60 mm) Detector LC DAD1B, 254 nm

22 p-Nitrotoluene, CAS: 99-99-0, Signal: 1

RT: 13.16
Response: 5321
Amount: 0.047086

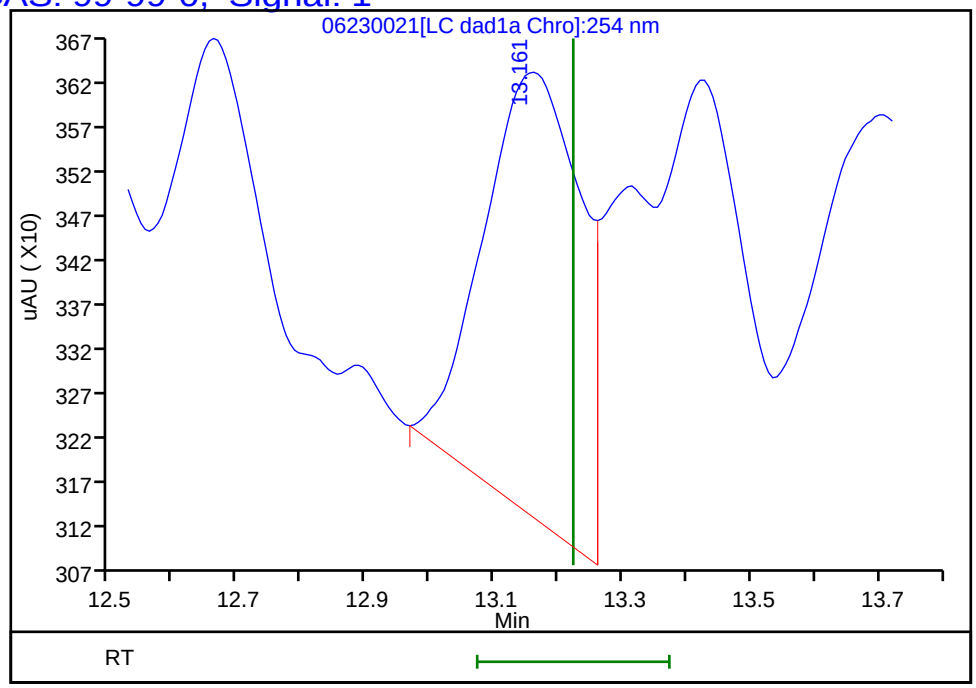

Reviewer: zhangji, 24-Jun-2020 15:50:46
Audit Action: Marked Compound Undetected Audit Reason: Invalid Compound ID

Manual Integration/User Assign Peak Report

Eurofins TestAmerica, Denver

Data File:	\\chromfs\denver\chromdata\chhplc_x\20200623-92681.b\06230021.d		
Injection Date:	23-Jun-2020 23:39:55	Instrument ID:	CHHPLC_X3
Lims ID:	280-137702-A-21-A	Lab Sample ID:	280-137702-21
Client ID:	G0094-20A		
Operator ID:	JZ	ALS Bottle#:	21 Worklist Smp#: 21
Injection Vol:	100.0 ul	Dil. Factor:	1.0000
Method:	8330_X3	Limit Group:	GCSV - 8330
Column:	UltraCarb5uODS (20) (4.60 mm)	Detector	LC DAD1B, 254 nm

3 HMX, CAS: 2691-41-0

Signal: 1

Processing Integration Results

RT: 6.72
Area: 1495692
Amount: 17.399422
Amount Units: ug/mL

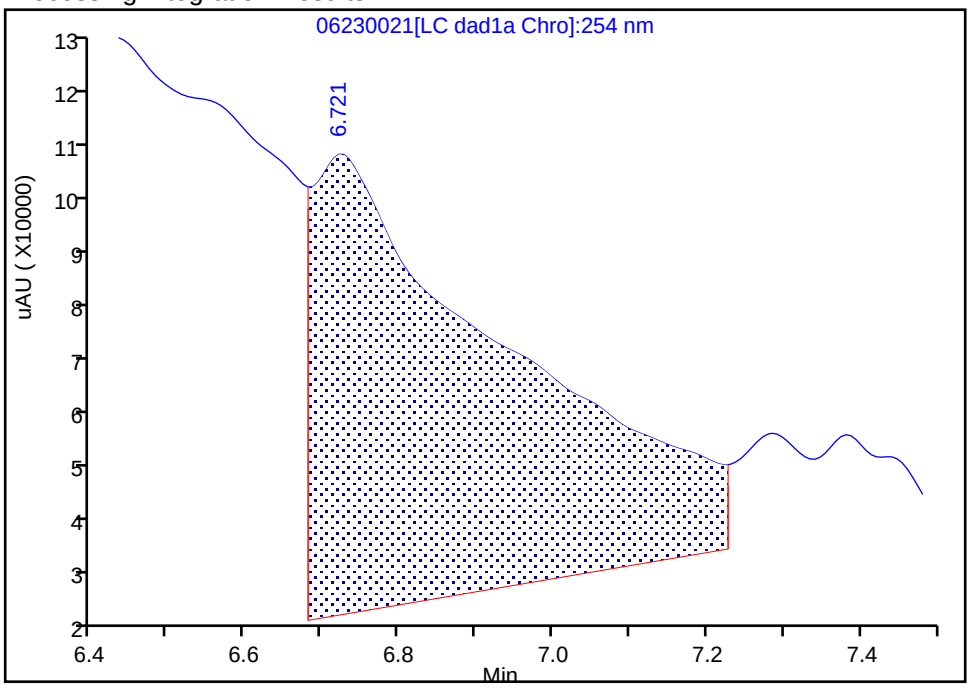

Manual Integration Results

RT: 6.72
Area: 41052
Amount: 0.477559
Amount Units: ug/mL

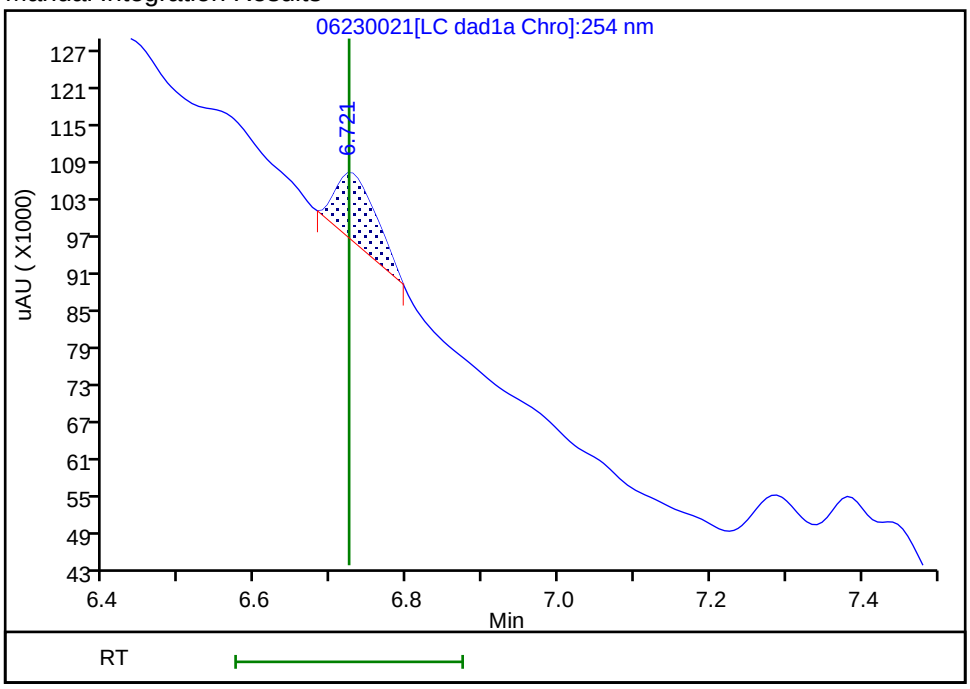

Reviewer: zhangji, 24-Jun-2020 15:49:07

Audit Action: Manually Integrated Audit Reason: Baseline

Manual Integration/User Assign Peak Report

Eurofins TestAmerica, Denver

Data File:	\\chromfs\denver\chromdata\chhplc_x\20200623-92681.b\06230021.d				
Injection Date:	23-Jun-2020 23:39:55	Instrument ID:	CHHPLC_X3		
Lims ID:	280-137702-A-21-A	Lab Sample ID:	280-137702-21		
Client ID:	G0094-20A				
Operator ID:	JZ	ALS Bottle#:	21	Worklist Smp#:	21
Injection Vol:	100.0 ul	Dil. Factor:	1.0000		
Method:	8330_X3	Limit Group:	GCSV - 8330		
Column:	UltraCarb5uODS (20) (4.60 mm)	Detector	LC DAD1B, 254 nm		

6 MNX, CAS: 5755-27-1

Signal: 1

Processing Integration Results

RT: 7.38
Area: 60950
Amount: 0.384435
Amount Units: ug/mL

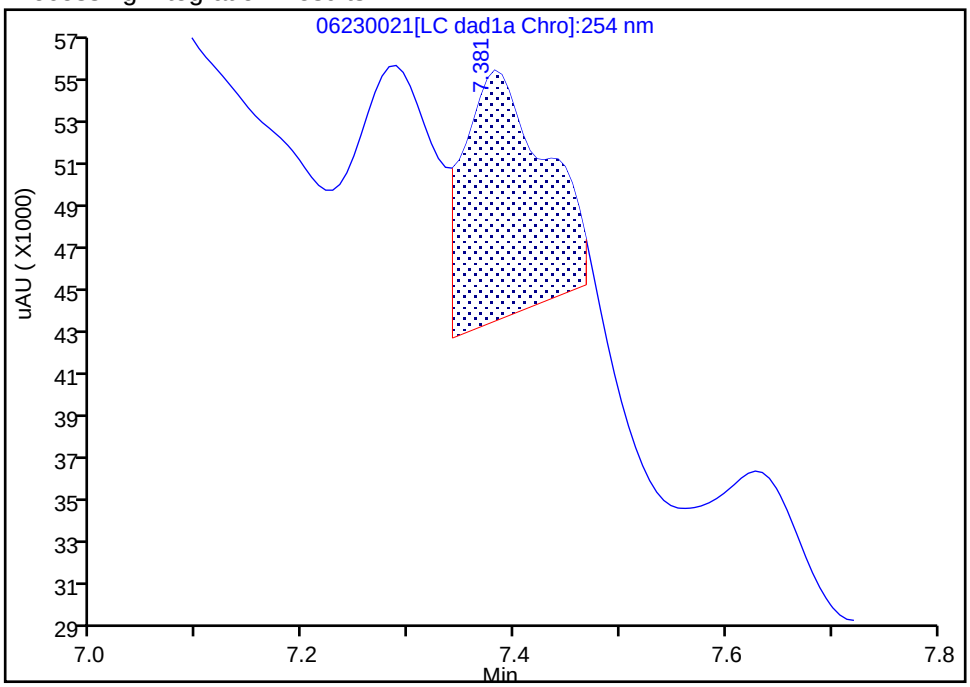

Manual Integration Results

RT: 7.38
Area: 53595
Amount: 0.338045
Amount Units: ug/mL

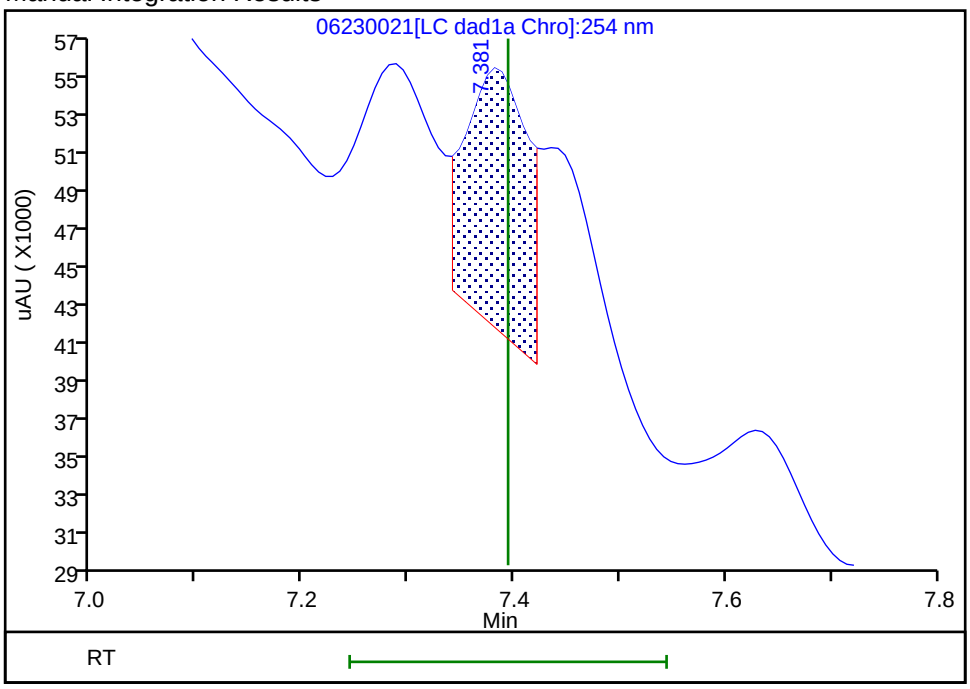

Reviewer: zhangji, 24-Jun-2020 15:49:45
Audit Action: Split an Integrated Peak Audit Reason: Baseline

User Disabled Compound Report

Eurofins TestAmerica, Denver

Data File:	\\chromfs\denver\chromdata\chhplc_x\20200623-92681.b\06230021.d				
Injection Date:	23-Jun-2020 23:39:55	Instrument ID:	CHHPLC_X3		
Lims ID:	280-137702-A-21-A	Lab Sample ID:	280-137702-21		
Client ID:	G0094-20A				
Operator ID:	JZ	ALS Bottle#:	21	Worklist Smp#:	21
Injection Vol:	100.0 ul	Dil. Factor:	1.0000		
Method:	8330_X3	Limit Group:	GCSV - 8330		
Column:	UltraCarb5uODS (20) (4.60 mm)	Detector	LC DAD1B, 254 nm		

12 Nitrobenzene, CAS: 98-95-3, Signal: 1

RT: 9.85
Response: 133054
Amount: 0.663933

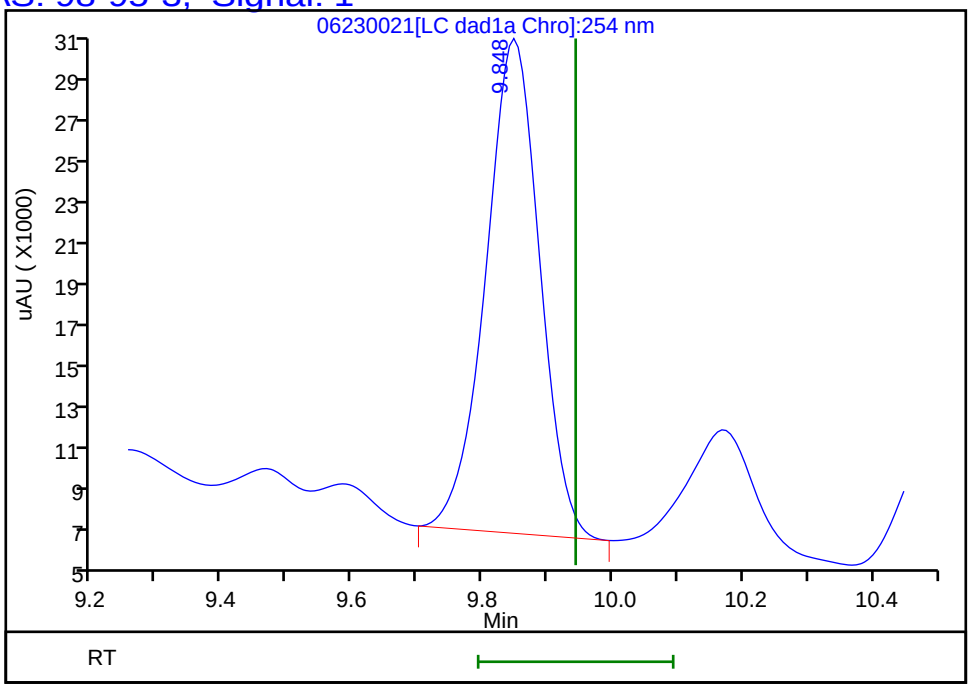

Reviewer: zhangji, 24-Jun-2020 15:50:46
Audit Action: Marked Compound Undetected Audit Reason: Invalid Compound ID

Manual Integration/User Assign Peak Report

Eurofins TestAmerica, Denver

Data File:	\\chromfs\denver\chromdata\chhplc_x\20200623-92681.b\06230021.d				
Injection Date:	23-Jun-2020 23:39:55	Instrument ID:	CHHPLC_X3		
Lims ID:	280-137702-A-21-A	Lab Sample ID:	280-137702-21		
Client ID:	G0094-20A				
Operator ID:	JZ	ALS Bottle#:	21	Worklist Smp#:	21
Injection Vol:	100.0 ul	Dil. Factor:	1.0000		
Method:	8330_X3	Limit Group:	GCSV - 8330		
Column:	UltraCarb5uODS (20) (4.60 mm)	Detector	LC DAD1B, 254 nm		

7 RDX, CAS: 121-82-4

Signal: 1

Processing Integration Results

RT: 7.78
Area: 32933
Amount: 0.282413
Amount Units: ug/mL

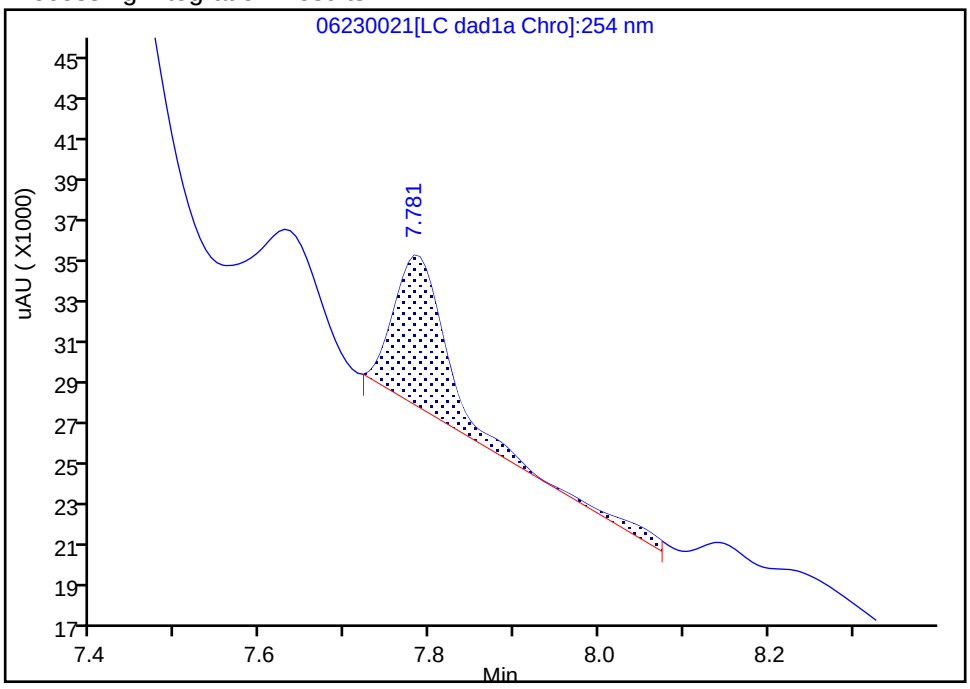

Manual Integration Results

RT: 7.78
Area: 28572
Amount: 0.245015
Amount Units: ug/mL

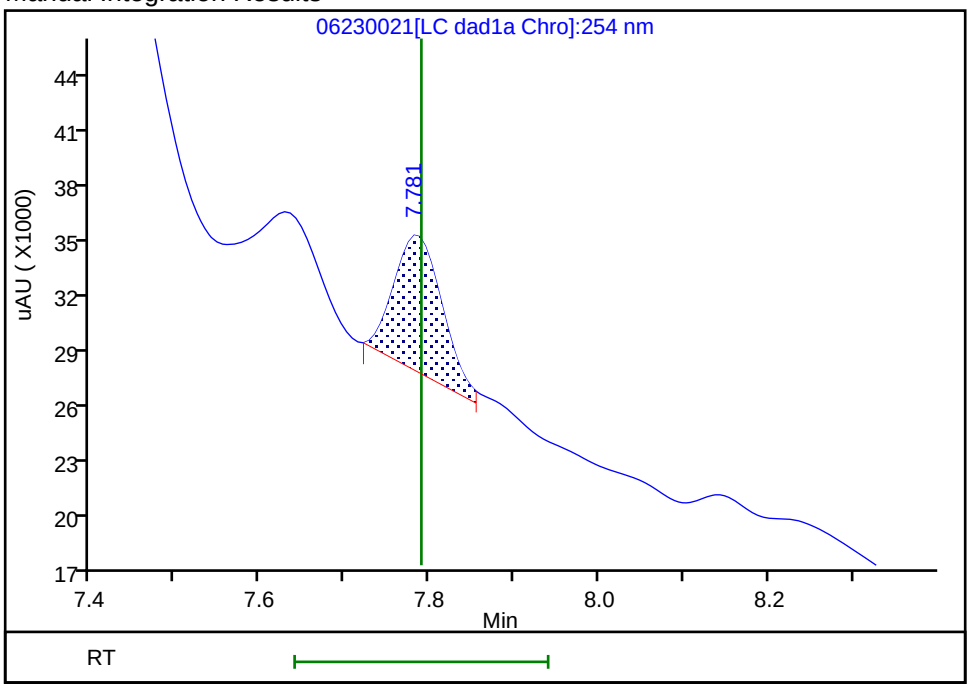

Reviewer: zhangji, 24-Jun-2020 15:49:51

Audit Action: Split an Integrated Peak Audit Reason: Baseline

User Disabled Compound Report

Eurofins TestAmerica, Denver

Data File:	\\chromfs\denver\chromdata\chhplc_x\20200623-92681.b\06230021.d				
Injection Date:	23-Jun-2020 23:39:55	Instrument ID:	CHHPLC_X3		
Lims ID:	280-137702-A-21-A	Lab Sample ID:	280-137702-21		
Client ID:	G0094-20A				
Operator ID:	JZ	ALS Bottle#:	21	Worklist Smp#:	21
Injection Vol:	100.0 ul	Dil. Factor:	1.0000		
Method:	8330_X3	Limit Group:	GCSV - 8330		
Column:	UltraCarb5uODS (20) (4.60 mm)	Detector	LC DAD1B, 254 nm		

14 Tetryl, CAS: 479-45-8, Signal: 1

RT: 10.17
Response: 41493
Amount: 0.234381

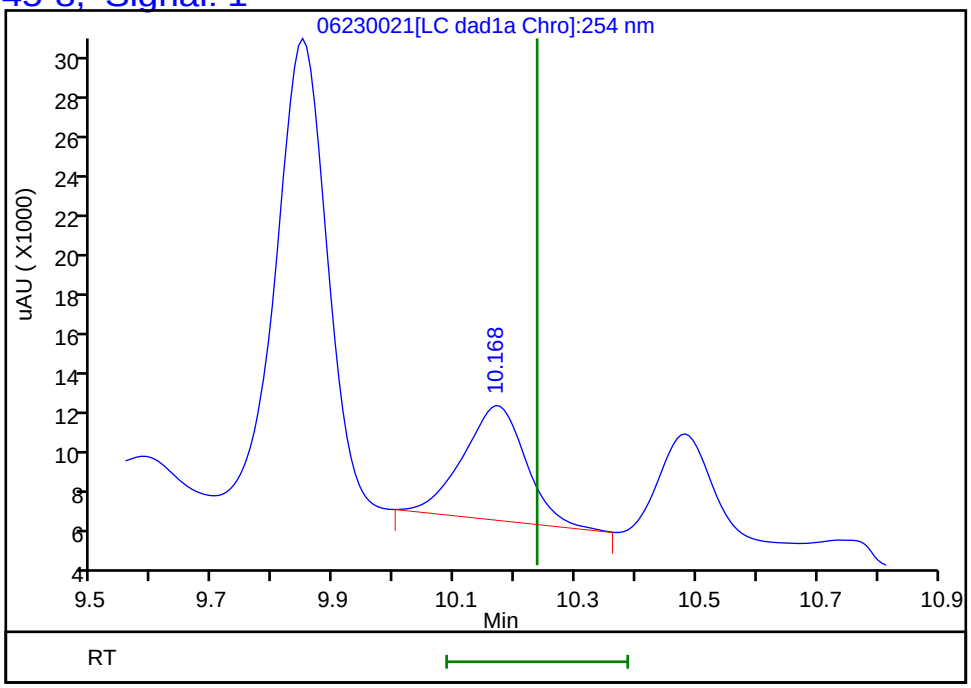

Reviewer: zhangji, 24-Jun-2020 15:50:46
Audit Action: Marked Compound Undetected Audit Reason: Invalid Compound ID

FORM I
HPLC/IC ORGANICS ANALYSIS DATA SHEET

Lab Name: Eurofins TestAmerica, Denver Job No.: 280-137702-1

SDG No.:

Client Sample ID: G0094-20A Lab Sample ID: 280-137702-21

Matrix: Water Lab File ID: 06240034.D

Analysis Method: 8330A Date Collected: 06/15/2020 08:20

Extraction Method: 3535 Date Extracted: 06/18/2020 17:20

Sample wt/vol: 459.3(mL) Date Analyzed: 06/25/2020 13:40

Con. Extract Vol.: 5(mL) Dilution Factor: 1

Injection Volume: 100(uL) GC Column: Luna-phenylhex ID: 4.6(mm)

% Moisture: GPC Cleanup:(Y/N) N

Analysis Batch No.: 500017 Units: ug/L

CAS NO.	COMPOUND NAME	RESULT	Q	LOQ	LOD	DL
99-35-4	1,3,5-Trinitrobenzene	0.22	U	0.23	0.22	0.092
99-65-0	*1,3-Dinitrobenzene*	*0.15*	*J1*	*0.12*	0.11	*0.040*
121-14-2	2,4-Dinitrotoluene	0.087	U M	0.11	0.087	0.030
2691-41-0	HMX	0.22	U	0.23	0.22	0.095
5755-27-1	MNX	0.44	U M	2.2	0.44	0.17
121-82-4	*RDX*	*1.1*	*J1*	*0.23*	0.22	*0.056*

CAS NO.	SURROGATE	%REC	Q	LIMITS
528-29-0	1,2-Dinitrobenzene	106		83-119

Eurofins TestAmerica, Denver
Target Compound Quantitation Report

Data File: \\chromfs\Denver\ChromData\G2_LUNA\20200624-92719.b\06240034.D
Lims ID: 280-137702-A-21-A
Client ID: G0094-20A
Sample Type: Client
Inject. Date: 25-Jun-2020 13:40:51 ALS Bottle#: 34 Worklist Smp#: 34
Injection Vol: 100.0 ul Dil. Factor: 1.0000
Sample Info: 280-137702-A-21-
Misc. Info.: 280-0092719-034
Operator ID: JZ Instrument ID: CHHPLC_G2_LUNA

Method: \\chromfs\Denver\ChromData\G2_LUNA\20200624-92719.b\G2_8330_Luna.m
Limit Group: GCSV - 8330
Last Update: 26-Jun-2020 16:19:12 Calib Date: 15-May-2020 02:11:20
Integrator: Falcon
Quant Method: External Standard Quant By: Initial Calibration
Last ICal File: \\chromfs\Denver\ChromData\G2_LUNA\20200514-91518.b\05140024.D

Column 1 : Luna-Phenyl hexyl (4.60 mm) Det: LC DAD1A, 254 nm
Process Host: CTX1025

First Level Reviewer: zhangji Date: 25-Jun-2020 17:24:34

	Compound	Det	RT (min.)	Exp RT (min.)	Dlt RT (min.)	Response	OnCol Amt ug/ml	Flags
	6 HMX	1		7.145			ND	
	7 MNX	1		7.926			ND	U
	8 RDX	1	9.368	9.358	0.010	24499	0.1003	
	9 Nitrobenzene	1		12.265			ND	
$	10 1,2-Dinitrobenzene	1	13.281	13.271	0.010	60591	0.2119	
	12 1,3-Dinitrobenzene	1	15.835	15.805	0.030	9504	0.0141	
	14 o-Nitrotoluene	1		16.745			ND	U
	15 p-Nitrotoluene	1		17.031			ND	
	16 4-Amino-2,6-dinitrotoluene	1	17.461	17.465	-0.004	335627	0.9722	M
	17 m-Nitrotoluene	1		17.958			ND	
	18 2-Amino-4,6-dinitrotoluene	1	18.395	18.398	-0.003	511638	1.10	
	19 1,3,5-Trinitrobenzene	1		19.138			ND	
	20 2,6-Dinitrotoluene	1		20.065			ND	
	21 2,4-Dinitrotoluene	1		20.578			ND	U
	22 Tetryl	1		23.885			ND	
	23 2,4,6-Trinitrotoluene	1	24.902	24.905	-0.003	272533	0.6707	

QC Flag Legend

Review Flags
M - Manually Integrated
U - Marked Undetected

Report Date: 26-Jun-2020 16:19:14 Chrom Revision: 2.3 21-Jun-2020 18:30:46

Eurofins TestAmerica, Denver

Data File:	\\chromfs\denver\chromdata\g2_luna\20200624-92719.b\06240034.d				
Injection Date:	25-Jun-2020 13:40:51	Instrument ID:	CHHPLC_G2_LUNA	Operator ID:	JZ
Lims ID:	280-137702-A-21-A	Lab Sample ID:	280-137702-21	Worklist Smp#:	34
Client ID:	G0094-20A				
Injection Vol:	100.0 ul	Dil. Factor:	1.0000	ALS Bottle#:	34
Method:	G2_8330_Luna	Limit Group:	GCSV - 8330		

Column: Luna-Phenyl hexyl (4.60 mm) Y Scaling: Method Defined: Scale to the Nth Largest Peak: 1

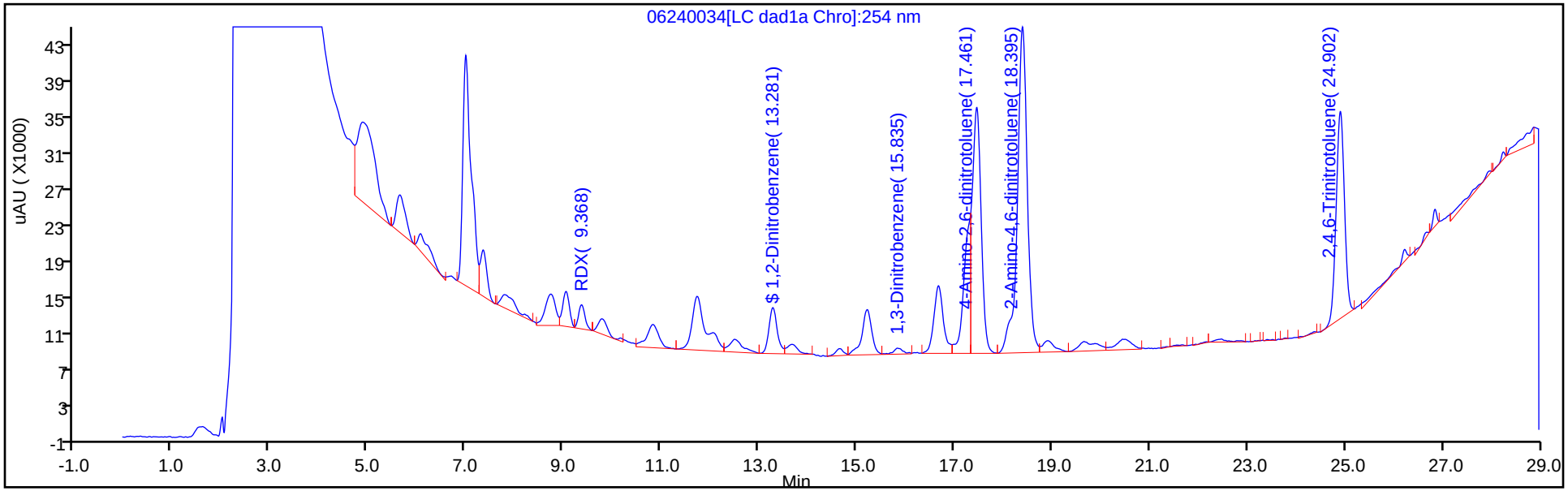

Y Scaling: Method Defined: Scale to the Nth Largest Peak: 1

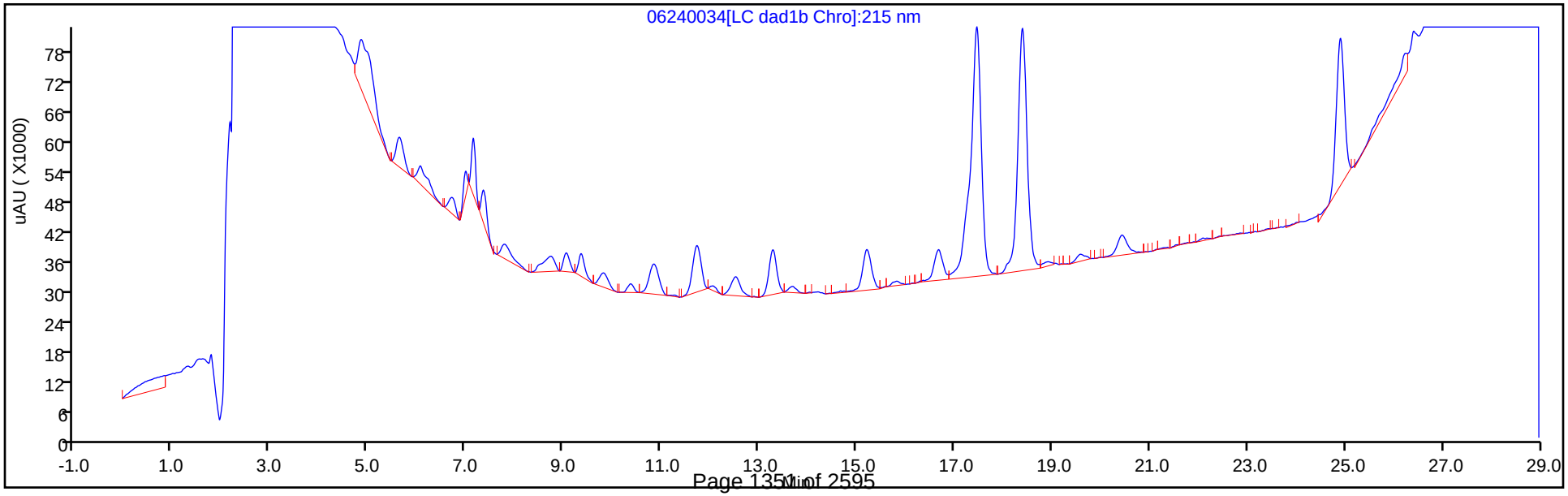

Eurofins TestAmerica, Denver
Recovery Report

Data File:	\\chromfs\Denver\ChromData\G2_LUNA\20200624-92719.b\06240034.D				
Lims ID:	280-137702-A-21-A				
Client ID:	G0094-20A				
Sample Type:	Client				
Inject. Date:	25-Jun-2020 13:40:51	ALS Bottle#:	34	Worklist Smp#:	34
Injection Vol:	100.0 ul	Dil. Factor:	1.0000		
Sample Info:	280-137702-A-21-				
Misc. Info.:	280-0092719-034				
Operator ID:	JZ	Instrument ID:	CHHPLC_G2_LUNA		
Method:	\\chromfs\Denver\ChromData\G2_LUNA\20200624-92719.b\G2_8330_Luna.m				
Limit Group:	GCSV - 8330				
Last Update:	26-Jun-2020 16:19:12	Calib Date:	15-May-2020 02:11:20		
Integrator:	Falcon				
Quant Method:	External Standard	Quant By:	Initial Calibration		
Last ICal File:	\\chromfs\Denver\ChromData\G2_LUNA\20200514-91518.b\05140024.D				
Column 1 :	Luna-Phenyl hexyl (4.60 mm)		Det: LC DAD1A, 254 nm		
Process Host:	CTX1025				
First Level Reviewer: zhangji		Date:	25-Jun-2020 17:24:34		

Compound	Amount Added	Amount Recovered	% Rec.
$ 10 1,2-Dinitrobenzene	0.2000	0.2119	105.96

User Disabled Compound Report

Eurofins TestAmerica, Denver

Data File: \\chromfs\denver\chromdata\g2_luna\20200624-92719.b\06240034.d

Injection Date:	25-Jun-2020 13:40:51	Instrument ID:	CHHPLC_G2_LUNA		
Lims ID:	280-137702-A-21-A	Lab Sample ID:	280-137702-21		
Client ID:	G0094-20A				
Operator ID:	JZ	ALS Bottle#:	34	Worklist Smp#:	34
Injection Vol:	100.0 ul	Dil. Factor:	1.0000		
Method:	G2_8330_Luna	Limit Group:	GCSV - 8330		
Column:	Luna-Phenyl hexyl (4.60 mm)	Detector	LC DAD1A, 254 nm		

21 2,4-Dinitrotoluene, CAS: 121-14-2, Signal: 1

RT: 20.44
Response: 26291
Amount: 0.041072

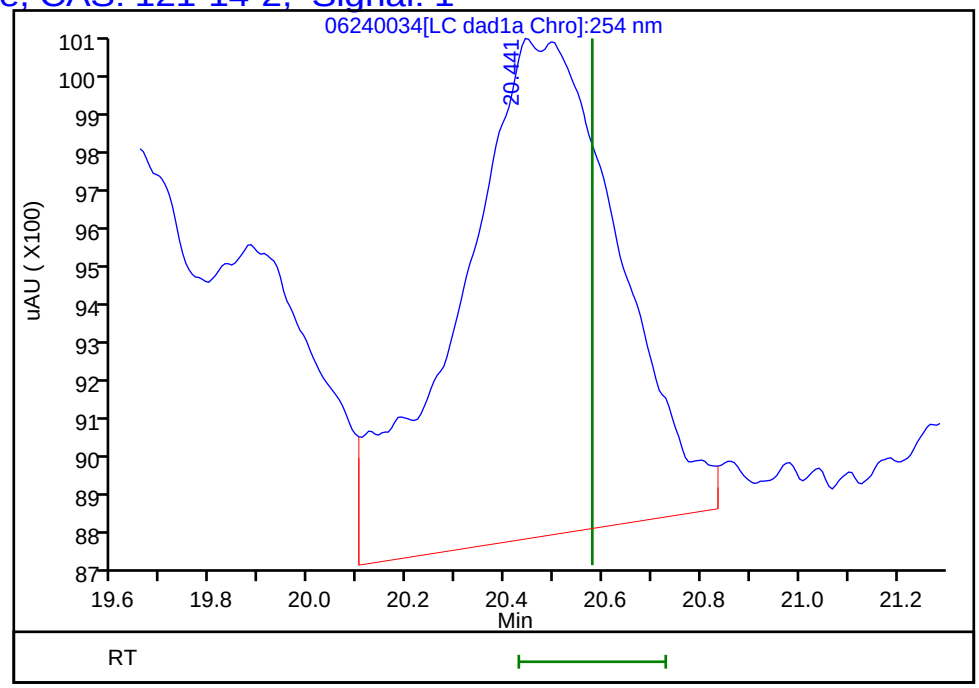

Reviewer: zhangji, 25-Jun-2020 17:24:34

Audit Action: Marked Compound Undetected Audit Reason: Invalid Compound ID

User Disabled Compound Report

Eurofins TestAmerica, Denver

Data File: \\chromfs\denver\chromdata\g2_luna\20200624-92719.b\06240034.d

Injection Date:	25-Jun-2020 13:40:51	Instrument ID:	CHHPLC_G2_LUNA		
Lims ID:	280-137702-A-21-A	Lab Sample ID:	280-137702-21		
Client ID:	G0094-20A				
Operator ID:	JZ	ALS Bottle#:	34	Worklist Smp#:	34
Injection Vol:	100.0 ul	Dil. Factor:	1.0000		
Method:	G2_8330_Luna	Limit Group:	GCSV - 8330		
Column:	Luna-Phenyl hexyl (4.60 mm)	Detector	LC DAD1A, 254 nm		

14 o-Nitrotoluene, CAS: 88-72-2, Signal: 1

RT: 16.67
Response: 102194
Amount: 0.374386

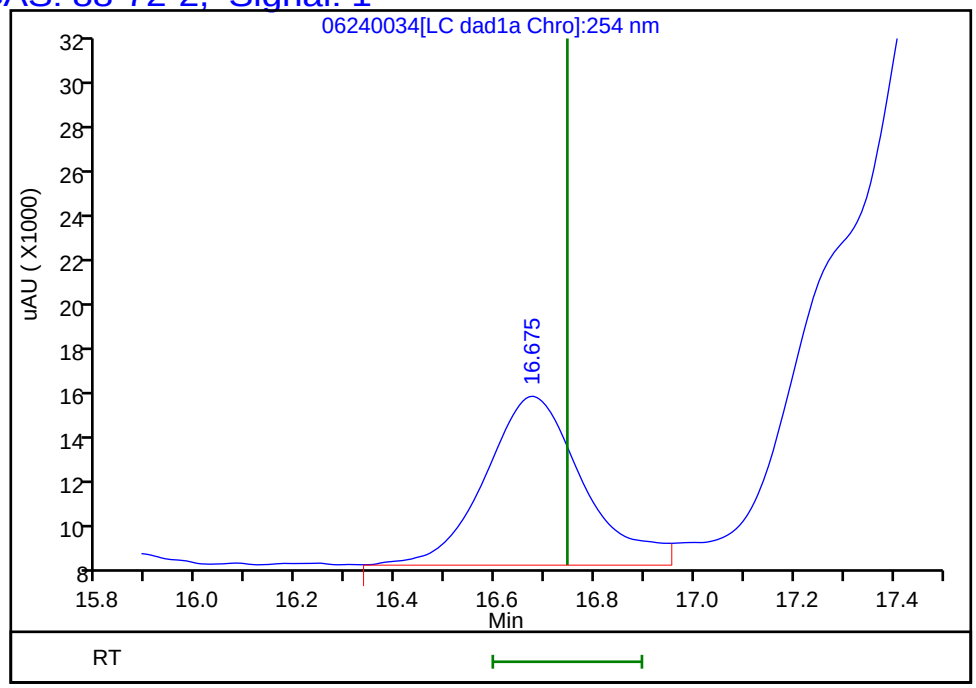

Reviewer: zhangji, 25-Jun-2020 17:24:34
Audit Action: Marked Compound Undetected Audit Reason: Invalid Compound ID

Manual Integration/User Assign Peak Report

Eurofins TestAmerica, Denver

Data File:	\\chromfs\denver\chromdata\g2_luna\20200624-92719.b\06240034.d				
Injection Date:	25-Jun-2020 13:40:51	Instrument ID:	CHHPLC_G2_LUNA		
Lims ID:	280-137702-A-21-A	Lab Sample ID:	280-137702-21		
Client ID:	G0094-20A				
Operator ID:	JZ	ALS Bottle#:	34	Worklist Smp#:	34
Injection Vol:	100.0 ul	Dil. Factor:	1.0000		
Method:	G2_8330_Luna	Limit Group:	GCSV - 8330		
Column:	Luna-Phenyl hexyl (4.60 mm)	Detector	LC DAD1A, 254 nm		

16 4-Amino-2,6-dinitrotoluene, CAS: 19406-51-0

Signal: 1

Processing Integration Results

RT: 17.46
Area: 477703
Amount: 1.383705
Amount Units: ug/ml

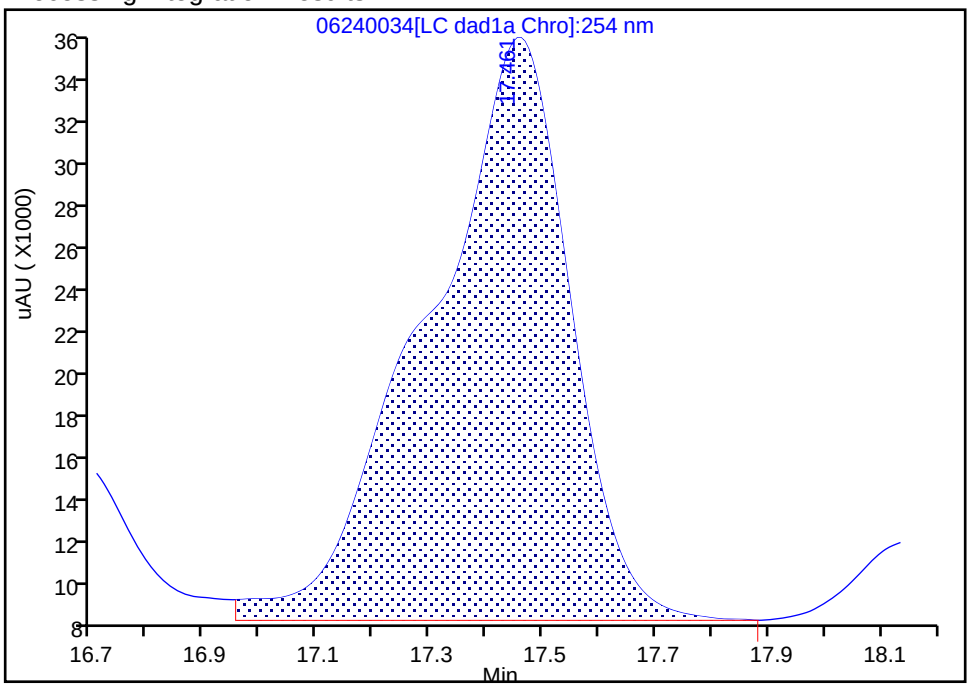

Manual Integration Results

RT: 17.46
Area: 335627
Amount: 0.972171
Amount Units: ug/ml

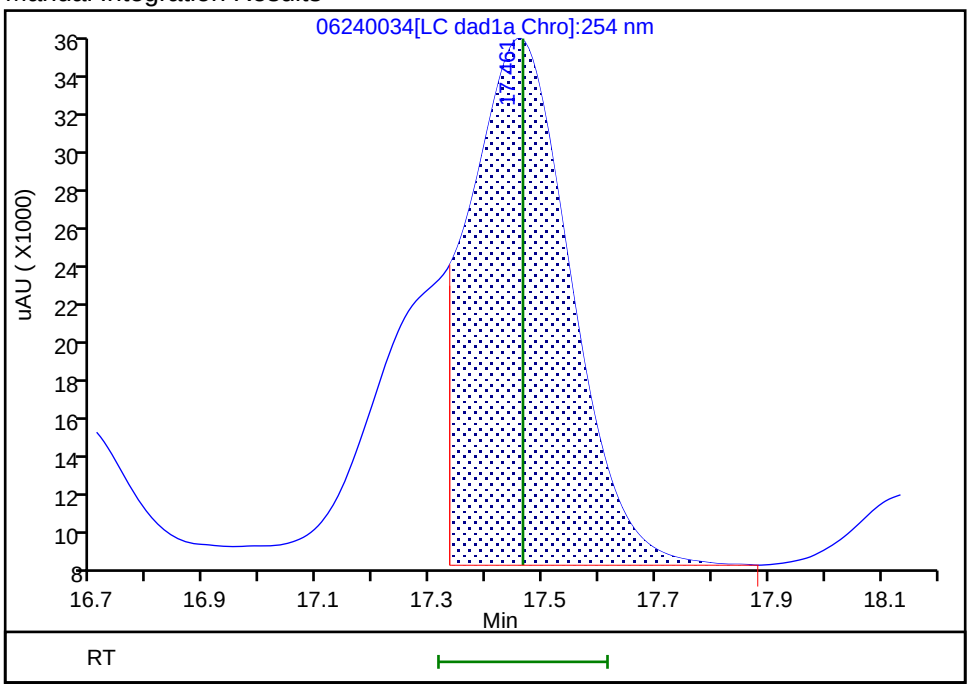

Reviewer: zhangji, 25-Jun-2020 17:24:21

Audit Action: Split an Integrated Peak Audit Reason: Split Peak

User Disabled Compound Report

Eurofins TestAmerica, Denver

Data File: \\chromfs\denver\chromdata\g2_luna\20200624-92719.b\06240034.d

Injection Date:	25-Jun-2020 13:40:51	Instrument ID:	CHHPLC_G2_LUNA		
Lims ID:	280-137702-A-21-A	Lab Sample ID:	280-137702-21		
Client ID:	G0094-20A				
Operator ID:	JZ	ALS Bottle#:	34	Worklist Smp#:	34
Injection Vol:	100.0 ul	Dil. Factor:	1.0000		
Method:	G2_8330_Luna	Limit Group:	GCSV - 8330		
Column:	Luna-Phenyl hexyl (4.60 mm)	Detector	LC DAD1A, 254 nm		

7 MNX, CAS: 5755-27-1, Signal: 1

RT: 7.78
Response: 31558
Amount: 0.097976

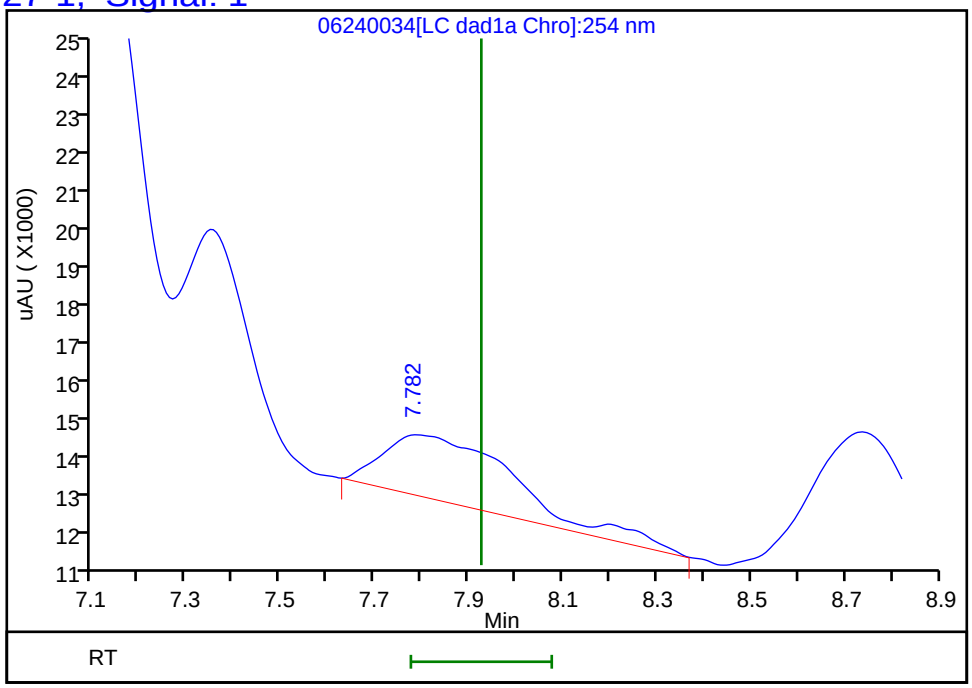

Reviewer: zhangji, 25-Jun-2020 17:24:34

Audit Action: Marked Compound Undetected Audit Reason: Invalid Compound ID

FORM I
HPLC/IC ORGANICS ANALYSIS DATA SHEET

Lab Name: Eurofins TestAmerica, Denver Job No.: 280-137702-1

SDG No.:

Client Sample ID: G0099-20A Lab Sample ID: 280-137702-22

Matrix: Water Lab File ID: 06230022.D

Analysis Method: 8330A Date Collected: 06/15/2020 09:35

Extraction Method: 3535 Date Extracted: 06/18/2020 17:20

Sample wt/vol: 471.2(mL) Date Analyzed: 06/24/2020 00:02

Con. Extract Vol.: 5(mL) Dilution Factor: 1

Injection Volume: 100(uL) GC Column: UltraCarb5uODS ID: 4.6(mm)

% Moisture: GPC Cleanup:(Y/N) N

Analysis Batch No.: 499864 Units: ug/L

CAS NO.	COMPOUND NAME	RESULT	Q	LOQ	LOD	DL
99-35-4	1,3,5-Trinitrobenzene	0.21	U	0.22	0.21	0.089
99-65-0	1,3-Dinitrobenzene	0.11	U M	0.12	0.11	0.039
118-96-7	2,4,6-Trinitrotoluene	0.11	U	0.12	0.11	0.048
606-20-2	2,6-Dinitrotoluene	0.085	U	0.11	0.085	0.043
35572-78-2	2-Amino-4,6-dinitrotoluene	0.15	J1	0.12	0.11	0.054
88-72-2	2-Nitrotoluene	0.21	U	0.22	0.21	0.091
99-08-1	3-Nitrotoluene	0.42	U M	0.42	0.42	0.21
19406-51-0	4-Amino-2,6-dinitrotoluene	0.13	U	0.16	0.13	0.061
99-99-0	4-Nitrotoluene	0.42	U M	0.44	0.42	0.11
2691-41-0	HMX	0.21	U	0.22	0.21	0.093
98-95-3	Nitrobenzene	0.21	U M	0.22	0.21	0.097
121-82-4	RDX	1.3	J1 M	0.22	0.21	0.055
479-45-8	Tetryl	0.11	U M	0.12	0.11	0.034

CAS NO.	SURROGATE	%REC	Q	LIMITS
528-29-0	1,2-Dinitrobenzene	102	M	83-119

Eurofins TestAmerica, Denver
Target Compound Quantitation Report

Data File: \\chromfs\Denver\ChromData\CHHPLC_X\20200623-92681.b\06230022.D
Lims ID: 280-137702-A-22-A
Client ID: G0099-20A
Sample Type: Client
Inject. Date: 24-Jun-2020 00:02:55 ALS Bottle#: 22 Worklist Smp#: 22
Injection Vol: 100.0 ul Dil. Factor: 1.0000
Sample Info: 280-137702-A-22-
Misc. Info.: 280-0092681-022
Operator ID: JZ Instrument ID: CHHPLC_X3

Method: \\chromfs\Denver\ChromData\CHHPLC_X\20200623-92681.b\8330_X3.m
Limit Group: GCSV - 8330
Last Update: 24-Jun-2020 16:26:13 Calib Date: 18-Mar-2020 14:39:27
Integrator: Falcon
Quant Method: External Standard Quant By: Initial Calibration
Last ICal File: \\chromna\Denver\ChromData\CHHPLC_X\20200318-90159.b\03180015.D

Column 1 : UltraCarb5uODS (20) (4.60 mm) Det: LC DAD1B, 254 nm
Process Host: CTX1068

First Level Reviewer: zhangji Date: 24-Jun-2020 15:51:59

Compound	Det	RT (min.)	Exp RT (min.)	Dlt RT (min.)	Response	OnCol Amt ug/mL	Flags
3 HMX	1		6.723			ND	
6 MNX	1	7.379	7.394	-0.015	20670	0.1304	M
7 RDX	1	7.772	7.790	-0.018	14421	0.1237	M
$ 9 1,2-Dinitrobenzene	1	8.745	8.736	0.009	28210	0.2041	M
10 1,3,5-Trinitrobenzene	1		8.923			ND	
11 1,3-Dinitrobenzene	1		9.570			ND	U
12 Nitrobenzene	1		9.943			ND	U
14 Tetryl	1		10.236			ND	U
16 2,4,6-Trinitrotoluene	1		11.203			ND	
17 4-Amino-2,6-dinitrotoluene	1		11.363			ND	
18 2-Amino-4,6-dinitrotoluene	1	11.698	11.656	0.042	2888	0.0142	
19 2,6-Dinitrotoluene	1		11.790			ND	
20 2,4-Dinitrotoluene	1	11.985	11.990	-0.005	3953	0.0130	
21 o-Nitrotoluene	1		12.796			ND	
22 p-Nitrotoluene	1		13.223			ND	U
23 m-Nitrotoluene	1		13.803			ND	U

QC Flag Legend

Review Flags
M - Manually Integrated
U - Marked Undetected

Report Date: 24-Jun-2020 16:26:16 Chrom Revision: 2.3 21-Jun-2020 18:30:46

Eurofins TestAmerica, Denver

Data File: \\chromfs\denver\chromdata\chhplc_x\20200623-92681.b\06230022.d

Injection Date:	24-Jun-2020 00:02:55	Instrument ID:	CHHPLC_X3	Operator ID:	JZ
Lims ID:	280-137702-A-22-A	Lab Sample ID:	280-137702-22	Worklist Smp#:	22
Client ID:	G0099-20A				
Injection Vol:	100.0 ul	Dil. Factor:	1.0000	ALS Bottle#:	22
Method:	8330_X3	Limit Group:	GCSV - 8330		

Column: UltraCarb5uODS (20) (4.60 mm) Y Scaling: Method Defined: Scale to the Nth Largest Target: 1

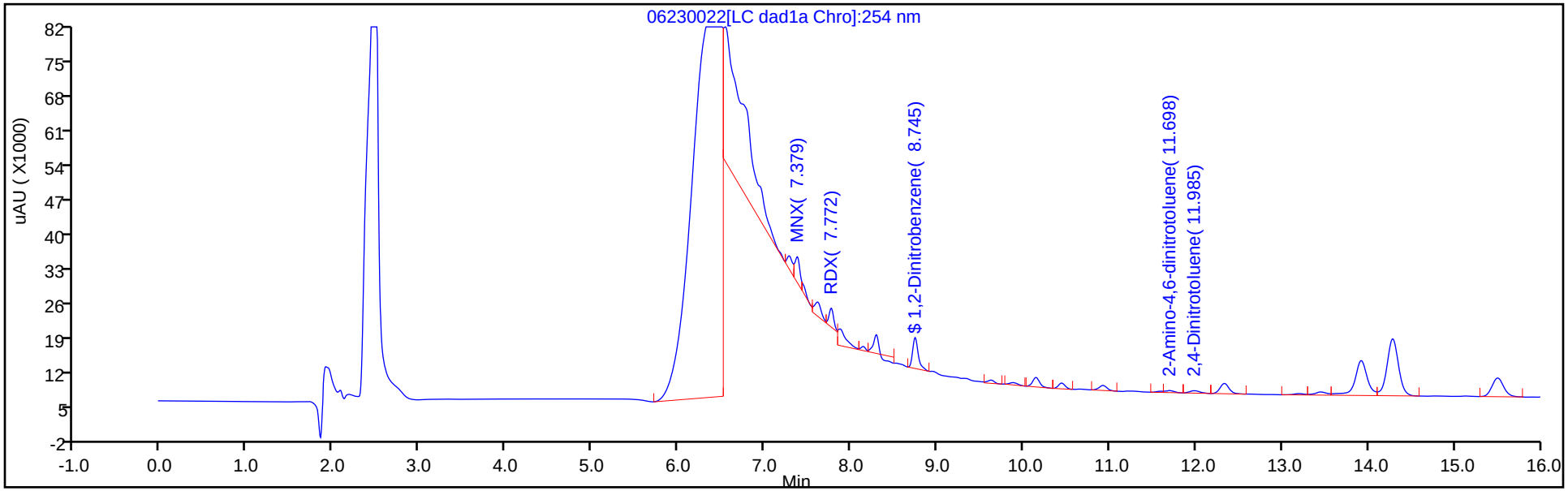

Y Scaling: Method Defined: Scale to the Nth Largest Target: 1

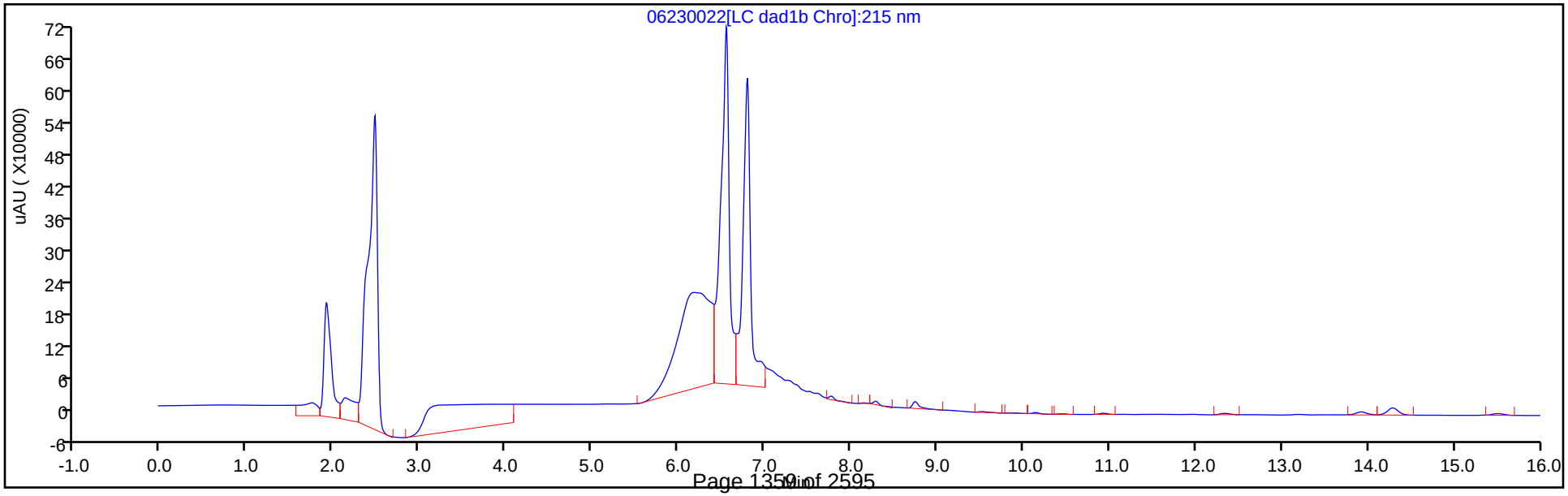

Eurofins TestAmerica, Denver
Recovery Report

Data File:	\\chromfs\Denver\ChromData\CHHPLC_X\20200623-92681.b\06230022.D				
Lims ID:	280-137702-A-22-A				
Client ID:	G0099-20A				
Sample Type:	Client				
Inject. Date:	24-Jun-2020 00:02:55	ALS Bottle#:	22	Worklist Smp#:	22
Injection Vol:	100.0 ul	Dil. Factor:	1.0000		
Sample Info:	280-137702-A-22-				
Misc. Info.:	280-0092681-022				
Operator ID:	JZ	Instrument ID:	CHHPLC_X3		
Method:	\\chromfs\Denver\ChromData\CHHPLC_X\20200623-92681.b\8330_X3.m				
Limit Group:	GCSV - 8330				
Last Update:	24-Jun-2020 16:26:13	Calib Date:	18-Mar-2020 14:39:27		
Integrator:	Falcon				
Quant Method:	External Standard	Quant By:	Initial Calibration		
Last ICal File:	\\chromna\Denver\ChromData\CHHPLC_X\20200318-90159.b\03180015.D				
Column 1 :	UltraCarb5uODS (20) (4.60 mm)		Det: LC DAD1B, 254 nm		
Process Host:	CTX1068				

First Level Reviewer: zhangji Date: 24-Jun-2020 15:51:59

Compound	Amount Added	Amount Recovered	% Rec.
$ 9 1,2-Dinitrobenzene	0.2000	0.2041	102.05

Manual Integration/User Assign Peak Report

Eurofins TestAmerica, Denver

Data File:	\\chromfs\denver\chromdata\chhplc_x\20200623-92681.b\06230022.d				
Injection Date:	24-Jun-2020 00:02:55	Instrument ID:	CHHPLC_X3		
Lims ID:	280-137702-A-22-A	Lab Sample ID:	280-137702-22		
Client ID:	G0099-20A				
Operator ID:	JZ	ALS Bottle#:	22	Worklist Smp#:	22
Injection Vol:	100.0 ul	Dil. Factor:	1.0000		
Method:	8330_X3	Limit Group:	GCSV - 8330		
Column:	UltraCarb5uODS (20) (4.60 mm)	Detector	LC DAD1B, 254 nm		

$ 9 1,2-Dinitrobenzene, CAS: 528-29-0

Signal: 1

Processing Integration Results

RT: 8.75
Area: 37246
Amount: 0.269484
Amount Units: ug/mL

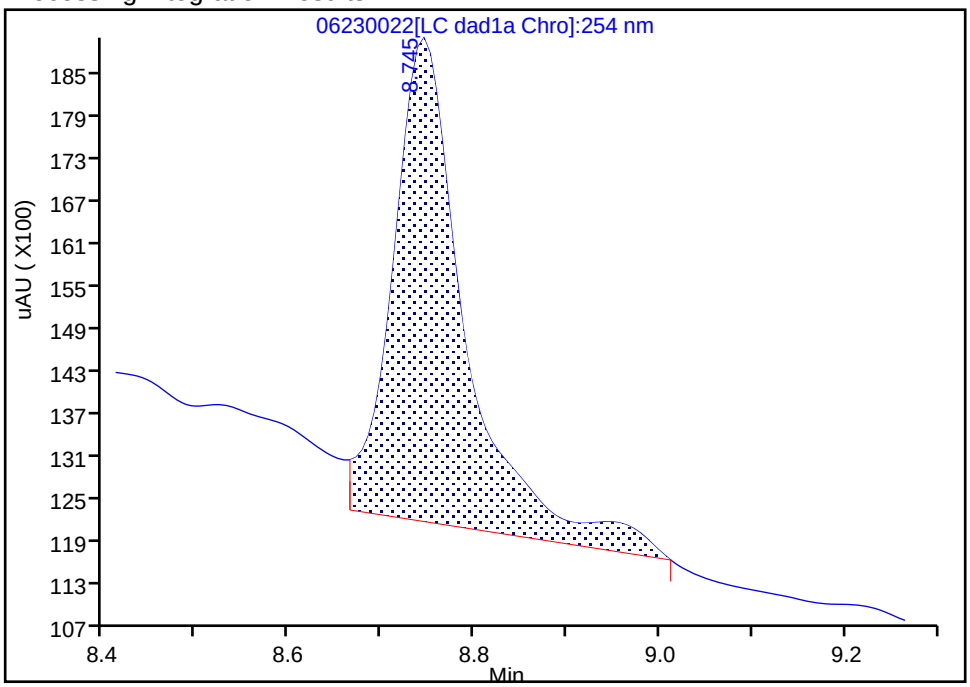

Manual Integration Results

RT: 8.75
Area: 28210
Amount: 0.204106
Amount Units: ug/mL

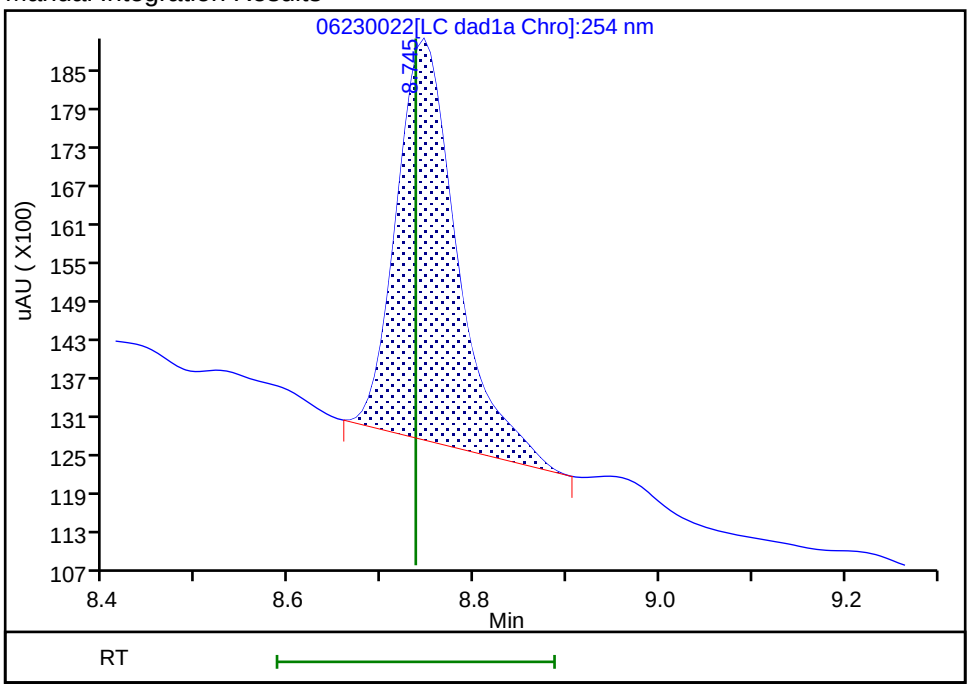

Reviewer: zhangji, 24-Jun-2020 15:51:37

Audit Action: Manually Integrated Audit Reason: Baseline

User Disabled Compound Report

Eurofins TestAmerica, Denver

Data File: \\chromfs\denver\chromdata\chhplc_x\20200623-92681.b\06230022.d

Injection Date:	24-Jun-2020 00:02:55	Instrument ID:	CHHPLC_X3		
Lims ID:	280-137702-A-22-A	Lab Sample ID:	280-137702-22		
Client ID:	G0099-20A				
Operator ID:	JZ	ALS Bottle#:	22	Worklist Smp#:	22
Injection Vol:	100.0 ul	Dil. Factor:	1.0000		
Method:	8330_X3	Limit Group:	GCSV - 8330		
Column:	UltraCarb5uODS (20) (4.60 mm)	Detector	LC DAD1B, 254 nm		

11 1,3-Dinitrobenzene, CAS: 99-65-0, Signal: 1

RT: 9.63
Response: 3622
Amount: 0.011810

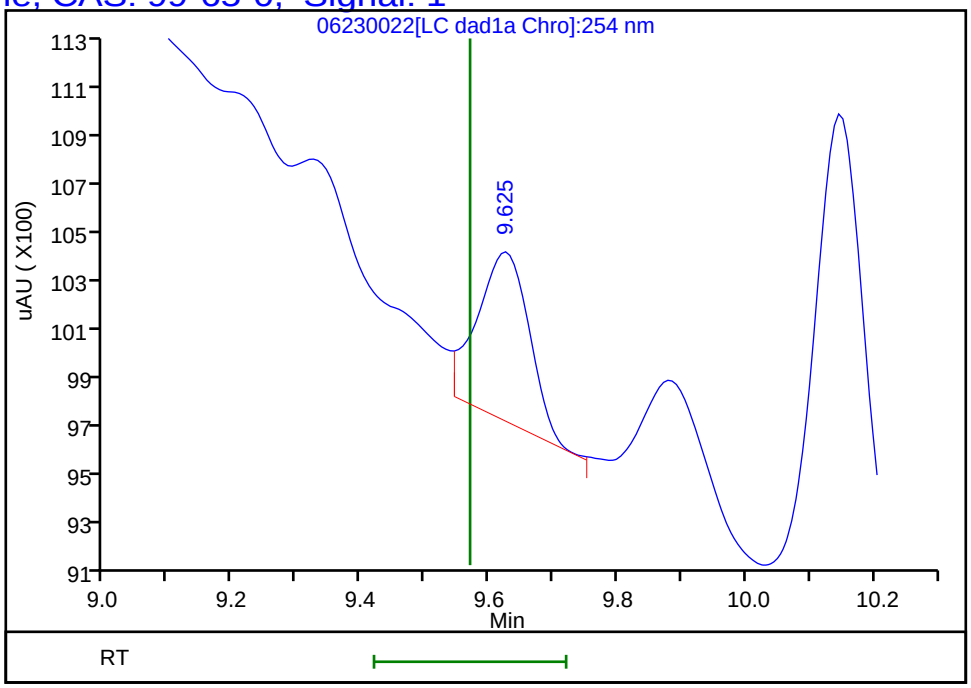

Reviewer: zhangji, 24-Jun-2020 15:51:59
Audit Action: Marked Compound Undetected Audit Reason: Invalid Compound ID

User Disabled Compound Report

Eurofins TestAmerica, Denver

Data File:	\\chromfs\denver\chromdata\chhplc_x\20200623-92681.b\06230022.d				
Injection Date:	24-Jun-2020 00:02:55	Instrument ID:	CHHPLC_X3		
Lims ID:	280-137702-A-22-A	Lab Sample ID:	280-137702-22		
Client ID:	G0099-20A				
Operator ID:	JZ	ALS Bottle#:	22	Worklist Smp#:	22
Injection Vol:	100.0 ul	Dil. Factor:	1.0000		
Method:	8330_X3	Limit Group:	GCSV - 8330		
Column:	UltraCarb5uODS (20) (4.60 mm)	Detector	LC DAD1B, 254 nm		

23 m-Nitrotoluene, CAS: 99-08-1, Signal: 1

RT: 13.92
Response: 70227
Amount: 0.491000

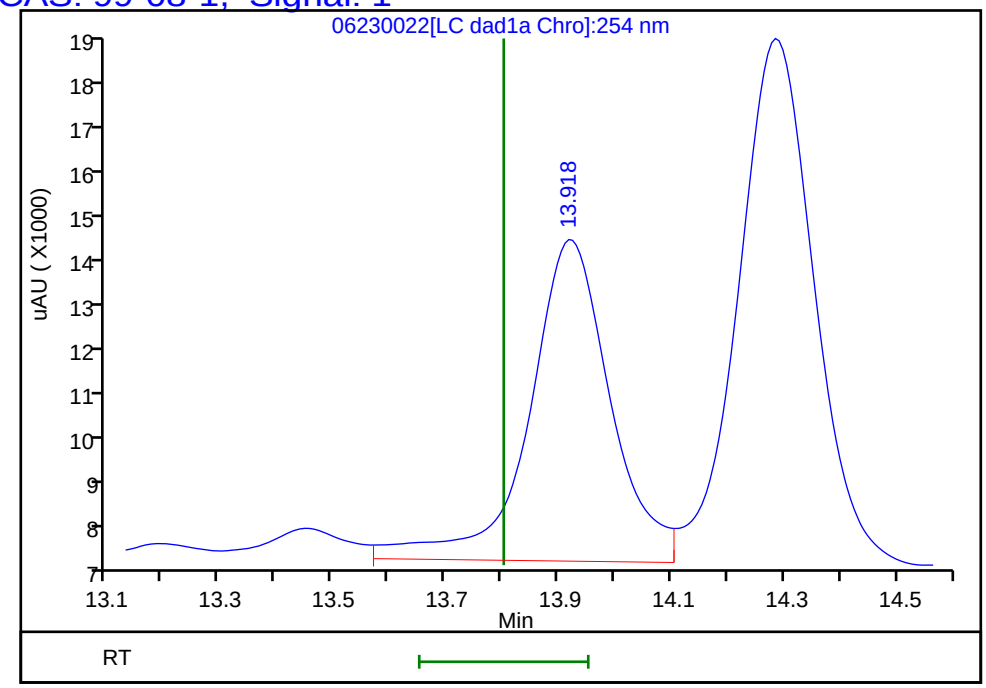

Reviewer: zhangji, 24-Jun-2020 15:51:59
Audit Action: Marked Compound Undetected Audit Reason: Invalid Compound ID

User Disabled Compound Report

Eurofins TestAmerica, Denver

Data File:	\\chromfs\denver\chromdata\chhplc_x\20200623-92681.b\06230022.d				
Injection Date:	24-Jun-2020 00:02:55	Instrument ID:	CHHPLC_X3		
Lims ID:	280-137702-A-22-A	Lab Sample ID:	280-137702-22		
Client ID:	G0099-20A				
Operator ID:	JZ	ALS Bottle#:	22	Worklist Smp#:	22
Injection Vol:	100.0 ul	Dil. Factor:	1.0000		
Method:	8330_X3	Limit Group:	GCSV - 8330		
Column:	UltraCarb5uODS (20) (4.60 mm)	Detector	LC DAD1B, 254 nm		

22 p-Nitrotoluene, CAS: 99-99-0, Signal: 1

RT: 13.19
Response: 2280
Amount: 0.020176

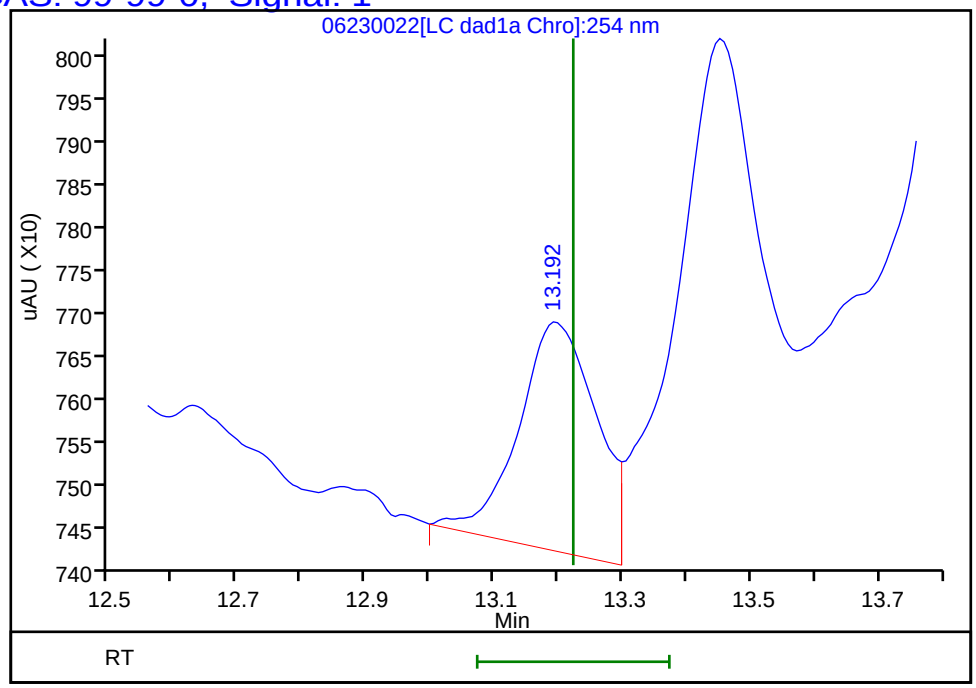

Reviewer: zhangji, 24-Jun-2020 15:51:59
Audit Action: Marked Compound Undetected Audit Reason: Invalid Compound ID

Manual Integration/User Assign Peak Report

Eurofins TestAmerica, Denver

Data File:	\\chromfs\denver\chromdata\chhplc_x\20200623-92681.b\06230022.d				
Injection Date:	24-Jun-2020 00:02:55	Instrument ID:	CHHPLC_X3		
Lims ID:	280-137702-A-22-A	Lab Sample ID:	280-137702-22		
Client ID:	G0099-20A				
Operator ID:	JZ	ALS Bottle#:	22	Worklist Smp#:	22
Injection Vol:	100.0 ul	Dil. Factor:	1.0000		
Method:	8330_X3	Limit Group:	GCSV - 8330		
Column:	UltraCarb5uODS (20) (4.60 mm)	Detector	LC DAD1B, 254 nm		

6 MNX, CAS: 5755-27-1

Signal: 1

Processing Integration Results

RT: 7.38
Area: 247339
Amount: 1.560063
Amount Units: ug/mL

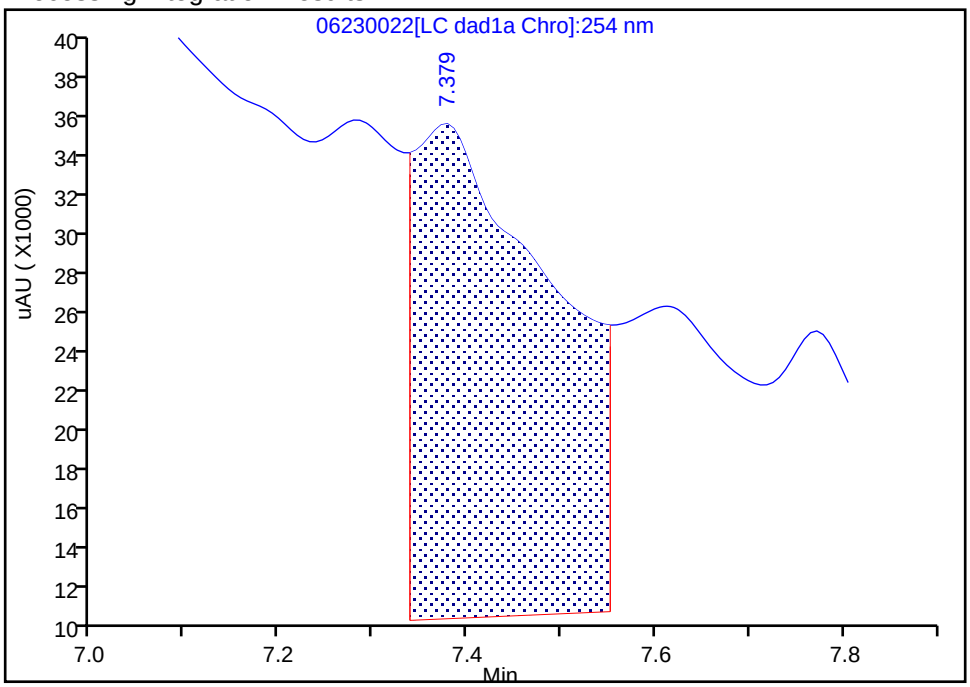

Manual Integration Results

RT: 7.38
Area: 20670
Amount: 0.130374
Amount Units: ug/mL

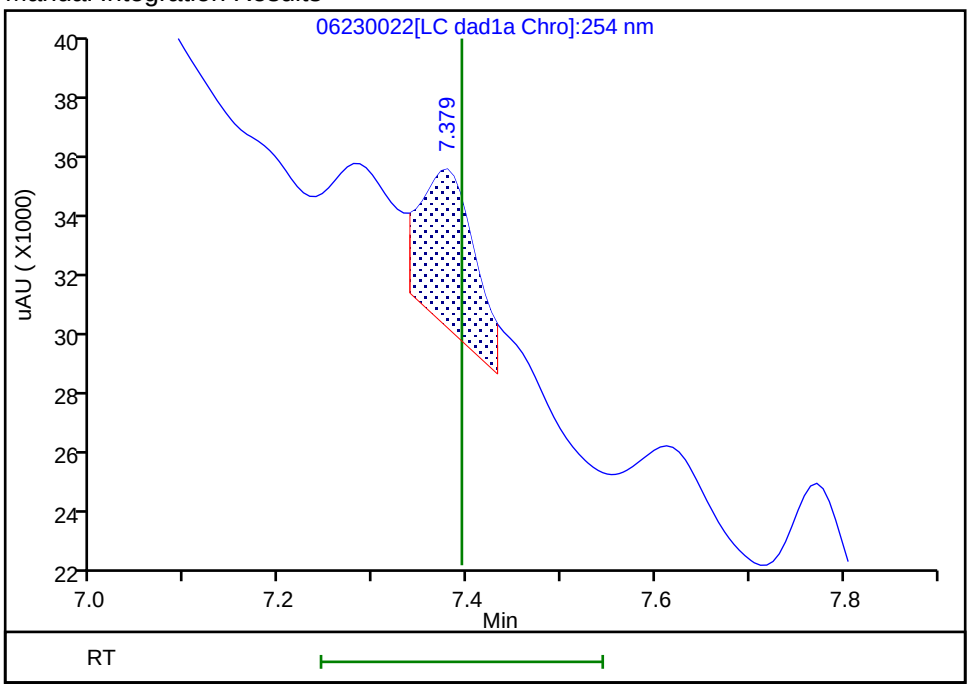

Reviewer: zhangji, 24-Jun-2020 15:51:19

Audit Action: Split an Integrated Peak Audit Reason: Baseline

User Disabled Compound Report

Eurofins TestAmerica, Denver

Data File: \\chromfs\denver\chromdata\chhplc_x\20200623-92681.b\06230022.d

Injection Date:	24-Jun-2020 00:02:55	Instrument ID:	CHHPLC_X3		
Lims ID:	280-137702-A-22-A	Lab Sample ID:	280-137702-22		
Client ID:	G0099-20A				
Operator ID:	JZ	ALS Bottle#:	22	Worklist Smp#:	22
Injection Vol:	100.0 ul	Dil. Factor:	1.0000		
Method:	8330_X3	Limit Group:	GCSV - 8330		
Column:	UltraCarb5uODS (20) (4.60 mm)	Detector	LC DAD1B, 254 nm		

12 Nitrobenzene, CAS: 98-95-3, Signal: 1

RT: 9.88
Response: 3009
Amount: 0.015015

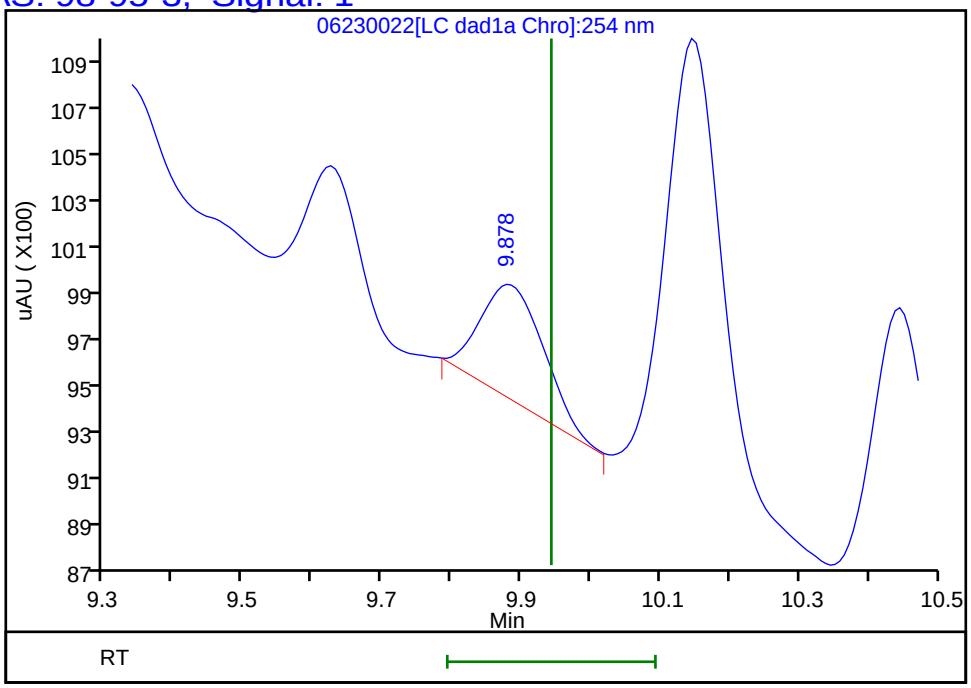

Reviewer: zhangji, 24-Jun-2020 15:51:59
Audit Action: Marked Compound Undetected Audit Reason: Invalid Compound ID

Manual Integration/User Assign Peak Report

Eurofins TestAmerica, Denver

Data File:	\\chromfs\denver\chromdata\chhplc_x\20200623-92681.b\06230022.d				
Injection Date:	24-Jun-2020 00:02:55	Instrument ID:	CHHPLC_X3		
Lims ID:	280-137702-A-22-A	Lab Sample ID:	280-137702-22		
Client ID:	G0099-20A				
Operator ID:	JZ	ALS Bottle#:	22	Worklist Smp#:	22
Injection Vol:	100.0 ul	Dil. Factor:	1.0000		
Method:	8330_X3	Limit Group:	GCSV - 8330		
Column:	UltraCarb5uODS (20) (4.60 mm)	Detector	LC DAD1B, 254 nm		

7 RDX, CAS: 121-82-4

Signal: 1

Processing Integration Results

RT: 7.77
Area: 89213
Amount: 0.765034
Amount Units: ug/mL

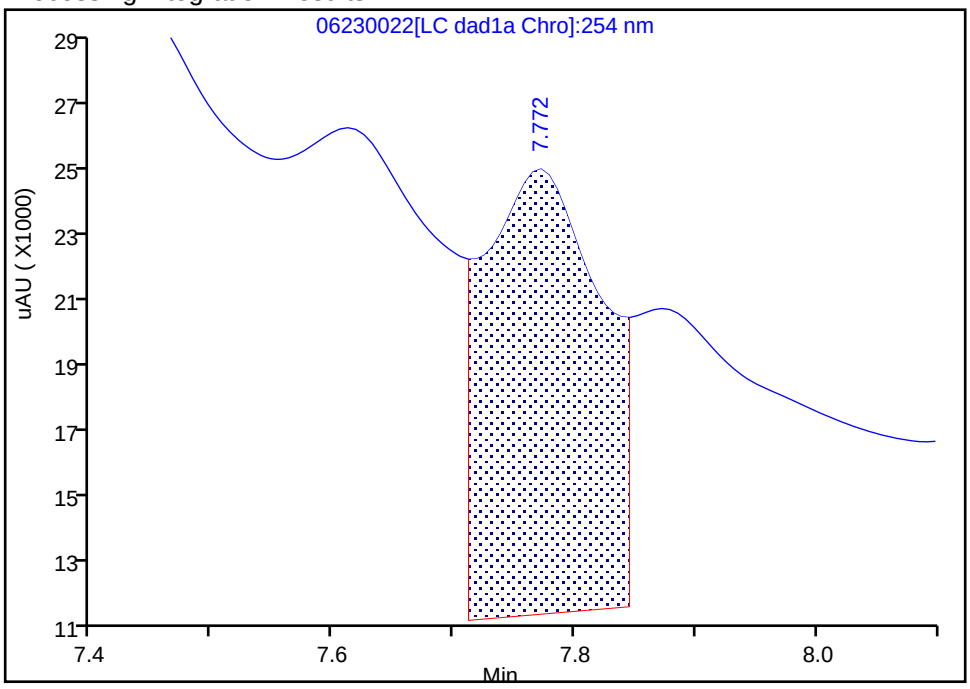

Manual Integration Results

RT: 7.77
Area: 14421
Amount: 0.123665
Amount Units: ug/mL

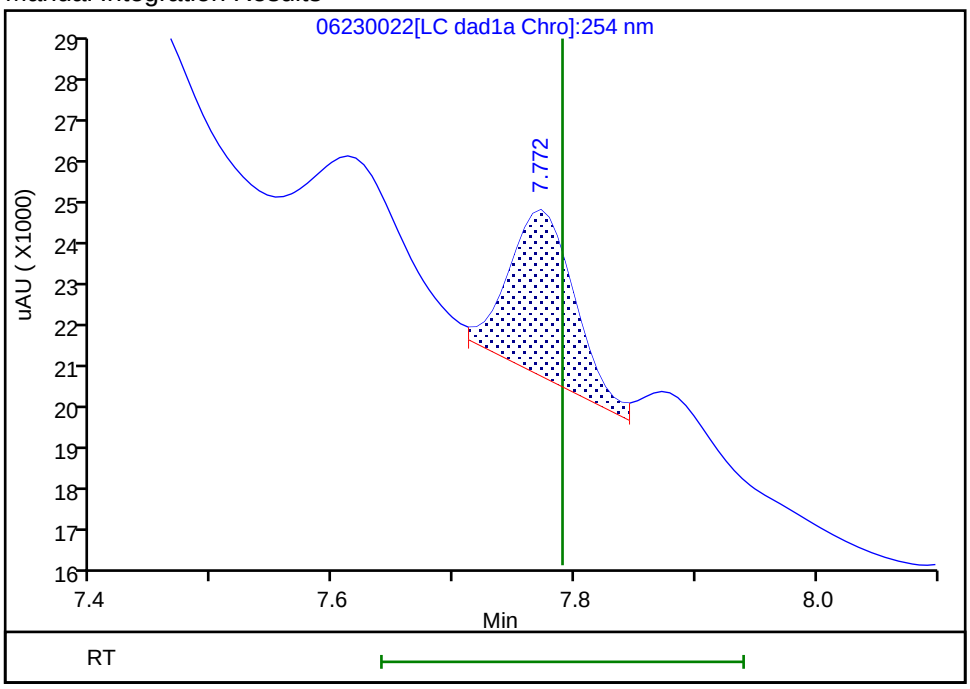

Reviewer: zhangji, 24-Jun-2020 15:51:09
Audit Action: Assigned New Baseline Audit Reason: Baseline

User Disabled Compound Report

Eurofins TestAmerica, Denver

Data File:	\\chromfs\denver\chromdata\chhplc_x\20200623-92681.b\06230022.d				
Injection Date:	24-Jun-2020 00:02:55	Instrument ID:	CHHPLC_X3		
Lims ID:	280-137702-A-22-A	Lab Sample ID:	280-137702-22		
Client ID:	G0099-20A				
Operator ID:	JZ	ALS Bottle#:	22	Worklist Smp#:	22
Injection Vol:	100.0 ul	Dil. Factor:	1.0000		
Method:	8330_X3	Limit Group:	GCSV - 8330		
Column:	UltraCarb5uODS (20) (4.60 mm)	Detector	LC DAD1B, 254 nm		

14 Tetryl, CAS: 479-45-8, Signal: 1

RT: 10.15
Response: 10854
Amount: 0.061311

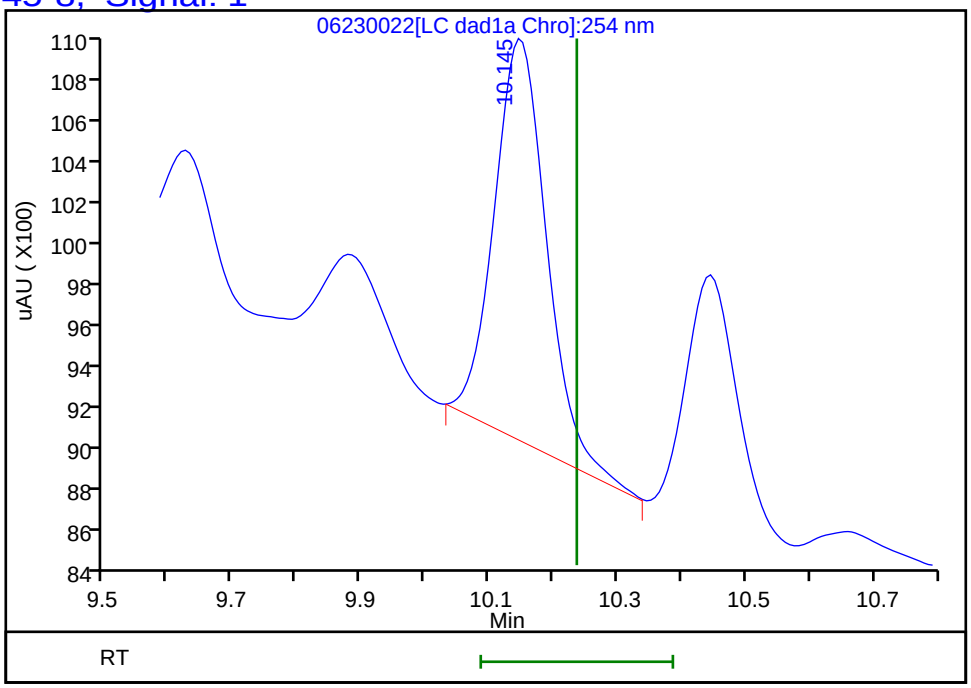

Reviewer: zhangji, 24-Jun-2020 15:51:59
Audit Action: Marked Compound Undetected Audit Reason: Invalid Compound ID

FORM I
HPLC/IC ORGANICS ANALYSIS DATA SHEET

Lab Name: Eurofins TestAmerica, Denver Job No.: 280-137702-1

SDG No.:

Client Sample ID: G0099-20A Lab Sample ID: 280-137702-22

Matrix: Water Lab File ID: 06240035.D

Analysis Method: 8330A Date Collected: 06/15/2020 09:35

Extraction Method: 3535 Date Extracted: 06/18/2020 17:20

Sample wt/vol: 471.2(mL) Date Analyzed: 06/25/2020 14:15

Con. Extract Vol.: 5(mL) Dilution Factor: 1

Injection Volume: 100(uL) GC Column: Luna-phenylhex ID: 4.6(mm)

% Moisture: GPC Cleanup:(Y/N) N

Analysis Batch No.: 500017 Units: ug/L

CAS NO.	COMPOUND NAME	RESULT	Q	LOQ	LOD	DL
121-14-2	2,4-Dinitrotoluene	0.085	U	0.11	0.085	0.029
35572-78-2	*2-Amino-4,6-dinitrotoluene*	*0.79*	*J1*	*0.12*	0.11	*0.054*
5755-27-1	MNX	0.42	U	2.1	0.42	0.16
121-82-4	*RDX*	*0.50*	*J1*	*0.22*	0.21	*0.055*

CAS NO.	SURROGATE	%REC	Q	LIMITS
528-29-0	1,2-Dinitrobenzene	104		83-119

Eurofins TestAmerica, Denver
Target Compound Quantitation Report

Data File: \\chromfs\Denver\ChromData\G2_LUNA\20200624-92719.b\06240035.D
Lims ID: 280-137702-A-22-A
Client ID: G0099-20A
Sample Type: Client
Inject. Date: 25-Jun-2020 14:15:48 ALS Bottle#: 35 Worklist Smp#: 35
Injection Vol: 100.0 ul Dil. Factor: 1.0000
Sample Info: 280-137702-A-22-
Misc. Info.: 280-0092719-035
Operator ID: JZ Instrument ID: CHHPLC_G2_LUNA

Method: \\chromfs\Denver\ChromData\G2_LUNA\20200624-92719.b\G2_8330_Luna.m
Limit Group: GCSV - 8330
Last Update: 26-Jun-2020 16:19:12 Calib Date: 15-May-2020 02:11:20
Integrator: Falcon
Quant Method: External Standard Quant By: Initial Calibration
Last ICal File: \\chromfs\Denver\ChromData\G2_LUNA\20200514-91518.b\05140024.D

Column 1 : Luna-Phenyl hexyl (4.60 mm) Det: LC DAD1A, 254 nm
Process Host: CTX1025

First Level Reviewer: zhangji Date: 25-Jun-2020 17:25:48

Compound	Det	RT (min.)	Exp RT (min.)	Dlt RT (min.)	Response	OnCol Amt ug/ml	Flags
6 HMX	1		7.145			ND	
7 MNX	1		7.926			ND	
8 RDX	1	9.395	9.358	0.037	11547	0.0473	
9 Nitrobenzene	1		12.265			ND	
$ 10 1,2-Dinitrobenzene	1	13.268	13.271	-0.003	59510	0.2080	
12 1,3-Dinitrobenzene	1		15.805			ND	
14 o-Nitrotoluene	1	16.675	16.745	-0.070	119974	0.4395	M
15 p-Nitrotoluene	1		17.031			ND	
16 4-Amino-2,6-dinitrotoluene	1		17.465			ND	
17 m-Nitrotoluene	1		17.958			ND	
18 2-Amino-4,6-dinitrotoluene	1	18.375	18.398	-0.023	34681	0.0745	
19 1,3,5-Trinitrobenzene	1	19.148	19.138	0.010	22924	0.0485	M
20 2,6-Dinitrotoluene	1		20.065			ND	
21 2,4-Dinitrotoluene	1		20.578			ND	
22 Tetryl	1		23.885			ND	U
23 2,4,6-Trinitrotoluene	1		24.905			ND	

QC Flag Legend

Review Flags
M - Manually Integrated
U - Marked Undetected

Report Date: 26-Jun-2020 16:19:15 Chrom Revision: 2.3 21-Jun-2020 18:30:46

Eurofins TestAmerica, Denver

Data File:	\\chromfs\denver\chromdata\g2_luna\20200624-92719.b\06240035.d				
Injection Date:	25-Jun-2020 14:15:48	Instrument ID:	CHHPLC_G2_LUNA	Operator ID:	JZ
Lims ID:	280-137702-A-22-A	Lab Sample ID:	280-137702-22	Worklist Smp#:	35
Client ID:	G0099-20A				
Injection Vol:	100.0 ul	Dil. Factor:	1.0000	ALS Bottle#:	35
Method:	G2_8330_Luna	Limit Group:	GCSV - 8330		

Column: Luna-Phenyl hexyl (4.60 mm) Y Scaling: Method Defined: Scale to the Nth Largest Peak: 1

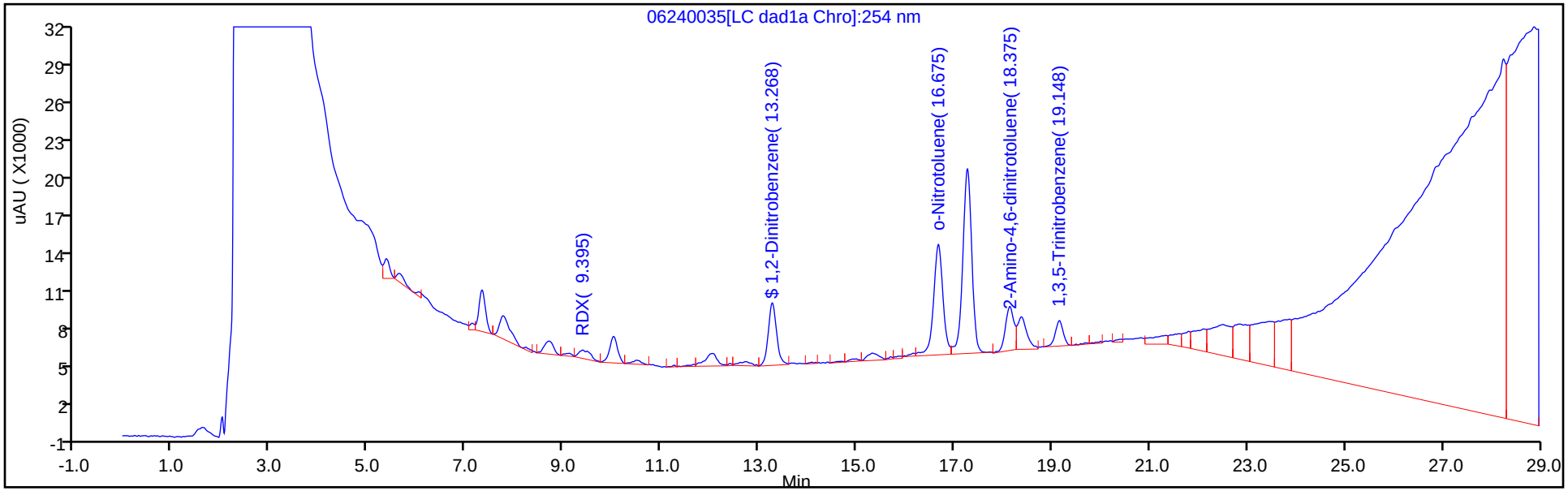

Y Scaling: Method Defined: Scale to the Nth Largest Peak: 1

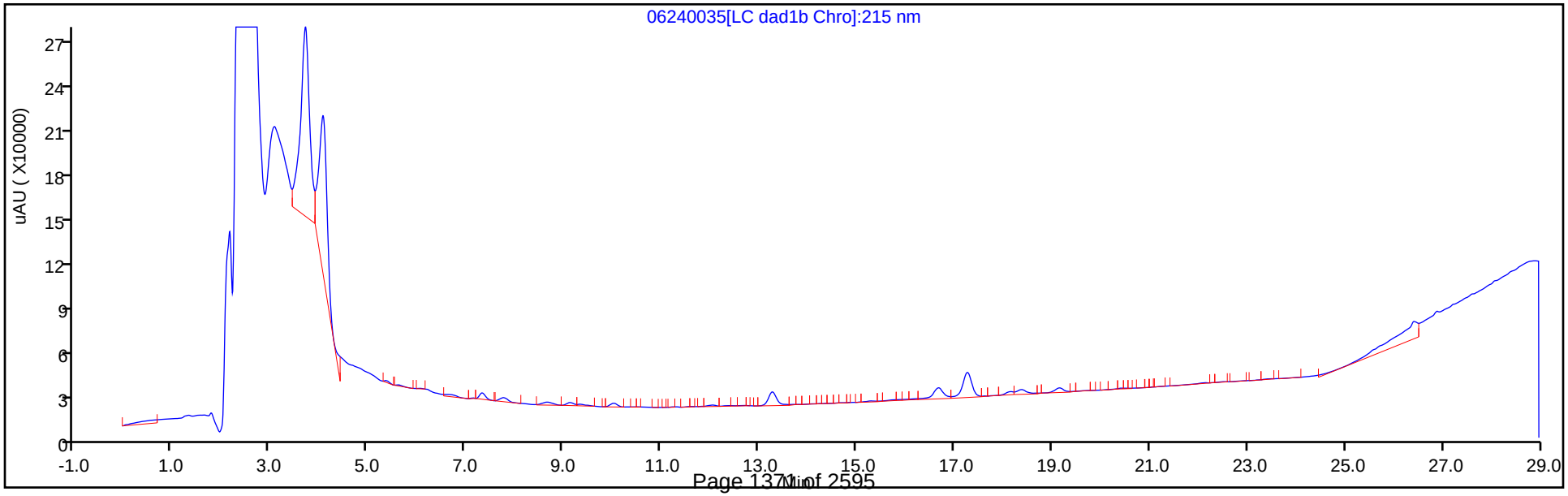

Eurofins TestAmerica, Denver
Recovery Report

Data File:	\\chromfs\Denver\ChromData\G2_LUNA\20200624-92719.b\06240035.D				
Lims ID:	280-137702-A-22-A				
Client ID:	G0099-20A				
Sample Type:	Client				
Inject. Date:	25-Jun-2020 14:15:48	ALS Bottle#:	35	Worklist Smp#:	35
Injection Vol:	100.0 ul	Dil. Factor:	1.0000		
Sample Info:	280-137702-A-22-				
Misc. Info.:	280-0092719-035				
Operator ID:	JZ	Instrument ID:	CHHPLC_G2_LUNA		
Method:	\\chromfs\Denver\ChromData\G2_LUNA\20200624-92719.b\G2_8330_Luna.m				
Limit Group:	GCSV - 8330				
Last Update:	26-Jun-2020 16:19:12	Calib Date:	15-May-2020 02:11:20		
Integrator:	Falcon				
Quant Method:	External Standard	Quant By:	Initial Calibration		
Last ICal File:	\\chromfs\Denver\ChromData\G2_LUNA\20200514-91518.b\05140024.D				
Column 1 :	Luna-Phenyl hexyl (4.60 mm)		Det: LC DAD1A, 254 nm		
Process Host:	CTX1025				
First Level Reviewer: zhangji		Date:	25-Jun-2020 17:25:48		

Compound	Amount Added	Amount Recovered	% Rec.
$ 10 1,2-Dinitrobenzene	0.2000	0.2080	104.01

Manual Integration/User Assign Peak Report

Eurofins TestAmerica, Denver

Data File:	\\chromfs\denver\chromdata\g2_luna\20200624-92719.b\06240035.d				
Injection Date:	25-Jun-2020 14:15:48	Instrument ID:	CHHPLC_G2_LUNA		
Lims ID:	280-137702-A-22-A	Lab Sample ID:	280-137702-22		
Client ID:	G0099-20A				
Operator ID:	JZ	ALS Bottle#:	35	Worklist Smp#:	35
Injection Vol:	100.0 ul	Dil. Factor:	1.0000		
Method:	G2_8330_Luna	Limit Group:	GCSV - 8330		
Column:	Luna-Phenyl hexyl (4.60 mm)	Detector	LC DAD1A, 254 nm		

19 1,3,5-Trinitrobenzene, CAS: 99-35-4

Signal: 1

Processing Integration Results

RT: 19.16
Area: 26337
Amount: 0.055745
Amount Units: ug/ml

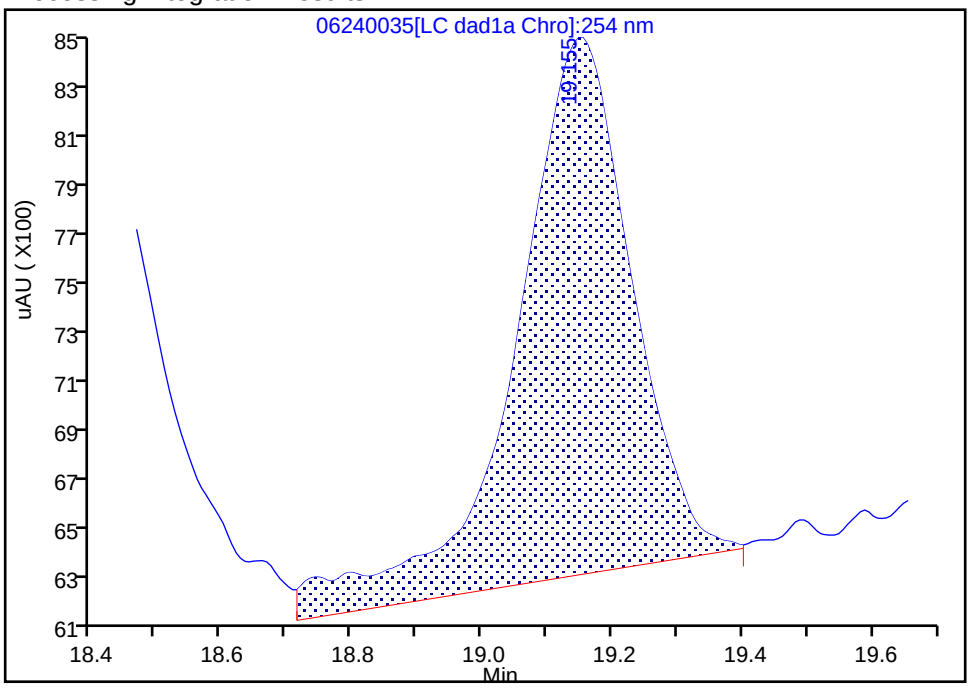

Manual Integration Results

RT: 19.15
Area: 22924
Amount: 0.048521
Amount Units: ug/ml

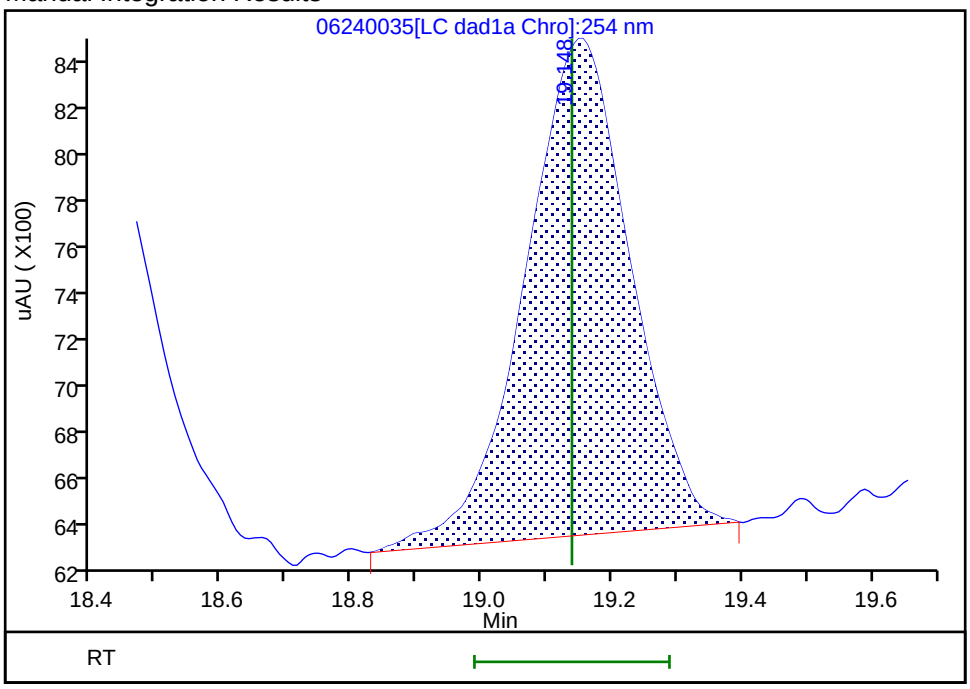

Reviewer: zhangji, 25-Jun-2020 17:24:56

Audit Action: Manually Integrated Audit Reason: Baseline

Manual Integration/User Assign Peak Report

Eurofins TestAmerica, Denver

Data File:	\\chromfs\denver\chromdata\g2_luna\20200624-92719.b\06240035.d				
Injection Date:	25-Jun-2020 14:15:48	Instrument ID:	CHHPLC_G2_LUNA		
Lims ID:	280-137702-A-22-A	Lab Sample ID:	280-137702-22		
Client ID:	G0099-20A				
Operator ID:	JZ	ALS Bottle#:	35	Worklist Smp#:	35
Injection Vol:	100.0 ul	Dil. Factor:	1.0000		
Method:	G2_8330_Luna	Limit Group:	GCSV - 8330		
Column:	Luna-Phenyl hexyl (4.60 mm)	Detector	LC DAD1A, 254 nm		

14 o-Nitrotoluene, CAS: 88-72-2

Signal: 1

Processing Integration Results

RT: 16.68
Area: 125402
Amount: 0.459408
Amount Units: ug/ml

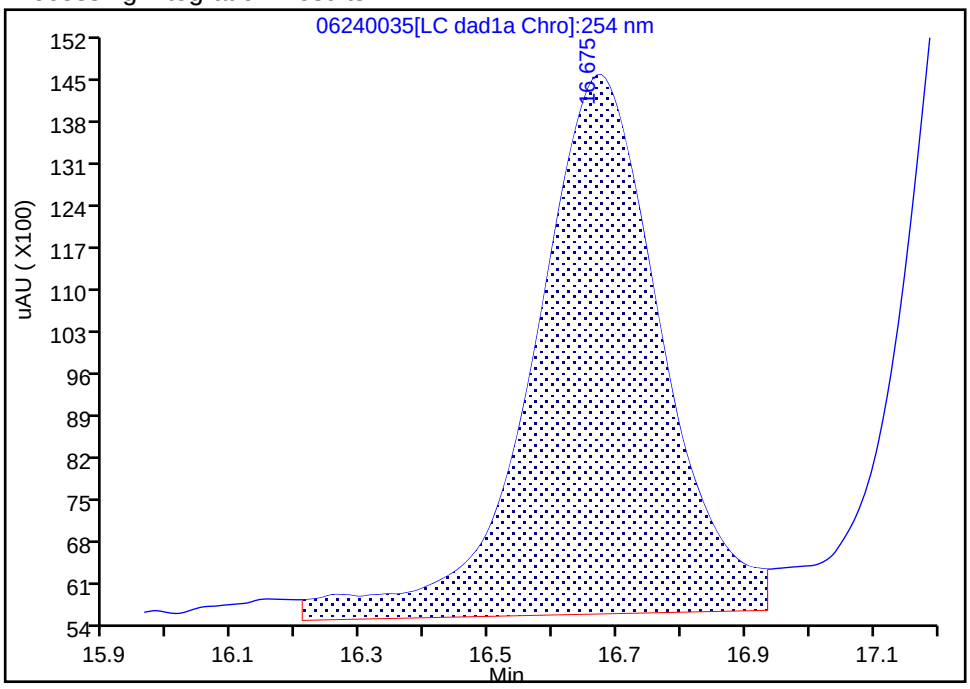

Manual Integration Results

RT: 16.68
Area: 119974
Amount: 0.439522
Amount Units: ug/ml

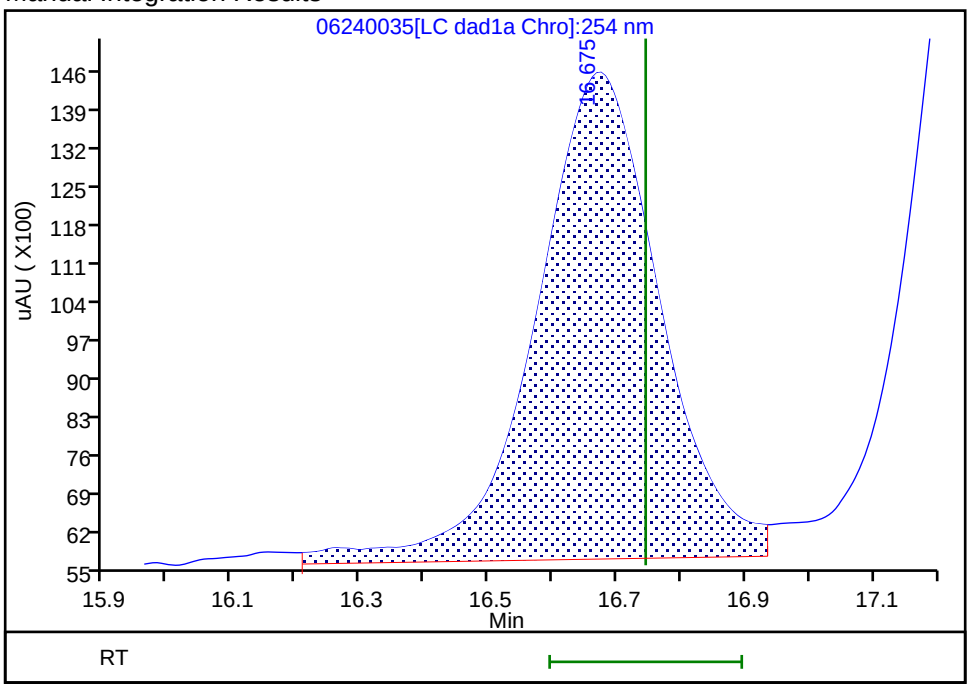

Reviewer: zhangji, 25-Jun-2020 17:25:09

Audit Action: Assigned New Baseline Audit Reason: Baseline

User Disabled Compound Report

Eurofins TestAmerica, Denver

Data File:	\\chromfs\denver\chromdata\g2_luna\20200624-92719.b\06240035.d				
Injection Date:	25-Jun-2020 14:15:48	Instrument ID:	CHHPLC_G2_LUNA		
Lims ID:	280-137702-A-22-A	Lab Sample ID:	280-137702-22		
Client ID:	G0099-20A				
Operator ID:	JZ	ALS Bottle#:	35	Worklist Smp#:	35
Injection Vol:	100.0 ul	Dil. Factor:	1.0000		
Method:	G2_8330_Luna	Limit Group:	GCSV - 8330		
Column:	Luna-Phenyl hexyl (4.60 mm)	Detector	LC DAD1A, 254 nm		

22 Tetryl, CAS: 479-45-8, Signal: 1

RT: 23.86
Response: 80785
Amount: 0.219121

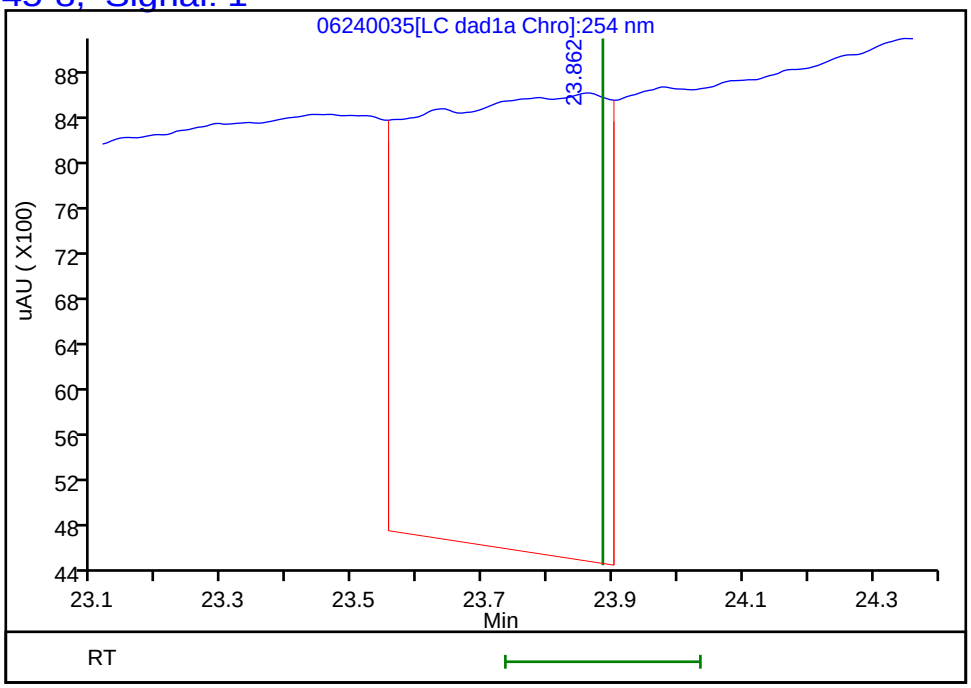

Reviewer: zhangji, 25-Jun-2020 17:25:48
Audit Action: Marked Compound Undetected Audit Reason: Invalid Compound ID

FORM I
HPLC/IC ORGANICS ANALYSIS DATA SHEET

Lab Name: Eurofins TestAmerica, Denver Job No.: 280-137702-1

SDG No.:

Client Sample ID: NW021-20A Lab Sample ID: 280-137702-23

Matrix: Water Lab File ID: 06230023.D

Analysis Method: 8330A Date Collected: 06/15/2020 09:30

Extraction Method: 3535 Date Extracted: 06/18/2020 17:20

Sample wt/vol: 446.2(mL) Date Analyzed: 06/24/2020 00:25

Con. Extract Vol.: 5(mL) Dilution Factor: 1

Injection Volume: 100(uL) GC Column: UltraCarb5uODS ID: 4.6(mm)

% Moisture: GPC Cleanup:(Y/N) N

Analysis Batch No.: 499864 Units: ug/L

CAS NO.	COMPOUND NAME	RESULT	Q	LOQ	LOD	DL
99-35-4	1,3,5-Trinitrobenzene	0.22	U	0.24	0.22	0.094
99-65-0	1,3-Dinitrobenzene	0.11	U	0.12	0.11	0.041
118-96-7	2,4,6-Trinitrotoluene	0.11	U	0.12	0.11	0.050
121-14-2	2,4-Dinitrotoluene	0.090	U	0.11	0.090	0.031
606-20-2	2,6-Dinitrotoluene	0.090	U	0.11	0.090	0.045
35572-78-2	2-Amino-4,6-dinitrotoluene	2.2		0.12	0.11	0.057
88-72-2	2-Nitrotoluene	0.22	U	0.24	0.22	0.096
99-08-1	3-Nitrotoluene	0.45	U M	0.45	0.45	0.22
19406-51-0	4-Amino-2,6-dinitrotoluene	1.0		0.17	0.13	0.065
99-99-0	4-Nitrotoluene	0.45	U	0.46	0.45	0.11
5755-27-1	MNX	0.45	U M	2.2	0.45	0.17
121-82-4	RDX	0.22	U	0.24	0.22	0.058
479-45-8	Tetryl	0.11	U M	0.12	0.11	0.036

CAS NO.	SURROGATE	%REC	Q	LIMITS
528-29-0	1,2-Dinitrobenzene	93	M	83-119

Eurofins TestAmerica, Denver
Target Compound Quantitation Report

Data File: \\chromfs\Denver\ChromData\CHHPLC_X\20200623-92681.b\06230023.D
Lims ID: 280-137702-A-23-A
Client ID: NW021-20A
Sample Type: Client
Inject. Date: 24-Jun-2020 00:25:52 ALS Bottle#: 23 Worklist Smp#: 23
Injection Vol: 100.0 ul Dil. Factor: 1.0000
Sample Info: 280-137702-A-23-
Misc. Info.: 280-0092681-023
Operator ID: JZ Instrument ID: CHHPLC_X3

Method: \\chromfs\Denver\ChromData\CHHPLC_X\20200623-92681.b\8330_X3.m
Limit Group: GCSV - 8330
Last Update: 24-Jun-2020 16:26:13 Calib Date: 18-Mar-2020 14:39:27
Integrator: Falcon
Quant Method: External Standard Quant By: Initial Calibration
Last ICal File: \\chromna\Denver\ChromData\CHHPLC_X\20200318-90159.b\03180015.D

Column 1 : UltraCarb5uODS (20) (4.60 mm) Det: LC DAD1B, 254 nm
Process Host: CTX1068

First Level Reviewer: zhangji Date: 24-Jun-2020 15:52:38

	Compound	Det	RT (min.)	Exp RT (min.)	Dlt RT (min.)	Response	OnCol Amt ug/mL	Flags
	3 HMX	1	6.754	6.723	0.031	13501	0.1571	M
	6 MNX	1		7.394			ND	U
	7 RDX	1		7.790			ND	
$	9 1,2-Dinitrobenzene	1	8.741	8.736	0.005	25720	0.1861	M
	10 1,3,5-Trinitrobenzene	1		8.923			ND	
	11 1,3-Dinitrobenzene	1		9.570			ND	
	12 Nitrobenzene	1	9.941	9.943	-0.002	860	0.004291	7M
	14 Tetryl	1		10.236			ND	U
	16 2,4,6-Trinitrotoluene	1		11.203			ND	
	17 4-Amino-2,6-dinitrotoluene	1	11.354	11.363	-0.009	15157	0.0915	
	18 2-Amino-4,6-dinitrotoluene	1	11.647	11.656	-0.009	39410	0.1943	
	19 2,6-Dinitrotoluene	1		11.790			ND	
	20 2,4-Dinitrotoluene	1		11.990			ND	
	21 o-Nitrotoluene	1		12.796			ND	
	22 p-Nitrotoluene	1		13.223			ND	
	23 m-Nitrotoluene	1		13.803			ND	U

QC Flag Legend

Processing Flags
7 - Failed Limit of Detection
Review Flags
M - Manually Integrated
U - Marked Undetected

Report Date: 24-Jun-2020 16:26:17 Chrom Revision: 2.3 21-Jun-2020 18:30:46

Eurofins TestAmerica, Denver

Data File: \\chromfs\denver\chromdata\chhplc_x\20200623-92681.b\06230023.d

Injection Date:	24-Jun-2020 00:25:52	Instrument ID:	CHHPLC_X3	Operator ID:	JZ
Lims ID:	280-137702-A-23-A	Lab Sample ID:	280-137702-23	Worklist Smp#:	23
Client ID:	NW021-20A				
Injection Vol:	100.0 ul	Dil. Factor:	1.0000	ALS Bottle#:	23
Method:	8330_X3	Limit Group:	GCSV - 8330		

Column: UltraCarb5uODS (20) (4.60 mm) Y Scaling: Method Defined: Scale to the Nth Largest Target: 1

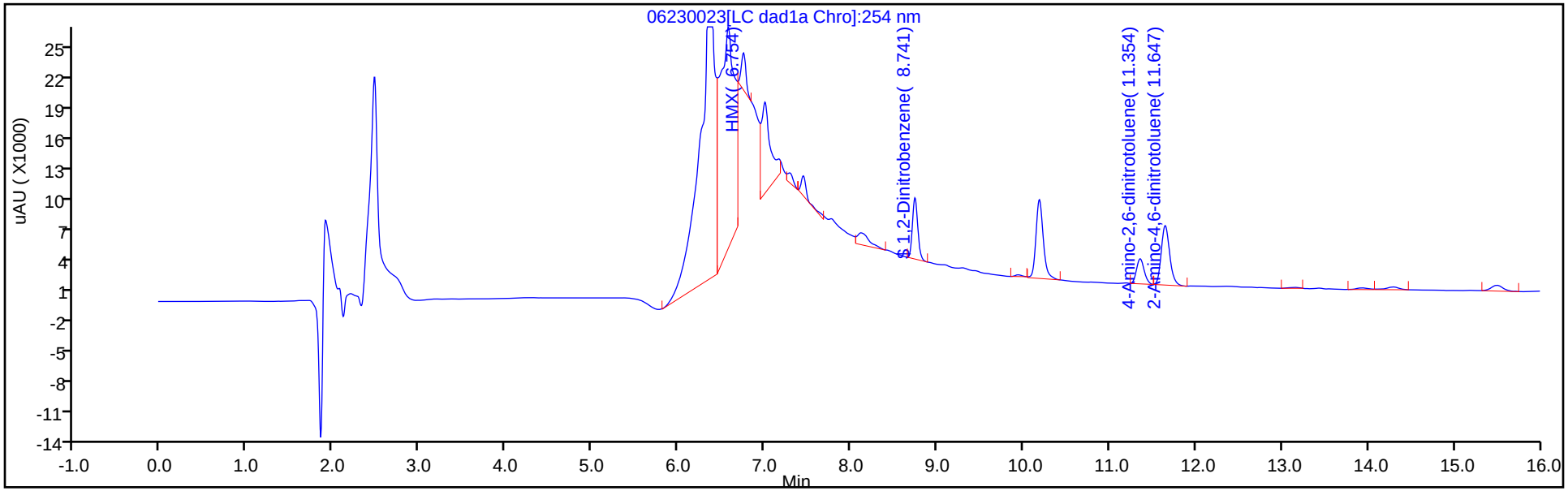

Y Scaling: Method Defined: Scale to the Nth Largest Target: 1

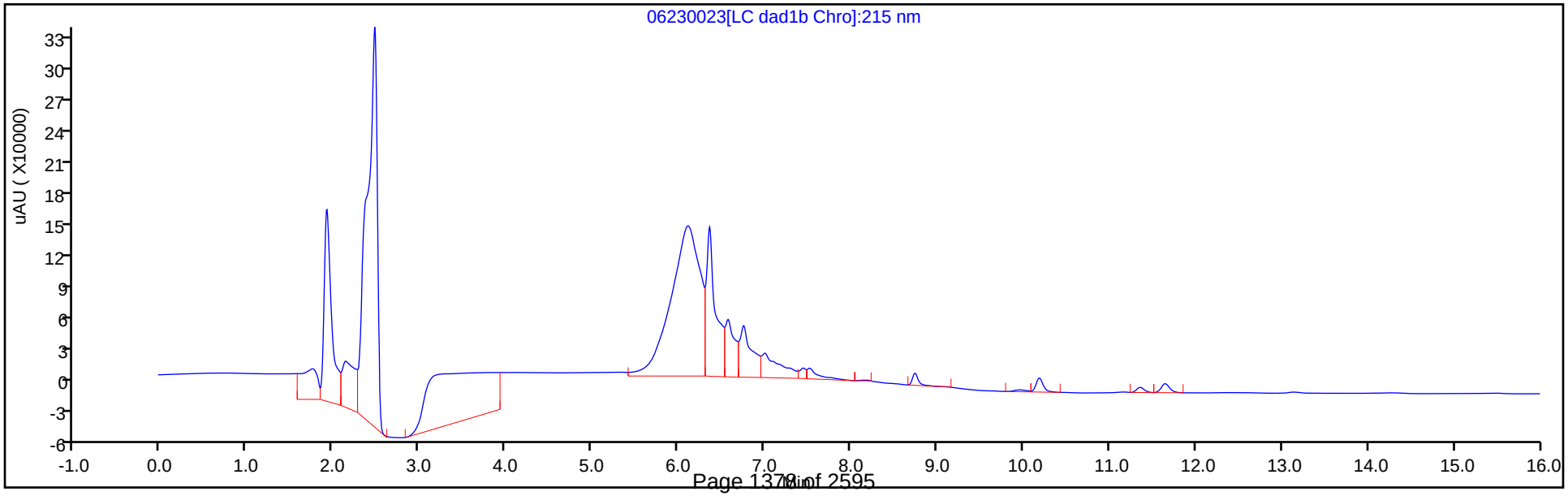

Eurofins TestAmerica, Denver
Recovery Report

Data File:	\\chromfs\Denver\ChromData\CHHPLC_X\20200623-92681.b\06230023.D				
Lims ID:	280-137702-A-23-A				
Client ID:	NW021-20A				
Sample Type:	Client				
Inject. Date:	24-Jun-2020 00:25:52	ALS Bottle#:	23	Worklist Smp#:	23
Injection Vol:	100.0 ul	Dil. Factor:	1.0000		
Sample Info:	280-137702-A-23-				
Misc. Info.:	280-0092681-023				
Operator ID:	JZ	Instrument ID:	CHHPLC_X3		
Method:	\\chromfs\Denver\ChromData\CHHPLC_X\20200623-92681.b\8330_X3.m				
Limit Group:	GCSV - 8330				
Last Update:	24-Jun-2020 16:26:13	Calib Date:	18-Mar-2020 14:39:27		
Integrator:	Falcon				
Quant Method:	External Standard	Quant By:	Initial Calibration		
Last ICal File:	\\chromna\Denver\ChromData\CHHPLC_X\20200318-90159.b\03180015.D				
Column 1 :	UltraCarb5uODS (20) (4.60 mm)		Det: LC DAD1B, 254 nm		
Process Host:	CTX1068				

First Level Reviewer: zhangji Date: 24-Jun-2020 15:52:38

Compound	Amount Added	Amount Recovered	% Rec.
$ 9 1,2-Dinitrobenzene	0.2000	0.1861	93.05

Manual Integration/User Assign Peak Report

Eurofins TestAmerica, Denver

Data File:	\\chromfs\denver\chromdata\chhplc_x\20200623-92681.b\06230023.d				
Injection Date:	24-Jun-2020 00:25:52	Instrument ID:	CHHPLC_X3		
Lims ID:	280-137702-A-23-A	Lab Sample ID:	280-137702-23		
Client ID:	NW021-20A				
Operator ID:	JZ	ALS Bottle#:	23	Worklist Smp#:	23
Injection Vol:	100.0 ul	Dil. Factor:	1.0000		
Method:	8330_X3	Limit Group:	GCSV - 8330		
Column:	UltraCarb5uODS (20) (4.60 mm)	Detector	LC DAD1B, 254 nm		

$ 9 1,2-Dinitrobenzene, CAS: 528-29-0

Signal: 1

Processing Integration Results

RT: 8.74
Area: 27574
Amount: 0.199505
Amount Units: ug/mL

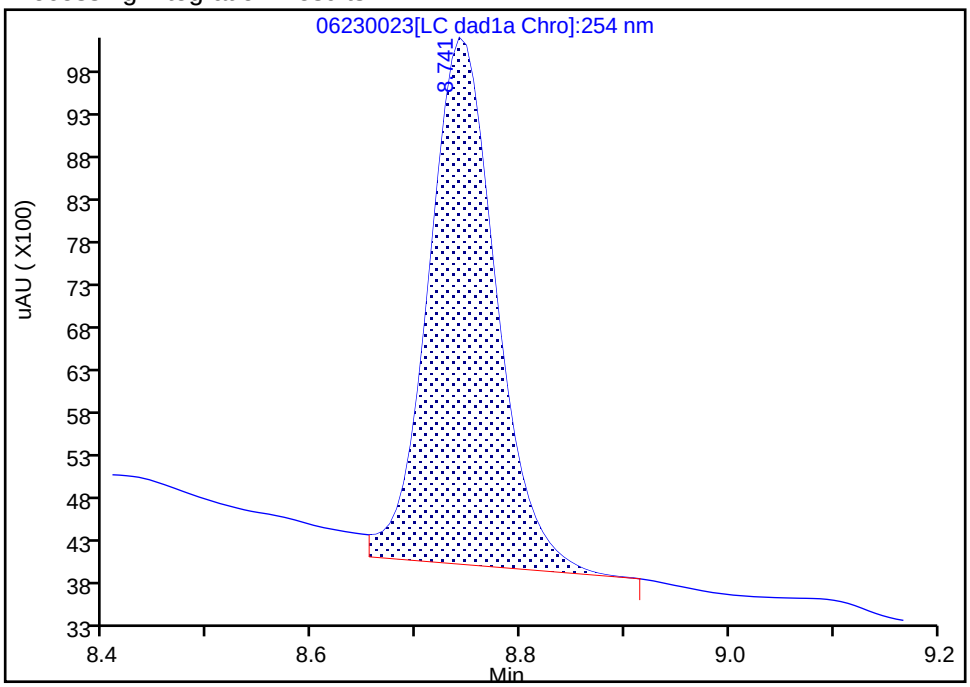

Manual Integration Results

RT: 8.74
Area: 25720
Amount: 0.186091
Amount Units: ug/mL

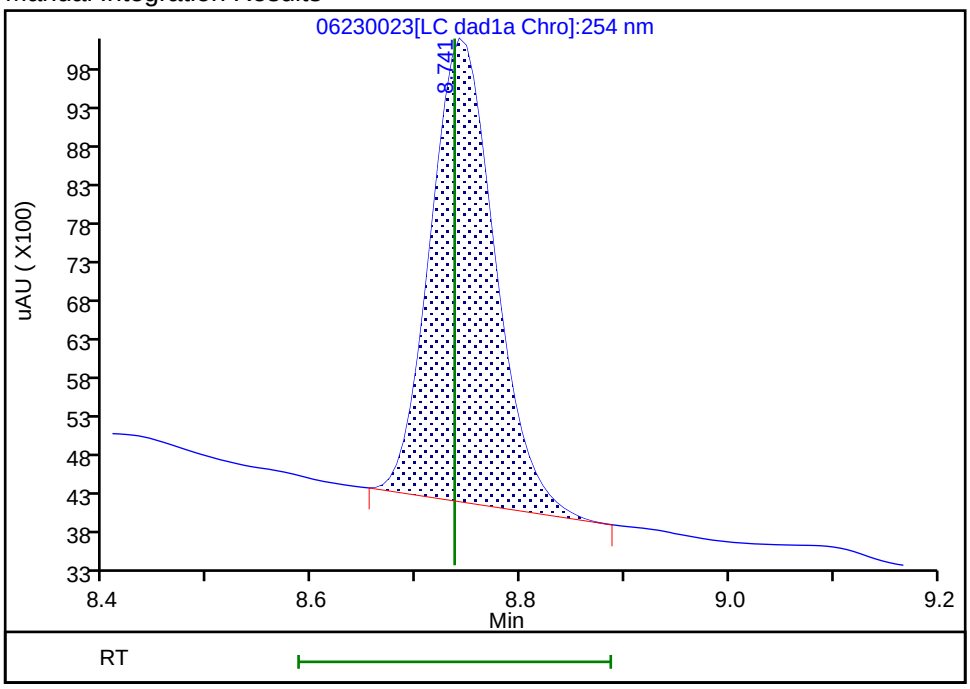

Reviewer: zhangji, 24-Jun-2020 15:52:24

Audit Action: Manually Integrated Audit Reason: Baseline

User Disabled Compound Report

Eurofins TestAmerica, Denver

Data File:	\\chromfs\denver\chromdata\chhplc_x\20200623-92681.b\06230023.d				
Injection Date:	24-Jun-2020 00:25:52	Instrument ID:	CHHPLC_X3		
Lims ID:	280-137702-A-23-A	Lab Sample ID:	280-137702-23		
Client ID:	NW021-20A				
Operator ID:	JZ	ALS Bottle#:	23	Worklist Smp#:	23
Injection Vol:	100.0 ul	Dil. Factor:	1.0000		
Method:	8330_X3	Limit Group:	GCSV - 8330		
Column:	UltraCarb5uODS (20) (4.60 mm)	Detector	LC DAD1B, 254 nm		

23 m-Nitrotoluene, CAS: 99-08-1, Signal: 1

RT: 13.93
Response: 1567
Amount: 0.010956

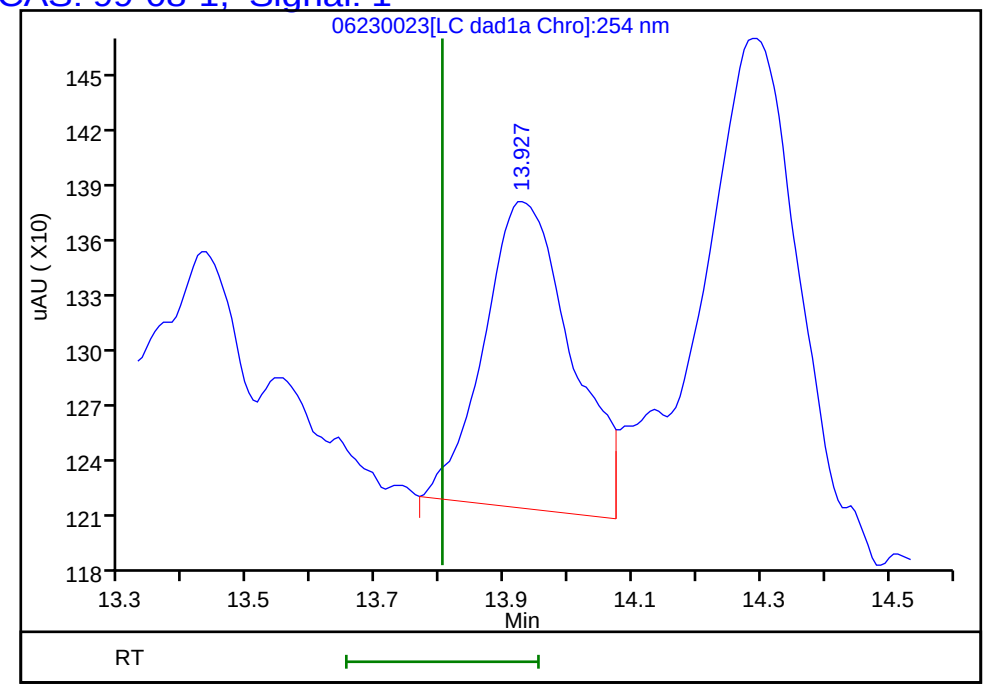

Reviewer: zhangji, 24-Jun-2020 15:52:38
Audit Action: Marked Compound Undetected Audit Reason: Invalid Compound ID

Manual Integration/User Assign Peak Report

Eurofins TestAmerica, Denver

Data File:	\\chromfs\denver\chromdata\chhplc_x\20200623-92681.b\06230023.d				
Injection Date:	24-Jun-2020 00:25:52	Instrument ID:	CHHPLC_X3		
Lims ID:	280-137702-A-23-A	Lab Sample ID:	280-137702-23		
Client ID:	NW021-20A				
Operator ID:	JZ	ALS Bottle#:	23	Worklist Smp#:	23
Injection Vol:	100.0 ul	Dil. Factor:	1.0000		
Method:	8330_X3	Limit Group:	GCSV - 8330		
Column:	UltraCarb5uODS (20) (4.60 mm)	Detector	LC DAD1B, 254 nm		

3 HMX, CAS: 2691-41-0

Signal: 1

Processing Integration Results

RT: 6.75
Area: 184587
Amount: 2.147305
Amount Units: ug/mL

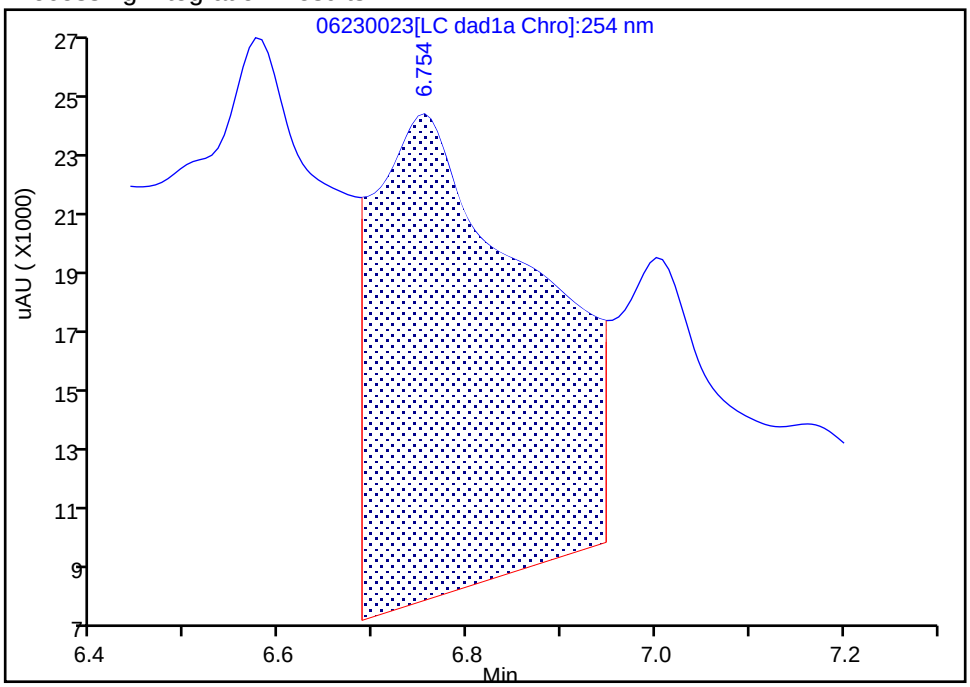

Manual Integration Results

RT: 6.75
Area: 13501
Amount: 0.157057
Amount Units: ug/mL

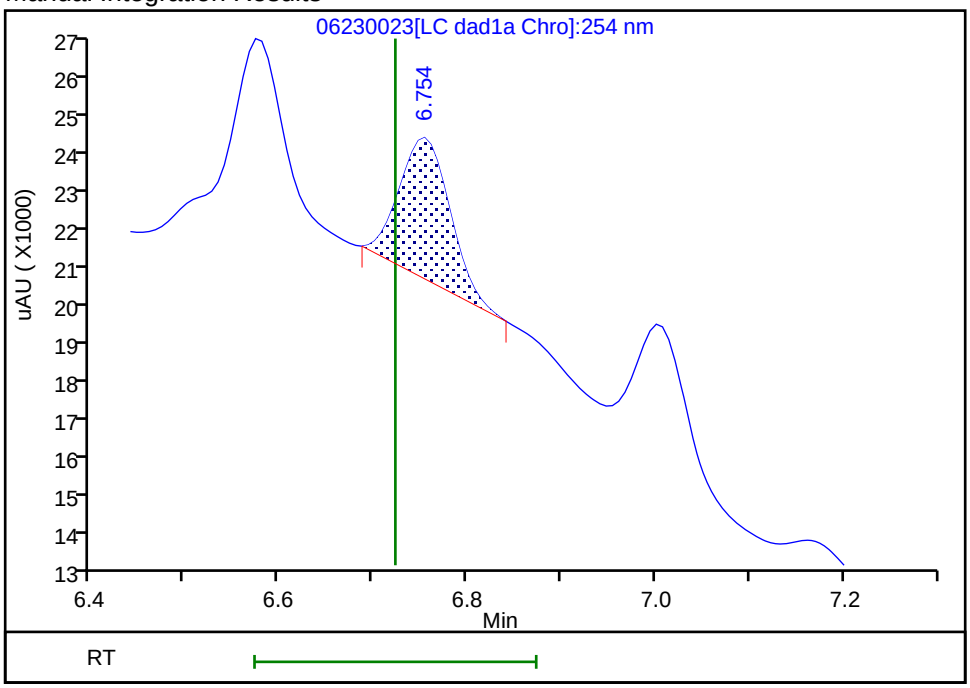

Reviewer: zhangji, 24-Jun-2020 15:52:18

Audit Action: Manually Integrated Audit Reason: Baseline

User Disabled Compound Report

Eurofins TestAmerica, Denver

Data File:	\\chromfs\denver\chromdata\chhplc_x\20200623-92681.b\06230023.d				
Injection Date:	24-Jun-2020 00:25:52	Instrument ID:	CHHPLC_X3		
Lims ID:	280-137702-A-23-A	Lab Sample ID:	280-137702-23		
Client ID:	NW021-20A				
Operator ID:	JZ	ALS Bottle#:	23	Worklist Smp#:	23
Injection Vol:	100.0 ul	Dil. Factor:	1.0000		
Method:	8330_X3	Limit Group:	GCSV - 8330		
Column:	UltraCarb5uODS (20) (4.60 mm)	Detector	LC DAD1B, 254 nm		

6 MNX, CAS: 5755-27-1, Signal: 1

RT: 7.45
Response: 8707
Amount: 0.054918

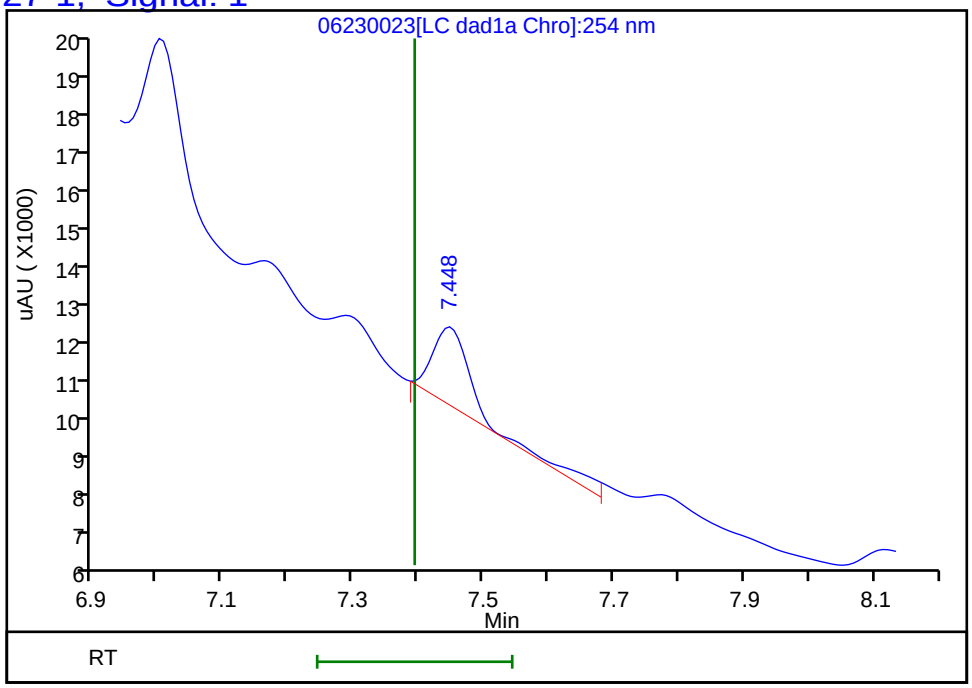

Reviewer: zhangji, 24-Jun-2020 15:52:38
Audit Action: Marked Compound Undetected Audit Reason: Invalid Compound ID

Manual Integration/User Assign Peak Report

Eurofins TestAmerica, Denver

Data File:	\\chromfs\denver\chromdata\chhplc_x\20200623-92681.b\06230023.d				
Injection Date:	24-Jun-2020 00:25:52	Instrument ID:	CHHPLC_X3		
Lims ID:	280-137702-A-23-A	Lab Sample ID:	280-137702-23		
Client ID:	NW021-20A				
Operator ID:	JZ	ALS Bottle#:	23	Worklist Smp#:	23
Injection Vol:	100.0 ul	Dil. Factor:	1.0000		
Method:	8330_X3	Limit Group:	GCSV - 8330		
Column:	UltraCarb5uODS (20) (4.60 mm)	Detector	LC DAD1B, 254 nm		

12 Nitrobenzene, CAS: 98-95-3

Signal: 1

Processing Integration Results

RT: 9.94
Area: 1678
Amount: 0.008373
Amount Units: ug/mL

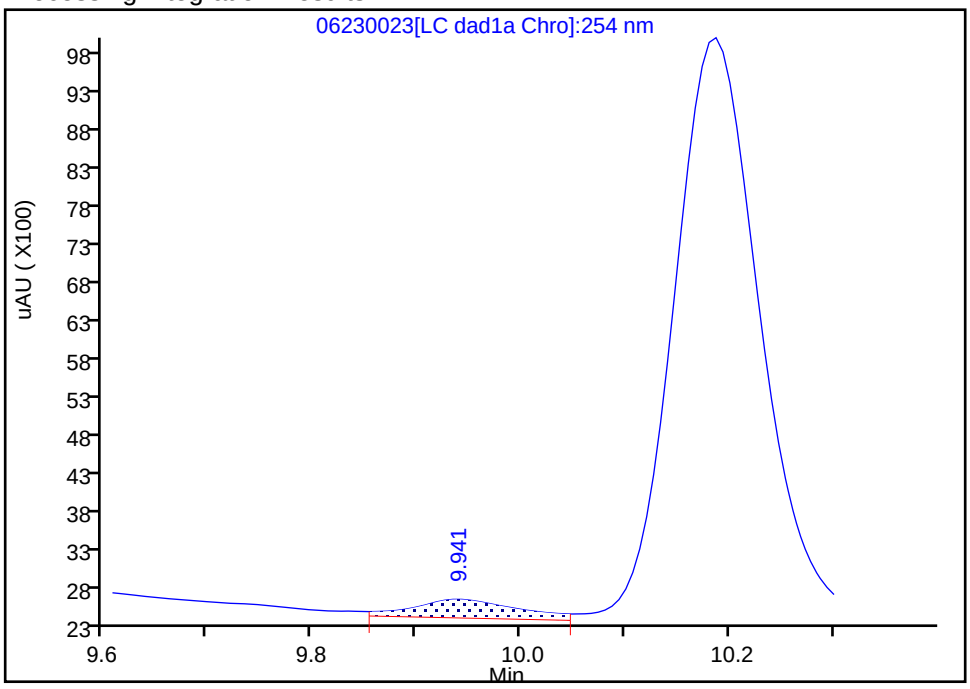

Manual Integration Results

RT: 9.94
Area: 860
Amount: 0.004291
Amount Units: ug/mL

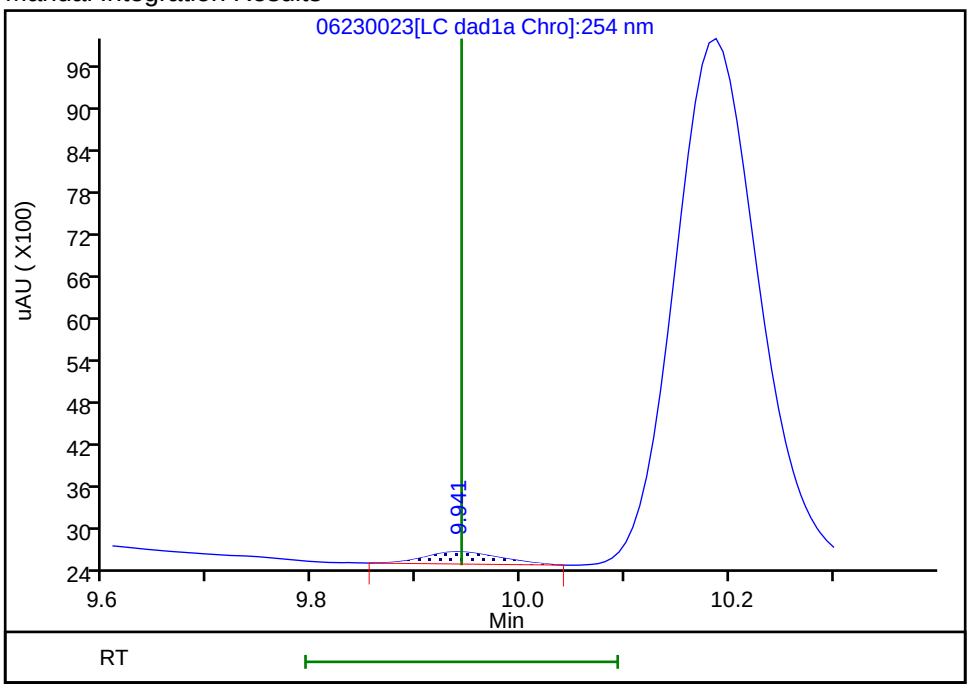

Reviewer: zhangji, 24-Jun-2020 15:52:31

Audit Action: Manually Integrated Audit Reason: Baseline

User Disabled Compound Report

Eurofins TestAmerica, Denver

Data File: \\chromfs\denver\chromdata\chhplc_x\20200623-92681.b\06230023.d

Injection Date:	24-Jun-2020 00:25:52	Instrument ID:	CHHPLC_X3		
Lims ID:	280-137702-A-23-A	Lab Sample ID:	280-137702-23		
Client ID:	NW021-20A				
Operator ID:	JZ	ALS Bottle#:	23	Worklist Smp#:	23
Injection Vol:	100.0 ul	Dil. Factor:	1.0000		
Method:	8330_X3	Limit Group:	GCSV - 8330		
Column:	UltraCarb5uODS (20) (4.60 mm)	Detector	LC DAD1B, 254 nm		

14 Tetryl, CAS: 479-45-8, Signal: 1

RT: 10.19
Response: 45542
Amount: 0.257253

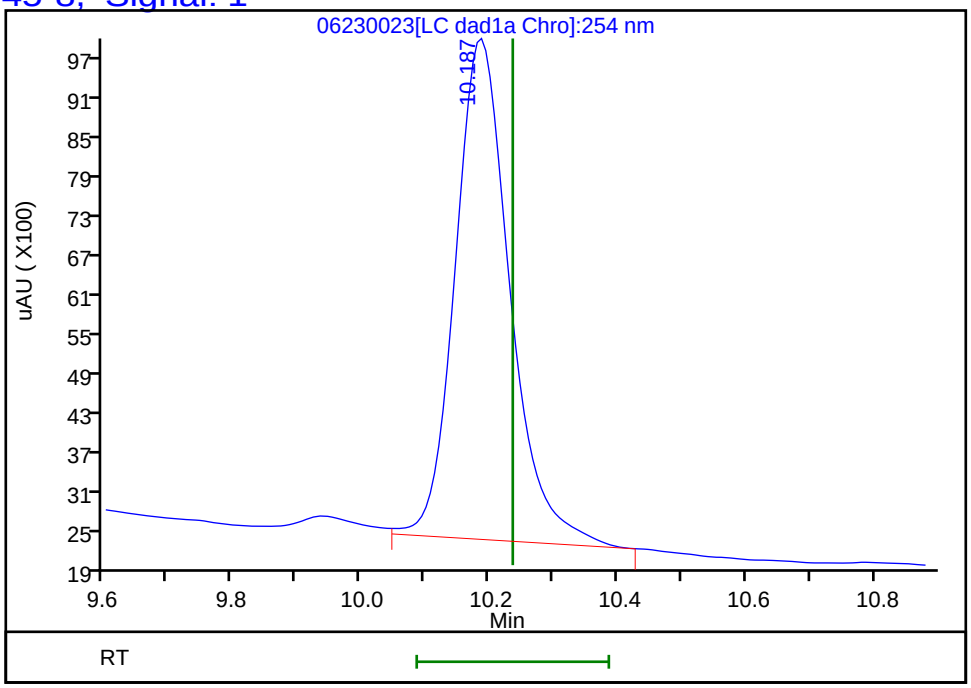

Reviewer: zhangji, 24-Jun-2020 15:52:38
Audit Action: Marked Compound Undetected Audit Reason: Invalid Compound ID

FORM I
HPLC/IC ORGANICS ANALYSIS DATA SHEET

Lab Name: Eurofins TestAmerica, Denver Job No.: 280-137702-1

SDG No.:

Client Sample ID: NW021-20A Lab Sample ID: 280-137702-23

Matrix: Water Lab File ID: 06240036.D

Analysis Method: 8330A Date Collected: 06/15/2020 09:30

Extraction Method: 3535 Date Extracted: 06/18/2020 17:20

Sample wt/vol: 446.2(mL) Date Analyzed: 06/25/2020 14:50

Con. Extract Vol.: 5(mL) Dilution Factor: 1

Injection Volume: 100(uL) GC Column: Luna-phenylhex ID: 4.6(mm)

% Moisture: GPC Cleanup:(Y/N) N

Analysis Batch No.: 500017 Units: ug/L

CAS NO.	COMPOUND NAME	RESULT	Q	LOQ	LOD	DL
2691-41-0	HMX	0.22	U	0.24	0.22	0.098
98-95-3	Nitrobenzene	0.22	U	0.24	0.22	0.10

CAS NO.	SURROGATE	%REC	Q	LIMITS
528-29-0	1,2-Dinitrobenzene	95		83-119

Eurofins TestAmerica, Denver
Target Compound Quantitation Report

Data File: \\chromfs\Denver\ChromData\G2_LUNA\20200624-92719.b\06240036.D
Lims ID: 280-137702-A-23-A
Client ID: NW021-20A
Sample Type: Client
Inject. Date: 25-Jun-2020 14:50:46 ALS Bottle#: 36 Worklist Smp#: 36
Injection Vol: 100.0 ul Dil. Factor: 1.0000
Sample Info: 280-137702-A-23-
Misc. Info.: 280-0092719-036
Operator ID: JZ Instrument ID: CHHPLC_G2_LUNA

Method: \\chromfs\Denver\ChromData\G2_LUNA\20200624-92719.b\G2_8330_Luna.m
Limit Group: GCSV - 8330
Last Update: 26-Jun-2020 16:19:12 Calib Date: 15-May-2020 02:11:20
Integrator: Falcon
Quant Method: External Standard Quant By: Initial Calibration
Last ICal File: \\chromfs\Denver\ChromData\G2_LUNA\20200514-91518.b\05140024.D

Column 1 : Luna-Phenyl hexyl (4.60 mm) Det: LC DAD1A, 254 nm
Process Host: CTX1025

First Level Reviewer: zhangji Date: 25-Jun-2020 17:26:16

	Compound	Det	RT (min.)	Exp RT (min.)	Dlt RT (min.)	Response	OnCol Amt ug/ml	Flags
	6 HMX	1		7.145			ND	
	7 MNX	1		7.926			ND	
	8 RDX	1		9.358			ND	U
	9 Nitrobenzene	1		12.265			ND	
$	10 1,2-Dinitrobenzene	1	13.292	13.271	0.021	54546	0.1901	
	12 1,3-Dinitrobenzene	1		15.805			ND	
	14 o-Nitrotoluene	1		16.745			ND	U
	15 p-Nitrotoluene	1		17.031			ND	U
	16 4-Amino-2,6-dinitrotoluene	1	17.485	17.465	0.020	33650	0.0975	M
	17 m-Nitrotoluene	1		17.958			ND	
	18 2-Amino-4,6-dinitrotoluene	1	18.412	18.398	0.014	85752	0.1843	M
	19 1,3,5-Trinitrobenzene	1		19.138			ND	
	20 2,6-Dinitrotoluene	1		20.065			ND	
	21 2,4-Dinitrotoluene	1		20.578			ND	
	22 Tetryl	1		23.885			ND	
	23 2,4,6-Trinitrotoluene	1		24.905			ND	

QC Flag Legend

Review Flags
M - Manually Integrated
U - Marked Undetected

Report Date: 26-Jun-2020 16:19:15 Chrom Revision: 2.3 21-Jun-2020 18:30:46

Eurofins TestAmerica, Denver

Data File:	\\chromfs\denver\chromdata\g2_luna\20200624-92719.b\06240036.d				
Injection Date:	25-Jun-2020 14:50:46	Instrument ID:	CHHPLC_G2_LUNA	Operator ID:	JZ
Lims ID:	280-137702-A-23-A	Lab Sample ID:	280-137702-23	Worklist Smp#:	36
Client ID:	NW021-20A				
Injection Vol:	100.0 ul	Dil. Factor:	1.0000	ALS Bottle#:	36
Method:	G2_8330_Luna	Limit Group:	GCSV - 8330		

Column: Luna-Phenyl hexyl (4.60 mm) Y Scaling: Method Defined: Scale to the Nth Largest Peak: 1

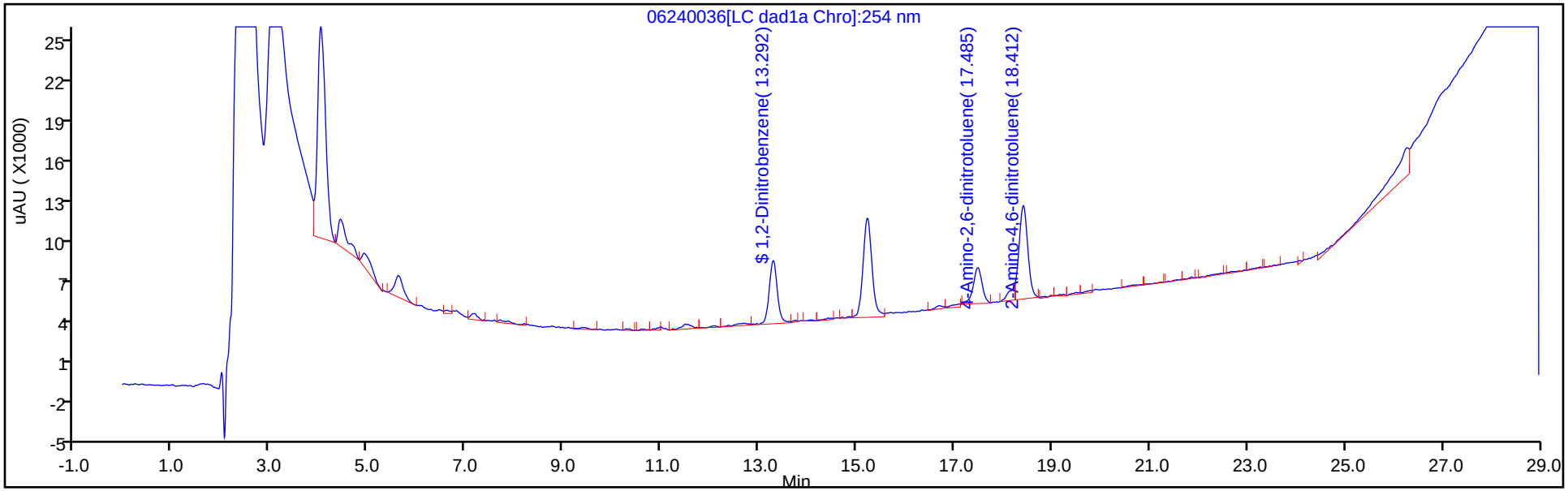

Y Scaling: Method Defined: Scale to the Nth Largest Peak: 1

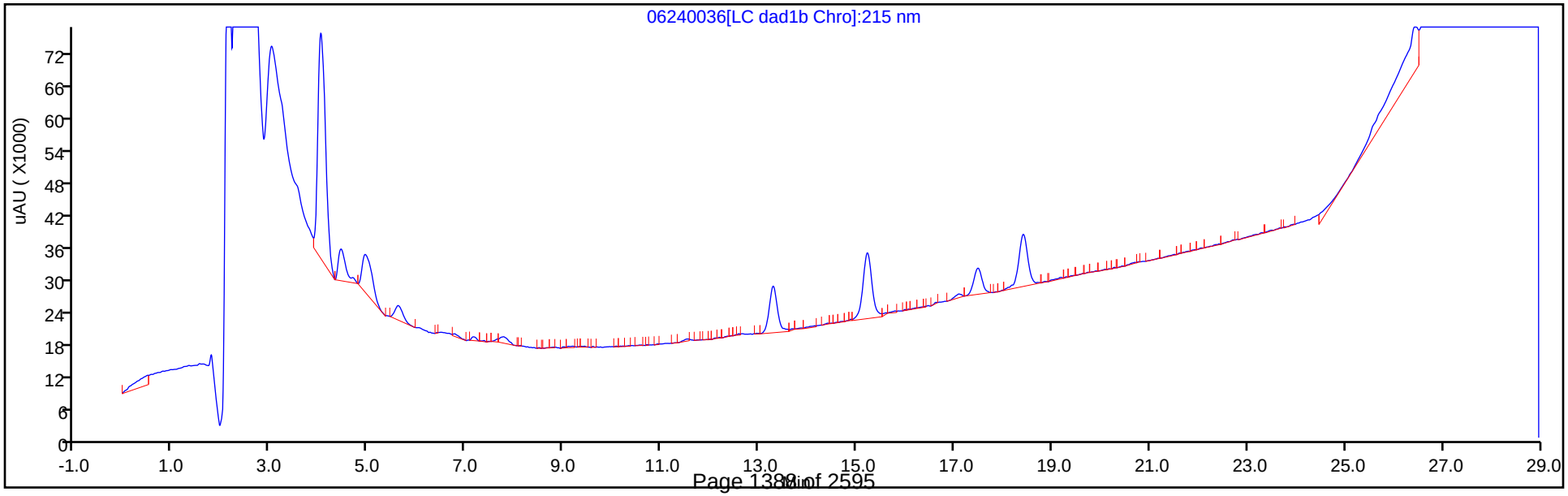

Eurofins TestAmerica, Denver
Recovery Report

Data File:	\\chromfs\Denver\ChromData\G2_LUNA\20200624-92719.b\06240036.D				
Lims ID:	280-137702-A-23-A				
Client ID:	NW021-20A				
Sample Type:	Client				
Inject. Date:	25-Jun-2020 14:50:46	ALS Bottle#:	36	Worklist Smp#:	36
Injection Vol:	100.0 ul	Dil. Factor:	1.0000		
Sample Info:	280-137702-A-23-				
Misc. Info.:	280-0092719-036				
Operator ID:	JZ	Instrument ID:	CHHPLC_G2_LUNA		
Method:	\\chromfs\Denver\ChromData\G2_LUNA\20200624-92719.b\G2_8330_Luna.m				
Limit Group:	GCSV - 8330				
Last Update:	26-Jun-2020 16:19:12	Calib Date:	15-May-2020 02:11:20		
Integrator:	Falcon				
Quant Method:	External Standard	Quant By:	Initial Calibration		
Last ICal File:	\\chromfs\Denver\ChromData\G2_LUNA\20200514-91518.b\05140024.D				
Column 1 :	Luna-Phenyl hexyl (4.60 mm)		Det: LC DAD1A, 254 nm		
Process Host:	CTX1025				
First Level Reviewer: zhangji		Date:	25-Jun-2020 17:26:16		

Compound	Amount Added	Amount Recovered	% Rec.
$ 10 1,2-Dinitrobenzene	0.2000	0.1901	95.06

Manual Integration/User Assign Peak Report

Eurofins TestAmerica, Denver

Data File:	\\chromfs\denver\chromdata\g2_luna\20200624-92719.b\06240036.d				
Injection Date:	25-Jun-2020 14:50:46	Instrument ID:	CHHPLC_G2_LUNA		
Lims ID:	280-137702-A-23-A	Lab Sample ID:	280-137702-23		
Client ID:	NW021-20A				
Operator ID:	JZ	ALS Bottle#:	36	Worklist Smp#:	36
Injection Vol:	100.0 ul	Dil. Factor:	1.0000		
Method:	G2_8330_Luna	Limit Group:	GCSV - 8330		
Column:	Luna-Phenyl hexyl (4.60 mm)	Detector	LC DAD1A, 254 nm		

18 2-Amino-4,6-dinitrotoluene, CAS: 35572-78-2

Signal: 1

Processing Integration Results

RT: 18.41
Area: 104314
Amount: 0.224229
Amount Units: ug/ml

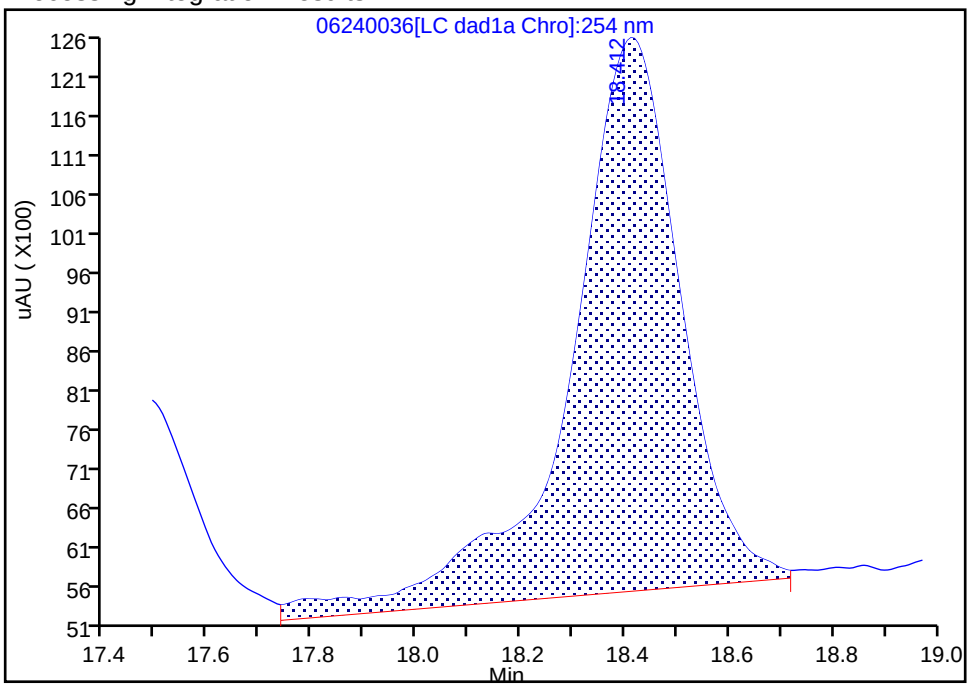

Manual Integration Results

RT: 18.41
Area: 85752
Amount: 0.184329
Amount Units: ug/ml

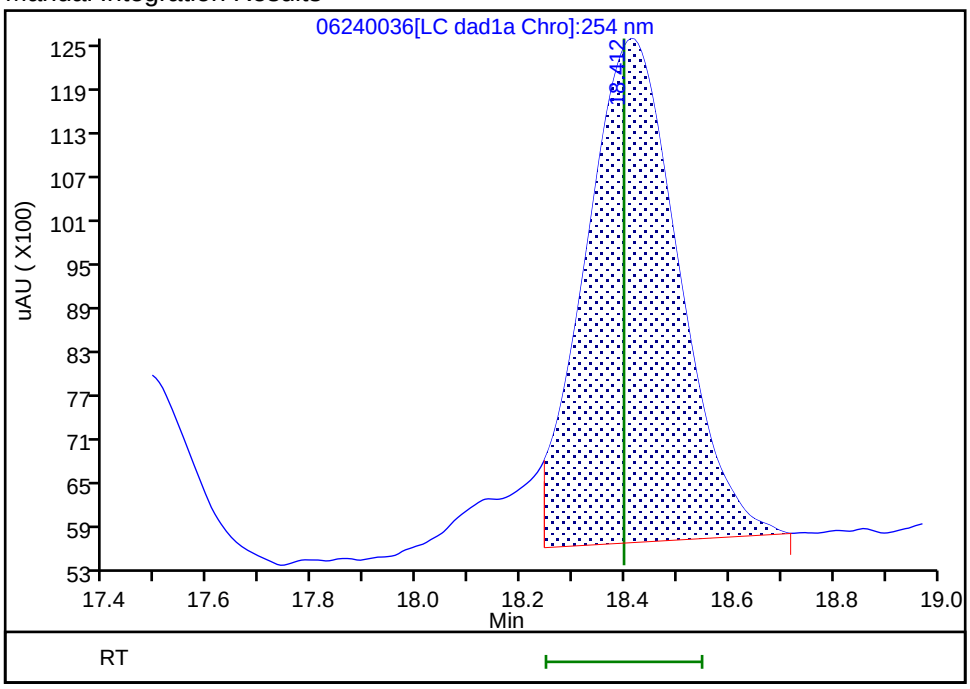

Reviewer: zhangji, 25-Jun-2020 17:26:14

Audit Action: Split an Integrated Peak Audit Reason: Baseline

User Disabled Compound Report

Eurofins TestAmerica, Denver

Data File: \\chromfs\denver\chromdata\g2_luna\20200624-92719.b\06240036.d

Injection Date:	25-Jun-2020 14:50:46	Instrument ID:	CHHPLC_G2_LUNA		
Lims ID:	280-137702-A-23-A	Lab Sample ID:	280-137702-23		
Client ID:	NW021-20A				
Operator ID:	JZ	ALS Bottle#:	36	Worklist Smp#:	36
Injection Vol:	100.0 ul	Dil. Factor:	1.0000		
Method:	G2_8330_Luna	Limit Group:	GCSV - 8330		
Column:	Luna-Phenyl hexyl (4.60 mm)	Detector	LC DAD1A, 254 nm		

14 o-Nitrotoluene, CAS: 88-72-2, Signal: 1

RT: 16.68
Response: 2583
Amount: 0.009463

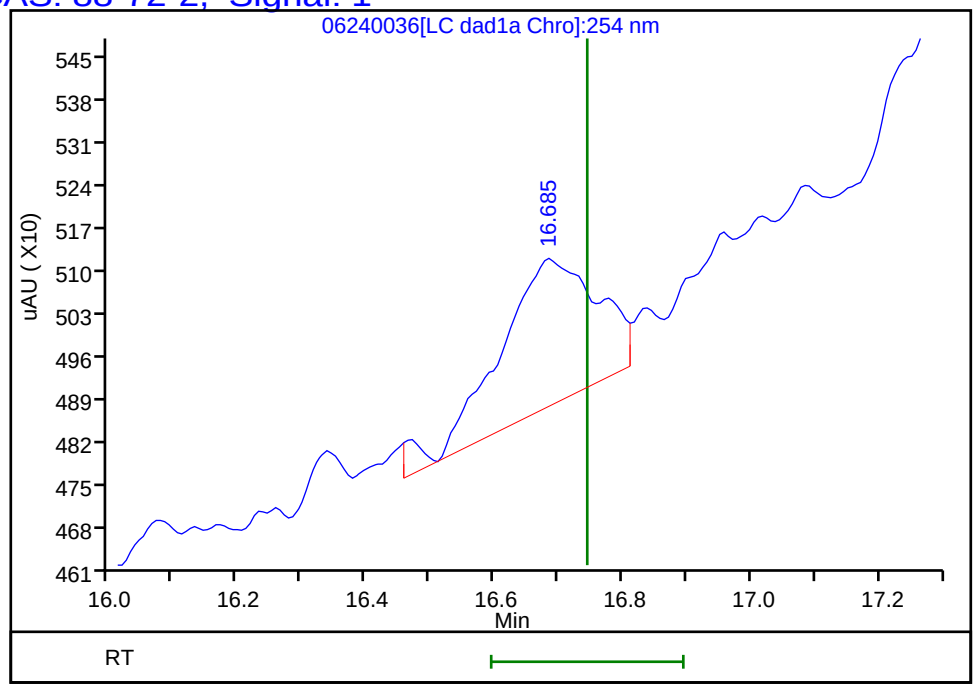

Reviewer: zhangji, 25-Jun-2020 17:26:16
Audit Action: Marked Compound Undetected Audit Reason: Invalid Compound ID

Manual Integration/User Assign Peak Report

Eurofins TestAmerica, Denver

Data File:	\\chromfs\denver\chromdata\g2_luna\20200624-92719.b\06240036.d				
Injection Date:	25-Jun-2020 14:50:46	Instrument ID:	CHHPLC_G2_LUNA		
Lims ID:	280-137702-A-23-A	Lab Sample ID:	280-137702-23		
Client ID:	NW021-20A				
Operator ID:	JZ	ALS Bottle#:	36	Worklist Smp#:	36
Injection Vol:	100.0 ul	Dil. Factor:	1.0000		
Method:	G2_8330_Luna	Limit Group:	GCSV - 8330		
Column:	Luna-Phenyl hexyl (4.60 mm)	Detector	LC DAD1A, 254 nm		

16 4-Amino-2,6-dinitrotoluene, CAS: 19406-51-0

Signal: 1

Processing Integration Results

RT: 17.48
Area: 41176
Amount: 0.119270
Amount Units: ug/ml

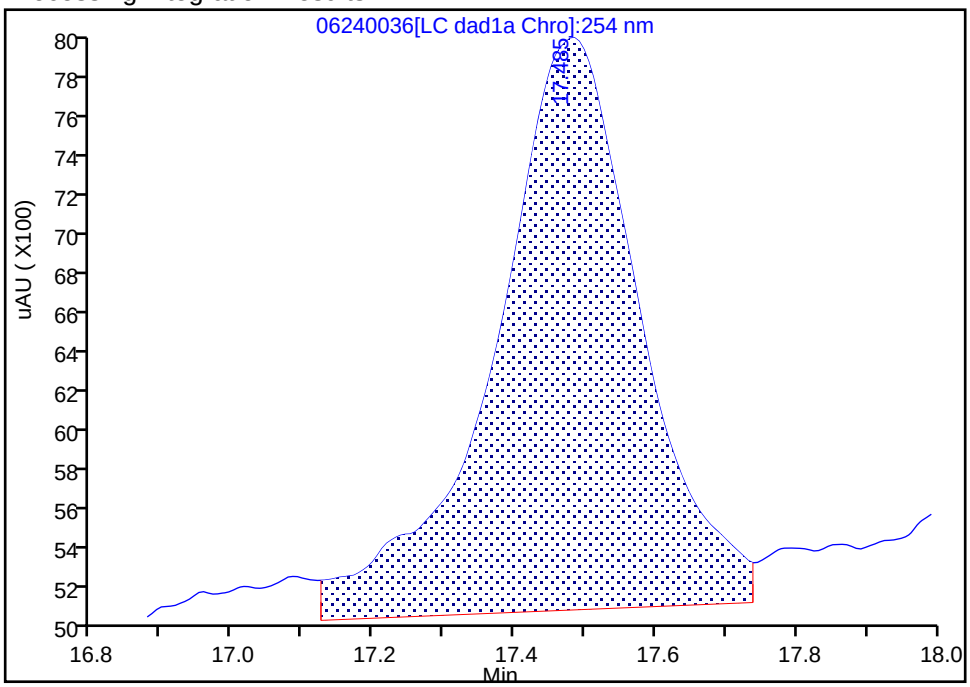

Manual Integration Results

RT: 17.48
Area: 33650
Amount: 0.097470
Amount Units: ug/ml

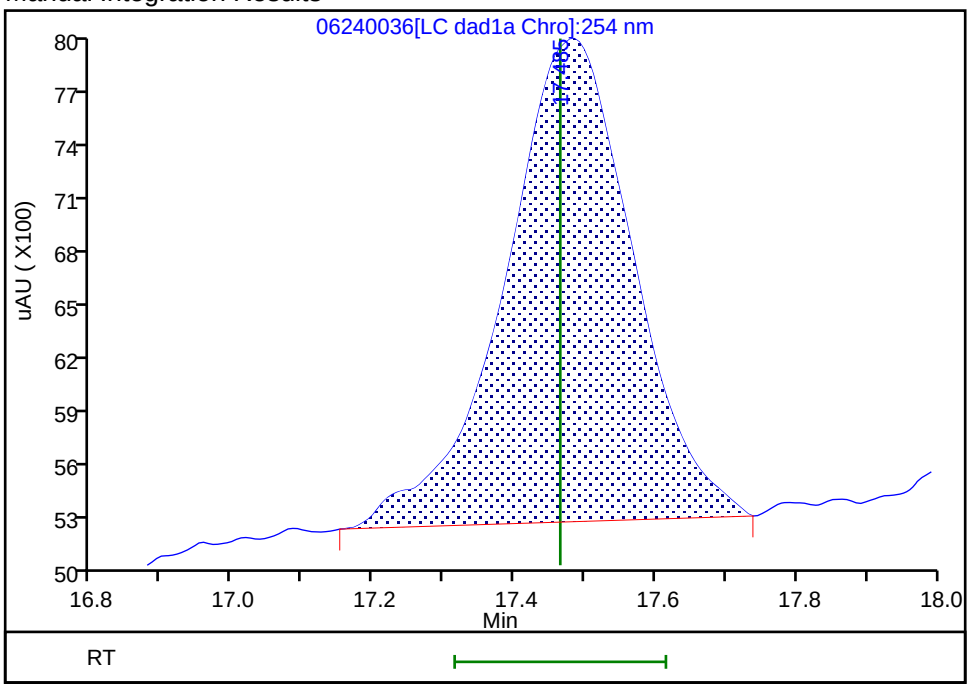

Reviewer: zhangji, 25-Jun-2020 17:26:06

Audit Action: Manually Integrated Audit Reason: Baseline

User Disabled Compound Report

Eurofins TestAmerica, Denver

Data File:	\\chromfs\denver\chromdata\g2_luna\20200624-92719.b\06240036.d				
Injection Date:	25-Jun-2020 14:50:46	Instrument ID:	CHHPLC_G2_LUNA		
Lims ID:	280-137702-A-23-A	Lab Sample ID:	280-137702-23		
Client ID:	NW021-20A				
Operator ID:	JZ	ALS Bottle#:	36	Worklist Smp#:	36
Injection Vol:	100.0 ul	Dil. Factor:	1.0000		
Method:	G2_8330_Luna	Limit Group:	GCSV - 8330		
Column:	Luna-Phenyl hexyl (4.60 mm)	Detector	LC DAD1A, 254 nm		

15 p-Nitrotoluene, CAS: 99-99-0, Signal: 1

RT: 17.08
Response: 2882
Amount: 0.011964

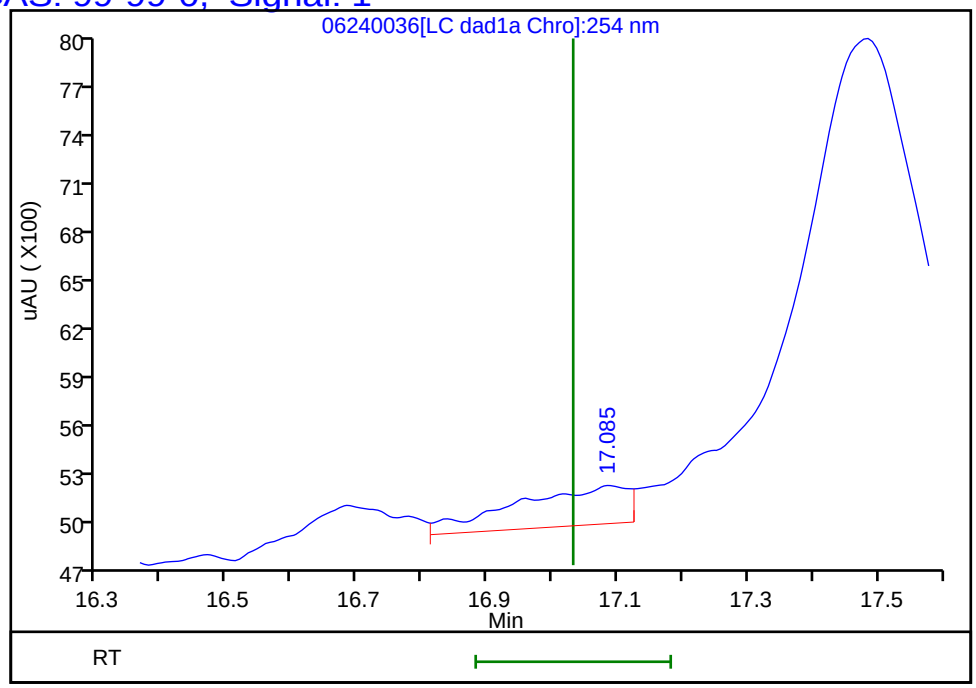

Reviewer: zhangji, 25-Jun-2020 17:26:16
Audit Action: Marked Compound Undetected Audit Reason: Invalid Compound ID

User Disabled Compound Report

Eurofins TestAmerica, Denver

Data File: \\chromfs\denver\chromdata\g2_luna\20200624-92719.b\06240036.d

Injection Date:	25-Jun-2020 14:50:46	Instrument ID:	CHHPLC_G2_LUNA		
Lims ID:	280-137702-A-23-A	Lab Sample ID:	280-137702-23		
Client ID:	NW021-20A				
Operator ID:	JZ	ALS Bottle#:	36	Worklist Smp#:	36
Injection Vol:	100.0 ul	Dil. Factor:	1.0000		
Method:	G2_8330_Luna	Limit Group:	GCSV - 8330		
Column:	Luna-Phenyl hexyl (4.60 mm)	Detector	LC DAD1A, 254 nm		

8 RDX, CAS: 121-82-4, Signal: 1

RT: 9.38
Response: 1931
Amount: 0.007902

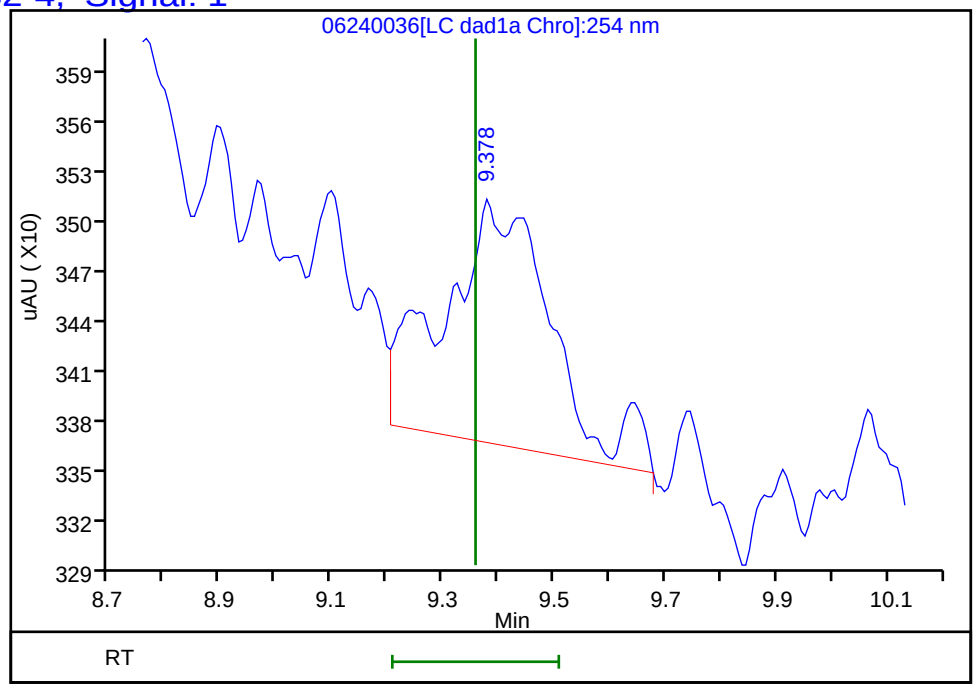

Reviewer: zhangji, 25-Jun-2020 17:26:16

Audit Action: Marked Compound Undetected Audit Reason: Invalid Compound ID

FORM I
HPLC/IC ORGANICS ANALYSIS DATA SHEET

Lab Name: Eurofins TestAmerica, Denver Job No.: 280-137702-1

SDG No.:

Client Sample ID: NW023-20A Lab Sample ID: 280-137702-24

Matrix: Water Lab File ID: 06230024.D

Analysis Method: 8330A Date Collected: 06/15/2020 08:00

Extraction Method: 3535 Date Extracted: 06/18/2020 17:20

Sample wt/vol: 462.8(mL) Date Analyzed: 06/24/2020 00:48

Con. Extract Vol.: 5(mL) Dilution Factor: 1

Injection Volume: 100(uL) GC Column: UltraCarb5uODS ID: 4.6(mm)

% Moisture: GPC Cleanup:(Y/N) N

Analysis Batch No.: 499864 Units: ug/L

CAS NO.	COMPOUND NAME	RESULT	Q	LOQ	LOD	DL
99-35-4	1,3,5-Trinitrobenzene	0.22	U	0.23	0.22	0.091
99-65-0	1,3-Dinitrobenzene	0.11	U	0.12	0.11	0.040
118-96-7	2,4,6-Trinitrotoluene	0.11	U	0.12	0.11	0.049
121-14-2	2,4-Dinitrotoluene	0.086	U	0.11	0.086	0.030
606-20-2	2,6-Dinitrotoluene	0.086	U	0.11	0.086	0.043
35572-78-2	2-Amino-4,6-dinitrotoluene	2.2		0.12	0.11	0.055
88-72-2	2-Nitrotoluene	0.22	U	0.23	0.22	0.092
99-08-1	3-Nitrotoluene	0.43	U M	0.43	0.43	0.21
19406-51-0	4-Amino-2,6-dinitrotoluene	1.1		0.16	0.13	0.062
99-99-0	4-Nitrotoluene	0.43	U M	0.44	0.43	0.11
5755-27-1	MNX	0.43	U M	2.2	0.43	0.17
121-82-4	RDX	0.22	U	0.23	0.22	0.056

CAS NO.	SURROGATE	%REC	Q	LIMITS
528-29-0	1,2-Dinitrobenzene	98	M	83-119

Eurofins TestAmerica, Denver
Target Compound Quantitation Report

Data File: \\chromfs\Denver\ChromData\CHHPLC_X\20200623-92681.b\06230024.D
Lims ID: 280-137702-A-24-A
Client ID: NW023-20A
Sample Type: Client
Inject. Date: 24-Jun-2020 00:48:54 ALS Bottle#: 24 Worklist Smp#: 24
Injection Vol: 100.0 ul Dil. Factor: 1.0000
Sample Info: 280-137702-A-24-
Misc. Info.: 280-0092681-024
Operator ID: JZ Instrument ID: CHHPLC_X3

Method: \\chromfs\Denver\ChromData\CHHPLC_X\20200623-92681.b\8330_X3.m
Limit Group: GCSV - 8330
Last Update: 24-Jun-2020 16:26:13 Calib Date: 18-Mar-2020 14:39:27
Integrator: Falcon
Quant Method: External Standard Quant By: Initial Calibration
Last ICal File: \\chromna\Denver\ChromData\CHHPLC_X\20200318-90159.b\03180015.D

Column 1 : UltraCarb5uODS (20) (4.60 mm) Det: LC DAD1B, 254 nm
Process Host: CTX1068

First Level Reviewer: zhangji Date: 24-Jun-2020 16:10:48

	Compound	Det	RT (min.)	Exp RT (min.)	Dlt RT (min.)	Response	OnCol Amt ug/mL	Flags
	3 HMX	1	6.753	6.723	0.030	14489	0.1686	M
	6 MNX	1		7.394			ND	U
	7 RDX	1		7.790			ND	
$	9 1,2-Dinitrobenzene	1	8.753	8.736	0.017	26960	0.1951	M
	10 1,3,5-Trinitrobenzene	1		8.923			ND	
	11 1,3-Dinitrobenzene	1		9.570			ND	
	12 Nitrobenzene	1	9.953	9.943	0.010	1467	0.007320	M
	14 Tetryl	1	10.193	10.236	-0.043	46832	0.2645	M
	16 2,4,6-Trinitrotoluene	1		11.203			ND	
	17 4-Amino-2,6-dinitrotoluene	1	11.367	11.363	0.004	16573	0.0994	
	18 2-Amino-4,6-dinitrotoluene	1	11.653	11.656	-0.003	41853	0.2064	
	19 2,6-Dinitrotoluene	1		11.790			ND	
	20 2,4-Dinitrotoluene	1		11.990			ND	
	21 o-Nitrotoluene	1		12.796			ND	
	22 p-Nitrotoluene	1		13.223			ND	U
	23 m-Nitrotoluene	1		13.803			ND	U

QC Flag Legend

Review Flags
M - Manually Integrated
U - Marked Undetected

Report Date: 24-Jun-2020 16:26:17 Chrom Revision: 2.3 21-Jun-2020 18:30:46

Eurofins TestAmerica, Denver

Data File: \\chromfs\denver\chromdata\chhplc_x\20200623-92681.b\06230024.d

Injection Date:	24-Jun-2020 00:48:54	Instrument ID:	CHHPLC_X3	Operator ID:	JZ
Lims ID:	280-137702-A-24-A	Lab Sample ID:	280-137702-24	Worklist Smp#:	24
Client ID:	NW023-20A				
Injection Vol:	100.0 ul	Dil. Factor:	1.0000	ALS Bottle#:	24
Method:	8330_X3	Limit Group:	GCSV - 8330		

Column: UltraCarb5uODS (20) (4.60 mm) Y Scaling: Method Defined: Scale to the Nth Largest Target: 1

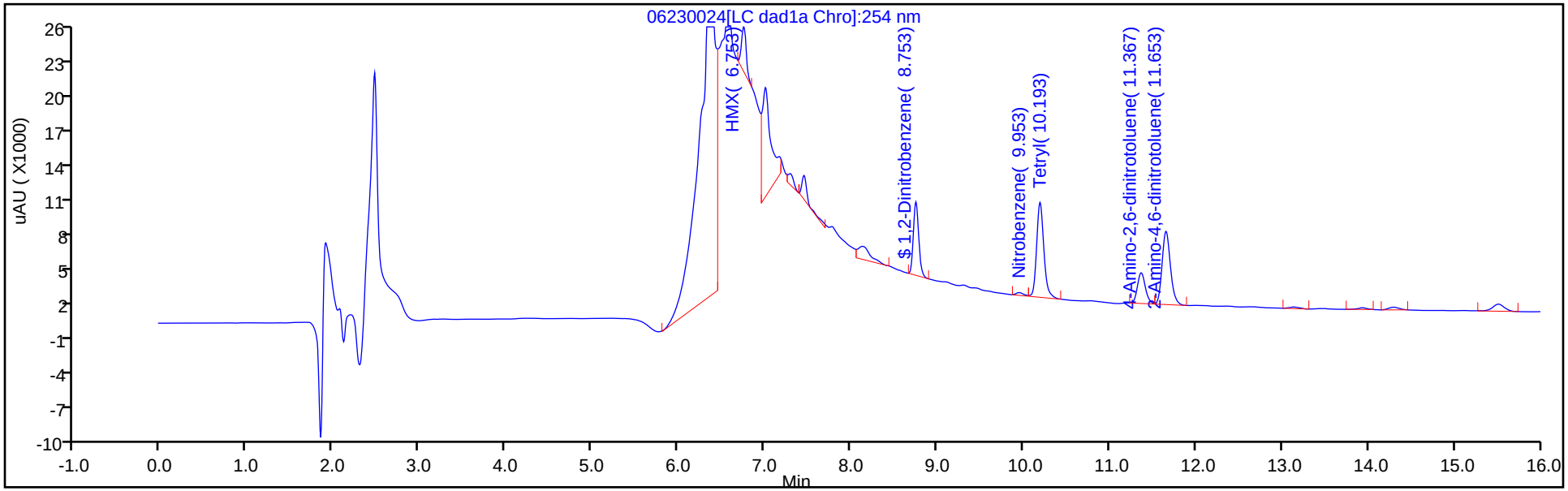

Y Scaling: Method Defined: Scale to the Nth Largest Target: 1

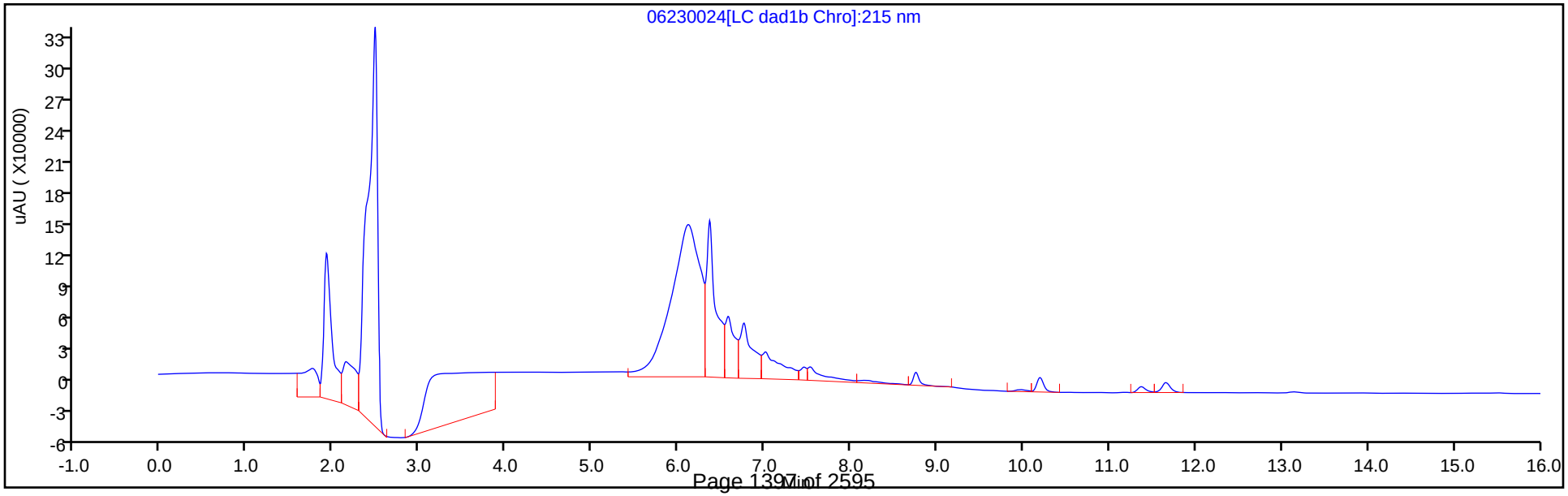

Eurofins TestAmerica, Denver
Recovery Report

Data File:	\\chromfs\Denver\ChromData\CHHPLC_X\20200623-92681.b\06230024.D				
Lims ID:	280-137702-A-24-A				
Client ID:	NW023-20A				
Sample Type:	Client				
Inject. Date:	24-Jun-2020 00:48:54	ALS Bottle#:	24	Worklist Smp#:	24
Injection Vol:	100.0 ul	Dil. Factor:	1.0000		
Sample Info:	280-137702-A-24-				
Misc. Info.:	280-0092681-024				
Operator ID:	JZ	Instrument ID:	CHHPLC_X3		
Method:	\\chromfs\Denver\ChromData\CHHPLC_X\20200623-92681.b\8330_X3.m				
Limit Group:	GCSV - 8330				
Last Update:	24-Jun-2020 16:26:13	Calib Date:	18-Mar-2020 14:39:27		
Integrator:	Falcon				
Quant Method:	External Standard	Quant By:	Initial Calibration		
Last ICal File:	\\chromna\Denver\ChromData\CHHPLC_X\20200318-90159.b\03180015.D				
Column 1 :	UltraCarb5uODS (20) (4.60 mm)		Det: LC DAD1B, 254 nm		
Process Host:	CTX1068				
First Level Reviewer: zhangji		Date:	24-Jun-2020 16:10:48		

Compound	Amount Added	Amount Recovered	% Rec.
$ 9 1,2-Dinitrobenzene	0.2000	0.1951	97.53

Manual Integration/User Assign Peak Report

Eurofins TestAmerica, Denver

Data File:	\\chromfs\denver\chromdata\chhplc_x\20200623-92681.b\06230024.d				
Injection Date:	24-Jun-2020 00:48:54	Instrument ID:	CHHPLC_X3		
Lims ID:	280-137702-A-24-A	Lab Sample ID:	280-137702-24		
Client ID:	NW023-20A				
Operator ID:	JZ	ALS Bottle#:	24	Worklist Smp#:	24
Injection Vol:	100.0 ul	Dil. Factor:	1.0000		
Method:	8330_X3	Limit Group:	GCSV - 8330		
Column:	UltraCarb5uODS (20) (4.60 mm)	Detector	LC DAD1B, 254 nm		

$ 9 1,2-Dinitrobenzene, CAS: 528-29-0

Signal: 1

Processing Integration Results

RT: 8.75
Area: 28930
Amount: 0.209316
Amount Units: ug/mL

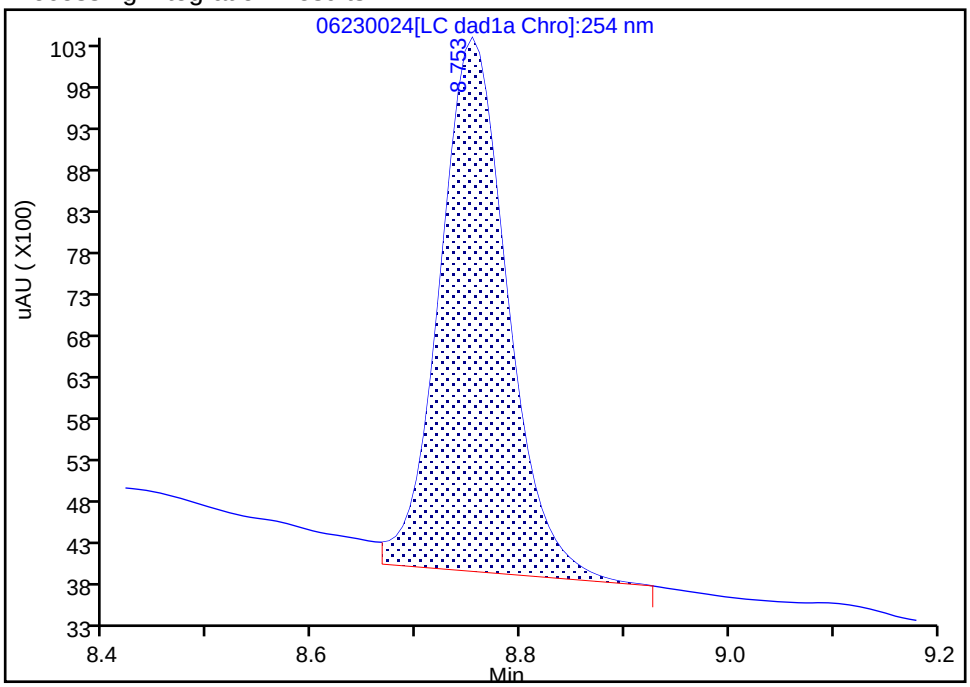

Manual Integration Results

RT: 8.75
Area: 26960
Amount: 0.195062
Amount Units: ug/mL

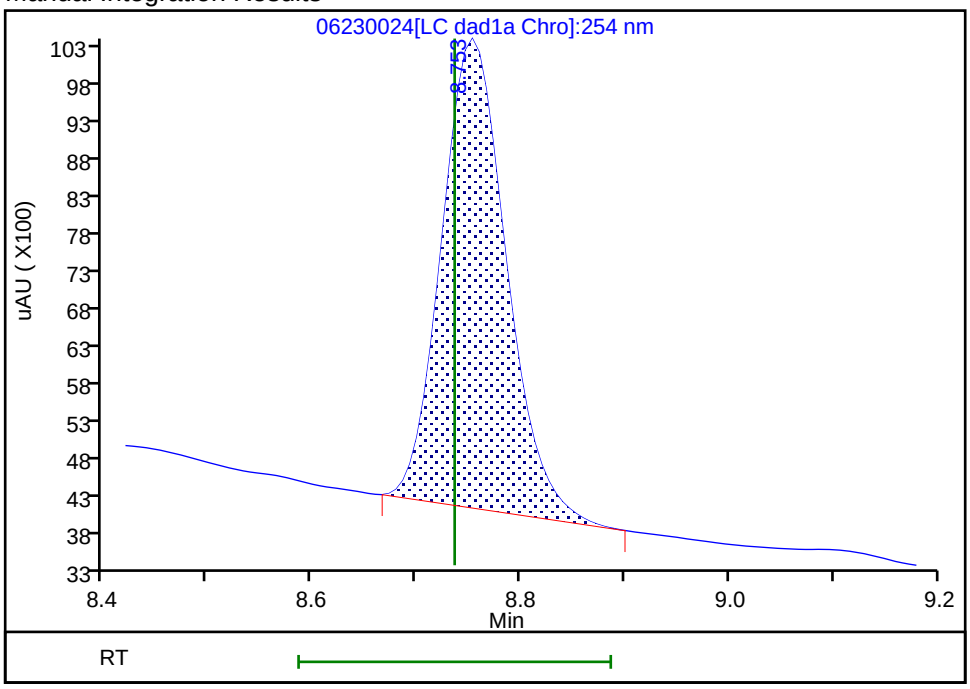

Reviewer: zhangji, 24-Jun-2020 16:10:26

Audit Action: Manually Integrated Audit Reason: Baseline

User Disabled Compound Report

Eurofins TestAmerica, Denver

Data File:	\\chromfs\denver\chromdata\chhplc_x\20200623-92681.b\06230024.d				
Injection Date:	24-Jun-2020 00:48:54	Instrument ID:	CHHPLC_X3		
Lims ID:	280-137702-A-24-A	Lab Sample ID:	280-137702-24		
Client ID:	NW023-20A				
Operator ID:	JZ	ALS Bottle#:	24	Worklist Smp#:	24
Injection Vol:	100.0 ul	Dil. Factor:	1.0000		
Method:	8330_X3	Limit Group:	GCSV - 8330		
Column:	UltraCarb5uODS (20) (4.60 mm)	Detector	LC DAD1B, 254 nm		

23 m-Nitrotoluene, CAS: 99-08-1, Signal: 1

RT: 13.93
Response: 1005
Amount: 0.007027

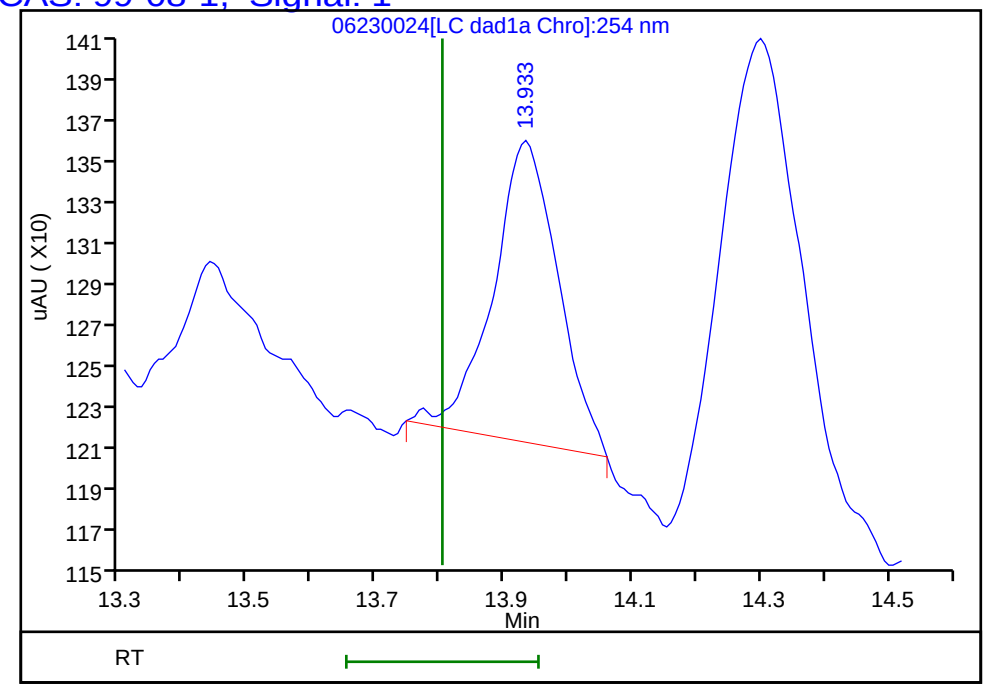

Reviewer: zhangji, 24-Jun-2020 16:10:48
Audit Action: Marked Compound Undetected Audit Reason: Invalid Compound ID

User Disabled Compound Report

Eurofins TestAmerica, Denver

Data File:	\\chromfs\denver\chromdata\chhplc_x\20200623-92681.b\06230024.d				
Injection Date:	24-Jun-2020 00:48:54	Instrument ID:	CHHPLC_X3		
Lims ID:	280-137702-A-24-A	Lab Sample ID:	280-137702-24		
Client ID:	NW023-20A				
Operator ID:	JZ	ALS Bottle#:	24	Worklist Smp#:	24
Injection Vol:	100.0 ul	Dil. Factor:	1.0000		
Method:	8330_X3	Limit Group:	GCSV - 8330		
Column:	UltraCarb5uODS (20) (4.60 mm)	Detector	LC DAD1B, 254 nm		

22 p-Nitrotoluene, CAS: 99-99-0, Signal: 1

RT: 13.13
Response: 1097
Amount: 0.009708

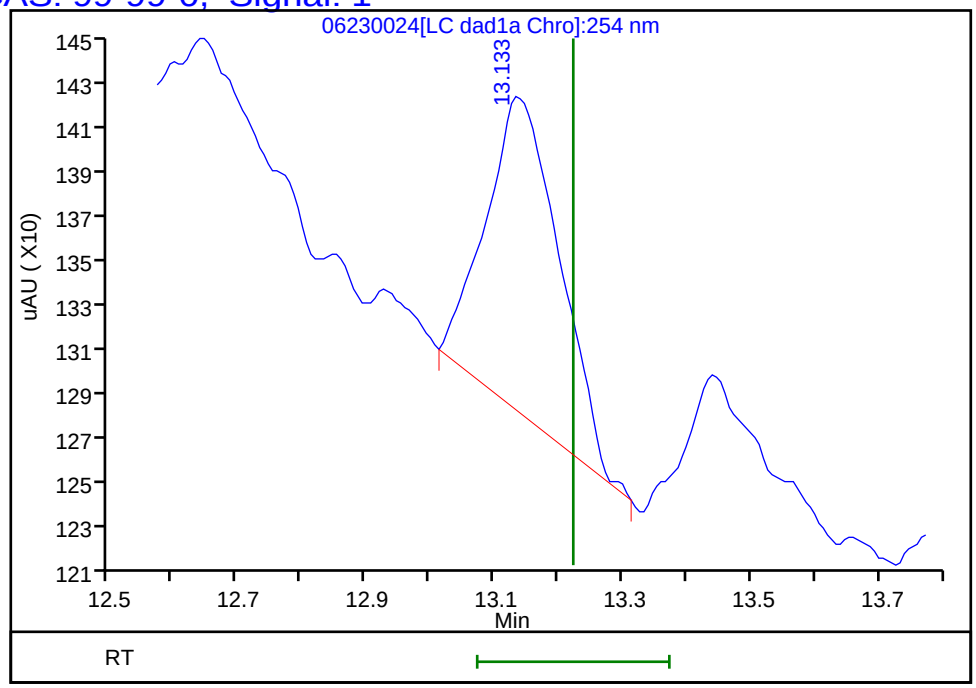

Reviewer: zhangji, 24-Jun-2020 16:10:48
Audit Action: Marked Compound Undetected Audit Reason: Invalid Compound ID

Manual Integration/User Assign Peak Report

Eurofins TestAmerica, Denver

Data File:	\\chromfs\denver\chromdata\chhplc_x\20200623-92681.b\06230024.d		
Injection Date:	24-Jun-2020 00:48:54	Instrument ID:	CHHPLC_X3
Lims ID:	280-137702-A-24-A	Lab Sample ID:	280-137702-24
Client ID:	NW023-20A		
Operator ID:	JZ	ALS Bottle#:	24 Worklist Smp#: 24
Injection Vol:	100.0 ul	Dil. Factor:	1.0000
Method:	8330_X3	Limit Group:	GCSV - 8330
Column:	UltraCarb5uODS (20) (4.60 mm)	Detector	LC DAD1B, 254 nm

3 HMX, CAS: 2691-41-0

Signal: 1

Processing Integration Results

RT: 6.75
Area: 194801
Amount: 2.266125
Amount Units: ug/mL

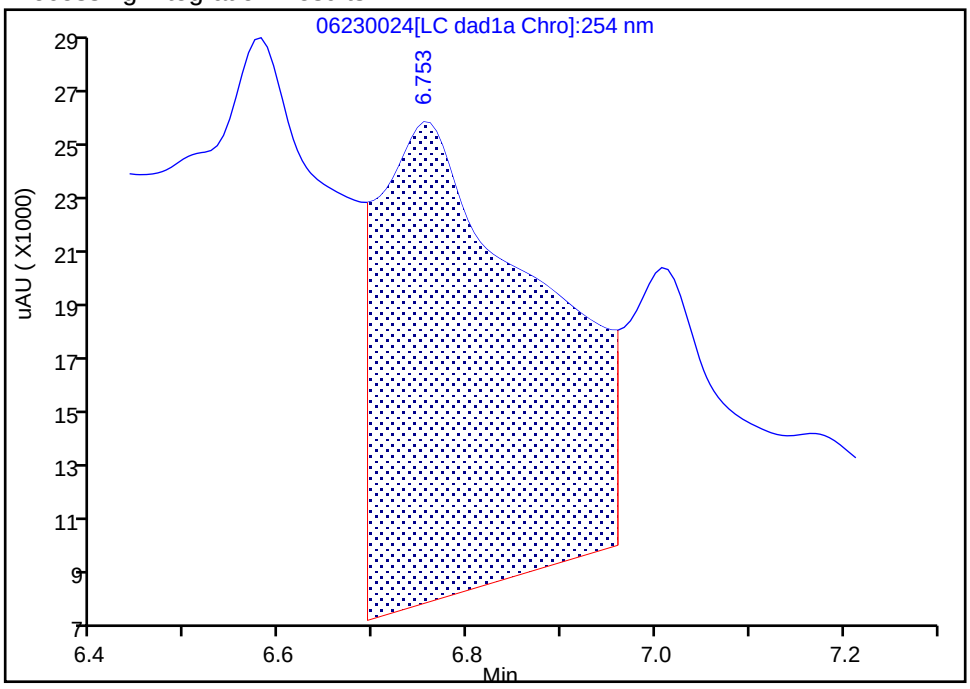

Manual Integration Results

RT: 6.75
Area: 14489
Amount: 0.168551
Amount Units: ug/mL

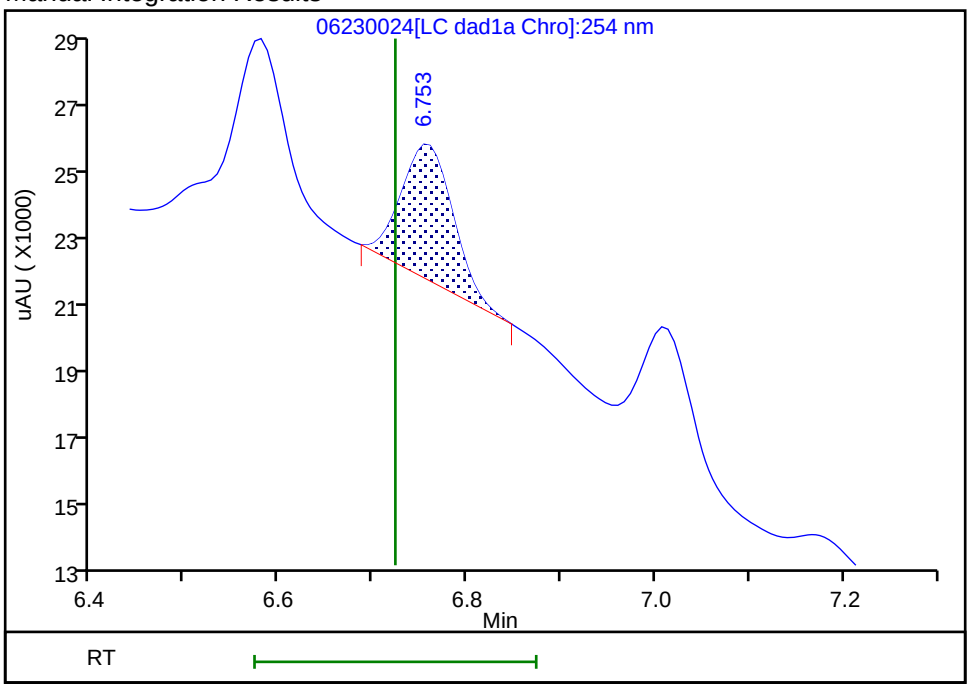

Reviewer: zhangji, 24-Jun-2020 16:08:54

Audit Action: Manually Integrated Audit Reason: Baseline

User Disabled Compound Report

Eurofins TestAmerica, Denver

Data File: \\chromfs\denver\chromdata\chhplc_x\20200623-92681.b\06230024.d

Injection Date:	24-Jun-2020 00:48:54	Instrument ID:	CHHPLC_X3		
Lims ID:	280-137702-A-24-A	Lab Sample ID:	280-137702-24		
Client ID:	NW023-20A				
Operator ID:	JZ	ALS Bottle#:	24	Worklist Smp#:	24
Injection Vol:	100.0 ul	Dil. Factor:	1.0000		
Method:	8330_X3	Limit Group:	GCSV - 8330		
Column:	UltraCarb5uODS (20) (4.60 mm)	Detector	LC DAD1B, 254 nm		

6 MNX, CAS: 5755-27-1, Signal: 1

RT: 7.45
Response: 8859
Amount: 0.055877

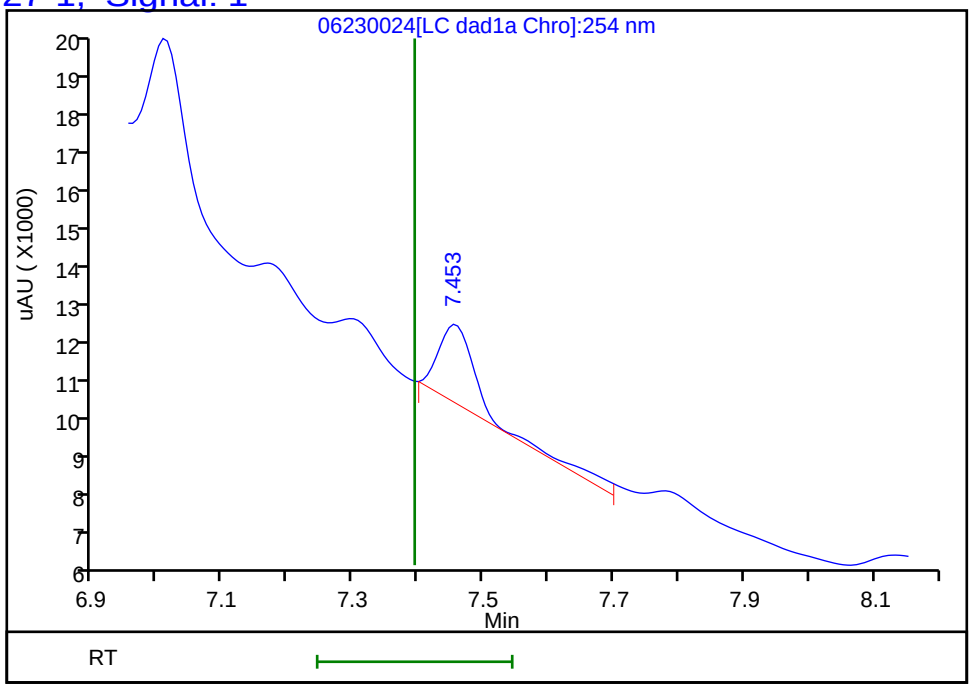

Reviewer: zhangji, 24-Jun-2020 16:10:48
Audit Action: Marked Compound Undetected Audit Reason: Invalid Compound ID

Manual Integration/User Assign Peak Report

Eurofins TestAmerica, Denver

Data File:	\\chromfs\denver\chromdata\chhplc_x\20200623-92681.b\06230024.d				
Injection Date:	24-Jun-2020 00:48:54	Instrument ID:	CHHPLC_X3		
Lims ID:	280-137702-A-24-A	Lab Sample ID:	280-137702-24		
Client ID:	NW023-20A				
Operator ID:	JZ	ALS Bottle#:	24	Worklist Smp#:	24
Injection Vol:	100.0 ul	Dil. Factor:	1.0000		
Method:	8330_X3	Limit Group:	GCSV - 8330		
Column:	UltraCarb5uODS (20) (4.60 mm)	Detector	LC DAD1B, 254 nm		

12 Nitrobenzene, CAS: 98-95-3

Signal: 1

Processing Integration Results

RT: 9.95
Area: 1758
Amount: 0.008772
Amount Units: ug/mL

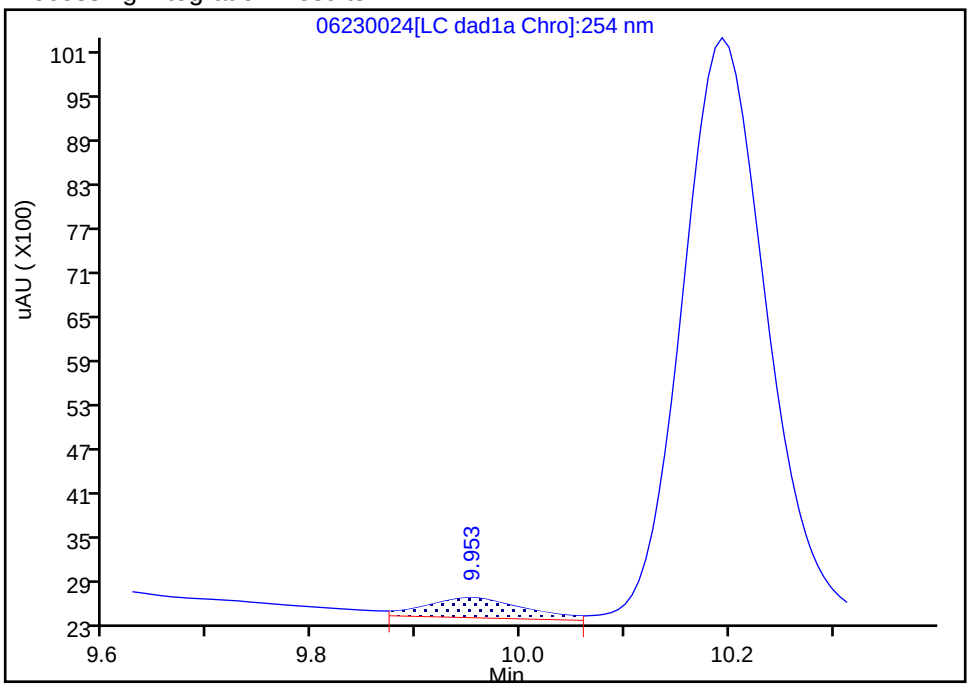

Manual Integration Results

RT: 9.95
Area: 1467
Amount: 0.007320
Amount Units: ug/mL

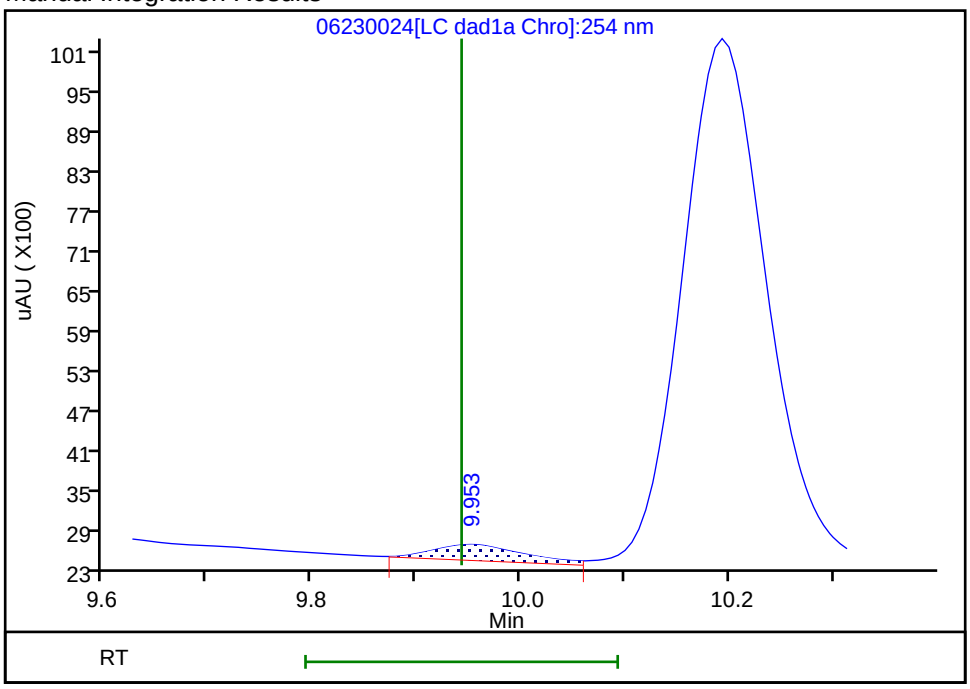

Reviewer: zhangji, 24-Jun-2020 16:10:38

Audit Action: Assigned New Baseline Audit Reason: Baseline

Manual Integration/User Assign Peak Report

Eurofins TestAmerica, Denver

Data File:	\\chromfs\denver\chromdata\chhplc_x\20200623-92681.b\06230024.d				
Injection Date:	24-Jun-2020 00:48:54	Instrument ID:	CHHPLC_X3		
Lims ID:	280-137702-A-24-A	Lab Sample ID:	280-137702-24		
Client ID:	NW023-20A				
Operator ID:	JZ	ALS Bottle#:	24	Worklist Smp#:	24
Injection Vol:	100.0 ul	Dil. Factor:	1.0000		
Method:	8330_X3	Limit Group:	GCSV - 8330		
Column:	UltraCarb5uODS (20) (4.60 mm)	Detector	LC DAD1B, 254 nm		

14 Tetryl, CAS: 479-45-8

Signal: 1

Processing Integration Results

RT: 10.19
Area: 46731
Amount: 0.263969
Amount Units: ug/mL

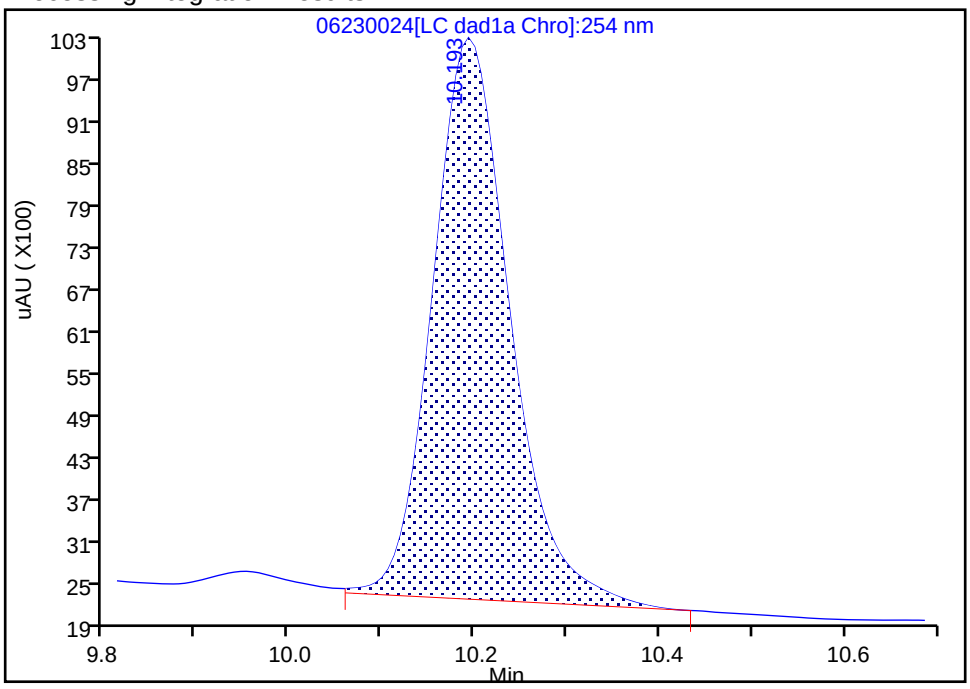

Manual Integration Results

RT: 10.19
Area: 46832
Amount: 0.264540
Amount Units: ug/mL

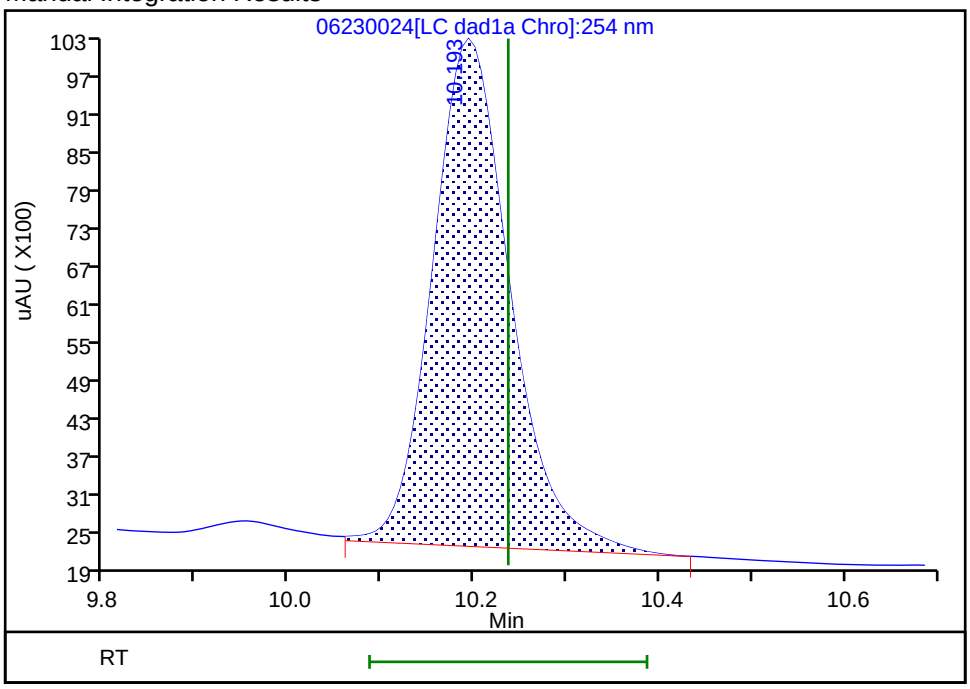

Reviewer: zhangji, 24-Jun-2020 16:10:38
Audit Action: Assigned New Baseline Audit Reason: Baseline

FORM I
HPLC/IC ORGANICS ANALYSIS DATA SHEET

Lab Name: Eurofins TestAmerica, Denver Job No.: 280-137702-1

SDG No.:

Client Sample ID: NW023-20A Lab Sample ID: 280-137702-24

Matrix: Water Lab File ID: 06240037.D

Analysis Method: 8330A Date Collected: 06/15/2020 08:00

Extraction Method: 3535 Date Extracted: 06/18/2020 17:20

Sample wt/vol: 462.8(mL) Date Analyzed: 06/25/2020 15:25

Con. Extract Vol.: 5(mL) Dilution Factor: 1

Injection Volume: 100(uL) GC Column: Luna-phenylhex ID: 4.6(mm)

% Moisture: GPC Cleanup:(Y/N) N

Analysis Batch No.: 500017 Units: ug/L

CAS NO.	COMPOUND NAME	RESULT	Q	LOQ	LOD	DL
2691-41-0	HMX	0.22	U	0.23	0.22	0.095
98-95-3	Nitrobenzene	0.22	U	0.23	0.22	0.098
479-45-8	Tetryl	0.11	U	0.12	0.11	0.034

CAS NO.	SURROGATE	%REC	Q	LIMITS
528-29-0	1,2-Dinitrobenzene	95		83-119

Eurofins TestAmerica, Denver
Target Compound Quantitation Report

Data File: \\chromfs\Denver\ChromData\G2_LUNA\20200624-92719.b\06240037.D
Lims ID: 280-137702-A-24-A
Client ID: NW023-20A
Sample Type: Client
Inject. Date: 25-Jun-2020 15:25:46 ALS Bottle#: 37 Worklist Smp#: 37
Injection Vol: 100.0 ul Dil. Factor: 1.0000
Sample Info: 280-137702-A-24-
Misc. Info.: 280-0092719-037
Operator ID: JZ Instrument ID: CHHPLC_G2_LUNA

Method: \\chromfs\Denver\ChromData\G2_LUNA\20200624-92719.b\G2_8330_Luna.m
Limit Group: GCSV - 8330
Last Update: 26-Jun-2020 16:19:12 Calib Date: 15-May-2020 02:11:20
Integrator: Falcon
Quant Method: External Standard Quant By: Initial Calibration
Last ICal File: \\chromfs\Denver\ChromData\G2_LUNA\20200514-91518.b\05140024.D

Column 1 : Luna-Phenyl hexyl (4.60 mm) Det: LC DAD1A, 254 nm
Process Host: CTX1025

First Level Reviewer: zhangji Date: 25-Jun-2020 17:26:41

	Compound	Det	RT (min.)	Exp RT (min.)	Dlt RT (min.)	Response	OnCol Amt ug/ml	Flags
	6 HMX	1		7.145			ND	
	7 MNX	1		7.926			ND	
	8 RDX	1		9.358			ND	U
	9 Nitrobenzene	1		12.265			ND	
$	10 1,2-Dinitrobenzene	1	13.287	13.271	0.016	54787	0.1910	
	12 1,3-Dinitrobenzene	1		15.805			ND	
	14 o-Nitrotoluene	1		16.745			ND	U
	15 p-Nitrotoluene	1		17.031			ND	U
	16 4-Amino-2,6-dinitrotoluene	1	17.480	17.465	0.015	36419	0.1055	M
	17 m-Nitrotoluene	1		17.958			ND	
	18 2-Amino-4,6-dinitrotoluene	1	18.400	18.398	0.002	92286	0.1984	M
	19 1,3,5-Trinitrobenzene	1		19.138			ND	
	20 2,6-Dinitrotoluene	1		20.065			ND	
	21 2,4-Dinitrotoluene	1		20.578			ND	
	22 Tetryl	1		23.885			ND	
	23 2,4,6-Trinitrotoluene	1		24.905			ND	

QC Flag Legend

Review Flags
M - Manually Integrated
U - Marked Undetected

Report Date: 26-Jun-2020 16:19:16 Chrom Revision: 2.3 21-Jun-2020 18:30:46

Eurofins TestAmerica, Denver

Data File:	\\chromfs\denver\chromdata\g2_luna\20200624-92719.b\06240037.d				
Injection Date:	25-Jun-2020 15:25:46	Instrument ID:	CHHPLC_G2_LUNA	Operator ID:	JZ
Lims ID:	280-137702-A-24-A	Lab Sample ID:	280-137702-24	Worklist Smp#:	37
Client ID:	NW023-20A				
Injection Vol:	100.0 ul	Dil. Factor:	1.0000	ALS Bottle#:	37
Method:	G2_8330_Luna	Limit Group:	GCSV - 8330		

Column: Luna-Phenyl hexyl (4.60 mm) Y Scaling: Method Defined: Scale to the Nth Largest Peak: 1

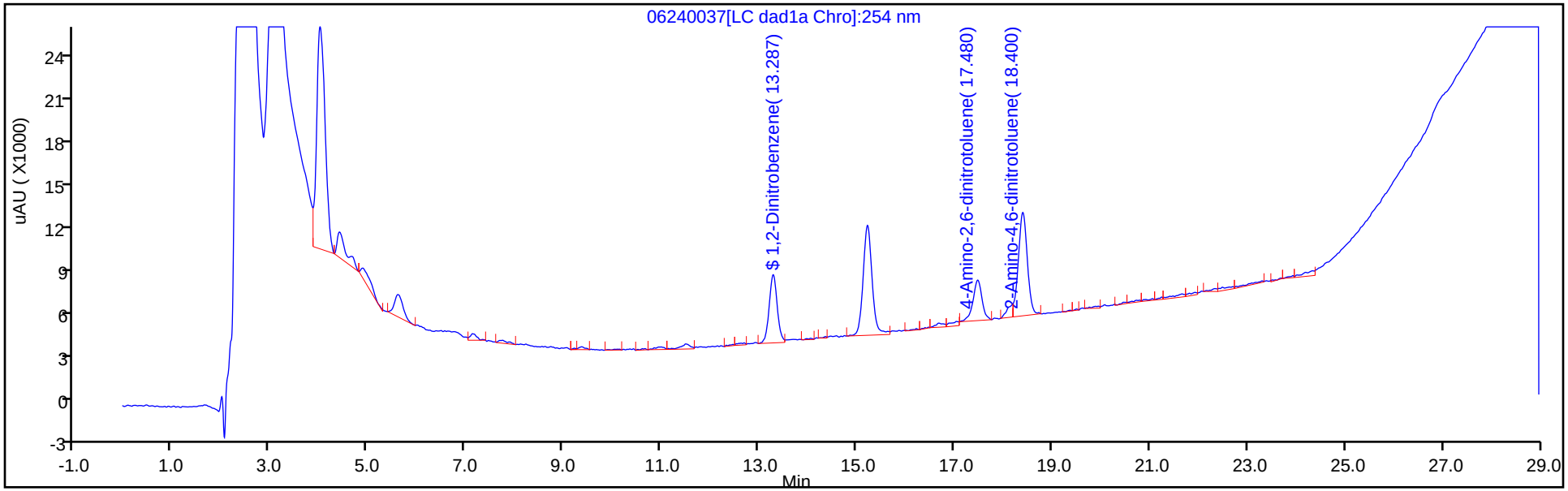

Y Scaling: Method Defined: Scale to the Nth Largest Peak: 1

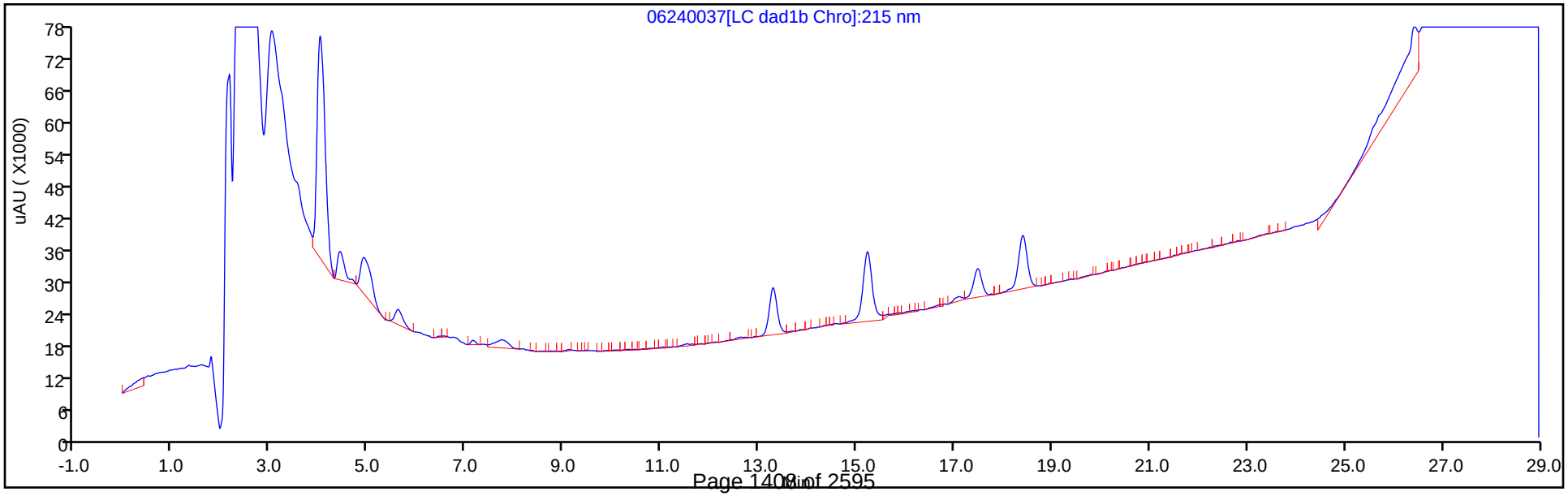

Eurofins TestAmerica, Denver
Recovery Report

Data File:	\\chromfs\Denver\ChromData\G2_LUNA\20200624-92719.b\06240037.D				
Lims ID:	280-137702-A-24-A				
Client ID:	NW023-20A				
Sample Type:	Client				
Inject. Date:	25-Jun-2020 15:25:46	ALS Bottle#:	37	Worklist Smp#:	37
Injection Vol:	100.0 ul	Dil. Factor:	1.0000		
Sample Info:	280-137702-A-24-				
Misc. Info.:	280-0092719-037				
Operator ID:	JZ	Instrument ID:	CHHPLC_G2_LUNA		
Method:	\\chromfs\Denver\ChromData\G2_LUNA\20200624-92719.b\G2_8330_Luna.m				
Limit Group:	GCSV - 8330				
Last Update:	26-Jun-2020 16:19:12	Calib Date:	15-May-2020 02:11:20		
Integrator:	Falcon				
Quant Method:	External Standard	Quant By:	Initial Calibration		
Last ICal File:	\\chromfs\Denver\ChromData\G2_LUNA\20200514-91518.b\05140024.D				
Column 1 :	Luna-Phenyl hexyl (4.60 mm)		Det: LC DAD1A, 254 nm		
Process Host:	CTX1025				
First Level Reviewer: zhangji		Date:	25-Jun-2020 17:26:41		

Compound	Amount Added	Amount Recovered	% Rec.
$ 10 1,2-Dinitrobenzene	0.2000	0.1910	95.50

Manual Integration/User Assign Peak Report

Eurofins TestAmerica, Denver

Data File:	\\chromfs\denver\chromdata\g2_luna\20200624-92719.b\06240037.d				
Injection Date:	25-Jun-2020 15:25:46	Instrument ID:	CHHPLC_G2_LUNA		
Lims ID:	280-137702-A-24-A	Lab Sample ID:	280-137702-24		
Client ID:	NW023-20A				
Operator ID:	JZ	ALS Bottle#:	37	Worklist Smp#:	37
Injection Vol:	100.0 ul	Dil. Factor:	1.0000		
Method:	G2_8330_Luna	Limit Group:	GCSV - 8330		
Column:	Luna-Phenyl hexyl (4.60 mm)	Detector	LC DAD1A, 254 nm		

18 2-Amino-4,6-dinitrotoluene, CAS: 35572-78-2

Signal: 1

Processing Integration Results

RT: 18.40
Area: 115368
Amount: 0.247991
Amount Units: ug/ml

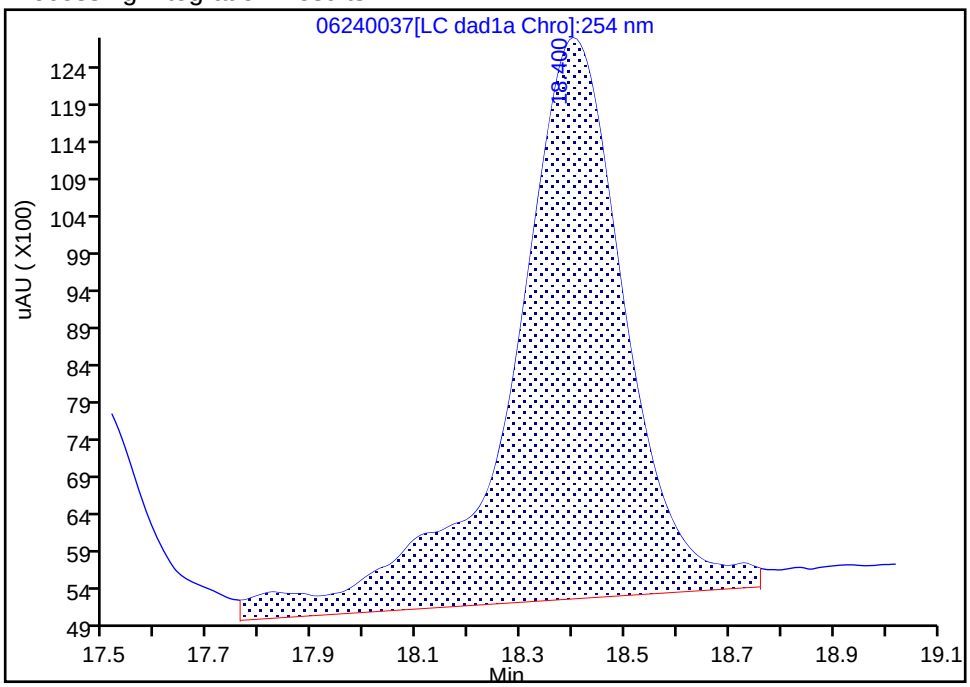

Manual Integration Results

RT: 18.40
Area: 92286
Amount: 0.198374
Amount Units: ug/ml

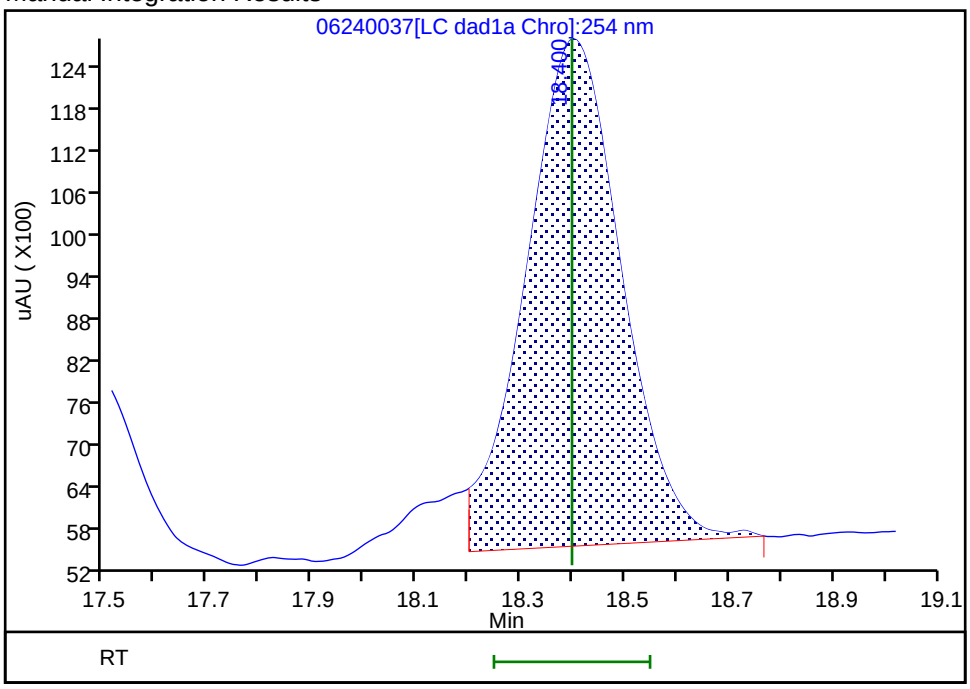

Reviewer: zhangji, 25-Jun-2020 17:26:37

Audit Action: Split an Integrated Peak Audit Reason: Baseline

User Disabled Compound Report

Eurofins TestAmerica, Denver

Data File:	\\chromfs\denver\chromdata\g2_luna\20200624-92719.b\06240037.d				
Injection Date:	25-Jun-2020 15:25:46	Instrument ID:	CHHPLC_G2_LUNA		
Lims ID:	280-137702-A-24-A	Lab Sample ID:	280-137702-24		
Client ID:	NW023-20A				
Operator ID:	JZ	ALS Bottle#:	37	Worklist Smp#:	37
Injection Vol:	100.0 ul	Dil. Factor:	1.0000		
Method:	G2_8330_Luna	Limit Group:	GCSV - 8330		
Column:	Luna-Phenyl hexyl (4.60 mm)	Detector	LC DAD1A, 254 nm		

14 o-Nitrotoluene, CAS: 88-72-2, Signal: 1

RT: 16.68
Response: 3427
Amount: 0.012555

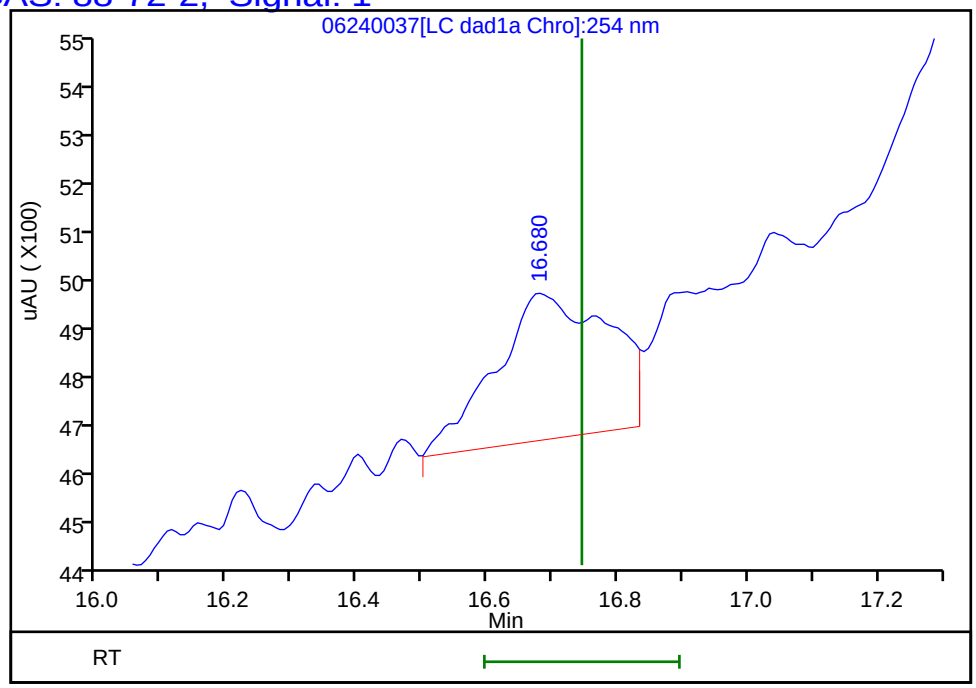

Reviewer: zhangji, 25-Jun-2020 17:26:41
Audit Action: Marked Compound Undetected Audit Reason: Invalid Compound ID

Manual Integration/User Assign Peak Report

Eurofins TestAmerica, Denver

Data File:	\\chromfs\denver\chromdata\g2_luna\20200624-92719.b\06240037.d				
Injection Date:	25-Jun-2020 15:25:46	Instrument ID:	CHHPLC_G2_LUNA		
Lims ID:	280-137702-A-24-A	Lab Sample ID:	280-137702-24		
Client ID:	NW023-20A				
Operator ID:	JZ	ALS Bottle#:	37	Worklist Smp#:	37
Injection Vol:	100.0 ul	Dil. Factor:	1.0000		
Method:	G2_8330_Luna	Limit Group:	GCSV - 8330		
Column:	Luna-Phenyl hexyl (4.60 mm)	Detector	LC DAD1A, 254 nm		

16 4-Amino-2,6-dinitrotoluene, CAS: 19406-51-0

Signal: 1

Processing Integration Results

RT: 17.48
Area: 46902
Amount: 0.135855
Amount Units: ug/ml

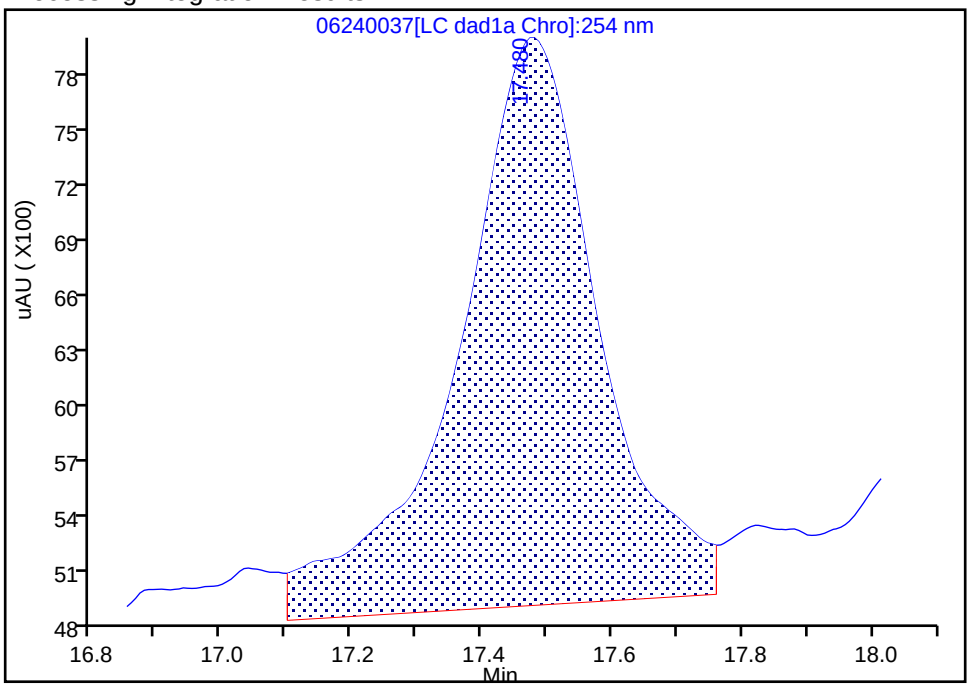

Manual Integration Results

RT: 17.48
Area: 36419
Amount: 0.105491
Amount Units: ug/ml

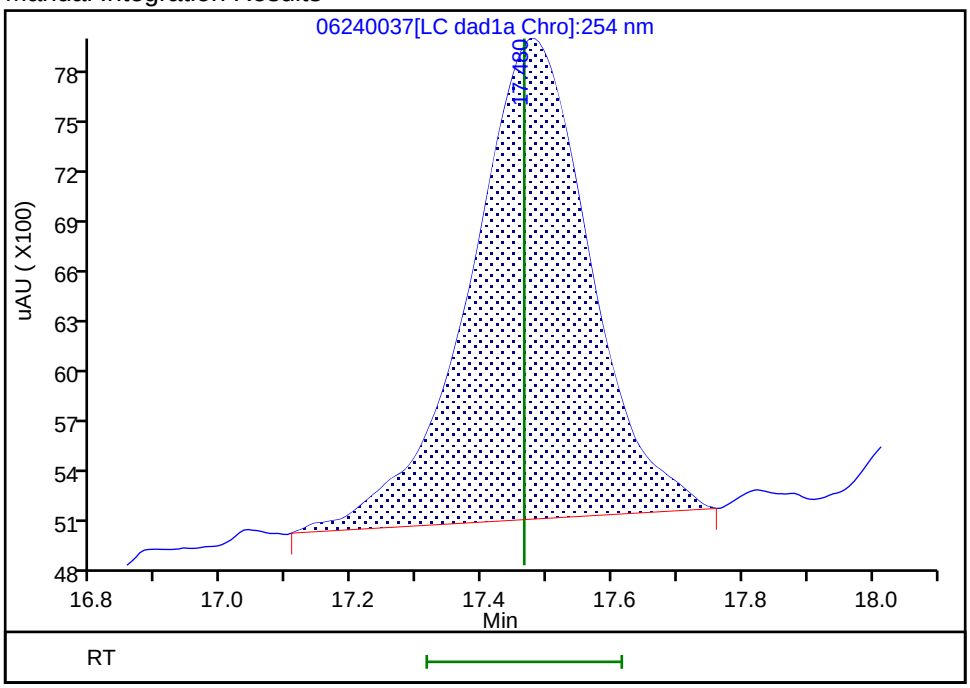

Reviewer: zhangji, 25-Jun-2020 17:26:29

Audit Action: Manually Integrated Audit Reason: Baseline

User Disabled Compound Report

Eurofins TestAmerica, Denver

Data File:	\\chromfs\denver\chromdata\g2_luna\20200624-92719.b\06240037.d				
Injection Date:	25-Jun-2020 15:25:46	Instrument ID:	CHHPLC_G2_LUNA		
Lims ID:	280-137702-A-24-A	Lab Sample ID:	280-137702-24		
Client ID:	NW023-20A				
Operator ID:	JZ	ALS Bottle#:	37	Worklist Smp#:	37
Injection Vol:	100.0 ul	Dil. Factor:	1.0000		
Method:	G2_8330_Luna	Limit Group:	GCSV - 8330		
Column:	Luna-Phenyl hexyl (4.60 mm)	Detector	LC DAD1A, 254 nm		

15 p-Nitrotoluene, CAS: 99-99-0, Signal: 1

RT: 17.04
Response: 3808
Amount: 0.015809

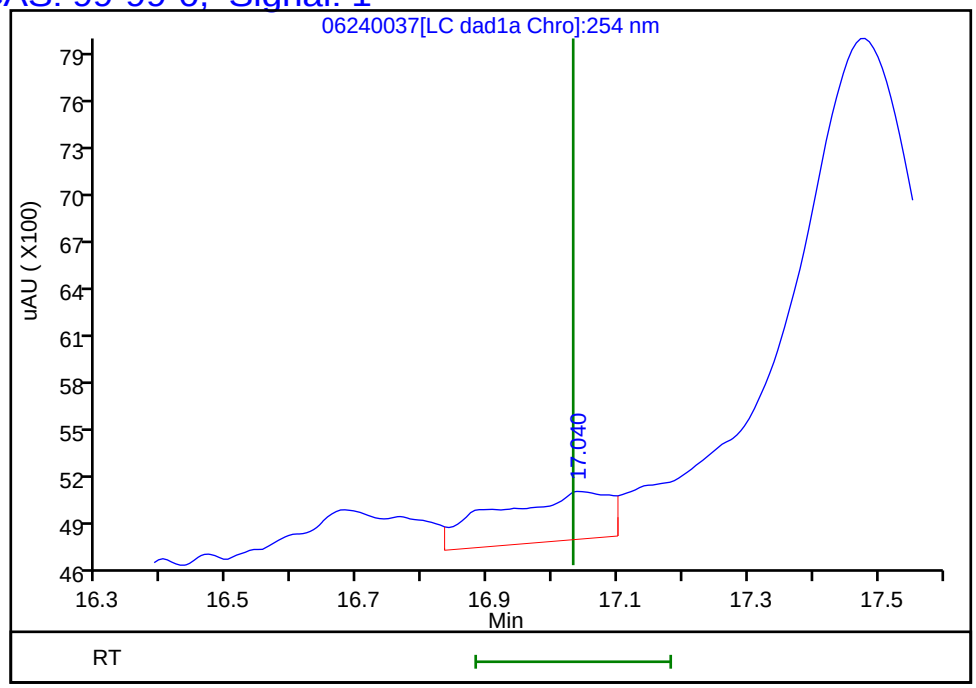

Reviewer: zhangji, 25-Jun-2020 17:26:41
Audit Action: Marked Compound Undetected Audit Reason: Invalid Compound ID

User Disabled Compound Report

Eurofins TestAmerica, Denver

Data File: \\chromfs\denver\chromdata\g2_luna\20200624-92719.b\06240037.d

Injection Date:	25-Jun-2020 15:25:46	Instrument ID:	CHHPLC_G2_LUNA		
Lims ID:	280-137702-A-24-A	Lab Sample ID:	280-137702-24		
Client ID:	NW023-20A				
Operator ID:	JZ	ALS Bottle#:	37	Worklist Smp#:	37
Injection Vol:	100.0 ul	Dil. Factor:	1.0000		
Method:	G2_8330_Luna	Limit Group:	GCSV - 8330		
Column:	Luna-Phenyl hexyl (4.60 mm)	Detector	LC DAD1A, 254 nm		

8 RDX, CAS: 121-82-4, Signal: 1

RT: 9.37
Response: 2226
Amount: 0.009110

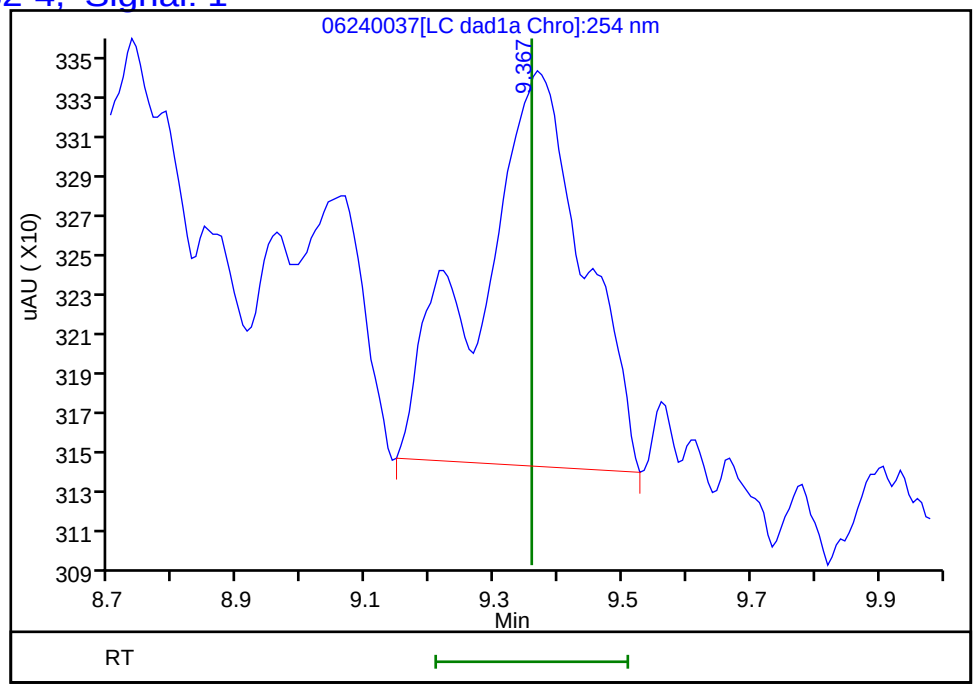

Reviewer: zhangji, 25-Jun-2020 17:26:41
Audit Action: Marked Compound Undetected Audit Reason: Invalid Compound ID

FORM I
HPLC/IC ORGANICS ANALYSIS DATA SHEET

Lab Name: Eurofins TestAmerica, Denver Job No.: 280-137702-1

SDG No.:

Client Sample ID: G0022-20A Lab Sample ID: 280-137702-25

Matrix: Water Lab File ID: 06230025.D

Analysis Method: 8330A Date Collected: 06/15/2020 12:05

Extraction Method: 3535 Date Extracted: 06/18/2020 17:20

Sample wt/vol: 459.6(mL) Date Analyzed: 06/24/2020 01:11

Con. Extract Vol.: 5(mL) Dilution Factor: 1

Injection Volume: 100(uL) GC Column: UltraCarb5uODS ID: 4.6(mm)

% Moisture: GPC Cleanup:(Y/N) N

Analysis Batch No.: 499864 Units: ug/L

CAS NO.	COMPOUND NAME	RESULT	Q	LOQ	LOD	DL
99-65-0	1,3-Dinitrobenzene	0.11	U	0.12	0.11	0.040
118-96-7	2,4,6-Trinitrotoluene	2.3		0.12	0.11	0.049
121-14-2	2,4-Dinitrotoluene	0.049	J J1 M	0.11	0.087	0.030
606-20-2	2,6-Dinitrotoluene	0.087	U	0.11	0.087	0.044
35572-78-2	2-Amino-4,6-dinitrotoluene	1.8		0.12	0.11	0.055
88-72-2	2-Nitrotoluene	0.22	U M	0.23	0.22	0.093
99-08-1	3-Nitrotoluene	0.44	U M	0.44	0.44	0.21
19406-51-0	4-Amino-2,6-dinitrotoluene	1.4		0.16	0.13	0.063
99-99-0	4-Nitrotoluene	0.44	U M	0.45	0.44	0.11
2691-41-0	HMX	0.22	U	0.23	0.22	0.095
5755-27-1	MNX	0.44	U M	2.2	0.44	0.17
98-95-3	Nitrobenzene	0.22	U	0.23	0.22	0.099
121-82-4	RDX	0.22	U	0.23	0.22	0.056
479-45-8	Tetryl	0.11	U M	0.12	0.11	0.035

CAS NO.	SURROGATE	%REC	Q	LIMITS
528-29-0	1,2-Dinitrobenzene	102	M	83-119

Eurofins TestAmerica, Denver
Target Compound Quantitation Report

Data File: \\chromfs\Denver\ChromData\CHHPLC_X\20200623-92681.b\06230025.D
Lims ID: 280-137702-A-25-A
Client ID: G0022-20A
Sample Type: Client
Inject. Date: 24-Jun-2020 01:11:52 ALS Bottle#: 25 Worklist Smp#: 25
Injection Vol: 100.0 ul Dil. Factor: 1.0000
Sample Info: 280-137702-A-25-
Misc. Info.: 280-0092681-025
Operator ID: JZ Instrument ID: CHHPLC_X3

Method: \\chromfs\Denver\ChromData\CHHPLC_X\20200623-92681.b\8330_X3.m
Limit Group: GCSV - 8330
Last Update: 24-Jun-2020 16:26:13 Calib Date: 18-Mar-2020 14:39:27
Integrator: Falcon
Quant Method: External Standard Quant By: Initial Calibration
Last ICal File: \\chromna\Denver\ChromData\CHHPLC_X\20200318-90159.b\03180015.D

Column 1 : UltraCarb5uODS (20) (4.60 mm) Det: LC DAD1B, 254 nm
Process Host: CTX1068

First Level Reviewer: zhangji Date: 24-Jun-2020 16:11:30

	Compound	Det	RT (min.)	Exp RT (min.)	Dlt RT (min.)	Response	OnCol Amt ug/mL	Flags
	3 HMX	1		6.723			ND	
	6 MNX	1		7.394			ND	U
	7 RDX	1		7.790			ND	
$	9 1,2-Dinitrobenzene	1	8.744	8.736	0.008	28067	0.2031	M
	10 1,3,5-Trinitrobenzene	1	8.930	8.923	0.007	21711	0.0943	M
	11 1,3-Dinitrobenzene	1		9.570			ND	
	12 Nitrobenzene	1		9.943			ND	
	14 Tetryl	1		10.236			ND	U
	16 2,4,6-Trinitrotoluene	1	11.204	11.203	0.001	43426	0.2128	
	17 4-Amino-2,6-dinitrotoluene	1	11.357	11.363	-0.006	22392	0.1321	
	18 2-Amino-4,6-dinitrotoluene	1	11.650	11.656	-0.006	32820	0.1618	
	19 2,6-Dinitrotoluene	1		11.790			ND	
	20 2,4-Dinitrotoluene	1	11.984	11.990	-0.006	1369	0.004509	M
	21 o-Nitrotoluene	1		12.796			ND	U
	22 p-Nitrotoluene	1		13.223			ND	U
	23 m-Nitrotoluene	1		13.803			ND	U

QC Flag Legend

Review Flags
M - Manually Integrated
U - Marked Undetected

Report Date: 24-Jun-2020 16:26:18 Chrom Revision: 2.3 21-Jun-2020 18:30:46

Eurofins TestAmerica, Denver

Data File:	\\chromfs\denver\chromdata\chhplc_x\20200623-92681.b\06230025.d				
Injection Date:	24-Jun-2020 01:11:52	Instrument ID:	CHHPLC_X3	Operator ID:	JZ
Lims ID:	280-137702-A-25-A	Lab Sample ID:	280-137702-25	Worklist Smp#:	25
Client ID:	G0022-20A				
Injection Vol:	100.0 ul	Dil. Factor:	1.0000	ALS Bottle#:	25
Method:	8330_X3	Limit Group:	GCSV - 8330		

Column: UltraCarb5uODS (20) (4.60 mm) Y Scaling: Method Defined: Scale to the Nth Largest Target: 1

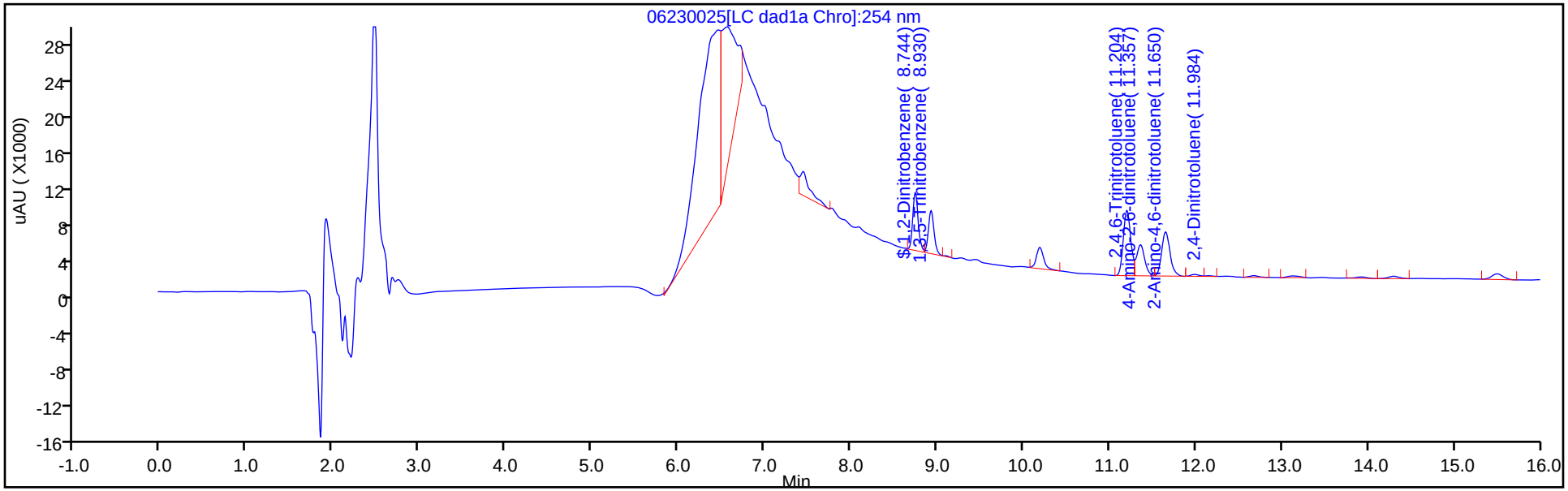

Y Scaling: Method Defined: Scale to the Nth Largest Target: 1

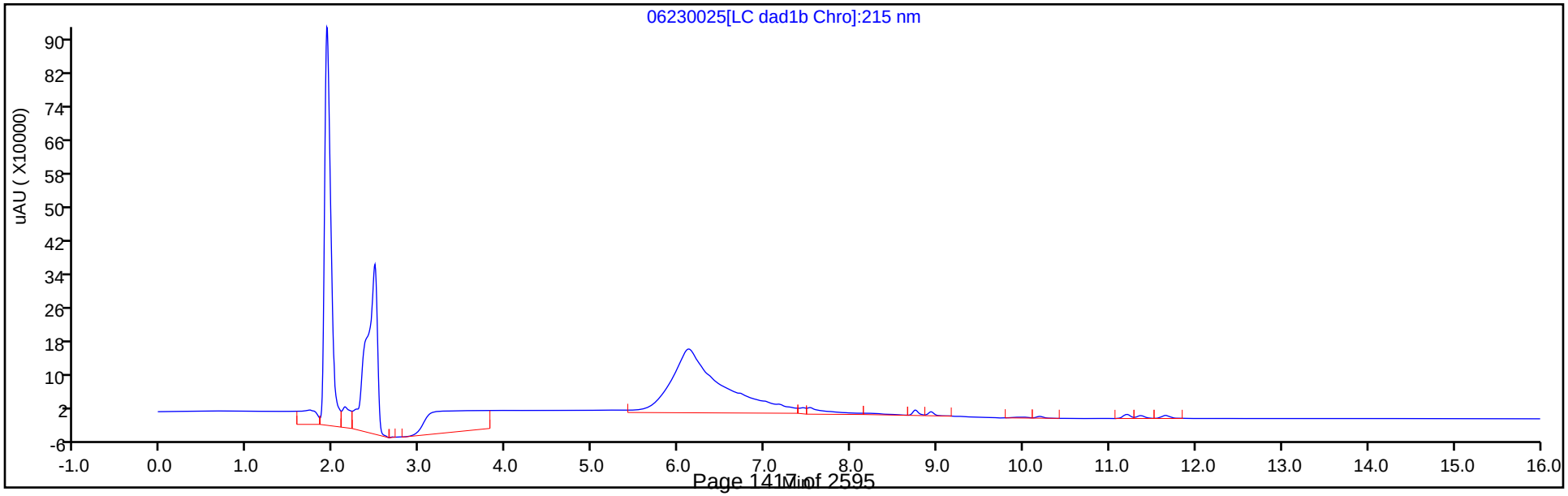

Eurofins TestAmerica, Denver
Recovery Report

Data File:	\\chromfs\Denver\ChromData\CHHPLC_X\20200623-92681.b\06230025.D				
Lims ID:	280-137702-A-25-A				
Client ID:	G0022-20A				
Sample Type:	Client				
Inject. Date:	24-Jun-2020 01:11:52	ALS Bottle#:	25	Worklist Smp#:	25
Injection Vol:	100.0 ul	Dil. Factor:	1.0000		
Sample Info:	280-137702-A-25-				
Misc. Info.:	280-0092681-025				
Operator ID:	JZ	Instrument ID:	CHHPLC_X3		
Method:	\\chromfs\Denver\ChromData\CHHPLC_X\20200623-92681.b\8330_X3.m				
Limit Group:	GCSV - 8330				
Last Update:	24-Jun-2020 16:26:13	Calib Date:	18-Mar-2020 14:39:27		
Integrator:	Falcon				
Quant Method:	External Standard	Quant By:	Initial Calibration		
Last ICal File:	\\chromna\Denver\ChromData\CHHPLC_X\20200318-90159.b\03180015.D				
Column 1 :	UltraCarb5uODS (20) (4.60 mm)		Det: LC DAD1B, 254 nm		
Process Host:	CTX1068				
First Level Reviewer: zhangji		Date:	24-Jun-2020 16:11:30		

Compound	Amount Added	Amount Recovered	% Rec.
$ 9 1,2-Dinitrobenzene	0.2000	0.2031	101.54

Manual Integration/User Assign Peak Report

Eurofins TestAmerica, Denver

Data File:	\\chromfs\denver\chromdata\chhplc_x\20200623-92681.b\06230025.d				
Injection Date:	24-Jun-2020 01:11:52	Instrument ID:	CHHPLC_X3		
Lims ID:	280-137702-A-25-A	Lab Sample ID:	280-137702-25		
Client ID:	G0022-20A				
Operator ID:	JZ	ALS Bottle#:	25	Worklist Smp#:	25
Injection Vol:	100.0 ul	Dil. Factor:	1.0000		
Method:	8330_X3	Limit Group:	GCSV - 8330		
Column:	UltraCarb5uODS (20) (4.60 mm)	Detector	LC DAD1B, 254 nm		

$ 9 1,2-Dinitrobenzene, CAS: 528-29-0

Signal: 1

Processing Integration Results

RT: 8.74
Area: 28780
Amount: 0.208231
Amount Units: ug/mL

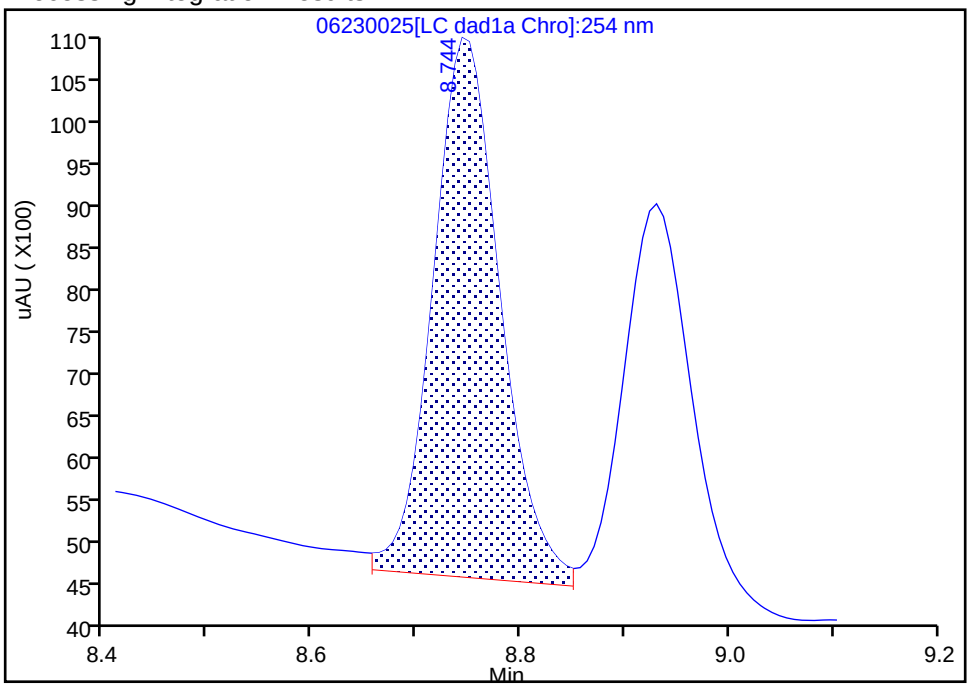

Manual Integration Results

RT: 8.74
Area: 28067
Amount: 0.203072
Amount Units: ug/mL

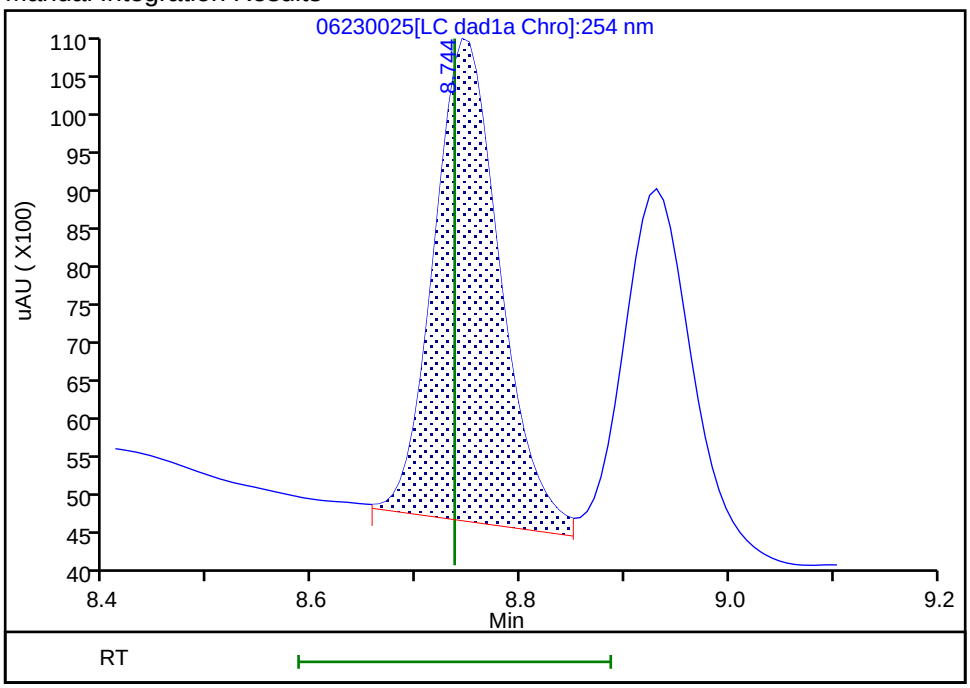

Reviewer: zhangji, 24-Jun-2020 16:11:13

Audit Action: Assigned New Baseline Audit Reason: Baseline

Manual Integration/User Assign Peak Report

Eurofins TestAmerica, Denver

Data File:	\\chromfs\denver\chromdata\chhplc_x\20200623-92681.b\06230025.d				
Injection Date:	24-Jun-2020 01:11:52	Instrument ID:	CHHPLC_X3		
Lims ID:	280-137702-A-25-A	Lab Sample ID:	280-137702-25		
Client ID:	G0022-20A				
Operator ID:	JZ	ALS Bottle#:	25	Worklist Smp#:	25
Injection Vol:	100.0 ul	Dil. Factor:	1.0000		
Method:	8330_X3	Limit Group:	GCSV - 8330		
Column:	UltraCarb5uODS (20) (4.60 mm)	Detector	LC DAD1B, 254 nm		

10 1,3,5-Trinitrobenzene, CAS: 99-35-4

Signal: 1

Processing Integration Results

RT: 8.93
Area: 22001
Amount: 0.095528
Amount Units: ug/mL

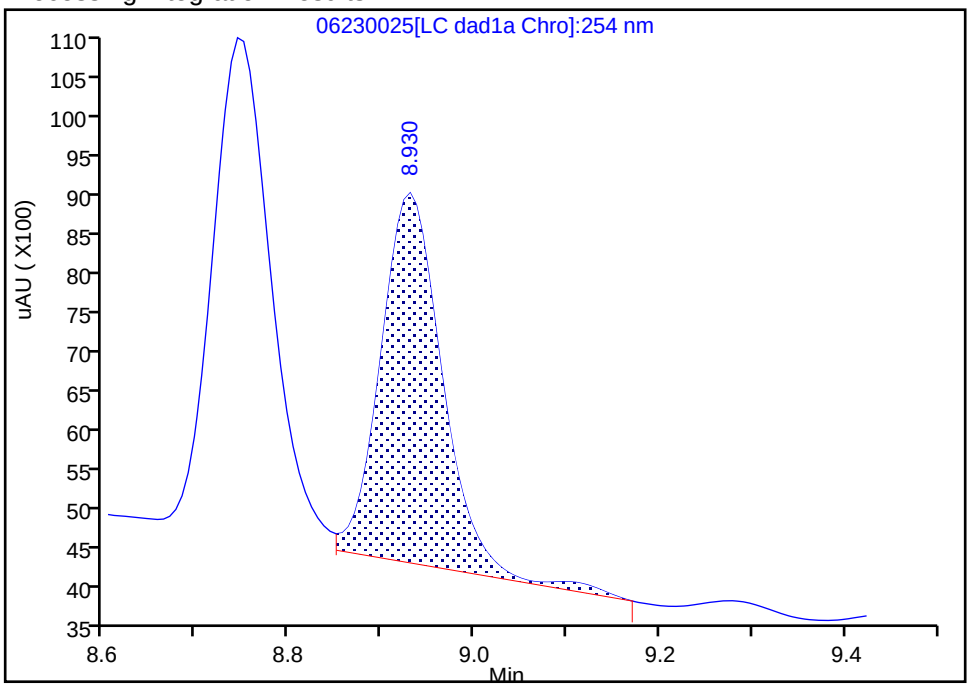

Manual Integration Results

RT: 8.93
Area: 21711
Amount: 0.094269
Amount Units: ug/mL

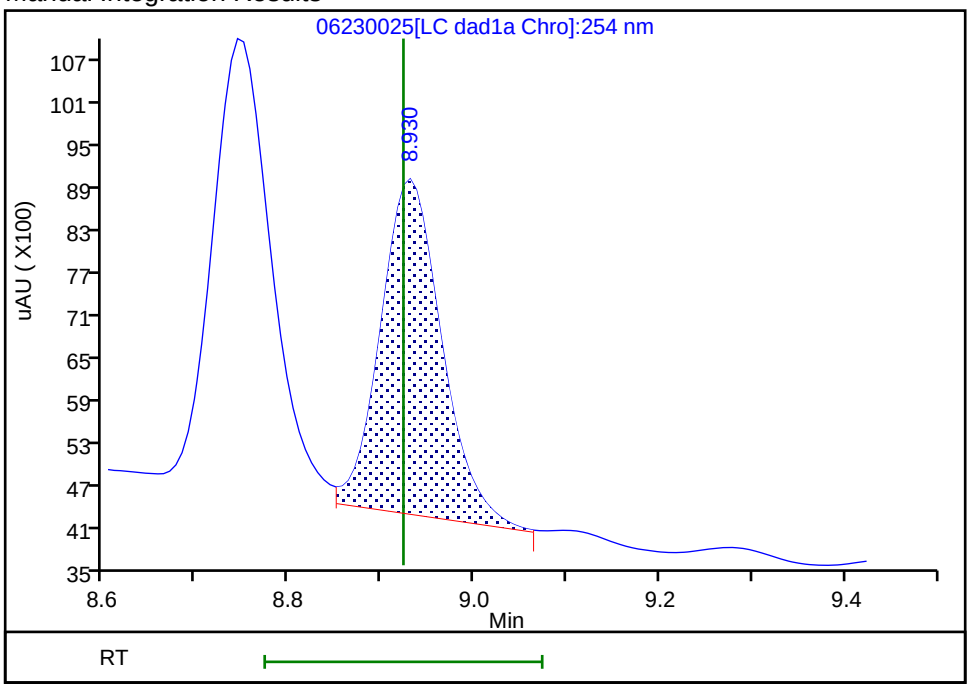

Reviewer: zhangji, 24-Jun-2020 16:11:15

Audit Action: Split an Integrated Peak Audit Reason: Baseline

Manual Integration/User Assign Peak Report

Eurofins TestAmerica, Denver

Data File:	\\chromfs\denver\chromdata\chhplc_x\20200623-92681.b\06230025.d				
Injection Date:	24-Jun-2020 01:11:52	Instrument ID:	CHHPLC_X3		
Lims ID:	280-137702-A-25-A	Lab Sample ID:	280-137702-25		
Client ID:	G0022-20A				
Operator ID:	JZ	ALS Bottle#:	25	Worklist Smp#:	25
Injection Vol:	100.0 ul	Dil. Factor:	1.0000		
Method:	8330_X3	Limit Group:	GCSV - 8330		
Column:	UltraCarb5uODS (20) (4.60 mm)	Detector	LC DAD1B, 254 nm		

20 2,4-Dinitrotoluene, CAS: 121-14-2

Signal: 1

Processing Integration Results

RT: 11.99
Area: 1787
Amount: 0.005886
Amount Units: ug/mL

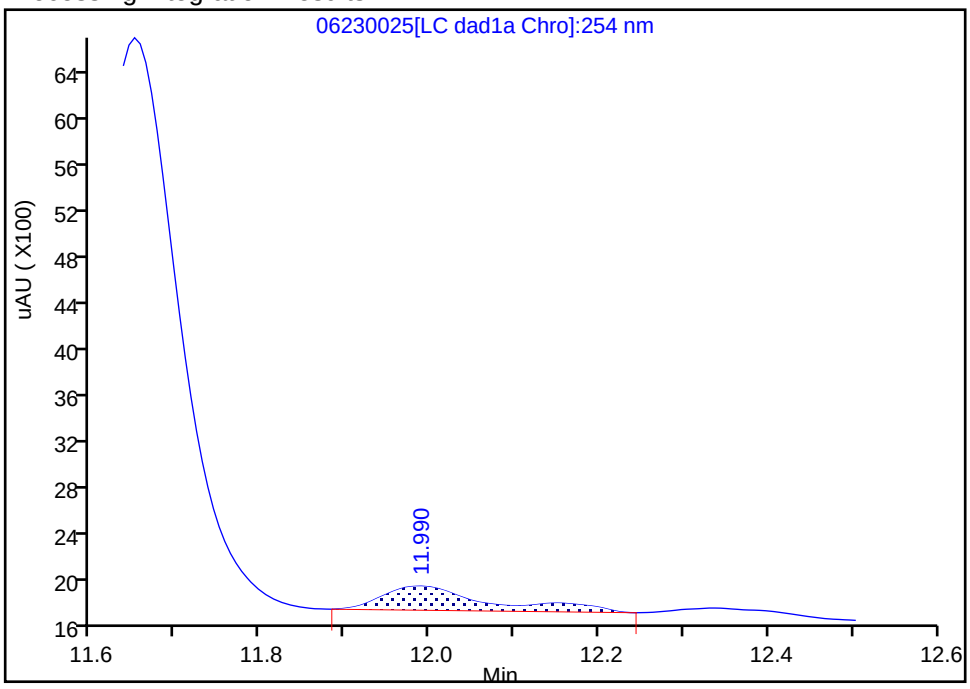

Manual Integration Results

RT: 11.98
Area: 1369
Amount: 0.004509
Amount Units: ug/mL

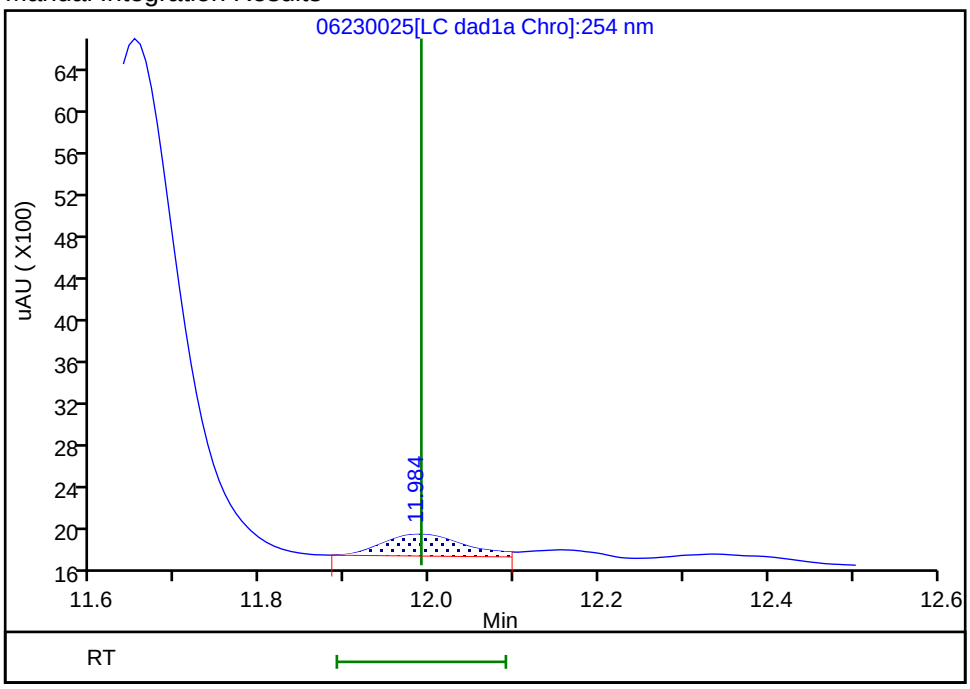

Reviewer: zhangji, 24-Jun-2020 16:11:26

Audit Action: Split an Integrated Peak Audit Reason: Baseline

User Disabled Compound Report

Eurofins TestAmerica, Denver

Data File: \\chromfs\denver\chromdata\chhplc_x\20200623-92681.b\06230025.d

Injection Date:	24-Jun-2020 01:11:52	Instrument ID:	CHHPLC_X3		
Lims ID:	280-137702-A-25-A	Lab Sample ID:	280-137702-25		
Client ID:	G0022-20A				
Operator ID:	JZ	ALS Bottle#:	25	Worklist Smp#:	25
Injection Vol:	100.0 ul	Dil. Factor:	1.0000		
Method:	8330_X3	Limit Group:	GCSV - 8330		
Column:	UltraCarb5uODS (20) (4.60 mm)	Detector	LC DAD1B, 254 nm		

21 o-Nitrotoluene, CAS: 88-72-2, Signal: 1

RT: 12.68
Response: 1307
Amount: 0.009678

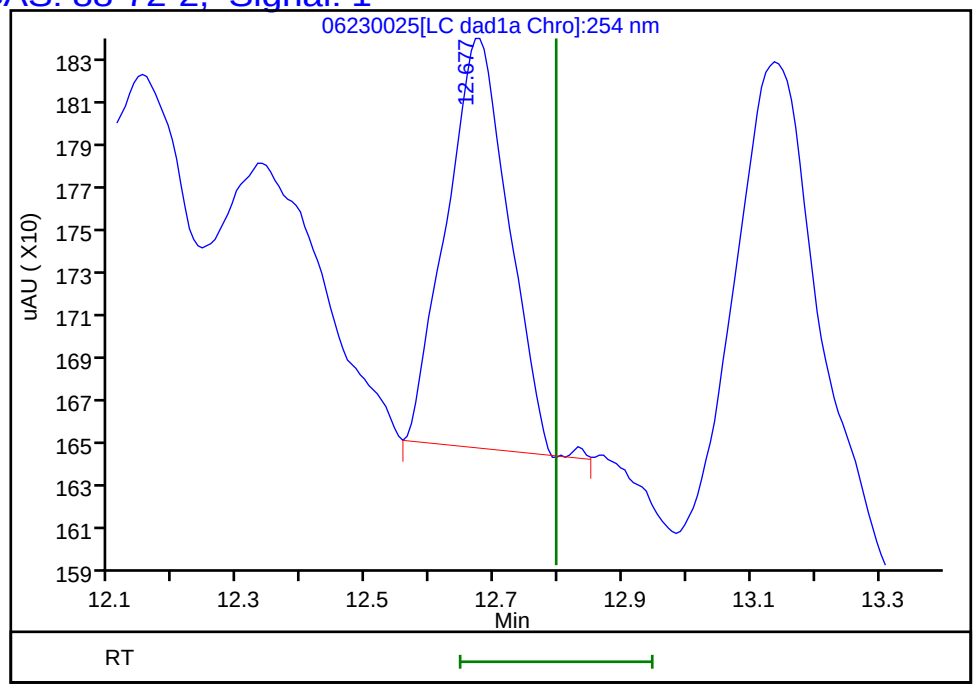

Reviewer: zhangji, 24-Jun-2020 16:11:30
Audit Action: Marked Compound Undetected Audit Reason: Invalid Compound ID

User Disabled Compound Report

Eurofins TestAmerica, Denver

Data File: \\chromfs\denver\chromdata\chhplc_x\20200623-92681.b\06230025.d

Injection Date:	24-Jun-2020 01:11:52	Instrument ID:	CHHPLC_X3		
Lims ID:	280-137702-A-25-A	Lab Sample ID:	280-137702-25		
Client ID:	G0022-20A				
Operator ID:	JZ	ALS Bottle#:	25	Worklist Smp#:	25
Injection Vol:	100.0 ul	Dil. Factor:	1.0000		
Method:	8330_X3	Limit Group:	GCSV - 8330		
Column:	UltraCarb5uODS (20) (4.60 mm)	Detector	LC DAD1B, 254 nm		

23 m-Nitrotoluene, CAS: 99-08-1, Signal: 1

RT: 13.94
Response: 1338
Amount: 0.009355

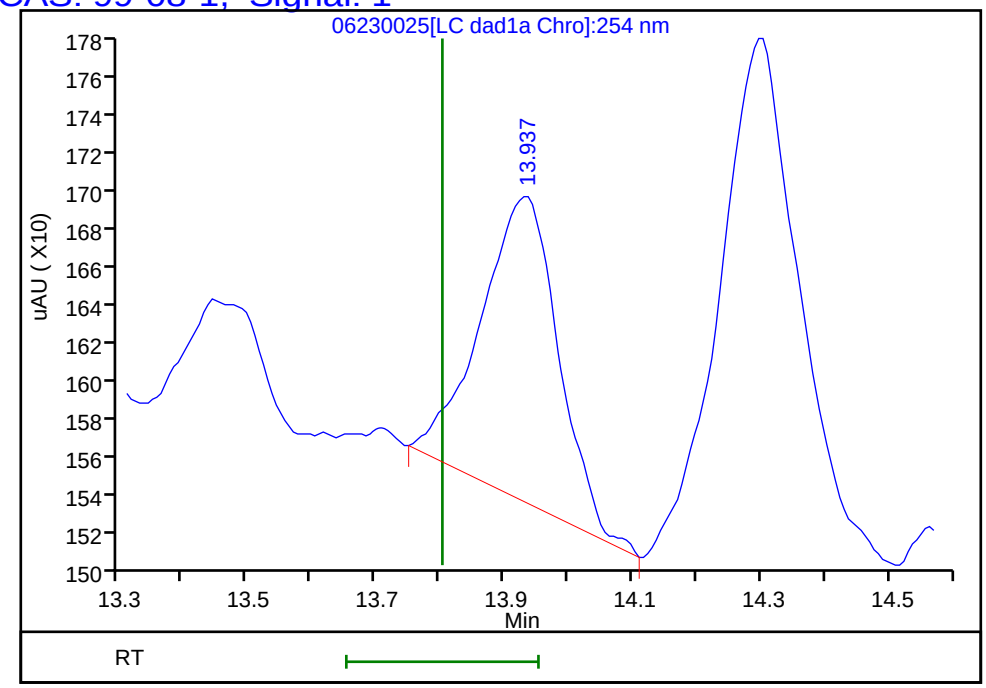

Reviewer: zhangji, 24-Jun-2020 16:11:30
Audit Action: Marked Compound Undetected Audit Reason: Invalid Compound ID

User Disabled Compound Report

Eurofins TestAmerica, Denver

Data File:	\\chromfs\denver\chromdata\chhplc_x\20200623-92681.b\06230025.d				
Injection Date:	24-Jun-2020 01:11:52	Instrument ID:	CHHPLC_X3		
Lims ID:	280-137702-A-25-A	Lab Sample ID:	280-137702-25		
Client ID:	G0022-20A				
Operator ID:	JZ	ALS Bottle#:	25	Worklist Smp#:	25
Injection Vol:	100.0 ul	Dil. Factor:	1.0000		
Method:	8330_X3	Limit Group:	GCSV - 8330		
Column:	UltraCarb5uODS (20) (4.60 mm)	Detector	LC DAD1B, 254 nm		

22 p-Nitrotoluene, CAS: 99-99-0, Signal: 1

RT: 13.14
Response: 1730
Amount: 0.015309

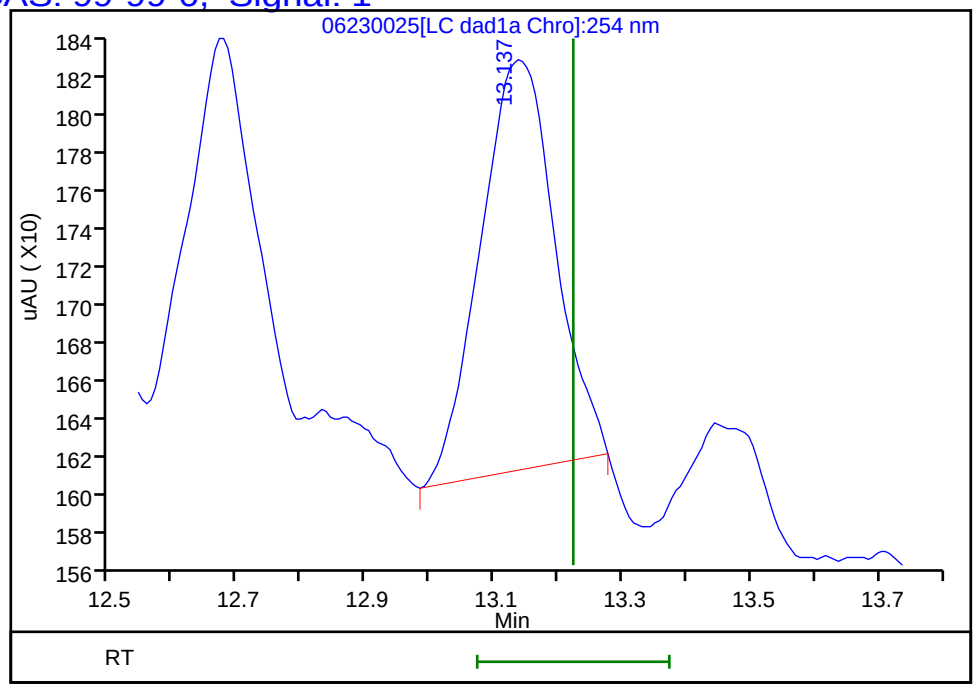

Reviewer: zhangji, 24-Jun-2020 16:11:30
Audit Action: Marked Compound Undetected Audit Reason: Invalid Compound ID

User Disabled Compound Report

Eurofins TestAmerica, Denver

Data File: \\chromfs\denver\chromdata\chhplc_x\20200623-92681.b\06230025.d

Injection Date:	24-Jun-2020 01:11:52	Instrument ID:	CHHPLC_X3		
Lims ID:	280-137702-A-25-A	Lab Sample ID:	280-137702-25		
Client ID:	G0022-20A				
Operator ID:	JZ	ALS Bottle#:	25	Worklist Smp#:	25
Injection Vol:	100.0 ul	Dil. Factor:	1.0000		
Method:	8330_X3	Limit Group:	GCSV - 8330		
Column:	UltraCarb5uODS (20) (4.60 mm)	Detector	LC DAD1B, 254 nm		

6 MNX, CAS: 5755-27-1, Signal: 1

RT: 7.44
Response: 20505
Amount: 0.129333

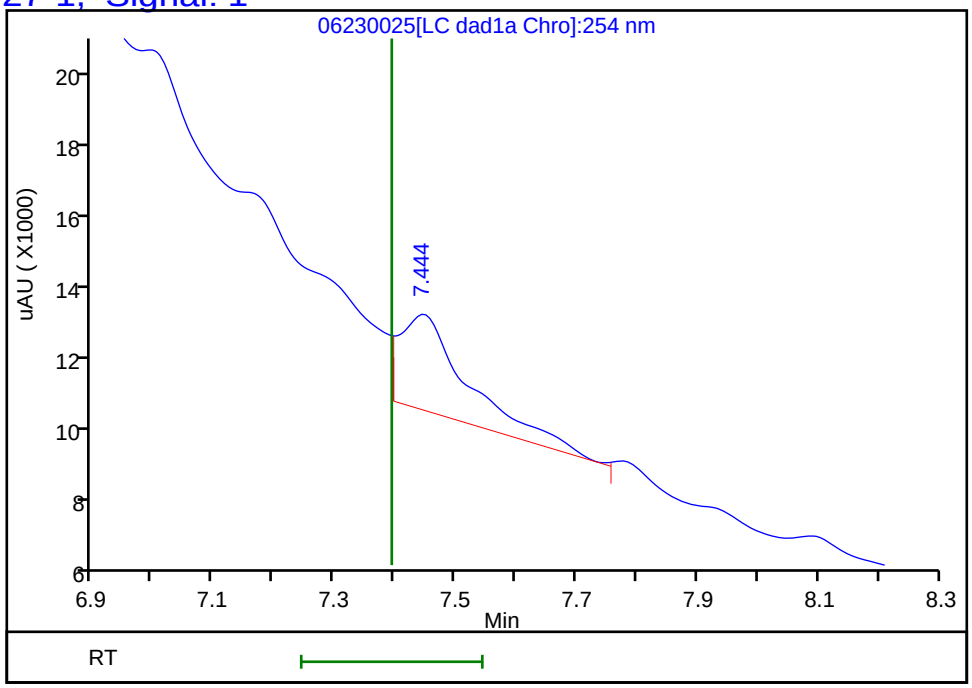

Reviewer: zhangji, 24-Jun-2020 16:11:30
Audit Action: Marked Compound Undetected Audit Reason: Invalid Compound ID

User Disabled Compound Report

Eurofins TestAmerica, Denver

Data File: \\chromfs\denver\chromdata\chhplc_x\20200623-92681.b\06230025.d

Injection Date:	24-Jun-2020 01:11:52	Instrument ID:	CHHPLC_X3		
Lims ID:	280-137702-A-25-A	Lab Sample ID:	280-137702-25		
Client ID:	G0022-20A				
Operator ID:	JZ	ALS Bottle#:	25	Worklist Smp#:	25
Injection Vol:	100.0 ul	Dil. Factor:	1.0000		
Method:	8330_X3	Limit Group:	GCSV - 8330		
Column:	UltraCarb5uODS (20) (4.60 mm)	Detector	LC DAD1B, 254 nm		

14 Tetryl, CAS: 479-45-8, Signal: 1

RT: 10.19
Response: 13936
Amount: 0.078720

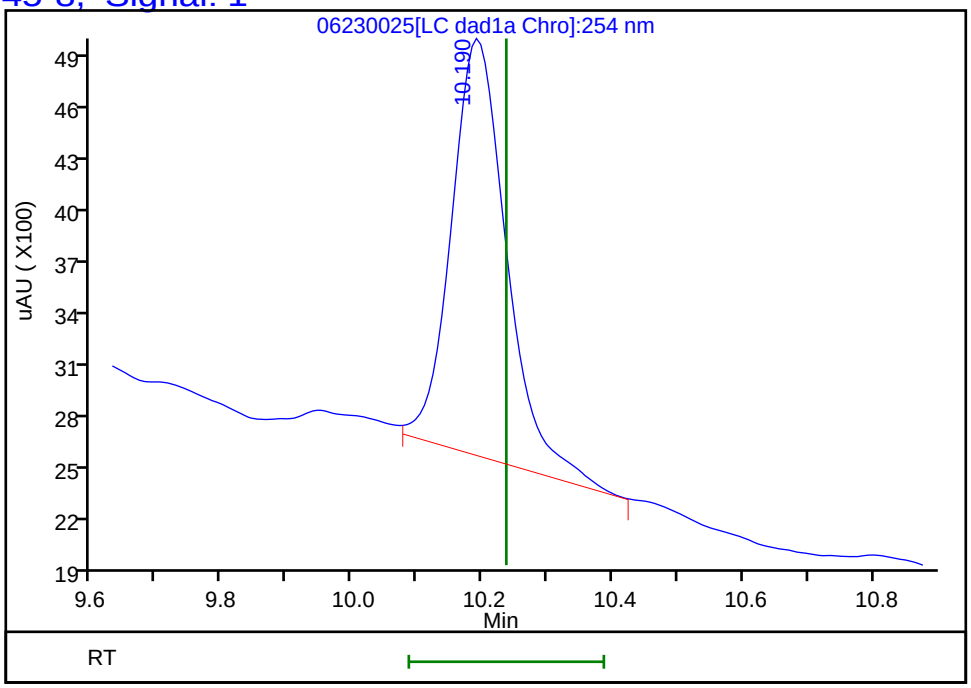

Reviewer: zhangji, 24-Jun-2020 16:11:30
Audit Action: Marked Compound Undetected Audit Reason: Invalid Compound ID

FORM I
HPLC/IC ORGANICS ANALYSIS DATA SHEET

Lab Name: Eurofins TestAmerica, Denver Job No.: 280-137702-1

SDG No.:

Client Sample ID: G0022-20A Lab Sample ID: 280-137702-25

Matrix: Water Lab File ID: 06240038.D

Analysis Method: 8330A Date Collected: 06/15/2020 12:05

Extraction Method: 3535 Date Extracted: 06/18/2020 17:20

Sample wt/vol: 459.6(mL) Date Analyzed: 06/25/2020 16:00

Con. Extract Vol.: 5(mL) Dilution Factor: 1

Injection Volume: 100(uL) GC Column: Luna-phenylhex ID: 4.6(mm)

% Moisture: GPC Cleanup:(Y/N) N

Analysis Batch No.: 500017 Units: ug/L

CAS NO.	COMPOUND NAME	RESULT	Q	LOQ	LOD	DL
99-35-4	1,3,5-Trinitrobenzene	0.22	U	0.23	0.22	0.091
121-14-2	*2,4-Dinitrotoluene*	*0.084*	*J J1*	*0.11*	0.087	*0.030*

CAS NO.	SURROGATE	%REC	Q	LIMITS
528-29-0	1,2-Dinitrobenzene	98		83-119

Eurofins TestAmerica, Denver
Target Compound Quantitation Report

Data File: \\chromfs\Denver\ChromData\G2_LUNA\20200624-92719.b\06240038.D
Lims ID: 280-137702-A-25-A
Client ID: G0022-20A
Sample Type: Client
Inject. Date: 25-Jun-2020 16:00:45 ALS Bottle#: 38 Worklist Smp#: 38
Injection Vol: 100.0 ul Dil. Factor: 1.0000
Sample Info: 280-137702-A-25-
Misc. Info.: 280-0092719-038
Operator ID: JZ Instrument ID: CHHPLC_G2_LUNA

Method: \\chromfs\Denver\ChromData\G2_LUNA\20200624-92719.b\G2_8330_Luna.m
Limit Group: GCSV - 8330
Last Update: 26-Jun-2020 16:19:12 Calib Date: 15-May-2020 02:11:20
Integrator: Falcon
Quant Method: External Standard Quant By: Initial Calibration
Last ICal File: \\chromfs\Denver\ChromData\G2_LUNA\20200514-91518.b\05140024.D

Column 1 : Luna-Phenyl hexyl (4.60 mm) Det: LC DAD1A, 254 nm
Process Host: CTX1025

First Level Reviewer: zhangji Date: 25-Jun-2020 17:27:18

Compound	Det	RT (min.)	Exp RT (min.)	Dlt RT (min.)	Response	OnCol Amt ug/ml	Flags
6 HMX	1	7.143	7.145	-0.002	5733	0.002311	7M
7 MNX	1		7.926			ND	
8 RDX	1		9.358			ND	U
9 Nitrobenzene	1		12.265			ND	
$ 10 1,2-Dinitrobenzene	1	13.276	13.271	0.005	56375	0.1967	
12 1,3-Dinitrobenzene	1		15.805			ND	
14 o-Nitrotoluene	1		16.745			ND	U
15 p-Nitrotoluene	1		17.031			ND	U
16 4-Amino-2,6-dinitrotoluene	1	17.462	17.465	-0.003	42226	0.1223	M
17 m-Nitrotoluene	1		17.958			ND	
18 2-Amino-4,6-dinitrotoluene	1	18.396	18.398	-0.002	71818	0.1544	M
19 1,3,5-Trinitrobenzene	1		19.138			ND	M
20 2,6-Dinitrotoluene	1		20.065			ND	
21 2,4-Dinitrotoluene	1	20.609	20.578	0.031	4932	0.007705	
22 Tetryl	1		23.885			ND	
23 2,4,6-Trinitrotoluene	1	24.909	24.905	0.004	79597	0.1903	M

QC Flag Legend

Processing Flags
7 - Failed Limit of Detection
Review Flags
M - Manually Integrated
U - Marked Undetected

Report Date: 26-Jun-2020 16:19:16 Chrom Revision: 2.3 21-Jun-2020 18:30:46

Eurofins TestAmerica, Denver

Data File:	\\chromfs\denver\chromdata\g2_luna\20200624-92719.b\06240038.d				
Injection Date:	25-Jun-2020 16:00:45	Instrument ID:	CHHPLC_G2_LUNA	Operator ID:	JZ
Lims ID:	280-137702-A-25-A	Lab Sample ID:	280-137702-25	Worklist Smp#:	38
Client ID:	G0022-20A				
Injection Vol:	100.0 ul	Dil. Factor:	1.0000	ALS Bottle#:	38
Method:	G2_8330_Luna	Limit Group:	GCSV - 8330		

Column: Luna-Phenyl hexyl (4.60 mm) Y Scaling: Method Defined: Scale to the Nth Largest Peak: 1

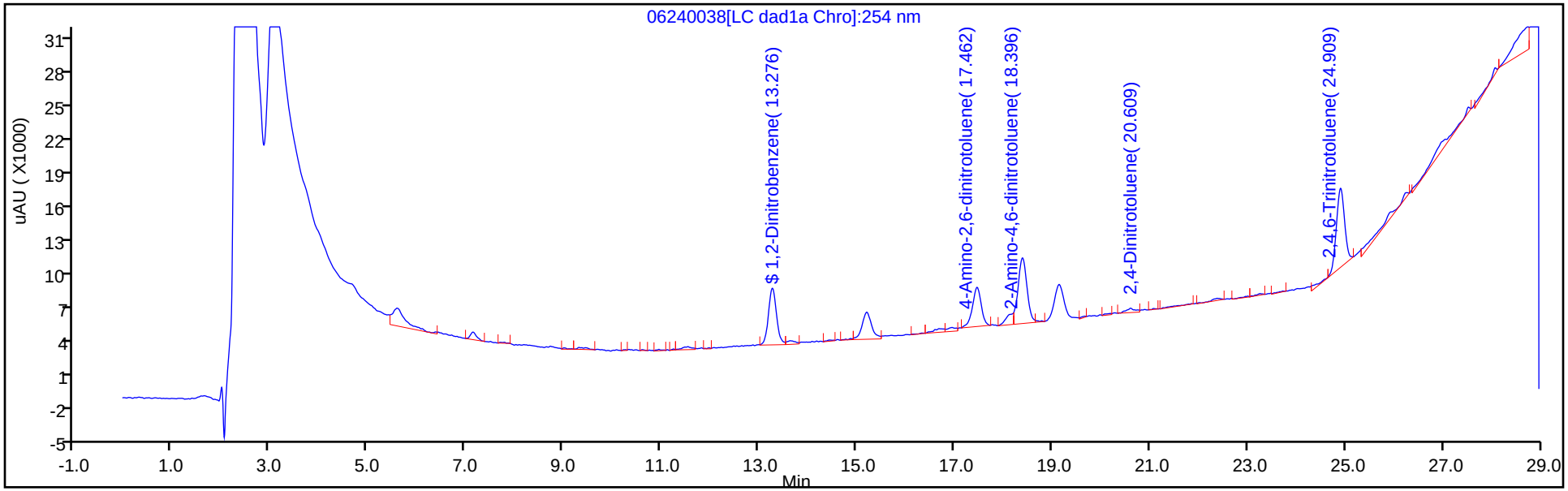

Y Scaling: Method Defined: Scale to the Nth Largest Peak: 1

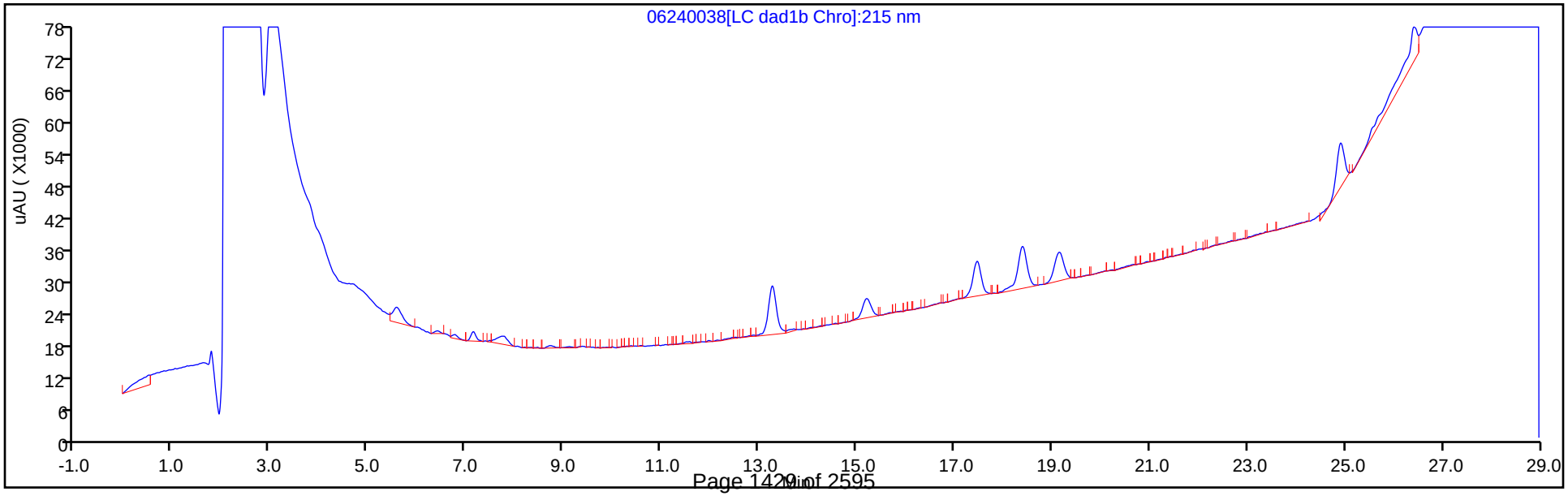

Eurofins TestAmerica, Denver
Recovery Report

Data File: \\chromfs\Denver\ChromData\G2_LUNA\20200624-92719.b\06240038.D
Lims ID: 280-137702-A-25-A
Client ID: G0022-20A
Sample Type: Client
Inject. Date: 25-Jun-2020 16:00:45 ALS Bottle#: 38 Worklist Smp#: 38
Injection Vol: 100.0 ul Dil. Factor: 1.0000
Sample Info: 280-137702-A-25-
Misc. Info.: 280-0092719-038
Operator ID: JZ Instrument ID: CHHPLC_G2_LUNA

Method: \\chromfs\Denver\ChromData\G2_LUNA\20200624-92719.b\G2_8330_Luna.m
Limit Group: GCSV - 8330
Last Update: 26-Jun-2020 16:19:12 Calib Date: 15-May-2020 02:11:20
Integrator: Falcon
Quant Method: External Standard Quant By: Initial Calibration
Last ICal File: \\chromfs\Denver\ChromData\G2_LUNA\20200514-91518.b\05140024.D

Column 1 : Luna-Phenyl hexyl (4.60 mm) Det: LC DAD1A, 254 nm
Process Host: CTX1025

First Level Reviewer: zhangji Date: 25-Jun-2020 17:27:18

Compound	Amount Added	Amount Recovered	% Rec.
$ 10 1,2-Dinitrobenzene	0.2000	0.1967	98.36

Manual Integration/User Assign Peak Report

Eurofins TestAmerica, Denver

Data File:	\\chromfs\denver\chromdata\g2_luna\20200624-92719.b\06240038.d				
Injection Date:	25-Jun-2020 16:00:45	Instrument ID:	CHHPLC_G2_LUNA		
Lims ID:	280-137702-A-25-A	Lab Sample ID:	280-137702-25		
Client ID:	G0022-20A				
Operator ID:	JZ	ALS Bottle#:	38	Worklist Smp#:	38
Injection Vol:	100.0 ul	Dil. Factor:	1.0000		
Method:	G2_8330_Luna	Limit Group:	GCSV - 8330		
Column:	Luna-Phenyl hexyl (4.60 mm)	Detector	LC DAD1A, 254 nm		

23 2,4,6-Trinitrotoluene, CAS: 118-96-7

Signal: 1

Processing Integration Results

RT: 24.91
Area: 82838
Amount: 0.198401
Amount Units: ug/ml

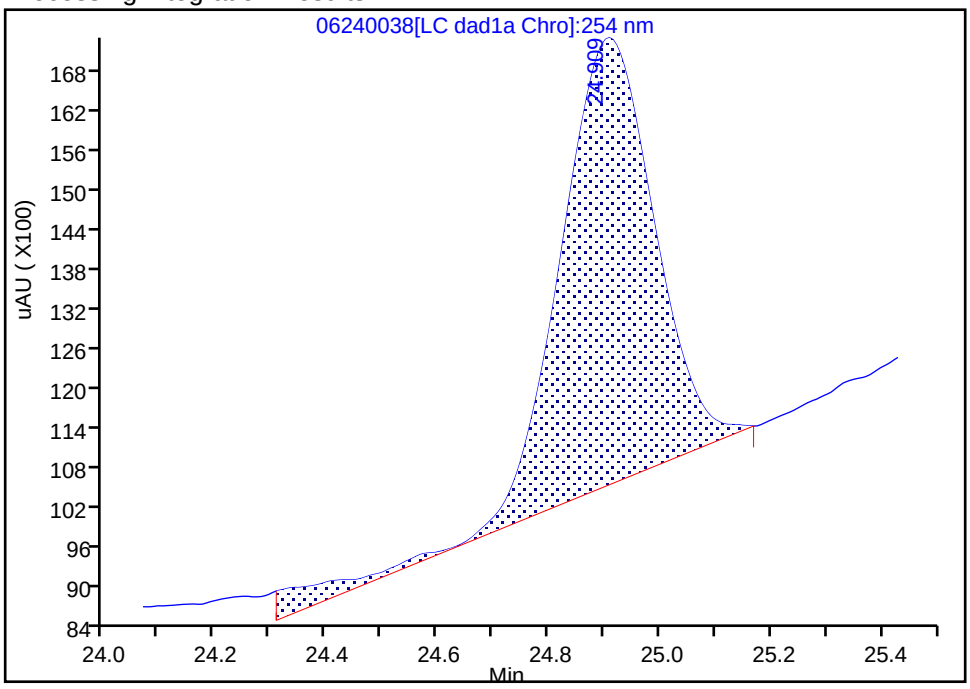

Manual Integration Results

RT: 24.91
Area: 79597
Amount: 0.190331
Amount Units: ug/ml

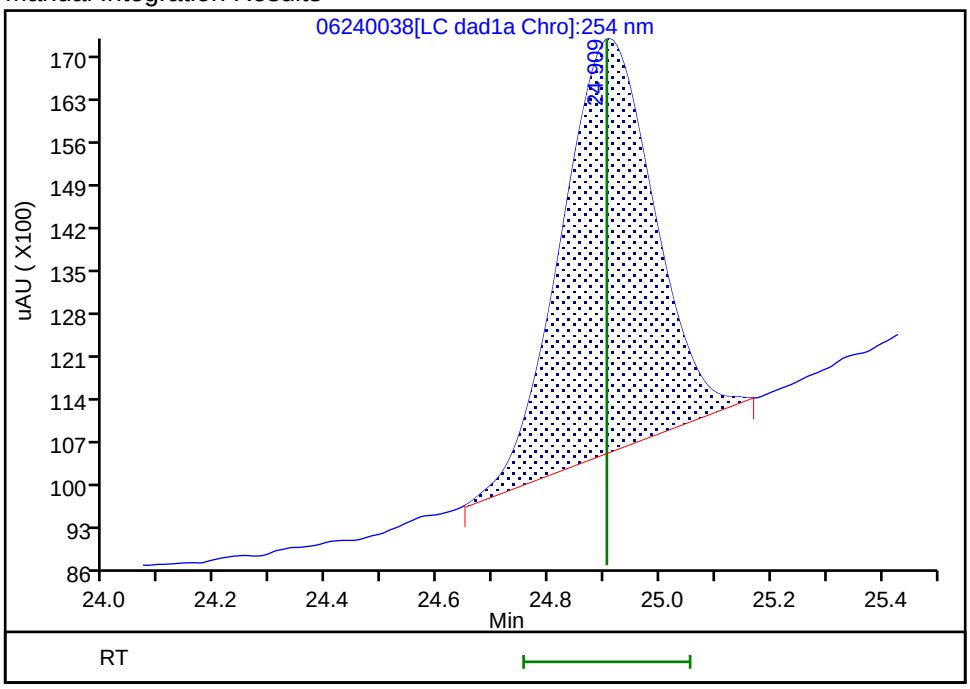

Reviewer: zhangji, 25-Jun-2020 17:27:12

Audit Action: Split an Integrated Peak Audit Reason: Baseline

Manual Integration/User Assign Peak Report

Eurofins TestAmerica, Denver

Data File:	\\chromfs\denver\chromdata\g2_luna\20200624-92719.b\06240038.d				
Injection Date:	25-Jun-2020 16:00:45	Instrument ID:	CHHPLC_G2_LUNA		
Lims ID:	280-137702-A-25-A	Lab Sample ID:	280-137702-25		
Client ID:	G0022-20A				
Operator ID:	JZ	ALS Bottle#:	38	Worklist Smp#:	38
Injection Vol:	100.0 ul	Dil. Factor:	1.0000		
Method:	G2_8330_Luna	Limit Group:	GCSV - 8330		
Column:	Luna-Phenyl hexyl (4.60 mm)	Detector	LC DAD1A, 254 nm		

18 2-Amino-4,6-dinitrotoluene, CAS: 35572-78-2

Signal: 1

Processing Integration Results

RT: 18.40
Area: 93236
Amount: 0.200417
Amount Units: ug/ml

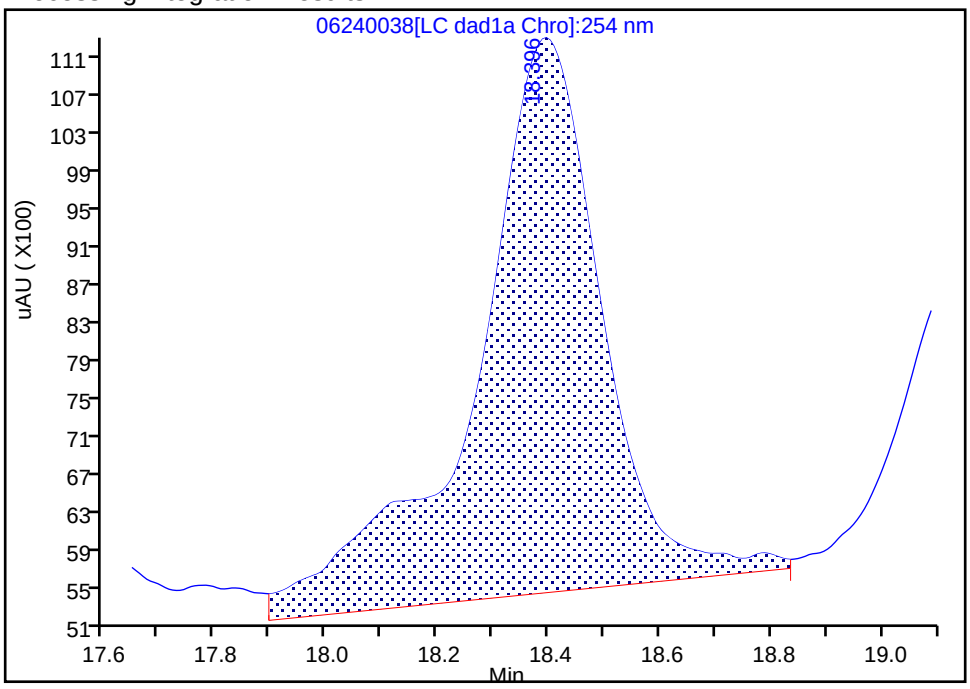

Manual Integration Results

RT: 18.40
Area: 71818
Amount: 0.154377
Amount Units: ug/ml

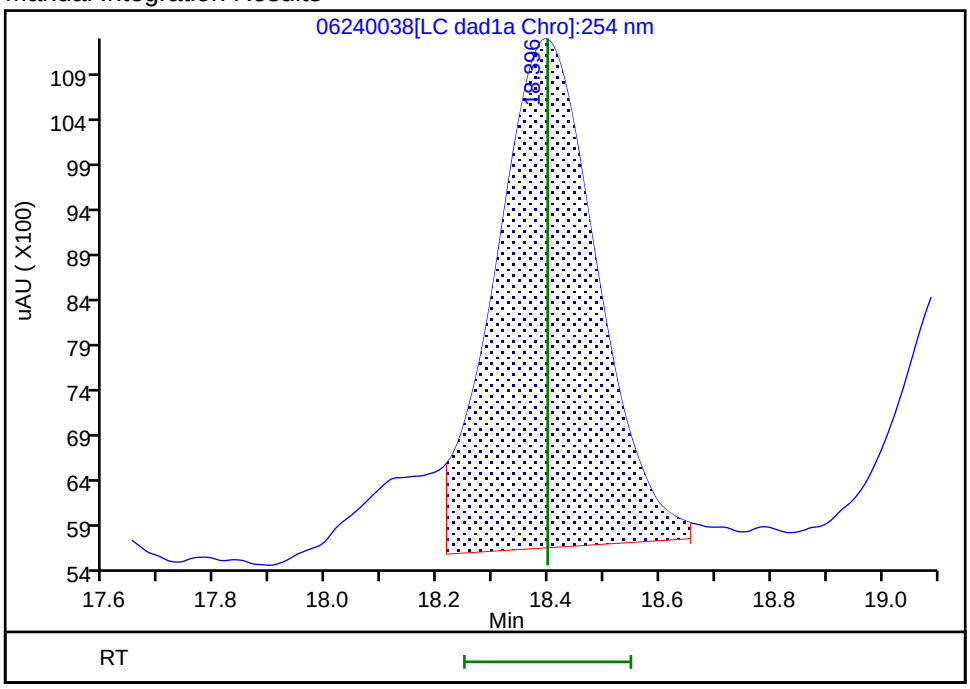

Reviewer: zhangji, 25-Jun-2020 17:27:06

Audit Action: Split an Integrated Peak Audit Reason: Baseline

User Disabled Compound Report

Eurofins TestAmerica, Denver

Data File:	\\chromfs\denver\chromdata\g2_luna\20200624-92719.b\06240038.d				
Injection Date:	25-Jun-2020 16:00:45	Instrument ID:	CHHPLC_G2_LUNA		
Lims ID:	280-137702-A-25-A	Lab Sample ID:	280-137702-25		
Client ID:	G0022-20A				
Operator ID:	JZ	ALS Bottle#:	38	Worklist Smp#:	38
Injection Vol:	100.0 ul	Dil. Factor:	1.0000		
Method:	G2_8330_Luna	Limit Group:	GCSV - 8330		
Column:	Luna-Phenyl hexyl (4.60 mm)	Detector	LC DAD1A, 254 nm		

14 o-Nitrotoluene, CAS: 88-72-2, Signal: 1

RT: 16.68
Response: 4543
Amount: 0.016643

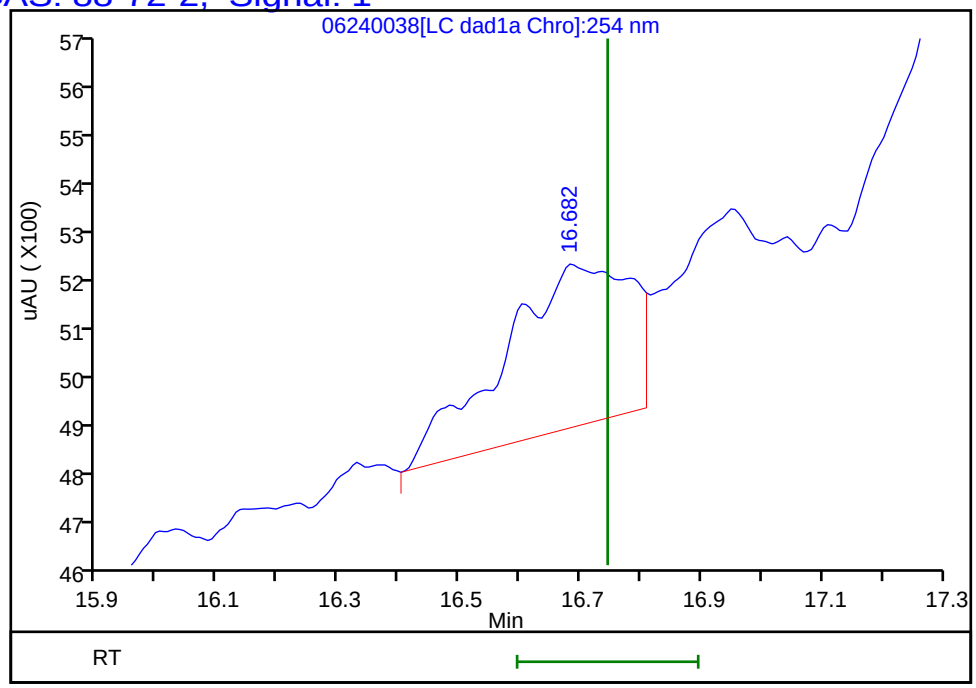

Reviewer: zhangji, 25-Jun-2020 17:27:18
Audit Action: Marked Compound Undetected Audit Reason: Invalid Compound ID

Manual Integration/User Assign Peak Report

Eurofins TestAmerica, Denver

Data File:	\\chromfs\denver\chromdata\g2_luna\20200624-92719.b\06240038.d				
Injection Date:	25-Jun-2020 16:00:45	Instrument ID:	CHHPLC_G2_LUNA		
Lims ID:	280-137702-A-25-A	Lab Sample ID:	280-137702-25		
Client ID:	G0022-20A				
Operator ID:	JZ	ALS Bottle#:	38	Worklist Smp#:	38
Injection Vol:	100.0 ul	Dil. Factor:	1.0000		
Method:	G2_8330_Luna	Limit Group:	GCSV - 8330		
Column:	Luna-Phenyl hexyl (4.60 mm)	Detector	LC DAD1A, 254 nm		

16 4-Amino-2,6-dinitrotoluene, CAS: 19406-51-0

Signal: 1

Processing Integration Results

RT: 17.46
Area: 57240
Amount: 0.165800
Amount Units: ug/ml

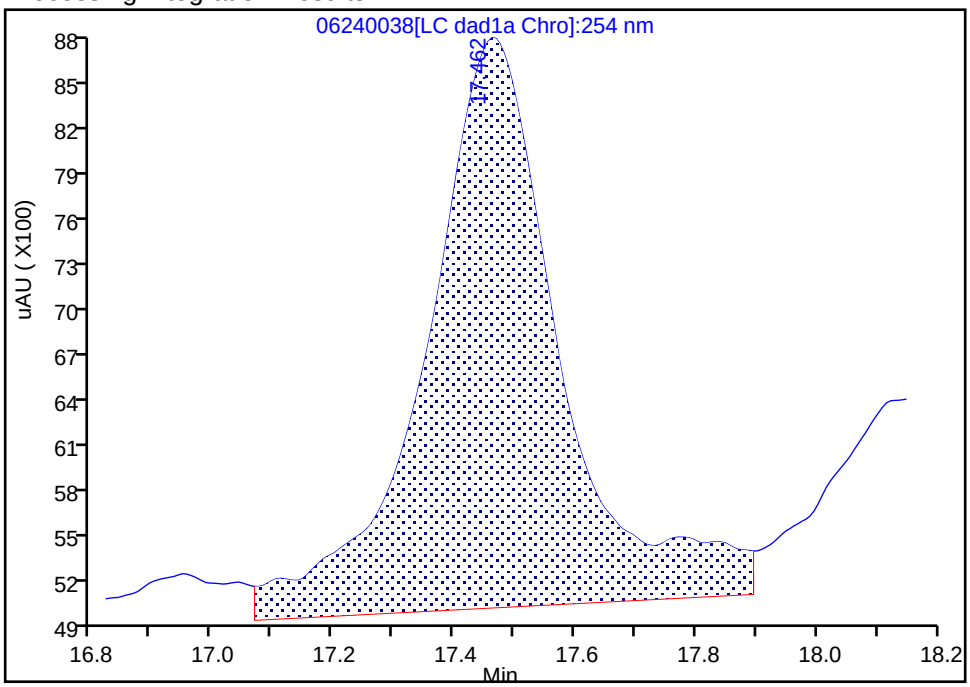

Manual Integration Results

RT: 17.46
Area: 42226
Amount: 0.122311
Amount Units: ug/ml

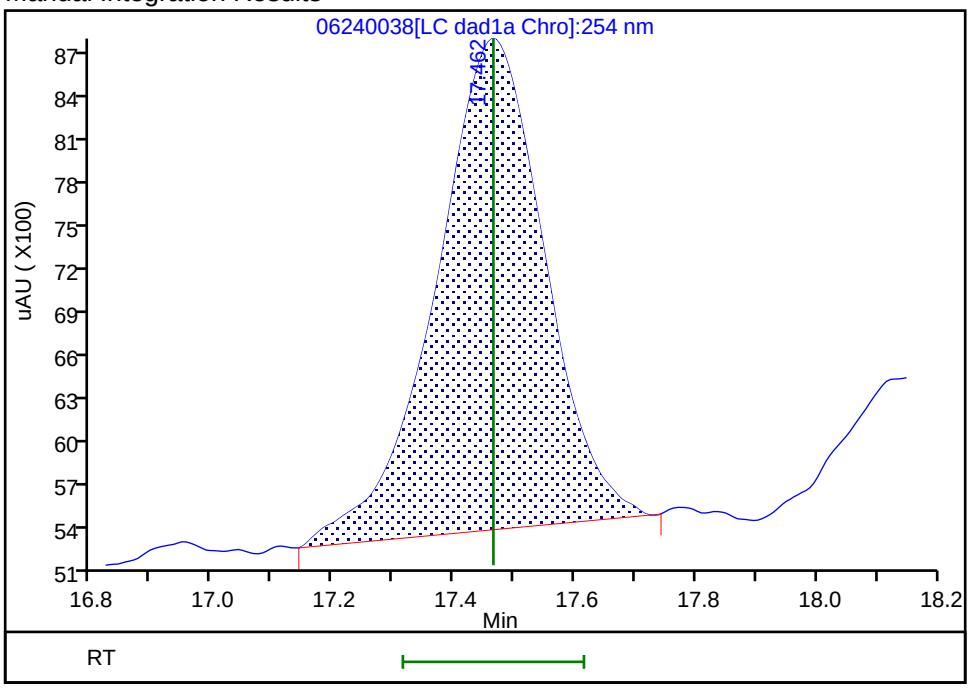

Reviewer: zhangji, 25-Jun-2020 17:26:58

Audit Action: Manually Integrated Audit Reason: Baseline

User Disabled Compound Report

Eurofins TestAmerica, Denver

Data File:	\\chromfs\denver\chromdata\g2_luna\20200624-92719.b\06240038.d				
Injection Date:	25-Jun-2020 16:00:45	Instrument ID:	CHHPLC_G2_LUNA		
Lims ID:	280-137702-A-25-A	Lab Sample ID:	280-137702-25		
Client ID:	G0022-20A				
Operator ID:	JZ	ALS Bottle#:	38	Worklist Smp#:	38
Injection Vol:	100.0 ul	Dil. Factor:	1.0000		
Method:	G2_8330_Luna	Limit Group:	GCSV - 8330		
Column:	Luna-Phenyl hexyl (4.60 mm)	Detector	LC DAD1A, 254 nm		

15 p-Nitrotoluene, CAS: 99-99-0, Signal: 1

RT: 16.95
Response: 4161
Amount: 0.017274

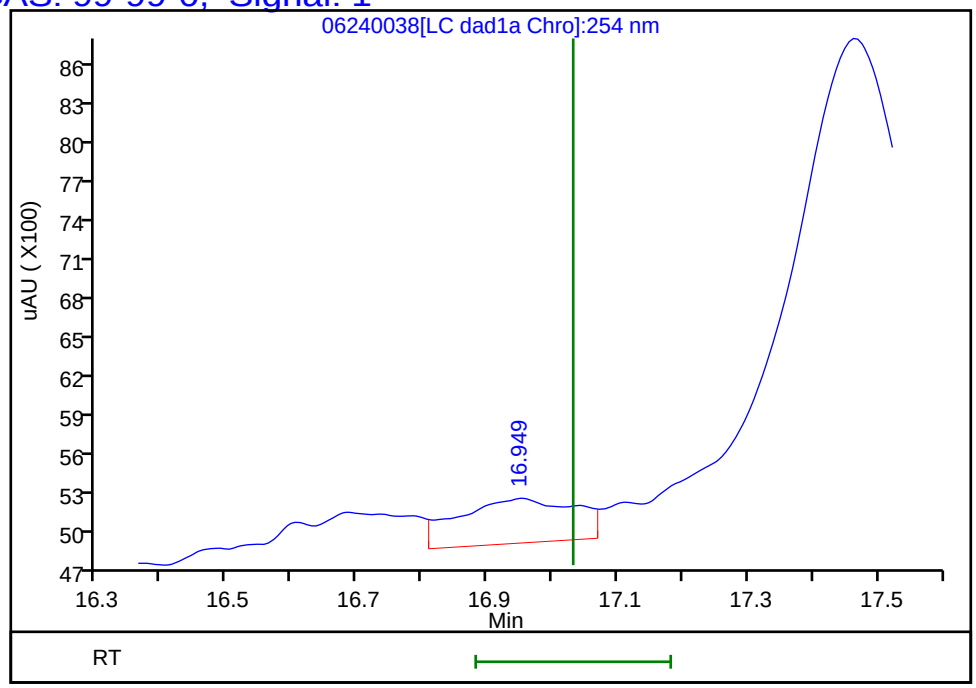

Reviewer: zhangji, 25-Jun-2020 17:27:18
Audit Action: Marked Compound Undetected Audit Reason: Invalid Compound ID

Manual Integration/User Assign Peak Report

Eurofins TestAmerica, Denver

Data File:	\\chromfs\denver\chromdata\g2_luna\20200624-92719.b\06240038.d				
Injection Date:	25-Jun-2020 16:00:45	Instrument ID:	CHHPLC_G2_LUNA		
Lims ID:	280-137702-A-25-A	Lab Sample ID:	280-137702-25		
Client ID:	G0022-20A				
Operator ID:	JZ	ALS Bottle#:	38	Worklist Smp#:	38
Injection Vol:	100.0 ul	Dil. Factor:	1.0000		
Method:	G2_8330_Luna	Limit Group:	GCSV - 8330		
Column:	Luna-Phenyl hexyl (4.60 mm)	Detector	LC DAD1A, 254 nm		

6 HMX, CAS: 2691-41-0

Signal: 1

Processing Integration Results

RT: 7.14
Area: 8767
Amount: 0.019451
Amount Units: ug/ml

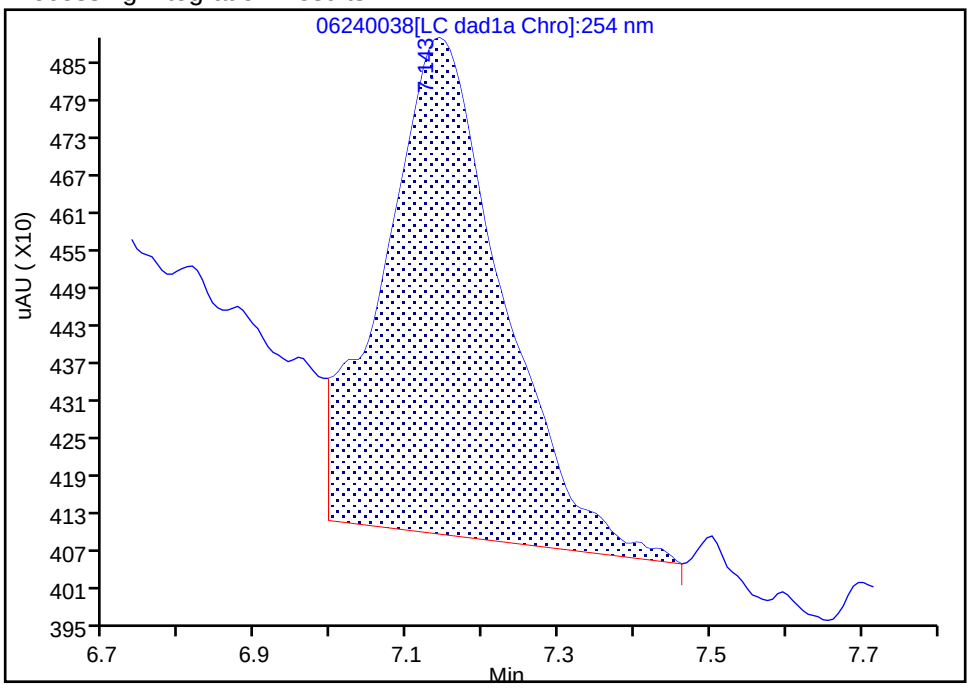

Manual Integration Results

RT: 7.14
Area: 5733
Amount: 0.002311
Amount Units: ug/ml

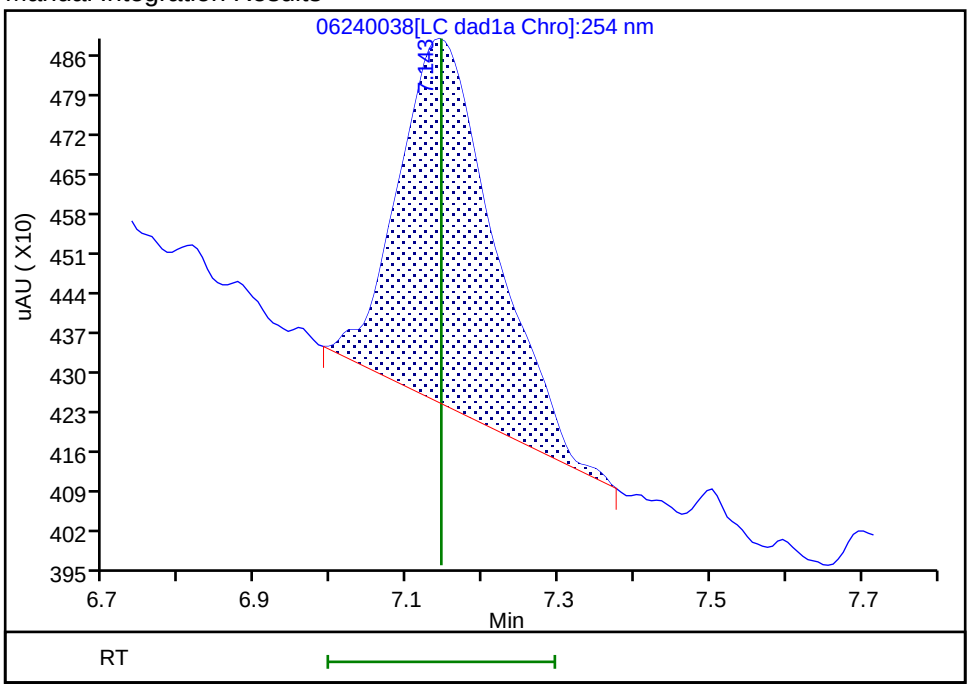

Reviewer: zhangji, 25-Jun-2020 17:26:51

Audit Action: Manually Integrated Audit Reason: Baseline

User Disabled Compound Report

Eurofins TestAmerica, Denver

Data File: \\chromfs\denver\chromdata\g2_luna\20200624-92719.b\06240038.d

Injection Date:	25-Jun-2020 16:00:45	Instrument ID:	CHHPLC_G2_LUNA		
Lims ID:	280-137702-A-25-A	Lab Sample ID:	280-137702-25		
Client ID:	G0022-20A				
Operator ID:	JZ	ALS Bottle#:	38	Worklist Smp#:	38
Injection Vol:	100.0 ul	Dil. Factor:	1.0000		
Method:	G2_8330_Luna	Limit Group:	GCSV - 8330		
Column:	Luna-Phenyl hexyl (4.60 mm)	Detector	LC DAD1A, 254 nm		

8 RDX, CAS: 121-82-4, Signal: 1

RT: 9.32
Response: 2295
Amount: 0.009392

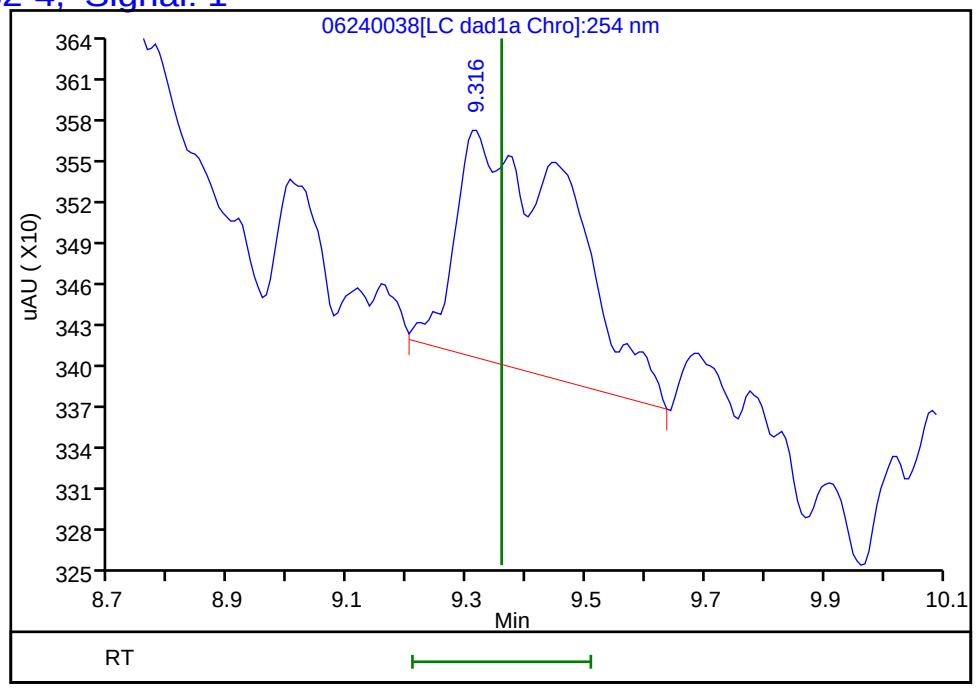

Reviewer: zhangji, 25-Jun-2020 17:27:18

Audit Action: Marked Compound Undetected Audit Reason: Invalid Compound ID

FORM I
HPLC/IC ORGANICS ANALYSIS DATA SHEET

Lab Name: Eurofins TestAmerica, Denver Job No.: 280-137702-1

SDG No.:

Client Sample ID: G0024-20A Lab Sample ID: 280-137702-26

Matrix: Water Lab File ID: 06230026.D

Analysis Method: 8330A Date Collected: 06/15/2020 12:05

Extraction Method: 3535 Date Extracted: 06/18/2020 17:20

Sample wt/vol: 466.9(mL) Date Analyzed: 06/24/2020 01:34

Con. Extract Vol.: 5(mL) Dilution Factor: 1

Injection Volume: 100(uL) GC Column: UltraCarb5uODS ID: 4.6(mm)

% Moisture: GPC Cleanup:(Y/N) N

Analysis Batch No.: 499864 Units: ug/L

CAS NO.	COMPOUND NAME	RESULT	Q	LOQ	LOD	DL
99-35-4	1,3,5-Trinitrobenzene	0.21	U	0.22	0.21	0.090
99-65-0	1,3-Dinitrobenzene	0.11	U	0.12	0.11	0.040
118-96-7	2,4,6-Trinitrotoluene	0.63	J1	0.12	0.11	0.048
121-14-2	2,4-Dinitrotoluene	0.086	U	0.11	0.086	0.029
606-20-2	2,6-Dinitrotoluene	0.086	U	0.11	0.086	0.043
35572-78-2	2-Amino-4,6-dinitrotoluene	1.3		0.12	0.11	0.054
88-72-2	2-Nitrotoluene	0.21	U M	0.22	0.21	0.092
99-08-1	3-Nitrotoluene	0.43	U M	0.43	0.43	0.21
19406-51-0	4-Amino-2,6-dinitrotoluene	1.5		0.16	0.13	0.062
99-99-0	4-Nitrotoluene	0.43	U M	0.44	0.43	0.11
2691-41-0	HMX	0.21	U	0.22	0.21	0.094
5755-27-1	MNX	0.43	U	2.1	0.43	0.16
98-95-3	Nitrobenzene	0.21	U	0.22	0.21	0.097
121-82-4	RDX	0.59	M	0.22	0.21	0.055
479-45-8	Tetryl	0.11	U M	0.12	0.11	0.034

CAS NO.	SURROGATE	%REC	Q	LIMITS
528-29-0	1,2-Dinitrobenzene	96	M	83-119

Eurofins TestAmerica, Denver
Target Compound Quantitation Report

Data File: \\chromfs\Denver\ChromData\CHHPLC_X\20200623-92681.b\06230026.D
Lims ID: 280-137702-A-26-A
Client ID: G0024-20A
Sample Type: Client
Inject. Date: 24-Jun-2020 01:34:50 ALS Bottle#: 26 Worklist Smp#: 26
Injection Vol: 100.0 ul Dil. Factor: 1.0000
Sample Info: 280-137702-A-26-
Misc. Info.: 280-0092681-026
Operator ID: JZ Instrument ID: CHHPLC_X3

Method: \\chromfs\Denver\ChromData\CHHPLC_X\20200623-92681.b\8330_X3.m
Limit Group: GCSV - 8330
Last Update: 24-Jun-2020 16:26:13 Calib Date: 18-Mar-2020 14:39:27
Integrator: Falcon
Quant Method: External Standard Quant By: Initial Calibration
Last ICal File: \\chromna\Denver\ChromData\CHHPLC_X\20200318-90159.b\03180015.D

Column 1 : UltraCarb5uODS (20) (4.60 mm) Det: LC DAD1B, 254 nm
Process Host: CTX1068

First Level Reviewer: zhangji Date: 24-Jun-2020 16:13:44

	Compound	Det	RT (min.)	Exp RT (min.)	Dlt RT (min.)	Response	OnCol Amt ug/mL	Flags
	3 HMX	1		6.723			ND	
	6 MNX	1		7.394			ND	
	7 RDX	1	7.784	7.790	-0.006	6416	0.0550	M
$	9 1,2-Dinitrobenzene	1	8.744	8.736	0.008	26430	0.1912	M
	10 1,3,5-Trinitrobenzene	1		8.923			ND	
	11 1,3-Dinitrobenzene	1		9.570			ND	
	12 Nitrobenzene	1		9.943			ND	
	14 Tetryl	1		10.236			ND	U
	16 2,4,6-Trinitrotoluene	1	11.211	11.203	0.008	12047	0.0590	
	17 4-Amino-2,6-dinitrotoluene	1	11.377	11.363	0.014	24301	0.1428	
	18 2-Amino-4,6-dinitrotoluene	1	11.664	11.656	0.008	24968	0.1231	
	19 2,6-Dinitrotoluene	1		11.790			ND	
	20 2,4-Dinitrotoluene	1		11.990			ND	
	21 o-Nitrotoluene	1		12.796			ND	U
	22 p-Nitrotoluene	1		13.223			ND	U
	23 m-Nitrotoluene	1		13.803			ND	U

QC Flag Legend

Review Flags
M - Manually Integrated
U - Marked Undetected

Report Date: 24-Jun-2020 16:26:18 Chrom Revision: 2.3 21-Jun-2020 18:30:46

Eurofins TestAmerica, Denver

Data File:	\\chromfs\denver\chromdata\chhplc_x\20200623-92681.b\06230026.d				
Injection Date:	24-Jun-2020 01:34:50	Instrument ID:	CHHPLC_X3	Operator ID:	JZ
Lims ID:	280-137702-A-26-A	Lab Sample ID:	280-137702-26	Worklist Smp#:	26
Client ID:	G0024-20A				
Injection Vol:	100.0 ul	Dil. Factor:	1.0000	ALS Bottle#:	26
Method:	8330_X3	Limit Group:	GCSV - 8330		

Column: UltraCarb5uODS (20) (4.60 mm) Y Scaling: Method Defined: Scale to the Nth Largest Target: 1

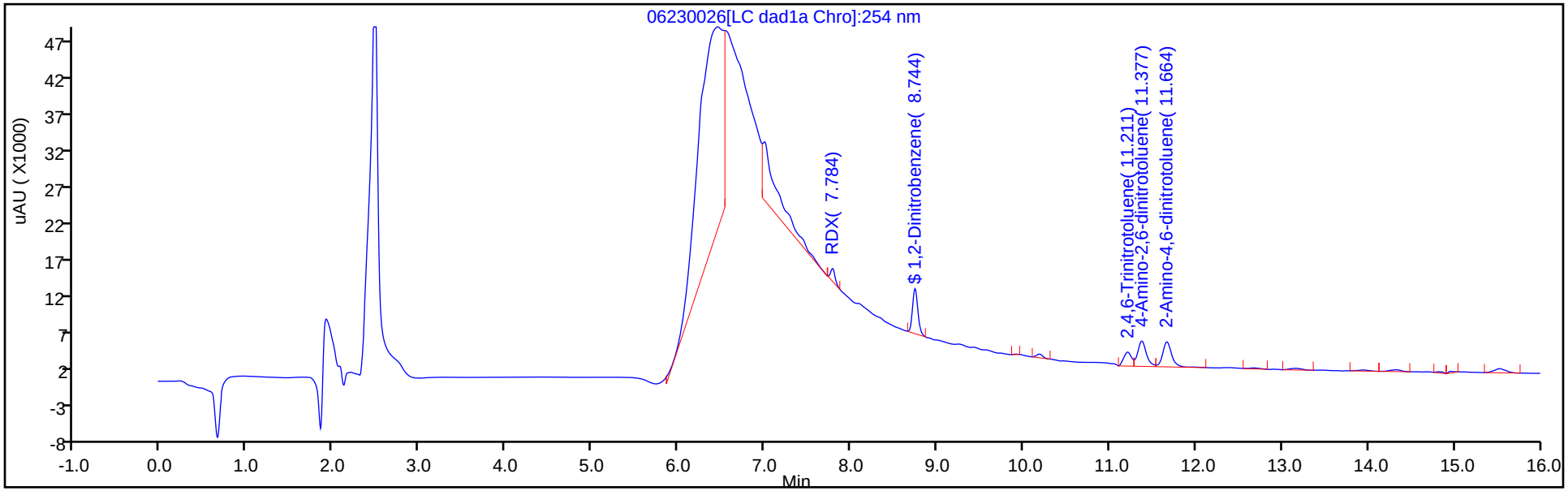

Y Scaling: Method Defined: Scale to the Nth Largest Target: 1

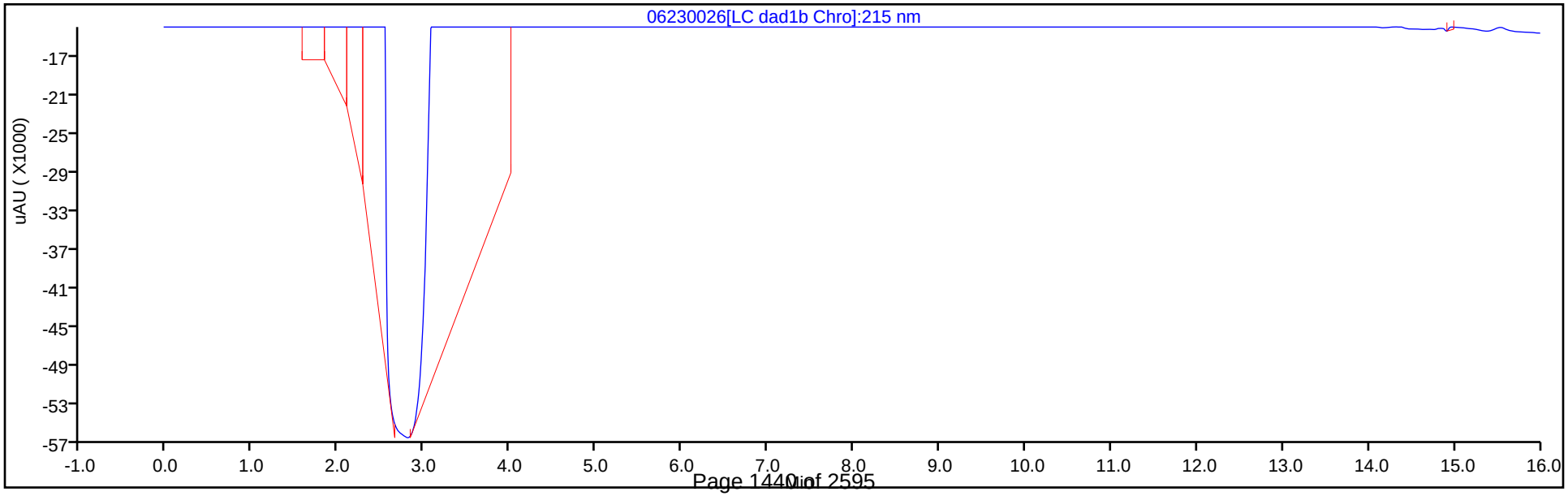

Eurofins TestAmerica, Denver
Recovery Report

Data File:	\\chromfs\Denver\ChromData\CHHPLC_X\20200623-92681.b\06230026.D				
Lims ID:	280-137702-A-26-A				
Client ID:	G0024-20A				
Sample Type:	Client				
Inject. Date:	24-Jun-2020 01:34:50	ALS Bottle#:	26	Worklist Smp#:	26
Injection Vol:	100.0 ul	Dil. Factor:	1.0000		
Sample Info:	280-137702-A-26-				
Misc. Info.:	280-0092681-026				
Operator ID:	JZ	Instrument ID:	CHHPLC_X3		
Method:	\\chromfs\Denver\ChromData\CHHPLC_X\20200623-92681.b\8330_X3.m				
Limit Group:	GCSV - 8330				
Last Update:	24-Jun-2020 16:26:13	Calib Date:	18-Mar-2020 14:39:27		
Integrator:	Falcon				
Quant Method:	External Standard	Quant By:	Initial Calibration		
Last ICal File:	\\chromna\Denver\ChromData\CHHPLC_X\20200318-90159.b\03180015.D				
Column 1 :	UltraCarb5uODS (20) (4.60 mm)		Det: LC DAD1B, 254 nm		
Process Host:	CTX1068				
First Level Reviewer: zhangji		Date:	24-Jun-2020 16:13:44		

Compound	Amount Added	Amount Recovered	% Rec.
$ 9 1,2-Dinitrobenzene	0.2000	0.1912	95.61

Manual Integration/User Assign Peak Report

Eurofins TestAmerica, Denver

Data File:	\\chromfs\denver\chromdata\chhplc_x\20200623-92681.b\06230026.d				
Injection Date:	24-Jun-2020 01:34:50	Instrument ID:	CHHPLC_X3		
Lims ID:	280-137702-A-26-A	Lab Sample ID:	280-137702-26		
Client ID:	G0024-20A				
Operator ID:	JZ	ALS Bottle#:	26	Worklist Smp#:	26
Injection Vol:	100.0 ul	Dil. Factor:	1.0000		
Method:	8330_X3	Limit Group:	GCSV - 8330		
Column:	UltraCarb5uODS (20) (4.60 mm)	Detector	LC DAD1B, 254 nm		

$ 9 1,2-Dinitrobenzene, CAS: 528-29-0

Signal: 1

Processing Integration Results

RT: 8.74
Area: 32187
Amount: 0.232881
Amount Units: ug/mL

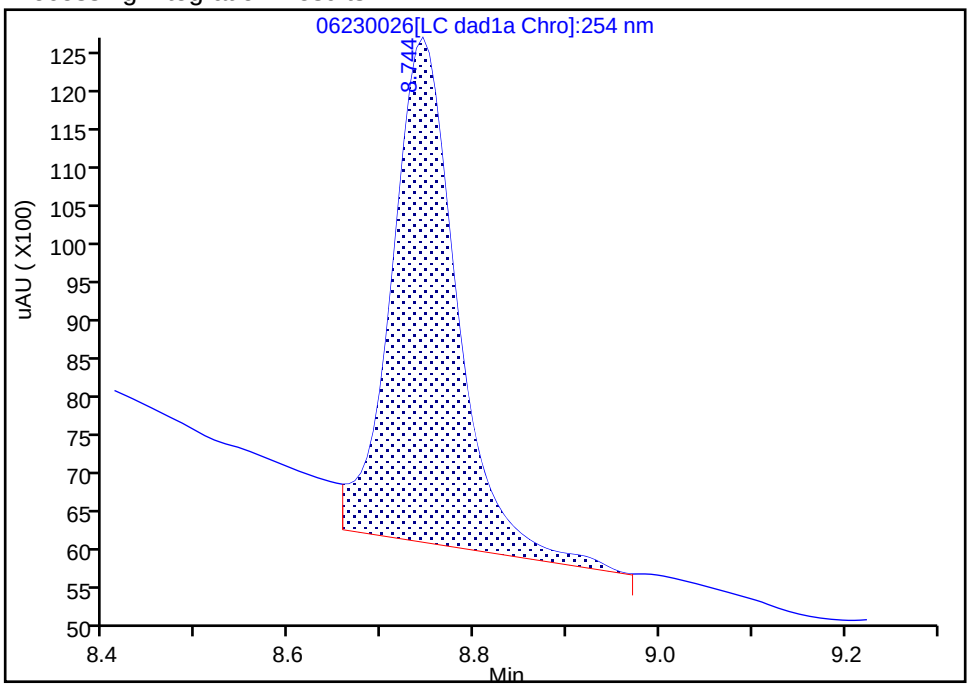

Manual Integration Results

RT: 8.74
Area: 26430
Amount: 0.191228
Amount Units: ug/mL

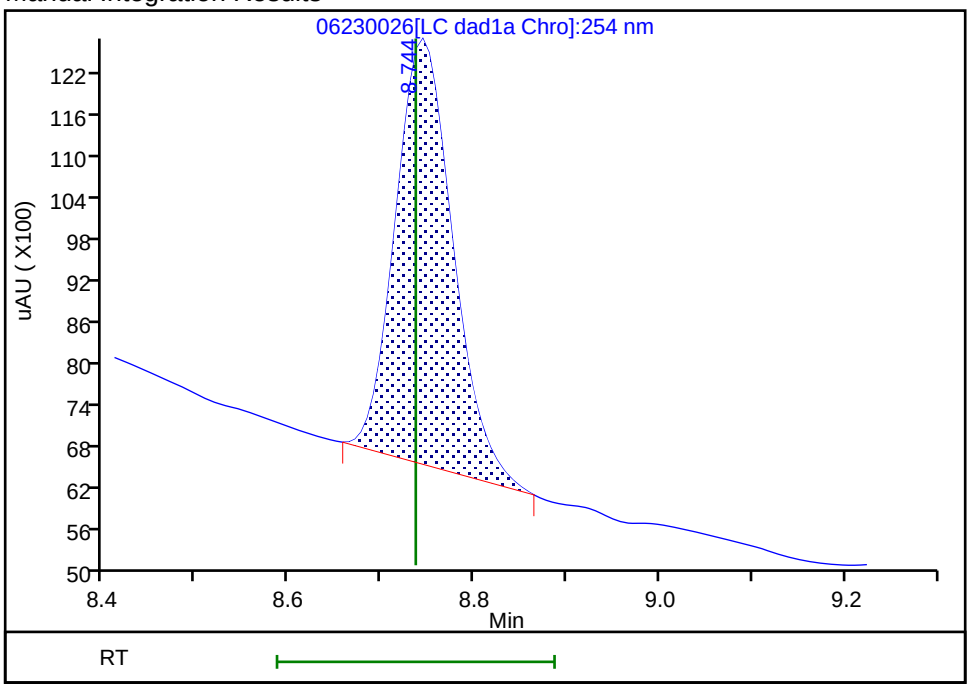

Reviewer: zhangji, 24-Jun-2020 16:13:23

Audit Action: Manually Integrated Audit Reason: Baseline

User Disabled Compound Report

Eurofins TestAmerica, Denver

Data File: \\chromfs\denver\chromdata\chhplc_x\20200623-92681.b\06230026.d

Injection Date:	24-Jun-2020 01:34:50	Instrument ID:	CHHPLC_X3		
Lims ID:	280-137702-A-26-A	Lab Sample ID:	280-137702-26		
Client ID:	G0024-20A				
Operator ID:	JZ	ALS Bottle#:	26	Worklist Smp#:	26
Injection Vol:	100.0 ul	Dil. Factor:	1.0000		
Method:	8330_X3	Limit Group:	GCSV - 8330		
Column:	UltraCarb5uODS (20) (4.60 mm)	Detector	LC DAD1B, 254 nm		

21 o-Nitrotoluene, CAS: 88-72-2, Signal: 1

RT: 12.68
Response: 1174
Amount: 0.008693

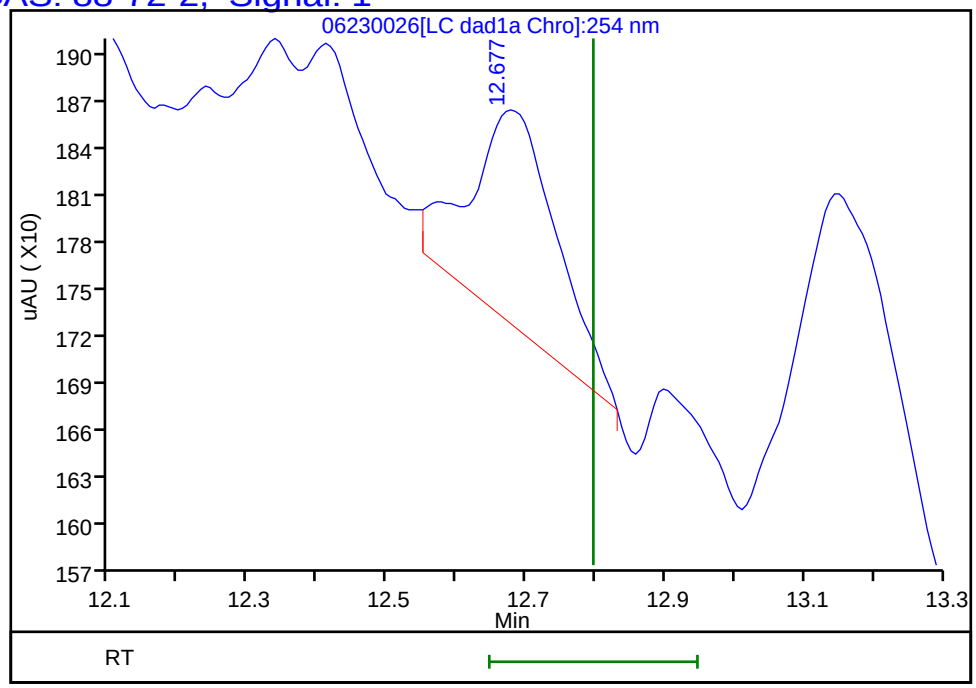

Reviewer: zhangji, 24-Jun-2020 16:13:44
Audit Action: Marked Compound Undetected Audit Reason: Invalid Compound ID

User Disabled Compound Report

Eurofins TestAmerica, Denver

Data File:	\\chromfs\denver\chromdata\chhplc_x\20200623-92681.b\06230026.d				
Injection Date:	24-Jun-2020 01:34:50	Instrument ID:	CHHPLC_X3		
Lims ID:	280-137702-A-26-A	Lab Sample ID:	280-137702-26		
Client ID:	G0024-20A				
Operator ID:	JZ	ALS Bottle#:	26	Worklist Smp#:	26
Injection Vol:	100.0 ul	Dil. Factor:	1.0000		
Method:	8330_X3	Limit Group:	GCSV - 8330		
Column:	UltraCarb5uODS (20) (4.60 mm)	Detector	LC DAD1B, 254 nm		

23 m-Nitrotoluene, CAS: 99-08-1, Signal: 1

RT: 13.94
Response: 1232
Amount: 0.008614

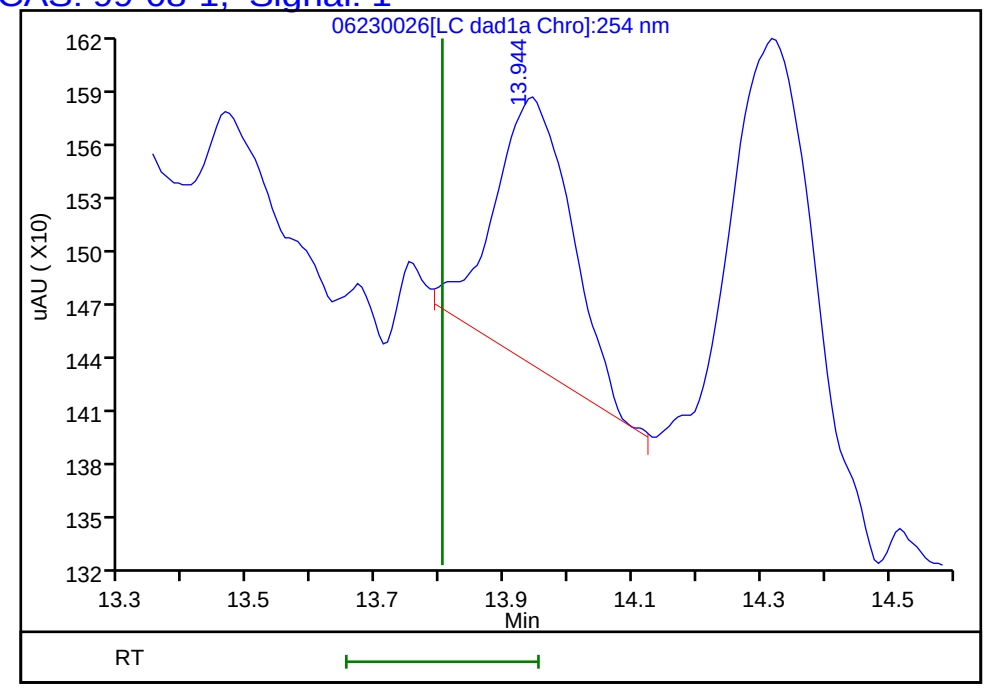

Reviewer: zhangji, 24-Jun-2020 16:13:44
Audit Action: Marked Compound Undetected Audit Reason: Invalid Compound ID

User Disabled Compound Report

Eurofins TestAmerica, Denver

Data File: \\chromfs\denver\chromdata\chhplc_x\20200623-92681.b\06230026.d

Injection Date:	24-Jun-2020 01:34:50	Instrument ID:	CHHPLC_X3		
Lims ID:	280-137702-A-26-A	Lab Sample ID:	280-137702-26		
Client ID:	G0024-20A				
Operator ID:	JZ	ALS Bottle#:	26	Worklist Smp#:	26
Injection Vol:	100.0 ul	Dil. Factor:	1.0000		
Method:	8330_X3	Limit Group:	GCSV - 8330		
Column:	UltraCarb5uODS (20) (4.60 mm)	Detector	LC DAD1B, 254 nm		

22 p-Nitrotoluene, CAS: 99-99-0, Signal: 1

RT: 13.15
Response: 2197
Amount: 0.019442

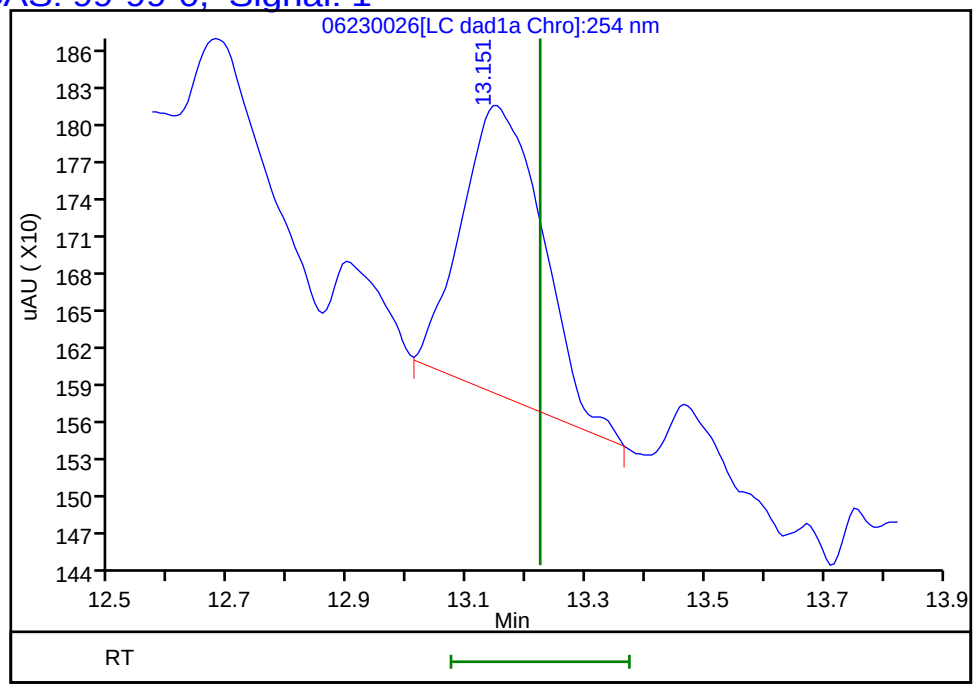

Reviewer: zhangji, 24-Jun-2020 16:13:44
Audit Action: Marked Compound Undetected Audit Reason: Invalid Compound ID

Manual Integration/User Assign Peak Report

Eurofins TestAmerica, Denver

Data File:	\\chromfs\denver\chromdata\chhplc_x\20200623-92681.b\06230026.d				
Injection Date:	24-Jun-2020 01:34:50	Instrument ID:	CHHPLC_X3		
Lims ID:	280-137702-A-26-A	Lab Sample ID:	280-137702-26		
Client ID:	G0024-20A				
Operator ID:	JZ	ALS Bottle#:	26	Worklist Smp#:	26
Injection Vol:	100.0 ul	Dil. Factor:	1.0000		
Method:	8330_X3	Limit Group:	GCSV - 8330		
Column:	UltraCarb5uODS (20) (4.60 mm)	Detector	LC DAD1B, 254 nm		

7 RDX, CAS: 121-82-4

Signal: 1

Processing Integration Results

RT: 7.78
Area: 8305
Amount: 0.071218
Amount Units: ug/mL

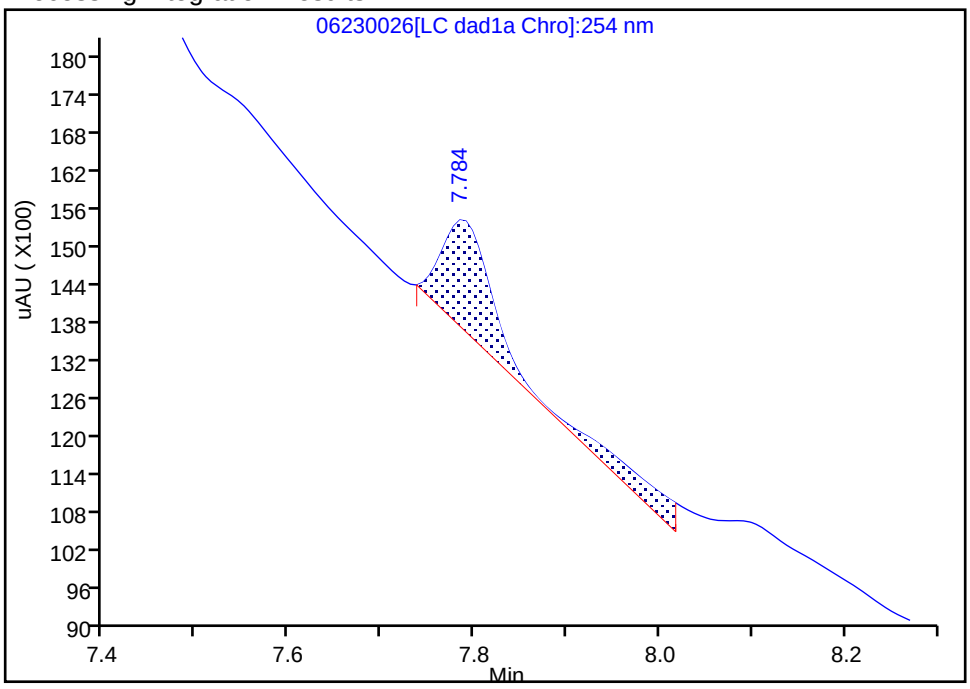

Manual Integration Results

RT: 7.78
Area: 6416
Amount: 0.055020
Amount Units: ug/mL

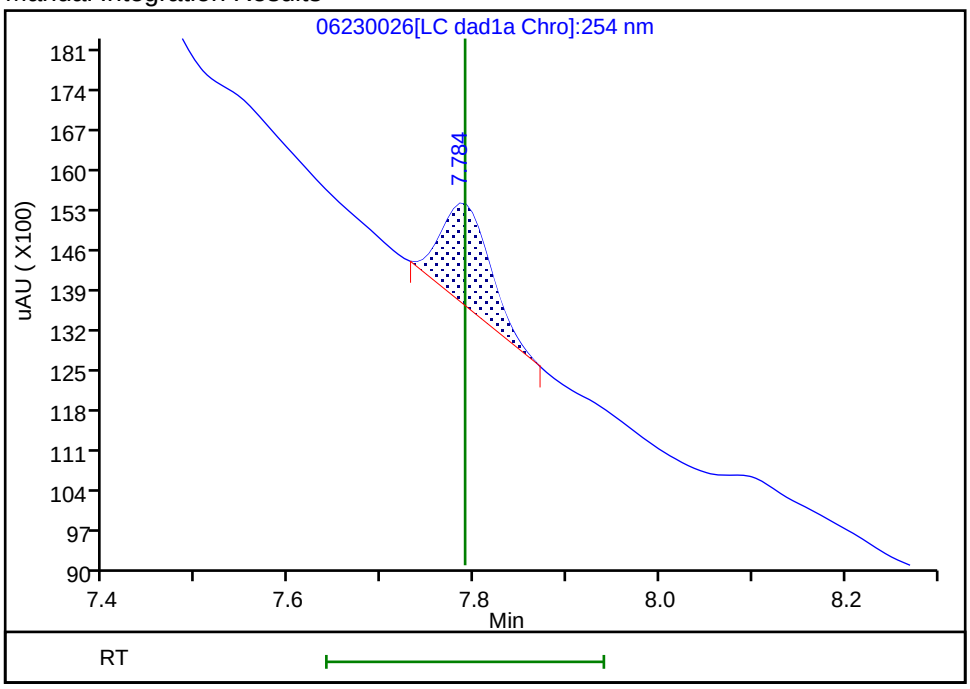

Reviewer: zhangji, 24-Jun-2020 16:13:29

Audit Action: Manually Integrated Audit Reason: Baseline

User Disabled Compound Report

Eurofins TestAmerica, Denver

Data File: \\chromfs\denver\chromdata\chhplc_x\20200623-92681.b\06230026.d

Injection Date:	24-Jun-2020 01:34:50	Instrument ID:	CHHPLC_X3		
Lims ID:	280-137702-A-26-A	Lab Sample ID:	280-137702-26		
Client ID:	G0024-20A				
Operator ID:	JZ	ALS Bottle#:	26	Worklist Smp#:	26
Injection Vol:	100.0 ul	Dil. Factor:	1.0000		
Method:	8330_X3	Limit Group:	GCSV - 8330		
Column:	UltraCarb5uODS (20) (4.60 mm)	Detector	LC DAD1B, 254 nm		

14 Tetryl, CAS: 479-45-8, Signal: 1

RT: 10.18
Response: 2482
Amount: 0.014020

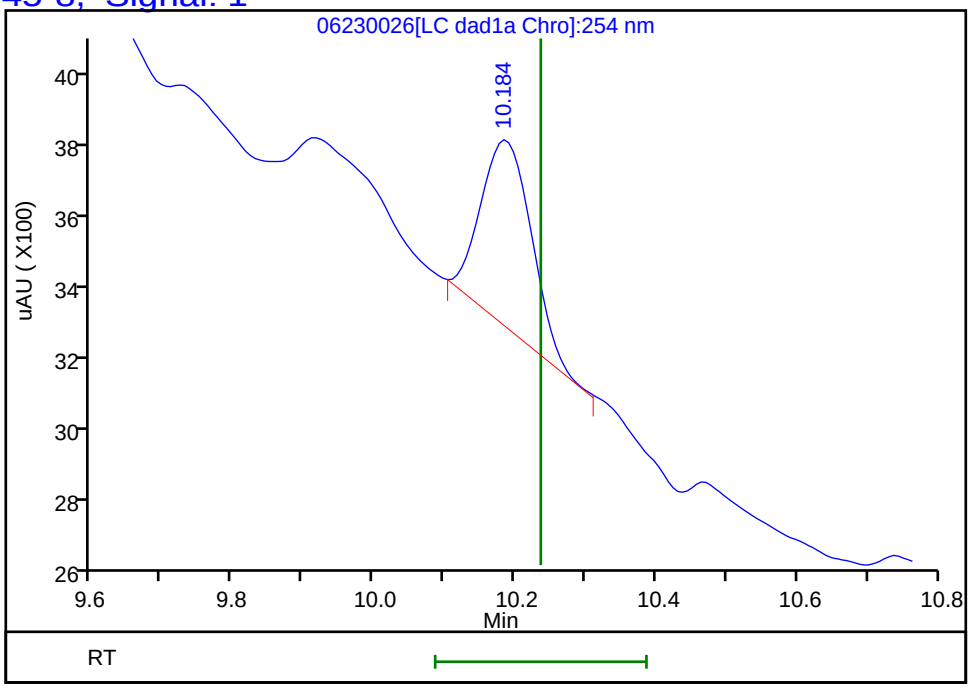

Reviewer: zhangji, 24-Jun-2020 16:13:44
Audit Action: Marked Compound Undetected Audit Reason: Invalid Compound ID

FORM I
HPLC/IC ORGANICS ANALYSIS DATA SHEET

Lab Name: Eurofins TestAmerica, Denver Job No.: 280-137702-1

SDG No.:

Client Sample ID: G0024-20A Lab Sample ID: 280-137702-26

Matrix: Water Lab File ID: 06240039.D

Analysis Method: 8330A Date Collected: 06/15/2020 12:05

Extraction Method: 3535 Date Extracted: 06/18/2020 17:20

Sample wt/vol: 466.9(mL) Date Analyzed: 06/25/2020 16:35

Con. Extract Vol.: 5(mL) Dilution Factor: 1

Injection Volume: 100(uL) GC Column: Luna-phenylhex ID: 4.6(mm)

% Moisture: GPC Cleanup:(Y/N) N

Analysis Batch No.: 500017 Units: ug/L

CAS NO.	COMPOUND NAME	RESULT	Q	LOQ	LOD	DL
118-96-7	*2,4,6-Trinitrotoluene*	*0.35*	*M J1*	*0.12*	0.11	*0.048*

CAS NO.	SURROGATE	%REC	Q	LIMITS
528-29-0	1,2-Dinitrobenzene	86	*M*	83-119

Eurofins TestAmerica, Denver
Target Compound Quantitation Report

Data File: \\chromfs\Denver\ChromData\G2_LUNA\20200624-92719.b\06240039.D
Lims ID: 280-137702-A-26-A
Client ID: G0024-20A
Sample Type: Client
Inject. Date: 25-Jun-2020 16:35:44 ALS Bottle#: 39 Worklist Smp#: 39
Injection Vol: 100.0 ul Dil. Factor: 1.0000
Sample Info: 280-137702-A-26-
Misc. Info.: 280-0092719-039
Operator ID: JZ Instrument ID: CHHPLC_G2_LUNA

Method: \\chromfs\Denver\ChromData\G2_LUNA\20200624-92719.b\G2_8330_Luna.m
Limit Group: GCSV - 8330
Last Update: 26-Jun-2020 16:19:12 Calib Date: 15-May-2020 02:11:20
Integrator: Falcon
Quant Method: External Standard Quant By: Initial Calibration
Last ICal File: \\chromfs\Denver\ChromData\G2_LUNA\20200514-91518.b\05140024.D

Column 1 : Luna-Phenyl hexyl (4.60 mm) Det: LC DAD1A, 254 nm
Process Host: CTX1025

First Level Reviewer: zhangji Date: 25-Jun-2020 18:00:42

	Compound	Det	RT (min.)	Exp RT (min.)	Dlt RT (min.)	Response	OnCol Amt ug/ml	Flags
	6 HMX	1	7.154	7.145	0.009	4110	-0.006858	7M
	7 MNX	1		7.926			ND	
	8 RDX	1	9.367	9.358	0.009	9380	0.0384	M
	9 Nitrobenzene	1		12.265			ND	
$	10 1,2-Dinitrobenzene	1	13.287	13.271	0.016	49795	0.1730	M
	12 1,3-Dinitrobenzene	1		15.805			ND	
	14 o-Nitrotoluene	1		16.745			ND	U
	15 p-Nitrotoluene	1		17.031			ND	U
	16 4-Amino-2,6-dinitrotoluene	1	17.474	17.465	0.009	42500	0.1231	M
	17 m-Nitrotoluene	1		17.958			ND	
	18 2-Amino-4,6-dinitrotoluene	1	18.401	18.398	0.003	49686	0.1068	M
	19 1,3,5-Trinitrobenzene	1		19.138			ND	
	20 2,6-Dinitrotoluene	1		20.065			ND	
	21 2,4-Dinitrotoluene	1		20.578			ND	
	22 Tetryl	1		23.885			ND	
	23 2,4,6-Trinitrotoluene	1	24.921	24.905	0.016	16319	0.0328	M

QC Flag Legend

Processing Flags
7 - Failed Limit of Detection
Review Flags
M - Manually Integrated
U - Marked Undetected

Report Date: 26-Jun-2020 16:19:16 Chrom Revision: 2.3 21-Jun-2020 18:30:46

Eurofins TestAmerica, Denver

Data File:	\\chromfs\denver\chromdata\g2_luna\20200624-92719.b\06240039.d				
Injection Date:	25-Jun-2020 16:35:44	Instrument ID:	CHHPLC_G2_LUNA	Operator ID:	JZ
Lims ID:	280-137702-A-26-A	Lab Sample ID:	280-137702-26	Worklist Smp#:	39
Client ID:	G0024-20A				
Injection Vol:	100.0 ul	Dil. Factor:	1.0000	ALS Bottle#:	39
Method:	G2_8330_Luna	Limit Group:	GCSV - 8330		

Column: Luna-Phenyl hexyl (4.60 mm) Y Scaling: Method Defined: Scale to the Nth Largest Peak: 1

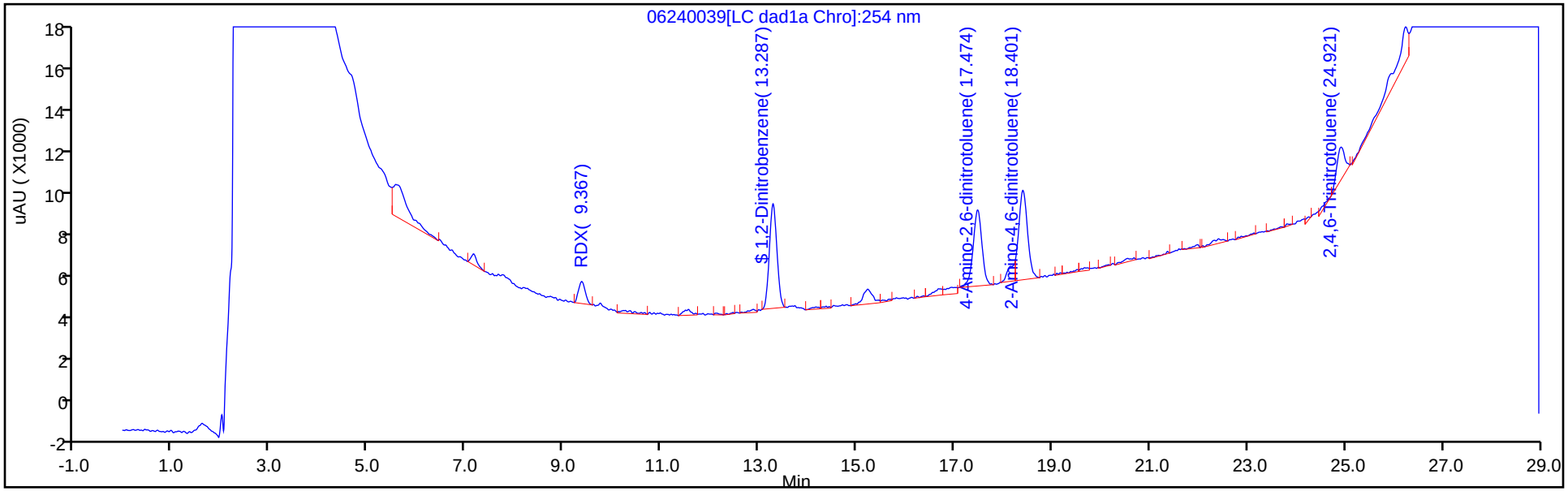

Y Scaling: Method Defined: Scale to the Nth Largest Peak: 1

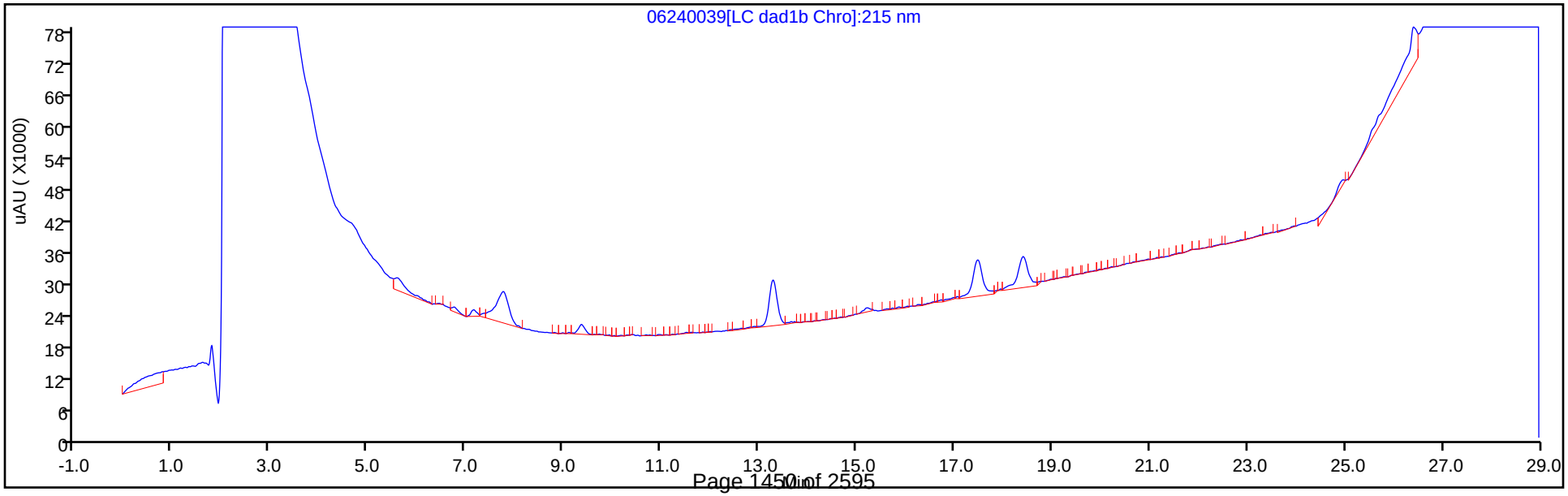

Eurofins TestAmerica, Denver
Recovery Report

Data File:	\\chromfs\Denver\ChromData\G2_LUNA\20200624-92719.b\06240039.D				
Lims ID:	280-137702-A-26-A				
Client ID:	G0024-20A				
Sample Type:	Client				
Inject. Date:	25-Jun-2020 16:35:44	ALS Bottle#:	39	Worklist Smp#:	39
Injection Vol:	100.0 ul	Dil. Factor:	1.0000		
Sample Info:	280-137702-A-26-				
Misc. Info.:	280-0092719-039				
Operator ID:	JZ	Instrument ID:	CHHPLC_G2_LUNA		
Method:	\\chromfs\Denver\ChromData\G2_LUNA\20200624-92719.b\G2_8330_Luna.m				
Limit Group:	GCSV - 8330				
Last Update:	26-Jun-2020 16:19:12	Calib Date:	15-May-2020 02:11:20		
Integrator:	Falcon				
Quant Method:	External Standard	Quant By:	Initial Calibration		
Last ICal File:	\\chromfs\Denver\ChromData\G2_LUNA\20200514-91518.b\05140024.D				
Column 1 :	Luna-Phenyl hexyl (4.60 mm)		Det: LC DAD1A, 254 nm		
Process Host:	CTX1025				
First Level Reviewer: zhangji		Date:	25-Jun-2020 18:00:42		

Compound	Amount Added	Amount Recovered	% Rec.
$ 10 1,2-Dinitrobenzene	0.2000	0.1730	86.49

Manual Integration/User Assign Peak Report

Eurofins TestAmerica, Denver

Data File:	\\chromfs\denver\chromdata\g2_luna\20200624-92719.b\06240039.d				
Injection Date:	25-Jun-2020 16:35:44	Instrument ID:	CHHPLC_G2_LUNA		
Lims ID:	280-137702-A-26-A	Lab Sample ID:	280-137702-26		
Client ID:	G0024-20A				
Operator ID:	JZ	ALS Bottle#:	39	Worklist Smp#:	39
Injection Vol:	100.0 ul	Dil. Factor:	1.0000		
Method:	G2_8330_Luna	Limit Group:	GCSV - 8330		
Column:	Luna-Phenyl hexyl (4.60 mm)	Detector	LC DAD1A, 254 nm		

$ 10 1,2-Dinitrobenzene, CAS: 528-29-0

Signal: 1

Processing Integration Results

RT: 13.29
Area: 57696
Amount: 0.201484
Amount Units: ug/ml

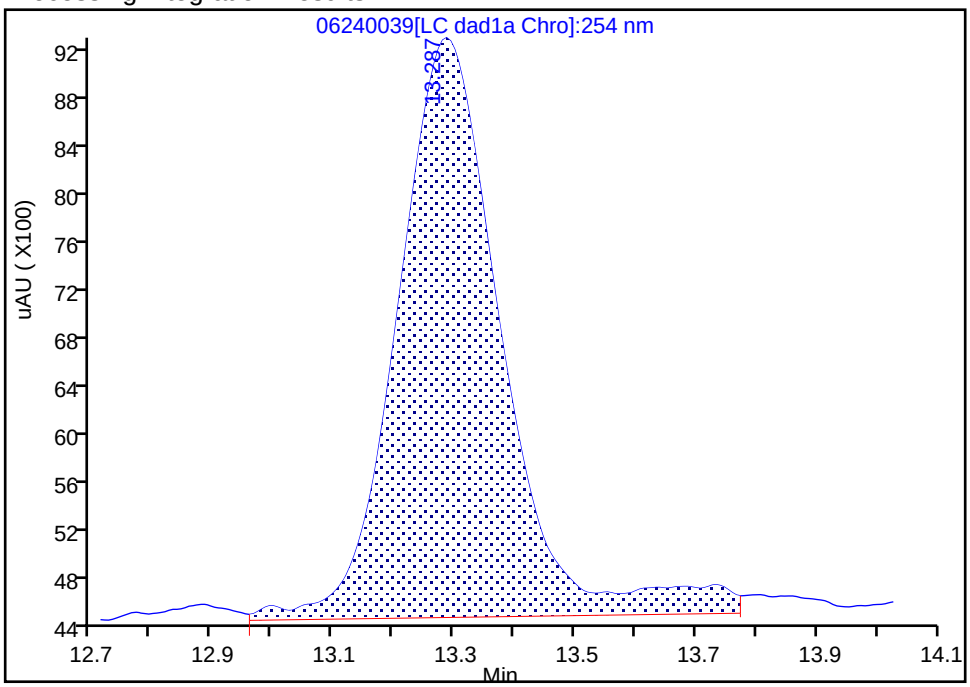

Manual Integration Results

RT: 13.29
Area: 49795
Amount: 0.172984
Amount Units: ug/ml

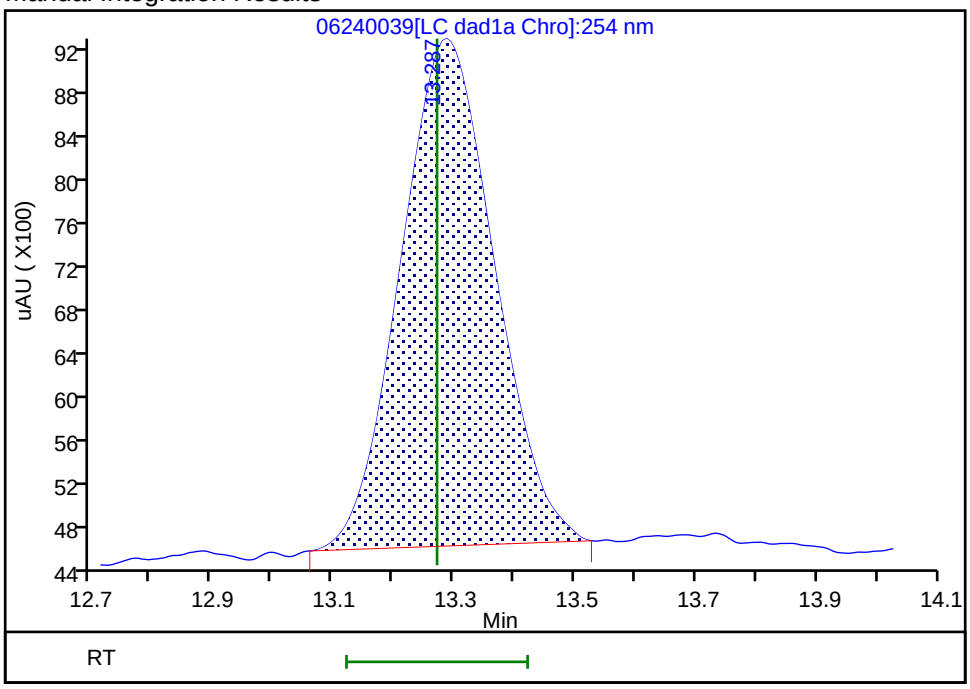

Reviewer: zhangji, 25-Jun-2020 18:00:12

Audit Action: Manually Integrated Audit Reason: Baseline

Manual Integration/User Assign Peak Report

Eurofins TestAmerica, Denver

Data File:	\\chromfs\denver\chromdata\g2_luna\20200624-92719.b\06240039.d				
Injection Date:	25-Jun-2020 16:35:44	Instrument ID:	CHHPLC_G2_LUNA		
Lims ID:	280-137702-A-26-A	Lab Sample ID:	280-137702-26		
Client ID:	G0024-20A				
Operator ID:	JZ	ALS Bottle#:	39	Worklist Smp#:	39
Injection Vol:	100.0 ul	Dil. Factor:	1.0000		
Method:	G2_8330_Luna	Limit Group:	GCSV - 8330		
Column:	Luna-Phenyl hexyl (4.60 mm)	Detector	LC DAD1A, 254 nm		

23 2,4,6-Trinitrotoluene, CAS: 118-96-7

Signal: 1

Processing Integration Results

RT: 24.92
Area: 18127
Amount: 0.037272
Amount Units: ug/ml

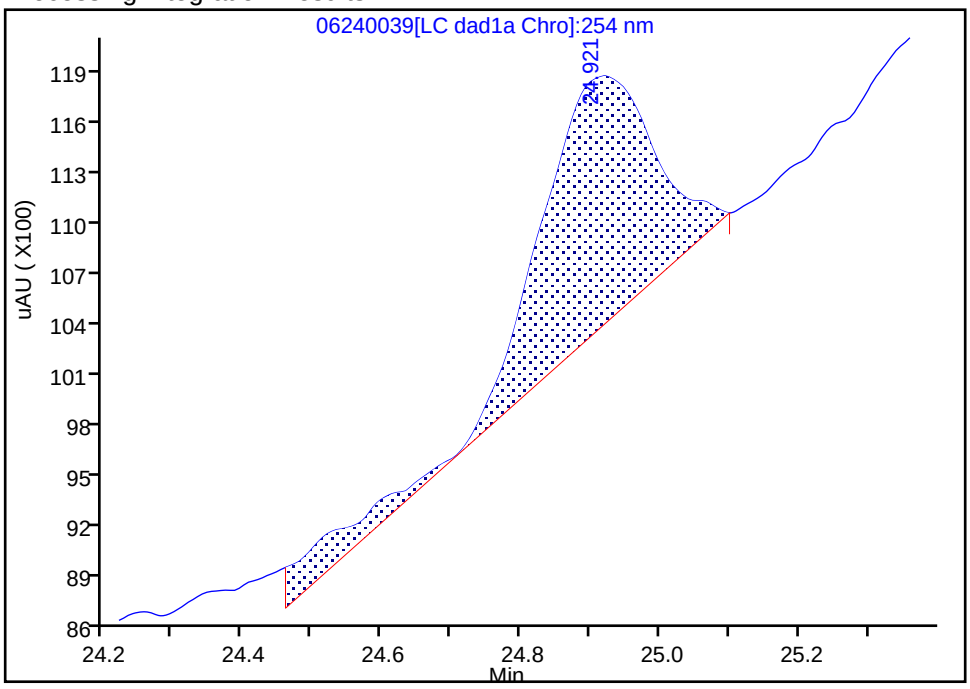

Manual Integration Results

RT: 24.92
Area: 16319
Amount: 0.032771
Amount Units: ug/ml

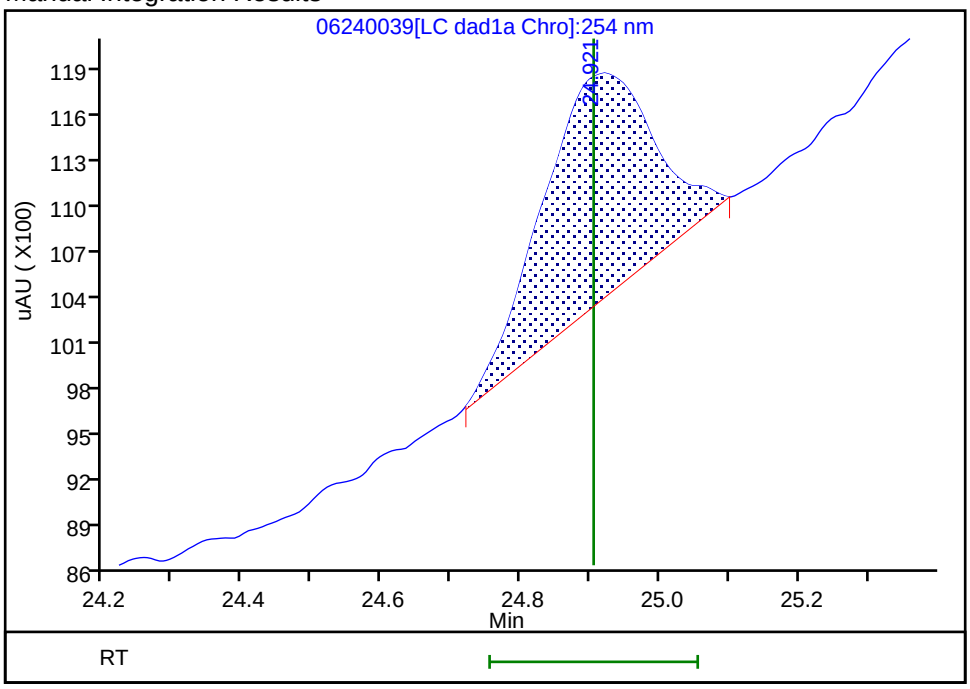

Reviewer: zhangji, 25-Jun-2020 18:00:22

Audit Action: Split an Integrated Peak Audit Reason: Baseline

Manual Integration/User Assign Peak Report

Eurofins TestAmerica, Denver

Data File:	\\chromfs\denver\chromdata\g2_luna\20200624-92719.b\06240039.d				
Injection Date:	25-Jun-2020 16:35:44	Instrument ID:	CHHPLC_G2_LUNA		
Lims ID:	280-137702-A-26-A	Lab Sample ID:	280-137702-26		
Client ID:	G0024-20A				
Operator ID:	JZ	ALS Bottle#:	39	Worklist Smp#:	39
Injection Vol:	100.0 ul	Dil. Factor:	1.0000		
Method:	G2_8330_Luna	Limit Group:	GCSV - 8330		
Column:	Luna-Phenyl hexyl (4.60 mm)	Detector	LC DAD1A, 254 nm		

18 2-Amino-4,6-dinitrotoluene, CAS: 35572-78-2

Signal: 1

Processing Integration Results

RT: 18.40
Area: 67223
Amount: 0.144500
Amount Units: ug/ml

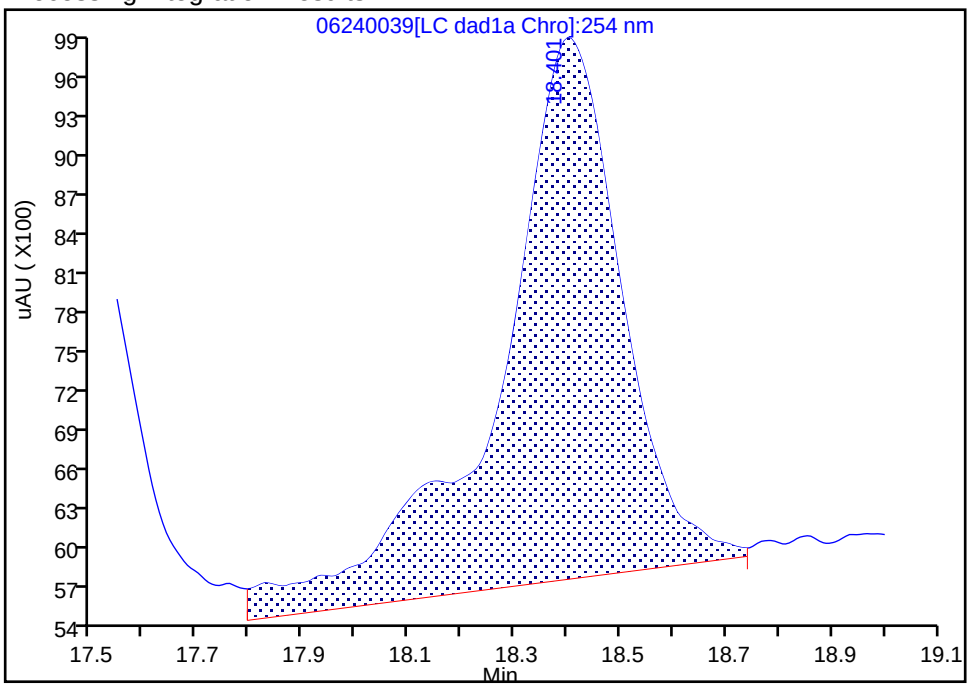

Manual Integration Results

RT: 18.40
Area: 49686
Amount: 0.106803
Amount Units: ug/ml

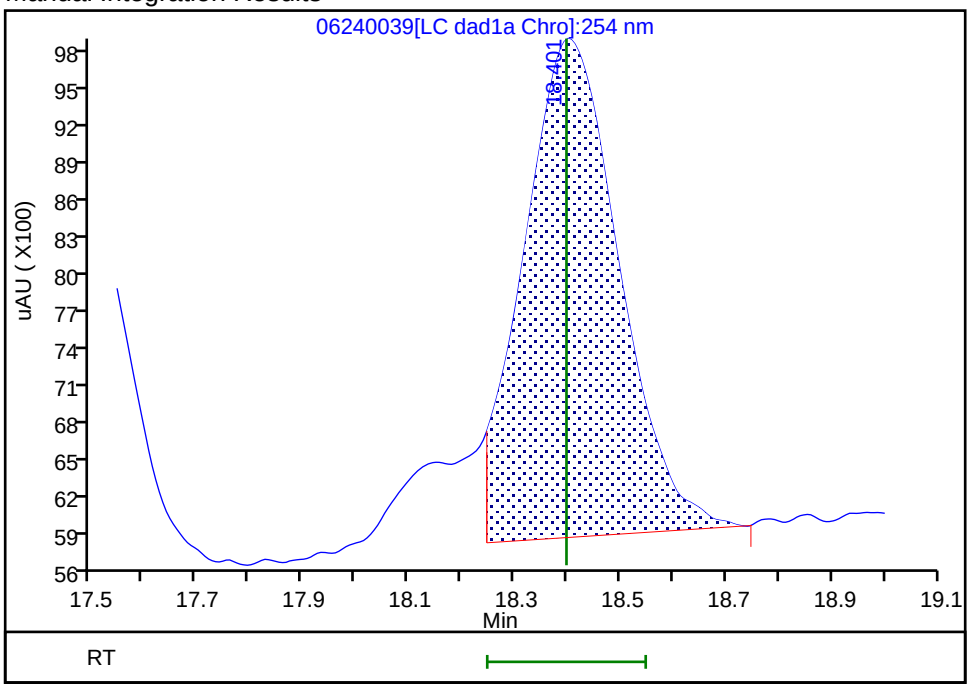

Reviewer: zhangji, 25-Jun-2020 18:00:38

Audit Action: Split an Integrated Peak Audit Reason: Baseline

User Disabled Compound Report

Eurofins TestAmerica, Denver

Data File:	\\chromfs\denver\chromdata\g2_luna\20200624-92719.b\06240039.d				
Injection Date:	25-Jun-2020 16:35:44	Instrument ID:	CHHPLC_G2_LUNA		
Lims ID:	280-137702-A-26-A	Lab Sample ID:	280-137702-26		
Client ID:	G0024-20A				
Operator ID:	JZ	ALS Bottle#:	39	Worklist Smp#:	39
Injection Vol:	100.0 ul	Dil. Factor:	1.0000		
Method:	G2_8330_Luna	Limit Group:	GCSV - 8330		
Column:	Luna-Phenyl hexyl (4.60 mm)	Detector	LC DAD1A, 254 nm		

14 o-Nitrotoluene, CAS: 88-72-2, Signal: 1

RT: 16.67
Response: 3460
Amount: 0.012676

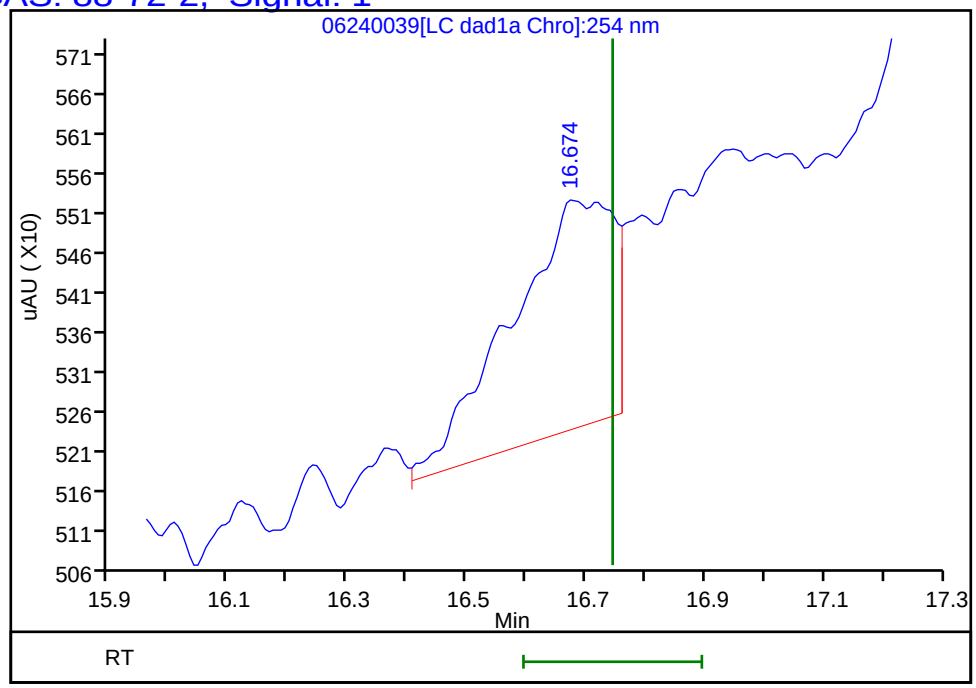

Reviewer: zhangji, 25-Jun-2020 18:00:42
Audit Action: Marked Compound Undetected Audit Reason: Invalid Compound ID

Manual Integration/User Assign Peak Report

Eurofins TestAmerica, Denver

Data File:	\\chromfs\denver\chromdata\g2_luna\20200624-92719.b\06240039.d				
Injection Date:	25-Jun-2020 16:35:44	Instrument ID:	CHHPLC_G2_LUNA		
Lims ID:	280-137702-A-26-A	Lab Sample ID:	280-137702-26		
Client ID:	G0024-20A				
Operator ID:	JZ	ALS Bottle#:	39	Worklist Smp#:	39
Injection Vol:	100.0 ul	Dil. Factor:	1.0000		
Method:	G2_8330_Luna	Limit Group:	GCSV - 8330		
Column:	Luna-Phenyl hexyl (4.60 mm)	Detector	LC DAD1A, 254 nm		

16 4-Amino-2,6-dinitrotoluene, CAS: 19406-51-0

Signal: 1

Processing Integration Results

RT: 17.47
Area: 53404
Amount: 0.154689
Amount Units: ug/ml

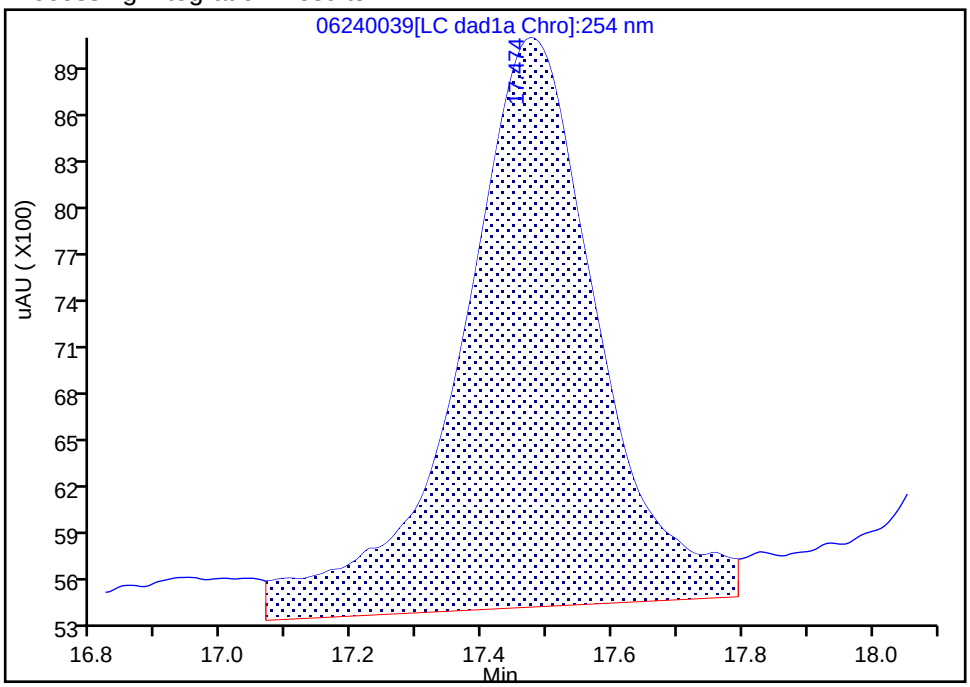

Manual Integration Results

RT: 17.47
Area: 42500
Amount: 0.123105
Amount Units: ug/ml

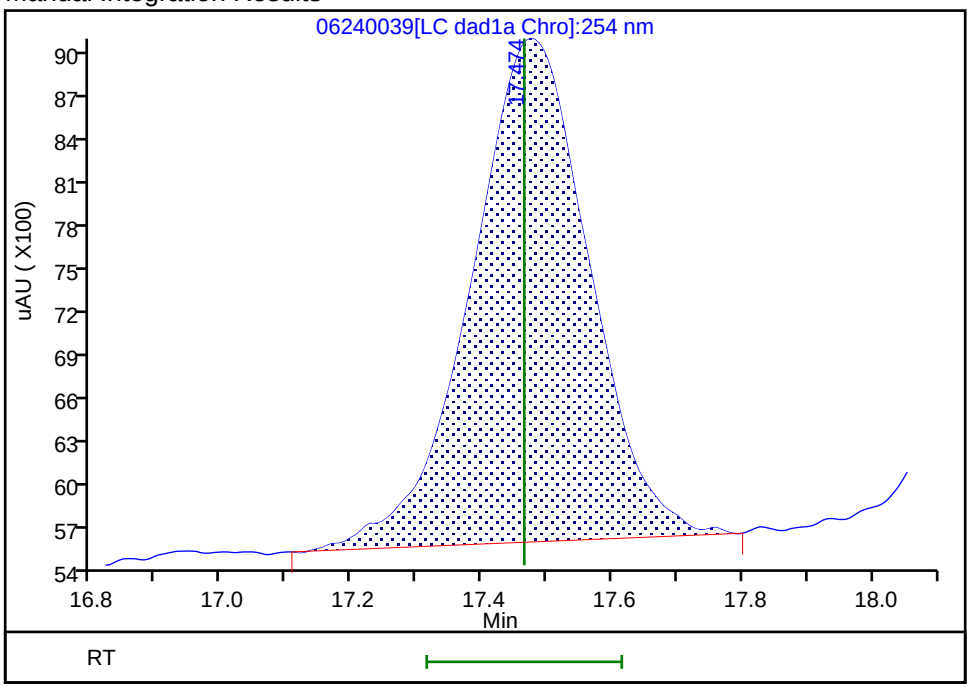

Reviewer: zhangji, 25-Jun-2020 18:00:34

Audit Action: Manually Integrated Audit Reason: Baseline

User Disabled Compound Report

Eurofins TestAmerica, Denver

Data File:	\\chromfs\denver\chromdata\g2_luna\20200624-92719.b\06240039.d				
Injection Date:	25-Jun-2020 16:35:44	Instrument ID:	CHHPLC_G2_LUNA		
Lims ID:	280-137702-A-26-A	Lab Sample ID:	280-137702-26		
Client ID:	G0024-20A				
Operator ID:	JZ	ALS Bottle#:	39	Worklist Smp#:	39
Injection Vol:	100.0 ul	Dil. Factor:	1.0000		
Method:	G2_8330_Luna	Limit Group:	GCSV - 8330		
Column:	Luna-Phenyl hexyl (4.60 mm)	Detector	LC DAD1A, 254 nm		

15 p-Nitrotoluene, CAS: 99-99-0, Signal: 1

RT: 16.95
Response: 4869
Amount: 0.020213

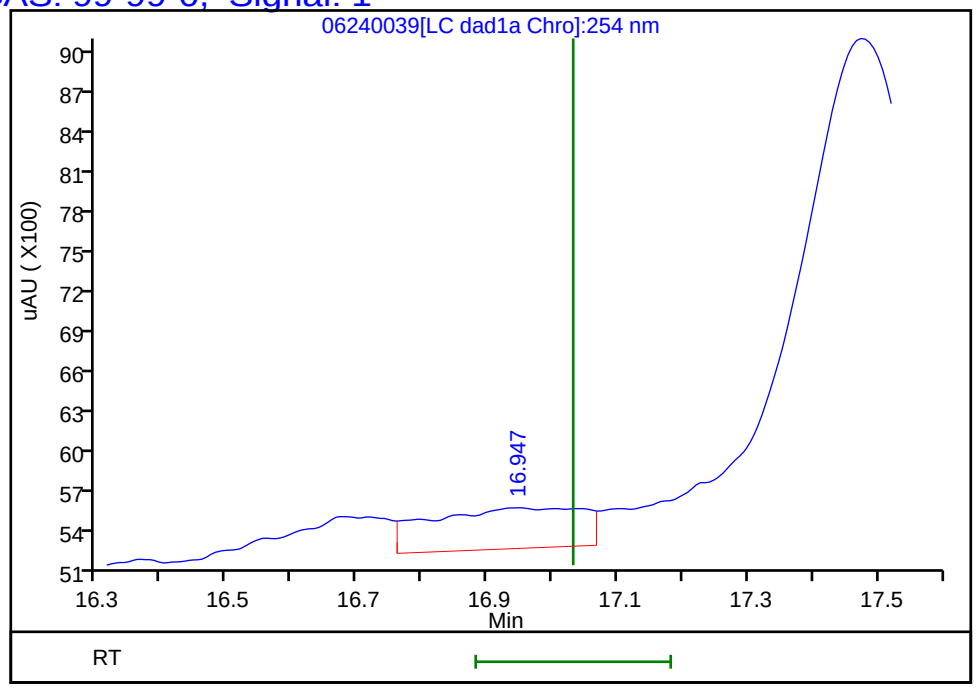

Reviewer: zhangji, 25-Jun-2020 18:00:42
Audit Action: Marked Compound Undetected Audit Reason: Invalid Compound ID

Manual Integration/User Assign Peak Report

Eurofins TestAmerica, Denver

Data File:	\\chromfs\denver\chromdata\g2_luna\20200624-92719.b\06240039.d				
Injection Date:	25-Jun-2020 16:35:44	Instrument ID:	CHHPLC_G2_LUNA		
Lims ID:	280-137702-A-26-A	Lab Sample ID:	280-137702-26		
Client ID:	G0024-20A				
Operator ID:	JZ	ALS Bottle#:	39	Worklist Smp#:	39
Injection Vol:	100.0 ul	Dil. Factor:	1.0000		
Method:	G2_8330_Luna	Limit Group:	GCSV - 8330		
Column:	Luna-Phenyl hexyl (4.60 mm)	Detector	LC DAD1A, 254 nm		

6 HMX, CAS: 2691-41-0

Signal: 1

Processing Integration Results

RT: 7.15
Area: 8845
Amount: 0.019891
Amount Units: ug/ml

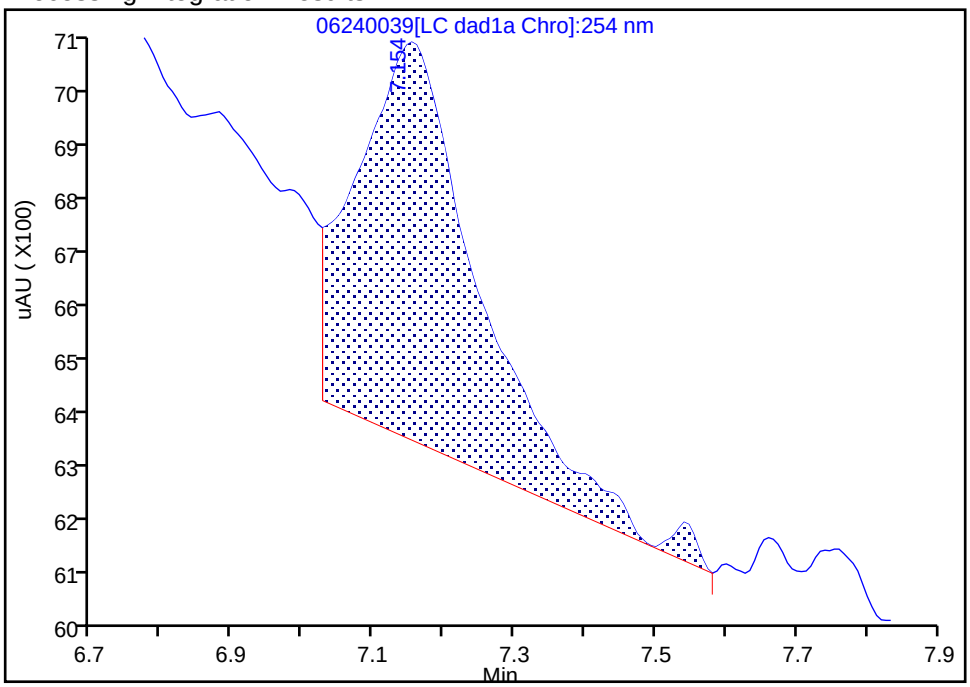

Manual Integration Results

RT: 7.15
Area: 4110
Amount: -0.006858
Amount Units: ug/ml

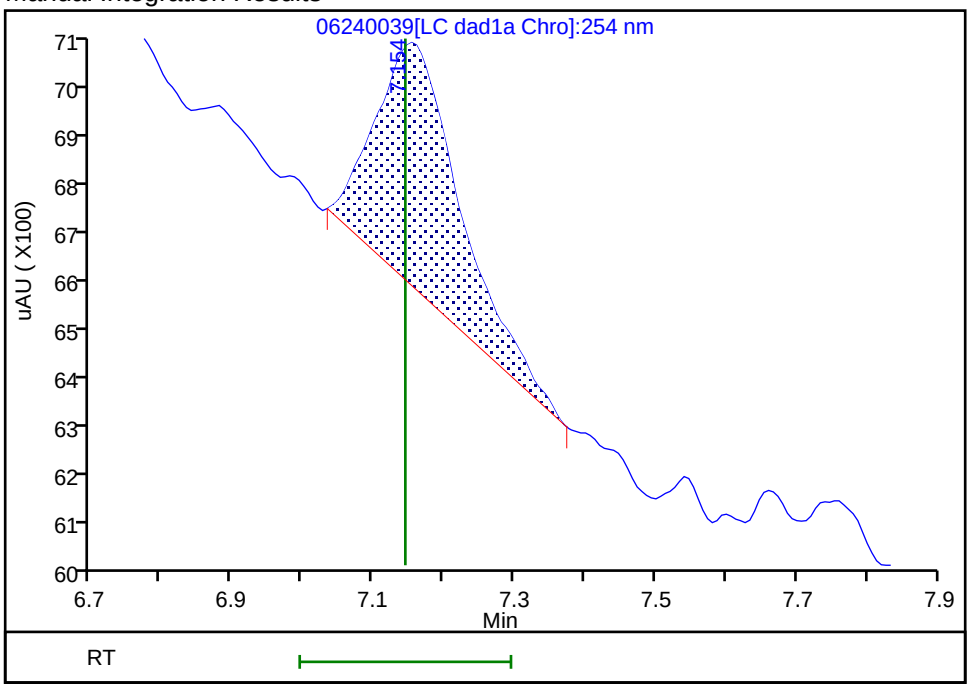

Reviewer: zhangji, 25-Jun-2020 17:59:56

Audit Action: Manually Integrated Audit Reason: Baseline

Manual Integration/User Assign Peak Report

Eurofins TestAmerica, Denver

Data File:	\\chromfs\denver\chromdata\g2_luna\20200624-92719.b\06240039.d				
Injection Date:	25-Jun-2020 16:35:44	Instrument ID:	CHHPLC_G2_LUNA		
Lims ID:	280-137702-A-26-A	Lab Sample ID:	280-137702-26		
Client ID:	G0024-20A				
Operator ID:	JZ	ALS Bottle#:	39	Worklist Smp#:	39
Injection Vol:	100.0 ul	Dil. Factor:	1.0000		
Method:	G2_8330_Luna	Limit Group:	GCSV - 8330		
Column:	Luna-Phenyl hexyl (4.60 mm)	Detector	LC DAD1A, 254 nm		

8 RDX, CAS: 121-82-4

Signal: 1

Processing Integration Results

RT: 9.37
Area: 16157
Amount: 0.066120
Amount Units: ug/ml

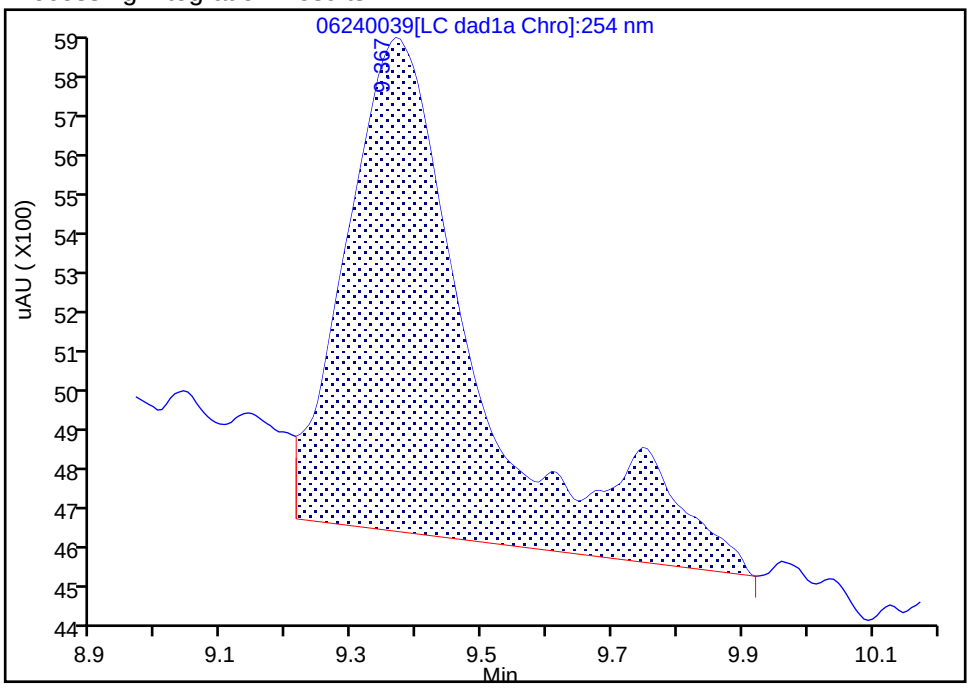

Manual Integration Results

RT: 9.37
Area: 9380
Amount: 0.038386
Amount Units: ug/ml

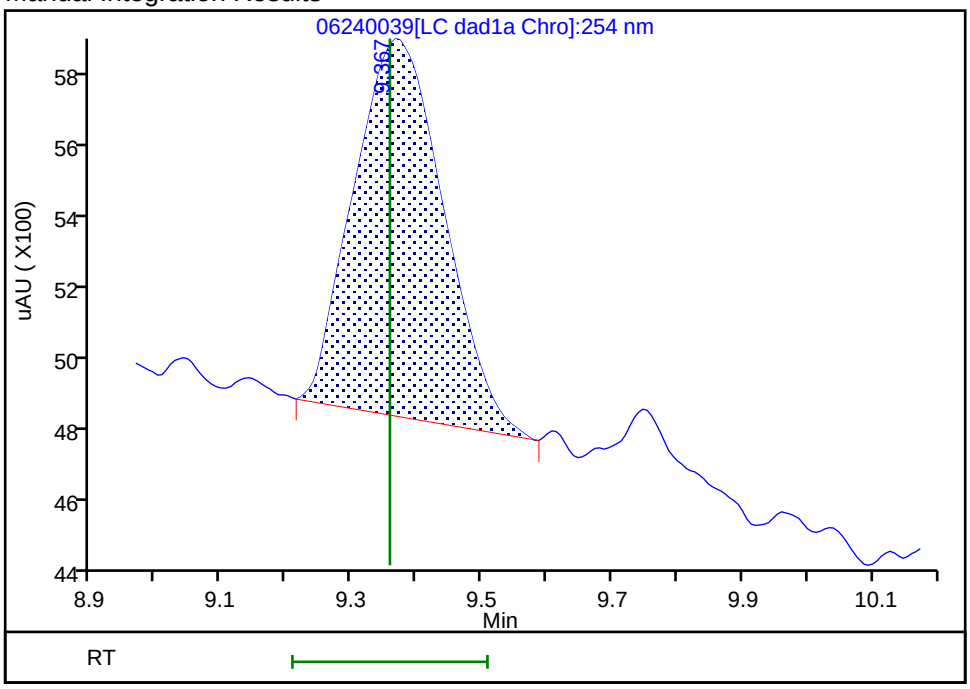

Reviewer: zhangji, 25-Jun-2020 18:00:05

Audit Action: Manually Integrated Audit Reason: Baseline

FORM I
HPLC/IC ORGANICS ANALYSIS DATA SHEET

Lab Name: Eurofins TestAmerica, Denver Job No.: 280-137702-1

SDG No.:

Client Sample ID: G0097-20A Lab Sample ID: 280-137702-27

Matrix: Water Lab File ID: 06230029.D

Analysis Method: 8330A Date Collected: 06/14/2020 09:35

Extraction Method: 3535 Date Extracted: 06/18/2020 17:20

Sample wt/vol: 455.5(mL) Date Analyzed: 06/24/2020 02:43

Con. Extract Vol.: 5(mL) Dilution Factor: 20

Injection Volume: 100(uL) GC Column: UltraCarb5uODS ID: 4.6(mm)

% Moisture: GPC Cleanup:(Y/N) N

Analysis Batch No.: 499864 Units: ug/L

CAS NO.	COMPOUND NAME	RESULT	Q	LOQ	LOD	DL
99-35-4	1,3,5-Trinitrobenzene	4.4	U Q	4.6	4.4	1.8
99-65-0	1,3-Dinitrobenzene	2.2	U M Q	2.4	2.2	0.81
118-96-7	2,4,6-Trinitrotoluene	2.2	U Q	2.4	2.2	0.99
121-14-2	2,4-Dinitrotoluene	1.8	U Q	2.2	1.8	0.60
606-20-2	2,6-Dinitrotoluene	1.8	U Q	2.2	1.8	0.88
35572-78-2	2-Amino-4,6-dinitrotoluene	2.2	U Q	2.4	2.2	1.1
88-72-2	2-Nitrotoluene	4.4	U Q	4.6	4.4	1.9
99-08-1	3-Nitrotoluene	8.8	U Q	8.8	8.8	4.3
19406-51-0	4-Amino-2,6-dinitrotoluene	2.6	U Q	3.3	2.6	1.3
99-99-0	4-Nitrotoluene	8.8	U Q	9.0	8.8	2.2
98-95-3	Nitrobenzene	4.4	U Q	4.6	4.4	2.0
121-82-4	RDX	4.4	U Q	4.6	4.4	1.1

CAS NO.	SURROGATE	%REC	Q	LIMITS
528-29-0	1,2-Dinitrobenzene	173	M Q D	83-119

Eurofins TestAmerica, Denver
Target Compound Quantitation Report

Data File: \\chromfs\Denver\ChromData\CHHPLC_X\20200623-92681.b\06230029.D
Lims ID: 280-137702-A-27-A
Client ID: G0097-20A
Sample Type: Client
Inject. Date: 24-Jun-2020 02:43:51 ALS Bottle#: 29 Worklist Smp#: 29
Injection Vol: 100.0 ul Dil. Factor: 20.0000
Sample Info: 280-137702-A-27-
Misc. Info.: 280-0092681-029
Operator ID: JZ Instrument ID: CHHPLC_X3

Method: \\chromfs\Denver\ChromData\CHHPLC_X\20200623-92681.b\8330_X3.m
Limit Group: GCSV - 8330
Last Update: 24-Jun-2020 16:26:19 Calib Date: 18-Mar-2020 14:39:27
Integrator: Falcon
Quant Method: External Standard Quant By: Initial Calibration
Last ICal File: \\chromna\Denver\ChromData\CHHPLC_X\20200318-90159.b\03180015.D

Column 1 : UltraCarb5uODS (20) (4.60 mm) Det: LC DAD1B, 254 nm
Process Host: CTX1068

First Level Reviewer: zhangji Date: 24-Jun-2020 16:15:12

	Compound	Det	RT (min.)	Exp RT (min.)	Dlt RT (min.)	Response	OnCol Amt ug/mL	Flags
	3 HMX	1	6.748	6.723	0.025	13461	0.1566	M
	6 MNX	1	7.388	7.394	-0.006	167812	1.06	M
	7 RDX	1		7.790			ND	
$	9 1,2-Dinitrobenzene	1	8.782	8.736	0.046	2396	0.0173	Ma
	10 1,3,5-Trinitrobenzene	1		8.923			ND	
	11 1,3-Dinitrobenzene	1		9.570			ND	U
	12 Nitrobenzene	1		9.943			ND	
	14 Tetryl	1	10.235	10.236	-0.001	2267	0.0128	M
	16 2,4,6-Trinitrotoluene	1		11.203			ND	
	17 4-Amino-2,6-dinitrotoluene	1		11.363			ND	
	18 2-Amino-4,6-dinitrotoluene	1		11.656			ND	
	19 2,6-Dinitrotoluene	1		11.790			ND	
	20 2,4-Dinitrotoluene	1		11.990			ND	
	21 o-Nitrotoluene	1		12.796			ND	
	22 p-Nitrotoluene	1		13.223			ND	
	23 m-Nitrotoluene	1		13.803			ND	

QC Flag Legend

Review Flags
M - Manually Integrated
U - Marked Undetected
a - User Assigned ID

Report Date: 24-Jun-2020 16:26:19 Chrom Revision: 2.3 21-Jun-2020 18:30:46

Eurofins TestAmerica, Denver

Data File: \\chromfs\denver\chromdata\chhplc_x\20200623-92681.b\06230029.d

Injection Date:	24-Jun-2020 02:43:51	Instrument ID:	CHHPLC_X3	Operator ID:	JZ
Lims ID:	280-137702-A-27-A	Lab Sample ID:	280-137702-27	Worklist Smp#:	29
Client ID:	G0097-20A				
Injection Vol:	100.0 ul	Dil. Factor:	20.0000	ALS Bottle#:	29
Method:	8330_X3	Limit Group:	GCSV - 8330		

Column: UltraCarb5uODS (20) (4.60 mm) Y Scaling: Method Defined: Scale to the Nth Largest Target: 1

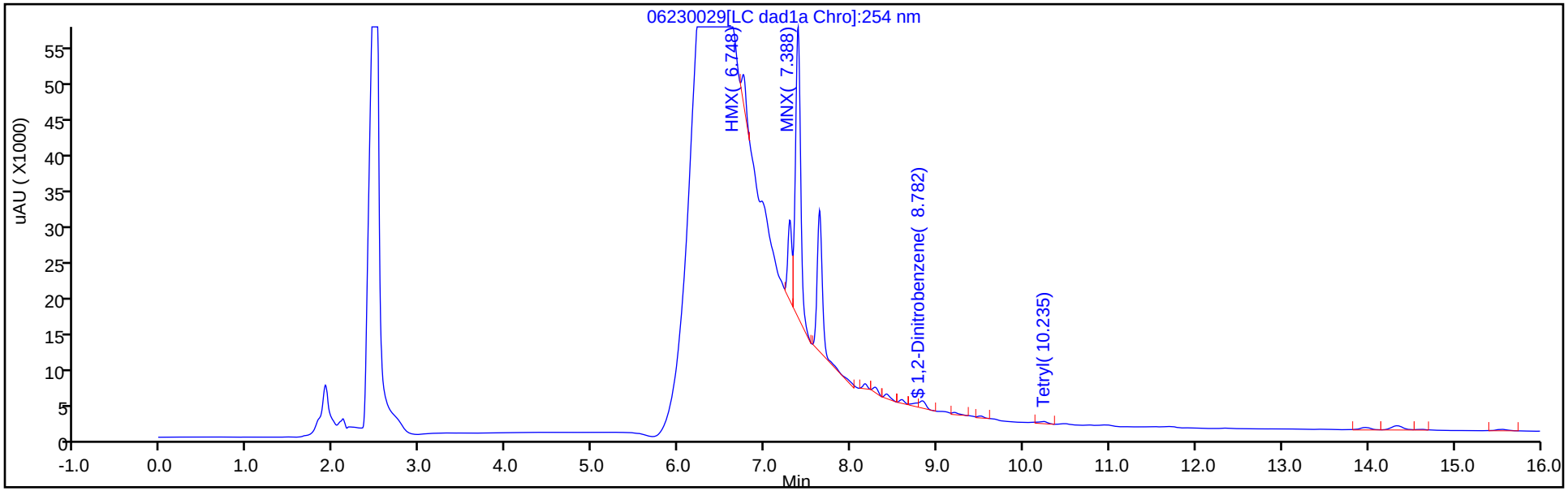

Y Scaling: Method Defined: Scale to the Nth Largest Target: 1

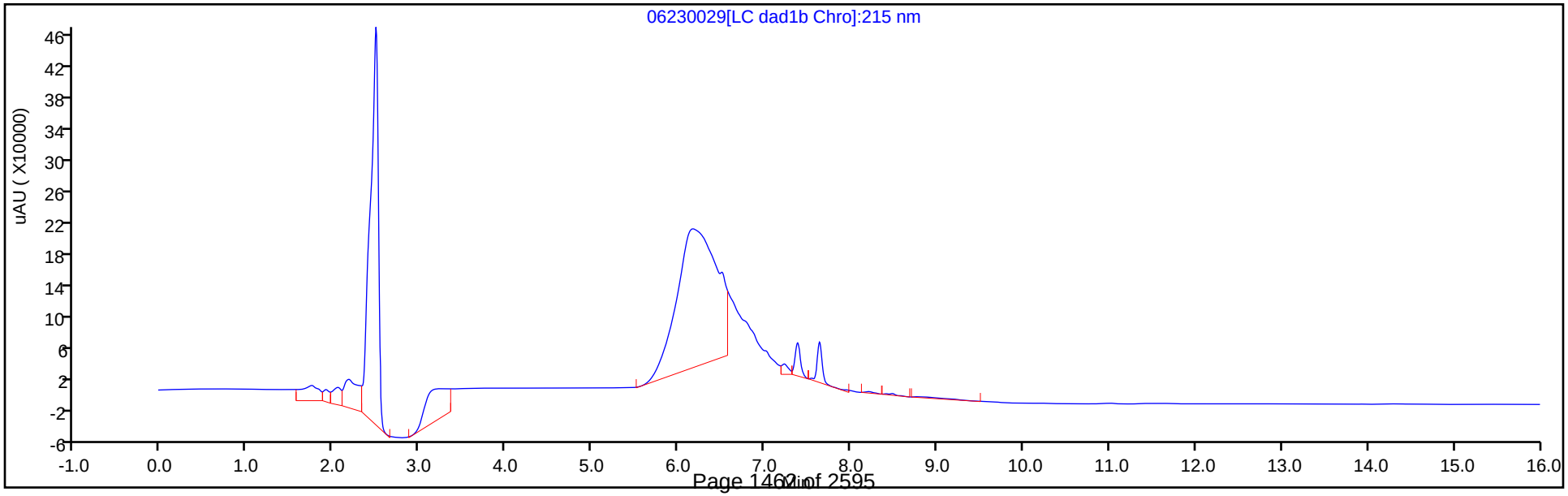

Eurofins TestAmerica, Denver
Recovery Report

Data File:	\\chromfs\Denver\ChromData\CHHPLC_X\20200623-92681.b\06230029.D				
Lims ID:	280-137702-A-27-A				
Client ID:	G0097-20A				
Sample Type:	Client				
Inject. Date:	24-Jun-2020 02:43:51	ALS Bottle#:	29	Worklist Smp#:	29
Injection Vol:	100.0 ul	Dil. Factor:	20.0000		
Sample Info:	280-137702-A-27-				
Misc. Info.:	280-0092681-029				
Operator ID:	JZ	Instrument ID:	CHHPLC_X3		
Method:	\\chromfs\Denver\ChromData\CHHPLC_X\20200623-92681.b\8330_X3.m				
Limit Group:	GCSV - 8330				
Last Update:	24-Jun-2020 16:26:19	Calib Date:	18-Mar-2020 14:39:27		
Integrator:	Falcon				
Quant Method:	External Standard	Quant By:	Initial Calibration		
Last ICal File:	\\chromna\Denver\ChromData\CHHPLC_X\20200318-90159.b\03180015.D				
Column 1 :	UltraCarb5uODS (20) (4.60 mm)		Det: LC DAD1B, 254 nm		
Process Host:	CTX1068				
First Level Reviewer: zhangji		Date:	24-Jun-2020 16:15:12		

Compound	Amount Added	Amount Recovered	% Rec.
$ 9 1,2-Dinitrobenzene	0.2000	0.0173	8.67

Manual Integration/User Assign Peak Report

Eurofins TestAmerica, Denver

Data File:	\\chromfs\denver\chromdata\chhplc_x\20200623-92681.b\06230029.d				
Injection Date:	24-Jun-2020 02:43:51	Instrument ID:	CHHPLC_X3		
Lims ID:	280-137702-A-27-A	Lab Sample ID:	280-137702-27		
Client ID:	G0097-20A				
Operator ID:	JZ	ALS Bottle#:	29	Worklist Smp#:	29
Injection Vol:	100.0 ul	Dil. Factor:	20.0000		
Method:	8330_X3	Limit Group:	GCSV - 8330		
Column:	UltraCarb5uODS (20) (4.60 mm)	Detector	LC DAD1B, 254 nm		

$ 9 1,2-Dinitrobenzene, CAS: 528-29-0

Signal: 1

Processing Integration Results

RT: 8.83
Area: 6877
Amount: 0.049757
Amount Units: ug/mL

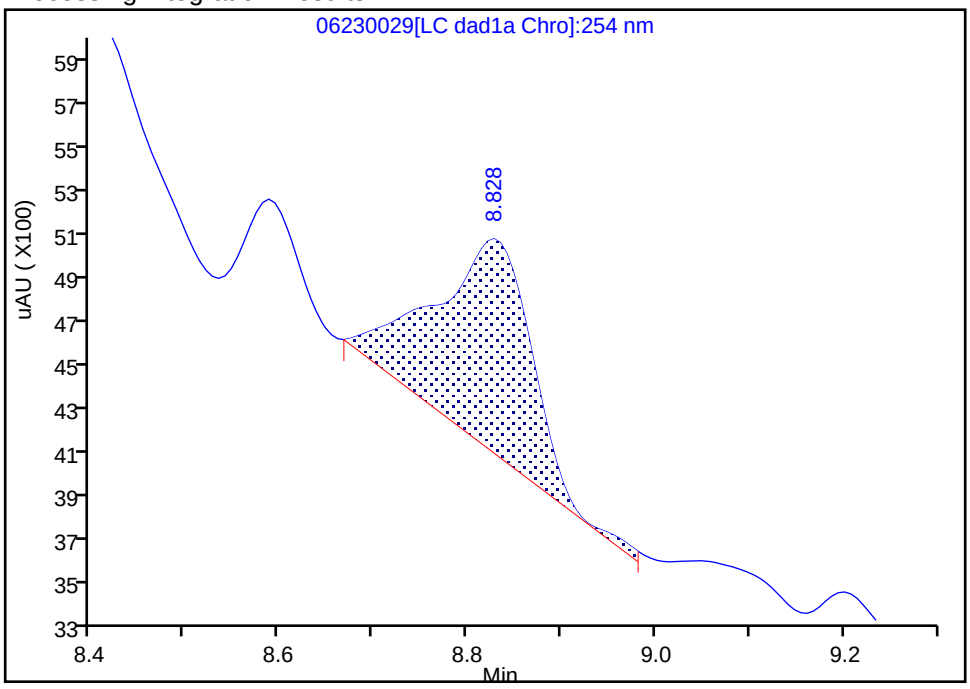

Manual Integration Results

RT: 8.78
Area: 2396
Amount: 0.017336
Amount Units: ug/mL

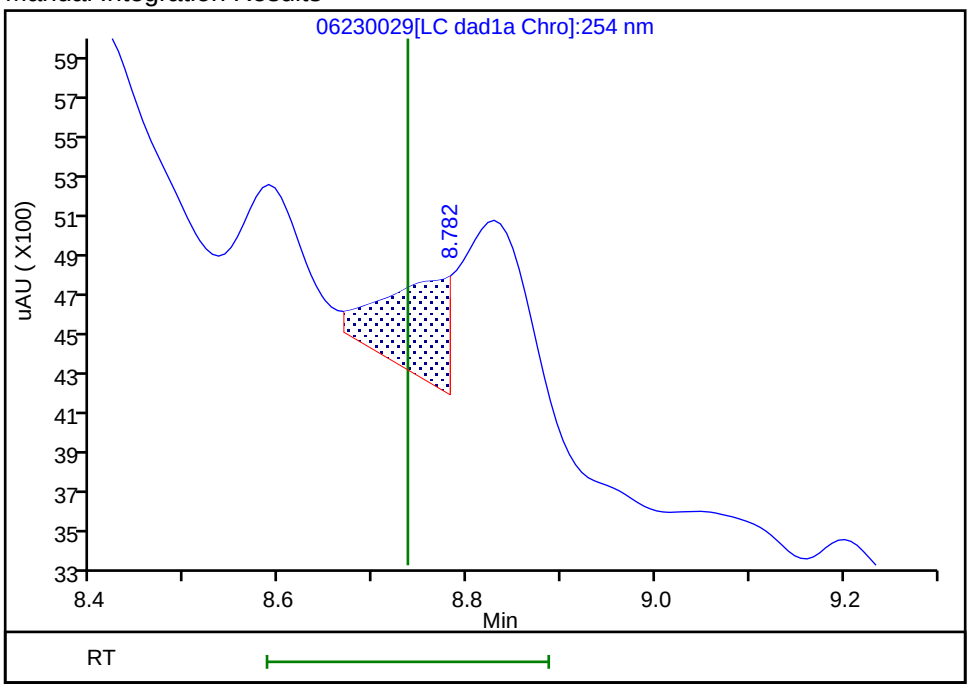

Reviewer: zhangji, 24-Jun-2020 16:15:00
Audit Action: Assigned New Baseline Audit Reason: Baseline

User Disabled Compound Report

Eurofins TestAmerica, Denver

Data File: \\chromfs\denver\chromdata\chhplc_x\20200623-92681.b\06230029.d

Injection Date:	24-Jun-2020 02:43:51	Instrument ID:	CHHPLC_X3		
Lims ID:	280-137702-A-27-A	Lab Sample ID:	280-137702-27		
Client ID:	G0097-20A				
Operator ID:	JZ	ALS Bottle#:	29	Worklist Smp#:	29
Injection Vol:	100.0 ul	Dil. Factor:	20.0000		
Method:	8330_X3	Limit Group:	GCSV - 8330		
Column:	UltraCarb5uODS (20) (4.60 mm)	Detector	LC DAD1B, 254 nm		

11 1,3-Dinitrobenzene, CAS: 99-65-0, Signal: 1

RT: 9.50
Response: 1342
Amount: 0.004376

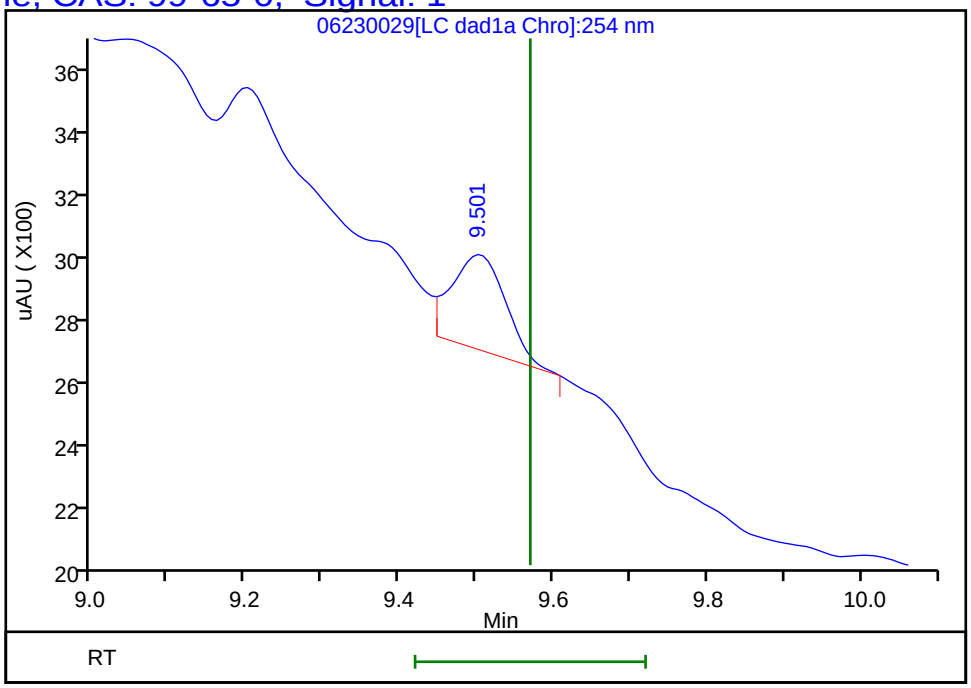

Reviewer: zhangji, 24-Jun-2020 16:15:12
Audit Action: Marked Compound Undetected Audit Reason: Invalid Compound ID

Manual Integration/User Assign Peak Report

Eurofins TestAmerica, Denver

Data File:	\\chromfs\denver\chromdata\chhplc_x\20200623-92681.b\06230029.d				
Injection Date:	24-Jun-2020 02:43:51	Instrument ID:	CHHPLC_X3		
Lims ID:	280-137702-A-27-A	Lab Sample ID:	280-137702-27		
Client ID:	G0097-20A				
Operator ID:	JZ	ALS Bottle#:	29	Worklist Smp#:	29
Injection Vol:	100.0 ul	Dil. Factor:	20.0000		
Method:	8330_X3	Limit Group:	GCSV - 8330		
Column:	UltraCarb5uODS (20) (4.60 mm)	Detector	LC DAD1B, 254 nm		

3 HMX, CAS: 2691-41-0

Signal: 1

Processing Integration Results

RT: 6.75
Area: 304391
Amount: 3.540988
Amount Units: ug/mL

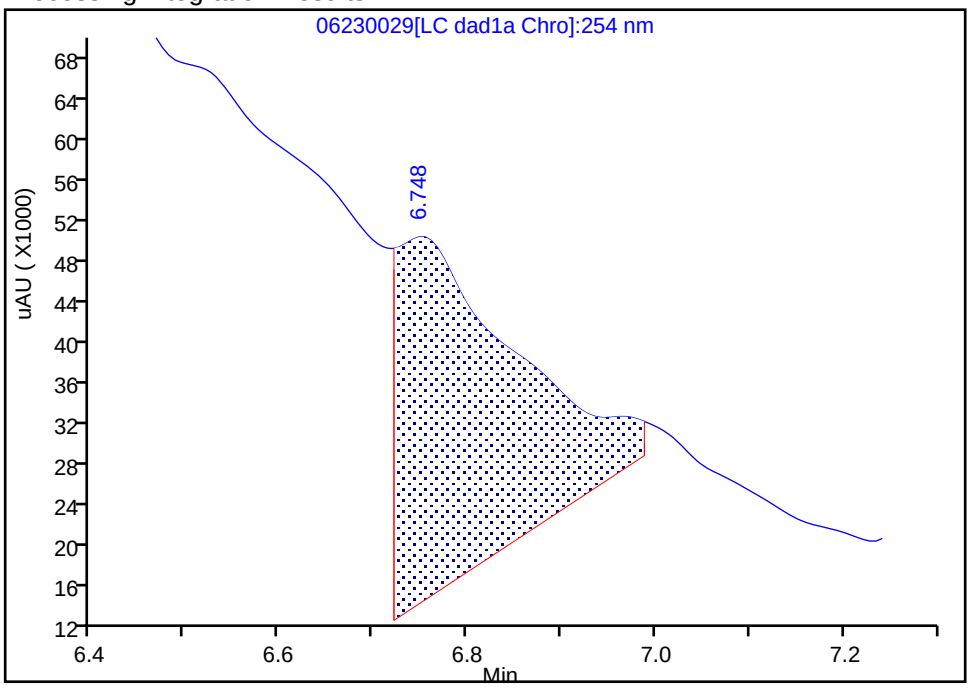

Manual Integration Results

RT: 6.75
Area: 13461
Amount: 0.156592
Amount Units: ug/mL

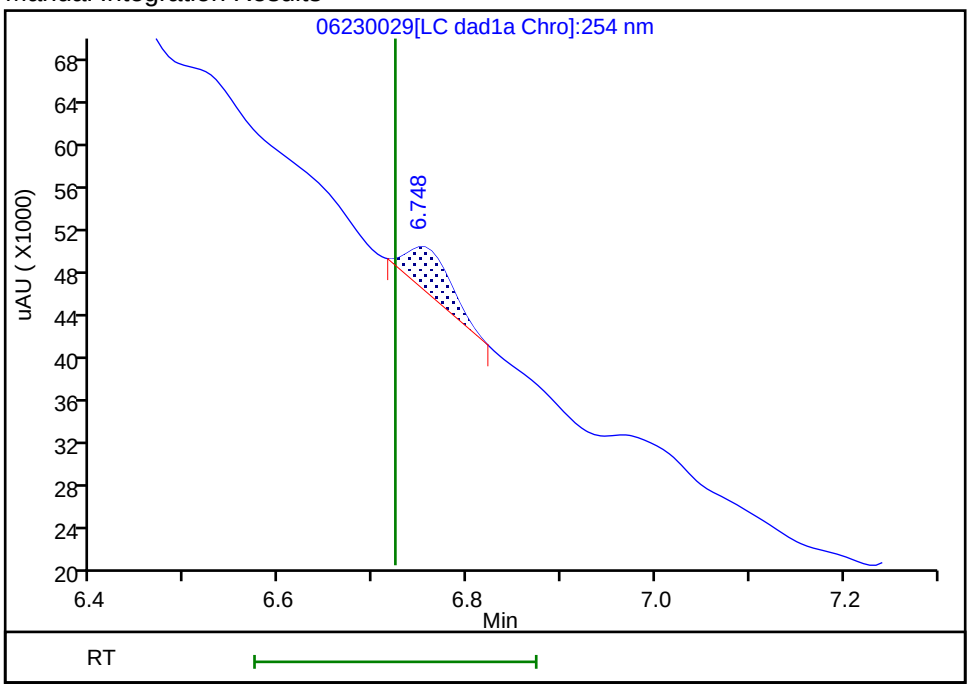

Reviewer: zhangji, 24-Jun-2020 16:14:23

Audit Action: Manually Integrated Audit Reason: Baseline

Manual Integration/User Assign Peak Report

Eurofins TestAmerica, Denver

Data File:	\\chromfs\denver\chromdata\chhplc_x\20200623-92681.b\06230029.d				
Injection Date:	24-Jun-2020 02:43:51	Instrument ID:	CHHPLC_X3		
Lims ID:	280-137702-A-27-A	Lab Sample ID:	280-137702-27		
Client ID:	G0097-20A				
Operator ID:	JZ	ALS Bottle#:	29	Worklist Smp#:	29
Injection Vol:	100.0 ul	Dil. Factor:	20.0000		
Method:	8330_X3	Limit Group:	GCSV - 8330		
Column:	UltraCarb5uODS (20) (4.60 mm)	Detector	LC DAD1B, 254 nm		

6 MNX, CAS: 5755-27-1

Signal: 1

Processing Integration Results

RT: 7.39
Area: 158085
Amount: 0.997104
Amount Units: ug/mL

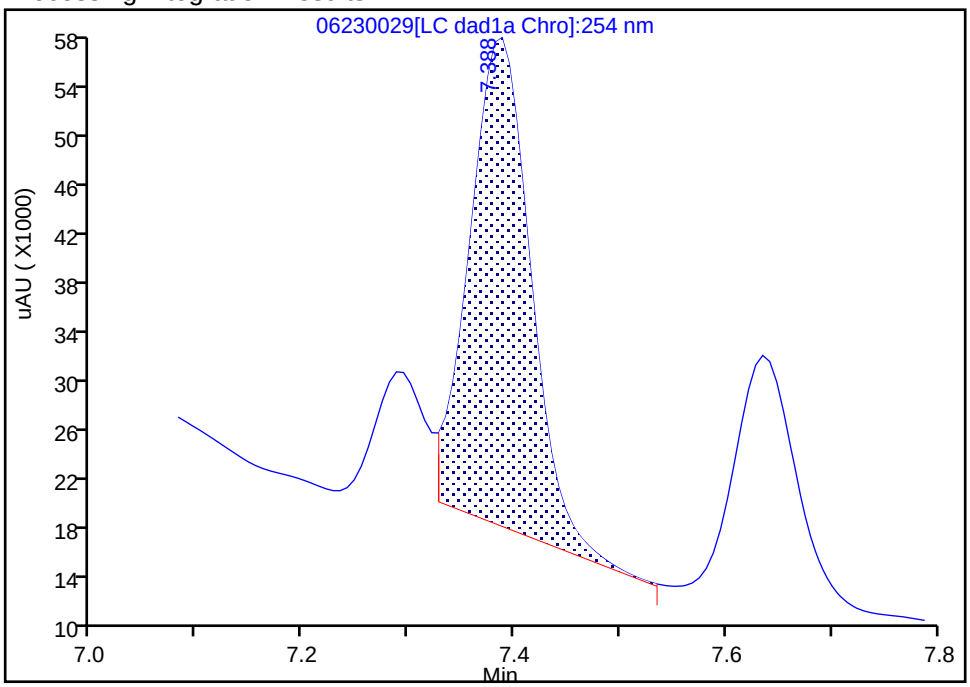

Manual Integration Results

RT: 7.39
Area: 167812
Amount: 1.058456
Amount Units: ug/mL

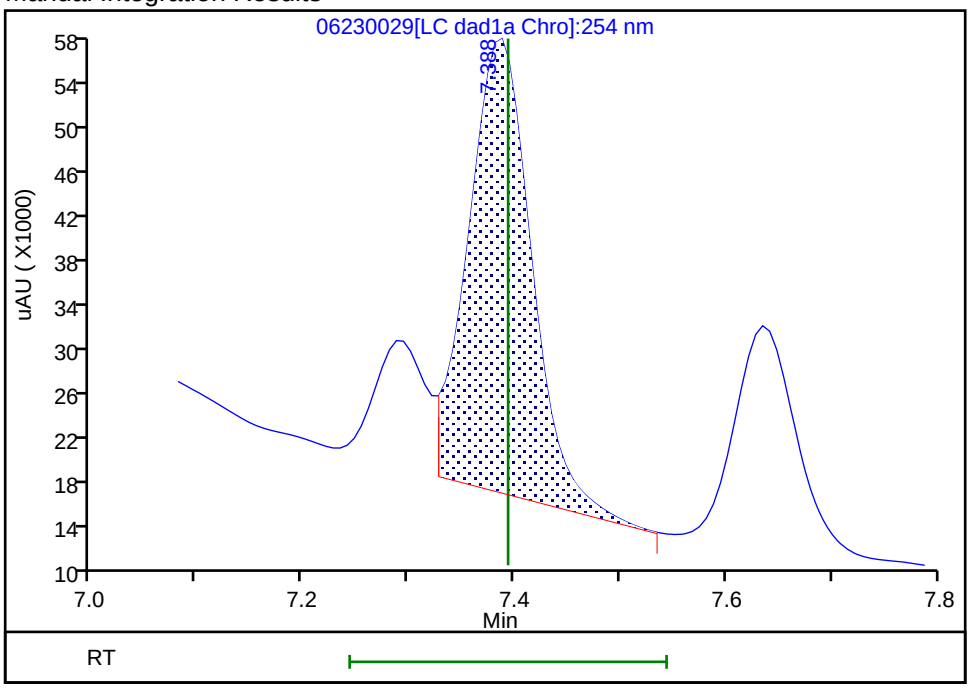

Reviewer: zhangji, 24-Jun-2020 16:14:32
Audit Action: Assigned New Baseline Audit Reason: Baseline

Manual Integration/User Assign Peak Report

Eurofins TestAmerica, Denver

Data File:	\\chromfs\denver\chromdata\chhplc_x\20200623-92681.b\06230029.d				
Injection Date:	24-Jun-2020 02:43:51	Instrument ID:	CHHPLC_X3		
Lims ID:	280-137702-A-27-A	Lab Sample ID:	280-137702-27		
Client ID:	G0097-20A				
Operator ID:	JZ	ALS Bottle#:	29	Worklist Smp#:	29
Injection Vol:	100.0 ul	Dil. Factor:	20.0000		
Method:	8330_X3	Limit Group:	GCSV - 8330		
Column:	UltraCarb5uODS (20) (4.60 mm)	Detector	LC DAD1B, 254 nm		

14 Tetryl, CAS: 479-45-8

Signal: 1

Processing Integration Results

RT: 10.23
Area: 1383
Amount: 0.007812
Amount Units: ug/mL

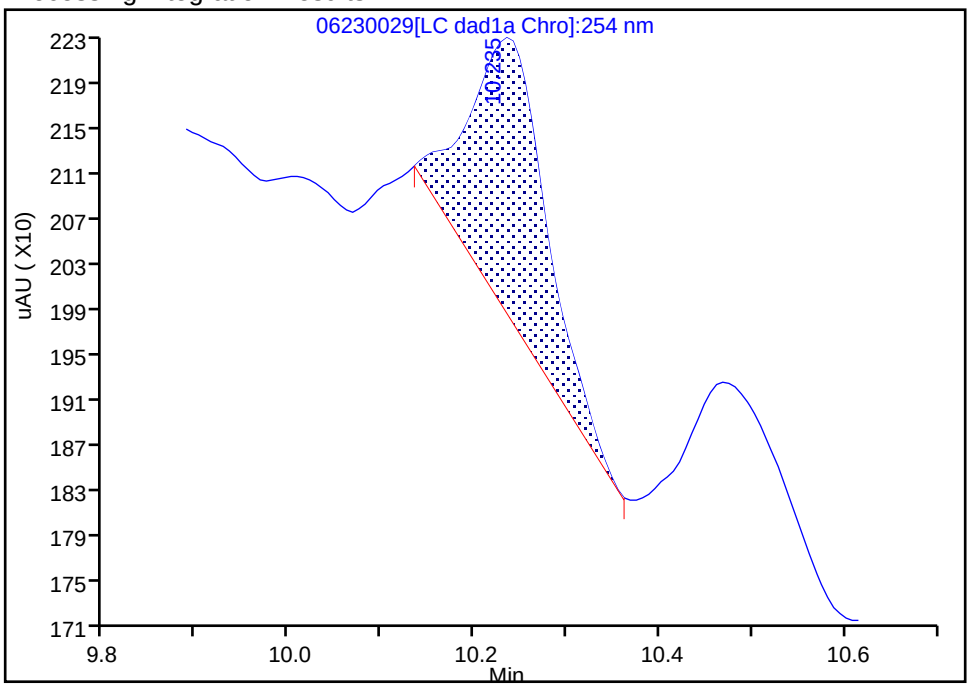

Manual Integration Results

RT: 10.23
Area: 2267
Amount: 0.012806
Amount Units: ug/mL

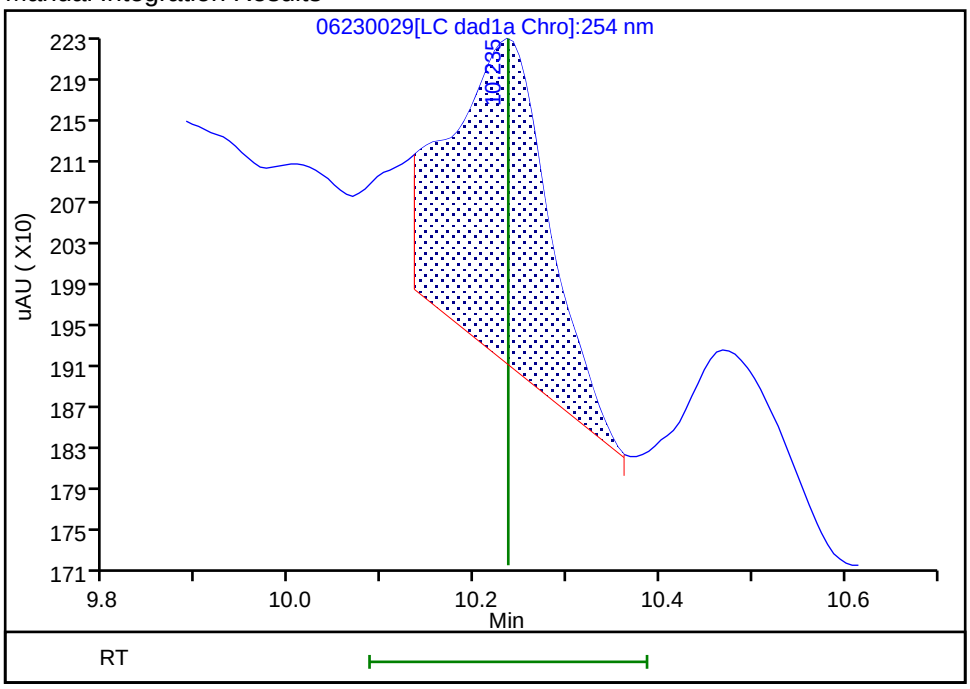

Reviewer: zhangji, 24-Jun-2020 16:14:43

Audit Action: Assigned New Baseline Audit Reason: Baseline

FORM I
HPLC/IC ORGANICS ANALYSIS DATA SHEET

Lab Name: Eurofins TestAmerica, Denver Job No.: 280-137702-1

SDG No.:

Client Sample ID: G0097-20A Lab Sample ID: 280-137702-27

Matrix: Water Lab File ID: 06240042.D

Analysis Method: 8330A Date Collected: 06/14/2020 09:35

Extraction Method: 3535 Date Extracted: 06/18/2020 17:20

Sample wt/vol: 455.5(mL) Date Analyzed: 06/25/2020 18:20

Con. Extract Vol.: 5(mL) Dilution Factor: 20

Injection Volume: 100(uL) GC Column: Luna-phenylhex ID: 4.6(mm)

% Moisture: GPC Cleanup:(Y/N) N

Analysis Batch No.: 500017 Units: ug/L

CAS NO.	COMPOUND NAME	RESULT	Q	LOQ	LOD	DL
2691-41-0	HMX	4.4	U	4.6	4.4	1.9
5755-27-1	MNX	8.8	U	44	8.8	3.4
479-45-8	Tetryl	2.2	U	2.4	2.2	0.70

CAS NO.	SURROGATE	%REC	Q	LIMITS
528-29-0	1,2-Dinitrobenzene	103	*D*	83-119

Eurofins TestAmerica, Denver
Target Compound Quantitation Report

Data File: \\chromfs\Denver\ChromData\G2_LUNA\20200624-92719.b\06240042.D
Lims ID: 280-137702-A-27-A
Client ID: G0097-20A
Sample Type: Client
Inject. Date: 25-Jun-2020 18:20:34 ALS Bottle#: 42 Worklist Smp#: 42
Injection Vol: 100.0 ul Dil. Factor: 20.0000
Sample Info: 280-137702-A-27-
Misc. Info.: 280-0092719-042
Operator ID: JZ Instrument ID: CHHPLC_G2_LUNA

Method: \\chromfs\Denver\ChromData\G2_LUNA\20200624-92719.b\G2_8330_Luna.m
Limit Group: GCSV - 8330
Last Update: 26-Jun-2020 16:19:17 Calib Date: 15-May-2020 02:11:20
Integrator: Falcon
Quant Method: External Standard Quant By: Initial Calibration
Last ICal File: \\chromfs\Denver\ChromData\G2_LUNA\20200514-91518.b\05140024.D

Column 1 : Luna-Phenyl hexyl (4.60 mm) Det: LC DAD1A, 254 nm
Process Host: CTX1025

First Level Reviewer: zhangji Date: 25-Jun-2020 19:09:56

	Compound	Det	RT (min.)	Exp RT (min.)	Dlt RT (min.)	Response	OnCol Amt ug/ml	Flags
	6 HMX	1		7.145			ND	
	7 MNX	1		7.926			ND	
	8 RDX	1		9.358			ND	
	9 Nitrobenzene	1		12.265			ND	
$	10 1,2-Dinitrobenzene	1	13.216	13.271	-0.055	4698	0.0103	
	12 1,3-Dinitrobenzene	1		15.805			ND	
	14 o-Nitrotoluene	1	16.676	16.745	-0.069	9976	0.0365	M
	15 p-Nitrotoluene	1		17.031			ND	
	16 4-Amino-2,6-dinitrotoluene	1		17.465			ND	
	17 m-Nitrotoluene	1		17.958			ND	
	18 2-Amino-4,6-dinitrotoluene	1		18.398			ND	
	19 1,3,5-Trinitrobenzene	1		19.138			ND	
	20 2,6-Dinitrotoluene	1		20.065			ND	
	21 2,4-Dinitrotoluene	1		20.578			ND	
	22 Tetryl	1		23.885			ND	
	23 2,4,6-Trinitrotoluene	1		24.905			ND	

QC Flag Legend

Review Flags
M - Manually Integrated

Report Date: 26-Jun-2020 16:19:18 Chrom Revision: 2.3 21-Jun-2020 18:30:46

Eurofins TestAmerica, Denver

Data File: \\chromfs\denver\chromdata\g2_luna\20200624-92719.b\06240042.d

Injection Date:	25-Jun-2020 18:20:34	Instrument ID:	CHHPLC_G2_LUNA	Operator ID:	JZ
Lims ID:	280-137702-A-27-A	Lab Sample ID:	280-137702-27	Worklist Smp#:	42
Client ID:	G0097-20A				
Injection Vol:	100.0 ul	Dil. Factor:	20.0000	ALS Bottle#:	42
Method:	G2_8330_Luna	Limit Group:	GCSV - 8330		

Column: Luna-Phenyl hexyl (4.60 mm) Y Scaling: Method Defined: Scale to the Nth Largest Peak: 1

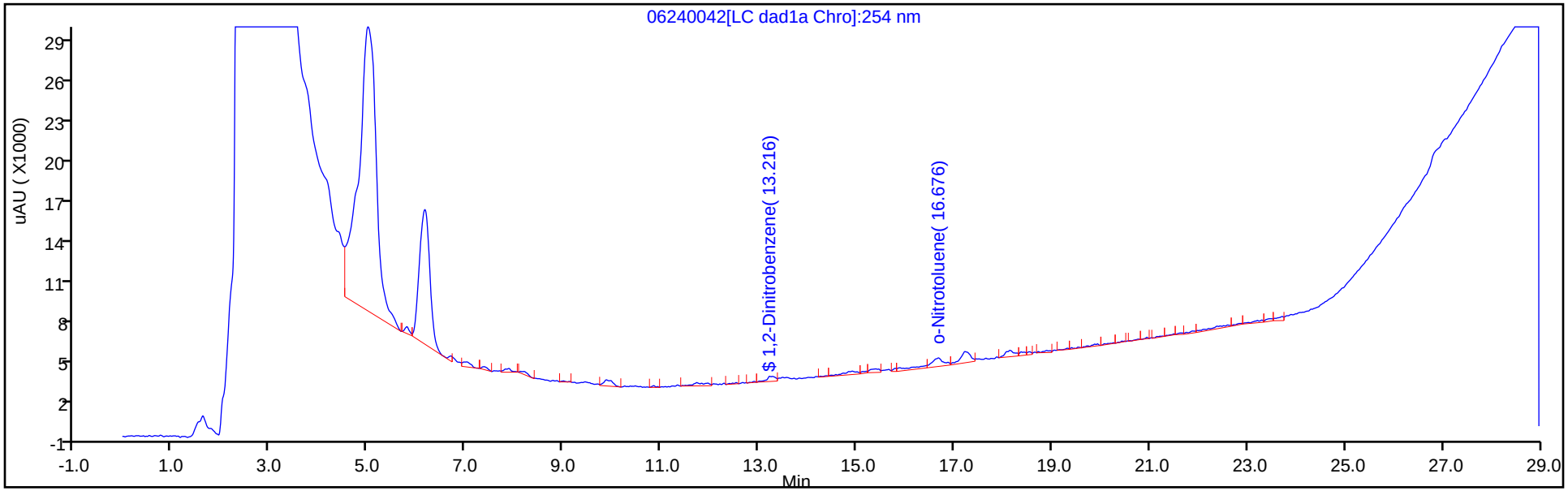

Y Scaling: Method Defined: Scale to the Nth Largest Peak: 1

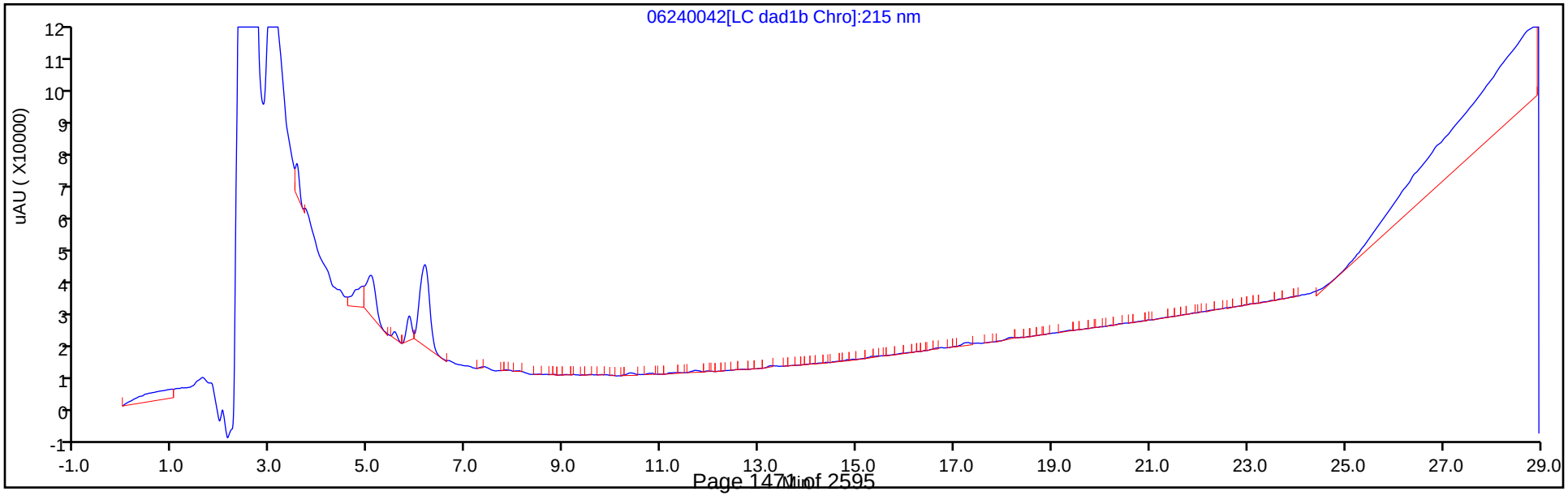

Eurofins TestAmerica, Denver
Recovery Report

Data File:	\\chromfs\Denver\ChromData\G2_LUNA\20200624-92719.b\06240042.D				
Lims ID:	280-137702-A-27-A				
Client ID:	G0097-20A				
Sample Type:	Client				
Inject. Date:	25-Jun-2020 18:20:34	ALS Bottle#:	42	Worklist Smp#:	42
Injection Vol:	100.0 ul	Dil. Factor:	20.0000		
Sample Info:	280-137702-A-27-				
Misc. Info.:	280-0092719-042				
Operator ID:	JZ	Instrument ID:	CHHPLC_G2_LUNA		
Method:	\\chromfs\Denver\ChromData\G2_LUNA\20200624-92719.b\G2_8330_Luna.m				
Limit Group:	GCSV - 8330				
Last Update:	26-Jun-2020 16:19:17	Calib Date:	15-May-2020 02:11:20		
Integrator:	Falcon				
Quant Method:	External Standard	Quant By:	Initial Calibration		
Last ICal File:	\\chromfs\Denver\ChromData\G2_LUNA\20200514-91518.b\05140024.D				
Column 1 :	Luna-Phenyl hexyl (4.60 mm)		Det: LC DAD1A, 254 nm		
Process Host:	CTX1025				
First Level Reviewer: zhangji		Date:	25-Jun-2020 19:09:56		

Compound	Amount Added	Amount Recovered	% Rec.
$ 10 1,2-Dinitrobenzene	0.2000	0.0103	5.16

Manual Integration/User Assign Peak Report

Eurofins TestAmerica, Denver

Data File:	\\chromfs\denver\chromdata\g2_luna\20200624-92719.b\06240042.d				
Injection Date:	25-Jun-2020 18:20:34	Instrument ID:	CHHPLC_G2_LUNA		
Lims ID:	280-137702-A-27-A	Lab Sample ID:	280-137702-27		
Client ID:	G0097-20A				
Operator ID:	JZ	ALS Bottle#:	42	Worklist Smp#:	42
Injection Vol:	100.0 ul	Dil. Factor:	20.0000		
Method:	G2_8330_Luna	Limit Group:	GCSV - 8330		
Column:	Luna-Phenyl hexyl (4.60 mm)	Detector	LC DAD1A, 254 nm		

14 o-Nitrotoluene, CAS: 88-72-2

Signal: 1

Processing Integration Results

RT: 16.68
Area: 16117
Amount: 0.059044
Amount Units: ug/ml

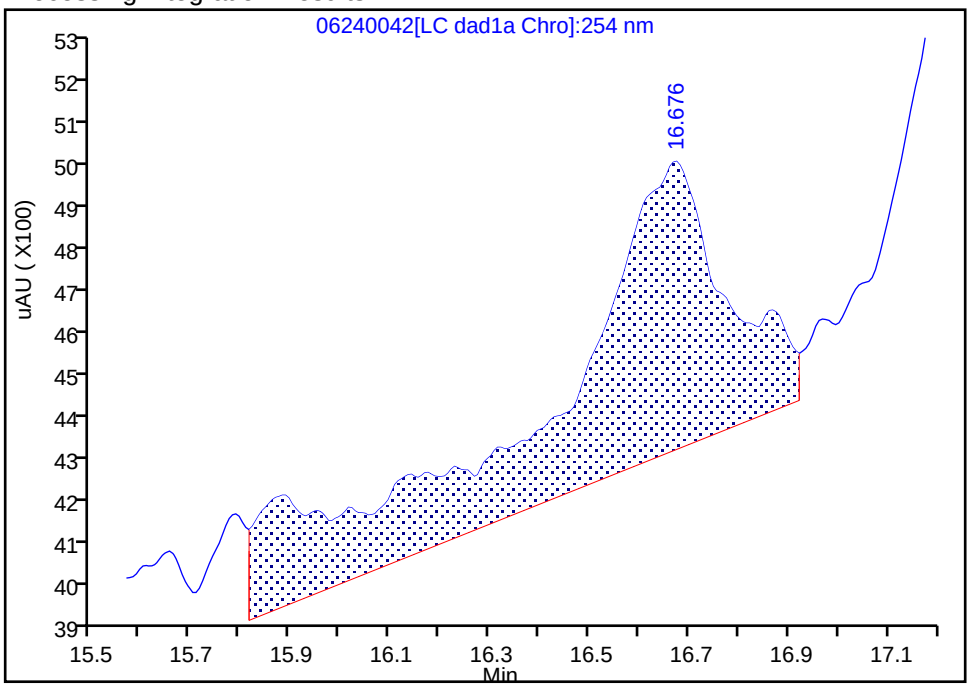

Manual Integration Results

RT: 16.68
Area: 9976
Amount: 0.036547
Amount Units: ug/ml

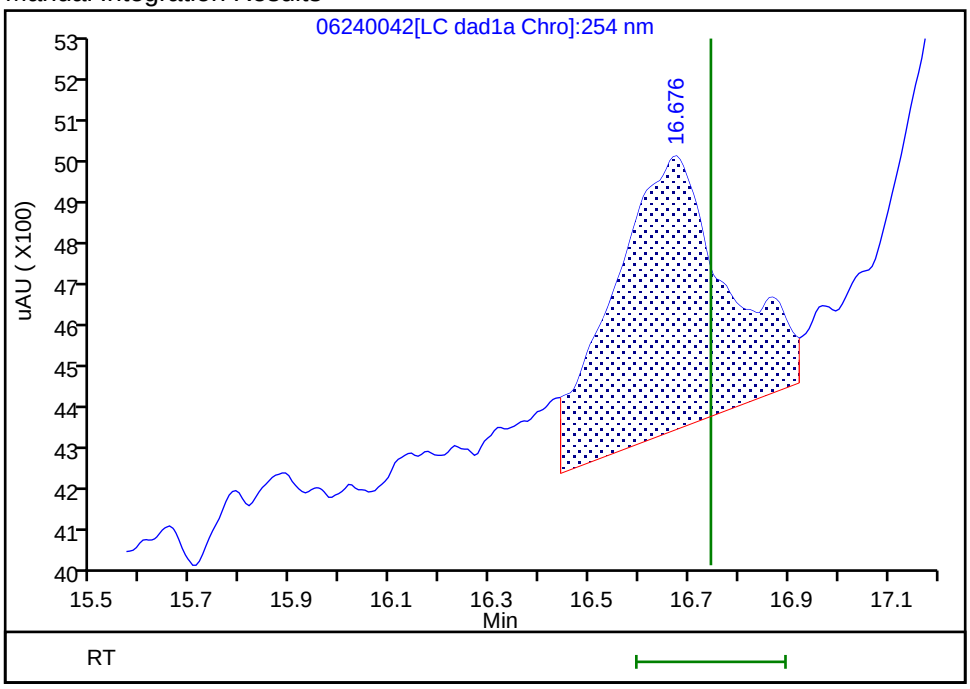

Reviewer: zhangji, 25-Jun-2020 19:09:53

Audit Action: Split an Integrated Peak Audit Reason: Baseline

FORM I
HPLC/IC ORGANICS ANALYSIS DATA SHEET

Lab Name: Eurofins TestAmerica, Denver Job No.: 280-137702-1

SDG No.:

Client Sample ID: G0113-20A Lab Sample ID: 280-137702-28

Matrix: Water Lab File ID: 06230030.D

Analysis Method: 8330A Date Collected: 06/14/2020 11:00

Extraction Method: 3535 Date Extracted: 06/18/2020 17:20

Sample wt/vol: 478.6(mL) Date Analyzed: 06/24/2020 03:06

Con. Extract Vol.: 5(mL) Dilution Factor: 1

Injection Volume: 100(uL) GC Column: UltraCarb5uODS ID: 4.6(mm)

% Moisture: GPC Cleanup:(Y/N) N

Analysis Batch No.: 499864 Units: ug/L

CAS NO.	COMPOUND NAME	RESULT	Q	LOQ	LOD	DL
99-35-4	1,3,5-Trinitrobenzene	0.21	U M	0.22	0.21	0.088
99-65-0	1,3-Dinitrobenzene	0.045	J J1 M	0.11	0.10	0.039
121-14-2	2,4-Dinitrotoluene	0.084	U	0.10	0.084	0.029
606-20-2	2,6-Dinitrotoluene	0.084	U	0.10	0.084	0.042
35572-78-2	2-Amino-4,6-dinitrotoluene	0.10	U M	0.11	0.10	0.053
88-72-2	2-Nitrotoluene	0.21	U	0.22	0.21	0.089
19406-51-0	4-Amino-2,6-dinitrotoluene	0.13	U	0.16	0.13	0.060
99-99-0	4-Nitrotoluene	0.42	U M	0.43	0.42	0.10
2691-41-0	HMX	0.21	U	0.22	0.21	0.092
5755-27-1	MNX	0.42	U M	2.1	0.42	0.16
98-95-3	Nitrobenzene	0.21	U M	0.22	0.21	0.095
121-82-4	RDX	0.21	U	0.22	0.21	0.054

CAS NO.	SURROGATE	%REC	Q	LIMITS
528-29-0	1,2-Dinitrobenzene	99	M	83-119

Eurofins TestAmerica, Denver
Target Compound Quantitation Report

Data File: \\chromfs\Denver\ChromData\CHHPLC_X\20200623-92681.b\06230030.D
Lims ID: 280-137702-A-28-A
Client ID: G0113-20A
Sample Type: Client
Inject. Date: 24-Jun-2020 03:06:50 ALS Bottle#: 30 Worklist Smp#: 30
Injection Vol: 100.0 ul Dil. Factor: 1.0000
Sample Info: 280-137702-A-28-
Misc. Info.: 280-0092681-030
Operator ID: JZ Instrument ID: CHHPLC_X3

Method: \\chromfs\Denver\ChromData\CHHPLC_X\20200623-92681.b\8330_X3.m
Limit Group: GCSV - 8330
Last Update: 24-Jun-2020 16:26:19 Calib Date: 18-Mar-2020 14:39:27
Integrator: Falcon
Quant Method: External Standard Quant By: Initial Calibration
Last ICal File: \\chromna\Denver\ChromData\CHHPLC_X\20200318-90159.b\03180015.D

Column 1 : UltraCarb5uODS (20) (4.60 mm) Det: LC DAD1B, 254 nm
Process Host: CTX1068

First Level Reviewer: zhangji Date: 24-Jun-2020 16:16:25

	Compound	Det	RT (min.)	Exp RT (min.)	Dlt RT (min.)	Response	OnCol Amt ug/mL	Flags
	3 HMX	1		6.723			ND	
	6 MNX	1		7.394			ND	U
	7 RDX	1		7.790			ND	
$	9 1,2-Dinitrobenzene	1	8.750	8.736	0.014	27459	0.1987	M
	10 1,3,5-Trinitrobenzene	1		8.923			ND	U
	11 1,3-Dinitrobenzene	1	9.603	9.570	0.033	1315	0.004288	M
	12 Nitrobenzene	1		9.943			ND	U
	14 Tetryl	1	10.230	10.236	-0.006	1438	0.008123	M
	16 2,4,6-Trinitrotoluene	1	11.243	11.203	0.040	2022	0.0099	M
	17 4-Amino-2,6-dinitrotoluene	1		11.363			ND	
	18 2-Amino-4,6-dinitrotoluene	1		11.656			ND	U
	19 2,6-Dinitrotoluene	1		11.790			ND	
	20 2,4-Dinitrotoluene	1		11.990			ND	
	21 o-Nitrotoluene	1		12.796			ND	
	22 p-Nitrotoluene	1		13.223			ND	U
	23 m-Nitrotoluene	1	13.816	13.803	0.013	16255	0.1136	

QC Flag Legend

Review Flags
M - Manually Integrated
U - Marked Undetected

Report Date: 24-Jun-2020 16:26:20 Chrom Revision: 2.3 21-Jun-2020 18:30:46

Eurofins TestAmerica, Denver

Data File: \\chromfs\denver\chromdata\chhplc_x\20200623-92681.b\06230030.d

Injection Date:	24-Jun-2020 03:06:50	Instrument ID:	CHHPLC_X3	Operator ID:	JZ
Lims ID:	280-137702-A-28-A	Lab Sample ID:	280-137702-28	Worklist Smp#:	30
Client ID:	G0113-20A				
Injection Vol:	100.0 ul	Dil. Factor:	1.0000	ALS Bottle#:	30
Method:	8330_X3	Limit Group:	GCSV - 8330		

Column: UltraCarb5uODS (20) (4.60 mm) Y Scaling: Method Defined: Scale to the Nth Largest Target: 1

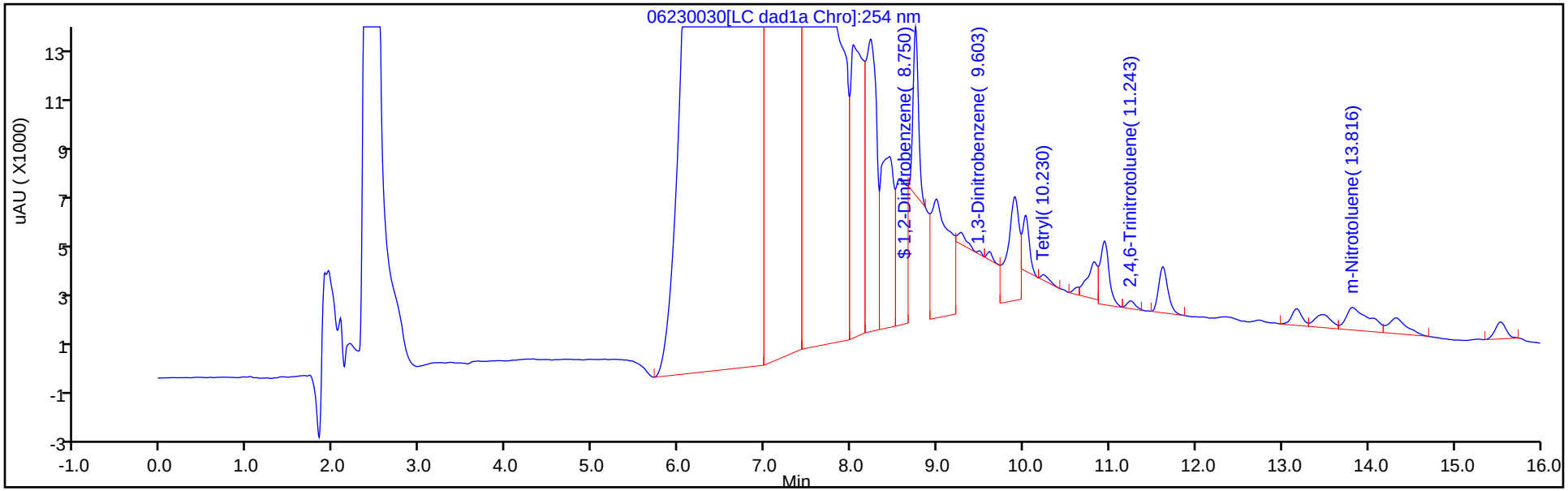

Y Scaling: Method Defined: Scale to the Nth Largest Target: 1

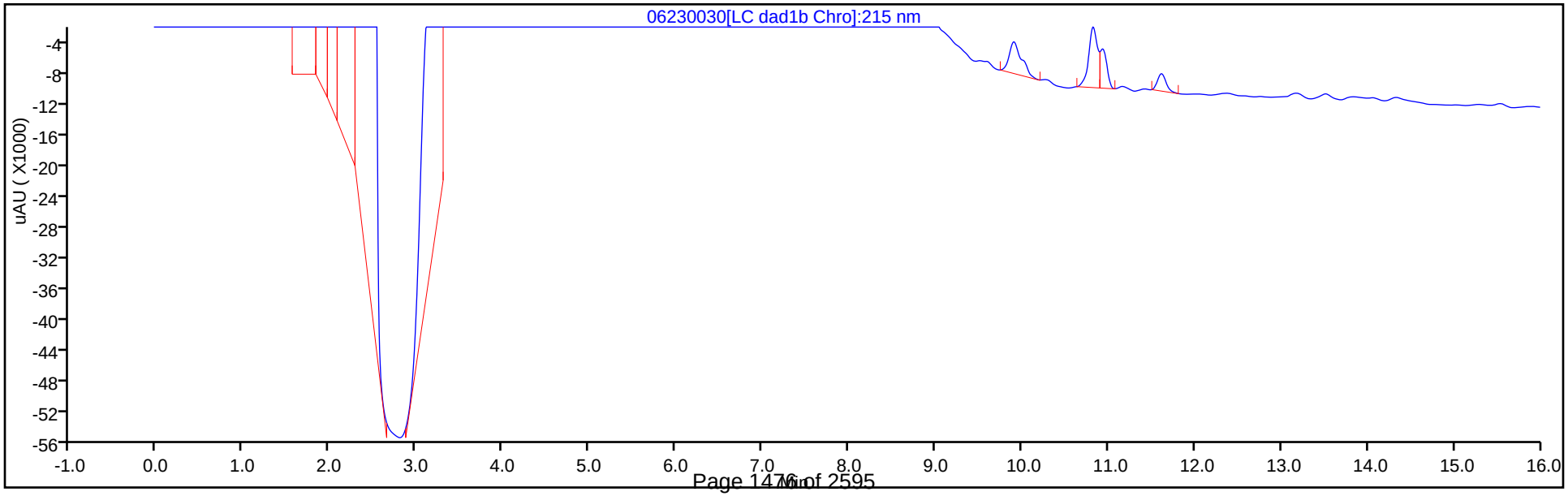

Eurofins TestAmerica, Denver
Recovery Report

Data File:	\\chromfs\Denver\ChromData\CHHPLC_X\20200623-92681.b\06230030.D				
Lims ID:	280-137702-A-28-A				
Client ID:	G0113-20A				
Sample Type:	Client				
Inject. Date:	24-Jun-2020 03:06:50	ALS Bottle#:	30	Worklist Smp#:	30
Injection Vol:	100.0 ul	Dil. Factor:	1.0000		
Sample Info:	280-137702-A-28-				
Misc. Info.:	280-0092681-030				
Operator ID:	JZ	Instrument ID:	CHHPLC_X3		
Method:	\\chromfs\Denver\ChromData\CHHPLC_X\20200623-92681.b\8330_X3.m				
Limit Group:	GCSV - 8330				
Last Update:	24-Jun-2020 16:26:19	Calib Date:	18-Mar-2020 14:39:27		
Integrator:	Falcon				
Quant Method:	External Standard	Quant By:	Initial Calibration		
Last ICal File:	\\chromna\Denver\ChromData\CHHPLC_X\20200318-90159.b\03180015.D				
Column 1 :	UltraCarb5uODS (20) (4.60 mm)		Det: LC DAD1B, 254 nm		
Process Host:	CTX1068				
First Level Reviewer: zhangji		Date:	24-Jun-2020 16:16:25		

Compound	Amount Added	Amount Recovered	% Rec.
$ 9 1,2-Dinitrobenzene	0.2000	0.1987	99.34

Manual Integration/User Assign Peak Report

Eurofins TestAmerica, Denver

Data File:	\\chromfs\denver\chromdata\chhplc_x\20200623-92681.b\06230030.d				
Injection Date:	24-Jun-2020 03:06:50	Instrument ID:	CHHPLC_X3		
Lims ID:	280-137702-A-28-A	Lab Sample ID:	280-137702-28		
Client ID:	G0113-20A				
Operator ID:	JZ	ALS Bottle#:	30	Worklist Smp#:	30
Injection Vol:	100.0 ul	Dil. Factor:	1.0000		
Method:	8330_X3	Limit Group:	GCSV - 8330		
Column:	UltraCarb5uODS (20) (4.60 mm)	Detector	LC DAD1B, 254 nm		

$ 9 1,2-Dinitrobenzene, CAS: 528-29-0

Signal: 1

Processing Integration Results

RT: 8.75
Area: 97013
Amount: 0.701913
Amount Units: ug/mL

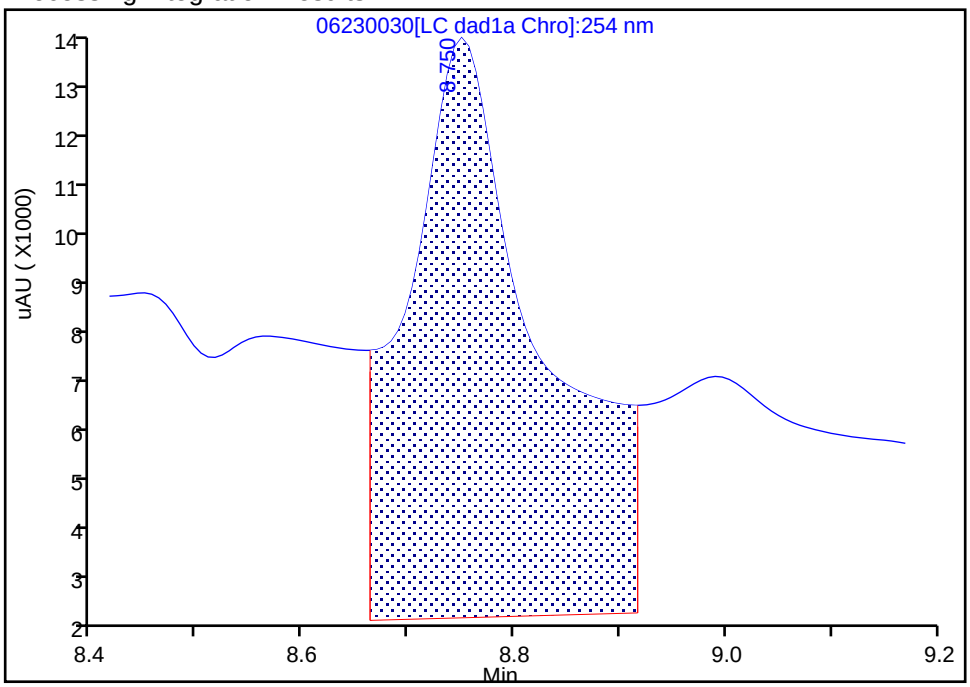

Manual Integration Results

RT: 8.75
Area: 27459
Amount: 0.198673
Amount Units: ug/mL

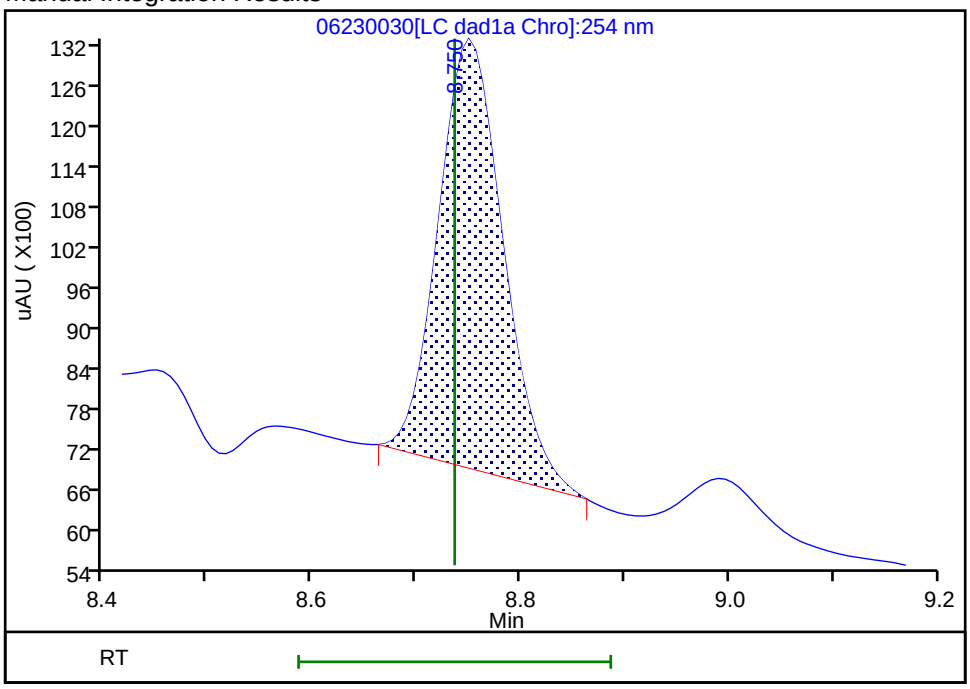

Reviewer: zhangji, 24-Jun-2020 16:15:23

Audit Action: Manually Integrated Audit Reason: Baseline

User Disabled Compound Report

Eurofins TestAmerica, Denver

Data File:	\\chromfs\denver\chromdata\chhplc_x\20200623-92681.b\06230030.d				
Injection Date:	24-Jun-2020 03:06:50	Instrument ID:	CHHPLC_X3		
Lims ID:	280-137702-A-28-A	Lab Sample ID:	280-137702-28		
Client ID:	G0113-20A				
Operator ID:	JZ	ALS Bottle#:	30	Worklist Smp#:	30
Injection Vol:	100.0 ul	Dil. Factor:	1.0000		
Method:	8330_X3	Limit Group:	GCSV - 8330		
Column:	UltraCarb5uODS (20) (4.60 mm)	Detector	LC DAD1B, 254 nm		

10 1,3,5-Trinitrobenzene, CAS: 99-35-4, Signal: 1

RT: 8.99
Response: 65586
Amount: 0.284774

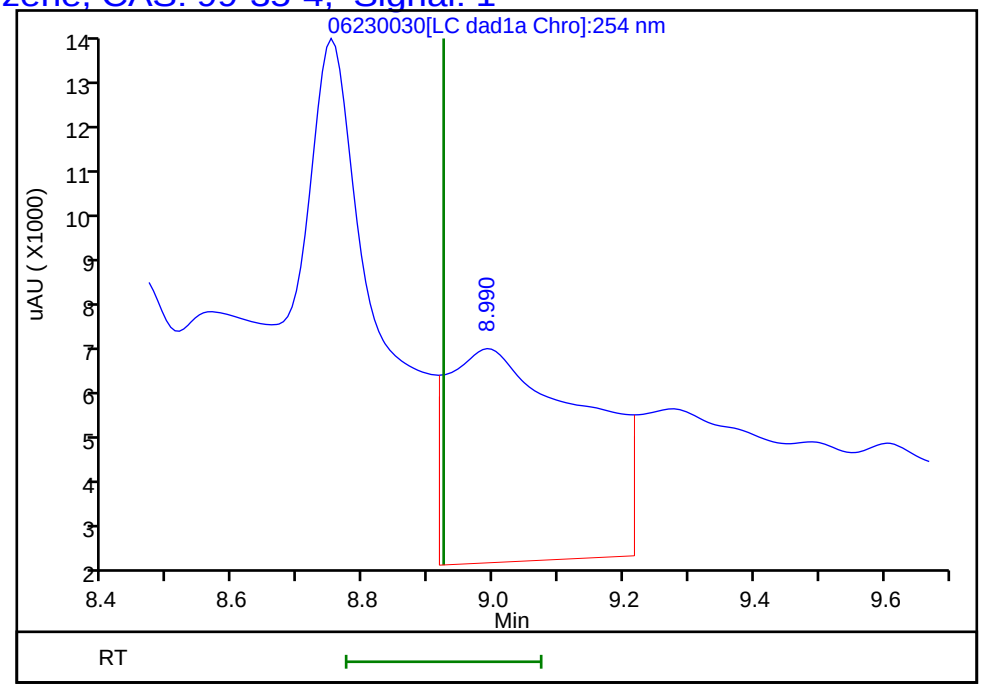

Reviewer: zhangji, 24-Jun-2020 16:16:25
Audit Action: Marked Compound Undetected Audit Reason: Invalid Compound ID

Manual Integration/User Assign Peak Report

Eurofins TestAmerica, Denver

Data File:	\\chromfs\denver\chromdata\chhplc_x\20200623-92681.b\06230030.d				
Injection Date:	24-Jun-2020 03:06:50	Instrument ID:	CHHPLC_X3		
Lims ID:	280-137702-A-28-A	Lab Sample ID:	280-137702-28		
Client ID:	G0113-20A				
Operator ID:	JZ	ALS Bottle#:	30	Worklist Smp#:	30
Injection Vol:	100.0 ul	Dil. Factor:	1.0000		
Method:	8330_X3	Limit Group:	GCSV - 8330		
Column:	UltraCarb5uODS (20) (4.60 mm)	Detector	LC DAD1B, 254 nm		

11 1,3-Dinitrobenzene, CAS: 99-65-0

Signal: 1

Processing Integration Results

RT: 9.60
Area: 19302
Amount: 0.062937
Amount Units: ug/mL

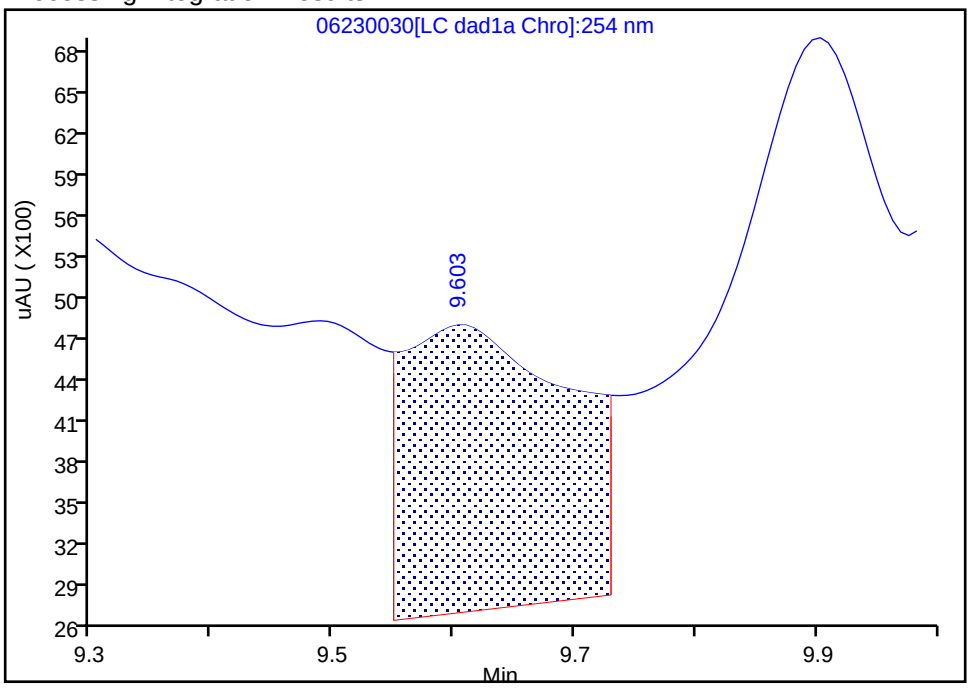

Manual Integration Results

RT: 9.60
Area: 1315
Amount: 0.004288
Amount Units: ug/mL

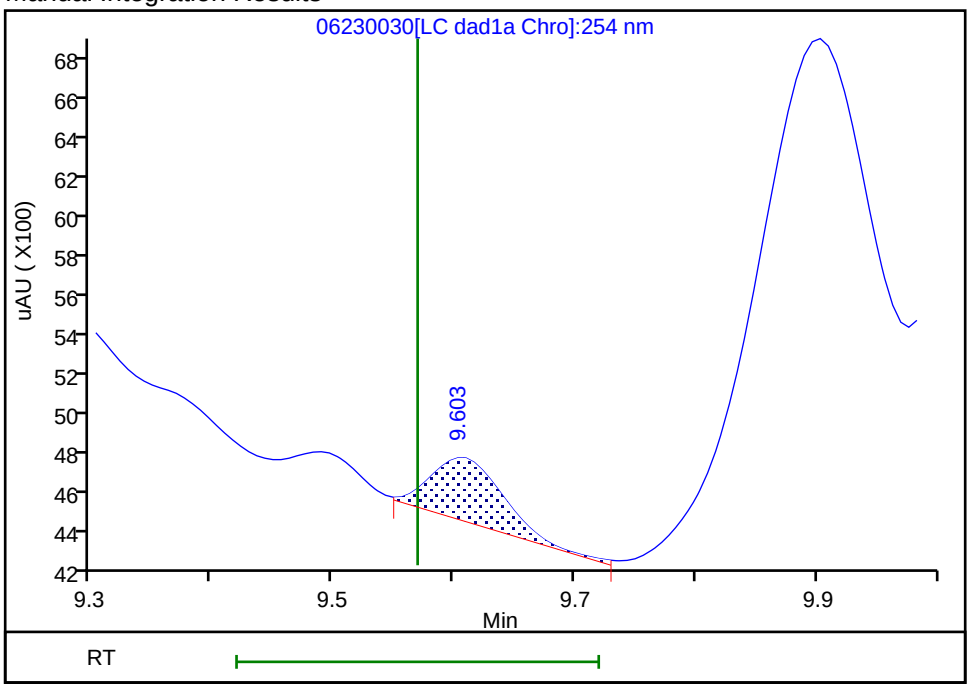

Reviewer: zhangji, 24-Jun-2020 16:16:01

Audit Action: Assigned New Baseline Audit Reason: Baseline

Manual Integration/User Assign Peak Report

Eurofins TestAmerica, Denver

Data File:	\\chromfs\denver\chromdata\chhplc_x\20200623-92681.b\06230030.d				
Injection Date:	24-Jun-2020 03:06:50	Instrument ID:	CHHPLC_X3		
Lims ID:	280-137702-A-28-A	Lab Sample ID:	280-137702-28		
Client ID:	G0113-20A				
Operator ID:	JZ	ALS Bottle#:	30	Worklist Smp#:	30
Injection Vol:	100.0 ul	Dil. Factor:	1.0000		
Method:	8330_X3	Limit Group:	GCSV - 8330		
Column:	UltraCarb5uODS (20) (4.60 mm)	Detector	LC DAD1B, 254 nm		

16 2,4,6-Trinitrotoluene, CAS: 118-96-7

Signal: 1

Processing Integration Results

RT: 11.24
Area: 1989
Amount: 0.009749
Amount Units: ug/mL

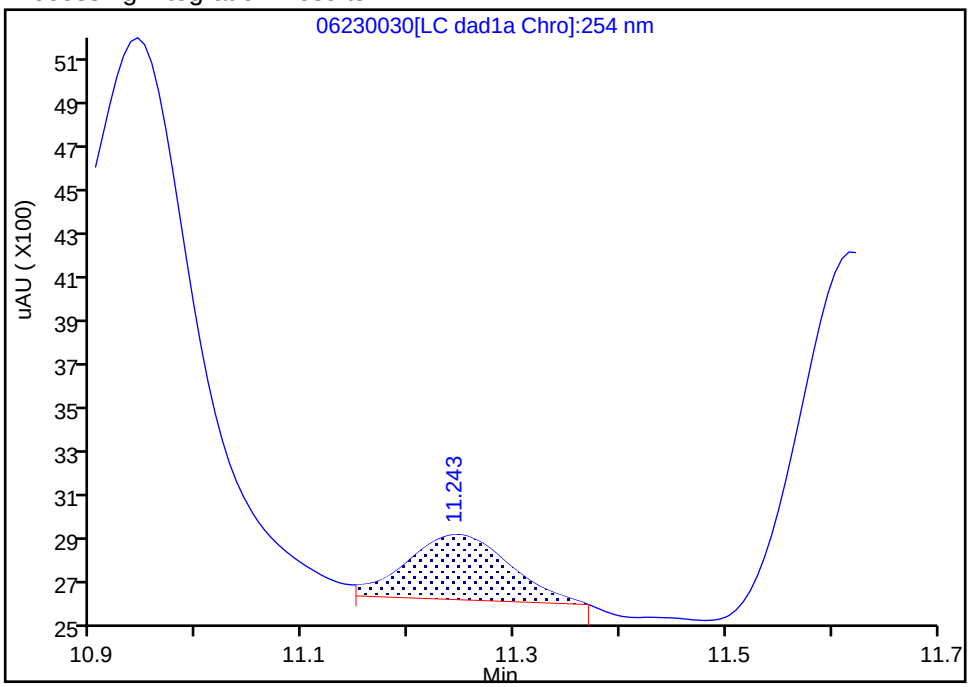

Manual Integration Results

RT: 11.24
Area: 2022
Amount: 0.009910
Amount Units: ug/mL

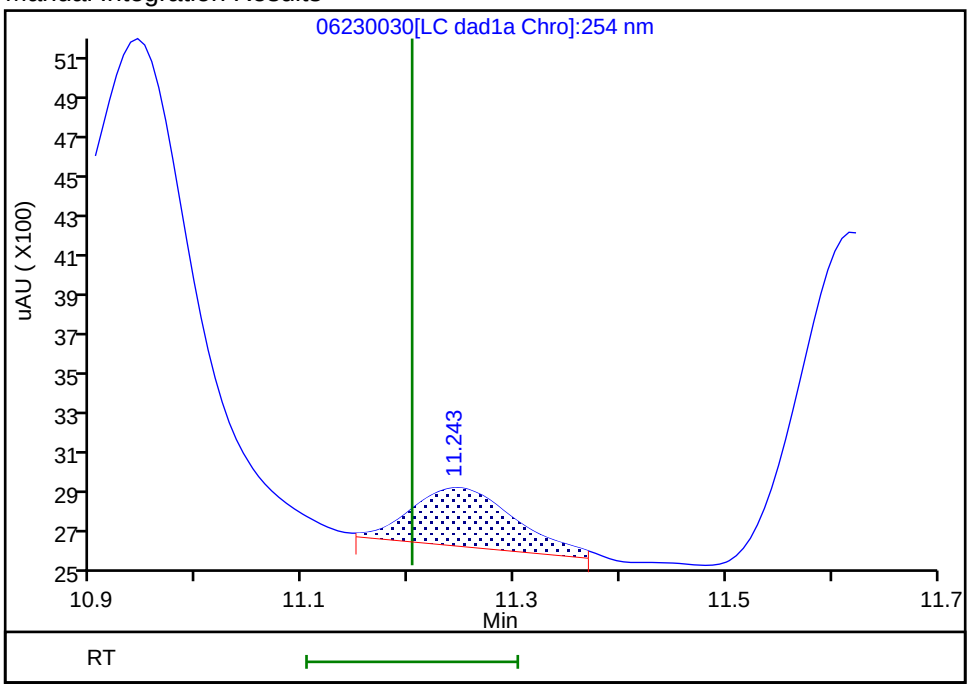

Reviewer: zhangji, 24-Jun-2020 16:16:13

Audit Action: Assigned New Baseline Audit Reason: Baseline

User Disabled Compound Report

Eurofins TestAmerica, Denver

Data File:	\\chromfs\denver\chromdata\chhplc_x\20200623-92681.b\06230030.d				
Injection Date:	24-Jun-2020 03:06:50	Instrument ID:	CHHPLC_X3		
Lims ID:	280-137702-A-28-A	Lab Sample ID:	280-137702-28		
Client ID:	G0113-20A				
Operator ID:	JZ	ALS Bottle#:	30	Worklist Smp#:	30
Injection Vol:	100.0 ul	Dil. Factor:	1.0000		
Method:	8330_X3	Limit Group:	GCSV - 8330		
Column:	UltraCarb5uODS (20) (4.60 mm)	Detector	LC DAD1B, 254 nm		

18 2-Amino-4,6-dinitrotoluene, CAS: 35572-78-2, Signal: 1

RT: 11.62
Response: 12911
Amount: 0.063658

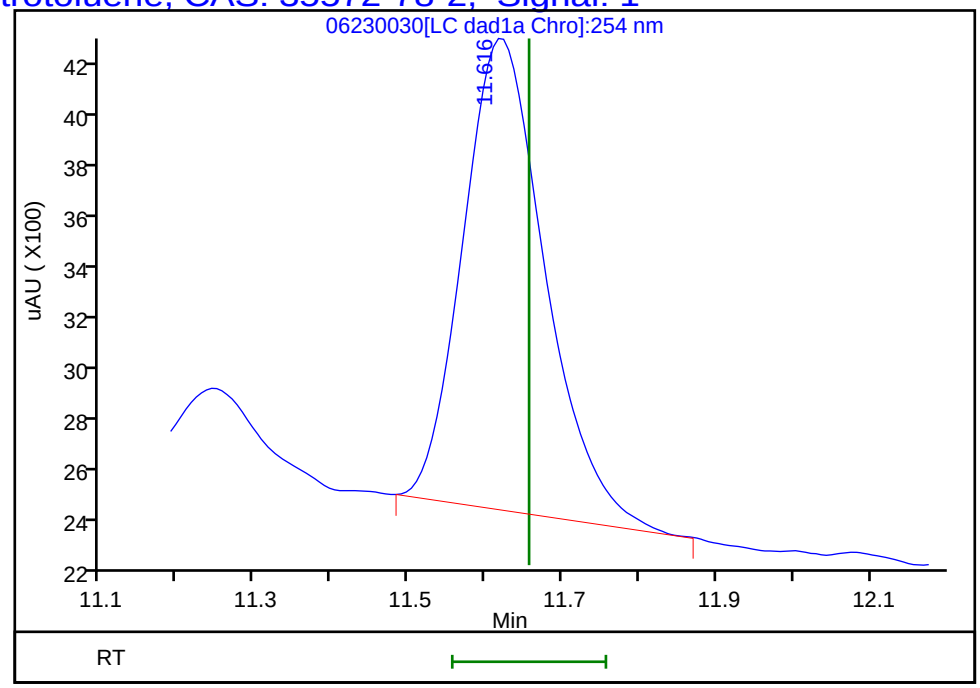

Reviewer: zhangji, 24-Jun-2020 16:16:25
Audit Action: Marked Compound Undetected Audit Reason: Invalid Compound ID

User Disabled Compound Report

Eurofins TestAmerica, Denver

Data File: \\chromfs\denver\chromdata\chhplc_x\20200623-92681.b\06230030.d

Injection Date:	24-Jun-2020 03:06:50	Instrument ID:	CHHPLC_X3		
Lims ID:	280-137702-A-28-A	Lab Sample ID:	280-137702-28		
Client ID:	G0113-20A				
Operator ID:	JZ	ALS Bottle#:	30	Worklist Smp#:	30
Injection Vol:	100.0 ul	Dil. Factor:	1.0000		
Method:	8330_X3	Limit Group:	GCSV - 8330		
Column:	UltraCarb5uODS (20) (4.60 mm)	Detector	LC DAD1B, 254 nm		

22 p-Nitrotoluene, CAS: 99-99-0, Signal: 1

RT: 13.17
Response: 5359
Amount: 0.047423

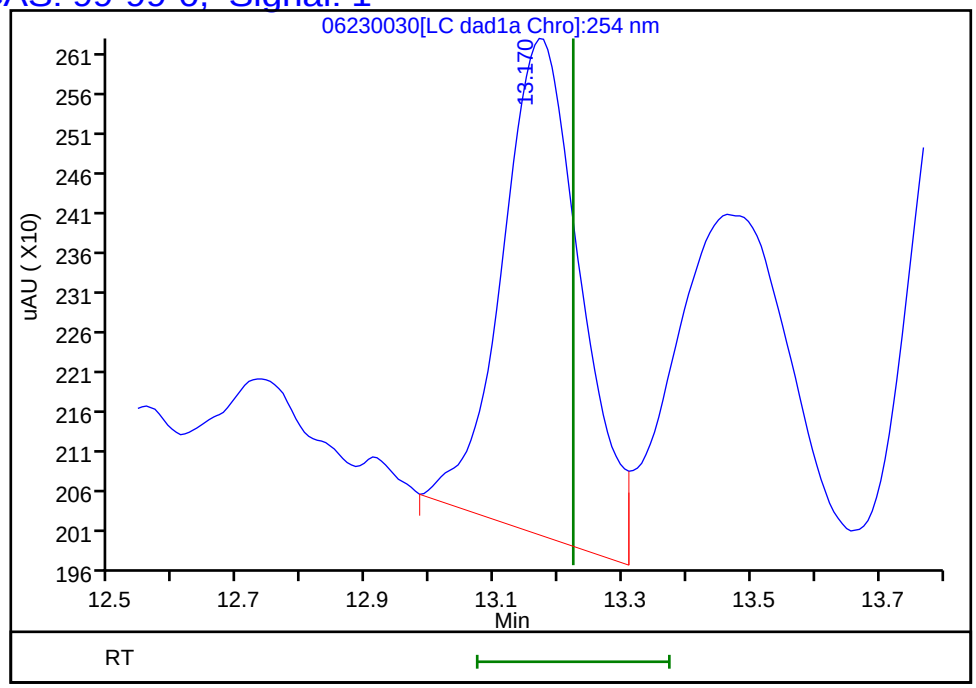

Reviewer: zhangji, 24-Jun-2020 16:16:25
Audit Action: Marked Compound Undetected Audit Reason: Invalid Compound ID

User Disabled Compound Report

Eurofins TestAmerica, Denver

Data File:	\\chromfs\denver\chromdata\chhplc_x\20200623-92681.b\06230030.d				
Injection Date:	24-Jun-2020 03:06:50	Instrument ID:	CHHPLC_X3		
Lims ID:	280-137702-A-28-A	Lab Sample ID:	280-137702-28		
Client ID:	G0113-20A				
Operator ID:	JZ	ALS Bottle#:	30	Worklist Smp#:	30
Injection Vol:	100.0 ul	Dil. Factor:	1.0000		
Method:	8330_X3	Limit Group:	GCSV - 8330		
Column:	UltraCarb5uODS (20) (4.60 mm)	Detector	LC DAD1B, 254 nm		

6 MNX, CAS: 5755-27-1, Signal: 1

RT: 7.46
Response: 481847
Amount: 3.039197

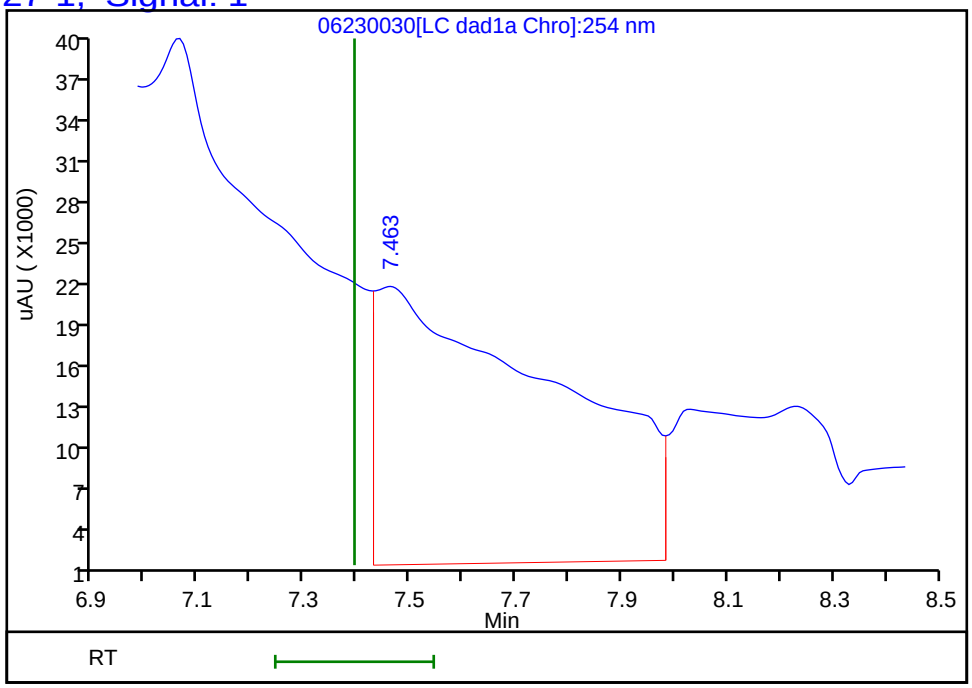

Reviewer: zhangji, 24-Jun-2020 16:16:25
Audit Action: Marked Compound Undetected Audit Reason: Invalid Compound ID

User Disabled Compound Report

Eurofins TestAmerica, Denver

Data File: \\chromfs\denver\chromdata\chhplc_x\20200623-92681.b\06230030.d

Injection Date:	24-Jun-2020 03:06:50	Instrument ID:	CHHPLC_X3		
Lims ID:	280-137702-A-28-A	Lab Sample ID:	280-137702-28		
Client ID:	G0113-20A				
Operator ID:	JZ	ALS Bottle#:	30	Worklist Smp#:	30
Injection Vol:	100.0 ul	Dil. Factor:	1.0000		
Method:	8330_X3	Limit Group:	GCSV - 8330		
Column:	UltraCarb5uODS (20) (4.60 mm)	Detector	LC DAD1B, 254 nm		

12 Nitrobenzene, CAS: 98-95-3, Signal: 1

RT: 9.90
Response: 37766
Amount: 0.188451

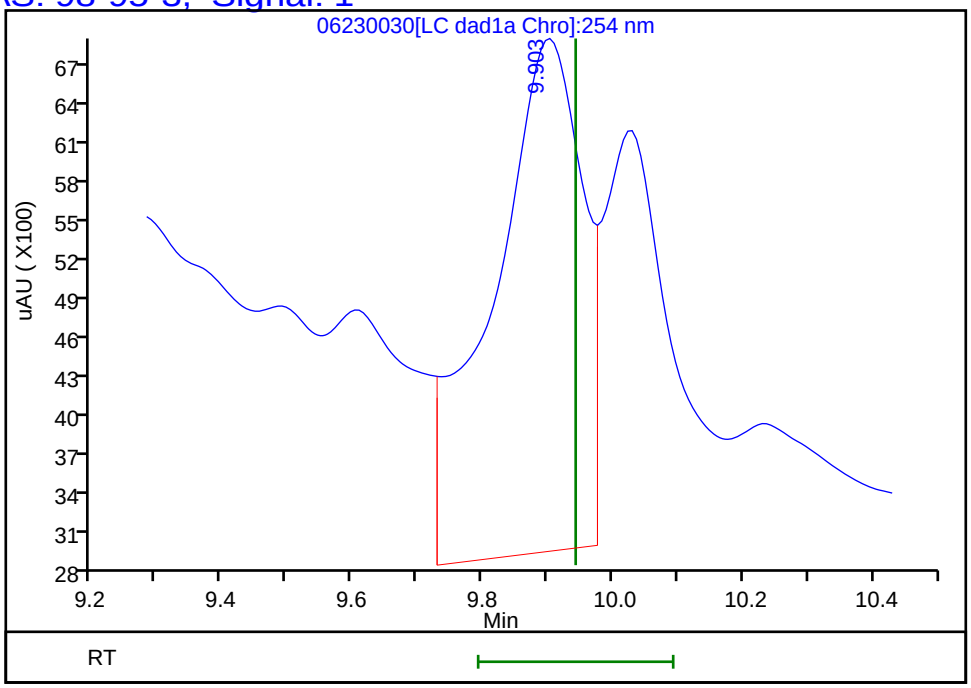

Reviewer: zhangji, 24-Jun-2020 16:16:25

Audit Action: Marked Compound Undetected Audit Reason: Invalid Compound ID

Manual Integration/User Assign Peak Report

Eurofins TestAmerica, Denver

Data File:	\\chromfs\denver\chromdata\chhplc_x\20200623-92681.b\06230030.d				
Injection Date:	24-Jun-2020 03:06:50	Instrument ID:	CHHPLC_X3		
Lims ID:	280-137702-A-28-A	Lab Sample ID:	280-137702-28		
Client ID:	G0113-20A				
Operator ID:	JZ	ALS Bottle#:	30	Worklist Smp#:	30
Injection Vol:	100.0 ul	Dil. Factor:	1.0000		
Method:	8330_X3	Limit Group:	GCSV - 8330		
Column:	UltraCarb5uODS (20) (4.60 mm)	Detector	LC DAD1B, 254 nm		

14 Tetryl, CAS: 479-45-8

Signal: 1

Processing Integration Results

RT: 10.23
Area: 11347
Amount: 0.064096
Amount Units: ug/mL

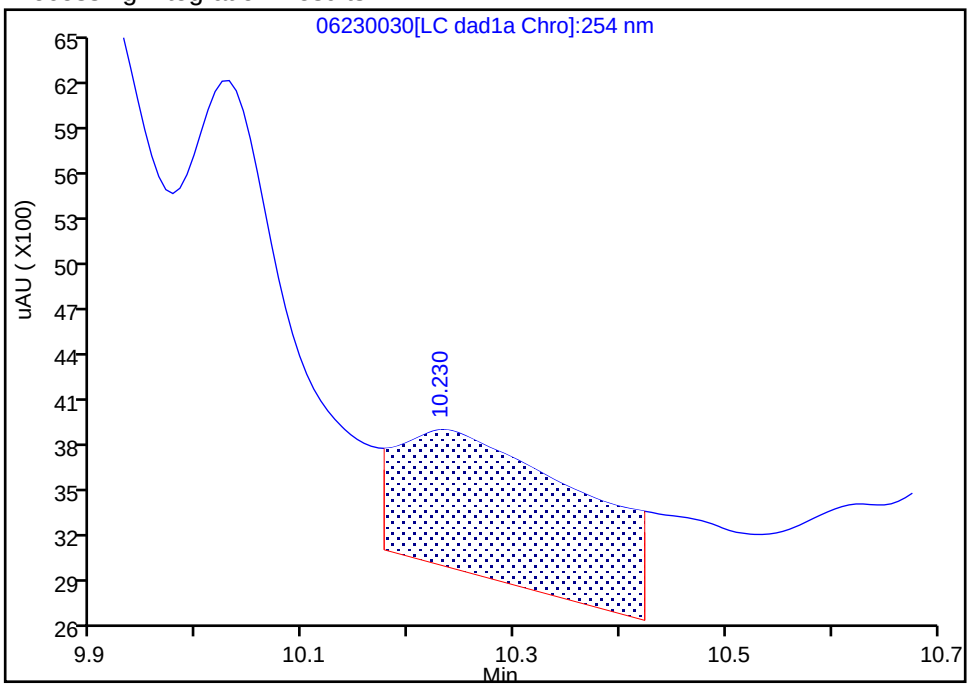

Manual Integration Results

RT: 10.23
Area: 1438
Amount: 0.008123
Amount Units: ug/mL

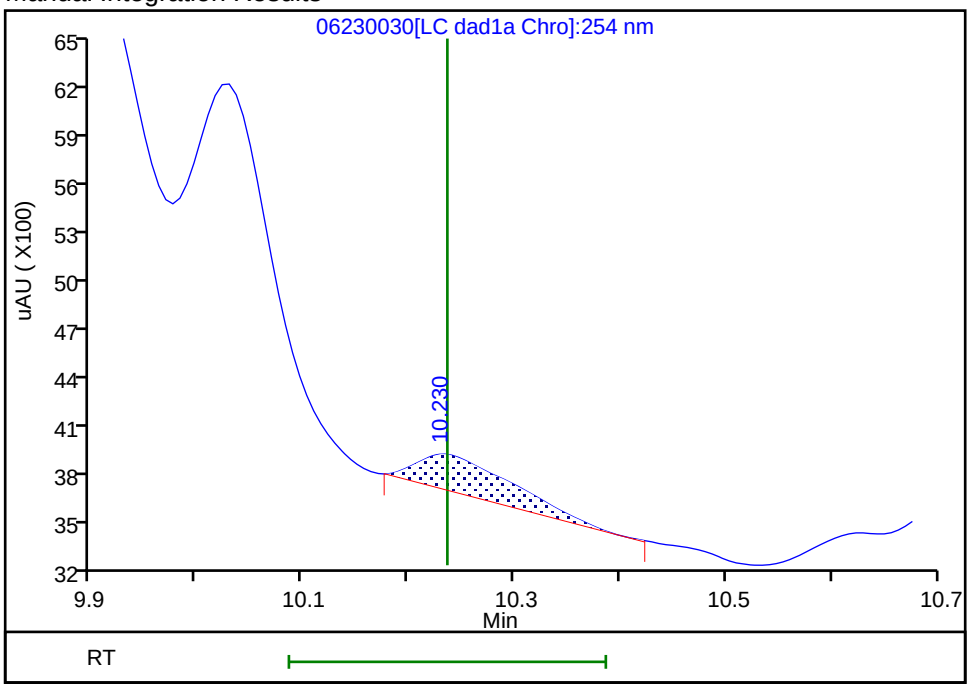

Reviewer: zhangji, 24-Jun-2020 16:16:05

Audit Action: Assigned New Baseline Audit Reason: Baseline

FORM I
HPLC/IC ORGANICS ANALYSIS DATA SHEET

Lab Name: Eurofins TestAmerica, Denver Job No.: 280-137702-1

SDG No.:

Client Sample ID: G0113-20A Lab Sample ID: 280-137702-28

Matrix: Water Lab File ID: 06240043.D

Analysis Method: 8330A Date Collected: 06/14/2020 11:00

Extraction Method: 3535 Date Extracted: 06/18/2020 17:20

Sample wt/vol: 478.6(mL) Date Analyzed: 06/25/2020 18:55

Con. Extract Vol.: 5(mL) Dilution Factor: 1

Injection Volume: 100(uL) GC Column: Luna-phenylhex ID: 4.6(mm)

% Moisture: GPC Cleanup:(Y/N) N

Analysis Batch No.: 500017 Units: ug/L

CAS NO.	COMPOUND NAME	RESULT	Q	LOQ	LOD	DL
99-65-0	*1,3-Dinitrobenzene*	*0.29*	*M J1*	*0.11*	0.10	*0.039*
118-96-7	2,4,6-Trinitrotoluene	0.10	U	0.11	0.10	0.047
99-08-1	3-Nitrotoluene	0.42	U M	0.42	0.42	0.20
479-45-8	Tetryl	0.10	U M	0.11	0.10	0.033

CAS NO.	SURROGATE	%REC	Q	LIMITS
528-29-0	1,2-Dinitrobenzene	108	*M*	83-119

Eurofins TestAmerica, Denver
Target Compound Quantitation Report

Data File: \\chromfs\Denver\ChromData\G2_LUNA\20200624-92719.b\06240043.D
Lims ID: 280-137702-A-28-A
Client ID: G0113-20A
Sample Type: Client
Inject. Date: 25-Jun-2020 18:55:31 ALS Bottle#: 43 Worklist Smp#: 43
Injection Vol: 100.0 ul Dil. Factor: 1.0000
Sample Info: 280-137702-A-28-
Misc. Info.: 280-0092719-043
Operator ID: JZ Instrument ID: CHHPLC_G2_LUNA

Method: \\chromfs\Denver\ChromData\G2_LUNA\20200624-92719.b\G2_8330_Luna.m
Limit Group: GCSV - 8330
Last Update: 26-Jun-2020 16:19:17 Calib Date: 15-May-2020 02:11:20
Integrator: Falcon
Quant Method: External Standard Quant By: Initial Calibration
Last ICal File: \\chromfs\Denver\ChromData\G2_LUNA\20200514-91518.b\05140024.D

Column 1 : Luna-Phenyl hexyl (4.60 mm) Det: LC DAD1A, 254 nm
Process Host: CTX1025

First Level Reviewer: zhangji Date: 25-Jun-2020 21:10:56

	Compound	Det	RT (min.)	Exp RT (min.)	Dlt RT (min.)	Response	OnCol Amt ug/ml	Flags
	6 HMX	1		7.145			ND	
	7 MNX	1		7.926			ND	
	8 RDX	1		9.358			ND	
	9 Nitrobenzene	1		12.265			ND	
$	10 1,2-Dinitrobenzene	1	13.262	13.271	-0.009	61799	0.2163	M
	12 1,3-Dinitrobenzene	1	15.816	15.805	0.011	18433	0.0273	M
	14 o-Nitrotoluene	1	16.796	16.745	0.051	11311	0.0414	
	15 p-Nitrotoluene	1		17.031			ND	
	16 4-Amino-2,6-dinitrotoluene	1		17.465			ND	
	17 m-Nitrotoluene	1		17.958			ND	U
	18 2-Amino-4,6-dinitrotoluene	1		18.398			ND	U
	19 1,3,5-Trinitrobenzene	1		19.138			ND	
	20 2,6-Dinitrotoluene	1		20.065			ND	
	21 2,4-Dinitrotoluene	1		20.578			ND	
	22 Tetryl	1		23.885			ND	U
	23 2,4,6-Trinitrotoluene	1		24.905			ND	

QC Flag Legend

Review Flags
M - Manually Integrated
U - Marked Undetected

Report Date: 26-Jun-2020 16:19:18 Chrom Revision: 2.3 21-Jun-2020 18:30:46

Eurofins TestAmerica, Denver

Data File:	\\chromfs\denver\chromdata\g2_luna\20200624-92719.b\06240043.d				
Injection Date:	25-Jun-2020 18:55:31	Instrument ID:	CHHPLC_G2_LUNA	Operator ID:	JZ
Lims ID:	280-137702-A-28-A	Lab Sample ID:	280-137702-28	Worklist Smp#:	43
Client ID:	G0113-20A				
Injection Vol:	100.0 ul	Dil. Factor:	1.0000	ALS Bottle#:	43
Method:	G2_8330_Luna	Limit Group:	GCSV - 8330		

Column: Luna-Phenyl hexyl (4.60 mm) Y Scaling: Method Defined: Scale to the Nth Largest Peak: 1

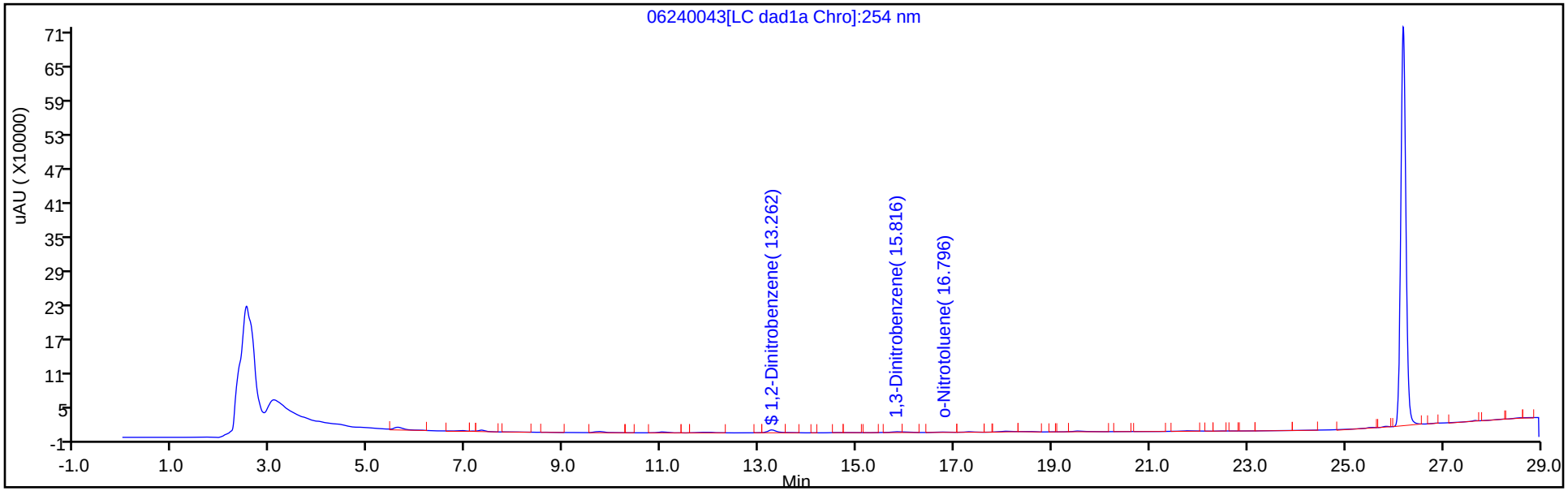

Y Scaling: Method Defined: Scale to the Nth Largest Peak: 1

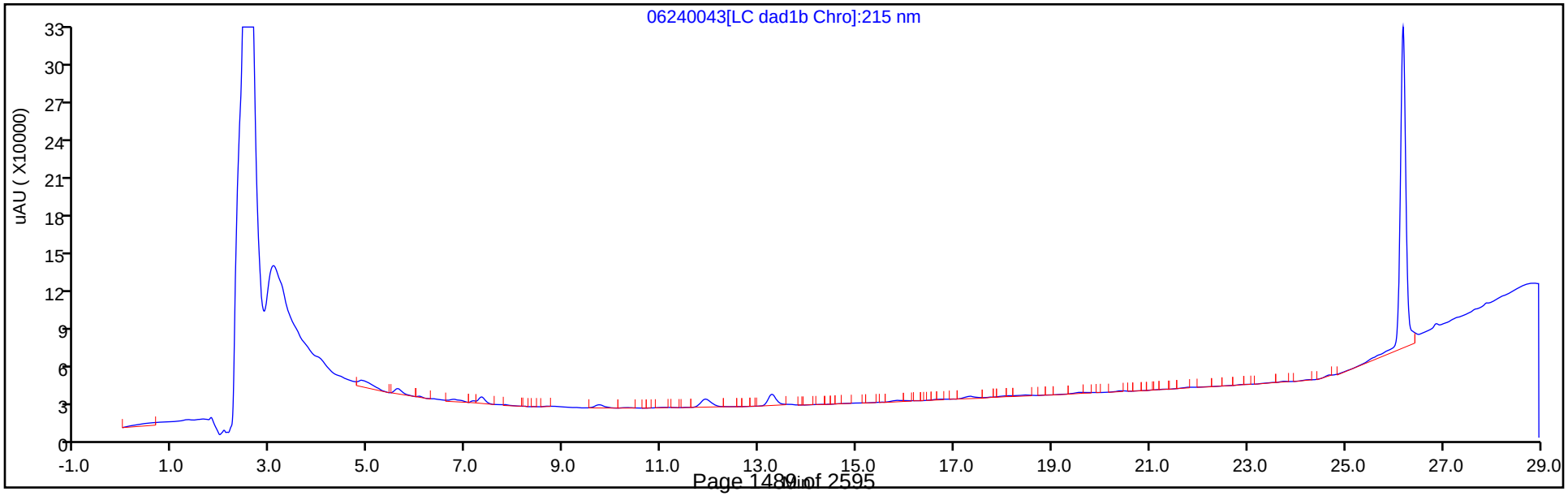

Eurofins TestAmerica, Denver
Recovery Report

Data File:	\\chromfs\Denver\ChromData\G2_LUNA\20200624-92719.b\06240043.D				
Lims ID:	280-137702-A-28-A				
Client ID:	G0113-20A				
Sample Type:	Client				
Inject. Date:	25-Jun-2020 18:55:31	ALS Bottle#:	43	Worklist Smp#:	43
Injection Vol:	100.0 ul	Dil. Factor:	1.0000		
Sample Info:	280-137702-A-28-				
Misc. Info.:	280-0092719-043				
Operator ID:	JZ	Instrument ID:	CHHPLC_G2_LUNA		
Method:	\\chromfs\Denver\ChromData\G2_LUNA\20200624-92719.b\G2_8330_Luna.m				
Limit Group:	GCSV - 8330				
Last Update:	26-Jun-2020 16:19:17	Calib Date:	15-May-2020 02:11:20		
Integrator:	Falcon				
Quant Method:	External Standard	Quant By:	Initial Calibration		
Last ICal File:	\\chromfs\Denver\ChromData\G2_LUNA\20200514-91518.b\05140024.D				
Column 1 :	Luna-Phenyl hexyl (4.60 mm)		Det: LC DAD1A, 254 nm		
Process Host:	CTX1025				
First Level Reviewer: zhangji		Date:	25-Jun-2020 21:10:56		

Compound	Amount Added	Amount Recovered	% Rec.
$ 10 1,2-Dinitrobenzene	0.2000	0.2163	108.14

Manual Integration/User Assign Peak Report

Eurofins TestAmerica, Denver

Data File:	\\chromfs\denver\chromdata\g2_luna\20200624-92719.b\06240043.d				
Injection Date:	25-Jun-2020 18:55:31	Instrument ID:	CHHPLC_G2_LUNA		
Lims ID:	280-137702-A-28-A	Lab Sample ID:	280-137702-28		
Client ID:	G0113-20A				
Operator ID:	JZ	ALS Bottle#:	43	Worklist Smp#:	43
Injection Vol:	100.0 ul	Dil. Factor:	1.0000		
Method:	G2_8330_Luna	Limit Group:	GCSV - 8330		
Column:	Luna-Phenyl hexyl (4.60 mm)	Detector	LC DAD1A, 254 nm		

$ 10 1,2-Dinitrobenzene, CAS: 528-29-0

Signal: 1

Processing Integration Results

RT: 13.26
Area: 73009
Amount: 0.256720
Amount Units: ug/ml

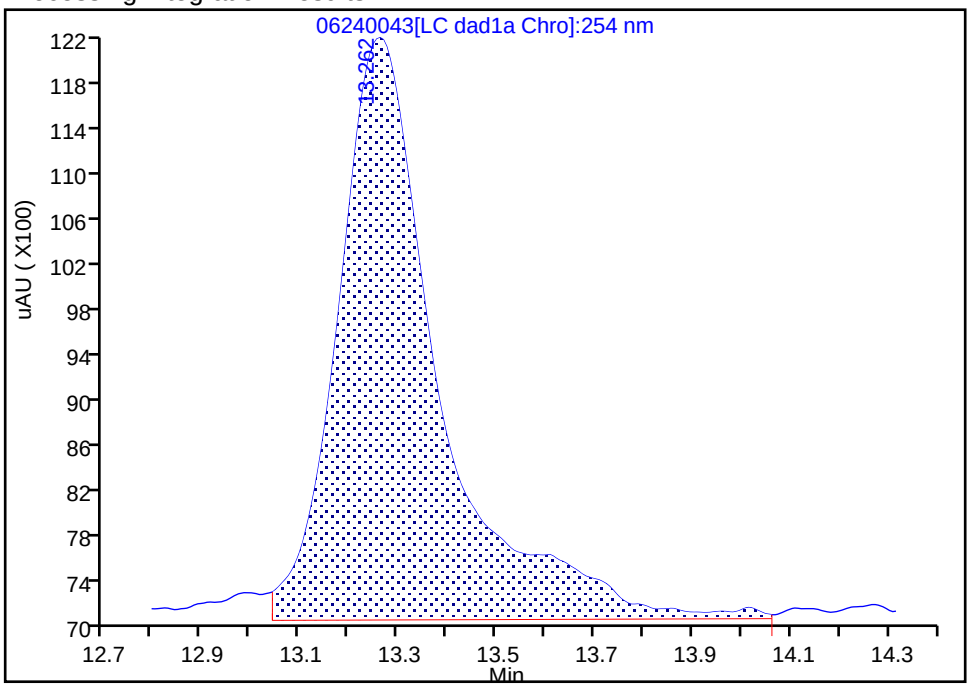

Manual Integration Results

RT: 13.26
Area: 61799
Amount: 0.216284
Amount Units: ug/ml

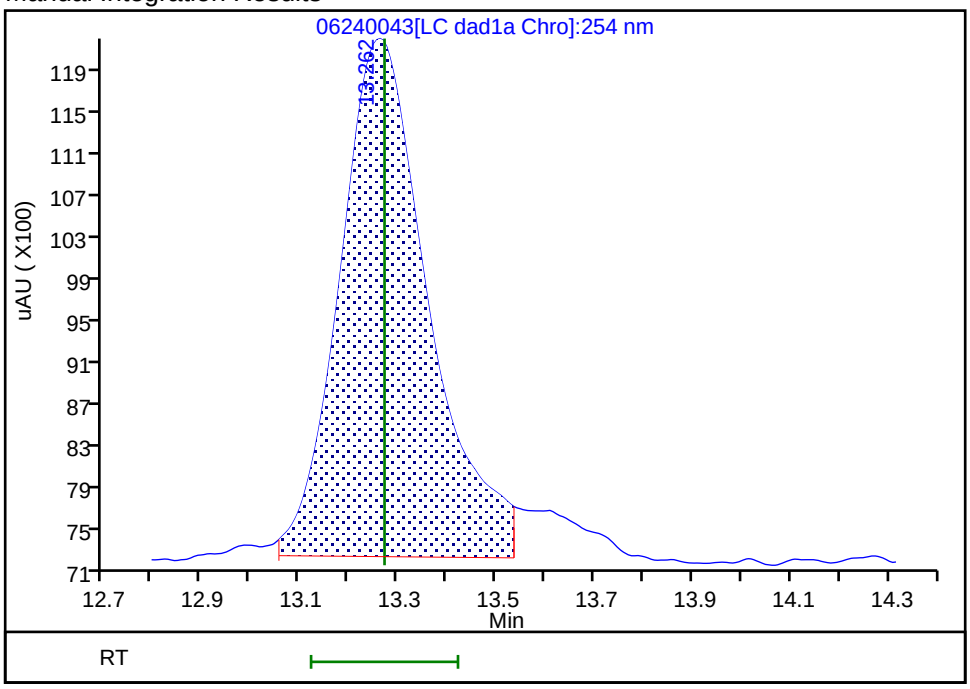

Reviewer: zhangji, 25-Jun-2020 19:31:55

Audit Action: Split an Integrated Peak Audit Reason: Baseline

Manual Integration/User Assign Peak Report

Eurofins TestAmerica, Denver

Data File:	\\chromfs\denver\chromdata\g2_luna\20200624-92719.b\06240043.d				
Injection Date:	25-Jun-2020 18:55:31	Instrument ID:	CHHPLC_G2_LUNA		
Lims ID:	280-137702-A-28-A	Lab Sample ID:	280-137702-28		
Client ID:	G0113-20A				
Operator ID:	JZ	ALS Bottle#:	43	Worklist Smp#:	43
Injection Vol:	100.0 ul	Dil. Factor:	1.0000		
Method:	G2_8330_Luna	Limit Group:	GCSV - 8330		
Column:	Luna-Phenyl hexyl (4.60 mm)	Detector	LC DAD1A, 254 nm		

12 1,3-Dinitrobenzene, CAS: 99-65-0

Signal: 1

Processing Integration Results

RT: 15.82
Area: 30961
Amount: 0.045923
Amount Units: ug/ml

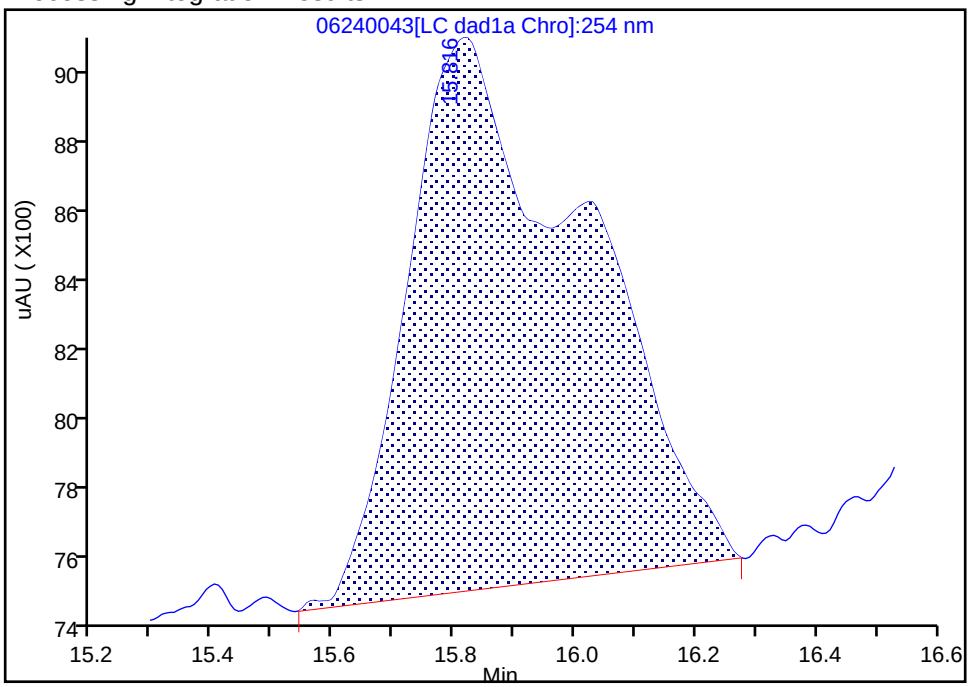

Manual Integration Results

RT: 15.82
Area: 18433
Amount: 0.027341
Amount Units: ug/ml

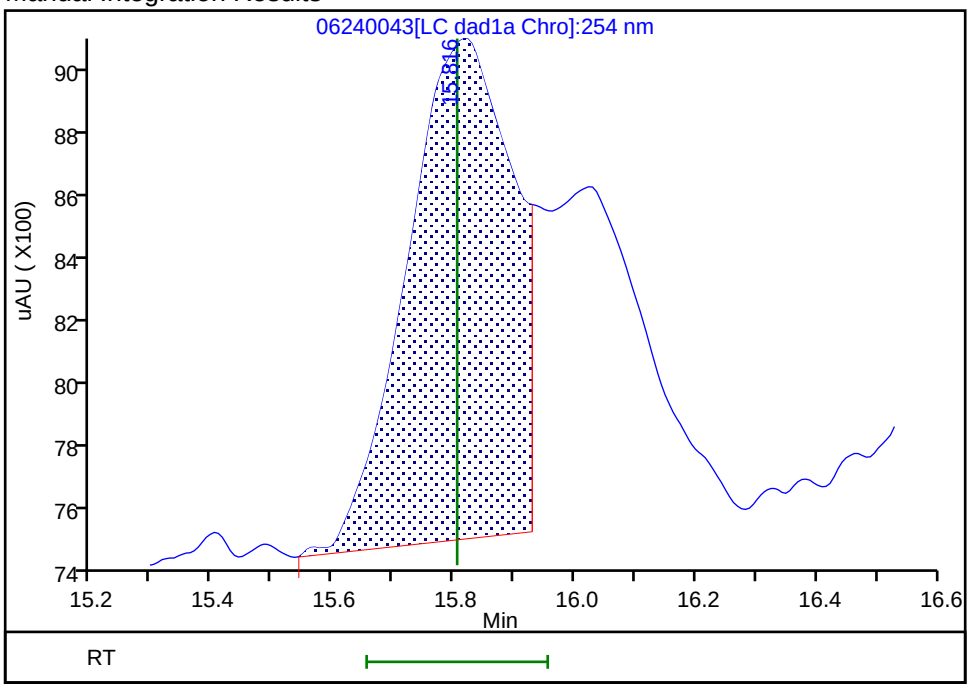

Reviewer: zhangji, 25-Jun-2020 19:32:00

Audit Action: Split an Integrated Peak Audit Reason: Baseline

User Disabled Compound Report

Eurofins TestAmerica, Denver

Data File:	\\chromfs\denver\chromdata\g2_luna\20200624-92719.b\06240043.d				
Injection Date:	25-Jun-2020 18:55:31	Instrument ID:	CHHPLC_G2_LUNA		
Lims ID:	280-137702-A-28-A	Lab Sample ID:	280-137702-28		
Client ID:	G0113-20A				
Operator ID:	JZ	ALS Bottle#:	43	Worklist Smp#:	43
Injection Vol:	100.0 ul	Dil. Factor:	1.0000		
Method:	G2_8330_Luna	Limit Group:	GCSV - 8330		
Column:	Luna-Phenyl hexyl (4.60 mm)	Detector	LC DAD1A, 254 nm		

18 2-Amino-4,6-dinitrotoluene, CAS: 35572-78-2, Signal: 1

RT: 18.50
Response: 8171
Amount: 0.017564

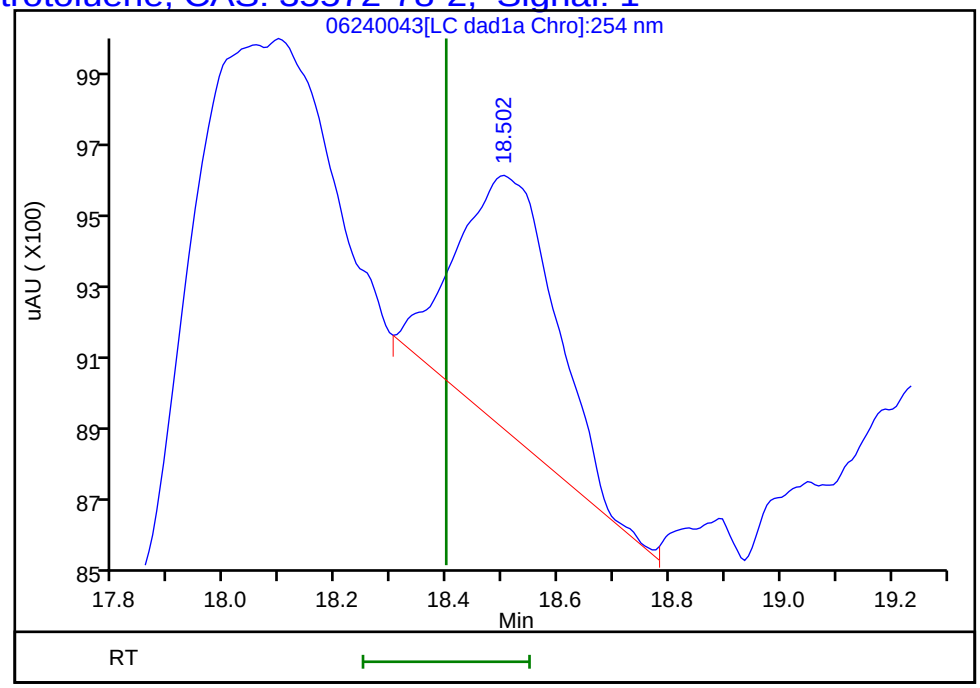

Reviewer: zhangji, 25-Jun-2020 21:10:56
Audit Action: Marked Compound Undetected Audit Reason: Invalid Compound ID

User Disabled Compound Report

Eurofins TestAmerica, Denver

Data File:	\\chromfs\denver\chromdata\g2_luna\20200624-92719.b\06240043.d				
Injection Date:	25-Jun-2020 18:55:31	Instrument ID:	CHHPLC_G2_LUNA		
Lims ID:	280-137702-A-28-A	Lab Sample ID:	280-137702-28		
Client ID:	G0113-20A				
Operator ID:	JZ	ALS Bottle#:	43	Worklist Smp#:	43
Injection Vol:	100.0 ul	Dil. Factor:	1.0000		
Method:	G2_8330_Luna	Limit Group:	GCSV - 8330		
Column:	Luna-Phenyl hexyl (4.60 mm)	Detector	LC DAD1A, 254 nm		

17 m-Nitrotoluene, CAS: 99-08-1, Signal: 1

RT: 18.10
Response: 20128
Amount: 0.067470

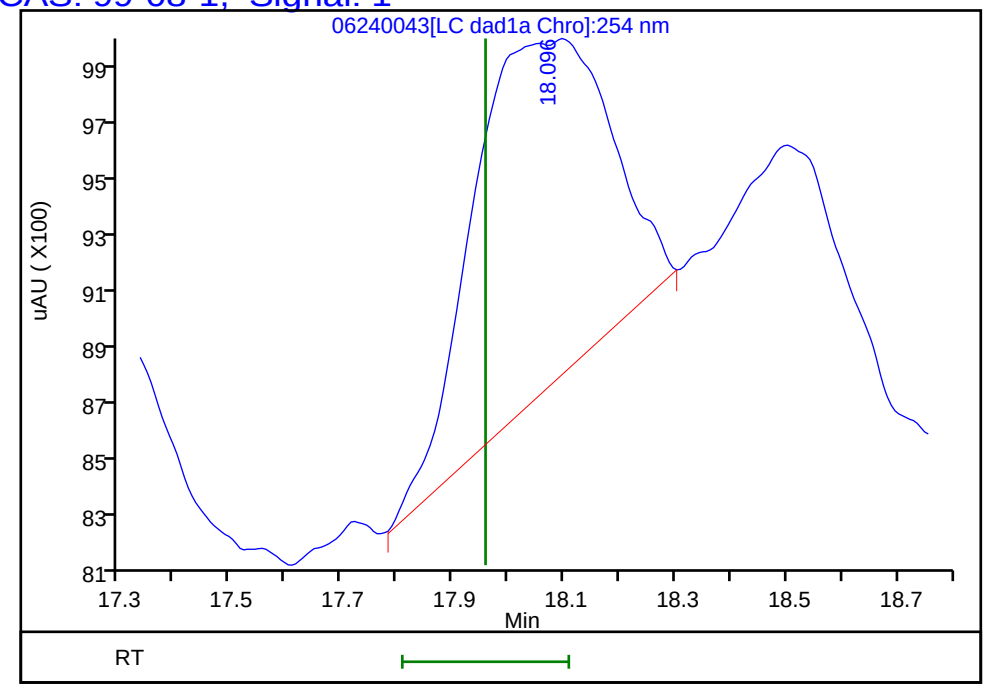

Reviewer: zhangji, 25-Jun-2020 21:10:56
Audit Action: Marked Compound Undetected Audit Reason: Invalid Compound ID

User Disabled Compound Report

Eurofins TestAmerica, Denver

Data File: \\chromfs\denver\chromdata\g2_luna\20200624-92719.b\06240043.d

Injection Date:	25-Jun-2020 18:55:31	Instrument ID:	CHHPLC_G2_LUNA		
Lims ID:	280-137702-A-28-A	Lab Sample ID:	280-137702-28		
Client ID:	G0113-20A				
Operator ID:	JZ	ALS Bottle#:	43	Worklist Smp#:	43
Injection Vol:	100.0 ul	Dil. Factor:	1.0000		
Method:	G2_8330_Luna	Limit Group:	GCSV - 8330		
Column:	Luna-Phenyl hexyl (4.60 mm)	Detector	LC DAD1A, 254 nm		

22 Tetryl, CAS: 479-45-8, Signal: 1

RT: 23.74
Response: 4929
Amount: 0.013369

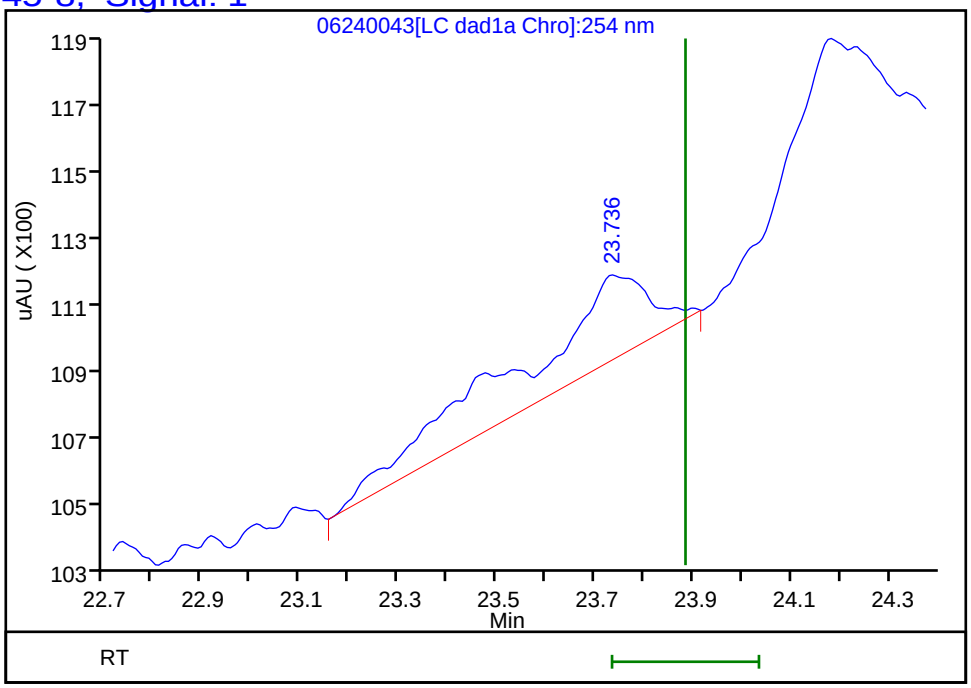

Reviewer: zhangji, 25-Jun-2020 21:10:56
Audit Action: Marked Compound Undetected Audit Reason: Invalid Compound ID

FORM I
HPLC/IC ORGANICS ANALYSIS DATA SHEET

Lab Name: Eurofins TestAmerica, Denver Job No.: 280-137702-1

SDG No.:

Client Sample ID: G0108-20A Lab Sample ID: 280-137702-29

Matrix: Water Lab File ID: 06230031.D

Analysis Method: 8330A Date Collected: 06/14/2020 12:15

Extraction Method: 3535 Date Extracted: 06/18/2020 17:20

Sample wt/vol: 482.7(mL) Date Analyzed: 06/24/2020 03:29

Con. Extract Vol.: 5(mL) Dilution Factor: 1

Injection Volume: 100(uL) GC Column: UltraCarb5uODS ID: 4.6(mm)

% Moisture: GPC Cleanup:(Y/N) N

Analysis Batch No.: 499864 Units: ug/L

CAS NO.	COMPOUND NAME	RESULT	Q	LOQ	LOD	DL
99-35-4	1,3,5-Trinitrobenzene	0.21	U	0.22	0.21	0.087
118-96-7	2,4,6-Trinitrotoluene	0.10	U M	0.11	0.10	0.047
606-20-2	2,6-Dinitrotoluene	0.083	U	0.10	0.083	0.042
35572-78-2	2-Amino-4,6-dinitrotoluene	0.10	U M	0.11	0.10	0.053
88-72-2	2-Nitrotoluene	0.21	U	0.22	0.21	0.089
99-08-1	3-Nitrotoluene	0.41	U	0.41	0.41	0.20
19406-51-0	4-Amino-2,6-dinitrotoluene	0.12	U	0.16	0.12	0.060
99-99-0	4-Nitrotoluene	0.41	U M	0.42	0.41	0.10
2691-41-0	HMX	0.21	U	0.22	0.21	0.091
5755-27-1	MNX	0.41	U M	2.1	0.41	0.16
98-95-3	Nitrobenzene	0.21	U M	0.22	0.21	0.094

CAS NO.	SURROGATE	%REC	Q	LIMITS
528-29-0	1,2-Dinitrobenzene	104	M	83-119

Eurofins TestAmerica, Denver
Target Compound Quantitation Report

Data File: \\chromfs\Denver\ChromData\CHHPLC_X\20200623-92681.b\06230031.D
Lims ID: 280-137702-A-29-A
Client ID: G0108-20A
Sample Type: Client
Inject. Date: 24-Jun-2020 03:29:52 ALS Bottle#: 31 Worklist Smp#: 31
Injection Vol: 100.0 ul Dil. Factor: 1.0000
Sample Info: 280-137702-A-29-
Misc. Info.: 280-0092681-031
Operator ID: JZ Instrument ID: CHHPLC_X3

Method: \\chromfs\Denver\ChromData\CHHPLC_X\20200623-92681.b\8330_X3.m
Limit Group: GCSV - 8330
Last Update: 24-Jun-2020 16:26:19 Calib Date: 18-Mar-2020 14:39:27
Integrator: Falcon
Quant Method: External Standard Quant By: Initial Calibration
Last ICal File: \\chromna\Denver\ChromData\CHHPLC_X\20200318-90159.b\03180015.D

Column 1 : UltraCarb5uODS (20) (4.60 mm) Det: LC DAD1B, 254 nm
Process Host: CTX1068

First Level Reviewer: zhangji Date: 24-Jun-2020 16:17:40

Compound	Det	RT (min.)	Exp RT (min.)	Dlt RT (min.)	Response	OnCol Amt ug/mL	Flags
3 HMX	1		6.723			ND	
6 MNX	1		7.394			ND	U
7 RDX	1	7.774	7.790	-0.016	10730	0.0920	M
$ 9 1,2-Dinitrobenzene	1	8.754	8.736	0.018	28634	0.2072	M
10 1,3,5-Trinitrobenzene	1		8.923			ND	
11 1,3-Dinitrobenzene	1	9.620	9.570	0.050	2655	0.008657	
12 Nitrobenzene	1		9.943			ND	U
14 Tetryl	1	10.233	10.236	-0.003	3315	0.0187	
16 2,4,6-Trinitrotoluene	1		11.203			ND	U
17 4-Amino-2,6-dinitrotoluene	1		11.363			ND	
18 2-Amino-4,6-dinitrotoluene	1		11.656			ND	U
19 2,6-Dinitrotoluene	1		11.790			ND	
20 2,4-Dinitrotoluene	1	12.007	11.990	0.017	3750	0.0124	
21 o-Nitrotoluene	1		12.796			ND	
22 p-Nitrotoluene	1		13.223			ND	U
23 m-Nitrotoluene	1		13.803			ND	

QC Flag Legend

Review Flags
M - Manually Integrated
U - Marked Undetected

Report Date: 24-Jun-2020 16:26:20 Chrom Revision: 2.3 21-Jun-2020 18:30:46

Eurofins TestAmerica, Denver

Data File: \\chromfs\denver\chromdata\chhplc_x\20200623-92681.b\06230031.d

Injection Date:	24-Jun-2020 03:29:52	Instrument ID:	CHHPLC_X3	Operator ID:	JZ
Lims ID:	280-137702-A-29-A	Lab Sample ID:	280-137702-29	Worklist Smp#:	31
Client ID:	G0108-20A				
Injection Vol:	100.0 ul	Dil. Factor:	1.0000	ALS Bottle#:	31
Method:	8330_X3	Limit Group:	GCSV - 8330		

Column: UltraCarb5uODS (20) (4.60 mm) Y Scaling: Method Defined: Scale to the Nth Largest Target: 1

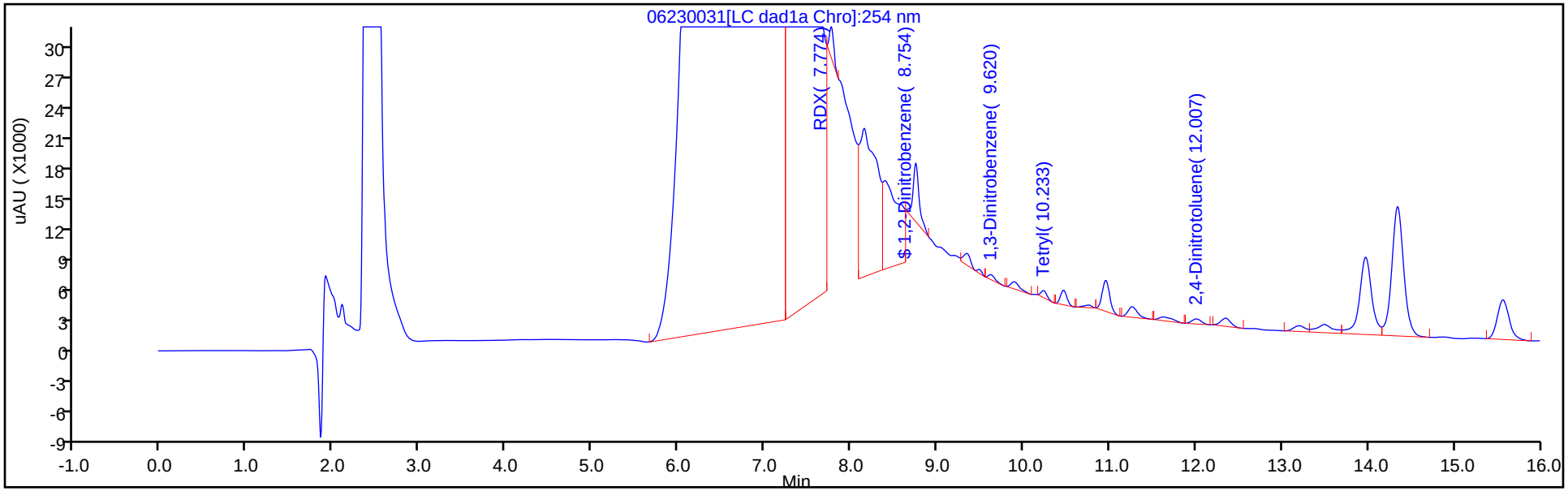

Y Scaling: Method Defined: Scale to the Nth Largest Target: 1

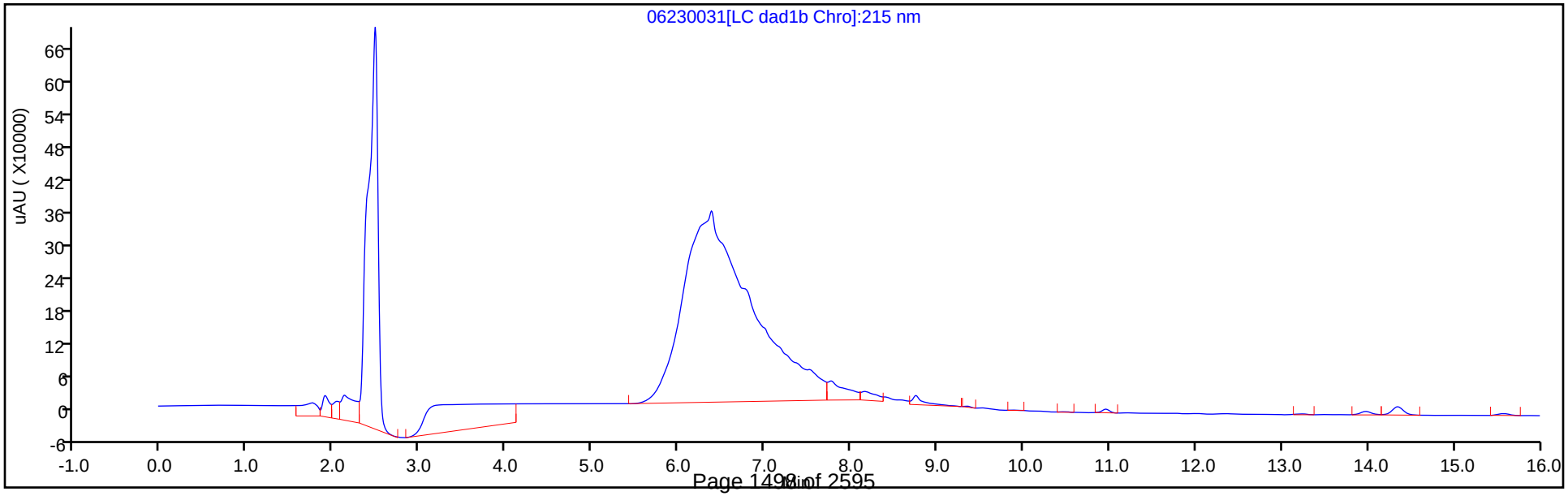

Eurofins TestAmerica, Denver
Recovery Report

Data File:	\\chromfs\Denver\ChromData\CHHPLC_X\20200623-92681.b\06230031.D				
Lims ID:	280-137702-A-29-A				
Client ID:	G0108-20A				
Sample Type:	Client				
Inject. Date:	24-Jun-2020 03:29:52	ALS Bottle#:	31	Worklist Smp#:	31
Injection Vol:	100.0 ul	Dil. Factor:	1.0000		
Sample Info:	280-137702-A-29-				
Misc. Info.:	280-0092681-031				
Operator ID:	JZ	Instrument ID:	CHHPLC_X3		
Method:	\\chromfs\Denver\ChromData\CHHPLC_X\20200623-92681.b\8330_X3.m				
Limit Group:	GCSV - 8330				
Last Update:	24-Jun-2020 16:26:19	Calib Date:	18-Mar-2020 14:39:27		
Integrator:	Falcon				
Quant Method:	External Standard	Quant By:	Initial Calibration		
Last ICal File:	\\chromna\Denver\ChromData\CHHPLC_X\20200318-90159.b\03180015.D				
Column 1 :	UltraCarb5uODS (20) (4.60 mm)		Det: LC DAD1B, 254 nm		
Process Host:	CTX1068				
First Level Reviewer: zhangji		Date:	24-Jun-2020 16:17:40		

Compound	Amount Added	Amount Recovered	% Rec.
$ 9 1,2-Dinitrobenzene	0.2000	0.2072	103.59

Manual Integration/User Assign Peak Report

Eurofins TestAmerica, Denver

Data File:	\\chromfs\denver\chromdata\chhplc_x\20200623-92681.b\06230031.d				
Injection Date:	24-Jun-2020 03:29:52	Instrument ID:	CHHPLC_X3		
Lims ID:	280-137702-A-29-A	Lab Sample ID:	280-137702-29		
Client ID:	G0108-20A				
Operator ID:	JZ	ALS Bottle#:	31	Worklist Smp#:	31
Injection Vol:	100.0 ul	Dil. Factor:	1.0000		
Method:	8330_X3	Limit Group:	GCSV - 8330		
Column:	UltraCarb5uODS (20) (4.60 mm)	Detector	LC DAD1B, 254 nm		

$ 9 1,2-Dinitrobenzene, CAS: 528-29-0

Signal: 1

Processing Integration Results

RT: 8.75
Area: 93693
Amount: 0.677892
Amount Units: ug/mL

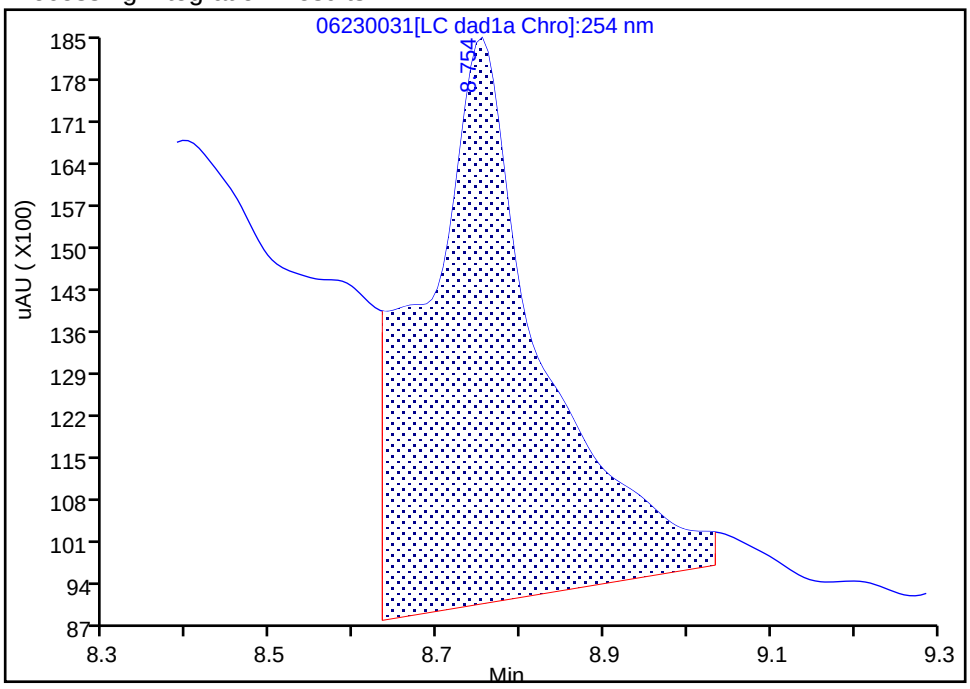

Manual Integration Results

RT: 8.75
Area: 28634
Amount: 0.207174
Amount Units: ug/mL

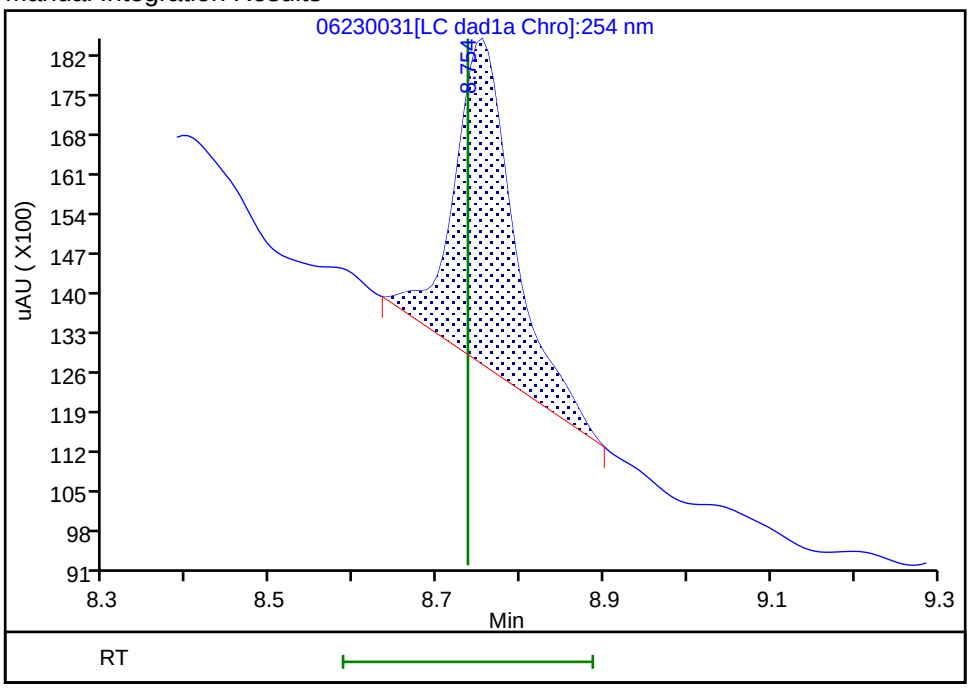

Reviewer: zhangji, 24-Jun-2020 16:16:37

Audit Action: Manually Integrated Audit Reason: Baseline

User Disabled Compound Report

Eurofins TestAmerica, Denver

Data File: \\chromfs\denver\chromdata\chhplc_x\20200623-92681.b\06230031.d

Injection Date:	24-Jun-2020 03:29:52	Instrument ID:	CHHPLC_X3		
Lims ID:	280-137702-A-29-A	Lab Sample ID:	280-137702-29		
Client ID:	G0108-20A				
Operator ID:	JZ	ALS Bottle#:	31	Worklist Smp#:	31
Injection Vol:	100.0 ul	Dil. Factor:	1.0000		
Method:	8330_X3	Limit Group:	GCSV - 8330		
Column:	UltraCarb5uODS (20) (4.60 mm)	Detector	LC DAD1B, 254 nm		

16 2,4,6-Trinitrotoluene, CAS: 118-96-7, Signal: 1

RT: 11.26
Response: 7895
Amount: 0.038695

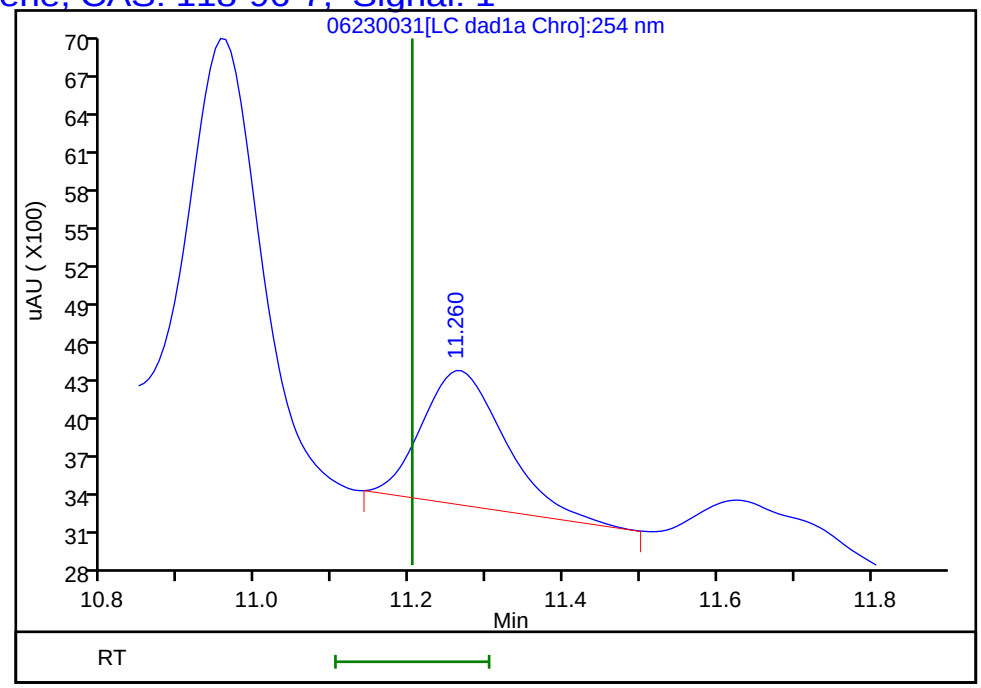

Reviewer: zhangji, 24-Jun-2020 16:17:40
Audit Action: Marked Compound Undetected Audit Reason: Invalid Compound ID

User Disabled Compound Report

Eurofins TestAmerica, Denver

Data File:	\\chromfs\denver\chromdata\chhplc_x\20200623-92681.b\06230031.d				
Injection Date:	24-Jun-2020 03:29:52	Instrument ID:	CHHPLC_X3		
Lims ID:	280-137702-A-29-A	Lab Sample ID:	280-137702-29		
Client ID:	G0108-20A				
Operator ID:	JZ	ALS Bottle#:	31	Worklist Smp#:	31
Injection Vol:	100.0 ul	Dil. Factor:	1.0000		
Method:	8330_X3	Limit Group:	GCSV - 8330		
Column:	UltraCarb5uODS (20) (4.60 mm)	Detector	LC DAD1B, 254 nm		

18 2-Amino-4,6-dinitrotoluene, CAS: 35572-78-2, Signal: 1

RT: 11.63
Response: 4030
Amount: 0.019870

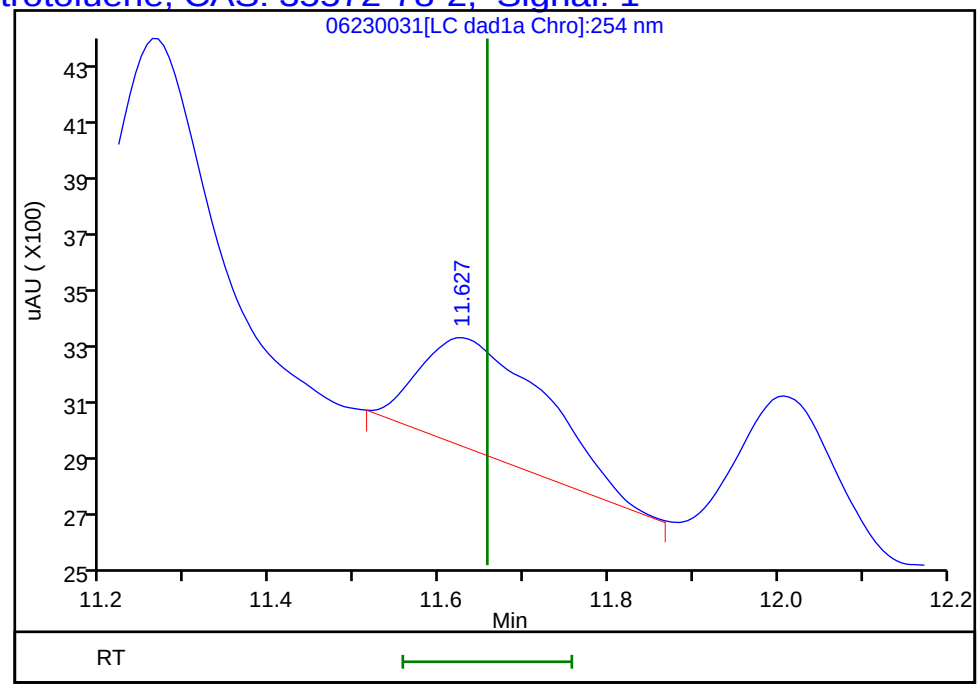

Reviewer: zhangji, 24-Jun-2020 16:17:40
Audit Action: Marked Compound Undetected Audit Reason: Invalid Compound ID

User Disabled Compound Report

Eurofins TestAmerica, Denver

Data File:	\\chromfs\denver\chromdata\chhplc_x\20200623-92681.b\06230031.d				
Injection Date:	24-Jun-2020 03:29:52	Instrument ID:	CHHPLC_X3		
Lims ID:	280-137702-A-29-A	Lab Sample ID:	280-137702-29		
Client ID:	G0108-20A				
Operator ID:	JZ	ALS Bottle#:	31	Worklist Smp#:	31
Injection Vol:	100.0 ul	Dil. Factor:	1.0000		
Method:	8330_X3	Limit Group:	GCSV - 8330		
Column:	UltraCarb5uODS (20) (4.60 mm)	Detector	LC DAD1B, 254 nm		

22 p-Nitrotoluene, CAS: 99-99-0, Signal: 1

RT: 13.20
Response: 5451
Amount: 0.048237

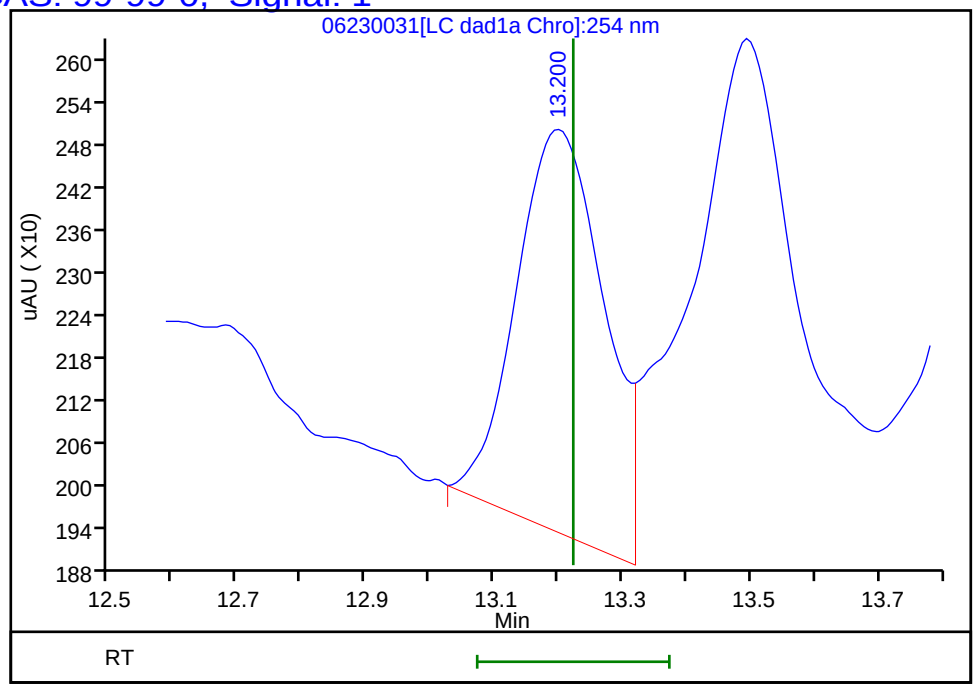

Reviewer: zhangji, 24-Jun-2020 16:17:40
Audit Action: Marked Compound Undetected Audit Reason: Invalid Compound ID

User Disabled Compound Report

Eurofins TestAmerica, Denver

Data File:	\\chromfs\denver\chromdata\chhplc_x\20200623-92681.b\06230031.d				
Injection Date:	24-Jun-2020 03:29:52	Instrument ID:	CHHPLC_X3		
Lims ID:	280-137702-A-29-A	Lab Sample ID:	280-137702-29		
Client ID:	G0108-20A				
Operator ID:	JZ	ALS Bottle#:	31	Worklist Smp#:	31
Injection Vol:	100.0 ul	Dil. Factor:	1.0000		
Method:	8330_X3	Limit Group:	GCSV - 8330		
Column:	UltraCarb5uODS (20) (4.60 mm)	Detector	LC DAD1B, 254 nm		

6 MNX, CAS: 5755-27-1, Signal: 1

RT: 7.26
Response: 1061480
Amount: 6.695168

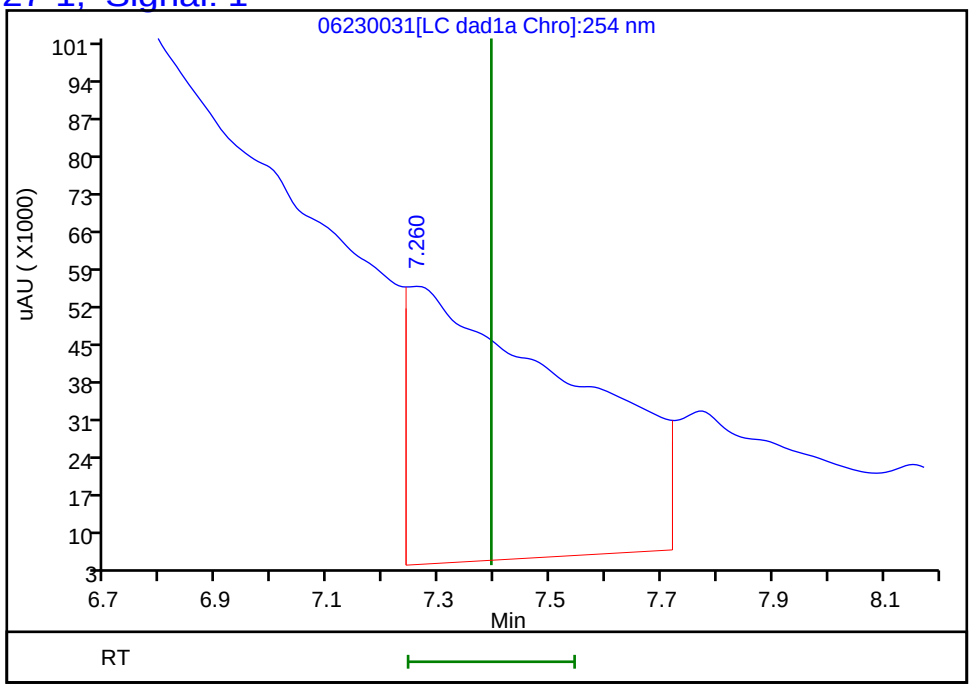

Reviewer: zhangji, 24-Jun-2020 16:17:40
Audit Action: Marked Compound Undetected Audit Reason: Invalid Compound ID

User Disabled Compound Report

Eurofins TestAmerica, Denver

Data File:	\\chromfs\denver\chromdata\chhplc_x\20200623-92681.b\06230031.d				
Injection Date:	24-Jun-2020 03:29:52	Instrument ID:	CHHPLC_X3		
Lims ID:	280-137702-A-29-A	Lab Sample ID:	280-137702-29		
Client ID:	G0108-20A				
Operator ID:	JZ	ALS Bottle#:	31	Worklist Smp#:	31
Injection Vol:	100.0 ul	Dil. Factor:	1.0000		
Method:	8330_X3	Limit Group:	GCSV - 8330		
Column:	UltraCarb5uODS (20) (4.60 mm)	Detector	LC DAD1B, 254 nm		

12 Nitrobenzene, CAS: 98-95-3, Signal: 1

RT: 9.89
Response: 4914
Amount: 0.024521

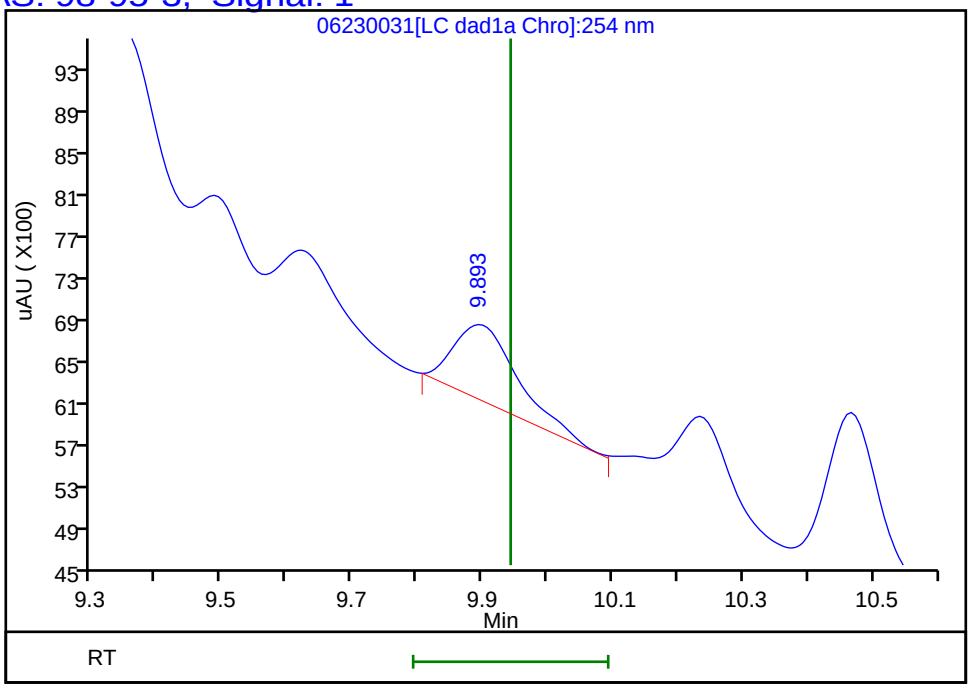

Reviewer: zhangji, 24-Jun-2020 16:17:40
Audit Action: Marked Compound Undetected Audit Reason: Invalid Compound ID

Manual Integration/User Assign Peak Report

Eurofins TestAmerica, Denver

Data File:	\\chromfs\denver\chromdata\chhplc_x\20200623-92681.b\06230031.d				
Injection Date:	24-Jun-2020 03:29:52	Instrument ID:	CHHPLC_X3		
Lims ID:	280-137702-A-29-A	Lab Sample ID:	280-137702-29		
Client ID:	G0108-20A				
Operator ID:	JZ	ALS Bottle#:	31	Worklist Smp#:	31
Injection Vol:	100.0 ul	Dil. Factor:	1.0000		
Method:	8330_X3	Limit Group:	GCSV - 8330		
Column:	UltraCarb5uODS (20) (4.60 mm)	Detector	LC DAD1B, 254 nm		

7 RDX, CAS: 121-82-4

Signal: 1

Processing Integration Results

RT: 7.77
Area: 424000
Amount: 3.635956
Amount Units: ug/mL

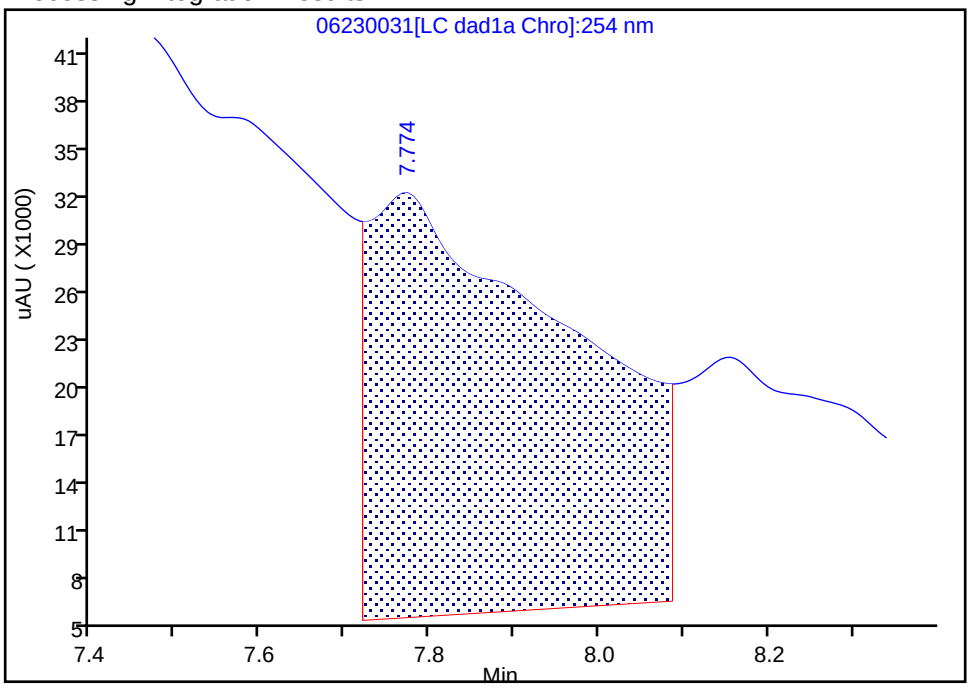

Manual Integration Results

RT: 7.77
Area: 10730
Amount: 0.092014
Amount Units: ug/mL

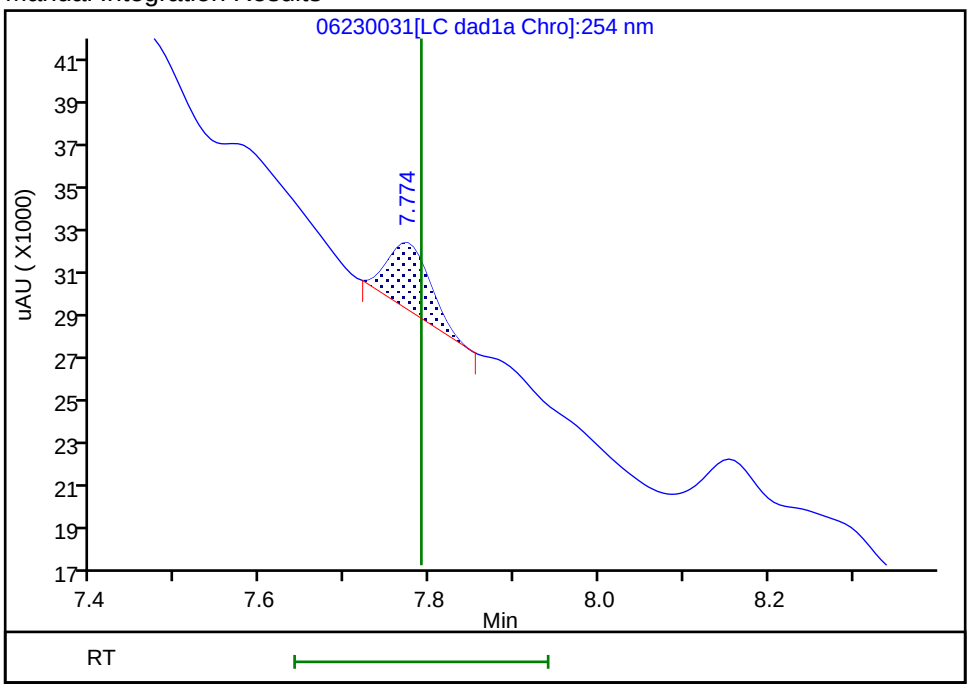

Reviewer: zhangji, 24-Jun-2020 16:16:46

Audit Action: Manually Integrated Audit Reason: Baseline

FORM I
HPLC/IC ORGANICS ANALYSIS DATA SHEET

Lab Name: Eurofins TestAmerica, Denver Job No.: 280-137702-1

SDG No.:

Client Sample ID: G0108-20A Lab Sample ID: 280-137702-29

Matrix: Water Lab File ID: 06240044.D

Analysis Method: 8330A Date Collected: 06/14/2020 12:15

Extraction Method: 3535 Date Extracted: 06/18/2020 17:20

Sample wt/vol: 482.7(mL) Date Analyzed: 06/25/2020 19:30

Con. Extract Vol.: 5(mL) Dilution Factor: 1

Injection Volume: 100(uL) GC Column: Luna-phenylhex ID: 4.6(mm)

% Moisture: GPC Cleanup:(Y/N) N

Analysis Batch No.: 500017 Units: ug/L

CAS NO.	COMPOUND NAME	RESULT	Q	LOQ	LOD	DL
99-65-0	1,3-Dinitrobenzene	0.10	U M	0.11	0.10	0.038
121-14-2	2,4-Dinitrotoluene	0.083	U	0.10	0.083	0.028
121-82-4	RDX	0.21	U M	0.22	0.21	0.053
479-45-8	Tetryl	0.10	U	0.11	0.10	0.033

CAS NO.	SURROGATE	%REC	Q	LIMITS
528-29-0	1,2-Dinitrobenzene	109	*M*	83-119

Eurofins TestAmerica, Denver
Target Compound Quantitation Report

Data File: \\chromfs\Denver\ChromData\G2_LUNA\20200624-92719.b\06240044.D
Lims ID: 280-137702-A-29-A
Client ID: G0108-20A
Sample Type: Client
Inject. Date: 25-Jun-2020 19:30:29 ALS Bottle#: 44 Worklist Smp#: 44
Injection Vol: 100.0 ul Dil. Factor: 1.0000
Sample Info: 280-137702-A-29-
Misc. Info.: 280-0092719-044
Operator ID: JZ Instrument ID: CHHPLC_G2_LUNA

Method: \\chromfs\Denver\ChromData\G2_LUNA\20200624-92719.b\G2_8330_Luna.m
Limit Group: GCSV - 8330
Last Update: 26-Jun-2020 16:19:17 Calib Date: 15-May-2020 02:11:20
Integrator: Falcon
Quant Method: External Standard Quant By: Initial Calibration
Last ICal File: \\chromfs\Denver\ChromData\G2_LUNA\20200514-91518.b\05140024.D

Column 1 : Luna-Phenyl hexyl (4.60 mm) Det: LC DAD1A, 254 nm
Process Host: CTX1025

First Level Reviewer: zhangji Date: 25-Jun-2020 21:11:56

	Compound	Det	RT (min.)	Exp RT (min.)	Dlt RT (min.)	Response	OnCol Amt ug/ml	Flags
	6 HMX	1		7.145			ND	U
	7 MNX	1		7.926			ND	
	8 RDX	1		9.358			ND	U
	9 Nitrobenzene	1		12.265			ND	
$	10 1,2-Dinitrobenzene	1	13.219	13.271	-0.052	62149	0.2175	M
	12 1,3-Dinitrobenzene	1		15.805			ND	U
	14 o-Nitrotoluene	1		16.745			ND	U
	15 p-Nitrotoluene	1		17.031			ND	
	16 4-Amino-2,6-dinitrotoluene	1		17.465			ND	
	17 m-Nitrotoluene	1		17.958			ND	MU
	18 2-Amino-4,6-dinitrotoluene	1	18.353	18.398	-0.045	60998	0.1311	M
	19 1,3,5-Trinitrobenzene	1	19.086	19.138	-0.052	3266	0.006913	M
	20 2,6-Dinitrotoluene	1	20.053	20.065	-0.012	3349	-0.003758	7M
	21 2,4-Dinitrotoluene	1		20.578			ND	
	22 Tetryl	1		23.885			ND	
	23 2,4,6-Trinitrotoluene	1		24.905			ND	

QC Flag Legend

Processing Flags
7 - Failed Limit of Detection
Review Flags
M - Manually Integrated
U - Marked Undetected

Report Date: 26-Jun-2020 16:19:19 Chrom Revision: 2.3 21-Jun-2020 18:30:46

Eurofins TestAmerica, Denver

Data File:	\\chromfs\denver\chromdata\g2_luna\20200624-92719.b\06240044.d				
Injection Date:	25-Jun-2020 19:30:29	Instrument ID:	CHHPLC_G2_LUNA	Operator ID:	JZ
Lims ID:	280-137702-A-29-A	Lab Sample ID:	280-137702-29	Worklist Smp#:	44
Client ID:	G0108-20A				
Injection Vol:	100.0 ul	Dil. Factor:	1.0000	ALS Bottle#:	44
Method:	G2_8330_Luna	Limit Group:	GCSV - 8330		

Column: Luna-Phenyl hexyl (4.60 mm) Y Scaling: Method Defined: Scale to the Nth Largest Peak: 1

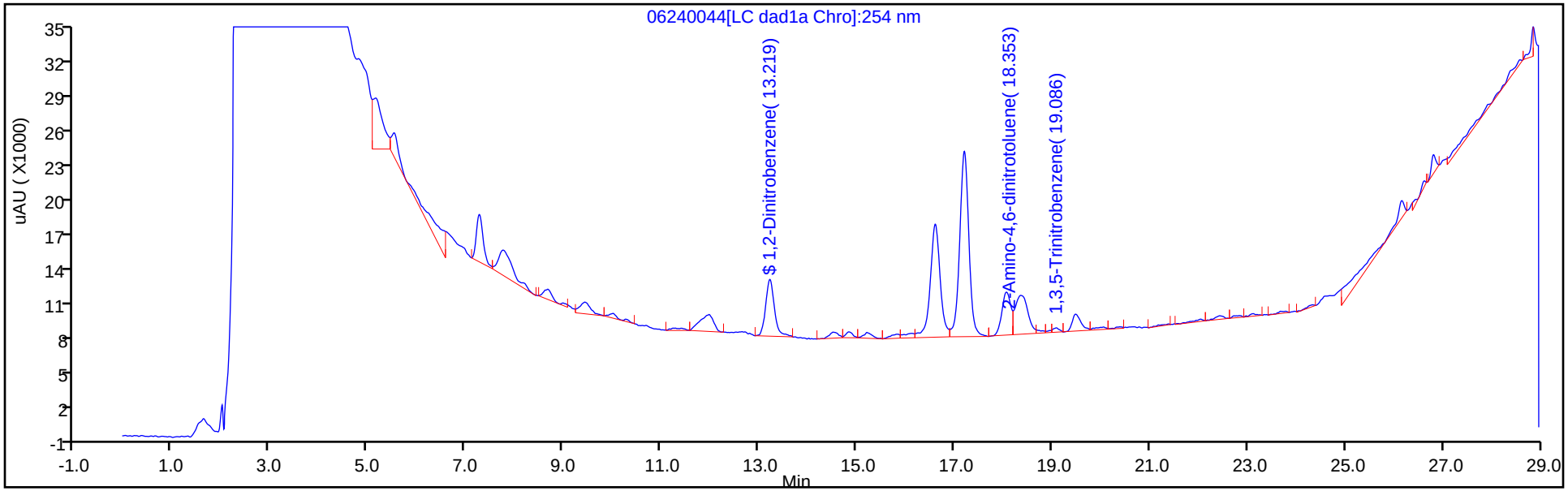

Y Scaling: Method Defined: Scale to the Nth Largest Peak: 1

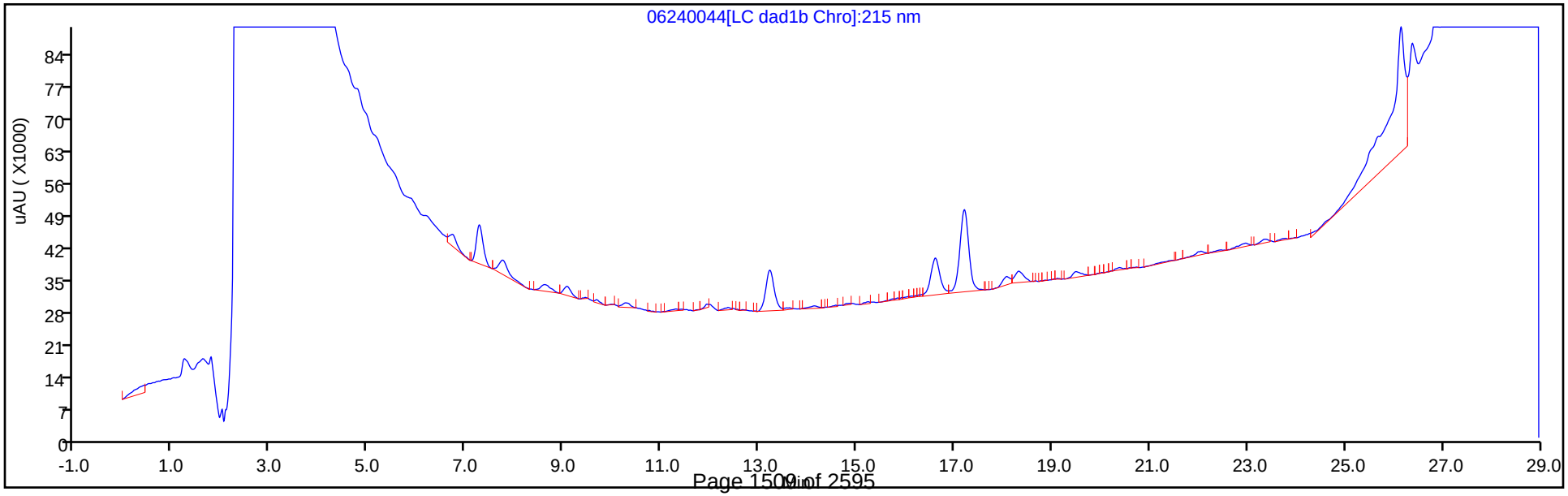

Eurofins TestAmerica, Denver
Recovery Report

Data File:	\\chromfs\Denver\ChromData\G2_LUNA\20200624-92719.b\06240044.D				
Lims ID:	280-137702-A-29-A				
Client ID:	G0108-20A				
Sample Type:	Client				
Inject. Date:	25-Jun-2020 19:30:29	ALS Bottle#:	44	Worklist Smp#:	44
Injection Vol:	100.0 ul	Dil. Factor:	1.0000		
Sample Info:	280-137702-A-29-				
Misc. Info.:	280-0092719-044				
Operator ID:	JZ	Instrument ID:	CHHPLC_G2_LUNA		
Method:	\\chromfs\Denver\ChromData\G2_LUNA\20200624-92719.b\G2_8330_Luna.m				
Limit Group:	GCSV - 8330				
Last Update:	26-Jun-2020 16:19:17	Calib Date:	15-May-2020 02:11:20		
Integrator:	Falcon				
Quant Method:	External Standard	Quant By:	Initial Calibration		
Last ICal File:	\\chromfs\Denver\ChromData\G2_LUNA\20200514-91518.b\05140024.D				
Column 1 :	Luna-Phenyl hexyl (4.60 mm)		Det: LC DAD1A, 254 nm		
Process Host:	CTX1025				
First Level Reviewer: zhangji		Date:	25-Jun-2020 21:11:56		

Compound	Amount Added	Amount Recovered	% Rec.
$ 10 1,2-Dinitrobenzene	0.2000	0.2175	108.77

Manual Integration/User Assign Peak Report

Eurofins TestAmerica, Denver

Data File:	\\chromfs\denver\chromdata\g2_luna\20200624-92719.b\06240044.d				
Injection Date:	25-Jun-2020 19:30:29	Instrument ID:	CHHPLC_G2_LUNA		
Lims ID:	280-137702-A-29-A	Lab Sample ID:	280-137702-29		
Client ID:	G0108-20A				
Operator ID:	JZ	ALS Bottle#:	44	Worklist Smp#:	44
Injection Vol:	100.0 ul	Dil. Factor:	1.0000		
Method:	G2_8330_Luna	Limit Group:	GCSV - 8330		
Column:	Luna-Phenyl hexyl (4.60 mm)	Detector	LC DAD1A, 254 nm		

$ 10 1,2-Dinitrobenzene, CAS: 528-29-0

Signal: 1

Processing Integration Results

RT: 13.22
Area: 65137
Amount: 0.228325
Amount Units: ug/ml

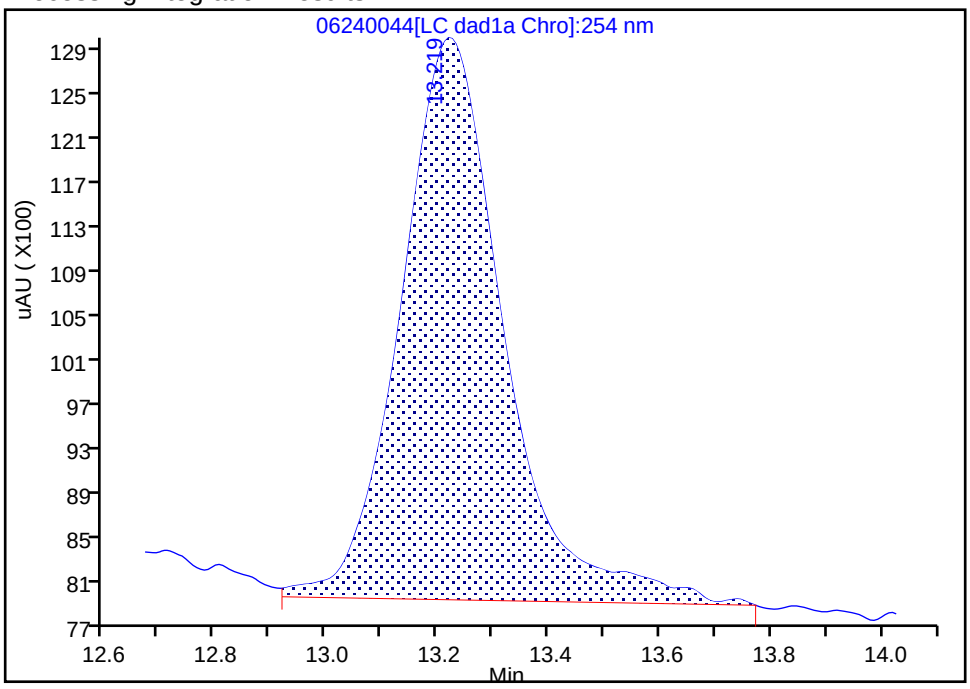

Manual Integration Results

RT: 13.22
Area: 62149
Amount: 0.217546
Amount Units: ug/ml

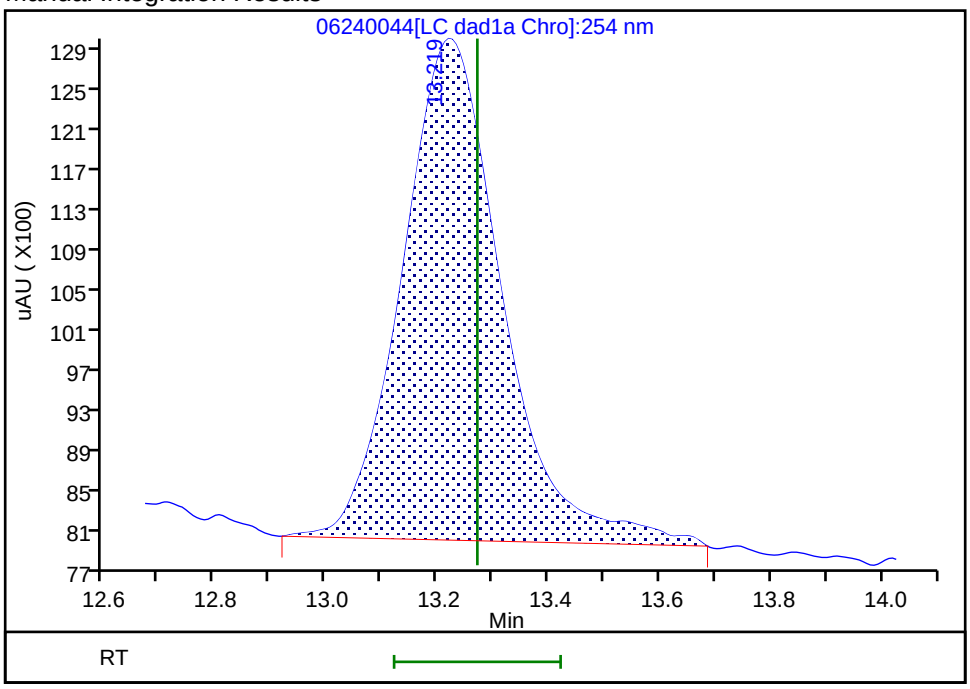

Reviewer: zhangji, 25-Jun-2020 21:11:24

Audit Action: Manually Integrated Audit Reason: Baseline

Manual Integration/User Assign Peak Report

Eurofins TestAmerica, Denver

Data File:	\\chromfs\denver\chromdata\g2_luna\20200624-92719.b\06240044.d				
Injection Date:	25-Jun-2020 19:30:29	Instrument ID:	CHHPLC_G2_LUNA		
Lims ID:	280-137702-A-29-A	Lab Sample ID:	280-137702-29		
Client ID:	G0108-20A				
Operator ID:	JZ	ALS Bottle#:	44	Worklist Smp#:	44
Injection Vol:	100.0 ul	Dil. Factor:	1.0000		
Method:	G2_8330_Luna	Limit Group:	GCSV - 8330		
Column:	Luna-Phenyl hexyl (4.60 mm)	Detector	LC DAD1A, 254 nm		

19 1,3,5-Trinitrobenzene, CAS: 99-35-4

Signal: 1

Processing Integration Results

RT: 19.09
Area: 4595
Amount: 0.009726
Amount Units: ug/ml

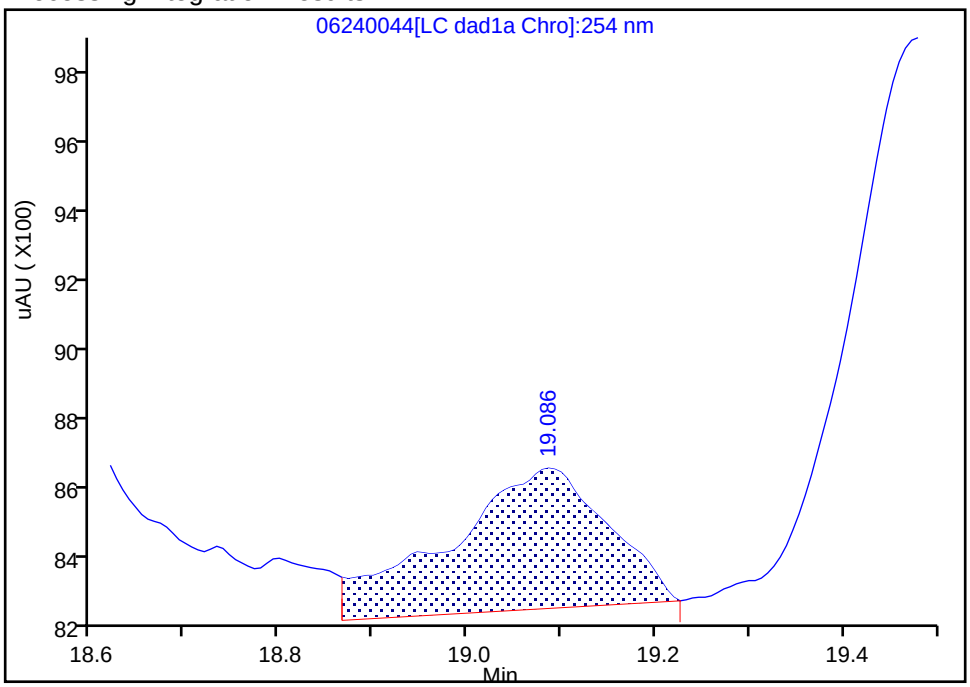

Manual Integration Results

RT: 19.09
Area: 3266
Amount: 0.006913
Amount Units: ug/ml

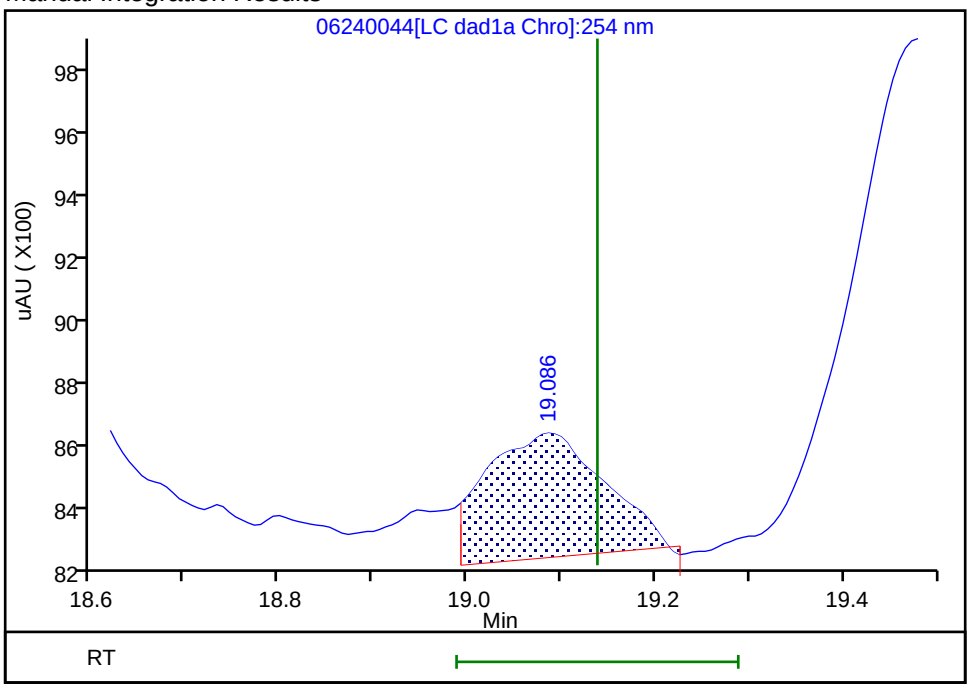

Reviewer: zhangji, 25-Jun-2020 21:11:49

Audit Action: Split an Integrated Peak Audit Reason: Baseline

User Disabled Compound Report

Eurofins TestAmerica, Denver

Data File:	\\chromfs\denver\chromdata\g2_luna\20200624-92719.b\06240044.d				
Injection Date:	25-Jun-2020 19:30:29	Instrument ID:	CHHPLC_G2_LUNA		
Lims ID:	280-137702-A-29-A	Lab Sample ID:	280-137702-29		
Client ID:	G0108-20A				
Operator ID:	JZ	ALS Bottle#:	44	Worklist Smp#:	44
Injection Vol:	100.0 ul	Dil. Factor:	1.0000		
Method:	G2_8330_Luna	Limit Group:	GCSV - 8330		
Column:	Luna-Phenyl hexyl (4.60 mm)	Detector	LC DAD1A, 254 nm		

12 1,3-Dinitrobenzene, CAS: 99-65-0, Signal: 1

RT: 15.83
Response: 4622
Amount: 0.006856

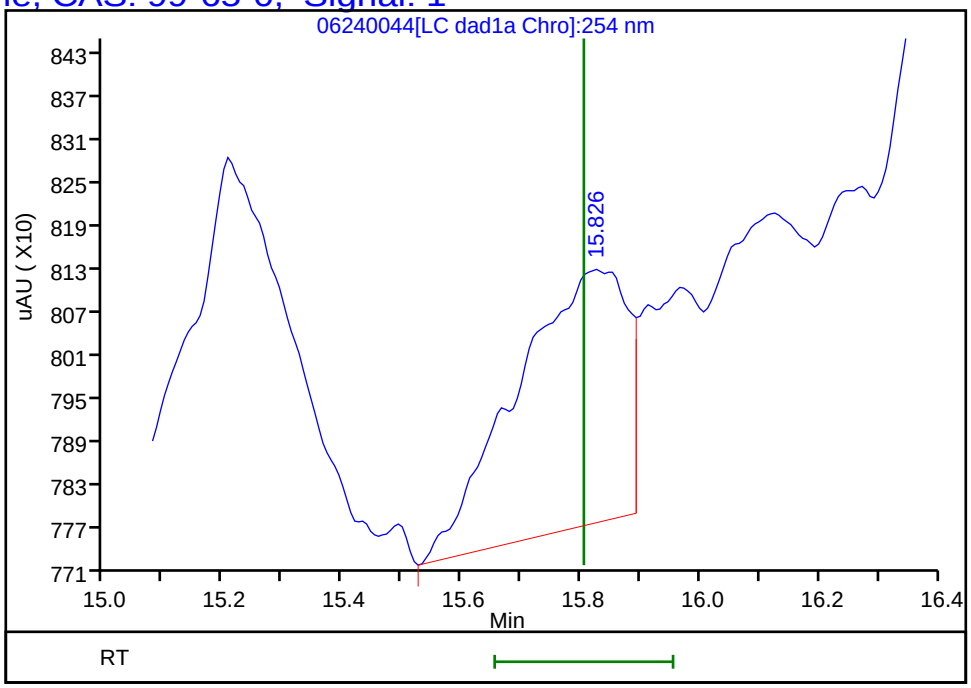

Reviewer: zhangji, 25-Jun-2020 21:11:56
Audit Action: Marked Compound Undetected Audit Reason: Invalid Compound ID

Manual Integration/User Assign Peak Report

Eurofins TestAmerica, Denver

Data File:	\\chromfs\denver\chromdata\g2_luna\20200624-92719.b\06240044.d				
Injection Date:	25-Jun-2020 19:30:29	Instrument ID:	CHHPLC_G2_LUNA		
Lims ID:	280-137702-A-29-A	Lab Sample ID:	280-137702-29		
Client ID:	G0108-20A				
Operator ID:	JZ	ALS Bottle#:	44	Worklist Smp#:	44
Injection Vol:	100.0 ul	Dil. Factor:	1.0000		
Method:	G2_8330_Luna	Limit Group:	GCSV - 8330		
Column:	Luna-Phenyl hexyl (4.60 mm)	Detector	LC DAD1A, 254 nm		

20 2,6-Dinitrotoluene, CAS: 606-20-2

Signal: 1

Processing Integration Results

RT: 20.05
Area: 3074
Amount: -0.004709
Amount Units: ug/ml

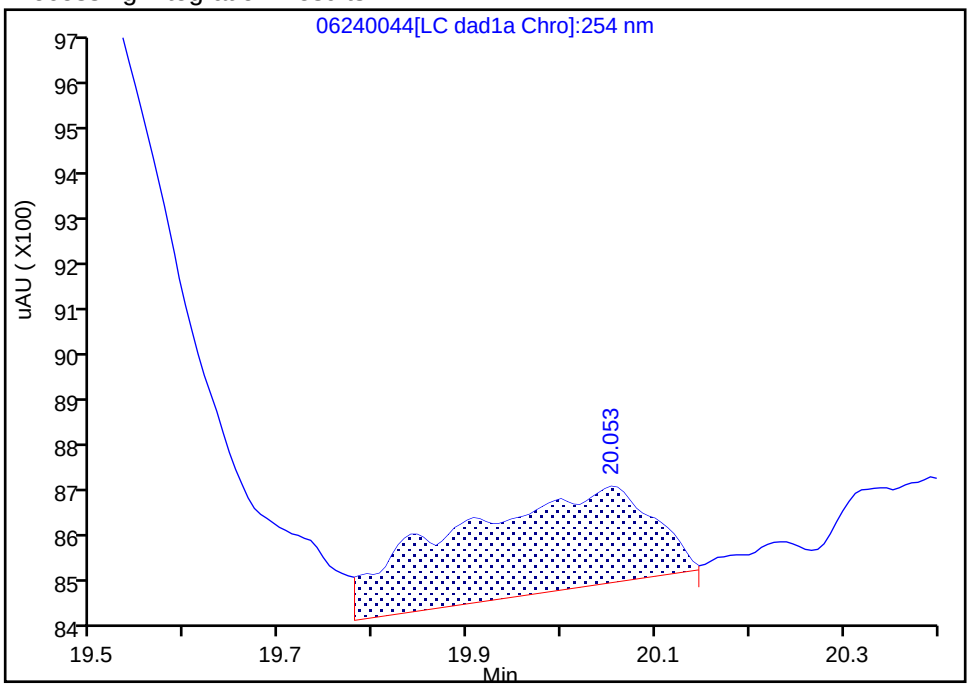

Manual Integration Results

RT: 20.05
Area: 3349
Amount: -0.003758
Amount Units: ug/ml

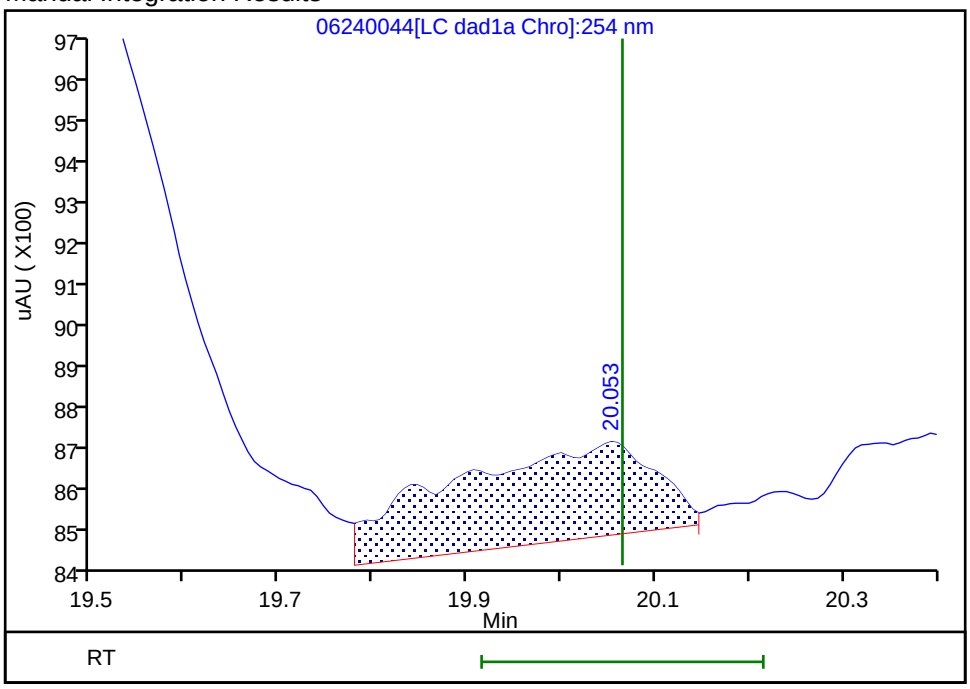

Reviewer: zhangji, 25-Jun-2020 21:11:36

Audit Action: Assigned New Baseline Audit Reason: Baseline

Manual Integration/User Assign Peak Report

Eurofins TestAmerica, Denver

Data File:	\\chromfs\denver\chromdata\g2_luna\20200624-92719.b\06240044.d				
Injection Date:	25-Jun-2020 19:30:29	Instrument ID:	CHHPLC_G2_LUNA		
Lims ID:	280-137702-A-29-A	Lab Sample ID:	280-137702-29		
Client ID:	G0108-20A				
Operator ID:	JZ	ALS Bottle#:	44	Worklist Smp#:	44
Injection Vol:	100.0 ul	Dil. Factor:	1.0000		
Method:	G2_8330_Luna	Limit Group:	GCSV - 8330		
Column:	Luna-Phenyl hexyl (4.60 mm)	Detector	LC DAD1A, 254 nm		

18 2-Amino-4,6-dinitrotoluene, CAS: 35572-78-2

Signal: 1

Processing Integration Results

RT: 18.36
Area: 60473
Amount: 0.129990
Amount Units: ug/ml

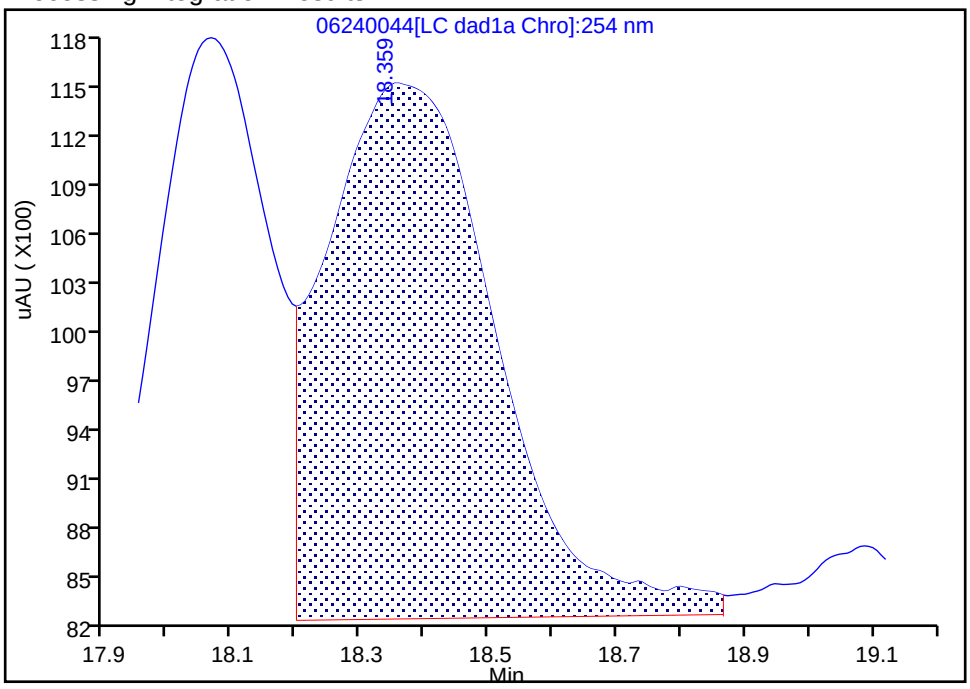

Manual Integration Results

RT: 18.35
Area: 60998
Amount: 0.131119
Amount Units: ug/ml

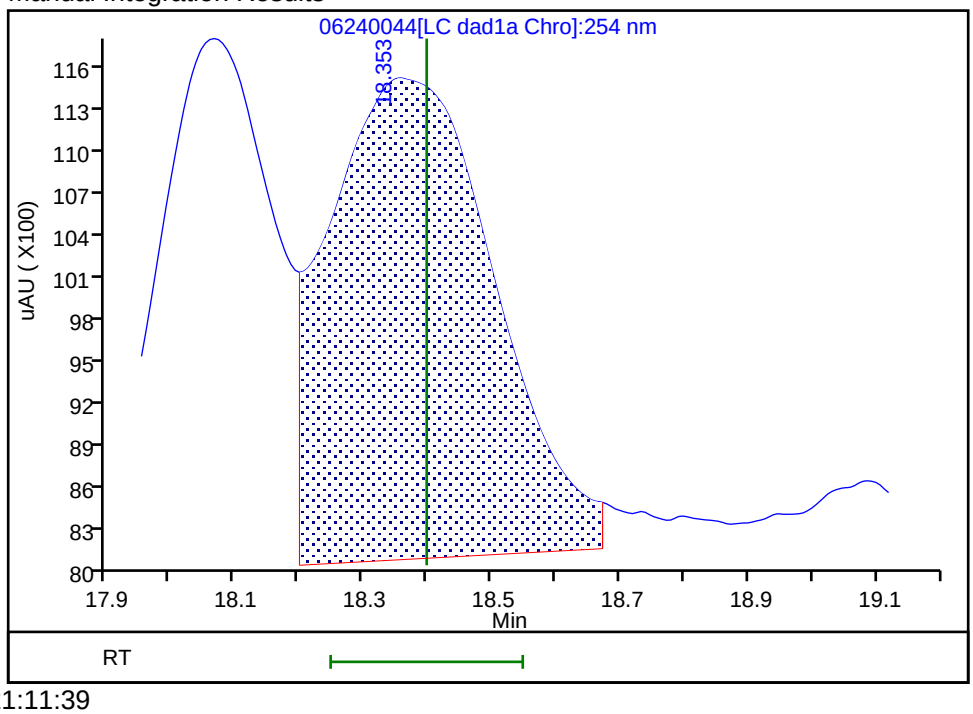

Reviewer: zhangji, 25-Jun-2020 21:11:39

Audit Action: Split an Integrated Peak Audit Reason: Baseline

User Disabled Compound Report

Eurofins TestAmerica, Denver

Data File:	\\chromfs\denver\chromdata\g2_luna\20200624-92719.b\06240044.d				
Injection Date:	25-Jun-2020 19:30:29	Instrument ID:	CHHPLC_G2_LUNA		
Lims ID:	280-137702-A-29-A	Lab Sample ID:	280-137702-29		
Client ID:	G0108-20A				
Operator ID:	JZ	ALS Bottle#:	44	Worklist Smp#:	44
Injection Vol:	100.0 ul	Dil. Factor:	1.0000		
Method:	G2_8330_Luna	Limit Group:	GCSV - 8330		
Column:	Luna-Phenyl hexyl (4.60 mm)	Detector	LC DAD1A, 254 nm		

14 o-Nitrotoluene, CAS: 88-72-2, Signal: 1

RT: 16.61
Response: 140564
Amount: 0.514953

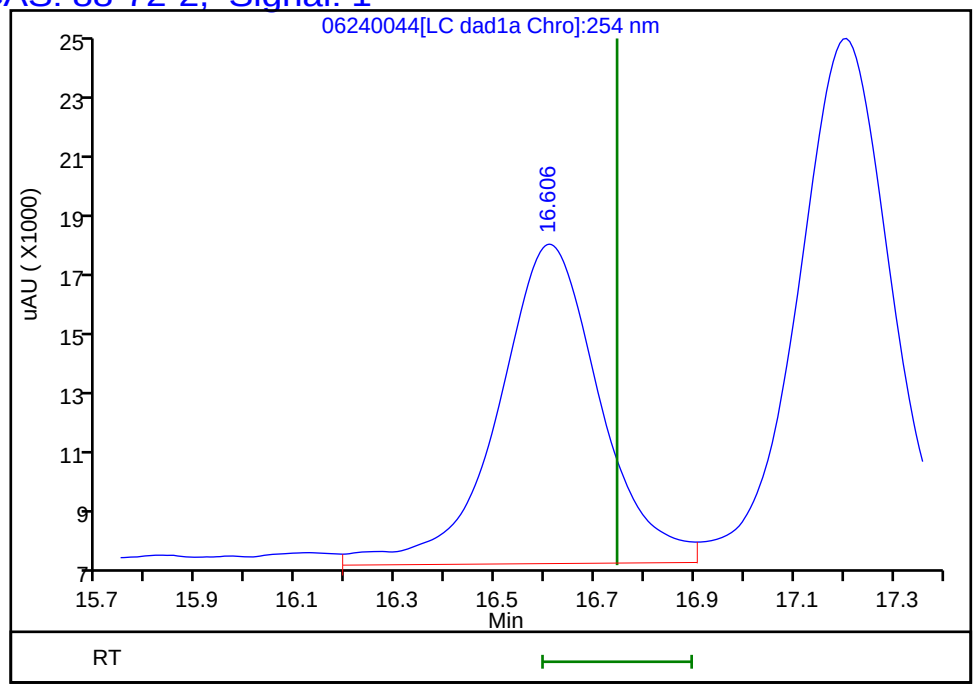

Reviewer: zhangji, 25-Jun-2020 21:11:56
Audit Action: Marked Compound Undetected Audit Reason: Invalid Compound ID

User Disabled Compound Report

Eurofins TestAmerica, Denver

Data File:	\\chromfs\denver\chromdata\g2_luna\20200624-92719.b\06240044.d				
Injection Date:	25-Jun-2020 19:30:29	Instrument ID:	CHHPLC_G2_LUNA		
Lims ID:	280-137702-A-29-A	Lab Sample ID:	280-137702-29		
Client ID:	G0108-20A				
Operator ID:	JZ	ALS Bottle#:	44	Worklist Smp#:	44
Injection Vol:	100.0 ul	Dil. Factor:	1.0000		
Method:	G2_8330_Luna	Limit Group:	GCSV - 8330		
Column:	Luna-Phenyl hexyl (4.60 mm)	Detector	LC DAD1A, 254 nm		

17 m-Nitrotoluene, CAS: 99-08-1, Signal: 1

RT: 18.07
Response: 46268
Amount: 0.155092

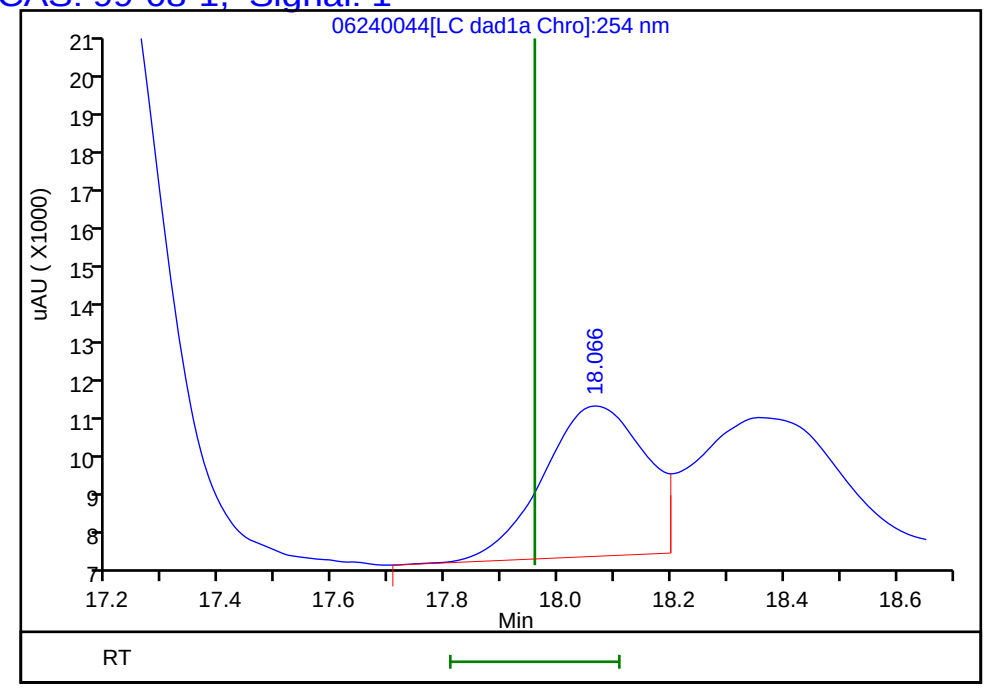

Reviewer: zhangji, 25-Jun-2020 21:11:56
Audit Action: Assigned New Baseline Audit Reason: Baseline

User Disabled Compound Report

Eurofins TestAmerica, Denver

Data File: \\chromfs\denver\chromdata\g2_luna\20200624-92719.b\06240044.d

Injection Date:	25-Jun-2020 19:30:29	Instrument ID:	CHHPLC_G2_LUNA		
Lims ID:	280-137702-A-29-A	Lab Sample ID:	280-137702-29		
Client ID:	G0108-20A				
Operator ID:	JZ	ALS Bottle#:	44	Worklist Smp#:	44
Injection Vol:	100.0 ul	Dil. Factor:	1.0000		
Method:	G2_8330_Luna	Limit Group:	GCSV - 8330		
Column:	Luna-Phenyl hexyl (4.60 mm)	Detector	LC DAD1A, 254 nm		

6 HMX, CAS: 2691-41-0, Signal: 1

RT: 7.27
Response: 40359
Amount: 0.197924

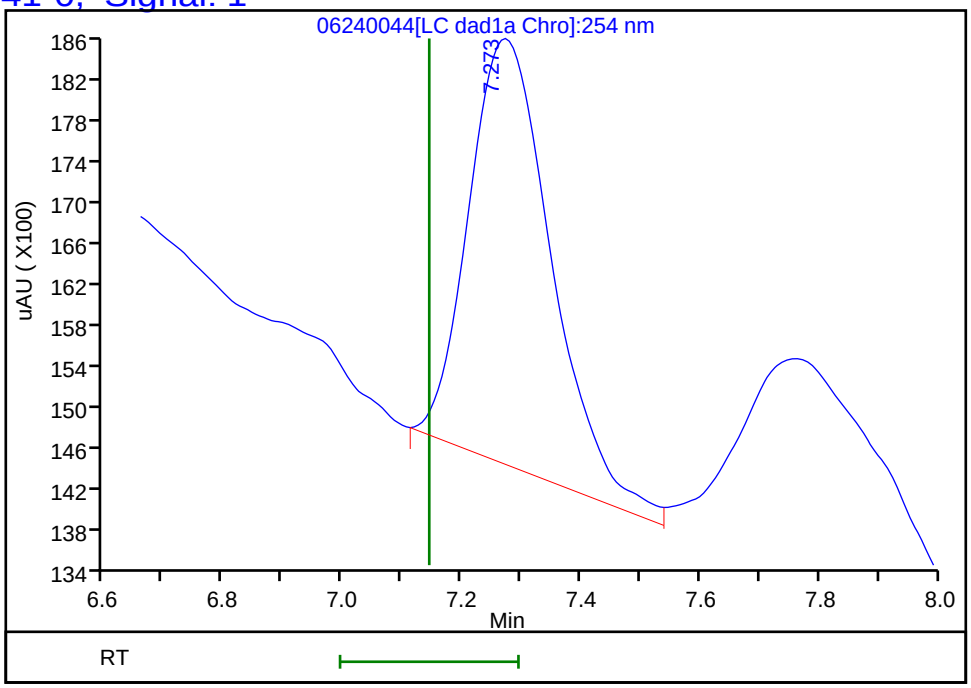

Reviewer: zhangji, 25-Jun-2020 21:11:56

Audit Action: Marked Compound Undetected Audit Reason: Invalid Compound ID

User Disabled Compound Report

Eurofins TestAmerica, Denver

Data File:	\\chromfs\denver\chromdata\g2_luna\20200624-92719.b\06240044.d				
Injection Date:	25-Jun-2020 19:30:29	Instrument ID:	CHHPLC_G2_LUNA		
Lims ID:	280-137702-A-29-A	Lab Sample ID:	280-137702-29		
Client ID:	G0108-20A				
Operator ID:	JZ	ALS Bottle#:	44	Worklist Smp#:	44
Injection Vol:	100.0 ul	Dil. Factor:	1.0000		
Method:	G2_8330_Luna	Limit Group:	GCSV - 8330		
Column:	Luna-Phenyl hexyl (4.60 mm)	Detector	LC DAD1A, 254 nm		

8 RDX, CAS: 121-82-4, Signal: 1

RT: 9.43
Response: 15902
Amount: 0.065076

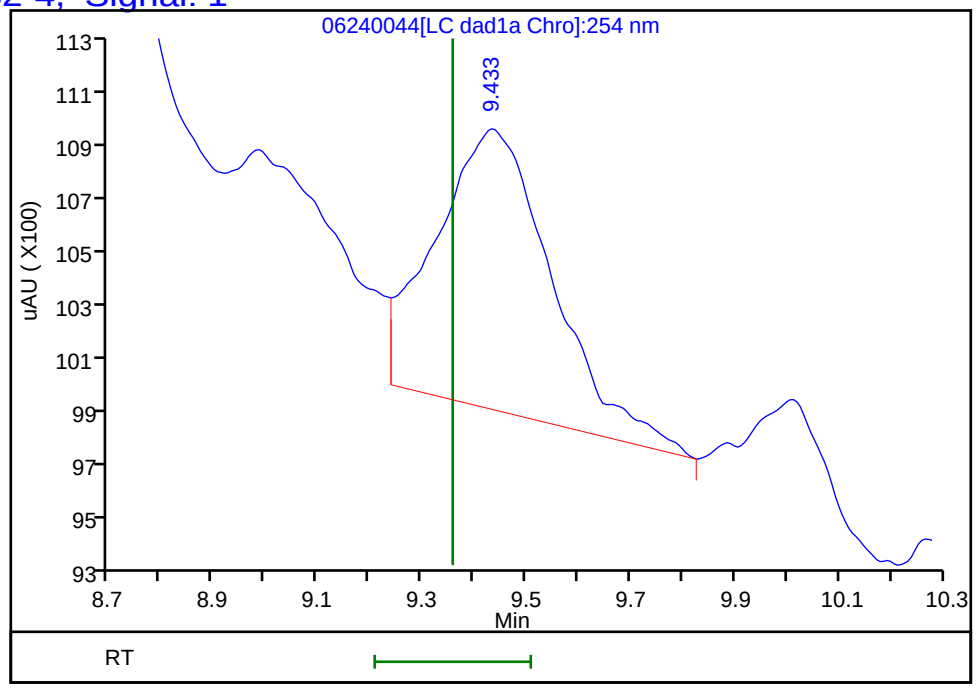

Reviewer: zhangji, 25-Jun-2020 21:11:56

Audit Action: Marked Compound Undetected Audit Reason: Invalid Compound ID

FORM I
HPLC/IC ORGANICS ANALYSIS DATA SHEET

Lab Name: Eurofins TestAmerica, Denver Job No.: 280-137702-1

SDG No.:

Client Sample ID: G0118-20A Lab Sample ID: 280-137702-30

Matrix: Water Lab File ID: 06230032.D

Analysis Method: 8330A Date Collected: 06/14/2020 13:25

Extraction Method: 3535 Date Extracted: 06/18/2020 17:20

Sample wt/vol: 459.3(mL) Date Analyzed: 06/24/2020 03:52

Con. Extract Vol.: 5(mL) Dilution Factor: 10

Injection Volume: 100(uL) GC Column: UltraCarb5uODS ID: 4.6(mm)

% Moisture: GPC Cleanup:(Y/N) N

Analysis Batch No.: 499864 Units: ug/L

CAS NO.	COMPOUND NAME	RESULT	Q	LOQ	LOD	DL
99-35-4	1,3,5-Trinitrobenzene	2.2	U	2.3	2.2	0.92
118-96-7	2,4,6-Trinitrotoluene	1.1	U	1.2	1.1	0.49
121-14-2	2,4-Dinitrotoluene	0.87	U	1.1	0.87	0.30
606-20-2	2,6-Dinitrotoluene	0.87	U	1.1	0.87	0.44
35572-78-2	2-Amino-4,6-dinitrotoluene	1.5	D	1.2	1.1	0.55
88-72-2	2-Nitrotoluene	2.2	U	2.3	2.2	0.93
99-08-1	3-Nitrotoluene	4.4	U	4.4	4.4	2.1
19406-51-0	4-Amino-2,6-dinitrotoluene	1.3	U	1.6	1.3	0.63
99-99-0	4-Nitrotoluene	4.4	U	4.5	4.4	1.1
2691-41-0	HMX	2.2	U	2.3	2.2	0.95
98-95-3	Nitrobenzene	2.2	U	2.3	2.2	0.99
121-82-4	RDX	2.2	U	2.3	2.2	0.56
479-45-8	Tetryl	1.1	U	1.2	1.1	0.35

CAS NO.	SURROGATE	%REC	Q	LIMITS
528-29-0	1,2-Dinitrobenzene	107	M D	83-119

Eurofins TestAmerica, Denver
Target Compound Quantitation Report

Data File: \\chromfs\Denver\ChromData\CHHPLC_X\20200623-92681.b\06230032.D
Lims ID: 280-137702-A-30-A
Client ID: G0118-20A
Sample Type: Client
Inject. Date: 24-Jun-2020 03:52:50 ALS Bottle#: 32 Worklist Smp#: 32
Injection Vol: 100.0 ul Dil. Factor: 10.0000
Sample Info: 280-137702-A-30-
Misc. Info.: 280-0092681-032
Operator ID: JZ Instrument ID: CHHPLC_X3

Method: \\chromfs\Denver\ChromData\CHHPLC_X\20200623-92681.b\8330_X3.m
Limit Group: GCSV - 8330
Last Update: 24-Jun-2020 16:26:19 Calib Date: 18-Mar-2020 14:39:27
Integrator: Falcon
Quant Method: External Standard Quant By: Initial Calibration
Last ICal File: \\chromna\Denver\ChromData\CHHPLC_X\20200318-90159.b\03180015.D

Column 1 : UltraCarb5uODS (20) (4.60 mm) Det: LC DAD1B, 254 nm
Process Host: CTX1068

First Level Reviewer: zhangji Date: 24-Jun-2020 14:54:09

	Compound	Det	RT (min.)	Exp RT (min.)	Dlt RT (min.)	Response	OnCol Amt ug/mL	Flags
	3 HMX	1		6.723			ND	
	6 MNX	1	7.286	7.394	-0.108	47410	0.2990	M
	7 RDX	1		7.790			ND	
$	9 1,2-Dinitrobenzene	1	8.753	8.736	0.017	2947	0.0213	Ma
	10 1,3,5-Trinitrobenzene	1		8.923			ND	
	11 1,3-Dinitrobenzene	1	9.499	9.570	-0.071	1073	0.003499	7M
	12 Nitrobenzene	1		9.943			ND	
	14 Tetryl	1		10.236			ND	
	16 2,4,6-Trinitrotoluene	1		11.203			ND	
	17 4-Amino-2,6-dinitrotoluene	1		11.363			ND	
	18 2-Amino-4,6-dinitrotoluene	1	11.646	11.656	-0.010	2781	0.0137	
	19 2,6-Dinitrotoluene	1		11.790			ND	
	20 2,4-Dinitrotoluene	1		11.990			ND	
	21 o-Nitrotoluene	1		12.796			ND	
	22 p-Nitrotoluene	1		13.223			ND	
	23 m-Nitrotoluene	1		13.803			ND	

QC Flag Legend

Processing Flags
7 - Failed Limit of Detection
Review Flags
M - Manually Integrated
a - User Assigned ID

Report Date: 24-Jun-2020 16:26:21 Chrom Revision: 2.3 21-Jun-2020 18:30:46

Eurofins TestAmerica, Denver

Data File: \\chromfs\denver\chromdata\chhplc_x\20200623-92681.b\06230032.d

Injection Date:	24-Jun-2020 03:52:50	Instrument ID:	CHHPLC_X3	Operator ID:	JZ
Lims ID:	280-137702-A-30-A	Lab Sample ID:	280-137702-30	Worklist Smp#:	32
Client ID:	G0118-20A				
Injection Vol:	100.0 ul	Dil. Factor:	10.0000	ALS Bottle#:	32
Method:	8330_X3	Limit Group:	GCSV - 8330		

Column: UltraCarb5uODS (20) (4.60 mm) Y Scaling: Method Defined: Scale to the Nth Largest Target: 1

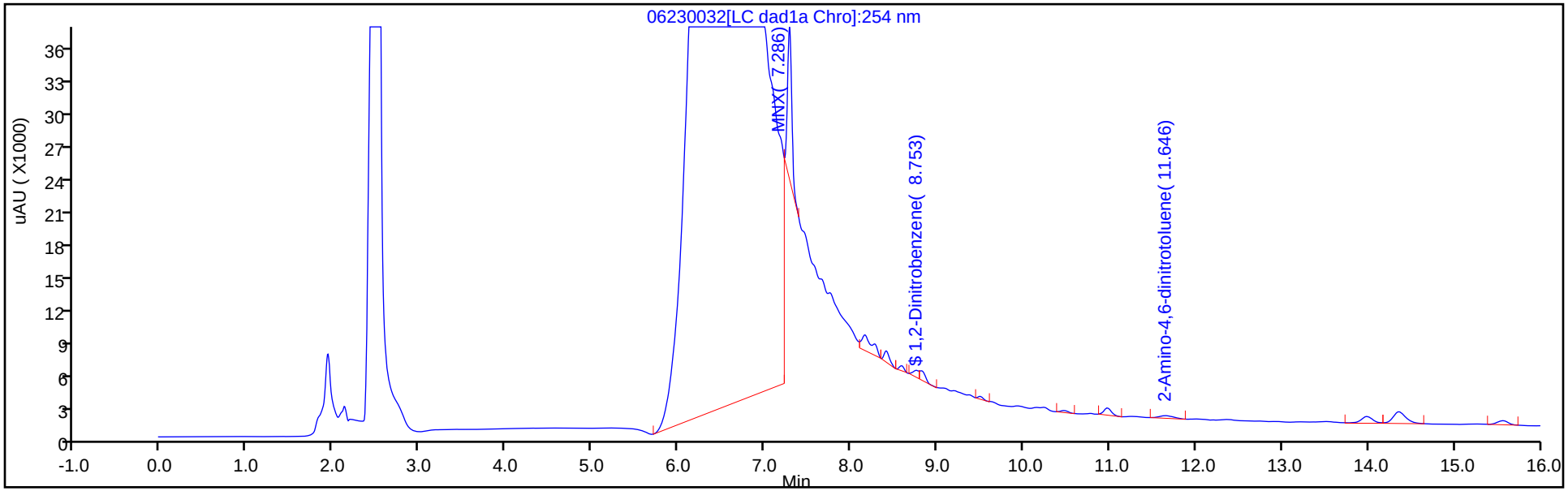

Y Scaling: Method Defined: Scale to the Nth Largest Target: 1

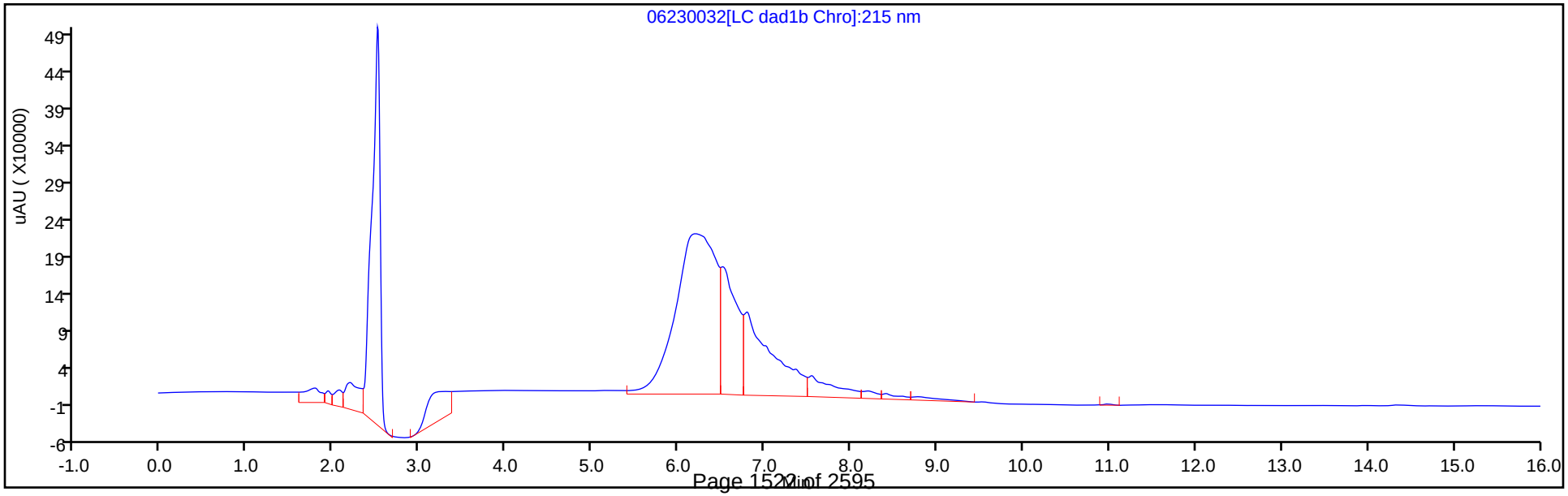

Eurofins TestAmerica, Denver
Recovery Report

Data File:	\\chromfs\Denver\ChromData\CHHPLC_X\20200623-92681.b\06230032.D				
Lims ID:	280-137702-A-30-A				
Client ID:	G0118-20A				
Sample Type:	Client				
Inject. Date:	24-Jun-2020 03:52:50	ALS Bottle#:	32	Worklist Smp#:	32
Injection Vol:	100.0 ul	Dil. Factor:	10.0000		
Sample Info:	280-137702-A-30-				
Misc. Info.:	280-0092681-032				
Operator ID:	JZ	Instrument ID:	CHHPLC_X3		
Method:	\\chromfs\Denver\ChromData\CHHPLC_X\20200623-92681.b\8330_X3.m				
Limit Group:	GCSV - 8330				
Last Update:	24-Jun-2020 16:26:19	Calib Date:	18-Mar-2020 14:39:27		
Integrator:	Falcon				
Quant Method:	External Standard	Quant By:	Initial Calibration		
Last ICal File:	\\chromna\Denver\ChromData\CHHPLC_X\20200318-90159.b\03180015.D				
Column 1 :	UltraCarb5uODS (20) (4.60 mm)		Det: LC DAD1B, 254 nm		
Process Host:	CTX1068				
First Level Reviewer: zhangji		Date:	24-Jun-2020 14:54:09		

Compound	Amount Added	Amount Recovered	% Rec.
$ 9 1,2-Dinitrobenzene	0.2000	0.0213	10.66

Manual Integration/User Assign Peak Report

Eurofins TestAmerica, Denver

Data File:	\\chromfs\denver\chromdata\chhplc_x\20200623-92681.b\06230032.d				
Injection Date:	24-Jun-2020 03:52:50	Instrument ID:	CHHPLC_X3		
Lims ID:	280-137702-A-30-A	Lab Sample ID:	280-137702-30		
Client ID:	G0118-20A				
Operator ID:	JZ	ALS Bottle#:	32	Worklist Smp#:	32
Injection Vol:	100.0 ul	Dil. Factor:	10.0000		
Method:	8330_X3	Limit Group:	GCSV - 8330		
Column:	UltraCarb5uODS (20) (4.60 mm)	Detector	LC DAD1B, 254 nm		

$ 9 1,2-Dinitrobenzene, CAS: 528-29-0

Signal: 1

Processing Integration Results

RT: 8.75
Area: 6916
Amount: 0.050039
Amount Units: ug/mL

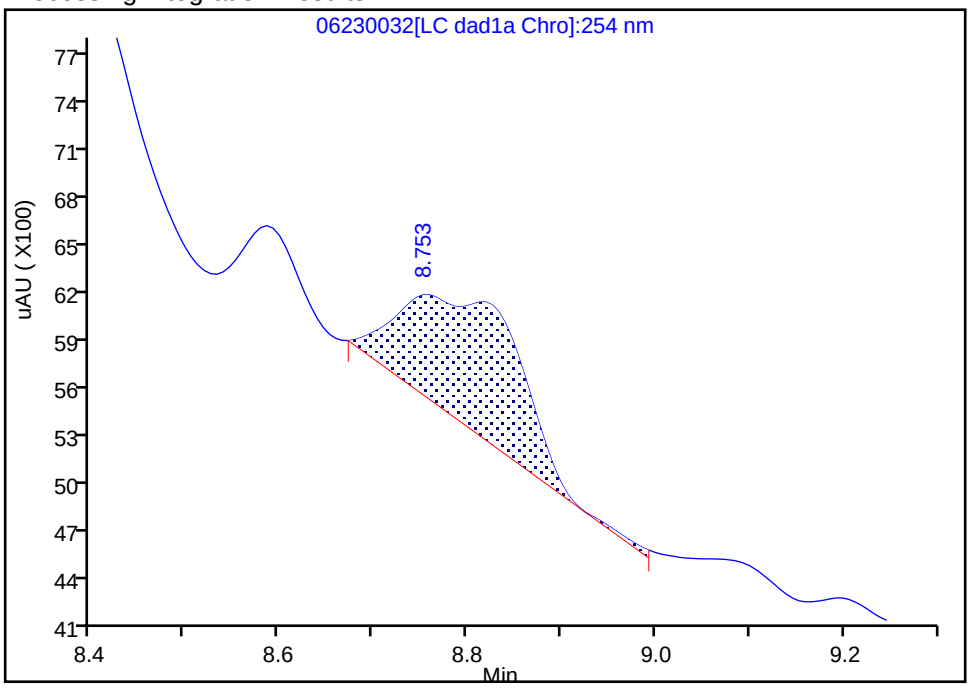

Manual Integration Results

RT: 8.75
Area: 2947
Amount: 0.021322
Amount Units: ug/mL

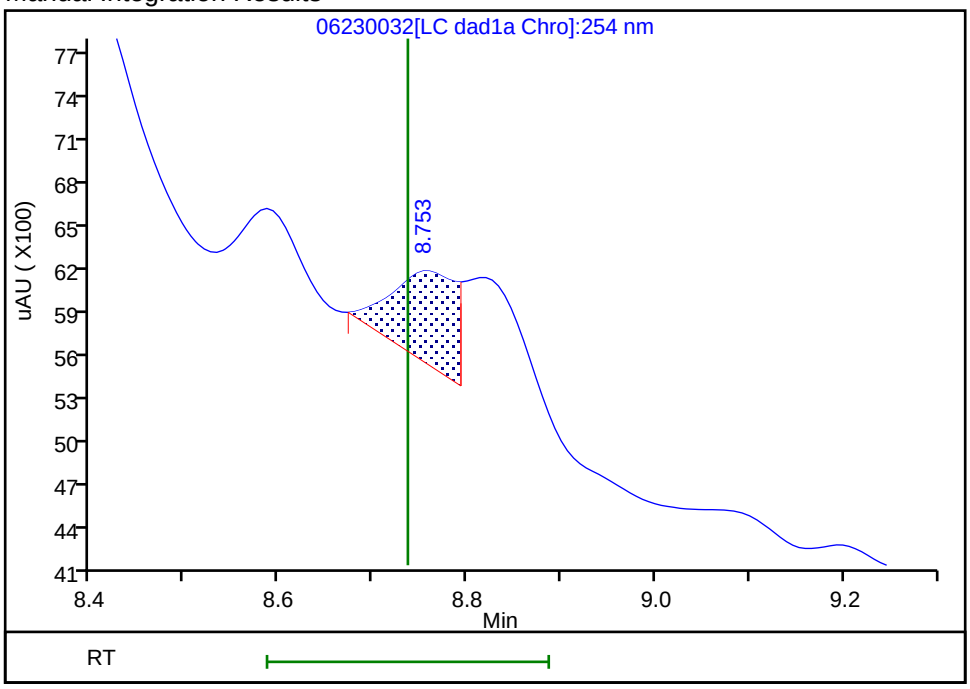

Reviewer: zhangji, 24-Jun-2020 14:53:48

Audit Action: Split an Integrated Peak Audit Reason: Baseline

Manual Integration/User Assign Peak Report

Eurofins TestAmerica, Denver

Data File:	\\chromfs\denver\chromdata\chhplc_x\20200623-92681.b\06230032.d				
Injection Date:	24-Jun-2020 03:52:50	Instrument ID:	CHHPLC_X3		
Lims ID:	280-137702-A-30-A	Lab Sample ID:	280-137702-30		
Client ID:	G0118-20A				
Operator ID:	JZ	ALS Bottle#:	32	Worklist Smp#:	32
Injection Vol:	100.0 ul	Dil. Factor:	10.0000		
Method:	8330_X3	Limit Group:	GCSV - 8330		
Column:	UltraCarb5uODS (20) (4.60 mm)	Detector	LC DAD1B, 254 nm		

11 1,3-Dinitrobenzene, CAS: 99-65-0

Signal: 1

Processing Integration Results

RT: 9.50
Area: 1702
Amount: 0.005550
Amount Units: ug/mL

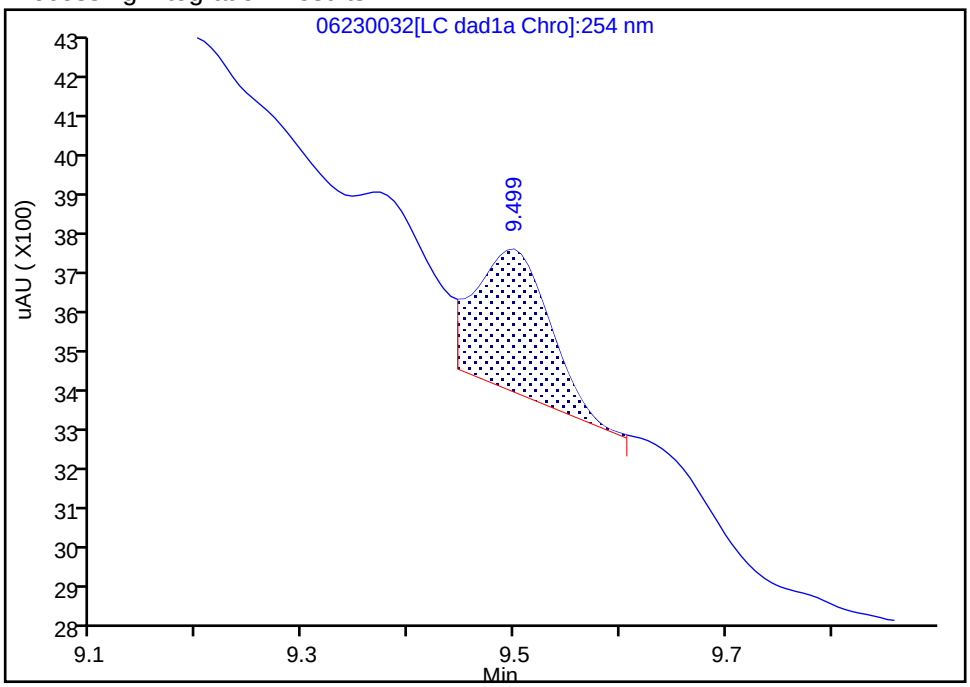

Manual Integration Results

RT: 9.50
Area: 1073
Amount: 0.003499
Amount Units: ug/mL

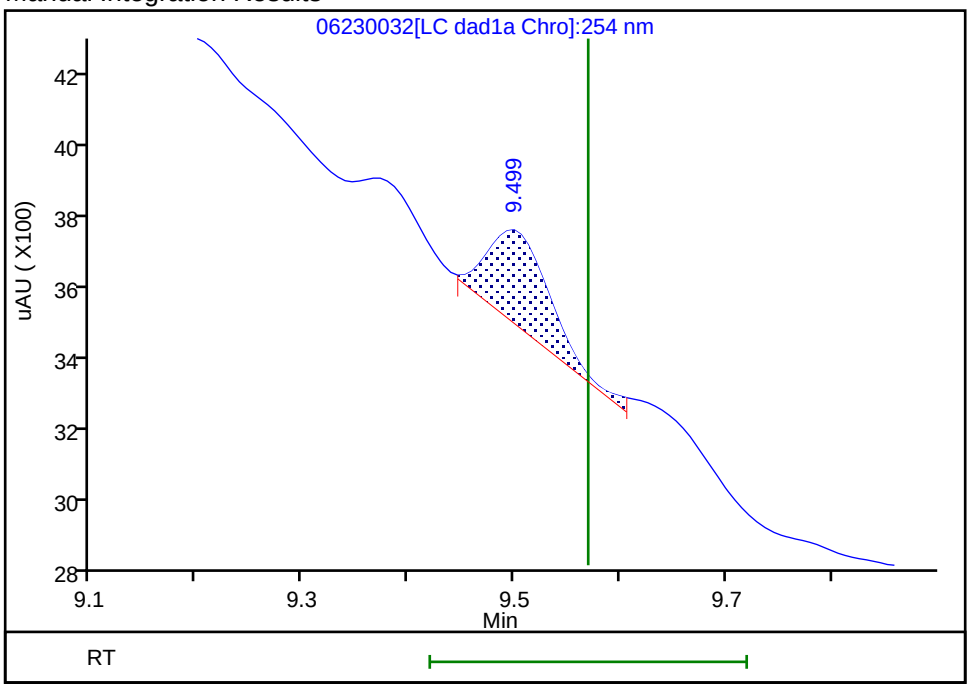

Reviewer: zhangji, 24-Jun-2020 14:54:03
Audit Action: Assigned New Baseline Audit Reason: Baseline

Manual Integration/User Assign Peak Report

Eurofins TestAmerica, Denver

Data File:	\\chromfs\denver\chromdata\chhplc_x\20200623-92681.b\06230032.d				
Injection Date:	24-Jun-2020 03:52:50	Instrument ID:	CHHPLC_X3		
Lims ID:	280-137702-A-30-A	Lab Sample ID:	280-137702-30		
Client ID:	G0118-20A				
Operator ID:	JZ	ALS Bottle#:	32	Worklist Smp#:	32
Injection Vol:	100.0 ul	Dil. Factor:	10.0000		
Method:	8330_X3	Limit Group:	GCSV - 8330		
Column:	UltraCarb5uODS (20) (4.60 mm)	Detector	LC DAD1B, 254 nm		

6 MNX, CAS: 5755-27-1

Signal: 1

Processing Integration Results

RT: 7.29
Area: 374664
Amount: 2.363152
Amount Units: ug/mL

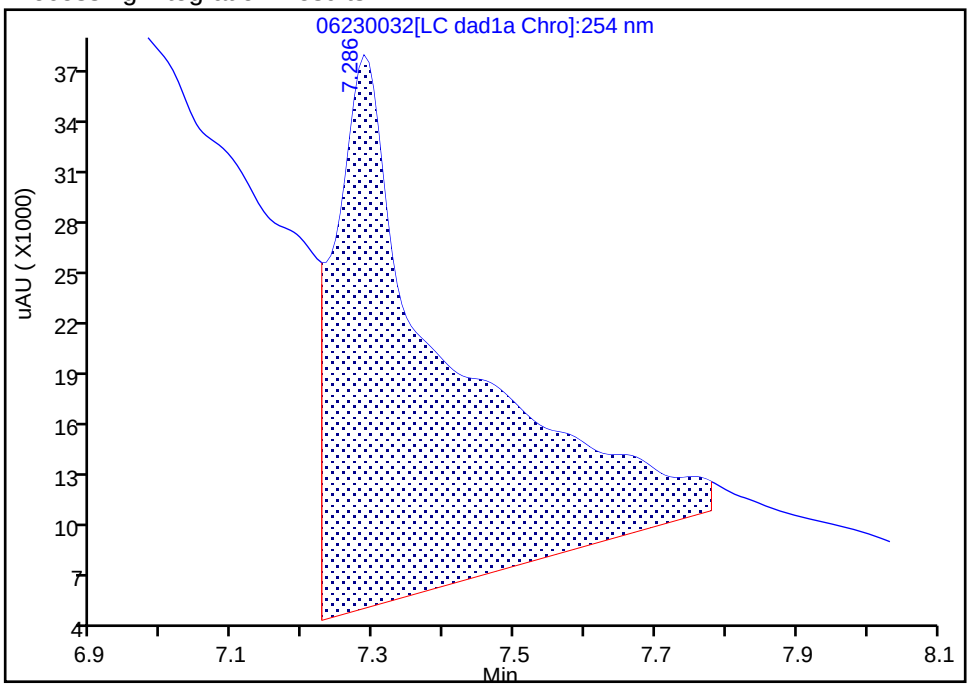

Manual Integration Results

RT: 7.29
Area: 47410
Amount: 0.299033
Amount Units: ug/mL

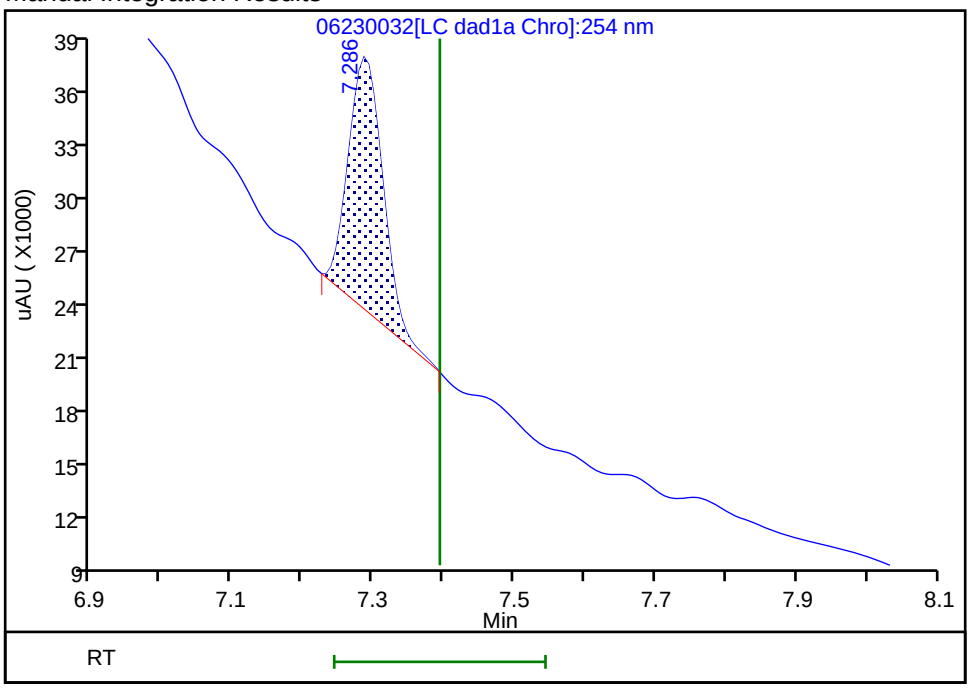

Reviewer: zhangji, 24-Jun-2020 14:53:09

Audit Action: Manually Integrated Audit Reason: Baseline

FORM I
HPLC/IC ORGANICS ANALYSIS DATA SHEET

Lab Name: Eurofins TestAmerica, Denver Job No.: 280-137702-1

SDG No.:

Client Sample ID: G0118-20A Lab Sample ID: 280-137702-30

Matrix: Water Lab File ID: 06240045.D

Analysis Method: 8330A Date Collected: 06/14/2020 13:25

Extraction Method: 3535 Date Extracted: 06/18/2020 17:20

Sample wt/vol: 459.3(mL) Date Analyzed: 06/25/2020 20:05

Con. Extract Vol.: 5(mL) Dilution Factor: 10

Injection Volume: 100(uL) GC Column: Luna-phenylhex ID: 4.6(mm)

% Moisture: GPC Cleanup:(Y/N) N

Analysis Batch No.: 500017 Units: ug/L

CAS NO.	COMPOUND NAME	RESULT	Q	LOQ	LOD	DL
99-65-0	1,3-Dinitrobenzene	1.1	U	1.2	1.1	0.40
5755-27-1	MNX	4.4	U	22	4.4	1.7

CAS NO.	SURROGATE	%REC	Q	LIMITS
528-29-0	1,2-Dinitrobenzene	85	*D*	83-119

Eurofins TestAmerica, Denver
Target Compound Quantitation Report

Data File: \\chromfs\Denver\ChromData\G2_LUNA\20200624-92719.b\06240045.D
Lims ID: 280-137702-A-30-A
Client ID: G0118-20A
Sample Type: Client
Inject. Date: 25-Jun-2020 20:05:30 ALS Bottle#: 45 Worklist Smp#: 45
Injection Vol: 100.0 ul Dil. Factor: 10.0000
Sample Info: 280-137702-A-30-
Misc. Info.: 280-0092719-045
Operator ID: JZ Instrument ID: CHHPLC_G2_LUNA

Method: \\chromfs\Denver\ChromData\G2_LUNA\20200624-92719.b\G2_8330_Luna.m
Limit Group: GCSV - 8330
Last Update: 26-Jun-2020 16:19:17 Calib Date: 15-May-2020 02:11:20
Integrator: Falcon
Quant Method: External Standard Quant By: Initial Calibration
Last ICal File: \\chromfs\Denver\ChromData\G2_LUNA\20200514-91518.b\05140024.D

Column 1 : Luna-Phenyl hexyl (4.60 mm) Det: LC DAD1A, 254 nm
Process Host: CTX1025

First Level Reviewer: zhangji Date: 25-Jun-2020 21:12:11

Compound	Det	RT (min.)	Exp RT (min.)	Dlt RT (min.)	Response	OnCol Amt ug/ml	Flags
6 HMX	1		7.145			ND	
7 MNX	1		7.926			ND	
8 RDX	1		9.358			ND	U
9 Nitrobenzene	1		12.265			ND	
$ 10 1,2-Dinitrobenzene	1	13.259	13.271	-0.012	6562	0.0170	
12 1,3-Dinitrobenzene	1		15.805			ND	
14 o-Nitrotoluene	1		16.745			ND	U
15 p-Nitrotoluene	1		17.031			ND	
16 4-Amino-2,6-dinitrotoluene	1		17.465			ND	
17 m-Nitrotoluene	1		17.958			ND	U
18 2-Amino-4,6-dinitrotoluene	1	18.406	18.398	0.008	7999	0.0172	
19 1,3,5-Trinitrobenzene	1		19.138			ND	
20 2,6-Dinitrotoluene	1		20.065			ND	
21 2,4-Dinitrotoluene	1		20.578			ND	
22 Tetryl	1		23.885			ND	U
23 2,4,6-Trinitrotoluene	1		24.905			ND	

QC Flag Legend

Review Flags
U - Marked Undetected

Report Date: 26-Jun-2020 16:19:19 Chrom Revision: 2.3 21-Jun-2020 18:30:46

Eurofins TestAmerica, Denver

Data File: \\chromfs\denver\chromdata\g2_luna\20200624-92719.b\06240045.d

Injection Date:	25-Jun-2020 20:05:30	Instrument ID:	CHHPLC_G2_LUNA	Operator ID:	JZ
Lims ID:	280-137702-A-30-A	Lab Sample ID:	280-137702-30	Worklist Smp#:	45
Client ID:	G0118-20A				
Injection Vol:	100.0 ul	Dil. Factor:	10.0000	ALS Bottle#:	45
Method:	G2_8330_Luna	Limit Group:	GCSV - 8330		

Column: Luna-Phenyl hexyl (4.60 mm) Y Scaling: Method Defined: Scale to the Nth Largest Peak: 1

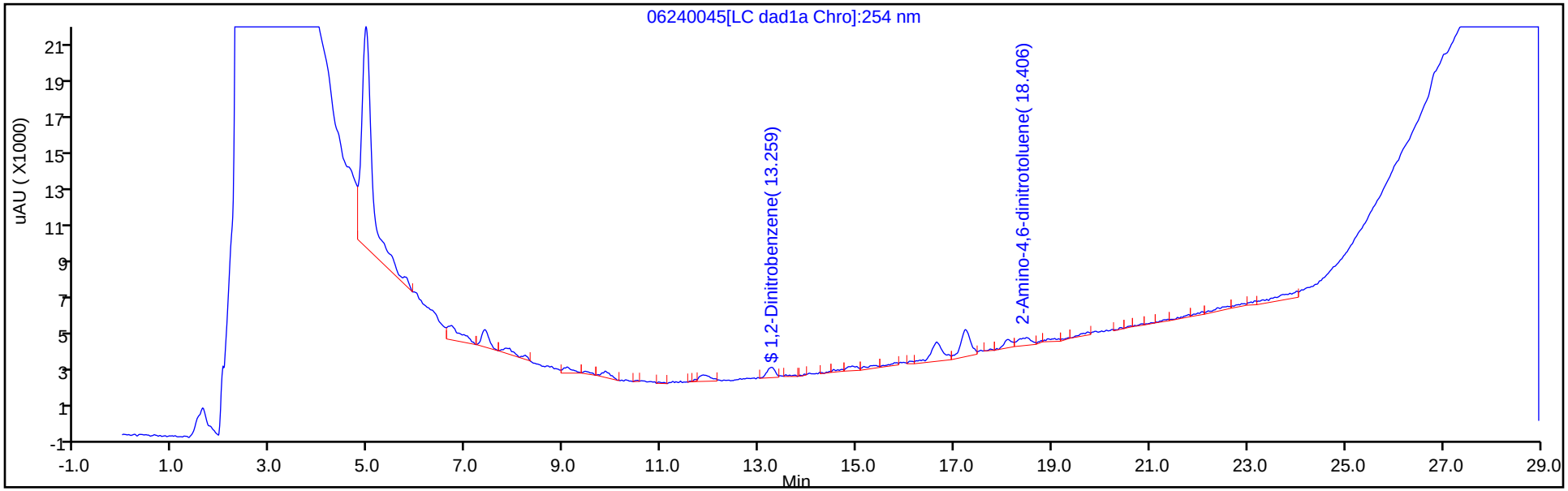

Y Scaling: Method Defined: Scale to the Nth Largest Peak: 1

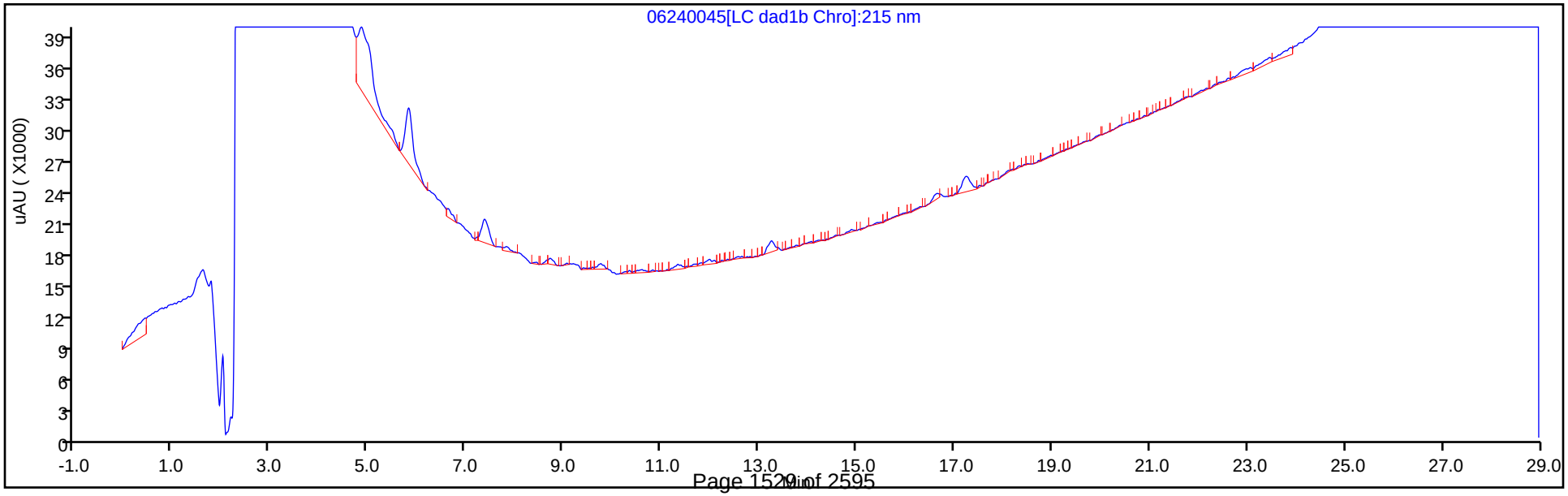

Eurofins TestAmerica, Denver
Recovery Report

Data File:	\\chromfs\Denver\ChromData\G2_LUNA\20200624-92719.b\06240045.D				
Lims ID:	280-137702-A-30-A				
Client ID:	G0118-20A				
Sample Type:	Client				
Inject. Date:	25-Jun-2020 20:05:30	ALS Bottle#:	45	Worklist Smp#:	45
Injection Vol:	100.0 ul	Dil. Factor:	10.0000		
Sample Info:	280-137702-A-30-				
Misc. Info.:	280-0092719-045				
Operator ID:	JZ	Instrument ID:	CHHPLC_G2_LUNA		
Method:	\\chromfs\Denver\ChromData\G2_LUNA\20200624-92719.b\G2_8330_Luna.m				
Limit Group:	GCSV - 8330				
Last Update:	26-Jun-2020 16:19:17	Calib Date:	15-May-2020 02:11:20		
Integrator:	Falcon				
Quant Method:	External Standard	Quant By:	Initial Calibration		
Last ICal File:	\\chromfs\Denver\ChromData\G2_LUNA\20200514-91518.b\05140024.D				
Column 1 :	Luna-Phenyl hexyl (4.60 mm)		Det: LC DAD1A, 254 nm		
Process Host:	CTX1025				
First Level Reviewer: zhangji		Date:	25-Jun-2020 21:12:11		

Compound	Amount Added	Amount Recovered	% Rec.
$ 10 1,2-Dinitrobenzene	0.2000	0.0170	8.52

User Disabled Compound Report

Eurofins TestAmerica, Denver

Data File:	\\chromfs\denver\chromdata\g2_luna\20200624-92719.b\06240045.d				
Injection Date:	25-Jun-2020 20:05:30	Instrument ID:	CHHPLC_G2_LUNA		
Lims ID:	280-137702-A-30-A	Lab Sample ID:	280-137702-30		
Client ID:	G0118-20A				
Operator ID:	JZ	ALS Bottle#:	45	Worklist Smp#:	45
Injection Vol:	100.0 ul	Dil. Factor:	10.0000		
Method:	G2_8330_Luna	Limit Group:	GCSV - 8330		
Column:	Luna-Phenyl hexyl (4.60 mm)	Detector	LC DAD1A, 254 nm		

14 o-Nitrotoluene, CAS: 88-72-2, Signal: 1

RT: 16.64
Response: 18520
Amount: 0.067848

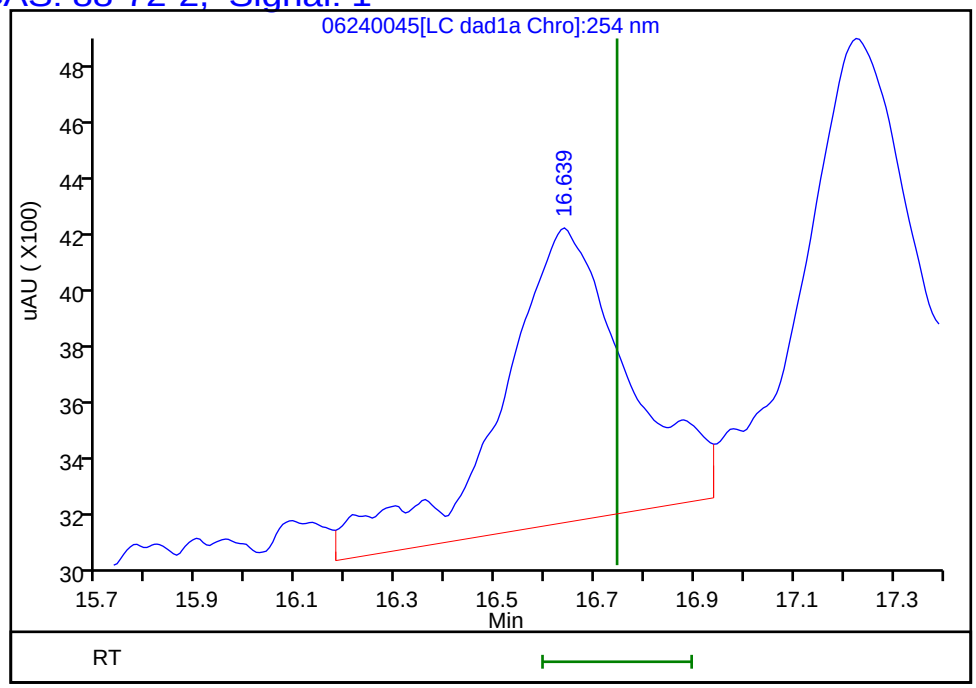

Reviewer: zhangji, 25-Jun-2020 21:12:11
Audit Action: Marked Compound Undetected Audit Reason: Invalid Compound ID

User Disabled Compound Report

Eurofins TestAmerica, Denver

Data File:	\\chromfs\denver\chromdata\g2_luna\20200624-92719.b\06240045.d				
Injection Date:	25-Jun-2020 20:05:30	Instrument ID:	CHHPLC_G2_LUNA		
Lims ID:	280-137702-A-30-A	Lab Sample ID:	280-137702-30		
Client ID:	G0118-20A				
Operator ID:	JZ	ALS Bottle#:	45	Worklist Smp#:	45
Injection Vol:	100.0 ul	Dil. Factor:	10.0000		
Method:	G2_8330_Luna	Limit Group:	GCSV - 8330		
Column:	Luna-Phenyl hexyl (4.60 mm)	Detector	LC DAD1A, 254 nm		

17 m-Nitrotoluene, CAS: 99-08-1, Signal: 1

RT: 18.10
Response: 5292
Amount: 0.017739

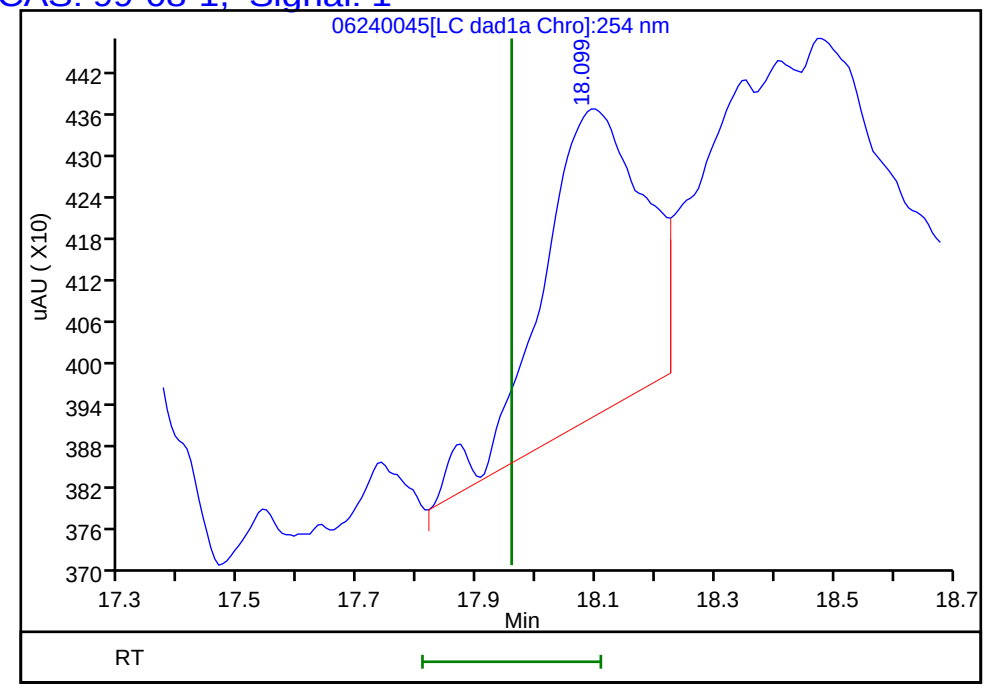

Reviewer: zhangji, 25-Jun-2020 21:12:11
Audit Action: Marked Compound Undetected Audit Reason: Invalid Compound ID

User Disabled Compound Report

Eurofins TestAmerica, Denver

Data File: \\chromfs\denver\chromdata\g2_luna\20200624-92719.b\06240045.d

Injection Date:	25-Jun-2020 20:05:30	Instrument ID:	CHHPLC_G2_LUNA		
Lims ID:	280-137702-A-30-A	Lab Sample ID:	280-137702-30		
Client ID:	G0118-20A				
Operator ID:	JZ	ALS Bottle#:	45	Worklist Smp#:	45
Injection Vol:	100.0 ul	Dil. Factor:	10.0000		
Method:	G2_8330_Luna	Limit Group:	GCSV - 8330		
Column:	Luna-Phenyl hexyl (4.60 mm)	Detector	LC DAD1A, 254 nm		

8 RDX, CAS: 121-82-4, Signal: 1

RT: 9.45
Response: 1482
Amount: 0.006065

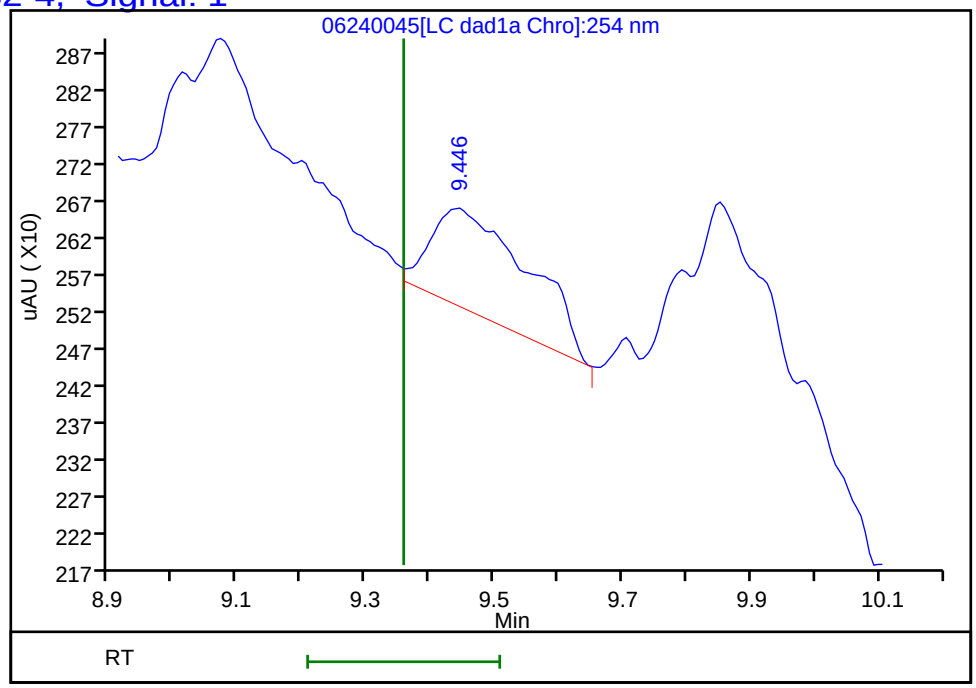

Reviewer: zhangji, 25-Jun-2020 21:12:11

Audit Action: Marked Compound Undetected Audit Reason: Invalid Compound ID

User Disabled Compound Report

Eurofins TestAmerica, Denver

Data File: \\chromfs\denver\chromdata\g2_luna\20200624-92719.b\06240045.d

Injection Date:	25-Jun-2020 20:05:30	Instrument ID:	CHHPLC_G2_LUNA		
Lims ID:	280-137702-A-30-A	Lab Sample ID:	280-137702-30		
Client ID:	G0118-20A				
Operator ID:	JZ	ALS Bottle#:	45	Worklist Smp#:	45
Injection Vol:	100.0 ul	Dil. Factor:	10.0000		
Method:	G2_8330_Luna	Limit Group:	GCSV - 8330		
Column:	Luna-Phenyl hexyl (4.60 mm)	Detector	LC DAD1A, 254 nm		

22 Tetryl, CAS: 479-45-8, Signal: 1

RT: 24.01
Response: 11635
Amount: 0.031559

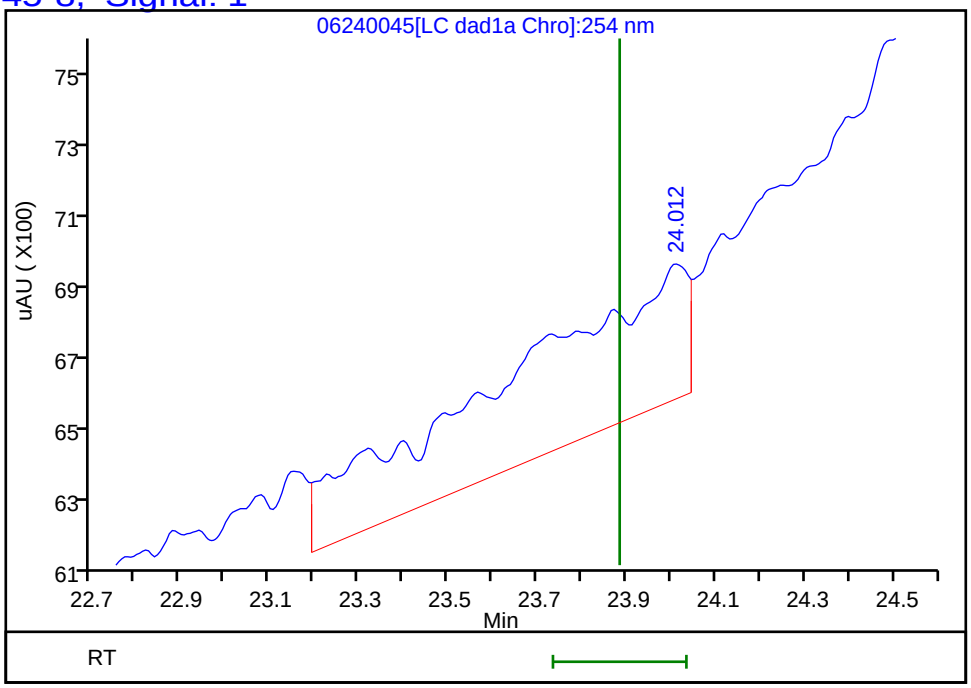

Reviewer: zhangji, 25-Jun-2020 21:12:11
Audit Action: Marked Compound Undetected Audit Reason: Invalid Compound ID

FORM VI
HPLC/IC BY EXTERNAL STANDARD - INITIAL CALIBRATION DATA
RETENTION TIME SUMMARY

Lab Name: Eurofins TestAmerica, Denver Job No.: 280-137702-1 Analy Batch No.: 494886

SDG No.:

Instrument ID: CHHPLC_G2_LUNA GC Column: Luna-phenyl ID: 4.6(mm) Heated Purge: (Y/N) N

Calibration Start Date: 05/14/2020 16:16 Calibration End Date: 05/14/2020 20:56 Calibration ID: 44234

Calibration Files:

LEVEL:	LAB SAMPLE ID:	LAB FILE ID:
Level 1	IC 280-494886/15	05140015.D
Level 2	IC 280-494886/14	05140014.D
Level 3	IC 280-494886/13	05140013.D
Level 4	IC 280-494886/12	05140012.D
Level 5	IC 280-494886/11	05140011.D
Level 6	IC 280-494886/10	05140010.D
Level 7	IC 280-494886/9	05140009.D
Level 8	IC 280-494886/8	05140008.D
Level 9	IC 280-494886/7	05140007.D

ANALYTE	LVL 1	LVL 2	LVL 3	LVL 4	LVL 5	LVL 6	LVL 7	LVL 8	LVL 9		RT WINDOW	AVG RT
Picric acid		6.322	6.331	6.308	6.300	6.267	6.235	6.195	+++++		6.150 - 6.450	6.280
HMX		6.982	6.984	6.994	6.986	6.987	6.982	6.968	6.916		6.836 - 7.136	6.975
RDX		9.095	9.184	9.181	9.173	9.173	9.162	9.148	9.076		9.023 - 9.323	9.149
Nitrobenzene		12.095	12.110	12.114	12.106	12.107	12.095	12.088	11.995		11.956 - 12.256	12.089
1,3-Dinitrobenzene		15.542	15.544	15.554	15.553	15.553	15.548	15.541	15.469		15.403 - 15.703	15.538
Nitroglycerin		15.855	15.844	15.848	15.853	15.853	15.842	15.848	15.782		15.703 - 16.003	15.841
2-Nitrotoluene		16.515	16.550	16.534	16.533	16.540	16.535	16.535	16.475		16.383 - 16.683	16.527
4-Nitrotoluene		16.795	16.837	16.828	16.820	16.820	16.808	16.815	16.715		16.670 - 16.970	16.805
4-Amino-2,6-dinitrotoluene		17.155	17.157	17.148	17.146	17.153	17.142	17.141	17.069		16.996 - 17.296	17.139
3-Nitrotoluene		17.748	17.724	17.741	17.753	17.747	17.742	17.741	17.782		17.603 - 17.903	17.747
2-Amino-4,6-dinitrotoluene		18.048	18.030	18.054	18.046	18.040	18.035	18.028	17.935		17.896 - 18.196	18.027
1,3,5-Trinitrobenzene		18.855	18.864	18.881	18.886	18.887	18.875	18.881	18.829		18.736 - 19.036	18.870
2,6-Dinitrotoluene	+++++	19.828	19.817	19.794	19.806	19.807	19.795	19.801	19.742		19.656 - 19.956	19.799
2,4-Dinitrotoluene	20.295	20.295	20.290	20.288	20.293	20.293	20.288	20.288	20.235		20.143 - 20.443	20.285
Tetryl		23.529	23.557	23.548	23.553	23.553	23.542	23.555	23.516		23.403 - 23.703	23.544
2,4,6-Trinitrotoluene		24.682	24.637	24.654	24.653	24.647	24.642	24.648	24.616		24.503 - 24.803	24.647
PETN		+++++	25.277	25.281	25.280	25.280	25.275	25.281	25.269		25.130 - 25.430	25.278
1,2-Dinitrobenzene		13.022	13.037	13.048	13.040	13.040	13.028	13.028	12.949		12.890 - 13.190	13.024

FORM VI
HPLC/IC BY EXTERNAL STANDARD - INITIAL CALIBRATION DATA
CURVE EVALUATION

Lab Name: Eurofins TestAmerica, Denver Job No.: 280-137702-1 Analy Batch No.: 494886

SDG No.:

Instrument ID: CHHPLC_G2_LUNA GC Column: Luna-phenyl ID: 4.6(mm) Heated Purge: (Y/N) N

Calibration Start Date: 05/14/2020 16:16 Calibration End Date: 05/14/2020 20:56 Calibration ID: 44234

Calibration Files:

LEVEL:	LAB SAMPLE ID:	LAB FILE ID:
Level 1	IC 280-494886/15	05140015.D
Level 2	IC 280-494886/14	05140014.D
Level 3	IC 280-494886/13	05140013.D
Level 4	IC 280-494886/12	05140012.D
Level 5	IC 280-494886/11	05140011.D
Level 6	IC 280-494886/10	05140010.D
Level 7	IC 280-494886/9	05140009.D
Level 8	IC 280-494886/8	05140008.D
Level 9	IC 280-494886/7	05140007.D

ANALYTE	CF				CURVE TYPE	COEFFICIENT			#	MIN CF	%RSD	#	MAX %RSD	R^2 OR COD	#	MIN R^2 OR COD
	LVL 1 LVL 5 LVL 9	LVL 2 LVL 6	LVL 3 LVL 7	LVL 4 LVL 8		B	M1	M2								
Picric acid	194456 +++++	227320 170053	189240 169399	231700 174504	Ave		193810.153				13.5		20.0			
HMX	216260 175837	400720 186210	252920 179567	242940 183992	Lin2	5323.97093	177012.867							0.9900		0.9900
RDX	250504 220101	251440 221363	302380 217280	272330 219481	Ave		244359.838				12.7		20.0			
Nitrobenzene	422566 420057	411355 413613	566215 420302	425090 434621	Ave		439227.211				11.8		20.0			
1,3-Dinitrobenzene	687780 651230	649900 645107	741737 661018	688743 667994	Ave		674188.610				4.7		20.0			
Nitroglycerin	132151 128856	106184 127479	128084 121758	141489 128426	Ave		126803.331				7.9		20.0			
2-Nitrotoluene	252584 263350	272480 263733	320060 259206	290620 261684	Ave		272964.527				8.1		20.0			
4-Nitrotoluene	237944 205745	214531 233965	309222 235547	259042 231055	Ave		240881.296				13.2		20.0			

Note: The M1 coefficient is the same as Ave CF for an Ave curve type.

FORM VI
HPLC/IC BY EXTERNAL STANDARD - INITIAL CALIBRATION DATA
CURVE EVALUATION

Lab Name: Eurofins TestAmerica, Denver Job No.: 280-137702-1 Analy Batch No.: 494886

SDG No.:

Instrument ID: CHHPLC_G2_LUNA GC Column: Luna-phenyl ID: 4.6(mm) Heated Purge: (Y/N) N

Calibration Start Date: 05/14/2020 16:16 Calibration End Date: 05/14/2020 20:56 Calibration ID: 44234

ANALYTE	CF				CURVE TYPE	COEFFICIENT			#	MIN CF	%RSD	#	MAX %RSD	R^2 OR COD	#	MIN R^2 OR COD
	LVL 1 LVL 5 LVL 9	LVL 2 LVL 6	LVL 3 LVL 7	LVL 4 LVL 8		B	M1	M2								
4-Amino-2,6-dinitrotoluene	316356 338348	374386 325764	441918 319452	324156 321498	Ave		345234.619				12.5		20.0			
3-Nitrotoluene	284364 280237	276523 288039	385215 286309	305554 280373	Ave		298326.800				12.1		20.0			
2-Amino-4,6-dinitrotoluene	449641 452344	413386 446609	577331 454954	473367 454056	Ave		465211.017				10.4		20.0			
1,3,5-Trinitrobenzene	473888 459025	432016 445838	531916 461195	509261 466466	Ave		472450.766				7.0		20.0			
2,6-Dinitrotoluene	+++++ 296084 293622	462869 294056	380618 294513	345209 297272	Lin2	4435.95604	289218.236							0.9990		0.9900
2,4-Dinitrotoluene	636653 610554 606816	669761 610082	743068 605778	672311 605997	Ave		640113.339				7.4		20.0			
Tetryl	368208 349575	394172 348927	403234 350489	384701 350116	Ave		368677.570				6.1		20.0			
2,4,6-Trinitrotoluene	399076 406271	460040 393653	565060 401302	430359 406644	Lin1	3158.03416	401610.023							0.9990		0.9900
PETN	135296 128081	+++++ 139434	204240 136840	132172 136576	Lin1	27366.0232	129287.517							0.9980		0.9900
1,2-Dinitrobenzene	249500 288347	337440 268080	374880 263961	306830 274673	Lin1	1839.02265	277228.024							0.9970		0.9900

Note: The M1 coefficient is the same as Ave CF for an Ave curve type.

FORM VI
HPLC/IC BY EXTERNAL STANDARD - INITIAL CALIBRATION DATA
RESPONSE AND CONCENTRATION

Lab Name: Eurofins TestAmerica, Denver Job No.: 280-137702-1 Analy Batch No.: 494886

SDG No.:

Instrument ID: CHHPLC_G2_LUNA GC Column: Luna-phenyl ID: 4.6(mm) Heated Purge: (Y/N) N

Calibration Start Date: 05/14/2020 16:16 Calibration End Date: 05/14/2020 20:56 Calibration ID: 44234

Calibration Files:

LEVEL:	LAB SAMPLE ID:	LAB FILE ID:
Level 1	IC 280-494886/15	05140015.D
Level 2	IC 280-494886/14	05140014.D
Level 3	IC 280-494886/13	05140013.D
Level 4	IC 280-494886/12	05140012.D
Level 5	IC 280-494886/11	05140011.D
Level 6	IC 280-494886/10	05140010.D
Level 7	IC 280-494886/9	05140009.D
Level 8	IC 280-494886/8	05140008.D
Level 9	IC 280-494886/7	05140007.D

ANALYTE	CURVE TYPE	RESPONSE					CONCENTRATION (UG/ML)				
		LVL 1 LVL 6	LVL 2 LVL 7	LVL 3 LVL 8	LVL 4 LVL 9	LVL 5	LVL 6	LVL 2 LVL 7	LVL 3 LVL 8	LVL 4 LVL 9	LVL 5
Picric acid	Ave	68021	5683 118579	9462 174504	23170 +++++	48614	0.400	0.0250 0.700	0.0500 1.00	0.100 +++++	0.250
HMX	Lin2	74484	10018 125697	12646 183992	24294 439592	54065	0.400	0.0250 0.700	0.0500 1.00	0.100 2.50	0.250
RDX	Ave	88545	6286 152096	15119 219481	27233 550253	62626	0.400	0.0250 0.700	0.0500 1.00	0.100 2.50	0.250
Nitrobenzene	Ave	166107	10325 295388	28424 436359	42679 1054344	106064	0.402	0.0251 0.703	0.0502 1.00	0.100 2.51	0.251
1,3-Dinitrobenzene	Ave	258559	16280 463638	37161 669330	69012 1631331	172289	0.401	0.0251 0.701	0.0501 1.00	0.100 2.51	0.251
Nitroglycerin	Ave	509915	26546 852305	64042 1284256	141489 3221406	330378	4.00	0.250 7.00	0.500 10.0	1.00 25.0	2.50
2-Nitrotoluene	Ave	105493	6812 181444	16003 261684	29062 658375	63146	0.400	0.0250 0.700	0.0500 1.00	0.100 2.50	0.250
4-Nitrotoluene	Ave	93773	5374 165213	15492 231517	25956 515391	59605	0.401	0.0251 0.701	0.0501 1.00	0.100 2.51	0.251
4-Amino-2,6-dinitrotoluene	Ave	130436	9369 223840	22118 321819	32448 846716	79168	0.400	0.0250 0.701	0.0501 1.00	0.100 2.50	0.250
3-Nitrotoluene	Ave	115331	6920 200617	19280 280653	30586 701292	71162	0.400	0.0250 0.701	0.0501 1.00	0.100 2.50	0.250
2-Amino-4,6-dinitrotoluene	Ave	179358	10376 319742	28982 455872	47526 1135384	112860	0.402	0.0251 0.703	0.0502 1.00	0.100 2.51	0.251
1,3,5-Trinitrobenzene	Ave	178692	10822 323482	26649 467399	51028 1149858	118709	0.401	0.0251 0.701	0.0501 1.00	0.100 2.51	0.251
2,6-Dinitrotoluene	Lin2	+++++ 118093	11618 206984	19107 298461	34659 736990	74317	+++++ 0.402	0.0251 0.703	0.0502 1.00	0.100 2.51	0.251
2,4-Dinitrotoluene	Ave	7990 245009	16811 425741	37302 608421	67500 1523108	153249	0.0126 0.402	0.0251 0.703	0.0502 1.00	0.100 2.51	0.251

FORM VI
HPLC/IC BY EXTERNAL STANDARD - INITIAL CALIBRATION DATA
RESPONSE AND CONCENTRATION

Lab Name: Eurofins TestAmerica, Denver Job No.: 280-137702-1 Analy Batch No.: 494886

SDG No.:

Instrument ID: CHHPLC_G2_LUNA GC Column: Luna-phenyl ID: 4.6(mm) Heated Purge: (Y/N) N

Calibration Start Date: 05/14/2020 16:16 Calibration End Date: 05/14/2020 20:56 Calibration ID: 44234

ANALYTE	CURVE TYPE	RESPONSE					CONCENTRATION (UG/ML)				
		LVL 1 LVL 6	LVL 2 LVL 7	LVL 3 LVL 8	LVL 4 LVL 9	LVL 5	LVL 6	LVL 2 LVL 7	LVL 3 LVL 8	LVL 4 LVL 9	LVL 5
Tetryl	Ave	139850	9874 245833	20202 350816	38547 875686	92236	0.401	0.0251 0.701	0.0501 1.00	0.100 2.51	0.251
2,4,6-Trinitrotoluene	Lin1	158091	11547 282035	28366 408271	43208 1019741	100168	0.402	0.0251 0.703	0.0502 1.00	0.100 2.51	0.251
PETN	Lin1	557734	+++++ 957879	102120 1365764	132172 3202028	338241	4.00	+++++ 7.00	0.500 10.0	1.00 25.0	2.50
1,2-Dinitrobenzene	Lin1	107232	8436 184773	18744 274673	30683 720867	62375	0.400	0.0250 0.700	0.0500 1.00	0.100 2.50	0.250

Curve Type Legend:

Ave = Average
Lin1 = Linear 1/conc
Lin2 = Linear 1/conc^2

Eurofins TestAmerica, Denver
Target Compound Quantitation Report

Data File: \\chromfs\Denver\ChromData\G2_LUNA\20200514-91518.b\05140007.D
Lims ID: IC FULL 9
Client ID:
Sample Type: IC Calib Level: 9
Inject. Date: 14-May-2020 16:16:43 ALS Bottle#: 7 Worklist Smp#: 7
Injection Vol: 100.0 ul Dil. Factor: 1.0000
Sample Info: IC FULL 9
Misc. Info.: 280-0091518-007
Operator ID: CB Instrument ID: CHHPLC_G2_LUNA
Sublist: chrom-G2_8330_Luna*sub6

Method: \\chromfs\Denver\ChromData\G2_LUNA\20200514-91518.b\G2_8330_Luna.m
Limit Group: GCSV - 8330
Last Update: 15-May-2020 12:00:54 Calib Date: 15-May-2020 02:11:20
Integrator: Falcon
Quant Method: External Standard Quant By: Initial Calibration
Last ICal File: \\chromfs\Denver\ChromData\G2_LUNA\20200514-91518.b\05140024.D

Column 1 : Luna-Phenyl hexyl (4.60 mm) Det: LC DAD1A, 254 nm
Process Host: CTX0318

First Level Reviewer: zhangji Date: 14-May-2020 17:09:51

Compound	Det	RT (min.)	Exp RT (min.)	Dlt RT (min.)	Response	Cal Amt ug/ml	OnCol Amt ug/ml	Flags
1 2,6-diamino-4-nitrotoluene	1	4.302	4.366	-0.064	946682	2.50	2.21	M
2 2,4-diamino-6-nitrotoluene	1	4.769	4.880	-0.111	410736	2.50	1.70	M
5 2,4,6-Trinitrophenol	1	6.096	6.300	-0.204	359637	2.50	1.86	
6 HMX	1	6.916	6.986	-0.070	439592	2.50	2.45	
8 RDX	1	9.076	9.173	-0.097	550253	2.50	2.25	
9 Nitrobenzene	1	11.995	12.106	-0.111	1054344	2.51	2.40	
$ 10 1,2-Dinitrobenzene	1	12.949	13.040	-0.091	720867	2.50	2.59	
11 3,5-Dinitroaniline	1	14.795	14.886	-0.091	1218279	2.50	2.51	a
12 1,3-Dinitrobenzene	1	15.469	15.553	-0.084	1631331	2.51	2.42	
13 Nitroglycerin	2	15.782	15.853	-0.071	3221406	25.0	25.4	
14 o-Nitrotoluene	1	16.475	16.533	-0.058	658375	2.50	2.41	a
15 p-Nitrotoluene	1	16.715	16.820	-0.105	515391	2.51	2.14	a
16 4-Amino-2,6-dinitrotoluene	1	17.069	17.146	-0.077	846716	2.50	2.45	a
17 m-Nitrotoluene	1	17.782	17.753	0.029	701292	2.50	2.35	Ma
18 2-Amino-4,6-dinitrotoluene	1	17.935	18.046	-0.111	1135384	2.51	2.44	Ma
19 1,3,5-Trinitrobenzene	1	18.829	18.886	-0.057	1149858	2.51	2.43	a
20 2,6-Dinitrotoluene	1	19.742	19.806	-0.064	736990	2.51	2.53	a
21 2,4-Dinitrotoluene	1	20.235	20.293	-0.058	1523108	2.51	2.38	a
22 Tetryl	1	23.516	23.553	-0.037	875686	2.51	2.38	a
23 2,4,6-Trinitrotoluene	1	24.616	24.653	-0.037	1019741	2.51	2.53	a
24 PETN	2	25.269	25.280	-0.011	3202028	25.0	24.6	

QC Flag Legend

Review Flags

M - Manually Integrated

a - User Assigned ID

Reagents:

8330IntermStk_00064	Amount Added: 250.00	Units: uL
8330_ADDs_00026	Amount Added: 125.00	Units: uL

Report Date: 15-May-2020 12:00:54 Chrom Revision: 2.3 05-May-2020 17:48:18

Eurofins TestAmerica, Denver

Data File: \\chromfs\denver\chromdata\g2_luna\20200514-91518.b\05140007.d

Injection Date:	14-May-2020 16:16:43	Instrument ID:	CHHPLC_G2_LUNA	Operator ID:	CB
Lims ID:	IC FULL 9			Worklist Smp#:	7
Client ID:					
Injection Vol:	100.0 ul	Dil. Factor:	1.0000	ALS Bottle#:	7
Method:	G2_8330_Luna	Limit Group:	GCSV - 8330		

Column: Luna-Phenyl hexyl (4.60 mm) Y Scaling: Method Defined: Scale to the Nth Largest Peak: 1

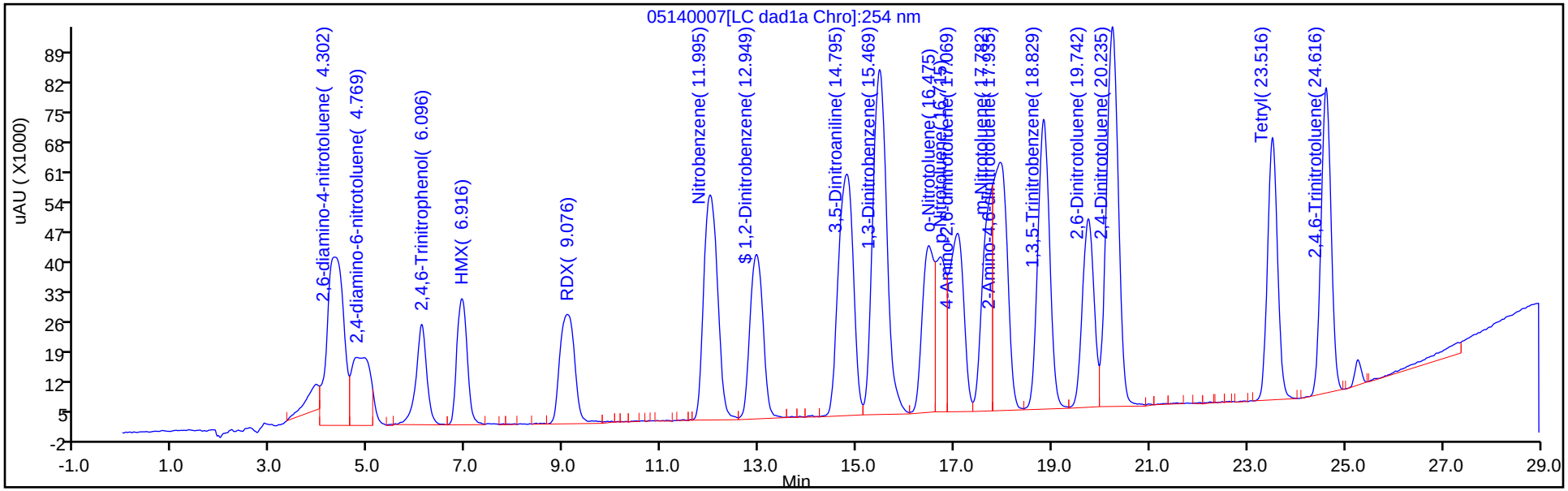

Y Scaling: Method Defined: Scale to the Nth Largest Peak: 1

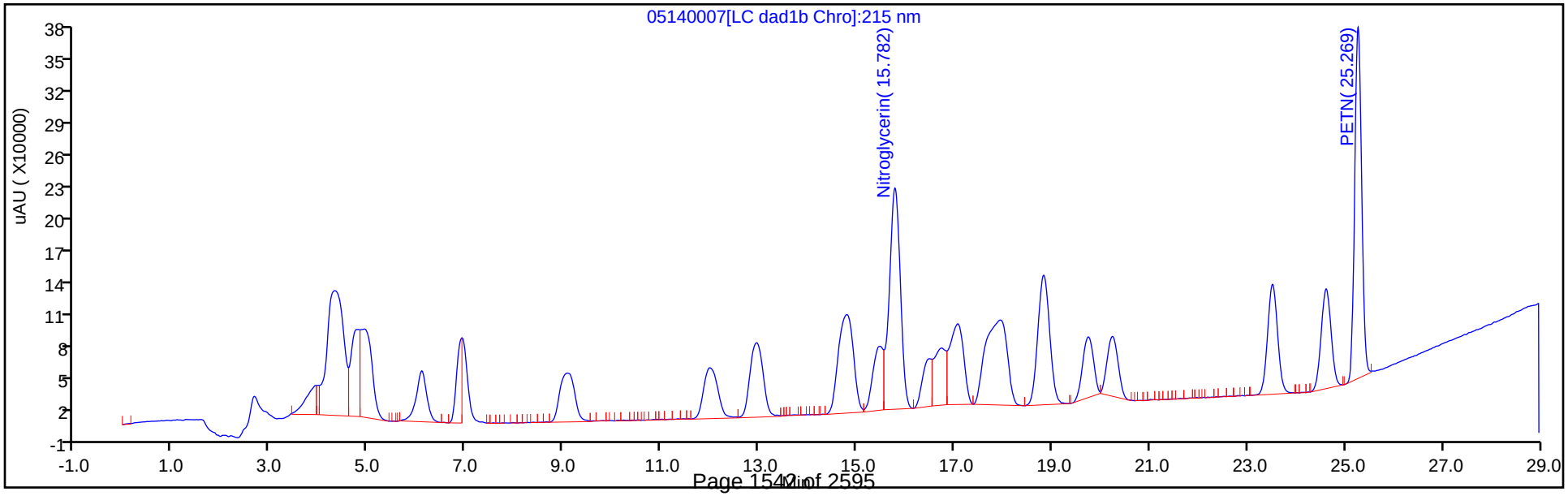

Manual Integration/User Assign Peak Report

Eurofins TestAmerica, Denver

Data File: \\chromfs\denver\chromdata\g2_luna\20200514-91518.b\05140007.d
Injection Date: 14-May-2020 16:16:43 Instrument ID: CHHPLC_G2_LUNA
Lims ID: IC FULL 9
Client ID:
Operator ID: CB ALS Bottle#: 7 Worklist Smp#: 7
Injection Vol: 100.0 ul Dil. Factor: 1.0000
Method: G2_8330_Luna Limit Group: GCSV - 8330
Column: Luna-Phenyl hexyl (4.60 mm) Detector LC DAD1A, 254 nm

14 o-Nitrotoluene, CAS: 88-72-2

Signal: 1

Processing Integration Results

RT: 16.72
Area: 515391
Amount: 1.955872
Amount Units: ug/ml

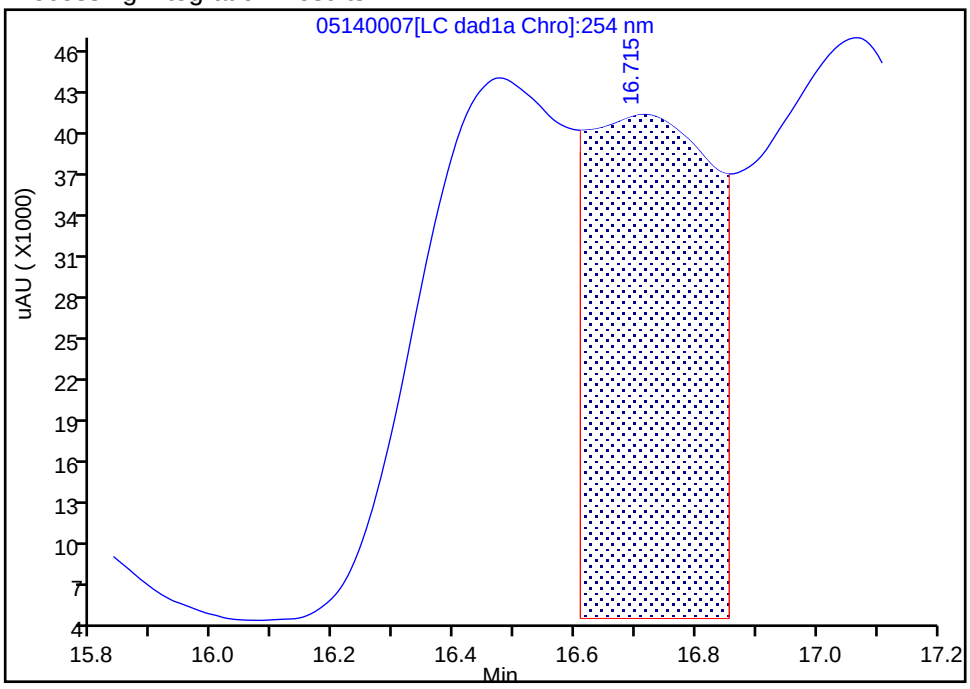

Manual Integration Results

RT: 16.48
Area: 658375
Amount: 2.411943
Amount Units: ug/ml

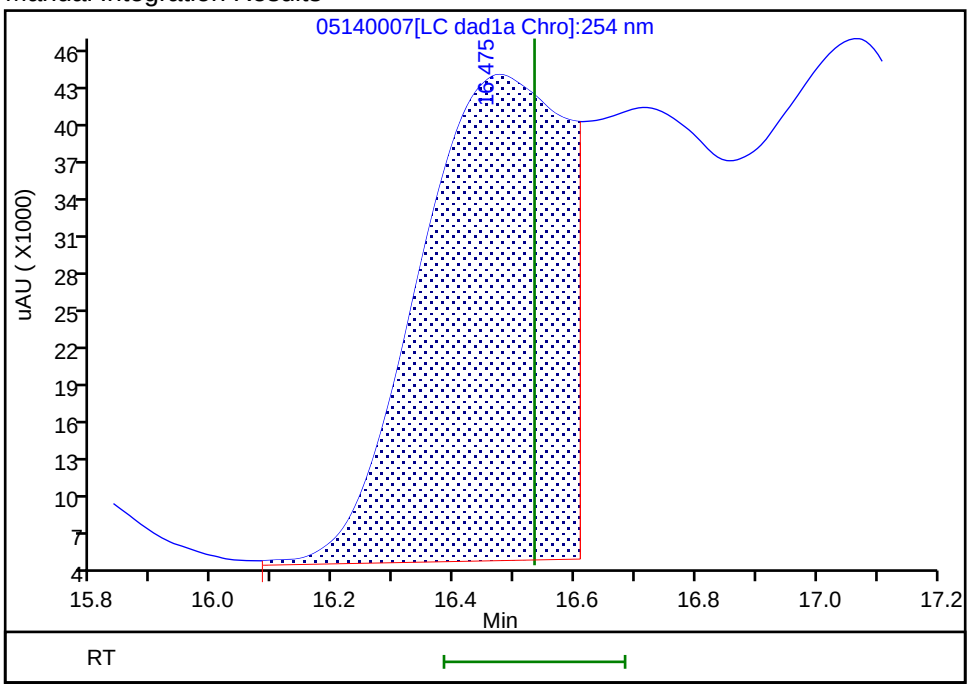

Reviewer: zhangji, 14-May-2020 17:09:15
Audit Action: Assigned Compound ID Audit Reason: Split Peak

Manual Integration/User Assign Peak Report

Eurofins TestAmerica, Denver

Data File: \\chromfs\denver\chromdata\g2_luna\20200514-91518.b\05140007.d
Injection Date: 14-May-2020 16:16:43 Instrument ID: CHHPLC_G2_LUNA
Lims ID: IC FULL 9
Client ID:
Operator ID: CB ALS Bottle#: 7 Worklist Smp#: 7
Injection Vol: 100.0 ul Dil. Factor: 1.0000
Method: G2_8330_Luna Limit Group: GCSV - 8330
Column: Luna-Phenyl hexyl (4.60 mm) Detector LC DAD1A, 254 nm

15 p-Nitrotoluene, CAS: 99-99-0

Signal: 1

Processing Integration Results

RT: 17.07
Area: 846716
Amount: 4.099164
Amount Units: ug/ml

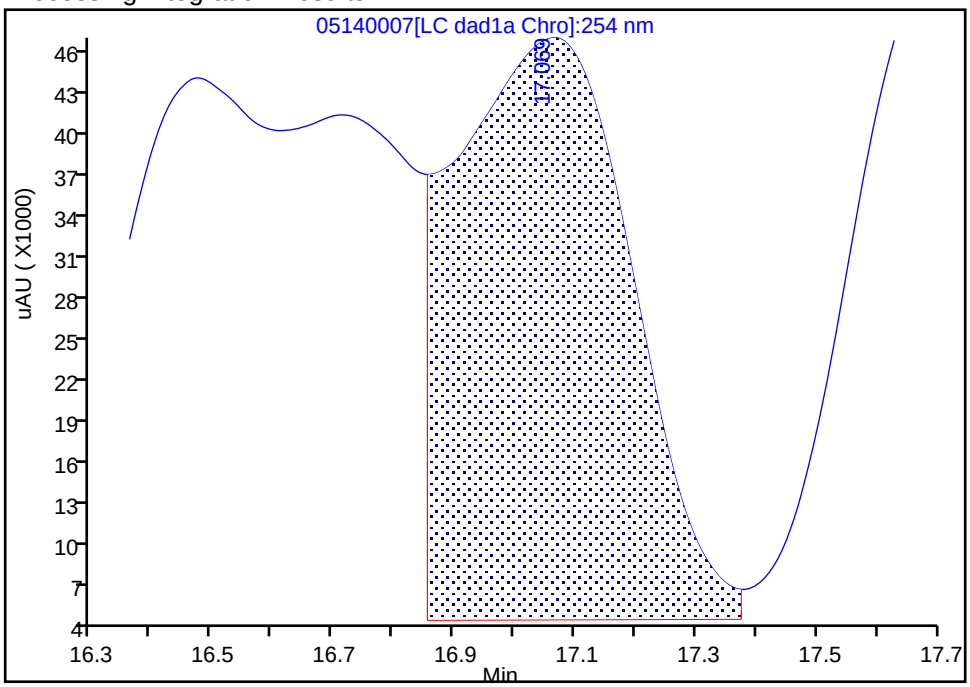

Manual Integration Results

RT: 16.72
Area: 515391
Amount: 2.139606
Amount Units: ug/ml

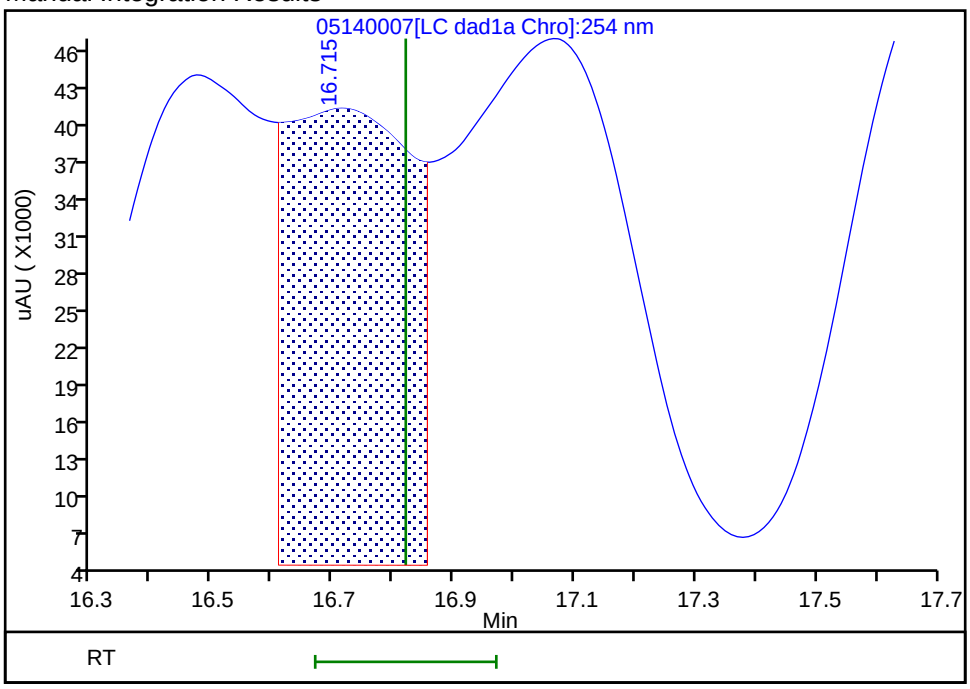

Reviewer: zhangji, 14-May-2020 17:09:12
Audit Action: Assigned Compound ID Audit Reason: Split Peak

Manual Integration/User Assign Peak Report

Eurofins TestAmerica, Denver

Data File:	\\chromfs\denver\chromdata\g2_luna\20200514-91518.b\05140007.d				
Injection Date:	14-May-2020 16:16:43	Instrument ID:	CHHPLC_G2_LUNA		
Lims ID:	IC FULL 9				
Client ID:					
Operator ID:	CB	ALS Bottle#:	7	Worklist Smp#:	7
Injection Vol:	100.0 ul	Dil. Factor:	1.0000		
Method:	G2_8330_Luna	Limit Group:	GCSV - 8330		
Column:	Luna-Phenyl hexyl (4.60 mm)	Detector	LC DAD1A, 254 nm		

16 4-Amino-2,6-dinitrotoluene, CAS: 19406-51-0

Signal: 1

Processing Integration Results

RT: 16.48
Area: 658375
Amount: 2.145710
Amount Units: ug/ml

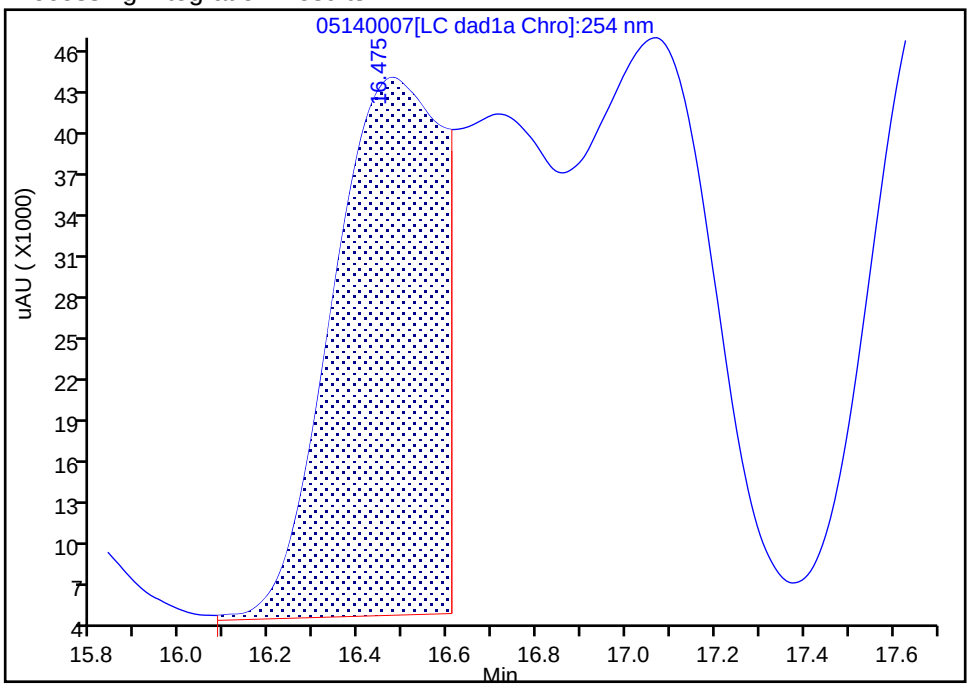

Manual Integration Results

RT: 17.07
Area: 846716
Amount: 2.452581
Amount Units: ug/ml

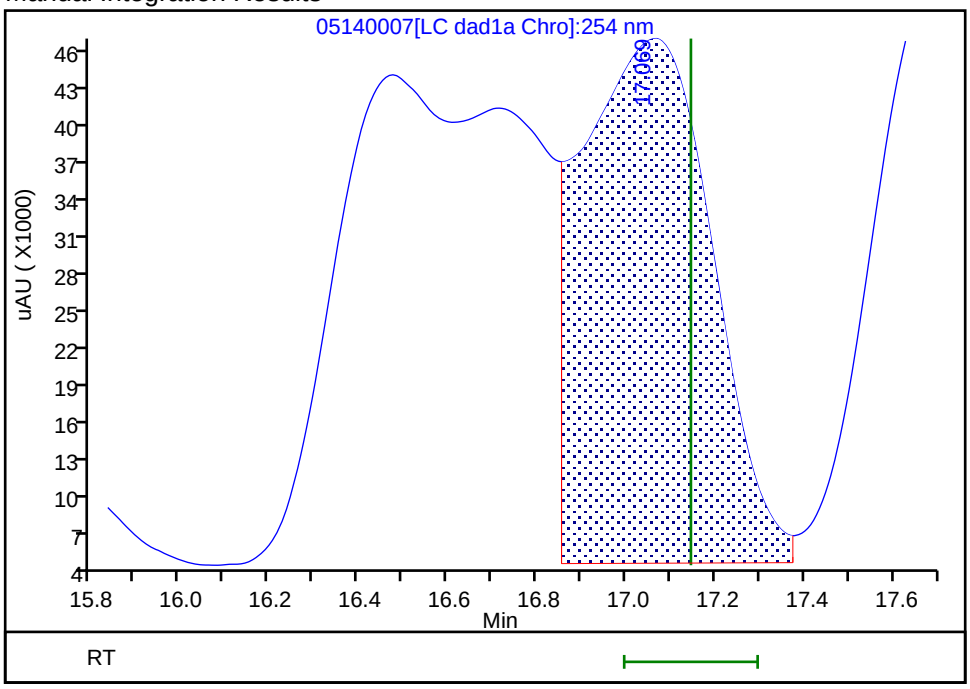

Reviewer: zhangji, 14-May-2020 17:08:59

Audit Action: Assigned Compound ID Audit Reason: Split Peak

Manual Integration/User Assign Peak Report

Eurofins TestAmerica, Denver

Data File:	\\chromfs\denver\chromdata\g2_luna\20200514-91518.b\05140007.d				
Injection Date:	14-May-2020 16:16:43	Instrument ID:	CHHPLC_G2_LUNA		
Lims ID:	IC FULL 9				
Client ID:					
Operator ID:	CB	ALS Bottle#:	7	Worklist Smp#:	7
Injection Vol:	100.0 ul	Dil. Factor:	1.0000		
Method:	G2_8330_Luna	Limit Group:	GCSV - 8330		
Column:	Luna-Phenyl hexyl (4.60 mm)	Detector	LC DAD1A, 254 nm		

17 m-Nitrotoluene, CAS: 99-08-1

Signal: 1

Processing Integration Results

RT: 17.94
Area: 1836650
Amount: 6.513789
Amount Units: ug/ml

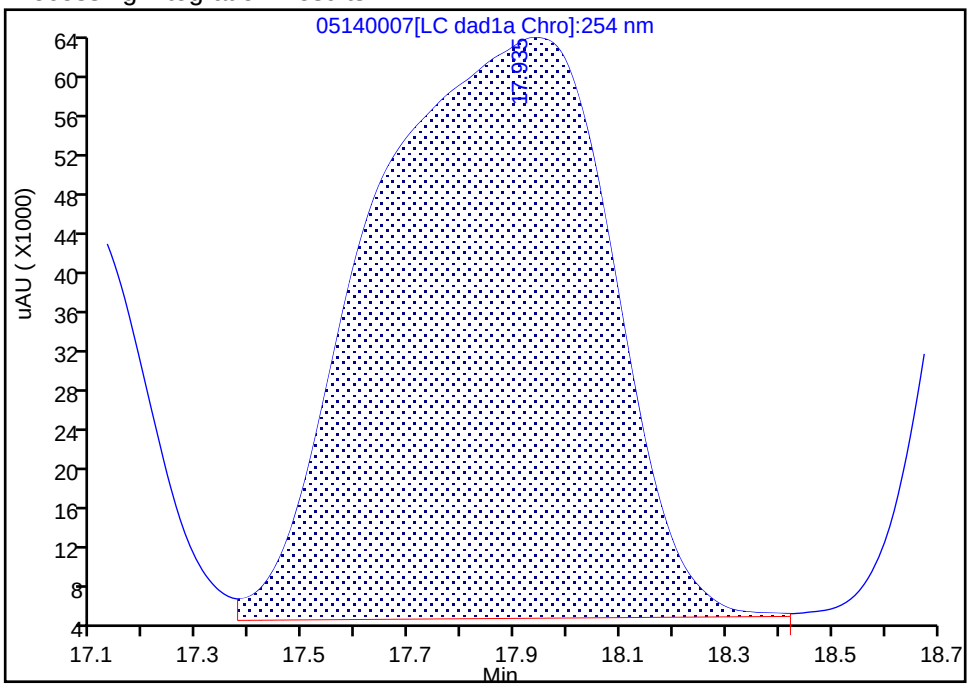

Manual Integration Results

RT: 17.78
Area: 701292
Amount: 2.350751
Amount Units: ug/ml

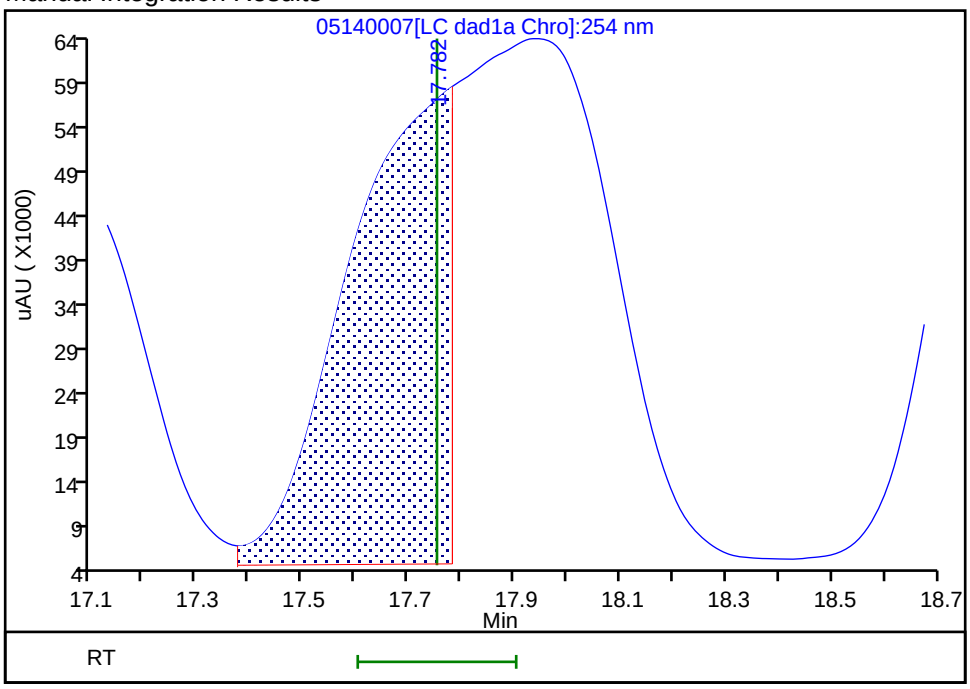

Reviewer: zhangji, 14-May-2020 17:08:45

Audit Action: Manually Integrated/Assigned Compound ID Audit Reason: Split Peak

Manual Integration/User Assign Peak Report

Eurofins TestAmerica, Denver

Data File:	\\chromfs\denver\chromdata\g2_luna\20200514-91518.b\05140007.d				
Injection Date:	14-May-2020 16:16:43	Instrument ID:	CHHPLC_G2_LUNA		
Lims ID:	IC FULL 9				
Client ID:					
Operator ID:	CB	ALS Bottle#:	7	Worklist Smp#:	7
Injection Vol:	100.0 ul	Dil. Factor:	1.0000		
Method:	G2_8330_Luna	Limit Group:	GCSV - 8330		
Column:	Luna-Phenyl hexyl (4.60 mm)	Detector	LC DAD1A, 254 nm		

18 2-Amino-4,6-dinitrotoluene, CAS: 35572-78-2

Signal: 1

Not Detected
Expected RT: 18.05

Processing Integration Results

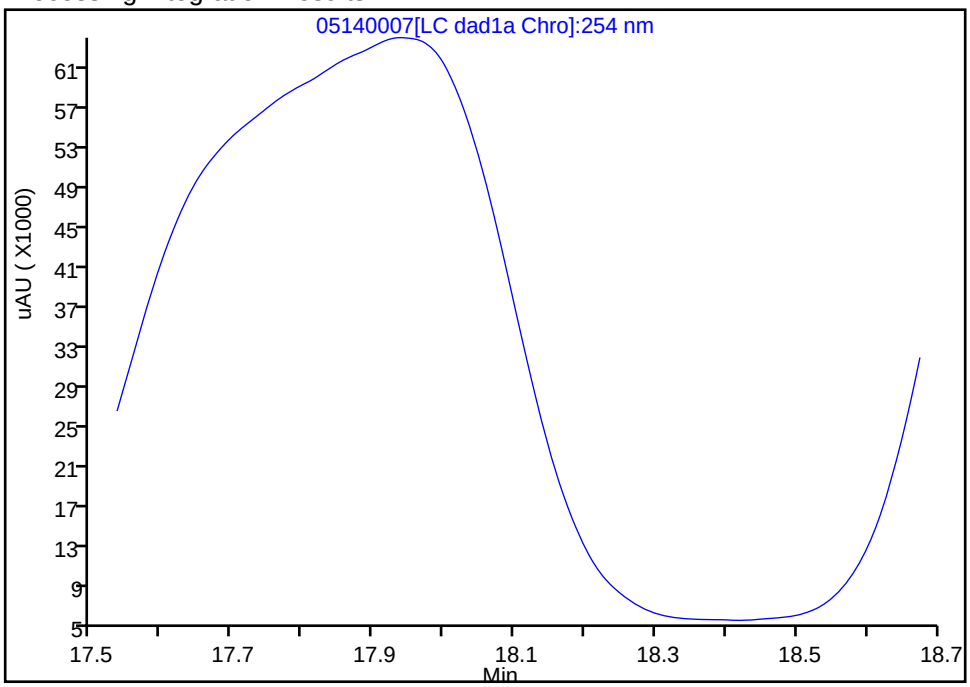

Manual Integration Results

RT: 17.94
Area: 1135384
Amount: 2.440578
Amount Units: ug/ml

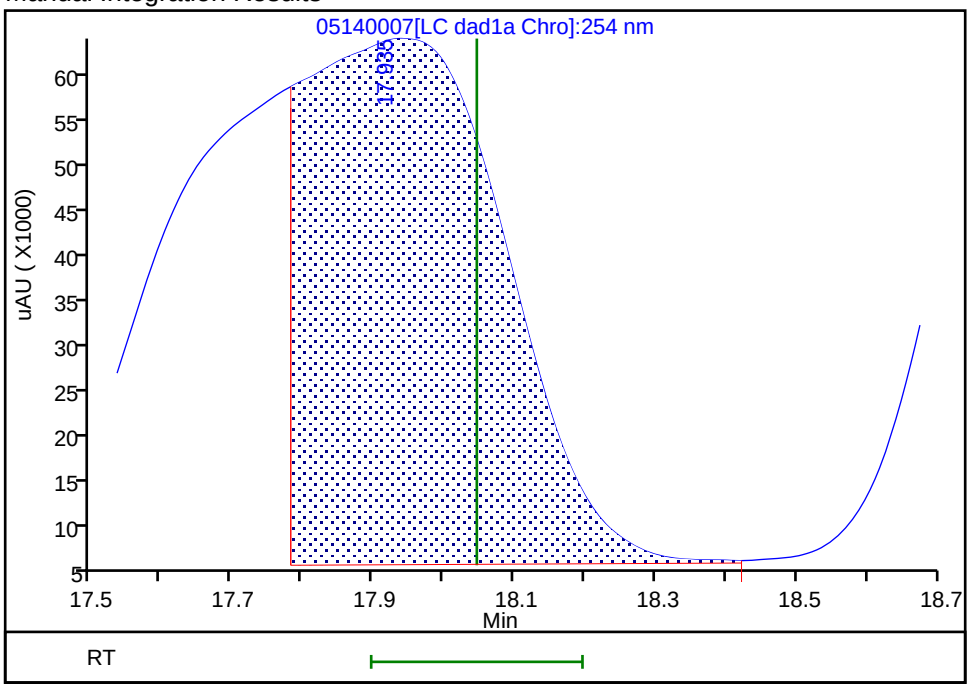

Reviewer: zhangji, 14-May-2020 17:08:40
Audit Action: Split an Integrated Peak Audit Reason: Split Peak

Manual Integration/User Assign Peak Report

Eurofins TestAmerica, Denver

Data File:	\\chromfs\denver\chromdata\g2_luna\20200514-91518.b\05140007.d				
Injection Date:	14-May-2020 16:16:43	Instrument ID:	CHHPLC_G2_LUNA		
Lims ID:	IC FULL 9				
Client ID:					
Operator ID:	CB	ALS Bottle#:	7	Worklist Smp#:	7
Injection Vol:	100.0 ul	Dil. Factor:	1.0000		
Method:	G2_8330_Luna	Limit Group:	GCSV - 8330		
Column:	Luna-Phenyl hexyl (4.60 mm)	Detector	LC DAD1A, 254 nm		

19 1,3,5-Trinitrobenzene, CAS: 99-35-4

Signal: 1

Not Detected
Expected RT: 18.89

Processing Integration Results

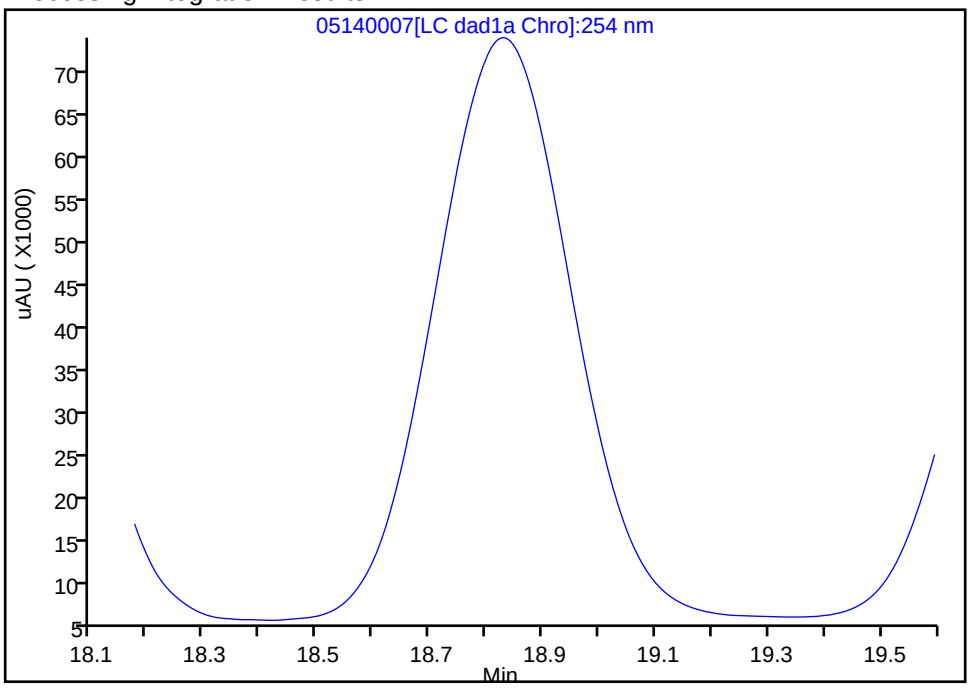

Manual Integration Results

RT: 18.83
Area: 1149858
Amount: 2.433816
Amount Units: ug/ml

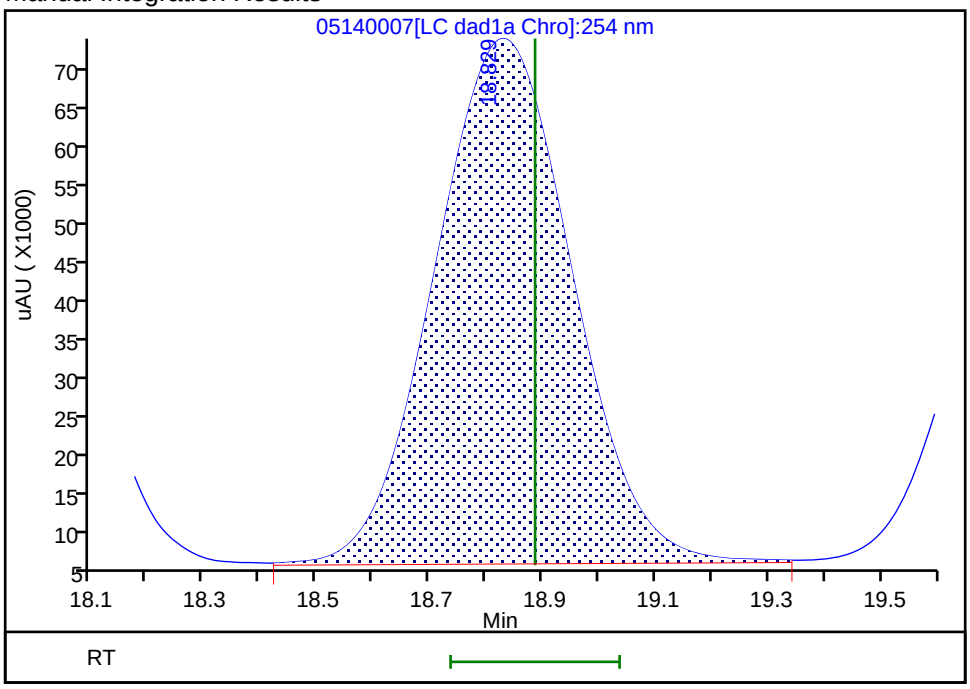

Reviewer: zhangji, 14-May-2020 17:08:26
Audit Action: Assigned Compound ID Audit Reason:

Manual Integration/User Assign Peak Report

Eurofins TestAmerica, Denver

Data File:	\\chromfs\denver\chromdata\g2_luna\20200514-91518.b\05140007.d				
Injection Date:	14-May-2020 16:16:43	Instrument ID:	CHHPLC_G2_LUNA		
Lims ID:	IC FULL 9				
Client ID:					
Operator ID:	CB	ALS Bottle#:	7	Worklist Smp#:	7
Injection Vol:	100.0 ul	Dil. Factor:	1.0000		
Method:	G2_8330_Luna	Limit Group:	GCSV - 8330		
Column:	Luna-Phenyl hexyl (4.60 mm)	Detector	LC DAD1A, 254 nm		

20 2,6-Dinitrotoluene, CAS: 606-20-2

Signal: 1

Processing Integration Results

RT: 20.24
Area: 1523108
Amount: 2.510000
Amount Units: ug/ml

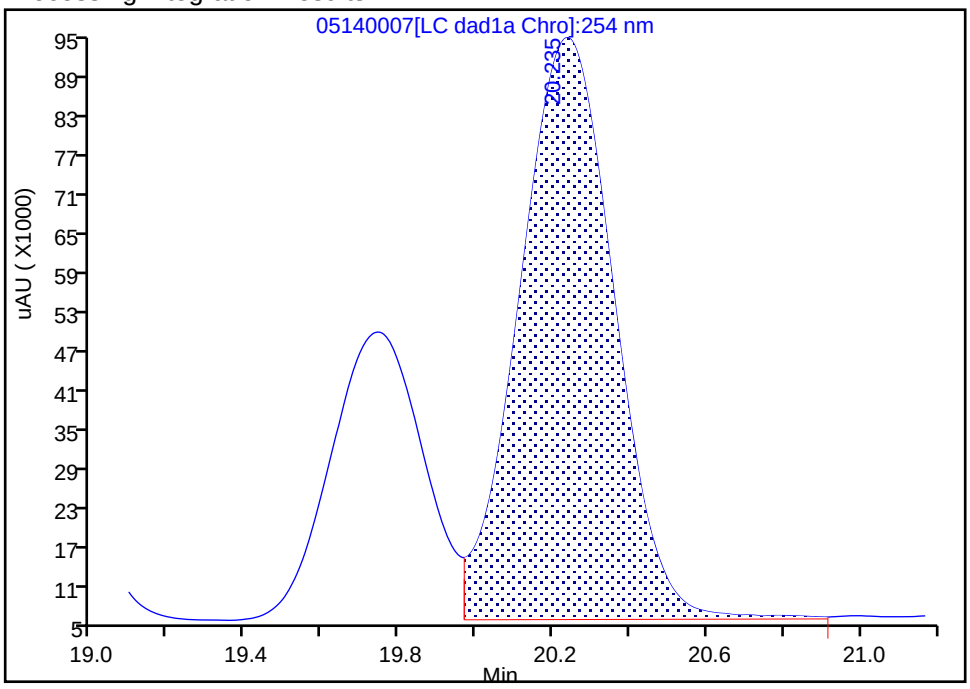

Manual Integration Results

RT: 19.74
Area: 736990
Amount: 2.532876
Amount Units: ug/ml

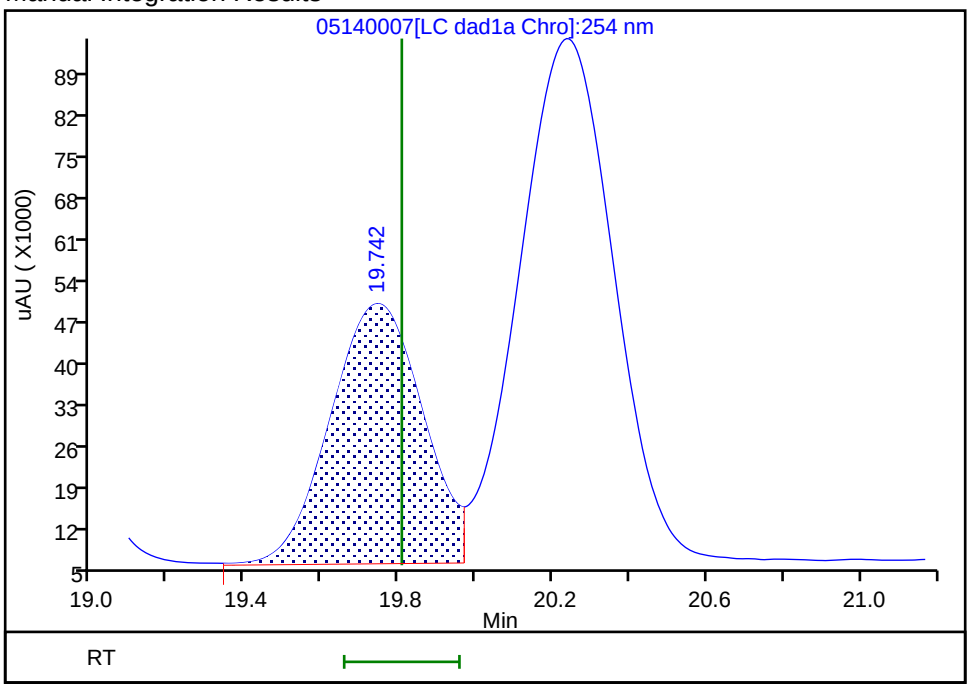

Reviewer: zhangji, 14-May-2020 17:08:23
Audit Action: Assigned Compound ID Audit Reason:

Manual Integration/User Assign Peak Report

Eurofins TestAmerica, Denver

Data File:	\\chromfs\denver\chromdata\g2_luna\20200514-91518.b\05140007.d				
Injection Date:	14-May-2020 16:16:43	Instrument ID:	CHHPLC_G2_LUNA		
Lims ID:	IC FULL 9				
Client ID:					
Operator ID:	CB	ALS Bottle#:	7	Worklist Smp#:	7
Injection Vol:	100.0 ul	Dil. Factor:	1.0000		
Method:	G2_8330_Luna	Limit Group:	GCSV - 8330		
Column:	Luna-Phenyl hexyl (4.60 mm)	Detector	LC DAD1A, 254 nm		

21 2,4-Dinitrotoluene, CAS: 121-14-2

Signal: 1

Not Detected
Expected RT: 20.29

Processing Integration Results

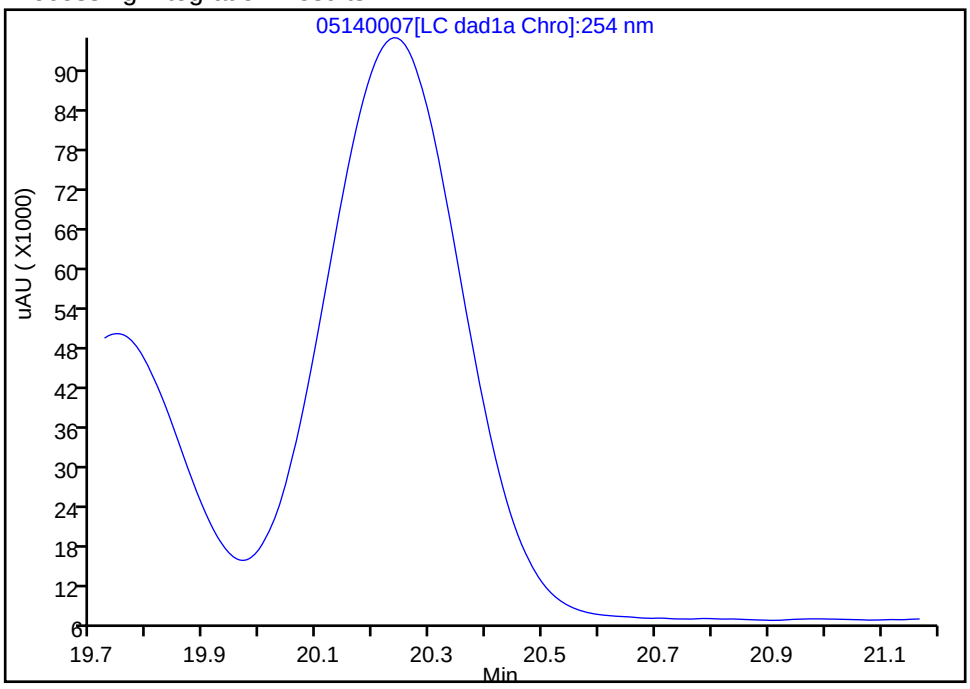

Manual Integration Results

RT: 20.24
Area: 1523108
Amount: 2.379435
Amount Units: ug/ml

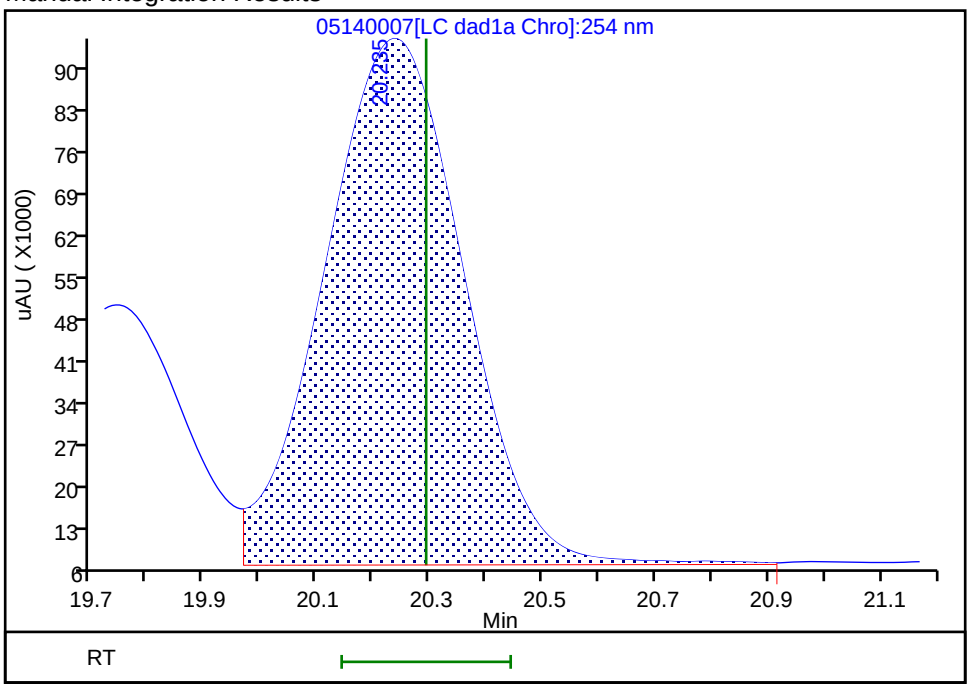

Reviewer: zhangji, 14-May-2020 17:08:20
Audit Action: Assigned Compound ID Audit Reason:

Manual Integration/User Assign Peak Report

Eurofins TestAmerica, Denver

Data File:	\\chromfs\denver\chromdata\g2_luna\20200514-91518.b\05140007.d				
Injection Date:	14-May-2020 16:16:43	Instrument ID:	CHHPLC_G2_LUNA		
Lims ID:	IC FULL 9				
Client ID:					
Operator ID:	CB	ALS Bottle#:	7	Worklist Smp#:	7
Injection Vol:	100.0 ul	Dil. Factor:	1.0000		
Method:	G2_8330_Luna	Limit Group:	GCSV - 8330		
Column:	Luna-Phenyl hexyl (4.60 mm)	Detector	LC DAD1A, 254 nm		

22 Tetryl, CAS: 479-45-8

Signal: 1

Not Detected
Expected RT: 23.55

Processing Integration Results

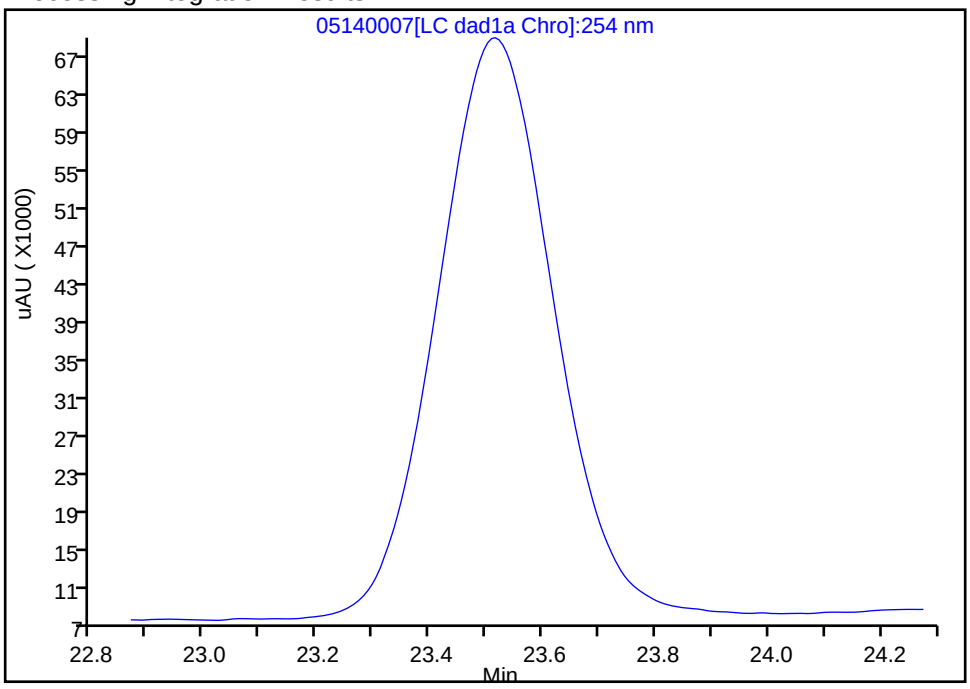

Manual Integration Results

RT: 23.52
Area: 875686
Amount: 2.375208
Amount Units: ug/ml

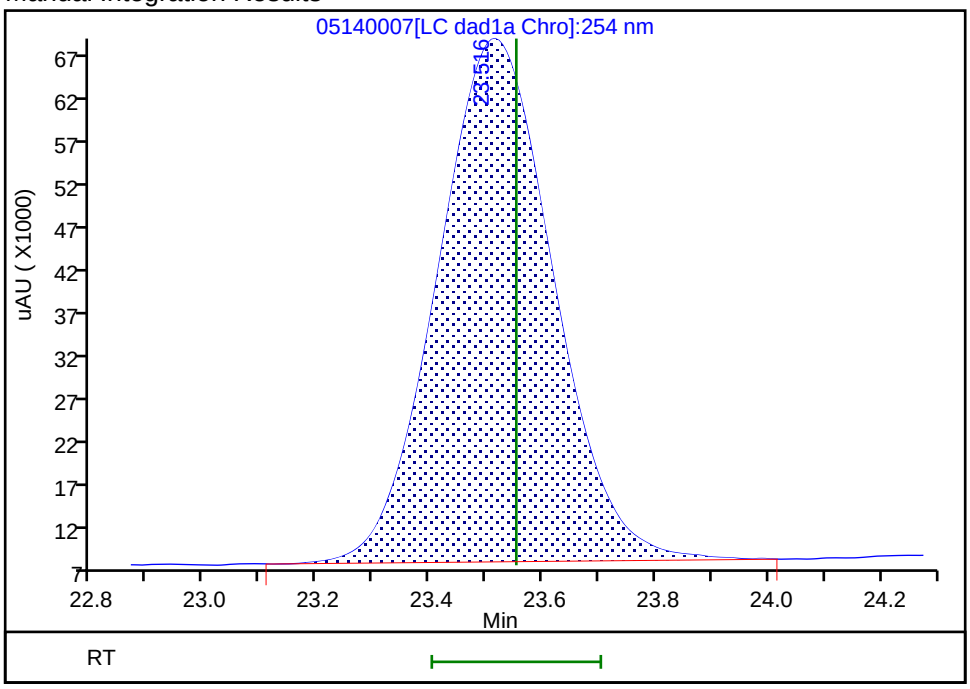

Reviewer: zhangji, 14-May-2020 17:08:11
Audit Action: Assigned Compound ID Audit Reason:

Manual Integration/User Assign Peak Report

Eurofins TestAmerica, Denver

Data File:	\\chromfs\denver\chromdata\g2_luna\20200514-91518.b\05140007.d				
Injection Date:	14-May-2020 16:16:43	Instrument ID:	CHHPLC_G2_LUNA		
Lims ID:	IC FULL 9				
Client ID:					
Operator ID:	CB	ALS Bottle#:	7	Worklist Smp#:	7
Injection Vol:	100.0 ul	Dil. Factor:	1.0000		
Method:	G2_8330_Luna	Limit Group:	GCSV - 8330		
Column:	Luna-Phenyl hexyl (4.60 mm)	Detector	LC DAD1A, 254 nm		

23 2,4,6-Trinitrotoluene, CAS: 118-96-7

Signal: 1

Processing Integration Results

RT: 25.26
Area: 53117
Amount: 0.098897
Amount Units: ug/ml

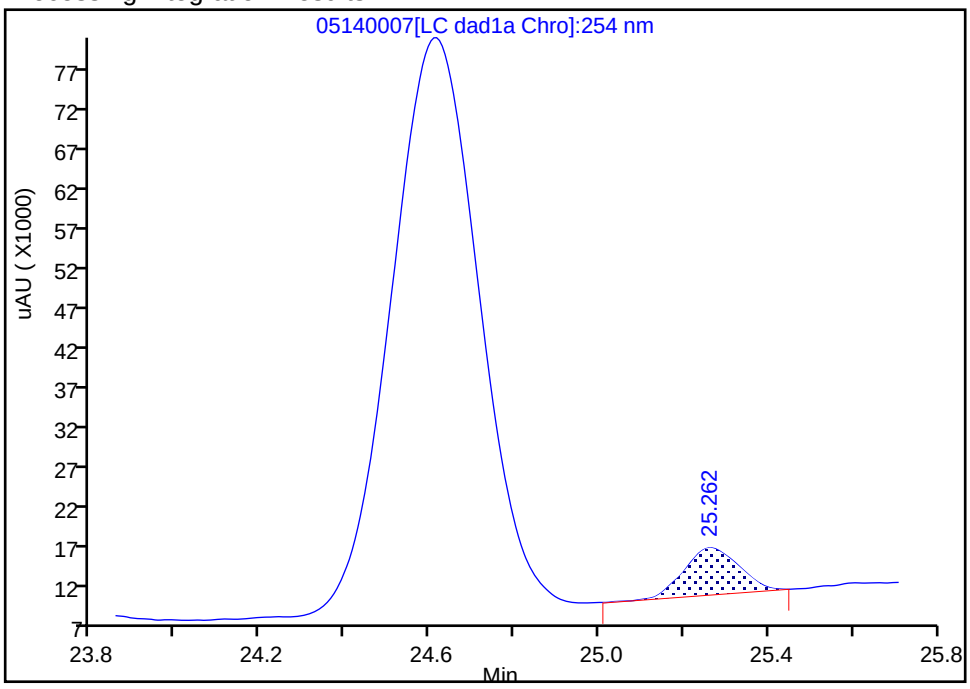

Manual Integration Results

RT: 24.62
Area: 1019741
Amount: 2.531269
Amount Units: ug/ml

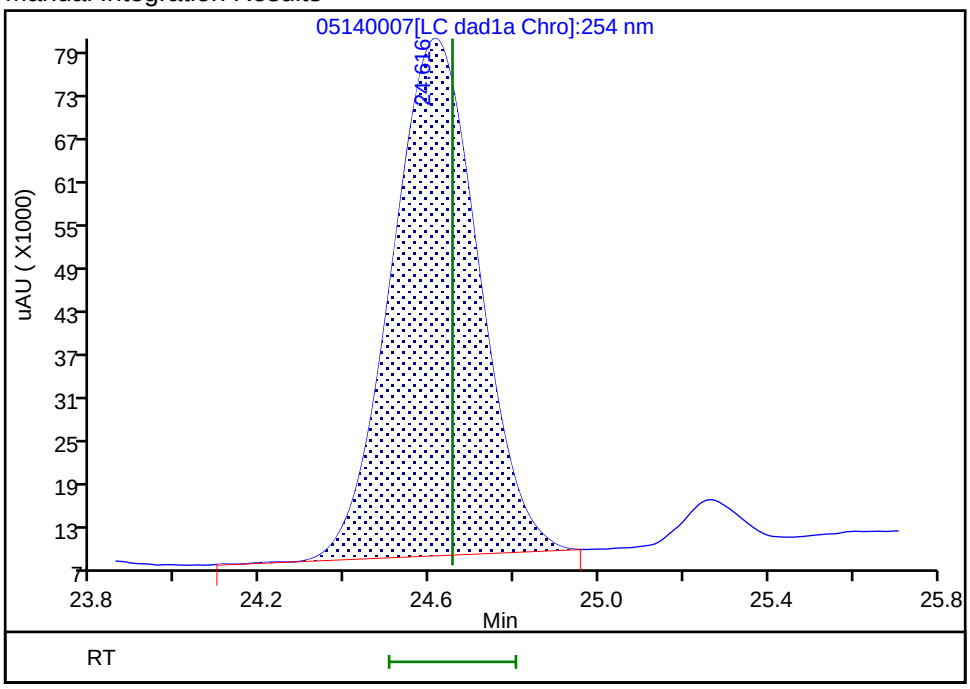

Reviewer: zhangji, 14-May-2020 17:08:08
Audit Action: Assigned Compound ID Audit Reason:

Eurofins TestAmerica, Denver
Target Compound Quantitation Report

Data File: \\chromfs\Denver\ChromData\G2_LUNA\20200514-91518.b\05140008.D
Lims ID: IC FULL 8
Client ID:
Sample Type: IC Calib Level: 8
Inject. Date: 14-May-2020 16:51:43 ALS Bottle#: 8 Worklist Smp#: 8
Injection Vol: 100.0 ul Dil. Factor: 1.0000
Sample Info: IC FULL 8
Misc. Info.: 280-0091518-008
Operator ID: CB Instrument ID: CHHPLC_G2_LUNA
Sublist: chrom-G2_8330_Luna*sub6

Method: \\chromfs\Denver\ChromData\G2_LUNA\20200514-91518.b\G2_8330_Luna.m
Limit Group: GCSV - 8330
Last Update: 15-May-2020 12:00:55 Calib Date: 15-May-2020 02:11:20
Integrator: Falcon
Quant Method: External Standard Quant By: Initial Calibration
Last ICal File: \\chromfs\Denver\ChromData\G2_LUNA\20200514-91518.b\05140024.D

Column 1 : Luna-Phenyl hexyl (4.60 mm) Det: LC DAD1A, 254 nm
Process Host: CTX0318

First Level Reviewer: zhangji Date: 15-May-2020 11:19:25

	Compound	Det	RT (min.)	Exp RT (min.)	Dlt RT (min.)	Response	Cal Amt ug/ml	OnCol Amt ug/ml	Flags
	1 2,6-diamino-4-nitrotoluene	1	4.315	4.366	-0.051	424864	1.00	0.9896	M
	2 2,4-diamino-6-nitrotoluene	1	4.908	4.880	0.028	226554	1.00	0.9296	M
	5 2,4,6-Trinitrophenol	1	6.195	6.300	-0.105	174504	1.00	0.9004	
	6 HMX	1	6.968	6.986	-0.018	183992	1.00	1.01	
	8 RDX	1	9.148	9.173	-0.025	219481	1.00	0.8982	
	9 Nitrobenzene	1	12.088	12.106	-0.018	436359	1.00	0.99	
$	10 1,2-Dinitrobenzene	1	13.028	13.040	-0.012	274673	1.00	0.9842	M
	11 3,5-Dinitroaniline	1	14.868	14.886	-0.018	495596	1.00	1.02	
	12 1,3-Dinitrobenzene	1	15.541	15.553	-0.012	669330	1.00	0.99	
	13 Nitroglycerin	2	15.848	15.853	-0.005	1284256	10.0	10.1	
	14 o-Nitrotoluene	1	16.535	16.533	0.002	261684	1.00	0.9587	
	15 p-Nitrotoluene	1	16.815	16.820	-0.005	231517	1.00	0.9611	
	16 4-Amino-2,6-dinitrotoluene	1	17.141	17.146	-0.005	321819	1.00	0.9322	
	17 m-Nitrotoluene	1	17.741	17.753	-0.012	280653	1.00	0.9408	
	18 2-Amino-4,6-dinitrotoluene	1	18.028	18.046	-0.018	455872	1.00	0.9799	
	19 1,3,5-Trinitrobenzene	1	18.881	18.886	-0.005	467399	1.00	0.9893	
	20 2,6-Dinitrotoluene	1	19.801	19.806	-0.005	298461	1.00	1.02	
	21 2,4-Dinitrotoluene	1	20.288	20.293	-0.005	608421	1.00	0.9505	
	22 Tetryl	1	23.555	23.553	0.002	350816	1.00	0.9516	
	23 2,4,6-Trinitrotoluene	1	24.648	24.653	-0.005	408271	1.00	1.01	
	24 PETN	2	25.281	25.280	0.001	1365764	10.0	10.4	

QC Flag Legend

Review Flags
M - Manually Integrated

Reagents:

8330IntermStk_00064	Amount Added: 100.00	Units: uL
8330_ADDs_00026	Amount Added: 50.00	Units: uL

Report Date: 15-May-2020 12:00:55 Chrom Revision: 2.3 05-May-2020 17:48:18

Eurofins TestAmerica, Denver

Data File: \\chromfs\denver\chromdata\g2_luna\20200514-91518.b\05140008.d

Injection Date:	14-May-2020 16:51:43	Instrument ID:	CHHPLC_G2_LUNA	Operator ID:	CB
Lims ID:	IC FULL 8			Worklist Smp#:	8
Client ID:					
Injection Vol:	100.0 ul	Dil. Factor:	1.0000	ALS Bottle#:	8
Method:	G2_8330_Luna	Limit Group:	GCSV - 8330		

Column: Luna-Phenyl hexyl (4.60 mm) Y Scaling: Method Defined: Scale to the Nth Largest Peak: 1

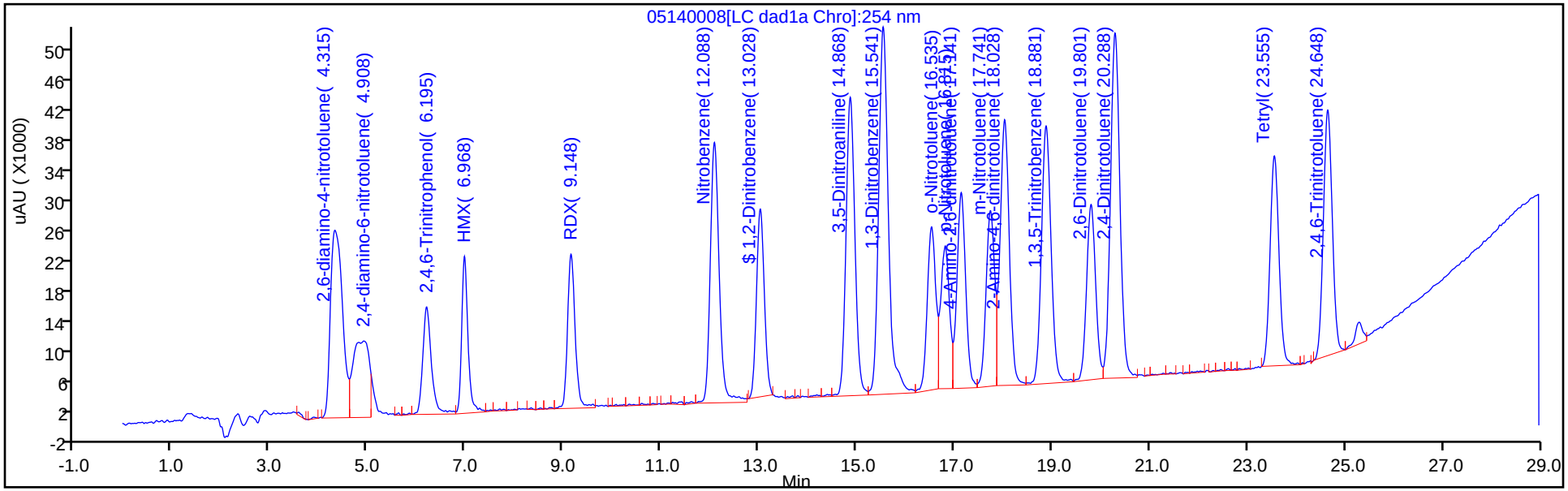

Y Scaling: Method Defined: Scale to the Nth Largest Peak: 1

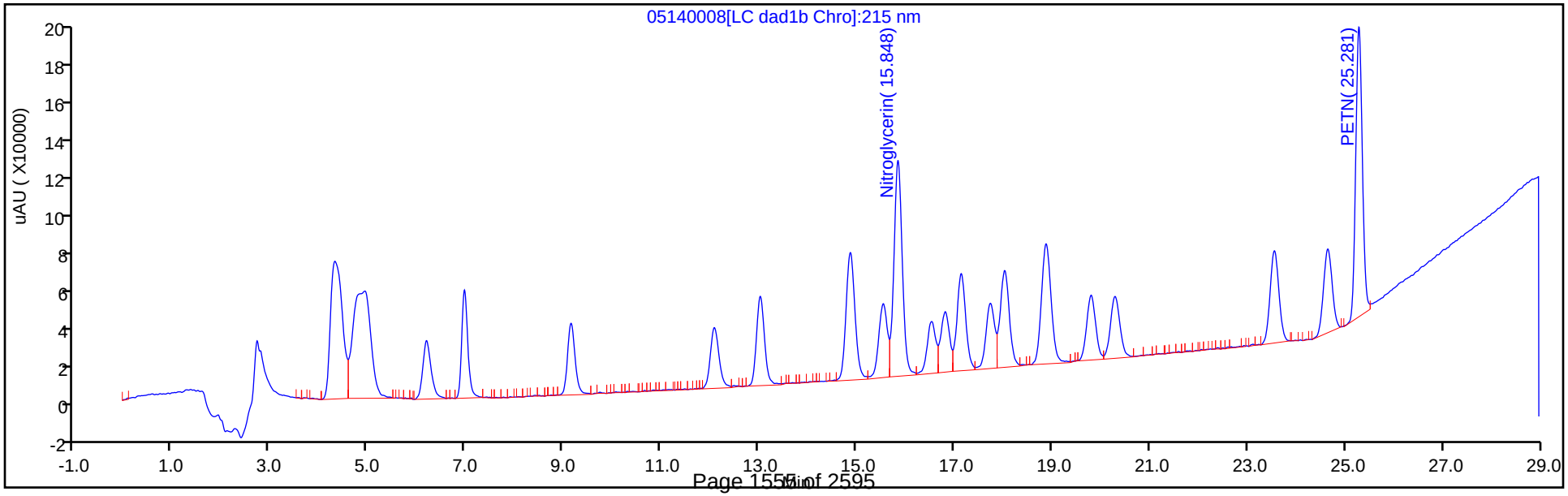

Manual Integration/User Assign Peak Report

Eurofins TestAmerica, Denver

Data File:	\\chromfs\denver\chromdata\g2_luna\20200514-91518.b\05140008.d				
Injection Date:	14-May-2020 16:51:43	Instrument ID:	CHHPLC_G2_LUNA		
Lims ID:	IC FULL 8				
Client ID:					
Operator ID:	CB	ALS Bottle#:	8	Worklist Smp#:	8
Injection Vol:	100.0 ul	Dil. Factor:	1.0000		
Method:	G2_8330_Luna	Limit Group:	GCSV - 8330		
Column:	Luna-Phenyl hexyl (4.60 mm)	Detector	LC DAD1A, 254 nm		

$ 10 1,2-Dinitrobenzene, CAS: 528-29-0

Signal: 1

Processing Integration Results

RT: 13.03
Area: 297550
Amount: 0.923853
Amount Units: ug/ml

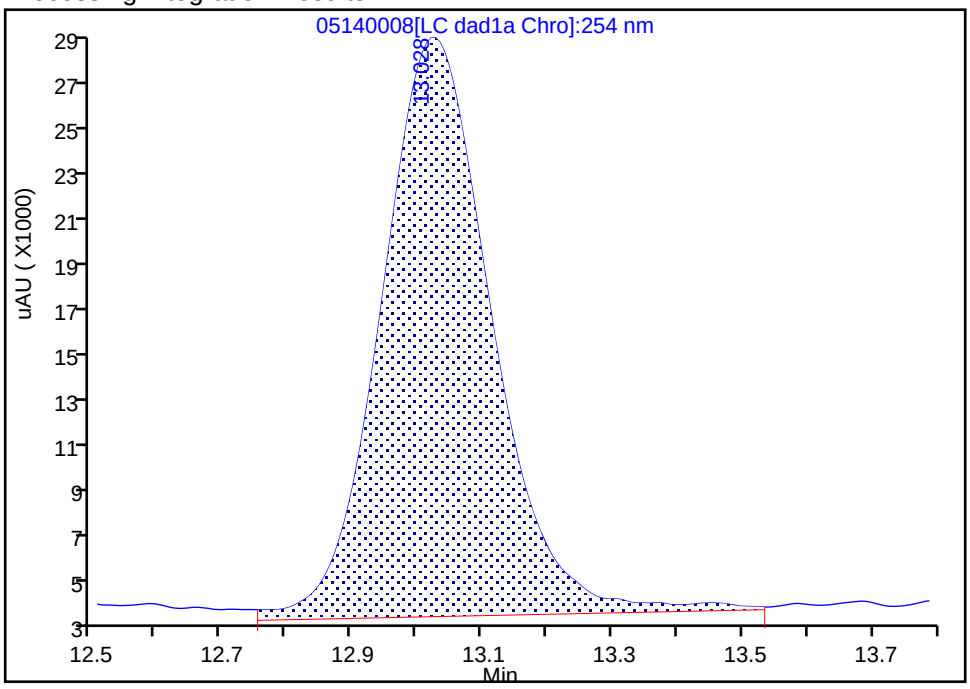

Manual Integration Results

RT: 13.03
Area: 274673
Amount: 0.984150
Amount Units: ug/ml

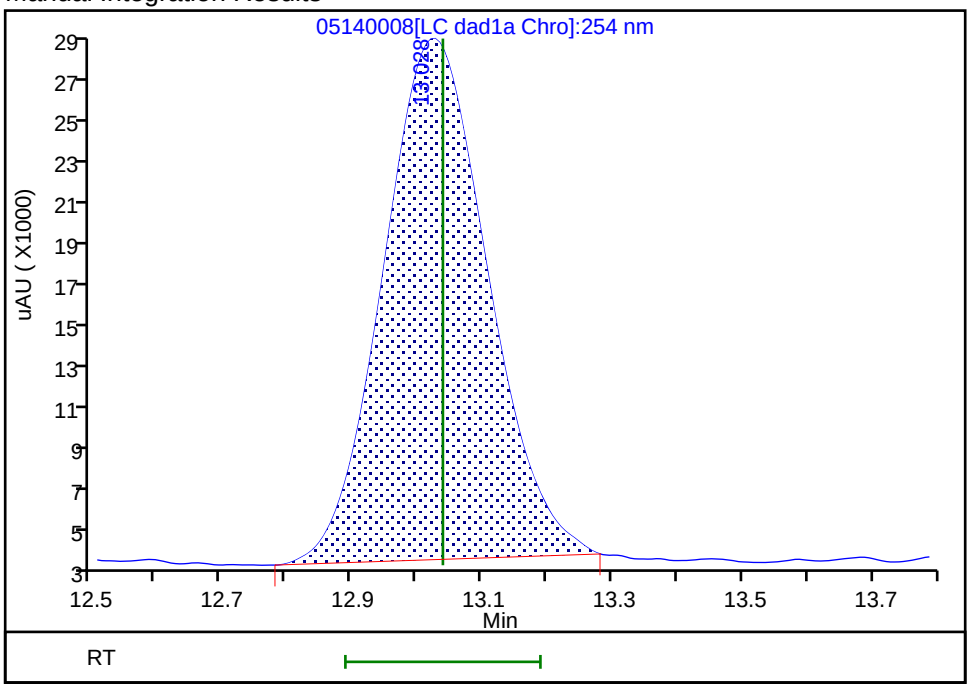

Reviewer: zhangji, 15-May-2020 11:34:32

Audit Action: Manually Integrated Audit Reason: Baseline

Eurofins TestAmerica, Denver
Target Compound Quantitation Report

Data File: \\chromfs\Denver\ChromData\G2_LUNA\20200514-91518.b\05140009.D
Lims ID: IC FULL 7
Client ID:
Sample Type: IC Calib Level: 7
Inject. Date: 14-May-2020 17:26:40 ALS Bottle#: 9 Worklist Smp#: 9
Injection Vol: 100.0 ul Dil. Factor: 1.0000
Sample Info: IC FULL 7
Misc. Info.: 280-0091518-009
Operator ID: CB Instrument ID: CHHPLC_G2_LUNA
Sublist: chrom-G2_8330_Luna*sub6

Method: \\chromfs\Denver\ChromData\G2_LUNA\20200514-91518.b\G2_8330_Luna.m
Limit Group: GCSV - 8330
Last Update: 15-May-2020 12:00:55 Calib Date: 15-May-2020 02:11:20
Integrator: Falcon
Quant Method: External Standard Quant By: Initial Calibration
Last ICal File: \\chromfs\Denver\ChromData\G2_LUNA\20200514-91518.b\05140024.D

Column 1 : Luna-Phenyl hexyl (4.60 mm) Det: LC DAD1A, 254 nm
Process Host: CTX0318

First Level Reviewer: zhangji Date: 15-May-2020 11:20:09

	Compound	Det	RT (min.)	Exp RT (min.)	Dlt RT (min.)	Response	Cal Amt ug/ml	OnCol Amt ug/ml	Flags
1	2,6-diamino-4-nitrotoluene	1	4.342	4.366	-0.024	272072	0.7000	0.6337	
2	2,4-diamino-6-nitrotoluene	1	4.915	4.880	0.035	176663	0.7000	0.7197	
5	2,4,6-Trinitrophenol	1	6.235	6.300	-0.065	118579	0.7000	0.6118	
6	HMX	1	6.982	6.986	-0.004	125697	0.7000	0.6800	
8	RDX	1	9.162	9.173	-0.011	152096	0.7000	0.6224	
9	Nitrobenzene	1	12.095	12.106	-0.011	295388	0.7028	0.6725	
$ 10	1,2-Dinitrobenzene	1	13.028	13.040	-0.012	184773	0.7000	0.6599	M
11	3,5-Dinitroaniline	1	14.875	14.886	-0.011	320559	0.7000	0.6552	
12	1,3-Dinitrobenzene	1	15.548	15.553	-0.005	463638	0.7014	0.6877	
13	Nitroglycerin	2	15.842	15.853	-0.011	852305	7.00	6.72	
14	o-Nitrotoluene	1	16.535	16.533	0.002	181444	0.7000	0.6647	
15	p-Nitrotoluene	1	16.808	16.820	-0.012	165213	0.7014	0.6859	
16	4-Amino-2,6-dinitrotoluene	1	17.142	17.146	-0.004	223840	0.7007	0.6484	
17	m-Nitrotoluene	1	17.742	17.753	-0.011	200617	0.7007	0.6725	
18	2-Amino-4,6-dinitrotoluene	1	18.035	18.046	-0.011	319742	0.7028	0.6873	
19	1,3,5-Trinitrobenzene	1	18.875	18.886	-0.011	323482	0.7014	0.6847	
20	2,6-Dinitrotoluene	1	19.795	19.806	-0.011	206984	0.7028	0.7003	
21	2,4-Dinitrotoluene	1	20.288	20.293	-0.005	425741	0.7028	0.6651	
22	Tetryl	1	23.542	23.553	-0.011	245833	0.7014	0.6668	
23	2,4,6-Trinitrotoluene	1	24.642	24.653	-0.011	282035	0.7028	0.6944	
24	PETN	2	25.275	25.280	-0.005	957879	7.00	7.20	

QC Flag Legend

Review Flags
M - Manually Integrated

Reagents:

8330_ADDs_00026	Amount Added:	35.00	Units: uL
8330IntermStk_00064	Amount Added:	70.00	Units: uL

Report Date: 15-May-2020 12:00:55 Chrom Revision: 2.3 05-May-2020 17:48:18

Eurofins TestAmerica, Denver

Data File: \\chromfs\denver\chromdata\g2_luna\20200514-91518.b\05140009.d

Injection Date:	14-May-2020 17:26:40	Instrument ID:	CHHPLC_G2_LUNA	Operator ID:	CB
Lims ID:	IC FULL 7			Worklist Smp#:	9
Client ID:					
Injection Vol:	100.0 ul	Dil. Factor:	1.0000	ALS Bottle#:	9
Method:	G2_8330_Luna	Limit Group:	GCSV - 8330		

Column: Luna-Phenyl hexyl (4.60 mm) Y Scaling: Method Defined: Scale to the Nth Largest Peak: 1

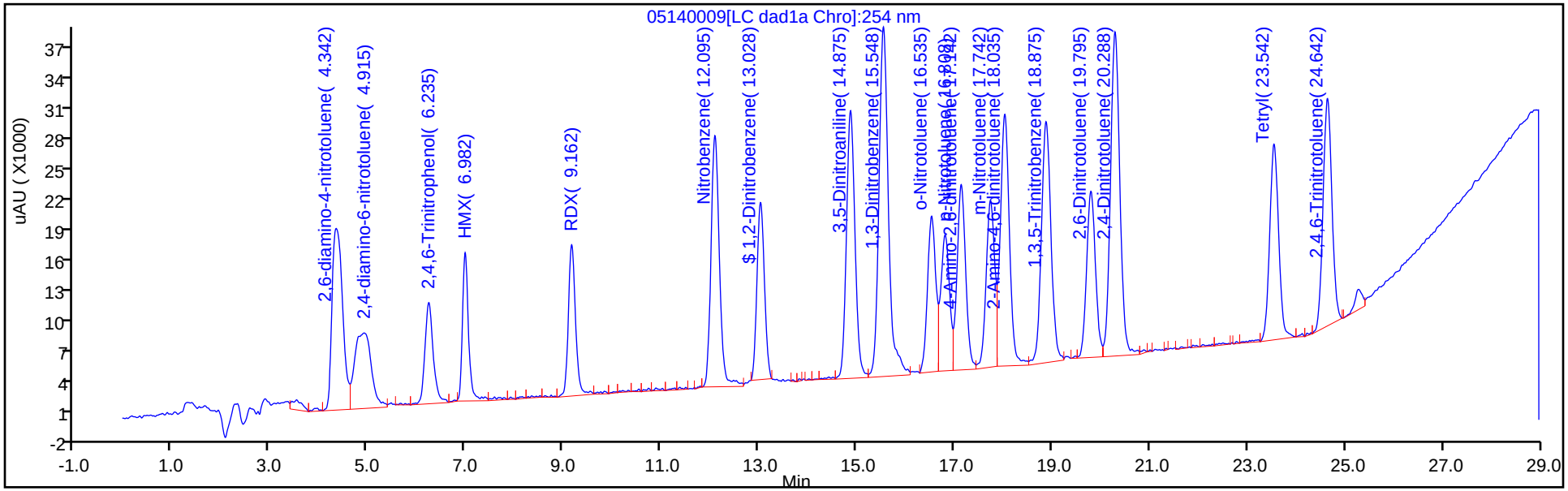

Y Scaling: Method Defined: Scale to the Nth Largest Peak: 1

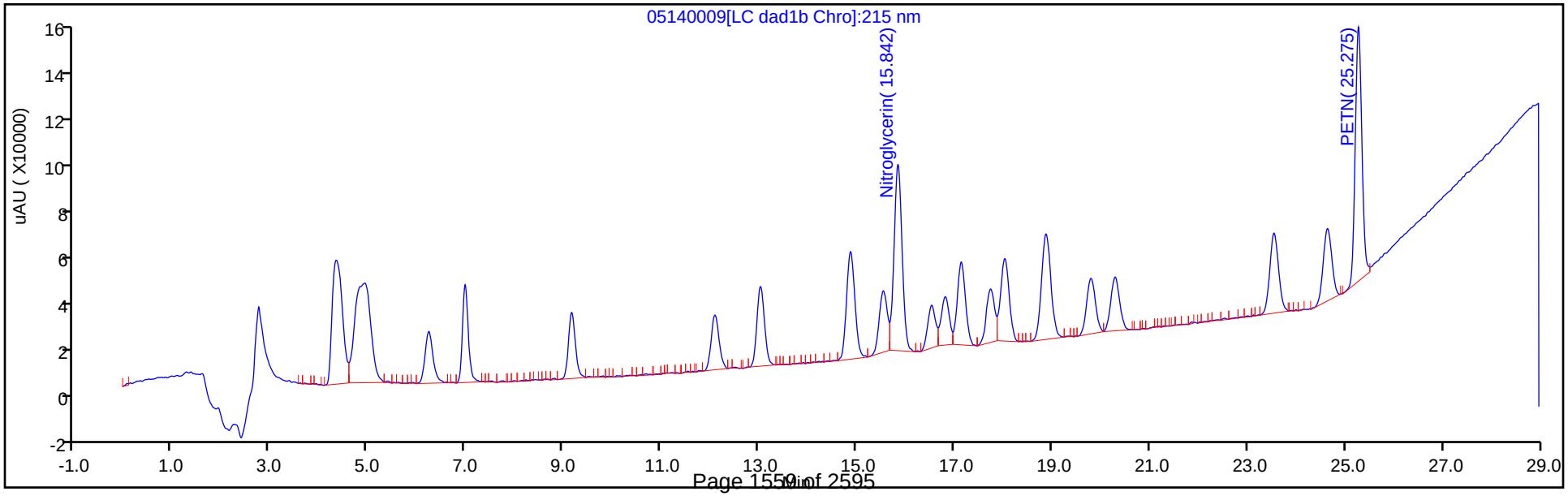

Manual Integration/User Assign Peak Report

Eurofins TestAmerica, Denver

Data File:	\\chromfs\denver\chromdata\g2_luna\20200514-91518.b\05140009.d				
Injection Date:	14-May-2020 17:26:40	Instrument ID:	CHHPLC_G2_LUNA		
Lims ID:	IC FULL 7				
Client ID:					
Operator ID:	CB	ALS Bottle#:	9	Worklist Smp#:	9
Injection Vol:	100.0 ul	Dil. Factor:	1.0000		
Method:	G2_8330_Luna	Limit Group:	GCSV - 8330		
Column:	Luna-Phenyl hexyl (4.60 mm)	Detector	LC DAD1A, 254 nm		

$ 10 1,2-Dinitrobenzene, CAS: 528-29-0

Signal: 1

Processing Integration Results

RT: 13.03
Area: 203295
Amount: 0.637674
Amount Units: ug/ml

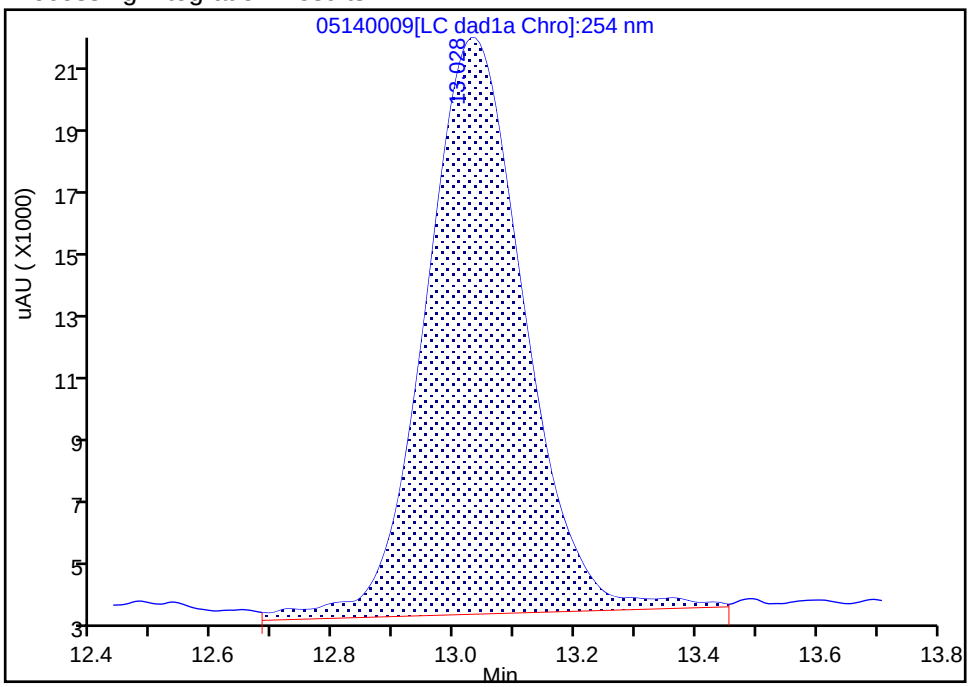

Manual Integration Results

RT: 13.03
Area: 184773
Amount: 0.659868
Amount Units: ug/ml

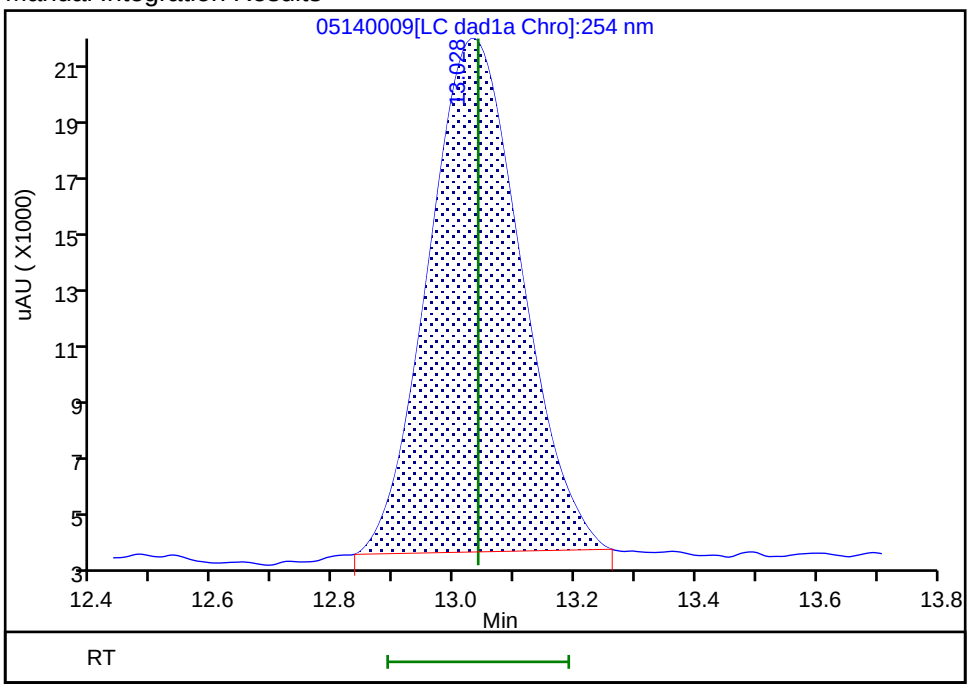

Reviewer: zhangji, 15-May-2020 11:34:40

Audit Action: Manually Integrated Audit Reason: Baseline

Eurofins TestAmerica, Denver
Target Compound Quantitation Report

Data File: \\chromfs\Denver\ChromData\G2_LUNA\20200514-91518.b\05140010.D
Lims ID: IC FULL 6
Client ID:
Sample Type: IC Calib Level: 6
Inject. Date: 14-May-2020 18:01:41 ALS Bottle#: 10 Worklist Smp#: 10
Injection Vol: 100.0 ul Dil. Factor: 1.0000
Sample Info: IC FULL 6
Misc. Info.: 280-0091518-010
Operator ID: CB Instrument ID: CHHPLC_G2_LUNA
Sublist: chrom-G2_8330_Luna*sub6

Method: \\chromfs\Denver\ChromData\G2_LUNA\20200514-91518.b\G2_8330_Luna.m
Limit Group: GCSV - 8330
Last Update: 15-May-2020 12:00:56 Calib Date: 15-May-2020 02:11:20
Integrator: Falcon
Quant Method: External Standard Quant By: Initial Calibration
Last ICal File: \\chromfs\Denver\ChromData\G2_LUNA\20200514-91518.b\05140024.D

Column 1 : Luna-Phenyl hexyl (4.60 mm) Det: LC DAD1A, 254 nm
Process Host: CTX0318

First Level Reviewer: zhangji Date: 15-May-2020 11:52:49

	Compound	Det	RT (min.)	Exp RT (min.)	Dlt RT (min.)	Response	Cal Amt ug/ml	OnCol Amt ug/ml	Flags
1	2,6-diamino-4-nitrotoluene	1	4.347	4.366	-0.019	161291	0.4000	0.3757	M
2	2,4-diamino-6-nitrotoluene	1	4.940	4.880	0.060	100170	0.4000	0.3980	M
5	2,4,6-Trinitrophenol	1	6.267	6.300	-0.033	68021	0.4000	0.3510	a
6	HMX	1	6.987	6.986	0.001	74484	0.4000	0.3907	
8	RDX	1	9.173	9.173	0.000	88545	0.4000	0.3624	
9	Nitrobenzene	1	12.107	12.106	0.001	166107	0.4016	0.3782	
$ 10	1,2-Dinitrobenzene	1	13.040	13.040	0.000	107232	0.4000	0.3802	M
11	3,5-Dinitroaniline	1	14.887	14.886	0.001	190015	0.4000	0.3861	M
12	1,3-Dinitrobenzene	1	15.553	15.553	0.000	258559	0.4008	0.3835	M
13	Nitroglycerin	2	15.853	15.853	0.000	509915	4.00	4.02	
14	o-Nitrotoluene	1	16.540	16.533	0.007	105493	0.4000	0.3865	M
15	p-Nitrotoluene	1	16.820	16.820	0.000	93773	0.4008	0.3893	M
16	4-Amino-2,6-dinitrotoluene	1	17.153	17.146	0.007	130436	0.4004	0.3778	M
17	m-Nitrotoluene	1	17.747	17.753	-0.006	115331	0.4004	0.3866	M
18	2-Amino-4,6-dinitrotoluene	1	18.040	18.046	-0.006	179358	0.4016	0.3855	M
19	1,3,5-Trinitrobenzene	1	18.887	18.886	0.001	178692	0.4008	0.3782	
20	2,6-Dinitrotoluene	1	19.807	19.806	0.001	118093	0.4016	0.3930	M
21	2,4-Dinitrotoluene	1	20.293	20.293	0.000	245009	0.4016	0.3828	M
22	Tetryl	1	23.553	23.553	0.000	139850	0.4008	0.3793	
23	2,4,6-Trinitrotoluene	1	24.647	24.653	-0.006	158091	0.4016	0.3858	
24	PETN	2	25.280	25.280	0.000	557734	4.00	4.10	M

QC Flag Legend

Review Flags

M - Manually Integrated

a - User Assigned ID

Reagents:

8330IntermStk_00064	Amount Added:	40.00	Units: uL
8330_ADDs_00026	Amount Added:	20.00	Units: uL

Report Date: 15-May-2020 12:00:56 Chrom Revision: 2.3 05-May-2020 17:48:18

Eurofins TestAmerica, Denver

Data File: \\chromfs\denver\chromdata\g2_luna\20200514-91518.b\05140010.d

Injection Date:	14-May-2020 18:01:41	Instrument ID:	CHHPLC_G2_LUNA	Operator ID:	CB
Lims ID:	IC FULL 6			Worklist Smp#:	10
Client ID:					
Injection Vol:	100.0 ul	Dil. Factor:	1.0000	ALS Bottle#:	10
Method:	G2_8330_Luna	Limit Group:	GCSV - 8330		

Column: Luna-Phenyl hexyl (4.60 mm) Y Scaling: Method Defined: Scale to the Nth Largest Peak: 1

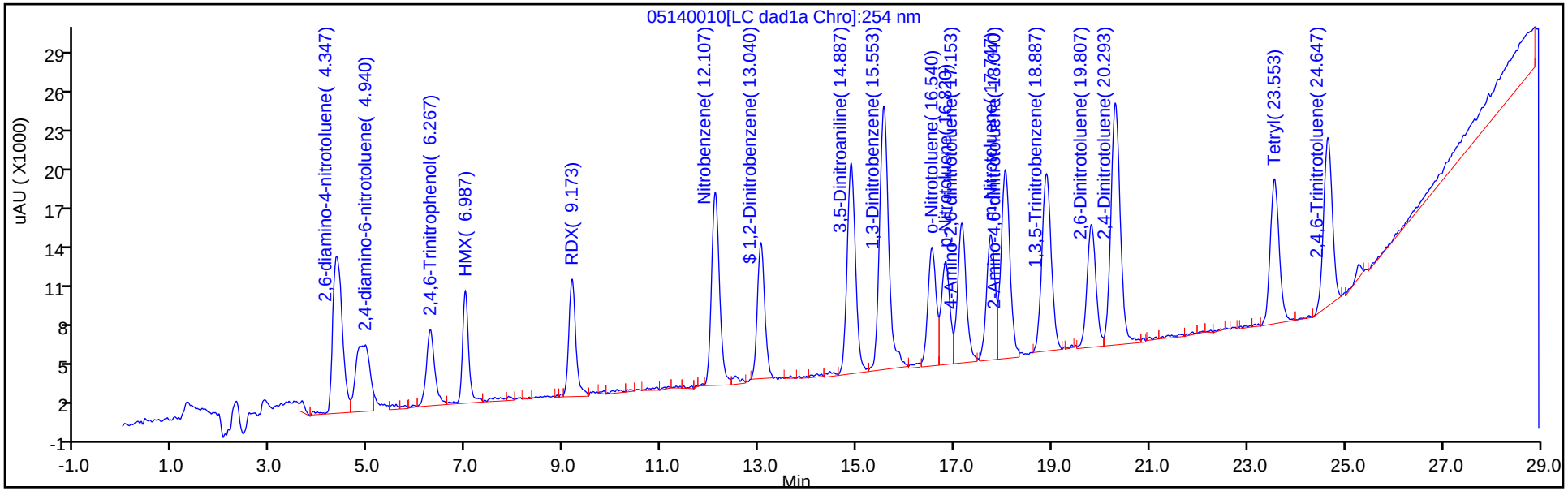

Y Scaling: Method Defined: Scale to the Nth Largest Peak: 1

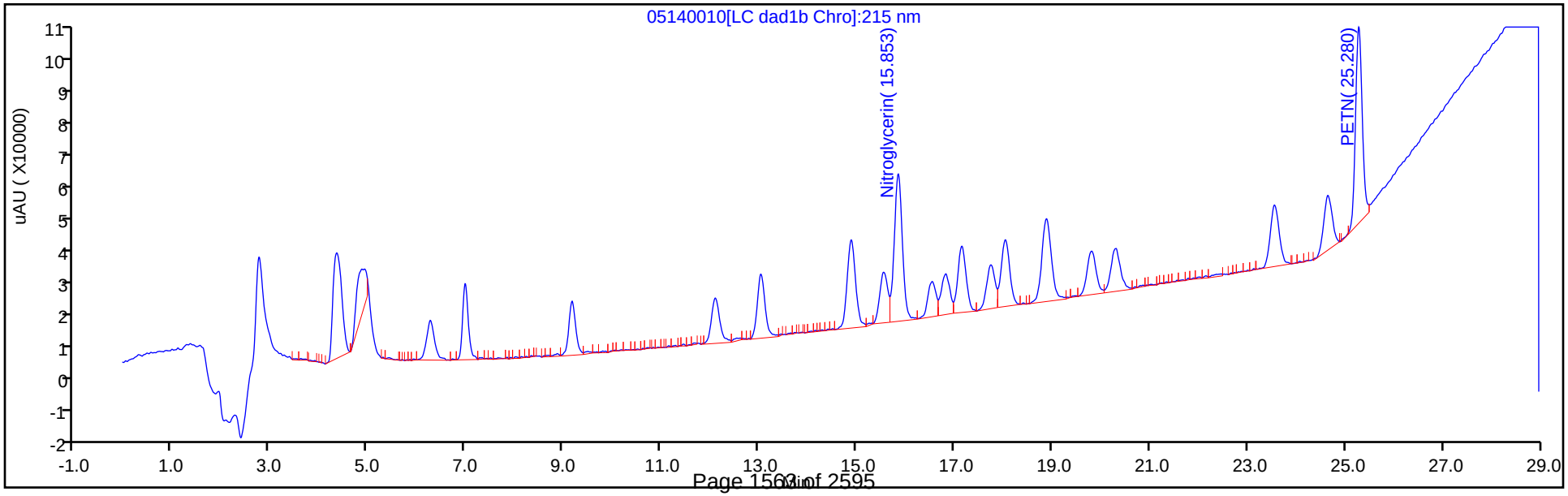

Manual Integration/User Assign Peak Report

Eurofins TestAmerica, Denver

Data File: \\chromfs\denver\chromdata\g2_luna\20200514-91518.b\05140010.d
Injection Date: 14-May-2020 18:01:41 Instrument ID: CHHPLC_G2_LUNA
Lims ID: IC FULL 6
Client ID:
Operator ID: CB ALS Bottle#: 10 Worklist Smp#: 10
Injection Vol: 100.0 ul Dil. Factor: 1.0000
Method: G2_8330_Luna Limit Group: GCSV - 8330
Column: Luna-Phenyl hexyl (4.60 mm) Detector LC DAD1A, 254 nm

5 2,4,6-Trinitrophenol, CAS: 88-89-1

Signal: 1

Not Detected
Expected RT: 6.30

Processing Integration Results

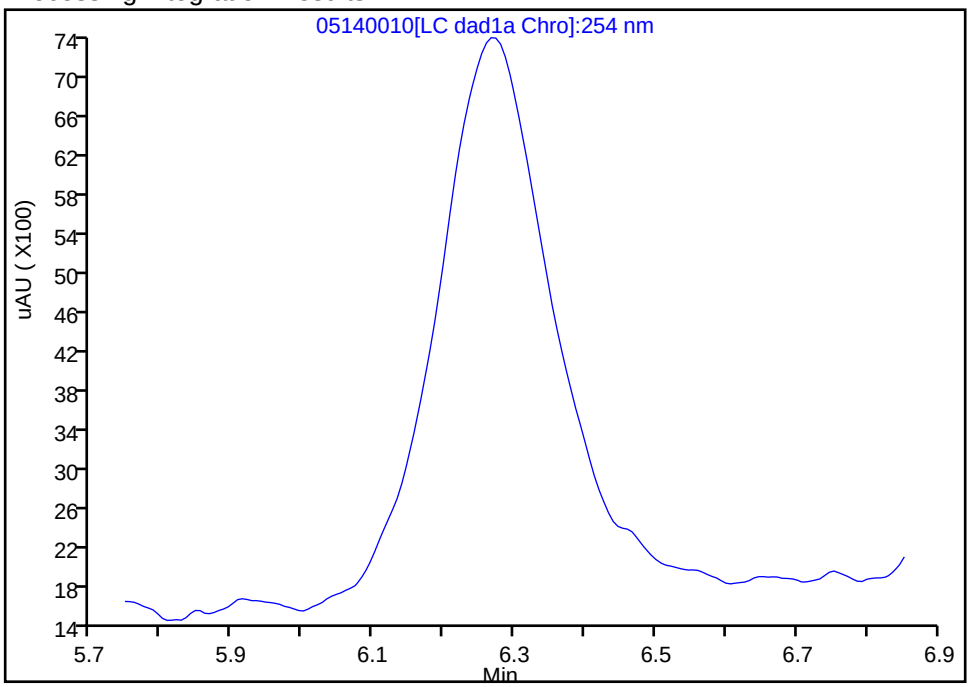

Manual Integration Results

RT: 6.27
Area: 68021
Amount: 0.350967
Amount Units: ug/ml

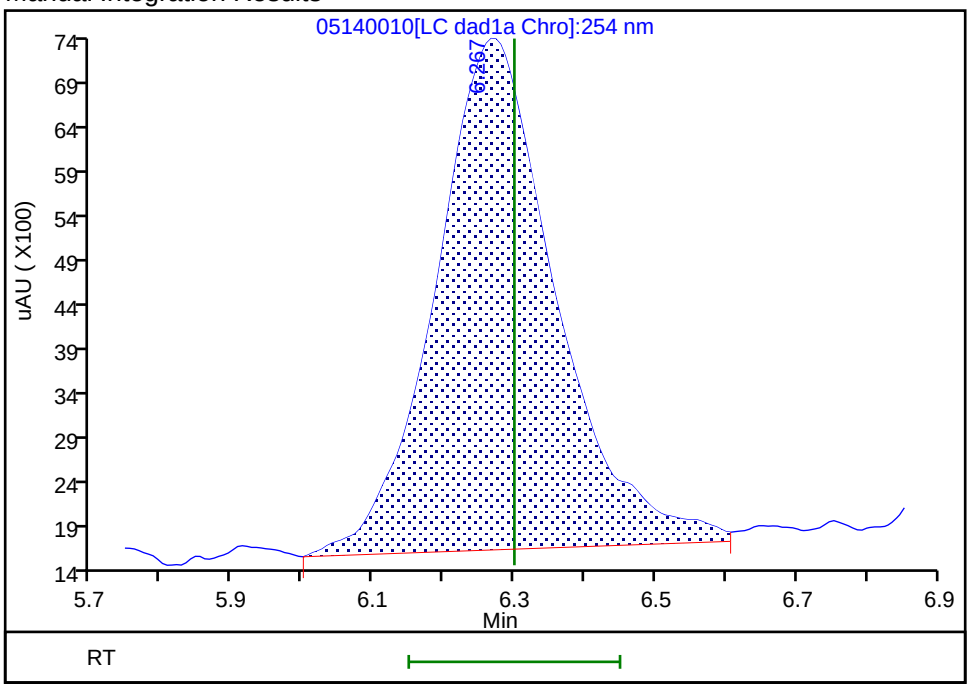

Reviewer: zhangji, 15-May-2020 11:20:14
Audit Action: Assigned Compound ID Audit Reason:

Manual Integration/User Assign Peak Report

Eurofins TestAmerica, Denver

Data File:	\\chromfs\denver\chromdata\g2_luna\20200514-91518.b\05140010.d				
Injection Date:	14-May-2020 18:01:41	Instrument ID:	CHHPLC_G2_LUNA		
Lims ID:	IC FULL 6				
Client ID:					
Operator ID:	CB	ALS Bottle#:	10	Worklist Smp#:	10
Injection Vol:	100.0 ul	Dil. Factor:	1.0000		
Method:	G2_8330_Luna	Limit Group:	GCSV - 8330		
Column:	Luna-Phenyl hexyl (4.60 mm)	Detector	LC DAD1A, 254 nm		

$ 10 1,2-Dinitrobenzene, CAS: 528-29-0

Signal: 1

Processing Integration Results

RT: 13.04
Area: 114682
Amount: 0.364039
Amount Units: ug/ml

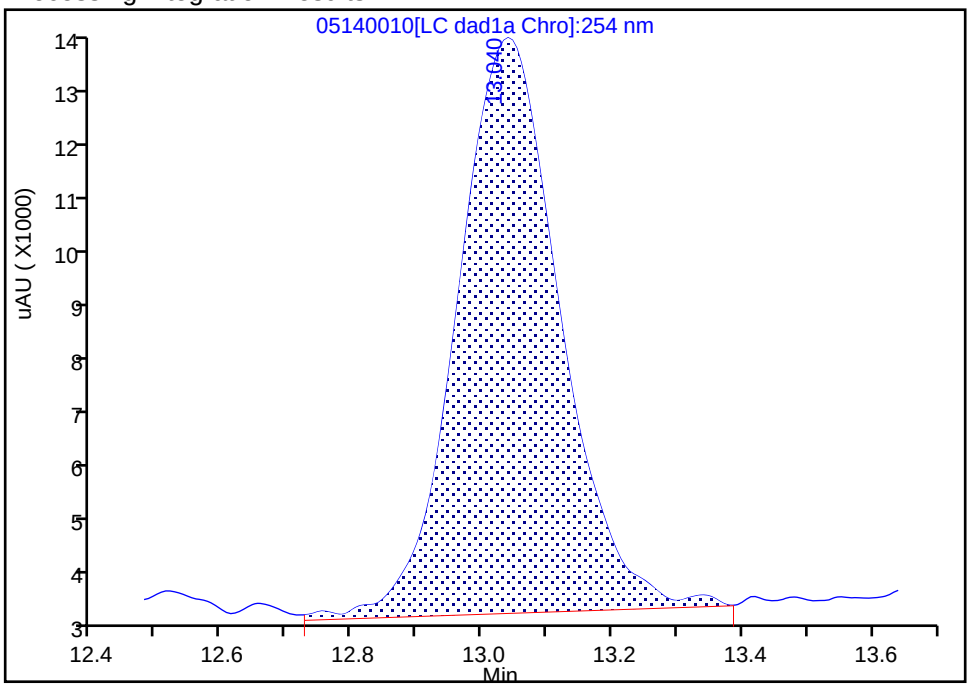

Manual Integration Results

RT: 13.04
Area: 107232
Amount: 0.380167
Amount Units: ug/ml

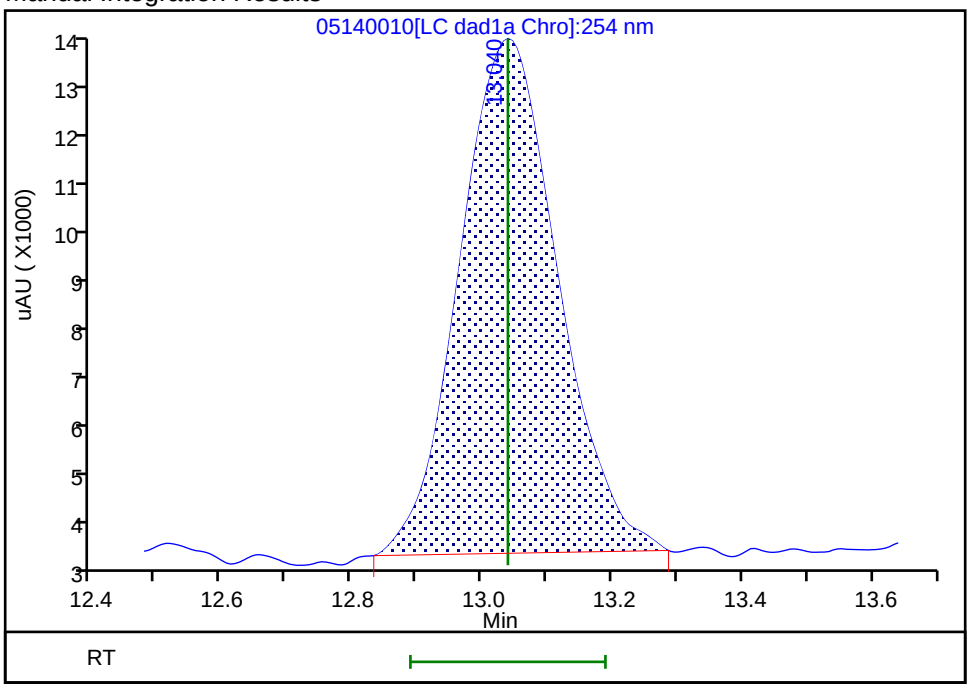

Reviewer: zhangji, 15-May-2020 11:34:50

Audit Action: Manually Integrated Audit Reason: Baseline

Manual Integration/User Assign Peak Report

Eurofins TestAmerica, Denver

Data File:	\\chromfs\denver\chromdata\g2_luna\20200514-91518.b\05140010.d				
Injection Date:	14-May-2020 18:01:41	Instrument ID:	CHHPLC_G2_LUNA		
Lims ID:	IC FULL 6				
Client ID:					
Operator ID:	CB	ALS Bottle#:	10	Worklist Smp#:	10
Injection Vol:	100.0 ul	Dil. Factor:	1.0000		
Method:	G2_8330_Luna	Limit Group:	GCSV - 8330		
Column:	Luna-Phenyl hexyl (4.60 mm)	Detector	LC DAD1A, 254 nm		

12 1,3-Dinitrobenzene, CAS: 99-65-0

Signal: 1

Processing Integration Results

RT: 15.55
Area: 255534
Amount: 0.374138
Amount Units: ug/ml

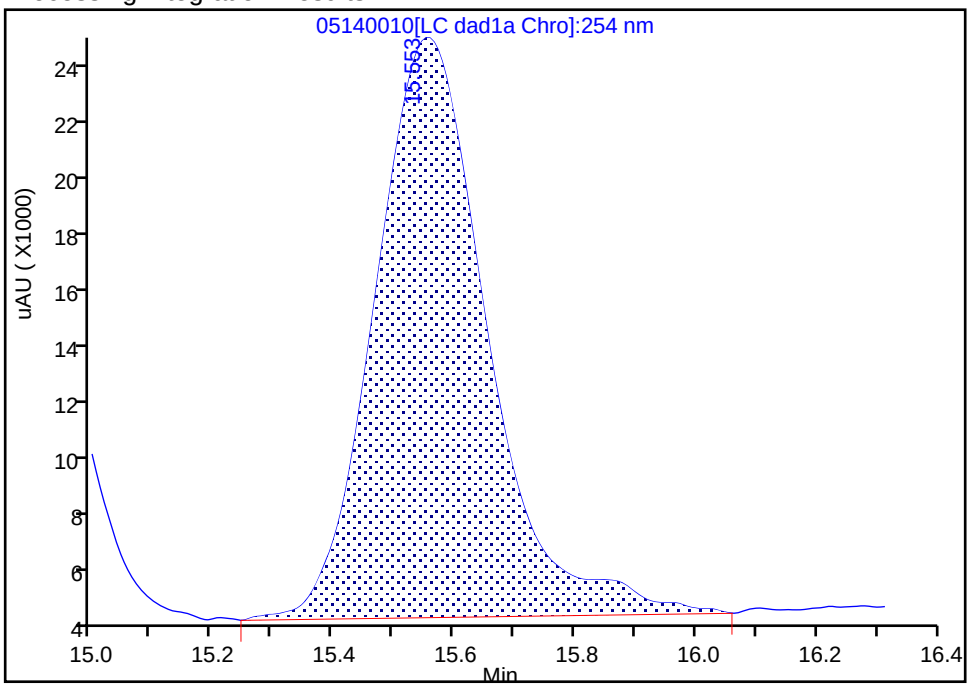

Manual Integration Results

RT: 15.55
Area: 258559
Amount: 0.383511
Amount Units: ug/ml

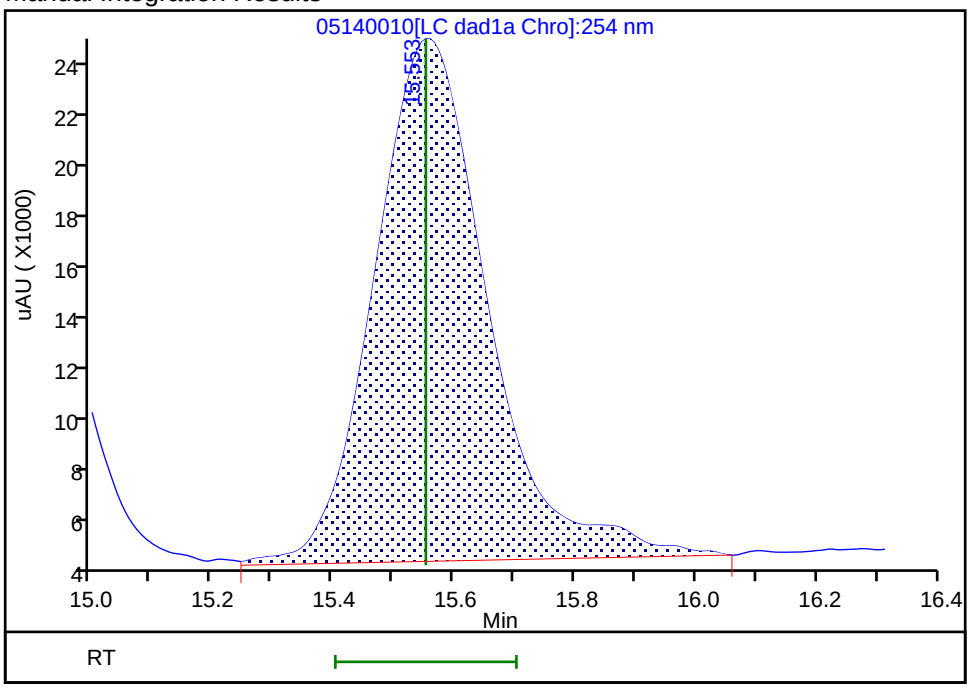

Reviewer: zhangji, 15-May-2020 11:20:35

Audit Action: Assigned New Baseline Audit Reason: Baseline

Manual Integration/User Assign Peak Report

Eurofins TestAmerica, Denver

Data File:	\\chromfs\denver\chromdata\g2_luna\20200514-91518.b\05140010.d				
Injection Date:	14-May-2020 18:01:41	Instrument ID:	CHHPLC_G2_LUNA		
Lims ID:	IC FULL 6				
Client ID:					
Operator ID:	CB	ALS Bottle#:	10	Worklist Smp#:	10
Injection Vol:	100.0 ul	Dil. Factor:	1.0000		
Method:	G2_8330_Luna	Limit Group:	GCSV - 8330		
Column:	Luna-Phenyl hexyl (4.60 mm)	Detector	LC DAD1A, 254 nm		

14 o-Nitrotoluene, CAS: 88-72-2

Signal: 1

Processing Integration Results

RT: 16.54
Area: 63784
Amount: 0.238403
Amount Units: ug/ml

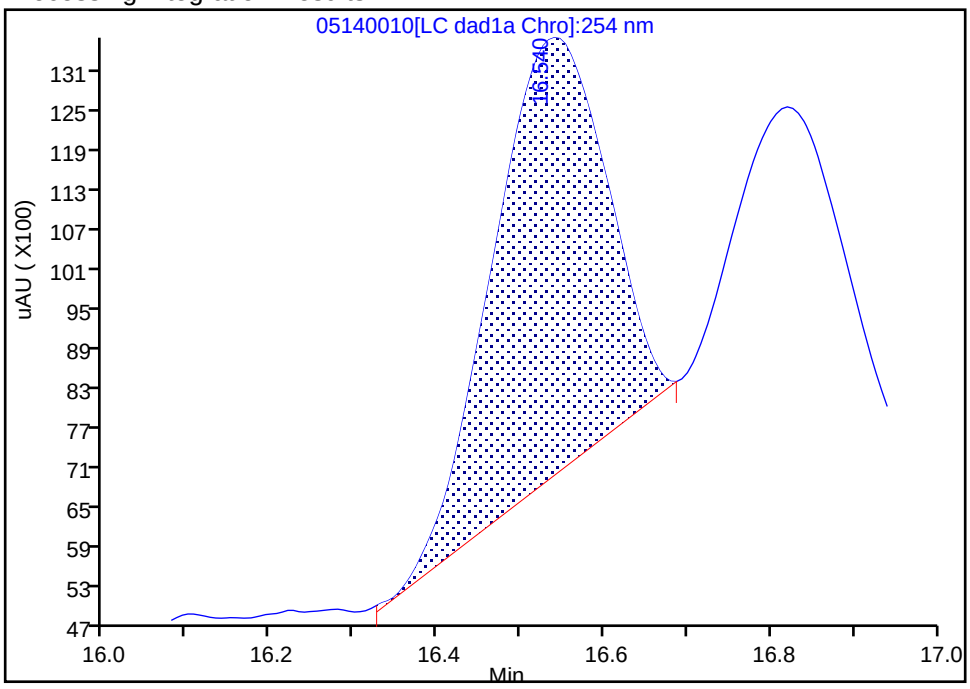

Manual Integration Results

RT: 16.54
Area: 105493
Amount: 0.386471
Amount Units: ug/ml

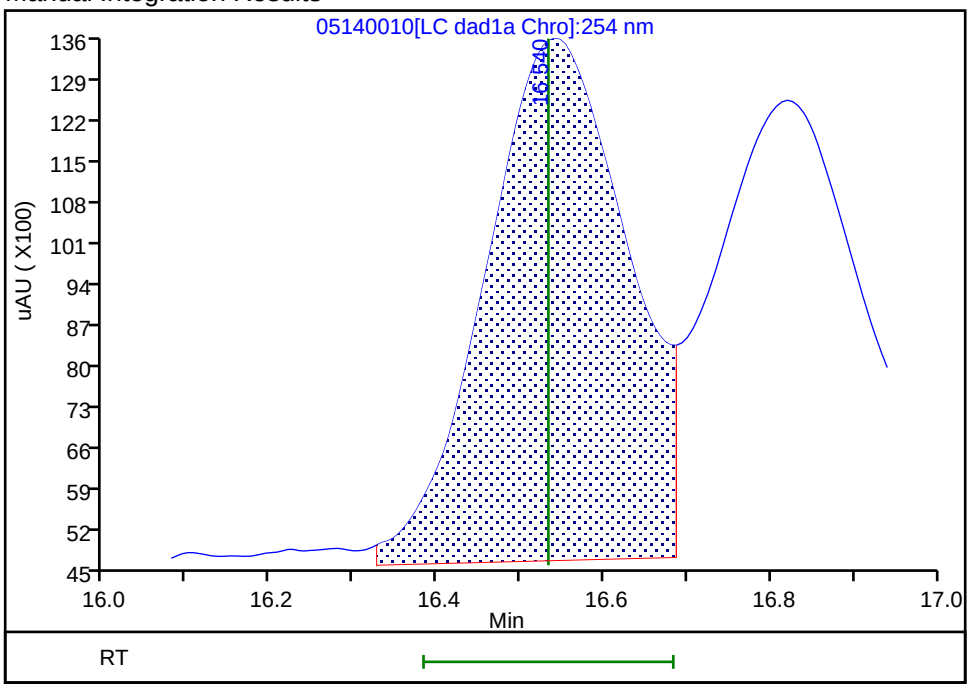

Reviewer: zhangji, 15-May-2020 11:20:32

Audit Action: Assigned New Baseline Audit Reason: Baseline

Manual Integration/User Assign Peak Report

Eurofins TestAmerica, Denver

Data File:	\\chromfs\denver\chromdata\g2_luna\20200514-91518.b\05140010.d				
Injection Date:	14-May-2020 18:01:41	Instrument ID:	CHHPLC_G2_LUNA		
Lims ID:	IC FULL 6				
Client ID:					
Operator ID:	CB	ALS Bottle#:	10	Worklist Smp#:	10
Injection Vol:	100.0 ul	Dil. Factor:	1.0000		
Method:	G2_8330_Luna	Limit Group:	GCSV - 8330		
Column:	Luna-Phenyl hexyl (4.60 mm)	Detector	LC DAD1A, 254 nm		

15 p-Nitrotoluene, CAS: 99-99-0

Signal: 1

Processing Integration Results

RT: 16.82
Area: 42038
Amount: 0.176152
Amount Units: ug/ml

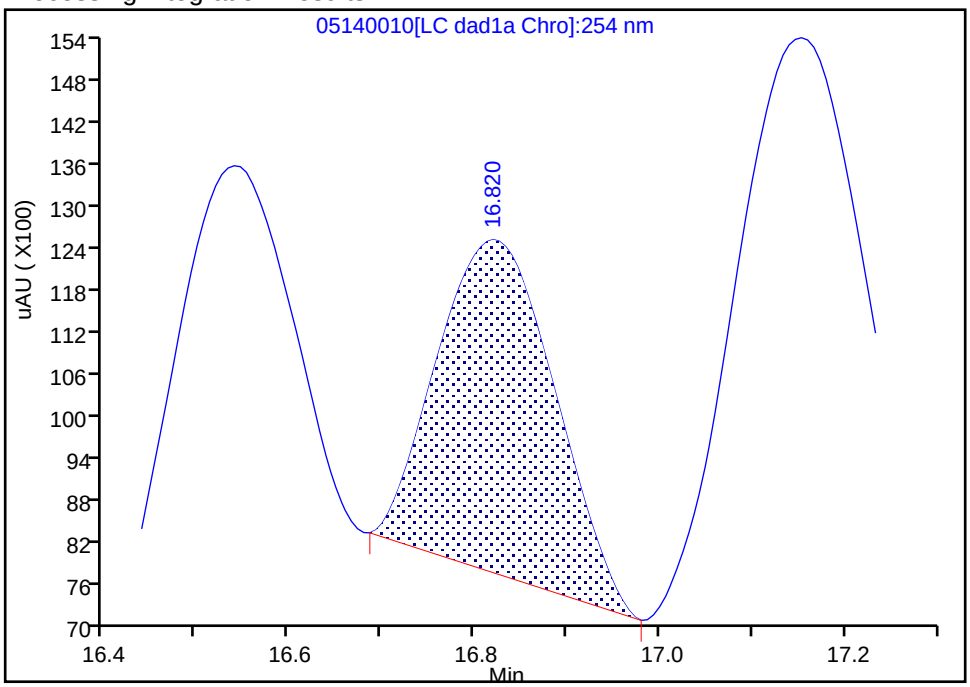

Manual Integration Results

RT: 16.82
Area: 93773
Amount: 0.389291
Amount Units: ug/ml

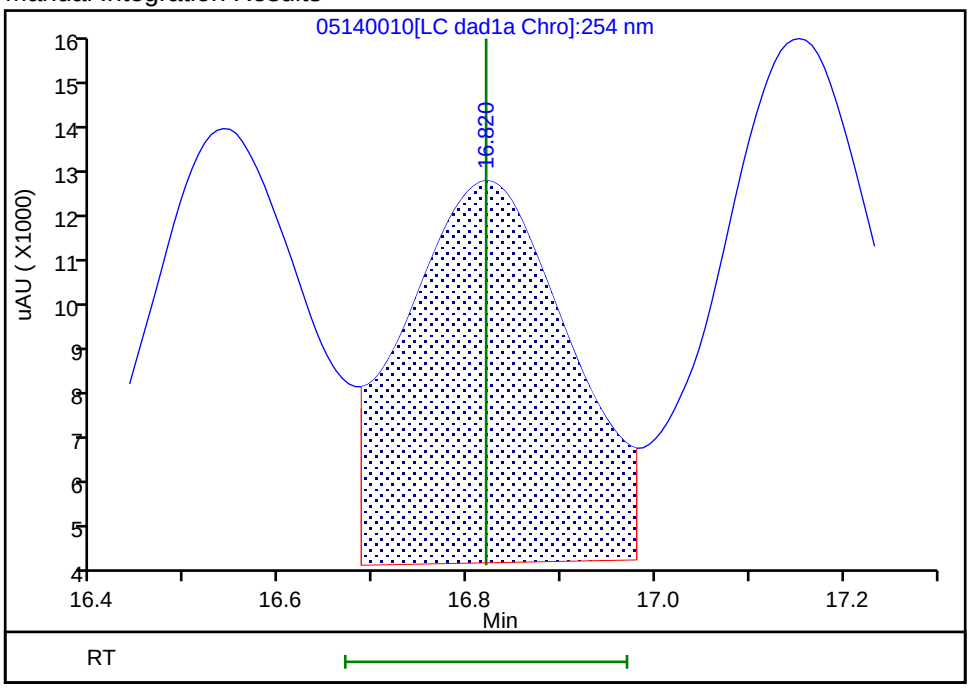

Reviewer: zhangji, 15-May-2020 11:20:32

Audit Action: Assigned New Baseline Audit Reason: Baseline

Manual Integration/User Assign Peak Report

Eurofins TestAmerica, Denver

Data File:	\\chromfs\denver\chromdata\g2_luna\20200514-91518.b\05140010.d				
Injection Date:	14-May-2020 18:01:41	Instrument ID:	CHHPLC_G2_LUNA		
Lims ID:	IC FULL 6				
Client ID:					
Operator ID:	CB	ALS Bottle#:	10	Worklist Smp#:	10
Injection Vol:	100.0 ul	Dil. Factor:	1.0000		
Method:	G2_8330_Luna	Limit Group:	GCSV - 8330		
Column:	Luna-Phenyl hexyl (4.60 mm)	Detector	LC DAD1A, 254 nm		

16 4-Amino-2,6-dinitrotoluene, CAS: 19406-51-0

Signal: 1

Processing Integration Results

RT: 17.15
Area: 95002
Amount: 0.278639
Amount Units: ug/ml

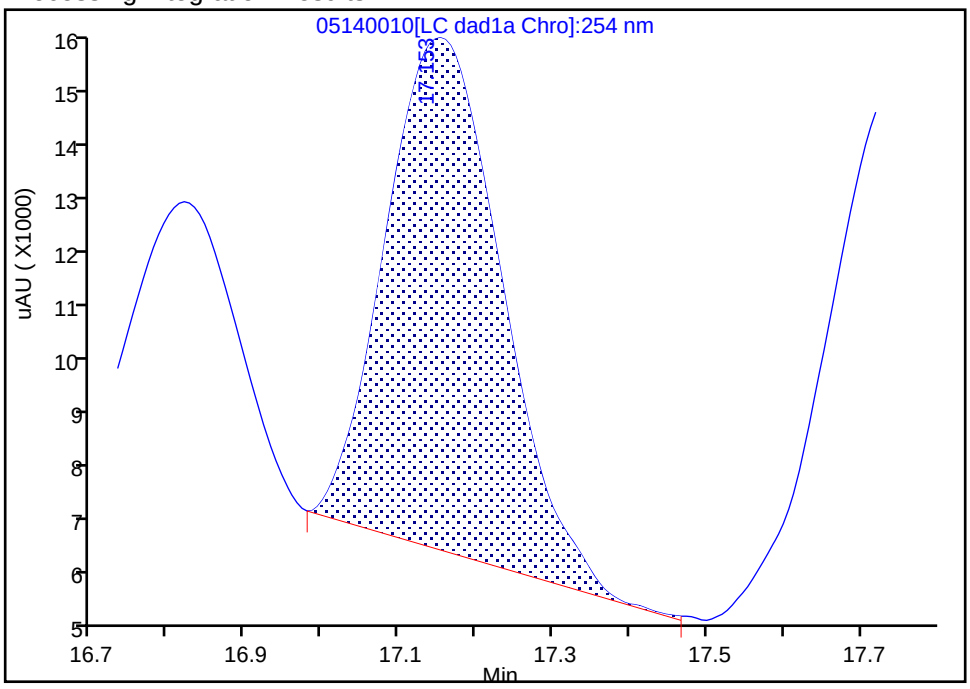

Manual Integration Results

RT: 17.15
Area: 130436
Amount: 0.377818
Amount Units: ug/ml

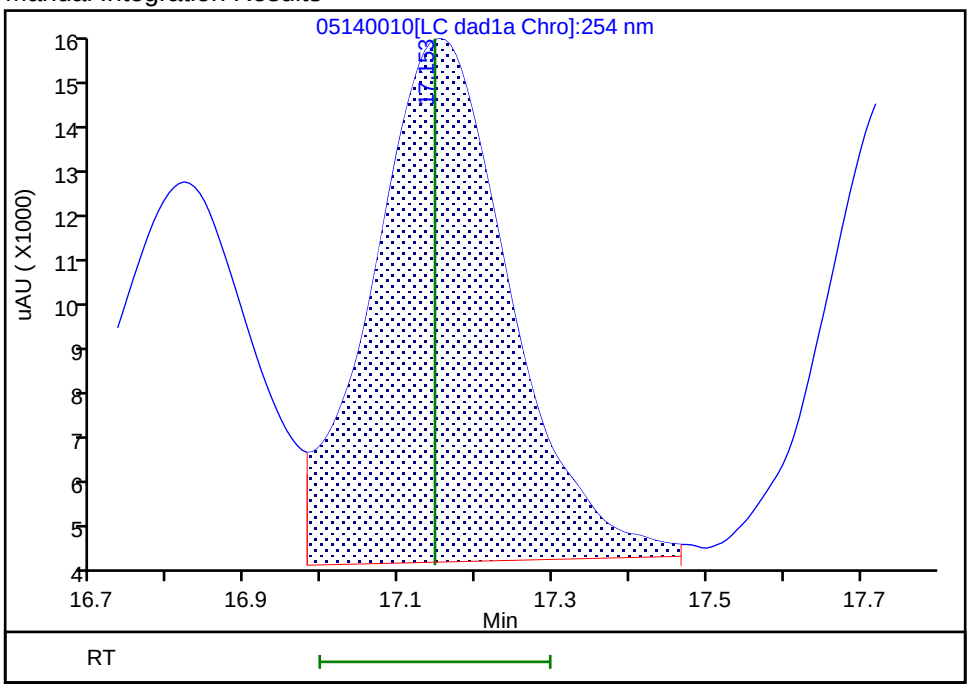

Reviewer: zhangji, 15-May-2020 11:20:32
Audit Action: Assigned New Baseline Audit Reason: Baseline

Manual Integration/User Assign Peak Report

Eurofins TestAmerica, Denver

Data File:	\\chromfs\denver\chromdata\g2_luna\20200514-91518.b\05140010.d				
Injection Date:	14-May-2020 18:01:41	Instrument ID:	CHHPLC_G2_LUNA		
Lims ID:	IC FULL 6				
Client ID:					
Operator ID:	CB	ALS Bottle#:	10	Worklist Smp#:	10
Injection Vol:	100.0 ul	Dil. Factor:	1.0000		
Method:	G2_8330_Luna	Limit Group:	GCSV - 8330		
Column:	Luna-Phenyl hexyl (4.60 mm)	Detector	LC DAD1A, 254 nm		

17 m-Nitrotoluene, CAS: 99-08-1

Signal: 1

Processing Integration Results

RT: 17.75
Area: 65895
Amount: 0.232967
Amount Units: ug/ml

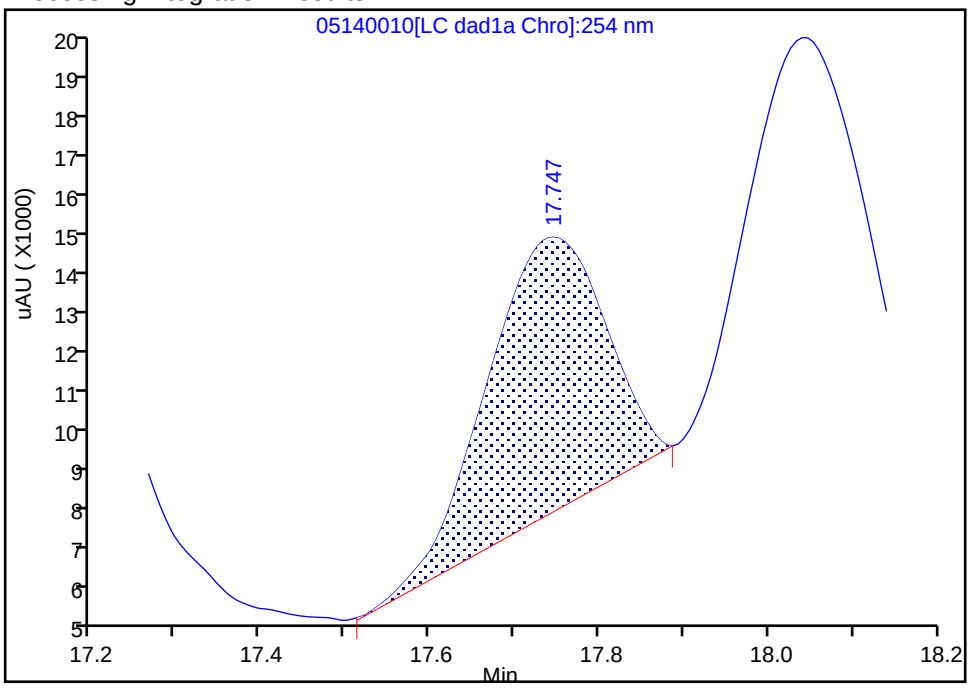

Manual Integration Results

RT: 17.75
Area: 115331
Amount: 0.386593
Amount Units: ug/ml

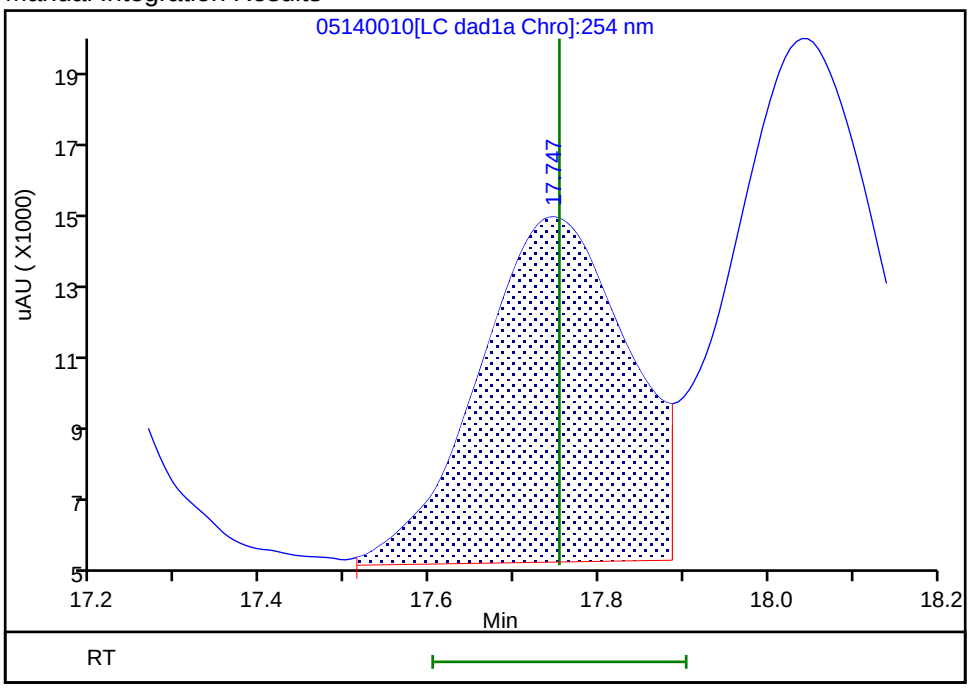

Reviewer: zhangji, 15-May-2020 11:20:32
Audit Action: Assigned New Baseline Audit Reason: Baseline

Manual Integration/User Assign Peak Report

Eurofins TestAmerica, Denver

Data File:	\\chromfs\denver\chromdata\g2_luna\20200514-91518.b\05140010.d				
Injection Date:	14-May-2020 18:01:41	Instrument ID:	CHHPLC_G2_LUNA		
Lims ID:	IC FULL 6				
Client ID:					
Operator ID:	CB	ALS Bottle#:	10	Worklist Smp#:	10
Injection Vol:	100.0 ul	Dil. Factor:	1.0000		
Method:	G2_8330_Luna	Limit Group:	GCSV - 8330		
Column:	Luna-Phenyl hexyl (4.60 mm)	Detector	LC DAD1A, 254 nm		

18 2-Amino-4,6-dinitrotoluene, CAS: 35572-78-2

Signal: 1

Processing Integration Results

RT: 18.04
Area: 120261
Amount: 0.277181
Amount Units: ug/ml

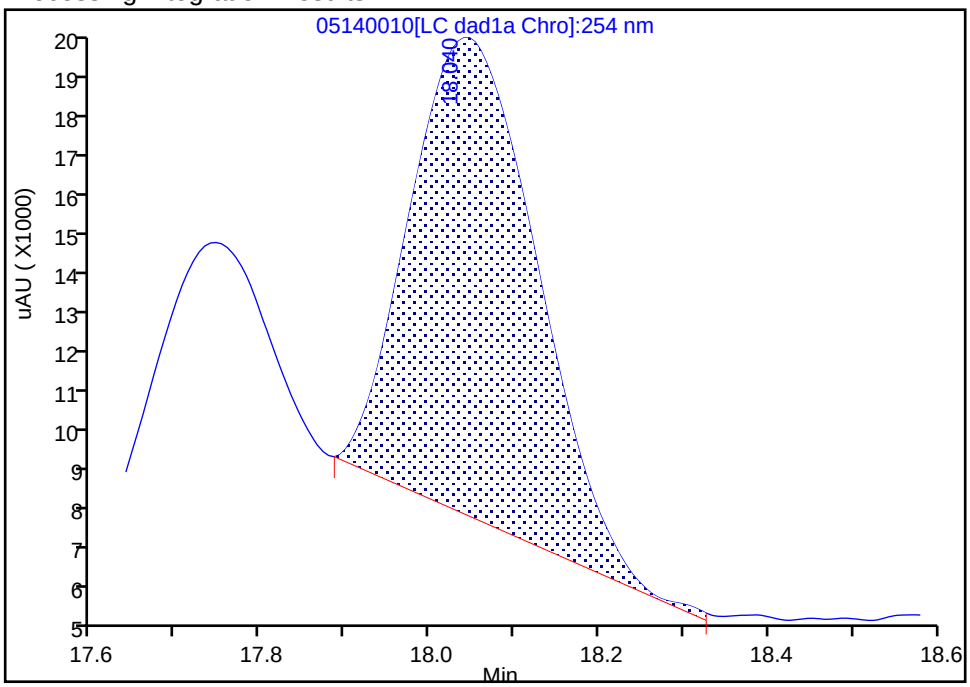

Manual Integration Results

RT: 18.04
Area: 179358
Amount: 0.385541
Amount Units: ug/ml

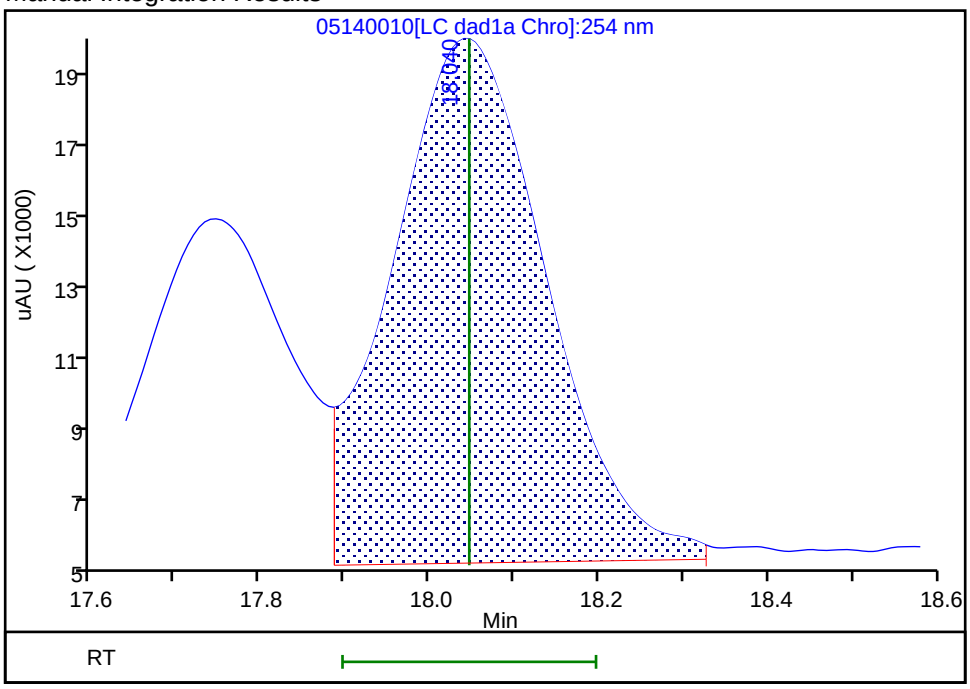

Reviewer: zhangji, 15-May-2020 11:20:32
Audit Action: Assigned New Baseline Audit Reason: Baseline

Manual Integration/User Assign Peak Report

Eurofins TestAmerica, Denver

Data File:	\\chromfs\denver\chromdata\g2_luna\20200514-91518.b\05140010.d				
Injection Date:	14-May-2020 18:01:41	Instrument ID:	CHHPLC_G2_LUNA		
Lims ID:	IC FULL 6				
Client ID:					
Operator ID:	CB	ALS Bottle#:	10	Worklist Smp#:	10
Injection Vol:	100.0 ul	Dil. Factor:	1.0000		
Method:	G2_8330_Luna	Limit Group:	GCSV - 8330		
Column:	Luna-Phenyl hexyl (4.60 mm)	Detector	LC DAD1A, 254 nm		

20 2,6-Dinitrotoluene, CAS: 606-20-2

Signal: 1

Processing Integration Results

RT: 19.81
Area: 105710
Amount: 0.311662
Amount Units: ug/ml

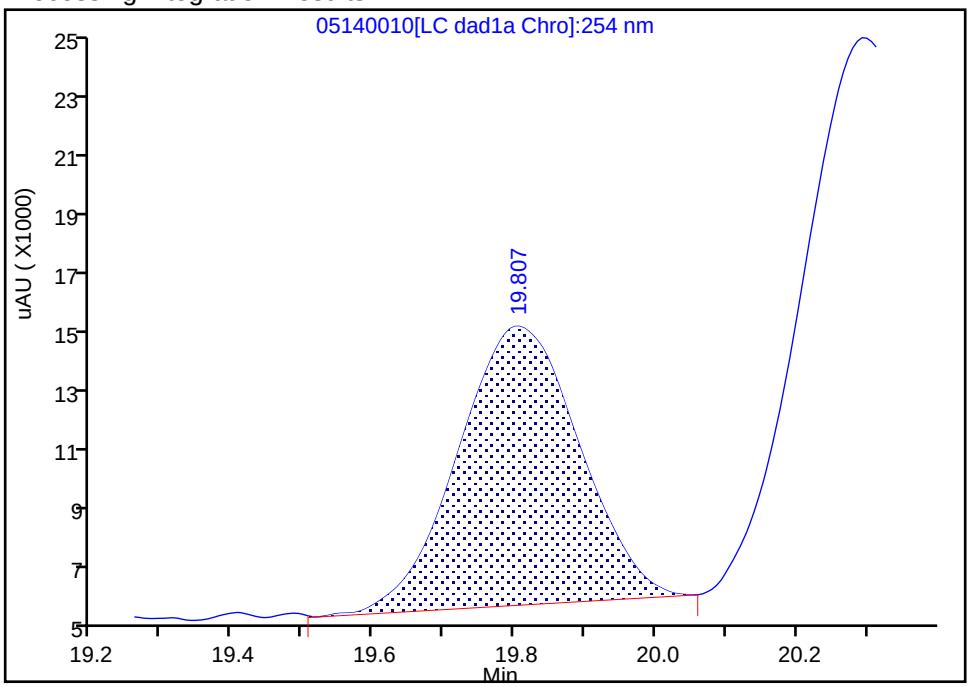

Manual Integration Results

RT: 19.81
Area: 118093
Amount: 0.392980
Amount Units: ug/ml

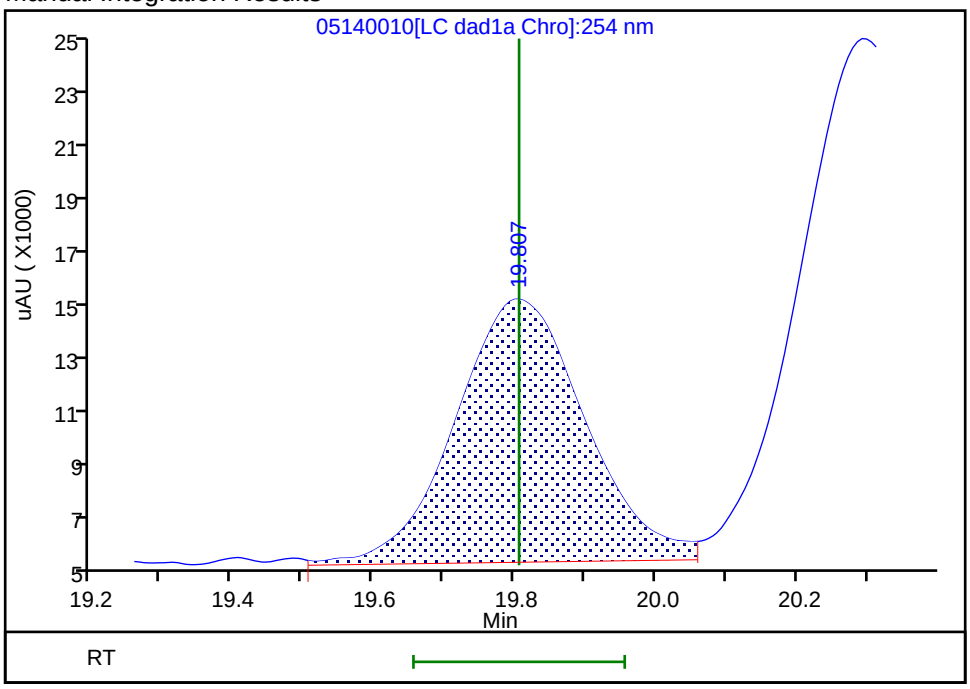

Reviewer: zhangji, 15-May-2020 11:20:40
Audit Action: Assigned New Baseline Audit Reason: Baseline

Manual Integration/User Assign Peak Report

Eurofins TestAmerica, Denver

Data File: \\chromfs\denver\chromdata\g2_luna\20200514-91518.b\05140010.d
Injection Date: 14-May-2020 18:01:41 Instrument ID: CHHPLC_G2_LUNA
Lims ID: IC FULL 6
Client ID:
Operator ID: CB ALS Bottle#: 10 Worklist Smp#: 10
Injection Vol: 100.0 ul Dil. Factor: 1.0000
Method: G2_8330_Luna Limit Group: GCSV - 8330
Column: Luna-Phenyl hexyl (4.60 mm) Detector LC DAD1A, 254 nm

21 2,4-Dinitrotoluene, CAS: 121-14-2

Signal: 1

Processing Integration Results

RT: 20.29
Area: 226951
Amount: 0.348081
Amount Units: ug/ml

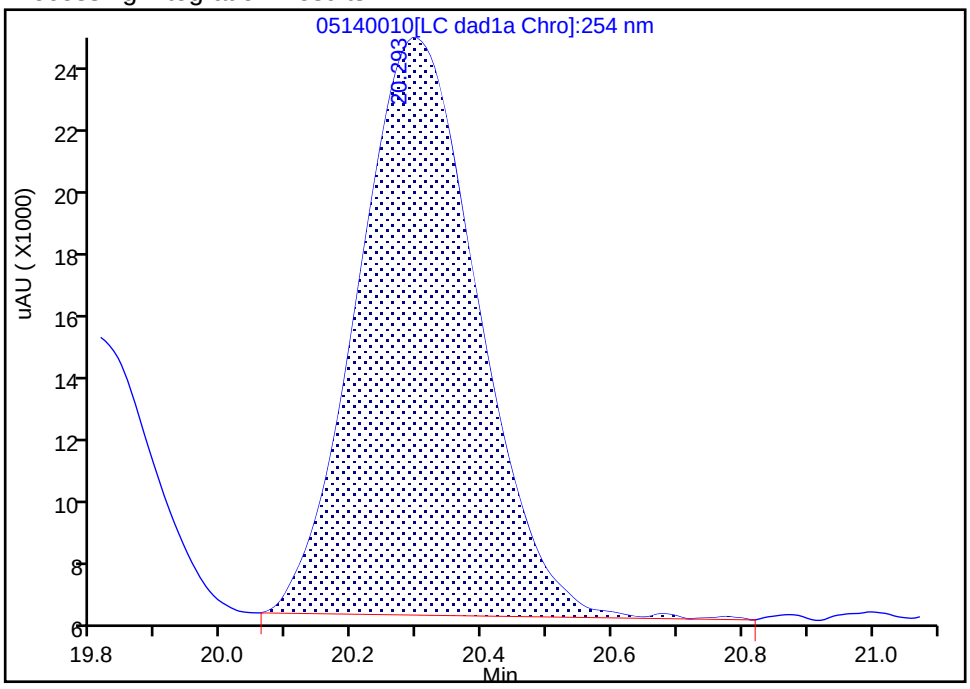

Manual Integration Results

RT: 20.29
Area: 245009
Amount: 0.382759
Amount Units: ug/ml

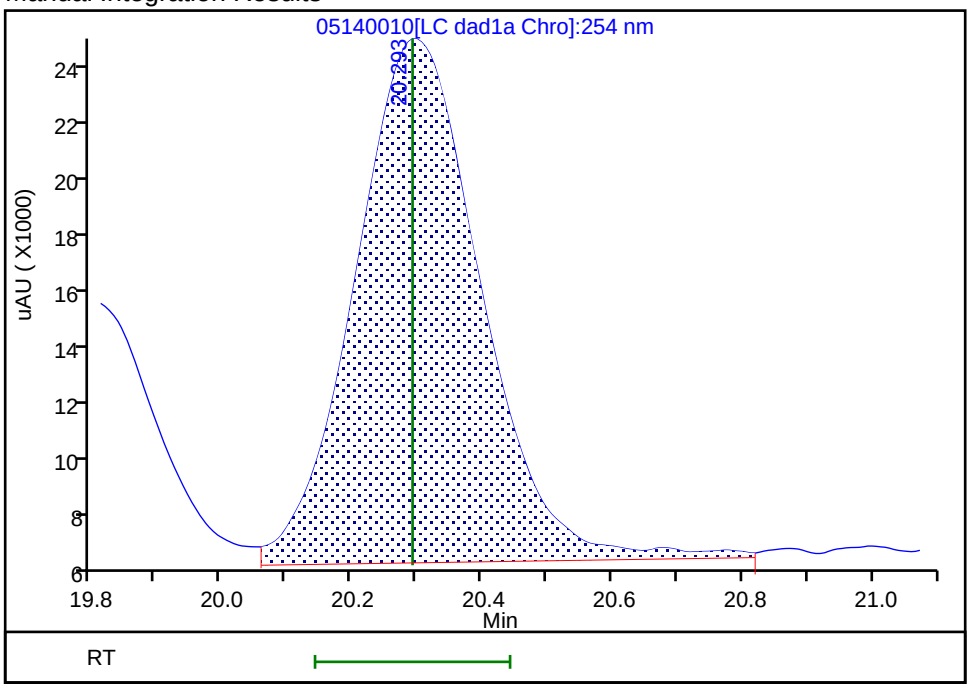

Reviewer: zhangji, 15-May-2020 11:20:40
Audit Action: Assigned New Baseline Audit Reason: Baseline

Manual Integration/User Assign Peak Report

Eurofins TestAmerica, Denver

Data File: \\chromfs\denver\chromdata\g2_luna\20200514-91518.b\05140010.d
Injection Date: 14-May-2020 18:01:41 Instrument ID: CHHPLC_G2_LUNA
Lims ID: IC FULL 6
Client ID:
Operator ID: CB ALS Bottle#: 10 Worklist Smp#: 10
Injection Vol: 100.0 ul Dil. Factor: 1.0000
Method: G2_8330_Luna Limit Group: GCSV - 8330
Column: Detector LC DAD1B, 215 nm

24 PETN, CAS: 78-11-5

Signal: 1

Processing Integration Results

RT: 25.28
Area: 559852
Amount: 4.200524
Amount Units: ug/ml

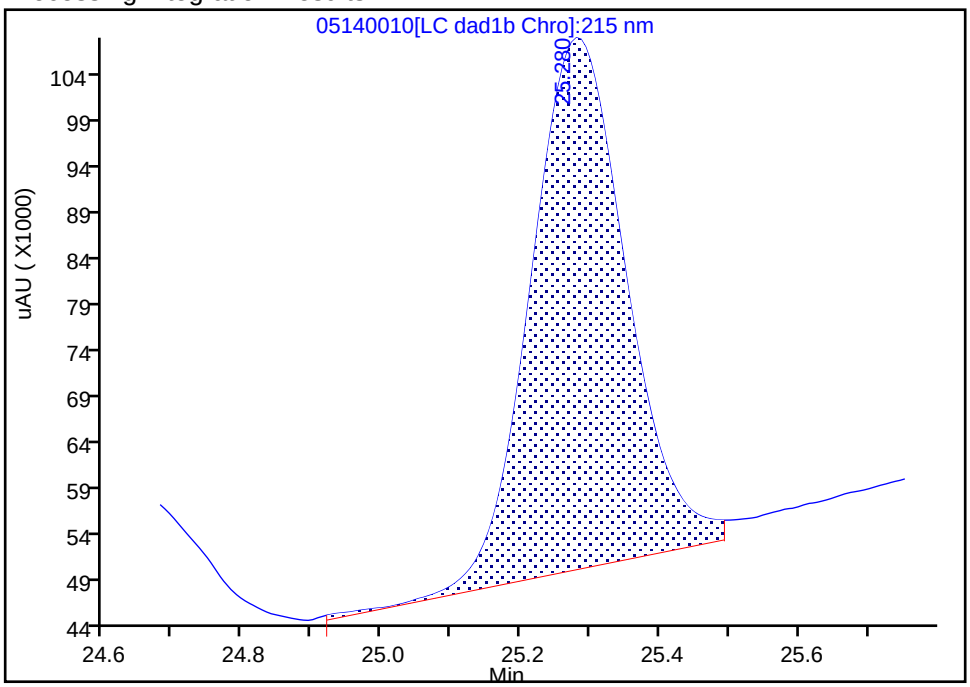

Manual Integration Results

RT: 25.28
Area: 557734
Amount: 4.102237
Amount Units: ug/ml

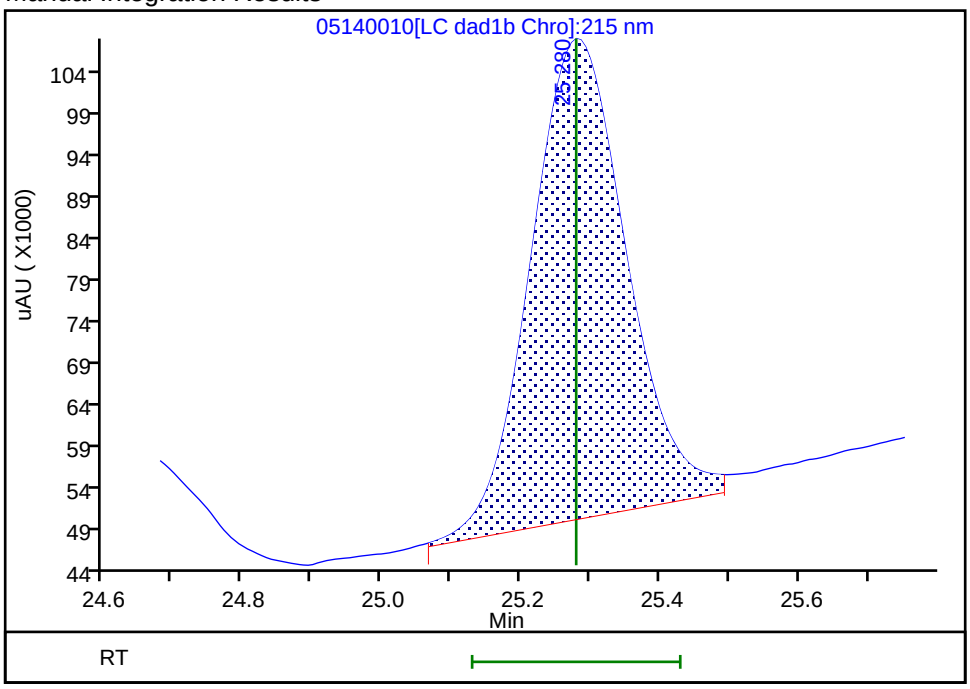

Reviewer: zhangji, 15-May-2020 11:25:18
Audit Action: Split an Integrated Peak Audit Reason: Peak Tail

Eurofins TestAmerica, Denver
Target Compound Quantitation Report

Data File: \\chromfs\Denver\ChromData\G2_LUNA\20200514-91518.b\05140011.D
Lims ID: IC FULL 5
Client ID:
Sample Type: IC Calib Level: 5
Inject. Date: 14-May-2020 18:36:40 ALS Bottle#: 11 Worklist Smp#: 11
Injection Vol: 100.0 ul Dil. Factor: 1.0000
Sample Info: IC FULL 5
Misc. Info.: 280-0091518-011
Operator ID: CB Instrument ID: CHHPLC_G2_LUNA
Sublist: chrom-G2_8330_Luna*sub6

Method: \\chromfs\Denver\ChromData\G2_LUNA\20200514-91518.b\G2_8330_Luna.m
Limit Group: GCSV - 8330
Last Update: 15-May-2020 12:00:56 Calib Date: 15-May-2020 02:11:20
Integrator: Falcon
Quant Method: External Standard Quant By: Initial Calibration
Last ICal File: \\chromfs\Denver\ChromData\G2_LUNA\20200514-91518.b\05140024.D

Column 1 : Luna-Phenyl hexyl (4.60 mm) Det: LC DAD1A, 254 nm
Process Host: CTX0318

First Level Reviewer: zhangji Date: 15-May-2020 11:20:54

Compound	Det	RT (min.)	Exp RT (min.)	Dlt RT (min.)	Response	Cal Amt ug/ml	OnCol Amt ug/ml	Flags
1 2,6-diamino-4-nitrotoluene	1	4.366	4.366	0.000	106754	0.2500	0.2487	
2 2,4-diamino-6-nitrotoluene	1	4.880	4.880	0.000	74938	0.2500	0.2919	
5 2,4,6-Trinitrophenol	1	6.300	6.300	0.000	48614	0.2500	0.2508	a
6 HMX	1	6.986	6.986	0.000	54065	0.2500	0.2754	
8 RDX	1	9.173	9.173	0.000	62626	0.2500	0.2563	
9 Nitrobenzene	1	12.106	12.106	0.000	106064	0.2510	0.2415	
$ 10 1,2-Dinitrobenzene	1	13.040	13.040	0.000	62375	0.2500	0.2184	M
11 3,5-Dinitroaniline	1	14.886	14.886	0.000	130301	0.2500	0.2629	
12 1,3-Dinitrobenzene	1	15.553	15.553	0.000	172289	0.2505	0.2556	
13 Nitroglycerin	2	15.853	15.853	0.000	330378	2.50	2.61	M
14 o-Nitrotoluene	1	16.533	16.533	0.000	63146	0.2500	0.2313	
15 p-Nitrotoluene	1	16.820	16.820	0.000	59605	0.2505	0.2474	
16 4-Amino-2,6-dinitrotoluene	1	17.146	17.146	0.000	79168	0.2503	0.2293	
17 m-Nitrotoluene	1	17.753	17.753	0.000	71162	0.2503	0.2385	
18 2-Amino-4,6-dinitrotoluene	1	18.046	18.046	0.000	112860	0.2510	0.2426	
19 1,3,5-Trinitrobenzene	1	18.886	18.886	0.000	118709	0.2505	0.2513	
20 2,6-Dinitrotoluene	1	19.806	19.806	0.000	74317	0.2510	0.2416	
21 2,4-Dinitrotoluene	1	20.293	20.293	0.000	153249	0.2510	0.2394	
22 Tetryl	1	23.553	23.553	0.000	92236	0.2505	0.2502	
23 2,4,6-Trinitrotoluene	1	24.653	24.653	0.000	100168	0.2510	0.2416	
24 PETN	2	25.280	25.280	0.000	338241	2.50	2.40	M

QC Flag Legend

Review Flags

M - Manually Integrated

a - User Assigned ID

Reagents:

8330IntermStk_00064	Amount Added:	25.00	Units: uL
8330_ADDs_00026	Amount Added:	12.50	Units: uL

Report Date: 15-May-2020 12:00:57 Chrom Revision: 2.3 05-May-2020 17:48:18

Eurofins TestAmerica, Denver

Data File: \\chromfs\denver\chromdata\g2_luna\20200514-91518.b\05140011.d

Injection Date:	14-May-2020 18:36:40	Instrument ID:	CHHPLC_G2_LUNA	Operator ID:	CB
Lims ID:	IC FULL 5			Worklist Smp#:	11
Client ID:					
Injection Vol:	100.0 ul	Dil. Factor:	1.0000	ALS Bottle#:	11
Method:	G2_8330_Luna	Limit Group:	GCSV - 8330		

Column: Luna-Phenyl hexyl (4.60 mm) Y Scaling: Method Defined: Scale to the Nth Largest Peak: 1

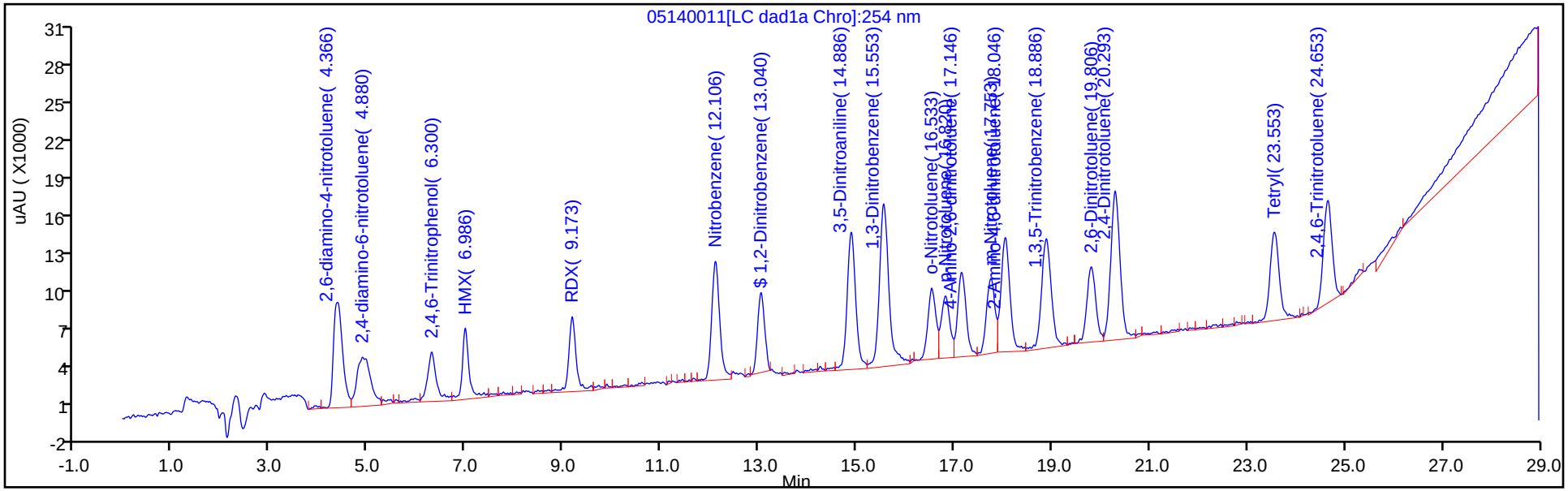

Y Scaling: Method Defined: Scale to the Nth Largest Peak: 1

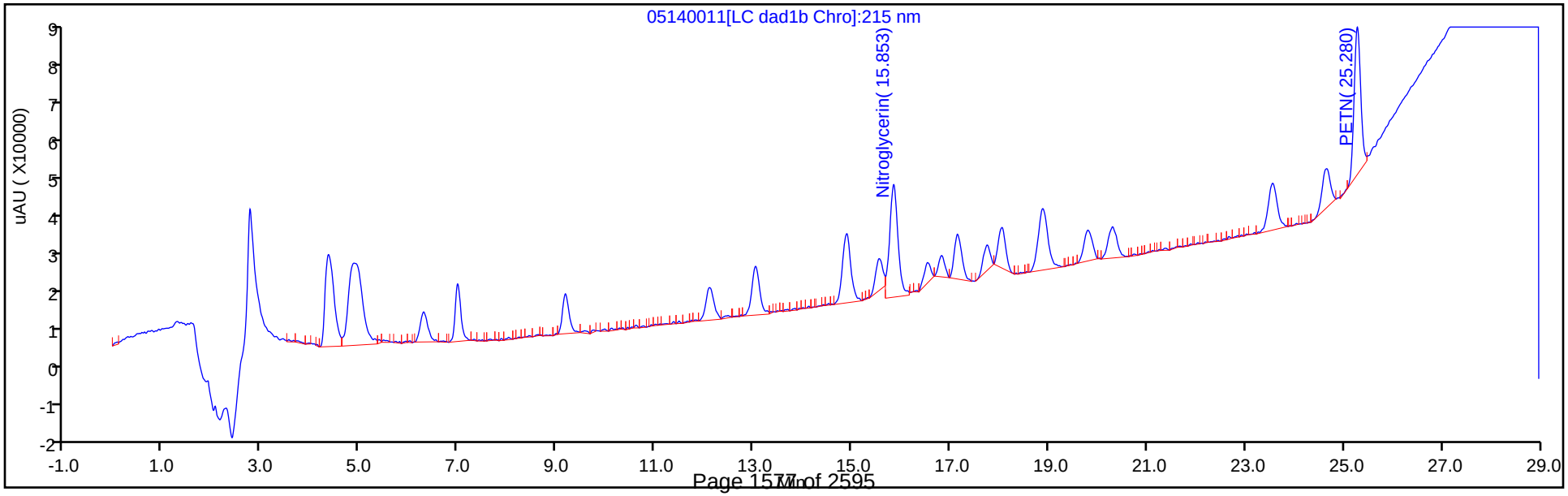

Manual Integration/User Assign Peak Report

Eurofins TestAmerica, Denver

Data File:	\\chromfs\denver\chromdata\g2_luna\20200514-91518.b\05140011.d				
Injection Date:	14-May-2020 18:36:40	Instrument ID:	CHHPLC_G2_LUNA		
Lims ID:	IC FULL 5				
Client ID:					
Operator ID:	CB	ALS Bottle#:	11	Worklist Smp#:	11
Injection Vol:	100.0 ul	Dil. Factor:	1.0000		
Method:	G2_8330_Luna	Limit Group:	GCSV - 8330		
Column:	Luna-Phenyl hexyl (4.60 mm)	Detector	LC DAD1A, 254 nm		

5 2,4,6-Trinitrophenol, CAS: 88-89-1

Signal: 1

Processing Integration Results

RT: 5.96
Area: 4251
Amount: 0.036696
Amount Units: ug/ml

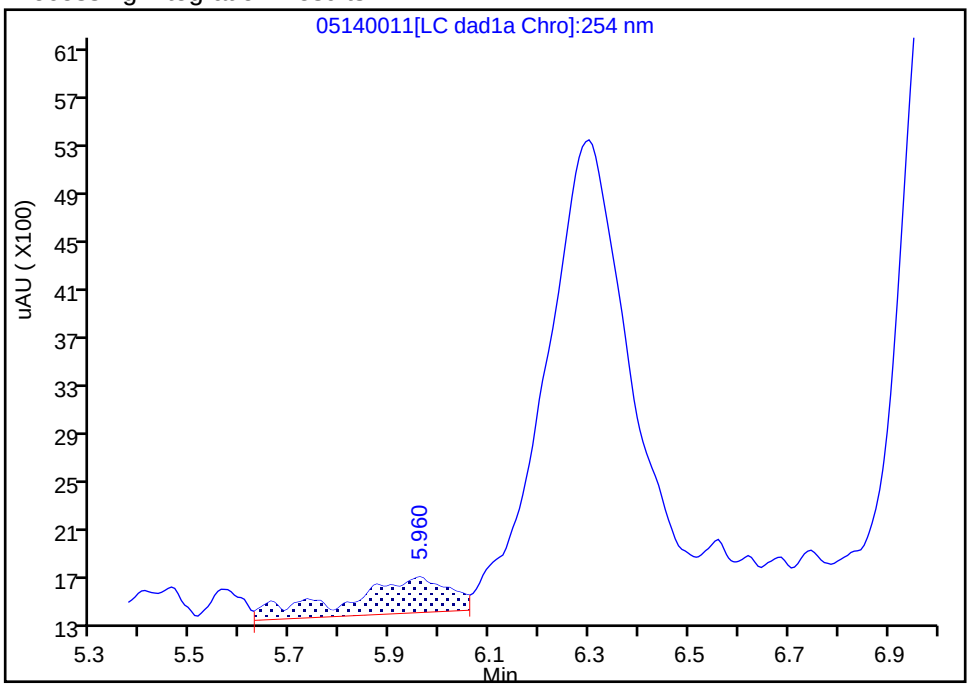

Manual Integration Results

RT: 6.30
Area: 48614
Amount: 0.250833
Amount Units: ug/ml

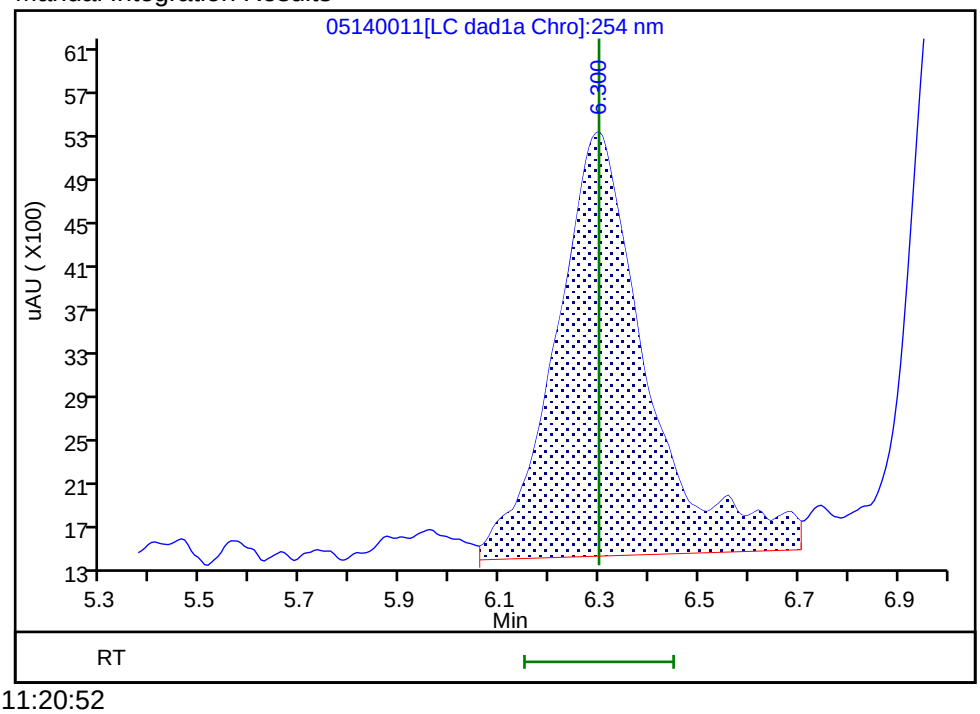

Reviewer: zhangji, 15-May-2020 11:20:52
Audit Action: Assigned Compound ID Audit Reason:

Manual Integration/User Assign Peak Report

Eurofins TestAmerica, Denver

Data File:	\\chromfs\denver\chromdata\g2_luna\20200514-91518.b\05140011.d				
Injection Date:	14-May-2020 18:36:40	Instrument ID:	CHHPLC_G2_LUNA		
Lims ID:	IC FULL 5				
Client ID:					
Operator ID:	CB	ALS Bottle#:	11	Worklist Smp#:	11
Injection Vol:	100.0 ul	Dil. Factor:	1.0000		
Method:	G2_8330_Luna	Limit Group:	GCSV - 8330		
Column:	Luna-Phenyl hexyl (4.60 mm)	Detector	LC DAD1A, 254 nm		

$ 10 1,2-Dinitrobenzene, CAS: 528-29-0

Signal: 1

Processing Integration Results

RT: 13.04
Area: 73345
Amount: 0.234804
Amount Units: ug/ml

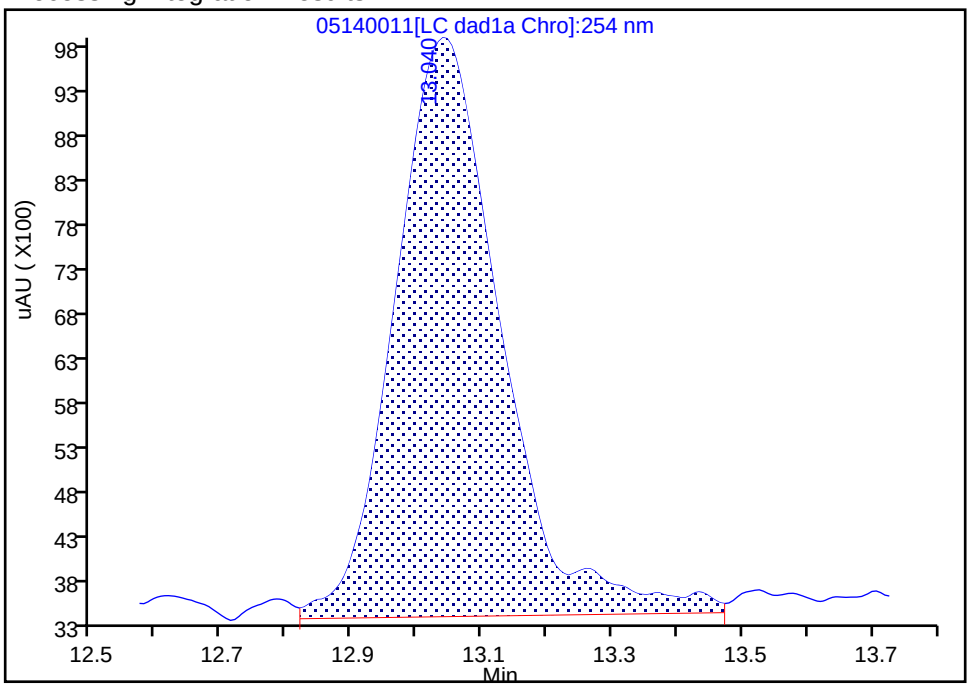

Manual Integration Results

RT: 13.04
Area: 62375
Amount: 0.218362
Amount Units: ug/ml

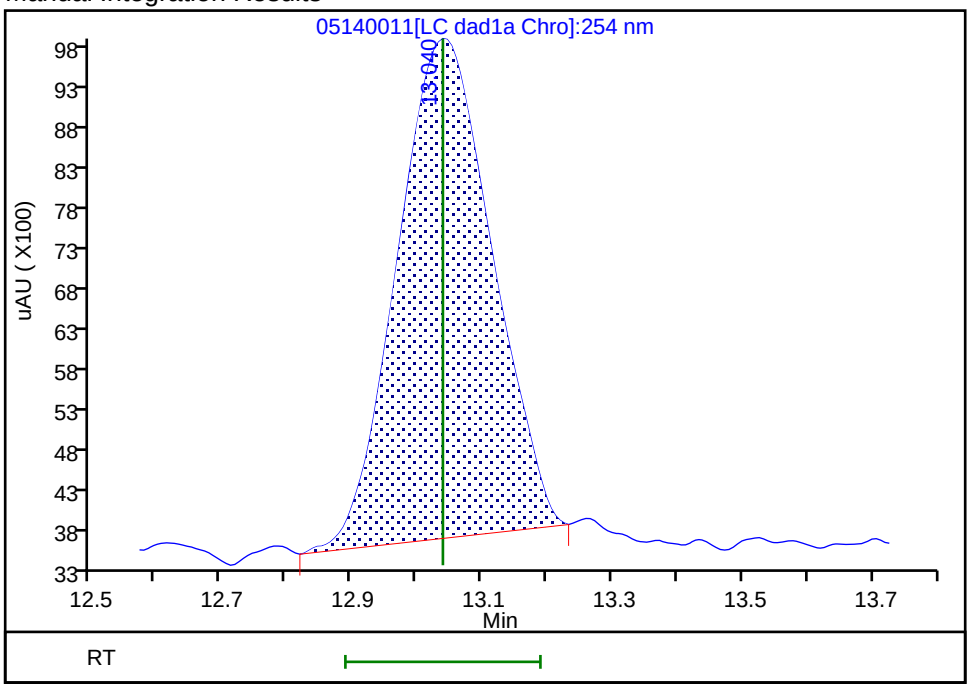

Reviewer: zhangji, 15-May-2020 11:35:01

Audit Action: Manually Integrated Audit Reason: Baseline

Manual Integration/User Assign Peak Report

Eurofins TestAmerica, Denver

Data File:	\\chromfs\denver\chromdata\g2_luna\20200514-91518.b\05140011.d				
Injection Date:	14-May-2020 18:36:40	Instrument ID:	CHHPLC_G2_LUNA		
Lims ID:	IC FULL 5				
Client ID:					
Operator ID:	CB	ALS Bottle#:	11	Worklist Smp#:	11
Injection Vol:	100.0 ul	Dil. Factor:	1.0000		
Method:	G2_8330_Luna	Limit Group:	GCSV - 8330		
Column:		Detector	LC DAD1B, 215 nm		

13 Nitroglycerin, CAS: 55-63-0

Signal: 1

Processing Integration Results

RT: 15.85
Area: 276053
Amount: 2.464482
Amount Units: ug/ml

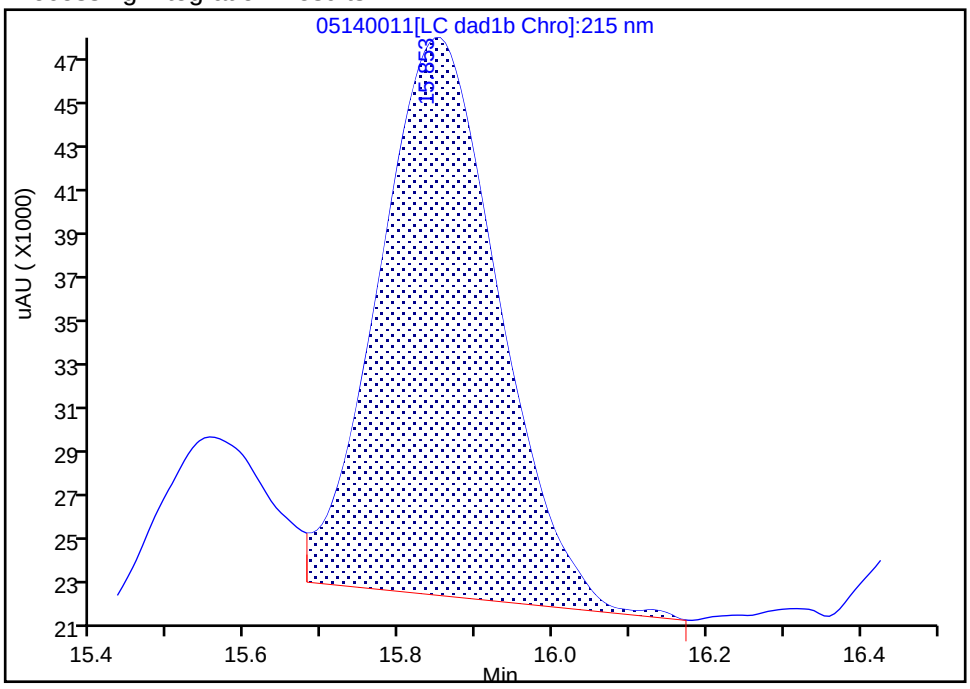

Manual Integration Results

RT: 15.85
Area: 330378
Amount: 2.605436
Amount Units: ug/ml

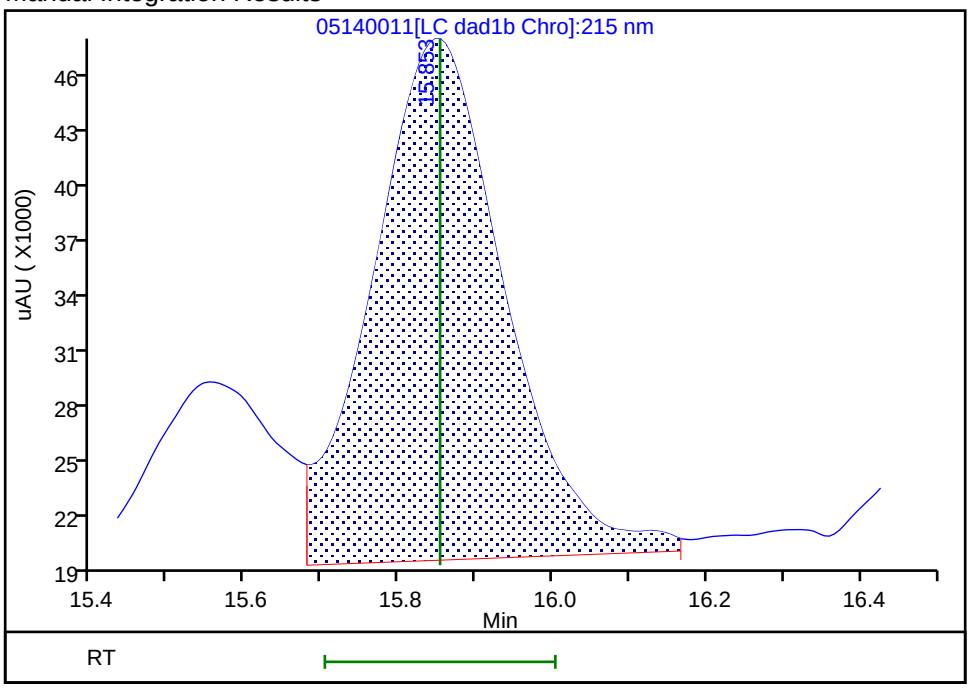

Reviewer: zhangji, 15-May-2020 11:32:11

Audit Action: Manually Integrated Audit Reason: Baseline

Manual Integration/User Assign Peak Report

Eurofins TestAmerica, Denver

Data File: \\chromfs\denver\chromdata\g2_luna\20200514-91518.b\05140011.d
Injection Date: 14-May-2020 18:36:40 Instrument ID: CHHPLC_G2_LUNA
Lims ID: IC FULL 5
Client ID:
Operator ID: CB ALS Bottle#: 11 Worklist Smp#: 11
Injection Vol: 100.0 ul Dil. Factor: 1.0000
Method: G2_8330_Luna Limit Group: GCSV - 8330
Column: Detector LC DAD1B, 215 nm

24 PETN, CAS: 78-11-5

Signal: 1

Processing Integration Results

RT: 25.28
Area: 339815
Amount: 2.534573
Amount Units: ug/ml

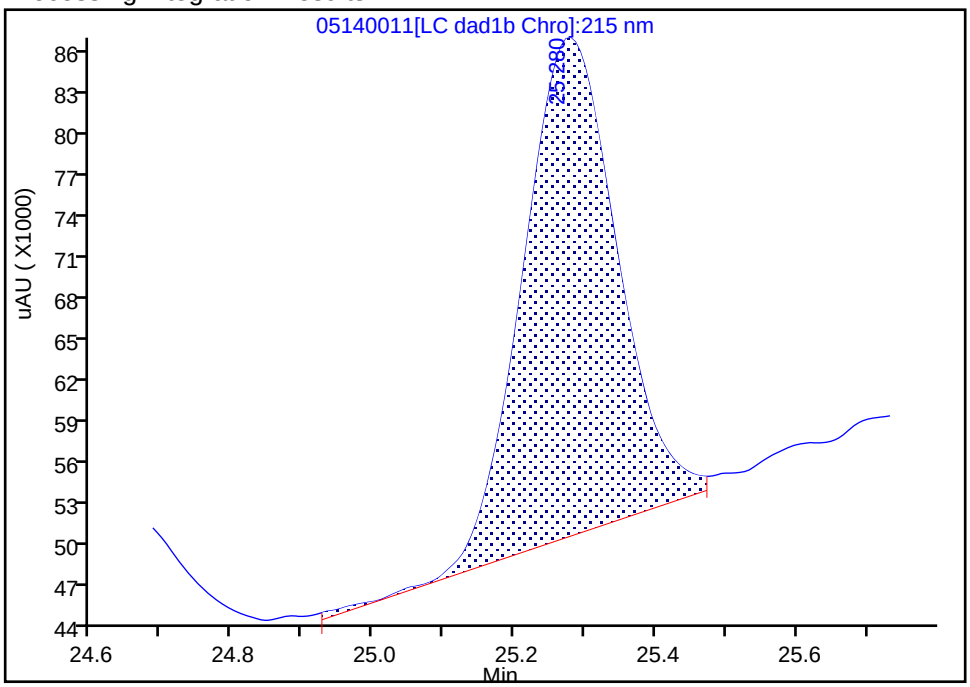

Manual Integration Results

RT: 25.28
Area: 338241
Amount: 2.404524
Amount Units: ug/ml

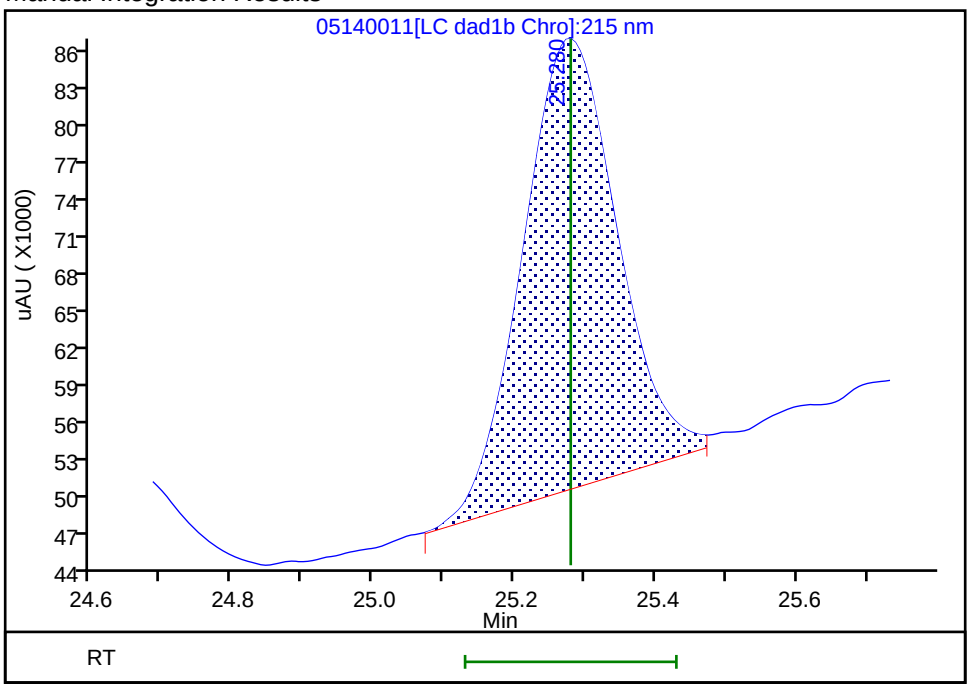

Reviewer: zhangji, 15-May-2020 11:25:08
Audit Action: Split an Integrated Peak Audit Reason: Peak Tail

Eurofins TestAmerica, Denver
Target Compound Quantitation Report

Data File: \\chromfs\Denver\ChromData\G2_LUNA\20200514-91518.b\05140012.D
Lims ID: IC FULL 4
Client ID:
Sample Type: IC Calib Level: 4
Inject. Date: 14-May-2020 19:11:37 ALS Bottle#: 12 Worklist Smp#: 12
Injection Vol: 100.0 ul Dil. Factor: 1.0000
Sample Info: IC FULL 4
Misc. Info.: 280-0091518-012
Operator ID: CB Instrument ID: CHHPLC_G2_LUNA
Sublist: chrom-G2_8330_Luna*sub6

Method: \\chromfs\Denver\ChromData\G2_LUNA\20200514-91518.b\G2_8330_Luna.m
Limit Group: GCSV - 8330
Last Update: 15-May-2020 12:00:57 Calib Date: 15-May-2020 02:11:20
Integrator: Falcon
Quant Method: External Standard Quant By: Initial Calibration
Last ICal File: \\chromfs\Denver\ChromData\G2_LUNA\20200514-91518.b\05140024.D

Column 1 : Luna-Phenyl hexyl (4.60 mm) Det: LC DAD1A, 254 nm
Process Host: CTX0318

First Level Reviewer: zhangji Date: 15-May-2020 11:21:52

	Compound	Det	RT (min.)	Exp RT (min.)	Dlt RT (min.)	Response	Cal Amt ug/ml	OnCol Amt ug/ml	Flags
1	2,6-diamino-4-nitrotoluene	1	4.361	4.366	-0.005	44739	0.1000	0.1042	
2	2,4-diamino-6-nitrotoluene	1	4.941	4.880	0.061	33889	0.1000	0.1193	
5	2,4,6-Trinitrophenol	1	6.308	6.300	0.008	23170	0.1000	0.1195	a
6	HMX	1	6.994	6.986	0.008	24294	0.1000	0.1072	
8	RDX	1	9.181	9.173	0.008	27233	0.1000	0.1114	
9	Nitrobenzene	1	12.114	12.106	0.008	42679	0.1004	0.0972	
$ 10	1,2-Dinitrobenzene	1	13.048	13.040	0.008	30683	0.1000	0.1040	
11	3,5-Dinitroaniline	1	14.901	14.886	0.015	51716	0.1000	0.1009	M
12	1,3-Dinitrobenzene	1	15.554	15.553	0.001	69012	0.1002	0.1024	M
13	Nitroglycerin	2	15.848	15.853	-0.005	141489	1.00	1.12	M
14	o-Nitrotoluene	1	16.534	16.533	0.001	29062	0.1000	0.1065	M
15	p-Nitrotoluene	1	16.828	16.820	0.008	25956	0.1002	0.1078	M
16	4-Amino-2,6-dinitrotoluene	1	17.148	17.146	0.002	32448	0.1001	0.0940	M
17	m-Nitrotoluene	1	17.741	17.753	-0.012	30586	0.1001	0.1025	M
18	2-Amino-4,6-dinitrotoluene	1	18.054	18.046	0.008	47526	0.1004	0.1022	M
19	1,3,5-Trinitrobenzene	1	18.881	18.886	-0.005	51028	0.1002	0.1080	M
20	2,6-Dinitrotoluene	1	19.794	19.806	-0.012	34659	0.1004	0.1045	M
21	2,4-Dinitrotoluene	1	20.288	20.293	-0.005	67500	0.1004	0.1055	M
22	Tetryl	1	23.548	23.553	-0.005	38547	0.1002	0.1046	
23	2,4,6-Trinitrotoluene	1	24.654	24.653	0.001	43208	0.1004	0.0997	
24	PETN	2	25.281	25.280	0.001	132172	1.00	0.8106	M

QC Flag Legend

Review Flags

M - Manually Integrated

a - User Assigned ID

Reagents:

8330IntermStk_00064	Amount Added:	10.00	Units: uL
8330_ADDs_00026	Amount Added:	5.00	Units: uL

Report Date: 15-May-2020 12:00:57 Chrom Revision: 2.3 05-May-2020 17:48:18

Eurofins TestAmerica, Denver

Data File: \\chromfs\denver\chromdata\g2_luna\20200514-91518.b\05140012.d

Injection Date:	14-May-2020 19:11:37	Instrument ID:	CHHPLC_G2_LUNA	Operator ID:	CB
Lims ID:	IC FULL 4			Worklist Smp#:	12
Client ID:					
Injection Vol:	100.0 ul	Dil. Factor:	1.0000	ALS Bottle#:	12
Method:	G2_8330_Luna	Limit Group:	GCSV - 8330		

Column: Luna-Phenyl hexyl (4.60 mm) Y Scaling: Method Defined: Scale to the Nth Largest Peak: 1

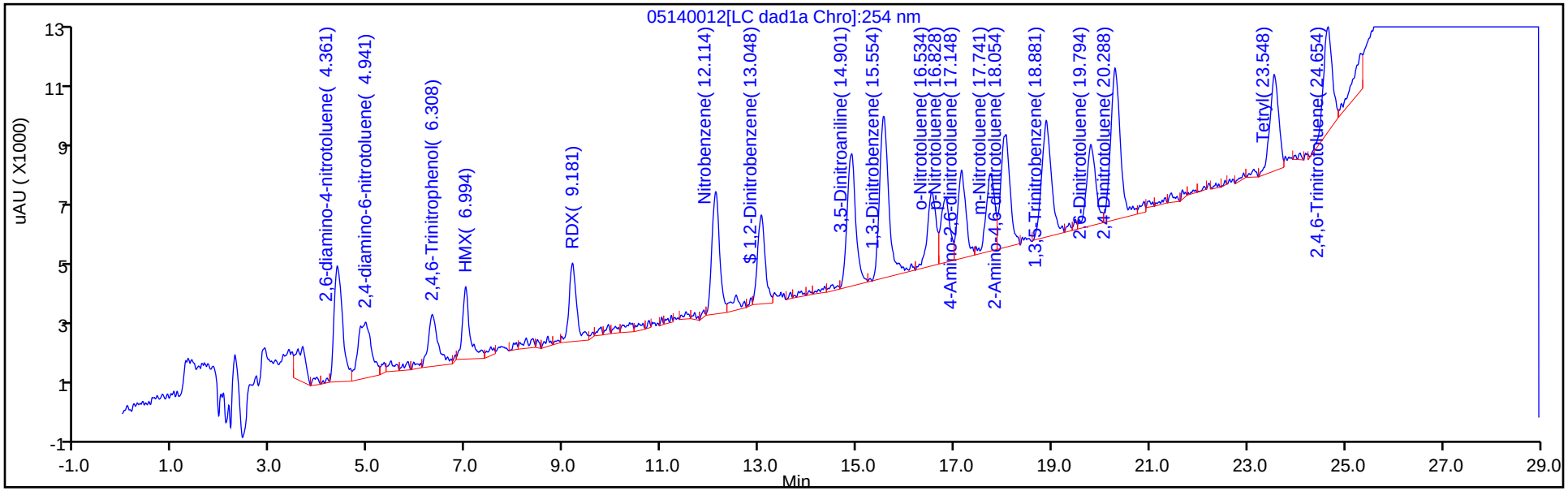

Y Scaling: Method Defined: Scale to the Nth Largest Peak: 1

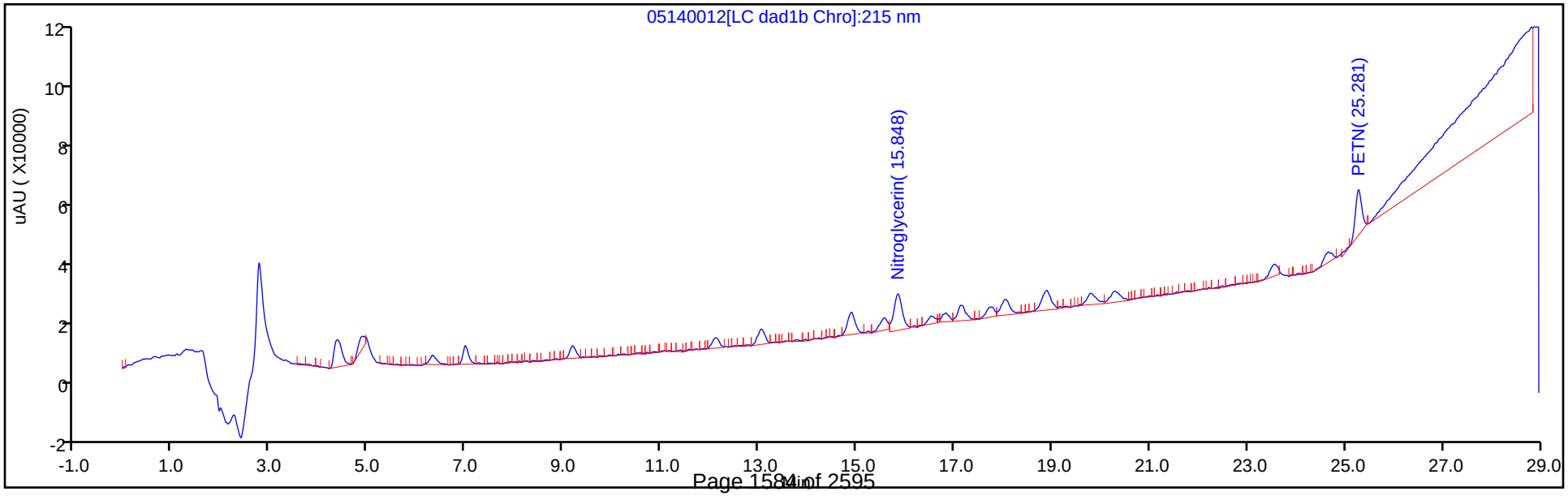

Manual Integration/User Assign Peak Report

Eurofins TestAmerica, Denver

Data File:	\\chromfs\denver\chromdata\g2_luna\20200514-91518.b\05140012.d				
Injection Date:	14-May-2020 19:11:37	Instrument ID:	CHHPLC_G2_LUNA		
Lims ID:	IC FULL 4				
Client ID:					
Operator ID:	CB	ALS Bottle#:	12	Worklist Smp#:	12
Injection Vol:	100.0 ul	Dil. Factor:	1.0000		
Method:	G2_8330_Luna	Limit Group:	GCSV - 8330		
Column:	Luna-Phenyl hexyl (4.60 mm)	Detector	LC DAD1A, 254 nm		

5 2,4,6-Trinitrophenol, CAS: 88-89-1

Signal: 1

Processing Integration Results

RT: 5.93
Area: 1700
Amount: 0.010784
Amount Units: ug/ml

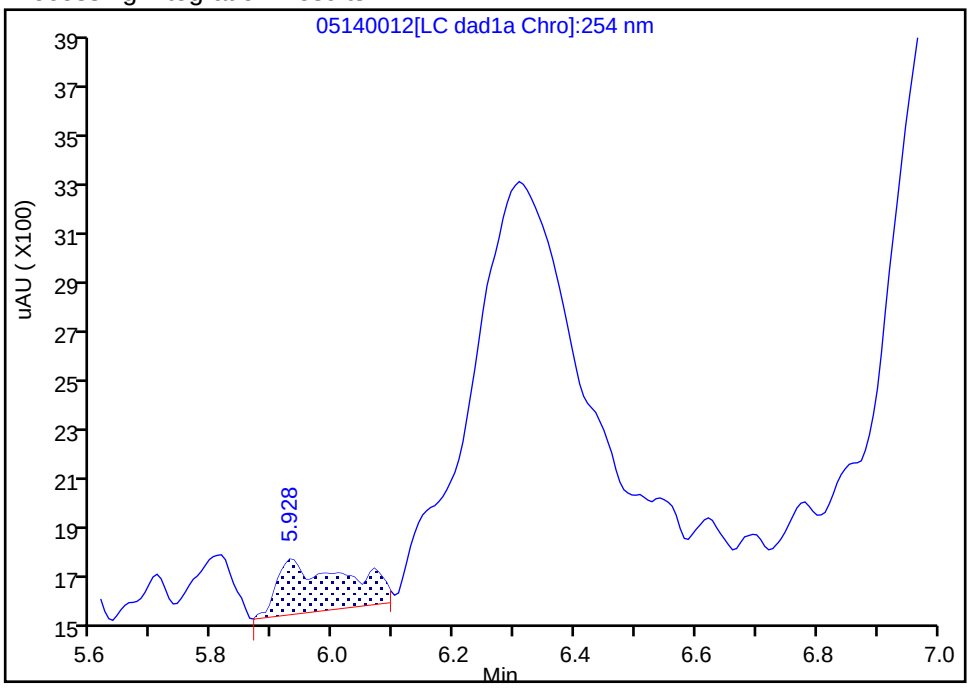

Manual Integration Results

RT: 6.31
Area: 23170
Amount: 0.119550
Amount Units: ug/ml

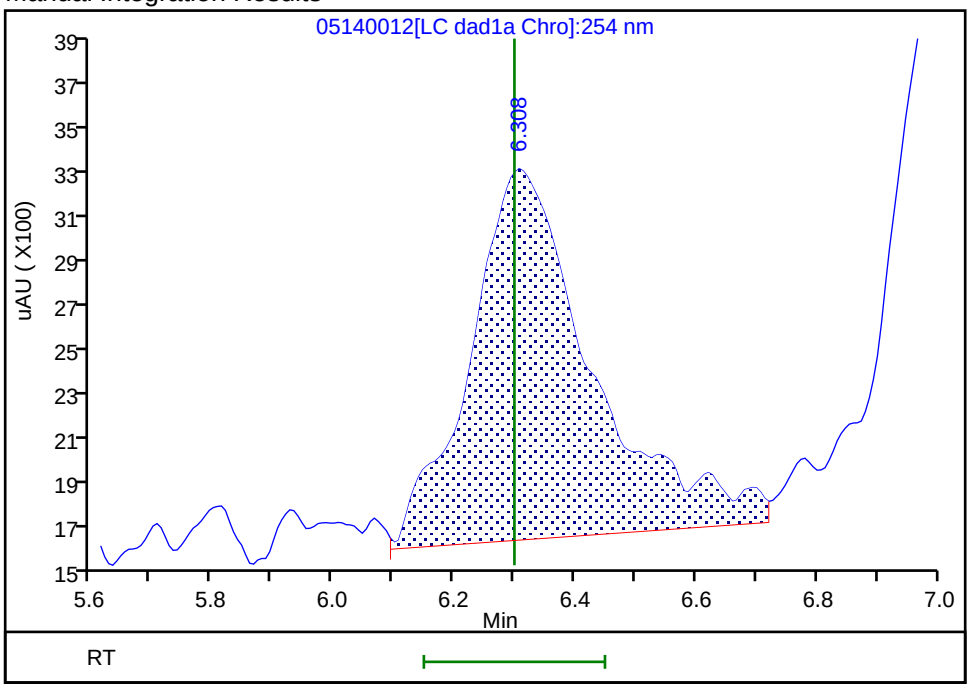

Reviewer: zhangji, 15-May-2020 11:22:21
Audit Action: Assigned Compound ID Audit Reason:

Manual Integration/User Assign Peak Report

Eurofins TestAmerica, Denver

Data File:	\\chromfs\denver\chromdata\g2_luna\20200514-91518.b\05140012.d				
Injection Date:	14-May-2020 19:11:37	Instrument ID:	CHHPLC_G2_LUNA		
Lims ID:	IC FULL 4				
Client ID:					
Operator ID:	CB	ALS Bottle#:	12	Worklist Smp#:	12
Injection Vol:	100.0 ul	Dil. Factor:	1.0000		
Method:	G2_8330_Luna	Limit Group:	GCSV - 8330		
Column:	Luna-Phenyl hexyl (4.60 mm)	Detector	LC DAD1A, 254 nm		

12 1,3-Dinitrobenzene, CAS: 99-65-0

Signal: 1

Processing Integration Results

RT: 15.55
Area: 81626
Amount: 0.119366
Amount Units: ug/ml

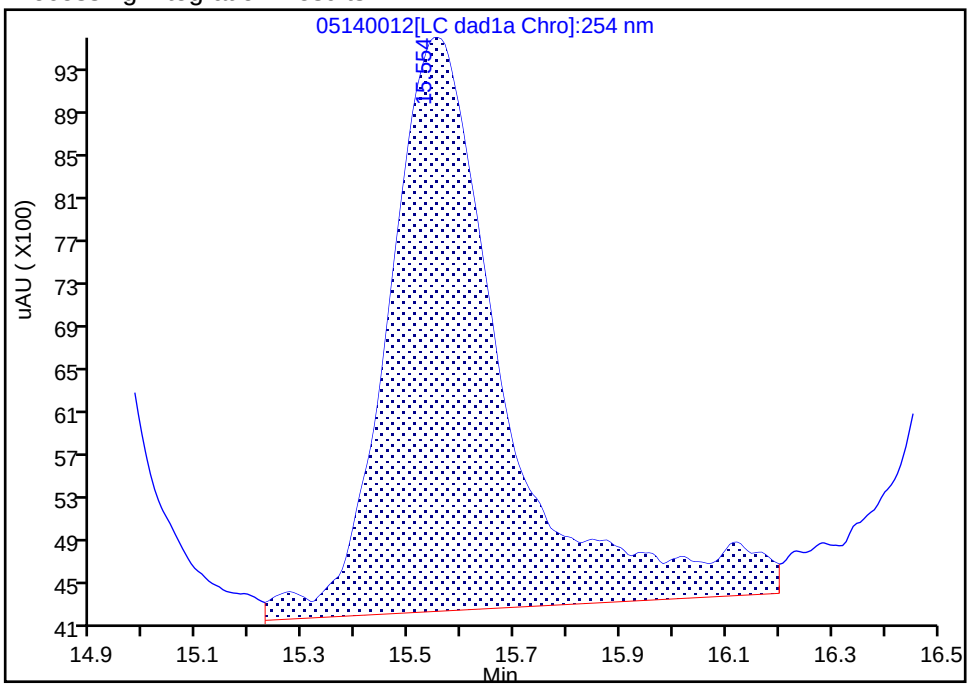

Manual Integration Results

RT: 15.55
Area: 69012
Amount: 0.102363
Amount Units: ug/ml

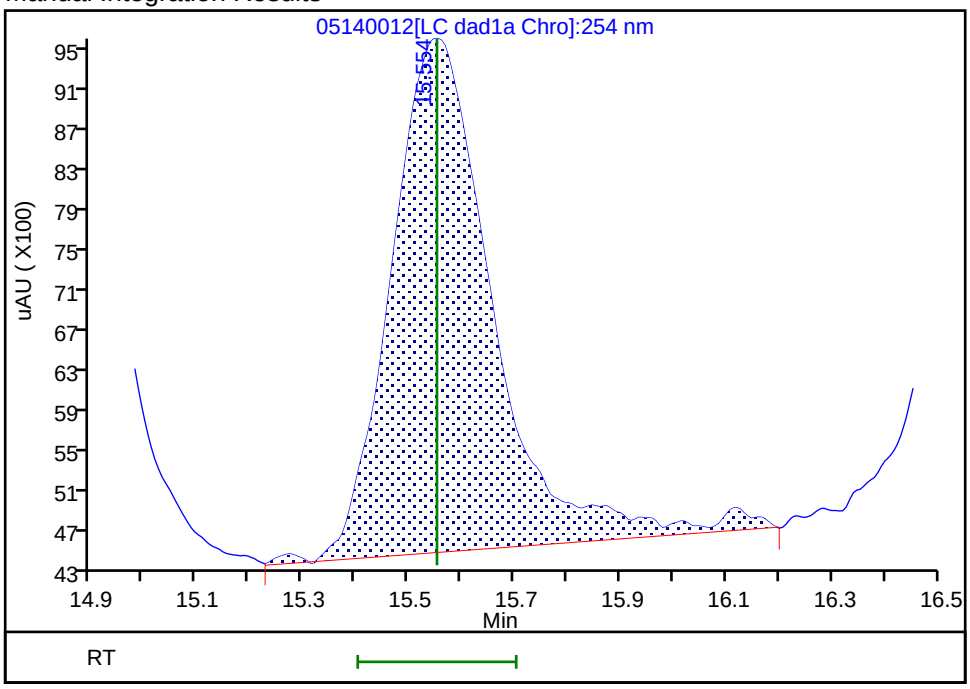

Reviewer: zhangji, 15-May-2020 11:21:48

Audit Action: Assigned New Baseline Audit Reason: Baseline

Manual Integration/User Assign Peak Report

Eurofins TestAmerica, Denver

Data File: \\chromfs\denver\chromdata\g2_luna\20200514-91518.b\05140012.d
Injection Date: 14-May-2020 19:11:37 Instrument ID: CHHPLC_G2_LUNA
Lims ID: IC FULL 4
Client ID:
Operator ID: CB ALS Bottle#: 12 Worklist Smp#: 12
Injection Vol: 100.0 ul Dil. Factor: 1.0000
Method: G2_8330_Luna Limit Group: GCSV - 8330
Column: Detector LC DAD1B, 215 nm

13 Nitroglycerin, CAS: 55-63-0

Signal: 1

Processing Integration Results

RT: 15.85
Area: 125471
Amount: 1.093631
Amount Units: ug/ml

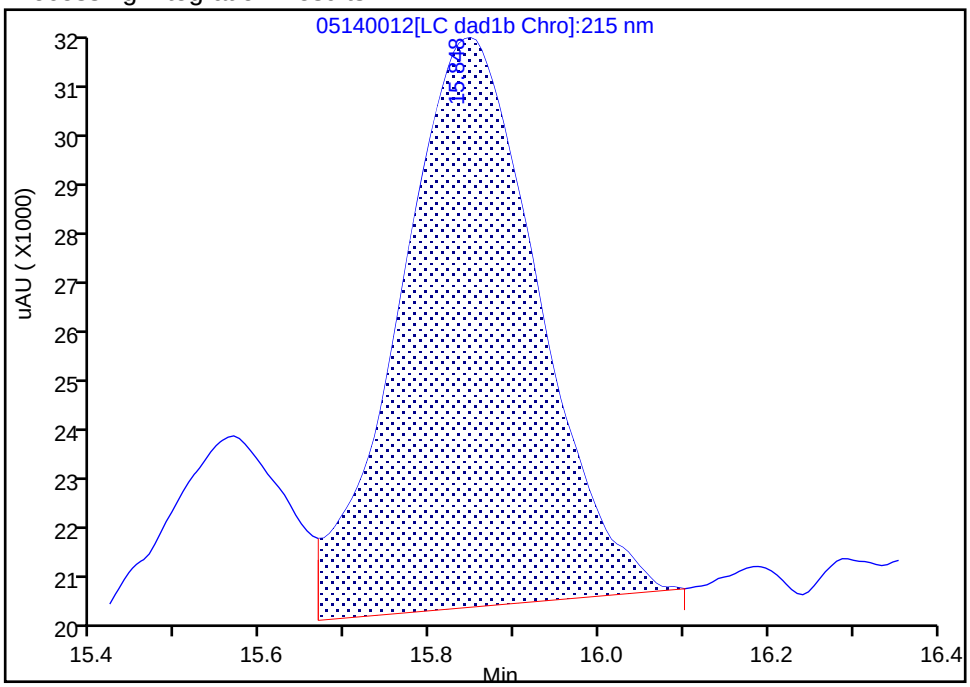

Manual Integration Results

RT: 15.85
Area: 141489
Amount: 1.115815
Amount Units: ug/ml

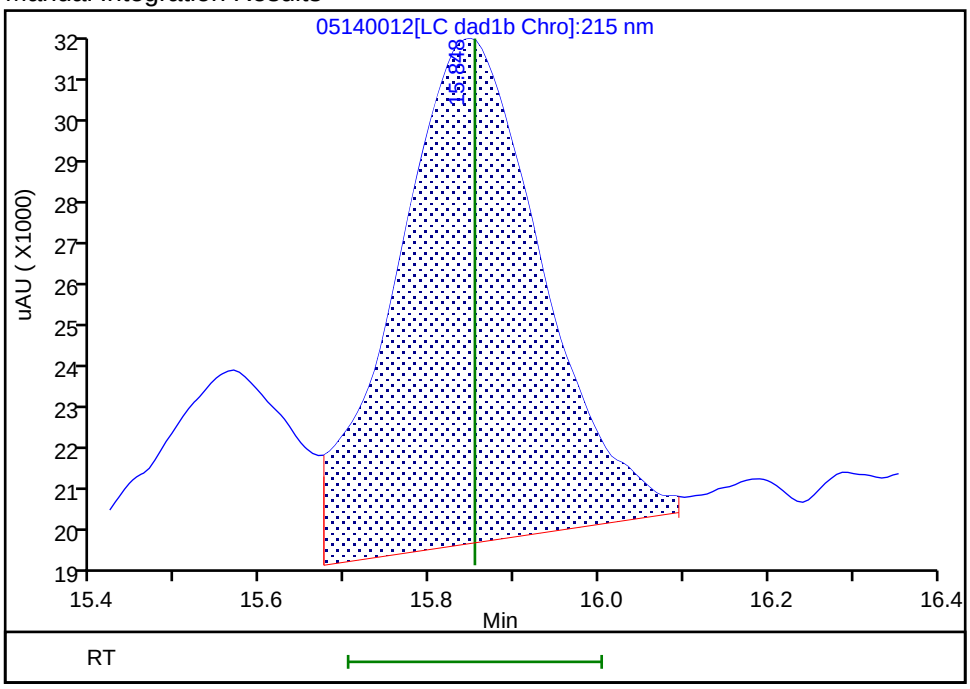

Reviewer: zhangji, 15-May-2020 11:32:25
Audit Action: Manually Integrated Audit Reason: Baseline

Manual Integration/User Assign Peak Report

Eurofins TestAmerica, Denver

Data File:	\\chromfs\denver\chromdata\g2_luna\20200514-91518.b\05140012.d				
Injection Date:	14-May-2020 19:11:37	Instrument ID:	CHHPLC_G2_LUNA		
Lims ID:	IC FULL 4				
Client ID:					
Operator ID:	CB	ALS Bottle#:	12	Worklist Smp#:	12
Injection Vol:	100.0 ul	Dil. Factor:	1.0000		
Method:	G2_8330_Luna	Limit Group:	GCSV - 8330		
Column:	Luna-Phenyl hexyl (4.60 mm)	Detector	LC DAD1A, 254 nm		

14 o-Nitrotoluene, CAS: 88-72-2

Signal: 1

Processing Integration Results

RT: 16.53
Area: 33080
Amount: 0.118510
Amount Units: ug/ml

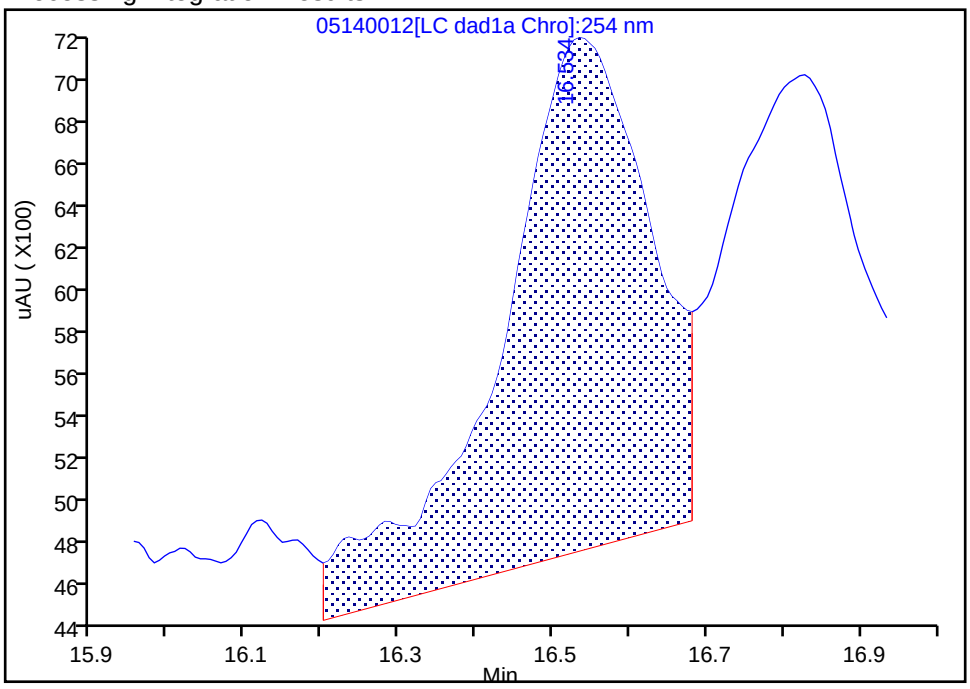

Manual Integration Results

RT: 16.53
Area: 29062
Amount: 0.106468
Amount Units: ug/ml

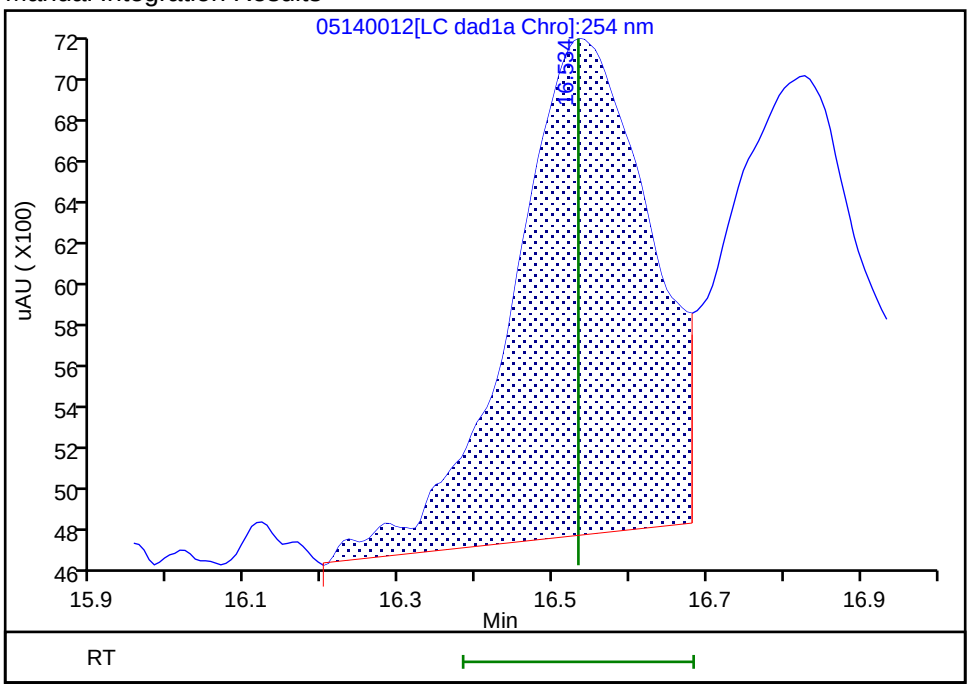

Reviewer: zhangji, 15-May-2020 11:21:48

Audit Action: Assigned New Baseline Audit Reason: Baseline

Manual Integration/User Assign Peak Report

Eurofins TestAmerica, Denver

Data File: \\chromfs\denver\chromdata\g2_luna\20200514-91518.b\05140012.d
Injection Date: 14-May-2020 19:11:37 Instrument ID: CHHPLC_G2_LUNA
Lims ID: IC FULL 4
Client ID:
Operator ID: CB ALS Bottle#: 12 Worklist Smp#: 12
Injection Vol: 100.0 ul Dil. Factor: 1.0000
Method: G2_8330_Luna Limit Group: GCSV - 8330
Column: Luna-Phenyl hexyl (4.60 mm) Detector LC DAD1A, 254 nm

15 p-Nitrotoluene, CAS: 99-99-0

Signal: 1

Processing Integration Results

RT: 16.83
Area: 26887
Amount: 0.106277
Amount Units: ug/ml

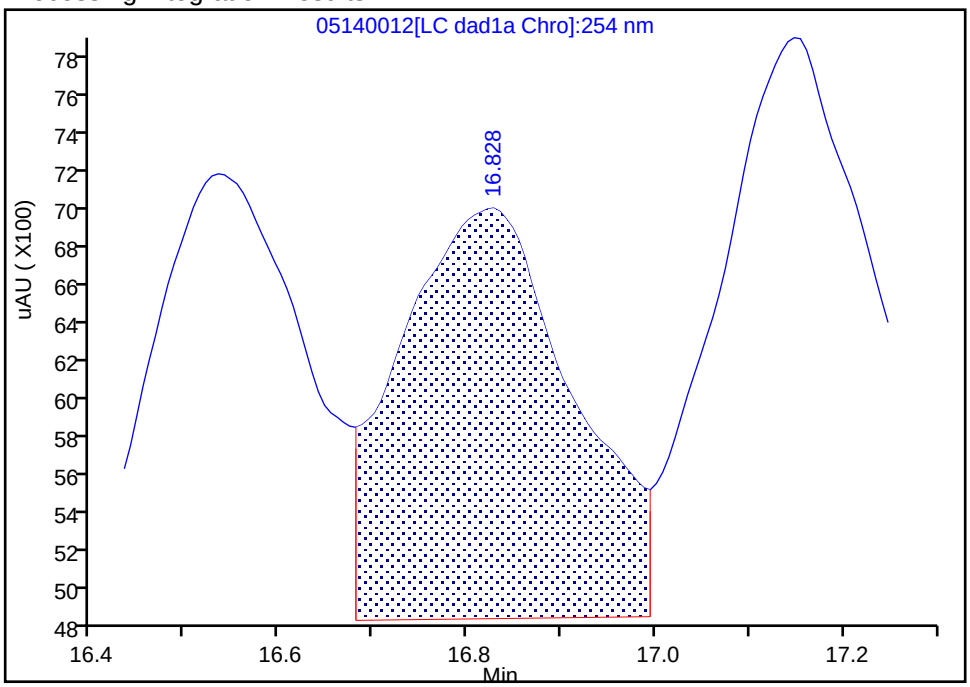

Manual Integration Results

RT: 16.83
Area: 25956
Amount: 0.107754
Amount Units: ug/ml

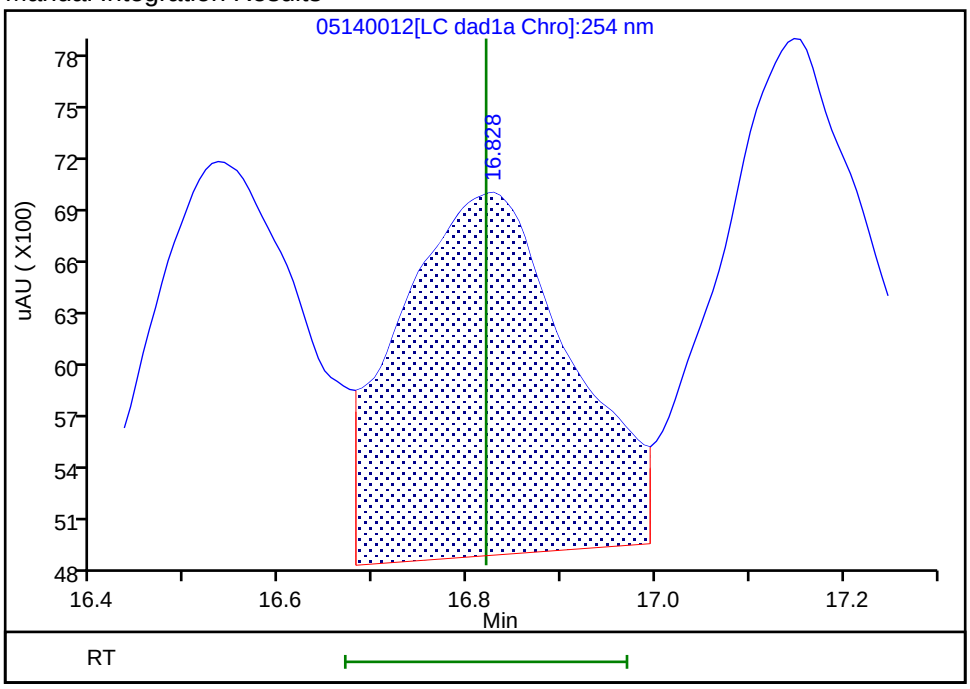

Reviewer: zhangji, 15-May-2020 11:21:48
Audit Action: Assigned New Baseline Audit Reason: Baseline

Eurofins TestAmerica, Denver

Data File: \\chromfs\denver\chromdata\g2_luna\20200514-91518.b\05140012.d
Injection Date: 14-May-2020 19:11:37 Instrument ID: CHHPLC_G2_LUNA
Lims ID: IC FULL 4
Client ID:
Operator ID: CB ALS Bottle#: 12 Worklist Smp#: 12
Injection Vol: 100.0 ul Dil. Factor: 1.0000
Method: G2_8330_Luna Limit Group: GCSV - 8330
Column: Luna-Phenyl hexyl (4.60 mm) Detector LC DAD1A, 254 nm

16 4-Amino-2,6-dinitrotoluene, CAS: 19406-51-0

Signal: 1

Processing Integration Results

RT: 17.15
Area: 35863
Amount: 0.102237
Amount Units: ug/ml

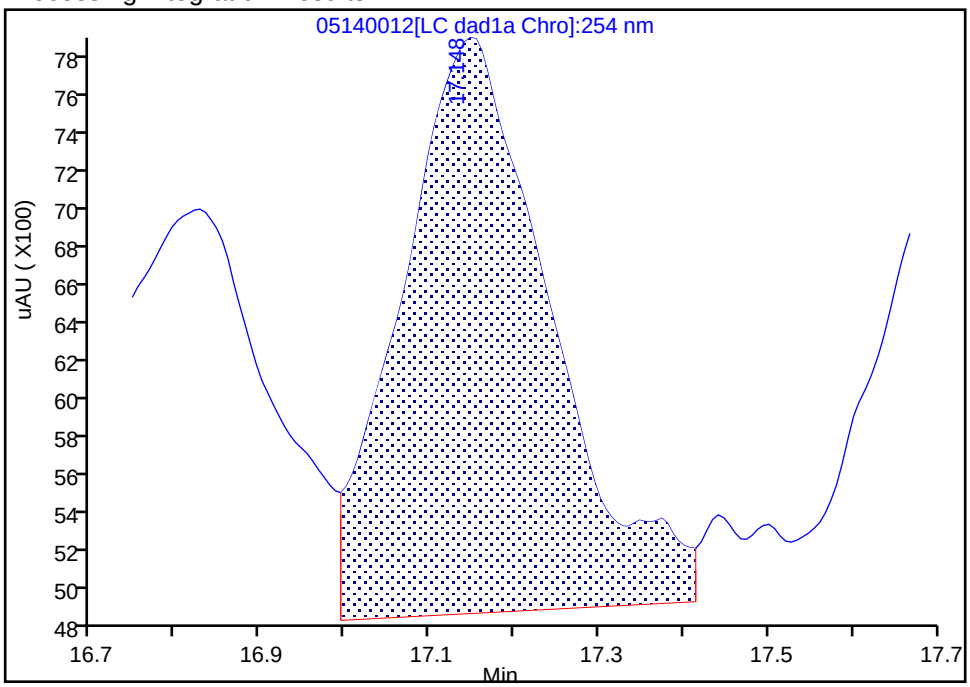

Manual Integration Results

RT: 17.15
Area: 32448
Amount: 0.093988
Amount Units: ug/ml

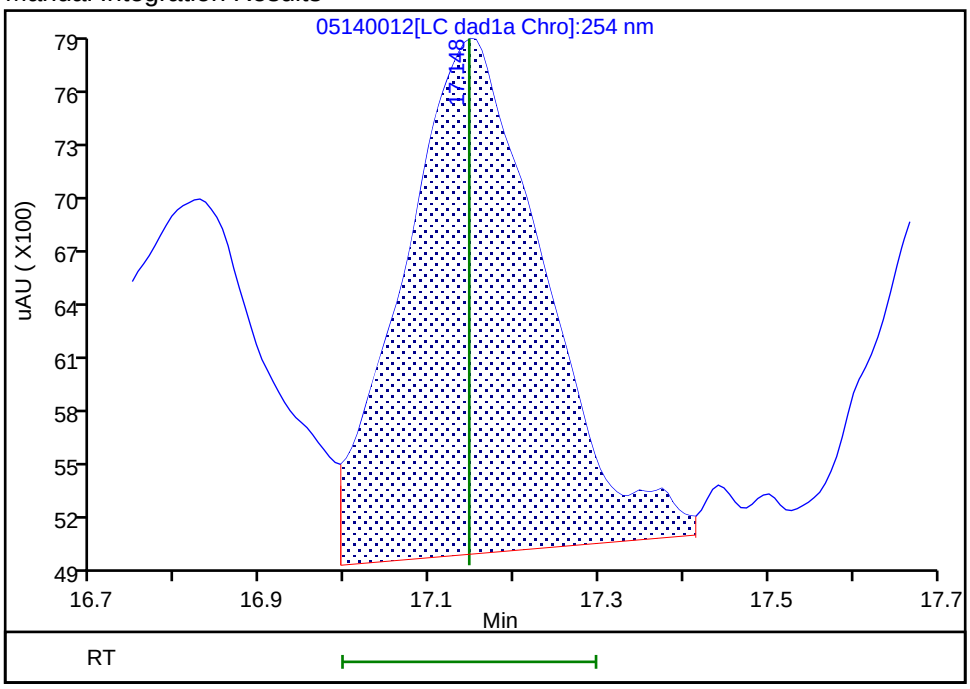

Reviewer: zhangji, 15-May-2020 11:21:48
Audit Action: Assigned New Baseline Audit Reason: Baseline

Manual Integration/User Assign Peak Report

Eurofins TestAmerica, Denver

Data File:	\\chromfs\denver\chromdata\g2_luna\20200514-91518.b\05140012.d				
Injection Date:	14-May-2020 19:11:37	Instrument ID:	CHHPLC_G2_LUNA		
Lims ID:	IC FULL 4				
Client ID:					
Operator ID:	CB	ALS Bottle#:	12	Worklist Smp#:	12
Injection Vol:	100.0 ul	Dil. Factor:	1.0000		
Method:	G2_8330_Luna	Limit Group:	GCSV - 8330		
Column:	Luna-Phenyl hexyl (4.60 mm)	Detector	LC DAD1A, 254 nm		

17 m-Nitrotoluene, CAS: 99-08-1

Signal: 1

Processing Integration Results

RT: 17.74
Area: 34712
Amount: 0.117045
Amount Units: ug/ml

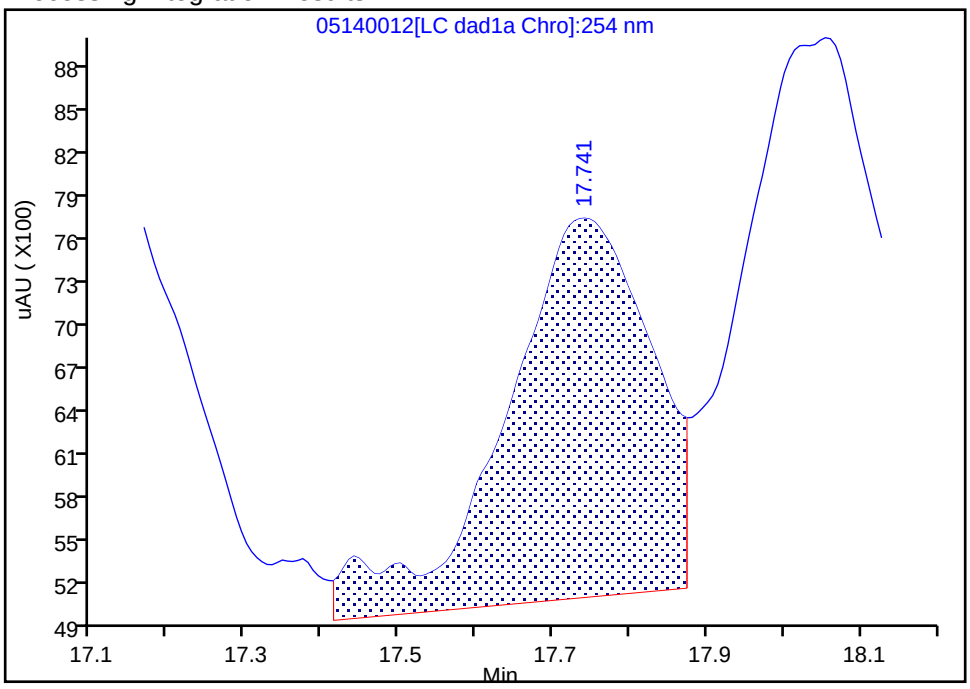

Manual Integration Results

RT: 17.74
Area: 30586
Amount: 0.102525
Amount Units: ug/ml

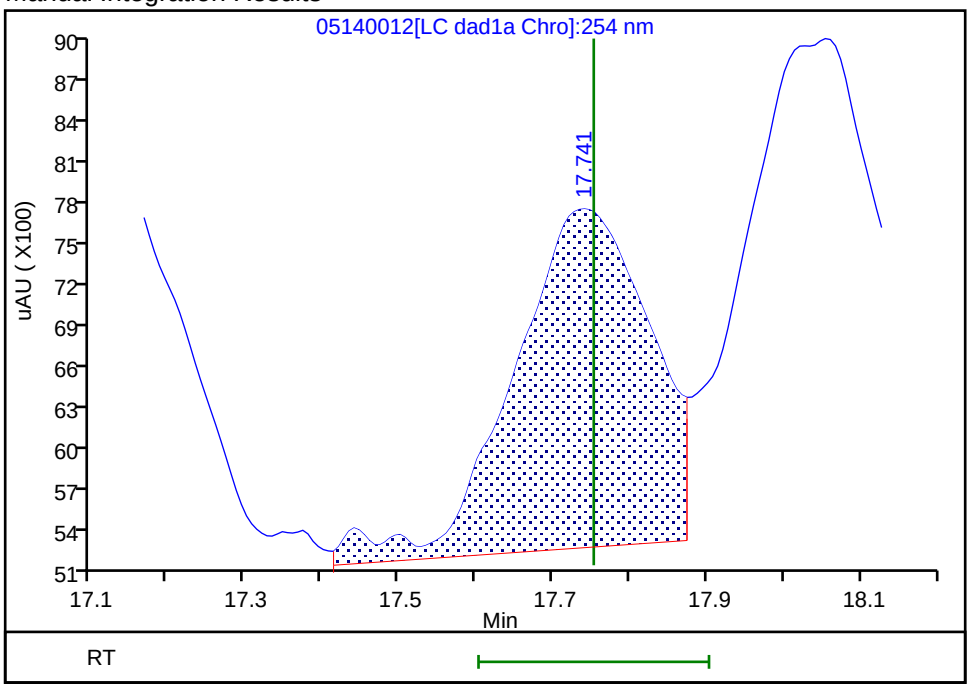

Reviewer: zhangji, 15-May-2020 11:21:48

Audit Action: Assigned New Baseline Audit Reason: Baseline

Manual Integration/User Assign Peak Report

Eurofins TestAmerica, Denver

Data File:	\\chromfs\denver\chromdata\g2_luna\20200514-91518.b\05140012.d				
Injection Date:	14-May-2020 19:11:37	Instrument ID:	CHHPLC_G2_LUNA		
Lims ID:	IC FULL 4				
Client ID:					
Operator ID:	CB	ALS Bottle#:	12	Worklist Smp#:	12
Injection Vol:	100.0 ul	Dil. Factor:	1.0000		
Method:	G2_8330_Luna	Limit Group:	GCSV - 8330		
Column:	Luna-Phenyl hexyl (4.60 mm)	Detector	LC DAD1A, 254 nm		

18 2-Amino-4,6-dinitrotoluene, CAS: 35572-78-2

Signal: 1

Processing Integration Results

RT: 18.05
Area: 52538
Amount: 0.110599
Amount Units: ug/ml

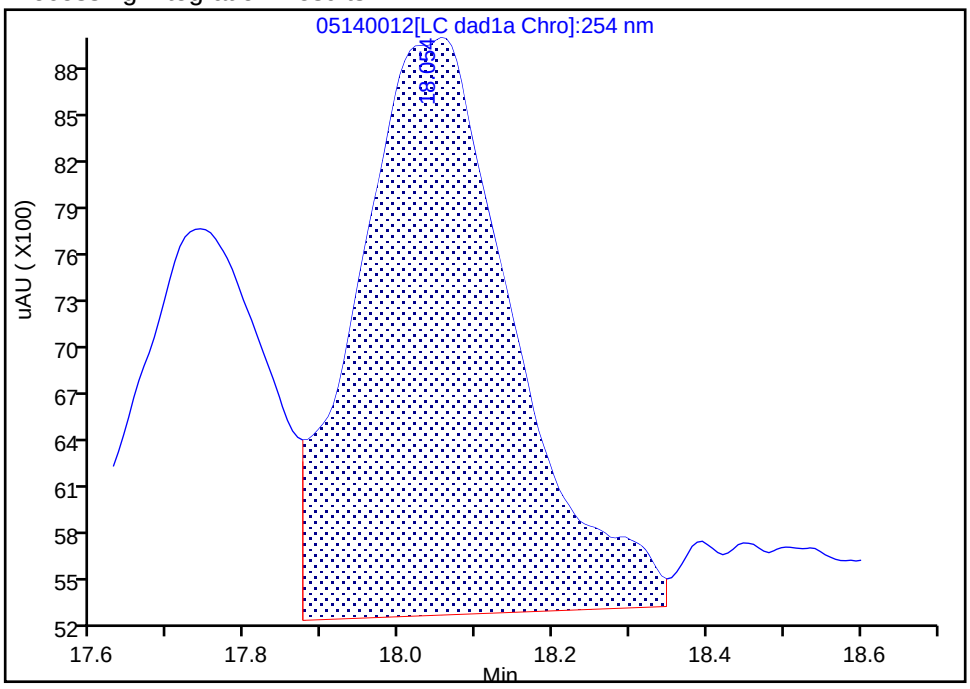

Manual Integration Results

RT: 18.05
Area: 47526
Amount: 0.102160
Amount Units: ug/ml

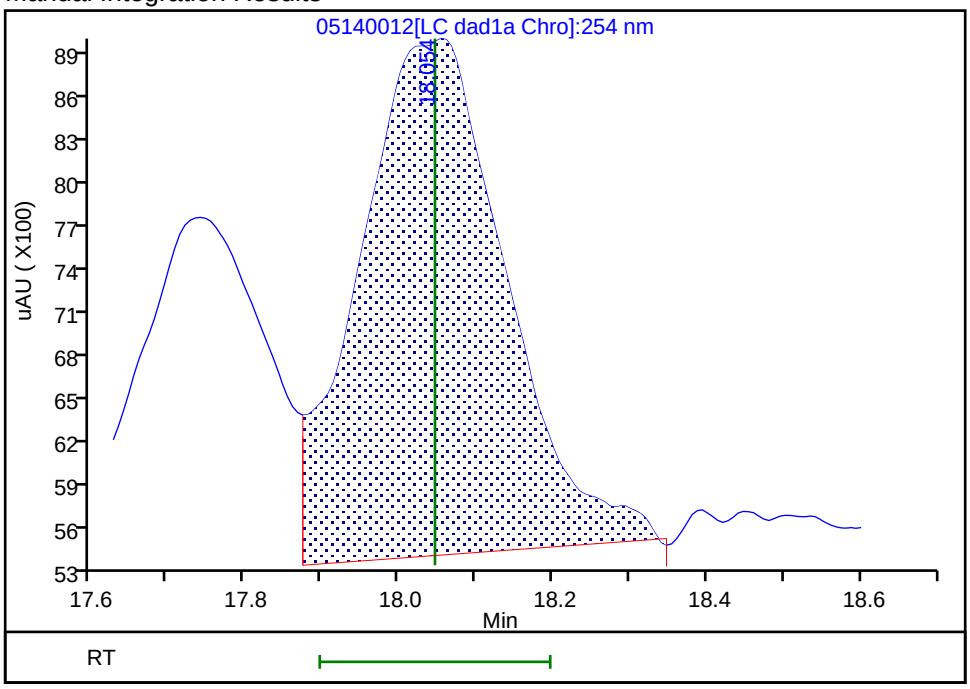

Reviewer: zhangji, 15-May-2020 11:21:48

Audit Action: Assigned New Baseline Audit Reason: Baseline

Manual Integration/User Assign Peak Report

Eurofins TestAmerica, Denver

Data File:	\\chromfs\denver\chromdata\g2_luna\20200514-91518.b\05140012.d				
Injection Date:	14-May-2020 19:11:37	Instrument ID:	CHHPLC_G2_LUNA		
Lims ID:	IC FULL 4				
Client ID:					
Operator ID:	CB	ALS Bottle#:	12	Worklist Smp#:	12
Injection Vol:	100.0 ul	Dil. Factor:	1.0000		
Method:	G2_8330_Luna	Limit Group:	GCSV - 8330		
Column:	Luna-Phenyl hexyl (4.60 mm)	Detector	LC DAD1A, 254 nm		

19 1,3,5-Trinitrobenzene, CAS: 99-35-4

Signal: 1

Processing Integration Results

RT: 18.88
Area: 52433
Amount: 0.109995
Amount Units: ug/ml

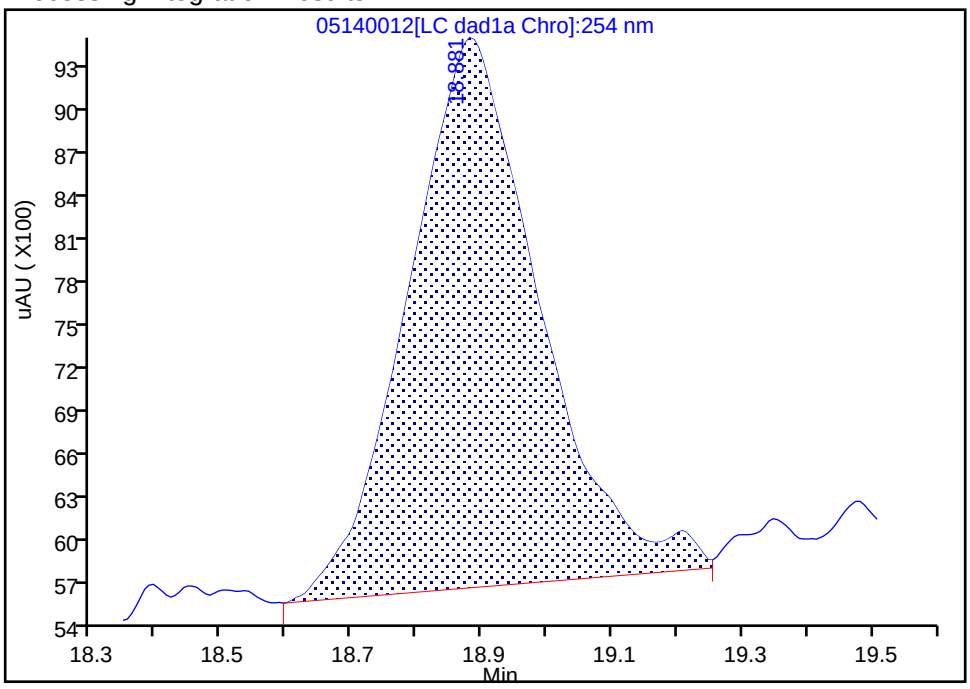

Manual Integration Results

RT: 18.88
Area: 51028
Amount: 0.108007
Amount Units: ug/ml

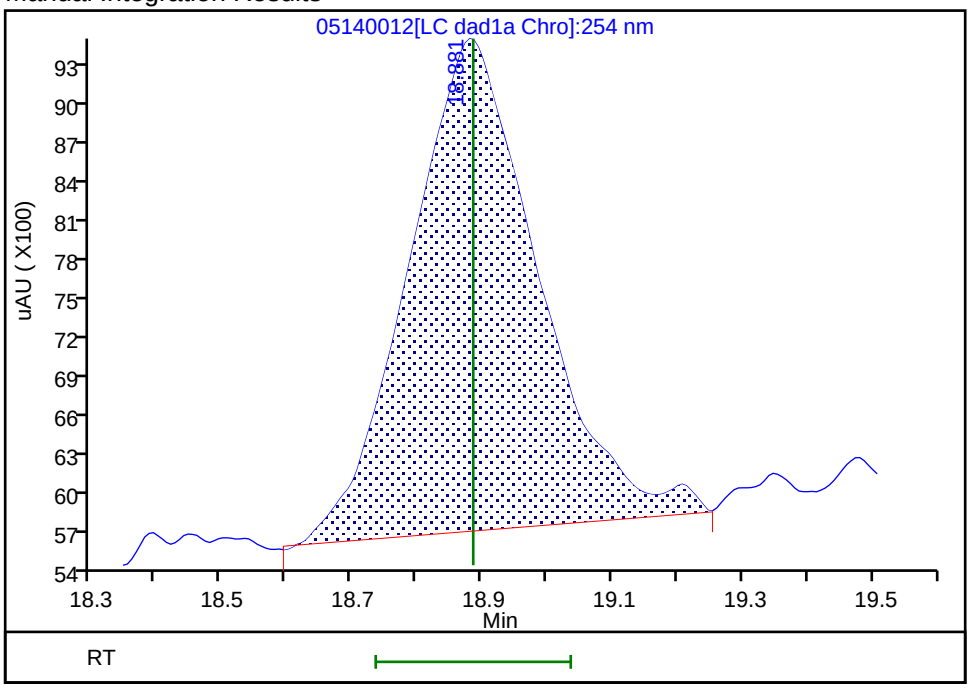

Reviewer: zhangji, 15-May-2020 11:21:48

Audit Action: Assigned New Baseline Audit Reason: Baseline

Manual Integration/User Assign Peak Report

Eurofins TestAmerica, Denver

Data File:	\\chromfs\denver\chromdata\g2_luna\20200514-91518.b\05140012.d				
Injection Date:	14-May-2020 19:11:37	Instrument ID:	CHHPLC_G2_LUNA		
Lims ID:	IC FULL 4				
Client ID:					
Operator ID:	CB	ALS Bottle#:	12	Worklist Smp#:	12
Injection Vol:	100.0 ul	Dil. Factor:	1.0000		
Method:	G2_8330_Luna	Limit Group:	GCSV - 8330		
Column:	Luna-Phenyl hexyl (4.60 mm)	Detector	LC DAD1A, 254 nm		

20 2,6-Dinitrotoluene, CAS: 606-20-2

Signal: 1

Processing Integration Results

RT: 19.79
Area: 35123
Amount: 0.102517
Amount Units: ug/ml

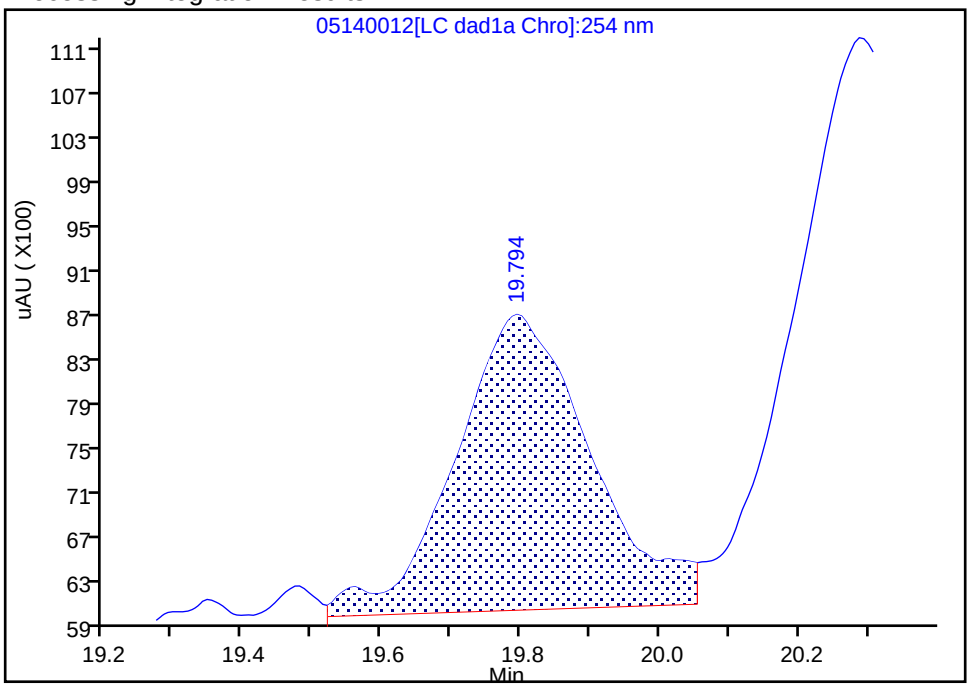

Manual Integration Results

RT: 19.79
Area: 34659
Amount: 0.104499
Amount Units: ug/ml

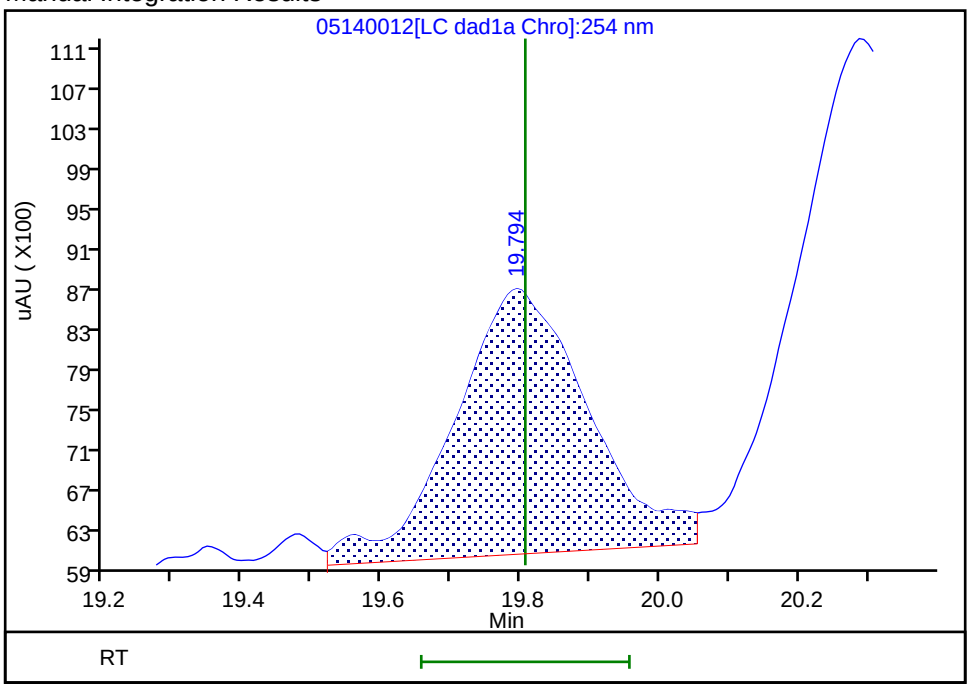

Reviewer: zhangji, 15-May-2020 11:21:48

Audit Action: Assigned New Baseline Audit Reason: Baseline

Manual Integration/User Assign Peak Report

Eurofins TestAmerica, Denver

Data File:	\\chromfs\denver\chromdata\g2_luna\20200514-91518.b\05140012.d				
Injection Date:	14-May-2020 19:11:37	Instrument ID:	CHHPLC_G2_LUNA		
Lims ID:	IC FULL 4				
Client ID:					
Operator ID:	CB	ALS Bottle#:	12	Worklist Smp#:	12
Injection Vol:	100.0 ul	Dil. Factor:	1.0000		
Method:	G2_8330_Luna	Limit Group:	GCSV - 8330		
Column:	Luna-Phenyl hexyl (4.60 mm)	Detector	LC DAD1A, 254 nm		

21 2,4-Dinitrotoluene, CAS: 121-14-2

Signal: 1

Processing Integration Results

RT: 20.29
Area: 69455
Amount: 0.105715
Amount Units: ug/ml

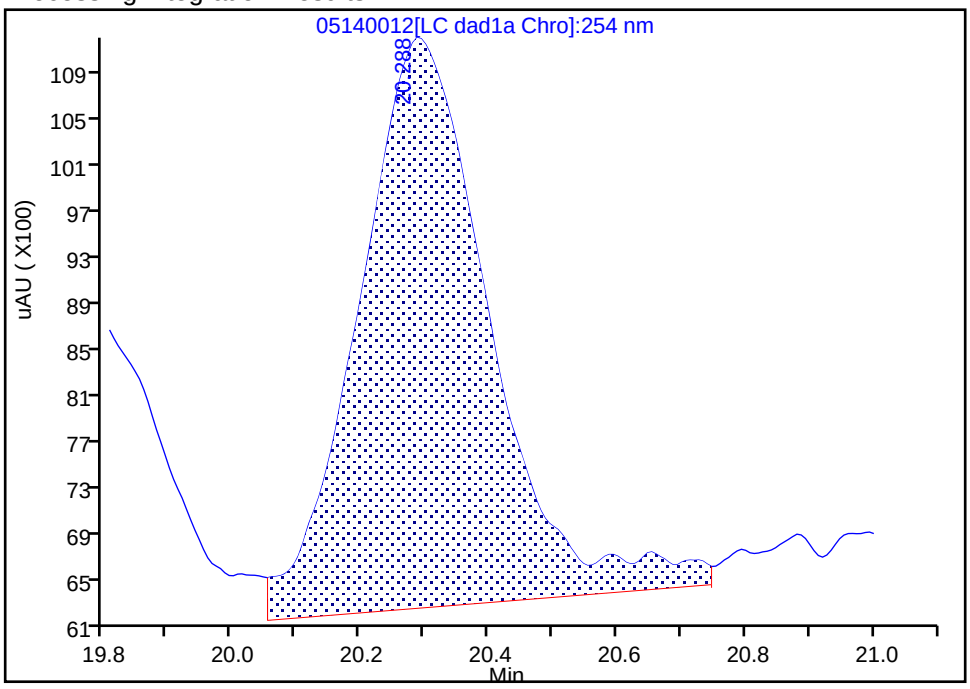

Manual Integration Results

RT: 20.29
Area: 67500
Amount: 0.105450
Amount Units: ug/ml

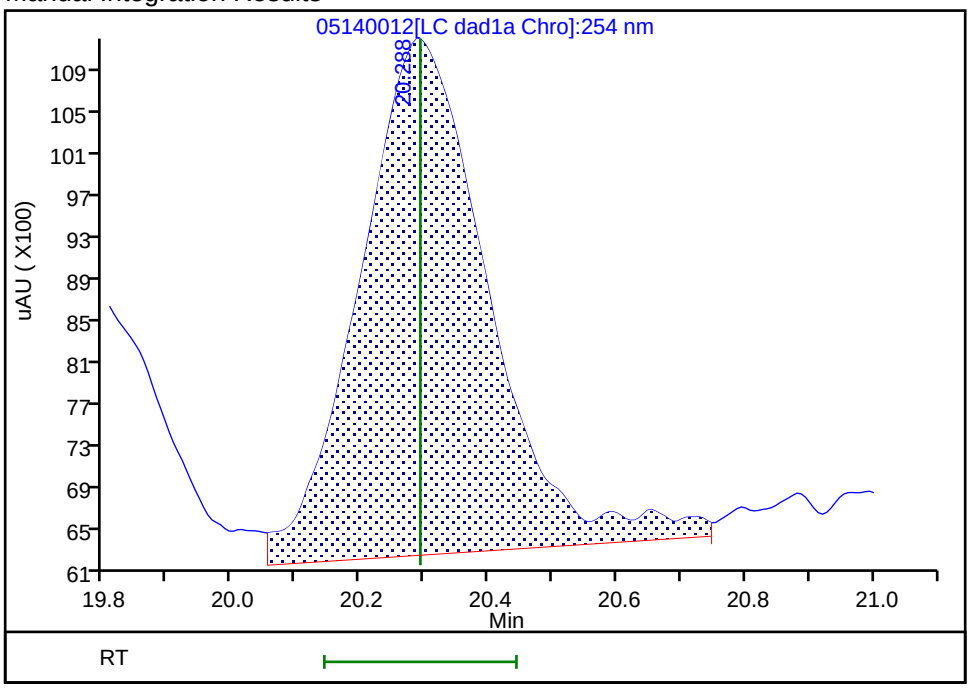

Reviewer: zhangji, 15-May-2020 11:21:48

Audit Action: Assigned New Baseline Audit Reason: Baseline

Manual Integration/User Assign Peak Report

Eurofins TestAmerica, Denver

Data File: \\chromfs\denver\chromdata\g2_luna\20200514-91518.b\05140012.d
Injection Date: 14-May-2020 19:11:37 Instrument ID: CHHPLC_G2_LUNA
Lims ID: IC FULL 4
Client ID:
Operator ID: CB ALS Bottle#: 12 Worklist Smp#: 12
Injection Vol: 100.0 ul Dil. Factor: 1.0000
Method: G2_8330_Luna Limit Group: GCSV - 8330
Column: Detector LC DAD1B, 215 nm

24 PETN, CAS: 78-11-5

Signal: 1

Processing Integration Results

RT: 25.28
Area: 139443
Amount: 1.011611
Amount Units: ug/ml

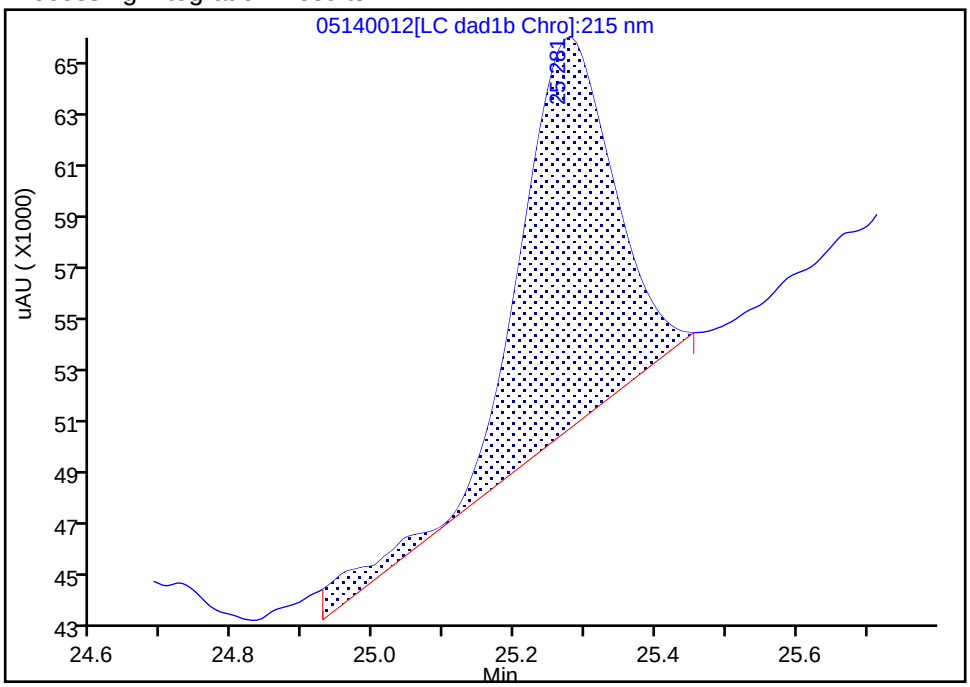

Manual Integration Results

RT: 25.28
Area: 132172
Amount: 0.810643
Amount Units: ug/ml

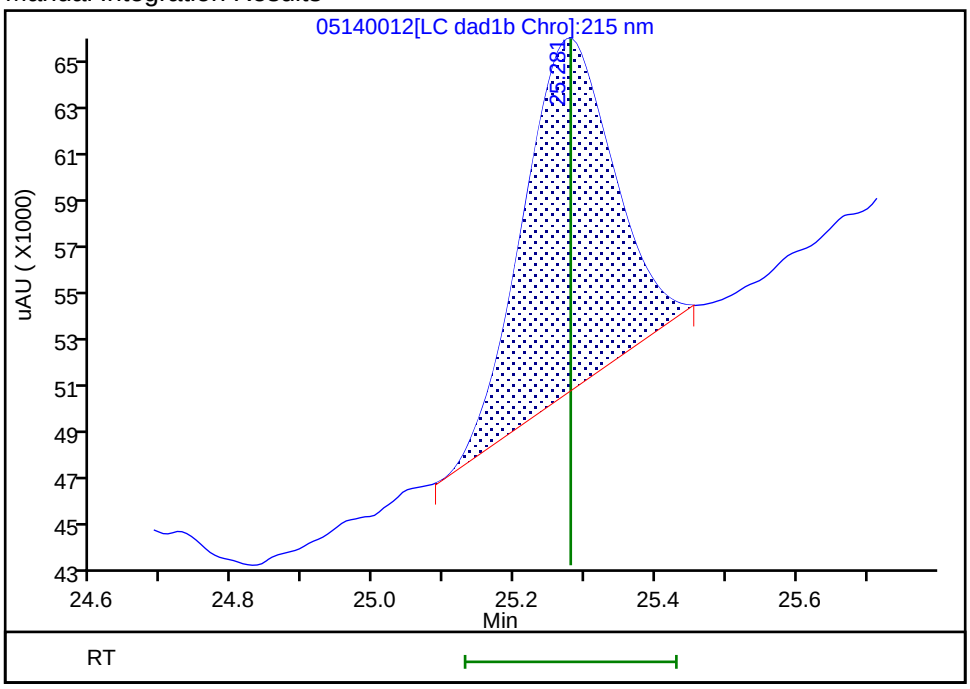

Reviewer: zhangji, 15-May-2020 11:24:59
Audit Action: Split an Integrated Peak Audit Reason: Peak Tail

Eurofins TestAmerica, Denver
Target Compound Quantitation Report

Data File: \\chromfs\Denver\ChromData\G2_LUNA\20200514-91518.b\05140013.D
Lims ID: IC FULL 3
Client ID:
Sample Type: IC Calib Level: 3
Inject. Date: 14-May-2020 19:46:37 ALS Bottle#: 13 Worklist Smp#: 13
Injection Vol: 100.0 ul Dil. Factor: 1.0000
Sample Info: IC FULL 3
Misc. Info.: 280-0091518-013
Operator ID: CB Instrument ID: CHHPLC_G2_LUNA
Sublist: chrom-G2_8330_Luna*sub6

Method: \\chromfs\Denver\ChromData\G2_LUNA\20200514-91518.b\G2_8330_Luna.m
Limit Group: GCSV - 8330
Last Update: 15-May-2020 12:00:58 Calib Date: 15-May-2020 02:11:20
Integrator: Falcon
Quant Method: External Standard Quant By: Initial Calibration
Last ICal File: \\chromfs\Denver\ChromData\G2_LUNA\20200514-91518.b\05140024.D

Column 1 : Luna-Phenyl hexyl (4.60 mm) Det: LC DAD1A, 254 nm
Process Host: CTX0318

First Level Reviewer: zhangji Date: 15-May-2020 11:22:17

Compound	Det	RT (min.)	Exp RT (min.)	Dlt RT (min.)	Response	Cal Amt ug/ml	OnCol Amt ug/ml	Flags
1 2,6-diamino-4-nitrotoluene	1	4.357	4.366	-0.009	22969	0.0500	0.0535	
2 2,4-diamino-6-nitrotoluene	1	4.851	4.880	-0.029	16562	0.0500	0.0464	
5 2,4,6-Trinitrophenol	1	6.331	6.300	0.031	9462	0.0500	0.0488	a
6 HMX	1	6.984	6.986	-0.002	12646	0.0500	0.0414	
8 RDX	1	9.184	9.173	0.011	15119	0.0500	0.0619	
9 Nitrobenzene	1	12.110	12.106	0.004	28424	0.0502	0.0647	
$ 10 1,2-Dinitrobenzene	1	13.037	13.040	-0.003	18744	0.0500	0.0610	M
11 3,5-Dinitroaniline	1	14.890	14.886	0.004	27916	0.0500	0.0518	M
12 1,3-Dinitrobenzene	1	15.544	15.553	-0.009	37161	0.0501	0.0551	M
13 Nitroglycerin	2	15.844	15.853	-0.009	64042	0.5000	0.5050	M
14 o-Nitrotoluene	1	16.550	16.533	0.017	16003	0.0500	0.0586	M
15 p-Nitrotoluene	1	16.837	16.820	0.017	15492	0.0501	0.0643	M
16 4-Amino-2,6-dinitrotoluene	1	17.157	17.146	0.011	22118	0.0501	0.0641	M
17 m-Nitrotoluene	1	17.724	17.753	-0.029	19280	0.0501	0.0646	M
18 2-Amino-4,6-dinitrotoluene	1	18.030	18.046	-0.016	28982	0.0502	0.0623	M
19 1,3,5-Trinitrobenzene	1	18.864	18.886	-0.022	26649	0.0501	0.0564	M
20 2,6-Dinitrotoluene	1	19.817	19.806	0.011	19107	0.0502	0.0507	M
21 2,4-Dinitrotoluene	1	20.290	20.293	-0.003	37302	0.0502	0.0583	M
22 Tetryl	1	23.557	23.553	0.004	20202	0.0501	0.0548	
23 2,4,6-Trinitrotoluene	1	24.637	24.653	-0.016	28366	0.0502	0.0628	
24 PETN	2	25.277	25.280	-0.003	102120	0.5000	0.5782	M

QC Flag Legend

Review Flags

M - Manually Integrated

a - User Assigned ID

Reagents:

8330IntermStk_00064	Amount Added:	5.00	Units: uL
8330_ADDs_00026	Amount Added:	2.50	Units: uL

Report Date: 15-May-2020 12:00:58 Chrom Revision: 2.3 05-May-2020 17:48:18

Eurofins TestAmerica, Denver

Data File: \\chromfs\denver\chromdata\g2_luna\20200514-91518.b\05140013.d

Injection Date:	14-May-2020 19:46:37	Instrument ID:	CHHPLC_G2_LUNA	Operator ID:	CB
Lims ID:	IC FULL 3			Worklist Smp#:	13
Client ID:					
Injection Vol:	100.0 ul	Dil. Factor:	1.0000	ALS Bottle#:	13
Method:	G2_8330_Luna	Limit Group:	GCSV - 8330		

Column: Luna-Phenyl hexyl (4.60 mm) Y Scaling: Method Defined: Scale to the Nth Largest Peak: 1

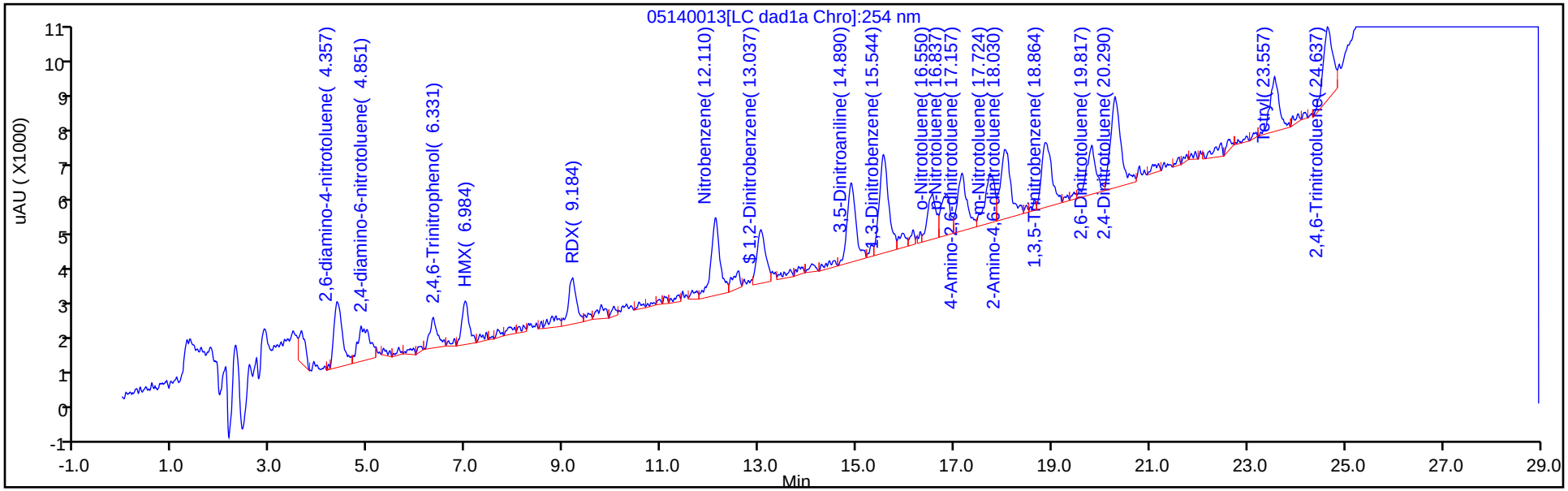

Y Scaling: Method Defined: Scale to the Nth Largest Peak: 1

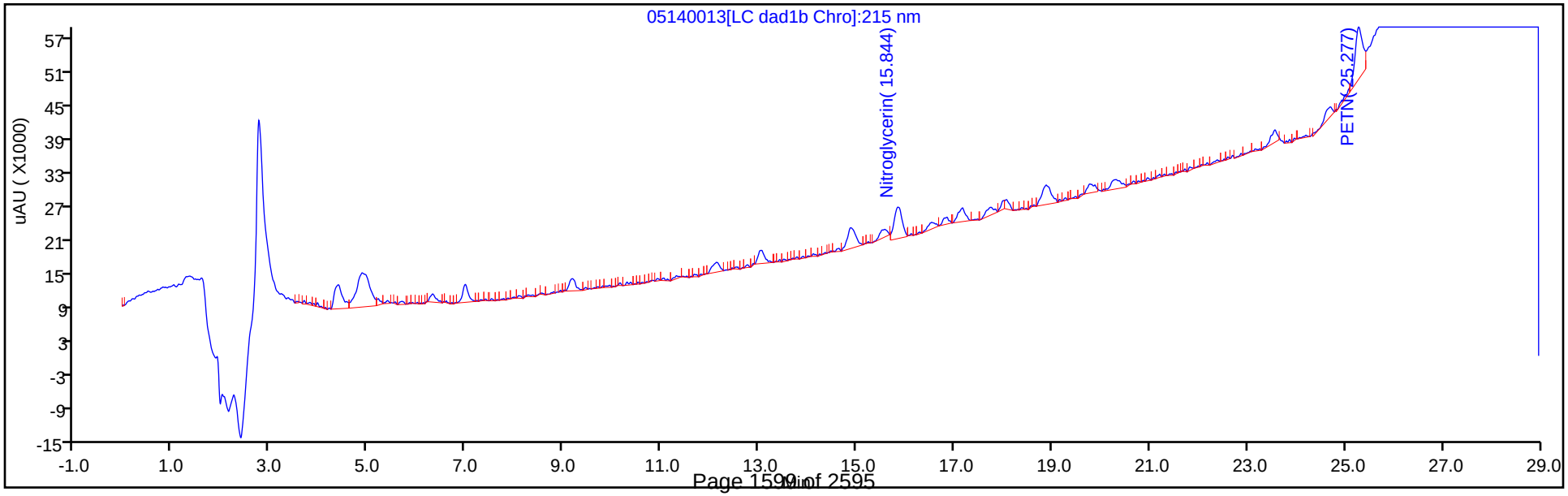

Manual Integration/User Assign Peak Report

Eurofins TestAmerica, Denver

Data File:	\\chromfs\denver\chromdata\g2_luna\20200514-91518.b\05140013.d				
Injection Date:	14-May-2020 19:46:37	Instrument ID:	CHHPLC_G2_LUNA		
Lims ID:	IC FULL 3				
Client ID:					
Operator ID:	CB	ALS Bottle#:	13	Worklist Smp#:	13
Injection Vol:	100.0 ul	Dil. Factor:	1.0000		
Method:	G2_8330_Luna	Limit Group:	GCSV - 8330		
Column:	Luna-Phenyl hexyl (4.60 mm)	Detector	LC DAD1A, 254 nm		

5 2,4,6-Trinitrophenol, CAS: 88-89-1

Signal: 1

Processing Integration Results

RT: 5.86
Area: 1615
Amount: 0.011701
Amount Units: ug/ml

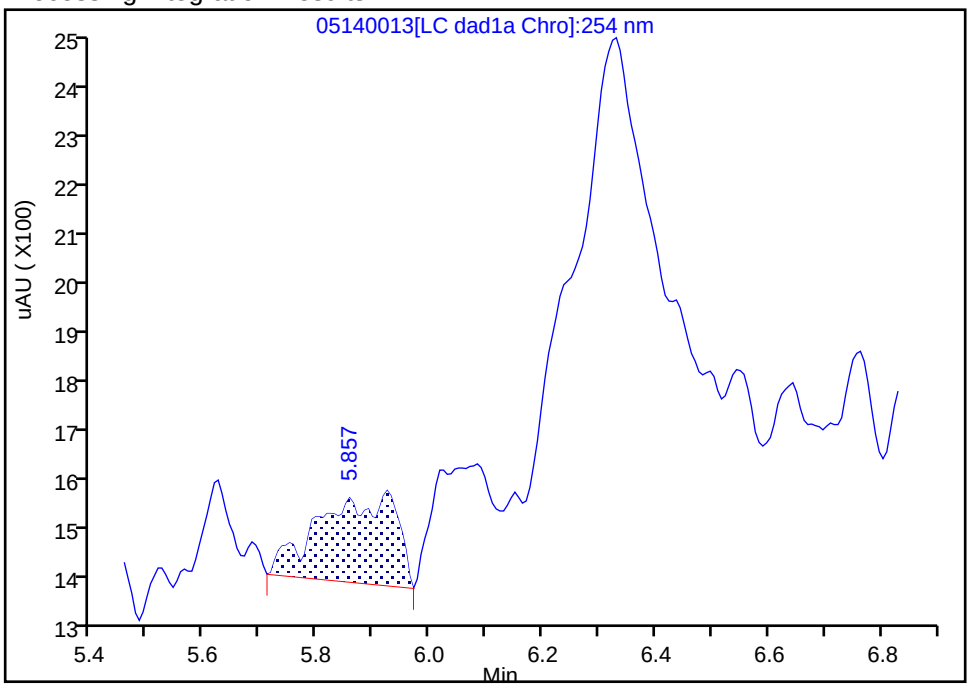

Manual Integration Results

RT: 6.33
Area: 9462
Amount: 0.048821
Amount Units: ug/ml

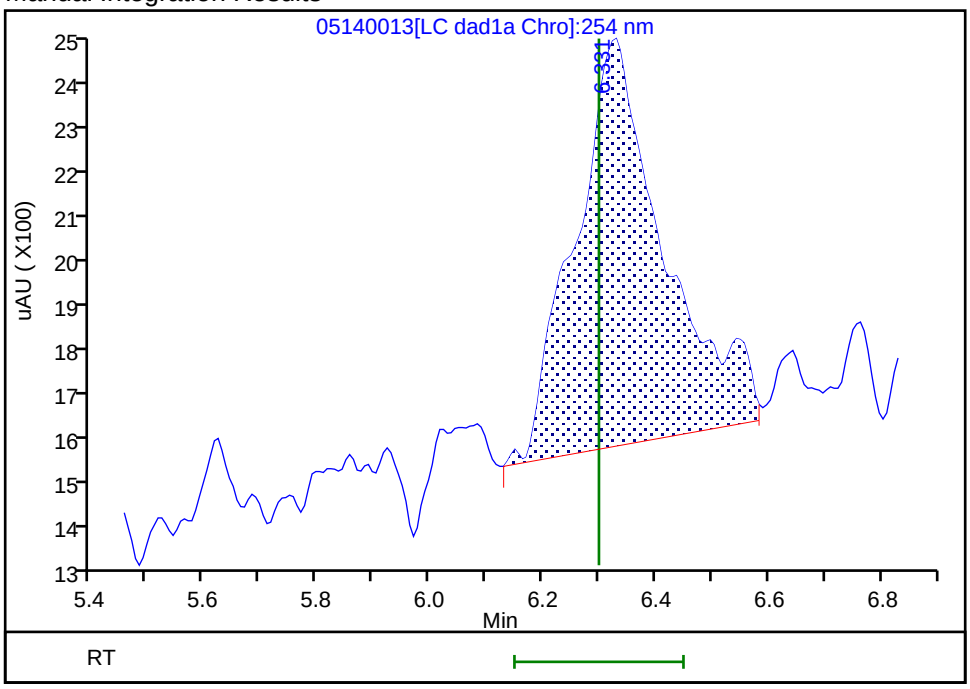

Reviewer: zhangji, 15-May-2020 11:22:16
Audit Action: Assigned Compound ID Audit Reason: Baseline

Manual Integration/User Assign Peak Report

Eurofins TestAmerica, Denver

Data File:	\\chromfs\denver\chromdata\g2_luna\20200514-91518.b\05140013.d				
Injection Date:	14-May-2020 19:46:37	Instrument ID:	CHHPLC_G2_LUNA		
Lims ID:	IC FULL 3				
Client ID:					
Operator ID:	CB	ALS Bottle#:	13	Worklist Smp#:	13
Injection Vol:	100.0 ul	Dil. Factor:	1.0000		
Method:	G2_8330_Luna	Limit Group:	GCSV - 8330		
Column:	Luna-Phenyl hexyl (4.60 mm)	Detector	LC DAD1A, 254 nm		

$ 10 1,2-Dinitrobenzene, CAS: 528-29-0

Signal: 1

Processing Integration Results

RT: 13.04
Area: 21320
Amount: 0.066490
Amount Units: ug/ml

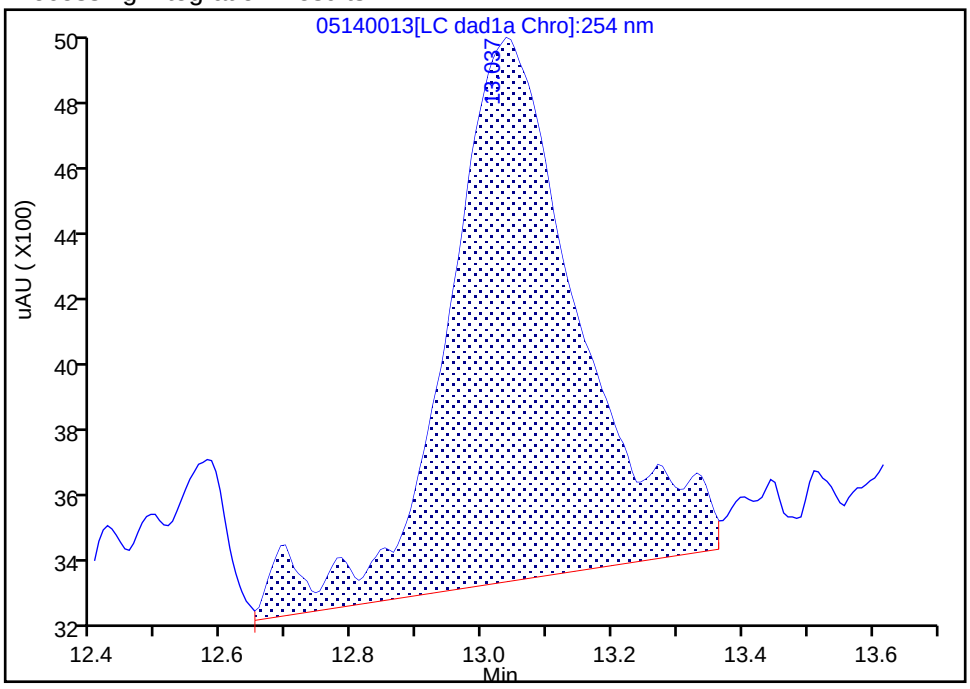

Manual Integration Results

RT: 13.04
Area: 18744
Amount: 0.060979
Amount Units: ug/ml

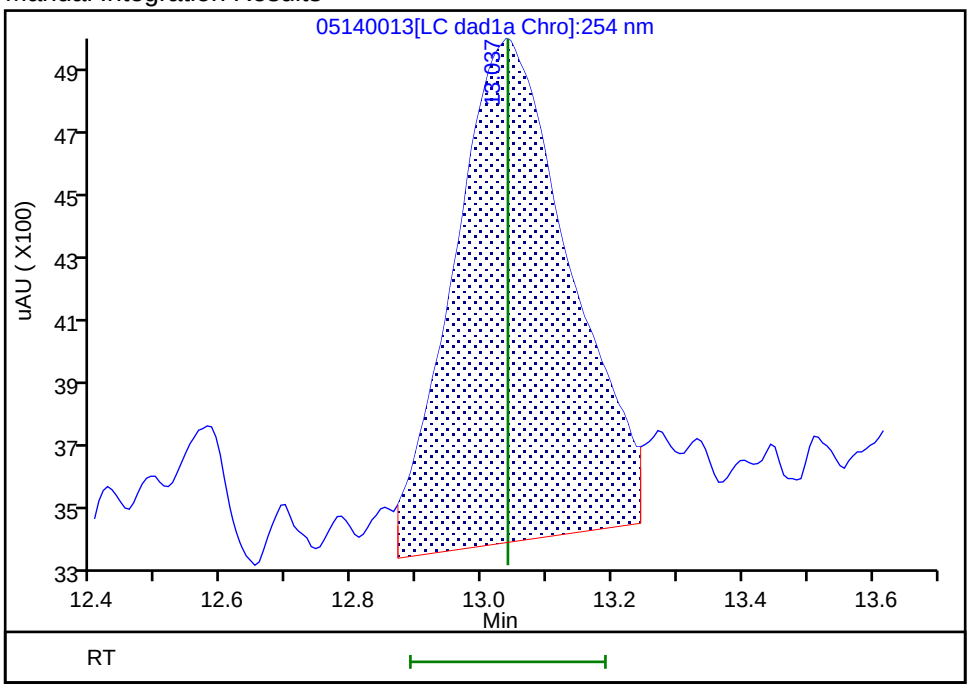

Reviewer: zhangji, 15-May-2020 11:35:23

Audit Action: Manually Integrated Audit Reason: Baseline

Manual Integration/User Assign Peak Report

Eurofins TestAmerica, Denver

Data File:	\\chromfs\denver\chromdata\g2_luna\20200514-91518.b\05140013.d				
Injection Date:	14-May-2020 19:46:37	Instrument ID:	CHHPLC_G2_LUNA		
Lims ID:	IC FULL 3				
Client ID:					
Operator ID:	CB	ALS Bottle#:	13	Worklist Smp#:	13
Injection Vol:	100.0 ul	Dil. Factor:	1.0000		
Method:	G2_8330_Luna	Limit Group:	GCSV - 8330		
Column:	Luna-Phenyl hexyl (4.60 mm)	Detector	LC DAD1A, 254 nm		

12 1,3-Dinitrobenzene, CAS: 99-65-0

Signal: 1

Processing Integration Results

RT: 15.54
Area: 33327
Amount: 0.049753
Amount Units: ug/ml

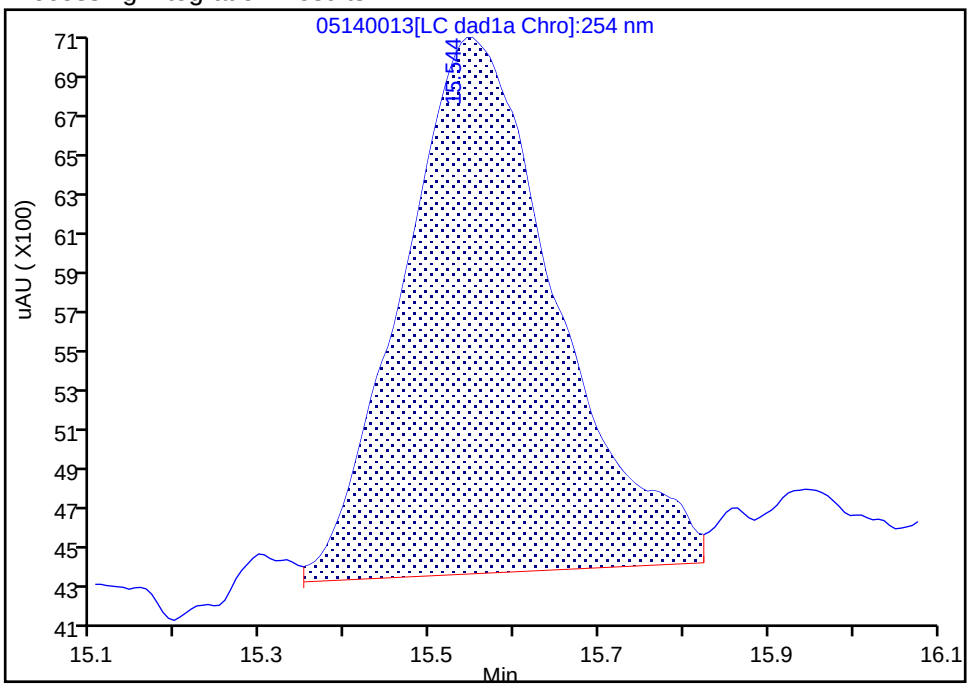

Manual Integration Results

RT: 15.54
Area: 37161
Amount: 0.055120
Amount Units: ug/ml

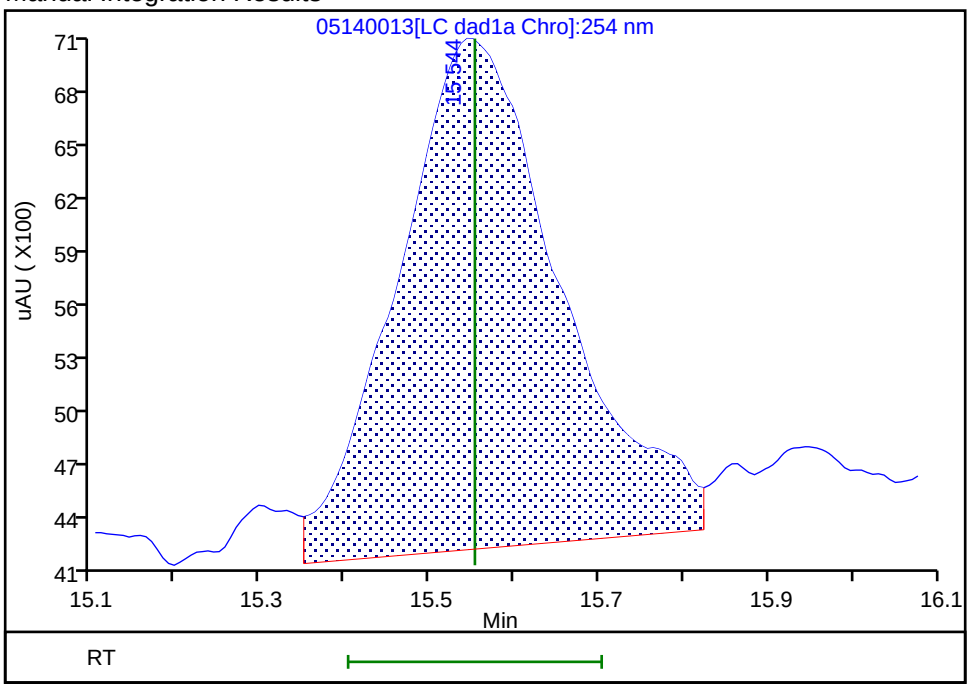

Reviewer: zhangji, 15-May-2020 11:22:04
Audit Action: Assigned New Baseline Audit Reason: Baseline

Manual Integration/User Assign Peak Report

Eurofins TestAmerica, Denver

Data File:	\\chromfs\denver\chromdata\g2_luna\20200514-91518.b\05140013.d				
Injection Date:	14-May-2020 19:46:37	Instrument ID:	CHHPLC_G2_LUNA		
Lims ID:	IC FULL 3				
Client ID:					
Operator ID:	CB	ALS Bottle#:	13	Worklist Smp#:	13
Injection Vol:	100.0 ul	Dil. Factor:	1.0000		
Method:	G2_8330_Luna	Limit Group:	GCSV - 8330		
Column:		Detector	LC DAD1B, 215 nm		

13 Nitroglycerin, CAS: 55-63-0

Signal: 1

Processing Integration Results

RT: 15.84
Area: 23753
Amount: 0.203485
Amount Units: ug/ml

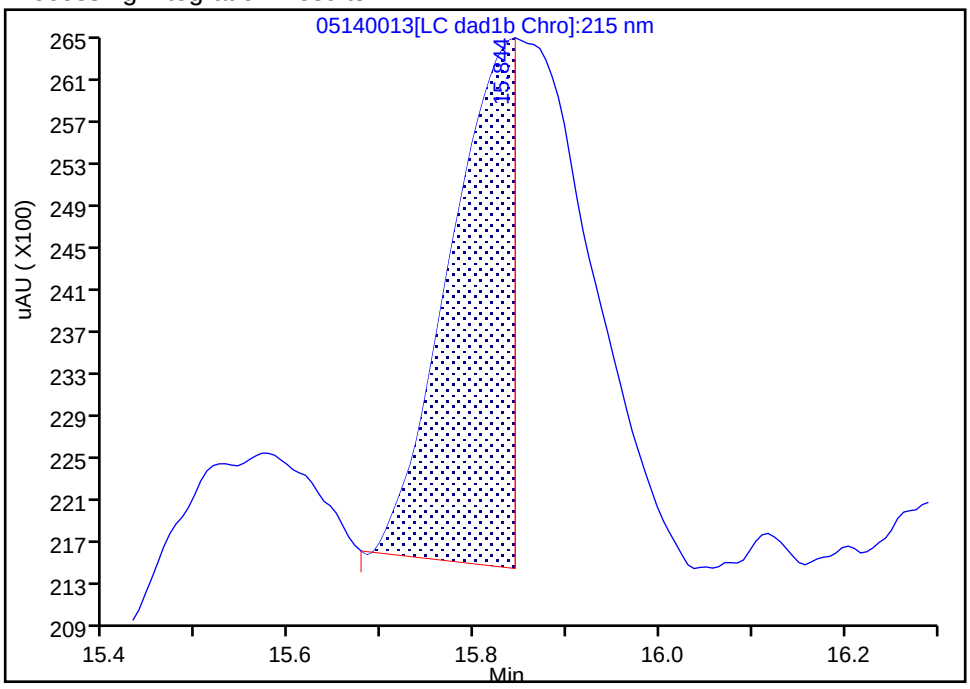

Manual Integration Results

RT: 15.84
Area: 64042
Amount: 0.505050
Amount Units: ug/ml

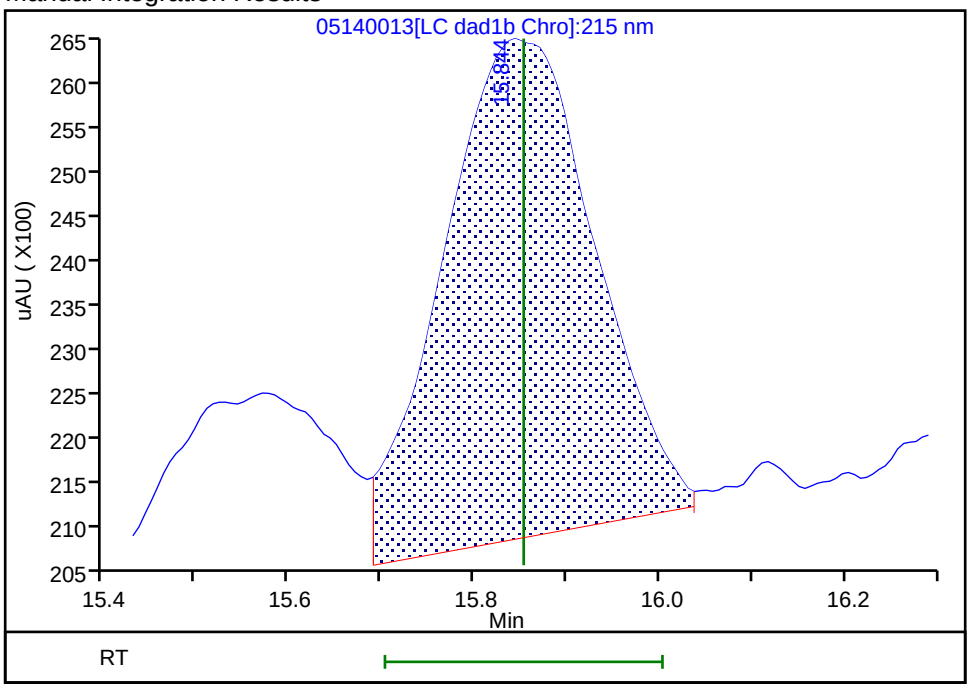

Reviewer: zhangji, 15-May-2020 11:32:41

Audit Action: Manually Integrated Audit Reason: Incomplete Integration

Manual Integration/User Assign Peak Report

Eurofins TestAmerica, Denver

Data File:	\\chromfs\denver\chromdata\g2_luna\20200514-91518.b\05140013.d				
Injection Date:	14-May-2020 19:46:37	Instrument ID:	CHHPLC_G2_LUNA		
Lims ID:	IC FULL 3				
Client ID:					
Operator ID:	CB	ALS Bottle#:	13	Worklist Smp#:	13
Injection Vol:	100.0 ul	Dil. Factor:	1.0000		
Method:	G2_8330_Luna	Limit Group:	GCSV - 8330		
Column:	Luna-Phenyl hexyl (4.60 mm)	Detector	LC DAD1A, 254 nm		

14 o-Nitrotoluene, CAS: 88-72-2

Signal: 1

Processing Integration Results

RT: 16.55
Area: 13586
Amount: 0.049463
Amount Units: ug/ml

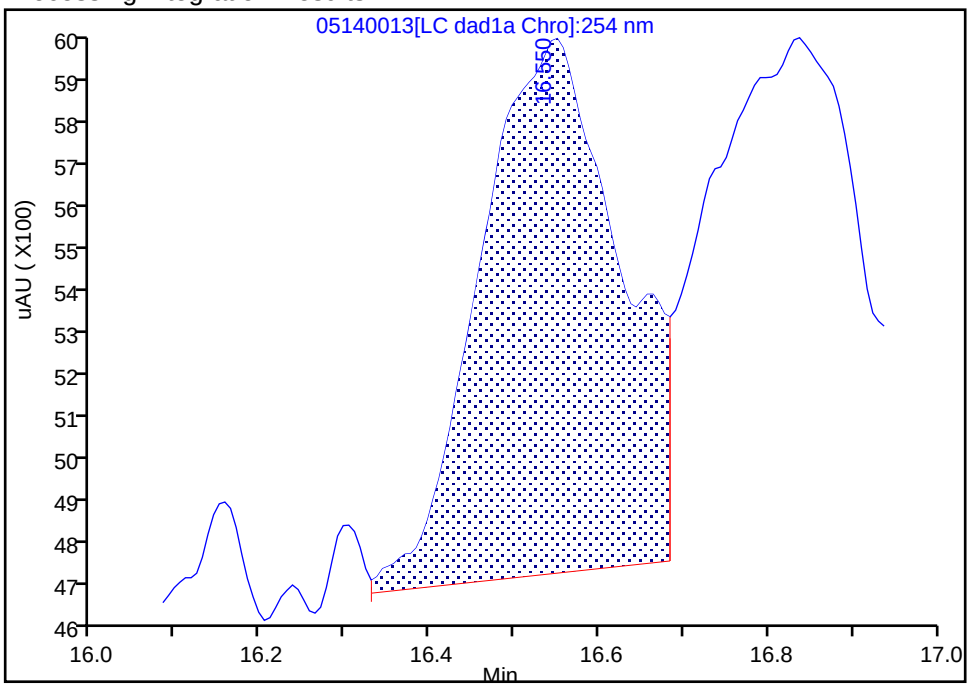

Manual Integration Results

RT: 16.55
Area: 16003
Amount: 0.058627
Amount Units: ug/ml

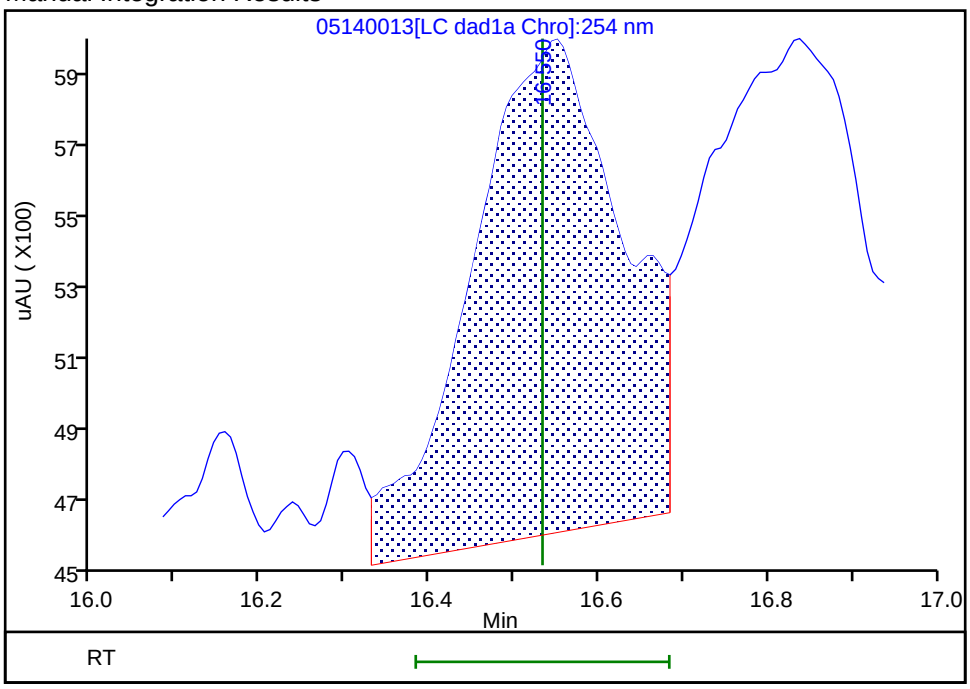

Reviewer: zhangji, 15-May-2020 11:22:04

Audit Action: Assigned New Baseline Audit Reason: Baseline

Manual Integration/User Assign Peak Report

Eurofins TestAmerica, Denver

Data File:	\\chromfs\denver\chromdata\g2_luna\20200514-91518.b\05140013.d				
Injection Date:	14-May-2020 19:46:37	Instrument ID:	CHHPLC_G2_LUNA		
Lims ID:	IC FULL 3				
Client ID:					
Operator ID:	CB	ALS Bottle#:	13	Worklist Smp#:	13
Injection Vol:	100.0 ul	Dil. Factor:	1.0000		
Method:	G2_8330_Luna	Limit Group:	GCSV - 8330		
Column:	Luna-Phenyl hexyl (4.60 mm)	Detector	LC DAD1A, 254 nm		

15 p-Nitrotoluene, CAS: 99-99-0

Signal: 1

Processing Integration Results

RT: 16.84
Area: 14394
Amount: 0.057129
Amount Units: ug/ml

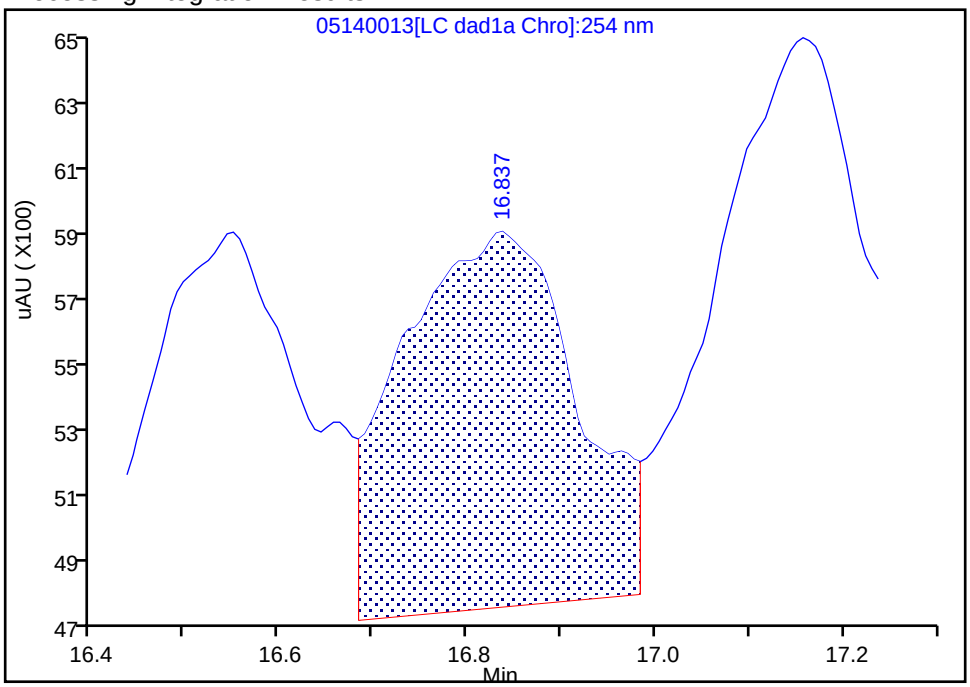

Manual Integration Results

RT: 16.84
Area: 15492
Amount: 0.064314
Amount Units: ug/ml

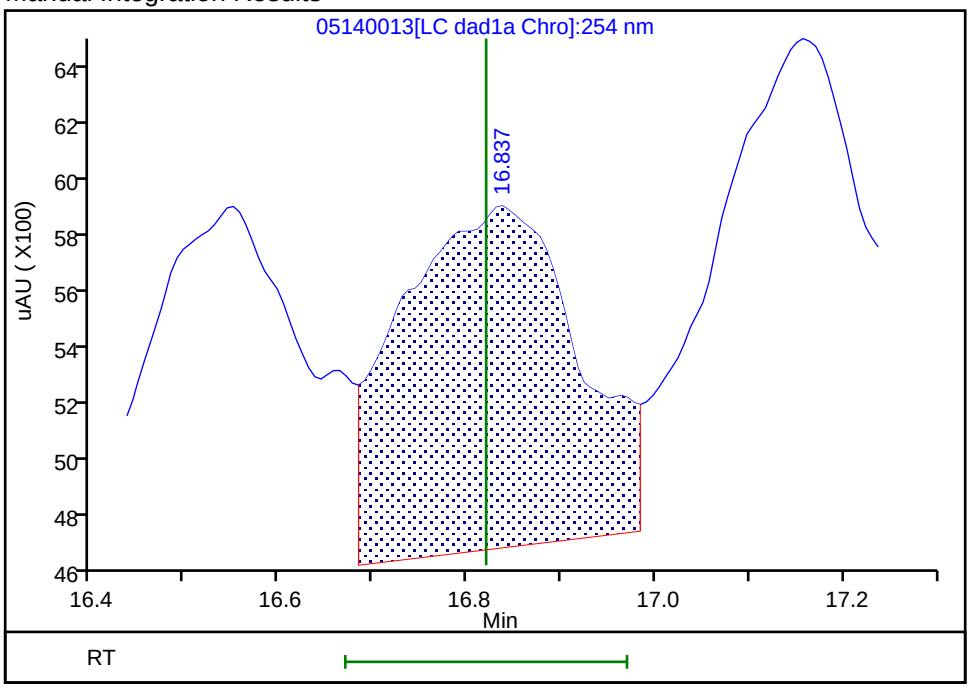

Reviewer: zhangji, 15-May-2020 11:22:04
Audit Action: Assigned New Baseline Audit Reason: Baseline

Manual Integration/User Assign Peak Report

Eurofins TestAmerica, Denver

Data File:	\\chromfs\denver\chromdata\g2_luna\20200514-91518.b\05140013.d				
Injection Date:	14-May-2020 19:46:37	Instrument ID:	CHHPLC_G2_LUNA		
Lims ID:	IC FULL 3				
Client ID:					
Operator ID:	CB	ALS Bottle#:	13	Worklist Smp#:	13
Injection Vol:	100.0 ul	Dil. Factor:	1.0000		
Method:	G2_8330_Luna	Limit Group:	GCSV - 8330		
Column:	Luna-Phenyl hexyl (4.60 mm)	Detector	LC DAD1A, 254 nm		

16 4-Amino-2,6-dinitrotoluene, CAS: 19406-51-0

Signal: 1

Processing Integration Results

RT: 17.16
Area: 21749
Amount: 0.062679
Amount Units: ug/ml

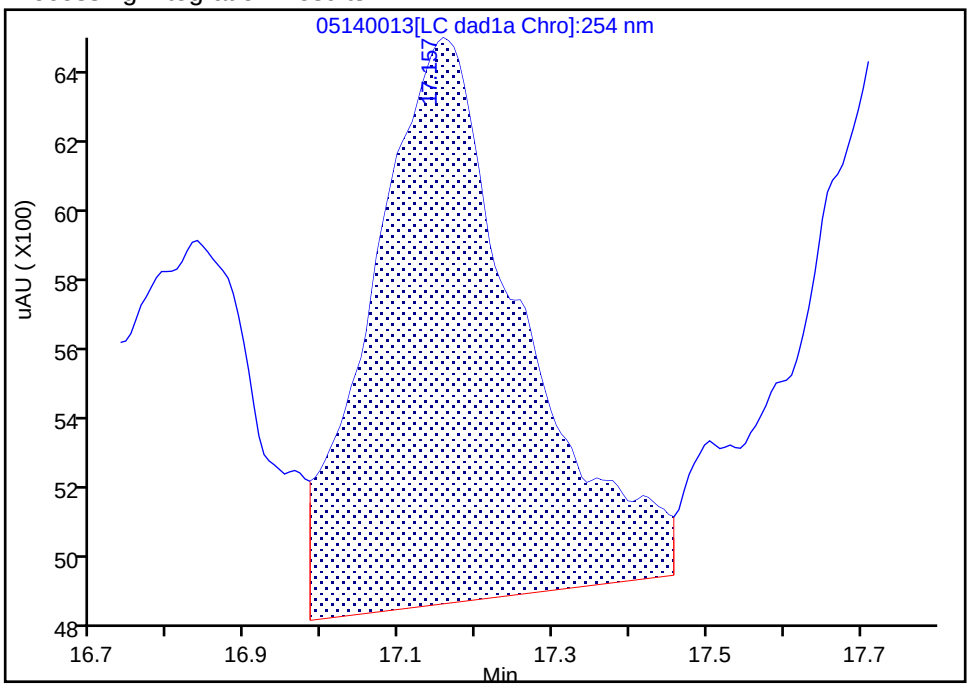

Manual Integration Results

RT: 17.16
Area: 22118
Amount: 0.064067
Amount Units: ug/ml

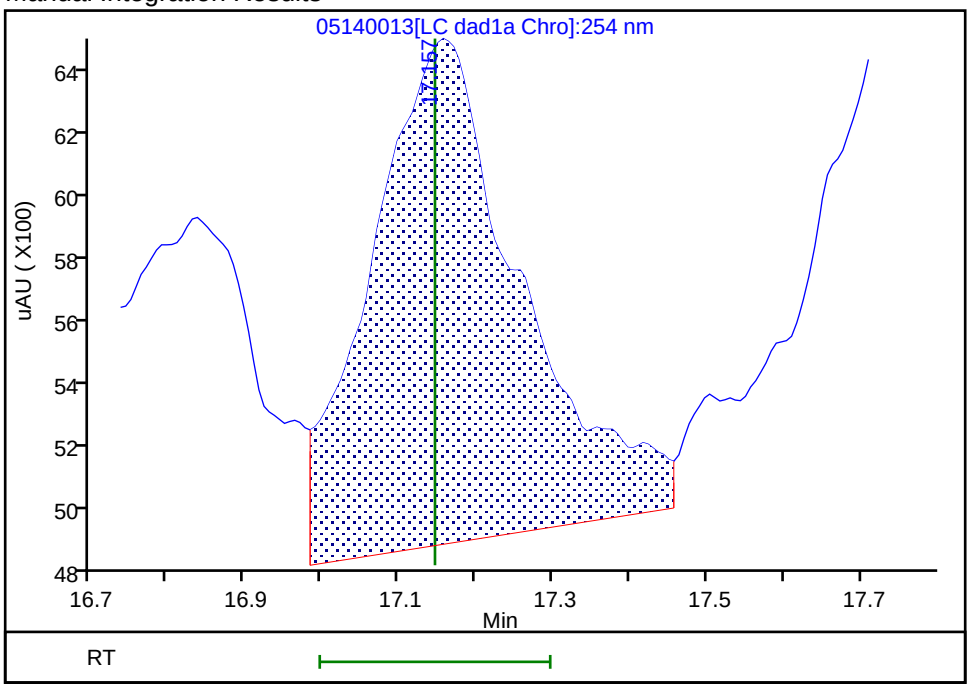

Reviewer: zhangji, 15-May-2020 11:22:04
Audit Action: Assigned New Baseline Audit Reason: Baseline

Manual Integration/User Assign Peak Report

Eurofins TestAmerica, Denver

Data File:	\\chromfs\denver\chromdata\g2_luna\20200514-91518.b\05140013.d				
Injection Date:	14-May-2020 19:46:37	Instrument ID:	CHHPLC_G2_LUNA		
Lims ID:	IC FULL 3				
Client ID:					
Operator ID:	CB	ALS Bottle#:	13	Worklist Smp#:	13
Injection Vol:	100.0 ul	Dil. Factor:	1.0000		
Method:	G2_8330_Luna	Limit Group:	GCSV - 8330		
Column:	Luna-Phenyl hexyl (4.60 mm)	Detector	LC DAD1A, 254 nm		

17 m-Nitrotoluene, CAS: 99-08-1

Signal: 1

Processing Integration Results

RT: 17.72
Area: 18317
Amount: 0.062732
Amount Units: ug/ml

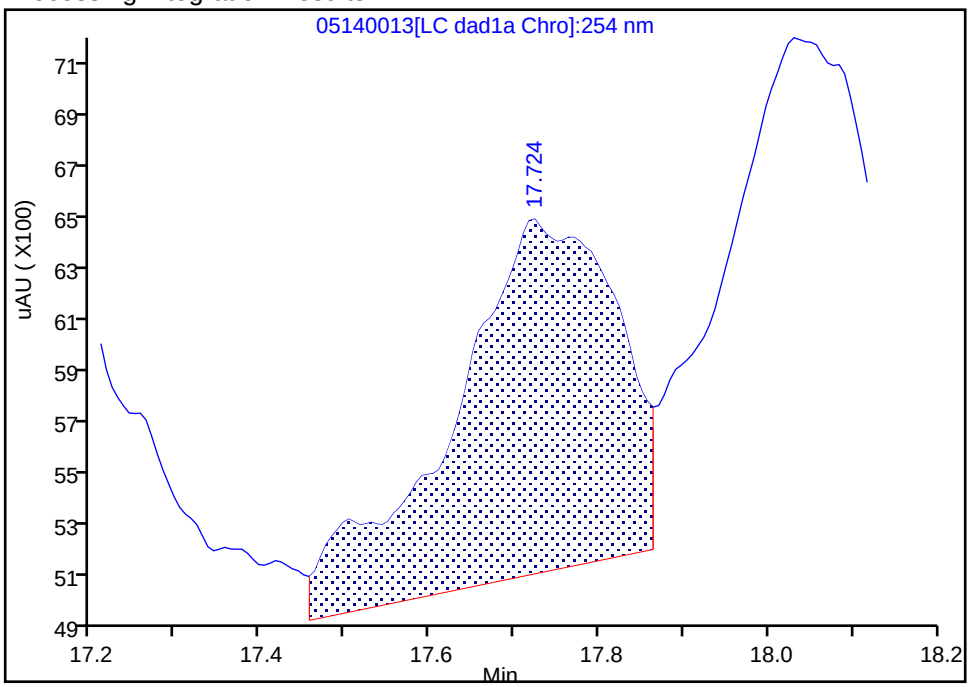

Manual Integration Results

RT: 17.72
Area: 19280
Amount: 0.064627
Amount Units: ug/ml

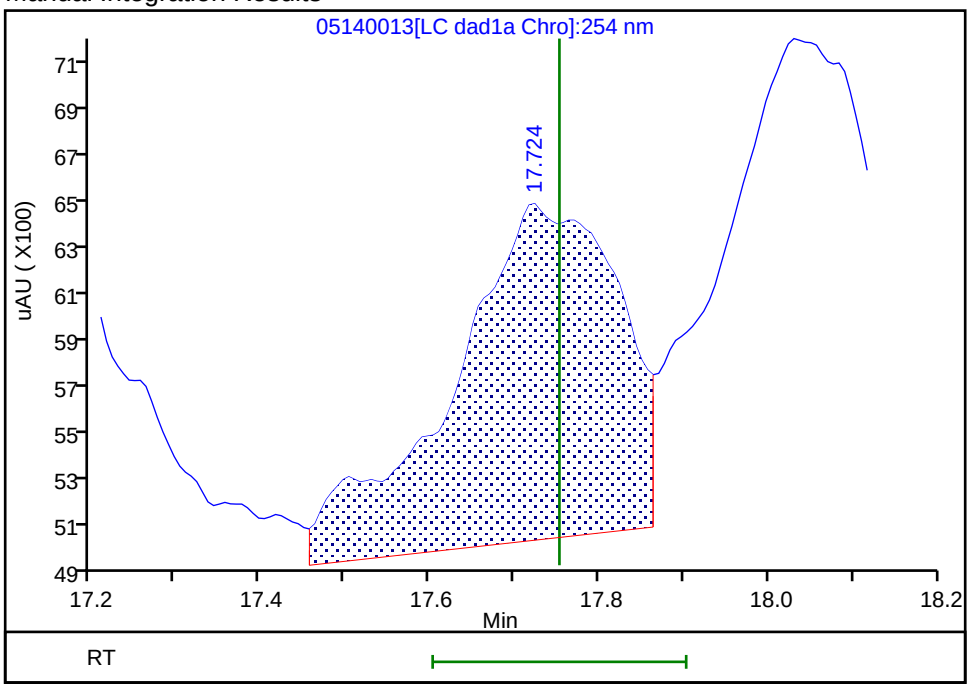

Reviewer: zhangji, 15-May-2020 11:22:04

Audit Action: Assigned New Baseline Audit Reason: Baseline

Manual Integration/User Assign Peak Report

Eurofins TestAmerica, Denver

Data File:	\\chromfs\denver\chromdata\g2_luna\20200514-91518.b\05140013.d				
Injection Date:	14-May-2020 19:46:37	Instrument ID:	CHHPLC_G2_LUNA		
Lims ID:	IC FULL 3				
Client ID:					
Operator ID:	CB	ALS Bottle#:	13	Worklist Smp#:	13
Injection Vol:	100.0 ul	Dil. Factor:	1.0000		
Method:	G2_8330_Luna	Limit Group:	GCSV - 8330		
Column:	Luna-Phenyl hexyl (4.60 mm)	Detector	LC DAD1A, 254 nm		

18 2-Amino-4,6-dinitrotoluene, CAS: 35572-78-2

Signal: 1

Processing Integration Results

RT: 18.03
Area: 27239
Amount: 0.055134
Amount Units: ug/ml

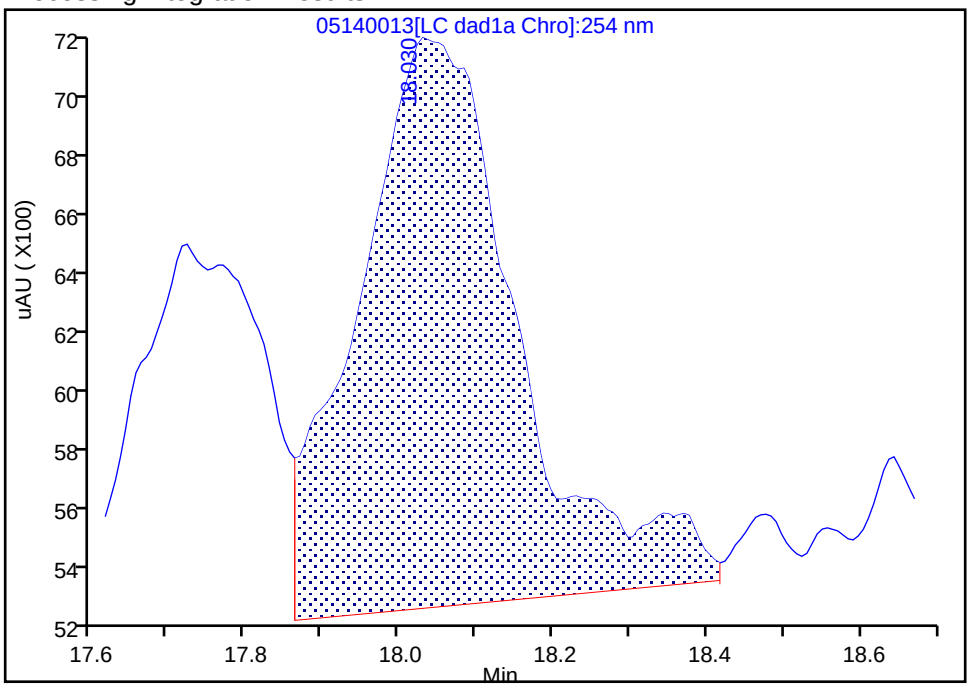

Manual Integration Results

RT: 18.03
Area: 28982
Amount: 0.062299
Amount Units: ug/ml

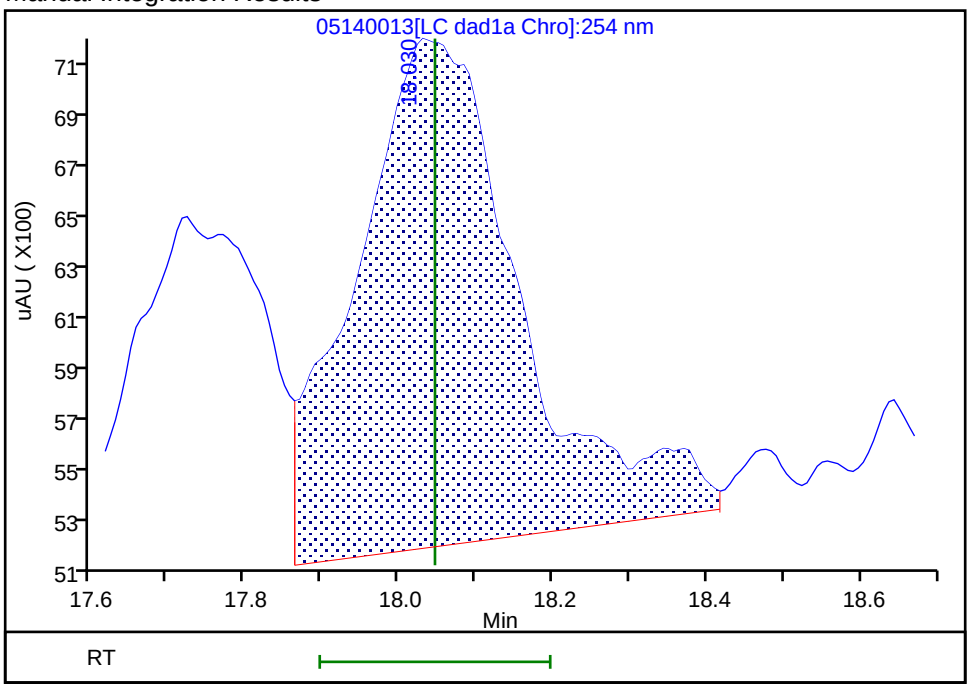

Reviewer: zhangji, 15-May-2020 11:22:04

Audit Action: Assigned New Baseline Audit Reason: Baseline

Manual Integration/User Assign Peak Report

Eurofins TestAmerica, Denver

Data File:	\\chromfs\denver\chromdata\g2_luna\20200514-91518.b\05140013.d				
Injection Date:	14-May-2020 19:46:37	Instrument ID:	CHHPLC_G2_LUNA		
Lims ID:	IC FULL 3				
Client ID:					
Operator ID:	CB	ALS Bottle#:	13	Worklist Smp#:	13
Injection Vol:	100.0 ul	Dil. Factor:	1.0000		
Method:	G2_8330_Luna	Limit Group:	GCSV - 8330		
Column:	Luna-Phenyl hexyl (4.60 mm)	Detector	LC DAD1A, 254 nm		

19 1,3,5-Trinitrobenzene, CAS: 99-35-4

Signal: 1

Processing Integration Results

RT: 18.86
Area: 25370
Amount: 0.053396
Amount Units: ug/ml

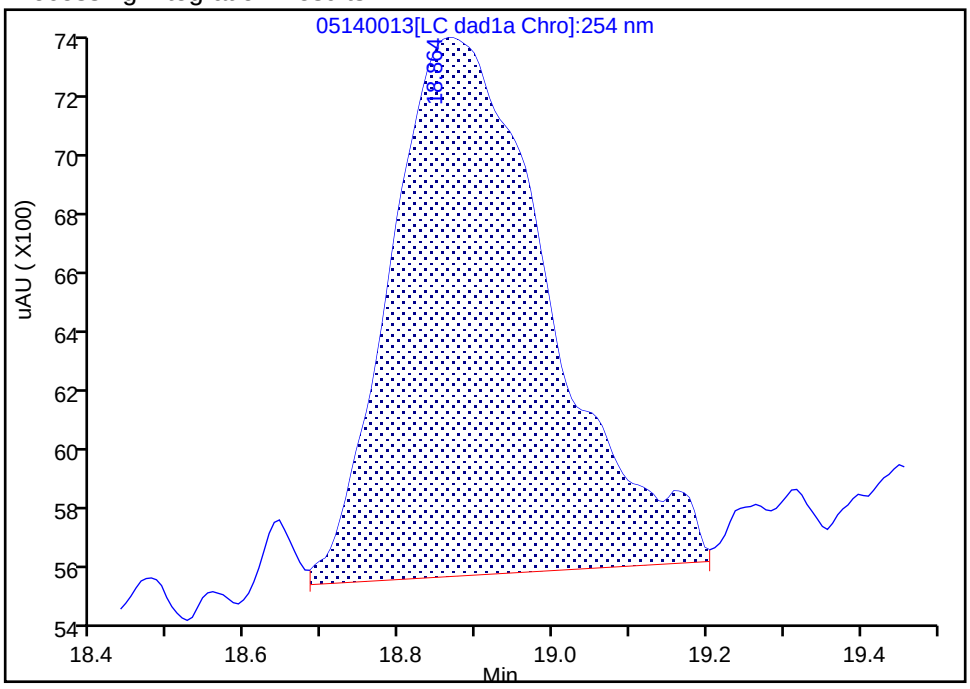

Manual Integration Results

RT: 18.86
Area: 26649
Amount: 0.056406
Amount Units: ug/ml

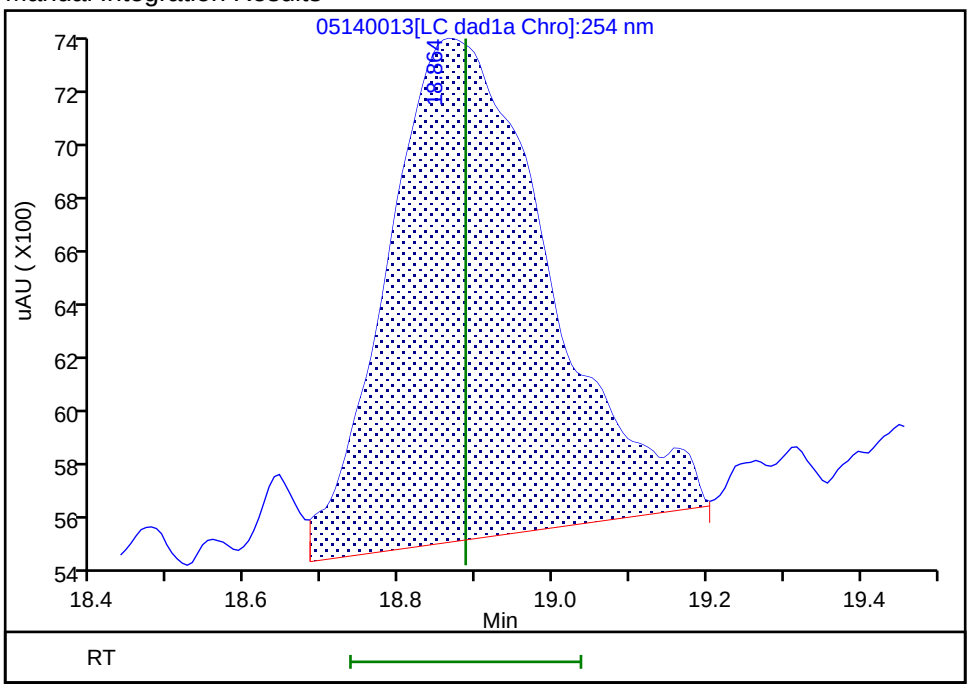

Reviewer: zhangji, 15-May-2020 11:22:04

Audit Action: Assigned New Baseline Audit Reason: Baseline

Manual Integration/User Assign Peak Report

Eurofins TestAmerica, Denver

Data File:	\\chromfs\denver\chromdata\g2_luna\20200514-91518.b\05140013.d				
Injection Date:	14-May-2020 19:46:37	Instrument ID:	CHHPLC_G2_LUNA		
Lims ID:	IC FULL 3				
Client ID:					
Operator ID:	CB	ALS Bottle#:	13	Worklist Smp#:	13
Injection Vol:	100.0 ul	Dil. Factor:	1.0000		
Method:	G2_8330_Luna	Limit Group:	GCSV - 8330		
Column:	Luna-Phenyl hexyl (4.60 mm)	Detector	LC DAD1A, 254 nm		

20 2,6-Dinitrotoluene, CAS: 606-20-2

Signal: 1

Processing Integration Results

RT: 19.82
Area: 19664
Amount: 0.057481
Amount Units: ug/ml

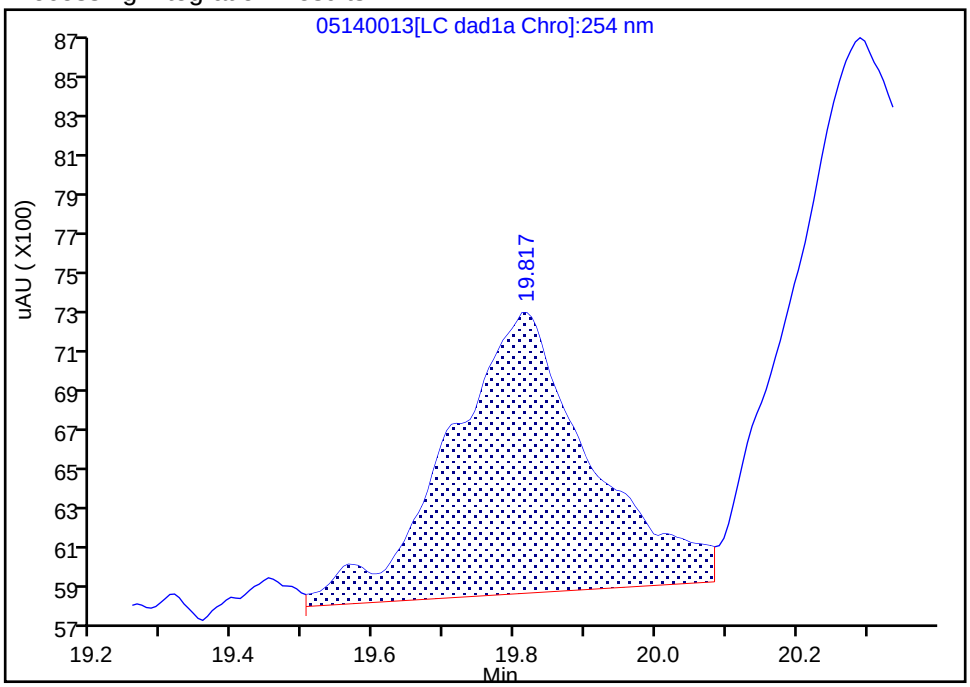

Manual Integration Results

RT: 19.82
Area: 19107
Amount: 0.050727
Amount Units: ug/ml

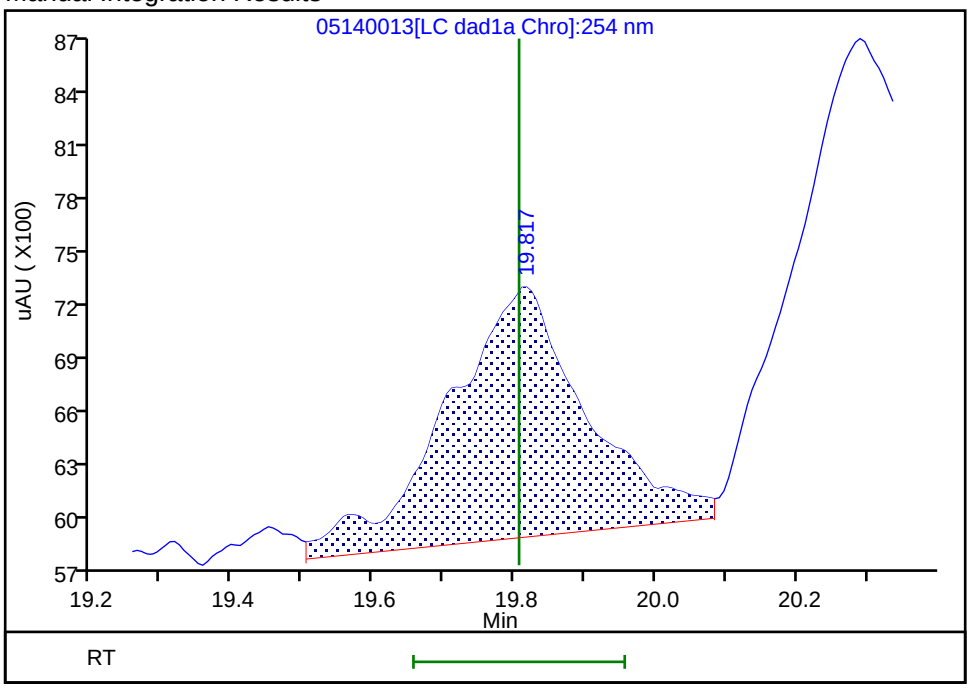

Reviewer: zhangji, 15-May-2020 11:22:04
Audit Action: Assigned New Baseline Audit Reason: Baseline

Manual Integration/User Assign Peak Report

Eurofins TestAmerica, Denver

Data File:	\\chromfs\denver\chromdata\g2_luna\20200514-91518.b\05140013.d				
Injection Date:	14-May-2020 19:46:37	Instrument ID:	CHHPLC_G2_LUNA		
Lims ID:	IC FULL 3				
Client ID:					
Operator ID:	CB	ALS Bottle#:	13	Worklist Smp#:	13
Injection Vol:	100.0 ul	Dil. Factor:	1.0000		
Method:	G2_8330_Luna	Limit Group:	GCSV - 8330		
Column:	Luna-Phenyl hexyl (4.60 mm)	Detector	LC DAD1A, 254 nm		

21 2,4-Dinitrotoluene, CAS: 121-14-2

Signal: 1

Processing Integration Results

RT: 20.29
Area: 41123
Amount: 0.062799
Amount Units: ug/ml

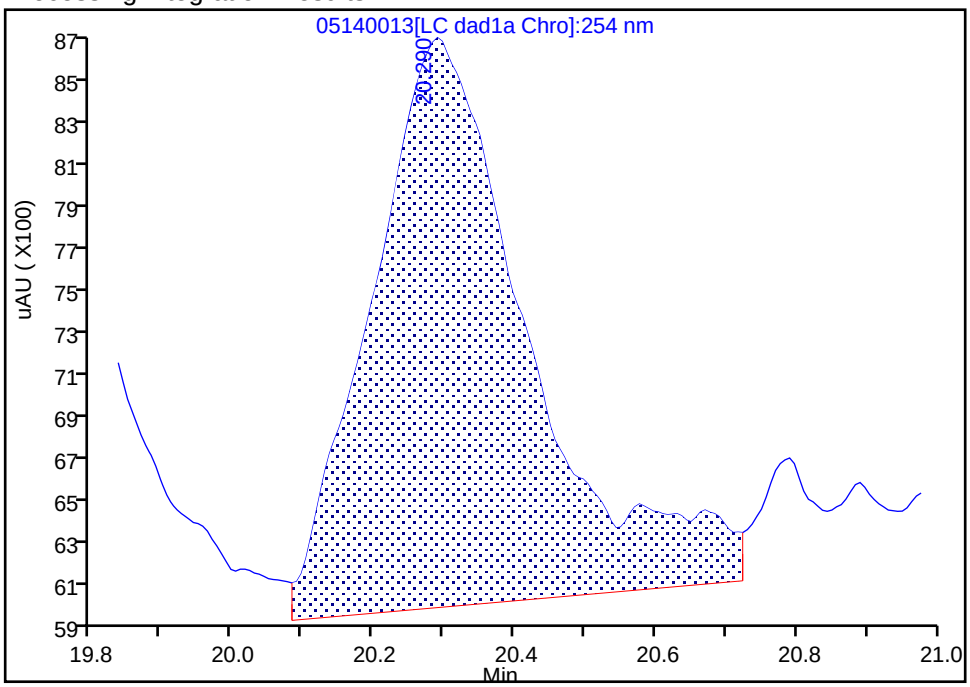

Manual Integration Results

RT: 20.29
Area: 37302
Amount: 0.058274
Amount Units: ug/ml

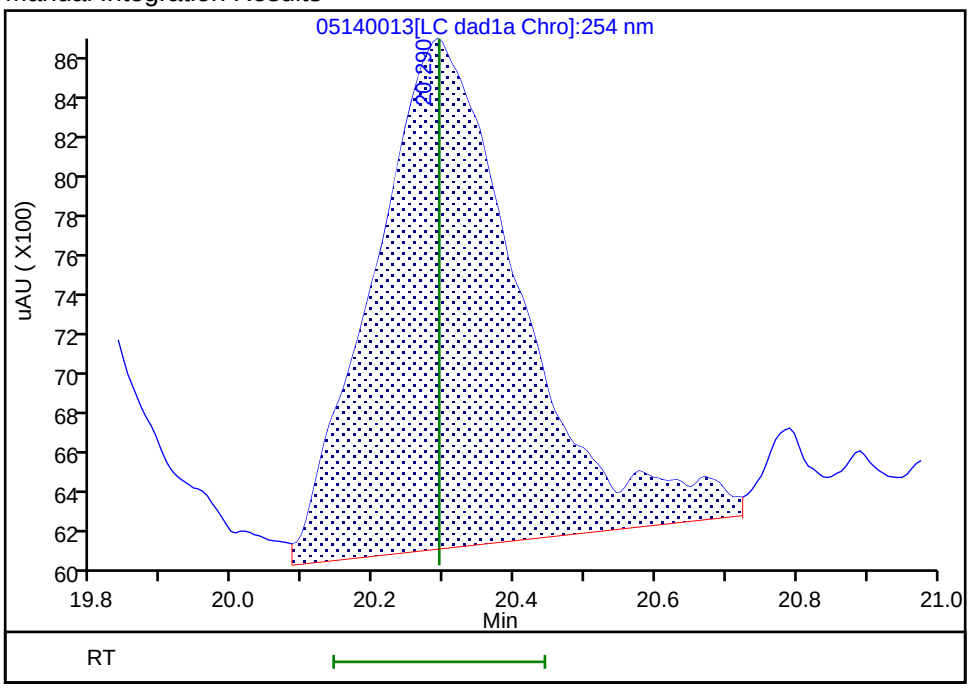

Reviewer: zhangji, 15-May-2020 11:22:04
Audit Action: Assigned New Baseline Audit Reason: Baseline

Manual Integration/User Assign Peak Report

Eurofins TestAmerica, Denver

Data File: \\chromfs\denver\chromdata\g2_luna\20200514-91518.b\05140013.d
Injection Date: 14-May-2020 19:46:37 Instrument ID: CHHPLC_G2_LUNA
Lims ID: IC FULL 3
Client ID:
Operator ID: CB ALS Bottle#: 13 Worklist Smp#: 13
Injection Vol: 100.0 ul Dil. Factor: 1.0000
Method: G2_8330_Luna Limit Group: GCSV - 8330
Column: Detector LC DAD1B, 215 nm

24 PETN, CAS: 78-11-5

Signal: 1

Processing Integration Results

RT: 25.28
Area: 109947
Amount: 0.773174
Amount Units: ug/ml

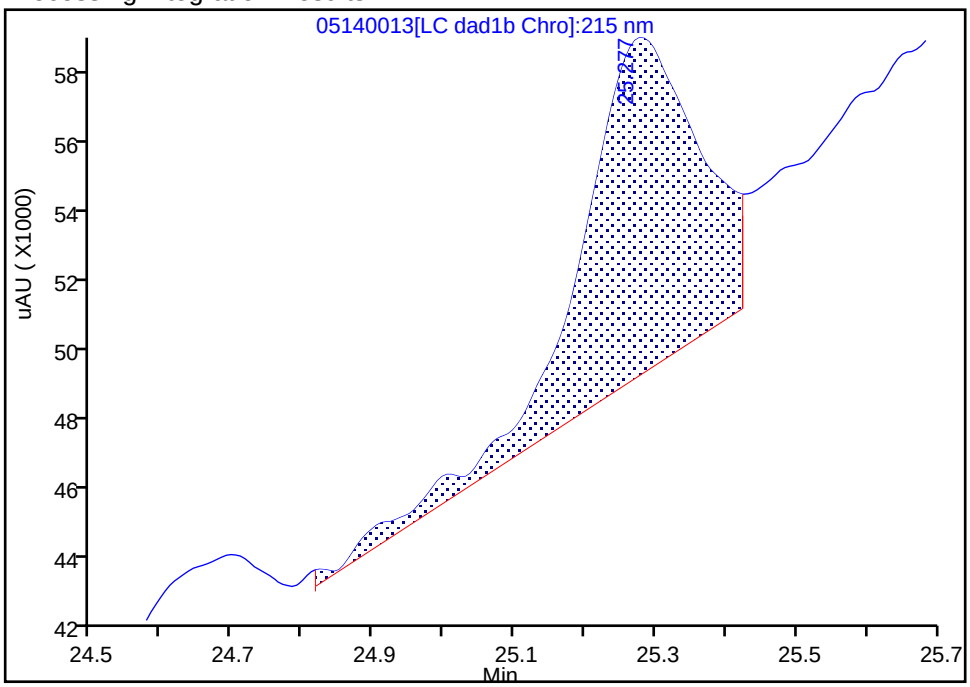

Manual Integration Results

RT: 25.28
Area: 102120
Amount: 0.578199
Amount Units: ug/ml

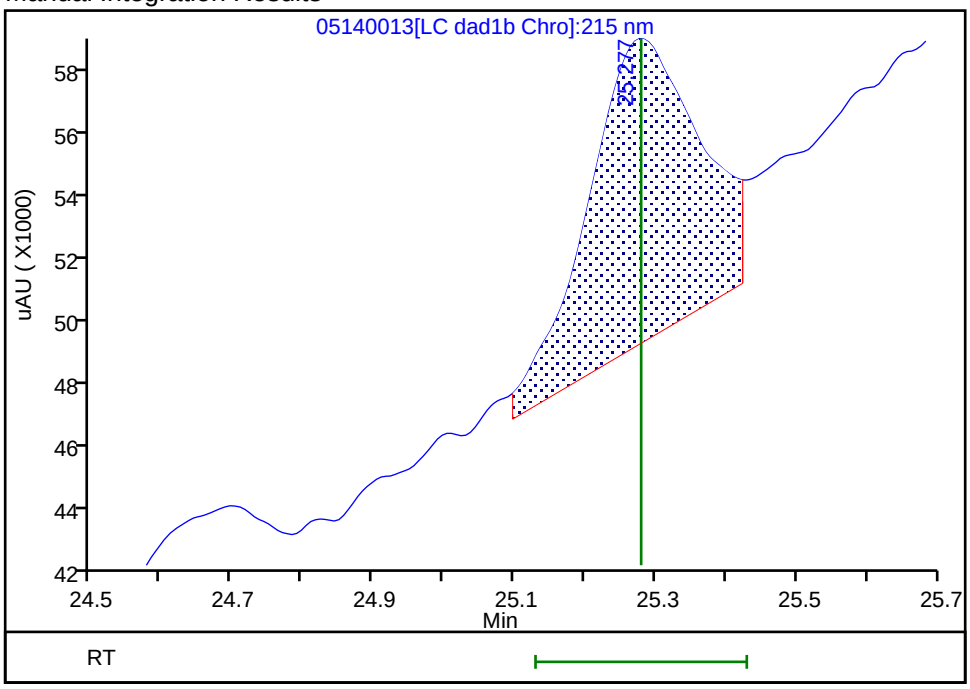

Reviewer: zhangji, 15-May-2020 11:24:48
Audit Action: Split an Integrated Peak Audit Reason: Peak Tail

Eurofins TestAmerica, Denver
Target Compound Quantitation Report

Data File: \\chromfs\Denver\ChromData\G2_LUNA\20200514-91518.b\05140014.D
Lims ID: IC FULL 2
Client ID:
Sample Type: IC Calib Level: 2
Inject. Date: 14-May-2020 20:21:33 ALS Bottle#: 14 Worklist Smp#: 14
Injection Vol: 100.0 ul Dil. Factor: 1.0000
Sample Info: IC FULL 2
Misc. Info.: 280-0091518-014
Operator ID: CB Instrument ID: CHHPLC_G2_LUNA
Sublist: chrom-G2_8330_Luna*sub6

Method: \\chromfs\Denver\ChromData\G2_LUNA\20200514-91518.b\G2_8330_Luna.m
Limit Group: GCSV - 8330
Last Update: 15-May-2020 12:00:58 Calib Date: 15-May-2020 02:11:20
Integrator: Falcon
Quant Method: External Standard Quant By: Initial Calibration
Last ICal File: \\chromfs\Denver\ChromData\G2_LUNA\20200514-91518.b\05140024.D

Column 1 : Luna-Phenyl hexyl (4.60 mm) Det: LC DAD1A, 254 nm
Process Host: CTX0318

First Level Reviewer: zhangji Date: 15-May-2020 11:22:32

Compound	Det	RT (min.)	Exp RT (min.)	Dlt RT (min.)	Response	Cal Amt ug/ml	OnCol Amt ug/ml	Flags
1 2,6-diamino-4-nitrotoluene	1	4.375	4.366	0.009	10106	0.0200	0.0235	
2 2,4-diamino-6-nitrotoluene	1	4.855	4.880	-0.025	9147	0.0200	0.0152	
5 2,4,6-Trinitrophenol	1	6.322	6.300	0.022	5683	0.0250	0.0293	a
6 HMX	1	6.982	6.986	-0.004	10018	0.0250	0.0265	
8 RDX	1	9.095	9.173	-0.078	6286	0.0250	0.0257	
9 Nitrobenzene	1	12.095	12.106	-0.011	10325	0.0251	0.0235	
$ 10 1,2-Dinitrobenzene	1	13.022	13.040	-0.018	8436	0.0250	0.0238	M
11 3,5-Dinitroaniline	1	14.862	14.886	-0.024	12305	0.0200	0.0197	
12 1,3-Dinitrobenzene	1	15.542	15.553	-0.011	16280	0.0251	0.0241	
13 Nitroglycerin	2	15.855	15.853	0.002	26546	0.2500	0.2093	
14 o-Nitrotoluene	1	16.515	16.533	-0.018	6812	0.0250	0.0250	
15 p-Nitrotoluene	1	16.795	16.820	-0.025	5374	0.0251	0.0223	
16 4-Amino-2,6-dinitrotoluene	1	17.155	17.146	0.009	9369	0.0250	0.0271	
17 m-Nitrotoluene	1	17.748	17.753	-0.005	6920	0.0250	0.0232	
18 2-Amino-4,6-dinitrotoluene	1	18.048	18.046	0.002	10376	0.0251	0.0223	
19 1,3,5-Trinitrobenzene	1	18.855	18.886	-0.031	10822	0.0251	0.0229	
20 2,6-Dinitrotoluene	1	19.828	19.806	0.022	11618	0.0251	0.0248	
21 2,4-Dinitrotoluene	1	20.295	20.293	0.002	16811	0.0251	0.0263	
22 Tetryl	1	23.529	23.553	-0.024	9874	0.0251	0.0268	
23 2,4,6-Trinitrotoluene	1	24.682	24.653	0.029	11547	0.0251	0.0209	
24 PETN	2	25.282	25.280	0.002	20453	0.2500	-0.0535	M

QC Flag Legend

Review Flags

M - Manually Integrated

a - User Assigned ID

Reagents:

8330IntermStk_00064	Amount Added:	2.50	Units: uL
8330_ADDs_00026	Amount Added:	1.00	Units: uL

Report Date: 15-May-2020 12:00:59 Chrom Revision: 2.3 05-May-2020 17:48:18

Eurofins TestAmerica, Denver

Data File: \\chromfs\denver\chromdata\g2_luna\20200514-91518.b\05140014.d

Injection Date:	14-May-2020 20:21:33	Instrument ID:	CHHPLC_G2_LUNA	Operator ID:	CB
Lims ID:	IC FULL 2			Worklist Smp#:	14
Client ID:					
Injection Vol:	100.0 ul	Dil. Factor:	1.0000	ALS Bottle#:	14
Method:	G2_8330_Luna	Limit Group:	GCSV - 8330		

Column: Luna-Phenyl hexyl (4.60 mm) Y Scaling: Method Defined: Scale to the Nth Largest Peak: 1

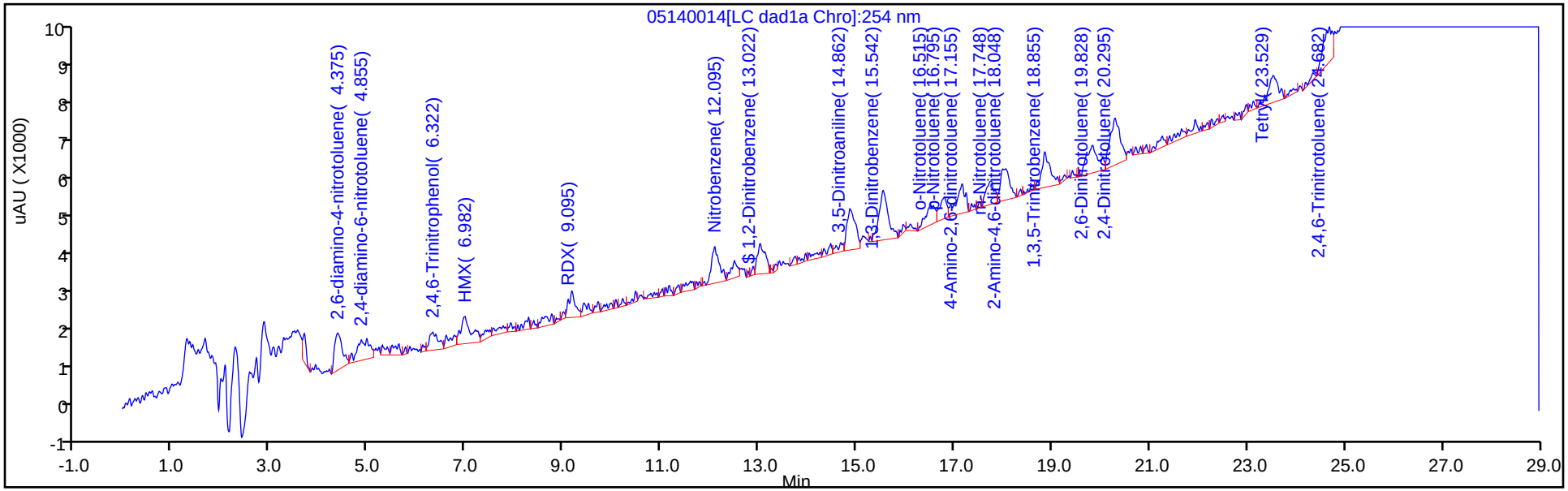

Y Scaling: Method Defined: Scale to the Nth Largest Peak: 1

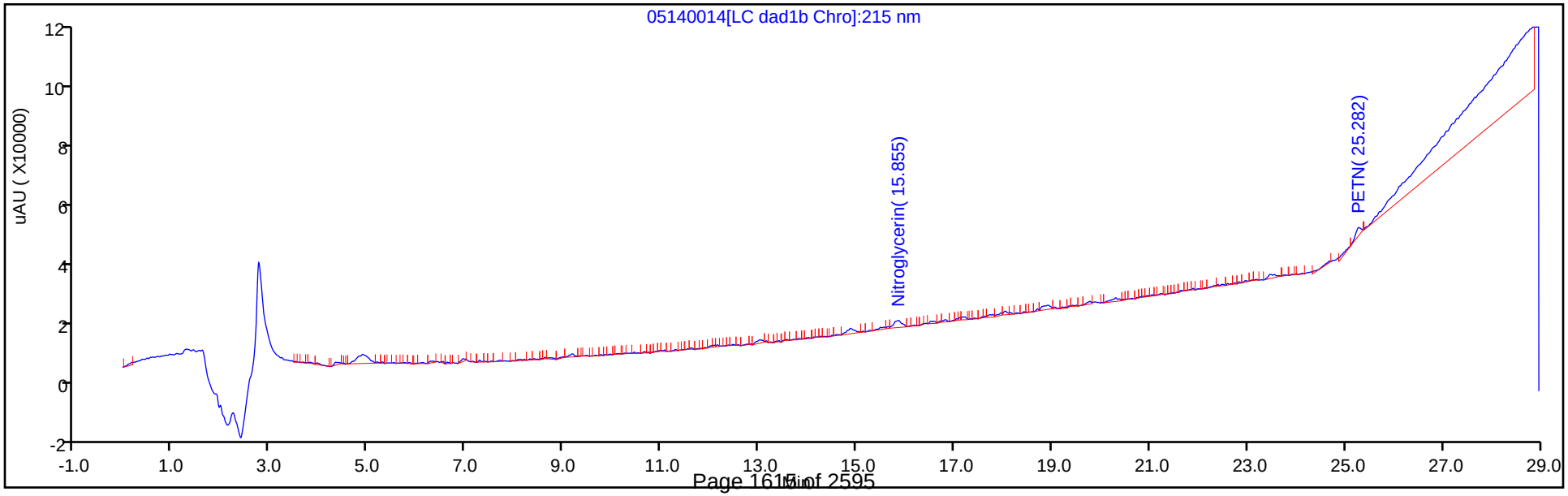

Manual Integration/User Assign Peak Report

Eurofins TestAmerica, Denver

Data File:	\\chromfs\denver\chromdata\g2_luna\20200514-91518.b\05140014.d				
Injection Date:	14-May-2020 20:21:33	Instrument ID:	CHHPLC_G2_LUNA		
Lims ID:	IC FULL 2				
Client ID:					
Operator ID:	CB	ALS Bottle#:	14	Worklist Smp#:	14
Injection Vol:	100.0 ul	Dil. Factor:	1.0000		
Method:	G2_8330_Luna	Limit Group:	GCSV - 8330		
Column:	Luna-Phenyl hexyl (4.60 mm)	Detector	LC DAD1A, 254 nm		

5 2,4,6-Trinitrophenol, CAS: 88-89-1

Signal: 1

Not Detected
Expected RT: 6.30

Processing Integration Results

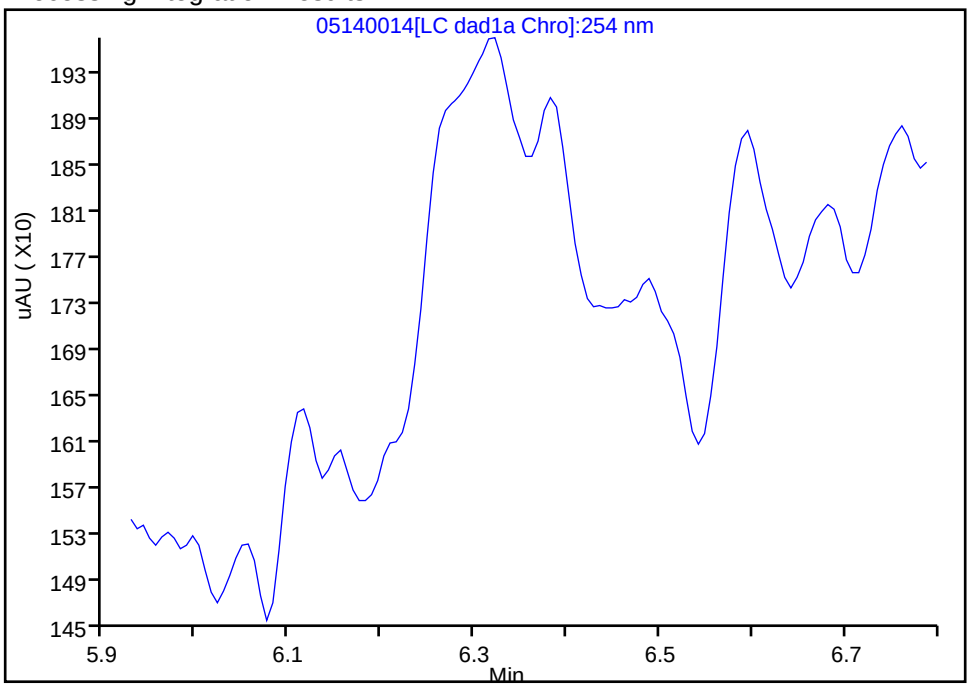

Manual Integration Results

RT: 6.32
Area: 5683
Amount: 0.029323
Amount Units: ug/ml

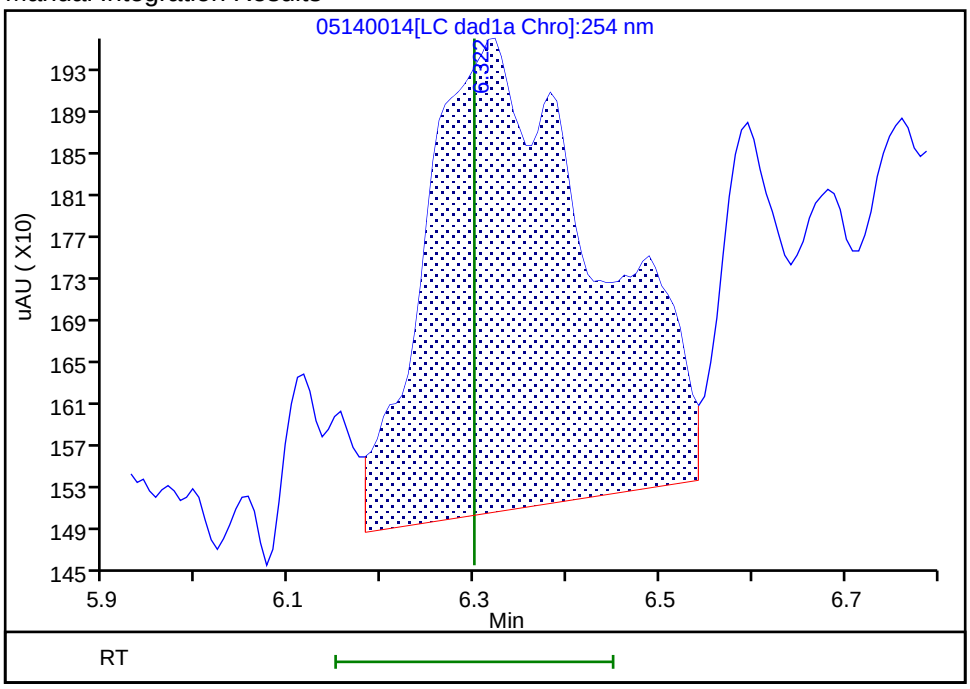

Reviewer: zhangji, 15-May-2020 11:22:29
Audit Action: Assigned Compound ID Audit Reason:

Manual Integration/User Assign Peak Report

Eurofins TestAmerica, Denver

Data File:	\\chromfs\denver\chromdata\g2_luna\20200514-91518.b\05140014.d				
Injection Date:	14-May-2020 20:21:33	Instrument ID:	CHHPLC_G2_LUNA		
Lims ID:	IC FULL 2				
Client ID:					
Operator ID:	CB	ALS Bottle#:	14	Worklist Smp#:	14
Injection Vol:	100.0 ul	Dil. Factor:	1.0000		
Method:	G2_8330_Luna	Limit Group:	GCSV - 8330		
Column:	Luna-Phenyl hexyl (4.60 mm)	Detector	LC DAD1A, 254 nm		

$ 10 1,2-Dinitrobenzene, CAS: 528-29-0

Signal: 1

Processing Integration Results

RT: 13.02
Area: 8831
Amount: 0.029561
Amount Units: ug/ml

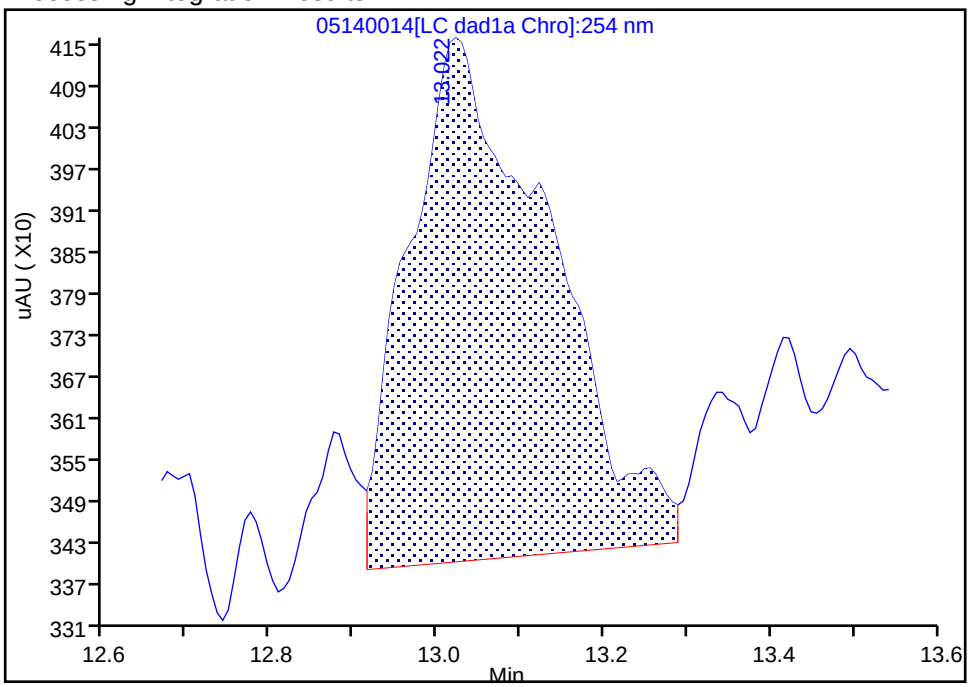

Manual Integration Results

RT: 13.02
Area: 8436
Amount: 0.023796
Amount Units: ug/ml

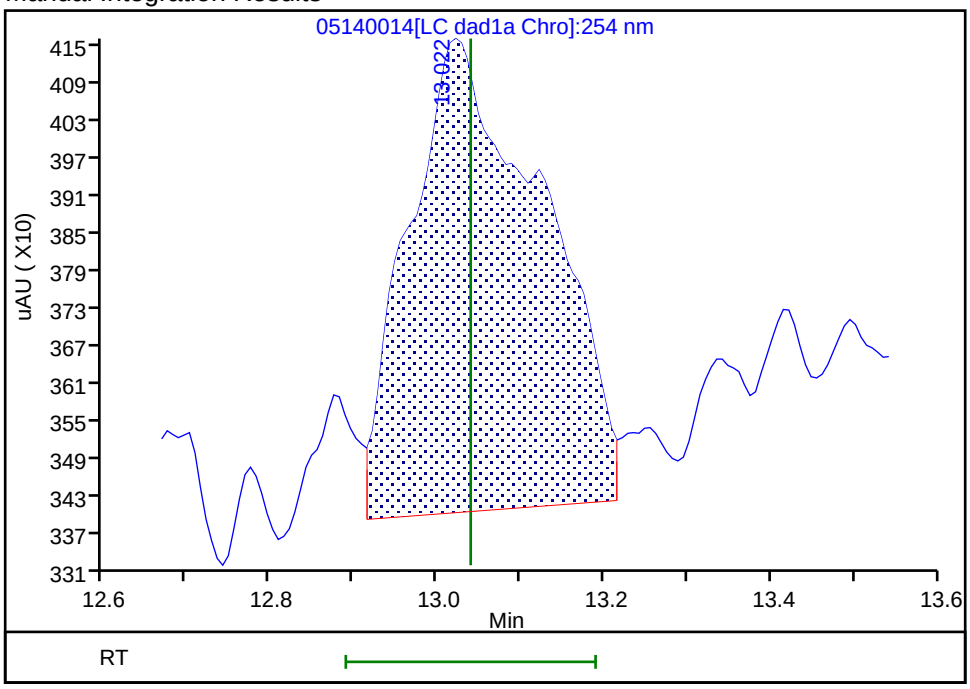

Reviewer: zhangji, 15-May-2020 11:35:34

Audit Action: Split an Integrated Peak Audit Reason: Split Peak

Manual Integration/User Assign Peak Report

Eurofins TestAmerica, Denver

Data File:	\\chromfs\denver\chromdata\g2_luna\20200514-91518.b\05140014.d				
Injection Date:	14-May-2020 20:21:33	Instrument ID:	CHHPLC_G2_LUNA		
Lims ID:	IC FULL 2				
Client ID:					
Operator ID:	CB	ALS Bottle#:	14	Worklist Smp#:	14
Injection Vol:	100.0 ul	Dil. Factor:	1.0000		
Method:	G2_8330_Luna	Limit Group:	GCSV - 8330		
Column:		Detector	LC DAD1B, 215 nm		

24 PETN, CAS: 78-11-5

Signal: 1

Processing Integration Results

RT: 25.28
Area: 31007
Amount: 0.129673
Amount Units: ug/ml

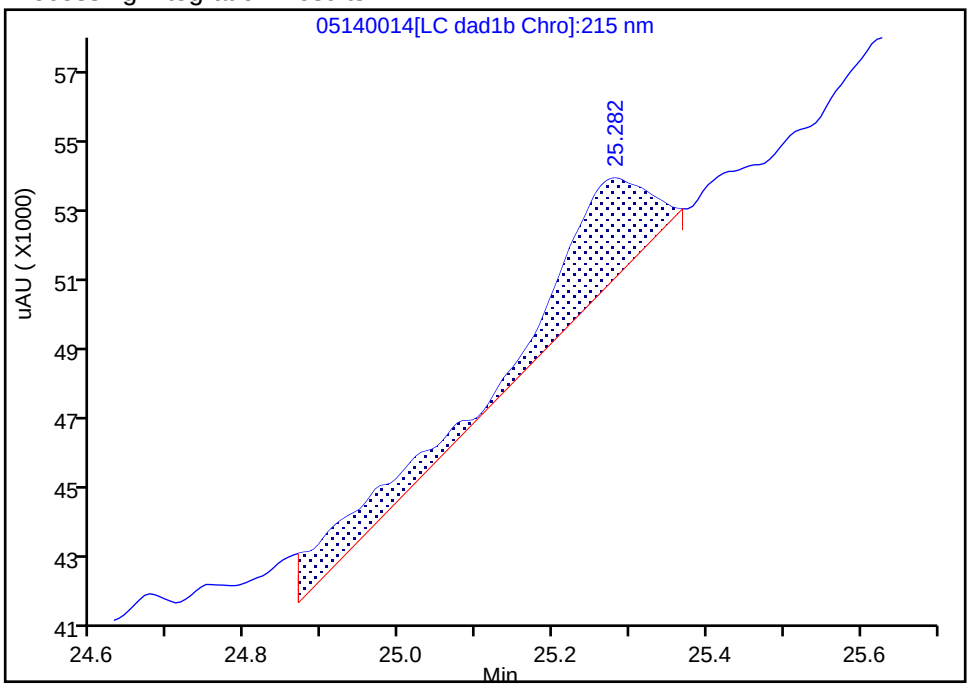

Manual Integration Results

RT: 25.28
Area: 20453
Amount: -0.053470
Amount Units: ug/ml

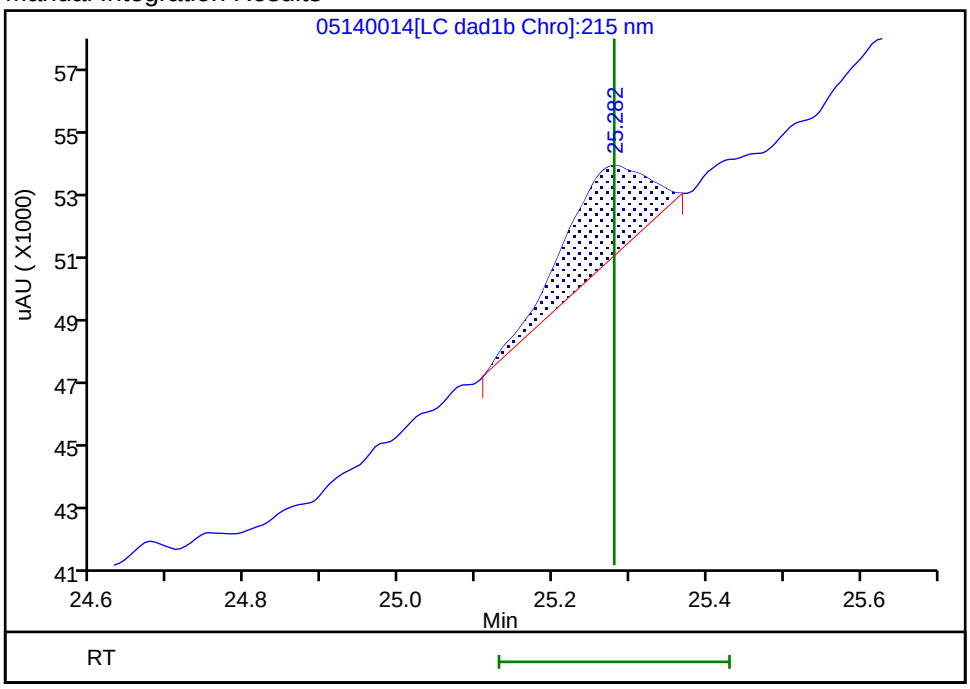

Reviewer: zhangji, 15-May-2020 11:24:34

Audit Action: Split an Integrated Peak Audit Reason: Split Peak

Eurofins TestAmerica, Denver
Target Compound Quantitation Report

Data File: \\chromfs\Denver\ChromData\G2_LUNA\20200514-91518.b\05140015.D
Lims ID: IC FULL 1
Client ID:
Sample Type: IC Calib Level: 1
Inject. Date: 14-May-2020 20:56:30 ALS Bottle#: 15 Worklist Smp#: 15
Injection Vol: 100.0 ul Dil. Factor: 1.0000
Sample Info: IC FULL 1
Misc. Info.: 280-0091518-015
Operator ID: CB Instrument ID: CHHPLC_G2_LUNA
Sublist: chrom-G2_8330_Luna*sub6

Method: \\chromfs\Denver\ChromData\G2_LUNA\20200514-91518.b\G2_8330_Luna.m
Limit Group: GCSV - 8330
Last Update: 15-May-2020 12:00:59 Calib Date: 15-May-2020 02:11:20
Integrator: Falcon
Quant Method: External Standard Quant By: Initial Calibration
Last ICal File: \\chromfs\Denver\ChromData\G2_LUNA\20200514-91518.b\05140024.D

Column 1 : Luna-Phenyl hexyl (4.60 mm) Det: LC DAD1A, 254 nm
Process Host: CTX0318

First Level Reviewer: zhangji Date: 15-May-2020 11:24:04

Compound	Det	RT (min.)	Exp RT (min.)	Dlt RT (min.)	Response	Cal Amt ug/ml	OnCol Amt ug/ml	Flags
1 2,6-diamino-4-nitrotoluene	1		4.366			ND	ND	U
2 2,4-diamino-6-nitrotoluene	1		4.880			ND	ND	U
5 2,4,6-Trinitrophenol	1		6.300			ND	ND	U
6 HMX	1		6.986			ND	ND	U
8 RDX	1		9.173			ND	ND	U
9 Nitrobenzene	1		12.106			ND	ND	U
$ 10 1,2-Dinitrobenzene	1		13.040			ND	ND	U
11 3,5-Dinitroaniline	1		14.886			ND	ND	U
12 1,3-Dinitrobenzene	1		15.553			ND	ND	U
13 Nitroglycerin	2		15.853			ND	ND	U
14 o-Nitrotoluene	1		16.533			ND	ND	U
15 p-Nitrotoluene	1		16.820			ND	ND	U
16 4-Amino-2,6-dinitrotoluene	1		17.146			ND	ND	U
17 m-Nitrotoluene	1		17.753			ND	ND	U
18 2-Amino-4,6-dinitrotoluene	1		18.046			ND	ND	U
19 1,3,5-Trinitrobenzene	1		18.886			ND	ND	U
20 2,6-Dinitrotoluene	1	19.755	19.806	-0.051	4758	0.0126	0.001113	M
21 2,4-Dinitrotoluene	1	20.295	20.293	0.002	7990	0.0126	0.0125	M
22 Tetryl	1		23.553			ND	ND	U
23 2,4,6-Trinitrotoluene	1		24.653			ND	ND	U
24 PETN	2		25.280			ND	ND	U

QC Flag Legend

Processing Flags

ND - Not Detected or Marked ND

Review Flags
M - Manually Integrated
U - Marked Undetected

Reagents:

8330IntermStk_00064	Amount Added:	1.25	Units: uL
8330_ADDs_00026	Amount Added:	0.50	Units: uL

Report Date: 15-May-2020 12:00:59 Chrom Revision: 2.3 05-May-2020 17:48:18

Eurofins TestAmerica, Denver

Data File: \\chromfs\denver\chromdata\g2_luna\20200514-91518.b\05140015.d

Injection Date:	14-May-2020 20:56:30	Instrument ID:	CHHPLC_G2_LUNA	Operator ID:	CB
Lims ID:	IC FULL 1			Worklist Smp#:	15
Client ID:					
Injection Vol:	100.0 ul	Dil. Factor:	1.0000	ALS Bottle#:	15
Method:	G2_8330_Luna	Limit Group:	GCSV - 8330		

Column: Luna-Phenyl hexyl (4.60 mm) Y Scaling: Method Defined: Scale to the Nth Largest Peak: 1

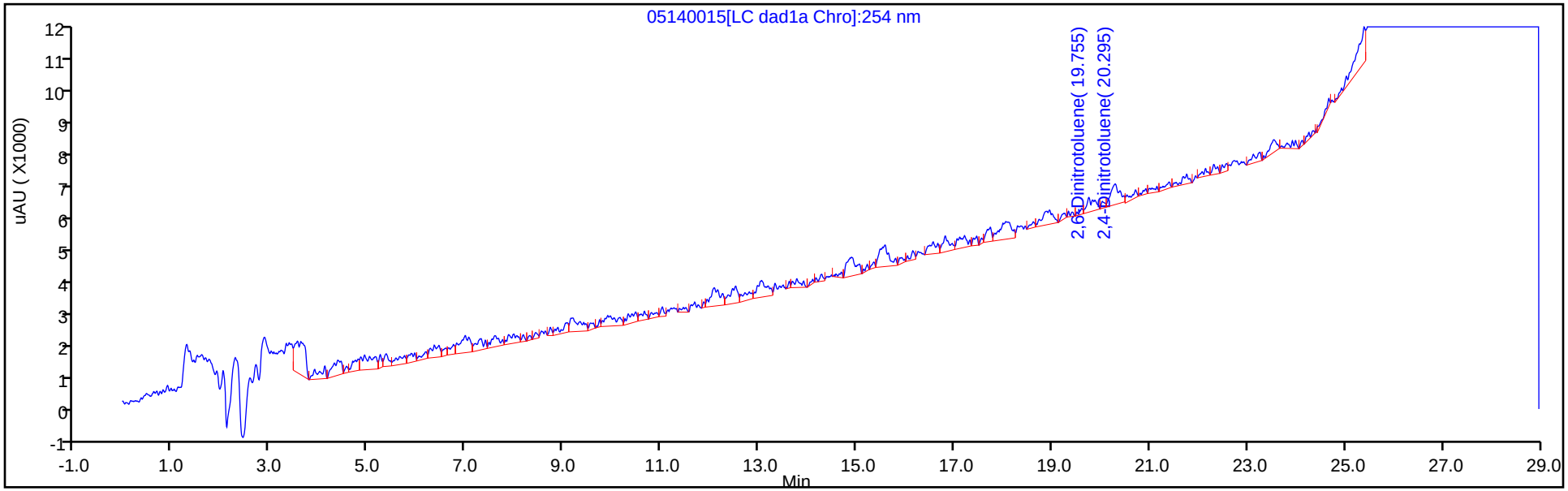

Y Scaling: Method Defined: Scale to the Nth Largest Peak: 1

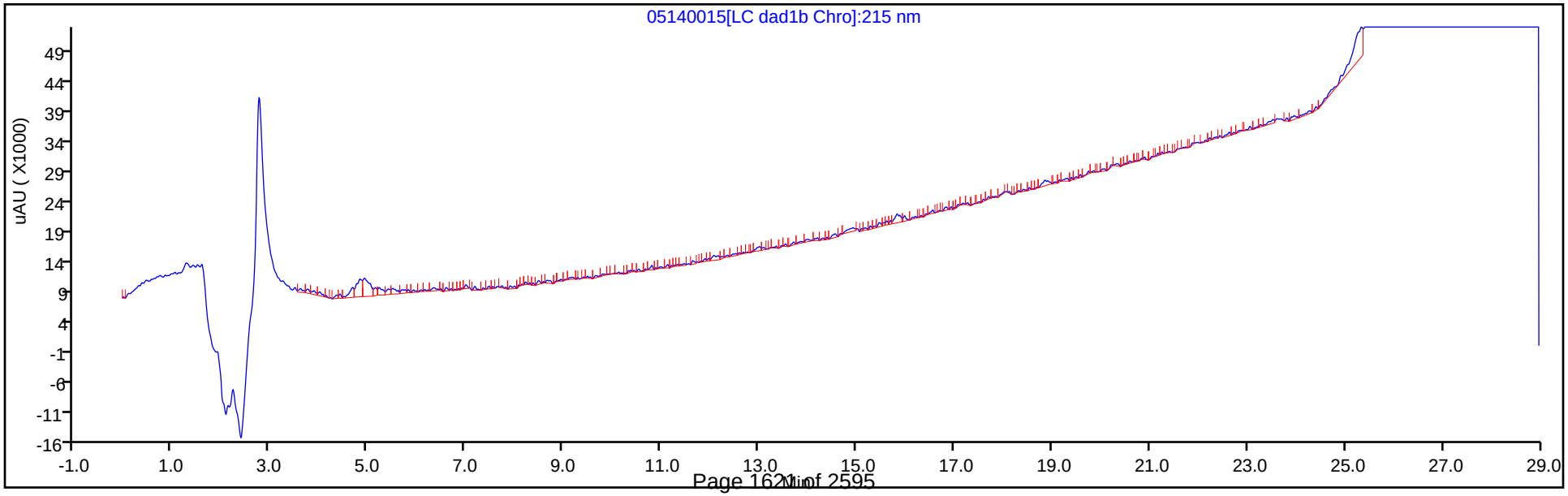

Manual Integration/User Assign Peak Report

Eurofins TestAmerica, Denver

Data File:	\\chromfs\denver\chromdata\g2_luna\20200514-91518.b\05140015.d				
Injection Date:	14-May-2020 20:56:30	Instrument ID:	CHHPLC_G2_LUNA		
Lims ID:	IC FULL 1				
Client ID:					
Operator ID:	CB	ALS Bottle#:	15	Worklist Smp#:	15
Injection Vol:	100.0 ul	Dil. Factor:	1.0000		
Method:	G2_8330_Luna	Limit Group:	GCSV - 8330		
Column:	Luna-Phenyl hexyl (4.60 mm)	Detector	LC DAD1A, 254 nm		

20 2,6-Dinitrotoluene, CAS: 606-20-2

Signal: 1

Processing Integration Results

RT: 19.76
Area: 5064
Amount: 0.014857
Amount Units: ug/ml

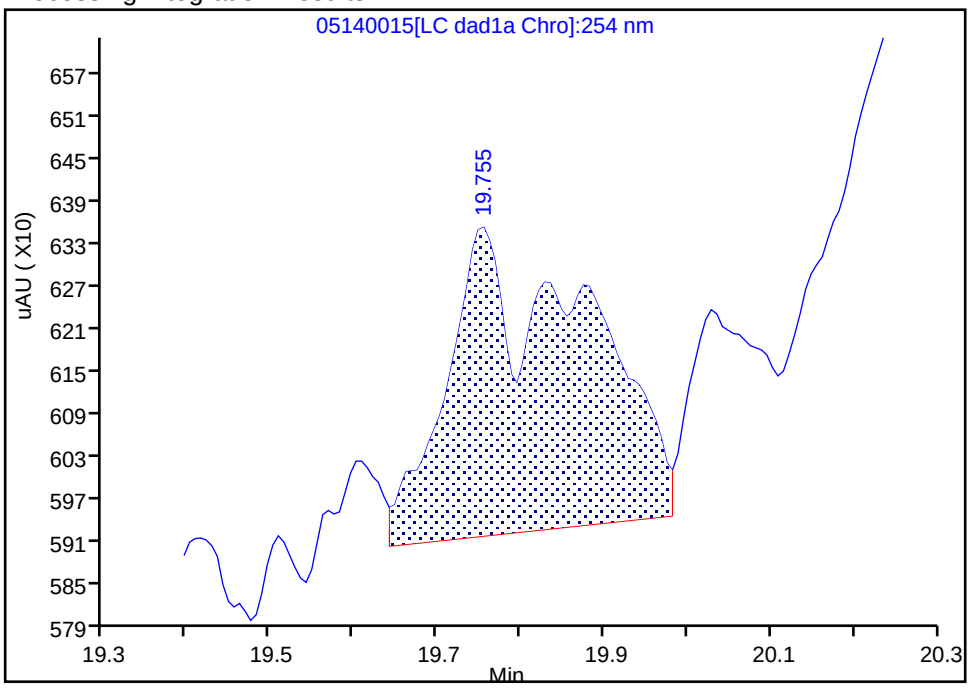

Manual Integration Results

RT: 19.76
Area: 4758
Amount: 0.001113
Amount Units: ug/ml

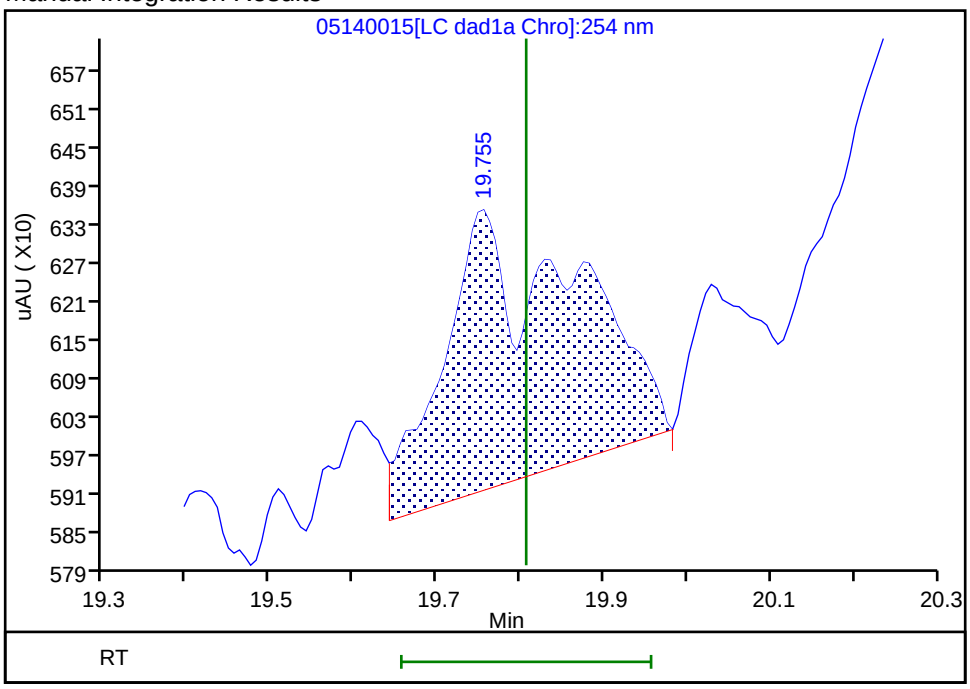

Reviewer: zhangji, 15-May-2020 11:30:41
Audit Action: Assigned New Baseline Audit Reason: Baseline

Manual Integration/User Assign Peak Report

Eurofins TestAmerica, Denver

Data File:	\\chromfs\denver\chromdata\g2_luna\20200514-91518.b\05140015.d				
Injection Date:	14-May-2020 20:56:30	Instrument ID:	CHHPLC_G2_LUNA		
Lims ID:	IC FULL 1				
Client ID:					
Operator ID:	CB	ALS Bottle#:	15	Worklist Smp#:	15
Injection Vol:	100.0 ul	Dil. Factor:	1.0000		
Method:	G2_8330_Luna	Limit Group:	GCSV - 8330		
Column:	Luna-Phenyl hexyl (4.60 mm)	Detector	LC DAD1A, 254 nm		

21 2,4-Dinitrotoluene, CAS: 121-14-2

Signal: 1

Processing Integration Results

RT: 20.30
Area: 8698
Amount: 0.013456
Amount Units: ug/ml

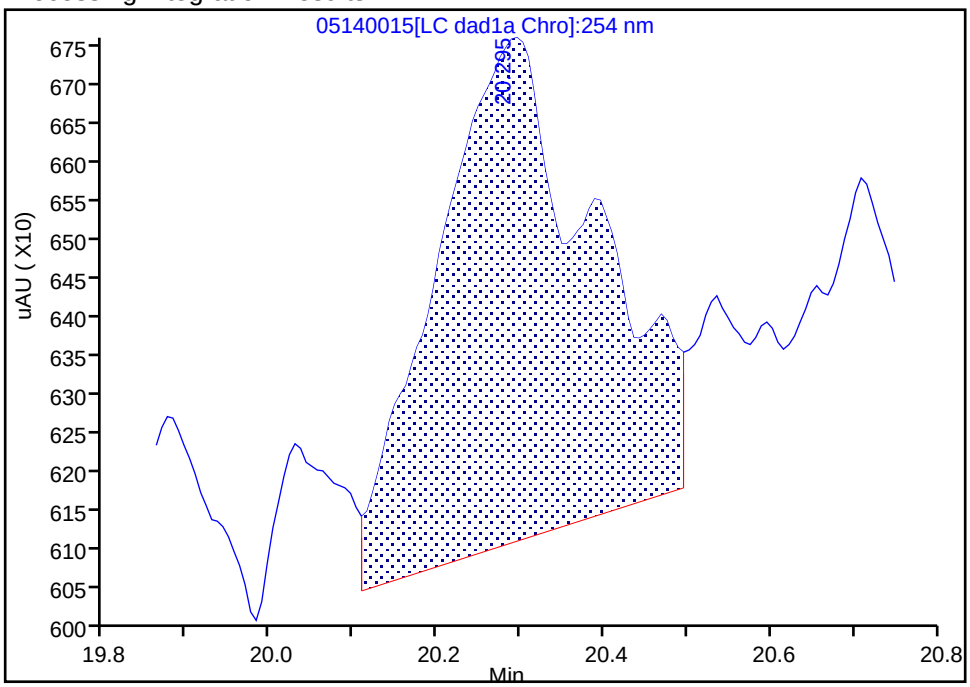

Manual Integration Results

RT: 20.30
Area: 7990
Amount: 0.012482
Amount Units: ug/ml

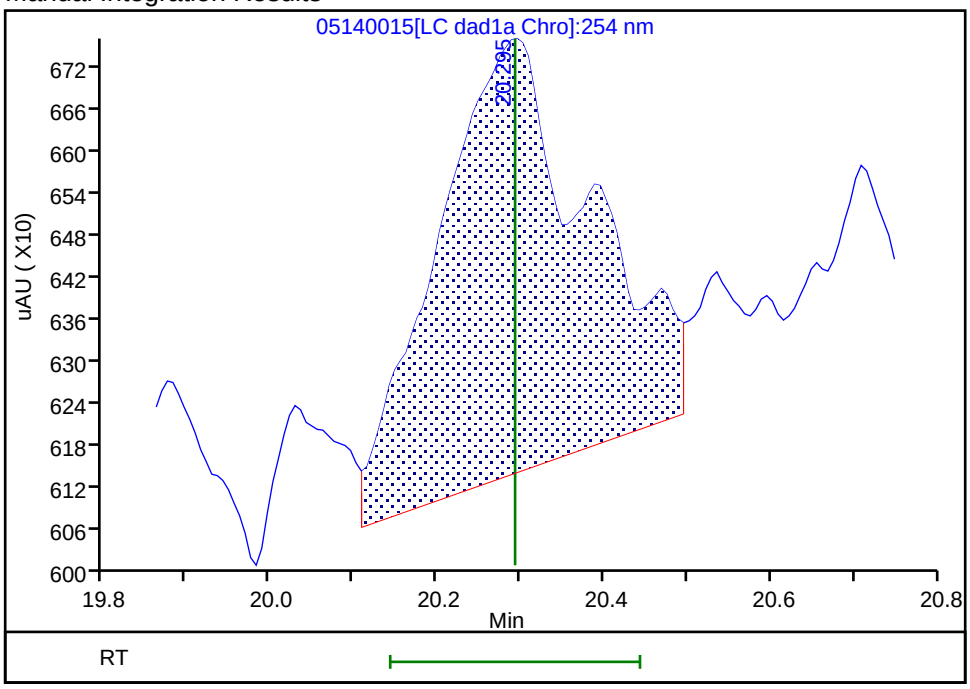

Reviewer: zhangji, 15-May-2020 11:30:41
Audit Action: Assigned New Baseline Audit Reason: Baseline

FORM VI
HPLC/IC BY EXTERNAL STANDARD - INITIAL CALIBRATION DATA
RETENTION TIME SUMMARY

Lab Name: Eurofins TestAmerica, Denver Job No.: 280-137702-1 Analy Batch No.: 494886

SDG No.:

Instrument ID: CHHPLC_G2_LUNA GC Column: Luna-phenyl ID: 4.6(mm) Heated Purge: (Y/N) N

Calibration Start Date: 05/14/2020 22:06 Calibration End Date: 05/15/2020 02:46 Calibration ID: 44235

Calibration Files:

LEVEL:	LAB SAMPLE ID:	LAB FILE ID:
Level 1	IC 280-494886/24	05140024.D
Level 2	IC 280-494886/23	05140023.D
Level 3	IC 280-494886/22	05140022.D
Level 4	IC 280-494886/21	05140021.D
Level 5	IC 280-494886/20	05140020.D
Level 6	IC 280-494886/19	05140019.D
Level 7	IC 280-494886/18	05140018.D
Level 8	IC 280-494886/17	05140017.D

ANALYTE	LVL 1	LVL 2	LVL 3	LVL 4	LVL 5	LVL 6	LVL 7	LVL 8			RT WINDOW	AVG RT
TNX	5.430	5.411	5.420	5.417	5.419	5.416	5.408	5.395			5.267 - 5.567	5.415
DNX	6.217	6.224	6.226	6.231	6.226	6.223	6.214	6.202			6.081 - 6.381	6.220
MNX	7.737	7.744	7.740	7.744	7.739	7.736	7.728	7.709			7.594 - 7.894	7.735

FORM VI
HPLC/IC BY EXTERNAL STANDARD - INITIAL CALIBRATION DATA
CURVE EVALUATION

Lab Name: Eurofins TestAmerica, Denver Job No.: 280-137702-1 Analy Batch No.: 494886

SDG No.:

Instrument ID: CHHPLC_G2_LUNA GC Column: Luna-phenyl ID: 4.6(mm) Heated Purge: (Y/N) N

Calibration Start Date: 05/14/2020 22:06 Calibration End Date: 05/15/2020 02:46 Calibration ID: 44235

Calibration Files:

LEVEL:	LAB SAMPLE ID:	LAB FILE ID:
Level 1	IC 280-494886/24	05140024.D
Level 2	IC 280-494886/23	05140023.D
Level 3	IC 280-494886/22	05140022.D
Level 4	IC 280-494886/21	05140021.D
Level 5	IC 280-494886/20	05140020.D
Level 6	IC 280-494886/19	05140019.D
Level 7	IC 280-494886/18	05140018.D
Level 8	IC 280-494886/17	05140017.D

ANALYTE	CF				CURVE TYPE	COEFFICIENT			#	MIN CF	%RSD	#	MAX %RSD	R^2 OR COD	#	MIN R^2 OR COD
	LVL 1 LVL 5	LVL 2 LVL 6	LVL 3 LVL 7	LVL 4 LVL 8		B	M1	M2								
TNX	552048 411823	425974 414575	452338 409749	404831 415188	Ave		435815.884				11.3		20.0			
DNX	380619 318914	320939 302202	322807 308244	308000 307920	Ave		321205.643				7.8		20.0			
MNX	510454 287059	337087 281216	295227 270908	285954 281272	Lin2	5408.61434	266896.431							0.9970		0.9900

Note: The M1 coefficient is the same as Ave CF for an Ave curve type.

FORM VI
HPLC/IC BY EXTERNAL STANDARD - INITIAL CALIBRATION DATA
RESPONSE AND CONCENTRATION

Lab Name: Eurofins TestAmerica, Denver Job No.: 280-137702-1 Analy Batch No.: 494886

SDG No.:

Instrument ID: CHHPLC_G2_LUNA GC Column: Luna-phenyl ID: 4.6(mm) Heated Purge: (Y/N) N

Calibration Start Date: 05/14/2020 22:06 Calibration End Date: 05/15/2020 02:46 Calibration ID: 44235

Calibration Files:

LEVEL:	LAB SAMPLE ID:	LAB FILE ID:
Level 1	IC 280-494886/24	05140024.D
Level 2	IC 280-494886/23	05140023.D
Level 3	IC 280-494886/22	05140022.D
Level 4	IC 280-494886/21	05140021.D
Level 5	IC 280-494886/20	05140020.D
Level 6	IC 280-494886/19	05140019.D
Level 7	IC 280-494886/18	05140018.D
Level 8	IC 280-494886/17	05140017.D

ANALYTE	CURVE TYPE	RESPONSE					CONCENTRATION (UG/ML)				
		LVL 1 LVL 6	LVL 2 LVL 7	LVL 3 LVL 8	LVL 4	LVL 5	LVL 1 LVL 6	LVL 2 LVL 7	LVL 3 LVL 8	LVL 4	LVL 5
TNX	Ave	11052 290493	21320 410159	45279 1039009	101309	164894	0.0200 0.701	0.0501 1.00	0.100 2.50	0.250	0.400
DNX	Ave	7620 211753	16063 308552	32313 770570	77077	127693	0.0200 0.701	0.0501 1.00	0.100 2.50	0.250	0.400
MNX	Lin2	11914 229725	19669 316150	34453 820612	83427	133999	0.0233 0.817	0.0584 1.17	0.117 2.92	0.292	0.467

Curve Type Legend:

Ave = Average
Lin2 = Linear 1/conc^2

Eurofins TestAmerica, Denver
Target Compound Quantitation Report

Data File: \\chromfs\Denver\ChromData\G2_LUNA\20200514-91518.b\05140017.D
Lims ID: IC DMT 9
Client ID:
Sample Type: IC Calib Level: 9
Inject. Date: 14-May-2020 22:06:26 ALS Bottle#: 17 Worklist Smp#: 17
Injection Vol: 100.0 ul Dil. Factor: 1.0000
Sample Info: IC DMT 9
Misc. Info.: 280-0091518-017
Operator ID: CB Instrument ID: CHHPLC_G2_LUNA
Sublist: chrom-G2_8330_Luna*sub13

Method: \\chromfs\Denver\ChromData\G2_LUNA\20200514-91518.b\G2_8330_Luna.m
Limit Group: GCSV - 8330
Last Update: 15-May-2020 12:01:02 Calib Date: 15-May-2020 02:11:20
Integrator: Falcon
Quant Method: External Standard Quant By: Initial Calibration
Last ICal File: \\chromfs\Denver\ChromData\G2_LUNA\20200514-91518.b\05140024.D

Column 1 : Luna-Phenyl hexyl (4.60 mm) Det: LC DAD1A, 254 nm
Process Host: CTX0318

First Level Reviewer: zhangji Date: 15-May-2020 11:36:21

Compound	Det	RT (min.)	Exp RT (min.)	Dlt RT (min.)	Response	Cal Amt ug/ml	OnCol Amt ug/ml	Flags
3 TNX	1	5.395	5.417	-0.022	1039009	2.50	2.38	
4 DNX	1	6.202	6.231	-0.029	770570	2.50	2.40	
7 MNX	1	7.709	7.744	-0.035	820612	2.92	3.05	a

QC Flag Legend

Review Flags
a - User Assigned ID

Reagents:

8330 DMT_00006 Amount Added: 125.00 Units: uL

Report Date: 15-May-2020 12:01:02 Chrom Revision: 2.3 05-May-2020 17:48:18

Eurofins TestAmerica, Denver

Data File: \\chromfs\denver\chromdata\g2_luna\20200514-91518.b\05140017.d

Injection Date:	14-May-2020 22:06:26	Instrument ID:	CHHPLC_G2_LUNA	Operator ID:	CB
Lims ID:	IC DMT 9			Worklist Smp#:	17
Client ID:					
Injection Vol:	100.0 ul	Dil. Factor:	1.0000	ALS Bottle#:	17
Method:	G2_8330_Luna	Limit Group:	GCSV - 8330		

Column: Luna-Phenyl hexyl (4.60 mm) Y Scaling: Method Defined: Scale to the Nth Largest Peak: 1

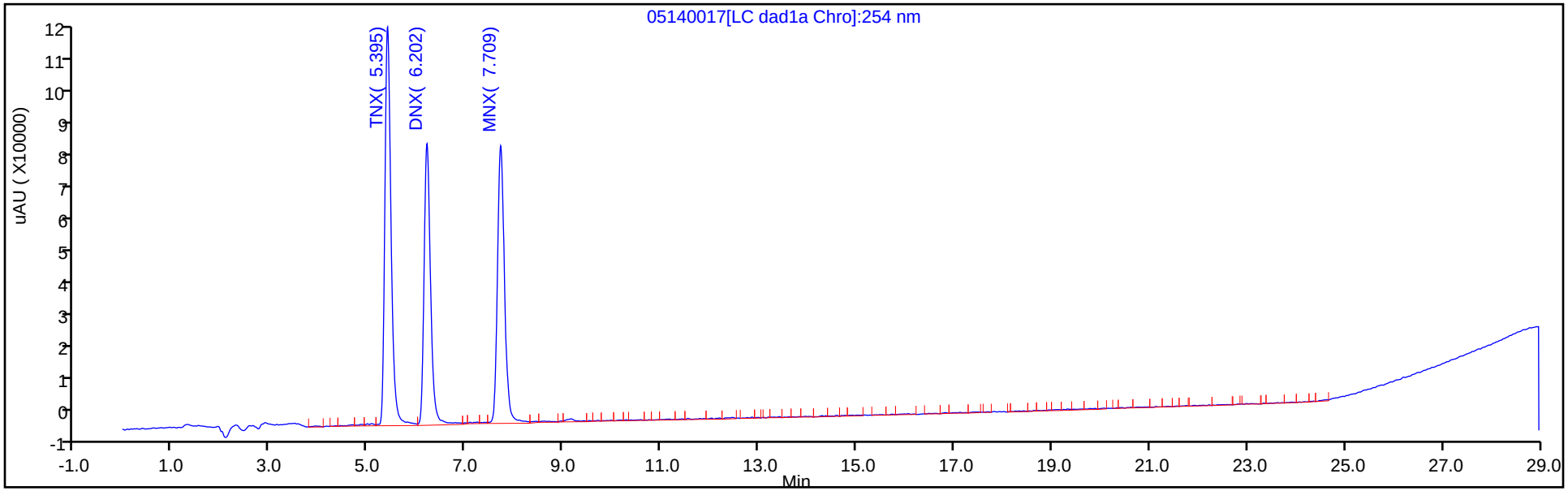

Y Scaling: Method Defined: Scale to the Nth Largest Peak: 1

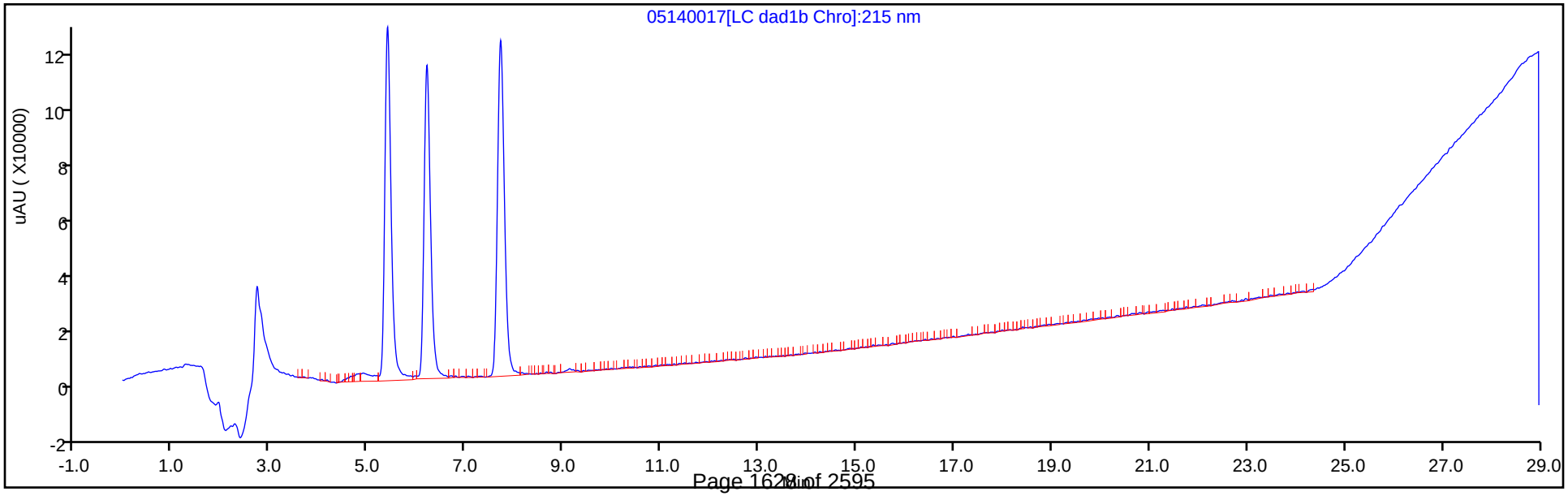

Manual Integration/User Assign Peak Report

Eurofins TestAmerica, Denver

Data File:	\\chromfs\denver\chromdata\g2_luna\20200514-91518.b\05140017.d				
Injection Date:	14-May-2020 22:06:26	Instrument ID:	CHHPLC_G2_LUNA		
Lims ID:	IC DMT 9				
Client ID:					
Operator ID:	CB	ALS Bottle#:	17	Worklist Smp#:	17
Injection Vol:	100.0 ul	Dil. Factor:	1.0000		
Method:	G2_8330_Luna	Limit Group:	GCSV - 8330		
Column:	Luna-Phenyl hexyl (4.60 mm)	Detector	LC DAD1A, 254 nm		

7 MNX, CAS: 5755-27-1

Signal: 1

Not Detected
Expected RT: 7.74

Processing Integration Results

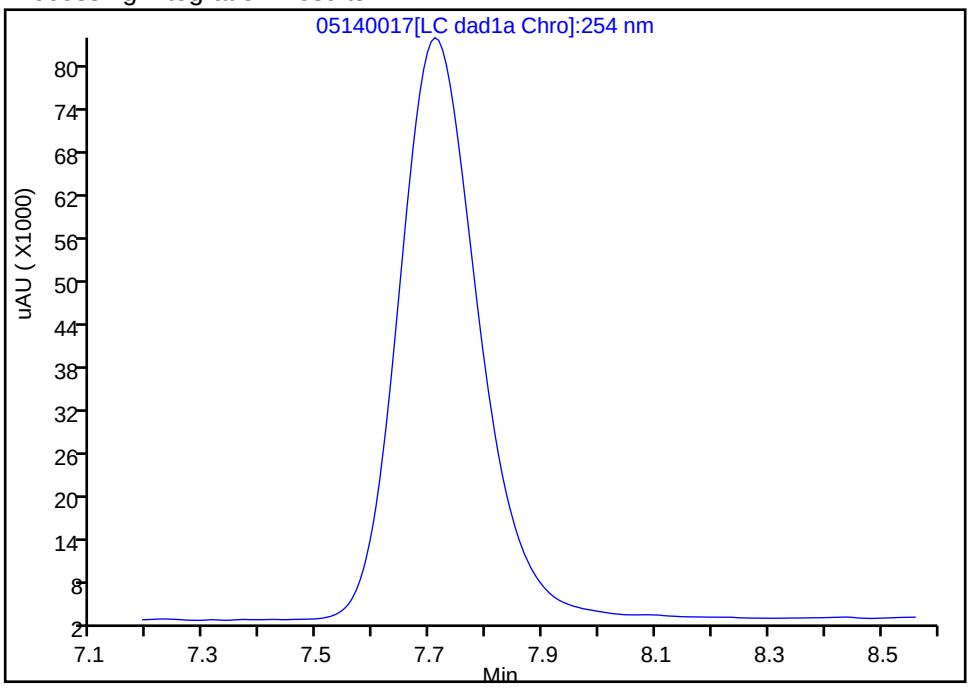

Manual Integration Results

RT: 7.71
Area: 820612
Amount: 3.054381
Amount Units: ug/ml

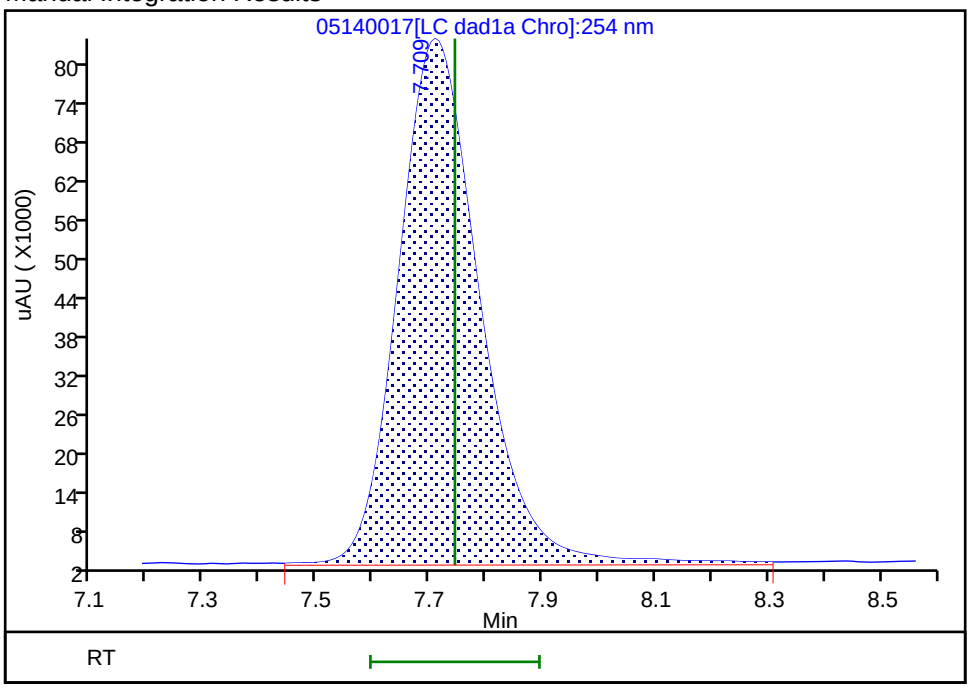

Reviewer: zhangji, 15-May-2020 11:36:42
Audit Action: Assigned Compound ID Audit Reason:

Eurofins TestAmerica, Denver
Target Compound Quantitation Report

Data File:	\\chromfs\Denver\ChromData\G2_LUNA\20200514-91518.b\05140018.D				
Lims ID:	IC DMT 8				
Client ID:					
Sample Type:	IC	Calib Level:	8		
Inject. Date:	14-May-2020 22:41:23	ALS Bottle#:	18	Worklist Smp#:	18
Injection Vol:	100.0 ul	Dil. Factor:	1.0000		
Sample Info:	IC DMT 8				
Misc. Info.:	280-0091518-018				
Operator ID:	CB	Instrument ID:	CHHPLC_G2_LUNA		
Sublist:	chrom-G2_8330_Luna*sub13				
Method:	\\chromfs\Denver\ChromData\G2_LUNA\20200514-91518.b\G2_8330_Luna.m				
Limit Group:	GCSV - 8330				
Last Update:	15-May-2020 12:01:02	Calib Date:	15-May-2020 02:11:20		
Integrator:	Falcon				
Quant Method:	External Standard	Quant By:	Initial Calibration		
Last ICal File:	\\chromfs\Denver\ChromData\G2_LUNA\20200514-91518.b\05140024.D				
Column 1 :	Luna-Phenyl hexyl (4.60 mm)		Det: LC DAD1A, 254 nm		
Process Host:	CTX0318				
First Level Reviewer: zhangji		Date:	15-May-2020 11:36:48		

Compound	Det	RT (min.)	Exp RT (min.)	Dlt RT (min.)	Response	Cal Amt ug/ml	OnCol Amt ug/ml	Flags
3 TNX	1	5.408	5.417	-0.009	410159	1.00	0.9411	
4 DNX	1	6.214	6.231	-0.017	308552	1.00	0.9606	
7 MNX	1	7.728	7.744	-0.016	316150	1.17	1.16	a

QC Flag Legend

Review Flags
a - User Assigned ID

Reagents:

8330 DMT_00006 Amount Added: 50.00 Units: uL

Report Date: 15-May-2020 12:01:03 Chrom Revision: 2.3 05-May-2020 17:48:18

Eurofins TestAmerica, Denver

Data File: \\chromfs\denver\chromdata\g2_luna\20200514-91518.b\05140018.d

Injection Date:	14-May-2020 22:41:23	Instrument ID:	CHHPLC_G2_LUNA	Operator ID:	CB
Lims ID:	IC DMT 8			Worklist Smp#:	18
Client ID:					
Injection Vol:	100.0 ul	Dil. Factor:	1.0000	ALS Bottle#:	18
Method:	G2_8330_Luna	Limit Group:	GCSV - 8330		

Column: Luna-Phenyl hexyl (4.60 mm) Y Scaling: Method Defined: Scale to the Nth Largest Peak: 1

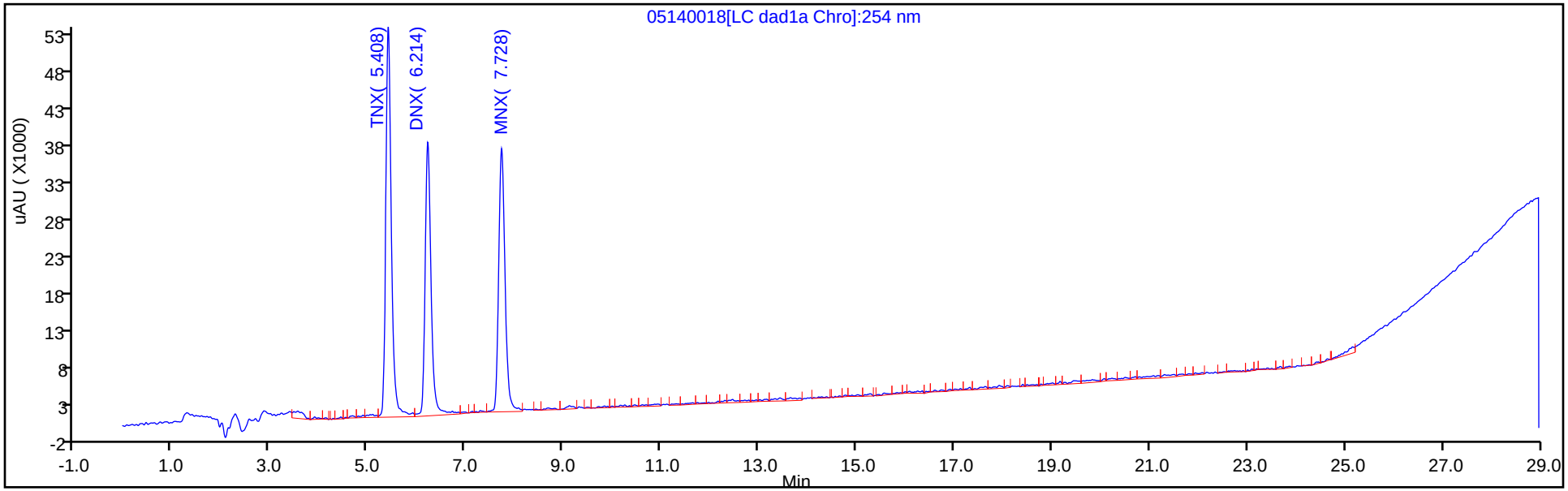

Y Scaling: Method Defined: Scale to the Nth Largest Peak: 1

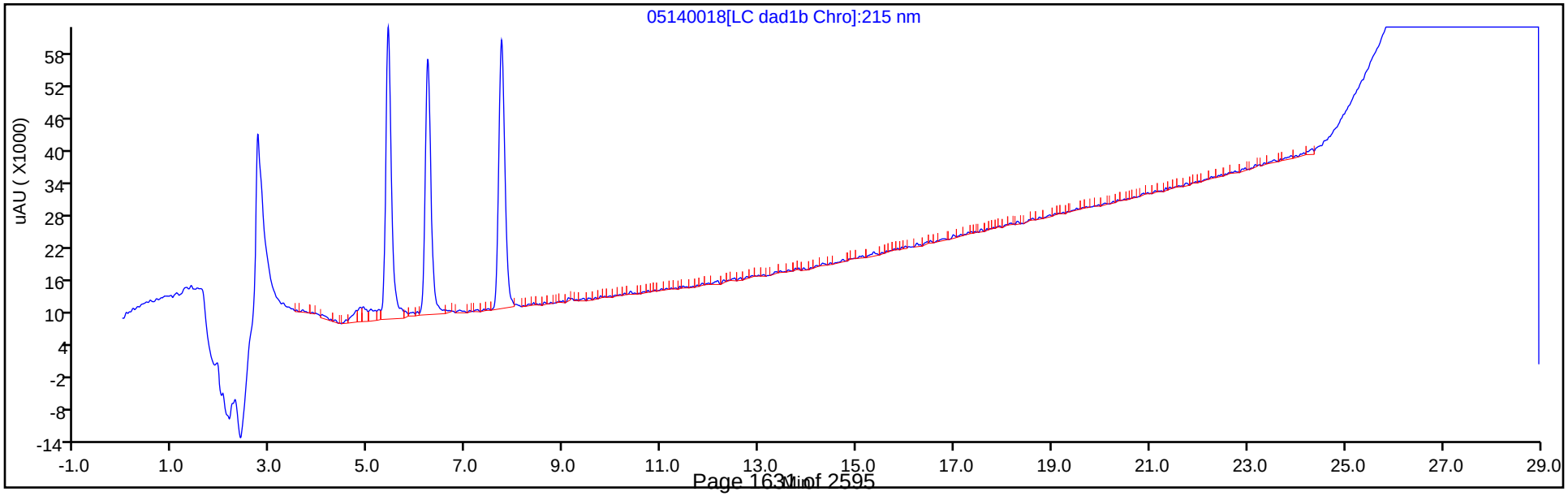

Manual Integration/User Assign Peak Report

Eurofins TestAmerica, Denver

Data File:	\\chromfs\denver\chromdata\g2_luna\20200514-91518.b\05140018.d				
Injection Date:	14-May-2020 22:41:23	Instrument ID:	CHHPLC_G2_LUNA		
Lims ID:	IC DMT 8				
Client ID:					
Operator ID:	CB	ALS Bottle#:	18	Worklist Smp#:	18
Injection Vol:	100.0 ul	Dil. Factor:	1.0000		
Method:	G2_8330_Luna	Limit Group:	GCSV - 8330		
Column:	Luna-Phenyl hexyl (4.60 mm)	Detector	LC DAD1A, 254 nm		

7 MNX, CAS: 5755-27-1

Signal: 1

Not Detected
Expected RT: 7.74

Processing Integration Results

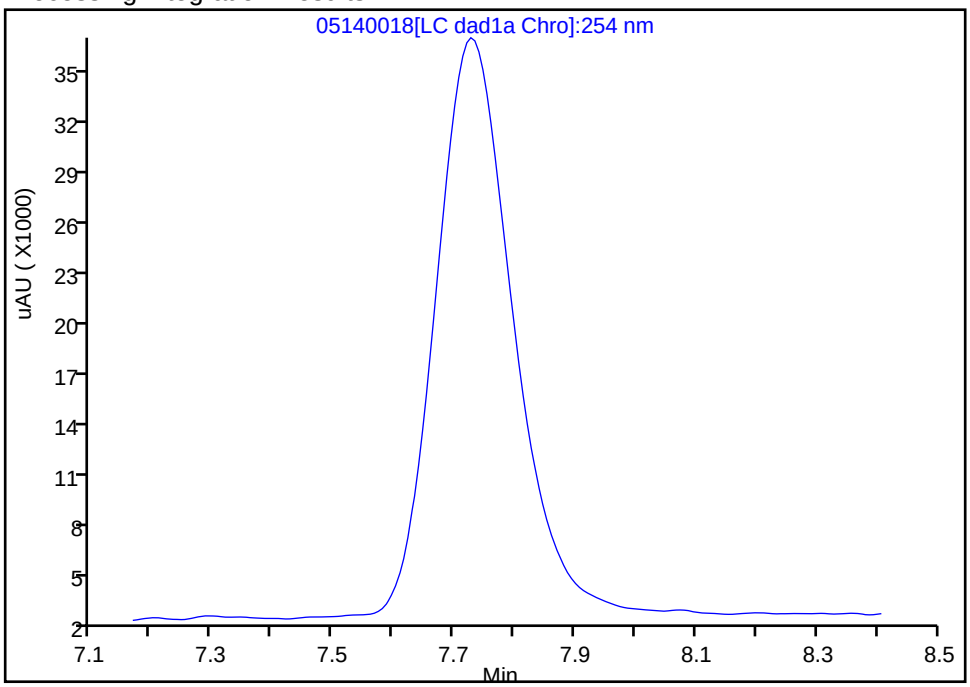

Manual Integration Results

RT: 7.73
Area: 316150
Amount: 1.164277
Amount Units: ug/ml

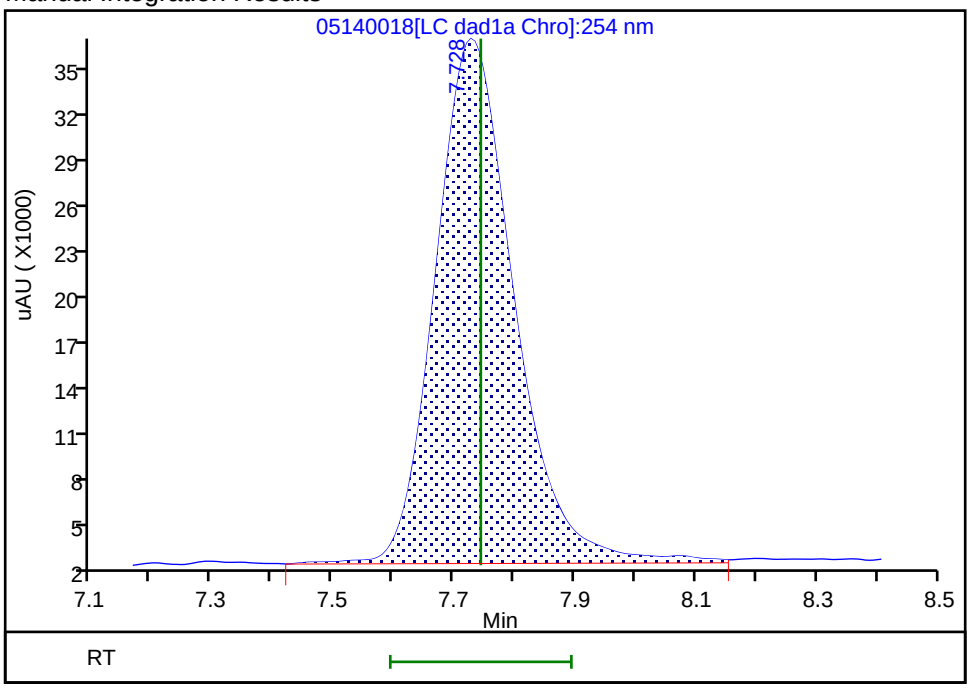

Reviewer: zhangji, 15-May-2020 11:36:46
Audit Action: Assigned Compound ID Audit Reason:

Eurofins TestAmerica, Denver
Target Compound Quantitation Report

Data File: \\chromfs\Denver\ChromData\G2_LUNA\20200514-91518.b\05140019.D
Lims ID: IC DMT 7
Client ID:
Sample Type: IC Calib Level: 7
Inject. Date: 14-May-2020 23:16:26 ALS Bottle#: 19 Worklist Smp#: 19
Injection Vol: 100.0 ul Dil. Factor: 1.0000
Sample Info: IC DMT 7
Misc. Info.: 280-0091518-019
Operator ID: CB Instrument ID: CHHPLC_G2_LUNA
Sublist: chrom-G2_8330_Luna*sub13

Method: \\chromfs\Denver\ChromData\G2_LUNA\20200514-91518.b\G2_8330_Luna.m
Limit Group: GCSV - 8330
Last Update: 15-May-2020 12:01:03 Calib Date: 15-May-2020 02:11:20
Integrator: Falcon
Quant Method: External Standard Quant By: Initial Calibration
Last ICal File: \\chromfs\Denver\ChromData\G2_LUNA\20200514-91518.b\05140024.D

Column 1 : Luna-Phenyl hexyl (4.60 mm) Det: LC DAD1A, 254 nm
Process Host: CTX0318

First Level Reviewer: zhangji Date: 15-May-2020 11:36:56

Compound	Det	RT (min.)	Exp RT (min.)	Dlt RT (min.)	Response	Cal Amt ug/ml	OnCol Amt ug/ml	Flags
3 TNX	1	5.416	5.417	-0.001	290493	0.7007	0.6665	
4 DNX	1	6.223	6.231	-0.008	211753	0.7007	0.6592	
7 MNX	1	7.736	7.744	-0.008	229725	0.8169	0.8405	a

QC Flag Legend

Review Flags
a - User Assigned ID

Reagents:

8330 DMT_00006 Amount Added: 35.00 Units: uL

Report Date: 15-May-2020 12:01:03 Chrom Revision: 2.3 05-May-2020 17:48:18

Eurofins TestAmerica, Denver

Data File: \\chromfs\denver\chromdata\g2_luna\20200514-91518.b\05140019.d

Injection Date:	14-May-2020 23:16:26	Instrument ID:	CHHPLC_G2_LUNA	Operator ID:	CB
Lims ID:	IC DMT 7			Worklist Smp#:	19
Client ID:					
Injection Vol:	100.0 ul	Dil. Factor:	1.0000	ALS Bottle#:	19
Method:	G2_8330_Luna	Limit Group:	GCSV - 8330		

Column: Luna-Phenyl hexyl (4.60 mm) Y Scaling: Method Defined: Scale to the Nth Largest Peak: 1

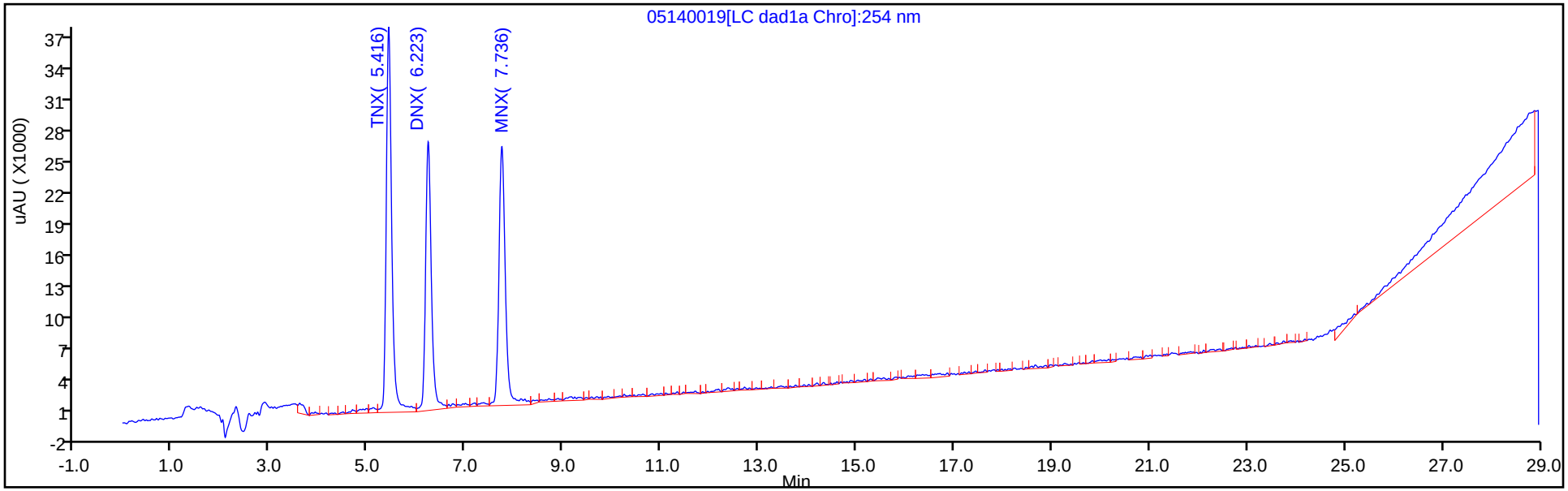

Y Scaling: Method Defined: Scale to the Nth Largest Peak: 1

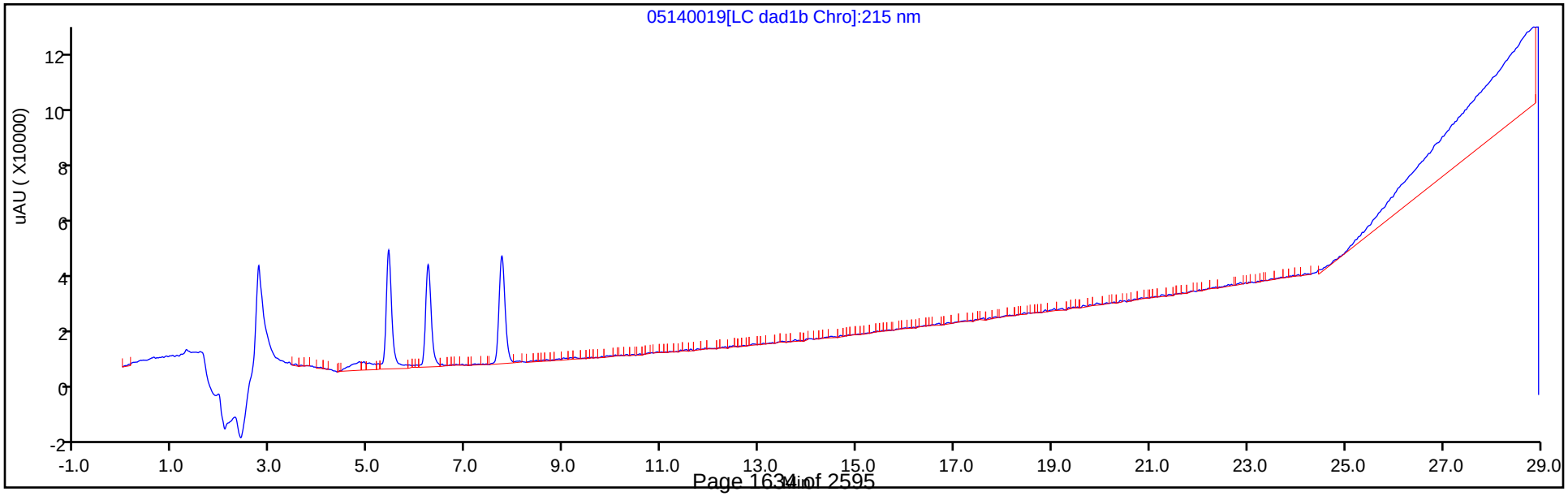

Manual Integration/User Assign Peak Report

Eurofins TestAmerica, Denver

Data File:	\\chromfs\denver\chromdata\g2_luna\20200514-91518.b\05140019.d				
Injection Date:	14-May-2020 23:16:26	Instrument ID:	CHHPLC_G2_LUNA		
Lims ID:	IC DMT 7				
Client ID:					
Operator ID:	CB	ALS Bottle#:	19	Worklist Smp#:	19
Injection Vol:	100.0 ul	Dil. Factor:	1.0000		
Method:	G2_8330_Luna	Limit Group:	GCSV - 8330		
Column:	Luna-Phenyl hexyl (4.60 mm)	Detector	LC DAD1A, 254 nm		

7 MNX, CAS: 5755-27-1

Signal: 1

Not Detected
Expected RT: 7.74

Processing Integration Results

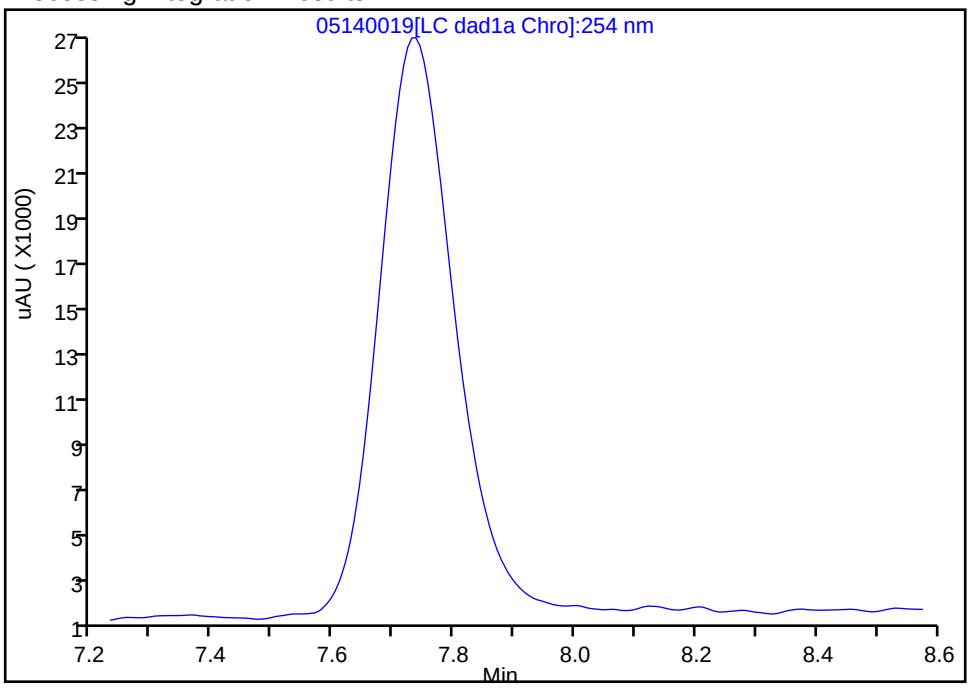

Manual Integration Results

RT: 7.74
Area: 229725
Amount: 0.840462
Amount Units: ug/ml

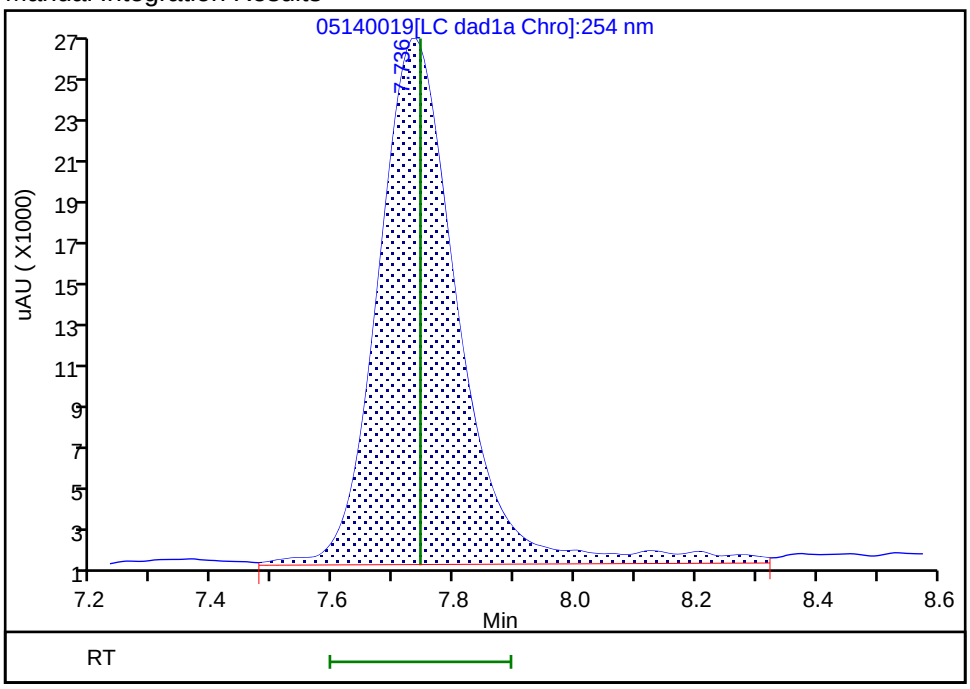

Reviewer: zhangji, 15-May-2020 11:36:55
Audit Action: Assigned Compound ID Audit Reason:

Eurofins TestAmerica, Denver
Target Compound Quantitation Report

Data File: \\chromfs\Denver\ChromData\G2_LUNA\20200514-91518.b\05140020.D
Lims ID: IC DMT 6
Client ID:
Sample Type: IC Calib Level: 6
Inject. Date: 14-May-2020 23:51:28 ALS Bottle#: 20 Worklist Smp#: 20
Injection Vol: 100.0 ul Dil. Factor: 1.0000
Sample Info: IC DMT 6
Misc. Info.: 280-0091518-020
Operator ID: CB Instrument ID: CHHPLC_G2_LUNA
Sublist: chrom-G2_8330_Luna*sub13

Method: \\chromfs\Denver\ChromData\G2_LUNA\20200514-91518.b\G2_8330_Luna.m
Limit Group: GCSV - 8330
Last Update: 15-May-2020 12:01:03 Calib Date: 15-May-2020 02:11:20
Integrator: Falcon
Quant Method: External Standard Quant By: Initial Calibration
Last ICal File: \\chromfs\Denver\ChromData\G2_LUNA\20200514-91518.b\05140024.D

Column 1 : Luna-Phenyl hexyl (4.60 mm) Det: LC DAD1A, 254 nm
Process Host: CTX0318

First Level Reviewer: zhangji Date: 15-May-2020 11:37:01

Compound	Det	RT (min.)	Exp RT (min.)	Dlt RT (min.)	Response	Cal Amt ug/ml	OnCol Amt ug/ml	Flags
3 TNX	1	5.419	5.417	0.002	164894	0.4004	0.3784	
4 DNX	1	6.226	6.231	-0.005	127693	0.4004	0.3975	
7 MNX	1	7.739	7.744	-0.005	133999	0.4668	0.4818	a

QC Flag Legend

Review Flags
a - User Assigned ID

Reagents:

8330 DMT_00006 Amount Added: 20.00 Units: uL

Report Date: 15-May-2020 12:01:04 Chrom Revision: 2.3 05-May-2020 17:48:18

Eurofins TestAmerica, Denver

Data File: \\chromfs\denver\chromdata\g2_luna\20200514-91518.b\05140020.d

Injection Date:	14-May-2020 23:51:28	Instrument ID:	CHHPLC_G2_LUNA	Operator ID:	CB
Lims ID:	IC DMT 6			Worklist Smp#:	20
Client ID:					
Injection Vol:	100.0 ul	Dil. Factor:	1.0000	ALS Bottle#:	20
Method:	G2_8330_Luna	Limit Group:	GCSV - 8330		

Column: Luna-Phenyl hexyl (4.60 mm) Y Scaling: Method Defined: Scale to the Nth Largest Peak: 1

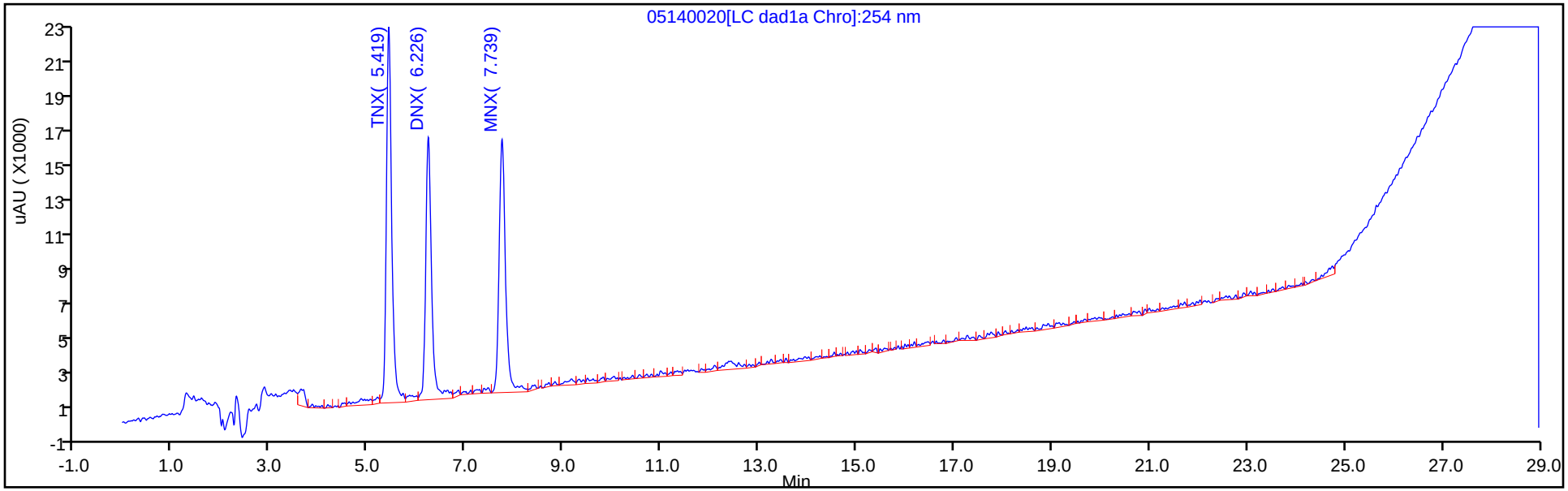

Y Scaling: Method Defined: Scale to the Nth Largest Peak: 1

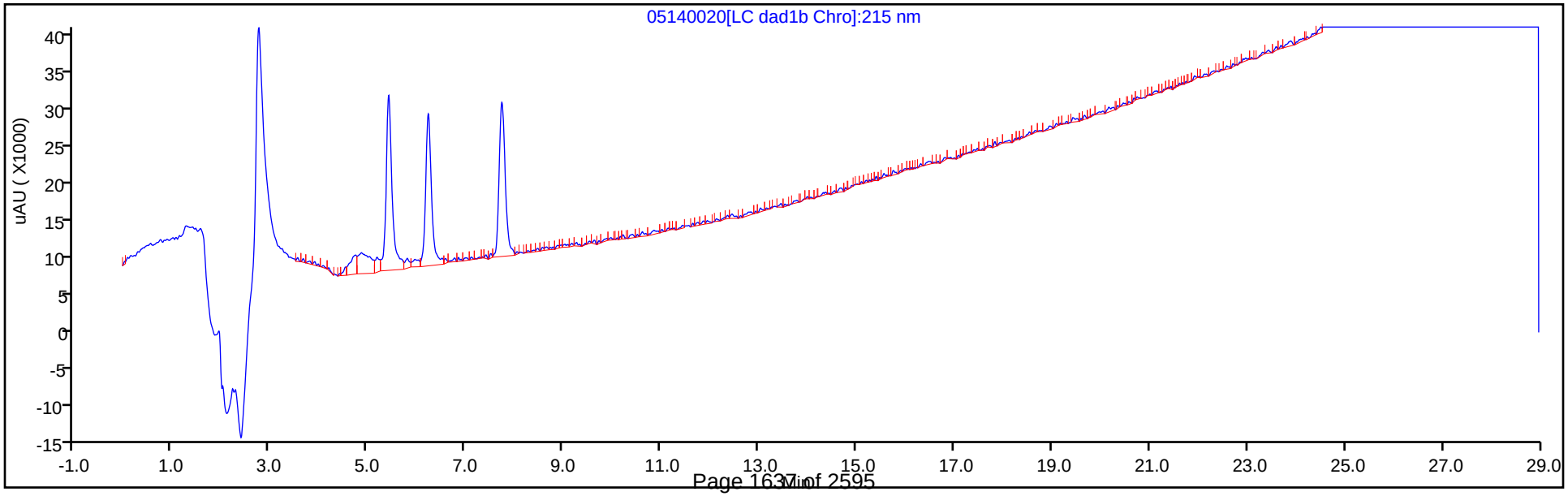

Manual Integration/User Assign Peak Report

Eurofins TestAmerica, Denver

Data File:	\\chromfs\denver\chromdata\g2_luna\20200514-91518.b\05140020.d				
Injection Date:	14-May-2020 23:51:28	Instrument ID:	CHHPLC_G2_LUNA		
Lims ID:	IC DMT 6				
Client ID:					
Operator ID:	CB	ALS Bottle#:	20	Worklist Smp#:	20
Injection Vol:	100.0 ul	Dil. Factor:	1.0000		
Method:	G2_8330_Luna	Limit Group:	GCSV - 8330		
Column:	Luna-Phenyl hexyl (4.60 mm)	Detector	LC DAD1A, 254 nm		

7 MNX, CAS: 5755-27-1

Signal: 1

Not Detected
Expected RT: 7.74

Processing Integration Results

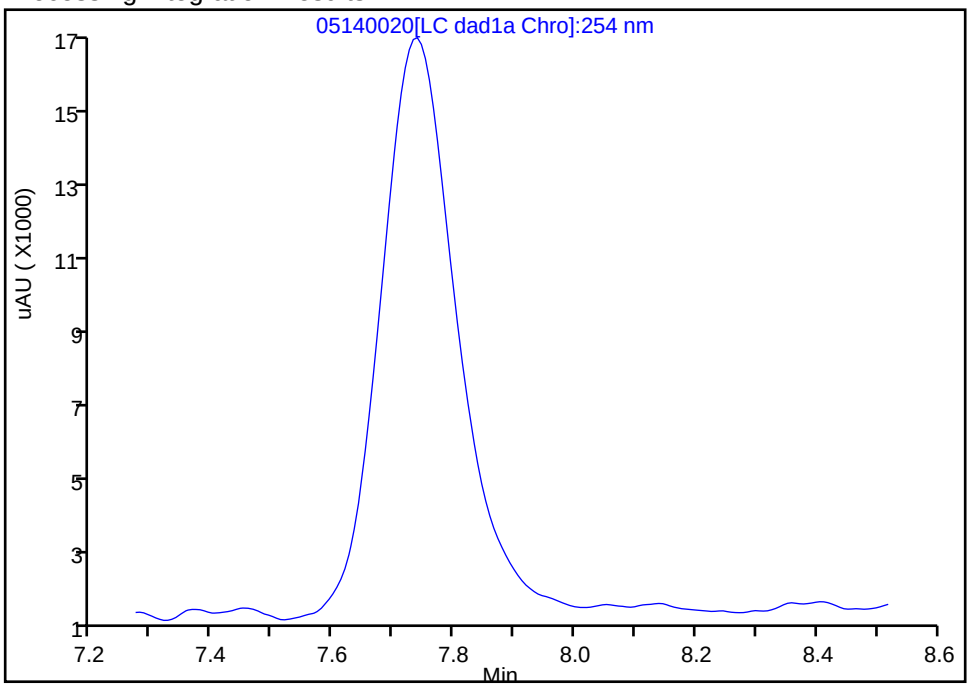

Manual Integration Results

RT: 7.74
Area: 133999
Amount: 0.481799
Amount Units: ug/ml

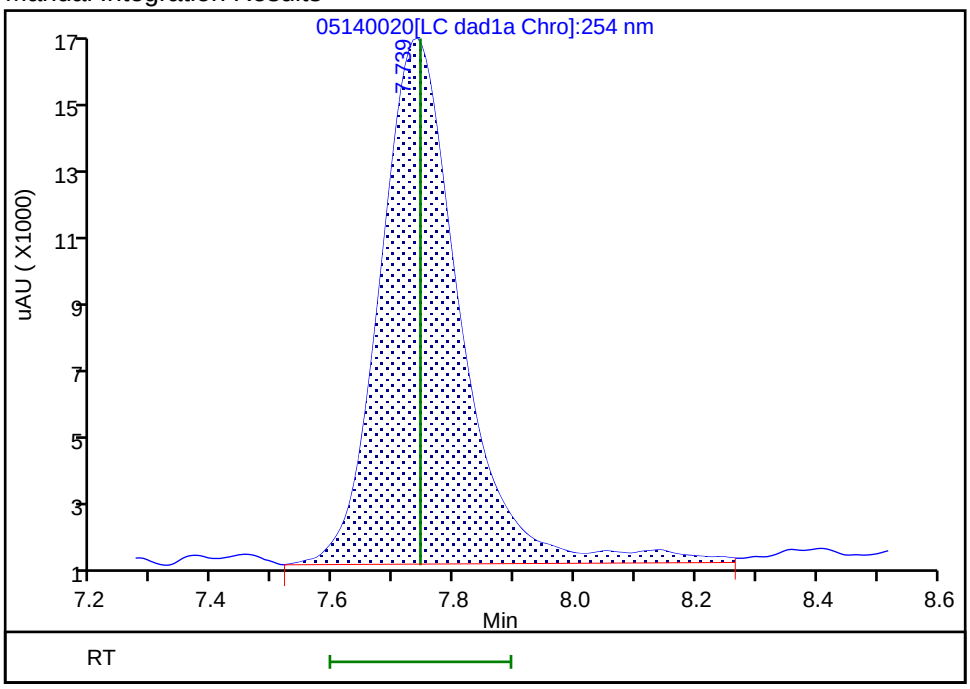

Reviewer: zhangji, 15-May-2020 11:36:59
Audit Action: Assigned Compound ID Audit Reason:

Eurofins TestAmerica, Denver
Target Compound Quantitation Report

Data File:	\\chromfs\Denver\ChromData\G2_LUNA\20200514-91518.b\05140021.D				
Lims ID:	IC DMT 5				
Client ID:					
Sample Type:	IC	Calib Level:	5		
Inject. Date:	15-May-2020 00:26:25	ALS Bottle#:	21	Worklist Smp#:	21
Injection Vol:	100.0 ul	Dil. Factor:	1.0000		
Sample Info:	IC DMT 5				
Misc. Info.:	280-0091518-021				
Operator ID:	CB	Instrument ID:	CHHPLC_G2_LUNA		
Sublist:	chrom-G2_8330_Luna*sub13				
Method:	\\chromfs\Denver\ChromData\G2_LUNA\20200514-91518.b\G2_8330_Luna.m				
Limit Group:	GCSV - 8330				
Last Update:	15-May-2020 12:01:04	Calib Date:	15-May-2020 02:11:20		
Integrator:	Falcon				
Quant Method:	External Standard	Quant By:	Initial Calibration		
Last ICal File:	\\chromfs\Denver\ChromData\G2_LUNA\20200514-91518.b\05140024.D				
Column 1 :	Luna-Phenyl hexyl (4.60 mm)		Det: LC DAD1A, 254 nm		
Process Host:	CTX0318				

Compound	Det	RT (min.)	Exp RT (min.)	Dlt RT (min.)	Response	Cal Amt ug/ml	OnCol Amt ug/ml	Flags
3 TNX	1	5.417	5.417	0.000	101309	0.2503	0.2325	
4 DNX	1	6.231	6.231	0.000	77077	0.2503	0.2400	
7 MNX	1	7.744	7.744	0.000	83427	0.2918	0.2923	

Reagents:

8330 DMT_00006 Amount Added: 12.50 Units: uL

Report Date: 15-May-2020 12:01:04 Chrom Revision: 2.3 05-May-2020 17:48:18

Eurofins TestAmerica, Denver

Data File: \\chromfs\denver\chromdata\g2_luna\20200514-91518.b\05140021.d

Injection Date:	15-May-2020 00:26:25	Instrument ID:	CHHPLC_G2_LUNA	Operator ID:	CB
Lims ID:	IC DMT 5			Worklist Smp#:	21
Client ID:					
Injection Vol:	100.0 ul	Dil. Factor:	1.0000	ALS Bottle#:	21
Method:	G2_8330_Luna	Limit Group:	GCSV - 8330		

Column: Luna-Phenyl hexyl (4.60 mm) Y Scaling: Method Defined: Scale to the Nth Largest Peak: 1

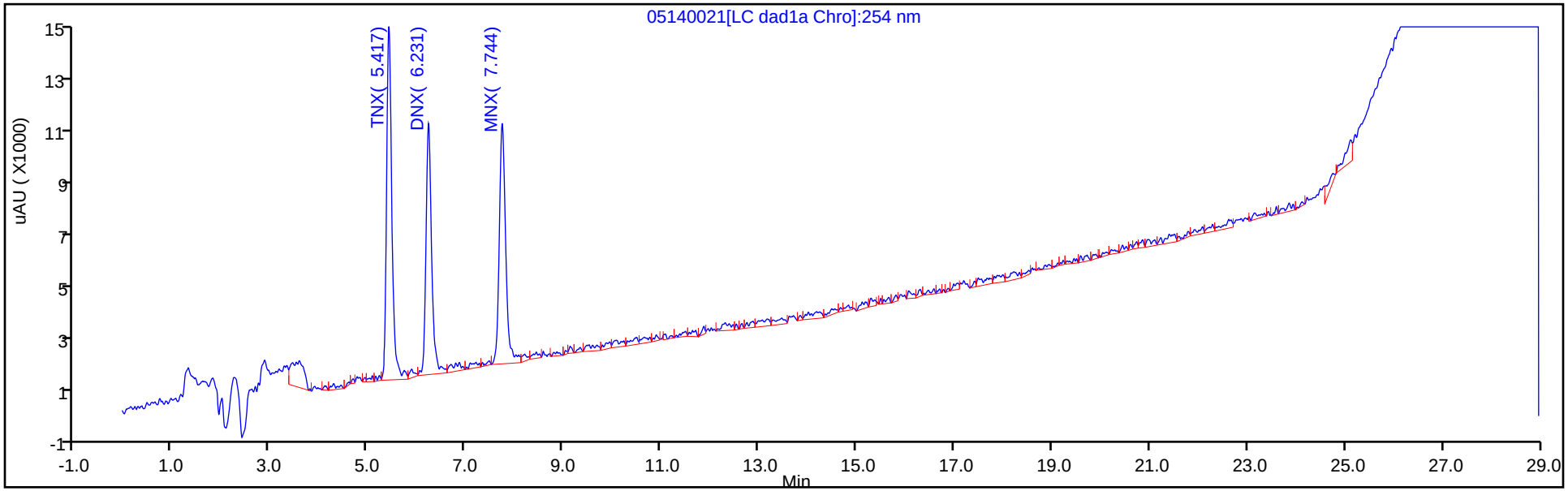

Y Scaling: Method Defined: Scale to the Nth Largest Peak: 1

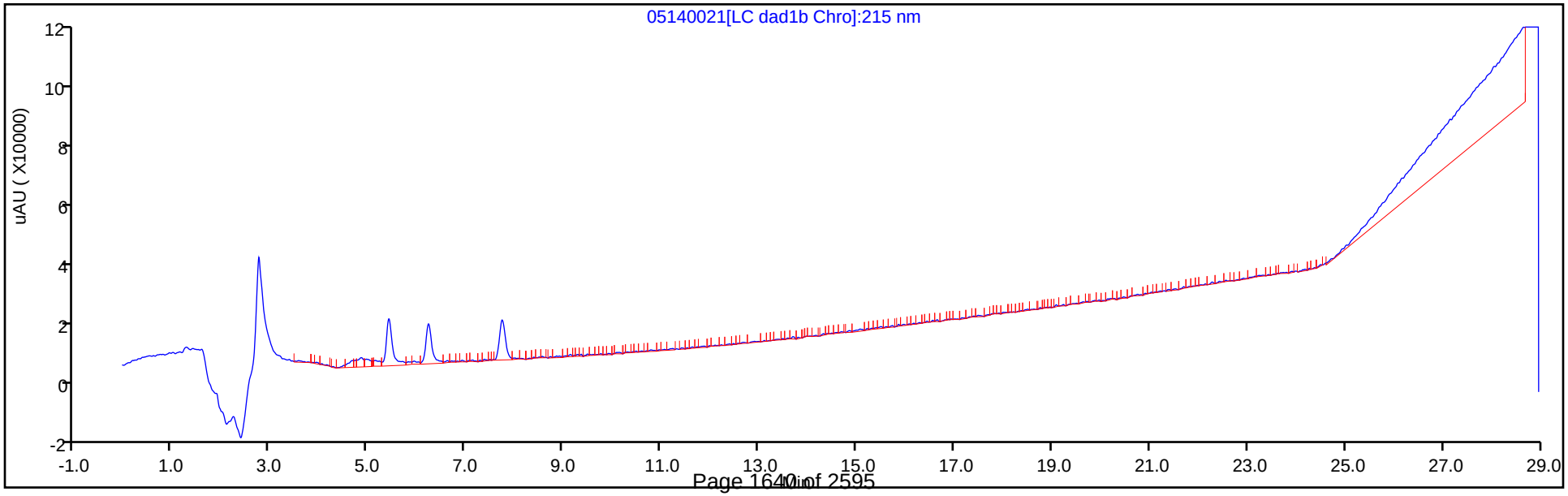

Eurofins TestAmerica, Denver
Target Compound Quantitation Report

Data File:	\\chromfs\Denver\ChromData\G2_LUNA\20200514-91518.b\05140022.D				
Lims ID:	IC DMT 4				
Client ID:					
Sample Type:	IC	Calib Level:	4		
Inject. Date:	15-May-2020 01:01:25	ALS Bottle#:	22	Worklist Smp#:	22
Injection Vol:	100.0 ul	Dil. Factor:	1.0000		
Sample Info:	IC DMT 4				
Misc. Info.:	280-0091518-022				
Operator ID:	CB	Instrument ID:	CHHPLC_G2_LUNA		
Sublist:	chrom-G2_8330_Luna*sub13				
Method:	\\chromfs\Denver\ChromData\G2_LUNA\20200514-91518.b\G2_8330_Luna.m				
Limit Group:	GCSV - 8330				
Last Update:	15-May-2020 12:01:04	Calib Date:	15-May-2020 02:11:20		
Integrator:	Falcon				
Quant Method:	External Standard	Quant By:	Initial Calibration		
Last ICal File:	\\chromfs\Denver\ChromData\G2_LUNA\20200514-91518.b\05140024.D				
Column 1 :	Luna-Phenyl hexyl (4.60 mm)		Det: LC DAD1A, 254 nm		
Process Host:	CTX0318				

Compound	Det	RT (min.)	Exp RT (min.)	Dlt RT (min.)	Response	Cal Amt ug/ml	OnCol Amt ug/ml	Flags
3 TNX	1	5.420	5.417	0.003	45279	0.1001	0.1039	
4 DNX	1	6.226	6.231	-0.005	32313	0.1001	0.1006	
7 MNX	1	7.740	7.744	-0.004	34453	0.1167	0.1088	

Reagents:

8330 DMT_00006 Amount Added: 5.00 Units: uL

Report Date: 15-May-2020 12:01:04 Chrom Revision: 2.3 05-May-2020 17:48:18

Eurofins TestAmerica, Denver

Data File: \\chromfs\denver\chromdata\g2_luna\20200514-91518.b\05140022.d

Injection Date:	15-May-2020 01:01:25	Instrument ID:	CHHPLC_G2_LUNA	Operator ID:	CB
Lims ID:	IC DMT 4			Worklist Smp#:	22
Client ID:					
Injection Vol:	100.0 ul	Dil. Factor:	1.0000	ALS Bottle#:	22
Method:	G2_8330_Luna	Limit Group:	GCSV - 8330		

Column: Luna-Phenyl hexyl (4.60 mm) Y Scaling: Method Defined: Scale to the Nth Largest Peak: 1

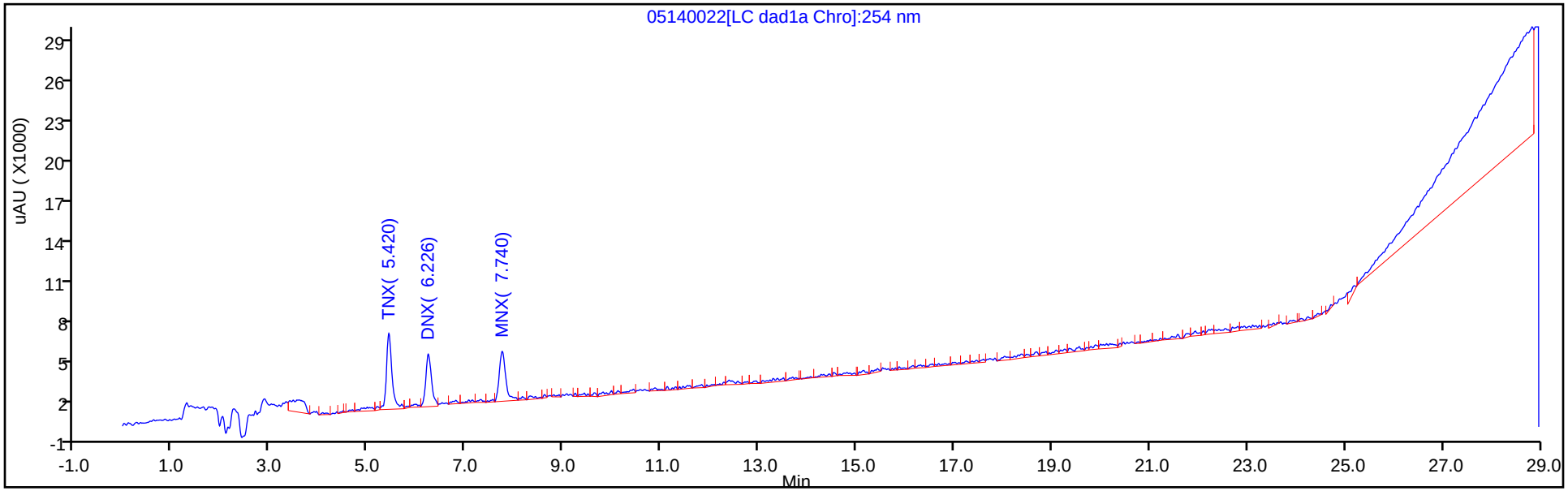

Y Scaling: Method Defined: Scale to the Nth Largest Peak: 1

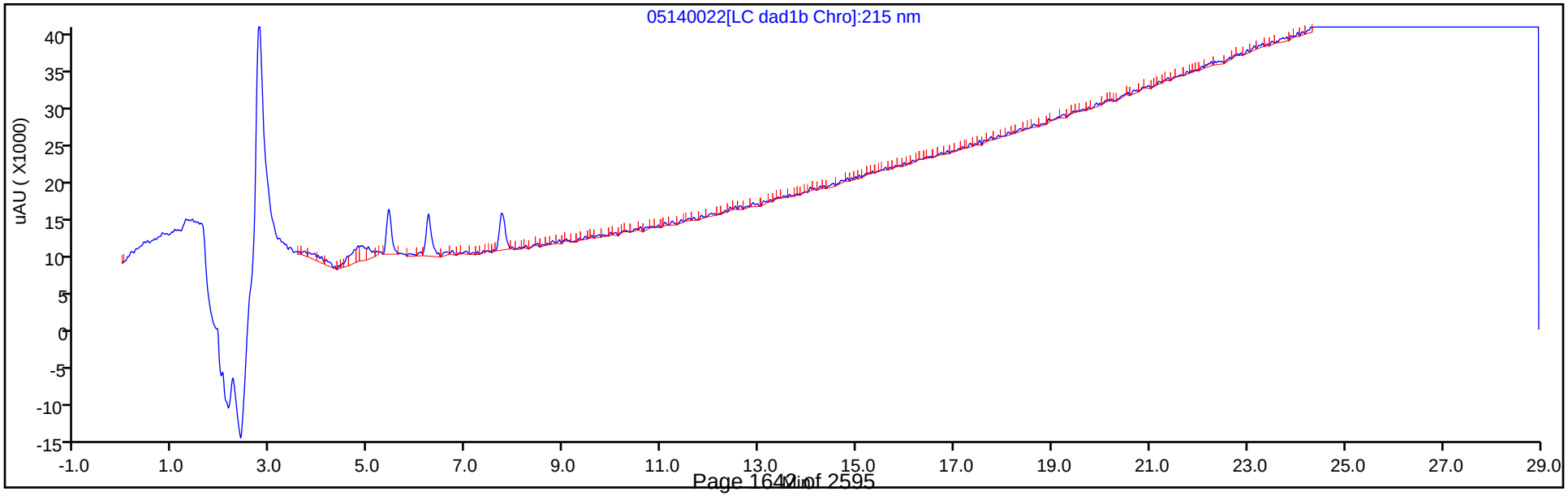

Eurofins TestAmerica, Denver
Target Compound Quantitation Report

Data File:	\\chromfs\Denver\ChromData\G2_LUNA\20200514-91518.b\05140023.D				
Lims ID:	IC DMT 3				
Client ID:					
Sample Type:	IC	Calib Level:	3		
Inject. Date:	15-May-2020 01:36:23	ALS Bottle#:	23	Worklist Smp#:	23
Injection Vol:	100.0 ul	Dil. Factor:	1.0000		
Sample Info:	IC DMT 3				
Misc. Info.:	280-0091518-023				
Operator ID:	CB	Instrument ID:	CHHPLC_G2_LUNA		
Sublist:	chrom-G2_8330_Luna*sub13				
Method:	\\chromfs\Denver\ChromData\G2_LUNA\20200514-91518.b\G2_8330_Luna.m				
Limit Group:	GCSV - 8330				
Last Update:	15-May-2020 12:01:05	Calib Date:	15-May-2020 02:11:20		
Integrator:	Falcon				
Quant Method:	External Standard	Quant By:	Initial Calibration		
Last ICal File:	\\chromfs\Denver\ChromData\G2_LUNA\20200514-91518.b\05140024.D				
Column 1 :	Luna-Phenyl hexyl (4.60 mm)		Det: LC DAD1A, 254 nm		
Process Host:	CTX0318				

Compound	Det	RT (min.)	Exp RT (min.)	Dlt RT (min.)	Response	Cal Amt ug/ml	OnCol Amt ug/ml	Flags
3 TNX	1	5.411	5.417	-0.006	21320	0.0501	0.0489	
4 DNX	1	6.224	6.231	-0.007	16063	0.0501	0.0500	
7 MNX	1	7.744	7.744	0.000	19669	0.0584	0.0534	

Reagents:

8330 DMT_00006 Amount Added: 2.50 Units: uL

Report Date: 15-May-2020 12:01:05 Chrom Revision: 2.3 05-May-2020 17:48:18

Eurofins TestAmerica, Denver

Data File: \\chromfs\denver\chromdata\g2_luna\20200514-91518.b\05140023.d

Injection Date:	15-May-2020 01:36:23	Instrument ID:	CHHPLC_G2_LUNA	Operator ID:	CB
Lims ID:	IC DMT 3			Worklist Smp#:	23
Client ID:					
Injection Vol:	100.0 ul	Dil. Factor:	1.0000	ALS Bottle#:	23
Method:	G2_8330_Luna	Limit Group:	GCSV - 8330		

Column: Luna-Phenyl hexyl (4.60 mm) Y Scaling: Method Defined: Scale to the Nth Largest Peak: 1

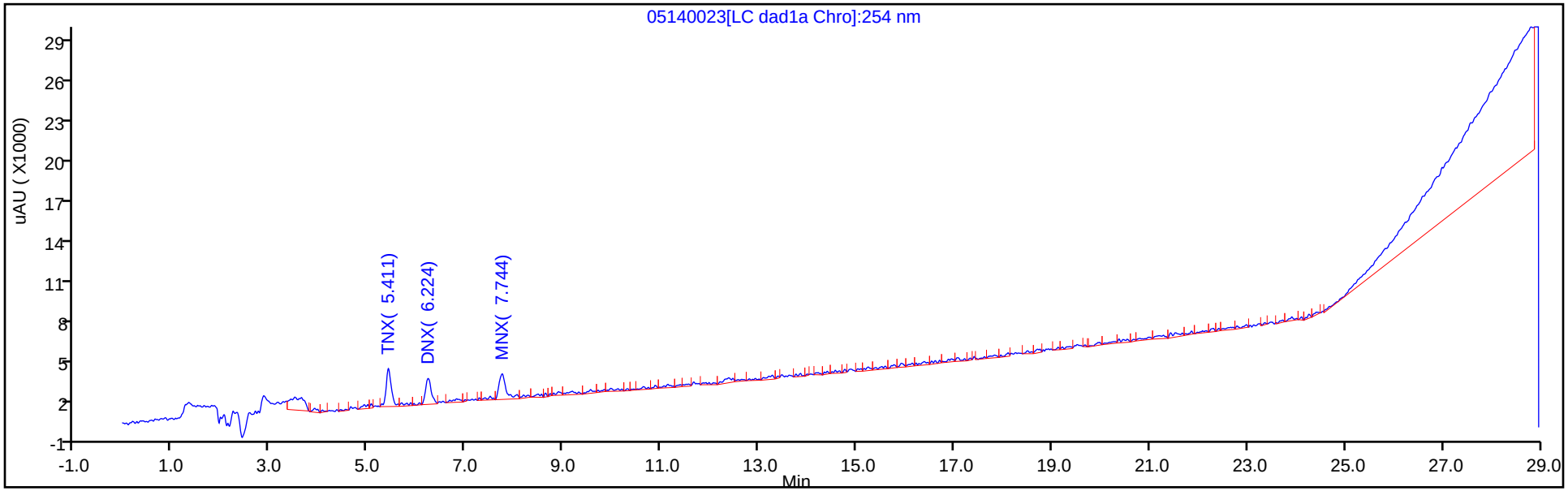

Y Scaling: Method Defined: Scale to the Nth Largest Peak: 1

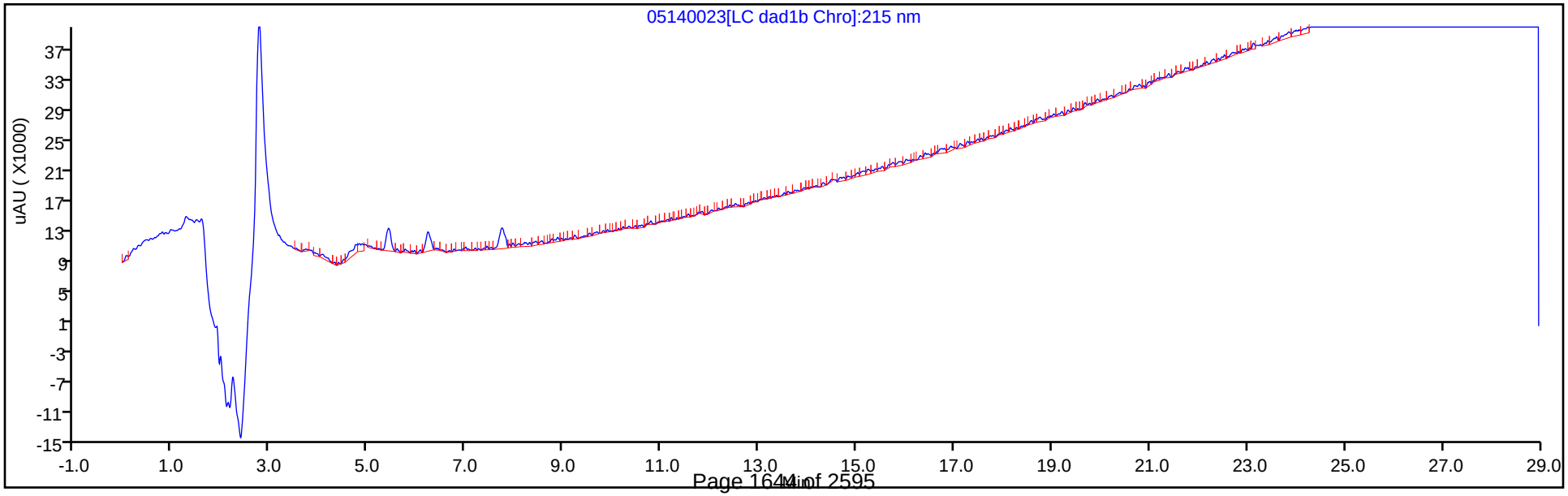

Eurofins TestAmerica, Denver
Target Compound Quantitation Report

Data File:	\\chromfs\Denver\ChromData\G2_LUNA\20200514-91518.b\05140024.D				
Lims ID:	IC DMT 2				
Client ID:					
Sample Type:	IC	Calib Level:	2		
Inject. Date:	15-May-2020 02:11:20	ALS Bottle#:	24	Worklist Smp#:	24
Injection Vol:	100.0 ul	Dil. Factor:	1.0000		
Sample Info:	IC DMT 2				
Misc. Info.:	280-0091518-024				
Operator ID:	CB	Instrument ID:	CHHPLC_G2_LUNA		
Sublist:	chrom-G2_8330_Luna*sub13				
Method:	\\chromfs\Denver\ChromData\G2_LUNA\20200514-91518.b\G2_8330_Luna.m				
Limit Group:	GCSV - 8330				
Last Update:	15-May-2020 12:01:05	Calib Date:	15-May-2020 02:11:20		
Integrator:	Falcon				
Quant Method:	External Standard	Quant By:	Initial Calibration		
Last ICal File:	\\chromfs\Denver\ChromData\G2_LUNA\20200514-91518.b\05140024.D				
Column 1 :	Luna-Phenyl hexyl (4.60 mm)		Det: LC DAD1A, 254 nm		
Process Host:	CTX0318				

Compound	Det	RT (min.)	Exp RT (min.)	Dlt RT (min.)	Response	Cal Amt ug/ml	OnCol Amt ug/ml	Flags
3 TNX	1	5.430	5.417	0.013	11052	0.0200	0.0254	
4 DNX	1	6.217	6.231	-0.014	7620	0.0200	0.0237	
7 MNX	1	7.737	7.744	-0.007	11914	0.0233	0.0244	

Reagents:

8330 DMT_00006 Amount Added: 1.00 Units: uL

Report Date: 15-May-2020 12:01:05 Chrom Revision: 2.3 05-May-2020 17:48:18

Eurofins TestAmerica, Denver

Data File: \\chromfs\denver\chromdata\g2_luna\20200514-91518.b\05140024.d

Injection Date:	15-May-2020 02:11:20	Instrument ID:	CHHPLC_G2_LUNA	Operator ID:	CB
Lims ID:	IC DMT 2			Worklist Smp#:	24
Client ID:					
Injection Vol:	100.0 ul	Dil. Factor:	1.0000	ALS Bottle#:	24
Method:	G2_8330_Luna	Limit Group:	GCSV - 8330		

Column: Luna-Phenyl hexyl (4.60 mm) Y Scaling: Method Defined: Scale to the Nth Largest Peak: 1

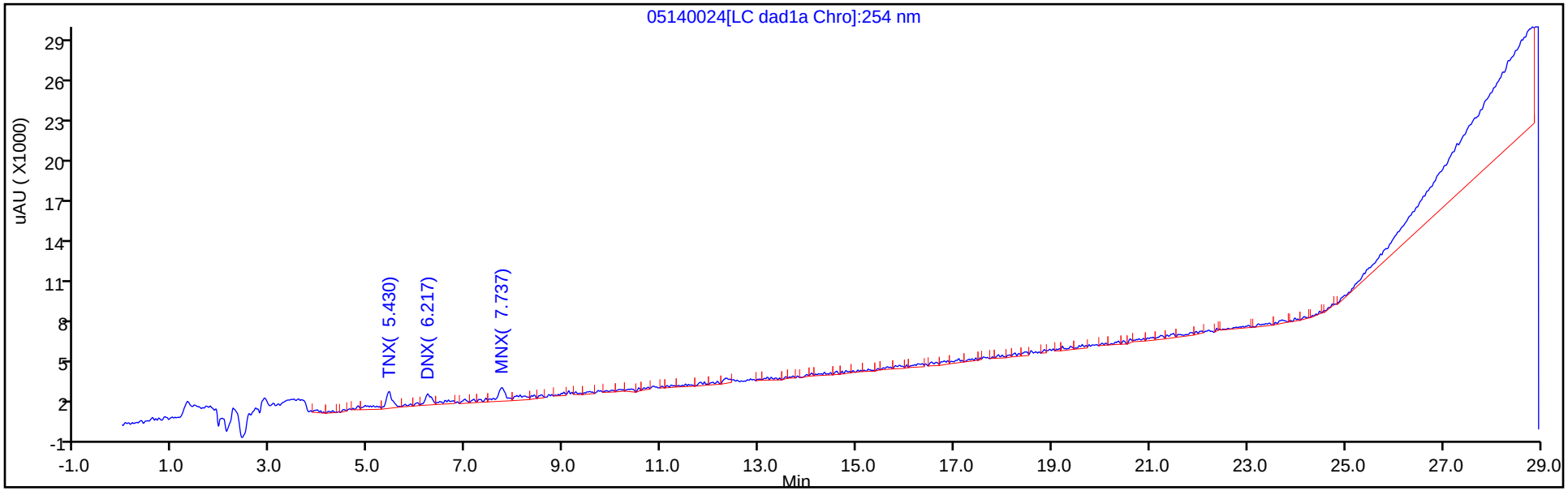

Y Scaling: Method Defined: Scale to the Nth Largest Peak: 1

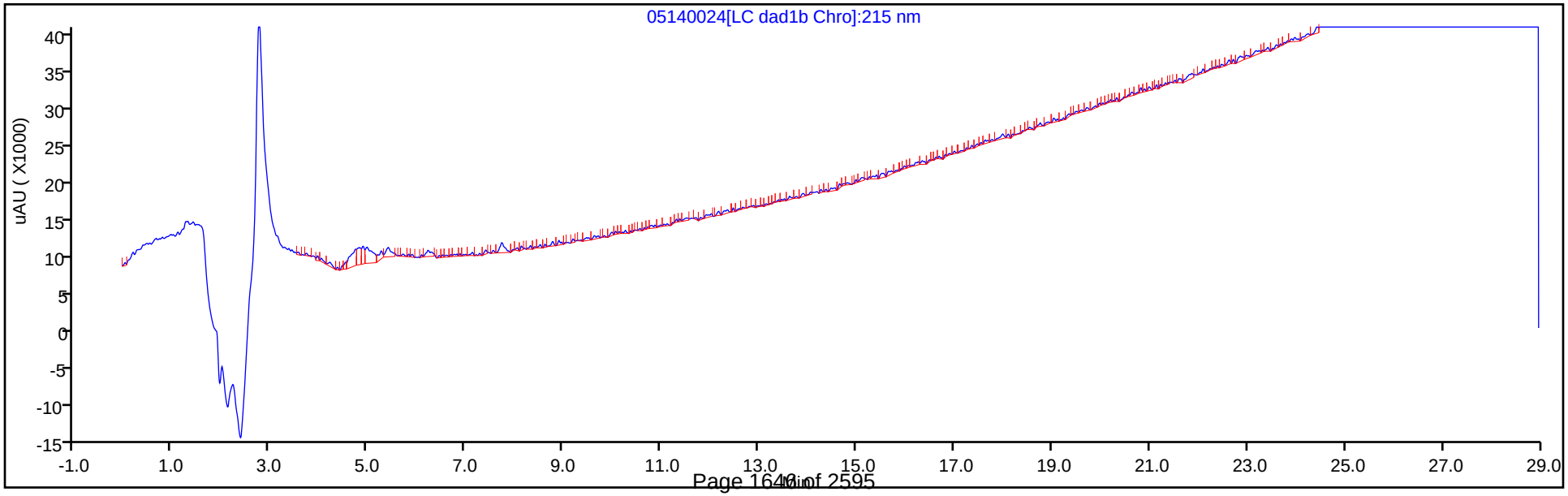

FORM VI
HPLC/IC BY EXTERNAL STANDARD - INITIAL CALIBRATION DATA
RETENTION TIME SUMMARY

Lab Name: Eurofins TestAmerica, Denver Job No.: 280-137702-1 Analy Batch No.: 487658

SDG No.:

Instrument ID: CHHPLC_X3 GC Column: UltraCarb5u ID: 4.6(mm) Heated Purge: (Y/N) N

Calibration Start Date: 03/04/2020 14:07 Calibration End Date: 03/04/2020 16:47 Calibration ID: 42562

Calibration Files:

LEVEL:	LAB SAMPLE ID:	LAB FILE ID:
Level 1	IC 280-487658/14	03040014.D
Level 2	IC 280-487658/13	03040013.D
Level 3	IC 280-487658/12	03040012.D
Level 4	IC 280-487658/11	03040011.D
Level 5	IC 280-487658/10	03040010.D
Level 6	IC 280-487658/9	03040009.D
Level 7	IC 280-487658/8	03040008.D
Level 8	IC 280-487658/7	03040007.D

ANALYTE	LVL 1	LVL 2	LVL 3	LVL 4	LVL 5	LVL 6	LVL 7	LVL 8			RT WINDOW	AVG RT
HMX	6.682	6.684	6.682	6.683	6.684	6.683	6.685	6.682			6.533 - 6.833	6.683
RDX	7.755	7.750	7.749	7.750	7.758	7.756	7.759	7.748			7.600 - 7.900	7.753
Picric acid	8.082	8.077	8.069	8.063	8.058	8.043	8.032	7.982			7.906 - 8.206	8.051
1,3,5-Trinitrobenzene	8.882	8.884	8.882	8.883	8.884	8.883	8.885	8.875			8.733 - 9.033	8.882
1,3-Dinitrobenzene	9.535	9.530	9.529	9.536	9.531	9.529	9.532	9.522			9.379 - 9.679	9.531
Nitrobenzene	9.922	9.917	9.915	9.923	9.917	9.916	9.912	9.908			9.766 - 10.066	9.916
Tetryl	10.215	10.217	10.215	10.216	10.217	10.216	10.212	10.208			10.066 - 10.366	10.215
Nitroglycerin	10.728	10.730	10.722	10.730	10.731	10.729	10.719	10.708			10.579 - 10.879	10.725
2,4,6-Trinitrotoluene	11.182	11.183	11.175	11.183	11.184	11.182	11.172	11.175			11.083 - 11.283	11.180
4-Amino-2,6-dinitrotoluene	11.342	11.337	11.329	11.336	11.344	11.336	11.325	11.322			11.236 - 11.436	11.334
2-Amino-4,6-dinitrotoluene	11.622	11.623	11.615	11.623	11.631	11.622	11.612	11.608			11.523 - 11.723	11.620
2,6-Dinitrotoluene	11.788	11.790	11.782	11.790	11.791	11.789	11.779	11.775			11.689 - 11.889	11.786
2,4-Dinitrotoluene	11.988	11.983	11.975	11.983	11.991	11.982	11.972	11.968			11.883 - 12.083	11.980
o-Nitrotoluene	12.828	12.830	12.822	12.830	12.831	12.822	12.819	12.815			12.679 - 12.979	12.825
p-Nitrotoluene	13.268	13.263	13.255	13.263	13.271	13.262	13.252	13.248			13.119 - 13.419	13.260
m-Nitrotoluene	13.868	13.863	13.855	13.863	13.871	13.856	13.852	13.842			13.713 - 14.013	13.859
PETN	14.962	14.963	14.962	14.963	14.971	14.956	14.952	14.942			14.819 - 15.119	14.959
1,2-Dinitrobenzene	8.715	8.710	8.709	8.710	8.711	8.709	8.712	8.702			8.560 - 8.860	8.710

FORM VI
HPLC/IC BY EXTERNAL STANDARD - INITIAL CALIBRATION DATA
CURVE EVALUATION

Lab Name: Eurofins TestAmerica, Denver Job No.: 280-137702-1 Analy Batch No.: 487658

SDG No.:

Instrument ID: CHHPLC_X3 GC Column: UltraCarb5u ID: 4.6(mm) Heated Purge: (Y/N) N

Calibration Start Date: 03/04/2020 14:07 Calibration End Date: 03/04/2020 16:47 Calibration ID: 42562

Calibration Files:

LEVEL:	LAB SAMPLE ID:	LAB FILE ID:
Level 1	IC 280-487658/14	03040014.D
Level 2	IC 280-487658/13	03040013.D
Level 3	IC 280-487658/12	03040012.D
Level 4	IC 280-487658/11	03040011.D
Level 5	IC 280-487658/10	03040010.D
Level 6	IC 280-487658/9	03040009.D
Level 7	IC 280-487658/8	03040008.D
Level 8	IC 280-487658/7	03040007.D

ANALYTE	CF				CURVE TYPE	COEFFICIENT			#	MIN CF	%RSD	#	MAX %RSD	R^2 OR COD	#	MIN R^2 OR COD
	LVL 1 LVL 5	LVL 2 LVL 6	LVL 3 LVL 7	LVL 4 LVL 8		B	M1	M2								
HMX	76000 92195	84000 92901	90690 91886	91556 94192	Ave		89177.5536				6.9		20.0			
RDX	135800 113668	121280 113474	118060 112538	114104 114027	Ave		117868.823				6.6		20.0			
Picric acid	85600 87078	86880 87800	86250 87686	86696 89985	Ave		87246.8375				1.5		20.0			
1,3,5-Trinitrobenzene	241317 243301	243114 244799	242255 243367	242443 247077	Ave		243459.240				0.7		20.0			
1,3-Dinitrobenzene	317016 326305	319760 327946	324012 325028	322762 331181	Ave		324251.264				1.4		20.0			
Nitrobenzene	213496 213700	206972 215276	212400 212102	209502 218063	Ave		212688.862				1.6		20.0			
Tetryl	201248 192630	193054 193253	192365 192871	189457 196083	Ave		193870.110				1.8		20.0			
Nitroglycerin	65725 73511	68592 73876	71710 73303	73524 74137	Ave		71797.3561				4.2		20.0			
2,4,6-Trinitrotoluene	221713 220022	223725 219599	219920 221109	216454 224745	Ave		220910.986				1.2		20.0			
4-Amino-2,6-dinitrotoluene	172827 171731	179960 174551	170849 170344	174965 172519	Ave		173468.308				1.8		20.0			
2-Amino-4,6-dinitrotoluene	221713 216511	215040 216363	215538 218189	214008 222947	Ave		217538.754				1.5		20.0			
2,6-Dinitrotoluene	159512 159933	160657 161471	158845 155997	160088 158732	Ave		159404.313				1.0		20.0			
2,4-Dinitrotoluene	316285 321230	320458 323479	317131 322066	320327 328339	Ave		321164.424				1.2		20.0			
o-Nitrotoluene	165800 137323	156020 137486	142550 135008	137560 138961	Ave		143838.427				7.7		20.0			

Note: The M1 coefficient is the same as Ave CF for an Ave curve type.

FORM VI
HPLC/IC BY EXTERNAL STANDARD - INITIAL CALIBRATION DATA
CURVE EVALUATION

Lab Name: Eurofins TestAmerica, Denver Job No.: 280-137702-1 Analy Batch No.: 487658

SDG No.:

Instrument ID: CHHPLC_X3 GC Column: UltraCarb5u ID: 4.6(mm) Heated Purge: (Y/N) N

Calibration Start Date: 03/04/2020 14:07 Calibration End Date: 03/04/2020 16:47 Calibration ID: 42562

ANALYTE	CF				CURVE TYPE	COEFFICIENT			#	MIN CF	%RSD	#	MAX %RSD	R^2 OR COD	#	MIN R^2 OR COD
	LVL 1 LVL 5	LVL 2 LVL 6	LVL 3 LVL 7	LVL 4 LVL 8		B	M1	M2								
p-Nitrotoluene	127495 118346	123273 118529	119112 116856	118255 120524	Ave		120298.779				2.9		20.0			
m-Nitrotoluene	160639 152110	161319 152488	152188 149787	150997 154421	Ave		154243.594				2.8		20.0			
PETN	66740 82493	74332 83187	80671 82517	81690 84015	Ave		79455.6132				7.5		20.0			
1,2-Dinitrobenzene	149050 144823	148380 145561	145890 144385	144548 147083	Ave		146215.016				1.2		20.0			

Note: The M1 coefficient is the same as Ave CF for an Ave curve type.

FORM VI
HPLC/IC BY EXTERNAL STANDARD - INITIAL CALIBRATION DATA
RESPONSE AND CONCENTRATION

Lab Name: Eurofins TestAmerica, Denver Job No.: 280-137702-1 Analy Batch No.: 487658

SDG No.:

Instrument ID: CHHPLC_X3 GC Column: UltraCarb5u ID: 4.6(mm) Heated Purge: (Y/N) N

Calibration Start Date: 03/04/2020 14:07 Calibration End Date: 03/04/2020 16:47 Calibration ID: 42562

Calibration Files:

LEVEL:	LAB SAMPLE ID:	LAB FILE ID:
Level 1	IC 280-487658/14	03040014.D
Level 2	IC 280-487658/13	03040013.D
Level 3	IC 280-487658/12	03040012.D
Level 4	IC 280-487658/11	03040011.D
Level 5	IC 280-487658/10	03040010.D
Level 6	IC 280-487658/9	03040009.D
Level 7	IC 280-487658/8	03040008.D
Level 8	IC 280-487658/7	03040007.D

ANALYTE	CURVE TYPE	RESPONSE					CONCENTRATION (UG/ML)				
		LVL 1 LVL 6	LVL 2 LVL 7	LVL 3 LVL 8	LVL 4	LVL 5	LVL 1 LVL 6	LVL 2 LVL 7	LVL 3 LVL 8	LVL 4	LVL 5
HMX	Ave	1520 65031	4200 91886	9069 235480	22889	36878	0.0200 0.700	0.0500 1.00	0.100 2.50	0.250	0.400
RDX	Ave	2716 79432	6064 112538	11806 285067	28526	45467	0.0200 0.700	0.0500 1.00	0.100 2.50	0.250	0.400
Picric acid	Ave	1712 61460	4344 87686	8625 224963	21674	34831	0.0200 0.700	0.0500 1.00	0.100 2.50	0.250	0.400
1,3,5-Trinitrobenzene	Ave	4836 171702	12180 243854	24274 618928	60732	97515	0.0200 0.701	0.0501 1.00	0.100 2.51	0.251	0.401
1,3-Dinitrobenzene	Ave	6353 230021	16020 325678	32466 829608	80852	130783	0.0200 0.701	0.0501 1.00	0.100 2.51	0.251	0.401
Nitrobenzene	Ave	4287 151296	10390 212950	21325 547337	52585	85822	0.0201 0.703	0.0502 1.00	0.100 2.51	0.251	0.402
Tetryl	Ave	4033 135548	9672 193257	19275 491187	47459	77206	0.0200 0.701	0.0501 1.00	0.100 2.51	0.251	0.401
Nitroglycerin	Ave	13145 517135	34296 733033	71710 1853418	183811	294044	0.200 7.00	0.500 10.0	1.00 25.0	2.50	4.00
2,4,6-Trinitrotoluene	Ave	4452 154334	11231 221993	22080 564111	54330	88361	0.0201 0.703	0.0502 1.00	0.100 2.51	0.251	0.402
4-Amino-2,6-dinitrotoluene	Ave	3460 122308	9007 170514	17102 431730	43785	68761	0.0200 0.701	0.0501 1.00	0.100 2.50	0.250	0.400
2-Amino-4,6-dinitrotoluene	Ave	4452 152060	10795 219062	21640 559598	53716	86951	0.0201 0.703	0.0502 1.00	0.100 2.51	0.251	0.402
2,6-Dinitrotoluene	Ave	3203 113482	8065 156621	15948 398417	40182	64229	0.0201 0.703	0.0502 1.00	0.100 2.51	0.251	0.402
2,4-Dinitrotoluene	Ave	6351 227341	16087 323354	31840 824132	80402	129006	0.0201 0.703	0.0502 1.00	0.100 2.51	0.251	0.402
o-Nitrotoluene	Ave	3316 96240	7801 135008	14255 347403	34390	54929	0.0200 0.700	0.0500 1.00	0.100 2.50	0.250	0.400
p-Nitrotoluene	Ave	2555 83136	6176 117090	11935 301912	29623	47433	0.0200 0.701	0.0501 1.00	0.100 2.51	0.251	0.401

FORM VI
HPLC/IC BY EXTERNAL STANDARD - INITIAL CALIBRATION DATA
RESPONSE AND CONCENTRATION

Lab Name: Eurofins TestAmerica, Denver Job No.: 280-137702-1 Analy Batch No.: 487658

SDG No.:

Instrument ID: CHHPLC_X3 GC Column: UltraCarb5u ID: 4.6(mm) Heated Purge: (Y/N) N

Calibration Start Date: 03/04/2020 14:07 Calibration End Date: 03/04/2020 16:47 Calibration ID: 42562

ANALYTE	CURVE TYPE	RESPONSE					CONCENTRATION (UG/ML)				
		LVL 1 LVL 6	LVL 2 LVL 7	LVL 3 LVL 8	LVL 4	LVL 5	LVL 1 LVL 6	LVL 2 LVL 7	LVL 3 LVL 8	LVL 4	LVL 5
m-Nitrotoluene	Ave	3216 106848	8074 149937	15234 386438	37787	60905	0.0200 0.701	0.0501 1.00	0.100 2.50	0.250	0.400
PETN	Ave	13348 582311	37166 825168	80671 2100383	204225	329970	0.200 7.00	0.500 10.0	1.00 25.0	2.50	4.00
1,2-Dinitrobenzene	Ave	2981 101893	7419 144385	14589 367708	36137	57929	0.0200 0.700	0.0500 1.00	0.100 2.50	0.250	0.400

Curve Type Legend:
Ave = Average

Eurofins TestAmerica, Denver
Target Compound Quantitation Report

Data File: \\chromna\Denver\ChromData\CHHPLC_X\20200304-89779.b\03040007.D
Lims ID: IC MAIN L8
Client ID:
Sample Type: IC Calib Level: 8
Inject. Date: 04-Mar-2020 14:07:07 ALS Bottle#: 7 Worklist Smp#: 7
Injection Vol: 100.0 ul Dil. Factor: 1.0000
Sample Info: IC MAIN L8
Misc. Info.: 280-0089779-007
Operator ID: CB Instrument ID: CHHPLC_X3
Sublist: chrom-8330_X3*sub9

Method: \\chromna\Denver\ChromData\CHHPLC_X\20200304-89779.b\8330_X3.m
Limit Group: GCSV - 8330
Last Update: 06-Mar-2020 10:24:59 Calib Date: 04-Mar-2020 23:40:46
Integrator: Falcon
Quant Method: External Standard Quant By: Initial Calibration
Last ICal File: \\chromna\Denver\ChromData\CHHPLC_X\20200304-89779.b\03040032.D

Column 1 : UltraCarb5uODS (20) (4.60 mm) Det: LC DAD1B, 254 nm
Process Host: CTX0308

First Level Reviewer: beckerc Date: 05-Mar-2020 08:21:11

Compound	Det	RT (min.)	Exp RT (min.)	Dlt RT (min.)	Response	Cal Amt ug/mL	OnCol Amt ug/mL	Flags
3 HMX	1	6.682	6.683	-0.001	235480	2.50	2.64	M
7 RDX	1	7.748	7.750	-0.002	285067	2.50	2.42	
8 2,4,6-Trinitrophenol	1	7.982	8.056	-0.074	224963	2.50	2.58	
$ 9 1,2-Dinitrobenzene	1	8.702	8.710	-0.008	367708	2.50	2.51	
10 1,3,5-Trinitrobenzene	1	8.875	8.883	-0.008	618928	2.51	2.54	
11 1,3-Dinitrobenzene	1	9.522	9.529	-0.007	829608	2.51	2.56	
12 Nitrobenzene	1	9.908	9.916	-0.008	547337	2.51	2.57	
14 Tetryl	1	10.208	10.216	-0.008	491187	2.51	2.53	
15 Nitroglycerin	2	10.708	10.729	-0.021	1853418	25.0	25.8	
16 2,4,6-Trinitrotoluene	1	11.175	11.183	-0.008	564111	2.51	2.55	
17 4-Amino-2,6-dinitrotoluene	1	11.322	11.336	-0.014	431730	2.50	2.49	
18 2-Amino-4,6-dinitrotoluene	1	11.608	11.623	-0.015	559598	2.51	2.57	
19 2,6-Dinitrotoluene	1	11.775	11.789	-0.014	398417	2.51	2.50	
20 2,4-Dinitrotoluene	1	11.968	11.983	-0.015	824132	2.51	2.57	
21 o-Nitrotoluene	1	12.815	12.829	-0.014	347403	2.50	2.42	
22 p-Nitrotoluene	1	13.248	13.269	-0.021	301912	2.51	2.51	
23 m-Nitrotoluene	1	13.842	13.863	-0.021	386438	2.50	2.51	
24 PETN	2	14.942	14.969	-0.027	2100383	25.0	26.4	

QC Flag Legend

Review Flags
M - Manually Integrated

Reagents:

8330IntermStk_00061 Amount Added: 250.00 Units: uL

Report Date: 06-Mar-2020 10:24:59 Chrom Revision: 2.3 19-Feb-2020 16:45:46

Eurofins TestAmerica, Denver

Data File: \\chromna\denver\chromdata\chhplc_x\20200304-89779.b\03040007.d

Injection Date:	04-Mar-2020 14:07:07	Instrument ID:	CHHPLC_X3	Operator ID:	CB
Lims ID:	IC MAIN L8			Worklist Smp#:	7
Client ID:					
Injection Vol:	100.0 ul	Dil. Factor:	1.0000	ALS Bottle#:	7
Method:	8330_X3	Limit Group:	GCSV - 8330		

Column: UltraCarb5uODS (20) (4.60 mm) Y Scaling: Method Defined: Scale to the Nth Largest Target: 1

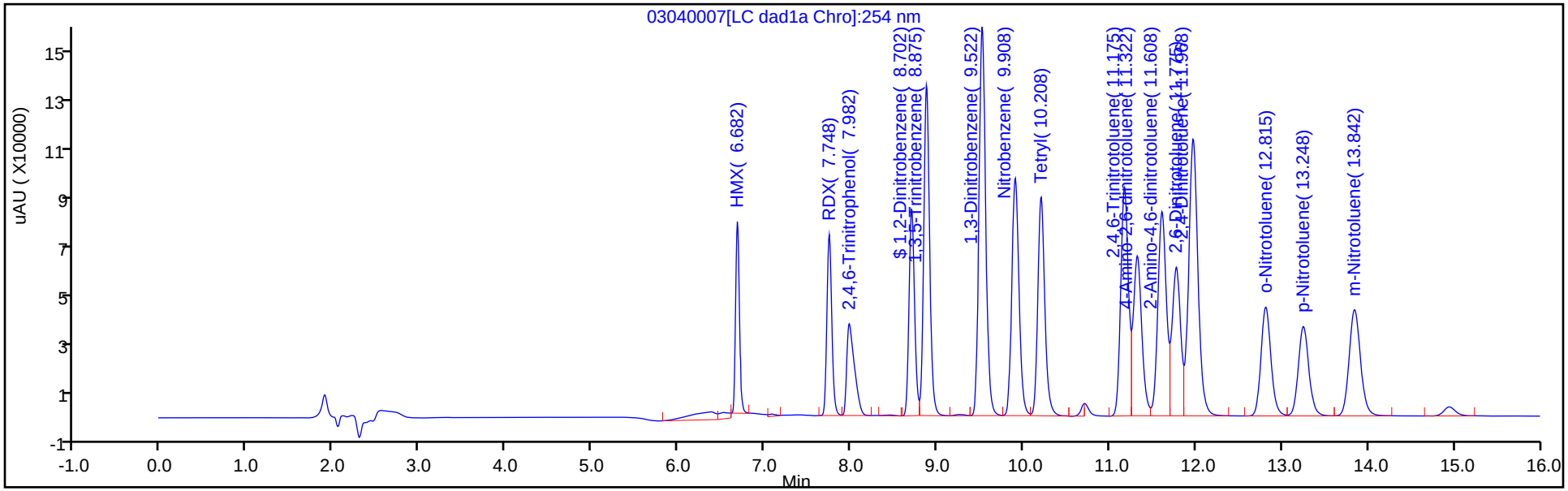

Y Scaling: Method Defined: Scale to the Nth Largest Target: 1

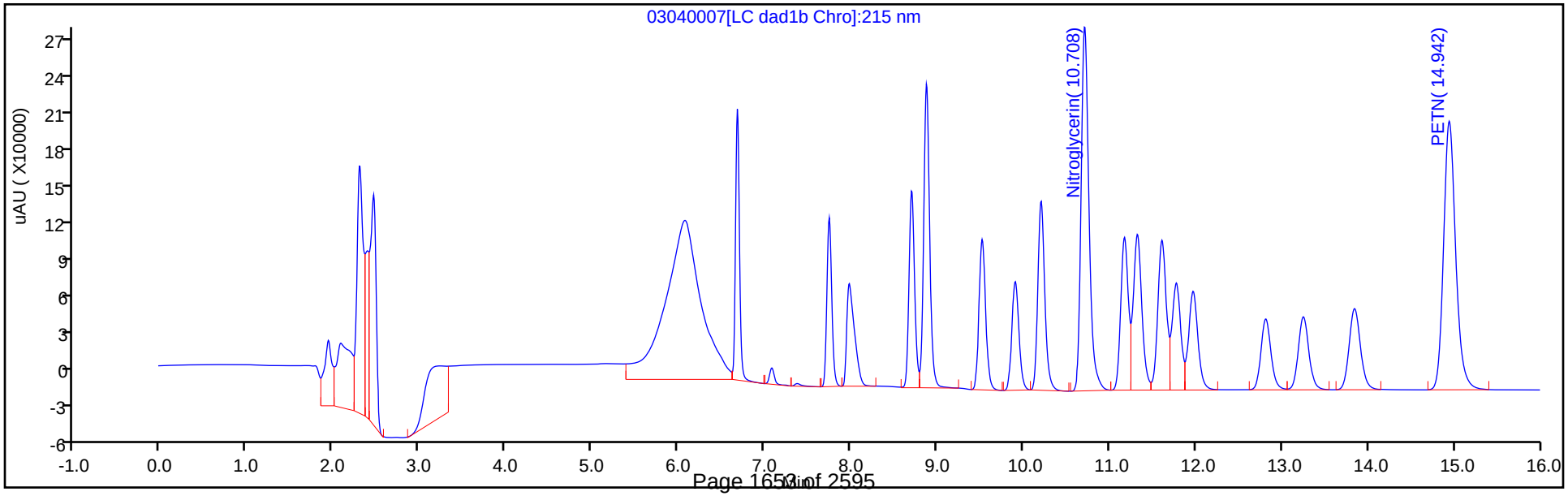

Manual Integration/User Assign Peak Report

Eurofins TestAmerica, Denver

Data File:	\\chromna\denver\chromdata\chhplc_x\20200304-89779.b\03040007.d				
Injection Date:	04-Mar-2020 14:07:07	Instrument ID:	CHHPLC_X3		
Lims ID:	IC MAIN L8				
Client ID:					
Operator ID:	CB	ALS Bottle#:	7	Worklist Smp#:	7
Injection Vol:	100.0 ul	Dil. Factor:	1.0000		
Method:	8330_X3	Limit Group:	GCSV - 8330		
Column:	UltraCarb5uODS (20) (4.60 mm)	Detector	LC DAD1B, 254 nm		

3 HMX, CAS: 2691-41-0

Signal: 1

Processing Integration Results

RT: 6.68
Area: 273190
Amount: 2.501188
Amount Units: ug/mL

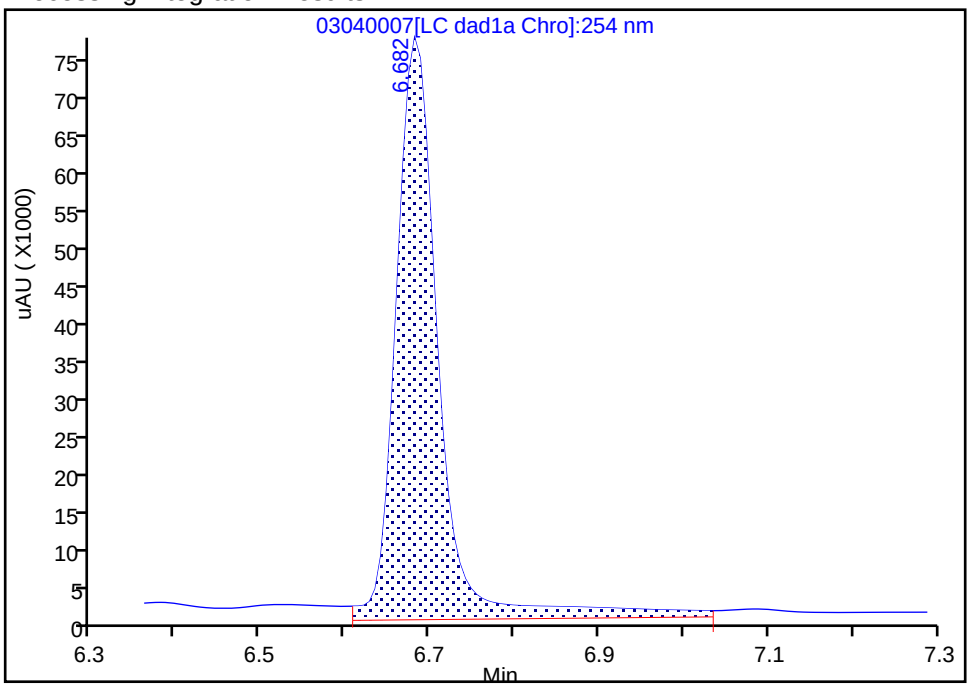

Manual Integration Results

RT: 6.68
Area: 235480
Amount: 2.640575
Amount Units: ug/mL

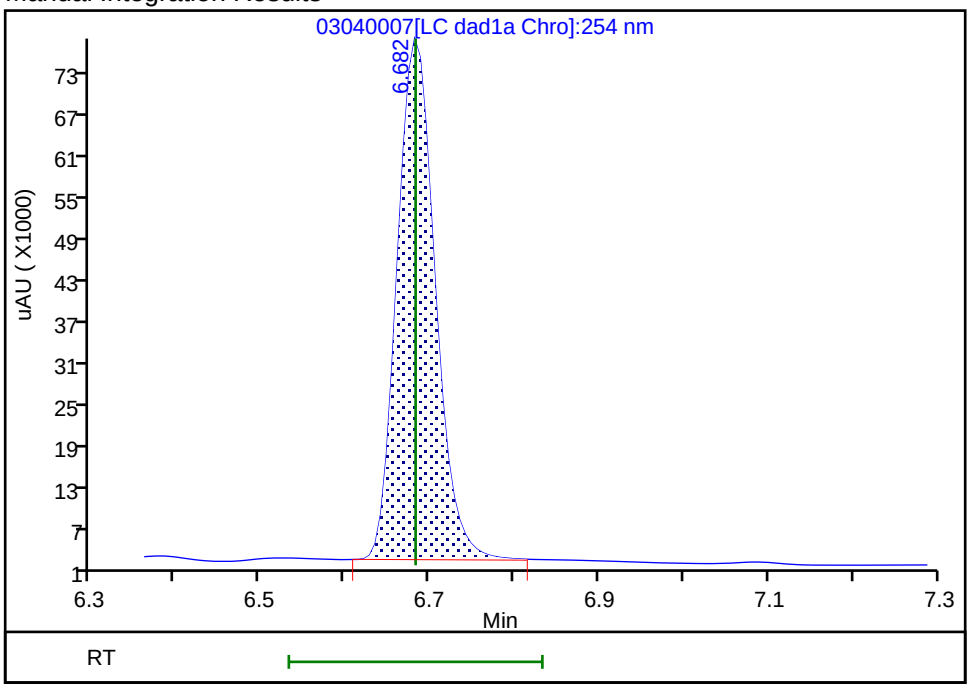

Reviewer: beckerc, 05-Mar-2020 08:19:14
Audit Action: Manually Integrated Audit Reason: Baseline

Eurofins TestAmerica, Denver
Target Compound Quantitation Report

Data File: \\chromna\Denver\ChromData\CHHPLC_X\20200304-89779.b\03040008.D
Lims ID: IC MAIN L7
Client ID:
Sample Type: IC Calib Level: 7
Inject. Date: 04-Mar-2020 14:30:11 ALS Bottle#: 8 Worklist Smp#: 8
Injection Vol: 100.0 ul Dil. Factor: 1.0000
Sample Info: IC MAIN L7
Misc. Info.: 280-0089779-008
Operator ID: CB Instrument ID: CHHPLC_X3
Sublist: chrom-8330_X3*sub9

Method: \\chromna\Denver\ChromData\CHHPLC_X\20200304-89779.b\8330_X3.m
Limit Group: GCSV - 8330
Last Update: 06-Mar-2020 10:25:01 Calib Date: 04-Mar-2020 23:40:46
Integrator: Falcon
Quant Method: External Standard Quant By: Initial Calibration
Last ICal File: \\chromna\Denver\ChromData\CHHPLC_X\20200304-89779.b\03040032.D

Column 1 : UltraCarb5uODS (20) (4.60 mm) Det: LC DAD1B, 254 nm
Process Host: CTX0308

First Level Reviewer: beckerc Date: 05-Mar-2020 08:21:29

Compound	Det	RT (min.)	Exp RT (min.)	Dlt RT (min.)	Response	Cal Amt ug/mL	OnCol Amt ug/mL	Flags
3 HMX	1	6.685	6.683	0.002	91886	1.00	1.03	M
7 RDX	1	7.759	7.750	0.009	112538	1.00	0.9548	
8 2,4,6-Trinitrophenol	1	8.032	8.056	-0.024	87686	1.00	1.01	
$ 9 1,2-Dinitrobenzene	1	8.712	8.710	0.002	144385	1.00	0.9875	
10 1,3,5-Trinitrobenzene	1	8.885	8.883	0.002	243854	1.00	1.00	
11 1,3-Dinitrobenzene	1	9.532	9.529	0.003	325678	1.00	1.00	
12 Nitrobenzene	1	9.912	9.916	-0.004	212950	1.00	1.00	
14 Tetryl	1	10.212	10.216	-0.004	193257	1.00	1.00	
15 Nitroglycerin	2	10.719	10.729	-0.010	733033	10.0	10.2	
16 2,4,6-Trinitrotoluene	1	11.172	11.183	-0.011	221993	1.00	1.00	
17 4-Amino-2,6-dinitrotoluene	1	11.325	11.336	-0.011	170514	1.00	0.9830	
18 2-Amino-4,6-dinitrotoluene	1	11.612	11.623	-0.011	219062	1.00	1.01	
19 2,6-Dinitrotoluene	1	11.779	11.789	-0.010	156621	1.00	0.9825	
20 2,4-Dinitrotoluene	1	11.972	11.983	-0.011	323354	1.00	1.01	
21 o-Nitrotoluene	1	12.819	12.829	-0.010	135008	1.00	0.9386	
22 p-Nitrotoluene	1	13.252	13.269	-0.017	117090	1.00	0.9733	
23 m-Nitrotoluene	1	13.852	13.863	-0.011	149937	1.00	0.9721	
24 PETN	2	14.952	14.969	-0.017	825168	10.0	10.4	

QC Flag Legend

Review Flags
M - Manually Integrated

Reagents:

8330IntermStk_00061 Amount Added: 100.00 Units: uL

Report Date: 06-Mar-2020 10:25:02 Chrom Revision: 2.3 19-Feb-2020 16:45:46

Eurofins TestAmerica, Denver

Data File: \\chromna\denver\chromdata\chhplc_x\20200304-89779.b\03040008.d

Injection Date:	04-Mar-2020 14:30:11	Instrument ID:	CHHPLC_X3	Operator ID:	CB
Lims ID:	IC MAIN L7			Worklist Smp#:	8
Client ID:					
Injection Vol:	100.0 ul	Dil. Factor:	1.0000	ALS Bottle#:	8
Method:	8330_X3	Limit Group:	GCSV - 8330		

Column: UltraCarb5uODS (20) (4.60 mm) Y Scaling: Method Defined: Scale to the Nth Largest Target: 1

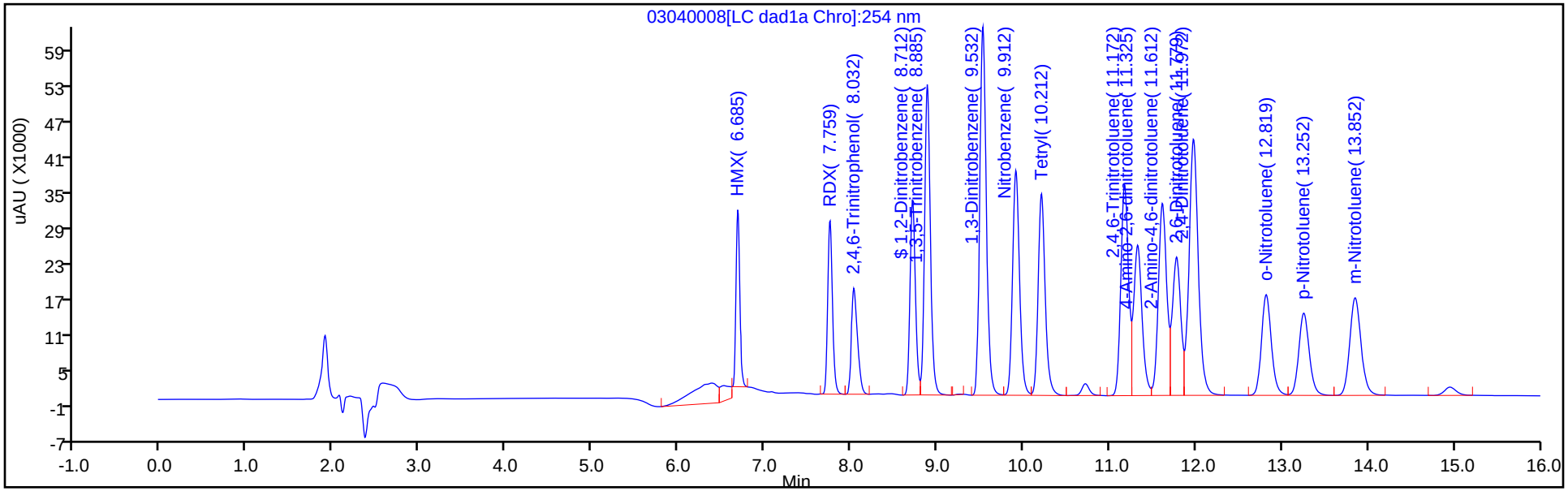

Y Scaling: Method Defined: Scale to the Nth Largest Target: 1

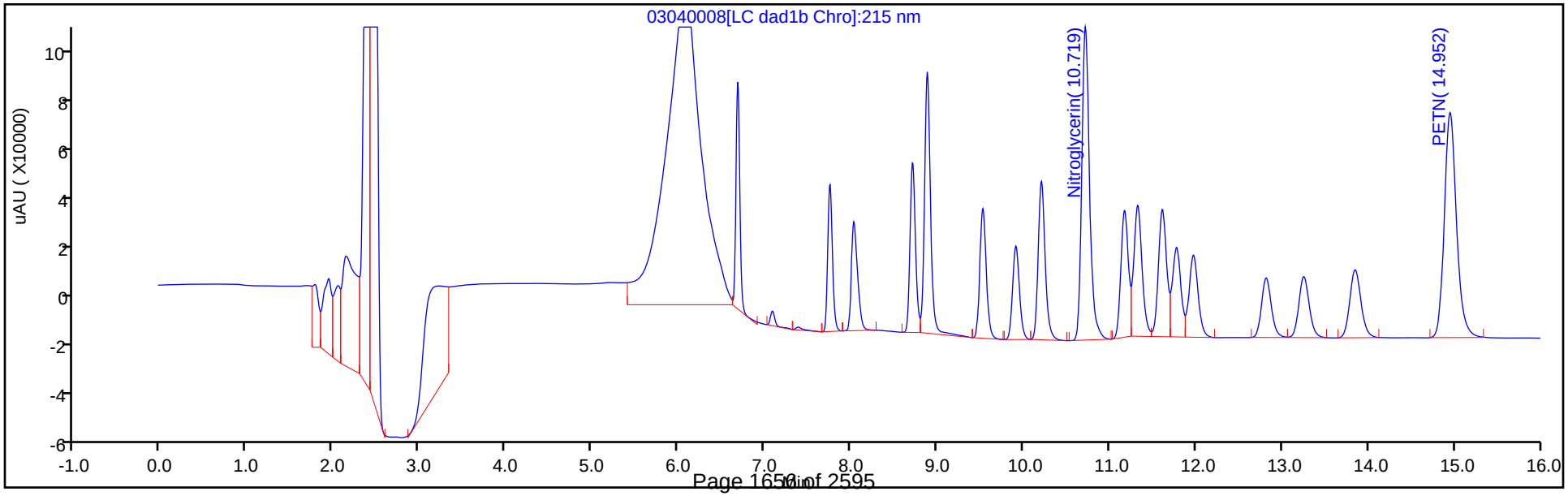

Manual Integration/User Assign Peak Report

Eurofins TestAmerica, Denver

Data File: \\chromna\denver\chromdata\chhplc_x\20200304-89779.b\03040008.d
Injection Date: 04-Mar-2020 14:30:11 Instrument ID: CHHPLC_X3
Lims ID: IC MAIN L7
Client ID:
Operator ID: CB ALS Bottle#: 8 Worklist Smp#: 8
Injection Vol: 100.0 ul Dil. Factor: 1.0000
Method: 8330_X3 Limit Group: GCSV - 8330
Column: UltraCarb5uODS (20) (4.60 mm) Detector LC DAD1B, 254 nm

3 HMX, CAS: 2691-41-0

Signal: 1

Processing Integration Results

RT: 6.69
Area: 125872
Amount: 0.749140
Amount Units: ug/mL

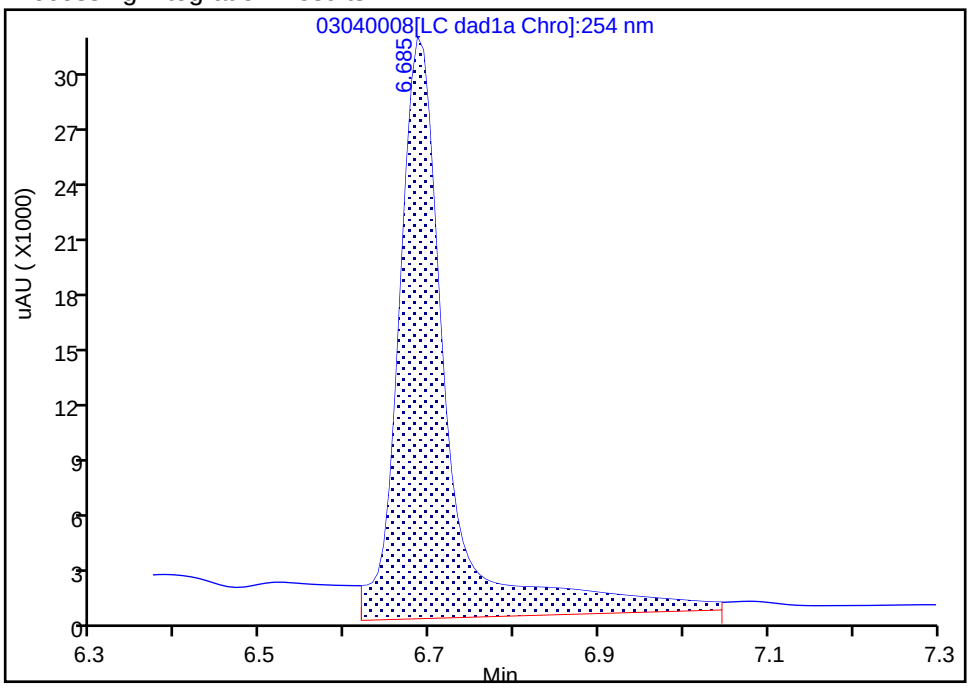

Manual Integration Results

RT: 6.69
Area: 91886
Amount: 1.030371
Amount Units: ug/mL

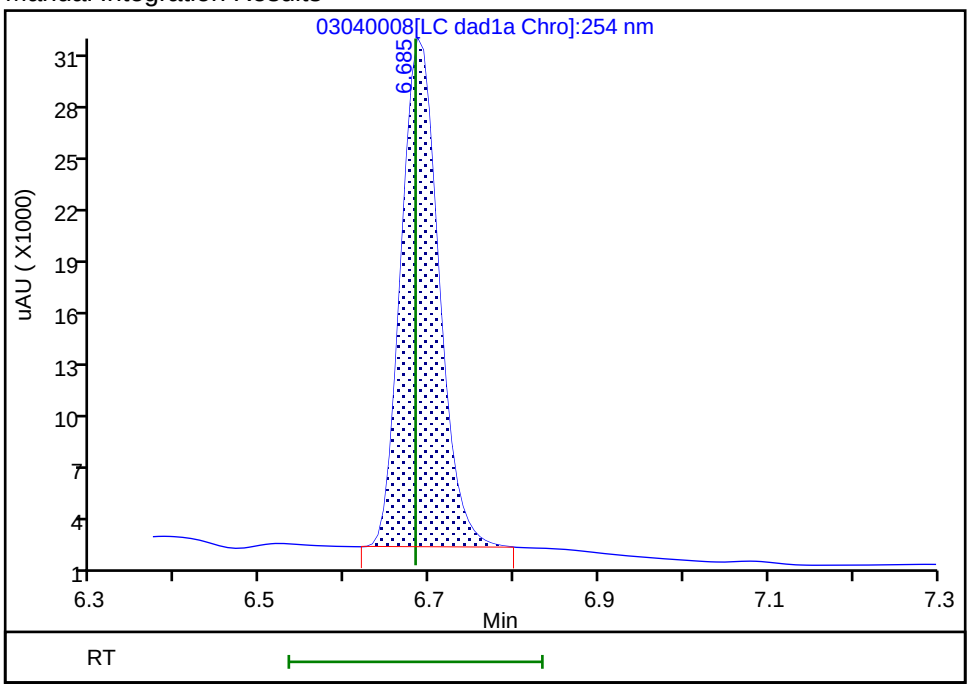

Reviewer: beckerc, 05-Mar-2020 08:21:25
Audit Action: Manually Integrated Audit Reason: Baseline

Eurofins TestAmerica, Denver
Target Compound Quantitation Report

Data File: \\chromna\Denver\ChromData\CHHPLC_X\20200304-89779.b\03040009.D
Lims ID: IC MAIN L6
Client ID:
Sample Type: IC Calib Level: 6
Inject. Date: 04-Mar-2020 14:53:07 ALS Bottle#: 9 Worklist Smp#: 9
Injection Vol: 100.0 ul Dil. Factor: 1.0000
Sample Info: IC MAIN L6
Misc. Info.: 280-0089779-009
Operator ID: CB Instrument ID: CHHPLC_X3
Sublist: chrom-8330_X3*sub9

Method: \\chromna\Denver\ChromData\CHHPLC_X\20200304-89779.b\8330_X3.m
Limit Group: GCSV - 8330
Last Update: 06-Mar-2020 10:25:02 Calib Date: 04-Mar-2020 23:40:46
Integrator: Falcon
Quant Method: External Standard Quant By: Initial Calibration
Last ICal File: \\chromna\Denver\ChromData\CHHPLC_X\20200304-89779.b\03040032.D

Column 1 : UltraCarb5uODS (20) (4.60 mm) Det: LC DAD1B, 254 nm
Process Host: CTX0308

First Level Reviewer: beckerc Date: 05-Mar-2020 08:21:45

Compound	Det	RT (min.)	Exp RT (min.)	Dlt RT (min.)	Response	Cal Amt ug/mL	OnCol Amt ug/mL	Flags
3 HMX	1	6.683	6.683	0.000	65031	0.7000	0.7292	M
7 RDX	1	7.756	7.750	0.006	79432	0.7000	0.6739	
8 2,4,6-Trinitrophenol	1	8.043	8.056	-0.013	61460	0.7000	0.7044	
$ 9 1,2-Dinitrobenzene	1	8.709	8.710	-0.001	101893	0.7000	0.6969	
10 1,3,5-Trinitrobenzene	1	8.883	8.883	0.000	171702	0.7014	0.7053	
11 1,3-Dinitrobenzene	1	9.529	9.529	0.000	230021	0.7014	0.7094	
12 Nitrobenzene	1	9.916	9.916	0.000	151296	0.7028	0.7113	
14 Tetryl	1	10.216	10.216	0.000	135548	0.7014	0.6992	
15 Nitroglycerin	2	10.729	10.729	0.000	517135	7.00	7.20	
16 2,4,6-Trinitrotoluene	1	11.182	11.183	-0.001	154334	0.7028	0.6986	
17 4-Amino-2,6-dinitrotoluene	1	11.336	11.336	0.000	122308	0.7007	0.7051	
18 2-Amino-4,6-dinitrotoluene	1	11.622	11.623	-0.001	152060	0.7028	0.6990	
19 2,6-Dinitrotoluene	1	11.789	11.789	0.000	113482	0.7028	0.7119	
20 2,4-Dinitrotoluene	1	11.982	11.983	-0.001	227341	0.7028	0.7079	
21 o-Nitrotoluene	1	12.822	12.829	-0.007	96240	0.7000	0.6691	
22 p-Nitrotoluene	1	13.262	13.269	-0.007	83136	0.7014	0.6911	
23 m-Nitrotoluene	1	13.856	13.863	-0.007	106848	0.7007	0.6927	
24 PETN	2	14.956	14.969	-0.013	582311	7.00	7.33	

QC Flag Legend

Review Flags
M - Manually Integrated

Reagents:

8330IntermStk_00061 Amount Added: 70.00 Units: uL

Report Date: 06-Mar-2020 10:25:02 Chrom Revision: 2.3 19-Feb-2020 16:45:46

Eurofins TestAmerica, Denver

Data File: \\chromna\denver\chromdata\chhplc_x\20200304-89779.b\03040009.d

Injection Date:	04-Mar-2020 14:53:07	Instrument ID:	CHHPLC_X3	Operator ID:	CB
Lims ID:	IC MAIN L6			Worklist Smp#:	9
Client ID:					
Injection Vol:	100.0 ul	Dil. Factor:	1.0000	ALS Bottle#:	9
Method:	8330_X3	Limit Group:	GCSV - 8330		

Column: UltraCarb5uODS (20) (4.60 mm) Y Scaling: Method Defined: Scale to the Nth Largest Target: 1

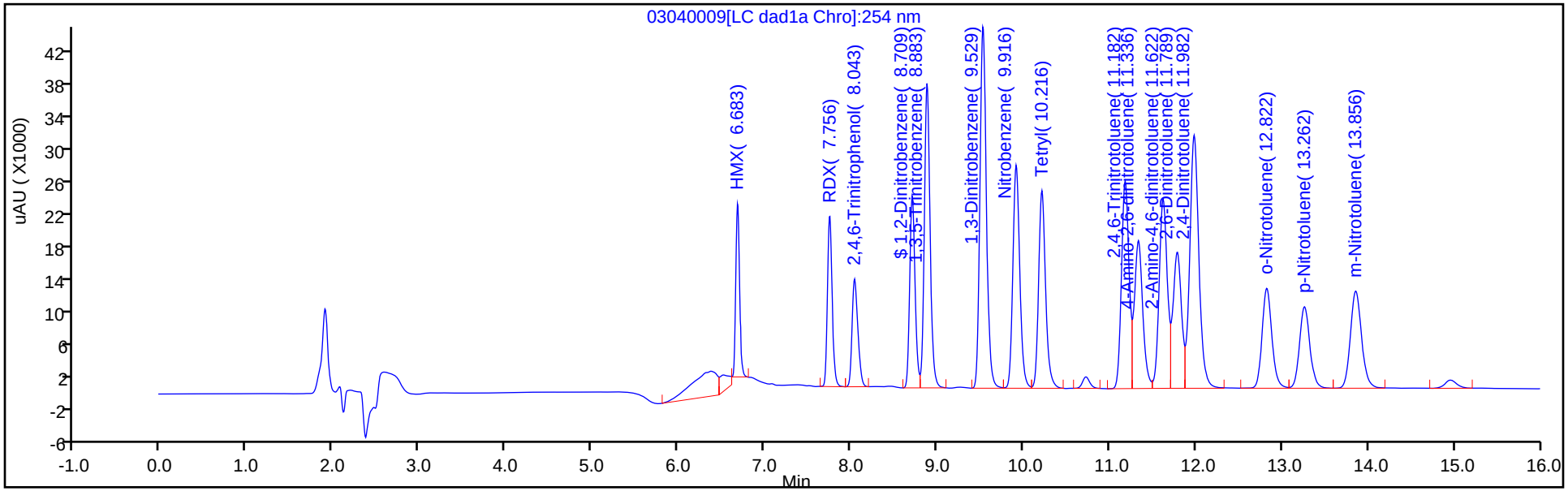

Y Scaling: Method Defined: Scale to the Nth Largest Target: 1

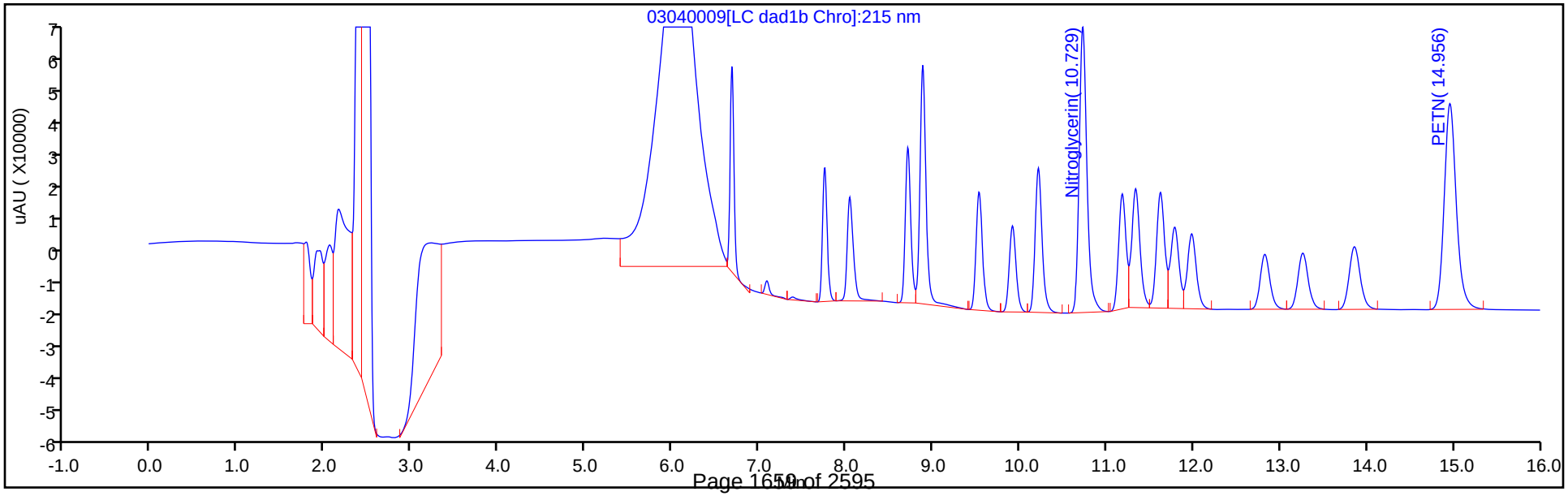

Manual Integration/User Assign Peak Report

Eurofins TestAmerica, Denver

Data File:	\\chromna\denver\chromdata\chhplc_x\20200304-89779.b\03040009.d				
Injection Date:	04-Mar-2020 14:53:07	Instrument ID:	CHHPLC_X3		
Lims ID:	IC MAIN L6				
Client ID:					
Operator ID:	CB	ALS Bottle#:	9	Worklist Smp#:	9
Injection Vol:	100.0 ul	Dil. Factor:	1.0000		
Method:	8330_X3	Limit Group:	GCSV - 8330		
Column:	UltraCarb5uODS (20) (4.60 mm)	Detector	LC DAD1B, 254 nm		

3 HMX, CAS: 2691-41-0

Signal: 1

Processing Integration Results

RT: 6.68
Area: 73442
Amount: 0.448436
Amount Units: ug/mL

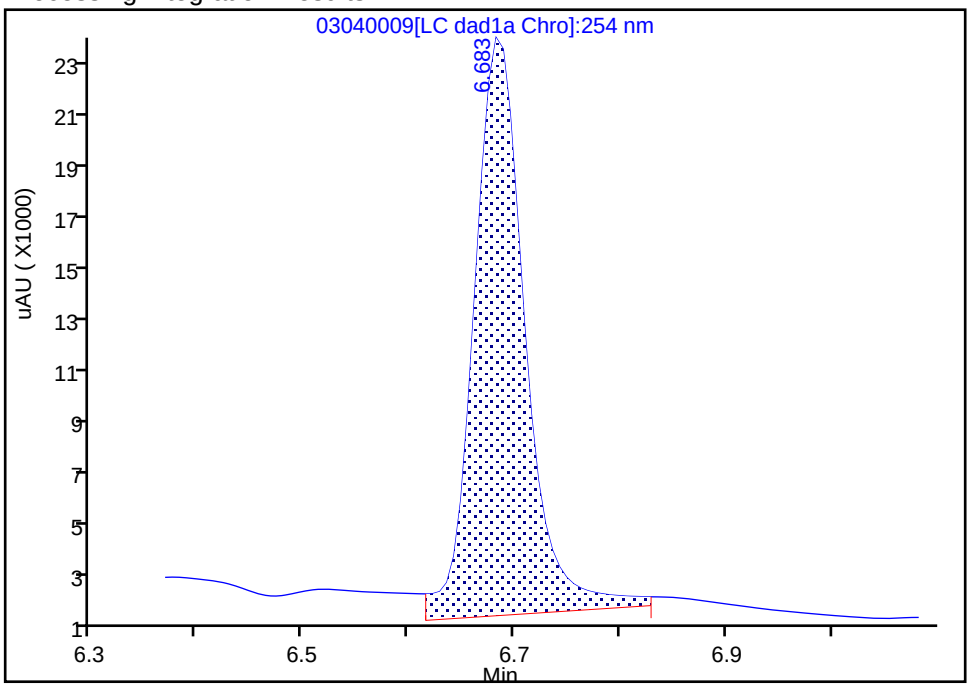

Manual Integration Results

RT: 6.68
Area: 65031
Amount: 0.729231
Amount Units: ug/mL

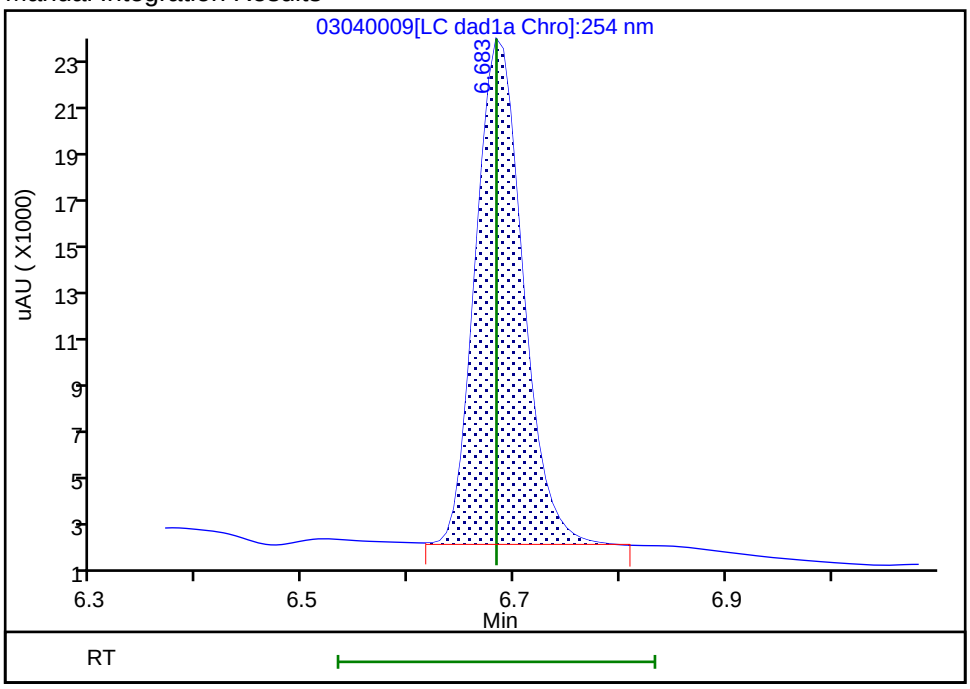

Reviewer: beckerc, 05-Mar-2020 08:21:40

Audit Action: Manually Integrated Audit Reason: Baseline

Eurofins TestAmerica, Denver
Target Compound Quantitation Report

Data File: \\chromna\Denver\ChromData\CHHPLC_X\20200304-89779.b\03040010.D
Lims ID: IC MAIN L5
Client ID:
Sample Type: IC Calib Level: 5
Inject. Date: 04-Mar-2020 15:16:04 ALS Bottle#: 10 Worklist Smp#: 10
Injection Vol: 100.0 ul Dil. Factor: 1.0000
Sample Info: IC MAIN L5
Misc. Info.: 280-0089779-010
Operator ID: CB Instrument ID: CHHPLC_X3
Sublist: chrom-8330_X3*sub9

Method: \\chromna\Denver\ChromData\CHHPLC_X\20200304-89779.b\8330_X3.m
Limit Group: GCSV - 8330
Last Update: 06-Mar-2020 10:25:03 Calib Date: 04-Mar-2020 23:40:46
Integrator: Falcon
Quant Method: External Standard Quant By: Initial Calibration
Last ICal File: \\chromna\Denver\ChromData\CHHPLC_X\20200304-89779.b\03040032.D

Column 1 : UltraCarb5uODS (20) (4.60 mm) Det: LC DAD1B, 254 nm
Process Host: CTX0308

First Level Reviewer: beckerc Date: 05-Mar-2020 08:22:03

	Compound	Det	RT (min.)	Exp RT (min.)	Dlt RT (min.)	Response	Cal Amt ug/mL	OnCol Amt ug/mL	Flags
	3 HMX	1	6.684	6.683	0.001	36878	0.4000	0.4135	M
	7 RDX	1	7.758	7.750	0.008	45467	0.4000	0.3857	
	8 2,4,6-Trinitrophenol	1	8.058	8.056	0.002	34831	0.4000	0.3992	
$	9 1,2-Dinitrobenzene	1	8.711	8.710	0.001	57929	0.4000	0.3962	
	10 1,3,5-Trinitrobenzene	1	8.884	8.883	0.001	97515	0.4008	0.4005	
	11 1,3-Dinitrobenzene	1	9.531	9.529	0.002	130783	0.4008	0.4033	
	12 Nitrobenzene	1	9.917	9.916	0.001	85822	0.4016	0.4035	
	14 Tetryl	1	10.217	10.216	0.001	77206	0.4008	0.3982	
	15 Nitroglycerin	2	10.731	10.729	0.002	294044	4.00	4.10	
	16 2,4,6-Trinitrotoluene	1	11.184	11.183	0.001	88361	0.4016	0.4000	
	17 4-Amino-2,6-dinitrotoluene	1	11.344	11.336	0.008	68761	0.4004	0.3964	
	18 2-Amino-4,6-dinitrotoluene	1	11.631	11.623	0.008	86951	0.4016	0.3997	
	19 2,6-Dinitrotoluene	1	11.791	11.789	0.002	64229	0.4016	0.4029	
	20 2,4-Dinitrotoluene	1	11.991	11.983	0.008	129006	0.4016	0.4017	
	21 o-Nitrotoluene	1	12.831	12.829	0.002	54929	0.4000	0.3819	
	22 p-Nitrotoluene	1	13.271	13.269	0.002	47433	0.4008	0.3943	
	23 m-Nitrotoluene	1	13.871	13.863	0.008	60905	0.4004	0.3949	
	24 PETN	2	14.971	14.969	0.002	329970	4.00	4.15	

QC Flag Legend

Review Flags
M - Manually Integrated

Reagents:

8330IntermStk_00061 Amount Added: 40.00 Units: uL

Report Date: 06-Mar-2020 10:25:04 Chrom Revision: 2.3 19-Feb-2020 16:45:46

Eurofins TestAmerica, Denver

Data File: \\chromna\denver\chromdata\chhplc_x\20200304-89779.b\03040010.d

Injection Date:	04-Mar-2020 15:16:04	Instrument ID:	CHHPLC_X3	Operator ID:	CB
Lims ID:	IC MAIN L5			Worklist Smp#:	10
Client ID:					
Injection Vol:	100.0 ul	Dil. Factor:	1.0000	ALS Bottle#:	10
Method:	8330_X3	Limit Group:	GCSV - 8330		

Column: UltraCarb5uODS (20) (4.60 mm) Y Scaling: Method Defined: Scale to the Nth Largest Target: 1

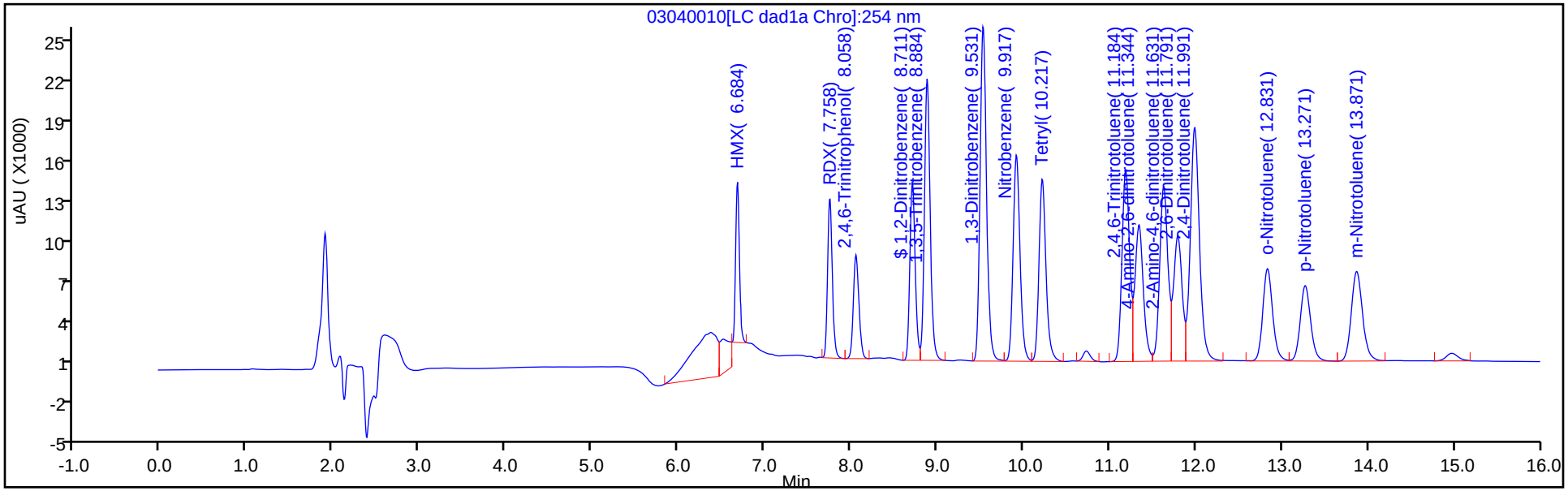

Y Scaling: Method Defined: Scale to the Nth Largest Target: 1

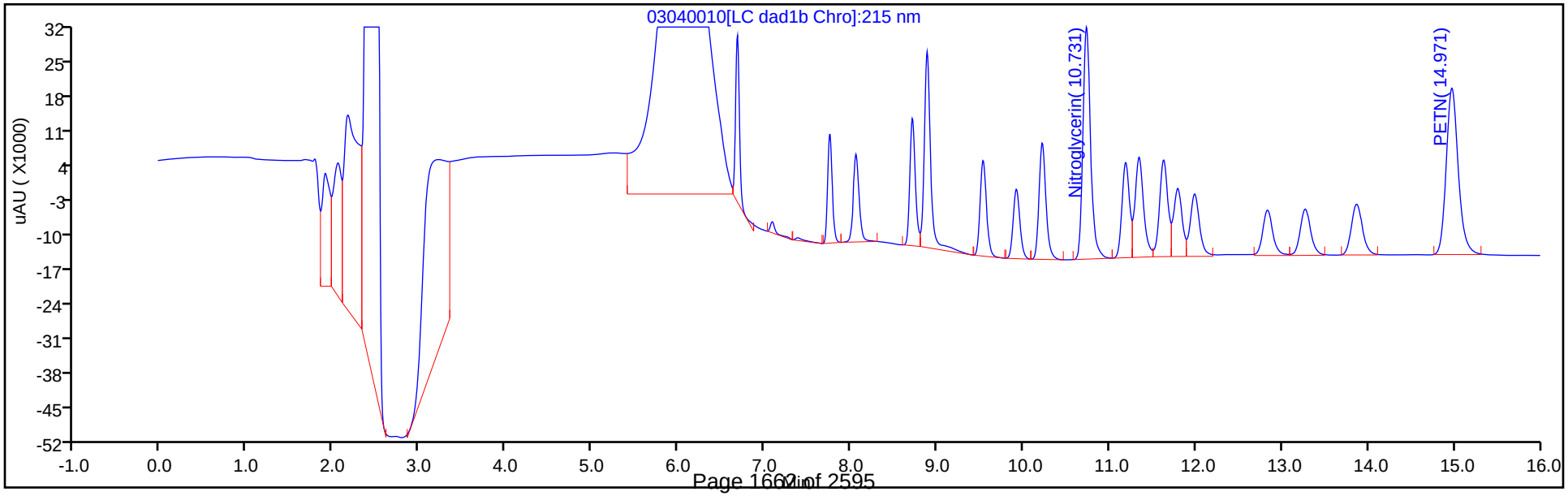

Manual Integration/User Assign Peak Report

Eurofins TestAmerica, Denver

Data File:	\\chromna\denver\chromdata\chhplc_x\20200304-89779.b\03040010.d				
Injection Date:	04-Mar-2020 15:16:04	Instrument ID:	CHHPLC_X3		
Lims ID:	IC MAIN L5				
Client ID:					
Operator ID:	CB	ALS Bottle#:	10	Worklist Smp#:	10
Injection Vol:	100.0 ul	Dil. Factor:	1.0000		
Method:	8330_X3	Limit Group:	GCSV - 8330		
Column:	UltraCarb5uODS (20) (4.60 mm)	Detector	LC DAD1B, 254 nm		

3 HMX, CAS: 2691-41-0

Signal: 1

Processing Integration Results

RT: 6.68
Area: 70815
Amount: 0.436397
Amount Units: ug/mL

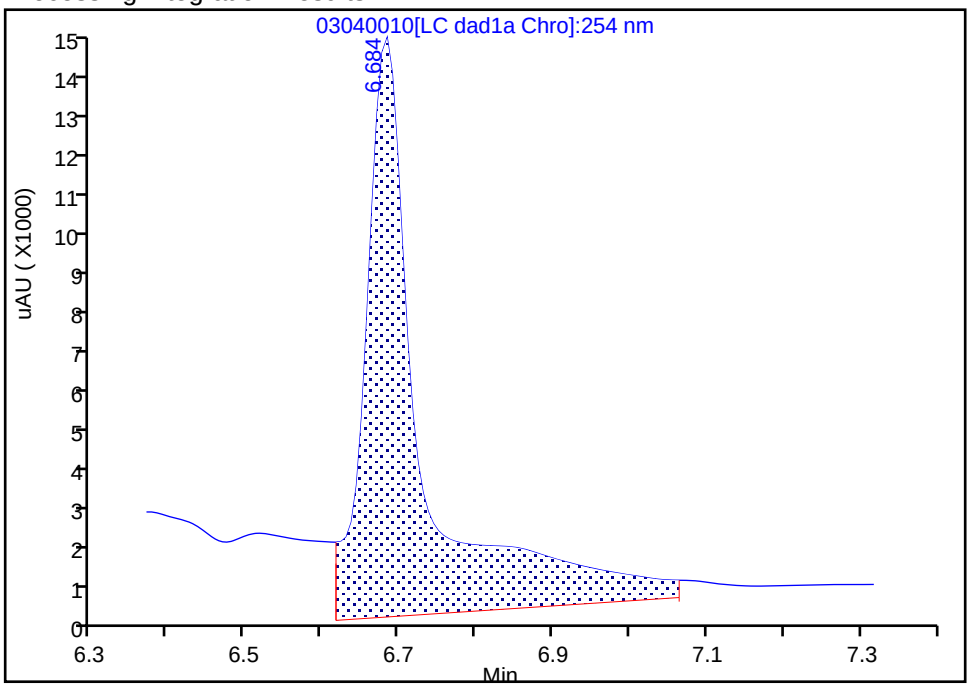

Manual Integration Results

RT: 6.68
Area: 36878
Amount: 0.413535
Amount Units: ug/mL

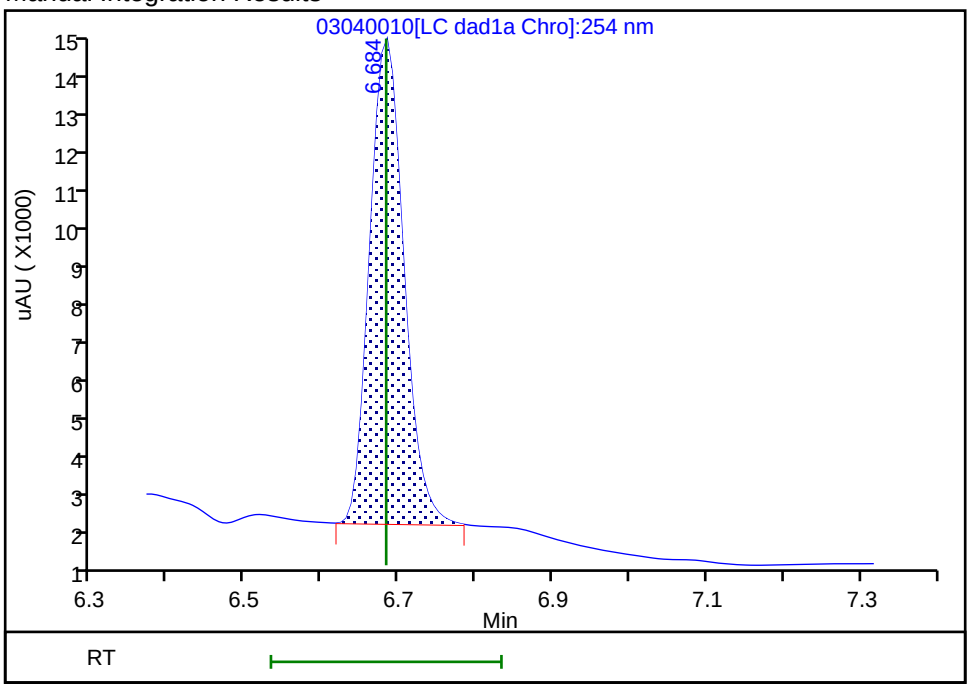

Reviewer: beckerc, 05-Mar-2020 08:21:59

Audit Action: Manually Integrated Audit Reason: Baseline

Eurofins TestAmerica, Denver
Target Compound Quantitation Report

Data File: \\chromna\Denver\ChromData\CHHPLC_X\20200304-89779.b\03040011.D
Lims ID: IC MAIN L4
Client ID:
Sample Type: IC Calib Level: 4
Inject. Date: 04-Mar-2020 15:39:01 ALS Bottle#: 11 Worklist Smp#: 11
Injection Vol: 100.0 ul Dil. Factor: 1.0000
Sample Info: IC MAIN L4
Misc. Info.: 280-0089779-011
Operator ID: CB Instrument ID: CHHPLC_X3
Sublist: chrom-8330_X3*sub9

Method: \\chromna\Denver\ChromData\CHHPLC_X\20200304-89779.b\8330_X3.m
Limit Group: GCSV - 8330
Last Update: 06-Mar-2020 10:25:05 Calib Date: 04-Mar-2020 23:40:46
Integrator: Falcon
Quant Method: External Standard Quant By: Initial Calibration
Last ICal File: \\chromna\Denver\ChromData\CHHPLC_X\20200304-89779.b\03040032.D

Column 1 : UltraCarb5uODS (20) (4.60 mm) Det: LC DAD1B, 254 nm
Process Host: CTX0308

First Level Reviewer: beckerc Date: 05-Mar-2020 08:22:21

Compound	Det	RT (min.)	Exp RT (min.)	Dlt RT (min.)	Response	Cal Amt ug/mL	OnCol Amt ug/mL	Flags
3 HMX	1	6.683	6.683	0.000	22889	0.2500	0.2567	M
7 RDX	1	7.750	7.750	0.000	28526	0.2500	0.2420	
8 2,4,6-Trinitrophenol	1	8.063	8.056	0.007	21674	0.2500	0.2484	
$ 9 1,2-Dinitrobenzene	1	8.710	8.710	0.000	36137	0.2500	0.2471	
10 1,3,5-Trinitrobenzene	1	8.883	8.883	0.000	60732	0.2505	0.2495	
11 1,3-Dinitrobenzene	1	9.536	9.529	0.007	80852	0.2505	0.2493	
12 Nitrobenzene	1	9.923	9.916	0.007	52585	0.2510	0.2472	
14 Tetryl	1	10.216	10.216	0.000	47459	0.2505	0.2448	
15 Nitroglycerin	2	10.730	10.729	0.001	183811	2.50	2.56	
16 2,4,6-Trinitrotoluene	1	11.183	11.183	0.000	54330	0.2510	0.2459	
17 4-Amino-2,6-dinitrotoluene	1	11.336	11.336	0.000	43785	0.2503	0.2524	
18 2-Amino-4,6-dinitrotoluene	1	11.623	11.623	0.000	53716	0.2510	0.2469	
19 2,6-Dinitrotoluene	1	11.790	11.789	0.001	40182	0.2510	0.2521	
20 2,4-Dinitrotoluene	1	11.983	11.983	0.000	80402	0.2510	0.2503	
21 o-Nitrotoluene	1	12.830	12.829	0.001	34390	0.2500	0.2391	
22 p-Nitrotoluene	1	13.263	13.269	-0.006	29623	0.2505	0.2462	
23 m-Nitrotoluene	1	13.863	13.863	0.000	37787	0.2503	0.2450	
24 PETN	2	14.963	14.969	-0.006	204225	2.50	2.57	

QC Flag Legend

Review Flags
M - Manually Integrated

Reagents:

8330IntermStk_00061 Amount Added: 25.00 Units: uL

Report Date: 06-Mar-2020 10:25:05 Chrom Revision: 2.3 19-Feb-2020 16:45:46

Eurofins TestAmerica, Denver

Data File: \\chromna\denver\chromdata\chhplc_x\20200304-89779.b\03040011.d

Injection Date:	04-Mar-2020 15:39:01	Instrument ID:	CHHPLC_X3	Operator ID:	CB
Lims ID:	IC MAIN L4			Worklist Smp#:	11
Client ID:					
Injection Vol:	100.0 ul	Dil. Factor:	1.0000	ALS Bottle#:	11
Method:	8330_X3	Limit Group:	GCSV - 8330		

Column: UltraCarb5uODS (20) (4.60 mm) Y Scaling: Method Defined: Scale to the Nth Largest Target: 1

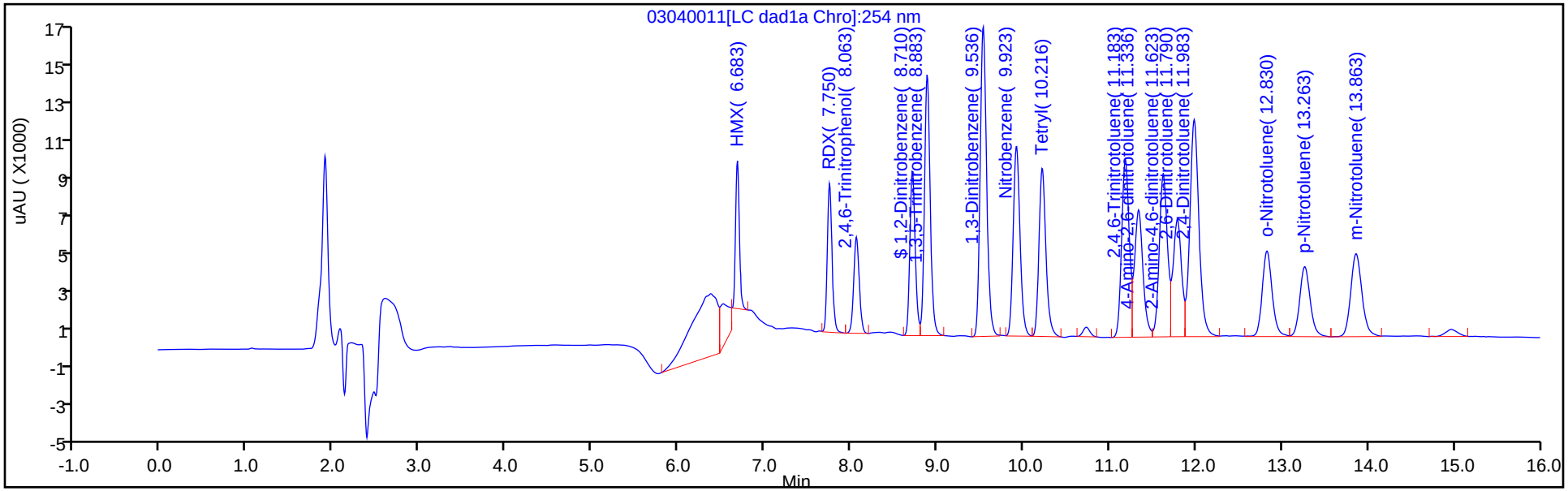

Y Scaling: Method Defined: Scale to the Nth Largest Target: 1

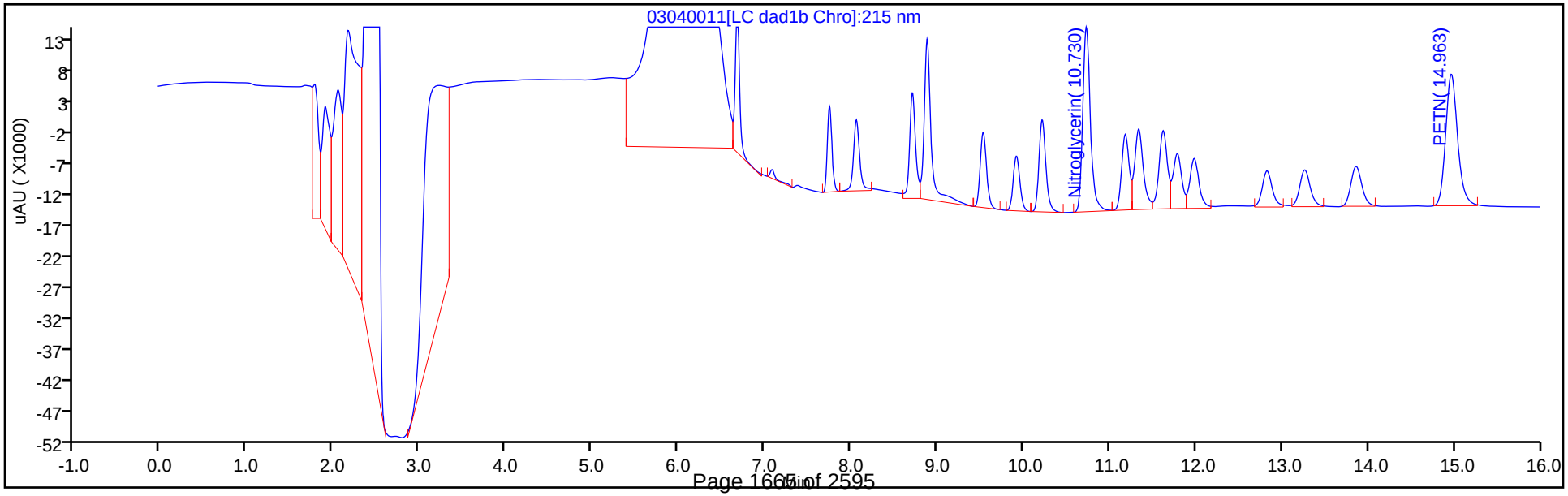

Manual Integration/User Assign Peak Report

Eurofins TestAmerica, Denver

Data File:	\\chromna\denver\chromdata\chhplc_x\20200304-89779.b\03040011.d				
Injection Date:	04-Mar-2020 15:39:01	Instrument ID:	CHHPLC_X3		
Lims ID:	IC MAIN L4				
Client ID:					
Operator ID:	CB	ALS Bottle#:	11	Worklist Smp#:	11
Injection Vol:	100.0 ul	Dil. Factor:	1.0000		
Method:	8330_X3	Limit Group:	GCSV - 8330		
Column:	UltraCarb5uODS (20) (4.60 mm)	Detector	LC DAD1B, 254 nm		

3 HMX, CAS: 2691-41-0

Signal: 1

Processing Integration Results

RT: 6.68
Area: 33992
Amount: 0.316859
Amount Units: ug/mL

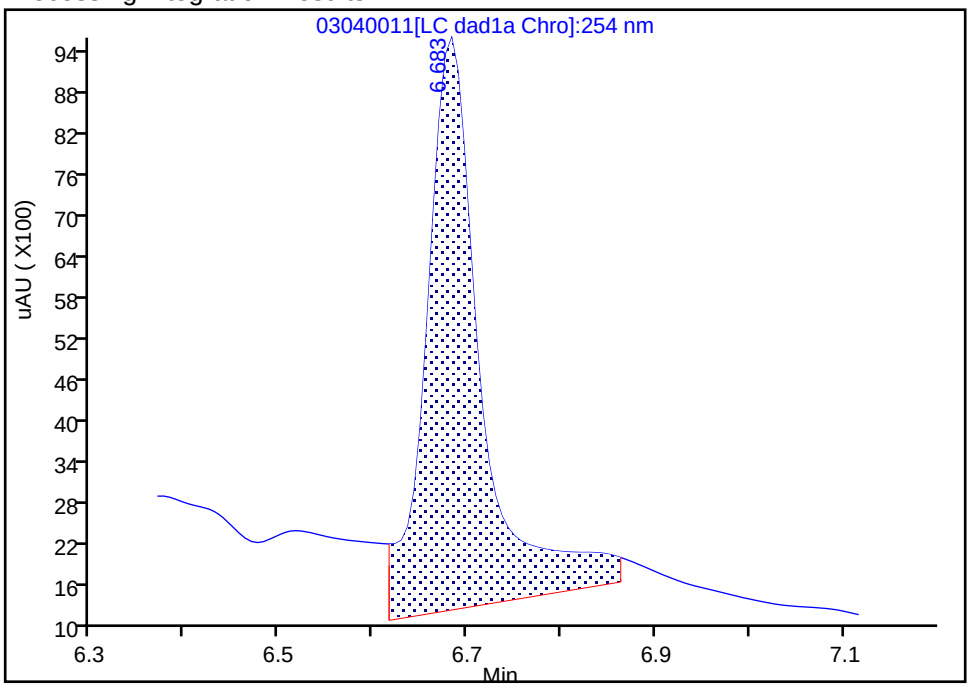

Manual Integration Results

RT: 6.68
Area: 22889
Amount: 0.256668
Amount Units: ug/mL

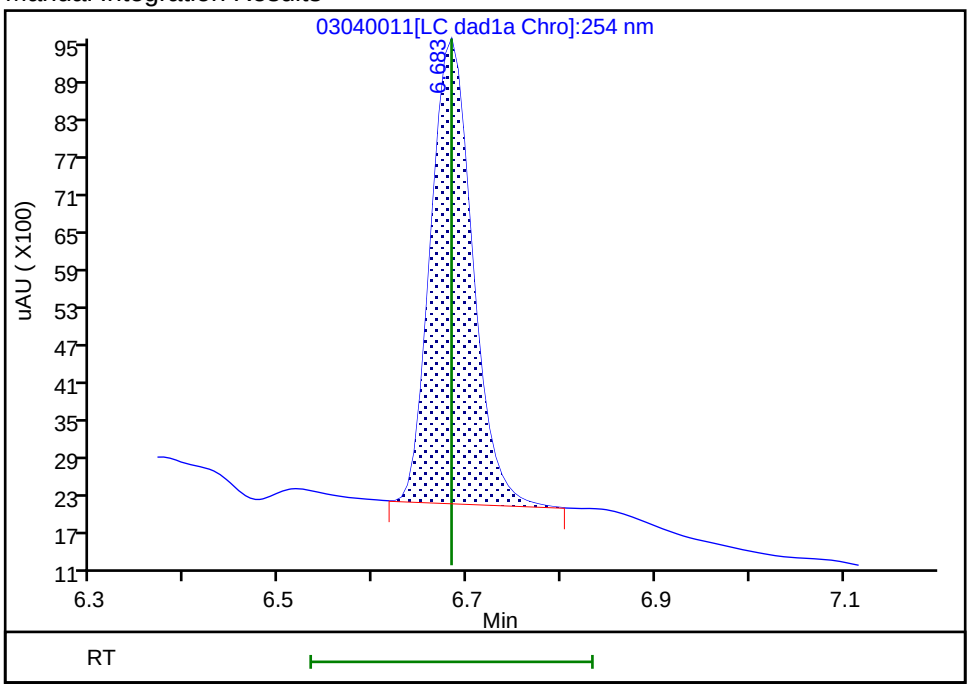

Reviewer: beckerc, 05-Mar-2020 08:22:17

Audit Action: Manually Integrated Audit Reason: Baseline

Eurofins TestAmerica, Denver
Target Compound Quantitation Report

Data File: \\chromna\Denver\ChromData\CHHPLC_X\20200304-89779.b\03040012.D
Lims ID: IC MAIN L3
Client ID:
Sample Type: IC Calib Level: 3
Inject. Date: 04-Mar-2020 16:01:56 ALS Bottle#: 12 Worklist Smp#: 12
Injection Vol: 100.0 ul Dil. Factor: 1.0000
Sample Info: IC MAIN L3
Misc. Info.: 280-0089779-012
Operator ID: CB Instrument ID: CHHPLC_X3
Sublist: chrom-8330_X3*sub9

Method: \\chromna\Denver\ChromData\CHHPLC_X\20200304-89779.b\8330_X3.m
Limit Group: GCSV - 8330
Last Update: 06-Mar-2020 10:25:06 Calib Date: 04-Mar-2020 23:40:46
Integrator: Falcon
Quant Method: External Standard Quant By: Initial Calibration
Last ICal File: \\chromna\Denver\ChromData\CHHPLC_X\20200304-89779.b\03040032.D

Column 1 : UltraCarb5uODS (20) (4.60 mm) Det: LC DAD1B, 254 nm
Process Host: CTX0308

First Level Reviewer: beckerc Date: 05-Mar-2020 08:22:43

Compound	Det	RT (min.)	Exp RT (min.)	Dlt RT (min.)	Response	Cal Amt ug/mL	OnCol Amt ug/mL	Flags
3 HMX	1	6.682	6.683	-0.001	9069	0.1000	0.1017	M
7 RDX	1	7.749	7.750	-0.001	11806	0.1000	0.1002	
8 2,4,6-Trinitrophenol	1	8.069	8.056	0.013	8625	0.1000	0.0989	
$ 9 1,2-Dinitrobenzene	1	8.709	8.710	-0.001	14589	0.1000	0.0998	
10 1,3,5-Trinitrobenzene	1	8.882	8.883	-0.001	24274	0.1002	0.0997	
11 1,3-Dinitrobenzene	1	9.529	9.529	0.000	32466	0.1002	0.1001	
12 Nitrobenzene	1	9.915	9.916	-0.001	21325	0.1004	0.1003	
14 Tetryl	1	10.215	10.216	-0.001	19275	0.1002	0.0994	
15 Nitroglycerin	2	10.722	10.729	-0.007	71710	1.00	1.00	
16 2,4,6-Trinitrotoluene	1	11.175	11.183	-0.008	22080	0.1004	0.0999	
17 4-Amino-2,6-dinitrotoluene	1	11.329	11.336	-0.007	17102	0.1001	0.0986	
18 2-Amino-4,6-dinitrotoluene	1	11.615	11.623	-0.008	21640	0.1004	0.0995	
19 2,6-Dinitrotoluene	1	11.782	11.789	-0.007	15948	0.1004	0.1000	
20 2,4-Dinitrotoluene	1	11.975	11.983	-0.008	31840	0.1004	0.0991	
21 o-Nitrotoluene	1	12.822	12.829	-0.007	14255	0.1000	0.0991	
22 p-Nitrotoluene	1	13.255	13.269	-0.014	11935	0.1002	0.0992	
23 m-Nitrotoluene	1	13.855	13.863	-0.008	15234	0.1001	0.0988	
24 PETN	2	14.962	14.969	-0.007	80671	1.00	1.02	

QC Flag Legend

Review Flags
M - Manually Integrated

Reagents:

8330IntermStk_00061 Amount Added: 10.00 Units: uL

Report Date: 06-Mar-2020 10:25:06 Chrom Revision: 2.3 19-Feb-2020 16:45:46

Eurofins TestAmerica, Denver

Data File: \\chromna\denver\chromdata\chhplc_x\20200304-89779.b\03040012.d

Injection Date:	04-Mar-2020 16:01:56	Instrument ID:	CHHPLC_X3	Operator ID:	CB
Lims ID:	IC MAIN L3			Worklist Smp#:	12
Client ID:					
Injection Vol:	100.0 ul	Dil. Factor:	1.0000	ALS Bottle#:	12
Method:	8330_X3	Limit Group:	GCSV - 8330		

Column: UltraCarb5uODS (20) (4.60 mm) Y Scaling: Method Defined: Scale to the Nth Largest Target: 1

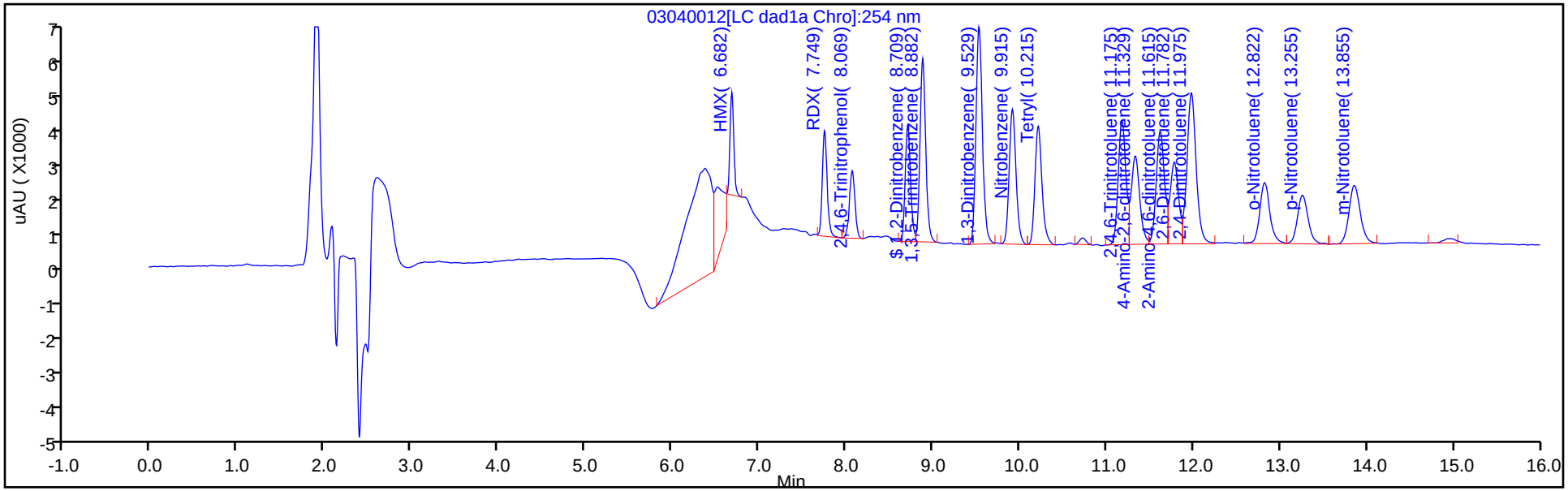

Y Scaling: Method Defined: Scale to the Nth Largest Target: 1

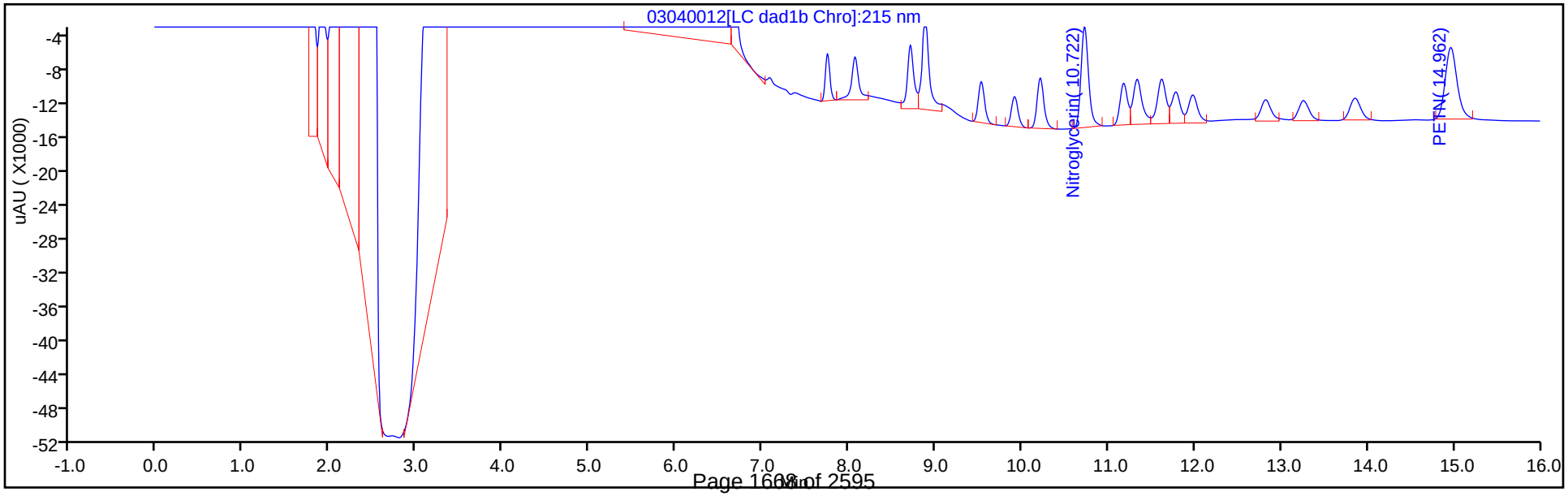

Manual Integration/User Assign Peak Report

Eurofins TestAmerica, Denver

Data File:	\\chromna\denver\chromdata\chhplc_x\20200304-89779.b\03040012.d				
Injection Date:	04-Mar-2020 16:01:56	Instrument ID:	CHHPLC_X3		
Lims ID:	IC MAIN L3				
Client ID:					
Operator ID:	CB	ALS Bottle#:	12	Worklist Smp#:	12
Injection Vol:	100.0 ul	Dil. Factor:	1.0000		
Method:	8330_X3	Limit Group:	GCSV - 8330		
Column:	UltraCarb5uODS (20) (4.60 mm)	Detector	LC DAD1B, 254 nm		

3 HMX, CAS: 2691-41-0

Signal: 1

Processing Integration Results

RT: 6.68
Area: 18300
Amount: 0.148246
Amount Units: ug/mL

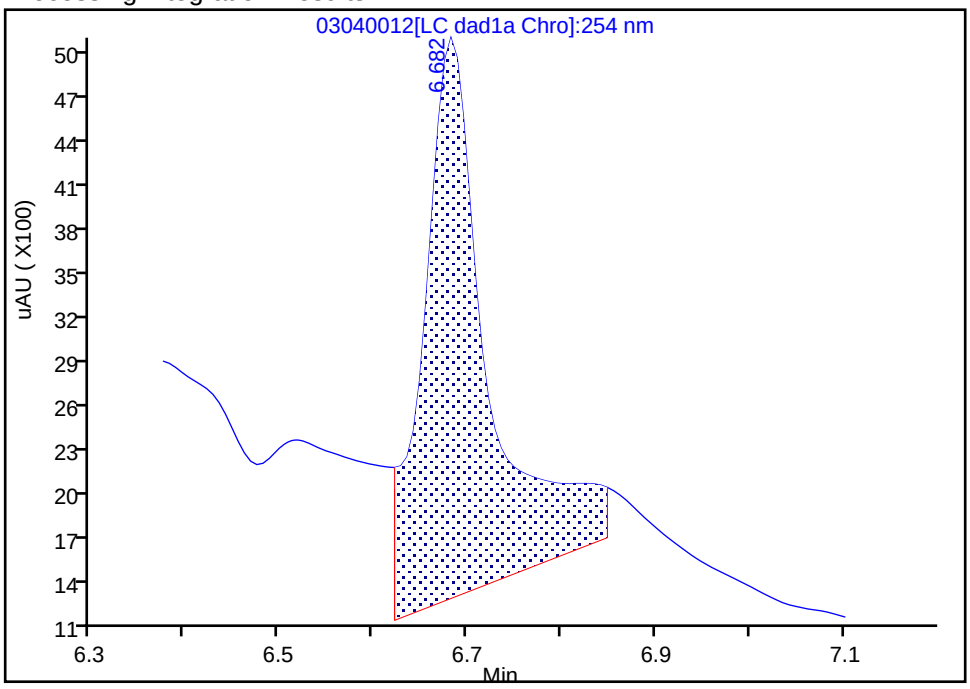

Manual Integration Results

RT: 6.68
Area: 9069
Amount: 0.101696
Amount Units: ug/mL

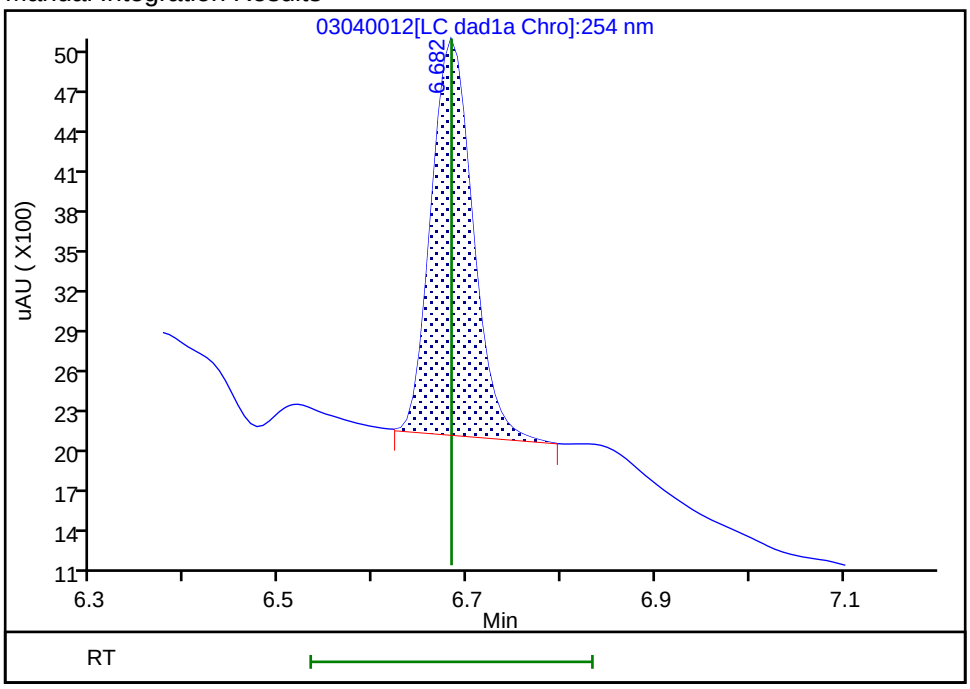

Reviewer: beckerc, 05-Mar-2020 08:22:39

Audit Action: Manually Integrated Audit Reason: Baseline

Eurofins TestAmerica, Denver
Target Compound Quantitation Report

Data File: \\chromna\Denver\ChromData\CHHPLC_X\20200304-89779.b\03040013.D
Lims ID: IC MAIN L2
Client ID:
Sample Type: IC Calib Level: 2
Inject. Date: 04-Mar-2020 16:24:51 ALS Bottle#: 13 Worklist Smp#: 13
Injection Vol: 100.0 ul Dil. Factor: 1.0000
Sample Info: IC MAIN L2
Misc. Info.: 280-0089779-013
Operator ID: CB Instrument ID: CHHPLC_X3
Sublist: chrom-8330_X3*sub9

Method: \\chromna\Denver\ChromData\CHHPLC_X\20200304-89779.b\8330_X3.m
Limit Group: GCSV - 8330
Last Update: 06-Mar-2020 10:25:07 Calib Date: 04-Mar-2020 23:40:46
Integrator: Falcon
Quant Method: External Standard Quant By: Initial Calibration
Last ICal File: \\chromna\Denver\ChromData\CHHPLC_X\20200304-89779.b\03040032.D

Column 1 : UltraCarb5uODS (20) (4.60 mm) Det: LC DAD1B, 254 nm
Process Host: CTX0308

First Level Reviewer: beckerc Date: 05-Mar-2020 08:23:01

Compound	Det	RT (min.)	Exp RT (min.)	Dlt RT (min.)	Response	Cal Amt ug/mL	OnCol Amt ug/mL	Flags
3 HMX	1	6.684	6.683	0.001	4200	0.0500	0.0471	M
7 RDX	1	7.750	7.750	0.000	6064	0.0500	0.0514	
8 2,4,6-Trinitrophenol	1	8.077	8.056	0.021	4344	0.0500	0.0498	
$ 9 1,2-Dinitrobenzene	1	8.710	8.710	0.000	7419	0.0500	0.0507	
10 1,3,5-Trinitrobenzene	1	8.884	8.883	0.001	12180	0.0501	0.0500	
11 1,3-Dinitrobenzene	1	9.530	9.529	0.001	16020	0.0501	0.0494	
12 Nitrobenzene	1	9.917	9.916	0.001	10390	0.0502	0.0489	
14 Tetryl	1	10.217	10.216	0.001	9672	0.0501	0.0499	
15 Nitroglycerin	2	10.730	10.729	0.001	34296	0.5000	0.4777	
16 2,4,6-Trinitrotoluene	1	11.183	11.183	0.000	11231	0.0502	0.0508	
17 4-Amino-2,6-dinitrotoluene	1	11.337	11.336	0.001	9007	0.0501	0.0519	
18 2-Amino-4,6-dinitrotoluene	1	11.623	11.623	0.000	10795	0.0502	0.0496	
19 2,6-Dinitrotoluene	1	11.790	11.789	0.001	8065	0.0502	0.0506	
20 2,4-Dinitrotoluene	1	11.983	11.983	0.000	16087	0.0502	0.0501	
21 o-Nitrotoluene	1	12.830	12.829	0.001	7801	0.0500	0.0542	
22 p-Nitrotoluene	1	13.263	13.269	-0.006	6176	0.0501	0.0513	
23 m-Nitrotoluene	1	13.863	13.863	0.000	8074	0.0501	0.0523	
24 PETN	2	14.963	14.969	-0.006	37166	0.5000	0.4678	

QC Flag Legend

Review Flags
M - Manually Integrated

Reagents:

8330IntermStk_00061 Amount Added: 5.00 Units: uL

Report Date: 06-Mar-2020 10:25:07 Chrom Revision: 2.3 19-Feb-2020 16:45:46

Eurofins TestAmerica, Denver

Data File: \\chromna\denver\chromdata\chhplc_x\20200304-89779.b\03040013.d

Injection Date:	04-Mar-2020 16:24:51	Instrument ID:	CHHPLC_X3	Operator ID:	CB
Lims ID:	IC MAIN L2			Worklist Smp#:	13
Client ID:					
Injection Vol:	100.0 ul	Dil. Factor:	1.0000	ALS Bottle#:	13
Method:	8330_X3	Limit Group:	GCSV - 8330		

Column: UltraCarb5uODS (20) (4.60 mm) Y Scaling: Method Defined: Scale to the Nth Largest Target: 1

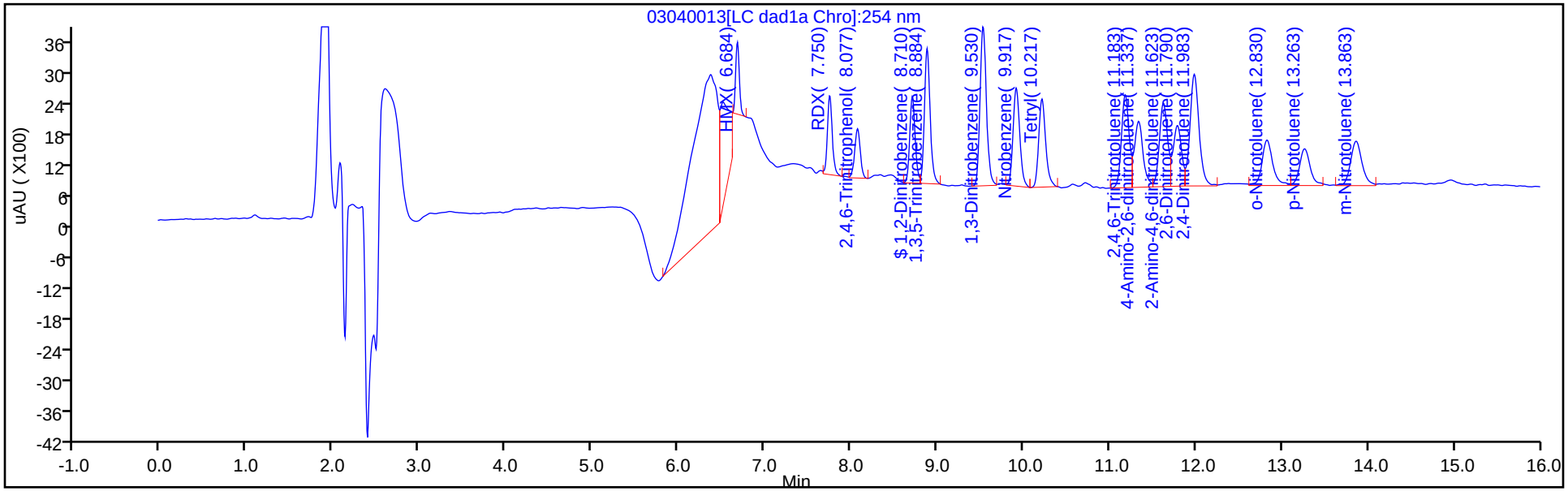

Y Scaling: Method Defined: Scale to the Nth Largest Target: 1

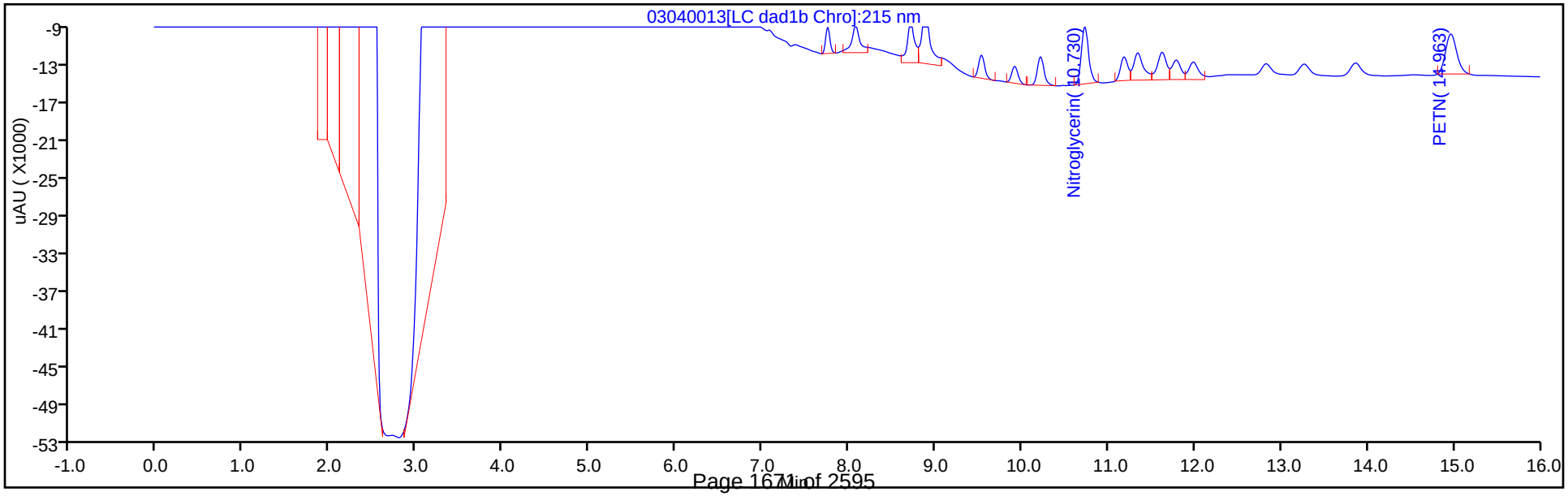

Manual Integration/User Assign Peak Report

Eurofins TestAmerica, Denver

Data File:	\\chromna\denver\chromdata\chhplc_x\20200304-89779.b\03040013.d				
Injection Date:	04-Mar-2020 16:24:51	Instrument ID:	CHHPLC_X3		
Lims ID:	IC MAIN L2				
Client ID:					
Operator ID:	CB	ALS Bottle#:	13	Worklist Smp#:	13
Injection Vol:	100.0 ul	Dil. Factor:	1.0000		
Method:	8330_X3	Limit Group:	GCSV - 8330		
Column:	UltraCarb5uODS (20) (4.60 mm)	Detector	LC DAD1B, 254 nm		

3 HMX, CAS: 2691-41-0

Signal: 1

Processing Integration Results

RT: 6.68
Area: 10197
Amount: 0.075771
Amount Units: ug/mL

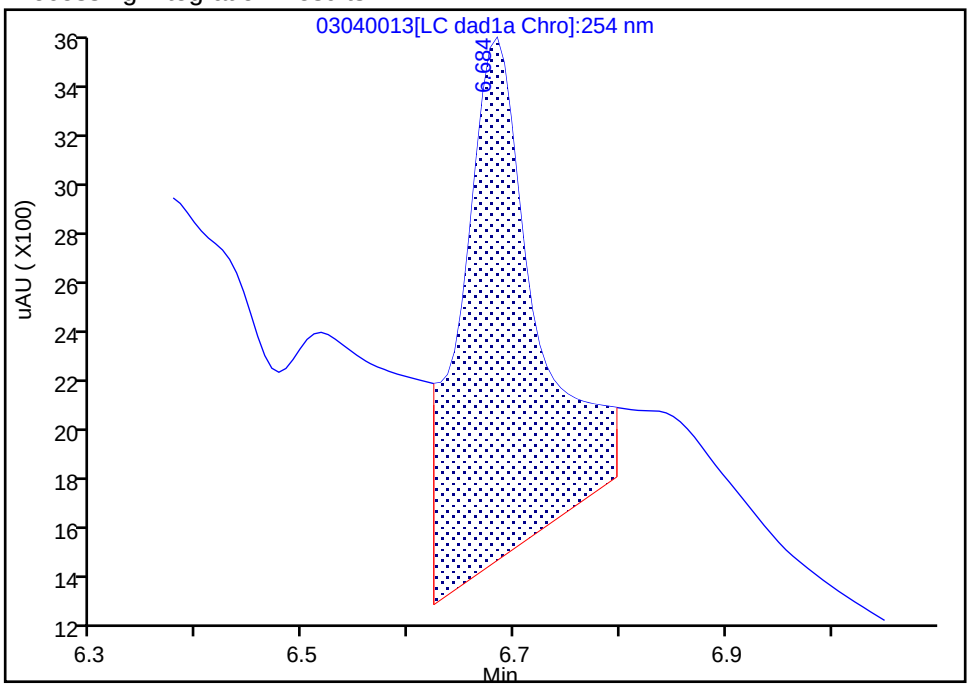

Manual Integration Results

RT: 6.68
Area: 4200
Amount: 0.047097
Amount Units: ug/mL

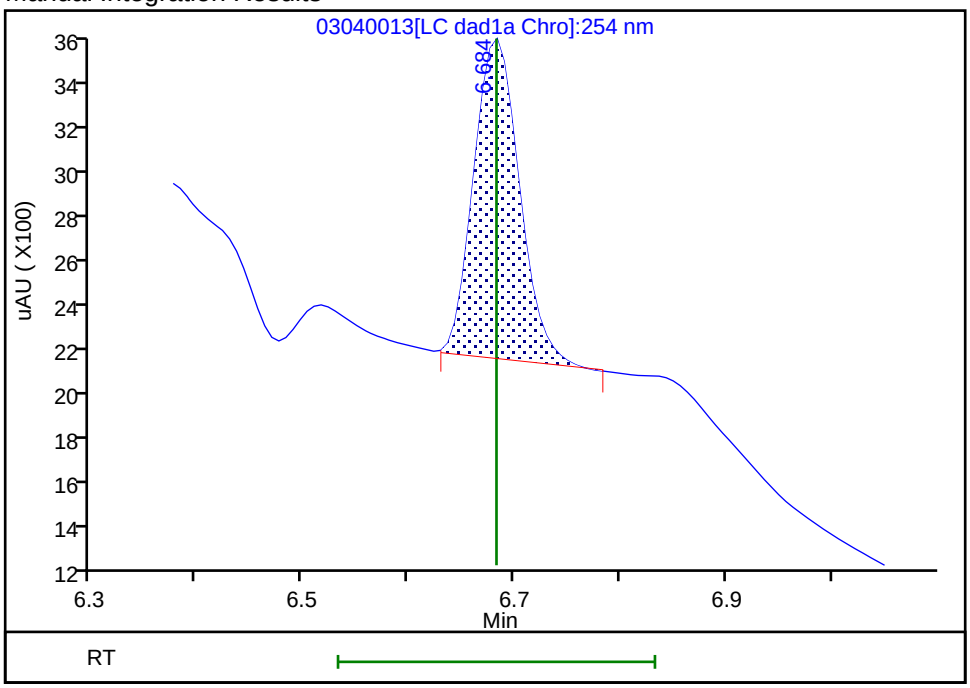

Reviewer: beckerc, 05-Mar-2020 08:22:58

Audit Action: Manually Integrated Audit Reason: Baseline

Eurofins TestAmerica, Denver
Target Compound Quantitation Report

Data File: \\chromna\Denver\ChromData\CHHPLC_X\20200304-89779.b\03040014.D
Lims ID: IC MAIN L1
Client ID:
Sample Type: IC Calib Level: 1
Inject. Date: 04-Mar-2020 16:47:48 ALS Bottle#: 14 Worklist Smp#: 14
Injection Vol: 100.0 ul Dil. Factor: 1.0000
Sample Info: IC MAIN L1
Misc. Info.: 280-0089779-014
Operator ID: CB Instrument ID: CHHPLC_X3
Sublist: chrom-8330_X3*sub9

Method: \\chromna\Denver\ChromData\CHHPLC_X\20200304-89779.b\8330_X3.m
Limit Group: GCSV - 8330
Last Update: 06-Mar-2020 10:25:08 Calib Date: 04-Mar-2020 23:40:46
Integrator: Falcon
Quant Method: External Standard Quant By: Initial Calibration
Last ICal File: \\chromna\Denver\ChromData\CHHPLC_X\20200304-89779.b\03040032.D

Column 1 : UltraCarb5uODS (20) (4.60 mm) Det: LC DAD1B, 254 nm
Process Host: CTX0308

First Level Reviewer: beckerc Date: 05-Mar-2020 08:23:37

Compound	Det	RT (min.)	Exp RT (min.)	Dlt RT (min.)	Response	Cal Amt ug/mL	OnCol Amt ug/mL	Flags
3 HMX	1	6.682	6.683	-0.001	1520	0.0200	0.0170	M
7 RDX	1	7.755	7.750	0.005	2716	0.0200	0.0230	
8 2,4,6-Trinitrophenol	1	8.082	8.056	0.026	1712	0.0200	0.0196	
$ 9 1,2-Dinitrobenzene	1	8.715	8.710	0.005	2981	0.0200	0.0204	
10 1,3,5-Trinitrobenzene	1	8.882	8.883	-0.001	4836	0.0200	0.0199	
11 1,3-Dinitrobenzene	1	9.535	9.529	0.006	6353	0.0200	0.0196	
12 Nitrobenzene	1	9.922	9.916	0.006	4287	0.0201	0.0202	
14 Tetryl	1	10.215	10.216	-0.001	4033	0.0200	0.0208	
15 Nitroglycerin	2	10.728	10.729	-0.001	13145	0.2000	0.1831	
16 2,4,6-Trinitrotoluene	1	11.182	11.183	-0.001	4452	0.0201	0.0202	
17 4-Amino-2,6-dinitrotoluene	1	11.342	11.336	0.006	3460	0.0200	0.0199	
18 2-Amino-4,6-dinitrotoluene	1	11.622	11.623	-0.001	4452	0.0201	0.0205	M
19 2,6-Dinitrotoluene	1	11.788	11.789	-0.001	3203	0.0201	0.0201	M
20 2,4-Dinitrotoluene	1	11.988	11.983	0.005	6351	0.0201	0.0198	
21 o-Nitrotoluene	1	12.828	12.829	-0.001	3316	0.0200	0.0231	
22 p-Nitrotoluene	1	13.268	13.269	-0.001	2555	0.0200	0.0212	
23 m-Nitrotoluene	1	13.868	13.863	0.005	3216	0.0200	0.0209	
24 PETN	2	14.962	14.969	-0.007	13348	0.2000	0.1680	

QC Flag Legend

Review Flags
M - Manually Integrated

Reagents:

8330IntermStk_00061 Amount Added: 2.00 Units: uL

Report Date: 06-Mar-2020 10:25:09 Chrom Revision: 2.3 19-Feb-2020 16:45:46

Eurofins TestAmerica, Denver

Data File: \\chromna\denver\chromdata\chhplc_x\20200304-89779.b\03040014.d

Injection Date:	04-Mar-2020 16:47:48	Instrument ID:	CHHPLC_X3	Operator ID:	CB
Lims ID:	IC MAIN L1			Worklist Smp#:	14
Client ID:					
Injection Vol:	100.0 ul	Dil. Factor:	1.0000	ALS Bottle#:	14
Method:	8330_X3	Limit Group:	GCSV - 8330		

Column: UltraCarb5uODS (20) (4.60 mm) Y Scaling: Method Defined: Scale to the Nth Largest Target: 1

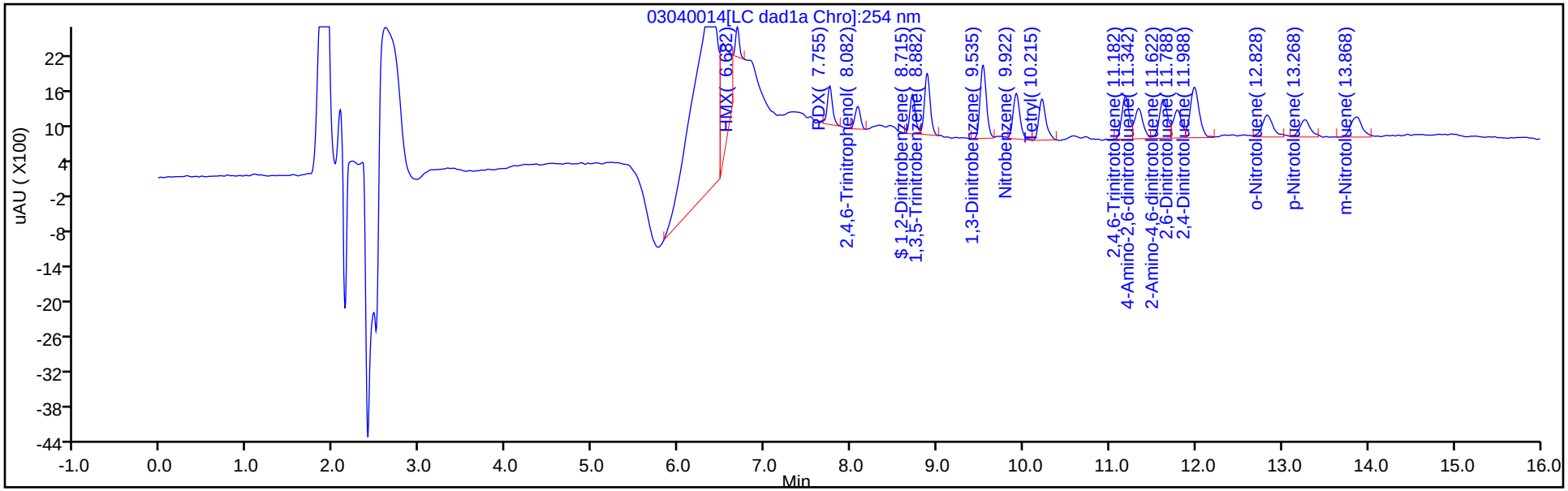

Y Scaling: Method Defined: Scale to the Nth Largest Target: 1

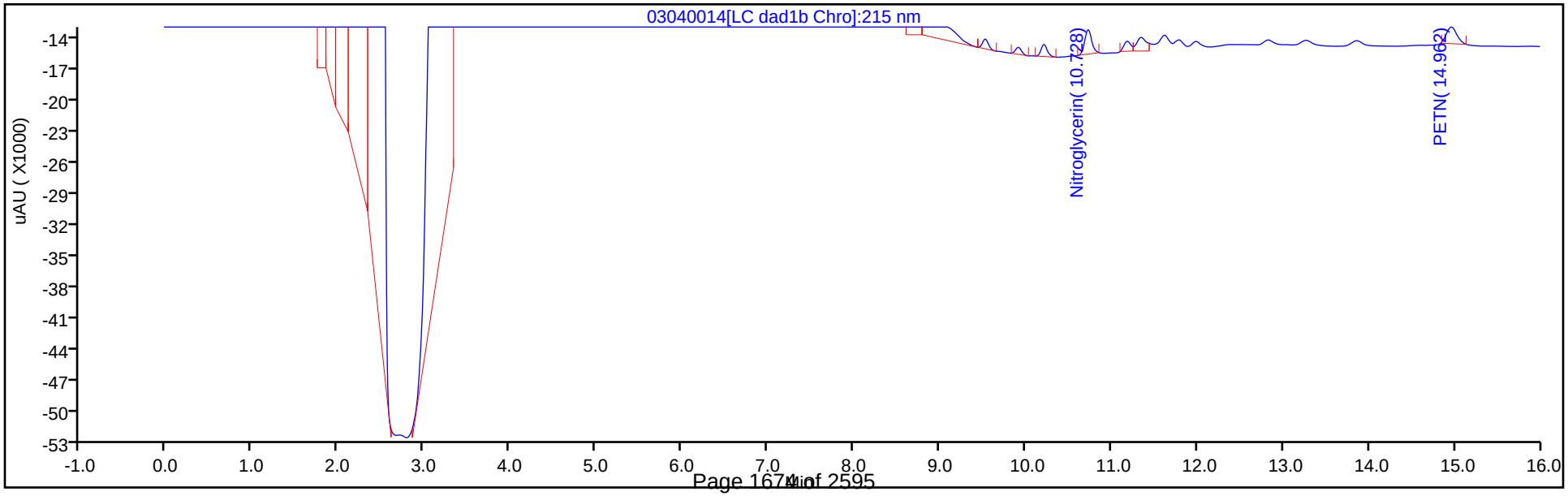

Manual Integration/User Assign Peak Report

Eurofins TestAmerica, Denver

Data File:	\\chromna\denver\chromdata\chhplc_x\20200304-89779.b\03040014.d				
Injection Date:	04-Mar-2020 16:47:48	Instrument ID:	CHHPLC_X3		
Lims ID:	IC MAIN L1				
Client ID:					
Operator ID:	CB	ALS Bottle#:	14	Worklist Smp#:	14
Injection Vol:	100.0 ul	Dil. Factor:	1.0000		
Method:	8330_X3	Limit Group:	GCSV - 8330		
Column:	UltraCarb5uODS (20) (4.60 mm)	Detector	LC DAD1B, 254 nm		

3 HMX, CAS: 2691-41-0

Signal: 1

Processing Integration Results

RT: 6.68
Area: 6385
Amount: 0.053394
Amount Units: ug/mL

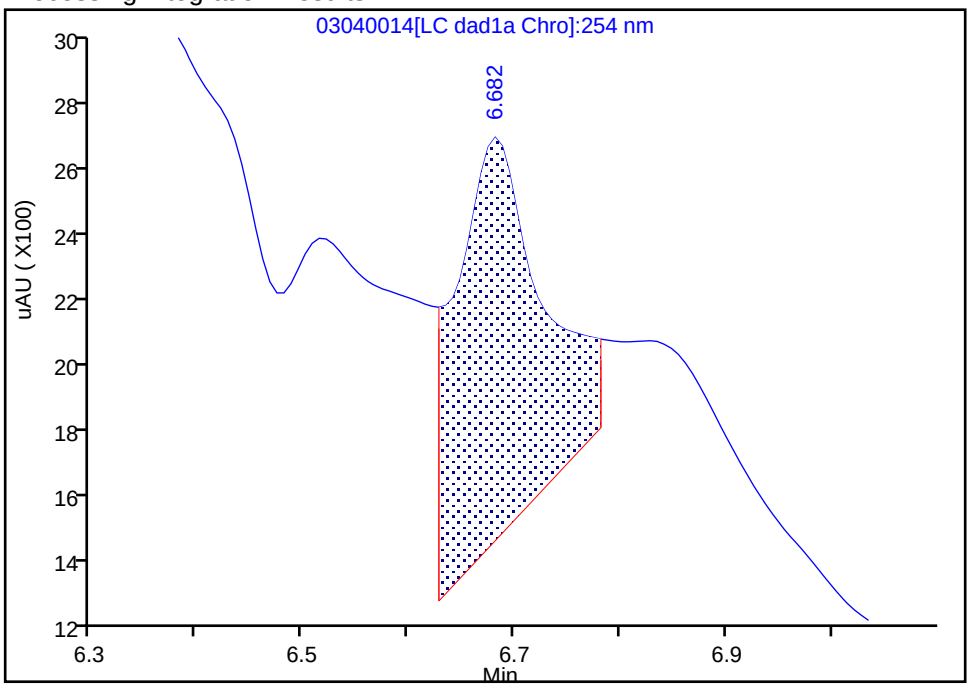

Manual Integration Results

RT: 6.68
Area: 1520
Amount: 0.017045
Amount Units: ug/mL

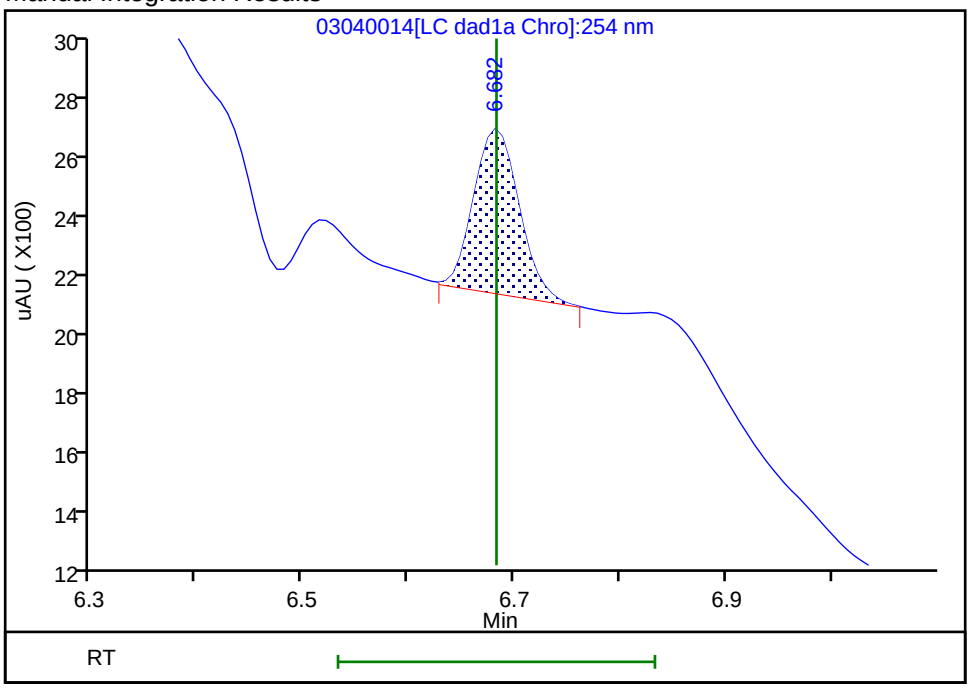

Reviewer: beckerc, 05-Mar-2020 08:23:15

Audit Action: Manually Integrated Audit Reason: Baseline

Manual Integration/User Assign Peak Report

Eurofins TestAmerica, Denver

Data File:	\\chromna\denver\chromdata\chhplc_x\20200304-89779.b\03040014.d				
Injection Date:	04-Mar-2020 16:47:48	Instrument ID:	CHHPLC_X3		
Lims ID:	IC MAIN L1				
Client ID:					
Operator ID:	CB	ALS Bottle#:	14	Worklist Smp#:	14
Injection Vol:	100.0 ul	Dil. Factor:	1.0000		
Method:	8330_X3	Limit Group:	GCSV - 8330		
Column:	UltraCarb5uODS (20) (4.60 mm)	Detector	LC DAD1B, 254 nm		

18 2-Amino-4,6-dinitrotoluene, CAS: 35572-78-2

Signal: 1

Processing Integration Results

RT: 11.62
Area: 7655
Amount: 0.026996
Amount Units: ug/mL

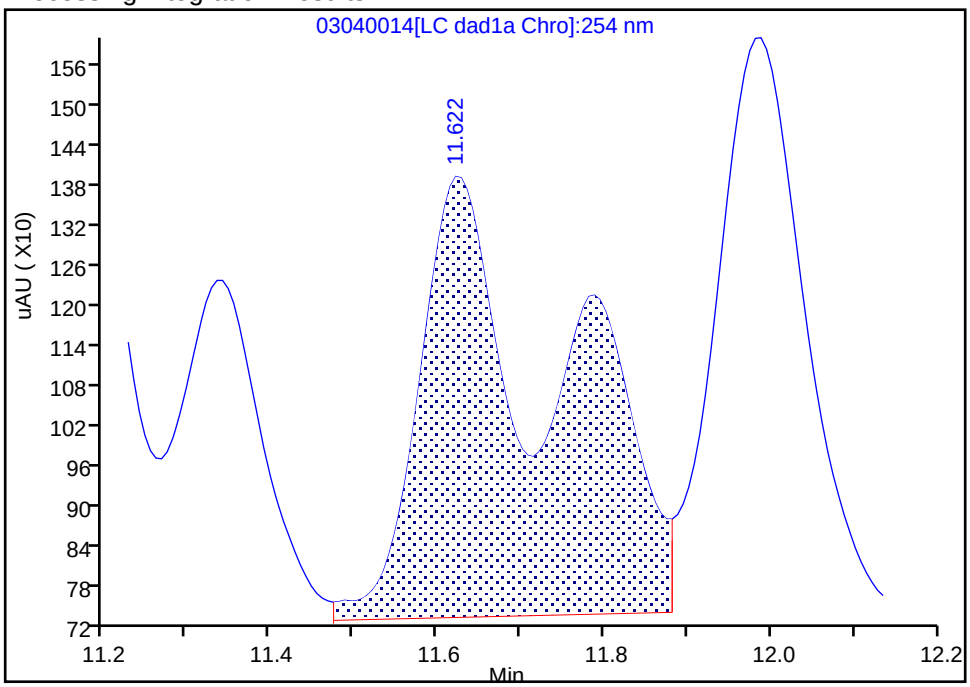

Manual Integration Results

RT: 11.62
Area: 4452
Amount: 0.020465
Amount Units: ug/mL

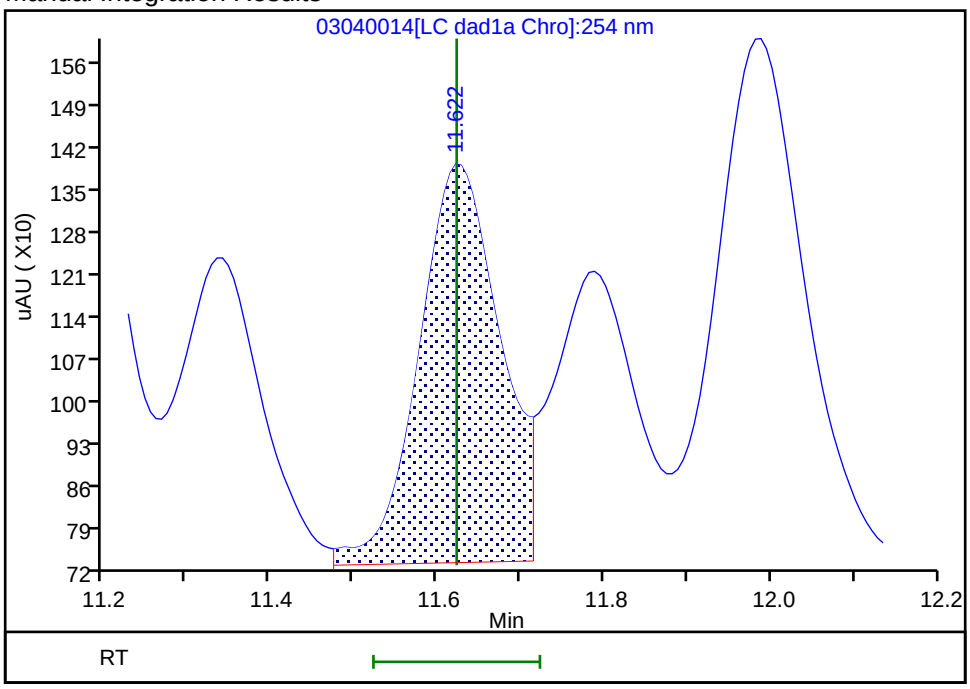

Reviewer: beckerc, 05-Mar-2020 08:23:29

Audit Action: Split an Integrated Peak Audit Reason: Baseline

FORM VI
HPLC/IC BY EXTERNAL STANDARD - INITIAL CALIBRATION DATA
RETENTION TIME SUMMARY

Lab Name: Eurofins TestAmerica, Denver Job No.: 280-137702-1 Analy Batch No.: 487658

SDG No.:

Instrument ID: CHHPLC_X3 GC Column: UltraCarb5u ID: 4.6(mm) Heated Purge: (Y/N) N

Calibration Start Date: 03/04/2020 21:00 Calibration End Date: 03/04/2020 23:40 Calibration ID: 42564

Calibration Files:

LEVEL:	LAB SAMPLE ID:	LAB FILE ID:
Level 1	IC 280-487658/32	03040032.D
Level 2	IC 280-487658/31	03040031.D
Level 3	IC 280-487658/30	03040030.D
Level 4	IC 280-487658/29	03040029.D
Level 5	IC 280-487658/28	03040028.D
Level 6	IC 280-487658/27	03040027.D
Level 7	IC 280-487658/26	03040026.D
Level 8	IC 280-487658/25	03040025.D

ANALYTE	LVL 1	LVL 2	LVL 3	LVL 4	LVL 5	LVL 6	LVL 7	LVL 8			RT WINDOW	AVG RT
TNX	6.592	6.588	6.589	6.591	6.591	6.591	6.591	6.590			6.491 - 6.691	6.590
DNX	6.912	6.914	6.915	6.918	6.917	6.918	6.918	6.916			6.818 - 7.018	6.916
MNX	7.359	7.354	7.355	7.358	7.357	7.358	7.358	7.356			7.208 - 7.508	7.357

FORM VI
HPLC/IC BY EXTERNAL STANDARD - INITIAL CALIBRATION DATA
CURVE EVALUATION

Lab Name: Eurofins TestAmerica, Denver Job No.: 280-137702-1 Analy Batch No.: 487658

SDG No.:

Instrument ID: CHHPLC_X3 GC Column: UltraCarb5u ID: 4.6(mm) Heated Purge: (Y/N) N

Calibration Start Date: 03/04/2020 21:00 Calibration End Date: 03/04/2020 23:40 Calibration ID: 42564

Calibration Files:

LEVEL:	LAB SAMPLE ID:	LAB FILE ID:
Level 1	IC 280-487658/32	03040032.D
Level 2	IC 280-487658/31	03040031.D
Level 3	IC 280-487658/30	03040030.D
Level 4	IC 280-487658/29	03040029.D
Level 5	IC 280-487658/28	03040028.D
Level 6	IC 280-487658/27	03040027.D
Level 7	IC 280-487658/26	03040026.D
Level 8	IC 280-487658/25	03040025.D

ANALYTE	CF				CURVE TYPE	COEFFICIENT			#	MIN CF	%RSD	#	MAX %RSD	R^2 OR COD	#	MIN R^2 OR COD
	LVL 1 LVL 5	LVL 2 LVL 6	LVL 3 LVL 7	LVL 4 LVL 8		B	M1	M2								
TNX	216933 212722	213207 212002	209810 219067	231497 225632	Ave		217608.702				3.5		20.0			
DNX	117133 161214	137942 160624	149221 163997	167576 165720	Ave		152928.307				11.5		20.0			
MNX	175621 156707	161285 152355	156238 154895	157686 153564	Ave		158544.202				4.7		20.0			

Note: The M1 coefficient is the same as Ave CF for an Ave curve type.

FORM VI
HPLC/IC BY EXTERNAL STANDARD - INITIAL CALIBRATION DATA
RESPONSE AND CONCENTRATION

Lab Name: Eurofins TestAmerica, Denver Job No.: 280-137702-1 Analy Batch No.: 487658

SDG No.:

Instrument ID: CHHPLC_X3 GC Column: UltraCarb5u ID: 4.6(mm) Heated Purge: (Y/N) N

Calibration Start Date: 03/04/2020 21:00 Calibration End Date: 03/04/2020 23:40 Calibration ID: 42564

Calibration Files:

LEVEL:	LAB SAMPLE ID:	LAB FILE ID:
Level 1	IC 280-487658/32	03040032.D
Level 2	IC 280-487658/31	03040031.D
Level 3	IC 280-487658/30	03040030.D
Level 4	IC 280-487658/29	03040029.D
Level 5	IC 280-487658/28	03040028.D
Level 6	IC 280-487658/27	03040027.D
Level 7	IC 280-487658/26	03040026.D
Level 8	IC 280-487658/25	03040025.D

ANALYTE	CURVE TYPE	RESPONSE					CONCENTRATION (UG/ML)				
		LVL 1 LVL 6	LVL 2 LVL 7	LVL 3 LVL 8	LVL 4	LVL 5	LVL 1 LVL 6	LVL 2 LVL 7	LVL 3 LVL 8	LVL 4	LVL 5
TNX	Ave	4343 148550	10671 219286	21002 564643	57932	85174	0.0200 0.701	0.0501 1.00	0.100 2.50	0.250	0.400
DNX	Ave	2345 112549	6904 164161	14937 414714	41936	64550	0.0200 0.701	0.0501 1.00	0.100 2.50	0.250	0.400
MNX	Ave	4099 124459	9411 180763	18233 448024	46005	73151	0.0233 0.817	0.0584 1.17	0.117 2.92	0.292	0.467

Curve Type Legend:
Ave = Average

Eurofins TestAmerica, Denver
Target Compound Quantitation Report

Data File: \\chromna\Denver\ChromData\CHHPLC_X\20200304-89779.b\03040025.D
Lims ID: IC DMT L8
Client ID:
Sample Type: IC Calib Level: 8
Inject. Date: 04-Mar-2020 21:00:00 ALS Bottle#: 25 Worklist Smp#: 25
Injection Vol: 100.0 ul Dil. Factor: 1.0000
Sample Info: IC DMT L8
Misc. Info.: 280-0089779-025
Operator ID: CB Instrument ID: CHHPLC_X3
Sublist: chrom-8330_X3*sub17

Method: \\chromna\Denver\ChromData\CHHPLC_X\20200304-89779.b\8330_X3.m
Limit Group: GCSV - 8330
Last Update: 06-Mar-2020 10:25:20 Calib Date: 04-Mar-2020 23:40:46
Integrator: Falcon
Quant Method: External Standard Quant By: Initial Calibration
Last ICal File: \\chromna\Denver\ChromData\CHHPLC_X\20200304-89779.b\03040032.D

Column 1 : UltraCarb5uODS (20) (4.60 mm) Det: LC DAD1B, 254 nm
Process Host: CTX0308

First Level Reviewer: beckerc Date: 05-Mar-2020 08:30:04

Compound	Det	RT (min.)	Exp RT (min.)	Dlt RT (min.)	Response	Cal Amt ug/mL	OnCol Amt ug/mL	Flags
2 TNX	1	6.590	6.591	-0.001	564643	2.50	2.59	M
5 DNX	1	6.916	6.918	-0.002	414714	2.50	2.71	M
6 MNX	1	7.356	7.358	-0.002	448024	2.92	2.83	M

QC Flag Legend

Review Flags
M - Manually Integrated

Reagents:

8330 DMT_00005 Amount Added: 125.00 Units: uL

Report Date: 06-Mar-2020 10:25:21 Chrom Revision: 2.3 19-Feb-2020 16:45:46

Eurofins TestAmerica, Denver

Data File: \\chromna\denver\chromdata\chhplc_x\20200304-89779.b\03040025.d

Injection Date:	04-Mar-2020 21:00:00	Instrument ID:	CHHPLC_X3	Operator ID:	CB
Lims ID:	IC DMT L8			Worklist Smp#:	25
Client ID:					
Injection Vol:	100.0 ul	Dil. Factor:	1.0000	ALS Bottle#:	25
Method:	8330_X3	Limit Group:	GCSV - 8330		

Column: UltraCarb5uODS (20) (4.60 mm) Y Scaling: Method Defined: Scale to the Nth Largest Target: 1

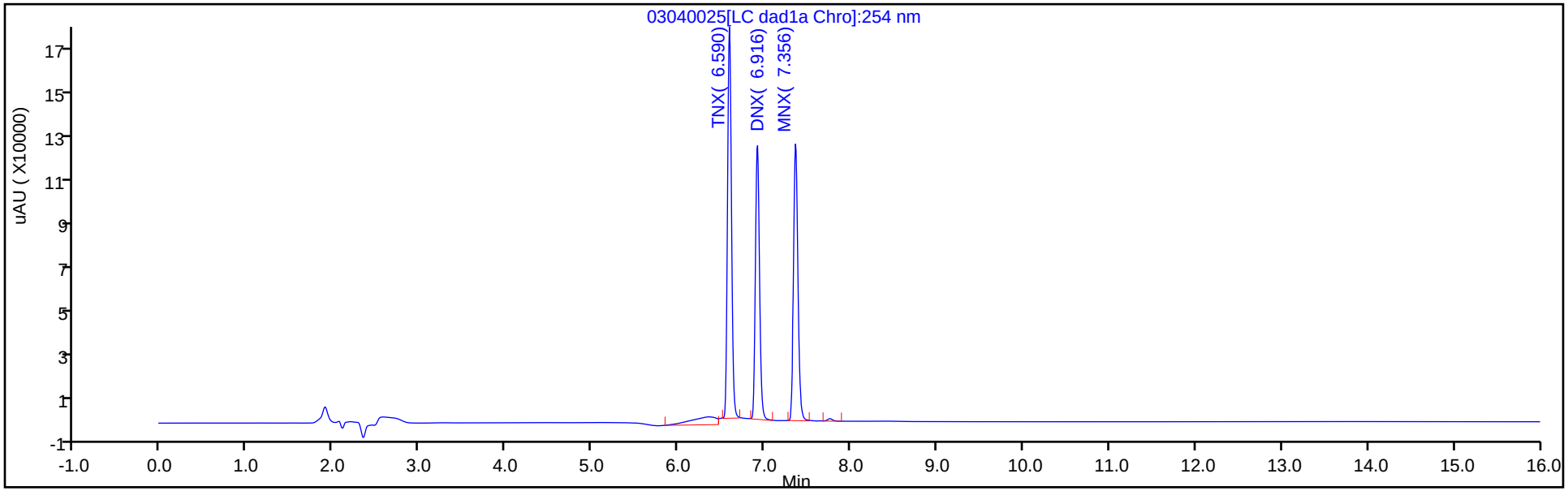

Y Scaling: Method Defined: Scale to the Nth Largest Target: 1

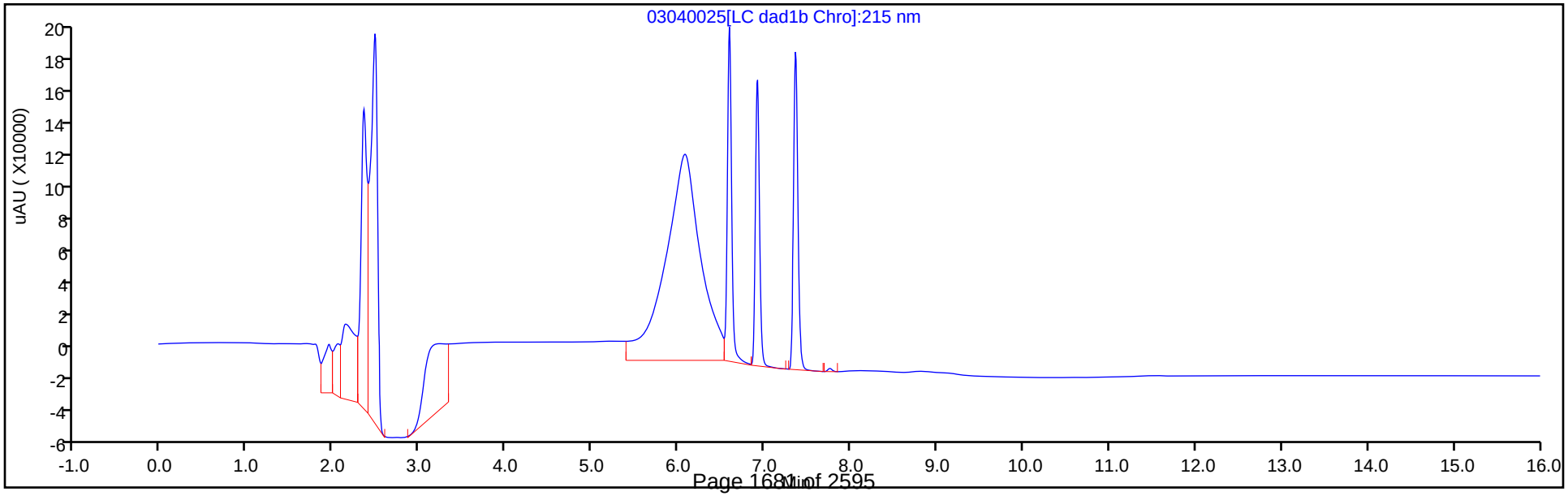

Manual Integration/User Assign Peak Report

Eurofins TestAmerica, Denver

Data File:	\\chromna\denver\chromdata\chhplc_x\20200304-89779.b\03040025.d				
Injection Date:	04-Mar-2020 21:00:00	Instrument ID:	CHHPLC_X3		
Lims ID:	IC DMT L8				
Client ID:					
Operator ID:	CB	ALS Bottle#:	25	Worklist Smp#:	25
Injection Vol:	100.0 ul	Dil. Factor:	1.0000		
Method:	8330_X3	Limit Group:	GCSV - 8330		
Column:	UltraCarb5uODS (20) (4.60 mm)	Detector	LC DAD1B, 254 nm		

2 TNX, CAS: 13980-04-6

Signal: 1

Processing Integration Results

RT: 6.59
Area: 620676
Amount: 2.450904
Amount Units: ug/mL

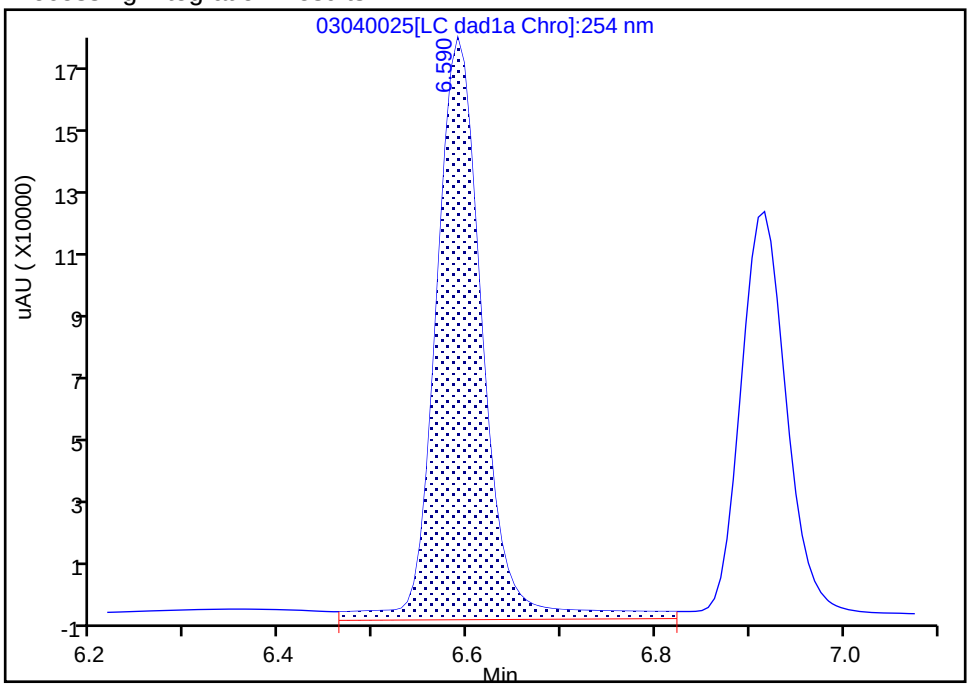

Manual Integration Results

RT: 6.59
Area: 564643
Amount: 2.594763
Amount Units: ug/mL

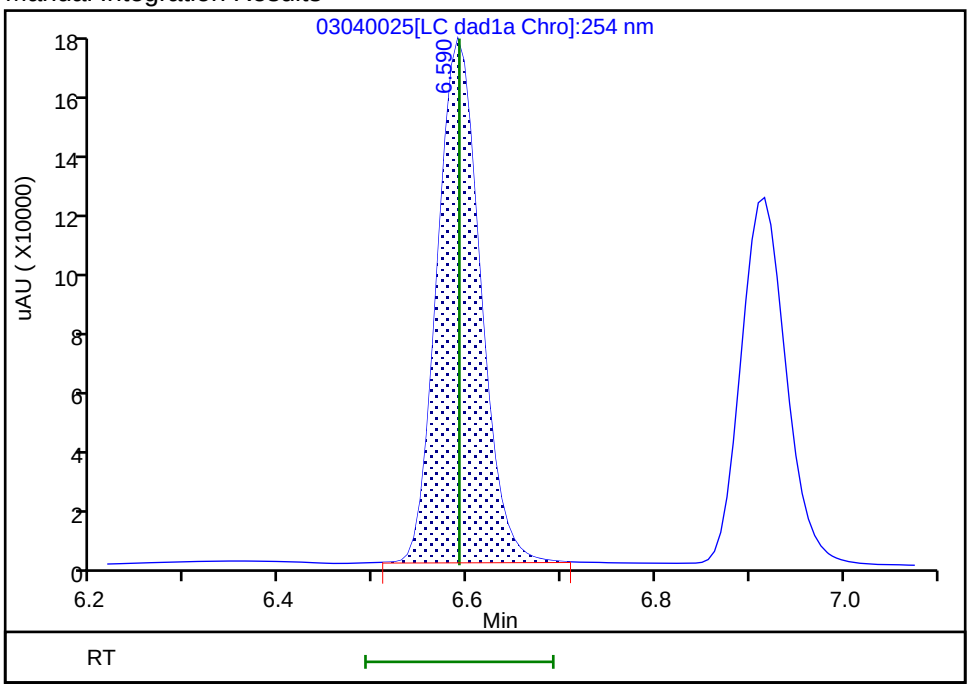

Reviewer: beckerc, 05-Mar-2020 08:29:45

Audit Action: Manually Integrated Audit Reason: Baseline

Manual Integration/User Assign Peak Report

Eurofins TestAmerica, Denver

Data File:	\\chromna\denver\chromdata\chhplc_x\20200304-89779.b\03040025.d				
Injection Date:	04-Mar-2020 21:00:00	Instrument ID:	CHHPLC_X3		
Lims ID:	IC DMT L8				
Client ID:					
Operator ID:	CB	ALS Bottle#:	25	Worklist Smp#:	25
Injection Vol:	100.0 ul	Dil. Factor:	1.0000		
Method:	8330_X3	Limit Group:	GCSV - 8330		
Column:	UltraCarb5uODS (20) (4.60 mm)	Detector	LC DAD1B, 254 nm		

5 DNX, CAS: 80251-29-2

Signal: 1

Processing Integration Results

RT: 6.92
Area: 445633
Amount: 2.254277
Amount Units: ug/mL

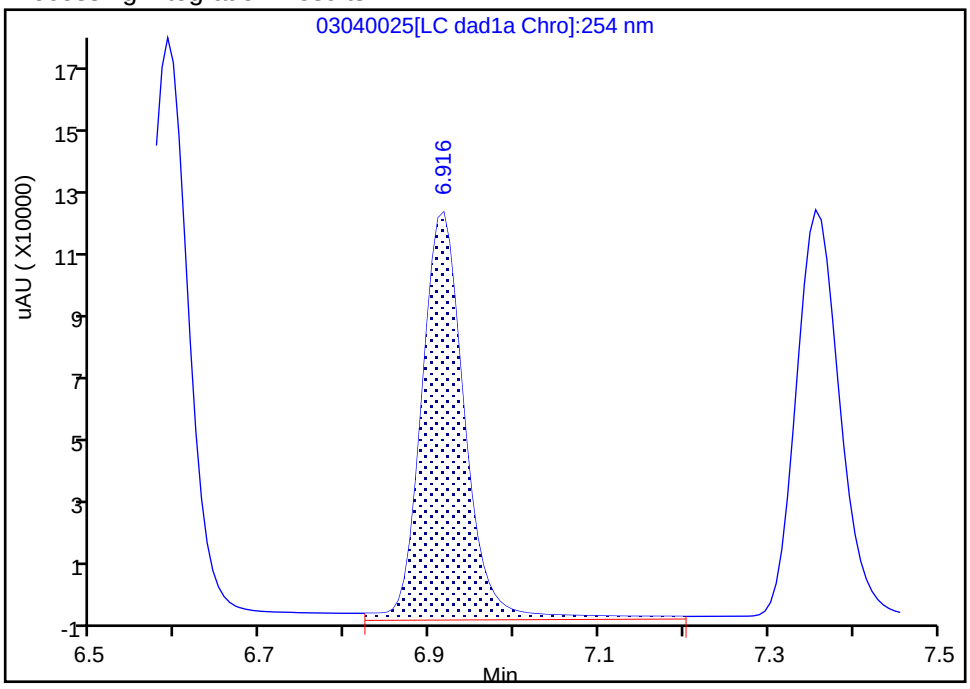

Manual Integration Results

RT: 6.92
Area: 414714
Amount: 2.711820
Amount Units: ug/mL

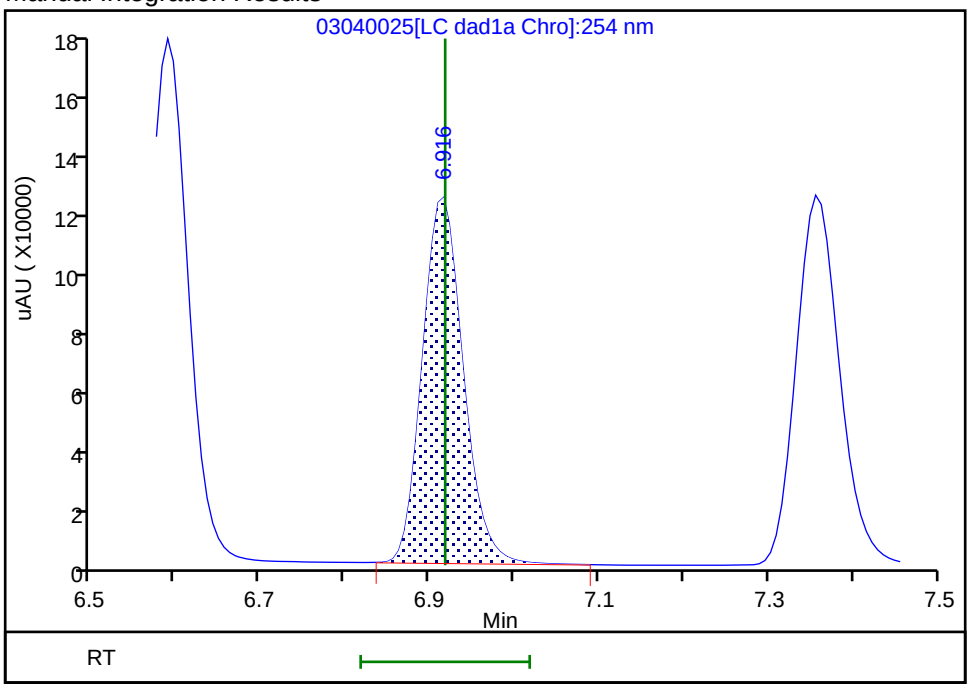

Reviewer: beckerc, 05-Mar-2020 08:29:52
Audit Action: Manually Integrated Audit Reason: Baseline

Manual Integration/User Assign Peak Report

Eurofins TestAmerica, Denver

Data File:	\\chromna\denver\chromdata\chhplc_x\20200304-89779.b\03040025.d				
Injection Date:	04-Mar-2020 21:00:00	Instrument ID:	CHHPLC_X3		
Lims ID:	IC DMT L8				
Client ID:					
Operator ID:	CB	ALS Bottle#:	25	Worklist Smp#:	25
Injection Vol:	100.0 ul	Dil. Factor:	1.0000		
Method:	8330_X3	Limit Group:	GCSV - 8330		
Column:	UltraCarb5uODS (20) (4.60 mm)	Detector	LC DAD1B, 254 nm		

6 MNX, CAS: 5755-27-1

Signal: 1

Processing Integration Results

RT: 7.36
Area: 461400
Amount: 2.899748
Amount Units: ug/mL

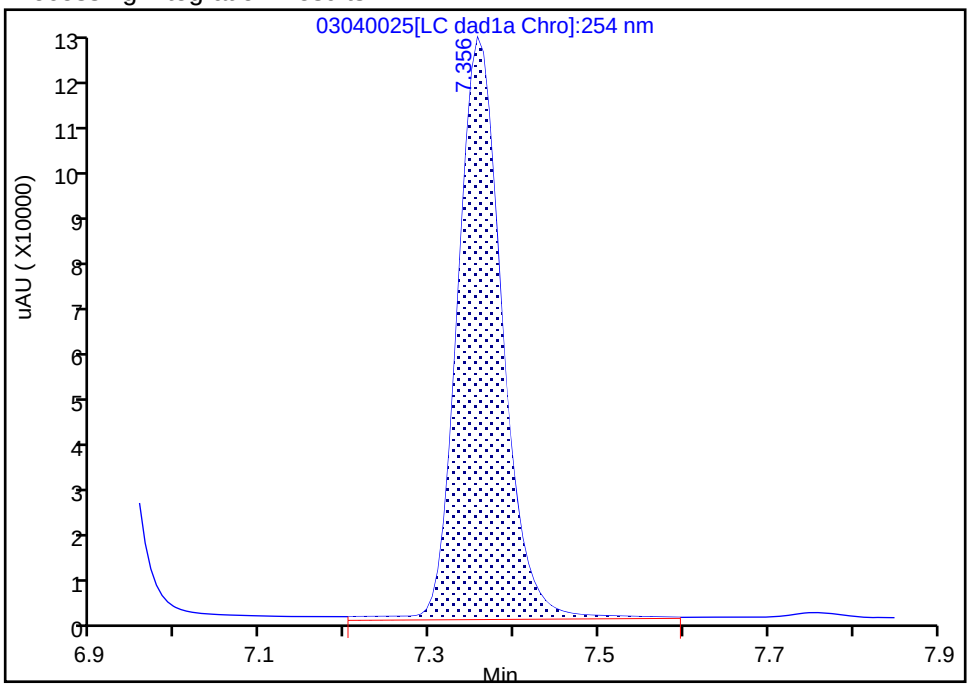

Manual Integration Results

RT: 7.36
Area: 448024
Amount: 2.825862
Amount Units: ug/mL

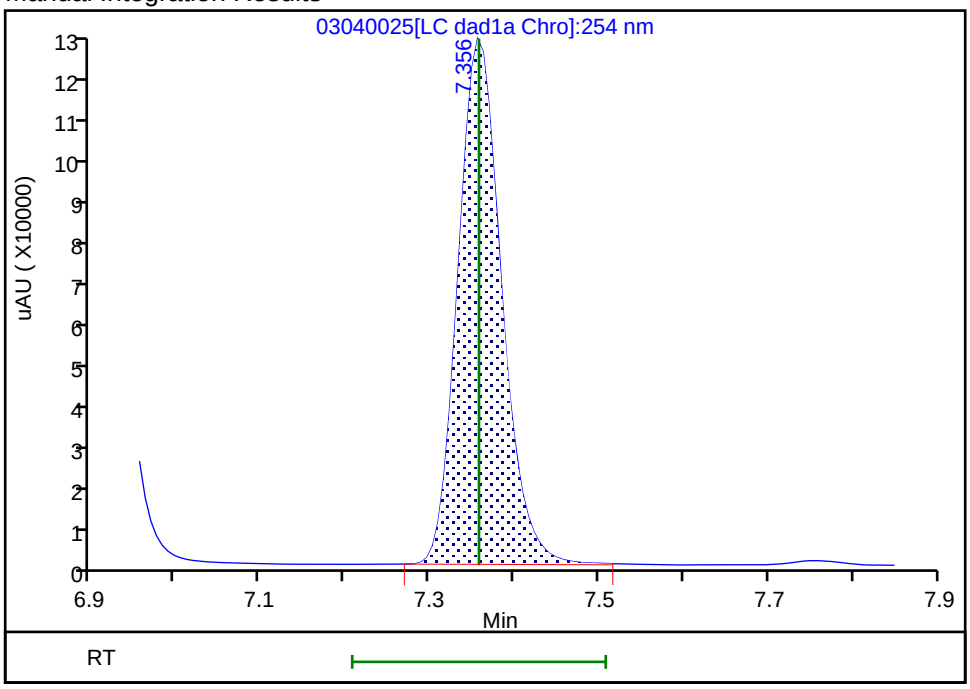

Reviewer: beckerc, 05-Mar-2020 08:30:00
Audit Action: Manually Integrated Audit Reason: Baseline

Eurofins TestAmerica, Denver
Target Compound Quantitation Report

Data File: \\chromna\Denver\ChromData\CHHPLC_X\20200304-89779.b\03040026.D
Lims ID: IC DMT L7
Client ID:
Sample Type: IC Calib Level: 7
Inject. Date: 04-Mar-2020 21:23:03 ALS Bottle#: 26 Worklist Smp#: 26
Injection Vol: 100.0 ul Dil. Factor: 1.0000
Sample Info: IC DMT L7
Misc. Info.: 280-0089779-026
Operator ID: CB Instrument ID: CHHPLC_X3
Sublist: chrom-8330_X3*sub17

Method: \\chromna\Denver\ChromData\CHHPLC_X\20200304-89779.b\8330_X3.m
Limit Group: GCSV - 8330
Last Update: 06-Mar-2020 10:25:21 Calib Date: 04-Mar-2020 23:40:46
Integrator: Falcon
Quant Method: External Standard Quant By: Initial Calibration
Last ICal File: \\chromna\Denver\ChromData\CHHPLC_X\20200304-89779.b\03040032.D

Column 1 : UltraCarb5uODS (20) (4.60 mm) Det: LC DAD1B, 254 nm
Process Host: CTX0308

First Level Reviewer: beckerc Date: 05-Mar-2020 08:30:32

Compound	Det	RT (min.)	Exp RT (min.)	Dlt RT (min.)	Response	Cal Amt ug/mL	OnCol Amt ug/mL	Flags
2 TNX	1	6.591	6.591	0.000	219286	1.00	1.01	M
5 DNX	1	6.918	6.918	0.000	164161	1.00	1.07	M
6 MNX	1	7.358	7.358	0.000	180763	1.17	1.14	

QC Flag Legend

Review Flags
M - Manually Integrated

Reagents:

8330 DMT_00005 Amount Added: 50.00 Units: uL

Report Date: 06-Mar-2020 10:25:22 Chrom Revision: 2.3 19-Feb-2020 16:45:46

Eurofins TestAmerica, Denver

Data File: \\chromna\denver\chromdata\chhplc_x\20200304-89779.b\03040026.d

Injection Date:	04-Mar-2020 21:23:03	Instrument ID:	CHHPLC_X3	Operator ID:	CB
Lims ID:	IC DMT L7			Worklist Smp#:	26
Client ID:					
Injection Vol:	100.0 ul	Dil. Factor:	1.0000	ALS Bottle#:	26
Method:	8330_X3	Limit Group:	GCSV - 8330		

Column: UltraCarb5uODS (20) (4.60 mm) Y Scaling: Method Defined: Scale to the Nth Largest Target: 1

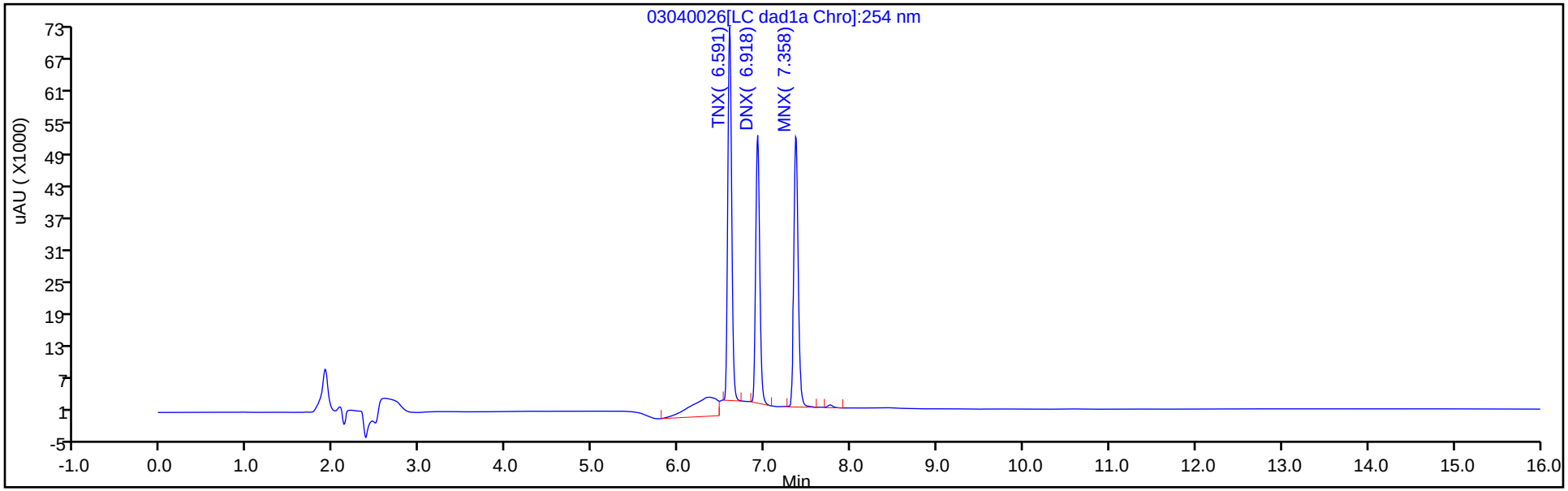

Y Scaling: Method Defined: Scale to the Nth Largest Target: 1

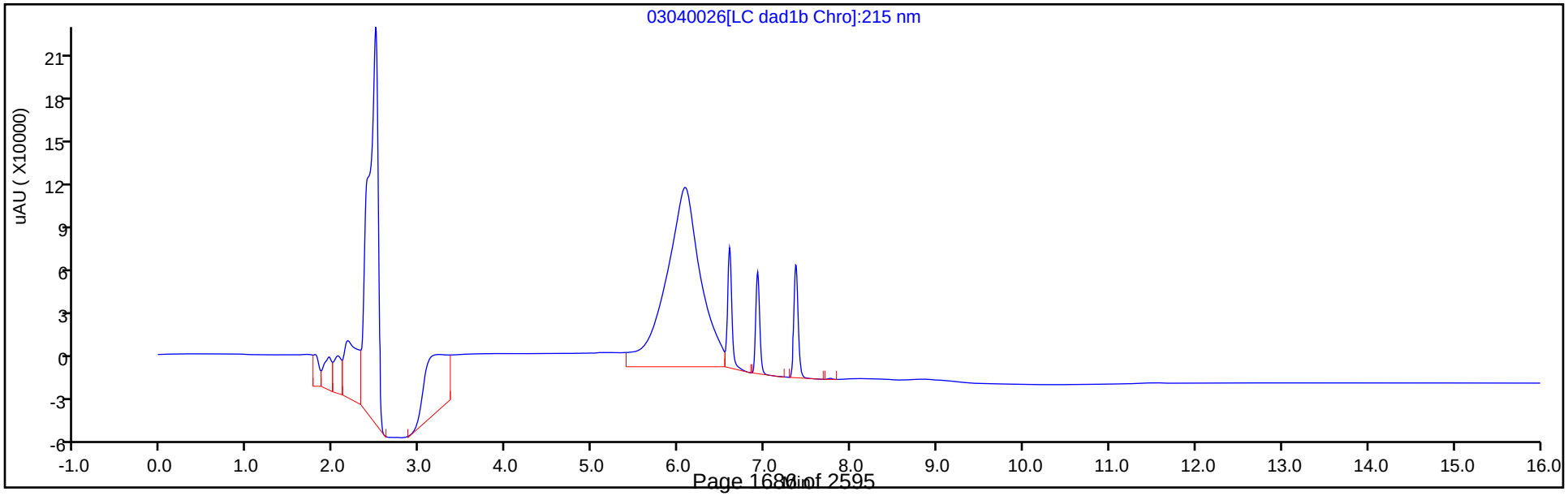

Manual Integration/User Assign Peak Report

Eurofins TestAmerica, Denver

Data File:	\\chromna\denver\chromdata\chhplc_x\20200304-89779.b\03040026.d				
Injection Date:	04-Mar-2020 21:23:03	Instrument ID:	CHHPLC_X3		
Lims ID:	IC DMT L7				
Client ID:					
Operator ID:	CB	ALS Bottle#:	26	Worklist Smp#:	26
Injection Vol:	100.0 ul	Dil. Factor:	1.0000		
Method:	8330_X3	Limit Group:	GCSV - 8330		
Column:	UltraCarb5uODS (20) (4.60 mm)	Detector	LC DAD1B, 254 nm		

2 TNX, CAS: 13980-04-6

Signal: 1

Processing Integration Results

RT: 6.59
Area: 269369
Amount: 1.068967
Amount Units: ug/mL

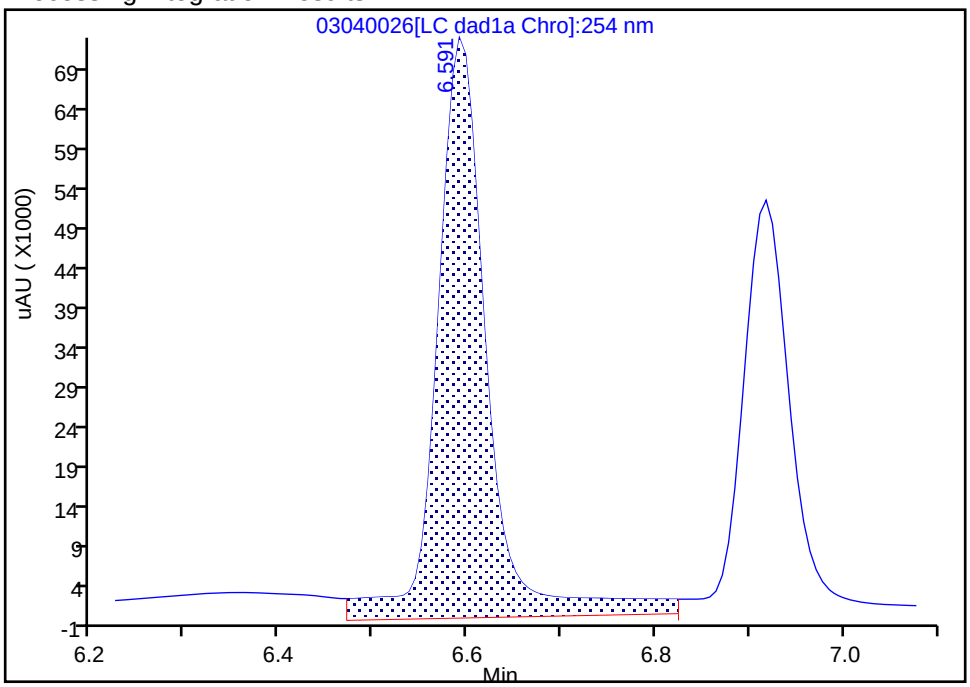

Manual Integration Results

RT: 6.59
Area: 219286
Amount: 1.007708
Amount Units: ug/mL

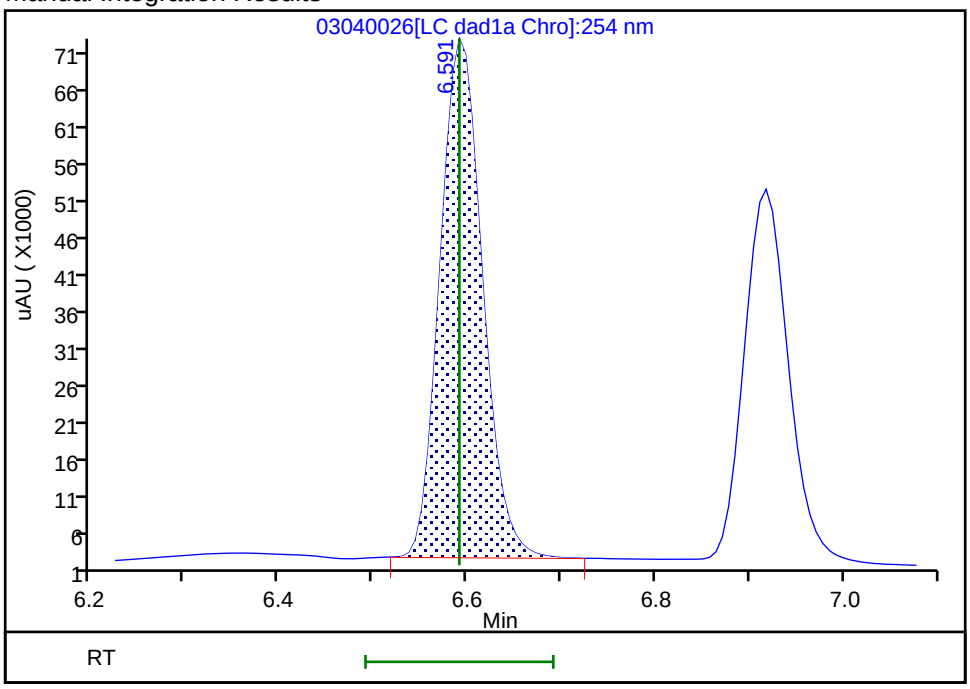

Reviewer: beckerc, 05-Mar-2020 08:30:20
Audit Action: Manually Integrated Audit Reason: Baseline

Manual Integration/User Assign Peak Report

Eurofins TestAmerica, Denver

Data File:	\\chromna\denver\chromdata\chhplc_x\20200304-89779.b\03040026.d				
Injection Date:	04-Mar-2020 21:23:03	Instrument ID:	CHHPLC_X3		
Lims ID:	IC DMT L7				
Client ID:					
Operator ID:	CB	ALS Bottle#:	26	Worklist Smp#:	26
Injection Vol:	100.0 ul	Dil. Factor:	1.0000		
Method:	8330_X3	Limit Group:	GCSV - 8330		
Column:	UltraCarb5uODS (20) (4.60 mm)	Detector	LC DAD1B, 254 nm		

5 DNX, CAS: 80251-29-2

Signal: 1

Processing Integration Results

RT: 6.92
Area: 184230
Amount: 0.939283
Amount Units: ug/mL

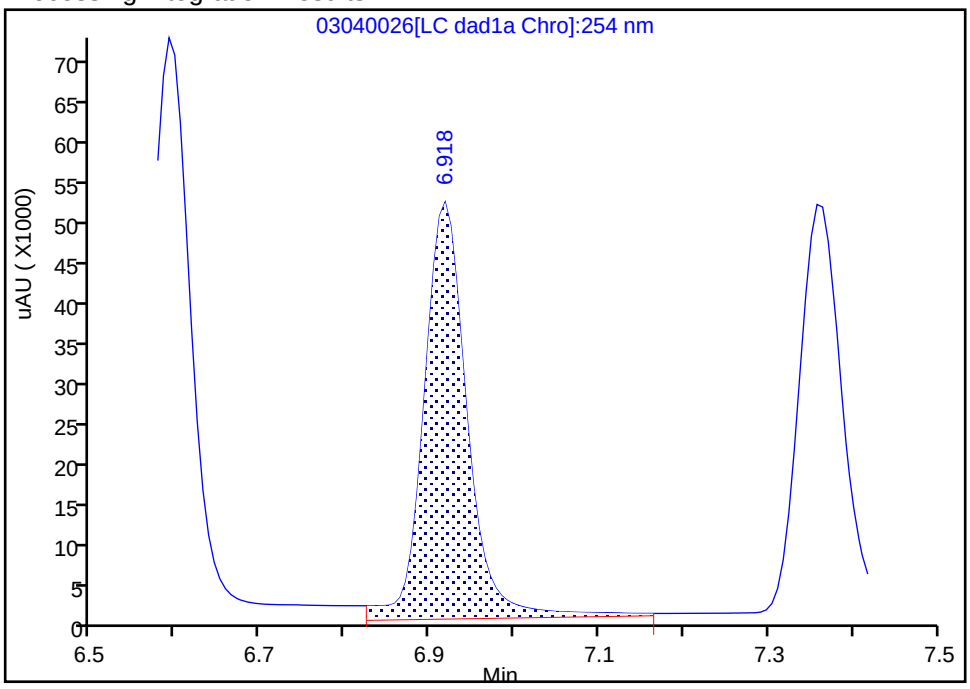

Manual Integration Results

RT: 6.92
Area: 164161
Amount: 1.073451
Amount Units: ug/mL

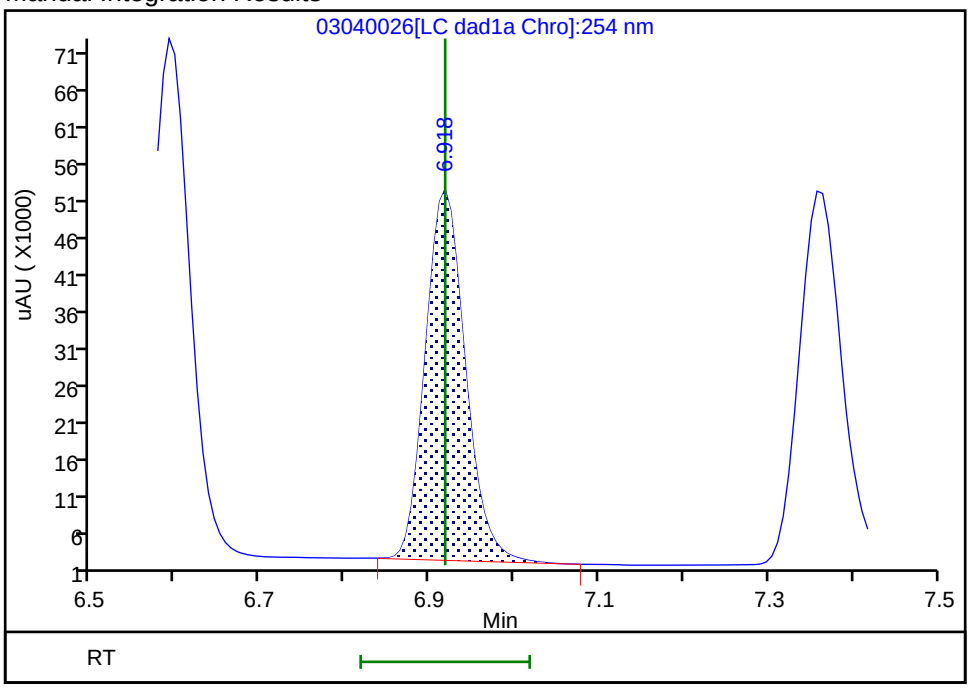

Reviewer: beckerc, 05-Mar-2020 08:30:26
Audit Action: Manually Integrated Audit Reason: Baseline

Eurofins TestAmerica, Denver
Target Compound Quantitation Report

Data File: \\chromna\Denver\ChromData\CHHPLC_X\20200304-89779.b\03040027.D
Lims ID: IC DMT L6
Client ID:
Sample Type: IC Calib Level: 6
Inject. Date: 04-Mar-2020 21:45:58 ALS Bottle#: 27 Worklist Smp#: 27
Injection Vol: 100.0 ul Dil. Factor: 1.0000
Sample Info: IC DMT L6
Misc. Info.: 280-0089779-027
Operator ID: CB Instrument ID: CHHPLC_X3
Sublist: chrom-8330_X3*sub17

Method: \\chromna\Denver\ChromData\CHHPLC_X\20200304-89779.b\8330_X3.m
Limit Group: GCSV - 8330
Last Update: 06-Mar-2020 10:25:23 Calib Date: 04-Mar-2020 23:40:46
Integrator: Falcon
Quant Method: External Standard Quant By: Initial Calibration
Last ICal File: \\chromna\Denver\ChromData\CHHPLC_X\20200304-89779.b\03040032.D

Column 1 : UltraCarb5uODS (20) (4.60 mm) Det: LC DAD1B, 254 nm
Process Host: CTX0308

First Level Reviewer: beckerc Date: 05-Mar-2020 08:30:53

Compound	Det	RT (min.)	Exp RT (min.)	Dlt RT (min.)	Response	Cal Amt ug/mL	OnCol Amt ug/mL	Flags
2 TNX	1	6.591	6.591	0.000	148550	0.7007	0.6826	M
5 DNX	1	6.918	6.918	0.000	112549	0.7007	0.7360	M
6 MNX	1	7.358	7.358	0.000	124459	0.8169	0.7850	

QC Flag Legend

Review Flags
M - Manually Integrated

Reagents:

8330 DMT_00005 Amount Added: 35.00 Units: uL

Report Date: 06-Mar-2020 10:25:23 Chrom Revision: 2.3 19-Feb-2020 16:45:46

Eurofins TestAmerica, Denver

Data File: \\chromna\denver\chromdata\chhplc_x\20200304-89779.b\03040027.d

Injection Date:	04-Mar-2020 21:45:58	Instrument ID:	CHHPLC_X3	Operator ID:	CB
Lims ID:	IC DMT L6			Worklist Smp#:	27
Client ID:					
Injection Vol:	100.0 ul	Dil. Factor:	1.0000	ALS Bottle#:	27
Method:	8330_X3	Limit Group:	GCSV - 8330		

Column: UltraCarb5uODS (20) (4.60 mm) Y Scaling: Method Defined: Scale to the Nth Largest Target: 1

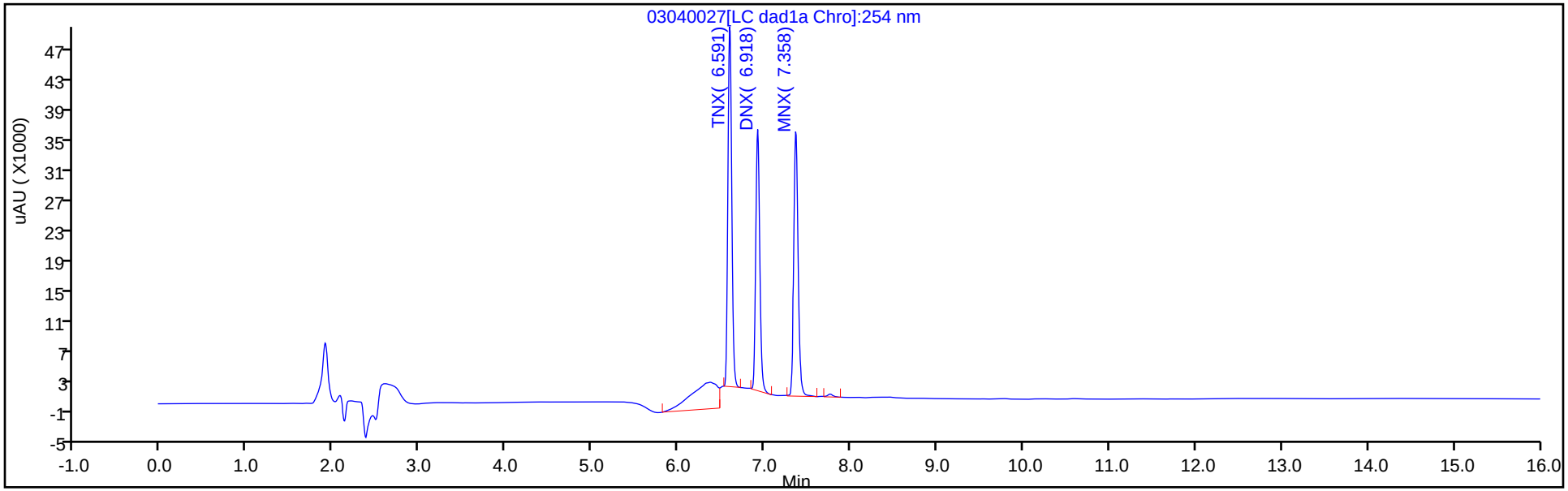

Y Scaling: Method Defined: Scale to the Nth Largest Target: 1

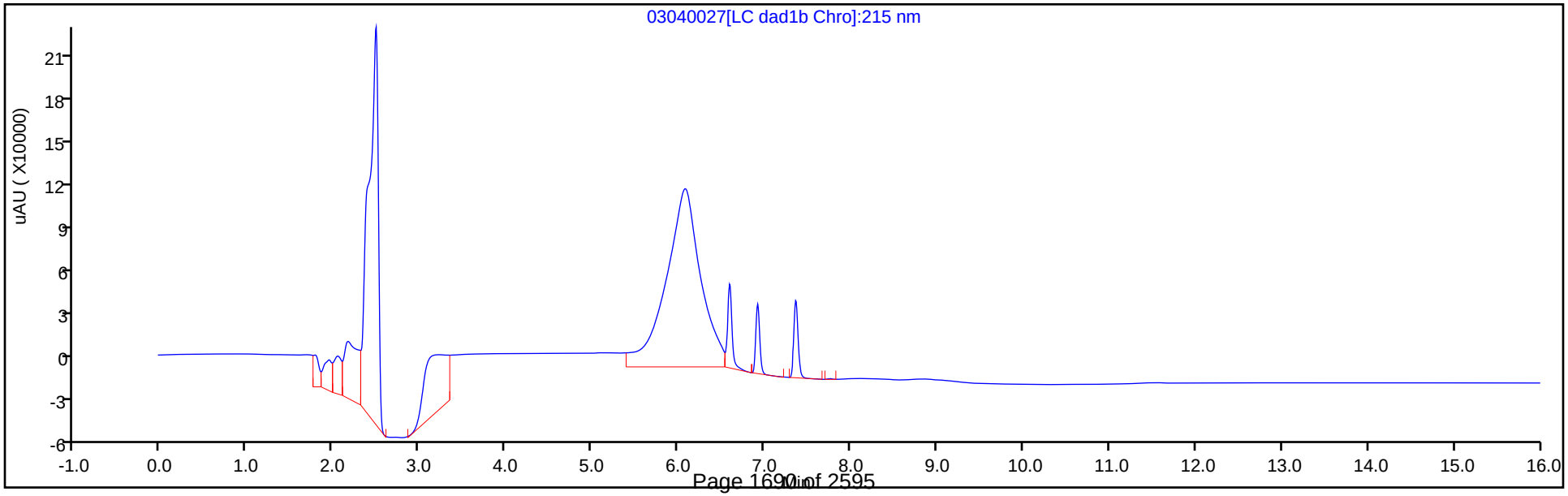

Manual Integration/User Assign Peak Report

Eurofins TestAmerica, Denver

Data File:	\\chromna\denver\chromdata\chhplc_x\20200304-89779.b\03040027.d				
Injection Date:	04-Mar-2020 21:45:58	Instrument ID:	CHHPLC_X3		
Lims ID:	IC DMT L6				
Client ID:					
Operator ID:	CB	ALS Bottle#:	27	Worklist Smp#:	27
Injection Vol:	100.0 ul	Dil. Factor:	1.0000		
Method:	8330_X3	Limit Group:	GCSV - 8330		
Column:	UltraCarb5uODS (20) (4.60 mm)	Detector	LC DAD1B, 254 nm		

2 TNX, CAS: 13980-04-6

Signal: 1

Processing Integration Results

RT: 6.59
Area: 198883
Amount: 0.812342
Amount Units: ug/mL

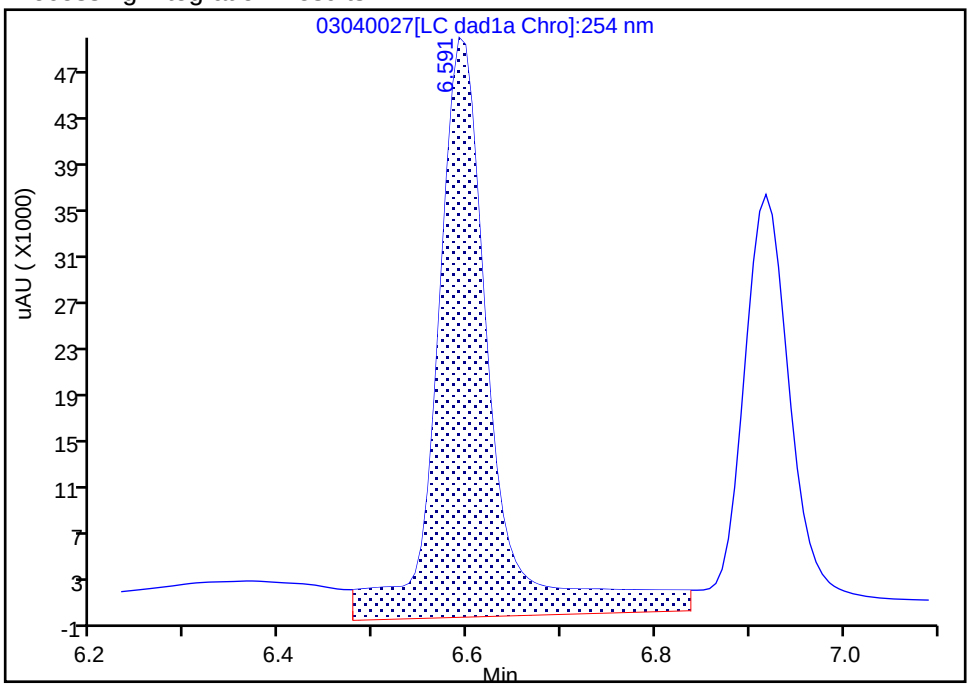

Manual Integration Results

RT: 6.59
Area: 148550
Amount: 0.682647
Amount Units: ug/mL

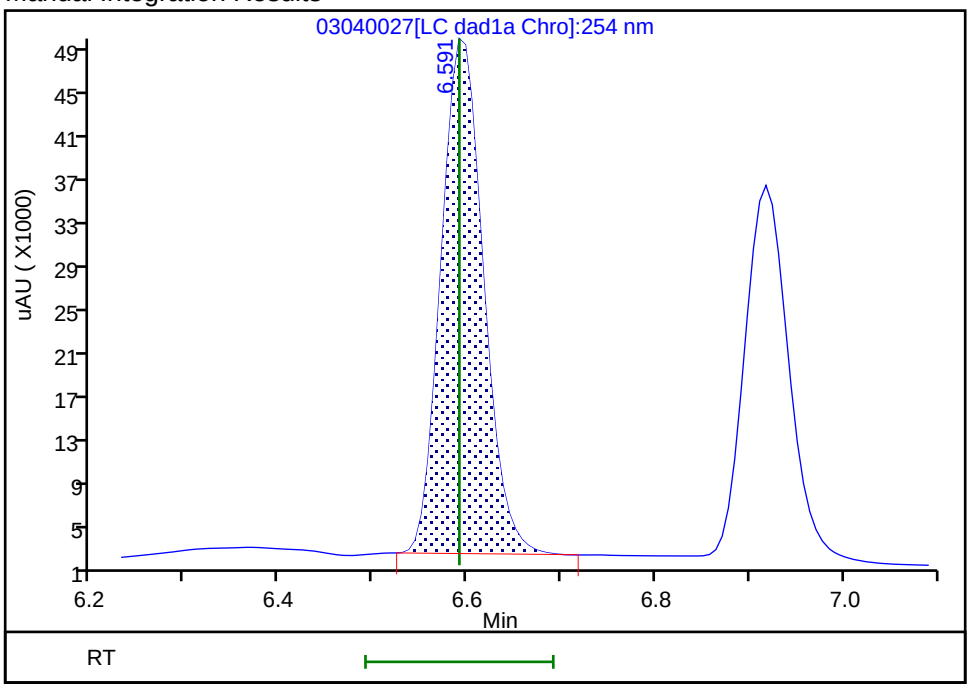

Reviewer: beckerc, 05-Mar-2020 08:30:45
Audit Action: Manually Integrated Audit Reason: Baseline

Manual Integration/User Assign Peak Report

Eurofins TestAmerica, Denver

Data File:	\\chromna\denver\chromdata\chhplc_x\20200304-89779.b\03040027.d				
Injection Date:	04-Mar-2020 21:45:58	Instrument ID:	CHHPLC_X3		
Lims ID:	IC DMT L6				
Client ID:					
Operator ID:	CB	ALS Bottle#:	27	Worklist Smp#:	27
Injection Vol:	100.0 ul	Dil. Factor:	1.0000		
Method:	8330_X3	Limit Group:	GCSV - 8330		
Column:	UltraCarb5uODS (20) (4.60 mm)	Detector	LC DAD1B, 254 nm		

5 DNX, CAS: 80251-29-2

Signal: 1

Processing Integration Results

RT: 6.92
Area: 130368
Amount: 0.673274
Amount Units: ug/mL

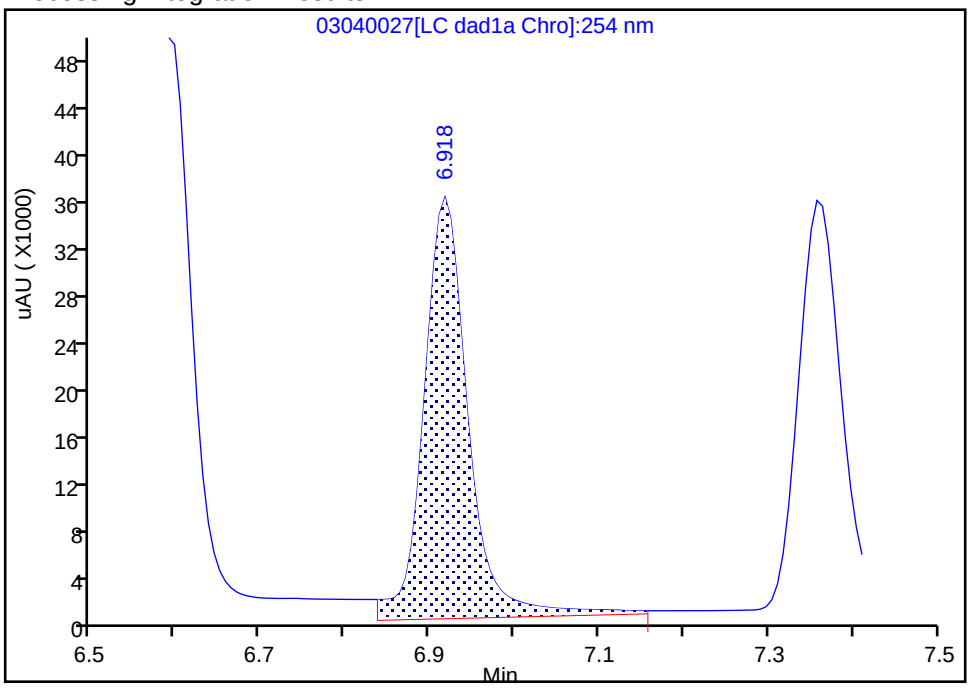

Manual Integration Results

RT: 6.92
Area: 112549
Amount: 0.735959
Amount Units: ug/mL

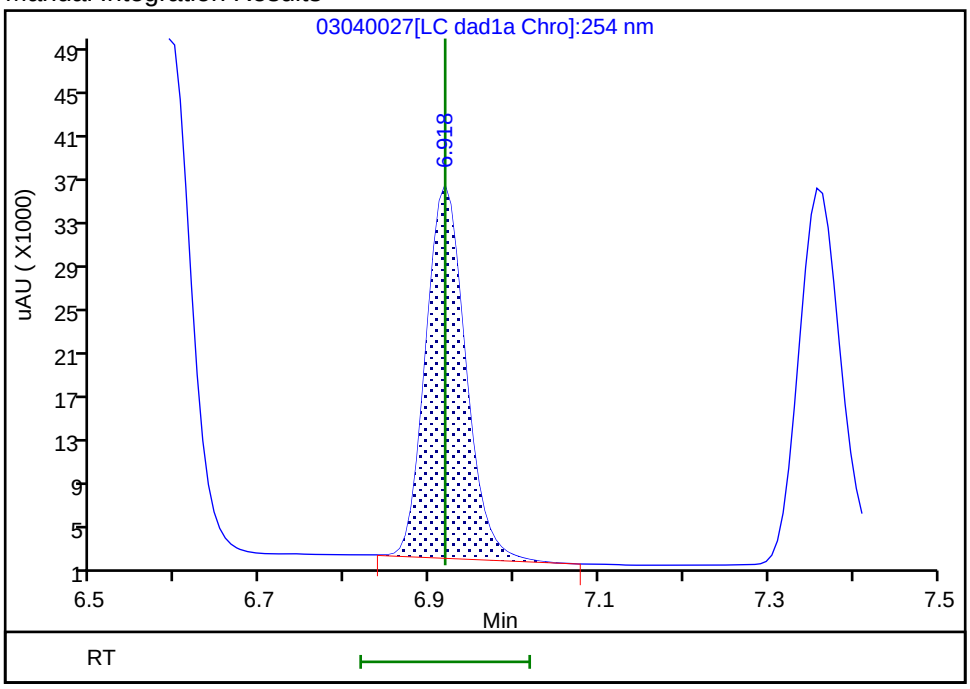

Reviewer: beckerc, 05-Mar-2020 08:30:49
Audit Action: Manually Integrated Audit Reason: Baseline

Eurofins TestAmerica, Denver
Target Compound Quantitation Report

Data File: \\chromna\Denver\ChromData\CHHPLC_X\20200304-89779.b\03040028.D
Lims ID: IC DMT L5
Client ID:
Sample Type: IC Calib Level: 5
Inject. Date: 04-Mar-2020 22:09:00 ALS Bottle#: 28 Worklist Smp#: 28
Injection Vol: 100.0 ul Dil. Factor: 1.0000
Sample Info: IC DMT L5
Misc. Info.: 280-0089779-028
Operator ID: CB Instrument ID: CHHPLC_X3
Sublist: chrom-8330_X3*sub17

Method: \\chromna\Denver\ChromData\CHHPLC_X\20200304-89779.b\8330_X3.m
Limit Group: GCSV - 8330
Last Update: 06-Mar-2020 10:25:24 Calib Date: 04-Mar-2020 23:40:46
Integrator: Falcon
Quant Method: External Standard Quant By: Initial Calibration
Last ICal File: \\chromna\Denver\ChromData\CHHPLC_X\20200304-89779.b\03040032.D

Column 1 : UltraCarb5uODS (20) (4.60 mm) Det: LC DAD1B, 254 nm
Process Host: CTX0308

First Level Reviewer: beckerc Date: 05-Mar-2020 08:31:18

Compound	Det	RT (min.)	Exp RT (min.)	Dlt RT (min.)	Response	Cal Amt ug/mL	OnCol Amt ug/mL	Flags
2 TNX	1	6.591	6.591	0.000	85174	0.4004	0.3914	M
5 DNX	1	6.917	6.918	-0.001	64550	0.4004	0.4221	M
6 MNX	1	7.357	7.358	-0.001	73151	0.4668	0.4614	

QC Flag Legend

Review Flags
M - Manually Integrated

Reagents:

8330 DMT_00005 Amount Added: 20.00 Units: uL

Report Date: 06-Mar-2020 10:25:24 Chrom Revision: 2.3 19-Feb-2020 16:45:46

Eurofins TestAmerica, Denver

Data File: \\chromna\denver\chromdata\chhplc_x\20200304-89779.b\03040028.d

Injection Date:	04-Mar-2020 22:09:00	Instrument ID:	CHHPLC_X3	Operator ID:	CB
Lims ID:	IC DMT L5			Worklist Smp#:	28
Client ID:					
Injection Vol:	100.0 ul	Dil. Factor:	1.0000	ALS Bottle#:	28
Method:	8330_X3	Limit Group:	GCSV - 8330		

Column: UltraCarb5uODS (20) (4.60 mm) Y Scaling: Method Defined: Scale to the Nth Largest Target: 1

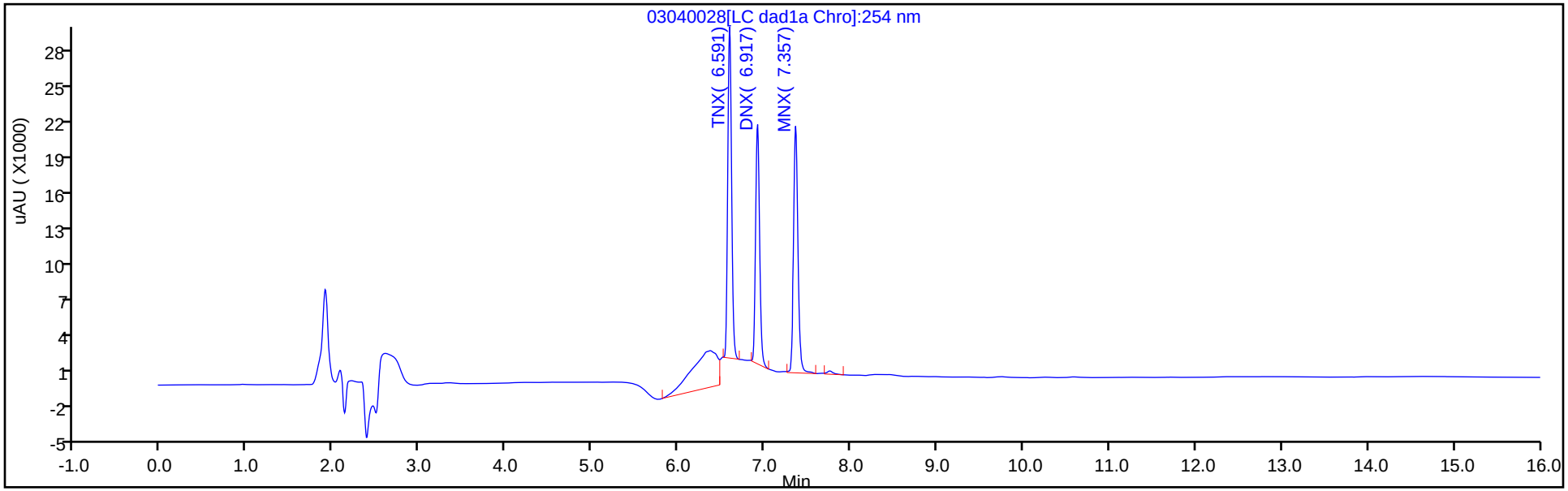

Y Scaling: Method Defined: Scale to the Nth Largest Target: 1

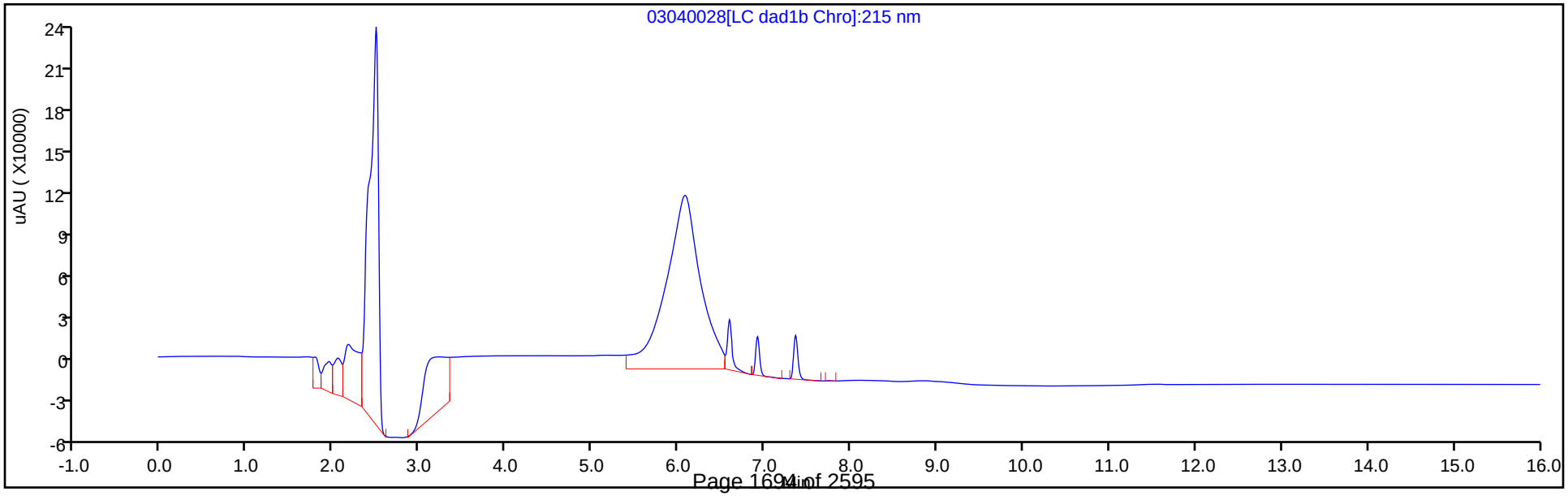

Manual Integration/User Assign Peak Report

Eurofins TestAmerica, Denver

Data File: \\chromna\denver\chromdata\chhplc_x\20200304-89779.b\03040028.d
Injection Date: 04-Mar-2020 22:09:00 Instrument ID: CHHPLC_X3
Lims ID: IC DMT L5
Client ID:
Operator ID: CB ALS Bottle#: 28 Worklist Smp#: 28
Injection Vol: 100.0 ul Dil. Factor: 1.0000
Method: 8330_X3 Limit Group: GCSV - 8330
Column: UltraCarb5uODS (20) (4.60 mm) Detector LC DAD1B, 254 nm

2 TNX, CAS: 13980-04-6

Signal: 1

Processing Integration Results

RT: 6.59
Area: 108455
Amount: 0.455381
Amount Units: ug/mL

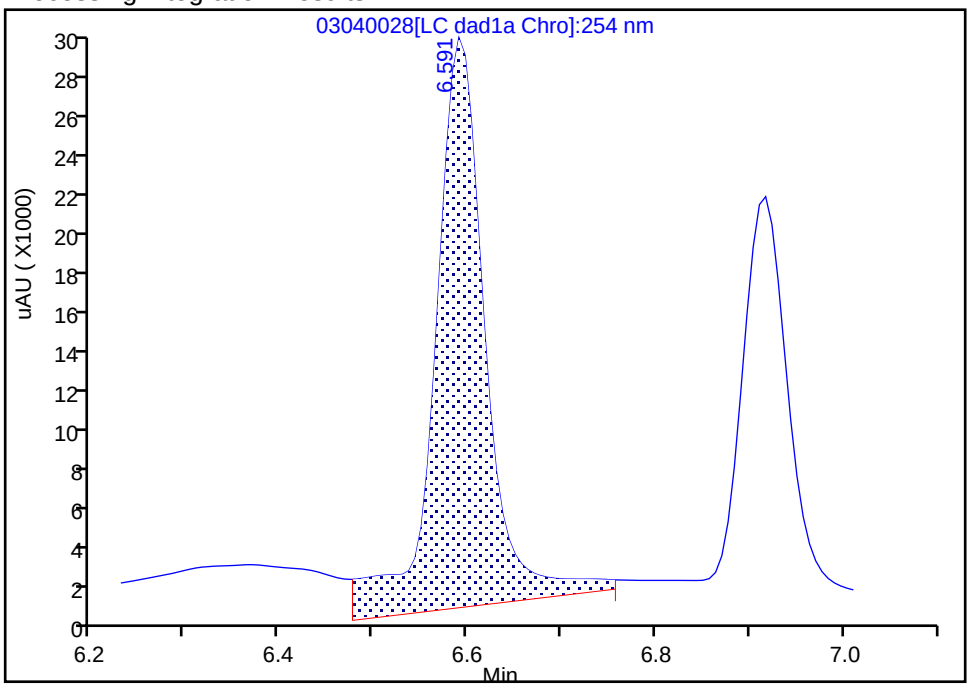

Manual Integration Results

RT: 6.59
Area: 85174
Amount: 0.391409
Amount Units: ug/mL

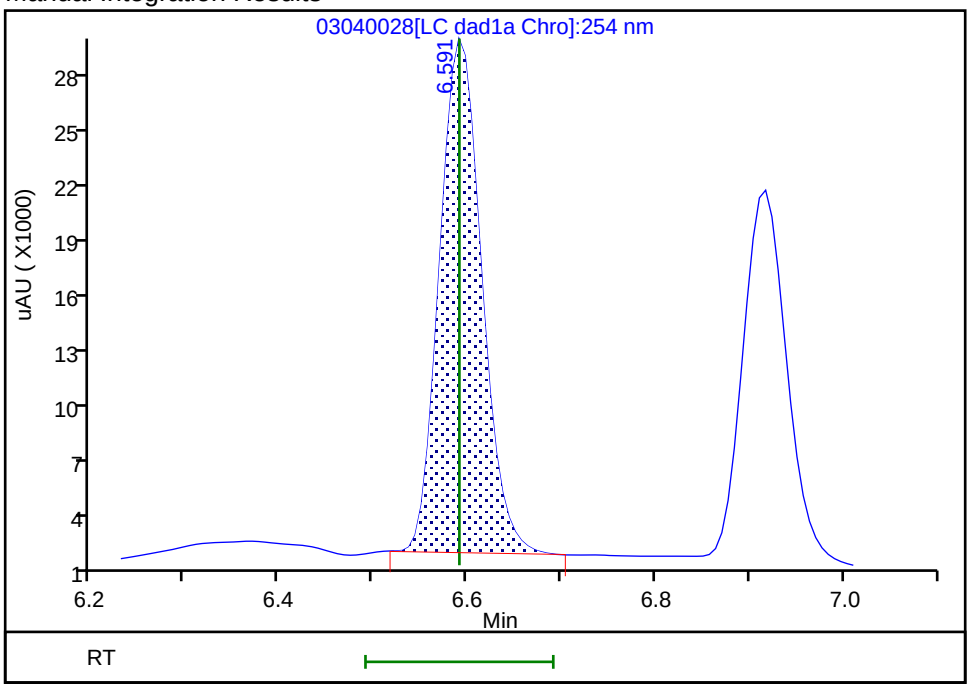

Reviewer: beckerc, 05-Mar-2020 08:31:08
Audit Action: Manually Integrated Audit Reason: Baseline

Manual Integration/User Assign Peak Report

Eurofins TestAmerica, Denver

Data File:	\\chromna\denver\chromdata\chhplc_x\20200304-89779.b\03040028.d				
Injection Date:	04-Mar-2020 22:09:00	Instrument ID:	CHHPLC_X3		
Lims ID:	IC DMT L5				
Client ID:					
Operator ID:	CB	ALS Bottle#:	28	Worklist Smp#:	28
Injection Vol:	100.0 ul	Dil. Factor:	1.0000		
Method:	8330_X3	Limit Group:	GCSV - 8330		
Column:	UltraCarb5uODS (20) (4.60 mm)	Detector	LC DAD1B, 254 nm		

5 DNX, CAS: 80251-29-2

Signal: 1

Processing Integration Results

RT: 6.92
Area: 67686
Amount: 0.396160
Amount Units: ug/mL

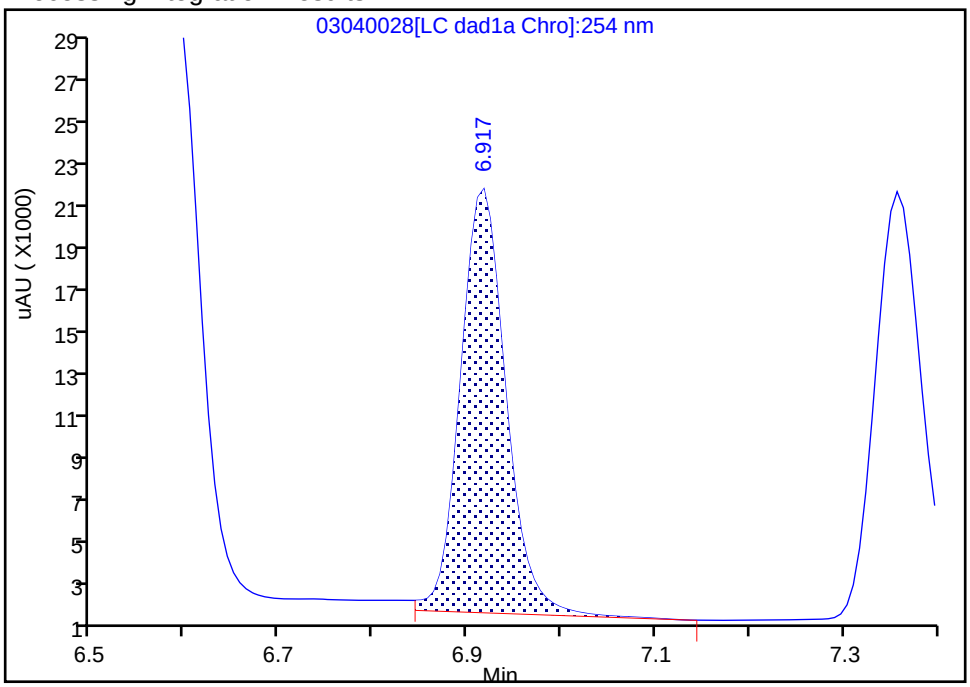

Manual Integration Results

RT: 6.92
Area: 64550
Amount: 0.422093
Amount Units: ug/mL

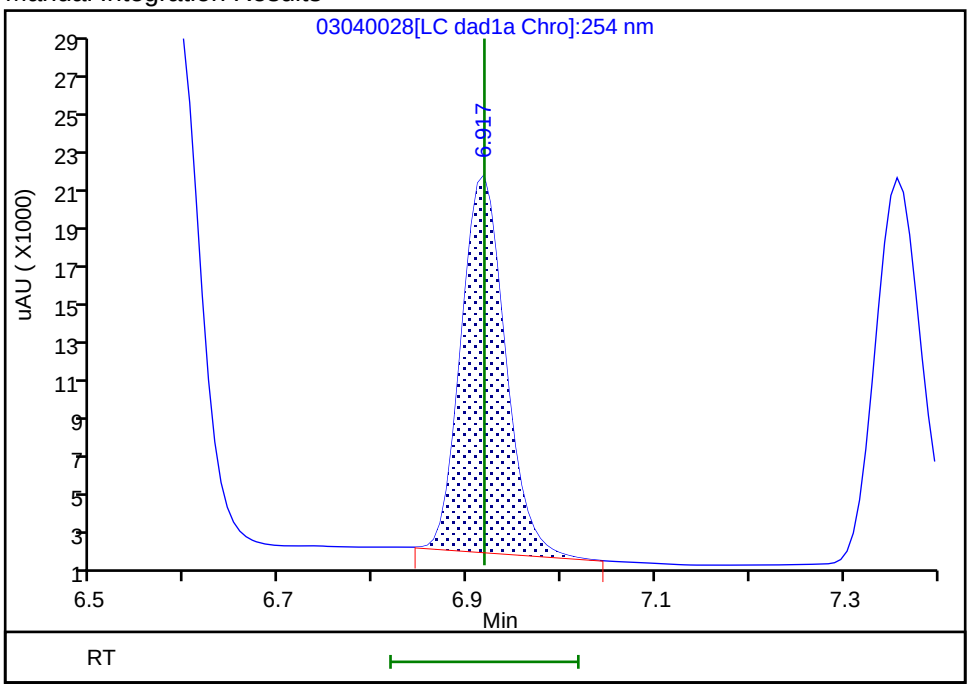

Reviewer: beckerc, 05-Mar-2020 08:31:13
Audit Action: Manually Integrated Audit Reason: Baseline

Eurofins TestAmerica, Denver
Target Compound Quantitation Report

Data File: \\chromna\Denver\ChromData\CHHPLC_X\20200304-89779.b\03040029.D
Lims ID: IC DMT L4
Client ID:
Sample Type: IC Calib Level: 4
Inject. Date: 04-Mar-2020 22:31:57 ALS Bottle#: 29 Worklist Smp#: 29
Injection Vol: 100.0 ul Dil. Factor: 1.0000
Sample Info: IC DMT L4
Misc. Info.: 280-0089779-029
Operator ID: CB Instrument ID: CHHPLC_X3
Sublist: chrom-8330_X3*sub17

Method: \\chromna\Denver\ChromData\CHHPLC_X\20200304-89779.b\8330_X3.m
Limit Group: GCSV - 8330
Last Update: 06-Mar-2020 10:25:24 Calib Date: 04-Mar-2020 23:40:46
Integrator: Falcon
Quant Method: External Standard Quant By: Initial Calibration
Last ICal File: \\chromna\Denver\ChromData\CHHPLC_X\20200304-89779.b\03040032.D

Column 1 : UltraCarb5uODS (20) (4.60 mm) Det: LC DAD1B, 254 nm
Process Host: CTX0308

First Level Reviewer: beckerc Date: 05-Mar-2020 08:31:44

Compound	Det	RT (min.)	Exp RT (min.)	Dlt RT (min.)	Response	Cal Amt ug/mL	OnCol Amt ug/mL	Flags
2 TNX	1	6.591	6.591	0.000	57932	0.2503	0.2662	M
5 DNX	1	6.918	6.918	0.000	41936	0.2503	0.2742	M
6 MNX	1	7.358	7.358	0.000	46005	0.2918	0.2902	

QC Flag Legend

Review Flags
M - Manually Integrated

Reagents:

8330 DMT_00005 Amount Added: 12.50 Units: uL

Report Date: 06-Mar-2020 10:25:25 Chrom Revision: 2.3 19-Feb-2020 16:45:46

Eurofins TestAmerica, Denver

Data File: \\chromna\denver\chromdata\chhplc_x\20200304-89779.b\03040029.d

Injection Date:	04-Mar-2020 22:31:57	Instrument ID:	CHHPLC_X3	Operator ID:	CB
Lims ID:	IC DMT L4			Worklist Smp#:	29
Client ID:					
Injection Vol:	100.0 ul	Dil. Factor:	1.0000	ALS Bottle#:	29
Method:	8330_X3	Limit Group:	GCSV - 8330		

Column: UltraCarb5uODS (20) (4.60 mm) Y Scaling: Method Defined: Scale to the Nth Largest Target: 1

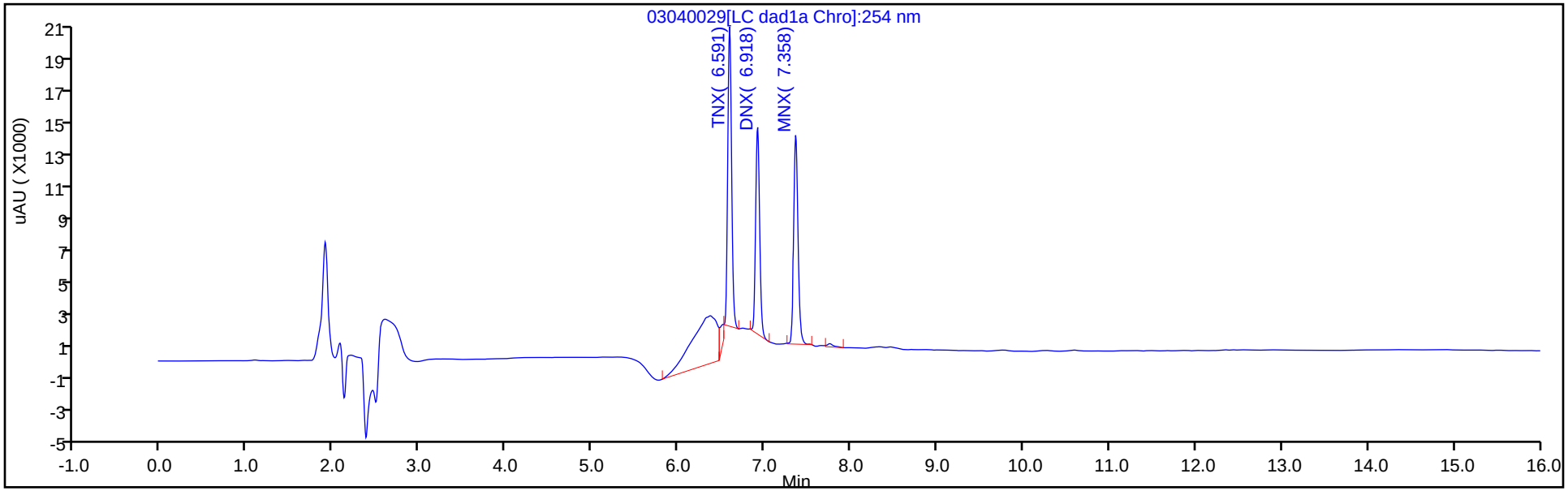

Y Scaling: Method Defined: Scale to the Nth Largest Target: 1

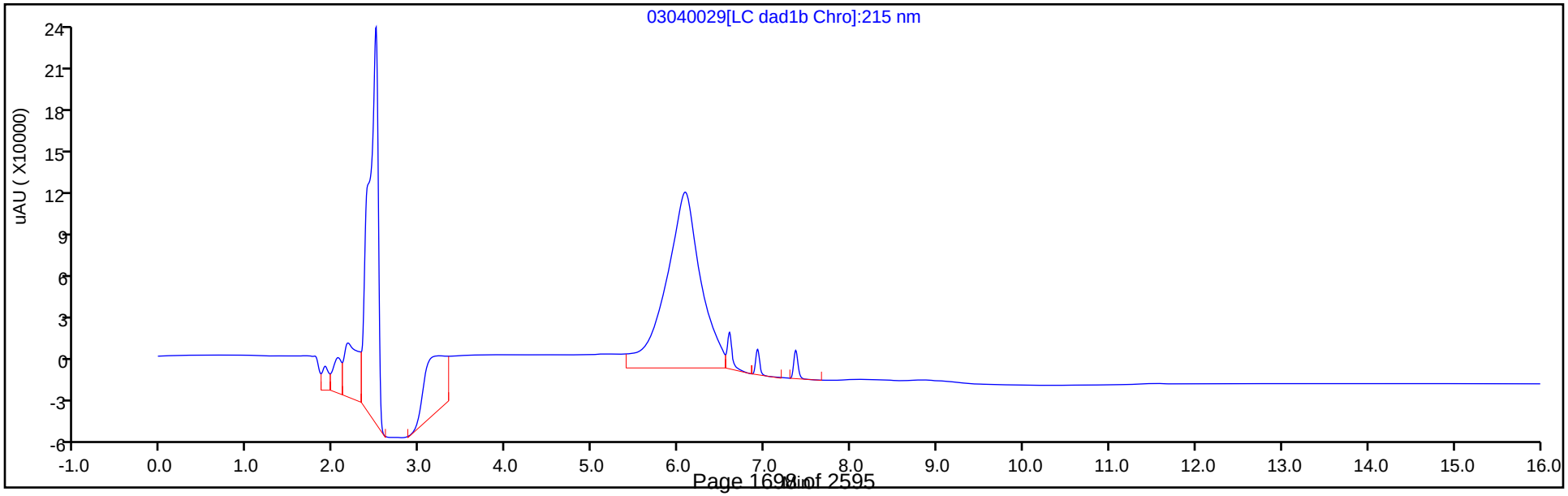

Manual Integration/User Assign Peak Report

Eurofins TestAmerica, Denver

Data File:	\\chromna\denver\chromdata\chhplc_x\20200304-89779.b\03040029.d				
Injection Date:	04-Mar-2020 22:31:57	Instrument ID:	CHHPLC_X3		
Lims ID:	IC DMT L4				
Client ID:					
Operator ID:	CB	ALS Bottle#:	29	Worklist Smp#:	29
Injection Vol:	100.0 ul	Dil. Factor:	1.0000		
Method:	8330_X3	Limit Group:	GCSV - 8330		
Column:	UltraCarb5uODS (20) (4.60 mm)	Detector	LC DAD1B, 254 nm		

2 TNX, CAS: 13980-04-6

Signal: 1

Processing Integration Results

RT: 6.59
Area: 65279
Amount: 0.274722
Amount Units: ug/mL

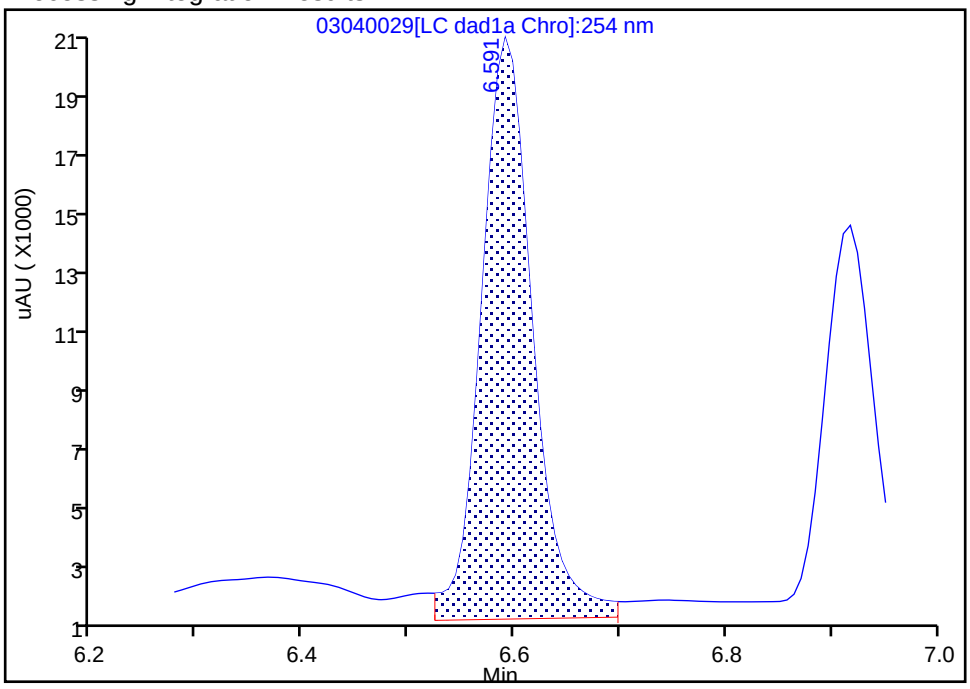

Manual Integration Results

RT: 6.59
Area: 57932
Amount: 0.266221
Amount Units: ug/mL

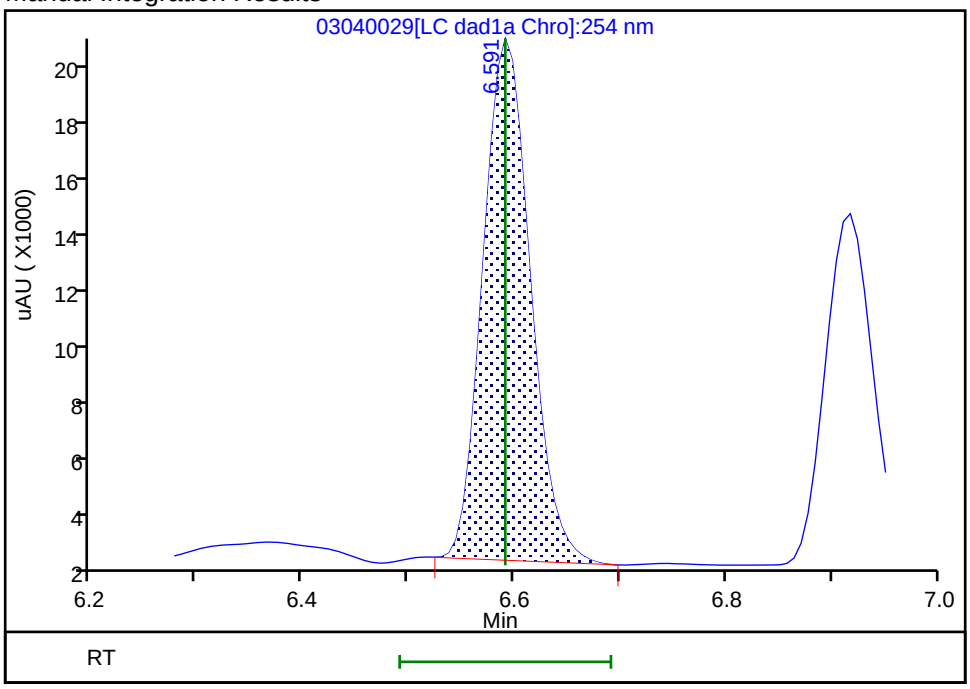

Reviewer: beckerc, 05-Mar-2020 08:31:35
Audit Action: Manually Integrated Audit Reason: Baseline

Manual Integration/User Assign Peak Report

Eurofins TestAmerica, Denver

Data File:	\\chromna\denver\chromdata\chhplc_x\20200304-89779.b\03040029.d				
Injection Date:	04-Mar-2020 22:31:57	Instrument ID:	CHHPLC_X3		
Lims ID:	IC DMT L4				
Client ID:					
Operator ID:	CB	ALS Bottle#:	29	Worklist Smp#:	29
Injection Vol:	100.0 ul	Dil. Factor:	1.0000		
Method:	8330_X3	Limit Group:	GCSV - 8330		
Column:	UltraCarb5uODS (20) (4.60 mm)	Detector	LC DAD1B, 254 nm		

5 DNX, CAS: 80251-29-2

Signal: 1

Processing Integration Results

RT: 6.92
Area: 45380
Amount: 0.263025
Amount Units: ug/mL

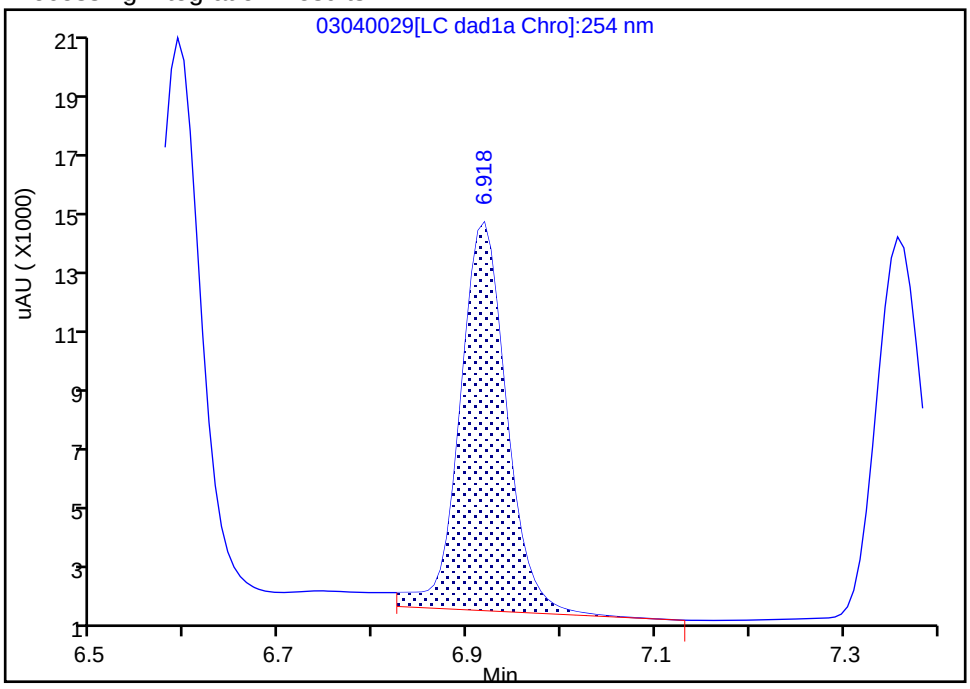

Manual Integration Results

RT: 6.92
Area: 41936
Amount: 0.274220
Amount Units: ug/mL

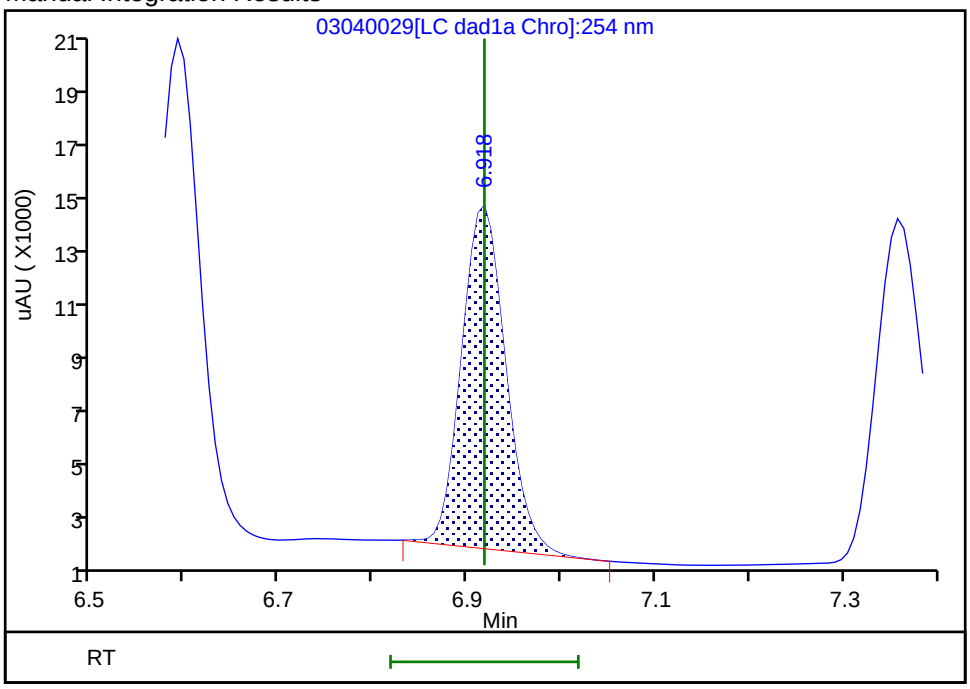

Reviewer: beckerc, 05-Mar-2020 08:31:40
Audit Action: Manually Integrated Audit Reason: Baseline

Eurofins TestAmerica, Denver
Target Compound Quantitation Report

Data File: \\chromna\Denver\ChromData\CHHPLC_X\20200304-89779.b\03040030.D
Lims ID: IC DMT L3
Client ID:
Sample Type: IC Calib Level: 3
Inject. Date: 04-Mar-2020 22:54:53 ALS Bottle#: 30 Worklist Smp#: 30
Injection Vol: 100.0 ul Dil. Factor: 1.0000
Sample Info: IC DMT L3
Misc. Info.: 280-0089779-030
Operator ID: CB Instrument ID: CHHPLC_X3
Sublist: chrom-8330_X3*sub17

Method: \\chromna\Denver\ChromData\CHHPLC_X\20200304-89779.b\8330_X3.m
Limit Group: GCSV - 8330
Last Update: 06-Mar-2020 10:25:25 Calib Date: 04-Mar-2020 23:40:46
Integrator: Falcon
Quant Method: External Standard Quant By: Initial Calibration
Last ICal File: \\chromna\Denver\ChromData\CHHPLC_X\20200304-89779.b\03040032.D

Column 1 : UltraCarb5uODS (20) (4.60 mm) Det: LC DAD1B, 254 nm
Process Host: CTX0308

First Level Reviewer: beckerc Date: 05-Mar-2020 08:32:08

Compound	Det	RT (min.)	Exp RT (min.)	Dlt RT (min.)	Response	Cal Amt ug/mL	OnCol Amt ug/mL	Flags
2 TNX	1	6.589	6.591	-0.002	21002	0.1001	0.0965	M
5 DNX	1	6.915	6.918	-0.003	14937	0.1001	0.0977	M
6 MNX	1	7.355	7.358	-0.003	18233	0.1167	0.1150	

QC Flag Legend

Review Flags
M - Manually Integrated

Reagents:

8330 DMT_00005 Amount Added: 5.00 Units: uL

Report Date: 06-Mar-2020 10:25:26 Chrom Revision: 2.3 19-Feb-2020 16:45:46

Eurofins TestAmerica, Denver

Data File: \\chromna\denver\chromdata\chhplc_x\20200304-89779.b\03040030.d

Injection Date:	04-Mar-2020 22:54:53	Instrument ID:	CHHPLC_X3	Operator ID:	CB
Lims ID:	IC DMT L3			Worklist Smp#:	30
Client ID:					
Injection Vol:	100.0 ul	Dil. Factor:	1.0000	ALS Bottle#:	30
Method:	8330_X3	Limit Group:	GCSV - 8330		

Column: UltraCarb5uODS (20) (4.60 mm) Y Scaling: Method Defined: Scale to the Nth Largest Target: 1

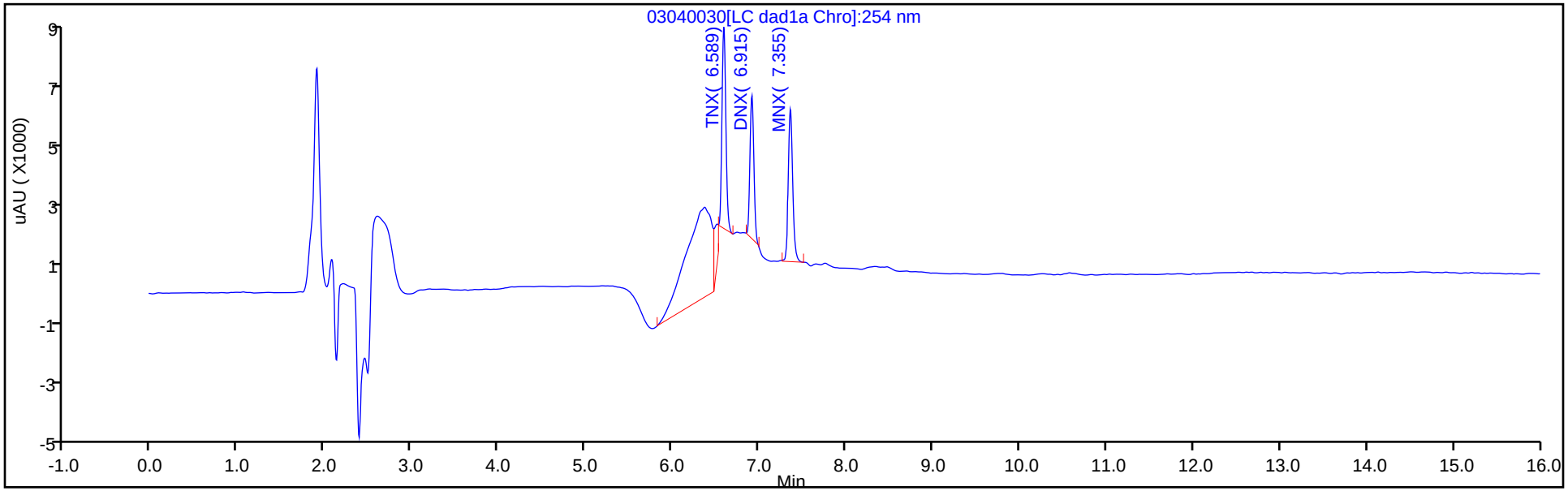

Y Scaling: Method Defined: Scale to the Nth Largest Target: 1

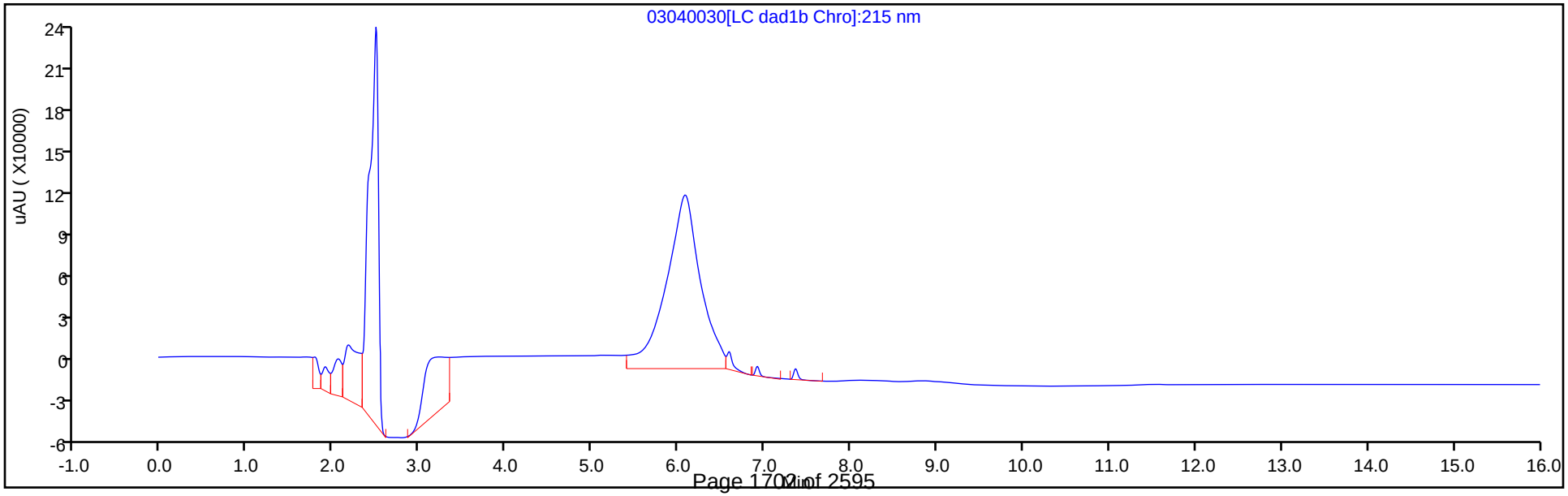

Manual Integration/User Assign Peak Report

Eurofins TestAmerica, Denver

Data File:	\\chromna\denver\chromdata\chhplc_x\20200304-89779.b\03040030.d				
Injection Date:	04-Mar-2020 22:54:53	Instrument ID:	CHHPLC_X3		
Lims ID:	IC DMT L3				
Client ID:					
Operator ID:	CB	ALS Bottle#:	30	Worklist Smp#:	30
Injection Vol:	100.0 ul	Dil. Factor:	1.0000		
Method:	8330_X3	Limit Group:	GCSV - 8330		
Column:	UltraCarb5uODS (20) (4.60 mm)	Detector	LC DAD1B, 254 nm		

2 TNX, CAS: 13980-04-6

Signal: 1

Processing Integration Results

RT: 6.59
Area: 27927
Amount: 0.102862
Amount Units: ug/mL

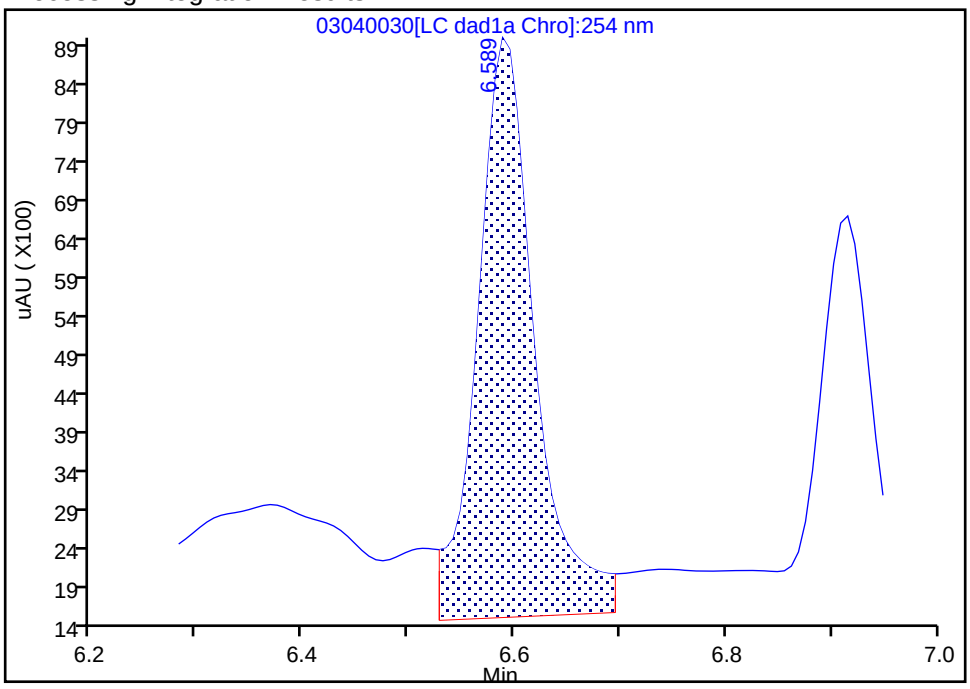

Manual Integration Results

RT: 6.59
Area: 21002
Amount: 0.096513
Amount Units: ug/mL

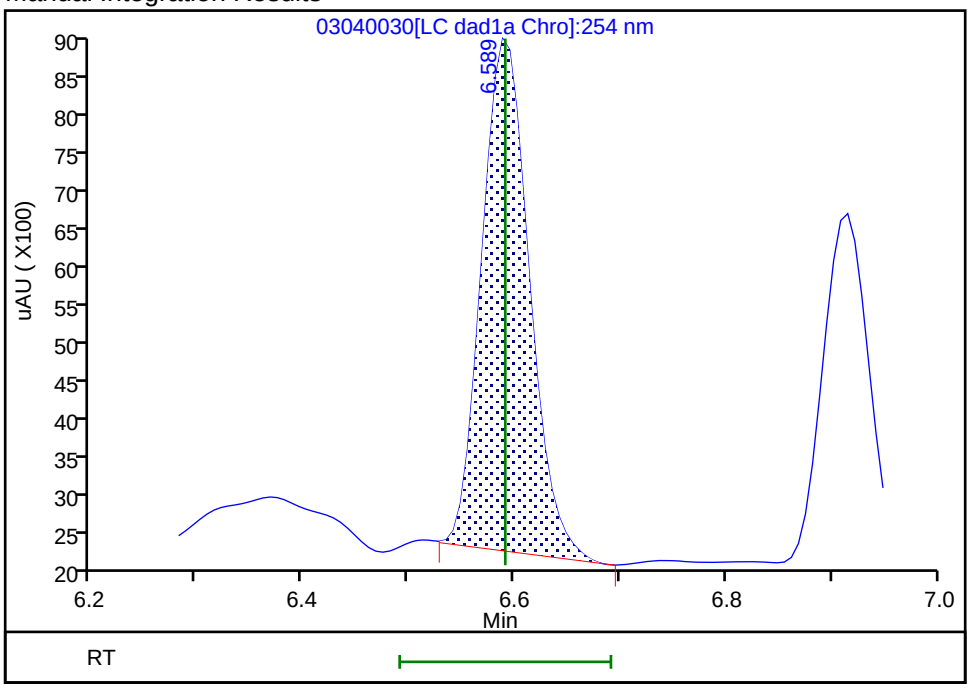

Reviewer: beckerc, 05-Mar-2020 08:31:59
Audit Action: Manually Integrated Audit Reason: Baseline

Manual Integration/User Assign Peak Report

Eurofins TestAmerica, Denver

Data File:	\\chromna\denver\chromdata\chhplc_x\20200304-89779.b\03040030.d				
Injection Date:	04-Mar-2020 22:54:53	Instrument ID:	CHHPLC_X3		
Lims ID:	IC DMT L3				
Client ID:					
Operator ID:	CB	ALS Bottle#:	30	Worklist Smp#:	30
Injection Vol:	100.0 ul	Dil. Factor:	1.0000		
Method:	8330_X3	Limit Group:	GCSV - 8330		
Column:	UltraCarb5uODS (20) (4.60 mm)	Detector	LC DAD1B, 254 nm		

5 DNX, CAS: 80251-29-2

Signal: 1

Processing Integration Results

RT: 6.92
Area: 18794
Amount: 0.101797
Amount Units: ug/mL

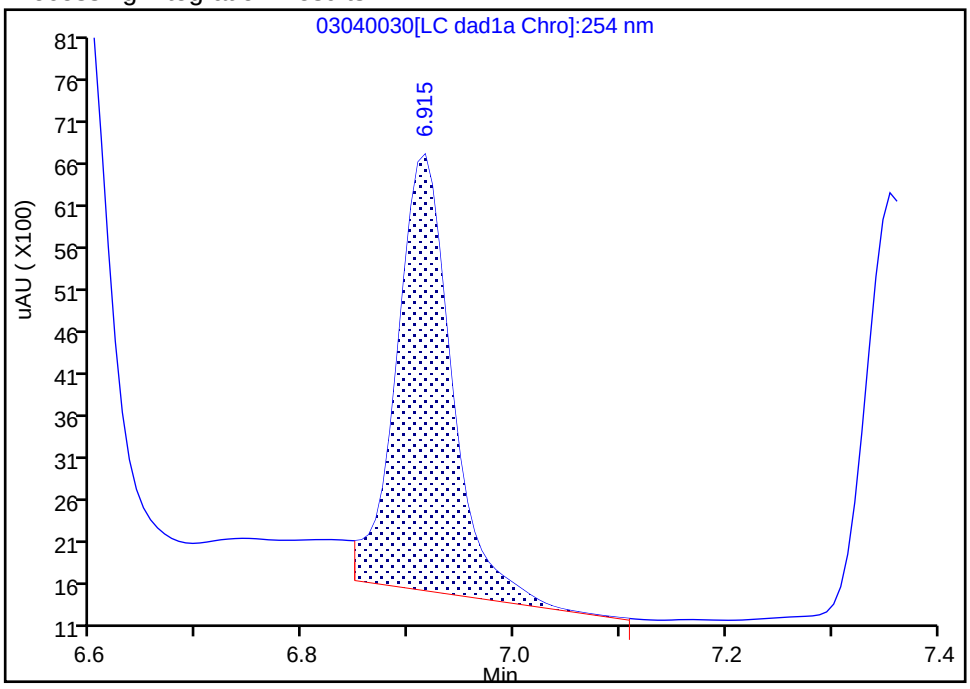

Manual Integration Results

RT: 6.92
Area: 14937
Amount: 0.097673
Amount Units: ug/mL

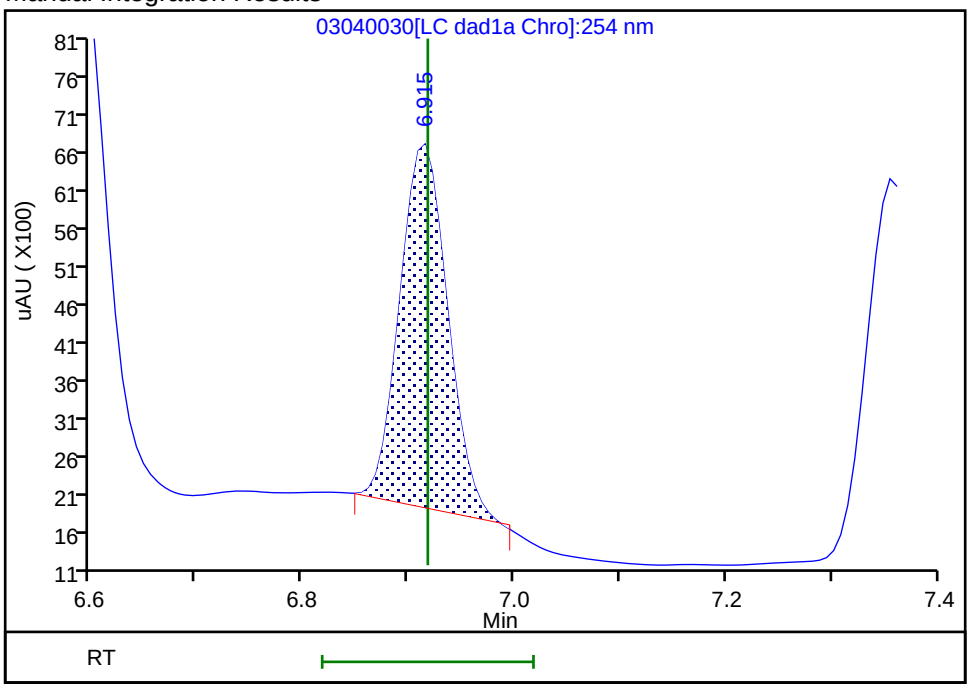

Reviewer: beckerc, 05-Mar-2020 08:32:04
Audit Action: Manually Integrated Audit Reason: Baseline

Eurofins TestAmerica, Denver
Target Compound Quantitation Report

Data File: \\chromna\Denver\ChromData\CHHPLC_X\20200304-89779.b\03040031.D
Lims ID: IC DMT L2
Client ID:
Sample Type: IC Calib Level: 2
Inject. Date: 04-Mar-2020 23:17:52 ALS Bottle#: 31 Worklist Smp#: 31
Injection Vol: 100.0 ul Dil. Factor: 1.0000
Sample Info: IC DMT L2
Misc. Info.: 280-0089779-031
Operator ID: CB Instrument ID: CHHPLC_X3
Sublist: chrom-8330_X3*sub17

Method: \\chromna\Denver\ChromData\CHHPLC_X\20200304-89779.b\8330_X3.m
Limit Group: GCSV - 8330
Last Update: 06-Mar-2020 10:25:26 Calib Date: 04-Mar-2020 23:40:46
Integrator: Falcon
Quant Method: External Standard Quant By: Initial Calibration
Last ICal File: \\chromna\Denver\ChromData\CHHPLC_X\20200304-89779.b\03040032.D

Column 1 : UltraCarb5uODS (20) (4.60 mm) Det: LC DAD1B, 254 nm
Process Host: CTX0308

First Level Reviewer: beckerc Date: 05-Mar-2020 08:32:31

Compound	Det	RT (min.)	Exp RT (min.)	Dlt RT (min.)	Response	Cal Amt ug/mL	OnCol Amt ug/mL	Flags
2 TNX	1	6.588	6.591	-0.003	10671	0.0501	0.0490	M
5 DNX	1	6.914	6.918	-0.004	6904	0.0501	0.0451	M
6 MNX	1	7.354	7.358	-0.004	9411	0.0584	0.0594	

QC Flag Legend

Review Flags
M - Manually Integrated

Reagents:

8330 DMT_00005 Amount Added: 2.50 Units: uL

Report Date: 06-Mar-2020 10:25:27 Chrom Revision: 2.3 19-Feb-2020 16:45:46

Eurofins TestAmerica, Denver

Data File: \\chromna\denver\chromdata\chhplc_x\20200304-89779.b\03040031.d

Injection Date:	04-Mar-2020 23:17:52	Instrument ID:	CHHPLC_X3	Operator ID:	CB
Lims ID:	IC DMT L2			Worklist Smp#:	31
Client ID:					
Injection Vol:	100.0 ul	Dil. Factor:	1.0000	ALS Bottle#:	31
Method:	8330_X3	Limit Group:	GCSV - 8330		

Column: UltraCarb5uODS (20) (4.60 mm) Y Scaling: Method Defined: Scale to the Nth Largest Target: 1

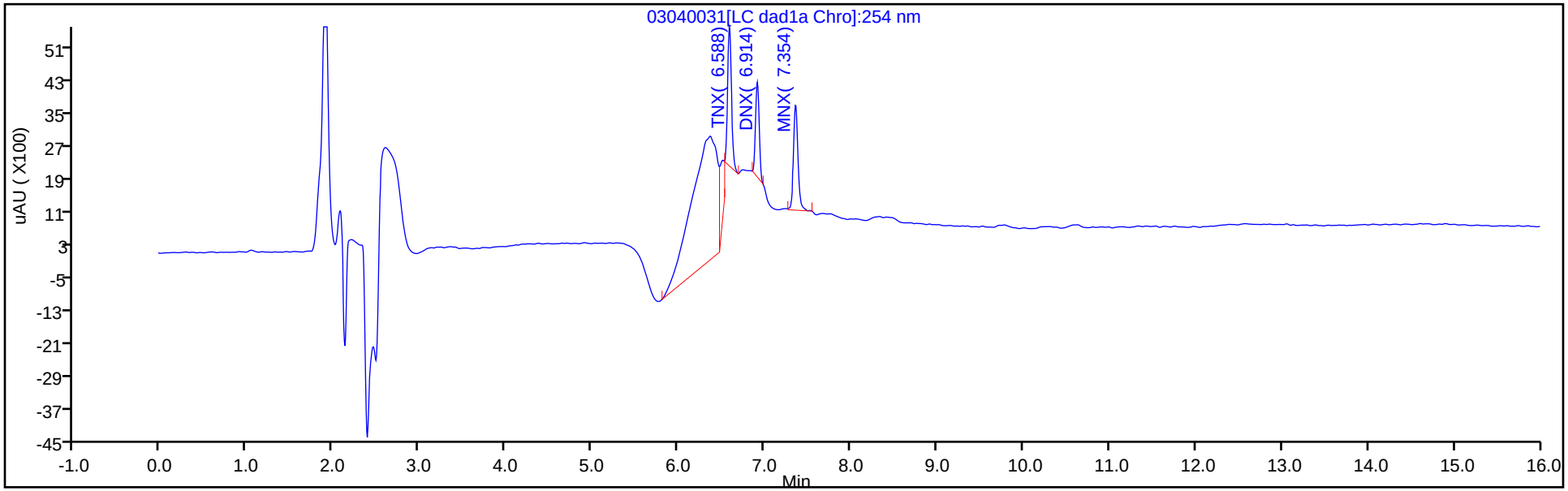

Y Scaling: Method Defined: Scale to the Nth Largest Target: 1

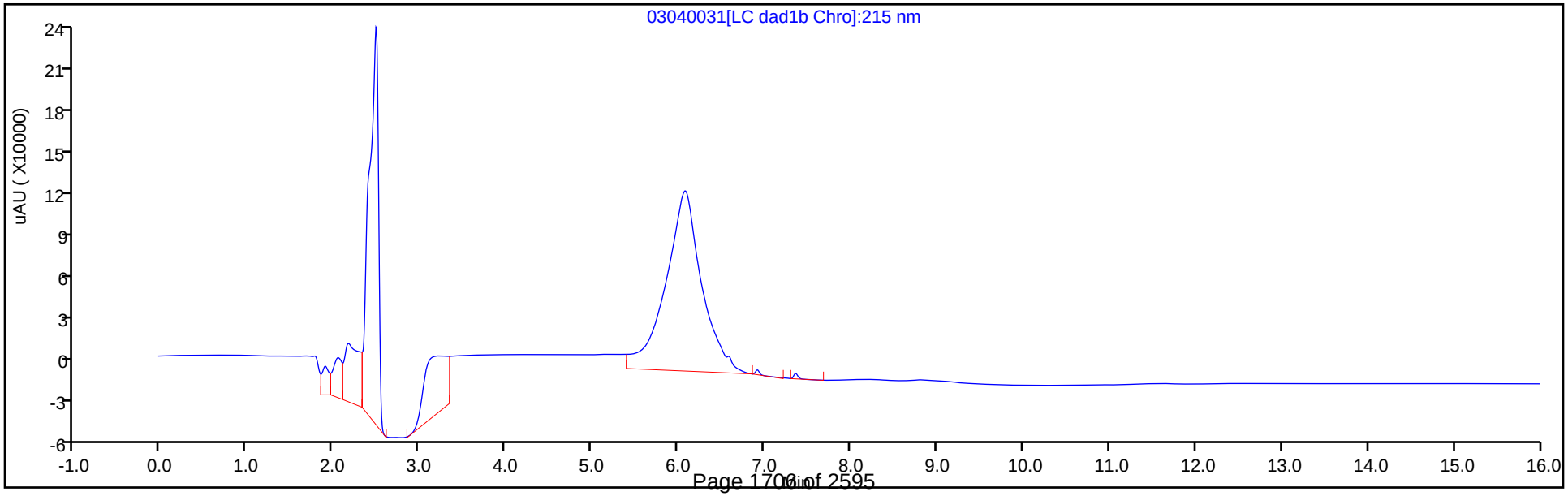

Manual Integration/User Assign Peak Report

Eurofins TestAmerica, Denver

Data File:	\\chromna\denver\chromdata\chhplc_x\20200304-89779.b\03040031.d				
Injection Date:	04-Mar-2020 23:17:52	Instrument ID:	CHHPLC_X3		
Lims ID:	IC DMT L2				
Client ID:					
Operator ID:	CB	ALS Bottle#:	31	Worklist Smp#:	31
Injection Vol:	100.0 ul	Dil. Factor:	1.0000		
Method:	8330_X3	Limit Group:	GCSV - 8330		
Column:	UltraCarb5uODS (20) (4.60 mm)	Detector	LC DAD1B, 254 nm		

2 TNX, CAS: 13980-04-6

Signal: 1

Processing Integration Results

RT: 6.59
Area: 17098
Amount: 0.055915
Amount Units: ug/mL

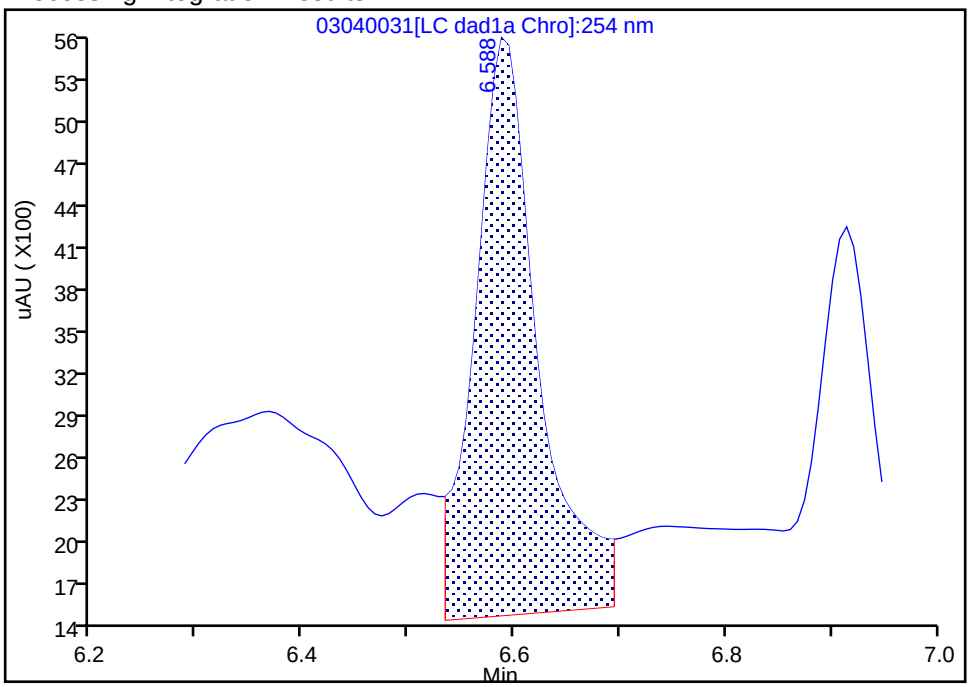

Manual Integration Results

RT: 6.59
Area: 10671
Amount: 0.049038
Amount Units: ug/mL

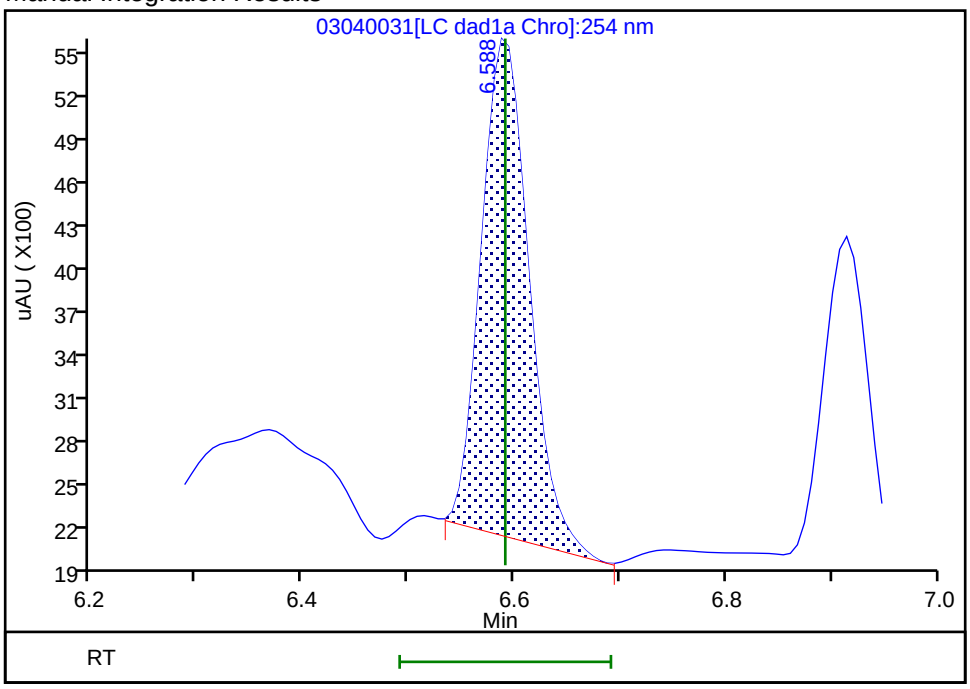

Reviewer: beckerc, 05-Mar-2020 08:32:24
Audit Action: Manually Integrated Audit Reason: Baseline

Manual Integration/User Assign Peak Report

Eurofins TestAmerica, Denver

Data File:	\\chromna\denver\chromdata\chhplc_x\20200304-89779.b\03040031.d				
Injection Date:	04-Mar-2020 23:17:52	Instrument ID:	CHHPLC_X3		
Lims ID:	IC DMT L2				
Client ID:					
Operator ID:	CB	ALS Bottle#:	31	Worklist Smp#:	31
Injection Vol:	100.0 ul	Dil. Factor:	1.0000		
Method:	8330_X3	Limit Group:	GCSV - 8330		
Column:	UltraCarb5uODS (20) (4.60 mm)	Detector	LC DAD1B, 254 nm		

5 DNX, CAS: 80251-29-2

Signal: 1

Processing Integration Results

RT: 6.91
Area: 11060
Amount: 0.055514
Amount Units: ug/mL

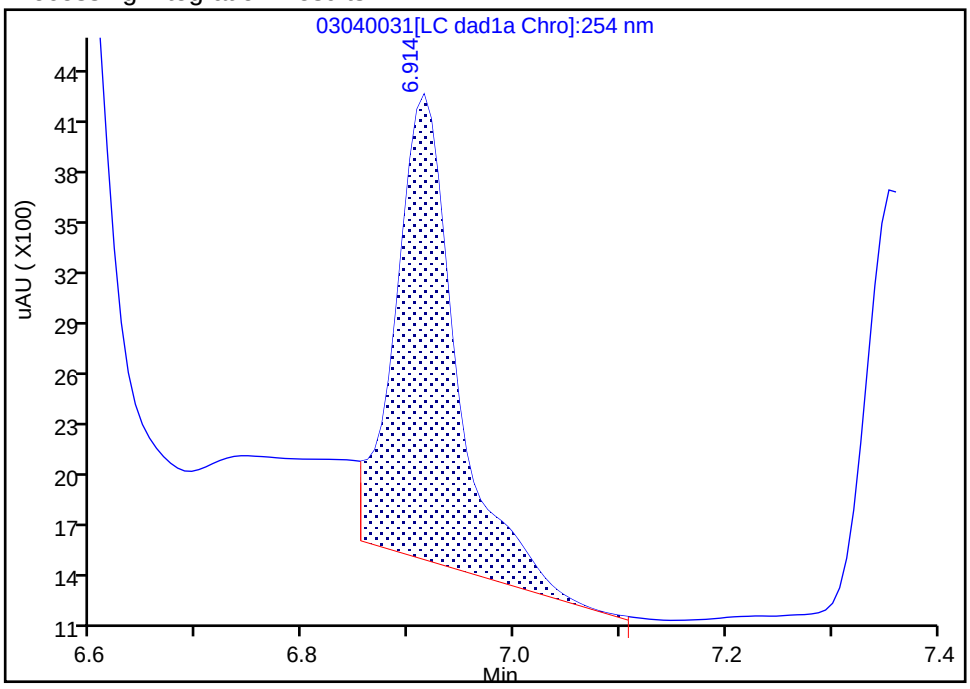

Manual Integration Results

RT: 6.91
Area: 6904
Amount: 0.045145
Amount Units: ug/mL

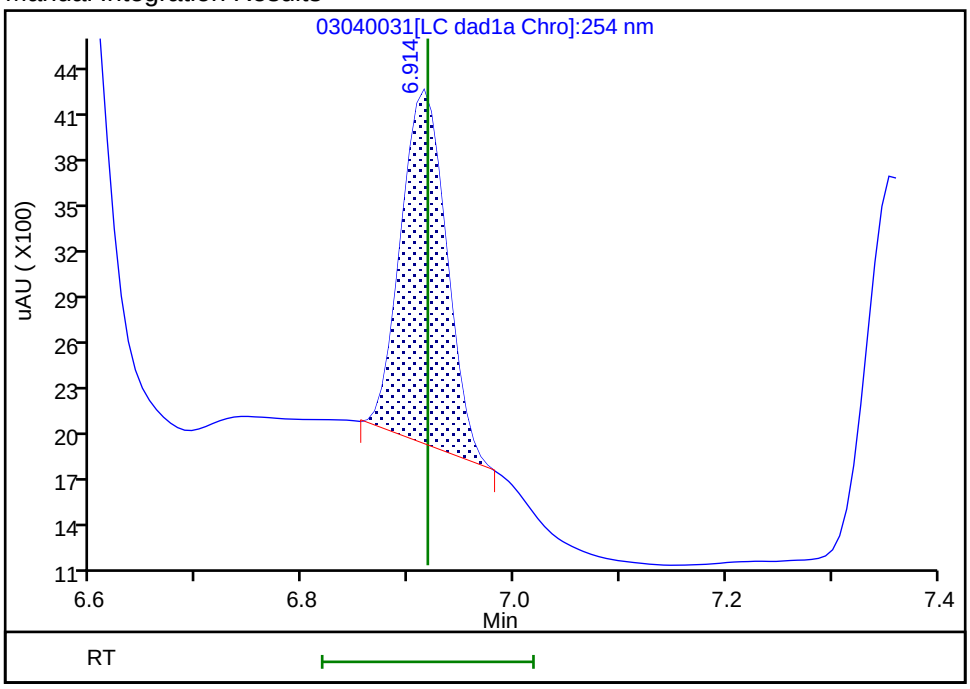

Reviewer: beckerc, 05-Mar-2020 08:32:28

Audit Action: Manually Integrated Audit Reason: Baseline

Eurofins TestAmerica, Denver
Target Compound Quantitation Report

Data File: \\chromna\Denver\ChromData\CHHPLC_X\20200304-89779.b\03040032.D
Lims ID: IC DMT L1
Client ID:
Sample Type: IC Calib Level: 1
Inject. Date: 04-Mar-2020 23:40:46 ALS Bottle#: 32 Worklist Smp#: 32
Injection Vol: 100.0 ul Dil. Factor: 1.0000
Sample Info: IC DMT L1
Misc. Info.: 280-0089779-032
Operator ID: CB Instrument ID: CHHPLC_X3
Sublist: chrom-8330_X3*sub17

Method: \\chromna\Denver\ChromData\CHHPLC_X\20200304-89779.b\8330_X3.m
Limit Group: GCSV - 8330
Last Update: 06-Mar-2020 10:25:27 Calib Date: 04-Mar-2020 23:40:46
Integrator: Falcon
Quant Method: External Standard Quant By: Initial Calibration
Last ICal File: \\chromna\Denver\ChromData\CHHPLC_X\20200304-89779.b\03040032.D

Column 1 : UltraCarb5uODS (20) (4.60 mm) Det: LC DAD1B, 254 nm
Process Host: CTX0308

First Level Reviewer: beckerc Date: 05-Mar-2020 08:32:54

Compound	Det	RT (min.)	Exp RT (min.)	Dlt RT (min.)	Response	Cal Amt ug/mL	OnCol Amt ug/mL	Flags
2 TNX	1	6.592	6.591	0.001	4343	0.0200	0.0200	M
5 DNX	1	6.912	6.918	-0.006	2345	0.0200	0.0153	M
6 MNX	1	7.359	7.358	0.001	4099	0.0233	0.0259	

QC Flag Legend

Review Flags
M - Manually Integrated

Reagents:

8330 DMT_00005 Amount Added: 1.00 Units: uL

Report Date: 06-Mar-2020 10:25:28 Chrom Revision: 2.3 19-Feb-2020 16:45:46

Eurofins TestAmerica, Denver

Data File: \\chromna\denver\chromdata\chhplc_x\20200304-89779.b\03040032.d

Injection Date:	04-Mar-2020 23:40:46	Instrument ID:	CHHPLC_X3	Operator ID:	CB
Lims ID:	IC DMT L1			Worklist Smp#:	32
Client ID:					
Injection Vol:	100.0 ul	Dil. Factor:	1.0000	ALS Bottle#:	32
Method:	8330_X3	Limit Group:	GCSV - 8330		

Column: UltraCarb5uODS (20) (4.60 mm) Y Scaling: Method Defined: Scale to the Nth Largest Target: 1

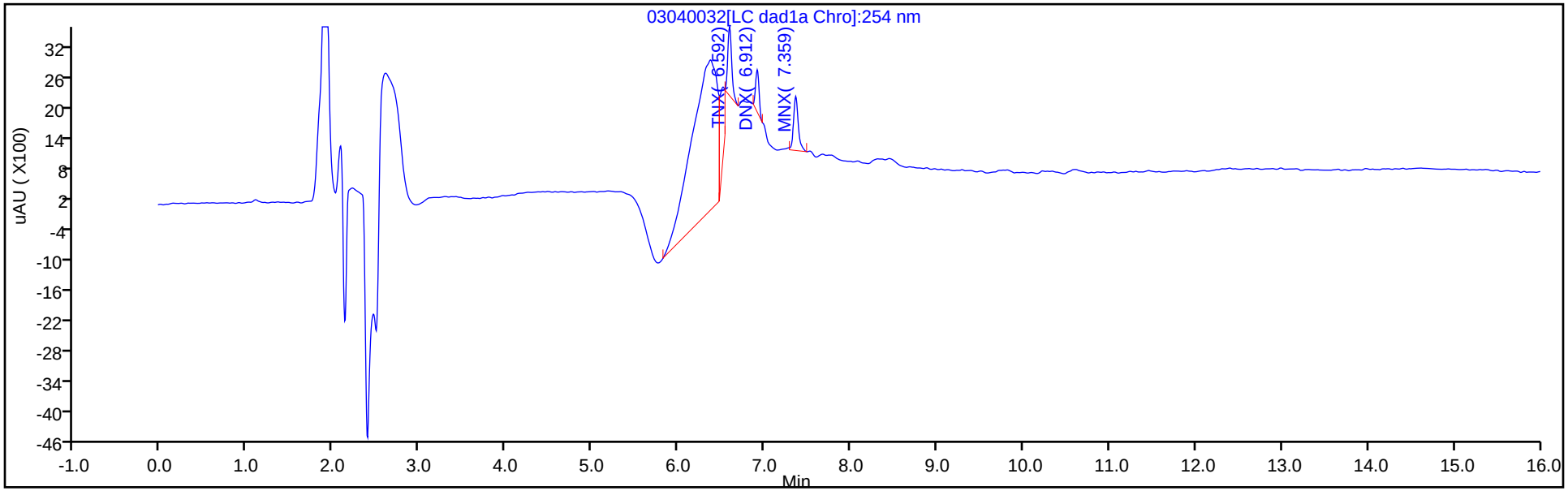

Y Scaling: Method Defined: Scale to the Nth Largest Target: 1

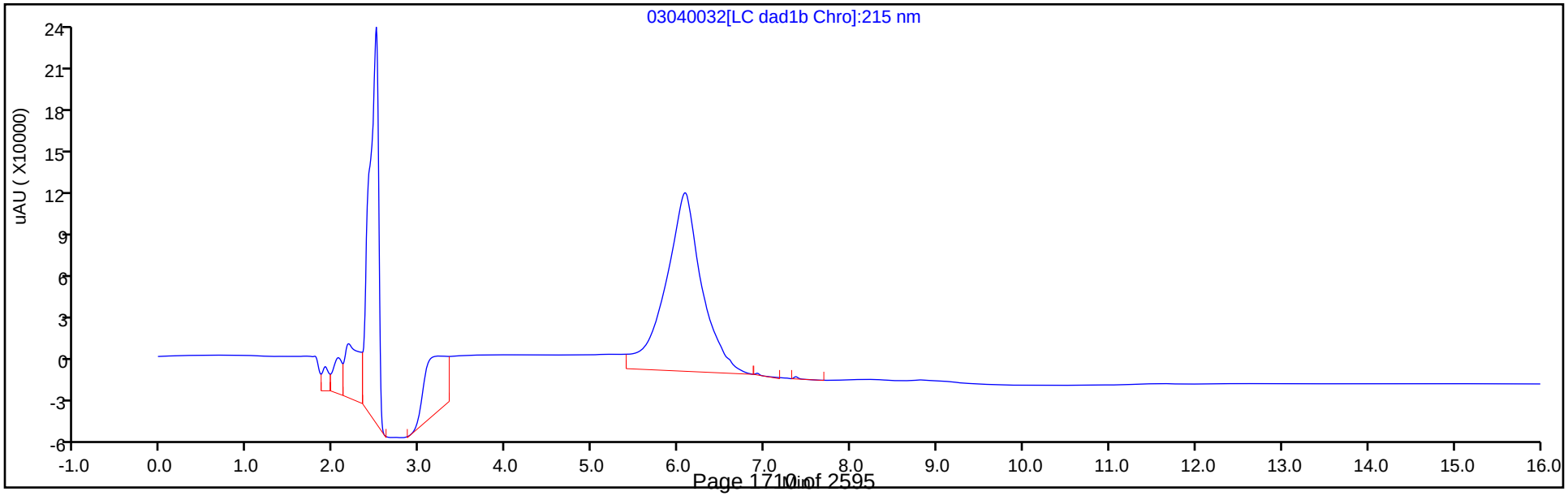

Manual Integration/User Assign Peak Report

Eurofins TestAmerica, Denver

Data File:	\\chromna\denver\chromdata\chhplc_x\20200304-89779.b\03040032.d				
Injection Date:	04-Mar-2020 23:40:46	Instrument ID:	CHHPLC_X3		
Lims ID:	IC DMT L1				
Client ID:					
Operator ID:	CB	ALS Bottle#:	32	Worklist Smp#:	32
Injection Vol:	100.0 ul	Dil. Factor:	1.0000		
Method:	8330_X3	Limit Group:	GCSV - 8330		
Column:	UltraCarb5uODS (20) (4.60 mm)	Detector	LC DAD1B, 254 nm		

2 TNX, CAS: 13980-04-6

Signal: 1

Processing Integration Results

RT: 6.59
Area: 10465
Amount: 0.032149
Amount Units: ug/mL

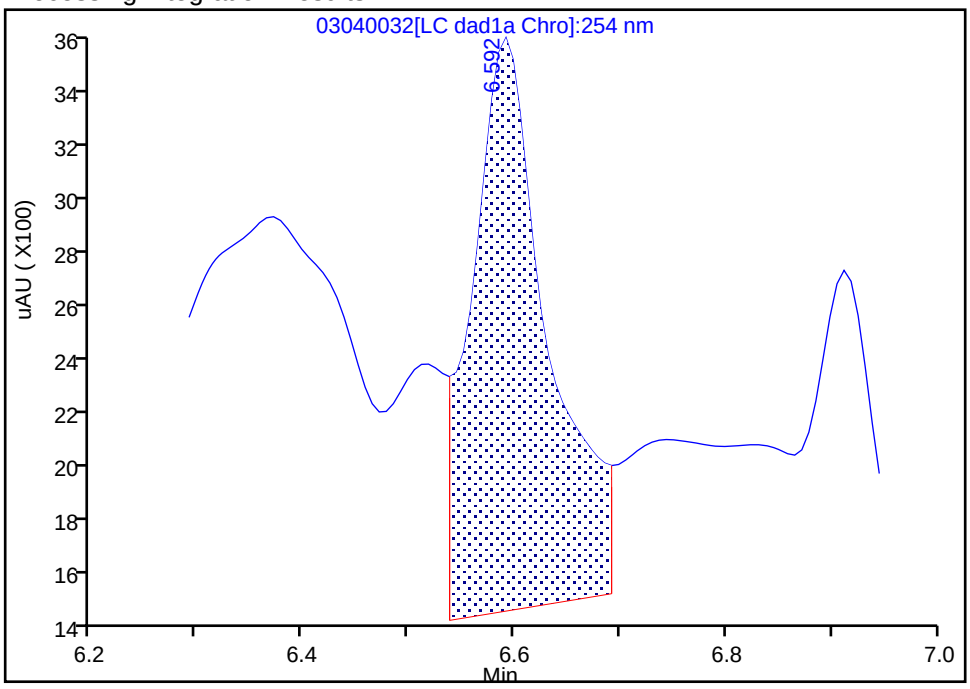

Manual Integration Results

RT: 6.59
Area: 4343
Amount: 0.019958
Amount Units: ug/mL

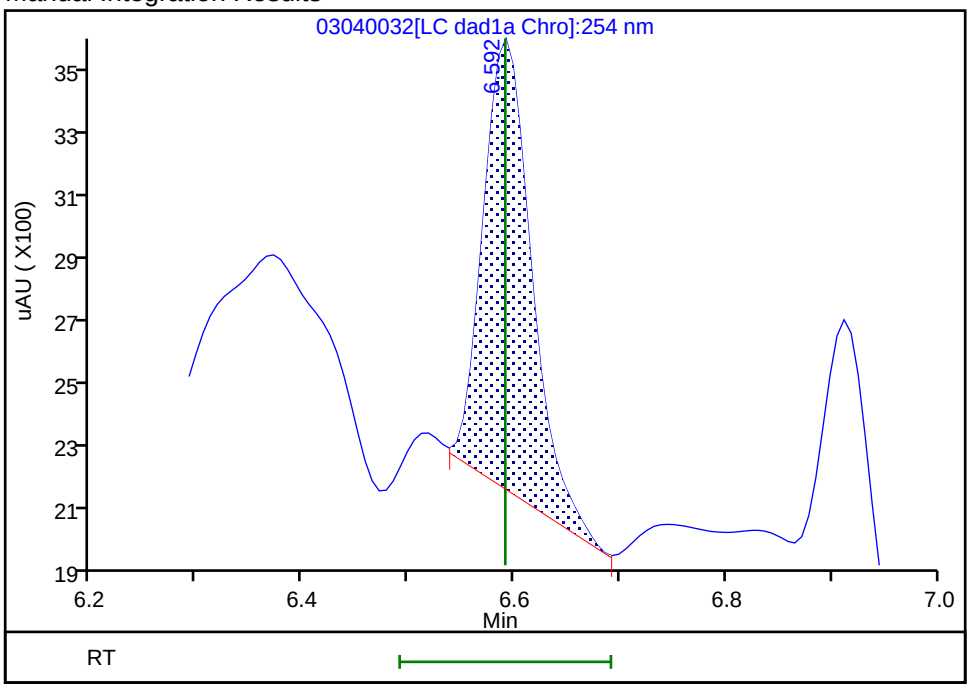

Reviewer: beckerc, 05-Mar-2020 08:32:43

Audit Action: Manually Integrated Audit Reason: Baseline

Manual Integration/User Assign Peak Report

Eurofins TestAmerica, Denver

Data File:	\\chromna\denver\chromdata\chhplc_x\20200304-89779.b\03040032.d				
Injection Date:	04-Mar-2020 23:40:46	Instrument ID:	CHHPLC_X3		
Lims ID:	IC DMT L1				
Client ID:					
Operator ID:	CB	ALS Bottle#:	32	Worklist Smp#:	32
Injection Vol:	100.0 ul	Dil. Factor:	1.0000		
Method:	8330_X3	Limit Group:	GCSV - 8330		
Column:	UltraCarb5uODS (20) (4.60 mm)	Detector	LC DAD1B, 254 nm		

5 DNX, CAS: 80251-29-2

Signal: 1

Processing Integration Results

RT: 6.91
Area: 5489
Amount: 0.028357
Amount Units: ug/mL

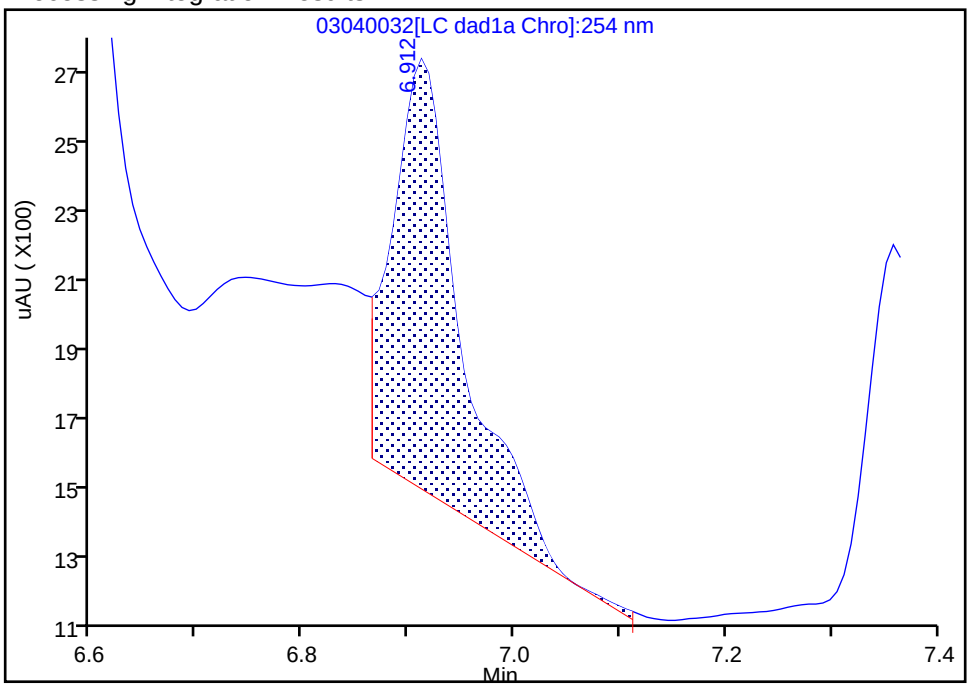

Manual Integration Results

RT: 6.91
Area: 2345
Amount: 0.015334
Amount Units: ug/mL

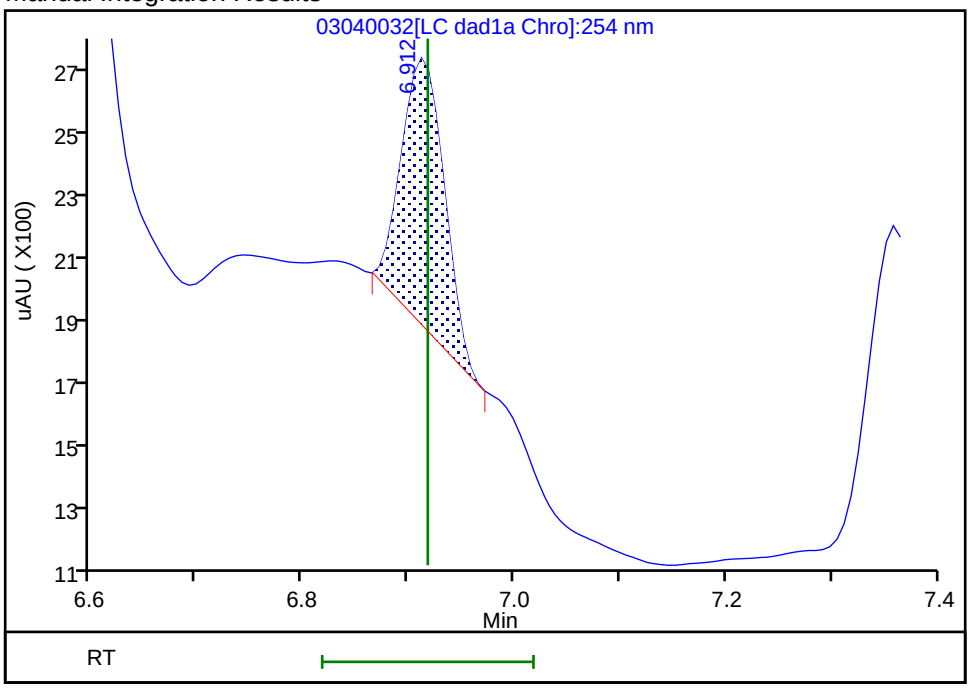

Reviewer: beckerc, 05-Mar-2020 08:32:46
Audit Action: Manually Integrated Audit Reason: Baseline

FORM VI
HPLC/IC BY EXTERNAL STANDARD - INITIAL CALIBRATION DATA
RETENTION TIME SUMMARY

Lab Name: Eurofins TestAmerica, Denver Job No.: 280-137702-1 Analy Batch No.: 489145

SDG No.:

Instrument ID: CHHPLC_X3 GC Column: UltraCarb5u ID: 4.6(mm) Heated Purge: (Y/N) N

Calibration Start Date: 03/18/2020 11:35 Calibration End Date: 03/18/2020 14:39 Calibration ID: 42934

Calibration Files:

LEVEL:	LAB SAMPLE ID:	LAB FILE ID:
Level 1	IC 280-489145/15	03180015.D
Level 2	IC 280-489145/14	03180014.D
Level 3	IC 280-489145/13	03180013.D
Level 4	IC 280-489145/12	03180012.D
Level 5	IC 280-489145/11	03180011.D
Level 6	IC 280-489145/10	03180010.D
Level 7	IC 280-489145/9	03180009.D
Level 8	IC 280-489145/8	03180008.D
Level 9	IC 280-489145/7	03180007.D

ANALYTE	LVL 1	LVL 2	LVL 3	LVL 4	LVL 5	LVL 6	LVL 7	LVL 8	LVL 9		RT WINDOW	AVG RT
HMX		6.689	6.687	6.689	6.688	6.687	6.687	6.687	6.678		6.539 - 6.839	6.687
RDX		7.755	7.753	7.749	7.754	7.754	7.754	7.754	7.745		7.599 - 7.899	7.752
Picric acid	8.082	8.082	8.080	8.076	8.068	8.054	8.041	8.034	7.978		7.926 - 8.226	8.055
1,3,5-Trinitrobenzene	8.888	8.889	8.887	8.883	8.888	8.887	8.881	8.887	8.878		8.733 - 9.033	8.885
1,3-Dinitrobenzene	9.535	9.535	9.533	9.529	9.534	9.527	9.527	9.534	9.525		9.379 - 9.679	9.531
Nitrobenzene	9.915	9.922	9.920	9.916	9.921	9.914	9.914	9.914	9.911		9.766 - 10.066	9.916
Tetryl	10.221	10.215	10.220	10.216	10.221	10.221	10.214	10.221	10.218		10.066 - 10.366	10.219
Nitroglycerin	10.735	10.735	10.733	10.729	10.734	10.734	10.727	10.727	10.725		10.579 - 10.879	10.731
2,4,6-Trinitrotoluene	11.195	11.189	11.186	11.183	11.194	11.187	11.181	11.187	11.185		11.083 - 11.283	11.187
4-Amino-2,6-dinitrotoluene	11.341	11.342	11.340	11.336	11.347	11.341	11.334	11.334	11.331		11.236 - 11.436	11.338
2-Amino-4,6-dinitrotoluene	11.635	11.629	11.633	11.623	11.634	11.627	11.621	11.621	11.618		11.523 - 11.723	11.627
2,6-Dinitrotoluene	11.795	11.789	11.793	11.783	11.794	11.787	11.781	11.787	11.785		11.683 - 11.883	11.788
2,4-Dinitrotoluene	11.995	11.989	11.986	11.983	11.987	11.987	11.981	11.981	11.978		11.883 - 12.083	11.985
2-Nitrotoluene	12.828	12.822	12.833	12.823	12.827	12.827	12.814	12.821	12.818		12.673 - 12.973	12.824
4-Nitrotoluene	13.268	13.269	13.260	13.256	13.261	13.261	13.254	13.254	13.251		13.106 - 13.406	13.259
3-Nitrotoluene	13.855	13.849	13.853	13.849	13.854	13.854	13.841	13.847	13.845		13.699 - 13.999	13.850
PETN		+++++	14.946	14.936	14.941	14.941	14.927	14.941	14.945		14.786 - 15.086	14.940
1,2-Dinitrobenzene	8.715	8.709	8.713	8.709	8.714	8.714	8.714	8.714	8.705		8.559 - 8.859	8.712

FORM VI
HPLC/IC BY EXTERNAL STANDARD - INITIAL CALIBRATION DATA
CURVE EVALUATION

Lab Name: Eurofins TestAmerica, Denver Job No.: 280-137702-1 Analy Batch No.: 489145

SDG No.:

Instrument ID: CHHPLC_X3 GC Column: UltraCarb5u ID: 4.6(mm) Heated Purge: (Y/N) N

Calibration Start Date: 03/18/2020 11:35 Calibration End Date: 03/18/2020 14:39 Calibration ID: 42934

Calibration Files:

LEVEL:	LAB SAMPLE ID:	LAB FILE ID:
Level 1	IC 280-489145/15	03180015.D
Level 2	IC 280-489145/14	03180014.D
Level 3	IC 280-489145/13	03180013.D
Level 4	IC 280-489145/12	03180012.D
Level 5	IC 280-489145/11	03180011.D
Level 6	IC 280-489145/10	03180010.D
Level 7	IC 280-489145/9	03180009.D
Level 8	IC 280-489145/8	03180008.D
Level 9	IC 280-489145/7	03180007.D

ANALYTE	CF				CURVE TYPE	COEFFICIENT			#	MIN CF	%RSD	#	MAX %RSD	R^2 OR COD	#	MIN R^2 OR COD
	LVL 1 LVL 5 LVL 9	LVL 2 LVL 6	LVL 3 LVL 7	LVL 4 LVL 8		B	M1	M2								
HMX	91008 92308	61440 91473	86460 91820	90800 92351	Ave		85962.1667				12.3		20.0			
RDX	112944 111897	112680 113215	121400 111841	117010 112730	Ave		116613.070				6.7		20.0			
Picric acid	86560 86468 88192	70960 86698	86100 86851	86470 87876	Ave		85130.5476				6.3		20.0			
1,3,5-Trinitrobenzene	192016 239677 242392	193413 242552	239242 242052	236826 244610	Ave		230308.873				9.3		20.0			
1,3-Dinitrobenzene	254770 321218 326628	250299 322290	322275 320369	318333 323988	Ave		306685.717				10.0		20.0			
Nitrobenzene	173386 209084 210856	165538 209462	208865 209202	207759 209472	Ave		200402.631				8.8		20.0			
Tetryl	132854 188850 191963	139401 190152	182355 189763	184900 193048	Ave		177031.954				13.3		20.0			
Nitroglycerin	54320 73708 72647	54804 73682	66982 72630	71269 73160	Ave		68133.4679				11.7		20.0			

Note: The M1 coefficient is the same as Ave CF for an Ave curve type.

FORM VI
HPLC/IC BY EXTERNAL STANDARD - INITIAL CALIBRATION DATA
CURVE EVALUATION

Lab Name: Eurofins TestAmerica, Denver Job No.: 280-137702-1 Analy Batch No.: 489145

SDG No.:

Instrument ID: CHHPLC_X3 GC Column: UltraCarb5u ID: 4.6(mm) Heated Purge: (Y/N) N

Calibration Start Date: 03/18/2020 11:35 Calibration End Date: 03/18/2020 14:39 Calibration ID: 42934

ANALYTE	CF				CURVE TYPE	COEFFICIENT			#	MIN CF	%RSD	#	MAX %RSD	R^2 OR COD	#	MIN R^2 OR COD
	LVL 1 LVL 5 LVL 9	LVL 2 LVL 6	LVL 3 LVL 7	LVL 4 LVL 8		B	M1	M2								
2,4,6-Trinitrotoluene	143984 216888 217948	171594 215762	214622 218499	217430 219552	Ave		204030.971				13.3		20.0			
4-Amino-2,6-dinitrotoluene	78402 173379 171541	137582 174883	169630 168893	172757 173075	Lin2	-1163.6365	178372.945							0.9980		0.9900
2-Amino-4,6-dinitrotoluene	169163 213685 217128	161195 213177	209223 213799	209592 218387	Ave		202816.698				10.7		20.0			
2,6-Dinitrotoluene	120159 159558 155029	119004 160244	157012 158940	158576 156549	Ave		149452.337				11.4		20.0			
2,4-Dinitrotoluene	250359 318972 321972	249960 319980	313566 317703	316753 322992	Ave		303584.095				10.0		20.0			
2-Nitrotoluene	129200 138416 134514	122720 134575	151060 133944	137330 133699	Ave		135050.876				5.6		20.0			
4-Nitrotoluene	86228 119058 116822	100160 116285	128064 116245	117874 116311	Ave		113005.083				10.9		20.0			
3-Nitrotoluene	112128 149894 149503	125035 150095	155005 148550	148232 148816	Ave		143028.635				10.0		20.0			
PETN	 80472 82059	+++++ 82077	74814 81281	78947 82446	Ave		78604.5748				6.9		20.0			
1,2-Dinitrobenzene	122480 142220 143478	119840 142918	144780 142683	141270 144242	Ave		138212.217				7.1		20.0			

Note: The M1 coefficient is the same as Ave CF for an Ave curve type.

FORM VI
HPLC/IC BY EXTERNAL STANDARD - INITIAL CALIBRATION DATA
RESPONSE AND CONCENTRATION

Lab Name: Eurofins TestAmerica, Denver Job No.: 280-137702-1 Analy Batch No.: 489145

SDG No.:

Instrument ID: CHHPLC_X3 GC Column: UltraCarb5u ID: 4.6(mm) Heated Purge: (Y/N) N

Calibration Start Date: 03/18/2020 11:35 Calibration End Date: 03/18/2020 14:39 Calibration ID: 42934

Calibration Files:

LEVEL:	LAB SAMPLE ID:	LAB FILE ID:
Level 1	IC 280-489145/15	03180015.D
Level 2	IC 280-489145/14	03180014.D
Level 3	IC 280-489145/13	03180013.D
Level 4	IC 280-489145/12	03180012.D
Level 5	IC 280-489145/11	03180011.D
Level 6	IC 280-489145/10	03180010.D
Level 7	IC 280-489145/9	03180009.D
Level 8	IC 280-489145/8	03180008.D
Level 9	IC 280-489145/7	03180007.D

ANALYTE	CURVE TYPE	RESPONSE					CONCENTRATION (UG/ML)				
		LVL 1 LVL 6	LVL 2 LVL 7	LVL 3 LVL 8	LVL 4 LVL 9	LVL 5	LVL 6	LVL 2 LVL 7	LVL 3 LVL 8	LVL 4 LVL 9	LVL 5
HMX	Ave	36589	1536 64274	4323 92351	9080 230770	22752	0.400	0.0250 0.700	0.0500 1.00	0.100 2.50	0.250
RDX	Ave	45286	2817 78289	6070 112730	11701 279743	28236	0.400	0.0250 0.700	0.0500 1.00	0.100 2.50	0.250
Picric acid	Ave	1082 34679	1774 60796	4305 87876	8647 220480	21617	0.0125 0.400	0.0250 0.700	0.0500 1.00	0.100 2.50	0.250
1,3,5-Trinitrobenzene	Ave	2405 97215	4845 169775	11986 245099	23730 607193	60039	0.0125 0.401	0.0251 0.701	0.0501 1.00	0.100 2.51	0.251
1,3-Dinitrobenzene	Ave	3191 129174	6270 224707	16146 324636	31897 818202	80465	0.0125 0.401	0.0251 0.701	0.0501 1.00	0.100 2.51	0.251
Nitrobenzene	Ave	2176 84120	4155 147027	10485 210310	20859 529249	52480	0.0126 0.402	0.0251 0.703	0.0502 1.00	0.100 2.51	0.251
Tetryl	Ave	1664 76213	3492 133100	9136 193434	18527 480867	47307	0.0125 0.401	0.0251 0.701	0.0501 1.00	0.100 2.51	0.251
Nitroglycerin	Ave	6790 294728	13701 508407	33491 731600	71269 1816166	184270	0.125 4.00	0.250 7.00	0.500 10.0	1.00 25.0	2.50
2,4,6-Trinitrotoluene	Ave	1807 86650	4307 153561	10774 220430	21830 547050	54439	0.0126 0.402	0.0251 0.703	0.0502 1.00	0.100 2.51	0.251
4-Amino-2,6-dinitrotoluene	Lin2	981 70023	3443 118343	8490 173248	17293 429281	43388	0.0125 0.400	0.0250 0.701	0.0501 1.00	0.100 2.50	0.250
2-Amino-4,6-dinitrotoluene	Ave	2123 85612	4046 150258	10503 219261	21043 544991	53635	0.0126 0.402	0.0251 0.703	0.0502 1.00	0.100 2.51	0.251
2,6-Dinitrotoluene	Ave	1508 64354	2987 111703	7882 157175	15921 389124	40049	0.0126 0.402	0.0251 0.703	0.0502 1.00	0.100 2.51	0.251
2,4-Dinitrotoluene	Ave	3142 128504	6274 223282	15741 324284	31802 808149	80062	0.0126 0.402	0.0251 0.703	0.0502 1.00	0.100 2.51	0.251
2-Nitrotoluene	Ave	1615 53830	3068 93761	7553 133699	13733 336284	34604	0.0125 0.400	0.0250 0.700	0.0500 1.00	0.100 2.50	0.250

FORM VI
HPLC/IC BY EXTERNAL STANDARD - INITIAL CALIBRATION DATA
RESPONSE AND CONCENTRATION

Lab Name: Eurofins TestAmerica, Denver Job No.: 280-137702-1 Analy Batch No.: 489145

SDG No.:

Instrument ID: CHHPLC_X3 GC Column: UltraCarb5u ID: 4.6(mm) Heated Purge: (Y/N) N

Calibration Start Date: 03/18/2020 11:35 Calibration End Date: 03/18/2020 14:39 Calibration ID: 42934

ANALYTE	CURVE TYPE	RESPONSE					CONCENTRATION (UG/ML)				
		LVL 1 LVL 6	LVL 2 LVL 7	LVL 3 LVL 8	LVL 4 LVL 9	LVL 5	LVL 1 LVL 6	LVL 2 LVL 7	LVL 3 LVL 8	LVL 4 LVL 9	LVL 5
4-Nitrotoluene	Ave	1080 46607	2509 81534	6416 116544	11811 292638	29824	0.0125 0.401	0.0251 0.701	0.0501 1.00	0.100 2.51	0.251
3-Nitrotoluene	Ave	1403 60098	3129 104089	7758 148965	14838 374131	37511	0.0125 0.400	0.0250 0.701	0.0501 1.00	0.100 2.50	0.250
PETN	Ave	 328307	+++++ 568970	37407 824461	78947 2051483	201180	 4.00	+++++ 7.00	0.500 10.0	1.00 25.0	2.50
1,2-Dinitrobenzene	Ave	1531 57167	2996 99878	7239 144242	14127 358694	35555	0.0125 0.400	0.0250 0.700	0.0500 1.00	0.100 2.50	0.250

Curve Type Legend:

Ave = Average
Lin2 = Linear 1/conc^2

Eurofins TestAmerica, Denver
Target Compound Quantitation Report

Data File: \\chromna\Denver\ChromData\CHHPLC_X\20200318-90159.b\03180007.D
Lims ID: IC MAIN L9
Client ID:
Sample Type: IC Calib Level: 9
Inject. Date: 18-Mar-2020 11:35:53 ALS Bottle#: 7 Worklist Smp#: 7
Injection Vol: 100.0 ul Dil. Factor: 1.0000
Sample Info: IC MAIN L9
Misc. Info.: 280-0090150-007
Operator ID: CB Instrument ID: CHHPLC_X3
Sublist: chrom-8330_X3*sub9

Method: \\chromna\Denver\ChromData\CHHPLC_X\20200318-90159.b\8330_X3.m
Limit Group: GCSV - 8330
Last Update: 26-Mar-2020 15:45:39 Calib Date: 18-Mar-2020 14:39:27
Integrator: Falcon
Quant Method: External Standard Quant By: Initial Calibration
Last ICal File: \\chromna\Denver\ChromData\CHHPLC_X\20200318-90159.b\03180015.D

Column 1 : UltraCarb5uODS (20) (4.60 mm) Det: LC DAD1B, 254 nm
Process Host: CTX0308

First Level Reviewer: beckerc Date: 19-Mar-2020 08:41:44

Compound	Det	RT (min.)	Exp RT (min.)	Dlt RT (min.)	Response	Cal Amt ug/mL	OnCol Amt ug/mL	Flags
3 HMX	1	6.678	6.689	-0.011	230770	2.50	2.68	M
7 RDX	1	7.745	7.749	-0.004	279743	2.50	2.40	
8 2,4,6-Trinitrophenol	1	7.978	8.076	-0.098	220480	2.50	2.59	
$ 9 1,2-Dinitrobenzene	1	8.705	8.709	-0.004	358694	2.50	2.60	
10 1,3,5-Trinitrobenzene	1	8.878	8.883	-0.005	607193	2.51	2.64	
11 1,3-Dinitrobenzene	1	9.525	9.529	-0.004	818202	2.51	2.67	M
12 Nitrobenzene	1	9.911	9.916	-0.005	529249	2.51	2.64	
14 Tetryl	1	10.218	10.216	0.002	480867	2.51	2.72	
15 Nitroglycerin	2	10.725	10.729	-0.004	1816166	25.0	26.7	
16 2,4,6-Trinitrotoluene	1	11.185	11.183	0.002	547050	2.51	2.68	
17 4-Amino-2,6-dinitrotoluene	1	11.331	11.336	-0.005	429281	2.50	2.41	
18 2-Amino-4,6-dinitrotoluene	1	11.618	11.623	-0.005	544991	2.51	2.69	
19 2,6-Dinitrotoluene	1	11.785	11.783	0.002	389124	2.51	2.60	
20 2,4-Dinitrotoluene	1	11.978	11.983	-0.005	808149	2.51	2.66	
21 o-Nitrotoluene	1	12.818	12.823	-0.005	336284	2.50	2.49	
22 p-Nitrotoluene	1	13.251	13.256	-0.005	292638	2.51	2.59	
23 m-Nitrotoluene	1	13.845	13.849	-0.004	374131	2.50	2.62	
24 PETN	2	14.945	14.936	0.009	2051483	25.0	26.1	

QC Flag Legend

Review Flags
M - Manually Integrated

Reagents:

8330IntermStk_00061 Amount Added: 250.00 Units: uL

Report Date: 26-Mar-2020 15:45:39 Chrom Revision: 2.3 11-Mar-2020 18:53:20

Eurofins TestAmerica, Denver

Data File: \\chromna\denver\chromdata\chhplc_x\20200318-90159.b\03180007.d

Injection Date:	18-Mar-2020 11:35:53	Instrument ID:	CHHPLC_X3	Operator ID:	CB
Lims ID:	IC MAIN L9			Worklist Smp#:	7
Client ID:					
Injection Vol:	100.0 ul	Dil. Factor:	1.0000	ALS Bottle#:	7
Method:	8330_X3	Limit Group:	GCSV - 8330		

Column: UltraCarb5uODS (20) (4.60 mm) Y Scaling: Method Defined: Scale to the Nth Largest Target: 1

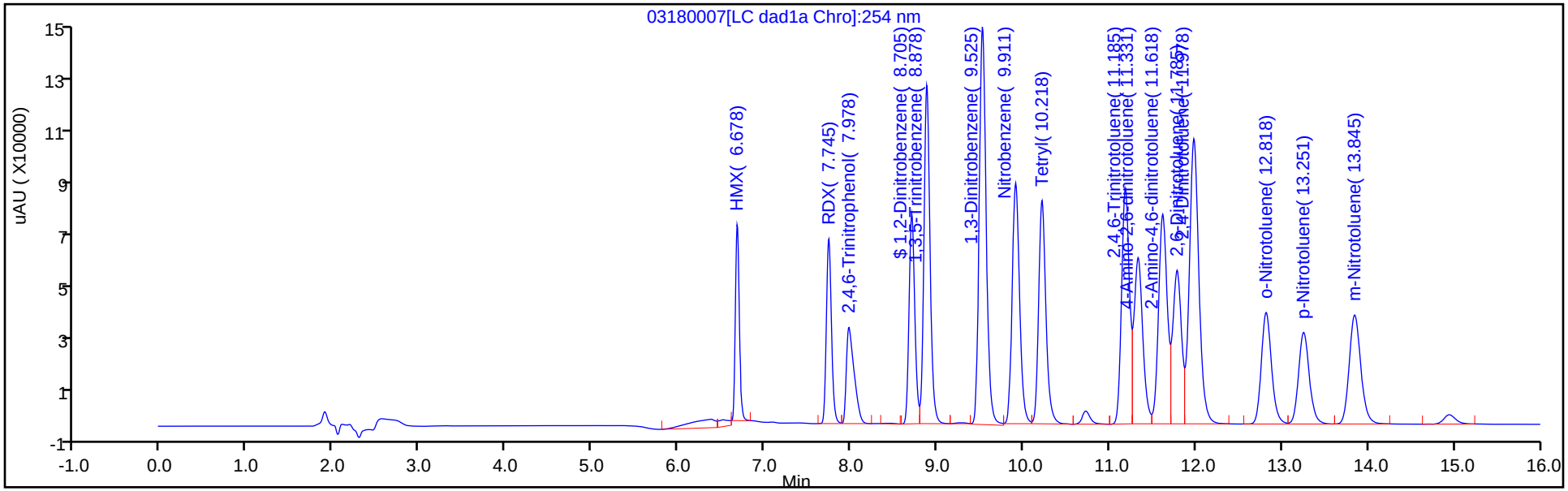

Y Scaling: Method Defined: Scale to the Nth Largest Target: 1

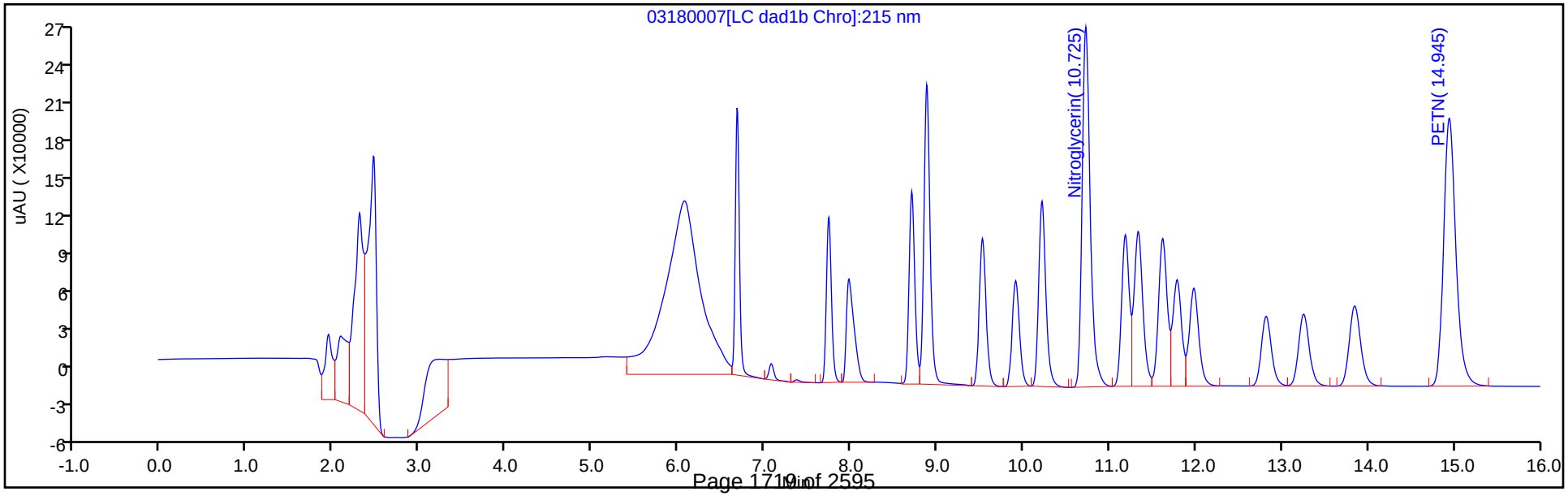

Manual Integration/User Assign Peak Report

Eurofins TestAmerica, Denver

Data File:	\\chromna\denver\chromdata\chhplc_x\20200318-90159.b\03180007.d				
Injection Date:	18-Mar-2020 11:35:53	Instrument ID:	CHHPLC_X3		
Lims ID:	IC MAIN L9				
Client ID:					
Operator ID:	CB	ALS Bottle#:	7	Worklist Smp#:	7
Injection Vol:	100.0 ul	Dil. Factor:	1.0000		
Method:	8330_X3	Limit Group:	GCSV - 8330		
Column:	UltraCarb5uODS (20) (4.60 mm)	Detector	LC DAD1B, 254 nm		

3 HMX, CAS: 2691-41-0

Signal: 1

Processing Integration Results

RT: 6.68
Area: 261160
Amount: 2.488946
Amount Units: ug/mL

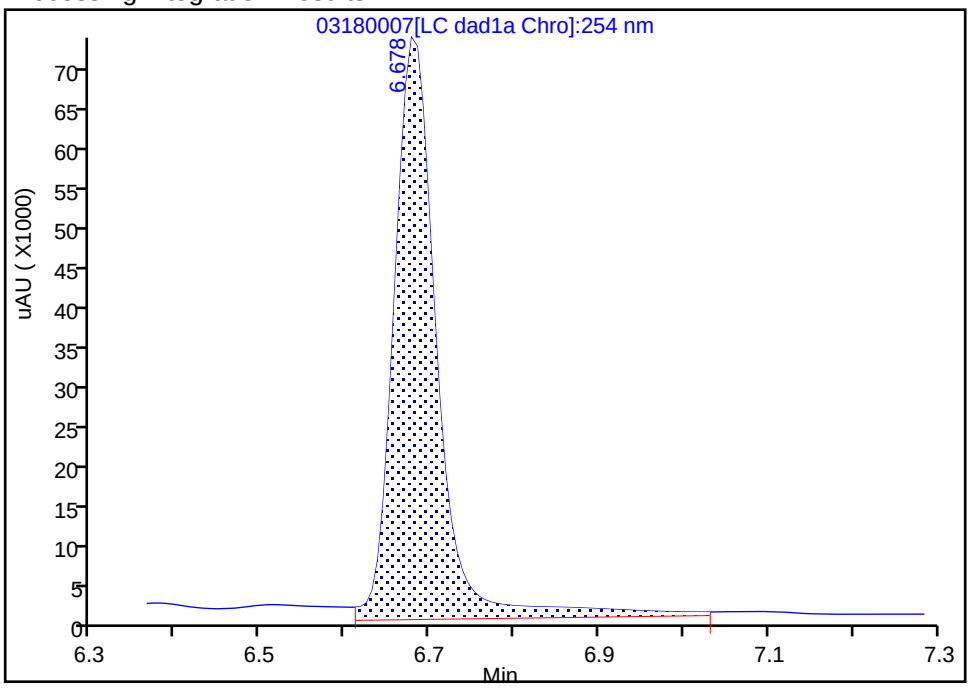

Manual Integration Results

RT: 6.68
Area: 230770
Amount: 2.684553
Amount Units: ug/mL

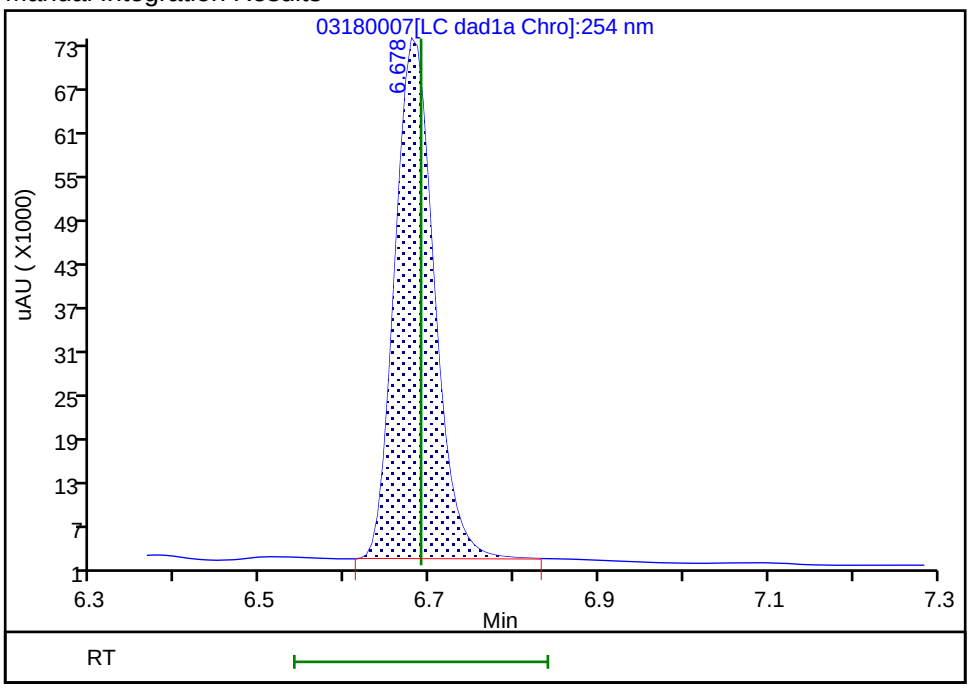

Reviewer: beckerc, 19-Mar-2020 08:41:25

Audit Action: Manually Integrated Audit Reason: Baseline

Manual Integration/User Assign Peak Report

Eurofins TestAmerica, Denver

Data File: \\chromna\denver\chromdata\chhplc_x\20200318-90159.b\03180007.d
Injection Date: 18-Mar-2020 11:35:53 Instrument ID: CHHPLC_X3
Lims ID: IC MAIN L9
Client ID:
Operator ID: CB ALS Bottle#: 7 Worklist Smp#: 7
Injection Vol: 100.0 ul Dil. Factor: 1.0000
Method: 8330_X3 Limit Group: GCSV - 8330
Column: UltraCarb5uODS (20) (4.60 mm) Detector LC DAD1B, 254 nm

11 1,3-Dinitrobenzene, CAS: 99-65-0

Signal: 1

Processing Integration Results

RT: 9.52
Area: 362918
Amount: 1.345398
Amount Units: ug/mL

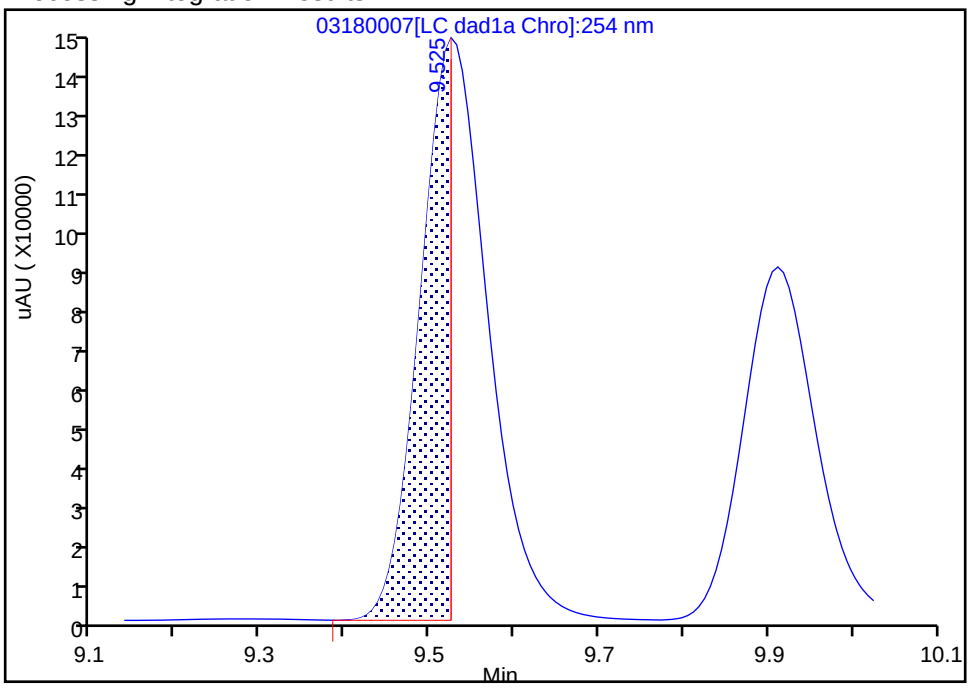

Manual Integration Results

RT: 9.52
Area: 818202
Amount: 2.667884
Amount Units: ug/mL

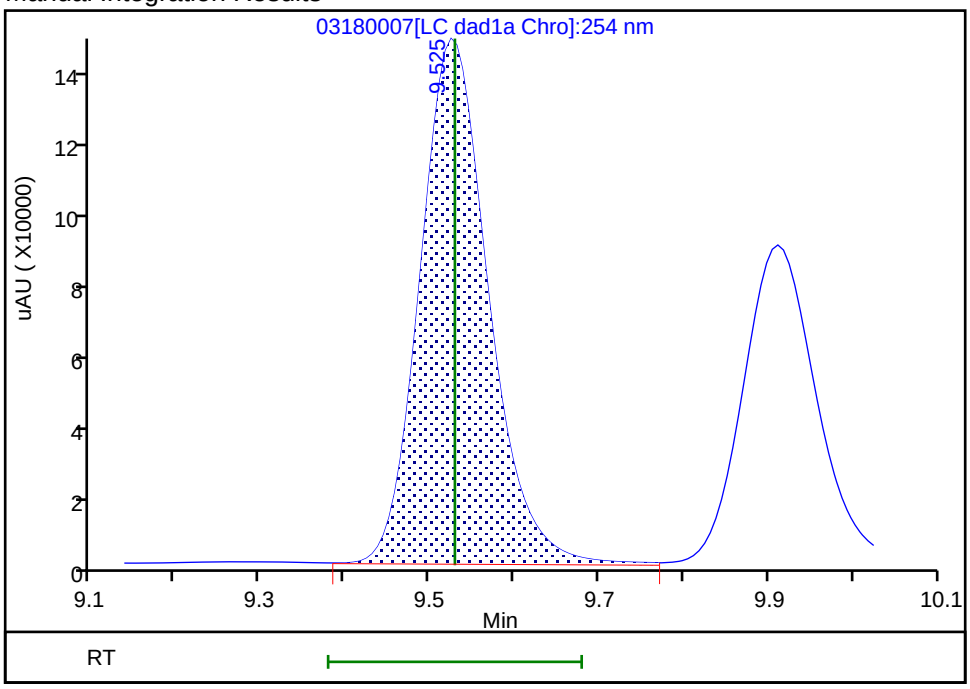

Reviewer: beckerc, 19-Mar-2020 08:41:39
Audit Action: Manually Integrated Audit Reason: Baseline

Eurofins TestAmerica, Denver
Target Compound Quantitation Report

Data File: \\chromna\Denver\ChromData\CHHPLC_X\20200318-90159.b\03180008.D
Lims ID: IC MAIN L8
Client ID:
Sample Type: IC Calib Level: 8
Inject. Date: 18-Mar-2020 11:58:50 ALS Bottle#: 8 Worklist Smp#: 8
Injection Vol: 100.0 ul Dil. Factor: 1.0000
Sample Info: IC MAIN L8
Misc. Info.: 280-0090150-008
Operator ID: CB Instrument ID: CHHPLC_X3
Sublist: chrom-8330_X3*sub9

Method: \\chromna\Denver\ChromData\CHHPLC_X\20200318-90159.b\8330_X3.m
Limit Group: GCSV - 8330
Last Update: 26-Mar-2020 15:45:40 Calib Date: 18-Mar-2020 14:39:27
Integrator: Falcon
Quant Method: External Standard Quant By: Initial Calibration
Last ICal File: \\chromna\Denver\ChromData\CHHPLC_X\20200318-90159.b\03180015.D

Column 1 : UltraCarb5uODS (20) (4.60 mm) Det: LC DAD1B, 254 nm
Process Host: CTX0308

First Level Reviewer: beckerc Date: 19-Mar-2020 08:42:12

Compound	Det	RT (min.)	Exp RT (min.)	Dlt RT (min.)	Response	Cal Amt ug/mL	OnCol Amt ug/mL	Flags
3 HMX	1	6.687	6.689	-0.002	92351	1.00	1.07	M
7 RDX	1	7.754	7.749	0.005	112730	1.00	0.9667	
8 2,4,6-Trinitrophenol	1	8.034	8.076	-0.042	87876	1.00	1.03	
$ 9 1,2-Dinitrobenzene	1	8.714	8.709	0.005	144242	1.00	1.04	
10 1,3,5-Trinitrobenzene	1	8.887	8.883	0.004	245099	1.00	1.06	
11 1,3-Dinitrobenzene	1	9.534	9.529	0.005	324636	1.00	1.06	
12 Nitrobenzene	1	9.914	9.916	-0.002	210310	1.00	1.05	
14 Tetryl	1	10.221	10.216	0.005	193434	1.00	1.09	
15 Nitroglycerin	2	10.727	10.729	-0.002	731600	10.0	10.7	
16 2,4,6-Trinitrotoluene	1	11.187	11.183	0.004	220430	1.00	1.08	
17 4-Amino-2,6-dinitrotoluene	1	11.334	11.336	-0.002	173248	1.00	0.9778	
18 2-Amino-4,6-dinitrotoluene	1	11.621	11.623	-0.002	219261	1.00	1.08	
19 2,6-Dinitrotoluene	1	11.787	11.783	0.004	157175	1.00	1.05	
20 2,4-Dinitrotoluene	1	11.981	11.983	-0.002	324284	1.00	1.07	
21 o-Nitrotoluene	1	12.821	12.823	-0.002	133699	1.00	0.9900	
22 p-Nitrotoluene	1	13.254	13.256	-0.002	116544	1.00	1.03	
23 m-Nitrotoluene	1	13.847	13.849	-0.002	148965	1.00	1.04	
24 PETN	2	14.941	14.936	0.005	824461	10.0	10.5	

QC Flag Legend

Review Flags
M - Manually Integrated

Reagents:

8330IntermStk_00061 Amount Added: 100.00 Units: uL

Report Date: 26-Mar-2020 15:45:40 Chrom Revision: 2.3 11-Mar-2020 18:53:20

Eurofins TestAmerica, Denver

Data File: \\chromna\denver\chromdata\chhplc_x\20200318-90159.b\03180008.d

Injection Date:	18-Mar-2020 11:58:50	Instrument ID:	CHHPLC_X3	Operator ID:	CB
Lims ID:	IC MAIN L8			Worklist Smp#:	8
Client ID:					
Injection Vol:	100.0 ul	Dil. Factor:	1.0000	ALS Bottle#:	8
Method:	8330_X3	Limit Group:	GCSV - 8330		

Column: UltraCarb5uODS (20) (4.60 mm) Y Scaling: Method Defined: Scale to the Nth Largest Target: 1

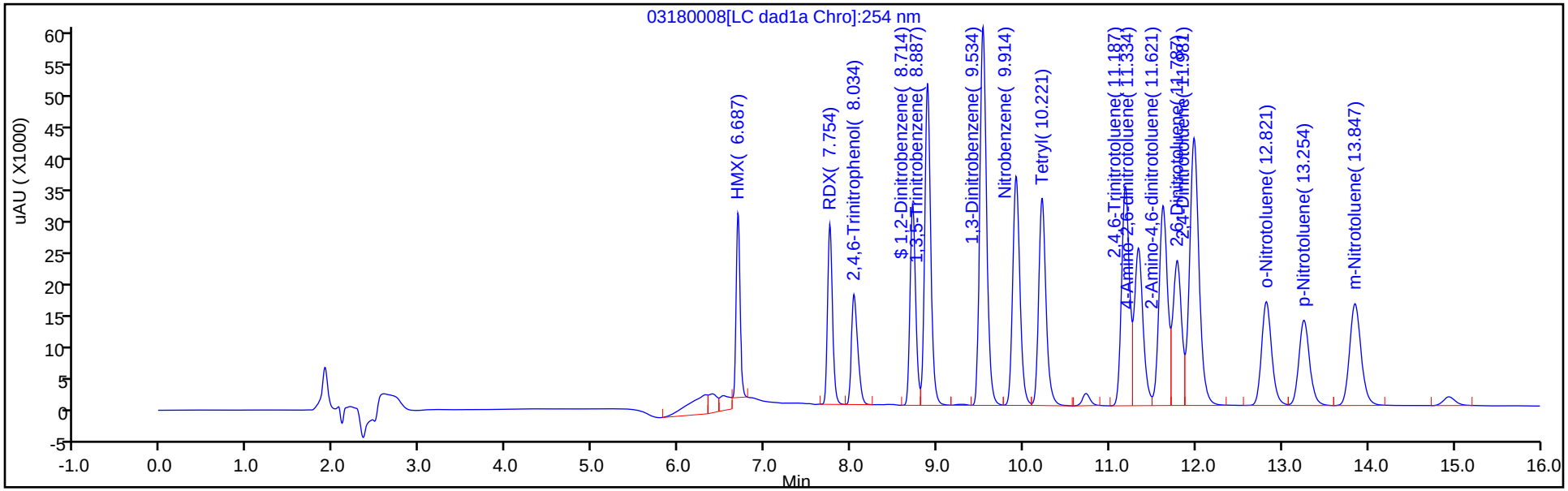

Y Scaling: Method Defined: Scale to the Nth Largest Target: 1

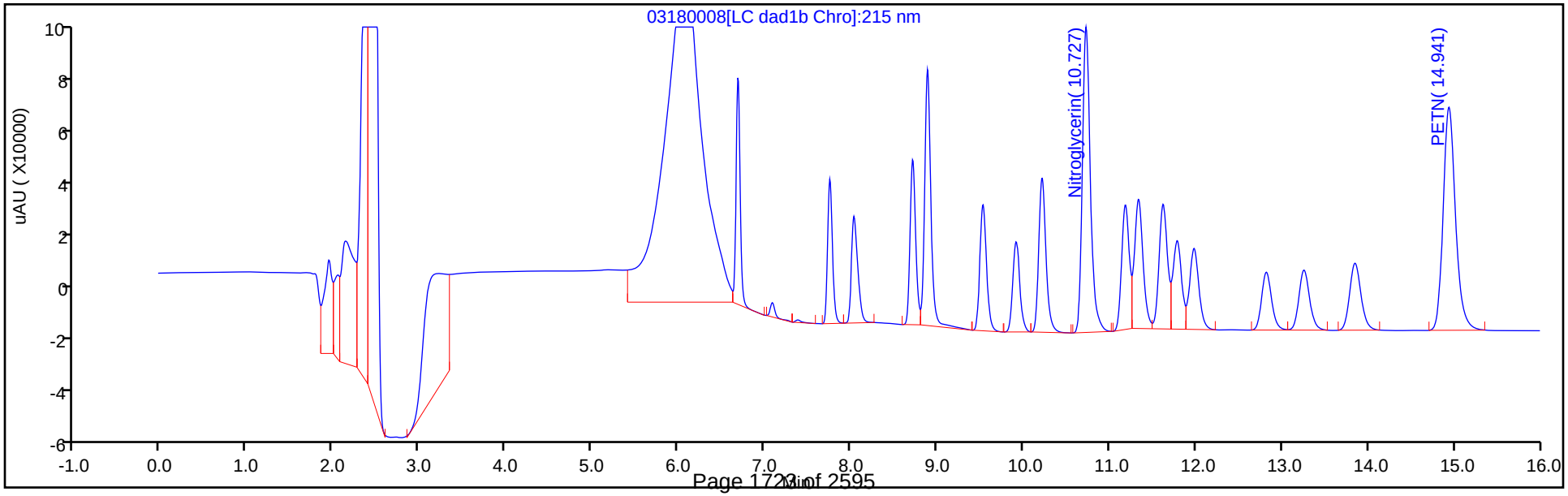

Manual Integration/User Assign Peak Report

Eurofins TestAmerica, Denver

Data File: \\chromna\denver\chromdata\chhplc_x\20200318-90159.b\03180008.d
Injection Date: 18-Mar-2020 11:58:50 Instrument ID: CHHPLC_X3
Lims ID: IC MAIN L8
Client ID:
Operator ID: CB ALS Bottle#: 8 Worklist Smp#: 8
Injection Vol: 100.0 ul Dil. Factor: 1.0000
Method: 8330_X3 Limit Group: GCSV - 8330
Column: UltraCarb5uODS (20) (4.60 mm) Detector LC DAD1B, 254 nm

3 HMX, CAS: 2691-41-0

Signal: 1

Processing Integration Results

RT: 6.69
Area: 128593
Amount: 1.149770
Amount Units: ug/mL

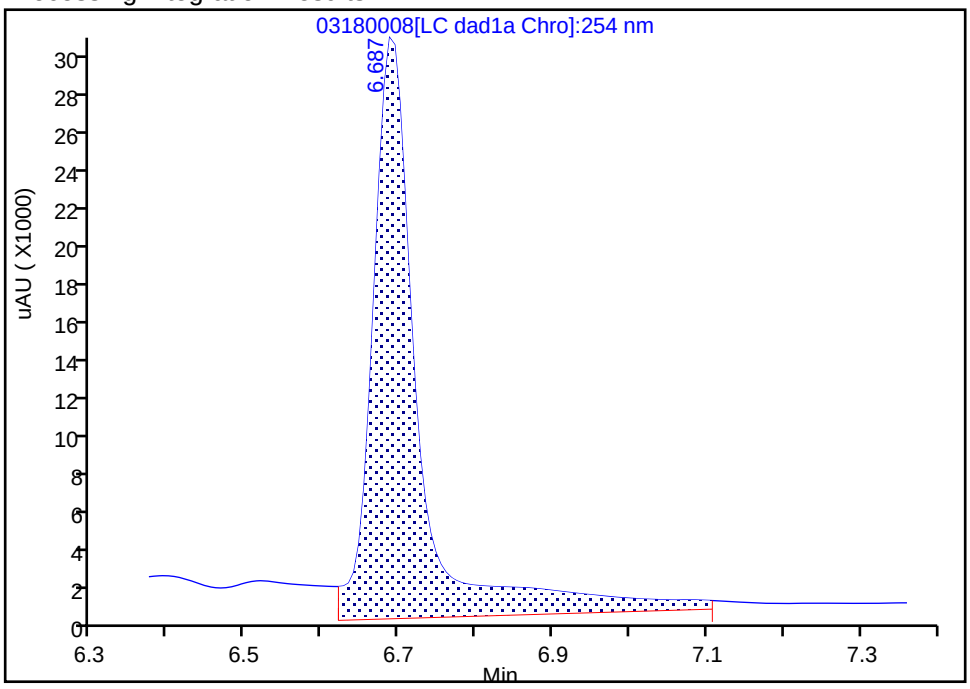

Manual Integration Results

RT: 6.69
Area: 92351
Amount: 1.074321
Amount Units: ug/mL

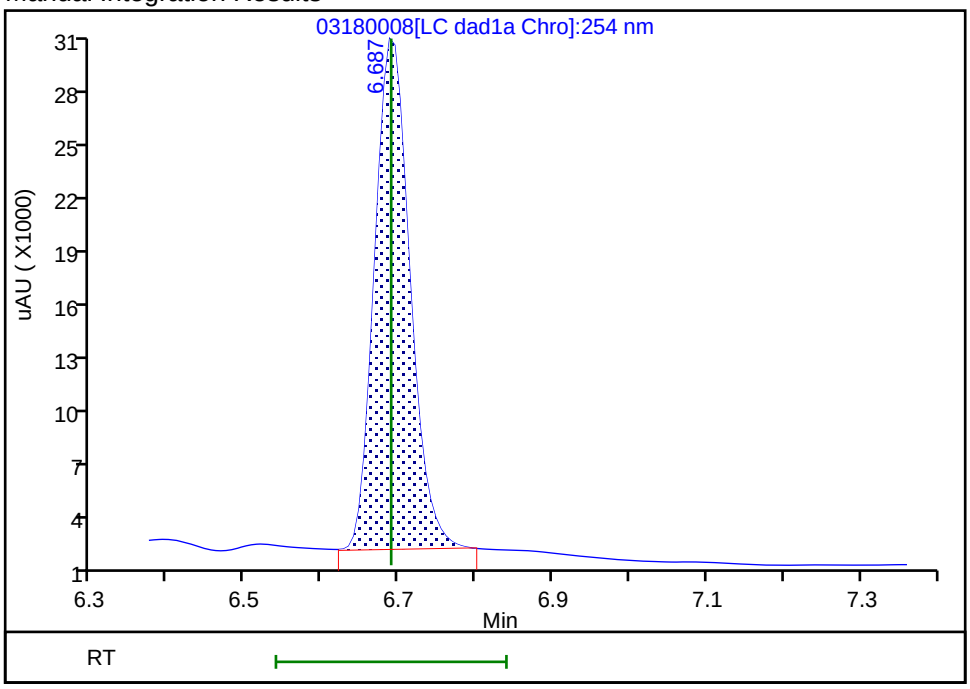

Reviewer: beckerc, 19-Mar-2020 08:41:59
Audit Action: Manually Integrated Audit Reason: Baseline

Eurofins TestAmerica, Denver
Target Compound Quantitation Report

Data File: \\chromna\Denver\ChromData\CHHPLC_X\20200318-90159.b\03180009.D
Lims ID: IC MAIN L7
Client ID:
Sample Type: IC Calib Level: 7
Inject. Date: 18-Mar-2020 12:21:47 ALS Bottle#: 9 Worklist Smp#: 9
Injection Vol: 100.0 ul Dil. Factor: 1.0000
Sample Info: IC MAIN L7
Misc. Info.: 280-0090150-009
Operator ID: CB Instrument ID: CHHPLC_X3
Sublist: chrom-8330_X3*sub9

Method: \\chromna\Denver\ChromData\CHHPLC_X\20200318-90159.b\8330_X3.m
Limit Group: GCSV - 8330
Last Update: 26-Mar-2020 15:45:41 Calib Date: 18-Mar-2020 14:39:27
Integrator: Falcon
Quant Method: External Standard Quant By: Initial Calibration
Last ICal File: \\chromna\Denver\ChromData\CHHPLC_X\20200318-90159.b\03180015.D

Column 1 : UltraCarb5uODS (20) (4.60 mm) Det: LC DAD1B, 254 nm
Process Host: CTX0308

First Level Reviewer: beckerc Date: 19-Mar-2020 08:42:38

Compound	Det	RT (min.)	Exp RT (min.)	Dlt RT (min.)	Response	Cal Amt ug/mL	OnCol Amt ug/mL	Flags
3 HMX	1	6.687	6.689	-0.002	64274	0.7000	0.7477	M
7 RDX	1	7.754	7.749	0.005	78289	0.7000	0.6714	
8 2,4,6-Trinitrophenol	1	8.041	8.076	-0.035	60796	0.7000	0.7142	
$ 9 1,2-Dinitrobenzene	1	8.714	8.709	0.005	99878	0.7000	0.7226	
10 1,3,5-Trinitrobenzene	1	8.881	8.883	-0.002	169775	0.7014	0.7372	
11 1,3-Dinitrobenzene	1	9.527	9.529	-0.002	224707	0.7014	0.7327	
12 Nitrobenzene	1	9.914	9.916	-0.002	147027	0.7028	0.7337	
14 Tetryl	1	10.214	10.216	-0.002	133100	0.7014	0.7518	
15 Nitroglycerin	2	10.727	10.729	-0.002	508407	7.00	7.46	
16 2,4,6-Trinitrotoluene	1	11.181	11.183	-0.002	153561	0.7028	0.7526	
17 4-Amino-2,6-dinitrotoluene	1	11.334	11.336	-0.002	118343	0.7007	0.6700	
18 2-Amino-4,6-dinitrotoluene	1	11.621	11.623	-0.002	150258	0.7028	0.7409	
19 2,6-Dinitrotoluene	1	11.781	11.783	-0.002	111703	0.7028	0.7474	
20 2,4-Dinitrotoluene	1	11.981	11.983	-0.002	223282	0.7028	0.7355	
21 o-Nitrotoluene	1	12.814	12.823	-0.009	93761	0.7000	0.6943	
22 p-Nitrotoluene	1	13.254	13.256	-0.002	81534	0.7014	0.7215	
23 m-Nitrotoluene	1	13.841	13.849	-0.008	104089	0.7007	0.7277	
24 PETN	2	14.927	14.936	-0.009	568970	7.00	7.24	

QC Flag Legend

Review Flags
M - Manually Integrated

Reagents:

8330IntermStk_00061 Amount Added: 70.00 Units: uL

Report Date: 26-Mar-2020 15:45:41 Chrom Revision: 2.3 11-Mar-2020 18:53:20

Eurofins TestAmerica, Denver

Data File: \\chromna\denver\chromdata\chhplc_x\20200318-90159.b\03180009.d

Injection Date:	18-Mar-2020 12:21:47	Instrument ID:	CHHPLC_X3	Operator ID:	CB
Lims ID:	IC MAIN L7			Worklist Smp#:	9
Client ID:					
Injection Vol:	100.0 ul	Dil. Factor:	1.0000	ALS Bottle#:	9
Method:	8330_X3	Limit Group:	GCSV - 8330		

Column: UltraCarb5uODS (20) (4.60 mm) Y Scaling: Method Defined: Scale to the Nth Largest Target: 1

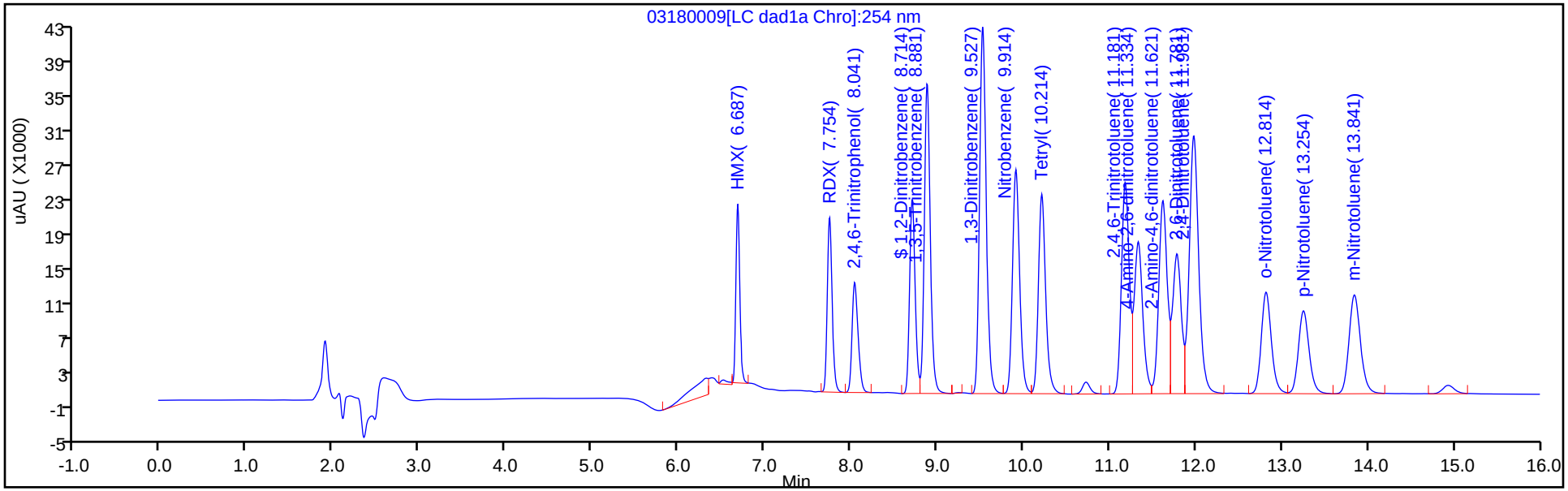

Y Scaling: Method Defined: Scale to the Nth Largest Target: 1

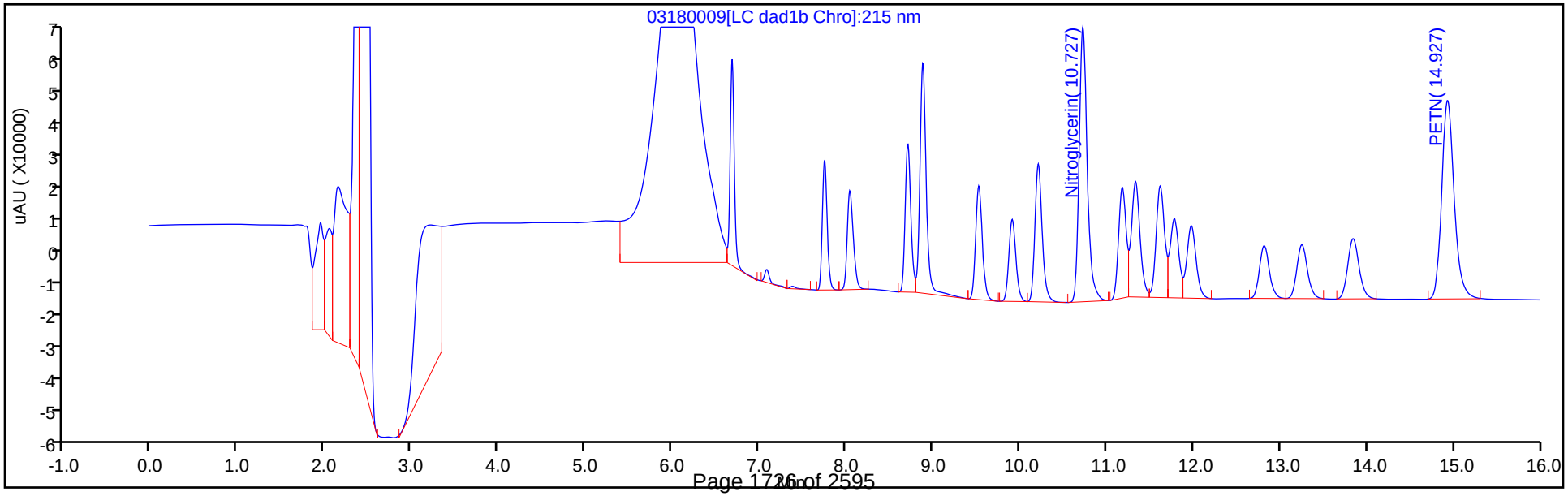

Manual Integration/User Assign Peak Report

Eurofins TestAmerica, Denver

Data File: \\chromna\denver\chromdata\chhplc_x\20200318-90159.b\03180009.d
Injection Date: 18-Mar-2020 12:21:47 Instrument ID: CHHPLC_X3
Lims ID: IC MAIN L7
Client ID:
Operator ID: CB ALS Bottle#: 9 Worklist Smp#: 9
Injection Vol: 100.0 ul Dil. Factor: 1.0000
Method: 8330_X3 Limit Group: GCSV - 8330
Column: UltraCarb5uODS (20) (4.60 mm) Detector LC DAD1B, 254 nm

3 HMX, CAS: 2691-41-0

Signal: 1

Processing Integration Results

RT: 6.69
Area: 70764
Amount: 0.364265
Amount Units: ug/mL

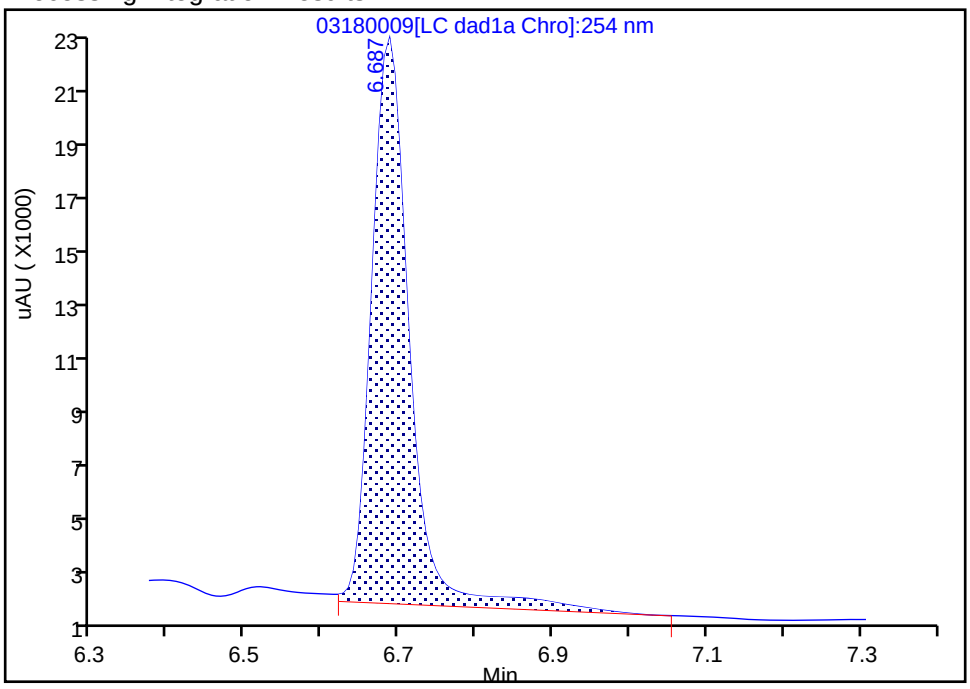

Manual Integration Results

RT: 6.69
Area: 64274
Amount: 0.747701
Amount Units: ug/mL

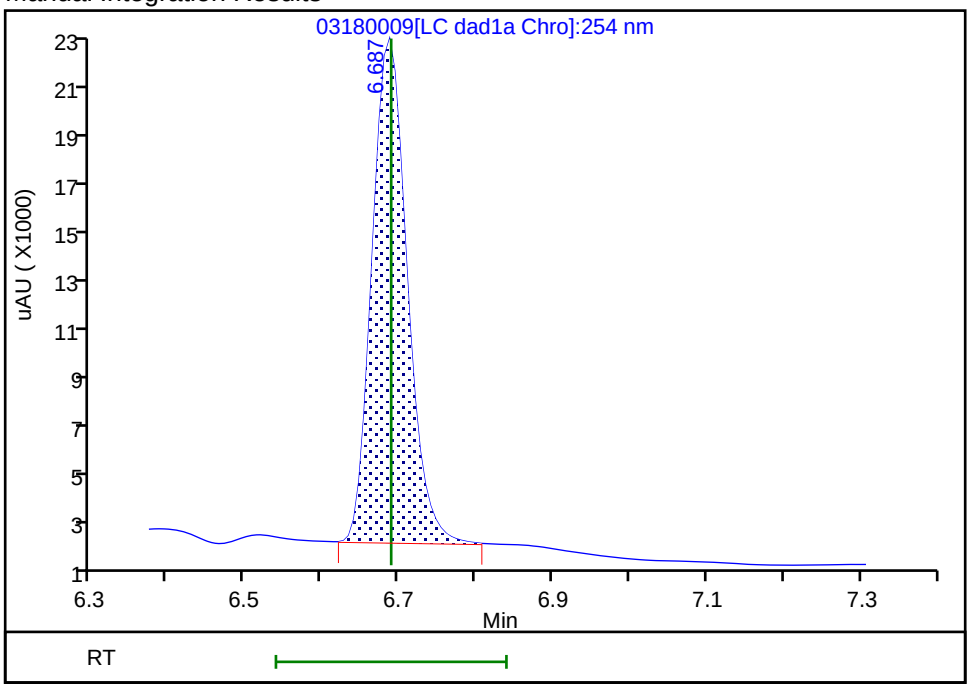

Reviewer: beckerc, 19-Mar-2020 08:42:26
Audit Action: Manually Integrated Audit Reason: Baseline

Eurofins TestAmerica, Denver
Target Compound Quantitation Report

Data File: \\chromna\Denver\ChromData\CHHPLC_X\20200318-90159.b\03180010.D
Lims ID: IC MAIN L6
Client ID:
Sample Type: IC Calib Level: 6
Inject. Date: 18-Mar-2020 12:44:45 ALS Bottle#: 10 Worklist Smp#: 10
Injection Vol: 100.0 ul Dil. Factor: 1.0000
Sample Info: IC MAIN L6
Misc. Info.: 280-0090150-010
Operator ID: CB Instrument ID: CHHPLC_X3
Sublist: chrom-8330_X3*sub9

Method: \\chromna\Denver\ChromData\CHHPLC_X\20200318-90159.b\8330_X3.m
Limit Group: GCSV - 8330
Last Update: 26-Mar-2020 15:45:41 Calib Date: 18-Mar-2020 14:39:27
Integrator: Falcon
Quant Method: External Standard Quant By: Initial Calibration
Last ICal File: \\chromna\Denver\ChromData\CHHPLC_X\20200318-90159.b\03180015.D

Column 1 : UltraCarb5uODS (20) (4.60 mm) Det: LC DAD1B, 254 nm
Process Host: CTX0308

First Level Reviewer: beckerc Date: 19-Mar-2020 08:43:13

	Compound	Det	RT (min.)	Exp RT (min.)	Dlt RT (min.)	Response	Cal Amt ug/mL	OnCol Amt ug/mL	Flags
	3 HMX	1	6.687	6.689	-0.002	36589	0.4000	0.4256	M
	7 RDX	1	7.754	7.749	0.005	45286	0.4000	0.3883	
	8 2,4,6-Trinitrophenol	1	8.054	8.076	-0.022	34679	0.4000	0.4074	
$	9 1,2-Dinitrobenzene	1	8.714	8.709	0.005	57167	0.4000	0.4136	
	10 1,3,5-Trinitrobenzene	1	8.887	8.883	0.004	97215	0.4008	0.4221	
	11 1,3-Dinitrobenzene	1	9.527	9.529	-0.002	129174	0.4008	0.4212	
	12 Nitrobenzene	1	9.914	9.916	-0.002	84120	0.4016	0.4198	
	14 Tetryl	1	10.221	10.216	0.005	76213	0.4008	0.4305	
	15 Nitroglycerin	2	10.734	10.729	0.005	294728	4.00	4.33	
	16 2,4,6-Trinitrotoluene	1	11.187	11.183	0.004	86650	0.4016	0.4247	
	17 4-Amino-2,6-dinitrotoluene	1	11.341	11.336	0.005	70023	0.4004	0.3991	
	18 2-Amino-4,6-dinitrotoluene	1	11.627	11.623	0.004	85612	0.4016	0.4221	
	19 2,6-Dinitrotoluene	1	11.787	11.783	0.004	64354	0.4016	0.4306	
	20 2,4-Dinitrotoluene	1	11.987	11.983	0.004	128504	0.4016	0.4233	
	21 o-Nitrotoluene	1	12.827	12.823	0.004	53830	0.4000	0.3986	
	22 p-Nitrotoluene	1	13.261	13.256	0.005	46607	0.4008	0.4124	
	23 m-Nitrotoluene	1	13.854	13.849	0.005	60098	0.4004	0.4202	
	24 PETN	2	14.941	14.936	0.005	328307	4.00	4.18	

QC Flag Legend

Review Flags
M - Manually Integrated

Reagents:

8330IntermStk_00061 Amount Added: 40.00 Units: uL

Report Date: 26-Mar-2020 15:45:42 Chrom Revision: 2.3 11-Mar-2020 18:53:20

Eurofins TestAmerica, Denver

Data File: \\chromna\denver\chromdata\chhplc_x\20200318-90159.b\03180010.d

Injection Date:	18-Mar-2020 12:44:45	Instrument ID:	CHHPLC_X3	Operator ID:	CB
Lims ID:	IC MAIN L6			Worklist Smp#:	10
Client ID:					
Injection Vol:	100.0 ul	Dil. Factor:	1.0000	ALS Bottle#:	10
Method:	8330_X3	Limit Group:	GCSV - 8330		

Column: UltraCarb5uODS (20) (4.60 mm) Y Scaling: Method Defined: Scale to the Nth Largest Target: 1

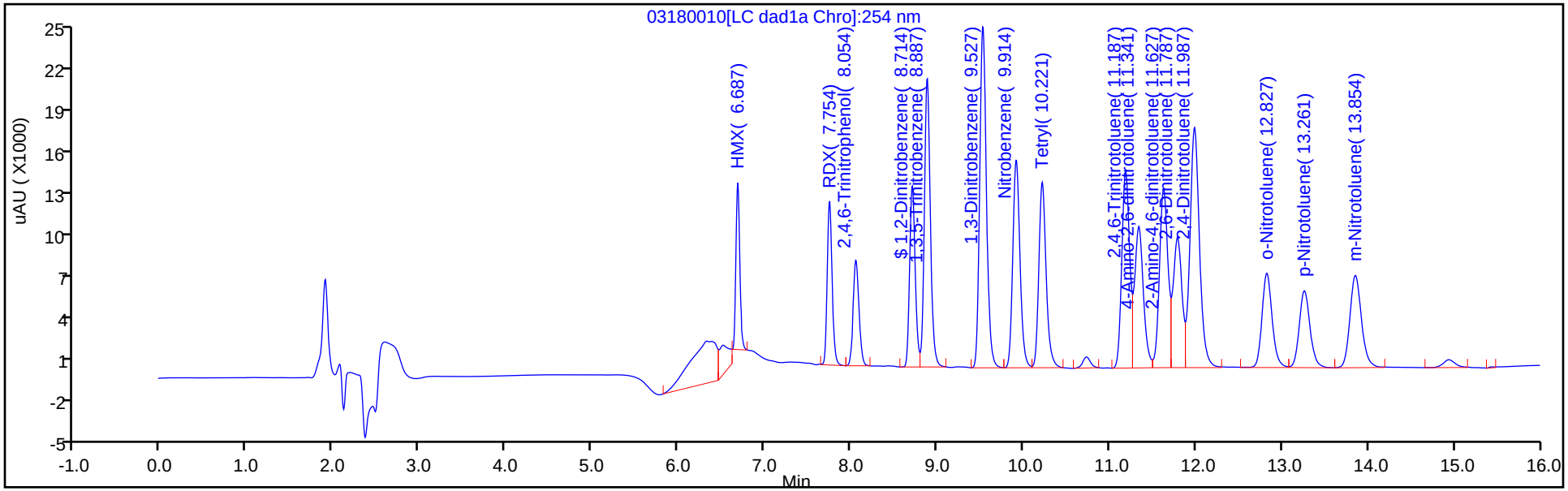

Y Scaling: Method Defined: Scale to the Nth Largest Target: 1

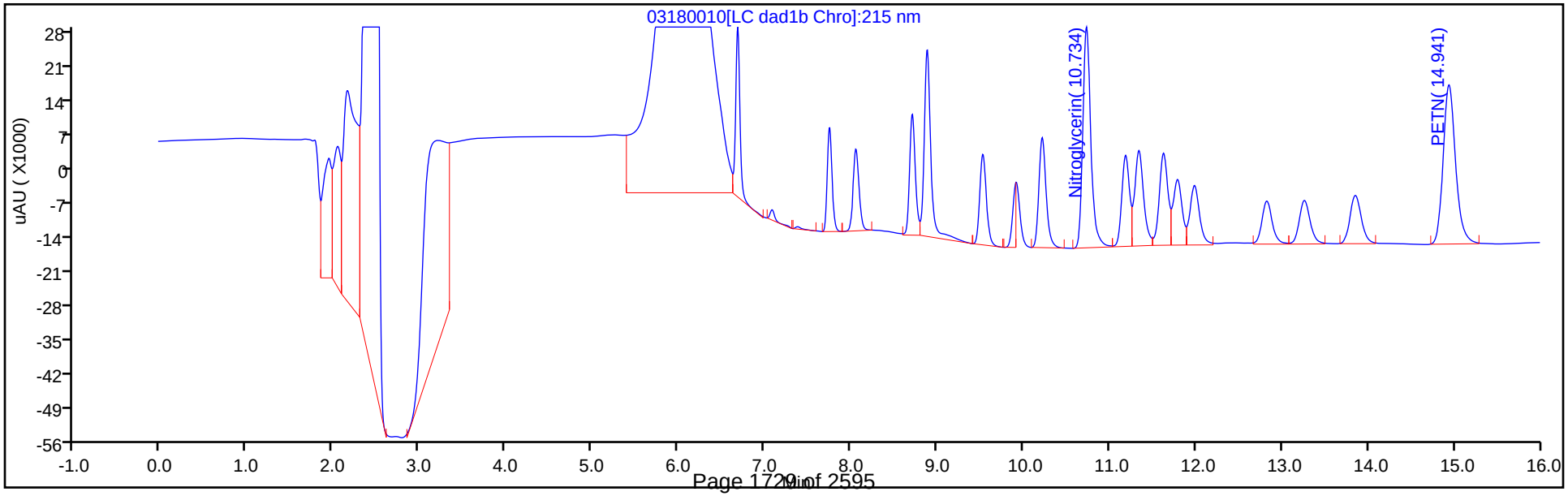

Manual Integration/User Assign Peak Report

Eurofins TestAmerica, Denver

Data File:	\\chromna\denver\chromdata\chhplc_x\20200318-90159.b\03180010.d				
Injection Date:	18-Mar-2020 12:44:45	Instrument ID:	CHHPLC_X3		
Lims ID:	IC MAIN L6				
Client ID:					
Operator ID:	CB	ALS Bottle#:	10	Worklist Smp#:	10
Injection Vol:	100.0 ul	Dil. Factor:	1.0000		
Method:	8330_X3	Limit Group:	GCSV - 8330		
Column:	UltraCarb5uODS (20) (4.60 mm)	Detector	LC DAD1B, 254 nm		

3 HMX, CAS: 2691-41-0

Signal: 1

Processing Integration Results

RT: 6.69
Area: 45375
Amount: 0.234818
Amount Units: ug/mL

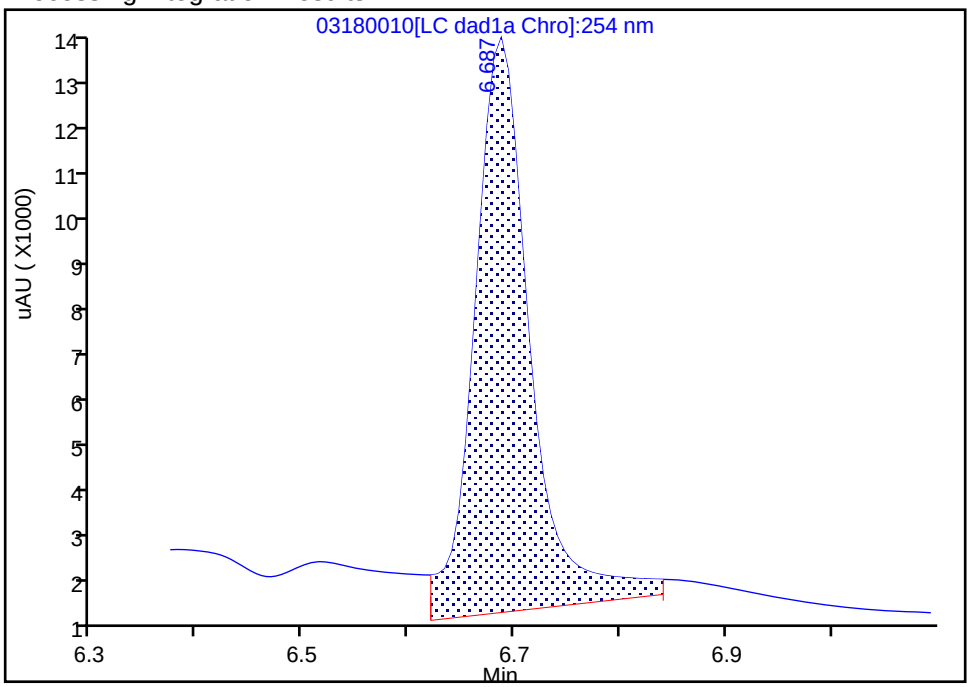

Manual Integration Results

RT: 6.69
Area: 36589
Amount: 0.425641
Amount Units: ug/mL

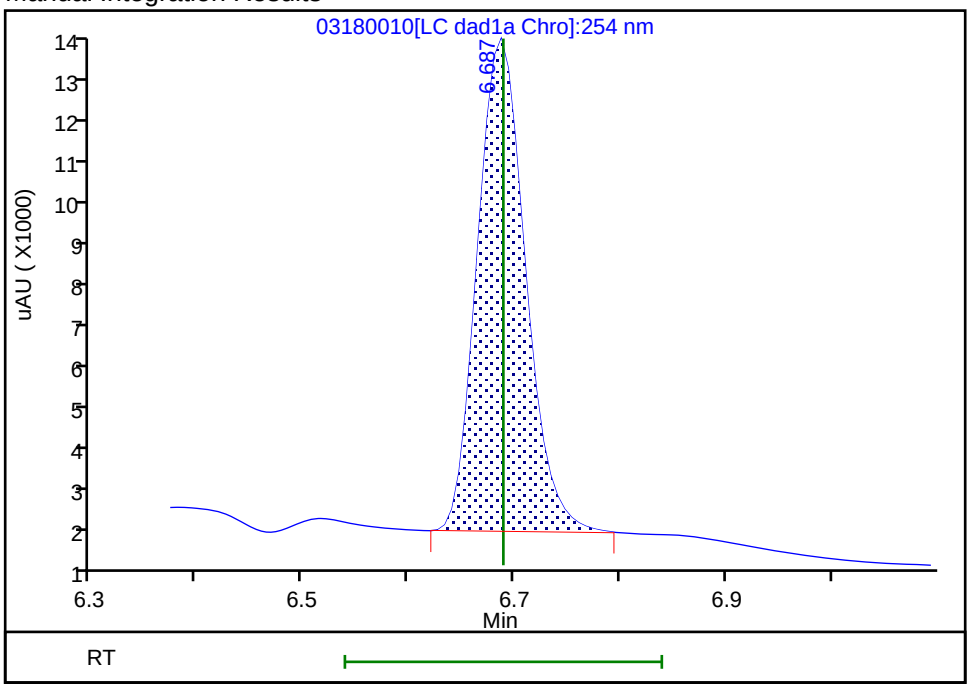

Reviewer: beckerc, 19-Mar-2020 08:42:54

Audit Action: Manually Integrated Audit Reason: Baseline

Eurofins TestAmerica, Denver
Target Compound Quantitation Report

Data File: \\chromna\Denver\ChromData\CHHPLC_X\20200318-90159.b\03180011.D
Lims ID: IC MAIN L5
Client ID:
Sample Type: IC Calib Level: 5
Inject. Date: 18-Mar-2020 13:07:42 ALS Bottle#: 11 Worklist Smp#: 11
Injection Vol: 100.0 ul Dil. Factor: 1.0000
Sample Info: IC MAIN L5
Misc. Info.: 280-0090150-011
Operator ID: CB Instrument ID: CHHPLC_X3
Sublist: chrom-8330_X3*sub9

Method: \\chromna\Denver\ChromData\CHHPLC_X\20200318-90159.b\8330_X3.m
Limit Group: GCSV - 8330
Last Update: 26-Mar-2020 15:45:42 Calib Date: 18-Mar-2020 14:39:27
Integrator: Falcon
Quant Method: External Standard Quant By: Initial Calibration
Last ICal File: \\chromna\Denver\ChromData\CHHPLC_X\20200318-90159.b\03180015.D

Column 1 : UltraCarb5uODS (20) (4.60 mm) Det: LC DAD1B, 254 nm
Process Host: CTX0308

First Level Reviewer: beckerc Date: 19-Mar-2020 08:43:30

Compound	Det	RT (min.)	Exp RT (min.)	Dlt RT (min.)	Response	Cal Amt ug/mL	OnCol Amt ug/mL	Flags
3 HMX	1	6.688	6.689	-0.001	22752	0.2500	0.2647	M
7 RDX	1	7.754	7.749	0.005	28236	0.2500	0.2421	
8 2,4,6-Trinitrophenol	1	8.068	8.076	-0.008	21617	0.2500	0.2539	
$ 9 1,2-Dinitrobenzene	1	8.714	8.709	0.005	35555	0.2500	0.2572	
10 1,3,5-Trinitrobenzene	1	8.888	8.883	0.005	60039	0.2505	0.2607	
11 1,3-Dinitrobenzene	1	9.534	9.529	0.005	80465	0.2505	0.2624	
12 Nitrobenzene	1	9.921	9.916	0.005	52480	0.2510	0.2619	
14 Tetryl	1	10.221	10.216	0.005	47307	0.2505	0.2672	
15 Nitroglycerin	2	10.734	10.729	0.005	184270	2.50	2.70	
16 2,4,6-Trinitrotoluene	1	11.194	11.183	0.011	54439	0.2510	0.2668	
17 4-Amino-2,6-dinitrotoluene	1	11.347	11.336	0.011	43388	0.2503	0.2498	
18 2-Amino-4,6-dinitrotoluene	1	11.634	11.623	0.011	53635	0.2510	0.2645	
19 2,6-Dinitrotoluene	1	11.794	11.783	0.011	40049	0.2510	0.2680	
20 2,4-Dinitrotoluene	1	11.987	11.983	0.004	80062	0.2510	0.2637	
21 o-Nitrotoluene	1	12.827	12.823	0.004	34604	0.2500	0.2562	
22 p-Nitrotoluene	1	13.261	13.256	0.005	29824	0.2505	0.2639	
23 m-Nitrotoluene	1	13.854	13.849	0.005	37511	0.2503	0.2623	
24 PETN	2	14.941	14.936	0.005	201180	2.50	2.56	

QC Flag Legend

Review Flags
M - Manually Integrated

Reagents:

8330IntermStk_00061 Amount Added: 25.00 Units: uL

Report Date: 26-Mar-2020 15:45:42 Chrom Revision: 2.3 11-Mar-2020 18:53:20

Eurofins TestAmerica, Denver

Data File: \\chromna\denver\chromdata\chhplc_x\20200318-90159.b\03180011.d

Injection Date:	18-Mar-2020 13:07:42	Instrument ID:	CHHPLC_X3	Operator ID:	CB
Lims ID:	IC MAIN L5			Worklist Smp#:	11
Client ID:					
Injection Vol:	100.0 ul	Dil. Factor:	1.0000	ALS Bottle#:	11
Method:	8330_X3	Limit Group:	GCSV - 8330		

Column: UltraCarb5uODS (20) (4.60 mm) Y Scaling: Method Defined: Scale to the Nth Largest Target: 1

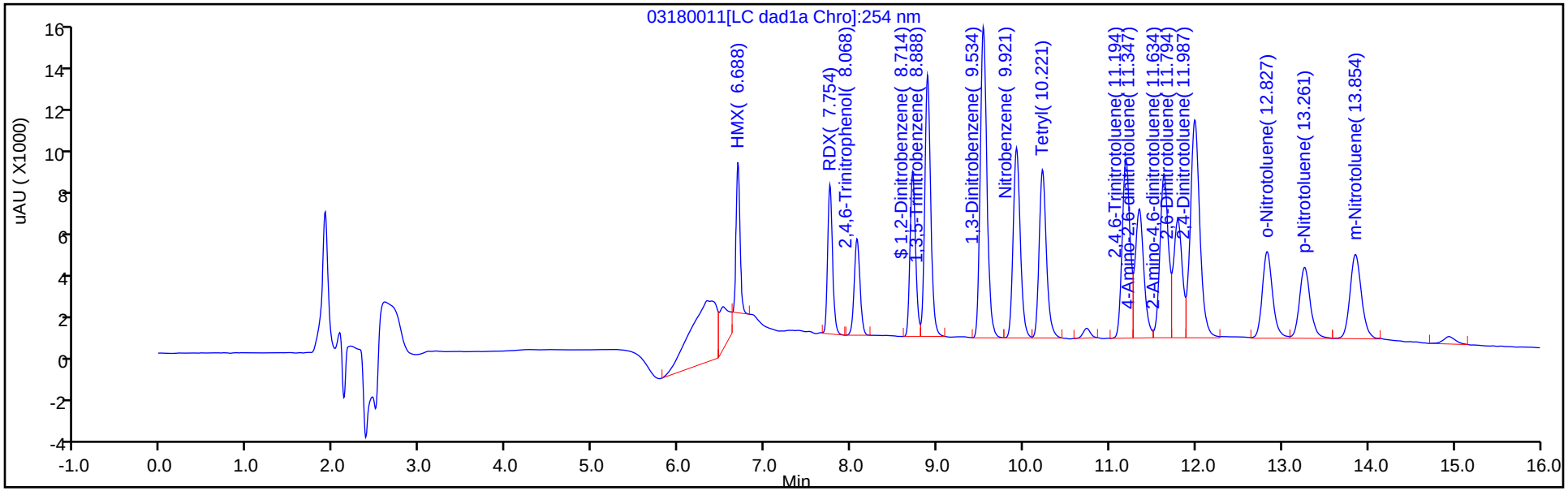

Y Scaling: Method Defined: Scale to the Nth Largest Target: 1

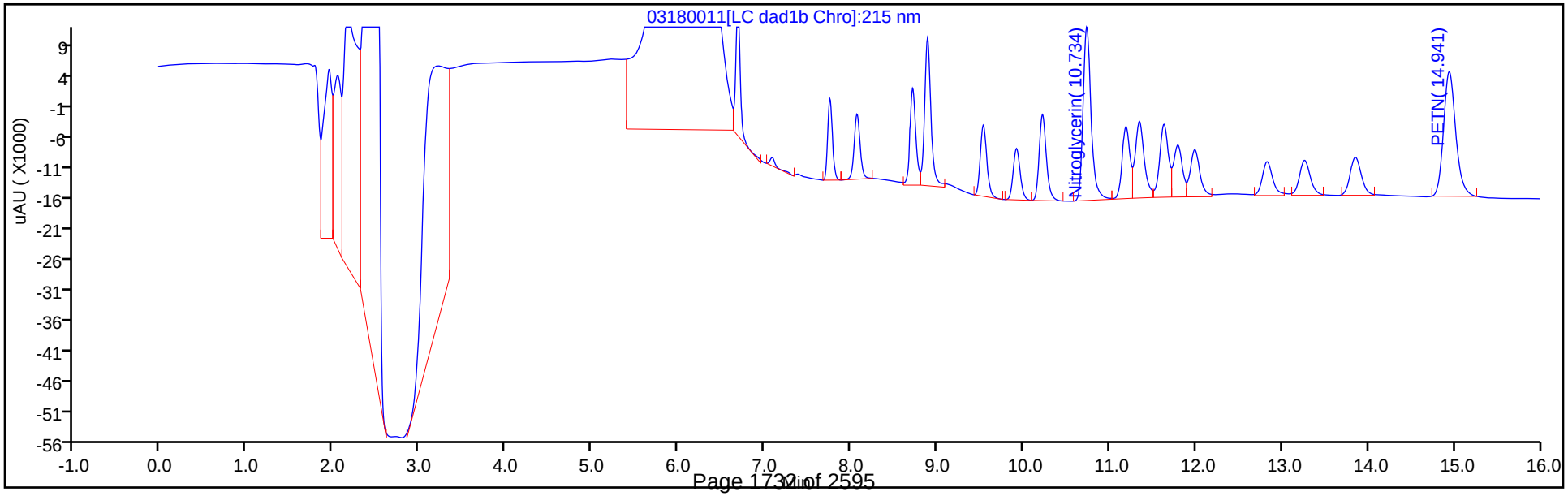

Manual Integration/User Assign Peak Report

Eurofins TestAmerica, Denver

Data File:	\\chromna\denver\chromdata\chhplc_x\20200318-90159.b\03180011.d				
Injection Date:	18-Mar-2020 13:07:42	Instrument ID:	CHHPLC_X3		
Lims ID:	IC MAIN L5				
Client ID:					
Operator ID:	CB	ALS Bottle#:	11	Worklist Smp#:	11
Injection Vol:	100.0 ul	Dil. Factor:	1.0000		
Method:	8330_X3	Limit Group:	GCSV - 8330		
Column:	UltraCarb5uODS (20) (4.60 mm)	Detector	LC DAD1B, 254 nm		

3 HMX, CAS: 2691-41-0

Signal: 1

Processing Integration Results

RT: 6.69
Area: 31475
Amount: 0.164968
Amount Units: ug/mL

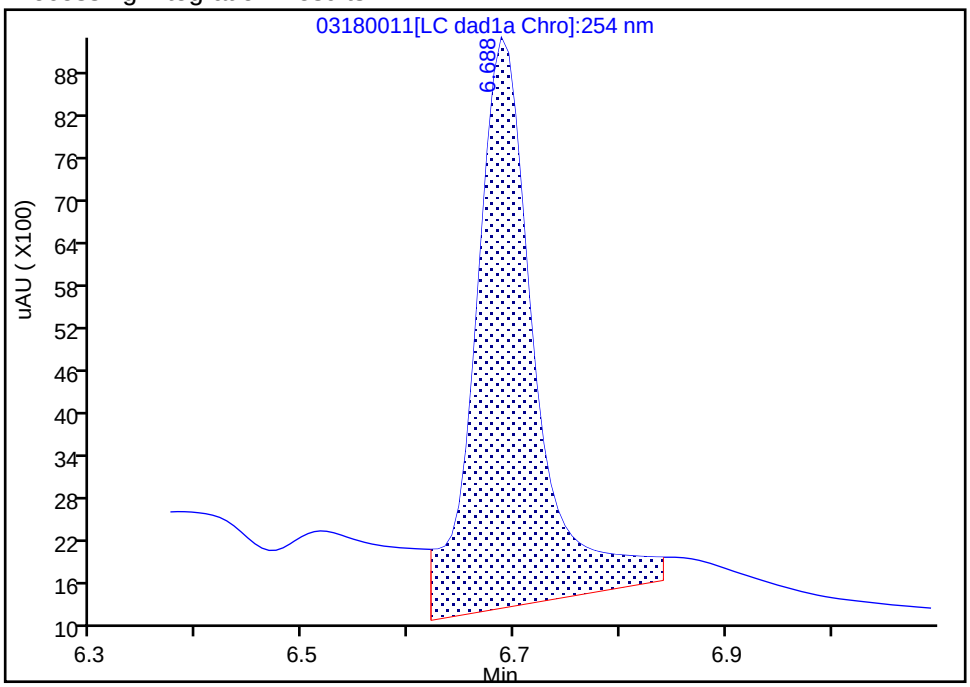

Manual Integration Results

RT: 6.69
Area: 22752
Amount: 0.264675
Amount Units: ug/mL

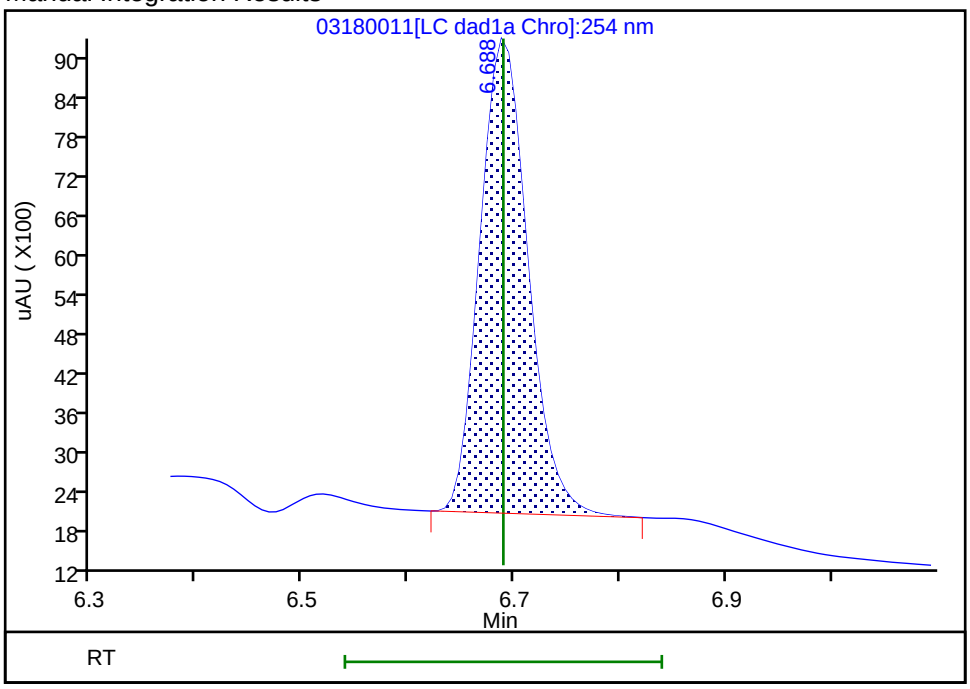

Reviewer: beckerc, 19-Mar-2020 08:43:23
Audit Action: Manually Integrated Audit Reason: Baseline

Eurofins TestAmerica, Denver
Target Compound Quantitation Report

Data File: \\chromna\Denver\ChromData\CHHPLC_X\20200318-90159.b\03180012.D
Lims ID: IC MAIN L4
Client ID:
Sample Type: IC Calib Level: 4
Inject. Date: 18-Mar-2020 13:30:35 ALS Bottle#: 12 Worklist Smp#: 12
Injection Vol: 100.0 ul Dil. Factor: 1.0000
Sample Info: IC MAIN L4
Misc. Info.: 280-0090150-012
Operator ID: CB Instrument ID: CHHPLC_X3
Sublist: chrom-8330_X3*sub9

Method: \\chromna\Denver\ChromData\CHHPLC_X\20200318-90159.b\8330_X3.m
Limit Group: GCSV - 8330
Last Update: 26-Mar-2020 15:45:43 Calib Date: 18-Mar-2020 14:39:27
Integrator: Falcon
Quant Method: External Standard Quant By: Initial Calibration
Last ICal File: \\chromna\Denver\ChromData\CHHPLC_X\20200318-90159.b\03180015.D

Column 1 : UltraCarb5uODS (20) (4.60 mm) Det: LC DAD1B, 254 nm
Process Host: CTX0308

First Level Reviewer: beckerc Date: 19-Mar-2020 08:43:47

	Compound	Det	RT (min.)	Exp RT (min.)	Dlt RT (min.)	Response	Cal Amt ug/mL	OnCol Amt ug/mL	Flags
	3 HMX	1	6.689	6.689	0.000	9080	0.1000	0.1056	M
	7 RDX	1	7.749	7.749	0.000	11701	0.1000	0.1003	
	8 2,4,6-Trinitrophenol	1	8.076	8.076	0.000	8647	0.1000	0.1016	
$	9 1,2-Dinitrobenzene	1	8.709	8.709	0.000	14127	0.1000	0.1022	
	10 1,3,5-Trinitrobenzene	1	8.883	8.883	0.000	23730	0.1002	0.1030	
	11 1,3-Dinitrobenzene	1	9.529	9.529	0.000	31897	0.1002	0.1040	
	12 Nitrobenzene	1	9.916	9.916	0.000	20859	0.1004	0.1041	
	14 Tetryl	1	10.216	10.216	0.000	18527	0.1002	0.1047	
	15 Nitroglycerin	2	10.729	10.729	0.000	71269	1.00	1.05	
	16 2,4,6-Trinitrotoluene	1	11.183	11.183	0.000	21830	0.1004	0.1070	
	17 4-Amino-2,6-dinitrotoluene	1	11.336	11.336	0.000	17293	0.1001	0.1035	
	18 2-Amino-4,6-dinitrotoluene	1	11.623	11.623	0.000	21043	0.1004	0.1038	
	19 2,6-Dinitrotoluene	1	11.783	11.783	0.000	15921	0.1004	0.1065	
	20 2,4-Dinitrotoluene	1	11.983	11.983	0.000	31802	0.1004	0.1048	
	21 o-Nitrotoluene	1	12.823	12.823	0.000	13733	0.1000	0.1017	
	22 p-Nitrotoluene	1	13.256	13.256	0.000	11811	0.1002	0.1045	
	23 m-Nitrotoluene	1	13.849	13.849	0.000	14838	0.1001	0.1037	
	24 PETN	2	14.936	14.936	0.000	78947	1.00	1.00	

QC Flag Legend

Review Flags
M - Manually Integrated

Reagents:

8330IntermStk_00061 Amount Added: 10.00 Units: uL

Report Date: 26-Mar-2020 15:45:43 Chrom Revision: 2.3 11-Mar-2020 18:53:20

Eurofins TestAmerica, Denver

Data File: \\chromna\denver\chromdata\chhplc_x\20200318-90159.b\03180012.d

Injection Date:	18-Mar-2020 13:30:35	Instrument ID:	CHHPLC_X3	Operator ID:	CB
Lims ID:	IC MAIN L4			Worklist Smp#:	12
Client ID:					
Injection Vol:	100.0 ul	Dil. Factor:	1.0000	ALS Bottle#:	12
Method:	8330_X3	Limit Group:	GCSV - 8330		

Column: UltraCarb5uODS (20) (4.60 mm) Y Scaling: Method Defined: Scale to the Nth Largest Target: 1

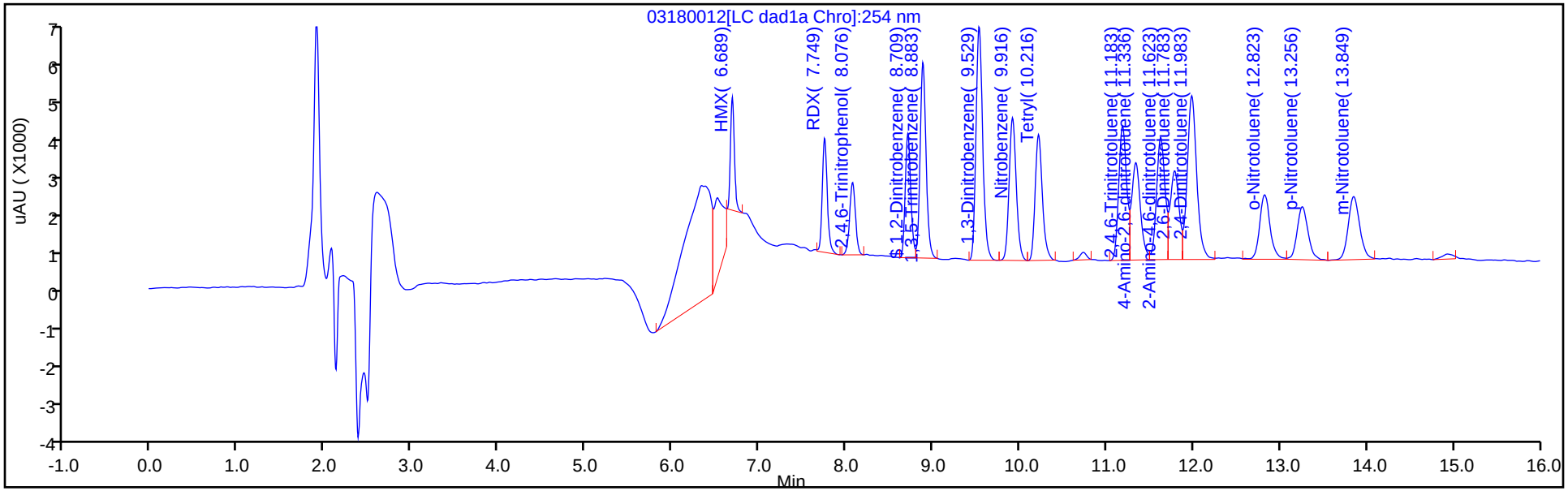

Y Scaling: Method Defined: Scale to the Nth Largest Target: 1

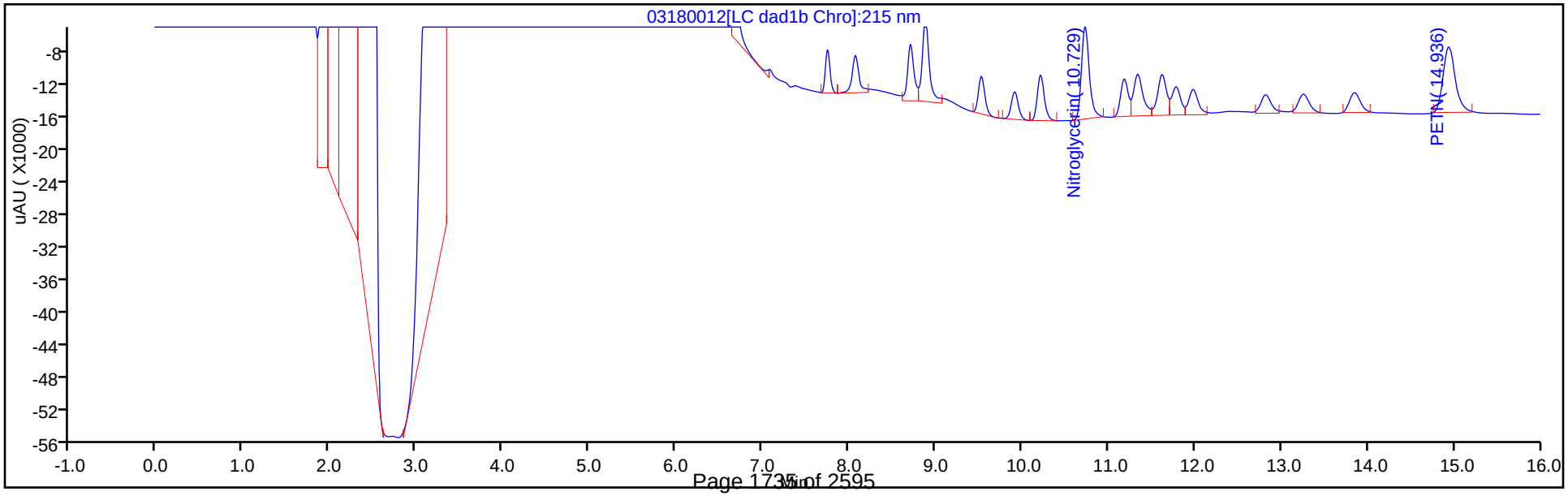

Manual Integration/User Assign Peak Report

Eurofins TestAmerica, Denver

Data File: \\chromna\denver\chromdata\chhplc_x\20200318-90159.b\03180012.d
Injection Date: 18-Mar-2020 13:30:35 Instrument ID: CHHPLC_X3
Lims ID: IC MAIN L4
Client ID:
Operator ID: CB ALS Bottle#: 12 Worklist Smp#: 12
Injection Vol: 100.0 ul Dil. Factor: 1.0000
Method: 8330_X3 Limit Group: GCSV - 8330
Column: UltraCarb5uODS (20) (4.60 mm) Detector LC DAD1B, 254 nm

3 HMX, CAS: 2691-41-0

Signal: 1

Processing Integration Results

RT: 6.69
Area: 16912
Amount: 0.090478
Amount Units: ug/mL

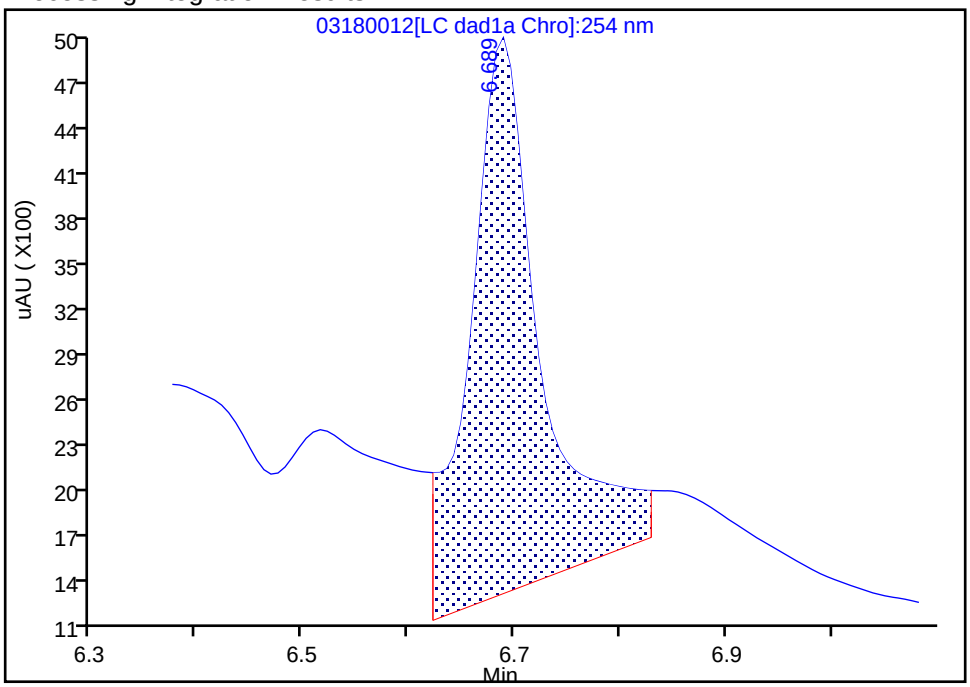

Manual Integration Results

RT: 6.69
Area: 9080
Amount: 0.105628
Amount Units: ug/mL

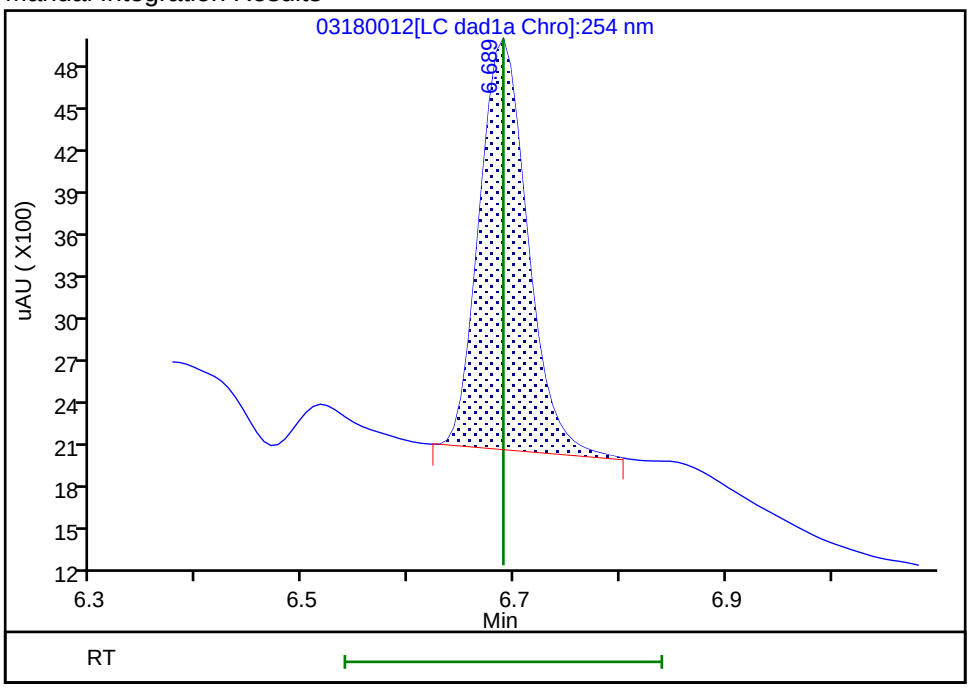

Reviewer: beckerc, 19-Mar-2020 08:43:42
Audit Action: Manually Integrated Audit Reason: Baseline

Eurofins TestAmerica, Denver
Target Compound Quantitation Report

Data File: \\chromna\Denver\ChromData\CHHPLC_X\20200318-90159.b\03180013.D
Lims ID: IC MAIN L3
Client ID:
Sample Type: IC Calib Level: 3
Inject. Date: 18-Mar-2020 13:53:37 ALS Bottle#: 13 Worklist Smp#: 13
Injection Vol: 100.0 ul Dil. Factor: 1.0000
Sample Info: IC MAIN L3
Misc. Info.: 280-0090150-013
Operator ID: CB Instrument ID: CHHPLC_X3
Sublist: chrom-8330_X3*sub9

Method: \\chromna\Denver\ChromData\CHHPLC_X\20200318-90159.b\8330_X3.m
Limit Group: GCSV - 8330
Last Update: 26-Mar-2020 15:45:44 Calib Date: 18-Mar-2020 14:39:27
Integrator: Falcon
Quant Method: External Standard Quant By: Initial Calibration
Last ICal File: \\chromna\Denver\ChromData\CHHPLC_X\20200318-90159.b\03180015.D

Column 1 : UltraCarb5uODS (20) (4.60 mm) Det: LC DAD1B, 254 nm
Process Host: CTX0308

First Level Reviewer: beckerc Date: 19-Mar-2020 08:44:05

Compound	Det	RT (min.)	Exp RT (min.)	Dlt RT (min.)	Response	Cal Amt ug/mL	OnCol Amt ug/mL	Flags
3 HMX	1	6.687	6.689	-0.002	4323	0.0500	0.0503	M
7 RDX	1	7.753	7.749	0.004	6070	0.0500	0.0521	
8 2,4,6-Trinitrophenol	1	8.080	8.076	0.004	4305	0.0500	0.0506	
$ 9 1,2-Dinitrobenzene	1	8.713	8.709	0.004	7239	0.0500	0.0524	
10 1,3,5-Trinitrobenzene	1	8.887	8.883	0.004	11986	0.0501	0.0520	
11 1,3-Dinitrobenzene	1	9.533	9.529	0.004	16146	0.0501	0.0526	
12 Nitrobenzene	1	9.920	9.916	0.004	10485	0.0502	0.0523	
14 Tetryl	1	10.220	10.216	0.004	9136	0.0501	0.0516	
15 Nitroglycerin	2	10.733	10.729	0.004	33491	0.5000	0.4915	
16 2,4,6-Trinitrotoluene	1	11.186	11.183	0.003	10774	0.0502	0.0528	
17 4-Amino-2,6-dinitrotoluene	1	11.340	11.336	0.004	8490	0.0501	0.0541	
18 2-Amino-4,6-dinitrotoluene	1	11.633	11.623	0.010	10503	0.0502	0.0518	
19 2,6-Dinitrotoluene	1	11.793	11.783	0.010	7882	0.0502	0.0527	
20 2,4-Dinitrotoluene	1	11.986	11.983	0.003	15741	0.0502	0.0519	
21 o-Nitrotoluene	1	12.833	12.823	0.010	7553	0.0500	0.0559	
22 p-Nitrotoluene	1	13.260	13.256	0.004	6416	0.0501	0.0568	
23 m-Nitrotoluene	1	13.853	13.849	0.004	7758	0.0501	0.0542	
24 PETN	2	14.946	14.936	0.010	37407	0.5000	0.4759	

QC Flag Legend

Review Flags
M - Manually Integrated

Reagents:

8330IntermStk_00061 Amount Added: 5.00 Units: uL

Report Date: 26-Mar-2020 15:45:44 Chrom Revision: 2.3 11-Mar-2020 18:53:20

Eurofins TestAmerica, Denver

Data File: \\chromna\denver\chromdata\chhplc_x\20200318-90159.b\03180013.d

Injection Date:	18-Mar-2020 13:53:37	Instrument ID:	CHHPLC_X3	Operator ID:	CB
Lims ID:	IC MAIN L3			Worklist Smp#:	13
Client ID:					
Injection Vol:	100.0 ul	Dil. Factor:	1.0000	ALS Bottle#:	13
Method:	8330_X3	Limit Group:	GCSV - 8330		

Column: UltraCarb5uODS (20) (4.60 mm) Y Scaling: Method Defined: Scale to the Nth Largest Target: 1

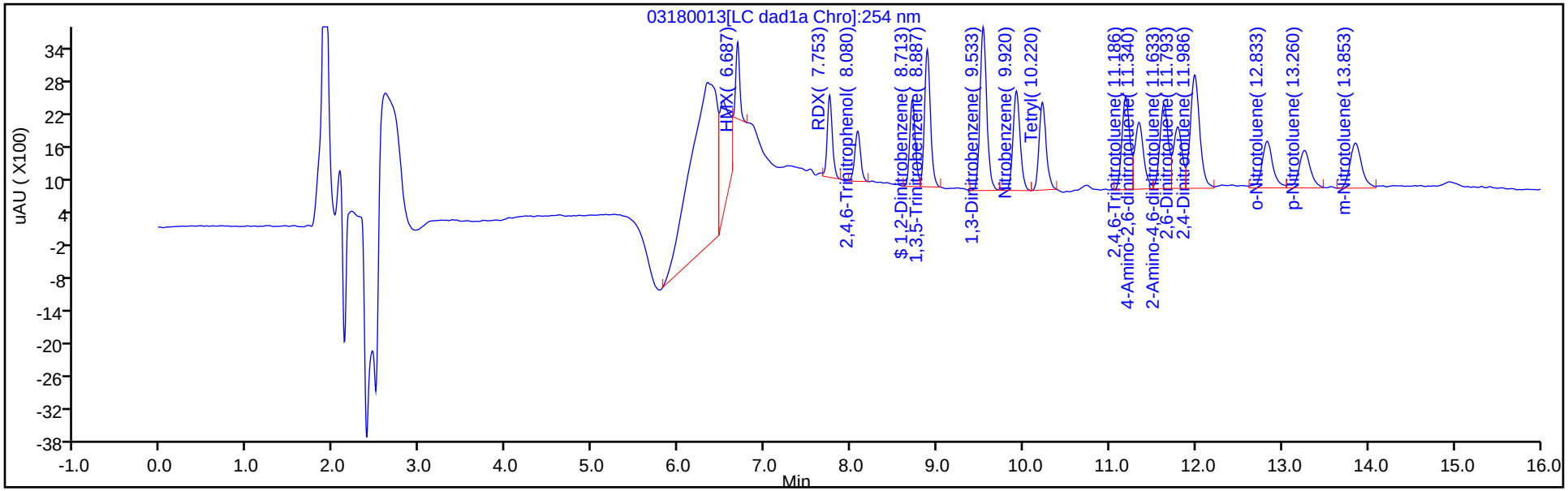

Y Scaling: Method Defined: Scale to the Nth Largest Target: 1

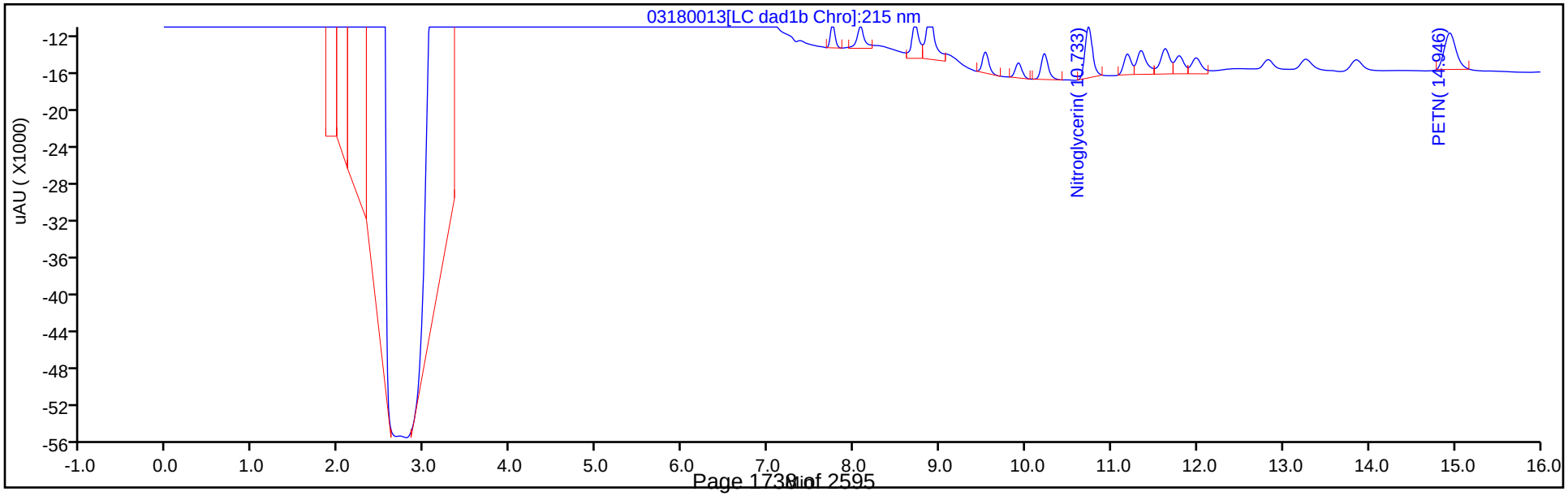

Manual Integration/User Assign Peak Report

Eurofins TestAmerica, Denver

Data File: \\chromna\denver\chromdata\chhplc_x\20200318-90159.b\03180013.d
Injection Date: 18-Mar-2020 13:53:37 Instrument ID: CHHPLC_X3
Lims ID: IC MAIN L3
Client ID:
Operator ID: CB ALS Bottle#: 13 Worklist Smp#: 13
Injection Vol: 100.0 ul Dil. Factor: 1.0000
Method: 8330_X3 Limit Group: GCSV - 8330
Column: UltraCarb5uODS (20) (4.60 mm) Detector LC DAD1B, 254 nm

3 HMX, CAS: 2691-41-0

Signal: 1

Processing Integration Results

RT: 6.69
Area: 12509
Amount: 0.070190
Amount Units: ug/mL

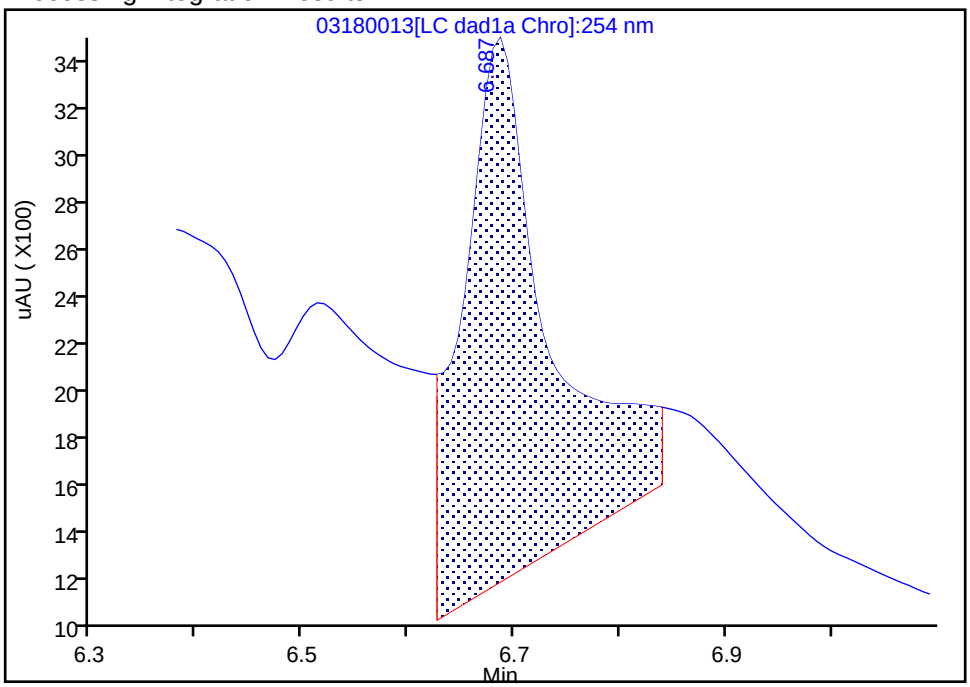

Manual Integration Results

RT: 6.69
Area: 4323
Amount: 0.050290
Amount Units: ug/mL

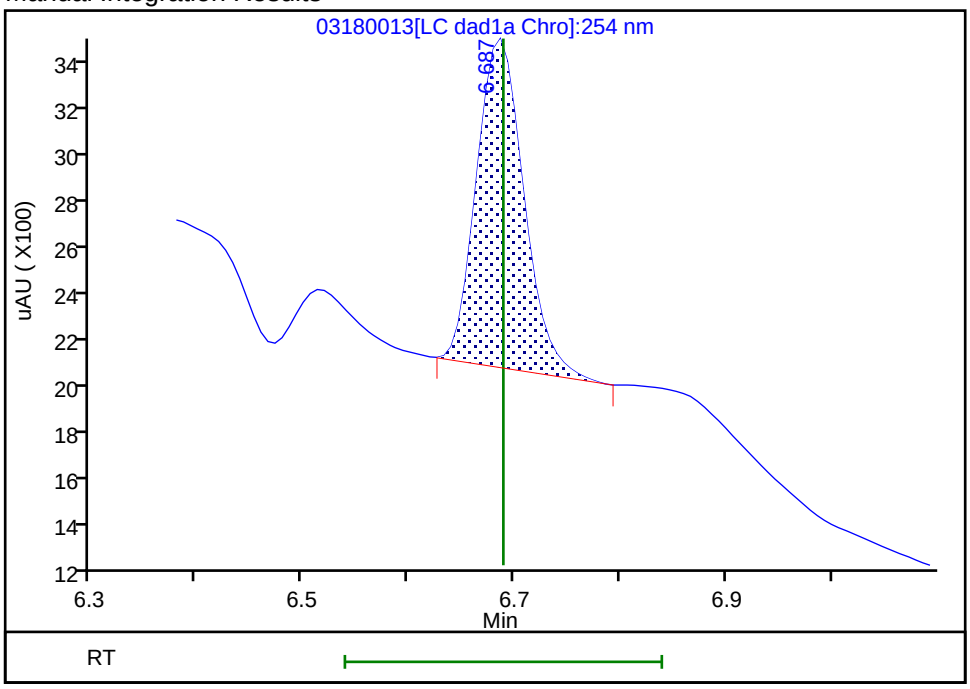

Reviewer: beckerc, 19-Mar-2020 08:44:00
Audit Action: Manually Integrated Audit Reason: Baseline

Report Date: 26-Mar-2020 15:45:45 Chrom Revision: 2.3 11-Mar-2020 18:53:20

Eurofins TestAmerica, Denver
Target Compound Quantitation Report

Data File: \\chromna\Denver\ChromData\CHHPLC_X\20200318-90159.b\03180014.D
Lims ID: IC MAIN L2
Client ID:
Sample Type: IC Calib Level: 2
Inject. Date: 18-Mar-2020 14:16:32 ALS Bottle#: 14 Worklist Smp#: 14
Injection Vol: 100.0 ul Dil. Factor: 1.0000
Sample Info: IC MAIN L2
Misc. Info.: 280-0090150-014
Operator ID: CB Instrument ID: CHHPLC_X3
Sublist: chrom-8330_X3*sub9

Method: \\chromna\Denver\ChromData\CHHPLC_X\20200318-90159.b\8330_X3.m
Limit Group: GCSV - 8330
Last Update: 26-Mar-2020 15:45:44 Calib Date: 18-Mar-2020 14:39:27
Integrator: Falcon
Quant Method: External Standard Quant By: Initial Calibration
Last ICal File: \\chromna\Denver\ChromData\CHHPLC_X\20200318-90159.b\03180015.D

Column 1 : UltraCarb5uODS (20) (4.60 mm) Det: LC DAD1B, 254 nm
Process Host: CTX0308

First Level Reviewer: beckerc Date: 19-Mar-2020 08:44:44

	Compound	Det	RT (min.)	Exp RT (min.)	Dlt RT (min.)	Response	Cal Amt ug/mL	OnCol Amt ug/mL	Flags
	3 HMX	1	6.689	6.689	0.000	1536	0.0250	0.0179	M
	7 RDX	1	7.755	7.749	0.006	2817	0.0250	0.0242	
	8 2,4,6-Trinitrophenol	1	8.082	8.076	0.006	1774	0.0250	0.0208	
$	9 1,2-Dinitrobenzene	1	8.709	8.709	0.000	2996	0.0250	0.0217	
	10 1,3,5-Trinitrobenzene	1	8.889	8.883	0.006	4845	0.0251	0.0210	
	11 1,3-Dinitrobenzene	1	9.535	9.529	0.006	6270	0.0251	0.0204	
	12 Nitrobenzene	1	9.922	9.916	0.006	4155	0.0251	0.0207	
	14 Tetryl	1	10.215	10.216	-0.001	3492	0.0251	0.0197	
	15 Nitroglycerin	2	10.735	10.729	0.006	13701	0.2500	0.2011	
	16 2,4,6-Trinitrotoluene	1	11.189	11.183	0.006	4307	0.0251	0.0211	
	17 4-Amino-2,6-dinitrotoluene	1	11.342	11.336	0.006	3443	0.0250	0.0258	
	18 2-Amino-4,6-dinitrotoluene	1	11.629	11.623	0.006	4046	0.0251	0.0199	M
	19 2,6-Dinitrotoluene	1	11.789	11.783	0.006	2987	0.0251	0.0200	M
	20 2,4-Dinitrotoluene	1	11.989	11.983	0.006	6274	0.0251	0.0207	
	21 o-Nitrotoluene	1	12.822	12.823	-0.001	3068	0.0250	0.0227	
	22 p-Nitrotoluene	1	13.269	13.256	0.013	2509	0.0251	0.0222	
	23 m-Nitrotoluene	1	13.849	13.849	0.000	3129	0.0250	0.0219	
	24 PETN	2	14.942	14.936	0.006	11624	0.2500	0.1479	

QC Flag Legend

Review Flags
M - Manually Integrated

Reagents:

8330IntermStk_00061 Amount Added: 2.50 Units: uL

Report Date: 26-Mar-2020 15:45:45 Chrom Revision: 2.3 11-Mar-2020 18:53:20

Eurofins TestAmerica, Denver

Data File: \\chromna\denver\chromdata\chhplc_x\20200318-90159.b\03180014.d

Injection Date:	18-Mar-2020 14:16:32	Instrument ID:	CHHPLC_X3	Operator ID:	CB
Lims ID:	IC MAIN L2			Worklist Smp#:	14
Client ID:					
Injection Vol:	100.0 ul	Dil. Factor:	1.0000	ALS Bottle#:	14
Method:	8330_X3	Limit Group:	GCSV - 8330		

Column: UltraCarb5uODS (20) (4.60 mm) Y Scaling: Method Defined: Scale to the Nth Largest Target: 1

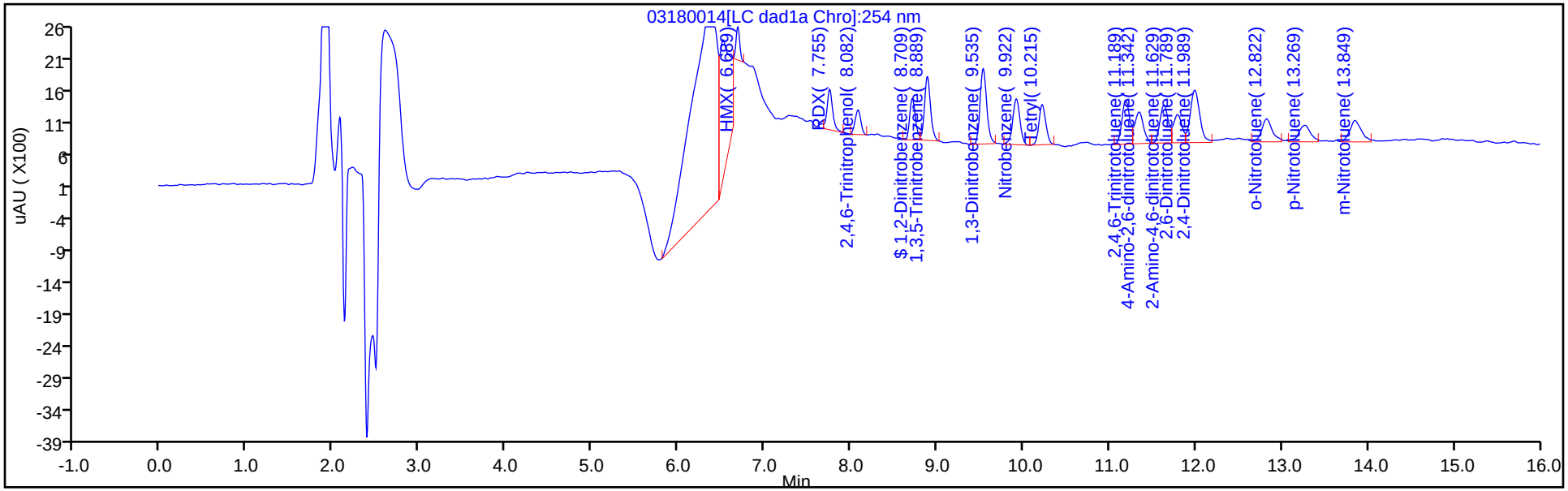

Y Scaling: Method Defined: Scale to the Nth Largest Target: 1

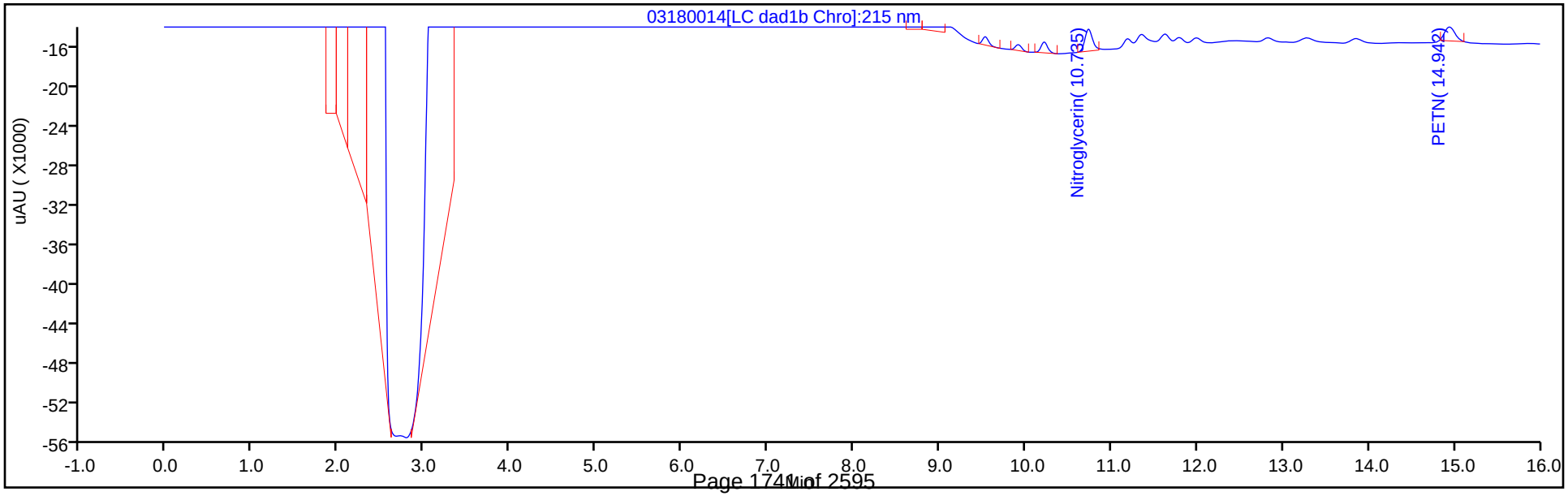

Manual Integration/User Assign Peak Report

Eurofins TestAmerica, Denver

Data File: \\chromna\denver\chromdata\chhplc_x\20200318-90159.b\03180014.d
Injection Date: 18-Mar-2020 14:16:32 Instrument ID: CHHPLC_X3
Lims ID: IC MAIN L2
Client ID:
Operator ID: CB ALS Bottle#: 14 Worklist Smp#: 14
Injection Vol: 100.0 ul Dil. Factor: 1.0000
Method: 8330_X3 Limit Group: GCSV - 8330
Column: UltraCarb5uODS (20) (4.60 mm) Detector LC DAD1B, 254 nm

3 HMX, CAS: 2691-41-0

Signal: 1

Processing Integration Results

RT: 6.69
Area: 11606
Amount: 0.072526
Amount Units: ug/mL

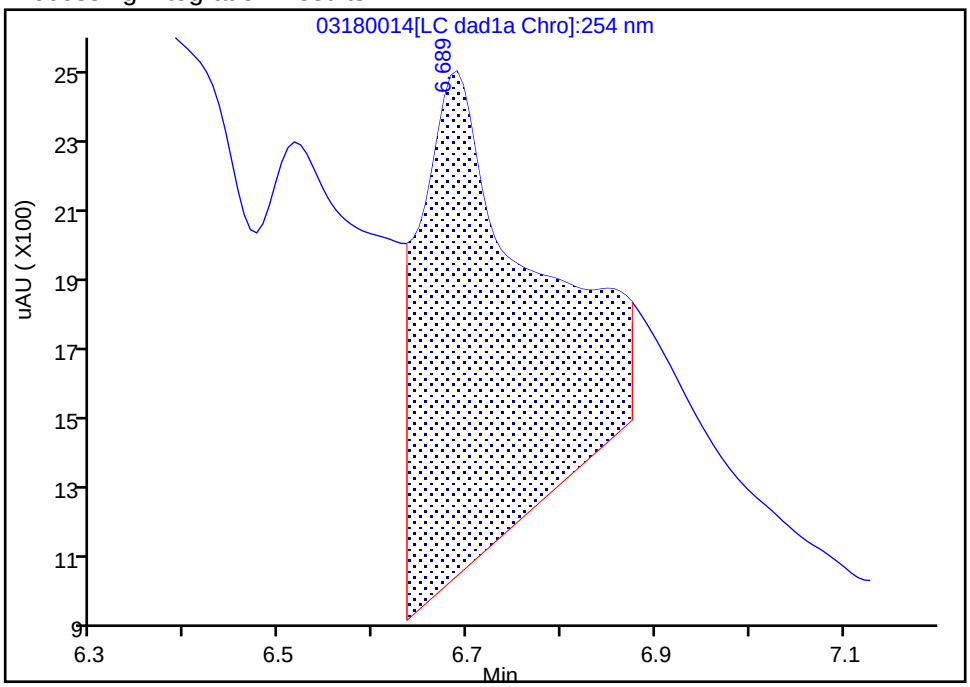

Manual Integration Results

RT: 6.69
Area: 1536
Amount: 0.017868
Amount Units: ug/mL

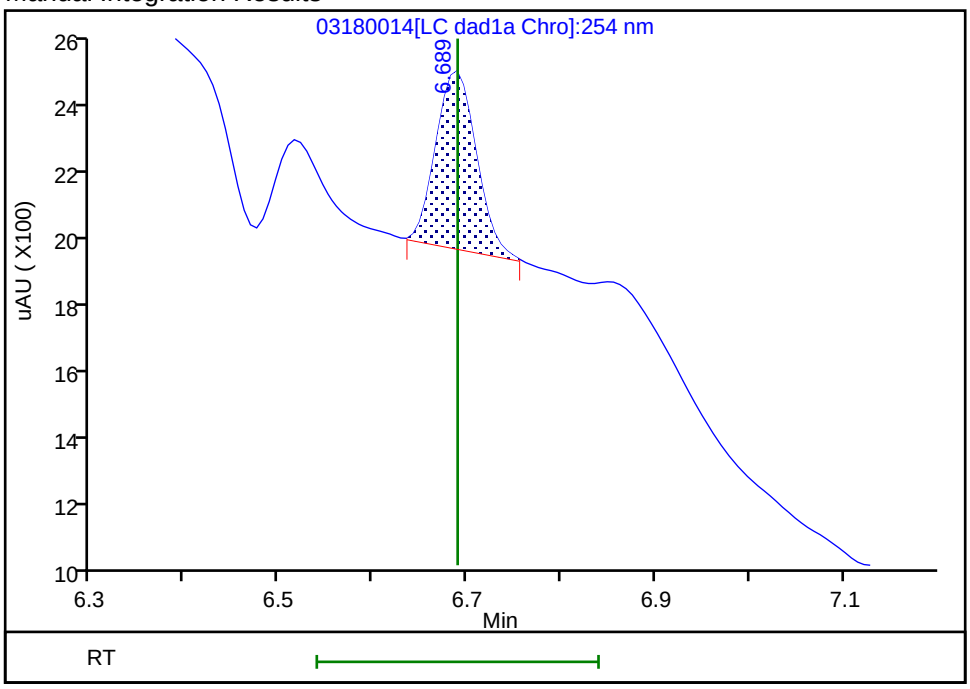

Reviewer: beckerc, 19-Mar-2020 08:44:20
Audit Action: Manually Integrated Audit Reason: Baseline

Manual Integration/User Assign Peak Report

Eurofins TestAmerica, Denver

Data File: \\chromna\denver\chromdata\chhplc_x\20200318-90159.b\03180014.d
Injection Date: 18-Mar-2020 14:16:32 Instrument ID: CHHPLC_X3
Lims ID: IC MAIN L2
Client ID:
Operator ID: CB ALS Bottle#: 14 Worklist Smp#: 14
Injection Vol: 100.0 ul Dil. Factor: 1.0000
Method: 8330_X3 Limit Group: GCSV - 8330
Column: UltraCarb5uODS (20) (4.60 mm) Detector LC DAD1B, 254 nm

18 2-Amino-4,6-dinitrotoluene, CAS: 35572-78-2

Signal: 1

Processing Integration Results

RT: 11.63
Area: 7030
Amount: 0.030654
Amount Units: ug/mL

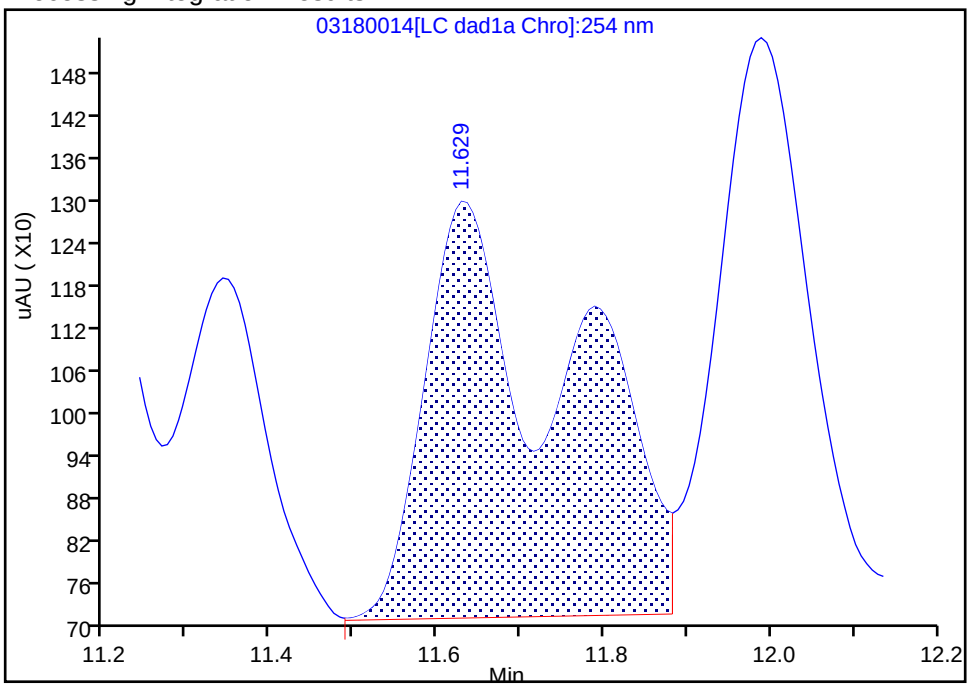

Manual Integration Results

RT: 11.63
Area: 4046
Amount: 0.019949
Amount Units: ug/mL

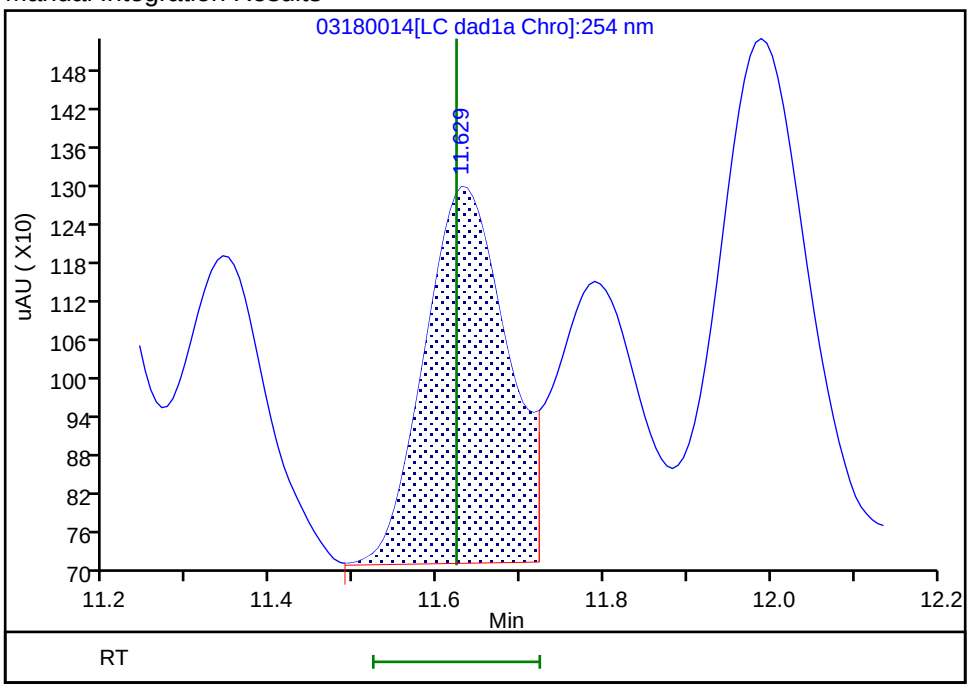

Reviewer: beckerc, 19-Mar-2020 08:44:36
Audit Action: Split an Integrated Peak Audit Reason: Baseline

Eurofins TestAmerica, Denver
Target Compound Quantitation Report

Data File: \\chromna\Denver\ChromData\CHHPLC_X\20200318-90159.b\03180015.D
Lims ID: IC MAIN L1
Client ID:
Sample Type: IC Calib Level: 1
Inject. Date: 18-Mar-2020 14:39:27 ALS Bottle#: 15 Worklist Smp#: 15
Injection Vol: 100.0 ul Dil. Factor: 1.0000
Sample Info: IC MAIN L1
Misc. Info.: 280-0090150-015
Operator ID: CB Instrument ID: CHHPLC_X3
Sublist: chrom-8330_X3*sub9

Method: \\chromna\Denver\ChromData\CHHPLC_X\20200318-90159.b\8330_X3.m
Limit Group: GCSV - 8330
Last Update: 26-Mar-2020 15:45:45 Calib Date: 18-Mar-2020 14:39:27
Integrator: Falcon
Quant Method: External Standard Quant By: Initial Calibration
Last ICal File: \\chromna\Denver\ChromData\CHHPLC_X\20200318-90159.b\03180015.D

Column 1 : UltraCarb5uODS (20) (4.60 mm) Det: LC DAD1B, 254 nm
Process Host: CTX0308

First Level Reviewer: beckerc Date: 19-Mar-2020 08:46:42

	Compound	Det	RT (min.)	Exp RT (min.)	Dlt RT (min.)	Response	Cal Amt ug/mL	OnCol Amt ug/mL	Flags
	3 HMX	1		6.689			ND	ND	MU
	7 RDX	1		7.749			ND	ND	MU
	8 2,4,6-Trinitrophenol	1	8.082	8.076	0.006	1082	0.0125	0.0127	M
$	9 1,2-Dinitrobenzene	1	8.715	8.709	0.006	1531	0.0125	0.0111	
	10 1,3,5-Trinitrobenzene	1	8.888	8.883	0.005	2405	0.0125	0.0104	
	11 1,3-Dinitrobenzene	1	9.535	9.529	0.006	3191	0.0125	0.0104	
	12 Nitrobenzene	1	9.915	9.916	-0.001	2176	0.0126	0.0109	
	14 Tetryl	1	10.221	10.216	0.005	1664	0.0125	0.009399	
	15 Nitroglycerin	2	10.735	10.729	0.006	6790	0.1250	0.0997	
	16 2,4,6-Trinitrotoluene	1	11.195	11.183	0.012	1807	0.0126	0.008856	
	17 4-Amino-2,6-dinitrotoluene	1	11.341	11.336	0.005	981	0.0125	0.0120	
	18 2-Amino-4,6-dinitrotoluene	1	11.635	11.623	0.012	2123	0.0126	0.0105	M
	19 2,6-Dinitrotoluene	1	11.795	11.783	0.012	1508	0.0126	0.0101	M
	20 2,4-Dinitrotoluene	1	11.995	11.983	0.012	3142	0.0126	0.0103	
	21 o-Nitrotoluene	1	12.828	12.823	0.005	1615	0.0125	0.0120	
	22 p-Nitrotoluene	1	13.268	13.256	0.012	1080	0.0125	0.009557	
	23 m-Nitrotoluene	1	13.855	13.849	0.006	1403	0.0125	0.009809	
	24 PETN	2		14.936			ND	ND	MU

QC Flag Legend

Processing Flags
ND - Not Detected or Marked ND
Review Flags
M - Manually Integrated
U - Marked Undetected

Reagents:

8330IntermStk_00061 Amount Added: 1.25 Units: uL

Report Date: 26-Mar-2020 15:45:46 Chrom Revision: 2.3 11-Mar-2020 18:53:20

Eurofins TestAmerica, Denver

Data File: \\chromna\denver\chromdata\chhplc_x\20200318-90159.b\03180015.d

Injection Date:	18-Mar-2020 14:39:27	Instrument ID:	CHHPLC_X3	Operator ID:	CB
Lims ID:	IC MAIN L1			Worklist Smp#:	15
Client ID:					
Injection Vol:	100.0 ul	Dil. Factor:	1.0000	ALS Bottle#:	15
Method:	8330_X3	Limit Group:	GCSV - 8330		

Column: UltraCarb5uODS (20) (4.60 mm) Y Scaling: Method Defined: Scale to the Nth Largest Target: 1

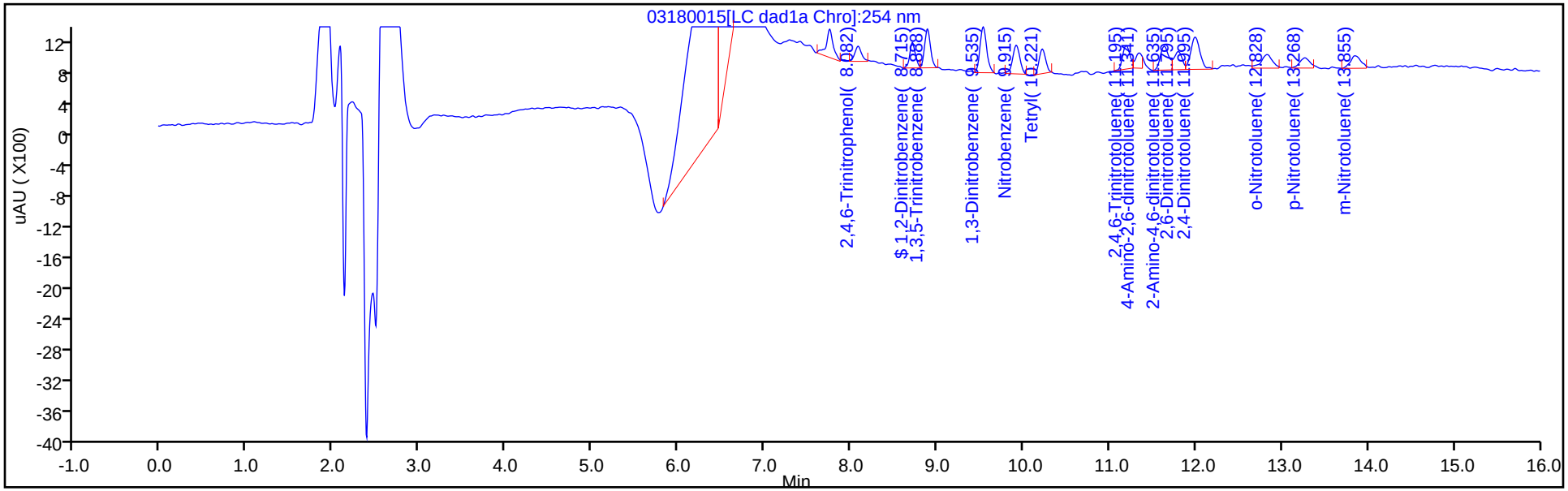

Y Scaling: Method Defined: Scale to the Nth Largest Target: 1

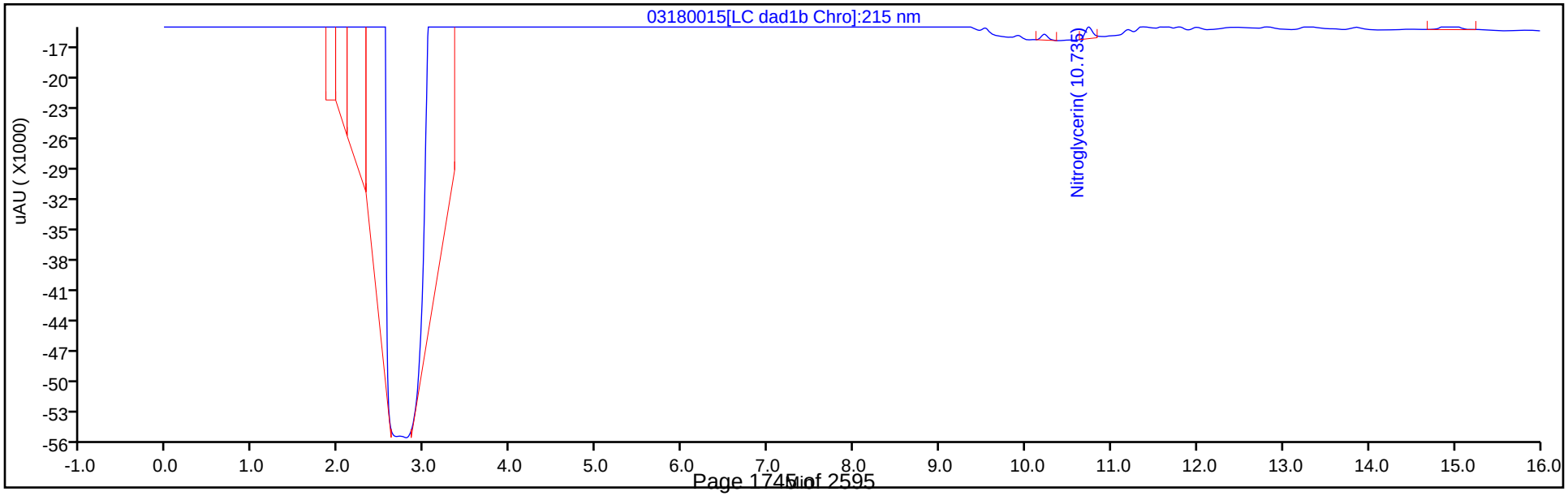

Manual Integration/User Assign Peak Report

Eurofins TestAmerica, Denver

Data File: \\chromna\denver\chromdata\chhplc_x\20200318-90159.b\03180015.d
Injection Date: 18-Mar-2020 14:39:27 Instrument ID: CHHPLC_X3
Lims ID: IC MAIN L1
Client ID:
Operator ID: CB ALS Bottle#: 15 Worklist Smp#: 15
Injection Vol: 100.0 ul Dil. Factor: 1.0000
Method: 8330_X3 Limit Group: GCSV - 8330
Column: UltraCarb5uODS (20) (4.60 mm) Detector LC DAD1B, 254 nm

18 2-Amino-4,6-dinitrotoluene, CAS: 35572-78-2

Signal: 1

Processing Integration Results

RT: 11.63
Area: 3626
Amount: 0.016777
Amount Units: ug/mL

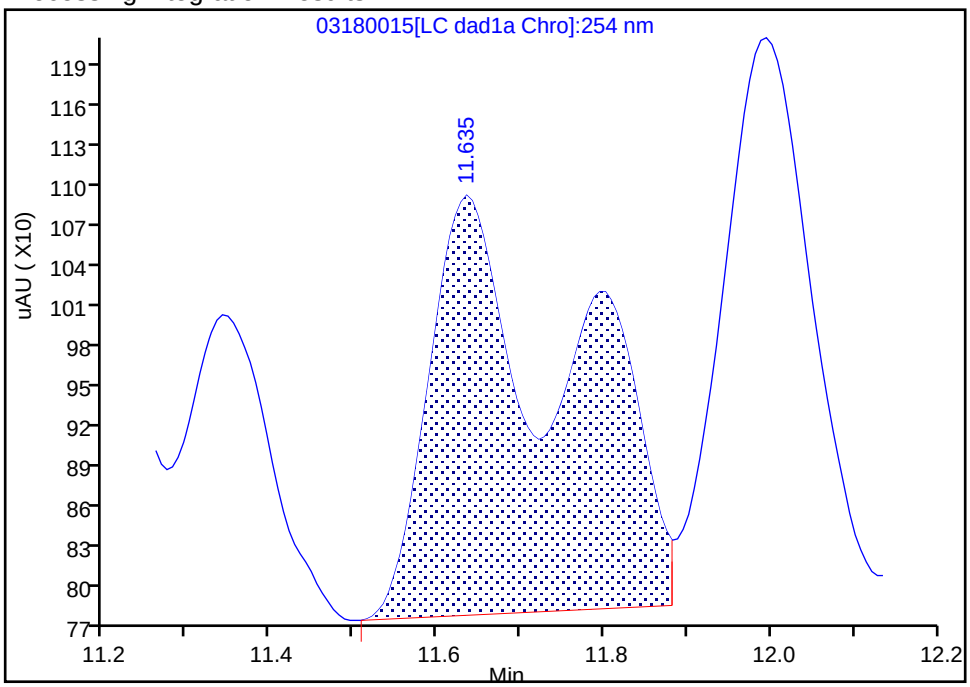

Manual Integration Results

RT: 11.63
Area: 2123
Amount: 0.010468
Amount Units: ug/mL

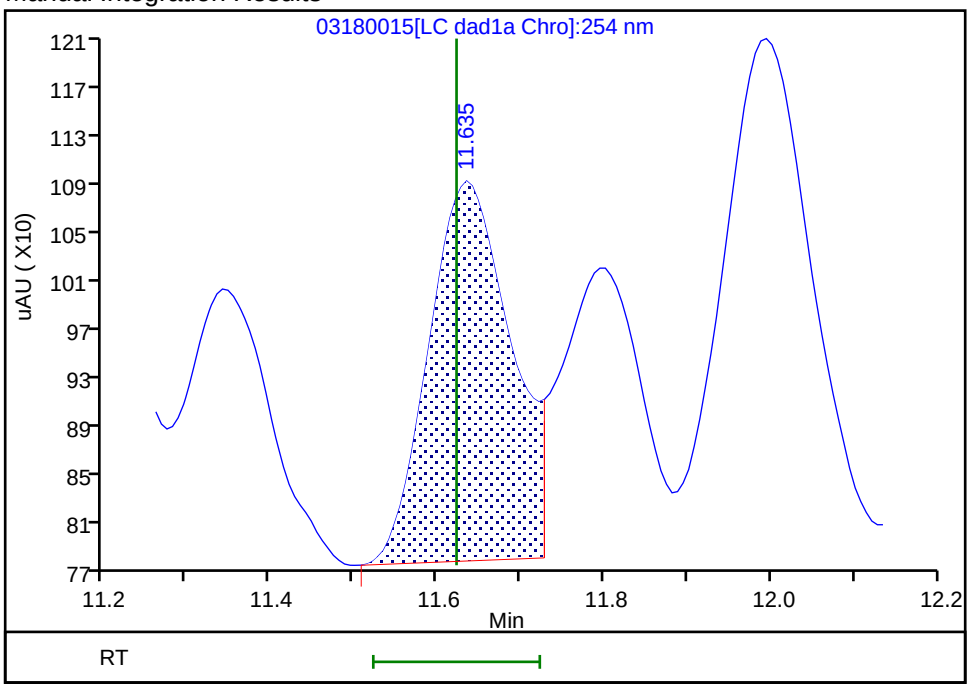

Reviewer: beckerc, 19-Mar-2020 08:46:18
Audit Action: Split an Integrated Peak Audit Reason: Baseline

FORM VII
HPLC/IC CONTINUING CALIBRATION DATA

Lab Name: Eurofins TestAmerica, Denver Job No.: 280-137702-1

SDG No.:

Lab Sample ID: ICV 280-494886/16 Calibration Date: 05/14/2020 21:31

Instrument ID: CHHPLC_G2_LUNA Calib Start Date: 05/14/2020 16:16

GC Column: Luna-phenylhex ID: 4.60(mm) Calib End Date: 05/14/2020 20:56

Lab File ID: 05140016.D Conc. Units: ug/L

ANALYTE	CURVE TYPE	AVE CF	CF	MIN CF	CALC AMOUNT	SPIKE AMOUNT	%D	MAX %D
Picric acid	Ave	193810	184585		381	400	-4.8	15.0
HMX	Lin2		178815		374	400	-6.5	15.0
RDX	Ave	244360	211628		346	400	-13.4	15.0
Nitrobenzene	Ave	439227	438053		399	400	-0.3	15.0
1,3-Dinitrobenzene	Ave	674189	636963		378	400	-5.5	15.0
Nitroglycerin	Ave	126803	122258		3860	4000	-3.6	15.0
2-Nitrotoluene	Ave	272965	263495		386	400	-3.5	15.0
4-Nitrotoluene	Ave	240881	229805		382	400	-4.6	15.0
4-Amino-2,6-dinitrotoluene	Ave	345235	318460		369	400	-7.8	15.0
3-Nitrotoluene	Ave	298327	286883		385	400	-3.8	15.0
2-Amino-4,6-dinitrotoluene	Ave	465211	446188		384	400	-4.1	15.0
1,3,5-Trinitrobenzene	Ave	472451	495920		420	400	5.0	15.0
2,6-Dinitrotoluene	Lin2		302720		403	400	0.8	15.0
2,4-Dinitrotoluene	Ave	640113	590383		369	400	-7.8	15.0
Tetryl	Ave	368678	347680		377	400	-5.7	15.0
2,4,6-Trinitrotoluene	Lin1		390228		381	400	-4.8	15.0
PETN	Lin1		124707		3650	4000	-8.8	15.0
1,2-Dinitrobenzene	Lin1		250760		355	400	-11.2	15.0

FORM VII
HPLC/IC CONTINUING CALIBRATION RETENTION TIME SUMMARY

Lab Name: Eurofins TestAmerica, Denver Job No.: 280-137702-1

SDG No.:

Lab Sample ID: ICV 280-494886/16 Calibration Date: 05/14/2020 21:31

Instrument ID: CHHPLC_G2_LUNA Calib Start Date: 05/14/2020 16:16

GC Column: Luna-phenylhex ID: 4.60(mm) Calib End Date: 05/14/2020 20:56

Lab File ID: 05140016.D

Analyte	RT	RT WINDOW	
		FROM	TO
Picric acid	6.23	6.15	6.45
HMX	6.95	6.84	7.14
RDX	9.12	9.02	9.32
Nitrobenzene	12.05	11.96	12.26
1,3-Dinitrobenzene	15.50	15.40	15.70
Nitroglycerin	15.81	15.70	16.00
2-Nitrotoluene	16.49	16.38	16.68
4-Nitrotoluene	16.77	16.67	16.97
4-Amino-2,6-dinitrotoluene	17.10	17.00	17.30
3-Nitrotoluene	17.69	17.60	17.90
2-Amino-4,6-dinitrotoluene	17.99	17.90	18.20
1,3,5-Trinitrobenzene	18.83	18.74	19.04
2,6-Dinitrotoluene	19.75	19.66	19.96
2,4-Dinitrotoluene	20.24	20.14	20.44
Tetryl	23.51	23.40	23.70
2,4,6-Trinitrotoluene	24.61	24.50	24.80
PETN	25.25	25.13	25.43
1,2-Dinitrobenzene	12.99	12.89	13.19

Eurofins TestAmerica, Denver
Target Compound Quantitation Report

Data File: \\chromfs\Denver\ChromData\G2_LUNA\20200514-91518.b\05140016.D
Lims ID: ICV FULL
Client ID:
Sample Type: ICV
Inject. Date: 14-May-2020 21:31:26 ALS Bottle#: 16 Worklist Smp#: 16
Injection Vol: 100.0 ul Dil. Factor: 1.0000
Sample Info: ICV FULL
Misc. Info.: 280-0091518-016
Operator ID: CB Instrument ID: CHHPLC_G2_LUNA
Sublist:

Method: \\chromfs\Denver\ChromData\G2_LUNA\20200514-91518.b\G2_8330_Luna.m
Limit Group: GCSV - 8330
Last Update: 15-May-2020 12:00:59 Calib Date: 14-May-2020 20:56:30
Integrator: Falcon
Quant Method: External Standard Quant By: Initial Calibration
Last ICal File: \\chromfs\Denver\ChromData\G2_LUNA\20200514-91518.b\05140015.D

Column 1 : Luna-Phenyl hexyl (4.60 mm) Det: LC DAD1A, 254 nm
Process Host: CTX0318

First Level Reviewer: zhangji Date: 15-May-2020 11:55:09

	Compound	Det	RT (min.)	Exp RT (min.)	Dlt RT (min.)	Response	Cal Amt ug/ml	OnCol Amt ug/ml	Flags
1	2,6-diamino-4-nitrotoluene	1	4.307	4.366	-0.059	179307	0.4000	0.4177	M
2	2,4-diamino-6-nitrotoluene	1	4.840	4.880	-0.040	97723	0.4000	0.3877	M
5	2,4,6-Trinitrophenol	1	6.234	6.300	-0.066	73834	0.4000	0.3810	a
6	HMX	1	6.954	6.986	-0.032	71526	0.4000	0.3740	
8	RDX	1	9.120	9.173	-0.053	84651	0.4000	0.3464	
9	Nitrobenzene	1	12.053	12.106	-0.053	175221	0.4000	0.3989	
$ 10	1,2-Dinitrobenzene	1	12.987	13.040	-0.053	100304	0.4000	0.3552	
11	3,5-Dinitroaniline	1	14.827	14.886	-0.059	185478	0.4000	0.3767	
12	1,3-Dinitrobenzene	1	15.500	15.553	-0.053	254785	0.4000	0.3779	
13	Nitroglycerin	2	15.807	15.853	-0.046	489033	4.00	3.86	
14	o-Nitrotoluene	1	16.493	16.533	-0.040	105398	0.4000	0.3861	M
15	p-Nitrotoluene	1	16.767	16.820	-0.053	91922	0.4000	0.3816	M
16	4-Amino-2,6-dinitrotoluene	1	17.100	17.146	-0.046	127384	0.4000	0.3690	M
17	m-Nitrotoluene	1	17.693	17.753	-0.060	114753	0.4000	0.3847	M
18	2-Amino-4,6-dinitrotoluene	1	17.987	18.046	-0.059	178475	0.4000	0.3836	M
19	1,3,5-Trinitrobenzene	1	18.833	18.886	-0.053	198368	0.4000	0.4199	M
20	2,6-Dinitrotoluene	1	19.753	19.806	-0.053	121088	0.4000	0.4033	M
21	2,4-Dinitrotoluene	1	20.240	20.293	-0.053	236153	0.4000	0.3689	M
22	Tetryl	1	23.507	23.553	-0.046	139072	0.4000	0.3772	
23	2,4,6-Trinitrotoluene	1	24.607	24.653	-0.046	156091	0.4000	0.3808	
24	PETN	2	25.254	25.280	-0.026	498829	4.00	3.65	

QC Flag Legend

Review Flags

M - Manually Integrated

a - User Assigned ID

Reagents:

8330Surrogate_00114	Amount Added:	40.00	Units: uL
3,5-DNA LCS_00036	Amount Added:	40.00	Units: uL
8330 LCS_00098	Amount Added:	40.00	Units: uL
8330DiaminLCS_00038	Amount Added:	40.00	Units: uL

Report Date: 15-May-2020 12:01:01 Chrom Revision: 2.3 05-May-2020 17:48:18

Eurofins TestAmerica, Denver

Data File: \\chromfs\denver\chromdata\g2_luna\20200514-91518.b\05140016.d

Injection Date:	14-May-2020 21:31:26	Instrument ID:	CHHPLC_G2_LUNA	Operator ID:	CB
Lims ID:	ICV FULL			Worklist Smp#:	16
Client ID:					
Injection Vol:	100.0 ul	Dil. Factor:	1.0000	ALS Bottle#:	16
Method:	G2_8330_Luna	Limit Group:	GCSV - 8330		

Column: Luna-Phenyl hexyl (4.60 mm) Y Scaling: Method Defined: Scale to the Nth Largest Peak: 1

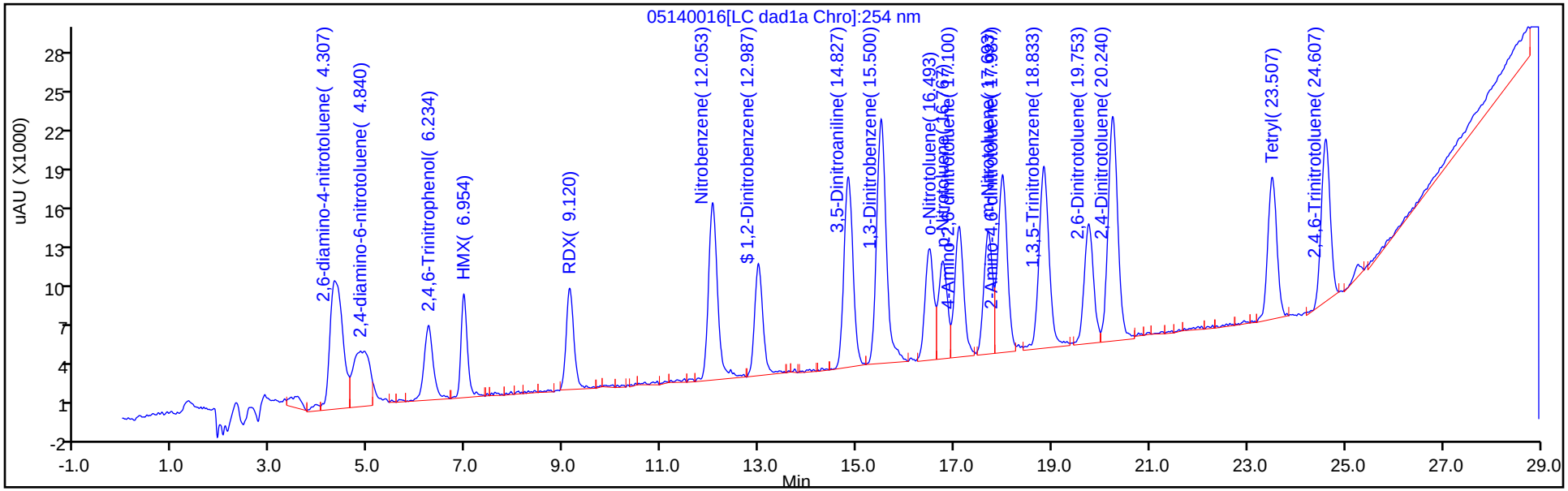

Y Scaling: Method Defined: Scale to the Nth Largest Peak: 1

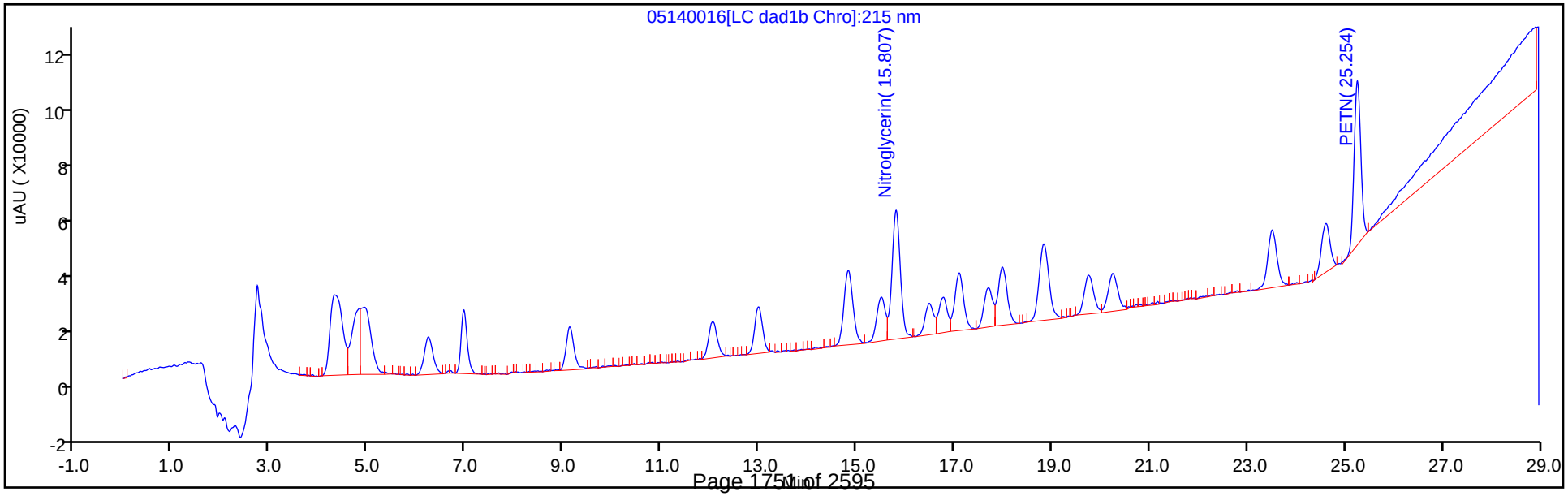

Manual Integration/User Assign Peak Report

Eurofins TestAmerica, Denver

Data File: \\chromfs\denver\chromdata\g2_luna\20200514-91518.b\05140016.d
Injection Date: 14-May-2020 21:31:26 Instrument ID: CHHPLC_G2_LUNA
Lims ID: ICV FULL
Client ID:
Operator ID: CB ALS Bottle#: 16 Worklist Smp#: 16
Injection Vol: 100.0 ul Dil. Factor: 1.0000
Method: G2_8330_Luna Limit Group: GCSV - 8330
Column: Luna-Phenyl hexyl (4.60 mm) Detector LC DAD1A, 254 nm

5 2,4,6-Trinitrophenol, CAS: 88-89-1

Signal: 1

Not Detected
Expected RT: 6.30

Processing Integration Results

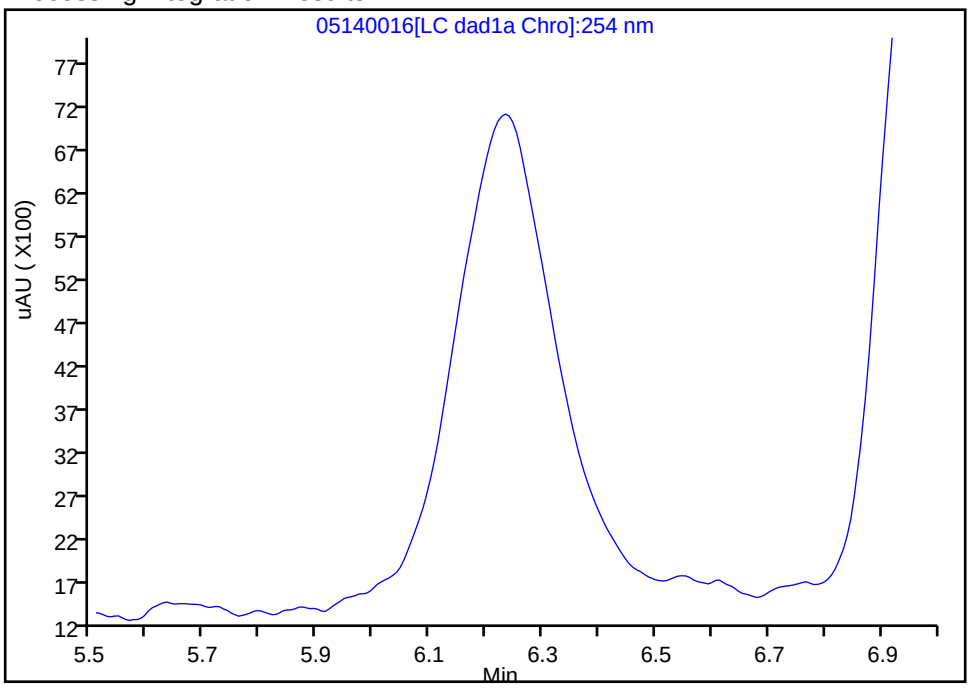

Manual Integration Results

RT: 6.23
Area: 73834
Amount: 0.380960
Amount Units: ug/ml

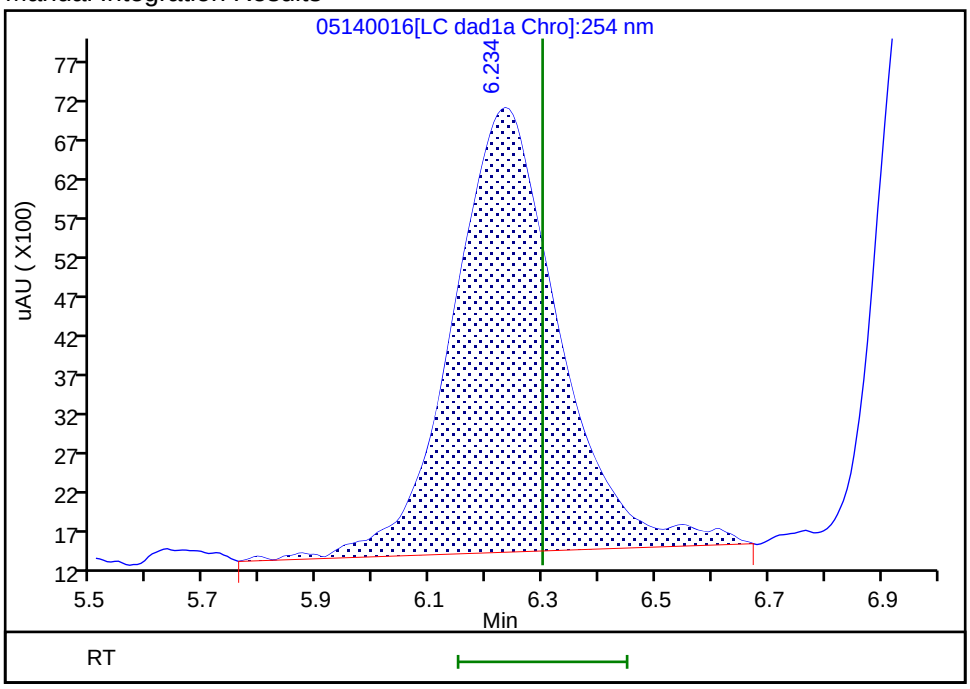

Reviewer: zhangji, 15-May-2020 11:14:55
Audit Action: Assigned Compound ID Audit Reason:

Manual Integration/User Assign Peak Report

Eurofins TestAmerica, Denver

Data File: \\chromfs\denver\chromdata\g2_luna\20200514-91518.b\05140016.d
Injection Date: 14-May-2020 21:31:26 Instrument ID: CHHPLC_G2_LUNA
Lims ID: ICV FULL
Client ID:
Operator ID: CB ALS Bottle#: 16 Worklist Smp#: 16
Injection Vol: 100.0 ul Dil. Factor: 1.0000
Method: G2_8330_Luna Limit Group: GCSV - 8330
Column: Luna-Phenyl hexyl (4.60 mm) Detector LC DAD1A, 254 nm

14 o-Nitrotoluene, CAS: 88-72-2

Signal: 1

Processing Integration Results

RT: 16.49
Area: 59335
Amount: 0.217373
Amount Units: ug/ml

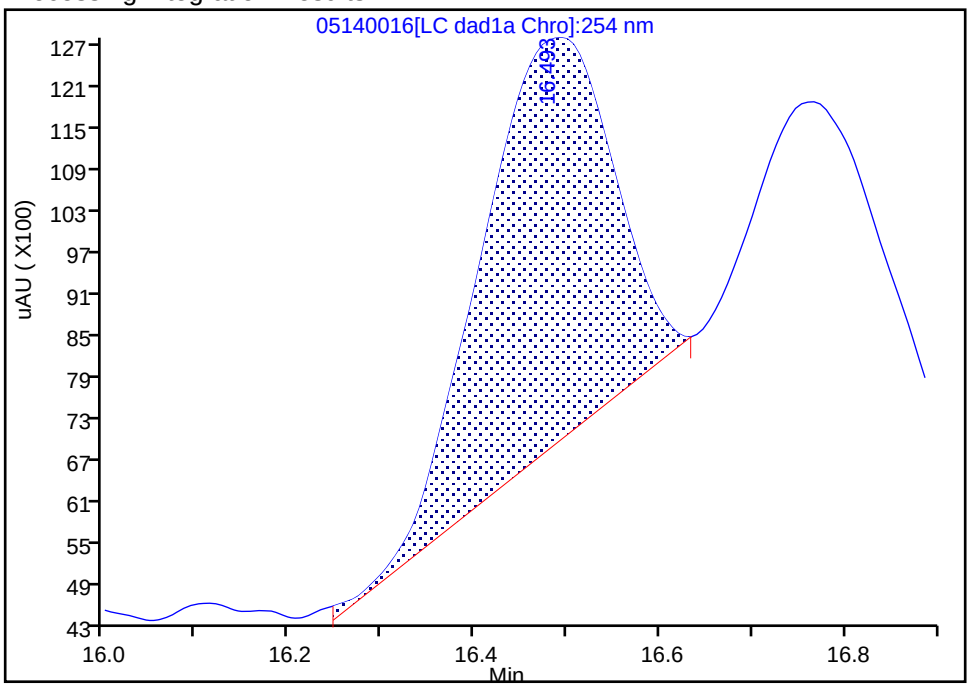

Manual Integration Results

RT: 16.49
Area: 105398
Amount: 0.386123
Amount Units: ug/ml

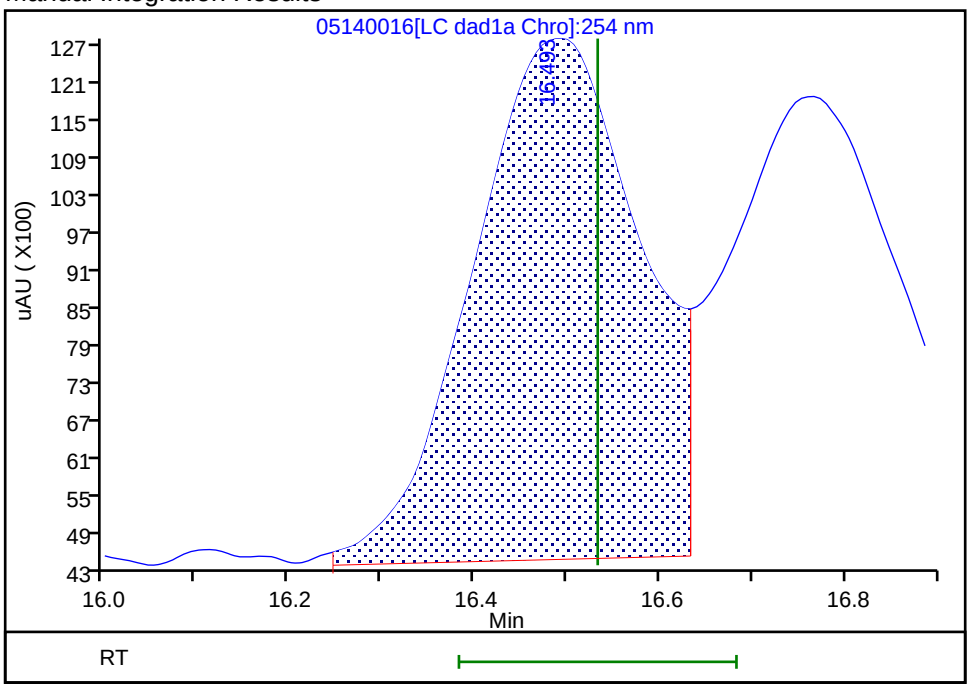

Reviewer: zhangji, 15-May-2020 11:33:24
Audit Action: Assigned New Baseline Audit Reason: Baseline

Manual Integration/User Assign Peak Report

Eurofins TestAmerica, Denver

Data File:	\\chromfs\denver\chromdata\g2_luna\20200514-91518.b\05140016.d				
Injection Date:	14-May-2020 21:31:26	Instrument ID:	CHHPLC_G2_LUNA		
Lims ID:	ICV FULL				
Client ID:					
Operator ID:	CB	ALS Bottle#:	16	Worklist Smp#:	16
Injection Vol:	100.0 ul	Dil. Factor:	1.0000		
Method:	G2_8330_Luna	Limit Group:	GCSV - 8330		
Column:	Luna-Phenyl hexyl (4.60 mm)	Detector	LC DAD1A, 254 nm		

15 p-Nitrotoluene, CAS: 99-99-0

Signal: 1

Processing Integration Results

RT: 16.77
Area: 36452
Amount: 0.151328
Amount Units: ug/ml

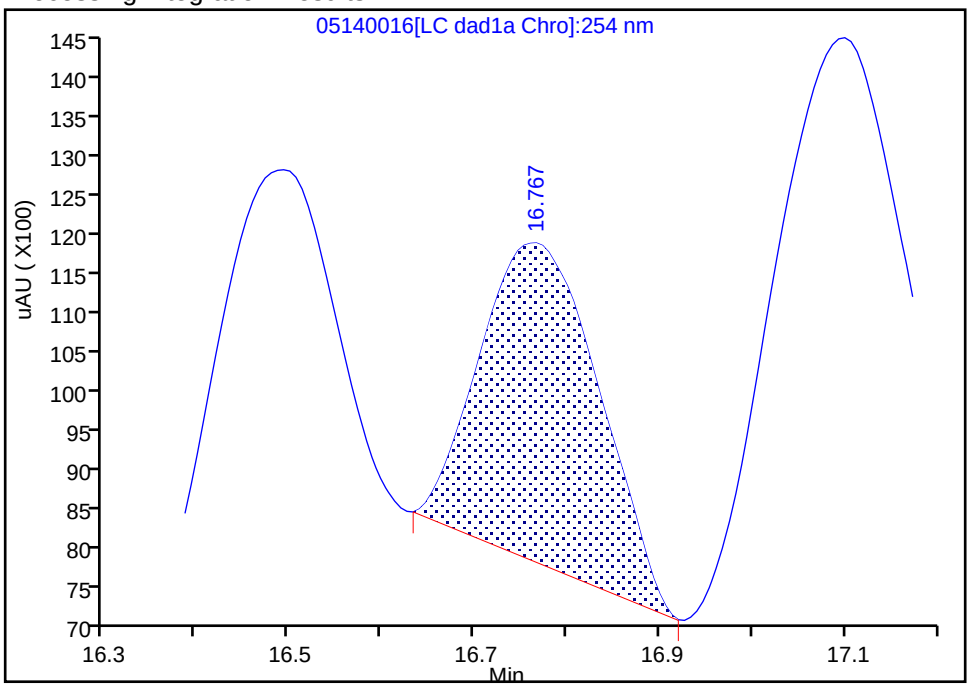

Manual Integration Results

RT: 16.77
Area: 91922
Amount: 0.381607
Amount Units: ug/ml

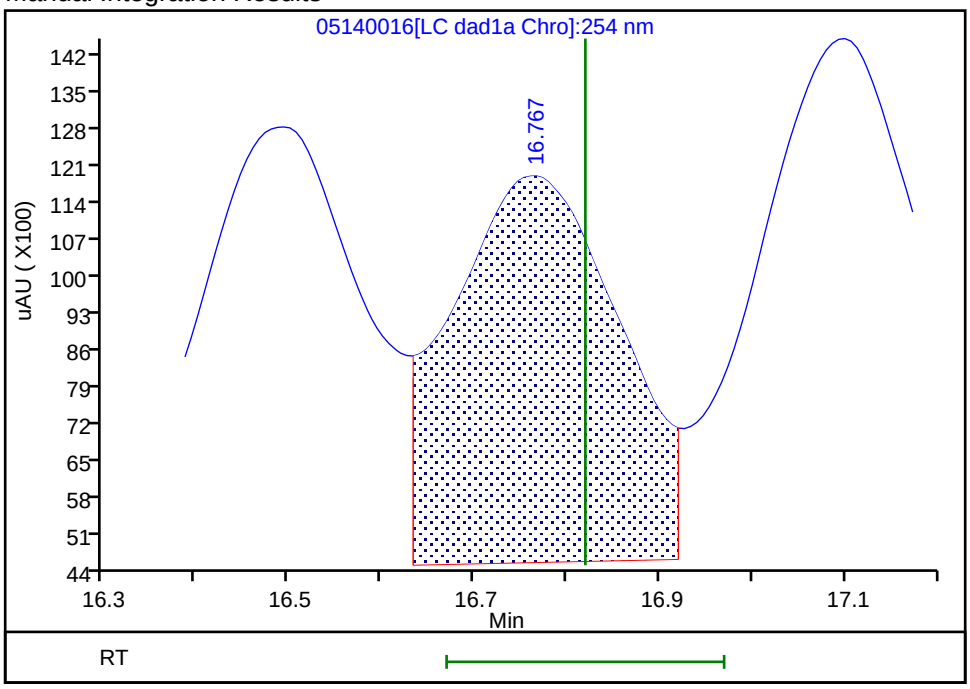

Reviewer: zhangji, 15-May-2020 11:33:24
Audit Action: Assigned New Baseline Audit Reason: Baseline

Manual Integration/User Assign Peak Report

Eurofins TestAmerica, Denver

Data File:	\\chromfs\denver\chromdata\g2_luna\20200514-91518.b\05140016.d				
Injection Date:	14-May-2020 21:31:26	Instrument ID:	CHHPLC_G2_LUNA		
Lims ID:	ICV FULL				
Client ID:					
Operator ID:	CB	ALS Bottle#:	16	Worklist Smp#:	16
Injection Vol:	100.0 ul	Dil. Factor:	1.0000		
Method:	G2_8330_Luna	Limit Group:	GCSV - 8330		
Column:	Luna-Phenyl hexyl (4.60 mm)	Detector	LC DAD1A, 254 nm		

16 4-Amino-2,6-dinitrotoluene, CAS: 19406-51-0

Signal: 1

Processing Integration Results

RT: 17.10
Area: 89570
Amount: 0.259447
Amount Units: ug/ml

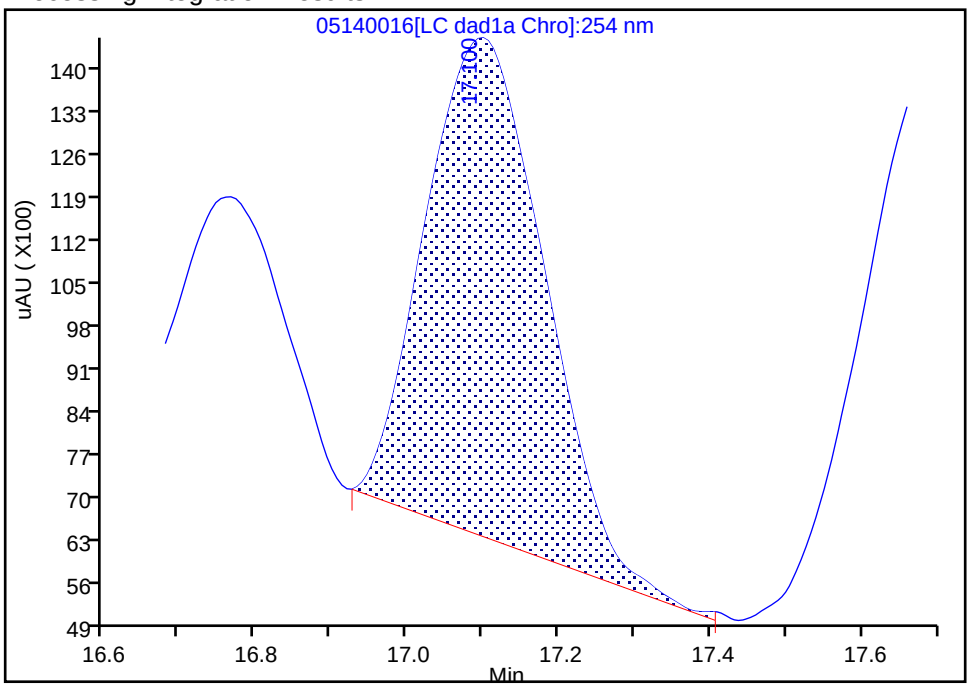

Manual Integration Results

RT: 17.10
Area: 127384
Amount: 0.368978
Amount Units: ug/ml

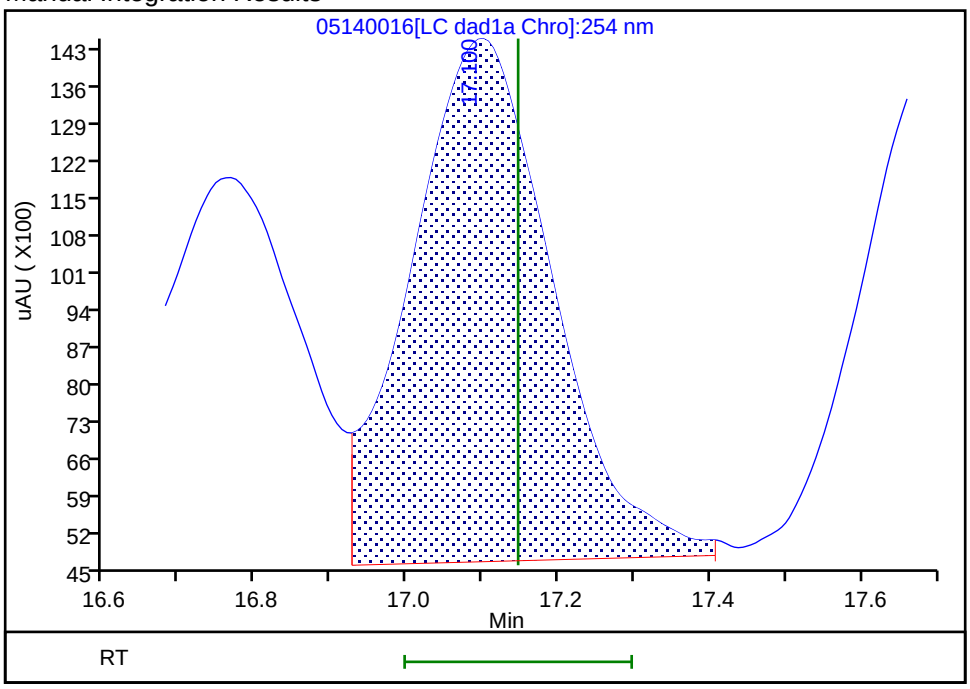

Reviewer: zhangji, 15-May-2020 11:33:24

Audit Action: Assigned New Baseline Audit Reason: Baseline

Manual Integration/User Assign Peak Report

Eurofins TestAmerica, Denver

Data File:	\\chromfs\denver\chromdata\g2_luna\20200514-91518.b\05140016.d				
Injection Date:	14-May-2020 21:31:26	Instrument ID:	CHHPLC_G2_LUNA		
Lims ID:	ICV FULL				
Client ID:					
Operator ID:	CB	ALS Bottle#:	16	Worklist Smp#:	16
Injection Vol:	100.0 ul	Dil. Factor:	1.0000		
Method:	G2_8330_Luna	Limit Group:	GCSV - 8330		
Column:	Luna-Phenyl hexyl (4.60 mm)	Detector	LC DAD1A, 254 nm		

17 m-Nitrotoluene, CAS: 99-08-1

Signal: 1

Processing Integration Results

RT: 17.69
Area: 60008
Amount: 0.201149
Amount Units: ug/ml

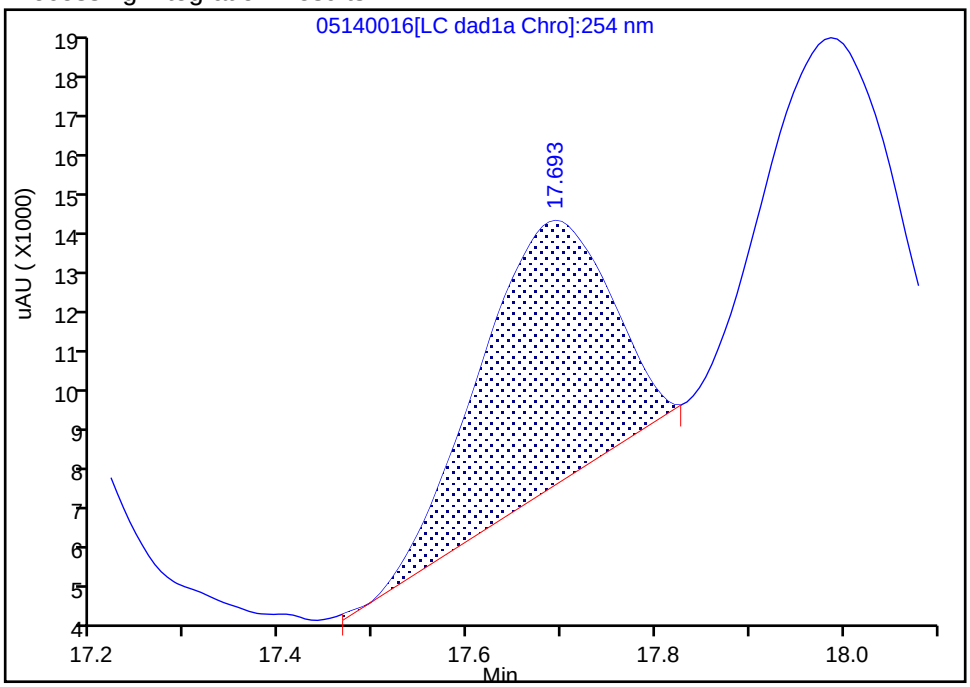

Manual Integration Results

RT: 17.69
Area: 114753
Amount: 0.384655
Amount Units: ug/ml

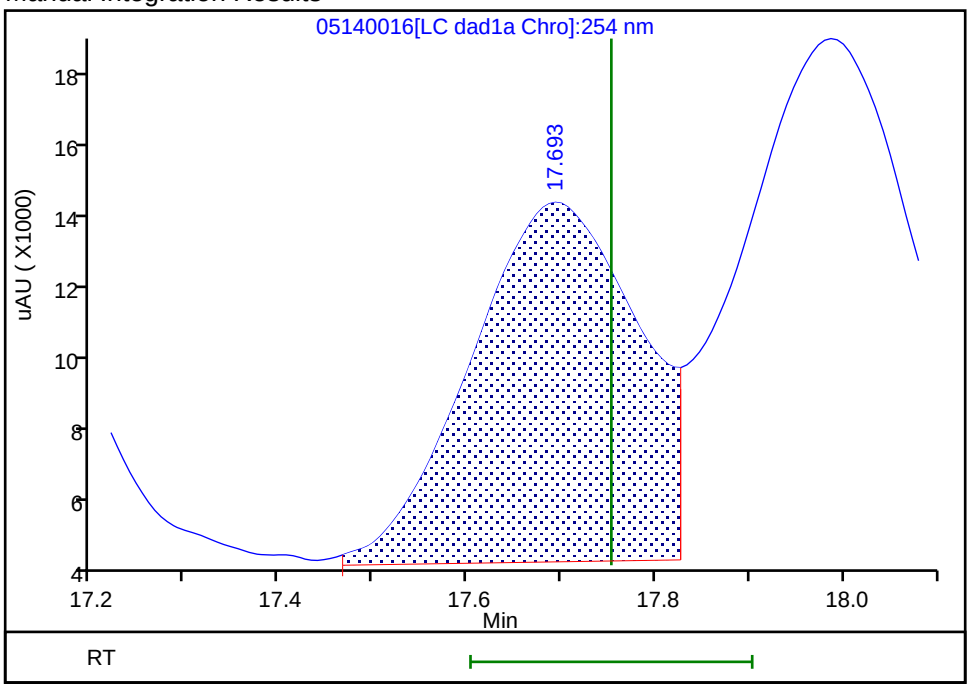

Reviewer: zhangji, 15-May-2020 11:33:24
Audit Action: Assigned New Baseline Audit Reason: Baseline

Manual Integration/User Assign Peak Report

Eurofins TestAmerica, Denver

Data File:	\\chromfs\denver\chromdata\g2_luna\20200514-91518.b\05140016.d				
Injection Date:	14-May-2020 21:31:26	Instrument ID:	CHHPLC_G2_LUNA		
Lims ID:	ICV FULL				
Client ID:					
Operator ID:	CB	ALS Bottle#:	16	Worklist Smp#:	16
Injection Vol:	100.0 ul	Dil. Factor:	1.0000		
Method:	G2_8330_Luna	Limit Group:	GCSV - 8330		
Column:	Luna-Phenyl hexyl (4.60 mm)	Detector	LC DAD1A, 254 nm		

18 2-Amino-4,6-dinitrotoluene, CAS: 35572-78-2

Signal: 1

Processing Integration Results

RT: 17.99
Area: 111749
Amount: 0.240211
Amount Units: ug/ml

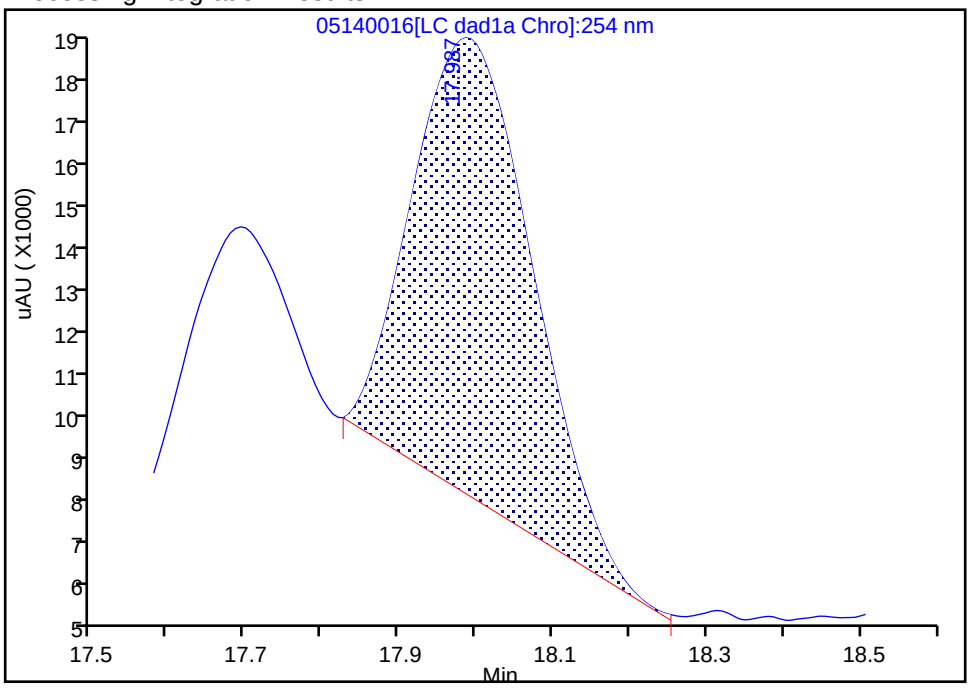

Manual Integration Results

RT: 17.99
Area: 178475
Amount: 0.383643
Amount Units: ug/ml

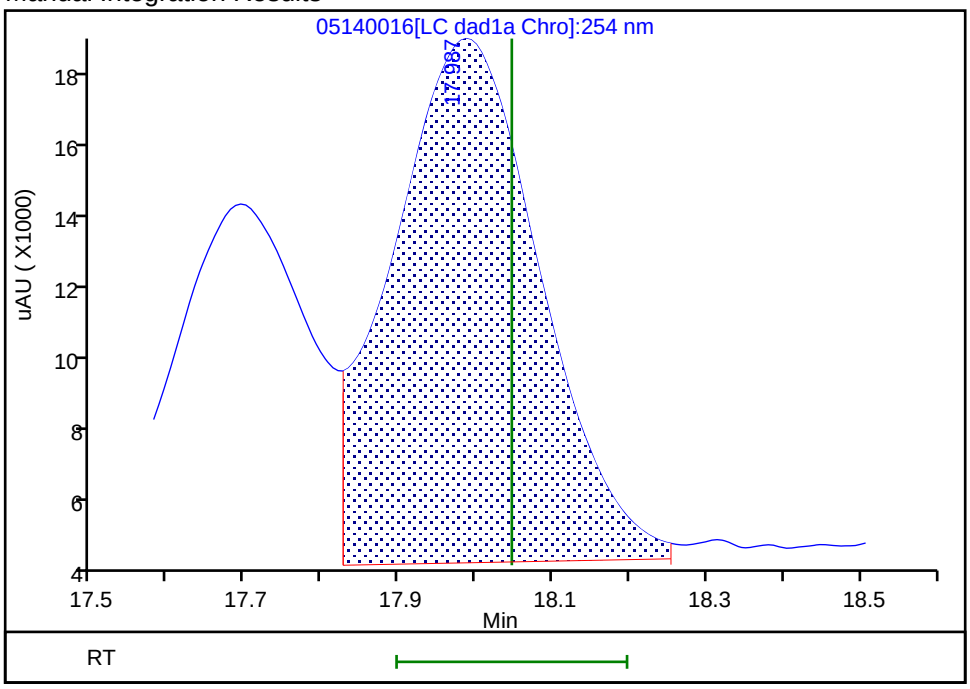

Reviewer: zhangji, 15-May-2020 11:33:24
Audit Action: Assigned New Baseline Audit Reason: Baseline

Manual Integration/User Assign Peak Report

Eurofins TestAmerica, Denver

Data File:	\\chromfs\denver\chromdata\g2_luna\20200514-91518.b\05140016.d				
Injection Date:	14-May-2020 21:31:26	Instrument ID:	CHHPLC_G2_LUNA		
Lims ID:	ICV FULL				
Client ID:					
Operator ID:	CB	ALS Bottle#:	16	Worklist Smp#:	16
Injection Vol:	100.0 ul	Dil. Factor:	1.0000		
Method:	G2_8330_Luna	Limit Group:	GCSV - 8330		
Column:	Luna-Phenyl hexyl (4.60 mm)	Detector	LC DAD1A, 254 nm		

19 1,3,5-Trinitrobenzene, CAS: 99-35-4

Signal: 1

Processing Integration Results

RT: 18.83
Area: 187655
Amount: 0.397195
Amount Units: ug/ml

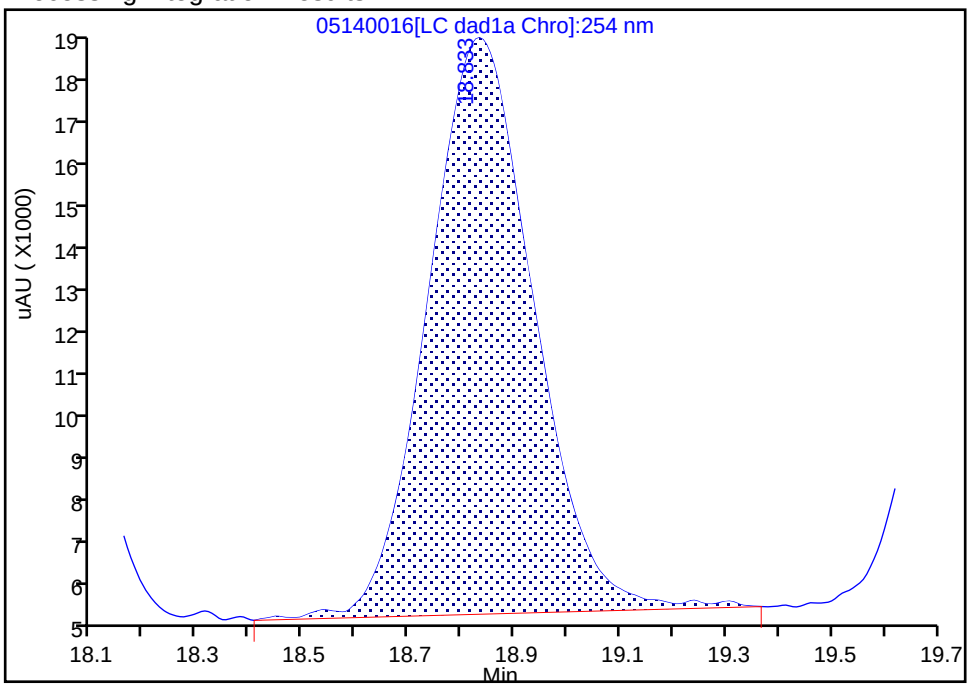

Manual Integration Results

RT: 18.83
Area: 198368
Amount: 0.419870
Amount Units: ug/ml

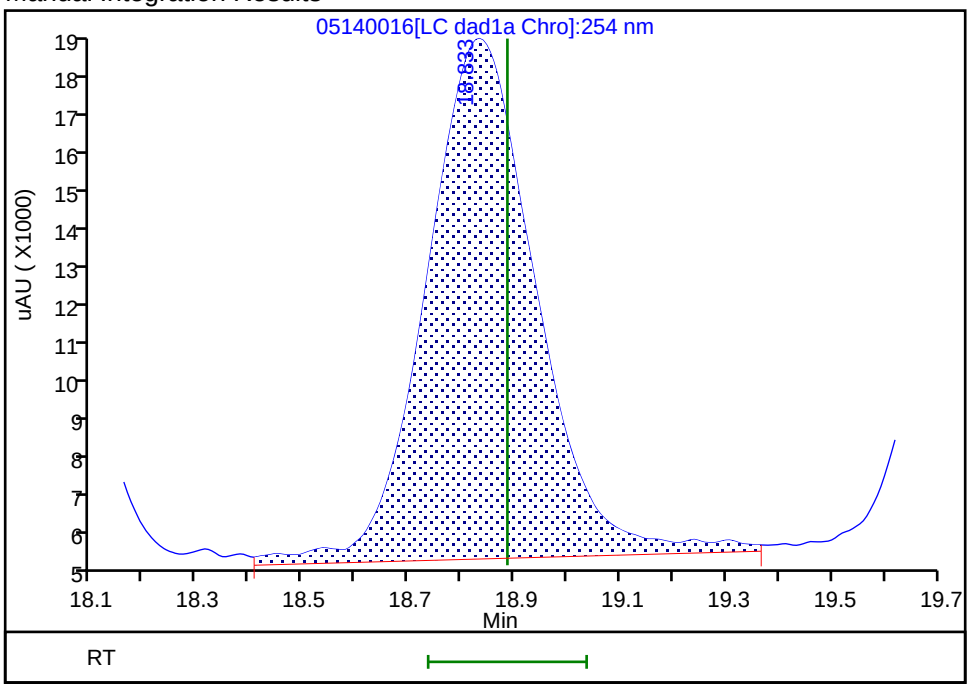

Reviewer: zhangji, 15-May-2020 11:33:24

Audit Action: Assigned New Baseline Audit Reason: Baseline

Manual Integration/User Assign Peak Report

Eurofins TestAmerica, Denver

Data File:	\\chromfs\denver\chromdata\g2_luna\20200514-91518.b\05140016.d				
Injection Date:	14-May-2020 21:31:26	Instrument ID:	CHHPLC_G2_LUNA		
Lims ID:	ICV FULL				
Client ID:					
Operator ID:	CB	ALS Bottle#:	16	Worklist Smp#:	16
Injection Vol:	100.0 ul	Dil. Factor:	1.0000		
Method:	G2_8330_Luna	Limit Group:	GCSV - 8330		
Column:	Luna-Phenyl hexyl (4.60 mm)	Detector	LC DAD1A, 254 nm		

20 2,6-Dinitrotoluene, CAS: 606-20-2

Signal: 1

Processing Integration Results

RT: 19.75
Area: 106845
Amount: 0.315968
Amount Units: ug/ml

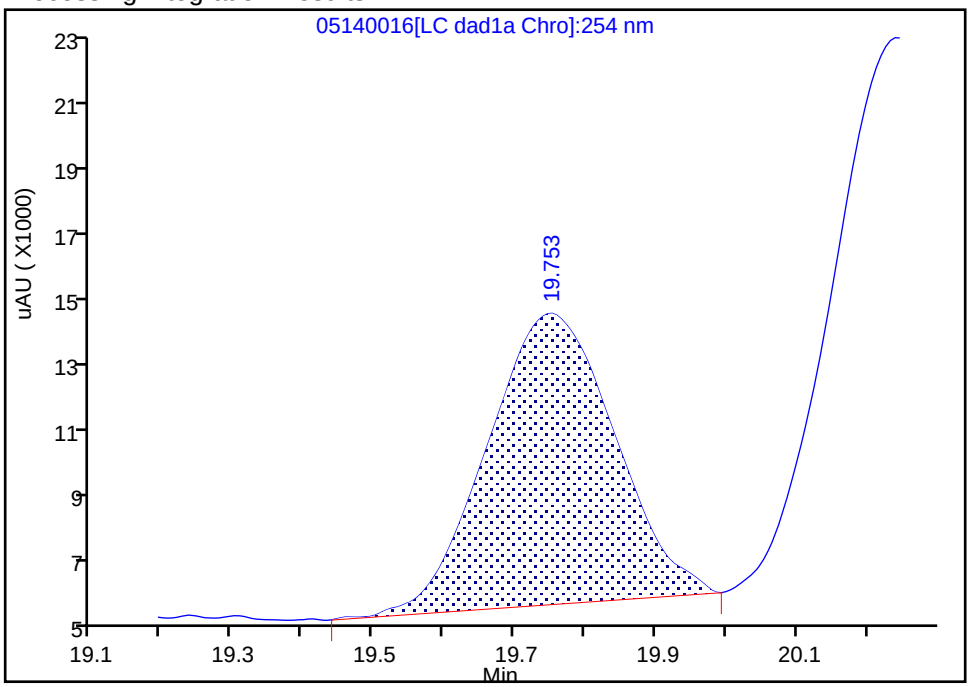

Manual Integration Results

RT: 19.75
Area: 121088
Amount: 0.403336
Amount Units: ug/ml

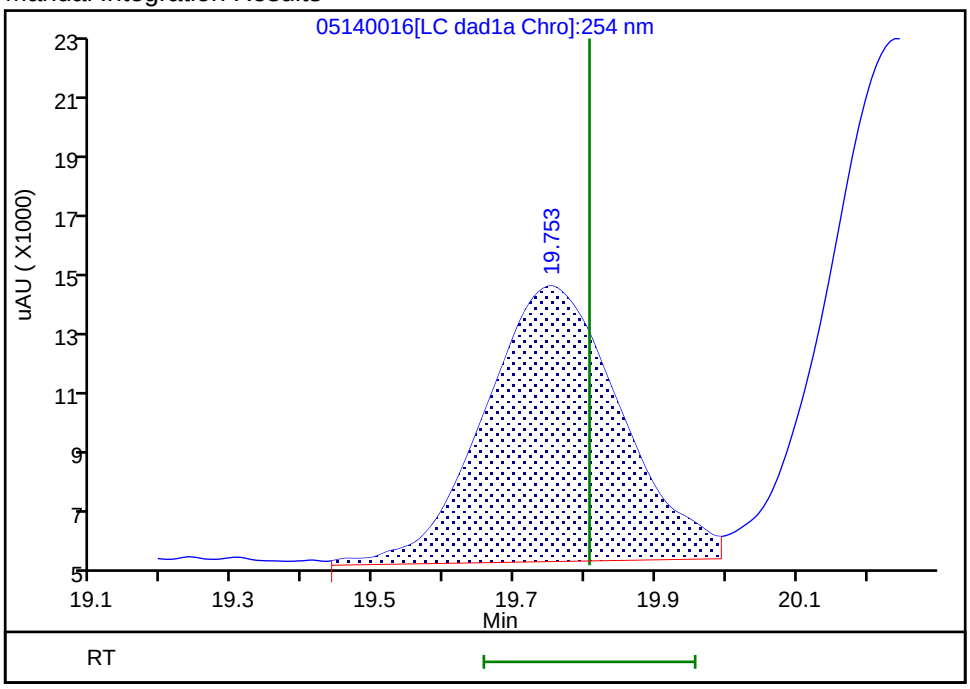

Reviewer: zhangji, 15-May-2020 11:33:24
Audit Action: Assigned New Baseline Audit Reason: Baseline

Manual Integration/User Assign Peak Report

Eurofins TestAmerica, Denver

Data File:	\\chromfs\denver\chromdata\g2_luna\20200514-91518.b\05140016.d				
Injection Date:	14-May-2020 21:31:26	Instrument ID:	CHHPLC_G2_LUNA		
Lims ID:	ICV FULL				
Client ID:					
Operator ID:	CB	ALS Bottle#:	16	Worklist Smp#:	16
Injection Vol:	100.0 ul	Dil. Factor:	1.0000		
Method:	G2_8330_Luna	Limit Group:	GCSV - 8330		
Column:	Luna-Phenyl hexyl (4.60 mm)	Detector	LC DAD1A, 254 nm		

21 2,4-Dinitrotoluene, CAS: 121-14-2

Signal: 1

Processing Integration Results

RT: 20.24
Area: 217350
Amount: 0.339549
Amount Units: ug/ml

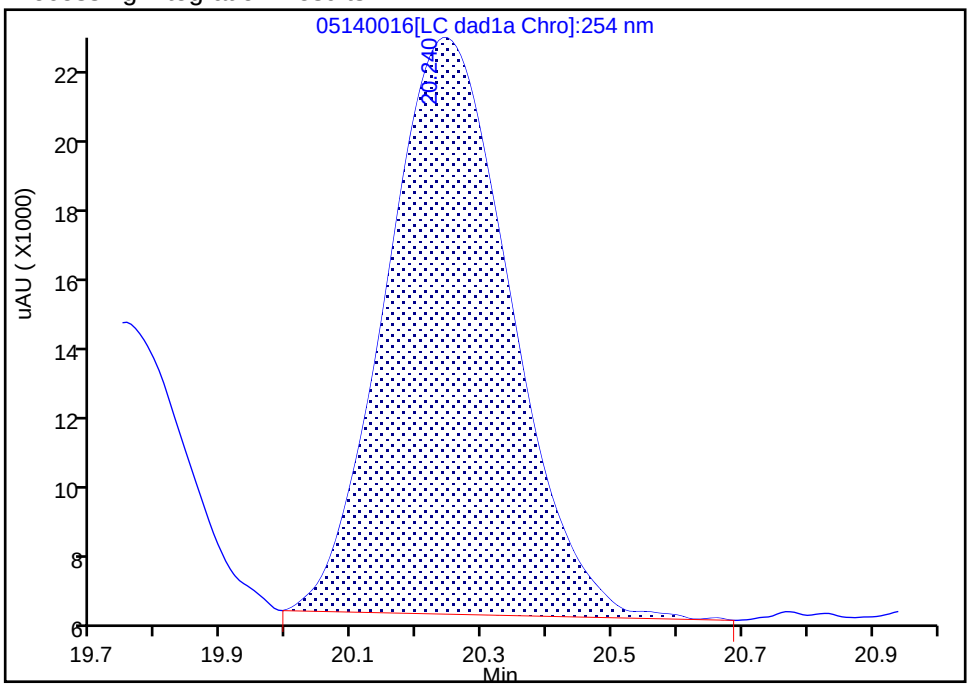

Manual Integration Results

RT: 20.24
Area: 236153
Amount: 0.368924
Amount Units: ug/ml

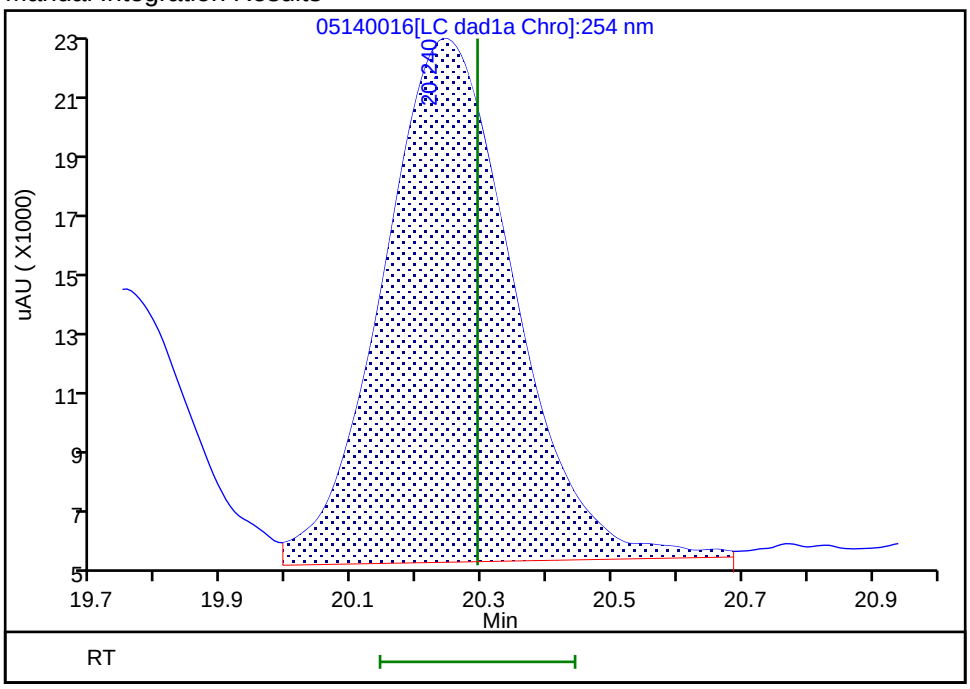

Reviewer: zhangji, 15-May-2020 11:33:24

Audit Action: Assigned New Baseline Audit Reason: Baseline

FORM VII
HPLC/IC CONTINUING CALIBRATION DATA

Lab Name: Eurofins TestAmerica, Denver Job No.: 280-137702-1

SDG No.:

Lab Sample ID: ICV 280-494886/26 Calibration Date: 05/15/2020 03:21

Instrument ID: CHHPLC_G2_LUNA Calib Start Date: 05/14/2020 22:06

GC Column: Luna-phenylhex ID: 4.60(mm) Calib End Date: 05/15/2020 02:46

Lab File ID: 05140026.D Conc. Units: ug/L

ANALYTE	CURVE TYPE	AVE CF	CF	MIN CF	CALC AMOUNT	SPIKE AMOUNT	%D	MAX %D
TNX	Ave	435816	391496		360	400	-10.2	15.0
DNX	Ave	321206	289486		361	400	-9.9	15.0
MNX	Lin2		268209		449	467	-3.8	15.0

FORM VII
HPLC/IC CONTINUING CALIBRATION RETENTION TIME SUMMARY

Lab Name: Eurofins TestAmerica, Denver Job No.: 280-137702-1

SDG No.:

Lab Sample ID: ICV 280-494886/26 Calibration Date: 05/15/2020 03:21

Instrument ID: CHHPLC_G2_LUNA Calib Start Date: 05/14/2020 22:06

GC Column: Luna-phenylhex ID: 4.60(mm) Calib End Date: 05/15/2020 02:46

Lab File ID: 05140026.D

Analyte	RT	RT WINDOW	
		FROM	TO
TNX	5.41	5.27	5.57
DNX	6.22	6.08	6.38
MNX	7.73	7.59	7.89

Eurofins TestAmerica, Denver
Target Compound Quantitation Report

Data File: \\chromfs\Denver\ChromData\G2_LUNA\20200514-91518.b\05140026.D
Lims ID: ICV DMT
Client ID:
Sample Type: ICV
Inject. Date: 15-May-2020 03:21:17 ALS Bottle#: 26 Worklist Smp#: 26
Injection Vol: 100.0 ul Dil. Factor: 1.0000
Sample Info: ICV DMT
Misc. Info.: 280-0091518-026
Operator ID: CB Instrument ID: CHHPLC_G2_LUNA
Sublist:

Method: \\chromfs\Denver\ChromData\G2_LUNA\20200514-91518.b\G2_8330_Luna.m
Limit Group: GCSV - 8330
Last Update: 15-May-2020 12:01:05 Calib Date: 15-May-2020 02:11:20
Integrator: Falcon
Quant Method: External Standard Quant By: Initial Calibration
Last ICal File: \\chromfs\Denver\ChromData\G2_LUNA\20200514-91518.b\05140024.D

Column 1 : Luna-Phenyl hexyl (4.60 mm) Det: LC DAD1A, 254 nm
Process Host: CTX0318

First Level Reviewer: zhangji Date: 15-May-2020 11:38:34

Compound	Det	RT (min.)	Exp RT (min.)	Dlt RT (min.)	Response	Cal Amt ug/ml	OnCol Amt ug/ml	Flags
3 TNX	1	5.408	5.417	-0.009	156755	0.4004	0.3597	
4 DNX	1	6.215	6.231	-0.016	115910	0.4004	0.3609	
7 MNX	1	7.728	7.744	-0.016	125200	0.4668	0.4488	

Reagents:

8330_OP_DMT_00008 Amount Added: 40.00 Units: uL

Report Date: 15-May-2020 12:01:06 Chrom Revision: 2.3 05-May-2020 17:48:18

Eurofins TestAmerica, Denver

Data File: \\chromfs\denver\chromdata\g2_luna\20200514-91518.b\05140026.d

Injection Date:	15-May-2020 03:21:17	Instrument ID:	CHHPLC_G2_LUNA	Operator ID:	CB
Lims ID:	ICV DMT			Worklist Smp#:	26
Client ID:					
Injection Vol:	100.0 ul	Dil. Factor:	1.0000	ALS Bottle#:	26
Method:	G2_8330_Luna	Limit Group:	GCSV - 8330		

Column: Luna-Phenyl hexyl (4.60 mm) Y Scaling: Method Defined: Scale to the Nth Largest Peak: 1

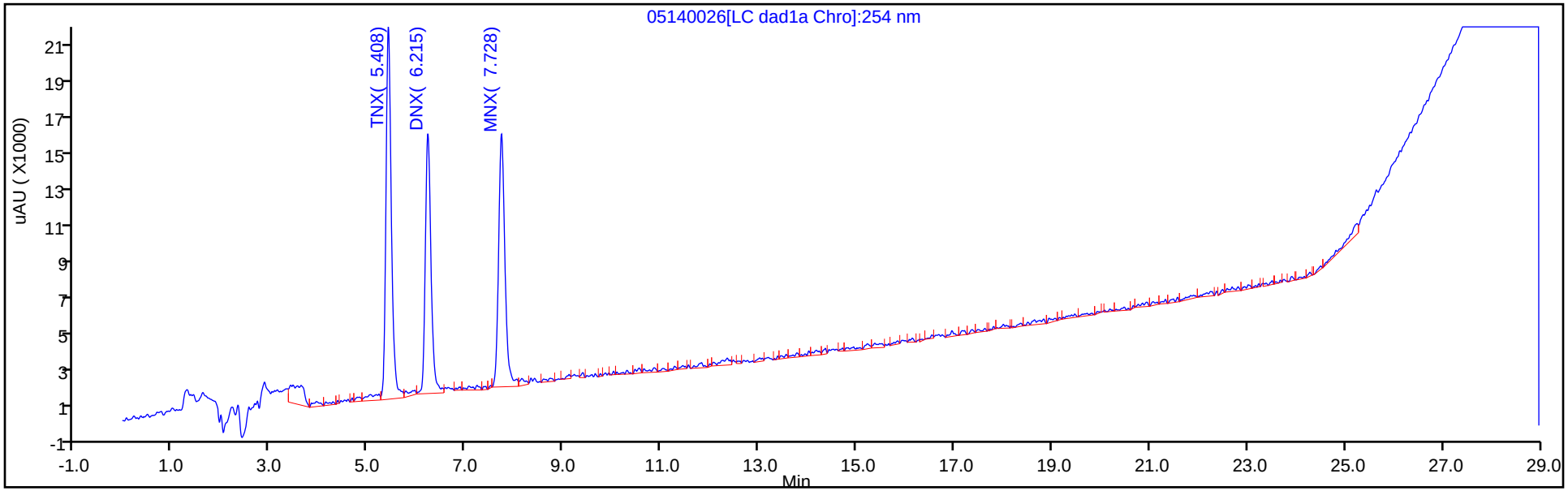

Y Scaling: Method Defined: Scale to the Nth Largest Peak: 1

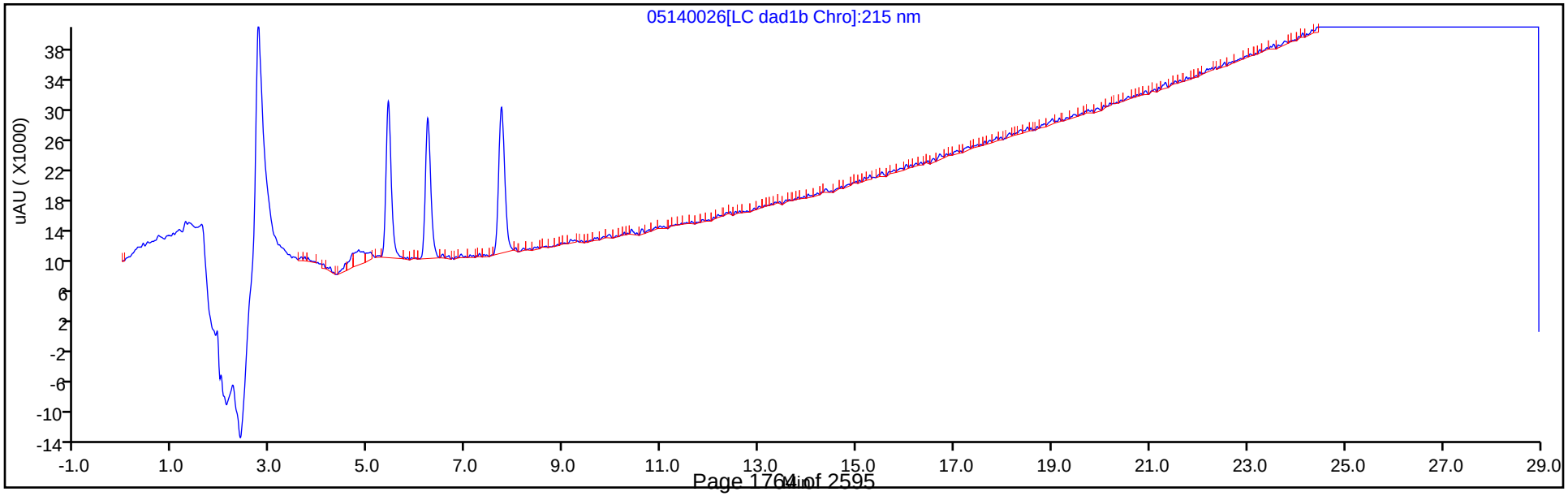

FORM VII
HPLC/IC CONTINUING CALIBRATION DATA

Lab Name: Eurofins TestAmerica, Denver Job No.: 280-137702-1

SDG No.:

Lab Sample ID: CCV 280-500017/28 Calibration Date: 06/25/2020 10:10

Instrument ID: CHHPLC_G2_LUNA Calib Start Date: 05/14/2020 16:16

GC Column: Luna-phenylhex ID: 4.60(mm) Calib End Date: 05/14/2020 20:56

Lab File ID: 06240028.D Conc. Units: ug/L

ANALYTE	CURVE TYPE	AVE CF	CF	MIN CF	CALC AMOUNT	SPIKE AMOUNT	%D	MAX %D
HMX	Lin2		187572		235	250	-6.1	15.0
Picric acid	Ave	193810	189176		244	250	-2.4	15.0
RDX	Ave	244360	226148		231	250	-7.5	15.0
Nitrobenzene	Ave	439227	407319		233	251	-7.3	15.0
1,3-Dinitrobenzene	Ave	674189	674200		251	251	0.0	15.0
Nitroglycerin	Ave	126803	131077		2580	2500	3.4	15.0
2-Nitrotoluene	Ave	272965	252360		231	250	-7.5	15.0
4-Nitrotoluene	Ave	240881	233960		243	251	-2.9	15.0
4-Amino-2,6-dinitrotoluene	Ave	345235	323177		234	250	-6.4	15.0
3-Nitrotoluene	Ave	298327	287397		241	250	-3.7	15.0
2-Amino-4,6-dinitrotoluene	Ave	465211	453904		245	251	-2.4	15.0
1,3,5-Trinitrobenzene	Ave	472451	477285		253	251	1.0	15.0
2,6-Dinitrotoluene	Lin2		302406		247	251	-1.6	15.0
2,4-Dinitrotoluene	Ave	640113	627295		246	251	-2.0	15.0
Tetryl	Ave	368678	347768		236	251	-5.7	15.0
2,4,6-Trinitrotoluene	Lin1		393924		238	251	-5.0	15.0
PETN	Lin1		136281		2420	2500	-3.1	15.0
1,2-Dinitrobenzene	Lin1		288472		254	250	1.4	15.0

FORM VII
HPLC/IC CONTINUING CALIBRATION RETENTION TIME SUMMARY

Lab Name: Eurofins TestAmerica, Denver Job No.: 280-137702-1

SDG No.:

Lab Sample ID: CCV 280-500017/28 Calibration Date: 06/25/2020 10:10

Instrument ID: CHHPLC_G2_LUNA Calib Start Date: 05/14/2020 16:16

GC Column: Luna-phenylhex ID: 4.60(mm) Calib End Date: 05/14/2020 20:56

Lab File ID: 06240028.D

Analyte	RT	RT WINDOW	
		FROM	TO
HMX	7.13	7.00	7.30
Picric acid	8.36	8.32	8.62
RDX	9.34	9.21	9.51
Nitrobenzene	12.24	12.12	12.42
1,3-Dinitrobenzene	15.76	15.66	15.96
Nitroglycerin	16.00	15.90	16.20
2-Nitrotoluene	16.70	16.60	16.90
4-Nitrotoluene	16.98	16.88	17.18
4-Amino-2,6-dinitrotoluene	17.42	17.32	17.62
3-Nitrotoluene	17.92	17.81	18.11
2-Amino-4,6-dinitrotoluene	18.35	18.25	18.55
1,3,5-Trinitrobenzene	19.10	18.99	19.29
2,6-Dinitrotoluene	20.02	19.92	20.22
2,4-Dinitrotoluene	20.53	20.43	20.73
Tetryl	23.83	23.74	24.04
2,4,6-Trinitrotoluene	24.86	24.76	25.06
PETN	25.40	25.29	25.59
1,2-Dinitrobenzene	13.24	13.12	13.42

Eurofins TestAmerica, Denver
Target Compound Quantitation Report

Data File: \\chromfs\Denver\ChromData\G2_LUNA\20200624-92719.b\06240028.D
Lims ID: CCV
Client ID:
Sample Type: CCV
Inject. Date: 25-Jun-2020 10:10:54 ALS Bottle#: 7 Worklist Smp#: 28
Injection Vol: 100.0 ul Dil. Factor: 1.0000
Sample Info: CCV
Misc. Info.: 280-0092719-028
Operator ID: JZ Instrument ID: CHHPLC_G2_LUNA
Sublist: chrom-G2_8330_Luna*sub6

Method: \\chromfs\Denver\ChromData\G2_LUNA\20200624-92719.b\G2_8330_Luna.m
Limit Group: GCSV - 8330
Last Update: 26-Jun-2020 16:19:11 Calib Date: 15-May-2020 02:11:20
Integrator: Falcon
Quant Method: External Standard Quant By: Initial Calibration
Last ICal File: \\chromfs\Denver\ChromData\G2_LUNA\20200514-91518.b\05140024.D

Column 1 : Luna-Phenyl hexyl (4.60 mm) Det: LC DAD1A, 254 nm
Process Host: CTX1025

First Level Reviewer: zhangji Date: 25-Jun-2020 14:06:53

	Compound	Det	RT (min.)	Exp RT (min.)	Dlt RT (min.)	Response	Cal Amt ug/ml	OnCol Amt ug/ml	Flags
	1 2,6-diamino-4-nitrotoluene	1	4.422	4.425	-0.003	106691	0.2500	0.2485	
	2 2,4-diamino-6-nitrotoluene	1	4.949	4.938	0.011	69879	0.2500	0.2706	
	6 HMX	1	7.129	7.145	-0.016	46893	0.2500	0.2348	
	5 2,4,6-Trinitrophenol	1	8.362	8.465	-0.103	47294	0.2500	0.2440	
	8 RDX	1	9.335	9.358	-0.023	56537	0.2500	0.2314	
	9 Nitrobenzene	1	12.242	12.265	-0.023	102237	0.2510	0.2328	
$	10 1,2-Dinitrobenzene	1	13.235	13.271	-0.036	72118	0.2500	0.2535	
	11 3,5-Dinitroaniline	1	15.162	15.205	-0.043	121416	0.2500	0.2446	
	12 1,3-Dinitrobenzene	1	15.762	15.805	-0.043	168887	0.2505	0.2505	
	13 Nitroglycerin	2	15.995	16.045	-0.050	327692	2.50	2.58	M
	14 o-Nitrotoluene	1	16.702	16.745	-0.043	63090	0.2500	0.2311	M
	15 p-Nitrotoluene	1	16.982	17.031	-0.049	58607	0.2505	0.2433	M
	16 4-Amino-2,6-dinitrotoluene	1	17.415	17.465	-0.050	80875	0.2503	0.2343	M
	17 m-Nitrotoluene	1	17.915	17.958	-0.043	71921	0.2503	0.2411	M
	18 2-Amino-4,6-dinitrotoluene	1	18.349	18.398	-0.049	113930	0.2510	0.2449	M
	19 1,3,5-Trinitrobenzene	1	19.095	19.138	-0.043	119560	0.2505	0.2531	M
	20 2,6-Dinitrotoluene	1	20.015	20.065	-0.050	75904	0.2510	0.2471	
	21 2,4-Dinitrotoluene	1	20.529	20.578	-0.049	157451	0.2510	0.2460	
	22 Tetryl	1	23.829	23.885	-0.056	87116	0.2505	0.2363	M
	23 2,4,6-Trinitrotoluene	1	24.855	24.905	-0.050	98875	0.2510	0.2383	M
	24 PETN	2	25.402	25.438	-0.036	340702	2.50	2.42	M

QC Flag Legend

Review Flags
M - Manually Integrated

Reagents:

8330IntermStk_00064	Amount Added:	25.00	Units: uL
8330_ADDs_00027	Amount Added:	12.50	Units: uL

Report Date: 26-Jun-2020 16:19:11 Chrom Revision: 2.3 21-Jun-2020 18:30:46

Eurofins TestAmerica, Denver

Data File: \\chromfs\denver\chromdata\g2_luna\20200624-92719.b\06240028.d

Injection Date:	25-Jun-2020 10:10:54	Instrument ID:	CHHPLC_G2_LUNA	Operator ID:	JZ
Lims ID:	CCV			Worklist Smp#:	28
Client ID:					
Injection Vol:	100.0 ul	Dil. Factor:	1.0000	ALS Bottle#:	7
Method:	G2_8330_Luna	Limit Group:	GCSV - 8330		

Column: Luna-Phenyl hexyl (4.60 mm) Y Scaling: Method Defined: Scale to the Nth Largest Peak: 1

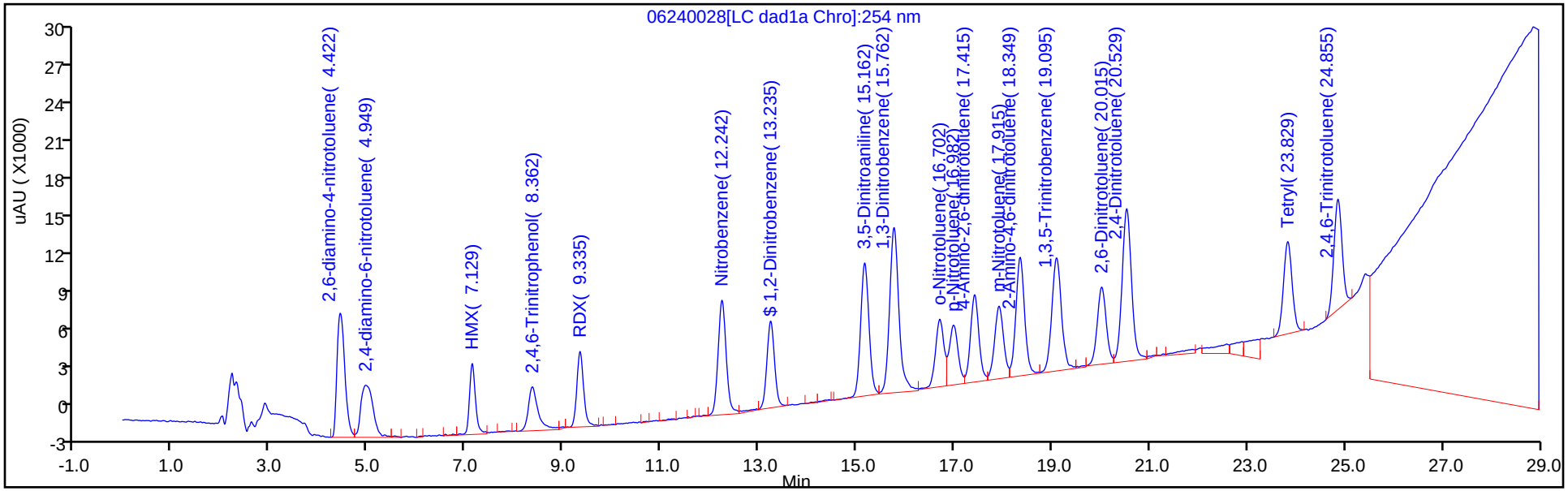

Y Scaling: Method Defined: Scale to the Nth Largest Peak: 1

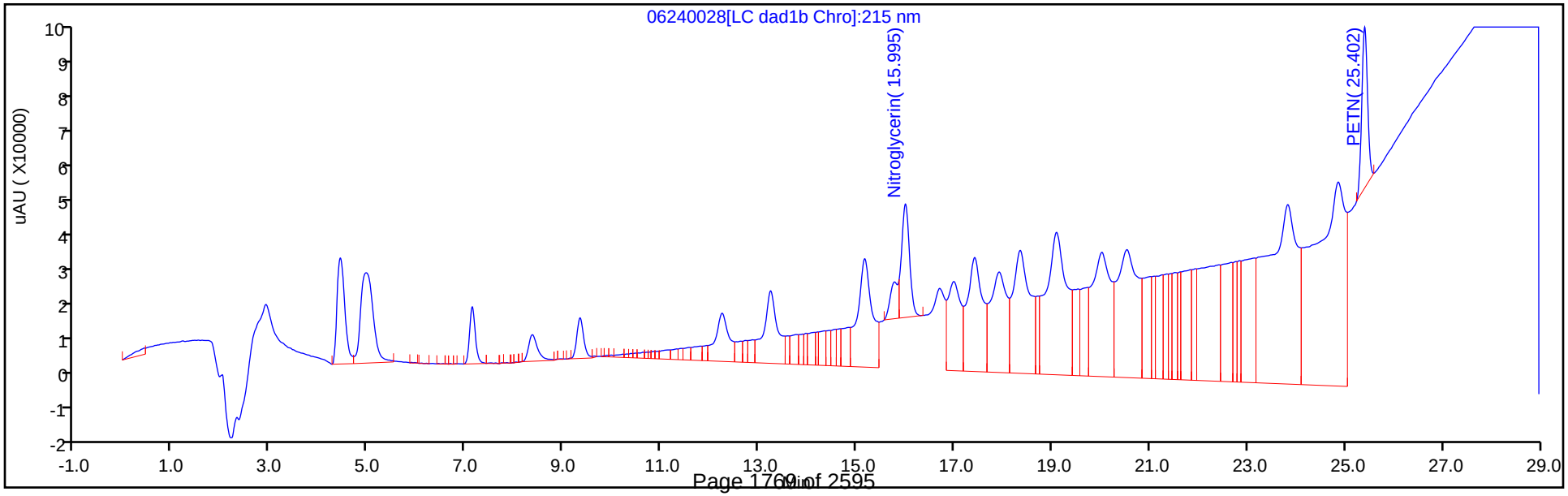

Manual Integration/User Assign Peak Report

Eurofins TestAmerica, Denver

Data File: \\chromfs\denver\chromdata\g2_luna\20200624-92719.b\06240028.d
Injection Date: 25-Jun-2020 10:10:54 Instrument ID: CHHPLC_G2_LUNA
Lims ID: CCV
Client ID:
Operator ID: JZ ALS Bottle#: 7 Worklist Smp#: 28
Injection Vol: 100.0 ul Dil. Factor: 1.0000
Method: G2_8330_Luna Limit Group: GCSV - 8330
Column: Detector LC DAD1B, 215 nm

13 Nitroglycerin, CAS: 55-63-0

Signal: 1

Processing Integration Results

RT: 16.00
Area: 724823
Amount: 5.716120
Amount Units: ug/ml

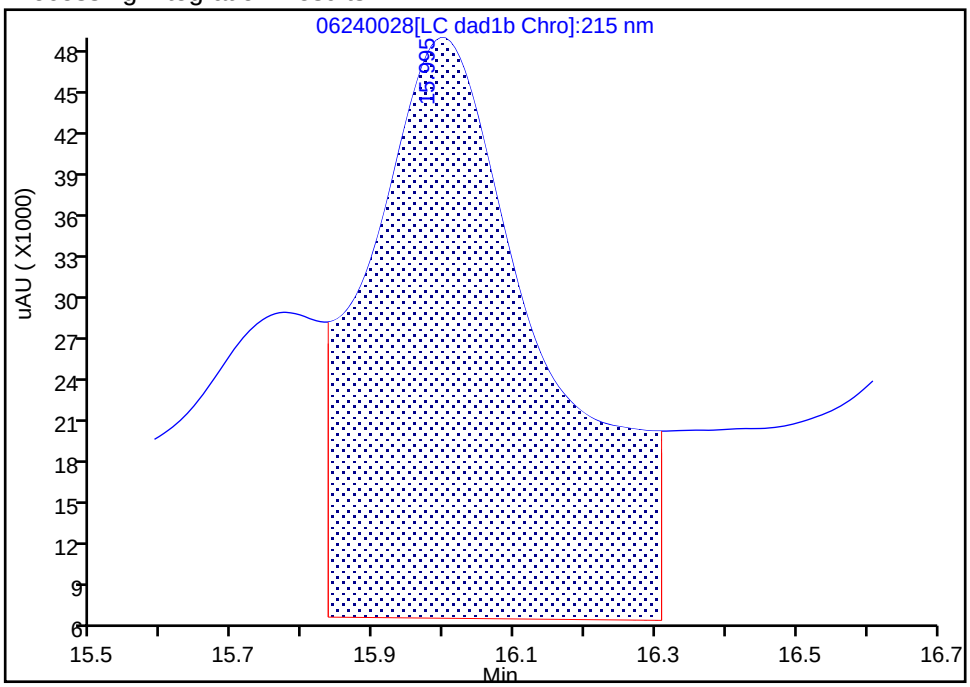

Manual Integration Results

RT: 16.00
Area: 327692
Amount: 2.584254
Amount Units: ug/ml

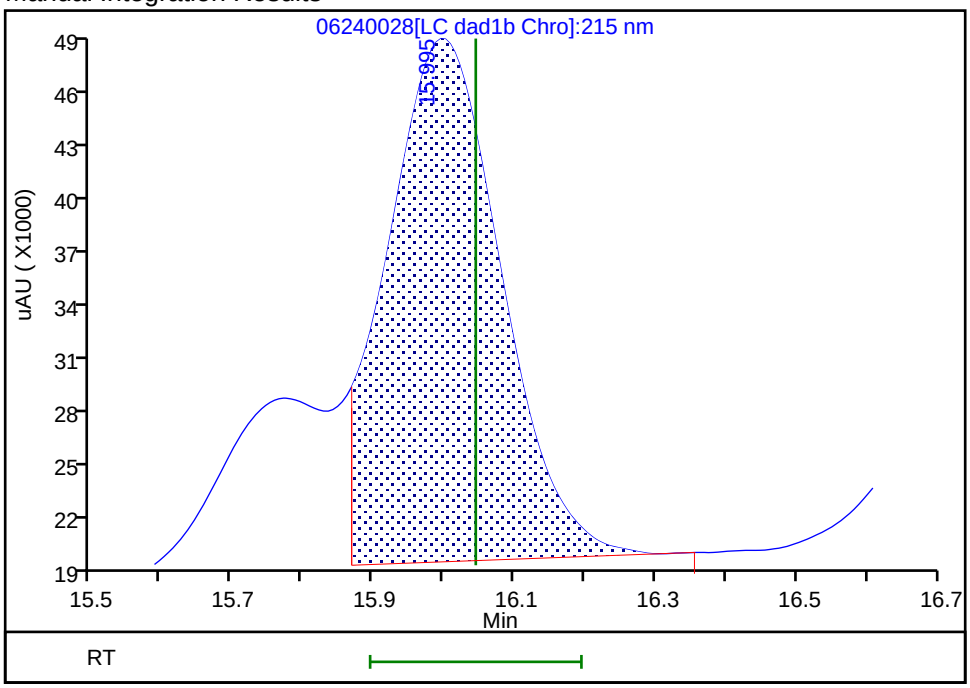

Reviewer: zhangji, 25-Jun-2020 17:18:29
Audit Action: Split an Integrated Peak Audit Reason: Baseline

Manual Integration/User Assign Peak Report

Eurofins TestAmerica, Denver

Data File:	\\chromfs\denver\chromdata\g2_luna\20200624-92719.b\06240028.d				
Injection Date:	25-Jun-2020 10:10:54	Instrument ID:	CHHPLC_G2_LUNA		
Lims ID:	CCV				
Client ID:					
Operator ID:	JZ	ALS Bottle#:	7	Worklist Smp#:	28
Injection Vol:	100.0 ul	Dil. Factor:	1.0000		
Method:	G2_8330_Luna	Limit Group:	GCSV - 8330		
Column:	Luna-Phenyl hexyl (4.60 mm)	Detector	LC DAD1A, 254 nm		

14 o-Nitrotoluene, CAS: 88-72-2

Signal: 1

Processing Integration Results

RT: 16.70
Area: 60219
Amount: 0.220611
Amount Units: ug/ml

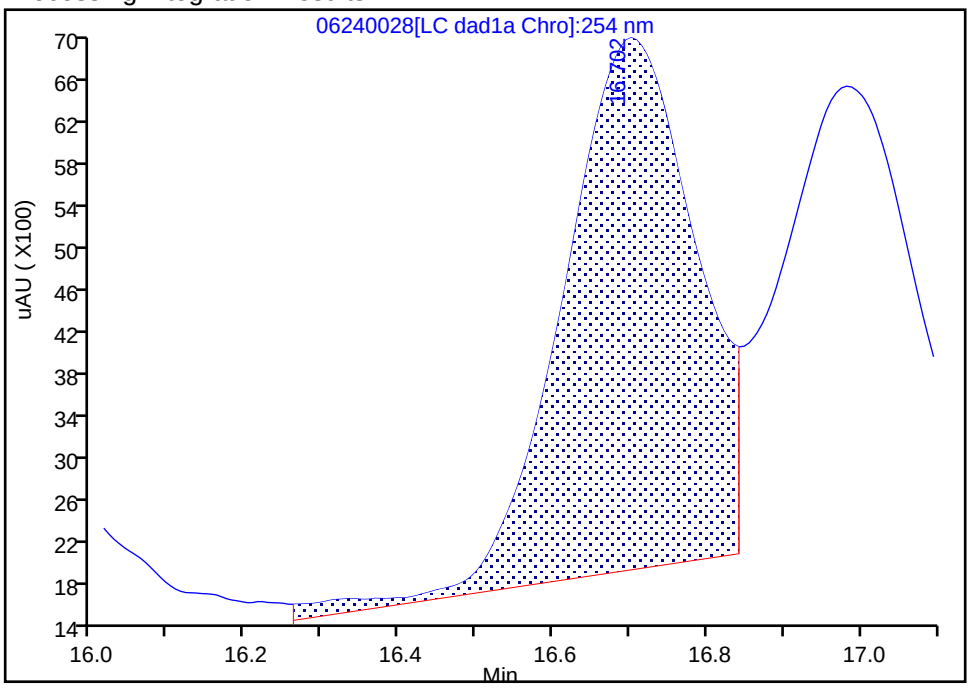

Manual Integration Results

RT: 16.70
Area: 63090
Amount: 0.231129
Amount Units: ug/ml

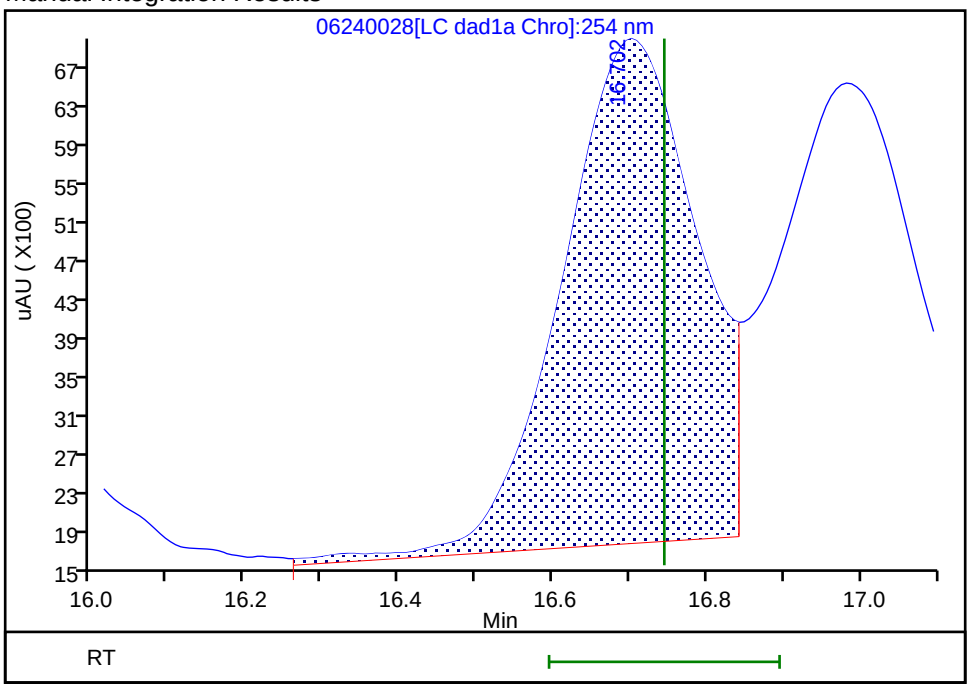

Reviewer: zhangji, 25-Jun-2020 17:18:55

Audit Action: Assigned New Baseline Audit Reason: Baseline

Manual Integration/User Assign Peak Report

Eurofins TestAmerica, Denver

Data File:	\\chromfs\denver\chromdata\g2_luna\20200624-92719.b\06240028.d				
Injection Date:	25-Jun-2020 10:10:54	Instrument ID:	CHHPLC_G2_LUNA		
Lims ID:	CCV				
Client ID:					
Operator ID:	JZ	ALS Bottle#:	7	Worklist Smp#:	28
Injection Vol:	100.0 ul	Dil. Factor:	1.0000		
Method:	G2_8330_Luna	Limit Group:	GCSV - 8330		
Column:	Luna-Phenyl hexyl (4.60 mm)	Detector	LC DAD1A, 254 nm		

15 p-Nitrotoluene, CAS: 99-99-0

Signal: 1

Processing Integration Results

RT: 16.98
Area: 54724
Amount: 0.227182
Amount Units: ug/ml

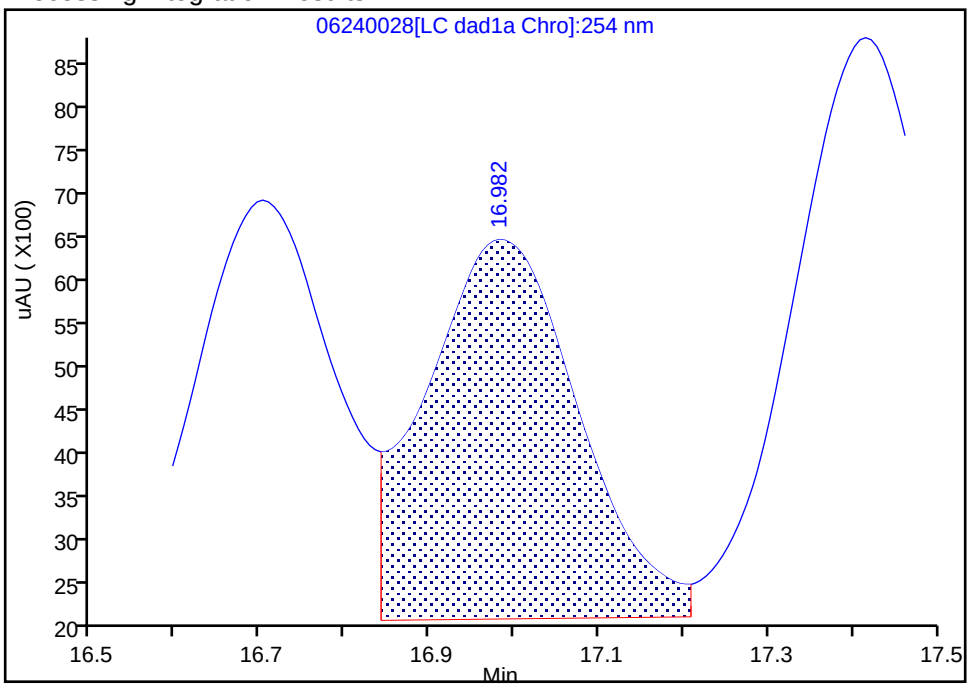

Manual Integration Results

RT: 16.98
Area: 58607
Amount: 0.243302
Amount Units: ug/ml

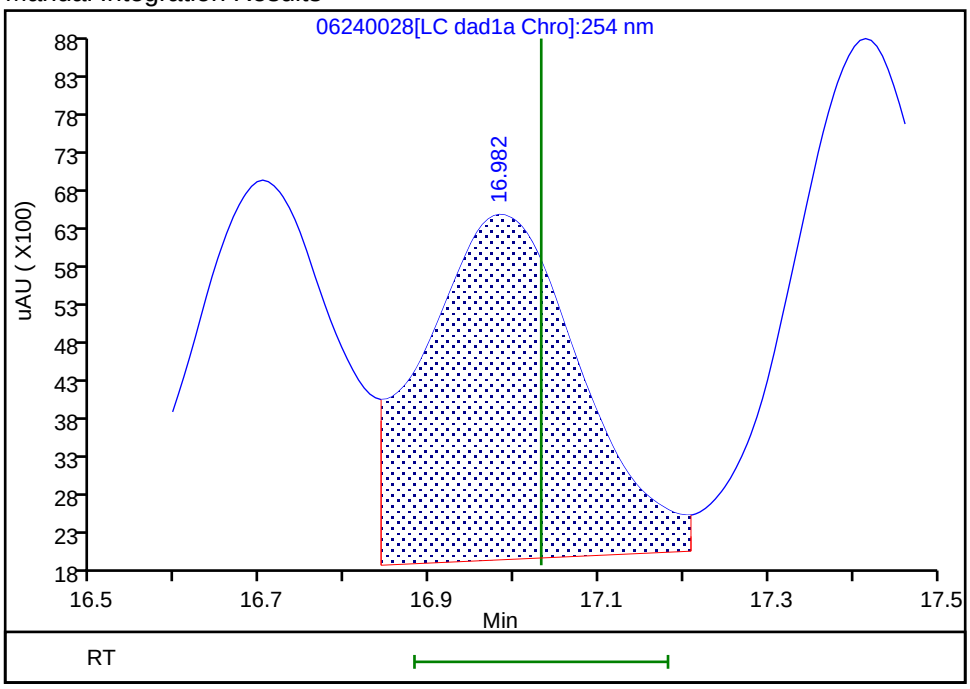

Reviewer: zhangji, 25-Jun-2020 17:18:55

Audit Action: Assigned New Baseline Audit Reason: Baseline

Manual Integration/User Assign Peak Report

Eurofins TestAmerica, Denver

Data File:	\\chromfs\denver\chromdata\g2_luna\20200624-92719.b\06240028.d				
Injection Date:	25-Jun-2020 10:10:54	Instrument ID:	CHHPLC_G2_LUNA		
Lims ID:	CCV				
Client ID:					
Operator ID:	JZ	ALS Bottle#:	7	Worklist Smp#:	28
Injection Vol:	100.0 ul	Dil. Factor:	1.0000		
Method:	G2_8330_Luna	Limit Group:	GCSV - 8330		
Column:	Luna-Phenyl hexyl (4.60 mm)	Detector	LC DAD1A, 254 nm		

16 4-Amino-2,6-dinitrotoluene, CAS: 19406-51-0

Signal: 1

Processing Integration Results

RT: 17.42
Area: 78617
Amount: 0.227720
Amount Units: ug/ml

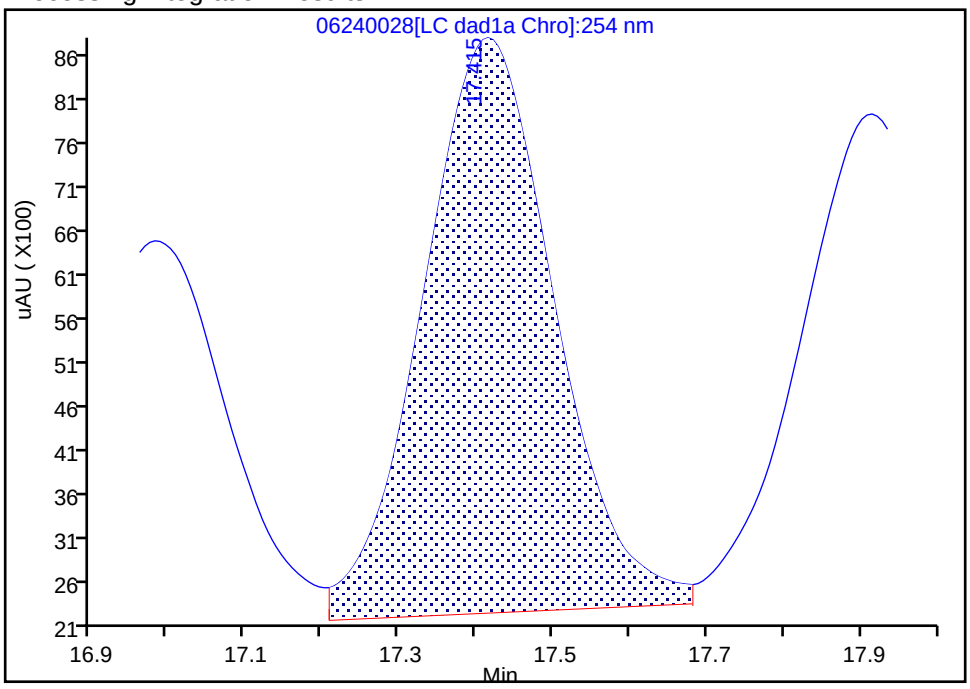

Manual Integration Results

RT: 17.42
Area: 80875
Amount: 0.234261
Amount Units: ug/ml

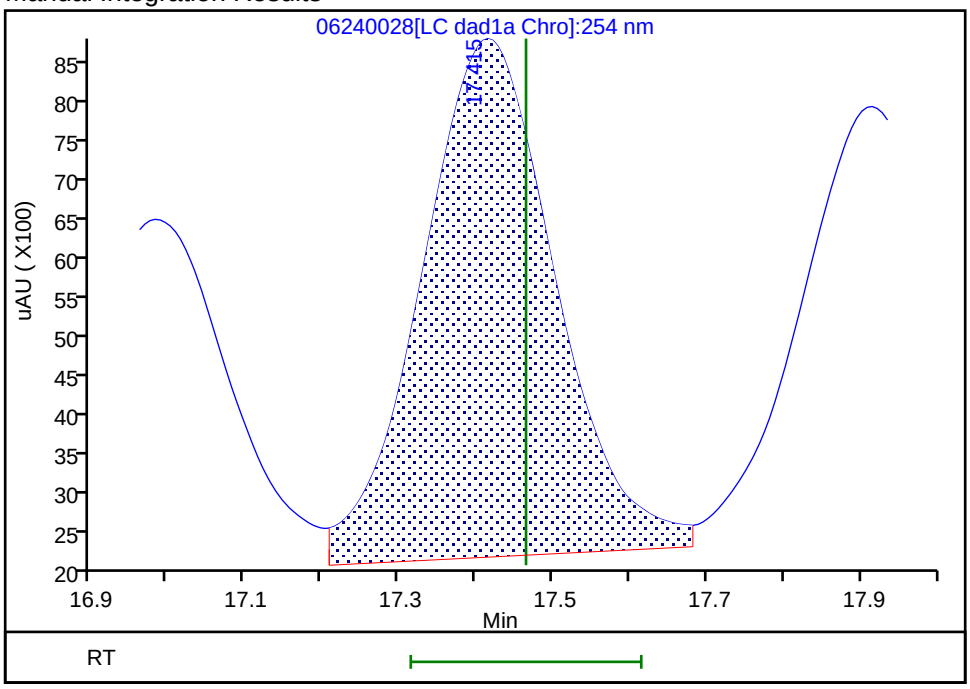

Reviewer: zhangji, 25-Jun-2020 17:18:55

Audit Action: Assigned New Baseline Audit Reason: Baseline

Manual Integration/User Assign Peak Report

Eurofins TestAmerica, Denver

Data File:	\\chromfs\denver\chromdata\g2_luna\20200624-92719.b\06240028.d				
Injection Date:	25-Jun-2020 10:10:54	Instrument ID:	CHHPLC_G2_LUNA		
Lims ID:	CCV				
Client ID:					
Operator ID:	JZ	ALS Bottle#:	7	Worklist Smp#:	28
Injection Vol:	100.0 ul	Dil. Factor:	1.0000		
Method:	G2_8330_Luna	Limit Group:	GCSV - 8330		
Column:	Luna-Phenyl hexyl (4.60 mm)	Detector	LC DAD1A, 254 nm		

17 m-Nitrotoluene, CAS: 99-08-1

Signal: 1

Processing Integration Results

RT: 17.92
Area: 69898
Amount: 0.234300
Amount Units: ug/ml

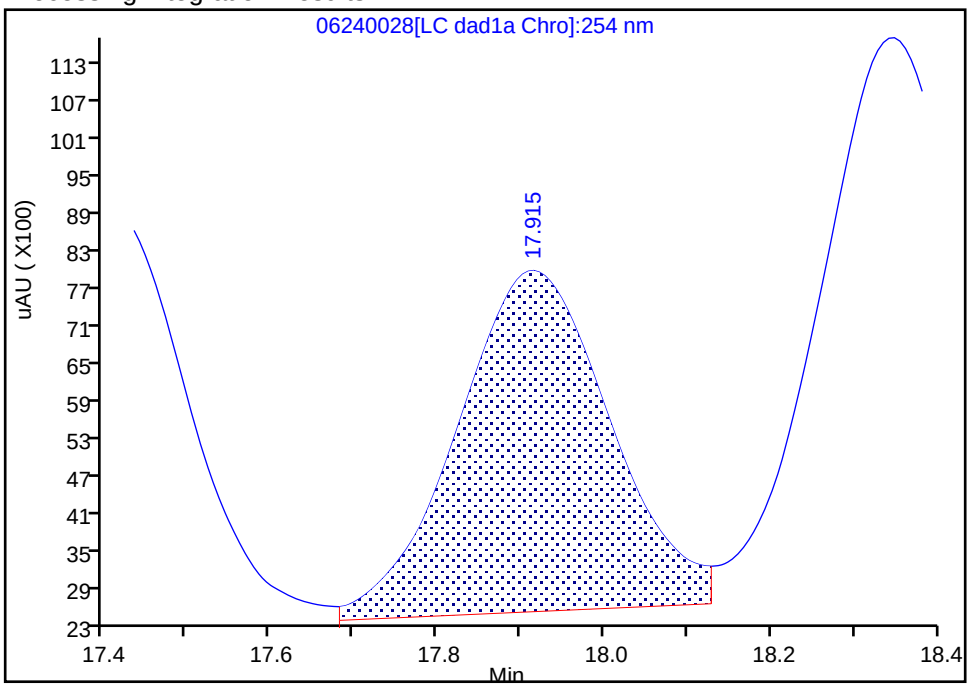

Manual Integration Results

RT: 17.92
Area: 71921
Amount: 0.241081
Amount Units: ug/ml

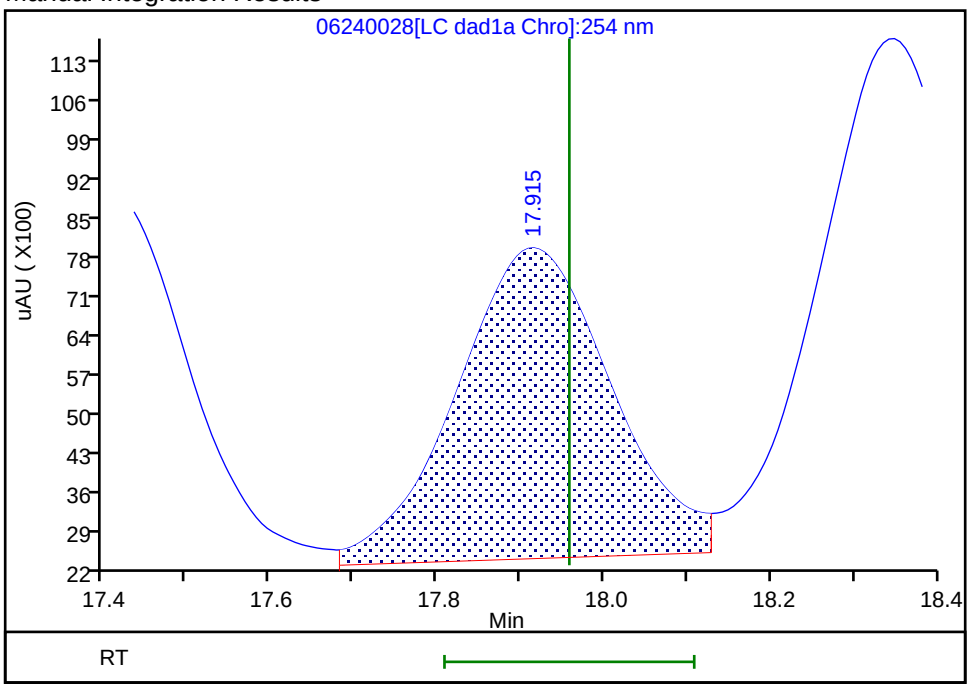

Reviewer: zhangji, 25-Jun-2020 17:18:55

Audit Action: Assigned New Baseline Audit Reason: Baseline

Manual Integration/User Assign Peak Report

Eurofins TestAmerica, Denver

Data File:	\\chromfs\denver\chromdata\g2_luna\20200624-92719.b\06240028.d				
Injection Date:	25-Jun-2020 10:10:54	Instrument ID:	CHHPLC_G2_LUNA		
Lims ID:	CCV				
Client ID:					
Operator ID:	JZ	ALS Bottle#:	7	Worklist Smp#:	28
Injection Vol:	100.0 ul	Dil. Factor:	1.0000		
Method:	G2_8330_Luna	Limit Group:	GCSV - 8330		
Column:	Luna-Phenyl hexyl (4.60 mm)	Detector	LC DAD1A, 254 nm		

18 2-Amino-4,6-dinitrotoluene, CAS: 35572-78-2

Signal: 1

Processing Integration Results

RT: 18.35
Area: 112590
Amount: 0.242019
Amount Units: ug/ml

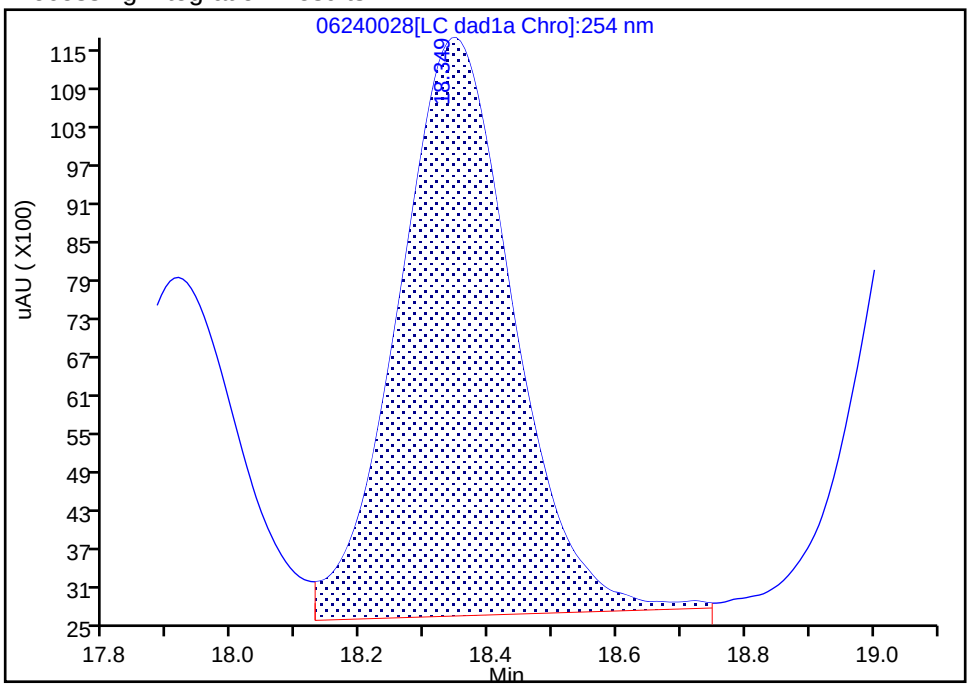

Manual Integration Results

RT: 18.35
Area: 113930
Amount: 0.244900
Amount Units: ug/ml

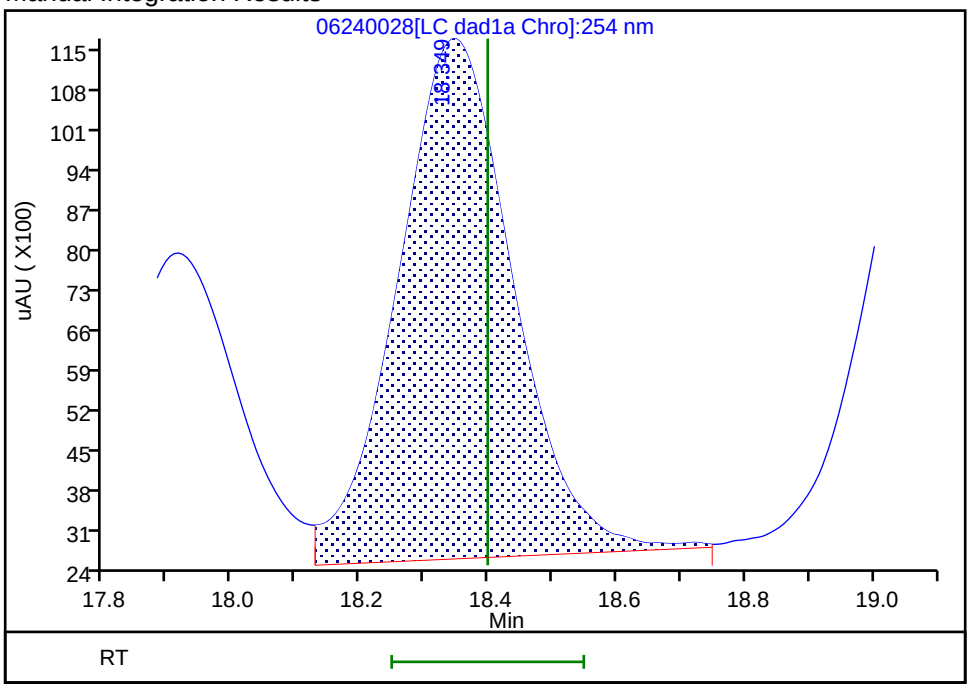

Reviewer: zhangji, 25-Jun-2020 17:18:55

Audit Action: Assigned New Baseline Audit Reason: Baseline

Manual Integration/User Assign Peak Report

Eurofins TestAmerica, Denver

Data File:	\\chromfs\denver\chromdata\g2_luna\20200624-92719.b\06240028.d				
Injection Date:	25-Jun-2020 10:10:54	Instrument ID:	CHHPLC_G2_LUNA		
Lims ID:	CCV				
Client ID:					
Operator ID:	JZ	ALS Bottle#:	7	Worklist Smp#:	28
Injection Vol:	100.0 ul	Dil. Factor:	1.0000		
Method:	G2_8330_Luna	Limit Group:	GCSV - 8330		
Column:	Luna-Phenyl hexyl (4.60 mm)	Detector	LC DAD1A, 254 nm		

19 1,3,5-Trinitrobenzene, CAS: 99-35-4

Signal: 1

Processing Integration Results

RT: 19.10
Area: 119138
Amount: 0.252170
Amount Units: ug/ml

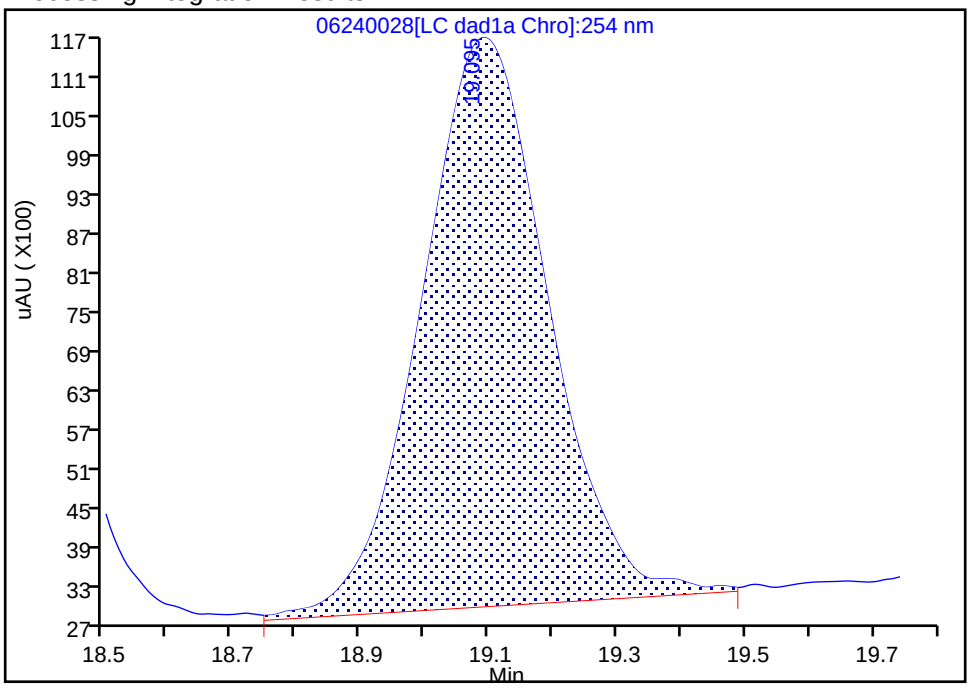

Manual Integration Results

RT: 19.10
Area: 119560
Amount: 0.253063
Amount Units: ug/ml

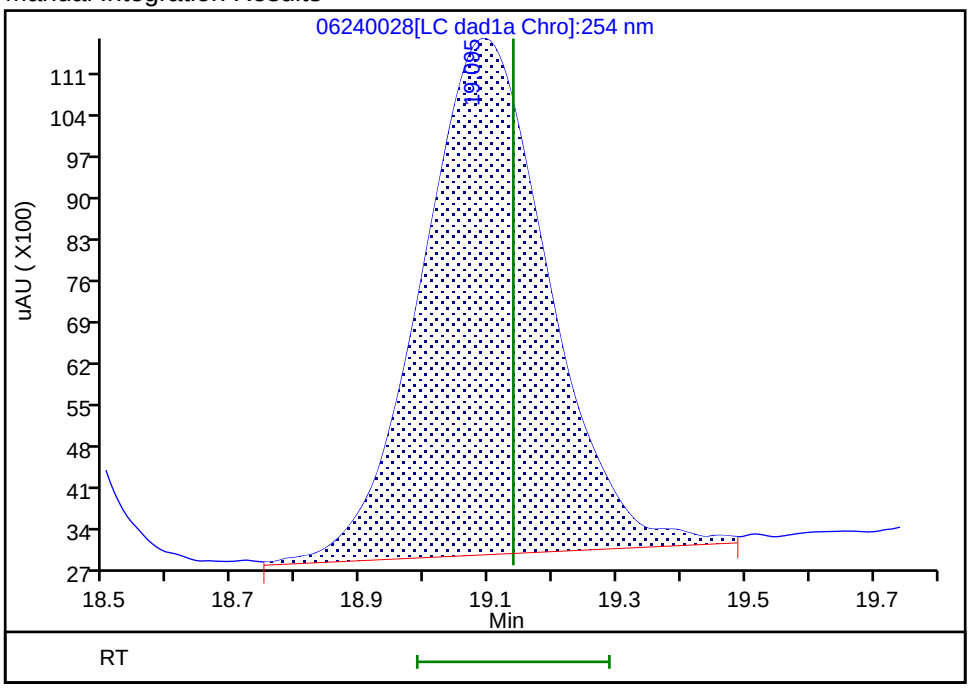

Reviewer: zhangji, 25-Jun-2020 17:18:55

Audit Action: Assigned New Baseline Audit Reason: Baseline

Manual Integration/User Assign Peak Report

Eurofins TestAmerica, Denver

Data File:	\\chromfs\denver\chromdata\g2_luna\20200624-92719.b\06240028.d				
Injection Date:	25-Jun-2020 10:10:54	Instrument ID:	CHHPLC_G2_LUNA		
Lims ID:	CCV				
Client ID:					
Operator ID:	JZ	ALS Bottle#:	7	Worklist Smp#:	28
Injection Vol:	100.0 ul	Dil. Factor:	1.0000		
Method:	G2_8330_Luna	Limit Group:	GCSV - 8330		
Column:	Luna-Phenyl hexyl (4.60 mm)	Detector	LC DAD1A, 254 nm		

22 Tetryl, CAS: 479-45-8

Signal: 1

Processing Integration Results

RT: 23.83
Area: 218233
Amount: 0.591935
Amount Units: ug/ml

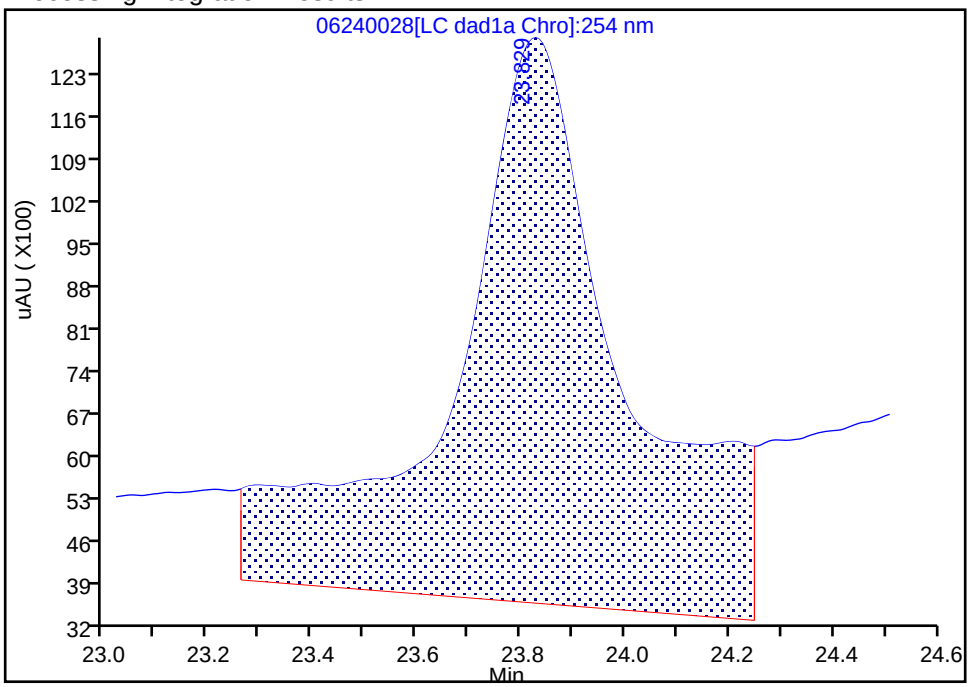

Manual Integration Results

RT: 23.83
Area: 87116
Amount: 0.236293
Amount Units: ug/ml

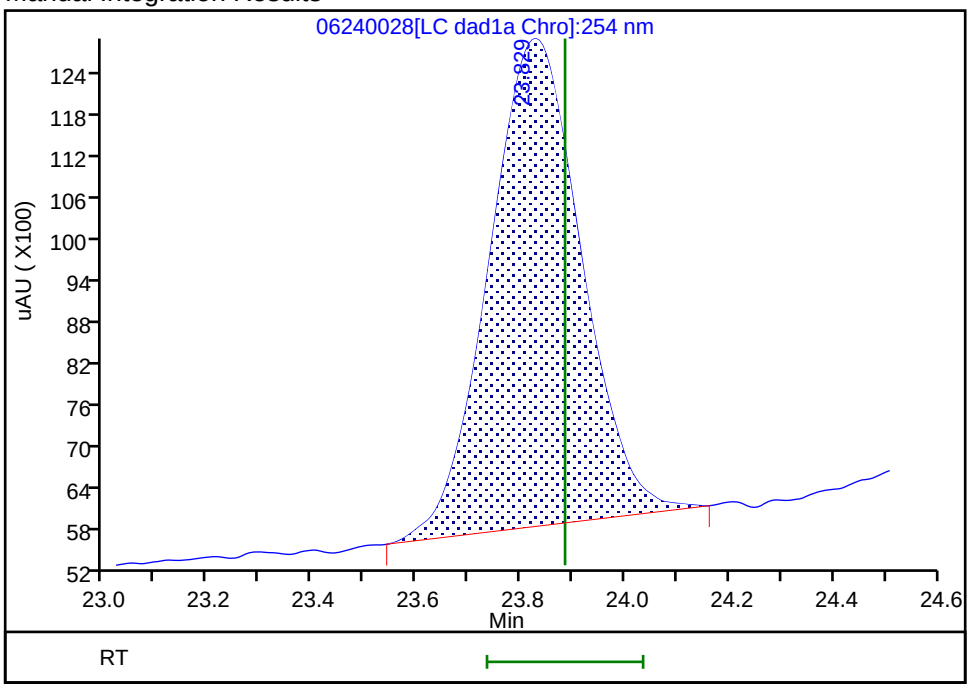

Reviewer: zhangji, 25-Jun-2020 17:18:36

Audit Action: Manually Integrated Audit Reason: Baseline

Manual Integration/User Assign Peak Report

Eurofins TestAmerica, Denver

Data File:	\\chromfs\denver\chromdata\g2_luna\20200624-92719.b\06240028.d				
Injection Date:	25-Jun-2020 10:10:54	Instrument ID:	CHHPLC_G2_LUNA		
Lims ID:	CCV				
Client ID:					
Operator ID:	JZ	ALS Bottle#:	7	Worklist Smp#:	28
Injection Vol:	100.0 ul	Dil. Factor:	1.0000		
Method:	G2_8330_Luna	Limit Group:	GCSV - 8330		
Column:	Luna-Phenyl hexyl (4.60 mm)	Detector	LC DAD1A, 254 nm		

23 2,4,6-Trinitrotoluene, CAS: 118-96-7

Signal: 1

Processing Integration Results

RT: 24.86
Area: 322790
Amount: 0.795876
Amount Units: ug/ml

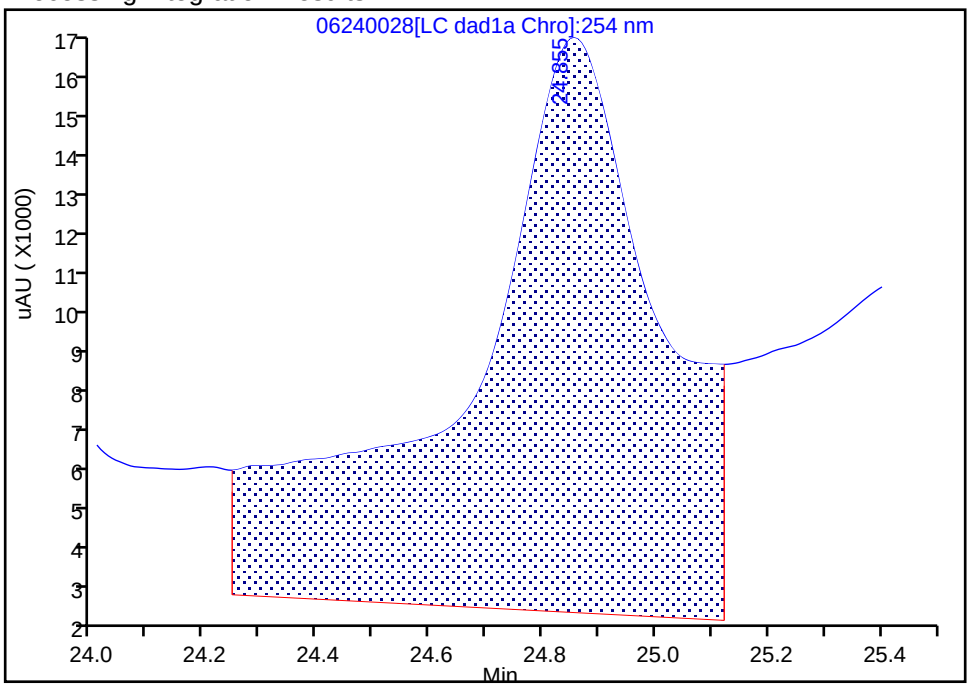

Manual Integration Results

RT: 24.86
Area: 98875
Amount: 0.238333
Amount Units: ug/ml

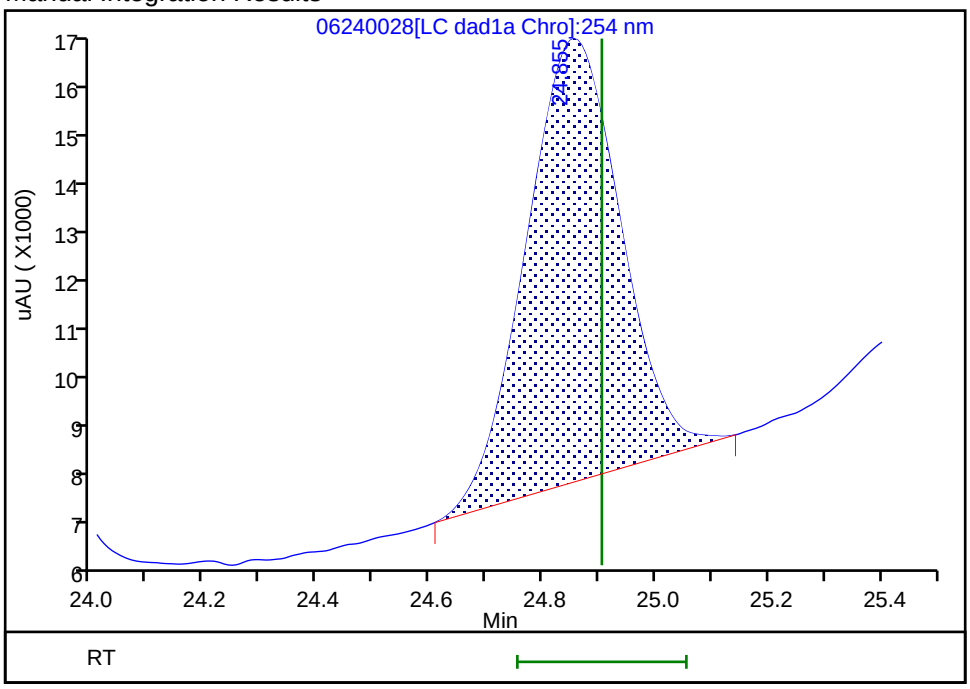

Reviewer: zhangji, 25-Jun-2020 17:18:40

Audit Action: Manually Integrated Audit Reason: Baseline

Manual Integration/User Assign Peak Report

Eurofins TestAmerica, Denver

Data File: \\chromfs\denver\chromdata\g2_luna\20200624-92719.b\06240028.d
Injection Date: 25-Jun-2020 10:10:54 Instrument ID: CHHPLC_G2_LUNA
Lims ID: CCV
Client ID:
Operator ID: JZ ALS Bottle#: 7 Worklist Smp#: 28
Injection Vol: 100.0 ul Dil. Factor: 1.0000
Method: G2_8330_Luna Limit Group: GCSV - 8330
Column: Detector LC DAD1B, 215 nm

24 PETN, CAS: 78-11-5

Signal: 1

Processing Integration Results

RT: 25.40
Area: 1921290
Amount: 14.648932
Amount Units: ug/ml

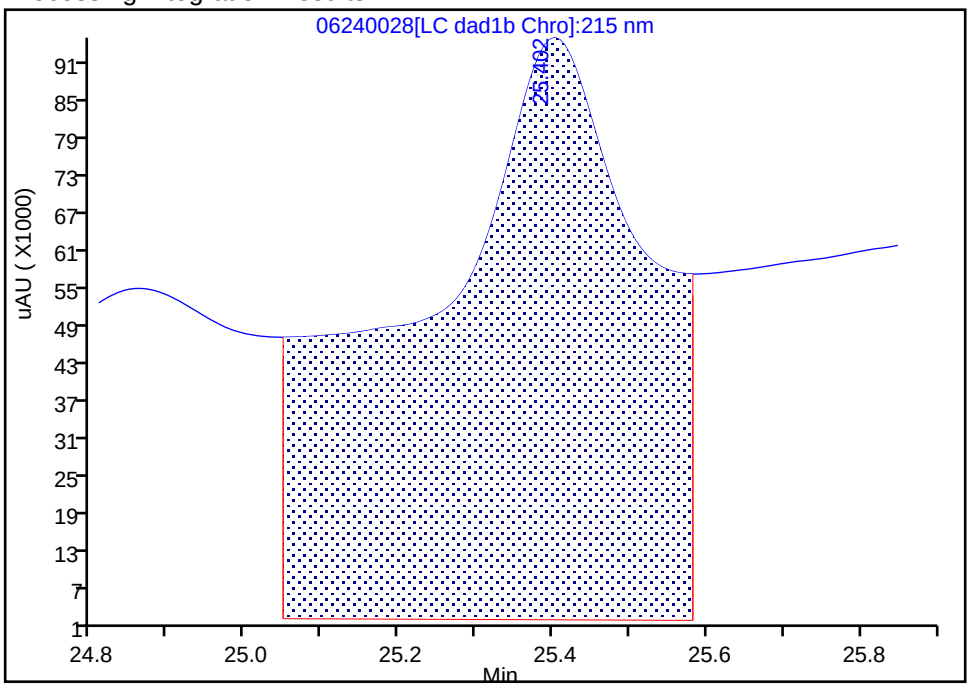

Manual Integration Results

RT: 25.40
Area: 340702
Amount: 2.423559
Amount Units: ug/ml

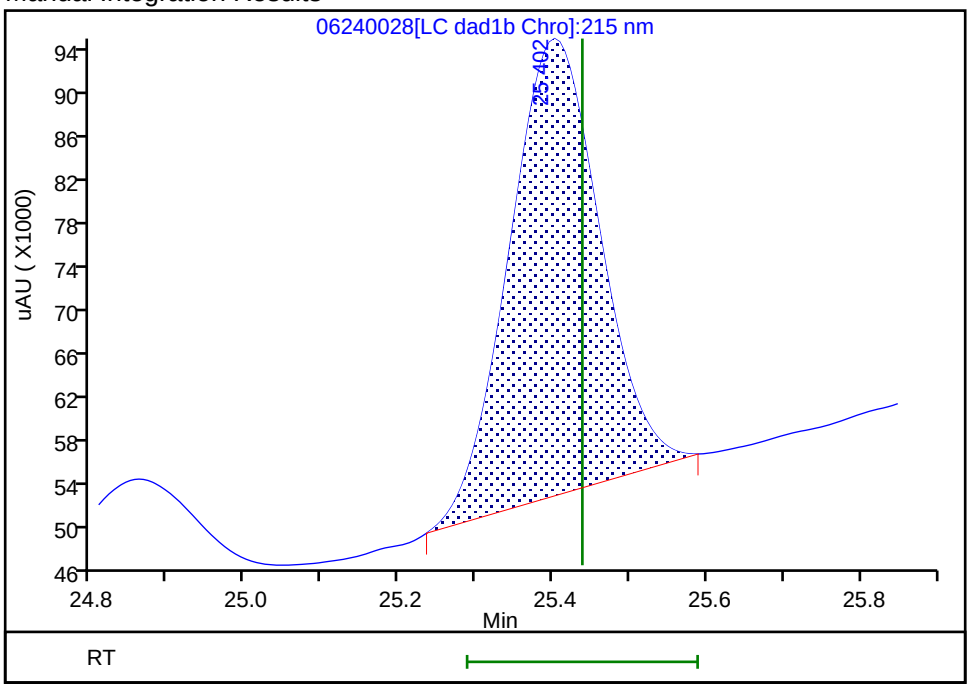

Reviewer: zhangji, 25-Jun-2020 17:18:43
Audit Action: Manually Integrated Audit Reason: Baseline

FORM VII
HPLC/IC CONTINUING CALIBRATION DATA

Lab Name: Eurofins TestAmerica, Denver Job No.: 280-137702-1

SDG No.:

Lab Sample ID: CCV 280-500017/29 Calibration Date: 06/25/2020 10:45

Instrument ID: CHHPLC_G2_LUNA Calib Start Date: 05/14/2020 22:06

GC Column: Luna-phenylhex ID: 4.60(mm) Calib End Date: 05/15/2020 02:46

Lab File ID: 06240029.D Conc. Units: ug/L

ANALYTE	CURVE TYPE	AVE CF	CF	MIN CF	CALC AMOUNT	SPIKE AMOUNT	%D	MAX %D
TNX	Ave	435816	401722		231	250	-7.8	15.0
DNX	Ave	321206	303988		237	250	-5.4	15.0
MNX	Lin2		266783		271	292	-7.0	15.0

FORM VII
HPLC/IC CONTINUING CALIBRATION RETENTION TIME SUMMARY

Lab Name: Eurofins TestAmerica, Denver Job No.: 280-137702-1

SDG No.:

Lab Sample ID: CCV 280-500017/29 Calibration Date: 06/25/2020 10:45

Instrument ID: CHHPLC_G2_LUNA Calib Start Date: 05/14/2020 22:06

GC Column: Luna-phenylhex ID: 4.60(mm) Calib End Date: 05/15/2020 02:46

Lab File ID: 06240029.D

Analyte	RT	RT WINDOW	
		FROM	TO
TNX	5.52	5.38	5.68
DNX	6.36	6.22	6.52
MNX	7.91	7.78	8.08

Eurofins TestAmerica, Denver
Target Compound Quantitation Report

Data File:	\\chromfs\Denver\ChromData\G2_LUNA\20200624-92719.b\06240029.D				
Lims ID:	CCV DMT				
Client ID:					
Sample Type:	CCV				
Inject. Date:	25-Jun-2020 10:45:57	ALS Bottle#:	8	Worklist Smp#:	29
Injection Vol:	100.0 ul	Dil. Factor:	1.0000		
Sample Info:	CCV DMT				
Misc. Info.:	280-0092719-029				
Operator ID:	JZ	Instrument ID:	CHHPLC_G2_LUNA		
Sublist:	chrom-G2_8330_Luna*sub13				
Method:	\\chromfs\Denver\ChromData\G2_LUNA\20200624-92719.b\G2_8330_Luna.m				
Limit Group:	GCSV - 8330				
Last Update:	26-Jun-2020 16:19:12	Calib Date:	15-May-2020 02:11:20		
Integrator:	Falcon				
Quant Method:	External Standard	Quant By:	Initial Calibration		
Last ICal File:	\\chromfs\Denver\ChromData\G2_LUNA\20200514-91518.b\05140024.D				
Column 1 :	Luna-Phenyl hexyl (4.60 mm)		Det: LC DAD1A, 254 nm		
Process Host:	CTX1025				
First Level Reviewer: zhangji		Date:	25-Jun-2020 17:22:24		

Compound	Det	RT (min.)	Exp RT (min.)	Dlt RT (min.)	Response	Cal Amt ug/ml	OnCol Amt ug/ml	Flags
3 TNX	1	5.522	5.532	-0.010	100531	0.2503	0.2307	
4 DNX	1	6.362	6.372	-0.010	76073	0.2503	0.2368	
7 MNX	1	7.909	7.926	-0.017	77834	0.2918	0.2714	M

QC Flag Legend

Review Flags
M - Manually Integrated

Reagents:

8330 DMT_00006 Amount Added: 12.50 Units: uL

Report Date: 26-Jun-2020 16:19:12 Chrom Revision: 2.3 21-Jun-2020 18:30:46

Eurofins TestAmerica, Denver

Data File:	\\chromfs\denver\chromdata\g2_luna\20200624-92719.b\06240029.d				
Injection Date:	25-Jun-2020 10:45:57	Instrument ID:	CHHPLC_G2_LUNA	Operator ID:	JZ
Lims ID:	CCV DMT			Worklist Smp#:	29
Client ID:					
Injection Vol:	100.0 ul	Dil. Factor:	1.0000	ALS Bottle#:	8
Method:	G2_8330_Luna	Limit Group:	GCSV - 8330		

Column: Luna-Phenyl hexyl (4.60 mm) Y Scaling: Method Defined: Scale to the Nth Largest Peak: 1

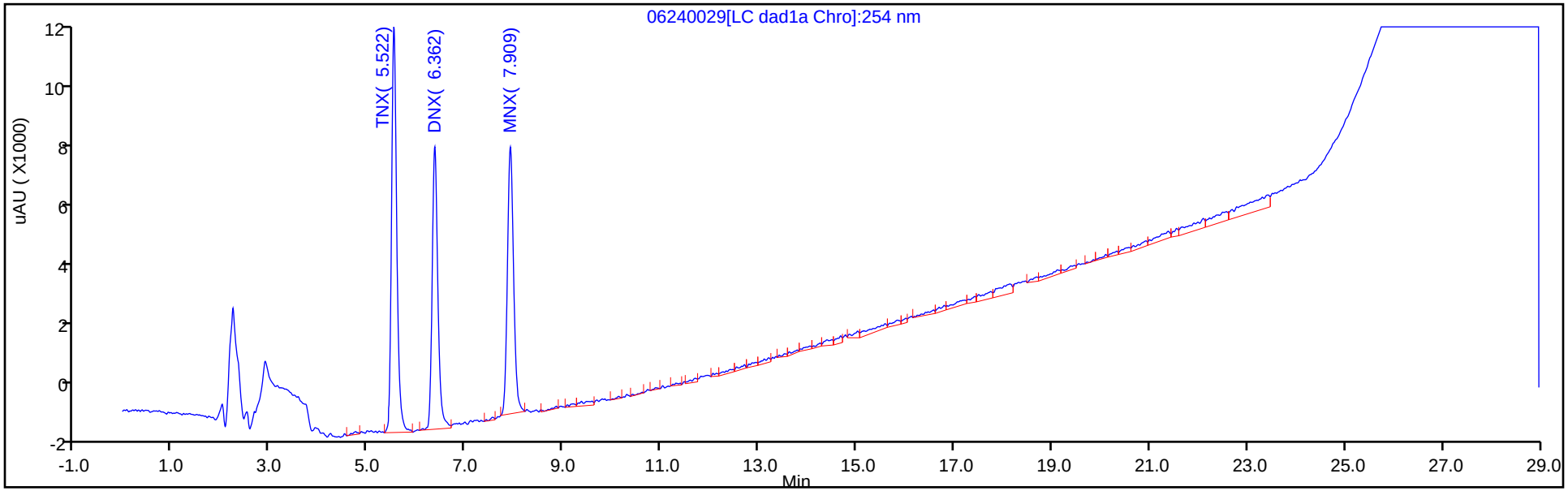

Y Scaling: Method Defined: Scale to the Nth Largest Peak: 1

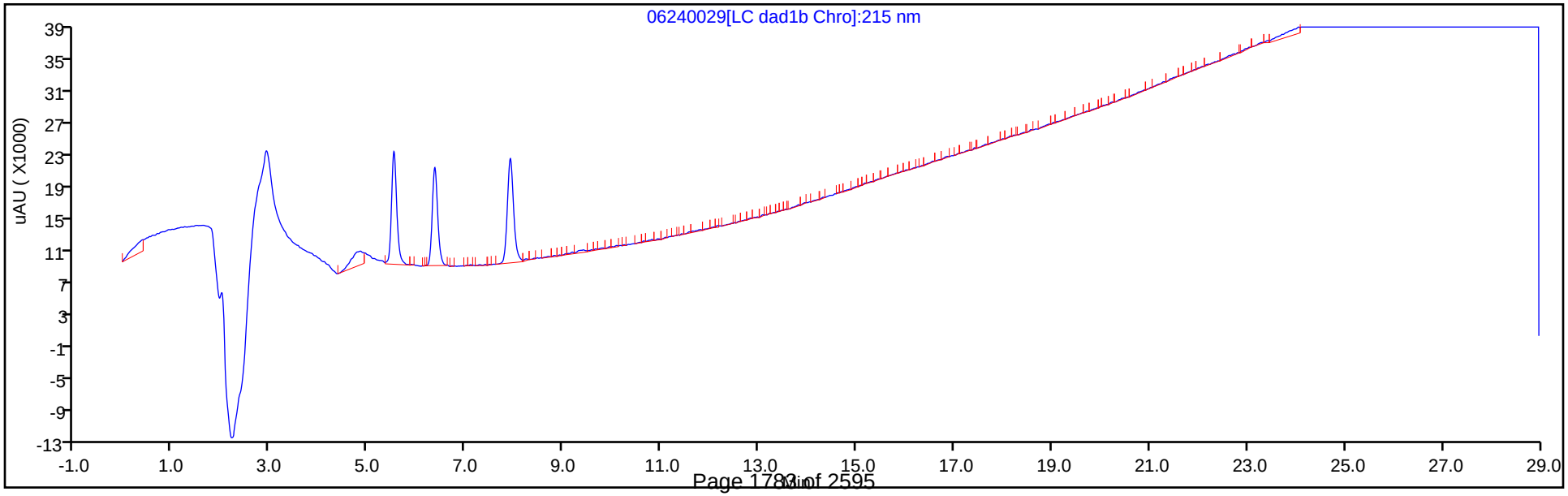

Manual Integration/User Assign Peak Report

Eurofins TestAmerica, Denver

Data File:	\\chromfs\denver\chromdata\g2_luna\20200624-92719.b\06240029.d				
Injection Date:	25-Jun-2020 10:45:57	Instrument ID:	CHHPLC_G2_LUNA		
Lims ID:	CCV DMT				
Client ID:					
Operator ID:	JZ	ALS Bottle#:	8	Worklist Smp#:	29
Injection Vol:	100.0 ul	Dil. Factor:	1.0000		
Method:	G2_8330_Luna	Limit Group:	GCSV - 8330		
Column:	Luna-Phenyl hexyl (4.60 mm)	Detector	LC DAD1A, 254 nm		

7 MNX, CAS: 5755-27-1

Signal: 1

Processing Integration Results

RT: 7.91
Area: 85559
Amount: 0.300305
Amount Units: ug/ml

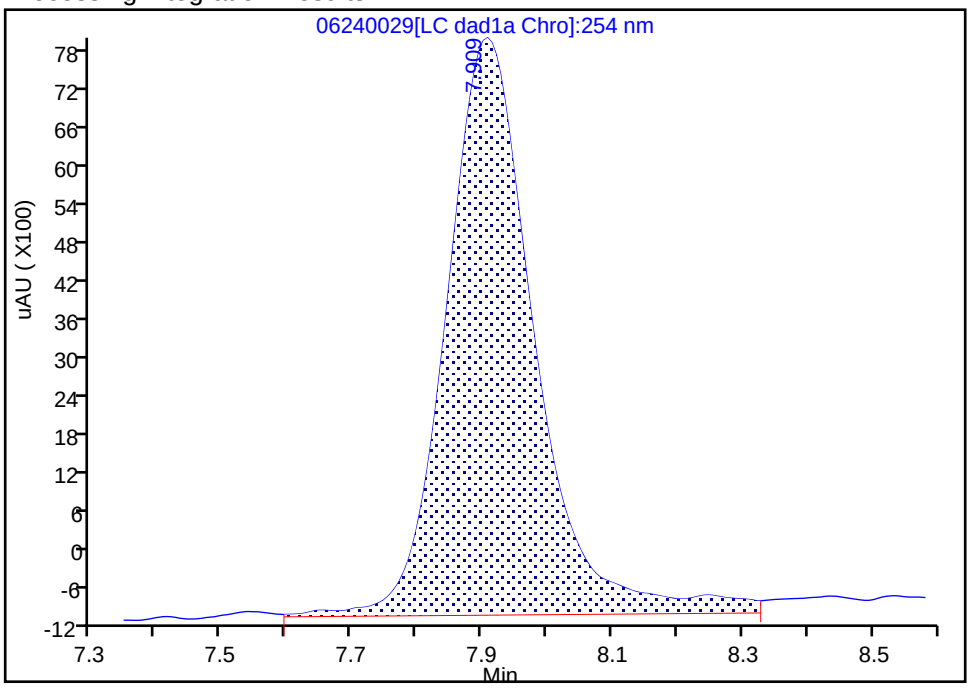

Manual Integration Results

RT: 7.91
Area: 77834
Amount: 0.271361
Amount Units: ug/ml

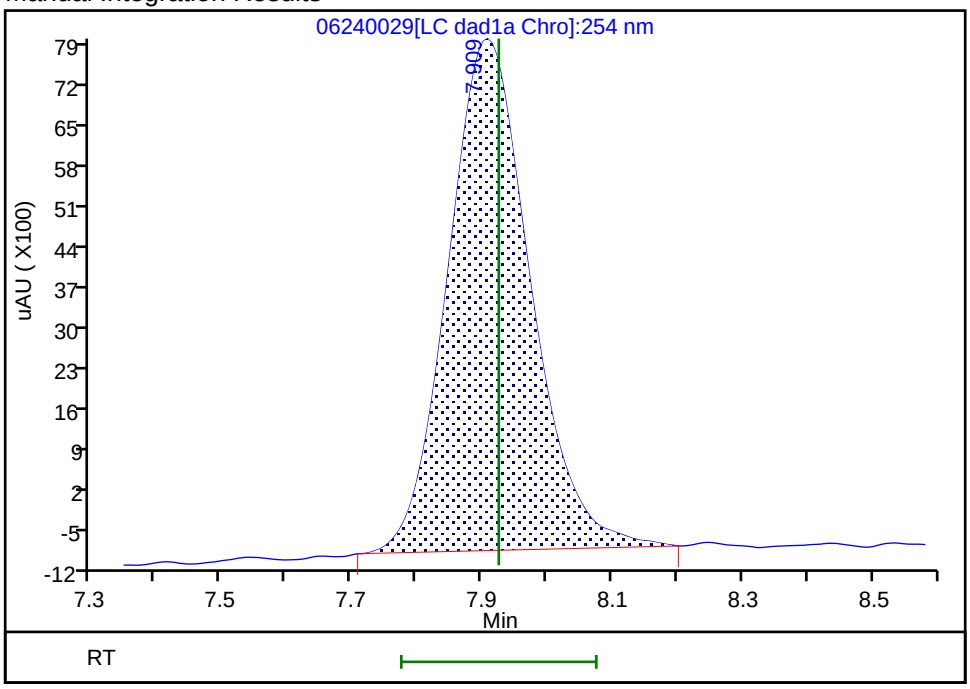

Reviewer: zhangji, 25-Jun-2020 17:19:08

Audit Action: Manually Integrated Audit Reason: Baseline

FORM VII
HPLC/IC CONTINUING CALIBRATION DATA

Lab Name: Eurofins TestAmerica, Denver Job No.: 280-137702-1

SDG No.:

Lab Sample ID: CCV 280-500017/40 Calibration Date: 06/25/2020 17:10

Instrument ID: CHHPLC_G2_LUNA Calib Start Date: 05/14/2020 16:16

GC Column: Luna-phenylhex ID: 4.60(mm) Calib End Date: 05/14/2020 20:56

Lab File ID: 06240040.D Conc. Units: ug/L

ANALYTE	CURVE TYPE	AVE CF	CF	MIN CF	CALC AMOUNT	SPIKE AMOUNT	%D	MAX %D
HMX	Lin2		186088		233	250	-6.9	15.0
Picric acid	Ave	193810	188868		244	250	-2.5	15.0
RDX	Ave	244360	227788		233	250	-6.8	15.0
Nitrobenzene	Ave	439227	423530		242	251	-3.6	15.0
1,3-Dinitrobenzene	Ave	674189	709888		264	251	5.3	15.0
Nitroglycerin	Ave	126803	133684		2640	2500	5.4	15.0
2-Nitrotoluene	Ave	272965	249988		229	250	-8.4	15.0
4-Nitrotoluene	Ave	240881	223154		232	251	-7.4	15.0
4-Amino-2,6-dinitrotoluene	Ave	345235	327057		237	250	-5.3	15.0
3-Nitrotoluene	Ave	298327	286573		240	250	-3.9	15.0
2-Amino-4,6-dinitrotoluene	Ave	465211	462602		250	251	-0.6	15.0
1,3,5-Trinitrobenzene	Ave	472451	489960		260	251	3.7	15.0
2,6-Dinitrotoluene	Lin2		304753		249	251	-0.7	15.0
2,4-Dinitrotoluene	Ave	640113	639283		251	251	-0.1	15.0
Tetryl	Ave	368678	347114		236	251	-5.8	15.0
2,4,6-Trinitrotoluene	Lin1		398024		241	251	-4.0	15.0
PETN	Lin1		145753		2610	2500	4.3	15.0
1,2-Dinitrobenzene	Lin1		305172		269	250	7.4	15.0

FORM VII
HPLC/IC CONTINUING CALIBRATION RETENTION TIME SUMMARY

Lab Name: Eurofins TestAmerica, Denver Job No.: 280-137702-1

SDG No.:

Lab Sample ID: CCV 280-500017/40 Calibration Date: 06/25/2020 17:10

Instrument ID: CHHPLC_G2_LUNA Calib Start Date: 05/14/2020 16:16

GC Column: Luna-phenylhex ID: 4.60(mm) Calib End Date: 05/14/2020 20:56

Lab File ID: 06240040.D

Analyte	RT	RT WINDOW	
		FROM	TO
HMX	7.14	7.00	7.30
Picric acid	8.37	8.32	8.62
RDX	9.36	9.21	9.51
Nitrobenzene	12.27	12.12	12.42
1,3-Dinitrobenzene	15.80	15.66	15.96
Nitroglycerin	16.03	15.90	16.20
2-Nitrotoluene	16.74	16.60	16.90
4-Nitrotoluene	17.02	16.88	17.18
4-Amino-2,6-dinitrotoluene	17.45	17.32	17.62
3-Nitrotoluene	17.95	17.81	18.11
2-Amino-4,6-dinitrotoluene	18.39	18.25	18.55
1,3,5-Trinitrobenzene	19.13	18.99	19.29
2,6-Dinitrotoluene	20.05	19.92	20.22
2,4-Dinitrotoluene	20.57	20.43	20.73
Tetryl	23.87	23.74	24.04
2,4,6-Trinitrotoluene	24.89	24.76	25.06
PETN	25.43	25.29	25.59
1,2-Dinitrobenzene	13.26	13.12	13.42

Eurofins TestAmerica, Denver
Target Compound Quantitation Report

Data File: \\chromfs\Denver\ChromData\G2_LUNA\20200624-92719.b\06240040.D
Lims ID: CCV
Client ID:
Sample Type: CCV
Inject. Date: 25-Jun-2020 17:10:41 ALS Bottle#: 7 Worklist Smp#: 40
Injection Vol: 100.0 ul Dil. Factor: 1.0000
Sample Info: CCV
Misc. Info.: 280-0092719-040
Operator ID: JZ Instrument ID: CHHPLC_G2_LUNA
Sublist: chrom-G2_8330_Luna*sub6

Method: \\chromfs\Denver\ChromData\G2_LUNA\20200624-92719.b\G2_8330_Luna.m
Limit Group: GCSV - 8330
Last Update: 26-Jun-2020 16:19:17 Calib Date: 15-May-2020 02:11:20
Integrator: Falcon
Quant Method: External Standard Quant By: Initial Calibration
Last ICal File: \\chromfs\Denver\ChromData\G2_LUNA\20200514-91518.b\05140024.D

Column 1 : Luna-Phenyl hexyl (4.60 mm) Det: LC DAD1A, 254 nm
Process Host: CTX1025

First Level Reviewer: zhangji Date: 25-Jun-2020 18:00:48

Compound	Det	RT (min.)	Exp RT (min.)	Dlt RT (min.)	Response	Cal Amt ug/ml	OnCol Amt ug/ml	Flags
1 2,6-diamino-4-nitrotoluene	1	4.439	4.425	0.014	106795	0.2500	0.2488	
2 2,4-diamino-6-nitrotoluene	1	4.999	4.938	0.061	67691	0.2500	0.2614	
6 HMX	1	7.139	7.145	-0.006	46522	0.2500	0.2327	
5 2,4,6-Trinitrophenol	1	8.372	8.465	-0.093	47217	0.2500	0.2436	
8 RDX	1	9.359	9.358	0.001	56947	0.2500	0.2330	
9 Nitrobenzene	1	12.265	12.265	0.000	106306	0.2510	0.2420	
$ 10 1,2-Dinitrobenzene	1	13.259	13.271	-0.012	76293	0.2500	0.2686	
11 3,5-Dinitroaniline	1	15.199	15.205	-0.006	128191	0.2500	0.2586	
12 1,3-Dinitrobenzene	1	15.799	15.805	-0.006	177827	0.2505	0.2638	
13 Nitroglycerin	2	16.025	16.045	-0.020	334210	2.50	2.64	M
14 o-Nitrotoluene	1	16.739	16.745	-0.006	62497	0.2500	0.2290	
15 p-Nitrotoluene	1	17.019	17.031	-0.012	55900	0.2505	0.2321	
16 4-Amino-2,6-dinitrotoluene	1	17.452	17.465	-0.013	81846	0.2503	0.2371	
17 m-Nitrotoluene	1	17.952	17.958	-0.006	71715	0.2503	0.2404	
18 2-Amino-4,6-dinitrotoluene	1	18.385	18.398	-0.013	116113	0.2510	0.2496	
19 1,3,5-Trinitrobenzene	1	19.125	19.138	-0.013	122735	0.2505	0.2598	
20 2,6-Dinitrotoluene	1	20.052	20.065	-0.013	76493	0.2510	0.2491	
21 2,4-Dinitrotoluene	1	20.566	20.578	-0.013	160460	0.2510	0.2507	
22 Tetryl	1	23.866	23.885	-0.019	86952	0.2505	0.2358	
23 2,4,6-Trinitrotoluene	1	24.886	24.905	-0.019	99904	0.2510	0.2409	
24 PETN	2	25.426	25.438	-0.012	364383	2.50	2.61	

QC Flag Legend

Review Flags
M - Manually Integrated

Reagents:

8330IntermStk_00064	Amount Added:	25.00	Units: uL
8330_ADDs_00027	Amount Added:	12.50	Units: uL

Report Date: 26-Jun-2020 16:19:17 Chrom Revision: 2.3 21-Jun-2020 18:30:46

Eurofins TestAmerica, Denver

Data File: \\chromfs\denver\chromdata\g2_luna\20200624-92719.b\06240040.d

Injection Date:	25-Jun-2020 17:10:41	Instrument ID:	CHHPLC_G2_LUNA	Operator ID:	JZ
Lims ID:	CCV			Worklist Smp#:	40
Client ID:					
Injection Vol:	100.0 ul	Dil. Factor:	1.0000	ALS Bottle#:	7
Method:	G2_8330_Luna	Limit Group:	GCSV - 8330		

Column: Luna-Phenyl hexyl (4.60 mm) Y Scaling: Method Defined: Scale to the Nth Largest Peak: 1

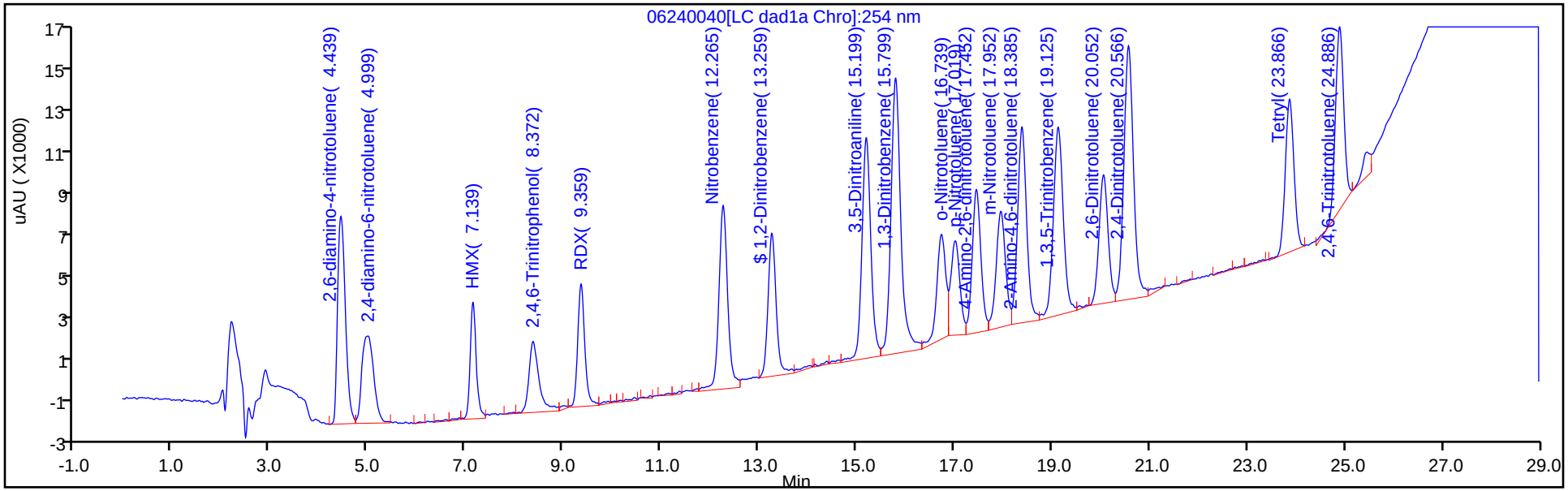

Y Scaling: Method Defined: Scale to the Nth Largest Peak: 1

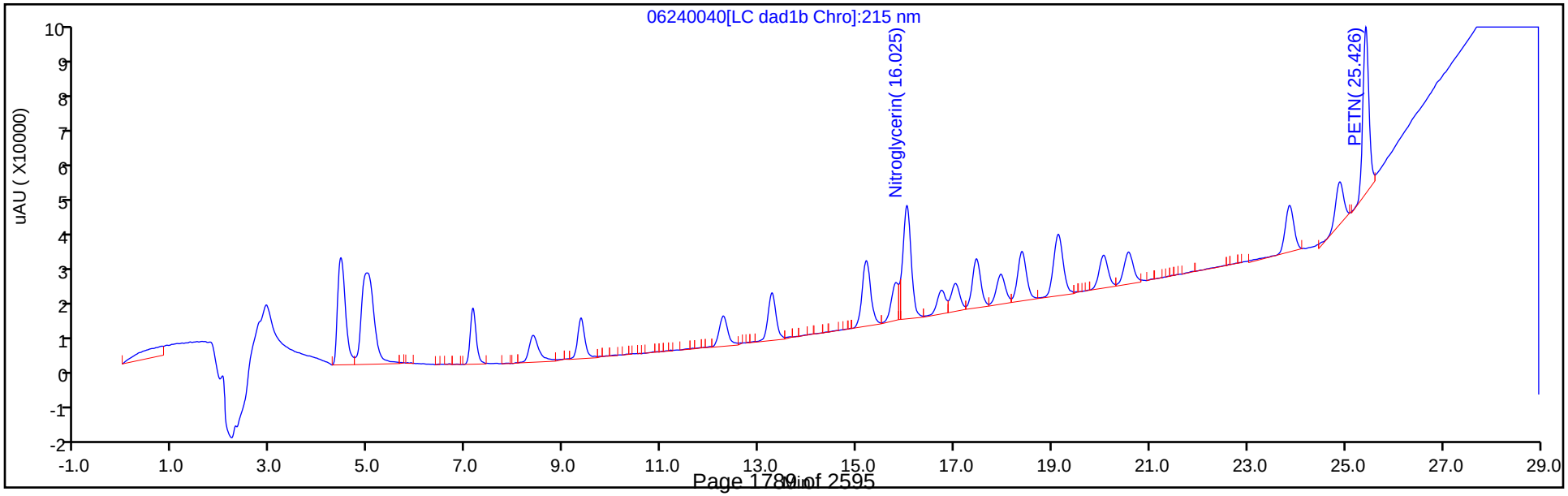

Manual Integration/User Assign Peak Report

Eurofins TestAmerica, Denver

Data File:	\\chromfs\denver\chromdata\g2_luna\20200624-92719.b\06240040.d		
Injection Date:	25-Jun-2020 17:10:41	Instrument ID:	CHHPLC_G2_LUNA
Lims ID:	CCV		
Client ID:			
Operator ID:	JZ	ALS Bottle#:	7 Worklist Smp#: 40
Injection Vol:	100.0 ul	Dil. Factor:	1.0000
Method:	G2_8330_Luna	Limit Group:	GCSV - 8330
Column:		Detector	LC DAD1B, 215 nm

13 Nitroglycerin, CAS: 55-63-0

Signal: 1

Processing Integration Results

RT: 16.03
Area: 356610
Amount: 2.812308
Amount Units: ug/ml

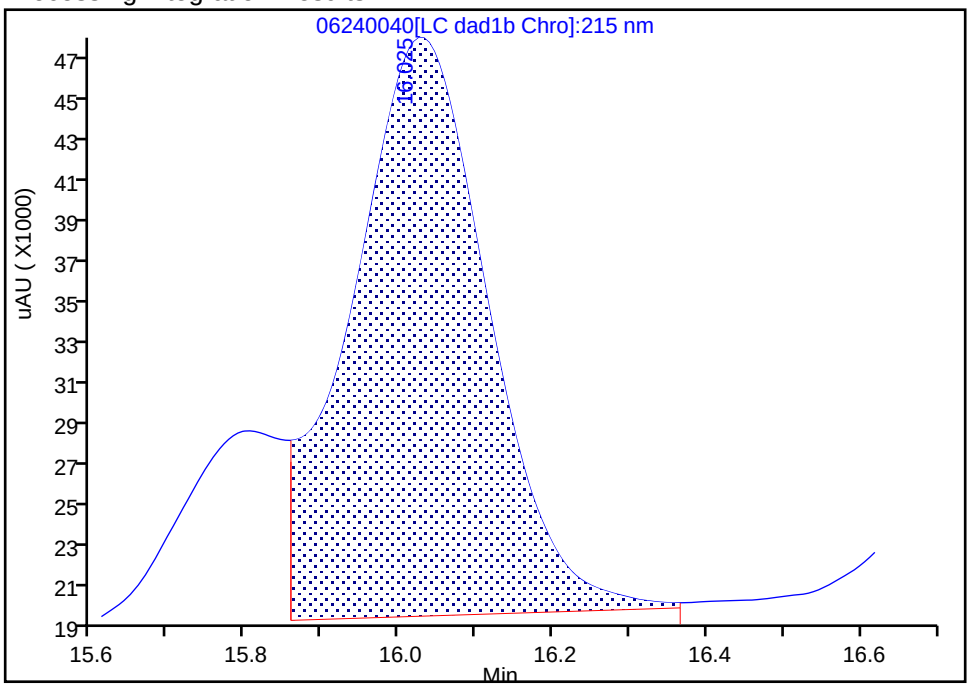

Manual Integration Results

RT: 16.03
Area: 334210
Amount: 2.635656
Amount Units: ug/ml

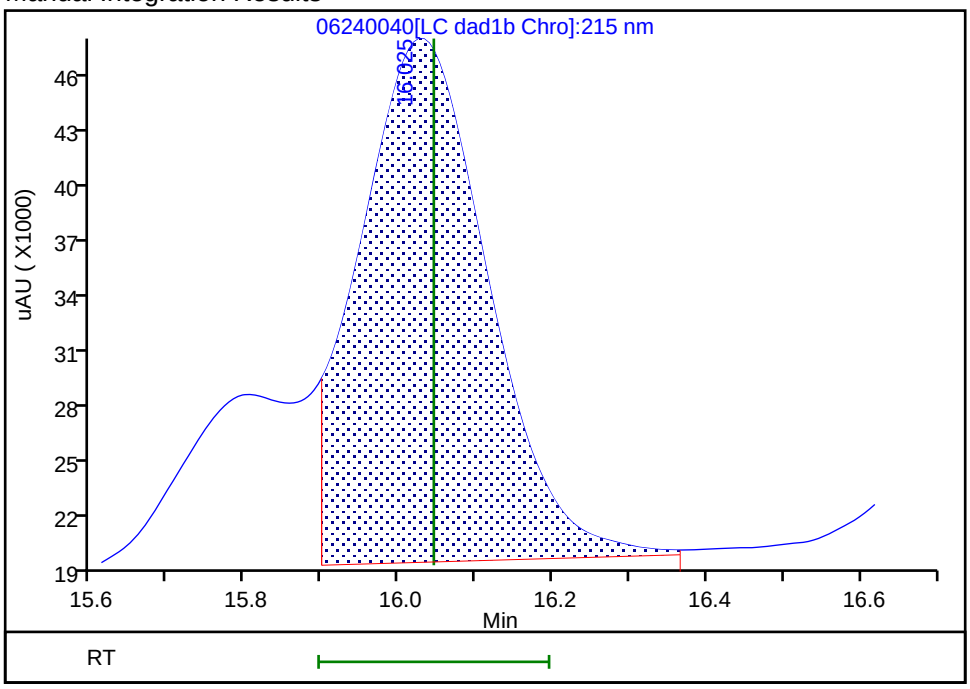

Reviewer: zhangji, 26-Jun-2020 16:18:39
Audit Action: Split an Integrated Peak Audit Reason: Split Peak

FORM VII
HPLC/IC CONTINUING CALIBRATION DATA

Lab Name: Eurofins TestAmerica, Denver Job No.: 280-137702-1

SDG No.:

Lab Sample ID: CCV 280-500017/41 Calibration Date: 06/25/2020 17:45

Instrument ID: CHHPLC_G2_LUNA Calib Start Date: 05/14/2020 22:06

GC Column: Luna-phenylhex ID: 4.60(mm) Calib End Date: 05/15/2020 02:46

Lab File ID: 06240041.D Conc. Units: ug/L

ANALYTE	CURVE TYPE	AVE CF	CF	MIN CF	CALC AMOUNT	SPIKE AMOUNT	%D	MAX %D
TNX	Ave	435816	394913		227	250	-9.4	15.0
DNX	Ave	321206	299708		234	250	-6.7	15.0
MNX	Lin2		272086		277	292	-5.0	15.0

FORM VII
HPLC/IC CONTINUING CALIBRATION RETENTION TIME SUMMARY

Lab Name: Eurofins TestAmerica, Denver Job No.: 280-137702-1

SDG No.:

Lab Sample ID: CCV 280-500017/41 Calibration Date: 06/25/2020 17:45

Instrument ID: CHHPLC_G2_LUNA Calib Start Date: 05/14/2020 22:06

GC Column: Luna-phenylhex ID: 4.60(mm) Calib End Date: 05/15/2020 02:46

Lab File ID: 06240041.D

Analyte	RT	RT WINDOW	
		FROM	TO
TNX	5.54	5.38	5.68
DNX	6.38	6.22	6.52
MNX	7.93	7.78	8.08

Eurofins TestAmerica, Denver
Target Compound Quantitation Report

Data File:	\\chromfs\Denver\ChromData\G2_LUNA\20200624-92719.b\06240041.D				
Lims ID:	CCV DMT				
Client ID:					
Sample Type:	CCV				
Inject. Date:	25-Jun-2020 17:45:38	ALS Bottle#:	8	Worklist Smp#:	41
Injection Vol:	100.0 ul	Dil. Factor:	1.0000		
Sample Info:	CCV DMT				
Misc. Info.:	280-0092719-041				
Operator ID:	JZ	Instrument ID:	CHHPLC_G2_LUNA		
Sublist:	chrom-G2_8330_Luna*sub13				
Method:	\\chromfs\Denver\ChromData\G2_LUNA\20200624-92719.b\G2_8330_Luna.m				
Limit Group:	GCSV - 8330				
Last Update:	26-Jun-2020 16:19:17	Calib Date:	15-May-2020 02:11:20		
Integrator:	Falcon				
Quant Method:	External Standard	Quant By:	Initial Calibration		
Last ICal File:	\\chromfs\Denver\ChromData\G2_LUNA\20200514-91518.b\05140024.D				
Column 1 :	Luna-Phenyl hexyl (4.60 mm)		Det: LC DAD1A, 254 nm		
Process Host:	CTX1025				
First Level Reviewer: zhangji		Date:	25-Jun-2020 19:09:27		

Compound	Det	RT (min.)	Exp RT (min.)	Dlt RT (min.)	Response	Cal Amt ug/ml	OnCol Amt ug/ml	Flags
3 TNX	1	5.537	5.532	0.005	98827	0.2503	0.2268	
4 DNX	1	6.377	6.372	0.005	75002	0.2503	0.2335	
7 MNX	1	7.930	7.926	0.004	79381	0.2918	0.2772	M

QC Flag Legend

Review Flags
M - Manually Integrated

Reagents:

8330 DMT_00006 Amount Added: 12.50 Units: uL

Report Date: 26-Jun-2020 16:19:17 Chrom Revision: 2.3 21-Jun-2020 18:30:46

Eurofins TestAmerica, Denver

Data File:	\\chromfs\denver\chromdata\g2_luna\20200624-92719.b\06240041.d				
Injection Date:	25-Jun-2020 17:45:38	Instrument ID:	CHHPLC_G2_LUNA	Operator ID:	JZ
Lims ID:	CCV DMT			Worklist Smp#:	41
Client ID:					
Injection Vol:	100.0 ul	Dil. Factor:	1.0000	ALS Bottle#:	8
Method:	G2_8330_Luna	Limit Group:	GCSV - 8330		

Column: Luna-Phenyl hexyl (4.60 mm) Y Scaling: Method Defined: Scale to the Nth Largest Peak: 1

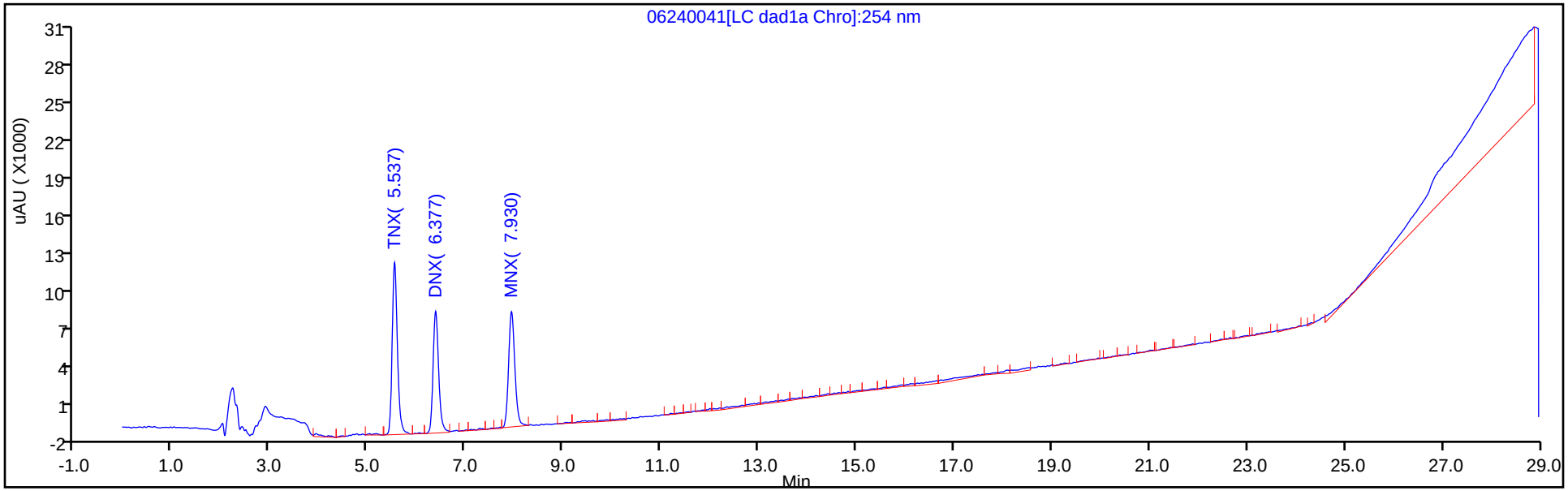

Y Scaling: Method Defined: Scale to the Nth Largest Peak: 1

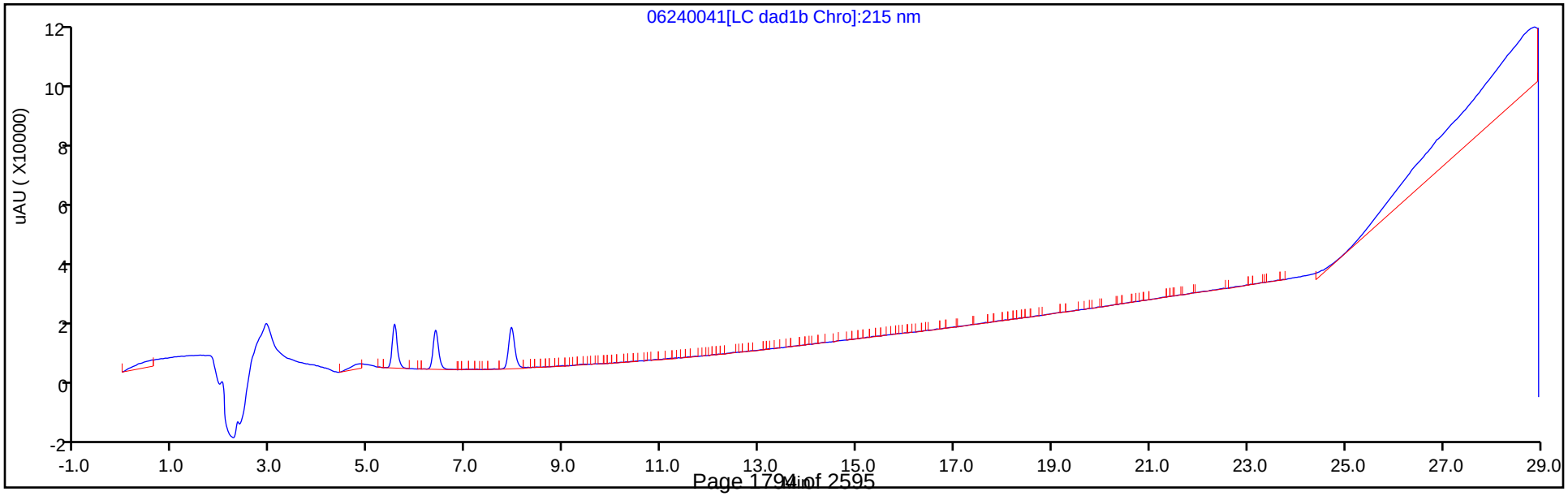

Manual Integration/User Assign Peak Report

Eurofins TestAmerica, Denver

Data File:	\\chromfs\denver\chromdata\g2_luna\20200624-92719.b\06240041.d				
Injection Date:	25-Jun-2020 17:45:38	Instrument ID:	CHHPLC_G2_LUNA		
Lims ID:	CCV DMT				
Client ID:					
Operator ID:	JZ	ALS Bottle#:	8	Worklist Smp#:	41
Injection Vol:	100.0 ul	Dil. Factor:	1.0000		
Method:	G2_8330_Luna	Limit Group:	GCSV - 8330		
Column:	Luna-Phenyl hexyl (4.60 mm)	Detector	LC DAD1A, 254 nm		

7 MNX, CAS: 5755-27-1

Signal: 1

Processing Integration Results

RT: 7.93
Area: 83612
Amount: 0.293010
Amount Units: ug/ml

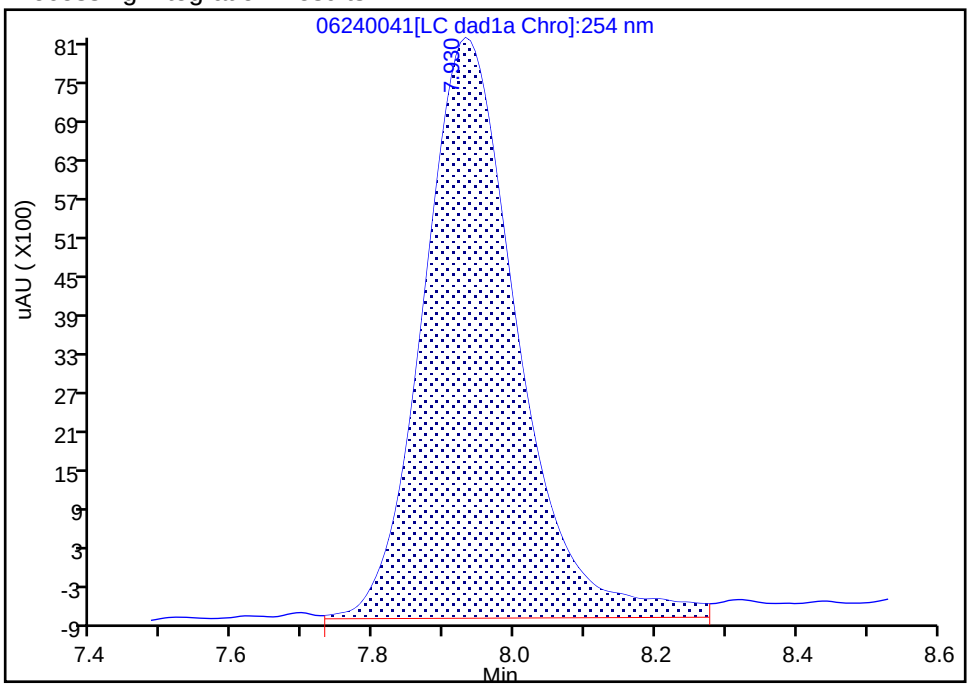

Manual Integration Results

RT: 7.93
Area: 79381
Amount: 0.277158
Amount Units: ug/ml

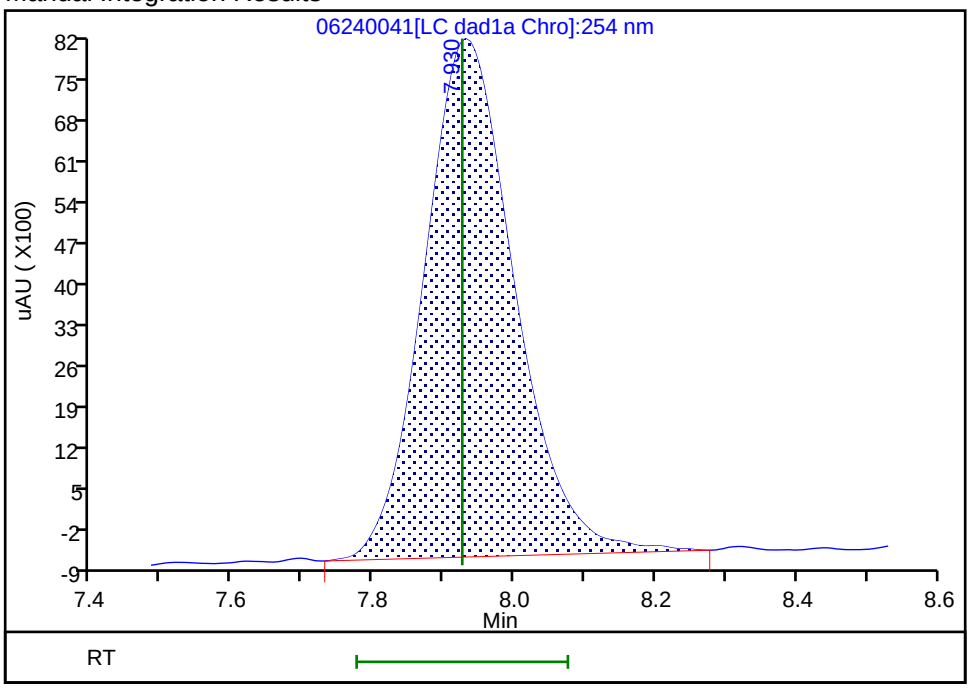

Reviewer: zhangji, 25-Jun-2020 19:09:26

Audit Action: Manually Integrated Audit Reason: Baseline

FORM VII
HPLC/IC CONTINUING CALIBRATION DATA

Lab Name: Eurofins TestAmerica, Denver Job No.: 280-137702-1

SDG No.:

Lab Sample ID: CCV 280-500017/50 Calibration Date: 06/25/2020 23:00

Instrument ID: CHHPLC_G2_LUNA Calib Start Date: 05/14/2020 16:16

GC Column: Luna-phenylhex ID: 4.60(mm) Calib End Date: 05/14/2020 20:56

Lab File ID: 06240050.D Conc. Units: ug/L

ANALYTE	CURVE TYPE	AVE CF	CF	MIN CF	CALC AMOUNT	SPIKE AMOUNT	%D	MAX %D
HMX	Lin2		194268		244	250	-2.3	15.0
Picric acid	Ave	193810	187100		241	250	-3.5	15.0
RDX	Ave	244360	223652		229	250	-8.5	15.0
Nitrobenzene	Ave	439227	398275		228	251	-9.3	15.0
1,3-Dinitrobenzene	Ave	674189	664483		247	251	-1.4	15.0
Nitroglycerin	Ave	126803	137656		2710	2500	8.6	15.0
2-Nitrotoluene	Ave	272965	233724		214	250	-14.4	15.0
4-Nitrotoluene	Ave	240881	219070		228	251	-9.1	15.0
4-Amino-2,6-dinitrotoluene	Ave	345235	322673		234	250	-6.5	15.0
3-Nitrotoluene	Ave	298327	270378		227	250	-9.4	15.0
2-Amino-4,6-dinitrotoluene	Ave	465211	450410		243	251	-3.2	15.0
1,3,5-Trinitrobenzene	Ave	472451	474667		252	251	0.5	15.0
2,6-Dinitrotoluene	Lin2		306072		250	251	-0.3	15.0
2,4-Dinitrotoluene	Ave	640113	624550		245	251	-2.4	15.0
Tetryl	Ave	368678	354020		241	251	-4.0	15.0
2,4,6-Trinitrotoluene	Lin1		399526		242	251	-3.7	15.0
PETN	Lin1		145379		2600	2500	4.0	15.0
1,2-Dinitrobenzene	Lin1		316656		279	250	11.6	15.0

FORM VII
HPLC/IC CONTINUING CALIBRATION RETENTION TIME SUMMARY

Lab Name: Eurofins TestAmerica, Denver Job No.: 280-137702-1

SDG No.:

Lab Sample ID: CCV 280-500017/50 Calibration Date: 06/25/2020 23:00

Instrument ID: CHHPLC_G2_LUNA Calib Start Date: 05/14/2020 16:16

GC Column: Luna-phenylhex ID: 4.60(mm) Calib End Date: 05/14/2020 20:56

Lab File ID: 06240050.D

Analyte	RT	RT WINDOW	
		FROM	TO
HMX	7.15	7.00	7.30
Picric acid	8.39	8.32	8.62
RDX	9.35	9.21	9.51
Nitrobenzene	12.27	12.12	12.42
1,3-Dinitrobenzene	15.79	15.66	15.96
Nitroglycerin	16.03	15.90	16.20
2-Nitrotoluene	16.73	16.60	16.90
4-Nitrotoluene	17.01	16.88	17.18
4-Amino-2,6-dinitrotoluene	17.45	17.32	17.62
3-Nitrotoluene	17.94	17.81	18.11
2-Amino-4,6-dinitrotoluene	18.37	18.25	18.55
1,3,5-Trinitrobenzene	19.12	18.99	19.29
2,6-Dinitrotoluene	20.05	19.92	20.22
2,4-Dinitrotoluene	20.56	20.43	20.73
Tetryl	23.86	23.74	24.04
2,4,6-Trinitrotoluene	24.89	24.76	25.06
PETN	25.43	25.29	25.59
1,2-Dinitrobenzene	13.26	13.12	13.42

Eurofins TestAmerica, Denver
Target Compound Quantitation Report

Data File: \\chromfs\Denver\ChromData\G2_LUNA\20200624-92719.b\06240050.D
Lims ID: CCV
Client ID:
Sample Type: CCV
Inject. Date: 25-Jun-2020 23:00:22 ALS Bottle#: 7 Worklist Smp#: 50
Injection Vol: 100.0 ul Dil. Factor: 1.0000
Sample Info: CCV
Misc. Info.: 280-0092719-050
Operator ID: JZ Instrument ID: CHHPLC_G2_LUNA
Sublist: chrom-G2_8330_Luna*sub6

Method: \\chromfs\Denver\ChromData\G2_LUNA\20200624-92719.b\G2_8330_Luna.m
Limit Group: GCSV - 8330
Last Update: 26-Jun-2020 16:19:22 Calib Date: 15-May-2020 02:11:20
Integrator: Falcon
Quant Method: External Standard Quant By: Initial Calibration
Last ICal File: \\chromfs\Denver\ChromData\G2_LUNA\20200514-91518.b\05140024.D

Column 1 : Luna-Phenyl hexyl (4.60 mm) Det: LC DAD1A, 254 nm
Process Host: CTX1025

First Level Reviewer: zhangji Date: 26-Jun-2020 16:17:51

Compound	Det	RT (min.)	Exp RT (min.)	Dlt RT (min.)	Response	Cal Amt ug/ml	OnCol Amt ug/ml	Flags
1 2,6-diamino-4-nitrotoluene	1	4.438	4.425	0.013	106700	0.2500	0.2485	
2 2,4-diamino-6-nitrotoluene	1	4.971	4.938	0.033	66869	0.2500	0.2580	
6 HMX	1	7.145	7.145	0.000	48567	0.2500	0.2443	
5 2,4,6-Trinitrophenol	1	8.385	8.465	-0.080	46775	0.2500	0.2413	
8 RDX	1	9.351	9.358	-0.007	55913	0.2500	0.2288	
9 Nitrobenzene	1	12.265	12.265	0.000	99967	0.2510	0.2276	
$ 10 1,2-Dinitrobenzene	1	13.258	13.271	-0.013	79164	0.2500	0.2789	
11 3,5-Dinitroaniline	1	15.191	15.205	-0.014	122918	0.2500	0.2477	M
12 1,3-Dinitrobenzene	1	15.791	15.805	-0.014	166453	0.2505	0.2469	M
13 Nitroglycerin	2	16.025	16.045	-0.020	344140	2.50	2.71	M
14 o-Nitrotoluene	1	16.731	16.745	-0.014	58431	0.2500	0.2141	M
15 p-Nitrotoluene	1	17.011	17.031	-0.020	54877	0.2505	0.2278	M
16 4-Amino-2,6-dinitrotoluene	1	17.445	17.465	-0.020	80749	0.2503	0.2339	M
17 m-Nitrotoluene	1	17.938	17.958	-0.020	67662	0.2503	0.2268	M
18 2-Amino-4,6-dinitrotoluene	1	18.371	18.398	-0.027	113053	0.2510	0.2430	M
19 1,3,5-Trinitrobenzene	1	19.118	19.138	-0.020	118904	0.2505	0.2517	M
20 2,6-Dinitrotoluene	1	20.045	20.065	-0.020	76824	0.2510	0.2503	M
21 2,4-Dinitrotoluene	1	20.558	20.578	-0.020	156762	0.2510	0.2449	M
22 Tetryl	1	23.858	23.885	-0.027	88682	0.2505	0.2405	
23 2,4,6-Trinitrotoluene	1	24.885	24.905	-0.020	100281	0.2510	0.2418	
24 PETN	2	25.425	25.438	-0.013	363447	2.50	2.60	

QC Flag Legend

Review Flags
M - Manually Integrated

Reagents:

8330IntermStk_00064	Amount Added:	25.00	Units: uL
8330_ADDs_00027	Amount Added:	12.50	Units: uL

Report Date: 26-Jun-2020 16:19:22 Chrom Revision: 2.3 21-Jun-2020 18:30:46

Eurofins TestAmerica, Denver

Data File: \\chromfs\denver\chromdata\g2_luna\20200624-92719.b\06240050.d

Injection Date:	25-Jun-2020 23:00:22	Instrument ID:	CHHPLC_G2_LUNA	Operator ID:	JZ
Lims ID:	CCV			Worklist Smp#:	50
Client ID:					
Injection Vol:	100.0 ul	Dil. Factor:	1.0000	ALS Bottle#:	7
Method:	G2_8330_Luna	Limit Group:	GCSV - 8330		

Column: Luna-Phenyl hexyl (4.60 mm) Y Scaling: Method Defined: Scale to the Nth Largest Peak: 1

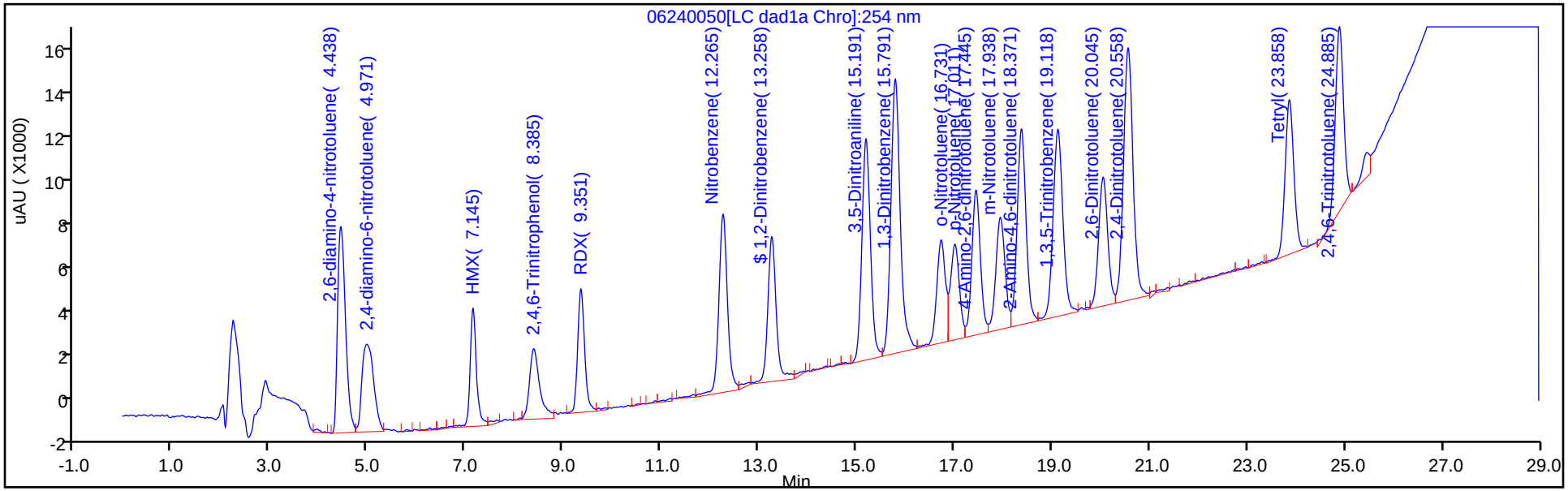

Y Scaling: Method Defined: Scale to the Nth Largest Peak: 1

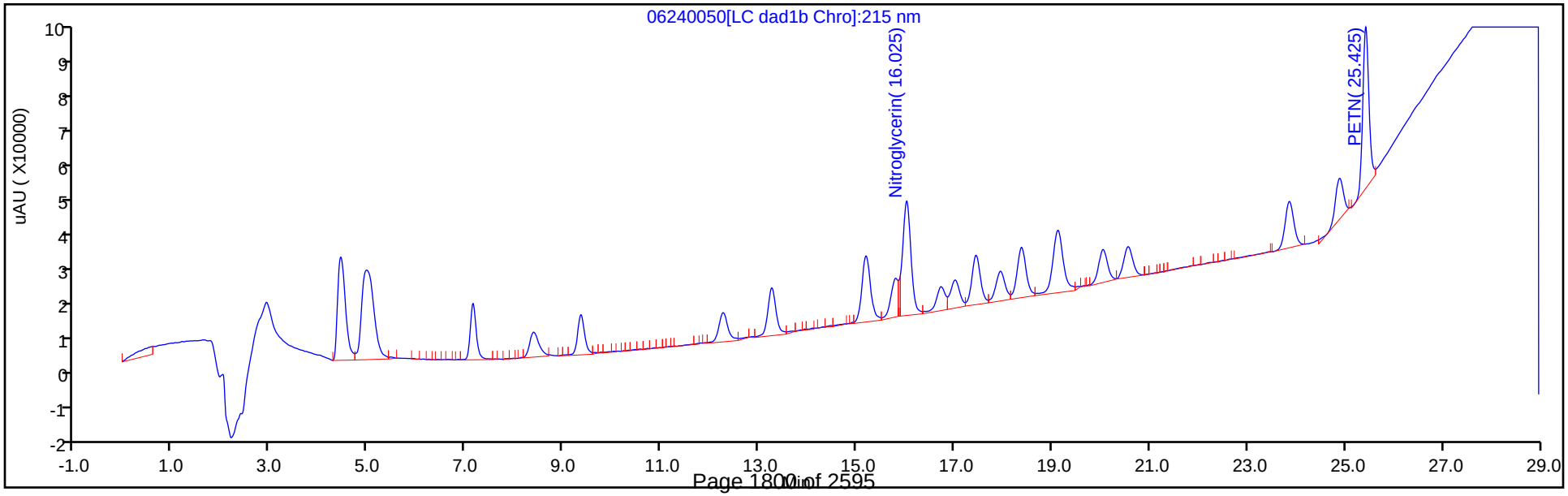

Manual Integration/User Assign Peak Report

Eurofins TestAmerica, Denver

Data File:	\\chromfs\denver\chromdata\g2_luna\20200624-92719.b\06240050.d				
Injection Date:	25-Jun-2020 23:00:22	Instrument ID:	CHHPLC_G2_LUNA		
Lims ID:	CCV				
Client ID:					
Operator ID:	JZ	ALS Bottle#:	7	Worklist Smp#:	50
Injection Vol:	100.0 ul	Dil. Factor:	1.0000		
Method:	G2_8330_Luna	Limit Group:	GCSV - 8330		
Column:	Luna-Phenyl hexyl (4.60 mm)	Detector	LC DAD1A, 254 nm		

12 1,3-Dinitrobenzene, CAS: 99-65-0

Signal: 1

Processing Integration Results

RT: 15.79
Area: 172359
Amount: 0.255654
Amount Units: ug/ml

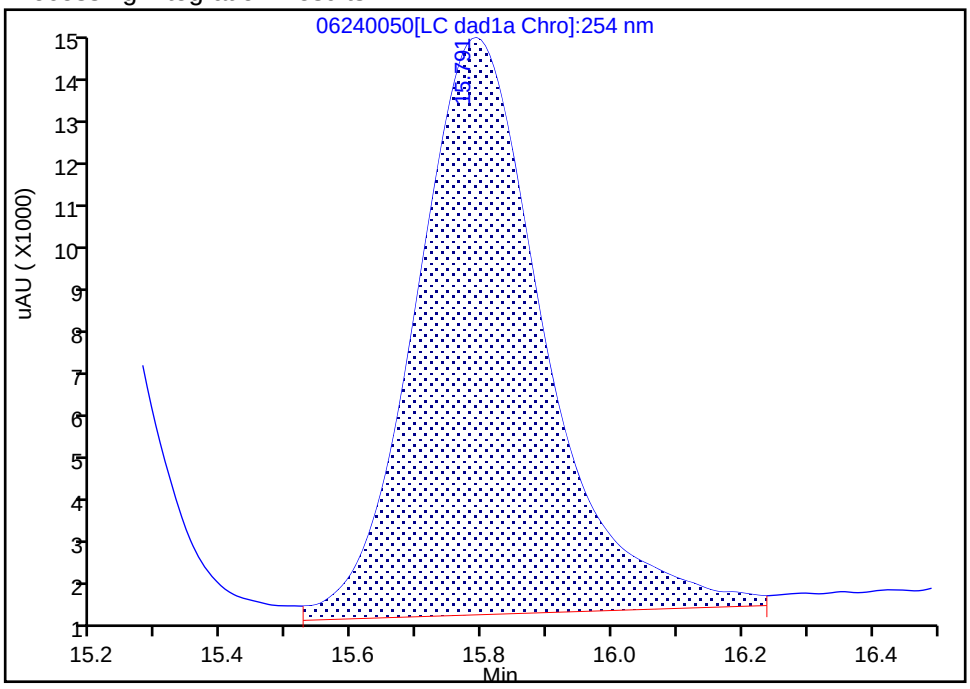

Manual Integration Results

RT: 15.79
Area: 166453
Amount: 0.246894
Amount Units: ug/ml

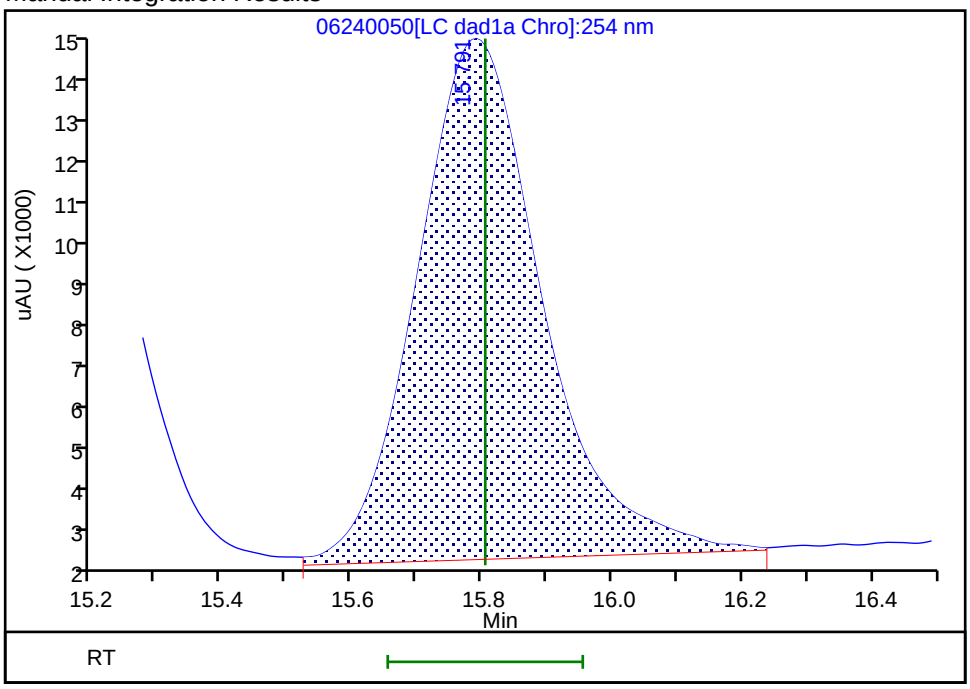

Reviewer: zhangji, 26-Jun-2020 16:17:49

Audit Action: Assigned New Baseline Audit Reason: Baseline

Manual Integration/User Assign Peak Report

Eurofins TestAmerica, Denver

Data File: \\chromfs\denver\chromdata\g2_luna\20200624-92719.b\06240050.d
Injection Date: 25-Jun-2020 23:00:22 Instrument ID: CHHPLC_G2_LUNA
Lims ID: CCV
Client ID:
Operator ID: JZ ALS Bottle#: 7 Worklist Smp#: 50
Injection Vol: 100.0 ul Dil. Factor: 1.0000
Method: G2_8330_Luna Limit Group: GCSV - 8330
Column: Detector LC DAD1B, 215 nm

13 Nitroglycerin, CAS: 55-63-0

Signal: 1

Processing Integration Results

RT: 16.02
Area: 366934
Amount: 2.893725
Amount Units: ug/ml

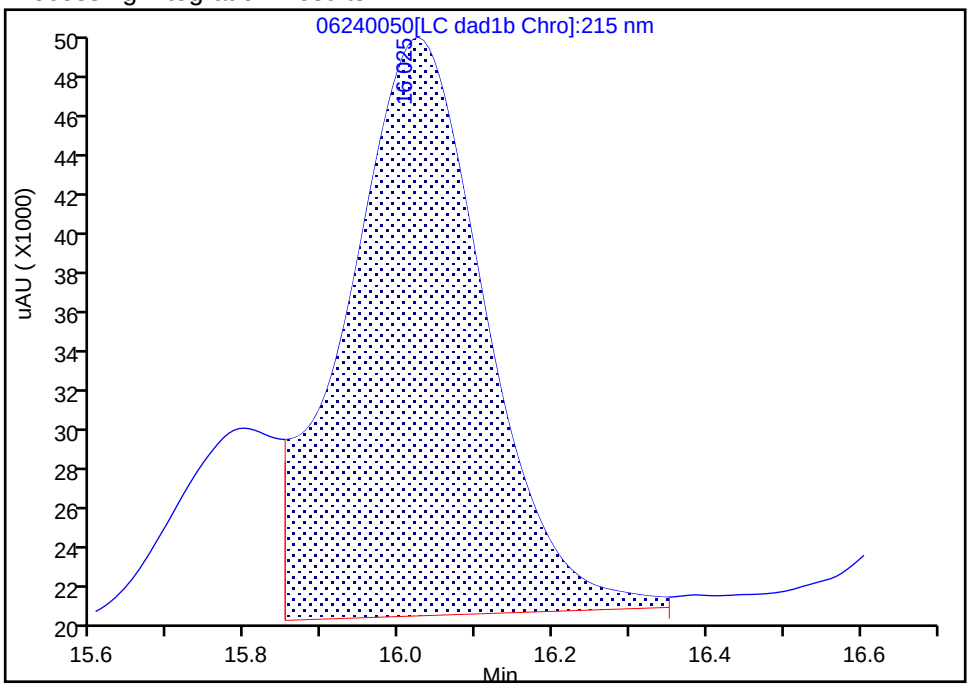

Manual Integration Results

RT: 16.02
Area: 344140
Amount: 2.713967
Amount Units: ug/ml

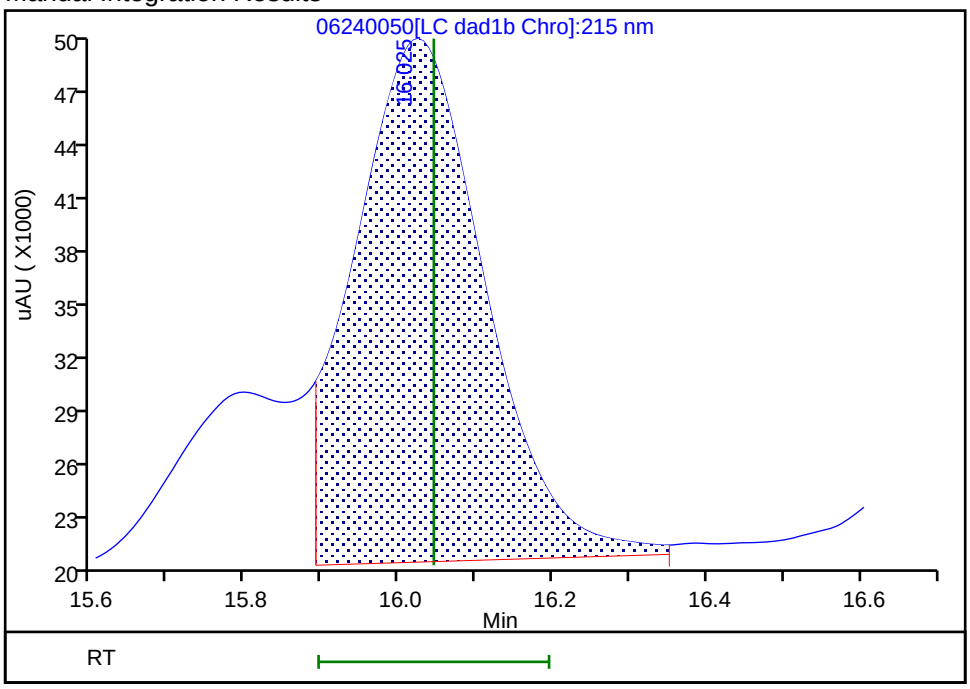

Reviewer: zhangji, 26-Jun-2020 16:18:19
Audit Action: Split an Integrated Peak Audit Reason: Split Peak

Manual Integration/User Assign Peak Report

Eurofins TestAmerica, Denver

Data File:	\\chromfs\denver\chromdata\g2_luna\20200624-92719.b\06240050.d				
Injection Date:	25-Jun-2020 23:00:22	Instrument ID:	CHHPLC_G2_LUNA		
Lims ID:	CCV				
Client ID:					
Operator ID:	JZ	ALS Bottle#:	7	Worklist Smp#:	50
Injection Vol:	100.0 ul	Dil. Factor:	1.0000		
Method:	G2_8330_Luna	Limit Group:	GCSV - 8330		
Column:	Luna-Phenyl hexyl (4.60 mm)	Detector	LC DAD1A, 254 nm		

14 o-Nitrotoluene, CAS: 88-72-2

Signal: 1

Processing Integration Results

RT: 16.73
Area: 59077
Amount: 0.216427
Amount Units: ug/ml

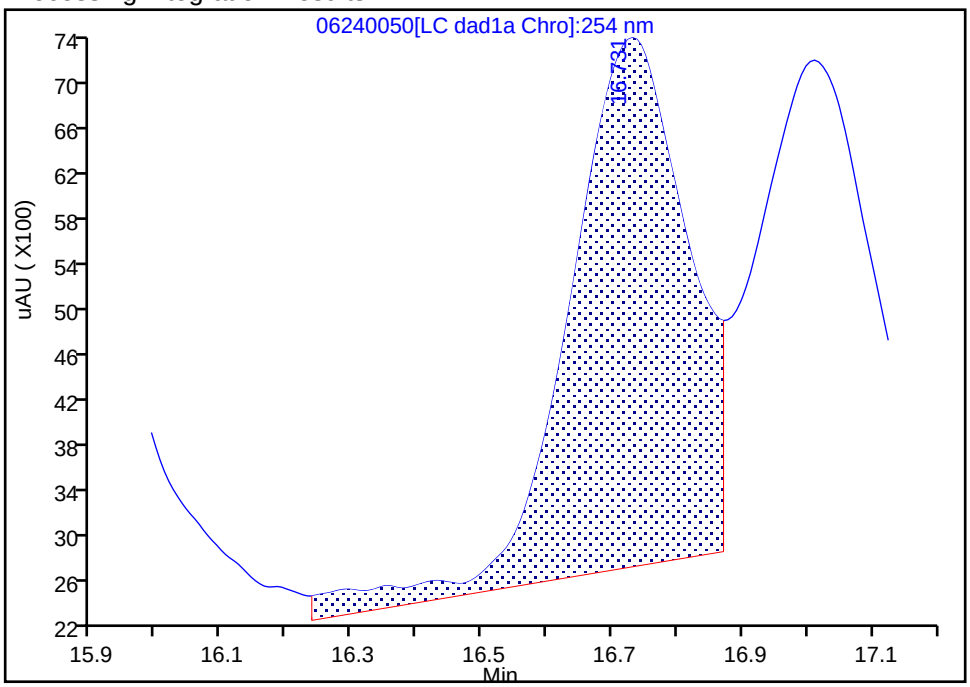

Manual Integration Results

RT: 16.73
Area: 58431
Amount: 0.214061
Amount Units: ug/ml

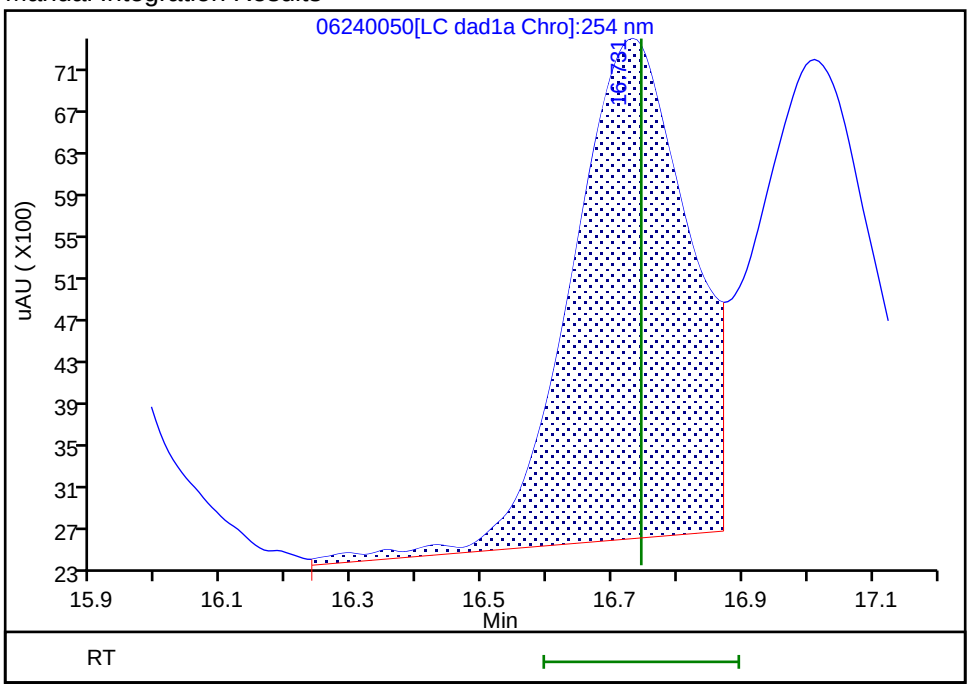

Reviewer: zhangji, 26-Jun-2020 16:17:49

Audit Action: Assigned New Baseline Audit Reason: Baseline

Manual Integration/User Assign Peak Report

Eurofins TestAmerica, Denver

Data File:	\\chromfs\denver\chromdata\g2_luna\20200624-92719.b\06240050.d				
Injection Date:	25-Jun-2020 23:00:22	Instrument ID:	CHHPLC_G2_LUNA		
Lims ID:	CCV				
Client ID:					
Operator ID:	JZ	ALS Bottle#:	7	Worklist Smp#:	50
Injection Vol:	100.0 ul	Dil. Factor:	1.0000		
Method:	G2_8330_Luna	Limit Group:	GCSV - 8330		
Column:	Luna-Phenyl hexyl (4.60 mm)	Detector	LC DAD1A, 254 nm		

15 p-Nitrotoluene, CAS: 99-99-0

Signal: 1

Processing Integration Results

RT: 17.01
Area: 53629
Amount: 0.222637
Amount Units: ug/ml

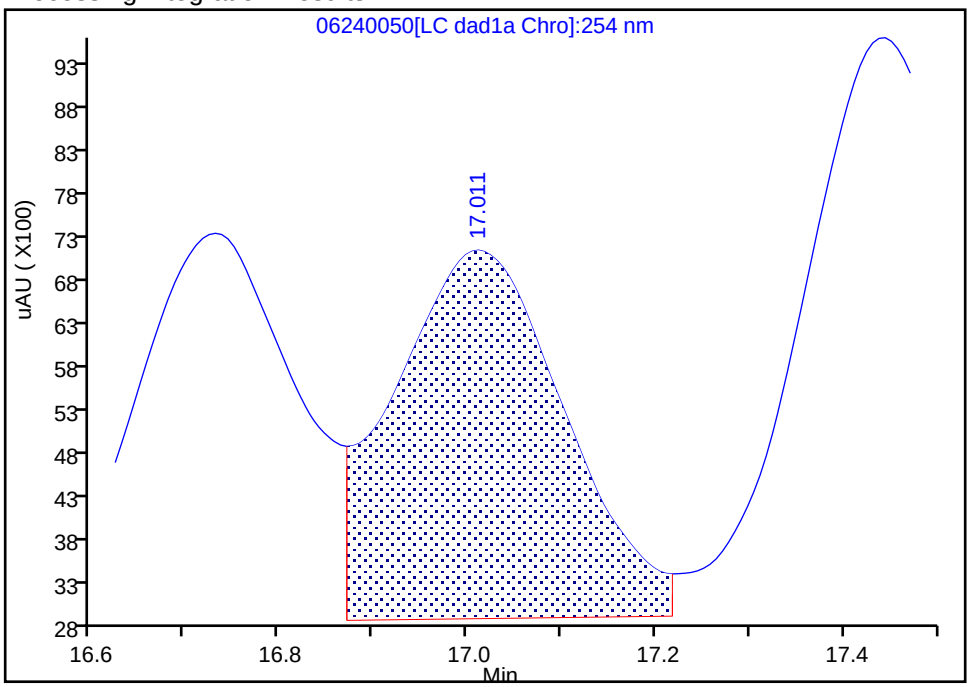

Manual Integration Results

RT: 17.01
Area: 54877
Amount: 0.227818
Amount Units: ug/ml

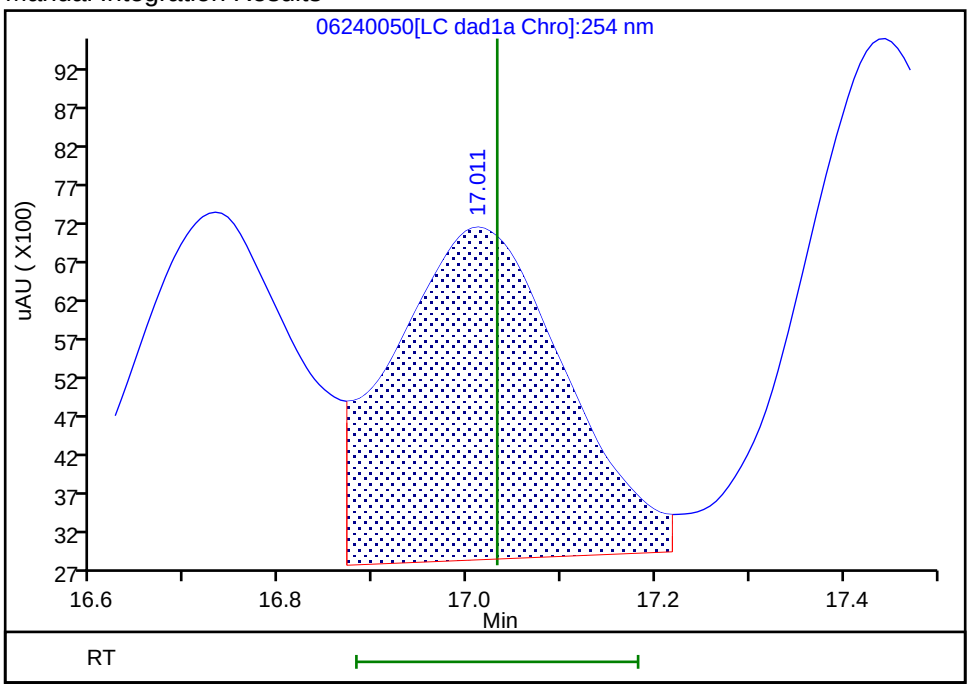

Reviewer: zhangji, 26-Jun-2020 16:17:49

Audit Action: Assigned New Baseline Audit Reason: Baseline

Manual Integration/User Assign Peak Report

Eurofins TestAmerica, Denver

Data File:	\\chromfs\denver\chromdata\g2_luna\20200624-92719.b\06240050.d				
Injection Date:	25-Jun-2020 23:00:22	Instrument ID:	CHHPLC_G2_LUNA		
Lims ID:	CCV				
Client ID:					
Operator ID:	JZ	ALS Bottle#:	7	Worklist Smp#:	50
Injection Vol:	100.0 ul	Dil. Factor:	1.0000		
Method:	G2_8330_Luna	Limit Group:	GCSV - 8330		
Column:	Luna-Phenyl hexyl (4.60 mm)	Detector	LC DAD1A, 254 nm		

16 4-Amino-2,6-dinitrotoluene, CAS: 19406-51-0

Signal: 1

Processing Integration Results

RT: 17.44
Area: 81530
Amount: 0.236158
Amount Units: ug/ml

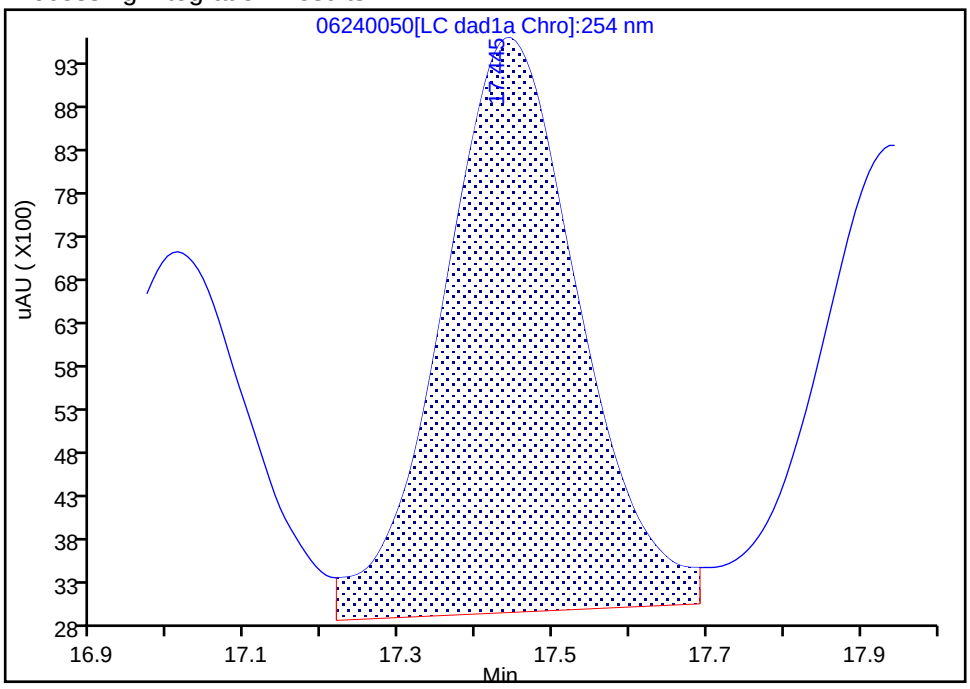

Manual Integration Results

RT: 17.44
Area: 80749
Amount: 0.233896
Amount Units: ug/ml

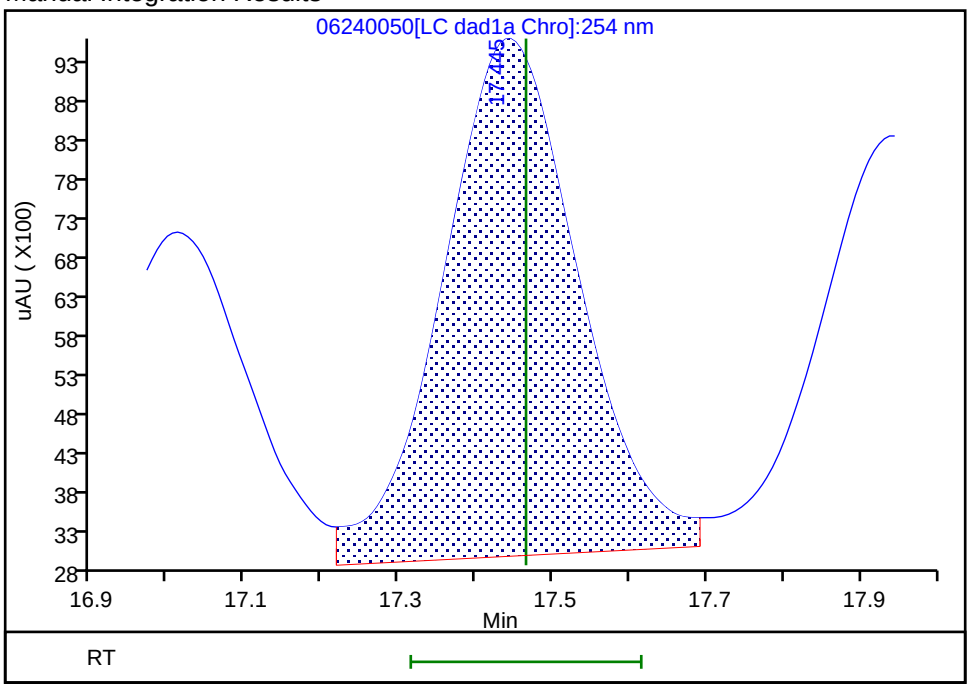

Reviewer: zhangji, 26-Jun-2020 16:17:49
Audit Action: Assigned New Baseline Audit Reason: Baseline

Manual Integration/User Assign Peak Report

Eurofins TestAmerica, Denver

Data File:	\\chromfs\denver\chromdata\g2_luna\20200624-92719.b\06240050.d				
Injection Date:	25-Jun-2020 23:00:22	Instrument ID:	CHHPLC_G2_LUNA		
Lims ID:	CCV				
Client ID:					
Operator ID:	JZ	ALS Bottle#:	7	Worklist Smp#:	50
Injection Vol:	100.0 ul	Dil. Factor:	1.0000		
Method:	G2_8330_Luna	Limit Group:	GCSV - 8330		
Column:	Luna-Phenyl hexyl (4.60 mm)	Detector	LC DAD1A, 254 nm		

17 m-Nitrotoluene, CAS: 99-08-1

Signal: 1

Processing Integration Results

RT: 17.94
Area: 68684
Amount: 0.230231
Amount Units: ug/ml

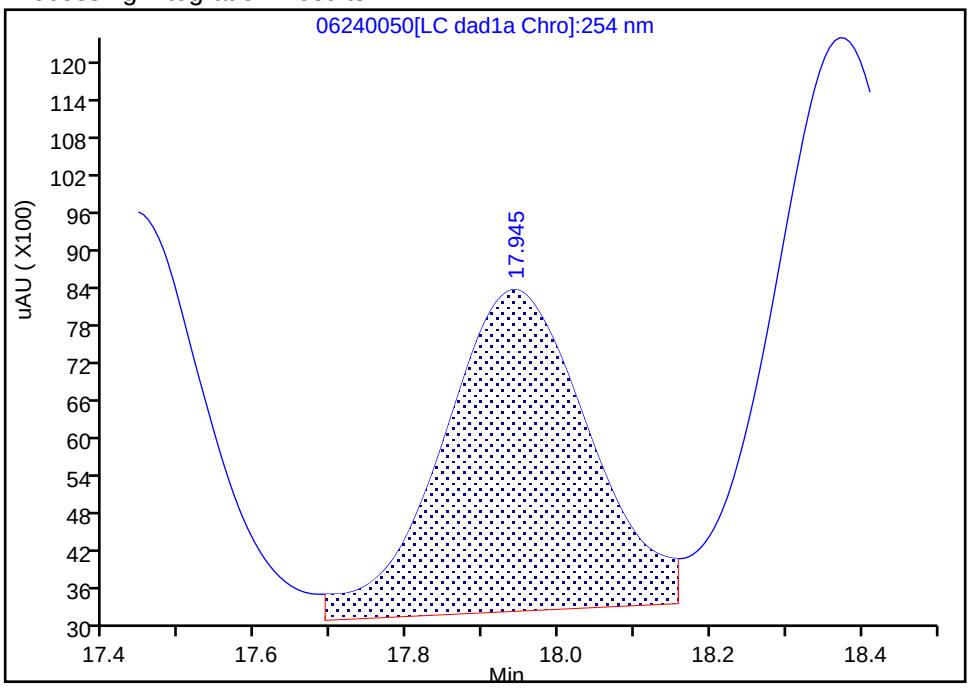

Manual Integration Results

RT: 17.94
Area: 67662
Amount: 0.226805
Amount Units: ug/ml

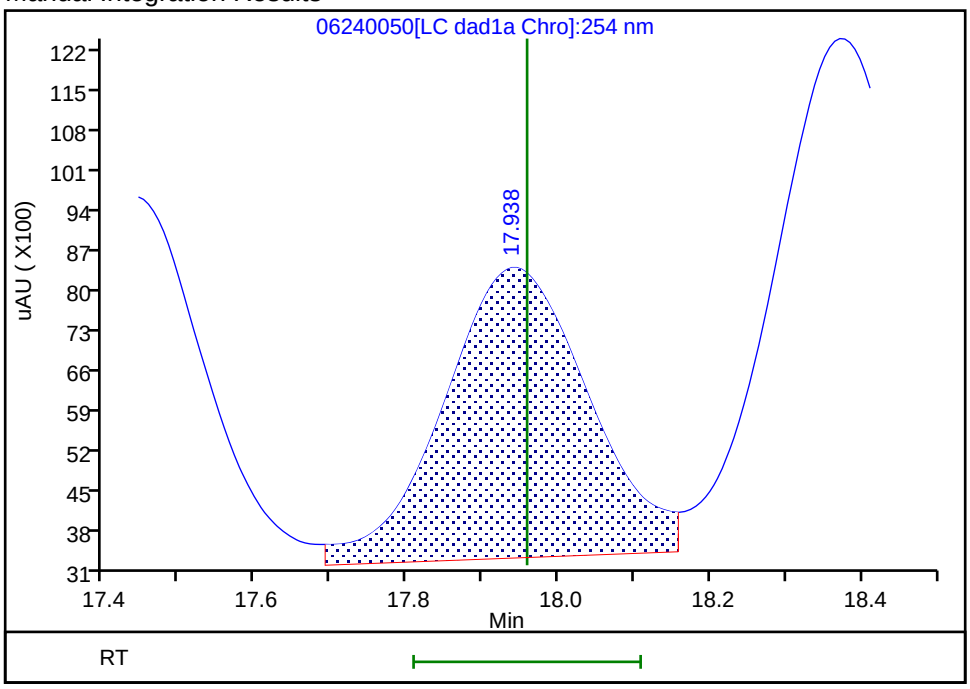

Reviewer: zhangji, 26-Jun-2020 16:17:49

Audit Action: Assigned New Baseline Audit Reason: Baseline

Manual Integration/User Assign Peak Report

Eurofins TestAmerica, Denver

Data File:	\\chromfs\denver\chromdata\g2_luna\20200624-92719.b\06240050.d				
Injection Date:	25-Jun-2020 23:00:22	Instrument ID:	CHHPLC_G2_LUNA		
Lims ID:	CCV				
Client ID:					
Operator ID:	JZ	ALS Bottle#:	7	Worklist Smp#:	50
Injection Vol:	100.0 ul	Dil. Factor:	1.0000		
Method:	G2_8330_Luna	Limit Group:	GCSV - 8330		
Column:	Luna-Phenyl hexyl (4.60 mm)	Detector	LC DAD1A, 254 nm		

18 2-Amino-4,6-dinitrotoluene, CAS: 35572-78-2

Signal: 1

Processing Integration Results

RT: 18.37
Area: 115294
Amount: 0.247832
Amount Units: ug/ml

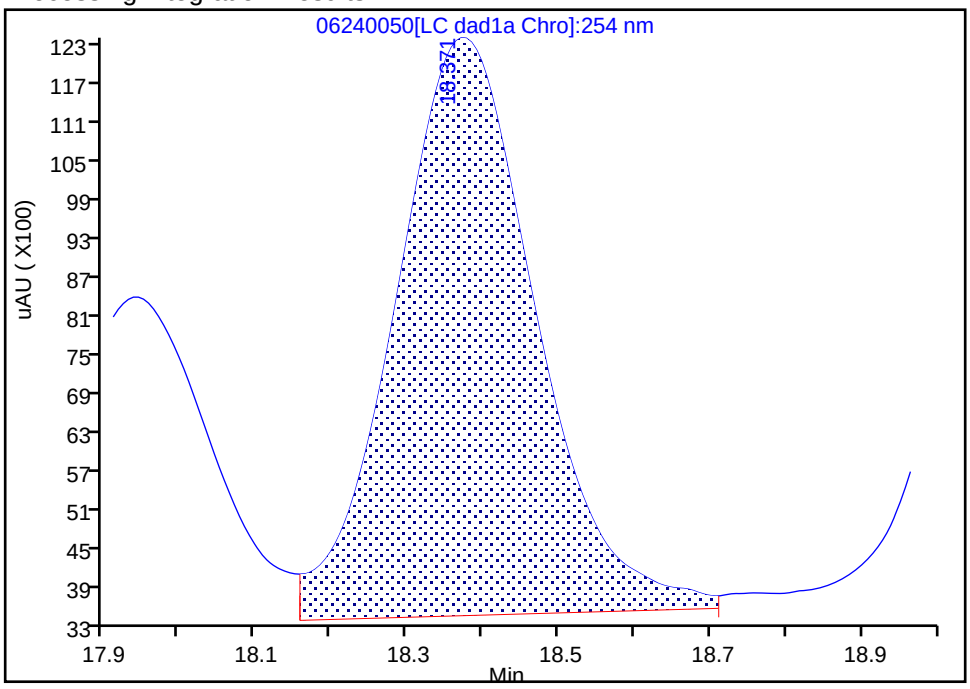

Manual Integration Results

RT: 18.37
Area: 113053
Amount: 0.243014
Amount Units: ug/ml

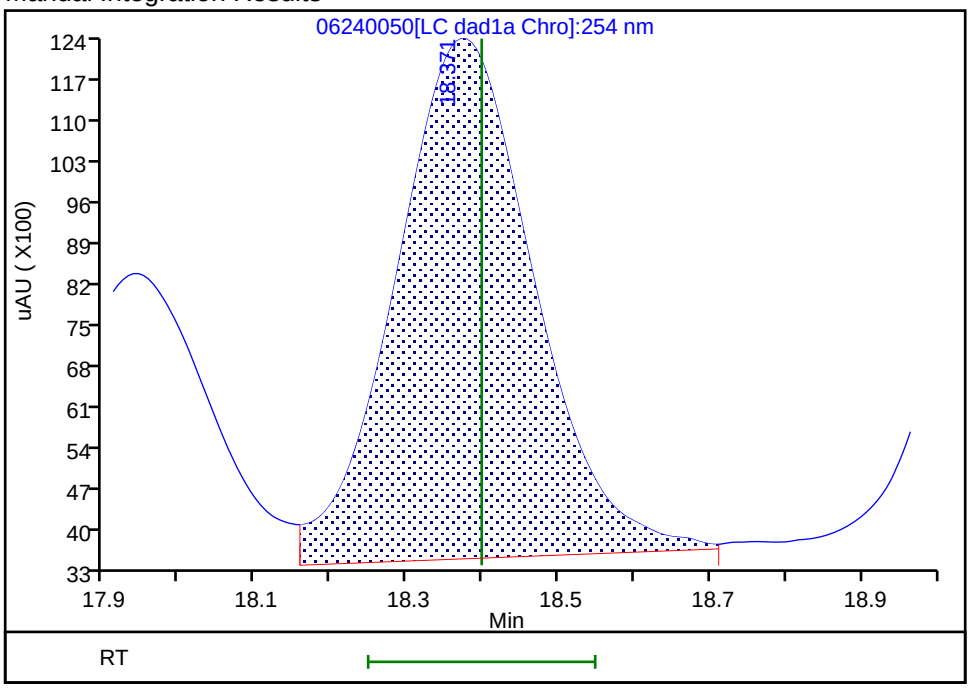

Reviewer: zhangji, 26-Jun-2020 16:17:49

Audit Action: Assigned New Baseline Audit Reason: Baseline

Manual Integration/User Assign Peak Report

Eurofins TestAmerica, Denver

Data File:	\\chromfs\denver\chromdata\g2_luna\20200624-92719.b\06240050.d				
Injection Date:	25-Jun-2020 23:00:22	Instrument ID:	CHHPLC_G2_LUNA		
Lims ID:	CCV				
Client ID:					
Operator ID:	JZ	ALS Bottle#:	7	Worklist Smp#:	50
Injection Vol:	100.0 ul	Dil. Factor:	1.0000		
Method:	G2_8330_Luna	Limit Group:	GCSV - 8330		
Column:	Luna-Phenyl hexyl (4.60 mm)	Detector	LC DAD1A, 254 nm		

19 1,3,5-Trinitrobenzene, CAS: 99-35-4

Signal: 1

Processing Integration Results

RT: 19.12
Area: 123824
Amount: 0.262089
Amount Units: ug/ml

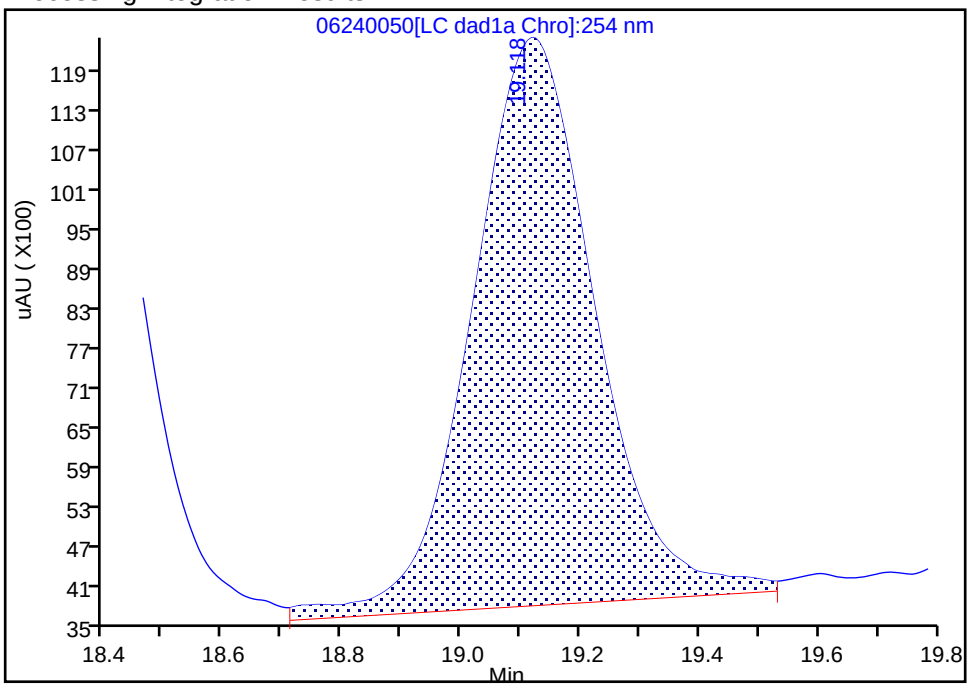

Manual Integration Results

RT: 19.12
Area: 118904
Amount: 0.251675
Amount Units: ug/ml

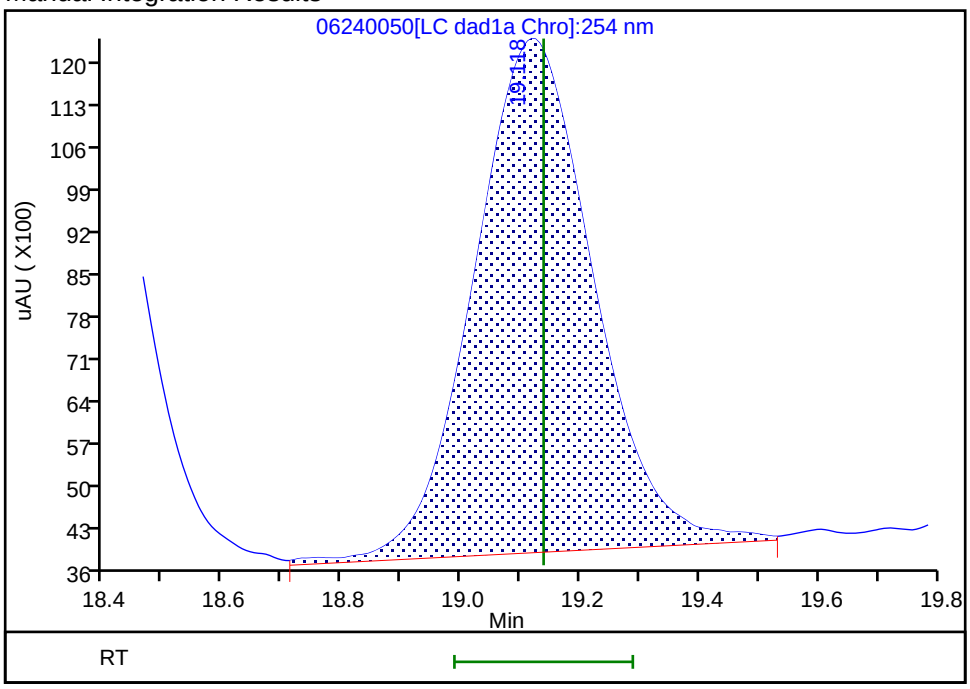

Reviewer: zhangji, 26-Jun-2020 16:17:49

Audit Action: Assigned New Baseline Audit Reason: Baseline

Manual Integration/User Assign Peak Report

Eurofins TestAmerica, Denver

Data File:	\\chromfs\denver\chromdata\g2_luna\20200624-92719.b\06240050.d				
Injection Date:	25-Jun-2020 23:00:22	Instrument ID:	CHHPLC_G2_LUNA		
Lims ID:	CCV				
Client ID:					
Operator ID:	JZ	ALS Bottle#:	7	Worklist Smp#:	50
Injection Vol:	100.0 ul	Dil. Factor:	1.0000		
Method:	G2_8330_Luna	Limit Group:	GCSV - 8330		
Column:	Luna-Phenyl hexyl (4.60 mm)	Detector	LC DAD1A, 254 nm		

20 2,6-Dinitrotoluene, CAS: 606-20-2

Signal: 1

Processing Integration Results

RT: 20.04
Area: 76372
Amount: 0.248726
Amount Units: ug/ml

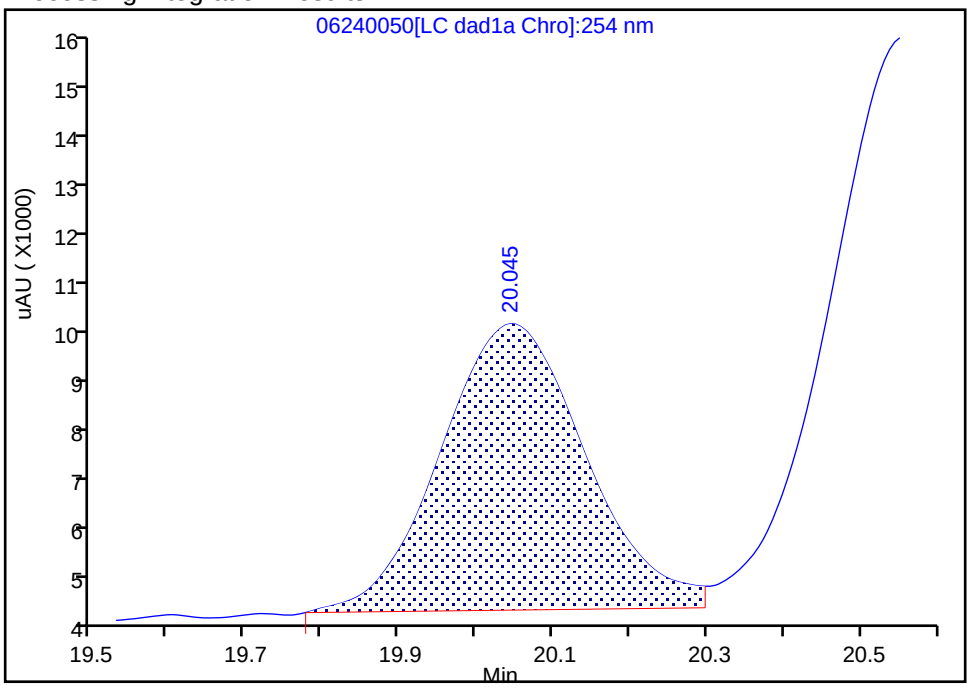

Manual Integration Results

RT: 20.04
Area: 76824
Amount: 0.250289
Amount Units: ug/ml

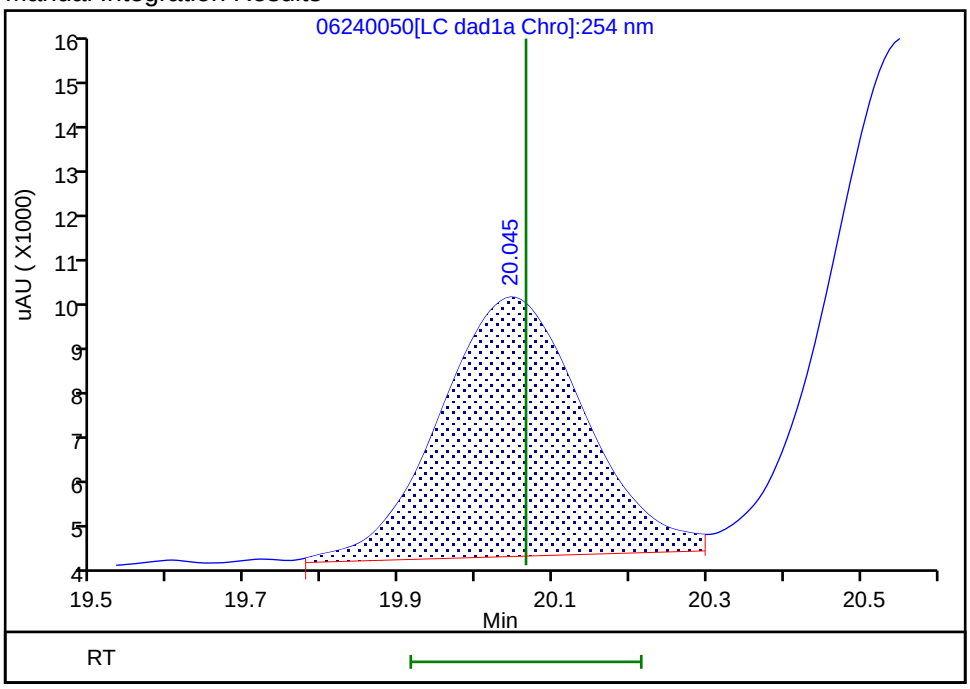

Reviewer: zhangji, 26-Jun-2020 16:17:49
Audit Action: Assigned New Baseline Audit Reason: Baseline

Manual Integration/User Assign Peak Report

Eurofins TestAmerica, Denver

Data File:	\\chromfs\denver\chromdata\g2_luna\20200624-92719.b\06240050.d				
Injection Date:	25-Jun-2020 23:00:22	Instrument ID:	CHHPLC_G2_LUNA		
Lims ID:	CCV				
Client ID:					
Operator ID:	JZ	ALS Bottle#:	7	Worklist Smp#:	50
Injection Vol:	100.0 ul	Dil. Factor:	1.0000		
Method:	G2_8330_Luna	Limit Group:	GCSV - 8330		
Column:	Luna-Phenyl hexyl (4.60 mm)	Detector	LC DAD1A, 254 nm		

21 2,4-Dinitrotoluene, CAS: 121-14-2

Signal: 1

Processing Integration Results

RT: 20.56
Area: 161067
Amount: 0.251623
Amount Units: ug/ml

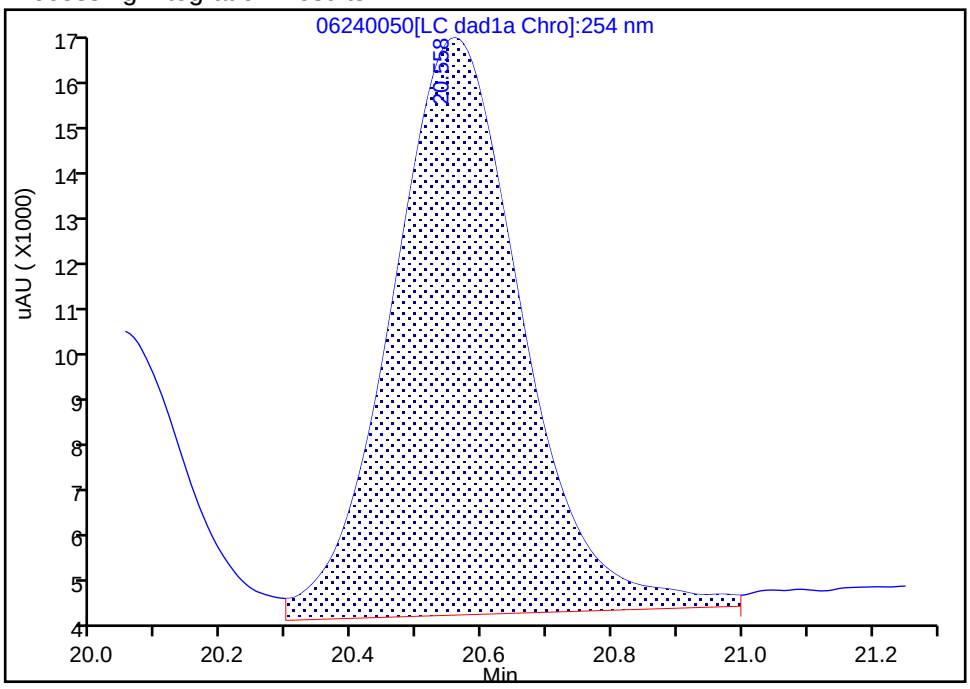

Manual Integration Results

RT: 20.56
Area: 156762
Amount: 0.244897
Amount Units: ug/ml

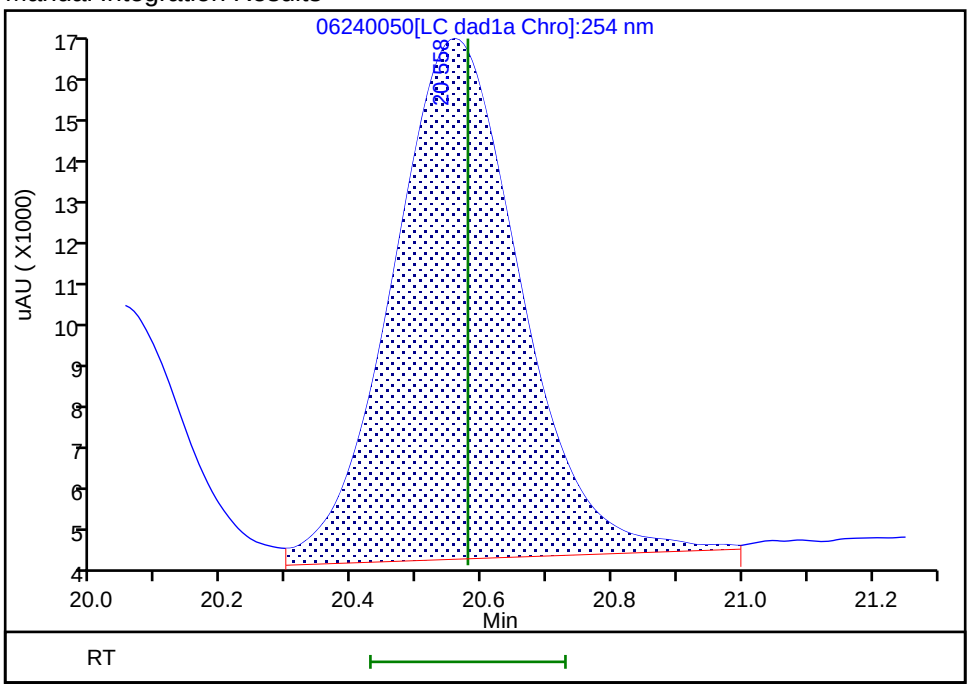

Reviewer: zhangji, 26-Jun-2020 16:17:49

Audit Action: Assigned New Baseline Audit Reason: Baseline

FORM VII
HPLC/IC CONTINUING CALIBRATION DATA

Lab Name: Eurofins TestAmerica, Denver Job No.: 280-137702-1

SDG No.:

Lab Sample ID: CCV 280-500017/51 Calibration Date: 06/25/2020 23:35

Instrument ID: CHHPLC_G2_LUNA Calib Start Date: 05/14/2020 22:06

GC Column: Luna-phenylhex ID: 4.60(mm) Calib End Date: 05/15/2020 02:46

Lab File ID: 06240051.D Conc. Units: ug/L

ANALYTE	CURVE TYPE	AVE CF	CF	MIN CF	CALC AMOUNT	SPIKE AMOUNT	%D	MAX %D
TNX	Ave	435816	387065		222	250	-11.2	15.0
DNX	Ave	321206	299512		233	250	-6.8	15.0
MNX	Lin2		282492		289	292	-1.1	15.0

FORM VII
HPLC/IC CONTINUING CALIBRATION RETENTION TIME SUMMARY

Lab Name: Eurofins TestAmerica, Denver Job No.: 280-137702-1

SDG No.:

Lab Sample ID: CCV 280-500017/51 Calibration Date: 06/25/2020 23:35

Instrument ID: CHHPLC_G2_LUNA Calib Start Date: 05/14/2020 22:06

GC Column: Luna-phenylhex ID: 4.60(mm) Calib End Date: 05/15/2020 02:46

Lab File ID: 06240051.D

Analyte	RT	RT WINDOW	
		FROM	TO
TNX	5.53	5.38	5.68
DNX	6.37	6.22	6.52
MNX	7.92	7.78	8.08

Eurofins TestAmerica, Denver
Target Compound Quantitation Report

Data File:	\\chromfs\Denver\ChromData\G2_LUNA\20200624-92719.b\06240051.D				
Lims ID:	CCV DMT				
Client ID:					
Sample Type:	CCV				
Inject. Date:	25-Jun-2020 23:35:23	ALS Bottle#:	8	Worklist Smp#:	51
Injection Vol:	100.0 ul	Dil. Factor:	1.0000		
Sample Info:	CCV DMT				
Misc. Info.:	280-0092719-051				
Operator ID:	JZ	Instrument ID:	CHHPLC_G2_LUNA		
Sublist:	chrom-G2_8330_Luna*sub13				
Method:	\\chromfs\Denver\ChromData\G2_LUNA\20200624-92719.b\G2_8330_Luna.m				
Limit Group:	GCSV - 8330				
Last Update:	26-Jun-2020 16:19:22	Calib Date:	15-May-2020 02:11:20		
Integrator:	Falcon				
Quant Method:	External Standard	Quant By:	Initial Calibration		
Last ICal File:	\\chromfs\Denver\ChromData\G2_LUNA\20200514-91518.b\05140024.D				
Column 1 :	Luna-Phenyl hexyl (4.60 mm)		Det: LC DAD1A, 254 nm		
Process Host:	CTX1025				
First Level Reviewer: zhangji		Date:	26-Jun-2020 16:18:28		

Compound	Det	RT (min.)	Exp RT (min.)	Dlt RT (min.)	Response	Cal Amt ug/ml	OnCol Amt ug/ml	Flags
3 TNX	1	5.526	5.532	-0.006	96863	0.2503	0.2223	
4 DNX	1	6.366	6.372	-0.006	74953	0.2503	0.2333	
7 MNX	1	7.920	7.926	-0.006	82417	0.2918	0.2885	

Reagents:

8330 DMT_00006 Amount Added: 12.50 Units: uL

Report Date: 26-Jun-2020 16:19:22 Chrom Revision: 2.3 21-Jun-2020 18:30:46

Eurofins TestAmerica, Denver

Data File: \\chromfs\denver\chromdata\g2_luna\20200624-92719.b\06240051.d

Injection Date:	25-Jun-2020 23:35:23	Instrument ID:	CHHPLC_G2_LUNA	Operator ID:	JZ
Lims ID:	CCV DMT			Worklist Smp#:	51
Client ID:					
Injection Vol:	100.0 ul	Dil. Factor:	1.0000	ALS Bottle#:	8
Method:	G2_8330_Luna	Limit Group:	GCSV - 8330		

Column: Luna-Phenyl hexyl (4.60 mm) Y Scaling: Method Defined: Scale to the Nth Largest Peak: 1

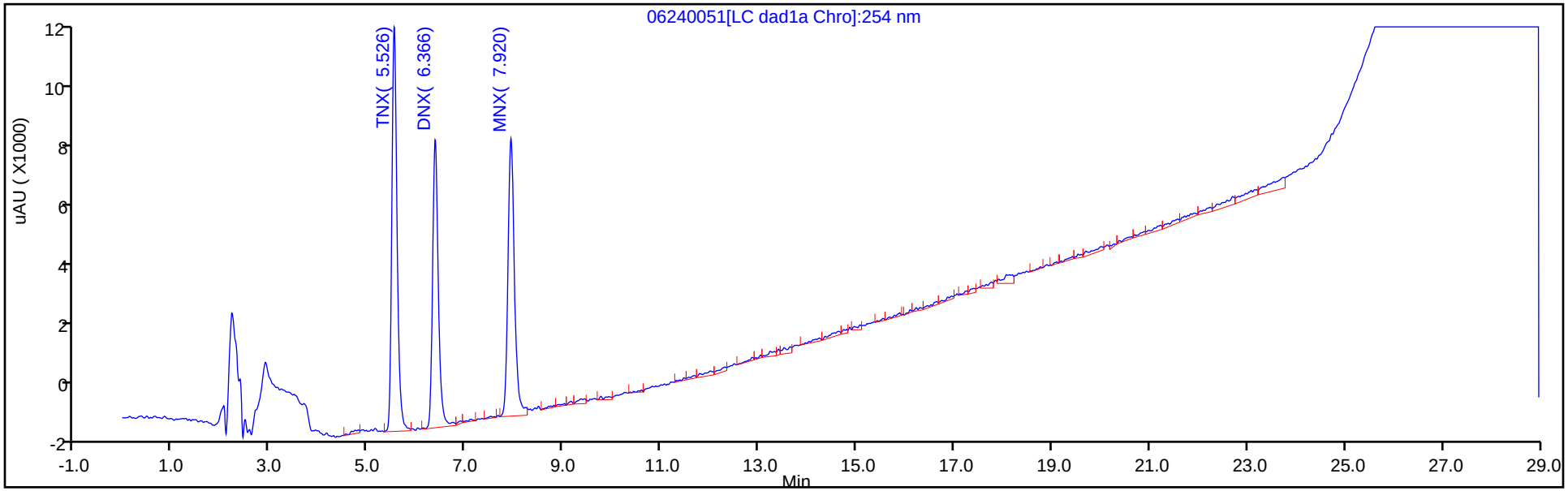

Y Scaling: Method Defined: Scale to the Nth Largest Peak: 1

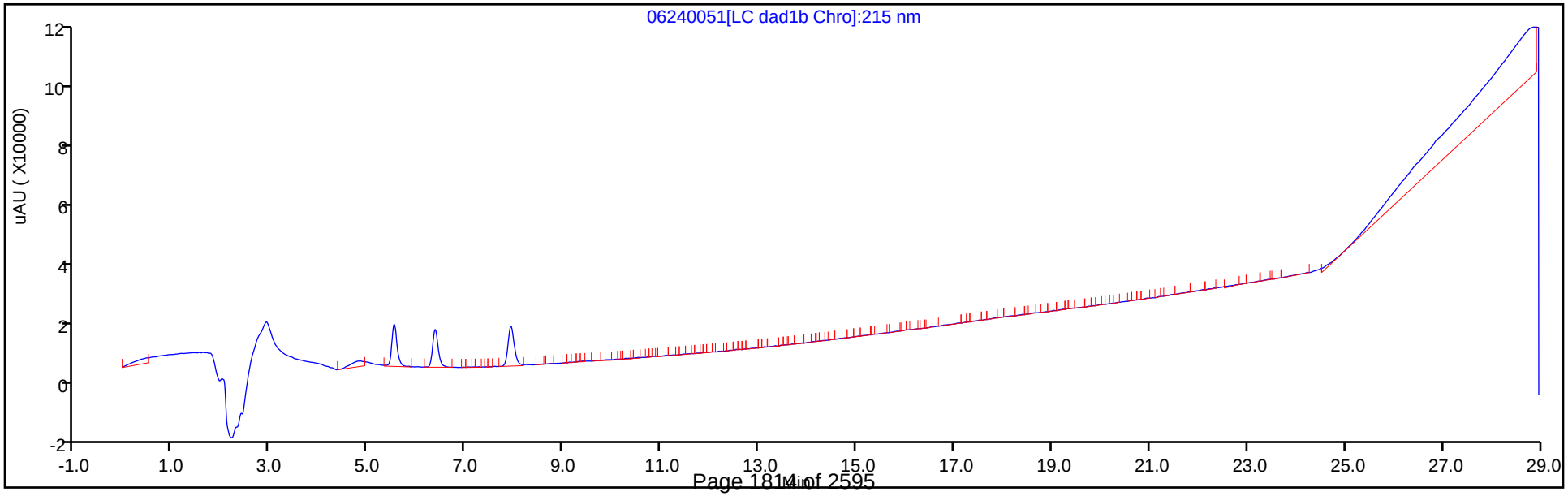

FORM VII
HPLC/IC CONTINUING CALIBRATION DATA

Lab Name: Eurofins TestAmerica, Denver Job No.: 280-137702-1

SDG No.:

Lab Sample ID: CCV 280-500692/7 Calibration Date: 06/30/2020 18:12

Instrument ID: CHHPLC_G2_LUNA Calib Start Date: 05/14/2020 16:16

GC Column: Luna-phenylhex ID: 4.60(mm) Calib End Date: 05/14/2020 20:56

Lab File ID: 06300007.D Conc. Units: ug/L

ANALYTE	CURVE TYPE	AVE CF	CF	MIN CF	CALC AMOUNT	SPIKE AMOUNT	%D	MAX %D
HMX	Lin2		203564		257	250	3.0	15.0
Picric acid	Ave	193810	197864		255	250	2.1	15.0
RDX	Ave	244360	246304		252	250	0.8	15.0
Nitrobenzene	Ave	439227	440633		252	251	0.3	15.0
1,3-Dinitrobenzene	Ave	674189	710287		264	251	5.4	15.0
Nitroglycerin	Ave	126803	151186		2980	2500	19.2*	15.0
2-Nitrotoluene	Ave	272965	266908		244	250	-2.2	15.0
4-Nitrotoluene	Ave	240881	270671		281	251	12.4	15.0
4-Amino-2,6-dinitrotoluene	Ave	345235	348420		253	250	0.9	15.0
3-Nitrotoluene	Ave	298327	317319		266	250	6.4	15.0
2-Amino-4,6-dinitrotoluene	Ave	465211	492426		266	251	5.9	15.0
1,3,5-Trinitrobenzene	Ave	472451	511988		271	251	8.4	15.0
2,6-Dinitrotoluene	Lin2		319900		262	251	4.5	15.0
2,4-Dinitrotoluene	Ave	640113	669120		262	251	4.5	15.0
Tetryl	Ave	368678	372451		253	251	1.0	15.0
2,4,6-Trinitrotoluene	Lin1		438869		266	251	6.1	15.0
PETN	Lin1		143476		2560	2500	2.5	15.0
1,2-Dinitrobenzene	Lin1		309000		272	250	8.8	15.0

FORM VII
HPLC/IC CONTINUING CALIBRATION RETENTION TIME SUMMARY

Lab Name: Eurofins TestAmerica, Denver Job No.: 280-137702-1

SDG No.:

Lab Sample ID: CCV 280-500692/7 Calibration Date: 06/30/2020 18:12

Instrument ID: CHHPLC_G2_LUNA Calib Start Date: 05/14/2020 16:16

GC Column: Luna-phenylhex ID: 4.60(mm) Calib End Date: 05/14/2020 20:56

Lab File ID: 06300007.D

Analyte	RT	RT WINDOW	
		FROM	TO
HMX	7.16	7.01	7.31
Picric acid	8.50	8.35	8.65
RDX	9.38	9.23	9.53
Nitrobenzene	12.30	12.15	12.45
1,3-Dinitrobenzene	15.82	15.67	15.97
Nitroglycerin	16.05	15.90	16.20
2-Nitrotoluene	16.76	16.61	16.91
4-Nitrotoluene	17.02	16.87	17.17
4-Amino-2,6-dinitrotoluene	17.48	17.33	17.63
3-Nitrotoluene	17.98	17.83	18.13
2-Amino-4,6-dinitrotoluene	18.42	18.27	18.57
1,3,5-Trinitrobenzene	19.16	19.01	19.31
2,6-Dinitrotoluene	20.08	19.93	20.23
2,4-Dinitrotoluene	20.60	20.45	20.75
Tetryl	23.90	23.75	24.05
2,4,6-Trinitrotoluene	24.92	24.77	25.07
PETN	25.44	25.29	25.59
1,2-Dinitrobenzene	13.30	13.15	13.45

Eurofins TestAmerica, Denver
Target Compound Quantitation Report

Data File: \\chromfs\Denver\ChromData\G2_LUNA\20200630-92910.b\06300007.D
Lims ID: CCV
Client ID:
Sample Type: CCV
Inject. Date: 30-Jun-2020 18:12:12 ALS Bottle#: 7 Worklist Smp#: 7
Injection Vol: 100.0 ul Dil. Factor: 1.0000
Sample Info: CCV
Misc. Info.: 280-0092910-007
Operator ID: JZ Instrument ID: CHHPLC_G2_LUNA
Sublist: chrom-G2_8330_Luna*sub6

Method: \\chromfs\Denver\ChromData\G2_LUNA\20200630-92910.b\G2_8330_Luna.m
Limit Group: GCSV - 8330
Last Update: 01-Jul-2020 17:34:00 Calib Date: 15-May-2020 02:11:20
Integrator: Falcon
Quant Method: External Standard Quant By: Initial Calibration
Last ICal File: \\chromfs\Denver\ChromData\G2_LUNA\20200514-91518.b\05140024.D

Column 1 : Luna-Phenyl hexyl (4.60 mm) Det: LC DAD1A, 254 nm
Process Host: CTX1062

First Level Reviewer: zhangji Date: 30-Jun-2020 19:40:42

	Compound	Det	RT (min.)	Exp RT (min.)	Dlt RT (min.)	Response	Cal Amt ug/ml	OnCol Amt ug/ml	Flags
	1 2,6-diamino-4-nitrotoluene	1	4.462	4.462	0.000	116851	0.2500	0.2722	
	2 2,4-diamino-6-nitrotoluene	1	4.996	4.996	0.000	74169	0.2500	0.2887	
	6 HMX	1	7.162	7.162	0.000	50891	0.2500	0.2574	
	5 2,4,6-Trinitrophenol	1	8.496	8.496	0.000	49466	0.2500	0.2552	
	8 RDX	1	9.382	9.382	0.000	61576	0.2500	0.2520	
	9 Nitrobenzene	1	12.296	12.296	0.000	110599	0.2510	0.2518	M
$	10 1,2-Dinitrobenzene	1	13.296	13.296	0.000	77250	0.2500	0.2720	M
	11 3,5-Dinitroaniline	1	15.229	15.229	0.000	131866	0.2500	0.2662	M
	12 1,3-Dinitrobenzene	1	15.822	15.822	0.000	177927	0.2505	0.2639	M
	13 Nitroglycerin	2	16.049	16.049	0.000	377965	2.50	2.98	M
	14 o-Nitrotoluene	1	16.762	16.762	0.000	66727	0.2500	0.2445	M
	15 p-Nitrotoluene	1	17.022	17.022	0.000	67803	0.2505	0.2815	M
	16 4-Amino-2,6-dinitrotoluene	1	17.482	17.482	0.000	87192	0.2503	0.2526	M
	17 m-Nitrotoluene	1	17.982	17.982	0.000	79409	0.2503	0.2662	M
	18 2-Amino-4,6-dinitrotoluene	1	18.416	18.416	0.000	123599	0.2510	0.2657	M
	19 1,3,5-Trinitrobenzene	1	19.162	19.162	0.000	128253	0.2505	0.2715	M
	20 2,6-Dinitrotoluene	1	20.076	20.076	0.000	80295	0.2510	0.2623	M
	21 2,4-Dinitrotoluene	1	20.596	20.596	0.000	167949	0.2510	0.2624	M
	22 Tetryl	1	23.896	23.896	0.000	93299	0.2505	0.2531	
	23 2,4,6-Trinitrotoluene	1	24.922	24.922	0.000	110156	0.2510	0.2664	
	24 PETN	2	25.442	25.442	0.000	358690	2.50	2.56	M

QC Flag Legend

Review Flags
M - Manually Integrated

Reagents:

8330IntermStk_00064	Amount Added:	25.00	Units: uL
8330_ADDs_00027	Amount Added:	12.50	Units: uL

Report Date: 01-Jul-2020 17:34:00 Chrom Revision: 2.3 21-Jun-2020 18:30:46

Eurofins TestAmerica, Denver

Data File: \\chromfs\denver\chromdata\g2_luna\20200630-92910.b\06300007.d

Injection Date:	30-Jun-2020 18:12:12	Instrument ID:	CHHPLC_G2_LUNA	Operator ID:	JZ
Lims ID:	CCV			Worklist Smp#:	7
Client ID:					
Injection Vol:	100.0 ul	Dil. Factor:	1.0000	ALS Bottle#:	7
Method:	G2_8330_Luna	Limit Group:	GCSV - 8330		

Column: Luna-Phenyl hexyl (4.60 mm) Y Scaling: Method Defined: Scale to the Nth Largest Peak: 1

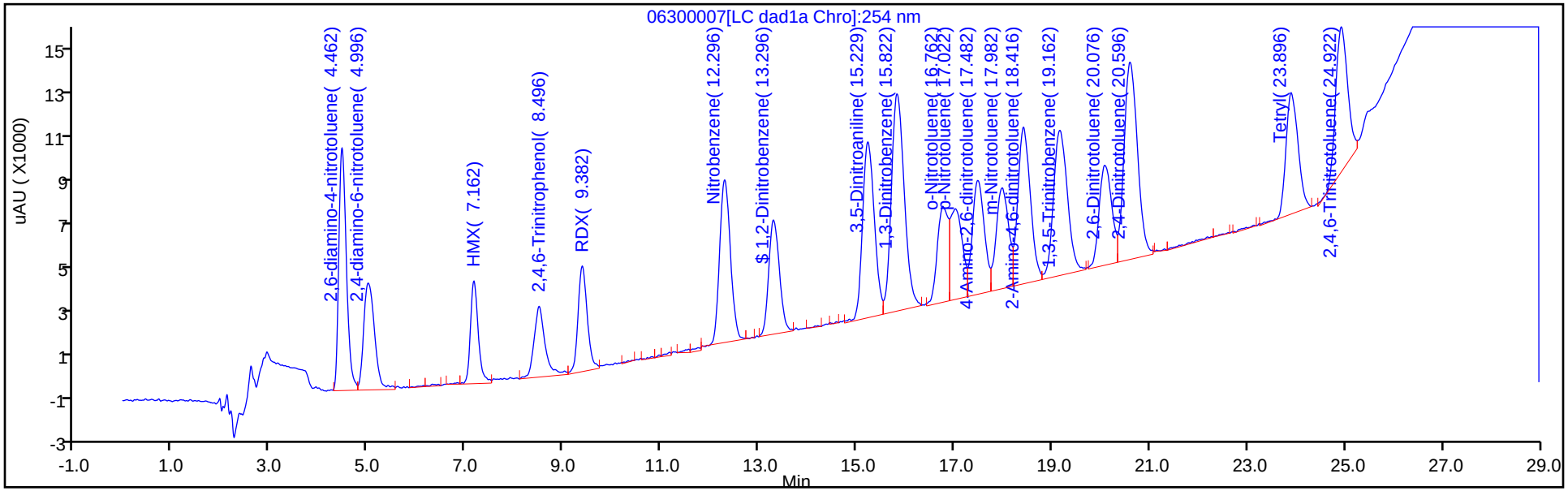

Y Scaling: Method Defined: Scale to the Nth Largest Peak: 1

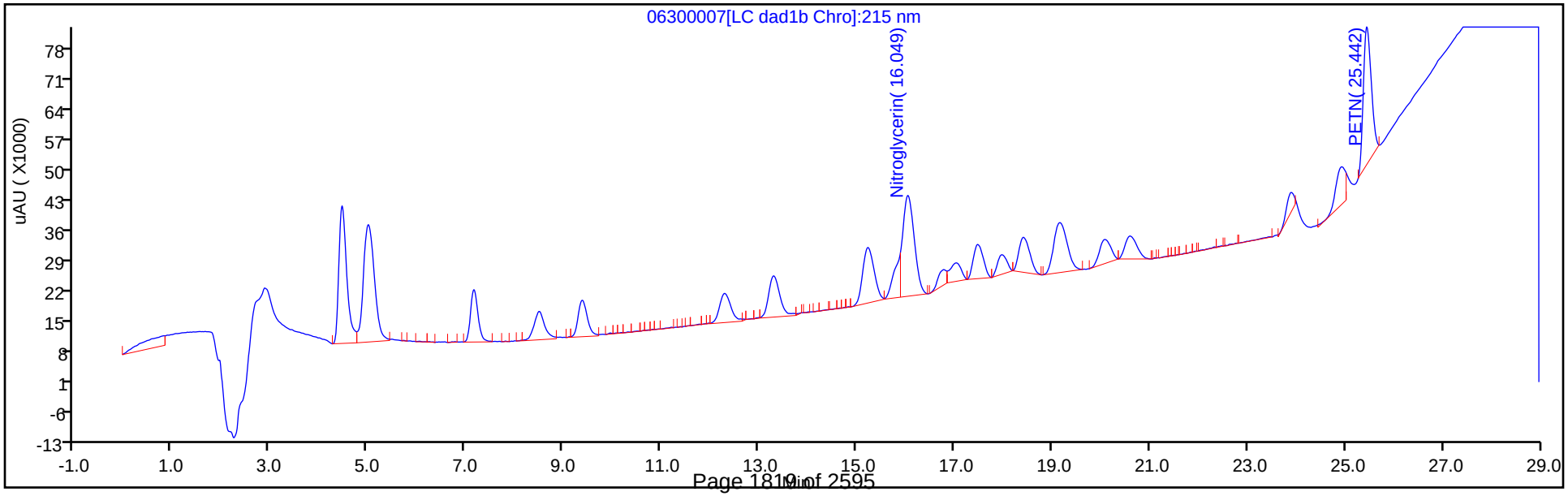

Manual Integration/User Assign Peak Report

Eurofins TestAmerica, Denver

Data File:	\\chromfs\denver\chromdata\g2_luna\20200630-92910.b\06300007.d				
Injection Date:	30-Jun-2020 18:12:12	Instrument ID:	CHHPLC_G2_LUNA		
Lims ID:	CCV				
Client ID:					
Operator ID:	JZ	ALS Bottle#:	7	Worklist Smp#:	7
Injection Vol:	100.0 ul	Dil. Factor:	1.0000		
Method:	G2_8330_Luna	Limit Group:	GCSV - 8330		
Column:	Luna-Phenyl hexyl (4.60 mm)	Detector	LC DAD1A, 254 nm		

9 Nitrobenzene, CAS: 98-95-3

Signal: 1

Processing Integration Results

RT: 12.30
Area: 123313
Amount: 0.280750
Amount Units: ug/ml

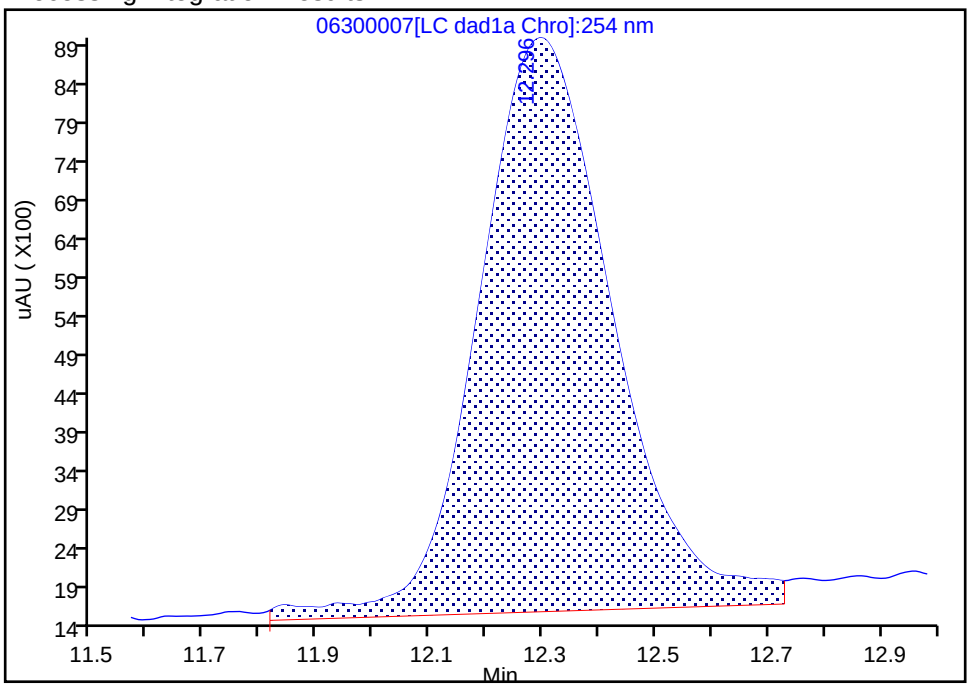

Manual Integration Results

RT: 12.30
Area: 110599
Amount: 0.251804
Amount Units: ug/ml

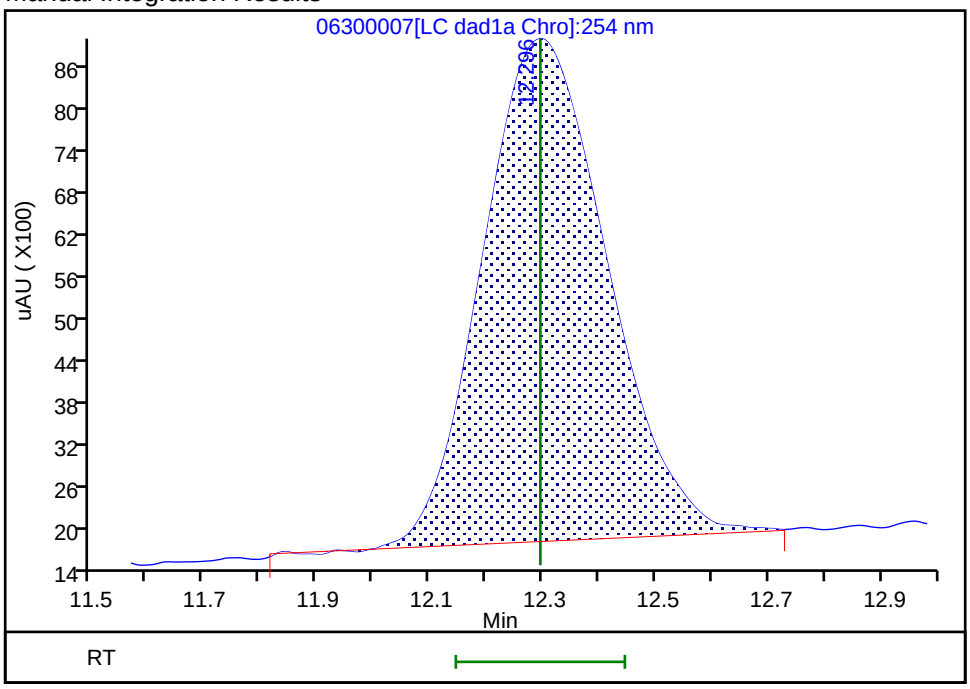

Reviewer: zhangji, 30-Jun-2020 19:40:24

Audit Action: Assigned New Baseline Audit Reason: Baseline

Manual Integration/User Assign Peak Report

Eurofins TestAmerica, Denver

Data File:	\\chromfs\denver\chromdata\g2_luna\20200630-92910.b\06300007.d				
Injection Date:	30-Jun-2020 18:12:12	Instrument ID:	CHHPLC_G2_LUNA		
Lims ID:	CCV				
Client ID:					
Operator ID:	JZ	ALS Bottle#:	7	Worklist Smp#:	7
Injection Vol:	100.0 ul	Dil. Factor:	1.0000		
Method:	G2_8330_Luna	Limit Group:	GCSV - 8330		
Column:	Luna-Phenyl hexyl (4.60 mm)	Detector	LC DAD1A, 254 nm		

$ 10 1,2-Dinitrobenzene, CAS: 528-29-0

Signal: 1

Processing Integration Results

RT: 13.30
Area: 85247
Amount: 0.300864
Amount Units: ug/ml

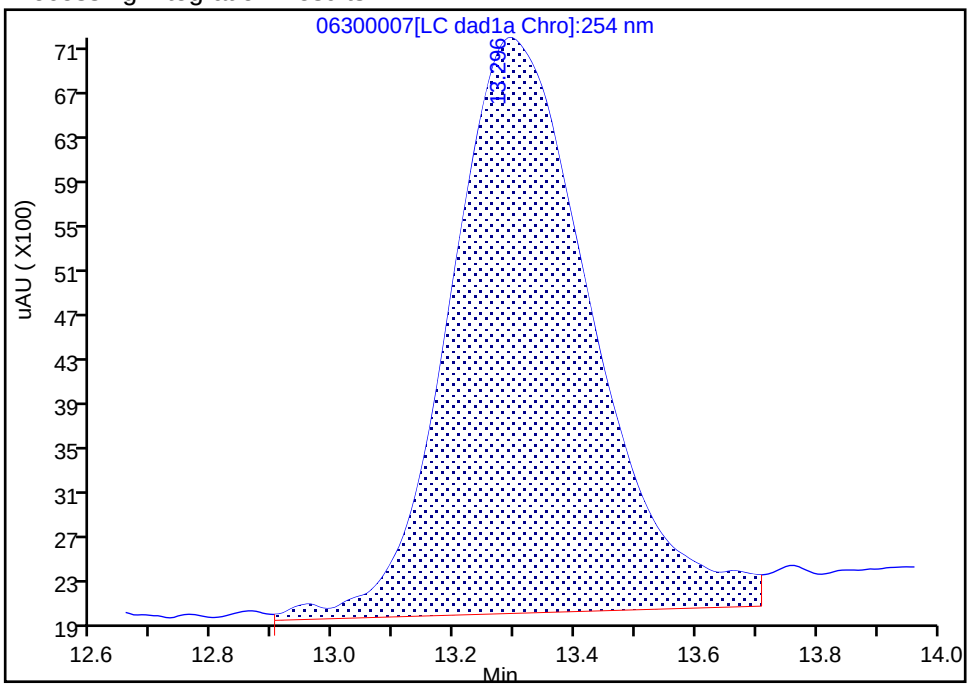

Manual Integration Results

RT: 13.30
Area: 77250
Amount: 0.272018
Amount Units: ug/ml

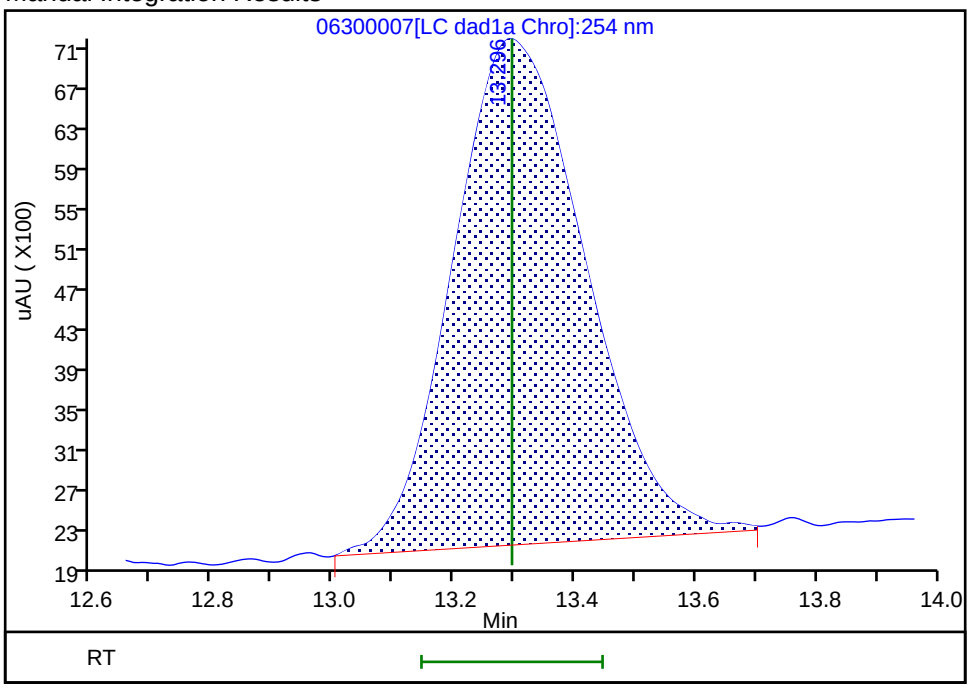

Reviewer: zhangji, 30-Jun-2020 19:40:24

Audit Action: Assigned New Baseline Audit Reason: Baseline

Manual Integration/User Assign Peak Report

Eurofins TestAmerica, Denver

Data File:	\\chromfs\denver\chromdata\g2_luna\20200630-92910.b\06300007.d				
Injection Date:	30-Jun-2020 18:12:12	Instrument ID:	CHHPLC_G2_LUNA		
Lims ID:	CCV				
Client ID:					
Operator ID:	JZ	ALS Bottle#:	7	Worklist Smp#:	7
Injection Vol:	100.0 ul	Dil. Factor:	1.0000		
Method:	G2_8330_Luna	Limit Group:	GCSV - 8330		
Column:	Luna-Phenyl hexyl (4.60 mm)	Detector	LC DAD1A, 254 nm		

12 1,3-Dinitrobenzene, CAS: 99-65-0

Signal: 1

Processing Integration Results

RT: 15.82
Area: 173089
Amount: 0.256737
Amount Units: ug/ml

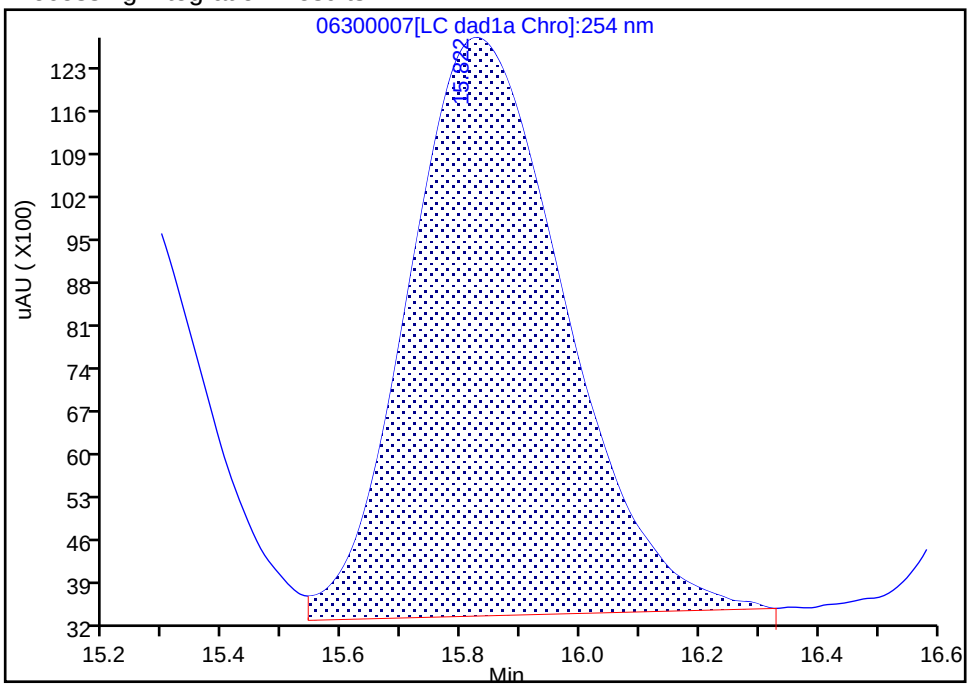

Manual Integration Results

RT: 15.82
Area: 177927
Amount: 0.263913
Amount Units: ug/ml

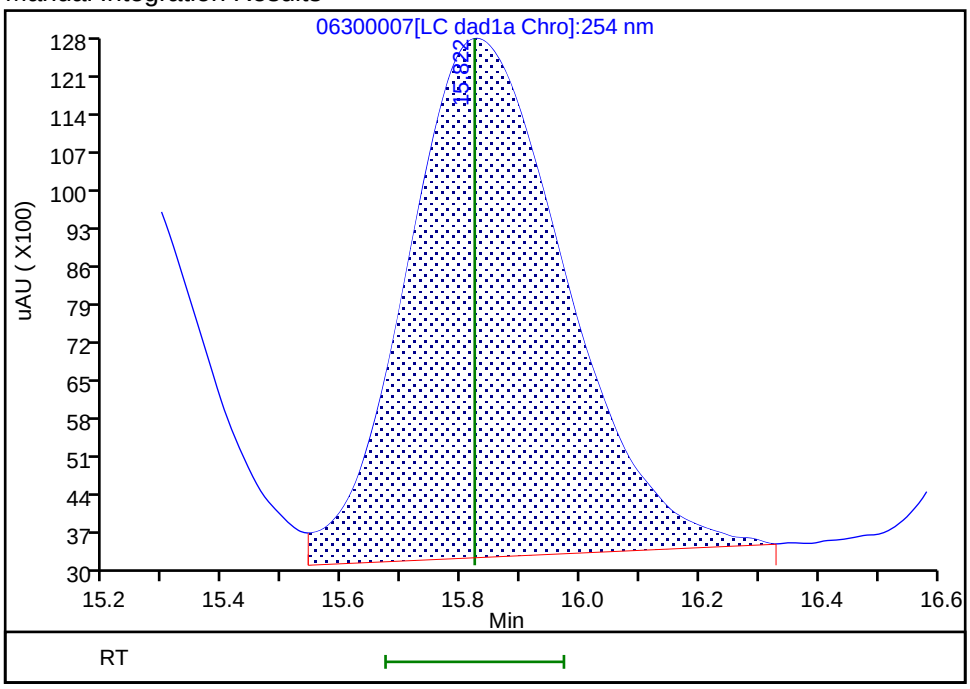

Reviewer: zhangji, 30-Jun-2020 19:39:32

Audit Action: Assigned New Baseline Audit Reason: Baseline

Manual Integration/User Assign Peak Report

Eurofins TestAmerica, Denver

Data File: \\chromfs\denver\chromdata\g2_luna\20200630-92910.b\06300007.d
Injection Date: 30-Jun-2020 18:12:12 Instrument ID: CHHPLC_G2_LUNA
Lims ID: CCV
Client ID:
Operator ID: JZ ALS Bottle#: 7 Worklist Smp#: 7
Injection Vol: 100.0 ul Dil. Factor: 1.0000
Method: G2_8330_Luna Limit Group: GCSV - 8330
Column: Detector LC DAD1B, 215 nm

13 Nitroglycerin, CAS: 55-63-0

Signal: 1

Processing Integration Results

RT: 16.05
Area: 468354
Amount: 3.693547
Amount Units: ug/ml

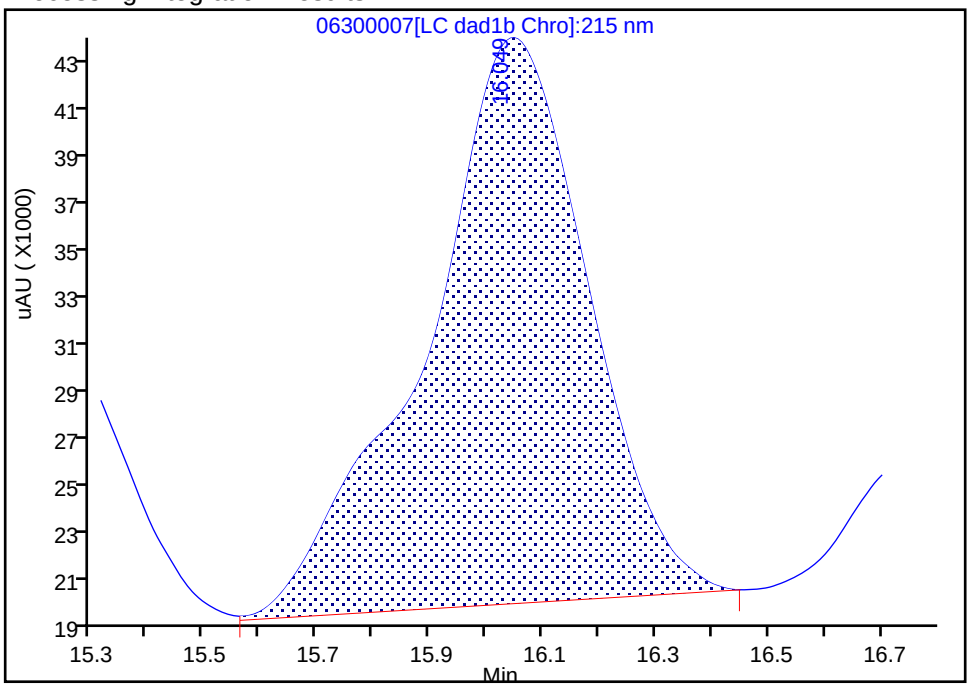

Manual Integration Results

RT: 16.05
Area: 377965
Amount: 2.980718
Amount Units: ug/ml

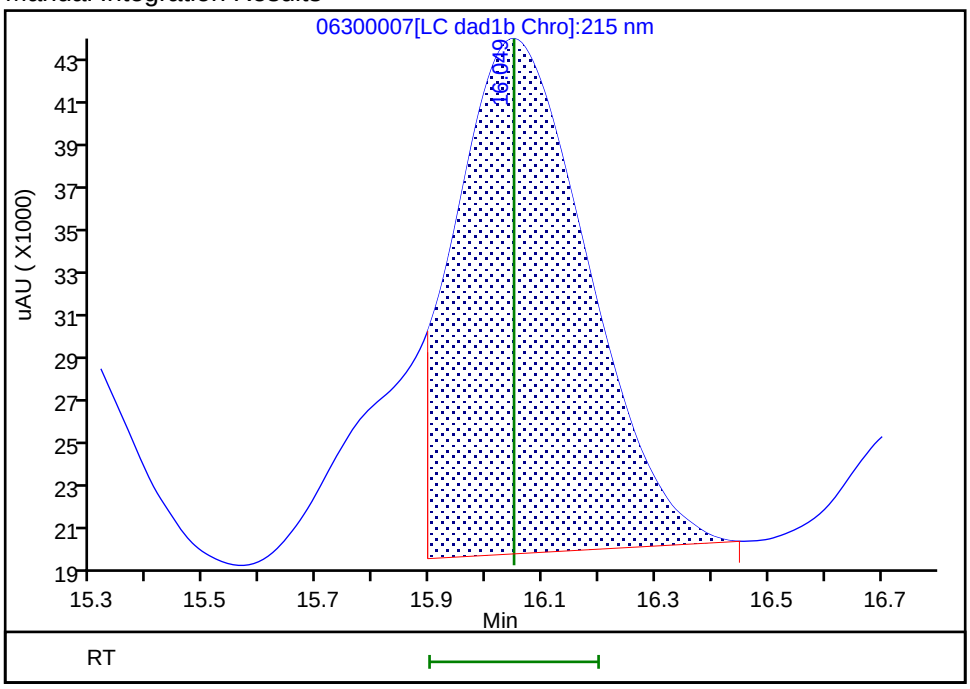

Reviewer: zhangji, 30-Jun-2020 19:39:58
Audit Action: Split an Integrated Peak Audit Reason: Baseline

Manual Integration/User Assign Peak Report

Eurofins TestAmerica, Denver

Data File:	\\chromfs\denver\chromdata\g2_luna\20200630-92910.b\06300007.d				
Injection Date:	30-Jun-2020 18:12:12	Instrument ID:	CHHPLC_G2_LUNA		
Lims ID:	CCV				
Client ID:					
Operator ID:	JZ	ALS Bottle#:	7	Worklist Smp#:	7
Injection Vol:	100.0 ul	Dil. Factor:	1.0000		
Method:	G2_8330_Luna	Limit Group:	GCSV - 8330		
Column:	Luna-Phenyl hexyl (4.60 mm)	Detector	LC DAD1A, 254 nm		

14 o-Nitrotoluene, CAS: 88-72-2

Signal: 1

Processing Integration Results

RT: 16.76
Area: 53308
Amount: 0.195293
Amount Units: ug/ml

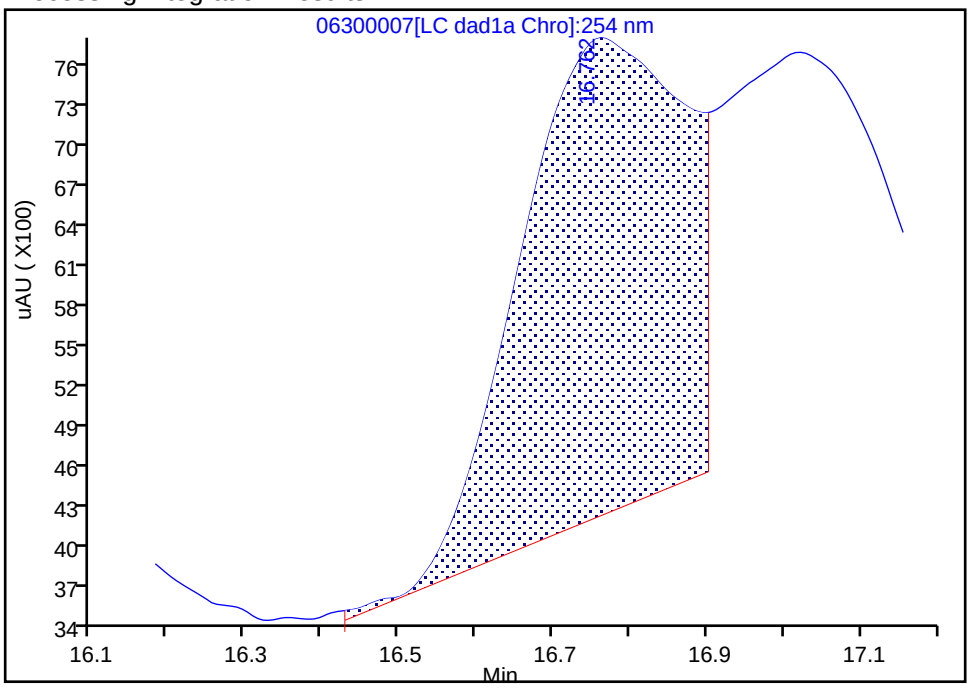

Manual Integration Results

RT: 16.76
Area: 66727
Amount: 0.244453
Amount Units: ug/ml

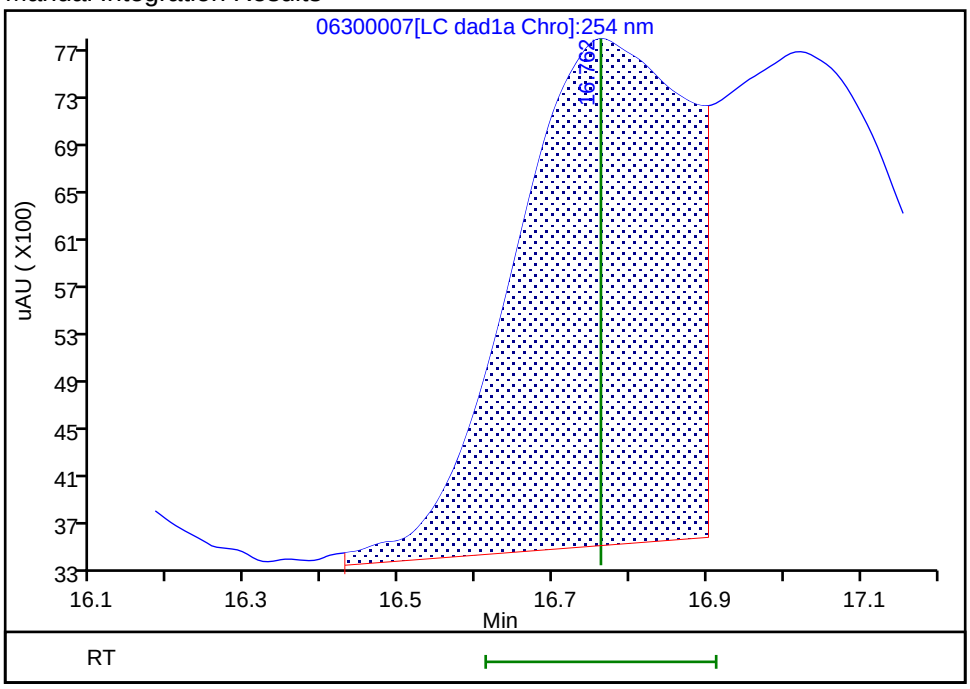

Reviewer: zhangji, 30-Jun-2020 19:39:35

Audit Action: Assigned New Baseline Audit Reason: Baseline

Manual Integration/User Assign Peak Report

Eurofins TestAmerica, Denver

Data File:	\\chromfs\denver\chromdata\g2_luna\20200630-92910.b\06300007.d				
Injection Date:	30-Jun-2020 18:12:12	Instrument ID:	CHHPLC_G2_LUNA		
Lims ID:	CCV				
Client ID:					
Operator ID:	JZ	ALS Bottle#:	7	Worklist Smp#:	7
Injection Vol:	100.0 ul	Dil. Factor:	1.0000		
Method:	G2_8330_Luna	Limit Group:	GCSV - 8330		
Column:	Luna-Phenyl hexyl (4.60 mm)	Detector	LC DAD1A, 254 nm		

15 p-Nitrotoluene, CAS: 99-99-0

Signal: 1

Processing Integration Results

RT: 17.02
Area: 49125
Amount: 0.203939
Amount Units: ug/ml

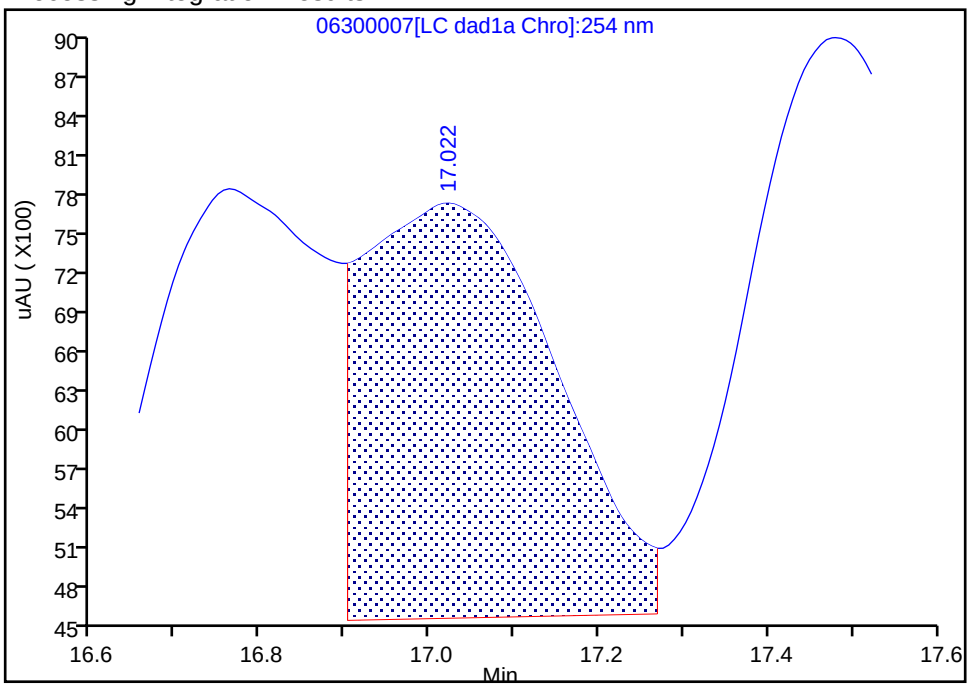

Manual Integration Results

RT: 17.02
Area: 67803
Amount: 0.281479
Amount Units: ug/ml

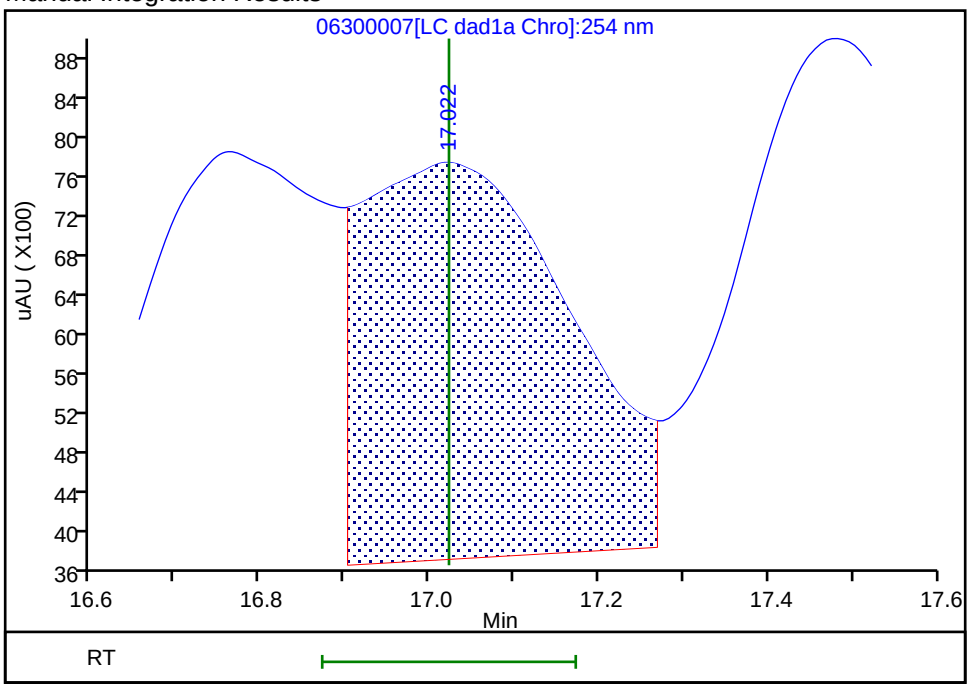

Reviewer: zhangji, 30-Jun-2020 19:39:35
Audit Action: Assigned New Baseline Audit Reason: Baseline

Manual Integration/User Assign Peak Report

Eurofins TestAmerica, Denver

Data File:	\\chromfs\denver\chromdata\g2_luna\20200630-92910.b\06300007.d				
Injection Date:	30-Jun-2020 18:12:12	Instrument ID:	CHHPLC_G2_LUNA		
Lims ID:	CCV				
Client ID:					
Operator ID:	JZ	ALS Bottle#:	7	Worklist Smp#:	7
Injection Vol:	100.0 ul	Dil. Factor:	1.0000		
Method:	G2_8330_Luna	Limit Group:	GCSV - 8330		
Column:	Luna-Phenyl hexyl (4.60 mm)	Detector	LC DAD1A, 254 nm		

16 4-Amino-2,6-dinitrotoluene, CAS: 19406-51-0

Signal: 1

Processing Integration Results

RT: 17.48
Area: 63663
Amount: 0.184405
Amount Units: ug/ml

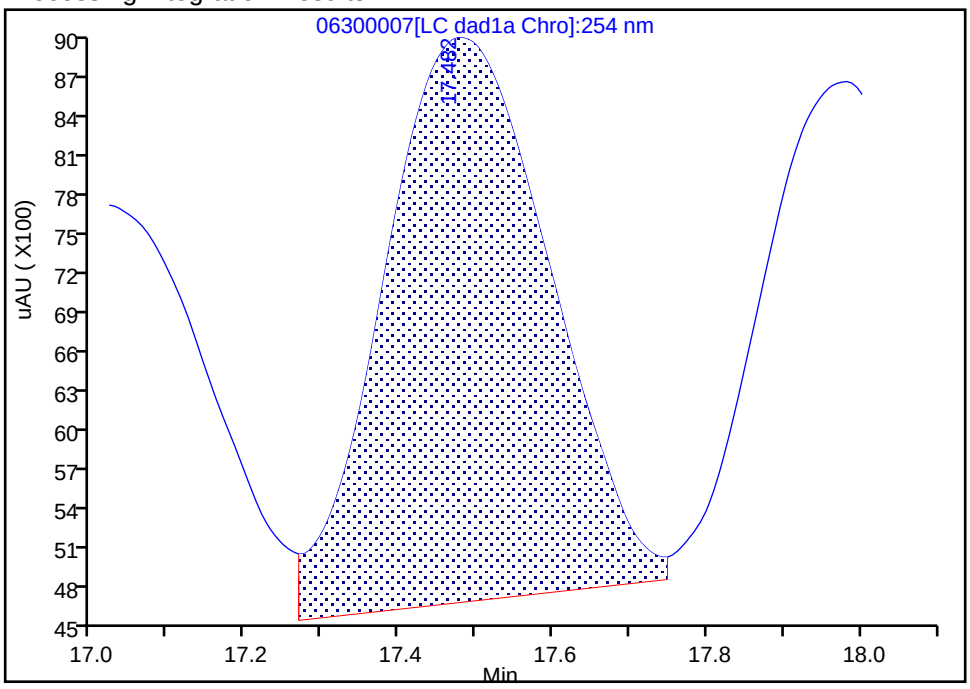

Manual Integration Results

RT: 17.48
Area: 87192
Amount: 0.252559
Amount Units: ug/ml

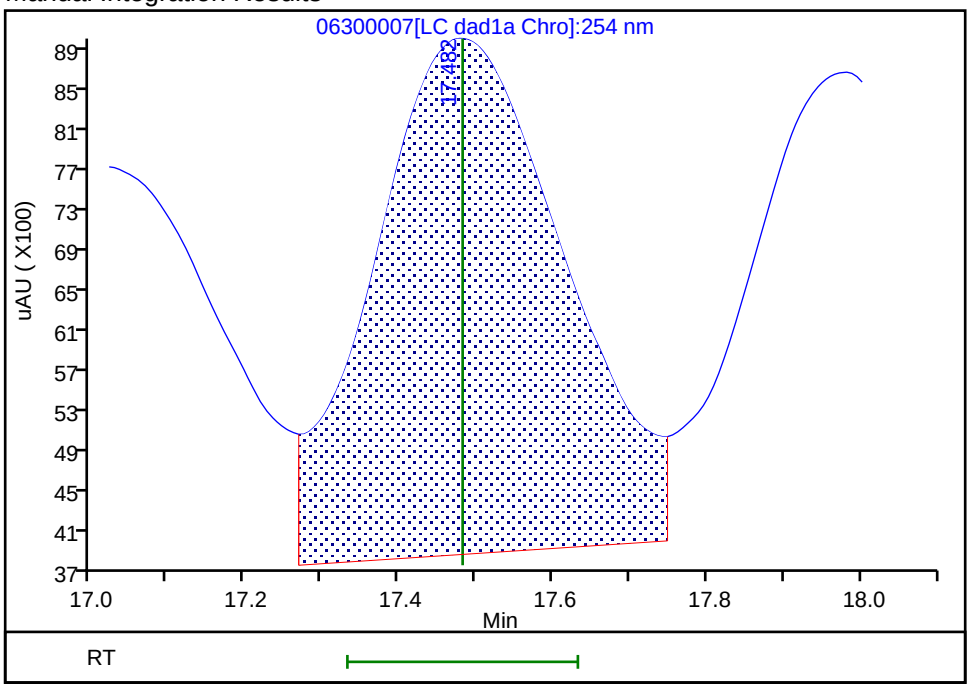

Reviewer: zhangji, 30-Jun-2020 19:39:35

Audit Action: Assigned New Baseline Audit Reason: Baseline

Manual Integration/User Assign Peak Report

Eurofins TestAmerica, Denver

Data File:	\\chromfs\denver\chromdata\g2_luna\20200630-92910.b\06300007.d				
Injection Date:	30-Jun-2020 18:12:12	Instrument ID:	CHHPLC_G2_LUNA		
Lims ID:	CCV				
Client ID:					
Operator ID:	JZ	ALS Bottle#:	7	Worklist Smp#:	7
Injection Vol:	100.0 ul	Dil. Factor:	1.0000		
Method:	G2_8330_Luna	Limit Group:	GCSV - 8330		
Column:	Luna-Phenyl hexyl (4.60 mm)	Detector	LC DAD1A, 254 nm		

17 m-Nitrotoluene, CAS: 99-08-1

Signal: 1

Processing Integration Results

RT: 17.98
Area: 53814
Amount: 0.180386
Amount Units: ug/ml

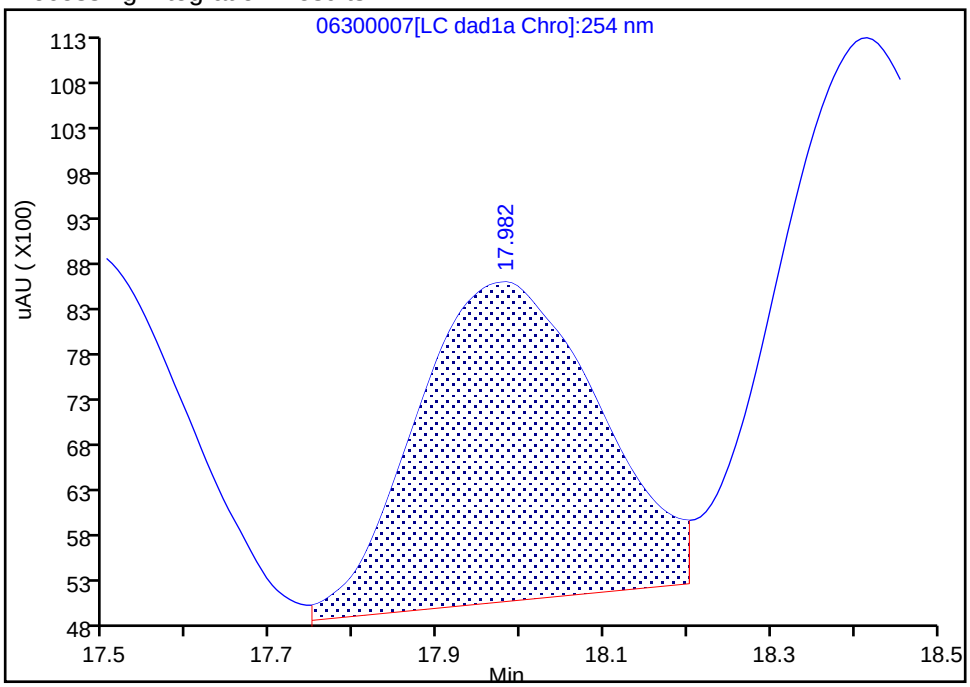

Manual Integration Results

RT: 17.98
Area: 79409
Amount: 0.266181
Amount Units: ug/ml

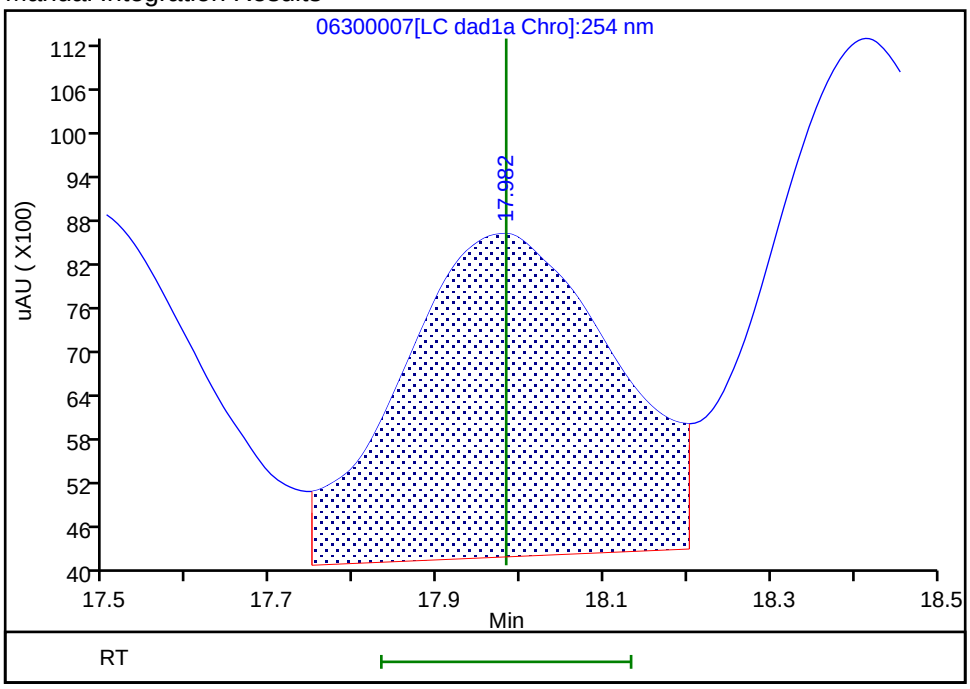

Reviewer: zhangji, 30-Jun-2020 19:39:35
Audit Action: Assigned New Baseline Audit Reason: Baseline

Manual Integration/User Assign Peak Report

Eurofins TestAmerica, Denver

Data File:	\\chromfs\denver\chromdata\g2_luna\20200630-92910.b\06300007.d				
Injection Date:	30-Jun-2020 18:12:12	Instrument ID:	CHHPLC_G2_LUNA		
Lims ID:	CCV				
Client ID:					
Operator ID:	JZ	ALS Bottle#:	7	Worklist Smp#:	7
Injection Vol:	100.0 ul	Dil. Factor:	1.0000		
Method:	G2_8330_Luna	Limit Group:	GCSV - 8330		
Column:	Luna-Phenyl hexyl (4.60 mm)	Detector	LC DAD1A, 254 nm		

18 2-Amino-4,6-dinitrotoluene, CAS: 35572-78-2

Signal: 1

Processing Integration Results

RT: 18.42
Area: 101511
Amount: 0.218204
Amount Units: ug/ml

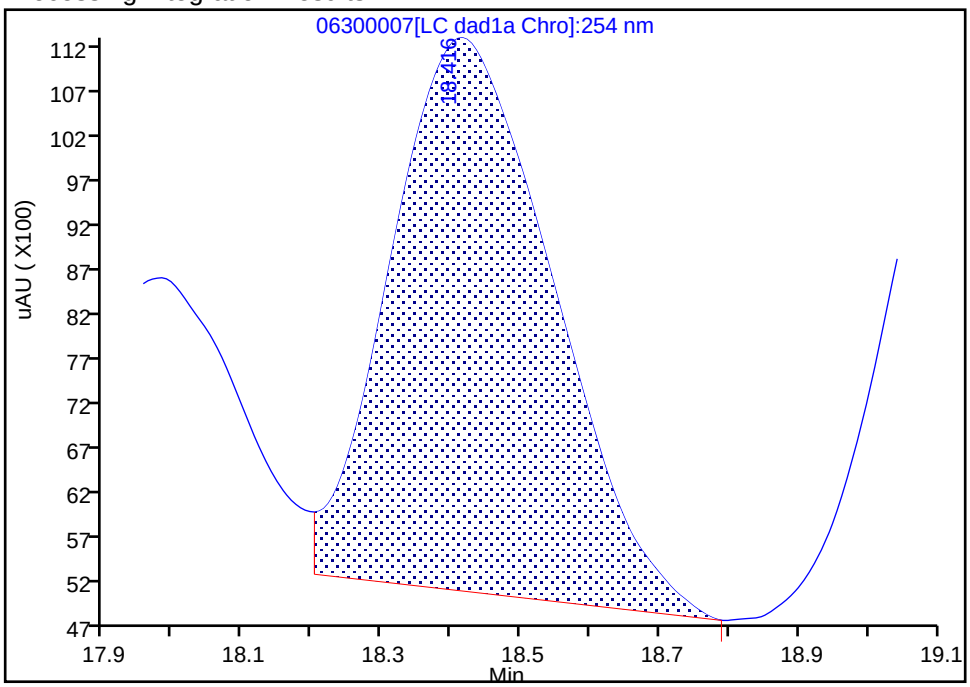

Manual Integration Results

RT: 18.42
Area: 123599
Amount: 0.265684
Amount Units: ug/ml

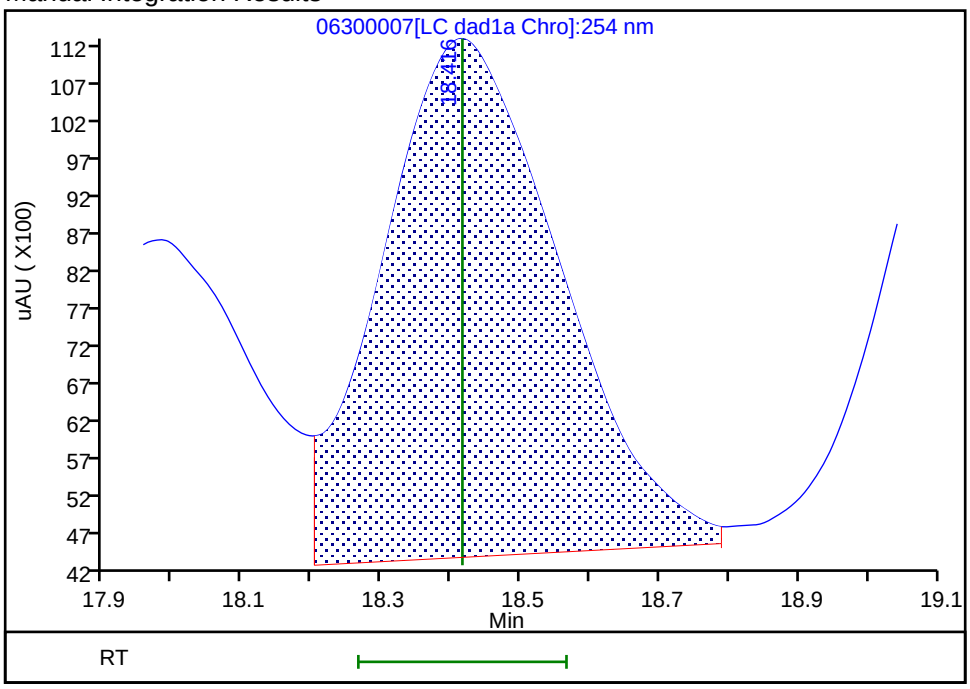

Reviewer: zhangji, 30-Jun-2020 19:39:35

Audit Action: Assigned New Baseline Audit Reason: Baseline

Manual Integration/User Assign Peak Report

Eurofins TestAmerica, Denver

Data File:	\\chromfs\denver\chromdata\g2_luna\20200630-92910.b\06300007.d				
Injection Date:	30-Jun-2020 18:12:12	Instrument ID:	CHHPLC_G2_LUNA		
Lims ID:	CCV				
Client ID:					
Operator ID:	JZ	ALS Bottle#:	7	Worklist Smp#:	7
Injection Vol:	100.0 ul	Dil. Factor:	1.0000		
Method:	G2_8330_Luna	Limit Group:	GCSV - 8330		
Column:	Luna-Phenyl hexyl (4.60 mm)	Detector	LC DAD1A, 254 nm		

19 1,3,5-Trinitrobenzene, CAS: 99-35-4

Signal: 1

Processing Integration Results

RT: 19.16
Area: 120747
Amount: 0.255576
Amount Units: ug/ml

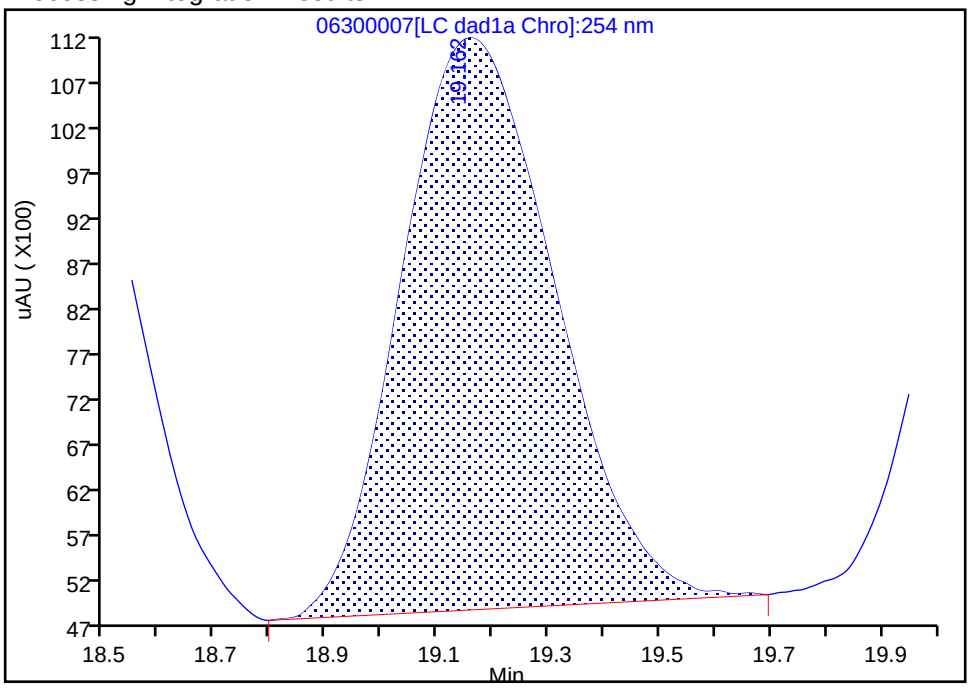

Manual Integration Results

RT: 19.16
Area: 128253
Amount: 0.271463
Amount Units: ug/ml

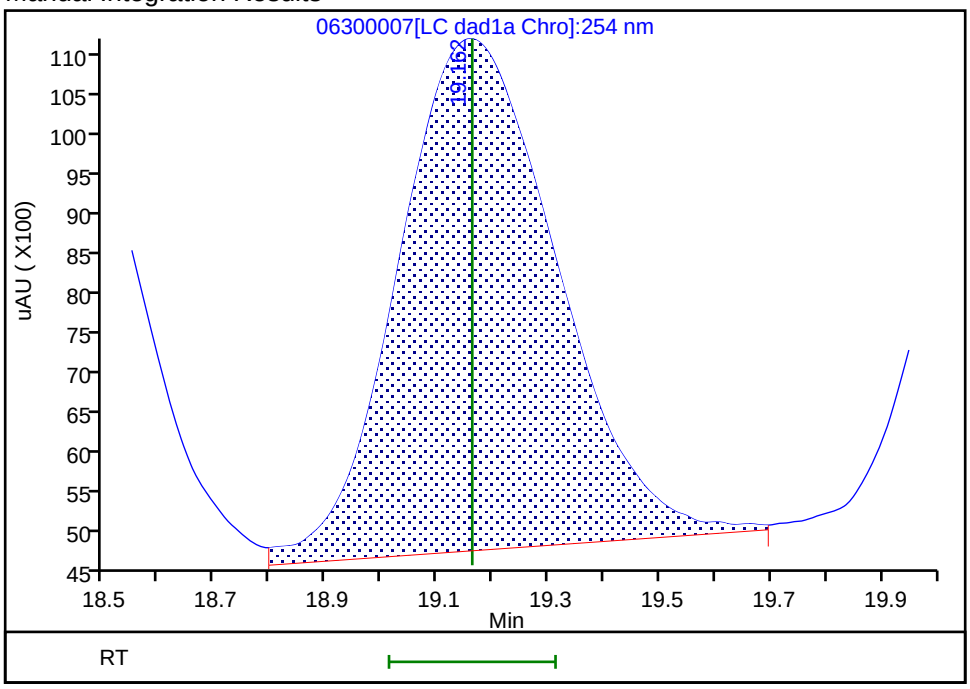

Reviewer: zhangji, 30-Jun-2020 19:39:35

Audit Action: Assigned New Baseline Audit Reason: Baseline

Manual Integration/User Assign Peak Report

Eurofins TestAmerica, Denver

Data File:	\\chromfs\denver\chromdata\g2_luna\20200630-92910.b\06300007.d				
Injection Date:	30-Jun-2020 18:12:12	Instrument ID:	CHHPLC_G2_LUNA		
Lims ID:	CCV				
Client ID:					
Operator ID:	JZ	ALS Bottle#:	7	Worklist Smp#:	7
Injection Vol:	100.0 ul	Dil. Factor:	1.0000		
Method:	G2_8330_Luna	Limit Group:	GCSV - 8330		
Column:	Luna-Phenyl hexyl (4.60 mm)	Detector	LC DAD1A, 254 nm		

20 2,6-Dinitrotoluene, CAS: 606-20-2

Signal: 1

Processing Integration Results

RT: 20.08
Area: 57993
Amount: 0.185179
Amount Units: ug/ml

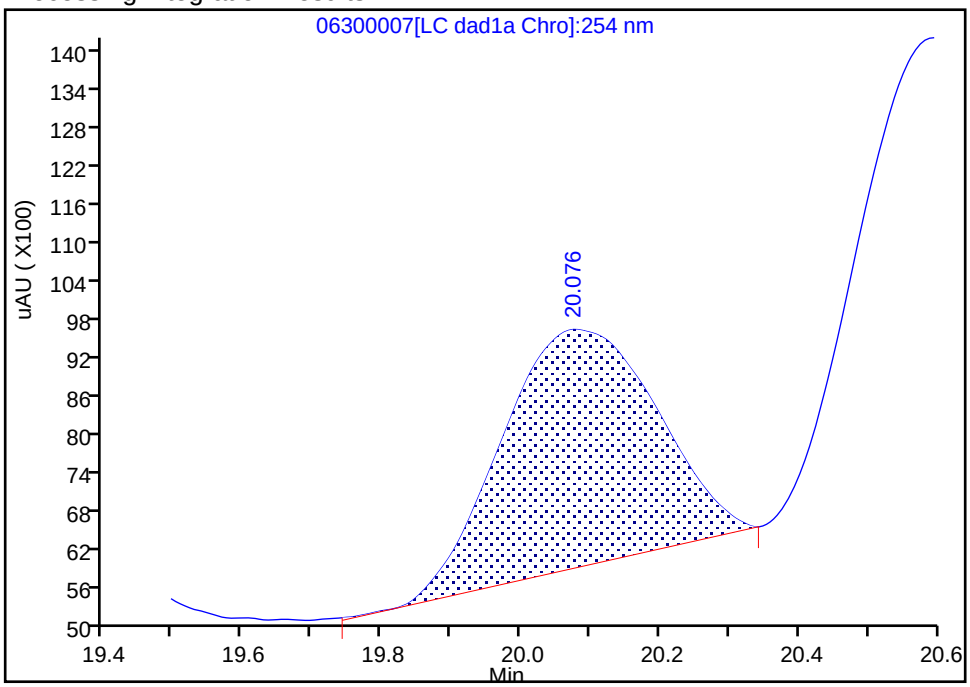

Manual Integration Results

RT: 20.08
Area: 80295
Amount: 0.262290
Amount Units: ug/ml

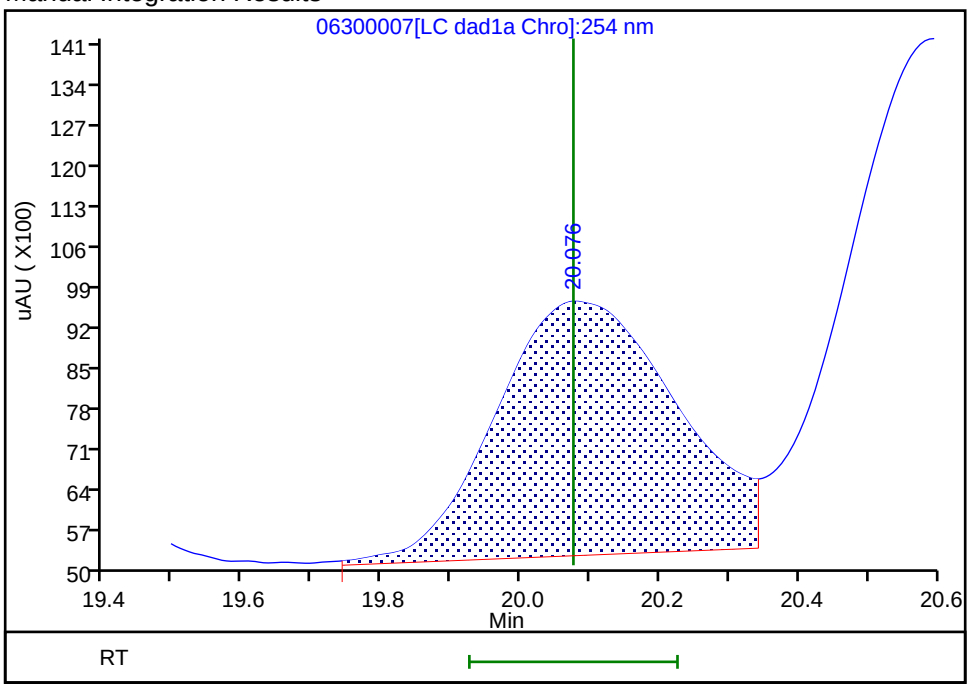

Reviewer: zhangji, 30-Jun-2020 19:39:35

Audit Action: Assigned New Baseline Audit Reason: Baseline

Manual Integration/User Assign Peak Report

Eurofins TestAmerica, Denver

Data File:	\\chromfs\denver\chromdata\g2_luna\20200630-92910.b\06300007.d				
Injection Date:	30-Jun-2020 18:12:12	Instrument ID:	CHHPLC_G2_LUNA		
Lims ID:	CCV				
Client ID:					
Operator ID:	JZ	ALS Bottle#:	7	Worklist Smp#:	7
Injection Vol:	100.0 ul	Dil. Factor:	1.0000		
Method:	G2_8330_Luna	Limit Group:	GCSV - 8330		
Column:	Luna-Phenyl hexyl (4.60 mm)	Detector	LC DAD1A, 254 nm		

21 2,4-Dinitrotoluene, CAS: 121-14-2

Signal: 1

Processing Integration Results

RT: 20.60
Area: 139151
Amount: 0.217385
Amount Units: ug/ml

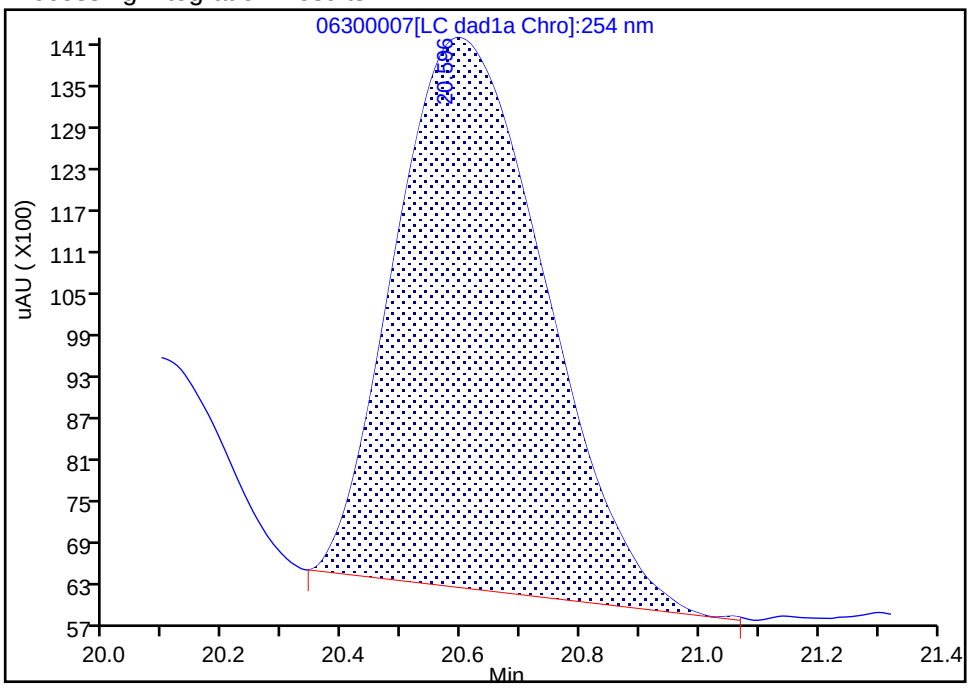

Manual Integration Results

RT: 20.60
Area: 167949
Amount: 0.262374
Amount Units: ug/ml

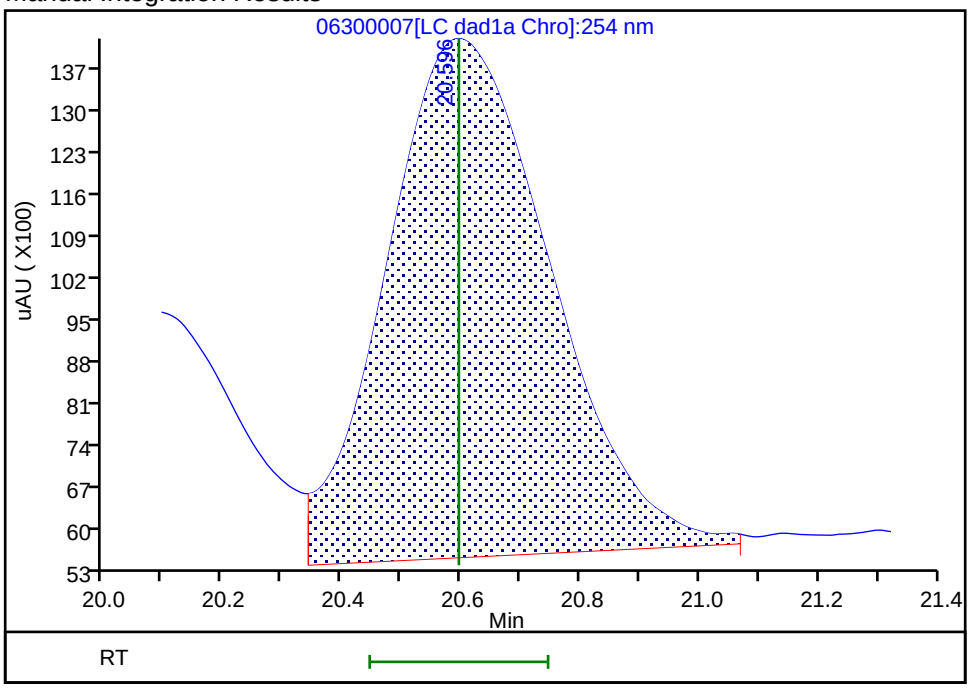

Reviewer: zhangji, 30-Jun-2020 19:39:35

Audit Action: Assigned New Baseline Audit Reason: Baseline

Manual Integration/User Assign Peak Report

Eurofins TestAmerica, Denver

Data File:	\\chromfs\denver\chromdata\g2_luna\20200630-92910.b\06300007.d		
Injection Date:	30-Jun-2020 18:12:12	Instrument ID:	CHHPLC_G2_LUNA
Lims ID:	CCV		
Client ID:			
Operator ID:	JZ	ALS Bottle#:	7 Worklist Smp#: 7
Injection Vol:	100.0 ul	Dil. Factor:	1.0000
Method:	G2_8330_Luna	Limit Group:	GCSV - 8330
Column:		Detector	LC DAD1B, 215 nm

24 PETN, CAS: 78-11-5

Signal: 1

Processing Integration Results

RT: 25.44
Area: 434827
Amount: 3.151588
Amount Units: ug/ml

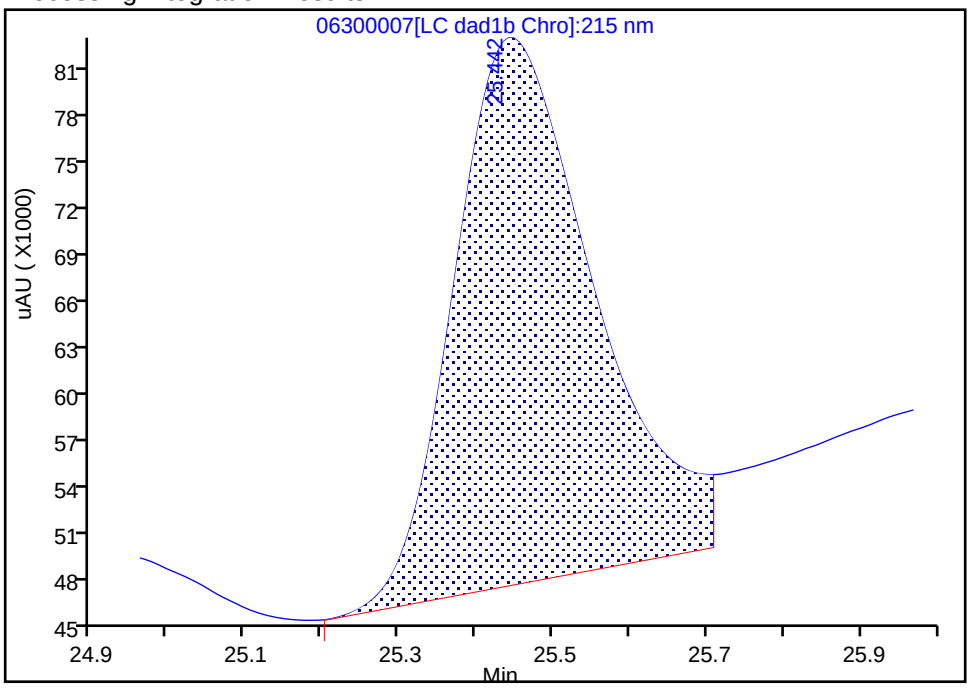

Manual Integration Results

RT: 25.44
Area: 358690
Amount: 2.562691
Amount Units: ug/ml

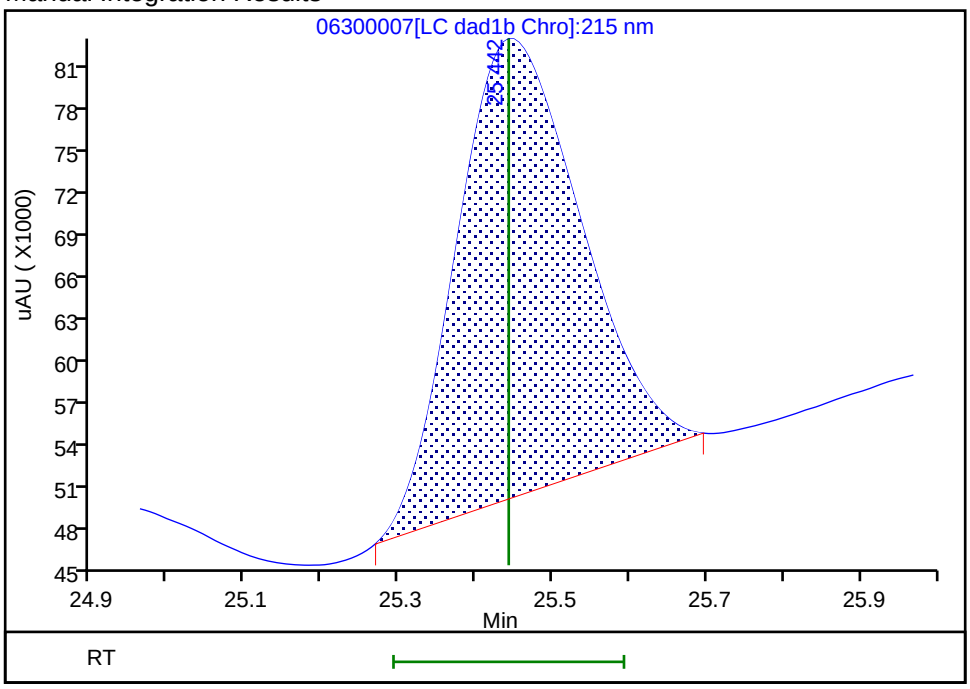

Reviewer: zhangji, 30-Jun-2020 19:40:11

Audit Action: Manually Integrated Audit Reason: Baseline

FORM VII
HPLC/IC CONTINUING CALIBRATION DATA

Lab Name: Eurofins TestAmerica, Denver Job No.: 280-137702-1

SDG No.:

Lab Sample ID: CCV 280-500692/8 Calibration Date: 06/30/2020 18:47

Instrument ID: CHHPLC_G2_LUNA Calib Start Date: 05/14/2020 22:06

GC Column: Luna-phenylhex ID: 4.60(mm) Calib End Date: 05/15/2020 02:46

Lab File ID: 06300008.D Conc. Units: ug/L

ANALYTE	CURVE TYPE	AVE CF	CF	MIN CF	CALC AMOUNT	SPIKE AMOUNT	%D	MAX %D
TNX	Ave	435816	412116		237	250	-5.4	15.0
DNX	Ave	321206	306741		239	250	-4.5	15.0
MNX	Lin2		291424		298	292	2.2	15.0

FORM VII
HPLC/IC CONTINUING CALIBRATION RETENTION TIME SUMMARY

Lab Name: Eurofins TestAmerica, Denver Job No.: 280-137702-1

SDG No.:

Lab Sample ID: CCV 280-500692/8 Calibration Date: 06/30/2020 18:47

Instrument ID: CHHPLC_G2_LUNA Calib Start Date: 05/14/2020 22:06

GC Column: Luna-phenylhex ID: 4.60(mm) Calib End Date: 05/15/2020 02:46

Lab File ID: 06300008.D

Analyte	RT	RT WINDOW	
		FROM	TO
TNX	5.54	5.39	5.69
DNX	6.39	6.24	6.54
MNX	7.94	7.79	8.09

Eurofins TestAmerica, Denver
Target Compound Quantitation Report

Data File: \\chromfs\Denver\ChromData\G2_LUNA\20200630-92910.b\06300008.D
Lims ID: CCV DMT
Client ID:
Sample Type: CCV
Inject. Date: 30-Jun-2020 18:47:12 ALS Bottle#: 8 Worklist Smp#: 8
Injection Vol: 100.0 ul Dil. Factor: 1.0000
Sample Info: CCV DMT
Misc. Info.: 280-0092910-008
Operator ID: JZ Instrument ID: CHHPLC_G2_LUNA
Sublist: chrom-G2_8330_Luna*sub13

Method: \\chromfs\Denver\ChromData\G2_LUNA\20200630-92910.b\G2_8330_Luna.m
Limit Group: GCSV - 8330
Last Update: 01-Jul-2020 17:34:02 Calib Date: 15-May-2020 02:11:20
Integrator: Falcon
Quant Method: External Standard Quant By: Initial Calibration
Last ICal File: \\chromfs\Denver\ChromData\G2_LUNA\20200514-91518.b\05140024.D

Column 1 : Luna-Phenyl hexyl (4.60 mm) Det: LC DAD1A, 254 nm
Process Host: CTX1062

First Level Reviewer: zhangji Date: 30-Jun-2020 19:40:48

Compound	Det	RT (min.)	Exp RT (min.)	Dlt RT (min.)	Response	Cal Amt ug/ml	OnCol Amt ug/ml	Flags
3 TNX	1	5.543	5.543	0.000	103132	0.2503	0.2366	
4 DNX	1	6.390	6.390	0.000	76762	0.2503	0.2390	
7 MNX	1	7.943	7.943	0.000	85023	0.2918	0.2983	

Reagents:

8330 DMT_00006 Amount Added: 12.50 Units: uL

Report Date: 01-Jul-2020 17:34:02 Chrom Revision: 2.3 21-Jun-2020 18:30:46

Eurofins TestAmerica, Denver

Data File: \\chromfs\denver\chromdata\g2_luna\20200630-92910.b\06300008.d

Injection Date:	30-Jun-2020 18:47:12	Instrument ID:	CHHPLC_G2_LUNA	Operator ID:	JZ
Lims ID:	CCV DMT			Worklist Smp#:	8
Client ID:					
Injection Vol:	100.0 ul	Dil. Factor:	1.0000	ALS Bottle#:	8
Method:	G2_8330_Luna	Limit Group:	GCSV - 8330		

Column: Luna-Phenyl hexyl (4.60 mm) Y Scaling: Method Defined: Scale to the Nth Largest Peak: 1

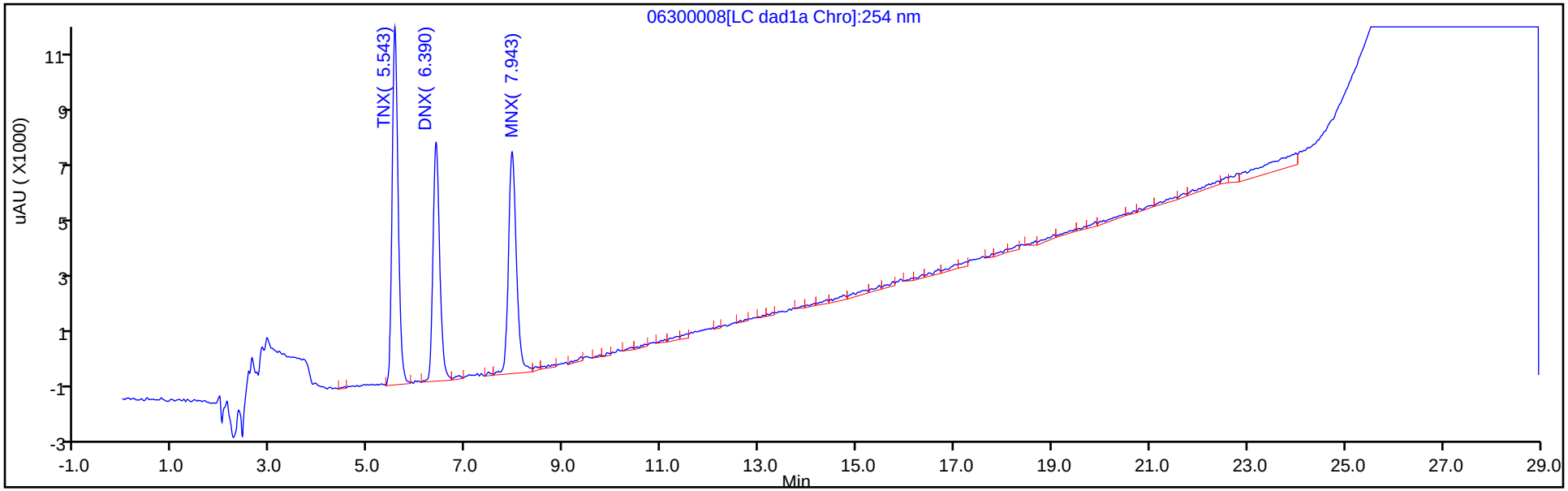

Y Scaling: Method Defined: Scale to the Nth Largest Peak: 1

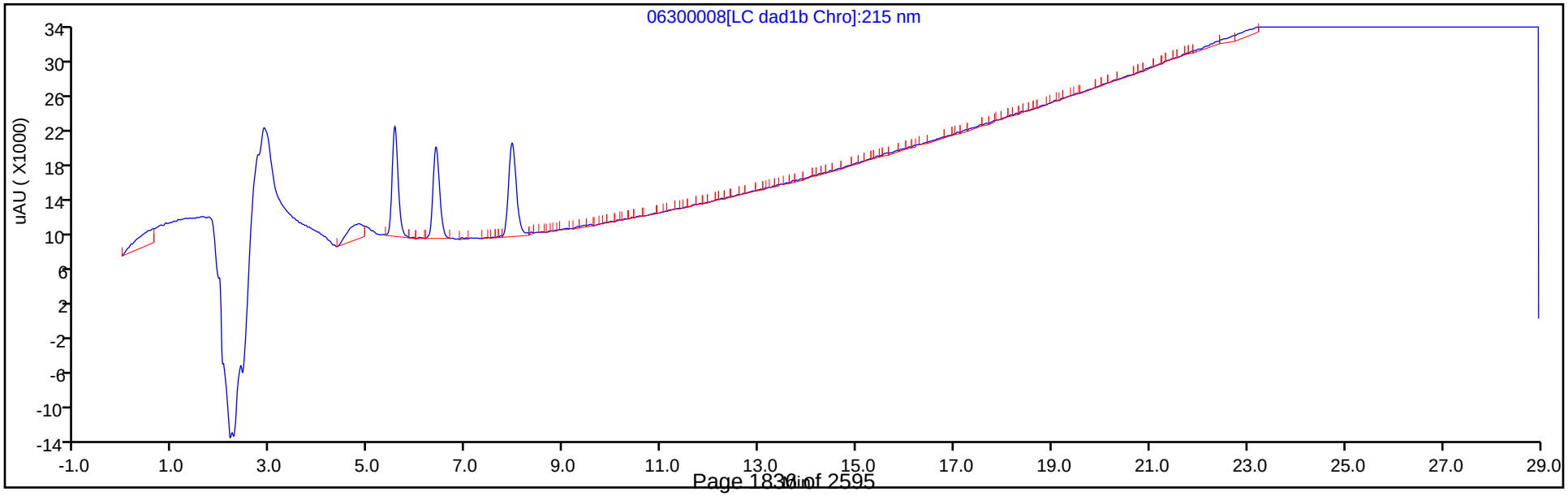

FORM VII
HPLC/IC CONTINUING CALIBRATION DATA

Lab Name: Eurofins TestAmerica, Denver Job No.: 280-137702-1

SDG No.:

Lab Sample ID: CCV 280-500692/18 Calibration Date: 07/01/2020 00:36

Instrument ID: CHHPLC_G2_LUNA Calib Start Date: 05/14/2020 16:16

GC Column: Luna-phenylhex ID: 4.60(mm) Calib End Date: 05/14/2020 20:56

Lab File ID: 06300018.D Conc. Units: ug/L

ANALYTE	CURVE TYPE	AVE CF	CF	MIN CF	CALC AMOUNT	SPIKE AMOUNT	%D	MAX %D
HMX	Lin2		199748		252	250	0.8	15.0
Picric acid	Ave	193810	192040		248	250	-0.9	15.0
RDX	Ave	244360	234512		240	250	-4.0	15.0
Nitrobenzene	Ave	439227	448721		256	251	2.2	15.0
1,3-Dinitrobenzene	Ave	674189	710910		264	251	5.4	15.0
Nitroglycerin	Ave	126803	140817		2780	2500	11.1	15.0
2-Nitrotoluene	Ave	272965	261844		240	250	-4.1	15.0
4-Nitrotoluene	Ave	240881	259589		270	251	7.8	15.0
4-Amino-2,6-dinitrotoluene	Ave	345235	347273		252	250	0.6	15.0
3-Nitrotoluene	Ave	298327	308875		259	250	3.5	15.0
2-Amino-4,6-dinitrotoluene	Ave	465211	491351		265	251	5.6	15.0
1,3,5-Trinitrobenzene	Ave	472451	505776		268	251	7.1	15.0
2,6-Dinitrotoluene	Lin2		320542		263	251	4.7	15.0
2,4-Dinitrotoluene	Ave	640113	662104		260	251	3.4	15.0
Tetryl	Ave	368678	376248		256	251	2.1	15.0
2,4,6-Trinitrotoluene	Lin1		440578		267	251	6.6	15.0
PETN	Lin1		152841		2740	2500	9.8	15.0
1,2-Dinitrobenzene	Lin1		315132		278	250	11.0	15.0

FORM VII
HPLC/IC CONTINUING CALIBRATION RETENTION TIME SUMMARY

Lab Name: Eurofins TestAmerica, Denver Job No.: 280-137702-1

SDG No.:

Lab Sample ID: CCV 280-500692/18 Calibration Date: 07/01/2020 00:36

Instrument ID: CHHPLC_G2_LUNA Calib Start Date: 05/14/2020 16:16

GC Column: Luna-phenylhex ID: 4.60(mm) Calib End Date: 05/14/2020 20:56

Lab File ID: 06300018.D

Analyte	RT	RT WINDOW	
		FROM	TO
HMX	7.15	7.01	7.31
Picric acid	8.43	8.35	8.65
RDX	9.35	9.23	9.53
Nitrobenzene	12.27	12.15	12.45
1,3-Dinitrobenzene	15.80	15.67	15.97
Nitroglycerin	16.03	15.90	16.20
2-Nitrotoluene	16.74	16.61	16.91
4-Nitrotoluene	17.02	16.87	17.17
4-Amino-2,6-dinitrotoluene	17.45	17.33	17.63
3-Nitrotoluene	17.96	17.83	18.13
2-Amino-4,6-dinitrotoluene	18.39	18.27	18.57
1,3,5-Trinitrobenzene	19.13	19.01	19.31
2,6-Dinitrotoluene	20.06	19.93	20.23
2,4-Dinitrotoluene	20.57	20.45	20.75
Tetryl	23.87	23.75	24.05
2,4,6-Trinitrotoluene	24.89	24.77	25.07
PETN	25.43	25.29	25.59
1,2-Dinitrobenzene	13.27	13.15	13.45

Eurofins TestAmerica, Denver
Target Compound Quantitation Report

Data File: \\chromfs\Denver\ChromData\G2_LUNA\20200630-92910.b\06300018.D
Lims ID: CCV
Client ID:
Sample Type: CCV
Inject. Date: 01-Jul-2020 00:36:52 ALS Bottle#: 7 Worklist Smp#: 18
Injection Vol: 100.0 ul Dil. Factor: 1.0000
Sample Info: CCV
Misc. Info.: 280-0092910-018
Operator ID: JZ Instrument ID: CHHPLC_G2_LUNA
Sublist: chrom-G2_8330_Luna*sub6

Method: \\chromfs\Denver\ChromData\G2_LUNA\20200630-92910.b\G2_8330_Luna.m
Limit Group: GCSV - 8330
Last Update: 01-Jul-2020 19:28:20 Calib Date: 15-May-2020 02:11:20
Integrator: Falcon
Quant Method: External Standard Quant By: Initial Calibration
Last ICal File: \\chromfs\Denver\ChromData\G2_LUNA\20200514-91518.b\05140024.D

Column 1 : Luna-Phenyl hexyl (4.60 mm) Det: LC DAD1A, 254 nm
Process Host: CTX1062

First Level Reviewer: zhangji Date: 01-Jul-2020 19:28:15

	Compound	Det	RT (min.)	Exp RT (min.)	Dlt RT (min.)	Response	Cal Amt ug/ml	OnCol Amt ug/ml	Flags
	1 2,6-diamino-4-nitrotoluene	1	4.453	4.462	-0.009	117812	0.2500	0.2744	
	2 2,4-diamino-6-nitrotoluene	1	4.987	4.996	-0.009	72774	0.2500	0.2828	
	6 HMX	1	7.147	7.162	-0.015	49937	0.2500	0.2520	
	5 2,4,6-Trinitrophenol	1	8.433	8.496	-0.063	48010	0.2500	0.2477	
	8 RDX	1	9.353	9.382	-0.029	58628	0.2500	0.2399	
	9 Nitrobenzene	1	12.266	12.296	-0.030	112629	0.2510	0.2564	M
$	10 1,2-Dinitrobenzene	1	13.266	13.296	-0.030	78783	0.2500	0.2775	M
	11 3,5-Dinitroaniline	1	15.200	15.229	-0.029	132656	0.2500	0.2678	M
	12 1,3-Dinitrobenzene	1	15.800	15.822	-0.022	178083	0.2505	0.2641	M
	13 Nitroglycerin	2	16.033	16.049	-0.016	352042	2.50	2.78	M
	14 o-Nitrotoluene	1	16.740	16.762	-0.022	65461	0.2500	0.2398	M
	15 p-Nitrotoluene	1	17.020	17.022	-0.002	65027	0.2505	0.2700	M
	16 4-Amino-2,6-dinitrotoluene	1	17.453	17.482	-0.029	86905	0.2503	0.2517	M
	17 m-Nitrotoluene	1	17.960	17.982	-0.022	77296	0.2503	0.2591	M
	18 2-Amino-4,6-dinitrotoluene	1	18.386	18.416	-0.030	123329	0.2510	0.2651	M
	19 1,3,5-Trinitrobenzene	1	19.133	19.162	-0.029	126697	0.2505	0.2682	M
	20 2,6-Dinitrotoluene	1	20.060	20.076	-0.016	80456	0.2510	0.2628	M
	21 2,4-Dinitrotoluene	1	20.573	20.596	-0.023	166188	0.2510	0.2596	M
	22 Tetryl	1	23.873	23.896	-0.023	94250	0.2505	0.2556	
	23 2,4,6-Trinitrotoluene	1	24.893	24.922	-0.029	110585	0.2510	0.2675	
	24 PETN	2	25.427	25.442	-0.015	382103	2.50	2.74	

QC Flag Legend

Review Flags
M - Manually Integrated

Reagents:

8330IntermStk_00064	Amount Added:	25.00	Units: uL
8330_ADDs_00027	Amount Added:	12.50	Units: uL

Report Date: 01-Jul-2020 19:28:20 Chrom Revision: 2.3 21-Jun-2020 18:30:46

Eurofins TestAmerica, Denver

Data File: \\chromfs\denver\chromdata\g2_luna\20200630-92910.b\06300018.d

Injection Date:	01-Jul-2020 00:36:52	Instrument ID:	CHHPLC_G2_LUNA	Operator ID:	JZ
Lims ID:	CCV			Worklist Smp#:	18
Client ID:					
Injection Vol:	100.0 ul	Dil. Factor:	1.0000	ALS Bottle#:	7
Method:	G2_8330_Luna	Limit Group:	GCSV - 8330		

Column: Luna-Phenyl hexyl (4.60 mm) Y Scaling: Method Defined: Scale to the Nth Largest Peak: 1

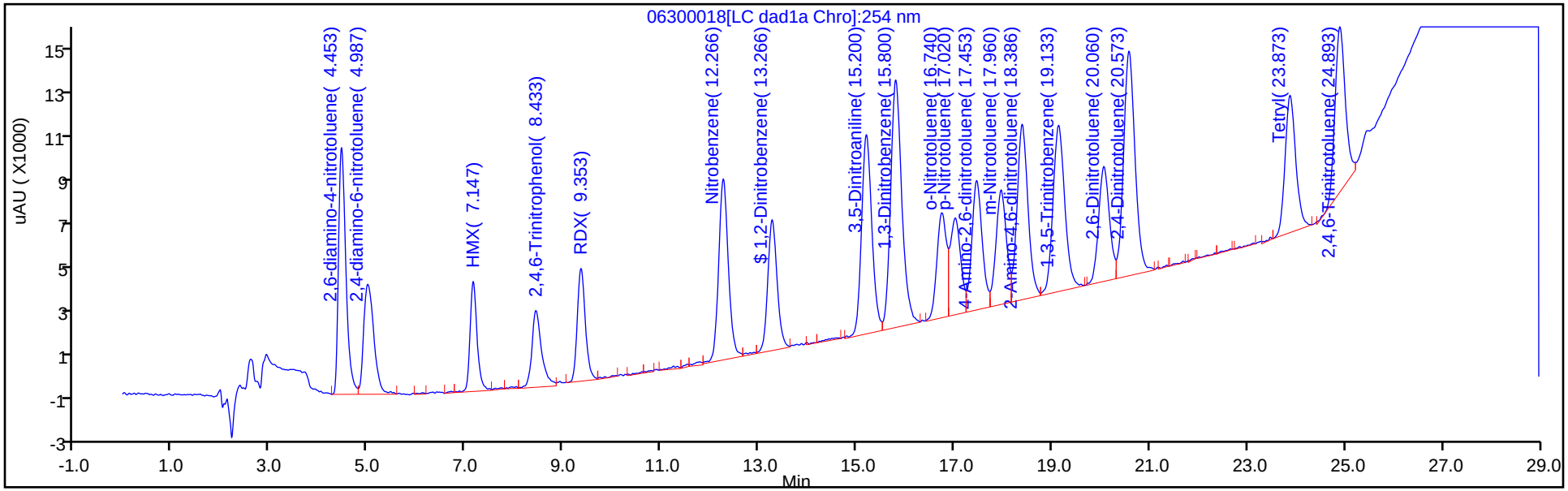

Y Scaling: Method Defined: Scale to the Nth Largest Peak: 1

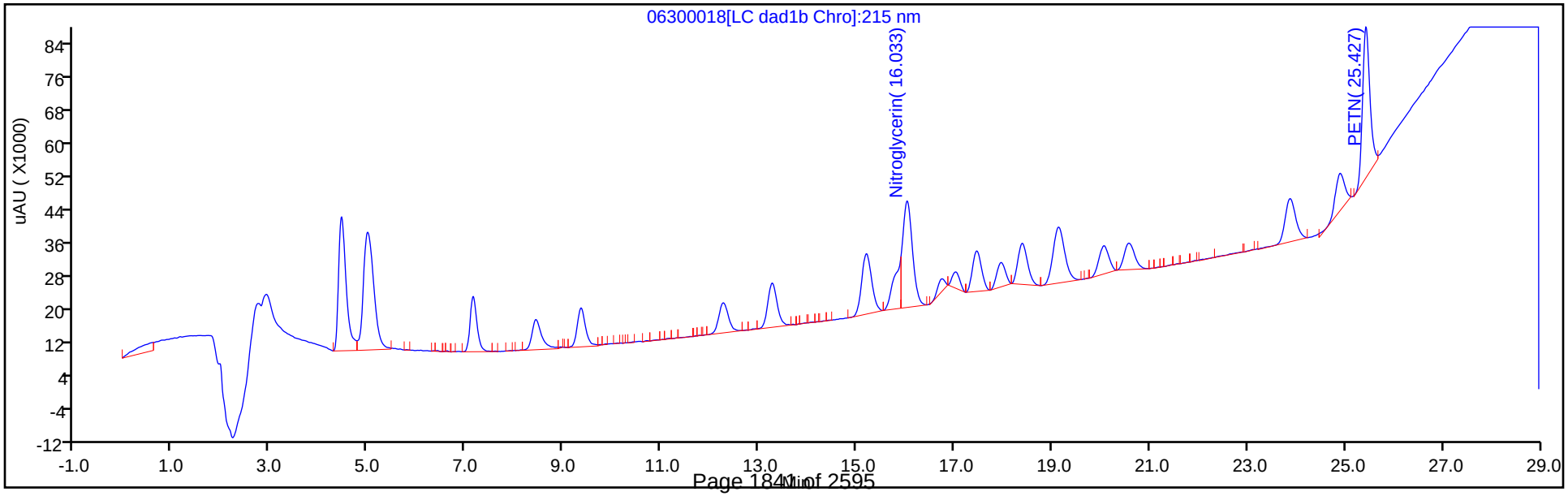

Manual Integration/User Assign Peak Report

Eurofins TestAmerica, Denver

Data File:	\\chromfs\denver\chromdata\g2_luna\20200630-92910.b\06300018.d				
Injection Date:	01-Jul-2020 00:36:52	Instrument ID:	CHHPLC_G2_LUNA		
Lims ID:	CCV				
Client ID:					
Operator ID:	JZ	ALS Bottle#:	7	Worklist Smp#:	18
Injection Vol:	100.0 ul	Dil. Factor:	1.0000		
Method:	G2_8330_Luna	Limit Group:	GCSV - 8330		
Column:	Luna-Phenyl hexyl (4.60 mm)	Detector	LC DAD1A, 254 nm		

9 Nitrobenzene, CAS: 98-95-3

Signal: 1

Processing Integration Results

RT: 12.27
Area: 118778
Amount: 0.270425
Amount Units: ug/ml

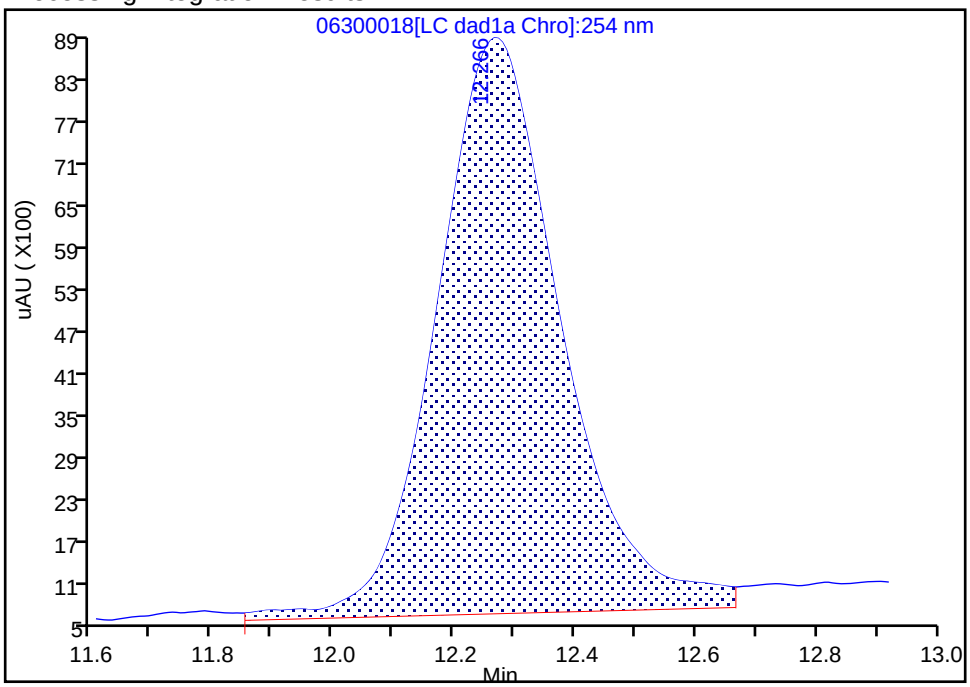

Manual Integration Results

RT: 12.27
Area: 112629
Amount: 0.256425
Amount Units: ug/ml

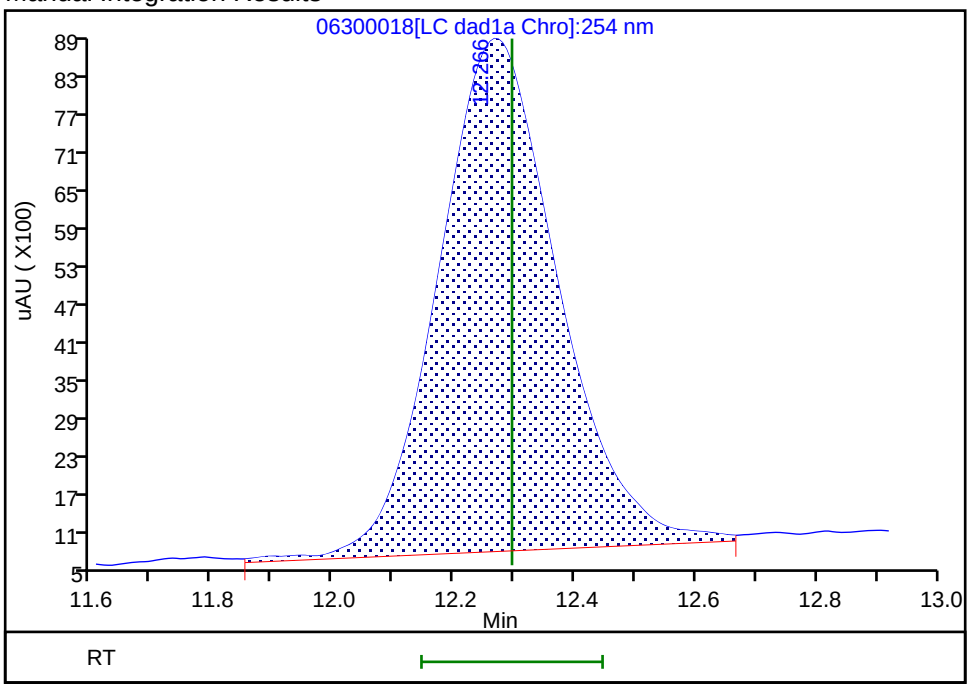

Reviewer: zhangji, 01-Jul-2020 19:28:11
Audit Action: Assigned New Baseline Audit Reason: Baseline

Manual Integration/User Assign Peak Report

Eurofins TestAmerica, Denver

Data File:	\\chromfs\denver\chromdata\g2_luna\20200630-92910.b\06300018.d				
Injection Date:	01-Jul-2020 00:36:52	Instrument ID:	CHHPLC_G2_LUNA		
Lims ID:	CCV				
Client ID:					
Operator ID:	JZ	ALS Bottle#:	7	Worklist Smp#:	18
Injection Vol:	100.0 ul	Dil. Factor:	1.0000		
Method:	G2_8330_Luna	Limit Group:	GCSV - 8330		
Column:	Luna-Phenyl hexyl (4.60 mm)	Detector	LC DAD1A, 254 nm		

$ 10 1,2-Dinitrobenzene, CAS: 528-29-0

Signal: 1

Processing Integration Results

RT: 13.27
Area: 83397
Amount: 0.294191
Amount Units: ug/ml

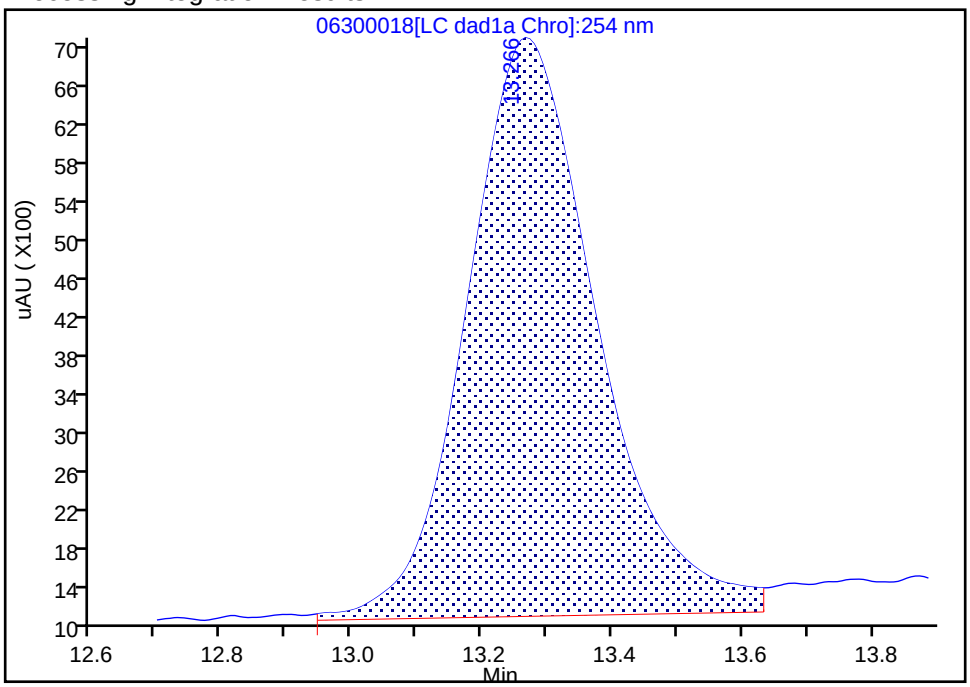

Manual Integration Results

RT: 13.27
Area: 78783
Amount: 0.277548
Amount Units: ug/ml

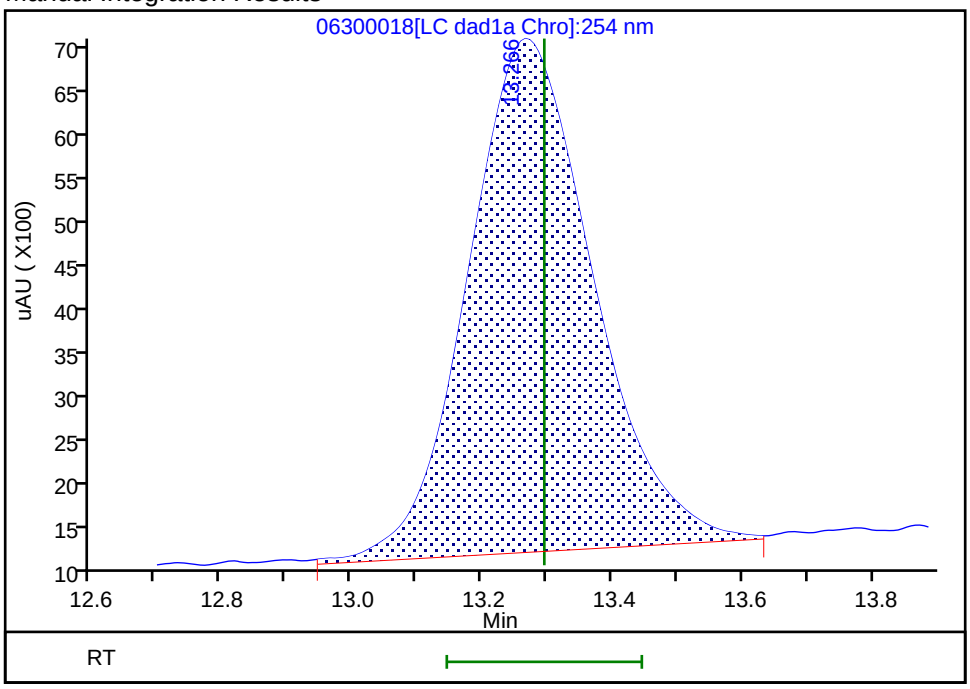

Reviewer: zhangji, 01-Jul-2020 19:28:11
Audit Action: Assigned New Baseline Audit Reason: Baseline

Manual Integration/User Assign Peak Report

Eurofins TestAmerica, Denver

Data File:	\\chromfs\denver\chromdata\g2_luna\20200630-92910.b\06300018.d				
Injection Date:	01-Jul-2020 00:36:52	Instrument ID:	CHHPLC_G2_LUNA		
Lims ID:	CCV				
Client ID:					
Operator ID:	JZ	ALS Bottle#:	7	Worklist Smp#:	18
Injection Vol:	100.0 ul	Dil. Factor:	1.0000		
Method:	G2_8330_Luna	Limit Group:	GCSV - 8330		
Column:	Luna-Phenyl hexyl (4.60 mm)	Detector	LC DAD1A, 254 nm		

12 1,3-Dinitrobenzene, CAS: 99-65-0

Signal: 1

Processing Integration Results

RT: 15.80
Area: 173280
Amount: 0.257020
Amount Units: ug/ml

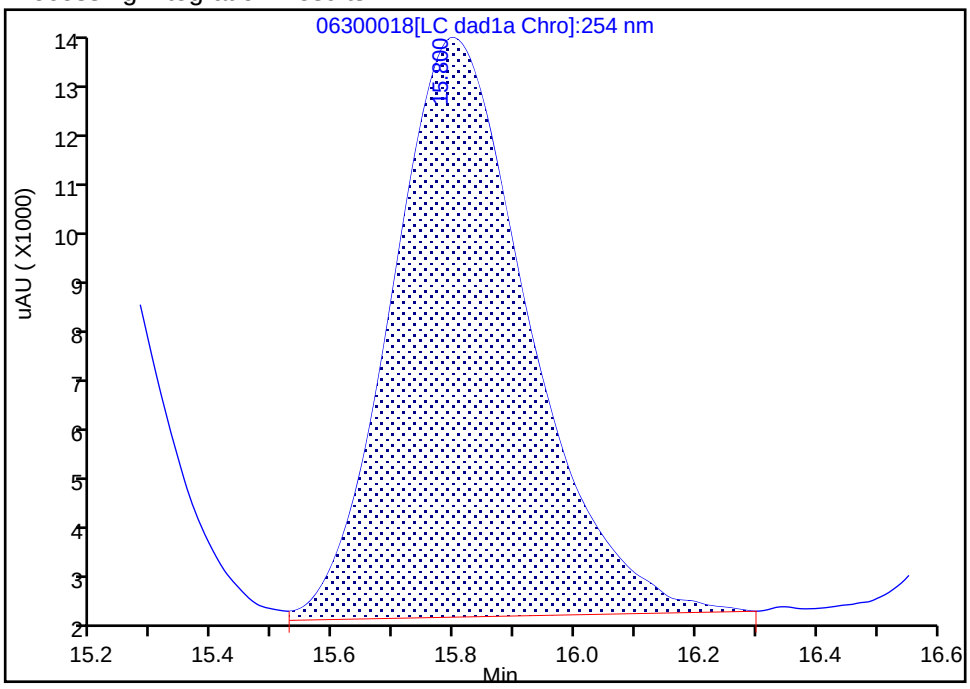

Manual Integration Results

RT: 15.80
Area: 178083
Amount: 0.264144
Amount Units: ug/ml

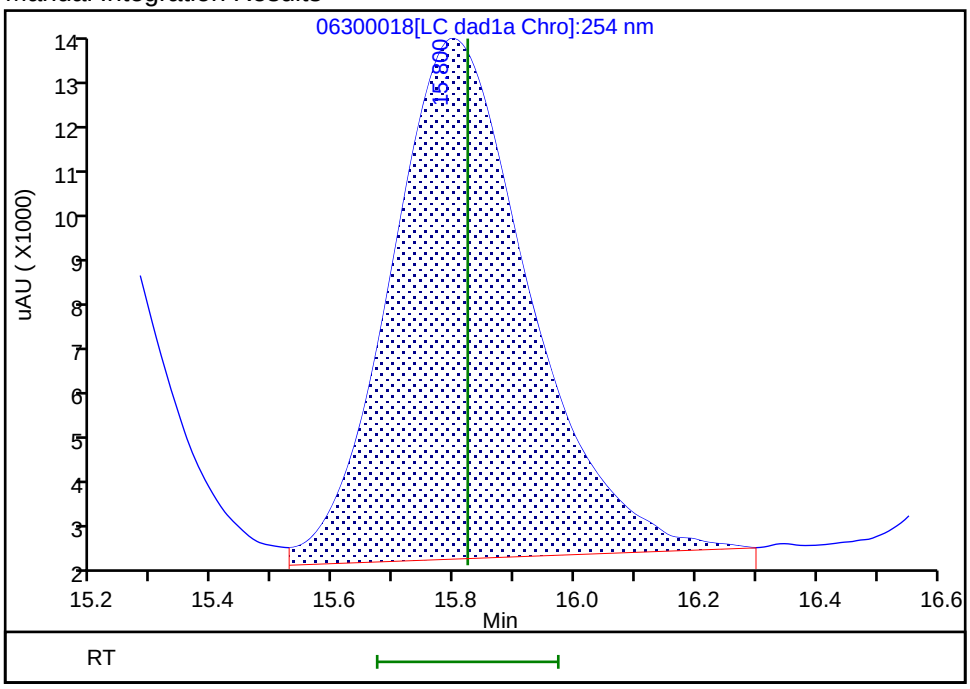

Reviewer: zhangji, 01-Jul-2020 17:08:27
Audit Action: Assigned New Baseline Audit Reason: Baseline

Manual Integration/User Assign Peak Report

Eurofins TestAmerica, Denver

Data File: \\chromfs\denver\chromdata\g2_luna\20200630-92910.b\06300018.d
Injection Date: 01-Jul-2020 00:36:52 Instrument ID: CHHPLC_G2_LUNA
Lims ID: CCV
Client ID:
Operator ID: JZ ALS Bottle#: 7 Worklist Smp#: 18
Injection Vol: 100.0 ul Dil. Factor: 1.0000
Method: G2_8330_Luna Limit Group: GCSV - 8330
Column: Detector LC DAD1B, 215 nm

13 Nitroglycerin, CAS: 55-63-0

Signal: 1

Processing Integration Results

RT: 16.03
Area: 470035
Amount: 3.706803
Amount Units: ug/ml

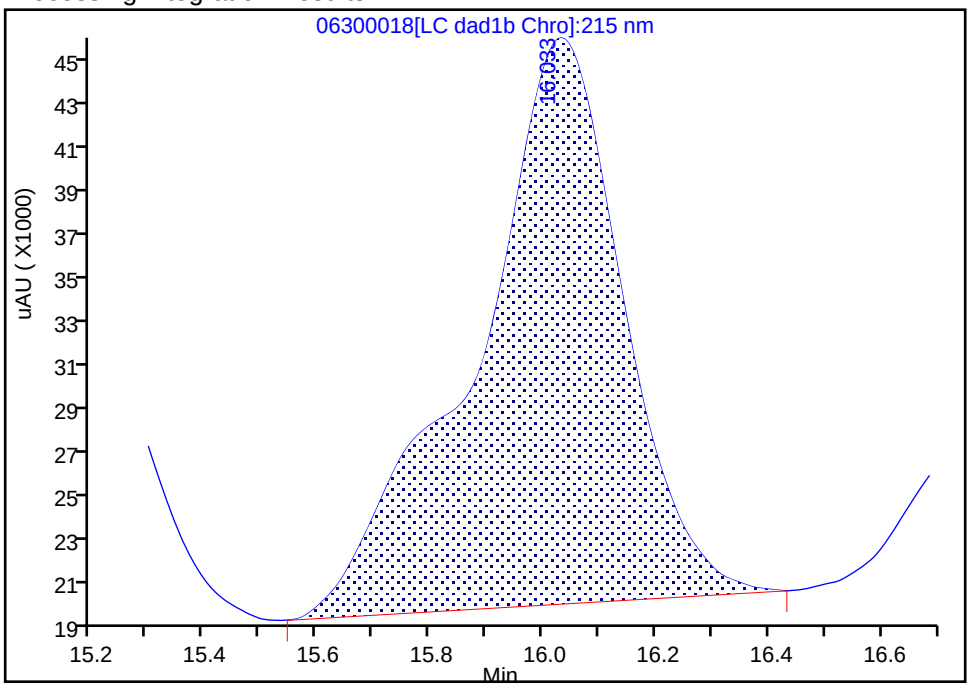

Manual Integration Results

RT: 16.03
Area: 352042
Amount: 2.776284
Amount Units: ug/ml

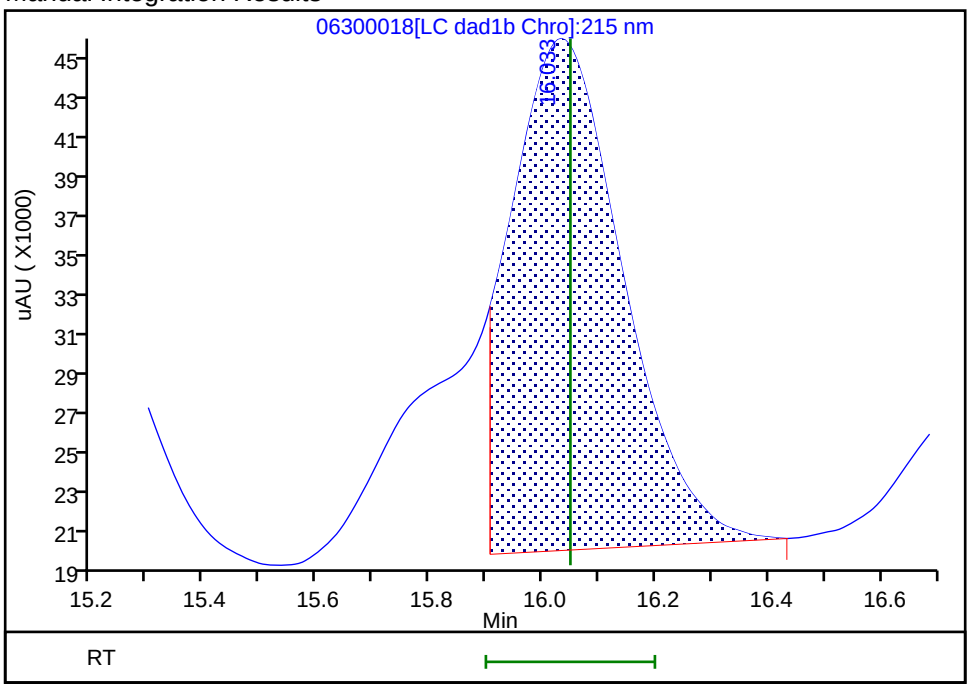

Reviewer: zhangji, 01-Jul-2020 17:08:39
Audit Action: Split an Integrated Peak Audit Reason: Baseline

Manual Integration/User Assign Peak Report

Eurofins TestAmerica, Denver

Data File:	\\chromfs\denver\chromdata\g2_luna\20200630-92910.b\06300018.d				
Injection Date:	01-Jul-2020 00:36:52	Instrument ID:	CHHPLC_G2_LUNA		
Lims ID:	CCV				
Client ID:					
Operator ID:	JZ	ALS Bottle#:	7	Worklist Smp#:	18
Injection Vol:	100.0 ul	Dil. Factor:	1.0000		
Method:	G2_8330_Luna	Limit Group:	GCSV - 8330		
Column:	Luna-Phenyl hexyl (4.60 mm)	Detector	LC DAD1A, 254 nm		

14 o-Nitrotoluene, CAS: 88-72-2

Signal: 1

Processing Integration Results

RT: 16.75
Area: 54051
Amount: 0.198015
Amount Units: ug/ml

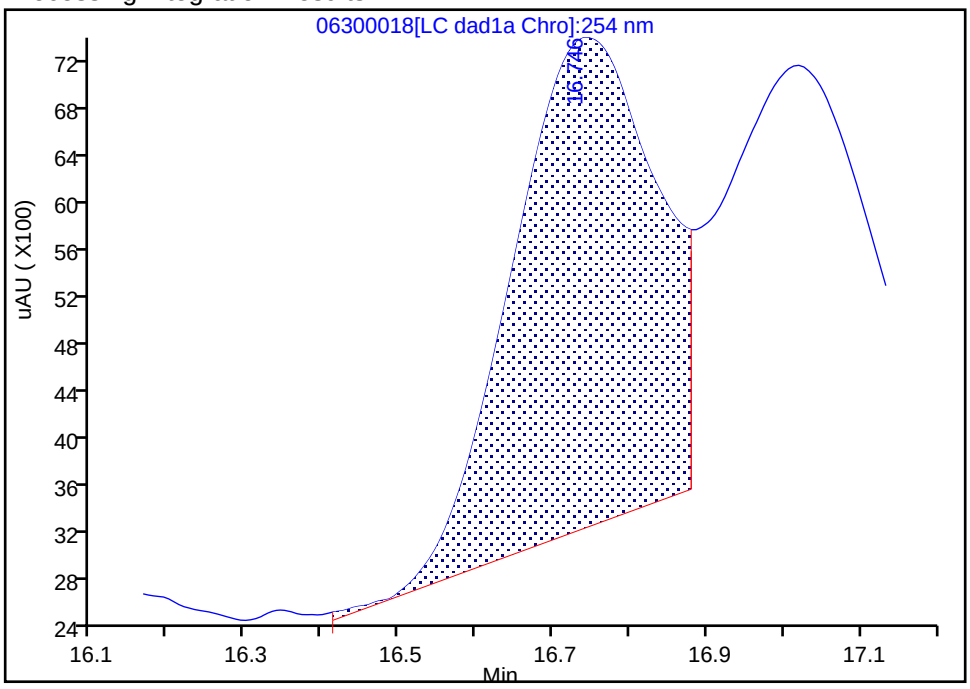

Manual Integration Results

RT: 16.74
Area: 65461
Amount: 0.239815
Amount Units: ug/ml

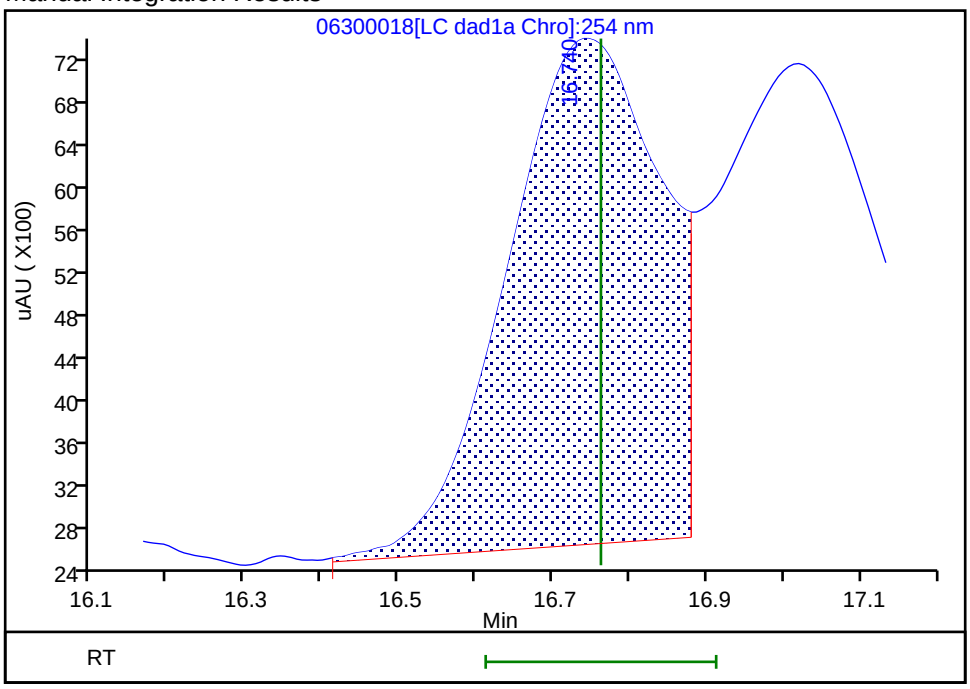

Reviewer: zhangji, 01-Jul-2020 17:08:34
Audit Action: Assigned New Baseline Audit Reason: Baseline

Manual Integration/User Assign Peak Report

Eurofins TestAmerica, Denver

Data File:	\\chromfs\denver\chromdata\g2_luna\20200630-92910.b\06300018.d				
Injection Date:	01-Jul-2020 00:36:52	Instrument ID:	CHHPLC_G2_LUNA		
Lims ID:	CCV				
Client ID:					
Operator ID:	JZ	ALS Bottle#:	7	Worklist Smp#:	18
Injection Vol:	100.0 ul	Dil. Factor:	1.0000		
Method:	G2_8330_Luna	Limit Group:	GCSV - 8330		
Column:	Luna-Phenyl hexyl (4.60 mm)	Detector	LC DAD1A, 254 nm		

15 p-Nitrotoluene, CAS: 99-99-0

Signal: 1

Processing Integration Results

RT: 17.02
Area: 48038
Amount: 0.199426
Amount Units: ug/ml

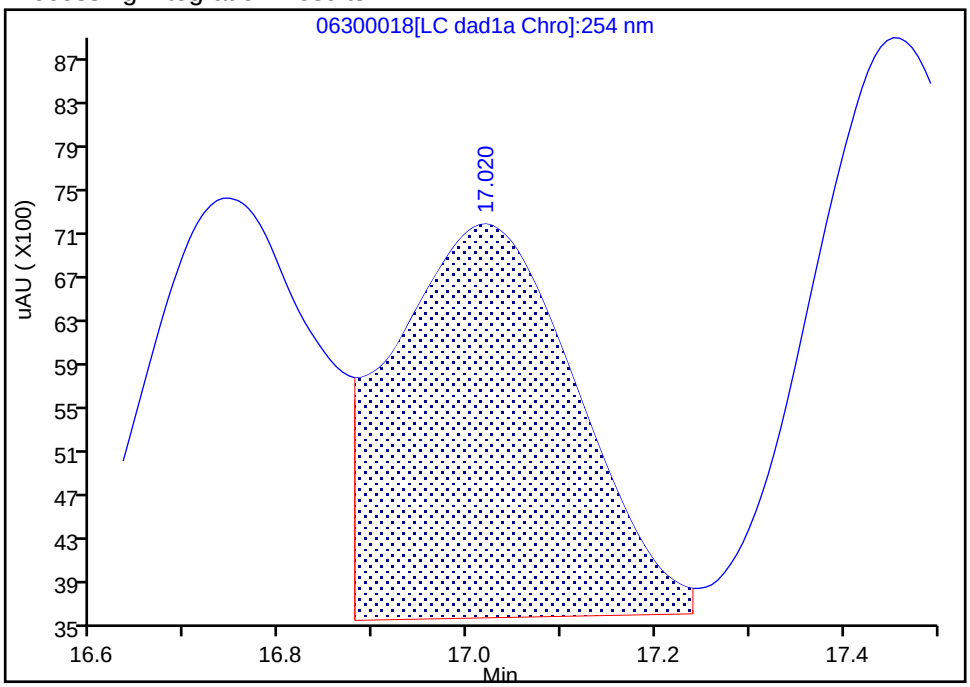

Manual Integration Results

RT: 17.02
Area: 65027
Amount: 0.269955
Amount Units: ug/ml

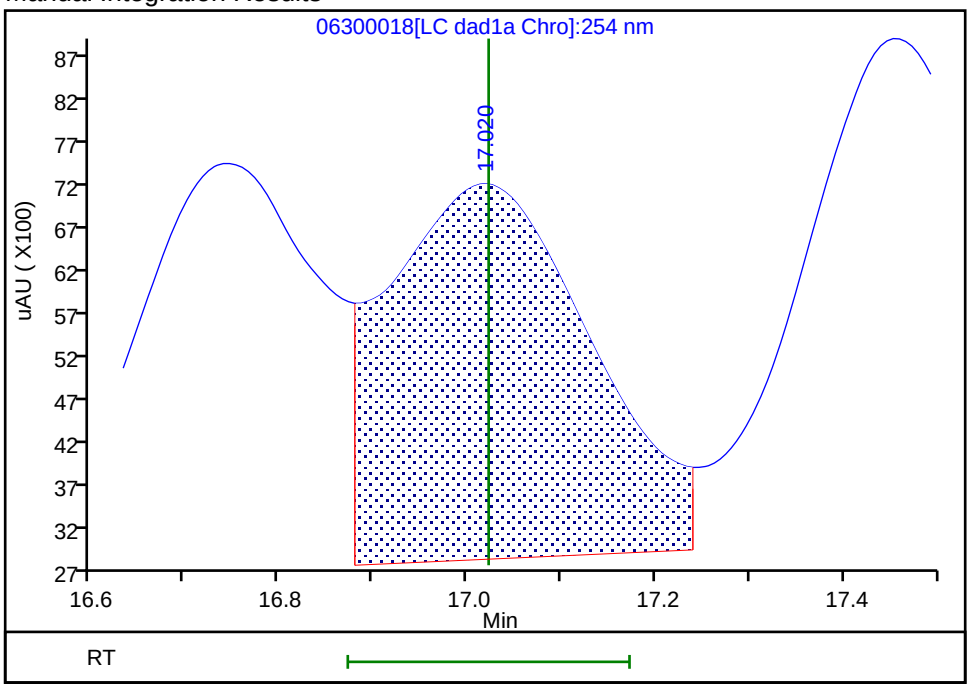

Reviewer: zhangji, 01-Jul-2020 17:08:34
Audit Action: Assigned New Baseline Audit Reason: Baseline

Manual Integration/User Assign Peak Report

Eurofins TestAmerica, Denver

Data File:	\\chromfs\denver\chromdata\g2_luna\20200630-92910.b\06300018.d				
Injection Date:	01-Jul-2020 00:36:52	Instrument ID:	CHHPLC_G2_LUNA		
Lims ID:	CCV				
Client ID:					
Operator ID:	JZ	ALS Bottle#:	7	Worklist Smp#:	18
Injection Vol:	100.0 ul	Dil. Factor:	1.0000		
Method:	G2_8330_Luna	Limit Group:	GCSV - 8330		
Column:	Luna-Phenyl hexyl (4.60 mm)	Detector	LC DAD1A, 254 nm		

16 4-Amino-2,6-dinitrotoluene, CAS: 19406-51-0

Signal: 1

Processing Integration Results

RT: 17.45
Area: 66144
Amount: 0.191591
Amount Units: ug/ml

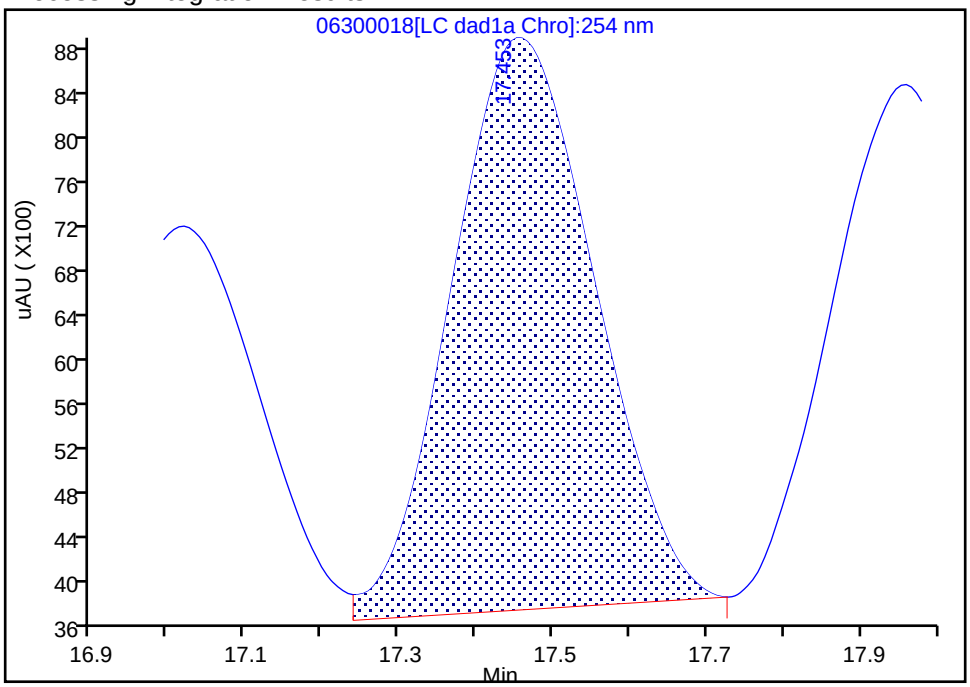

Manual Integration Results

RT: 17.45
Area: 86905
Amount: 0.251727
Amount Units: ug/ml

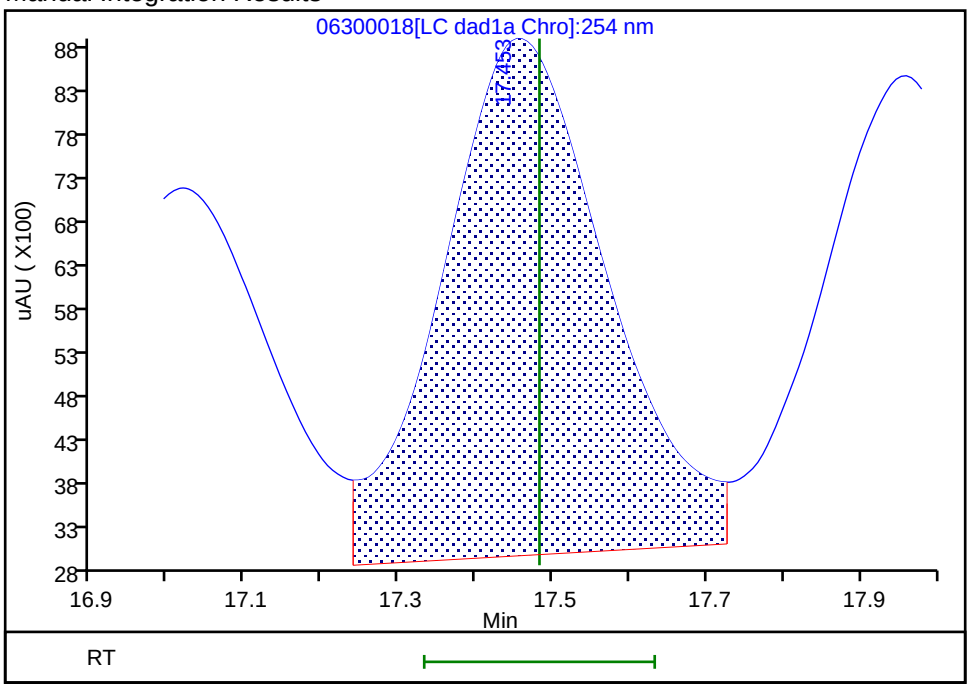

Reviewer: zhangji, 01-Jul-2020 17:08:34
Audit Action: Assigned New Baseline Audit Reason: Baseline

Manual Integration/User Assign Peak Report

Eurofins TestAmerica, Denver

Data File:	\\chromfs\denver\chromdata\g2_luna\20200630-92910.b\06300018.d				
Injection Date:	01-Jul-2020 00:36:52	Instrument ID:	CHHPLC_G2_LUNA		
Lims ID:	CCV				
Client ID:					
Operator ID:	JZ	ALS Bottle#:	7	Worklist Smp#:	18
Injection Vol:	100.0 ul	Dil. Factor:	1.0000		
Method:	G2_8330_Luna	Limit Group:	GCSV - 8330		
Column:	Luna-Phenyl hexyl (4.60 mm)	Detector	LC DAD1A, 254 nm		

17 m-Nitrotoluene, CAS: 99-08-1

Signal: 1

Processing Integration Results

RT: 17.96
Area: 55976
Amount: 0.187633
Amount Units: ug/ml

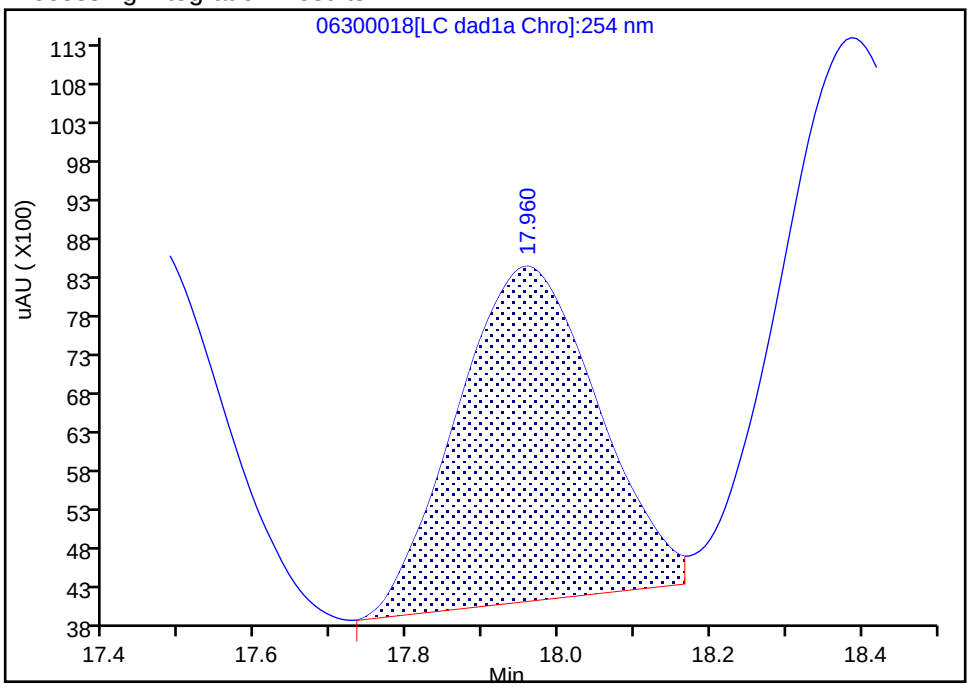

Manual Integration Results

RT: 17.96
Area: 77296
Amount: 0.259098
Amount Units: ug/ml

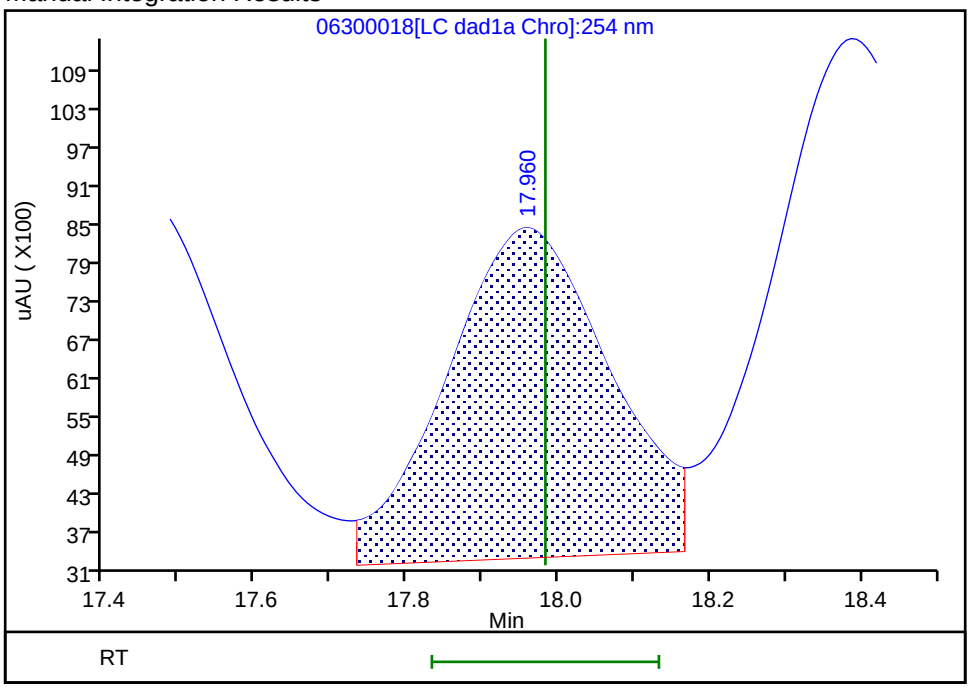

Reviewer: zhangji, 01-Jul-2020 17:08:34
Audit Action: Assigned New Baseline Audit Reason: Baseline

Manual Integration/User Assign Peak Report

Eurofins TestAmerica, Denver

Data File:	\\chromfs\denver\chromdata\g2_luna\20200630-92910.b\06300018.d				
Injection Date:	01-Jul-2020 00:36:52	Instrument ID:	CHHPLC_G2_LUNA		
Lims ID:	CCV				
Client ID:					
Operator ID:	JZ	ALS Bottle#:	7	Worklist Smp#:	18
Injection Vol:	100.0 ul	Dil. Factor:	1.0000		
Method:	G2_8330_Luna	Limit Group:	GCSV - 8330		
Column:	Luna-Phenyl hexyl (4.60 mm)	Detector	LC DAD1A, 254 nm		

18 2-Amino-4,6-dinitrotoluene, CAS: 35572-78-2

Signal: 1

Processing Integration Results

RT: 18.39
Area: 104621
Amount: 0.224889
Amount Units: ug/ml

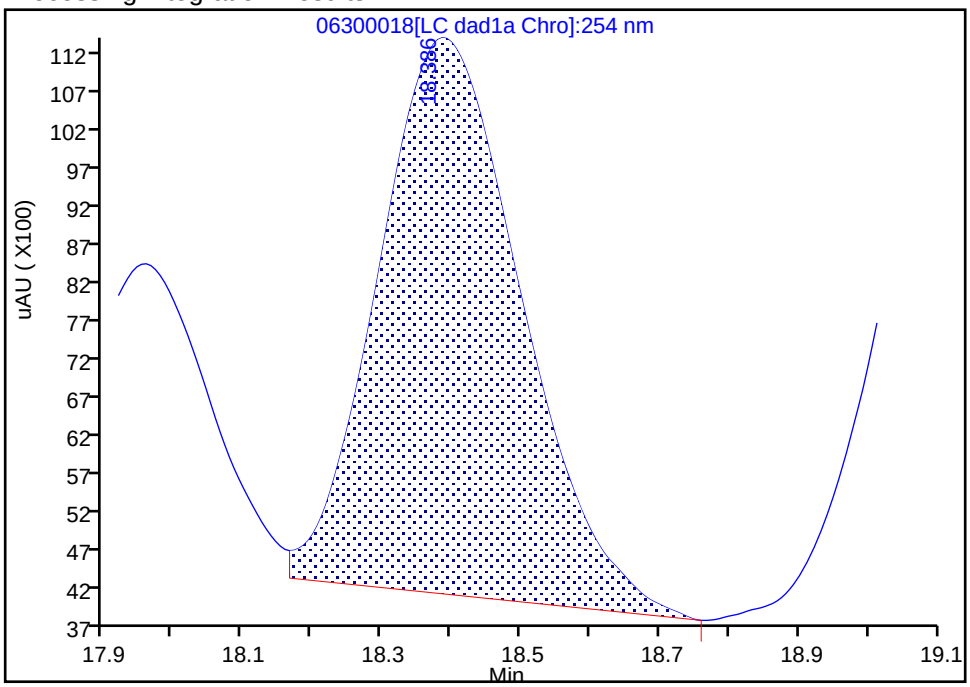

Manual Integration Results

RT: 18.39
Area: 123329
Amount: 0.265103
Amount Units: ug/ml

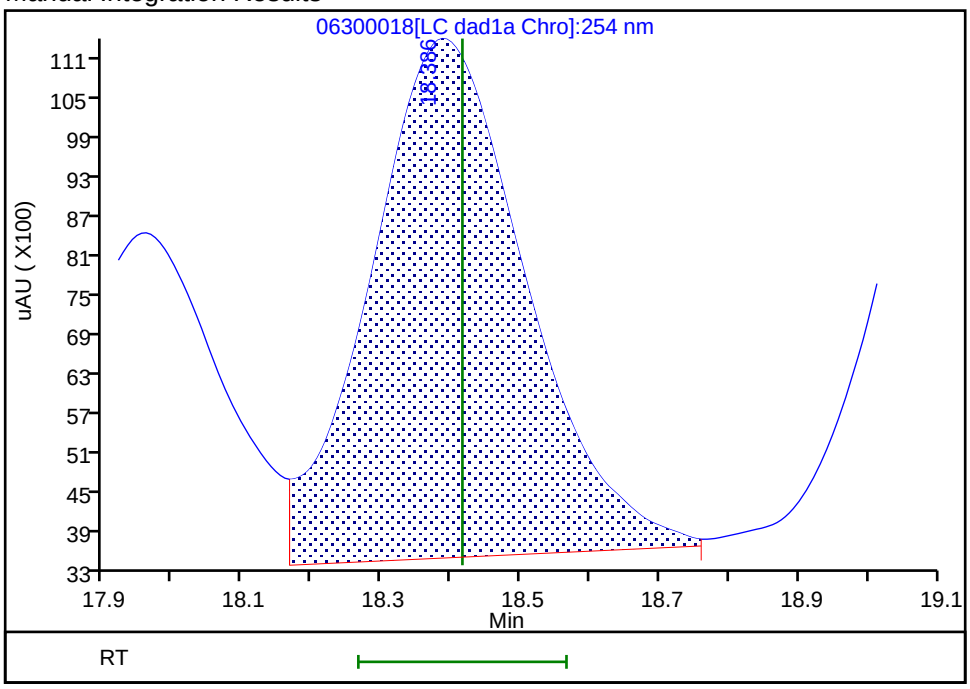

Reviewer: zhangji, 01-Jul-2020 17:08:34
Audit Action: Assigned New Baseline Audit Reason: Baseline

Manual Integration/User Assign Peak Report

Eurofins TestAmerica, Denver

Data File:	\\chromfs\denver\chromdata\g2_luna\20200630-92910.b\06300018.d				
Injection Date:	01-Jul-2020 00:36:52	Instrument ID:	CHHPLC_G2_LUNA		
Lims ID:	CCV				
Client ID:					
Operator ID:	JZ	ALS Bottle#:	7	Worklist Smp#:	18
Injection Vol:	100.0 ul	Dil. Factor:	1.0000		
Method:	G2_8330_Luna	Limit Group:	GCSV - 8330		
Column:	Luna-Phenyl hexyl (4.60 mm)	Detector	LC DAD1A, 254 nm		

19 1,3,5-Trinitrobenzene, CAS: 99-35-4

Signal: 1

Processing Integration Results

RT: 19.13
Area: 123781
Amount: 0.261998
Amount Units: ug/ml

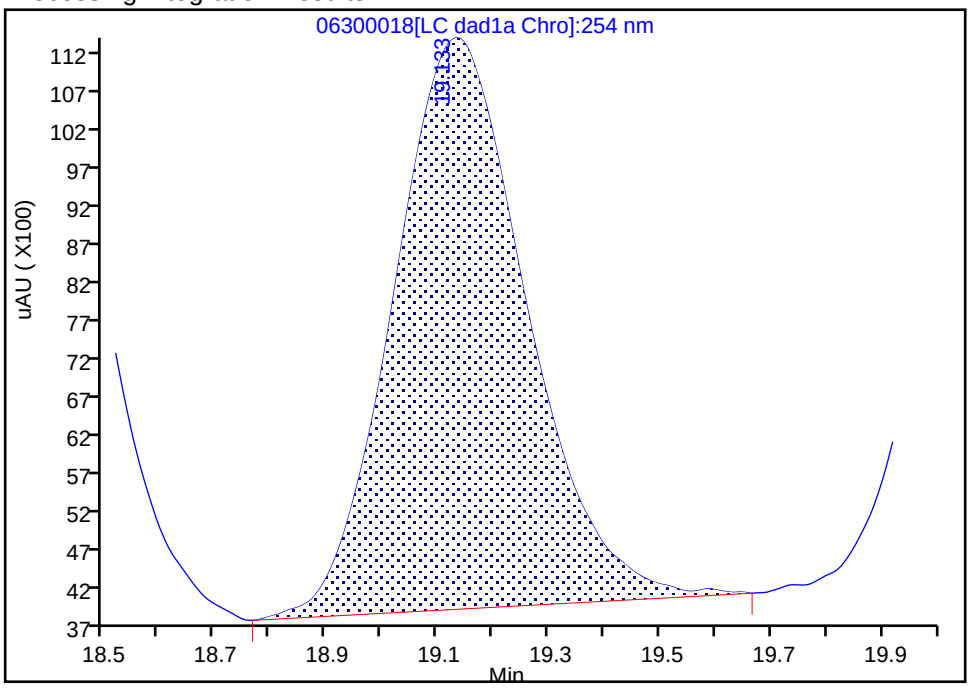

Manual Integration Results

RT: 19.13
Area: 126697
Amount: 0.268170
Amount Units: ug/ml

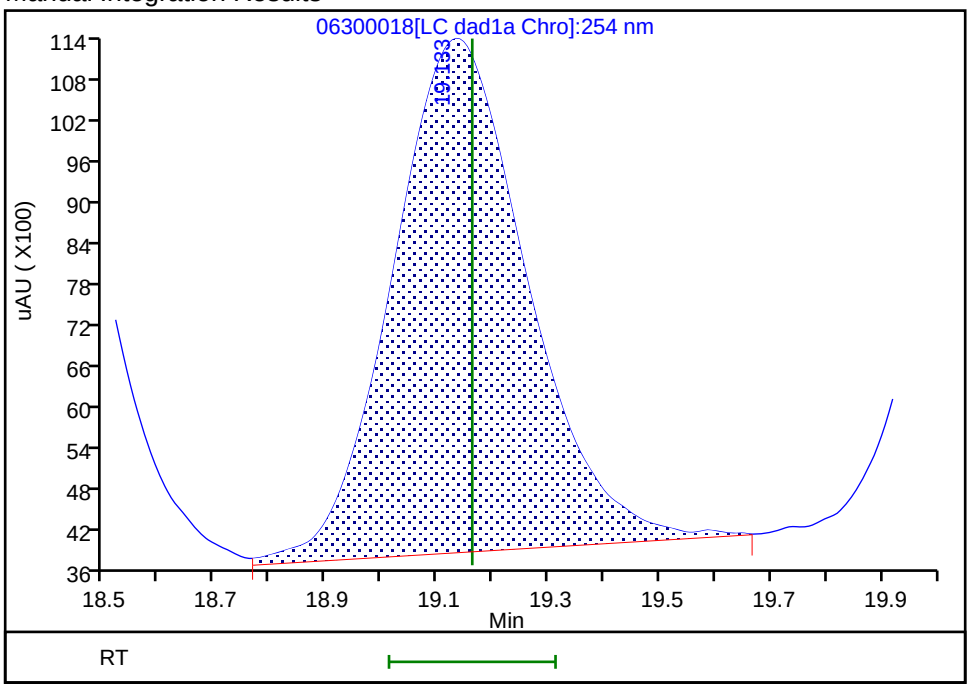

Reviewer: zhangji, 01-Jul-2020 17:08:34
Audit Action: Assigned New Baseline Audit Reason: Baseline

Manual Integration/User Assign Peak Report

Eurofins TestAmerica, Denver

Data File:	\\chromfs\denver\chromdata\g2_luna\20200630-92910.b\06300018.d				
Injection Date:	01-Jul-2020 00:36:52	Instrument ID:	CHHPLC_G2_LUNA		
Lims ID:	CCV				
Client ID:					
Operator ID:	JZ	ALS Bottle#:	7	Worklist Smp#:	18
Injection Vol:	100.0 ul	Dil. Factor:	1.0000		
Method:	G2_8330_Luna	Limit Group:	GCSV - 8330		
Column:	Luna-Phenyl hexyl (4.60 mm)	Detector	LC DAD1A, 254 nm		

20 2,6-Dinitrotoluene, CAS: 606-20-2

Signal: 1

Processing Integration Results

RT: 20.06
Area: 65606
Amount: 0.211501
Amount Units: ug/ml

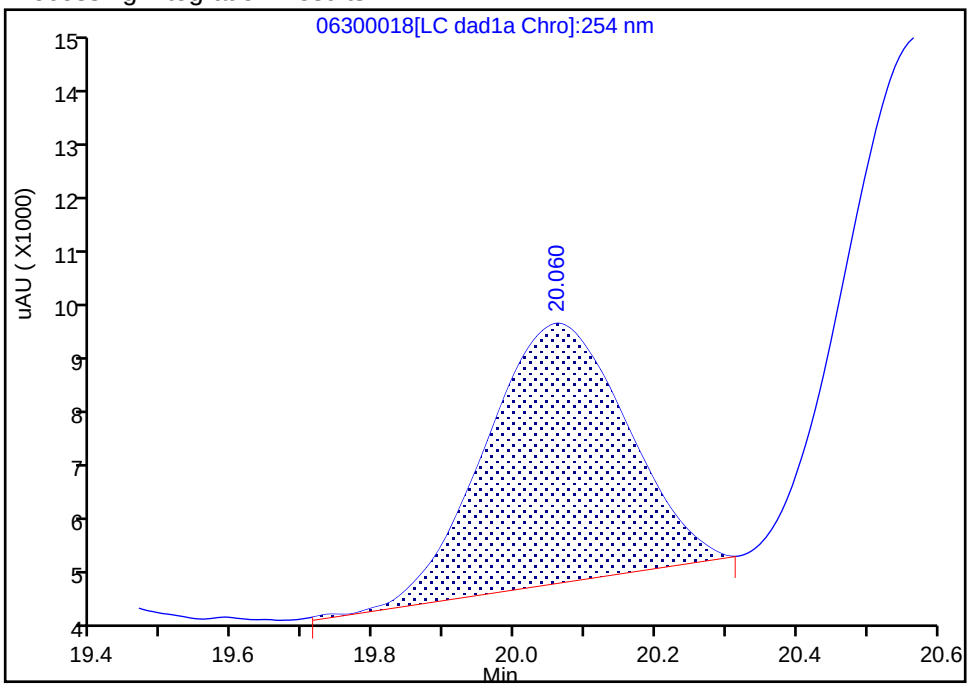

Manual Integration Results

RT: 20.06
Area: 80456
Amount: 0.262847
Amount Units: ug/ml

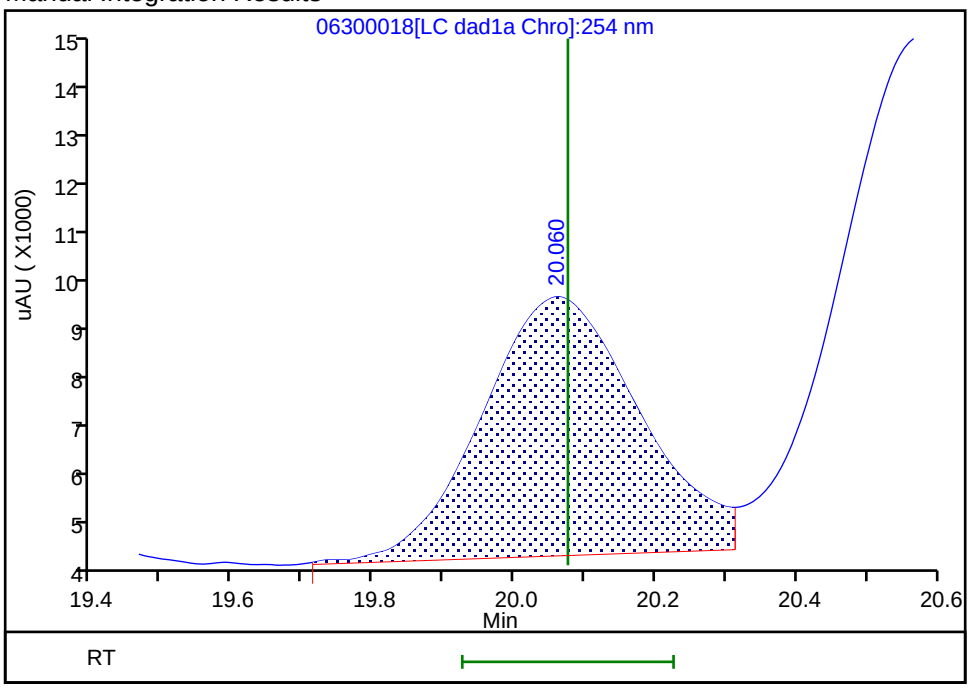

Reviewer: zhangji, 01-Jul-2020 17:08:34
Audit Action: Assigned New Baseline Audit Reason: Baseline

Manual Integration/User Assign Peak Report

Eurofins TestAmerica, Denver

Data File:	\\chromfs\denver\chromdata\g2_luna\20200630-92910.b\06300018.d		
Injection Date:	01-Jul-2020 00:36:52	Instrument ID:	CHHPLC_G2_LUNA
Lims ID:	CCV		
Client ID:			
Operator ID:	JZ	ALS Bottle#:	7 Worklist Smp#: 18
Injection Vol:	100.0 ul	Dil. Factor:	1.0000
Method:	G2_8330_Luna	Limit Group:	GCSV - 8330
Column:	Luna-Phenyl hexyl (4.60 mm)	Detector	LC DAD1A, 254 nm

21 2,4-Dinitrotoluene, CAS: 121-14-2

Signal: 1

Processing Integration Results

RT: 20.57
Area: 145596
Amount: 0.227453
Amount Units: ug/ml

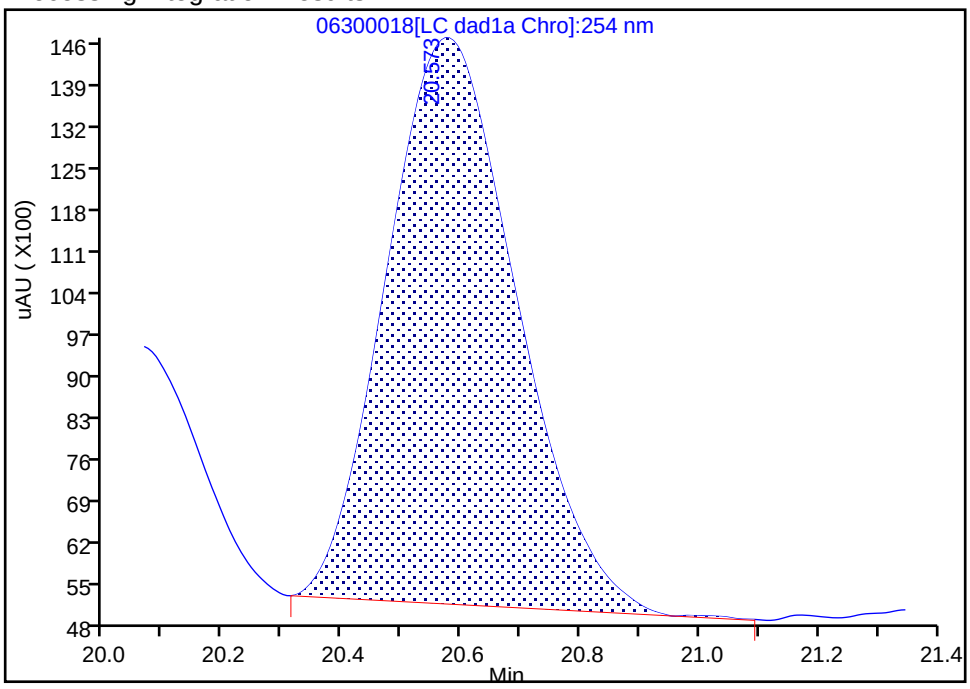

Manual Integration Results

RT: 20.57
Area: 166188
Amount: 0.259623
Amount Units: ug/ml

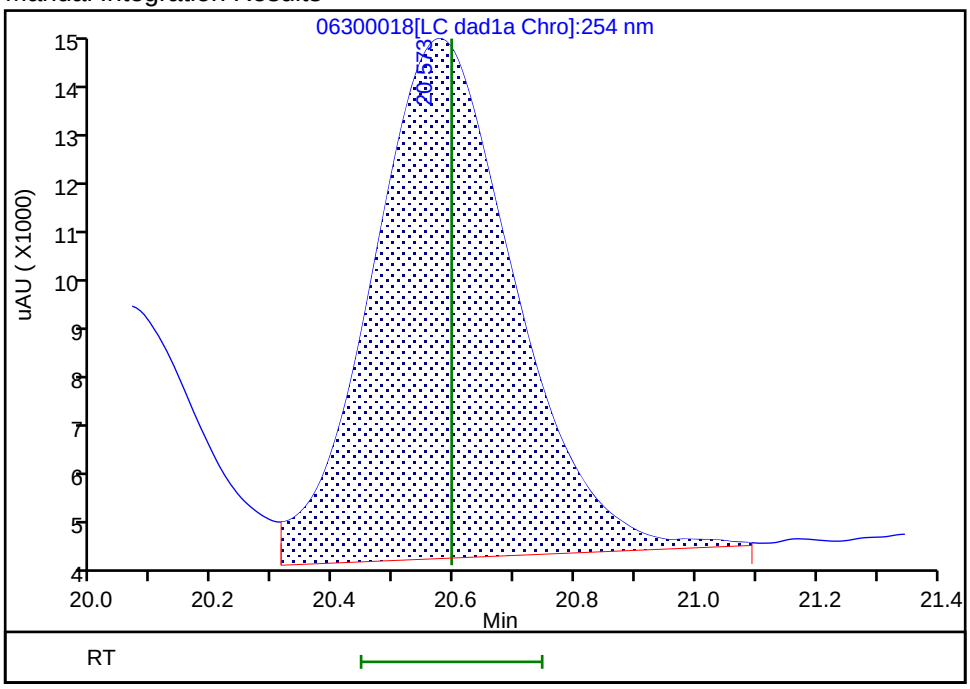

Reviewer: zhangji, 01-Jul-2020 17:08:34
Audit Action: Assigned New Baseline Audit Reason: Baseline

FORM VII
HPLC/IC CONTINUING CALIBRATION DATA

Lab Name: Eurofins TestAmerica, Denver Job No.: 280-137702-1

SDG No.:

Lab Sample ID: CCV 280-500692/19 Calibration Date: 07/01/2020 01:11

Instrument ID: CHHPLC_G2_LUNA Calib Start Date: 05/14/2020 22:06

GC Column: Luna-phenylhex ID: 4.60(mm) Calib End Date: 05/15/2020 02:46

Lab File ID: 06300019.D Conc. Units: ug/L

ANALYTE	CURVE TYPE	AVE CF	CF	MIN CF	CALC AMOUNT	SPIKE AMOUNT	%D	MAX %D
TNX	Ave	435816	407181		234	250	-6.6	15.0
DNX	Ave	321206	306869		239	250	-4.5	15.0
MNX	Lin2		286910		293	292	0.6	15.0

FORM VII
HPLC/IC CONTINUING CALIBRATION RETENTION TIME SUMMARY

Lab Name: Eurofins TestAmerica, Denver Job No.: 280-137702-1

SDG No.:

Lab Sample ID: CCV 280-500692/19 Calibration Date: 07/01/2020 01:11

Instrument ID: CHHPLC_G2_LUNA Calib Start Date: 05/14/2020 22:06

GC Column: Luna-phenylhex ID: 4.60(mm) Calib End Date: 05/15/2020 02:46

Lab File ID: 06300019.D

Analyte	RT	RT WINDOW	
		FROM	TO
TNX	5.53	5.39	5.69
DNX	6.37	6.24	6.54
MNX	7.92	7.79	8.09

Eurofins TestAmerica, Denver
Target Compound Quantitation Report

Data File: \\chromfs\Denver\ChromData\G2_LUNA\20200630-92910.b\06300019.D
Lims ID: CCV DMT
Client ID:
Sample Type: CCV
Inject. Date: 01-Jul-2020 01:11:49 ALS Bottle#: 8 Worklist Smp#: 19
Injection Vol: 100.0 ul Dil. Factor: 1.0000
Sample Info: CCV DMT
Misc. Info.: 280-0092910-019
Operator ID: JZ Instrument ID: CHHPLC_G2_LUNA
Sublist: chrom-G2_8330_Luna*sub13

Method: \\chromfs\Denver\ChromData\G2_LUNA\20200630-92910.b\G2_8330_Luna.m
Limit Group: GCSV - 8330
Last Update: 01-Jul-2020 17:34:09 Calib Date: 15-May-2020 02:11:20
Integrator: Falcon
Quant Method: External Standard Quant By: Initial Calibration
Last ICal File: \\chromfs\Denver\ChromData\G2_LUNA\20200514-91518.b\05140024.D

Column 1 : Luna-Phenyl hexyl (4.60 mm) Det: LC DAD1A, 254 nm
Process Host: CTX1062

First Level Reviewer: zhangji Date: 01-Jul-2020 17:08:47

Compound	Det	RT (min.)	Exp RT (min.)	Dlt RT (min.)	Response	Cal Amt ug/ml	OnCol Amt ug/ml	Flags
3 TNX	1	5.529	5.543	-0.014	101897	0.2503	0.2338	
4 DNX	1	6.369	6.390	-0.021	76794	0.2503	0.2391	
7 MNX	1	7.922	7.943	-0.021	83706	0.2918	0.2934	

Reagents:

8330 DMT_00006 Amount Added: 12.50 Units: uL

Report Date: 01-Jul-2020 17:34:09 Chrom Revision: 2.3 21-Jun-2020 18:30:46

Eurofins TestAmerica, Denver

Data File: \\chromfs\denver\chromdata\g2_luna\20200630-92910.b\06300019.d

Injection Date:	01-Jul-2020 01:11:49	Instrument ID:	CHHPLC_G2_LUNA	Operator ID:	JZ
Lims ID:	CCV DMT			Worklist Smp#:	19
Client ID:					
Injection Vol:	100.0 ul	Dil. Factor:	1.0000	ALS Bottle#:	8
Method:	G2_8330_Luna	Limit Group:	GCSV - 8330		

Column: Luna-Phenyl hexyl (4.60 mm) Y Scaling: Method Defined: Scale to the Nth Largest Peak: 1

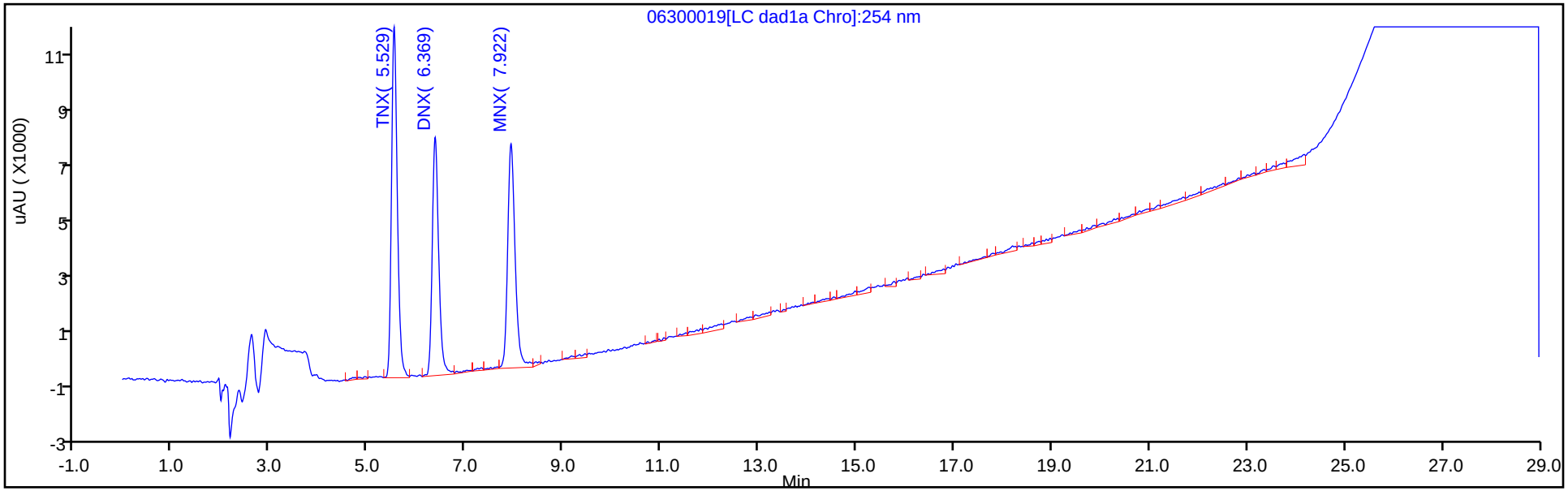

Y Scaling: Method Defined: Scale to the Nth Largest Peak: 1

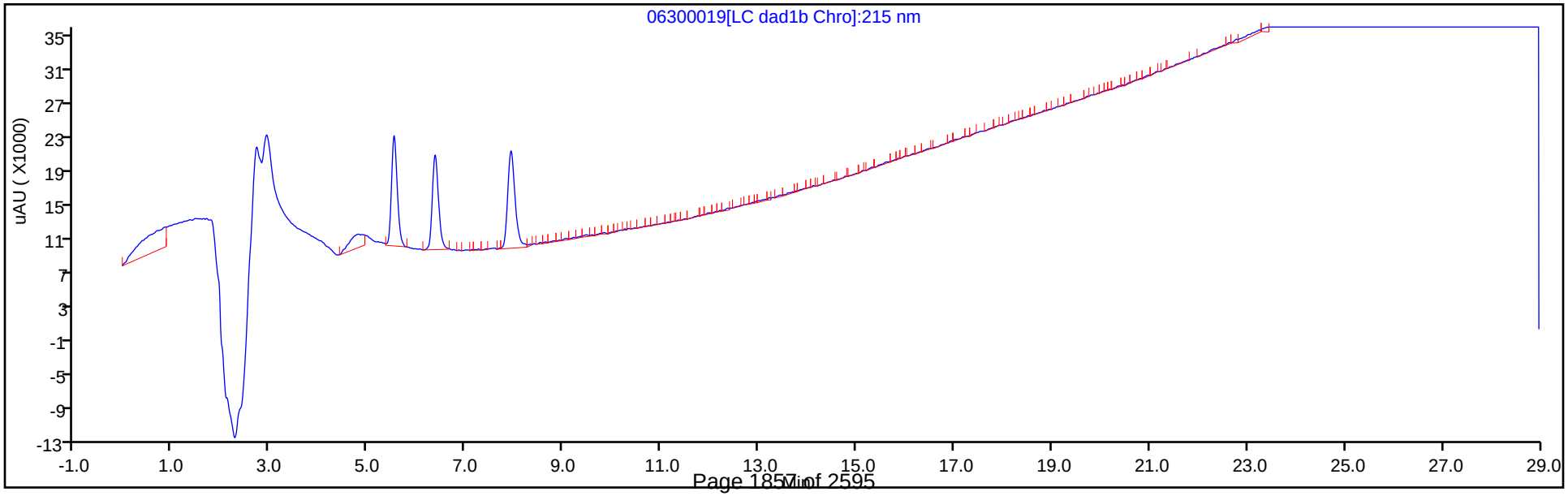

FORM VII
HPLC/IC CONTINUING CALIBRATION DATA

Lab Name: Eurofins TestAmerica, Denver Job No.: 280-137702-1

SDG No.:

Lab Sample ID: CCV 280-500692/30 Calibration Date: 07/01/2020 07:36

Instrument ID: CHHPLC_G2_LUNA Calib Start Date: 05/14/2020 16:16

GC Column: Luna-phenylhex ID: 4.60(mm) Calib End Date: 05/14/2020 20:56

Lab File ID: 06300030.D Conc. Units: ug/L

ANALYTE	CURVE TYPE	AVE CF	CF	MIN CF	CALC AMOUNT	SPIKE AMOUNT	%D	MAX %D
HMX	Lin2		204256		258	250	3.4	15.0
Picric acid	Ave	193810	188912		244	250	-2.5	15.0
RDX	Ave	244360	239212		245	250	-2.1	15.0
Nitrobenzene	Ave	439227	455530		260	251	3.7	15.0
1,3-Dinitrobenzene	Ave	674189	718954		267	251	6.6	15.0
Nitroglycerin	Ave	126803	150088		2960	2500	18.4*	15.0
2-Nitrotoluene	Ave	272965	261072		239	250	-4.4	15.0
4-Nitrotoluene	Ave	240881	256982		267	251	6.7	15.0
4-Amino-2,6-dinitrotoluene	Ave	345235	351293		255	250	1.8	15.0
3-Nitrotoluene	Ave	298327	306038		257	250	2.6	15.0
2-Amino-4,6-dinitrotoluene	Ave	465211	501104		270	251	7.7	15.0
1,3,5-Trinitrobenzene	Ave	472451	505992		268	251	7.1	15.0
2,6-Dinitrotoluene	Lin2		308386		252	251	0.5	15.0
2,4-Dinitrotoluene	Ave	640113	669785		263	251	4.6	15.0
Tetryl	Ave	368678	365752		249	251	-0.8	15.0
2,4,6-Trinitrotoluene	Lin1		432857		263	251	4.6	15.0
PETN	Lin1		149920		2690	2500	7.5	15.0
1,2-Dinitrobenzene	Lin1		324380		286	250	14.4	15.0

FORM VII
HPLC/IC CONTINUING CALIBRATION RETENTION TIME SUMMARY

Lab Name: Eurofins TestAmerica, Denver Job No.: 280-137702-1

SDG No.:

Lab Sample ID: CCV 280-500692/30 Calibration Date: 07/01/2020 07:36

Instrument ID: CHHPLC_G2_LUNA Calib Start Date: 05/14/2020 16:16

GC Column: Luna-phenylhex ID: 4.60(mm) Calib End Date: 05/14/2020 20:56

Lab File ID: 06300030.D

Analyte	RT	RT WINDOW	
		FROM	TO
HMX	7.16	7.01	7.31
Picric acid	8.46	8.35	8.65
RDX	9.37	9.23	9.53
Nitrobenzene	12.28	12.15	12.45
1,3-Dinitrobenzene	15.81	15.67	15.97
Nitroglycerin	16.02	15.90	16.20
2-Nitrotoluene	16.76	16.61	16.91
4-Nitrotoluene	16.99	16.87	17.17
4-Amino-2,6-dinitrotoluene	17.47	17.33	17.63
3-Nitrotoluene	17.96	17.83	18.13
2-Amino-4,6-dinitrotoluene	18.40	18.27	18.57
1,3,5-Trinitrobenzene	19.14	19.01	19.31
2,6-Dinitrotoluene	20.06	19.93	20.23
2,4-Dinitrotoluene	20.58	20.45	20.75
Tetryl	23.87	23.75	24.05
2,4,6-Trinitrotoluene	24.89	24.77	25.07
PETN	25.41	25.29	25.59
1,2-Dinitrobenzene	13.29	13.15	13.45

Eurofins TestAmerica, Denver
Target Compound Quantitation Report

Data File: \\chromfs\Denver\ChromData\G2_LUNA\20200630-92910.b\06300030.D
Lims ID: CCV
Client ID:
Sample Type: CCV
Inject. Date: 01-Jul-2020 07:36:34 ALS Bottle#: 7 Worklist Smp#: 30
Injection Vol: 100.0 ul Dil. Factor: 1.0000
Sample Info: CCV
Misc. Info.: 280-0092910-030
Operator ID: JZ Instrument ID: CHHPLC_G2_LUNA
Sublist: chrom-G2_8330_Luna*sub6

Method: \\chromfs\Denver\ChromData\G2_LUNA\20200630-92910.b\G2_8330_Luna.m
Limit Group: GCSV - 8330
Last Update: 01-Jul-2020 17:34:14 Calib Date: 15-May-2020 02:11:20
Integrator: Falcon
Quant Method: External Standard Quant By: Initial Calibration
Last ICal File: \\chromfs\Denver\ChromData\G2_LUNA\20200514-91518.b\05140024.D

Column 1 : Luna-Phenyl hexyl (4.60 mm) Det: LC DAD1A, 254 nm
Process Host: CTX1062

First Level Reviewer: zhangji Date: 01-Jul-2020 16:53:45

Compound	Det	RT (min.)	Exp RT (min.)	Dlt RT (min.)	Response	Cal Amt ug/ml	OnCol Amt ug/ml	Flags
1 2,6-diamino-4-nitrotoluene	1	4.455	4.462	-0.007	115317	0.2500	0.2686	
2 2,4-diamino-6-nitrotoluene	1	5.002	4.996	0.006	68810	0.2500	0.2661	
6 HMX	1	7.162	7.162	0.000	51064	0.2500	0.2584	
5 2,4,6-Trinitrophenol	1	8.455	8.496	-0.041	47228	0.2500	0.2437	
8 RDX	1	9.368	9.382	-0.014	59803	0.2500	0.2447	
9 Nitrobenzene	1	12.275	12.296	-0.021	114338	0.2510	0.2603	
$ 10 1,2-Dinitrobenzene	1	13.288	13.296	-0.008	81095	0.2500	0.2859	
11 3,5-Dinitroaniline	1	15.221	15.229	-0.008	132447	0.2500	0.2674	M
12 1,3-Dinitrobenzene	1	15.808	15.822	-0.014	180098	0.2505	0.2671	M
13 Nitroglycerin	2	16.021	16.049	-0.028	375220	2.50	2.96	M
14 o-Nitrotoluene	1	16.755	16.762	-0.007	65268	0.2500	0.2391	M
15 p-Nitrotoluene	1	16.988	17.022	-0.034	64374	0.2505	0.2672	M
16 4-Amino-2,6-dinitrotoluene	1	17.468	17.482	-0.014	87911	0.2503	0.2546	M
17 m-Nitrotoluene	1	17.955	17.982	-0.027	76586	0.2503	0.2567	M
18 2-Amino-4,6-dinitrotoluene	1	18.401	18.416	-0.015	125777	0.2510	0.2704	M
19 1,3,5-Trinitrobenzene	1	19.141	19.162	-0.021	126751	0.2505	0.2683	M
20 2,6-Dinitrotoluene	1	20.061	20.076	-0.015	77405	0.2510	0.2523	M
21 2,4-Dinitrotoluene	1	20.575	20.596	-0.021	168116	0.2510	0.2626	M
22 Tetryl	1	23.868	23.896	-0.028	91621	0.2505	0.2485	
23 2,4,6-Trinitrotoluene	1	24.888	24.922	-0.034	108647	0.2510	0.2627	
24 PETN	2	25.408	25.442	-0.034	374801	2.50	2.69	

QC Flag Legend

Review Flags
M - Manually Integrated

Reagents:

8330IntermStk_00064	Amount Added:	25.00	Units: uL
8330_ADDs_00027	Amount Added:	12.50	Units: uL

Report Date: 01-Jul-2020 17:34:14 Chrom Revision: 2.3 21-Jun-2020 18:30:46

Eurofins TestAmerica, Denver

Data File: \\chromfs\denver\chromdata\g2_luna\20200630-92910.b\06300030.d

Injection Date: 01-Jul-2020 07:36:34 Instrument ID: CHHPLC_G2_LUNA Operator ID: JZ

Lims ID: CCV Worklist Smp#: 30

Client ID:

Injection Vol: 100.0 ul Dil. Factor: 1.0000 ALS Bottle#: 7

Method: G2_8330_Luna Limit Group: GCSV - 8330

Column: Luna-Phenyl hexyl (4.60 mm) Y Scaling: Method Defined: Scale to the Nth Largest Peak: 1

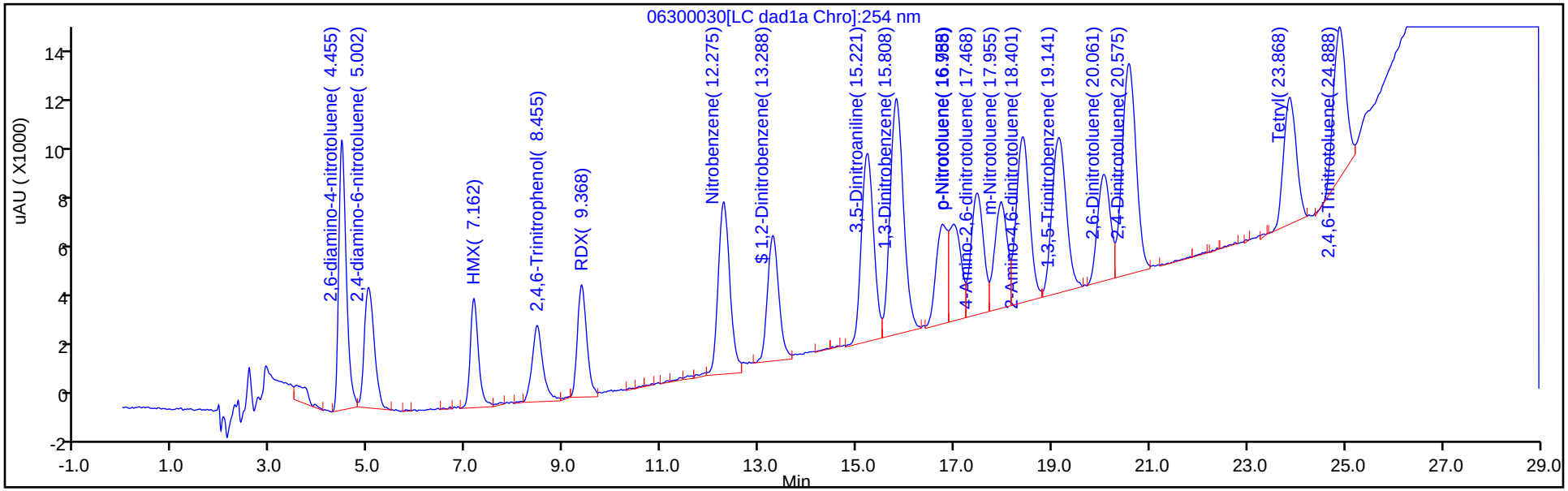

Y Scaling: Method Defined: Scale to the Nth Largest Peak: 1

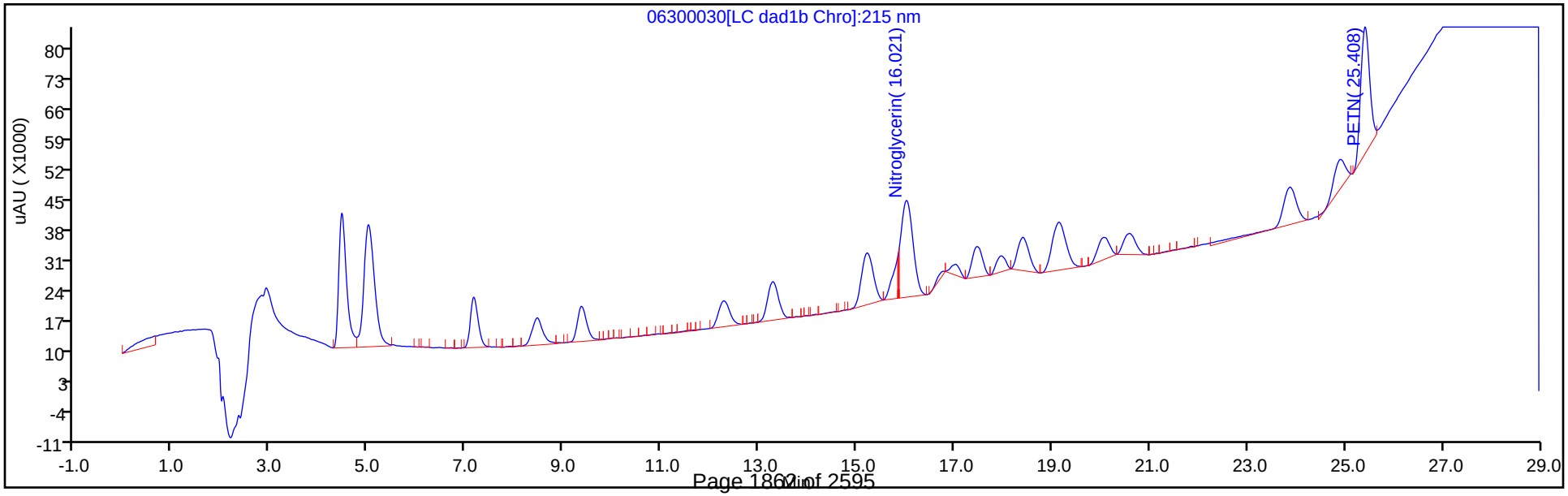

Manual Integration/User Assign Peak Report

Eurofins TestAmerica, Denver

Data File:	\\chromfs\denver\chromdata\g2_luna\20200630-92910.b\06300030.d				
Injection Date:	01-Jul-2020 07:36:34	Instrument ID:	CHHPLC_G2_LUNA		
Lims ID:	CCV				
Client ID:					
Operator ID:	JZ	ALS Bottle#:	7	Worklist Smp#:	30
Injection Vol:	100.0 ul	Dil. Factor:	1.0000		
Method:	G2_8330_Luna	Limit Group:	GCSV - 8330		
Column:	Luna-Phenyl hexyl (4.60 mm)	Detector	LC DAD1A, 254 nm		

12 1,3-Dinitrobenzene, CAS: 99-65-0

Signal: 1

Processing Integration Results

RT: 15.81
Area: 174650
Amount: 0.259052
Amount Units: ug/ml

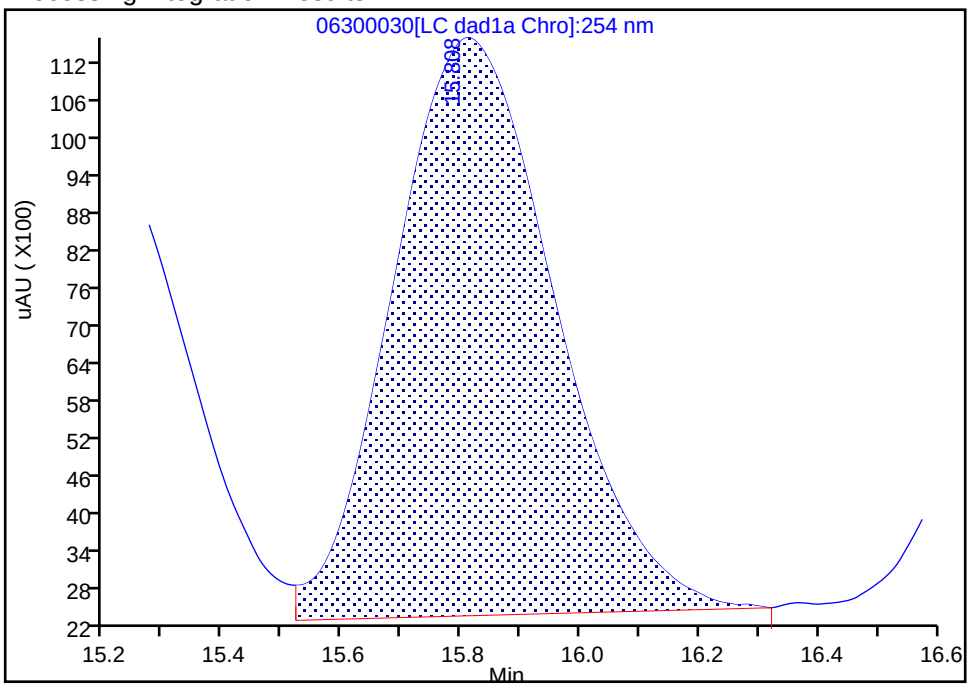

Manual Integration Results

RT: 15.81
Area: 180098
Amount: 0.267133
Amount Units: ug/ml

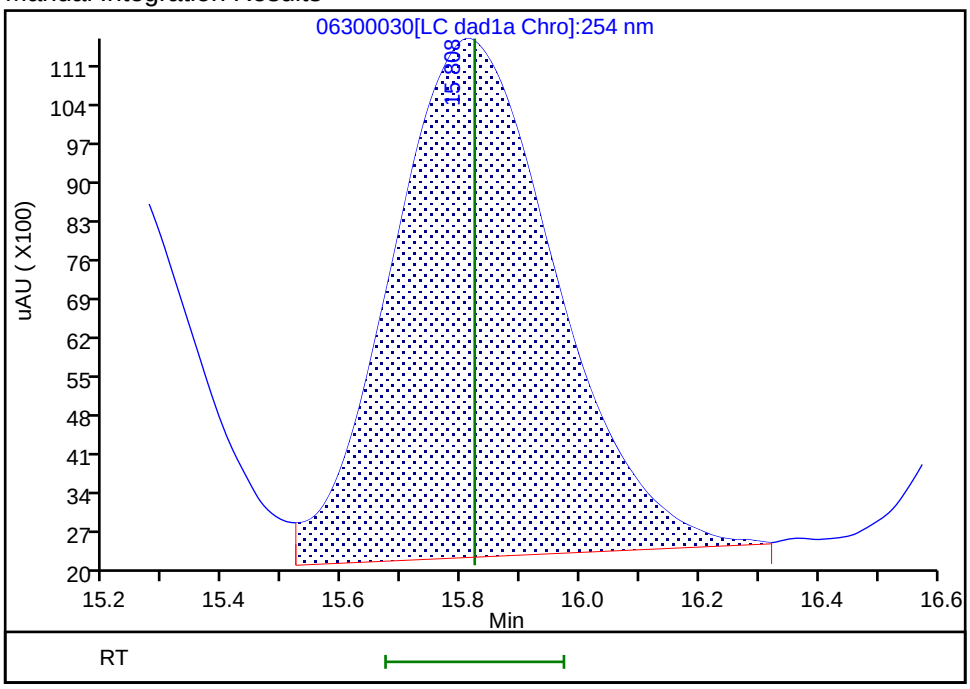

Reviewer: zhangji, 01-Jul-2020 16:53:22
Audit Action: Assigned New Baseline Audit Reason: Baseline

Manual Integration/User Assign Peak Report

Eurofins TestAmerica, Denver

Data File: \\chromfs\denver\chromdata\g2_luna\20200630-92910.b\06300030.d
Injection Date: 01-Jul-2020 07:36:34 Instrument ID: CHHPLC_G2_LUNA
Lims ID: CCV
Client ID:
Operator ID: JZ ALS Bottle#: 7 Worklist Smp#: 30
Injection Vol: 100.0 ul Dil. Factor: 1.0000
Method: G2_8330_Luna Limit Group: GCSV - 8330
Column: Detector LC DAD1B, 215 nm

13 Nitroglycerin, CAS: 55-63-0

Signal: 1

Processing Integration Results

RT: 16.02
Area: 463102
Amount: 3.652128
Amount Units: ug/ml

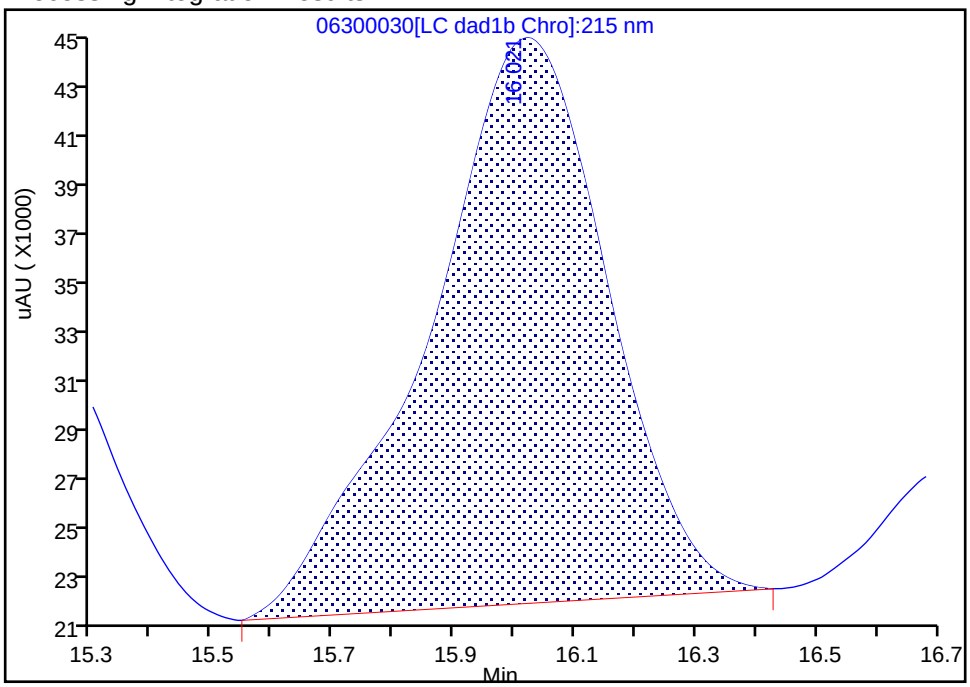

Manual Integration Results

RT: 16.02
Area: 375220
Amount: 2.959071
Amount Units: ug/ml

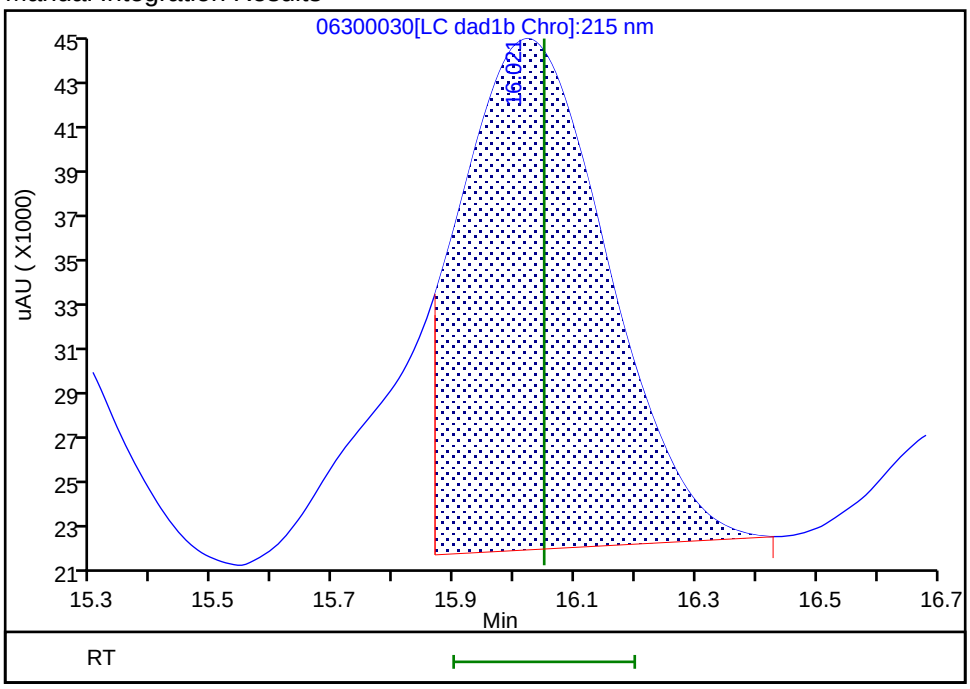

Reviewer: zhangji, 01-Jul-2020 16:53:38
Audit Action: Split an Integrated Peak Audit Reason: Baseline

Manual Integration/User Assign Peak Report

Eurofins TestAmerica, Denver

Data File:	\\chromfs\denver\chromdata\g2_luna\20200630-92910.b\06300030.d				
Injection Date:	01-Jul-2020 07:36:34	Instrument ID:	CHHPLC_G2_LUNA		
Lims ID:	CCV				
Client ID:					
Operator ID:	JZ	ALS Bottle#:	7	Worklist Smp#:	30
Injection Vol:	100.0 ul	Dil. Factor:	1.0000		
Method:	G2_8330_Luna	Limit Group:	GCSV - 8330		
Column:	Luna-Phenyl hexyl (4.60 mm)	Detector	LC DAD1A, 254 nm		

14 o-Nitrotoluene, CAS: 88-72-2

Signal: 1

Processing Integration Results

RT: 16.75
Area: 51847
Amount: 0.189940
Amount Units: ug/ml

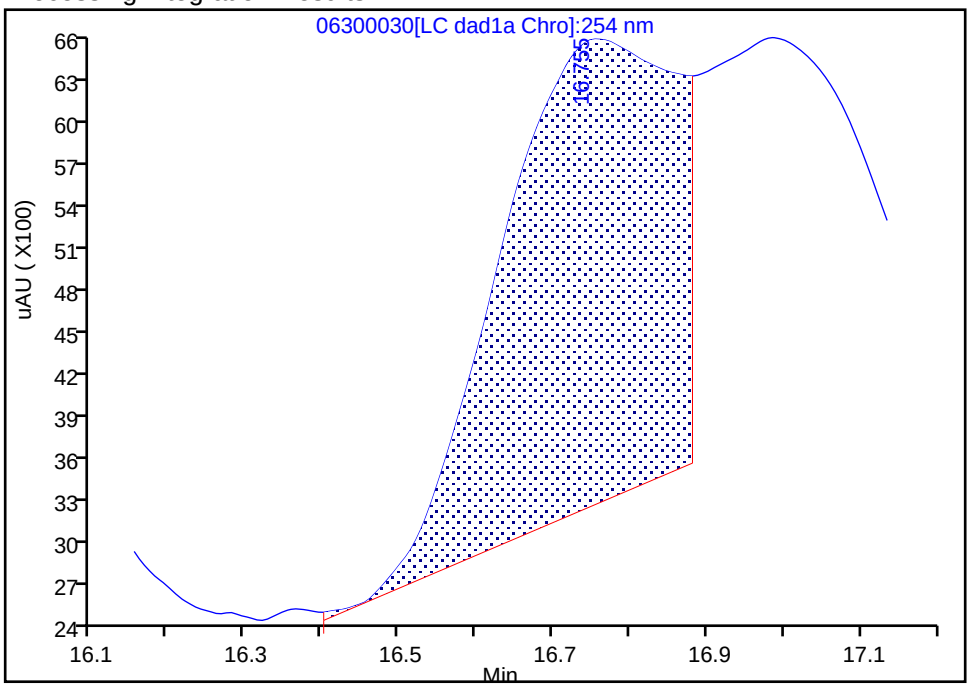

Manual Integration Results

RT: 16.75
Area: 65268
Amount: 0.239108
Amount Units: ug/ml

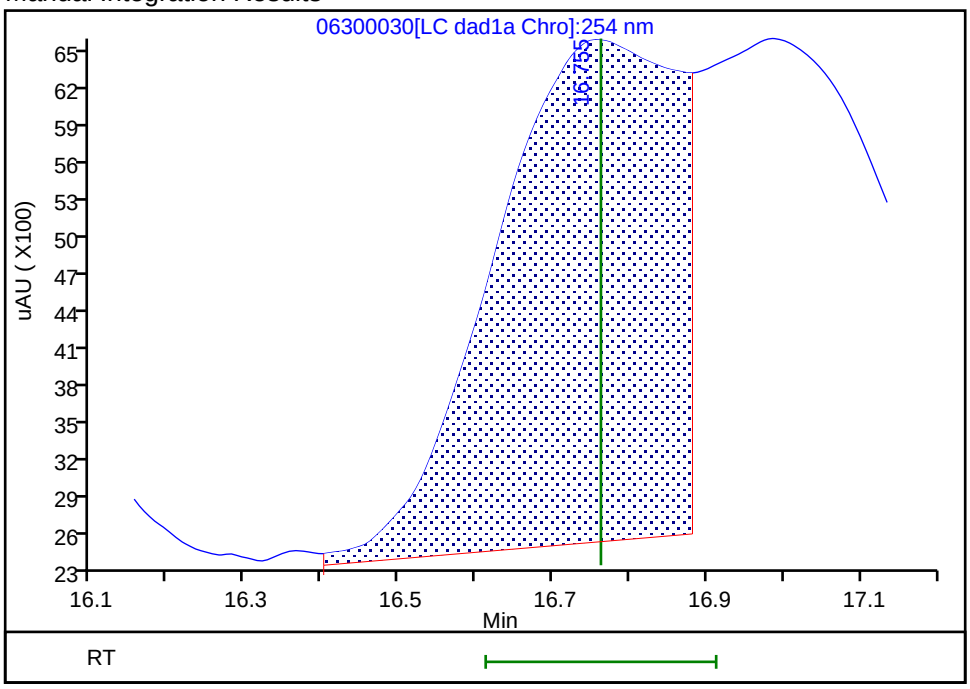

Reviewer: zhangji, 01-Jul-2020 16:53:24

Audit Action: Assigned New Baseline Audit Reason: Baseline

Manual Integration/User Assign Peak Report

Eurofins TestAmerica, Denver

Data File:	\\chromfs\denver\chromdata\g2_luna\20200630-92910.b\06300030.d				
Injection Date:	01-Jul-2020 07:36:34	Instrument ID:	CHHPLC_G2_LUNA		
Lims ID:	CCV				
Client ID:					
Operator ID:	JZ	ALS Bottle#:	7	Worklist Smp#:	30
Injection Vol:	100.0 ul	Dil. Factor:	1.0000		
Method:	G2_8330_Luna	Limit Group:	GCSV - 8330		
Column:	Luna-Phenyl hexyl (4.60 mm)	Detector	LC DAD1A, 254 nm		

15 p-Nitrotoluene, CAS: 99-99-0

Signal: 1

Processing Integration Results

RT: 16.99
Area: 46968
Amount: 0.194984
Amount Units: ug/ml

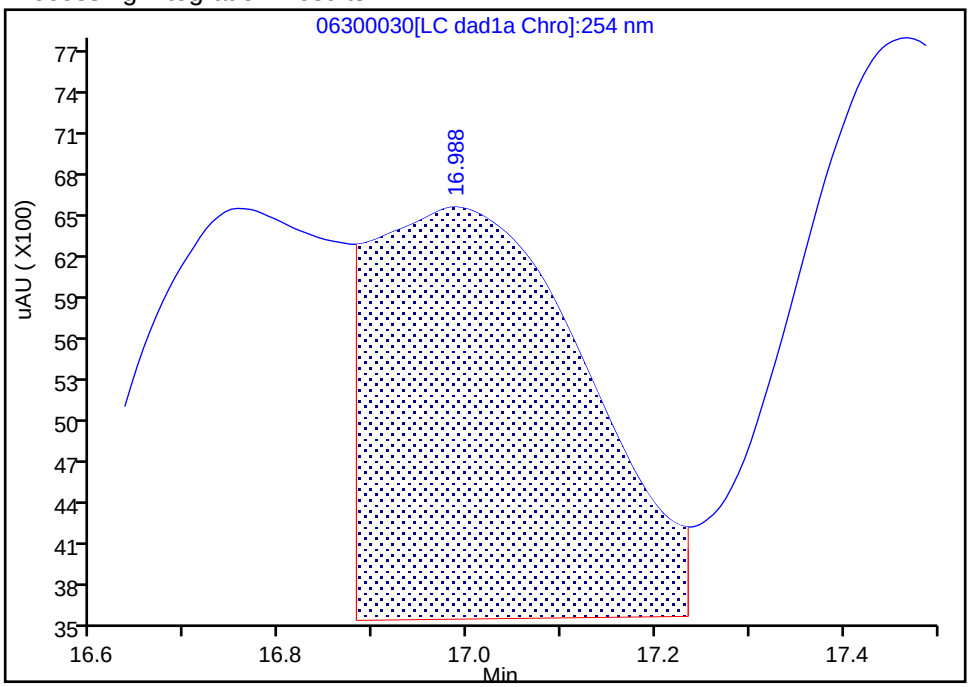

Manual Integration Results

RT: 16.99
Area: 64374
Amount: 0.267244
Amount Units: ug/ml

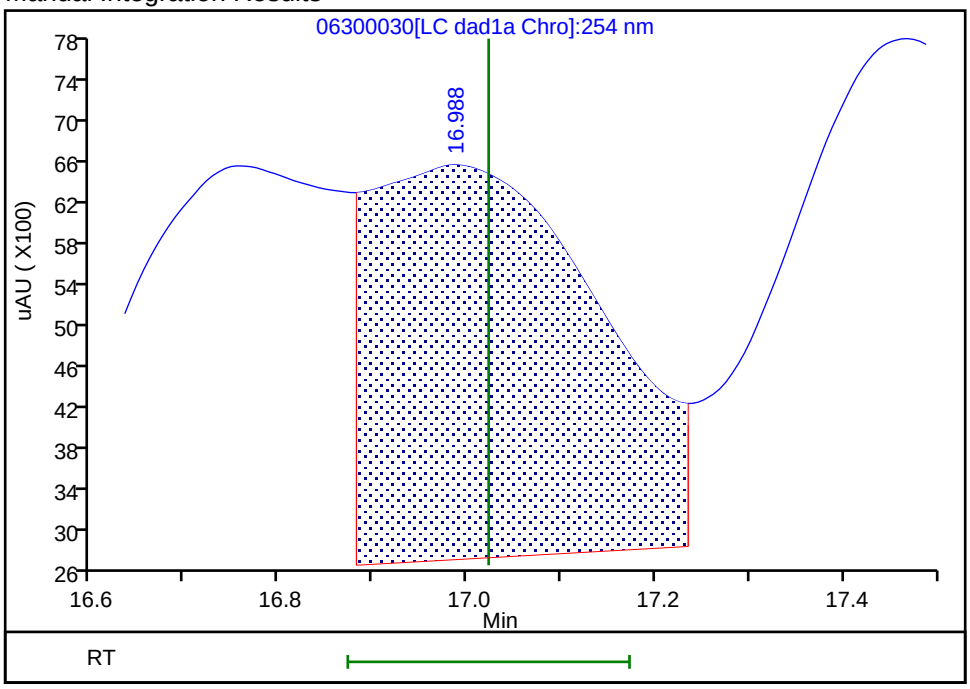

Reviewer: zhangji, 01-Jul-2020 16:53:24
Audit Action: Assigned New Baseline Audit Reason: Baseline

Manual Integration/User Assign Peak Report

Eurofins TestAmerica, Denver

Data File:	\\chromfs\denver\chromdata\g2_luna\20200630-92910.b\06300030.d				
Injection Date:	01-Jul-2020 07:36:34	Instrument ID:	CHHPLC_G2_LUNA		
Lims ID:	CCV				
Client ID:					
Operator ID:	JZ	ALS Bottle#:	7	Worklist Smp#:	30
Injection Vol:	100.0 ul	Dil. Factor:	1.0000		
Method:	G2_8330_Luna	Limit Group:	GCSV - 8330		
Column:	Luna-Phenyl hexyl (4.60 mm)	Detector	LC DAD1A, 254 nm		

16 4-Amino-2,6-dinitrotoluene, CAS: 19406-51-0

Signal: 1

Processing Integration Results

RT: 17.47
Area: 65505
Amount: 0.189741
Amount Units: ug/ml

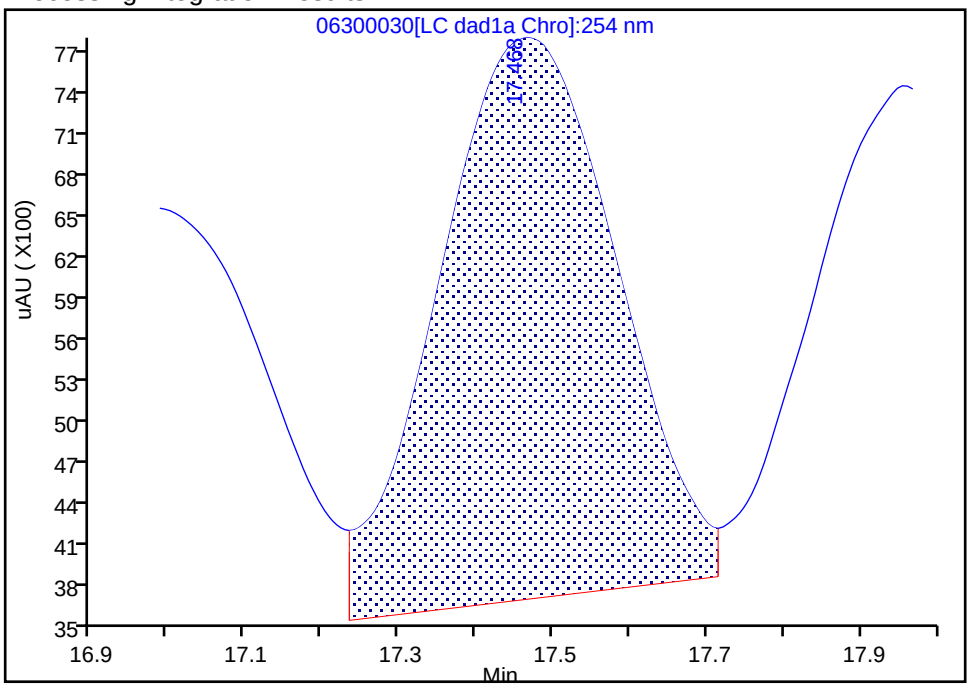

Manual Integration Results

RT: 17.47
Area: 87911
Amount: 0.254641
Amount Units: ug/ml

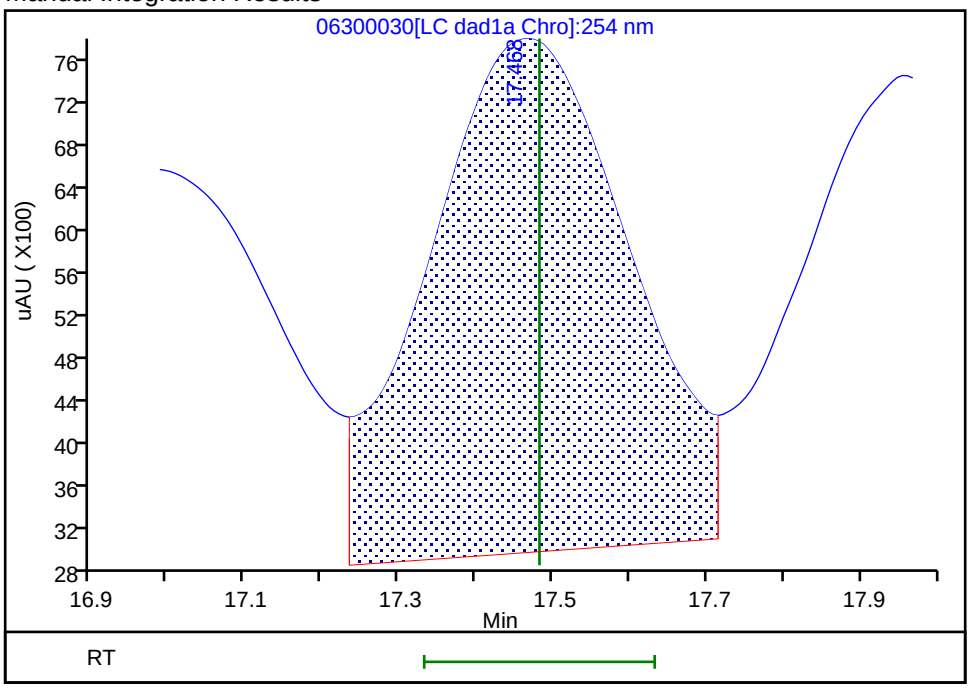

Reviewer: zhangji, 01-Jul-2020 16:53:24
Audit Action: Assigned New Baseline Audit Reason: Baseline

Manual Integration/User Assign Peak Report

Eurofins TestAmerica, Denver

Data File:	\\chromfs\denver\chromdata\g2_luna\20200630-92910.b\06300030.d				
Injection Date:	01-Jul-2020 07:36:34	Instrument ID:	CHHPLC_G2_LUNA		
Lims ID:	CCV				
Client ID:					
Operator ID:	JZ	ALS Bottle#:	7	Worklist Smp#:	30
Injection Vol:	100.0 ul	Dil. Factor:	1.0000		
Method:	G2_8330_Luna	Limit Group:	GCSV - 8330		
Column:	Luna-Phenyl hexyl (4.60 mm)	Detector	LC DAD1A, 254 nm		

17 m-Nitrotoluene, CAS: 99-08-1

Signal: 1

Processing Integration Results

RT: 17.95
Area: 52613
Amount: 0.176360
Amount Units: ug/ml

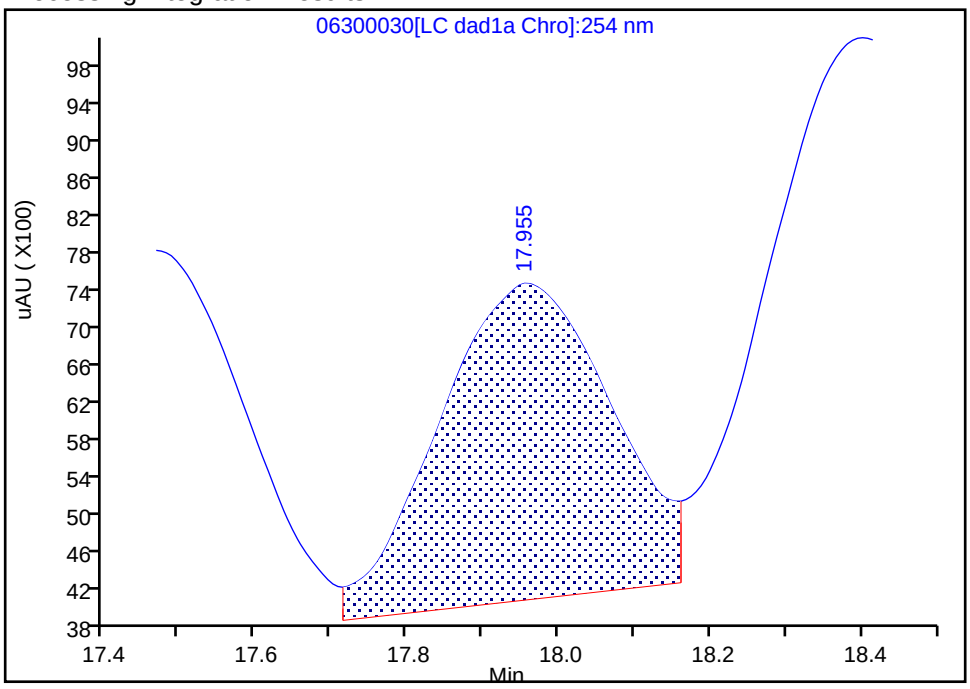

Manual Integration Results

RT: 17.95
Area: 76586
Amount: 0.256718
Amount Units: ug/ml

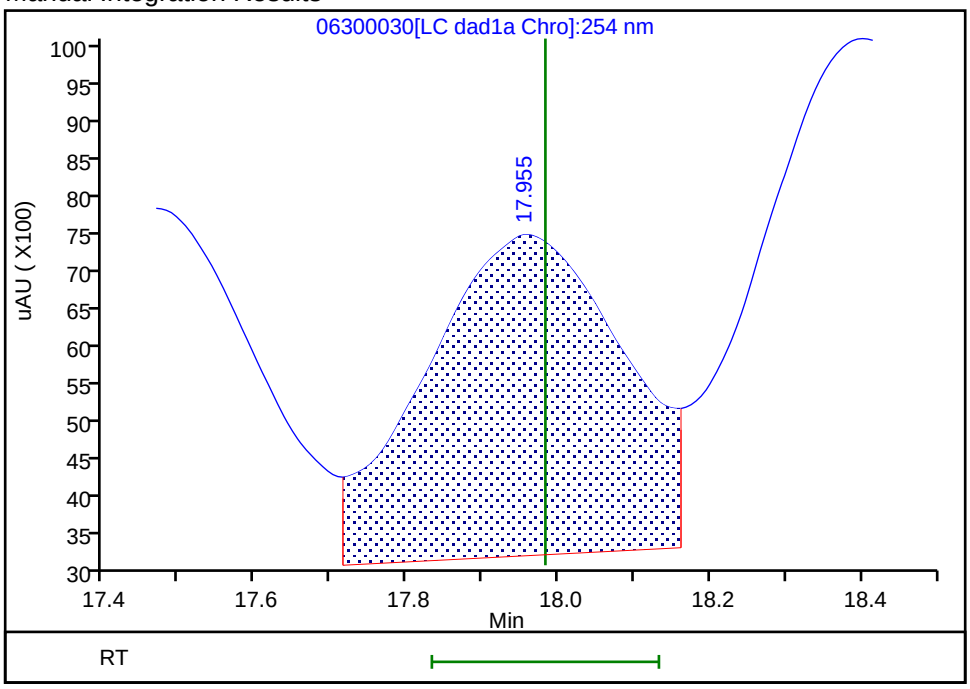

Reviewer: zhangji, 01-Jul-2020 16:53:24
Audit Action: Assigned New Baseline Audit Reason: Baseline

Manual Integration/User Assign Peak Report

Eurofins TestAmerica, Denver

Data File:	\\chromfs\denver\chromdata\g2_luna\20200630-92910.b\06300030.d				
Injection Date:	01-Jul-2020 07:36:34	Instrument ID:	CHHPLC_G2_LUNA		
Lims ID:	CCV				
Client ID:					
Operator ID:	JZ	ALS Bottle#:	7	Worklist Smp#:	30
Injection Vol:	100.0 ul	Dil. Factor:	1.0000		
Method:	G2_8330_Luna	Limit Group:	GCSV - 8330		
Column:	Luna-Phenyl hexyl (4.60 mm)	Detector	LC DAD1A, 254 nm		

18 2-Amino-4,6-dinitrotoluene, CAS: 35572-78-2

Signal: 1

Processing Integration Results

RT: 18.40
Area: 102916
Amount: 0.221224
Amount Units: ug/ml

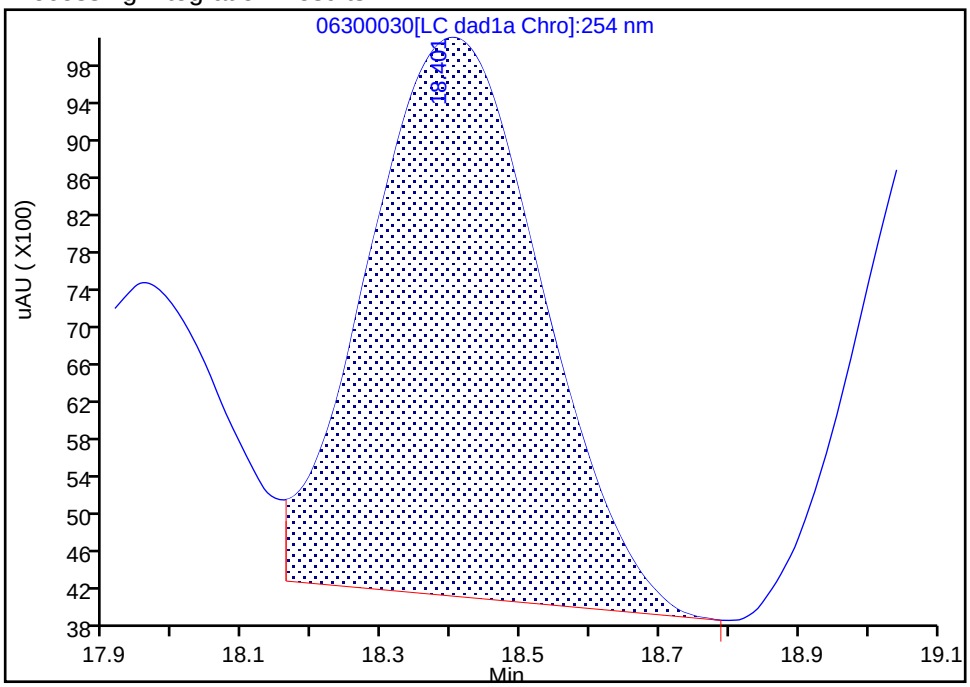

Manual Integration Results

RT: 18.40
Area: 125777
Amount: 0.270365
Amount Units: ug/ml

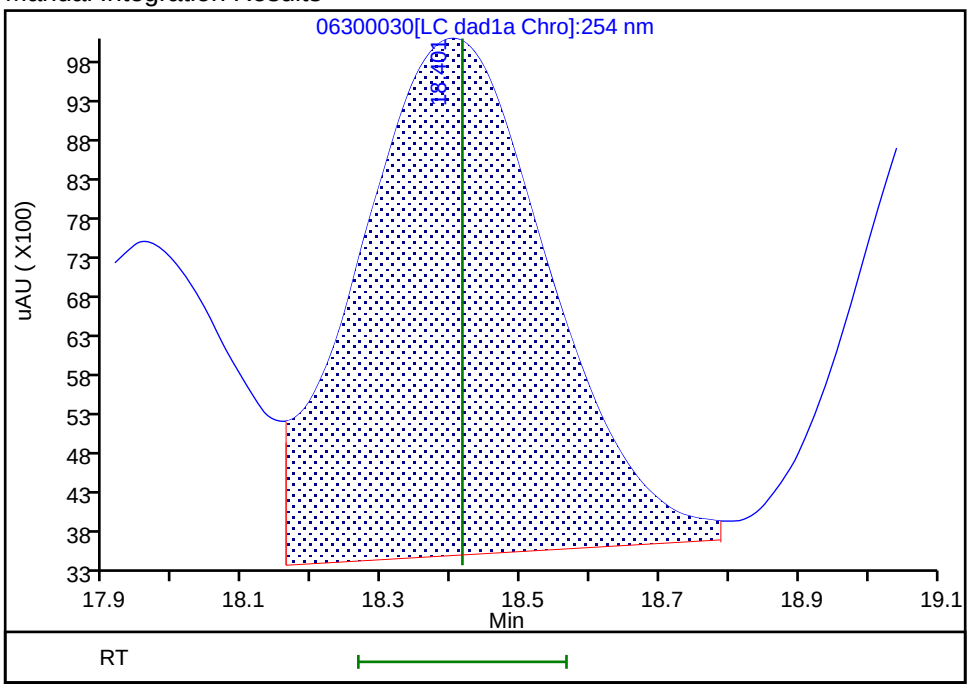

Reviewer: zhangji, 01-Jul-2020 16:53:24
Audit Action: Assigned New Baseline Audit Reason: Baseline

Manual Integration/User Assign Peak Report

Eurofins TestAmerica, Denver

Data File:	\\chromfs\denver\chromdata\g2_luna\20200630-92910.b\06300030.d				
Injection Date:	01-Jul-2020 07:36:34	Instrument ID:	CHHPLC_G2_LUNA		
Lims ID:	CCV				
Client ID:					
Operator ID:	JZ	ALS Bottle#:	7	Worklist Smp#:	30
Injection Vol:	100.0 ul	Dil. Factor:	1.0000		
Method:	G2_8330_Luna	Limit Group:	GCSV - 8330		
Column:	Luna-Phenyl hexyl (4.60 mm)	Detector	LC DAD1A, 254 nm		

19 1,3,5-Trinitrobenzene, CAS: 99-35-4

Signal: 1

Processing Integration Results

RT: 19.14
Area: 120849
Amount: 0.255792
Amount Units: ug/ml

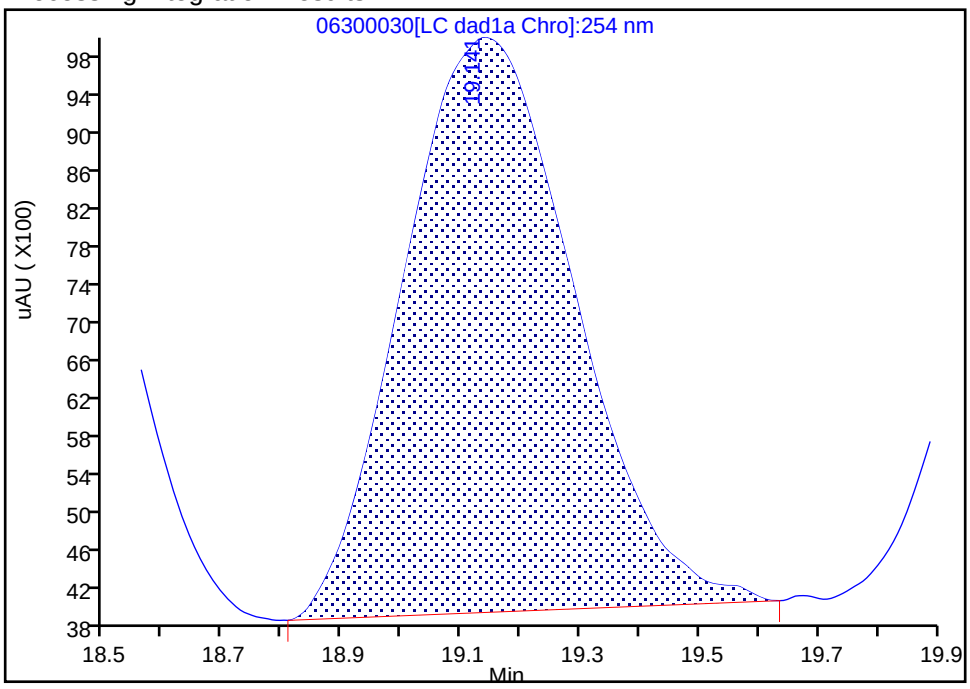

Manual Integration Results

RT: 19.14
Area: 126751
Amount: 0.268284
Amount Units: ug/ml

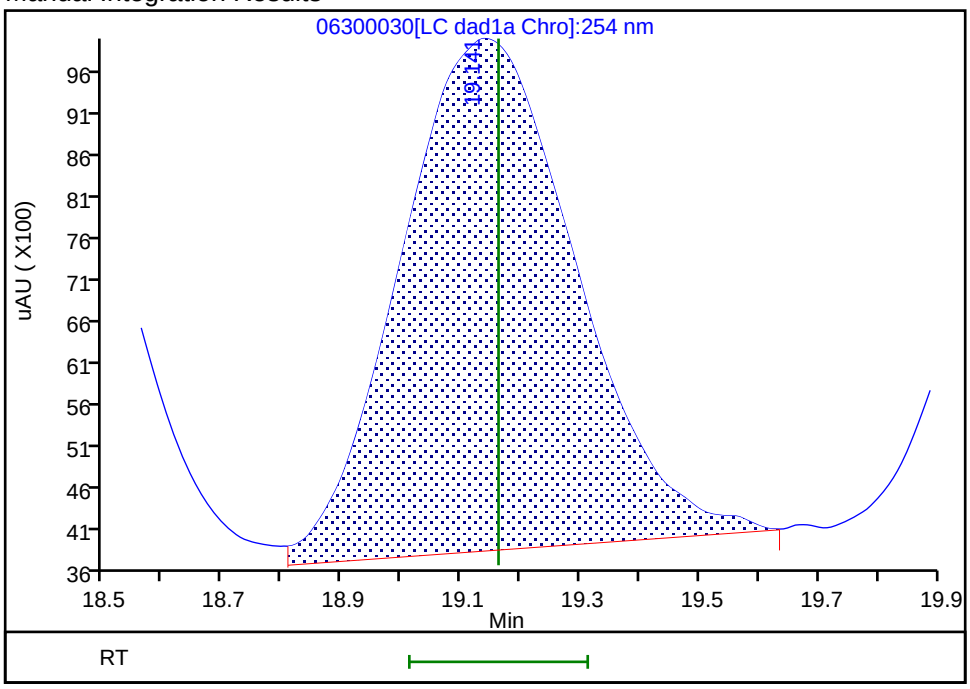

Reviewer: zhangji, 01-Jul-2020 16:53:24
Audit Action: Assigned New Baseline Audit Reason: Baseline

Manual Integration/User Assign Peak Report

Eurofins TestAmerica, Denver

Data File:	\\chromfs\denver\chromdata\g2_luna\20200630-92910.b\06300030.d				
Injection Date:	01-Jul-2020 07:36:34	Instrument ID:	CHHPLC_G2_LUNA		
Lims ID:	CCV				
Client ID:					
Operator ID:	JZ	ALS Bottle#:	7	Worklist Smp#:	30
Injection Vol:	100.0 ul	Dil. Factor:	1.0000		
Method:	G2_8330_Luna	Limit Group:	GCSV - 8330		
Column:	Luna-Phenyl hexyl (4.60 mm)	Detector	LC DAD1A, 254 nm		

20 2,6-Dinitrotoluene, CAS: 606-20-2

Signal: 1

Processing Integration Results

RT: 20.06
Area: 54302
Amount: 0.172417
Amount Units: ug/ml

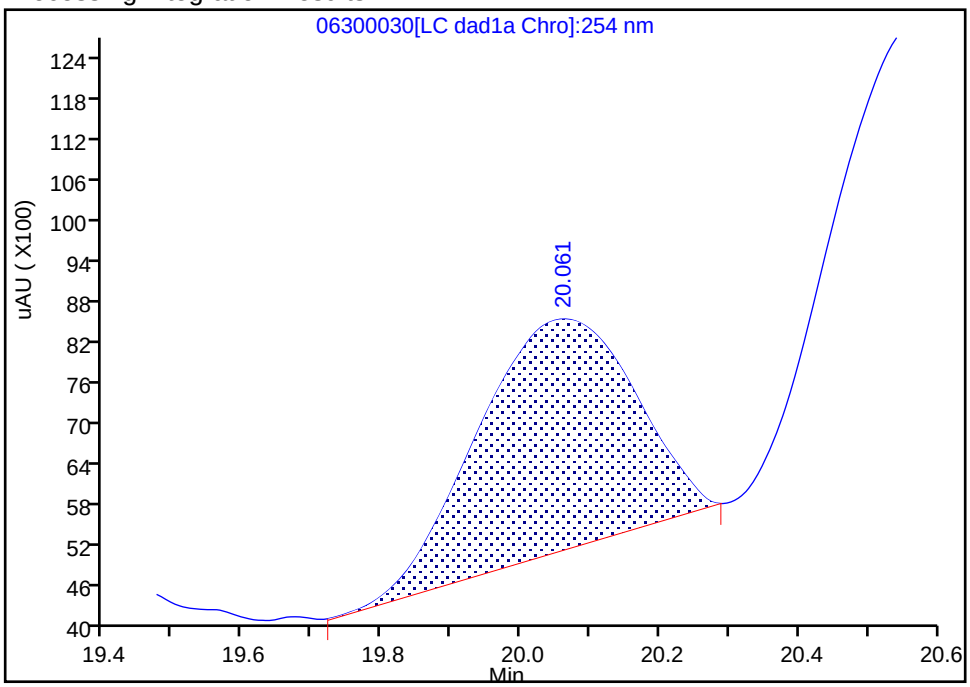

Manual Integration Results

RT: 20.06
Area: 77405
Amount: 0.252298
Amount Units: ug/ml

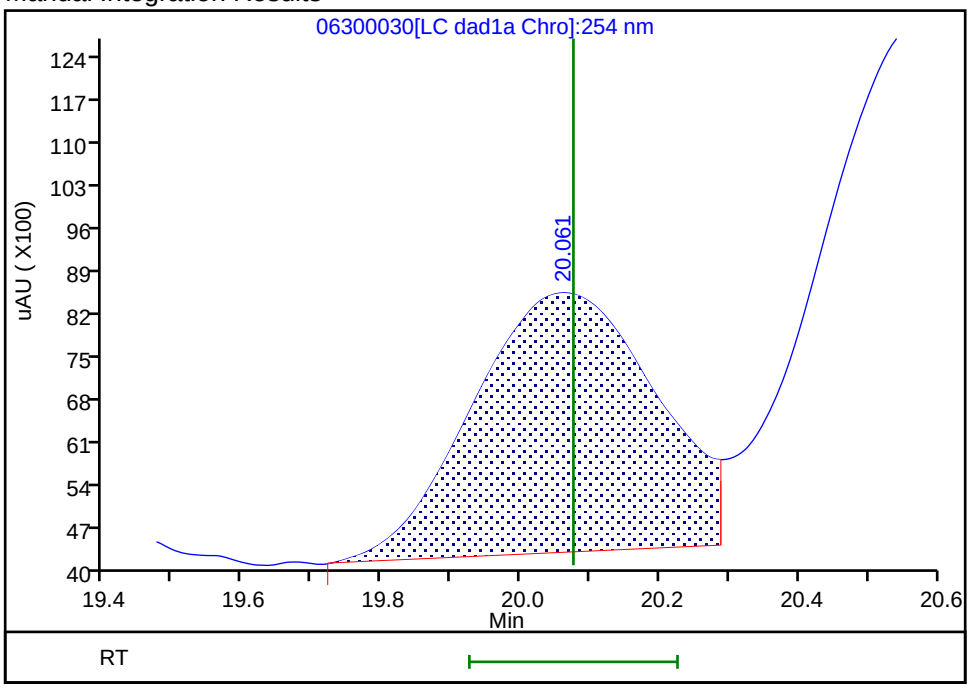

Reviewer: zhangji, 01-Jul-2020 16:53:24
Audit Action: Assigned New Baseline Audit Reason: Baseline

Manual Integration/User Assign Peak Report

Eurofins TestAmerica, Denver

Data File:	\\chromfs\denver\chromdata\g2_luna\20200630-92910.b\06300030.d				
Injection Date:	01-Jul-2020 07:36:34	Instrument ID:	CHHPLC_G2_LUNA		
Lims ID:	CCV				
Client ID:					
Operator ID:	JZ	ALS Bottle#:	7	Worklist Smp#:	30
Injection Vol:	100.0 ul	Dil. Factor:	1.0000		
Method:	G2_8330_Luna	Limit Group:	GCSV - 8330		
Column:	Luna-Phenyl hexyl (4.60 mm)	Detector	LC DAD1A, 254 nm		

21 2,4-Dinitrotoluene, CAS: 121-14-2

Signal: 1

Processing Integration Results

RT: 20.57
Area: 135976
Amount: 0.212425
Amount Units: ug/ml

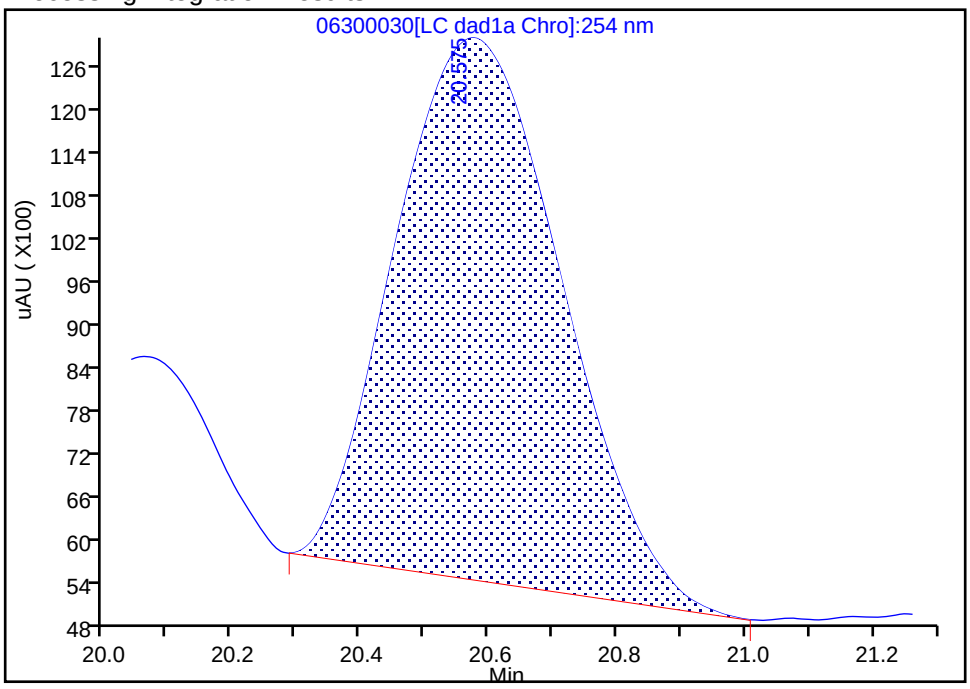

Manual Integration Results

RT: 20.57
Area: 168116
Amount: 0.262635
Amount Units: ug/ml

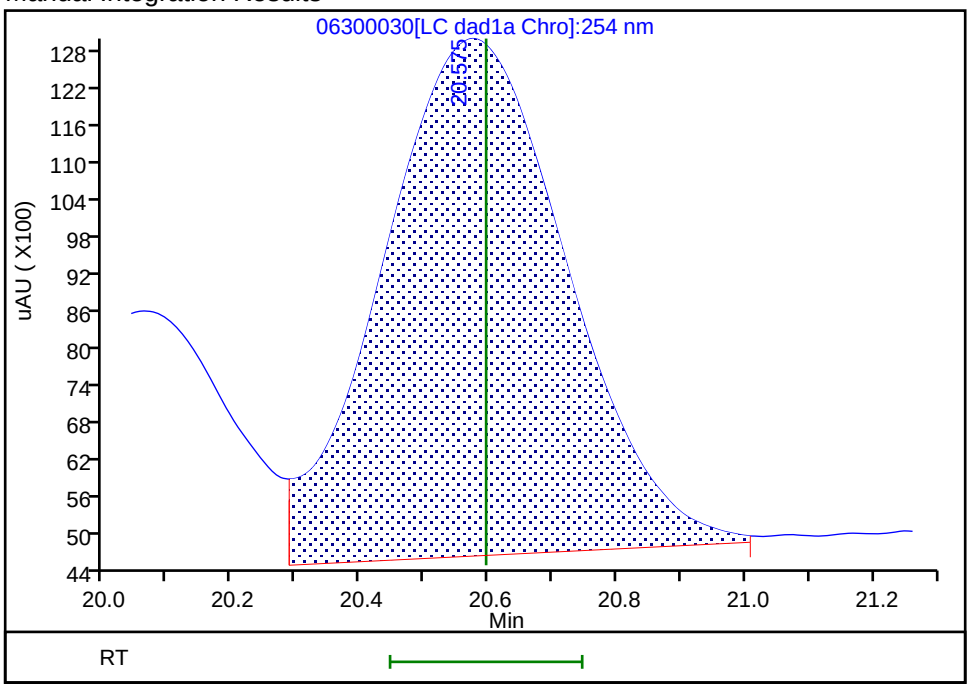

Reviewer: zhangji, 01-Jul-2020 16:53:24
Audit Action: Assigned New Baseline Audit Reason: Baseline

FORM VII
HPLC/IC CONTINUING CALIBRATION DATA

Lab Name: Eurofins TestAmerica, Denver Job No.: 280-137702-1

SDG No.:

Lab Sample ID: CCV 280-500692/31 Calibration Date: 07/01/2020 08:11

Instrument ID: CHHPLC_G2_LUNA Calib Start Date: 05/14/2020 22:06

GC Column: Luna-phenylhex ID: 4.60(mm) Calib End Date: 05/15/2020 02:46

Lab File ID: 06300031.D Conc. Units: ug/L

ANALYTE	CURVE TYPE	AVE CF	CF	MIN CF	CALC AMOUNT	SPIKE AMOUNT	%D	MAX %D
TNX	Ave	435816	402390		231	250	-7.7	15.0
DNX	Ave	321206	303652		237	250	-5.5	15.0
MNX	Lin2		282355		288	292	-1.2	15.0

FORM VII
HPLC/IC CONTINUING CALIBRATION RETENTION TIME SUMMARY

Lab Name: Eurofins TestAmerica, Denver Job No.: 280-137702-1

SDG No.:

Lab Sample ID: CCV 280-500692/31 Calibration Date: 07/01/2020 08:11

Instrument ID: CHHPLC_G2_LUNA Calib Start Date: 05/14/2020 22:06

GC Column: Luna-phenylhex ID: 4.60(mm) Calib End Date: 05/15/2020 02:46

Lab File ID: 06300031.D

Analyte	RT	RT WINDOW	
		FROM	TO
TNX	5.51	5.39	5.69
DNX	6.35	6.24	6.54
MNX	7.90	7.79	8.09

Eurofins TestAmerica, Denver
Target Compound Quantitation Report

Data File: \\chromfs\Denver\ChromData\G2_LUNA\20200630-92910.b\06300031.D
Lims ID: CCV DMT
Client ID:
Sample Type: CCV
Inject. Date: 01-Jul-2020 08:11:33 ALS Bottle#: 8 Worklist Smp#: 31
Injection Vol: 100.0 ul Dil. Factor: 1.0000
Sample Info: CCV DMT
Misc. Info.: 280-0092910-031
Operator ID: JZ Instrument ID: CHHPLC_G2_LUNA
Sublist: chrom-G2_8330_Luna*sub13

Method: \\chromfs\Denver\ChromData\G2_LUNA\20200630-92910.b\G2_8330_Luna.m
Limit Group: GCSV - 8330
Last Update: 01-Jul-2020 17:34:15 Calib Date: 15-May-2020 02:11:20
Integrator: Falcon
Quant Method: External Standard Quant By: Initial Calibration
Last ICal File: \\chromfs\Denver\ChromData\G2_LUNA\20200514-91518.b\05140024.D

Column 1 : Luna-Phenyl hexyl (4.60 mm) Det: LC DAD1A, 254 nm
Process Host: CTX1062

First Level Reviewer: zhangji Date: 01-Jul-2020 17:16:29

Compound	Det	RT (min.)	Exp RT (min.)	Dlt RT (min.)	Response	Cal Amt ug/ml	OnCol Amt ug/ml	Flags
3 TNX	1	5.507	5.543	-0.036	100698	0.2503	0.2311	
4 DNX	1	6.347	6.390	-0.043	75989	0.2503	0.2366	
7 MNX	1	7.900	7.943	-0.043	82377	0.2918	0.2884	

Reagents:

8330 DMT_00006 Amount Added: 12.50 Units: uL

Report Date: 01-Jul-2020 17:34:15 Chrom Revision: 2.3 21-Jun-2020 18:30:46

Eurofins TestAmerica, Denver

Data File: \\chromfs\denver\chromdata\g2_luna\20200630-92910.b\06300031.d

Injection Date:	01-Jul-2020 08:11:33	Instrument ID:	CHHPLC_G2_LUNA	Operator ID:	JZ
Lims ID:	CCV DMT			Worklist Smp#:	31
Client ID:					
Injection Vol:	100.0 ul	Dil. Factor:	1.0000	ALS Bottle#:	8
Method:	G2_8330_Luna	Limit Group:	GCSV - 8330		

Column: Luna-Phenyl hexyl (4.60 mm) Y Scaling: Method Defined: Scale to the Nth Largest Peak: 1

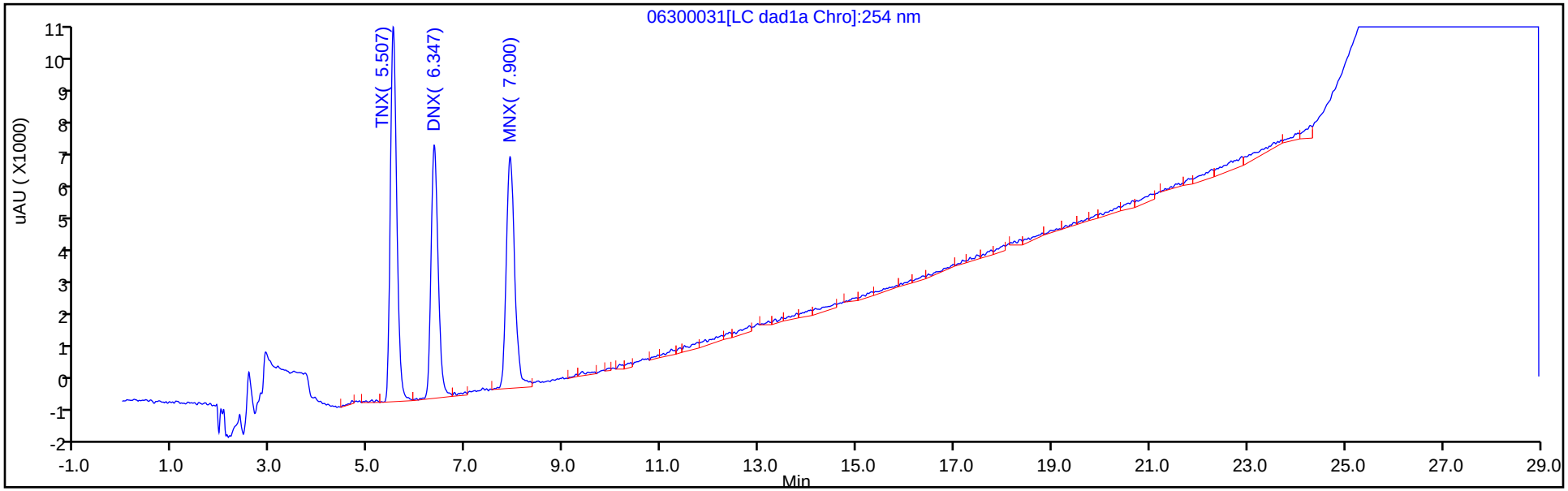

Y Scaling: Method Defined: Scale to the Nth Largest Peak: 1

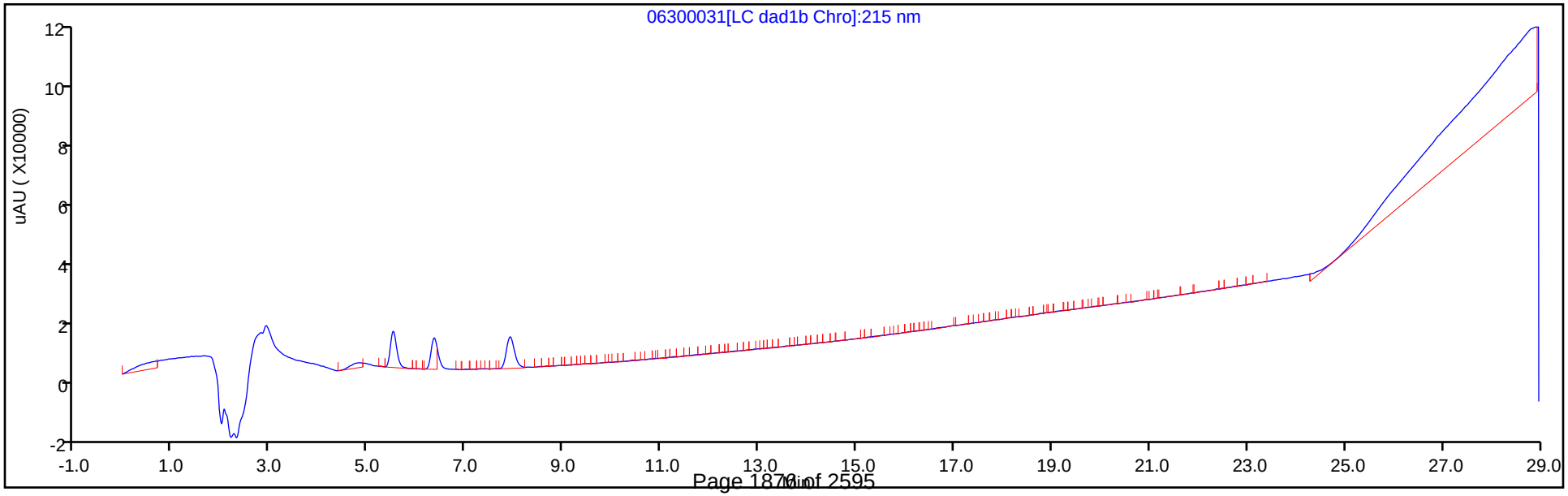

FORM VII
HPLC/IC CONTINUING CALIBRATION DATA

Lab Name: Eurofins TestAmerica, Denver Job No.: 280-137702-1

SDG No.:

Lab Sample ID: CCV 280-500692/35 Calibration Date: 07/01/2020 10:31

Instrument ID: CHHPLC_G2_LUNA Calib Start Date: 05/14/2020 16:16

GC Column: Luna-phenylhex ID: 4.60(mm) Calib End Date: 05/14/2020 20:56

Lab File ID: 06300035.D Conc. Units: ug/L

ANALYTE	CURVE TYPE	AVE CF	CF	MIN CF	CALC AMOUNT	SPIKE AMOUNT	%D	MAX %D
HMX	Lin2		193036		243	250	-3.0	15.0
Picric acid	Ave	193810	191060		246	250	-1.4	15.0
RDX	Ave	244360	241320		247	250	-1.2	15.0
Nitrobenzene	Ave	439227	491108		281	251	11.8	15.0
1,3-Dinitrobenzene	Ave	674189	703697		261	251	4.4	15.0
Nitroglycerin	Ave	126803	144989		2860	2500	14.3	15.0
4-Nitrotoluene	Ave	240881	471242		490	251	95.6*	15.0
4-Amino-2,6-dinitrotoluene	Ave	345235	347908		252	250	0.8	15.0
3-Nitrotoluene	Ave	298327	269846		226	250	-9.5	15.0
2-Amino-4,6-dinitrotoluene	Ave	465211	515677		278	251	10.8	15.0
1,3,5-Trinitrobenzene	Ave	472451	493321		262	251	4.4	15.0
2,6-Dinitrotoluene	Lin2		290359		237	251	-5.7	15.0
2,4-Dinitrotoluene	Ave	640113	683271		268	251	6.7	15.0
Tetryl	Ave	368678	375980		255	251	2.0	15.0
2,4,6-Trinitrotoluene	Lin1		447904		272	251	8.4	15.0
PETN	Lin1		140024		2500	2500	-0.2	15.0
2-Nitrotoluene	Ave	272965			20.0	250		
1,2-Dinitrobenzene	Lin1		312584		275	250	10.1	15.0

FORM VII
HPLC/IC CONTINUING CALIBRATION RETENTION TIME SUMMARY

Lab Name: Eurofins TestAmerica, Denver Job No.: 280-137702-1

SDG No.:

Lab Sample ID: CCV 280-500692/35 Calibration Date: 07/01/2020 10:31

Instrument ID: CHHPLC_G2_LUNA Calib Start Date: 05/14/2020 16:16

GC Column: Luna-phenylhex ID: 4.60(mm) Calib End Date: 05/14/2020 20:56

Lab File ID: 06300035.D

Analyte	RT	RT WINDOW	
		FROM	TO
HMX	7.18	7.01	7.31
Picric acid	8.45	8.35	8.65
RDX	9.40	9.23	9.53
Nitrobenzene	12.32	12.15	12.45
1,3-Dinitrobenzene	15.85	15.67	15.97
Nitroglycerin	16.04	15.90	16.20
4-Nitrotoluene	16.94	16.87	17.17
4-Amino-2,6-dinitrotoluene	17.48	17.33	17.63
3-Nitrotoluene	18.00	17.83	18.13
2-Amino-4,6-dinitrotoluene	18.40	18.27	18.57
1,3,5-Trinitrobenzene	19.17	19.01	19.31
2,6-Dinitrotoluene	20.09	19.93	20.23
2,4-Dinitrotoluene	20.60	20.45	20.75
Tetryl	23.92	23.75	24.05
2,4,6-Trinitrotoluene	24.94	24.77	25.07
PETN	25.48	25.29	25.59
2-Nitrotoluene			
1,2-Dinitrobenzene	13.32	13.15	13.45

Eurofins TestAmerica, Denver
Target Compound Quantitation Report

Data File: \\chromfs\Denver\ChromData\G2_LUNA\20200630-92910.b\06300035.D
Lims ID: CCV
Client ID:
Sample Type: CCV
Inject. Date: 01-Jul-2020 10:31:25 ALS Bottle#: 7 Worklist Smp#: 35
Injection Vol: 100.0 ul Dil. Factor: 1.0000
Sample Info: CCV
Misc. Info.: 280-0092910-035
Operator ID: JZ Instrument ID: CHHPLC_G2_LUNA
Sublist: chrom-G2_8330_Luna*sub6

Method: \\chromfs\Denver\ChromData\G2_LUNA\20200630-92910.b\G2_8330_Luna.m
Limit Group: GCSV - 8330
Last Update: 01-Jul-2020 20:34:08 Calib Date: 15-May-2020 02:11:20
Integrator: Falcon
Quant Method: External Standard Quant By: Initial Calibration
Last ICal File: \\chromfs\Denver\ChromData\G2_LUNA\20200514-91518.b\05140024.D

Column 1 : Luna-Phenyl hexyl (4.60 mm) Det: LC DAD1A, 254 nm
Process Host: CTX1062

First Level Reviewer: zhangji Date: 01-Jul-2020 20:34:00

Compound	Det	RT (min.)	Exp RT (min.)	Dlt RT (min.)	Response	Cal Amt ug/ml	OnCol Amt ug/ml	Flags
1 2,6-diamino-4-nitrotoluene	1	4.477	4.462	0.015	118355	0.2500	0.2757	
2 2,4-diamino-6-nitrotoluene	1	5.024	4.996	0.028	75316	0.2500	0.2935	
6 HMX	1	7.184	7.162	0.022	48259	0.2500	0.2426	
5 2,4,6-Trinitrophenol	1	8.450	8.496	-0.046	47765	0.2500	0.2465	
8 RDX	1	9.404	9.382	0.022	60330	0.2500	0.2469	
9 Nitrobenzene	1	12.317	12.296	0.021	123268	0.2510	0.2806	
$ 10 1,2-Dinitrobenzene	1	13.324	13.296	0.028	78146	0.2500	0.2752	M
11 3,5-Dinitroaniline	1	15.244	15.229	0.015	127735	0.2500	0.2577	M
12 1,3-Dinitrobenzene	1	15.850	15.822	0.028	176276	0.2505	0.2615	M
13 Nitroglycerin	2	16.044	16.049	-0.005	362473	2.50	2.86	M
14 o-Nitrotoluene	1		16.762			ND	ND	
15 p-Nitrotoluene	1	16.944	17.022	-0.078	118046	0.2505	0.4901	M
16 4-Amino-2,6-dinitrotoluene	1	17.477	17.482	-0.005	87064	0.2503	0.2522	M
17 m-Nitrotoluene	1	17.997	17.982	0.015	67529	0.2503	0.2264	M
18 2-Amino-4,6-dinitrotoluene	1	18.404	18.416	-0.012	129435	0.2510	0.2782	M
19 1,3,5-Trinitrobenzene	1	19.170	19.162	0.008	123577	0.2505	0.2616	M
20 2,6-Dinitrotoluene	1	20.090	20.076	0.014	72880	0.2510	0.2367	M
21 2,4-Dinitrotoluene	1	20.604	20.596	0.008	171501	0.2510	0.2679	M
22 Tetryl	1	23.917	23.896	0.021	94183	0.2505	0.2555	
23 2,4,6-Trinitrotoluene	1	24.944	24.922	0.022	112424	0.2510	0.2721	
24 PETN	2	25.477	25.442	0.035	350061	2.50	2.50	M

QC Flag Legend

Processing Flags
ND - Not Detected or Marked ND
Review Flags
M - Manually Integrated

Reagents:

8330IntermStk_00064	Amount Added:	25.00	Units: uL
8330_ADDs_00027	Amount Added:	12.50	Units: uL

Report Date: 01-Jul-2020 20:34:08 Chrom Revision: 2.3 21-Jun-2020 18:30:46

Eurofins TestAmerica, Denver

Data File: \\chromfs\denver\chromdata\g2_luna\20200630-92910.b\06300035.d

Injection Date:	01-Jul-2020 10:31:25	Instrument ID:	CHHPLC_G2_LUNA	Operator ID:	JZ
Lims ID:	CCV			Worklist Smp#:	35
Client ID:					
Injection Vol:	100.0 ul	Dil. Factor:	1.0000	ALS Bottle#:	7
Method:	G2_8330_Luna	Limit Group:	GCSV - 8330		

Column: Luna-Phenyl hexyl (4.60 mm) Y Scaling: Method Defined: Scale to the Nth Largest Peak: 1

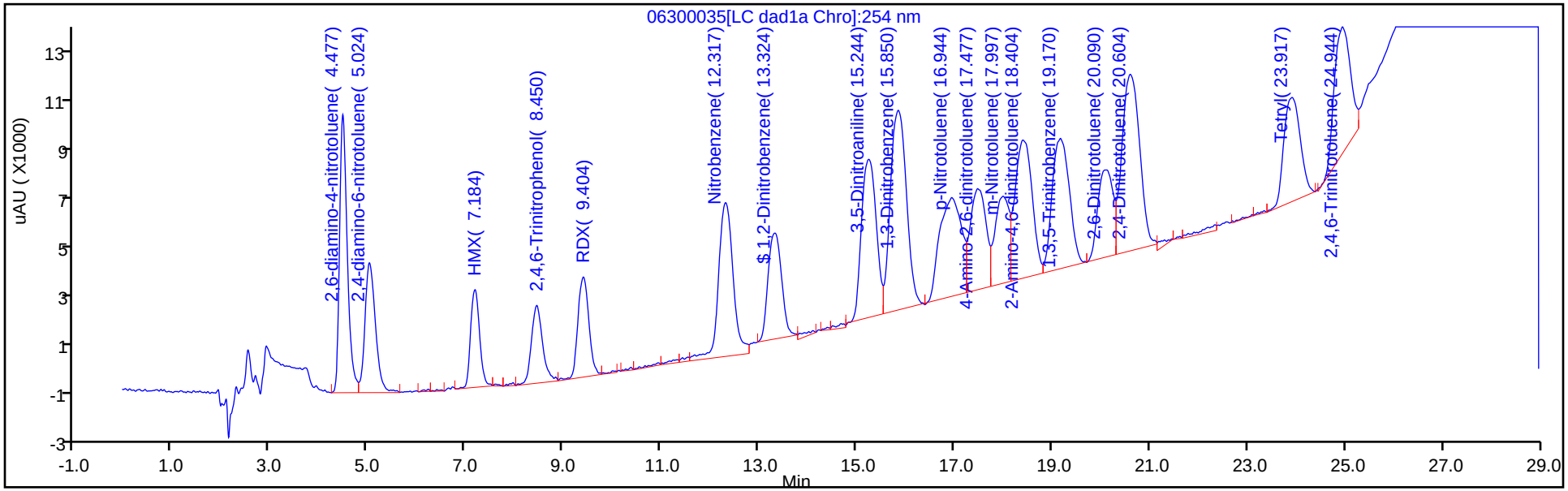

Y Scaling: Method Defined: Scale to the Nth Largest Peak: 1

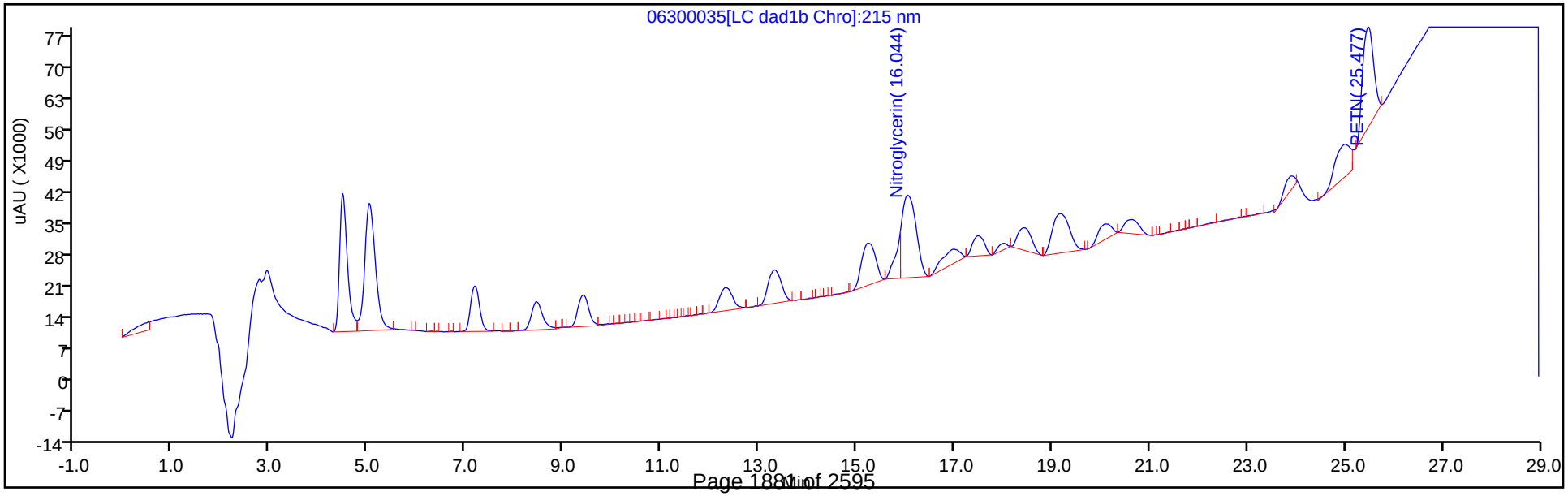

Manual Integration/User Assign Peak Report

Eurofins TestAmerica, Denver

Data File: \\chromfs\denver\chromdata\g2_luna\20200630-92910.b\06300035.d
Injection Date: 01-Jul-2020 10:31:25 Instrument ID: CHHPLC_G2_LUNA
Lims ID: CCV
Client ID:
Operator ID: JZ ALS Bottle#: 7 Worklist Smp#: 35
Injection Vol: 100.0 ul Dil. Factor: 1.0000
Method: G2_8330_Luna Limit Group: GCSV - 8330
Column: Luna-Phenyl hexyl (4.60 mm) Detector LC DAD1A, 254 nm

$ 10 1,2-Dinitrobenzene, CAS: 528-29-0

Signal: 1

Processing Integration Results

RT: 13.32
Area: 94829
Amount: 0.335428
Amount Units: ug/ml

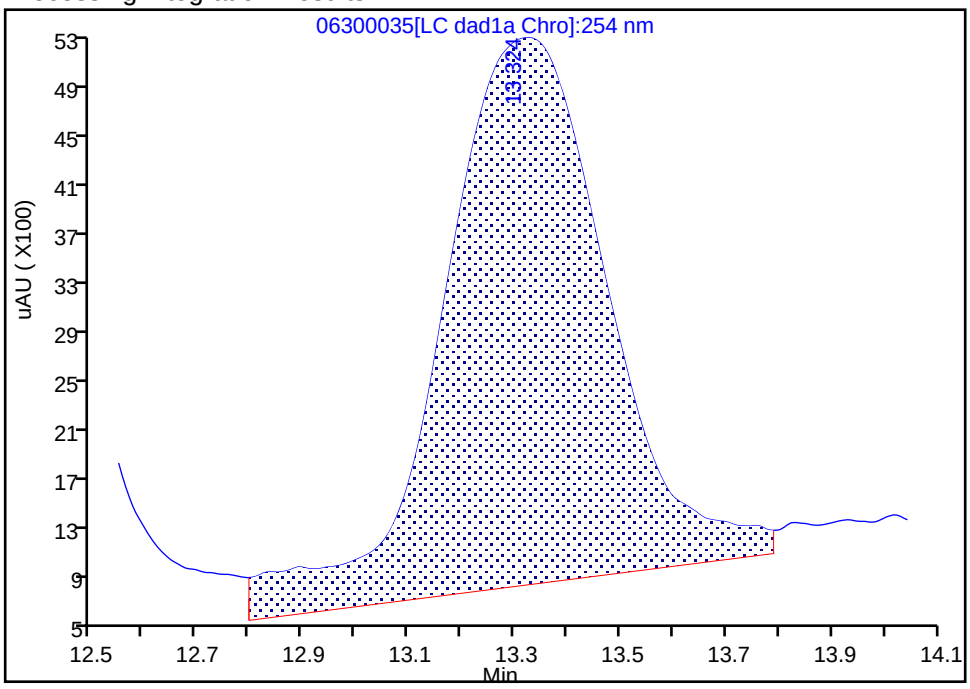

Manual Integration Results

RT: 13.32
Area: 78146
Amount: 0.275250
Amount Units: ug/ml

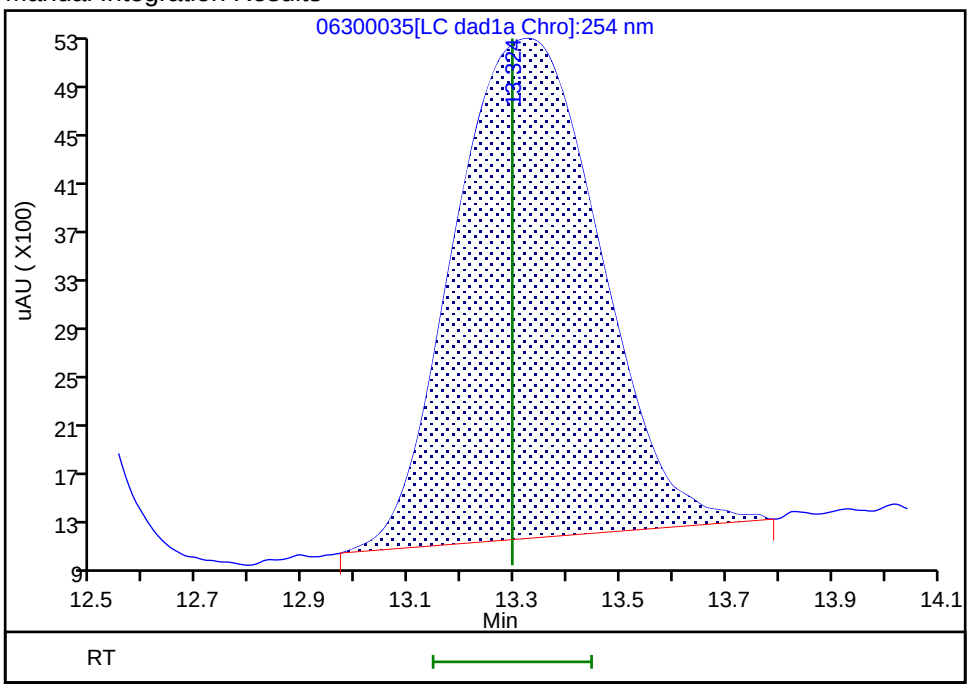

Reviewer: zhangji, 01-Jul-2020 17:01:51
Audit Action: Manually Integrated Audit Reason: Baseline

Manual Integration/User Assign Peak Report

Eurofins TestAmerica, Denver

Data File:	\\chromfs\denver\chromdata\g2_luna\20200630-92910.b\06300035.d				
Injection Date:	01-Jul-2020 10:31:25	Instrument ID:	CHHPLC_G2_LUNA		
Lims ID:	CCV				
Client ID:					
Operator ID:	JZ	ALS Bottle#:	7	Worklist Smp#:	35
Injection Vol:	100.0 ul	Dil. Factor:	1.0000		
Method:	G2_8330_Luna	Limit Group:	GCSV - 8330		
Column:	Luna-Phenyl hexyl (4.60 mm)	Detector	LC DAD1A, 254 nm		

12 1,3-Dinitrobenzene, CAS: 99-65-0

Signal: 1

Processing Integration Results

RT: 15.85
Area: 191764
Amount: 0.284437
Amount Units: ug/ml

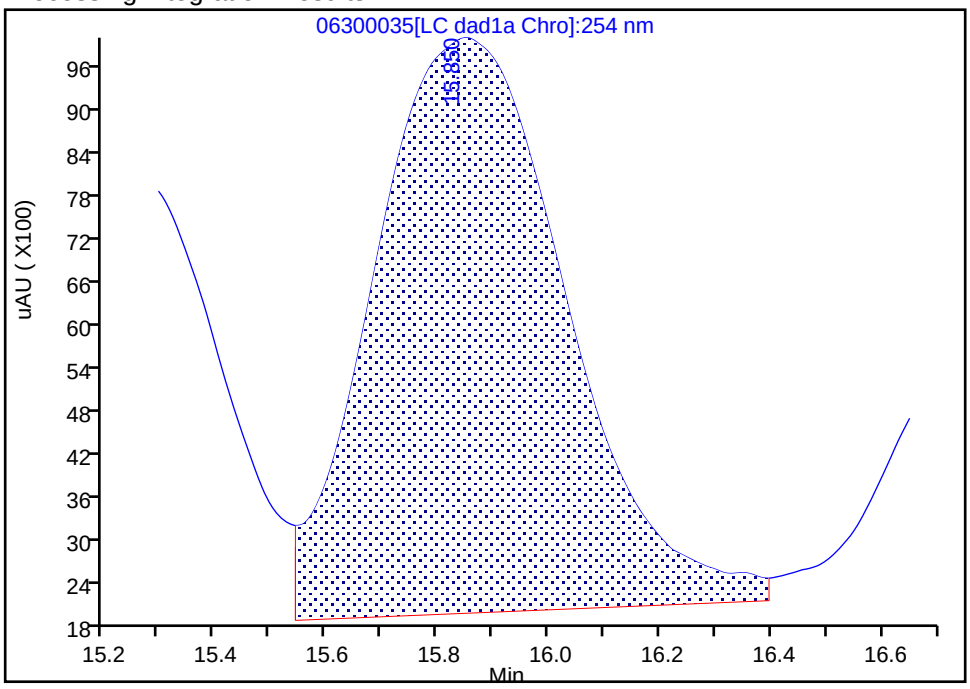

Manual Integration Results

RT: 15.85
Area: 176276
Amount: 0.261464
Amount Units: ug/ml

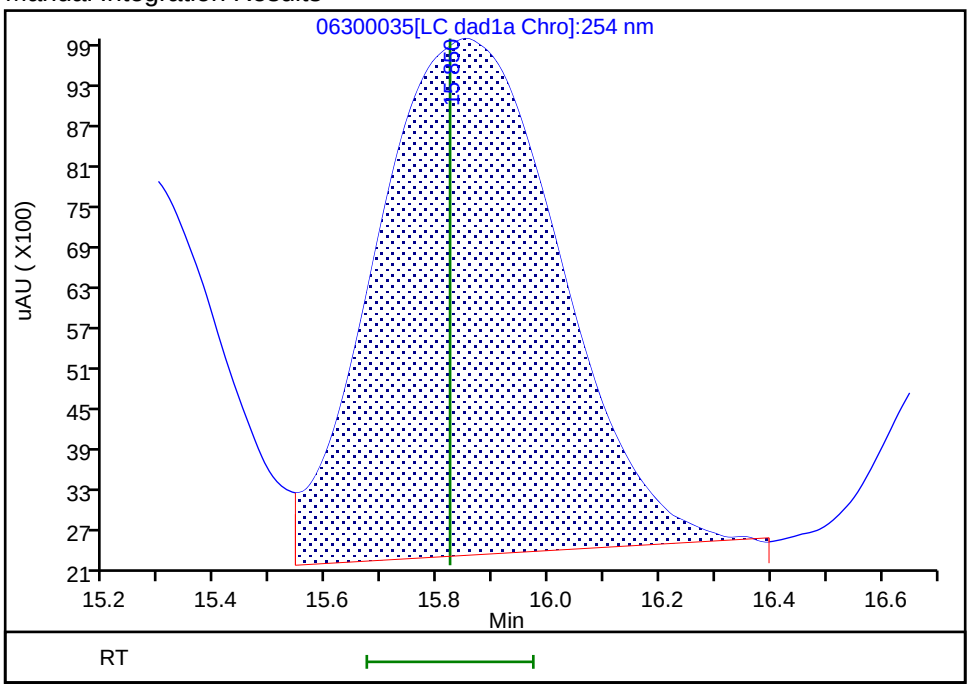

Reviewer: zhangji, 01-Jul-2020 20:33:23
Audit Action: Assigned New Baseline Audit Reason: Baseline

Manual Integration/User Assign Peak Report

Eurofins TestAmerica, Denver

Data File:	\\chromfs\denver\chromdata\g2_luna\20200630-92910.b\06300035.d				
Injection Date:	01-Jul-2020 10:31:25	Instrument ID:	CHHPLC_G2_LUNA		
Lims ID:	CCV				
Client ID:					
Operator ID:	JZ	ALS Bottle#:	7	Worklist Smp#:	35
Injection Vol:	100.0 ul	Dil. Factor:	1.0000		
Method:	G2_8330_Luna	Limit Group:	GCSV - 8330		
Column:		Detector	LC DAD1B, 215 nm		

13 Nitroglycerin, CAS: 55-63-0

Signal: 1

Processing Integration Results

RT: 16.04
Area: 437480
Amount: 3.450067
Amount Units: ug/ml

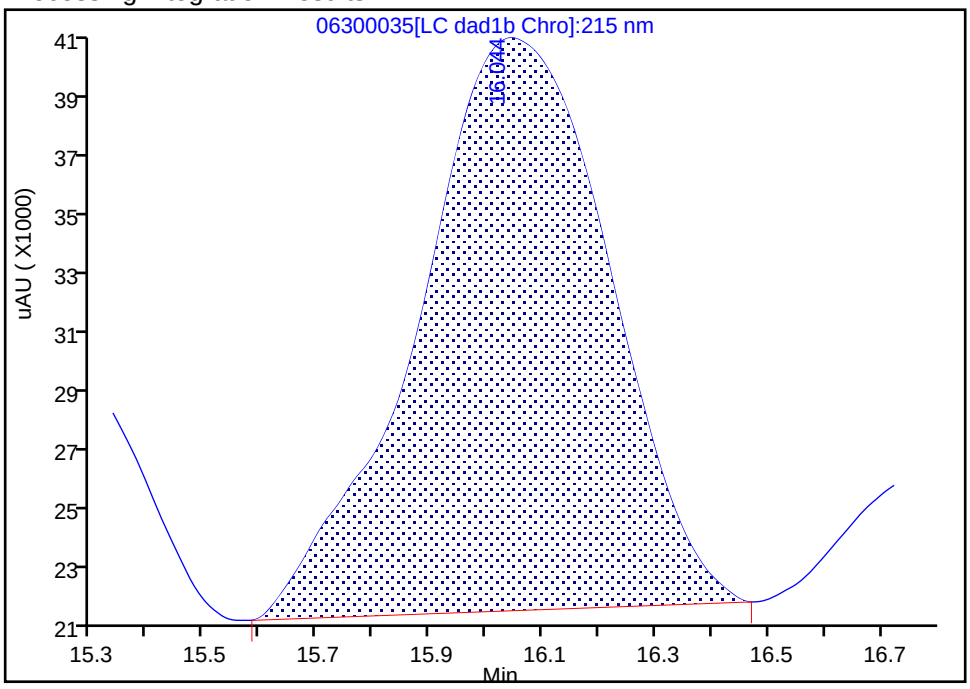

Manual Integration Results

RT: 16.04
Area: 362473
Amount: 2.858545
Amount Units: ug/ml

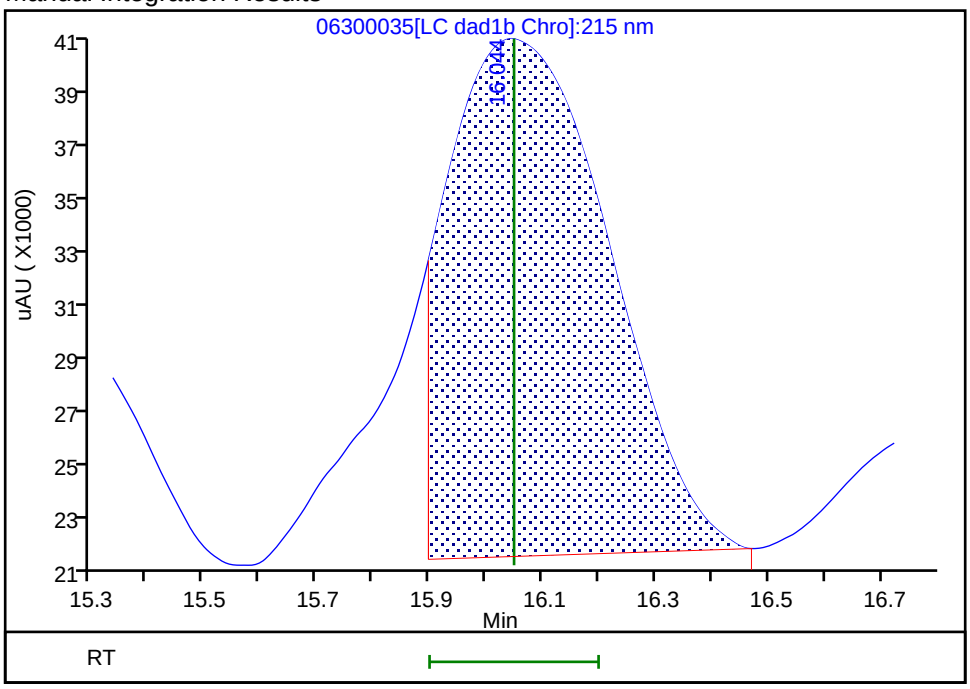

Reviewer: zhangji, 01-Jul-2020 17:17:56
Audit Action: Split an Integrated Peak Audit Reason: Split Peak

Manual Integration/User Assign Peak Report

Eurofins TestAmerica, Denver

Data File:	\\chromfs\denver\chromdata\g2_luna\20200630-92910.b\06300035.d				
Injection Date:	01-Jul-2020 10:31:25	Instrument ID:	CHHPLC_G2_LUNA		
Lims ID:	CCV				
Client ID:					
Operator ID:	JZ	ALS Bottle#:	7	Worklist Smp#:	35
Injection Vol:	100.0 ul	Dil. Factor:	1.0000		
Method:	G2_8330_Luna	Limit Group:	GCSV - 8330		
Column:	Luna-Phenyl hexyl (4.60 mm)	Detector	LC DAD1A, 254 nm		

15 p-Nitrotoluene, CAS: 99-99-0

Signal: 1

Processing Integration Results

RT: 16.95
Area: 129591
Amount: 0.537987
Amount Units: ug/ml

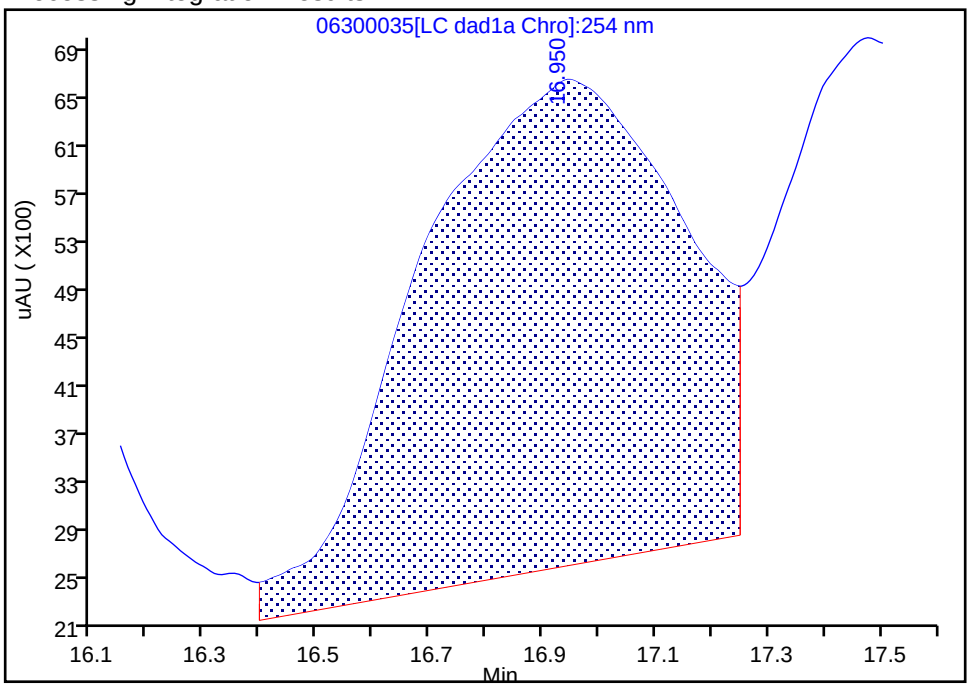

Manual Integration Results

RT: 16.94
Area: 118046
Amount: 0.490059
Amount Units: ug/ml

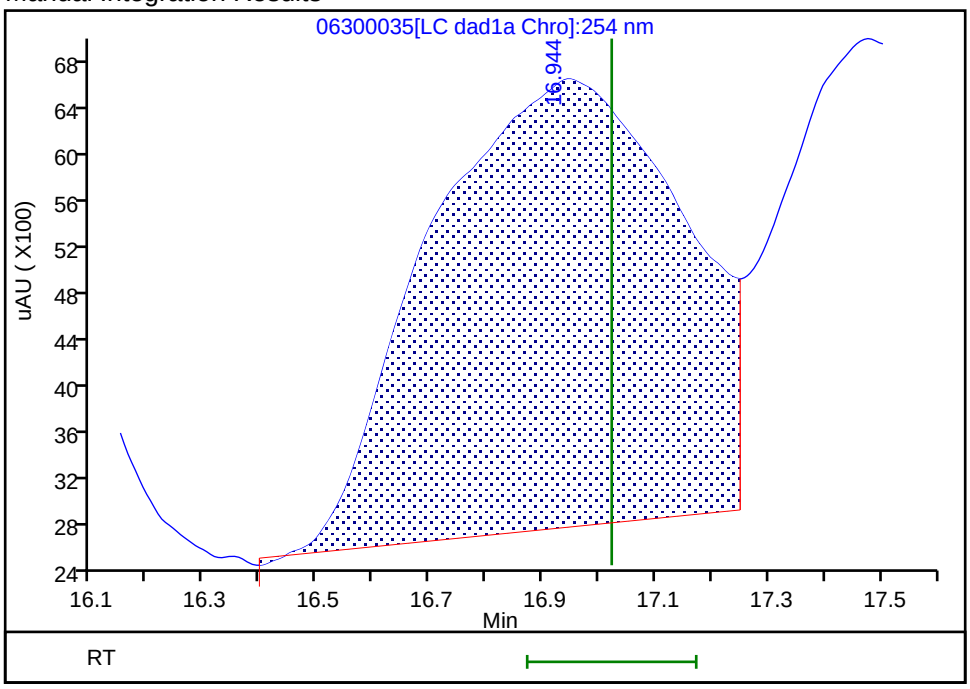

Reviewer: zhangji, 01-Jul-2020 20:33:23
Audit Action: Assigned New Baseline Audit Reason: Baseline

Manual Integration/User Assign Peak Report

Eurofins TestAmerica, Denver

Data File:	\\chromfs\denver\chromdata\g2_luna\20200630-92910.b\06300035.d				
Injection Date:	01-Jul-2020 10:31:25	Instrument ID:	CHHPLC_G2_LUNA		
Lims ID:	CCV				
Client ID:					
Operator ID:	JZ	ALS Bottle#:	7	Worklist Smp#:	35
Injection Vol:	100.0 ul	Dil. Factor:	1.0000		
Method:	G2_8330_Luna	Limit Group:	GCSV - 8330		
Column:	Luna-Phenyl hexyl (4.60 mm)	Detector	LC DAD1A, 254 nm		

16 4-Amino-2,6-dinitrotoluene, CAS: 19406-51-0

Signal: 1

Processing Integration Results

RT: 17.48
Area: 90513
Amount: 0.262178
Amount Units: ug/ml

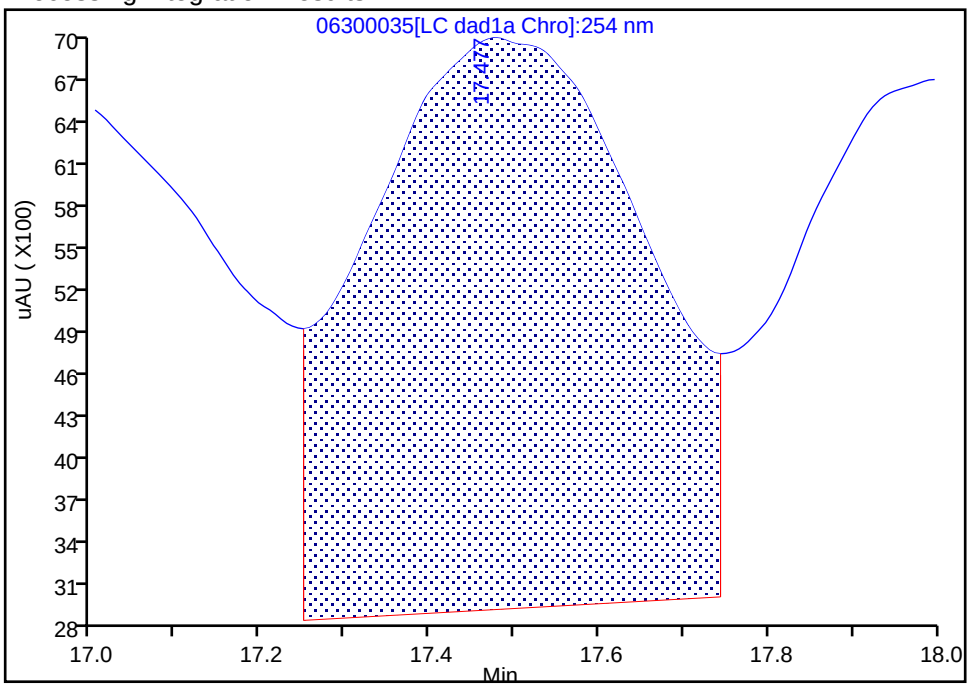

Manual Integration Results

RT: 17.48
Area: 87064
Amount: 0.252188
Amount Units: ug/ml

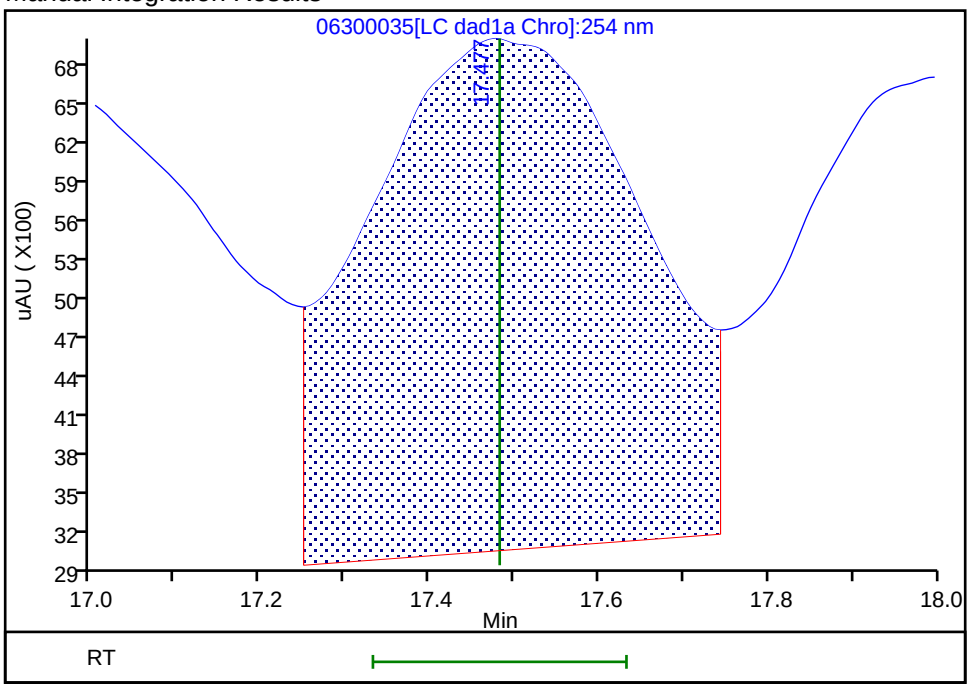

Reviewer: zhangji, 01-Jul-2020 20:33:23
Audit Action: Assigned New Baseline Audit Reason: Baseline

Manual Integration/User Assign Peak Report

Eurofins TestAmerica, Denver

Data File:	\\chromfs\denver\chromdata\g2_luna\20200630-92910.b\06300035.d				
Injection Date:	01-Jul-2020 10:31:25	Instrument ID:	CHHPLC_G2_LUNA		
Lims ID:	CCV				
Client ID:					
Operator ID:	JZ	ALS Bottle#:	7	Worklist Smp#:	35
Injection Vol:	100.0 ul	Dil. Factor:	1.0000		
Method:	G2_8330_Luna	Limit Group:	GCSV - 8330		
Column:	Luna-Phenyl hexyl (4.60 mm)	Detector	LC DAD1A, 254 nm		

17 m-Nitrotoluene, CAS: 99-08-1

Signal: 1

Processing Integration Results

RT: 18.00
Area: 70307
Amount: 0.235671
Amount Units: ug/ml

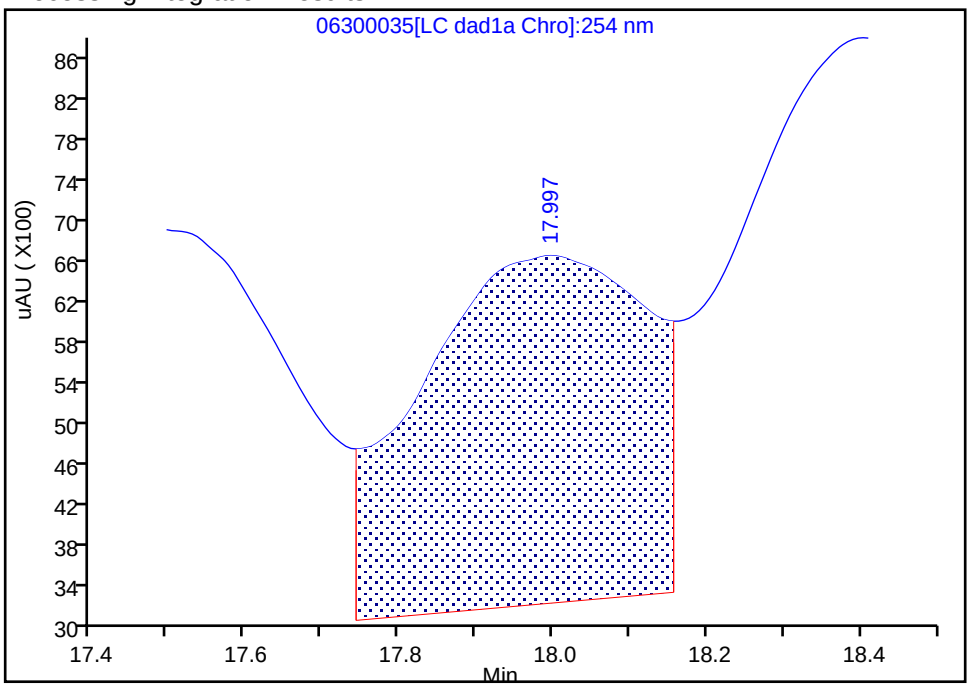

Manual Integration Results

RT: 18.00
Area: 67529
Amount: 0.226359
Amount Units: ug/ml

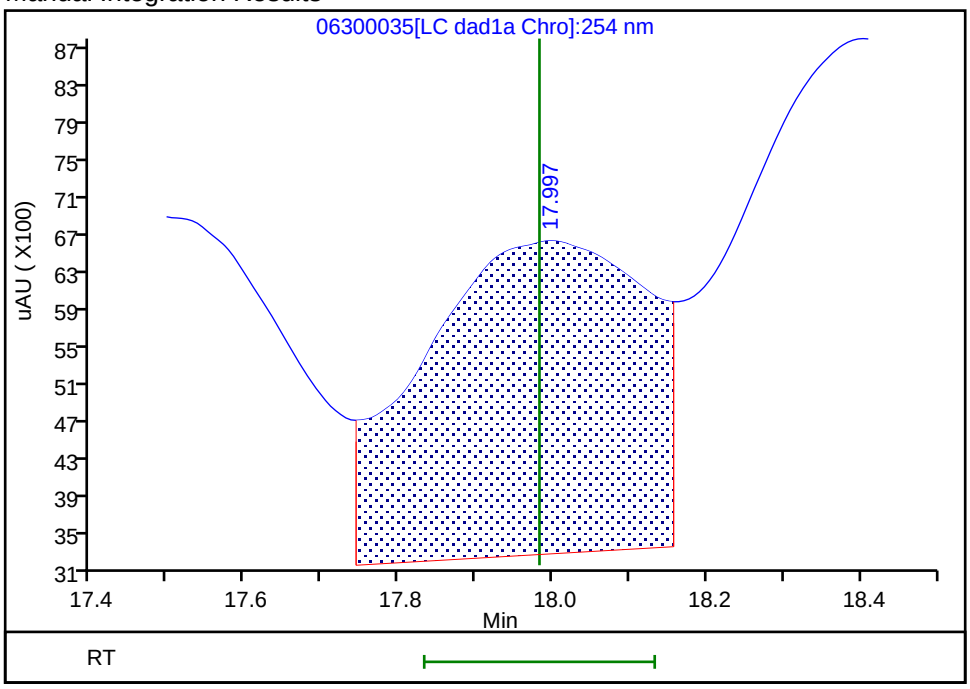

Reviewer: zhangji, 01-Jul-2020 20:33:23
Audit Action: Assigned New Baseline Audit Reason: Baseline

Manual Integration/User Assign Peak Report

Eurofins TestAmerica, Denver

Data File: \\chromfs\denver\chromdata\g2_luna\20200630-92910.b\06300035.d
Injection Date: 01-Jul-2020 10:31:25 Instrument ID: CHHPLC_G2_LUNA
Lims ID: CCV
Client ID:
Operator ID: JZ ALS Bottle#: 7 Worklist Smp#: 35
Injection Vol: 100.0 ul Dil. Factor: 1.0000
Method: G2_8330_Luna Limit Group: GCSV - 8330
Column: Luna-Phenyl hexyl (4.60 mm) Detector LC DAD1A, 254 nm

18 2-Amino-4,6-dinitrotoluene, CAS: 35572-78-2

Signal: 1

Processing Integration Results

RT: 18.40
Area: 135177
Amount: 0.290571
Amount Units: ug/ml

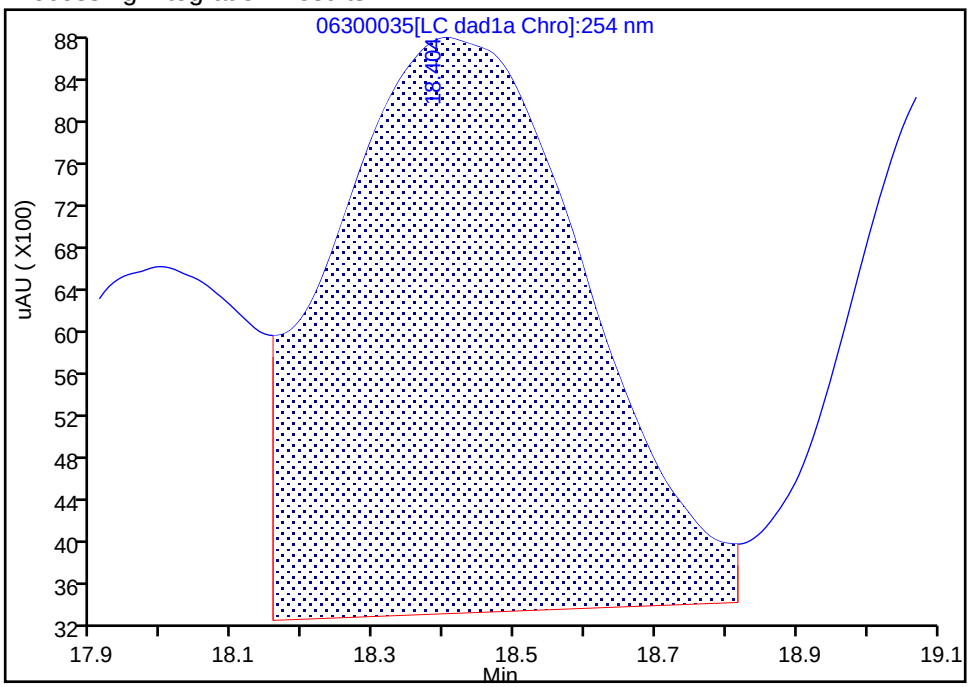

Manual Integration Results

RT: 18.40
Area: 129435
Amount: 0.278229
Amount Units: ug/ml

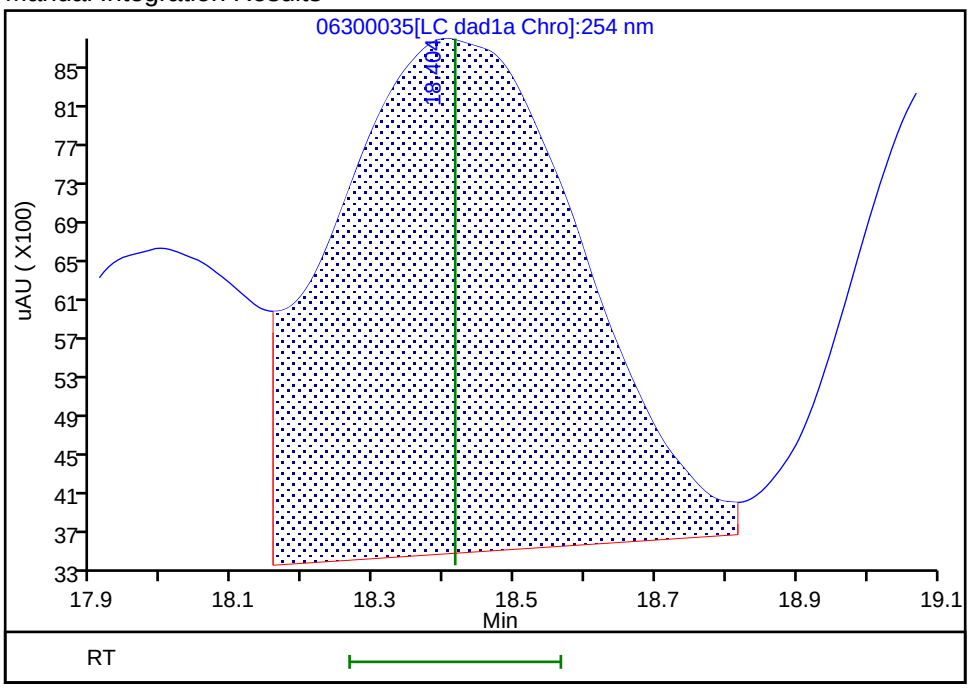

Reviewer: zhangji, 01-Jul-2020 20:33:23
Audit Action: Assigned New Baseline Audit Reason: Baseline

Manual Integration/User Assign Peak Report

Eurofins TestAmerica, Denver

Data File:	\\chromfs\denver\chromdata\g2_luna\20200630-92910.b\06300035.d				
Injection Date:	01-Jul-2020 10:31:25	Instrument ID:	CHHPLC_G2_LUNA		
Lims ID:	CCV				
Client ID:					
Operator ID:	JZ	ALS Bottle#:	7	Worklist Smp#:	35
Injection Vol:	100.0 ul	Dil. Factor:	1.0000		
Method:	G2_8330_Luna	Limit Group:	GCSV - 8330		
Column:	Luna-Phenyl hexyl (4.60 mm)	Detector	LC DAD1A, 254 nm		

19 1,3,5-Trinitrobenzene, CAS: 99-35-4

Signal: 1

Processing Integration Results

RT: 19.17
Area: 135932
Amount: 0.287717
Amount Units: ug/ml

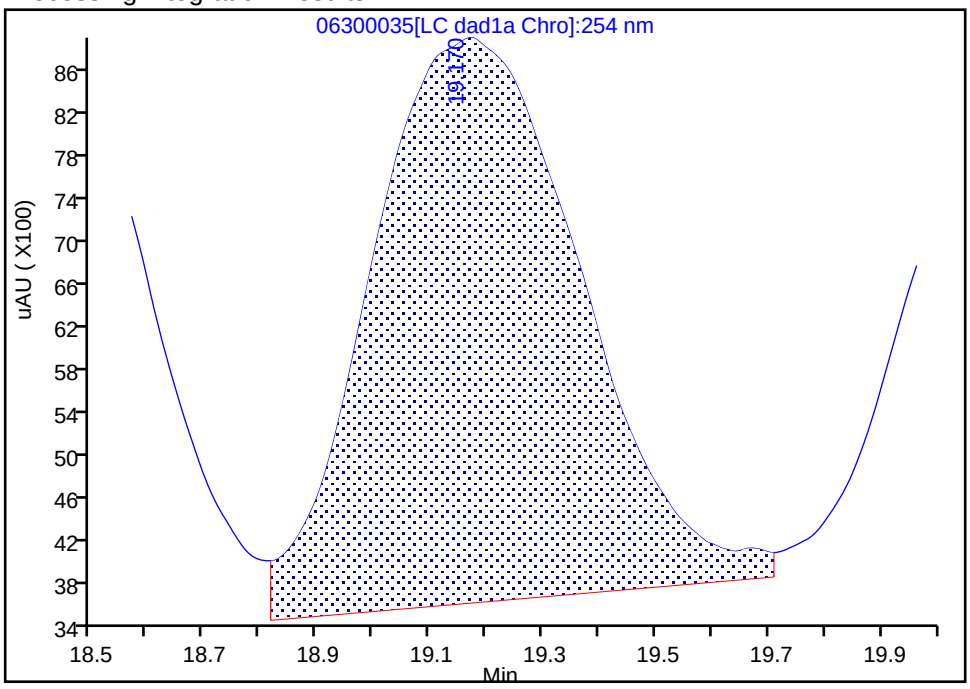

Manual Integration Results

RT: 19.17
Area: 123577
Amount: 0.261566
Amount Units: ug/ml

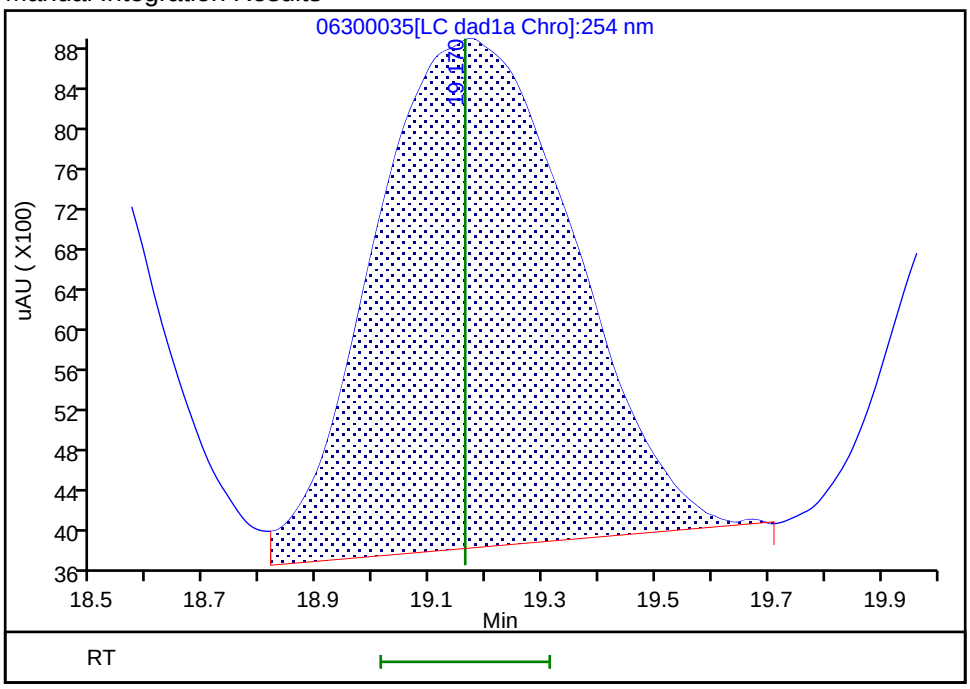

Reviewer: zhangji, 01-Jul-2020 20:33:23
Audit Action: Assigned New Baseline Audit Reason: Baseline

Manual Integration/User Assign Peak Report

Eurofins TestAmerica, Denver

Data File:	\\chromfs\denver\chromdata\g2_luna\20200630-92910.b\06300035.d				
Injection Date:	01-Jul-2020 10:31:25	Instrument ID:	CHHPLC_G2_LUNA		
Lims ID:	CCV				
Client ID:					
Operator ID:	JZ	ALS Bottle#:	7	Worklist Smp#:	35
Injection Vol:	100.0 ul	Dil. Factor:	1.0000		
Method:	G2_8330_Luna	Limit Group:	GCSV - 8330		
Column:	Luna-Phenyl hexyl (4.60 mm)	Detector	LC DAD1A, 254 nm		

20 2,6-Dinitrotoluene, CAS: 606-20-2

Signal: 1

Processing Integration Results

RT: 20.12
Area: 76678
Amount: 0.249784
Amount Units: ug/ml

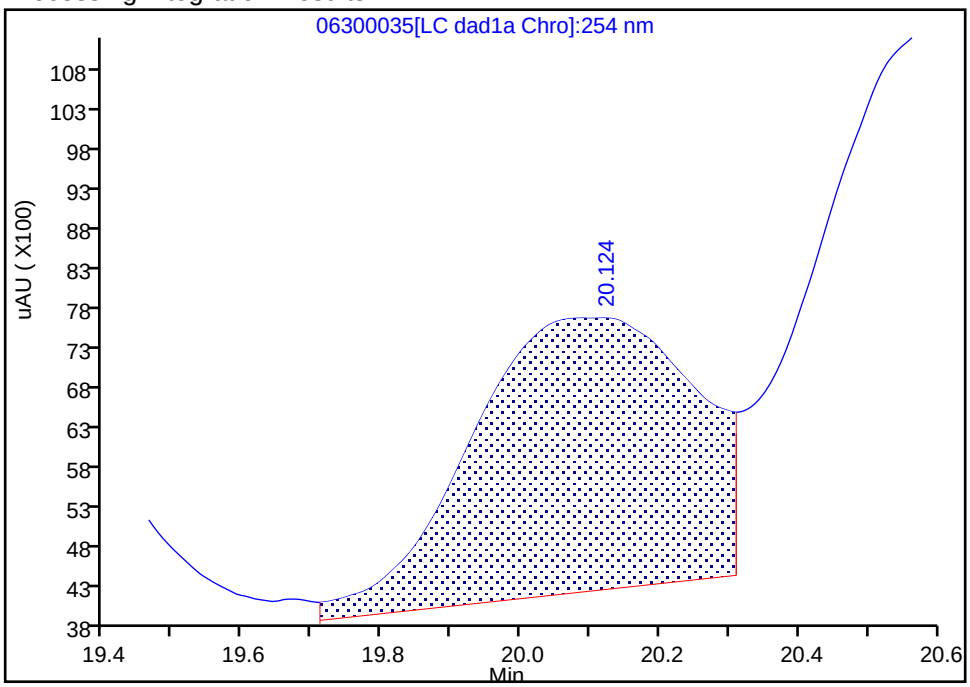

Manual Integration Results

RT: 20.09
Area: 72880
Amount: 0.236652
Amount Units: ug/ml

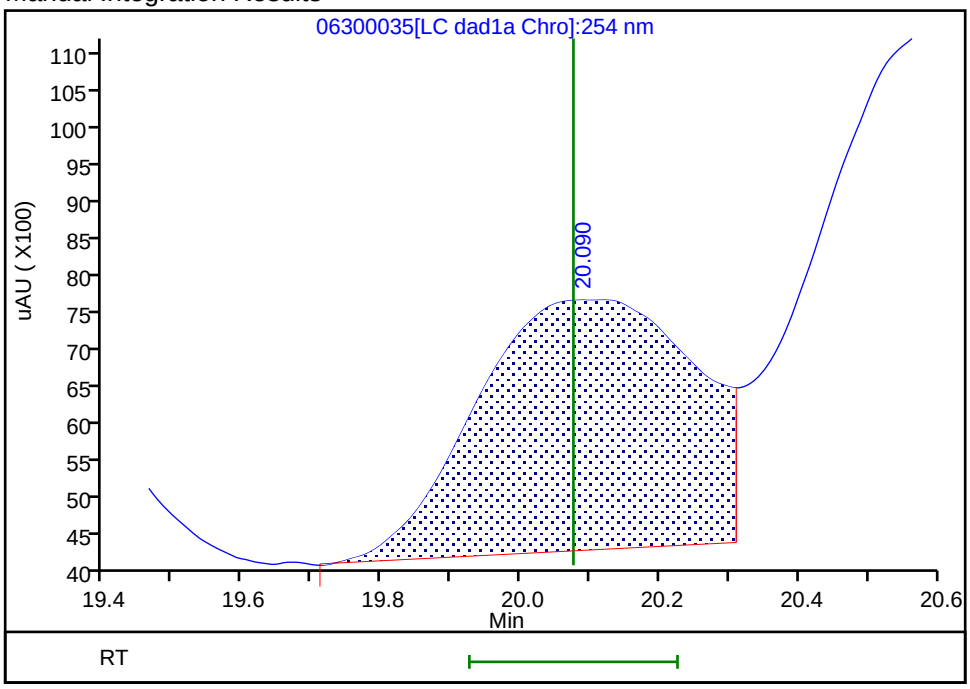

Reviewer: zhangji, 01-Jul-2020 20:33:23
Audit Action: Assigned New Baseline Audit Reason: Baseline

Manual Integration/User Assign Peak Report

Eurofins TestAmerica, Denver

Data File:	\\chromfs\denver\chromdata\g2_luna\20200630-92910.b\06300035.d				
Injection Date:	01-Jul-2020 10:31:25	Instrument ID:	CHHPLC_G2_LUNA		
Lims ID:	CCV				
Client ID:					
Operator ID:	JZ	ALS Bottle#:	7	Worklist Smp#:	35
Injection Vol:	100.0 ul	Dil. Factor:	1.0000		
Method:	G2_8330_Luna	Limit Group:	GCSV - 8330		
Column:	Luna-Phenyl hexyl (4.60 mm)	Detector	LC DAD1A, 254 nm		

21 2,4-Dinitrotoluene, CAS: 121-14-2

Signal: 1

Processing Integration Results

RT: 20.60
Area: 177070
Amount: 0.276623
Amount Units: ug/ml

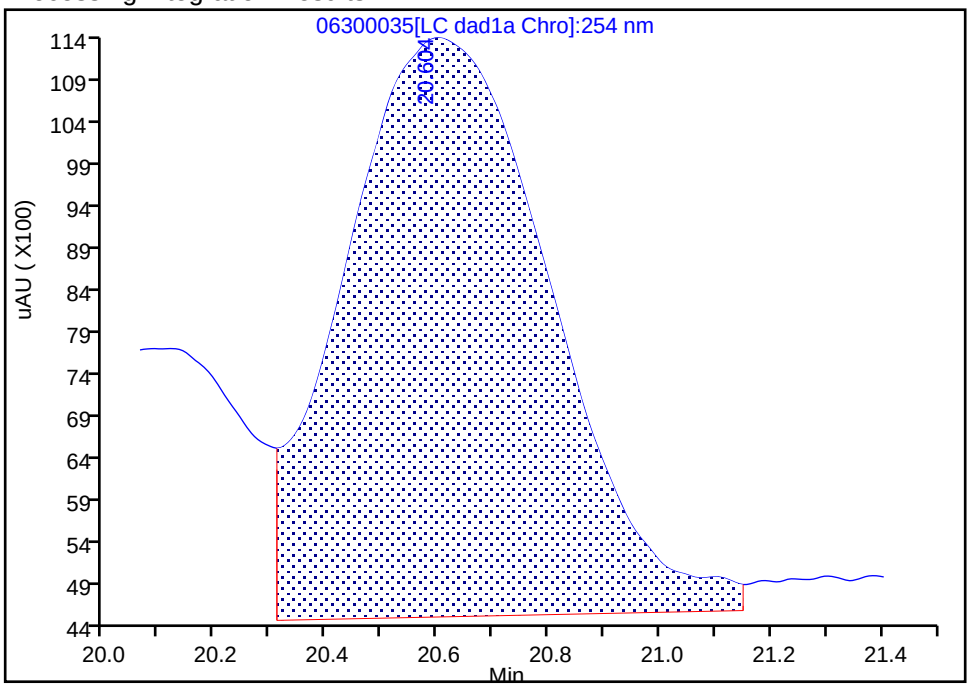

Manual Integration Results

RT: 20.60
Area: 171501
Amount: 0.267923
Amount Units: ug/ml

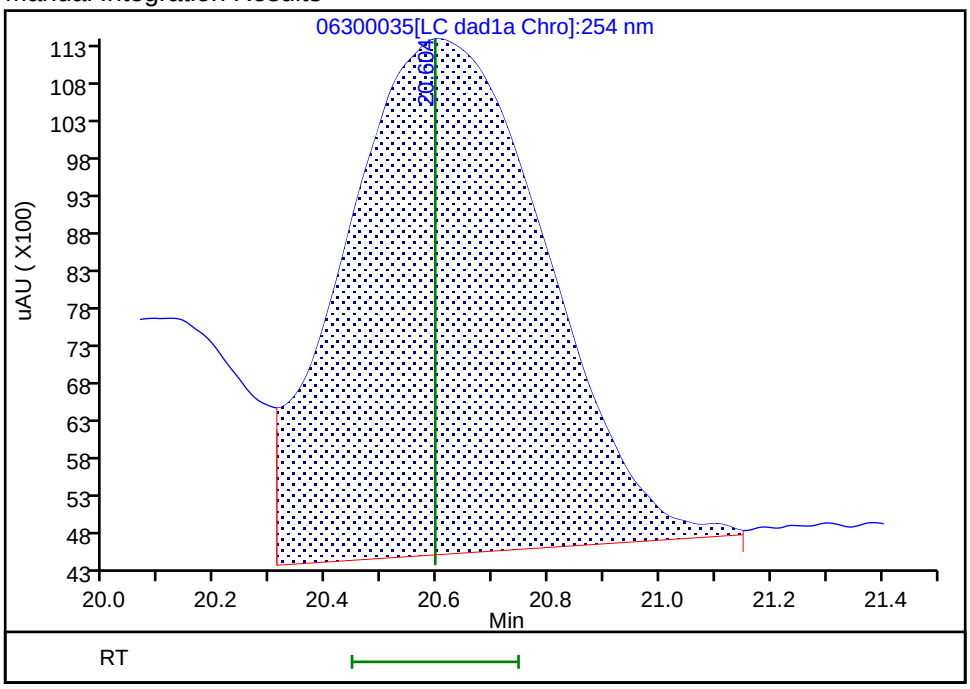

Reviewer: zhangji, 01-Jul-2020 20:33:23
Audit Action: Assigned New Baseline Audit Reason: Baseline

Manual Integration/User Assign Peak Report

Eurofins TestAmerica, Denver

Data File: \\chromfs\denver\chromdata\g2_luna\20200630-92910.b\06300035.d
Injection Date: 01-Jul-2020 10:31:25 Instrument ID: CHHPLC_G2_LUNA
Lims ID: CCV
Client ID:
Operator ID: JZ ALS Bottle#: 7 Worklist Smp#: 35
Injection Vol: 100.0 ul Dil. Factor: 1.0000
Method: G2_8330_Luna Limit Group: GCSV - 8330
Column: Detector LC DAD1B, 215 nm

24 PETN, CAS: 78-11-5

Signal: 1

Processing Integration Results

RT: 25.48
Area: 510829
Amount: 3.739441
Amount Units: ug/ml

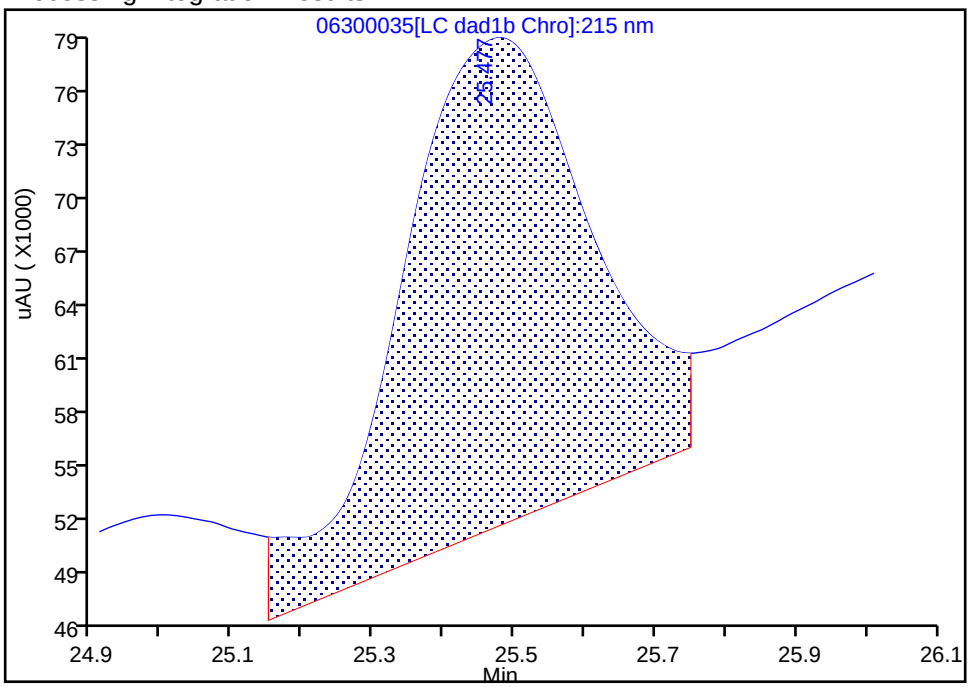

Manual Integration Results

RT: 25.48
Area: 350061
Amount: 2.495948
Amount Units: ug/ml

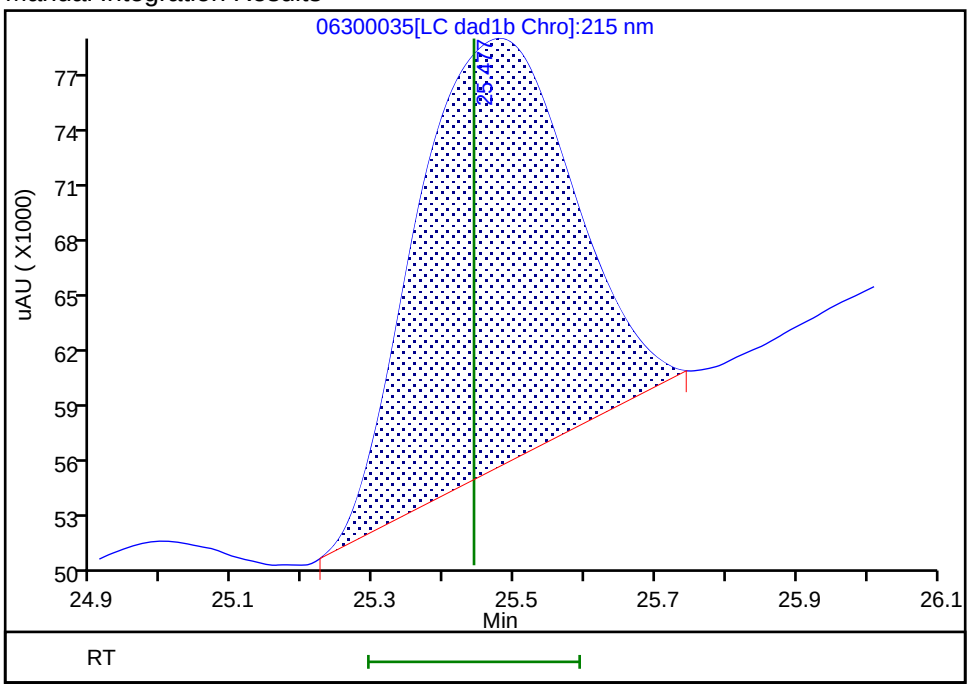

Reviewer: zhangji, 01-Jul-2020 17:02:04
Audit Action: Manually Integrated Audit Reason: Baseline

FORM VII
HPLC/IC CONTINUING CALIBRATION DATA

Lab Name: Eurofins TestAmerica, Denver Job No.: 280-137702-1

SDG No.:

Lab Sample ID: CCV 280-500692/36 Calibration Date: 07/01/2020 11:06

Instrument ID: CHHPLC_G2_LUNA Calib Start Date: 05/14/2020 22:06

GC Column: Luna-phenylhex ID: 4.60(mm) Calib End Date: 05/15/2020 02:46

Lab File ID: 06300036.D Conc. Units: ug/L

ANALYTE	CURVE TYPE	AVE CF	CF	MIN CF	CALC AMOUNT	SPIKE AMOUNT	%D	MAX %D
TNX	Ave	435816	410733		236	250	-5.8	15.0
DNX	Ave	321206	307612		240	250	-4.2	15.0
MNX	Lin2		286094		292	292	0.2	15.0

FORM VII
HPLC/IC CONTINUING CALIBRATION RETENTION TIME SUMMARY

Lab Name: Eurofins TestAmerica, Denver Job No.: 280-137702-1

SDG No.:

Lab Sample ID: CCV 280-500692/36 Calibration Date: 07/01/2020 11:06

Instrument ID: CHHPLC_G2_LUNA Calib Start Date: 05/14/2020 22:06

GC Column: Luna-phenylhex ID: 4.60(mm) Calib End Date: 05/15/2020 02:46

Lab File ID: 06300036.D

Analyte	RT	RT WINDOW	
		FROM	TO
TNX	5.56	5.39	5.69
DNX	6.40	6.24	6.54
MNX	7.97	7.79	8.09

Eurofins TestAmerica, Denver
Target Compound Quantitation Report

Data File:	\\chromfs\Denver\ChromData\G2_LUNA\20200630-92910.b\06300036.D				
Lims ID:	CCV DMT				
Client ID:					
Sample Type:	CCV				
Inject. Date:	01-Jul-2020 11:06:23	ALS Bottle#:	8	Worklist Smp#:	36
Injection Vol:	100.0 ul	Dil. Factor:	1.0000		
Sample Info:	CCV DMT				
Misc. Info.:	280-0092910-036				
Operator ID:	JZ	Instrument ID:	CHHPLC_G2_LUNA		
Sublist:	chrom-G2_8330_Luna*sub13				
Method:	\\chromfs\Denver\ChromData\G2_LUNA\20200630-92910.b\G2_8330_Luna.m				
Limit Group:	GCSV - 8330				
Last Update:	01-Jul-2020 17:34:17	Calib Date:	15-May-2020 02:11:20		
Integrator:	Falcon				
Quant Method:	External Standard	Quant By:	Initial Calibration		
Last ICal File:	\\chromfs\Denver\ChromData\G2_LUNA\20200514-91518.b\05140024.D				
Column 1 :	Luna-Phenyl hexyl (4.60 mm)		Det: LC DAD1A, 254 nm		
Process Host:	CTX1062				

Compound	Det	RT (min.)	Exp RT (min.)	Dlt RT (min.)	Response	Cal Amt ug/ml	OnCol Amt ug/ml	Flags
3 TNX	1	5.558	5.543	0.015	102786	0.2503	0.2358	
4 DNX	1	6.398	6.390	0.008	76980	0.2503	0.2397	
7 MNX	1	7.965	7.943	0.022	83468	0.2918	0.2925	

Reagents:

8330 DMT_00006 Amount Added: 12.50 Units: uL

Report Date: 01-Jul-2020 17:34:17 Chrom Revision: 2.3 21-Jun-2020 18:30:46

Eurofins TestAmerica, Denver

Data File: \\chromfs\denver\chromdata\g2_luna\20200630-92910.b\06300036.d

Injection Date:	01-Jul-2020 11:06:23	Instrument ID:	CHHPLC_G2_LUNA	Operator ID:	JZ
Lims ID:	CCV DMT			Worklist Smp#:	36
Client ID:					
Injection Vol:	100.0 ul	Dil. Factor:	1.0000	ALS Bottle#:	8
Method:	G2_8330_Luna	Limit Group:	GCSV - 8330		

Column: Luna-Phenyl hexyl (4.60 mm) Y Scaling: Method Defined: Scale to the Nth Largest Peak: 1

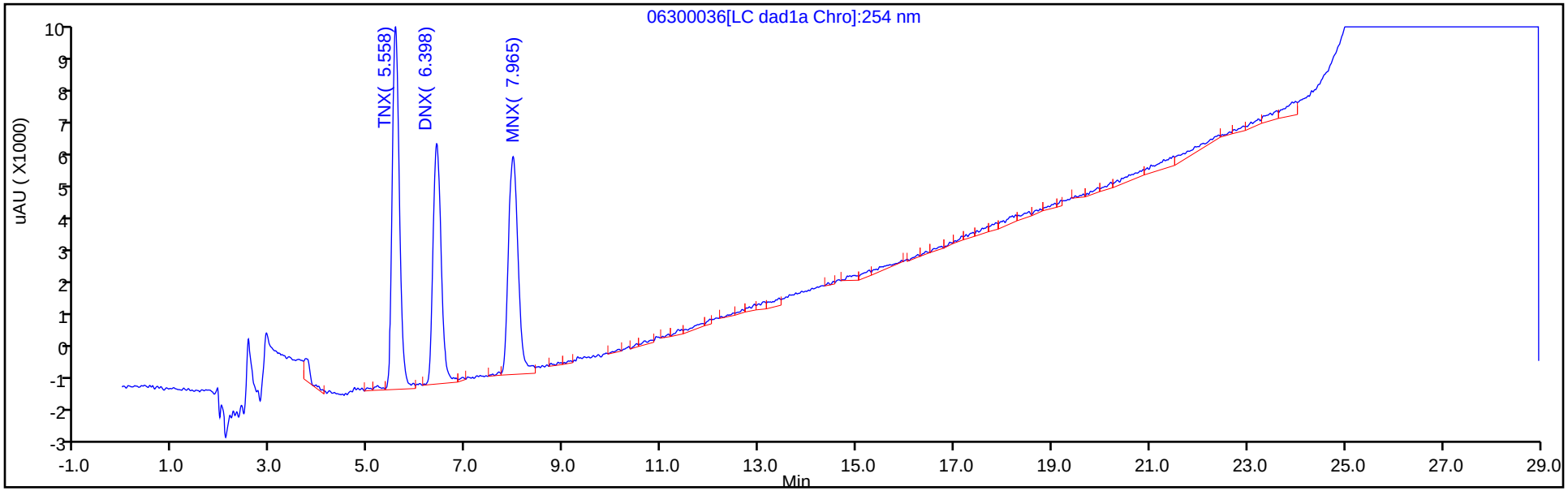

Y Scaling: Method Defined: Scale to the Nth Largest Peak: 1

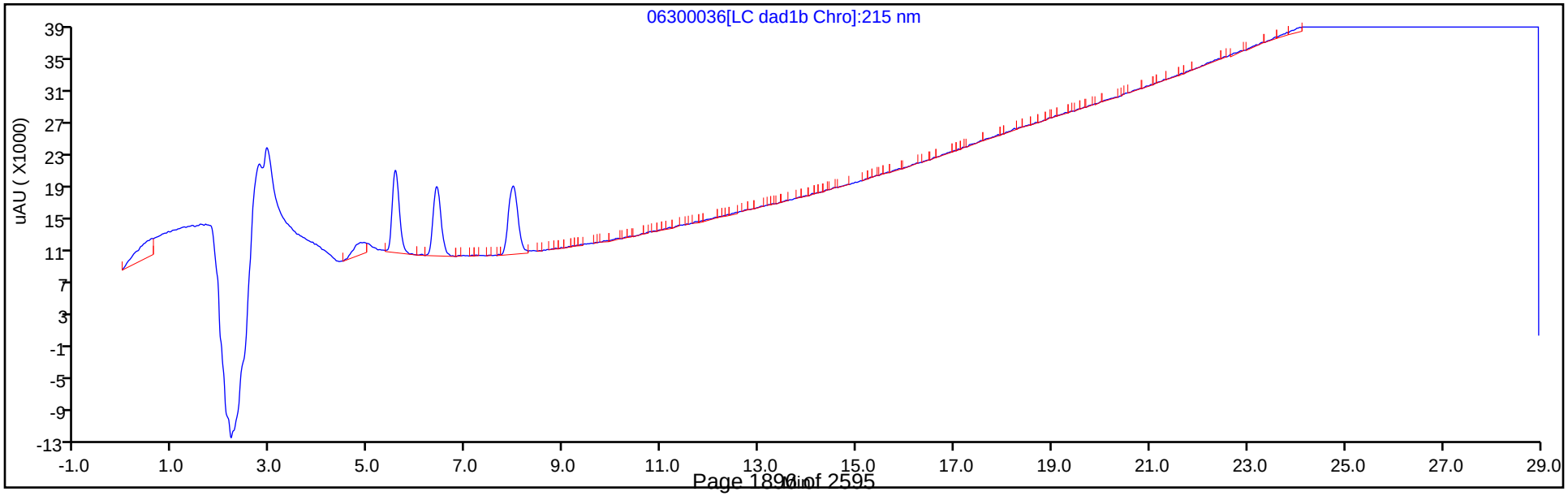

FORM VII
HPLC/IC CONTINUING CALIBRATION DATA

Lab Name: Eurofins TestAmerica, Denver Job No.: 280-137702-1

SDG No.:

Lab Sample ID: ICV 280-487658/15 Calibration Date: 03/04/2020 17:10

Instrument ID: CHHPLC_X3 Calib Start Date: 03/04/2020 14:07

GC Column: UltraCarb5uODS ID: 4.60(mm) Calib End Date: 03/04/2020 16:47

Lab File ID: 03040015.D Conc. Units: ug/L

ANALYTE	CURVE TYPE	AVE CF	CF	MIN CF	CALC AMOUNT	SPIKE AMOUNT	%D	MAX %D
HMX	Ave	89178	84438		379	400	-5.3	15.0
RDX	Ave	117869	105313		357	400	-10.7	15.0
Picric acid	Ave	87247	85318		391	400	-2.2	15.0
1,3,5-Trinitrobenzene	Ave	243459	237765		391	400	-2.3	15.0
1,3-Dinitrobenzene	Ave	324251	307115		379	400	-5.3	15.0
Nitrobenzene	Ave	212689	202485		381	400	-4.8	15.0
Tetryl	Ave	193870	175735		363	400	-9.4	15.0
Nitroglycerin	Ave	71797	66747		3720	4000	-7.0	15.0
2,4,6-Trinitrotoluene	Ave	220911	205103		371	400	-7.2	15.0
4-Amino-2,6-dinitrotoluene	Ave	173468	158943		367	400	-8.4	15.0
2-Amino-4,6-dinitrotoluene	Ave	217539	202095		372	400	-7.1	15.0
2,6-Dinitrotoluene	Ave	159404	150648		378	400	-5.5	15.0
2,4-Dinitrotoluene	Ave	321164	290578		362	400	-9.5	15.0
o-Nitrotoluene	Ave	143838	128300		357	400	-10.8	15.0
p-Nitrotoluene	Ave	120299	111828		372	400	-7.0	15.0
m-Nitrotoluene	Ave	154244	144728		375	400	-6.2	15.0
PETN	Ave	79456	76256		3840	4000	-4.0	15.0
1,2-Dinitrobenzene	Ave	146215	131020		358	400	-10.4	15.0

FORM VII
HPLC/IC CONTINUING CALIBRATION RETENTION TIME SUMMARY

Lab Name: Eurofins TestAmerica, Denver Job No.: 280-137702-1

SDG No.:

Lab Sample ID: ICV 280-487658/15 Calibration Date: 03/04/2020 17:10

Instrument ID: CHHPLC_X3 Calib Start Date: 03/04/2020 14:07

GC Column: UltraCarb5uODS ID: 4.60(mm) Calib End Date: 03/04/2020 16:47

Lab File ID: 03040015.D

Analyte	RT	RT WINDOW	
		FROM	TO
HMX	6.68	6.53	6.83
RDX	7.75	7.60	7.90
Picric acid	8.06	7.91	8.21
1,3,5-Trinitrobenzene	8.88	8.73	9.03
1,3-Dinitrobenzene	9.53	9.38	9.68
Nitrobenzene	9.92	9.77	10.07
Tetryl	10.22	10.07	10.37
Nitroglycerin	10.73	10.58	10.88
2,4,6-Trinitrotoluene	11.18	11.08	11.28
4-Amino-2,6-dinitrotoluene	11.34	11.24	11.44
2-Amino-4,6-dinitrotoluene	11.62	11.52	11.72
2,6-Dinitrotoluene	11.79	11.69	11.89
2,4-Dinitrotoluene	11.98	11.88	12.08
o-Nitrotoluene	12.83	12.68	12.98
p-Nitrotoluene	13.27	13.12	13.42
m-Nitrotoluene	13.86	13.71	14.01
PETN	14.97	14.82	15.12
1,2-Dinitrobenzene	8.71	8.56	8.86

Eurofins TestAmerica, Denver
Target Compound Quantitation Report

Data File: \\chromna\Denver\ChromData\CHHPLC_X\20200304-89779.b\03040015.D
Lims ID: ICV MAIN
Client ID:
Sample Type: ICV
Inject. Date: 04-Mar-2020 17:10:41 ALS Bottle#: 15 Worklist Smp#: 15
Injection Vol: 100.0 ul Dil. Factor: 1.0000
Sample Info: ICV MAIN
Misc. Info.: 280-0089779-015
Operator ID: CB Instrument ID: CHHPLC_X3
Sublist:

Method: \\chromna\Denver\ChromData\CHHPLC_X\20200304-89779.b\8330_X3.m
Limit Group: GCSV - 8330
Last Update: 06-Mar-2020 10:25:10 Calib Date: 04-Mar-2020 16:47:48
Integrator: Falcon
Quant Method: External Standard Quant By: Initial Calibration
Last ICal File: \\chromna\Denver\ChromData\CHHPLC_X\20200304-89779.b\03040014.D

Column 1 : UltraCarb5uODS (20) (4.60 mm) Det: LC DAD1B, 254 nm
Process Host: CTX0308

First Level Reviewer: beckerc Date: 05-Mar-2020 08:23:55

Compound	Det	RT (min.)	Exp RT (min.)	Dlt RT (min.)	Response	Cal Amt ug/mL	OnCol Amt ug/mL	Flags
3 HMX	1	6.683	6.683	0.000	33775	0.4000	0.3787	M
7 RDX	1	7.750	7.750	0.000	42125	0.4000	0.3574	
8 2,4,6-Trinitrophenol	1	8.056	8.056	0.000	34127	0.4000	0.3912	
$ 9 1,2-Dinitrobenzene	1	8.710	8.710	0.000	52408	0.4000	0.3584	
10 1,3,5-Trinitrobenzene	1	8.883	8.883	0.000	95106	0.4000	0.3906	
11 1,3-Dinitrobenzene	1	9.529	9.529	0.000	122846	0.4000	0.3789	
12 Nitrobenzene	1	9.916	9.916	0.000	80994	0.4000	0.3808	
14 Tetryl	1	10.216	10.216	0.000	70294	0.4000	0.3626	
15 Nitroglycerin	2	10.729	10.729	0.000	266988	4.00	3.72	
16 2,4,6-Trinitrotoluene	1	11.183	11.183	0.000	82041	0.4000	0.3714	
17 4-Amino-2,6-dinitrotoluene	1	11.336	11.336	0.000	63577	0.4000	0.3665	
18 2-Amino-4,6-dinitrotoluene	1	11.623	11.623	0.000	80838	0.4000	0.3716	
19 2,6-Dinitrotoluene	1	11.789	11.789	0.000	60259	0.4000	0.3780	
20 2,4-Dinitrotoluene	1	11.983	11.983	0.000	116231	0.4000	0.3619	
21 o-Nitrotoluene	1	12.829	12.829	0.000	51320	0.4000	0.3568	
22 p-Nitrotoluene	1	13.269	13.269	0.000	44731	0.4000	0.3718	
23 m-Nitrotoluene	1	13.863	13.863	0.000	57891	0.4000	0.3753	
24 PETN	2	14.969	14.969	0.000	305025	4.00	3.84	

QC Flag Legend

Review Flags
M - Manually Integrated

Reagents:

8330Surrogate_00110 Amount Added: 40.00 Units: uL
8330 LCS_00095 Amount Added: 40.00 Units: uL

Report Date: 06-Mar-2020 10:25:10 Chrom Revision: 2.3 19-Feb-2020 16:45:46

Eurofins TestAmerica, Denver

Data File: \\chromna\denver\chromdata\chhplc_x\20200304-89779.b\03040015.d

Injection Date:	04-Mar-2020 17:10:41	Instrument ID:	CHHPLC_X3	Operator ID:	CB
Lims ID:	ICV MAIN			Worklist Smp#:	15
Client ID:					
Injection Vol:	100.0 ul	Dil. Factor:	1.0000	ALS Bottle#:	15
Method:	8330_X3	Limit Group:	GCSV - 8330		

Column: UltraCarb5uODS (20) (4.60 mm) Y Scaling: Method Defined: Scale to the Nth Largest Target: 1

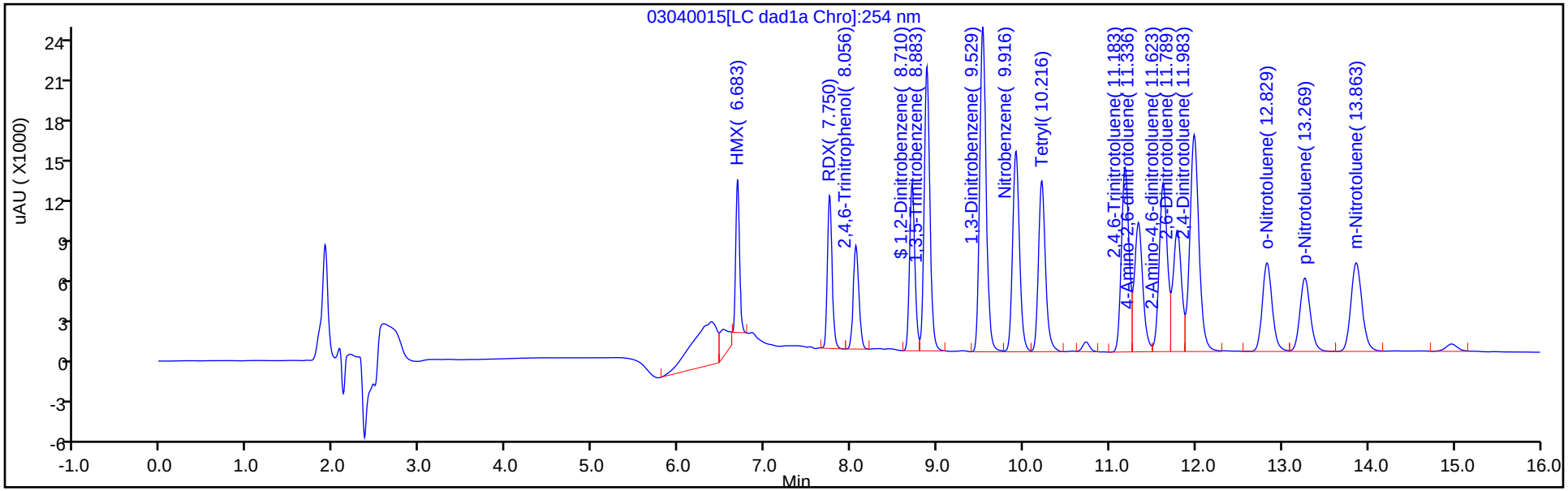

Y Scaling: Method Defined: Scale to the Nth Largest Target: 1

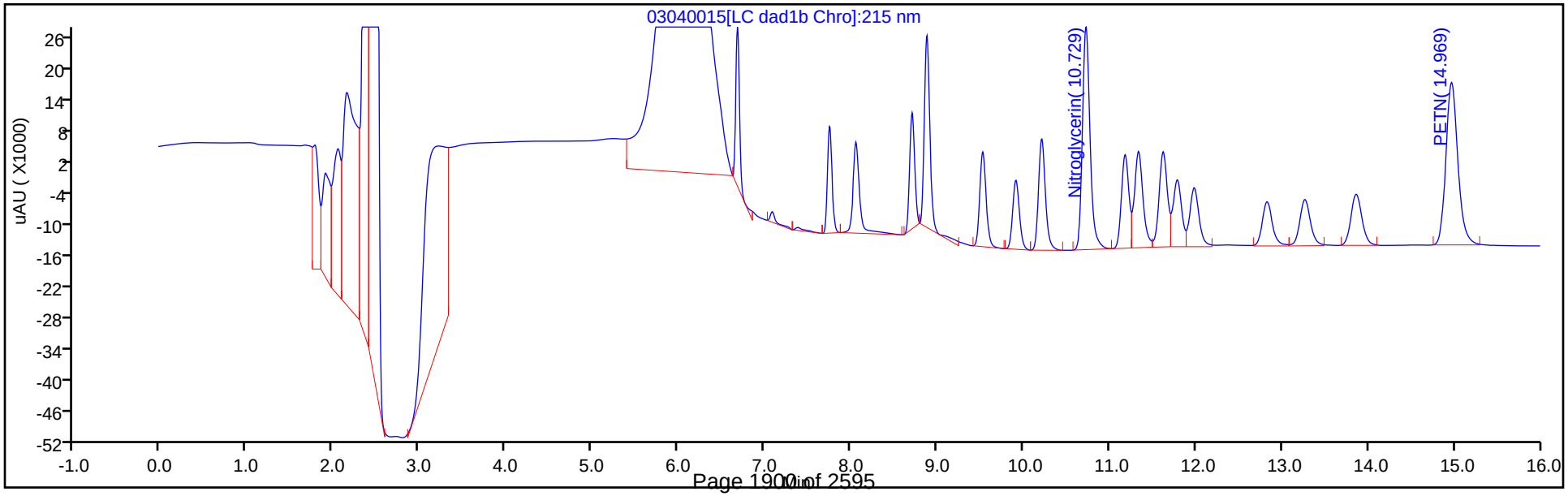

Manual Integration/User Assign Peak Report

Eurofins TestAmerica, Denver

Data File: \\chromna\denver\chromdata\chhplc_x\20200304-89779.b\03040015.d
Injection Date: 04-Mar-2020 17:10:41 Instrument ID: CHHPLC_X3
Lims ID: ICV MAIN
Client ID:
Operator ID: CB ALS Bottle#: 15 Worklist Smp#: 15
Injection Vol: 100.0 ul Dil. Factor: 1.0000
Method: 8330_X3 Limit Group: GCSV - 8330
Column: UltraCarb5uODS (20) (4.60 mm) Detector LC DAD1B, 254 nm

3 HMX, CAS: 2691-41-0

Signal: 1

Processing Integration Results

RT: 6.68
Area: 41329
Amount: 0.463446
Amount Units: ug/mL

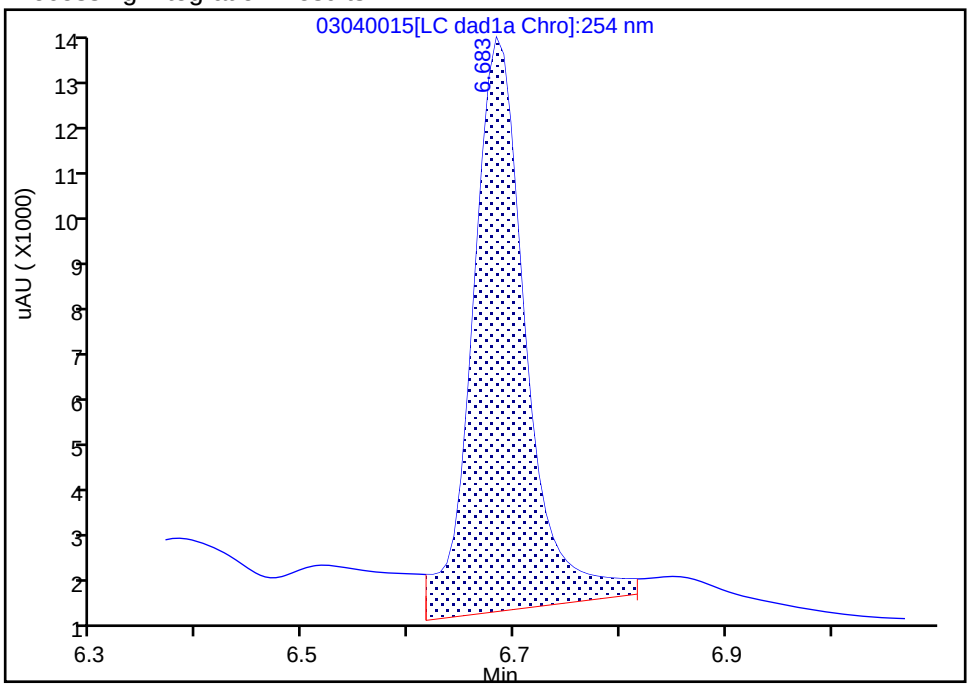

Manual Integration Results

RT: 6.68
Area: 33775
Amount: 0.378739
Amount Units: ug/mL

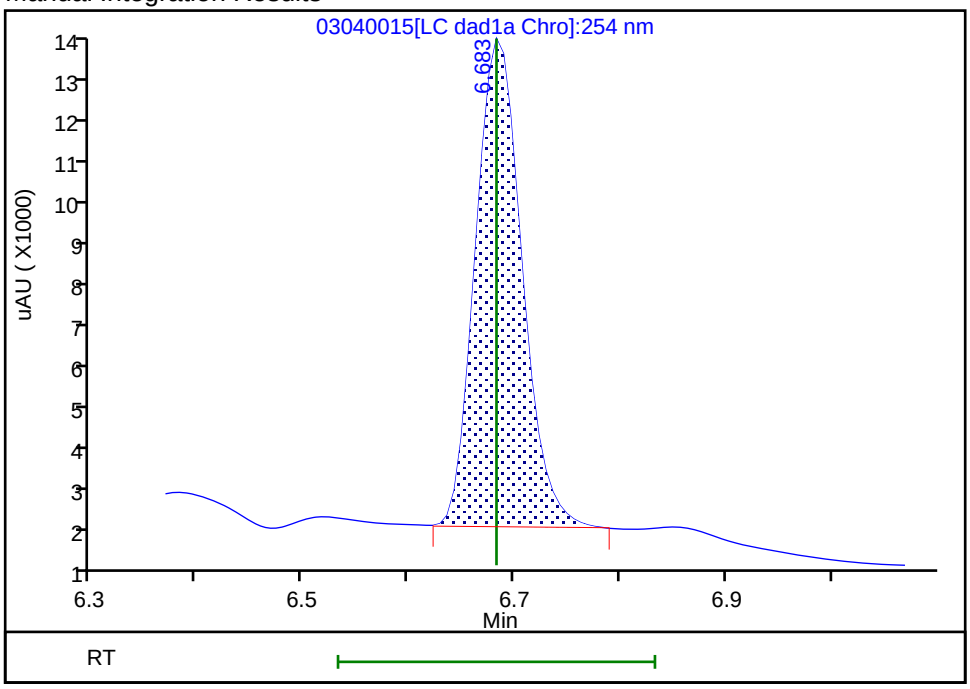

Reviewer: beckerc, 05-Mar-2020 08:23:51
Audit Action: Manually Integrated Audit Reason: Baseline

FORM VII
HPLC/IC CONTINUING CALIBRATION DATA

Lab Name: Eurofins TestAmerica, Denver Job No.: 280-137702-1

SDG No.:

Lab Sample ID: ICV 280-487658/33 Calibration Date: 03/05/2020 00:03

Instrument ID: CHHPLC_X3 Calib Start Date: 03/04/2020 21:00

GC Column: UltraCarb5uODS ID: 4.60(mm) Calib End Date: 03/04/2020 23:40

Lab File ID: 03040033.D Conc. Units: ug/L

ANALYTE	CURVE TYPE	AVE CF	CF	MIN CF	CALC AMOUNT	SPIKE AMOUNT	%D	MAX %D
TNX	Ave	217609	189186		348	400	-13.1	15.0
DNX	Ave	152928	145270		380	400	-5.0	15.0
MNX	Ave	158544	136780		403	467	-13.7	15.0

FORM VII
HPLC/IC CONTINUING CALIBRATION RETENTION TIME SUMMARY

Lab Name: Eurofins TestAmerica, Denver Job No.: 280-137702-1

SDG No.:

Lab Sample ID: ICV 280-487658/33 Calibration Date: 03/05/2020 00:03

Instrument ID: CHHPLC_X3 Calib Start Date: 03/04/2020 21:00

GC Column: UltraCarb5uODS ID: 4.60(mm) Calib End Date: 03/04/2020 23:40

Lab File ID: 03040033.D

Analyte	RT	RT WINDOW	
		FROM	TO
TNX	6.59	6.49	6.69
DNX	6.91	6.81	7.01
MNX	7.36	7.21	7.51

Eurofins TestAmerica, Denver
Target Compound Quantitation Report

Data File: \\chromna\Denver\ChromData\CHHPLC_X\20200304-89779.b\03040033.D
Lims ID: ICV DMT
Client ID:
Sample Type: ICV
Inject. Date: 05-Mar-2020 00:03:48 ALS Bottle#: 33 Worklist Smp#: 33
Injection Vol: 100.0 ul Dil. Factor: 1.0000
Sample Info: ICV DMT
Misc. Info.: 280-0089779-033
Operator ID: CB Instrument ID: CHHPLC_X3
Sublist:

Method: \\chromna\Denver\ChromData\CHHPLC_X\20200304-89779.b\8330_X3.m
Limit Group: GCSV - 8330
Last Update: 06-Mar-2020 10:25:28 Calib Date: 04-Mar-2020 23:40:46
Integrator: Falcon
Quant Method: External Standard Quant By: Initial Calibration
Last ICal File: \\chromna\Denver\ChromData\CHHPLC_X\20200304-89779.b\03040032.D

Column 1 : UltraCarb5uODS (20) (4.60 mm) Det: LC DAD1B, 254 nm
Process Host: CTX0308

First Level Reviewer: beckerc Date: 05-Mar-2020 08:37:53

Compound	Det	RT (min.)	Exp RT (min.)	Dlt RT (min.)	Response	Cal Amt ug/mL	OnCol Amt ug/mL	Flags
2 TNX	1	6.594	6.594	0.000	75750	0.4004	0.3481	M
5 DNX	1	6.914	6.914	0.000	58166	0.4004	0.3803	M
6 MNX	1	7.361	7.361	0.000	63849	0.4668	0.4027	

QC Flag Legend

Review Flags
M - Manually Integrated

Reagents:

8330_OP_DMT_00006 Amount Added: 40.00 Units: uL

Report Date: 06-Mar-2020 10:25:29 Chrom Revision: 2.3 19-Feb-2020 16:45:46

Eurofins TestAmerica, Denver

Data File: \\chromna\denver\chromdata\chhplc_x\20200304-89779.b\03040033.d

Injection Date:	05-Mar-2020 00:03:48	Instrument ID:	CHHPLC_X3	Operator ID:	CB
Lims ID:	ICV DMT			Worklist Smp#:	33
Client ID:					
Injection Vol:	100.0 ul	Dil. Factor:	1.0000	ALS Bottle#:	33
Method:	8330_X3	Limit Group:	GCSV - 8330		

Column: UltraCarb5uODS (20) (4.60 mm) Y Scaling: Method Defined: Scale to the Nth Largest Target: 1

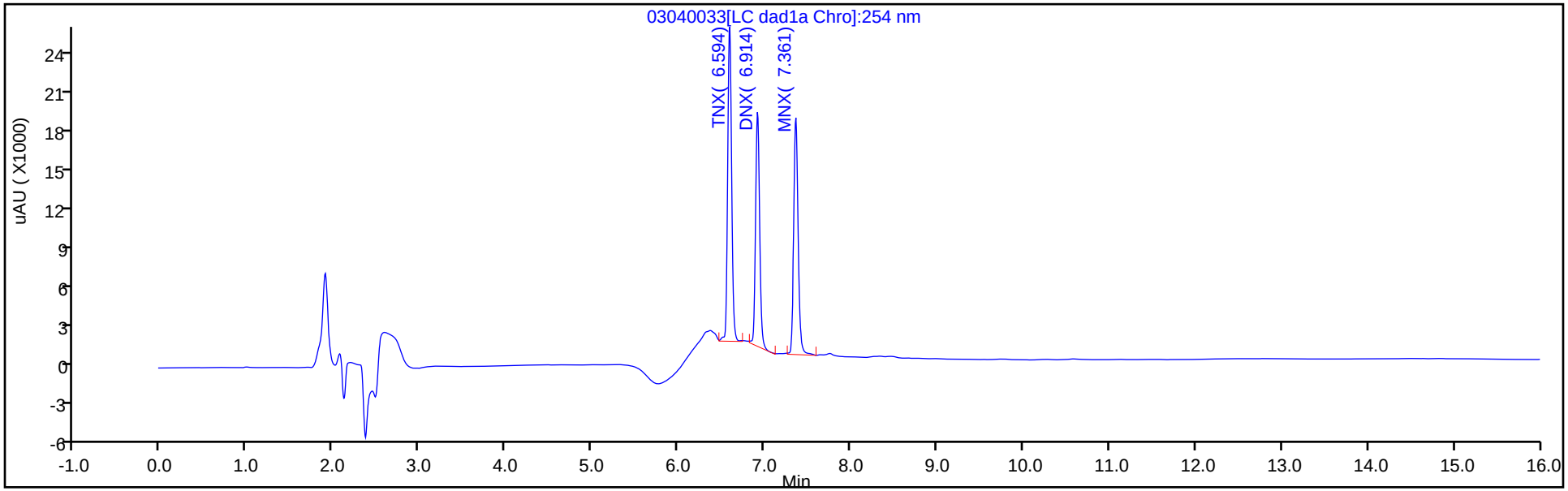

Y Scaling: Method Defined: Scale to the Nth Largest Target: 1

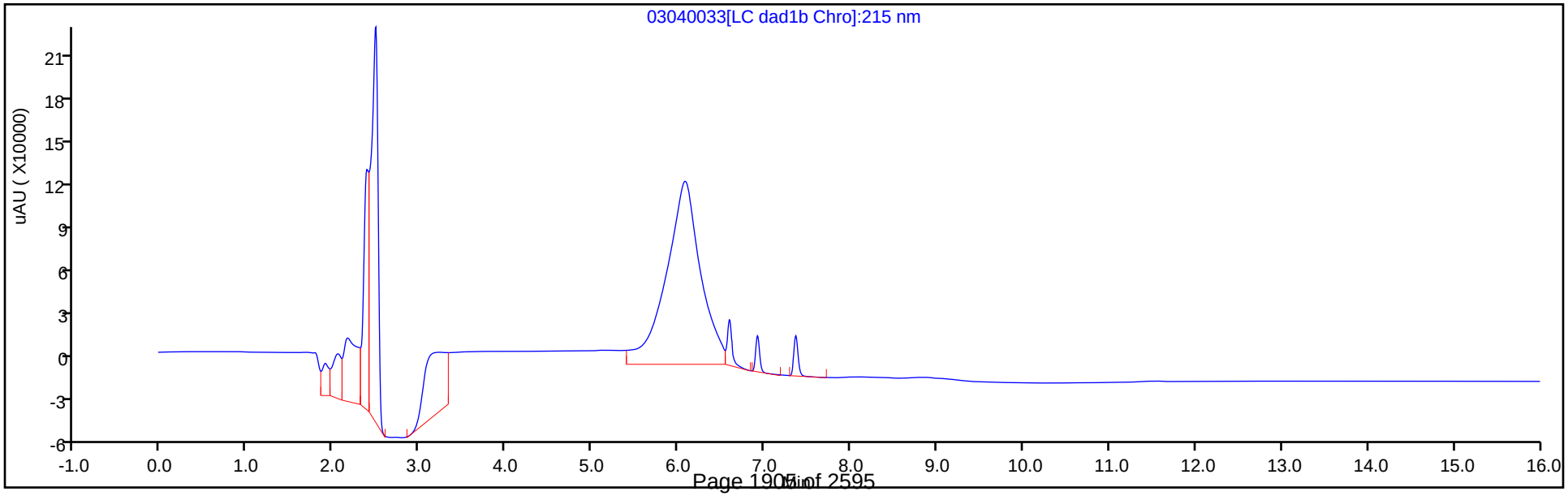

Manual Integration/User Assign Peak Report

Eurofins TestAmerica, Denver

Data File:	\\chromna\denver\chromdata\chhplc_x\20200304-89779.b\03040033.d				
Injection Date:	05-Mar-2020 00:03:48	Instrument ID:	CHHPLC_X3		
Lims ID:	ICV DMT				
Client ID:					
Operator ID:	CB	ALS Bottle#:	33	Worklist Smp#:	33
Injection Vol:	100.0 ul	Dil. Factor:	1.0000		
Method:	8330_X3	Limit Group:	GCSV - 8330		
Column:	UltraCarb5uODS (20) (4.60 mm)	Detector	LC DAD1B, 254 nm		

2 TNX, CAS: 13980-04-6

Signal: 1

Processing Integration Results

RT: 6.59
Area: 91215
Amount: 0.419170
Amount Units: ug/mL

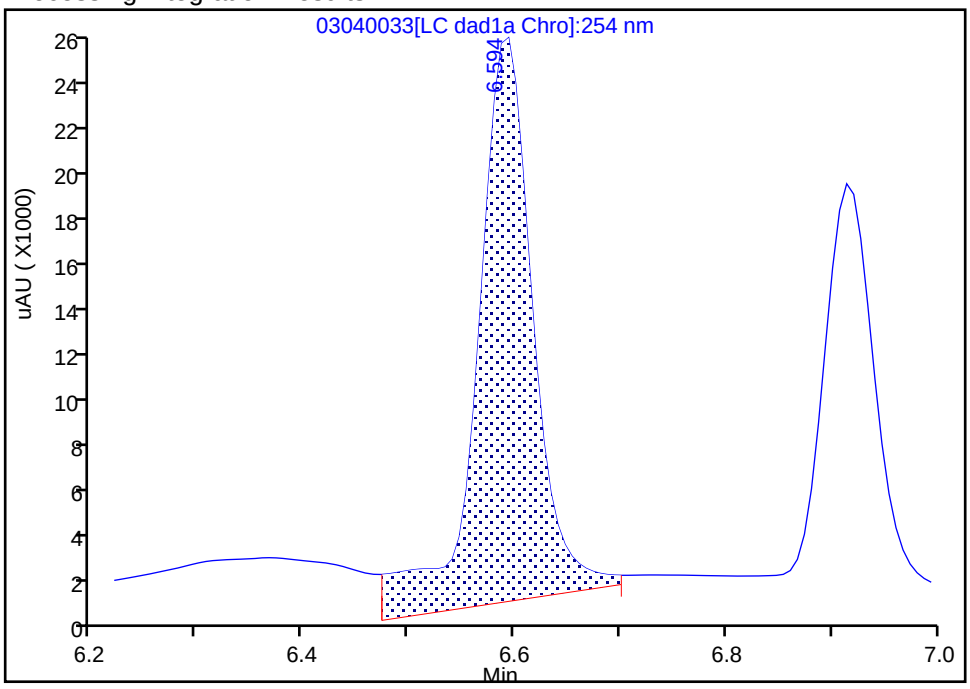

Manual Integration Results

RT: 6.59
Area: 75750
Amount: 0.348102
Amount Units: ug/mL

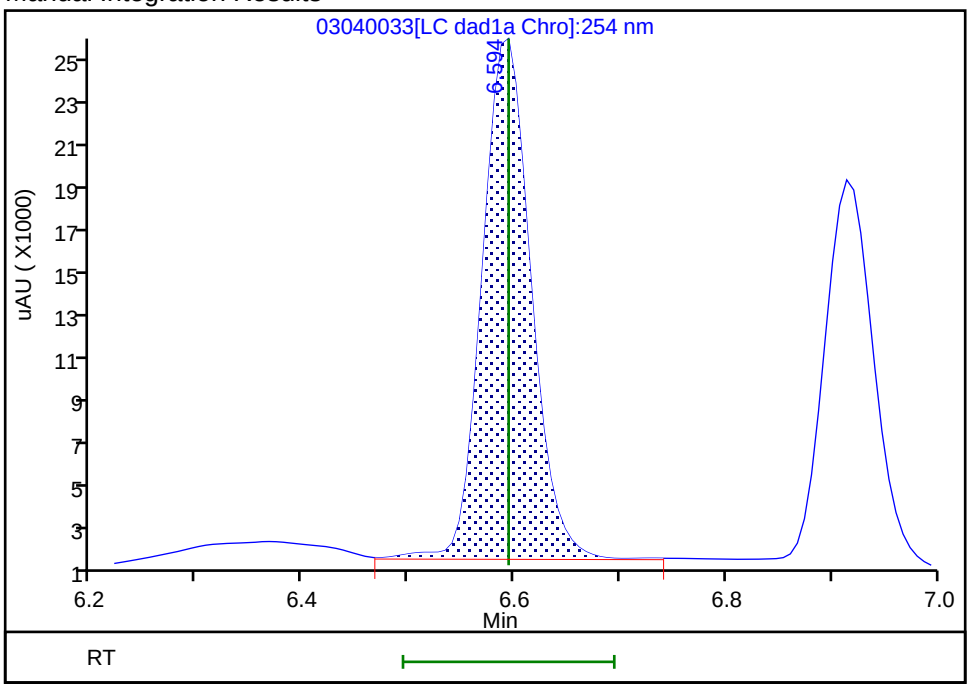

Reviewer: beckerc, 05-Mar-2020 08:37:32

Audit Action: Manually Integrated Audit Reason: Baseline

Manual Integration/User Assign Peak Report

Eurofins TestAmerica, Denver

Data File:	\\chromna\denver\chromdata\chhplc_x\20200304-89779.b\03040033.d				
Injection Date:	05-Mar-2020 00:03:48	Instrument ID:	CHHPLC_X3		
Lims ID:	ICV DMT				
Client ID:					
Operator ID:	CB	ALS Bottle#:	33	Worklist Smp#:	33
Injection Vol:	100.0 ul	Dil. Factor:	1.0000		
Method:	8330_X3	Limit Group:	GCSV - 8330		
Column:	UltraCarb5uODS (20) (4.60 mm)	Detector	LC DAD1B, 254 nm		

5 DNX, CAS: 80251-29-2

Signal: 1

Processing Integration Results

RT: 6.91
Area: 60901
Amount: 0.398232
Amount Units: ug/mL

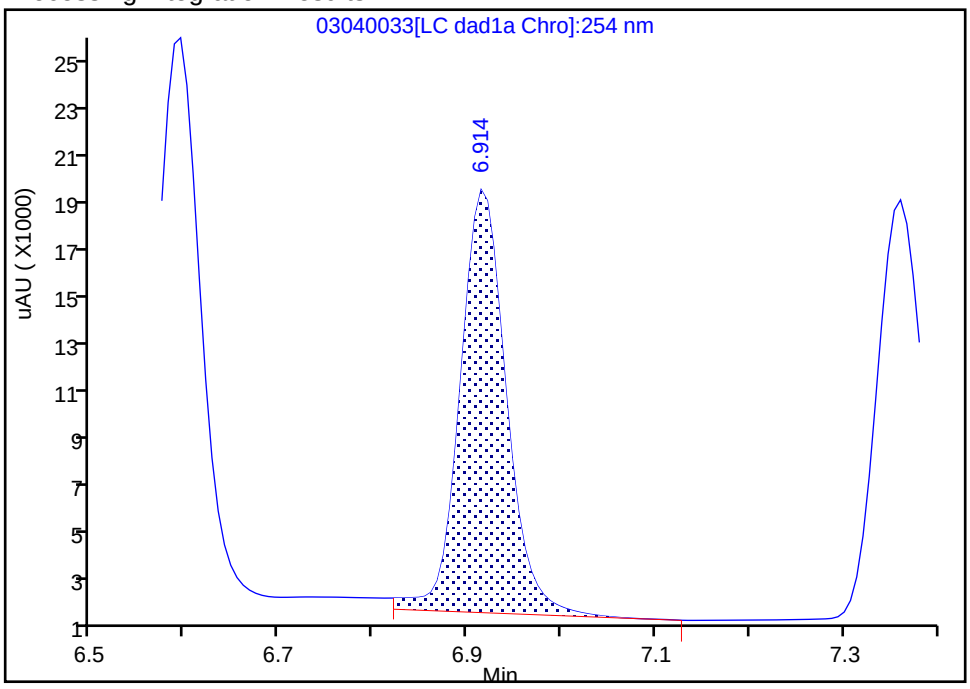

Manual Integration Results

RT: 6.91
Area: 58166
Amount: 0.380348
Amount Units: ug/mL

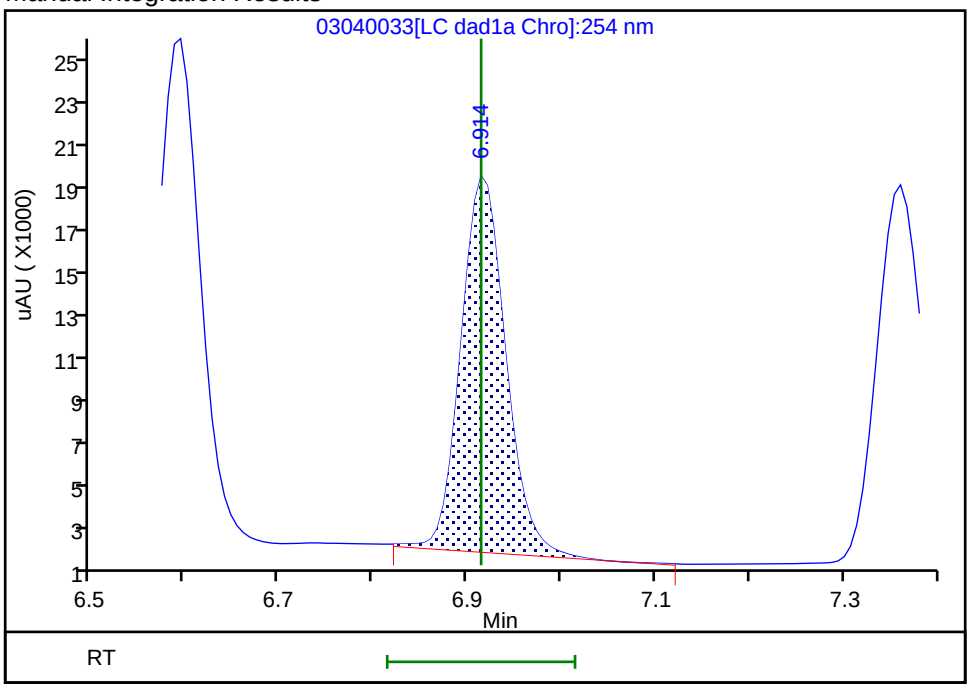

Reviewer: beckerc, 05-Mar-2020 08:37:39

Audit Action: Manually Integrated Audit Reason: Baseline

FORM VII
HPLC/IC CONTINUING CALIBRATION DATA

Lab Name: Eurofins TestAmerica, Denver Job No.: 280-137702-1

SDG No.:

Lab Sample ID: ICV 280-489145/16 Calibration Date: 03/18/2020 15:02

Instrument ID: CHHPLC_X3 Calib Start Date: 03/18/2020 11:35

GC Column: UltraCarb5uODS ID: 4.60(mm) Calib End Date: 03/18/2020 14:39

Lab File ID: 03180016.D Conc. Units: ug/L

ANALYTE	CURVE TYPE	AVE CF	CF	MIN CF	CALC AMOUNT	SPIKE AMOUNT	%D	MAX %D
HMX	Ave	85962	85080		396	400	-1.0	15.0
RDX	Ave	116613	105640		362	400	-9.4	15.0
Picric acid	Ave	85131	85323		401	400	0.2	15.0
1,3,5-Trinitrobenzene	Ave	230309	238740		415	400	3.7	15.0
1,3-Dinitrobenzene	Ave	306686	307370		401	400	0.2	15.0
Nitrobenzene	Ave	200403	202493		404	400	1.0	15.0
Tetryl	Ave	177032	175175		396	400	-1.0	15.0
Nitroglycerin	Ave	68133	67461		3960	4000	-1.0	15.0
2,4,6-Trinitrotoluene	Ave	204031	204823		402	400	0.4	15.0
4-Amino-2,6-dinitrotoluene	Lin2		159183		363	400	-9.1	15.0
2-Amino-4,6-dinitrotoluene	Ave	202817	202785		400	400	-0.0	15.0
2,6-Dinitrotoluene	Ave	149452	151720		406	400	1.5	15.0
2,4-Dinitrotoluene	Ave	303584	291863		385	400	-3.9	15.0
2-Nitrotoluene	Ave	135051	128890		382	400	-4.6	15.0
4-Nitrotoluene	Ave	113005	112495		398	400	-0.5	15.0
3-Nitrotoluene	Ave	143029	145235		406	400	1.5	15.0
PETN	Ave	78605	75679		3850	4000	-3.7	15.0
1,2-Dinitrobenzene	Ave	138212	136648		395	400	-1.1	15.0

FORM VII
HPLC/IC CONTINUING CALIBRATION RETENTION TIME SUMMARY

Lab Name: Eurofins TestAmerica, Denver Job No.: 280-137702-1

SDG No.:

Lab Sample ID: ICV 280-489145/16 Calibration Date: 03/18/2020 15:02

Instrument ID: CHHPLC_X3 Calib Start Date: 03/18/2020 11:35

GC Column: UltraCarb5uODS ID: 4.60(mm) Calib End Date: 03/18/2020 14:39

Lab File ID: 03180016.D

Analyte	RT	RT WINDOW	
		FROM	TO
HMX	6.69	6.54	6.84
RDX	7.75	7.60	7.90
Picric acid	8.06	7.91	8.21
1,3,5-Trinitrobenzene	8.89	8.74	9.04
1,3-Dinitrobenzene	9.53	9.38	9.68
Nitrobenzene	9.92	9.77	10.07
Tetryl	10.22	10.07	10.37
Nitroglycerin	10.73	10.58	10.88
2,4,6-Trinitrotoluene	11.18	11.08	11.28
4-Amino-2,6-dinitrotoluene	11.34	11.24	11.44
2-Amino-4,6-dinitrotoluene	11.63	11.53	11.73
2,6-Dinitrotoluene	11.79	11.69	11.89
2,4-Dinitrotoluene	11.98	11.88	12.08
2-Nitrotoluene	12.82	12.67	12.97
4-Nitrotoluene	13.26	13.11	13.41
3-Nitrotoluene	13.85	13.70	14.00
PETN	14.94	14.79	15.09
1,2-Dinitrobenzene	8.71	8.56	8.86

Eurofins TestAmerica, Denver
Target Compound Quantitation Report

Data File: \\chromna\Denver\ChromData\CHHPLC_X\20200318-90159.b\03180016.D
Lims ID: ICV MAIN
Client ID:
Sample Type: ICV
Inject. Date: 18-Mar-2020 15:02:22 ALS Bottle#: 16 Worklist Smp#: 16
Injection Vol: 100.0 ul Dil. Factor: 1.0000
Sample Info: ICV MAIN
Misc. Info.: 280-0090150-016
Operator ID: CB Instrument ID: CHHPLC_X3
Sublist:

Method: \\chromna\Denver\ChromData\CHHPLC_X\20200318-90159.b\8330_X3.m
Limit Group: GCSV - 8330
Last Update: 26-Mar-2020 15:45:46 Calib Date: 18-Mar-2020 14:39:27
Integrator: Falcon
Quant Method: External Standard Quant By: Initial Calibration
Last ICal File: \\chromna\Denver\ChromData\CHHPLC_X\20200318-90159.b\03180015.D

Column 1 : UltraCarb5uODS (20) (4.60 mm) Det: LC DAD1B, 254 nm
Process Host: CTX0308

First Level Reviewer: beckerc Date: 19-Mar-2020 08:47:14

Compound	Det	RT (min.)	Exp RT (min.)	Dlt RT (min.)	Response	Cal Amt ug/mL	OnCol Amt ug/mL	Flags
3 HMX	1	6.685	6.685	0.000	34032	0.4000	0.3959	M
7 RDX	1	7.751	7.751	0.000	42256	0.4000	0.3624	
8 2,4,6-Trinitrophenol	1	8.058	8.058	0.000	34129	0.4000	0.4009	
$ 9 1,2-Dinitrobenzene	1	8.711	8.711	0.000	54659	0.4000	0.3955	
10 1,3,5-Trinitrobenzene	1	8.885	8.885	0.000	95496	0.4000	0.4146	
11 1,3-Dinitrobenzene	1	9.531	9.531	0.000	122948	0.4000	0.4009	
12 Nitrobenzene	1	9.918	9.918	0.000	80997	0.4000	0.4042	
14 Tetryl	1	10.218	10.218	0.000	70070	0.4000	0.3958	
15 Nitroglycerin	2	10.731	10.731	0.000	269842	4.00	3.96	
16 2,4,6-Trinitrotoluene	1	11.184	11.184	0.000	81929	0.4000	0.4016	
17 4-Amino-2,6-dinitrotoluene	1	11.344	11.344	0.000	63673	0.4000	0.3635	
18 2-Amino-4,6-dinitrotoluene	1	11.631	11.631	0.000	81114	0.4000	0.3999	
19 2,6-Dinitrotoluene	1	11.791	11.791	0.000	60688	0.4000	0.4061	
20 2,4-Dinitrotoluene	1	11.984	11.984	0.000	116745	0.4000	0.3846	
21 o-Nitrotoluene	1	12.824	12.824	0.000	51556	0.4000	0.3818	
22 p-Nitrotoluene	1	13.264	13.264	0.000	44998	0.4000	0.3982	
23 m-Nitrotoluene	1	13.851	13.851	0.000	58094	0.4000	0.4062	
24 PETN	2	14.938	14.938	0.000	302716	4.00	3.85	

QC Flag Legend

Review Flags
M - Manually Integrated

Reagents:

8330Surrogate_00110 Amount Added: 40.00 Units: uL
8330 LCS_00095 Amount Added: 40.00 Units: uL

Report Date: 26-Mar-2020 15:45:47 Chrom Revision: 2.3 11-Mar-2020 18:53:20

Eurofins TestAmerica, Denver

Data File: \\chromna\denver\chromdata\chhplc_x\20200318-90159.b\03180016.d

Injection Date:	18-Mar-2020 15:02:22	Instrument ID:	CHHPLC_X3	Operator ID:	CB
Lims ID:	ICV MAIN			Worklist Smp#:	16
Client ID:					
Injection Vol:	100.0 ul	Dil. Factor:	1.0000	ALS Bottle#:	16
Method:	8330_X3	Limit Group:	GCSV - 8330		

Column: UltraCarb5uODS (20) (4.60 mm) Y Scaling: Method Defined: Scale to the Nth Largest Target: 1

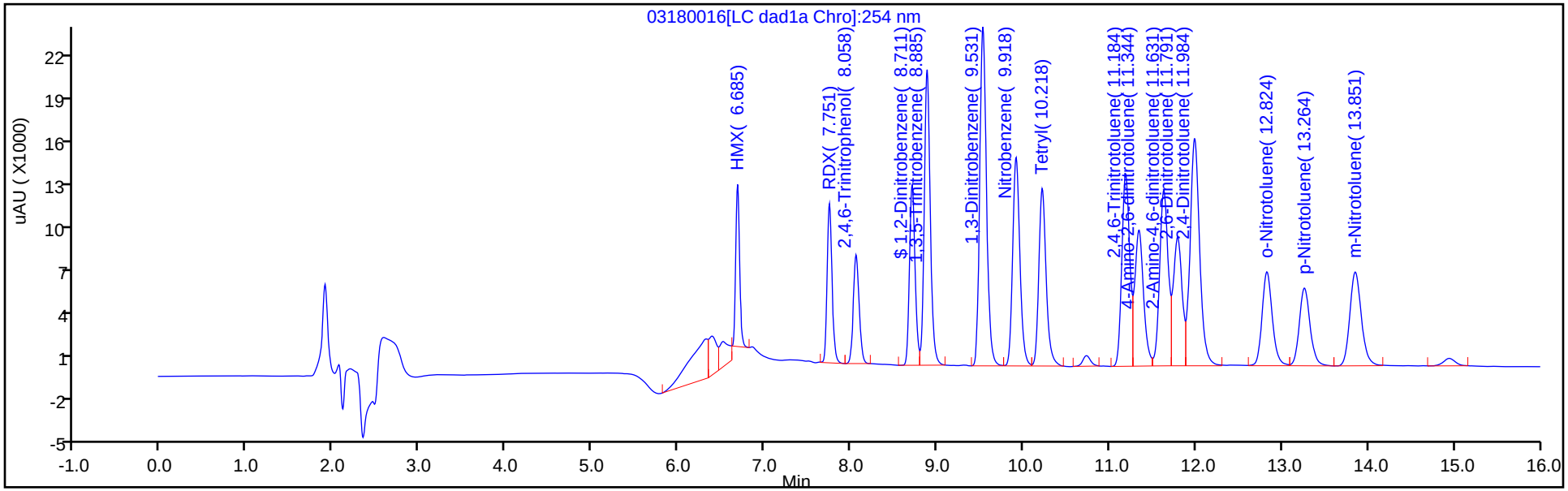

Y Scaling: Method Defined: Scale to the Nth Largest Target: 1

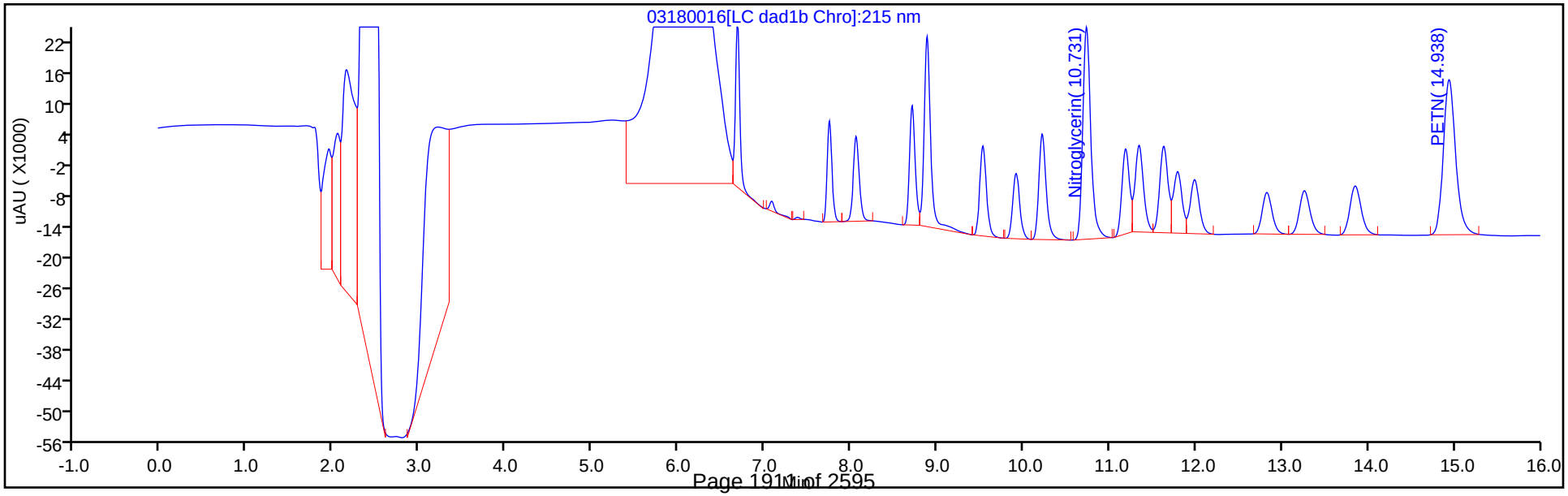

Manual Integration/User Assign Peak Report

Eurofins TestAmerica, Denver

Data File:	\\chromna\denver\chromdata\chhplc_x\20200318-90159.b\03180016.d				
Injection Date:	18-Mar-2020 15:02:22	Instrument ID:	CHHPLC_X3		
Lims ID:	ICV MAIN				
Client ID:					
Operator ID:	CB	ALS Bottle#:	16	Worklist Smp#:	16
Injection Vol:	100.0 ul	Dil. Factor:	1.0000		
Method:	8330_X3	Limit Group:	GCSV - 8330		
Column:	UltraCarb5uODS (20) (4.60 mm)	Detector	LC DAD1B, 254 nm		

3 HMX, CAS: 2691-41-0

Signal: 1

Processing Integration Results

RT: 6.68
Area: 41406
Amount: 0.494354
Amount Units: ug/mL

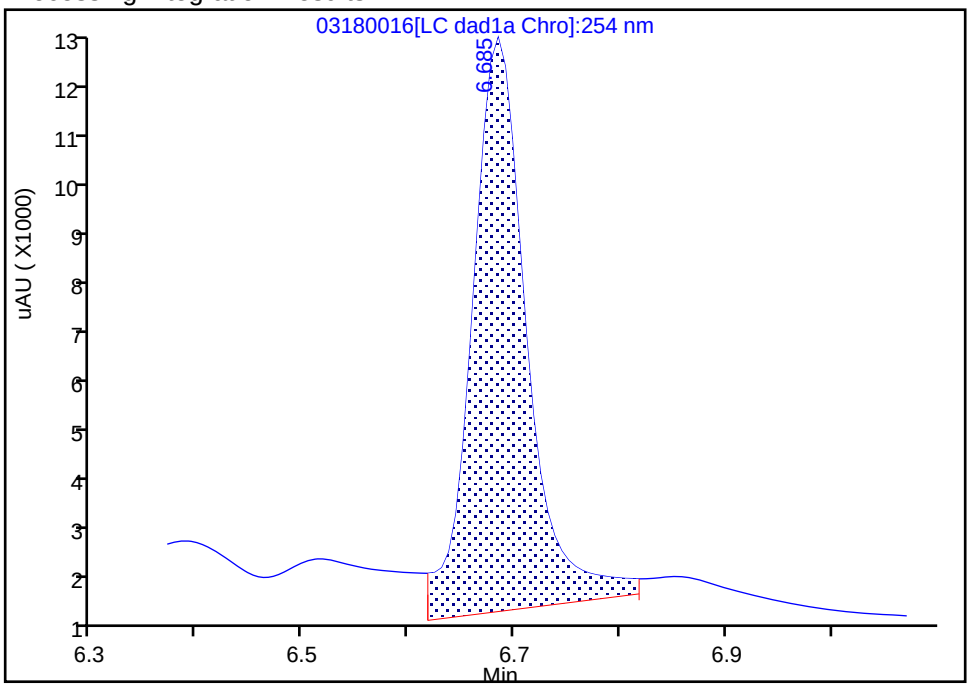

Manual Integration Results

RT: 6.68
Area: 34032
Amount: 0.395895
Amount Units: ug/mL

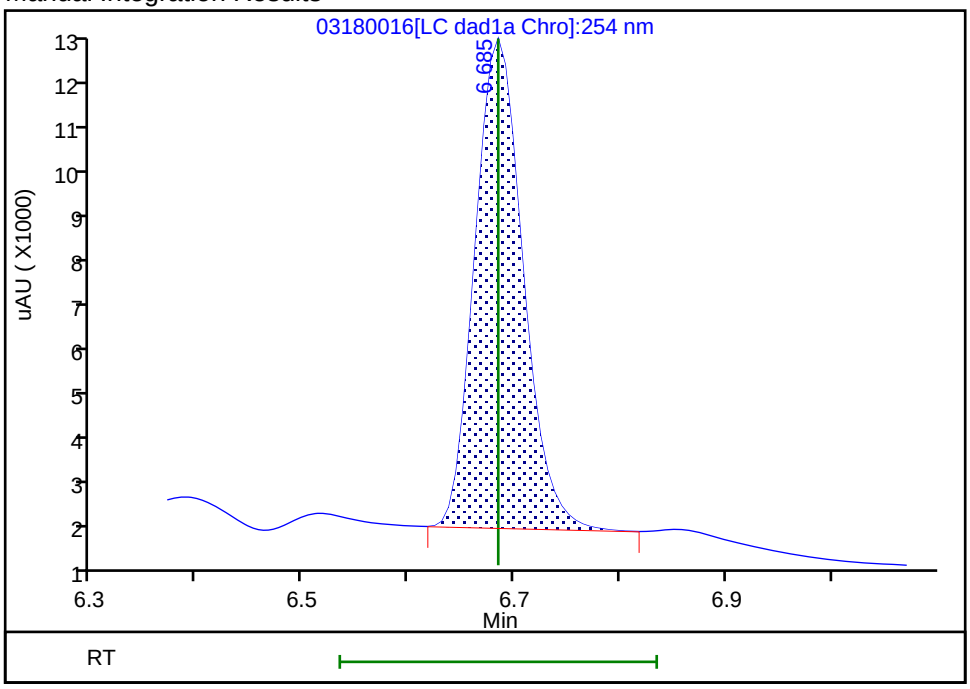

Reviewer: beckerc, 19-Mar-2020 08:47:09

Audit Action: Manually Integrated Audit Reason: Baseline

FORM VII
HPLC/IC CONTINUING CALIBRATION DATA

Lab Name: Eurofins TestAmerica, Denver Job No.: 280-137702-1

SDG No.:

Lab Sample ID: CCV 280-499864/15 Calibration Date: 06/23/2020 20:58

Instrument ID: CHHPLC_X3 Calib Start Date: 03/18/2020 11:35

GC Column: UltraCarb5uODS ID: 4.60(mm) Calib End Date: 03/18/2020 14:39

Lab File ID: 06230015.D Conc. Units: ug/L

ANALYTE	CURVE TYPE	AVE CF	CF	MIN CF	CALC AMOUNT	SPIKE AMOUNT	%D	MAX %D
HMX	Ave	85962	90336		263	250	5.1	15.0
RDX	Ave	116613	112052		240	250	-3.9	15.0
Picric acid	Ave	85131	86060		253	250	1.1	15.0
1,3,5-Trinitrobenzene	Ave	230309	241198		262	251	4.7	15.0
1,3-Dinitrobenzene	Ave	306686	325397		266	251	6.1	15.0
Nitrobenzene	Ave	200403	207777		260	251	3.7	15.0
Tetryl	Ave	177032	183721		260	251	3.8	15.0
Nitroglycerin	Ave	68133	72516		2660	2500	6.4	15.0
2,4,6-Trinitrotoluene	Ave	204031	215701		265	251	5.7	15.0
4-Amino-2,6-dinitrotoluene	Lin2		166945		241	250	-3.8	15.0
2-Amino-4,6-dinitrotoluene	Ave	202817	212211		263	251	4.6	15.0
2,6-Dinitrotoluene	Ave	149452	161155		271	251	7.8	15.0
2,4-Dinitrotoluene	Ave	303584	313641		259	251	3.3	15.0
2-Nitrotoluene	Ave	135051	136500		253	250	1.1	15.0
4-Nitrotoluene	Ave	113005	116255		258	251	2.9	15.0
3-Nitrotoluene	Ave	143029	148156		259	250	3.6	15.0
PETN	Ave	78605	84958		2700	2500	8.1	15.0
1,2-Dinitrobenzene	Ave	138212	145436		263	250	5.2	15.0

FORM VII
HPLC/IC CONTINUING CALIBRATION RETENTION TIME SUMMARY

Lab Name: Eurofins TestAmerica, Denver Job No.: 280-137702-1

SDG No.:

Lab Sample ID: CCV 280-499864/15 Calibration Date: 06/23/2020 20:58

Instrument ID: CHHPLC_X3 Calib Start Date: 03/18/2020 11:35

GC Column: UltraCarb5uODS ID: 4.60(mm) Calib End Date: 03/18/2020 14:39

Lab File ID: 06230015.D

Analyte	RT	RT WINDOW	
		FROM	TO
HMX	6.72	6.57	6.87
RDX	7.78	7.64	7.94
Picric acid	8.08	7.94	8.24
1,3,5-Trinitrobenzene	8.91	8.77	9.07
1,3-Dinitrobenzene	9.55	9.42	9.72
Nitrobenzene	9.92	9.79	10.09
Tetryl	10.21	10.09	10.39
Nitroglycerin	10.72	10.60	10.90
2,4,6-Trinitrotoluene	11.17	11.10	11.30
4-Amino-2,6-dinitrotoluene	11.32	11.26	11.46
2-Amino-4,6-dinitrotoluene	11.61	11.56	11.76
2,6-Dinitrotoluene	11.75	11.69	11.89
2,4-Dinitrotoluene	11.95	11.89	12.09
2-Nitrotoluene	12.76	12.65	12.95
4-Nitrotoluene	13.19	13.07	13.37
3-Nitrotoluene	13.76	13.65	13.95
PETN	14.80	14.69	14.99
1,2-Dinitrobenzene	8.73	8.59	8.89

Eurofins TestAmerica, Denver
Target Compound Quantitation Report

Data File: \\chromfs\Denver\ChromData\CHHPLC_X\20200623-92681.b\06230015.D
Lims ID: CCV INT
Client ID:
Sample Type: CCV
Inject. Date: 23-Jun-2020 20:58:42 ALS Bottle#: 7 Worklist Smp#: 15
Injection Vol: 100.0 ul Dil. Factor: 1.0000
Sample Info: CCV INT
Misc. Info.: 280-0092681-015
Operator ID: JZ Instrument ID: CHHPLC_X3
Sublist: chrom-8330_X3*sub9

Method: \\chromfs\Denver\ChromData\CHHPLC_X\20200623-92681.b\8330_X3.m
Limit Group: GCSV - 8330
Last Update: 24-Jun-2020 16:26:13 Calib Date: 18-Mar-2020 14:39:27
Integrator: Falcon
Quant Method: External Standard Quant By: Initial Calibration
Last ICal File: \\chromna\Denver\ChromData\CHHPLC_X\20200318-90159.b\03180015.D

Column 1 : UltraCarb5uODS (20) (4.60 mm) Det: LC DAD1B, 254 nm
Process Host: CTX1068

First Level Reviewer: zhangji Date: 23-Jun-2020 22:00:55

Compound	Det	RT (min.)	Exp RT (min.)	Dlt RT (min.)	Response	Cal Amt ug/mL	OnCol Amt ug/mL	Flags
3 HMX	1	6.722	6.723	-0.001	22584	0.2500	0.2627	M
7 RDX	1	7.782	7.790	-0.008	28013	0.2500	0.2402	
8 2,4,6-Trinitrophenol	1	8.082	8.090	-0.008	21515	0.2500	0.2527	
$ 9 1,2-Dinitrobenzene	1	8.729	8.736	-0.007	36359	0.2500	0.2631	
10 1,3,5-Trinitrobenzene	1	8.909	8.923	-0.014	60420	0.2505	0.2623	
11 1,3-Dinitrobenzene	1	9.549	9.570	-0.021	81512	0.2505	0.2658	
12 Nitrobenzene	1	9.922	9.943	-0.021	52152	0.2510	0.2602	
14 Tetryl	1	10.209	10.236	-0.027	46022	0.2505	0.2600	
15 Nitroglycerin	2	10.715	10.750	-0.035	181290	2.50	2.66	
16 2,4,6-Trinitrotoluene	1	11.169	11.203	-0.034	54141	0.2510	0.2654	
17 4-Amino-2,6-dinitrotoluene	1	11.322	11.363	-0.041	41778	0.2503	0.2407	
18 2-Amino-4,6-dinitrotoluene	1	11.609	11.656	-0.047	53265	0.2510	0.2626	
19 2,6-Dinitrotoluene	1	11.749	11.790	-0.041	40450	0.2510	0.2707	
20 2,4-Dinitrotoluene	1	11.949	11.990	-0.041	78724	0.2510	0.2593	
21 o-Nitrotoluene	1	12.762	12.796	-0.034	34125	0.2500	0.2527	
22 p-Nitrotoluene	1	13.189	13.223	-0.034	29122	0.2505	0.2577	
23 m-Nitrotoluene	1	13.762	13.803	-0.041	37076	0.2503	0.2592	
24 PETN	2	14.802	14.843	-0.041	212396	2.50	2.70	

QC Flag Legend

Review Flags
M - Manually Integrated

Reagents:

8330IntermStk_00061 Amount Added: 25.00 Units: uL

Report Date: 24-Jun-2020 16:26:13 Chrom Revision: 2.3 21-Jun-2020 18:30:46

Eurofins TestAmerica, Denver

Data File: \\chromfs\denver\chromdata\chhplc_x\20200623-92681.b\06230015.d

Injection Date:	23-Jun-2020 20:58:42	Instrument ID:	CHHPLC_X3	Operator ID:	JZ
Lims ID:	CCV INT			Worklist Smp#:	15
Client ID:					
Injection Vol:	100.0 ul	Dil. Factor:	1.0000	ALS Bottle#:	7
Method:	8330_X3	Limit Group:	GCSV - 8330		

Column: UltraCarb5uODS (20) (4.60 mm) Y Scaling: Method Defined: Scale to the Nth Largest Target: 1

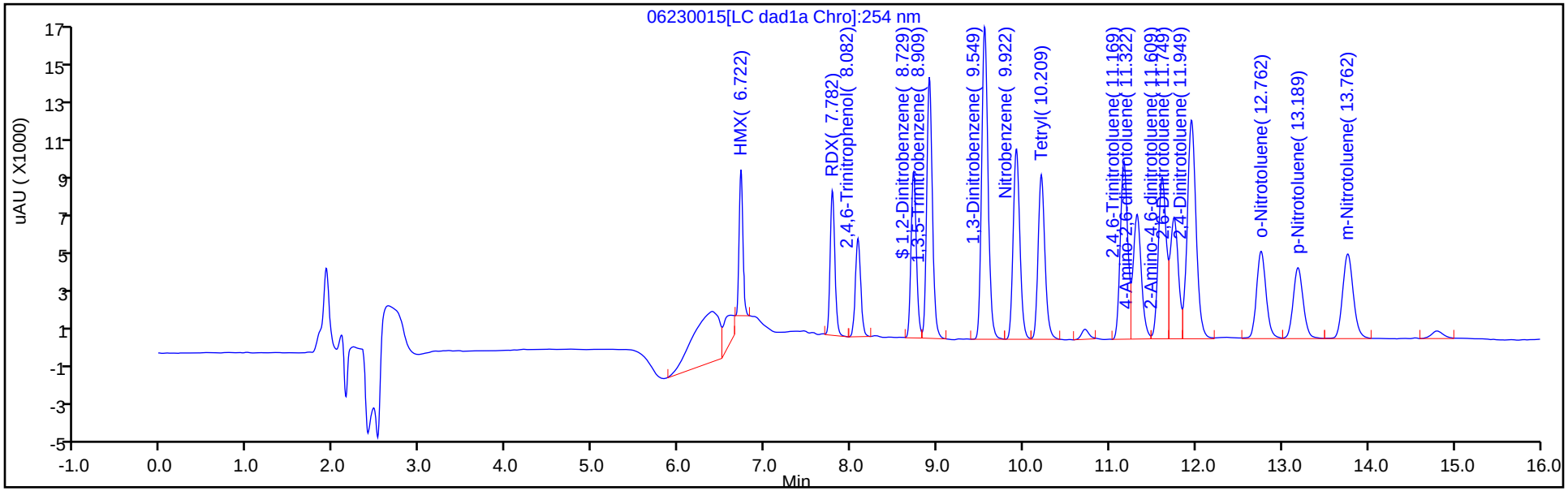

Y Scaling: Method Defined: Scale to the Nth Largest Target: 1

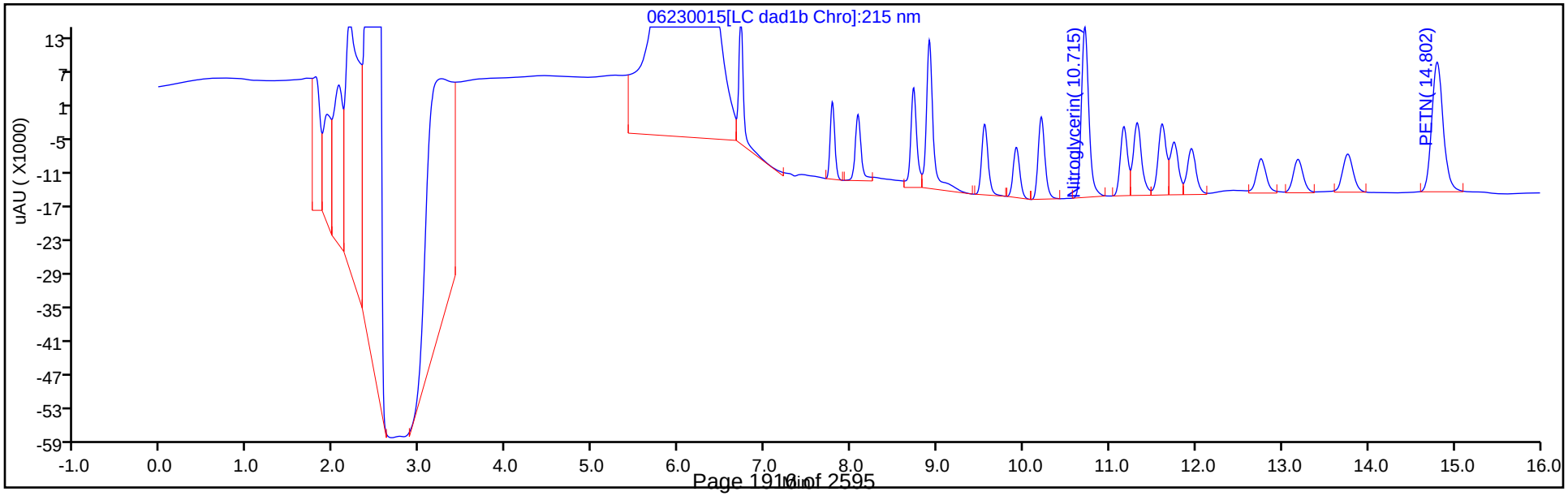

Manual Integration/User Assign Peak Report

Eurofins TestAmerica, Denver

Data File:	\\chromfs\denver\chromdata\chhplc_x\20200623-92681.b\06230015.d				
Injection Date:	23-Jun-2020 20:58:42	Instrument ID:	CHHPLC_X3		
Lims ID:	CCV INT				
Client ID:					
Operator ID:	JZ	ALS Bottle#:	7	Worklist Smp#:	15
Injection Vol:	100.0 ul	Dil. Factor:	1.0000		
Method:	8330_X3	Limit Group:	GCSV - 8330		
Column:	UltraCarb5uODS (20) (4.60 mm)	Detector	LC DAD1B, 254 nm		

3 HMX, CAS: 2691-41-0

Signal: 1

Processing Integration Results

RT: 6.72
Area: 31306
Amount: 0.364183
Amount Units: ug/mL

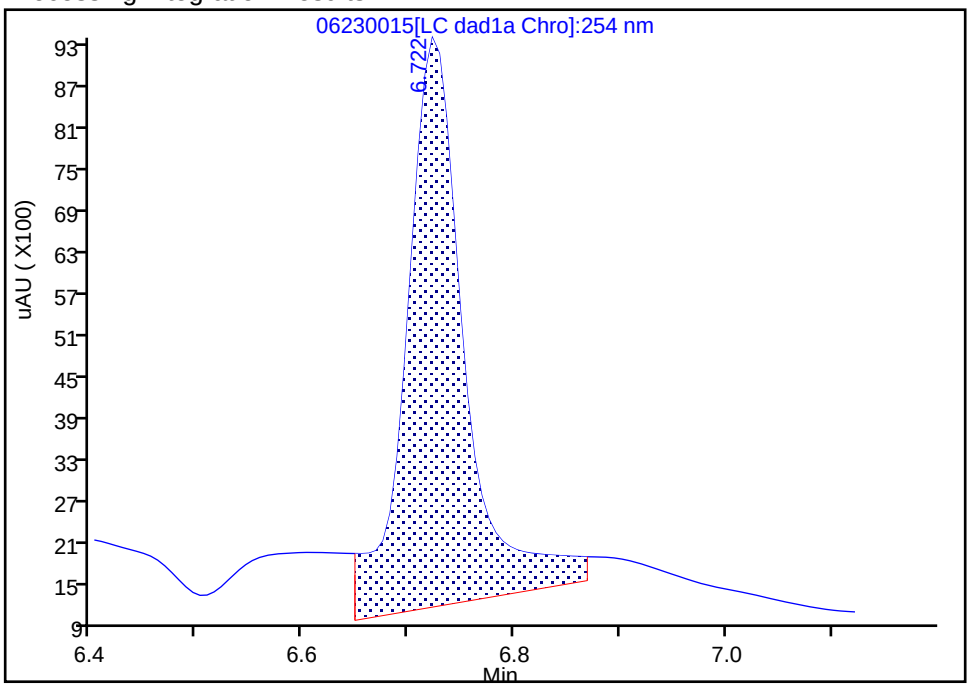

Manual Integration Results

RT: 6.72
Area: 22584
Amount: 0.262720
Amount Units: ug/mL

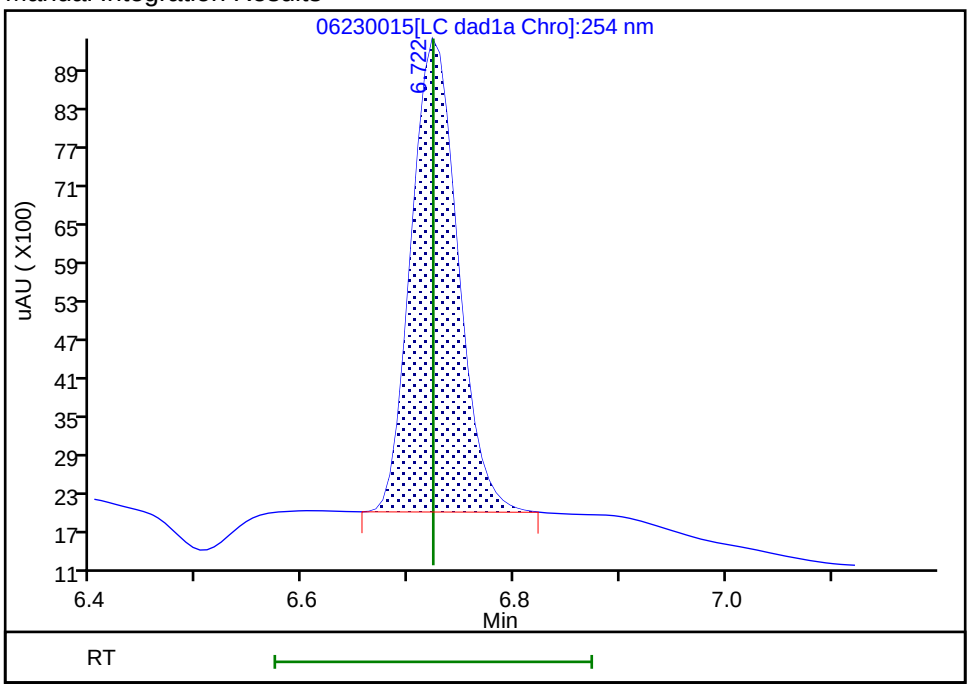

Reviewer: zhangji, 23-Jun-2020 21:34:11

Audit Action: Manually Integrated Audit Reason: Baseline

FORM VII
HPLC/IC CONTINUING CALIBRATION DATA

Lab Name: Eurofins TestAmerica, Denver Job No.: 280-137702-1

SDG No.:

Lab Sample ID: CCV 280-499864/16 Calibration Date: 06/23/2020 21:21

Instrument ID: CHHPLC_X3 Calib Start Date: 03/04/2020 21:00

GC Column: UltraCarb5uODS ID: 4.60(mm) Calib End Date: 03/04/2020 23:40

Lab File ID: 06230016.D Conc. Units: ug/L

ANALYTE	CURVE TYPE	AVE CF	CF	MIN CF	CALC AMOUNT	SPIKE AMOUNT	%D	MAX %D
TNX	Ave	217609	214649		247	250	-1.4	15.0
DNX	Ave	152928	157151		257	250	2.8	15.0
MNX	Ave	158544	146985		270	292	-7.3	15.0

FORM VII
HPLC/IC CONTINUING CALIBRATION RETENTION TIME SUMMARY

Lab Name: Eurofins TestAmerica, Denver Job No.: 280-137702-1

SDG No.:

Lab Sample ID: CCV 280-499864/16 Calibration Date: 06/23/2020 21:21

Instrument ID: CHHPLC_X3 Calib Start Date: 03/04/2020 21:00

GC Column: UltraCarb5uODS ID: 4.60(mm) Calib End Date: 03/04/2020 23:40

Lab File ID: 06230016.D

Analyte	RT	RT WINDOW	
		FROM	TO
TNX	6.63	6.53	6.73
DNX	6.94	6.85	7.05
MNX	7.39	7.24	7.54

Eurofins TestAmerica, Denver
Target Compound Quantitation Report

Data File: \\chromfs\Denver\ChromData\CHHPLC_X\20200623-92681.b\06230016.D
Lims ID: CCV DMT
Client ID:
Sample Type: CCV
Inject. Date: 23-Jun-2020 21:21:45 ALS Bottle#: 9 Worklist Smp#: 16
Injection Vol: 100.0 ul Dil. Factor: 1.0000
Sample Info: CCV DMT
Misc. Info.: 280-0092681-016
Operator ID: JZ Instrument ID: CHHPLC_X3
Sublist: chrom-8330_X3*sub17

Method: \\chromfs\Denver\ChromData\CHHPLC_X\20200623-92681.b\8330_X3.m
Limit Group: GCSV - 8330
Last Update: 24-Jun-2020 16:26:13 Calib Date: 18-Mar-2020 14:39:27
Integrator: Falcon
Quant Method: External Standard Quant By: Initial Calibration
Last ICal File: \\chromna\Denver\ChromData\CHHPLC_X\20200318-90159.b\03180015.D

Column 1 : UltraCarb5uODS (20) (4.60 mm) Det: LC DAD1B, 254 nm
Process Host: CTX1068

First Level Reviewer: zhangji Date: 23-Jun-2020 22:02:12

Compound	Det	RT (min.)	Exp RT (min.)	Dlt RT (min.)	Response	Cal Amt ug/mL	OnCol Amt ug/mL	Flags
2 TNX	1	6.627	6.627	0.000	53716	0.2503	0.2468	M
5 DNX	1	6.940	6.947	-0.007	39327	0.2503	0.2572	M
6 MNX	1	7.387	7.394	-0.007	42883	0.2918	0.2705	

QC Flag Legend

Review Flags
M - Manually Integrated

Reagents:

8330 DMT_00006 Amount Added: 12.50 Units: uL

Report Date: 24-Jun-2020 16:26:14 Chrom Revision: 2.3 21-Jun-2020 18:30:46

Eurofins TestAmerica, Denver

Data File: \\chromfs\denver\chromdata\chhplc_x\20200623-92681.b\06230016.d

Injection Date:	23-Jun-2020 21:21:45	Instrument ID:	CHHPLC_X3	Operator ID:	JZ
Lims ID:	CCV DMT			Worklist Smp#:	16
Client ID:					
Injection Vol:	100.0 ul	Dil. Factor:	1.0000	ALS Bottle#:	9
Method:	8330_X3	Limit Group:	GCSV - 8330		

Column: UltraCarb5uODS (20) (4.60 mm) Y Scaling: Method Defined: Scale to the Nth Largest Target: 1

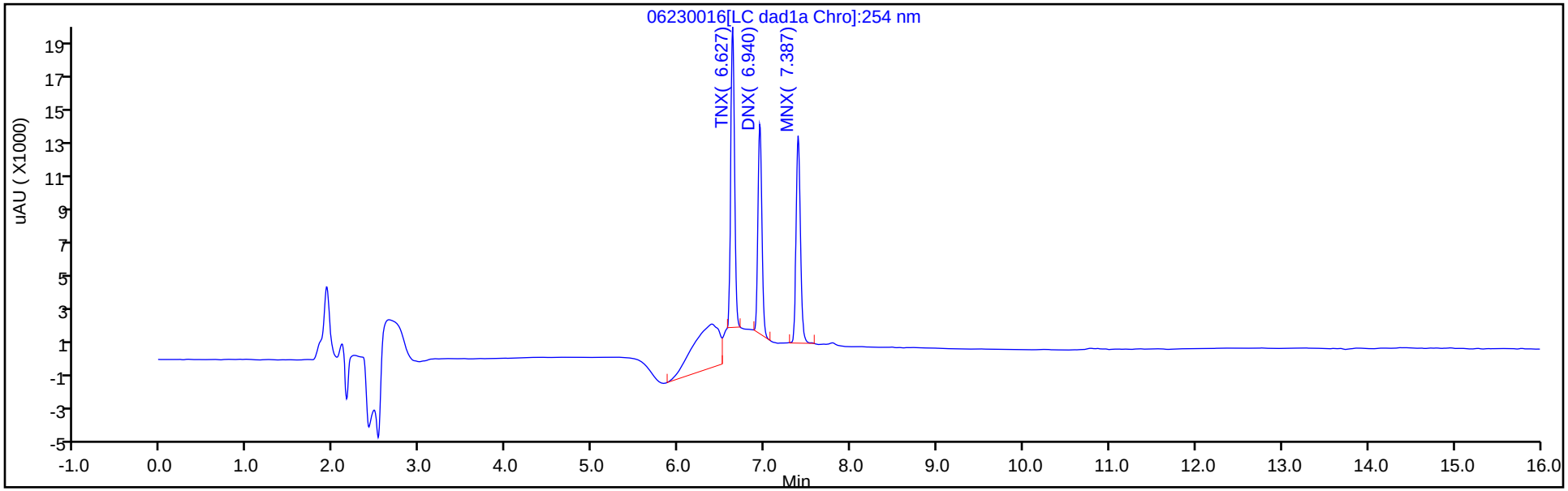

Y Scaling: Method Defined: Scale to the Nth Largest Target: 1

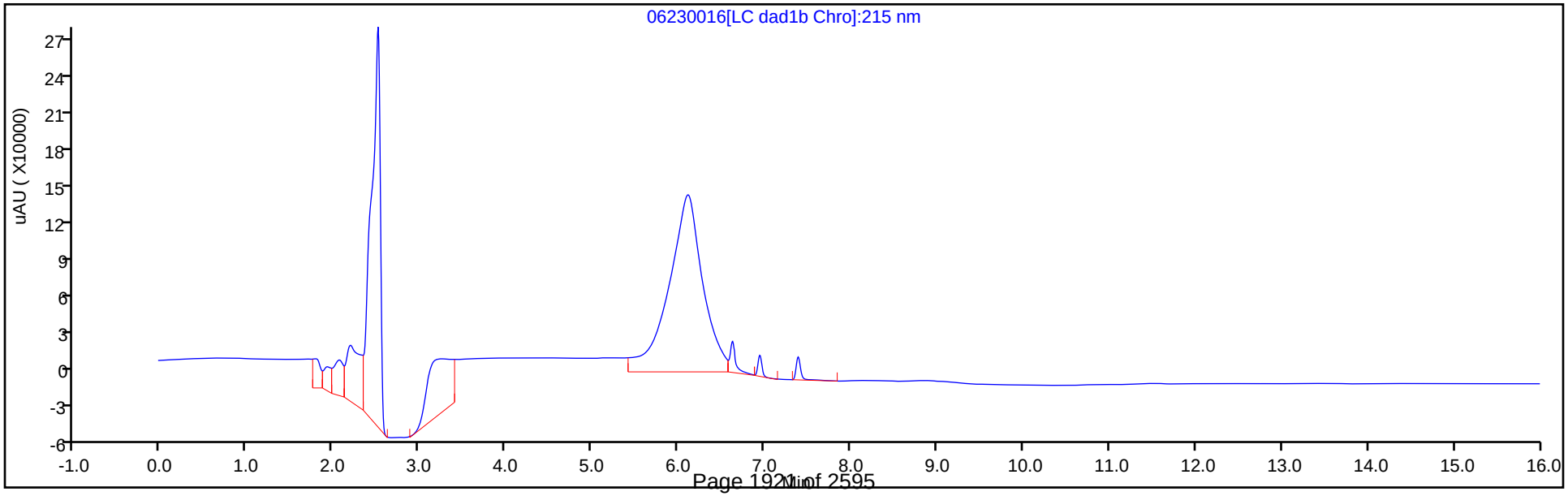

Manual Integration/User Assign Peak Report

Eurofins TestAmerica, Denver

Data File:	\\chromfs\denver\chromdata\chhplc_x\20200623-92681.b\06230016.d				
Injection Date:	23-Jun-2020 21:21:45	Instrument ID:	CHHPLC_X3		
Lims ID:	CCV DMT				
Client ID:					
Operator ID:	JZ	ALS Bottle#:	9	Worklist Smp#:	16
Injection Vol:	100.0 ul	Dil. Factor:	1.0000		
Method:	8330_X3	Limit Group:	GCSV - 8330		
Column:	UltraCarb5uODS (20) (4.60 mm)	Detector	LC DAD1B, 254 nm		

2 TNX, CAS: 13980-04-6

Signal: 1

Processing Integration Results

RT: 6.63
Area: 75101
Amount: 0.345119
Amount Units: ug/mL

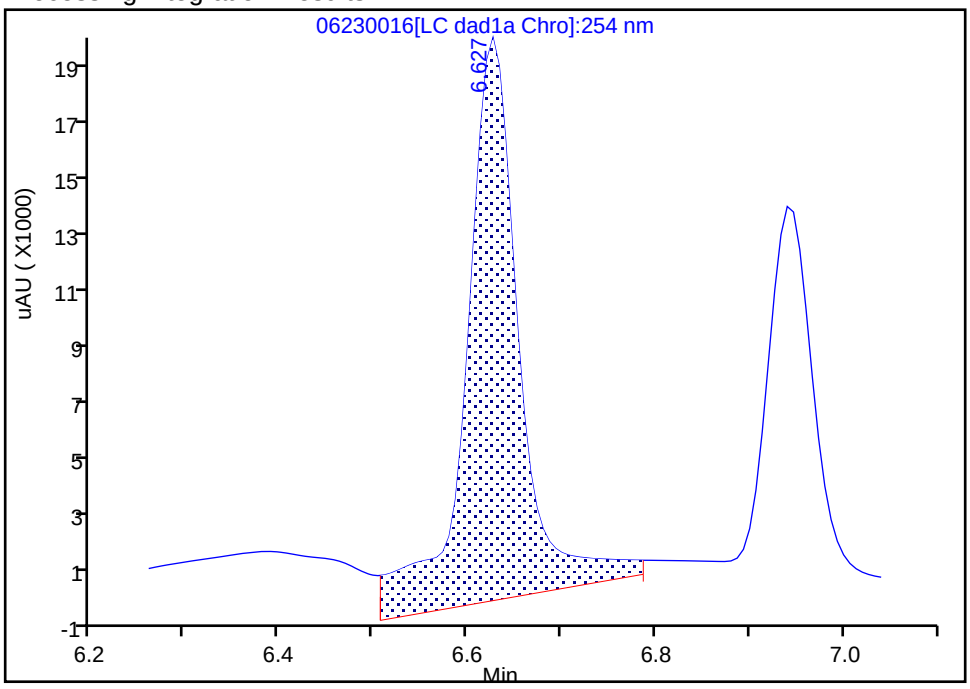

Manual Integration Results

RT: 6.63
Area: 53716
Amount: 0.246847
Amount Units: ug/mL

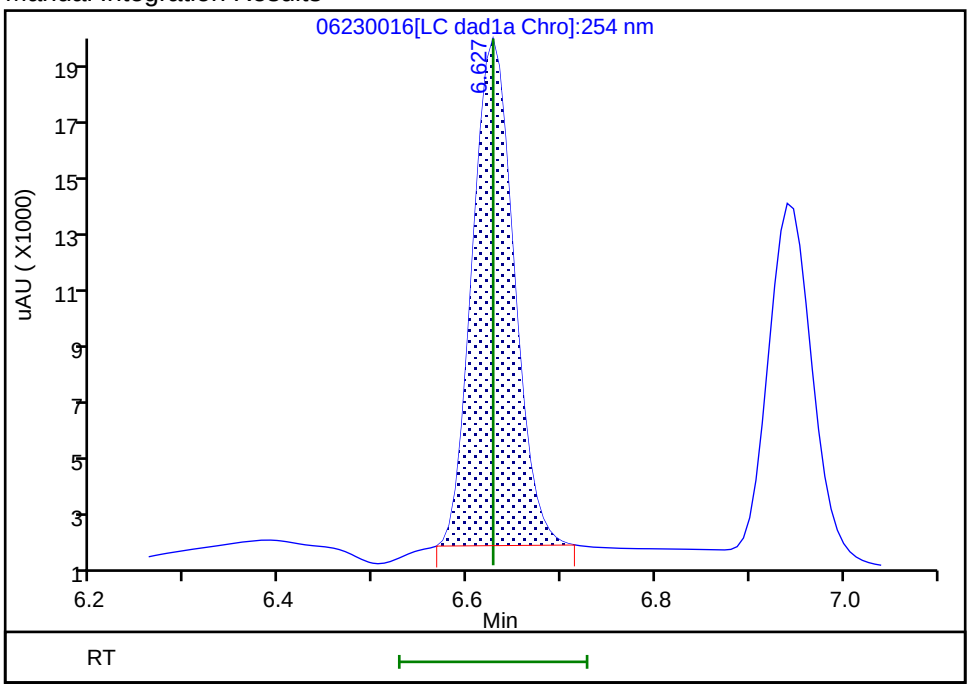

Reviewer: zhangji, 23-Jun-2020 22:01:03

Audit Action: Manually Integrated Audit Reason: Baseline

Manual Integration/User Assign Peak Report

Eurofins TestAmerica, Denver

Data File:	\\chromfs\denver\chromdata\chhplc_x\20200623-92681.b\06230016.d				
Injection Date:	23-Jun-2020 21:21:45	Instrument ID:	CHHPLC_X3		
Lims ID:	CCV DMT				
Client ID:					
Operator ID:	JZ	ALS Bottle#:	9	Worklist Smp#:	16
Injection Vol:	100.0 ul	Dil. Factor:	1.0000		
Method:	8330_X3	Limit Group:	GCSV - 8330		
Column:	UltraCarb5uODS (20) (4.60 mm)	Detector	LC DAD1B, 254 nm		

5 DNX, CAS: 80251-29-2

Signal: 1

Processing Integration Results

RT: 6.94
Area: 41926
Amount: 0.274155
Amount Units: ug/mL

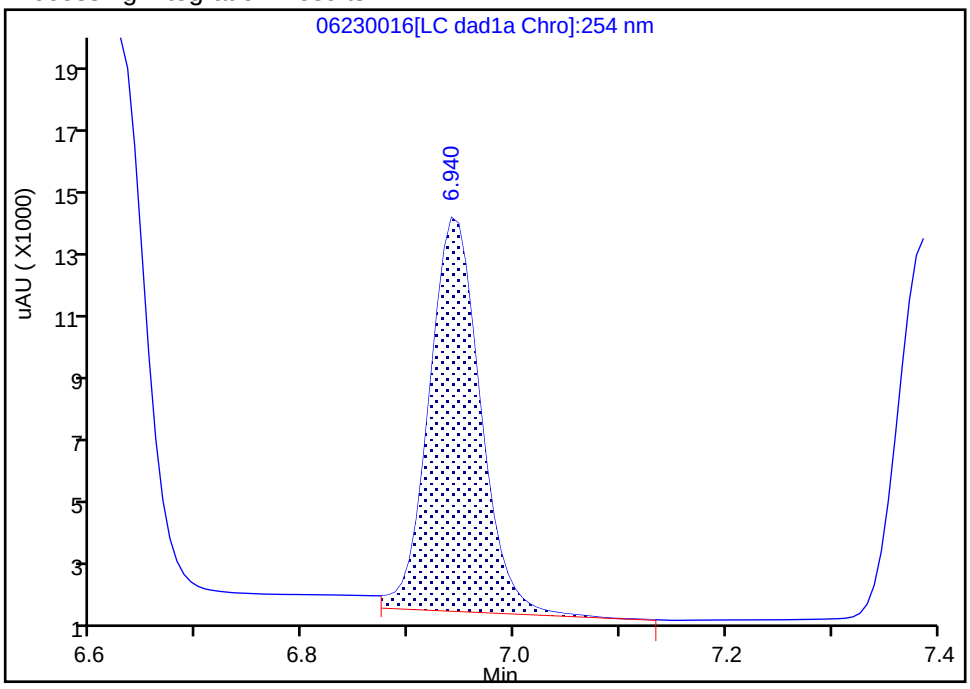

Manual Integration Results

RT: 6.94
Area: 39327
Amount: 0.257160
Amount Units: ug/mL

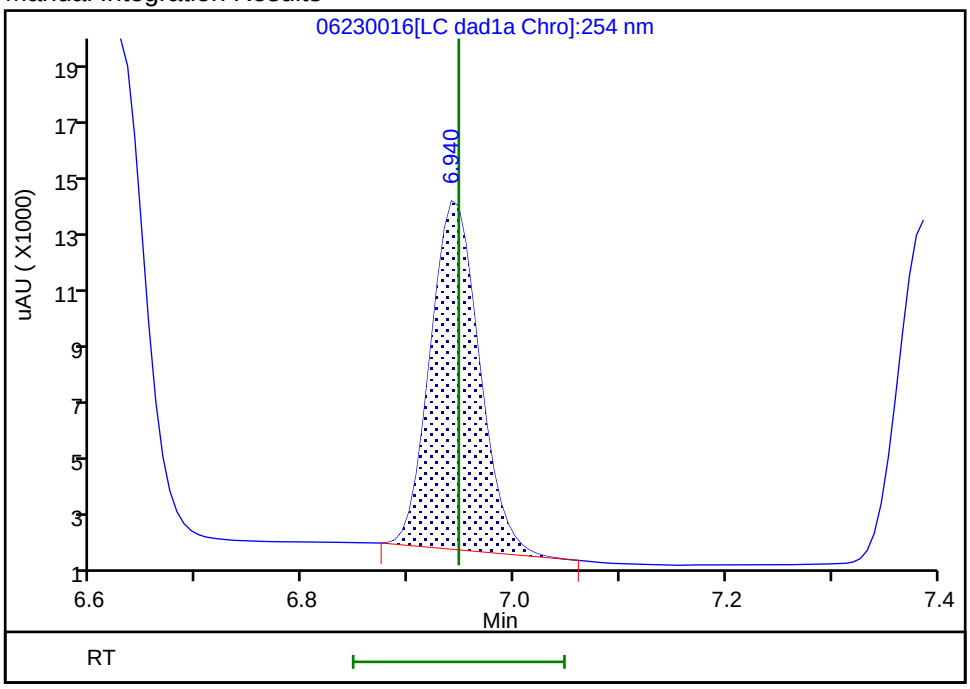

Reviewer: zhangji, 23-Jun-2020 22:01:07

Audit Action: Manually Integrated Audit Reason: Baseline

FORM VII
HPLC/IC CONTINUING CALIBRATION DATA

Lab Name: Eurofins TestAmerica, Denver Job No.: 280-137702-1

SDG No.:

Lab Sample ID: CCV 280-499864/27 Calibration Date: 06/24/2020 01:57

Instrument ID: CHHPLC_X3 Calib Start Date: 03/18/2020 11:35

GC Column: UltraCarb5uODS ID: 4.60(mm) Calib End Date: 03/18/2020 14:39

Lab File ID: 06230027.D Conc. Units: ug/L

ANALYTE	CURVE TYPE	AVE CF	CF	MIN CF	CALC AMOUNT	SPIKE AMOUNT	%D	MAX %D
HMX	Ave	85962	90008		262	250	4.7	15.0
RDX	Ave	116613	111432		239	250	-4.4	15.0
Picric acid	Ave	85131	85932		252	250	0.9	15.0
1,3,5-Trinitrobenzene	Ave	230309	241401		263	251	4.8	15.0
1,3-Dinitrobenzene	Ave	306686	324723		265	251	5.9	15.0
Nitrobenzene	Ave	200403	203578		255	251	1.6	15.0
Tetryl	Ave	177032	183150		259	251	3.5	15.0
Nitroglycerin	Ave	68133	72110		2650	2500	5.8	15.0
2,4,6-Trinitrotoluene	Ave	204031	219984		271	251	7.8	15.0
4-Amino-2,6-dinitrotoluene	Lin2		168192		242	250	-3.1	15.0
2-Amino-4,6-dinitrotoluene	Ave	202817	211773		262	251	4.4	15.0
2,6-Dinitrotoluene	Ave	149452	162386		273	251	8.7	15.0
2,4-Dinitrotoluene	Ave	303584	320108		265	251	5.4	15.0
2-Nitrotoluene	Ave	135051	132376		245	250	-2.0	15.0
4-Nitrotoluene	Ave	113005	116707		259	251	3.3	15.0
3-Nitrotoluene	Ave	143029	145455		254	250	1.7	15.0
PETN	Ave	78605	83112		2640	2500	5.7	15.0
1,2-Dinitrobenzene	Ave	138212	146284		265	250	5.8	15.0

FORM VII
HPLC/IC CONTINUING CALIBRATION RETENTION TIME SUMMARY

Lab Name: Eurofins TestAmerica, Denver Job No.: 280-137702-1

SDG No.:

Lab Sample ID: CCV 280-499864/27 Calibration Date: 06/24/2020 01:57

Instrument ID: CHHPLC_X3 Calib Start Date: 03/18/2020 11:35

GC Column: UltraCarb5uODS ID: 4.60(mm) Calib End Date: 03/18/2020 14:39

Lab File ID: 06230027.D

Analyte	RT	RT WINDOW	
		FROM	TO
HMX	6.72	6.57	6.87
RDX	7.80	7.64	7.94
Picric acid	8.10	7.94	8.24
1,3,5-Trinitrobenzene	8.94	8.77	9.07
1,3-Dinitrobenzene	9.58	9.42	9.72
Nitrobenzene	9.95	9.79	10.09
Tetryl	10.25	10.09	10.39
Nitroglycerin	10.76	10.60	10.90
2,4,6-Trinitrotoluene	11.22	11.10	11.30
4-Amino-2,6-dinitrotoluene	11.38	11.26	11.46
2-Amino-4,6-dinitrotoluene	11.67	11.56	11.76
2,6-Dinitrotoluene	11.80	11.69	11.89
2,4-Dinitrotoluene	12.00	11.89	12.09
2-Nitrotoluene	12.81	12.65	12.95
4-Nitrotoluene	13.25	13.07	13.37
3-Nitrotoluene	13.83	13.65	13.95
PETN	14.88	14.69	14.99
1,2-Dinitrobenzene	8.76	8.59	8.89

Eurofins TestAmerica, Denver
Target Compound Quantitation Report

Data File: \\chromfs\Denver\ChromData\CHHPLC_X\20200623-92681.b\06230027.D
Lims ID: CCV INT
Client ID:
Sample Type: CCV
Inject. Date: 24-Jun-2020 01:57:51 ALS Bottle#: 7 Worklist Smp#: 27
Injection Vol: 100.0 ul Dil. Factor: 1.0000
Sample Info: CCV INT
Misc. Info.: 280-0092681-027
Operator ID: JZ Instrument ID: CHHPLC_X3
Sublist: chrom-8330_X3*sub9

Method: \\chromfs\Denver\ChromData\CHHPLC_X\20200623-92681.b\8330_X3.m
Limit Group: GCSV - 8330
Last Update: 24-Jun-2020 16:26:18 Calib Date: 18-Mar-2020 14:39:27
Integrator: Falcon
Quant Method: External Standard Quant By: Initial Calibration
Last ICal File: \\chromna\Denver\ChromData\CHHPLC_X\20200318-90159.b\03180015.D

Column 1 : UltraCarb5uODS (20) (4.60 mm) Det: LC DAD1B, 254 nm
Process Host: CTX1068

First Level Reviewer: zhangji Date: 24-Jun-2020 16:13:52

Compound	Det	RT (min.)	Exp RT (min.)	Dlt RT (min.)	Response	Cal Amt ug/mL	OnCol Amt ug/mL	Flags
3 HMX	1	6.723	6.723	0.000	22502	0.2500	0.2618	M
7 RDX	1	7.796	7.790	0.006	27858	0.2500	0.2389	
8 2,4,6-Trinitrophenol	1	8.103	8.090	0.013	21483	0.2500	0.2524	
$ 9 1,2-Dinitrobenzene	1	8.756	8.736	0.020	36571	0.2500	0.2646	
10 1,3,5-Trinitrobenzene	1	8.936	8.923	0.013	60471	0.2505	0.2626	
11 1,3-Dinitrobenzene	1	9.576	9.570	0.006	81343	0.2505	0.2652	
12 Nitrobenzene	1	9.949	9.943	0.006	51098	0.2510	0.2550	
14 Tetryl	1	10.249	10.236	0.013	45879	0.2505	0.2592	
15 Nitroglycerin	2	10.756	10.750	0.006	180274	2.50	2.65	
16 2,4,6-Trinitrotoluene	1	11.216	11.203	0.013	55216	0.2510	0.2706	
17 4-Amino-2,6-dinitrotoluene	1	11.376	11.363	0.013	42090	0.2503	0.2425	
18 2-Amino-4,6-dinitrotoluene	1	11.669	11.656	0.013	53155	0.2510	0.2621	
19 2,6-Dinitrotoluene	1	11.803	11.790	0.013	40759	0.2510	0.2727	
20 2,4-Dinitrotoluene	1	12.003	11.990	0.013	80347	0.2510	0.2647	
21 o-Nitrotoluene	1	12.809	12.796	0.013	33094	0.2500	0.2450	
22 p-Nitrotoluene	1	13.249	13.223	0.026	29235	0.2505	0.2587	
23 m-Nitrotoluene	1	13.829	13.803	0.026	36400	0.2503	0.2545	
24 PETN	2	14.883	14.843	0.040	207781	2.50	2.64	

QC Flag Legend

Review Flags
M - Manually Integrated

Reagents:

8330IntermStk_00061 Amount Added: 25.00 Units: uL

Report Date: 24-Jun-2020 16:26:19 Chrom Revision: 2.3 21-Jun-2020 18:30:46

Eurofins TestAmerica, Denver

Data File: \\chromfs\denver\chromdata\chhplc_x\20200623-92681.b\06230027.d

Injection Date:	24-Jun-2020 01:57:51	Instrument ID:	CHHPLC_X3	Operator ID:	JZ
Lims ID:	CCV INT			Worklist Smp#:	27
Client ID:					
Injection Vol:	100.0 ul	Dil. Factor:	1.0000	ALS Bottle#:	7
Method:	8330_X3	Limit Group:	GCSV - 8330		

Column: UltraCarb5uODS (20) (4.60 mm) Y Scaling: Method Defined: Scale to the Nth Largest Target: 1

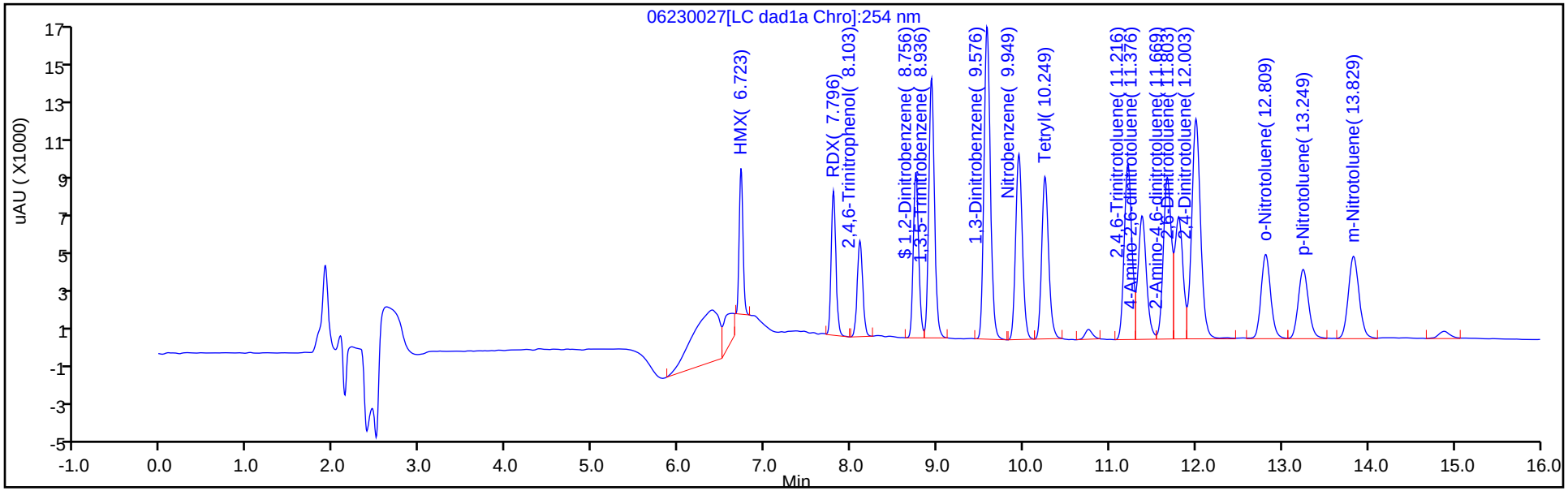

Y Scaling: Method Defined: Scale to the Nth Largest Target: 1

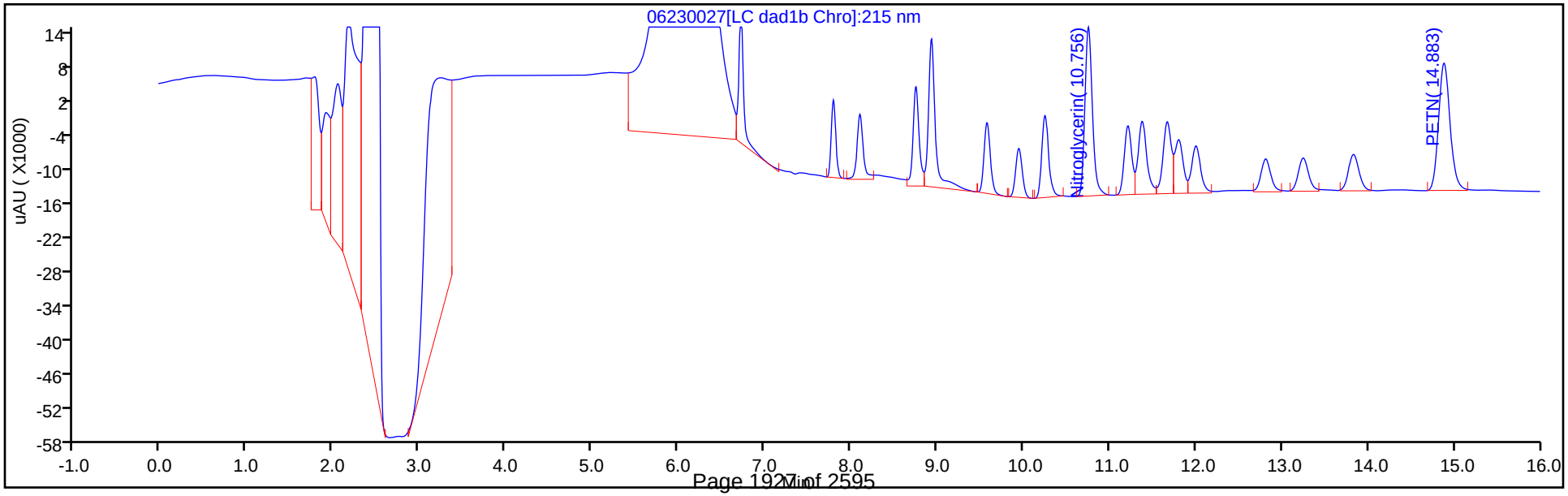

Manual Integration/User Assign Peak Report

Eurofins TestAmerica, Denver

Data File:	\\chromfs\denver\chromdata\chhplc_x\20200623-92681.b\06230027.d				
Injection Date:	24-Jun-2020 01:57:51	Instrument ID:	CHHPLC_X3		
Lims ID:	CCV INT				
Client ID:					
Operator ID:	JZ	ALS Bottle#:	7	Worklist Smp#:	27
Injection Vol:	100.0 ul	Dil. Factor:	1.0000		
Method:	8330_X3	Limit Group:	GCSV - 8330		
Column:	UltraCarb5uODS (20) (4.60 mm)	Detector	LC DAD1B, 254 nm		

3 HMX, CAS: 2691-41-0

Signal: 1

Processing Integration Results

RT: 6.72
Area: 33619
Amount: 0.391091
Amount Units: ug/mL

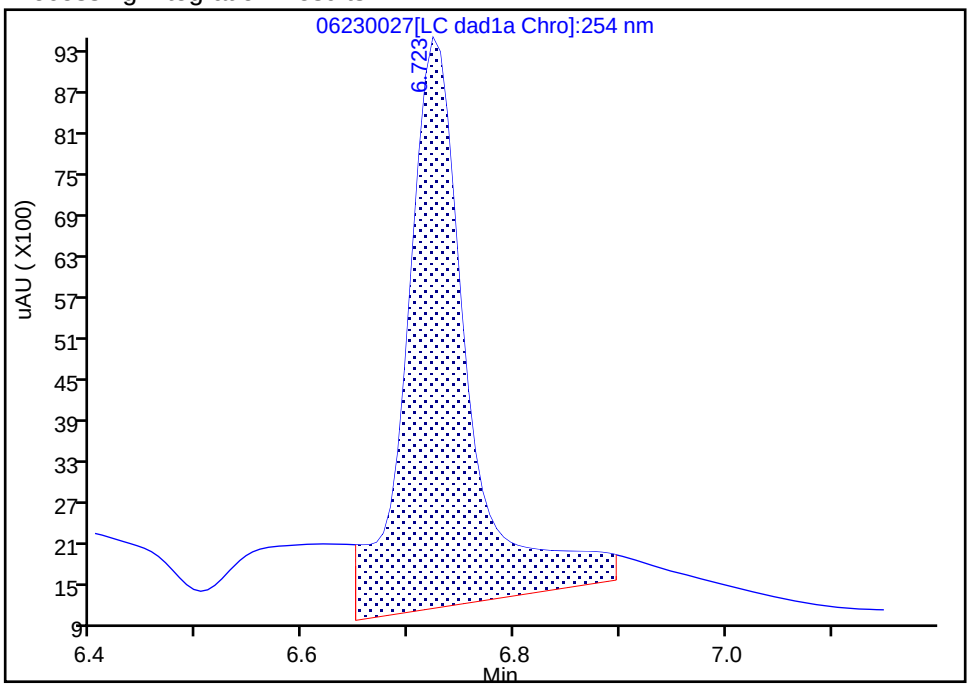

Manual Integration Results

RT: 6.72
Area: 22502
Amount: 0.261766
Amount Units: ug/mL

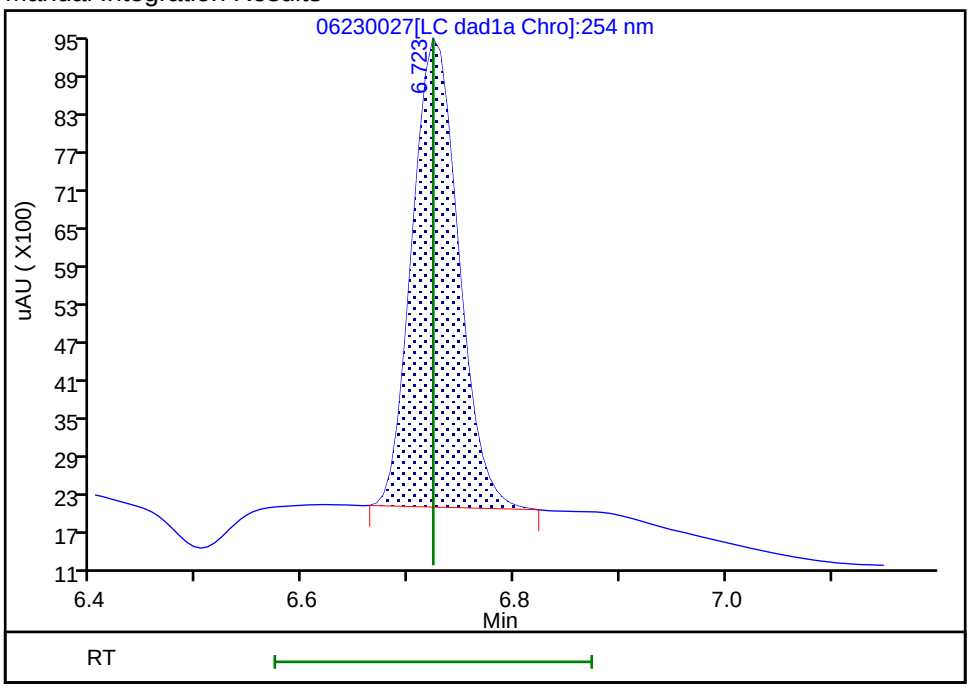

Reviewer: zhangji, 24-Jun-2020 16:13:51

Audit Action: Manually Integrated Audit Reason: Baseline

FORM VII
HPLC/IC CONTINUING CALIBRATION DATA

Lab Name: Eurofins TestAmerica, Denver Job No.: 280-137702-1

SDG No.:

Lab Sample ID: CCV 280-499864/28 Calibration Date: 06/24/2020 02:20

Instrument ID: CHHPLC_X3 Calib Start Date: 03/04/2020 21:00

GC Column: UltraCarb5uODS ID: 4.60(mm) Calib End Date: 03/04/2020 23:40

Lab File ID: 06230028.D Conc. Units: ug/L

ANALYTE	CURVE TYPE	AVE CF	CF	MIN CF	CALC AMOUNT	SPIKE AMOUNT	%D	MAX %D
TNX	Ave	217609	211520		243	250	-2.8	15.0
DNX	Ave	152928	157003		257	250	2.7	15.0
MNX	Ave	158544	144871		267	292	-8.6	15.0

FORM VII
HPLC/IC CONTINUING CALIBRATION RETENTION TIME SUMMARY

Lab Name: Eurofins TestAmerica, Denver Job No.: 280-137702-1

SDG No.:

Lab Sample ID: CCV 280-499864/28 Calibration Date: 06/24/2020 02:20

Instrument ID: CHHPLC_X3 Calib Start Date: 03/04/2020 21:00

GC Column: UltraCarb5uODS ID: 4.60(mm) Calib End Date: 03/04/2020 23:40

Lab File ID: 06230028.D

Analyte	RT	RT WINDOW	
		FROM	TO
TNX	6.63	6.53	6.73
DNX	6.94	6.85	7.05
MNX	7.39	7.24	7.54

Eurofins TestAmerica, Denver
Target Compound Quantitation Report

Data File:	\\chromfs\Denver\ChromData\CHHPLC_X\20200623-92681.b\06230028.D				
Lims ID:	CCV DMT				
Client ID:					
Sample Type:	CCV				
Inject. Date:	24-Jun-2020 02:20:52	ALS Bottle#:	9	Worklist Smp#:	28
Injection Vol:	100.0 ul	Dil. Factor:	1.0000		
Sample Info:	CCV DMT				
Misc. Info.:	280-0092681-028				
Operator ID:	JZ	Instrument ID:	CHHPLC_X3		
Sublist:	chrom-8330_X3*sub17				
Method:	\\chromfs\Denver\ChromData\CHHPLC_X\20200623-92681.b\8330_X3.m				
Limit Group:	GCSV - 8330				
Last Update:	24-Jun-2020 16:26:19	Calib Date:	18-Mar-2020 14:39:27		
Integrator:	Falcon				
Quant Method:	External Standard	Quant By:	Initial Calibration		
Last ICal File:	\\chromna\Denver\ChromData\CHHPLC_X\20200318-90159.b\03180015.D				
Column 1 :	UltraCarb5uODS (20) (4.60 mm)		Det: LC DAD1B, 254 nm		
Process Host:	CTX1068				
First Level Reviewer: zhangji		Date:	24-Jun-2020 16:14:05		

Compound	Det	RT (min.)	Exp RT (min.)	Dlt RT (min.)	Response	Cal Amt ug/mL	OnCol Amt ug/mL	Flags
2 TNX	1	6.629	6.627	0.002	52933	0.2503	0.2432	M
5 DNX	1	6.943	6.947	-0.004	39290	0.2503	0.2569	M
6 MNX	1	7.389	7.394	-0.005	42266	0.2918	0.2666	

QC Flag Legend

Review Flags
M - Manually Integrated

Reagents:

8330 DMT_00006 Amount Added: 12.50 Units: uL

Report Date: 24-Jun-2020 16:26:19 Chrom Revision: 2.3 21-Jun-2020 18:30:46

Eurofins TestAmerica, Denver

Data File: \\chromfs\denver\chromdata\chhplc_x\20200623-92681.b\06230028.d

Injection Date:	24-Jun-2020 02:20:52	Instrument ID:	CHHPLC_X3	Operator ID:	JZ
Lims ID:	CCV DMT			Worklist Smp#:	28
Client ID:					
Injection Vol:	100.0 ul	Dil. Factor:	1.0000	ALS Bottle#:	9
Method:	8330_X3	Limit Group:	GCSV - 8330		

Column: UltraCarb5uODS (20) (4.60 mm) Y Scaling: Method Defined: Scale to the Nth Largest Target: 1

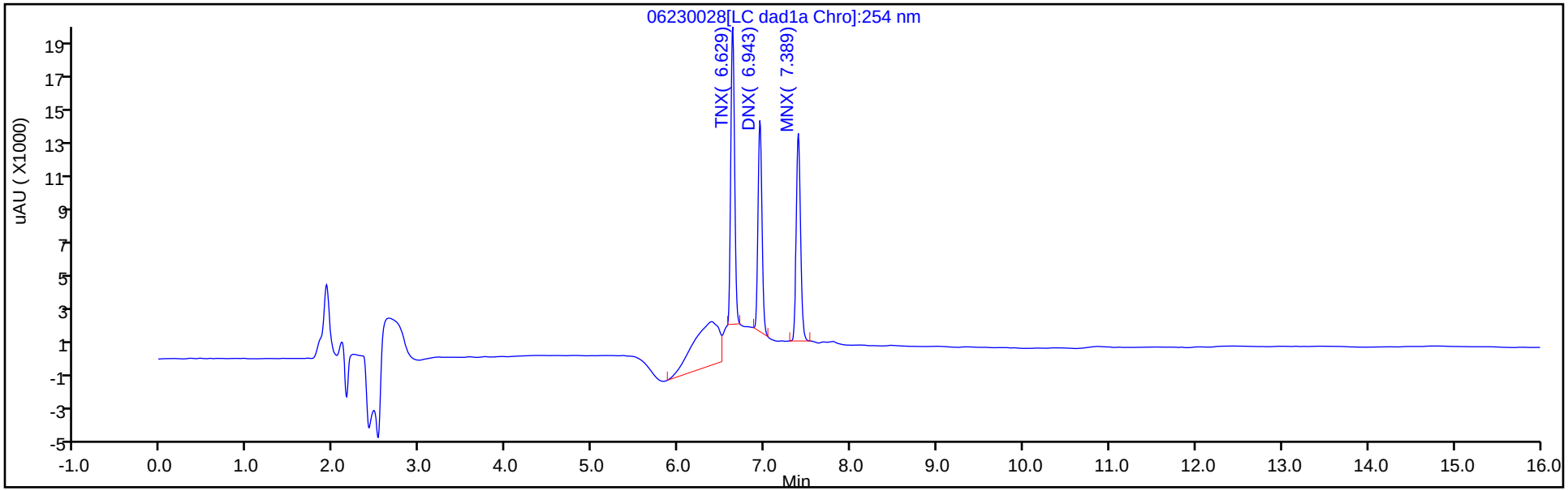

Y Scaling: Method Defined: Scale to the Nth Largest Target: 1

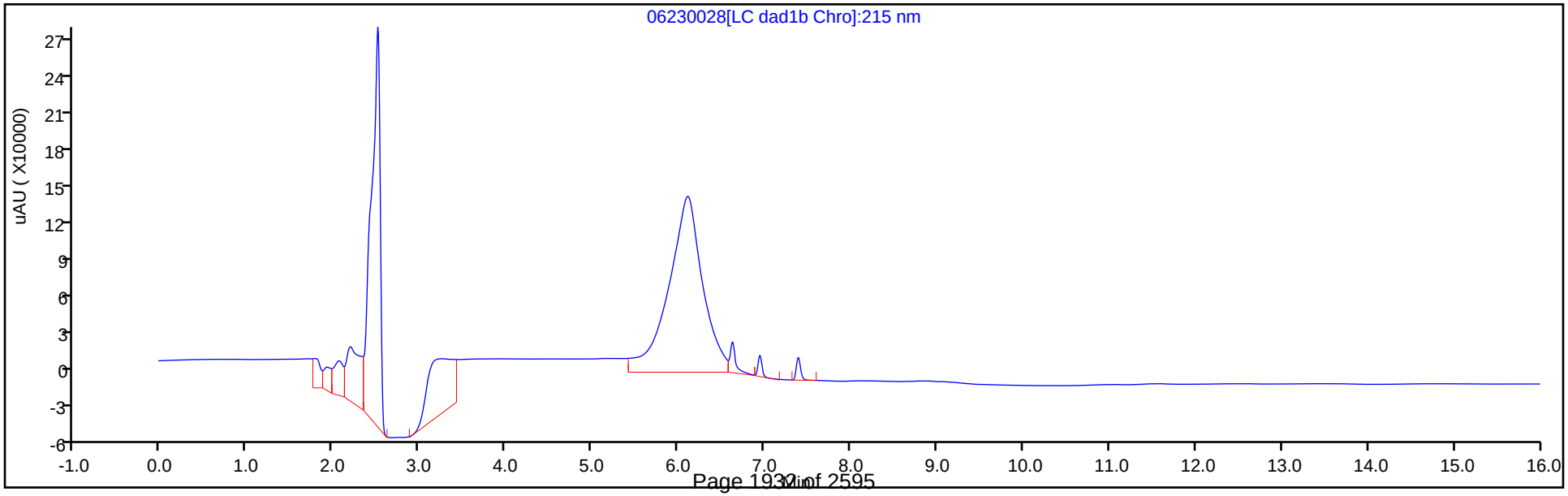

Manual Integration/User Assign Peak Report

Eurofins TestAmerica, Denver

Data File:	\\chromfs\denver\chromdata\chhplc_x\20200623-92681.b\06230028.d				
Injection Date:	24-Jun-2020 02:20:52	Instrument ID:	CHHPLC_X3		
Lims ID:	CCV DMT				
Client ID:					
Operator ID:	JZ	ALS Bottle#:	9	Worklist Smp#:	28
Injection Vol:	100.0 ul	Dil. Factor:	1.0000		
Method:	8330_X3	Limit Group:	GCSV - 8330		
Column:	UltraCarb5uODS (20) (4.60 mm)	Detector	LC DAD1B, 254 nm		

2 TNX, CAS: 13980-04-6

Signal: 1

Processing Integration Results

RT: 6.63
Area: 73946
Amount: 0.339812
Amount Units: ug/mL

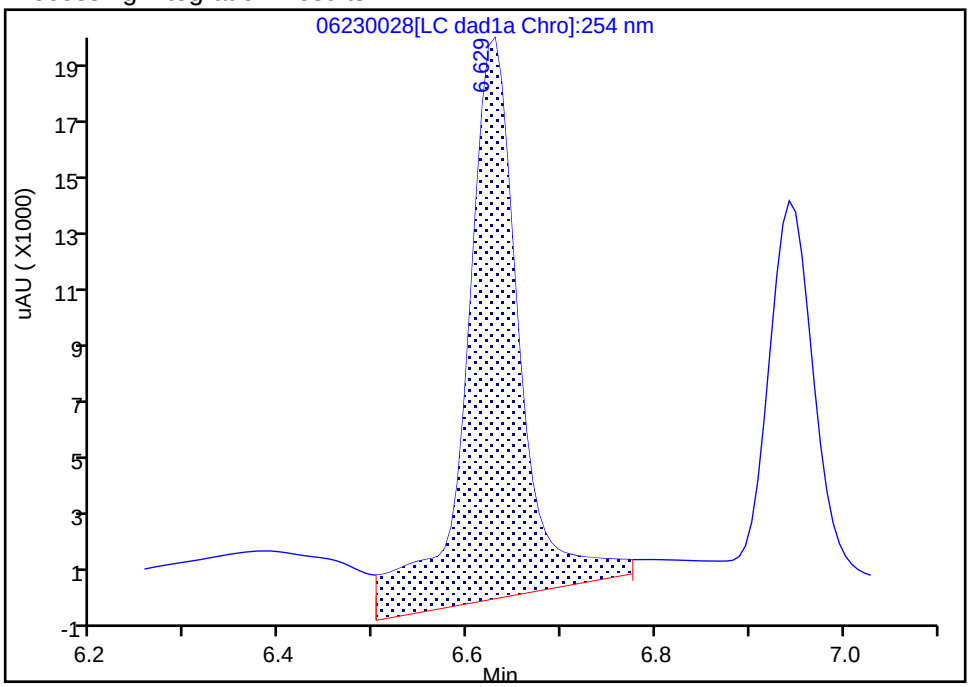

Manual Integration Results

RT: 6.63
Area: 52933
Amount: 0.243249
Amount Units: ug/mL

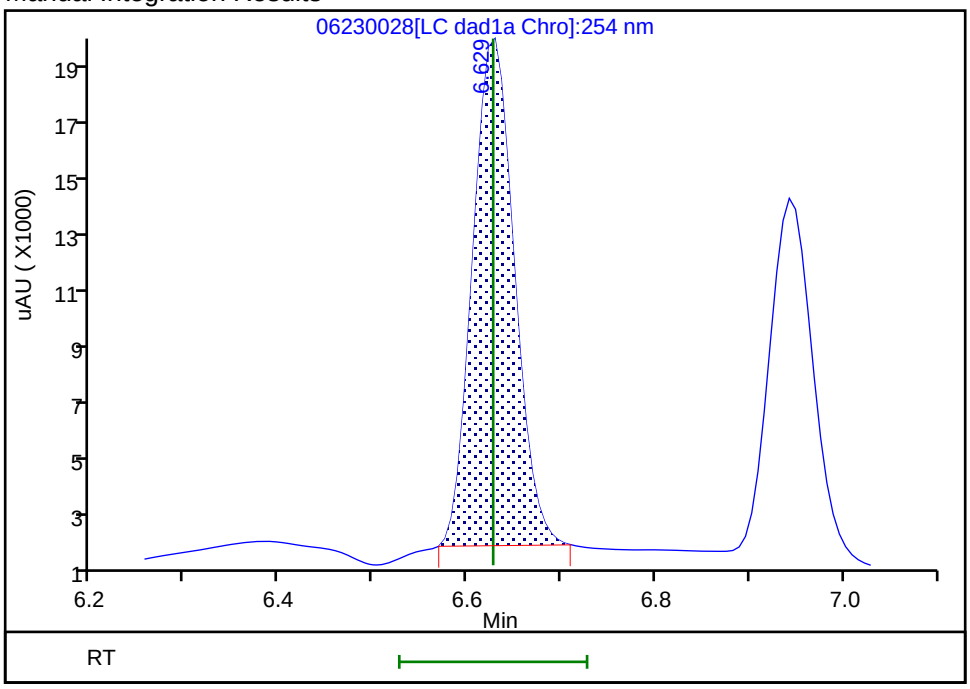

Reviewer: zhangji, 24-Jun-2020 16:13:59

Audit Action: Manually Integrated Audit Reason: Baseline

Manual Integration/User Assign Peak Report

Eurofins TestAmerica, Denver

Data File:	\\chromfs\denver\chromdata\chhplc_x\20200623-92681.b\06230028.d				
Injection Date:	24-Jun-2020 02:20:52	Instrument ID:	CHHPLC_X3		
Lims ID:	CCV DMT				
Client ID:					
Operator ID:	JZ	ALS Bottle#:	9	Worklist Smp#:	28
Injection Vol:	100.0 ul	Dil. Factor:	1.0000		
Method:	8330_X3	Limit Group:	GCSV - 8330		
Column:	UltraCarb5uODS (20) (4.60 mm)	Detector	LC DAD1B, 254 nm		

5 DNX, CAS: 80251-29-2

Signal: 1

Processing Integration Results

RT: 6.94
Area: 42009
Amount: 0.274697
Amount Units: ug/mL

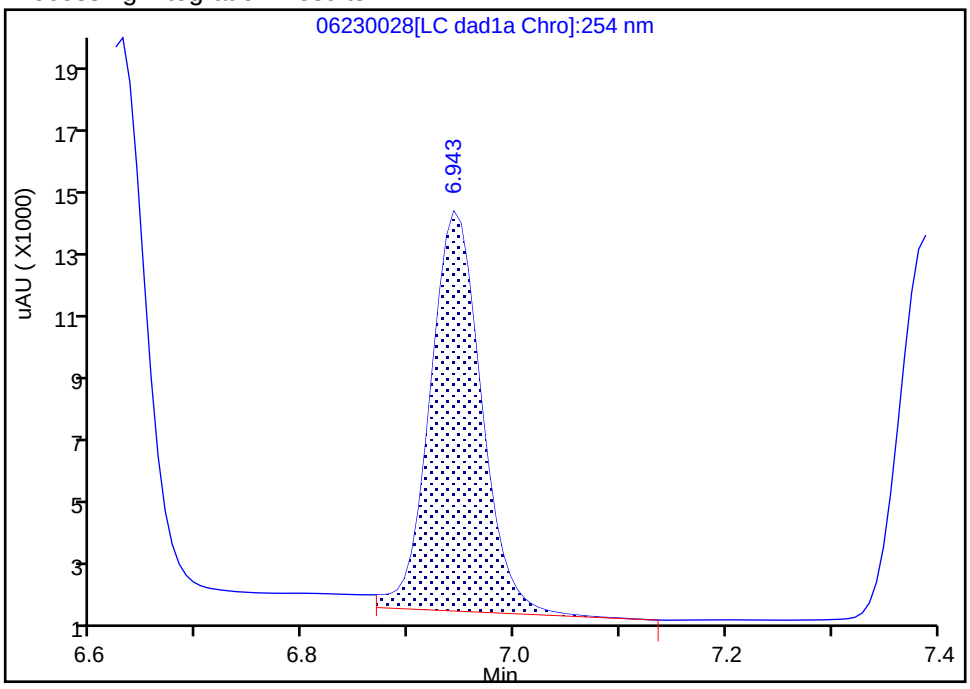

Manual Integration Results

RT: 6.94
Area: 39290
Amount: 0.256918
Amount Units: ug/mL

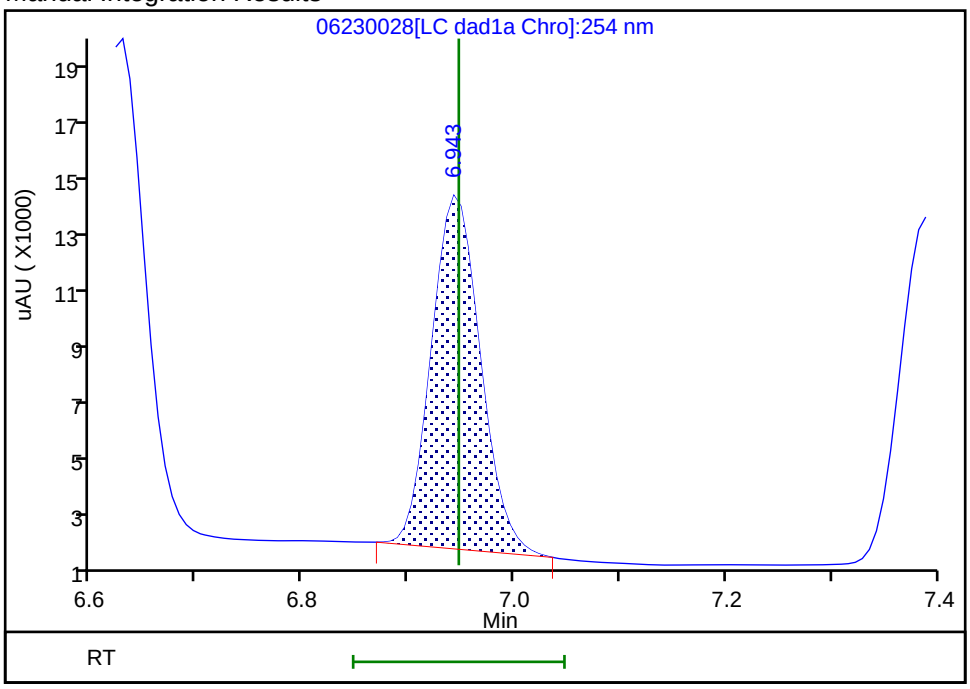

Reviewer: zhangji, 24-Jun-2020 16:14:03
Audit Action: Manually Integrated Audit Reason: Baseline

FORM VII
HPLC/IC CONTINUING CALIBRATION DATA

Lab Name: Eurofins TestAmerica, Denver Job No.: 280-137702-1

SDG No.:

Lab Sample ID: CCV 280-499864/37 Calibration Date: 06/24/2020 05:47

Instrument ID: CHHPLC_X3 Calib Start Date: 03/18/2020 11:35

GC Column: UltraCarb5uODS ID: 4.60(mm) Calib End Date: 03/18/2020 14:39

Lab File ID: 06230037.D Conc. Units: ug/L

ANALYTE	CURVE TYPE	AVE CF	CF	MIN CF	CALC AMOUNT	SPIKE AMOUNT	%D	MAX %D
HMX	Ave	85962	90416		263	250	5.2	15.0
RDX	Ave	116613	112332		241	250	-3.7	15.0
Picric acid	Ave	85131	85608		251	250	0.6	15.0
1,3,5-Trinitrobenzene	Ave	230309	244112		266	251	6.0	15.0
1,3-Dinitrobenzene	Ave	306686	326208		266	251	6.4	15.0
Nitrobenzene	Ave	200403	204801		257	251	2.2	15.0
Tetryl	Ave	177032	183082		259	251	3.4	15.0
Nitroglycerin	Ave	68133	74219		2720	2500	8.9	15.0
2,4,6-Trinitrotoluene	Ave	204031	228279		281	251	11.9	15.0
4-Amino-2,6-dinitrotoluene	Lin2		171261		247	250	-1.4	15.0
2-Amino-4,6-dinitrotoluene	Ave	202817	195526		242	251	-3.6	15.0
2,6-Dinitrotoluene	Ave	149452	170725		287	251	14.2	15.0
2,4-Dinitrotoluene	Ave	303584	346159		286	251	14.0	15.0
2-Nitrotoluene	Ave	135051	130636		242	250	-3.3	15.0
4-Nitrotoluene	Ave	113005	112327		249	251	-0.6	15.0
3-Nitrotoluene	Ave	143029	144679		253	250	1.2	15.0
PETN	Ave	78605	84737		2700	2500	7.8	15.0
1,2-Dinitrobenzene	Ave	138212	150240		272	250	8.7	15.0

FORM VII
HPLC/IC CONTINUING CALIBRATION RETENTION TIME SUMMARY

Lab Name: Eurofins TestAmerica, Denver Job No.: 280-137702-1

SDG No.:

Lab Sample ID: CCV 280-499864/37 Calibration Date: 06/24/2020 05:47

Instrument ID: CHHPLC_X3 Calib Start Date: 03/18/2020 11:35

GC Column: UltraCarb5uODS ID: 4.60(mm) Calib End Date: 03/18/2020 14:39

Lab File ID: 06230037.D

Analyte	RT	RT WINDOW	
		FROM	TO
HMX	6.73	6.57	6.87
RDX	7.80	7.64	7.94
Picric acid	8.11	7.94	8.24
1,3,5-Trinitrobenzene	8.95	8.77	9.07
1,3-Dinitrobenzene	9.60	9.42	9.72
Nitrobenzene	9.97	9.79	10.09
Tetryl	10.28	10.09	10.39
Nitroglycerin	10.78	10.60	10.90
2,4,6-Trinitrotoluene	11.24	11.10	11.30
4-Amino-2,6-dinitrotoluene	11.41	11.26	11.46
2-Amino-4,6-dinitrotoluene	11.69	11.56	11.76
2,6-Dinitrotoluene	11.83	11.69	11.89
2,4-Dinitrotoluene	12.03	11.89	12.09
2-Nitrotoluene	12.85	12.65	12.95
4-Nitrotoluene	13.28	13.07	13.37
3-Nitrotoluene	13.87	13.65	13.95
PETN	14.93	14.69	14.99
1,2-Dinitrobenzene	8.77	8.59	8.89

Eurofins TestAmerica, Denver
Target Compound Quantitation Report

Data File: \\chromfs\Denver\ChromData\CHHPLC_X\20200623-92681.b\06230037.D
Lims ID: CCV INT
Client ID:
Sample Type: CCV
Inject. Date: 24-Jun-2020 05:47:49 ALS Bottle#: 7 Worklist Smp#: 37
Injection Vol: 100.0 ul Dil. Factor: 1.0000
Sample Info: CCV INT
Misc. Info.: 280-0092681-037
Operator ID: JZ Instrument ID: CHHPLC_X3
Sublist: chrom-8330_X3*sub9

Method: \\chromfs\Denver\ChromData\CHHPLC_X\20200623-92681.b\8330_X3.m
Limit Group: GCSV - 8330
Last Update: 24-Jun-2020 16:26:23 Calib Date: 18-Mar-2020 14:39:27
Integrator: Falcon
Quant Method: External Standard Quant By: Initial Calibration
Last ICal File: \\chromna\Denver\ChromData\CHHPLC_X\20200318-90159.b\03180015.D

Column 1 : UltraCarb5uODS (20) (4.60 mm) Det: LC DAD1B, 254 nm
Process Host: CTX1068

First Level Reviewer: zhangji Date: 24-Jun-2020 14:22:24

	Compound	Det	RT (min.)	Exp RT (min.)	Dlt RT (min.)	Response	Cal Amt ug/mL	OnCol Amt ug/mL	Flags
	3 HMX	1	6.727	6.723	0.004	22604	0.2500	0.2630	M
	7 RDX	1	7.801	7.790	0.011	28083	0.2500	0.2408	
	8 2,4,6-Trinitrophenol	1	8.114	8.090	0.024	21402	0.2500	0.2514	
$	9 1,2-Dinitrobenzene	1	8.767	8.736	0.031	37560	0.2500	0.2718	
	10 1,3,5-Trinitrobenzene	1	8.947	8.923	0.024	61150	0.2505	0.2655	
	11 1,3-Dinitrobenzene	1	9.601	9.570	0.031	81715	0.2505	0.2664	
	12 Nitrobenzene	1	9.974	9.943	0.031	51405	0.2510	0.2565	
	14 Tetryl	1	10.281	10.236	0.045	45862	0.2505	0.2591	
	15 Nitroglycerin	2	10.781	10.750	0.031	185547	2.50	2.72	
	16 2,4,6-Trinitrotoluene	1	11.241	11.203	0.038	57298	0.2510	0.2808	M
	17 4-Amino-2,6-dinitrotoluene	1	11.407	11.363	0.044	42858	0.2503	0.2468	M
	18 2-Amino-4,6-dinitrotoluene	1	11.694	11.656	0.038	49077	0.2510	0.2420	M
	19 2,6-Dinitrotoluene	1	11.827	11.790	0.037	42852	0.2510	0.2867	Ma
	20 2,4-Dinitrotoluene	1	12.034	11.990	0.044	86886	0.2510	0.2862	M
	21 o-Nitrotoluene	1	12.847	12.796	0.051	32659	0.2500	0.2418	M
	22 p-Nitrotoluene	1	13.281	13.223	0.058	28138	0.2505	0.2490	M
	23 m-Nitrotoluene	1	13.867	13.803	0.064	36206	0.2503	0.2531	
	24 PETN	2	14.927	14.843	0.084	211842	2.50	2.70	

QC Flag Legend

Review Flags
M - Manually Integrated
a - User Assigned ID

Reagents:

8330IntermStk_00061 Amount Added: 25.00 Units: uL

Report Date: 24-Jun-2020 16:26:23 Chrom Revision: 2.3 21-Jun-2020 18:30:46

Eurofins TestAmerica, Denver

Data File: \\chromfs\denver\chromdata\chhplc_x\20200623-92681.b\06230037.d

Injection Date:	24-Jun-2020 05:47:49	Instrument ID:	CHHPLC_X3	Operator ID:	JZ
Lims ID:	CCV INT			Worklist Smp#:	37
Client ID:					
Injection Vol:	100.0 ul	Dil. Factor:	1.0000	ALS Bottle#:	7
Method:	8330_X3	Limit Group:	GCSV - 8330		

Column: UltraCarb5uODS (20) (4.60 mm) Y Scaling: Method Defined: Scale to the Nth Largest Target: 1

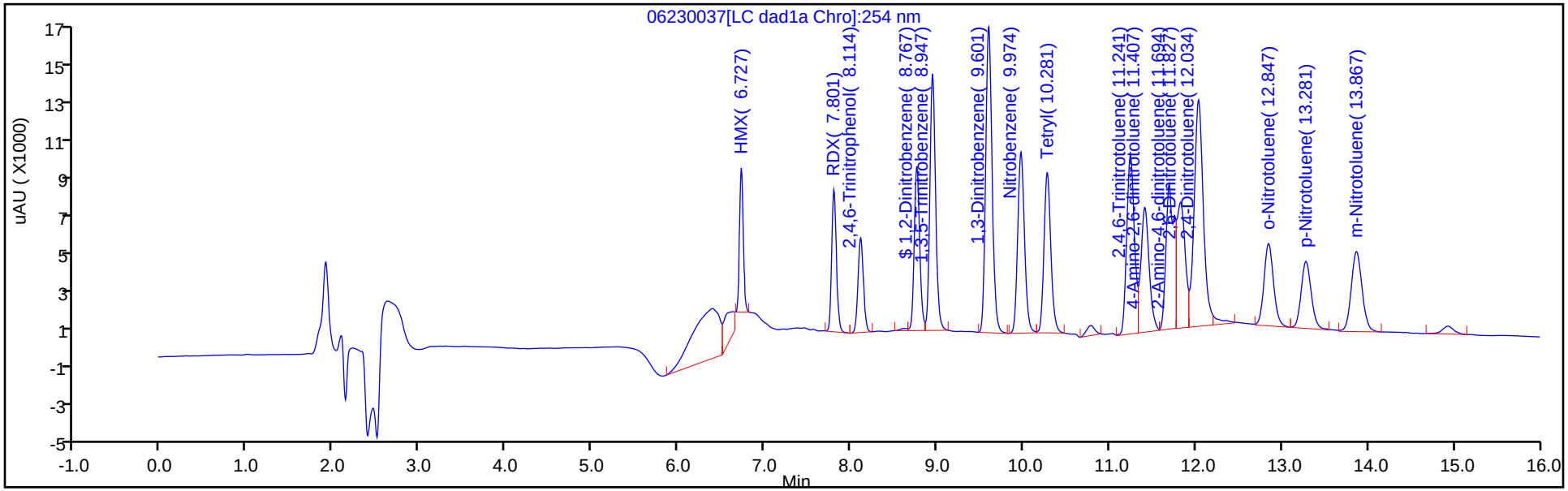

Y Scaling: Method Defined: Scale to the Nth Largest Target: 1

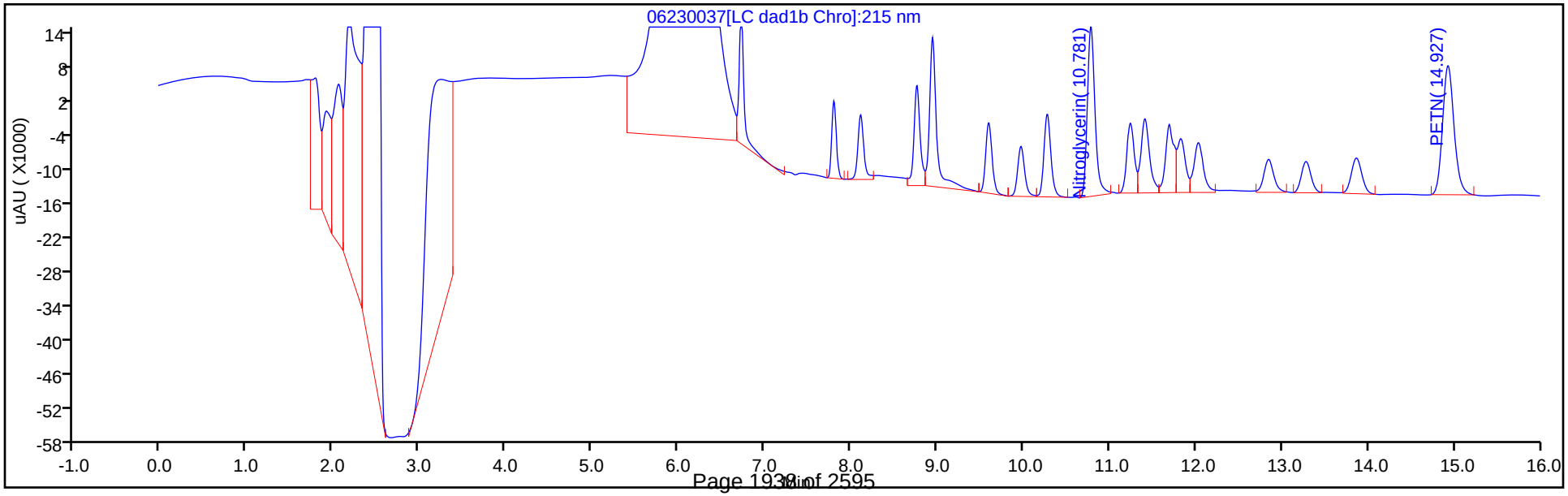

Manual Integration/User Assign Peak Report

Eurofins TestAmerica, Denver

Data File:	\\chromfs\denver\chromdata\chhplc_x\20200623-92681.b\06230037.d				
Injection Date:	24-Jun-2020 05:47:49	Instrument ID:	CHHPLC_X3		
Lims ID:	CCV INT				
Client ID:					
Operator ID:	JZ	ALS Bottle#:	7	Worklist Smp#:	37
Injection Vol:	100.0 ul	Dil. Factor:	1.0000		
Method:	8330_X3	Limit Group:	GCSV - 8330		
Column:	UltraCarb5uODS (20) (4.60 mm)	Detector	LC DAD1B, 254 nm		

3 HMX, CAS: 2691-41-0

Signal: 1

Processing Integration Results

RT: 6.73
Area: 30304
Amount: 0.352527
Amount Units: ug/mL

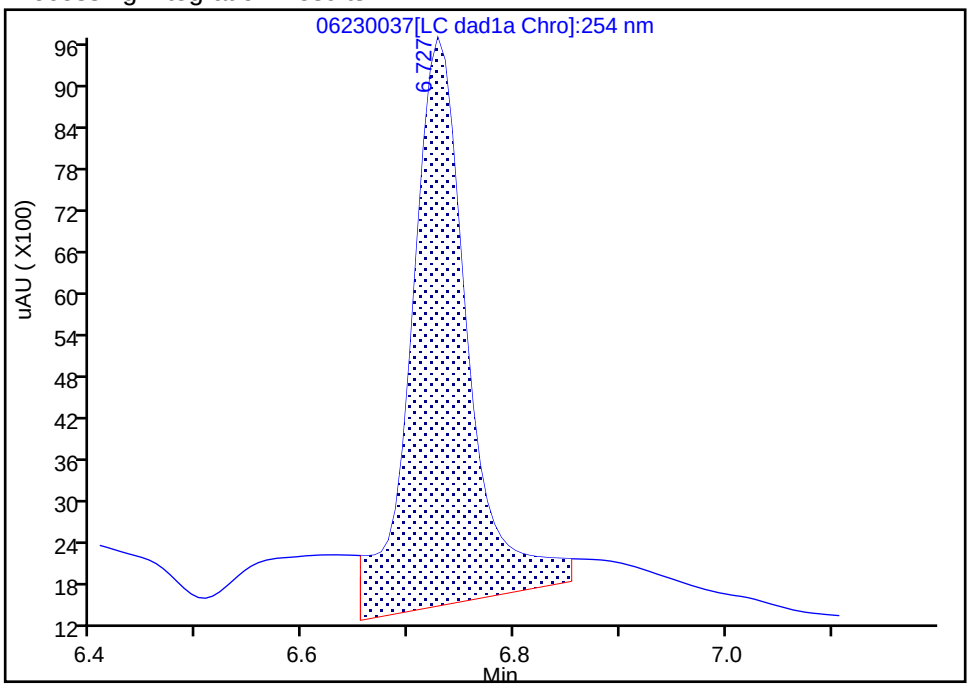

Manual Integration Results

RT: 6.73
Area: 22604
Amount: 0.262953
Amount Units: ug/mL

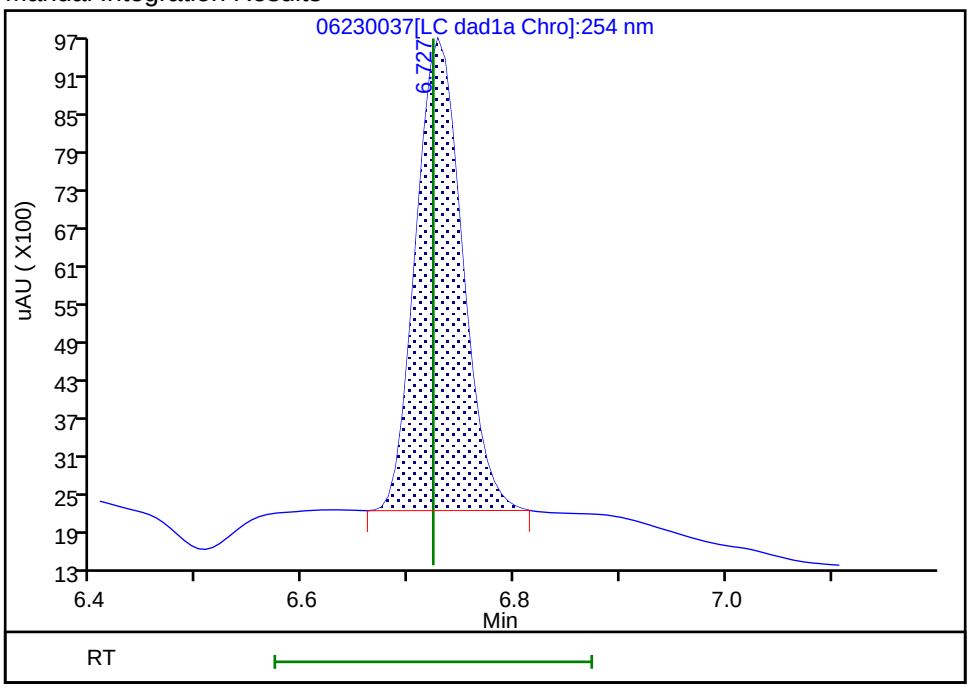

Reviewer: zhangji, 24-Jun-2020 16:22:59

Audit Action: Manually Integrated Audit Reason: Baseline

Manual Integration/User Assign Peak Report

Eurofins TestAmerica, Denver

Data File:	\\chromfs\denver\chromdata\chhplc_x\20200623-92681.b\06230037.d				
Injection Date:	24-Jun-2020 05:47:49	Instrument ID:	CHHPLC_X3		
Lims ID:	CCV INT				
Client ID:					
Operator ID:	JZ	ALS Bottle#:	7	Worklist Smp#:	37
Injection Vol:	100.0 ul	Dil. Factor:	1.0000		
Method:	8330_X3	Limit Group:	GCSV - 8330		
Column:	UltraCarb5uODS (20) (4.60 mm)	Detector	LC DAD1B, 254 nm		

16 2,4,6-Trinitrotoluene, CAS: 118-96-7

Signal: 1

Processing Integration Results

RT: 11.24
Area: 56896
Amount: 0.278860
Amount Units: ug/mL

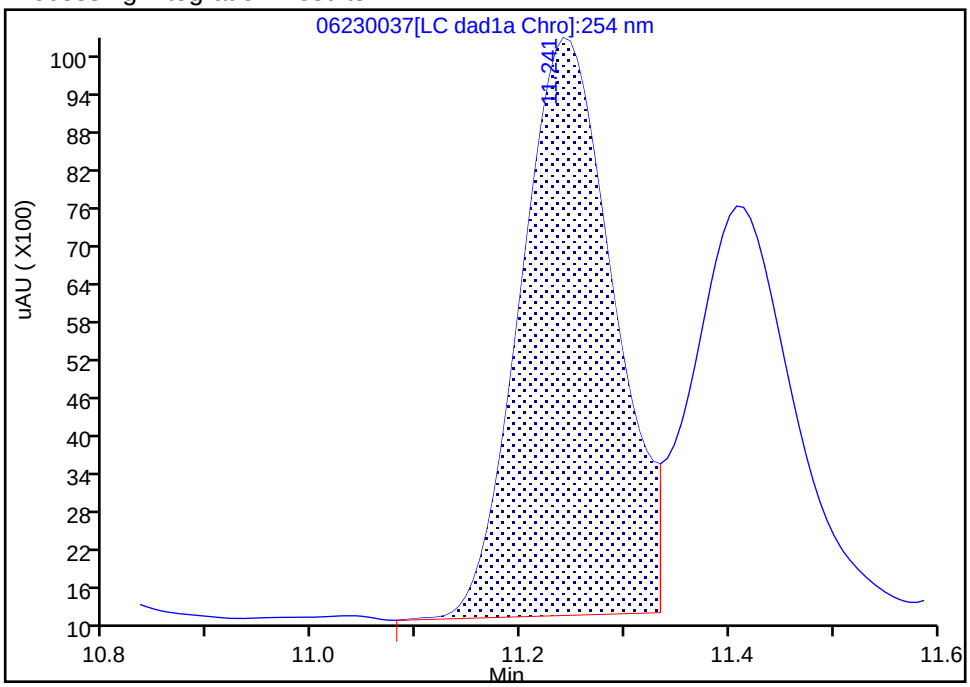

Manual Integration Results

RT: 11.24
Area: 57298
Amount: 0.280830
Amount Units: ug/mL

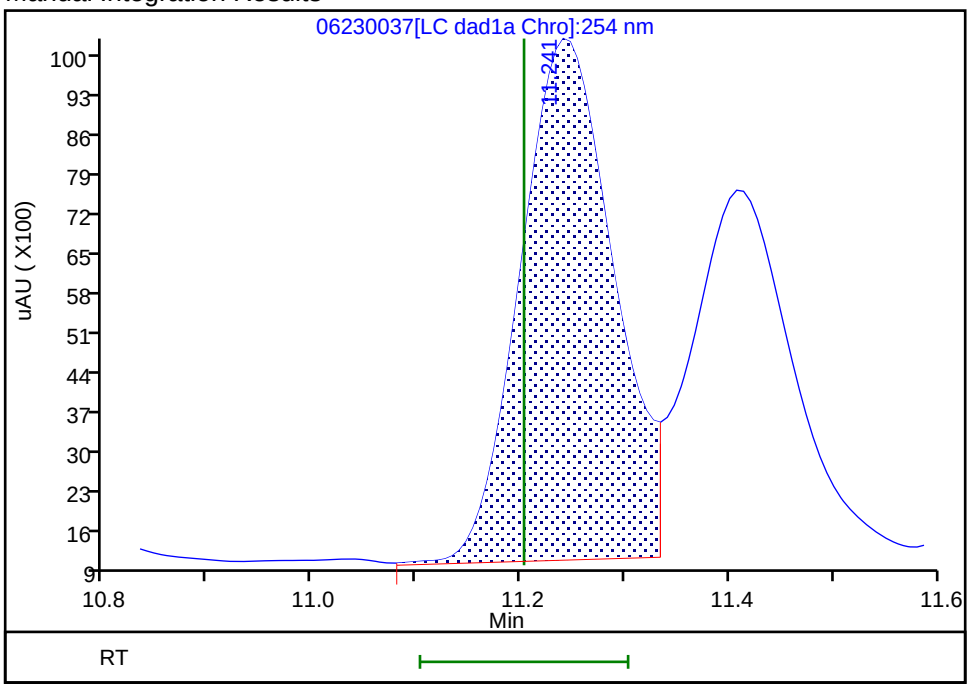

Reviewer: zhangji, 24-Jun-2020 16:23:31

Audit Action: Assigned New Baseline Audit Reason: Baseline

Manual Integration/User Assign Peak Report

Eurofins TestAmerica, Denver

Data File:	\\chromfs\denver\chromdata\chhplc_x\20200623-92681.b\06230037.d				
Injection Date:	24-Jun-2020 05:47:49	Instrument ID:	CHHPLC_X3		
Lims ID:	CCV INT				
Client ID:					
Operator ID:	JZ	ALS Bottle#:	7	Worklist Smp#:	37
Injection Vol:	100.0 ul	Dil. Factor:	1.0000		
Method:	8330_X3	Limit Group:	GCSV - 8330		
Column:	UltraCarb5uODS (20) (4.60 mm)	Detector	LC DAD1B, 254 nm		

17 4-Amino-2,6-dinitrotoluene, CAS: 19406-51-0

Signal: 1

Processing Integration Results

RT: 11.41
Area: 42902
Amount: 0.247042
Amount Units: ug/mL

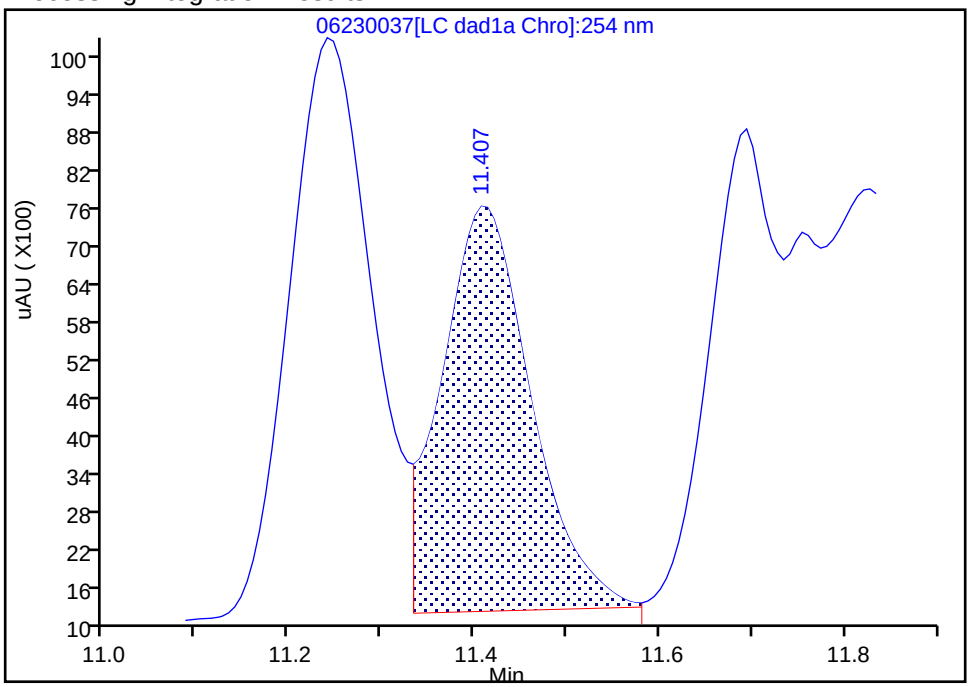

Manual Integration Results

RT: 11.41
Area: 42858
Amount: 0.246795
Amount Units: ug/mL

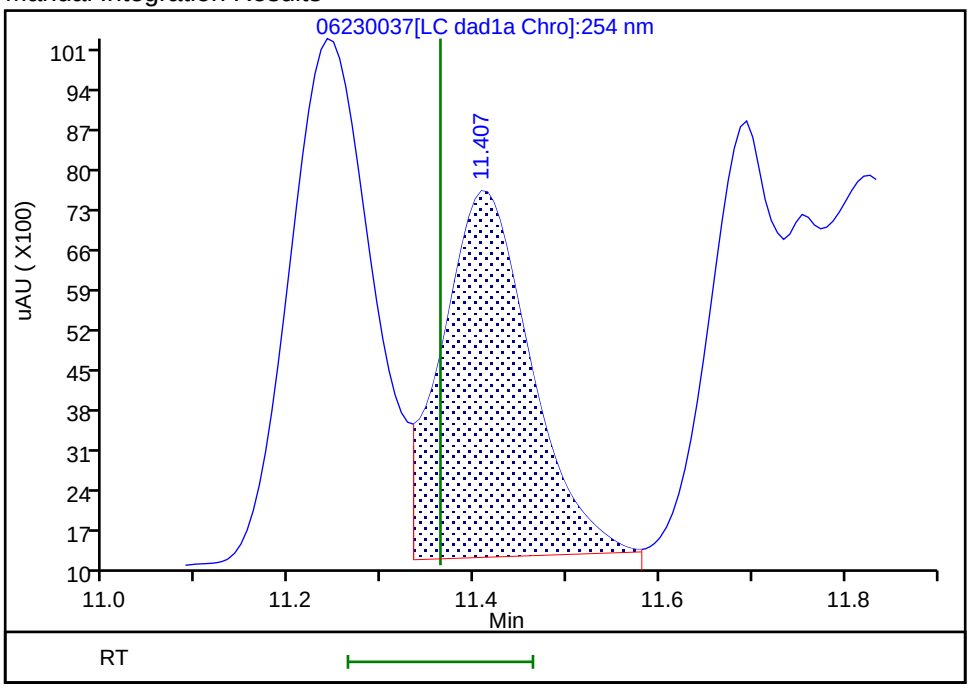

Reviewer: zhangji, 24-Jun-2020 16:23:31
Audit Action: Assigned New Baseline Audit Reason: Baseline

Manual Integration/User Assign Peak Report

Eurofins TestAmerica, Denver

Data File:	\\chromfs\denver\chromdata\chhplc_x\20200623-92681.b\06230037.d				
Injection Date:	24-Jun-2020 05:47:49	Instrument ID:	CHHPLC_X3		
Lims ID:	CCV INT				
Client ID:					
Operator ID:	JZ	ALS Bottle#:	7	Worklist Smp#:	37
Injection Vol:	100.0 ul	Dil. Factor:	1.0000		
Method:	8330_X3	Limit Group:	GCSV - 8330		
Column:	UltraCarb5uODS (20) (4.60 mm)	Detector	LC DAD1B, 254 nm		

18 2-Amino-4,6-dinitrotoluene, CAS: 35572-78-2

Signal: 1

Processing Integration Results

RT: 11.69
Area: 93958
Amount: 0.463266
Amount Units: ug/mL

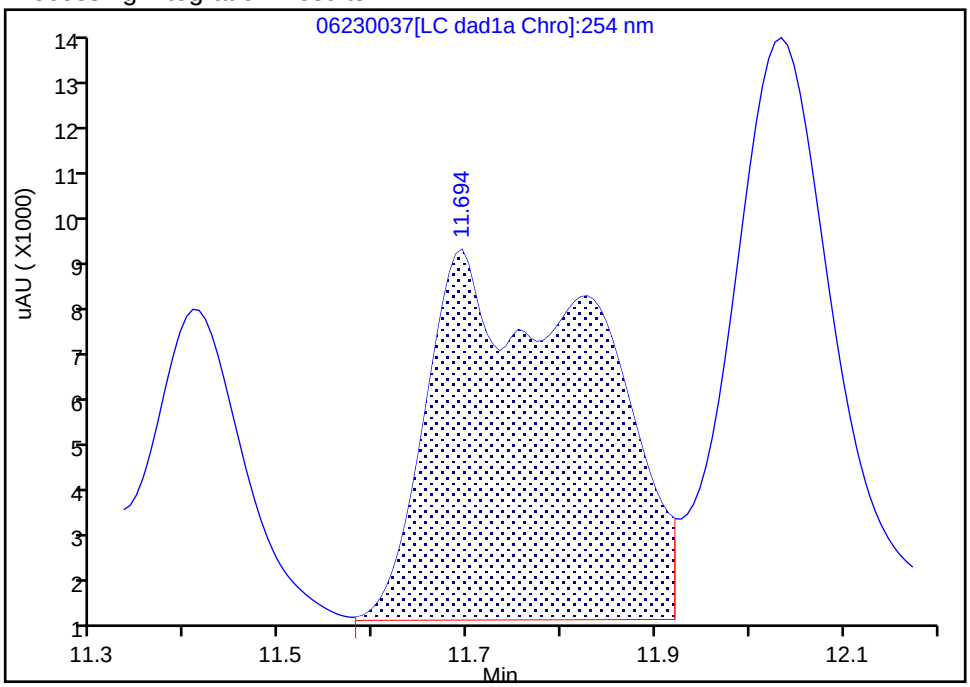

Manual Integration Results

RT: 11.69
Area: 49077
Amount: 0.241977
Amount Units: ug/mL

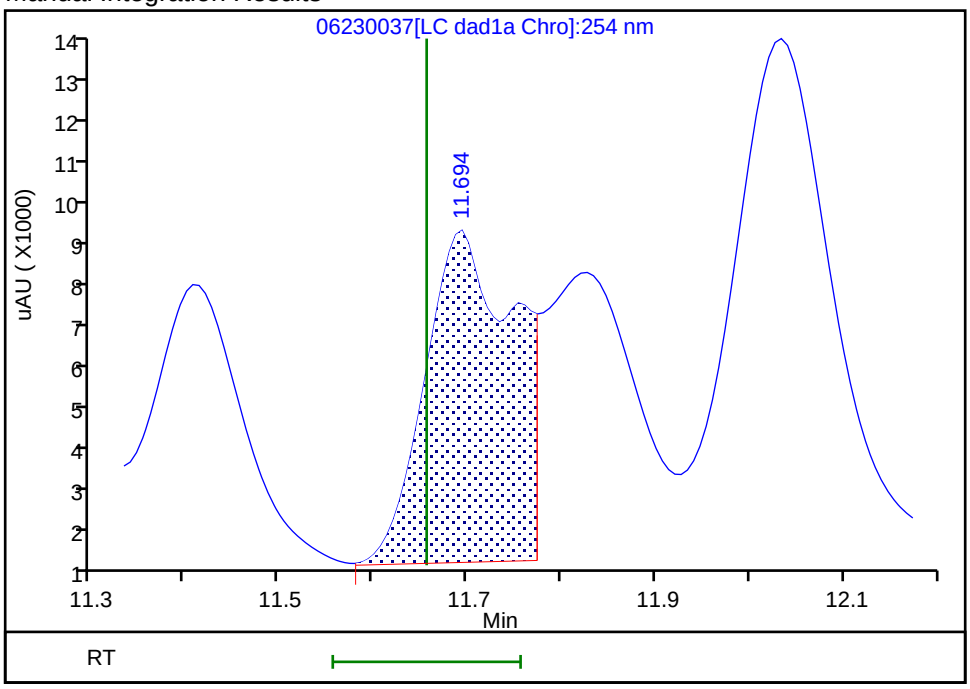

Reviewer: zhangji, 24-Jun-2020 16:23:31

Audit Action: Assigned New Baseline Audit Reason: Baseline

Manual Integration/User Assign Peak Report

Eurofins TestAmerica, Denver

Data File:	\\chromfs\denver\chromdata\chhplc_x\20200623-92681.b\06230037.d				
Injection Date:	24-Jun-2020 05:47:49	Instrument ID:	CHHPLC_X3		
Lims ID:	CCV INT				
Client ID:					
Operator ID:	JZ	ALS Bottle#:	7	Worklist Smp#:	37
Injection Vol:	100.0 ul	Dil. Factor:	1.0000		
Method:	8330_X3	Limit Group:	GCSV - 8330		
Column:	UltraCarb5uODS (20) (4.60 mm)	Detector	LC DAD1B, 254 nm		

19 2,6-Dinitrotoluene, CAS: 606-20-2

Signal: 1

Not Detected
Expected RT: 11.79

Processing Integration Results

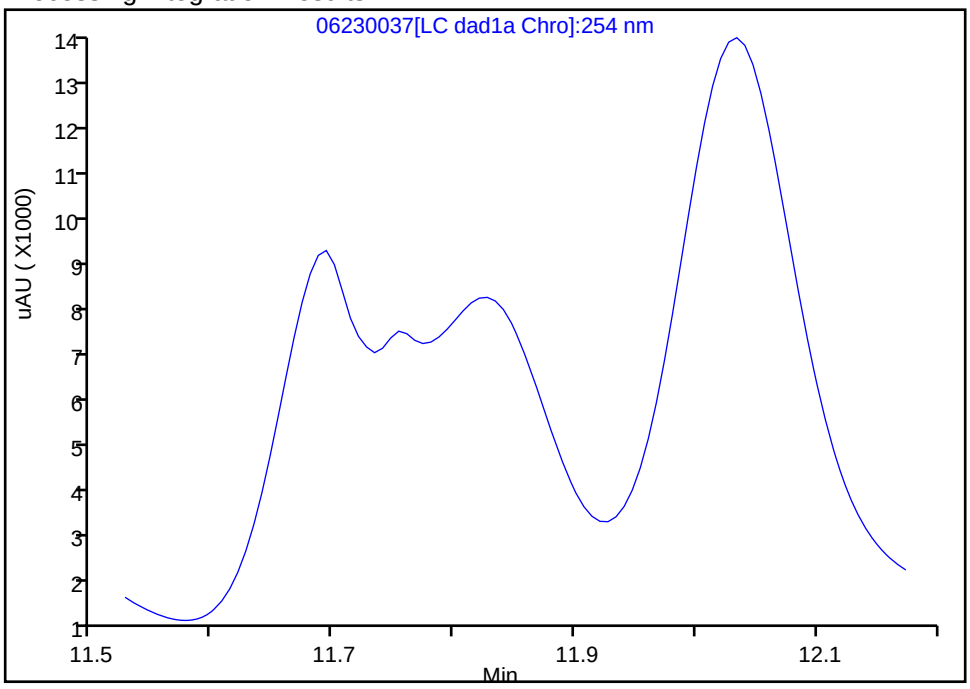

Manual Integration Results

RT: 11.83
Area: 42852
Amount: 0.286727
Amount Units: ug/mL

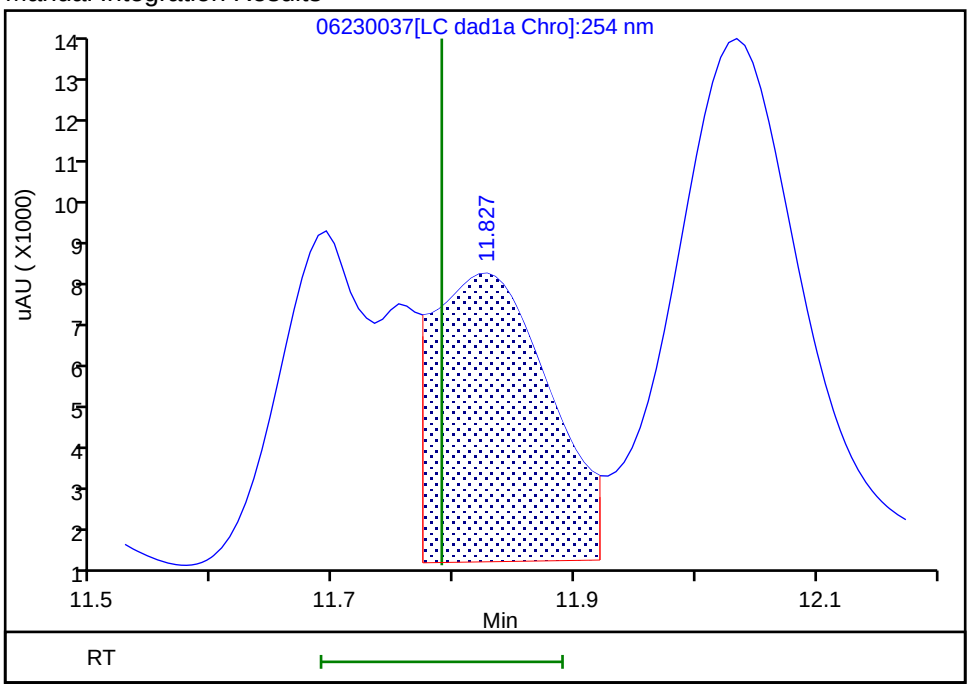

Reviewer: zhangji, 24-Jun-2020 16:23:29
Audit Action: Assigned New Baseline Audit Reason: Baseline

Manual Integration/User Assign Peak Report

Eurofins TestAmerica, Denver

Data File:	\\chromfs\denver\chromdata\chhplc_x\20200623-92681.b\06230037.d				
Injection Date:	24-Jun-2020 05:47:49	Instrument ID:	CHHPLC_X3		
Lims ID:	CCV INT				
Client ID:					
Operator ID:	JZ	ALS Bottle#:	7	Worklist Smp#:	37
Injection Vol:	100.0 ul	Dil. Factor:	1.0000		
Method:	8330_X3	Limit Group:	GCSV - 8330		
Column:	UltraCarb5uODS (20) (4.60 mm)	Detector	LC DAD1B, 254 nm		

20 2,4-Dinitrotoluene, CAS: 121-14-2

Signal: 1

Processing Integration Results

RT: 12.03
Area: 98400
Amount: 0.324128
Amount Units: ug/mL

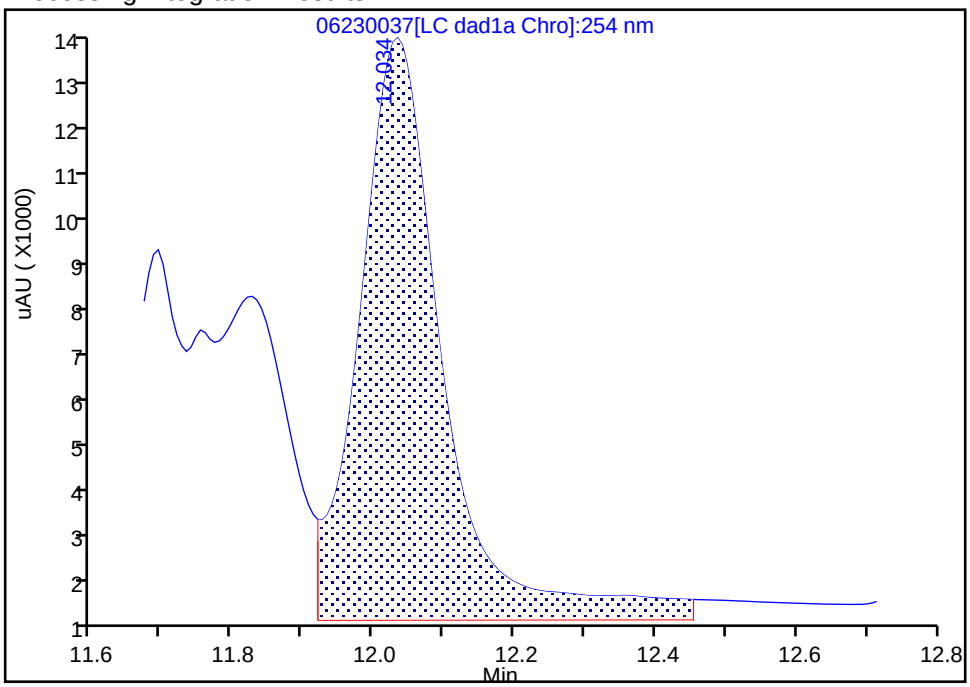

Manual Integration Results

RT: 12.03
Area: 86886
Amount: 0.286201
Amount Units: ug/mL

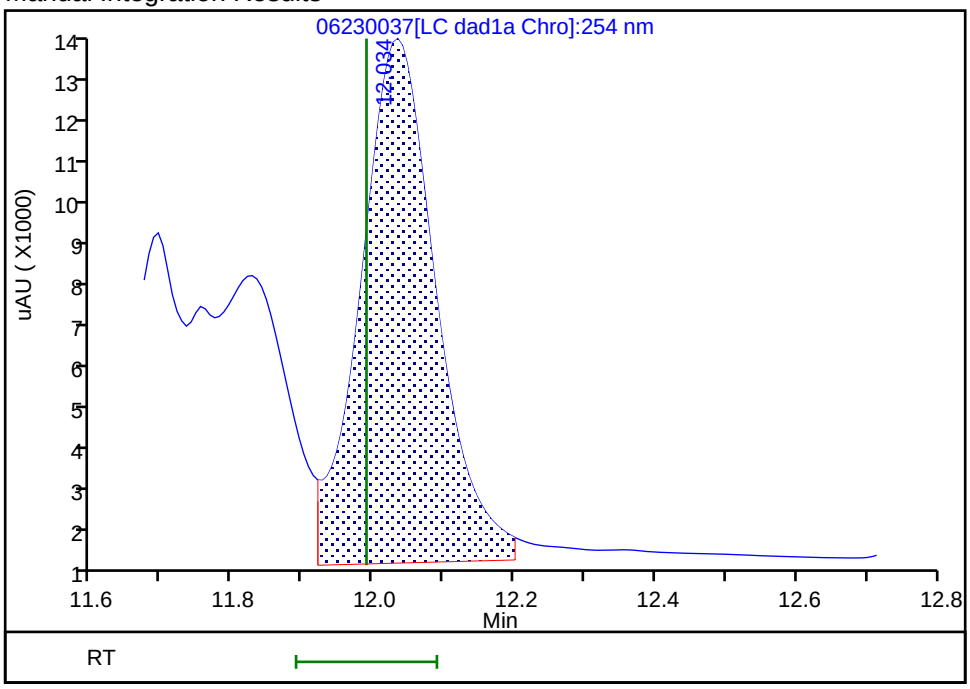

Reviewer: zhangji, 24-Jun-2020 16:23:39

Audit Action: Split an Integrated Peak Audit Reason: Baseline

Manual Integration/User Assign Peak Report

Eurofins TestAmerica, Denver

Data File:	\\chromfs\denver\chromdata\chhplc_x\20200623-92681.b\06230037.d				
Injection Date:	24-Jun-2020 05:47:49	Instrument ID:	CHHPLC_X3		
Lims ID:	CCV INT				
Client ID:					
Operator ID:	JZ	ALS Bottle#:	7	Worklist Smp#:	37
Injection Vol:	100.0 ul	Dil. Factor:	1.0000		
Method:	8330_X3	Limit Group:	GCSV - 8330		
Column:	UltraCarb5uODS (20) (4.60 mm)	Detector	LC DAD1B, 254 nm		

21 o-Nitrotoluene, CAS: 88-72-2

Signal: 1

Processing Integration Results

RT: 12.85
Area: 37867
Amount: 0.280391
Amount Units: ug/mL

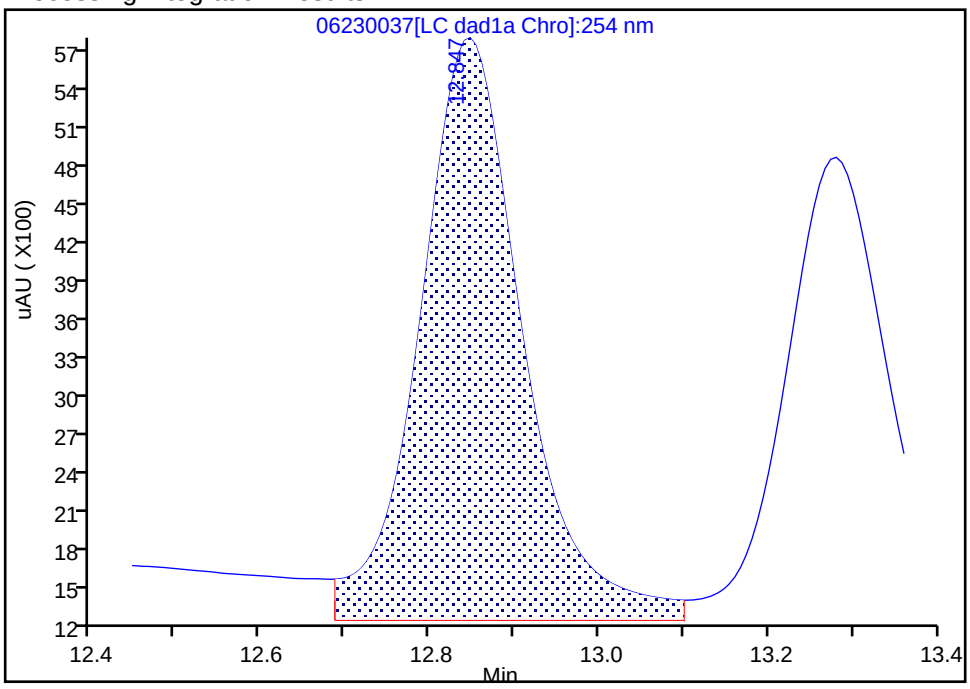

Manual Integration Results

RT: 12.85
Area: 32659
Amount: 0.241827
Amount Units: ug/mL

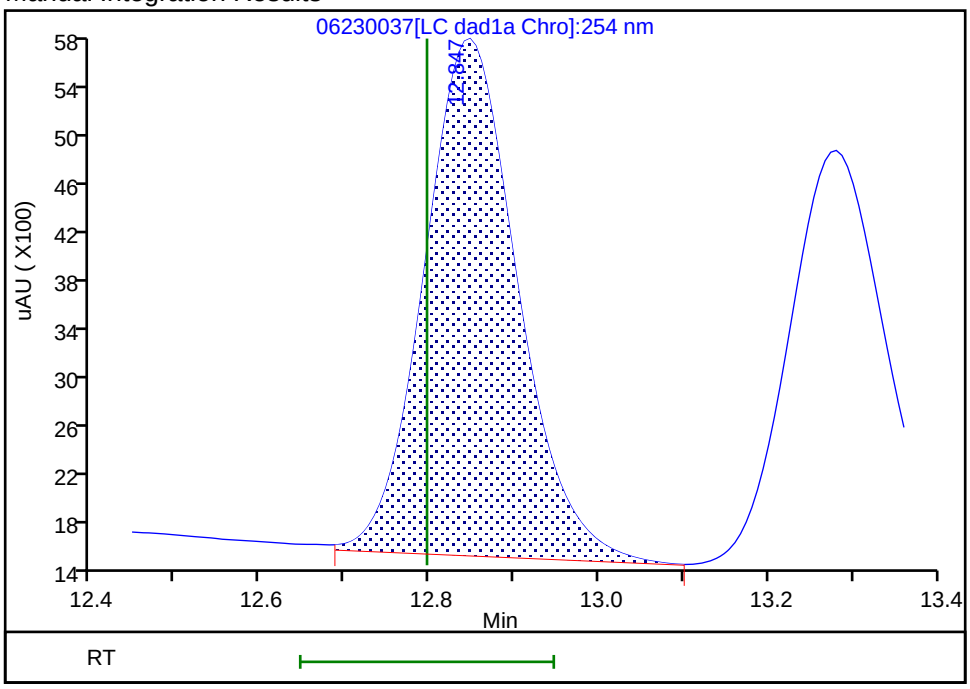

Reviewer: zhangji, 24-Jun-2020 16:23:15

Audit Action: Assigned New Baseline Audit Reason: Baseline

Manual Integration/User Assign Peak Report

Eurofins TestAmerica, Denver

Data File:	\\chromfs\denver\chromdata\chhplc_x\20200623-92681.b\06230037.d				
Injection Date:	24-Jun-2020 05:47:49	Instrument ID:	CHHPLC_X3		
Lims ID:	CCV INT				
Client ID:					
Operator ID:	JZ	ALS Bottle#:	7	Worklist Smp#:	37
Injection Vol:	100.0 ul	Dil. Factor:	1.0000		
Method:	8330_X3	Limit Group:	GCSV - 8330		
Column:	UltraCarb5uODS (20) (4.60 mm)	Detector	LC DAD1B, 254 nm		

22 p-Nitrotoluene, CAS: 99-99-0

Signal: 1

Processing Integration Results

RT: 13.28
Area: 30738
Amount: 0.272005
Amount Units: ug/mL

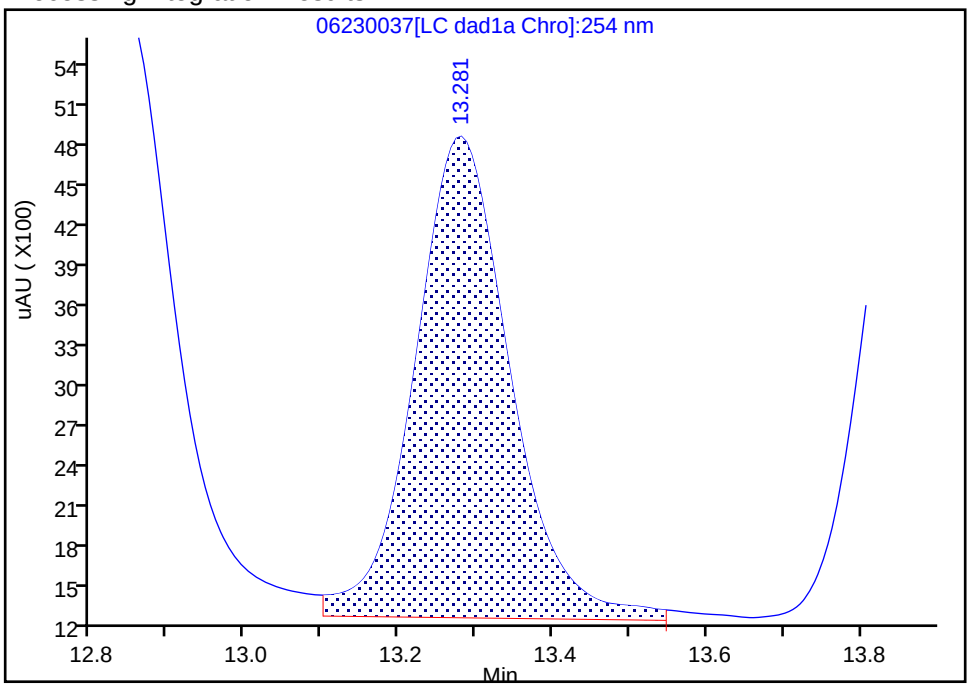

Manual Integration Results

RT: 13.28
Area: 28138
Amount: 0.248998
Amount Units: ug/mL

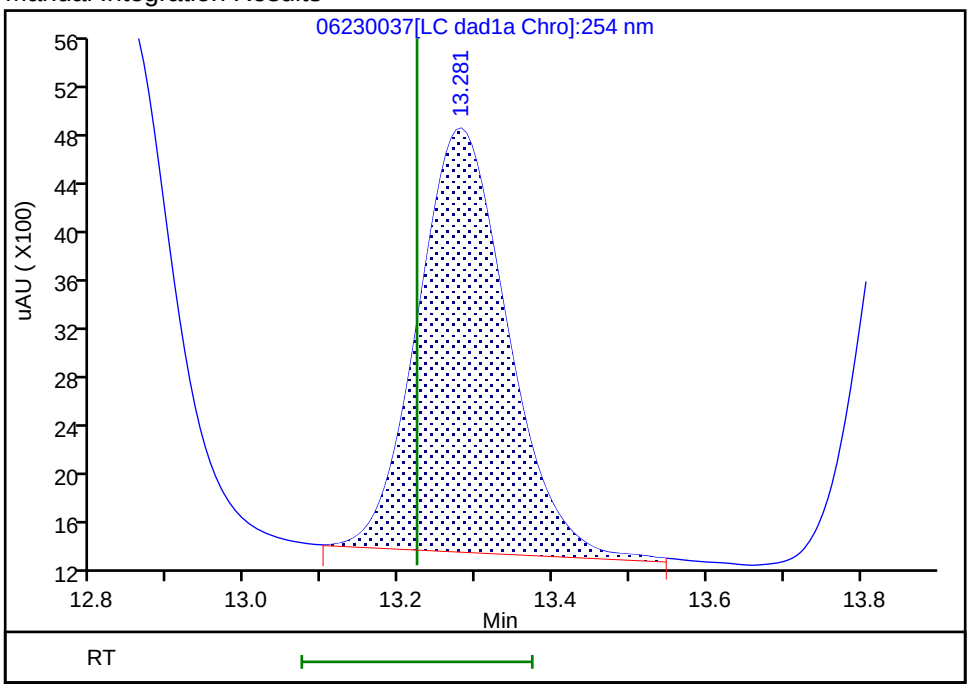

Reviewer: zhangji, 24-Jun-2020 16:23:15

Audit Action: Assigned New Baseline Audit Reason: Baseline

FORM VII
HPLC/IC CONTINUING CALIBRATION DATA

Lab Name: Eurofins TestAmerica, Denver Job No.: 280-137702-1

SDG No.:

Lab Sample ID: CCV 280-499864/38 Calibration Date: 06/24/2020 06:10

Instrument ID: CHHPLC_X3 Calib Start Date: 03/04/2020 21:00

GC Column: UltraCarb5uODS ID: 4.60(mm) Calib End Date: 03/04/2020 23:40

Lab File ID: 06230038.D Conc. Units: ug/L

ANALYTE	CURVE TYPE	AVE CF	CF	MIN CF	CALC AMOUNT	SPIKE AMOUNT	%D	MAX %D
TNX	Ave	217609	211640		243	250	-2.7	15.0
DNX	Ave	152928	156384		256	250	2.3	15.0
MNX	Ave	158544	145947		269	292	-7.9	15.0

FORM VII
HPLC/IC CONTINUING CALIBRATION RETENTION TIME SUMMARY

Lab Name: Eurofins TestAmerica, Denver Job No.: 280-137702-1

SDG No.:

Lab Sample ID: CCV 280-499864/38 Calibration Date: 06/24/2020 06:10

Instrument ID: CHHPLC_X3 Calib Start Date: 03/04/2020 21:00

GC Column: UltraCarb5uODS ID: 4.60(mm) Calib End Date: 03/04/2020 23:40

Lab File ID: 06230038.D

Analyte	RT	RT WINDOW	
		FROM	TO
TNX	6.63	6.53	6.73
DNX	6.95	6.85	7.05
MNX	7.40	7.24	7.54

Eurofins TestAmerica, Denver
Target Compound Quantitation Report

Data File:	\\chromfs\Denver\ChromData\CHHPLC_X\20200623-92681.b\06230038.D				
Lims ID:	CCV DMT				
Client ID:					
Sample Type:	CCV				
Inject. Date:	24-Jun-2020 06:10:50	ALS Bottle#:	9	Worklist Smp#:	38
Injection Vol:	100.0 ul	Dil. Factor:	1.0000		
Sample Info:	CCV DMT				
Misc. Info.:	280-0092681-038				
Operator ID:	JZ	Instrument ID:	CHHPLC_X3		
Sublist:	chrom-8330_X3*sub17				
Method:	\\chromfs\Denver\ChromData\CHHPLC_X\20200623-92681.b\8330_X3.m				
Limit Group:	GCSV - 8330				
Last Update:	24-Jun-2020 16:26:23	Calib Date:	18-Mar-2020 14:39:27		
Integrator:	Falcon				
Quant Method:	External Standard	Quant By:	Initial Calibration		
Last ICal File:	\\chromna\Denver\ChromData\CHHPLC_X\20200318-90159.b\03180015.D				
Column 1 :	UltraCarb5uODS (20) (4.60 mm)		Det: LC DAD1B, 254 nm		
Process Host:	CTX1068				
First Level Reviewer: zhangji		Date:	24-Jun-2020 16:24:05		

Compound	Det	RT (min.)	Exp RT (min.)	Dlt RT (min.)	Response	Cal Amt ug/mL	OnCol Amt ug/mL	Flags
2 TNX	1	6.631	6.627	0.004	52963	0.2503	0.2434	M
5 DNX	1	6.951	6.947	0.004	39135	0.2503	0.2559	M
6 MNX	1	7.398	7.394	0.004	42580	0.2918	0.2686	

QC Flag Legend

Review Flags
M - Manually Integrated

Reagents:

8330 DMT_00006 Amount Added: 12.50 Units: uL

Report Date: 24-Jun-2020 16:26:24 Chrom Revision: 2.3 21-Jun-2020 18:30:46

Eurofins TestAmerica, Denver

Data File: \\chromfs\denver\chromdata\chhplc_x\20200623-92681.b\06230038.d

Injection Date:	24-Jun-2020 06:10:50	Instrument ID:	CHHPLC_X3	Operator ID:	JZ
Lims ID:	CCV DMT			Worklist Smp#:	38
Client ID:					
Injection Vol:	100.0 ul	Dil. Factor:	1.0000	ALS Bottle#:	9
Method:	8330_X3	Limit Group:	GCSV - 8330		

Column: UltraCarb5uODS (20) (4.60 mm) Y Scaling: Method Defined: Scale to the Nth Largest Target: 1

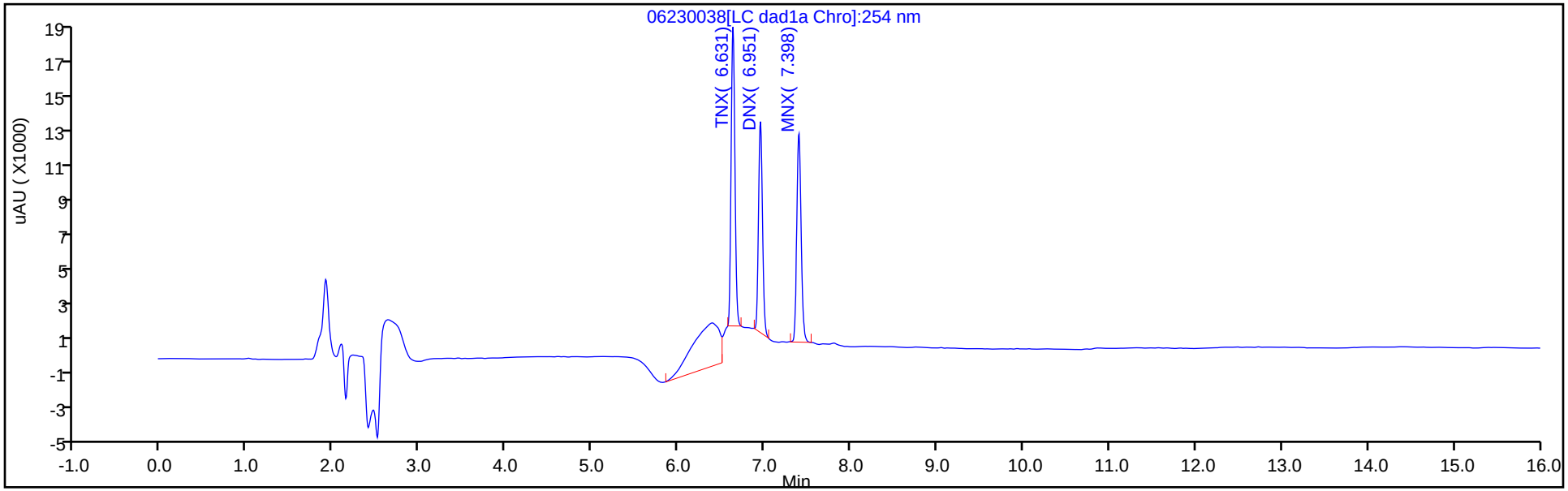

Y Scaling: Method Defined: Scale to the Nth Largest Target: 1

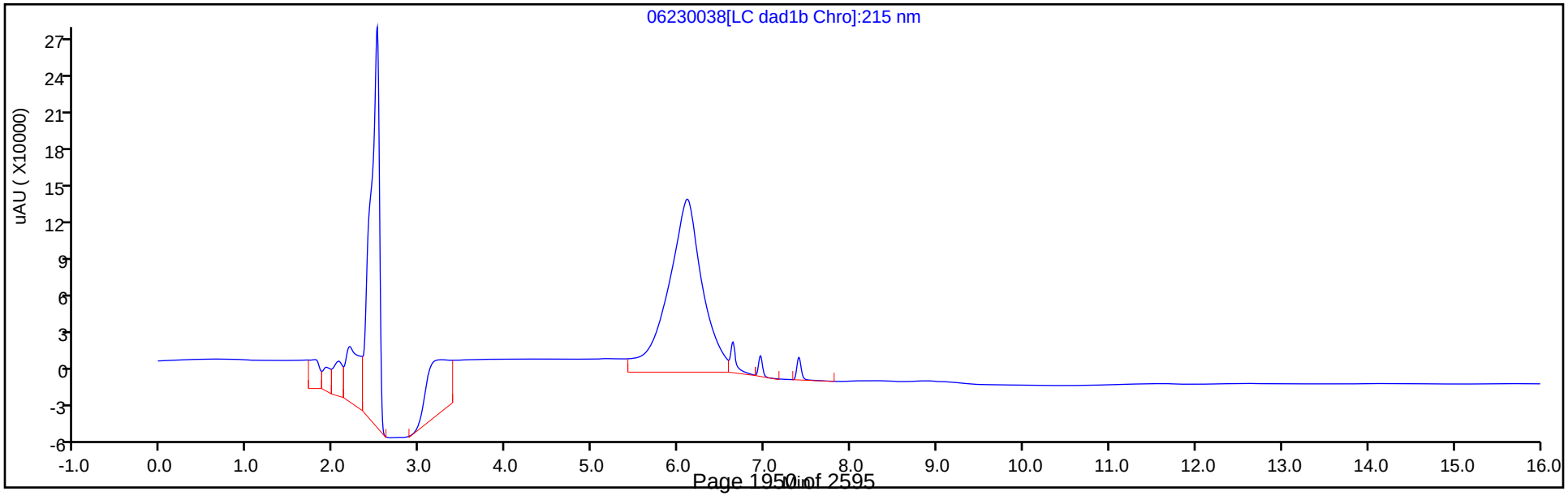

Manual Integration/User Assign Peak Report

Eurofins TestAmerica, Denver

Data File:	\\chromfs\denver\chromdata\chhplc_x\20200623-92681.b\06230038.d				
Injection Date:	24-Jun-2020 06:10:50	Instrument ID:	CHHPLC_X3		
Lims ID:	CCV DMT				
Client ID:					
Operator ID:	JZ	ALS Bottle#:	9	Worklist Smp#:	38
Injection Vol:	100.0 ul	Dil. Factor:	1.0000		
Method:	8330_X3	Limit Group:	GCSV - 8330		
Column:	UltraCarb5uODS (20) (4.60 mm)	Detector	LC DAD1B, 254 nm		

2 TNX, CAS: 13980-04-6

Signal: 1

Processing Integration Results

RT: 6.63
Area: 73361
Amount: 0.337123
Amount Units: ug/mL

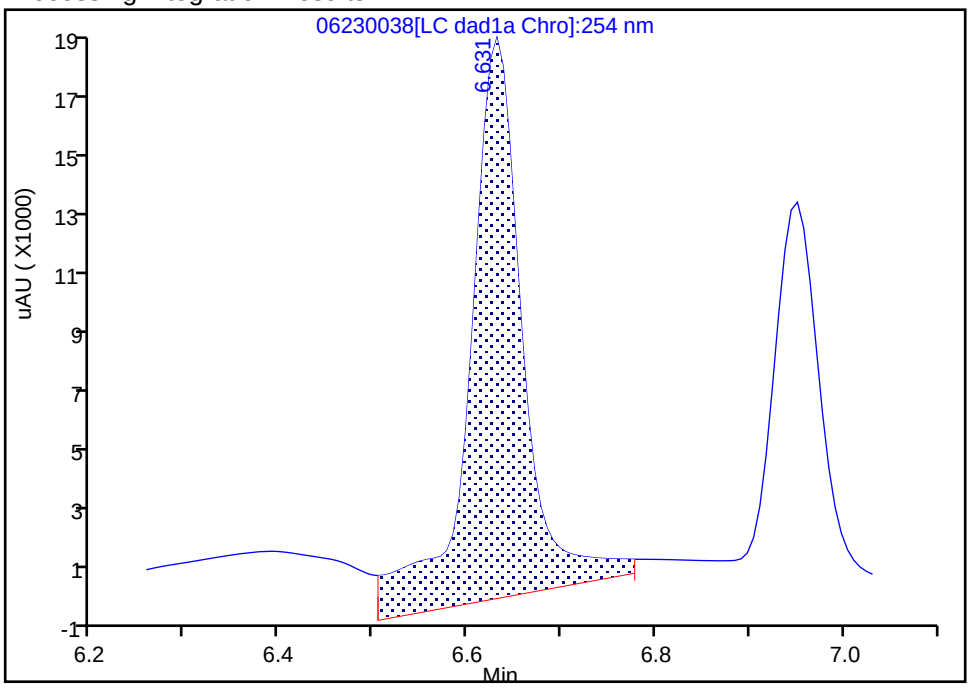

Manual Integration Results

RT: 6.63
Area: 52963
Amount: 0.243386
Amount Units: ug/mL

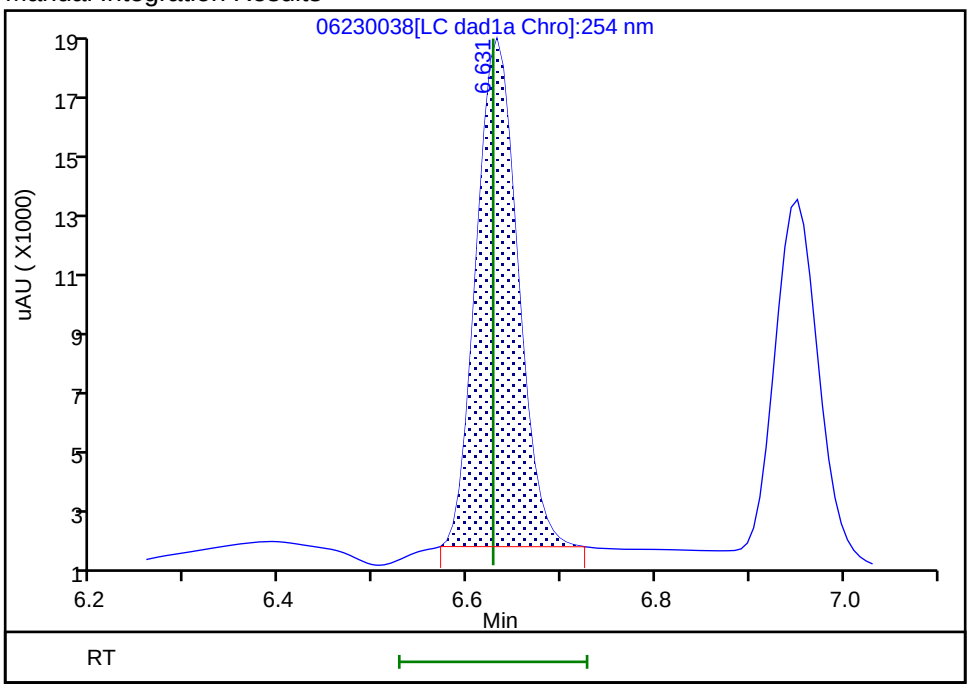

Reviewer: zhangji, 24-Jun-2020 16:23:56

Audit Action: Manually Integrated Audit Reason: Baseline

Manual Integration/User Assign Peak Report

Eurofins TestAmerica, Denver

Data File:	\\chromfs\denver\chromdata\chhplc_x\20200623-92681.b\06230038.d				
Injection Date:	24-Jun-2020 06:10:50	Instrument ID:	CHHPLC_X3		
Lims ID:	CCV DMT				
Client ID:					
Operator ID:	JZ	ALS Bottle#:	9	Worklist Smp#:	38
Injection Vol:	100.0 ul	Dil. Factor:	1.0000		
Method:	8330_X3	Limit Group:	GCSV - 8330		
Column:	UltraCarb5uODS (20) (4.60 mm)	Detector	LC DAD1B, 254 nm		

5 DNX, CAS: 80251-29-2

Signal: 1

Processing Integration Results

RT: 6.95
Area: 41723
Amount: 0.272827
Amount Units: ug/mL

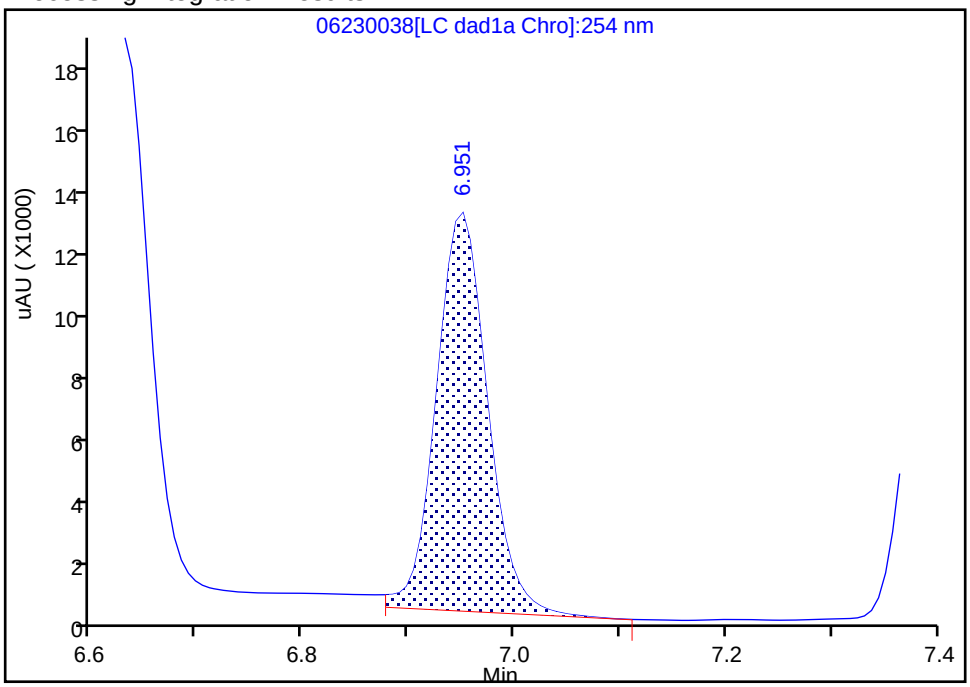

Manual Integration Results

RT: 6.95
Area: 39135
Amount: 0.255904
Amount Units: ug/mL

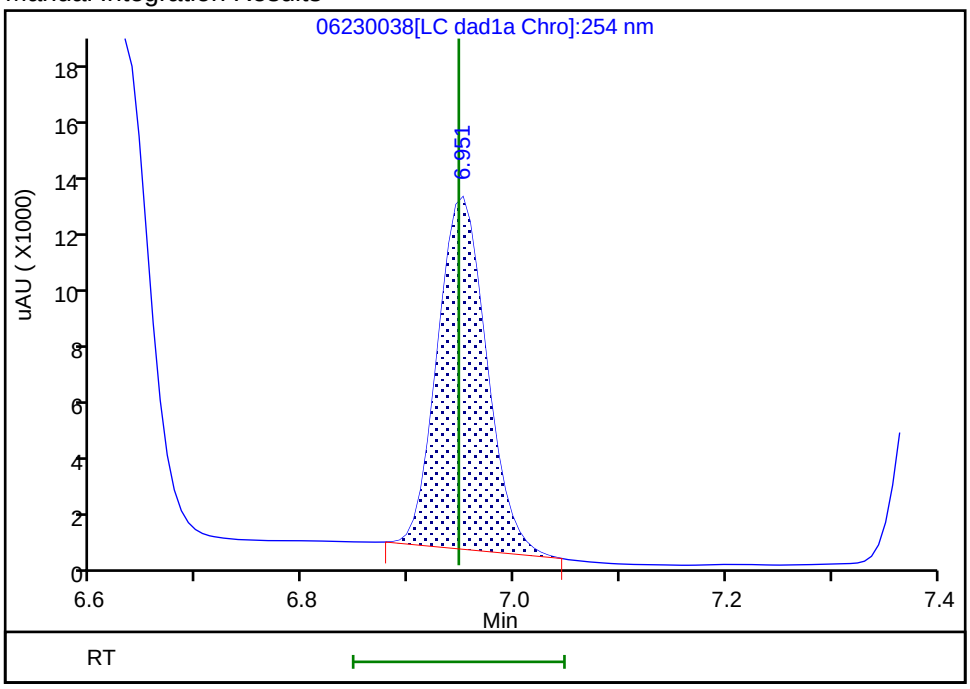

Reviewer: zhangji, 24-Jun-2020 16:24:00

Audit Action: Manually Integrated Audit Reason: Baseline

FORM VII
HPLC/IC CONTINUING CALIBRATION DATA

Lab Name: Eurofins TestAmerica, Denver Job No.: 280-137702-1

SDG No.:

Lab Sample ID: CCV 280-500385/17 Calibration Date: 06/27/2020 18:57

Instrument ID: CHHPLC_X3 Calib Start Date: 03/18/2020 11:35

GC Column: UltraCarb5uODS ID: 4.60(mm) Calib End Date: 03/18/2020 14:39

Lab File ID: 06270017.D Conc. Units: ug/L

ANALYTE	CURVE TYPE	AVE CF	CF	MIN CF	CALC AMOUNT	SPIKE AMOUNT	%D	MAX %D
HMX	Ave	85962	89940		262	250	4.6	15.0
RDX	Ave	116613	123024		264	250	5.5	15.0
Picric acid	Ave	85131	81944		241	250	-3.7	15.0
1,3,5-Trinitrobenzene	Ave	230309	241733		263	251	5.0	15.0
1,3-Dinitrobenzene	Ave	306686	320539		262	251	4.5	15.0
Nitrobenzene	Ave	200403	205390		257	251	2.5	15.0
Tetryl	Ave	177032	181154		256	251	2.3	15.0
Nitroglycerin	Ave	68133	73614		2700	2500	8.0	15.0
2,4,6-Trinitrotoluene	Ave	204031	240040		295	251	17.6*	15.0
4-Amino-2,6-dinitrotoluene	Lin2		166857		241	250	-3.8	15.0
2-Amino-4,6-dinitrotoluene	Ave	202817	210068		260	251	3.6	15.0
2,6-Dinitrotoluene	Ave	149452	156637		263	251	4.8	15.0
2,4-Dinitrotoluene	Ave	303584	315175		261	251	3.8	15.0
2-Nitrotoluene	Ave	135051	133708		248	250	-1.0	15.0
4-Nitrotoluene	Ave	113005	115433		256	251	2.1	15.0
3-Nitrotoluene	Ave	143029	146186		256	250	2.2	15.0
PETN	Ave	78605	86712		2760	2500	10.3	15.0
1,2-Dinitrobenzene	Ave	138212	143248		259	250	3.6	15.0

FORM VII
HPLC/IC CONTINUING CALIBRATION RETENTION TIME SUMMARY

Lab Name: Eurofins TestAmerica, Denver Job No.: 280-137702-1

SDG No.:

Lab Sample ID: CCV 280-500385/17 Calibration Date: 06/27/2020 18:57

Instrument ID: CHHPLC_X3 Calib Start Date: 03/18/2020 11:35

GC Column: UltraCarb5uODS ID: 4.60(mm) Calib End Date: 03/18/2020 14:39

Lab File ID: 06270017.D

Analyte	RT	RT WINDOW	
		FROM	TO
HMX	6.71	6.56	6.86
RDX	7.78	7.64	7.94
Picric acid	8.09	7.95	8.25
1,3,5-Trinitrobenzene	8.92	8.78	9.08
1,3-Dinitrobenzene	9.57	9.43	9.73
Nitrobenzene	9.95	9.81	10.11
Tetryl	10.26	10.13	10.43
Nitroglycerin	10.78	10.64	10.94
2,4,6-Trinitrotoluene	11.23	11.15	11.35
4-Amino-2,6-dinitrotoluene	11.40	11.32	11.52
2-Amino-4,6-dinitrotoluene	11.69	11.62	11.82
2,6-Dinitrotoluene	11.83	11.75	11.95
2,4-Dinitrotoluene	12.03	11.95	12.15
2-Nitrotoluene	12.86	12.72	13.02
4-Nitrotoluene	13.29	13.16	13.46
3-Nitrotoluene	13.88	13.75	14.05
PETN	14.99	14.85	15.15
1,2-Dinitrobenzene	8.74	8.61	8.91

Eurofins TestAmerica, Denver
Target Compound Quantitation Report

Data File: \\chromfs\Denver\ChromData\CHHPLC_X\20200627-92823.b\06270017.D
Lims ID: CCV INT
Client ID:
Sample Type: CCV
Inject. Date: 27-Jun-2020 18:57:41 ALS Bottle#: 7 Worklist Smp#: 17
Injection Vol: 100.0 ul Dil. Factor: 1.0000
Sample Info: CCV INT
Misc. Info.: 280-0092823-017
Operator ID: JZ Instrument ID: CHHPLC_X3
Sublist: chrom-8330_X3*sub9

Method: \\chromfs\Denver\ChromData\CHHPLC_X\20200627-92823.b\8330_X3.m
Limit Group: GCSV - 8330
Last Update: 30-Jun-2020 14:54:16 Calib Date: 26-Jun-2020 01:16:48
Integrator: Falcon
Quant Method: External Standard Quant By: Initial Calibration
Last ICal File: \\chromfs\Denver\ChromData\CHHPLC_X\20200625-92750.b\06250013.D

Column 1 : UltraCarb5uODS (20) (4.60 mm) Det: LC DAD1B, 254 nm
Process Host: CTX1061

First Level Reviewer: zhangji Date: 30-Jun-2020 14:32:47

Compound	Det	RT (min.)	Exp RT (min.)	Dlt RT (min.)	Response	Cal Amt ug/mL	OnCol Amt ug/mL	Flags
3 HMX	1	6.709	6.710	-0.001	22485	0.2500	0.2616	M
7 RDX	1	7.783	7.790	-0.007	30756	0.2500	0.2637	
8 2,4,6-Trinitrophenol	1	8.089	8.096	-0.007	20486	0.2500	0.2406	
$ 9 1,2-Dinitrobenzene	1	8.743	8.756	-0.013	35812	0.2500	0.2591	
10 1,3,5-Trinitrobenzene	1	8.923	8.930	-0.007	60554	0.2505	0.2629	
11 1,3-Dinitrobenzene	1	9.569	9.583	-0.014	80295	0.2505	0.2618	
12 Nitrobenzene	1	9.949	9.963	-0.014	51553	0.2510	0.2572	
14 Tetryl	1	10.262	10.283	-0.021	45379	0.2505	0.2563	
15 Nitroglycerin	2	10.776	10.790	-0.014	184034	2.50	2.70	
16 2,4,6-Trinitrotoluene	1	11.229	11.250	-0.021	60250	0.2510	0.2953	
17 4-Amino-2,6-dinitrotoluene	1	11.402	11.423	-0.021	41756	0.2503	0.2406	
18 2-Amino-4,6-dinitrotoluene	1	11.689	11.716	-0.027	52727	0.2510	0.2600	
19 2,6-Dinitrotoluene	1	11.829	11.850	-0.021	39316	0.2510	0.2631	
20 2,4-Dinitrotoluene	1	12.029	12.050	-0.021	79109	0.2510	0.2606	
21 o-Nitrotoluene	1	12.856	12.870	-0.014	33427	0.2500	0.2475	
22 p-Nitrotoluene	1	13.289	13.310	-0.021	28916	0.2505	0.2559	
23 m-Nitrotoluene	1	13.882	13.896	-0.014	36583	0.2503	0.2558	
24 PETN	2	14.989	14.996	-0.007	216781	2.50	2.76	

QC Flag Legend

Review Flags
M - Manually Integrated

Reagents:

8330IntermStk_00061 Amount Added: 25.00 Units: uL

Report Date: 30-Jun-2020 14:54:16 Chrom Revision: 2.3 21-Jun-2020 18:30:46

Eurofins TestAmerica, Denver

Data File: \\chromfs\denver\chromdata\chhplc_x\20200627-92823.b\06270017.d

Injection Date:	27-Jun-2020 18:57:41	Instrument ID:	CHHPLC_X3	Operator ID:	JZ
Lims ID:	CCV INT			Worklist Smp#:	17
Client ID:					
Injection Vol:	100.0 ul	Dil. Factor:	1.0000	ALS Bottle#:	7
Method:	8330_X3	Limit Group:	GCSV - 8330		

Column: UltraCarb5uODS (20) (4.60 mm) Y Scaling: Method Defined: Scale to the Nth Largest Target: 1

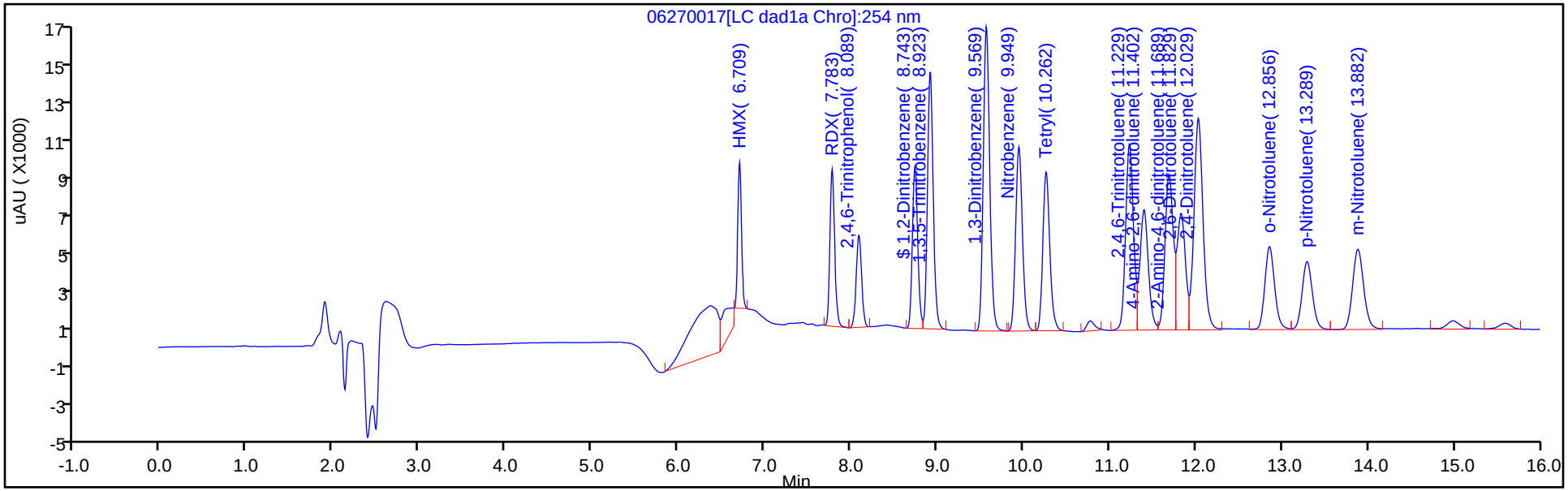

Y Scaling: Method Defined: Scale to the Nth Largest Target: 1

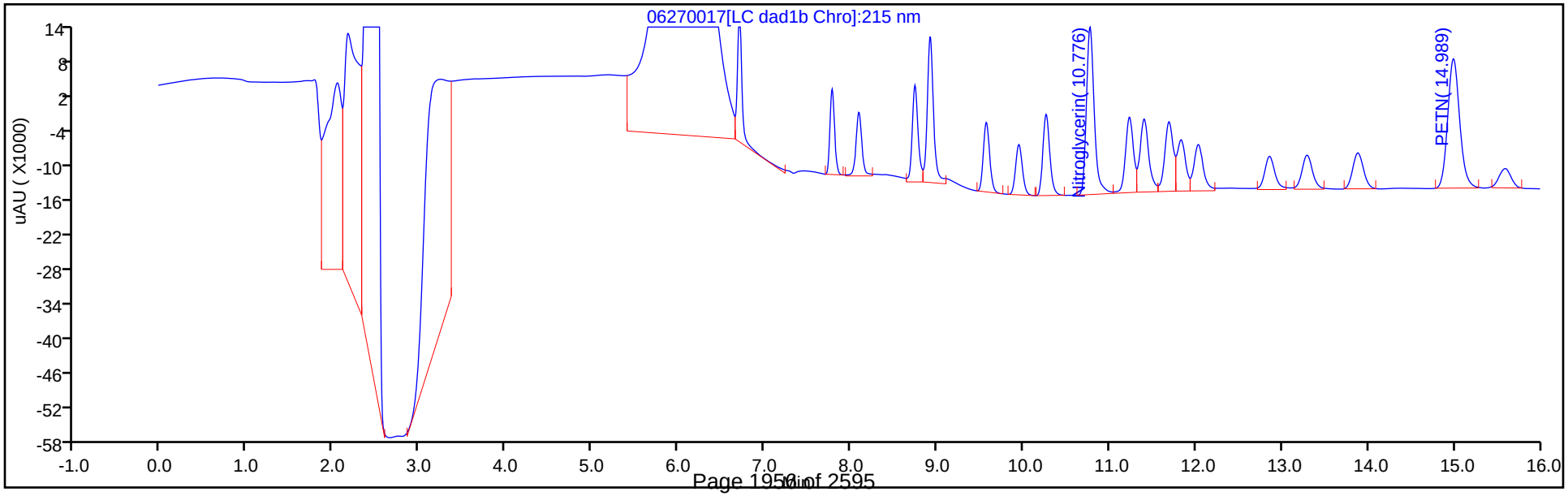

Manual Integration/User Assign Peak Report

Eurofins TestAmerica, Denver

Data File:	\\chromfs\denver\chromdata\chhplc_x\20200627-92823.b\06270017.d				
Injection Date:	27-Jun-2020 18:57:41	Instrument ID:	CHHPLC_X3		
Lims ID:	CCV INT				
Client ID:					
Operator ID:	JZ	ALS Bottle#:	7	Worklist Smp#:	17
Injection Vol:	100.0 ul	Dil. Factor:	1.0000		
Method:	8330_X3	Limit Group:	GCSV - 8330		
Column:	UltraCarb5uODS (20) (4.60 mm)	Detector	LC DAD1B, 254 nm		

3 HMX, CAS: 2691-41-0

Signal: 1

Processing Integration Results

RT: 6.71
Area: 31147
Amount: 0.362334
Amount Units: ug/mL

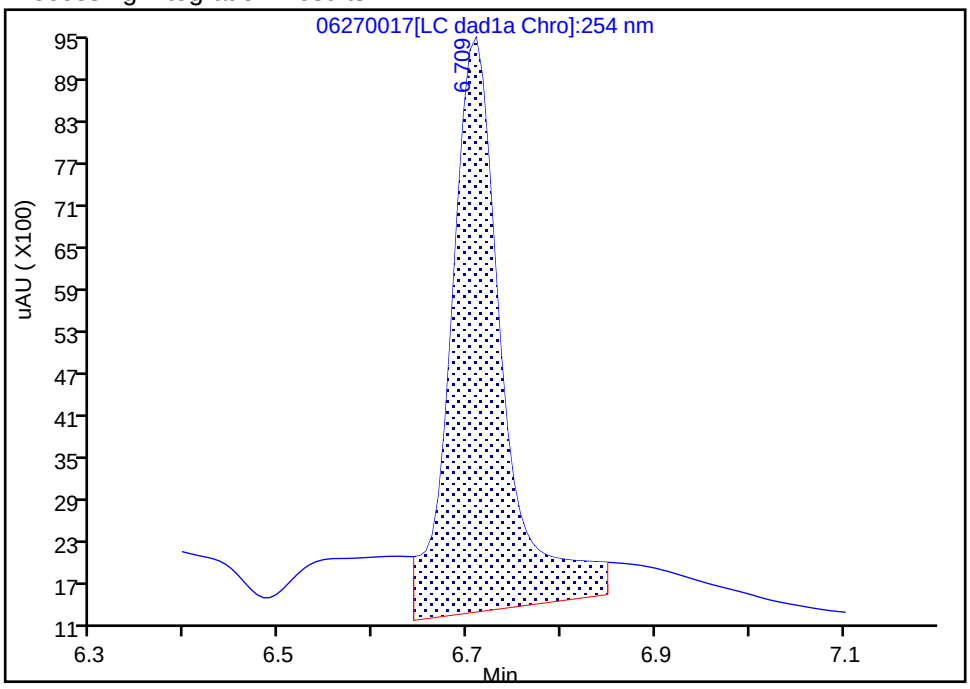

Manual Integration Results

RT: 6.71
Area: 22485
Amount: 0.261569
Amount Units: ug/mL

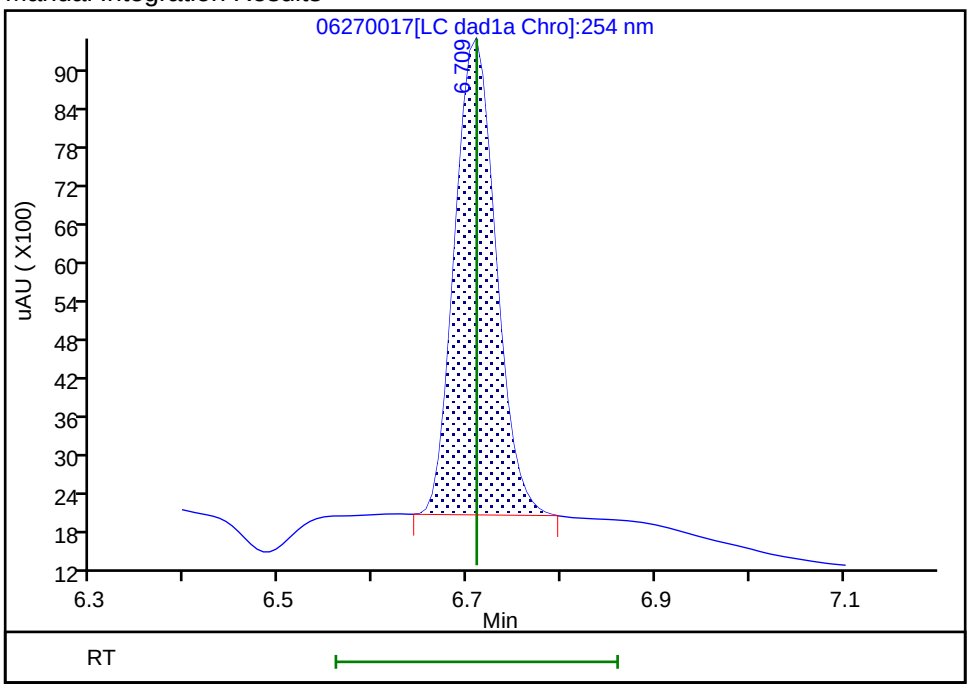

Reviewer: zhangji, 30-Jun-2020 14:32:45
Audit Action: Manually Integrated Audit Reason: Baseline

FORM VII
HPLC/IC CONTINUING CALIBRATION DATA

Lab Name: Eurofins TestAmerica, Denver Job No.: 280-137702-1

SDG No.:

Lab Sample ID: CCV 280-500385/19 Calibration Date: 06/27/2020 19:43

Instrument ID: CHHPLC_X3 Calib Start Date: 03/04/2020 21:00

GC Column: UltraCarb5uODS ID: 4.60(mm) Calib End Date: 03/04/2020 23:40

Lab File ID: 06270019.D Conc. Units: ug/L

ANALYTE	CURVE TYPE	AVE CF	CF	MIN CF	CALC AMOUNT	SPIKE AMOUNT	%D	MAX %D
TNX	Ave	217609	206218		237	250	-5.2	15.0
DNX	Ave	152928	151668		248	250	-0.8	15.0
MNX	Ave	158544	140819		259	292	-11.2	15.0

FORM VII
HPLC/IC CONTINUING CALIBRATION RETENTION TIME SUMMARY

Lab Name: Eurofins TestAmerica, Denver Job No.: 280-137702-1

SDG No.:

Lab Sample ID: CCV 280-500385/19 Calibration Date: 06/27/2020 19:43

Instrument ID: CHHPLC_X3 Calib Start Date: 03/04/2020 21:00

GC Column: UltraCarb5uODS ID: 4.60(mm) Calib End Date: 03/04/2020 23:40

Lab File ID: 06270019.D

Analyte	RT	RT WINDOW	
		FROM	TO
TNX	6.61	6.52	6.72
DNX	6.93	6.84	7.04
MNX	7.38	7.23	7.53

Eurofins TestAmerica, Denver
Target Compound Quantitation Report

Data File:	\\chromfs\Denver\ChromData\CHHPLC_X\20200627-92823.b\06270019.D				
Lims ID:	CCV DMT				
Client ID:					
Sample Type:	CCV				
Inject. Date:	27-Jun-2020 19:43:50	ALS Bottle#:	9	Worklist Smp#:	19
Injection Vol:	100.0 ul	Dil. Factor:	1.0000		
Sample Info:	CCV DMT				
Misc. Info.:	280-0092823-019				
Operator ID:	JZ	Instrument ID:	CHHPLC_X3		
Sublist:	chrom-8330_X3*sub17				
Method:	\\chromfs\Denver\ChromData\CHHPLC_X\20200627-92823.b\8330_X3.m				
Limit Group:	GCSV - 8330				
Last Update:	30-Jun-2020 14:54:17	Calib Date:	26-Jun-2020 01:16:48		
Integrator:	Falcon				
Quant Method:	External Standard	Quant By:	Initial Calibration		
Last ICal File:	\\chromfs\Denver\ChromData\CHHPLC_X\20200625-92750.b\06250013.D				
Column 1 :	UltraCarb5uODS (20) (4.60 mm)		Det: LC DAD1B, 254 nm		
Process Host:	CTX1061				
First Level Reviewer: zhangji		Date:	30-Jun-2020 14:33:25		

Compound	Det	RT (min.)	Exp RT (min.)	Dlt RT (min.)	Response	Cal Amt ug/mL	OnCol Amt ug/mL	Flags
2 TNX	1	6.612	6.617	-0.005	51606	0.2503	0.2372	M
5 DNX	1	6.932	6.937	-0.005	37955	0.2503	0.2482	M
6 MNX	1	7.379	7.384	-0.005	41084	0.2918	0.2591	

QC Flag Legend

Review Flags
M - Manually Integrated

Reagents:

8330 DMT_00006 Amount Added: 12.50 Units: uL

Report Date: 30-Jun-2020 14:54:17 Chrom Revision: 2.3 21-Jun-2020 18:30:46

Eurofins TestAmerica, Denver

Data File: \\chromfs\denver\chromdata\chhplc_x\20200627-92823.b\06270019.d

Injection Date:	27-Jun-2020 19:43:50	Instrument ID:	CHHPLC_X3	Operator ID:	JZ
Lims ID:	CCV DMT			Worklist Smp#:	19
Client ID:					
Injection Vol:	100.0 ul	Dil. Factor:	1.0000	ALS Bottle#:	9
Method:	8330_X3	Limit Group:	GCSV - 8330		

Column: UltraCarb5uODS (20) (4.60 mm) Y Scaling: Method Defined: Scale to the Nth Largest Target: 1

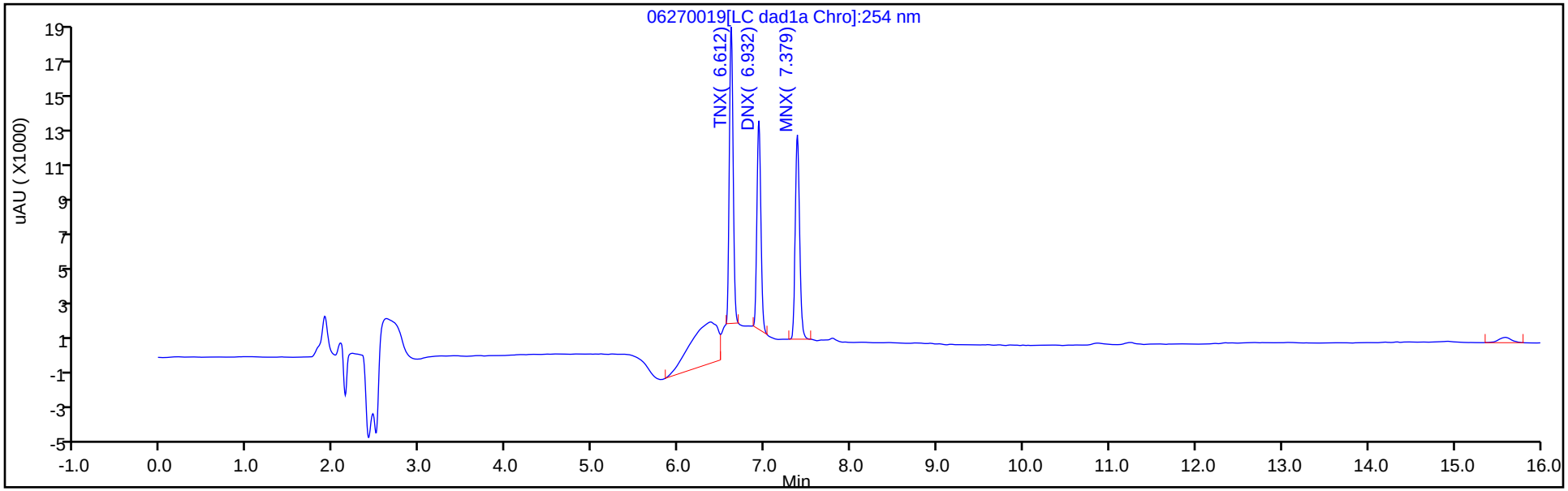

Y Scaling: Method Defined: Scale to the Nth Largest Target: 1

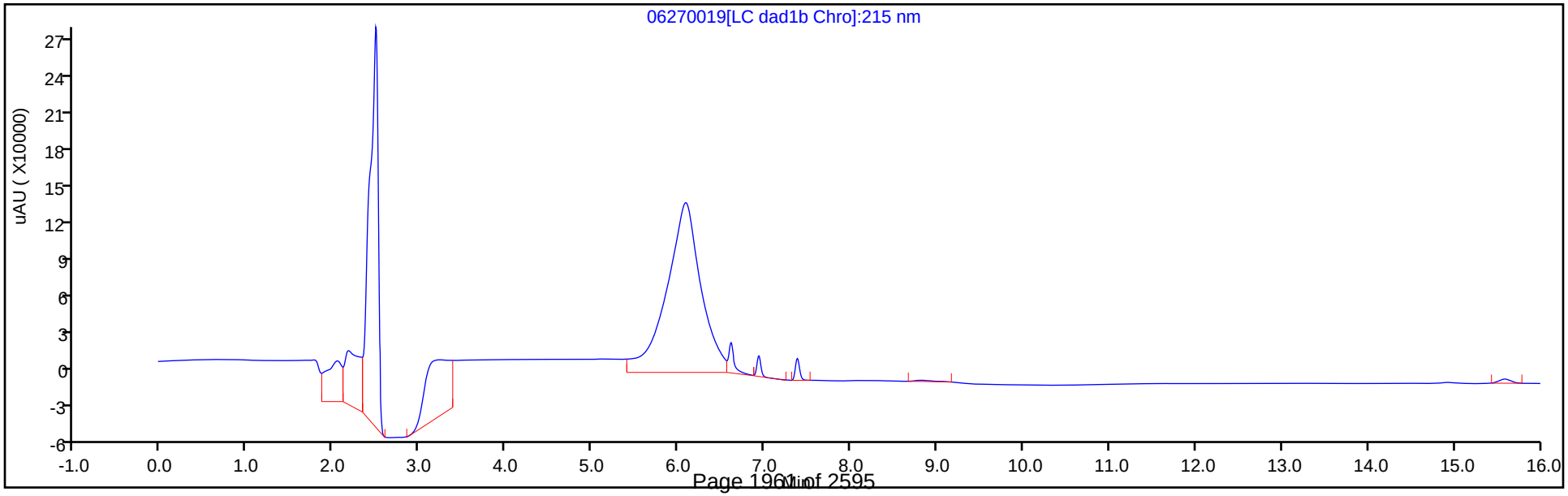

Manual Integration/User Assign Peak Report

Eurofins TestAmerica, Denver

Data File:	\\chromfs\denver\chromdata\chhplc_x\20200627-92823.b\06270019.d				
Injection Date:	27-Jun-2020 19:43:50	Instrument ID:	CHHPLC_X3		
Lims ID:	CCV DMT				
Client ID:					
Operator ID:	JZ	ALS Bottle#:	9	Worklist Smp#:	19
Injection Vol:	100.0 ul	Dil. Factor:	1.0000		
Method:	8330_X3	Limit Group:	GCSV - 8330		
Column:	UltraCarb5uODS (20) (4.60 mm)	Detector	LC DAD1B, 254 nm		

2 TNX, CAS: 13980-04-6

Signal: 1

Processing Integration Results

RT: 6.61
Area: 71789
Amount: 0.329899
Amount Units: ug/mL

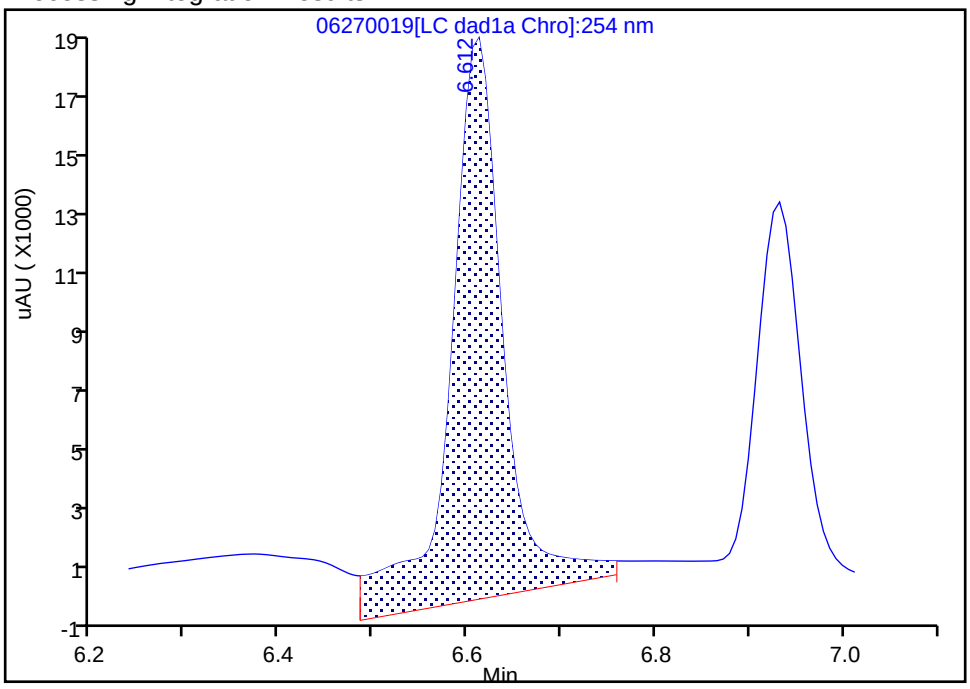

Manual Integration Results

RT: 6.61
Area: 51606
Amount: 0.237150
Amount Units: ug/mL

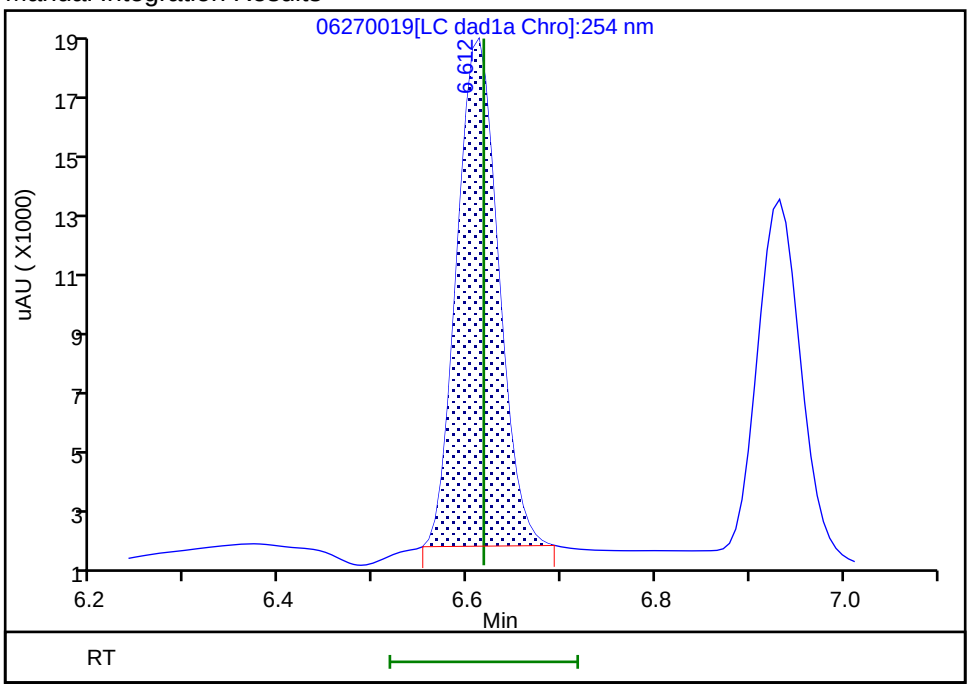

Reviewer: zhangji, 30-Jun-2020 14:33:18
Audit Action: Manually Integrated Audit Reason: Baseline

Manual Integration/User Assign Peak Report

Eurofins TestAmerica, Denver

Data File:	\\chromfs\denver\chromdata\chhplc_x\20200627-92823.b\06270019.d				
Injection Date:	27-Jun-2020 19:43:50	Instrument ID:	CHHPLC_X3		
Lims ID:	CCV DMT				
Client ID:					
Operator ID:	JZ	ALS Bottle#:	9	Worklist Smp#:	19
Injection Vol:	100.0 ul	Dil. Factor:	1.0000		
Method:	8330_X3	Limit Group:	GCSV - 8330		
Column:	UltraCarb5uODS (20) (4.60 mm)	Detector	LC DAD1B, 254 nm		

5 DNX, CAS: 80251-29-2

Signal: 1

Processing Integration Results

RT: 6.93
Area: 41618
Amount: 0.272141
Amount Units: ug/mL

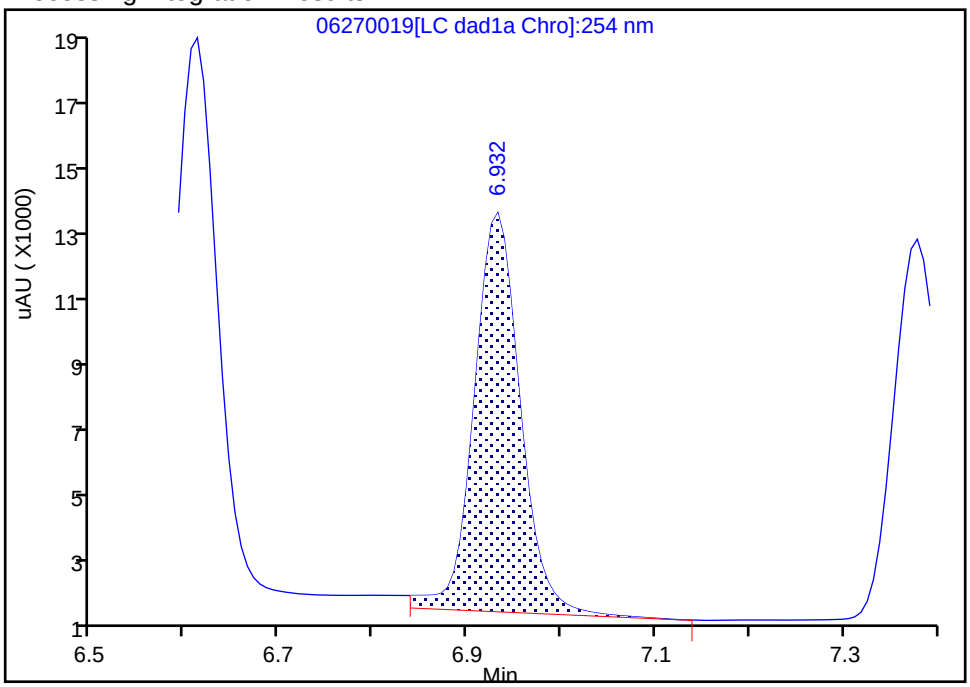

Manual Integration Results

RT: 6.93
Area: 37955
Amount: 0.248188
Amount Units: ug/mL

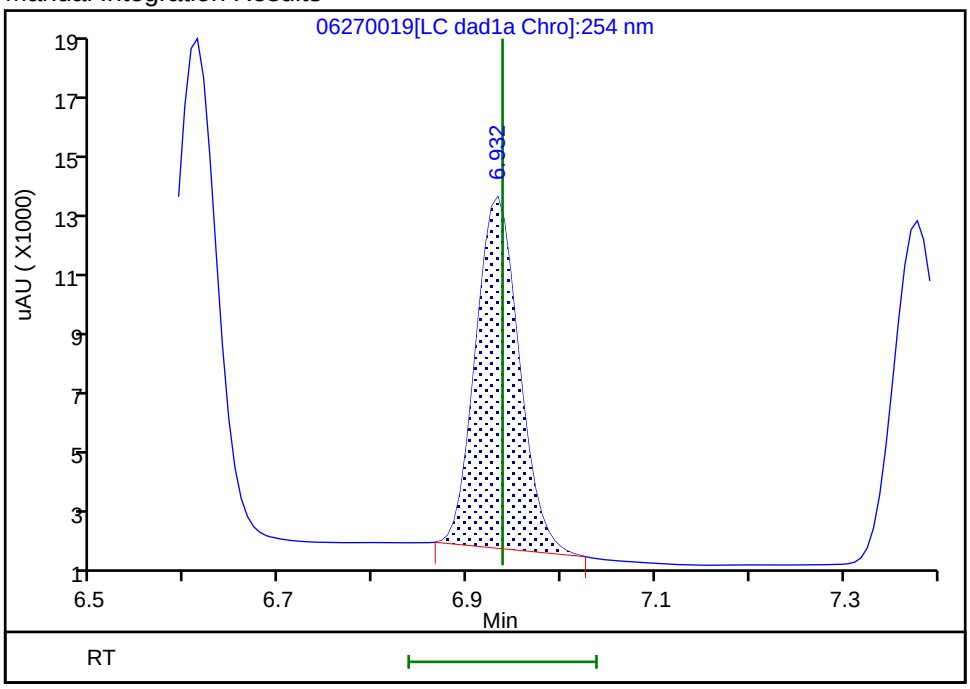

Reviewer: zhangji, 30-Jun-2020 14:33:22

Audit Action: Manually Integrated Audit Reason: Baseline

FORM VII
HPLC/IC CONTINUING CALIBRATION DATA

Lab Name: Eurofins TestAmerica, Denver Job No.: 280-137702-1

SDG No.:

Lab Sample ID: CCV 280-500385/30 Calibration Date: 06/27/2020 23:56

Instrument ID: CHHPLC_X3 Calib Start Date: 03/18/2020 11:35

GC Column: UltraCarb5uODS ID: 4.60(mm) Calib End Date: 03/18/2020 14:39

Lab File ID: 06270030.D Conc. Units: ug/L

ANALYTE	CURVE TYPE	AVE CF	CF	MIN CF	CALC AMOUNT	SPIKE AMOUNT	%D	MAX %D
HMX	Ave	85962	90224		262	250	5.0	15.0
RDX	Ave	116613	115456		248	250	-1.0	15.0
Picric acid	Ave	85131	85684		252	250	0.7	15.0
1,3,5-Trinitrobenzene	Ave	230309	241888		263	251	5.0	15.0
1,3-Dinitrobenzene	Ave	306686	322196		263	251	5.1	15.0
Nitrobenzene	Ave	200403	202705		254	251	1.1	15.0
Tetryl	Ave	177032	184100		261	251	4.0	15.0
Nitroglycerin	Ave	68133	74118		2720	2500	8.8	15.0
2,4,6-Trinitrotoluene	Ave	204031	225251		277	251	10.4	15.0
4-Amino-2,6-dinitrotoluene	Lin2		167033		241	250	-3.8	15.0
2-Amino-4,6-dinitrotoluene	Ave	202817	208466		258	251	2.8	15.0
2,6-Dinitrotoluene	Ave	149452	162689		273	251	8.9	15.0
2,4-Dinitrotoluene	Ave	303584	315594		261	251	4.0	15.0
2-Nitrotoluene	Ave	135051	132504		245	250	-1.9	15.0
4-Nitrotoluene	Ave	113005	113102		251	251	0.0	15.0
3-Nitrotoluene	Ave	143029	145658		255	250	1.8	15.0
PETN	Ave	78605	86729		2760	2500	10.3	15.0
1,2-Dinitrobenzene	Ave	138212	145152		263	250	5.0	15.0

FORM VII
HPLC/IC CONTINUING CALIBRATION RETENTION TIME SUMMARY

Lab Name: Eurofins TestAmerica, Denver Job No.: 280-137702-1

SDG No.:

Lab Sample ID: CCV 280-500385/30 Calibration Date: 06/27/2020 23:56

Instrument ID: CHHPLC_X3 Calib Start Date: 03/18/2020 11:35

GC Column: UltraCarb5uODS ID: 4.60(mm) Calib End Date: 03/18/2020 14:39

Lab File ID: 06270030.D

Analyte	RT	RT WINDOW	
		FROM	TO
HMX	6.71	6.56	6.86
RDX	7.79	7.64	7.94
Picric acid	8.10	7.95	8.25
1,3,5-Trinitrobenzene	8.94	8.78	9.08
1,3-Dinitrobenzene	9.58	9.43	9.73
Nitrobenzene	9.96	9.81	10.11
Tetryl	10.28	10.13	10.43
Nitroglycerin	10.80	10.64	10.94
2,4,6-Trinitrotoluene	11.26	11.15	11.35
4-Amino-2,6-dinitrotoluene	11.43	11.32	11.52
2-Amino-4,6-dinitrotoluene	11.72	11.62	11.82
2,6-Dinitrotoluene	11.86	11.75	11.95
2,4-Dinitrotoluene	12.06	11.95	12.15
2-Nitrotoluene	12.89	12.72	13.02
4-Nitrotoluene	13.33	13.16	13.46
3-Nitrotoluene	13.92	13.75	14.05
PETN	15.04	14.85	15.15
1,2-Dinitrobenzene	8.76	8.61	8.91

Eurofins TestAmerica, Denver
Target Compound Quantitation Report

Data File: \\chromfs\Denver\ChromData\CHHPLC_X\20200627-92823.b\06270030.D
Lims ID: CCV INT
Client ID:
Sample Type: CCV
Inject. Date: 27-Jun-2020 23:56:56 ALS Bottle#: 7 Worklist Smp#: 30
Injection Vol: 100.0 ul Dil. Factor: 1.0000
Sample Info: CCV INT
Misc. Info.: 280-0092823-030
Operator ID: JZ Instrument ID: CHHPLC_X3
Sublist: chrom-8330_X3*sub9

Method: \\chromfs\Denver\ChromData\CHHPLC_X\20200627-92823.b\8330_X3.m
Limit Group: GCSV - 8330
Last Update: 30-Jun-2020 14:54:22 Calib Date: 26-Jun-2020 01:16:48
Integrator: Falcon
Quant Method: External Standard Quant By: Initial Calibration
Last ICal File: \\chromfs\Denver\ChromData\CHHPLC_X\20200625-92750.b\06250013.D

Column 1 : UltraCarb5uODS (20) (4.60 mm) Det: LC DAD1B, 254 nm
Process Host: CTX1061

First Level Reviewer: zhangji Date: 30-Jun-2020 14:39:11

Compound	Det	RT (min.)	Exp RT (min.)	Dlt RT (min.)	Response	Cal Amt ug/mL	OnCol Amt ug/mL	Flags
3 HMX	1	6.711	6.710	0.001	22556	0.2500	0.2624	M
7 RDX	1	7.791	7.790	0.001	28864	0.2500	0.2475	
8 2,4,6-Trinitrophenol	1	8.104	8.096	0.008	21421	0.2500	0.2516	
$ 9 1,2-Dinitrobenzene	1	8.758	8.756	0.002	36288	0.2500	0.2626	
10 1,3,5-Trinitrobenzene	1	8.938	8.930	0.008	60593	0.2505	0.2631	
11 1,3-Dinitrobenzene	1	9.584	9.583	0.001	80710	0.2505	0.2632	
12 Nitrobenzene	1	9.964	9.963	0.001	50879	0.2510	0.2539	
14 Tetryl	1	10.284	10.283	0.001	46117	0.2505	0.2605	
15 Nitroglycerin	2	10.797	10.790	0.007	185295	2.50	2.72	
16 2,4,6-Trinitrotoluene	1	11.257	11.250	0.007	56538	0.2510	0.2771	
17 4-Amino-2,6-dinitrotoluene	1	11.431	11.423	0.008	41800	0.2503	0.2409	
18 2-Amino-4,6-dinitrotoluene	1	11.724	11.716	0.008	52325	0.2510	0.2580	
19 2,6-Dinitrotoluene	1	11.857	11.850	0.007	40835	0.2510	0.2732	
20 2,4-Dinitrotoluene	1	12.057	12.050	0.007	79214	0.2510	0.2609	
21 o-Nitrotoluene	1	12.891	12.870	0.021	33126	0.2500	0.2453	
22 p-Nitrotoluene	1	13.331	13.310	0.021	28332	0.2505	0.2507	
23 m-Nitrotoluene	1	13.924	13.896	0.028	36451	0.2503	0.2549	
24 PETN	2	15.044	14.996	0.048	216823	2.50	2.76	

QC Flag Legend

Review Flags
M - Manually Integrated

Reagents:

8330IntermStk_00061 Amount Added: 25.00 Units: uL

Report Date: 30-Jun-2020 14:54:22 Chrom Revision: 2.3 21-Jun-2020 18:30:46

Eurofins TestAmerica, Denver

Data File: \\chromfs\denver\chromdata\chhplc_x\20200627-92823.b\06270030.d

Injection Date:	27-Jun-2020 23:56:56	Instrument ID:	CHHPLC_X3	Operator ID:	JZ
Lims ID:	CCV INT			Worklist Smp#:	30
Client ID:					
Injection Vol:	100.0 ul	Dil. Factor:	1.0000	ALS Bottle#:	7
Method:	8330_X3	Limit Group:	GCSV - 8330		

Column: UltraCarb5uODS (20) (4.60 mm) Y Scaling: Method Defined: Scale to the Nth Largest Target: 1

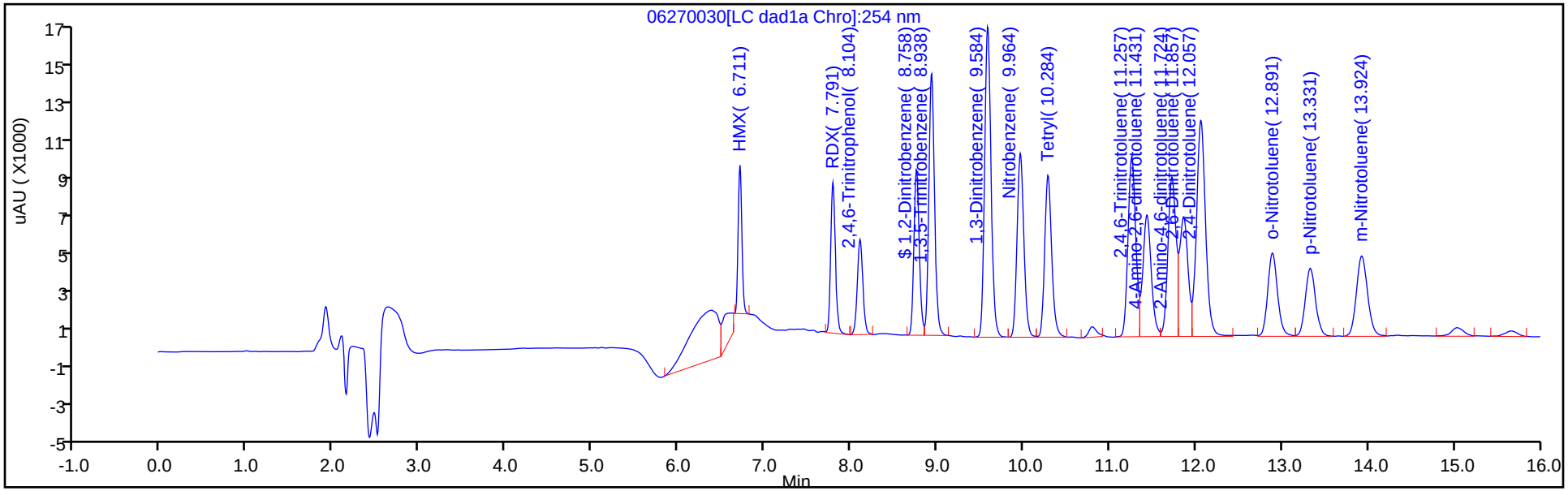

Y Scaling: Method Defined: Scale to the Nth Largest Target: 1

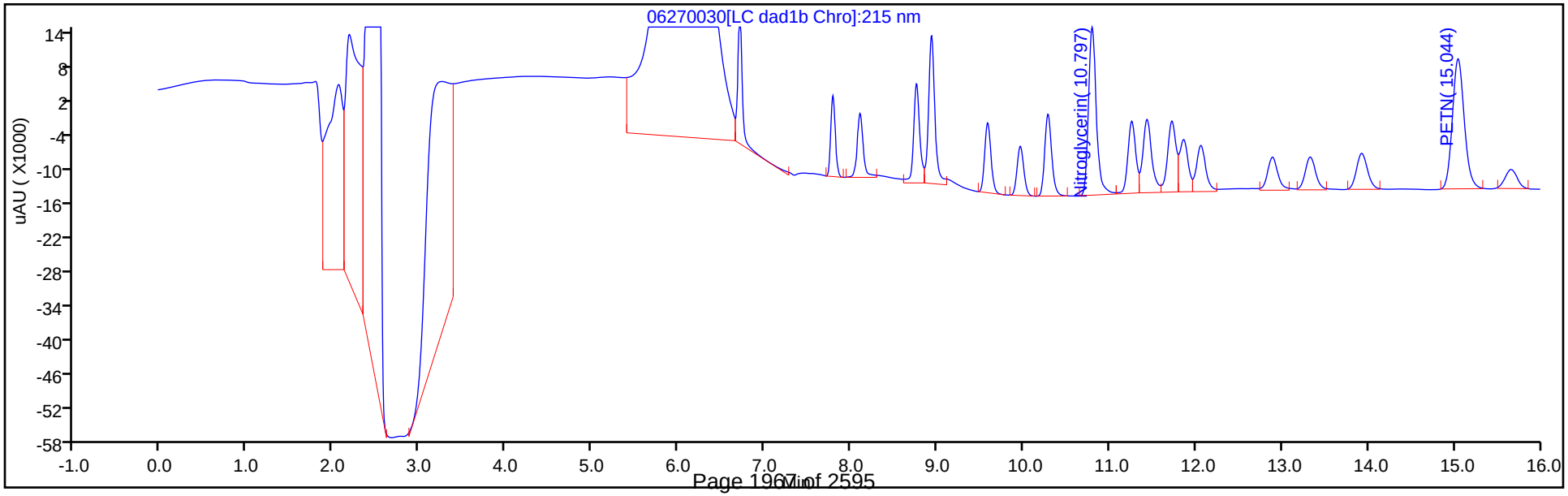

Manual Integration/User Assign Peak Report

Eurofins TestAmerica, Denver

Data File:	\\chromfs\denver\chromdata\chhplc_x\20200627-92823.b\06270030.d				
Injection Date:	27-Jun-2020 23:56:56	Instrument ID:	CHHPLC_X3		
Lims ID:	CCV INT				
Client ID:					
Operator ID:	JZ	ALS Bottle#:	7	Worklist Smp#:	30
Injection Vol:	100.0 ul	Dil. Factor:	1.0000		
Method:	8330_X3	Limit Group:	GCSV - 8330		
Column:	UltraCarb5uODS (20) (4.60 mm)	Detector	LC DAD1B, 254 nm		

3 HMX, CAS: 2691-41-0

Signal: 1

Processing Integration Results

RT: 6.71
Area: 31866
Amount: 0.370698
Amount Units: ug/mL

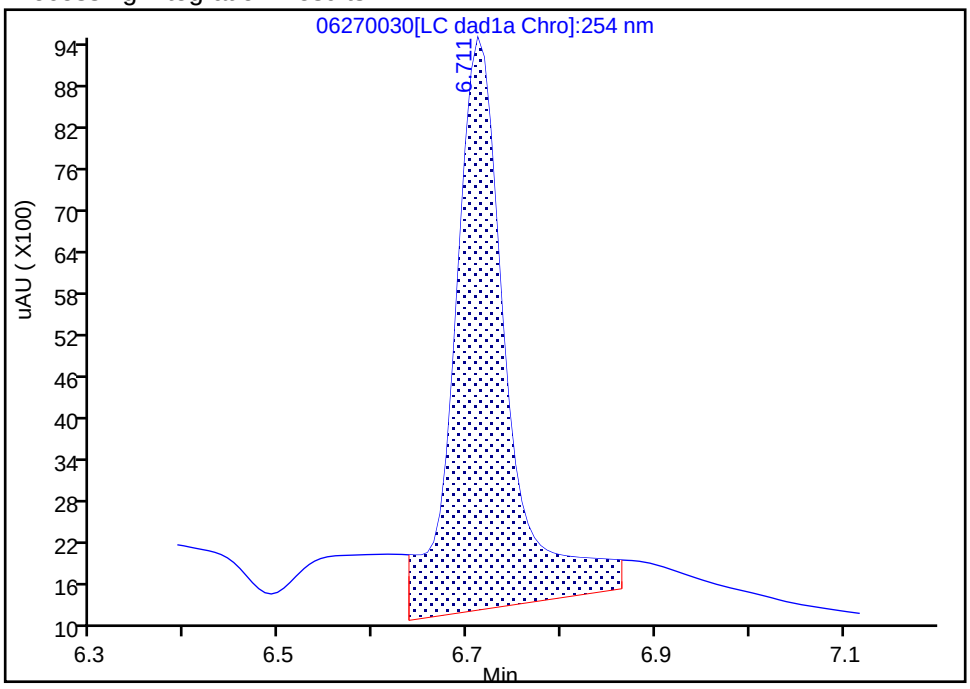

Manual Integration Results

RT: 6.71
Area: 22556
Amount: 0.262395
Amount Units: ug/mL

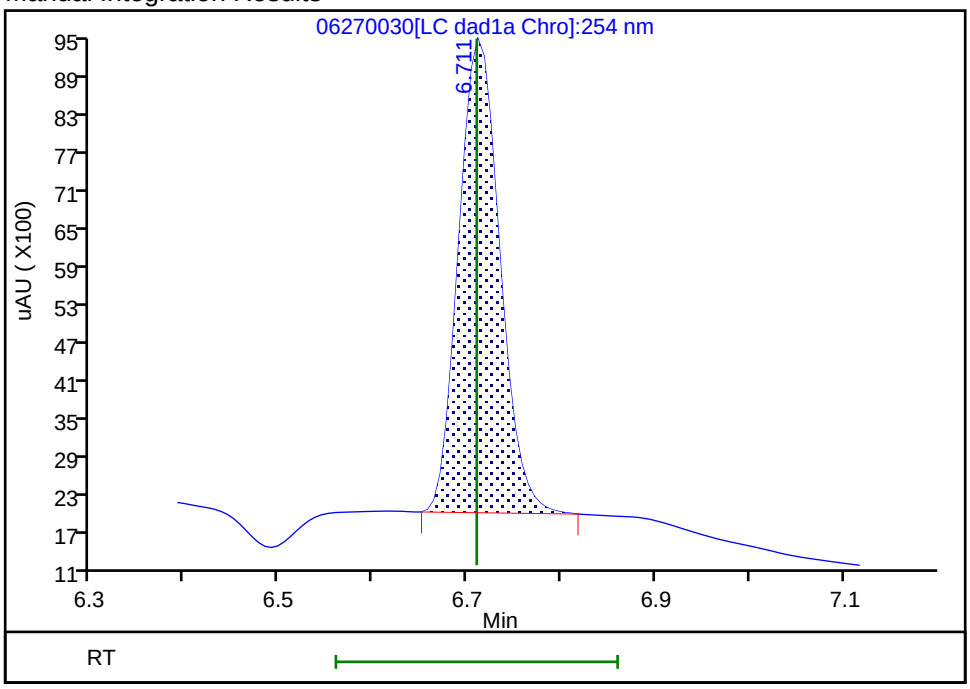

Reviewer: zhangji, 30-Jun-2020 14:39:08

Audit Action: Manually Integrated Audit Reason: Baseline

FORM VII
HPLC/IC CONTINUING CALIBRATION DATA

Lab Name: Eurofins TestAmerica, Denver Job No.: 280-137702-1

SDG No.:

Lab Sample ID: CCV 280-500385/32 Calibration Date: 06/28/2020 00:43

Instrument ID: CHHPLC_X3 Calib Start Date: 03/04/2020 21:00

GC Column: UltraCarb5uODS ID: 4.60(mm) Calib End Date: 03/04/2020 23:40

Lab File ID: 06270032.D Conc. Units: ug/L

ANALYTE	CURVE TYPE	AVE CF	CF	MIN CF	CALC AMOUNT	SPIKE AMOUNT	%D	MAX %D
TNX	Ave	217609	204320		235	250	-6.1	15.0
DNX	Ave	152928	134114		219	250	-12.3	15.0
MNX	Ave	158544	143294		264	292	-9.6	15.0

FORM VII
HPLC/IC CONTINUING CALIBRATION RETENTION TIME SUMMARY

Lab Name: Eurofins TestAmerica, Denver Job No.: 280-137702-1

SDG No.:

Lab Sample ID: CCV 280-500385/32 Calibration Date: 06/28/2020 00:43

Instrument ID: CHHPLC_X3 Calib Start Date: 03/04/2020 21:00

GC Column: UltraCarb5uODS ID: 4.60(mm) Calib End Date: 03/04/2020 23:40

Lab File ID: 06270032.D

Analyte	RT	RT WINDOW	
		FROM	TO
TNX	6.61	6.52	6.72
DNX	6.94	6.84	7.04
MNX	7.38	7.23	7.53

Eurofins TestAmerica, Denver
Target Compound Quantitation Report

Data File:	\\chromfs\Denver\ChromData\CHHPLC_X\20200627-92823.b\06270032.D				
Lims ID:	CCV DMT				
Client ID:					
Sample Type:	CCV				
Inject. Date:	28-Jun-2020 00:43:07	ALS Bottle#:	9	Worklist Smp#:	32
Injection Vol:	100.0 ul	Dil. Factor:	1.0000		
Sample Info:	CCV DMT				
Misc. Info.:	280-0092823-032				
Operator ID:	JZ	Instrument ID:	CHHPLC_X3		
Sublist:	chrom-8330_X3*sub17				
Method:	\\chromfs\Denver\ChromData\CHHPLC_X\20200627-92823.b\8330_X3.m				
Limit Group:	GCSV - 8330				
Last Update:	30-Jun-2020 14:54:23	Calib Date:	26-Jun-2020 01:16:48		
Integrator:	Falcon				
Quant Method:	External Standard	Quant By:	Initial Calibration		
Last ICal File:	\\chromfs\Denver\ChromData\CHHPLC_X\20200625-92750.b\06250013.D				
Column 1 :	UltraCarb5uODS (20) (4.60 mm)		Det: LC DAD1B, 254 nm		
Process Host:	CTX1061				
First Level Reviewer: zhangji		Date:	30-Jun-2020 14:39:51		

Compound	Det	RT (min.)	Exp RT (min.)	Dlt RT (min.)	Response	Cal Amt ug/mL	OnCol Amt ug/mL	Flags
2 TNX	1	6.610	6.617	-0.007	51131	0.2503	0.2350	M
5 DNX	1	6.937	6.937	0.000	33562	0.2503	0.2195	M
6 MNX	1	7.377	7.384	-0.007	41806	0.2918	0.2637	M

QC Flag Legend

Review Flags
M - Manually Integrated

Reagents:

8330 DMT_00006 Amount Added: 12.50 Units: uL

Report Date: 30-Jun-2020 14:54:23 Chrom Revision: 2.3 21-Jun-2020 18:30:46

Eurofins TestAmerica, Denver

Data File: \\chromfs\denver\chromdata\chhplc_x\20200627-92823.b\06270032.d

Injection Date:	28-Jun-2020 00:43:07	Instrument ID:	CHHPLC_X3	Operator ID:	JZ
Lims ID:	CCV DMT			Worklist Smp#:	32
Client ID:					
Injection Vol:	100.0 ul	Dil. Factor:	1.0000	ALS Bottle#:	9
Method:	8330_X3	Limit Group:	GCSV - 8330		

Column: UltraCarb5uODS (20) (4.60 mm) Y Scaling: Method Defined: Scale to the Nth Largest Target: 1

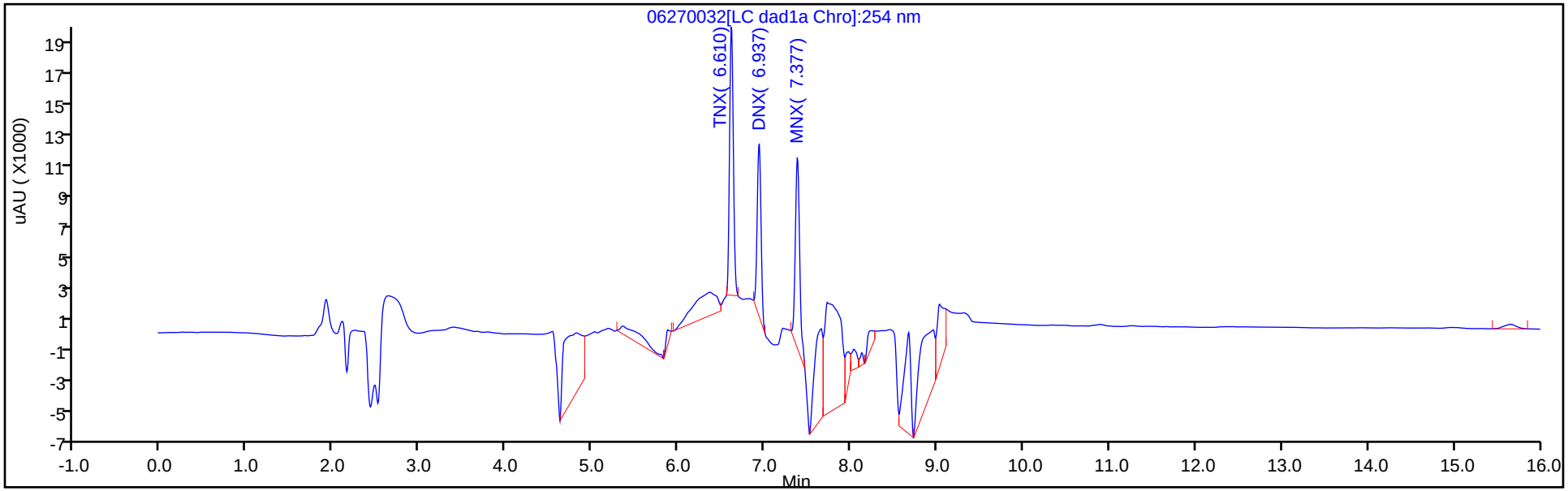

Y Scaling: Method Defined: Scale to the Nth Largest Target: 1

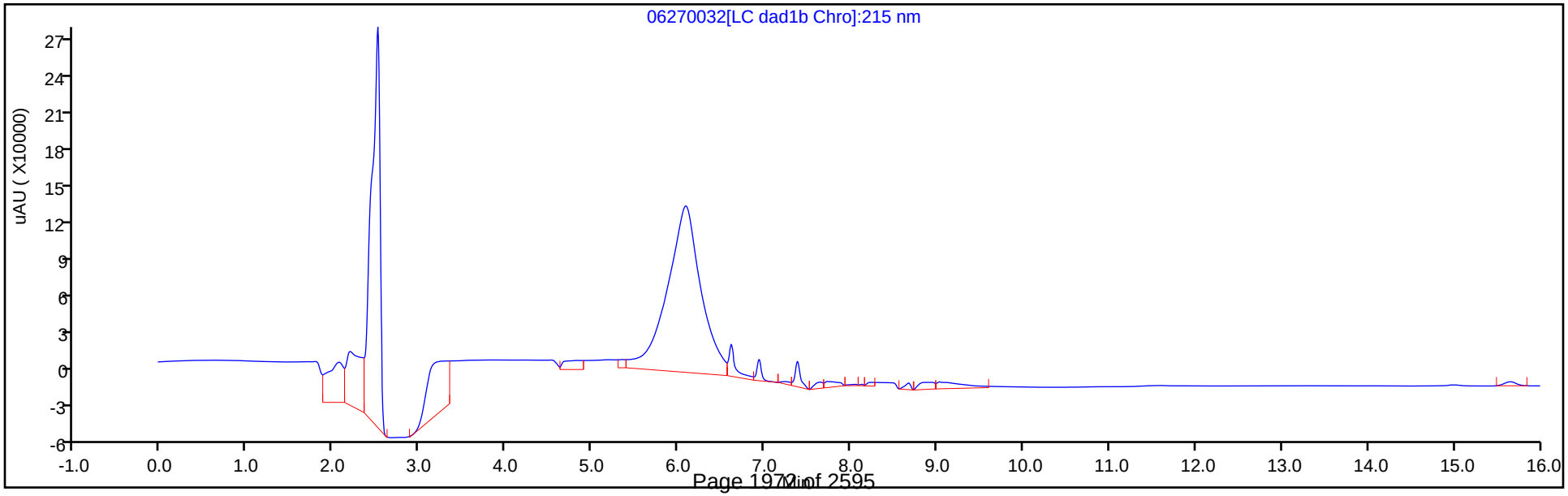

Manual Integration/User Assign Peak Report

Eurofins TestAmerica, Denver

Data File:	\\chromfs\denver\chromdata\chhplc_x\20200627-92823.b\06270032.d				
Injection Date:	28-Jun-2020 00:43:07	Instrument ID:	CHHPLC_X3		
Lims ID:	CCV DMT				
Client ID:					
Operator ID:	JZ	ALS Bottle#:	9	Worklist Smp#:	32
Injection Vol:	100.0 ul	Dil. Factor:	1.0000		
Method:	8330_X3	Limit Group:	GCSV - 8330		
Column:	UltraCarb5uODS (20) (4.60 mm)	Detector	LC DAD1B, 254 nm		

2 TNX, CAS: 13980-04-6

Signal: 1

Processing Integration Results

RT: 6.61
Area: 60130
Amount: 0.276322
Amount Units: ug/mL

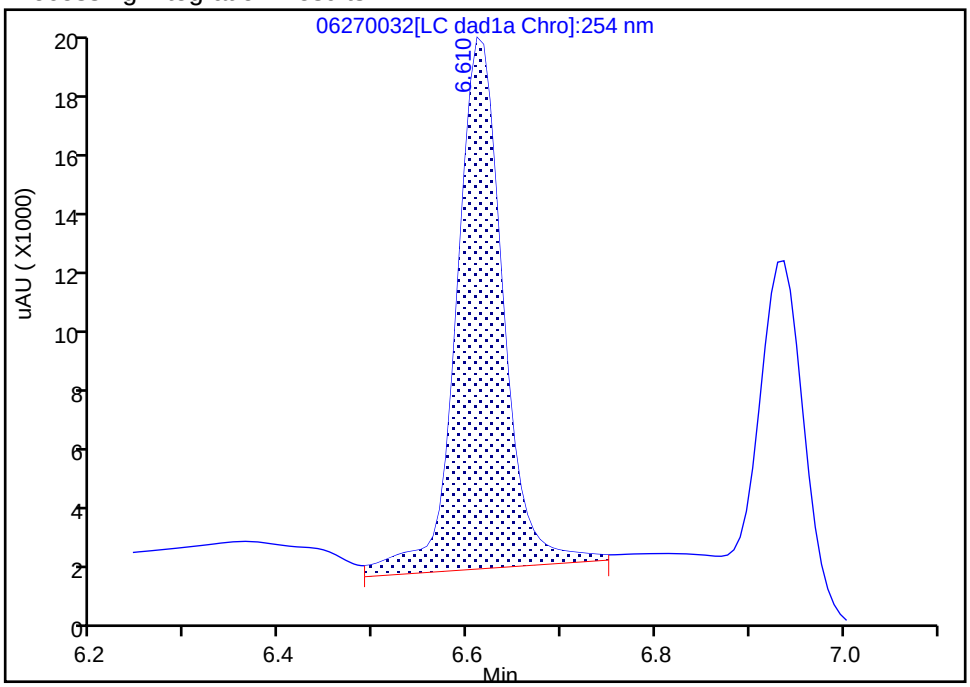

Manual Integration Results

RT: 6.61
Area: 51131
Amount: 0.234968
Amount Units: ug/mL

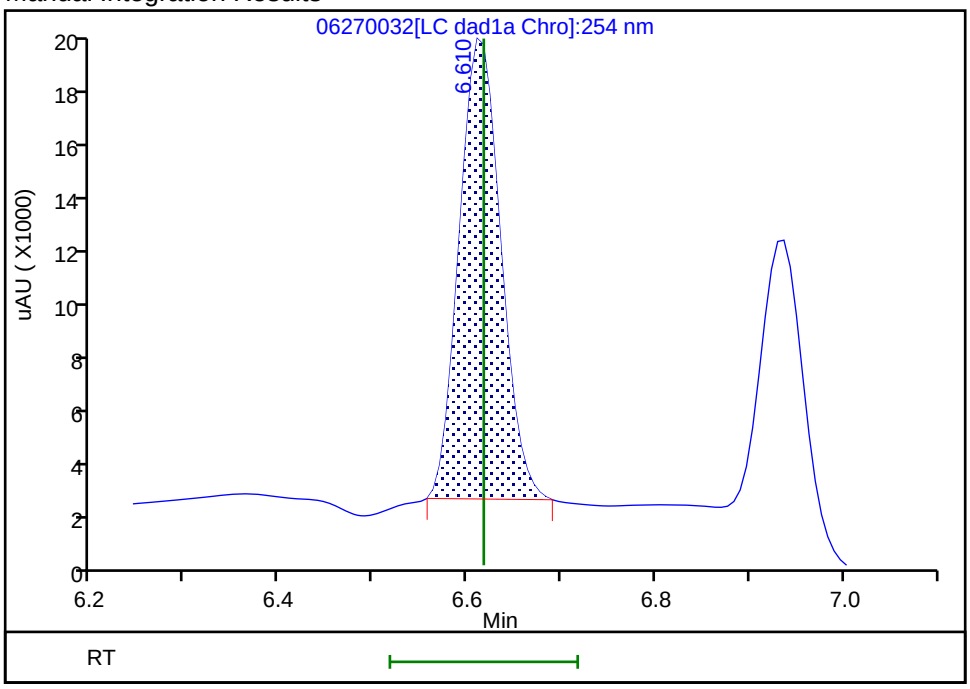

Reviewer: zhangji, 30-Jun-2020 14:39:40

Audit Action: Manually Integrated Audit Reason: Baseline

Manual Integration/User Assign Peak Report

Eurofins TestAmerica, Denver

Data File:	\\chromfs\denver\chromdata\chhplc_x\20200627-92823.b\06270032.d				
Injection Date:	28-Jun-2020 00:43:07	Instrument ID:	CHHPLC_X3		
Lims ID:	CCV DMT				
Client ID:					
Operator ID:	JZ	ALS Bottle#:	9	Worklist Smp#:	32
Injection Vol:	100.0 ul	Dil. Factor:	1.0000		
Method:	8330_X3	Limit Group:	GCSV - 8330		
Column:	UltraCarb5uODS (20) (4.60 mm)	Detector	LC DAD1B, 254 nm		

5 DNX, CAS: 80251-29-2

Signal: 1

Processing Integration Results

RT: 6.94
Area: 43044
Amount: 0.281465
Amount Units: ug/mL

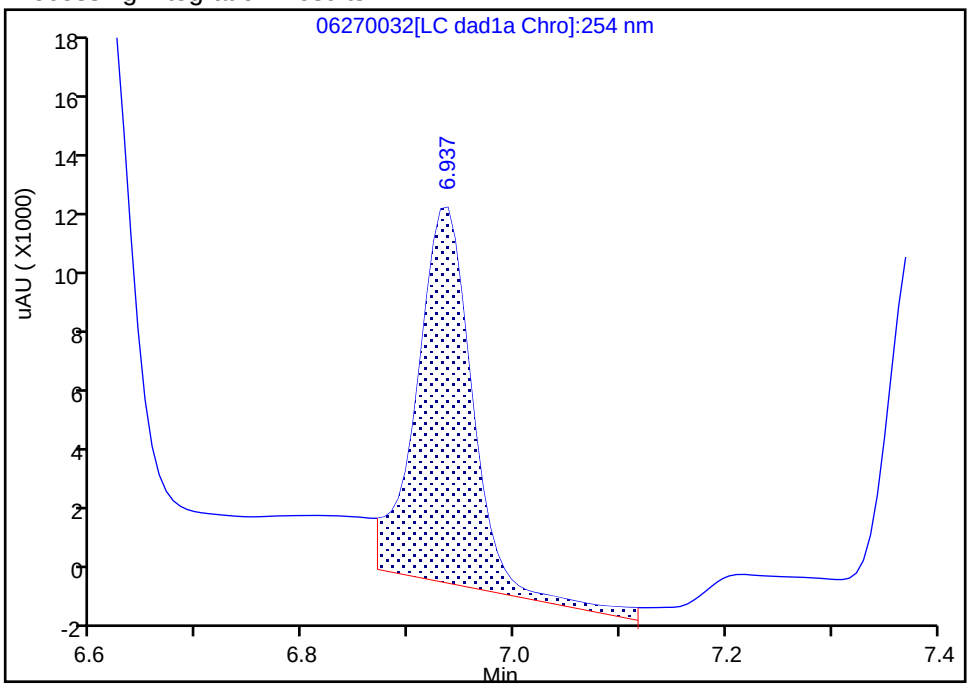

Manual Integration Results

RT: 6.94
Area: 33562
Amount: 0.219462
Amount Units: ug/mL

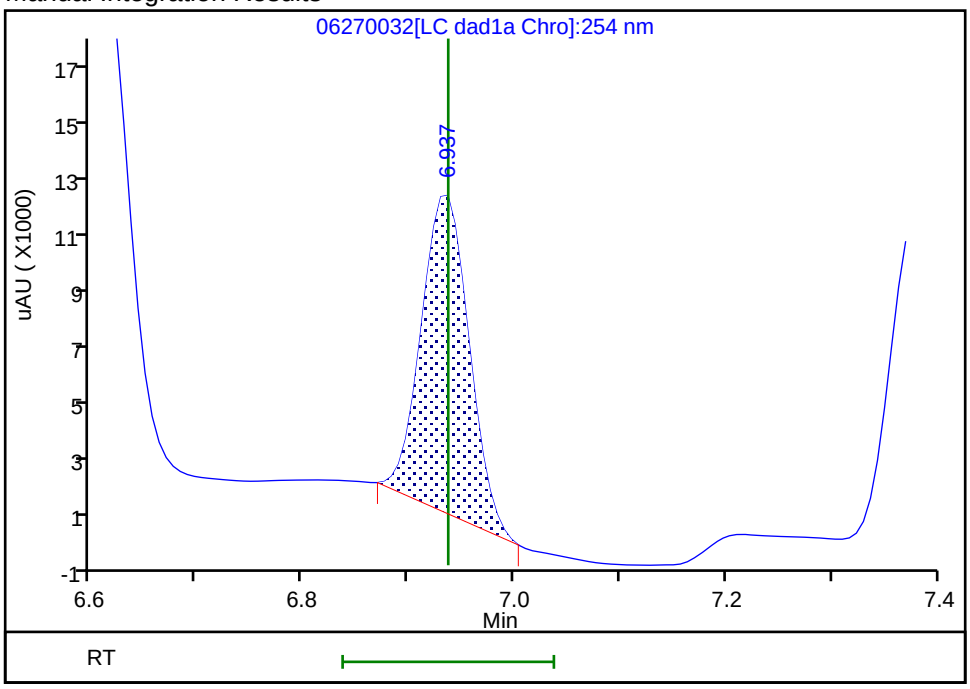

Reviewer: zhangji, 30-Jun-2020 14:39:44

Audit Action: Manually Integrated Audit Reason: Baseline

Manual Integration/User Assign Peak Report

Eurofins TestAmerica, Denver

Data File:	\\chromfs\denver\chromdata\chhplc_x\20200627-92823.b\06270032.d				
Injection Date:	28-Jun-2020 00:43:07	Instrument ID:	CHHPLC_X3		
Lims ID:	CCV DMT				
Client ID:					
Operator ID:	JZ	ALS Bottle#:	9	Worklist Smp#:	32
Injection Vol:	100.0 ul	Dil. Factor:	1.0000		
Method:	8330_X3	Limit Group:	GCSV - 8330		
Column:	UltraCarb5uODS (20) (4.60 mm)	Detector	LC DAD1B, 254 nm		

6 MNX, CAS: 5755-27-1

Signal: 1

Processing Integration Results

RT: 7.38
Area: 79845
Amount: 0.503613
Amount Units: ug/mL

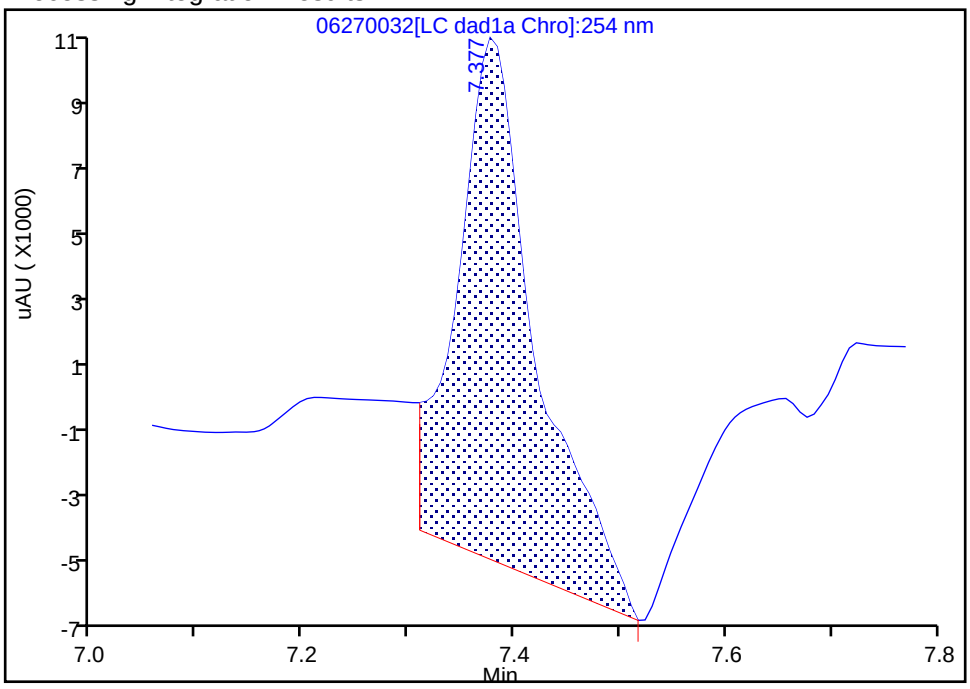

Manual Integration Results

RT: 7.38
Area: 41806
Amount: 0.263687
Amount Units: ug/mL

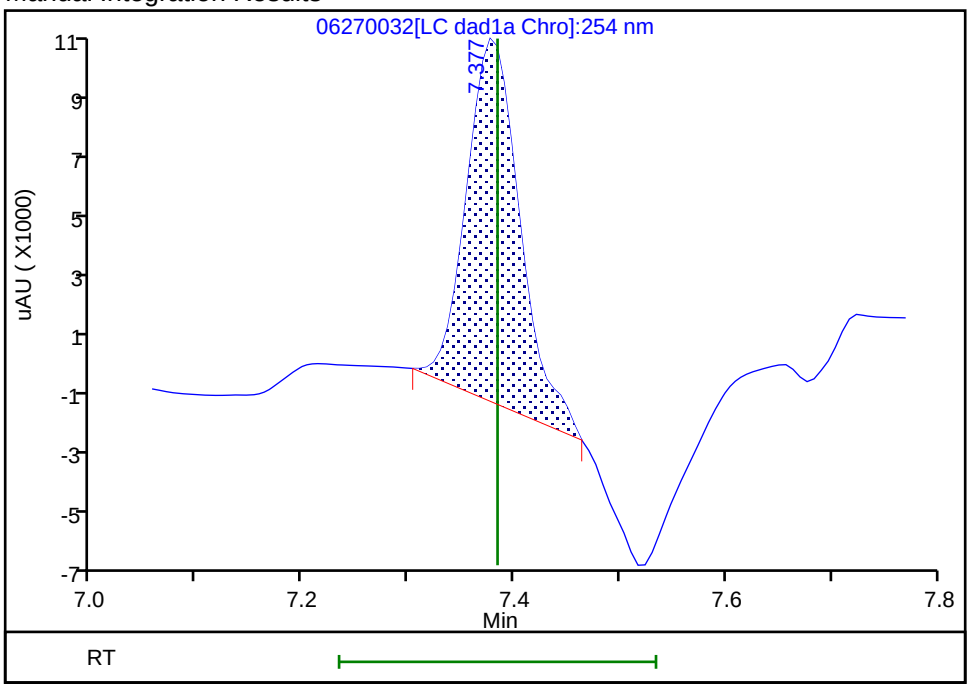

Reviewer: zhangji, 30-Jun-2020 14:40:09

Audit Action: Manually Integrated Audit Reason: Baseline

FORM VII
HPLC/IC CONTINUING CALIBRATION DATA

Lab Name: Eurofins TestAmerica, Denver Job No.: 280-137702-1

SDG No.:

Lab Sample ID: CCV 280-500385/43 Calibration Date: 06/28/2020 04:56

Instrument ID: CHHPLC_X3 Calib Start Date: 03/18/2020 11:35

GC Column: UltraCarb5uODS ID: 4.60(mm) Calib End Date: 03/18/2020 14:39

Lab File ID: 06270043.D Conc. Units: ug/L

ANALYTE	CURVE TYPE	AVE CF	CF	MIN CF	CALC AMOUNT	SPIKE AMOUNT	%D	MAX %D
HMX	Ave	85962	91024		265	250	5.9	15.0
RDX	Ave	116613	115584		248	250	-0.9	15.0
Picric acid	Ave	85131	84956		249	250	-0.2	15.0
1,3,5-Trinitrobenzene	Ave	230309	243094		264	251	5.6	15.0
1,3-Dinitrobenzene	Ave	306686	324814		265	251	5.9	15.0
Nitrobenzene	Ave	200403	199104		249	251	-0.6	15.0
Tetryl	Ave	177032	183102		259	251	3.4	15.0
Nitroglycerin	Ave	68133	72734		2670	2500	6.8	15.0
2,4,6-Trinitrotoluene	Ave	204031	225390		277	251	10.5	15.0
4-Amino-2,6-dinitrotoluene	Lin2		167972		242	250	-3.2	15.0
2-Amino-4,6-dinitrotoluene	Ave	202817	213637		264	251	5.3	15.0
2,6-Dinitrotoluene	Ave	149452	159155		267	251	6.5	15.0
2,4-Dinitrotoluene	Ave	303584	316267		261	251	4.2	15.0
2-Nitrotoluene	Ave	135051	126540		234	250	-6.3	15.0
4-Nitrotoluene	Ave	113005	111992		248	251	-0.9	15.0
3-Nitrotoluene	Ave	143029	143940		252	250	0.6	15.0
PETN	Ave	78605	87099		2770	2500	10.8	15.0
1,2-Dinitrobenzene	Ave	138212	146176		264	250	5.8	15.0

FORM VII
HPLC/IC CONTINUING CALIBRATION RETENTION TIME SUMMARY

Lab Name: Eurofins TestAmerica, Denver Job No.: 280-137702-1

SDG No.:

Lab Sample ID: CCV 280-500385/43 Calibration Date: 06/28/2020 04:56

Instrument ID: CHHPLC_X3 Calib Start Date: 03/18/2020 11:35

GC Column: UltraCarb5uODS ID: 4.60(mm) Calib End Date: 03/18/2020 14:39

Lab File ID: 06270043.D

Analyte	RT	RT WINDOW	
		FROM	TO
HMX	6.72	6.56	6.86
RDX	7.80	7.64	7.94
Picric acid	8.11	7.95	8.25
1,3,5-Trinitrobenzene	8.95	8.78	9.08
1,3-Dinitrobenzene	9.60	9.43	9.73
Nitrobenzene	9.98	9.81	10.11
Tetryl	10.30	10.13	10.43
Nitroglycerin	10.81	10.64	10.94
2,4,6-Trinitrotoluene	11.27	11.15	11.35
4-Amino-2,6-dinitrotoluene	11.45	11.32	11.52
2-Amino-4,6-dinitrotoluene	11.74	11.62	11.82
2,6-Dinitrotoluene	11.87	11.75	11.95
2,4-Dinitrotoluene	12.07	11.95	12.15
2-Nitrotoluene	12.90	12.72	13.02
4-Nitrotoluene	13.35	13.16	13.46
3-Nitrotoluene	13.95	13.75	14.05
PETN	15.07	14.85	15.15
1,2-Dinitrobenzene	8.77	8.61	8.91

Eurofins TestAmerica, Denver
Target Compound Quantitation Report

Data File: \\chromfs\Denver\ChromData\CHHPLC_X\20200627-92823.b\06270043.D
Lims ID: CCV INT
Client ID:
Sample Type: CCV
Inject. Date: 28-Jun-2020 04:56:27 ALS Bottle#: 7 Worklist Smp#: 43
Injection Vol: 100.0 ul Dil. Factor: 1.0000
Sample Info: CCV INT
Misc. Info.: 280-0092823-043
Operator ID: JZ Instrument ID: CHHPLC_X3
Sublist: chrom-8330_X3*sub9

Method: \\chromfs\Denver\ChromData\CHHPLC_X\20200627-92823.b\8330_X3.m
Limit Group: GCSV - 8330
Last Update: 30-Jun-2020 14:54:28 Calib Date: 26-Jun-2020 01:16:48
Integrator: Falcon
Quant Method: External Standard Quant By: Initial Calibration
Last ICal File: \\chromfs\Denver\ChromData\CHHPLC_X\20200625-92750.b\06250013.D

Column 1 : UltraCarb5uODS (20) (4.60 mm) Det: LC DAD1B, 254 nm
Process Host: CTX1061

First Level Reviewer: zhangji Date: 30-Jun-2020 14:48:54

Compound	Det	RT (min.)	Exp RT (min.)	Dlt RT (min.)	Response	Cal Amt ug/mL	OnCol Amt ug/mL	Flags
3 HMX	1	6.718	6.710	0.008	22756	0.2500	0.2647	M
7 RDX	1	7.798	7.790	0.008	28896	0.2500	0.2478	
8 2,4,6-Trinitrophenol	1	8.112	8.096	0.016	21239	0.2500	0.2495	
$ 9 1,2-Dinitrobenzene	1	8.765	8.756	0.009	36544	0.2500	0.2644	
10 1,3,5-Trinitrobenzene	1	8.945	8.930	0.015	60895	0.2505	0.2644	
11 1,3-Dinitrobenzene	1	9.598	9.583	0.015	81366	0.2505	0.2653	
12 Nitrobenzene	1	9.978	9.963	0.015	49975	0.2510	0.2494	
14 Tetryl	1	10.298	10.283	0.015	45867	0.2505	0.2591	
15 Nitroglycerin	2	10.805	10.790	0.015	181835	2.50	2.67	
16 2,4,6-Trinitrotoluene	1	11.265	11.250	0.015	56573	0.2510	0.2773	
17 4-Amino-2,6-dinitrotoluene	1	11.445	11.423	0.022	42035	0.2503	0.2422	
18 2-Amino-4,6-dinitrotoluene	1	11.738	11.716	0.022	53623	0.2510	0.2644	
19 2,6-Dinitrotoluene	1	11.865	11.850	0.015	39948	0.2510	0.2673	
20 2,4-Dinitrotoluene	1	12.071	12.050	0.021	79383	0.2510	0.2615	
21 o-Nitrotoluene	1	12.898	12.870	0.028	31635	0.2500	0.2342	
22 p-Nitrotoluene	1	13.345	13.310	0.035	28054	0.2505	0.2483	
23 m-Nitrotoluene	1	13.945	13.896	0.049	36021	0.2503	0.2518	
24 PETN	2	15.065	14.996	0.069	217748	2.50	2.77	

QC Flag Legend

Review Flags
M - Manually Integrated

Reagents:

8330IntermStk_00061 Amount Added: 25.00 Units: uL

Report Date: 30-Jun-2020 14:54:28 Chrom Revision: 2.3 21-Jun-2020 18:30:46

Eurofins TestAmerica, Denver

Data File: \\chromfs\denver\chromdata\chhplc_x\20200627-92823.b\06270043.d

Injection Date:	28-Jun-2020 04:56:27	Instrument ID:	CHHPLC_X3	Operator ID:	JZ
Lims ID:	CCV INT			Worklist Smp#:	43
Client ID:					
Injection Vol:	100.0 ul	Dil. Factor:	1.0000	ALS Bottle#:	7
Method:	8330_X3	Limit Group:	GCSV - 8330		

Column: UltraCarb5uODS (20) (4.60 mm) Y Scaling: Method Defined: Scale to the Nth Largest Target: 1

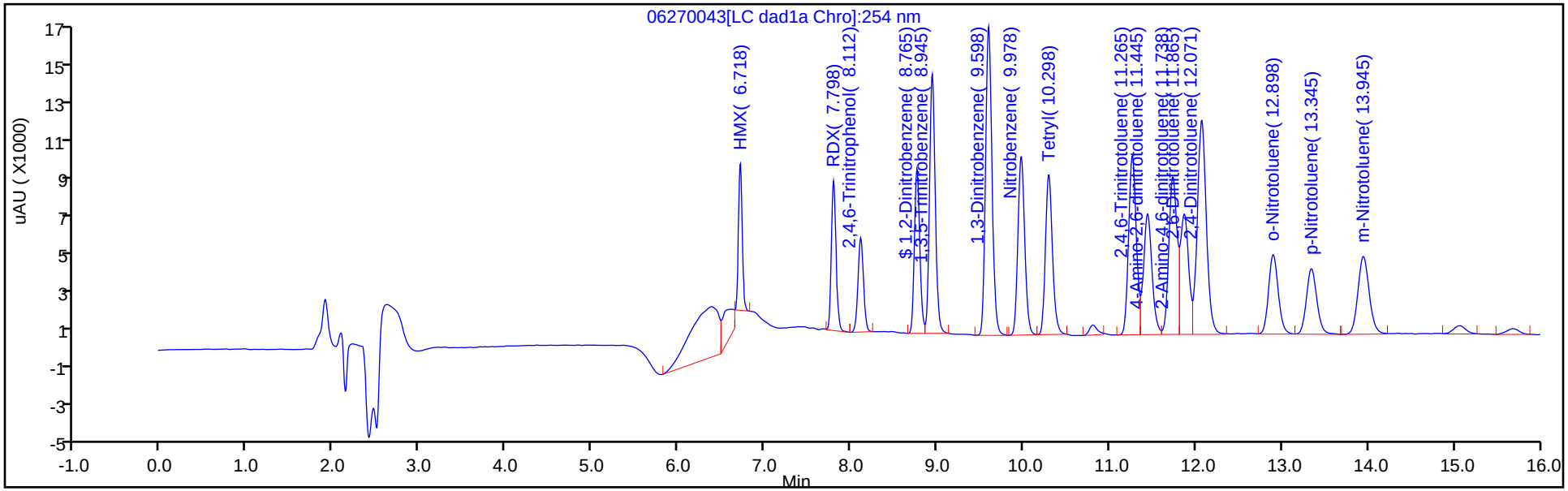

Y Scaling: Method Defined: Scale to the Nth Largest Target: 1

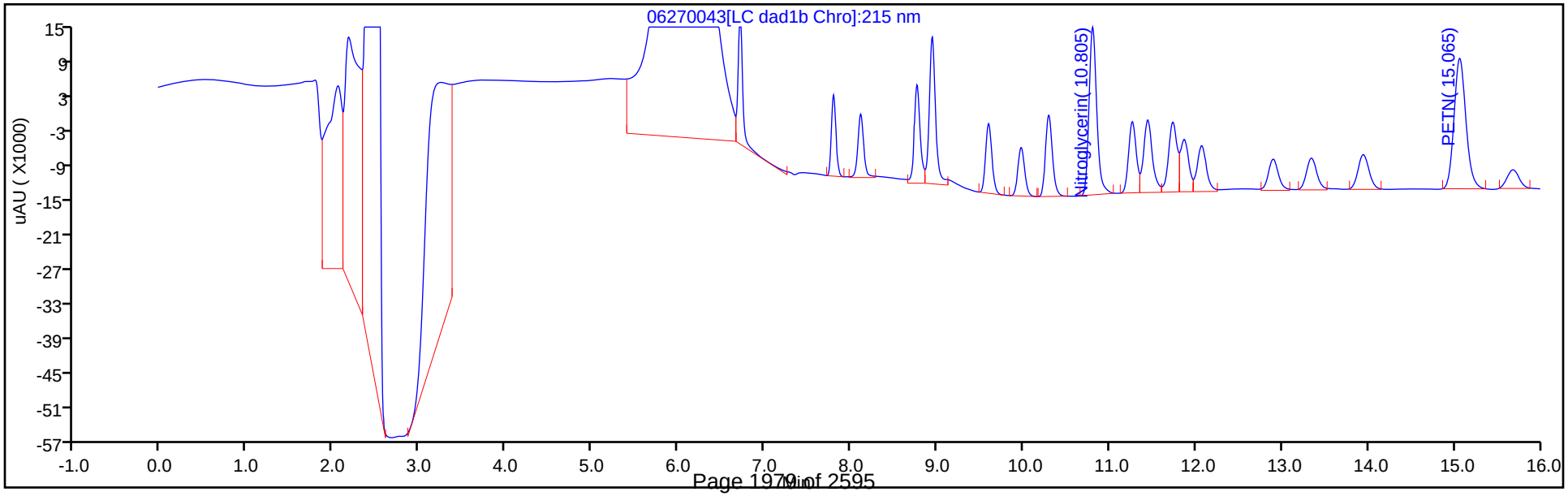

Manual Integration/User Assign Peak Report

Eurofins TestAmerica, Denver

Data File:	\\chromfs\denver\chromdata\chhplc_x\20200627-92823.b\06270043.d				
Injection Date:	28-Jun-2020 04:56:27	Instrument ID:	CHHPLC_X3		
Lims ID:	CCV INT				
Client ID:					
Operator ID:	JZ	ALS Bottle#:	7	Worklist Smp#:	43
Injection Vol:	100.0 ul	Dil. Factor:	1.0000		
Method:	8330_X3	Limit Group:	GCSV - 8330		
Column:	UltraCarb5uODS (20) (4.60 mm)	Detector	LC DAD1B, 254 nm		

3 HMX, CAS: 2691-41-0

Signal: 1

Processing Integration Results

RT: 6.72
Area: 29904
Amount: 0.347874
Amount Units: ug/mL

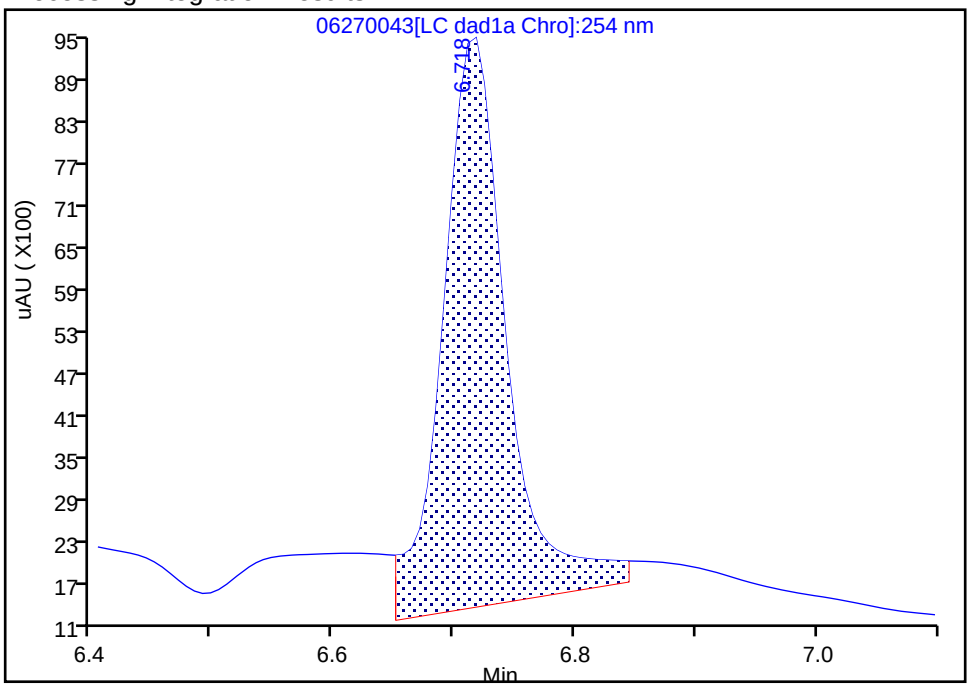

Manual Integration Results

RT: 6.72
Area: 22756
Amount: 0.264721
Amount Units: ug/mL

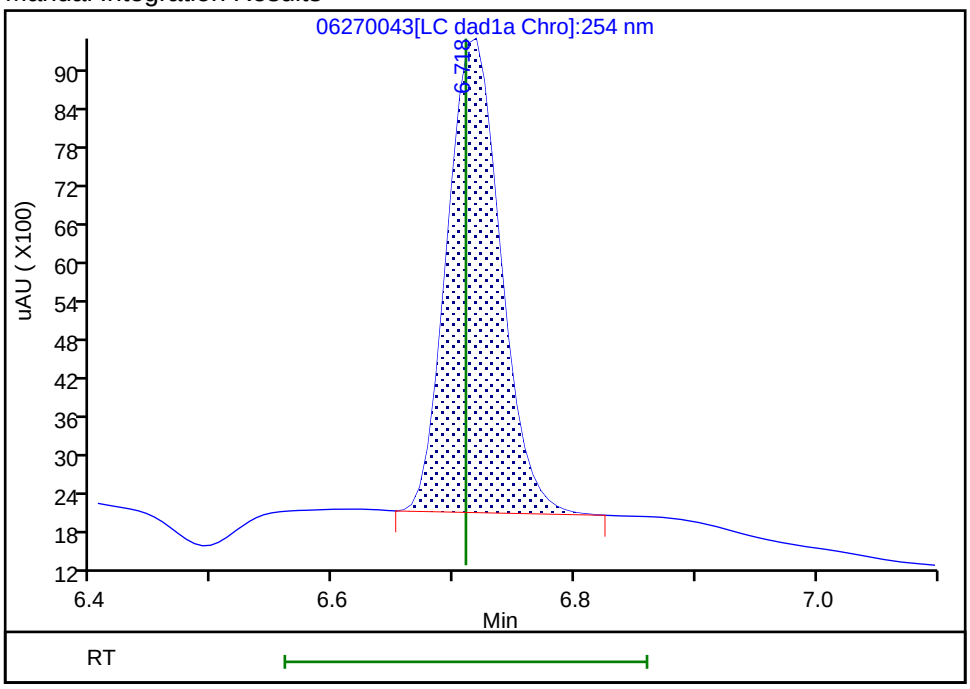

Reviewer: zhangji, 30-Jun-2020 14:48:52

Audit Action: Manually Integrated Audit Reason: Baseline

FORM VII
HPLC/IC CONTINUING CALIBRATION DATA

Lab Name: Eurofins TestAmerica, Denver Job No.: 280-137702-1

SDG No.:

Lab Sample ID: CCV 280-500385/45 Calibration Date: 06/28/2020 05:42

Instrument ID: CHHPLC_X3 Calib Start Date: 03/04/2020 21:00

GC Column: UltraCarb5uODS ID: 4.60(mm) Calib End Date: 03/04/2020 23:40

Lab File ID: 06270045.D Conc. Units: ug/L

ANALYTE	CURVE TYPE	AVE CF	CF	MIN CF	CALC AMOUNT	SPIKE AMOUNT	%D	MAX %D
TNX	Ave	217609	201554		232	250	-7.4	15.0
DNX	Ave	152928	151453		248	250	-1.0	15.0
MNX	Ave	158544	142310		262	292	-10.2	15.0

FORM VII
HPLC/IC CONTINUING CALIBRATION RETENTION TIME SUMMARY

Lab Name: Eurofins TestAmerica, Denver Job No.: 280-137702-1

SDG No.:

Lab Sample ID: CCV 280-500385/45 Calibration Date: 06/28/2020 05:42

Instrument ID: CHHPLC_X3 Calib Start Date: 03/04/2020 21:00

GC Column: UltraCarb5uODS ID: 4.60(mm) Calib End Date: 03/04/2020 23:40

Lab File ID: 06270045.D

Analyte	RT	RT WINDOW	
		FROM	TO
TNX	6.61	6.52	6.72
DNX	6.94	6.84	7.04
MNX	7.39	7.23	7.53

Eurofins TestAmerica, Denver
Target Compound Quantitation Report

Data File:	\\chromfs\Denver\ChromData\CHHPLC_X\20200627-92823.b\06270045.D				
Lims ID:	CCV DMT				
Client ID:					
Sample Type:	CCV				
Inject. Date:	28-Jun-2020 05:42:34	ALS Bottle#:	9	Worklist Smp#:	45
Injection Vol:	100.0 ul	Dil. Factor:	1.0000		
Sample Info:	CCV DMT				
Misc. Info.:	280-0092823-045				
Operator ID:	JZ	Instrument ID:	CHHPLC_X3		
Sublist:	chrom-8330_X3*sub17				
Method:	\\chromfs\Denver\ChromData\CHHPLC_X\20200627-92823.b\8330_X3.m				
Limit Group:	GCSV - 8330				
Last Update:	30-Jun-2020 14:54:28	Calib Date:	26-Jun-2020 01:16:48		
Integrator:	Falcon				
Quant Method:	External Standard	Quant By:	Initial Calibration		
Last ICal File:	\\chromfs\Denver\ChromData\CHHPLC_X\20200625-92750.b\06250013.D				
Column 1 :	UltraCarb5uODS (20) (4.60 mm)		Det: LC DAD1B, 254 nm		
Process Host:	CTX1061				
First Level Reviewer: zhangji		Date:	30-Jun-2020 14:49:39		

Compound	Det	RT (min.)	Exp RT (min.)	Dlt RT (min.)	Response	Cal Amt ug/mL	OnCol Amt ug/mL	Flags
2 TNX	1	6.614	6.617	-0.003	50439	0.2503	0.2318	M
5 DNX	1	6.940	6.937	0.003	37901	0.2503	0.2478	M
6 MNX	1	7.387	7.384	0.003	41519	0.2918	0.2619	

QC Flag Legend

Review Flags
M - Manually Integrated

Reagents:

8330 DMT_00006 Amount Added: 12.50 Units: uL

Report Date: 30-Jun-2020 14:54:29 Chrom Revision: 2.3 21-Jun-2020 18:30:46

Eurofins TestAmerica, Denver

Data File: \\chromfs\denver\chromdata\chhplc_x\20200627-92823.b\06270045.d

Injection Date:	28-Jun-2020 05:42:34	Instrument ID:	CHHPLC_X3	Operator ID:	JZ
Lims ID:	CCV DMT			Worklist Smp#:	45
Client ID:					
Injection Vol:	100.0 ul	Dil. Factor:	1.0000	ALS Bottle#:	9
Method:	8330_X3	Limit Group:	GCSV - 8330		

Column: UltraCarb5uODS (20) (4.60 mm) Y Scaling: Method Defined: Scale to the Nth Largest Target: 1

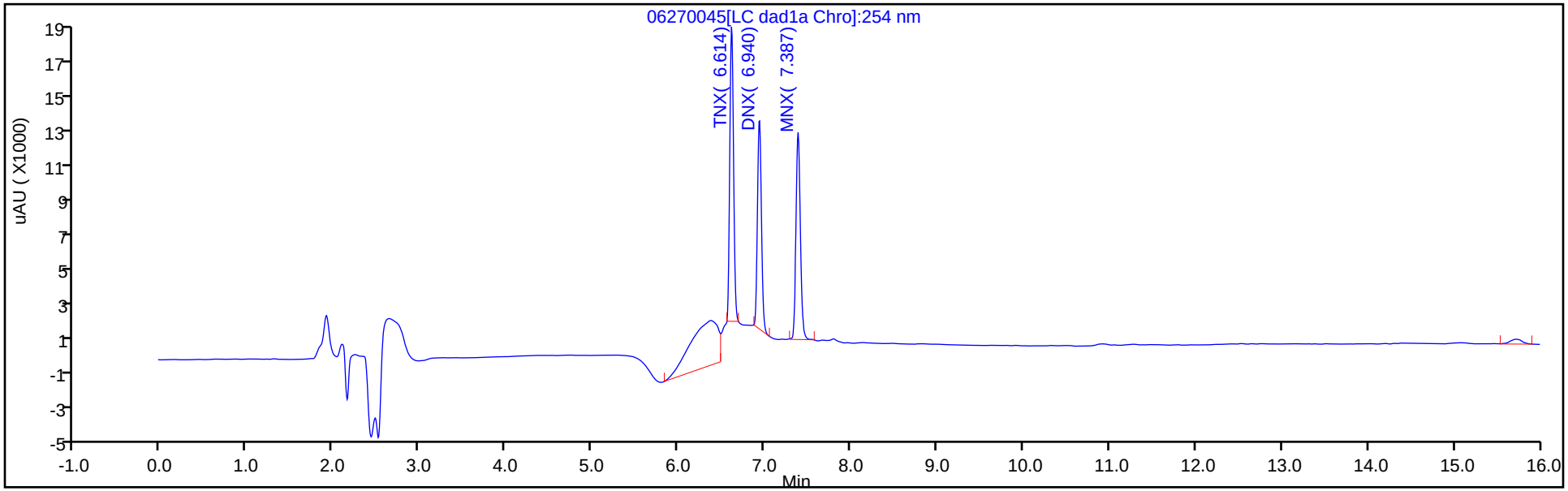

Y Scaling: Method Defined: Scale to the Nth Largest Target: 1

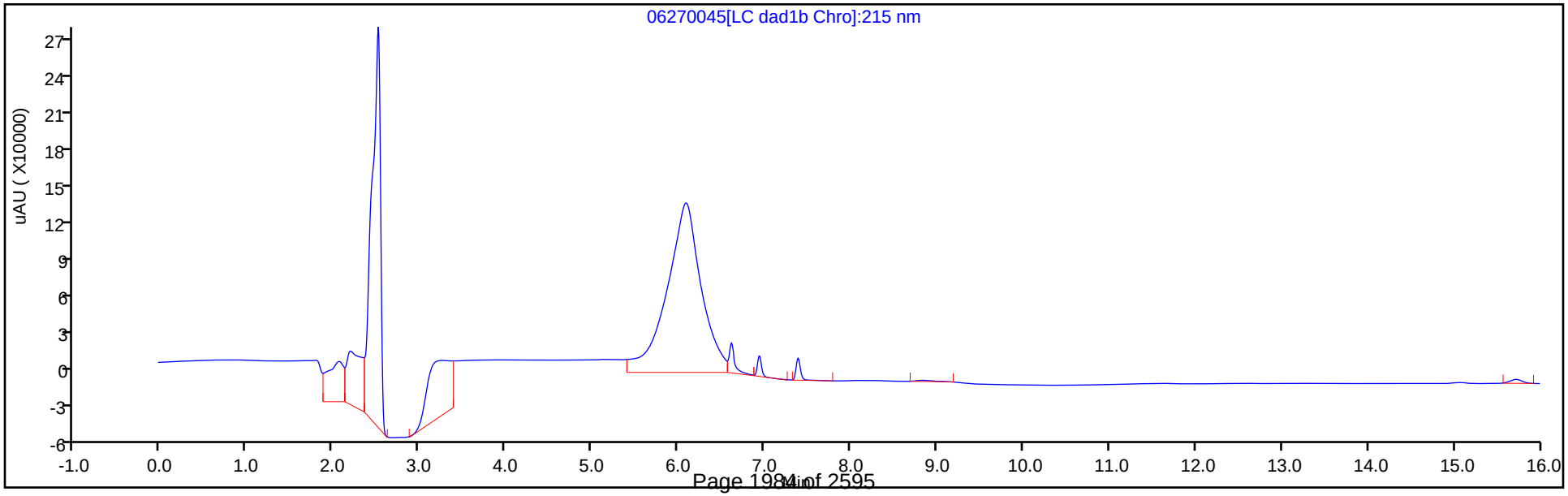

Manual Integration/User Assign Peak Report

Eurofins TestAmerica, Denver

Data File:	\\chromfs\denver\chromdata\chhplc_x\20200627-92823.b\06270045.d				
Injection Date:	28-Jun-2020 05:42:34	Instrument ID:	CHHPLC_X3		
Lims ID:	CCV DMT				
Client ID:					
Operator ID:	JZ	ALS Bottle#:	9	Worklist Smp#:	45
Injection Vol:	100.0 ul	Dil. Factor:	1.0000		
Method:	8330_X3	Limit Group:	GCSV - 8330		
Column:	UltraCarb5uODS (20) (4.60 mm)	Detector	LC DAD1B, 254 nm		

2 TNX, CAS: 13980-04-6

Signal: 1

Processing Integration Results

RT: 6.61
Area: 72898
Amount: 0.334996
Amount Units: ug/mL

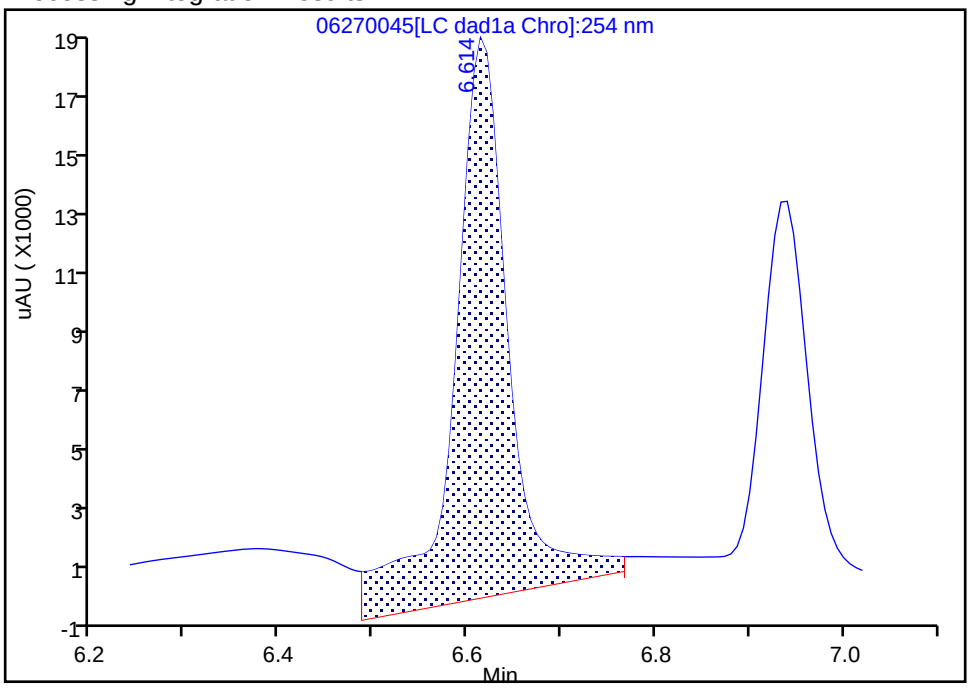

Manual Integration Results

RT: 6.61
Area: 50439
Amount: 0.231788
Amount Units: ug/mL

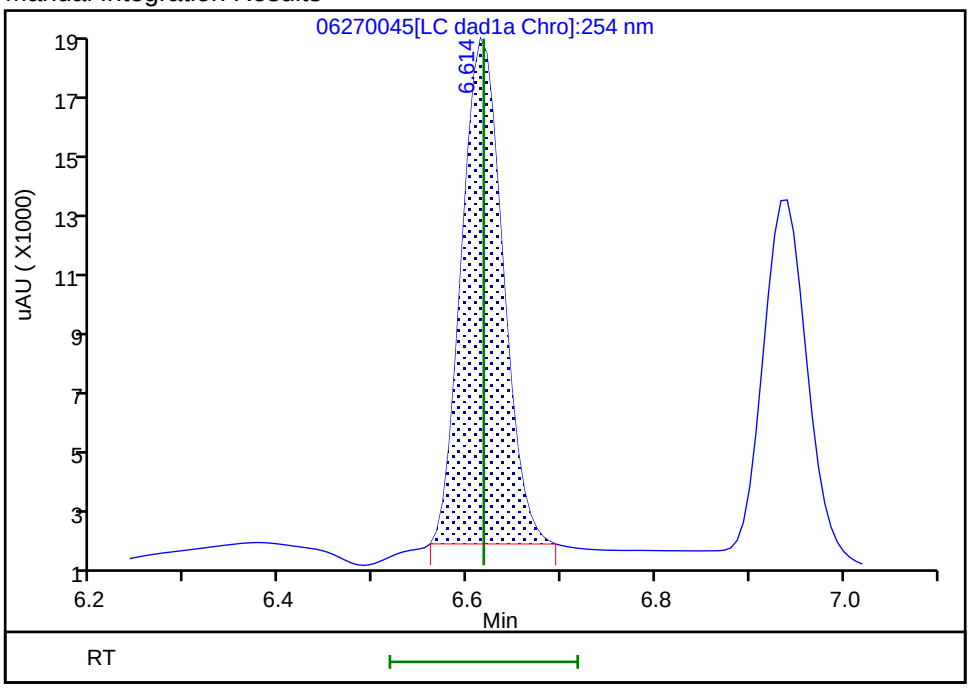

Reviewer: zhangji, 30-Jun-2020 14:49:31

Audit Action: Manually Integrated Audit Reason: Baseline

Manual Integration/User Assign Peak Report

Eurofins TestAmerica, Denver

Data File:	\\chromfs\denver\chromdata\chhplc_x\20200627-92823.b\06270045.d				
Injection Date:	28-Jun-2020 05:42:34	Instrument ID:	CHHPLC_X3		
Lims ID:	CCV DMT				
Client ID:					
Operator ID:	JZ	ALS Bottle#:	9	Worklist Smp#:	45
Injection Vol:	100.0 ul	Dil. Factor:	1.0000		
Method:	8330_X3	Limit Group:	GCSV - 8330		
Column:	UltraCarb5uODS (20) (4.60 mm)	Detector	LC DAD1B, 254 nm		

5 DNX, CAS: 80251-29-2

Signal: 1

Processing Integration Results

RT: 6.94
Area: 41514
Amount: 0.271461
Amount Units: ug/mL

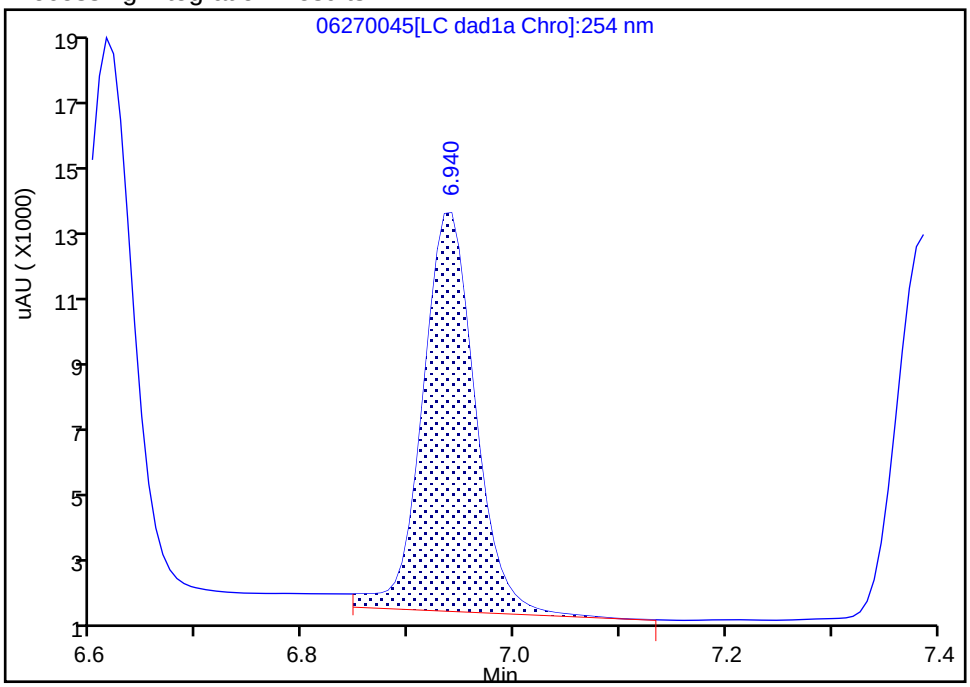

Manual Integration Results

RT: 6.94
Area: 37901
Amount: 0.247835
Amount Units: ug/mL

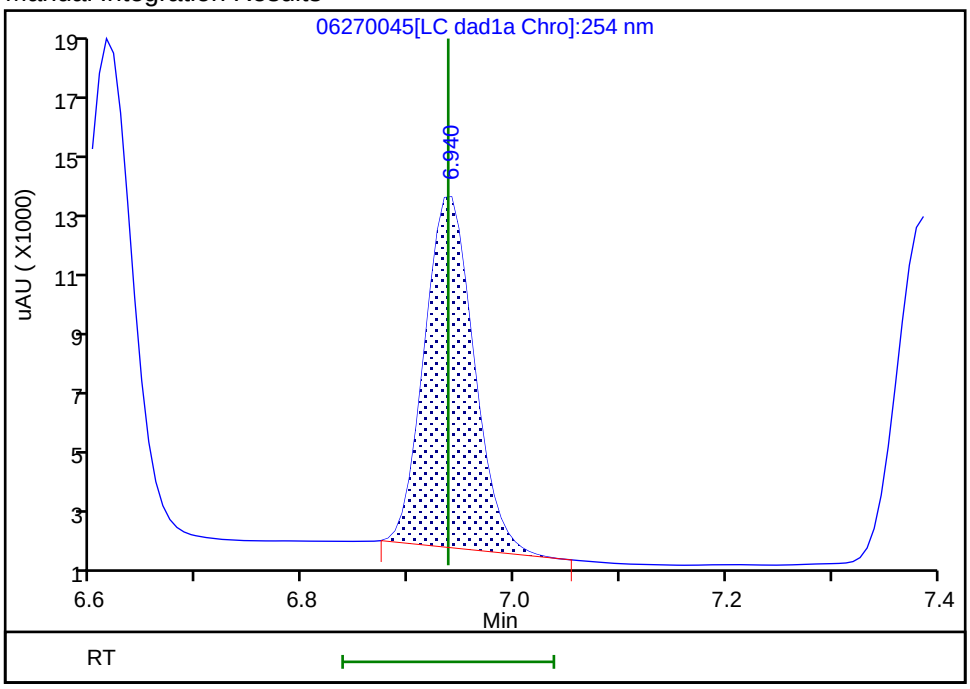

Reviewer: zhangji, 30-Jun-2020 14:49:35

Audit Action: Manually Integrated Audit Reason: Baseline

FORM VII
HPLC/IC CONTINUING CALIBRATION DATA

Lab Name: Eurofins TestAmerica, Denver Job No.: 280-137702-1

SDG No.:

Lab Sample ID: CCV 280-500385/51 Calibration Date: 06/28/2020 08:00

Instrument ID: CHHPLC_X3 Calib Start Date: 03/18/2020 11:35

GC Column: UltraCarb5uODS ID: 4.60(mm) Calib End Date: 03/18/2020 14:39

Lab File ID: 06270051.D Conc. Units: ug/L

ANALYTE	CURVE TYPE	AVE CF	CF	MIN CF	CALC AMOUNT	SPIKE AMOUNT	%D	MAX %D
HMX	Ave	85962	90272		263	250	5.0	15.0
RDX	Ave	116613	115704		248	250	-0.8	15.0
Picric acid	Ave	85131	85372		251	250	0.3	15.0
1,3,5-Trinitrobenzene	Ave	230309	242735		264	251	5.4	15.0
1,3-Dinitrobenzene	Ave	306686	323717		264	251	5.6	15.0
Nitrobenzene	Ave	200403	197028		247	251	-1.7	15.0
Tetryl	Ave	177032	182778		259	251	3.2	15.0
Nitroglycerin	Ave	68133	73494		2700	2500	7.9	15.0
2,4,6-Trinitrotoluene	Ave	204031	225745		278	251	10.6	15.0
4-Amino-2,6-dinitrotoluene	Lin2		168032		242	250	-3.2	15.0
2-Amino-4,6-dinitrotoluene	Ave	202817	214036		265	251	5.5	15.0
2,6-Dinitrotoluene	Ave	149452	157821		265	251	5.6	15.0
2,4-Dinitrotoluene	Ave	303584	316582		262	251	4.3	15.0
2-Nitrotoluene	Ave	135051	127520		236	250	-5.6	15.0
4-Nitrotoluene	Ave	113005	111158		246	251	-1.6	15.0
3-Nitrotoluene	Ave	143029	141447		247	250	-1.1	15.0
PETN	Ave	78605	85986		2730	2500	9.4	15.0
1,2-Dinitrobenzene	Ave	138212	145672		263	250	5.4	15.0

FORM VII
HPLC/IC CONTINUING CALIBRATION RETENTION TIME SUMMARY

Lab Name: Eurofins TestAmerica, Denver Job No.: 280-137702-1

SDG No.:

Lab Sample ID: CCV 280-500385/51 Calibration Date: 06/28/2020 08:00

Instrument ID: CHHPLC_X3 Calib Start Date: 03/18/2020 11:35

GC Column: UltraCarb5uODS ID: 4.60(mm) Calib End Date: 03/18/2020 14:39

Lab File ID: 06270051.D

Analyte	RT	RT WINDOW	
		FROM	TO
HMX	6.71	6.56	6.86
RDX	7.79	7.64	7.94
Picric acid	8.11	7.95	8.25
1,3,5-Trinitrobenzene	8.94	8.78	9.08
1,3-Dinitrobenzene	9.59	9.43	9.73
Nitrobenzene	9.97	9.81	10.11
Tetryl	10.29	10.13	10.43
Nitroglycerin	10.80	10.64	10.94
2,4,6-Trinitrotoluene	11.26	11.15	11.35
4-Amino-2,6-dinitrotoluene	11.44	11.32	11.52
2-Amino-4,6-dinitrotoluene	11.73	11.62	11.82
2,6-Dinitrotoluene	11.87	11.75	11.95
2,4-Dinitrotoluene	12.07	11.95	12.15
2-Nitrotoluene	12.90	12.72	13.02
4-Nitrotoluene	13.34	13.16	13.46
3-Nitrotoluene	13.94	13.75	14.05
PETN	15.04	14.85	15.15
1,2-Dinitrobenzene	8.76	8.61	8.91

Eurofins TestAmerica, Denver
Target Compound Quantitation Report

Data File: \\chromfs\Denver\ChromData\CHHPLC_X\20200627-92823.b\06270051.D
Lims ID: CCV INT
Client ID:
Sample Type: CCV
Inject. Date: 28-Jun-2020 08:00:47 ALS Bottle#: 7 Worklist Smp#: 51
Injection Vol: 100.0 ul Dil. Factor: 1.0000
Sample Info: CCV INT
Misc. Info.: 280-0092823-051
Operator ID: JZ Instrument ID: CHHPLC_X3
Sublist: chrom-8330_X3*sub9

Method: \\chromfs\Denver\ChromData\CHHPLC_X\20200627-92823.b\8330_X3.m
Limit Group: GCSV - 8330
Last Update: 30-Jun-2020 14:54:31 Calib Date: 26-Jun-2020 01:16:48
Integrator: Falcon
Quant Method: External Standard Quant By: Initial Calibration
Last ICal File: \\chromfs\Denver\ChromData\CHHPLC_X\20200625-92750.b\06250013.D

Column 1 : UltraCarb5uODS (20) (4.60 mm) Det: LC DAD1B, 254 nm
Process Host: CTX1061

First Level Reviewer: zhangji Date: 30-Jun-2020 14:53:24

Compound	Det	RT (min.)	Exp RT (min.)	Dlt RT (min.)	Response	Cal Amt ug/mL	OnCol Amt ug/mL	Flags
3 HMX	1	6.711	6.710	0.001	22568	0.2500	0.2625	M
7 RDX	1	7.791	7.790	0.001	28926	0.2500	0.2481	
8 2,4,6-Trinitrophenol	1	8.105	8.096	0.009	21343	0.2500	0.2507	
$ 9 1,2-Dinitrobenzene	1	8.758	8.756	0.002	36418	0.2500	0.2635	
10 1,3,5-Trinitrobenzene	1	8.938	8.930	0.008	60805	0.2505	0.2640	
11 1,3-Dinitrobenzene	1	9.591	9.583	0.008	81091	0.2505	0.2644	
12 Nitrobenzene	1	9.971	9.963	0.008	49454	0.2510	0.2468	
14 Tetryl	1	10.291	10.283	0.008	45786	0.2505	0.2586	
15 Nitroglycerin	2	10.804	10.790	0.014	183734	2.50	2.70	
16 2,4,6-Trinitrotoluene	1	11.264	11.250	0.014	56662	0.2510	0.2777	
17 4-Amino-2,6-dinitrotoluene	1	11.438	11.423	0.015	42050	0.2503	0.2423	
18 2-Amino-4,6-dinitrotoluene	1	11.731	11.716	0.015	53723	0.2510	0.2649	
19 2,6-Dinitrotoluene	1	11.871	11.850	0.021	39613	0.2510	0.2651	
20 2,4-Dinitrotoluene	1	12.071	12.050	0.021	79462	0.2510	0.2617	
21 o-Nitrotoluene	1	12.898	12.870	0.028	31880	0.2500	0.2361	
22 p-Nitrotoluene	1	13.338	13.310	0.028	27845	0.2505	0.2464	
23 m-Nitrotoluene	1	13.938	13.896	0.042	35397	0.2503	0.2475	
24 PETN	2	15.044	14.996	0.048	214965	2.50	2.73	

QC Flag Legend

Review Flags
M - Manually Integrated

Reagents:

8330IntermStk_00061 Amount Added: 25.00 Units: uL

Report Date: 30-Jun-2020 14:54:31 Chrom Revision: 2.3 21-Jun-2020 18:30:46

Eurofins TestAmerica, Denver

Data File: \\chromfs\denver\chromdata\chhplc_x\20200627-92823.b\06270051.d

Injection Date:	28-Jun-2020 08:00:47	Instrument ID:	CHHPLC_X3	Operator ID:	JZ
Lims ID:	CCV INT			Worklist Smp#:	51
Client ID:					
Injection Vol:	100.0 ul	Dil. Factor:	1.0000	ALS Bottle#:	7
Method:	8330_X3	Limit Group:	GCSV - 8330		

Column: UltraCarb5uODS (20) (4.60 mm) Y Scaling: Method Defined: Scale to the Nth Largest Target: 1

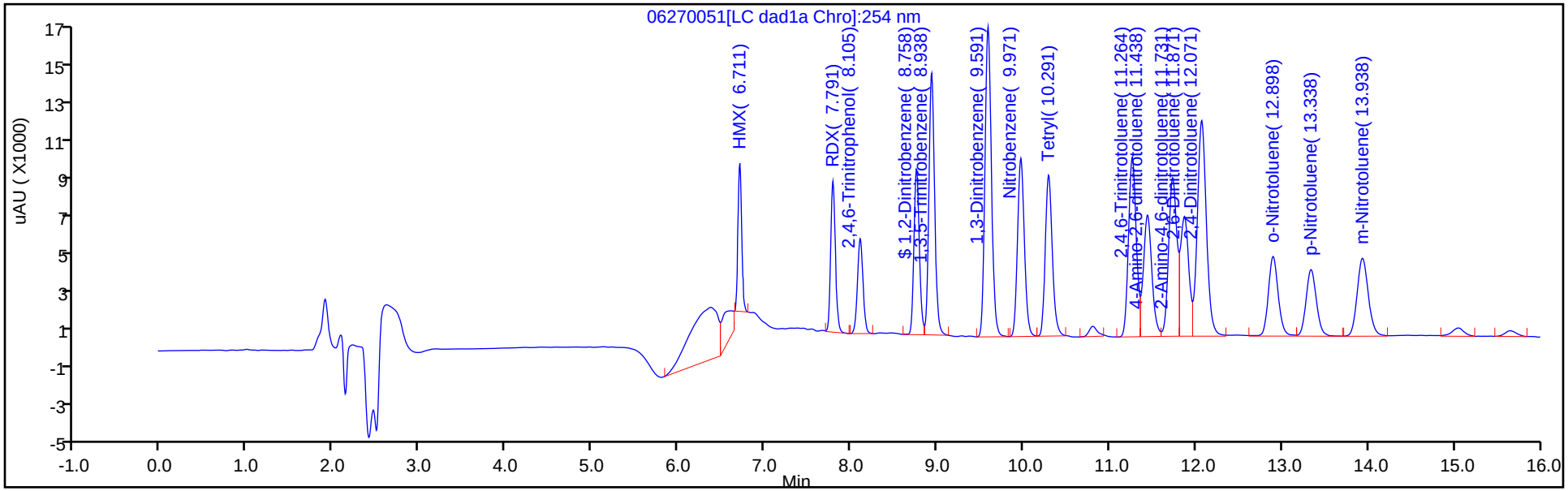

Y Scaling: Method Defined: Scale to the Nth Largest Target: 1

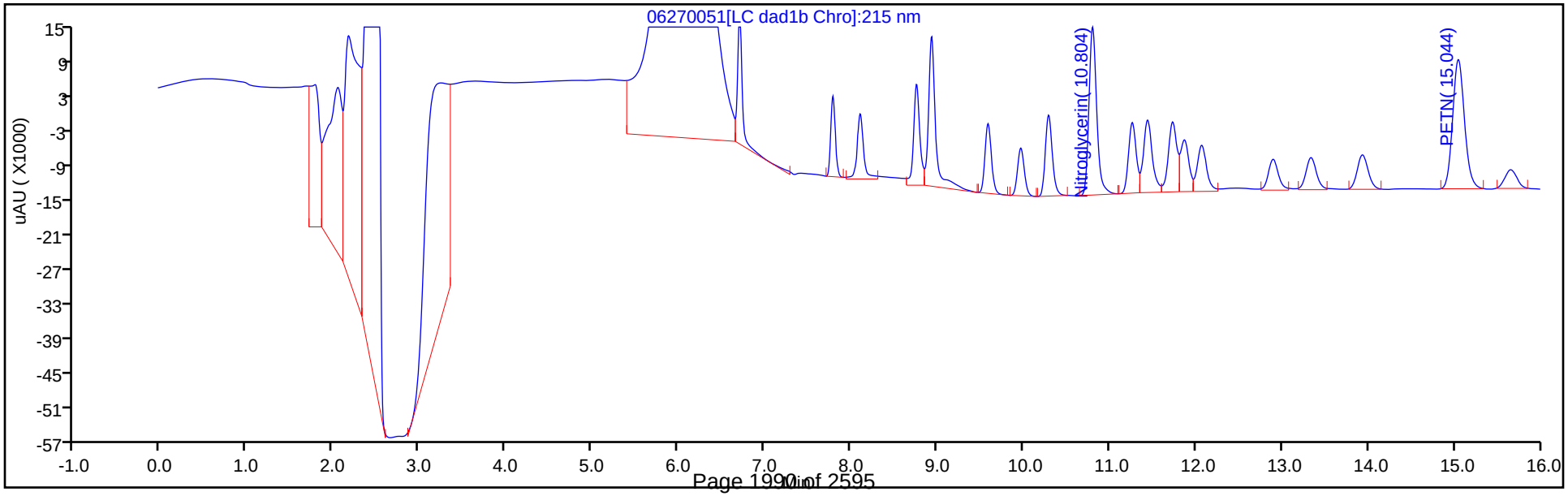

Manual Integration/User Assign Peak Report

Eurofins TestAmerica, Denver

Data File:	\\chromfs\denver\chromdata\chhplc_x\20200627-92823.b\06270051.d				
Injection Date:	28-Jun-2020 08:00:47	Instrument ID:	CHHPLC_X3		
Lims ID:	CCV INT				
Client ID:					
Operator ID:	JZ	ALS Bottle#:	7	Worklist Smp#:	51
Injection Vol:	100.0 ul	Dil. Factor:	1.0000		
Method:	8330_X3	Limit Group:	GCSV - 8330		
Column:	UltraCarb5uODS (20) (4.60 mm)	Detector	LC DAD1B, 254 nm		

3 HMX, CAS: 2691-41-0

Signal: 1

Processing Integration Results

RT: 6.71
Area: 30000
Amount: 0.348991
Amount Units: ug/mL

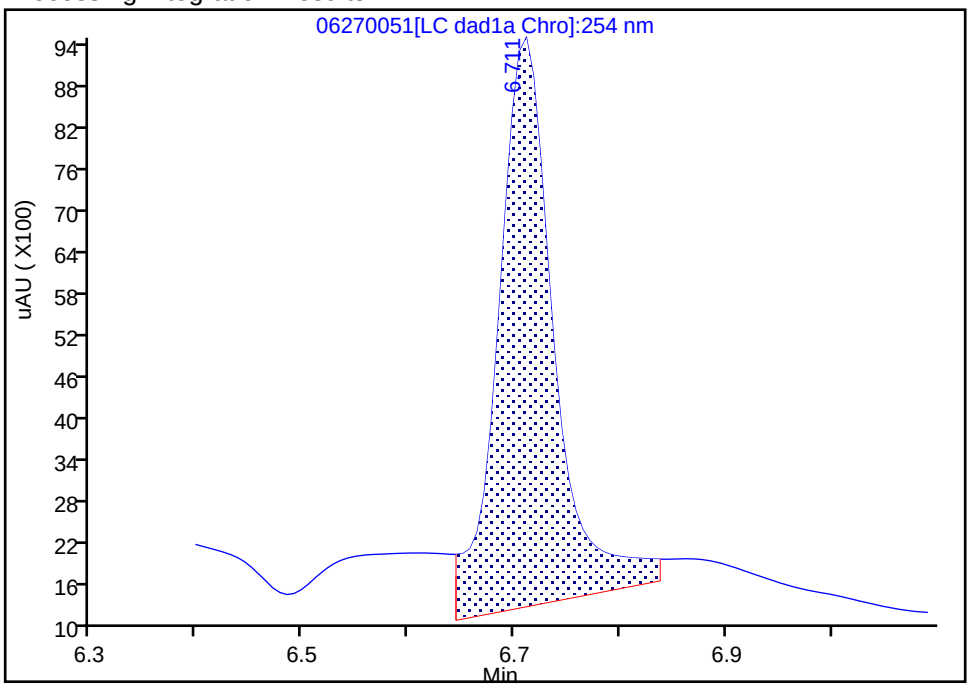

Manual Integration Results

RT: 6.71
Area: 22568
Amount: 0.262534
Amount Units: ug/mL

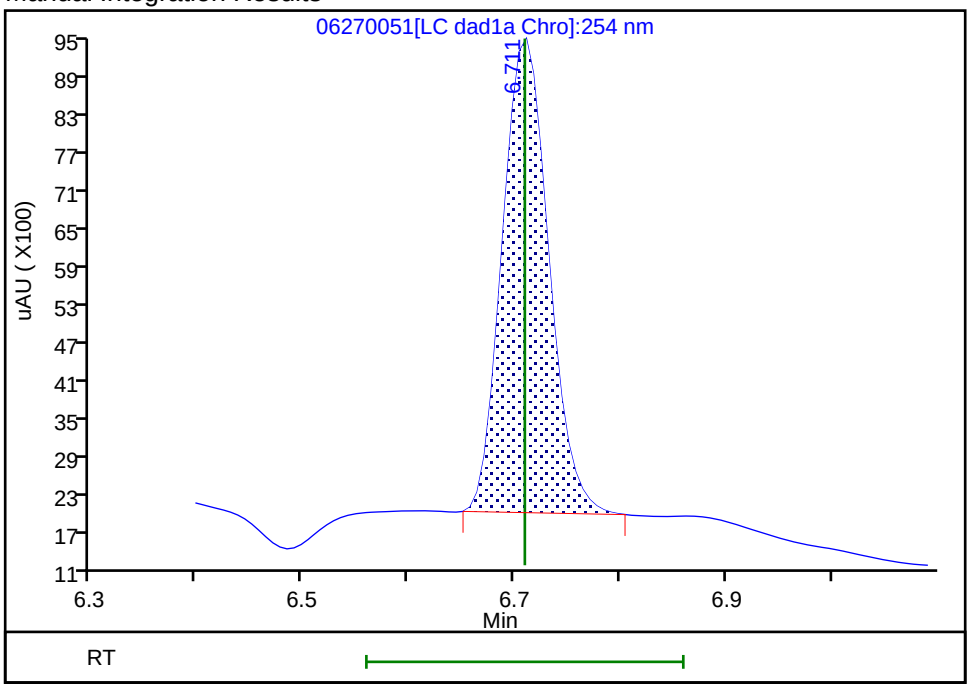

Reviewer: zhangji, 30-Jun-2020 14:53:22

Audit Action: Manually Integrated Audit Reason: Baseline

FORM VII
HPLC/IC CONTINUING CALIBRATION DATA

Lab Name: Eurofins TestAmerica, Denver Job No.: 280-137702-1

SDG No.:

Lab Sample ID: CCV 280-500385/53 Calibration Date: 06/28/2020 08:46

Instrument ID: CHHPLC_X3 Calib Start Date: 03/04/2020 21:00

GC Column: UltraCarb5uODS ID: 4.60(mm) Calib End Date: 03/04/2020 23:40

Lab File ID: 06270053.D Conc. Units: ug/L

ANALYTE	CURVE TYPE	AVE CF	CF	MIN CF	CALC AMOUNT	SPIKE AMOUNT	%D	MAX %D
TNX	Ave	217609	200440		231	250	-7.9	15.0
DNX	Ave	152928	150721		247	250	-1.4	15.0
MNX	Ave	158544	140377		258	292	-11.5	15.0

FORM VII
HPLC/IC CONTINUING CALIBRATION RETENTION TIME SUMMARY

Lab Name: Eurofins TestAmerica, Denver Job No.: 280-137702-1

SDG No.:

Lab Sample ID: CCV 280-500385/53 Calibration Date: 06/28/2020 08:46

Instrument ID: CHHPLC_X3 Calib Start Date: 03/04/2020 21:00

GC Column: UltraCarb5uODS ID: 4.60(mm) Calib End Date: 03/04/2020 23:40

Lab File ID: 06270053.D

Analyte	RT	RT WINDOW	
		FROM	TO
TNX	6.61	6.52	6.72
DNX	6.93	6.84	7.04
MNX	7.38	7.23	7.53

Eurofins TestAmerica, Denver
Target Compound Quantitation Report

Data File:	\\chromfs\Denver\ChromData\CHHPLC_X\20200627-92823.b\06270053.D				
Lims ID:	CCV DMT				
Client ID:					
Sample Type:	CCV				
Inject. Date:	28-Jun-2020 08:46:59	ALS Bottle#:	9	Worklist Smp#:	53
Injection Vol:	100.0 ul	Dil. Factor:	1.0000		
Sample Info:	CCV DMT				
Misc. Info.:	280-0092823-053				
Operator ID:	JZ	Instrument ID:	CHHPLC_X3		
Sublist:	chrom-8330_X3*sub17				
Method:	\\chromfs\Denver\ChromData\CHHPLC_X\20200627-92823.b\8330_X3.m				
Limit Group:	GCSV - 8330				
Last Update:	30-Jun-2020 14:54:32	Calib Date:	26-Jun-2020 01:16:48		
Integrator:	Falcon				
Quant Method:	External Standard	Quant By:	Initial Calibration		
Last ICal File:	\\chromfs\Denver\ChromData\CHHPLC_X\20200625-92750.b\06250013.D				
Column 1 :	UltraCarb5uODS (20) (4.60 mm)		Det: LC DAD1B, 254 nm		
Process Host:	CTX1061				
First Level Reviewer: zhangji		Date:	30-Jun-2020 14:54:09		

Compound	Det	RT (min.)	Exp RT (min.)	Dlt RT (min.)	Response	Cal Amt ug/mL	OnCol Amt ug/mL	Flags
2 TNX	1	6.608	6.617	-0.009	50160	0.2503	0.2305	M
5 DNX	1	6.928	6.937	-0.009	37718	0.2503	0.2466	M
6 MNX	1	7.375	7.384	-0.009	40955	0.2918	0.2583	

QC Flag Legend

Review Flags
M - Manually Integrated

Reagents:

8330 DMT_00006 Amount Added: 12.50 Units: uL

Report Date: 30-Jun-2020 14:54:32 Chrom Revision: 2.3 21-Jun-2020 18:30:46

Eurofins TestAmerica, Denver

Data File: \\chromfs\denver\chromdata\chhplc_x\20200627-92823.b\06270053.d

Injection Date:	28-Jun-2020 08:46:59	Instrument ID:	CHHPLC_X3	Operator ID:	JZ
Lims ID:	CCV DMT			Worklist Smp#:	53
Client ID:					
Injection Vol:	100.0 ul	Dil. Factor:	1.0000	ALS Bottle#:	9
Method:	8330_X3	Limit Group:	GCSV - 8330		

Column: UltraCarb5uODS (20) (4.60 mm) Y Scaling: Method Defined: Scale to the Nth Largest Target: 1

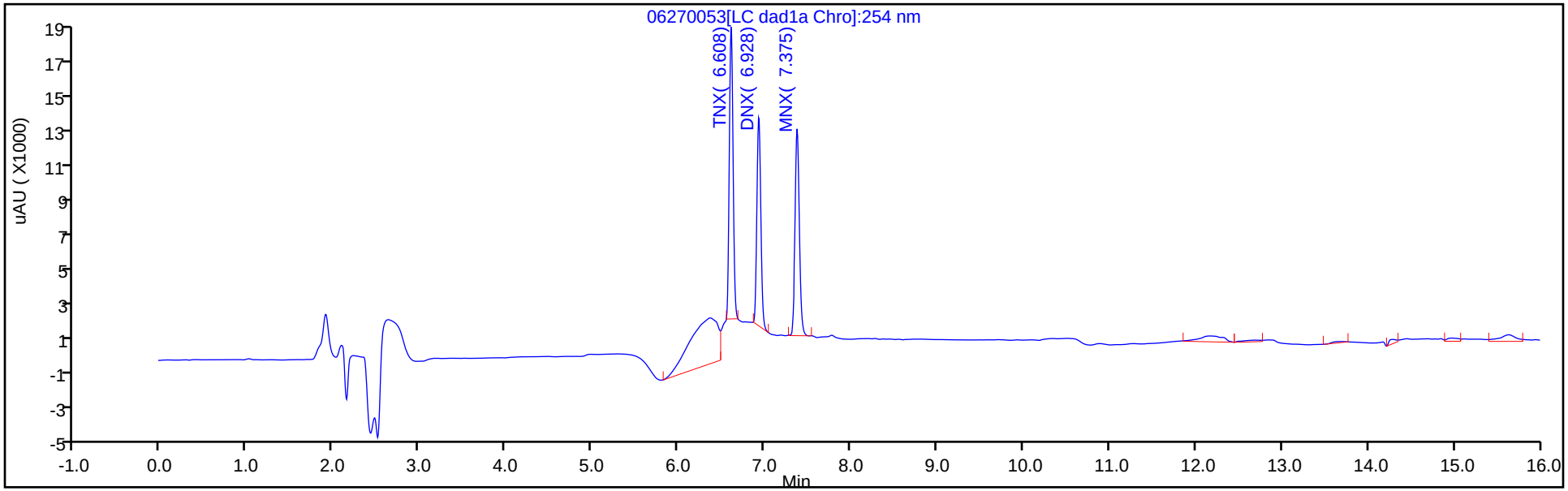

Y Scaling: Method Defined: Scale to the Nth Largest Target: 1

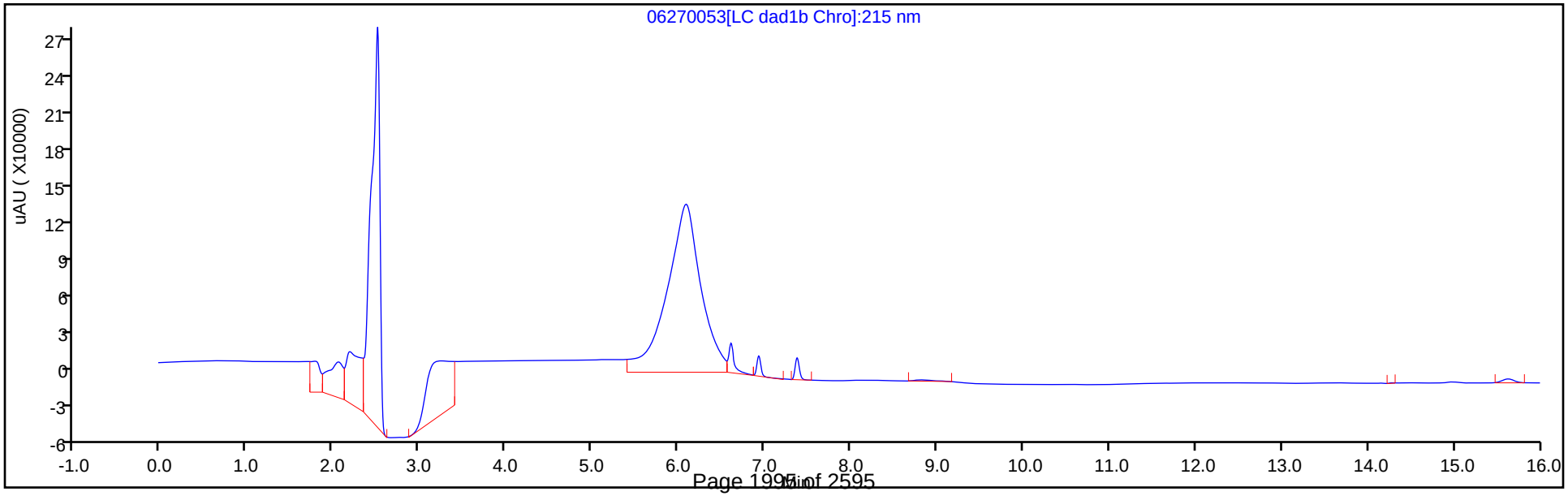

Manual Integration/User Assign Peak Report

Eurofins TestAmerica, Denver

Data File:	\\chromfs\denver\chromdata\chhplc_x\20200627-92823.b\06270053.d				
Injection Date:	28-Jun-2020 08:46:59	Instrument ID:	CHHPLC_X3		
Lims ID:	CCV DMT				
Client ID:					
Operator ID:	JZ	ALS Bottle#:	9	Worklist Smp#:	53
Injection Vol:	100.0 ul	Dil. Factor:	1.0000		
Method:	8330_X3	Limit Group:	GCSV - 8330		
Column:	UltraCarb5uODS (20) (4.60 mm)	Detector	LC DAD1B, 254 nm		

2 TNX, CAS: 13980-04-6

Signal: 1

Processing Integration Results

RT: 6.61
Area: 75612
Amount: 0.347468
Amount Units: ug/mL

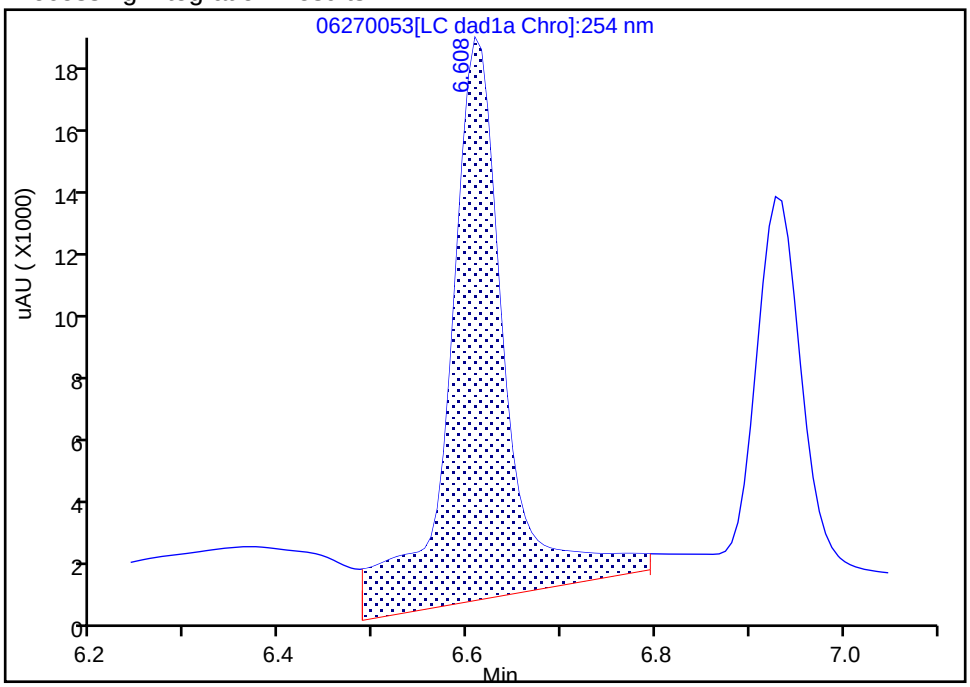

Manual Integration Results

RT: 6.61
Area: 50160
Amount: 0.230505
Amount Units: ug/mL

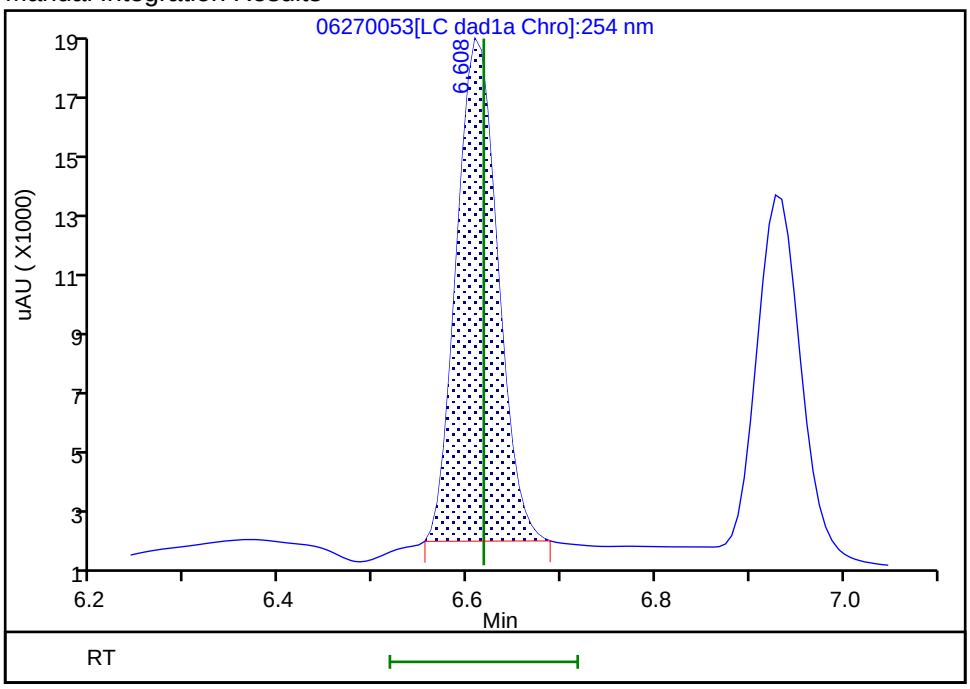

Reviewer: zhangji, 30-Jun-2020 14:53:59
Audit Action: Manually Integrated Audit Reason: Baseline

Manual Integration/User Assign Peak Report

Eurofins TestAmerica, Denver

Data File:	\\chromfs\denver\chromdata\chhplc_x\20200627-92823.b\06270053.d				
Injection Date:	28-Jun-2020 08:46:59	Instrument ID:	CHHPLC_X3		
Lims ID:	CCV DMT				
Client ID:					
Operator ID:	JZ	ALS Bottle#:	9	Worklist Smp#:	53
Injection Vol:	100.0 ul	Dil. Factor:	1.0000		
Method:	8330_X3	Limit Group:	GCSV - 8330		
Column:	UltraCarb5uODS (20) (4.60 mm)	Detector	LC DAD1B, 254 nm		

5 DNX, CAS: 80251-29-2

Signal: 1

Processing Integration Results

RT: 6.93
Area: 40160
Amount: 0.262607
Amount Units: ug/mL

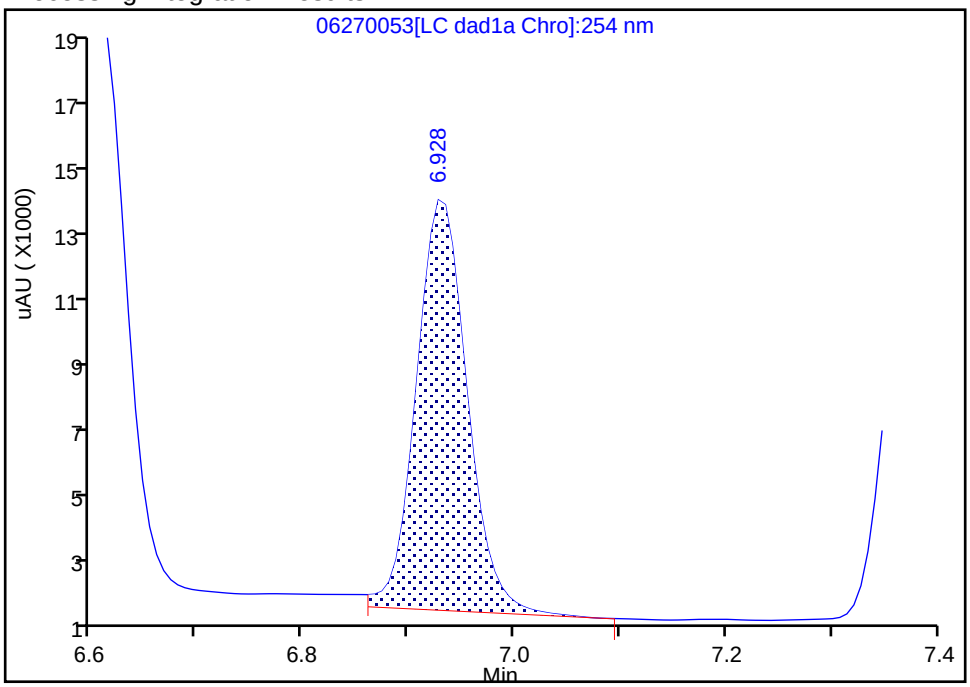

Manual Integration Results

RT: 6.93
Area: 37718
Amount: 0.246638
Amount Units: ug/mL

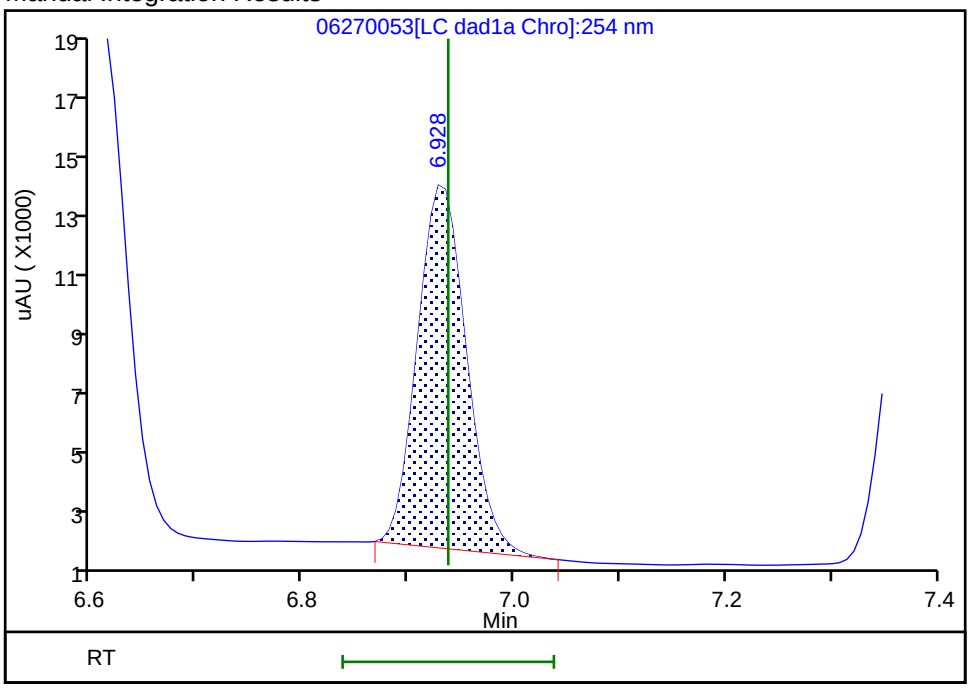

Reviewer: zhangji, 30-Jun-2020 14:54:02

Audit Action: Manually Integrated Audit Reason: Baseline

FORM VII
HPLC/IC CONTINUING CALIBRATION DATA

Lab Name: Eurofins TestAmerica, Denver Job No.: 280-137702-1

SDG No.:

Lab Sample ID: CCV 280-500689/7 Calibration Date: 06/30/2020 17:47

Instrument ID: CHHPLC_X3 Calib Start Date: 03/18/2020 11:35

GC Column: UltraCarb5uODS ID: 4.60(mm) Calib End Date: 03/18/2020 14:39

Lab File ID: 06300007.D Conc. Units: ug/L

ANALYTE	CURVE TYPE	AVE CF	CF	MIN CF	CALC AMOUNT	SPIKE AMOUNT	%D	MAX %D
HMX	Ave	85962	94540		275	250	10.0	15.0
RDX	Ave	116613	123148		264	250	5.6	15.0
Picric acid	Ave	85131	94480		277	250	11.0	15.0
1,3,5-Trinitrobenzene	Ave	230309	253549		276	251	10.1	15.0
1,3-Dinitrobenzene	Ave	306686	340032		278	251	10.9	15.0
Nitrobenzene	Ave	200403	218040		273	251	8.8	15.0
Tetryl	Ave	177032	191780		271	251	8.3	15.0
Nitroglycerin	Ave	68133	76120		2790	2500	11.7	15.0
2,4,6-Trinitrotoluene	Ave	204031	229235		282	251	12.4	15.0
4-Amino-2,6-dinitrotoluene	Lin2		181646		261	250	4.4	15.0
2-Amino-4,6-dinitrotoluene	Ave	202817	223048		276	251	10.0	15.0
2,6-Dinitrotoluene	Ave	149452	167976		282	251	12.4	15.0
2,4-Dinitrotoluene	Ave	303584	340371		281	251	12.1	15.0
2-Nitrotoluene	Ave	135051	141680		262	250	4.9	15.0
4-Nitrotoluene	Ave	113005	121665		270	251	7.7	15.0
3-Nitrotoluene	Ave	143029	158326		277	250	10.7	15.0
PETN	Ave	78605	86640		2760	2500	10.2	15.0
1,2-Dinitrobenzene	Ave	138212	151708		274	250	9.8	15.0

FORM VII
HPLC/IC CONTINUING CALIBRATION RETENTION TIME SUMMARY

Lab Name: Eurofins TestAmerica, Denver Job No.: 280-137702-1

SDG No.:

Lab Sample ID: CCV 280-500689/7 Calibration Date: 06/30/2020 17:47

Instrument ID: CHHPLC_X3 Calib Start Date: 03/18/2020 11:35

GC Column: UltraCarb5uODS ID: 4.60(mm) Calib End Date: 03/18/2020 14:39

Lab File ID: 06300007.D

Analyte	RT	RT WINDOW	
		FROM	TO
HMX	6.71	6.56	6.86
RDX	7.78	7.63	7.93
Picric acid	8.08	7.93	8.23
1,3,5-Trinitrobenzene	8.93	8.78	9.08
1,3-Dinitrobenzene	9.58	9.43	9.73
Nitrobenzene	9.96	9.81	10.11
Tetryl	10.28	10.13	10.43
Nitroglycerin	10.79	10.64	10.94
2,4,6-Trinitrotoluene	11.25	11.15	11.35
4-Amino-2,6-dinitrotoluene	11.42	11.32	11.52
2-Amino-4,6-dinitrotoluene	11.71	11.61	11.81
2,6-Dinitrotoluene	11.85	11.75	11.95
2,4-Dinitrotoluene	12.05	11.95	12.15
2-Nitrotoluene	12.88	12.73	13.03
4-Nitrotoluene	13.32	13.17	13.47
3-Nitrotoluene	13.92	13.77	14.07
PETN	15.03	14.88	15.18
1,2-Dinitrobenzene	8.76	8.61	8.91

Eurofins TestAmerica, Denver
Target Compound Quantitation Report

Data File: \\chromfs\Denver\ChromData\CHHPLC_X\20200630-92909.b\06300007.D
Lims ID: CCV INT
Client ID:
Sample Type: CCV
Inject. Date: 30-Jun-2020 17:47:06 ALS Bottle#: 7 Worklist Smp#: 7
Injection Vol: 100.0 ul Dil. Factor: 1.0000
Sample Info: CCV INT
Misc. Info.: 280-0092909-007
Operator ID: JZ Instrument ID: CHHPLC_X3
Sublist: chrom-8330_X3*sub9

Method: \\chromfs\Denver\ChromData\CHHPLC_X\20200630-92909.b\8330_X3.m
Limit Group: GCSV - 8330
Last Update: 01-Jul-2020 15:06:23 Calib Date: 26-Jun-2020 01:16:48
Integrator: Falcon
Quant Method: External Standard Quant By: Initial Calibration
Last ICal File: \\chromfs\Denver\ChromData\CHHPLC_X\20200625-92750.b\06250013.D

Column 1 : UltraCarb5uODS (20) (4.60 mm) Det: LC DAD1B, 254 nm
Process Host: CTX1062

First Level Reviewer: zhangji Date: 30-Jun-2020 19:41:13

Compound	Det	RT (min.)	Exp RT (min.)	Dlt RT (min.)	Response	Cal Amt ug/mL	OnCol Amt ug/mL	Flags
3 HMX	1	6.710	6.710	0.000	23635	0.2500	0.2749	M
7 RDX	1	7.783	7.783	0.000	30787	0.2500	0.2640	
8 2,4,6-Trinitrophenol	1	8.083	8.083	0.000	23620	0.2500	0.2775	
$ 9 1,2-Dinitrobenzene	1	8.757	8.757	0.000	37927	0.2500	0.2744	
10 1,3,5-Trinitrobenzene	1	8.930	8.930	0.000	63514	0.2505	0.2758	
11 1,3-Dinitrobenzene	1	9.583	9.583	0.000	85178	0.2505	0.2777	
12 Nitrobenzene	1	9.963	9.963	0.000	54728	0.2510	0.2731	
14 Tetryl	1	10.283	10.283	0.000	48041	0.2505	0.2714	
15 Nitroglycerin	2	10.790	10.790	0.000	190301	2.50	2.79	
16 2,4,6-Trinitrotoluene	1	11.250	11.250	0.000	57538	0.2510	0.2820	
17 4-Amino-2,6-dinitrotoluene	1	11.423	11.423	0.000	45457	0.2503	0.2614	
18 2-Amino-4,6-dinitrotoluene	1	11.710	11.710	0.000	55985	0.2510	0.2760	
19 2,6-Dinitrotoluene	1	11.850	11.850	0.000	42162	0.2510	0.2821	
20 2,4-Dinitrotoluene	1	12.050	12.050	0.000	85433	0.2510	0.2814	
21 o-Nitrotoluene	1	12.883	12.883	0.000	35420	0.2500	0.2623	
22 p-Nitrotoluene	1	13.323	13.323	0.000	30477	0.2505	0.2697	
23 m-Nitrotoluene	1	13.923	13.923	0.000	39621	0.2503	0.2770	
24 PETN	2	15.030	15.030	0.000	216601	2.50	2.76	

QC Flag Legend

Review Flags
M - Manually Integrated

Reagents:

8330IntermStk_00061 Amount Added: 25.00 Units: uL

Report Date: 01-Jul-2020 15:06:23 Chrom Revision: 2.3 21-Jun-2020 18:30:46

Eurofins TestAmerica, Denver

Data File: \\chromfs\denver\chromdata\chhplc_x\20200630-92909.b\06300007.d

Injection Date:	30-Jun-2020 17:47:06	Instrument ID:	CHHPLC_X3	Operator ID:	JZ
Lims ID:	CCV INT			Worklist Smp#:	7
Client ID:					
Injection Vol:	100.0 ul	Dil. Factor:	1.0000	ALS Bottle#:	7
Method:	8330_X3	Limit Group:	GCSV - 8330		

Column: UltraCarb5uODS (20) (4.60 mm) Y Scaling: Method Defined: Scale to the Nth Largest Target: 1

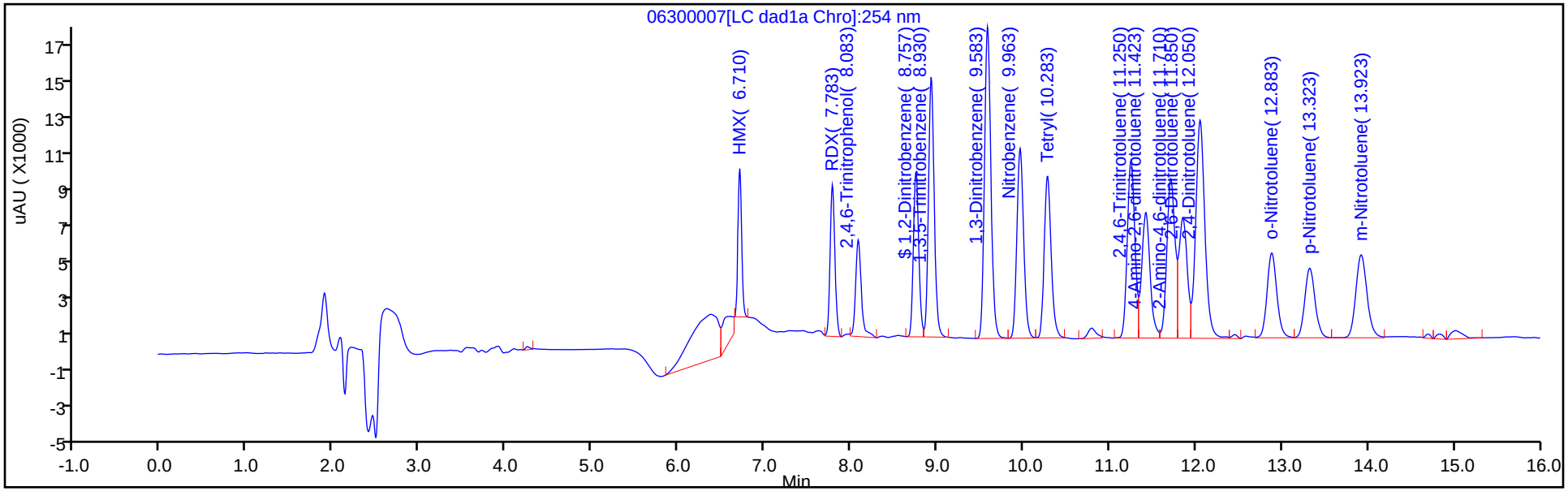

Y Scaling: Method Defined: Scale to the Nth Largest Target: 1

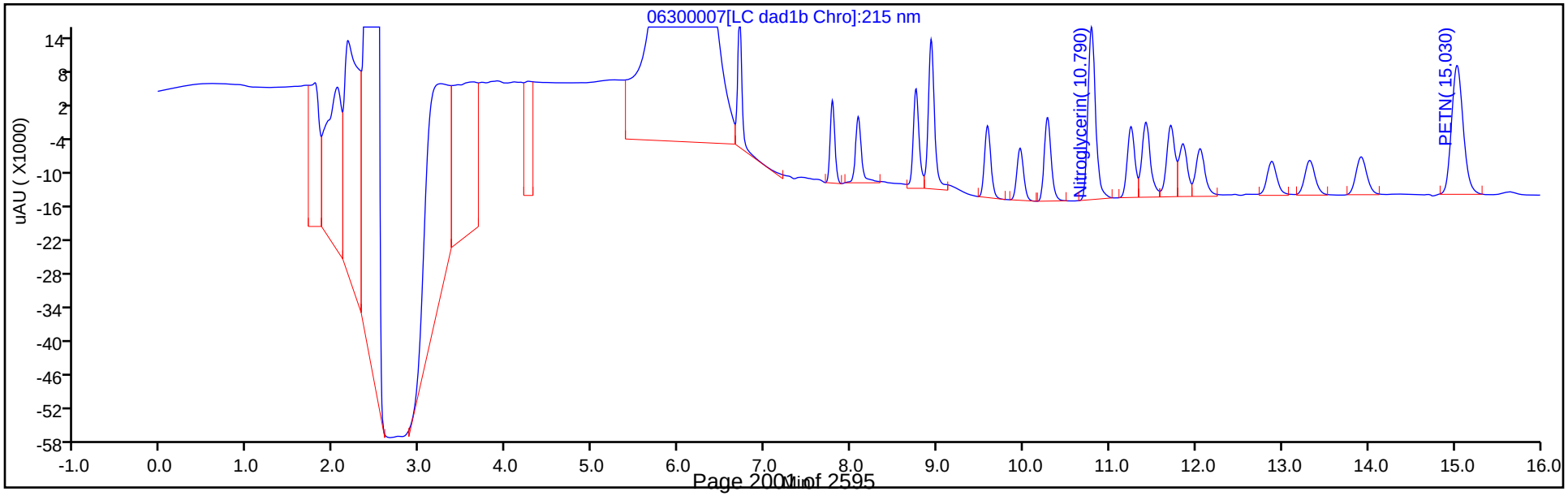

Manual Integration/User Assign Peak Report

Eurofins TestAmerica, Denver

Data File:	\\chromfs\denver\chromdata\chhplc_x\20200630-92909.b\06300007.d				
Injection Date:	30-Jun-2020 17:47:06	Instrument ID:	CHHPLC_X3		
Lims ID:	CCV INT				
Client ID:					
Operator ID:	JZ	ALS Bottle#:	7	Worklist Smp#:	7
Injection Vol:	100.0 ul	Dil. Factor:	1.0000		
Method:	8330_X3	Limit Group:	GCSV - 8330		
Column:	UltraCarb5uODS (20) (4.60 mm)	Detector	LC DAD1B, 254 nm		

3 HMX, CAS: 2691-41-0

Signal: 1

Processing Integration Results

RT: 6.71
Area: 30520
Amount: 0.355040
Amount Units: ug/mL

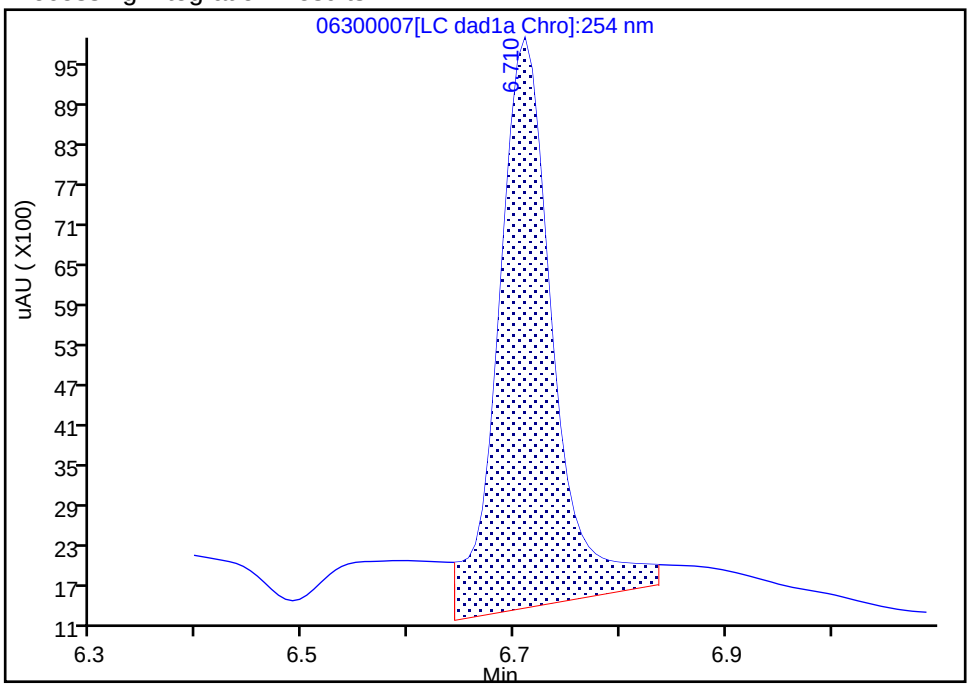

Manual Integration Results

RT: 6.71
Area: 23635
Amount: 0.274947
Amount Units: ug/mL

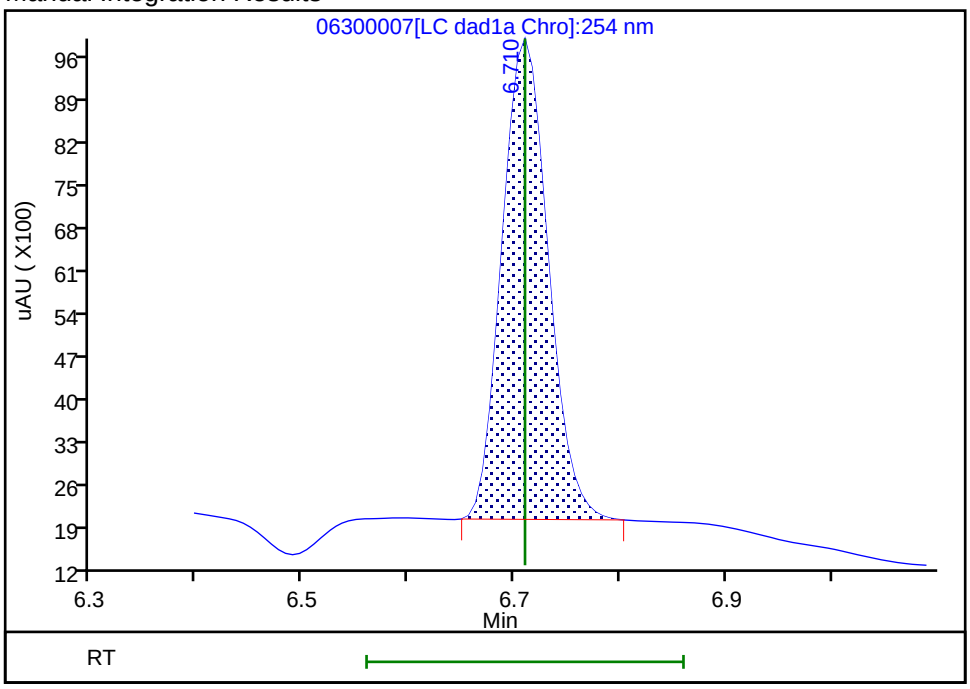

Reviewer: zhangji, 30-Jun-2020 19:41:00

Audit Action: Manually Integrated Audit Reason: Baseline

FORM VII
HPLC/IC CONTINUING CALIBRATION DATA

Lab Name: Eurofins TestAmerica, Denver Job No.: 280-137702-1

SDG No.:

Lab Sample ID: CCV 280-500689/9 Calibration Date: 06/30/2020 18:33

Instrument ID: CHHPLC_X3 Calib Start Date: 03/04/2020 21:00

GC Column: UltraCarb5uODS ID: 4.60(mm) Calib End Date: 03/04/2020 23:40

Lab File ID: 06300009.D Conc. Units: ug/L

ANALYTE	CURVE TYPE	AVE CF	CF	MIN CF	CALC AMOUNT	SPIKE AMOUNT	%D	MAX %D
TNX	Ave	217609	206689		238	250	-5.0	15.0
DNX	Ave	152928	152480		250	250	-0.3	15.0
MNX	Ave	158544	141433		260	292	-10.8	15.0

FORM VII
HPLC/IC CONTINUING CALIBRATION RETENTION TIME SUMMARY

Lab Name: Eurofins TestAmerica, Denver Job No.: 280-137702-1

SDG No.:

Lab Sample ID: CCV 280-500689/9 Calibration Date: 06/30/2020 18:33

Instrument ID: CHHPLC_X3 Calib Start Date: 03/04/2020 21:00

GC Column: UltraCarb5uODS ID: 4.60(mm) Calib End Date: 03/04/2020 23:40

Lab File ID: 06300009.D

Analyte	RT	RT WINDOW	
		FROM	TO
TNX	6.61	6.51	6.71
DNX	6.93	6.83	7.03
MNX	7.39	7.24	7.54

Eurofins TestAmerica, Denver
Target Compound Quantitation Report

Data File: \\chromfs\Denver\ChromData\CHHPLC_X\20200630-92909.b\06300009.D
Lims ID: CCV DMT
Client ID:
Sample Type: CCV
Inject. Date: 30-Jun-2020 18:33:15 ALS Bottle#: 9 Worklist Smp#: 9
Injection Vol: 100.0 ul Dil. Factor: 1.0000
Sample Info: CCV DMT
Misc. Info.: 280-0092909-009
Operator ID: JZ Instrument ID: CHHPLC_X3
Sublist: chrom-8330_X3*sub17

Method: \\chromfs\Denver\ChromData\CHHPLC_X\20200630-92909.b\8330_X3.m
Limit Group: GCSV - 8330
Last Update: 01-Jul-2020 15:06:24 Calib Date: 26-Jun-2020 01:16:48
Integrator: Falcon
Quant Method: External Standard Quant By: Initial Calibration
Last ICal File: \\chromfs\Denver\ChromData\CHHPLC_X\20200625-92750.b\06250013.D

Column 1 : UltraCarb5uODS (20) (4.60 mm) Det: LC DAD1B, 254 nm
Process Host: CTX1062

First Level Reviewer: zhangji Date: 30-Jun-2020 19:41:49

Compound	Det	RT (min.)	Exp RT (min.)	Dlt RT (min.)	Response	Cal Amt ug/mL	OnCol Amt ug/mL	Flags
2 TNX	1	6.613	6.613	0.000	51724	0.2503	0.2377	M
5 DNX	1	6.933	6.933	0.000	38158	0.2503	0.2495	M
6 MNX	1	7.386	7.386	0.000	41263	0.2918	0.2603	

QC Flag Legend

Review Flags
M - Manually Integrated

Reagents:

8330 DMT_00006 Amount Added: 12.50 Units: uL

Report Date: 01-Jul-2020 15:06:24 Chrom Revision: 2.3 21-Jun-2020 18:30:46

Eurofins TestAmerica, Denver

Data File: \\chromfs\denver\chromdata\chhplc_x\20200630-92909.b\06300009.d

Injection Date:	30-Jun-2020 18:33:15	Instrument ID:	CHHPLC_X3	Operator ID:	JZ
Lims ID:	CCV DMT			Worklist Smp#:	9
Client ID:					
Injection Vol:	100.0 ul	Dil. Factor:	1.0000	ALS Bottle#:	9
Method:	8330_X3	Limit Group:	GCSV - 8330		

Column: UltraCarb5uODS (20) (4.60 mm) Y Scaling: Method Defined: Scale to the Nth Largest Target: 1

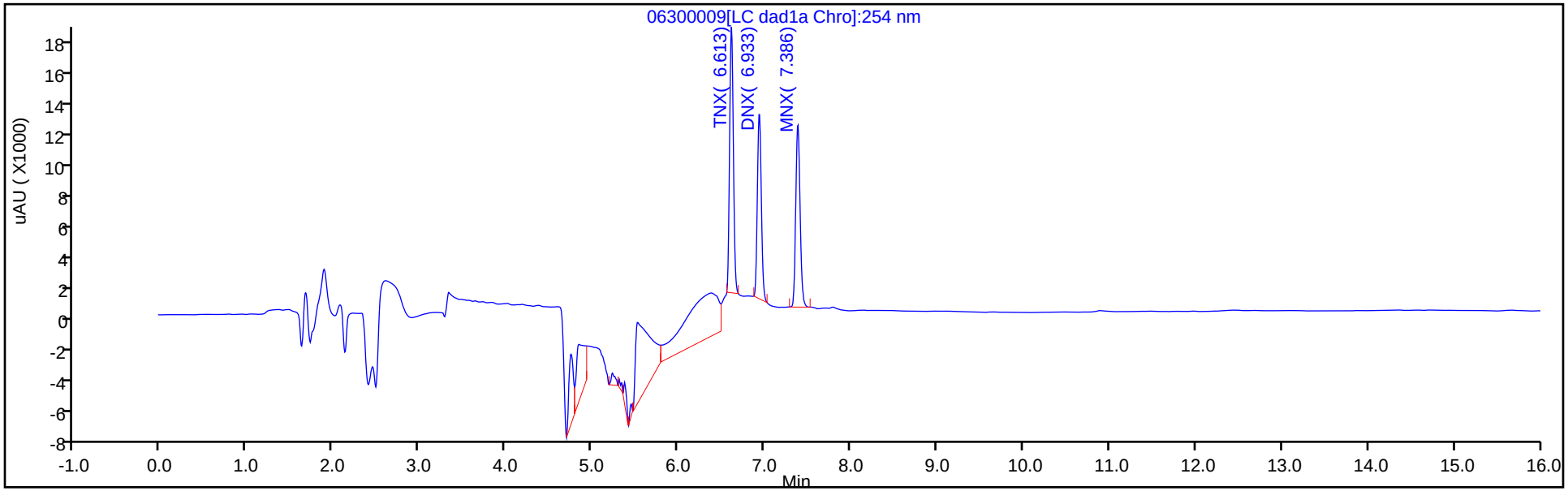

Y Scaling: Method Defined: Scale to the Nth Largest Target: 1

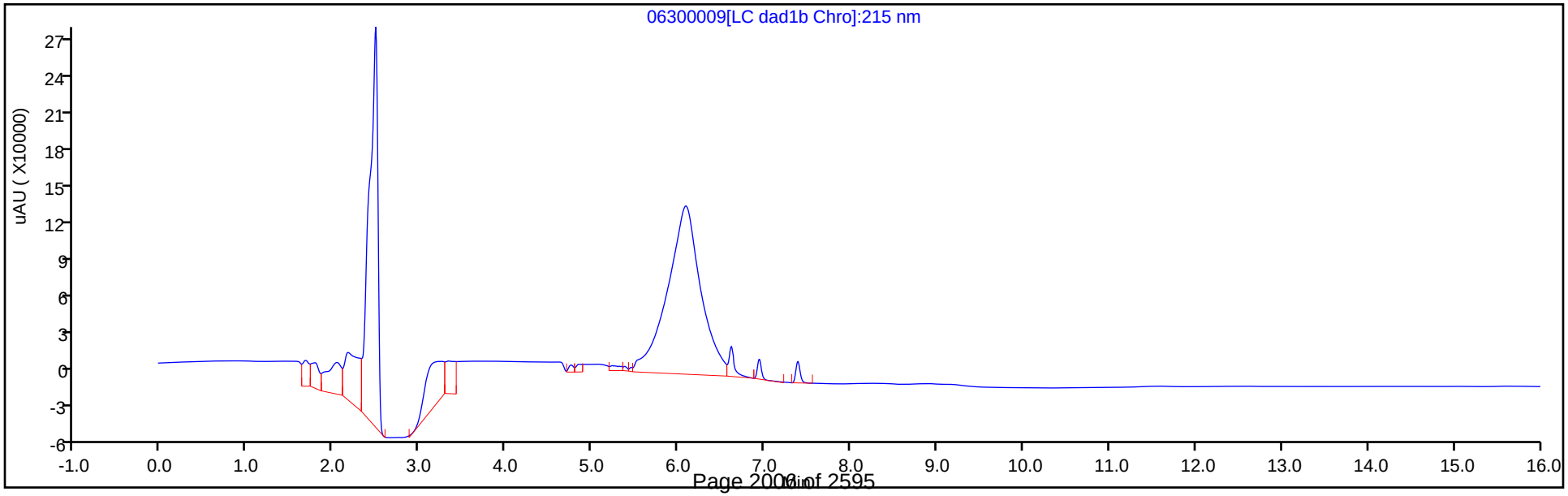

Manual Integration/User Assign Peak Report

Eurofins TestAmerica, Denver

Data File:	\\chromfs\denver\chromdata\chhplc_x\20200630-92909.b\06300009.d				
Injection Date:	30-Jun-2020 18:33:15	Instrument ID:	CHHPLC_X3		
Lims ID:	CCV DMT				
Client ID:					
Operator ID:	JZ	ALS Bottle#:	9	Worklist Smp#:	9
Injection Vol:	100.0 ul	Dil. Factor:	1.0000		
Method:	8330_X3	Limit Group:	GCSV - 8330		
Column:	UltraCarb5uODS (20) (4.60 mm)	Detector	LC DAD1B, 254 nm		

2 TNX, CAS: 13980-04-6

Signal: 1

Processing Integration Results

RT: 6.61
Area: 74723
Amount: 0.343382
Amount Units: ug/mL

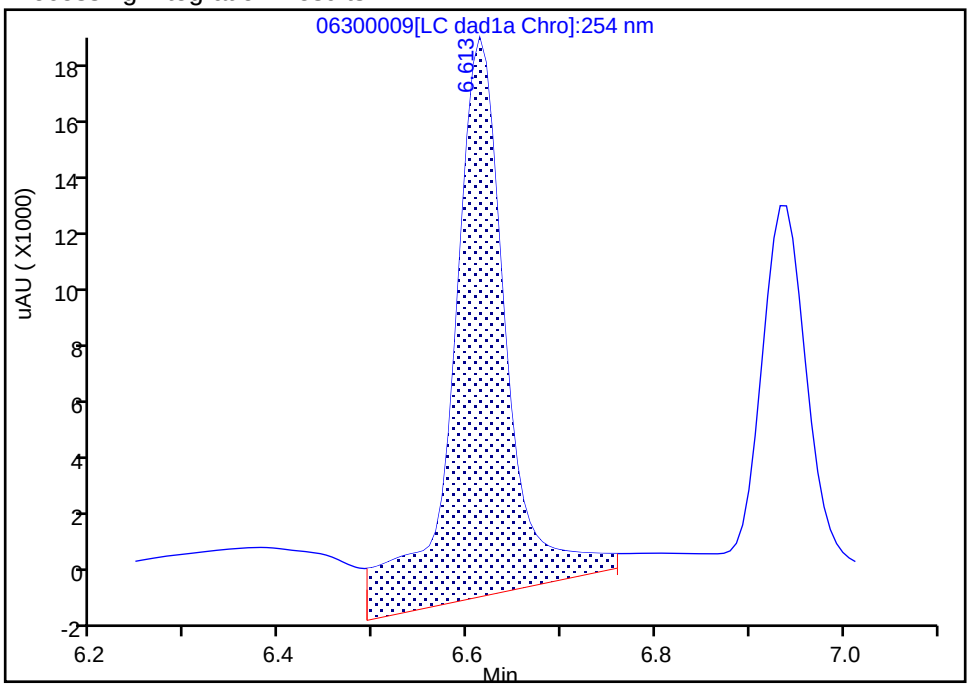

Manual Integration Results

RT: 6.61
Area: 51724
Amount: 0.237693
Amount Units: ug/mL

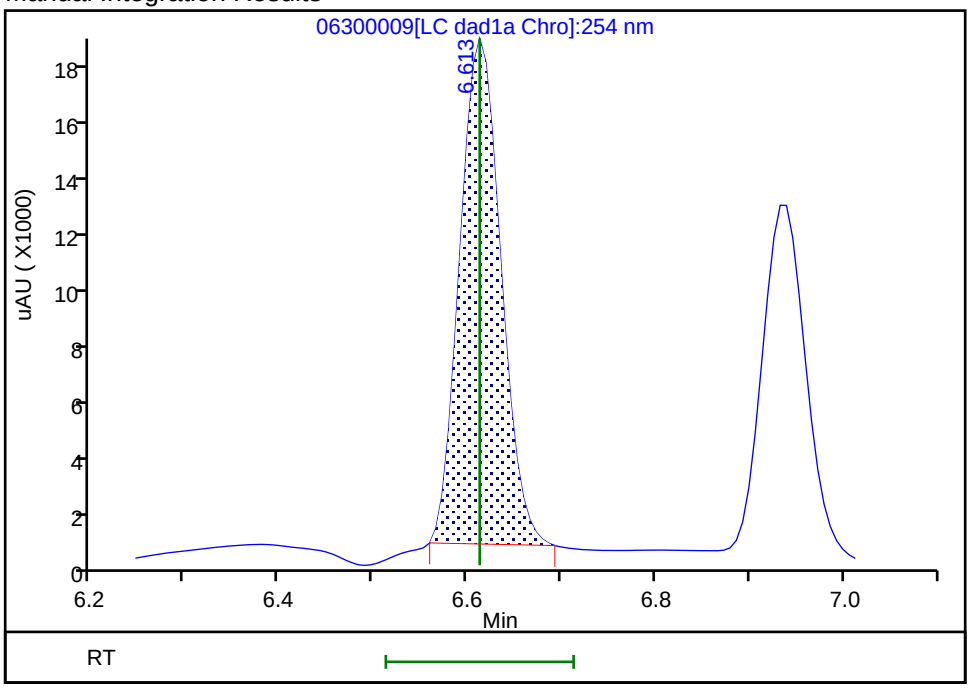

Reviewer: zhangji, 30-Jun-2020 19:41:41

Audit Action: Manually Integrated Audit Reason: Baseline

Manual Integration/User Assign Peak Report

Eurofins TestAmerica, Denver

Data File:	\\chromfs\denver\chromdata\chhplc_x\20200630-92909.b\06300009.d				
Injection Date:	30-Jun-2020 18:33:15	Instrument ID:	CHHPLC_X3		
Lims ID:	CCV DMT				
Client ID:					
Operator ID:	JZ	ALS Bottle#:	9	Worklist Smp#:	9
Injection Vol:	100.0 ul	Dil. Factor:	1.0000		
Method:	8330_X3	Limit Group:	GCSV - 8330		
Column:	UltraCarb5uODS (20) (4.60 mm)	Detector	LC DAD1B, 254 nm		

5 DNX, CAS: 80251-29-2

Signal: 1

Processing Integration Results

RT: 6.93
Area: 41164
Amount: 0.269172
Amount Units: ug/mL

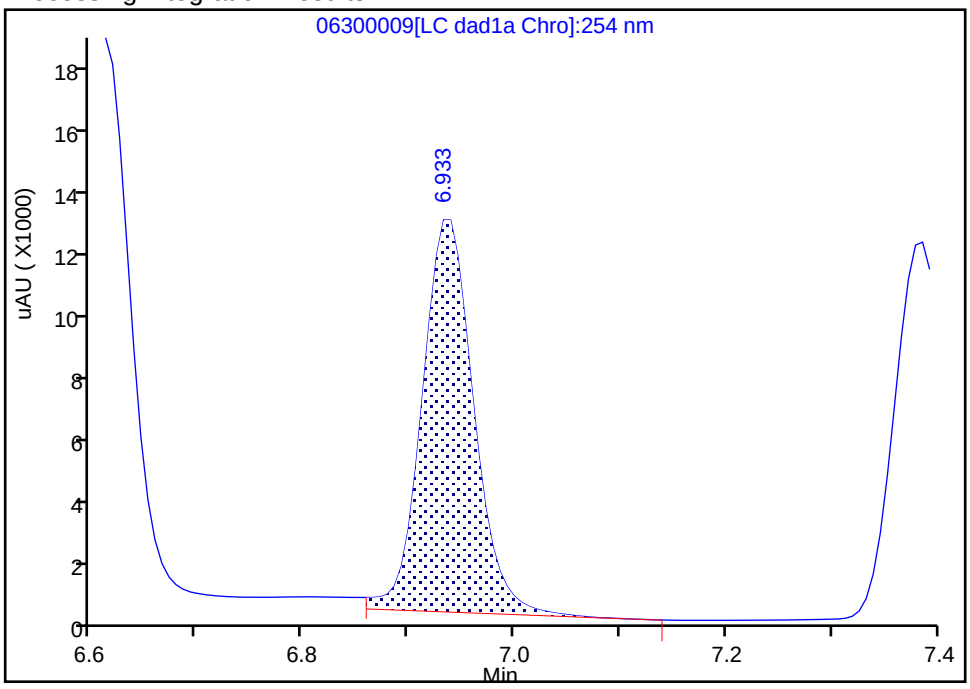

Manual Integration Results

RT: 6.93
Area: 38158
Amount: 0.249516
Amount Units: ug/mL

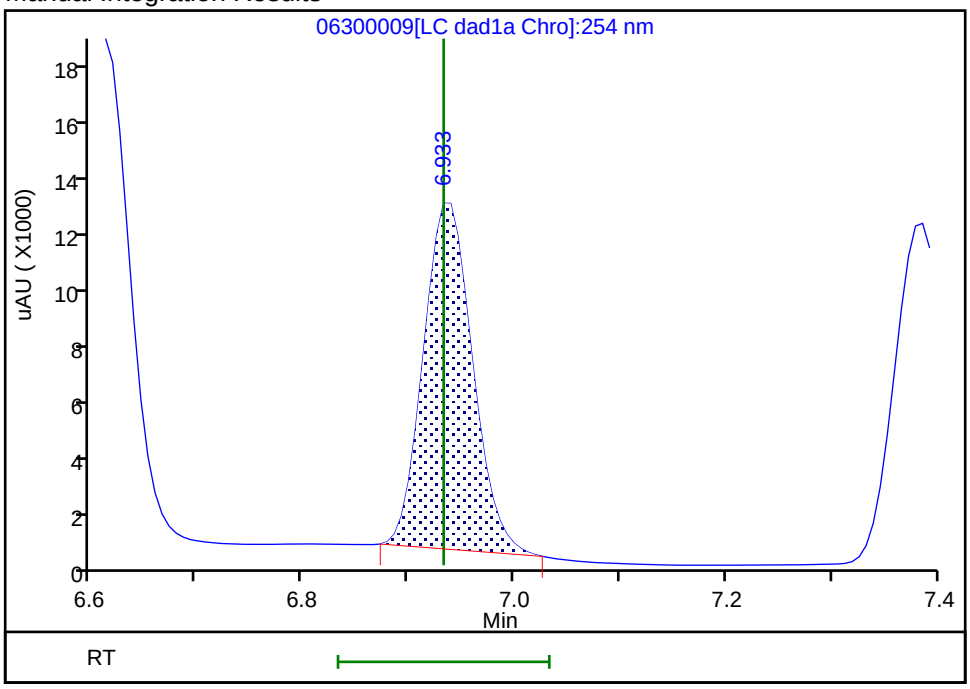

Reviewer: zhangji, 30-Jun-2020 19:41:45

Audit Action: Manually Integrated Audit Reason: Baseline

FORM VII
HPLC/IC CONTINUING CALIBRATION DATA

Lab Name: Eurofins TestAmerica, Denver Job No.: 280-137702-1

SDG No.:

Lab Sample ID: CCV 280-500689/21 Calibration Date: 06/30/2020 23:41

Instrument ID: CHHPLC_X3 Calib Start Date: 03/18/2020 11:35

GC Column: UltraCarb5uODS ID: 4.60(mm) Calib End Date: 03/18/2020 14:39

Lab File ID: 06300021.D Conc. Units: ug/L

ANALYTE	CURVE TYPE	AVE CF	CF	MIN CF	CALC AMOUNT	SPIKE AMOUNT	%D	MAX %D
HMX	Ave	85962	95344		277	250	10.9	15.0
RDX	Ave	116613	117792		253	250	1.0	15.0
Picric acid	Ave	85131	90388		265	250	6.2	15.0
1,3,5-Trinitrobenzene	Ave	230309	255409		278	251	10.9	15.0
1,3-Dinitrobenzene	Ave	306686	342112		279	251	11.6	15.0
Nitrobenzene	Ave	200403	212359		266	251	6.0	15.0
Tetryl	Ave	177032	192515		272	251	8.7	15.0
Nitroglycerin	Ave	68133	76702		2810	2500	12.6	15.0
2,4,6-Trinitrotoluene	Ave	204031	229335		282	251	12.4	15.0
4-Amino-2,6-dinitrotoluene	Lin2		174929		252	250	0.7	15.0
2-Amino-4,6-dinitrotoluene	Ave	202817	226303		280	251	11.6	15.0
2,6-Dinitrotoluene	Ave	149452	163000		274	251	9.1	15.0
2,4-Dinitrotoluene	Ave	303584	334259		276	251	10.1	15.0
2-Nitrotoluene	Ave	135051	138032		256	250	2.2	15.0
4-Nitrotoluene	Ave	113005	118104		262	251	4.5	15.0
3-Nitrotoluene	Ave	143029	152440		267	250	6.6	15.0
PETN	Ave	78605	88389		2810	2500	12.4	15.0
1,2-Dinitrobenzene	Ave	138212	153052		277	250	10.7	15.0

FORM VII
HPLC/IC CONTINUING CALIBRATION RETENTION TIME SUMMARY

Lab Name: Eurofins TestAmerica, Denver Job No.: 280-137702-1

SDG No.:

Lab Sample ID: CCV 280-500689/21 Calibration Date: 06/30/2020 23:41

Instrument ID: CHHPLC_X3 Calib Start Date: 03/18/2020 11:35

GC Column: UltraCarb5uODS ID: 4.60(mm) Calib End Date: 03/18/2020 14:39

Lab File ID: 06300021.D

Analyte	RT	RT WINDOW	
		FROM	TO
HMX	6.72	6.56	6.86
RDX	7.80	7.63	7.93
Picric acid	8.12	7.93	8.23
1,3,5-Trinitrobenzene	8.95	8.78	9.08
1,3-Dinitrobenzene	9.61	9.43	9.73
Nitrobenzene	10.00	9.81	10.11
Tetryl	10.33	10.13	10.43
Nitroglycerin	10.84	10.64	10.94
2,4,6-Trinitrotoluene	11.30	11.15	11.35
4-Amino-2,6-dinitrotoluene	11.48	11.32	11.52
2-Amino-4,6-dinitrotoluene	11.78	11.61	11.81
2,6-Dinitrotoluene	11.91	11.75	11.95
2,4-Dinitrotoluene	12.11	11.95	12.15
2-Nitrotoluene	12.95	12.73	13.03
4-Nitrotoluene	13.40	13.17	13.47
3-Nitrotoluene	14.00	13.77	14.07
PETN	15.12	14.88	15.18
1,2-Dinitrobenzene	8.78	8.61	8.91

Eurofins TestAmerica, Denver
Target Compound Quantitation Report

Data File: \\chromfs\Denver\ChromData\CHHPLC_X\20200630-92909.b\06300021.D
Lims ID: CCV INT
Client ID:
Sample Type: CCV
Inject. Date: 30-Jun-2020 23:41:50 ALS Bottle#: 7 Worklist Smp#: 21
Injection Vol: 100.0 ul Dil. Factor: 1.0000
Sample Info: CCV INT
Misc. Info.: 280-0092909-021
Operator ID: JZ Instrument ID: CHHPLC_X3
Sublist: chrom-8330_X3*sub9

Method: \\chromfs\Denver\ChromData\CHHPLC_X\20200630-92909.b\8330_X3.m
Limit Group: GCSV - 8330
Last Update: 01-Jul-2020 15:06:11 Calib Date: 26-Jun-2020 01:16:48
Integrator: Falcon
Quant Method: External Standard Quant By: Initial Calibration
Last ICal File: \\chromfs\Denver\ChromData\CHHPLC_X\20200625-92750.b\06250013.D

Column 1 : UltraCarb5uODS (20) (4.60 mm) Det: LC DAD1B, 254 nm
Process Host: CTX1062

First Level Reviewer: zhangji Date: 01-Jul-2020 14:17:54

Compound	Det	RT (min.)	Exp RT (min.)	Dlt RT (min.)	Response	Cal Amt ug/mL	OnCol Amt ug/mL	Flags
3 HMX	1	6.715	6.710	0.005	23836	0.2500	0.2773	M
7 RDX	1	7.801	7.783	0.018	29448	0.2500	0.2525	
8 2,4,6-Trinitrophenol	1	8.121	8.083	0.038	22597	0.2500	0.2654	
$ 9 1,2-Dinitrobenzene	1	8.775	8.757	0.018	38263	0.2500	0.2768	
10 1,3,5-Trinitrobenzene	1	8.948	8.930	0.018	63980	0.2505	0.2778	
11 1,3-Dinitrobenzene	1	9.608	9.583	0.025	85699	0.2505	0.2794	
12 Nitrobenzene	1	9.995	9.963	0.032	53302	0.2510	0.2660	
14 Tetryl	1	10.328	10.283	0.045	48225	0.2505	0.2724	
15 Nitroglycerin	2	10.835	10.790	0.045	191756	2.50	2.81	
16 2,4,6-Trinitrotoluene	1	11.295	11.250	0.045	57563	0.2510	0.2821	
17 4-Amino-2,6-dinitrotoluene	1	11.481	11.423	0.058	43776	0.2503	0.2519	
18 2-Amino-4,6-dinitrotoluene	1	11.775	11.710	0.065	56802	0.2510	0.2801	M
19 2,6-Dinitrotoluene	1	11.908	11.850	0.058	40913	0.2510	0.2738	Ma
20 2,4-Dinitrotoluene	1	12.108	12.050	0.058	83899	0.2510	0.2764	
21 o-Nitrotoluene	1	12.948	12.883	0.065	34508	0.2500	0.2555	
22 p-Nitrotoluene	1	13.395	13.323	0.072	29585	0.2505	0.2618	
23 m-Nitrotoluene	1	13.995	13.923	0.072	38148	0.2503	0.2667	
24 PETN	2	15.121	15.030	0.091	220973	2.50	2.81	

QC Flag Legend

Review Flags
M - Manually Integrated
a - User Assigned ID

Reagents:

8330IntermStk_00061 Amount Added: 25.00 Units: uL

Report Date: 01-Jul-2020 15:06:11 Chrom Revision: 2.3 21-Jun-2020 18:30:46

Eurofins TestAmerica, Denver

Data File: \\chromfs\denver\chromdata\chhplc_x\20200630-92909.b\06300021.d

Injection Date:	30-Jun-2020 23:41:50	Instrument ID:	CHHPLC_X3	Operator ID:	JZ
Lims ID:	CCV INT			Worklist Smp#:	21
Client ID:					
Injection Vol:	100.0 ul	Dil. Factor:	1.0000	ALS Bottle#:	7
Method:	8330_X3	Limit Group:	GCSV - 8330		

Column: UltraCarb5uODS (20) (4.60 mm) Y Scaling: Method Defined: Scale to the Nth Largest Target: 1

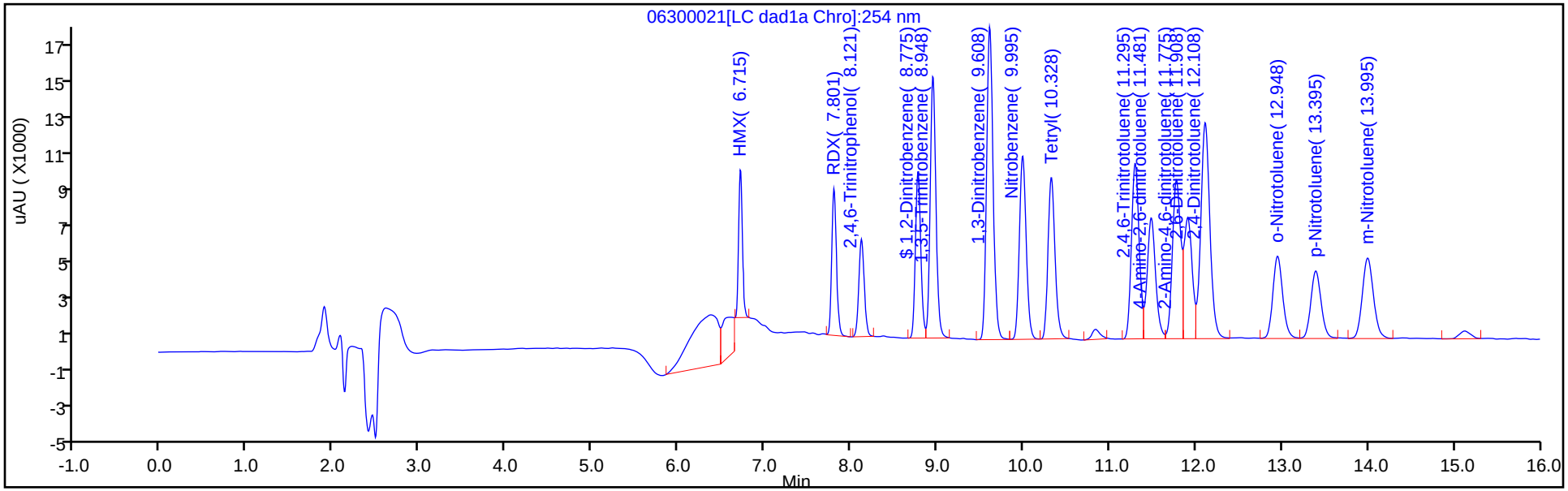

Y Scaling: Method Defined: Scale to the Nth Largest Target: 1

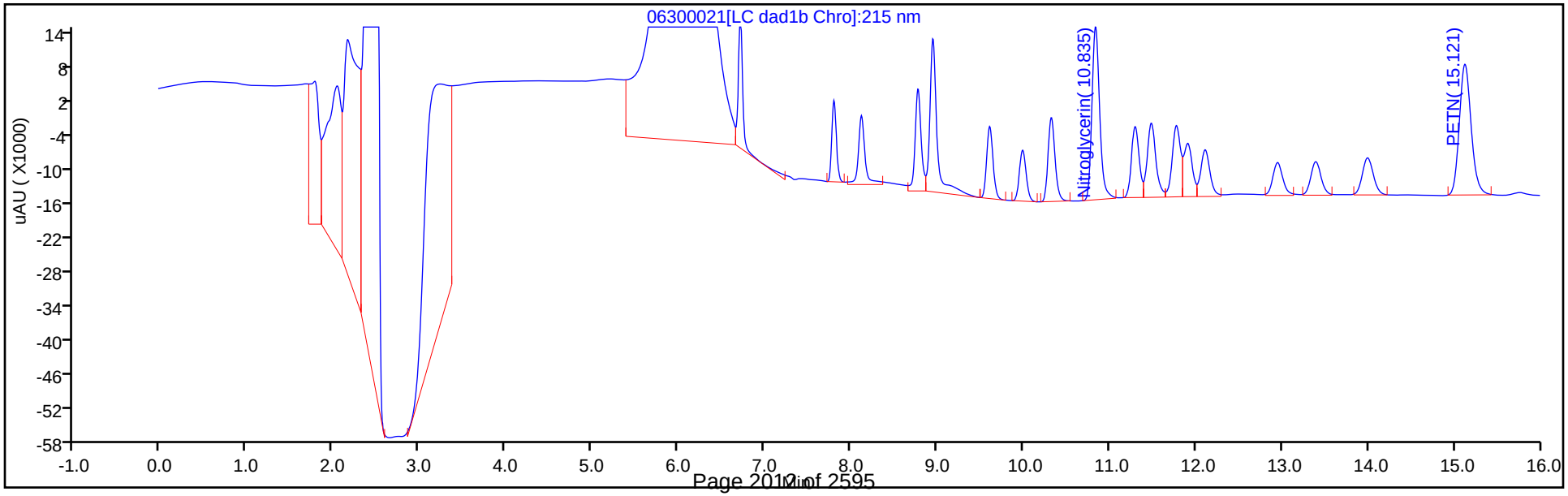

Manual Integration/User Assign Peak Report

Eurofins TestAmerica, Denver

Data File:	\\chromfs\denver\chromdata\chhplc_x\20200630-92909.b\06300021.d				
Injection Date:	30-Jun-2020 23:41:50	Instrument ID:	CHHPLC_X3		
Lims ID:	CCV INT				
Client ID:					
Operator ID:	JZ	ALS Bottle#:	7	Worklist Smp#:	21
Injection Vol:	100.0 ul	Dil. Factor:	1.0000		
Method:	8330_X3	Limit Group:	GCSV - 8330		
Column:	UltraCarb5uODS (20) (4.60 mm)	Detector	LC DAD1B, 254 nm		

3 HMX, CAS: 2691-41-0

Signal: 1

Processing Integration Results

RT: 6.71
Area: 59901
Amount: 0.696830
Amount Units: ug/mL

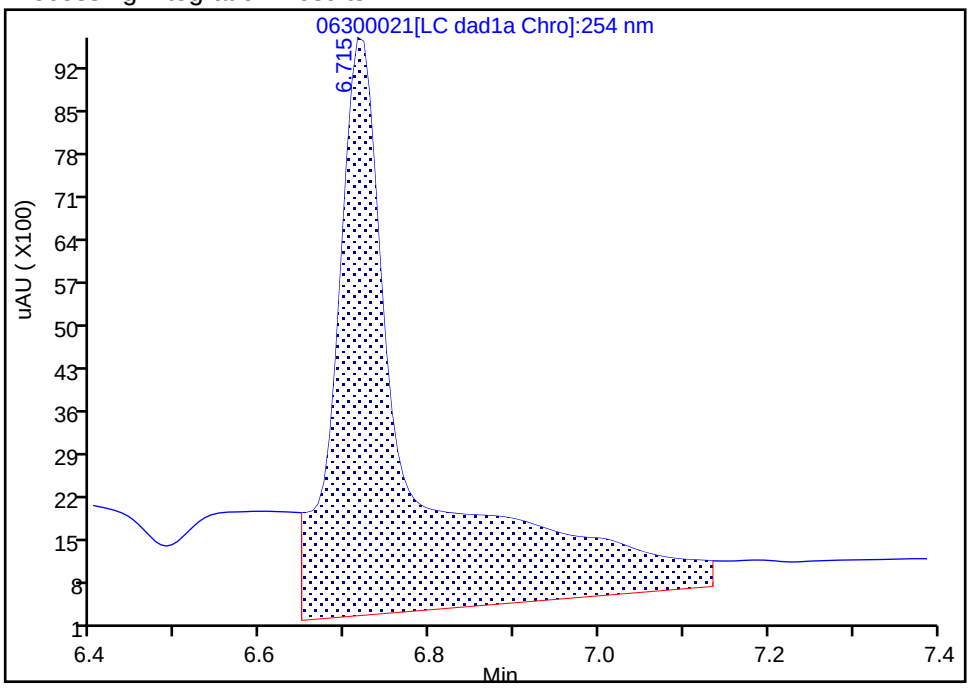

Manual Integration Results

RT: 6.71
Area: 23836
Amount: 0.277285
Amount Units: ug/mL

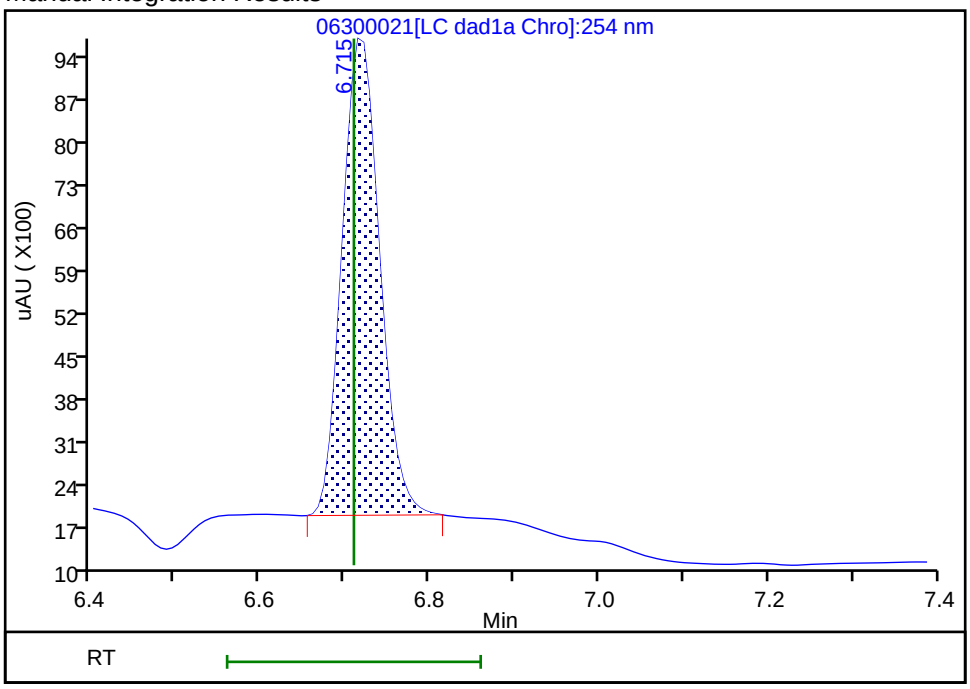

Reviewer: zhangji, 01-Jul-2020 14:17:41
Audit Action: Manually Integrated Audit Reason: Baseline

Manual Integration/User Assign Peak Report

Eurofins TestAmerica, Denver

Data File:	\\chromfs\denver\chromdata\chhplc_x\20200630-92909.b\06300021.d				
Injection Date:	30-Jun-2020 23:41:50	Instrument ID:	CHHPLC_X3		
Lims ID:	CCV INT				
Client ID:					
Operator ID:	JZ	ALS Bottle#:	7	Worklist Smp#:	21
Injection Vol:	100.0 ul	Dil. Factor:	1.0000		
Method:	8330_X3	Limit Group:	GCSV - 8330		
Column:	UltraCarb5uODS (20) (4.60 mm)	Detector	LC DAD1B, 254 nm		

18 2-Amino-4,6-dinitrotoluene, CAS: 35572-78-2

Signal: 1

Processing Integration Results

RT: 11.77
Area: 97714
Amount: 0.481785
Amount Units: ug/mL

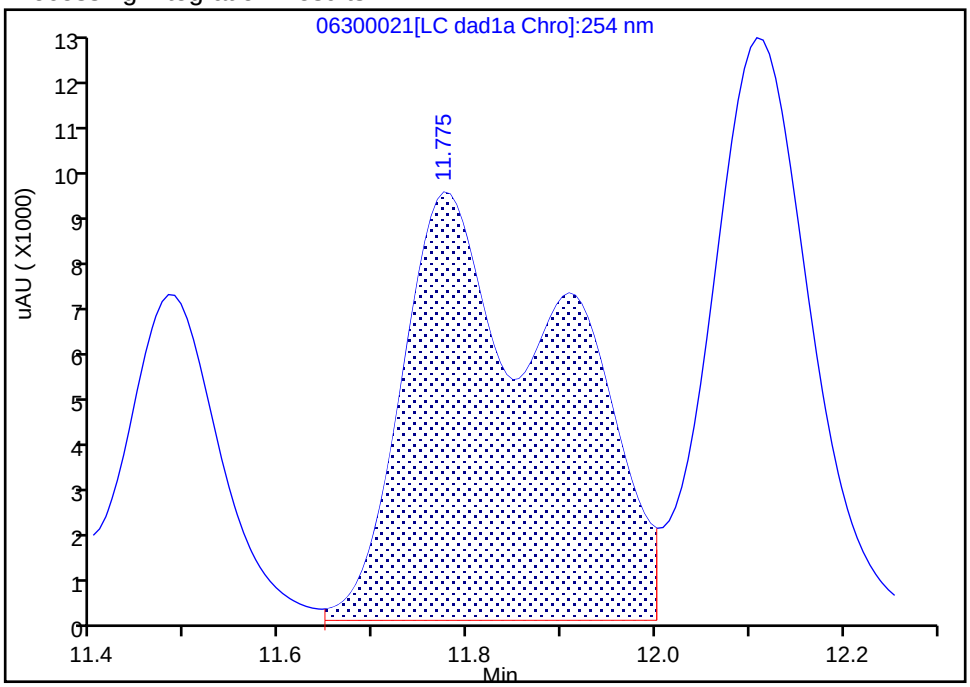

Manual Integration Results

RT: 11.77
Area: 56802
Amount: 0.280066
Amount Units: ug/mL

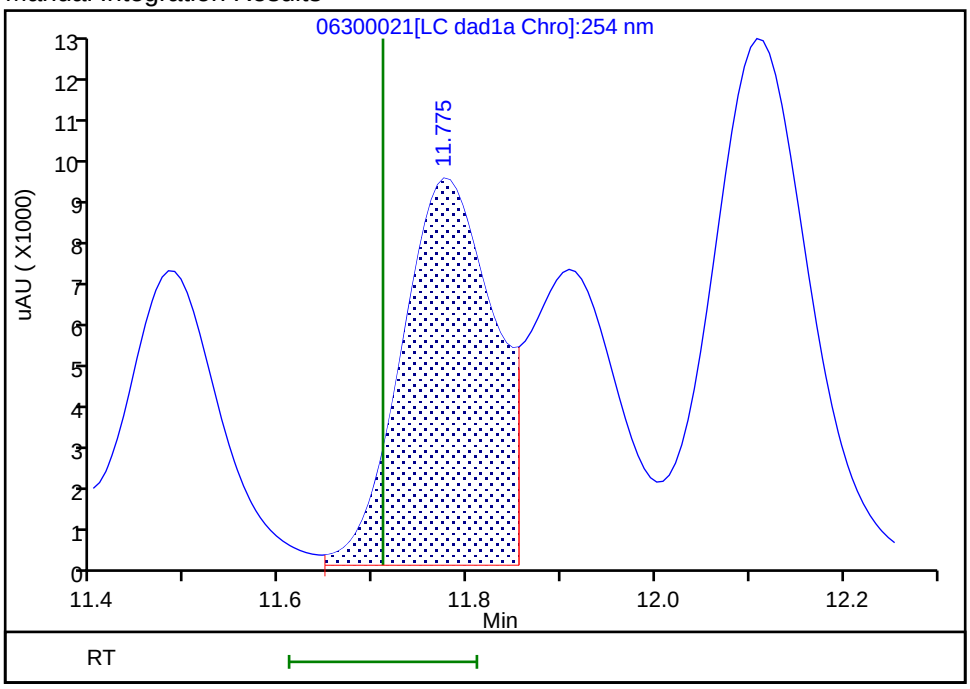

Reviewer: zhangji, 01-Jul-2020 14:17:46
Audit Action: Split an Integrated Peak Audit Reason: Baseline

Manual Integration/User Assign Peak Report

Eurofins TestAmerica, Denver

Data File:	\\chromfs\denver\chromdata\chhplc_x\20200630-92909.b\06300021.d				
Injection Date:	30-Jun-2020 23:41:50	Instrument ID:	CHHPLC_X3		
Lims ID:	CCV INT				
Client ID:					
Operator ID:	JZ	ALS Bottle#:	7	Worklist Smp#:	21
Injection Vol:	100.0 ul	Dil. Factor:	1.0000		
Method:	8330_X3	Limit Group:	GCSV - 8330		
Column:	UltraCarb5uODS (20) (4.60 mm)	Detector	LC DAD1B, 254 nm		

19 2,6-Dinitrotoluene, CAS: 606-20-2

Signal: 1

Not Detected
Expected RT: 11.85

Processing Integration Results

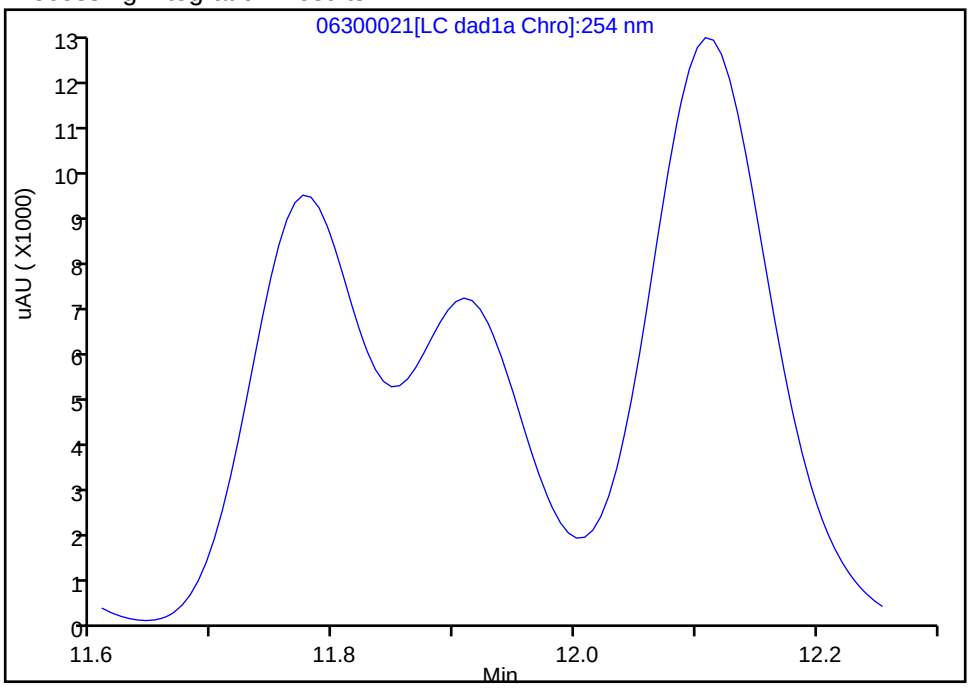

Manual Integration Results

RT: 11.91
Area: 40913
Amount: 0.273753
Amount Units: ug/mL

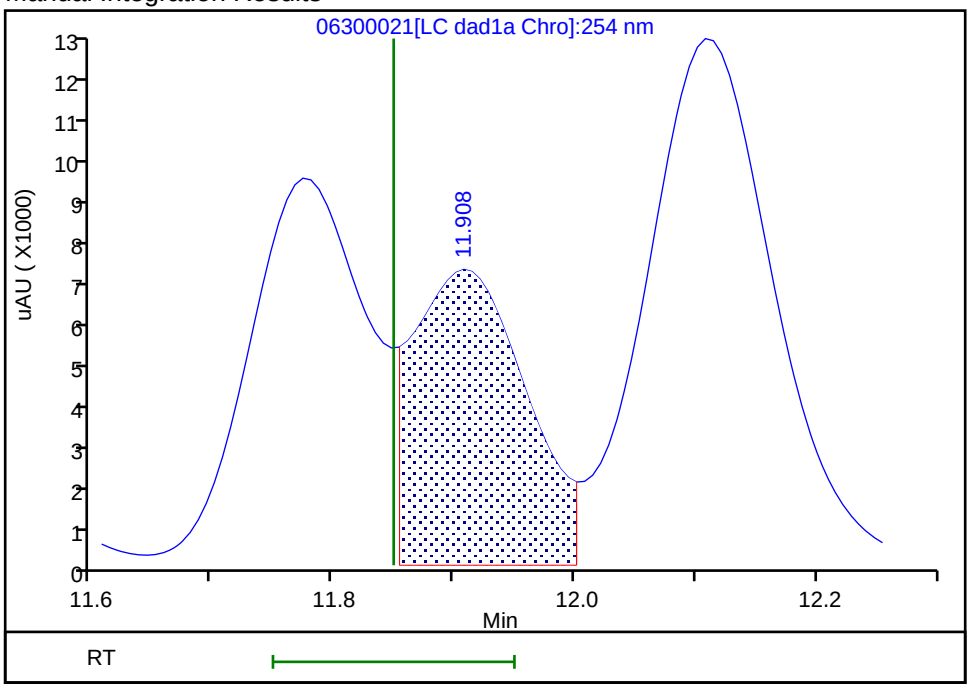

Reviewer: zhangji, 01-Jul-2020 14:17:52
Audit Action: Manually Integrated/Assigned Compound ID Audit Reason: Baseline

FORM VII
HPLC/IC CONTINUING CALIBRATION DATA

Lab Name: Eurofins TestAmerica, Denver Job No.: 280-137702-1

SDG No.:

Lab Sample ID: CCV 280-500689/22 Calibration Date: 07/01/2020 00:04

Instrument ID: CHHPLC_X3 Calib Start Date: 03/04/2020 21:00

GC Column: UltraCarb5uODS ID: 4.60(mm) Calib End Date: 03/04/2020 23:40

Lab File ID: 06300022.D Conc. Units: ug/L

ANALYTE	CURVE TYPE	AVE CF	CF	MIN CF	CALC AMOUNT	SPIKE AMOUNT	%D	MAX %D
TNX	Ave	217609	205626		236	250	-5.5	15.0
DNX	Ave	152928	152551		250	250	-0.2	15.0
MNX	Ave	158544	141580		261	292	-10.7	15.0

FORM VII
HPLC/IC CONTINUING CALIBRATION RETENTION TIME SUMMARY

Lab Name: Eurofins TestAmerica, Denver Job No.: 280-137702-1

SDG No.:

Lab Sample ID: CCV 280-500689/22 Calibration Date: 07/01/2020 00:04

Instrument ID: CHHPLC_X3 Calib Start Date: 03/04/2020 21:00

GC Column: UltraCarb5uODS ID: 4.60(mm) Calib End Date: 03/04/2020 23:40

Lab File ID: 06300022.D

Analyte	RT	RT WINDOW	
		FROM	TO
TNX	6.61	6.51	6.71
DNX	6.94	6.83	7.03
MNX	7.39	7.24	7.54

Eurofins TestAmerica, Denver
Target Compound Quantitation Report

Data File:	\\chromfs\Denver\ChromData\CHHPLC_X\20200630-92909.b\06300022.D				
Lims ID:	CCV DMT				
Client ID:					
Sample Type:	CCV				
Inject. Date:	01-Jul-2020 00:04:52	ALS Bottle#:	9	Worklist Smp#:	22
Injection Vol:	100.0 ul	Dil. Factor:	1.0000		
Sample Info:	CCV DMT				
Misc. Info.:	280-0092909-022				
Operator ID:	JZ	Instrument ID:	CHHPLC_X3		
Sublist:	chrom-8330_X3*sub17				
Method:	\\chromfs\Denver\ChromData\CHHPLC_X\20200630-92909.b\8330_X3.m				
Limit Group:	GCSV - 8330				
Last Update:	01-Jul-2020 15:06:12	Calib Date:	26-Jun-2020 01:16:48		
Integrator:	Falcon				
Quant Method:	External Standard	Quant By:	Initial Calibration		
Last ICal File:	\\chromfs\Denver\ChromData\CHHPLC_X\20200625-92750.b\06250013.D				
Column 1 :	UltraCarb5uODS (20) (4.60 mm)		Det: LC DAD1B, 254 nm		
Process Host:	CTX1062				
First Level Reviewer: zhangji		Date:	01-Jul-2020 14:18:31		

Compound	Det	RT (min.)	Exp RT (min.)	Dlt RT (min.)	Response	Cal Amt ug/mL	OnCol Amt ug/mL	Flags
2 TNX	1	6.613	6.613	0.000	51458	0.2503	0.2365	M
5 DNX	1	6.940	6.933	0.007	38176	0.2503	0.2496	M
6 MNX	1	7.387	7.386	0.001	41306	0.2918	0.2605	

QC Flag Legend

Review Flags
M - Manually Integrated

Reagents:

8330 DMT_00006 Amount Added: 12.50 Units: uL

Report Date: 01-Jul-2020 15:06:12 Chrom Revision: 2.3 21-Jun-2020 18:30:46

Eurofins TestAmerica, Denver

Data File: \\chromfs\denver\chromdata\chhplc_x\20200630-92909.b\06300022.d

Injection Date:	01-Jul-2020 00:04:52	Instrument ID:	CHHPLC_X3	Operator ID:	JZ
Lims ID:	CCV DMT			Worklist Smp#:	22
Client ID:					
Injection Vol:	100.0 ul	Dil. Factor:	1.0000	ALS Bottle#:	9
Method:	8330_X3	Limit Group:	GCSV - 8330		

Column: UltraCarb5uODS (20) (4.60 mm) Y Scaling: Method Defined: Scale to the Nth Largest Target: 1

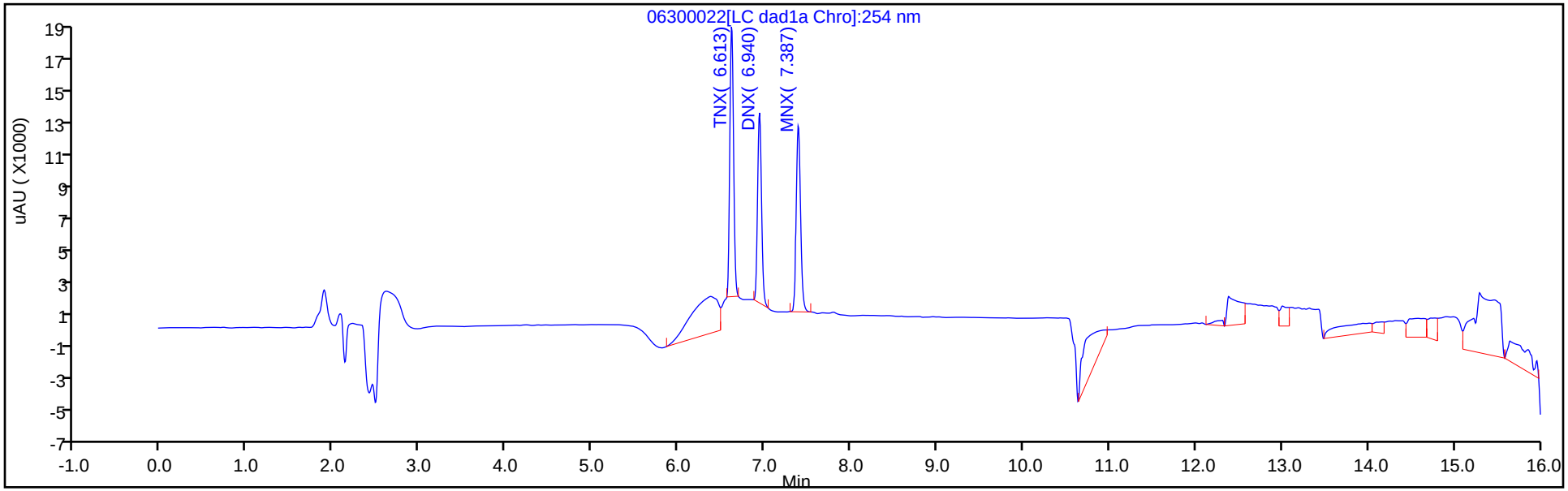

Y Scaling: Method Defined: Scale to the Nth Largest Target: 1

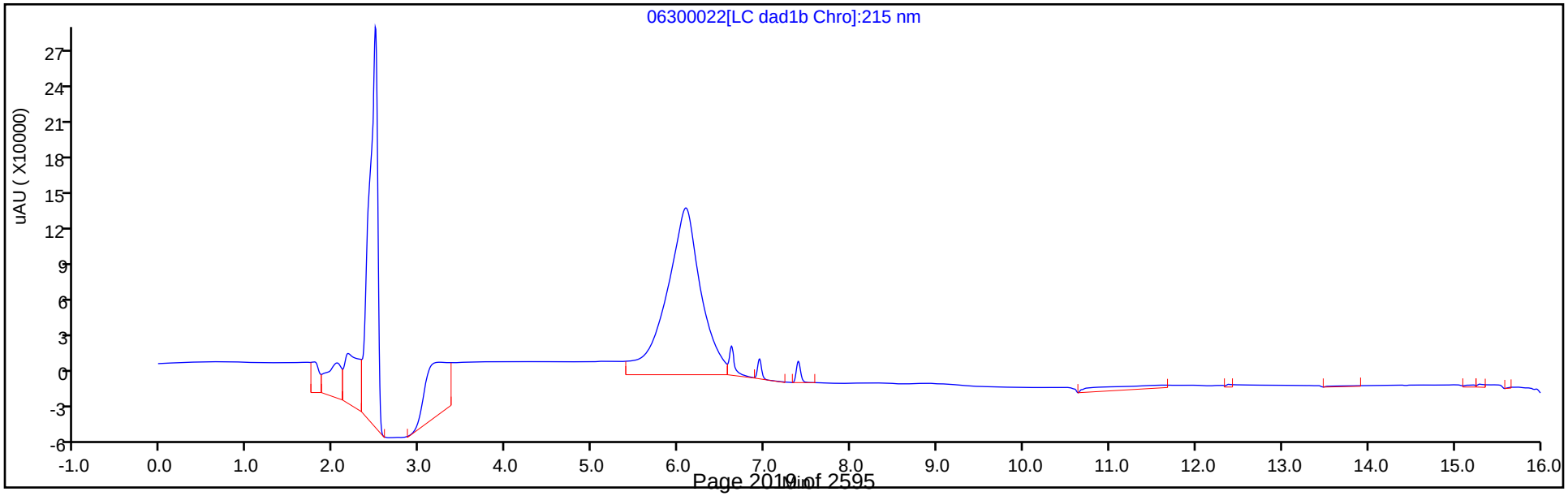

Manual Integration/User Assign Peak Report

Eurofins TestAmerica, Denver

Data File:	\\chromfs\denver\chromdata\chhplc_x\20200630-92909.b\06300022.d				
Injection Date:	01-Jul-2020 00:04:52	Instrument ID:	CHHPLC_X3		
Lims ID:	CCV DMT				
Client ID:					
Operator ID:	JZ	ALS Bottle#:	9	Worklist Smp#:	22
Injection Vol:	100.0 ul	Dil. Factor:	1.0000		
Method:	8330_X3	Limit Group:	GCSV - 8330		
Column:	UltraCarb5uODS (20) (4.60 mm)	Detector	LC DAD1B, 254 nm		

2 TNX, CAS: 13980-04-6

Signal: 1

Processing Integration Results

RT: 6.61
Area: 71778
Amount: 0.329849
Amount Units: ug/mL

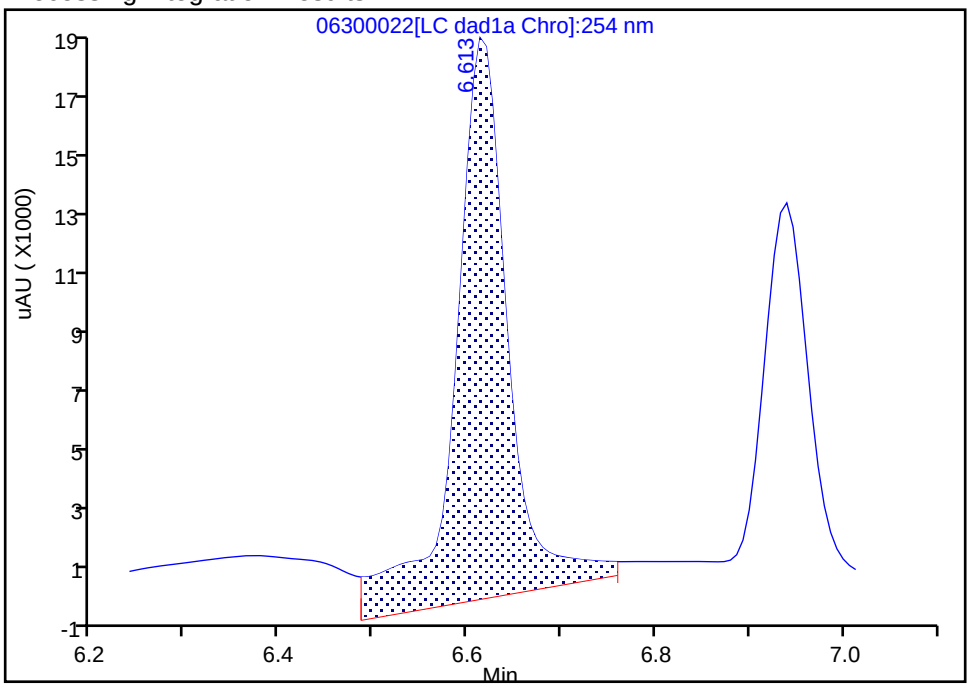

Manual Integration Results

RT: 6.61
Area: 51458
Amount: 0.236470
Amount Units: ug/mL

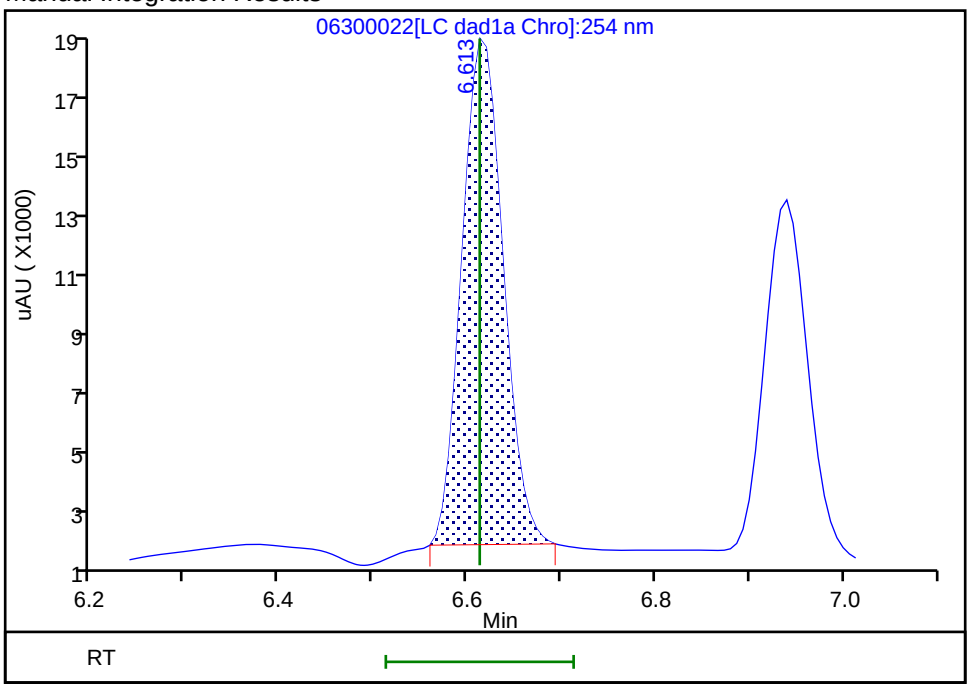

Reviewer: zhangji, 01-Jul-2020 14:18:23
Audit Action: Manually Integrated Audit Reason: Baseline

Manual Integration/User Assign Peak Report

Eurofins TestAmerica, Denver

Data File:	\\chromfs\denver\chromdata\chhplc_x\20200630-92909.b\06300022.d				
Injection Date:	01-Jul-2020 00:04:52	Instrument ID:	CHHPLC_X3		
Lims ID:	CCV DMT				
Client ID:					
Operator ID:	JZ	ALS Bottle#:	9	Worklist Smp#:	22
Injection Vol:	100.0 ul	Dil. Factor:	1.0000		
Method:	8330_X3	Limit Group:	GCSV - 8330		
Column:	UltraCarb5uODS (20) (4.60 mm)	Detector	LC DAD1B, 254 nm		

5 DNX, CAS: 80251-29-2

Signal: 1

Processing Integration Results

RT: 6.94
Area: 41021
Amount: 0.268237
Amount Units: ug/mL

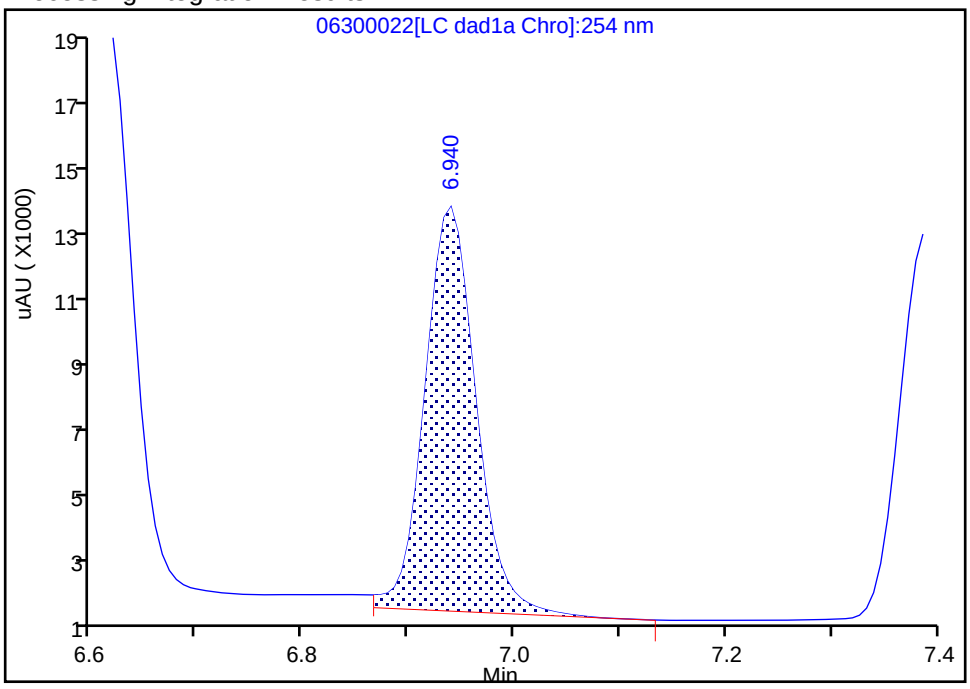

Manual Integration Results

RT: 6.94
Area: 38176
Amount: 0.249633
Amount Units: ug/mL

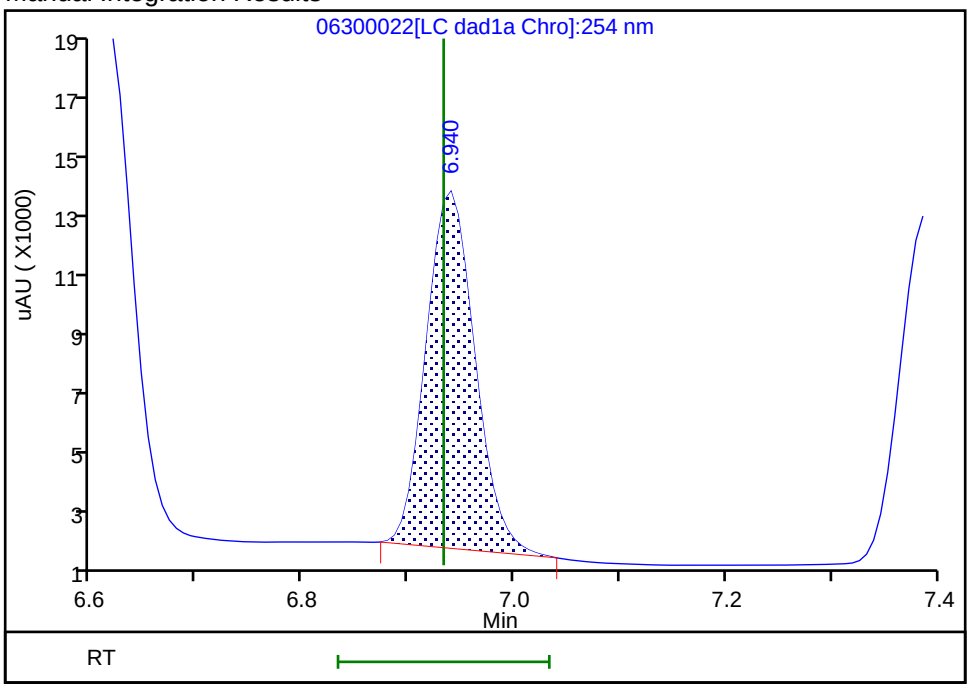

Reviewer: zhangji, 01-Jul-2020 14:18:27
Audit Action: Manually Integrated Audit Reason: Baseline

FORM I
HPLC/IC ORGANICS ANALYSIS DATA SHEET

Lab Name: Eurofins TestAmerica, Denver Job No.: 280-137702-1

SDG No.:

Client Sample ID: Lab Sample ID: MB 280-499221/1-A

Matrix: Water Lab File ID: 06270020.D

Analysis Method: 8330A Date Collected:

Extraction Method: 3535 Date Extracted: 06/18/2020 10:49

Sample wt/vol: 500(mL) Date Analyzed: 06/27/2020 20:06

Con. Extract Vol.: 5(mL) Dilution Factor: 1

Injection Volume: 100(uL) GC Column: UltraCarb5uODS ID: 4.6(mm)

% Moisture: GPC Cleanup:(Y/N) N

Analysis Batch No.: 500385 Units: ug/L

CAS NO.	COMPOUND NAME	RESULT	Q	LOQ	LOD	DL
99-35-4	1,3,5-Trinitrobenzene	0.20	U	0.21	0.20	0.084
99-65-0	1,3-Dinitrobenzene	0.10	U	0.11	0.10	0.037
118-96-7	2,4,6-Trinitrotoluene	0.10	U	0.11	0.10	0.045
121-14-2	2,4-Dinitrotoluene	0.080	U	0.10	0.080	0.027
606-20-2	2,6-Dinitrotoluene	0.080	U	0.10	0.080	0.040
35572-78-2	2-Amino-4,6-dinitrotoluene	0.10	U	0.11	0.10	0.051
88-72-2	2-Nitrotoluene	0.20	U	0.21	0.20	0.086
99-08-1	3-Nitrotoluene	0.40	U M	0.40	0.40	0.20
19406-51-0	4-Amino-2,6-dinitrotoluene	0.12	U	0.15	0.12	0.058
99-99-0	4-Nitrotoluene	0.40	U	0.41	0.40	0.10
2691-41-0	HMX	0.20	U	0.21	0.20	0.088
5755-27-1	MNX	0.40	U M	2.0	0.40	0.15
98-95-3	Nitrobenzene	0.20	U	0.21	0.20	0.091
121-82-4	RDX	0.0978	J	0.21	0.20	0.052
479-45-8	Tetryl	0.10	U	0.11	0.10	0.032

CAS NO.	SURROGATE	%REC	Q	LIMITS
528-29-0	1,2-Dinitrobenzene	102	M	83-119

Eurofins TestAmerica, Denver
Target Compound Quantitation Report

Data File: \\chromfs\Denver\ChromData\CHHPLC_X\20200627-92823.b\06270020.D
Lims ID: MB 280-499221/1-A
Client ID:
Sample Type: MB
Inject. Date: 27-Jun-2020 20:06:49 ALS Bottle#: 20 Worklist Smp#: 20
Injection Vol: 100.0 ul Dil. Factor: 1.0000
Sample Info: MB 280-499221/1-
Misc. Info.: 280-0092823-020
Operator ID: JZ Instrument ID: CHHPLC_X3

Method: \\chromfs\Denver\ChromData\CHHPLC_X\20200627-92823.b\8330_X3.m
Limit Group: GCSV - 8330
Last Update: 30-Jun-2020 14:54:17 Calib Date: 26-Jun-2020 01:16:48
Integrator: Falcon
Quant Method: External Standard Quant By: Initial Calibration
Last ICal File: \\chromfs\Denver\ChromData\CHHPLC_X\20200625-92750.b\06250013.D

Column 1 : UltraCarb5uODS (20) (4.60 mm) Det: LC DAD1B, 254 nm
Process Host: CTX1061

First Level Reviewer: zhangji Date: 30-Jun-2020 14:33:43

Compound	Det	RT (min.)	Exp RT (min.)	Dlt RT (min.)	Response	Cal Amt ug/mL	OnCol Amt ug/mL	Flags
26 Triamine Trinitrobenzene	1		2.542				ND	
1 2,6-diamino-4-nitrotoluene	1		6.567				ND	U
2 TNX	1		6.617				ND	
3 HMX	1		6.710				ND	
4 2,4-diamino-6-nitrotoluene	1		6.753				ND	
5 DNX	1		6.937				ND	
6 MNX	1		7.384				ND	U
7 RDX	1	7.782	7.790	-0.008	1141		0.009784	
8 2,4,6-Trinitrophenol	1	8.102	8.096	0.006	1373		0.0161	
$ 9 1,2-Dinitrobenzene	1	8.749	8.756	-0.007	28157	0.2000	0.2037	M
10 1,3,5-Trinitrobenzene	1		8.930				ND	
11 1,3-Dinitrobenzene	1		9.583				ND	
12 Nitrobenzene	1		9.963				ND	
13 3,5-Dinitroaniline	1		10.207				ND	
14 Tetryl	1		10.283				ND	
15 Nitroglycerin	2		10.790				ND	
16 2,4,6-Trinitrotoluene	1		11.250				ND	
17 4-Amino-2,6-dinitrotoluene	1		11.423				ND	
18 2-Amino-4,6-dinitrotoluene	1		11.716				ND	
19 2,6-Dinitrotoluene	1		11.850				ND	
20 2,4-Dinitrotoluene	1		12.050				ND	
21 o-Nitrotoluene	1		12.870				ND	
22 p-Nitrotoluene	1		13.310				ND	
23 m-Nitrotoluene	1		13.896				ND	U
24 PETN	2		14.996				ND	
25 Ammonium Picrate	1		0.000				ND	

QC Flag Legend

Review Flags

M - Manually Integrated

U - Marked Undetected

Report Date: 30-Jun-2020 14:54:18 Chrom Revision: 2.3 21-Jun-2020 18:30:46

Eurofins TestAmerica, Denver

Data File: \\chromfs\denver\chromdata\chhplc_x\20200627-92823.b\06270020.d

Injection Date:	27-Jun-2020 20:06:49	Instrument ID:	CHHPLC_X3	Operator ID:	JZ
Lims ID:	MB 280-499221/1-A			Worklist Smp#:	20
Client ID:					
Injection Vol:	100.0 ul	Dil. Factor:	1.0000	ALS Bottle#:	20
Method:	8330_X3	Limit Group:	GCSV - 8330		

Column: UltraCarb5uODS (20) (4.60 mm) Y Scaling: Method Defined: Scale to the Nth Largest Target: 1

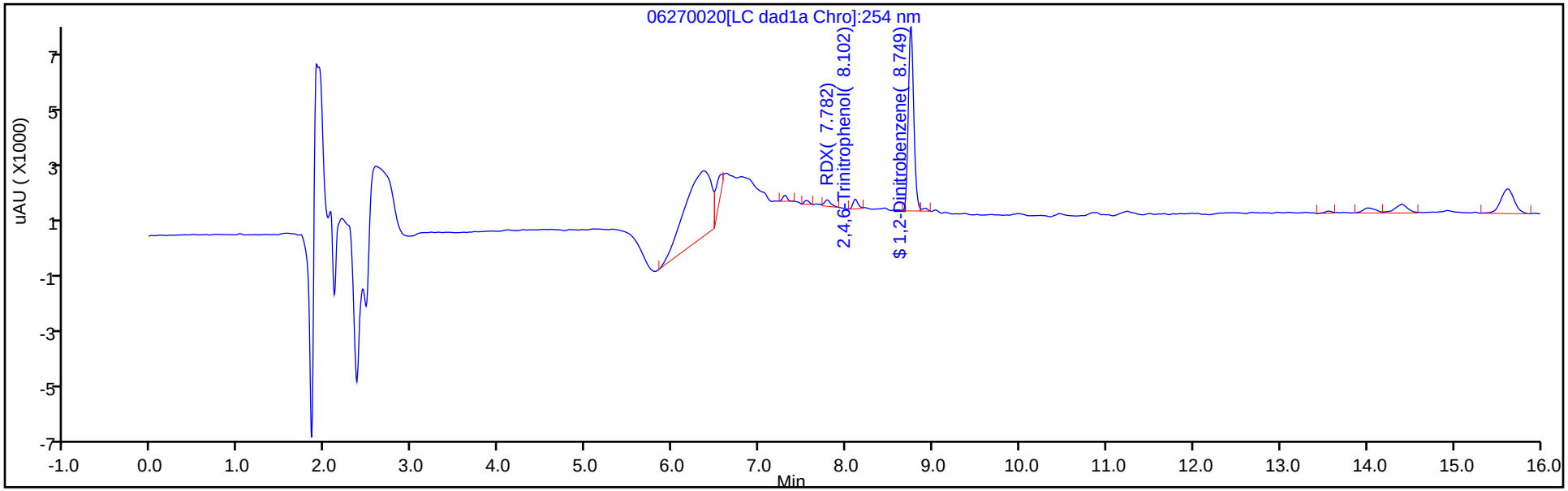

Y Scaling: Method Defined: Scale to the Nth Largest Target: 1

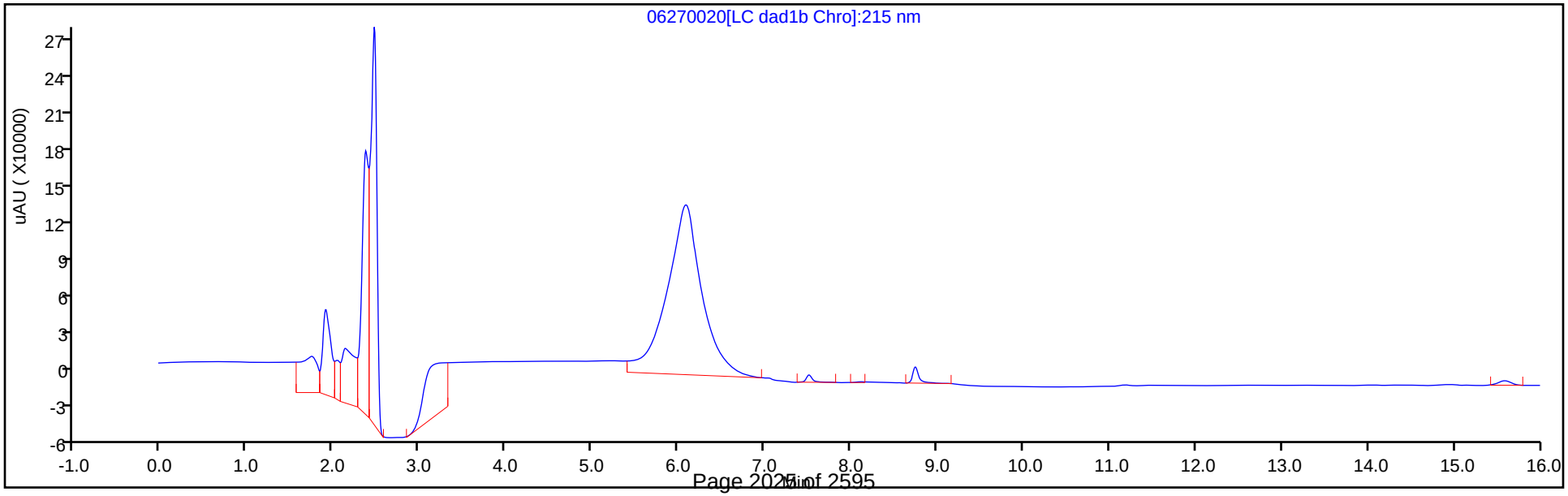

Eurofins TestAmerica, Denver
Recovery Report

Data File: \\chromfs\Denver\ChromData\CHHPLC_X\20200627-92823.b\06270020.D
Lims ID: MB 280-499221/1-A
Client ID:
Sample Type: MB
Inject. Date: 27-Jun-2020 20:06:49 ALS Bottle#: 20 Worklist Smp#: 20
Injection Vol: 100.0 ul Dil. Factor: 1.0000
Sample Info: MB 280-499221/1-
Misc. Info.: 280-0092823-020
Operator ID: JZ Instrument ID: CHHPLC_X3

Method: \\chromfs\Denver\ChromData\CHHPLC_X\20200627-92823.b\8330_X3.m
Limit Group: GCSV - 8330
Last Update: 30-Jun-2020 14:54:17 Calib Date: 26-Jun-2020 01:16:48
Integrator: Falcon
Quant Method: External Standard Quant By: Initial Calibration
Last ICal File: \\chromfs\Denver\ChromData\CHHPLC_X\20200625-92750.b\06250013.D

Column 1 : UltraCarb5uODS (20) (4.60 mm) Det: LC DAD1B, 254 nm
Process Host: CTX1061

First Level Reviewer: zhangji Date: 30-Jun-2020 14:33:43

Compound	Amount Added	Amount Recovered	% Rec.
$ 9 1,2-Dinitrobenzene	0.2000	0.2037	101.86

Manual Integration/User Assign Peak Report

Eurofins TestAmerica, Denver

Data File:	\\chromfs\denver\chromdata\chhplc_x\20200627-92823.b\06270020.d				
Injection Date:	27-Jun-2020 20:06:49	Instrument ID:	CHHPLC_X3		
Lims ID:	MB 280-499221/1-A				
Client ID:					
Operator ID:	JZ	ALS Bottle#:	20	Worklist Smp#:	20
Injection Vol:	100.0 ul	Dil. Factor:	1.0000		
Method:	8330_X3	Limit Group:	GCSV - 8330		
Column:	UltraCarb5uODS (20) (4.60 mm)	Detector	LC DAD1B, 254 nm		

$ 9 1,2-Dinitrobenzene, CAS: 528-29-0

Signal: 1

Processing Integration Results

RT: 8.75
Area: 28628
Amount: 0.207131
Amount Units: ug/mL

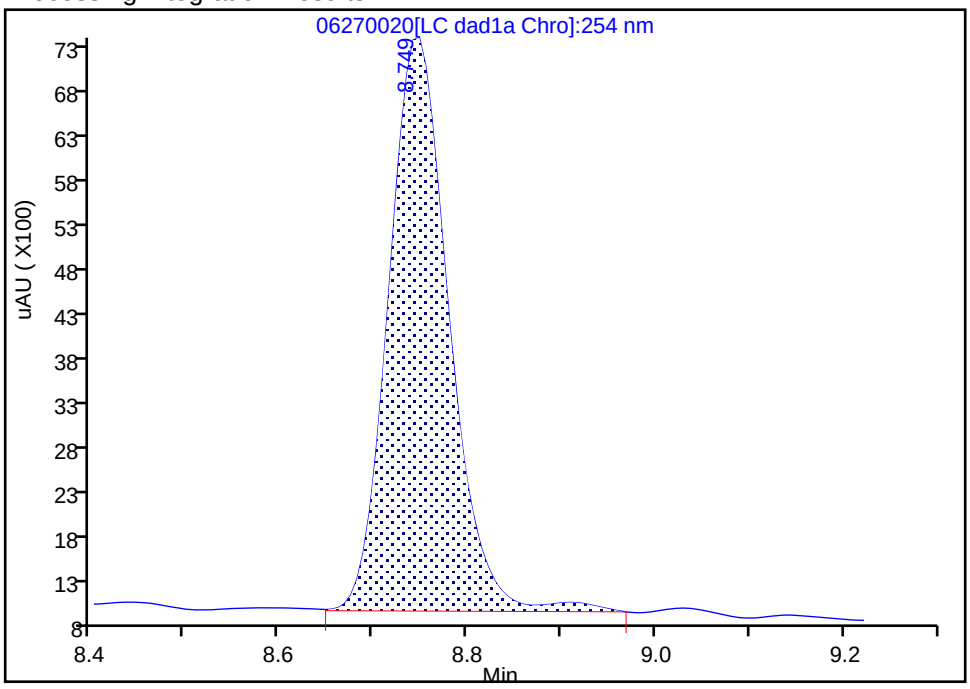

Manual Integration Results

RT: 8.75
Area: 28157
Amount: 0.203723
Amount Units: ug/mL

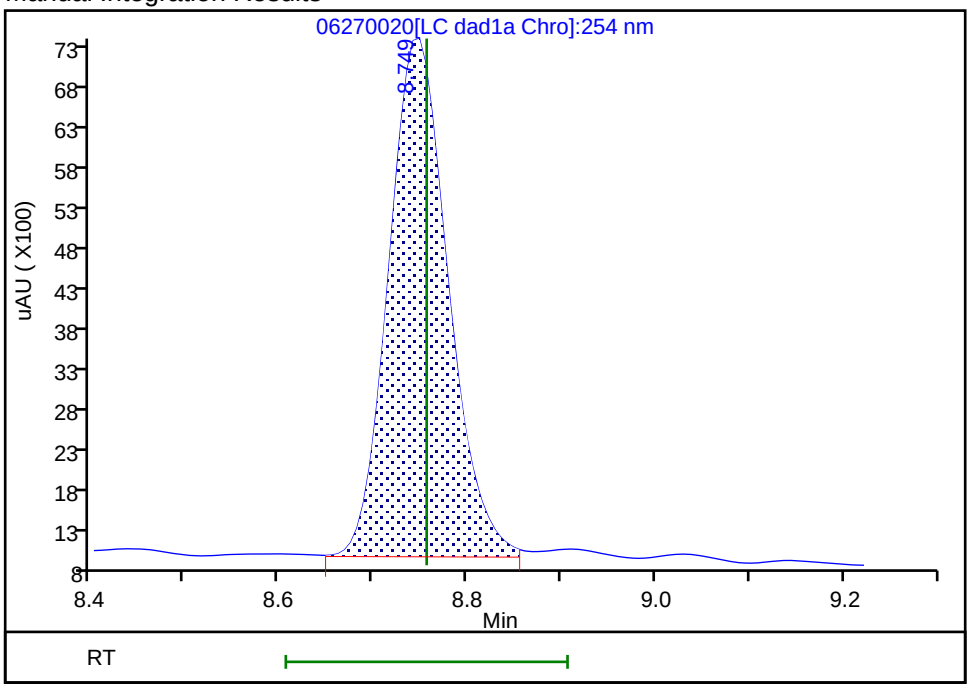

Reviewer: zhangji, 30-Jun-2020 14:33:42

Audit Action: Split an Integrated Peak Audit Reason: Baseline

User Disabled Compound Report

Eurofins TestAmerica, Denver

Data File: \\chromfs\denver\chromdata\chhplc_x\20200627-92823.b\06270020.d
Injection Date: 27-Jun-2020 20:06:49 Instrument ID: CHHPLC_X3
Lims ID: MB 280-499221/1-A
Client ID:
Operator ID: JZ ALS Bottle#: 20 Worklist Smp#: 20
Injection Vol: 100.0 ul Dil. Factor: 1.0000
Method: 8330_X3 Limit Group: GCSV - 8330

Column: UltraCarb5uODS (20) (4.60 mm) Detector LC DAD1B, 254 nm

23 m-Nitrotoluene, CAS: 99-08-1, Signal: 1

RT: 14.02
Response: 1779
Amount: 0.012438

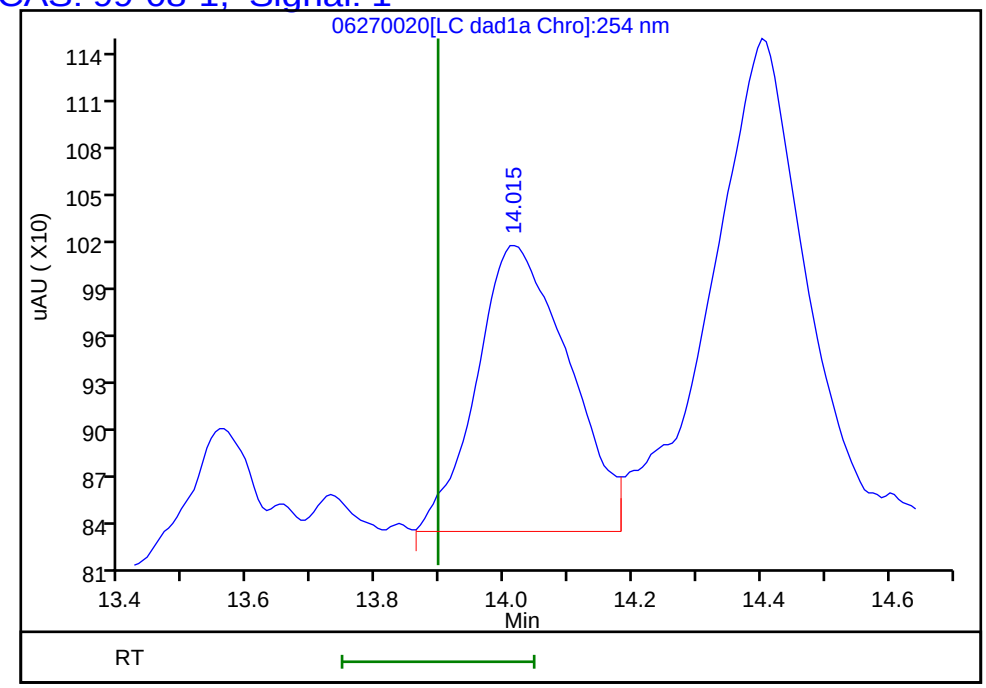

Reviewer: zhangji, 30-Jun-2020 14:33:43
Audit Action: Marked Compound Undetected Audit Reason: Invalid Compound ID

User Disabled Compound Report

Eurofins TestAmerica, Denver

Data File: \\chromfs\denver\chromdata\chhplc_x\20200627-92823.b\06270020.d
Injection Date: 27-Jun-2020 20:06:49 Instrument ID: CHHPLC_X3
Lims ID: MB 280-499221/1-A
Client ID:
Operator ID: JZ ALS Bottle#: 20 Worklist Smp#: 20
Injection Vol: 100.0 ul Dil. Factor: 1.0000
Method: 8330_X3 Limit Group: GCSV - 8330

Column: UltraCarb5uODS (20) (4.60 mm) Detector LC DAD1B, 254 nm

6 MNX, CAS: 5755-27-1, Signal: 1

RT: 7.30
Response: 765
Amount: 0.004825

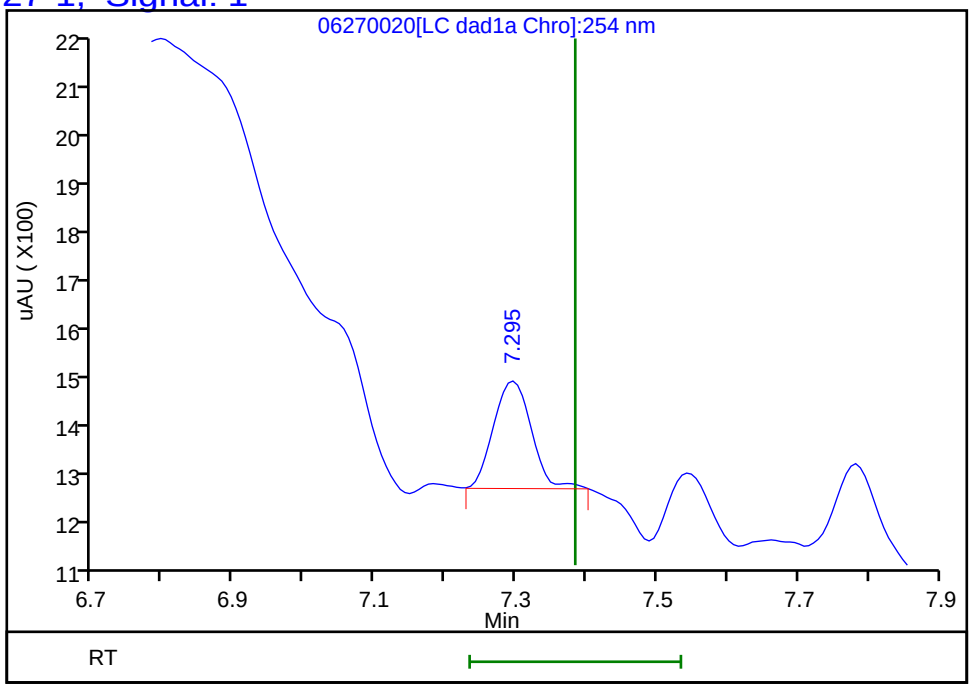

Reviewer: zhangji, 30-Jun-2020 14:33:43
Audit Action: Marked Compound Undetected Audit Reason: Invalid Compound ID

FORM I
HPLC/IC ORGANICS ANALYSIS DATA SHEET

Lab Name: Eurofins TestAmerica, Denver Job No.: 280-137702-1

SDG No.:

Client Sample ID: Lab Sample ID: MB 280-499271/1-A

Matrix: Water Lab File ID: 017-1701.D

Analysis Method: 8330A Date Collected:

Extraction Method: 3535 Date Extracted: 06/18/2020 17:20

Sample wt/vol: 500(mL) Date Analyzed: 06/23/2020 23:16

Con. Extract Vol.: 5(mL) Dilution Factor: 1

Injection Volume: 100(uL) GC Column: UltraCarb5uODS ID: 4.6(mm)

% Moisture: GPC Cleanup:(Y/N) N

Analysis Batch No.: 499864 Units: ug/L

CAS NO.	COMPOUND NAME	RESULT	Q	LOQ	LOD	DL
99-35-4	1,3,5-Trinitrobenzene	0.20	U	0.21	0.20	0.084
99-65-0	1,3-Dinitrobenzene	0.10	U	0.11	0.10	0.037
118-96-7	2,4,6-Trinitrotoluene	0.10	U	0.11	0.10	0.045
121-14-2	2,4-Dinitrotoluene	0.080	U	0.10	0.080	0.027
606-20-2	2,6-Dinitrotoluene	0.080	U	0.10	0.080	0.040
35572-78-2	2-Amino-4,6-dinitrotoluene	0.10	U	0.11	0.10	0.051
88-72-2	2-Nitrotoluene	0.20	U	0.21	0.20	0.086
99-08-1	3-Nitrotoluene	0.40	U M	0.40	0.40	0.20
19406-51-0	4-Amino-2,6-dinitrotoluene	0.12	U	0.15	0.12	0.058
99-99-0	4-Nitrotoluene	0.40	U	0.41	0.40	0.10
2691-41-0	HMX	0.20	U	0.21	0.20	0.088
5755-27-1	MNX	0.40	U	2.0	0.40	0.15
98-95-3	Nitrobenzene	0.20	U	0.21	0.20	0.091
121-82-4	RDX	0.20	U	0.21	0.20	0.052
479-45-8	Tetryl	0.10	U	0.11	0.10	0.032

CAS NO.	SURROGATE	%REC	Q	LIMITS
528-29-0	1,2-Dinitrobenzene	110		83-119

Eurofins TestAmerica, Denver
Target Compound Quantitation Report

Data File: \\chromfs\Denver\ChromData\CHHPLC_X\20200623-92681.b\017-1701.D
Lims ID: MB 280-499271/1-A
Client ID:
Sample Type: MB
Inject. Date: 23-Jun-2020 23:16:54 ALS Bottle#: 17 Worklist Smp#: 17
Injection Vol: 100.0 ul Dil. Factor: 1.0000
Sample Info: MB 280-499271/1-
Misc. Info.: 280-0092681-017
Operator ID: JZ Instrument ID: CHHPLC_X3

Method: \\chromfs\Denver\ChromData\CHHPLC_X\20200623-92681.b\8330_X3.m
Limit Group: GCSV - 8330
Last Update: 24-Jun-2020 16:26:13 Calib Date: 18-Mar-2020 14:39:27
Integrator: Falcon
Quant Method: External Standard Quant By: Initial Calibration
Last ICal File: \\chromna\Denver\ChromData\CHHPLC_X\20200318-90159.b\03180015.D

Column 1 : UltraCarb5uODS (20) (4.60 mm) Det: LC DAD1B, 254 nm
Process Host: CTX1068

First Level Reviewer: zhangji Date: 24-Jun-2020 13:50:36

	Compound	Det	RT (min.)	Exp RT (min.)	Dlt RT (min.)	Response	Cal Amt ug/mL	OnCol Amt ug/mL	Flags
1	2,6-diamino-4-nitrotoluene	1		6.576				ND	
2	TNX	1		6.627				ND	U
3	HMX	1		6.723				ND	
4	2,4-diamino-6-nitrotoluene	1		6.763				ND	
5	DNX	1		6.947				ND	
6	MNX	1		7.394				ND	
7	RDX	1		7.790				ND	
8	2,4,6-Trinitrophenol	1	8.102	8.090	0.012	567		0.006660	
$ 9	1,2-Dinitrobenzene	1	8.735	8.736	-0.001	30330	0.2000	0.2194	
10	1,3,5-Trinitrobenzene	1		8.923				ND	
11	1,3-Dinitrobenzene	1		9.570				ND	
12	Nitrobenzene	1		9.943				ND	
13	3,5-Dinitroaniline	1		10.170				ND	
14	Tetryl	1		10.236				ND	
15	Nitroglycerin	2	10.748	10.750	-0.002	5069		0.0744	
16	2,4,6-Trinitrotoluene	1		11.203				ND	
17	4-Amino-2,6-dinitrotoluene	1		11.363				ND	
18	2-Amino-4,6-dinitrotoluene	1		11.656				ND	
19	2,6-Dinitrotoluene	1		11.790				ND	
20	2,4-Dinitrotoluene	1		11.990				ND	
21	o-Nitrotoluene	1		12.796				ND	
22	p-Nitrotoluene	1		13.223				ND	
23	m-Nitrotoluene	1		13.803				ND	U
24	PETN	2		14.843				ND	
25	Ammonium Picrate	1		0.000				ND	
26	Triamine Trinitrobenzene	1		0.000				ND	

QC Flag Legend

Review Flags

U - Marked Undetected

Report Date: 24-Jun-2020 16:26:15 Chrom Revision: 2.3 21-Jun-2020 18:30:46

Eurofins TestAmerica, Denver

Data File: \\chromfs\denver\chromdata\chhplc_x\20200623-92681.b\017-1701.d

Injection Date:	23-Jun-2020 23:16:54	Instrument ID:	CHHPLC_X3	Operator ID:	JZ
Lims ID:	MB 280-499271/1-A			Worklist Smp#:	17
Client ID:					
Injection Vol:	100.0 ul	Dil. Factor:	1.0000	ALS Bottle#:	17
Method:	8330_X3	Limit Group:	GCSV - 8330		

Column: UltraCarb5uODS (20) (4.60 mm) Y Scaling: Method Defined: Scale to the Nth Largest Target: 1

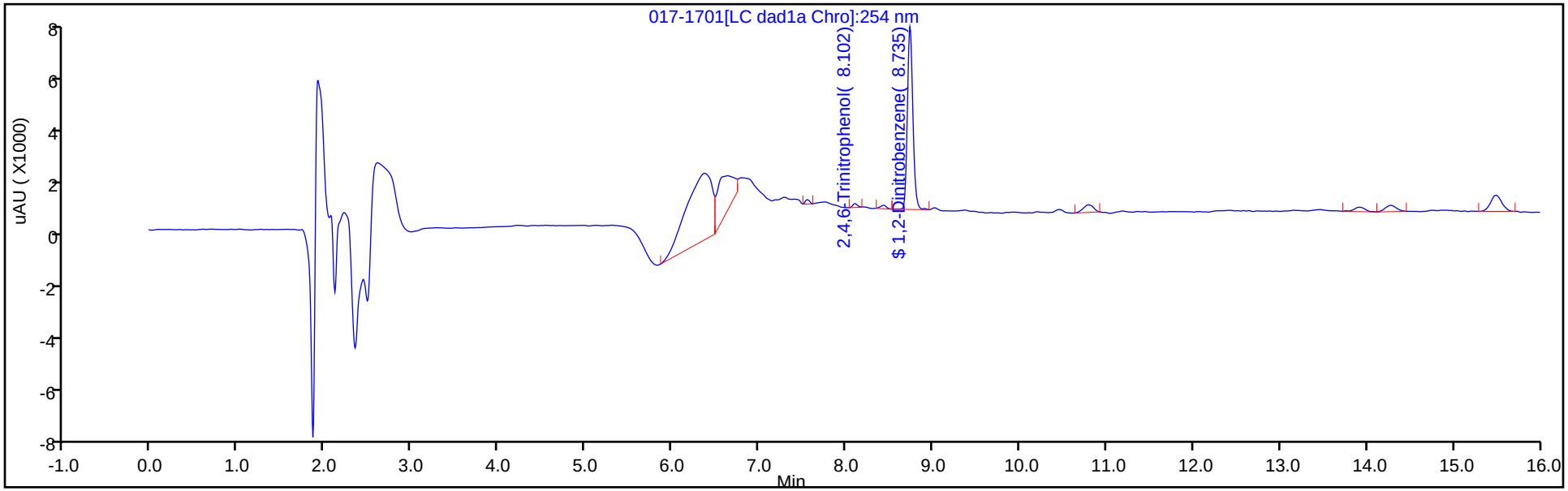

Y Scaling: Method Defined: Scale to the Nth Largest Target: 1

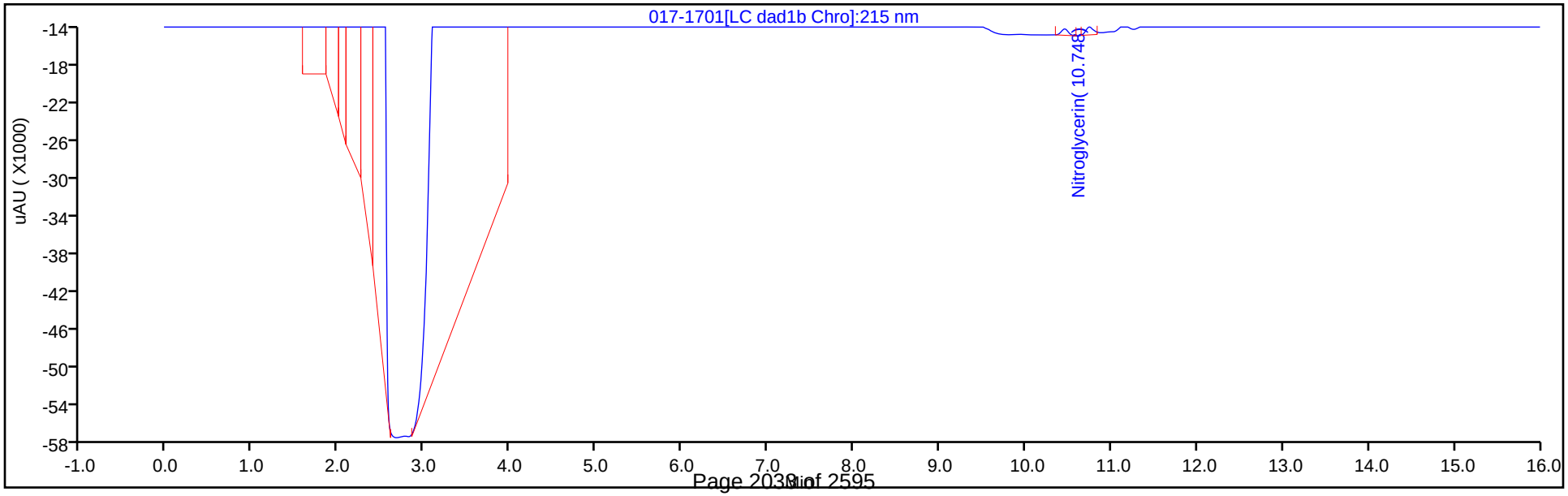

Eurofins TestAmerica, Denver
Recovery Report

Data File: \\chromfs\Denver\ChromData\CHHPLC_X\20200623-92681.b\017-1701.D
Lims ID: MB 280-499271/1-A
Client ID:
Sample Type: MB
Inject. Date: 23-Jun-2020 23:16:54 ALS Bottle#: 17 Worklist Smp#: 17
Injection Vol: 100.0 ul Dil. Factor: 1.0000
Sample Info: MB 280-499271/1-
Misc. Info.: 280-0092681-017
Operator ID: JZ Instrument ID: CHHPLC_X3

Method: \\chromfs\Denver\ChromData\CHHPLC_X\20200623-92681.b\8330_X3.m
Limit Group: GCSV - 8330
Last Update: 24-Jun-2020 16:26:13 Calib Date: 18-Mar-2020 14:39:27
Integrator: Falcon
Quant Method: External Standard Quant By: Initial Calibration
Last ICal File: \\chromna\Denver\ChromData\CHHPLC_X\20200318-90159.b\03180015.D

Column 1 : UltraCarb5uODS (20) (4.60 mm) Det: LC DAD1B, 254 nm
Process Host: CTX1068

First Level Reviewer: zhangji Date: 24-Jun-2020 13:50:36

Compound	Amount Added	Amount Recovered	% Rec.
$ 9 1,2-Dinitrobenzene	0.2000	0.2194	109.72

User Disabled Compound Report

Eurofins TestAmerica, Denver

Data File: \\chromfs\denver\chromdata\chhplc_x\20200623-92681.b\017-1701.d
Injection Date: 23-Jun-2020 23:16:54 Instrument ID: CHHPLC_X3
Lims ID: MB 280-499271/1-A
Client ID:
Operator ID: JZ ALS Bottle#: 17 Worklist Smp#: 17
Injection Vol: 100.0 ul Dil. Factor: 1.0000
Method: 8330_X3 Limit Group: GCSV - 8330

Column: UltraCarb5uODS (20) (4.60 mm) Detector LC DAD1B, 254 nm

23 m-Nitrotoluene, CAS: 99-08-1, Signal: 1

RT: 13.92
Response: 1497
Amount: 0.010466

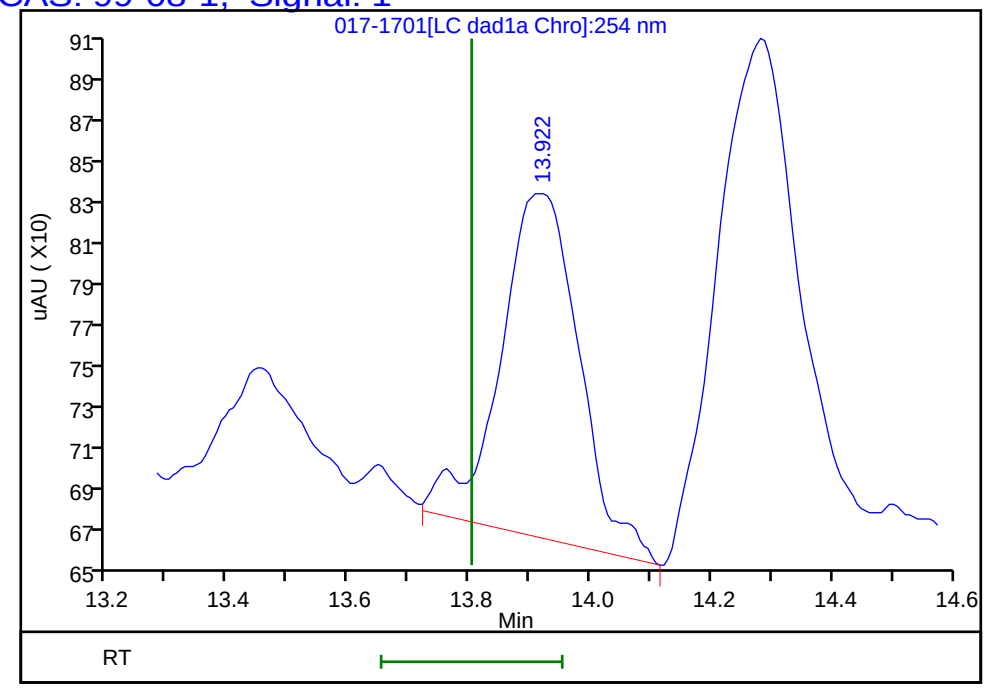

Reviewer: zhangji, 24-Jun-2020 13:50:36
Audit Action: Marked Compound Undetected Audit Reason: Invalid Compound ID

FORM I
HPLC/IC ORGANICS ANALYSIS DATA SHEET

Lab Name: Eurofins TestAmerica, Denver Job No.: 280-137702-1

SDG No.:

Client Sample ID: Lab Sample ID: LCS 280-499221/2-A

Matrix: Water Lab File ID: 06270021.D

Analysis Method: 8330A Date Collected:

Extraction Method: 3535 Date Extracted: 06/18/2020 10:49

Sample wt/vol: 500(mL) Date Analyzed: 06/27/2020 20:29

Con. Extract Vol.: 5(mL) Dilution Factor: 1

Injection Volume: 100(uL) GC Column: UltraCarb5uODS ID: 4.6(mm)

% Moisture: GPC Cleanup:(Y/N) N

Analysis Batch No.: 500385 Units: ug/L

CAS NO.	COMPOUND NAME	RESULT	Q	LOQ	LOD	DL
99-35-4	1,3,5-Trinitrobenzene	2.16		0.21	0.20	0.084
99-65-0	1,3-Dinitrobenzene	2.05		0.11	0.10	0.037
118-96-7	2,4,6-Trinitrotoluene	2.15		0.11	0.10	0.045
121-14-2	2,4-Dinitrotoluene	1.91		0.10	0.080	0.027
606-20-2	2,6-Dinitrotoluene	1.99		0.10	0.080	0.040
35572-78-2	2-Amino-4,6-dinitrotoluene	1.83		0.11	0.10	0.051
88-72-2	2-Nitrotoluene	1.66		0.21	0.20	0.086
99-08-1	3-Nitrotoluene	1.87		0.40	0.40	0.20
19406-51-0	4-Amino-2,6-dinitrotoluene	1.62		0.15	0.12	0.058
99-99-0	4-Nitrotoluene	1.73		0.41	0.40	0.10
2691-41-0	HMX	2.01	M	0.21	0.20	0.088
98-95-3	Nitrobenzene	1.96		0.21	0.20	0.091
121-82-4	RDX	1.94		0.21	0.20	0.052
479-45-8	Tetryl	1.90		0.11	0.10	0.032

CAS NO.	SURROGATE	%REC	Q	LIMITS
528-29-0	1,2-Dinitrobenzene	99		83-119

Report Date: 30-Jun-2020 14:54:18 Chrom Revision: 2.3 21-Jun-2020 18:30:46

Eurofins TestAmerica, Denver
Target Compound Quantitation Report

Data File: \\chromfs\Denver\ChromData\CHHPLC_X\20200627-92823.b\06270021.D
Lims ID: LCS 280-499221/2-A
Client ID:
Sample Type: LCS
Inject. Date: 27-Jun-2020 20:29:54 ALS Bottle#: 21 Worklist Smp#: 21
Injection Vol: 100.0 ul Dil. Factor: 1.0000
Sample Info: LCS 280-499221/2
Misc. Info.: 280-0092823-021
Operator ID: JZ Instrument ID: CHHPLC_X3

Method: \\chromfs\Denver\ChromData\CHHPLC_X\20200627-92823.b\8330_X3.m
Limit Group: GCSV - 8330
Last Update: 30-Jun-2020 14:54:17 Calib Date: 26-Jun-2020 01:16:48
Integrator: Falcon
Quant Method: External Standard Quant By: Initial Calibration
Last ICal File: \\chromfs\Denver\ChromData\CHHPLC_X\20200625-92750.b\06250013.D

Column 1 : UltraCarb5uODS (20) (4.60 mm) Det: LC DAD1B, 254 nm
Process Host: CTX1061

First Level Reviewer: zhangji Date: 30-Jun-2020 14:33:54

Compound	Det	RT (min.)	Exp RT (min.)	Dlt RT (min.)	Response	Cal Amt ug/mL	OnCol Amt ug/mL	Flags
3 HMX	1	6.711	6.710	0.001	17309	0.2000	0.2014	M
7 RDX	1	7.784	7.790	-0.006	22580	0.2000	0.1936	
8 2,4,6-Trinitrophenol	1	8.084	8.096	-0.012	17972	0.2000	0.2111	
$ 9 1,2-Dinitrobenzene	1	8.744	8.756	-0.012	27451	0.2000	0.1986	
10 1,3,5-Trinitrobenzene	1	8.924	8.930	-0.006	49643	0.2000	0.2155	
11 1,3-Dinitrobenzene	1	9.571	9.583	-0.012	62760	0.2000	0.2046	
12 Nitrobenzene	1	9.951	9.963	-0.012	39372	0.2000	0.1965	
14 Tetryl	1	10.271	10.283	-0.012	33612	0.2000	0.1899	
15 Nitroglycerin	2	10.777	10.790	-0.013	131297	2.00	1.93	
16 2,4,6-Trinitrotoluene	1	11.237	11.250	-0.013	43939	0.2000	0.2154	
17 4-Amino-2,6-dinitrotoluene	1	11.404	11.423	-0.019	27786	0.2000	0.1623	
18 2-Amino-4,6-dinitrotoluene	1	11.697	11.716	-0.019	37015	0.2000	0.1825	
19 2,6-Dinitrotoluene	1	11.837	11.850	-0.013	29724	0.2000	0.1989	
20 2,4-Dinitrotoluene	1	12.037	12.050	-0.013	58072	0.2000	0.1913	
21 o-Nitrotoluene	1	12.864	12.870	-0.006	22455	0.2000	0.1663	
22 p-Nitrotoluene	1	13.297	13.310	-0.013	19538	0.2000	0.1729	
23 m-Nitrotoluene	1	13.891	13.896	-0.005	26792	0.2000	0.1873	
24 PETN	2	14.997	14.996	0.001	151586	2.00	1.93	

QC Flag Legend

Review Flags
M - Manually Integrated

Report Date: 30-Jun-2020 14:54:18 Chrom Revision: 2.3 21-Jun-2020 18:30:46

Eurofins TestAmerica, Denver

Data File: \\chromfs\denver\chromdata\chhplc_x\20200627-92823.b\06270021.d

Injection Date:	27-Jun-2020 20:29:54	Instrument ID:	CHHPLC_X3	Operator ID:	JZ
Lims ID:	LCS 280-499221/2-A			Worklist Smp#:	21
Client ID:					
Injection Vol:	100.0 ul	Dil. Factor:	1.0000	ALS Bottle#:	21
Method:	8330_X3	Limit Group:	GCSV - 8330		

Column: UltraCarb5uODS (20) (4.60 mm) Y Scaling: Method Defined: Scale to the Nth Largest Target: 1

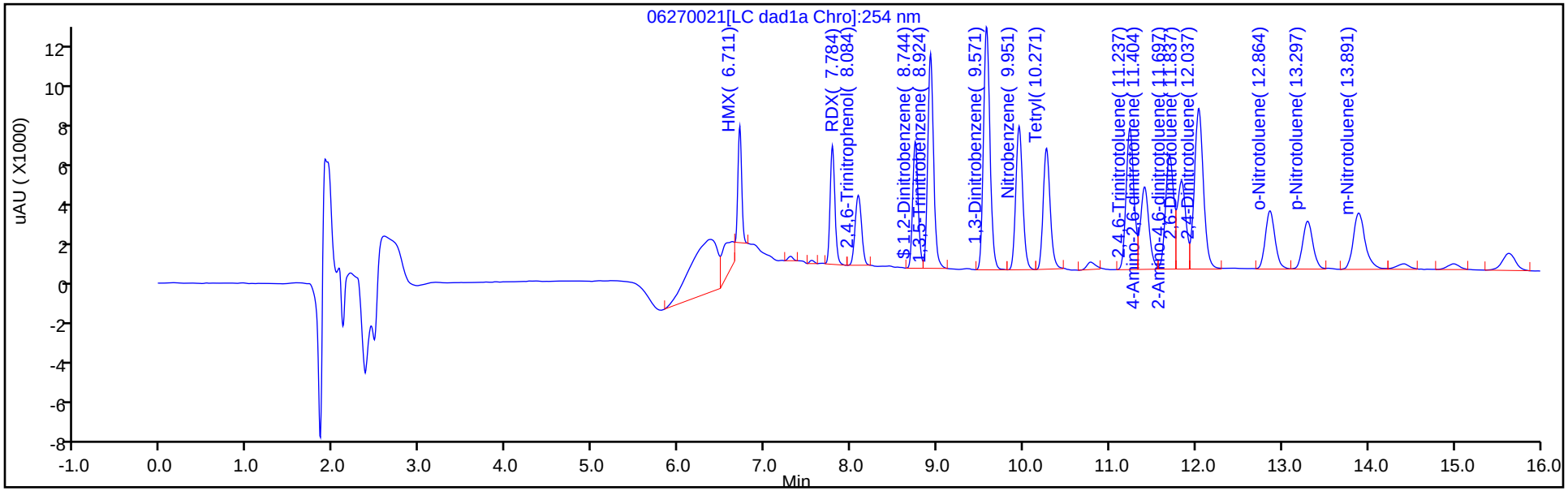

Y Scaling: Method Defined: Scale to the Nth Largest Target: 1

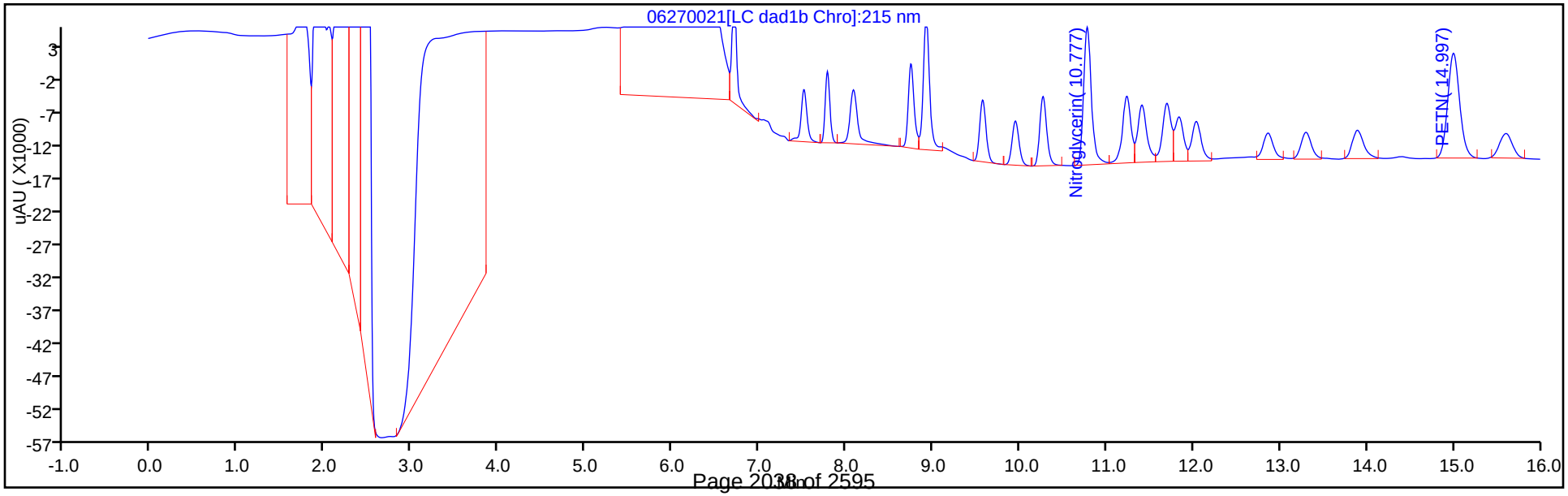

Eurofins TestAmerica, Denver
Recovery Report

Data File:	\\chromfs\Denver\ChromData\CHHPLC_X\20200627-92823.b\06270021.D				
Lims ID:	LCS 280-499221/2-A				
Client ID:					
Sample Type:	LCS				
Inject. Date:	27-Jun-2020 20:29:54	ALS Bottle#:	21	Worklist Smp#:	21
Injection Vol:	100.0 ul	Dil. Factor:	1.0000		
Sample Info:	LCS 280-499221/2				
Misc. Info.:	280-0092823-021				
Operator ID:	JZ	Instrument ID:	CHHPLC_X3		
Method:	\\chromfs\Denver\ChromData\CHHPLC_X\20200627-92823.b\8330_X3.m				
Limit Group:	GCSV - 8330				
Last Update:	30-Jun-2020 14:54:17	Calib Date:	26-Jun-2020 01:16:48		
Integrator:	Falcon				
Quant Method:	External Standard	Quant By:	Initial Calibration		
Last ICal File:	\\chromfs\Denver\ChromData\CHHPLC_X\20200625-92750.b\06250013.D				
Column 1 :	UltraCarb5uODS (20) (4.60 mm)		Det: LC DAD1B, 254 nm		
Process Host:	CTX1061				
First Level Reviewer: zhangji		Date:	30-Jun-2020 14:33:54		

Compound	Amount Added	Amount Recovered	% Rec.
$ 9 1,2-Dinitrobenzene	0.2000	0.1986	99.31

Manual Integration/User Assign Peak Report

Eurofins TestAmerica, Denver

Data File:	\\chromfs\denver\chromdata\chhplc_x\20200627-92823.b\06270021.d				
Injection Date:	27-Jun-2020 20:29:54	Instrument ID:	CHHPLC_X3		
Lims ID:	LCS 280-499221/2-A				
Client ID:					
Operator ID:	JZ	ALS Bottle#:	21	Worklist Smp#:	21
Injection Vol:	100.0 ul	Dil. Factor:	1.0000		
Method:	8330_X3	Limit Group:	GCSV - 8330		
Column:	UltraCarb5uODS (20) (4.60 mm)	Detector	LC DAD1B, 254 nm		

3 HMX, CAS: 2691-41-0

Signal: 1

Processing Integration Results

RT: 6.71
Area: 25712
Amount: 0.299108
Amount Units: ug/mL

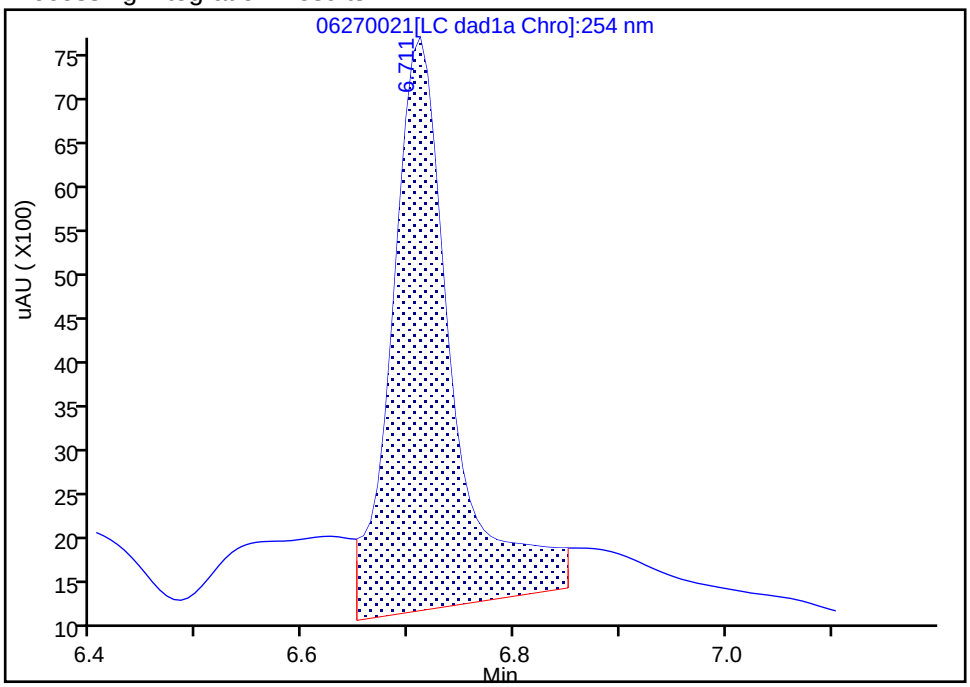

Manual Integration Results

RT: 6.71
Area: 17309
Amount: 0.201356
Amount Units: ug/mL

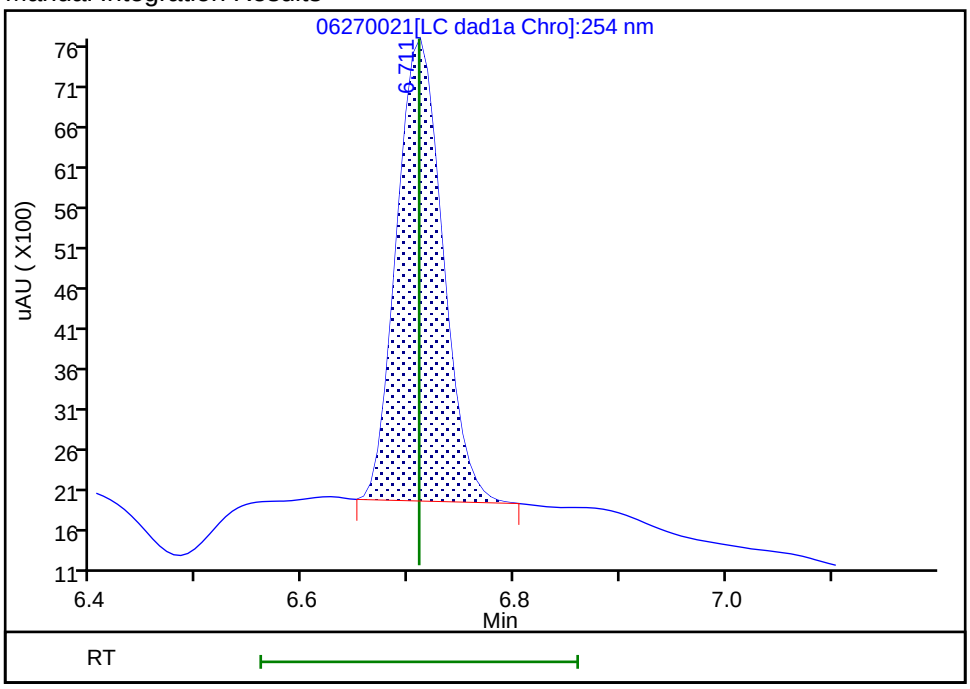

Reviewer: zhangji, 30-Jun-2020 14:33:52

Audit Action: Manually Integrated Audit Reason: Baseline

FORM I
HPLC/IC ORGANICS ANALYSIS DATA SHEET

Lab Name: Eurofins TestAmerica, Denver Job No.: 280-137702-1

SDG No.:

Client Sample ID: Lab Sample ID: LCS 280-499221/4-A

Matrix: Water Lab File ID: 06270023.D

Analysis Method: 8330A Date Collected:

Extraction Method: 3535 Date Extracted: 06/18/2020 10:49

Sample wt/vol: 500(mL) Date Analyzed: 06/27/2020 21:15

Con. Extract Vol.: 5(mL) Dilution Factor: 1

Injection Volume: 100(uL) GC Column: UltraCarb5uODS ID: 4.6(mm)

% Moisture: GPC Cleanup:(Y/N) N

Analysis Batch No.: 500385 Units: ug/L

CAS NO.	COMPOUND NAME	RESULT	Q	LOQ	LOD	DL
5755-27-1	MNX	2.14	M	2.0	0.40	0.15

CAS NO.	SURROGATE	%REC	Q	LIMITS
528-29-0	1,2-Dinitrobenzene	98	M	83-119

Eurofins TestAmerica, Denver
Target Compound Quantitation Report

Data File: \\chromfs\Denver\ChromData\CHHPLC_X\20200627-92823.b\06270023.D
Lims ID: LCS 280-499221/4-A
Client ID:
Sample Type: LCS
Inject. Date: 27-Jun-2020 21:15:54 ALS Bottle#: 23 Worklist Smp#: 23
Injection Vol: 100.0 ul Dil. Factor: 1.0000
Sample Info: LCS 280-499221/4
Misc. Info.: 280-0092823-023
Operator ID: JZ Instrument ID: CHHPLC_X3

Method: \\chromfs\Denver\ChromData\CHHPLC_X\20200627-92823.b\8330_X3.m
Limit Group: GCSV - 8330
Last Update: 30-Jun-2020 14:54:17 Calib Date: 26-Jun-2020 01:16:48
Integrator: Falcon
Quant Method: External Standard Quant By: Initial Calibration
Last ICal File: \\chromfs\Denver\ChromData\CHHPLC_X\20200625-92750.b\06250013.D

Column 1 : UltraCarb5uODS (20) (4.60 mm) Det: LC DAD1B, 254 nm
Process Host: CTX1061

First Level Reviewer: zhangji Date: 30-Jun-2020 14:35:02

Compound	Det	RT (min.)	Exp RT (min.)	Dlt RT (min.)	Response	Cal Amt ug/mL	OnCol Amt ug/mL	Flags
2 TNX	1	6.614	6.617	-0.003	38926	0.2002	0.1789	M
5 DNX	1	6.934	6.937	-0.003	30004	0.2002	0.1962	M
6 MNX	1	7.380	7.384	-0.004	33904	0.2334	0.2138	M
$ 9 1,2-Dinitrobenzene	1	8.754	8.756	-0.002	27175	0.2000	0.1966	M

QC Flag Legend

Review Flags
M - Manually Integrated

Report Date: 30-Jun-2020 14:54:19 Chrom Revision: 2.3 21-Jun-2020 18:30:46

Eurofins TestAmerica, Denver

Data File: \\chromfs\denver\chromdata\chhplc_x\20200627-92823.b\06270023.d

Injection Date:	27-Jun-2020 21:15:54	Instrument ID:	CHHPLC_X3	Operator ID:	JZ
Lims ID:	LCS 280-499221/4-A			Worklist Smp#:	23
Client ID:					
Injection Vol:	100.0 ul	Dil. Factor:	1.0000	ALS Bottle#:	23
Method:	8330_X3	Limit Group:	GCSV - 8330		

Column: UltraCarb5uODS (20) (4.60 mm) Y Scaling: Method Defined: Scale to the Nth Largest Target: 1

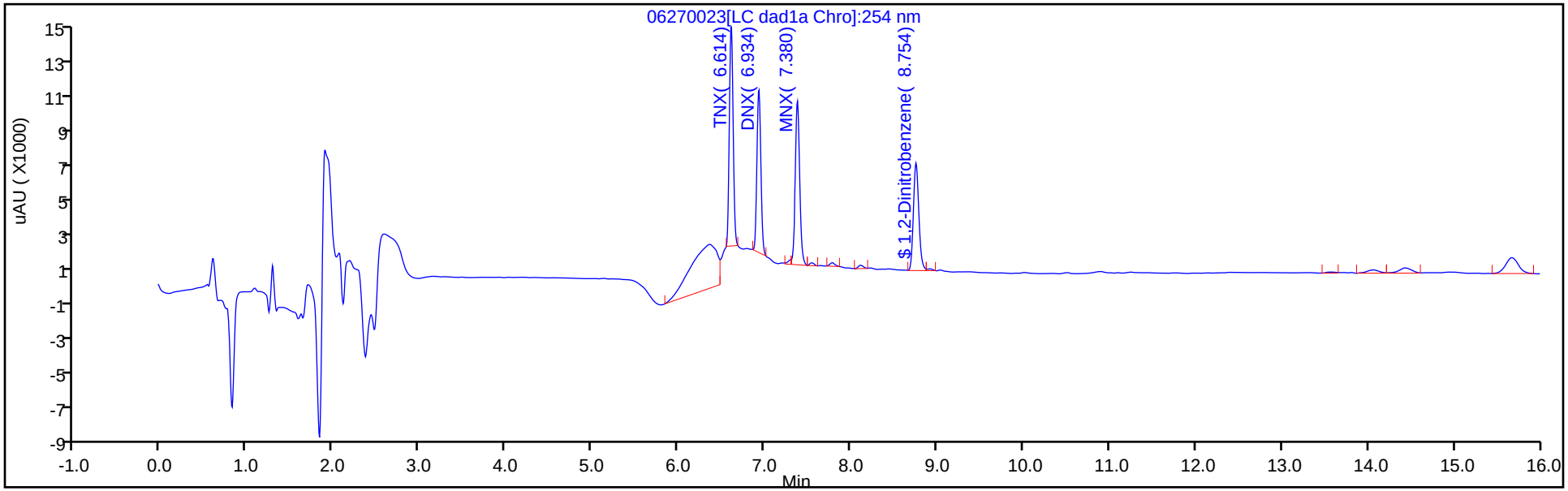

Y Scaling: Method Defined: Scale to the Nth Largest Target: 1

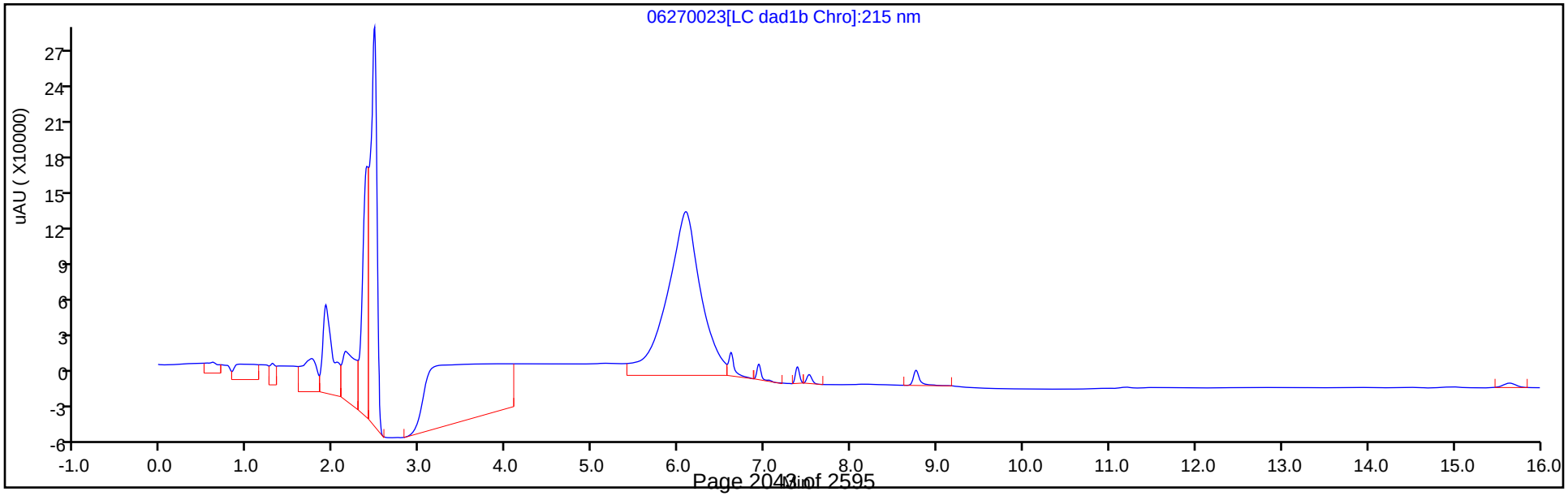

Eurofins TestAmerica, Denver
Recovery Report

Data File:	\\chromfs\Denver\ChromData\CHHPLC_X\20200627-92823.b\06270023.D				
Lims ID:	LCS 280-499221/4-A				
Client ID:					
Sample Type:	LCS				
Inject. Date:	27-Jun-2020 21:15:54	ALS Bottle#:	23	Worklist Smp#:	23
Injection Vol:	100.0 ul	Dil. Factor:	1.0000		
Sample Info:	LCS 280-499221/4				
Misc. Info.:	280-0092823-023				
Operator ID:	JZ	Instrument ID:	CHHPLC_X3		
Method:	\\chromfs\Denver\ChromData\CHHPLC_X\20200627-92823.b\8330_X3.m				
Limit Group:	GCSV - 8330				
Last Update:	30-Jun-2020 14:54:17	Calib Date:	26-Jun-2020 01:16:48		
Integrator:	Falcon				
Quant Method:	External Standard	Quant By:	Initial Calibration		
Last ICal File:	\\chromfs\Denver\ChromData\CHHPLC_X\20200625-92750.b\06250013.D				
Column 1 :	UltraCarb5uODS (20) (4.60 mm)		Det: LC DAD1B, 254 nm		
Process Host:	CTX1061				
First Level Reviewer: zhangji		Date:	30-Jun-2020 14:35:02		

Compound	Amount Added	Amount Recovered	% Rec.
$ 9 1,2-Dinitrobenzene	0.2000	0.1966	98.31

Manual Integration/User Assign Peak Report

Eurofins TestAmerica, Denver

Data File:	\\chromfs\denver\chromdata\chhplc_x\20200627-92823.b\06270023.d				
Injection Date:	27-Jun-2020 21:15:54	Instrument ID:	CHHPLC_X3		
Lims ID:	LCS 280-499221/4-A				
Client ID:					
Operator ID:	JZ	ALS Bottle#:	23	Worklist Smp#:	23
Injection Vol:	100.0 ul	Dil. Factor:	1.0000		
Method:	8330_X3	Limit Group:	GCSV - 8330		
Column:	UltraCarb5uODS (20) (4.60 mm)	Detector	LC DAD1B, 254 nm		

$ 9 1,2-Dinitrobenzene, CAS: 528-29-0

Signal: 1

Processing Integration Results

RT: 8.75
Area: 27619
Amount: 0.199830
Amount Units: ug/mL

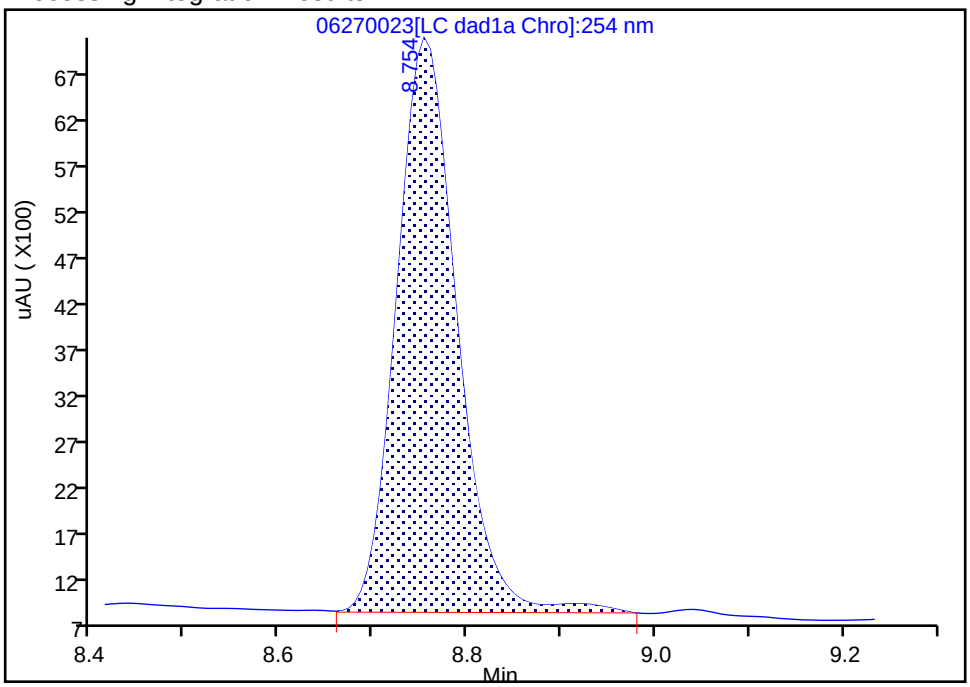

Manual Integration Results

RT: 8.75
Area: 27175
Amount: 0.196618
Amount Units: ug/mL

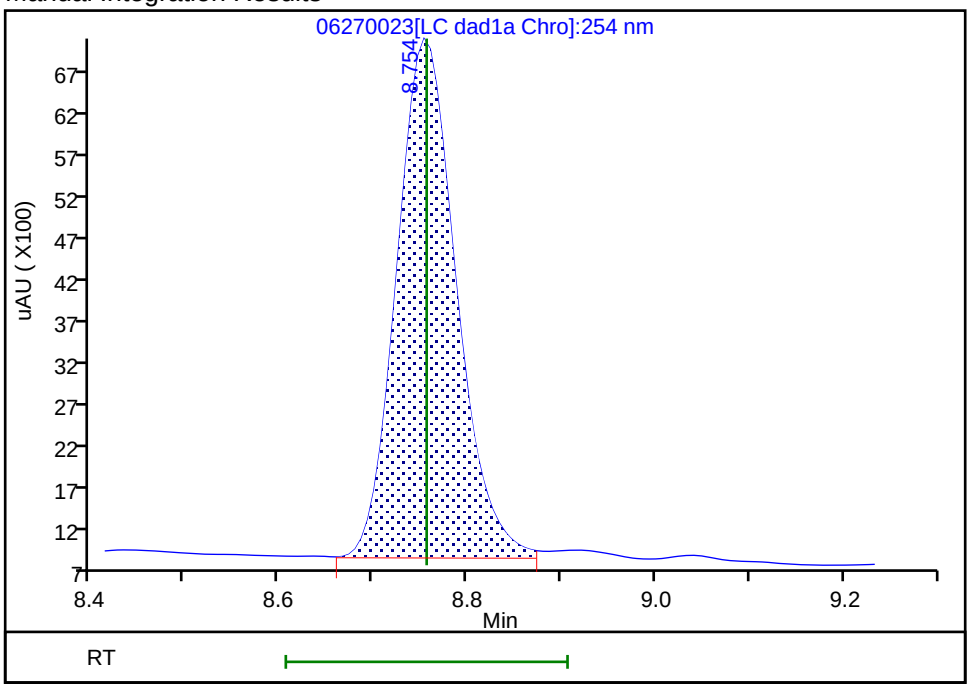

Reviewer: zhangji, 30-Jun-2020 14:34:55

Audit Action: Split an Integrated Peak Audit Reason: Baseline

Manual Integration/User Assign Peak Report

Eurofins TestAmerica, Denver

Data File:	\\chromfs\denver\chromdata\chhplc_x\20200627-92823.b\06270023.d				
Injection Date:	27-Jun-2020 21:15:54	Instrument ID:	CHHPLC_X3		
Lims ID:	LCS 280-499221/4-A				
Client ID:					
Operator ID:	JZ	ALS Bottle#:	23	Worklist Smp#:	23
Injection Vol:	100.0 ul	Dil. Factor:	1.0000		
Method:	8330_X3	Limit Group:	GCSV - 8330		
Column:	UltraCarb5uODS (20) (4.60 mm)	Detector	LC DAD1B, 254 nm		

6 MNX, CAS: 5755-27-1

Signal: 1

Processing Integration Results

RT: 7.38
Area: 34608
Amount: 0.218286
Amount Units: ug/mL

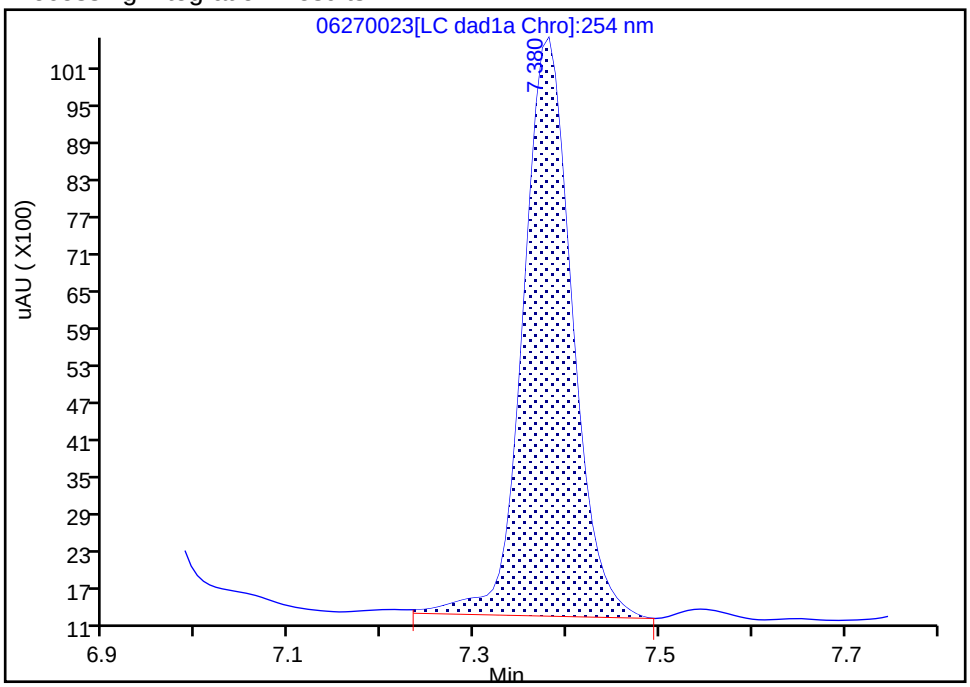

Manual Integration Results

RT: 7.38
Area: 33904
Amount: 0.213846
Amount Units: ug/mL

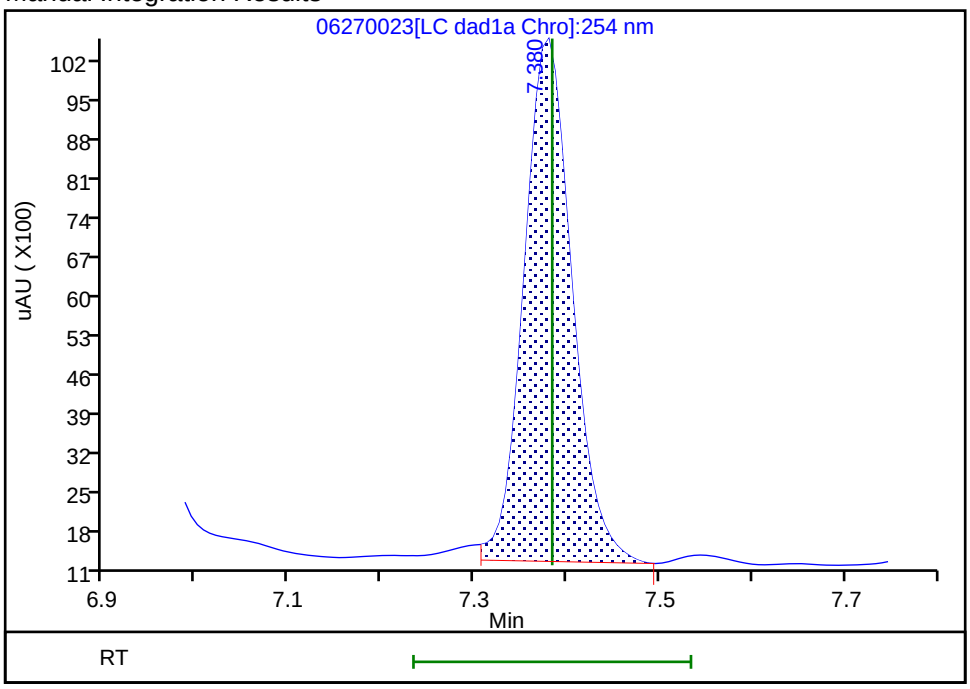

Reviewer: zhangji, 30-Jun-2020 14:35:00

Audit Action: Split an Integrated Peak Audit Reason: Baseline

FORM I
HPLC/IC ORGANICS ANALYSIS DATA SHEET

Lab Name: Eurofins TestAmerica, Denver Job No.: 280-137702-1

SDG No.:

Client Sample ID: Lab Sample ID: LCS 280-499271/2-A

Matrix: Water Lab File ID: 06230018.D

Analysis Method: 8330A Date Collected:

Extraction Method: 3535 Date Extracted: 06/18/2020 17:20

Sample wt/vol: 500(mL) Date Analyzed: 06/23/2020 22:07

Con. Extract Vol.: 5(mL) Dilution Factor: 1

Injection Volume: 100(uL) GC Column: UltraCarb5uODS ID: 4.6(mm)

% Moisture: GPC Cleanup:(Y/N) N

Analysis Batch No.: 499864 Units: ug/L

CAS NO.	COMPOUND NAME	RESULT	Q	LOQ	LOD	DL
99-35-4	1,3,5-Trinitrobenzene	2.25		0.21	0.20	0.084
99-65-0	1,3-Dinitrobenzene	2.12		0.11	0.10	0.037
118-96-7	2,4,6-Trinitrotoluene	2.27		0.11	0.10	0.045
121-14-2	2,4-Dinitrotoluene	1.98		0.10	0.080	0.027
606-20-2	2,6-Dinitrotoluene	2.01		0.10	0.080	0.040
35572-78-2	2-Amino-4,6-dinitrotoluene	1.91		0.11	0.10	0.051
88-72-2	2-Nitrotoluene	1.46		0.21	0.20	0.086
99-08-1	3-Nitrotoluene	1.61		0.40	0.40	0.20
19406-51-0	4-Amino-2,6-dinitrotoluene	1.67		0.15	0.12	0.058
99-99-0	4-Nitrotoluene	1.58		0.41	0.40	0.10
2691-41-0	HMX	2.23		0.21	0.20	0.088
98-95-3	Nitrobenzene	1.71		0.21	0.20	0.091
121-82-4	RDX	2.08		0.21	0.20	0.052
479-45-8	Tetryl	2.05		0.11	0.10	0.032

CAS NO.	SURROGATE	%REC	Q	LIMITS
528-29-0	1,2-Dinitrobenzene	97		83-119

Eurofins TestAmerica, Denver
Target Compound Quantitation Report

Data File: \\chromfs\Denver\ChromData\CHHPLC_X\20200623-92681.b\06230018.D
Lims ID: LCS 280-499271/2-A
Client ID:
Sample Type: LCS
Inject. Date: 23-Jun-2020 22:07:54 ALS Bottle#: 18 Worklist Smp#: 18
Injection Vol: 100.0 ul Dil. Factor: 1.0000
Sample Info: LCS 280-499271/2
Misc. Info.: 280-0092681-018
Operator ID: JZ Instrument ID: CHHPLC_X3

Method: \\chromfs\Denver\ChromData\CHHPLC_X\20200623-92681.b\8330_X3.m
Limit Group: GCSV - 8330
Last Update: 24-Jun-2020 16:26:13 Calib Date: 18-Mar-2020 14:39:27
Integrator: Falcon
Quant Method: External Standard Quant By: Initial Calibration
Last ICal File: \\chromna\Denver\ChromData\CHHPLC_X\20200318-90159.b\03180015.D

Column 1 : UltraCarb5uODS (20) (4.60 mm) Det: LC DAD1B, 254 nm
Process Host: CTX1068

First Level Reviewer: zhangji Date: 24-Jun-2020 15:48:11

	Compound	Det	RT (min.)	Exp RT (min.)	Dlt RT (min.)	Response	Cal Amt ug/mL	OnCol Amt ug/mL	Flags
	3 HMX	1	6.719	6.723	-0.004	19205	0.2000	0.2234	
	7 RDX	1	7.786	7.790	-0.004	24276	0.2000	0.2082	
	8 2,4,6-Trinitrophenol	1	8.072	8.090	-0.018	18923	0.2000	0.2223	
$	9 1,2-Dinitrobenzene	1	8.732	8.736	-0.004	26766	0.2000	0.1937	
	10 1,3,5-Trinitrobenzene	1	8.912	8.923	-0.011	51908	0.2000	0.2254	
	11 1,3-Dinitrobenzene	1	9.552	9.570	-0.018	64923	0.2000	0.2117	
	12 Nitrobenzene	1	9.925	9.943	-0.018	34342	0.2000	0.1714	
	14 Tetryl	1	10.219	10.236	-0.017	36366	0.2000	0.2054	
	15 Nitroglycerin	2	10.725	10.750	-0.025	145763	2.00	2.14	
	16 2,4,6-Trinitrotoluene	1	11.179	11.203	-0.024	46276	0.2000	0.2268	
	17 4-Amino-2,6-dinitrotoluene	1	11.332	11.363	-0.031	28690	0.2000	0.1674	
	18 2-Amino-4,6-dinitrotoluene	1	11.619	11.656	-0.037	38650	0.2000	0.1906	
	19 2,6-Dinitrotoluene	1	11.759	11.790	-0.031	29998	0.2000	0.2007	
	20 2,4-Dinitrotoluene	1	11.959	11.990	-0.031	60111	0.2000	0.1980	
	21 o-Nitrotoluene	1	12.765	12.796	-0.031	19725	0.2000	0.1461	
	22 p-Nitrotoluene	1	13.192	13.223	-0.031	17873	0.2000	0.1582	
	23 m-Nitrotoluene	1	13.772	13.803	-0.031	23053	0.2000	0.1612	
	24 PETN	2	14.812	14.843	-0.031	158432	2.00	2.02	

Report Date: 24-Jun-2020 16:26:14 Chrom Revision: 2.3 21-Jun-2020 18:30:46

Eurofins TestAmerica, Denver

Data File: \\chromfs\denver\chromdata\chhplc_x\20200623-92681.b\06230018.d

Injection Date:	23-Jun-2020 22:07:54	Instrument ID:	CHHPLC_X3	Operator ID:	JZ
Lims ID:	LCS 280-499271/2-A			Worklist Smp#:	18
Client ID:					
Injection Vol:	100.0 ul	Dil. Factor:	1.0000	ALS Bottle#:	18
Method:	8330_X3	Limit Group:	GCSV - 8330		

Column: UltraCarb5uODS (20) (4.60 mm) Y Scaling: Method Defined: Scale to the Nth Largest Target: 1

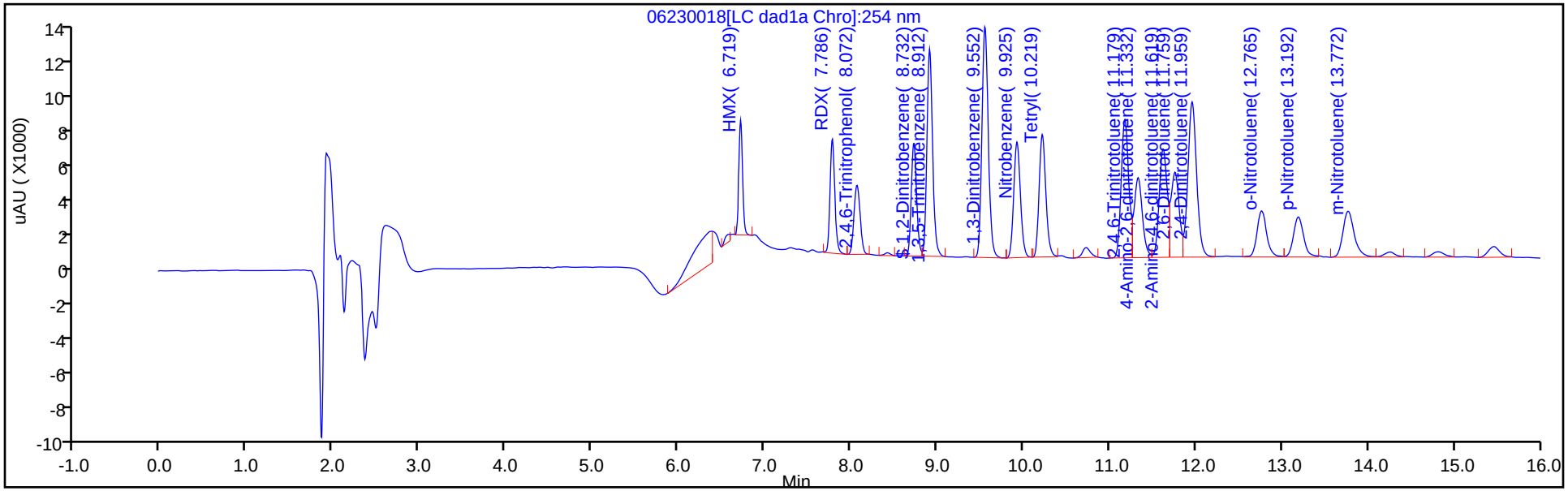

Y Scaling: Method Defined: Scale to the Nth Largest Target: 1

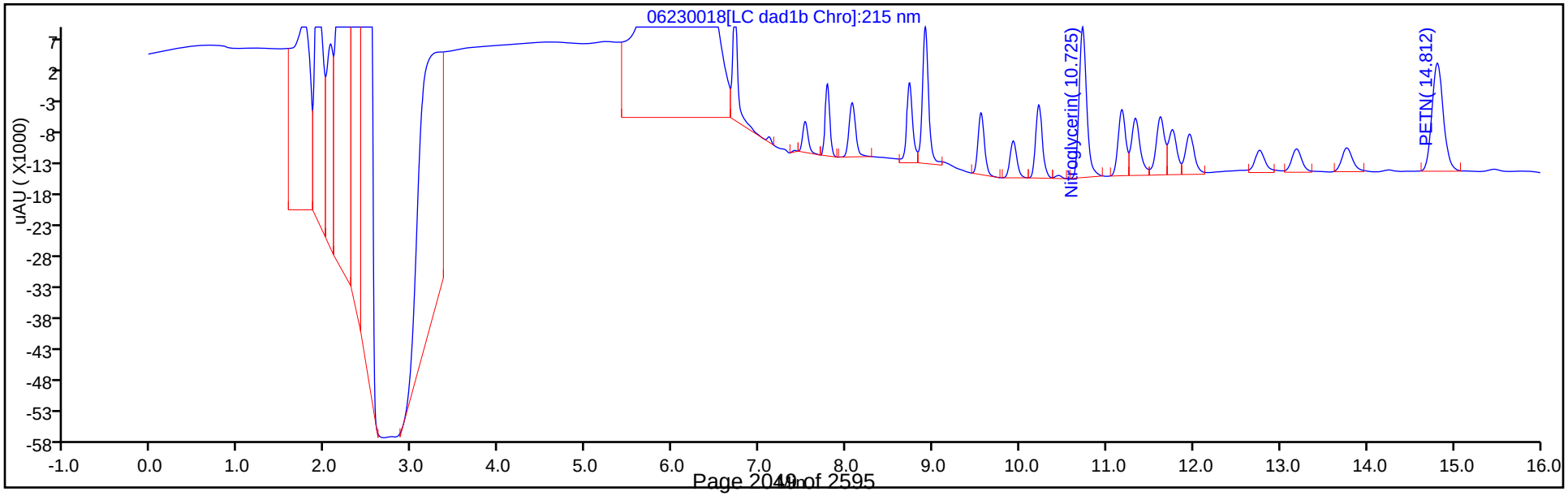

Eurofins TestAmerica, Denver
Recovery Report

Data File:	\\chromfs\Denver\ChromData\CHHPLC_X\20200623-92681.b\06230018.D				
Lims ID:	LCS 280-499271/2-A				
Client ID:					
Sample Type:	LCS				
Inject. Date:	23-Jun-2020 22:07:54	ALS Bottle#:	18	Worklist Smp#:	18
Injection Vol:	100.0 ul	Dil. Factor:	1.0000		
Sample Info:	LCS 280-499271/2				
Misc. Info.:	280-0092681-018				
Operator ID:	JZ	Instrument ID:	CHHPLC_X3		
Method:	\\chromfs\Denver\ChromData\CHHPLC_X\20200623-92681.b\8330_X3.m				
Limit Group:	GCSV - 8330				
Last Update:	24-Jun-2020 16:26:13	Calib Date:	18-Mar-2020 14:39:27		
Integrator:	Falcon				
Quant Method:	External Standard	Quant By:	Initial Calibration		
Last ICal File:	\\chromna\Denver\ChromData\CHHPLC_X\20200318-90159.b\03180015.D				
Column 1 :	UltraCarb5uODS (20) (4.60 mm)		Det: LC DAD1B, 254 nm		
Process Host:	CTX1068				
First Level Reviewer: zhangji		Date:	24-Jun-2020 15:48:11		

Compound	Amount Added	Amount Recovered	% Rec.
$ 9 1,2-Dinitrobenzene	0.2000	0.1937	96.83

FORM I
HPLC/IC ORGANICS ANALYSIS DATA SHEET

Lab Name: Eurofins TestAmerica, Denver Job No.: 280-137702-1

SDG No.:

Client Sample ID: Lab Sample ID: LCS 280-499271/3-A

Matrix: Water Lab File ID: 06230019.D

Analysis Method: 8330A Date Collected:

Extraction Method: 3535 Date Extracted: 06/18/2020 17:20

Sample wt/vol: 500(mL) Date Analyzed: 06/23/2020 22:30

Con. Extract Vol.: 5(mL) Dilution Factor: 1

Injection Volume: 100(uL) GC Column: UltraCarb5uODS ID: 4.6(mm)

% Moisture: GPC Cleanup:(Y/N) N

Analysis Batch No.: 499864 Units: ug/L

CAS NO.	COMPOUND NAME	RESULT	Q	LOQ	LOD	DL
5755-27-1	MNX	2.07	M	2.0	0.40	0.15

CAS NO.	SURROGATE	%REC	Q	LIMITS
528-29-0	1,2-Dinitrobenzene	98		83-119

Eurofins TestAmerica, Denver
Target Compound Quantitation Report

Data File: \\chromfs\Denver\ChromData\CHHPLC_X\20200623-92681.b\06230019.D
Lims ID: LCS 280-499271/3-A
Client ID:
Sample Type: LCS
Inject. Date: 23-Jun-2020 22:30:55 ALS Bottle#: 19 Worklist Smp#: 19
Injection Vol: 100.0 ul Dil. Factor: 1.0000
Sample Info: LCS 280-499271/3
Misc. Info.: 280-0092681-019
Operator ID: JZ Instrument ID: CHHPLC_X3

Method: \\chromfs\Denver\ChromData\CHHPLC_X\20200623-92681.b\8330_X3.m
Limit Group: GCSV - 8330
Last Update: 24-Jun-2020 16:26:13 Calib Date: 18-Mar-2020 14:39:27
Integrator: Falcon
Quant Method: External Standard Quant By: Initial Calibration
Last ICal File: \\chromna\Denver\ChromData\CHHPLC_X\20200318-90159.b\03180015.D

Column 1 : UltraCarb5uODS (20) (4.60 mm) Det: LC DAD1B, 254 nm
Process Host: CTX1068

First Level Reviewer: zhangji Date: 24-Jun-2020 15:47:55

Compound	Det	RT (min.)	Exp RT (min.)	Dlt RT (min.)	Response	Cal Amt ug/mL	OnCol Amt ug/mL	Flags
2 TNX	1	6.626	6.627	-0.001	40429	0.2002	0.1858	M
5 DNX	1	6.939	6.947	-0.008	30765	0.2002	0.2012	M
6 MNX	1	7.386	7.394	-0.008	32870	0.2334	0.2073	M
$ 9 1,2-Dinitrobenzene	1	8.733	8.736	-0.003	27052	0.2000	0.1957	

QC Flag Legend

Review Flags
M - Manually Integrated

Report Date: 24-Jun-2020 16:26:14 Chrom Revision: 2.3 21-Jun-2020 18:30:46

Eurofins TestAmerica, Denver

Data File: \\chromfs\denver\chromdata\chhplc_x\20200623-92681.b\06230019.d

Injection Date:	23-Jun-2020 22:30:55	Instrument ID:	CHHPLC_X3	Operator ID:	JZ
Lims ID:	LCS 280-499271/3-A			Worklist Smp#:	19
Client ID:					
Injection Vol:	100.0 ul	Dil. Factor:	1.0000	ALS Bottle#:	19
Method:	8330_X3	Limit Group:	GCSV - 8330		

Column: UltraCarb5uODS (20) (4.60 mm) Y Scaling: Method Defined: Scale to the Nth Largest Target: 1

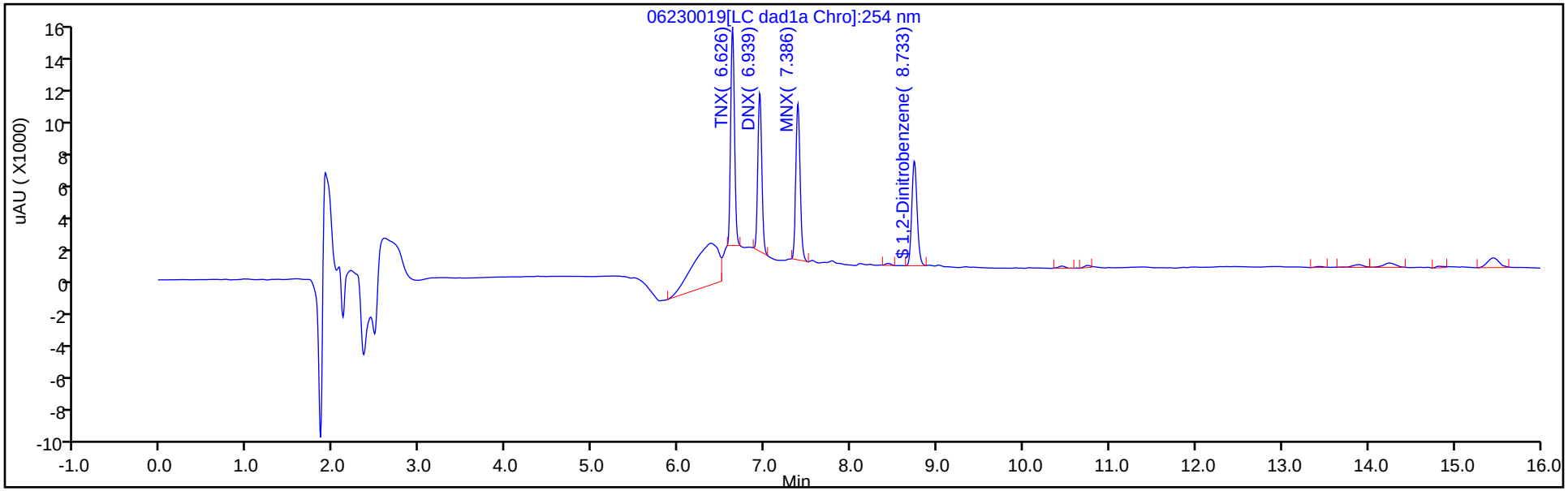

Y Scaling: Method Defined: Scale to the Nth Largest Target: 1

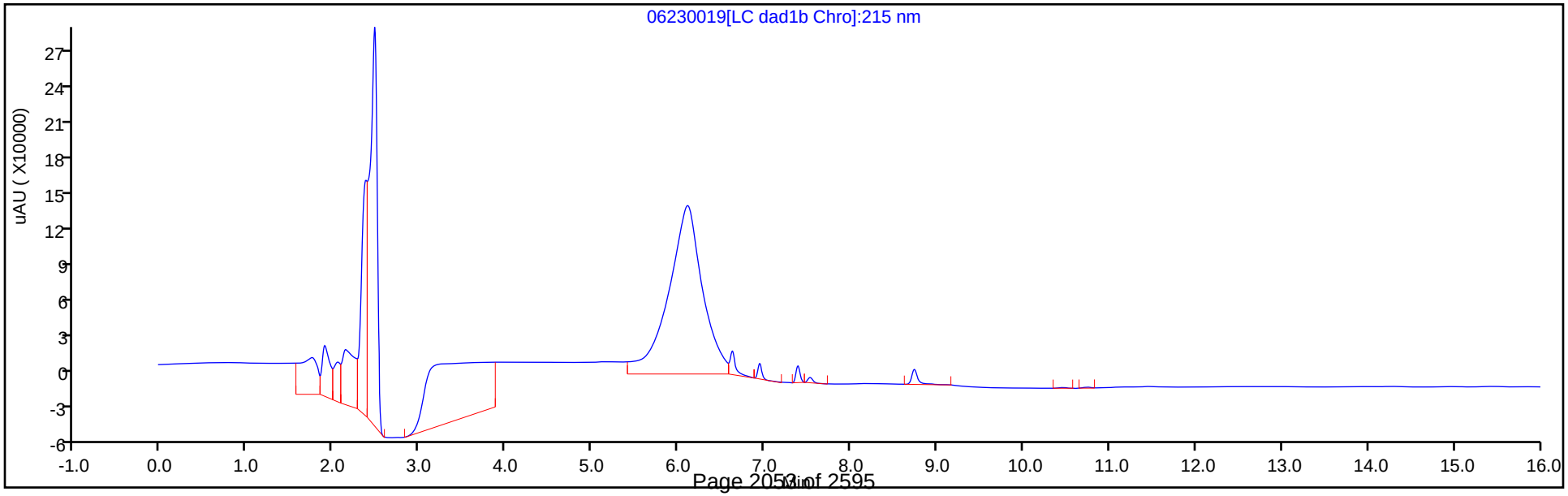

Eurofins TestAmerica, Denver
Recovery Report

Data File:	\\chromfs\Denver\ChromData\CHHPLC_X\20200623-92681.b\06230019.D				
Lims ID:	LCS 280-499271/3-A				
Client ID:					
Sample Type:	LCS				
Inject. Date:	23-Jun-2020 22:30:55	ALS Bottle#:	19	Worklist Smp#:	19
Injection Vol:	100.0 ul	Dil. Factor:	1.0000		
Sample Info:	LCS 280-499271/3				
Misc. Info.:	280-0092681-019				
Operator ID:	JZ	Instrument ID:	CHHPLC_X3		
Method:	\\chromfs\Denver\ChromData\CHHPLC_X\20200623-92681.b\8330_X3.m				
Limit Group:	GCSV - 8330				
Last Update:	24-Jun-2020 16:26:13	Calib Date:	18-Mar-2020 14:39:27		
Integrator:	Falcon				
Quant Method:	External Standard	Quant By:	Initial Calibration		
Last ICal File:	\\chromna\Denver\ChromData\CHHPLC_X\20200318-90159.b\03180015.D				
Column 1 :	UltraCarb5uODS (20) (4.60 mm)		Det: LC DAD1B, 254 nm		
Process Host:	CTX1068				
First Level Reviewer: zhangji		Date:	24-Jun-2020 15:47:55		

Compound	Amount Added	Amount Recovered	% Rec.
$ 9 1,2-Dinitrobenzene	0.2000	0.1957	97.86

Manual Integration/User Assign Peak Report

Eurofins TestAmerica, Denver

Data File:	\\chromfs\denver\chromdata\chhplc_x\20200623-92681.b\06230019.d				
Injection Date:	23-Jun-2020 22:30:55	Instrument ID:	CHHPLC_X3		
Lims ID:	LCS 280-499271/3-A				
Client ID:					
Operator ID:	JZ	ALS Bottle#:	19	Worklist Smp#:	19
Injection Vol:	100.0 ul	Dil. Factor:	1.0000		
Method:	8330_X3	Limit Group:	GCSV - 8330		
Column:	UltraCarb5uODS (20) (4.60 mm)	Detector	LC DAD1B, 254 nm		

6 MNX, CAS: 5755-27-1

Signal: 1

Processing Integration Results

RT: 7.39
Area: 33707
Amount: 0.212603
Amount Units: ug/mL

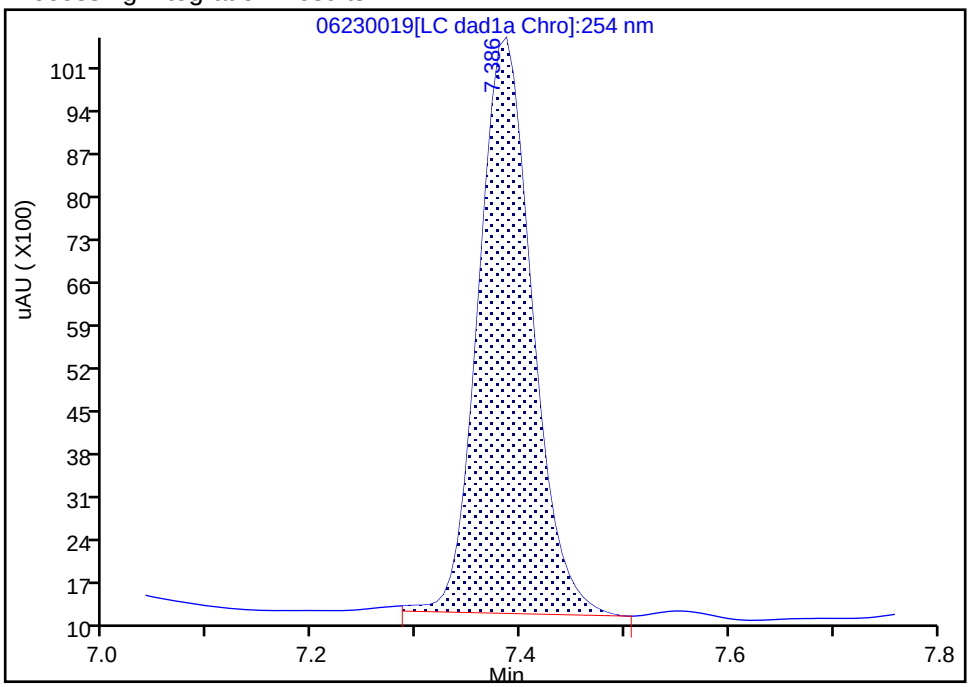

Manual Integration Results

RT: 7.39
Area: 32870
Amount: 0.207324
Amount Units: ug/mL

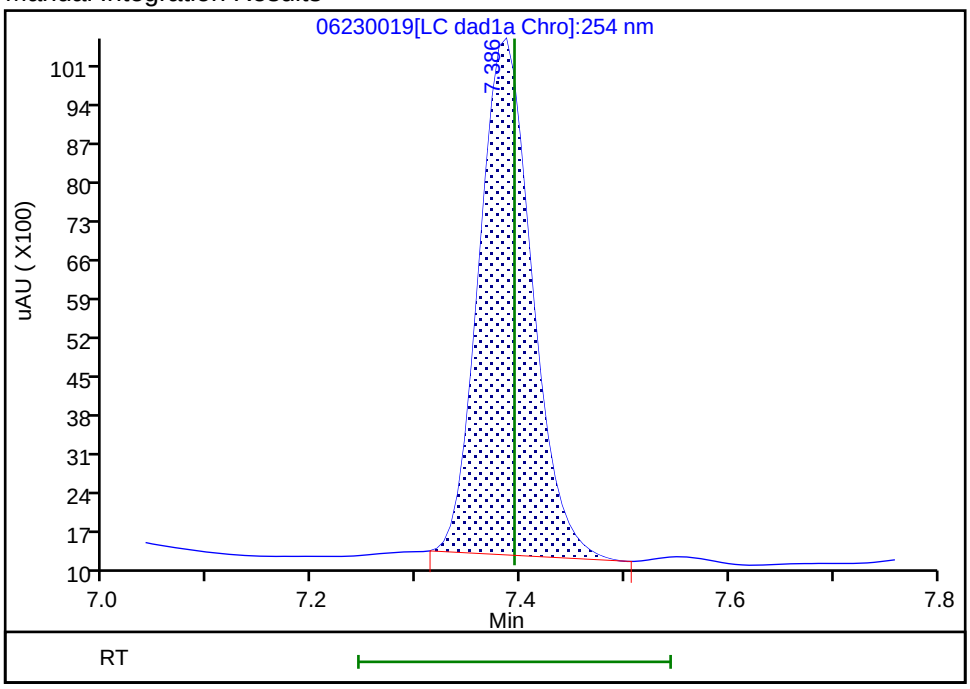

Reviewer: zhangji, 24-Jun-2020 15:48:28

Audit Action: Manually Integrated Audit Reason: Baseline

FORM I
HPLC/IC ORGANICS ANALYSIS DATA SHEET

Lab Name: Eurofins TestAmerica, Denver Job No.: 280-137702-1

SDG No.:

Client Sample ID: Lab Sample ID: LCSD 280-499221/3-A

Matrix: Water Lab File ID: 06270022.D

Analysis Method: 8330A Date Collected:

Extraction Method: 3535 Date Extracted: 06/18/2020 10:49

Sample wt/vol: 500(mL) Date Analyzed: 06/27/2020 20:52

Con. Extract Vol.: 5(mL) Dilution Factor: 1

Injection Volume: 100(uL) GC Column: UltraCarb5uODS ID: 4.6(mm)

% Moisture: GPC Cleanup:(Y/N) N

Analysis Batch No.: 500385 Units: ug/L

CAS NO.	COMPOUND NAME	RESULT	Q	LOQ	LOD	DL
99-35-4	1,3,5-Trinitrobenzene	2.25		0.21	0.20	0.084
99-65-0	1,3-Dinitrobenzene	2.14		0.11	0.10	0.037
118-96-7	2,4,6-Trinitrotoluene	2.21		0.11	0.10	0.045
121-14-2	2,4-Dinitrotoluene	2.02		0.10	0.080	0.027
606-20-2	2,6-Dinitrotoluene	2.03		0.10	0.080	0.040
35572-78-2	2-Amino-4,6-dinitrotoluene	1.96		0.11	0.10	0.051
88-72-2	2-Nitrotoluene	1.84		0.21	0.20	0.086
99-08-1	3-Nitrotoluene	2.01		0.40	0.40	0.20
19406-51-0	4-Amino-2,6-dinitrotoluene	1.73		0.15	0.12	0.058
99-99-0	4-Nitrotoluene	1.92		0.41	0.40	0.10
2691-41-0	HMX	2.11	M	0.21	0.20	0.088
98-95-3	Nitrobenzene	2.09		0.21	0.20	0.091
121-82-4	RDX	2.03		0.21	0.20	0.052
479-45-8	Tetryl	1.97		0.11	0.10	0.032

CAS NO.	SURROGATE	%REC	Q	LIMITS
528-29-0	1,2-Dinitrobenzene	98		83-119

Report Date: 30-Jun-2020 14:54:18 Chrom Revision: 2.3 21-Jun-2020 18:30:46

Eurofins TestAmerica, Denver
Target Compound Quantitation Report

Data File: \\chromfs\Denver\ChromData\CHHPLC_X\20200627-92823.b\06270022.D
Lims ID: LCSD 280-499221/3-A
Client ID:
Sample Type: LCSD
Inject. Date: 27-Jun-2020 20:52:53 ALS Bottle#: 22 Worklist Smp#: 22
Injection Vol: 100.0 ul Dil. Factor: 1.0000
Sample Info: LCSD 280-499221/
Misc. Info.: 280-0092823-022
Operator ID: JZ Instrument ID: CHHPLC_X3

Method: \\chromfs\Denver\ChromData\CHHPLC_X\20200627-92823.b\8330_X3.m
Limit Group: GCSV - 8330
Last Update: 30-Jun-2020 14:54:17 Calib Date: 26-Jun-2020 01:16:48
Integrator: Falcon
Quant Method: External Standard Quant By: Initial Calibration
Last ICal File: \\chromfs\Denver\ChromData\CHHPLC_X\20200625-92750.b\06250013.D

Column 1 : UltraCarb5uODS (20) (4.60 mm) Det: LC DAD1B, 254 nm
Process Host: CTX1061

First Level Reviewer: zhangji Date: 30-Jun-2020 14:34:20

Compound	Det	RT (min.)	Exp RT (min.)	Dlt RT (min.)	Response	Cal Amt ug/mL	OnCol Amt ug/mL	Flags
3 HMX	1	6.707	6.710	-0.003	18143	0.2000	0.2111	M
7 RDX	1	7.787	7.790	-0.003	23709	0.2000	0.2033	
8 2,4,6-Trinitrophenol	1	8.094	8.096	-0.002	19680	0.2000	0.2312	
$ 9 1,2-Dinitrobenzene	1	8.754	8.756	-0.002	27065	0.2000	0.1958	
10 1,3,5-Trinitrobenzene	1	8.927	8.930	-0.003	51726	0.2000	0.2246	
11 1,3-Dinitrobenzene	1	9.580	9.583	-0.003	65698	0.2000	0.2142	
12 Nitrobenzene	1	9.960	9.963	-0.003	41799	0.2000	0.2086	
14 Tetryl	1	10.280	10.283	-0.003	34807	0.2000	0.1966	
15 Nitroglycerin	2	10.787	10.790	-0.003	138950	2.00	2.04	
16 2,4,6-Trinitrotoluene	1	11.247	11.250	-0.003	45160	0.2000	0.2213	
17 4-Amino-2,6-dinitrotoluene	1	11.420	11.423	-0.003	29680	0.2000	0.1729	
18 2-Amino-4,6-dinitrotoluene	1	11.707	11.716	-0.009	39814	0.2000	0.1963	
19 2,6-Dinitrotoluene	1	11.847	11.850	-0.003	30356	0.2000	0.2031	
20 2,4-Dinitrotoluene	1	12.047	12.050	-0.003	61361	0.2000	0.2021	
21 o-Nitrotoluene	1	12.873	12.870	0.003	24841	0.2000	0.1839	
22 p-Nitrotoluene	1	13.313	13.310	0.003	21753	0.2000	0.1925	
23 m-Nitrotoluene	1	13.907	13.896	0.011	28817	0.2000	0.2015	
24 PETN	2	15.020	14.996	0.024	158060	2.00	2.01	

QC Flag Legend

Review Flags
M - Manually Integrated

Report Date: 30-Jun-2020 14:54:18 Chrom Revision: 2.3 21-Jun-2020 18:30:46

Eurofins TestAmerica, Denver

Data File: \\chromfs\denver\chromdata\chhplc_x\20200627-92823.b\06270022.d

Injection Date:	27-Jun-2020 20:52:53	Instrument ID:	CHHPLC_X3	Operator ID:	JZ
Lims ID:	LCSD 280-499221/3-A			Worklist Smp#:	22
Client ID:					
Injection Vol:	100.0 ul	Dil. Factor:	1.0000	ALS Bottle#:	22
Method:	8330_X3	Limit Group:	GCSV - 8330		

Column: UltraCarb5uODS (20) (4.60 mm) Y Scaling: Method Defined: Scale to the Nth Largest Target: 1

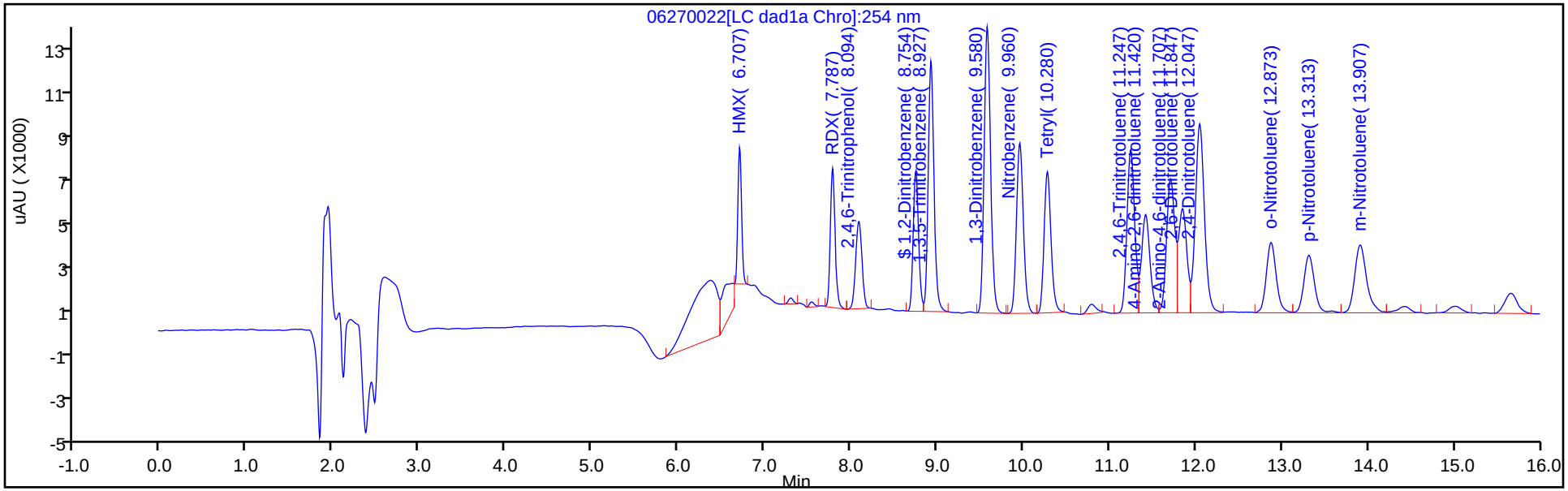

Y Scaling: Method Defined: Scale to the Nth Largest Target: 1

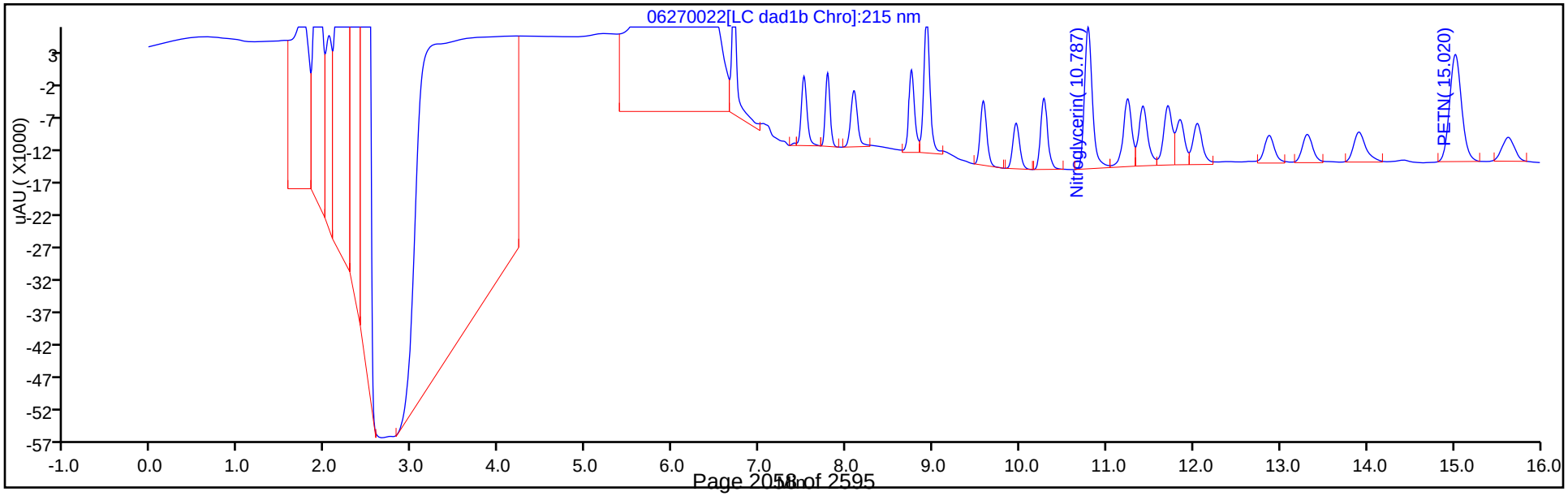

Eurofins TestAmerica, Denver
Recovery Report

Data File: \\chromfs\Denver\ChromData\CHHPLC_X\20200627-92823.b\06270022.D
Lims ID: LCSD 280-499221/3-A
Client ID:
Sample Type: LCSD
Inject. Date: 27-Jun-2020 20:52:53 ALS Bottle#: 22 Worklist Smp#: 22
Injection Vol: 100.0 ul Dil. Factor: 1.0000
Sample Info: LCSD 280-499221/
Misc. Info.: 280-0092823-022
Operator ID: JZ Instrument ID: CHHPLC_X3

Method: \\chromfs\Denver\ChromData\CHHPLC_X\20200627-92823.b\8330_X3.m
Limit Group: GCSV - 8330
Last Update: 30-Jun-2020 14:54:17 Calib Date: 26-Jun-2020 01:16:48
Integrator: Falcon
Quant Method: External Standard Quant By: Initial Calibration
Last ICal File: \\chromfs\Denver\ChromData\CHHPLC_X\20200625-92750.b\06250013.D

Column 1 : UltraCarb5uODS (20) (4.60 mm) Det: LC DAD1B, 254 nm
Process Host: CTX1061

First Level Reviewer: zhangji Date: 30-Jun-2020 14:34:20

Compound	Amount Added	Amount Recovered	% Rec.
$ 9 1,2-Dinitrobenzene	0.2000	0.1958	97.91

Manual Integration/User Assign Peak Report

Eurofins TestAmerica, Denver

Data File:	\\chromfs\denver\chromdata\chhplc_x\20200627-92823.b\06270022.d				
Injection Date:	27-Jun-2020 20:52:53	Instrument ID:	CHHPLC_X3		
Lims ID:	LCSD 280-499221/3-A				
Client ID:					
Operator ID:	JZ	ALS Bottle#:	22	Worklist Smp#:	22
Injection Vol:	100.0 ul	Dil. Factor:	1.0000		
Method:	8330_X3	Limit Group:	GCSV - 8330		
Column:	UltraCarb5uODS (20) (4.60 mm)	Detector	LC DAD1B, 254 nm		

3 HMX, CAS: 2691-41-0

Signal: 1

Processing Integration Results

RT: 6.71
Area: 29655
Amount: 0.344977
Amount Units: ug/mL

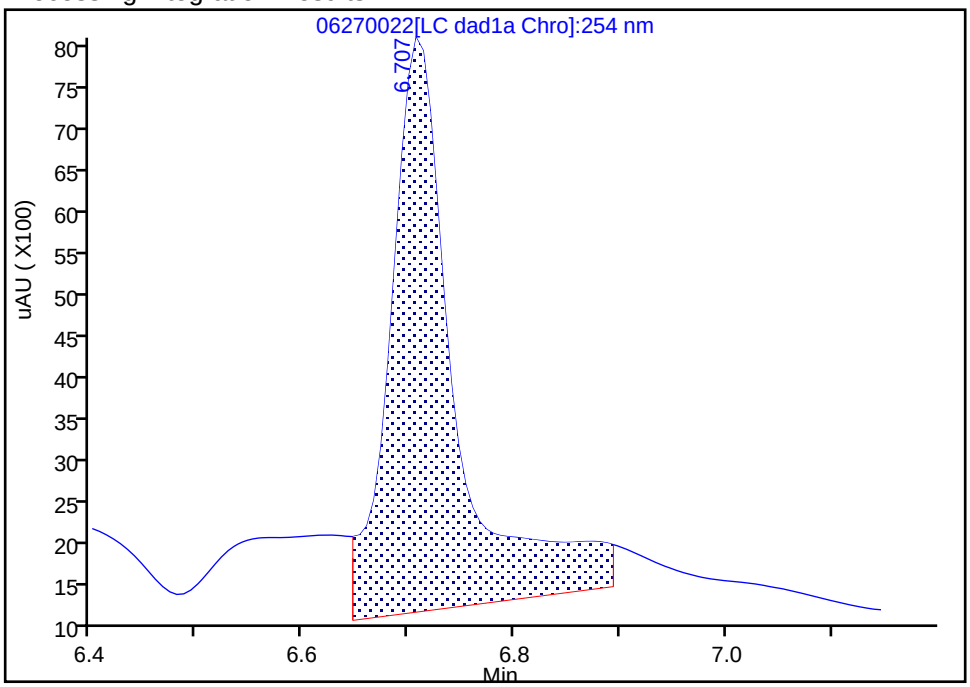

Manual Integration Results

RT: 6.71
Area: 18143
Amount: 0.211058
Amount Units: ug/mL

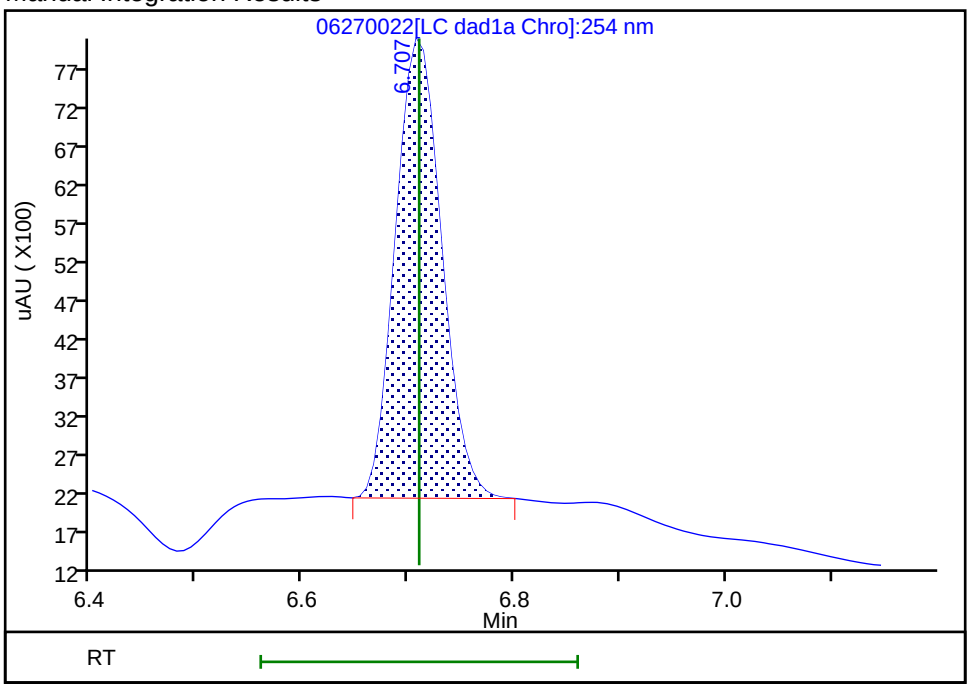

Reviewer: zhangji, 30-Jun-2020 14:34:19

Audit Action: Manually Integrated Audit Reason: Baseline

FORM I
HPLC/IC ORGANICS ANALYSIS DATA SHEET

Lab Name: Eurofins TestAmerica, Denver Job No.: 280-137702-1

SDG No.:

Client Sample ID: Lab Sample ID: LCSD 280-499221/5-A

Matrix: Water Lab File ID: 06270024.D

Analysis Method: 8330A Date Collected:

Extraction Method: 3535 Date Extracted: 06/18/2020 10:49

Sample wt/vol: 500(mL) Date Analyzed: 06/27/2020 21:38

Con. Extract Vol.: 5(mL) Dilution Factor: 1

Injection Volume: 100(uL) GC Column: UltraCarb5uODS ID: 4.6(mm)

% Moisture: GPC Cleanup:(Y/N) N

Analysis Batch No.: 500385 Units: ug/L

CAS NO.	COMPOUND NAME	RESULT	Q	LOQ	LOD	DL
5755-27-1	MNX	2.17	M	2.0	0.40	0.15

CAS NO.	SURROGATE	%REC	Q	LIMITS
528-29-0	1,2-Dinitrobenzene	98	M	83-119

Eurofins TestAmerica, Denver
Target Compound Quantitation Report

Data File:	\\chromfs\Denver\ChromData\CHHPLC_X\20200627-92823.b\06270024.D				
Lims ID:	LCSD 280-499221/5-A				
Client ID:					
Sample Type:	LCSD				
Inject. Date:	27-Jun-2020 21:38:53	ALS Bottle#:	24	Worklist Smp#:	24
Injection Vol:	100.0 ul	Dil. Factor:	1.0000		
Sample Info:	LCSD 280-499221/				
Misc. Info.:	280-0092823-024				
Operator ID:	JZ	Instrument ID:	CHHPLC_X3		
Method:	\\chromfs\Denver\ChromData\CHHPLC_X\20200627-92823.b\8330_X3.m				
Limit Group:	GCSV - 8330				
Last Update:	30-Jun-2020 14:54:17	Calib Date:	26-Jun-2020 01:16:48		
Integrator:	Falcon				
Quant Method:	External Standard	Quant By:	Initial Calibration		
Last ICal File:	\\chromfs\Denver\ChromData\CHHPLC_X\20200625-92750.b\06250013.D				
Column 1 :	UltraCarb5uODS (20) (4.60 mm)		Det: LC DAD1B, 254 nm		
Process Host:	CTX1061				
First Level Reviewer: zhangji		Date:	30-Jun-2020 14:35:30		

Compound	Det	RT (min.)	Exp RT (min.)	Dlt RT (min.)	Response	Cal Amt ug/mL	OnCol Amt ug/mL	Flags
2 TNX	1	6.612	6.617	-0.005	40346	0.2002	0.1854	M
5 DNX	1	6.932	6.937	-0.005	30666	0.2002	0.2005	M
6 MNX	1	7.379	7.384	-0.005	34405	0.2334	0.2170	M
$ 9 1,2-Dinitrobenzene	1	8.759	8.756	0.003	27201	0.2000	0.1968	M

QC Flag Legend

Review Flags

M - Manually Integrated

Report Date: 30-Jun-2020 14:54:19 Chrom Revision: 2.3 21-Jun-2020 18:30:46

Eurofins TestAmerica, Denver

Data File: \\chromfs\denver\chromdata\chhplc_x\20200627-92823.b\06270024.d

Injection Date:	27-Jun-2020 21:38:53	Instrument ID:	CHHPLC_X3	Operator ID:	JZ
Lims ID:	LCSD 280-499221/5-A			Worklist Smp#:	24
Client ID:					
Injection Vol:	100.0 ul	Dil. Factor:	1.0000	ALS Bottle#:	24
Method:	8330_X3	Limit Group:	GCSV - 8330		

Column: UltraCarb5uODS (20) (4.60 mm) Y Scaling: Method Defined: Scale to the Nth Largest Target: 1

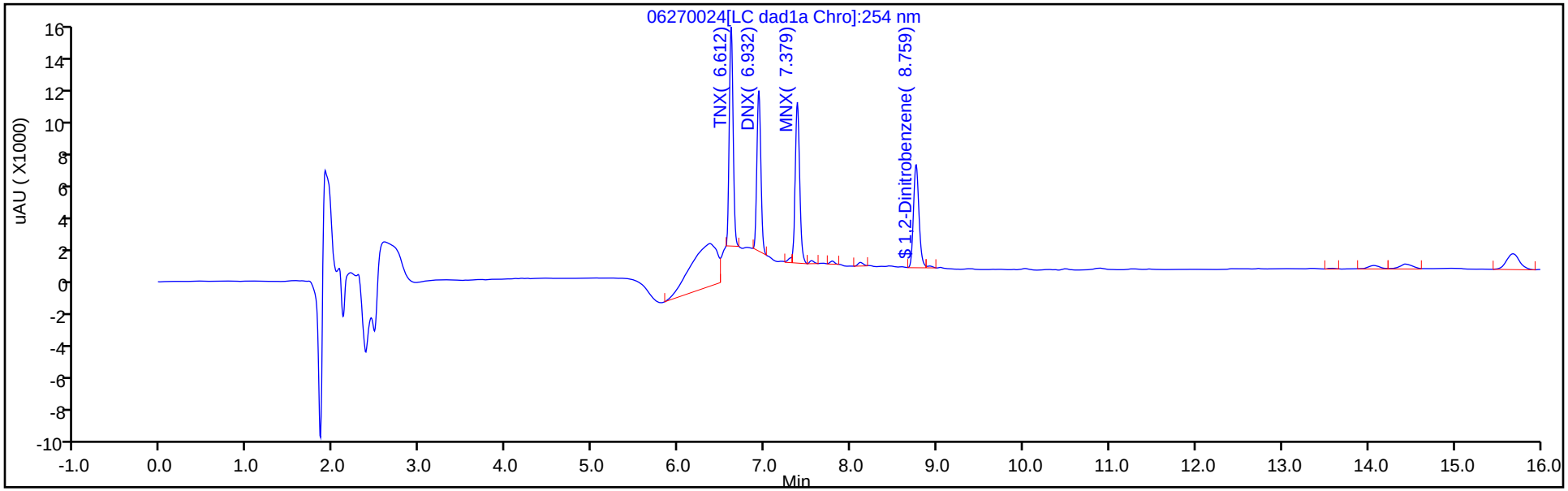

Y Scaling: Method Defined: Scale to the Nth Largest Target: 1

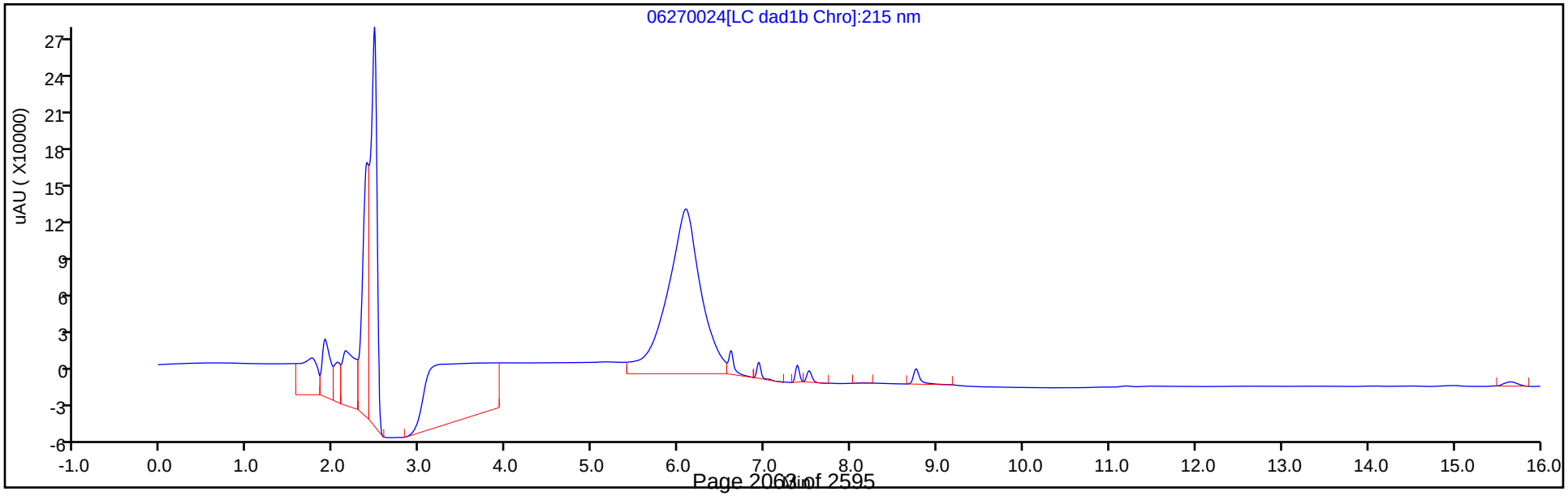

Eurofins TestAmerica, Denver
Recovery Report

Data File:	\\chromfs\Denver\ChromData\CHHPLC_X\20200627-92823.b\06270024.D				
Lims ID:	LCSD 280-499221/5-A				
Client ID:					
Sample Type:	LCSD				
Inject. Date:	27-Jun-2020 21:38:53	ALS Bottle#:	24	Worklist Smp#:	24
Injection Vol:	100.0 ul	Dil. Factor:	1.0000		
Sample Info:	LCSD 280-499221/				
Misc. Info.:	280-0092823-024				
Operator ID:	JZ	Instrument ID:	CHHPLC_X3		
Method:	\\chromfs\Denver\ChromData\CHHPLC_X\20200627-92823.b\8330_X3.m				
Limit Group:	GCSV - 8330				
Last Update:	30-Jun-2020 14:54:17	Calib Date:	26-Jun-2020 01:16:48		
Integrator:	Falcon				
Quant Method:	External Standard	Quant By:	Initial Calibration		
Last ICal File:	\\chromfs\Denver\ChromData\CHHPLC_X\20200625-92750.b\06250013.D				
Column 1 :	UltraCarb5uODS (20) (4.60 mm)		Det: LC DAD1B, 254 nm		
Process Host:	CTX1061				
First Level Reviewer: zhangji		Date:	30-Jun-2020 14:35:30		

Compound	Amount Added	Amount Recovered	% Rec.
$ 9 1,2-Dinitrobenzene	0.2000	0.1968	98.40

Manual Integration/User Assign Peak Report

Eurofins TestAmerica, Denver

Data File:	\\chromfs\denver\chromdata\chhplc_x\20200627-92823.b\06270024.d				
Injection Date:	27-Jun-2020 21:38:53	Instrument ID:	CHHPLC_X3		
Lims ID:	LCSD 280-499221/5-A				
Client ID:					
Operator ID:	JZ	ALS Bottle#:	24	Worklist Smp#:	24
Injection Vol:	100.0 ul	Dil. Factor:	1.0000		
Method:	8330_X3	Limit Group:	GCSV - 8330		
Column:	UltraCarb5uODS (20) (4.60 mm)	Detector	LC DAD1B, 254 nm		

$ 9 1,2-Dinitrobenzene, CAS: 528-29-0

Signal: 1

Processing Integration Results

RT: 8.76
Area: 27705
Amount: 0.200453
Amount Units: ug/mL

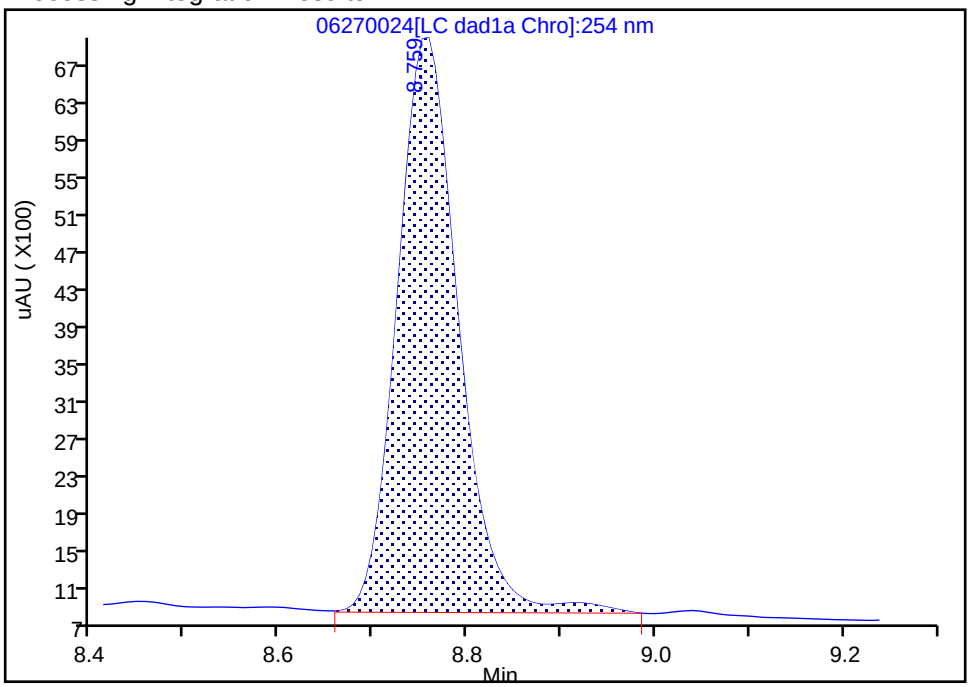

Manual Integration Results

RT: 8.76
Area: 27201
Amount: 0.196806
Amount Units: ug/mL

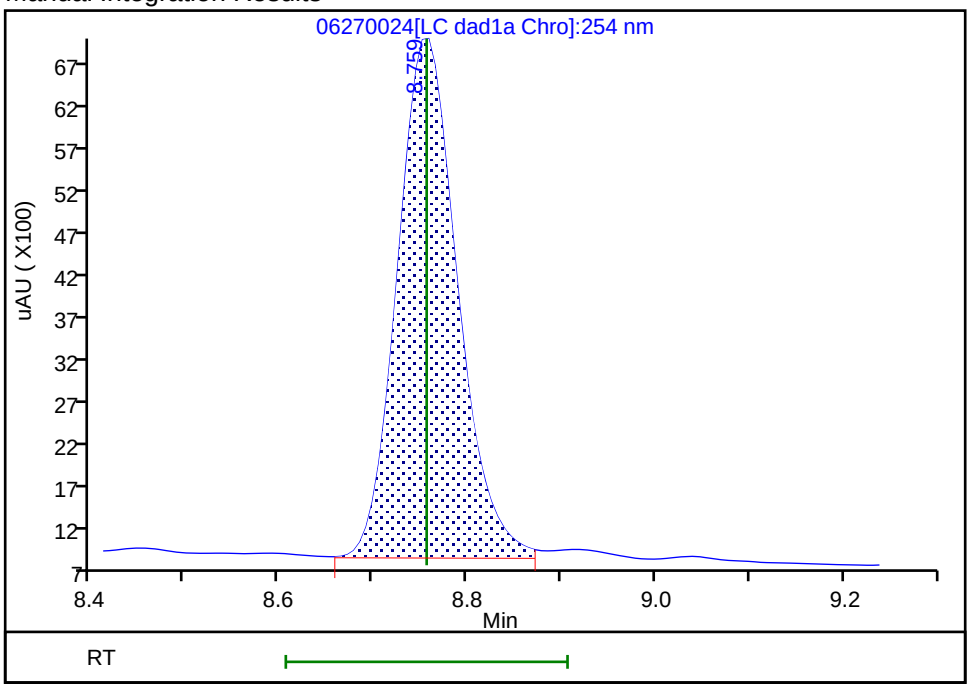

Reviewer: zhangji, 30-Jun-2020 14:35:28
Audit Action: Split an Integrated Peak Audit Reason: Baseline

Manual Integration/User Assign Peak Report

Eurofins TestAmerica, Denver

Data File:	\\chromfs\denver\chromdata\chhplc_x\20200627-92823.b\06270024.d				
Injection Date:	27-Jun-2020 21:38:53	Instrument ID:	CHHPLC_X3		
Lims ID:	LCSD 280-499221/5-A				
Client ID:					
Operator ID:	JZ	ALS Bottle#:	24	Worklist Smp#:	24
Injection Vol:	100.0 ul	Dil. Factor:	1.0000		
Method:	8330_X3	Limit Group:	GCSV - 8330		
Column:	UltraCarb5uODS (20) (4.60 mm)	Detector	LC DAD1B, 254 nm		

6 MNX, CAS: 5755-27-1

Signal: 1

Processing Integration Results

RT: 7.38
Area: 35380
Amount: 0.223155
Amount Units: ug/mL

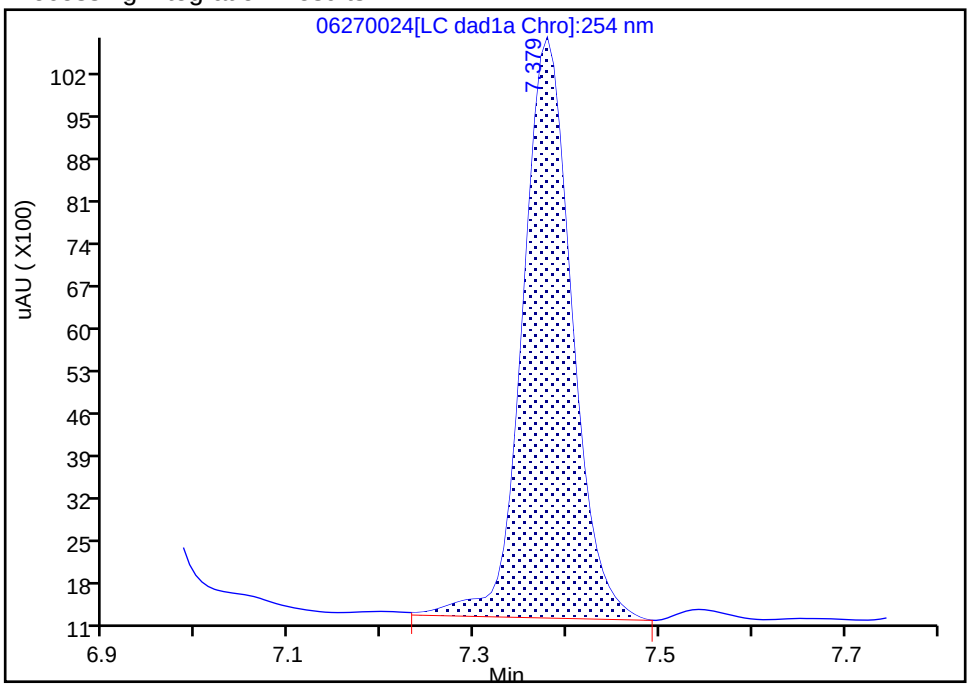

Manual Integration Results

RT: 7.38
Area: 34405
Amount: 0.217006
Amount Units: ug/mL

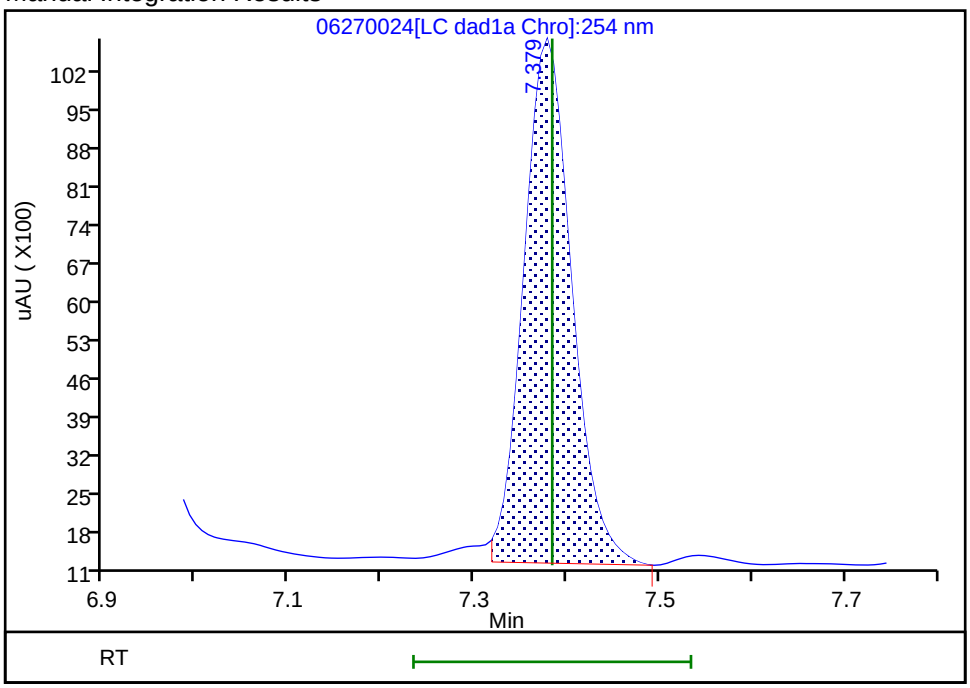

Reviewer: zhangji, 30-Jun-2020 14:35:24

Audit Action: Split an Integrated Peak Audit Reason: Baseline

FORM I
HPLC/IC ORGANICS ANALYSIS DATA SHEET

Lab Name: Eurofins TestAmerica, Denver Job No.: 280-137702-1

SDG No.:

Client Sample ID: Lab Sample ID: LCSD 280-499271/4-A

Matrix: Water Lab File ID: 06230020.D

Analysis Method: 8330A Date Collected:

Extraction Method: 3535 Date Extracted: 06/18/2020 17:20

Sample wt/vol: 500(mL) Date Analyzed: 06/23/2020 22:53

Con. Extract Vol.: 5(mL) Dilution Factor: 1

Injection Volume: 100(uL) GC Column: UltraCarb5uODS ID: 4.6(mm)

% Moisture: GPC Cleanup:(Y/N) N

Analysis Batch No.: 499864 Units: ug/L

CAS NO.	COMPOUND NAME	RESULT	Q	LOQ	LOD	DL
5755-27-1	MNX	1.94	J M	2.0	0.40	0.15

CAS NO.	SURROGATE	%REC	Q	LIMITS
528-29-0	1,2-Dinitrobenzene	87		83-119

Eurofins TestAmerica, Denver
Target Compound Quantitation Report

Data File: \\chromfs\Denver\ChromData\CHHPLC_X\20200623-92681.b\06230020.D
Lims ID: LCSD 280-499271/4-A
Client ID:
Sample Type: LCSD
Inject. Date: 23-Jun-2020 22:53:54 ALS Bottle#: 20 Worklist Smp#: 20
Injection Vol: 100.0 ul Dil. Factor: 1.0000
Sample Info: LCSD 280-499271/
Misc. Info.: 280-0092681-020
Operator ID: JZ Instrument ID: CHHPLC_X3

Method: \\chromfs\Denver\ChromData\CHHPLC_X\20200623-92681.b\8330_X3.m
Limit Group: GCSV - 8330
Last Update: 24-Jun-2020 16:26:13 Calib Date: 18-Mar-2020 14:39:27
Integrator: Falcon
Quant Method: External Standard Quant By: Initial Calibration
Last ICal File: \\chromna\Denver\ChromData\CHHPLC_X\20200318-90159.b\03180015.D

Column 1 : UltraCarb5uODS (20) (4.60 mm) Det: LC DAD1B, 254 nm
Process Host: CTX1068

First Level Reviewer: zhangji Date: 24-Jun-2020 15:48:52

Compound	Det	RT (min.)	Exp RT (min.)	Dlt RT (min.)	Response	Cal Amt ug/mL	OnCol Amt ug/mL	Flags
2 TNX	1	6.624	6.627	-0.003	37812	0.2002	0.1738	M
5 DNX	1	6.944	6.947	-0.003	28823	0.2002	0.1885	M
6 MNX	1	7.384	7.394	-0.010	30768	0.2334	0.1941	M
$ 9 1,2-Dinitrobenzene	1	8.731	8.736	-0.005	24043	0.2000	0.1740	

QC Flag Legend

Review Flags
M - Manually Integrated

Report Date: 24-Jun-2020 16:26:15 Chrom Revision: 2.3 21-Jun-2020 18:30:46

Eurofins TestAmerica, Denver

Data File: \\chromfs\denver\chromdata\chhplc_x\20200623-92681.b\06230020.d

Injection Date:	23-Jun-2020 22:53:54	Instrument ID:	CHHPLC_X3	Operator ID:	JZ
Lims ID:	LCSD 280-499271/4-A			Worklist Smp#:	20
Client ID:					
Injection Vol:	100.0 ul	Dil. Factor:	1.0000	ALS Bottle#:	20
Method:	8330_X3	Limit Group:	GCSV - 8330		

Column: UltraCarb5uODS (20) (4.60 mm) Y Scaling: Method Defined: Scale to the Nth Largest Target: 1

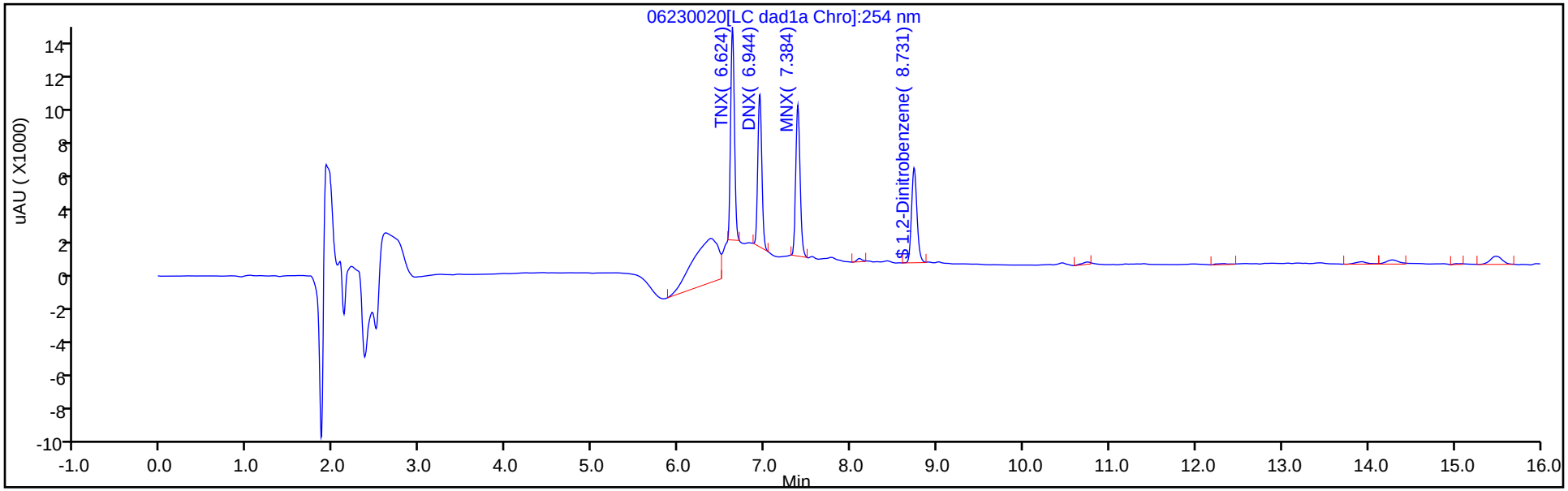

Y Scaling: Method Defined: Scale to the Nth Largest Target: 1

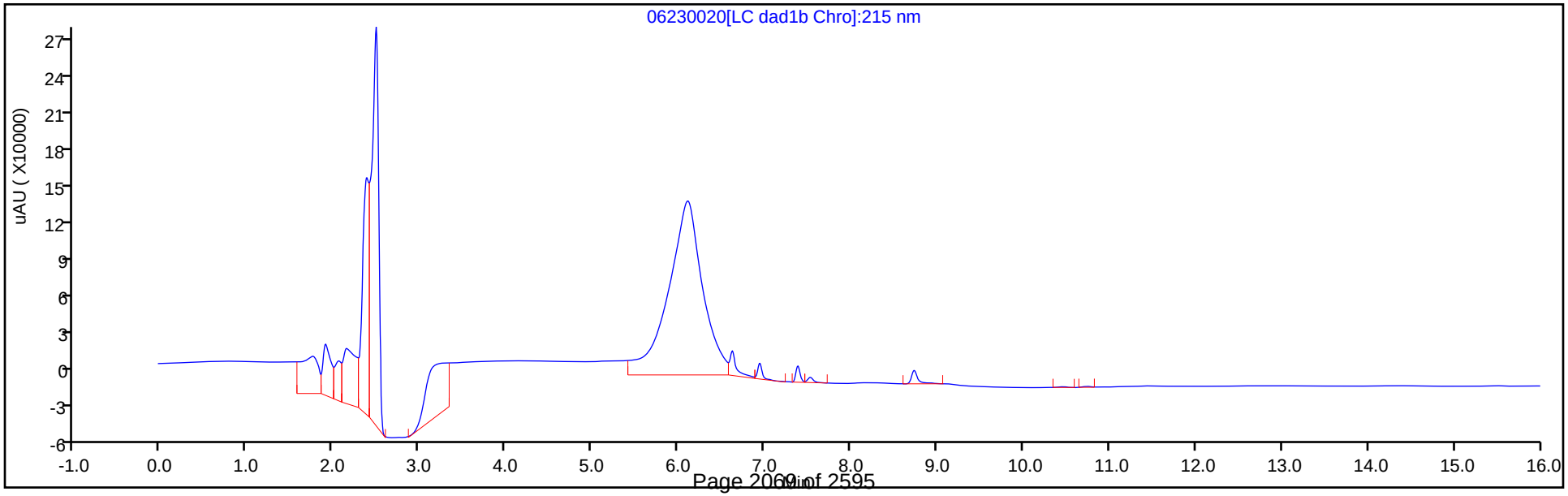

Eurofins TestAmerica, Denver
Recovery Report

Data File: \\chromfs\Denver\ChromData\CHHPLC_X\20200623-92681.b\06230020.D
Lims ID: LCSD 280-499271/4-A
Client ID:
Sample Type: LCSD
Inject. Date: 23-Jun-2020 22:53:54 ALS Bottle#: 20 Worklist Smp#: 20
Injection Vol: 100.0 ul Dil. Factor: 1.0000
Sample Info: LCSD 280-499271/
Misc. Info.: 280-0092681-020
Operator ID: JZ Instrument ID: CHHPLC_X3

Method: \\chromfs\Denver\ChromData\CHHPLC_X\20200623-92681.b\8330_X3.m
Limit Group: GCSV - 8330
Last Update: 24-Jun-2020 16:26:13 Calib Date: 18-Mar-2020 14:39:27
Integrator: Falcon
Quant Method: External Standard Quant By: Initial Calibration
Last ICal File: \\chromna\Denver\ChromData\CHHPLC_X\20200318-90159.b\03180015.D

Column 1 : UltraCarb5uODS (20) (4.60 mm) Det: LC DAD1B, 254 nm
Process Host: CTX1068

First Level Reviewer: zhangji Date: 24-Jun-2020 15:48:52

Compound	Amount Added	Amount Recovered	% Rec.
$ 9 1,2-Dinitrobenzene	0.2000	0.1740	86.98

Manual Integration/User Assign Peak Report

Eurofins TestAmerica, Denver

Data File:	\\chromfs\denver\chromdata\chhplc_x\20200623-92681.b\06230020.d				
Injection Date:	23-Jun-2020 22:53:54	Instrument ID:	CHHPLC_X3		
Lims ID:	LCSD 280-499271/4-A				
Client ID:					
Operator ID:	JZ	ALS Bottle#:	20	Worklist Smp#:	20
Injection Vol:	100.0 ul	Dil. Factor:	1.0000		
Method:	8330_X3	Limit Group:	GCSV - 8330		
Column:	UltraCarb5uODS (20) (4.60 mm)	Detector	LC DAD1B, 254 nm		

6 MNX, CAS: 5755-27-1

Signal: 1

Processing Integration Results

RT: 7.38
Area: 31551
Amount: 0.199004
Amount Units: ug/mL

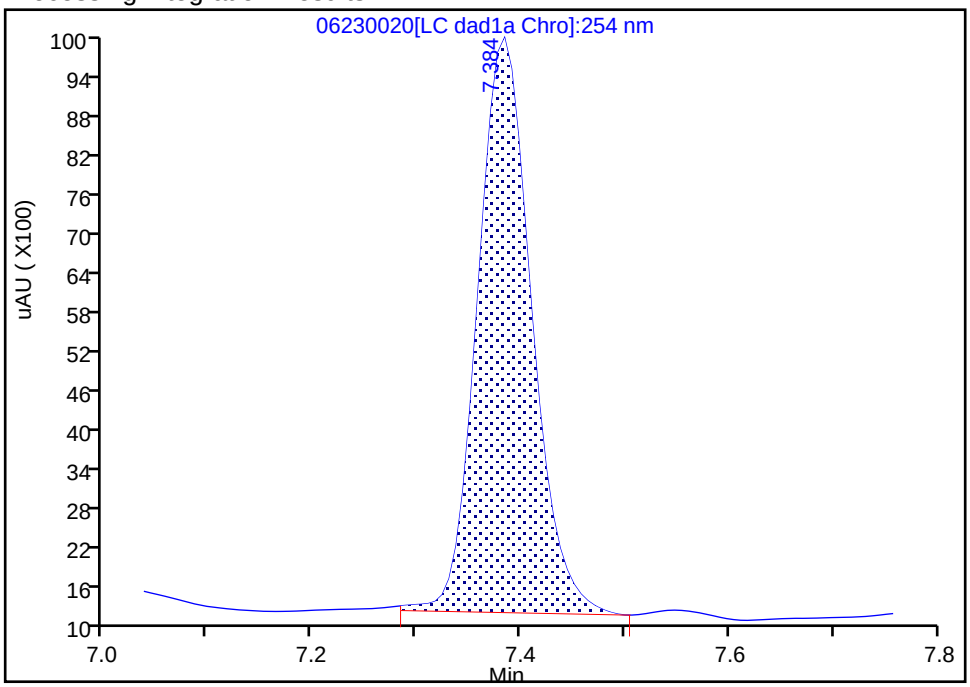

Manual Integration Results

RT: 7.38
Area: 30768
Amount: 0.194066
Amount Units: ug/mL

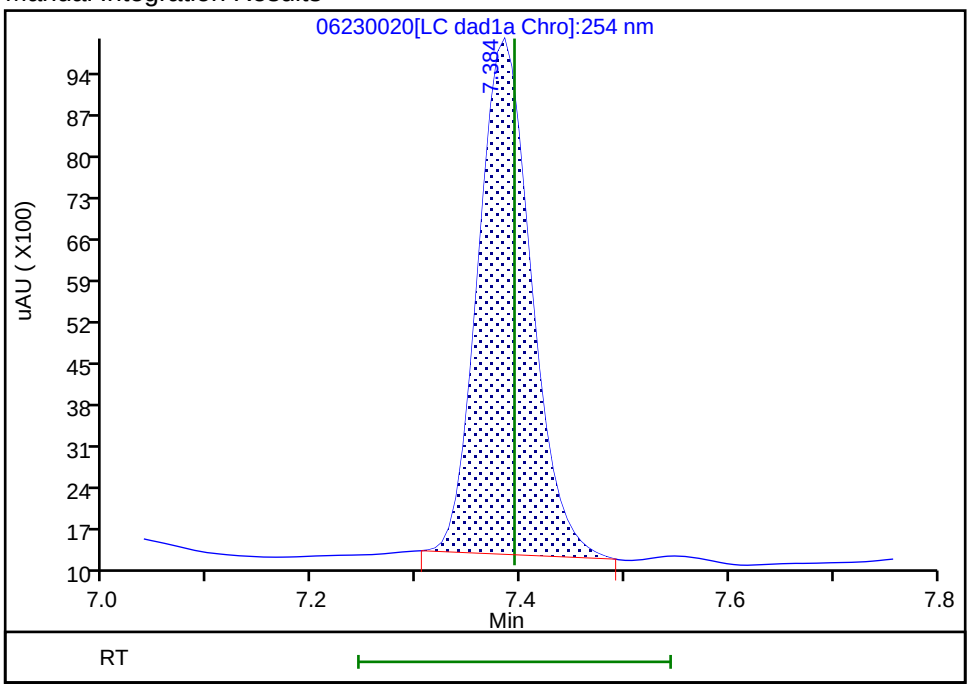

Reviewer: zhangji, 24-Jun-2020 15:48:40

Audit Action: Manually Integrated Audit Reason: Baseline

HPLC/IC ANALYSIS RUN LOG

Lab Name: Eurofins TestAmerica, Denver Job No.: 280-137702-1

SDG No.:

Instrument ID: CHHPLC_X3 Start Date: 03/04/2020 14:07

Analysis Batch Number: 487658 End Date: 03/05/2020 00:03

LAB SAMPLE ID	CLIENT SAMPLE ID	DATE ANALYZED	DILUTION FACTOR	LAB FILE ID	COLUMN ID
IC 280-487658/7		03/04/2020 14:07	1	03040007.D	UltraCarb5uODS 4.6(mm)
IC 280-487658/8		03/04/2020 14:30	1	03040008.D	UltraCarb5uODS 4.6(mm)
IC 280-487658/9		03/04/2020 14:53	1	03040009.D	UltraCarb5uODS 4.6(mm)
IC 280-487658/10		03/04/2020 15:16	1	03040010.D	UltraCarb5uODS 4.6(mm)
IC 280-487658/11		03/04/2020 15:39	1	03040011.D	UltraCarb5uODS 4.6(mm)
IC 280-487658/12		03/04/2020 16:01	1	03040012.D	UltraCarb5uODS 4.6(mm)
IC 280-487658/13		03/04/2020 16:24	1	03040013.D	UltraCarb5uODS 4.6(mm)
IC 280-487658/14		03/04/2020 16:47	1	03040014.D	UltraCarb5uODS 4.6(mm)
ICV 280-487658/15		03/04/2020 17:10	1	03040015.D	UltraCarb5uODS 4.6(mm)
IC 280-487658/16		03/04/2020 17:33	1		UltraCarb5uODS 4.6(mm)
IC 280-487658/17		03/04/2020 17:56	1		UltraCarb5uODS 4.6(mm)
IC 280-487658/18		03/04/2020 18:19	1		UltraCarb5uODS 4.6(mm)
IC 280-487658/19		03/04/2020 18:42	1		UltraCarb5uODS 4.6(mm)
IC 280-487658/20		03/04/2020 19:05	1		UltraCarb5uODS 4.6(mm)
IC 280-487658/21		03/04/2020 19:28	1		UltraCarb5uODS 4.6(mm)
IC 280-487658/22		03/04/2020 19:51	1		UltraCarb5uODS 4.6(mm)
IC 280-487658/23		03/04/2020 20:14	1		UltraCarb5uODS 4.6(mm)
ICV 280-487658/24		03/04/2020 20:37	1		UltraCarb5uODS 4.6(mm)
IC 280-487658/25		03/04/2020 21:00	1	03040025.D	UltraCarb5uODS 4.6(mm)
IC 280-487658/26		03/04/2020 21:23	1	03040026.D	UltraCarb5uODS 4.6(mm)
IC 280-487658/27		03/04/2020 21:45	1	03040027.D	UltraCarb5uODS 4.6(mm)
IC 280-487658/28		03/04/2020 22:09	1	03040028.D	UltraCarb5uODS 4.6(mm)
IC 280-487658/29		03/04/2020 22:31	1	03040029.D	UltraCarb5uODS 4.6(mm)
IC 280-487658/30		03/04/2020 22:54	1	03040030.D	UltraCarb5uODS 4.6(mm)
IC 280-487658/31		03/04/2020 23:17	1	03040031.D	UltraCarb5uODS 4.6(mm)
IC 280-487658/32		03/04/2020 23:40	1	03040032.D	UltraCarb5uODS 4.6(mm)
ICV 280-487658/33		03/05/2020 00:03	1	03040033.D	UltraCarb5uODS 4.6(mm)

8330A

HPLC/IC ANALYSIS RUN LOG

Lab Name: Eurofins TestAmerica, Denver Job No.: 280-137702-1

SDG No.:

Instrument ID: CHHPLC_X3 Start Date: 03/18/2020 11:35

Analysis Batch Number: 489145 End Date: 03/18/2020 15:02

LAB SAMPLE ID	CLIENT SAMPLE ID	DATE ANALYZED	DILUTION FACTOR	LAB FILE ID	COLUMN ID
IC 280-489145/7		03/18/2020 11:35	1	03180007.D	UltraCarb5uODS 4.6(mm)
IC 280-489145/8		03/18/2020 11:58	1	03180008.D	UltraCarb5uODS 4.6(mm)
IC 280-489145/9		03/18/2020 12:21	1	03180009.D	UltraCarb5uODS 4.6(mm)
IC 280-489145/10		03/18/2020 12:44	1	03180010.D	UltraCarb5uODS 4.6(mm)
IC 280-489145/11		03/18/2020 13:07	1	03180011.D	UltraCarb5uODS 4.6(mm)
IC 280-489145/12		03/18/2020 13:30	1	03180012.D	UltraCarb5uODS 4.6(mm)
IC 280-489145/13		03/18/2020 13:53	1	03180013.D	UltraCarb5uODS 4.6(mm)
IC 280-489145/14		03/18/2020 14:16	1	03180014.D	UltraCarb5uODS 4.6(mm)
IC 280-489145/15		03/18/2020 14:39	1	03180015.D	UltraCarb5uODS 4.6(mm)
ICV 280-489145/16		03/18/2020 15:02	1	03180016.D	UltraCarb5uODS 4.6(mm)

HPLC/IC ANALYSIS RUN LOG

Lab Name: Eurofins TestAmerica, Denver Job No.: 280-137702-1

SDG No.:

Instrument ID: CHHPLC_G2_LUNA Start Date: 05/14/2020 16:16

Analysis Batch Number: 494886 End Date: 05/15/2020 20:15

LAB SAMPLE ID	CLIENT SAMPLE ID	DATE ANALYZED	DILUTION FACTOR	LAB FILE ID	COLUMN ID
IC 280-494886/7		05/14/2020 16:16	1	05140007.D	Luna-phenylhex 4.6(mm)
IC 280-494886/8		05/14/2020 16:51	1	05140008.D	Luna-phenylhex 4.6(mm)
IC 280-494886/9		05/14/2020 17:26	1	05140009.D	Luna-phenylhex 4.6(mm)
IC 280-494886/10		05/14/2020 18:01	1	05140010.D	Luna-phenylhex 4.6(mm)
IC 280-494886/11		05/14/2020 18:36	1	05140011.D	Luna-phenylhex 4.6(mm)
IC 280-494886/12		05/14/2020 19:11	1	05140012.D	Luna-phenylhex 4.6(mm)
IC 280-494886/13		05/14/2020 19:46	1	05140013.D	Luna-phenylhex 4.6(mm)
IC 280-494886/14		05/14/2020 20:21	1	05140014.D	Luna-phenylhex 4.6(mm)
IC 280-494886/15		05/14/2020 20:56	1	05140015.D	Luna-phenylhex 4.6(mm)
ICV 280-494886/16		05/14/2020 21:31	1	05140016.D	Luna-phenylhex 4.6(mm)
IC 280-494886/17		05/14/2020 22:06	1	05140017.D	Luna-phenylhex 4.6(mm)
IC 280-494886/18		05/14/2020 22:41	1	05140018.D	Luna-phenylhex 4.6(mm)
IC 280-494886/19		05/14/2020 23:16	1	05140019.D	Luna-phenylhex 4.6(mm)
IC 280-494886/20		05/14/2020 23:51	1	05140020.D	Luna-phenylhex 4.6(mm)
IC 280-494886/21		05/15/2020 00:26	1	05140021.D	Luna-phenylhex 4.6(mm)
IC 280-494886/22		05/15/2020 01:01	1	05140022.D	Luna-phenylhex 4.6(mm)
IC 280-494886/23		05/15/2020 01:36	1	05140023.D	Luna-phenylhex 4.6(mm)
IC 280-494886/24		05/15/2020 02:11	1	05140024.D	Luna-phenylhex 4.6(mm)
IC 280-494886/25		05/15/2020 02:46	1		Luna-phenylhex 4.6(mm)
ICV 280-494886/26		05/15/2020 03:21	1	05140026.D	Luna-phenylhex 4.6(mm)
ZZZZZ		05/15/2020 03:56	50		Luna-phenylhex 4.6(mm)
ZZZZZ		05/15/2020 04:31	1		Luna-phenylhex 4.6(mm)
ZZZZZ		05/15/2020 05:06	1		Luna-phenylhex 4.6(mm)
CCV 280-494886/30		05/15/2020 05:41	1		Luna-phenylhex 4.6(mm)
CCV 280-494886/31		05/15/2020 06:16	1		Luna-phenylhex 4.6(mm)
ZZZZZ		05/15/2020 06:51	1		Luna-phenylhex 4.6(mm)
ZZZZZ		05/15/2020 07:26	1		Luna-phenylhex 4.6(mm)
ZZZZZ		05/15/2020 08:01	1		Luna-phenylhex 4.6(mm)
ZZZZZ		05/15/2020 08:36	1		Luna-phenylhex 4.6(mm)
ZZZZZ		05/15/2020 09:11	1		Luna-phenylhex 4.6(mm)
ZZZZZ		05/15/2020 09:46	1		Luna-phenylhex 4.6(mm)
ZZZZZ		05/15/2020 10:21	1		Luna-phenylhex 4.6(mm)
ZZZZZ		05/15/2020 10:56	1		Luna-phenylhex 4.6(mm)
ZZZZZ		05/15/2020 11:31	1		Luna-phenylhex 4.6(mm)
ZZZZZ		05/15/2020 12:06	1		Luna-phenylhex 4.6(mm)
CCV 280-494886/42		05/15/2020 12:40	1		Luna-phenylhex 4.6(mm)
CCV 280-494886/43		05/15/2020 13:15	1		Luna-phenylhex 4.6(mm)
ZZZZZ		05/15/2020 13:50	1		Luna-phenylhex 4.6(mm)
ZZZZZ		05/15/2020 14:25	1		Luna-phenylhex 4.6(mm)
ZZZZZ		05/15/2020 15:00	1		Luna-phenylhex 4.6(mm)
ZZZZZ		05/15/2020 15:35	1		Luna-phenylhex 4.6(mm)
ZZZZZ		05/15/2020 16:10	1		Luna-phenylhex 4.6(mm)
ZZZZZ		05/15/2020 16:45	1		Luna-phenylhex 4.6(mm)
ZZZZZ		05/15/2020 17:20	1		Luna-phenylhex 4.6(mm)
ZZZZZ		05/15/2020 17:55	1		Luna-phenylhex 4.6(mm)

8330A

HPLC/IC ANALYSIS RUN LOG

Lab Name: Eurofins TestAmerica, Denver Job No.: 280-137702-1

SDG No.:

Instrument ID: CHHPLC_G2_LUNA Start Date: 05/14/2020 16:16

Analysis Batch Number: 494886 End Date: 05/15/2020 20:15

LAB SAMPLE ID	CLIENT SAMPLE ID	DATE ANALYZED	DILUTION FACTOR	LAB FILE ID	COLUMN ID
ZZZZZ		05/15/2020 18:30	1		Luna-phenylhex 4.6(mm)
ZZZZZ		05/15/2020 19:05	1		Luna-phenylhex 4.6(mm)
CCV 280-494886/54		05/15/2020 19:40	1		Luna-phenylhex 4.6(mm)
CCV 280-494886/55		05/15/2020 20:15	1		Luna-phenylhex 4.6(mm)

HPLC/IC ANALYSIS RUN LOG

Lab Name: Eurofins TestAmerica, Denver Job No.: 280-137702-1

SDG No.:

Instrument ID: CHHPLC_X3 Start Date: 06/23/2020 20:58

Analysis Batch Number: 499864 End Date: 06/24/2020 06:10

LAB SAMPLE ID	CLIENT SAMPLE ID	DATE ANALYZED	DILUTION FACTOR	LAB FILE ID	COLUMN ID
CCV 280-499864/15		06/23/2020 20:58	1	06230015.D	UltraCarb5uODS 4.6(mm)
CCV 280-499864/16		06/23/2020 21:21	1	06230016.D	UltraCarb5uODS 4.6(mm)
LCS 280-499271/2-A		06/23/2020 22:07	1	06230018.D	UltraCarb5uODS 4.6(mm)
LCS 280-499271/3-A		06/23/2020 22:30	1	06230019.D	UltraCarb5uODS 4.6(mm)
LCSD 280-499271/4-A		06/23/2020 22:53	1	06230020.D	UltraCarb5uODS 4.6(mm)
MB 280-499271/1-A		06/23/2020 23:16	1	017-1701.D	UltraCarb5uODS 4.6(mm)
280-137702-21		06/23/2020 23:39	1	06230021.D	UltraCarb5uODS 4.6(mm)
280-137702-22		06/24/2020 00:02	1	06230022.D	UltraCarb5uODS 4.6(mm)
280-137702-23		06/24/2020 00:25	1	06230023.D	UltraCarb5uODS 4.6(mm)
280-137702-24		06/24/2020 00:48	1	06230024.D	UltraCarb5uODS 4.6(mm)
280-137702-25		06/24/2020 01:11	1	06230025.D	UltraCarb5uODS 4.6(mm)
280-137702-26		06/24/2020 01:34	1	06230026.D	UltraCarb5uODS 4.6(mm)
CCV 280-499864/27		06/24/2020 01:57	1	06230027.D	UltraCarb5uODS 4.6(mm)
CCV 280-499864/28		06/24/2020 02:20	1	06230028.D	UltraCarb5uODS 4.6(mm)
280-137702-27		06/24/2020 02:43	20	06230029.D	UltraCarb5uODS 4.6(mm)
280-137702-28		06/24/2020 03:06	1	06230030.D	UltraCarb5uODS 4.6(mm)
280-137702-29		06/24/2020 03:29	1	06230031.D	UltraCarb5uODS 4.6(mm)
280-137702-30		06/24/2020 03:52	10	06230032.D	UltraCarb5uODS 4.6(mm)
ZZZZZ		06/24/2020 04:15	1		UltraCarb5uODS 4.6(mm)
ZZZZZ		06/24/2020 04:38	1		UltraCarb5uODS 4.6(mm)
ZZZZZ		06/24/2020 05:01	1		UltraCarb5uODS 4.6(mm)
ZZZZZ		06/24/2020 05:24	1		UltraCarb5uODS 4.6(mm)
CCV 280-499864/37		06/24/2020 05:47	1	06230037.D	UltraCarb5uODS 4.6(mm)
CCV 280-499864/38		06/24/2020 06:10	1	06230038.D	UltraCarb5uODS 4.6(mm)

HPLC/IC ANALYSIS RUN LOG

Lab Name: Eurofins TestAmerica, Denver Job No.: 280-137702-1

SDG No.:

Instrument ID: CHHPLC_G2_LUNA Start Date: 06/25/2020 10:10

Analysis Batch Number: 500017 End Date: 06/25/2020 23:35

LAB SAMPLE ID	CLIENT SAMPLE ID	DATE ANALYZED	DILUTION FACTOR	LAB FILE ID	COLUMN ID
CCV 280-500017/28		06/25/2020 10:10	1	06240028.D	Luna-phenylhex 4.6(mm)
CCV 280-500017/29		06/25/2020 10:45	1	06240029.D	Luna-phenylhex 4.6(mm)
ZZZZZ		06/25/2020 11:20	1		Luna-phenylhex 4.6(mm)
ZZZZZ		06/25/2020 11:55	1		Luna-phenylhex 4.6(mm)
ZZZZZ		06/25/2020 12:30	1		Luna-phenylhex 4.6(mm)
ZZZZZ		06/25/2020 13:05	1		Luna-phenylhex 4.6(mm)
280-137702-21		06/25/2020 13:40	1	06240034.D	Luna-phenylhex 4.6(mm)
280-137702-22		06/25/2020 14:15	1	06240035.D	Luna-phenylhex 4.6(mm)
280-137702-23		06/25/2020 14:50	1	06240036.D	Luna-phenylhex 4.6(mm)
280-137702-24		06/25/2020 15:25	1	06240037.D	Luna-phenylhex 4.6(mm)
280-137702-25		06/25/2020 16:00	1	06240038.D	Luna-phenylhex 4.6(mm)
280-137702-26		06/25/2020 16:35	1	06240039.D	Luna-phenylhex 4.6(mm)
CCV 280-500017/40		06/25/2020 17:10	1	06240040.D	Luna-phenylhex 4.6(mm)
CCV 280-500017/41		06/25/2020 17:45	1	06240041.D	Luna-phenylhex 4.6(mm)
280-137702-27		06/25/2020 18:20	20	06240042.D	Luna-phenylhex 4.6(mm)
280-137702-28		06/25/2020 18:55	1	06240043.D	Luna-phenylhex 4.6(mm)
280-137702-29		06/25/2020 19:30	1	06240044.D	Luna-phenylhex 4.6(mm)
280-137702-30		06/25/2020 20:05	10	06240045.D	Luna-phenylhex 4.6(mm)
ZZZZZ		06/25/2020 20:40	1		Luna-phenylhex 4.6(mm)
ZZZZZ		06/25/2020 21:15	1		Luna-phenylhex 4.6(mm)
ZZZZZ		06/25/2020 21:50	1		Luna-phenylhex 4.6(mm)
ZZZZZ		06/25/2020 22:25	1		Luna-phenylhex 4.6(mm)
CCV 280-500017/50		06/25/2020 23:00	1	06240050.D	Luna-phenylhex 4.6(mm)
CCV 280-500017/51		06/25/2020 23:35	1	06240051.D	Luna-phenylhex 4.6(mm)

HPLC/IC ANALYSIS RUN LOG

Lab Name: Eurofins TestAmerica, Denver Job No.: 280-137702-1

SDG No.:

Instrument ID: CHHPLC_X3 Start Date: 06/27/2020 18:57

Analysis Batch Number: 500385 End Date: 06/28/2020 08:46

LAB SAMPLE ID	CLIENT SAMPLE ID	DATE ANALYZED	DILUTION FACTOR	LAB FILE ID	COLUMN ID
CCV 280-500385/17		06/27/2020 18:57	1	06270017.D	UltraCarb5uODS 4.6(mm)
CCV 280-500385/18		06/27/2020 19:20	1		UltraCarb5uODS 4.6(mm)
CCV 280-500385/19		06/27/2020 19:43	1	06270019.D	UltraCarb5uODS 4.6(mm)
MB 280-499221/1-A		06/27/2020 20:06	1	06270020.D	UltraCarb5uODS 4.6(mm)
LCS 280-499221/2-A		06/27/2020 20:29	1	06270021.D	UltraCarb5uODS 4.6(mm)
LCSD 280-499221/3-A		06/27/2020 20:52	1	06270022.D	UltraCarb5uODS 4.6(mm)
LCS 280-499221/4-A		06/27/2020 21:15	1	06270023.D	UltraCarb5uODS 4.6(mm)
LCSD 280-499221/5-A		06/27/2020 21:38	1	06270024.D	UltraCarb5uODS 4.6(mm)
280-137702-1		06/27/2020 22:01	1	06270025.D	UltraCarb5uODS 4.6(mm)
ZZZZZ		06/27/2020 22:24	1		UltraCarb5uODS 4.6(mm)
280-137702-3		06/27/2020 22:47	1	06270027.D	UltraCarb5uODS 4.6(mm)
ZZZZZ		06/27/2020 23:10	1		UltraCarb5uODS 4.6(mm)
280-137702-5		06/27/2020 23:33	1	06270029.D	UltraCarb5uODS 4.6(mm)
CCV 280-500385/30		06/27/2020 23:56	1	06270030.D	UltraCarb5uODS 4.6(mm)
CCV 280-500385/31		06/28/2020 00:20	1		UltraCarb5uODS 4.6(mm)
CCV 280-500385/32		06/28/2020 00:43	1	06270032.D	UltraCarb5uODS 4.6(mm)
280-137702-6		06/28/2020 01:06	1	06270033.D	UltraCarb5uODS 4.6(mm)
280-137702-7		06/28/2020 01:29	1	06270034.D	UltraCarb5uODS 4.6(mm)
280-137702-8		06/28/2020 01:52	1	06270035.D	UltraCarb5uODS 4.6(mm)
280-137702-9		06/28/2020 02:15	1	06270036.D	UltraCarb5uODS 4.6(mm)
280-137702-10		06/28/2020 02:38	1	06270037.D	UltraCarb5uODS 4.6(mm)
280-137702-11		06/28/2020 03:01	1	06270038.D	UltraCarb5uODS 4.6(mm)
280-137702-12		06/28/2020 03:24	1	06270039.D	UltraCarb5uODS 4.6(mm)
280-137702-13		06/28/2020 03:47	1	06270040.D	UltraCarb5uODS 4.6(mm)
280-137702-14		06/28/2020 04:10	1	06270041.D	UltraCarb5uODS 4.6(mm)
280-137702-15		06/28/2020 04:33	1	06270042.D	UltraCarb5uODS 4.6(mm)
CCV 280-500385/43		06/28/2020 04:56	1	06270043.D	UltraCarb5uODS 4.6(mm)
CCV 280-500385/44		06/28/2020 05:19	1		UltraCarb5uODS 4.6(mm)
CCV 280-500385/45		06/28/2020 05:42	1	06270045.D	UltraCarb5uODS 4.6(mm)
280-137702-16		06/28/2020 06:05	1	06270046.D	UltraCarb5uODS 4.6(mm)
280-137702-17		06/28/2020 06:28	1	06270047.D	UltraCarb5uODS 4.6(mm)
280-137702-18		06/28/2020 06:51	1	06270048.D	UltraCarb5uODS 4.6(mm)
280-137702-19		06/28/2020 07:14	1	06270049.D	UltraCarb5uODS 4.6(mm)
280-137702-20		06/28/2020 07:37	1	06270050.D	UltraCarb5uODS 4.6(mm)
CCV 280-500385/51		06/28/2020 08:00	1	06270051.D	UltraCarb5uODS 4.6(mm)
CCV 280-500385/52		06/28/2020 08:23	1		UltraCarb5uODS 4.6(mm)
CCV 280-500385/53		06/28/2020 08:46	1	06270053.D	UltraCarb5uODS 4.6(mm)

HPLC/IC ANALYSIS RUN LOG

Lab Name: Eurofins TestAmerica, Denver Job No.: 280-137702-1

SDG No.:

Instrument ID: CHHPLC_X3 Start Date: 06/30/2020 17:47

Analysis Batch Number: 500689 End Date: 07/01/2020 00:28

LAB SAMPLE ID	CLIENT SAMPLE ID	DATE ANALYZED	DILUTION FACTOR	LAB FILE ID	COLUMN ID
CCV 280-500689/7		06/30/2020 17:47	1	06300007.D	UltraCarb5uODS 4.6(mm)
CCV 280-500689/8		06/30/2020 18:10	1		UltraCarb5uODS 4.6(mm)
CCV 280-500689/9		06/30/2020 18:33	1	06300009.D	UltraCarb5uODS 4.6(mm)
CCV 280-500689/10		06/30/2020 18:56	1		UltraCarb5uODS 4.6(mm)
280-137702-2		06/30/2020 19:19	1	06300011.D	UltraCarb5uODS 4.6(mm)
280-137702-4		06/30/2020 19:42	1	06300012.D	UltraCarb5uODS 4.6(mm)
ZZZZZ		06/30/2020 20:05	1		UltraCarb5uODS 4.6(mm)
ZZZZZ		06/30/2020 20:37	1		UltraCarb5uODS 4.6(mm)
ZZZZZ		06/30/2020 21:00	1		UltraCarb5uODS 4.6(mm)
ZZZZZ		06/30/2020 21:23	200		UltraCarb5uODS 4.6(mm)
ZZZZZ		06/30/2020 22:09	2000		UltraCarb5uODS 4.6(mm)
CCV 280-500689/21		06/30/2020 23:41	1	06300021.D	UltraCarb5uODS 4.6(mm)
CCV 280-500689/22		07/01/2020 00:04	1	06300022.D	UltraCarb5uODS 4.6(mm)
CCV 280-500689/23		07/01/2020 00:28	1		UltraCarb5uODS 4.6(mm)

HPLC/IC ANALYSIS RUN LOG

Lab Name: Eurofins TestAmerica, Denver Job No.: 280-137702-1

SDG No.:

Instrument ID: CHHPLC_G2_LUNA Start Date: 06/30/2020 18:12

Analysis Batch Number: 500692 End Date: 07/01/2020 11:06

LAB SAMPLE ID	CLIENT SAMPLE ID	DATE ANALYZED	DILUTION FACTOR	LAB FILE ID	COLUMN ID
CCV 280-500692/7		06/30/2020 18:12	1	06300007.D	Luna-phenylhex 4.6(mm)
CCV 280-500692/8		06/30/2020 18:47	1	06300008.D	Luna-phenylhex 4.6(mm)
ZZZZZ		06/30/2020 19:22	1		Luna-phenylhex 4.6(mm)
ZZZZZ		06/30/2020 19:57	1		Luna-phenylhex 4.6(mm)
ZZZZZ		06/30/2020 20:32	1		Luna-phenylhex 4.6(mm)
ZZZZZ		06/30/2020 21:07	1		Luna-phenylhex 4.6(mm)
ZZZZZ		06/30/2020 21:42	1		Luna-phenylhex 4.6(mm)
280-137702-1		06/30/2020 22:17	1	06300014.D	Luna-phenylhex 4.6(mm)
280-137702-2		06/30/2020 22:51	1	06300015.D	Luna-phenylhex 4.6(mm)
280-137702-4		06/30/2020 23:26	1	06300016.D	Luna-phenylhex 4.6(mm)
280-137702-5		07/01/2020 00:01	1	06300017.D	Luna-phenylhex 4.6(mm)
CCV 280-500692/18		07/01/2020 00:36	1	06300018.D	Luna-phenylhex 4.6(mm)
CCV 280-500692/19		07/01/2020 01:11	1	06300019.D	Luna-phenylhex 4.6(mm)
280-137702-6		07/01/2020 01:46	1	06300020.D	Luna-phenylhex 4.6(mm)
280-137702-7		07/01/2020 02:21	1	06300021.D	Luna-phenylhex 4.6(mm)
280-137702-8		07/01/2020 02:56	1	06300022.D	Luna-phenylhex 4.6(mm)
280-137702-9		07/01/2020 03:31	1	06300023.D	Luna-phenylhex 4.6(mm)
280-137702-10		07/01/2020 04:06	1	06300024.D	Luna-phenylhex 4.6(mm)
280-137702-11		07/01/2020 04:41	1	06300025.D	Luna-phenylhex 4.6(mm)
280-137702-12		07/01/2020 05:16	1	06300026.D	Luna-phenylhex 4.6(mm)
280-137702-13		07/01/2020 05:51	1	06300027.D	Luna-phenylhex 4.6(mm)
280-137702-14		07/01/2020 06:26	1	06300028.D	Luna-phenylhex 4.6(mm)
280-137702-15		07/01/2020 07:01	1	06300029.D	Luna-phenylhex 4.6(mm)
CCV 280-500692/30		07/01/2020 07:36	1	06300030.D	Luna-phenylhex 4.6(mm)
CCV 280-500692/31		07/01/2020 08:11	1	06300031.D	Luna-phenylhex 4.6(mm)
280-137702-17		07/01/2020 08:46	1	06300032.D	Luna-phenylhex 4.6(mm)
280-137702-19		07/01/2020 09:21	1	06300033.D	Luna-phenylhex 4.6(mm)
280-137702-20		07/01/2020 09:56	1	06300034.D	Luna-phenylhex 4.6(mm)
CCV 280-500692/35		07/01/2020 10:31	1	06300035.D	Luna-phenylhex 4.6(mm)
CCV 280-500692/36		07/01/2020 11:06	1	06300036.D	Luna-phenylhex 4.6(mm)

HPLC/IC BATCH WORKSHEET

Lab Name: Eurofins TestAmerica, Denver Job No.: 280-137702-1

SDG No.:

Batch Number: 499221 Batch Start Date: 06/18/20 10:49 Batch Analyst: Adams, Marisa L

Batch Method: 3535 Batch End Date: 06/18/20 12:45

Lab Sample ID	Client Sample ID	Method Chain	Basis	GrossWeight	TareWeight	InitialAmount	FinalAmount	8330 LCS 00099	8330_OP_DMT 00008
MB 280-499221/1		3535, 8330A				500 mL	5 mL		
LCS 280-499221/2		3535, 8330A				500 mL	5 mL	0.1 mL	
LCSD 280-499221/3		3535, 8330A				500 mL	5 mL	0.1 mL	
LCS 280-499221/4		3535, 8330A				500 mL	5 mL		0.1 mL
LCSD 280-499221/5		3535, 8330A				500 mL	5 mL		0.1 mL
280-137702-A-1	G0083-20A	3535, 8330A	T	732.0 g	254.6 g	477.4 mL	5 mL		
280-137702-A-2	NW020-20A	3535, 8330A	T	734.9 g	249.6 g	485.3 mL	5 mL		
280-137702-A-3	G0048-20A	3535, 8330A	T	730.2 g	250.8 g	479.4 mL	5 mL		
280-137702-A-4	G0066R-20A	3535, 8330A	T	729.0 g	261.4 g	467.6 mL	5 mL		
280-137702-A-5	G0085-20A	3535, 8330A	T	725.7 g	258.9 g	466.8 mL	5 mL		
280-137702-A-6	G0285-20A	3535, 8330A	T	733.5 g	255.8 g	477.7 mL	5 mL		
280-137702-A-7	PZ015-20A	3535, 8330A	T	728.6 g	250.3 g	478.3 mL	5 mL		
280-137702-A-8	PZ016-20A	3535, 8330A	T	728.6 g	250.6 g	478 mL	5 mL		
280-137702-A-9	G0023-20A	3535, 8330A	T	727.5 g	249.2 g	478.3 mL	5 mL		
280-137702-A-10	G0119-20A	3535, 8330A	T	716.6 g	260.4 g	456.2 mL	5 mL		
280-137702-A-11	G0098-20A	3535, 8330A	T	718.8 g	256.9 g	461.9 mL	5 mL		
280-137702-A-12	G0114-20A	3535, 8330A	T	726.2 g	257.0 g	469.2 mL	5 mL		
280-137702-A-13	NW022-20A	3535, 8330A	T	728.1 g	250.4 g	477.7 mL	5 mL		
280-137702-A-14	G0109-20A	3535, 8330A	T	719.5 g	251.2 g	468.3 mL	5 mL		
280-137702-A-15	G0084-20A	3535, 8330A	T	729.7 g	261.1 g	468.6 mL	5 mL		
280-137702-A-16	G0067-20A	3535, 8330A	T	722.2 g	258.8 g	463.4 mL	5 mL		
280-137702-A-17	G0121-20A	3535, 8330A	T	726.1 g	262.8 g	463.3 mL	5 mL		
280-137702-A-18	G0049-20A	3535, 8330A	T	725.2 g	249.8 g	475.4 mL	5 mL		
280-137702-A-19	G0110-20A	3535, 8330A	T	716.8 g	250.3 g	466.5 mL	5 mL		
280-137702-A-20	G0112-20A	3535, 8330A	T	726.8 g	252.3 g	474.5 mL	5 mL		

Lab Sample ID	Client Sample ID	Method Chain	Basis	8330Surrogate 00116	AnalysisComment				
MB 280-499221/1		3535, 8330A		0.1 mL					

The pound sign (#) in the amount added field denotes that the reagent was used undiluted. All calculations are performed using the stated concentration for this reagent.

HPLC/IC BATCH WORKSHEET

Lab Name: Eurofins TestAmerica, Denver Job No.: 280-137702-1

SDG No.:

Batch Number: 499221 Batch Start Date: 06/18/20 10:49 Batch Analyst: Adams, Marisa L

Batch Method: 3535 Batch End Date: 06/18/20 12:45

Lab Sample ID	Client Sample ID	Method Chain	Basis	8330Surrogate 00116	AnalysisComment				
LCS 280-499221/2		3535, 8330A		0.1 mL	8330				
LCSD 280-499221/3		3535, 8330A		0.1 mL	8330				
LCS 280-499221/4		3535, 8330A		0.1 mL	DMT				
LCSD 280-499221/5		3535, 8330A		0.1 mL	DMT				
280-137702-A-1	G0083-20A	3535, 8330A	T	0.1 mL					
280-137702-A-2	NW020-20A	3535, 8330A	T	0.1 mL					
280-137702-A-3	G0048-20A	3535, 8330A	T	0.1 mL					
280-137702-A-4	G0066R-20A	3535, 8330A	T	0.1 mL					
280-137702-A-5	G0085-20A	3535, 8330A	T	0.1 mL					
280-137702-A-6	G0285-20A	3535, 8330A	T	0.1 mL					
280-137702-A-7	PZ015-20A	3535, 8330A	T	0.1 mL					
280-137702-A-8	PZ016-20A	3535, 8330A	T	0.1 mL					
280-137702-A-9	G0023-20A	3535, 8330A	T	0.1 mL					
280-137702-A-10	G0119-20A	3535, 8330A	T	0.1 mL					
280-137702-A-11	G0098-20A	3535, 8330A	T	0.1 mL					
280-137702-A-12	G0114-20A	3535, 8330A	T	0.1 mL					
280-137702-A-13	NW022-20A	3535, 8330A	T	0.1 mL					
280-137702-A-14	G0109-20A	3535, 8330A	T	0.1 mL					
280-137702-A-15	G0084-20A	3535, 8330A	T	0.1 mL					
280-137702-A-16	G0067-20A	3535, 8330A	T	0.1 mL					
280-137702-A-17	G0121-20A	3535, 8330A	T	0.1 mL					
280-137702-A-18	G0049-20A	3535, 8330A	T	0.1 mL					
280-137702-A-19	G0110-20A	3535, 8330A	T	0.1 mL					
280-137702-A-20	G0112-20A	3535, 8330A	T	0.1 mL					

The pound sign (#) in the amount added field denotes that the reagent was used undiluted. All calculations are performed using the stated concentration for this reagent.

HPLC/IC BATCH WORKSHEET

Lab Name: Eurofins TestAmerica, Denver Job No.: 280-137702-1

SDG No.:

Batch Number: 499221 Batch Start Date: 06/18/20 10:49 Batch Analyst: Adams, Marisa L

Batch Method: 3535 Batch End Date: 06/18/20 12:45

Batch Notes	
Acid ID	CaCl2_Sol_00071
Acid Name	CaCl2
Balance ID	24350888
Batch Comment	DV-OP-0017 Mantel:A/B
First End time	06/18/2020 12:21
Pipette/Syringe/Dispenser ID	Jiji, DOD, Soot
Rinse Solvent Lot	0.1%AAinACN_00138
Rinse Solvent Name	0.1%AAinACN
Solvent Lot #	ACN_00234
Solvent Name	Acetonitrile
SPE Cartridge Lot ID	005130024A
SPE Cartridge Type	Porapak RDX
Analyst ID - Spike Analyst	MA
Analyst ID - Spike Witness Analyst	Reviewer: MB
First Start time	06/18/2020 10:55

Basis	Basis Description
T	Total/NA

The pound sign (#) in the amount added field denotes that the reagent was used undiluted. All calculations are performed using the stated concentration for this reagent.

HPLC/IC BATCH WORKSHEET

Lab Name: Eurofins TestAmerica, Denver Job No.: 280-137702-1

SDG No.:

Batch Number: 499271 Batch Start Date: 06/18/20 17:20 Batch Analyst: Appenzeller, Kayla S

Batch Method: 3535 Batch End Date: 06/18/20 20:04

Lab Sample ID	Client Sample ID	Method Chain	Basis	GrossWeight	TareWeight	InitialAmount	FinalAmount	8330 LCS 00099	8330_OP_DMT 00008
MB 280-499271/1		3535, 8330A				500 mL	5 mL		
LCS 280-499271/2		3535, 8330A				500 mL	5 mL	0.1 mL	
LCS 280-499271/3		3535, 8330A				500 mL	5 mL		0.1 mL
LCSD 280-499271/4		3535, 8330A				500 mL	5 mL		0.1 mL
280-137702-A-21	G0094-20A	3535, 8330A	T	720.3 g	261.0 g	459.3 mL	5 mL		
280-137702-A-22	G0099-20A	3535, 8330A	T	723.9 g	252.7 g	471.2 mL	5 mL		
280-137702-A-23	NW021-20A	3535, 8330A	T	706.9 g	260.7 g	446.2 mL	5 mL		
280-137702-A-24	NW023-20A	3535, 8330A	T	720.9 g	258.1 g	462.8 mL	5 mL		
280-137702-A-25	G0022-20A	3535, 8330A	T	719.3 g	259.7 g	459.6 mL	5 mL		
280-137702-A-26	G0024-20A	3535, 8330A	T	716.9 g	250.0 g	466.9 mL	5 mL		
280-137702-A-27	G0097-20A	3535, 8330A	T	718.6 g	263.1 g	455.5 mL	5 mL		
280-137702-A-28	G0113-20A	3535, 8330A	T	731.4 g	252.8 g	478.6 mL	5 mL		
280-137702-A-29	G0108-20A	3535, 8330A	T	731.1 g	248.4 g	482.7 mL	5 mL		
280-137702-A-30	G0118-20A	3535, 8330A	T	723.0 g	263.7 g	459.3 mL	5 mL		

Lab Sample ID	Client Sample ID	Method Chain	Basis	8330Surrogate 00116	AnalysisComment				
MB 280-499271/1		3535, 8330A		0.1 mL					
LCS 280-499271/2		3535, 8330A		0.1 mL	8330 LCS				
LCS 280-499271/3		3535, 8330A		0.1 mL	DMT				
LCSD 280-499271/4		3535, 8330A		0.1 mL	DMT				
280-137702-A-21	G0094-20A	3535, 8330A	T	0.1 mL					
280-137702-A-22	G0099-20A	3535, 8330A	T	0.1 mL					
280-137702-A-23	NW021-20A	3535, 8330A	T	0.1 mL					
280-137702-A-24	NW023-20A	3535, 8330A	T	0.1 mL					
280-137702-A-25	G0022-20A	3535, 8330A	T	0.1 mL					
280-137702-A-26	G0024-20A	3535, 8330A	T	0.1 mL					
280-137702-A-27	G0097-20A	3535, 8330A	T	0.1 mL					

The pound sign (#) in the amount added field denotes that the reagent was used undiluted. All calculations are performed using the stated concentration for this reagent.

HPLC/IC BATCH WORKSHEET

Lab Name: Eurofins TestAmerica, Denver Job No.: 280-137702-1

SDG No.:

Batch Number: 499271 Batch Start Date: 06/18/20 17:20 Batch Analyst: Appenzeller, Kayla S

Batch Method: 3535 Batch End Date: 06/18/20 20:04

Lab Sample ID	Client Sample ID	Method Chain	Basis	8330Surrogate 00116	AnalysisComment				
280-137702-A-28	G0113-20A	3535, 8330A	T	0.1 mL					
280-137702-A-29	G0108-20A	3535, 8330A	T	0.1 mL	filtered				
280-137702-A-30	G0118-20A	3535, 8330A	T	0.1 mL					

Batch Notes	
Acid ID	CaCl2_Sol_00071
Acid Name	CaCl2
Balance ID	24350888
Batch Comment	DV-OP-0017 Mantel:A
First End time	06/18/2020 19:45
Pipette/Syringe/Dispenser ID	Jiji, DOD, Soot
Rinse Solvent Lot	0.1%AAinACN_00138
Rinse Solvent Name	0.1%AAinACN
Solvent Lot #	ACN_00234
Solvent Name	Acetonitrile
SPE Cartridge Lot ID	005130024A
SPE Cartridge Type	Porapak RDX
Analyst ID - Spike Analyst	KA
Analyst ID - Spike Witness Analyst	Reviewer:MJD
First Start time	06/18/2020 17:28

Basis	Basis Description
T	Total/NA

The pound sign (#) in the amount added field denotes that the reagent was used undiluted. All calculations are performed using the stated concentration for this reagent.

GENERAL CHEMISTRY

COVER PAGE
GENERAL CHEMISTRY

Lab Name: Eurofins TestAmerica, Denver Job Number: 280-137702-1

SDG No.:

Project: Cornhusker (CHAAP)

Client Sample ID	Lab Sample ID
G0083-20A	280-137702-1
NW020-20A	280-137702-2
G0048-20A	280-137702-3
G0066R-20A	280-137702-4
G0085-20A	280-137702-5
G0285-20A	280-137702-6
PZ015-20A	280-137702-7
PZ016-20A	280-137702-8
G0023-20A	280-137702-9
G0119-20A	280-137702-10
G0098-20A	280-137702-11
G0114-20A	280-137702-12
NW022-20A	280-137702-13
G0109-20A	280-137702-14
G0084-20A	280-137702-15
G0067-20A	280-137702-16
G0121-20A	280-137702-17
G0049-20A	280-137702-18
G0110-20A	280-137702-19
G0112-20A	280-137702-20
G0094-20A	280-137702-21
G0099-20A	280-137702-22
NW021-20A	280-137702-23
NW023-20A	280-137702-24
G0022-20A	280-137702-25
G0024-20A	280-137702-26
G0097-20A	280-137702-27
G0113-20A	280-137702-28
G0108-20A	280-137702-29
G0118-20A	280-137702-30

Comments:

1B-IN
INORGANIC ANALYSIS DATA SHEET
GENERAL CHEMISTRY

Client Sample ID: G0083-20A
Lab Sample ID: 280-137702-1
Lab Name: Eurofins TestAmerica, Denver
Job No.: 280-137702-1
SDG ID.:
Matrix: Water
Date Sampled: 06/14/2020 13:35
Reporting Basis: WET
Date Received: 06/16/2020 09:15

Analyte	Result	LOQ	LOD	DL	Units	C	Q	DIL	Method
Ammonia	2.4	0.10	0.050	0.022	mg/L			1	350.1
Nitrogen, Total Kjeldahl	2.8	1.0	1.0	0.69	mg/L			1	351.2
Nitrate Nitrite as N	0.050	0.10	0.050	0.019	mg/L	U		1	353.2
Sulfide	1.9	4.0	1.9	0.79	mg/L	U		1	9034
Sulfate	200	25	15	5.2	mg/L		D	5	9056A
Total Alkalinity as CaCO3	540	10	10	3.1	mg/L			1	SM 2320B

1B-IN
INORGANIC ANALYSIS DATA SHEET
GENERAL CHEMISTRY - DISSOLVED

Client Sample ID: G0083-20A
Lab Sample ID: 280-137702-1
Lab Name: Eurofins TestAmerica, Denver
Job No.: 280-137702-1
SDG ID.:
Matrix: Water
Date Sampled: 06/14/2020 13:35
Reporting Basis: WET
Date Received: 06/16/2020 09:15

Analyte	Result	LOQ	LOD	DL	Units	C	Q	DIL	Method
Dissolved Organic Carbon - Quad	5.2	1.0	1.0	0.35	mg/L			1	9060A

1B-IN
INORGANIC ANALYSIS DATA SHEET
GENERAL CHEMISTRY

Client Sample ID: NW020-20A
Lab Sample ID: 280-137702-2
Lab Name: Eurofins TestAmerica, Denver
Job No.: 280-137702-1
SDG ID.:
Matrix: Water
Date Sampled: 06/15/2020 08:20
Reporting Basis: WET
Date Received: 06/16/2020 09:15

Analyte	Result	LOQ	LOD	DL	Units	C	Q	DIL	Method
Ammonia	0.050	0.10	0.050	0.022	mg/L	U		1	350.1
Nitrogen, Total Kjeldahl	1.0	1.0	1.0	0.69	mg/L	U		1	351.2
Nitrate Nitrite as N	42	1.0	0.50	0.19	mg/L			10	353.2
Sulfide	1.9	4.0	1.9	0.79	mg/L	U		1	9034
Sulfate	230	10	6.0	2.1	mg/L		D	2	9056A
Total Alkalinity as CaCO3	320	10	10	3.1	mg/L			1	SM 2320B

1B-IN
INORGANIC ANALYSIS DATA SHEET
GENERAL CHEMISTRY - DISSOLVED

Client Sample ID: NW020-20A
Lab Sample ID: 280-137702-2
Lab Name: Eurofins TestAmerica, Denver
Job No.: 280-137702-1
SDG ID.:
Matrix: Water
Date Sampled: 06/15/2020 08:20
Reporting Basis: WET
Date Received: 06/16/2020 09:15

Analyte	Result	LOQ	LOD	DL	Units	C	Q	DIL	Method
Dissolved Organic Carbon - Quad	5.9	1.0	1.0	0.35	mg/L			1	9060A

1B-IN
INORGANIC ANALYSIS DATA SHEET
GENERAL CHEMISTRY

Client Sample ID: G0048-20A
Lab Sample ID: 280-137702-3
Lab Name: Eurofins TestAmerica, Denver
Job No.: 280-137702-1
SDG ID.:
Matrix: Water
Date Sampled: 06/13/2020 08:50
Reporting Basis: WET
Date Received: 06/16/2020 09:15

Analyte	Result	LOQ	LOD	DL	Units	C	Q	DIL	Method
Ammonia	0.085	0.10	0.050	0.022	mg/L	J		1	350.1
Nitrogen, Total Kjeldahl	1.0	1.0	1.0	0.69	mg/L	U		1	351.2
Nitrate Nitrite as N	38	1.0	0.50	0.19	mg/L			10	353.2
Sulfide	1.9	4.0	1.9	0.79	mg/L	U		1	9034
Sulfate	130	5.0	3.0	1.0	mg/L			1	9056A
Total Alkalinity as CaCO3	170	10	10	3.1	mg/L			1	SM 2320B

1B-IN
INORGANIC ANALYSIS DATA SHEET
GENERAL CHEMISTRY - DISSOLVED

Client Sample ID: G0048-20A
Lab Sample ID: 280-137702-3
Lab Name: Eurofins TestAmerica, Denver
Job No.: 280-137702-1
SDG ID.:
Matrix: Water
Date Sampled: 06/13/2020 08:50
Reporting Basis: WET
Date Received: 06/16/2020 09:15

Analyte	Result	LOQ	LOD	DL	Units	C	Q	DIL	Method
Dissolved Organic Carbon - Quad	4.9	1.0	1.0	0.35	mg/L			1	9060A

1B-IN
INORGANIC ANALYSIS DATA SHEET
GENERAL CHEMISTRY

Client Sample ID: G0066R-20A
Lab Sample ID: 280-137702-4
Lab Name: Eurofins TestAmerica, Denver
Job No.: 280-137702-1
SDG ID.:
Matrix: Water
Date Sampled: 06/13/2020 08:25
Reporting Basis: WET
Date Received: 06/16/2020 09:15

Analyte	Result	LOQ	LOD	DL	Units	C	Q	DIL	Method
Ammonia	1.5	0.10	0.050	0.022	mg/L			1	350.1
Nitrogen, Total Kjeldahl	2.2	1.0	1.0	0.69	mg/L			1	351.2
Nitrate Nitrite as N	1.9	0.10	0.050	0.019	mg/L			1	353.2
Sulfide	1.9	4.0	1.9	0.79	mg/L	U		1	9034
Sulfate	530	25	15	5.2	mg/L		D	5	9056A
Total Alkalinity as CaCO3	590	10	10	3.1	mg/L			1	SM 2320B

1B-IN
INORGANIC ANALYSIS DATA SHEET
GENERAL CHEMISTRY - DISSOLVED

Client Sample ID: G0066R-20A
Lab Sample ID: 280-137702-4
Lab Name: Eurofins TestAmerica, Denver
Job No.: 280-137702-1
SDG ID.:
Matrix: Water
Date Sampled: 06/13/2020 08:25
Reporting Basis: WET
Date Received: 06/16/2020 09:15

Analyte	Result	LOQ	LOD	DL	Units	C	Q	DIL	Method
Dissolved Organic Carbon - Quad	5.4	1.0	1.0	0.35	mg/L			1	9060A

1B-IN
INORGANIC ANALYSIS DATA SHEET
GENERAL CHEMISTRY

Client Sample ID: G0085-20A
Lab Sample ID: 280-137702-5
Lab Name: Eurofins TestAmerica, Denver
Job No.: 280-137702-1
SDG ID.:
Matrix: Water
Date Sampled: 06/13/2020 12:30
Reporting Basis: WET
Date Received: 06/16/2020 09:15

Analyte	Result	LOQ	LOD	DL	Units	C	Q	DIL	Method
Ammonia	0.66	0.10	0.050	0.022	mg/L			1	350.1
Nitrogen, Total Kjeldahl	0.89	1.0	1.0	0.69	mg/L	J		1	351.2
Nitrate Nitrite as N	5.7	0.10	0.050	0.019	mg/L			1	353.2
Sulfide	1.9	4.0	1.9	0.79	mg/L	U		1	9034
Sulfate	210	10	6.0	2.1	mg/L		D	2	9056A
Total Alkalinity as CaCO3	400	10	10	3.1	mg/L			1	SM 2320B

1B-IN
INORGANIC ANALYSIS DATA SHEET
GENERAL CHEMISTRY - DISSOLVED

Client Sample ID: G0085-20A
Lab Sample ID: 280-137702-5
Lab Name: Eurofins TestAmerica, Denver
Job No.: 280-137702-1
SDG ID.:
Matrix: Water
Date Sampled: 06/13/2020 12:30
Reporting Basis: WET
Date Received: 06/16/2020 09:15

Analyte	Result	LOQ	LOD	DL	Units	C	Q	DIL	Method
Dissolved Organic Carbon - Quad	4.0	1.0	1.0	0.35	mg/L			1	9060A

1B-IN
INORGANIC ANALYSIS DATA SHEET
GENERAL CHEMISTRY

Client Sample ID: G0285-20A
Lab Sample ID: 280-137702-6
Lab Name: Eurofins TestAmerica, Denver
Job No.: 280-137702-1
SDG ID.:
Matrix: Water
Date Sampled: 06/13/2020 08:00
Reporting Basis: WET
Date Received: 06/16/2020 09:15

Analyte	Result	LOQ	LOD	DL	Units	C	Q	DIL	Method
Ammonia	0.65	0.10	0.050	0.022	mg/L			1	350.1
Nitrogen, Total Kjeldahl	0.99	1.0	1.0	0.69	mg/L	J		1	351.2
Nitrate Nitrite as N	5.9	0.10	0.050	0.019	mg/L			1	353.2
Sulfide	1.9	4.0	1.9	0.79	mg/L	U		1	9034
Sulfate	200	10	6.0	2.1	mg/L		D	2	9056A
Total Alkalinity as CaCO3	400	10	10	3.1	mg/L			1	SM 2320B

1B-IN
INORGANIC ANALYSIS DATA SHEET
GENERAL CHEMISTRY - DISSOLVED

Client Sample ID: G0285-20A
Lab Sample ID: 280-137702-6
Lab Name: Eurofins TestAmerica, Denver
Job No.: 280-137702-1
SDG ID.:
Matrix: Water
Date Sampled: 06/13/2020 08:00
Reporting Basis: WET
Date Received: 06/16/2020 09:15

Analyte	Result	LOQ	LOD	DL	Units	C	Q	DIL	Method
Dissolved Organic Carbon - Quad	4.1	1.0	1.0	0.35	mg/L			1	9060A

1B-IN
INORGANIC ANALYSIS DATA SHEET
GENERAL CHEMISTRY

Client Sample ID: PZ015-20A
Lab Sample ID: 280-137702-7
Lab Name: Eurofins TestAmerica, Denver
Job No.: 280-137702-1
SDG ID.:
Matrix: Water
Date Sampled: 06/13/2020 12:50
Reporting Basis: WET
Date Received: 06/16/2020 09:15

Analyte	Result	LOQ	LOD	DL	Units	C	Q	DIL	Method
Ammonia	1.2	0.10	0.050	0.022	mg/L			1	350.1
Nitrogen, Total Kjeldahl	3.3	1.0	1.0	0.69	mg/L			1	351.2
Nitrate Nitrite as N	0.050	0.10	0.050	0.019	mg/L	U		1	353.2
Sulfide	0.80	4.0	1.9	0.79	mg/L	J		1	9034
Sulfate	96	5.0	3.0	1.0	mg/L			1	9056A
Total Alkalinity as CaCO3	290	10	10	3.1	mg/L			1	SM 2320B

1B-IN
INORGANIC ANALYSIS DATA SHEET
GENERAL CHEMISTRY - DISSOLVED

Client Sample ID: PZ015-20A
Lab Sample ID: 280-137702-7
Lab Name: Eurofins TestAmerica, Denver
Job No.: 280-137702-1
SDG ID.:
Matrix: Water
Date Sampled: 06/13/2020 12:50
Reporting Basis: WET
Date Received: 06/16/2020 09:15

Analyte	Result	LOQ	LOD	DL	Units	C	Q	DIL	Method
Dissolved Organic Carbon - Quad	4.1	1.0	1.0	0.35	mg/L			1	9060A

1B-IN
INORGANIC ANALYSIS DATA SHEET
GENERAL CHEMISTRY

Client Sample ID: PZ016-20A
Lab Sample ID: 280-137702-8
Lab Name: Eurofins TestAmerica, Denver
Job No.: 280-137702-1
SDG ID.:
Matrix: Water
Date Sampled: 06/13/2020 14:10
Reporting Basis: WET
Date Received: 06/16/2020 09:15

Analyte	Result	LOQ	LOD	DL	Units	C	Q	DIL	Method
Ammonia	0.21	0.10	0.050	0.022	mg/L			1	350.1
Nitrogen, Total Kjeldahl	1.0	1.0	1.0	0.69	mg/L	U		1	351.2
Nitrate Nitrite as N	2.7	0.10	0.050	0.019	mg/L			1	353.2
Sulfide	1.9	4.0	1.9	0.79	mg/L	U		1	9034
Sulfate	110	5.0	3.0	1.0	mg/L			1	9056A
Total Alkalinity as CaCO3	320	10	10	3.1	mg/L			1	SM 2320B

1B-IN
INORGANIC ANALYSIS DATA SHEET
GENERAL CHEMISTRY - DISSOLVED

Client Sample ID: PZ016-20A
Lab Sample ID: 280-137702-8
Lab Name: Eurofins TestAmerica, Denver
Job No.: 280-137702-1
SDG ID.:
Matrix: Water
Date Sampled: 06/13/2020 14:10
Reporting Basis: WET
Date Received: 06/16/2020 09:15

Analyte	Result	LOQ	LOD	DL	Units	C	Q	DIL	Method
Dissolved Organic Carbon - Quad	2.5	1.0	1.0	0.35	mg/L			1	9060A

1B-IN
INORGANIC ANALYSIS DATA SHEET
GENERAL CHEMISTRY

Client Sample ID: G0023-20A
Lab Sample ID: 280-137702-9
Lab Name: Eurofins TestAmerica, Denver
Job No.: 280-137702-1
SDG ID.:
Matrix: Water
Date Sampled: 06/13/2020 10:10
Reporting Basis: WET
Date Received: 06/16/2020 09:15

Analyte	Result	LOQ	LOD	DL	Units	C	Q	DIL	Method
Ammonia	6.1	0.20	0.10	0.044	mg/L			2	350.1
Nitrogen, Total Kjeldahl	5.7	1.0	1.0	0.69	mg/L			1	351.2
Nitrate Nitrite as N	0.050	0.10	0.050	0.019	mg/L	U		1	353.2
Sulfide	1.9	4.0	1.9	0.79	mg/L	U		1	9034
Sulfate	110	5.0	3.0	1.0	mg/L			1	9056A
Total Alkalinity as CaCO3	260	10	10	3.1	mg/L			1	SM 2320B

1B-IN
INORGANIC ANALYSIS DATA SHEET
GENERAL CHEMISTRY - DISSOLVED

Client Sample ID: G0023-20A
Lab Sample ID: 280-137702-9
Lab Name: Eurofins TestAmerica, Denver
Job No.: 280-137702-1
SDG ID.:
Matrix: Water
Date Sampled: 06/13/2020 10:10
Reporting Basis: WET
Date Received: 06/16/2020 09:15

Analyte	Result	LOQ	LOD	DL	Units	C	Q	DIL	Method
Dissolved Organic Carbon - Quad	4.6	1.0	1.0	0.35	mg/L			1	9060A

1B-IN
INORGANIC ANALYSIS DATA SHEET
GENERAL CHEMISTRY

Client Sample ID: G0119-20A
Lab Sample ID: 280-137702-10
Lab Name: Eurofins TestAmerica, Denver
Job No.: 280-137702-1
SDG ID.:
Matrix: Water
Date Sampled: 06/13/2020 09:40
Reporting Basis: WET
Date Received: 06/16/2020 09:15

Analyte	Result	LOQ	LOD	DL	Units	C	Q	DIL	Method
Ammonia	0.28	0.10	0.050	0.022	mg/L			1	350.1
Nitrogen, Total Kjeldahl	1.0	1.0	1.0	0.69	mg/L	U		1	351.2
Nitrate Nitrite as N	0.050	0.10	0.050	0.019	mg/L	U		1	353.2
Sulfide	1.9	4.0	1.9	0.79	mg/L	U		1	9034
Sulfate	700	25	15	5.2	mg/L		D	5	9056A
Total Alkalinity as CaCO3	520	10	10	3.1	mg/L			1	SM 2320B

1B-IN
INORGANIC ANALYSIS DATA SHEET
GENERAL CHEMISTRY - DISSOLVED

Client Sample ID: G0119-20A
Lab Sample ID: 280-137702-10
Lab Name: Eurofins TestAmerica, Denver
Job No.: 280-137702-1
SDG ID.:
Matrix: Water
Date Sampled: 06/13/2020 09:40
Reporting Basis: WET
Date Received: 06/16/2020 09:15

Analyte	Result	LOQ	LOD	DL	Units	C	Q	DIL	Method
Dissolved Organic Carbon - Quad	5.4	1.0	1.0	0.35	mg/L			1	9060A

1B-IN
INORGANIC ANALYSIS DATA SHEET
GENERAL CHEMISTRY

Client Sample ID: G0098-20A
Lab Sample ID: 280-137702-11
Lab Name: Eurofins TestAmerica, Denver
Job No.: 280-137702-1
SDG ID.:
Matrix: Water
Date Sampled: 06/14/2020 10:50
Reporting Basis: WET
Date Received: 06/16/2020 09:15

Analyte	Result	LOQ	LOD	DL	Units	C	Q	DIL	Method
Ammonia	3.5	0.10	0.050	0.022	mg/L			1	350.1
Nitrogen, Total Kjeldahl	3.8	1.0	1.0	0.69	mg/L			1	351.2
Nitrate Nitrite as N	0.050	0.10	0.050	0.019	mg/L	U		1	353.2
Sulfide	1.9	4.0	1.9	0.79	mg/L	U		1	9034
Sulfate	73	5.0	3.0	1.0	mg/L			1	9056A
Total Alkalinity as CaCO3	320	10	10	3.1	mg/L			1	SM 2320B

1B-IN
INORGANIC ANALYSIS DATA SHEET
GENERAL CHEMISTRY - DISSOLVED

Client Sample ID: G0098-20A
Lab Sample ID: 280-137702-11
Lab Name: Eurofins TestAmerica, Denver
Job No.: 280-137702-1
SDG ID.:
Matrix: Water
Date Sampled: 06/14/2020 10:50
Reporting Basis: WET
Date Received: 06/16/2020 09:15

Analyte	Result	LOQ	LOD	DL	Units	C	Q	DIL	Method
Dissolved Organic Carbon - Quad	6.8	1.0	1.0	0.35	mg/L			1	9060A

1B-IN
INORGANIC ANALYSIS DATA SHEET
GENERAL CHEMISTRY

Client Sample ID: G0114-20A
Lab Sample ID: 280-137702-12
Lab Name: Eurofins TestAmerica, Denver
Job No.: 280-137702-1
SDG ID.:
Matrix: Water
Date Sampled: 06/14/2020 12:10
Reporting Basis: WET
Date Received: 06/16/2020 09:15

Analyte	Result	LOQ	LOD	DL	Units	C	Q	DIL	Method
Ammonia	5.9	0.20	0.10	0.044	mg/L			2	350.1
Nitrogen, Total Kjeldahl	5.9	1.0	1.0	0.69	mg/L			1	351.2
Nitrate Nitrite as N	0.050	0.10	0.050	0.019	mg/L	U		1	353.2
Sulfide	1.9	4.0	1.9	0.79	mg/L	U		1	9034
Sulfate	80	5.0	3.0	1.0	mg/L			1	9056A
Total Alkalinity as CaCO3	210	10	10	3.1	mg/L			1	SM 2320B

1B-IN
INORGANIC ANALYSIS DATA SHEET
GENERAL CHEMISTRY - DISSOLVED

Client Sample ID: G0114-20A
Lab Sample ID: 280-137702-12
Lab Name: Eurofins TestAmerica, Denver
Job No.: 280-137702-1
SDG ID.:
Matrix: Water
Date Sampled: 06/14/2020 12:10
Reporting Basis: WET
Date Received: 06/16/2020 09:15

Analyte	Result	LOQ	LOD	DL	Units	C	Q	DIL	Method
Dissolved Organic Carbon - Quad	3.1	1.0	1.0	0.35	mg/L			1	9060A

1B-IN
INORGANIC ANALYSIS DATA SHEET
GENERAL CHEMISTRY

Client Sample ID: NW022-20A
Lab Sample ID: 280-137702-13
Lab Name: Eurofins TestAmerica, Denver
Job No.: 280-137702-1
SDG ID.:
Matrix: Water
Date Sampled: 06/15/2020 10:50
Reporting Basis: WET
Date Received: 06/16/2020 09:15

Analyte	Result	LOQ	LOD	DL	Units	C	Q	DIL	Method
Ammonia	1.4	0.10	0.050	0.022	mg/L			1	350.1
Nitrogen, Total Kjeldahl	1.7	1.0	1.0	0.69	mg/L			1	351.2
Nitrate Nitrite as N	0.050	0.10	0.050	0.019	mg/L	U		1	353.2
Sulfide	1.9	4.0	1.9	0.79	mg/L	U		1	9034
Sulfate	290	10	6.0	2.1	mg/L		D	2	9056A
Total Alkalinity as CaCO3	400	10	10	3.1	mg/L			1	SM 2320B

1B-IN
INORGANIC ANALYSIS DATA SHEET
GENERAL CHEMISTRY - DISSOLVED

Client Sample ID: NW022-20A
Lab Sample ID: 280-137702-13
Lab Name: Eurofins TestAmerica, Denver
Job No.: 280-137702-1
SDG ID.:
Matrix: Water
Date Sampled: 06/15/2020 10:50
Reporting Basis: WET
Date Received: 06/16/2020 09:15

Analyte	Result	LOQ	LOD	DL	Units	C	Q	DIL	Method
Dissolved Organic Carbon - Quad	2.6	1.0	1.0	0.35	mg/L			1	9060A

1B-IN
INORGANIC ANALYSIS DATA SHEET
GENERAL CHEMISTRY

Client Sample ID: G0109-20A
Lab Sample ID: 280-137702-14
Lab Name: Eurofins TestAmerica, Denver
Job No.: 280-137702-1
SDG ID.:
Matrix: Water
Date Sampled: 06/15/2020 10:45
Reporting Basis: WET
Date Received: 06/16/2020 09:15

Analyte	Result	LOQ	LOD	DL	Units	C	Q	DIL	Method
Ammonia	0.58	0.10	0.050	0.022	mg/L			1	350.1
Nitrogen, Total Kjeldahl	0.77	1.0	1.0	0.69	mg/L	J	J1	1	351.2
Nitrate Nitrite as N	0.050	0.10	0.050	0.019	mg/L	U	J1	1	353.2
Sulfide	0.80	4.0	1.9	0.79	mg/L	J		1	9034
Sulfate	110	5.0	3.0	1.0	mg/L			1	9056A
Total Alkalinity as CaCO3	240	10	10	3.1	mg/L			1	SM 2320B

1B-IN
INORGANIC ANALYSIS DATA SHEET
GENERAL CHEMISTRY - DISSOLVED

Client Sample ID: G0109-20A
Lab Sample ID: 280-137702-14
Lab Name: Eurofins TestAmerica, Denver
Job No.: 280-137702-1
SDG ID.:
Matrix: Water
Date Sampled: 06/15/2020 10:45
Reporting Basis: WET
Date Received: 06/16/2020 09:15

Analyte	Result	LOQ	LOD	DL	Units	C	Q	DIL	Method
Dissolved Organic Carbon - Quad	1.8	1.0	1.0	0.35	mg/L			1	9060A

1B-IN
INORGANIC ANALYSIS DATA SHEET
GENERAL CHEMISTRY

Client Sample ID: G0084-20A
Lab Sample ID: 280-137702-15
Lab Name: Eurofins TestAmerica, Denver
Job No.: 280-137702-1
SDG ID.:
Matrix: Water
Date Sampled: 06/13/2020 13:50
Reporting Basis: WET
Date Received: 06/16/2020 09:15

Analyte	Result	LOQ	LOD	DL	Units	C	Q	DIL	Method
Ammonia	0.48	0.10	0.050	0.022	mg/L			1	350.1
Nitrogen, Total Kjeldahl	1.1	1.0	1.0	0.69	mg/L			1	351.2
Nitrate Nitrite as N	0.33	0.10	0.050	0.019	mg/L			1	353.2
Sulfide	0.80	4.0	1.9	0.79	mg/L	J		1	9034
Sulfate	120	5.0	3.0	1.0	mg/L			1	9056A
Total Alkalinity as CaCO3	410	10	10	3.1	mg/L			1	SM 2320B

1B-IN
INORGANIC ANALYSIS DATA SHEET
GENERAL CHEMISTRY - DISSOLVED

Client Sample ID: G0084-20A
Lab Sample ID: 280-137702-15
Lab Name: Eurofins TestAmerica, Denver
Job No.: 280-137702-1
SDG ID.:
Matrix: Water
Date Sampled: 06/13/2020 13:50
Reporting Basis: WET
Date Received: 06/16/2020 09:15

Analyte	Result	LOQ	LOD	DL	Units	C	Q	DIL	Method
Dissolved Organic Carbon - Quad	5.4	1.0	1.0	0.35	mg/L			1	9060A

1B-IN
INORGANIC ANALYSIS DATA SHEET
GENERAL CHEMISTRY

Client Sample ID: G0067-20A
Lab Sample ID: 280-137702-16
Lab Name: Eurofins TestAmerica, Denver
Job No.: 280-137702-1
SDG ID.:
Matrix: Water
Date Sampled: 06/13/2020 15:10
Reporting Basis: WET
Date Received: 06/16/2020 09:15

Analyte	Result	LOQ	LOD	DL	Units	C	Q	DIL	Method
Ammonia	0.050	0.10	0.050	0.022	mg/L	U		1	350.1
Nitrogen, Total Kjeldahl	1.0	1.0	1.0	0.69	mg/L	U		1	351.2
Nitrate Nitrite as N	12	0.20	0.10	0.038	mg/L			2	353.2
Sulfide	1.9	4.0	1.9	0.79	mg/L	U		1	9034
Sulfate	110	5.0	3.0	1.0	mg/L			1	9056A
Total Alkalinity as CaCO3	220	10	10	3.1	mg/L			1	SM 2320B

1B-IN
INORGANIC ANALYSIS DATA SHEET
GENERAL CHEMISTRY - DISSOLVED

Client Sample ID: G0067-20A
Lab Sample ID: 280-137702-16
Lab Name: Eurofins TestAmerica, Denver
Job No.: 280-137702-1
SDG ID.:
Matrix: Water
Date Sampled: 06/13/2020 15:10
Reporting Basis: WET
Date Received: 06/16/2020 09:15

Analyte	Result	LOQ	LOD	DL	Units	C	Q	DIL	Method
Dissolved Organic Carbon - Quad	2.5	1.0	1.0	0.35	mg/L			1	9060A

1B-IN
INORGANIC ANALYSIS DATA SHEET
GENERAL CHEMISTRY

Client Sample ID: G0121-20A
Lab Sample ID: 280-137702-17
Lab Name: Eurofins TestAmerica, Denver
Job No.: 280-137702-1
SDG ID.:
Matrix: Water
Date Sampled: 06/13/2020 10:55
Reporting Basis: WET
Date Received: 06/16/2020 09:15

Analyte	Result	LOQ	LOD	DL	Units	C	Q	DIL	Method
Ammonia	3.7	0.10	0.050	0.022	mg/L			1	350.1
Nitrogen, Total Kjeldahl	4.4	1.0	1.0	0.69	mg/L			1	351.2
Nitrate Nitrite as N	0.40	0.10	0.050	0.019	mg/L			1	353.2
Sulfide	1.9	4.0	1.9	0.79	mg/L	U		1	9034
Sulfate	570	25	15	5.2	mg/L		D	5	9056A
Total Alkalinity as CaCO3	500	10	10	3.1	mg/L			1	SM 2320B

1B-IN
INORGANIC ANALYSIS DATA SHEET
GENERAL CHEMISTRY - DISSOLVED

Client Sample ID: G0121-20A
Lab Sample ID: 280-137702-17
Lab Name: Eurofins TestAmerica, Denver
Job No.: 280-137702-1
SDG ID.:
Matrix: Water
Date Sampled: 06/13/2020 10:55
Reporting Basis: WET
Date Received: 06/16/2020 09:15

Analyte	Result	LOQ	LOD	DL	Units	C	Q	DIL	Method
Dissolved Organic Carbon - Quad	8.0	1.0	1.0	0.35	mg/L			1	9060A

1B-IN
INORGANIC ANALYSIS DATA SHEET
GENERAL CHEMISTRY

Client Sample ID: G0049-20A
Lab Sample ID: 280-137702-18
Lab Name: Eurofins TestAmerica, Denver
Job No.: 280-137702-1
SDG ID.:
Matrix: Water
Date Sampled: 06/13/2020 11:30
Reporting Basis: WET
Date Received: 06/16/2020 09:15

Analyte	Result	LOQ	LOD	DL	Units	C	Q	DIL	Method
Ammonia	1.2	0.10	0.050	0.022	mg/L			1	350.1
Nitrogen, Total Kjeldahl	1.4	1.0	1.0	0.69	mg/L			1	351.2
Nitrate Nitrite as N	0.050	0.10	0.050	0.019	mg/L	U		1	353.2
Sulfide	1.9	4.0	1.9	0.79	mg/L	U		1	9034
Sulfate	370	10	6.0	2.1	mg/L		D	2	9056A
Total Alkalinity as CaCO3	290	10	10	3.1	mg/L			1	SM 2320B

1B-IN
INORGANIC ANALYSIS DATA SHEET
GENERAL CHEMISTRY - DISSOLVED

Client Sample ID: G0049-20A
Lab Sample ID: 280-137702-18
Lab Name: Eurofins TestAmerica, Denver
Job No.: 280-137702-1
SDG ID.:
Matrix: Water
Date Sampled: 06/13/2020 11:30
Reporting Basis: WET
Date Received: 06/16/2020 09:15

Analyte	Result	LOQ	LOD	DL	Units	C	Q	DIL	Method
Dissolved Organic Carbon - Quad	2.9	1.0	1.0	0.35	mg/L			1	9060A

1B-IN
INORGANIC ANALYSIS DATA SHEET
GENERAL CHEMISTRY

Client Sample ID: G0110-20A
Lab Sample ID: 280-137702-19
Lab Name: Eurofins TestAmerica, Denver
Job No.: 280-137702-1
SDG ID.:
Matrix: Water
Date Sampled: 06/13/2020 15:50
Reporting Basis: WET
Date Received: 06/16/2020 09:15

Analyte	Result	LOQ	LOD	DL	Units	C	Q	DIL	Method
Ammonia	6.6	0.50	0.25	0.11	mg/L			5	350.1
Nitrogen, Total Kjeldahl	8.0	1.7	1.7	1.1	mg/L			1	351.2
Nitrate Nitrite as N	0.050	0.10	0.050	0.019	mg/L	U		1	353.2
Sulfide	1.9	4.0	1.9	0.79	mg/L	U		1	9034
Sulfate	15	5.0	3.0	1.0	mg/L			1	9056A
Total Alkalinity as CaCO3	580	10	10	3.1	mg/L			1	SM 2320B

1B-IN
INORGANIC ANALYSIS DATA SHEET
GENERAL CHEMISTRY - DISSOLVED

Client Sample ID: G0110-20A
Lab Sample ID: 280-137702-19
Lab Name: Eurofins TestAmerica, Denver
Job No.: 280-137702-1
SDG ID.:
Matrix: Water
Date Sampled: 06/13/2020 15:50
Reporting Basis: WET
Date Received: 06/16/2020 09:15

Analyte	Result	LOQ	LOD	DL	Units	C	Q	DIL	Method
Dissolved Organic Carbon - Quad	13	1.0	1.0	0.35	mg/L			1	9060A

1B-IN
INORGANIC ANALYSIS DATA SHEET
GENERAL CHEMISTRY

Client Sample ID: G0112-20A
Lab Sample ID: 280-137702-20
Lab Name: Eurofins TestAmerica, Denver
Job No.: 280-137702-1
SDG ID.:
Matrix: Water
Date Sampled: 06/14/2020 09:45
Reporting Basis: WET
Date Received: 06/16/2020 09:15

Analyte	Result	LOQ	LOD	DL	Units	C	Q	DIL	Method
Ammonia	0.26	0.10	0.050	0.022	mg/L			1	350.1
Nitrogen, Total Kjeldahl	1.0	1.0	1.0	0.69	mg/L	U	J1	1	351.2
Nitrate Nitrite as N	0.050	0.10	0.050	0.019	mg/L	U	J1	1	353.2
Sulfide	1.9	4.0	1.9	0.79	mg/L	U		1	9034
Sulfate	110	5.0	3.0	1.0	mg/L			1	9056A
Total Alkalinity as CaCO3	230	10	10	3.1	mg/L			1	SM 2320B

1B-IN
INORGANIC ANALYSIS DATA SHEET
GENERAL CHEMISTRY - DISSOLVED

Client Sample ID: G0112-20A
Lab Sample ID: 280-137702-20
Lab Name: Eurofins TestAmerica, Denver
Job No.: 280-137702-1
SDG ID.:
Matrix: Water
Date Sampled: 06/14/2020 09:45
Reporting Basis: WET
Date Received: 06/16/2020 09:15

Analyte	Result	LOQ	LOD	DL	Units	C	Q	DIL	Method
Dissolved Organic Carbon - Quad	3.3	1.0	1.0	0.35	mg/L			1	9060A

1B-IN
INORGANIC ANALYSIS DATA SHEET
GENERAL CHEMISTRY

Client Sample ID: G0094-20A
Lab Sample ID: 280-137702-21
Lab Name: Eurofins TestAmerica, Denver
Job No.: 280-137702-1
SDG ID.:
Matrix: Water
Date Sampled: 06/15/2020 08:20
Reporting Basis: WET
Date Received: 06/16/2020 09:15

Analyte	Result	LOQ	LOD	DL	Units	C	Q	DIL	Method
Ammonia	6.1	0.50	0.25	0.11	mg/L			5	350.1
Nitrogen, Total Kjeldahl	6.9	1.0	1.0	0.69	mg/L			1	351.2
Nitrate Nitrite as N	1.0	0.10	0.050	0.019	mg/L			1	353.2
Sulfide	1.9	4.0	1.9	0.79	mg/L	U		1	9034
Sulfate	59	5.0	3.0	1.0	mg/L			1	9056A
Total Alkalinity as CaCO3	290	10	10	3.1	mg/L			1	SM 2320B

1B-IN
INORGANIC ANALYSIS DATA SHEET
GENERAL CHEMISTRY - DISSOLVED

Client Sample ID: G0094-20A
Lab Sample ID: 280-137702-21
Lab Name: Eurofins TestAmerica, Denver
Job No.: 280-137702-1
SDG ID.:
Matrix: Water
Date Sampled: 06/15/2020 08:20
Reporting Basis: WET
Date Received: 06/16/2020 09:15

Analyte	Result	LOQ	LOD	DL	Units	C	Q	DIL	Method
Dissolved Organic Carbon - Quad	5.8	1.0	1.0	0.35	mg/L			1	9060A

1B-IN
INORGANIC ANALYSIS DATA SHEET
GENERAL CHEMISTRY

Client Sample ID: G0099-20A
Lab Sample ID: 280-137702-22
Lab Name: Eurofins TestAmerica, Denver
Job No.: 280-137702-1
SDG ID.:
Matrix: Water
Date Sampled: 06/15/2020 09:35
Reporting Basis: WET
Date Received: 06/16/2020 09:15

Analyte	Result	LOQ	LOD	DL	Units	C	Q	DIL	Method
Ammonia	2.2	0.10	0.050	0.022	mg/L			1	350.1
Nitrogen, Total Kjeldahl	3.4	1.0	1.0	0.69	mg/L			1	351.2
Nitrate Nitrite as N	2.9	0.10	0.050	0.019	mg/L			1	353.2
Sulfide	0.80	4.0	1.9	0.79	mg/L	J		1	9034
Sulfate	66	5.0	3.0	1.0	mg/L			1	9056A
Total Alkalinity as CaCO3	240	10	10	3.1	mg/L			1	SM 2320B

1B-IN
INORGANIC ANALYSIS DATA SHEET
GENERAL CHEMISTRY - DISSOLVED

Client Sample ID: G0099-20A
Lab Sample ID: 280-137702-22
Lab Name: Eurofins TestAmerica, Denver
Job No.: 280-137702-1
SDG ID.:
Matrix: Water
Date Sampled: 06/15/2020 09:35
Reporting Basis: WET
Date Received: 06/16/2020 09:15

Analyte	Result	LOQ	LOD	DL	Units	C	Q	DIL	Method
Dissolved Organic Carbon - Quad	4.2	1.0	1.0	0.35	mg/L			1	9060A

1B-IN
INORGANIC ANALYSIS DATA SHEET
GENERAL CHEMISTRY

Client Sample ID: NW021-20A
Lab Sample ID: 280-137702-23
Lab Name: Eurofins TestAmerica, Denver
Job No.: 280-137702-1
SDG ID.:
Matrix: Water
Date Sampled: 06/15/2020 09:30
Reporting Basis: WET
Date Received: 06/16/2020 09:15

Analyte	Result	LOQ	LOD	DL	Units	C	Q	DIL	Method
Ammonia	1.4	0.10	0.050	0.022	mg/L			1	350.1
Nitrogen, Total Kjeldahl	1.8	1.0	1.0	0.69	mg/L			1	351.2
Nitrate Nitrite as N	1.5	0.10	0.050	0.019	mg/L			1	353.2
Sulfide	1.9	4.0	1.9	0.79	mg/L	U		1	9034
Sulfate	220	10	6.0	2.1	mg/L		D	2	9056A
Total Alkalinity as CaCO3	340	10	10	3.1	mg/L			1	SM 2320B

1B-IN
INORGANIC ANALYSIS DATA SHEET
GENERAL CHEMISTRY - DISSOLVED

Client Sample ID: NW021-20A
Lab Sample ID: 280-137702-23
Lab Name: Eurofins TestAmerica, Denver
Job No.: 280-137702-1
SDG ID.:
Matrix: Water
Date Sampled: 06/15/2020 09:30
Reporting Basis: WET
Date Received: 06/16/2020 09:15

Analyte	Result	LOQ	LOD	DL	Units	C	Q	DIL	Method
Dissolved Organic Carbon - Quad	2.8	1.0	1.0	0.35	mg/L			1	9060A

1B-IN
INORGANIC ANALYSIS DATA SHEET
GENERAL CHEMISTRY

Client Sample ID: NW023-20A
Lab Sample ID: 280-137702-24
Lab Name: Eurofins TestAmerica, Denver
Job No.: 280-137702-1
SDG ID.:
Matrix: Water
Date Sampled: 06/15/2020 08:00
Reporting Basis: WET
Date Received: 06/16/2020 09:15

Analyte	Result	LOQ	LOD	DL	Units	C	Q	DIL	Method
Ammonia	1.4	0.10	0.050	0.022	mg/L			1	350.1
Nitrogen, Total Kjeldahl	2.6	1.0	1.0	0.69	mg/L			1	351.2
Nitrate Nitrite as N	1.5	0.10	0.050	0.019	mg/L			1	353.2
Sulfide	1.9	4.0	1.9	0.79	mg/L	U		1	9034
Sulfate	220	10	6.0	2.1	mg/L		D	2	9056A
Total Alkalinity as CaCO3	360	10	10	3.1	mg/L			1	SM 2320B

1B-IN
INORGANIC ANALYSIS DATA SHEET
GENERAL CHEMISTRY - DISSOLVED

Client Sample ID: NW023-20A
Lab Sample ID: 280-137702-24
Lab Name: Eurofins TestAmerica, Denver
Job No.: 280-137702-1
SDG ID.:
Matrix: Water
Date Sampled: 06/15/2020 08:00
Reporting Basis: WET
Date Received: 06/16/2020 09:15

Analyte	Result	LOQ	LOD	DL	Units	C	Q	DIL	Method
Dissolved Organic Carbon - Quad	2.7	1.0	1.0	0.35	mg/L			1	9060A

1B-IN
INORGANIC ANALYSIS DATA SHEET
GENERAL CHEMISTRY

Client Sample ID: G0022-20A
Lab Sample ID: 280-137702-25
Lab Name: Eurofins TestAmerica, Denver
Job No.: 280-137702-1
SDG ID.:
Matrix: Water
Date Sampled: 06/15/2020 12:05
Reporting Basis: WET
Date Received: 06/16/2020 09:15

Analyte	Result	LOQ	LOD	DL	Units	C	Q	DIL	Method
Ammonia	0.050	0.10	0.050	0.022	mg/L	U		1	350.1
Nitrogen, Total Kjeldahl	1.0	1.0	1.0	0.69	mg/L	U		1	351.2
Nitrate Nitrite as N	8.8	0.10	0.050	0.019	mg/L			1	353.2
Sulfide	0.80	4.0	1.9	0.79	mg/L	J		1	9034
Sulfate	110	5.0	3.0	1.0	mg/L			1	9056A
Total Alkalinity as CaCO3	330	10	10	3.1	mg/L			1	SM 2320B

1B-IN
INORGANIC ANALYSIS DATA SHEET
GENERAL CHEMISTRY - DISSOLVED

Client Sample ID: G0022-20A
Lab Sample ID: 280-137702-25
Lab Name: Eurofins TestAmerica, Denver
Job No.: 280-137702-1
SDG ID.:
Matrix: Water
Date Sampled: 06/15/2020 12:05
Reporting Basis: WET
Date Received: 06/16/2020 09:15

Analyte	Result	LOQ	LOD	DL	Units	C	Q	DIL	Method
Dissolved Organic Carbon - Quad	3.0	1.0	1.0	0.35	mg/L			1	9060A

1B-IN
INORGANIC ANALYSIS DATA SHEET
GENERAL CHEMISTRY

Client Sample ID: G0024-20A
Lab Sample ID: 280-137702-26
Lab Name: Eurofins TestAmerica, Denver
Job No.: 280-137702-1
SDG ID.:
Matrix: Water
Date Sampled: 06/15/2020 12:05
Reporting Basis: WET
Date Received: 06/16/2020 09:15

Analyte	Result	LOQ	LOD	DL	Units	C	Q	DIL	Method
Ammonia	0.050	0.10	0.050	0.022	mg/L	U		1	350.1
Nitrogen, Total Kjeldahl	1.0	1.0	1.0	0.69	mg/L	U		1	351.2
Nitrate Nitrite as N	26	0.50	0.25	0.095	mg/L			5	353.2
Sulfide	1.9	4.0	1.9	0.79	mg/L	U		1	9034
Sulfate	150	10	6.0	2.1	mg/L		D	2	9056A
Total Alkalinity as CaCO3	290	10	10	3.1	mg/L			1	SM 2320B

1B-IN
INORGANIC ANALYSIS DATA SHEET
GENERAL CHEMISTRY - DISSOLVED

Client Sample ID: G0024-20A
Lab Sample ID: 280-137702-26
Lab Name: Eurofins TestAmerica, Denver
Job No.: 280-137702-1
SDG ID.:
Matrix: Water
Date Sampled: 06/15/2020 12:05
Reporting Basis: WET
Date Received: 06/16/2020 09:15

Analyte	Result	LOQ	LOD	DL	Units	C	Q	DIL	Method
Dissolved Organic Carbon - Quad	5.5	1.0	1.0	0.35	mg/L			1	9060A

1B-IN
INORGANIC ANALYSIS DATA SHEET
GENERAL CHEMISTRY

Client Sample ID: G0097-20A
Lab Sample ID: 280-137702-27
Lab Name: Eurofins TestAmerica, Denver
Job No.: 280-137702-1
SDG ID.:
Matrix: Water
Date Sampled: 06/14/2020 09:35
Reporting Basis: WET
Date Received: 06/16/2020 09:15

Analyte	Result	LOQ	LOD	DL	Units	C	Q	DIL	Method
Ammonia	7.1	1.0	0.50	0.22	mg/L			10	350.1
Nitrogen, Total Kjeldahl	16	1.7	1.7	1.1	mg/L			1	351.2
Nitrate Nitrite as N	0.050	0.10	0.050	0.019	mg/L	U		1	353.2
Sulfide	0.80	4.0	1.9	0.79	mg/L	J		1	9034
Sulfate	38	25	15	5.2	mg/L		D	5	9056A
Total Alkalinity as CaCO3	860	10	10	3.1	mg/L			1	SM 2320B

1B-IN
INORGANIC ANALYSIS DATA SHEET
GENERAL CHEMISTRY - DISSOLVED

Client Sample ID: G0097-20A
Lab Sample ID: 280-137702-27
Lab Name: Eurofins TestAmerica, Denver
Job No.: 280-137702-1
SDG ID.:
Matrix: Water
Date Sampled: 06/14/2020 09:35
Reporting Basis: WET
Date Received: 06/16/2020 09:15

Analyte	Result	LOQ	LOD	DL	Units	C	Q	DIL	Method
Dissolved Organic Carbon - Quad	78	10	10	3.5	mg/L			10	9060A

1B-IN
INORGANIC ANALYSIS DATA SHEET
GENERAL CHEMISTRY

Client Sample ID: G0113-20A
Lab Sample ID: 280-137702-28
Lab Name: Eurofins TestAmerica, Denver
Job No.: 280-137702-1
SDG ID.:
Matrix: Water
Date Sampled: 06/14/2020 11:00
Reporting Basis: WET
Date Received: 06/16/2020 09:15

Analyte	Result	LOQ	LOD	DL	Units	C	Q	DIL	Method
Ammonia	1.4	0.10	0.050	0.022	mg/L			1	350.1
Nitrogen, Total Kjeldahl	2.8	1.0	1.0	0.69	mg/L			1	351.2
Nitrate Nitrite as N	0.050	0.10	0.050	0.019	mg/L	U		1	353.2
Sulfide	1.9	4.0	1.9	0.79	mg/L	U		1	9034
Sulfate	77	5.0	3.0	1.0	mg/L			1	9056A
Total Alkalinity as CaCO3	230	10	10	3.1	mg/L			1	SM 2320B

1B-IN
INORGANIC ANALYSIS DATA SHEET
GENERAL CHEMISTRY - DISSOLVED

Client Sample ID: G0113-20A
Lab Sample ID: 280-137702-28
Lab Name: Eurofins TestAmerica, Denver
Job No.: 280-137702-1
SDG ID.:
Matrix: Water
Date Sampled: 06/14/2020 11:00
Reporting Basis: WET
Date Received: 06/16/2020 09:15

Analyte	Result	LOQ	LOD	DL	Units	C	Q	DIL	Method
Dissolved Organic Carbon - Quad	3.9	1.0	1.0	0.35	mg/L			1	9060A

1B-IN
INORGANIC ANALYSIS DATA SHEET
GENERAL CHEMISTRY

Client Sample ID: G0108-20A
Lab Sample ID: 280-137702-29
Lab Name: Eurofins TestAmerica, Denver
Job No.: 280-137702-1
SDG ID.:
Matrix: Water
Date Sampled: 06/14/2020 12:15
Reporting Basis: WET
Date Received: 06/16/2020 09:15

Analyte	Result	LOQ	LOD	DL	Units	C	Q	DIL	Method
Ammonia	4.1	0.10	0.050	0.022	mg/L			1	350.1
Nitrogen, Total Kjeldahl	5.5	1.0	1.0	0.69	mg/L			1	351.2
Nitrate Nitrite as N	0.050	0.10	0.050	0.019	mg/L	U		1	353.2
Sulfide	1.9	4.0	1.9	0.79	mg/L	U		1	9034
Sulfate	24	5.0	3.0	1.0	mg/L			1	9056A
Total Alkalinity as CaCO3	310	10	10	3.1	mg/L			1	SM 2320B

1B-IN
INORGANIC ANALYSIS DATA SHEET
GENERAL CHEMISTRY - DISSOLVED

Client Sample ID: G0108-20A
Lab Sample ID: 280-137702-29
Lab Name: Eurofins TestAmerica, Denver
Job No.: 280-137702-1
SDG ID.:
Matrix: Water
Date Sampled: 06/14/2020 12:15
Reporting Basis: WET
Date Received: 06/16/2020 09:15

Analyte	Result	LOQ	LOD	DL	Units	C	Q	DIL	Method
Dissolved Organic Carbon - Quad	7.6	1.0	1.0	0.35	mg/L			1	9060A

1B-IN
INORGANIC ANALYSIS DATA SHEET
GENERAL CHEMISTRY

Client Sample ID: G0118-20A
Lab Sample ID: 280-137702-30
Lab Name: Eurofins TestAmerica, Denver
Job No.: 280-137702-1
SDG ID.:
Matrix: Water
Date Sampled: 06/14/2020 13:25
Reporting Basis: WET
Date Received: 06/16/2020 09:15

Analyte	Result	LOQ	LOD	DL	Units	C	Q	DIL	Method
Ammonia	10	1.0	0.50	0.22	mg/L			10	350.1
Nitrogen, Total Kjeldahl	16	1.7	1.7	1.1	mg/L			1	351.2
Nitrate Nitrite as N	0.050	0.10	0.050	0.019	mg/L	U		1	353.2
Sulfide	1.9	4.0	1.9	0.79	mg/L	U		1	9034
Sulfate	30	50	30	10	mg/L	U		10	9056A
Total Alkalinity as CaCO3	850	10	10	3.1	mg/L			1	SM 2320B

1B-IN
INORGANIC ANALYSIS DATA SHEET
GENERAL CHEMISTRY - DISSOLVED

Client Sample ID: G0118-20A
Lab Sample ID: 280-137702-30
Lab Name: Eurofins TestAmerica, Denver
Job No.: 280-137702-1
SDG ID.:
Matrix: Water
Date Sampled: 06/14/2020 13:25
Reporting Basis: WET
Date Received: 06/16/2020 09:15

Analyte	Result	LOQ	LOD	DL	Units	C	Q	DIL	Method
Dissolved Organic Carbon - Quad	44	5.0	5.0	1.7	mg/L			5	9060A

2-IN
CALIBRATION QUALITY CONTROL
GENERAL CHEMISTRY

Lab Name: Eurofins TestAmerica, Denver Job No.: 280-137702-1

SDG No.:

Analyst: BWH Batch Start Date: 06/17/2020

Reporting Units: mg/L Analytical Batch No.: 499137

Sample Number	QC Type	Time	Analyte	Result	Spike Amount	(%) Recovery	Limits	Qual	Reagent
14	ICVL	11:21	Ammonia	0.517	0.501	103	90-110		350.1 ICV_00408
15	ICV	11:23	Ammonia	2.57	2.51	102	90-110		350.1 ICV_00408
16	ICB	11:25	Ammonia	0.050				U	
32	CCVL	11:57	Ammonia	0.525	0.500	105	90-110		350.1 cal_00420
33	CCV	11:59	Ammonia	2.52	2.50	101	90-110		350.1 cal_00420
34	CCB	12:01	Ammonia	0.050				U	
48	CCVL	12:29	Ammonia	0.530	0.500	106	90-110		350.1 cal_00420
49	CCV	12:31	Ammonia	2.59	2.50	104	90-110		350.1 cal_00420
50	CCB	12:33	Ammonia	0.050				U	
64	CCVL	13:01	Ammonia	0.528	0.500	106	90-110		350.1 cal_00420
65	CCV	13:03	Ammonia	2.61	2.50	104	90-110		350.1 cal_00420
66	CCB	13:05	Ammonia	0.050				U	
80	CCVL	13:40	Ammonia	0.538	0.500	108	90-110		350.1 cal_00420
81	CCV	13:42	Ammonia	2.56	2.50	102	90-110		350.1 cal_00420
82	CCB	13:44	Ammonia	0.050				U	
89	CCVL	13:58	Ammonia	0.547	0.500	109	90-110		350.1 cal_00420
90	CCV	14:00	Ammonia	2.58	2.50	103	90-110		350.1 cal_00420
91	CCB	14:02	Ammonia	0.050				U	

Note! Calculations are performed before rounding to avoid round-off errors in calculated results.

FORM II-IN

2-IN
CALIBRATION QUALITY CONTROL
GENERAL CHEMISTRY

Lab Name: Eurofins TestAmerica, Denver Job No.: 280-137702-1

SDG No.:

Analyst: SVC Batch Start Date: 06/23/2020

Reporting Units: mg/L Analytical Batch No.: 499886

Sample Number	QC Type	Time	Analyte	Result	Spike Amount	(%) Recovery	Limits	Qual	Reagent
13	ICV	16:36	Nitrogen, Total Kjeldahl	5.26	5.00	105	90-110		TKN ICV 25_00094
14	ICB	16:38	Nitrogen, Total Kjeldahl	1.0				U	
31	CCV	16:59	Nitrogen, Total Kjeldahl	5.21	5.00	104	90-110		TKN 25ppm_00809
32	CCB	17:00	Nitrogen, Total Kjeldahl	1.0				U	
49	CCV	17:21	Nitrogen, Total Kjeldahl	5.35	5.00	107	90-110		TKN 25ppm_00809
50	CCB	17:23	Nitrogen, Total Kjeldahl	1.0				U	
65	CCV	17:41	Nitrogen, Total Kjeldahl	5.41	5.00	108	90-110		TKN 25ppm_00809
66	CCB	17:43	Nitrogen, Total Kjeldahl	1.0				U	
80	CCV	18:00	Nitrogen, Total Kjeldahl	5.47	5.00	109	90-110		TKN 25ppm_00809
81	CCB	18:01	Nitrogen, Total Kjeldahl	1.0				U	
98	CCV	18:23	Nitrogen, Total Kjeldahl	5.34	5.00	107	90-110		TKN 25ppm_00809
99	CCB	18:24	Nitrogen, Total Kjeldahl	1.0				U	
111	CCV	18:39	Nitrogen, Total Kjeldahl	4.74	5.00	95	90-110		TKN 25ppm_00809
112	CCB	18:40	Nitrogen, Total Kjeldahl	1.0				U	

Note! Calculations are performed before rounding to avoid round-off errors in calculated results.

FORM II-IN

2-IN
CALIBRATION QUALITY CONTROL
GENERAL CHEMISTRY

Lab Name: Eurofins TestAmerica, Denver Job No.: 280-137702-1

SDG No.:

Analyst: SVC Batch Start Date: 06/24/2020

Reporting Units: mg/L Analytical Batch No.: 500036

Sample Number	QC Type	Time	Analyte	Result	Spike Amount	(%) Recovery	Limits	Qual	Reagent
13	ICV	18:34	Nitrogen, Total Kjeldahl	4.93	5.00	99	90-110		TKN ICV 25_00094
14	ICB	18:35	Nitrogen, Total Kjeldahl	1.0				U	
80	CCV	19:57	Nitrogen, Total Kjeldahl	5.48	5.00	110	90-110		TKN 25ppm_00809
81	CCB	19:59	Nitrogen, Total Kjeldahl	1.0				U	
99	CCV	20:21	Nitrogen, Total Kjeldahl	5.30	5.00	106	90-110		TKN 25ppm_00809
100	CCB	20:22	Nitrogen, Total Kjeldahl	1.0				U	

Note! Calculations are performed before rounding to avoid round-off errors in calculated results.

FORM II-IN

2-IN
CALIBRATION QUALITY CONTROL
GENERAL CHEMISTRY

Lab Name: Eurofins TestAmerica, Denver Job No.: 280-137702-1

SDG No.:

Analyst: SVC Batch Start Date: 06/22/2020

Reporting Units: mg/L Analytical Batch No.: 499726

Sample Number	QC Type	Time	Analyte	Result	Spike Amount	(%) Recovery	Limits	Qual	Reagent
17	ICV	17:04	Nitrate Nitrite as N	5.00	5.00	100	90-110		NXN ICV INT_00516
18	ICVL	17:06	Nitrate Nitrite as N	2.07	2.00	104	90-110		NXN ICV INT_00516
19	ICB	17:08	Nitrate Nitrite as N	0.050				U	
35	CCV	17:40	Nitrate Nitrite as N	5.05	5.00	101	90-110		NXN CAL INT_00535
36	CCVL	17:42	Nitrate Nitrite as N	1.04	1.00	104	90-110		NXN CAL INT_00535
37	CCB	17:44	Nitrate Nitrite as N	0.050				U	
51	CCV	18:12	Nitrate Nitrite as N	5.02	5.00	100	90-110		NXN CAL INT_00535
52	CCVL	18:14	Nitrate Nitrite as N	1.04	1.00	104	90-110		NXN CAL INT_00535
53	CCB	18:16	Nitrate Nitrite as N	0.050				U	
67	CCV	18:44	Nitrate Nitrite as N	4.91	5.00	98	90-110		NXN CAL INT_00535
68	CCVL	18:46	Nitrate Nitrite as N	1.05	1.00	105	90-110		NXN CAL INT_00535
69	CCB	18:48	Nitrate Nitrite as N	0.050				U	
83	CCV	19:16	Nitrate Nitrite as N	4.94	5.00	99	90-110		NXN CAL INT_00535
84	CCVL	19:18	Nitrate Nitrite as N	1.01	1.00	101	90-110		NXN CAL INT_00535
85	CCB	19:20	Nitrate Nitrite as N	0.050				U	

Note! Calculations are performed before rounding to avoid round-off errors in calculated results.

FORM II-IN

2-IN
CALIBRATION QUALITY CONTROL
GENERAL CHEMISTRY

Lab Name: Eurofins TestAmerica, Denver Job No.: 280-137702-1

SDG No.:

Analyst: JAP Batch Start Date: 06/03/2020

Reporting Units: mg/L Analytical Batch No.: 497179

Sample Number	QC Type	Time	Analyte	Result	Spike Amount	(%) Recovery	Limits	Qual	Reagent
1	ICV	09:53	Sulfate	81.7	80.0	102	90-110		IC SO4 ICV_00021
2	ICB	10:10	Sulfate	2.5				U	

Note! Calculations are performed before rounding to avoid round-off errors in calculated results.

FORM II-IN

2-IN
CALIBRATION QUALITY CONTROL
GENERAL CHEMISTRY

Lab Name: Eurofins TestAmerica, Denver Job No.: 280-137702-1

SDG No.:

Analyst: JAP Batch Start Date: 06/29/2020

Reporting Units: mg/L Analytical Batch No.: 500473

Sample Number	QC Type	Time	Analyte	Result	Spike Amount	(%) Recovery	Limits	Qual	Reagent
1	CCV	13:56	Sulfate	104	100	104	90-110		IC LCS_01747
2	CCB	14:14	Sulfate	2.5				U	
17	CCV	23:08	Sulfate	102	100	102	90-110		IC LCS_01747
18	CCB	23:26	Sulfate	2.5				U	
29	CCV	02:39	Sulfate	104	100	104	90-110		IC LCS_01747
30	CCB	02:56	Sulfate	2.5				U	
41	CCV	06:09	Sulfate	104	100	104	90-110		IC LCS_01747
42	CCB	06:26	Sulfate	2.5				U	
53	CCV	09:38	Sulfate	103	100	103	90-110		IC LCS_01747
54	CCB	09:55	Sulfate	2.5				U	
65	CCV	13:07	Sulfate	105	100	105	90-110		IC LCS_01747
66	CCB	13:25	Sulfate	2.5				U	
77	CCV	16:38	Sulfate	104	100	104	90-110		IC LCS_01747
78	CCB	16:55	Sulfate	2.5				U	
87	CCV	19:32	Sulfate	104	100	104	90-110		IC LCS_01747
88	CCB	19:49	Sulfate	2.5				U	

Note! Calculations are performed before rounding to avoid round-off errors in calculated results.

FORM II-IN

2-IN
CALIBRATION QUALITY CONTROL
GENERAL CHEMISTRY

Lab Name: Eurofins TestAmerica, Denver Job No.: 280-137702-1

SDG No.:

Analyst: JAP Batch Start Date: 07/01/2020

Reporting Units: mg/L Analytical Batch No.: 500779

Sample Number	QC Type	Time	Analyte	Result	Spike Amount	(%) Recovery	Limits	Qual	Reagent
8	ICV	12:00	Sulfate	75.6	80.0	94	90-110		IC SO4 ICV_00021
9	ICB	12:17	Sulfate	2.5				U	
24	CCV	18:18	Sulfate	96.4	100	96	90-110		IC LCS_01747
25	CCB	18:35	Sulfate	2.5				U	
36	CCV	21:48	Sulfate	96.8	100	97	90-110		IC LCS_01747
37	CCB	22:06	Sulfate	2.5				U	
48	CCV	01:18	Sulfate	97.2	100	97	90-110		IC LCS_01747
49	CCB	01:35	Sulfate	2.5				U	

Note! Calculations are performed before rounding to avoid round-off errors in calculated results.

FORM II-IN

2-IN
CALIBRATION QUALITY CONTROL
GENERAL CHEMISTRY

Lab Name: Eurofins TestAmerica, Denver Job No.: 280-137702-1

SDG No.:

Analyst: JMB Batch Start Date: 06/29/2020

Reporting Units: mg/L Analytical Batch No.: 500683

Sample Number	QC Type	Time	Analyte	Result	Spike Amount	(%) Recovery	Limits	Qual	Reagent
1	ICV	16:24	Dissolved Organic Carbon - Quad	20.6	20.0	103	90-110		TOC ICV Std_00043
2	ICB	16:51	Dissolved Organic Carbon - Quad	1.0				U	
15	CCV	21:58	Dissolved Organic Carbon - Quad	25.7	25.0	103	90-110		TOC LCS Std_00048
16	CCB	22:21	Dissolved Organic Carbon - Quad	1.0				U	
27	CCV	02:35	Dissolved Organic Carbon - Quad	26.0	25.0	104	90-110		TOC LCS Std_00048
28	CCB	02:58	Dissolved Organic Carbon - Quad	1.0				U	
39	CCV	07:29	Dissolved Organic Carbon - Quad	26.4	25.0	105	90-110		TOC LCS Std_00048
40	CCB	07:53	Dissolved Organic Carbon - Quad	1.0				U	
51	CCV	12:04	Dissolved Organic Carbon - Quad	26.4	25.0	105	90-110		TOC LCS Std_00048
52	CCB	12:28	Dissolved Organic Carbon - Quad	1.0				U	
56	CCV	14:18	Dissolved Organic Carbon - Quad	26.3	25.0	105	90-110		TOC LCS Std_00048
57	CCB	14:41	Dissolved Organic Carbon - Quad	1.0				U	

Note! Calculations are performed before rounding to avoid round-off errors in calculated results.

FORM II-IN

2-IN
CALIBRATION QUALITY CONTROL
GENERAL CHEMISTRY

Lab Name: Eurofins TestAmerica, Denver Job No.: 280-137702-1

SDG No.:

Analyst: SPG Batch Start Date: 06/17/2020

Reporting Units: mg/L Analytical Batch No.: 499209

Sample Number	QC Type	Time	Analyte	Result	Spike Amount	(%) Recovery	Limits	Qual	Reagent
16	CCV	13:00	Total Alkalinity as CaCO3	188	200	94	90-110		Alk daily lcs 00907
17	CCB	13:06	Total Alkalinity as CaCO3	10				U	
28	CCV	14:16	Total Alkalinity as CaCO3	188	200	94	90-110		Alk daily lcs 00907
29	CCB	14:22	Total Alkalinity as CaCO3	10				U	
42	CCV	15:42	Total Alkalinity as CaCO3	188	200	94	90-110		Alk daily lcs 00907
43	CCB	15:47	Total Alkalinity as CaCO3	10				U	
54	CCV	16:56	Total Alkalinity as CaCO3	186	200	93	90-110		Alk daily lcs 00907
55	CCB	17:02	Total Alkalinity as CaCO3	10				U	
68	CCV	18:25	Total Alkalinity as CaCO3	180	200	90	90-110		Alk daily lcs 00907
69	CCB	18:30	Total Alkalinity as CaCO3	10				U	

Note! Calculations are performed before rounding to avoid round-off errors in calculated results.

FORM II-IN

3-IN
METHOD BLANK
GENERAL CHEMISTRY

Lab Name: Eurofins TestAmerica, Denver Job No.: 280-137702-1

SDG No.:

Method	Lab Sample ID	Analyte	Result	Qual	Units	LOQ	Dil
Batch ID: 499137 Date: 06/17/2020 11:31							
350.1	MB 280-499137/19	Ammonia	0.050	U	mg/L	0.10	1
Batch ID: 499137 Date: 06/17/2020 12:47							
350.1	MB 280-499137/57	Ammonia	0.050	U	mg/L	0.10	1
Batch ID: 499886 Date: 06/23/2020 17:31 Prep Batch: 499477 Date: 06/19/2020 16:11							
351.2	MB 280-499477/28-A	Nitrogen, Total Kjeldahl	1.0	U	mg/L	1.0	1
Batch ID: 500036 Date: 06/24/2020 20:12 Prep Batch: 499477 Date: 06/19/2020 16:11							
351.2	MB 280-499477/2-A	Nitrogen, Total Kjeldahl	1.0	U	mg/L	1.0	1
Batch ID: 499726 Date: 06/22/2020 17:14							
353.2	MB 280-499726/22	Nitrate Nitrite as N	0.050	U	mg/L	0.10	1
Batch ID: 499726 Date: 06/22/2020 18:30							
353.2	MB 280-499726/60	Nitrate Nitrite as N	0.050	U	mg/L	0.10	1
Batch ID: 499460 Date: 06/18/2020 11:28 Prep Batch: 499254 Date: 06/18/2020 11:28							
9034	MB 280-499254/2-A	Sulfide	1.9	U	mg/L	4.0	1
Batch ID: 499382 Date: 06/19/2020 09:17 Prep Batch: 499379 Date: 06/19/2020 09:11							
9034	MB 280-499379/2-A	Sulfide	1.9	U	mg/L	4.0	1
Batch ID: 499422 Date: 06/19/2020 12:50 Prep Batch: 499421 Date: 06/19/2020 12:48							
9034	MB 280-499421/2-A	Sulfide	1.9	U	mg/L	4.0	1
Batch ID: 499425 Date: 06/19/2020 12:54 Prep Batch: 499423 Date: 06/19/2020 12:52							
9034	MB 280-499423/2-A	Sulfide	1.9	U	mg/L	4.0	1
Batch ID: 500473 Date: 06/29/2020 15:23							
9056A	MB 280-500473/6	Sulfate	3.0	U	mg/L	5.0	1
Batch ID: 500473 Date: 06/30/2020 16:20							
9056A	MB 280-500473/76	Sulfate	3.0	U	mg/L	5.0	1
Batch ID: 500779 Date: 07/01/2020 13:27							
9056A	MB 280-500779/13	Sulfate	3.0	U	mg/L	5.0	1
Batch ID: 500683 Date: 06/29/2020 17:41							
9060A	MB 280-500528/2-A	Dissolved Organic Carbon - Quad	1.0	U	mg/L	1.0	1
Batch ID: 500683 Date: 06/30/2020 05:48							
9060A	MB 280-500528/28-A	Dissolved Organic Carbon - Quad	1.0	U	mg/L	1.0	1
Batch ID: 499209 Date: 06/17/2020 11:44							
SM 2320B	MB 280-499209/5	Total Alkalinity as CaCO3	10	U	mg/L	10	1
Batch ID: 499209 Date: 06/17/2020 14:33							
SM 2320B	MB 280-499209/31	Total Alkalinity as CaCO3	10	U	mg/L	10	1
Batch ID: 499209 Date: 06/17/2020 17:13							
SM 2320B	MB 280-499209/57	Total Alkalinity as CaCO3	10	U	mg/L	10	1

5-IN
MATRIX SPIKE SAMPLE RECOVERY
GENERAL CHEMISTRY

Lab Name: Eurofins TestAmerica, Denver Job No.: 280-137702-1

SDG No.:

Matrix: Water

Method	Lab Sample ID	Analyte	Result	C	Unit	Spike Amount	Pct. Rec.	Limits	RPD	RPD Limit	Q
Batch ID: 499137 Date: 06/17/2020 11:35											
350.1	280-137702-1	Ammonia	2.4		mg/L						
350.1 MS	280-137702-1	Ammonia	3.35		mg/L	1.00	95	90-110			
Batch ID: 499137 Date: 06/17/2020 12:11											
350.1	280-137702-11	Ammonia	3.5		mg/L						
350.1 MS	280-137702-11	Ammonia	4.44		mg/L	1.00	97	90-110			
Batch ID: 499137 Date: 06/17/2020 13:50											
350.1	280-137702-21	Ammonia	6.1		mg/L						
350.1 MS	280-137702-21	Ammonia	11.5		mg/L	5.00	109	90-110			
Batch ID: 499886 Date: 06/23/2020 17:08 Prep Batch: 499477 Date: 06/19/2020 16:11											
351.2	280-137702-1	Nitrogen, Total Kjeldahl	2.2		mg/L						
351.2 MS	280-137702-1	Nitrogen, Total Kjeldahl	5.28		mg/L	3.00	102	90-110			
Batch ID: 499886 Date: 06/23/2020 17:36 Prep Batch: 499477 Date: 06/19/2020 16:11											
351.2	280-137702-14	Nitrogen, Total Kjeldahl	0.77	J	mg/L						J1
351.2 MS	280-137702-14	Nitrogen, Total Kjeldahl	3.15		mg/L	3.00	79	90-110			J1
Batch ID: 499886 Date: 06/23/2020 18:03 Prep Batch: 499477 Date: 06/19/2020 16:11											
351.2	280-137702-20	Nitrogen, Total Kjeldahl	1.0	U	mg/L						J1
351.2 MS	280-137702-20	Nitrogen, Total Kjeldahl	3.24		mg/L	3.00	108	90-110			
Batch ID: 499726 Date: 06/22/2020 17:18											
353.2	280-137702-1	Nitrate Nitrite as N	0.050	U	mg/L						
353.2 MS	280-137702-1	Nitrate Nitrite as N	4.10		mg/L	4.00	102	90-110			
Batch ID: 499726 Date: 06/22/2020 17:54											
353.2	280-137702-14	Nitrate Nitrite as N	0.050	U	mg/L						J1
353.2 MS	280-137702-14	Nitrate Nitrite as N	3.21		mg/L	4.00	80	90-110			J1
Batch ID: 499726 Date: 06/22/2020 18:34											
353.2	280-137702-20	Nitrate Nitrite as N	0.050	U	mg/L						J1
353.2 MS	280-137702-20	Nitrate Nitrite as N	3.55		mg/L	4.00	89	90-110			J1
Batch ID: 499422 Date: 06/19/2020 12:50 Prep Batch: 499421 Date: 06/19/2020 12:48											
9034	280-137702-7	Sulfide	0.80	J	mg/L						
9034 MS	280-137702-7	Sulfide	16.8		mg/L	21.7	74	44-110			
Batch ID: 499425 Date: 06/19/2020 12:54 Prep Batch: 499423 Date: 06/19/2020 12:52											
9034	280-137702-23	Sulfide	1.9	U	mg/L						
9034 MS	280-137702-23	Sulfide	18.4		mg/L	21.7	85	44-110			
Batch ID: 500473 Date: 06/30/2020 09:03											
9056A	280-137702-14	Sulfate	110		mg/L						

Calculations are performed before rounding to avoid round-off errors in calculated results.

FORM V-IN

5-IN
MATRIX SPIKE SAMPLE RECOVERY
GENERAL CHEMISTRY

Lab Name: Eurofins TestAmerica, Denver Job No.: 280-137702-1

SDG No.:

Matrix: Water

Method	Lab Sample ID	Analyte	Result	C	Unit	Spike Amount	Pct. Rec.	Limits	RPD	RPD Limit	Q
9056A	280-137702-14 MS	Sulfate	164		mg/L	50.0	108	87-112			
Batch ID: 500683 Date: 06/29/2020 18:53											
9060A	280-137702-1	Dissolved Organic Carbon - Quad	5.2		mg/L						
9060A	280-137702-1 MS	Dissolved Organic Carbon - Quad	31.2		mg/L	25.0	104	88-112			
Batch ID: 500683 Date: 06/30/2020 00:13											
9060A	280-137702-11	Dissolved Organic Carbon - Quad	6.8		mg/L						
9060A	280-137702-11 MS	Dissolved Organic Carbon - Quad	32.7		mg/L	25.0	104	88-112			
Batch ID: 500683 Date: 06/30/2020 07:01											
9060A	280-137702-21	Dissolved Organic Carbon - Quad	5.8		mg/L						
9060A	280-137702-21 MS	Dissolved Organic Carbon - Quad	32.9		mg/L	25.0	108	88-112			
Batch ID: 500683 Date: 06/30/2020 12:50											
9060A	280-137702-30	Dissolved Organic Carbon - Quad	44		mg/L						
9060A	280-137702-30 MS	Dissolved Organic Carbon - Quad	180		mg/L	125	108	88-112			

Calculations are performed before rounding to avoid round-off errors in calculated results.

FORM V-IN

5-IN
MATRIX SPIKE DUPLICATE SAMPLE RECOVERY
GENERAL CHEMISTRY

Lab Name: Eurofins TestAmerica, Denver Job No.: 280-137702-1

SDG No.:

Matrix: Water

Method	Lab Sample ID	Analyte	Result	C	Unit	Spike Amount	Pct. Rec.	Limits	RPD	RPD Limit	Q
Batch ID: 499137 Date: 06/17/2020 11:37											
350.1	280-137702-1 MSD	Ammonia	3.37		mg/L	1.00	98	90-110	1	10	
Batch ID: 499137 Date: 06/17/2020 12:13											
350.1	280-137702-11 MSD	Ammonia	4.52		mg/L	1.00	105	90-110	2	10	
Batch ID: 499137 Date: 06/17/2020 13:52											
350.1	280-137702-21 MSD	Ammonia	11.6		mg/L	5.00	110	90-110	1	10	
Batch ID: 499886 Date: 06/23/2020 17:09			Prep Batch: 499477		Date: 06/19/2020 16:11						
351.2	280-137702-1 MSD	Nitrogen, Total Kjeldahl	4.99		mg/L	3.00	92	90-110	6	25	
Batch ID: 499886 Date: 06/23/2020 17:38			Prep Batch: 499477		Date: 06/19/2020 16:11						
351.2	280-137702-14 MSD	Nitrogen, Total Kjeldahl	3.25		mg/L	3.00	83	90-110	3	25	J1
Batch ID: 499886 Date: 06/23/2020 18:06			Prep Batch: 499477		Date: 06/19/2020 16:11						
351.2	280-137702-20 MSD	Nitrogen, Total Kjeldahl	3.55		mg/L	3.00	118	90-110	9	25	J1
Batch ID: 499726 Date: 06/22/2020 17:20											
353.2	280-137702-1 MSD	Nitrate Nitrite as N	4.05		mg/L	4.00	101	90-110	1	10	
Batch ID: 499726 Date: 06/22/2020 17:56											
353.2	280-137702-14 MSD	Nitrate Nitrite as N	3.21		mg/L	4.00	80	90-110	0	10	J1
Batch ID: 499726 Date: 06/22/2020 18:36											
353.2	280-137702-20 MSD	Nitrate Nitrite as N	3.68		mg/L	4.00	92	90-110	3	10	
Batch ID: 499422 Date: 06/19/2020 12:50			Prep Batch: 499421		Date: 06/19/2020 12:48						
9034	280-137702-7 MSD	Sulfide	16.8		mg/L	21.7	74	44-110	0	20	
Batch ID: 499425 Date: 06/19/2020 12:54			Prep Batch: 499423		Date: 06/19/2020 12:52						
9034	280-137702-23 MSD	Sulfide	17.6		mg/L	21.7	81	44-110	4	20	
Batch ID: 500473 Date: 06/30/2020 09:20											
9056A	280-137702-14 MSD	Sulfate	164		mg/L	50.0	109	87-112	0	10	
Batch ID: 500683 Date: 06/29/2020 19:16											
9060A	280-137702-1 MSD	Dissolved Organic Carbon - Quad	31.2		mg/L	25.0	104	88-112	0	15	
Batch ID: 500683 Date: 06/30/2020 00:36											
9060A	280-137702-11 MSD	Dissolved Organic Carbon - Quad	32.8		mg/L	25.0	104	88-112	0	15	
Batch ID: 500683 Date: 06/30/2020 08:16											
9060A	280-137702-21 MSD	Dissolved Organic Carbon - Quad	32.7		mg/L	25.0	107	88-112	0	15	
Batch ID: 500683 Date: 06/30/2020 13:14											
9060A	280-137702-30 MSD	Dissolved Organic Carbon - Quad	179		mg/L	125	108	88-112	0	15	

Calculations are performed before rounding to avoid round-off errors in calculated results.

FORM V-IN

6-IN
DUPLICATE
GENERAL CHEMISTRY

Lab Name: Eurofins TestAmerica, Denver Job No.: 280-137702-1

SDG No.:

Matrix: Water

Method	Client Sample ID	Lab Sample ID	Analyte	Result	Unit	RPD	RPD Limit	Qual
Batch ID: 500473 Date: 06/30/2020 08:45								
9056A	G0109-20A	280-137702-14	Sulfate	110	mg/L			
9056A	G0109-20A	280-137702-14 DU	Sulfate	110	mg/L	0	10	
Batch ID: 499209 Date: 06/17/2020 14:45								
SM 2320B	G0048-20A	280-137702-3	Total Alkalinity as CaCO3	170	mg/L			
SM 2320B	G0048-20A	280-137702-3 DU	Total Alkalinity as CaCO3	175	mg/L	4	10	
Batch ID: 499209 Date: 06/17/2020 17:25								
SM 2320B	G0099-20A	280-137702-22	Total Alkalinity as CaCO3	240	mg/L			
SM 2320B	G0099-20A	280-137702-22 DU	Total Alkalinity as CaCO3	253	mg/L	6	10	

Calculations are performed before rounding to avoid round-off errors in calculated results.

FORM VI-IN

7A-IN
LAB CONTROL SAMPLE
GENERAL CHEMISTRY

Lab Name: Eurofins TestAmerica, Denver Job No.: 280-137702-1

SDG No.:

Matrix: Water

Method	Lab Sample ID	Analyte	Result	C	Unit	Spike Amount	Pct. Rec.	Limits	RPD	RPD Limit	Q
Batch ID: 499137	Date: 06/17/2020 11:29										
						LCS Source: 350.1 cal_00420					
350.1	LCS 280-499137/18	Ammonia	2.53		mg/L	2.50	101	90-110			
Batch ID: 499137	Date: 06/17/2020 12:45										
						LCS Source: 350.1 cal_00420					
350.1	LCS 280-499137/56	Ammonia	2.61		mg/L	2.50	104	90-110			
Batch ID: 499886	Date: 06/23/2020 16:39	Prep Batch: 499477	Date: 06/19/2020 16:11								
						LCS Source: TKN 25ppm_00809					
351.2	LCS 280-499477/1-A	Nitrogen, Total Kjeldahl	6.53		mg/L	6.00	109	90-110			
Batch ID: 499886	Date: 06/23/2020 17:30	Prep Batch: 499477	Date: 06/19/2020 16:11								
						LCS Source: TKN 25ppm_00809					
351.2	LCS 280-499477/27-A	Nitrogen, Total Kjeldahl	6.03		mg/L	6.00	100	90-110			
Batch ID: 500036	Date: 06/24/2020 20:11	Prep Batch: 499477	Date: 06/19/2020 16:11								
						LCS Source: TKN 25ppm_00809					
351.2	LCS 280-499477/1-A	Nitrogen, Total Kjeldahl	6.59		mg/L	6.00	110	90-110			
Batch ID: 499726	Date: 06/22/2020 17:12										
						LCS Source: NXN CAL INT_00535					
353.2	LCS 280-499726/21	Nitrate Nitrite as N	5.00		mg/L	5.00	100	90-110			
Batch ID: 499726	Date: 06/22/2020 18:28										
						LCS Source: NXN CAL INT_00535					
353.2	LCS 280-499726/59	Nitrate Nitrite as N	5.01		mg/L	5.00	100	90-110			
Batch ID: 499460	Date: 06/18/2020 11:28	Prep Batch: 499254	Date: 06/18/2020 11:28								
						LCS Source: SFD ICV INT_01716					
9034	LCS 280-499254/1-A	Sulfide	20.0		mg/L	18.4	109	44-110			
Batch ID: 499382	Date: 06/19/2020 09:17	Prep Batch: 499379	Date: 06/19/2020 09:11								
						LCS Source: SFD CAL INT_01770					
9034	LCS 280-499379/1-A	Sulfide	17.6		mg/L	21.7	81	44-110			
Batch ID: 499422	Date: 06/19/2020 12:50	Prep Batch: 499421	Date: 06/19/2020 12:48								
						LCS Source: SFD CAL INT_01770					
9034	LCS 280-499421/1-A	Sulfide	19.2		mg/L	21.7	89	44-110			
Batch ID: 499425	Date: 06/19/2020 12:54	Prep Batch: 499423	Date: 06/19/2020 12:52								
						LCS Source: SFD CAL INT_01770					
9034	LCS 280-499423/1-A	Sulfide	16.8		mg/L	21.7	77	44-110			

Calculations are performed before rounding to avoid round-off errors in calculated results.

FORM VIIA-IN

7A-IN
LAB CONTROL SAMPLE
GENERAL CHEMISTRY

Lab Name: Eurofins TestAmerica, Denver Job No.: 280-137702-1

SDG No.:

Matrix: Water

Method	Lab Sample ID	Analyte	Result	C	Unit	Spike Amount	Pct. Rec.	Limits	RPD	RPD Limit	Q
Batch ID: 500473	Date: 06/29/2020 14:49										
						LCS Source: IC LCS_01747					
9056A	LCS 280-500473/4	Sulfate	103		mg/L	100	103	87-112	2	10	
Batch ID: 500473	Date: 06/30/2020 15:45										
						LCS Source: IC LCS_01747					
9056A	LCS 280-500473/74	Sulfate	106		mg/L	100	106	87-112	2	10	
Batch ID: 500779	Date: 07/01/2020 12:52										
						LCS Source: IC LCS_01747					
9056A	LCS 280-500779/11	Sulfate	95.1		mg/L	100	95	87-112	2	10	
Batch ID: 500683	Date: 06/29/2020 17:18										
						LCS Source: TOC LCS Std_00048					
9060A	LCS 280-500528/1-A	Dissolved Organic Carbon - Quad	25.0		mg/L	25.0	100	88-112			
Batch ID: 500683	Date: 06/30/2020 05:20										
						LCS Source: TOC LCS Std_00048					
9060A	LCS 280-500528/27-A	Dissolved Organic Carbon - Quad	26.1		mg/L	25.0	104	88-112			
Batch ID: 499209	Date: 06/17/2020 11:39										
						LCS Source: Alk daily lcs_00907					
SM 2320B	LCS 280-499209/4	Total Alkalinity as CaCO3	185		mg/L	200	93	89-109			
Batch ID: 499209	Date: 06/17/2020 14:28										
						LCS Source: Alk daily lcs_00907					
SM 2320B	LCS 280-499209/30	Total Alkalinity as CaCO3	188		mg/L	200	94	89-109			
Batch ID: 499209	Date: 06/17/2020 17:08										
						LCS Source: Alk daily lcs_00907					
SM 2320B	LCS 280-499209/56	Total Alkalinity as CaCO3	188		mg/L	200	94	89-109			

Calculations are performed before rounding to avoid round-off errors in calculated results.

FORM VIIA-IN

7A-IN
LAB CONTROL SAMPLE DUPLICATE
GENERAL CHEMISTRY

Lab Name: Eurofins TestAmerica, Denver Job No.: 280-137702-1

SDG No.:

Matrix: Water

Method	Lab Sample ID	Analyte	Result	C	Unit	Spike Amount	Pct. Rec.	Limits	RPD	RPD Limit	Q
Batch ID: 500473	Date: 06/29/2020 15:06										
						LCSD Source: IC LCS_01747					
9056A	LCSD 280-500473/5	Sulfate	101		mg/L	100	101	87-112	2	10	
Batch ID: 500473	Date: 06/30/2020 16:03										
						LCSD Source: IC LCS_01747					
9056A	LCSD 280-500473/75	Sulfate	104		mg/L	100	104	87-112	2	10	
Batch ID: 500779	Date: 07/01/2020 13:09										
						LCSD Source: IC LCS_01747					
9056A	LCSD 280-500779/12	Sulfate	93.5		mg/L	100	93	87-112	2	10	

Calculations are performed before rounding to avoid round-off errors in calculated results.

FORM VIIA-IN

7A-IN
METHOD REPORTING LIMIT CHECK
GENERAL CHEMISTRY

Lab Name: Eurofins TestAmerica, Denver Job No.: 280-137702-1

SDG No.:

Matrix: Water

Method	Lab Sample ID	Analyte	Result	C	Unit	Spike Amount	Pct. Rec.	Limits	RPD	RPD Limit	Q
Batch ID: 500473	Date: 06/29/2020 14:31										
						LCS Source: IC CAL cl/so4_00317					
9056A	MRL 280-500473/3	Sulfate	4.60	J	mg/L	5.00	92	50-150			
Batch ID: 500779	Date: 07/01/2020 12:35										
						LCS Source: IC CAL cl/so4_00317					
9056A	MRL 280-500779/10	Sulfate	4.18	J	mg/L	5.00	84	50-150			

Calculations are performed before rounding to avoid round-off errors in calculated results.

FORM VIIA-IN

9-IN
DETECTION LIMITS
GENERAL CHEMISTRY

Lab Name: Eurofins TestAmerica, Denver Job Number: 280-137702-1

SDG Number:

Matrix: Water Instrument ID: WC_Alp 4

Method: 350.1 DL Date: 03/28/2011 13:26

Analyte	Wavelength/ Mass	LOQ (mg/L)	DL (mg/L)
Ammonia		0.1	0.022

9-IN
CALIBRATION BLANK DETECTION LIMITS
GENERAL CHEMISTRY

Lab Name: Eurofins TestAmerica, Denver Job Number: 280-137702-1

SDG Number:

Matrix: Water Instrument ID: WC_Alp 4

Method: 350.1 XMDL Date: 03/28/2011 13:26

Analyte	Wavelength/ Mass	XRL (mg/L)	XMDL (mg/L)
Ammonia		0.1	0.0225

9-IN
DETECTION LIMITS
GENERAL CHEMISTRY

Lab Name: Eurofins TestAmerica, Denver Job Number: 280-137702-1

SDG Number:

Matrix: Water Instrument ID: WC_Astoria

Method: 351.2 DL Date: 02/03/2019 00:00

Prep Method: 351.2

Analyte	Wavelength/ Mass	LOQ (mg/L)	DL (mg/L)
Nitrogen, Total Kjeldahl		1	0.687

9-IN
CALIBRATION BLANK DETECTION LIMITS
GENERAL CHEMISTRY

Lab Name: Eurofins TestAmerica, Denver Job Number: 280-137702-1

SDG Number:

Matrix: Water Instrument ID: WC_Astoria

Method: 351.2 XMDL Date: 02/03/2019 00:00

Analyte	Wavelength/ Mass	XRL (mg/L)	XMDL (mg/L)
Nitrogen, Total Kjeldahl		1	0.687

9-IN
DETECTION LIMITS
GENERAL CHEMISTRY

Lab Name: Eurofins TestAmerica, Denver Job Number: 280-137702-1

SDG Number:

Matrix: Water Instrument ID: WC_Alp 2

Method: 353.2 DL Date: 12/16/2011 09:50

Analyte	Wavelength/ Mass	LOQ (mg/L)	DL (mg/L)
Nitrate Nitrite as N		0.1	0.019

9-IN
CALIBRATION BLANK DETECTION LIMITS
GENERAL CHEMISTRY

Lab Name: Eurofins TestAmerica, Denver Job Number: 280-137702-1

SDG Number:

Matrix: Water Instrument ID: WC_Alp 2

Method: 353.2 XMDL Date: 05/16/2011 11:21

Analyte	Wavelength/ Mass	XRL (mg/L)	XMDL (mg/L)
Nitrate Nitrite as N		0.1	0.0191

9-IN
DETECTION LIMITS
GENERAL CHEMISTRY

Lab Name: Eurofins TestAmerica, Denver Job Number: 280-137702-1

SDG Number:

Matrix: Water Instrument ID: NOEQUIP

Method: 9034 DL Date: 03/28/2011 13:37

Prep Method: 9030B

Analyte	Wavelength/ Mass	LOQ (mg/L)	DL (mg/L)
Sulfide		4	0.793

9-IN
CALIBRATION BLANK DETECTION LIMITS
GENERAL CHEMISTRY

Lab Name: Eurofins TestAmerica, Denver Job Number: 280-137702-1

SDG Number:

Matrix: Water Instrument ID: NOEQUIP

Method: 9034 XMDL Date: 03/28/2011 13:37

Analyte	Wavelength/ Mass	XRL (mg/L)	XMDL (mg/L)
Sulfide		4	0.793

9-IN
DETECTION LIMITS
GENERAL CHEMISTRY

Lab Name: Eurofins TestAmerica, Denver Job Number: 280-137702-1

SDG Number:

Matrix: Water Instrument ID: WC_IonChrom10

Method: 9056A DL Date: 06/21/2019 00:00

Analyte	Wavelength/ Mass	LOQ (mg/L)	DL (mg/L)
Sulfate		5	1.03

9-IN
CALIBRATION BLANK DETECTION LIMITS
GENERAL CHEMISTRY

Lab Name: Eurofins TestAmerica, Denver Job Number: 280-137702-1

SDG Number:

Matrix: Water Instrument ID: WC_IonChrom10

Method: 9056A XMDL Date: 06/21/2019 00:00

Analyte	Wavelength/ Mass	XRL (mg/L)	XMDL (mg/L)
Sulfate		5	1.03

9-IN
DETECTION LIMITS
GENERAL CHEMISTRY - DISSOLVED

Lab Name: Eurofins TestAmerica, Denver Job Number: 280-137702-1

SDG Number:

Matrix: Water Instrument ID: WC_SHI2

Method: 9060A DL Date: 06/21/2019 00:00

Analyte	Wavelength/ Mass	LOQ (mg/L)	DL (mg/L)
Dissolved Organic Carbon - Quad		1	0.345

9-IN
CALIBRATION BLANK DETECTION LIMITS
GENERAL CHEMISTRY - DISSOLVED

Lab Name: Eurofins TestAmerica, Denver Job Number: 280-137702-1

SDG Number:

Matrix: Water Instrument ID: WC_SHI2

Method: 9060A XMDL Date: 06/21/2019 00:00

Analyte	Wavelength/ Mass	XRL (mg/L)	XMDL (mg/L)
Dissolved Organic Carbon - Quad		1	0.345

9-IN
DETECTION LIMITS
GENERAL CHEMISTRY

Lab Name: Eurofins TestAmerica, Denver Job Number: 280-137702-1

SDG Number:

Matrix: Water Instrument ID: WC_AT4

Method: SM 2320B DL Date: 02/03/2019 00:00

Analyte	Wavelength/ Mass	LOQ (mg/L)	DL (mg/L)
Total Alkalinity as CaCO3		10	3.08

9-IN
CALIBRATION BLANK DETECTION LIMITS
GENERAL CHEMISTRY

Lab Name: Eurofins TestAmerica, Denver Job Number: 280-137702-1

SDG Number:

Matrix: Water Instrument ID: WC_AT4

Method: SM 2320B XMDL Date: 02/03/2019 00:00

Analyte	Wavelength/ Mass	XRL (mg/L)	XMDL (mg/L)
Total Alkalinity as CaCO3		10	3.08

12-IN
PREPARATION LOG
GENERAL CHEMISTRY

Lab Name: Eurofins TestAmerica, Denver Job No.: 280-137702-1

SDG No.:

Prep Method: 351.2

Lab Sample ID	Preparation Date	Prep Batch	Initial Weight	Initial Volume (mL)	Final Volume (mL)
LCS 280-499477/1-A	06/19/2020 16:11	499477		25	25
MB 280-499477/2-A	06/19/2020 16:11	499477		25	25
280-137702-1	06/19/2020 16:11	499477		25	25
280-137702-1 MS	06/19/2020 16:11	499477		25	25
280-137702-1 MSD	06/19/2020 16:11	499477		25	25
280-137702-2	06/19/2020 16:11	499477		25	25
280-137702-3	06/19/2020 16:11	499477		25	25
280-137702-4	06/19/2020 16:11	499477		25	25
280-137702-5	06/19/2020 16:11	499477		25	25
280-137702-6	06/19/2020 16:11	499477		25	25
280-137702-7	06/19/2020 16:11	499477		25	25
280-137702-8	06/19/2020 16:11	499477		25	25
280-137702-9	06/19/2020 16:11	499477		25	25
280-137702-10	06/19/2020 16:11	499477		25	25
LCS 280-499477/27-A	06/19/2020 16:11	499477		25	25
MB 280-499477/28-A	06/19/2020 16:11	499477		25	25
280-137702-14	06/19/2020 16:11	499477		25	25
280-137702-14 MS	06/19/2020 16:11	499477		25	25
280-137702-14 MSD	06/19/2020 16:11	499477		25	25
280-137702-11	06/19/2020 16:11	499477		25	25
280-137702-12	06/19/2020 16:11	499477		25	25
280-137702-13	06/19/2020 16:11	499477		25	25
280-137702-15	06/19/2020 16:11	499477		25	25
280-137702-16	06/19/2020 16:11	499477		25	25
280-137702-17	06/19/2020 16:11	499477		25	25
280-137702-18	06/19/2020 16:11	499477		25	25
280-137702-19	06/19/2020 16:11	499477		15	25
280-137702-21	06/19/2020 16:11	499477		25	25
280-137702-20	06/19/2020 16:11	499477		25	25
280-137702-20 MS	06/19/2020 16:11	499477		25	25
280-137702-20 MSD	06/19/2020 16:11	499477		25	25
280-137702-22	06/19/2020 16:11	499477		25	25
280-137702-23	06/19/2020 16:11	499477		25	25
280-137702-24	06/19/2020 16:11	499477		25	25
280-137702-25	06/19/2020 16:11	499477		25	25
280-137702-26	06/19/2020 16:11	499477		25	25
280-137702-27	06/19/2020 16:11	499477		15	25
280-137702-28	06/19/2020 16:11	499477		25	25
280-137702-29	06/19/2020 16:11	499477		25	25
280-137702-30	06/19/2020 16:11	499477		15	25

12-IN
PREPARATION LOG
GENERAL CHEMISTRY

Lab Name: Eurofins TestAmerica, Denver Job No.: 280-137702-1

SDG No.:

Prep Method: 9030B

Lab Sample ID	Preparation Date	Prep Batch	Initial Weight	Initial Volume (mL)	Final Volume (mL)
LCS 280-499254/1-A	06/18/2020 11:28	499254		50	50
MB 280-499254/2-A	06/18/2020 11:28	499254		50	50
280-137702-16	06/18/2020 11:28	499254		50	50
280-137702-17	06/18/2020 11:28	499254		50	50
280-137702-18	06/18/2020 11:28	499254		50	50

12-IN
PREPARATION LOG
GENERAL CHEMISTRY

Lab Name: Eurofins TestAmerica, Denver Job No.: 280-137702-1

SDG No.:

Prep Method: 9030B

Lab Sample ID	Preparation Date	Prep Batch	Initial Weight	Initial Volume (mL)	Final Volume (mL)
LCS 280-499379/1-A	06/19/2020 09:11	499379		50	50
MB 280-499379/2-A	06/19/2020 09:11	499379		50	50
280-137702-3	06/19/2020 09:11	499379		50	50
280-137702-10	06/19/2020 09:11	499379		50	50
280-137702-15	06/19/2020 09:11	499379		50	50
280-137702-4	06/19/2020 09:11	499379		50	50
280-137702-5	06/19/2020 09:11	499379		50	50
280-137702-6	06/19/2020 09:11	499379		50	50

12-IN
PREPARATION LOG
GENERAL CHEMISTRY

Lab Name: Eurofins TestAmerica, Denver Job No.: 280-137702-1

SDG No.:

Prep Method: 9030B

Lab Sample ID	Preparation Date	Prep Batch	Initial Weight	Initial Volume (mL)	Final Volume (mL)
LCS 280-499421/1-A	06/19/2020 12:48	499421		50	50
MB 280-499421/2-A	06/19/2020 12:48	499421		50	50
280-137702-7	06/19/2020 12:48	499421		50	50
280-137702-7 MS	06/19/2020 12:48	499421		50	50
280-137702-7 MSD	06/19/2020 12:48	499421		50	50
280-137702-8	06/19/2020 12:48	499421		50	50
280-137702-19	06/19/2020 12:48	499421		50	50
280-137702-9	06/19/2020 12:48	499421		50	50
280-137702-1	06/19/2020 12:48	499421		50	50
280-137702-27	06/19/2020 12:48	499421		50	50
280-137702-11	06/19/2020 12:48	499421		50	50
280-137702-12	06/19/2020 12:48	499421		50	50
280-137702-20	06/19/2020 12:48	499421		50	50
280-137702-28	06/19/2020 12:48	499421		50	50
280-137702-29	06/19/2020 12:48	499421		50	50
280-137702-30	06/19/2020 12:48	499421		50	50
280-137702-2	06/19/2020 12:48	499421		50	50
280-137702-22	06/19/2020 12:48	499421		50	50

12-IN
PREPARATION LOG
GENERAL CHEMISTRY

Lab Name: Eurofins TestAmerica, Denver Job No.: 280-137702-1

SDG No.:

Prep Method: 9030B

Lab Sample ID	Preparation Date	Prep Batch	Initial Weight	Initial Volume (mL)	Final Volume (mL)
LCS 280-499423/1-A	06/19/2020 12:52	499423		50	50
MB 280-499423/2-A	06/19/2020 12:52	499423		50	50
280-137702-23	06/19/2020 12:52	499423		50	50
280-137702-23 MS	06/19/2020 12:52	499423		50	50
280-137702-23 MSD	06/19/2020 12:52	499423		50	50
280-137702-24	06/19/2020 12:52	499423		50	50
280-137702-25	06/19/2020 12:52	499423		50	50
280-137702-26	06/19/2020 12:52	499423		50	50
280-137702-13	06/19/2020 12:52	499423		50	50
280-137702-14	06/19/2020 12:52	499423		50	50
280-137702-21	06/19/2020 12:52	499423		50	50

13-IN
ANALYSIS RUN LOG
GENERAL CHEMISTRY

Lab Name: Eurofins TestAmerica, Denver Job No.: 280-137702-1

SDG No.:

Instrument ID: WC_Alp 4 Analysis Method: 350.1

Start Date: 06/17/2020 10:55 End Date: 06/17/2020 14:04

Lab Sample Id	D/F	Type	Time	Analytes																								
				NH3																								
ZZZZZZ			10:55																									
ZZZZZZ			10:57																									
ZZZZZZ			10:59																									
IC 280-499137/4			11:01	X																								
IC 280-499137/5			11:03	X																								
IC 280-499137/6			11:05	X																								
IC 280-499137/7			11:07	X																								
IC 280-499137/8			11:09	X																								
IC 280-499137/9			11:11	X																								
IC 280-499137/10			11:13	X																								
IC 280-499137/11			11:15	X																								
ZZZZZZ			11:17																									
ZZZZZZ			11:19																									
ICVL 280-499137/14	1		11:21	X																								
ICV 280-499137/15	1		11:23	X																								
ICB 280-499137/16	1		11:25	X																								
ZZZZZZ			11:27																									
LCS 280-499137/18	1	T	11:29	X																								
MB 280-499137/19	1	T	11:31	X																								
280-137702-1	1	T	11:33	X																								
280-137702-1 MS	1	T	11:35	X																								
280-137702-1 MSD	1	T	11:37	X																								
280-137702-2	1	T	11:39	X																								
280-137702-3	1	T	11:41	X																								
280-137702-4	1	T	11:43	X																								
280-137702-5	1	T	11:45	X																								
280-137702-6	1	T	11:47	X																								
280-137702-7	1	T	11:49	X																								
280-137702-8	1	T	11:51	X																								
RINSE 280-499137/30			11:53																									
ZZZZZZ			11:55																									
CCVL 280-499137/32	1		11:57	X																								
CCV 280-499137/33	1		11:59	X																								
CCB 280-499137/34	1		12:01	X																								
ZZZZZZ			12:03																									
ZZZZZZ			12:05																									
280-137702-10	1	T	12:07	X																								
280-137702-11	1	T	12:09	X																								
280-137702-11 MS	1	T	12:11	X																								
280-137702-11 MSD	1	T	12:13	X																								
ZZZZZZ			12:15																									

FORM XIII-IN

13-IN
ANALYSIS RUN LOG
GENERAL CHEMISTRY

Lab Name: Eurofins TestAmerica, Denver Job No.: 280-137702-1

SDG No.:

Instrument ID: WC_Alp 4 Analysis Method: 350.1

Start Date: 06/17/2020 10:55 End Date: 06/17/2020 14:04

Lab Sample Id	D/F	Type	Time	Analytes																								
				NH3																								
280-137702-13	1	T	12:17	X																								
280-137702-14	1	T	12:19	X																								
280-137702-15	1	T	12:21	X																								
280-137702-16	1	T	12:23	X																								
RINSE 280-499137/46			12:25																									
ZZZZZZ			12:27																									
CCVL 280-499137/48	1		12:29	X																								
CCV 280-499137/49	1		12:31	X																								
CCB 280-499137/50	1		12:33	X																								
ZZZZZZ			12:35																									
280-137702-17	1	T	12:37	X																								
280-137702-18	1	T	12:39	X																								
280-137702-19	5	T	12:41	X																								
280-137702-20	1	T	12:43	X																								
LCS 280-499137/56	1	T	12:45	X																								
MB 280-499137/57	1	T	12:47	X																								
ZZZZZZ			12:49																									
ZZZZZZ			12:51																									
ZZZZZZ			12:53																									
280-137702-22	1	T	12:55	X																								
RINSE 280-499137/62			12:57																									
ZZZZZZ			12:59																									
CCVL 280-499137/64	1		13:01	X																								
CCV 280-499137/65	1		13:03	X																								
CCB 280-499137/66	1		13:05	X																								
ZZZZZZ			13:07																									
280-137702-23	1	T	13:09	X																								
280-137702-24	1	T	13:11	X																								
280-137702-25	1	T	13:13	X																								
280-137702-26	1	T	13:15	X																								
280-137702-27	10	T	13:17	X																								
280-137702-28	1	T	13:19	X																								
280-137702-29	1	T	13:21	X																								
280-137702-30	10	T	13:23	X																								
280-137702-9	2	T	13:32	X																								
280-137702-12	2	T	13:34	X																								
RINSE 280-499137/78			13:36																									
ZZZZZZ			13:38																									
CCVL 280-499137/80	1		13:40	X																								
CCV 280-499137/81	1		13:42	X																								
CCB 280-499137/82	1		13:44	X																								

FORM XIII-IN

13-IN
ANALYSIS RUN LOG
GENERAL CHEMISTRY

Lab Name: Eurofins TestAmerica, Denver Job No.: 280-137702-1

SDG No.:

Instrument ID: WC_Alp 4 Analysis Method: 350.1

Start Date: 06/17/2020 10:55 End Date: 06/17/2020 14:04

Lab Sample Id	D/F	Type	Time	Analytes																								
				NH3																								
ZZZZZZ			13:46																									
280-137702-21	5	T	13:48	X																								
280-137702-21 MS	5	T	13:50	X																								
280-137702-21 MSD	5	T	13:52	X																								
RINSE 280-499137/87			13:54																									
ZZZZZZ			13:56																									
CCVL 280-499137/89	1		13:58	X																								
CCV 280-499137/90	1		14:00	X																								
CCB 280-499137/91	1		14:02	X																								
ZZZZZZ			14:04																									

Prep Types:
T = Total/NA

FORM XIII-IN

13-IN
ANALYSIS RUN LOG
GENERAL CHEMISTRY

Lab Name: Eurofins TestAmerica, Denver Job No.: 280-137702-1

SDG No.:

Instrument ID: WC_Astoria Analysis Method: 351.2

Start Date: 06/23/2020 16:22 End Date: 06/23/2020 18:43

Lab Sample Id	D/F	Type	Time	Analytes																								
				TKN																								
ZZZZZZ			16:22																									
ZZZZZZ			16:23																									
ZZZZZZ			16:24																									
ZZZZZZ			16:25																									
IC 280-498263/27-A			16:26	X																								
IC 280-498263/28-A			16:28	X																								
IC 280-498263/29-A			16:29	X																								
IC 280-498263/30-A			16:30	X																								
IC 280-498263/31-A			16:31	X																								
IC 280-498263/32-A			16:33	X																								
ZZZZZZ			16:34																									
ZZZZZZ			16:35																									
ICV 280-498263/33-A	1		16:36	X																								
ICB 280-498263/34-A	1		16:38	X																								
LCS 280-499477/1-A	1	T	16:39	X																								
ZZZZZZ			16:40																									
ZZZZZZ			16:41																									
ZZZZZZ			16:43																									
ZZZZZZ			16:44																									
ZZZZZZ			16:45																									
ZZZZZZ			16:46																									
ZZZZZZ			16:48																									
ZZZZZZ			16:49																									
ZZZZZZ			16:50																									
ZZZZZZ			16:51																									
ZZZZZZ			16:53																									
ZZZZZZ			16:54																									
ZZZZZZ			16:55																									
ZZZZZZ			16:56																									
ZZZZZZ			16:58																									
CCV 280-498263/35-A	1		16:59	X																								
CCB 280-498263/36-A	1		17:00	X																								
ZZZZZZ			17:01																									
ZZZZZZ			17:03																									
ZZZZZZ			17:04																									
ZZZZZZ			17:05																									
ZZZZZZ			17:06																									
280-137702-1 MS	1	T	17:08	X																								
280-137702-1 MSD	1	T	17:09	X																								
ZZZZZZ			17:10																									
280-137702-2	1	T	17:11	X																								

FORM XIII-IN

13-IN
ANALYSIS RUN LOG
GENERAL CHEMISTRY

Lab Name: Eurofins TestAmerica, Denver Job No.: 280-137702-1

SDG No.:

Instrument ID: WC_Astoria Analysis Method: 351.2

Start Date: 06/23/2020 16:22 End Date: 06/23/2020 18:43

Lab Sample Id	D/F	Type	Time	Analytes																								
				TKN																								
280-137702-3	1	T	17:13	X																								
280-137702-4	1	T	17:14	X																								
280-137702-5	1	T	17:15	X																								
280-137702-6	1	T	17:16	X																								
ZZZZZZ			17:18																									
ZZZZZZ			17:19																									
ZZZZZZ			17:20																									
CCV 280-498263/35-A	1		17:21	X																								
CCB 280-498263/36-A	1		17:23	X																								
280-137702-7	1	T	17:24	X																								
280-137702-8	1	T	17:25	X																								
ZZZZZZ			17:26																									
280-137702-10	1	T	17:28	X																								
ZZZZZZ			17:29																									
LCS 280-499477/27-A	1	T	17:30	X																								
MB 280-499477/28-A	1	T	17:31	X																								
280-137702-14	1	T	17:33	X																								
ZZZZZZ			17:34																									
ZZZZZZ			17:35																									
280-137702-14 MS	1	T	17:36	X																								
280-137702-14 MSD	1	T	17:38	X																								
ZZZZZZ			17:39																									
ZZZZZZ			17:40																									
CCV 280-498263/35-A	1		17:41	X																								
CCB 280-498263/36-A	1		17:43	X																								
280-137702-11	1	T	17:44	X																								
280-137702-12	1	T	17:45	X																								
280-137702-13	1	T	17:46	X																								
280-137702-15	1	T	17:48	X																								
ZZZZZZ			17:49																									
ZZZZZZ			17:50																									
280-137702-16	1	T	17:51	X																								
280-137702-17	1	T	17:53	X																								
280-137702-18	1	T	17:54	X																								
280-137702-19	1	T	17:55	X																								
280-137702-21	1	T	17:56	X																								
280-137702-20	1	T	17:58	X																								
ZZZZZZ			17:59																									
CCV 280-498263/35-A	1		18:00	X																								
CCB 280-498263/36-A	1		18:01	X																								
280-137702-20 MS	1	T	18:03	X																								

FORM XIII-IN

13-IN
ANALYSIS RUN LOG
GENERAL CHEMISTRY

Lab Name: Eurofins TestAmerica, Denver Job No.: 280-137702-1

SDG No.:

Instrument ID: WC_Astoria Analysis Method: 351.2

Start Date: 06/23/2020 16:22 End Date: 06/23/2020 18:43

Lab Sample Id	D/F	Type	Time	Analytes																								
				TKN																								
ZZZZZZ			18:04																									
ZZZZZZ			18:05																									
280-137702-20 MSD	1	T	18:06	X																								
ZZZZZZ			18:08																									
280-137702-22	1	T	18:09	X																								
280-137702-23	1	T	18:10	X																								
280-137702-24	1	T	18:11	X																								
280-137702-25	1	T	18:13	X																								
280-137702-26	1	T	18:14	X																								
280-137702-27	1	T	18:15	X																								
280-137702-28	1	T	18:16	X																								
280-137702-29	1	T	18:18	X																								
ZZZZZZ			18:19																									
ZZZZZZ			18:20																									
ZZZZZZ			18:21																									
CCV 280-498263/35-A	1		18:23	X																								
CCB 280-498263/36-A	1		18:24	X																								
ZZZZZZ			18:25																									
ZZZZZZ			18:26																									
ZZZZZZ			18:28																									
ZZZZZZ			18:29																									
ZZZZZZ			18:30																									
280-137702-30	1	T	18:31	X																								
ZZZZZZ			18:33																									
ZZZZZZ			18:34																									
ZZZZZZ			18:35																									
ZZZZZZ			18:36																									
ZZZZZZ			18:38																									
CCV 280-498263/35-A	1		18:39	X																								
CCB 280-498263/36-A	1		18:40	X																								
ZZZZZZ			18:41																									
ZZZZZZ			18:43																									

Prep Types:
T = Total/NA

FORM XIII-IN

13-IN
ANALYSIS RUN LOG
GENERAL CHEMISTRY

Lab Name: Eurofins TestAmerica, Denver Job No.: 280-137702-1

SDG No.:

Instrument ID: WC_Astoria Analysis Method: 351.2

Start Date: 06/24/2020 18:19 End Date: 06/24/2020 20:40

Lab Sample Id	D/F	Type	Time	Analytes																								
				TKN																								
ZZZZZZ			18:19																									
ZZZZZZ			18:20																									
ZZZZZZ			18:21																									
ZZZZZZ			18:22																									
IC 280-498263/27-A			18:24	X																								
IC 280-498263/28-A			18:25	X																								
IC 280-498263/29-A			18:26	X																								
IC 280-498263/30-A			18:27	X																								
IC 280-498263/31-A			18:29	X																								
IC 280-498263/32-A			18:30	X																								
ZZZZZZ			18:31																									
ZZZZZZ			18:32																									
ICV 280-498263/33-A	1		18:34	X																								
ICB 280-498263/34-A	1		18:35	X																								
ZZZZZZ			18:36																									
ZZZZZZ			18:37																									
ZZZZZZ			18:39																									
ZZZZZZ			18:40																									
ZZZZZZ			18:41																									
ZZZZZZ			18:42																									
ZZZZZZ			18:44																									
ZZZZZZ			18:45																									
ZZZZZZ			18:46																									
ZZZZZZ			18:47																									
ZZZZZZ			18:49																									
ZZZZZZ			18:50																									
ZZZZZZ			18:51																									
ZZZZZZ			18:52																									
ZZZZZZ			18:54																									
ZZZZZZ			18:55																									
CCV 280-498263/35-A			18:56																									
CCB 280-498263/36-A			18:57																									
ZZZZZZ			18:59																									
ZZZZZZ			19:00																									
ZZZZZZ			19:01																									
ZZZZZZ			19:02																									
ZZZZZZ			19:04																									
ZZZZZZ			19:05																									
ZZZZZZ			19:06																									
ZZZZZZ			19:07																									
ZZZZZZ			19:09																									

FORM XIII-IN

13-IN
ANALYSIS RUN LOG
GENERAL CHEMISTRY

Lab Name: Eurofins TestAmerica, Denver Job No.: 280-137702-1

SDG No.:

Instrument ID: WC_Astoria Analysis Method: 351.2

Start Date: 06/24/2020 18:19 End Date: 06/24/2020 20:40

Lab Sample Id	D/F	Type	Time	Analytes																								
				TKN																								
ZZZZZZ			19:10																									
ZZZZZZ			19:11																									
ZZZZZZ			19:12																									
ZZZZZZ			19:14																									
ZZZZZZ			19:15																									
ZZZZZZ			19:16																									
ZZZZZZ			19:17																									
CCV 280-498263/35-A			19:19																									
CCB 280-498263/36-A			19:20																									
ZZZZZZ			19:21																									
ZZZZZZ			19:22																									
ZZZZZZ			19:24																									
ZZZZZZ			19:25																									
ZZZZZZ			19:26																									
ZZZZZZ			19:27																									
ZZZZZZ			19:29																									
ZZZZZZ			19:30																									
ZZZZZZ			19:31																									
ZZZZZZ			19:32																									
ZZZZZZ			19:34																									
ZZZZZZ			19:35																									
ZZZZZZ			19:36																									
ZZZZZZ			19:37																									
CCV 280-498263/35-A			19:39																									
CCB 280-498263/36-A			19:40																									
ZZZZZZ			19:41																									
ZZZZZZ			19:42																									
ZZZZZZ			19:44																									
ZZZZZZ			19:45																									
ZZZZZZ			19:46																									
ZZZZZZ			19:47																									
ZZZZZZ			19:49																									
ZZZZZZ			19:50																									
ZZZZZZ			19:51																									
ZZZZZZ			19:52																									
ZZZZZZ			19:54																									
ZZZZZZ			19:55																									
ZZZZZZ			19:56																									
CCV 280-498263/35-A	1		19:57	X																								
CCB 280-498263/36-A	1		19:59	X																								
ZZZZZZ			20:00																									

FORM XIII-IN

13-IN
ANALYSIS RUN LOG
GENERAL CHEMISTRY

Lab Name: Eurofins TestAmerica, Denver Job No.: 280-137702-1

SDG No.:

Instrument ID: WC_Astoria Analysis Method: 351.2

Start Date: 06/24/2020 18:19 End Date: 06/24/2020 20:40

Lab Sample Id	D/F	Type	Time	Analytes																								
				TKN																								
ZZZZZZ			20:01																									
ZZZZZZ			20:02																									
ZZZZZZ			20:04																									
ZZZZZZ			20:05																									
ZZZZZZ			20:06																									
ZZZZZZ			20:07																									
ZZZZZZ			20:09																									
ZZZZZZ			20:10																									
LCS 280-499477/1-A	1	T	20:11	X																								
MB 280-499477/2-A	1	T	20:12	X																								
ZZZZZZ			20:14																									
280-137702-1	1	T	20:15	X																								
ZZZZZZ			20:16																									
ZZZZZZ			20:17																									
280-137702-9	1	T	20:19	X																								
ZZZZZZ			20:20																									
CCV 280-498263/35-A	1		20:21	X																								
CCB 280-498263/36-A	1		20:22	X																								
ZZZZZZ			20:24																									
ZZZZZZ			20:25																									
ZZZZZZ			20:26																									
ZZZZZZ			20:27																									
ZZZZZZ			20:29																									
ZZZZZZ			20:30																									
ZZZZZZ			20:31																									
ZZZZZZ			20:32																									
ZZZZZZ			20:34																									
ZZZZZZ			20:35																									
CCV 280-498263/35-A			20:36																									
CCB 280-498263/36-A			20:37																									
ZZZZZZ			20:39																									
ZZZZZZ			20:40																									

Prep Types:
T = Total/NA

FORM XIII-IN

13-IN
ANALYSIS RUN LOG
GENERAL CHEMISTRY

Lab Name: Eurofins TestAmerica, Denver Job No.: 280-137702-1

SDG No.:

Instrument ID: WC_Alp 2 Analysis Method: 353.2

Start Date: 06/22/2020 16:32 End Date: 06/22/2020 21:28

Lab Sample Id	D/F	Type	Time	Analytes
				NNO32
ZZZZZZ			16:32	
ZZZZZZ			16:34	
ZZZZZZ			16:36	
ZZZZZZ			16:38	
IC 280-499726/5			16:40	X
IC 280-499726/6			16:42	X
IC 280-499726/7			16:44	X
IC 280-499726/8			16:46	X
IC 280-499726/9			16:48	X
IC 280-499726/10			16:50	X
IC 280-499726/11			16:52	X
IC 280-499726/12			16:54	X
IC 280-499726/13			16:56	X
ZZZZZZ			16:58	
ZZZZZZ			17:00	
ZZZZZZ			17:02	
ICV 280-499726/17	1		17:04	X
ICVL 280-499726/18	1		17:06	X
ICB 280-499726/19	1		17:08	X
ZZZZZZ			17:10	
LCS 280-499726/21	1	T	17:12	X
MB 280-499726/22	1	T	17:14	X
280-137702-1	1	T	17:16	X
280-137702-1 MS	1	T	17:18	X
280-137702-1 MSD	1	T	17:20	X
280-137702-2	10	T	17:22	X
280-137702-3	10	T	17:24	X
280-137702-4	1	T	17:26	X
280-137702-5	1	T	17:28	X
280-137702-6	1	T	17:30	X
280-137702-7	1	T	17:32	X
280-137702-8	1	T	17:34	X
RINSE 280-499726/33			17:36	
ZZZZZZ			17:38	
CCV 280-499726/35	1		17:40	X
CCVL 280-499726/36	1		17:42	X
CCB 280-499726/37	1		17:44	X
ZZZZZZ			17:46	
280-137702-9	1	T	17:48	X

FORM XIII-IN

13-IN
ANALYSIS RUN LOG
GENERAL CHEMISTRY

Lab Name: Eurofins TestAmerica, Denver Job No.: 280-137702-1

SDG No.:

Instrument ID: WC_Alp 2 Analysis Method: 353.2

Start Date: 06/22/2020 16:32 End Date: 06/22/2020 21:28

Lab Sample Id	D/F	Type	Time	Analytes
				NNO32
280-137702-10	1	T	17:50	X
280-137702-14	1	T	17:52	X
280-137702-14 MS	1	T	17:54	X
280-137702-14 MSD	1	T	17:56	X
280-137702-11	1	T	17:58	X
280-137702-12	1	T	18:00	X
280-137702-13	1	T	18:02	X
280-137702-15	1	T	18:04	X
280-137702-16	2	T	18:06	X
RINSE 280-499726/49			18:08	
ZZZZZZ			18:10	
CCV 280-499726/51	1		18:12	X
CCVL 280-499726/52	1		18:14	X
CCB 280-499726/53	1		18:16	X
ZZZZZZ			18:18	
280-137702-17	1	T	18:20	X
280-137702-18	1	T	18:22	X
280-137702-19	1	T	18:24	X
280-137702-21	1	T	18:26	X
LCS 280-499726/59	1	T	18:28	X
MB 280-499726/60	1	T	18:30	X
280-137702-20	1	T	18:32	X
280-137702-20 MS	1	T	18:34	X
280-137702-20 MSD	1	T	18:36	X
280-137702-22	1	T	18:38	X
RINSE 280-499726/65			18:40	
ZZZZZZ			18:42	
CCV 280-499726/67	1		18:44	X
CCVL 280-499726/68	1		18:46	X
CCB 280-499726/69	1		18:48	X
ZZZZZZ			18:50	
280-137702-23	1	T	18:52	X
280-137702-24	1	T	18:54	X
280-137702-25	1	T	18:56	X
280-137702-26	5	T	18:58	X
280-137702-27	1	T	19:00	X
280-137702-28	1	T	19:02	X
280-137702-29	1	T	19:04	X
280-137702-30	1	T	19:06	X

FORM XIII-IN

13-IN
ANALYSIS RUN LOG
GENERAL CHEMISTRY

Lab Name: Eurofins TestAmerica, Denver Job No.: 280-137702-1

SDG No.:

Instrument ID: WC_Alp 2 Analysis Method: 353.2

Start Date: 06/22/2020 16:32 End Date: 06/22/2020 21:28

Lab Sample Id	D/F	Type	Time	Analytes
				NNO32
ZZZZZZ			19:08	
ZZZZZZ			19:10	
RINSE 280-499726/81			19:12	
ZZZZZZ			19:14	
CCV 280-499726/83	1		19:16	X
CCVL 280-499726/84	1		19:18	X
CCB 280-499726/85	1		19:20	X
ZZZZZZ			19:22	
ZZZZZZ			19:24	
ZZZZZZ			19:26	
ZZZZZZ			19:28	
ZZZZZZ			19:30	
ZZZZZZ			19:32	
ZZZZZZ			19:34	
ZZZZZZ			19:36	
ZZZZZZ			19:38	
ZZZZZZ			19:40	
ZZZZZZ			19:42	
RINSE 280-499726/97			19:44	
ZZZZZZ			19:46	
CCV 280-499726/99			19:48	
CCVL 280-499726/100			19:50	
CCB 280-499726/101			19:52	
ZZZZZZ			19:54	
ZZZZZZ			19:56	
ZZZZZZ			19:58	
ZZZZZZ			20:00	
ZZZZZZ			20:02	
ZZZZZZ			20:04	
ZZZZZZ			20:06	
ZZZZZZ			20:08	
ZZZZZZ			20:10	
ZZZZZZ			20:12	
ZZZZZZ			20:14	
RINSE 280-499726/113			20:16	
ZZZZZZ			20:18	
CCV 280-499726/115			20:20	
CCVL 280-499726/116			20:22	
CCB 280-499726/117			20:24	

FORM XIII-IN

13-IN
ANALYSIS RUN LOG
GENERAL CHEMISTRY

Lab Name: Eurofins TestAmerica, Denver Job No.: 280-137702-1

SDG No.:

Instrument ID: WC_Alp 2 Analysis Method: 353.2

Start Date: 06/22/2020 16:32 End Date: 06/22/2020 21:28

Lab Sample Id	D/F	Type	Time	Analytes																								
				NNO32																								
ZZZZZZ			20:26																									
ZZZZZZ			20:28																									
ZZZZZZ			20:30																									
ZZZZZZ			20:32																									
ZZZZZZ			20:34																									
ZZZZZZ			20:36																									
ZZZZZZ			20:38																									
ZZZZZZ			20:40																									
ZZZZZZ			20:42																									
ZZZZZZ			20:44																									
ZZZZZZ			20:46																									
RINSE 280-499726/129			20:48																									
ZZZZZZ			20:50																									
CCV 280-499726/131			20:52																									
CCVL 280-499726/132			20:54																									
CCB 280-499726/133			20:56																									
ZZZZZZ			20:58																									
ZZZZZZ			21:00																									
ZZZZZZ			21:02																									
ZZZZZZ			21:04																									
ZZZZZZ			21:06																									
ZZZZZZ			21:08																									
ZZZZZZ			21:10																									
ZZZZZZ			21:12																									
ZZZZZZ			21:14																									
ZZZZZZ			21:16																									
RINSE 280-499726/144			21:18																									
ZZZZZZ			21:20																									
CCV 280-499726/146			21:22																									
CCVL 280-499726/147			21:24																									
CCB 280-499726/148			21:26																									
ZZZZZZ			21:28																									

Prep Types:
T = Total/NA

FORM XIII-IN

13-IN
ANALYSIS RUN LOG
GENERAL CHEMISTRY

Lab Name: Eurofins TestAmerica, Denver Job No.: 280-137702-1

SDG No.:

Instrument ID: NOEQUIP Analysis Method: 9034

Start Date: 06/18/2020 11:28 End Date: 06/18/2020 11:28

Lab Sample Id	D/F	Type	Time	Analytes																								
				S2																								
LCS 280-499254/1-A	1	T	11:28	X																								
MB 280-499254/2-A	1	T	11:28	X																								
ZZZZZZ			11:28																									
ZZZZZZ			11:28																									
ZZZZZZ			11:28																									
ZZZZZZ			11:28																									
ZZZZZZ			11:28																									
ZZZZZZ			11:28																									
ZZZZZZ			11:28																									
ZZZZZZ			11:28																									
ZZZZZZ			11:28																									
ZZZZZZ			11:28																									
ZZZZZZ			11:28																									
ZZZZZZ			11:28																									
ZZZZZZ			11:28																									
280-137702-16	1	T	11:28	X																								
280-137702-17	1	T	11:28	X																								
280-137702-18	1	T	11:28	X																								

Prep Types:
T = Total/NA

FORM XIII-IN

13-IN
ANALYSIS RUN LOG
GENERAL CHEMISTRY

Lab Name: Eurofins TestAmerica, Denver Job No.: 280-137702-1

SDG No.:

Instrument ID: NOEQUIP Analysis Method: 9034

Start Date: 06/19/2020 09:17 End Date: 06/19/2020 09:17

Lab Sample Id	D/F	Type	Time	Analytes																								
				S2																								
LCS 280-499379/1-A	1	T	09:17	X																								
MB 280-499379/2-A	1	T	09:17	X																								
ZZZZZZ			09:17																									
ZZZZZZ			09:17																									
ZZZZZZ			09:17																									
ZZZZZZ			09:17																									
ZZZZZZ			09:17																									
ZZZZZZ			09:17																									
ZZZZZZ			09:17																									
ZZZZZZ			09:17																									
ZZZZZZ			09:17																									
ZZZZZZ			09:17																									
280-137702-3	1	T	09:17	X																								
280-137702-10	1	T	09:17	X																								
280-137702-15	1	T	09:17	X																								
280-137702-4	1	T	09:17	X																								
280-137702-5	1	T	09:17	X																								
280-137702-6	1	T	09:17	X																								

Prep Types:
T = Total/NA

FORM XIII-IN

13-IN
ANALYSIS RUN LOG
GENERAL CHEMISTRY

Lab Name: Eurofins TestAmerica, Denver Job No.: 280-137702-1

SDG No.:

Instrument ID: NOEQUIP Analysis Method: 9034

Start Date: 06/19/2020 12:50 End Date: 06/19/2020 12:50

Lab Sample Id	D/F	Type	Time	Analytes																								
				S2																								
LCS 280-499421/1-A	1	T	12:50	X																								
MB 280-499421/2-A	1	T	12:50	X																								
280-137702-7	1	T	12:50	X																								
280-137702-7 MS	1	T	12:50	X																								
280-137702-7 MSD	1	T	12:50	X																								
280-137702-8	1	T	12:50	X																								
280-137702-19	1	T	12:50	X																								
280-137702-9	1	T	12:50	X																								
280-137702-1	1	T	12:50	X																								
280-137702-27	1	T	12:50	X																								
280-137702-11	1	T	12:50	X																								
280-137702-12	1	T	12:50	X																								
280-137702-20	1	T	12:50	X																								
280-137702-28	1	T	12:50	X																								
280-137702-29	1	T	12:50	X																								
280-137702-30	1	T	12:50	X																								
280-137702-2	1	T	12:50	X																								
280-137702-22	1	T	12:50	X																								

Prep Types:
T = Total/NA

FORM XIII-IN

13-IN
ANALYSIS RUN LOG
GENERAL CHEMISTRY

Lab Name: Eurofins TestAmerica, Denver Job No.: 280-137702-1

SDG No.:

Instrument ID: NOEQUIP Analysis Method: 9034

Start Date: 06/19/2020 12:54 End Date: 06/19/2020 12:54

Lab Sample Id	D/F	Type	Time	Analytes																								
				S2																								
LCS 280-499423/1-A	1	T	12:54	X																								
MB 280-499423/2-A	1	T	12:54	X																								
280-137702-23	1	T	12:54	X																								
280-137702-23 MS	1	T	12:54	X																								
280-137702-23 MSD	1	T	12:54	X																								
280-137702-24	1	T	12:54	X																								
280-137702-25	1	T	12:54	X																								
280-137702-26	1	T	12:54	X																								
280-137702-13	1	T	12:54	X																								
280-137702-14	1	T	12:54	X																								
280-137702-21	1	T	12:54	X																								
ZZZZZZ			12:54																									
ZZZZZZ			12:54																									
ZZZZZZ			12:54																									
ZZZZZZ			12:54																									
ZZZZZZ			12:54																									
ZZZZZZ			12:54																									
ZZZZZZ			12:54																									

Prep Types:
T = Total/NA

FORM XIII-IN

13-IN
ANALYSIS RUN LOG
GENERAL CHEMISTRY

Lab Name: Eurofins TestAmerica, Denver Job No.: 280-137702-1

SDG No.:

Instrument ID: WC_IonChrom10 Analysis Method: 9056A

Start Date: 06/03/2020 09:53 End Date: 06/05/2020 08:36

Lab Sample Id	D/F	Type	Time	Analytes																								
				SO4																								
ICV 280-497179/1	1		09:53	X																								
ICB 280-497179/2	1		10:10	X																								
ZZZZZZ			10:28																									
ZZZZZZ			10:45																									
ZZZZZZ			11:02																									
ZZZZZZ			11:20																									
ZZZZZZ			12:48																									
ZZZZZZ			13:05																									
ZZZZZZ			13:23																									
ZZZZZZ			13:40																									
ZZZZZZ			13:58																									
ZZZZZZ			14:15																									
ZZZZZZ			15:25																									
CCV 280-497179/17			15:42																									
CCB 280-497179/18			16:00																									
ZZZZZZ			11:02																									
ZZZZZZ			11:20																									
ZZZZZZ			11:37																									
ZZZZZZ			11:55																									
ZZZZZZ			12:12																									
ZZZZZZ			12:29																									
ZZZZZZ			12:47																									
ZZZZZZ			13:04																									
ZZZZZZ			13:22																									
CCV 280-497179/28			13:39																									
CCB 280-497179/29			13:57																									
ZZZZZZ			14:14																									
ZZZZZZ			14:32																									
ZZZZZZ			14:49																									
ZZZZZZ			15:07																									
ZZZZZZ			15:24																									
ZZZZZZ			15:42																									
ZZZZZZ			15:59																									
ZZZZZZ			16:17																									
ZZZZZZ			16:34																									
ZZZZZZ			16:52																									
CCV 280-497179/40			17:09																									
CCB 280-497179/41			17:27																									
ZZZZZZ			17:44																									
ZZZZZZ			18:02																									
ZZZZZZ			18:19																									

FORM XIII-IN

13-IN
ANALYSIS RUN LOG
GENERAL CHEMISTRY

Lab Name: Eurofins TestAmerica, Denver Job No.: 280-137702-1

SDG No.:

Instrument ID: WC_IonChrom10 Analysis Method: 9056A

Start Date: 06/03/2020 09:53 End Date: 06/05/2020 08:36

Lab Sample Id	D/F	Type	Time	Analytes																								
				SO4																								
ZZZZZZ			18:37																									
ZZZZZZ			18:54																									
ZZZZZZ			19:12																									
ZZZZZZ			19:30																									
ZZZZZZ			19:47																									
ZZZZZZ			20:05																									
ZZZZZZ			20:22																									
CCV 280-497179/52			20:40																									
CCB 280-497179/53			20:57																									
ZZZZZZ			21:15																									
ZZZZZZ			21:32																									
ZZZZZZ			21:50																									
ZZZZZZ			22:07																									
CCV 280-497179/58			22:24																									
CCB 280-497179/59			22:42																									
ZZZZZZ			22:59																									
ZZZZZZ			23:17																									
ZZZZZZ			23:34																									
ZZZZZZ			23:52																									
ZZZZZZ			00:09																									
ZZZZZZ			00:27																									
ZZZZZZ			00:44																									
ZZZZZZ			01:01																									
ZZZZZZ			01:19																									
ZZZZZZ			01:36																									
CCV 280-497179/70			01:54																									
CCB 280-497179/71			02:11																									
ZZZZZZ			02:29																									
ZZZZZZ			02:46																									
ZZZZZZ			03:04																									
ZZZZZZ			03:21																									
ZZZZZZ			03:39																									
ZZZZZZ			03:56																									
ZZZZZZ			04:13																									
ZZZZZZ			04:31																									
ZZZZZZ			04:48																									
ZZZZZZ			05:06																									
CCV 280-497179/82			05:24																									
CCB 280-497179/83			05:41																									
ZZZZZZ			05:59																									
ZZZZZZ			06:16																									

FORM XIII-IN

13-IN
ANALYSIS RUN LOG
GENERAL CHEMISTRY

Lab Name: Eurofins TestAmerica, Denver Job No.: 280-137702-1

SDG No.:

Instrument ID: WC_IonChrom10 Analysis Method: 9056A

Start Date: 06/03/2020 09:53 End Date: 06/05/2020 08:36

Lab Sample Id	D/F	Type	Time	Analytes																								
				SO4																								
ZZZZZZ			06:34																									
ZZZZZZ			06:51																									
ZZZZZZ			07:09																									
ZZZZZZ			07:26																									
ZZZZZZ			07:44																									
ZZZZZZ			08:01																									
CCV 280-497179/92			08:19																									
CCB 280-497179/93			08:36																									

Prep Types:
=

FORM XIII-IN

13-IN
ANALYSIS RUN LOG
GENERAL CHEMISTRY

Lab Name: Eurofins TestAmerica, Denver Job No.: 280-137702-1

SDG No.:

Instrument ID: WC_IonChrom10 Analysis Method: 9056A

Start Date: 06/29/2020 13:56 End Date: 06/30/2020 19:49

Lab Sample Id	D/F	Type	Time	Analytes																								
				SO4																								
CCV 280-500473/1	1		13:56	X																								
CCB 280-500473/2	1		14:14	X																								
MRL 280-500473/3	1	T	14:31	X																								
LCS 280-500473/4	1	T	14:49	X																								
LCSD 280-500473/5	1	T	15:06	X																								
MB 280-500473/6	1	T	15:23	X																								
ZZZZZZ			20:14																									
ZZZZZZ			20:31																									
ZZZZZZ			20:49																									
ZZZZZZ			21:06																									
ZZZZZZ			21:24																									
ZZZZZZ			21:41																									
ZZZZZZ			21:58																									
ZZZZZZ			22:16																									
ZZZZZZ			22:33																									
ZZZZZZ			22:51																									
CCV 280-500473/17	1		23:08	X																								
CCB 280-500473/18	1		23:26	X																								
ZZZZZZ			23:43																									
ZZZZZZ			00:01																									
ZZZZZZ			00:18																									
ZZZZZZ			00:36																									
ZZZZZZ			00:53																									
ZZZZZZ			01:11																									
ZZZZZZ			01:28																									
ZZZZZZ			01:46																									
ZZZZZZ			02:04																									
ZZZZZZ			02:21																									
CCV 280-500473/29	1		02:39	X																								
CCB 280-500473/30	1		02:56	X																								
ZZZZZZ			03:14																									
ZZZZZZ			03:31																									
ZZZZZZ			03:49																									
ZZZZZZ			04:06																									
ZZZZZZ			04:24																									
280-137702-3	1	T	04:41	X																								
ZZZZZZ			04:59																									
ZZZZZZ			05:16																									
ZZZZZZ			05:34																									
280-137702-7	1	T	05:51	X																								
CCV 280-500473/41	1		06:09	X																								

FORM XIII-IN

13-IN
ANALYSIS RUN LOG
GENERAL CHEMISTRY

Lab Name: Eurofins TestAmerica, Denver Job No.: 280-137702-1

SDG No.:

Instrument ID: WC_IonChrom10 Analysis Method: 9056A

Start Date: 06/29/2020 13:56 End Date: 06/30/2020 19:49

Lab Sample Id	D/F	Type	Time	Analytes																								
				SO4																								
CCB 280-500473/42	1		06:26	X																								
280-137702-8	1	T	06:43	X																								
280-137702-9	1	T	07:01	X																								
ZZZZZZ			07:18																									
280-137702-11	1	T	07:36	X																								
280-137702-12	1	T	07:53	X																								
ZZZZZZ			08:11																									
280-137702-14	1	T	08:28	X																								
280-137702-14 DU	1	T	08:45	X																								
280-137702-14 MS	1	T	09:03	X																								
280-137702-14 MSD	1	T	09:20	X																								
CCV 280-500473/53	1		09:38	X																								
CCB 280-500473/54	1		09:55	X																								
280-137702-15	1	T	10:13	X																								
280-137702-16	1	T	10:30	X																								
ZZZZZZ			10:48																									
ZZZZZZ			11:05																									
280-137702-19	1	T	11:23	X																								
280-137702-20	1	T	11:40	X																								
280-137702-21	1	T	11:57	X																								
280-137702-22	1	T	12:15	X																								
280-137702-23	2	T	12:32	X																								
280-137702-24	2	T	12:50	X																								
CCV 280-500473/65	1		13:07	X																								
CCB 280-500473/66	1		13:25	X																								
280-137702-25	1	T	13:43	X																								
280-137702-26	2	T	14:00	X																								
280-137702-27	5	T	14:18	X																								
280-137702-28	1	T	14:35	X																								
280-137702-29	1	T	14:53	X																								
280-137702-30	10	T	15:10	X																								
ZZZZZZ			15:28																									
LCS 280-500473/74	1	T	15:45	X																								
LCSD 280-500473/75	1	T	16:03	X																								
MB 280-500473/76	1	T	16:20	X																								
CCV 280-500473/77	1		16:38	X																								
CCB 280-500473/78	1		16:55	X																								
280-137702-2	2	T	17:13	X																								
280-137702-4	5	T	17:30	X																								
280-137702-5	2	T	17:47	X																								
280-137702-6	2	T	18:05	X																								

FORM XIII-IN

13-IN
ANALYSIS RUN LOG
GENERAL CHEMISTRY

Lab Name: Eurofins TestAmerica, Denver Job No.: 280-137702-1

SDG No.:

Instrument ID: WC_IonChrom10 Analysis Method: 9056A

Start Date: 06/29/2020 13:56 End Date: 06/30/2020 19:49

Lab Sample Id	D/F	Type	Time	Analytes																								
				SO4																								
280-137702-10	5	T	18:22	X																								
280-137702-13	2	T	18:40	X																								
280-137702-17	5	T	18:57	X																								
280-137702-18	2	T	19:15	X																								
CCV 280-500473/87	1		19:32	X																								
CCB 280-500473/88	1		19:49	X																								

Prep Types:
T = Total/NA

FORM XIII-IN

13-IN
ANALYSIS RUN LOG
GENERAL CHEMISTRY

Lab Name: Eurofins TestAmerica, Denver Job No.: 280-137702-1

SDG No.:

Instrument ID: WC_IonChrom10 Analysis Method: 9056A

Start Date: 07/01/2020 10:15 End Date: 07/02/2020 10:54

Lab Sample Id	D/F	Type	Time	Analytes																								
				SO4																								
STD1 280-500779/2 IC	1		10:15	X																								
STD2 280-500779/3 IC	1		10:32	X																								
STD3 280-500779/4 IC	1		10:50	X																								
STD4 280-500779/5 IC	1		11:07	X																								
STD5 280-500779/6 IC	1		11:25	X																								
STD6 280-500779/7 IC	1		11:42	X																								
ICV 280-500779/8	1		12:00	X																								
ICB 280-500779/9	1		12:17	X																								
MRL 280-500779/10	1	T	12:35	X																								
LCS 280-500779/11	1	T	12:52	X																								
LCSD 280-500779/12	1	T	13:09	X																								
MB 280-500779/13	1	T	13:27	X																								
ZZZZZZ			15:23																									
ZZZZZZ			15:40																									
ZZZZZZ			15:58																									
ZZZZZZ			16:15																									
ZZZZZZ			16:33																									
ZZZZZZ			16:50																									
ZZZZZZ			17:08																									
ZZZZZZ			17:25																									
ZZZZZZ			17:43																									
ZZZZZZ			18:00																									
CCV 280-500779/24	1		18:18	X																								
CCB 280-500779/25	1		18:35	X																								
ZZZZZZ			18:53																									
ZZZZZZ			19:11																									
ZZZZZZ			19:28																									
ZZZZZZ			19:46																									
ZZZZZZ			20:03																									
ZZZZZZ			20:21																									
ZZZZZZ			20:38																									
ZZZZZZ			20:56																									
ZZZZZZ			21:13																									
ZZZZZZ			21:31																									
CCV 280-500779/36	1		21:48	X																								
CCB 280-500779/37	1		22:06	X																								
ZZZZZZ			22:23																									
280-137702-1	5	T	22:41	X																								
ZZZZZZ			22:58																									
ZZZZZZ			23:16																									
ZZZZZZ			23:33																									

FORM XIII-IN

13-IN
ANALYSIS RUN LOG
GENERAL CHEMISTRY

Lab Name: Eurofins TestAmerica, Denver Job No.: 280-137702-1

SDG No.:

Instrument ID: WC_IonChrom10 Analysis Method: 9056A

Start Date: 07/01/2020 10:15 End Date: 07/02/2020 10:54

Lab Sample Id	D/F	Type	Time	Analytes																								
				SO4																								
ZZZZZZ			23:50																									
ZZZZZZ			00:08																									
ZZZZZZ			00:25																									
ZZZZZZ			00:43																									
ZZZZZZ			01:00																									
CCV 280-500779/48	1		01:18	X																								
CCB 280-500779/49	1		01:35	X																								
ZZZZZZ			01:52																									
ZZZZZZ			02:10																									
ZZZZZZ			02:27																									
ZZZZZZ			02:45																									
ZZZZZZ			03:02																									
ZZZZZZ			03:20																									
ZZZZZZ			03:37																									
ZZZZZZ			03:55																									
ZZZZZZ			04:12																									
CCV 280-500779/59			04:29																									
CCB 280-500779/60			04:47																									
ZZZZZZ			05:22																									
ZZZZZZ			05:39																									
ZZZZZZ			05:57																									
ZZZZZZ			06:14																									
ZZZZZZ			06:32																									
ZZZZZZ			06:50																									
ZZZZZZ			07:07																									
ZZZZZZ			07:25																									
ZZZZZZ			07:42																									
CCV 280-500779/71			08:00																									
CCB 280-500779/72			08:17																									
ZZZZZZ			08:52																									
ZZZZZZ			09:10																									
ZZZZZZ			09:27																									
ZZZZZZ			09:45																									
ZZZZZZ			10:02																									
ZZZZZZ			10:20																									
CCV 280-500779/80			10:37																									
CCB 280-500779/81			10:54																									

Prep Types:
T = Total/NA

FORM XIII-IN

13-IN
ANALYSIS RUN LOG
GENERAL CHEMISTRY

Lab Name: Eurofins TestAmerica, Denver Job No.: 280-137702-1

SDG No.:

Instrument ID: WC_SHI2 Analysis Method: 9060A

Start Date: 06/29/2020 16:24 End Date: 06/30/2020 14:41

Lab Sample Id	D/F	Type	Time	Analytes																									
				DOCQ																									
ICV 280-500683/1	1		16:24	X																									
ICB 280-500683/2	1		16:51	X																									
LCS 280-500528/1-A	1	D	17:18	X																									
MB 280-500528/2-A	1	D	17:41	X																									
ZZZZZZ			18:08																										
280-137702-1	1	D	18:30	X																									
280-137702-1 MS	1	D	18:53	X																									
280-137702-1 MSD	1	D	19:16	X																									
280-137702-2	1	D	19:39	X																									
280-137702-3	1	D	20:01	X																									
280-137702-4	1	D	20:24	X																									
280-137702-5	1	D	20:51	X																									
280-137702-6	1	D	21:13	X																									
280-137702-7	1	D	21:35	X																									
CCV 280-500683/15	1		21:58	X																									
CCB 280-500683/16	1		22:21	X																									
280-137702-8	1	D	22:43	X																									
280-137702-9	1	D	23:06	X																									
280-137702-10	1	D	23:28	X																									
280-137702-11	1	D	23:51	X																									
280-137702-11 MS	1	D	00:13	X																									
280-137702-11 MSD	1	D	00:36	X																									
280-137702-12	1	D	00:59	X																									
280-137702-13	1	D	01:22	X																									
280-137702-14	1	D	01:49	X																									
280-137702-15	1	D	02:12	X																									
CCV 280-500683/27	1		02:35	X																									
CCB 280-500683/28	1		02:58	X																									
280-137702-16	1	D	03:21	X																									
280-137702-17	1	D	03:44	X																									
280-137702-18	1	D	04:06	X																									
280-137702-19	1	D	04:30	X																									
280-137702-20	1	D	04:57	X																									
LCS 280-500528/27-A	1	D	05:20	X																									
MB 280-500528/28-A	1	D	05:48	X																									
ZZZZZZ			06:11																										
280-137702-21	1	D	06:38	X																									
280-137702-21 MS	1	D	07:01	X																									
CCV 280-500683/39	1		07:29	X																									
CCB 280-500683/40	1		07:53	X																									

FORM XIII-IN

13-IN
ANALYSIS RUN LOG
GENERAL CHEMISTRY

Lab Name: Eurofins TestAmerica, Denver Job No.: 280-137702-1

SDG No.:

Instrument ID: WC_SHI2 Analysis Method: 9060A

Start Date: 06/29/2020 16:24 End Date: 06/30/2020 14:41

Lab Sample Id	D/F	Type	Time	Analytes																									
				DOCQ																									
280-137702-21 MSD	1	D	08:16	X																									
280-137702-22	1	D	08:39	X																									
280-137702-23	1	D	09:02	X																									
280-137702-24	1	D	09:25	X																									
280-137702-25	1	D	09:47	X																									
280-137702-26	1	D	10:10	X																									
280-137702-27	10	D	10:33	X																									
280-137702-28	1	D	10:56	X																									
280-137702-29	1	D	11:19	X																									
280-137702-30	5	D	11:41	X																									
CCV 280-500683/51	1		12:04	X																									
CCB 280-500683/52	1		12:28	X																									
280-137702-30 MS	5	D	12:50	X																									
280-137702-30 MSD	5	D	13:14	X																									
ZZZZZZ			13:46																										
CCV 280-500683/56	1		14:18	X																									
CCB 280-500683/57	1		14:41	X																									

Prep Types:
D = Dissolved

13-IN
ANALYSIS RUN LOG
GENERAL CHEMISTRY

Lab Name: Eurofins TestAmerica, Denver Job No.: 280-137702-1

SDG No.:

Instrument ID: WC_AT4 Analysis Method: SM 2320B

Start Date: 06/17/2020 11:23 End Date: 06/17/2020 18:30

Lab Sample Id	D/F	Type	Time	Analytes																								
				Alk																								
RINSE 280-499209/1			11:23																									
ZZZZZZ			11:30																									
ZZZZZZ			11:32																									
LCS 280-499209/4	1	T	11:39	X																								
MB 280-499209/5	1	T	11:44	X																								
ZZZZZZ			11:50																									
ZZZZZZ			11:57																									
ZZZZZZ			12:04																									
ZZZZZZ			12:12																									
ZZZZZZ			12:20																									
ZZZZZZ			12:27																									
ZZZZZZ			12:33																									
ZZZZZZ			12:40																									
ZZZZZZ			12:46																									
ZZZZZZ			12:54																									
CCV 280-499209/16	1		13:00	X																								
CCB 280-499209/17	1		13:06	X																								
ZZZZZZ			13:12																									
ZZZZZZ			13:18																									
ZZZZZZ			13:24																									
ZZZZZZ			13:32																									
ZZZZZZ			13:39																									
ZZZZZZ			13:45																									
ZZZZZZ			13:51																									
ZZZZZZ			13:57																									
280-137702-1	1	T	14:04	X																								
280-137702-2	1	T	14:10	X																								
CCV 280-499209/28	1		14:16	X																								
CCB 280-499209/29	1		14:22	X																								
LCS 280-499209/30	1	T	14:28	X																								
MB 280-499209/31	1	T	14:33	X																								
280-137702-3	1	T	14:39	X																								
280-137702-3 DU	1	T	14:45	X																								
280-137702-4	1	T	14:52	X																								
280-137702-5	1	T	14:58	X																								
280-137702-6	1	T	15:04	X																								
280-137702-7	1	T	15:10	X																								
280-137702-8	1	T	15:17	X																								
280-137702-9	1	T	15:23	X																								
280-137702-10	1	T	15:29	X																								
280-137702-11	1	T	15:35	X																								

FORM XIII-IN

13-IN
ANALYSIS RUN LOG
GENERAL CHEMISTRY

Lab Name: Eurofins TestAmerica, Denver Job No.: 280-137702-1

SDG No.:

Instrument ID: WC_AT4 Analysis Method: SM 2320B

Start Date: 06/17/2020 11:23 End Date: 06/17/2020 18:30

Lab Sample Id	D/F	Type	Time	Analytes																								
				Alk																								
CCV 280-499209/42	1		15:42	X																								
CCB 280-499209/43	1		15:47	X																								
280-137702-12	1	T	15:53	X																								
280-137702-13	1	T	16:00	X																								
280-137702-14	1	T	16:06	X																								
280-137702-15	1	T	16:12	X																								
280-137702-16	1	T	16:18	X																								
280-137702-17	1	T	16:25	X																								
280-137702-18	1	T	16:31	X																								
280-137702-19	1	T	16:38	X																								
280-137702-20	1	T	16:44	X																								
280-137702-21	1	T	16:50	X																								
CCV 280-499209/54	1		16:56	X																								
CCB 280-499209/55	1		17:02	X																								
LCS 280-499209/56	1	T	17:08	X																								
MB 280-499209/57	1	T	17:13	X																								
280-137702-22	1	T	17:19	X																								
280-137702-22 DU	1	T	17:25	X																								
280-137702-23	1	T	17:31	X																								
280-137702-24	1	T	17:38	X																								
280-137702-25	1	T	17:44	X																								
280-137702-26	1	T	17:50	X																								
280-137702-27	1	T	17:58	X																								
280-137702-28	1	T	18:04	X																								
280-137702-29	1	T	18:10	X																								
280-137702-30	1	T	18:18	X																								
CCV 280-499209/68	1		18:25	X																								
CCB 280-499209/69	1		18:30	X																								

Prep Types:
T = Total/NA

FORM XIII-IN

GENERAL CHEMISTRY BATCH WORKSHEET

Lab Name: Eurofins TestAmerica, Denver Job No.: 280-137702-1

SDG No.:

Batch Number: 499137 Batch Start Date: 06/17/20 10:55 Batch Analyst: Hunter, Brandon W

Batch Method: 350.1 Batch End Date:

Lab Sample ID	Client Sample ID	Method Chain	Basis	ClResPres	InitialAmount	FinalAmount	Initial pH	350.1 cal 00420	350.1 ICV 00408
ICVL 280-499137/14		350.1			100 mL	100 mL			0.5 mL
ICV 280-499137/15		350.1			100 mL	100 mL			2.5 mL
ICB 280-499137/16		350.1			10 mL	10 mL			
LCS 280-499137/18		350.1			100 mL	100 mL		2.5 mL	
MB 280-499137/19		350.1			10 mL	10 mL			
280-137702-C-1	G0083-20A	350.1	T	No	10 mL	10 mL	<2 SU		
280-137702-C-1 MS	G0083-20A	350.1	T	No	10 mL	10 mL	<2 SU	0.1 mL	
280-137702-C-1 MSD	G0083-20A	350.1	T	No	10 mL	10 mL	<2 SU	0.1 mL	
280-137702-C-2	NW020-20A	350.1	T	No	10 mL	10 mL	<2 SU		
280-137702-C-3	G0048-20A	350.1	T	No	10 mL	10 mL	<2 SU		
280-137702-C-4	G0066R-20A	350.1	T	No	10 mL	10 mL	<2 SU		
280-137702-C-5	G0085-20A	350.1	T	No	10 mL	10 mL	<2 SU		
280-137702-C-6	G0285-20A	350.1	T	No	10 mL	10 mL	<2 SU		
280-137702-C-7	PZ015-20A	350.1	T	No	10 mL	10 mL	<2 SU		
280-137702-C-8	PZ016-20A	350.1	T	No	10 mL	10 mL	<2 SU		
CCVL 280-499137/32		350.1			100 mL	100 mL		0.5 mL	
CCV 280-499137/33		350.1			100 mL	100 mL		2.5 mL	
CCB 280-499137/34		350.1			10 mL	10 mL			
280-137702-C-10	G0119-20A	350.1	T	No	10 mL	10 mL	<2 SU		
280-137702-C-11	G0098-20A	350.1	T	No	10 mL	10 mL	<2 SU		
280-137702-C-11 MS	G0098-20A	350.1	T	No	10 mL	10 mL	<2 SU	0.1 mL	
280-137702-C-11 MSD	G0098-20A	350.1	T	No	10 mL	10 mL	<2 SU	0.1 mL	
280-137702-C-13	NW022-20A	350.1	T	No	10 mL	10 mL	<2 SU		
280-137702-C-14	G0109-20A	350.1	T	No	10 mL	10 mL	<2 SU		
280-137702-C-15	G0084-20A	350.1	T	No	10 mL	10 mL	<2 SU		

The pound sign (#) in the amount added field denotes that the reagent was used undiluted. All calculations are performed using the stated concentration for this reagent.

GENERAL CHEMISTRY BATCH WORKSHEET

Lab Name: Eurofins TestAmerica, Denver Job No.: 280-137702-1

SDG No.:

Batch Number: 499137 Batch Start Date: 06/17/20 10:55 Batch Analyst: Hunter, Brandon W

Batch Method: 350.1 Batch End Date:

Lab Sample ID	Client Sample ID	Method Chain	Basis	ClResPres	InitialAmount	FinalAmount	Initial pH	350.1 cal 00420	350.1 ICV 00408
280-137702-C-16	G0067-20A	350.1	T	No	10 mL	10 mL	<2 SU		
CCVL 280-499137/48		350.1			100 mL	100 mL		0.5 mL	
CCV 280-499137/49		350.1			100 mL	100 mL		2.5 mL	
CCB 280-499137/50		350.1			10 mL	10 mL			
280-137702-C-17	G0121-20A	350.1	T	No	10 mL	10 mL	<2 SU		
280-137702-C-18	G0049-20A	350.1	T	No	10 mL	10 mL	<2 SU		
280-137702-C-19	G0110-20A	350.1	T	No	10 mL	10 mL	<2 SU		
280-137702-C-20	G0112-20A	350.1	T	No	10 mL	10 mL	<2 SU		
LCS 280-499137/56		350.1			100 mL	100 mL		2.5 mL	
MB 280-499137/57		350.1			10 mL	10 mL			
280-137702-C-22	G0099-20A	350.1	T	No	10 mL	10 mL	<2 SU		
CCVL 280-499137/64		350.1			100 mL	100 mL		0.5 mL	
CCV 280-499137/65		350.1			100 mL	100 mL		2.5 mL	
CCB 280-499137/66		350.1			10 mL	10 mL			
280-137702-C-23	NW021-20A	350.1	T	No	10 mL	10 mL	<2 SU		
280-137702-C-24	NW023-20A	350.1	T	No	10 mL	10 mL	<2 SU		
280-137702-C-25	G0022-20A	350.1	T	No	10 mL	10 mL	<2 SU		
280-137702-C-26	G0024-20A	350.1	T	No	10 mL	10 mL	<2 SU		
280-137702-C-27	G0097-20A	350.1	T	No	10 mL	10 mL	<2 SU		
280-137702-C-28	G0113-20A	350.1	T	No	10 mL	10 mL	<2 SU		
280-137702-C-29	G0108-20A	350.1	T	No	10 mL	10 mL	<2 SU		
280-137702-C-30	G0118-20A	350.1	T	No	10 mL	10 mL	<2 SU		
280-137702-C-9	G0023-20A	350.1	T	No	10 mL	10 mL	<2 SU		
280-137702-C-12	G0114-20A	350.1	T	No	10 mL	10 mL	<2 SU		
CCVL 280-499137/80		350.1			100 mL	100 mL		0.5 mL	
CCV 280-499137/81		350.1			100 mL	100 mL		2.5 mL	

The pound sign (#) in the amount added field denotes that the reagent was used undiluted. All calculations are performed using the stated concentration for this reagent.

GENERAL CHEMISTRY BATCH WORKSHEET

Lab Name: Eurofins TestAmerica, Denver Job No.: 280-137702-1

SDG No.:

Batch Number: 499137 Batch Start Date: 06/17/20 10:55 Batch Analyst: Hunter, Brandon W

Batch Method: 350.1 Batch End Date:

Lab Sample ID	Client Sample ID	Method Chain	Basis	ClResPres	InitialAmount	FinalAmount	Initial pH	350.1 cal 00420	350.1 ICV 00408
CCB 280-499137/82		350.1			10 mL	10 mL			
280-137702-C-21	G0094-20A	350.1	T	No	10 mL	10 mL	<2 SU		
280-137702-C-21 MS	G0094-20A	350.1	T	No	10 mL	10 mL	<2 SU	0.1 mL	
280-137702-C-21 MSD	G0094-20A	350.1	T	No	10 mL	10 mL	<2 SU	0.1 mL	
CCVL 280-499137/89		350.1			100 mL	100 mL		0.5 mL	
CCV 280-499137/90		350.1			100 mL	100 mL		2.5 mL	
CCB 280-499137/91		350.1			10 mL	10 mL			

Batch Notes	
Batch Comment	BWH
Carrier Identification	350.1 bleach_00484
Hypochlorite ID	350.1 bleach_01258
Sodium Nitroprusside ID	350.1 color_00204
Pipette/Syringe/Dispenser ID	BWH100, BWH1000, BWH5000

Basis	Basis Description
T	Total/NA

The pound sign (#) in the amount added field denotes that the reagent was used undiluted. All calculations are performed using the stated concentration for this reagent.

GENERAL CHEMISTRY BATCH WORKSHEET

Lab Name: Eurofins TestAmerica, Denver Job No.: 280-137702-1

SDG No.:

Batch Number: 498263 Batch Start Date: 06/10/20 18:12 Batch Analyst: Cherry, Scott V

Batch Method: 351.2 Batch End Date:

Lab Sample ID	Client Sample ID	Method Chain	Basis	InitialAmount	FinalAmount	TKN 25ppm 00809	TKN ICV 25 00094		
ICV 280-498263/33		351.2, 351.2		25 mL	25 mL		5 mL		
ICB 280-498263/34		351.2, 351.2		25 mL	25 mL				
CCV 280-498263/35		351.2, 351.2		25 mL	25 mL	5 mL			
CCB 280-498263/36		351.2, 351.2		25 mL	25 mL				

Batch Notes	
Block Digestion End time	06/10/20 2340
Block Digestion Start time	06/10/20 1840
Block Digestor ID	TKN Hotblock
Digestion Solution ID	TKN digestion_00135
Oven, Bath or Block Temperature 1	165 Degrees C
Oven, Bath or Block Temperature 2	380 Degrees C

Basis	Basis Description

The pound sign (#) in the amount added field denotes that the reagent was used undiluted. All calculations are performed using the stated concentration for this reagent.

GENERAL CHEMISTRY BATCH WORKSHEET

Lab Name: Eurofins TestAmerica, Denver Job No.: 280-137702-1

SDG No.:

Batch Number: 499477 Batch Start Date: 06/19/20 16:11 Batch Analyst: Cherry, Scott V

Batch Method: 351.2 Batch End Date:

Lab Sample ID	Client Sample ID	Method Chain	Basis	Initial pH	InitialAmount	FinalAmount	TKN 25ppm 00809		
LCS 280-499477/1		351.2, 351.2			25 mL	25 mL	6 mL		
MB 280-499477/2		351.2, 351.2			25 mL	25 mL			
280-137702-C-1	G0083-20A	351.2, 351.2	T	<2	25 mL	25 mL			
280-137702-C-1 MS	G0083-20A	351.2, 351.2	T	<2	25 mL	25 mL	3 mL		
280-137702-C-1 MSD	G0083-20A	351.2, 351.2	T	<2	25 mL	25 mL	3 mL		
280-137702-C-2	NW020-20A	351.2, 351.2	T	<2	25 mL	25 mL			
280-137702-C-3	G0048-20A	351.2, 351.2	T	<2	25 mL	25 mL			
280-137702-C-4	G0066R-20A	351.2, 351.2	T	<2	25 mL	25 mL			
280-137702-C-5	G0085-20A	351.2, 351.2	T	<2	25 mL	25 mL			
280-137702-C-6	G0285-20A	351.2, 351.2	T	<2	25 mL	25 mL			
280-137702-C-7	PZ015-20A	351.2, 351.2	T	<2	25 mL	25 mL			
280-137702-C-8	PZ016-20A	351.2, 351.2	T	<2	25 mL	25 mL			
280-137702-C-9	G0023-20A	351.2, 351.2	T	<2	25 mL	25 mL			
280-137702-C-10	G0119-20A	351.2, 351.2	T	<2	25 mL	25 mL			
LCS 280-499477/27		351.2, 351.2			25 mL	25 mL	6 mL		
MB 280-499477/28		351.2, 351.2			25 mL	25 mL			
280-137702-C-14	G0109-20A	351.2, 351.2	T	<2	25 mL	25 mL			
280-137702-C-14 MS	G0109-20A	351.2, 351.2	T	<2	25 mL	25 mL	3 mL		
280-137702-C-14 MSD	G0109-20A	351.2, 351.2	T	<2	25 mL	25 mL	3 mL		
280-137702-C-11	G0098-20A	351.2, 351.2	T	<2	25 mL	25 mL			
280-137702-C-12	G0114-20A	351.2, 351.2	T	<2	25 mL	25 mL			
280-137702-C-13	NW022-20A	351.2, 351.2	T	<2	25 mL	25 mL			
280-137702-C-15	G0084-20A	351.2, 351.2	T	<2	25 mL	25 mL			
280-137702-C-16	G0067-20A	351.2, 351.2	T	<2	25 mL	25 mL			
280-137702-C-17	G0121-20A	351.2, 351.2	T	<2	25 mL	25 mL			
280-137702-C-18	G0049-20A	351.2, 351.2	T	<2	25 mL	25 mL			
280-137702-C-19	G0110-20A	351.2, 351.2	T	<2	15 mL	25 mL			

The pound sign (#) in the amount added field denotes that the reagent was used undiluted. All calculations are performed using the stated concentration for this reagent.

GENERAL CHEMISTRY BATCH WORKSHEET

Lab Name: Eurofins TestAmerica, Denver Job No.: 280-137702-1

SDG No.:

Batch Number: 499477 Batch Start Date: 06/19/20 16:11 Batch Analyst: Cherry, Scott V

Batch Method: 351.2 Batch End Date:

Lab Sample ID	Client Sample ID	Method Chain	Basis	Initial pH	InitialAmount	FinalAmount	TKN 25ppm 00809		
280-137702-C-21	G0094-20A	351.2, 351.2	T	<2	25 mL	25 mL			
280-137702-C-20	G0112-20A	351.2, 351.2	T	<2	25 mL	25 mL			
280-137702-C-20 MS	G0112-20A	351.2, 351.2	T	<2	25 mL	25 mL	3 mL		
280-137702-C-20 MSD	G0112-20A	351.2, 351.2	T	<2	25 mL	25 mL	3 mL		
280-137702-C-22	G0099-20A	351.2, 351.2	T	<2	25 mL	25 mL			
280-137702-C-23	NW021-20A	351.2, 351.2	T	<2	25 mL	25 mL			
280-137702-C-24	NW023-20A	351.2, 351.2	T	<2	25 mL	25 mL			
280-137702-C-25	G0022-20A	351.2, 351.2	T	<2	25 mL	25 mL			
280-137702-C-26	G0024-20A	351.2, 351.2	T	<2	25 mL	25 mL			
280-137702-C-27	G0097-20A	351.2, 351.2	T	<2	15 mL	25 mL			
280-137702-C-28	G0113-20A	351.2, 351.2	T	<2	25 mL	25 mL			
280-137702-C-29	G0108-20A	351.2, 351.2	T	<2	25 mL	25 mL			
280-137702-C-30	G0118-20A	351.2, 351.2	T	<2	15 mL	25 mL			

Batch Notes	
Block Digestion End time	06/19/20 2300
Block Digestion Start time	06/19/20 1700
Block Digestor ID	TKN Hotblock
Digestion Solution ID	TKN digestion_00136
Oven, Bath or Block Temperature 1	165 Degrees C
Oven, Bath or Block Temperature 2	380 Degrees C

Basis	Basis Description
T	Total/NA

The pound sign (#) in the amount added field denotes that the reagent was used undiluted. All calculations are performed using the stated concentration for this reagent.

GENERAL CHEMISTRY BATCH WORKSHEET

Lab Name: Eurofins TestAmerica, Denver Job No.: 280-137702-1

SDG No.:

Batch Number: 499886 Batch Start Date: 06/23/20 16:22 Batch Analyst: Cherry, Scott V

Batch Method: 351.2 Batch End Date:

Lab Sample ID	Client Sample ID	Method Chain	Basis	FinalAmount					
ICV 280-498263/33-A		351.2		4 mL					
ICB 280-498263/34-A		351.2		4 mL					
LCS 280-499477/1-A		351.2		4 mL					
CCV 280-498263/35-A		351.2		4 mL					
CCB 280-498263/36-A		351.2		4 mL					
280-137702-C-1-A	G0083-20A	351.2	T	4 mL					
280-137702-C-1-B MS	G0083-20A	351.2	T	4 mL					
280-137702-C-1-C MSD	G0083-20A	351.2	T	4 mL					
280-137702-C-2-A	NW020-20A	351.2	T	4 mL					
280-137702-C-3-A	G0048-20A	351.2	T	4 mL					
280-137702-C-4-A	G0066R-20A	351.2	T	4 mL					
280-137702-C-5-A	G0085-20A	351.2	T	4 mL					
280-137702-C-6-A	G0285-20A	351.2	T	4 mL					
CCV 280-498263/35-A		351.2		4 mL					
CCB 280-498263/36-A		351.2		4 mL					
280-137702-C-7-A	PZ015-20A	351.2	T	4 mL					
280-137702-C-8-A	PZ016-20A	351.2	T	4 mL					
280-137702-C-9-A	G0023-20A	351.2	T	4 mL					
280-137702-C-10-A	G0119-20A	351.2	T	4 mL					
LCS 280-499477/27-A		351.2		4 mL					
MB 280-499477/28-A		351.2		4 mL					

The pound sign (#) in the amount added field denotes that the reagent was used undiluted. All calculations are performed using the stated concentration for this reagent.

GENERAL CHEMISTRY BATCH WORKSHEET

Lab Name: Eurofins TestAmerica, Denver Job No.: 280-137702-1

SDG No.:

Batch Number: 499886 Batch Start Date: 06/23/20 16:22 Batch Analyst: Cherry, Scott V

Batch Method: 351.2 Batch End Date:

Lab Sample ID	Client Sample ID	Method Chain	Basis	FinalAmount					
280-137702-C-14-A	G0109-20A	351.2	T	4 mL					
280-137702-C-14-B MS	G0109-20A	351.2	T	4 mL					
280-137702-C-14-C MSD	G0109-20A	351.2	T	4 mL					
CCV 280-498263/35-A		351.2		4 mL					
CCB 280-498263/36-A		351.2		4 mL					
280-137702-C-11-A	G0098-20A	351.2	T	4 mL					
280-137702-C-12-A	G0114-20A	351.2	T	4 mL					
280-137702-C-13-A	NW022-20A	351.2	T	4 mL					
280-137702-C-15-A	G0084-20A	351.2	T	4 mL					
280-137702-C-16-A	G0067-20A	351.2	T	4 mL					
280-137702-C-17-A	G0121-20A	351.2	T	4 mL					
280-137702-C-18-A	G0049-20A	351.2	T	4 mL					
280-137702-C-19-A	G0110-20A	351.2	T	4 mL					
280-137702-C-21-A	G0094-20A	351.2	T	4 mL					
280-137702-C-20-A	G0112-20A	351.2	T	4 mL					
CCV 280-498263/35-A		351.2		4 mL					
CCB 280-498263/36-A		351.2		4 mL					
280-137702-C-20-B MS	G0112-20A	351.2	T	4 mL					
280-137702-C-20-C MSD	G0112-20A	351.2	T	4 mL					
280-137702-C-22-A	G0099-20A	351.2	T	4 mL					
280-137702-C-23-A	NW021-20A	351.2	T	4 mL					

The pound sign (#) in the amount added field denotes that the reagent was used undiluted. All calculations are performed using the stated concentration for this reagent.

GENERAL CHEMISTRY BATCH WORKSHEET

Lab Name: Eurofins TestAmerica, Denver Job No.: 280-137702-1

SDG No.:

Batch Number: 499886 Batch Start Date: 06/23/20 16:22 Batch Analyst: Cherry, Scott V

Batch Method: 351.2 Batch End Date:

Lab Sample ID	Client Sample ID	Method Chain	Basis	FinalAmount					
280-137702-C-24-A	NW023-20A	351.2	T	4 mL					
280-137702-C-25-A	G0022-20A	351.2	T	4 mL					
280-137702-C-26-A	G0024-20A	351.2	T	4 mL					
280-137702-C-27-A	G0097-20A	351.2	T	4 mL					
280-137702-C-28-A	G0113-20A	351.2	T	4 mL					
280-137702-C-29-A	G0108-20A	351.2	T	4 mL					
CCV 280-498263/35-A		351.2		4 mL					
CCB 280-498263/36-A		351.2		4 mL					
280-137702-C-30-A	G0118-20A	351.2	T	4 mL					
CCV 280-498263/35-A		351.2		4 mL					
CCB 280-498263/36-A		351.2		4 mL					

Batch Notes	
Buffer Reagent ID	TKN buffer_00125
Hypochlorite ID	TKN hypo_00669
Sodium Nitroprusside ID	sodium nitro_00100
Pipette/Syringe/Dispenser ID	5000ad, 1000ad

Basis	Basis Description
T	Total/NA

The pound sign (#) in the amount added field denotes that the reagent was used undiluted. All calculations are performed using the stated concentration for this reagent.

GENERAL CHEMISTRY BATCH WORKSHEET

Lab Name: Eurofins TestAmerica, Denver Job No.: 280-137702-1

SDG No.:

Batch Number: 500036 Batch Start Date: 06/24/20 18:19 Batch Analyst: Cherry, Scott V

Batch Method: 351.2 Batch End Date:

Lab Sample ID	Client Sample ID	Method Chain	Basis	FinalAmount					
ICV 280-498263/33-A		351.2		4 mL					
ICB 280-498263/34-A		351.2		4 mL					
CCV 280-498263/35-A		351.2		4 mL					
CCB 280-498263/36-A		351.2		4 mL					
LCS 280-499477/1-A		351.2		4 mL					
MB 280-499477/2-A		351.2		4 mL					
280-137702-C-1-A	G0083-20A	351.2	T	4 mL					
280-137702-C-9-A	G0023-20A	351.2	T	4 mL					
CCV 280-498263/35-A		351.2		4 mL					
CCB 280-498263/36-A		351.2		4 mL					

Batch Notes	
Buffer Reagent ID	TKN Buffer_00125
Hypochlorite ID	TKN hypo_00669
Sodium Nitroprusside ID	sodium nitro_00100
Pipette/Syringe/Dispenser ID	5000ad, 1000ad

Basis	Basis Description
T	Total/NA

The pound sign (#) in the amount added field denotes that the reagent was used undiluted. All calculations are performed using the stated concentration for this reagent.

GENERAL CHEMISTRY BATCH WORKSHEET

Lab Name: Eurofins TestAmerica, Denver Job No.: 280-137702-1

SDG No.:

Batch Number: 499726 Batch Start Date: 06/22/20 16:32 Batch Analyst: Cherry, Scott V

Batch Method: 353.2 Batch End Date:

Lab Sample ID	Client Sample ID	Method Chain	Basis	InitialAmount	FinalAmount	NXN CAL INT 00535	NXN ICV INT 00516		
ICV 280-499726/17		353.2		100 mL	100 mL		5 mL		
ICVL 280-499726/18		353.2		100 mL	100 mL		2 mL		
ICB 280-499726/19		353.2		100 mL	100 mL				
LCS 280-499726/21		353.2		100 mL	100 mL	5 mL			
MB 280-499726/22		353.2		100 mL	100 mL				
280-137702-C-1	G0083-20A	353.2	T	100 mL	100 mL				
280-137702-C-1 MS	G0083-20A	353.2	T	5 mL	5 mL	0.2 mL			
280-137702-C-1 MSD	G0083-20A	353.2	T	5 mL	5 mL	0.2 mL			
280-137702-C-2	NW020-20A	353.2	T	100 mL	100 mL				
280-137702-C-3	G0048-20A	353.2	T	100 mL	100 mL				
280-137702-C-4	G0066R-20A	353.2	T	100 mL	100 mL				
280-137702-C-5	G0085-20A	353.2	T	100 mL	100 mL				
280-137702-C-6	G0285-20A	353.2	T	100 mL	100 mL				
280-137702-C-7	PZ015-20A	353.2	T	100 mL	100 mL				
280-137702-C-8	PZ016-20A	353.2	T	100 mL	100 mL				
CCV 280-499726/35		353.2		100 mL	100 mL	5 mL			
CCVL 280-499726/36		353.2		100 mL	100 mL	1 mL			
CCB 280-499726/37		353.2		100 mL	100 mL				
280-137702-C-9	G0023-20A	353.2	T	100 mL	100 mL				
280-137702-C-10	G0119-20A	353.2	T	100 mL	100 mL				
280-137702-C-14	G0109-20A	353.2	T	100 mL	100 mL				
280-137702-C-14 MS	G0109-20A	353.2	T	5 mL	5 mL	0.2 mL			
280-137702-C-14 MSD	G0109-20A	353.2	T	5 mL	5 mL	0.2 mL			
280-137702-C-11	G0098-20A	353.2	T	100 mL	100 mL				
280-137702-C-12	G0114-20A	353.2	T	100 mL	100 mL				

The pound sign (#) in the amount added field denotes that the reagent was used undiluted. All calculations are performed using the stated concentration for this reagent.

GENERAL CHEMISTRY BATCH WORKSHEET

Lab Name: Eurofins TestAmerica, Denver Job No.: 280-137702-1

SDG No.:

Batch Number: 499726 Batch Start Date: 06/22/20 16:32 Batch Analyst: Cherry, Scott V

Batch Method: 353.2 Batch End Date:

Lab Sample ID	Client Sample ID	Method Chain	Basis	InitialAmount	FinalAmount	NXN CAL INT 00535	NXN ICV INT 00516		
280-137702-C-13	NW022-20A	353.2	T	100 mL	100 mL				
280-137702-C-15	G0084-20A	353.2	T	100 mL	100 mL				
280-137702-C-16	G0067-20A	353.2	T	100 mL	100 mL				
CCV 280-499726/51		353.2		100 mL	100 mL	5 mL			
CCVL 280-499726/52		353.2		100 mL	100 mL	1 mL			
CCB 280-499726/53		353.2		100 mL	100 mL				
280-137702-C-17	G0121-20A	353.2	T	100 mL	100 mL				
280-137702-C-18	G0049-20A	353.2	T	100 mL	100 mL				
280-137702-C-19	G0110-20A	353.2	T	100 mL	100 mL				
280-137702-C-21	G0094-20A	353.2	T	100 mL	100 mL				
LCS 280-499726/59		353.2		100 mL	100 mL	5 mL			
MB 280-499726/60		353.2		100 mL	100 mL				
280-137702-C-20	G0112-20A	353.2	T	100 mL	100 mL				
280-137702-C-20 MS	G0112-20A	353.2	T	5 mL	5 mL	0.2 mL			
280-137702-C-20 MSD	G0112-20A	353.2	T	5 mL	5 mL	0.2 mL			
280-137702-C-22	G0099-20A	353.2	T	100 mL	100 mL				
CCV 280-499726/67		353.2		100 mL	100 mL	5 mL			
CCVL 280-499726/68		353.2		100 mL	100 mL	1 mL			
CCB 280-499726/69		353.2		100 mL	100 mL				
280-137702-C-23	NW021-20A	353.2	T	100 mL	100 mL				
280-137702-C-24	NW023-20A	353.2	T	100 mL	100 mL				
280-137702-C-25	G0022-20A	353.2	T	100 mL	100 mL				
280-137702-C-26	G0024-20A	353.2	T	100 mL	100 mL				
280-137702-C-27	G0097-20A	353.2	T	100 mL	100 mL				
280-137702-C-28	G0113-20A	353.2	T	100 mL	100 mL				
280-137702-C-29	G0108-20A	353.2	T	100 mL	100 mL				

The pound sign (#) in the amount added field denotes that the reagent was used undiluted. All calculations are performed using the stated concentration for this reagent.

GENERAL CHEMISTRY BATCH WORKSHEET

Lab Name: Eurofins TestAmerica, Denver Job No.: 280-137702-1

SDG No.:

Batch Number: 499726 Batch Start Date: 06/22/20 16:32 Batch Analyst: Cherry, Scott V

Batch Method: 353.2 Batch End Date:

Lab Sample ID	Client Sample ID	Method Chain	Basis	InitialAmount	FinalAmount	NXN CAL INT 00535	NXN ICV INT 00516		
280-137702-C-30	G0118-20A	353.2	T	100 mL	100 mL				
CCV 280-499726/83		353.2		100 mL	100 mL	5 mL			
CCVL 280-499726/84		353.2		100 mL	100 mL	1 mL			
CCB 280-499726/85		353.2		100 mL	100 mL				

Batch Notes	
Buffer Reagent ID	NOXT Buffer_00210
Color Reagent ID	NOXT CR_00108
Copper Sulfate ID	CuSO4 NOXT_0008
Hydrochloric Acid ID	0.5N HCl_0076
pH Indicator ID	hc989495
Pipette/Syringe/Dispenser ID	5000ad, 1000ad

Basis	Basis Description
T	Total/NA

The pound sign (#) in the amount added field denotes that the reagent was used undiluted. All calculations are performed using the stated concentration for this reagent.

GENERAL CHEMISTRY BATCH WORKSHEET

Lab Name: Eurofins TestAmerica, Denver Job No.: 280-137702-1

SDG No.:

Batch Number: 499254 Batch Start Date: 06/18/20 11:28 Batch Analyst: Hohulin, Sierra A

Batch Method: 9030B Batch End Date:

Lab Sample ID	Client Sample ID	Method Chain	Basis	InitialAmount	FinalAmount	DistillUnitPort	Initial pH	Final pH	AcidVolAdded
LCS 280-499254/1		9030B, 9034		50 mL	50 mL	12	>9 SU	<2 SU	5 mL
MB 280-499254/2		9030B, 9034		50 mL	50 mL	2	>9 SU	<2 SU	5 mL
280-137702-E-16	G0067-20A	9030B, 9034	T	50 mL	50 mL	16	>9 SU	<2 SU	5 mL
280-137702-E-17	G0121-20A	9030B, 9034	T	50 mL	50 mL	17	>9 SU	<2 SU	5 mL
280-137702-E-18	G0049-20A	9030B, 9034	T	50 mL	50 mL	18	>9 SU	<2 SU	5 mL

Lab Sample ID	Client Sample ID	Method Chain	Basis	SFD ICV INT 01716					
LCS 280-499254/1		9030B, 9034		1 mL					
MB 280-499254/2		9030B, 9034							
280-137702-E-16	G0067-20A	9030B, 9034	T						
280-137702-E-17	G0121-20A	9030B, 9034	T						
280-137702-E-18	G0049-20A	9030B, 9034	T						

Batch Notes	
Batch Comment	AD/BWH trained by SAH. SAH
Distillation End Time	02/17/2020 19:09
Distillation Start Time	02/17/2020 18:03
Formaldehyde ID	Form_00117
pH Indicator ID	HC989495 & HC 606169
Pipette/Syringe/Dispenser ID	AB8A1000 & 5000IX
Sulfuric Acid Reagent ID Number	H2SO4_00203
Zinc Acetate Buffer ID	Znac_00115

Basis	Basis Description
T	Total/NA

The pound sign (#) in the amount added field denotes that the reagent was used undiluted. All calculations are performed using the stated concentration for this reagent.

GENERAL CHEMISTRY BATCH WORKSHEET

Lab Name: Eurofins TestAmerica, Denver Job No.: 280-137702-1

SDG No.:

Batch Number: 499379 Batch Start Date: 06/19/20 09:11 Batch Analyst: Hohulin, Sierra A

Batch Method: 9030B Batch End Date:

Lab Sample ID	Client Sample ID	Method Chain	Basis	InitialAmount	FinalAmount	DistillUnitPort	Initial pH	Final pH	AcidVolAdded
LCS 280-499379/1		9030B, 9034		50 mL	50 mL	1	>9 SU	<2 SU	5 mL
MB 280-499379/2		9030B, 9034		50 mL	50 mL	2	>9 SU	<2 SU	5 mL
280-137702-E-3	G0048-20A	9030B, 9034	T	50 mL	50 mL	13	>9 SU	<2 SU	5 mL
280-137702-E-10	G0119-20A	9030B, 9034	T	50 mL	50 mL	14	>9 SU	<2 SU	5 mL
280-137702-E-15	G0084-20A	9030B, 9034	T	50 mL	50 mL	15	>9 SU	<2 SU	5 mL
280-137702-E-4	G0066R-20A	9030B, 9034	T	50 mL	50 mL	16	>9 SU	<2 SU	5 mL
280-137702-E-5	G0085-20A	9030B, 9034	T	50 mL	50 mL	17	>9 SU	<2 SU	5 mL
280-137702-E-6	G0285-20A	9030B, 9034	T	50 mL	50 mL	18	>9 SU	<2 SU	5 mL

Lab Sample ID	Client Sample ID	Method Chain	Basis	SFD CAL INT 01770					
LCS 280-499379/1		9030B, 9034		1 mL					
MB 280-499379/2		9030B, 9034							
280-137702-E-3	G0048-20A	9030B, 9034	T						
280-137702-E-10	G0119-20A	9030B, 9034	T						
280-137702-E-15	G0084-20A	9030B, 9034	T						
280-137702-E-4	G0066R-20A	9030B, 9034	T						
280-137702-E-5	G0085-20A	9030B, 9034	T						
280-137702-E-6	G0285-20A	9030B, 9034	T						

Batch Notes	
Batch Comment	AD trained by SAH
Distillation End Time	02/17/2020 19:09
Distillation Start Time	02/17/2020 18:03
Formaldehyde ID	Form_00117
pH Indicator ID	HC989495 & HC 606169
Pipette/Syringe/Dispenser ID	AB8A1000 & 5000IX
Sulfuric Acid Reagent ID Number	H2SO4_00203
Zinc Acetate Buffer ID	Znac_00115

The pound sign (#) in the amount added field denotes that the reagent was used undiluted. All calculations are performed using the stated concentration for this reagent.

GENERAL CHEMISTRY BATCH WORKSHEET

Lab Name: Eurofins TestAmerica, Denver Job No.: 280-137702-1

SDG No.:

Batch Number: 499379 Batch Start Date: 06/19/20 09:11 Batch Analyst: Hohulin, Sierra A

Batch Method: 9030B Batch End Date:

Basis	Basis Description
T	Total/NA

The pound sign (#) in the amount added field denotes that the reagent was used undiluted. All calculations are performed using the stated concentration for this reagent.

GENERAL CHEMISTRY BATCH WORKSHEET

Lab Name: Eurofins TestAmerica, Denver Job No.: 280-137702-1

SDG No.:

Batch Number: 499382 Batch Start Date: 06/19/20 09:17 Batch Analyst: Hunter, Brandon W

Batch Method: 9034 Batch End Date:

Lab Sample ID	Client Sample ID	Method Chain	Basis	BuretStart1	BuretStop1	IodineAmount	TitrantVolume1	FinalAmount	
LCS 280-499379/1-A		9034		0.2 mL	3.0 mL	5 mL	2.8 mL	50 mL	
MB 280-499379/2-A		9034		3.0 mL	4.0 mL	1 mL	1 mL	50 mL	
280-137702-E-3-A	G0048-20A	9034	T	18.2 mL	19.2 mL	1 mL	1 mL	50 mL	
280-137702-E-10-A	G0119-20A	9034	T	19.2 mL	20.3 mL	1 mL	1.1 mL	50 mL	
280-137702-E-15-A	G0084-20A	9034	T	20.3 mL	21.2 mL	1 mL	0.899999999999999 mL	50 mL	
280-137702-E-4-A	G0066R-20A	9034	T	21.2 mL	22.4 mL	1 mL	1.2 mL	50 mL	
280-137702-E-5-A	G0085-20A	9034	T	22.4 mL	23.5 mL	1 mL	1.1 mL	50 mL	
280-137702-E-6-A	G0285-20A	9034	T	23.5 mL	24.5 mL	1 mL	1 mL	50 mL	

Batch Notes	
Batch Comment	BWH trained bySAH. SAH.
Hydrochloric Acid ID	HCL Sol_00181
Iodine ID	Iod_00257
Normality of Iodine Solution	0.0250 N
Sodium Thiosulfate ID	Na Thio_00166
Pipette/Syringe/Dispenser ID	5000 CONDOR & 1000 INTERCESSOR
Starch Reagent ID	Starch Ind_00062
Normality of First Titrant	0.0250 N

Basis	Basis Description
T	Total/NA

The pound sign (#) in the amount added field denotes that the reagent was used undiluted. All calculations are performed using the stated concentration for this reagent.

GENERAL CHEMISTRY BATCH WORKSHEET

Lab Name: Eurofins TestAmerica, Denver Job No.: 280-137702-1

SDG No.:

Batch Number: 499421 Batch Start Date: 06/19/20 12:48 Batch Analyst: Hohulin, Sierra A

Batch Method: 9030B Batch End Date:

Lab Sample ID	Client Sample ID	Method Chain	Basis	InitialAmount	FinalAmount	DistillUnitPort	Initial pH	Final pH	AcidVolAdded
LCS 280-499421/1		9030B, 9034		50 mL	50 mL	1	>9 SU	<2 SU	5 mL
MB 280-499421/2		9030B, 9034		50 mL	50 mL	2	>9 SU	<2 SU	5 mL
280-137702-E-7	PZ015-20A	9030B, 9034	T	50 mL	50 mL	3	>9 SU	<2 SU	5 mL
280-137702-E-7 MS	PZ015-20A	9030B, 9034	T	50 mL	50 mL	4	>9 SU	<2 SU	5 mL
280-137702-E-7 MSD	PZ015-20A	9030B, 9034	T	50 mL	50 mL	5	>9 SU	<2 SU	5 mL
280-137702-E-8	PZ016-20A	9030B, 9034	T	50 mL	50 mL	6	>9 SU	<2 SU	5 mL
280-137702-E-19	G0110-20A	9030B, 9034	T	50 mL	50 mL	7	>9 SU	<2 SU	5 mL
280-137702-E-9	G0023-20A	9030B, 9034	T	50 mL	50 mL	8	>9 SU	<2 SU	5 mL
280-137702-E-1	G0083-20A	9030B, 9034	T	50 mL	50 mL	9	>9 SU	<2 SU	5 mL
280-137702-E-27	G0097-20A	9030B, 9034	T	50 mL	50 mL	10	>9 SU	<2 SU	5 mL
280-137702-E-11	G0098-20A	9030B, 9034	T	50 mL	50 mL	11	>9 SU	<2 SU	5 mL
280-137702-E-12	G0114-20A	9030B, 9034	T	50 mL	50 mL	12	>9 SU	<2 SU	5 mL
280-137702-E-20	G0112-20A	9030B, 9034	T	50 mL	50 mL	13	>9 SU	<2 SU	5 mL
280-137702-E-28	G0113-20A	9030B, 9034	T	50 mL	50 mL	14	>9 SU	<2 SU	5 mL
280-137702-E-29	G0108-20A	9030B, 9034	T	50 mL	50 mL	15	>9 SU	<2 SU	5 mL
280-137702-E-30	G0118-20A	9030B, 9034	T	50 mL	50 mL	16	>9 SU	<2 SU	5 mL
280-137702-E-2	NW020-20A	9030B, 9034	T	50 mL	50 mL	17	>9 SU	<2 SU	5 mL
280-137702-E-22	G0099-20A	9030B, 9034	T	50 mL	50 mL	18	>9 SU	<2 SU	5 mL

Lab Sample ID	Client Sample ID	Method Chain	Basis	SFD CAL INT 01770					
LCS 280-499421/1		9030B, 9034		1 mL					
MB 280-499421/2		9030B, 9034							
280-137702-E-7	PZ015-20A	9030B, 9034	T						
280-137702-E-7 MS	PZ015-20A	9030B, 9034	T	1 mL					
280-137702-E-7 MSD	PZ015-20A	9030B, 9034	T	1 mL					
280-137702-E-8	PZ016-20A	9030B, 9034	T						
280-137702-E-19	G0110-20A	9030B, 9034	T						

The pound sign (#) in the amount added field denotes that the reagent was used undiluted. All calculations are performed using the stated concentration for this reagent.

GENERAL CHEMISTRY BATCH WORKSHEET

Lab Name: Eurofins TestAmerica, Denver Job No.: 280-137702-1

SDG No.:

Batch Number: 499421 Batch Start Date: 06/19/20 12:48 Batch Analyst: Hohulin, Sierra A

Batch Method: 9030B Batch End Date:

Lab Sample ID	Client Sample ID	Method Chain	Basis	SFD CAL INT 01770					
280-137702-E-9	G0023-20A	9030B, 9034	T						
280-137702-E-1	G0083-20A	9030B, 9034	T						
280-137702-E-27	G0097-20A	9030B, 9034	T						
280-137702-E-11	G0098-20A	9030B, 9034	T						
280-137702-E-12	G0114-20A	9030B, 9034	T						
280-137702-E-20	G0112-20A	9030B, 9034	T						
280-137702-E-28	G0113-20A	9030B, 9034	T						
280-137702-E-29	G0108-20A	9030B, 9034	T						
280-137702-E-30	G0118-20A	9030B, 9034	T						
280-137702-E-2	NW020-20A	9030B, 9034	T						
280-137702-E-22	G0099-20A	9030B, 9034	T						

Batch Notes	
Batch Comment	AD trained by SAH
Distillation End Time	02/17/2020 19:09
Distillation Start Time	02/17/2020 18:03
Formaldehyde ID	Form_00117
pH Indicator ID	HC989495 & HC 606169
Pipette/Syringe/Dispenser ID	AB8A1000 & 5000IX
Sulfuric Acid Reagent ID Number	H2SO4_00203
Zinc Acetate Buffer ID	Znac_00115

Basis	Basis Description
T	Total/NA

The pound sign (#) in the amount added field denotes that the reagent was used undiluted. All calculations are performed using the stated concentration for this reagent.

GENERAL CHEMISTRY BATCH WORKSHEET

Lab Name: Eurofins TestAmerica, Denver Job No.: 280-137702-1

SDG No.:

Batch Number: 499422 Batch Start Date: 06/19/20 12:50 Batch Analyst: Hunter, Brandon W

Batch Method: 9034 Batch End Date:

Lab Sample ID	Client Sample ID	Method Chain	Basis	BuretStart1	BuretStop1	IodineAmount	TitrantVolume1	FinalAmount	
LCS 280-499421/1-A		9034		0.0 mL	2.6 mL	5 mL	2.6 mL	50 mL	
MB 280-499421/2-A		9034		2.6 mL	3.7 mL	1 mL	1.1 mL	50 mL	
280-137702-E-7-A	PZ015-20A	9034	T	3.7 mL	4.6 mL	1 mL	0.899999999999999 mL	50 mL	
280-137702-E-7-B MS	PZ015-20A	9034	T	4.6 mL	7.5 mL	5 mL	2.9 mL	50 mL	
280-137702-E-7-C MSD	PZ015-20A	9034	T	7.5 mL	10.4 mL	5 mL	2.9 mL	50 mL	
280-137702-E-8-A	PZ016-20A	9034	T	10.4 mL	11.5 mL	1 mL	1.1 mL	50 mL	
280-137702-E-19-A	G0110-20A	9034	T	11.5 mL	12.5 mL	1 mL	1 mL	50 mL	
280-137702-E-9-A	G0023-20A	9034	T	12.5 mL	13.5 mL	1 mL	1 mL	50 mL	
280-137702-E-1-A	G0083-20A	9034	T	13.5 mL	14.6 mL	1 mL	1.1 mL	50 mL	
280-137702-E-27-A	G0097-20A	9034	T	14.6 mL	15.5 mL	1 mL	0.9 mL	50 mL	
280-137702-E-11-A	G0098-20A	9034	T	15.5 mL	16.5 mL	1 mL	1 mL	50 mL	
280-137702-E-12-A	G0114-20A	9034	T	16.5 mL	17.5 mL	1 mL	1 mL	50 mL	
280-137702-E-20-A	G0112-20A	9034	T	17.5 mL	18.6 mL	1 mL	1.1 mL	50 mL	
280-137702-E-28-A	G0113-20A	9034	T	18.6 mL	19.6 mL	1 mL	1 mL	50 mL	
280-137702-E-29-A	G0108-20A	9034	T	19.6 mL	20.6 mL	1 mL	1 mL	50 mL	
280-137702-E-30-A	G0118-20A	9034	T	20.6 mL	21.6 mL	1 mL	1 mL	50 mL	
280-137702-E-2-A	NW020-20A	9034	T	21.6 mL	22.8 mL	1 mL	1.2 mL	50 mL	
280-137702-E-22-A	G0099-20A	9034	T	22.8 mL	23.7 mL	1 mL	0.899999999999999 mL	50 mL	

The pound sign (#) in the amount added field denotes that the reagent was used undiluted. All calculations are performed using the stated concentration for this reagent.

GENERAL CHEMISTRY BATCH WORKSHEET

Lab Name: Eurofins TestAmerica, Denver Job No.: 280-137702-1

SDG No.:

Batch Number: 499422 Batch Start Date: 06/19/20 12:50 Batch Analyst: Hunter, Brandon W

Batch Method: 9034 Batch End Date:

Batch Notes	
Batch Comment	BWH/SAH
Hydrochloric Acid ID	HCL Sol_00181
Iodine ID	Iod_00257
Normality of Iodine Solution	0.0250 N
Sodium Thiosulfate ID	Na Thio_00166
Pipette/Syringe/Dispenser ID	5000 CONDOR 1000 INTERCESSOR
Starch Reagent ID	Starch Ind_00062
Normality of First Titrant	0.0250 N

Basis	Basis Description
T	Total/NA

The pound sign (#) in the amount added field denotes that the reagent was used undiluted. All calculations are performed using the stated concentration for this reagent.

GENERAL CHEMISTRY BATCH WORKSHEET

Lab Name: Eurofins TestAmerica, Denver Job No.: 280-137702-1

SDG No.:

Batch Number: 499423 Batch Start Date: 06/19/20 12:52 Batch Analyst: Hohulin, Sierra A

Batch Method: 9030B Batch End Date:

Lab Sample ID	Client Sample ID	Method Chain	Basis	InitialAmount	FinalAmount	DistillUnitPort	Initial pH	Final pH	AcidVolAdded
LCS 280-499423/1		9030B, 9034		50 mL	50 mL	1	>9 SU	<2 SU	5 mL
MB 280-499423/2		9030B, 9034		50 mL	50 mL	2	>9 SU	<2 SU	5 mL
280-137702-E-23	NW021-20A	9030B, 9034	T	50 mL	50 mL	3	>9 SU	<2 SU	5 mL
280-137702-E-23 MS	NW021-20A	9030B, 9034	T	50 mL	50 mL	4	>9 SU	<2 SU	5 mL
280-137702-E-23 MSD	NW021-20A	9030B, 9034	T	50 mL	50 mL	5	>9 SU	<2 SU	5 mL
280-137702-E-24	NW023-20A	9030B, 9034	T	50 mL	50 mL	6	>9 SU	<2 SU	5 mL
280-137702-E-25	G0022-20A	9030B, 9034	T	50 mL	50 mL	7	>9 SU	<2 SU	5 mL
280-137702-E-26	G0024-20A	9030B, 9034	T	50 mL	50 mL	8	>9 SU	<2 SU	5 mL
280-137702-E-13	NW022-20A	9030B, 9034	T	50 mL	50 mL	9	>9 SU	<2 SU	5 mL
280-137702-E-14	G0109-20A	9030B, 9034	T	50 mL	50 mL	10	>9 SU	<2 SU	5 mL
280-137702-E-21	G0094-20A	9030B, 9034	T	50 mL	50 mL	11	>9 SU	<2 SU	5 mL

Lab Sample ID	Client Sample ID	Method Chain	Basis	SFD CAL INT 01770					
LCS 280-499423/1		9030B, 9034		1 mL					
MB 280-499423/2		9030B, 9034							
280-137702-E-23	NW021-20A	9030B, 9034	T						
280-137702-E-23 MS	NW021-20A	9030B, 9034	T	1 mL					
280-137702-E-23 MSD	NW021-20A	9030B, 9034	T	1 mL					
280-137702-E-24	NW023-20A	9030B, 9034	T						
280-137702-E-25	G0022-20A	9030B, 9034	T						
280-137702-E-26	G0024-20A	9030B, 9034	T						
280-137702-E-13	NW022-20A	9030B, 9034	T						
280-137702-E-14	G0109-20A	9030B, 9034	T						
280-137702-E-21	G0094-20A	9030B, 9034	T						

The pound sign (#) in the amount added field denotes that the reagent was used undiluted. All calculations are performed using the stated concentration for this reagent.

GENERAL CHEMISTRY BATCH WORKSHEET

Lab Name: Eurofins TestAmerica, Denver Job No.: 280-137702-1

SDG No.:

Batch Number: 499423 Batch Start Date: 06/19/20 12:52 Batch Analyst: Hohulin, Sierra A

Batch Method: 9030B Batch End Date:

Batch Notes	
Batch Comment	AD trained by SAH
Distillation End Time	02/17/2020 19:09
Distillation Start Time	02/17/2020 18:03
Formaldehyde ID	Form_00117
pH Indicator ID	HC989495 & HC 606169
Pipette/Syringe/Dispenser ID	AB8A1000 & 5000IX
Sulfuric Acid Reagent ID Number	H2SO4_00203
Zinc Acetate Buffer ID	Znac_00115

Basis	Basis Description
T	Total/NA

The pound sign (#) in the amount added field denotes that the reagent was used undiluted. All calculations are performed using the stated concentration for this reagent.

GENERAL CHEMISTRY BATCH WORKSHEET

Lab Name: Eurofins TestAmerica, Denver Job No.: 280-137702-1

SDG No.:

Batch Number: 499425 Batch Start Date: 06/19/20 12:54 Batch Analyst: Hunter, Brandon W

Batch Method: 9034 Batch End Date:

Lab Sample ID	Client Sample ID	Method Chain	Basis	BuretStart1	BuretStop1	IodineAmount	TitrantVolume1	FinalAmount	
LCS 280-499423/1-A		9034		0.0 mL	2.9 mL	5 mL	2.9 mL	50 mL	
MB 280-499423/2-A		9034		2.9 mL	3.9 mL	1 mL	1 mL	50 mL	
280-137702-E-23 -A	NW021-20A	9034	T	3.9 mL	4.9 mL	1 mL	1 mL	50 mL	
280-137702-E-23 -B MS	NW021-20A	9034	T	4.9 mL	7.6 mL	5 mL	2.7 mL	50 mL	
280-137702-E-23 -C MSD	NW021-20A	9034	T	7.6 mL	10.4 mL	5 mL	2.8 mL	50 mL	
280-137702-E-24 -A	NW023-20A	9034	T	10.4 mL	11.4 mL	1 mL	1 mL	50 mL	
280-137702-E-25 -A	G0022-20A	9034	T	11.4 mL	12.3 mL	1 mL	0.9 mL	50 mL	
280-137702-E-26 -A	G0024-20A	9034	T	12.3 mL	13.3 mL	1 mL	1 mL	50 mL	
280-137702-E-13 -A	NW022-20A	9034	T	13.3 mL	14.3 mL	1 mL	1 mL	50 mL	
280-137702-E-14 -A	G0109-20A	9034	T	14.3 mL	15.2 mL	1 mL	0.899999999999999 mL	50 mL	
280-137702-E-21 -A	G0094-20A	9034	T	15.2 mL	16.2 mL	1 mL	1 mL	50 mL	

Batch Notes	
Batch Comment	BWH/SAH
Hydrochloric Acid ID	HCL Sol_00181
Iodine ID	Iod_00257
Normality of Iodine Solution	0.0250 N
Sodium Thiosulfate ID	Na Thio_00166
Pipette/Syringe/Dispenser ID	5000 CONDOR & 1000 INTERCESSOR
Starch Reagent ID	Starch Ind_00062
Normality of First Titrant	0.0250 N

Basis	Basis Description
T	Total/NA

The pound sign (#) in the amount added field denotes that the reagent was used undiluted. All calculations are performed using the stated concentration for this reagent.

GENERAL CHEMISTRY BATCH WORKSHEET

Lab Name: Eurofins TestAmerica, Denver Job No.: 280-137702-1

SDG No.:

Batch Number: 499460 Batch Start Date: 06/19/20 14:57 Batch Analyst: Hunter, Brandon W

Batch Method: 9034 Batch End Date:

Lab Sample ID	Client Sample ID	Method Chain	Basis	BuretStart1	BuretStop1	IodineAmount	TitrantVolume1	FinalAmount	
LCS 280-499254/1-A		9034		0.00 mL	2.50 mL	5 mL	2.5 mL	50 mL	
MB 280-499254/2-A		9034		2.60 mL	3.60 mL	1 mL	1 mL	50 mL	
280-137702-E-16 -A	G0067-20A	9034	T	20.90 mL	21.90 mL	1 mL	1 mL	50 mL	
280-137702-E-17 -A	G0121-20A	9034	T	21.90 mL	22.90 mL	1 mL	1 mL	50 mL	
280-137702-E-18 -A	G0049-20A	9034	T	22.90 mL	23.90 mL	1 mL	1 mL	50 mL	

Batch Notes	
Batch Comment	BWH trained by SAH. SAH
Hydrochloric Acid ID	HclSol_00181
Iodine ID	Iod_00257
Normality of Iodine Solution	0.0250 N
Sodium Thiosulfate ID	Na Thio_00166
Pipette/Syringe/Dispenser ID	AB8A1000 & 5000IX
Starch Reagent ID	Starchind_00062
Normality of First Titrant	0.0250 N

Basis	Basis Description
T	Total/NA

The pound sign (#) in the amount added field denotes that the reagent was used undiluted. All calculations are performed using the stated concentration for this reagent.

GENERAL CHEMISTRY BATCH WORKSHEET

Lab Name: Eurofins TestAmerica, Denver Job No.: 280-137702-1

SDG No.:

Batch Number: 496903 Batch Start Date: 06/01/20 12:47 Batch Analyst: Pedrick, Joshua A

Batch Method: 9056A Batch End Date:

Lab Sample ID	Client Sample ID	Method Chain	Basis	InitialAmount	FinalAmount	IC CAL cl/so4 00312	IC Cal low 00527		
STD1 280-496903/2 IC		9056A		5 mL	5 mL	0.04 mL	0.04 mL		
STD2 280-496903/3 IC		9056A		5 mL	5 mL	0.1 mL	0.1 mL		
STD3 280-496903/4 IC		9056A		5 mL	5 mL	0.2 mL	0.2 mL		
STD4 280-496903/5 IC		9056A		5 mL	5 mL	2.4 mL	0.8 mL		
STD5 280-496903/6 IC		9056A		5 mL	5 mL	4.8 mL	1.6 mL		
STD6 280-496903/7 IC		9056A		5 mL	5 mL	8 mL	2 mL		

Batch Notes	
Eluent 1 ID	Water
Filter ID	R7MA61819
Pipette/Syringe/Dispenser ID	ic100, wc-1000d, 5000ics
Regeneration Solution ID	ic10 H3PO4_00003
Sufficient Volume for Batch QC	Yes

Basis	Basis Description

The pound sign (#) in the amount added field denotes that the reagent was used undiluted. All calculations are performed using the stated concentration for this reagent.

GENERAL CHEMISTRY BATCH WORKSHEET

Lab Name: Eurofins TestAmerica, Denver Job No.: 280-137702-1

SDG No.:

Batch Number: 497179 Batch Start Date: 06/03/20 09:53 Batch Analyst: Pedrick, Joshua A

Batch Method: 9056A Batch End Date:

Lab Sample ID	Client Sample ID	Method Chain	Basis	InitialAmount	FinalAmount	IC CL ICV 00018	IC ICV 5 00272	IC SO4 ICV 00021	
ICV 280-497179/1		9056A		5 mL	5 mL	0.8 mL	0.8 mL	0.8 mL	
ICB 280-497179/2		9056A		5 mL	5 mL				

Batch Notes	
Eluent 1 ID	Water
Filter ID	R7MA61819
Pipette/Syringe/Dispenser ID	ic100, wc-1000d, 5000ics
Regeneration Solution ID	ic10 H3PO4_00003
Sufficient Volume for Batch QC	Yes

Basis	Basis Description

The pound sign (#) in the amount added field denotes that the reagent was used undiluted. All calculations are performed using the stated concentration for this reagent.

GENERAL CHEMISTRY BATCH WORKSHEET

Lab Name: Eurofins TestAmerica, Denver Job No.: 280-137702-1

SDG No.:

Batch Number: 500473 Batch Start Date: 06/29/20 13:56 Batch Analyst: Pedrick, Joshua A

Batch Method: 9056A Batch End Date:

Lab Sample ID	Client Sample ID	Method Chain	Basis	InitialAmount	FinalAmount	IC CAL cl/so4 00317	IC Cal low 00531	IC LCS 01747	ICMS/MSD WEEK 00655
CCV 280-500473/1		9056A		5 mL	5 mL			10 mL	
CCB 280-500473/2		9056A		5 mL	5 mL				
MRL 280-500473/3		9056A		5 mL	5 mL	0.2 mL	0.1 mL		
LCS 280-500473/4		9056A		5 mL	5 mL			10 mL	
LCSD 280-500473/5		9056A		5 mL	5 mL			10 mL	
MB 280-500473/6		9056A		5 mL	5 mL				
CCV 280-500473/17		9056A		5 mL	5 mL			10 mL	
CCB 280-500473/18		9056A		5 mL	5 mL				
280-137702-F-1	G0083-20A	9056A	T	5 mL	5 mL				
CCV 280-500473/29		9056A		5 mL	5 mL			10 mL	
CCB 280-500473/30		9056A		5 mL	5 mL				
280-137702-F-2	NW020-20A	9056A	T	5 mL	5 mL				
280-137702-F-3	G0048-20A	9056A	T	5 mL	5 mL				
280-137702-F-4	G0066R-20A	9056A	T	5 mL	5 mL				
280-137702-F-5	G0085-20A	9056A	T	5 mL	5 mL				
280-137702-F-6	G0285-20A	9056A	T	5 mL	5 mL				
280-137702-F-7	PZ015-20A	9056A	T	5 mL	5 mL				
CCV 280-500473/41		9056A		5 mL	5 mL			10 mL	
CCB 280-500473/42		9056A		5 mL	5 mL				
280-137702-F-8	PZ016-20A	9056A	T	5 mL	5 mL				
280-137702-F-9	G0023-20A	9056A	T	5 mL	5 mL				
280-137702-F-10	G0119-20A	9056A	T	5 mL	5 mL				
280-137702-F-11	G0098-20A	9056A	T	5 mL	5 mL				
280-137702-F-12	G0114-20A	9056A	T	5 mL	5 mL				
280-137702-F-13	NW022-20A	9056A	T	5 mL	5 mL				

The pound sign (#) in the amount added field denotes that the reagent was used undiluted. All calculations are performed using the stated concentration for this reagent.

GENERAL CHEMISTRY BATCH WORKSHEET

Lab Name: Eurofins TestAmerica, Denver Job No.: 280-137702-1

SDG No.:

Batch Number: 500473 Batch Start Date: 06/29/20 13:56 Batch Analyst: Pedrick, Joshua A

Batch Method: 9056A Batch End Date:

Lab Sample ID	Client Sample ID	Method Chain	Basis	InitialAmount	FinalAmount	IC CAL cl/so4 00317	IC Cal low 00531	IC LCS 01747	ICMS/MSD WEEK 00655
280-137702-F-14	G0109-20A	9056A	T	5 mL	5 mL				
280-137702-F-14 DU	G0109-20A	9056A	T	5 mL	5 mL				
280-137702-F-14 MS	G0109-20A	9056A	T	5 mL	5 mL				0.1 mL
280-137702-F-14 MSD	G0109-20A	9056A	T	5 mL	5 mL				0.1 mL
CCV 280-500473/53		9056A		5 mL	5 mL			10 mL	
CCB 280-500473/54		9056A		5 mL	5 mL				
280-137702-F-15	G0084-20A	9056A	T	5 mL	5 mL				
280-137702-F-16	G0067-20A	9056A	T	5 mL	5 mL				
280-137702-F-17	G0121-20A	9056A	T	5 mL	5 mL				
280-137702-F-18	G0049-20A	9056A	T	5 mL	5 mL				
280-137702-F-19	G0110-20A	9056A	T	5 mL	5 mL				
280-137702-F-20	G0112-20A	9056A	T	5 mL	5 mL				
280-137702-F-21	G0094-20A	9056A	T	5 mL	5 mL				
280-137702-F-22	G0099-20A	9056A	T	5 mL	5 mL				
280-137702-F-23	NW021-20A	9056A	T	5 mL	5 mL				
280-137702-F-24	NW023-20A	9056A	T	5 mL	5 mL				
CCV 280-500473/65		9056A		5 mL	5 mL			10 mL	
CCB 280-500473/66		9056A		5 mL	5 mL				
280-137702-F-25	G0022-20A	9056A	T	5 mL	5 mL				
280-137702-F-26	G0024-20A	9056A	T	5 mL	5 mL				
280-137702-F-27	G0097-20A	9056A	T	5 mL	5 mL				
280-137702-F-28	G0113-20A	9056A	T	5 mL	5 mL				
280-137702-F-29	G0108-20A	9056A	T	5 mL	5 mL				
280-137702-F-30	G0118-20A	9056A	T	5 mL	5 mL				
LCS 280-500473/74		9056A		5 mL	5 mL			10 mL	
LCSD 280-500473/75		9056A		5 mL	5 mL			10 mL	

The pound sign (#) in the amount added field denotes that the reagent was used undiluted. All calculations are performed using the stated concentration for this reagent.

GENERAL CHEMISTRY BATCH WORKSHEET

Lab Name: Eurofins TestAmerica, Denver Job No.: 280-137702-1

SDG No.:

Batch Number: 500473 Batch Start Date: 06/29/20 13:56 Batch Analyst: Pedrick, Joshua A

Batch Method: 9056A Batch End Date:

Lab Sample ID	Client Sample ID	Method Chain	Basis	InitialAmount	FinalAmount	IC CAL cl/so4 00317	IC Cal low 00531	IC LCS 01747	ICMS/MSD WEEK 00655
MB 280-500473/76		9056A		5 mL	5 mL				
CCV 280-500473/77		9056A		5 mL	5 mL			10 mL	
CCB 280-500473/78		9056A		5 mL	5 mL				
280-137702-F-2	NW020-20A	9056A	T	5 mL	5 mL				
280-137702-F-4	G0066R-20A	9056A	T	5 mL	5 mL				
280-137702-F-5	G0085-20A	9056A	T	5 mL	5 mL				
280-137702-F-6	G0285-20A	9056A	T	5 mL	5 mL				
280-137702-F-10	G0119-20A	9056A	T	5 mL	5 mL				
280-137702-F-13	NW022-20A	9056A	T	5 mL	5 mL				
280-137702-F-17	G0121-20A	9056A	T	5 mL	5 mL				
280-137702-F-18	G0049-20A	9056A	T	5 mL	5 mL				
CCV 280-500473/87		9056A		5 mL	5 mL			10 mL	
CCB 280-500473/88		9056A		5 mL	5 mL				

Batch Notes	
Eluent 1 ID	Water
Filter ID	R7MA61819
Pipette/Syringe/Dispenser ID	ic100, wc-1000d, 5000ics
Regeneration Solution ID	ic10 H3PO4_00003
Sufficient Volume for Batch QC	Yes

Basis	Basis Description
T	Total/NA

The pound sign (#) in the amount added field denotes that the reagent was used undiluted. All calculations are performed using the stated concentration for this reagent.

GENERAL CHEMISTRY BATCH WORKSHEET

Lab Name: Eurofins TestAmerica, Denver Job No.: 280-137702-1

SDG No.:

Batch Number: 500779 Batch Start Date: 07/01/20 10:15 Batch Analyst: Pedrick, Joshua A

Batch Method: 9056A Batch End Date:

Lab Sample ID	Client Sample ID	Method Chain	Basis	InitialAmount	FinalAmount	IC CAL cl/so4 00317	IC Cal low 00531	IC CL ICV 00018	IC ICV 5 00274
STD1 280-500779/2 IC		9056A		5 mL	5 mL	0.04 mL	0.04 mL		
STD2 280-500779/3 IC		9056A		5 mL	5 mL	0.1 mL	0.1 mL		
STD3 280-500779/4 IC		9056A		5 mL	5 mL	0.2 mL	0.2 mL		
STD4 280-500779/5 IC		9056A		5 mL	5 mL	2.4 mL	0.8 mL		
STD5 280-500779/6 IC		9056A		5 mL	5 mL	4.8 mL	1.6 mL		
STD6 280-500779/7 IC		9056A		5 mL	5 mL	8 mL	2 mL		
ICV 280-500779/8		9056A		5 mL	5 mL			0.8 mL	0.8 mL
ICB 280-500779/9		9056A		5 mL	5 mL				
MRL 280-500779/10		9056A		5 mL	5 mL	0.2 mL	0.1 mL		
LCS 280-500779/11		9056A		5 mL	5 mL				
LCSD 280-500779/12		9056A		5 mL	5 mL				
MB 280-500779/13		9056A		5 mL	5 mL				
CCV 280-500779/24		9056A		5 mL	5 mL				
CCB 280-500779/25		9056A		5 mL	5 mL				
CCV 280-500779/36		9056A		5 mL	5 mL				
CCB 280-500779/37		9056A		5 mL	5 mL				
280-137702-F-1	G0083-20A	9056A	T	5 mL	5 mL				
CCV 280-500779/48		9056A		5 mL	5 mL				
CCB 280-500779/49		9056A		5 mL	5 mL				

Lab Sample ID	Client Sample ID	Method Chain	Basis	IC LCS 01747	IC SO4 ICV 00021				

The pound sign (#) in the amount added field denotes that the reagent was used undiluted. All calculations are performed using the stated concentration for this reagent.

GENERAL CHEMISTRY BATCH WORKSHEET

Lab Name: Eurofins TestAmerica, Denver Job No.: 280-137702-1

SDG No.:

Batch Number: 500779 Batch Start Date: 07/01/20 10:15 Batch Analyst: Pedrick, Joshua A

Batch Method: 9056A Batch End Date:

Lab Sample ID	Client Sample ID	Method Chain	Basis	IC LCS 01747	IC SO4 ICV 00021				
STD1 280-500779/2 IC		9056A							
STD2 280-500779/3 IC		9056A							
STD3 280-500779/4 IC		9056A							
STD4 280-500779/5 IC		9056A							
STD5 280-500779/6 IC		9056A							
STD6 280-500779/7 IC		9056A							
ICV 280-500779/8		9056A			0.8 mL				
ICB 280-500779/9		9056A							
MRL 280-500779/10		9056A							
LCS 280-500779/11		9056A		10 mL					
LCSD 280-500779/12		9056A		10 mL					
MB 280-500779/13		9056A							
CCV 280-500779/24		9056A		10 mL					
CCB 280-500779/25		9056A							
CCV 280-500779/36		9056A		10 mL					
CCB 280-500779/37		9056A							
280-137702-F-1	G0083-20A	9056A	T						
CCV 280-500779/48		9056A		10 mL					
CCB 280-500779/49		9056A							

The pound sign (#) in the amount added field denotes that the reagent was used undiluted. All calculations are performed using the stated concentration for this reagent.

GENERAL CHEMISTRY BATCH WORKSHEET

Lab Name: Eurofins TestAmerica, Denver Job No.: 280-137702-1

SDG No.:

Batch Number: 500779 Batch Start Date: 07/01/20 10:15 Batch Analyst: Pedrick, Joshua A

Batch Method: 9056A Batch End Date:

Batch Notes	
Eluent 1 ID	Water
Filter ID	R7MA61819
Pipette/Syringe/Dispenser ID	ic100, wc-1000d, 5000ics
Regeneration Solution ID	ic10 H3PO4_00003
Sufficient Volume for Batch QC	Yes

Basis	Basis Description
T	Total/NA

The pound sign (#) in the amount added field denotes that the reagent was used undiluted. All calculations are performed using the stated concentration for this reagent.

GENERAL CHEMISTRY BATCH WORKSHEET

Lab Name: Eurofins TestAmerica, Denver Job No.: 280-137702-1

SDG No.:

Batch Number: 500683 Batch Start Date: 06/29/20 16:24 Batch Analyst: Battillo, Jenna M

Batch Method: 9060A Batch End Date:

Lab Sample ID	Client Sample ID	Method Chain	Basis	InitialAmount	FinalAmount	Initial pH	TOC ICV Std 00043	TOC LCS Std 00048	
ICV 280-500683/1		9060A		50 mL	50 mL	<2 SU	1 mL		
ICB 280-500683/2		9060A		20 mL	20 mL	<2 SU			
LCS 280-500528/1-A		9060A		200 mL	200 mL	<2 SU		5 mL	
MB 280-500528/2-A		9060A		20 mL	20 mL	<2 SU			
280-137702-D-1-A	G0083-20A	9060A	D	20 mL	20 mL	7 SU			
280-137702-D-1-B MS	G0083-20A	9060A	D	50 mL	50 mL	7 SU		1.25 mL	
280-137702-D-1-C MSD	G0083-20A	9060A	D	50 mL	50 mL	7 SU		1.25 mL	
280-137702-D-2-A	NW020-20A	9060A	D	20 mL	20 mL	7 SU			
280-137702-D-3-A	G0048-20A	9060A	D	20 mL	20 mL	7 SU			
280-137702-D-4-A	G0066R-20A	9060A	D	20 mL	20 mL	7 SU			
280-137702-D-5-A	G0085-20A	9060A	D	20 mL	20 mL	7 SU			
280-137702-D-6-A	G0285-20A	9060A	D	20 mL	20 mL	7 SU			
280-137702-D-7-A	PZ015-20A	9060A	D	20 mL	20 mL	7 SU			
CCV 280-500683/15		9060A		200 mL	200 mL	<2 SU		5 mL	
CCB 280-500683/16		9060A		20 mL	20 mL	<2 SU			
280-137702-D-8-A	PZ016-20A	9060A	D	20 mL	20 mL	7 SU			
280-137702-D-9-A	G0023-20A	9060A	D	20 mL	20 mL	7 SU			
280-137702-D-10-A	G0119-20A	9060A	D	20 mL	20 mL	7 SU			
280-137702-D-11-A	G0098-20A	9060A	D	20 mL	20 mL	7 SU			
280-137702-D-11-B MS	G0098-20A	9060A	D	50 mL	50 mL	7 SU		1.25 mL	
280-137702-D-11-C MSD	G0098-20A	9060A	D	50 mL	50 mL	7 SU		1.25 mL	

The pound sign (#) in the amount added field denotes that the reagent was used undiluted. All calculations are performed using the stated concentration for this reagent.

GENERAL CHEMISTRY BATCH WORKSHEET

Lab Name: Eurofins TestAmerica, Denver Job No.: 280-137702-1

SDG No.:

Batch Number: 500683 Batch Start Date: 06/29/20 16:24 Batch Analyst: Battillo, Jenna M

Batch Method: 9060A Batch End Date:

Lab Sample ID	Client Sample ID	Method Chain	Basis	InitialAmount	FinalAmount	Initial pH	TOC ICV Std 00043	TOC LCS Std 00048	
280-137702-D-12 -A	G0114-20A	9060A	D	20 mL	20 mL	7 SU			
280-137702-D-13 -A	NW022-20A	9060A	D	20 mL	20 mL	7 SU			
280-137702-D-14 -A	G0109-20A	9060A	D	20 mL	20 mL	7 SU			
280-137702-D-15 -A	G0084-20A	9060A	D	20 mL	20 mL	7 SU			
CCV 280-500683/27		9060A		200 mL	200 mL	<2 SU		5 mL	
CCB 280-500683/28		9060A		20 mL	20 mL	<2 SU			
280-137702-D-16 -A	G0067-20A	9060A	D	20 mL	20 mL	7 SU			
280-137702-D-17 -A	G0121-20A	9060A	D	20 mL	20 mL	7 SU			
280-137702-D-18 -A	G0049-20A	9060A	D	20 mL	20 mL	7 SU			
280-137702-D-19 -A	G0110-20A	9060A	D	20 mL	20 mL	7 SU			
280-137702-D-20 -A	G0112-20A	9060A	D	20 mL	20 mL	7 SU			
LCS 280-500528/27-A		9060A		200 mL	200 mL	<2 SU		5 mL	
MB 280-500528/28-A		9060A		20 mL	20 mL	<2 SU			
280-137702-D-21 -A	G0094-20A	9060A	D	20 mL	20 mL	7 SU			
280-137702-D-21 -B MS	G0094-20A	9060A	D	50 mL	50 mL	7 SU		1.25 mL	
CCV 280-500683/39		9060A		200 mL	200 mL	<2 SU		5 mL	
CCB 280-500683/40		9060A		20 mL	20 mL	<2 SU			
280-137702-D-21 -C MSD	G0094-20A	9060A	D	50 mL	50 mL	7 SU		1.25 mL	
280-137702-D-22 -A	G0099-20A	9060A	D	20 mL	20 mL	6 SU			
280-137702-D-23 -A	NW021-20A	9060A	D	20 mL	20 mL	7 SU			
280-137702-D-24 -A	NW023-20A	9060A	D	20 mL	20 mL	7 SU			

The pound sign (#) in the amount added field denotes that the reagent was used undiluted. All calculations are performed using the stated concentration for this reagent.

GENERAL CHEMISTRY BATCH WORKSHEET

Lab Name: Eurofins TestAmerica, Denver Job No.: 280-137702-1

SDG No.:

Batch Number: 500683 Batch Start Date: 06/29/20 16:24 Batch Analyst: Battillo, Jenna M

Batch Method: 9060A Batch End Date:

Lab Sample ID	Client Sample ID	Method Chain	Basis	InitialAmount	FinalAmount	Initial pH	TOC ICV Std 00043	TOC LCS Std 00048	
280-137702-D-25-A	G0022-20A	9060A	D	20 mL	20 mL	7 SU			
280-137702-D-26-A	G0024-20A	9060A	D	20 mL	20 mL	7 SU			
280-137702-D-27-A	G0097-20A	9060A	D	20 mL	20 mL	7 SU			
280-137702-D-28-A	G0113-20A	9060A	D	20 mL	20 mL	7 SU			
280-137702-D-29-A	G0108-20A	9060A	D	20 mL	20 mL	7 SU			
280-137702-D-30-A	G0118-20A	9060A	D	20 mL	20 mL	7 SU			
CCV 280-500683/51		9060A		200 mL	200 mL	<2 SU		5 mL	
CCB 280-500683/52		9060A		20 mL	20 mL	<2 SU			
280-137702-D-30-B MS	G0118-20A	9060A	D	50 mL	50 mL	7 SU		1.25 mL	
280-137702-D-30-C MSD	G0118-20A	9060A	D	50 mL	50 mL	7 SU		1.25 mL	
CCV 280-500683/56		9060A		200 mL	200 mL	<2 SU		5 mL	
CCB 280-500683/57		9060A		20 mL	20 mL	<2 SU			

Batch Notes	
Acid ID	H2SO4_00205, 0.2% H2SO4_00350
Pipette/Syringe/Dispenser ID	BMF 5000

Basis	Basis Description
D	Dissolved

The pound sign (#) in the amount added field denotes that the reagent was used undiluted. All calculations are performed using the stated concentration for this reagent.

GENERAL CHEMISTRY BATCH WORKSHEET

Lab Name: Eurofins TestAmerica, Denver Job No.: 280-137702-1

SDG No.:

Batch Number: 499209 Batch Start Date: 06/17/20 11:23 Batch Analyst: Gonzalez, Sofie P

Batch Method: SM 2320B Batch End Date:

Lab Sample ID	Client Sample ID	Method Chain	Basis	CalcMsg	Alk daily lcs 00907				
LCS 280-499209/4		SM 2320B		InitialAmount is blank	10 mL				
MB 280-499209/5		SM 2320B		InitialAmount is blank					
CCV 280-499209/16		SM 2320B		InitialAmount is blank	10 mL				
CCB 280-499209/17		SM 2320B		InitialAmount is blank					
280-137702-F-1	G0083-20A	SM 2320B	T	InitialAmount is blank					
280-137702-F-2	NW020-20A	SM 2320B	T	InitialAmount is blank					
CCV 280-499209/28		SM 2320B		InitialAmount is blank	10 mL				
CCB 280-499209/29		SM 2320B		InitialAmount is blank					
LCS 280-499209/30		SM 2320B		InitialAmount is blank	10 mL				
MB 280-499209/31		SM 2320B		InitialAmount is blank					
280-137702-F-3	G0048-20A	SM 2320B	T	InitialAmount is blank					
280-137702-F-3 DU	G0048-20A	SM 2320B	T	InitialAmount is blank					
280-137702-F-4	G0066R-20A	SM 2320B	T	InitialAmount is blank					
280-137702-F-5	G0085-20A	SM 2320B	T	InitialAmount is blank					
280-137702-F-6	G0285-20A	SM 2320B	T	InitialAmount is blank					
280-137702-F-7	PZ015-20A	SM 2320B	T	InitialAmount is blank					
280-137702-F-8	PZ016-20A	SM 2320B	T	InitialAmount is blank					
280-137702-F-9	G0023-20A	SM 2320B	T	InitialAmount is blank					
280-137702-F-10	G0119-20A	SM 2320B	T	InitialAmount is blank					
280-137702-F-11	G0098-20A	SM 2320B	T	InitialAmount is blank					
CCV 280-499209/42		SM 2320B		InitialAmount is blank	10 mL				

The pound sign (#) in the amount added field denotes that the reagent was used undiluted. All calculations are performed using the stated concentration for this reagent.

GENERAL CHEMISTRY BATCH WORKSHEET

Lab Name: Eurofins TestAmerica, Denver Job No.: 280-137702-1

SDG No.:

Batch Number: 499209 Batch Start Date: 06/17/20 11:23 Batch Analyst: Gonzalez, Sofie P

Batch Method: SM 2320B Batch End Date:

Lab Sample ID	Client Sample ID	Method Chain	Basis	CalcMsg	Alk daily lcs 00907				
CCB 280-499209/43		SM 2320B		InitialAmount is blank					
280-137702-F-12	G0114-20A	SM 2320B	T	InitialAmount is blank					
280-137702-F-13	NW022-20A	SM 2320B	T	InitialAmount is blank					
280-137702-F-14	G0109-20A	SM 2320B	T	InitialAmount is blank					
280-137702-F-15	G0084-20A	SM 2320B	T	InitialAmount is blank					
280-137702-F-16	G0067-20A	SM 2320B	T	InitialAmount is blank					
280-137702-F-17	G0121-20A	SM 2320B	T	InitialAmount is blank					
280-137702-F-18	G0049-20A	SM 2320B	T	InitialAmount is blank					
280-137702-F-19	G0110-20A	SM 2320B	T	InitialAmount is blank					
280-137702-F-20	G0112-20A	SM 2320B	T	InitialAmount is blank					
280-137702-F-21	G0094-20A	SM 2320B	T	InitialAmount is blank					
CCV 280-499209/54		SM 2320B		InitialAmount is blank	10 mL				
CCB 280-499209/55		SM 2320B		InitialAmount is blank					
LCS 280-499209/56		SM 2320B		InitialAmount is blank	10 mL				
MB 280-499209/57		SM 2320B		InitialAmount is blank					
280-137702-F-22	G0099-20A	SM 2320B	T	InitialAmount is blank					
280-137702-F-22 DU	G0099-20A	SM 2320B	T	InitialAmount is blank					
280-137702-F-23	NW021-20A	SM 2320B	T	InitialAmount is blank					
280-137702-F-24	NW023-20A	SM 2320B	T	InitialAmount is blank					
280-137702-F-25	G0022-20A	SM 2320B	T	InitialAmount is blank					
280-137702-F-26	G0024-20A	SM 2320B	T	InitialAmount is blank					

The pound sign (#) in the amount added field denotes that the reagent was used undiluted. All calculations are performed using the stated concentration for this reagent.

GENERAL CHEMISTRY BATCH WORKSHEET

Lab Name: Eurofins TestAmerica, Denver Job No.: 280-137702-1

SDG No.:

Batch Number: 499209 Batch Start Date: 06/17/20 11:23 Batch Analyst: Gonzalez, Sofie P

Batch Method: SM 2320B Batch End Date:

Lab Sample ID	Client Sample ID	Method Chain	Basis	CalcMsg	Alk daily lcs 00907				
280-137702-F-27	G0097-20A	SM 2320B	T	InitialAmount is blank					
280-137702-F-28	G0113-20A	SM 2320B	T	InitialAmount is blank					
280-137702-F-29	G0108-20A	SM 2320B	T	InitialAmount is blank					
280-137702-F-30	G0118-20A	SM 2320B	T	InitialAmount is blank					
CCV 280-499209/68		SM 2320B		InitialAmount is blank	10 mL				
CCB 280-499209/69		SM 2320B		InitialAmount is blank					

Batch Notes	
Acid ID	0.02 H2SO4 00273
Batch Comment	SG training RF
pH Buffer 1 ID	pH 2.0 Buffer 00085
pH Buffer 2 ID	pH 4.0 Buffer 00188
pH Buffer 3 ID	pH 7.0 Buffer 00280
pH Buffer 4 ID	pH 10 Buffer 00150
pH Buffer 5 ID	pH 12 Buffer 00163
pH Buffer 6 ID	pH 7.0 Buffer 00281
Sodium Carbonate ID	Alk Stk Std 00017
Nominal Amount Used	10 mL
Pipette/Syringe/Dispenser ID	5000SM
Probe ID	PCE 80 pH 1200C 45506
Normality of First Titrant	0.02 N N

Basis	Basis Description
T	Total/NA

The pound sign (#) in the amount added field denotes that the reagent was used undiluted. All calculations are performed using the stated concentration for this reagent.

*** Sample Table from Analysis ***

File name: *** Sample Table from Analysis ***
Date: 17-Jun-20

BWH

Cup	Name	Type	R	Dil	Wt	Vial	Comment		
106	Sync	SYNC	1	1	1		350.1 color_C0204		
0	Carry Over	CO	1	1	1				
0	Blank	RB	1	1	1		350.1 bleach_01258		
101	Cal 0 ppb	C	1	1	1				
102	Cal 25 ppb	C	1	1	1		350.1 complex_00484		
103	Cal 50 ppb	C	1	1	1				
104	Cal 100 ppb	C	1	1	1				
105	Cal 500 ppb	C	1	1	1				
106	Cal 1000 ppb	C	1	1	1				
107	Cal 2500 ppb	C	1	1	1				
108	Cal 5000 ppb	C	1	1	1				
0	Blank	BLNK	1	1	1				
0	Read Baseline	RB	1	1	1				
109	ICVL 500.0 ppb	U	1	1	1				
110	ICV 2500.0 ppb	U	1	1	1				
111	ICB	U	1	1	1				
0	read baseline	RB	1	1	1				
107	LCS	U	1	1	1			pH	Cl⁻
111	MB	U	1	1	1				
201	280-137702-c-1	U	1	1	1			L2	n
202	MS 280-137702-c-1	U	1	1	1			L2	n
203	MSD 280-137702-c-1	U	1	1	1			L2	n
204	280-137702-c-2	U	1	1	1			L2	n
205	280-137702-c-3	U	1	1	1			L2	n
206	280-137702-c-4	U	1	1	1			L2	n
207	280-137702-c-5	U	1	1	1			L2	n
208	280-137702-c-6	U	1	1	1			L2	n
209	280-137702-c-7	U	1	1	1			L2	n
210	280-137702-c-8	U	1	1	1			L2	n
0	RINSE	U	1	1	1			L2	n
0	READ BASELINE	RB	1	1	1				
105	CCVL 500.0 PPB	U	1	1	1				
107	CCV 2500.0 PPB	U	1	1	1				
111	CCB	U	1	1	1				
0	READ BASELINE	RB	1	1	1				
211	280-137702-c-9 X	U	1	1	1			L2	n
212	280-137702-c-10	U	1	1	1			L2	n
213	280-137702-c-11	U	1	1	1			L2	n
214	MS 280-137702-c-11	U	1	1	1			L2	n
215	MSD 280-137702-c-11	U	1	1	1			L2	n
216	280-137702-c-12 X	U	1	1	1			L2	n
217	280-137702-c-13	U	1	1	1			L2	n
218	280-137702-c-14	U	1	1	1			L2	n
219	280-137702-c-15	U	1	1	1			L2	n
220	280-137702-c-16	U	1	1	1			L2	n
0	RINSE	U	1	1	1				
0	READ BASELINE	RB	1	1	1				
105	CCVL 500.0 PPB	U	1	1	1				
107	CCV 2500.0 PPB	U	1	1	1				
111	CCB	U	1	1	1				
0	READ BASELINE	RB	1	1	1			L2	n
221	280-137702-c-17	U	1	1	1			L2	n
222	280-137702-c-18	U	1	1	1			L2	n
223	280-137702-c-19	U	1	5	1			L2	n
224	280-137702-c-20	U	1	1	1			L2	n
107	LCS	U	1	1	1				

Cup	Name	Type	R	Dil	Wt	Vial	Comment	pH	Cl⁻
111	MB	U	1	1	1				
225	280-137702-c-21	X U	1	1	1			L2	n
226	XXXXXX	U	1	1	1			L2	n
227	XXXXXXX	U	1	1	1			L2	n
228	280-137702-c-22	U	1	1	1			L2	n
0	RINSE	U	1	1	1				
0	READ BASELINE	RB	1	1	1				
105	CCVL 500.0 PPB	U	1	1	1				
107	CCV 2500.0 PPB	U	1	1	1				
111	CCB	U	1	1	1				
0	READ BASELINE	RB	1	1	1				
229	280-137702-c-23	U	1	1	1			L2	n
230	280-137702-c-24	U	1	1	1			L2	n
231	280-137702-c-25	U	1	1	1			L2	n
232	280-137702-c-26	U	1	1	1			L2	n
233	280-137702-c-27	U	1	10	1			L2	n
234	280-137702-c-28	U	1	1	1			L2	n
235	280-137702-c-29	U	1	1	1			L2	n
236	280-137702-c-30	U	1	10	1			L2	n
237	280-137702-c-9	U	1	2	1			L2	n
238	280-137702-c-12	U	1	2	1			L2	n
0	RINSE	U	1	1	1				
0	READ BASELINE	RB	1	1	1				
105	CCVL 500.0 PPB	U	1	1	1				
107	CCV 2500.0 PPB	U	1	1	1				
111	CCB	U	1	1	1				
0	READ BASELINE	RB	1	1	1				
239	280-137702-c-21	U	1	5	1			L2	n
240	MS 280-137702-c-21	U	1	5	1			L2	n
241	MSD 280-137702-c-21	U	1	5	1			L2	n
0	RINSE	U	1	1	1				
0	READ BASELINE	RB	1	1	1				
105	CCVL 500.0 PPB	U	1	1	1				
107	CCV 2500.0 PPB	U	1	1	1				
111	CCB	U	1	1	1				
0	READ BASELINE	RB	1	1	1				

Run Results Report

Facility Name	
Facility Location	
Department	
Operator Name	BWH
Operator ID	BWH
Platform	FS III/IV/3100
Software Rev Code	240
Data system ID	57
Result path	C:\FLOW_4\06720.RST
Sample table path	C:\FLOW_4\06720.tbl
Method path	C:\FLOW_4\nh3.mth
Date acquired	17-Jun-20
Time acquired	14:09

Date	Time	Cup	Name
17-Jun-20	10:55	106	Sync
17-Jun-20	10:57	0	Carry Over
17-Jun-20	10:59	0	Blank
17-Jun-20	11:01	101	Cal 0 ppb
17-Jun-20	11:03	102	Cal 25 ppb
17-Jun-20	11:05	103	Cal 50 ppb
17-Jun-20	11:07	104	Cal 100 ppb
17-Jun-20	11:09	105	Cal 500 ppb
17-Jun-20	11:11	106	Cal 1000 ppb
17-Jun-20	11:13	107	Cal 2500 ppb
17-Jun-20	11:15	108	Cal 5000 ppb
17-Jun-20	11:17	0	Blank
17-Jun-20	11:19	0	Read Baseline
17-Jun-20	11:21	109	ICVL 500.0 ppb
17-Jun-20	11:23	110	ICV 2500.0 ppb
17-Jun-20	11:25	111	ICB
17-Jun-20	11:27	0	read baseline
17-Jun-20	11:29	107	LCS
17-Jun-20	11:31	111	MB
17-Jun-20	11:33	201	280-137702-c-1
17-Jun-20	11:35	202	MS 280-137702-c-1
17-Jun-20	11:37	203	MSD 280-137702-c-1
17-Jun-20	11:39	204	280-137702-c-2
17-Jun-20	11:41	205	280-137702-c-3
17-Jun-20	11:43	206	280-137702-c-4
17-Jun-20	11:45	207	280-137702-c-5
17-Jun-20	11:47	208	280-137702-c-6
17-Jun-20	11:49	209	280-137702-c-7
17-Jun-20	11:51	210	280-137702-c-8
17-Jun-20	11:53	0	RINSE
17-Jun-20	11:55	0	READ BASELINE
17-Jun-20	11:57	105	CCVL 500.0 PPB
17-Jun-20	11:59	107	CCV 2500.0 PPB
17-Jun-20	12:01	111	CCB
17-Jun-20	12:03	0	READ BASELINE
17-Jun-20	12:05	211	280-137702-c-9 X
17-Jun-20	12:07	212	280-137702-c-10
17-Jun-20	12:09	213	280-137702-c-11
17-Jun-20	12:11	214	MS 280-137702-c-11
17-Jun-20	12:13	215	MSD 280-137702-c-11
17-Jun-20	12:15	216	280-137702-c-12 X
17-Jun-20	12:17	217	280-137702-c-13
17-Jun-20	12:19	218	280-137702-c-14
17-Jun-20	12:21	219	280-137702-c-15
17-Jun-20	12:23	220	280-137702-c-16

Result path	C:\FLOW_4\06720.RST
Sample table path	C:\FLOW_4\06720.tbl
Method path	C:\FLOW_4\nh3.mth
Date acquired	17-Jun-20
Time acquired	14:09

Date	Time	Cup	Name
17-Jun-20	12:25	0	RINSE
17-Jun-20	12:27	0	READ BASELINE
17-Jun-20	12:29	105	CCVL 500.0 PPB
17-Jun-20	12:31	107	CCV 2500.0 PPB
17-Jun-20	12:33	111	CCB
17-Jun-20	12:35	0	READ BASELINE
17-Jun-20	12:37	221	280-137702-c-17
17-Jun-20	12:39	222	280-137702-c-18
17-Jun-20	12:41	223	280-137702-c-19
17-Jun-20	12:43	224	280-137702-c-20
17-Jun-20	12:45	107	LCS
17-Jun-20	12:47	111	MB
17-Jun-20	12:49	225	280-137702-c-21 X
17-Jun-20	12:51	226	XXXXXX
17-Jun-20	12:53	227	XXXXXXX
17-Jun-20	12:55	228	280-137702-c-22
17-Jun-20	12:57	0	RINSE
17-Jun-20	12:59	0	READ BASELINE
17-Jun-20	13:01	105	CCVL 500.0 PPB
17-Jun-20	13:03	107	CCV 2500.0 PPB
17-Jun-20	13:05	111	CCB
17-Jun-20	13:07	0	READ BASELINE
17-Jun-20	13:09	229	280-137702-c-23
17-Jun-20	13:11	230	280-137702-c-24
17-Jun-20	13:13	231	280-137702-c-25
17-Jun-20	13:15	232	280-137702-c-26
17-Jun-20	13:17	233	280-137702-c-27
17-Jun-20	13:19	234	280-137702-c-28
17-Jun-20	13:21	235	280-137702-c-29
17-Jun-20	13:23	236	280-137702-c-30
17-Jun-20	13:32	237	280-137702-c-9
17-Jun-20	13:34	238	280-137702-c-12
17-Jun-20	13:36	0	RINSE
17-Jun-20	13:38	0	READ BASELINE
17-Jun-20	13:40	105	CCVL 500.0 PPB
17-Jun-20	13:42	107	CCV 2500.0 PPB
17-Jun-20	13:44	111	CCB
17-Jun-20	13:46	0	READ BASELINE
17-Jun-20	13:48	239	280-137702-c-21
17-Jun-20	13:50	240	MS 280-137702-c-21
17-Jun-20	13:52	241	MSD 280-137702-c-21
17-Jun-20	13:54	0	RINSE
17-Jun-20	13:56	0	READ BASELINE
17-Jun-20	13:58	105	CCVL 500.0 PPB
17-Jun-20	14:00	107	CCV 2500.0 PPB
17-Jun-20	14:02	111	CCB
17-Jun-20	14:04	0	READ BASELINE

Run Results Report

Facility Name	
Facility Location	
Department	
Operator Name	BWH
Operator ID	BWH
Platform	FS III/IV/3100
Software Rev Code	240
Data system ID	57
Result path	C:\FLOW_4\06720.RST
Sample table path	C:\FLOW_4\06720.tbl
Method path	C:\FLOW_4\nh3.mth
Date acquired	17-Jun-20
Time acquired	14:09

	NH3				
Name	Response	Calc [ppb]	Flags	Mean Response	Mean Calc [ppb]
Sync	10682	1010.530			
Carry Over	-4	1.540			
Blank	0	1.888	BL		
Cal 0 ppb	44	5.498			
Cal 25 ppb	343	29.984			
Cal 50 ppb	642	54.711			
Cal 100 ppb	1222	103.272			
Cal 500 ppb	5340	471.608			
Cal 1000 ppb	10607	1002.413			
Cal 2500 ppb	22964	2511.001			
Cal 5000 ppb	38874	4996.518			
Blank	51	6.009			
Read Baseline	0	1.888	BL		
ICVL 500.0 ppb	5815	516.752			
ICV 2500.0 ppb	23373	2567.147			
ICB	32	4.474			
read baseline	0	1.888	BL		
LCS	23133	2534.078			
MB	18	3.329			
280-137702-c-1	22126	2396.912			
MS 280-137702-c-1	28779	3348.460			
MSD 280-137702-c-1	28946	3373.690			
280-137702-c-2	232	20.899			
280-137702-c-3	1001	84.658			
280-137702-c-4	14669	1457.553			
280-137702-c-5	7310	662.351			
280-137702-c-6	7225	653.885			
280-137702-c-7	12240	1180.591			
280-137702-c-8	2463	210.018			
RINSE	24	3.845			
READ BASELINE	0	1.888	BL		
CCVL 500.0 PPB	5904	525.227			
CCV 2500.0 PPB	23060	2524.040			
CCB	11	2.752			
READ BASELINE	0	1.888	BL		
280-137702-c-9 X	42799	5703.932	HI		
280-137702-c-10	3271	281.418	FL		
280-137702-c-11	29544	3464.750	FL		
MS 280-137702-c-11	35619	4438.206			
MSD 280-137702-c-11	36097	4518.708			
280-137702-c-12 X	41923	5542.751	HI		
280-137702-c-13	13839	1361.324	FL		
280-137702-c-14	6505	583.275	FL		
280-137702-c-15	5377	475.090			
280-137702-c-16	66	7.257			

Result path C:\FLOW_4\06720.RST
Sample table path C:\FLOW_4\06720.tbl
Method path C:\FLOW_4\nh3.mth
Date acquired 17-Jun-20
Time acquired 14:09

	NH3					
Name	Response	Calc [ppb]	Flags	Mean Response	Mean Calc [ppb]	
RINSE	7	2.493				
READ BASELINE	0	1.888	BL			
CCVL 500.0 PPB	5950	529.671				
CCV 2500.0 PPB	23538	2590.030				
CCB	34	4.633				
READ BASELINE	0	1.888	BL			
280-137702-c-17	30751	3651.157				
280-137702-c-18	12118	1167.118				
280-137702-c-19	13494	6608.941				
280-137702-c-20	2977	255.285				
LCS	23663	2607.302				
MB	32	4.473				
280-137702-c-21 X	44447	6011.883	HI			
XXXXXX	48416	6780.742	HI			
XXXXXXX	49054	6907.891	HI			
280-137702-c-22	20449	2173.991	FL			
RINSE	37	4.914	FL			
READ BASELINE	0	1.888	BL			
CCVL 500.0 PPB	5930	527.760				
CCV 2500.0 PPB	23672	2608.539				
CCB	30	4.364				
READ BASELINE	0	1.888	BL			
280-137702-c-23	14153	1397.567				
280-137702-c-24	14118	1393.578				
280-137702-c-25	126	12.195				
280-137702-c-26	129	12.450				
280-137702-c-27	7786	7097.570				
280-137702-c-28	14593	1448.697				
280-137702-c-29	33752	4129.540				
280-137702-c-30	10734	10160.175				
280-137702-c-9	26656	6066.567				
280-137702-c-12	26059	5893.098				
RINSE	23	3.726				
READ BASELINE	0	1.888	BL			
CCVL 500.0 PPB	6039	538.166				
CCV 2500.0 PPB	23288	2555.454				
CCB	21	3.625				
READ BASELINE	0	1.888	BL			
280-137702-c-21	12523	6060.644				
MS 280-137702-c-21	21396	11495.536				
MSD 280-137702-c-21	21500	11564.971				
RINSE	21	3.567				
READ BASELINE	0	1.888	BL			
CCVL 500.0 PPB	6126	546.579				
CCV 2500.0 PPB	23483	2582.389				
CCB	5	2.331				
READ BASELINE	0	1.888	BL			

Peak Table:NH3

File name: C:\FLOW_4\06720.RST
Date: 17-Jun-20
Operator: BWH

Peak	Cup	Name	R	Type	Dil	Wt	Height	Calc. (ppb)	Flags
1	106	Sync	1	SYNC	1	1	10682	1010.529541	
2	0	Carry Over	1	CO	1	1	-4	1.539990	
B	0	Blank	1	RB	1	1	0	1.887694	BL
4	101	Cal 0 ppb	1	C	1	1	44	5.497750	
5	102	Cal 25 ppb	1	C	1	1	343	29.984207	
6	103	Cal 50 ppb	1	C	1	1	642	54.711281	
7	104	Cal 100 ppb	1	C	1	1	1222	103.272453	
8	105	Cal 500 ppb	1	C	1	1	5340	471.607727	
9	106	Cal 1000 ppb	1	C	1	1	10607	1002.413269	
10	107	Cal 2500 ppb	1	C	1	1	22964	2511.001465	
11	108	Cal 5000 ppb	1	C	1	1	38874	4996.517578	
12	0	Blank	1	BLNK	1	1	51	6.009154	
B	0	Read Baseline	1	RB	1	1	0	1.887694	BL
14	109	ICVL 500.0 ppb	1	U	1	1	5815	516.751831	
15	110	ICV 2500.0 ppb	1	U	1	1	23373	2567.147461	
16	111	ICB	1	U	1	1	32	4.473786	
B	0	read baseline	1	RB	1	1	0	1.887694	BL
18	107	LCS	1	U	1	1	23133	2534.078125	
19	111	MB	1	U	1	1	18	3.329155	
20	201	280-137702-c-1	1	U	1	1	22126	2396.912109	
21	202	MS 280-137702-c-1	1	U	1	1	28779	3348.460205	
22	203	MSD 280-137702-c-1	1	U	1	1	28946	3373.690186	
23	204	280-137702-c-2	1	U	1	1	232	20.899240	
24	205	280-137702-c-3	1	U	1	1	1001	84.657700	
25	206	280-137702-c-4	1	U	1	1	14669	1457.552612	
26	207	280-137702-c-5	1	U	1	1	7310	662.350769	
27	208	280-137702-c-6	1	U	1	1	7225	653.884521	
28	209	280-137702-c-7	1	U	1	1	12240	1180.591431	
29	210	280-137702-c-8	1	U	1	1	2463	210.017715	
30	0	RINSE	1	U	1	1	24	3.844685	
B	0	READ BASELINE	1	RB	1	1	0	1.887694	BL
32	105	CCVL 500.0 PPB	1	U	1	1	5904	525.227173	
33	107	CCV 2500.0 PPB	1	U	1	1	23060	2524.039551	
34	111	CCB	1	U	1	1	11	2.752017	
B	0	READ BASELINE	1	RB	1	1	0	1.887694	BL
36	211	280-137702-c-9 X 1	1	U	1	1	42799	5703.932129	HI
37	212	280-137702-c-10	1	U	1	1	3271	281.418488	FL
38	213	280-137702-c-11	1	U	1	1	29544	3464.750244	FL
39	214	MS 280-137702-c-11	1	U	1	1	35619	4438.205566	
40	215	MSD 280-137702-c-11	1	U	1	1	36097	4518.707520	
41	216	280-137702-c-12 X 1	1	U	1	1	41923	5542.750977	HI
42	217	280-137702-c-13	1	U	1	1	13839	1361.323730	FL
43	218	280-137702-c-14	1	U	1	1	6505	583.275330	FL
44	219	280-137702-c-15	1	U	1	1	5377	475.089691	
45	220	280-137702-c-16	1	U	1	1	66	7.257296	
46	0	RINSE	1	U	1	1	7	2.492568	
B	0	READ BASELINE	1	RB	1	1	0	1.887694	BL
48	105	CCVL 500.0 PPB	1	U	1	1	5950	529.671448	
49	107	CCV 2500.0 PPB	1	U	1	1	23538	2590.029541	
50	111	CCB	1	U	1	1	34	4.633376	
B	0	READ BASELINE	1	RB	1	1	0	1.887694	BL
52	221	280-137702-c-17	1	U	1	1	30751	3651.157227	
53	222	280-137702-c-18	1	U	1	1	12118	1167.118042	
54	223	280-137702-c-19	1	U	5	1	13494	6608.941406	
55	224	280-137702-c-20	1	U	1	1	2977	255.284805	
56	107	LCS	1	U	1	1	23663	2607.301758	
57	111	MB	1	U	1	1	32	4.473444	
58	225	280-137702-c-21 X 1	1	U	1	1	44447	6011.883301	HI
59	226	XXXXXX	1	U	1	1	48416	6780.741699	HI
60	227	XXXXXXX	1	U	1	1	49054	6907.891113	HI
61	228	280-137702-c-22	1	U	1	1	20449	2173.991455	FL
62	0	RINSE	1	U	1	1	37	4.913519	FL
B	0	READ BASELINE	1	RB	1	1	0	1.887694	BL
64	105	CCVL 500.0 PPB	1	U	1	1	5930	527.760315	
65	107	CCV 2500.0 PPB	1	U	1	1	23672	2608.539307	
66	111	CCB	1	U	1	1	30	4.363730	
B	0	READ BASELINE	1	RB	1	1	0	1.887694	BL
68	229	280-137702-c-23	1	U	1	1	14153	1397.567139	
69	230	280-137702-c-24	1	U	1	1	14118	1393.578003	
70	231	280-137702-c-25	1	U	1	1	126	12.194557	

Peak	Cup	Name	R	Type	Dil	Wt	Height	Calc. (ppb)	Flags
71	232	280-137702-c-26	1	U	1	1	129	12.450353	
72	233	280-137702-c-27	1	U	10	1	7786	7097.570312	
73	234	280-137702-c-28	1	U	1	1	14593	1448.696533	
74	235	280-137702-c-29	1	U	1	1	33752	4129.539551	
75	236	280-137702-c-30	1	U	10	1	10734	10160.174805	
76	237	280-137702-c-9	1	U	2	1	26656	6066.566895	
77	238	280-137702-c-12	1	U	2	1	26059	5893.098145	
78	0	RINSE	1	U	1	1	23	3.726143	
B	0	READ BASELINE	1	RB	1	1	0	1.887694	BL
80	105	CCVL 500.0 PPB	1	U	1	1	6039	538.166016	
81	107	CCV 2500.0 PPB	1	U	1	1	23288	2555.453857	
82	111	CCB	1	U	1	1	21	3.624890	
B	0	READ BASELINE	1	RB	1	1	0	1.887694	BL
84	239	280-137702-c-21	1	U	5	1	12523	6060.643555	
85	240	MS 280-137702-c-21	1	U	5	1	21396	11495.536133	
86	241	MSD 280-137702-c-21	1	U	5	1	21500	11564.970703	
87	0	RINSE	1	U	1	1	21	3.567392	
B	0	READ BASELINE	1	RB	1	1	0	1.887694	BL
89	105	CCVL 500.0 PPB	1	U	1	1	6126	546.579285	
90	107	CCV 2500.0 PPB	1	U	1	1	23483	2582.389404	
91	111	CCB	1	U	1	1	5	2.330507	
B	0	READ BASELINE	1	RB	1	1	0	1.887694	BL

NH3:Calibration 1: Peak 4-92

File name: C:\FLOW_4\06720.RST
Date: 17-Jun-20
Operator: BWH

*	Name	Conc	Height
*	Cal 0 ppb	0.000000	44.259018
*	Cal 25 ppb	25.000000	342.943787
*	Cal 50 ppb	50.000000	641.929871
*	Cal 100 ppb	100.000000	1221.661987
*	Cal 500 ppb	500.000000	5339.842773
*	Cal 1000 ppb	1000.000000	10606.756836
*	Cal 2500 ppb	2500.000000	22964.462891
*	Cal 5000 ppb	5000.000000	38873.675781

Calib Coef:
x=cyy+by+a
a: (intercept) 1.8877e+00
b: 8.1513e-02
c: 1.2083e-06

Corr Coef: 0.999976

Carryover: 0%

No Drift Peaks

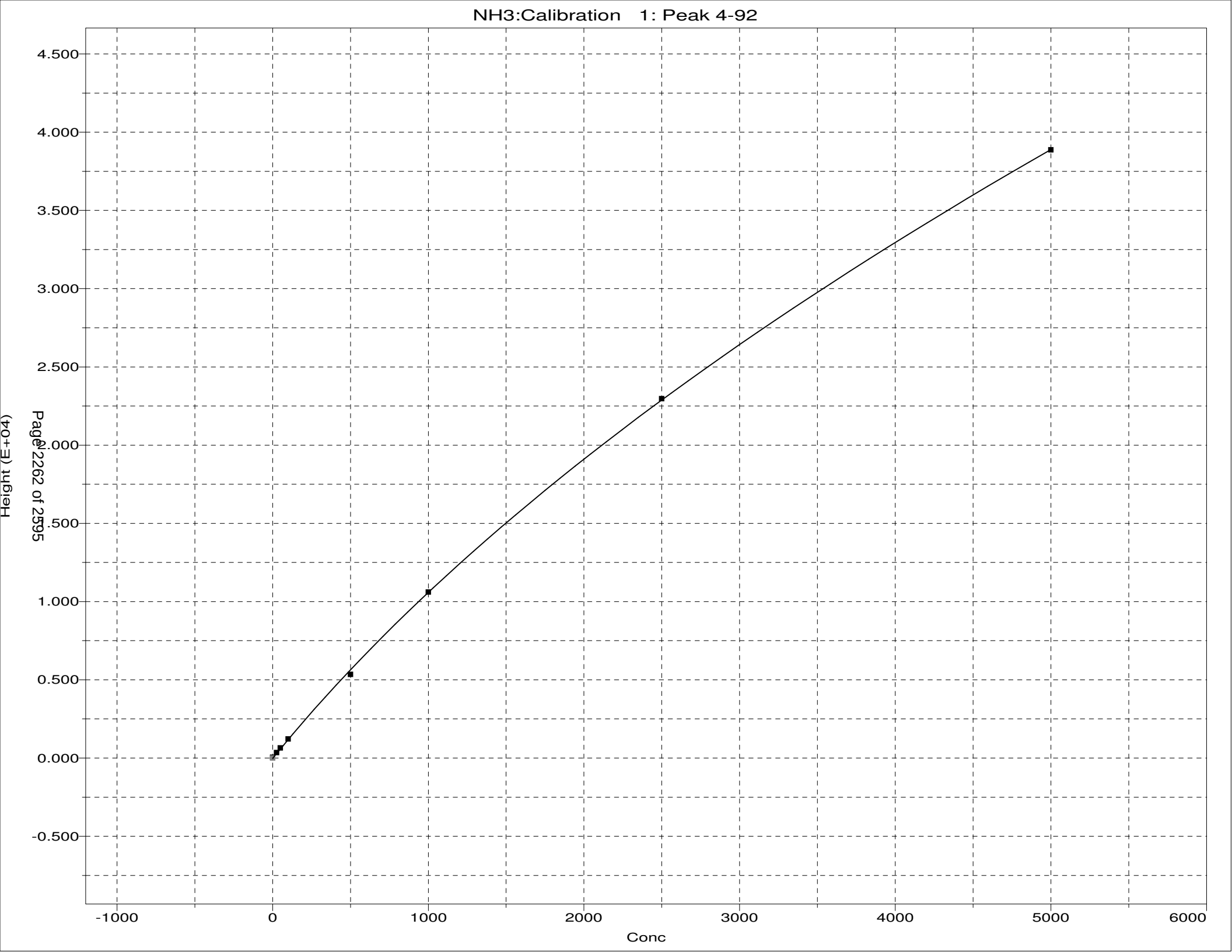
NH3:Calibration 1: Peak 4-92
4.500
4.000
3.500
3.000
2.500
2.000
1.500
1.000
0.500
0.000
-0.500
Height (E+04)
-1000
0
1000
2000
3000
4000
5000
6000
Conc

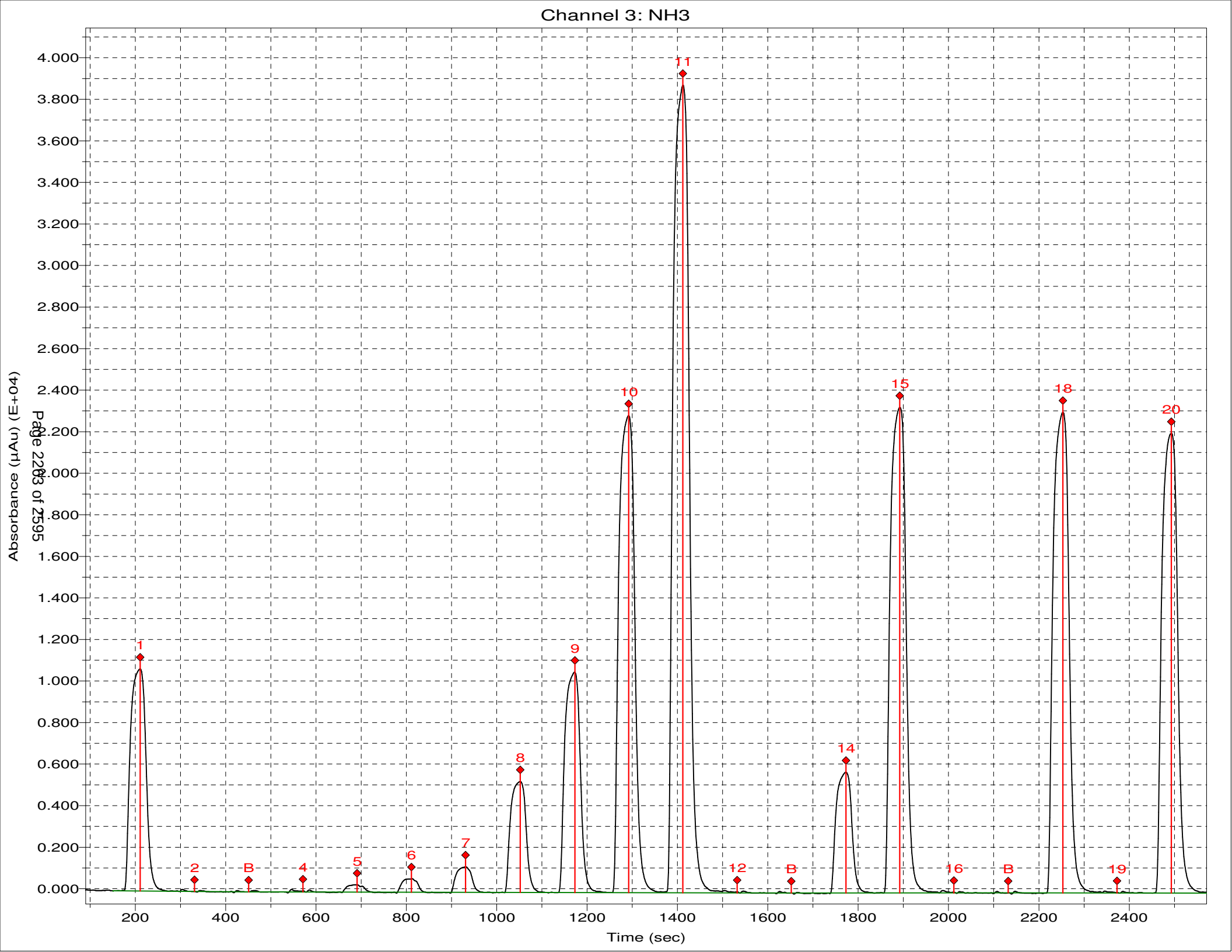
Channel 3: NH3
Absorbance (µAu) (E+04)
Time (sec)
Page 2203 of 2595
4.000
3.800
3.600
3.400
3.200
3.000
2.800
2.600
2.400
2.200
2.000
1.800
1.600
1.400
1.200
1.000
0.800
0.600
0.400
0.200
0.000
200
400
600
800
1000
1200
1400
1600
1800
2000
2200
2400
1
2
B
4
5
6
7
8
9
10
11
12
B
14
15
16
B
18
19
20

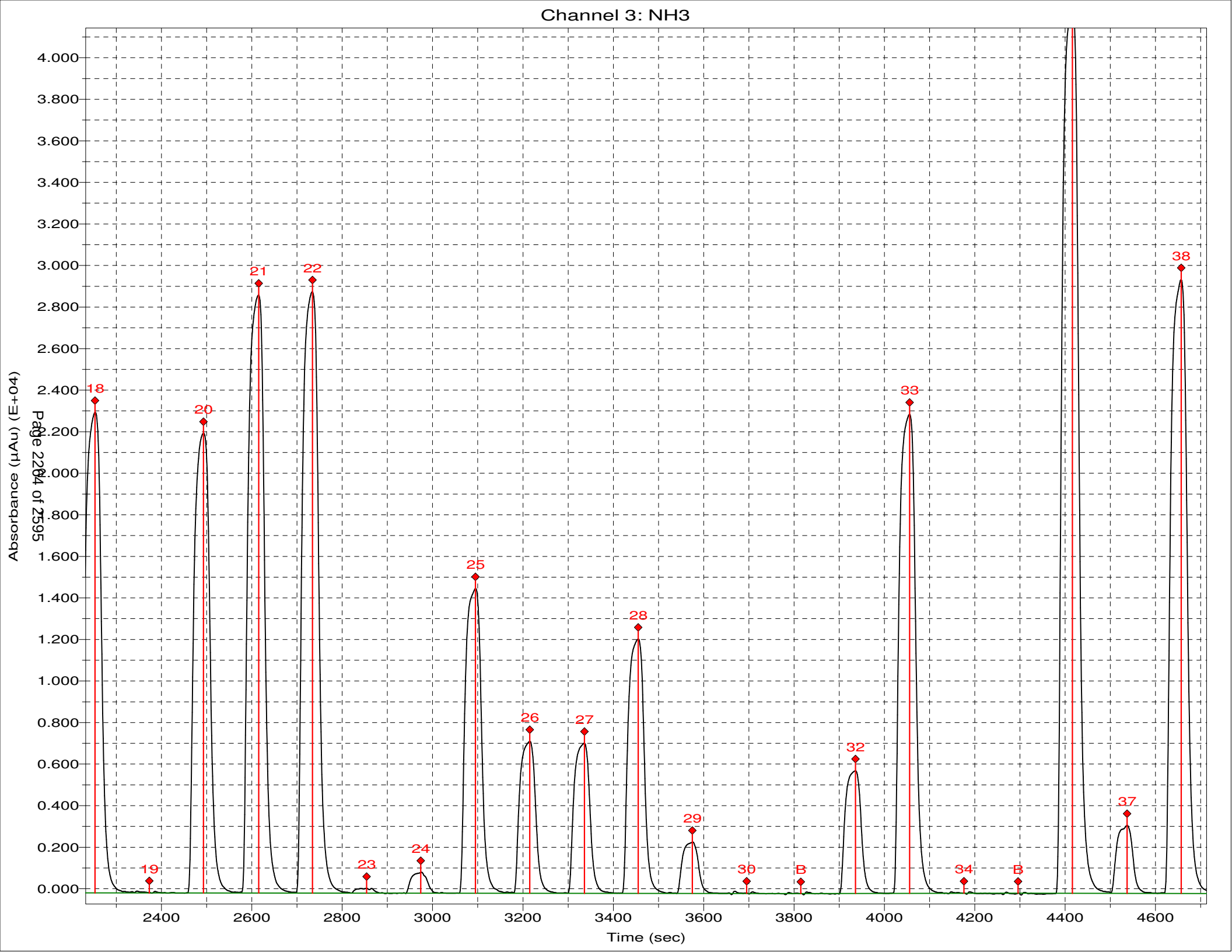
Channel 3: NH3
Absorbance (µAu) (E+04)
Time (sec)
Page 2284 of 2595
4.000
3.800
3.600
3.400
3.200
3.000
2.800
2.600
2.400
2.200
2.000
1.800
1.600
1.400
1.200
1.000
0.800
0.600
0.400
0.200
0.000
2400
2600
2800
3000
3200
3400
3600
3800
4000
4200
4400
4600
18
19
20
21
22
23
24
25
26
27
28
29
30
B
32
33
34
B
37
38

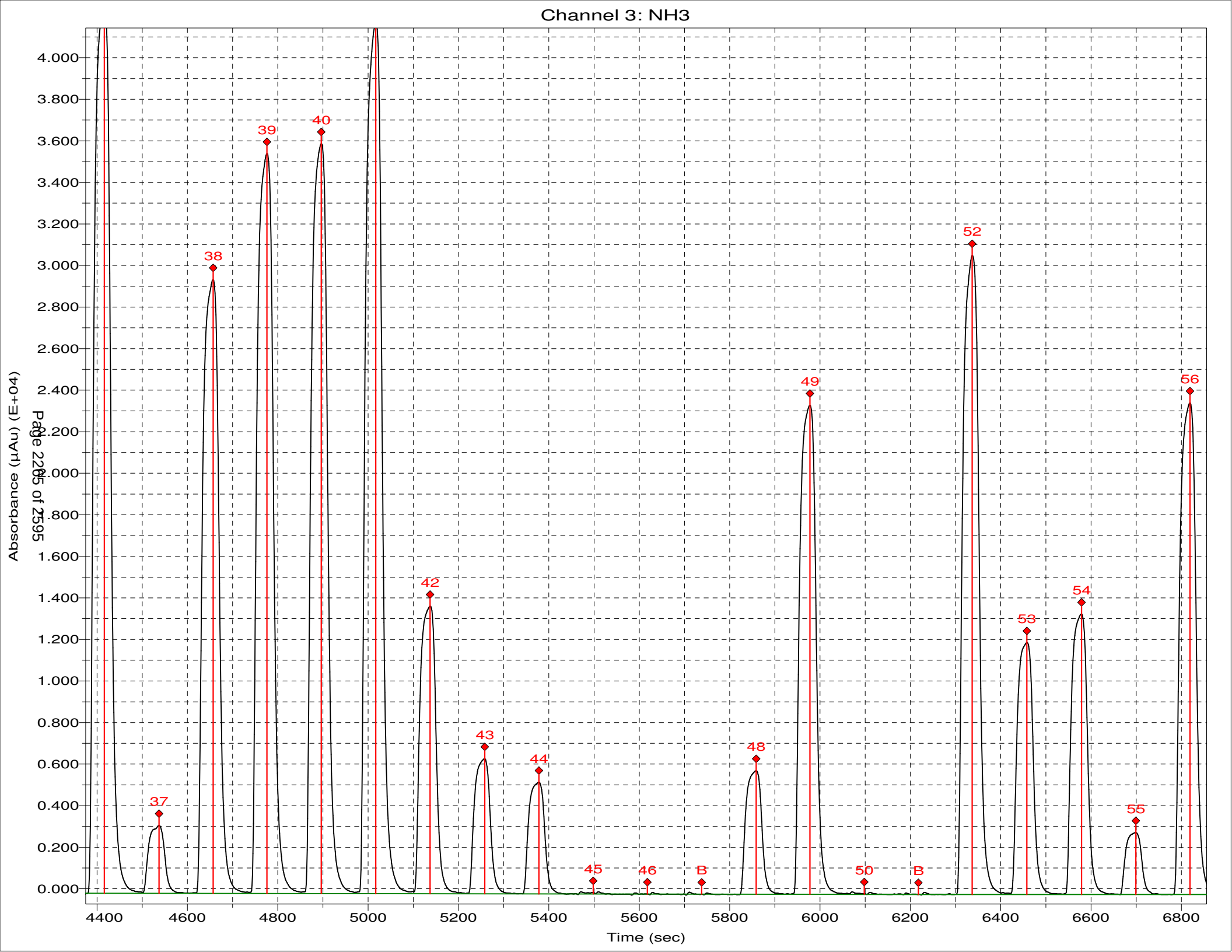
Channel 3: NH3
Absorbance (µAu) (E+04)
Time (sec)
Page 2285 of 2595
4.000
3.800
3.600
3.400
3.200
3.000
2.800
2.600
2.400
2.200
2.000
1.800
1.600
1.400
1.200
1.000
0.800
0.600
0.400
0.200
0.000
4400
4600
4800
5000
5200
5400
5600
5800
6000
6200
6400
6600
6800
37
38
39
40
42
43
44
45
46
B
48
49
50
B
52
53
54
55
56

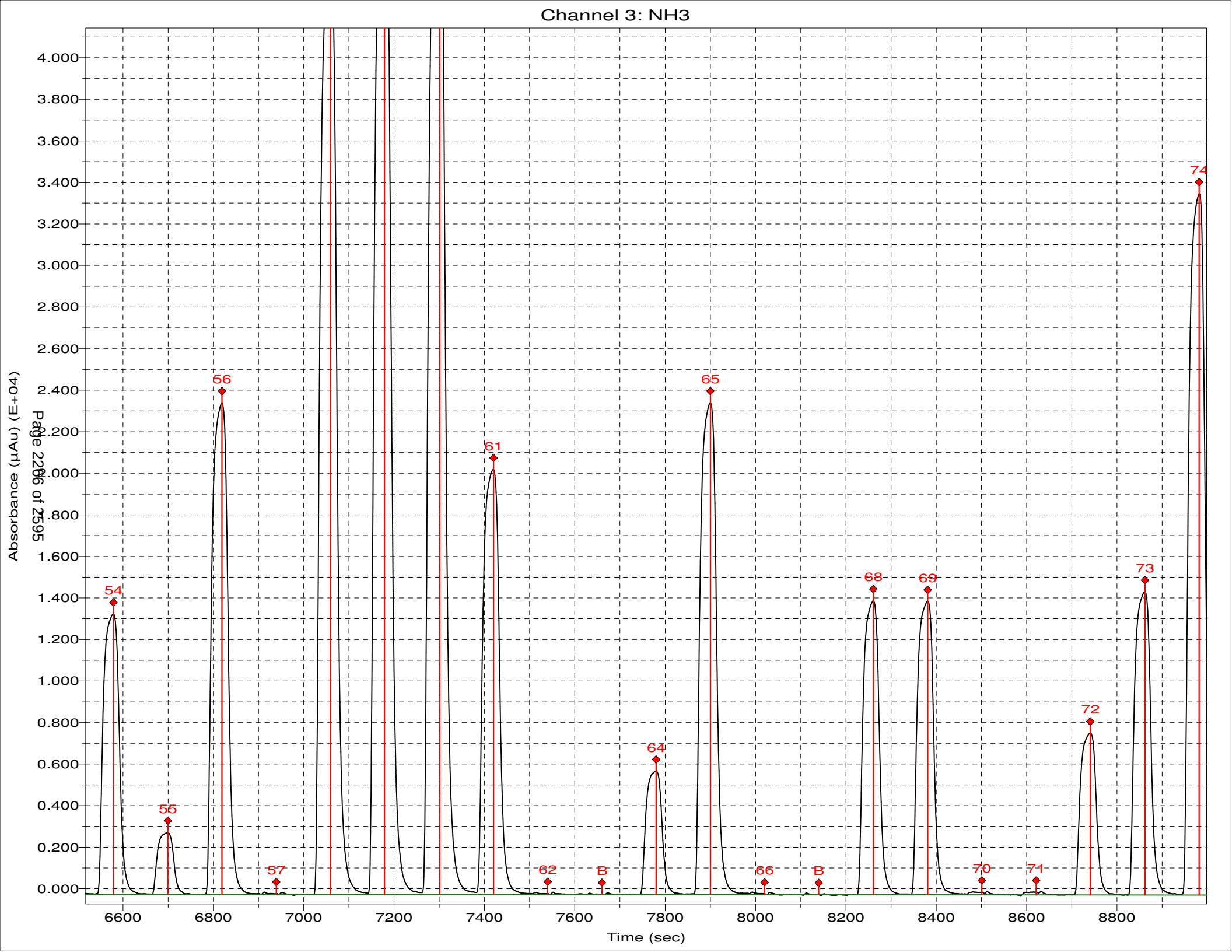
Channel 3: NH3
Absorbance (µAu) (E+04)
4.000
3.800
3.600
3.400
3.200
3.000
2.800
2.600
2.400
2.200
2.000
1.800
1.600
1.400
1.200
1.000
0.800
0.600
0.400
0.200
0.000
Page 2206 of 2595
54
55
56
57
61
62
B
64
65
66
B
68
69
70
71
72
73
74
6600
6800
7000
7200
7400
7600
7800
8000
8200
8400
8600
8800
Time (sec)

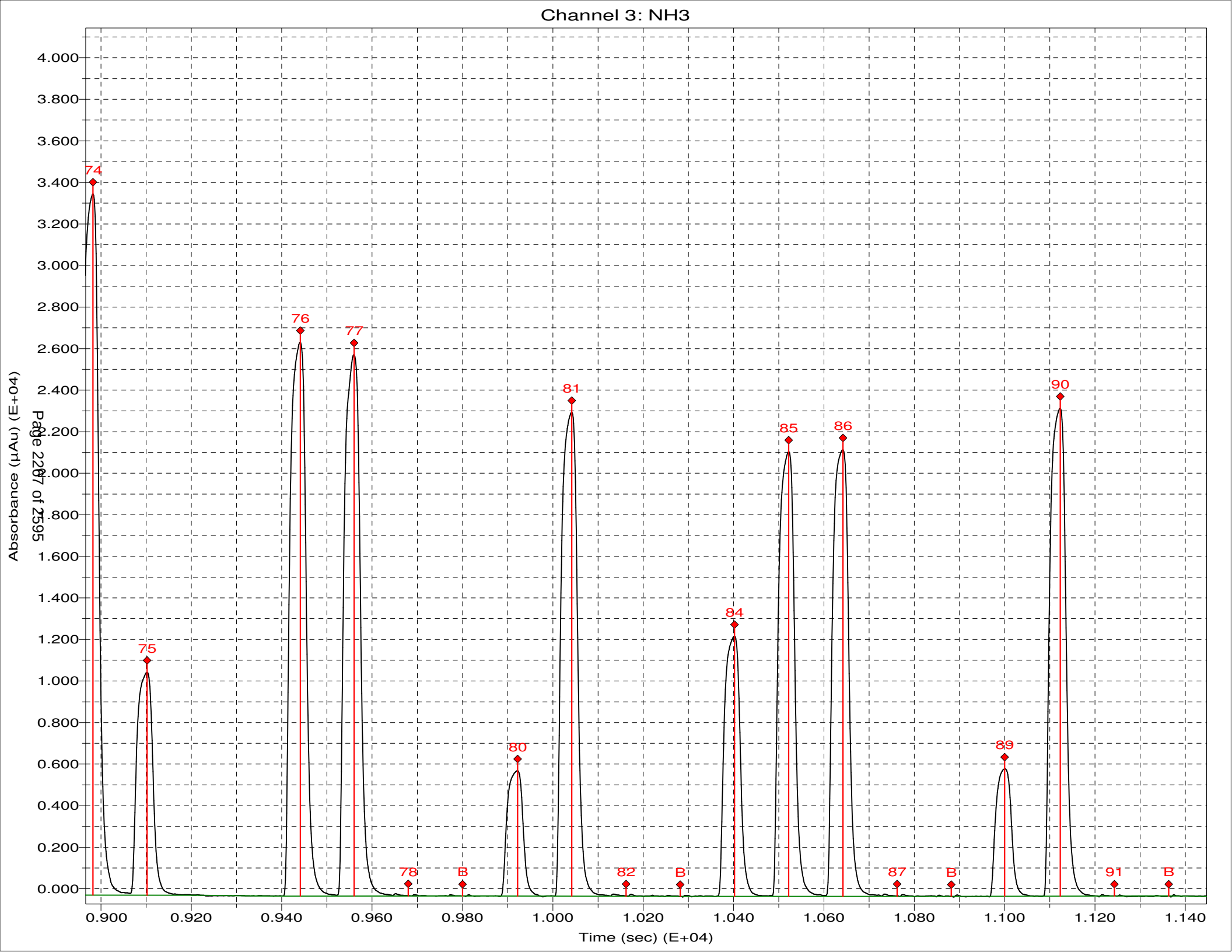
Channel 3: NH3
Absorbance (µAu) (E+04)
Time (sec) (E+04)
Page 2287 of 2595
4.000
3.800
3.600
3.400
3.200
3.000
2.800
2.600
2.400
2.200
2.000
1.800
1.600
1.400
1.200
1.000
0.800
0.600
0.400
0.200
0.000
0.900
0.920
0.940
0.960
0.980
1.000
1.020
1.040
1.060
1.080
1.100
1.120
1.140
74
75
76
77
78
B
80
81
82
B
84
85
86
87
B
89
90
91
B

Sample Table for 062320

	Position	Identifier	Type	Cup Type
1	1:1	SYNC	SYNC	4 ml
2	1:2	CO	Carry over	4 ml
3	1:3	w	Blank	4 ml
4	1:4	W	Wash	4 ml
5	1:5	C1	Calibrant	4 ml
6	1:6	C2	Calibrant	4 ml
7	1:7	C3	Calibrant	4 ml
8	1:8	C4	Calibrant	4 ml
9	1:9	C5	Calibrant	4 ml
10	1:10	C6	Calibrant	4 ml
11	1:13	w	Blank	4 ml
12	1:14	W	Wash	4 ml
13	1:15	ICV 280-498263/33-A	Unknown	4 ml
14	1:16	ICB 280-498263/34-A	Unknown	4 ml
15	1:17	LCS 280-499477/1-A	Unknown	4 ml
16	1:18	MB 280-499477/2-A	Unknown	4 ml
17	1:19	280-137650-J-3-A	Unknown	4 ml
18	1:20	280-137650-J-3-B MS	Unknown	4 ml
19	1:21	280-137650-J-3-C MSD	Unknown	4 ml
20	1:22	w	Blank	4 ml
21	1:23	280-137650-K-4-A	Unknown	4 ml
22	1:24	280-137650-J-6-A	Unknown	4 ml
23	1:25	280-137595-B-2-A	Unknown	4 ml
24	1:26	280-137596-J-1-A	Unknown	4 ml
25	1:27	280-137596-K-2-B	Unknown	4 ml
26	1:28	280-137596-G-3-A	Unknown	4 ml
27	1:29	280-137813-A-1-A	Unknown	4 ml
28	1:30	w	Blank	4 ml
29	1:31	CCV 280-498263/35-A	Unknown	4 ml
30	1:32	CCB 280-498263/36-A	Unknown	4 ml
31	1:33	280-137813-A-2-A	Unknown	4 ml
32	1:34	580-95315-C-1-B	Unknown	4 ml
33	1:35	280-137702-C-1-A	Unknown	4 ml
34	1:36	280-137702-C-1-B MS	Unknown	4 ml
35	1:37	280-137702-C-1-C MSD	Unknown	4 ml
36	1:38	w	Blank	4 ml
37	1:39	280-137702-C-2-A	Unknown	4 ml
38	1:40	280-137702-C-3-A	Unknown	4 ml
39	1:41	280-137702-C-4-A	Unknown	4 ml
40	1:42	280-137702-C-5-A	Unknown	4 ml
41	1:43	280-137702-C-6-A	Unknown	4 ml
42	1:44	w	Blank	4 ml
43	1:45	CCV 280-498263/35-A	Unknown	4 ml
44	1:46	CCB 280-498263/36-A	Unknown	4 ml

	Position	Identifier	Type	Cup Type
45	1:47	280-137702-C-7-A	Unknown	4 ml
46	1:48	280-137702-C-8-A	Unknown	4 ml
47	1:49	280-137702-C-9-A	Unknown	4 ml
48	1:50	280-137702-C-10-A	Unknown	4 ml
49	1:51	w	Blank	4 ml
50	1:52	LCS 280-499477/27-A	Unknown	4 ml
51	1:53	MB 280-499477/28-A	Unknown	4 ml
52	1:54	280-137702-C-14-A	Unknown	4 ml
53	1:55	280-137702-C-14-B MS	Unknown	4 ml
54	1:56	280-137702-C-14-C MSD	Unknown	4 ml
55	1:57	w	Blank	4 ml
56	1:58	w	Blank	4 ml
57	1:59	CCV 280-498263/35-A	Unknown	4 ml
58	1:60	CCB 280-498263/36-A	Unknown	4 ml
59	2:1	280-137702-C-11-A	Unknown	4 ml
60	2:2	280-137702-C-12-A	Unknown	4 ml
61	2:3	280-137702-C-13-A	Unknown	4 ml
62	2:4	280-137702-C-15-A	Unknown	4 ml
63	2:5	280-137702-C-16-A	Unknown	4 ml
64	2:6	280-137702-C-17-A	Unknown	4 ml
65	2:7	280-137702-C-18-A	Unknown	4 ml
66	2:8	280-137702-C-19-A	Unknown	4 ml
67	2:9	280-137702-C-21-A	Unknown	4 ml
68	2:10	280-137702-C-20-A	Unknown	4 ml
69	2:11	w	Blank	4 ml
70	2:12	CCV 280-498263/35-A	Unknown	4 ml
71	2:13	CCB 280-498263/36-A	Unknown	4 ml
72	2:14	280-137702-C-20-B MS	Unknown	4 ml
73	2:15	280-137702-C-20-C MSD	Unknown	4 ml
74	2:16	w	Blank	4 ml
75	2:17	280-137702-C-22-A	Unknown	4 ml
76	2:18	280-137702-C-23-A	Unknown	4 ml
77	2:19	280-137702-C-24-A	Unknown	4 ml
78	2:20	280-137702-C-25-A	Unknown	4 ml
79	2:21	280-137702-C-26-A	Unknown	4 ml
80	2:22	280-137702-C-27-A	Unknown	4 ml
81	2:23	280-137702-C-28-A	Unknown	4 ml
82	2:24	280-137702-C-29-A	Unknown	4 ml
83	2:25	w	Blank	4 ml
84	2:26	CCV 280-498263/35-A	Unknown	4 ml
85	2:27	CCB 280-498263/36-A	Unknown	4 ml
86	2:28	w	Blank	4 ml
87	2:29	w	Blank	4 ml
88	2:30	w	Blank	4 ml

Sample Table for 062320

	Position	Identifier	Type	Cup Type
89	2:31	w	Blank	4 ml
90	2:32	280-137702-C-30-A	Unknown	4 ml
91	2:33	280-137702-C-30-A	Unknown	4 ml
92	2:34	580-95315-C-1-B	Unknown	4 ml
93	2:35	w	Blank	4 ml
94	2:36	w	Blank	4 ml
95	2:37	CCV 280-498263/35-A	Unknown	4 ml
96	2:38	CCB 280-498263/36-A	Unknown	4 ml

Run Name: 062320
Configuration: TKN
Run date: 6/23/2020

	Position	Identifier	Type	Comme	Date	Time	otal	Cor Ht	TKN mg/l
1	1:1	SYNC	SYNC	50;351.2	6/23/2020	4:22:40 PM	1	0.13523	9.952
2	1:2	CO	Carry over		6/23/2020	4:23:10 PM	1	-0.00220	-2.329
3	1:3	w	Blank		6/23/2020	4:24:25 PM	1	-0.00183	-2.296
4	1:4	W	Wash		6/23/2020	4:25:40 PM	1	0.00000	-2.133
5	1:5	C1	Calibrant		6/23/2020	4:26:55 PM	1	0.03256	0.777
6	1:6	C2	Calibrant		6/23/2020	4:28:10 PM	1	0.03742	1.212
7	1:7	C3	Calibrant		6/23/2020	4:29:25 PM	1	0.04421	1.818
8	1:8	C4	Calibrant		6/23/2020	4:30:40 PM	1	0.07509	4.577
9	1:9	C5	Calibrant		6/23/2020	4:31:55 PM	1	0.10346	7.113
10	1:10	C6	Calibrant		6/23/2020	4:33:10 PM	1	0.14139	10.503
		Curve #:							1
		Curve Type:							Linear
		Correlation:							0.99505
		Intercept:							0.023867
		Linear coef:							0.011190
11	1:13	w	Blank		6/23/2020	4:34:25 PM	1	0.00254	-1.906
12	1:14	W	Wash		6/23/2020	4:35:40 PM	1	0.00000	-2.133
13	1:15	ICV 280-498263/33-A	Unknown		6/23/2020	4:36:55 PM	1	0.08276	5.263
14	1:16	ICB 280-498263/34-A	Unknown		6/23/2020	4:38:10 PM	1	0.01977	-0.366
15	1:17	LCS 280-499477/1-A	Unknown		6/23/2020	4:39:25 PM	1	0.09699	6.534
16	1:18	MB 280-499477/2-A	Unknown		6/23/2020	4:40:40 PM	1	0.02802	0.371
17	1:19	280-137650-J-3-A	Unknown		6/23/2020	4:41:55 PM	1	0.04570	1.951
18	1:20	280-137650-J-3-B MS	Unknown		6/23/2020	4:43:10 PM	1	0.07720	4.766
19	1:21	280-137650-J-3-C MSD	Unknown		6/23/2020	4:44:25 PM	1	0.08499	5.462
20	1:22	w	Blank		6/23/2020	4:45:40 PM	1	-0.00233	-2.341
21	1:23	280-137650-K-4-A	Unknown		6/23/2020	4:46:55 PM	1	0.03573	1.060
22	1:24	280-137650-J-6-A	Unknown		6/23/2020	4:48:09 PM	1	0.02155	-0.207
23	0	AutoWash	AutoWash		6/23/2020	4:49:24 PM	1	-0.00104	-2.226
24	0	AutoWash	AutoWash		6/23/2020	4:50:40 PM	1	0.00000	-2.133
25	1:25	280-137595-B-2-A	Unknown		6/23/2020	4:51:55 PM	1	0.02299	-0.079
26	1:26	280-137596-J-1-A	Unknown		6/23/2020	4:53:10 PM	1	0.02253	-0.119
27	1:27	280-137596-K-2-B	Unknown		6/23/2020	4:54:25 PM	1	0.03339	0.851
28	1:28	280-137596-G-3-A	Unknown		6/23/2020	4:55:40 PM	1	0.02499	0.100
29	1:29	280-137813-A-1-A	Unknown		6/23/2020	4:56:55 PM	1	0.02687	0.268
30	1:30	w	Blank		6/23/2020	4:58:10 PM	1	0.00005	-2.128
31	1:31	CCV 280-498263/35-A	Unknown		6/23/2020	4:59:25 PM	1	0.08214	5.208
32	1:32	CCB 280-498263/36-A	Unknown		6/23/2020	5:00:40 PM	1	0.01939	-0.400
33	1:33	280-137813-A-2-A	Unknown		6/23/2020	5:01:55 PM	1	0.02394	0.007
34	1:34	580-95315-C-1-B	Unknown		6/23/2020	5:03:10 PM	1	0.18238	14.166
35	0	AutoWash	AutoWash		6/23/2020	5:04:25 PM	1	-0.00004	-2.136
36	0	AutoWash	AutoWash		6/23/2020	5:05:40 PM	1	0.00000	-2.133
37	1:35	280-137702-C-1-A	Unknown		6/23/2020	5:06:55 PM	1	0.04883	2.230
38	1:36	280-137702-C-1-B MS	Unknown		6/23/2020	5:08:10 PM	1	0.08296	5.281

	Position	Identifier	Type	Comme	Date	Time	otal	Cor Ht	TKN mg/l
39	1:37	280-137702-C-1-C MSD	Unknown		6/23/2020	5:09:25 PM	1	0.07972	4.992
40	1:38	w	Blank		6/23/2020	5:10:40 PM	1	0.05133	2.454
41	1:39	280-137702-C-2-A	Unknown		6/23/2020	5:11:55 PM	1	0.02328	-0.053
42	1:40	280-137702-C-3-A	Unknown		6/23/2020	5:13:10 PM	1	0.02334	-0.047
43	1:41	280-137702-C-4-A	Unknown		6/23/2020	5:14:25 PM	1	0.04812	2.168
44	1:42	280-137702-C-5-A	Unknown		6/23/2020	5:15:40 PM	1	0.03378	0.885
45	1:43	280-137702-C-6-A	Unknown		6/23/2020	5:16:55 PM	1	0.03495	0.990
46	1:44	w	Blank		6/23/2020	5:18:10 PM	1	0.00099	-2.044
47	0	AutoWash	AutoWash		6/23/2020	5:19:25 PM	1	0.00037	-2.100
48	0	AutoWash	AutoWash		6/23/2020	5:20:40 PM	1	0.00000	-2.133
49	1:45	CCV 280-498263/35-A	Unknown		6/23/2020	5:21:55 PM	1	0.08369	5.347
50	1:46	CCB 280-498263/36-A	Unknown		6/23/2020	5:23:09 PM	1	0.01762	-0.559
51	1:47	280-137702-C-7-A	Unknown		6/23/2020	5:24:25 PM	1	0.06087	3.307
52	1:48	280-137702-C-8-A	Unknown		6/23/2020	5:25:40 PM	1	0.02534	0.131
53	1:49	280-137702-C-9-A	Unknown		6/23/2020	5:26:55 PM	1	0.08742	5.680
54	1:50	280-137702-C-10-A	Unknown		6/23/2020	5:28:10 PM	1	0.02998	0.547
55	1:51	w	Blank		6/23/2020	5:29:25 PM	1	-0.00083	-2.207
56	1:52	LCS 280-499477/27-A	Unknown		6/23/2020	5:30:40 PM	1	0.09130	6.026
57	1:53	MB 280-499477/28-A	Unknown		6/23/2020	5:31:55 PM	1	0.01872	-0.460
58	1:54	280-137702-C-14-A	Unknown		6/23/2020	5:33:10 PM	1	0.03247	0.769
59	0	AutoWash	AutoWash		6/23/2020	5:34:25 PM	1	0.00039	-2.098
60	0	AutoWash	AutoWash		6/23/2020	5:35:40 PM	1	0.00000	-2.133
61	1:55	280-137702-C-14-B MS	Unknown		6/23/2020	5:36:55 PM	1	0.05913	3.151
62	1:56	280-137702-C-14-C MSD	Unknown		6/23/2020	5:38:10 PM	1	0.06021	3.248
63	1:57	w	Blank		6/23/2020	5:39:25 PM	1	0.07634	4.689
64	1:58	w	Blank		6/23/2020	5:40:40 PM	1	0.00086	-2.056
65	1:59	CCV 280-498263/35-A	Unknown		6/23/2020	5:41:55 PM	1	0.08442	5.412
66	1:60	CCB 280-498263/36-A	Unknown		6/23/2020	5:43:10 PM	1	0.02177	-0.187
67	2:1	280-137702-C-11-A	Unknown		6/23/2020	5:44:25 PM	1	0.06686	3.843
68	2:2	280-137702-C-12-A	Unknown		6/23/2020	5:45:40 PM	1	0.08996	5.907
69	2:3	280-137702-C-13-A	Unknown		6/23/2020	5:46:55 PM	1	0.04241	1.658
70	2:4	280-137702-C-15-A	Unknown		6/23/2020	5:48:10 PM	1	0.03663	1.141
71	0	AutoWash	AutoWash		6/23/2020	5:49:25 PM	1	0.00081	-2.061
72	0	AutoWash	AutoWash		6/23/2020	5:50:40 PM	1	0.00000	-2.133
73	2:5	280-137702-C-16-A	Unknown		6/23/2020	5:51:55 PM	1	0.02172	-0.192
74	2:6	280-137702-C-17-A	Unknown		6/23/2020	5:53:10 PM	1	0.07352	4.437
75	2:7	280-137702-C-18-A	Unknown		6/23/2020	5:54:25 PM	1	0.03920	1.370
76	2:8	280-137702-C-19-A	Unknown		6/23/2020	5:55:40 PM	1	0.07771	4.812
77	2:9	280-137702-C-21-A	Unknown		6/23/2020	5:56:54 PM	1	0.10097	6.890
78	2:10	280-137702-C-20-A	Unknown		6/23/2020	5:58:09 PM	1	0.03116	0.652
79	2:11	w	Blank		6/23/2020	5:59:25 PM	1	-0.00105	-2.226
80	2:12	CCV 280-498263/35-A	Unknown		6/23/2020	6:00:40 PM	1	0.08505	5.468
81	2:13	CCB 280-498263/36-A	Unknown		6/23/2020	6:01:55 PM	1	0.01951	-0.390
82	2:14	280-137702-C-20-B MS	Unknown		6/23/2020	6:03:10 PM	1	0.06010	3.238
83	0	AutoWash	AutoWash		6/23/2020	6:04:25 PM	1	0.00135	-2.012
84	0	AutoWash	AutoWash		6/23/2020	6:05:40 PM	1	0.00000	-2.133
85	2:15	280-137702-C-20-C MSD	Unknown		6/23/2020	6:06:55 PM	1	0.06361	3.552
86	2:16	w	Blank		6/23/2020	6:08:10 PM	1	0.00249	-1.910

	Position	Identifier	Type	Comme	Date	Time	otal	Cor Ht	TKN mg/l
87	2:17	280-137702-C-22-A	Unknown		6/23/2020	6:09:25 PM	1	0.06229	3.434
88	2:18	280-137702-C-23-A	Unknown		6/23/2020	6:10:40 PM	1	0.04422	1.819
89	2:19	280-137702-C-24-A	Unknown		6/23/2020	6:11:55 PM	1	0.05276	2.582
90	2:20	280-137702-C-25-A	Unknown		6/23/2020	6:13:10 PM	1	0.02573	0.167
91	2:21	280-137702-C-26-A	Unknown		6/23/2020	6:14:25 PM	1	0.02698	0.278
92	2:22	280-137702-C-27-A	Unknown		6/23/2020	6:15:40 PM	1	0.13163	9.631
93	2:23	280-137702-C-28-A	Unknown		6/23/2020	6:16:55 PM	1	0.05494	2.777
94	2:24	280-137702-C-29-A	Unknown		6/23/2020	6:18:10 PM	1	0.08508	5.471
95	0	AutoWash	AutoWash		6/23/2020	6:19:25 PM	1	0.00183	-1.969
96	0	AutoWash	AutoWash		6/23/2020	6:20:40 PM	1	0.00000	-2.133
97	2:25	w	Blank		6/23/2020	6:21:55 PM	1	-0.00073	-2.198
98	2:26	CCV 280-498263/35-A	Unknown		6/23/2020	6:23:10 PM	1	0.08364	5.342
99	2:27	CCB 280-498263/36-A	Unknown		6/23/2020	6:24:25 PM	1	0.02048	-0.302
100	2:28	w	Blank		6/23/2020	6:25:40 PM	1	0.02920	0.477
101	2:29	w	Blank		6/23/2020	6:26:55 PM	1	0.04655	2.027
102	2:30	w	Blank		6/23/2020	6:28:10 PM	1	-0.00124	-2.244
103	2:31	w	Blank		6/23/2020	6:29:25 PM	1	-0.00120	-2.240
104	2:32	280-137702-C-30-A	Unknown		6/23/2020	6:30:40 PM	2	0.07556	9.239
105	2:33	280-137702-C-30-A	Unknown		6/23/2020	6:31:54 PM	1	0.13140	9.610
106	2:34	580-95315-C-1-B	Unknown		6/23/2020	6:33:09 PM	5	0.06273	17.367
107	0	AutoWash	AutoWash		6/23/2020	6:34:25 PM	1	0.01135	-1.119
108	0	AutoWash	AutoWash		6/23/2020	6:35:40 PM	1	0.00000	-2.133
109	2:35	w	Blank		6/23/2020	6:36:55 PM	1	-0.00748	-2.802
110	2:36	w	Blank		6/23/2020	6:38:10 PM	1	-0.00643	-2.708
111	2:37	CCV 280-498263/35-A	Unknown		6/23/2020	6:39:25 PM	1	0.07695	4.744
112	2:38	CCB 280-498263/36-A	Unknown		6/23/2020	6:40:40 PM	1	0.01430	-0.855
113	0	AutoWash	AutoWash		6/23/2020	6:41:55 PM	1	0.00096	-2.047
114	0	AutoWash	AutoWash		6/23/2020	6:43:10 PM	1	0.00000	-2.133

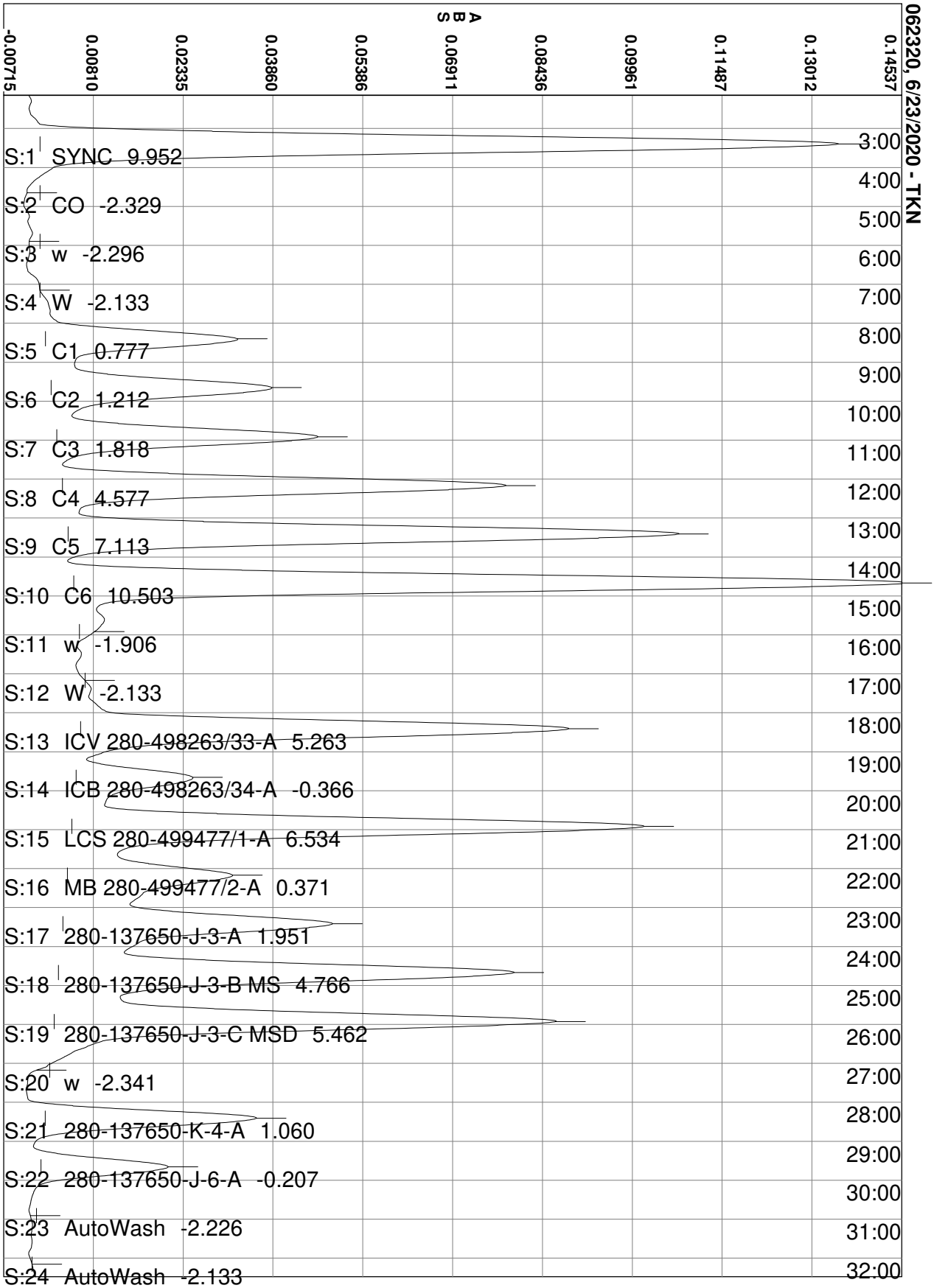
062320, 6/23/2020 - TKN
ABS
-0.00715
0.00810
0.02335
0.03860
0.05386
0.06911
0.08436
0.09961
0.11487
0.13012
0.14537
S:1 SYNC 9.952
S:2 CO -2.329
S:3 w -2.296
S:4 W -2.133
S:5 C1 0.777
S:6 C2 1.212
S:7 C3 1.818
S:8 C4 4.577
S:9 C5 7.113
S:10 C6 10.503
S:11 w -1.906
S:12 W -2.133
S:13 ICV 280-498263/33-A 5.263
S:14 ICB 280-498263/34-A -0.366
S:15 LCS 280-499477/1-A 6.534
S:16 MB 280-499477/2-A 0.371
S:17 280-137650-J-3-A 1.951
S:18 280-137650-J-3-B MS 4.766
S:19 280-137650-J-3-C MSD 5.462
S:20 w -2.341
S:21 280-137650-K-4-A 1.060
S:22 280-137650-J-6-A -0.207
S:23 AutoWash -2.226
S:24 AutoWash -2.133
3:00
4:00
5:00
6:00
7:00
8:00
9:00
10:00
11:00
12:00
13:00
14:00
15:00
16:00
17:00
18:00
19:00
20:00
21:00
22:00
23:00
24:00
25:00
26:00
27:00
28:00
29:00
30:00
31:00
32:00

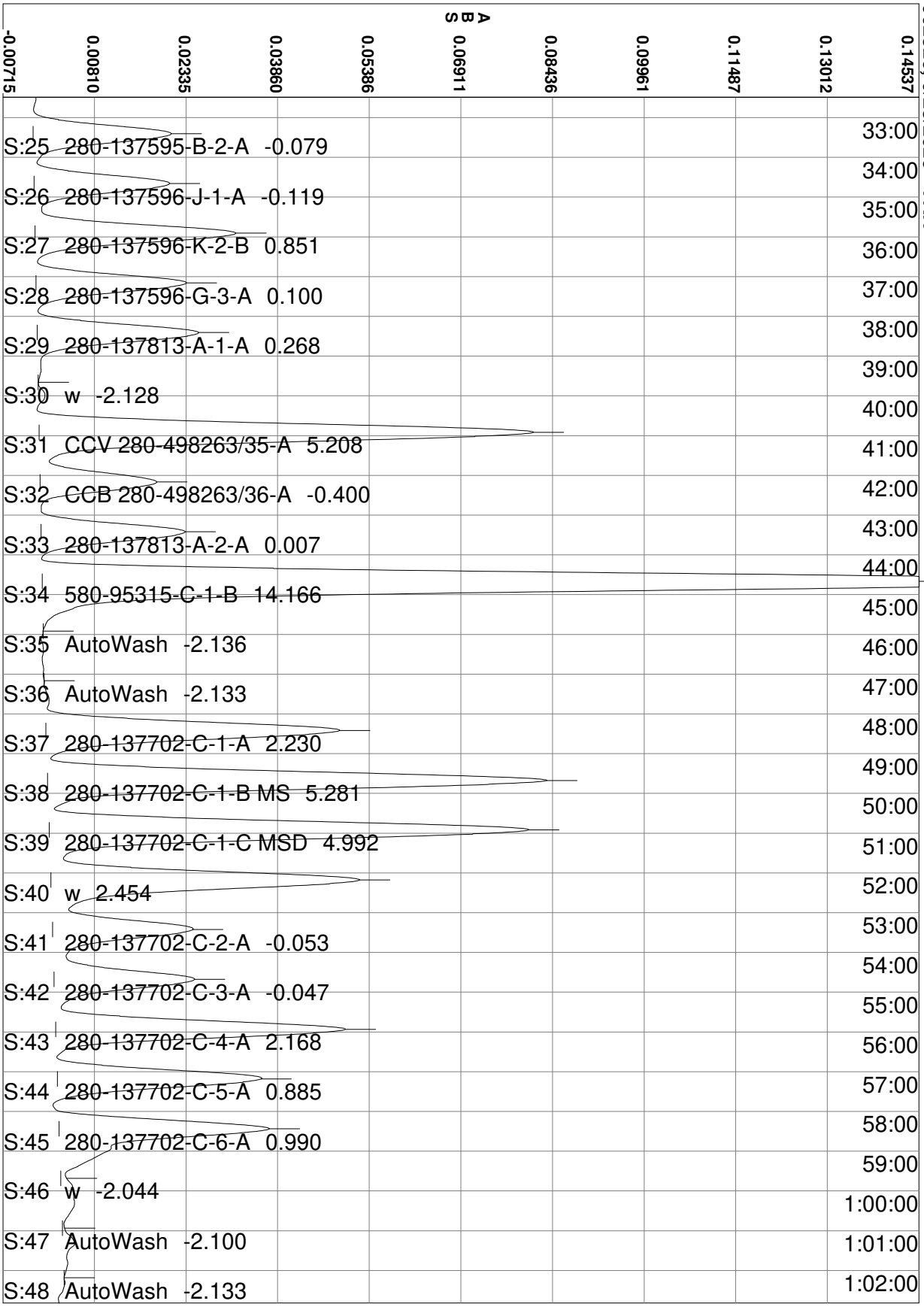
062320, 6/23/2020 - TKN
ABS
-0.00715
0.00810
0.02335
0.03860
0.05386
0.06911
0.08436
0.09961
0.11487
0.13012
0.14537
S:25 280-137595-B-2-A -0.079
S:26 280-137596-J-1-A -0.119
S:27 280-137596-K-2-B 0.851
S:28 280-137596-G-3-A 0.100
S:29 280-137813-A-1-A 0.268
S:30 w -2.128
S:31 CCV 280-498263/35-A 5.208
S:32 CCB 280-498263/36-A -0.400
S:33 280-137813-A-2-A 0.007
S:34 580-95315-C-1-B 14.166
S:35 AutoWash -2.136
S:36 AutoWash -2.133
S:37 280-137702-C-1-A 2.230
S:38 280-137702-C-1-B MS 5.281
S:39 280-137702-C-1-C MSD 4.992
S:40 w 2.454
S:41 280-137702-C-2-A -0.053
S:42 280-137702-C-3-A -0.047
S:43 280-137702-C-4-A 2.168
S:44 280-137702-C-5-A 0.885
S:45 280-137702-C-6-A 0.990
S:46 w -2.044
S:47 AutoWash -2.100
S:48 AutoWash -2.133
33:00
34:00
35:00
36:00
37:00
38:00
39:00
40:00
41:00
42:00
43:00
44:00
45:00
46:00
47:00
48:00
49:00
50:00
51:00
52:00
53:00
54:00
55:00
56:00
57:00
58:00
59:00
1:00:00
1:01:00
1:02:00

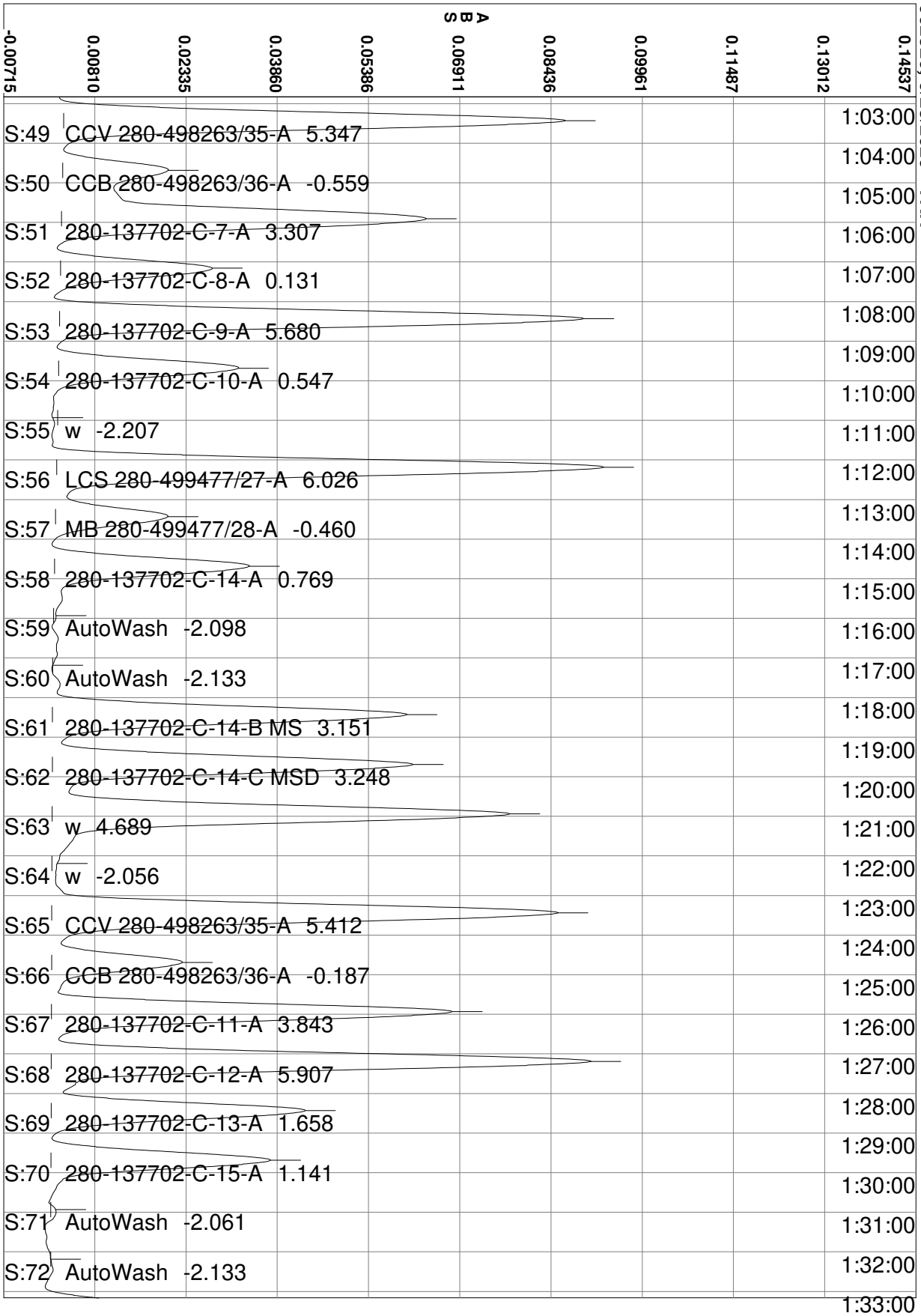
062320, 6/23/2020 - TKN
ABS
-0.00715
0.00810
0.02335
0.03860
0.05386
0.06911
0.08436
0.09961
0.11487
0.13012
0.14537
S:49 CCV 280-498263/35-A 5.347
S:50 CCB 280-498263/36-A -0.559
S:51 280-137702-C-7-A 3.307
S:52 280-137702-C-8-A 0.131
S:53 280-137702-C-9-A 5.680
S:54 280-137702-C-10-A 0.547
S:55 w -2.207
S:56 LCS 280-499477/27-A 6.026
S:57 MB 280-499477/28-A -0.460
S:58 280-137702-C-14-A 0.769
S:59 AutoWash -2.098
S:60 AutoWash -2.133
S:61 280-137702-C-14-B MS 3.151
S:62 280-137702-C-14-C MSD 3.248
S:63 w 4.689
S:64 w -2.056
S:65 CCV 280-498263/35-A 5.412
S:66 CCB 280-498263/36-A -0.187
S:67 280-137702-C-11-A 3.843
S:68 280-137702-C-12-A 5.907
S:69 280-137702-C-13-A 1.658
S:70 280-137702-C-15-A 1.141
S:71 AutoWash -2.061
S:72 AutoWash -2.133
1:03:00
1:04:00
1:05:00
1:06:00
1:07:00
1:08:00
1:09:00
1:10:00
1:11:00
1:12:00
1:13:00
1:14:00
1:15:00
1:16:00
1:17:00
1:18:00
1:19:00
1:20:00
1:21:00
1:22:00
1:23:00
1:24:00
1:25:00
1:26:00
1:27:00
1:28:00
1:29:00
1:30:00
1:31:00
1:32:00
1:33:00


062320, 6/23/2020 - TKN
ABS
-0.00715
0.00810
0.02335
0.03860
0.05386
0.06911
0.08436
0.09961
0.11487
0.13012
0.14537
S:73 280-137702-C-16-A -0.192
S:74 280-137702-C-17-A 4.437
S:75 280-137702-C-18-A 1.370
S:76 280-137702-C-19-A 4.812
S:77 280-137702-C-21-A 6.890
S:78 280-137702-C-20-A 0.652
S:79 w -2.226
S:80 CCV 280-498263/35-A 5.468
S:81 CCB 280-498263/36-A -0.390
S:82 280-137702-C-20-B MS 3.238
S:83 AutoWash -2.012
S:84 AutoWash -2.133
S:85 280-137702-C-20-C MSD 3.552
S:86 w -1.910
S:87 280-137702-C-22-A 3.434
S:88 280-137702-C-23-A 1.819
S:89 280-137702-C-24-A 2.582
S:90 280-137702-C-25-A 0.167
S:91 280-137702-C-26-A 0.278
S:92 280-137702-C-27-A 9.631
S:93 280-137702-C-28-A 2.777
S:94 280-137702-C-29-A 5.471
S:95 AutoWash -1.969
S:96 AutoWash -2.133
S:97 w -2.198
1:34:00
1:35:00
1:36:00
1:37:00
1:38:00
1:39:00
1:40:00
1:41:00
1:42:00
1:43:00
1:44:00
1:45:00
1:46:00
1:47:00
1:48:00
1:49:00
1:50:00
1:51:00
1:52:00
1:53:00
1:54:00
1:55:00
1:56:00
1:57:00
1:58:00
1:59:00
2:00:00
2:01:00
2:02:00
2:03:00

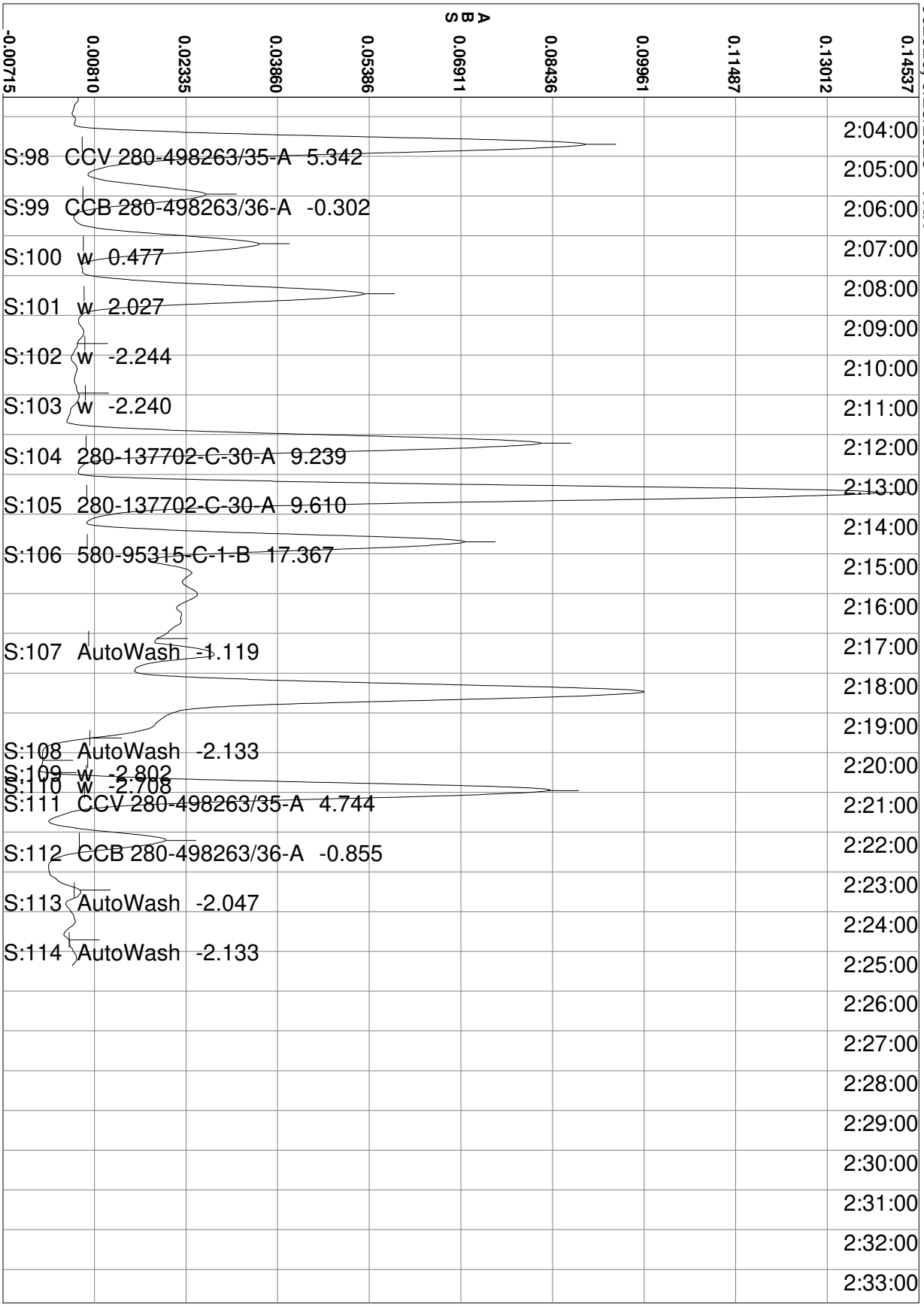
062320, 6/23/2020 - TKN
ABS
-0.00715
0.00810
0.02335
0.03860
0.05386
0.06911
0.08436
0.09961
0.11487
0.13012
0.14537
S:98 CCV 280-498263/35-A 5.342
S:99 CCB 280-498263/36-A -0.302
S:100 w 0.477
S:101 w 2.027
S:102 w -2.244
S:103 w -2.240
S:104 280-137702-C-30-A 9.239
S:105 280-137702-C-30-A 9.610
S:106 580-95315-C-1-B 17.367
S:107 AutoWash -1.119
S:108 AutoWash -2.133
S:109 w -2.802
S:110 w -2.708
S:111 CCV 280-498263/35-A 4.744
S:112 CCB 280-498263/36-A -0.855
S:113 AutoWash -2.047
S:114 AutoWash -2.133
2:04:00
2:05:00
2:06:00
2:07:00
2:08:00
2:09:00
2:10:00
2:11:00
2:12:00
2:13:00
2:14:00
2:15:00
2:16:00
2:17:00
2:18:00
2:19:00
2:20:00
2:21:00
2:22:00
2:23:00
2:24:00
2:25:00
2:26:00
2:27:00
2:28:00
2:29:00
2:30:00
2:31:00
2:32:00
2:33:00

Calibration for TKN

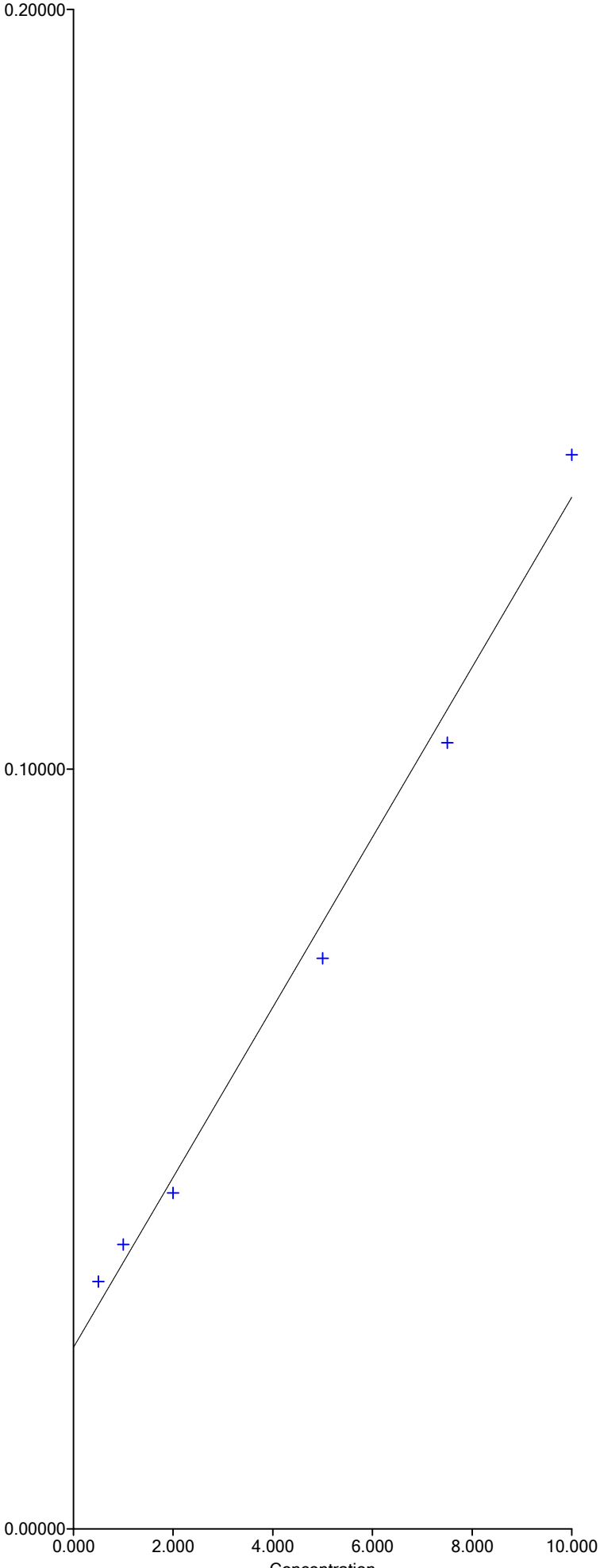

Segment 1: Equation: y = 0.01119x + 0.02387
Correlation: 0.9951

X Range = 0.000 to 10.000
Y Range = 0.00000 to 7.20000

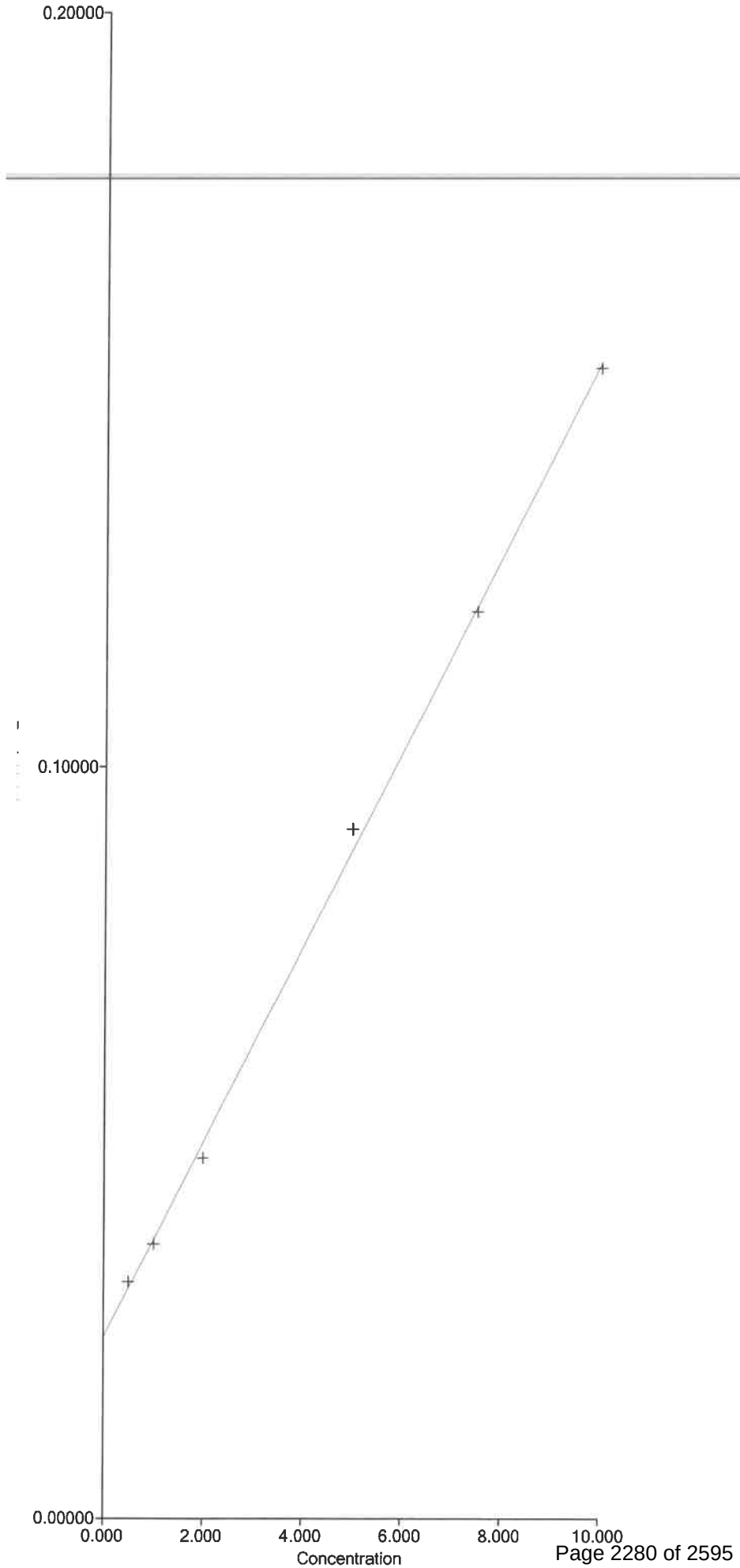

Segment 1: Equation: y = 0.01294x + 0.02415 X Range = 0.000 to 10.000

Sample Table for 062420

	Position	Identifier	Type	Cup Type
1	1:1	SYNC	SYNC	4 ml
2	1:2	CO	Carry over	4 ml
3	1:3	w	Blank	4 ml
4	1:4	W	Wash	4 ml
5	1:5	C1	Calibrant	4 ml
6	1:6	C2	Calibrant	4 ml
7	1:7	C3	Calibrant	4 ml
8	1:8	C4	Calibrant	4 ml
9	1:9	C5	Calibrant	4 ml
10	1:10	C6	Calibrant	4 ml
11	1:13	w	Blank	4 ml
12	1:14	W	Wash	4 ml
13	1:15	ICV 280-498263/33-A	Unknown	4 ml
14	1:16	ICB 280-498263/34-A	Unknown	4 ml
15	1:17	LCS 280-499858/1-A	Unknown	4 ml
16	1:18	MB 280-499858/2-A	Unknown	4 ml
17	1:19	280-137736-C-9-A	Unknown	4 ml
18	1:20	280-137736-C-9-B MS	Unknown	4 ml
19	1:21	280-137736-C-9-C MSD	Unknown	4 ml
20	1:22	w	Blank	4 ml
21	1:23	280-137736-C-3-A	Unknown	4 ml
22	1:24	280-137736-C-4-A	Unknown	4 ml
23	1:25	280-137736-C-5-A	Unknown	4 ml
24	1:26	280-137736-C-6-A	Unknown	4 ml
25	1:27	280-137736-C-7-A	Unknown	4 ml
26	1:28	280-137736-C-8-A	Unknown	4 ml
27	1:29	280-137736-C-10-A	Unknown	4 ml
28	1:30	w	Blank	4 ml
29	1:31	CCV 280-498263/35-A	Unknown	4 ml
30	1:32	CCB 280-498263/36-A	Unknown	4 ml
31	1:33	280-137736-C-11-A	Unknown	4 ml
32	1:34	280-137736-C-12-A	Unknown	4 ml
33	1:35	280-137736-C-14-A	Unknown	4 ml
34	1:36	280-137736-C-14-B MS	Unknown	4 ml
35	1:37	280-137736-C-14-C MSD	Unknown	4 ml
36	1:38	w	Blank	4 ml
37	1:39	280-137736-C-13-A	Unknown	4 ml
38	1:40	280-137736-C-15-A	Unknown	4 ml
39	1:41	280-137736-C-16-A	Unknown	4 ml
40	1:42	280-137736-C-17-A	Unknown	4 ml
41	1:43	280-137771-B-1-A	Unknown	4 ml
42	1:44	w	Blank	4 ml
43	1:45	CCV 280-498263/35-A	Unknown	4 ml
44	1:46	CCB 280-498263/36-A	Unknown	4 ml

Sample Table for 062420

	Position	Identifier	Type	Cup Type
45	1:47	280-137771-B-2-A	Unknown	4 ml
46	1:48	280-137771-B-3-A	Unknown	4 ml
47	1:49	280-137771-B-4-A	Unknown	4 ml
48	1:50	280-137771-B-5-A	Unknown	4 ml
49	1:51	w	Blank	4 ml
50	1:52	LCS 280-499858/27-A	Unknown	4 ml
51	1:53	MB 280-499858/28-A	Unknown	4 ml
52	1:54	280-137872-E-1-A	Unknown	4 ml
53	1:55	280-137872-E-1-B MS	Unknown	4 ml
54	1:56	280-137872-E-1-C MSD	Unknown	4 ml
55	1:57	w	Blank	4 ml
56	1:58	w	Blank	4 ml
57	1:59	CCV 280-498263/35-A	Unknown	4 ml
58	1:60	CCB 280-498263/36-A	Unknown	4 ml
59	2:1	280-137872-E-2-A	Unknown	4 ml
60	2:2	280-137872-E-3-A	Unknown	4 ml
61	2:3	280-137812-A-1-A	Unknown	4 ml
62	2:4	280-137812-A-2-A	Unknown	4 ml
63	2:5	280-137812-A-3-A	Unknown	4 ml
64	2:6	280-137812-A-4-A	Unknown	4 ml
65	2:7	280-137812-A-5-A	Unknown	4 ml
66	2:8	280-137823-B-4-A	Unknown	4 ml
67	2:9	410-4911-E-5-A	Unknown	4 ml
68	2:10	w	Blank	4 ml
69	2:11	w	Blank	4 ml
70	2:12	CCV 280-498263/35-A	Unknown	4 ml
71	2:13	CCB 280-498263/36-A	Unknown	4 ml
72	2:14	w	Blank	4 ml
73	2:15	MB 280-499858/43-A	Unknown	4 ml
74	2:16	280-137815-A-4-A	Unknown	4 ml
75	2:17	280-137815-A-4-B MS	Unknown	4 ml
76	2:18	280-137815-A-4-C MSD	Unknown	4 ml
77	2:19	280-137815-A-5-A	Unknown	4 ml
78	2:20	w	Blank	4 ml
79	2:21	LCS 280-499477/1-A	Unknown	4 ml
80	2:22	MB 280-499477/2-A	Unknown	4 ml
81	2:23	280-137650-J-3-A	Unknown	4 ml
82	2:24	280-137702-C-1-A	Unknown	4 ml
83	2:25	280-137702-C-9-A	Unknown	4 ml
84	2:26	410-5046-A-5-A	Unknown	4 ml
85	2:27	CCV 280-498263/35-A	Unknown	4 ml
86	2:28	CCB 280-498263/36-A	Unknown	4 ml
87	2:29	280-137815-A-4-A	Unknown	4 ml
88	2:30	280-137815-A-4-B MS	Unknown	4 ml

Sample Table for 062420

	Position	Identifier	Type	Cup Type
89	2:31	280-137815-A-4-C MSD	Unknown	4 ml
90	2:32	280-137815-A-5-A	Unknown	4 ml
91	2:33	280-137736-C-9-B MS	Unknown	4 ml
92	2:34	410-5046-A-5-A	Unknown	4 ml
93	2:35	LCS 280-499858/42-A	Unknown	4 ml
94	2:36	w	Blank	4 ml
95	2:37	CCV 280-498263/35-A	Unknown	4 ml
96	2:38	CCB 280-498263/36-A	Unknown	4 ml

Run Name: 062420
Configuration: TKN
Run date: 6/24/2020

	Position	Identifier	Type	Comme	Date	Time	otal	TKN Cor Ht	mg/l
1	1:1	SYNC	SYNC	50;351.2	6/24/2020	6:19:53 PM	1	0.15469	10.088
2	1:2	CO	Carry over		6/24/2020	6:20:23 PM	1	0.00003	-1.864
3	1:3	w	Blank		6/24/2020	6:21:38 PM	1	0.00221	-1.696
4	1:4	W	Wash		6/24/2020	6:22:53 PM	1	0.00000	-1.866
5	1:5	C1	Calibrant		6/24/2020	6:24:08 PM	1	0.03152	0.570
6	1:6	C2	Calibrant		6/24/2020	6:25:23 PM	1	0.03652	0.956
7	1:7	C3	Calibrant		6/24/2020	6:26:38 PM	1	0.04798	1.842
8	1:8	C4	Calibrant		6/24/2020	6:27:53 PM	1	0.09171	5.221
9	1:9	C5	Calibrant		6/24/2020	6:29:08 PM	1	0.12062	7.455
10	1:10	C6	Calibrant		6/24/2020	6:30:23 PM	1	0.15297	9.955
		Curve #:							1
		Curve Type:							Linear
		Correlation:							0.99943
		Intercept:							0.024146
		Linear coef:							0.012940
11	1:13	w	Blank		6/24/2020	6:31:38 PM	1	0.00194	-1.716
12	1:14	W	Wash		6/24/2020	6:32:53 PM	1	0.00000	-1.866
13	1:15	ICV 280-498263/33-A	Unknown		6/24/2020	6:34:08 PM	1	0.08795	4.931
14	1:16	ICB 280-498263/34-A	Unknown		6/24/2020	6:35:23 PM	1	0.01749	-0.515
15	1:17	LCS 280-499858/1-A	Unknown		6/24/2020	6:36:38 PM	1	0.10781	6.466
16	1:18	MB 280-499858/2-A	Unknown		6/24/2020	6:37:53 PM	1	0.01613	-0.620
17	1:19	280-137736-C-9-A	Unknown		6/24/2020	6:39:08 PM	1	0.02576	0.125
18	1:20	280-137736-C-9-B MS	Unknown		6/24/2020	6:40:23 PM	1	0.02569	0.120
19	1:21	280-137736-C-9-C MSD	Unknown		6/24/2020	6:41:38 PM	1	0.03988	1.216
20	1:22	w	Blank		6/24/2020	6:42:53 PM	1	-0.00145	-1.978
21	1:23	280-137736-C-3-A	Unknown		6/24/2020	6:44:08 PM	1	0.02350	-0.050
22	1:24	280-137736-C-4-A	Unknown		6/24/2020	6:45:23 PM	1	0.03498	0.837
23	0	AutoWash	AutoWash		6/24/2020	6:46:38 PM	1	0.00872	-1.192
24	0	AutoWash	AutoWash		6/24/2020	6:47:52 PM	1	0.00000	-1.866
25	1:25	280-137736-C-5-A	Unknown		6/24/2020	6:49:07 PM	1	0.06250	2.964
26	1:26	280-137736-C-6-A	Unknown		6/24/2020	6:50:22 PM	1	0.02262	-0.118
27	1:27	280-137736-C-7-A	Unknown		6/24/2020	6:51:37 PM	1	0.02130	-0.220
28	1:28	280-137736-C-8-A	Unknown		6/24/2020	6:52:52 PM	1	0.02960	0.421
29	1:29	280-137736-C-10-A	Unknown		6/24/2020	6:54:08 PM	1	0.02368	-0.036
30	1:30	w	Blank		6/24/2020	6:55:23 PM	1	0.02056	-0.277
31	1:31	CCV 280-498263/35-A	Unknown		6/24/2020	6:56:38 PM	1	0.08871	4.990
32	1:32	CCB 280-498263/36-A	Unknown		6/24/2020	6:57:53 PM	1	0.02167	-0.192
33	1:33	280-137736-C-11-A	Unknown		6/24/2020	6:59:08 PM	1	0.03818	1.085
34	1:34	280-137736-C-12-A	Unknown		6/24/2020	7:00:23 PM	1	0.02429	0.011
35	0	AutoWash	AutoWash		6/24/2020	7:01:38 PM	1	0.00106	-1.784
36	0	AutoWash	AutoWash		6/24/2020	7:02:53 PM	1	0.00000	-1.866
37	1:35	280-137736-C-14-A	Unknown		6/24/2020	7:04:08 PM	1	0.03237	0.635
38	1:36	280-137736-C-14-B MS	Unknown		6/24/2020	7:05:23 PM	1	0.04575	1.670

	Position	Identifier	Type	Comme	Date	Time	otal	TKN Cor Ht	mg/l
39	1:37	280-137736-C-14-C MSD	Unknown		6/24/2020	7:06:38 PM	1	0.04501	1.612
40	1:38	w	Blank		6/24/2020	7:07:53 PM	1	-0.00132	-1.968
41	1:39	280-137736-C-13-A	Unknown		6/24/2020	7:09:08 PM	1	0.04164	1.352
42	1:40	280-137736-C-15-A	Unknown		6/24/2020	7:10:23 PM	1	0.03251	0.646
43	1:41	280-137736-C-16-A	Unknown		6/24/2020	7:11:38 PM	1	0.04399	1.534
44	1:42	280-137736-C-17-A	Unknown		6/24/2020	7:12:53 PM	1	0.01728	-0.531
45	1:43	280-137771-B-1-A	Unknown		6/24/2020	7:14:08 PM	1	0.02007	-0.315
46	1:44	w	Blank		6/24/2020	7:15:23 PM	1	0.00066	-1.815
47	0	AutoWash	AutoWash		6/24/2020	7:16:38 PM	1	-0.00033	-1.892
48	0	AutoWash	AutoWash		6/24/2020	7:17:53 PM	1	0.00000	-1.866
49	1:45	CCV 280-498263/35-A	Unknown		6/24/2020	7:19:08 PM	1	0.09146	5.202
50	1:46	CCB 280-498263/36-A	Unknown		6/24/2020	7:20:23 PM	1	0.01813	-0.465
51	1:47	280-137771-B-2-A	Unknown		6/24/2020	7:21:37 PM	1	0.02841	0.330
52	1:48	280-137771-B-3-A	Unknown		6/24/2020	7:22:52 PM	1	0.02915	0.387
53	1:49	280-137771-B-4-A	Unknown		6/24/2020	7:24:07 PM	1	0.03064	0.502
54	1:50	280-137771-B-5-A	Unknown		6/24/2020	7:25:22 PM	1	0.02785	0.286
55	1:51	w	Blank		6/24/2020	7:26:37 PM	1	-0.00105	-1.947
56	1:52	LCS 280-499858/27-A	Unknown		6/24/2020	7:27:52 PM	1	0.10905	6.561
57	1:53	MB 280-499858/28-A	Unknown		6/24/2020	7:29:08 PM	1	0.01876	-0.416
58	1:54	280-137872-E-1-A	Unknown		6/24/2020	7:30:23 PM	1	0.02856	0.341
59	0	AutoWash	AutoWash		6/24/2020	7:31:38 PM	1	0.00163	-1.740
60	0	AutoWash	AutoWash		6/24/2020	7:32:53 PM	1	0.00000	-1.866
61	1:55	280-137872-E-1-B MS	Unknown		6/24/2020	7:34:08 PM	1	0.06833	3.415
62	1:56	280-137872-E-1-C MSD	Unknown		6/24/2020	7:35:23 PM	1	0.05063	2.047
63	1:57	w	Blank		6/24/2020	7:36:38 PM	1	0.00646	-1.367
64	1:58	w	Blank		6/24/2020	7:37:53 PM	1	0.00473	-1.501
65	1:59	CCV 280-498263/35-A	Unknown		6/24/2020	7:39:08 PM	1	0.09466	5.450
66	1:60	CCB 280-498263/36-A	Unknown		6/24/2020	7:40:23 PM	1	0.02484	0.053
67	2:1	280-137872-E-2-A	Unknown		6/24/2020	7:41:38 PM	1	0.03405	0.765
68	2:2	280-137872-E-3-A	Unknown		6/24/2020	7:42:53 PM	1	0.03215	0.618
69	2:3	280-137812-A-1-A	Unknown		6/24/2020	7:44:08 PM	1	0.02592	0.137
70	2:4	280-137812-A-2-A	Unknown		6/24/2020	7:45:23 PM	1	0.03083	0.517
71	0	AutoWash	AutoWash		6/24/2020	7:46:38 PM	1	0.00259	-1.666
72	0	AutoWash	AutoWash		6/24/2020	7:47:53 PM	1	0.00000	-1.866
73	2:5	280-137812-A-3-A	Unknown		6/24/2020	7:49:08 PM	1	0.02799	0.297
74	2:6	280-137812-A-4-A	Unknown		6/24/2020	7:50:23 PM	1	0.02235	-0.139
75	2:7	280-137812-A-5-A	Unknown		6/24/2020	7:51:38 PM	1	0.02182	-0.179
76	2:8	280-137823-B-4-A	Unknown		6/24/2020	7:52:53 PM	1	0.06512	3.166
77	2:9	410-4911-E-5-A	Unknown		6/24/2020	7:54:08 PM	1	0.03583	0.903
78	2:10	w	Blank		6/24/2020	7:55:23 PM	1	0.03355	0.727
79	2:11	w	Blank		6/24/2020	7:56:37 PM	1	0.00452	-1.517
80	2:12	CCV 280-498263/35-A	Unknown		6/24/2020	7:57:52 PM	1	0.09506	5.481
81	2:13	CCB 280-498263/36-A	Unknown		6/24/2020	7:59:07 PM	1	0.02693	0.215
82	2:14	w	Blank		6/24/2020	8:00:22 PM	1	0.03448	0.799
83	0	AutoWash	AutoWash		6/24/2020	8:01:37 PM	1	0.00610	-1.395
84	0	AutoWash	AutoWash		6/24/2020	8:02:52 PM	1	0.00000	-1.866
85	2:15	MB 280-499858/43-A	Unknown		6/24/2020	8:04:08 PM	1	0.02004	-0.317
86	2:16	280-137815-A-4-A	Unknown		6/24/2020	8:05:23 PM	1	0.17766	11.863

	Position	Identifier	Type	Comme	Date	Time	otal	TKN Cor Ht	mg/l
87	2:17	280-137815-A-4-B MS	Unknown		6/24/2020	8:06:38 PM	1	0.20532	14.001
88	2:18	280-137815-A-4-C MSD	Unknown		6/24/2020	8:07:53 PM	1	0.20680	14.115
89	2:19	280-137815-A-5-A	Unknown		6/24/2020	8:09:08 PM	1	0.25119	17.546
90	2:20	w	Blank		6/24/2020	8:10:23 PM	1	0.00067	-1.814
91	2:21	LCS 280-499477/1-A	Unknown		6/24/2020	8:11:38 PM	1	0.10935	6.585
92	2:22	MB 280-499477/2-A	Unknown		6/24/2020	8:12:53 PM	1	0.02074	-0.264
93	2:23	280-137650-J-3-A	Unknown		6/24/2020	8:14:08 PM	1	0.03738	1.023
94	2:24	280-137702-C-1-A	Unknown		6/24/2020	8:15:23 PM	1	0.06048	2.808
95	0	AutoWash	AutoWash		6/24/2020	8:16:38 PM	1	-0.00082	-1.930
96	0	AutoWash	AutoWash		6/24/2020	8:17:53 PM	1	0.00000	-1.866
97	2:25	280-137702-C-9-A	Unknown		6/24/2020	8:19:08 PM	1	0.09764	5.680
98	2:26	410-5046-A-5-A	Unknown		6/24/2020	8:20:23 PM	1	0.03138	0.559
99	2:27	CCV 280-498263/35-A	Unknown		6/24/2020	8:21:38 PM	1	0.09276	5.303
100	2:28	CCB 280-498263/36-A	Unknown		6/24/2020	8:22:53 PM	1	0.02065	-0.270
101	2:29	280-137815-A-4-A	Unknown		6/24/2020	8:24:08 PM	2	0.09033	10.229
102	2:30	280-137815-A-4-B MS	Unknown		6/24/2020	8:25:23 PM	2	0.09511	10.968
103	2:31	280-137815-A-4-C MSD	Unknown		6/24/2020	8:26:38 PM	2	0.09707	11.271
104	2:32	280-137815-A-5-A	Unknown		6/24/2020	8:27:52 PM	5	0.06016	13.918
105	2:33	280-137736-C-9-B MS	Unknown		6/24/2020	8:29:08 PM	1	0.04882	1.907
106	2:34	410-5046-A-5-A	Unknown		6/24/2020	8:30:23 PM	1	0.03485	0.827
107	0	AutoWash	AutoWash		6/24/2020	8:31:37 PM	1	0.00121	-1.772
108	0	AutoWash	AutoWash		6/24/2020	8:32:52 PM	1	0.00000	-1.866
109	2:35	LCS 280-499858/42-A	Unknown		6/24/2020	8:34:07 PM	1	0.10791	6.473
110	2:36	w	Blank		6/24/2020	8:35:22 PM	1	0.08772	4.913
111	2:37	CCV 280-498263/35-A	Unknown		6/24/2020	8:36:37 PM	1	0.09084	5.154
112	2:38	CCB 280-498263/36-A	Unknown		6/24/2020	8:37:52 PM	1	0.01552	-0.667
113	0	AutoWash	AutoWash		6/24/2020	8:39:08 PM	1	-0.00308	-2.104
114	0	AutoWash	AutoWash		6/24/2020	8:40:23 PM	1	0.00000	-1.866

062420, 6/24/2020 - TKN
ABS
0.28306
0.25363
0.22419
0.19476
0.16533
0.13589
0.10646
0.07702
0.04759
0.01816
-0.01128
3:00
4:00
5:00
6:00
7:00
8:00
9:00
10:00
11:00
12:00
13:00
14:00
15:00
16:00
17:00
18:00
19:00
20:00
21:00
22:00
23:00
24:00
25:00
26:00
27:00
28:00
29:00
30:00
31:00
32:00
S:1 SYNC 10.088
S:2 CO -1.864
S:3 W -1.696
S:4 W -1.866
S:5 C1 0.570
S:6 C2 0.956
S:7 C3 1.842
S:8 C4 5.221
S:9 C5 7.455
S:10 C6 9.955
S:11 W -1.716
S:12 W -1.866
S:13 ICV 280-498263/33-A 4.931
S:14 ICB 280-498263/34-A -0.515
S:15 LCS 280-499858/1-A 6.466
S:16 MB 280-499858/2-A -0.620
S:17 280-137736-C-9-A 0.125
S:18 280-137736-C-9-B MS 0.120
S:19 280-137736-C-9-C MSD 1.216
S:20 W -1.978
S:21 280-137736-C-3-A -0.050
S:22 280-137736-C-4-A 0.837
S:23 AutoWash -1.192
S:24 AutoWash -1.866

062420, 6/24/2020 - TKN
ABS
0.28306
0.25363
0.22419
0.19476
0.16533
0.13589
0.10646
0.07702
0.04759
0.01816
-0.01128
33:00
34:00
35:00
36:00
37:00
38:00
39:00
40:00
41:00
42:00
43:00
44:00
45:00
46:00
47:00
48:00
49:00
50:00
51:00
52:00
53:00
54:00
55:00
56:00
57:00
58:00
59:00
1:00:00
1:01:00
1:02:00
S:25 280-137736-C-5-A 2.964
S:26 280-137736-C-6-A -0.118
S:27 280-137736-C-7-A -0.220
S:28 280-137736-C-8-A 0.421
S:29 280-137736-C-10-A -0.036
S:30 W -0.277
S:31 CCV 280-498263/35-A 4.990
S:32 CCB 280-498263/36-A -0.192
S:33 280-137736-C-11-A 1.085
S:34 280-137736-C-12-A 0.011
S:35 AutoWash -1.784
S:36 AutoWash -1.866
S:37 280-137736-C-14-A 0.635
S:38 280-137736-C-14-B MS 1.670
S:39 280-137736-C-14-C MSD 1.612
S:40 W -1.968
S:41 280-137736-C-13-A 1.352
S:42 280-137736-C-15-A 0.646
S:43 280-137736-C-16-A 1.534
S:44 280-137736-C-17-A -0.531
S:45 280-137771-B-1-A -0.315
S:46 W -1.815
S:47 AutoWash -1.892
S:48 AutoWash -1.866

062420, 6/24/2020 - TKN
ABS
0.28306
0.25363
0.22419
0.19476
0.16533
0.13589
0.10646
0.07702
0.04759
0.01816
-0.01128
1:03:00
1:04:00
1:05:00
1:06:00
1:07:00
1:08:00
1:09:00
1:10:00
1:11:00
1:12:00
1:13:00
1:14:00
1:15:00
1:16:00
1:17:00
1:18:00
1:19:00
1:20:00
1:21:00
1:22:00
1:23:00
1:24:00
1:25:00
1:26:00
1:27:00
1:28:00
1:29:00
1:30:00
1:31:00
1:32:00
1:33:00
S:49 CCV 280-498263/35-A 5.202
S:50 CCB 280-498263/36-A -0.465
S:51 280-137771-B-2-A 0.330
S:52 280-137771-B-3-A 0.387
S:53 280-137771-B-4-A 0.502
S:54 280-137771-B-5-A 0.286
S:55 W -1.947
S:56 LCS 280-499858/27-A 6.561
S:57 MB 280-499858/28-A -0.416
S:58 280-137872-E-1-A 0.341
S:59 AutoWash -1.740
S:60 AutoWash -1.866
S:61 280-137872-E-1-B MS 3.415
S:62 280-137872-E-1-C MSD 2.047
S:63 W -1.367
S:64 W -1.501
S:65 CCV 280-498263/35-A 5.450
S:66 CCB 280-498263/36-A 0.053
S:67 280-137872-E-2-A 0.765
S:68 280-137872-E-3-A 0.618
S:69 280-137812-A-1-A 0.137
S:70 280-137812-A-2-A 0.517
S:71 AutoWash -1.666
S:72 AutoWash -1.866

062420, 6/24/2020 - TKN
ABS
0.28306
0.25363
0.22419
0.19476
0.16533
0.13589
0.10646
0.07702
0.04759
0.01816
-0.01128
1:34:00
1:35:00
1:36:00
1:37:00
1:38:00
1:39:00
1:40:00
1:41:00
1:42:00
1:43:00
1:44:00
1:45:00
1:46:00
1:47:00
1:48:00
1:49:00
1:50:00
1:51:00
1:52:00
1:53:00
1:54:00
1:55:00
1:56:00
1:57:00
1:58:00
1:59:00
2:00:00
2:01:00
2:02:00
2:03:00
S:73 280-137812-A-3-A 0.297
S:74 280-137812-A-4-A -0.139
S:75 280-137812-A-5-A -0.179
S:76 280-137823-B-4-A 3.166
S:77 410-4911-E-5-A 0.903
S:78 W 0.727
S:79 W -1.517
S:80 CCV 280-498263/35-A 5.481
S:81 CCB 280-498263/36-A 0.215
S:82 W 0.799
S:83 AutoWash -1.395
S:84 AutoWash -1.866
S:85 MB 280-499858/43-A -0.317
S:86 280-137815-A-4-A 11.863
S:87 280-137815-A-4-B MS 14.001
S:88 280-137815-A-4-C MSD 14.115
S:89 280-137815-A-5-A 17.546
S:90 W -1.814
S:91 LCS 280-499477/1-A 6.585
S:92 MB 280-499477/2-A -0.264
S:93 280-137650-J-3-A 1.023
S:94 280-137702-C-1-A 2.808
S:95 AutoWash -1.930
S:96 AutoWash -1.866
S:97 280-137702-C-9-A 5.680

062420, 6/24/2020 - TKN
ABS
0.28306
0.25363
0.22419
0.19476
0.16533
0.13589
0.10646
0.07702
0.04759
0.01816
-0.01128
2:04:00
2:05:00
2:06:00
2:07:00
2:08:00
2:09:00
2:10:00
2:11:00
2:12:00
2:13:00
2:14:00
2:15:00
2:16:00
2:17:00
2:18:00
2:19:00
2:20:00
2:21:00
2:22:00
2:23:00
2:24:00
2:25:00
2:26:00
2:27:00
2:28:00
2:29:00
2:30:00
2:31:00
2:32:00
2:33:00
2:34:00
S:98 410-5046-A-5-A 0.559
S:99 CCV 280-498263/35-A 5.303
S:100 CCB 280-498263/36-A -0.270
S:101 280-137815-A-4-A 10.229
S:102 280-137815-A-4-B MS 10.968
S:103 280-137815-A-4-C MSD 11.271
S:104 280-137815-A-5-A 13.918
S:105 280-137736-C-9-B MS 1.907
S:106 410-5046-A-5-A 0.827
S:107 AutoWash -1.772
S:108 AutoWash -1.866
S:109 LCS 280-499858/42-A 6.473
S:110 w 4.913
S:111 CCV 280-498263/35-A 5.154
S:112 CCB 280-498263/36-A -0.667
S:113 AutoWash -2.104
S:114 AutoWash -1.866

Run Results Report

Facility Name	
Facility Location	
Department	
Operator Name	svc
Operator ID	svc
Platform	FS III/IV/3100
Software Rev Code	240
Data system ID	54
Result path	C:\FLOW_4\062220.RST
Sample table path	C:\FLOW_4\062220.tbl
Method path	C:\FLOW_4\nox.mth
Date acquired	22-Jun-20
Time acquired	21:35

Date	Time	Cup	Name
22-Jun-20	16:32	109	SYNC
22-Jun-20	16:34	0	Carryover
22-Jun-20	16:36	0	Carryover (Statistics)
22-Jun-20	16:38	0	read baseline
22-Jun-20	16:40	101	Cal 0.00 ppb
22-Jun-20	16:42	102	Cal 50.0 ppb
22-Jun-20	16:44	103	Cal 100 ppb
22-Jun-20	16:46	104	Cal 500 ppb
22-Jun-20	16:48	105	Cal 1000 ppb
22-Jun-20	16:50	106	Cal 2500 ppb
22-Jun-20	16:52	107	Cal 5000 ppb
22-Jun-20	16:54	108	Cal 7500 ppb
22-Jun-20	16:56	109	Cal 10000 ppb
22-Jun-20	16:58	0	Blank
22-Jun-20	17:00	0	Read Baseline
22-Jun-20	17:02	110	5000 PPB NO2
22-Jun-20	17:04	111	ICV 5000 PPB
22-Jun-20	17:06	112	ICV 2000 PPB
22-Jun-20	17:08	0	ICB
22-Jun-20	17:10	0	Read Baseline
22-Jun-20	17:12	107	LCS
22-Jun-20	17:14	0	MB
22-Jun-20	17:16	113	280-137702-C-1
22-Jun-20	17:18	114	ms 280-137702-C-1
22-Jun-20	17:20	115	msd 280-137702-C-1
22-Jun-20	17:22	116	280-137702-C-2
22-Jun-20	17:24	117	280-137702-C-3
22-Jun-20	17:26	118	280-137702-C-4
22-Jun-20	17:28	119	280-137702-C-5
22-Jun-20	17:30	120	280-137702-C-6
22-Jun-20	17:32	121	280-137702-C-7
22-Jun-20	17:34	122	280-137702-C-8
22-Jun-20	17:36	0	Rinse
22-Jun-20	17:38	0	Read Baseline
22-Jun-20	17:40	107	CCV 5000 ppb
22-Jun-20	17:42	105	CCVL 1000 ppb
22-Jun-20	17:44	0	CCB
22-Jun-20	17:46	0	Read Baseline
22-Jun-20	17:48	123	280-137702-C-9
22-Jun-20	17:50	124	280-137702-C-10
22-Jun-20	17:52	125	280-137702-C-14
22-Jun-20	17:54	126	ms 280-137702-C-14
22-Jun-20	17:56	127	msd 280-137702-C-14
22-Jun-20	17:58	128	280-137702-C-11

Result path C:\FLOW_4\062220.RST
Sample table path C:\FLOW_4\062220.tbl
Method path C:\FLOW_4\nox.mth
Date acquired 22-Jun-20
Time acquired 21:35

Date	Time	Cup	Name
22-Jun-20	18:00	129	280-137702-C-12
22-Jun-20	18:02	130	280-137702-C-13
22-Jun-20	18:04	131	280-137702-C-15
22-Jun-20	18:06	132	280-137702-C-16
22-Jun-20	18:08	0	Rinse
22-Jun-20	18:10	0	Read Baseline
22-Jun-20	18:12	107	CCV 5000 ppb
22-Jun-20	18:14	105	CCVL 1000 ppb
22-Jun-20	18:16	0	CCB
22-Jun-20	18:18	0	Read Baseline
22-Jun-20	18:20	133	280-137702-C-17
22-Jun-20	18:22	134	280-137702-C-18
22-Jun-20	18:24	135	280-137702-C-19
22-Jun-20	18:26	136	280-137702-C-21
22-Jun-20	18:28	107	LCS
22-Jun-20	18:30	0	MB
22-Jun-20	18:32	137	280-137702-C-20
22-Jun-20	18:34	138	ms 280-137702-C-20
22-Jun-20	18:36	139	msd 280-137702-C-20
22-Jun-20	18:38	140	280-137702-C-22
22-Jun-20	18:40	0	Rinse
22-Jun-20	18:42	0	Read Baseline
22-Jun-20	18:44	107	CCV 5000 ppb
22-Jun-20	18:46	105	CCVL 1000 ppb
22-Jun-20	18:48	0	CCB
22-Jun-20	18:50	0	Read Baseline
22-Jun-20	18:52	141	280-137702-C-23
22-Jun-20	18:54	142	280-137702-C-24
22-Jun-20	18:56	143	280-137702-C-25
22-Jun-20	18:58	144	280-137702-C-26
22-Jun-20	19:00	145	280-137702-C-27
22-Jun-20	19:02	146	280-137702-C-28
22-Jun-20	19:04	147	280-137702-C-29
22-Jun-20	19:06	148	280-137702-C-30
22-Jun-20	19:08	149	280-137780-B-1
22-Jun-20	19:10	150	ms 280-137780-B-1
22-Jun-20	19:12	0	Rinse
22-Jun-20	19:14	0	Read Baseline
22-Jun-20	19:16	107	CCV 5000 ppb
22-Jun-20	19:18	105	CCVL 1000 ppb
22-Jun-20	19:20	0	CCB
22-Jun-20	19:22	0	Read Baseline
22-Jun-20	19:24	151	msd 280-137780-B-1
22-Jun-20	19:26	152	280-137780-B-2
22-Jun-20	19:28	153	280-137780-B-3
22-Jun-20	19:30	154	280-137780-B-4
22-Jun-20	19:32	155	280-137780-B-5
22-Jun-20	19:34	156	280-137780-B-6
22-Jun-20	19:36	157	280-137780-B-7
22-Jun-20	19:38	158	280-137780-B-8
22-Jun-20	19:40	159	280-137780-B-9
22-Jun-20	19:42	160	280-137780-B-10
22-Jun-20	19:44	0	Rinse
22-Jun-20	19:46	0	Read Baseline
22-Jun-20	19:48	107	CCV 5000 ppb
22-Jun-20	19:50	105	CCVL 1000 ppb
22-Jun-20	19:52	0	CCB

Result path C:\FLOW_4\062220.RST
Sample table path C:\FLOW_4\062220.tbl
Method path C:\FLOW_4\nox.mth
Date acquired 22-Jun-20
Time acquired 21:35

Date	Time	Cup	Name
22-Jun-20	19:54	0	Read Baseline
22-Jun-20	19:56	107	LCS
22-Jun-20	19:58	0	MB
22-Jun-20	20:00	201	280-137780-B-11
22-Jun-20	20:02	202	ms 280-137780-B-11
22-Jun-20	20:04	203	msd 280-137780-B-11
22-Jun-20	20:06	204	280-137780-B-12
22-Jun-20	20:08	205	280-137780-B-13
22-Jun-20	20:10	206	280-137780-B-14
22-Jun-20	20:12	207	280-137736-C-3
22-Jun-20	20:14	208	280-137736-C-4
22-Jun-20	20:16	0	Rinse
22-Jun-20	20:18	0	Read Baseline
22-Jun-20	20:20	107	CCV 5000 ppb
22-Jun-20	20:22	105	CCVL 1000 ppb
22-Jun-20	20:24	0	CCB
22-Jun-20	20:26	0	Read Baseline
22-Jun-20	20:28	209	280-137736-C-5
22-Jun-20	20:30	210	280-137736-C-6
22-Jun-20	20:32	211	280-137736-C-7
22-Jun-20	20:34	212	280-137736-C-8
22-Jun-20	20:36	213	280-137736-C-9
22-Jun-20	20:38	214	ms 280-137736-C-9
22-Jun-20	20:40	215	msd 280-137736-C-9
22-Jun-20	20:42	216	280-137736-C-10
22-Jun-20	20:44	217	280-137736-C-11
22-Jun-20	20:46	218	280-137736-C-12
22-Jun-20	20:48	0	Rinse
22-Jun-20	20:50	0	Read Baseline
22-Jun-20	20:52	107	CCV 5000 ppb
22-Jun-20	20:54	105	CCVL 1000 ppb
22-Jun-20	20:56	0	CCB
22-Jun-20	20:58	0	Read Baseline
22-Jun-20	21:00	219	280-137736-C-13
22-Jun-20	21:02	220	280-137736-C-14
22-Jun-20	21:04	221	280-137736-C-15
22-Jun-20	21:06	222	280-137736-C-16
22-Jun-20	21:08	223	280-137736-C-17
22-Jun-20	21:10	224	d
22-Jun-20	21:12	225	d
22-Jun-20	21:14	226	d
22-Jun-20	21:16	227	d
22-Jun-20	21:18	0	Rinse
22-Jun-20	21:20	0	Read Baseline
22-Jun-20	21:22	107	CCV 5000 ppb
22-Jun-20	21:24	105	CCVL 1000 ppb
22-Jun-20	21:26	0	CCB
22-Jun-20	21:28	0	Read Baseline

Run Results Report

Facility Name	
Facility Location	
Department	
Operator Name	svc
Operator ID	svc
Platform	FS III/IV/3100
Software Rev Code	240
Data system ID	54
Result path	C:\FLOW_4\062220.RST
Sample table path	C:\FLOW_4\062220.tbl
Method path	C:\FLOW_4\nox.mth
Date acquired	22-Jun-20
Time acquired	21:35

	Nitrate as N					
Name	Response	Calc [ppb]	Flags	Mean Response	Mean Calc [ppb]	
SYNC	2291964	9913.786				
Carryover	7858	8.815				
Carryover	523	-22.995	LO			
(Statistics)				4191	-7.090	N
read baseline	0	-25.262	BL			
Cal 0.00 ppb	357	-23.715	LO			
Cal 50.0 ppb	10876	21.900				
Cal 100 ppb	21794	69.248				
Cal 500 ppb	112754	463.694				
Cal 1000 ppb	231846	980.134				
Cal 2500 ppb	601976	2585.194				
Cal 5000 ppb	1168973	5043.959				
Cal 7500 ppb	1780183	7694.458				
Cal 10000 ppb	2269214	9815.127				
Blank	-724	-28.400	LO			
Read Baseline	0	-25.262	BL			
5000 PPB NO2	1151879	4969.835				
ICV 5000 PPB	1158720	4999.500				
ICV 2000 PPB	484252	2074.684				
ICB	-220	-26.214	LO			
Read Baseline	0	-25.262	BL			
LCS	1159385	5002.384				
MB	-867	-29.023	LO			
280-137702-C-1	7536	7.416				
ms 280-137702-C-1	950245	4095.453				
msd 280-137702-C-1	938886	4046.192				
280-137702-C-2	965069	41597.348				
280-137702-C-3	886427	38187.059				
280-137702-C-4	439508	1880.653				
280-137702-C-5	1321449	5705.168				
280-137702-C-6	1357684	5862.303				
280-137702-C-7	-164	-25.973	LO			
280-137702-C-8	623600	2678.966				
Rinse	-481	-27.350	LO			
Read Baseline	0	-25.262	BL			
CCV 5000 ppb	1169353	5045.607				
CCVL 1000 ppb	244907	1036.773				
CCB	201	-24.392	LO			
Read Baseline	0	-25.262	BL			
280-137702-C-9	1268	-19.764	LO			
280-137702-C-10	-751	-28.518	LO			
280-137702-C-14	722	-22.133	LO			
ms 280-137702-C-14	745226	3206.391				
msd 280-137702-C-14	745476	3207.475				
280-137702-C-11	-346	-26.700	LO			

Result path C:\FLOW_4\062220.RST
Sample table path C:\FLOW_4\062220.tbl
Method path C:\FLOW_4\nox.mth
Date acquired 22-Jun-20
Time acquired 21:35

	Nitrate as N				
Name	Response	Calc [ppb]	Flags	Mean Response	Mean Calc [ppb]
280-137702-C-12	923	-21.260	LO		
280-137702-C-13	-1010	-29.641	LO		
280-137702-C-15	80929	325.686			
280-137702-C-16	1353430	11687.709			
Rinse	-1449	-31.544	LO		
Read Baseline	0	-25.262	BL		
CCV 5000 ppb	1162661	5016.591			
CCVL 1000 ppb	245275	1038.367			
CCB	650	-22.441	LO		
Read Baseline	0	-25.262	BL		
280-137702-C-17	97942	399.461			
280-137702-C-18	-647	-28.070	LO		
280-137702-C-19	5045	-3.386	LO		
280-137702-C-21	235509	996.019			
LCS	1160584	5007.581			
MB	-814	-28.790	LO		
280-137702-C-20	3346	-10.751	LO		
ms 280-137702-C-20	825476	3554.396			
msd 280-137702-C-20	854362	3679.656			
280-137702-C-22	673811	2896.704			
Rinse	174	-24.506	LO		
Read Baseline	0	-25.262	BL		
CCV 5000 ppb	1138435	4911.534			
CCVL 1000 ppb	248179	1050.961			
CCB	442	-23.345	LO		
Read Baseline	0	-25.262	BL		
280-137702-C-23	354583	1512.377			
280-137702-C-24	360547	1538.241			
280-137702-C-25	2043836	8837.783			
280-137702-C-26	1218770	26299.520			
280-137702-C-27	1711	-17.842	LO		
280-137702-C-28	928	-21.239	LO		
280-137702-C-29	920	-21.274	LO		
280-137702-C-30	237	-24.232	LO		
280-137780-B-1	1305397	5635.560			
ms 280-137780-B-1	1952453	8441.504			
Rinse	-892	-29.130	LO		
Read Baseline	0	-25.262	BL		
CCV 5000 ppb	1146029	4944.465			
CCVL 1000 ppb	239353	1012.688			
CCB	-203	-26.141	LO		
Read Baseline	0	-25.262	BL		
msd 280-137780-B-1	1935425	8367.661			
280-137780-B-2	1299790	5611.245			
280-137780-B-3	245006	1037.198			
280-137780-B-4	538	-22.931	LO		
280-137780-B-5	1123283	4845.827			
280-137780-B-6	1063553	4586.811			
280-137780-B-7	1061394	4577.447			
280-137780-B-8	1204480	5197.937			
280-137780-B-9	1183856	5108.501			
280-137780-B-10	977650	4214.292			
Rinse	639	-22.489	LO		
Read Baseline	0	-25.262	BL		
CCV 5000 ppb	1167269	5036.571			
CCVL 1000 ppb	247282	1047.071			
CCB	688	-22.279	LO		

Result path C:\FLOW_4\062220.RST
Sample table path C:\FLOW_4\062220.tbl
Method path C:\FLOW_4\nox.mth
Date acquired 22-Jun-20
Time acquired 21:35

	Nitrate as N				
Name	Response	Calc [ppb]	Flags	Mean Response	Mean Calc [ppb]
Read Baseline	0	-25.262	BL		
LCS	1193105	5148.609			
MB	-593	-27.832	LO		
280-137780-B-11	1451216	12535.797			
ms 280-137780-B-11	2074288	17939.674			
msd 280-137780-B-11	2081813	18004.938			
280-137780-B-12	719195	15467.551			
280-137780-B-13	314672	1339.307			
280-137780-B-14	357	-23.714	LO		
280-137736-C-3	375384	40064.594			
280-137736-C-4	76851	308.002			
Rinse	300	-23.961	LO		
Read Baseline	0	-25.262	BL		
CCV 5000 ppb	1161385	5011.055			
CCVL 1000 ppb	247809	1049.354			
CCB	484	-23.162	LO		
Read Baseline	0	-25.262	BL		
280-137736-C-5	195599	822.948			
280-137736-C-6	299283	25451.441			
280-137736-C-7	301989	25686.121			
280-137736-C-8	47391	180.246			
280-137736-C-9	1568086	33873.527			
ms 280-137736-C-9	2228362	48189.867			
msd 280-137736-C-9	2236170	48359.180			
280-137736-C-10	441199	37759.750			
280-137736-C-11	638489	2743.530			
280-137736-C-12	287560	1221.736			
Rinse	882	-21.439	LO		
Read Baseline	0	-25.262	BL		
CCV 5000 ppb	1159477	5002.783			
CCVL 1000 ppb	240074	1015.813			
CCB	593	-22.689	LO		
Read Baseline	0	-25.262	BL		
280-137736-C-13	209030	881.191			
280-137736-C-14	299938	12754.117			
280-137736-C-15	-320	-26.648	LO		
280-137736-C-16	74556	298.049			
280-137736-C-17	1494143	6454.054			
d	628	-22.537	LO		
d	1962	-16.755	LO		
d	50816	195.100			
d	1063	-20.653	LO		
Rinse	22	-25.165	LO		
Read Baseline	0	-25.262	BL		
CCV 5000 ppb	1137279	4906.521			
CCVL 1000 ppb	238838	1010.452			
CCB	311	-23.914	LO		
Read Baseline	0	-25.262	BL		

Peak Table:Nitrate as N

File name: C:\FLOW_4\062220.RST
Date: 22-Jun-20
Operator: svc

Peak	Cup	Name	R	Type	Dil	Wt	Height	Calc. (ppb)	Flags
1	109	SYNC	1	SYNC	1	1	2291964	9913.786133	
2	0	Carryover	1	CO	1	1	7858	8.815122	
3	0	Carryover	2	CO	1	1	523	-22.994835	LO
B	0	read baseline	1	RB	1	1	0	-25.261940	BL
5	101	Cal 0.00 ppb	1	C	1	1	357	-23.715189	LO
6	102	Cal 50.0 ppb	1	C	1	1	10876	21.900400	
7	103	Cal 100 ppb	1	C	1	1	21794	69.247734	
8	104	Cal 500 ppb	1	C	1	1	112754	463.694061	
9	105	Cal 1000 ppb	1	C	1	1	231846	980.134155	
10	106	Cal 2500 ppb	1	C	1	1	601976	2585.193604	
11	107	Cal 5000 ppb	1	C	1	1	1168973	5043.959473	
12	108	Cal 7500 ppb	1	C	1	1	1780183	7694.458008	
13	109	Cal 10000 ppb	1	C	1	1	2269214	9815.126953	
14	0	Blank	1	BLNK	1	1	-724	-28.399614	LO
B	0	Read Baseline	1	RB	1	1	0	-25.261940	BL
16	110	5000 PPB NO2	1	U	1	1	1151879	4969.834961	
17	111	ICV 5000 PPB	1	CCV	1	1	1158720	4999.500488	
18	112	ICV 2000 PPB	1	CCV	1	1	484252	2074.683838	
19	0	ICB	1	U	1	1	-220	-26.214169	LO
B	0	Read Baseline	1	RB	1	1	0	-25.261940	BL
21	107	LCS	1	U	1	1	1159385	5002.384277	
22	0	MB	1	U	1	1	-867	-29.022804	LO
23	113	280-137702-C-1	1	U	1	1	7536	7.415790	
24	114	ms 280-137702-C-1	1	U	1	1	950245	4095.453369	
25	115	msd 280-137702-C-1	1	U	1	1	938886	4046.192383	
26	116	280-137702-C-2	1	U	10	1	965069	41597.347656	
27	117	280-137702-C-3	1	U	10	1	886427	38187.058594	
28	118	280-137702-C-4	1	U	1	1	439508	1880.652832	
29	119	280-137702-C-5	1	U	1	1	1321449	5705.168457	
30	120	280-137702-C-6	1	U	1	1	1357684	5862.302734	
31	121	280-137702-C-7	1	U	1	1	-164	-25.972649	LO
32	122	280-137702-C-8	1	U	1	1	623600	2678.965576	
33	0	Rinse	1	U	1	1	-481	-27.349819	LO
B	0	Read Baseline	1	RB	1	1	0	-25.261940	BL
35	107	CCV 5000 ppb	1	CCV	1	1	1169353	5045.607422	
36	105	CCVL 1000 ppb	1	CCV	1	1	244907	1036.772949	
37	0	CCB	1	U	1	1	201	-24.391785	LO
B	0	Read Baseline	1	RB	1	1	0	-25.261940	BL
39	123	280-137702-C-9	1	U	1	1	1268	-19.763500	LO
40	124	280-137702-C-10	1	U	1	1	-751	-28.517595	LO
41	125	280-137702-C-14	1	U	1	1	722	-22.133106	LO
42	126	ms 280-137702-C-14	1	U	1	1	745226	3206.390869	
43	127	msd 280-137702-C-14	1	U	1	1	745476	3207.474854	
44	128	280-137702-C-11	1	U	1	1	-346	-26.760458	LO
45	129	280-137702-C-12	1	U	1	1	923	-21.259501	LO
46	130	280-137702-C-13	1	U	1	1	-1010	-29.641388	LO
47	131	280-137702-C-15	1	U	1	1	80929	325.686432	
48	132	280-137702-C-16	1	U	2	1	1353430	11687.708984	
49	0	Rinse	1	U	1	1	-1449	-31.544020	LO
B	0	Read Baseline	1	RB	1	1	0	-25.261940	BL
51	107	CCV 5000 ppb	1	CCV	1	1	1162661	5016.590820	
52	105	CCVL 1000 ppb	1	CCV	1	1	245275	1038.367065	
53	0	CCB	1	U	1	1	650	-22.441181	LO
B	0	Read Baseline	1	RB	1	1	0	-25.261940	BL
55	133	280-137702-C-17	1	U	1	1	97942	399.461365	
56	134	280-137702-C-18	1	U	1	1	-647	-28.069561	LO
57	135	280-137702-C-19	1	U	1	1	5045	-3.385624	LO
58	136	280-137702-C-21	1	U	1	1	235509	996.019165	
59	107	LCS	1	U	1	1	1160584	5007.580566	
60	0	MB	1	U	1	1	-814	-28.790436	LO
61	137	280-137702-C-20	1	U	1	1	3346	-10.751082	LO
62	138	ms 280-137702-C-20	1	U	1	1	825476	3554.395752	
63	139	msd 280-137702-C-20	1	U	1	1	854362	3679.656006	
64	140	280-137702-C-22	1	U	1	1	673811	2896.703857	
65	0	Rinse	1	U	1	1	174	-24.505707	LO
B	0	Read Baseline	1	RB	1	1	0	-25.261940	BL
67	107	CCV 5000 ppb	1	CCV	1	1	1138435	4911.534180	
68	105	CCVL 1000 ppb	1	CCV	1	1	248179	1050.961182	
69	0	CCB	1	U	1	1	442	-23.344837	LO
B	0	Read Baseline	1	RB	1	1	0	-25.261940	BL

Peak	Cup	Name	R	Type	Dil	Wt		Height	Calc. (ppb)	Flags
71	141	280-137702-C-23	1	U	1	1		354583	1512.376953	
72	142	280-137702-C-24	1	U	1	1		360547	1538.241211	
73	143	280-137702-C-25	1	U	1	1		2043836	8837.783203	
74	144	280-137702-C-26	1	U	5	1		1218770	26299.519531	
75	145	280-137702-C-27	1	U	1	1		1711	-17.842329	LO
76	146	280-137702-C-28	1	U	1	1		928	-21.239445	LO
77	147	280-137702-C-29	1	U	1	1		920	-21.274494	LO
78	148	280-137702-C-30	1	U	1	1		237	-24.232254	LO
79	149	280-137780-B-1	1	U	1	1		1305397	5635.560059	
80	150	ms 280-137780-B-1	1	U	1	1		1952453	8441.503906	
81	0	Rinse	1	U	1	1		-892	-29.130291	LO
B	0	Read Baseline	1	RB	1	1		0	-25.261940	BL
83	107	CCV 5000 ppb	1	CCV	1	1		1146029	4944.465332	
84	105	CCVL 1000 ppb	1	CCV	1	1		239353	1012.687988	
85	0	CCB	1	U	1	1		-203	-26.140791	LO
B	0	Read Baseline	1	RB	1	1		0	-25.261940	BL
87	151	msd 280-137780-B-1	1	U	1	1		1935425	8367.661133	
88	152	280-137780-B-2	1	U	1	1		1299790	5611.245117	
89	153	280-137780-B-3	1	U	1	1		245006	1037.198486	
90	154	280-137780-B-4	1	U	1	1		538	-22.930918	LO
91	155	280-137780-B-5	1	U	1	1		1123283	4845.826660	
92	156	280-137780-B-6	1	U	1	1		1063553	4586.810547	
93	157	280-137780-B-7	1	U	1	1		1061394	4577.447266	
94	158	280-137780-B-8	1	U	1	1		1204480	5197.937012	
95	159	280-137780-B-9	1	U	1	1		1183856	5108.501465	
96	160	280-137780-B-10	1	U	1	1		977650	4214.291992	
97	0	Rinse	1	U	1	1		639	-22.488775	LO
B	0	Read Baseline	1	RB	1	1		0	-25.261940	BL
99	107	CCV 5000 ppb	1	CCV	1	1		1167269	5036.570801	
100	105	CCVL 1000 ppb	1	CCV	1	1		247282	1047.070923	
101	0	CCB	1	U	1	1		688	-22.278761	LO
B	0	Read Baseline	1	RB	1	1		0	-25.261940	BL
103	107	LCS	1	U	1	1		1193105	5148.608887	
104	0	MB	1	U	1	1		-593	-27.831556	LO
105	201	280-137780-B-11	1	U	2	1		1451216	12535.796875	
106	202	ms 280-137780-B-11	1	U	2	1		2074288	17939.673828	
107	203	msd 280-137780-B-11	1	U	2	1		2081813	18004.937500	
108	204	280-137780-B-12	1	U	5	1		719195	15467.550781	
109	205	280-137780-B-13	1	U	1	1		314672	1339.306641	
110	206	280-137780-B-14	1	U	1	1		357	-23.714006	LO
111	207	280-137736-C-3	1	U	25	1		375384	40064.593750	
112	208	280-137736-C-4	1	U	1	1		76851	308.002411	
113	0	Rinse	1	U	1	1		300	-23.961334	LO
B	0	Read Baseline	1	RB	1	1		0	-25.261940	BL
115	107	CCV 5000 ppb	1	CCV	1	1		1161385	5011.055176	
116	105	CCVL 1000 ppb	1	CCV	1	1		247809	1049.354248	
117	0	CCB	1	U	1	1		484	-23.162016	LO
B	0	Read Baseline	1	RB	1	1		0	-25.261940	BL
119	209	280-137736-C-5	1	U	1	1		195599	822.948242	
120	210	280-137736-C-6	1	U	20	1		299283	25451.441406	
121	211	280-137736-C-7	1	U	20	1		301989	25686.121094	
122	212	280-137736-C-8	1	U	1	1		47391	180.246155	
123	213	280-137736-C-9	1	U	5	1		1568086	33873.527344	
124	214	ms 280-137736-C-9	1	U	5	1		2228362	48189.867188	
125	215	msd 280-137736-C-9	1	U	5	1		2236170	48359.179688	
126	216	280-137736-C-10	1	U	20	1		441199	37759.750000	
127	217	280-137736-C-11	1	U	1	1		638489	2743.530029	
128	218	280-137736-C-12	1	U	1	1		287560	1221.735962	
129	0	Rinse	1	U	1	1		882	-21.438976	LO
B	0	Read Baseline	1	RB	1	1		0	-25.261940	BL
131	107	CCV 5000 ppb	1	CCV	1	1		1159477	5002.782715	
132	105	CCVL 1000 ppb	1	CCV	1	1		240074	1015.812866	
133	0	CCB	1	U	1	1		593	-22.688583	LO
B	0	Read Baseline	1	RB	1	1		0	-25.261940	BL
135	219	280-137736-C-13	1	U	1	1		209030	881.190979	
136	220	280-137736-C-14	1	U	10	1		299938	12754.117188	
137	221	280-137736-C-15	1	U	1	1		-320	-26.648417	LO
138	222	280-137736-C-16	1	U	1	1		74556	298.048553	
139	223	280-137736-C-17	1	U	1	1		1494143	6454.054199	
140	224	d	1	U	1	1		628	-22.537191	LO
141	225	d	1	U	1	1		1962	-16.754948	LO
142	226	d	1	U	1	1		50816	195.100067	
143	227	d	1	U	1	1		1063	-20.652660	LO
144	0	Rinse	1	U	1	1		22	-25.165222	LO
B	0	Read Baseline	1	RB	1	1		0	-25.261940	BL

Peak	Cup	Name	R	Type	Dil	Wt	Height	Calc. (ppb)	Flags
146	107	CCV 5000 ppb	1	CCV	1	1	1137279	4906.520508	
147	105	CCVL 1000 ppb	1	CCV	1	1	238838	1010.451782	
148	0	CCB	1	U	1	1	311	-23.913841	LO
B	0	Read Baseline	1	RB	1	1	0	-25.261940	BL

Nitrate as N:Calibration 1: Peak 5-149

File name: C:\FLOW_4\062220.RST
Date: 22-Jun-20
Operator: svc

*	Name	Conc	Height
*	Cal 0.00 ppb	0.000000	356.683838
*	Cal 50.0 ppb	50.000000	10875.730469
*	Cal 100 ppb	100.000000	21794.121094
*	Cal 500 ppb	500.000000	112754.242188
*	Cal 1000 ppb	1000.000000	231846.359375
*	Cal 2500 ppb	2500.000000	601976.250000
*	Cal 5000 ppb	5000.000000	1168972.625000
*	Cal 7500 ppb	7500.000000	1780183.000000
*	Cal 10000 ppb	10000.000000	2269213.500000

Calib Coef:
y=bx+a
a: (intercept) 5.8255e+03
b: 2.3060e+02

Corr Coef: 0.999612

Carryover: 0.343%

No Drift Peaks

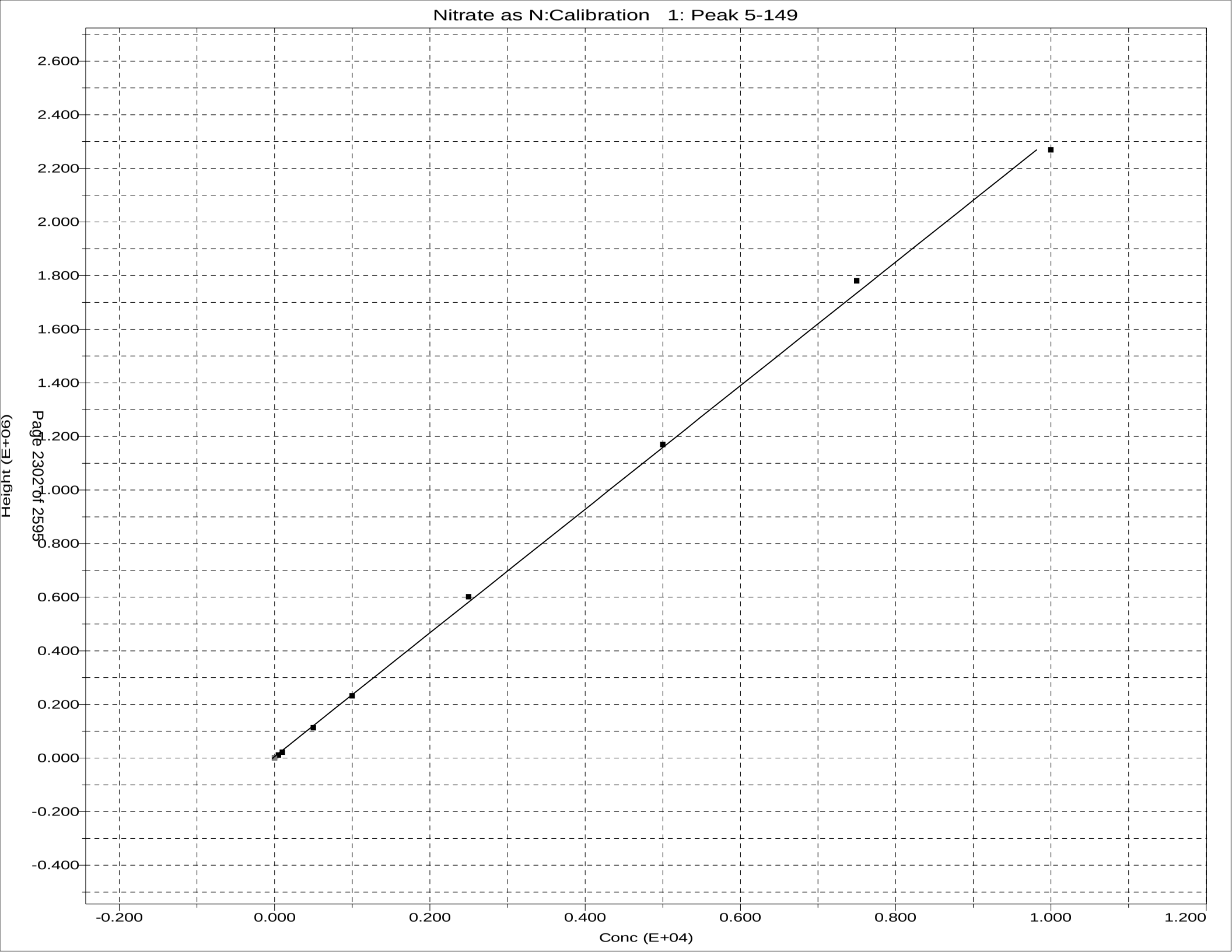
Nitrate as N:Calibration 1: Peak 5-149
2.600
2.400
2.200
2.000
1.800
1.600
1.400
1.200
1.000
0.800
0.600
0.400
0.200
0.000
-0.200
-0.400
Height (E+06)
-0.200
0.000
0.200
0.400
0.600
0.800
1.000
1.200
Conc (E+04)

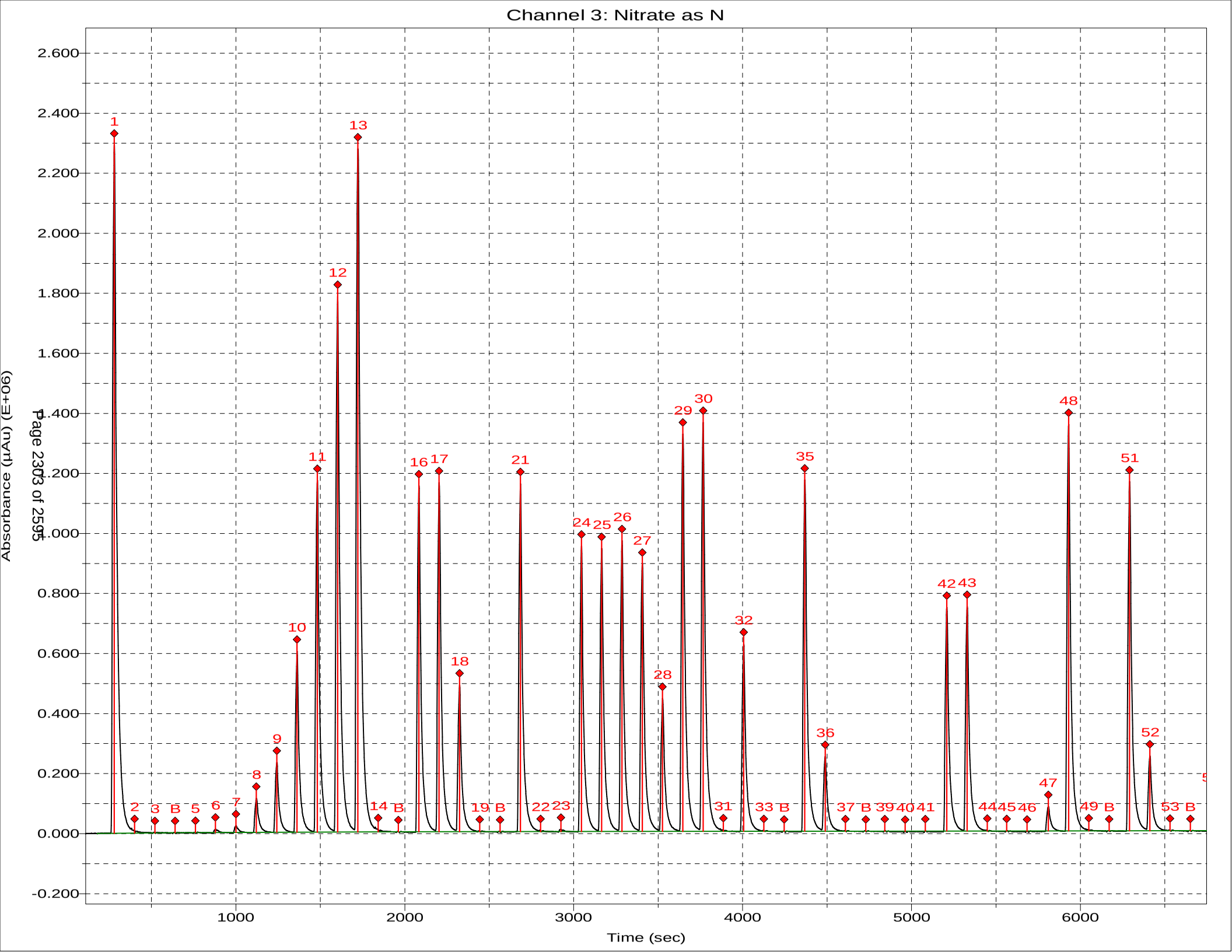
Channel 3: Nitrate as N
Absorbance (µAu) (E+06)
Time (sec)
2.600
2.400
2.200
2.000
1.800
1.600
1.400
1.200
1.000
0.800
0.600
0.400
0.200
0.000
-0.200
1000
2000
3000
4000
5000
6000
1 2 3 B 5 6 7 8 9 10 11 12 13 14 B 16 17 18 19 B 21 22 23 24 25 26 27 28 29 30 31 32 33 B 35 36 37 B 39 40 41 42 43 44 45 46 47 48 49 B 51 52 53 B

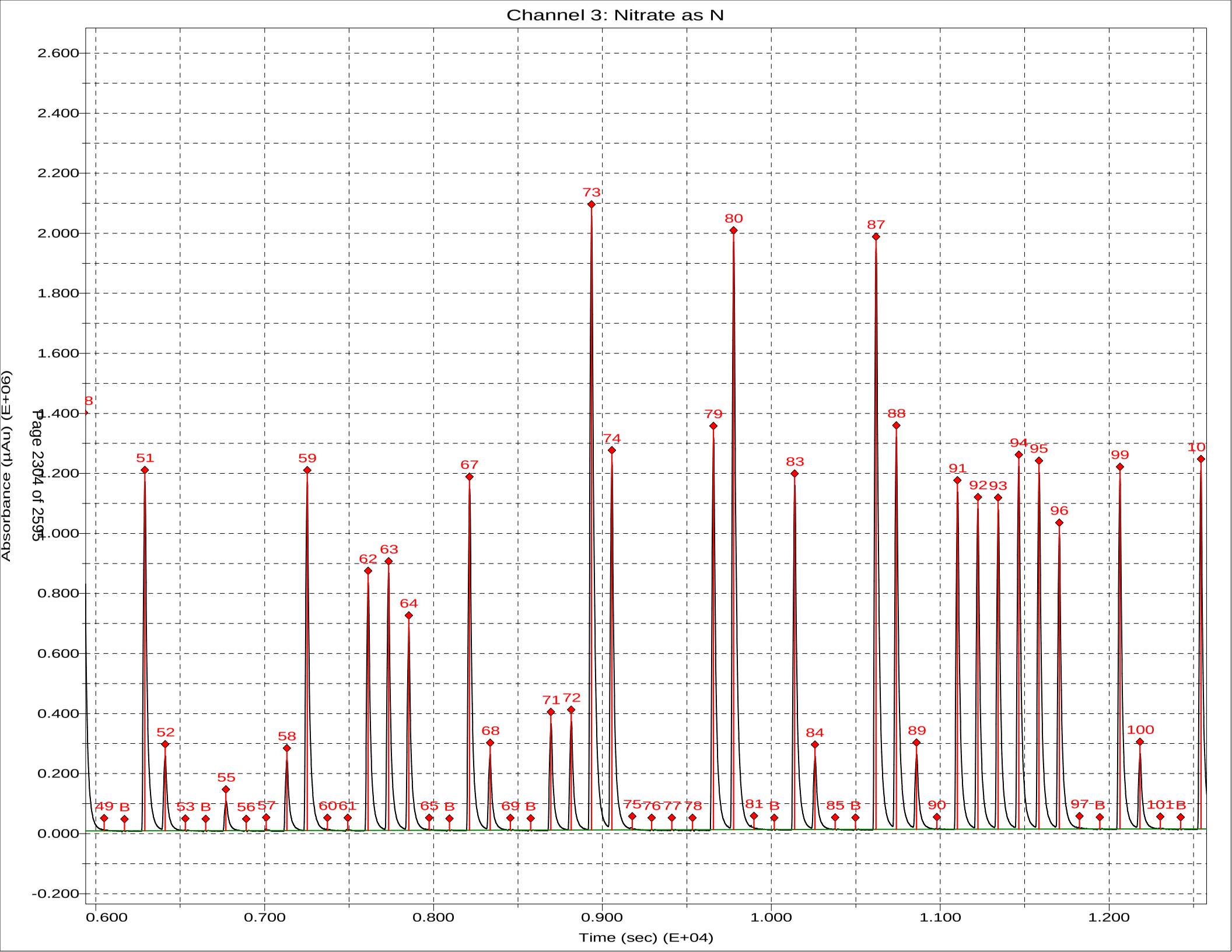
Channel 3: Nitrate as N
Absorbance (µAu) (E+06)
Time (sec) (E+04)
Page 2304 of 2595
2.600
2.400
2.200
2.000
1.800
1.600
1.400
1.200
1.000
0.800
0.600
0.400
0.200
0.000
-0.200
0.600
0.700
0.800
0.900
1.000
1.100
1.200
8
49 B
51
52
53 B
55
56 57
58
59
60 61
62
63
64
65 B
67
68
69 B
71 72
73
74
75 76 77 78
79
80
81 B
83
84
85 B
87
88
89
90
91
92 93
94
95
96
97 B
99
100
101 B
10

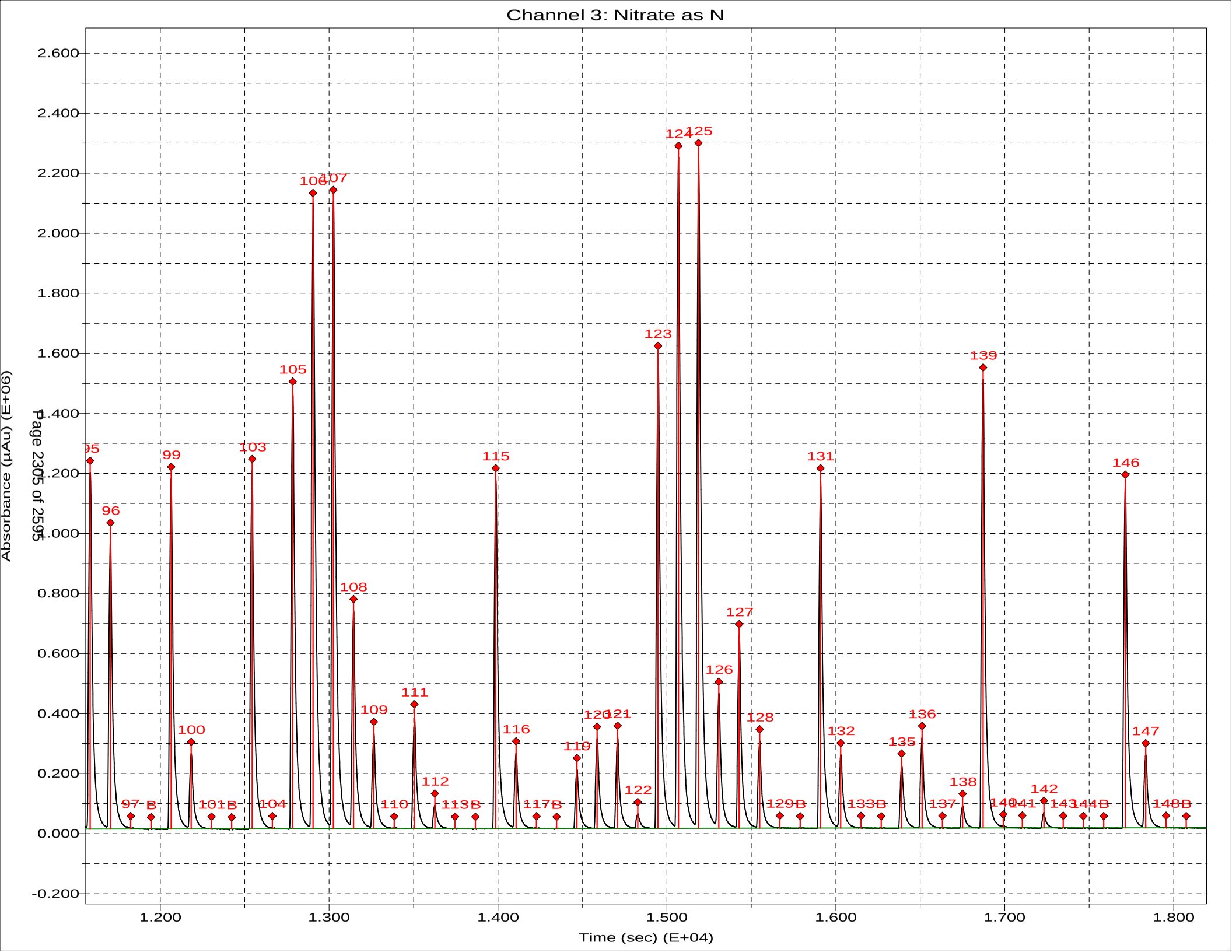
Channel 3: Nitrate as N
Absorbance (µAu) (E+06)
Time (sec) (E+04)
2.600
2.400
2.200
2.000
1.800
1.600
1.400
1.200
1.000
0.800
0.600
0.400
0.200
0.000
-0.200
1.200
1.300
1.400
1.500
1.600
1.700
1.800
95
96
97
97B
99
100
101B
103
104
105
106
107
108
109
110
111
112
113B
115
116
117B
119
120
121
122
123
124
125
126
127
128
129B
131
132
133B
135
136
137
138
139
140
141
142
143
144B
146
147
148B

Sample Table - 062220.tbl

File name: C:\FLOW_4\062220.TBL
Date: 22-Jun-20

Cup	Name	Type	R	Dil	Wt	Vial	Comment
109	SYNC	SYNC	1	1	1		
0	Carryover	CO	1	1	1		
0	Carryover	CO	1	1	1		
0	read baseline	RB	1	1	1		
101	Cal 0.00 ppb	C	1	1	1		
102	Cal 50.0 ppb	C	1	1	1		
103	Cal 100 ppb	C	1	1	1		
104	Cal 500 ppb	C	1	1	1		
105	Cal 1000 ppb	C	1	1	1		
106	Cal 2500 ppb	C	1	1	1		
107	Cal 5000 ppb	C	1	1	1		
108	Cal 7500 ppb	C	1	1	1		
109	Cal 10000 ppb	C	1	1	1		
0	Blank	BLNK	1	1	1		
0	Read Baseline	RB	1	1	1		
110	5000 PPB NO2	U	1	1	1		
111	ICV 5000 PPB	CCV	1	1	1		
112	ICV 2000 PPB	CCV	1	1	1		
0	ICB	U	1	1	1		
0	Read Baseline	RB	1	1	1		
107	LCS	U	1	1	1		pH
0	MB	U	1	1	1		
113	280-137702-C-1	U	1	1	1		
114	ms 280-137702-C-1	U	1	1	1		
115	msd 280-137702-C-1	U	1	1	1		
116	280-137702-C-2	U	1	10 ~~1~~	1		
117	280-137702-C-3	U	1	10 ~~1~~	1		
118	280-137702-C-4	U	1	1	1		
119	280-137702-C-5	U	1	1 ~~2 5 1~~	1		
120	280-137702-C-6	U	1	1	1		
121	280-137702-C-7	U	1	1	1		
122	280-137702-C-8	U	1	1	1		
0	Rinse	U	1	1	1		
0	Read Baseline	RB	1	1	1		
107	CCV 5000 ppb	CCV	1	1	1		
105	CCVL 1000 ppb	CCV	1	1	1		
0	CCB	U	1	1	1		
0	Read Baseline	RB	1	1	1		
123	280-137702-C-9	U	1	1	1		
124	280-137702-C-10	U	1	1	1		
125	280-137702-C-14	U	1	1	1		
126	ms 280-137702-C-14	U	1	1	1		
127	msd 280-137702-C-14	U	1	1	1		
128	280-137702-C-11	U	1	1	1		
129	280-137702-C-12	U	1	1	1		
130	280-137702-C-13	U	1	1	1		
131	280-137702-C-15	U	1	1	1		
132	280-137702-C-16	U	1	2 ~~1~~	1		
0	Rinse	U	1	1	1		
0	Read Baseline	RB	1	1	1		
107	CCV 5000 ppb	CCV	1	1	1		
105	CCVL 1000 ppb	CCV	1	1	1		
0	CCB	U	1	1	1		
0	Read Baseline	RB	1	1	1		
133	280-137702-C-17	U	1	1	1		
134	280-137702-C-18	U	1	1	1		

Cup	Name	Type	R	Dil	Wt	Vial	Comment
135	280-137702-C-19	U	1	1	1		
136	280-137702-C-21	U	1	1	1		
107	LCS	U	1	1	1		
0	MB	U	1	1	1		
137	280-137702-C-20	U	1	1	1		
138	ms 280-137702-C-20	U	1	1	1		
139	msd 280-137702-C-20	U	1	1	1		
140	280-137702-C-22	U	1	1	1		
0	Rinse	U	1	1	1		
0	Read Baseline	RB	1	1	1		
107	CCV 5000 ppb	CCV	1	1	1		
105	CCVL 1000 ppb	CCV	1	1	1		
0	CCB	U	1	1	1		
0	Read Baseline	RB	1	1	1		
141	280-137702-C-23	U	1	1	1		
142	280-137702-C-24	U	1	1	1		
143	280-137702-C-25	U	1	1	1		
144	280-137702-C-26	U	1	5	1		
145	280-137702-C-27	U	1	1	1		
146	280-137702-C-28	U	1	1	1		
147	280-137702-C-29	U	1	1	1		
148	280-137702-C-30	U	1	1	1		
149	280-137780-B-1	U	1	1	1		
150	ms 280-137780-B-1	U	1	1	1		
0	Rinse	U	1	1	1		
0	Read Baseline	RB	1	1	1		
107	CCV 5000 ppb	CCV	1	1	1		
105	CCVL 1000 ppb	CCV	1	1	1		
0	CCB	U	1	1	1		
0	Read Baseline	RB	1	1	1		
151	msd 280-137780-B-1	U	1	1	1		
152	280-137780-B-2	U	1	1	1		
153	280-137780-B-3	U	1	1	1		
154	280-137780-B-4	U	1	1	1		
155	280-137780-B-5	U	1	1	1		
156	280-137780-B-6	U	1	1	1		
157	280-137780-B-7	U	1	1	1		
158	280-137780-B-8	U	1	1	1		
159	280-137780-B-9	U	1	1	1		
160	280-137780-B-10	U	1	1	1		
0	Rinse	U	1	1	1		
0	Read Baseline	RB	1	1	1		
107	CCV 5000 ppb	CCV	1	1	1		
105	CCVL 1000 ppb	CCV	1	1	1		
0	CCB	U	1	1	1		
0	Read Baseline	RB	1	1	1		
107	LCS	U	1	1	1		
0	MB	U	1	1	1		
201	280-137780-B-11	U	1	2	1		
202	ms 280-137780-B-11	U	1	2	1		
203	msd 280-137780-B-11	U	1	2	1		
204	280-137780-B-12	U	1	5	1		
205	280-137780-B-13	U	1	1	1		
206	280-137780-B-14	U	1	1	1		
207	280-137736-C-3	U	1	25	1		
208	280-137736-C-4	U	1	1	1		
0	Rinse	U	1	1	1		
0	Read Baseline	RB	1	1	1		
107	CCV 5000 ppb	CCV	1	1	1		
105	CCVL 1000 ppb	CCV	1	1	1		

Cup	Name	Type	R	Dil	Wt	Vial	Comment
0	CCB	U	1	1	1		
0	Read Baseline	RB	1	1	1		
209	280-137736-C-5	U	1	1	1		
210	280-137736-C-6	U	1	20	1		
211	280-137736-C-7	U	1	20	1		
212	280-137736-C-8	U	1	1	1		
213	280-137736-C-9	U	1	5	1		
214	ms 280-137736-C-9	U	1	5	1	1	
215	msd 280-137736-C-9	U	1	5	1	1	
216	280-137736-C-10	U	1	20	1		
217	280-137736-C-11	U	1	1	1		
218	280-137736-C-12	U	1	1	1		
0	Rinse	U	1	1	1		
0	Read Baseline	RB	1	1	1		
107	CCV 5000 ppb	CCV	1	1	1		
105	CCVL 1000 ppb	CCV	1	1	1		
0	CCB	U	1	1	1		
0	Read Baseline	RB	1	1	1		
219	280-137736-C-13	U	1	1	1		
220	280-137736-C-14	U	1	10	1		
221	280-137736-C-15	U	1	1	1		
222	280-137736-C-16	U	1	1	1		
223	280-137736-C-17	U	1	1	1		
224	d	U	1	1	1		
225	d	U	1	1	1		
226	d	U	1	1	1		
227	d	U	1	1	1		
0	Rinse	U	1	1	1		
0	Read Baseline	RB	1	1	1		
107	CCV 5000 ppb	CCV	1	1	1		
105	CCVL 1000 ppb	CCV	1	1	1		
0	CCB	U	1	1	1		
0	Read Baseline	RB	1	1	1		

Sulfide by Titration

Analyst:	SAH	SOP Information:	
Date:	6/12/2020	Number:	91
Titration Solutions		**Calibration Information**	
Solution 1:	Iodine	Source/Ver-Lot#:	INT_01738
TALS ID	Iod_00257	Prep Date:	6/8/2020
Normality:	0.025	Made By:	SAH
Solution 2:	sodium thiosulfate	Concentration:	1108
TALS ID	Na Thio_00166	Expiration Date:	9/8/2020
Normality:	0.025		
	Starch Indicator		
TALS ID	Starch Ind_00062		

ICV Information	
Source/Ver-Lot#:	INT_01685
Prep Date:	6/8/2020
Made By:	SAH
Concentration:	920
Expiration Date:	9/8/2020

	CAL Volume	Buret Start	Buret End	mL Iodine	Final mL	Conc mg/L
CAL	5	0.00	6.20	20	6.20	1104.000
CAL	5	6.20	12.30	20	6.10	1112.000

For SM4500 S2 D colorimetric

	CAL Volume	Buret Start	Buret End	mL Iodine	Final mL	Conc mg/L
ICV	5	0.00	8.40	20	8.40	928.000
ICV	5	8.40	17.00	20	8.60	912.000

TALS Raw Data Report

Job Number: 280-137647-1
LIMS Batch: 499460
Equipment: NOEQUIP

Laboratory: Eurofins TestAmerica, Denver

RS# 1 Lab ID: **LCS 280-499254/1-A** Inj Date: 6/18/2020 11:28:21AM Dil: 1.0 Meth: 9034

Analyte	Rspnse	Raw Res/Units	Final Res/Qual/Units	% Rec	Rec Lmt	% RPD	RPD Lmt
Sulfide		20 mg/L	mg/L	109	44 110		
Sulfide as H2S		21.25 mg/L	mg/L				

RS# 2 Lab ID: **MB 280-499254/2-A** Inj Date: 6/18/2020 11:28:21AM Dil: 1.0 Meth: 9034

Analyte	Rspnse	Raw Res/Units	Final Res/Qual/Units	% Rec	Rec Lmt	% RPD	RPD Lmt
Sulfide		0 mg/L	mg/L				
Sulfide as H2S		0 mg/L	mg/L				

RS# 3 Lab ID: **280-137647-F-2-A** Inj Date: 6/18/2020 11:28:21AM Dil: 1.0 Meth: 9034

Analyte	Rspnse	Raw Res/Units	Final Res/Qual/Units	% Rec	Rec Lmt	% RPD	RPD Lmt
Sulfide		-0.8 mg/L	mg/L				
Sulfide as H2S		-0.85 mg/L	mg/L				

RS# 4 Lab ID: **280-137647-F-2-B MS** Inj Date: 6/18/2020 11:28:21AM Dil: 1.0 Meth: 9034

Analyte	Rspnse	Raw Res/Units	Final Res/Qual/Units	% Rec	Rec Lmt	% RPD	RPD Lmt
Sulfide		19.2 mg/L	mg/L	104	44 110		
Sulfide as H2S		20.4 mg/L	mg/L				

RS# 5 Lab ID: **280-137647-F-2-C MSD** Inj Date: 6/18/2020 11:28:21AM Dil: 1.0 Meth: 9034

Analyte	Rspnse	Raw Res/Units	Final Res/Qual/Units	% Rec	Rec Lmt	% RPD	RPD Lmt
Sulfide		16 mg/L	mg/L	87	44 110	18	20
Sulfide as H2S		17 mg/L	mg/L				

RS# 6 Lab ID: **280-137647-F-3-A** Inj Date: 6/18/2020 11:28:21AM Dil: 1.0 Meth: 9034

Analyte	Rspnse	Raw Res/Units	Final Res/Qual/Units	% Rec	Rec Lmt	% RPD	RPD Lmt
Sulfide		-0.8 mg/L	mg/L				
Sulfide as H2S		-0.85 mg/L	mg/L				

RS# 7 Lab ID: **280-137647-G-4-A** Inj Date: 6/18/2020 11:28:21AM Dil: 1.0 Meth: 9034

Analyte	Rspnse	Raw Res/Units	Final Res/Qual/Units	% Rec	Rec Lmt	% RPD	RPD Lmt
Sulfide		0 mg/L	mg/L				
Sulfide as H2S		0 mg/L	mg/L				

TALS Raw Data Report

Job Number: 280-137648-1
LIMS Batch: 499460
Equipment: NOEQUIP

Laboratory: Eurofins TestAmerica, Denver

RS# 1 Lab ID: **LCS 280-499254/1-A** Inj Date: 6/18/2020 11:28:21AM Dil: 1.0 Meth: 9034

Analyte	Rspnse	Raw Res/Units	Final Res/Qual/Units	% Rec	Rec Lmt	% RPD	RPD Lmt
Sulfide		20 mg/L	mg/L	109	44 110		
Sulfide as H2S		21.25 mg/L	mg/L				

RS# 2 Lab ID: **MB 280-499254/2-A** Inj Date: 6/18/2020 11:28:21AM Dil: 1.0 Meth: 9034

Analyte	Rspnse	Raw Res/Units	Final Res/Qual/Units	% Rec	Rec Lmt	% RPD	RPD Lmt
Sulfide		0 mg/L	mg/L				
Sulfide as H2S		0 mg/L	mg/L				

RS# 3 Lab ID: **280-137647-F-2-A** Inj Date: 6/18/2020 11:28:21AM Dil: 1.0 Meth: 9034

Analyte	Rspnse	Raw Res/Units	Final Res/Qual/Units	% Rec	Rec Lmt	% RPD	RPD Lmt
Sulfide		-0.8 mg/L	mg/L				
Sulfide as H2S		-0.85 mg/L	mg/L				

RS# 4 Lab ID: **280-137647-F-2-B MS** Inj Date: 6/18/2020 11:28:21AM Dil: 1.0 Meth: 9034

Analyte	Rspnse	Raw Res/Units	Final Res/Qual/Units	% Rec	Rec Lmt	% RPD	RPD Lmt
Sulfide		19.2 mg/L	mg/L	104	44 110		
Sulfide as H2S		20.4 mg/L	mg/L				

RS# 5 Lab ID: **280-137647-F-2-C MSD** Inj Date: 6/18/2020 11:28:21AM Dil: 1.0 Meth: 9034

Analyte	Rspnse	Raw Res/Units	Final Res/Qual/Units	% Rec	Rec Lmt	% RPD	RPD Lmt
Sulfide		16 mg/L	mg/L	87	44 110	18	20
Sulfide as H2S		17 mg/L	mg/L				

RS# 15 Lab ID: **280-137648-M-1-A** Inj Date: 6/18/2020 11:28:21AM Dil: 1.0 Meth: 9034

Analyte	Rspnse	Raw Res/Units	Final Res/Qual/Units	% Rec	Rec Lmt	% RPD	RPD Lmt
Sulfide		0 mg/L	mg/L				
Sulfide as H2S		0 mg/L	mg/L				

TALS Raw Data Report

Job Number: 280-137649-1
LIMS Batch: 499460
Equipment: NOEQUIP

Laboratory: Eurofins TestAmerica, Denver

RS# 1 Lab ID: **LCS 280-499254/1-A** Inj Date: 6/18/2020 11:28:21AM Dil: 1.0 Meth: 9034

Analyte	Rspnse	Raw Res/Units	Final Res/Qual/Units	% Rec	Rec Lmt	% RPD	RPD Lmt
Sulfide		20 mg/L	mg/L	109	44 110		
Sulfide as H2S		21.25 mg/L	mg/L				

RS# 2 Lab ID: **MB 280-499254/2-A** Inj Date: 6/18/2020 11:28:21AM Dil: 1.0 Meth: 9034

Analyte	Rspnse	Raw Res/Units	Final Res/Qual/Units	% Rec	Rec Lmt	% RPD	RPD Lmt
Sulfide		0 mg/L	mg/L				
Sulfide as H2S		0 mg/L	mg/L				

RS# 3 Lab ID: **280-137647-F-2-A** Inj Date: 6/18/2020 11:28:21AM Dil: 1.0 Meth: 9034

Analyte	Rspnse	Raw Res/Units	Final Res/Qual/Units	% Rec	Rec Lmt	% RPD	RPD Lmt
Sulfide		-0.8 mg/L	mg/L				
Sulfide as H2S		-0.85 mg/L	mg/L				

RS# 4 Lab ID: **280-137647-F-2-B MS** Inj Date: 6/18/2020 11:28:21AM Dil: 1.0 Meth: 9034

Analyte	Rspnse	Raw Res/Units	Final Res/Qual/Units	% Rec	Rec Lmt	% RPD	RPD Lmt
Sulfide		19.2 mg/L	mg/L	104	44 110		
Sulfide as H2S		20.4 mg/L	mg/L				

RS# 5 Lab ID: **280-137647-F-2-C MSD** Inj Date: 6/18/2020 11:28:21AM Dil: 1.0 Meth: 9034

Analyte	Rspnse	Raw Res/Units	Final Res/Qual/Units	% Rec	Rec Lmt	% RPD	RPD Lmt
Sulfide		16 mg/L	mg/L	87	44 110	18	20
Sulfide as H2S		17 mg/L	mg/L				

RS# 8 Lab ID: **280-137649-M-2-A** Inj Date: 6/18/2020 11:28:21AM Dil: 1.0 Meth: 9034

Analyte	Rspnse	Raw Res/Units	Final Res/Qual/Units	% Rec	Rec Lmt	% RPD	RPD Lmt
Sulfide		-0.8 mg/L	mg/L				
Sulfide as H2S		-0.85 mg/L	mg/L				

RS# 9 Lab ID: **280-137649-M-3-A** Inj Date: 6/18/2020 11:28:21AM Dil: 1.0 Meth: 9034

Analyte	Rspnse	Raw Res/Units	Final Res/Qual/Units	% Rec	Rec Lmt	% RPD	RPD Lmt
Sulfide		-0.4 mg/L	mg/L				
Sulfide as H2S		-0.425 mg/L	mg/L				

RS# 10 Lab ID: **280-137649-M-5-A** Inj Date: 6/18/2020 11:28:21AM Dil: 1.0 Meth: 9034

Analyte	Rspnse	Raw Res/Units	Final Res/Qual/Units	% Rec	Rec Lmt	% RPD	RPD Lmt
Sulfide		-0.4 mg/L	mg/L				
Sulfide as H2S		-0.425 mg/L	mg/L				

RS# 11 Lab ID: **280-137649-M-6-A** Inj Date: 6/18/2020 11:28:21AM Dil: 1.0 Meth: 9034

Analyte	Rspnse	Raw Res/Units	Final Res/Qual/Units	% Rec	Rec Lmt	% RPD	RPD Lmt
Sulfide		-2.4 mg/L	mg/L				
Sulfide as H2S		-2.55 mg/L	mg/L				

RS# 12 Lab ID: **280-137649-M-7-A** Inj Date: 6/18/2020 11:28:21AM Dil: 1.0 Meth: 9034

Analyte	Rspnse	Raw Res/Units	Final Res/Qual/Units	% Rec	Rec Lmt	% RPD	RPD Lmt
Sulfide		0 mg/L	mg/L				
Sulfide as H2S		0 mg/L	mg/L				

TALS Raw Data Report

RS# 14 Lab ID: **280-137649-M-1-A** Inj Date: 6/18/2020 11:28:21AM Dil: 1.0 Meth: 9034

Analyte	Rspnse	Raw Res/Units	Final Res/Qual/Units	% Rec	Rec Lmt	% RPD	RPD Lmt
Sulfide		0 mg/L	mg/L				
Sulfide as H2S		0 mg/L	mg/L				

TALS Raw Data Report

Job Number: 280-137650-2
LIMS Batch: 499460
Equipment: NOEQUIP

Laboratory: Eurofins TestAmerica, Denver

RS# 1 Lab ID: **LCS 280-499254/1-A** Inj Date: 6/18/2020 11:28:21AM Dil: 1.0 Meth: 9034

Analyte	Rspnse	Raw Res/Units	Final Res/Qual/Units	% Rec	Rec Lmt	% RPD	RPD Lmt
Sulfide		20 mg/L	ug/L	109	44 110		
Sulfide as H2S		21.25 mg/L	ug/L				

RS# 2 Lab ID: **MB 280-499254/2-A** Inj Date: 6/18/2020 11:28:21AM Dil: 1.0 Meth: 9034

Analyte	Rspnse	Raw Res/Units	Final Res/Qual/Units	% Rec	Rec Lmt	% RPD	RPD Lmt
Sulfide		0 mg/L	ug/L				
Sulfide as H2S		0 mg/L	ug/L				

RS# 3 Lab ID: **280-137647-F-2-A** Inj Date: 6/18/2020 11:28:21AM Dil: 1.0 Meth: 9034

Analyte	Rspnse	Raw Res/Units	Final Res/Qual/Units	% Rec	Rec Lmt	% RPD	RPD Lmt
Sulfide		-0.8 mg/L	ug/L				
Sulfide as H2S		-0.85 mg/L	ug/L				

RS# 4 Lab ID: **280-137647-F-2-B MS** Inj Date: 6/18/2020 11:28:21AM Dil: 1.0 Meth: 9034

Analyte	Rspnse	Raw Res/Units	Final Res/Qual/Units	% Rec	Rec Lmt	% RPD	RPD Lmt
Sulfide		19.2 mg/L	ug/L	104	44 110		
Sulfide as H2S		20.4 mg/L	ug/L				

RS# 5 Lab ID: **280-137647-F-2-C MSD** Inj Date: 6/18/2020 11:28:21AM Dil: 1.0 Meth: 9034

Analyte	Rspnse	Raw Res/Units	Final Res/Qual/Units	% Rec	Rec Lmt	% RPD	RPD Lmt
Sulfide		16 mg/L	ug/L	87	44 110	18	20
Sulfide as H2S		17 mg/L	ug/L				

RS# 13 Lab ID: **280-137650-N-4-B** Inj Date: 6/18/2020 11:28:21AM Dil: 1.0 Meth: 9034

Analyte	Rspnse	Raw Res/Units	Final Res/Qual/Units	% Rec	Rec Lmt	% RPD	RPD Lmt
Sulfide		0 mg/L	ug/L				
Sulfide as H2S		0 mg/L	ug/L				

TALS Raw Data Report

Job Number: 280-137702-1
LIMS Batch: 499460
Equipment: NOEQUIP

Laboratory: Eurofins TestAmerica, Denver

RS# 1 Lab ID: **LCS 280-499254/1-A** Inj Date: 6/18/2020 11:28:21AM Dil: 1.0 Meth: 9034

Analyte	Rspnse	Raw Res/Units	Final Res/Qual/Units	% Rec	Rec Lmt	% RPD	RPD Lmt
Sulfide		20 mg/L	mg/L	109	44 110		
Sulfide as H2S		21.25 mg/L	mg/L				

RS# 2 Lab ID: **MB 280-499254/2-A** Inj Date: 6/18/2020 11:28:21AM Dil: 1.0 Meth: 9034

Analyte	Rspnse	Raw Res/Units	Final Res/Qual/Units	% Rec	Rec Lmt	% RPD	RPD Lmt
Sulfide		0 mg/L	1.9 U mg/L				
Sulfide as H2S		0 mg/L	2.0 U mg/L				

RS# 3 Lab ID: **280-137647-F-2-A** Inj Date: 6/18/2020 11:28:21AM Dil: 1.0 Meth: 9034

Analyte	Rspnse	Raw Res/Units	Final Res/Qual/Units	% Rec	Rec Lmt	% RPD	RPD Lmt
Sulfide		-0.8 mg/L	1.9 U mg/L				
Sulfide as H2S		-0.85 mg/L	2.0 U mg/L				

RS# 4 Lab ID: **280-137647-F-2-B MS** Inj Date: 6/18/2020 11:28:21AM Dil: 1.0 Meth: 9034

Analyte	Rspnse	Raw Res/Units	Final Res/Qual/Units	% Rec	Rec Lmt	% RPD	RPD Lmt
Sulfide		19.2 mg/L	mg/L	104	44 110		
Sulfide as H2S		20.4 mg/L	mg/L				

RS# 5 Lab ID: **280-137647-F-2-C MSD** Inj Date: 6/18/2020 11:28:21AM Dil: 1.0 Meth: 9034

Analyte	Rspnse	Raw Res/Units	Final Res/Qual/Units	% Rec	Rec Lmt	% RPD	RPD Lmt
Sulfide		16 mg/L	mg/L	87	44 110	18	20
Sulfide as H2S		17 mg/L	mg/L				

RS# 16 Lab ID: **280-137702-E-16-A** Inj Date: 6/18/2020 11:28:21AM Dil: 1.0 Meth: 9034

Analyte	Rspnse	Raw Res/Units	Final Res/Qual/Units	% Rec	Rec Lmt	% RPD	RPD Lmt
Sulfide		0 mg/L	1.9 U mg/L				
Sulfide as H2S		0 mg/L	2.0 U mg/L				

RS# 17 Lab ID: **280-137702-E-17-A** Inj Date: 6/18/2020 11:28:21AM Dil: 1.0 Meth: 9034

Analyte	Rspnse	Raw Res/Units	Final Res/Qual/Units	% Rec	Rec Lmt	% RPD	RPD Lmt
Sulfide		0 mg/L	1.9 U mg/L				
Sulfide as H2S		0 mg/L	2.0 U mg/L				

RS# 18 Lab ID: **280-137702-E-18-A** Inj Date: 6/18/2020 11:28:21AM Dil: 1.0 Meth: 9034

Analyte	Rspnse	Raw Res/Units	Final Res/Qual/Units	% Rec	Rec Lmt	% RPD	RPD Lmt
Sulfide		0 mg/L	1.9 U mg/L				
Sulfide as H2S		0 mg/L	2.0 U mg/L				

Titration Data Review Checklist

4991460

LIMS Batch Number: ~~499276~~ 06/19/2020 BWH	**Method (circle one):**	**QC Type (circle):**
Analyst/1st Reviewer: BWH	**2310B 2320B 2340C**	**Standard DoD QAPP Other**
Date: 06/19/2020	**4500 S2 F 4500 SO3 B 9030B/9034**	
Matrix (circle): Water Solid	**Automated or Manual (circle one)**	**Instrument ID (circle one if applicable):** N/A AT2 AT3

Review Items	Yes	No	2nd Rev	If No, why is data reportable?
A. Sample Storage and Pretreatment				
1. Is sample pH verified and documented prior to analysis? (if required)	✓		✓	
2. For samples requiring pH adjustment is the amount of acid/base used documented?	✓		✓	If no, list details:
3. Are samples analyzed within the required hold time?	✓		✓	NCM:
4. Pre-treatment reagents used to remove interferences are documented.	✓		✓	
B. Calibration / Instrument				
5. Was the normality of the titrant verified and found acceptable?	✓		✓	Comments:
6. For potentiometric titration, the pH meter is calibrated with 5 buffers bracketing range of samples and QC.	✓		✓	Comments:
7. Calibration standards are analyzed at the beginning and end of the analytical sequence and after every 10 sample analyses. (samples/dilutions/reanalyses).	✓		✓	Comments:
8. Calibrations standards (ICV/CCV) are within 90-110% recovery.	✓		✓	
C. Sample and Batch QC				
9. Blanks are analyzed at the beginning, end and after every 10 sample analyses in the sequence.	✓		✓	
10. Results of blank analyses (MB, ICB, CCB) are < ½ RL (<RL for alkalinity unless DoD)	✓		✓	□ No analyte > ½ RL in associated samples □ Sample results >10x blank
11. A standard from a second source (SRM, CRM, LCS) is included in the analytical sequence.	✓		✓	
12. The recovery of the 2nd source material falls within 90-110% or manufacturer's limits.	✓		✓	
13. Samples analyses are bracketing by acceptable CCV/CCBs.	✓		✓	□ No analyte > RL in associated samples □ Sample results >10x blank □ Sample results qualified
14. MS/MSD analyzed at required frequency and recoveries within limits. (If recoveries out of limits, verify not due to lab error) (Required for 2340C, 4500 S2 F, 9030B/9034)	✓		✓	□ Non-conformance (NCM) added □ Sample results >4X spike conc.
15. Duplicate analyzed at required frequency and RPD within limits. (Required for 2310B, 2320B, 4500 SO3 B)	✓		✓	□ Non-conformance (NCM) added □ Sample results ND or <2X RL

Sulfide by Titration

Analyst:	SAH	SOP Information:	
Date:	6/19/2020	Number:	91
Titration Solutions		**Calibration Information**	
Solution 1:	Iodine	Source/Ver-Lot#:	INT_01738
TALS ID	Iod_00257	Prep Date:	6/8/2020
Normality:	0.025	Made By:	SAH
Solution 2:	sodium thiosulfate	Concentration:	1084
TALS ID	Na Thio_00166	Expiration Date:	9/8/2020
Normality:	0.025		
	Starch Indicator		
TALS ID	Starch Ind_00062		

ICV Information	
Source/Ver-Lot#:	INT_01685
Prep Date:	6/8/2020
Made By:	SAH
Concentration:	916
Expiration Date:	9/8/2020

	CAL Volume	Buret Start	Buret End	mL Iodine	Final mL	Conc mg/L
CAL	5	0.00	6.20	20	6.20	1104.000
CAL	5	6.20	12.90	20	6.70	1064.000

For SM4500 S2 D colorimetric

	CAL Volume	Buret Start	Buret End	mL Iodine	Final mL	Conc mg/L
ICV	5	0.00	8.40	20	8.40	928.000
ICV	5	8.40	17.10	20	8.70	904.000

Sample #	Start	End
1	0.2	3.0
2	3.0	4.0
3	4.0	5.0
4	5.0	8.0
5	8.0	11.1
6	11.1	12.1
7	12.1	13.1
8	13.1	14.1
9	14.1	15.2
10	15.2	16.2
11	16.2	17.2
12	17.2	18.2
13	18.2	19.2
14	19.2	20.3
15	20.3	21.2
16	21.2	22.4
17	22.4	23.5
18	23.5	24.5

TALS Raw Data Report

Job Number: 280-137702-1
LIMS Batch: 499382
Equipment: NOEQUIP

Laboratory: Eurofins TestAmerica, Denver

RS# 1 Lab ID: **LCS 280-499379/1-A** Inj Date: 6/19/2020 9:17:00AM Dil: 1.0 Meth: 9034

Analyte	Rspnse	Raw Res/Units	Final Res/Qual/Units	% Rec	Rec Lmt	% RPD	RPD Lmt
Sulfide		17.6 mg/L	mg/L	81	44 110		
Sulfide as H2S		18.7 mg/L	mg/L				

RS# 2 Lab ID: **MB 280-499379/2-A** Inj Date: 6/19/2020 9:17:00AM Dil: 1.0 Meth: 9034

Analyte	Rspnse	Raw Res/Units	Final Res/Qual/Units	% Rec	Rec Lmt	% RPD	RPD Lmt
Sulfide		0 mg/L	1.9 U mg/L				
Sulfide as H2S		0 mg/L	2.0 U mg/L				

RS# 3 Lab ID: **320-61819-N-2-A** Inj Date: 6/19/2020 9:17:00AM Dil: 1.0 Meth: 9034

Analyte	Rspnse	Raw Res/Units	Final Res/Qual/Units	% Rec	Rec Lmt	% RPD	RPD Lmt
Sulfide		0 mg/L	1.9 U mg/L				
Sulfide as H2S		0 mg/L	2.0 U mg/L				

RS# 4 Lab ID: **320-61819-N-2-B MS** Inj Date: 6/19/2020 9:17:00AM Dil: 1.0 Meth: 9034

Analyte	Rspnse	Raw Res/Units	Final Res/Qual/Units	% Rec	Rec Lmt	% RPD	RPD Lmt
Sulfide		16 mg/L	mg/L	74	44 110		
Sulfide as H2S		17 mg/L	mg/L				

RS# 5 Lab ID: **320-61819-N-2-C MSD** Inj Date: 6/19/2020 9:17:00AM Dil: 1.0 Meth: 9034

Analyte	Rspnse	Raw Res/Units	Final Res/Qual/Units	% Rec	Rec Lmt	% RPD	RPD Lmt
Sulfide		15.2 mg/L	mg/L	70	44 110	5	20
Sulfide as H2S		16.15 mg/L	mg/L				

RS# 13 Lab ID: **280-137702-E-3-A** Inj Date: 6/19/2020 9:17:00AM Dil: 1.0 Meth: 9034

Analyte	Rspnse	Raw Res/Units	Final Res/Qual/Units	% Rec	Rec Lmt	% RPD	RPD Lmt
Sulfide		0 mg/L	1.9 U mg/L				
Sulfide as H2S		0 mg/L	2.0 U mg/L				

RS# 14 Lab ID: **280-137702-E-10-A** Inj Date: 6/19/2020 9:17:00AM Dil: 1.0 Meth: 9034

Analyte	Rspnse	Raw Res/Units	Final Res/Qual/Units	% Rec	Rec Lmt	% RPD	RPD Lmt
Sulfide		-0.8 mg/L	1.9 U mg/L				
Sulfide as H2S		-0.85 mg/L	2.0 U mg/L				

RS# 15 Lab ID: **280-137702-E-15-A** Inj Date: 6/19/2020 9:17:00AM Dil: 1.0 Meth: 9034

Analyte	Rspnse	Raw Res/Units	Final Res/Qual/Units	% Rec	Rec Lmt	% RPD	RPD Lmt
Sulfide		0.8 mg/L	0.80 J mg/L				
Sulfide as H2S		0.85 mg/L	0.85 J mg/L				

RS# 16 Lab ID: **280-137702-E-4-A** Inj Date: 6/19/2020 9:17:00AM Dil: 1.0 Meth: 9034

Analyte	Rspnse	Raw Res/Units	Final Res/Qual/Units	% Rec	Rec Lmt	% RPD	RPD Lmt
Sulfide		-1.6 mg/L	1.9 U mg/L				
Sulfide as H2S		-1.7 mg/L	2.0 U mg/L				

RS# 17 Lab ID: **280-137702-E-5-A** Inj Date: 6/19/2020 9:17:00AM Dil: 1.0 Meth: 9034

Analyte	Rspnse	Raw Res/Units	Final Res/Qual/Units	% Rec	Rec Lmt	% RPD	RPD Lmt
Sulfide		-0.8 mg/L	1.9 U mg/L				
Sulfide as H2S		-0.85 mg/L	2.0 U mg/L				

TALS Raw Data Report

RS# 18 Lab ID: **280-137702-E-6-A** Inj Date: 6/19/2020 9:17:00AM Dil: 1.0 Meth: 9034

Analyte	Rspnse	Raw Res/Units	Final Res/Qual/Units	% Rec	Rec Lmt	% RPD	RPD Lmt
Sulfide		0 mg/L	1.9 U mg/L				
Sulfide as H2S		0 mg/L	2.0 U mg/L				

TALS Raw Data Report

Job Number: 280-61819-1
LIMS Batch: 499382
Equipment: NOEQUIP

Laboratory: Eurofins TestAmerica, Denver

RS# 1 Lab ID: **LCS 280-499379/1-A** Inj Date: 6/19/2020 9:17:00AM Dil: 1.0 Meth: 9034

Analyte	Rspnse	Raw Res/Units	Final Res/Qual/Units	% Rec	Rec Lmt	% RPD	RPD Lmt
Sulfide		17.6 mg/L	mg/L	81	44 110		
Sulfide as H2S		18.7 mg/L	mg/L				

RS# 2 Lab ID: **MB 280-499379/2-A** Inj Date: 6/19/2020 9:17:00AM Dil: 1.0 Meth: 9034

Analyte	Rspnse	Raw Res/Units	Final Res/Qual/Units	% Rec	Rec Lmt	% RPD	RPD Lmt
Sulfide		0 mg/L	1.9 U mg/L				
Sulfide as H2S		0 mg/L	2.0 U mg/L				

RS# 3 Lab ID: **320-61819-N-2-A** Inj Date: 6/19/2020 9:17:00AM Dil: 1.0 Meth: 9034

Analyte	Rspnse	Raw Res/Units	Final Res/Qual/Units	% Rec	Rec Lmt	% RPD	RPD Lmt
Sulfide		0 mg/L	1.9 U mg/L				
Sulfide as H2S		0 mg/L	2.0 U mg/L				

RS# 4 Lab ID: **320-61819-N-2-B MS** Inj Date: 6/19/2020 9:17:00AM Dil: 1.0 Meth: 9034

Analyte	Rspnse	Raw Res/Units	Final Res/Qual/Units	% Rec	Rec Lmt	% RPD	RPD Lmt
Sulfide		16 mg/L	mg/L	74	44 110		
Sulfide as H2S		17 mg/L	mg/L				

RS# 5 Lab ID: **320-61819-N-2-C MSD** Inj Date: 6/19/2020 9:17:00AM Dil: 1.0 Meth: 9034

Analyte	Rspnse	Raw Res/Units	Final Res/Qual/Units	% Rec	Rec Lmt	% RPD	RPD Lmt
Sulfide		15.2 mg/L	mg/L	70	44 110	5	20
Sulfide as H2S		16.15 mg/L	mg/L				

RS# 6 Lab ID: **320-61819-N-3-A** Inj Date: 6/19/2020 9:17:00AM Dil: 1.0 Meth: 9034

Analyte	Rspnse	Raw Res/Units	Final Res/Qual/Units	% Rec	Rec Lmt	% RPD	RPD Lmt
Sulfide		0 mg/L	1.9 U mg/L				
Sulfide as H2S		0 mg/L	2.0 U mg/L				

RS# 8 Lab ID: **320-61819-N-1-A** Inj Date: 6/19/2020 9:17:00AM Dil: 1.0 Meth: 9034

Analyte	Rspnse	Raw Res/Units	Final Res/Qual/Units	% Rec	Rec Lmt	% RPD	RPD Lmt
Sulfide		0 mg/L	1.9 U mg/L				
Sulfide as H2S		0 mg/L	2.0 U mg/L				

RS# 9 Lab ID: **320-61819-N-5-A** Inj Date: 6/19/2020 9:17:00AM Dil: 1.0 Meth: 9034

Analyte	Rspnse	Raw Res/Units	Final Res/Qual/Units	% Rec	Rec Lmt	% RPD	RPD Lmt
Sulfide		-0.8 mg/L	1.9 U mg/L				
Sulfide as H2S		-0.85 mg/L	2.0 U mg/L				

RS# 10 Lab ID: **320-61819-N-4-A** Inj Date: 6/19/2020 9:17:00AM Dil: 1.0 Meth: 9034

Analyte	Rspnse	Raw Res/Units	Final Res/Qual/Units	% Rec	Rec Lmt	% RPD	RPD Lmt
Sulfide		0 mg/L	1.9 U mg/L				
Sulfide as H2S		0 mg/L	2.0 U mg/L				

RS# 11 Lab ID: **320-61819-N-6-A** Inj Date: 6/19/2020 9:17:00AM Dil: 1.0 Meth: 9034

Analyte	Rspnse	Raw Res/Units	Final Res/Qual/Units	% Rec	Rec Lmt	% RPD	RPD Lmt
Sulfide		0 mg/L	1.9 U mg/L				
Sulfide as H2S		0 mg/L	2.0 U mg/L				

TALS Raw Data Report

RS# 12 Lab ID: **320-61819-N-7-A** Inj Date: 6/19/2020 9:17:00AM Dil: 1.0 Meth: 9034

Analyte	Rspnse	Raw Res/Units	Final Res/Qual/Units	% Rec	Rec Lmt	% RPD	RPD Lmt
Sulfide		0 mg/L	1.9 U mg/L				
Sulfide as H2S		0 mg/L	2.0 U mg/L				

TestAmerica *Denver*

TestAmerica
THE LEADER IN ENVIRONMENTAL TESTING

Titration Data Review Checklist

LIMS Batch Number: 449382	Method (circle one):	QC Type (circle):
Analyst/1st Reviewer: BWH	2310B 2320B 2340C	Standard DoD QAPP Other
Date: 06/19/2020	4500 S2 F 4500 SO3 B 9030B/9034	
Matrix (circle): Water Solid	Automated or Manual (circle one)	Instrument ID (circle one if applicable): N/A
		AT2 AT3

Review Items	Yes	No	2nd Rev	If No, why is data reportable?
A. Sample Storage and Pretreatment				
1. Is sample pH verified and documented prior to analysis? (if required)	✓		✓	
2. For samples requiring pH adjustment is the amount of acid/base used documented?	✓		✓	If no, list details:
3. Are samples analyzed within the required hold time? 06/19/2020 BWH	✗	✓	✓	NCM: NCM generated. arrived @ lab w/ insufficient time to run
4. Pre-treatment reagents used to remove interferences are documented.	✓		✓	
B. Calibration / Instrument				
5. Was the normality of the titrant verified and found acceptable?	✓		✓	Comments:
6. For potentiometric titration, the pH meter is calibrated with 5 buffers bracketing range of samples and QC.	✓		✓	Comments:
7. Calibration standards are analyzed at the beginning and end of the analytical sequence and after every 10 sample analyses. (samples/dilutions/reanalyses).	✓		✓	Comments:
8. Calibrations standards (ICV/CCV) are within 90-110% recovery.	✓		✓	
C. Sample and Batch QC				
9. Blanks are analyzed at the beginning, end and after every 10 sample analyses in the sequence.	✓		✓	
10. Results of blank analyses (MB, ICB, CCB) are < ½ RL (<RL for alkalinity unless DoD)	✓		✓	□ No analyte > ½ RL in associated samples □ Sample results >10x blank
11. A standard from a second source (SRM, CRM, LCS) is included in the analytical sequence.	✓		✓	
12. The recovery of the 2nd source material falls within 90-110% or manufacturer's limits.	✓		✓	
13. Samples analyses are bracketing by acceptable CCV/CCBs.	✓		✓	□ No analyte > RL in associated samples □ Sample results >10x blank □ Sample results qualified
14. MS/MSD analyzed at required frequency and recoveries within limits. (If recoveries out of limits, verify not due to lab error) (Required for 2340C, 4500 S2 F, 9030B/9034)	✓		✓	□ Non-conformance (NCM) added □ Sample results >4X spike conc.
15. Duplicate analyzed at required frequency and RPD within limits. (Required for 2310B, 2320B, 4500 SO3 B)	✓		✓	□ Non-conformance (NCM) added □ Sample results ND or <2X RL

Sulfide by Titration

Analyst:	SAH	SOP Information:	
Date:	6/19/2020	Number:	91
Titration Solutions		**Calibration Information**	
Solution 1:	Iodine	Source/Ver-Lot#:	INT_01738
TALS ID	Iod_00257	Prep Date:	6/8/2020
Normality:	0.025	Made By:	SAH
Solution 2:	sodium thiosulfate	Concentration:	1084
TALS ID	Na Thio_00166	Expiration Date:	9/8/2020
Normality:	0.025		
	Starch Indicator		
TALS ID	Starch Ind_00062		

ICV Information	
Source/Ver-Lot#:	INT_01685
Prep Date:	6/8/2020
Made By:	SAH
Concentration:	916
Expiration Date:	9/8/2020

	CAL Volume	Buret Start	Buret End	mL Iodine	Final mL	Conc mg/L
CAL	5	0.00	6.20	20	6.20	1104.000
CAL	5	6.20	12.90	20	6.70	1064.000

For SM4500 S2 D colorimetric

	CAL Volume	Buret Start	Buret End	mL Iodine	Final mL	Conc mg/L
ICV	5	0.00	8.40	20	8.40	928.000
ICV	5	8.40	17.10	20	8.70	904.000

(2)

Sample	Start	End
1	0.0	2.6
2	2.6	3.7
3	3.7	4.6
4	4.6	7.5
5	7.5	10.4
6	10.4	11.5
7	11.5	12.5
8	12.5	13.5
9	13.5	14.6
10	14.6	15.5
11	15.5	16.5
12	16.5	17.5
13	17.5	18.6
14	18.6	19.6
15	19.6	20.6
16	20.6	21.6
17	21.6	22.8
18	22.8	23.7

TALS Raw Data Report

Job Number: 280-137702-1
LIMS Batch: 499422
Equipment: NOEQUIP

Laboratory: Eurofins TestAmerica, Denver

RS# 1 Lab ID: **LCS 280-499421/1-A** Inj Date: 6/19/2020 12:50:00PM Dil: 1.0 Meth: 9034

Analyte	Rspnse	Raw Res/Units	Final Res/Qual/Units	% Rec	Rec Lmt	% RPD	RPD Lmt
Sulfide		19.2 mg/L	mg/L	89	44 110		
Sulfide as H2S		20.4 mg/L	mg/L				

RS# 2 Lab ID: **MB 280-499421/2-A** Inj Date: 6/19/2020 12:50:00PM Dil: 1.0 Meth: 9034

Analyte	Rspnse	Raw Res/Units	Final Res/Qual/Units	% Rec	Rec Lmt	% RPD	RPD Lmt
Sulfide		-0.8 mg/L	1.9 U mg/L				
Sulfide as H2S		-0.85 mg/L	2.0 U mg/L				

RS# 3 Lab ID: **280-137702-E-7-A** Inj Date: 6/19/2020 12:50:00PM Dil: 1.0 Meth: 9034

Analyte	Rspnse	Raw Res/Units	Final Res/Qual/Units	% Rec	Rec Lmt	% RPD	RPD Lmt
Sulfide		0.8 mg/L	0.80 J mg/L				
Sulfide as H2S		0.85 mg/L	0.85 J mg/L				

RS# 4 Lab ID: **280-137702-E-7-B MS** Inj Date: 6/19/2020 12:50:00PM Dil: 1.0 Meth: 9034

Analyte	Rspnse	Raw Res/Units	Final Res/Qual/Units	% Rec	Rec Lmt	% RPD	RPD Lmt
Sulfide		16.8 mg/L	mg/L	74	44 110		
Sulfide as H2S		17.85 mg/L	mg/L				

RS# 5 Lab ID: **280-137702-E-7-C MSD** Inj Date: 6/19/2020 12:50:00PM Dil: 1.0 Meth: 9034

Analyte	Rspnse	Raw Res/Units	Final Res/Qual/Units	% Rec	Rec Lmt	% RPD	RPD Lmt
Sulfide		16.8 mg/L	mg/L	74	44 110	0	20
Sulfide as H2S		17.85 mg/L	mg/L				

RS# 6 Lab ID: **280-137702-E-8-A** Inj Date: 6/19/2020 12:50:00PM Dil: 1.0 Meth: 9034

Analyte	Rspnse	Raw Res/Units	Final Res/Qual/Units	% Rec	Rec Lmt	% RPD	RPD Lmt
Sulfide		-0.8 mg/L	1.9 U mg/L				
Sulfide as H2S		-0.85 mg/L	2.0 U mg/L				

RS# 7 Lab ID: **280-137702-E-19-A** Inj Date: 6/19/2020 12:50:00PM Dil: 1.0 Meth: 9034

Analyte	Rspnse	Raw Res/Units	Final Res/Qual/Units	% Rec	Rec Lmt	% RPD	RPD Lmt
Sulfide		0 mg/L	1.9 U mg/L				
Sulfide as H2S		0 mg/L	2.0 U mg/L				

RS# 8 Lab ID: **280-137702-E-9-A** Inj Date: 6/19/2020 12:50:00PM Dil: 1.0 Meth: 9034

Analyte	Rspnse	Raw Res/Units	Final Res/Qual/Units	% Rec	Rec Lmt	% RPD	RPD Lmt
Sulfide		0 mg/L	1.9 U mg/L				
Sulfide as H2S		0 mg/L	2.0 U mg/L				

RS# 9 Lab ID: **280-137702-E-1-A** Inj Date: 6/19/2020 12:50:00PM Dil: 1.0 Meth: 9034

Analyte	Rspnse	Raw Res/Units	Final Res/Qual/Units	% Rec	Rec Lmt	% RPD	RPD Lmt
Sulfide		-0.8 mg/L	1.9 U mg/L				
Sulfide as H2S		-0.85 mg/L	2.0 U mg/L				

RS# 10 Lab ID: **280-137702-E-27-A** Inj Date: 6/19/2020 12:50:00PM Dil: 1.0 Meth: 9034

Analyte	Rspnse	Raw Res/Units	Final Res/Qual/Units	% Rec	Rec Lmt	% RPD	RPD Lmt
Sulfide		0.8 mg/L	0.80 J mg/L				
Sulfide as H2S		0.85 mg/L	0.85 J mg/L				

TALS Raw Data Report

RS# 11 Lab ID: **280-137702-E-11-A** Inj Date: 6/19/2020 12:50:00PM Dil: 1.0 Meth: 9034

Analyte	Rspnse	Raw Res/Units	Final Res/Qual/Units	% Rec	Rec Lmt	% RPD	RPD Lmt
Sulfide		0 mg/L	1.9 U mg/L				
Sulfide as H2S		0 mg/L	2.0 U mg/L				

RS# 12 Lab ID: **280-137702-E-12-A** Inj Date: 6/19/2020 12:50:00PM Dil: 1.0 Meth: 9034

Analyte	Rspnse	Raw Res/Units	Final Res/Qual/Units	% Rec	Rec Lmt	% RPD	RPD Lmt
Sulfide		0 mg/L	1.9 U mg/L				
Sulfide as H2S		0 mg/L	2.0 U mg/L				

RS# 13 Lab ID: **280-137702-E-20-A** Inj Date: 6/19/2020 12:50:00PM Dil: 1.0 Meth: 9034

Analyte	Rspnse	Raw Res/Units	Final Res/Qual/Units	% Rec	Rec Lmt	% RPD	RPD Lmt
Sulfide		-0.8 mg/L	1.9 U mg/L				
Sulfide as H2S		-0.85 mg/L	2.0 U mg/L				

RS# 14 Lab ID: **280-137702-E-28-A** Inj Date: 6/19/2020 12:50:00PM Dil: 1.0 Meth: 9034

Analyte	Rspnse	Raw Res/Units	Final Res/Qual/Units	% Rec	Rec Lmt	% RPD	RPD Lmt
Sulfide		0 mg/L	1.9 U mg/L				
Sulfide as H2S		0 mg/L	2.0 U mg/L				

RS# 15 Lab ID: **280-137702-E-29-A** Inj Date: 6/19/2020 12:50:00PM Dil: 1.0 Meth: 9034

Analyte	Rspnse	Raw Res/Units	Final Res/Qual/Units	% Rec	Rec Lmt	% RPD	RPD Lmt
Sulfide		0 mg/L	1.9 U mg/L				
Sulfide as H2S		0 mg/L	2.0 U mg/L				

RS# 16 Lab ID: **280-137702-E-30-A** Inj Date: 6/19/2020 12:50:00PM Dil: 1.0 Meth: 9034

Analyte	Rspnse	Raw Res/Units	Final Res/Qual/Units	% Rec	Rec Lmt	% RPD	RPD Lmt
Sulfide		0 mg/L	1.9 U mg/L				
Sulfide as H2S		0 mg/L	2.0 U mg/L				

RS# 17 Lab ID: **280-137702-E-2-A** Inj Date: 6/19/2020 12:50:00PM Dil: 1.0 Meth: 9034

Analyte	Rspnse	Raw Res/Units	Final Res/Qual/Units	% Rec	Rec Lmt	% RPD	RPD Lmt
Sulfide		-1.6 mg/L	1.9 U mg/L				
Sulfide as H2S		-1.7 mg/L	2.0 U mg/L				

RS# 18 Lab ID: **280-137702-E-22-A** Inj Date: 6/19/2020 12:50:00PM Dil: 1.0 Meth: 9034

Analyte	Rspnse	Raw Res/Units	Final Res/Qual/Units	% Rec	Rec Lmt	% RPD	RPD Lmt
Sulfide		0.8 mg/L	0.80 J mg/L				
Sulfide as H2S		0.85 mg/L	0.85 J mg/L				

TestAmerica *Denver*

TestAmerica
THE LEADER IN ENVIRONMENTAL TESTING

Titration Data Review Checklist

LIMS Batch Number: 499422	Method (circle one):	QC Type (circle):
Analyst/1st Reviewer: BWH	2310B 2320B 2340C	Standard DoD QAPP Other
Date: 06/19/2020	4500 S2 F 4500 SO3 B 9030B/9034	
Matrix (circle): Water Solid	Automated or Manual (circle one)	Instrument ID (circle one if applicable): N/A
		AT2 AT3

Review Items	Yes	No	2nd Rev	If No, why is data reportable?
A. Sample Storage and Pretreatment				
1. Is sample pH verified and documented prior to analysis? (if required)	✓		✓	
2. For samples requiring pH adjustment is the amount of acid/base used documented?	✓		✓	If no, list details:
3. Are samples analyzed within the required hold time?	✓		✓	NCM:
4. Pre-treatment reagents used to remove interferences are documented.	✓		✓	
B. Calibration / Instrument				
5. Was the normality of the titrant verified and found acceptable?	✓		✓	Comments:
6. For potentiometric titration, the pH meter is calibrated with 5 buffers bracketing range of samples and QC.	✓		✓	Comments:
7. Calibration standards are analyzed at the beginning and end of the analytical sequence and after every 10 sample analyses. (samples/dilutions/reanalyses).	✓		✓	Comments:
8. Calibrations standards (ICV/CCV) are within 90-110% recovery.	✓		✓	
C. Sample and Batch QC				
9. Blanks are analyzed at the beginning, end and after every 10 sample analyses in the sequence.	✓		✓	
10. Results of blank analyses (MB, ICB, CCB) are < ½ RL (<RL for alkalinity unless DoD)	✓		✓	□ No analyte > ½ RL in associated samples □ Sample results >10x blank
11. A standard from a second source (SRM, CRM, LCS) is included in the analytical sequence.	✓		✓	
12. The recovery of the 2nd source material falls within 90-110% or manufacturer's limits.	✓		✓	
13. Samples analyses are bracketing by acceptable CCV/CCBs.	✓		✓	□ No analyte > RL in associated samples □ Sample results >10x blank □ Sample results qualified
14. MS/MSD analyzed at required frequency and recoveries within limits. (If recoveries out of limits, verify not due to lab error) (Required for 2340C, 4500 S2 F, 9030B/9034)	✓		✓	□ Non-conformance (NCM) added □ Sample results >4X spike conc.
15. Duplicate analyzed at required frequency and RPD within limits. (Required for 2310B, 2320B, 4500 SO3 B)	✓		✓	□ Non-conformance (NCM) added □ Sample results ND or <2X RL

Sulfide by Titration

Analyst:	SAH	SOP Information:	
Date:	6/19/2020	Number:	91
Titration Solutions		**Calibration Information**	
Solution 1:	Iodine	Source/Ver-Lot#:	INT_01738
TALS ID	Iod_00257	Prep Date:	6/8/2020
Normality:	0.025	Made By:	SAH
Solution 2:	sodium thiosulfate	Concentration:	1084
TALS ID	Na Thio_00166	Expiration Date:	9/8/2020
Normality:	0.025		
	Starch Indicator		
TALS ID	Starch Ind_00062		

ICV Information	
Source/Ver-Lot#:	INT_01685
Prep Date:	6/8/2020
Made By:	SAH
Concentration:	916
Expiration Date:	9/8/2020

	CAL Volume	Buret Start	Buret End	mL Iodine	Final mL	Conc mg/L
CAL	5	0.00	6.20	20	6.20	1104.000
CAL	5	6.20	12.90	20	6.70	1064.000

For SM4500 S2 D colorimetric

	CAL Volume	Buret Start	Buret End	mL Iodine	Final mL	Conc mg/L
ICV	5	0.00	8.40	20	8.40	928.000
ICV	5	8.40	17.10	20	8.70	904.000

(3)

1	0	2.9	
2	2.7	3.9	
3	SAH 06/19/20 ~~2.9~~ 3.9	4.9	
4	4.7	7.6	
5	7.6	10.4	
6	10.4	11.4	
7	11.4	12.3	
8	12.3	13.3	
9	13.3	14.3	
10	14.3	15.2	
11	15.2	16.2	
12	16.2	17.2	
13	17.2	18.2	
14	18.2	20.8	ML 3 ~~scoops~~ #14
15	20.8	21.8	SAH 06/19/20
16	21.8	22.7	
17	22.7	23.7	
18	0	1	

TALS Raw Data Report

Job Number: 280-137681-1
LIMS Batch: 499425
Equipment: NOEQUIP

Laboratory: Eurofins TestAmerica, Denver

RS# 1 Lab ID: **LCS 280-499423/1-A** Inj Date: 6/19/2020 12:54:00PM Dil: 1.0 Meth: 9034

Analyte	Rspnse	Raw Res/Units	Final Res/Qual/Units	% Rec	Rec Lmt	% RPD	RPD Lmt
Sulfide		16.8 mg/L	mg/L	77	44 110		
Sulfide as H2S		17.85 mg/L	mg/L				

RS# 2 Lab ID: **MB 280-499423/2-A** Inj Date: 6/19/2020 12:54:00PM Dil: 1.0 Meth: 9034

Analyte	Rspnse	Raw Res/Units	Final Res/Qual/Units	% Rec	Rec Lmt	% RPD	RPD Lmt
Sulfide		0 mg/L	mg/L				
Sulfide as H2S		0 mg/L	mg/L				

RS# 3 Lab ID: **280-137702-E-23-A** Inj Date: 6/19/2020 12:54:00PM Dil: 1.0 Meth: 9034

Analyte	Rspnse	Raw Res/Units	Final Res/Qual/Units	% Rec	Rec Lmt	% RPD	RPD Lmt
Sulfide		0 mg/L	mg/L				
Sulfide as H2S		0 mg/L	mg/L				

RS# 4 Lab ID: **280-137702-E-23-B MS** Inj Date: 6/19/2020 12:54:00PM Dil: 1.0 Meth: 9034

Analyte	Rspnse	Raw Res/Units	Final Res/Qual/Units	% Rec	Rec Lmt	% RPD	RPD Lmt
Sulfide		18.4 mg/L	mg/L	85	44 110		
Sulfide as H2S		19.55 mg/L	mg/L				

RS# 5 Lab ID: **280-137702-E-23-C MSD** Inj Date: 6/19/2020 12:54:00PM Dil: 1.0 Meth: 9034

Analyte	Rspnse	Raw Res/Units	Final Res/Qual/Units	% Rec	Rec Lmt	% RPD	RPD Lmt
Sulfide		17.6 mg/L	mg/L	81	44 110	4	20
Sulfide as H2S		18.7 mg/L	mg/L				

RS# 12 Lab ID: **280-137681-I-1-A** Inj Date: 6/19/2020 12:54:00PM Dil: 1.0 Meth: 9034

Analyte	Rspnse	Raw Res/Units	Final Res/Qual/Units	% Rec	Rec Lmt	% RPD	RPD Lmt
Sulfide		0 mg/L	mg/L				
Sulfide as H2S		0 mg/L	mg/L				

TALS Raw Data Report

Job Number: 280-137692-1
LIMS Batch: 499425
Equipment: NOEQUIP

Laboratory: Eurofins TestAmerica, Denver

RS# 1 Lab ID: **LCS 280-499423/1-A** Inj Date: 6/19/2020 12:54:00PM Dil: 1.0 Meth: 9034

Analyte	Rspnse	Raw Res/Units	Final Res/Qual/Units	% Rec	Rec Lmt	% RPD	RPD Lmt
Sulfide		16.8 mg/L	mg/L	77	44 110		
Sulfide as H2S		17.85 mg/L	mg/L				

RS# 2 Lab ID: **MB 280-499423/2-A** Inj Date: 6/19/2020 12:54:00PM Dil: 1.0 Meth: 9034

Analyte	Rspnse	Raw Res/Units	Final Res/Qual/Units	% Rec	Rec Lmt	% RPD	RPD Lmt
Sulfide		0 mg/L	mg/L				
Sulfide as H2S		0 mg/L	mg/L				

RS# 3 Lab ID: **280-137702-E-23-A** Inj Date: 6/19/2020 12:54:00PM Dil: 1.0 Meth: 9034

Analyte	Rspnse	Raw Res/Units	Final Res/Qual/Units	% Rec	Rec Lmt	% RPD	RPD Lmt
Sulfide		0 mg/L	mg/L				
Sulfide as H2S		0 mg/L	mg/L				

RS# 4 Lab ID: **280-137702-E-23-B MS** Inj Date: 6/19/2020 12:54:00PM Dil: 1.0 Meth: 9034

Analyte	Rspnse	Raw Res/Units	Final Res/Qual/Units	% Rec	Rec Lmt	% RPD	RPD Lmt
Sulfide		18.4 mg/L	mg/L	85	44 110		
Sulfide as H2S		19.55 mg/L	mg/L				

RS# 5 Lab ID: **280-137702-E-23-C MSD** Inj Date: 6/19/2020 12:54:00PM Dil: 1.0 Meth: 9034

Analyte	Rspnse	Raw Res/Units	Final Res/Qual/Units	% Rec	Rec Lmt	% RPD	RPD Lmt
Sulfide		17.6 mg/L	mg/L	81	44 110	4	20
Sulfide as H2S		18.7 mg/L	mg/L				

RS# 17 Lab ID: **280-137692-F-1-A** Inj Date: 6/19/2020 12:54:00PM Dil: 1.0 Meth: 9034

Analyte	Rspnse	Raw Res/Units	Final Res/Qual/Units	% Rec	Rec Lmt	% RPD	RPD Lmt
Sulfide		0 mg/L	mg/L				
Sulfide as H2S		0 mg/L	mg/L				

RS# 18 Lab ID: **280-137692-D-2-A** Inj Date: 6/19/2020 12:54:00PM Dil: 1.0 Meth: 9034

Analyte	Rspnse	Raw Res/Units	Final Res/Qual/Units	% Rec	Rec Lmt	% RPD	RPD Lmt
Sulfide		0 mg/L	mg/L				
Sulfide as H2S		0 mg/L	mg/L				

TALS Raw Data Report

Job Number: 280-137702-1
LIMS Batch: 499425
Equipment: NOEQUIP

Laboratory: Eurofins TestAmerica, Denver

RS# 1 Lab ID: **LCS 280-499423/1-A** Inj Date: 6/19/2020 12:54:00PM Dil: 1.0 Meth: 9034

Analyte	Rspnse	Raw Res/Units	Final Res/Qual/Units	% Rec	Rec Lmt	% RPD	RPD Lmt
Sulfide		16.8 mg/L	mg/L	77	44 110		
Sulfide as H2S		17.85 mg/L	mg/L				

RS# 2 Lab ID: **MB 280-499423/2-A** Inj Date: 6/19/2020 12:54:00PM Dil: 1.0 Meth: 9034

Analyte	Rspnse	Raw Res/Units	Final Res/Qual/Units	% Rec	Rec Lmt	% RPD	RPD Lmt
Sulfide		0 mg/L	1.9 U mg/L				
Sulfide as H2S		0 mg/L	2.0 U mg/L				

RS# 3 Lab ID: **280-137702-E-23-A** Inj Date: 6/19/2020 12:54:00PM Dil: 1.0 Meth: 9034

Analyte	Rspnse	Raw Res/Units	Final Res/Qual/Units	% Rec	Rec Lmt	% RPD	RPD Lmt
Sulfide		0 mg/L	1.9 U mg/L				
Sulfide as H2S		0 mg/L	2.0 U mg/L				

RS# 4 Lab ID: **280-137702-E-23-B MS** Inj Date: 6/19/2020 12:54:00PM Dil: 1.0 Meth: 9034

Analyte	Rspnse	Raw Res/Units	Final Res/Qual/Units	% Rec	Rec Lmt	% RPD	RPD Lmt
Sulfide		18.4 mg/L	mg/L	85	44 110		
Sulfide as H2S		19.55 mg/L	mg/L				

RS# 5 Lab ID: **280-137702-E-23-C MSD** Inj Date: 6/19/2020 12:54:00PM Dil: 1.0 Meth: 9034

Analyte	Rspnse	Raw Res/Units	Final Res/Qual/Units	% Rec	Rec Lmt	% RPD	RPD Lmt
Sulfide		17.6 mg/L	mg/L	81	44 110	4	20
Sulfide as H2S		18.7 mg/L	mg/L				

RS# 6 Lab ID: **280-137702-E-24-A** Inj Date: 6/19/2020 12:54:00PM Dil: 1.0 Meth: 9034

Analyte	Rspnse	Raw Res/Units	Final Res/Qual/Units	% Rec	Rec Lmt	% RPD	RPD Lmt
Sulfide		0 mg/L	1.9 U mg/L				
Sulfide as H2S		0 mg/L	2.0 U mg/L				

RS# 7 Lab ID: **280-137702-E-25-A** Inj Date: 6/19/2020 12:54:00PM Dil: 1.0 Meth: 9034

Analyte	Rspnse	Raw Res/Units	Final Res/Qual/Units	% Rec	Rec Lmt	% RPD	RPD Lmt
Sulfide		0.8 mg/L	0.80 J mg/L				
Sulfide as H2S		0.85 mg/L	0.85 J mg/L				

RS# 8 Lab ID: **280-137702-E-26-A** Inj Date: 6/19/2020 12:54:00PM Dil: 1.0 Meth: 9034

Analyte	Rspnse	Raw Res/Units	Final Res/Qual/Units	% Rec	Rec Lmt	% RPD	RPD Lmt
Sulfide		0 mg/L	1.9 U mg/L				
Sulfide as H2S		0 mg/L	2.0 U mg/L				

RS# 9 Lab ID: **280-137702-E-13-A** Inj Date: 6/19/2020 12:54:00PM Dil: 1.0 Meth: 9034

Analyte	Rspnse	Raw Res/Units	Final Res/Qual/Units	% Rec	Rec Lmt	% RPD	RPD Lmt
Sulfide		0 mg/L	1.9 U mg/L				
Sulfide as H2S		0 mg/L	2.0 U mg/L				

RS# 10 Lab ID: **280-137702-E-14-A** Inj Date: 6/19/2020 12:54:00PM Dil: 1.0 Meth: 9034

Analyte	Rspnse	Raw Res/Units	Final Res/Qual/Units	% Rec	Rec Lmt	% RPD	RPD Lmt
Sulfide		0.8 mg/L	0.80 J mg/L				
Sulfide as H2S		0.85 mg/L	0.85 J mg/L				

TALS Raw Data Report

RS# 11 Lab ID: **280-137702-E-21-A** Inj Date: 6/19/2020 12:54:00PM Dil: 1.0 Meth: 9034

Analyte	Rspnse	Raw Res/Units	Final Res/Qual/Units	% Rec	Rec Lmt	% RPD	RPD Lmt
Sulfide		0 mg/L	1.9 U mg/L				
Sulfide as H2S		0 mg/L	2.0 U mg/L				

TALS Raw Data Report

Job Number: 280-137705-1
LIMS Batch: 499425
Equipment: NOEQUIP

Laboratory: Eurofins TestAmerica, Denver

RS# 1 Lab ID: **LCS 280-499423/1-A** Inj Date: 6/19/2020 12:54:00PM Dil: 1.0 Meth: 9034

Analyte	Rspnse	Raw Res/Units	Final Res/Qual/Units	% Rec	Rec Lmt	% RPD	RPD Lmt
Sulfide		16.8 mg/L	mg/L	77	44 110		
Sulfide as H2S		17.85 mg/L	mg/L				

RS# 2 Lab ID: **MB 280-499423/2-A** Inj Date: 6/19/2020 12:54:00PM Dil: 1.0 Meth: 9034

Analyte	Rspnse	Raw Res/Units	Final Res/Qual/Units	% Rec	Rec Lmt	% RPD	RPD Lmt
Sulfide		0 mg/L	mg/L				
Sulfide as H2S		0 mg/L	mg/L				

RS# 3 Lab ID: **280-137702-E-23-A** Inj Date: 6/19/2020 12:54:00PM Dil: 1.0 Meth: 9034

Analyte	Rspnse	Raw Res/Units	Final Res/Qual/Units	% Rec	Rec Lmt	% RPD	RPD Lmt
Sulfide		0 mg/L	mg/L				
Sulfide as H2S		0 mg/L	mg/L				

RS# 4 Lab ID: **280-137702-E-23-B MS** Inj Date: 6/19/2020 12:54:00PM Dil: 1.0 Meth: 9034

Analyte	Rspnse	Raw Res/Units	Final Res/Qual/Units	% Rec	Rec Lmt	% RPD	RPD Lmt
Sulfide		18.4 mg/L	mg/L	85	44 110		
Sulfide as H2S		19.55 mg/L	mg/L				

RS# 5 Lab ID: **280-137702-E-23-C MSD** Inj Date: 6/19/2020 12:54:00PM Dil: 1.0 Meth: 9034

Analyte	Rspnse	Raw Res/Units	Final Res/Qual/Units	% Rec	Rec Lmt	% RPD	RPD Lmt
Sulfide		17.6 mg/L	mg/L	81	44 110	4	20
Sulfide as H2S		18.7 mg/L	mg/L				

RS# 13 Lab ID: **280-137705-M-5-A** Inj Date: 6/19/2020 12:54:00PM Dil: 1.0 Meth: 9034

Analyte	Rspnse	Raw Res/Units	Final Res/Qual/Units	% Rec	Rec Lmt	% RPD	RPD Lmt
Sulfide		0 mg/L	mg/L				
Sulfide as H2S		0 mg/L	mg/L				

TALS Raw Data Report

Job Number: 280-137707-1
LIMS Batch: 499425
Equipment: NOEQUIP

Laboratory: Eurofins TestAmerica, Denver

RS# 1 Lab ID: **LCS 280-499423/1-A** Inj Date: 6/19/2020 12:54:00PM Dil: 1.0 Meth: 9034

Analyte	Rspnse	Raw Res/Units	Final Res/Qual/Units	% Rec	Rec Lmt	% RPD	RPD Lmt
Sulfide		16.8 mg/L	mg/L	77	44 110		
Sulfide as H2S		17.85 mg/L	mg/L				

RS# 2 Lab ID: **MB 280-499423/2-A** Inj Date: 6/19/2020 12:54:00PM Dil: 1.0 Meth: 9034

Analyte	Rspnse	Raw Res/Units	Final Res/Qual/Units	% Rec	Rec Lmt	% RPD	RPD Lmt
Sulfide		0 mg/L	mg/L				
Sulfide as H2S		0 mg/L	mg/L				

RS# 3 Lab ID: **280-137702-E-23-A** Inj Date: 6/19/2020 12:54:00PM Dil: 1.0 Meth: 9034

Analyte	Rspnse	Raw Res/Units	Final Res/Qual/Units	% Rec	Rec Lmt	% RPD	RPD Lmt
Sulfide		0 mg/L	mg/L				
Sulfide as H2S		0 mg/L	mg/L				

RS# 4 Lab ID: **280-137702-E-23-B MS** Inj Date: 6/19/2020 12:54:00PM Dil: 1.0 Meth: 9034

Analyte	Rspnse	Raw Res/Units	Final Res/Qual/Units	% Rec	Rec Lmt	% RPD	RPD Lmt
Sulfide		18.4 mg/L	mg/L	85	44 110		
Sulfide as H2S		19.55 mg/L	mg/L				

RS# 5 Lab ID: **280-137702-E-23-C MSD** Inj Date: 6/19/2020 12:54:00PM Dil: 1.0 Meth: 9034

Analyte	Rspnse	Raw Res/Units	Final Res/Qual/Units	% Rec	Rec Lmt	% RPD	RPD Lmt
Sulfide		17.6 mg/L	mg/L	81	44 110	4	20
Sulfide as H2S		18.7 mg/L	mg/L				

RS# 14 Lab ID: **280-137707-M-1-A** Inj Date: 6/19/2020 12:54:00PM Dil: 1.0 Meth: 9034

Analyte	Rspnse	Raw Res/Units	Final Res/Qual/Units	% Rec	Rec Lmt	% RPD	RPD Lmt
Sulfide		3.2 mg/L	3.2 J mg/L				
Sulfide as H2S		3.4 mg/L	3.4 J mg/L				

RS# 15 Lab ID: **280-137707-M-2-A** Inj Date: 6/19/2020 12:54:00PM Dil: 1.0 Meth: 9034

Analyte	Rspnse	Raw Res/Units	Final Res/Qual/Units	% Rec	Rec Lmt	% RPD	RPD Lmt
Sulfide		0 mg/L	mg/L				
Sulfide as H2S		0 mg/L	mg/L				

TestAmerica *Denver*

TestAmerica
THE LEADER IN ENVIRONMENTAL TESTING

Titration Data Review Checklist

LIMS Batch Number: 499 425	**Method (circle one):**	**QC Type (circle):**
Analyst/1st Reviewer: BWH	**2310B 2320B 2340C**	**Standard DoD QAPP Other**
Date: 06/19/2020	**4500 S2 F 4500 SO3 B 9030B/9034**	
Matrix (circle): Water Solid	**Automated or Manual (circle one)**	**Instrument ID (circle one if applicable):** N/A AT2 AT3

Review Items	Yes	No	2nd Rev	If No, why is data reportable?
A. Sample Storage and Pretreatment				
1. Is sample pH verified and documented prior to analysis? (if required)	✓		✓	
2. For samples requiring pH adjustment is the amount of acid/base used documented?	✓		✓	If no, list details:
3. Are samples analyzed within the required hold time?	✓		✓	NCM:
4. Pre-treatment reagents used to remove interferences are documented.	✓		✓	
B. Calibration / Instrument				
5. Was the normality of the titrant verified and found acceptable?	✓		✓	Comments:
6. For potentiometric titration, the pH meter is calibrated with 5 buffers bracketing range of samples and QC.	✓		✓	Comments:
7. Calibration standards are analyzed at the beginning and end of the analytical sequence and after every 10 sample analyses. (samples/dilutions/reanalyses).	✓		✓	Comments:
8. Calibrations standards (ICV/CCV) are within 90-110% recovery.	✓		✓	
C. Sample and Batch QC				
9. Blanks are analyzed at the beginning, end and after every 10 sample analyses in the sequence.	✓		✓	
10. Results of blank analyses (MB, ICB, CCB) are < ½ RL (<RL for alkalinity unless DoD)	✓		✓	□ No analyte > ½ RL in associated samples □ Sample results >10x blank
11. A standard from a second source (SRM, CRM, LCS) is included in the analytical sequence.	✓		✓	
12. The recovery of the 2nd source material falls within 90-110% or manufacturer's limits.	✓		✓	
13. Samples analyses are bracketing by acceptable CCV/CCBs.	✓		✓	□ No analyte > RL in associated samples □ Sample results >10x blank □ Sample results qualified
14. MS/MSD analyzed at required frequency and recoveries within limits. (If recoveries out of limits, verify not due to lab error) (Required for 2340C, 4500 S2 F, 9030B/9034)	✓		✓	□ Non-conformance (NCM) added □ Sample results >4X spike conc.
15. Duplicate analyzed at required frequency and RPD within limits. (Required for 2310B, 2320B, 4500 SO3 B)	✓		✓	□ Non-conformance (NCM) added □ Sample results ND or <2X RL

Eurofins TestAmerica, Denver
Target Compound Quantitation Report

Data File: \\chromfs\Denver\ChromData\WC_IonChrom10\20200601-91996.b\Info 2_DENPC179_Anions_20200601-1304
Lims ID: STD1
Client ID:
Sample Type: IC Calib Level: 1
Inject. Date: 01-Jun-2020 12:47:00 ALS Bottle#: 0 Worklist Smp#: 2
Injection Vol: 5.0 ul Dil. Factor: 1.0000
Sample Info: 280-0091996-002
Misc. Info.: 280-0091996-002
Operator ID: wetchemd Instrument ID: WC_IonChrom10
Sublist: chrom-Anions_IC10*sub2

Method: \\chromfs\Denver\ChromData\WC_IonChrom10\20200601-91996.b\Anions_IC10.m
Limit Group: Wet - Anions 28D
Last Update: 02-Jun-2020 12:14:46 Calib Date: 01-Jun-2020 14:14:00
Integrator: Falcon
Quant Method: External Standard Quant By: Initial Calibration
Last ICal File: \\chromfs\Denver\ChromData\WC_IonChrom10\20200601-91996.b\Info 2_DENPC179_Anions_20200601-1432

Column 1 : Det: Info 2_091554_1
Process Host: CTX1039

First Level Reviewer: pedrickj Date: 01-Jun-2020 13:10:36

Compound	RT (min.)	Exp RT (min.)	Dlt RT (min.)	Response	Cal Amt ug/ml	OnCol Amt ug/ml	Flags
1 Fluoride	3.308	3.310	-0.002	960724	0.2000	0.2639	
2 Chloride	4.480	4.477	0.003	3008859	1.00	1.19	
3 Nitrite as N	5.168	5.160	0.008	1169039	NC	NC	M
4 Bromide	6.222	6.210	0.012	262781	0.2000	0.2385	
5 Nitrate as N	6.995	6.957	0.038	1364325	NC	NC	
6 Orthophosphate as P	9.443	9.415	0.028	566668	NC	NC	
7 Sulfate	10.787	10.765	0.022	2086301	1.00	1.27	

QC Flag Legend

Processing Flags
NC - Not Calibrated
Review Flags
M - Manually Integrated

Reagents:

IC Cal low_00527 Amount Added: 0.04 Units: mL
IC CAL cl/so4_00312 Amount Added: 0.04 Units: mL

Report Date: 02-Jun-2020 12:14:47 Chrom Revision: 2.3 05-May-2020 17:48:18

Eurofins TestAmerica, Denver

Data File: \\chromfs\Denver\ChromData\WC_IonChrom10\20200601-91996.b\Info 2_DENPC179_Anions_20200601-130449.d

Injection Date:	01-Jun-2020 12:47:00	Instrument ID:	WC_IonChrom10	Operator ID:	wetchemd
Lims ID:	STD1			Worklist Smp#:	2
Client ID:					
Injection Vol:	5.0 ul	Dil. Factor:	1.0000	ALS Bottle#:	0
Method:	Anions_IC10	Limit Group:	Wet - Anions 28D		

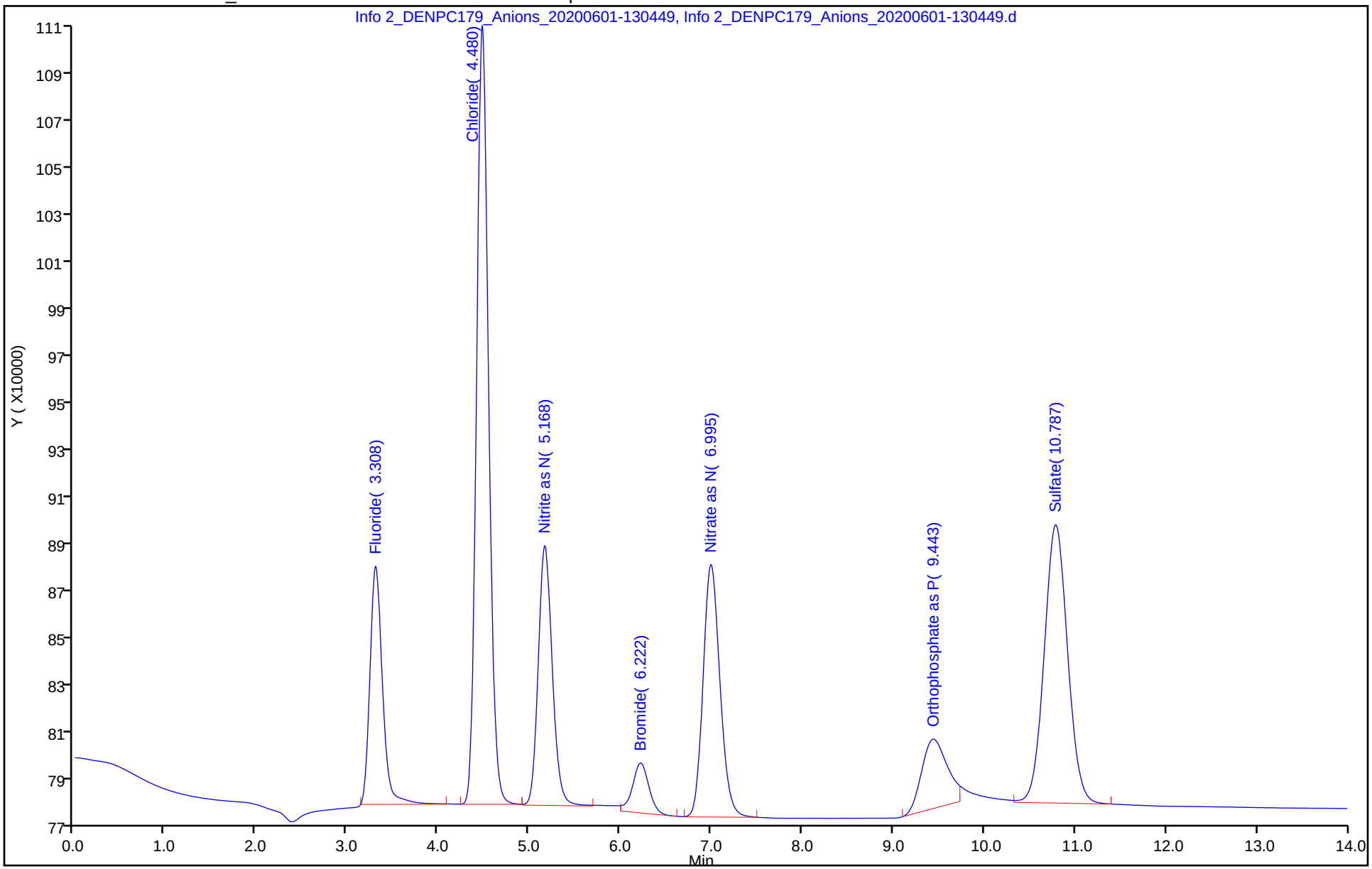

Eurofins TestAmerica, Denver
Target Compound Quantitation Report

Data File: \\chromfs\Denver\ChromData\WC_IonChrom10\20200601-91996.b\Info 2_DENPC179_Anions_20200601-1322
Lims ID: STD2
Client ID:
Sample Type: IC Calib Level: 2
Inject. Date: 01-Jun-2020 13:04:00 ALS Bottle#: 0 Worklist Smp#: 3
Injection Vol: 5.0 ul Dil. Factor: 1.0000
Sample Info: 280-0091996-003
Misc. Info.: 280-0091996-003
Operator ID: wetchemd Instrument ID: WC_IonChrom10
Sublist: chrom-Anions_IC10*sub2

Method: \\chromfs\Denver\ChromData\WC_IonChrom10\20200601-91996.b\Anions_IC10.m
Limit Group: Wet - Anions 28D
Last Update: 02-Jun-2020 12:14:48 Calib Date: 01-Jun-2020 14:14:00
Integrator: Falcon
Quant Method: External Standard Quant By: Initial Calibration
Last ICal File: \\chromfs\Denver\ChromData\WC_IonChrom10\20200601-91996.b\Info 2_DENPC179_Anions_20200601-1432

Column 1 : Det: Info 2_091554_1
Process Host: CTX1039

Compound	RT (min.)	Exp RT (min.)	Dlt RT (min.)	Response	Cal Amt ug/ml	OnCol Amt ug/ml	Flags
1 Fluoride	3.313	3.310	0.003	2275066	0.5000	0.4122	
2 Chloride	4.487	4.477	0.010	7892240	2.50	2.35	
3 Nitrite as N	5.177	5.160	0.017	2864011	NC	NC	
4 Bromide	6.233	6.210	0.023	594319	0.5000	0.4808	
5 Nitrate as N	7.002	6.957	0.045	3539182	NC	NC	
6 Orthophosphate as P	9.447	9.415	0.032	1240422	NC	NC	
7 Sulfate	10.807	10.765	0.042	5269475	2.50	2.30	

QC Flag Legend

Processing Flags
NC - Not Calibrated

Reagents:

IC Cal low_00527 Amount Added: 0.10 Units: mL
IC CAL cl/so4_00312 Amount Added: 0.10 Units: mL

Report Date: 02-Jun-2020 12:14:48 Chrom Revision: 2.3 05-May-2020 17:48:18

Eurofins TestAmerica, Denver

Data File: \\chromfs\Denver\ChromData\WC_IonChrom10\20200601-91996.b\Info 2_DENPC179_Anions_20200601-132217.d

Injection Date:	01-Jun-2020 13:04:00	Instrument ID:	WC_IonChrom10	Operator ID:	wetchemd
Lims ID:	STD2			Worklist Smp#:	3
Client ID:					
Injection Vol:	5.0 ul	Dil. Factor:	1.0000	ALS Bottle#:	0
Method:	Anions_IC10	Limit Group:	Wet - Anions 28D		

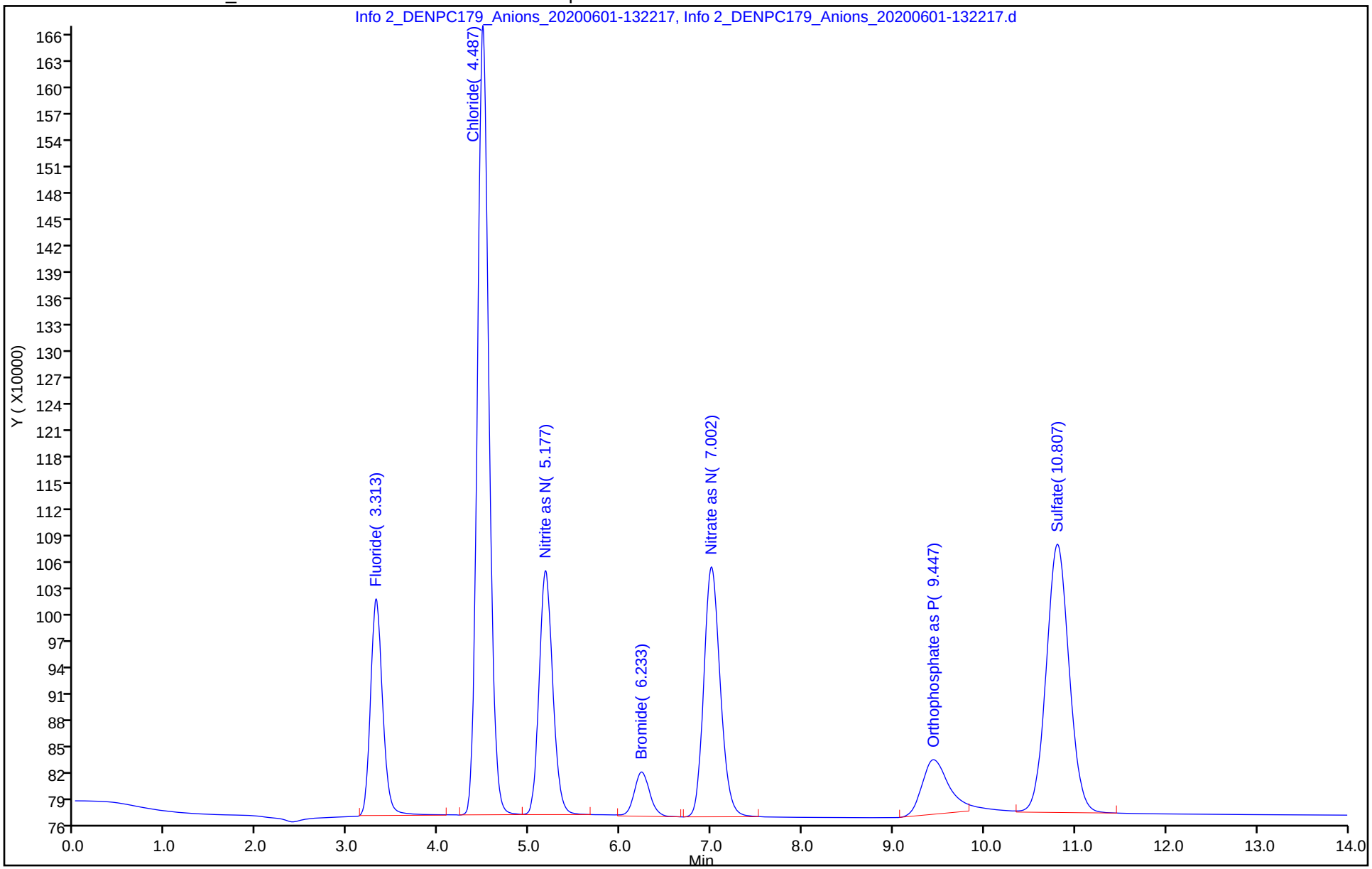

Eurofins TestAmerica, Denver
Target Compound Quantitation Report

Data File: \\chromfs\Denver\ChromData\WC_IonChrom10\20200601-91996.b\Info 2_DENPC179_Anions_20200601-133
Lims ID: STD3
Client ID:
Sample Type: IC Calib Level: 3
Inject. Date: 01-Jun-2020 13:22:00 ALS Bottle#: 0 Worklist Smp#: 4
Injection Vol: 5.0 ul Dil. Factor: 1.0000
Sample Info: 280-0091996-004
Misc. Info.: 280-0091996-004
Operator ID: wetchemd Instrument ID: WC_IonChrom10
Sublist: chrom-Anions_IC10*sub2

Method: \\chromfs\Denver\ChromData\WC_IonChrom10\20200601-91996.b\Anions_IC10.m
Limit Group: Wet - Anions 28D
Last Update: 02-Jun-2020 12:14:48 Calib Date: 01-Jun-2020 14:14:00
Integrator: Falcon
Quant Method: External Standard Quant By: Initial Calibration
Last ICal File: \\chromfs\Denver\ChromData\WC_IonChrom10\20200601-91996.b\Info 2_DENPC179_Anions_20200601-143

Column 1 : Det: Info 2_091554_1
Process Host: CTX1039

Compound	RT (min.)	Exp RT (min.)	Dlt RT (min.)	Response	Cal Amt ug/ml	OnCol Amt ug/ml	Flags
1 Fluoride	3.312	3.310	0.002	5662439	1.00	0.7945	
2 Chloride	4.480	4.477	0.003	16828074	5.00	4.47	
3 Nitrite as N	5.168	5.160	0.008	6191792	NC	NC	
4 Bromide	6.223	6.210	0.013	1156053	1.00	0.8914	
5 Nitrate as N	6.983	6.957	0.026	7422076	NC	NC	
6 Orthophosphate as P	9.422	9.415	0.007	4528056	NC	NC	
7 Sulfate	10.787	10.765	0.022	11215027	5.00	4.22	

QC Flag Legend

Processing Flags
NC - Not Calibrated

Reagents:

IC Cal low_00527 Amount Added: 0.20 Units: mL
IC CAL cl/so4_00312 Amount Added: 0.20 Units: mL

Report Date: 02-Jun-2020 12:14:49 Chrom Revision: 2.3 05-May-2020 17:48:18

Eurofins TestAmerica, Denver

Data File: \\chromfs\Denver\ChromData\WC_IonChrom10\20200601-91996.b\Info 2_DENPC179_Anions_20200601-133945.d

Injection Date:	01-Jun-2020 13:22:00	Instrument ID:	WC_IonChrom10	Operator ID:	wetchemd
Lims ID:	STD3			Worklist Smp#:	4
Client ID:					
Injection Vol:	5.0 ul	Dil. Factor:	1.0000	ALS Bottle#:	0
Method:	Anions_IC10	Limit Group:	Wet - Anions 28D		

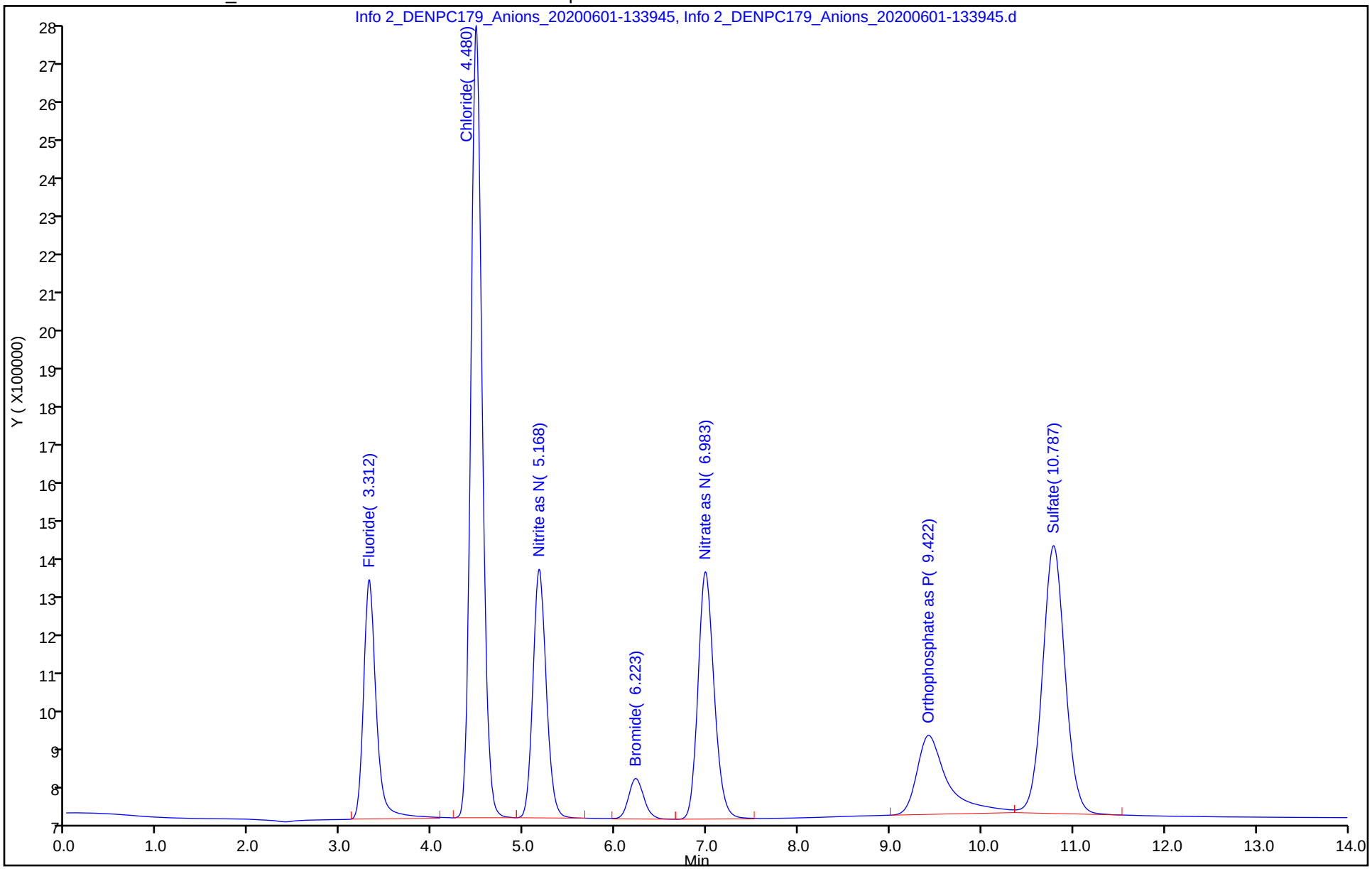

Eurofins TestAmerica, Denver
Target Compound Quantitation Report

Data File: \\chromfs\Denver\ChromData\WC_IonChrom10\20200601-91996.b\Info 2_DENPC179_Anions_20200601-135
Lims ID: STD4
Client ID:
Sample Type: IC Calib Level: 4
Inject. Date: 01-Jun-2020 13:39:00 ALS Bottle#: 0 Worklist Smp#: 5
Injection Vol: 5.0 ul Dil. Factor: 1.0000
Sample Info: 280-0091996-005
Misc. Info.: 280-0091996-005
Operator ID: wetchemd Instrument ID: WC_IonChrom10
Sublist: chrom-Anions_IC10*sub2

Method: \\chromfs\Denver\ChromData\WC_IonChrom10\20200601-91996.b\Anions_IC10.m
Limit Group: Wet - Anions 28D
Last Update: 02-Jun-2020 12:14:49 Calib Date: 01-Jun-2020 14:14:00
Integrator: Falcon
Quant Method: External Standard Quant By: Initial Calibration
Last ICal File: \\chromfs\Denver\ChromData\WC_IonChrom10\20200601-91996.b\Info 2_DENPC179_Anions_20200601-1432

Column 1 : Det: Info 2_091554_1
Process Host: CTX1039

Compound	RT (min.)	Exp RT (min.)	Dlt RT (min.)	Response	Cal Amt ug/ml	OnCol Amt ug/ml	Flags
1 Fluoride	3.315	3.315	0.000	36299181	4.00	4.25	
2 Chloride	4.478	4.478	0.000	245275024	60.0	58.7	
3 Nitrite as N	5.163	5.163	0.000	32433677	NC	NC	
4 Bromide	6.217	6.217	0.000	4939075	4.00	3.66	
5 Nitrate as N	6.963	6.963	0.000	35267803	NC	NC	
6 Orthophosphate as P	9.428	9.428	0.000	22273443	NC	NC	
7 Sulfate	10.777	10.777	0.000	177129224	60.0	57.9	

QC Flag Legend

Processing Flags
NC - Not Calibrated

Reagents:

IC Cal low_00527 Amount Added: 0.80 Units: mL
IC CAL cl/so4_00312 Amount Added: 2.40 Units: mL

Report Date: 02-Jun-2020 12:14:49 Chrom Revision: 2.3 05-May-2020 17:48:18

Eurofins TestAmerica, Denver

Data File:	\\chromfs\Denver\ChromData\WC_IonChrom10\20200601-91996.b\Info 2_DENPC179_Anions_20200601-135712.d				
Injection Date:	01-Jun-2020 13:39:00	Instrument ID:	WC_IonChrom10	Operator ID:	wetchemd
Lims ID:	STD4			Worklist Smp#:	5
Client ID:					
Injection Vol:	5.0 ul	Dil. Factor:	1.0000	ALS Bottle#:	0
Method:	Anions_IC10	Limit Group:	Wet - Anions 28D		

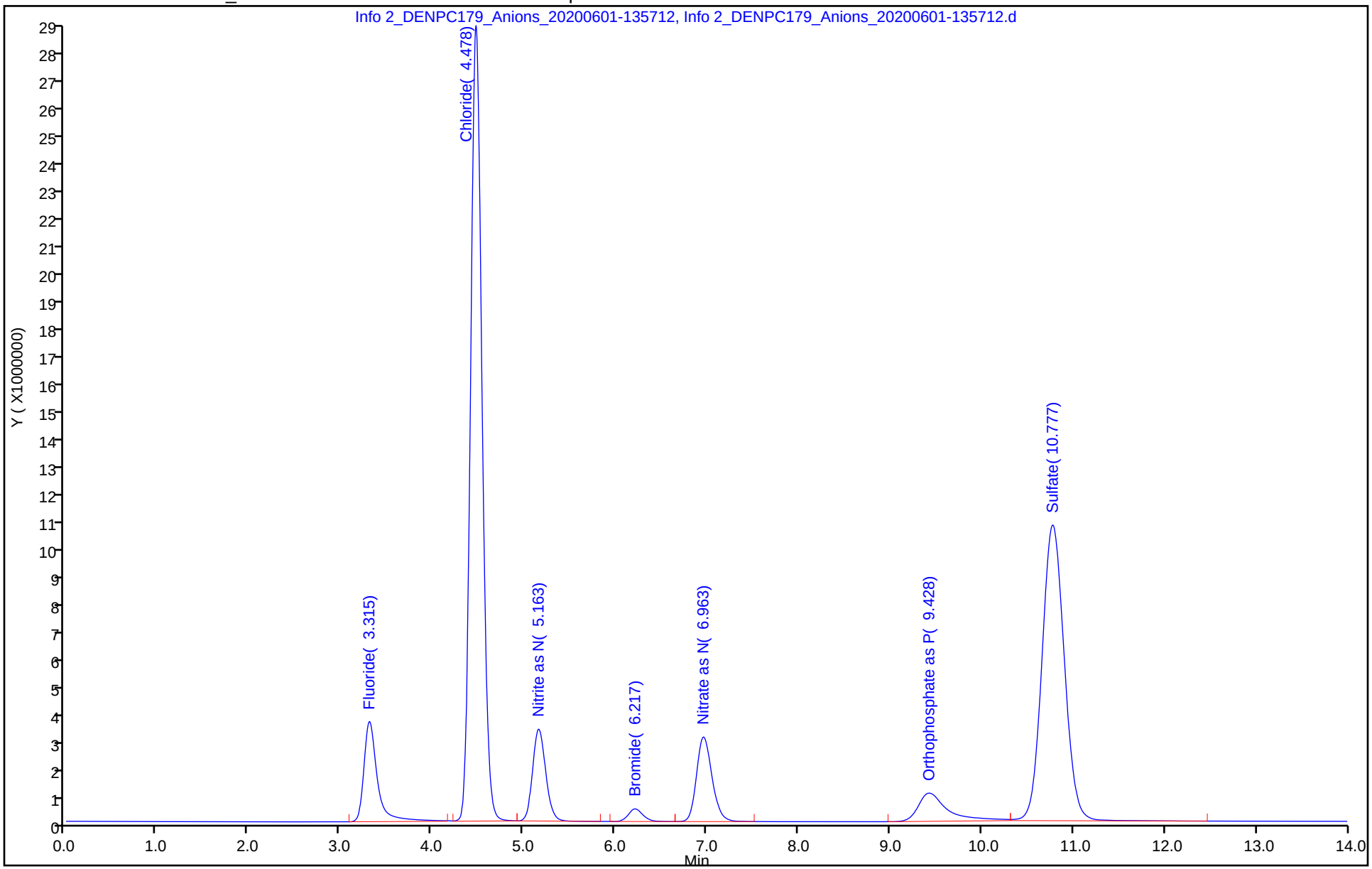

Eurofins TestAmerica, Denver
Target Compound Quantitation Report

Data File: \\chromfs\Denver\ChromData\WC_IonChrom10\20200601-91996.b\Info 2_DENPC179_Anions_20200601-1414
Lims ID: STD5
Client ID:
Sample Type: IC Calib Level: 5
Inject. Date: 01-Jun-2020 13:57:00 ALS Bottle#: 0 Worklist Smp#: 6
Injection Vol: 5.0 ul Dil. Factor: 1.0000
Sample Info: 280-0091996-006
Misc. Info.: 280-0091996-006
Operator ID: wetchemd Instrument ID: WC_IonChrom10
Sublist: chrom-Anions_IC10*sub2

Method: \\chromfs\Denver\ChromData\WC_IonChrom10\20200601-91996.b\Anions_IC10.m
Limit Group: Wet - Anions 28D
Last Update: 02-Jun-2020 12:14:49 Calib Date: 01-Jun-2020 14:14:00
Integrator: Falcon
Quant Method: External Standard Quant By: Initial Calibration
Last ICal File: \\chromfs\Denver\ChromData\WC_IonChrom10\20200601-91996.b\Info 2_DENPC179_Anions_20200601-1432

Column 1 : Det: Info 2_091554_1
Process Host: CTX1039

Compound	RT (min.)	Exp RT (min.)	Dlt RT (min.)	Response	Cal Amt ug/ml	OnCol Amt ug/ml	Flags
1 Fluoride	3.318	3.315	0.003	69819024	8.00	8.04	
2 Chloride	4.485	4.478	0.007	492646370	120.0	117.5	
3 Nitrite as N	5.163	5.163	0.000	69818042	NC	NC	
4 Bromide	6.215	6.217	-0.002	10728140	8.00	7.89	
5 Nitrate as N	6.953	6.963	-0.010	76451046	NC	NC	
6 Orthophosphate as P	9.418	9.428	-0.010	43487286	NC	NC	
7 Sulfate	10.773	10.777	-0.004	360690780	120.0	117.4	

QC Flag Legend

Processing Flags
NC - Not Calibrated

Reagents:

IC Cal low_00527 Amount Added: 1.60 Units: mL
IC CAL cl/so4_00312 Amount Added: 4.80 Units: mL

Report Date: 02-Jun-2020 12:14:50 Chrom Revision: 2.3 05-May-2020 17:48:18

Eurofins TestAmerica, Denver

Data File: \\chromfs\Denver\ChromData\WC_IonChrom10\20200601-91996.b\Info 2_DENPC179_Anions_20200601-141440.d

Injection Date:	01-Jun-2020 13:57:00	Instrument ID:	WC_IonChrom10	Operator ID:	wetchemd
Lims ID:	STD5			Worklist Smp#:	6
Client ID:					
Injection Vol:	5.0 ul	Dil. Factor:	1.0000	ALS Bottle#:	0
Method:	Anions_IC10	Limit Group:	Wet - Anions 28D		

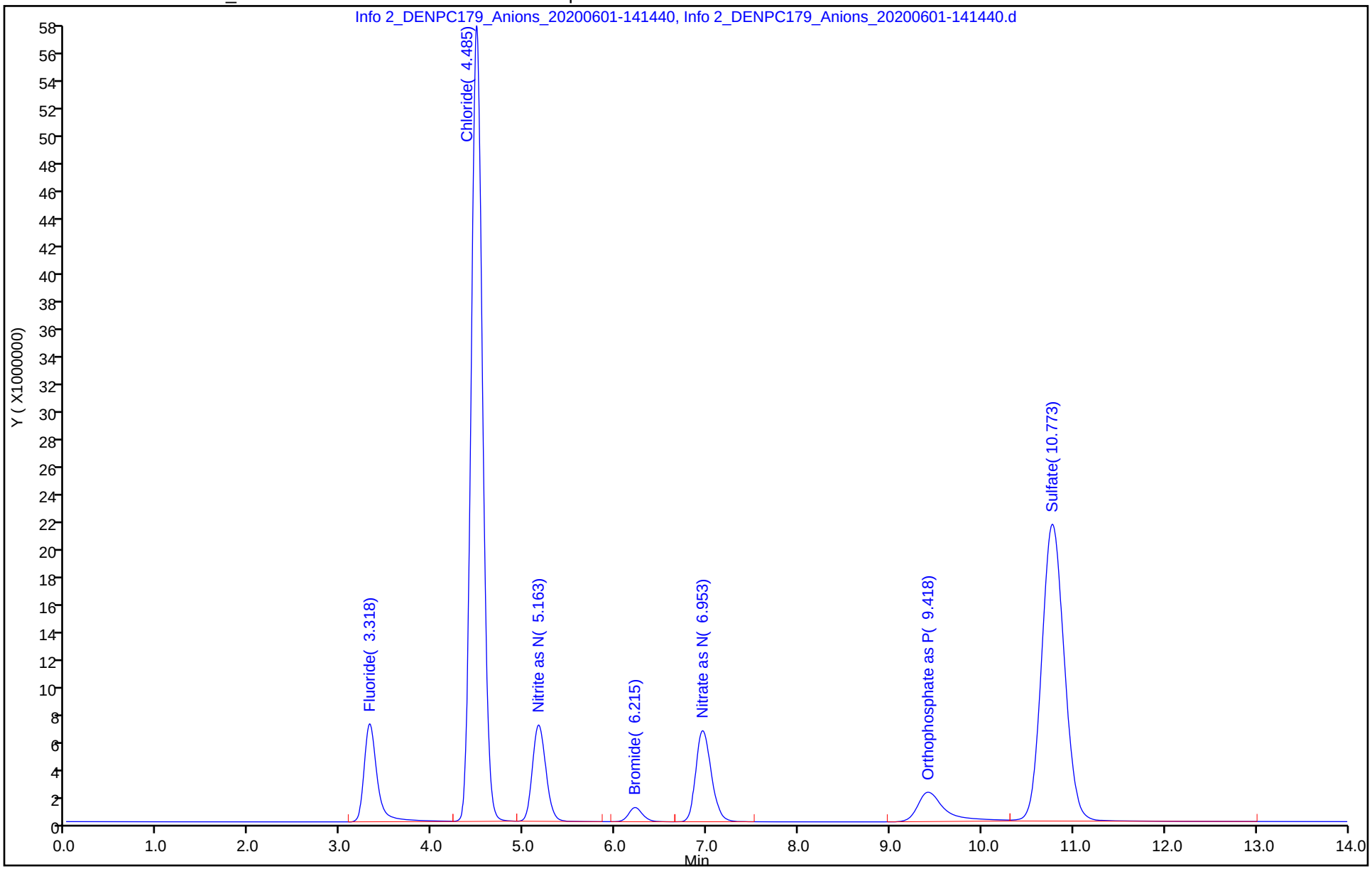

Eurofins TestAmerica, Denver
Target Compound Quantitation Report

Data File: \\chromfs\Denver\ChromData\WC_IonChrom10\20200601-91996.b\Info 2_DENPC179_Anions_20200601-1432
Lims ID: STD6
Client ID:
Sample Type: IC Calib Level: 6
Inject. Date: 01-Jun-2020 14:14:00 ALS Bottle#: 0 Worklist Smp#: 7
Injection Vol: 5.0 ul Dil. Factor: 1.0000
Sample Info: 280-0091996-007
Misc. Info.: 280-0091996-007
Operator ID: wetchemd Instrument ID: WC_IonChrom10
Sublist: chrom-Anions_IC10*sub2

Method: \\chromfs\Denver\ChromData\WC_IonChrom10\20200601-91996.b\Anions_IC10.m
Limit Group: Wet - Anions 28D
Last Update: 02-Jun-2020 12:14:50 Calib Date: 01-Jun-2020 14:14:00
Integrator: Falcon
Quant Method: External Standard Quant By: Initial Calibration
Last ICal File: \\chromfs\Denver\ChromData\WC_IonChrom10\20200601-91996.b\Info 2_DENPC179_Anions_20200601-1432

Column 1 : Det: Info 2_091554_1
Process Host: CTX1039

Compound	RT (min.)	Exp RT (min.)	Dlt RT (min.)	Response	Cal Amt ug/ml	OnCol Amt ug/ml	Flags
1 Fluoride	3.317	3.315	0.002	86704208	10.0	9.94	
2 Chloride	4.492	4.478	0.014	858365825	200.0	204.3	
3 Nitrite as N	5.160	5.163	-0.003	90947997	NC	NC	
4 Bromide	6.212	6.217	-0.005	14364128	10.0	10.5	
5 Nitrate as N	6.945	6.963	-0.018	101279649	NC	NC	
6 Orthophosphate as P	9.402	9.428	-0.026	56378441	NC	NC	
7 Sulfate	10.755	10.777	-0.022	632451003	200.0	205.4	

QC Flag Legend

Processing Flags
NC - Not Calibrated

Reagents:

IC Cal low_00527 Amount Added: 2.00 Units: mL
IC CAL cl/so4_00312 Amount Added: 8.00 Units: mL

Report Date: 02-Jun-2020 12:14:50 Chrom Revision: 2.3 05-May-2020 17:48:18

Eurofins TestAmerica, Denver

Data File:	\\chromfs\Denver\ChromData\WC_IonChrom10\20200601-91996.b\Info 2_DENPC179_Anions_20200601-143208.d				
Injection Date:	01-Jun-2020 14:14:00	Instrument ID:	WC_IonChrom10	Operator ID:	wetchemd
Lims ID:	STD6			Worklist Smp#:	7
Client ID:					
Injection Vol:	5.0 ul	Dil. Factor:	1.0000	ALS Bottle#:	0
Method:	Anions_IC10	Limit Group:	Wet - Anions 28D		

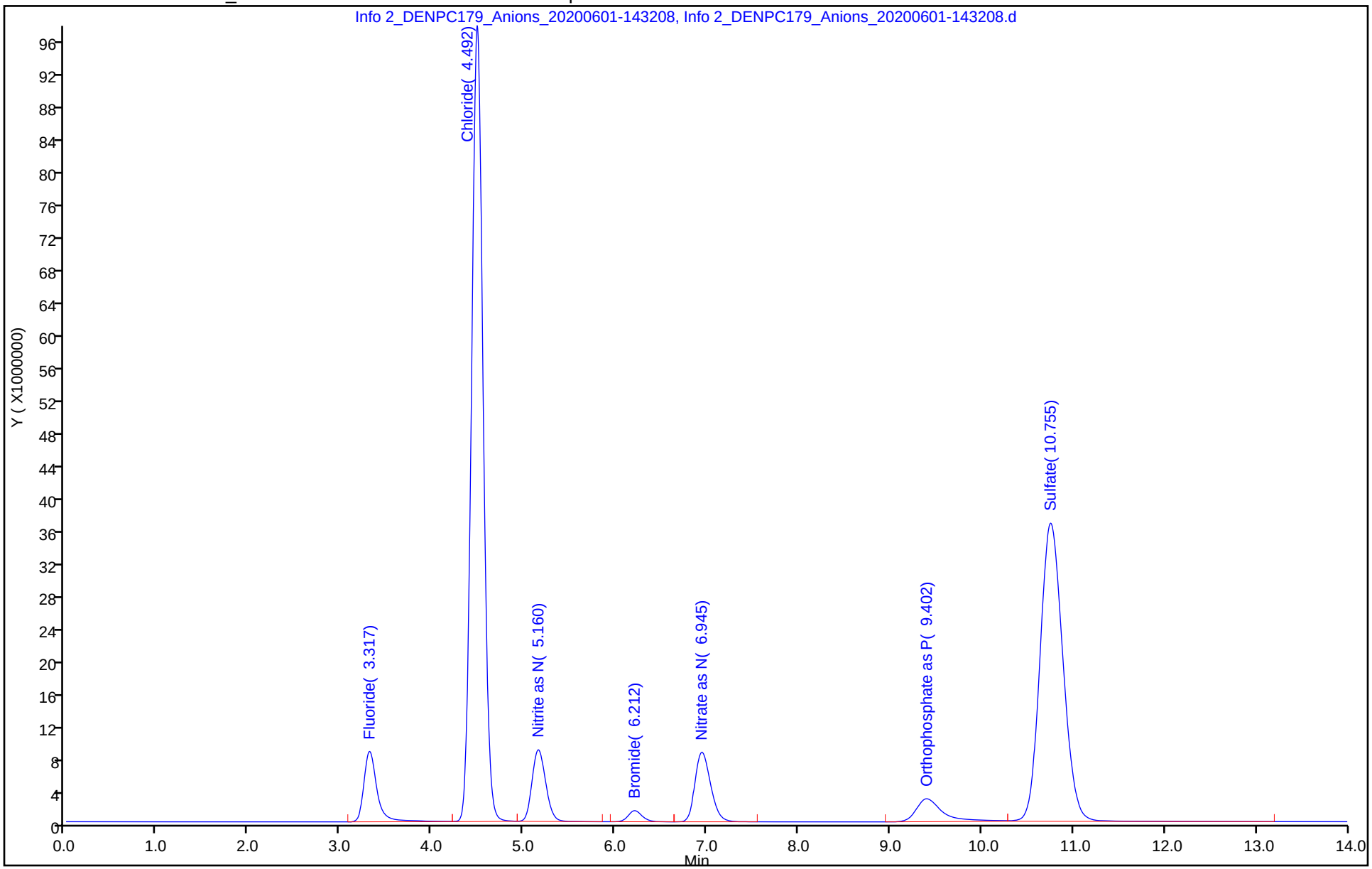

IC Instrument Information

WL: 92060 **Inst ID:** 10 **Analysis Date:** 6/3/2020 **Analyst:** JP

SOILS

Rush	Job No.	Samples	Anions	QC Req	HT Exp
☐	136560	4	F Cl NO2 Br NO3 PO4 SO4	MS/D	
☐	136663	1	F Cl NO2 Br NO3 PO4 SO4	MS/D	
☐			F Cl NO2 Br NO3 PO4 SO4	MS/D	
☐			F Cl NO2 Br NO3 PO4 SO4	MS/D	
☐			F Cl NO2 Br NO3 PO4 SO4	MS/D	
☐			F Cl NO2 Br NO3 PO4 SO4	MS/D	
☐			F Cl NO2 Br NO3 PO4 SO4	MS/D	
☐			F Cl NO2 Br NO3 PO4 SO4	MS/D	
☐			F Cl NO2 Br NO3 PO4 SO4	MS/D	
☐			F Cl NO2 Br NO3 PO4 SO4	MS/D	
☐			F Cl NO2 Br NO3 PO4 SO4	MS/D	
☐			F Cl NO2 Br NO3 PO4 SO4	MS/D	
☐			F Cl NO2 Br NO3 PO4 SO4	MS/D	
☐			F Cl NO2 Br NO3 PO4 SO4	MS/D	
☐			F Cl NO2 Br NO3 PO4 SO4	MS/D	

Dilutions

Job No.	Samples	Anions	Dilution	Reason
66B		F Cl NO2 Br NO3 PO4 SO4	100X	PURG
		F Cl NO2 Br NO3 PO4 SO4		
		F Cl NO2 Br NO3 PO4 SO4		
		F Cl NO2 Br NO3 PO4 SO4		
		F Cl NO2 Br NO3 PO4 SO4		
		F Cl NO2 Br NO3 PO4 SO4		
		F Cl NO2 Br NO3 PO4 SO4		
		F Cl NO2 Br NO3 PO4 SO4		
		F Cl NO2 Br NO3 PO4 SO4		
		F Cl NO2 Br NO3 PO4 SO4		

TestAmerica Laboratories
Initial Calibration Summary Report

Method: \\chromfs\Denver\ChromData\WC_IonChrom10\20200601-91996.b\Anions_IC10.m
Instrument: WC_IonChrom10 Lims Location: 280
Lock State: Unlocked Cpnd Order: Retention Time
Integrator: Falcon Last Modified: 01-Jun-2020 16:18:43
No.Compounds:7

Initial Calibration Batches

Ical Batch: \\chromfs\Denver\ChromData\WC_IonChrom10\20200601-91996.b
Inj Date : 01-Jun-2020 12:47:00, Sublist: chrom-Anions_IC10*sub2

Detector 1: Info 2_091554_1

	Wet - Anions 28D				Wet - Anions			
Compound	b	M1	M2	Err	b	M1	M2	Err
1 Fluoride	-137718	8860074		0.995				
2 Chloride	-199359	4211012		0.999				
3 Nitrite as N					-112196	8867357		0.996
4 Bromide	-63504	1368165		0.996				
5 Nitrate as N					-103805	9770143		0.996
6 Orthophosphate as P					-868427	5640712		0.997
7 Sulfate	-182343	3088243		0.999				

TestAmerica Laboratories
Initial Calibration Report

Method: \\chromfs\Denver\ChromData\WC_IonChrom10\20200601-91996.b\Anions_IC10.m
Instrument: WC_IonChrom10 Lims Location: 280
Lock State: Unlocked Cpnd Order: Retention Time
Integrator: Falcon Last Modified: 01-Jun-2020 16:18:43
No.Compounds:7
Sublist: chrom-Anions_IC10*sub2
Limit Group: Wet - Anions 28D

Detectors

Detector: 1, Info 2_091554_1
Data Type: ic Spec Type: none
Supports Extracted Chromatograms: False
Run Time: 0.000-17.350 No. Points: 7196

Calibration File Names

Level: 1 \\chromfs\Denver\ChromData\WC_IonChrom10\20200601-91996.b\Info 2_DENPC179_Anions_20200601-130449
Inj Date: 01-Jun-2020 12:47:00 Worklist: 91996 Sample#: 2
Level: 2 \\chromfs\Denver\ChromData\WC_IonChrom10\20200601-91996.b\Info 2_DENPC179_Anions_20200601-132217
Inj Date: 01-Jun-2020 13:04:00 Worklist: 91996 Sample#: 3
Level: 3 \\chromfs\Denver\ChromData\WC_IonChrom10\20200601-91996.b\Info 2_DENPC179_Anions_20200601-133945
Inj Date: 01-Jun-2020 13:22:00 Worklist: 91996 Sample#: 4
Level: 4 \\chromfs\Denver\ChromData\WC_IonChrom10\20200601-91996.b\Info 2_DENPC179_Anions_20200601-135712
Inj Date: 01-Jun-2020 13:39:00 Worklist: 91996 Sample#: 5
Level: 5 \\chromfs\Denver\ChromData\WC_IonChrom10\20200601-91996.b\Info 2_DENPC179_Anions_20200601-141440
Inj Date: 01-Jun-2020 13:57:00 Worklist: 91996 Sample#: 6
Level: 6 \\chromfs\Denver\ChromData\WC_IonChrom10\20200601-91996.b\Info 2_DENPC179_Anions_20200601-143208
Inj Date: 01-Jun-2020 14:14:00 Worklist: 91996 Sample#: 7

Start Cal Date: 01-Jun-2020 12:47:00 End Cal Date: 01-Jun-2020 14:14:00

Individual Compound Calibration Parameters

Quant Method: ESTD RF Calibration: Replace
Rule Name: Linear1 Curve: Linear Weighting: Conc
Origin: None Error: raw_COD Error Limit: 1.00
RF %Dif: 0.0 SPCC Limit: 0.0 CCC Limit: 0.0
Dependent Variable: Resp

Number of Compounds: 4

RF/Amt(Lvl) Response WL(Smp)	RF/Amt(Lvl) Response WL(Smp)	RF/Amt(Lvl) Response WL(Smp)	RF/Amt(Lvl) Response WL(Smp)	RF/Amt(Lvl) Response WL(Smp)	RF/Amt(Lvl) Response WL(Smp)	b	m1	m2	Error

RF/Amt(Lvl) Response WL(Smp)	RF/Amt(Lvl) Response WL(Smp)	RF/Amt(Lvl) Response WL(Smp)	RF/Amt(Lvl) Response WL(Smp)	RF/Amt(Lvl) Response WL(Smp)	RF/Amt(Lvl) Response WL(Smp)	b	m1	m2	Error
1 Fluoride				Signal: 1					
4803620	4550132	5662439	9074795	8727378	8670421	**-1377187**			**0.995**
0.200000(1)	0.500000(2)	1.0000 (3)	4.0000 (4)	8.0000 (5)	10.0 (6)		**8860074**		
960724	2275066	5662439	36299181	69819024	86704208				
91996(2)	91996(3)	91996(4)	91996(5)	91996(6)	91996(7)				
2 Chloride				Signal: 1					
3008859	3156896	3365615	4087917	4105386	4291829	**-1993599**			**0.999**
1.0000 (1)	2.5000 (2)	5.0000 (3)	60.0 (4)	120.0 (5)	200.0 (6)		**4211012**		
3008859	7892240	16828074	245275024	492646370	858365825				
91996(2)	91996(3)	91996(4)	91996(5)	91996(6)	91996(7)				
4 Bromide				Signal: 1					
1313905	1188638	1156053	1234769	1341018	1436413	**-63504**			**0.996**
0.200000(1)	0.500000(2)	1.0000 (3)	4.0000 (4)	8.0000 (5)	10.0 (6)		**1368165**		
262781	594319	1156053	4939075	10728140	14364128				
91996(2)	91996(3)	91996(4)	91996(5)	91996(6)	91996(7)				
7 Sulfate				Signal: 1					
2086301	2107790	2243005	2952154	3005757	3162255	**-1823433**			**0.999**
1.0000 (1)	2.5000 (2)	5.0000 (3)	60.0 (4)	120.0 (5)	200.0 (6)		**3088243**		
2086301	5269475	11215027	177129224	360690780	632451003				
91996(2)	91996(3)	91996(4)	91996(5)	91996(6)	91996(7)				

TestAmerica Laboratories
Initial Calibration Report

Method: \\chromfs\Denver\ChromData\WC_IonChrom10\20200601-91996.b\Anions_IC10.m
Instrument: WC_IonChrom10 Lims Location: 280
Lock State: Unlocked Cpnd Order: Retention Time
Integrator: Falcon Last Modified: 01-Jun-2020 16:18:43
No.Compounds:7
Sublist: chrom-Anions_IC10*sub2
Limit Group: Wet - Anions

Detectors

Detector: 1, Info 2_091554_1
Data Type: ic Spec Type: none
Supports Extracted Chromatograms: False
Run Time: 0.000-17.350 No. Points: 7196

Calibration File Names

Level: 1 \\chromfs\Denver\ChromData\WC_IonChrom10\20200601-91996.b\Info 2_DENPC179_Anions_20200601-130449
Inj Date: 01-Jun-2020 12:47:00 Worklist: 91996 Sample#: 2
Level: 2 \\chromfs\Denver\ChromData\WC_IonChrom10\20200601-91996.b\Info 2_DENPC179_Anions_20200601-132217
Inj Date: 01-Jun-2020 13:04:00 Worklist: 91996 Sample#: 3
Level: 3 \\chromfs\Denver\ChromData\WC_IonChrom10\20200601-91996.b\Info 2_DENPC179_Anions_20200601-133945
Inj Date: 01-Jun-2020 13:22:00 Worklist: 91996 Sample#: 4
Level: 4 \\chromfs\Denver\ChromData\WC_IonChrom10\20200601-91996.b\Info 2_DENPC179_Anions_20200601-135712
Inj Date: 01-Jun-2020 13:39:00 Worklist: 91996 Sample#: 5
Level: 5 \\chromfs\Denver\ChromData\WC_IonChrom10\20200601-91996.b\Info 2_DENPC179_Anions_20200601-141440
Inj Date: 01-Jun-2020 13:57:00 Worklist: 91996 Sample#: 6
Level: 6 \\chromfs\Denver\ChromData\WC_IonChrom10\20200601-91996.b\Info 2_DENPC179_Anions_20200601-143208
Inj Date: 01-Jun-2020 14:14:00 Worklist: 91996 Sample#: 7

Start Cal Date: 01-Jun-2020 12:47:00 End Cal Date: 01-Jun-2020 14:14:00

Individual Compound Calibration Parameters

Quant Method: ESTD RF Calibration: Replace
Rule Name: Linear1 Curve: Linear Weighting: Conc
Origin: None Error: raw_COD Error Limit: 1.00
RF %Dif: 0.0 SPCC Limit: 0.0 CCC Limit: 0.0
Dependent Variable: Resp

Number of Compounds: 3

RF/Amt(Lvl) Response WL(Smp)	RF/Amt(Lvl) Response WL(Smp)	RF/Amt(Lvl) Response WL(Smp)	RF/Amt(Lvl) Response WL(Smp)	RF/Amt(Lvl) Response WL(Smp)	RF/Amt(Lvl) Response WL(Smp)	b	m1	m2	Error

RF/Amt(Lvl) Response WL(Smp)	RF/Amt(Lvl) Response WL(Smp)	RF/Amt(Lvl) Response WL(Smp)	RF/Amt(Lvl) Response WL(Smp)	RF/Amt(Lvl) Response WL(Smp)	RF/Amt(Lvl) Response WL(Smp)	b	m1	m2	Error
3 Nitrite as N				Signal: 1					
5845195	5728022	6191792	8108419	8727255	9094800	**-1121965**			**0.996**
0.200000(1)	0.500000(2)	1.0000 (3)	4.0000 (4)	8.0000 (5)	10.0 (6)		**8867357**		
M1169039	2864011	6191792	32433677	69818042	90947997				
91996(2)	91996(3)	91996(4)	91996(5)	91996(6)	91996(7)				
5 Nitrate as N				Signal: 1					
6821625	7078364	7422076	8816951	9556381	10127965	**-1038053**			**0.996**
0.200000(1)	0.500000(2)	1.0000 (3)	4.0000 (4)	8.0000 (5)	10.0 (6)		**9770143**		
1364325	3539182	7422076	35267803	76451046	101279649				
91996(2)	91996(3)	91996(4)	91996(5)	91996(6)	91996(7)				
6 Orthophosphate as P				Signal: 1					
2833340	2480844	4528056	5568361	5435911	5637844	**-868427**			**0.997**
0.200000(1)	0.500000(2)	1.0000 (3)	4.0000 (4)	8.0000 (5)	10.0 (6)		**5640712**		
566668	1240422	4528056	22273443	43487286	56378441				
91996(2)	91996(3)	91996(4)	91996(5)	91996(6)	91996(7)				

IC Instrument Information

WL: 92106 **Inst ID:** 11 **Analysis Date:** 6/4/20 **Analyst:** CJ

Rush	Job No.	Samples	Anions	QC Req	HT Exp
☐	137254	3	F Cl NO2 Br NO3 PO4 SO4	(MS/D) 1	
☐	137249	3	F (Cl) (NO2) Br (NO3) PO4 (SO4)	MS/D	
☐	137253	1	(F) (Cl) NO2 Br (NO3) PO4 (SO4)	MS/D	
☐	137257	4	F Cl NO2 Br NO3 PO4 SO4	(MS/D) 3	
☐	137266	4	F Cl (NO2) Br (NO3) PO4 SO4	MS/D	
☐	137264	1	F Cl NO2 Br NO3 PO4 SO4	MS/D	
☐			F Cl NO2 Br NO3 PO4 SO4	MS/D	
☐			F Cl NO2 Br NO3 PO4 SO4	MS/D	
☐			F Cl NO2 Br NO3 PO4 SO4	MS/D	
☐			F Cl NO2 Br NO3 PO4 SO4	MS/D	
☐			F Cl NO2 Br NO3 PO4 SO4	MS/D	
☐			F Cl NO2 Br NO3 PO4 SO4	MS/D	
☐			F Cl NO2 Br NO3 PO4 SO4	MS/D	
☐			F Cl NO2 Br NO3 PO4 SO4	MS/D	

Dilutions

Job No.	Samples	Anions	Dilution	Reason
253		F Cl NO2 Br NO3 PO4 SO4	2, 20x	Hist
		F Cl NO2 Br NO3 PO4 SO4		
		F Cl NO2 Br NO3 PO4 SO4		
		F Cl NO2 Br NO3 PO4 SO4		
		F Cl NO2 Br NO3 PO4 SO4		
		F Cl NO2 Br NO3 PO4 SO4		
		F Cl NO2 Br NO3 PO4 SO4		
		F Cl NO2 Br NO3 PO4 SO4		
		F Cl NO2 Br NO3 PO4 SO4		
		F Cl NO2 Br NO3 PO4 SO4		

Eurofins TestAmerica, Denver
Target Compound Quantitation Report

Data File: \\chromfs\Denver\ChromData\WC_IonChrom10\20200603-92060.b\Info 2_DENPC179_Anions_20200603-1010
Lims ID: ICV
Client ID:
Sample Type: ICV
Inject. Date: 03-Jun-2020 09:53:00 ALS Bottle#: 0 Worklist Smp#: 1
Injection Vol: 5.0 ul Dil. Factor: 1.0000
Sample Info: 280-0092060-001
Misc. Info.: 280-0092060-001
Operator ID: wetchemd Instrument ID: WC_IonChrom10
Sublist:

Method: \\chromfs\Denver\ChromData\WC_IonChrom10\20200603-92060.b\Anions_IC10.m
Limit Group: Wet - Anions 28D
Last Update: 04-Jun-2020 08:19:19 Calib Date: 01-Jun-2020 14:14:00
Integrator: Falcon
Quant Method: External Standard Quant By: Initial Calibration
Last ICal File: \\chromfs\Denver\ChromData\WC_IonChrom10\20200601-91996.b\Info 2_DENPC179_Anions_20200601-1432

Column 1 : Det: Info 2_091554_1
Process Host: CTX1067

First Level Reviewer: pedrickj Date: 03-Jun-2020 10:18:58

Compound	RT (min.)	Exp RT (min.)	Dlt RT (min.)	Response	Cal Amt ug/ml	OnCol Amt ug/ml	Flags
1 Fluoride	3.305	3.305	0.000	36231268	4.00	4.24	
2 Chloride	4.468	4.468	0.000	345715357	80.0	82.6	
3 Nitrite as N	5.148	5.148	0.000	35178183	NC	NC	
4 Bromide	6.197	6.197	0.000	5526245	4.00	4.09	
5 Nitrate as N	6.942	6.942	0.000	39641832	NC	NC	
6 Orthophosphate as P	9.377	9.377	0.000	22874323	NC	NC	M
7 Sulfate	10.725	10.725	0.000	250525422	80.0	81.7	M

QC Flag Legend

Processing Flags
NC - Not Calibrated
Review Flags
M - Manually Integrated

Reagents:

IC SO4 ICV_00021 Amount Added: 0.80 Units: mL
IC ICV 5_00272 Amount Added: 0.80 Units: mL
IC CL ICV_00018 Amount Added: 0.80 Units: mL

Report Date: 04-Jun-2020 08:19:20 Chrom Revision: 2.3 05-May-2020 17:48:18

Eurofins TestAmerica, Denver

Data File:	\\chromfs\Denver\ChromData\WC_IonChrom10\20200603-92060.b\Info 2_DENPC179_Anions_20200603-101034.d				
Injection Date:	03-Jun-2020 09:53:00	Instrument ID:	WC_IonChrom10	Operator ID:	wetchemd
Lims ID:	ICV			Worklist Smp#:	1
Client ID:					
Injection Vol:	5.0 ul	Dil. Factor:	1.0000	ALS Bottle#:	0
Method:	Anions_IC10	Limit Group:	Wet - Anions 28D		

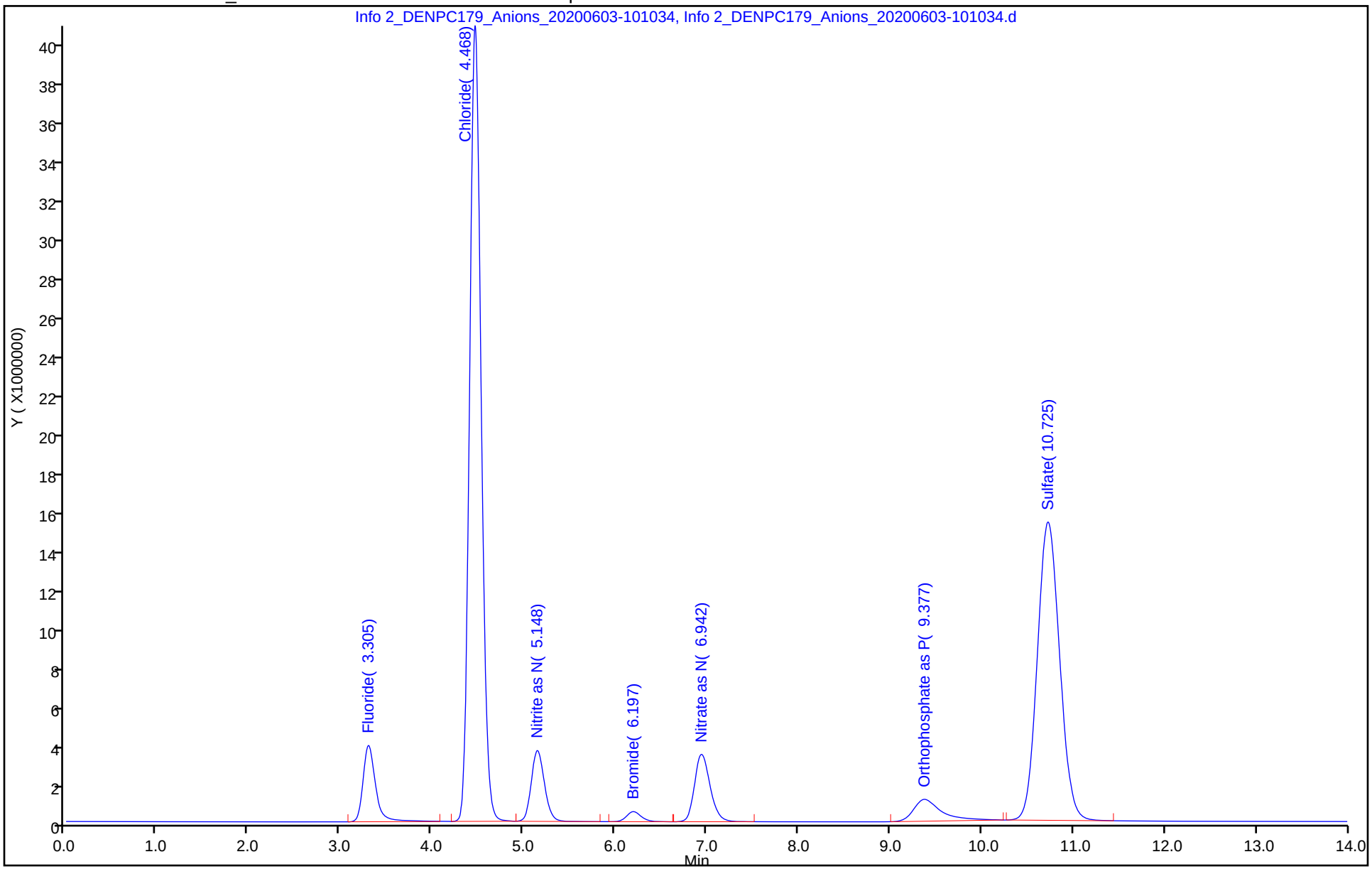

Manual Integration/User Assign Peak Report

Eurofins TestAmerica, Denver

Data File:	\\chromfs\Denver\ChromData\WC_IonChrom10\20200603-92060.b\Info 2_DENPC179_Anions_20200603-1010				
Injection Date:	03-Jun-2020 09:53:00	Instrument ID:	WC_IonChrom10		
Lims ID:	ICV				
Client ID:					
Operator ID:	wetchemd	ALS Bottle#:	0	Worklist Smp#:	1
Injection Vol:	5.0 ul	Dil. Factor:	1.0000		
Method:	Anions_IC10	Limit Group:	Wet - Anions 28D		
Column:		Detector	Info 2_091554_1		

7 Sulfate, CAS: 14808-79-8

Signal: 1

Processing Integration Results

RT: 10.73
Area: 253048113
Amount: 0
Amount Units: ug/ml

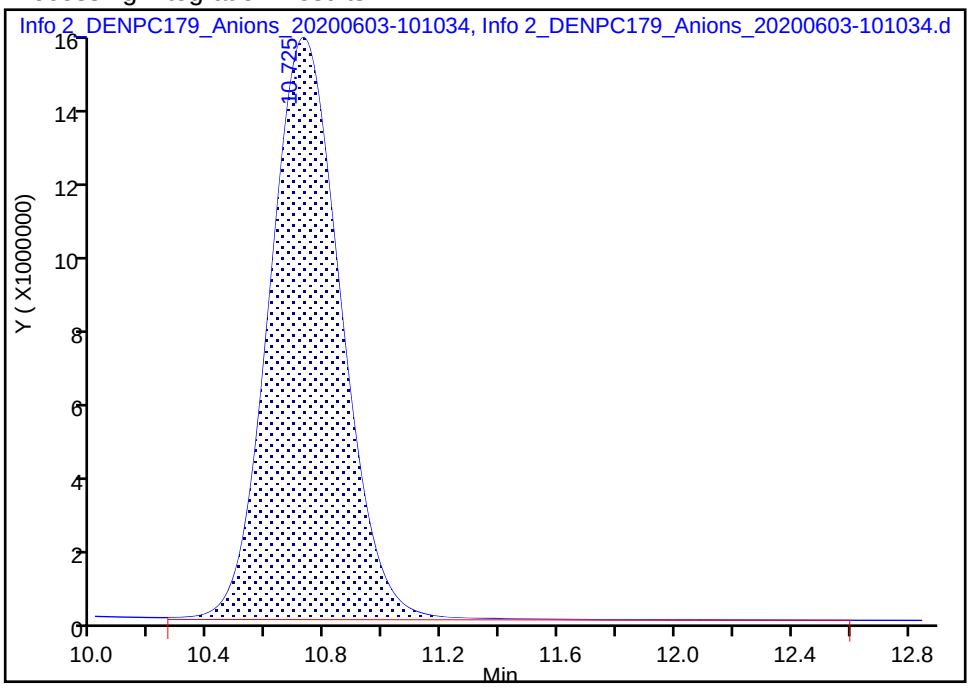

Manual Integration Results

RT: 10.73
Area: 250525422
Amount: 81.712758
Amount Units: ug/ml

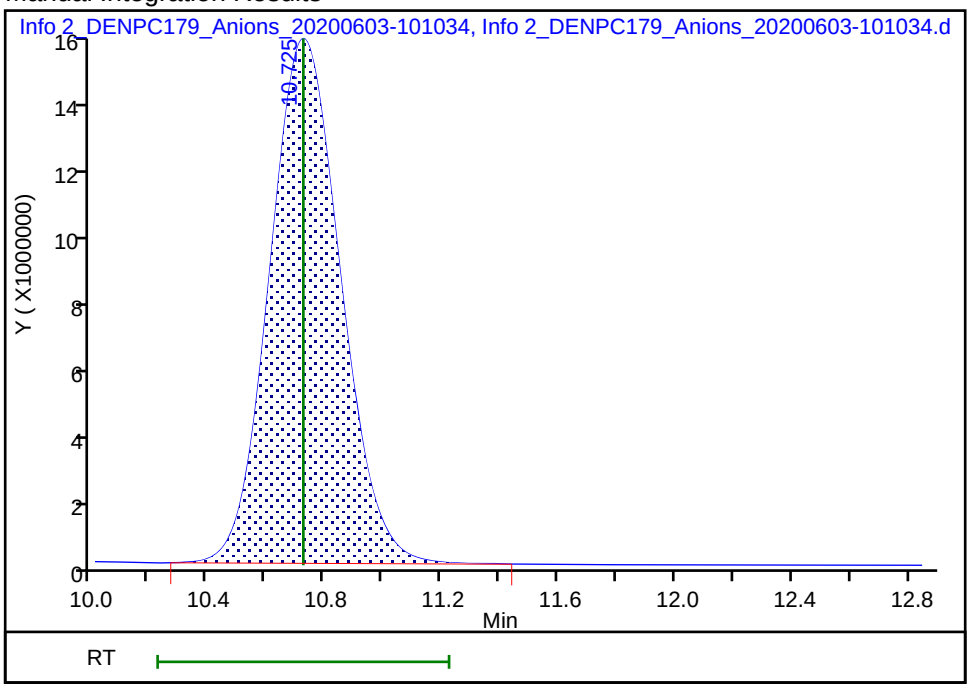

Reviewer: pedrickj, 03-Jun-2020 10:18:56

Audit Action: Manually Integrated Audit Reason: Incomplete Integration

Eurofins TestAmerica, Denver
Target Compound Quantitation Report

Data File: \\chromfs\Denver\ChromData\WC_IonChrom10\20200603-92060.b\Info 2_DENPC179_Anions_20200603-102
Lims ID: ICB
Client ID:
Sample Type: ICB
Inject. Date: 03-Jun-2020 10:10:00 ALS Bottle#: 0 Worklist Smp#: 2
Injection Vol: 5.0 ul Dil. Factor: 1.0000
Sample Info: 280-0092060-002
Misc. Info.: 280-0092060-002
Operator ID: wetchemd Instrument ID: WC_IonChrom10

Method: \\chromfs\Denver\ChromData\WC_IonChrom10\20200603-92060.b\Anions_IC10.m
Limit Group: Wet - Anions 28D
Last Update: 04-Jun-2020 08:19:19 Calib Date: 01-Jun-2020 14:14:00
Integrator: Falcon
Quant Method: External Standard Quant By: Initial Calibration
Last ICal File: \\chromfs\Denver\ChromData\WC_IonChrom10\20200601-91996.b\Info 2_DENPC179_Anions_20200601-143

Column 1 : Det: Info 2_091554_1
Process Host: CTX1067

Compound	RT (min.)	Exp RT (min.)	Dlt RT (min.)	Response	Cal Amt ug/ml	OnCol Amt ug/ml	Flags
1 Fluoride		3.305				ND	
2 Chloride	4.485	4.468	0.017	55165		0.4865	
3 Nitrite as N		5.148				ND	
4 Bromide		6.197				ND	
5 Nitrate as N		6.942				ND	
6 Orthophosphate as P	9.450	9.377	0.073	101388		NC	
7 Sulfate		10.725				ND	

QC Flag Legend

Processing Flags
NC - Not Calibrated

Report Date: 04-Jun-2020 08:19:22 Chrom Revision: 2.3 05-May-2020 17:48:18

Eurofins TestAmerica, Denver

Data File:	\\chromfs\Denver\ChromData\WC_IonChrom10\20200603-92060.b\Info 2_DENPC179_Anions_20200603-102759.d				
Injection Date:	03-Jun-2020 10:10:00	Instrument ID:	WC_IonChrom10	Operator ID:	wetchemd
Lims ID:	ICB			Worklist Smp#:	2
Client ID:					
Injection Vol:	5.0 ul	Dil. Factor:	1.0000	ALS Bottle#:	0
Method:	Anions_IC10	Limit Group:	Wet - Anions 28D		

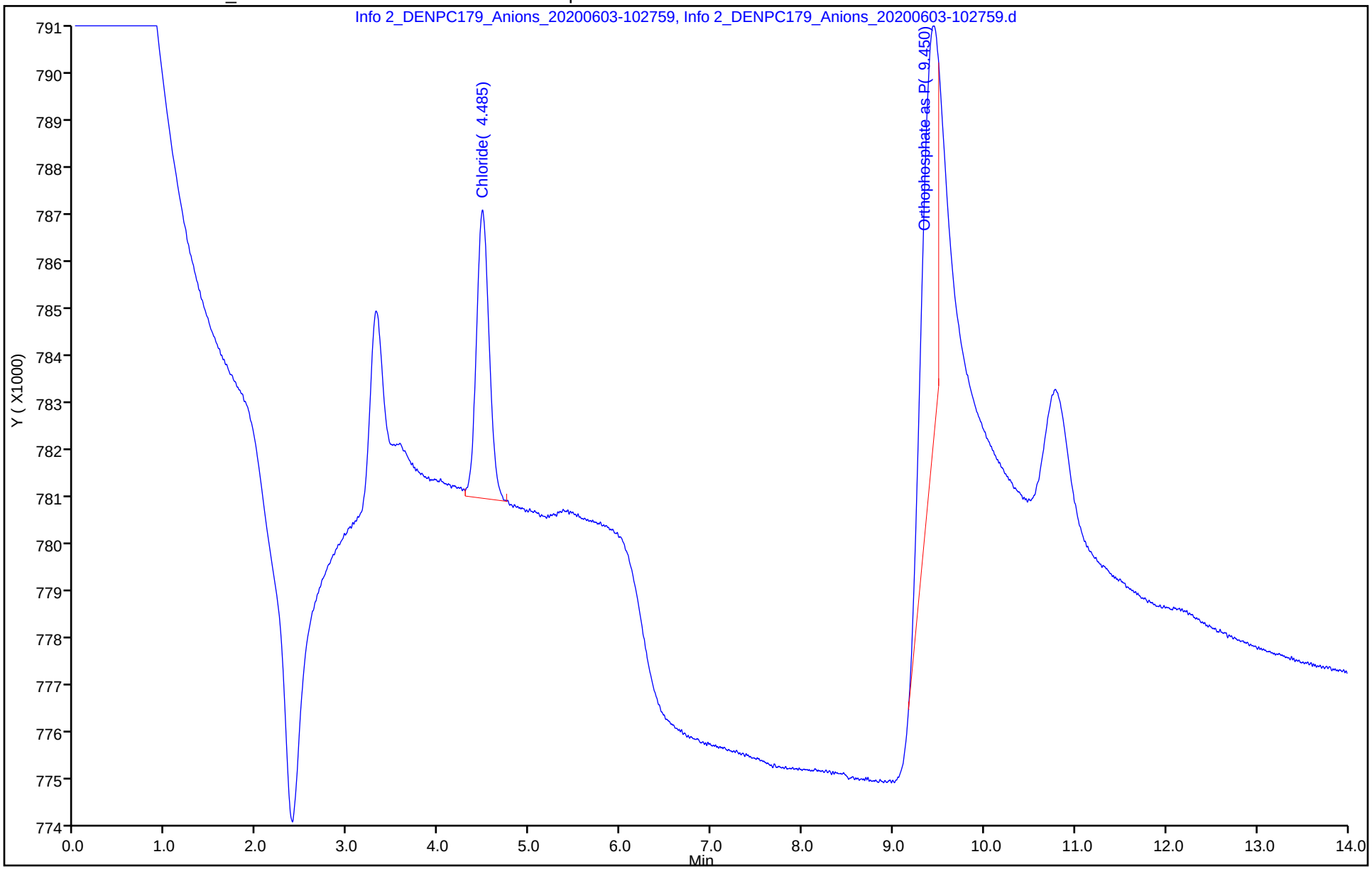

IC Instrument Information

WL: 92867 **Inst ID:** 10 **Analysis Date:** 6/29/20 **Analyst:** CJ

Rush	Job No.	Samples	Anions	QC Req	HT Exp
☐	137764	1	F Cl NO2 Br NO3 PO4 SO4	MS/D	
☐	137829	6	F Cl NO2 Br NO3 PO4 SO4	(MS/D) 7	
☐	137861	3	F (Cl) NO2 Br NO3 PO4 SO4	MS/D	
☐	137877	4	F Cl NO2 Br NO3 PO4 SO4	MS/D	
☐	137702	30	F Cl NO2 Br NO3 PO4 (SO4)	(MS/D) 14	
☐	137784	2	F Cl NO2 Br NO3 PO4 SO4	MS/D	
☐	138006	1	F Cl NO2 Br NO3 PO4 SO4	MS/D	
☐			F Cl NO2 Br NO3 PO4 SO4	MS/D	
☐			F Cl NO2 Br NO3 PO4 SO4	MS/D	
☐			F Cl NO2 Br NO3 PO4 SO4	MS/D	
☐			F Cl NO2 Br NO3 PO4 SO4	MS/D	
☐			F Cl NO2 Br NO3 PO4 SO4	MS/D	
☐			F Cl NO2 Br NO3 PO4 SO4	MS/D	
☐			F Cl NO2 Br NO3 PO4 SO4	MS/D	

Dilutions

Job No.	Samples	Anions	Dilution	Reason
764		F Cl NO2 Br NO3 PO4 SO4	20x	Hist.
829		F Cl NO2 Br NO3 PO4 SO4	5x	Hist.
861		F Cl NO2 Br NO3 PO4 SO4	10, 100, 200x	Hist.
877		F Cl NO2 Br NO3 PO4 SO4	5, 20x	TEST
		F Cl NO2 Br NO3 PO4 SO4		
		F Cl NO2 Br NO3 PO4 SO4		
		F Cl NO2 Br NO3 PO4 SO4		
		F Cl NO2 Br NO3 PO4 SO4		
		F Cl NO2 Br NO3 PO4 SO4		

TestAmerica Laboratories
Initial Calibration Summary Report

Method: \\chromfs\Denver\ChromData\WC_IonChrom10\20200601-91996.b\Anions_IC10.m
Instrument: WC_IonChrom10 Lims Location: 280
Lock State: Unlocked Cpnd Order: Retention Time
Integrator: Falcon Last Modified: 01-Jun-2020 16:18:43
No.Compounds:7

Initial Calibration Batches

Ical Batch: \\chromfs\Denver\ChromData\WC_IonChrom10\20200601-91996.b
Inj Date : 01-Jun-2020 12:47:00, Sublist: chrom-Anions_IC10*sub2

Detector 1: Info 2_091554_1

	Wet - Anions 28D				Wet - Anions			
Compound	b	M1	M2	Err	b	M1	M2	Err
1 Fluoride	-137718	8860074		0.995				
2 Chloride	-199359	4211012		0.999				
3 Nitrite as N					-112196	8867357		0.996
4 Bromide	-63504	1368165		0.996				
5 Nitrate as N					-103805	9770143		0.996
6 Orthophosphate as P					-868427	5640712		0.997
7 Sulfate	-182343	3088243		0.999				

TestAmerica Laboratories
Initial Calibration Report

Method: \\chromfs\Denver\ChromData\WC_IonChrom10\20200601-91996.b\Anions_IC10.m
Instrument: WC_IonChrom10 Lims Location: 280
Lock State: Unlocked Cpnd Order: Retention Time
Integrator: Falcon Last Modified: 01-Jun-2020 16:18:43
No.Compounds:7
Sublist: chrom-Anions_IC10*sub2
Limit Group: Wet - Anions 28D

Detectors

Detector: 1, Info 2_091554_1
Data Type: ic Spec Type: none
Supports Extracted Chromatograms: False
Run Time: 0.000-17.350 No. Points: 7196

Calibration File Names

Level: 1 \\chromfs\Denver\ChromData\WC_IonChrom10\20200601-91996.b\Info 2_DENPC179_Anions_20200601-130449
Inj Date: 01-Jun-2020 12:47:00 Worklist: 91996 Sample#: 2
Level: 2 \\chromfs\Denver\ChromData\WC_IonChrom10\20200601-91996.b\Info 2_DENPC179_Anions_20200601-132217
Inj Date: 01-Jun-2020 13:04:00 Worklist: 91996 Sample#: 3
Level: 3 \\chromfs\Denver\ChromData\WC_IonChrom10\20200601-91996.b\Info 2_DENPC179_Anions_20200601-133945
Inj Date: 01-Jun-2020 13:22:00 Worklist: 91996 Sample#: 4
Level: 4 \\chromfs\Denver\ChromData\WC_IonChrom10\20200601-91996.b\Info 2_DENPC179_Anions_20200601-135712
Inj Date: 01-Jun-2020 13:39:00 Worklist: 91996 Sample#: 5
Level: 5 \\chromfs\Denver\ChromData\WC_IonChrom10\20200601-91996.b\Info 2_DENPC179_Anions_20200601-141440
Inj Date: 01-Jun-2020 13:57:00 Worklist: 91996 Sample#: 6
Level: 6 \\chromfs\Denver\ChromData\WC_IonChrom10\20200601-91996.b\Info 2_DENPC179_Anions_20200601-143208
Inj Date: 01-Jun-2020 14:14:00 Worklist: 91996 Sample#: 7

Start Cal Date: 01-Jun-2020 12:47:00 End Cal Date: 01-Jun-2020 14:14:00

Individual Compound Calibration Parameters

Quant Method: ESTD RF Calibration: Replace
Rule Name: Linear1 Curve: Linear Weighting: Conc
Origin: None Error: raw_COD Error Limit: 1.00
RF %Dif: 0.0 SPCC Limit: 0.0 CCC Limit: 0.0
Dependent Variable: Resp

Number of Compounds: 4

RF/Amt(Lvl) Response WL(Smp)	RF/Amt(Lvl) Response WL(Smp)	RF/Amt(Lvl) Response WL(Smp)	RF/Amt(Lvl) Response WL(Smp)	RF/Amt(Lvl) Response WL(Smp)	RF/Amt(Lvl) Response WL(Smp)	b	m1	m2	Error

RF/Amt(Lvl) Response WL(Smp)	RF/Amt(Lvl) Response WL(Smp)	RF/Amt(Lvl) Response WL(Smp)	RF/Amt(Lvl) Response WL(Smp)	RF/Amt(Lvl) Response WL(Smp)	RF/Amt(Lvl) Response WL(Smp)	b	m1	m2	Error
1 Fluoride				Signal: 1					
4803620	4550132	5662439	9074795	8727378	8670421	**-1377187**			**0.995**
0.200000(1)	0.500000(2)	1.0000 (3)	4.0000 (4)	8.0000 (5)	10.0 (6)		**8860074**		
960724	2275066	5662439	36299181	69819024	86704208				
91996(2)	91996(3)	91996(4)	91996(5)	91996(6)	91996(7)				
2 Chloride				Signal: 1					
3008859	3156896	3365615	4087917	4105386	4291829	**-1993599**			**0.999**
1.0000 (1)	2.5000 (2)	5.0000 (3)	60.0 (4)	120.0 (5)	200.0 (6)		**4211012**		
3008859	7892240	16828074	245275024	492646370	858365825				
91996(2)	91996(3)	91996(4)	91996(5)	91996(6)	91996(7)				
4 Bromide				Signal: 1					
1313905	1188638	1156053	1234769	1341018	1436413	**-63504**			**0.996**
0.200000(1)	0.500000(2)	1.0000 (3)	4.0000 (4)	8.0000 (5)	10.0 (6)		**1368165**		
262781	594319	1156053	4939075	10728140	14364128				
91996(2)	91996(3)	91996(4)	91996(5)	91996(6)	91996(7)				
7 Sulfate				Signal: 1					
2086301	2107790	2243005	2952154	3005757	3162255	**-1823433**			**0.999**
1.0000 (1)	2.5000 (2)	5.0000 (3)	60.0 (4)	120.0 (5)	200.0 (6)		**3088243**		
2086301	5269475	11215027	177129224	360690780	632451003				
91996(2)	91996(3)	91996(4)	91996(5)	91996(6)	91996(7)				

TestAmerica Laboratories
Initial Calibration Report

Method: \\chromfs\Denver\ChromData\WC_IonChrom10\20200601-91996.b\Anions_IC10.m
Instrument: WC_IonChrom10 Lims Location: 280
Lock State: Unlocked Cpnd Order: Retention Time
Integrator: Falcon Last Modified: 01-Jun-2020 16:18:43
No.Compounds:7
Sublist: chrom-Anions_IC10*sub2
Limit Group: Wet - Anions

Detectors

Detector: 1, Info 2_091554_1
Data Type: ic Spec Type: none
Supports Extracted Chromatograms: False
Run Time: 0.000-17.350 No. Points: 7196

Calibration File Names

Level: 1 \\chromfs\Denver\ChromData\WC_IonChrom10\20200601-91996.b\Info 2_DENPC179_Anions_20200601-130449
Inj Date: 01-Jun-2020 12:47:00 Worklist: 91996 Sample#: 2
Level: 2 \\chromfs\Denver\ChromData\WC_IonChrom10\20200601-91996.b\Info 2_DENPC179_Anions_20200601-132217
Inj Date: 01-Jun-2020 13:04:00 Worklist: 91996 Sample#: 3
Level: 3 \\chromfs\Denver\ChromData\WC_IonChrom10\20200601-91996.b\Info 2_DENPC179_Anions_20200601-133945
Inj Date: 01-Jun-2020 13:22:00 Worklist: 91996 Sample#: 4
Level: 4 \\chromfs\Denver\ChromData\WC_IonChrom10\20200601-91996.b\Info 2_DENPC179_Anions_20200601-135712
Inj Date: 01-Jun-2020 13:39:00 Worklist: 91996 Sample#: 5
Level: 5 \\chromfs\Denver\ChromData\WC_IonChrom10\20200601-91996.b\Info 2_DENPC179_Anions_20200601-141440
Inj Date: 01-Jun-2020 13:57:00 Worklist: 91996 Sample#: 6
Level: 6 \\chromfs\Denver\ChromData\WC_IonChrom10\20200601-91996.b\Info 2_DENPC179_Anions_20200601-143208
Inj Date: 01-Jun-2020 14:14:00 Worklist: 91996 Sample#: 7

Start Cal Date: 01-Jun-2020 12:47:00 End Cal Date: 01-Jun-2020 14:14:00

Individual Compound Calibration Parameters

Quant Method: ESTD RF Calibration: Replace
Rule Name: Linear1 Curve: Linear Weighting: Conc
Origin: None Error: raw_COD Error Limit: 1.00
RF %Dif: 0.0 SPCC Limit: 0.0 CCC Limit: 0.0
Dependent Variable: Resp

Number of Compounds: 3

RF/Amt(Lvl) Response WL(Smp)	RF/Amt(Lvl) Response WL(Smp)	RF/Amt(Lvl) Response WL(Smp)	RF/Amt(Lvl) Response WL(Smp)	RF/Amt(Lvl) Response WL(Smp)	RF/Amt(Lvl) Response WL(Smp)	b	m1	m2	Error

RF/Amt(Lvl) Response WL(Smp)	RF/Amt(Lvl) Response WL(Smp)	RF/Amt(Lvl) Response WL(Smp)	RF/Amt(Lvl) Response WL(Smp)	RF/Amt(Lvl) Response WL(Smp)	RF/Amt(Lvl) Response WL(Smp)	b	m1	m2	Error
3 Nitrite as N				Signal: 1					
5845195	5728022	6191792	8108419	8727255	9094800	**-1121965**			**0.996**
0.200000(1)	0.500000(2)	1.0000 (3)	4.0000 (4)	8.0000 (5)	10.0 (6)		**8867357**		
M1169039	2864011	6191792	32433677	69818042	90947997				
91996(2)	91996(3)	91996(4)	91996(5)	91996(6)	91996(7)				
5 Nitrate as N				Signal: 1					
6821625	7078364	7422076	8816951	9556381	10127965	**-1038053**			**0.996**
0.200000(1)	0.500000(2)	1.0000 (3)	4.0000 (4)	8.0000 (5)	10.0 (6)		**9770143**		
1364325	3539182	7422076	35267803	76451046	101279649				
91996(2)	91996(3)	91996(4)	91996(5)	91996(6)	91996(7)				
6 Orthophosphate as P				Signal: 1					
2833340	2480844	4528056	5568361	5435911	5637844	**-868427**			**0.997**
0.200000(1)	0.500000(2)	1.0000 (3)	4.0000 (4)	8.0000 (5)	10.0 (6)		**5640712**		
566668	1240422	4528056	22273443	43487286	56378441				
91996(2)	91996(3)	91996(4)	91996(5)	91996(6)	91996(7)				

Eurofins TestAmerica, Denver
Target Compound Quantitation Report

Data File: \\chromfs\Denver\ChromData\WC_IonChrom10\20200629-92867.b\Info 2_DENPC179_Anions_20200629-1414
Lims ID: CCV
Client ID:
Sample Type: CCV
Inject. Date: 29-Jun-2020 13:56:00 ALS Bottle#: 0 Worklist Smp#: 1
Injection Vol: 5.0 ul Dil. Factor: 1.0000
Sample Info: 280-0092867-001
Misc. Info.: 280-0092867-001
Operator ID: wetchemd Instrument ID: WC_IonChrom10
Sublist: chrom-Anions_IC10*sub2

Method: \\chromfs\Denver\ChromData\WC_IonChrom10\20200629-92867.b\Anions_IC10.m
Limit Group: Wet - Anions 28D
Last Update: 07-Jul-2020 15:24:44 Calib Date: 01-Jun-2020 14:14:00
Integrator: Falcon
Quant Method: External Standard Quant By: Initial Calibration
Last ICal File: \\chromfs\Denver\ChromData\WC_IonChrom10\20200601-91996.b\Info 2_DENPC179_Anions_20200601-1432

Column 1 : Det: Info 2_091554_1
Process Host: CTX1060

First Level Reviewer: pedrickj Date: 07-Jul-2020 14:59:21

Compound	RT (min.)	Exp RT (min.)	Dlt RT (min.)	Response	Cal Amt ug/ml	OnCol Amt ug/ml	Flags
1 Fluoride	3.325	3.310	0.015	70307756	5.00	8.09	
2 Chloride	4.477	4.477	0.000	412039279	100.0	98.3	
3 Nitrite as N	5.155	5.160	-0.005	38096217	NC	NC	
4 Bromide	6.208	6.210	-0.002	6248230	5.00	4.61	
5 Nitrate as N	6.943	6.957	-0.014	45200007	NC	NC	
6 Orthophosphate as P	9.378	9.415	-0.037	43282710	NC	NC	
7 Sulfate	10.702	10.765	-0.063	317991852	100.0	103.6	

QC Flag Legend

Processing Flags
NC - Not Calibrated

Reagents:

IC LCS_01747 Amount Added: 10.00 Units: mL

Report Date: 07-Jul-2020 15:24:45 Chrom Revision: 2.3 21-Jun-2020 18:30:46

Eurofins TestAmerica, Denver

Data File:	\\chromfs\Denver\ChromData\WC_IonChrom10\20200629-92867.b\Info 2_DENPC179_Anions_20200629-141408.d				
Injection Date:	29-Jun-2020 13:56:00	Instrument ID:	WC_IonChrom10	Operator ID:	wetchemd
Lims ID:	CCV			Worklist Smp#:	1
Client ID:					
Injection Vol:	5.0 ul	Dil. Factor:	1.0000	ALS Bottle#:	0
Method:	Anions_IC10	Limit Group:	Wet - Anions 28D		

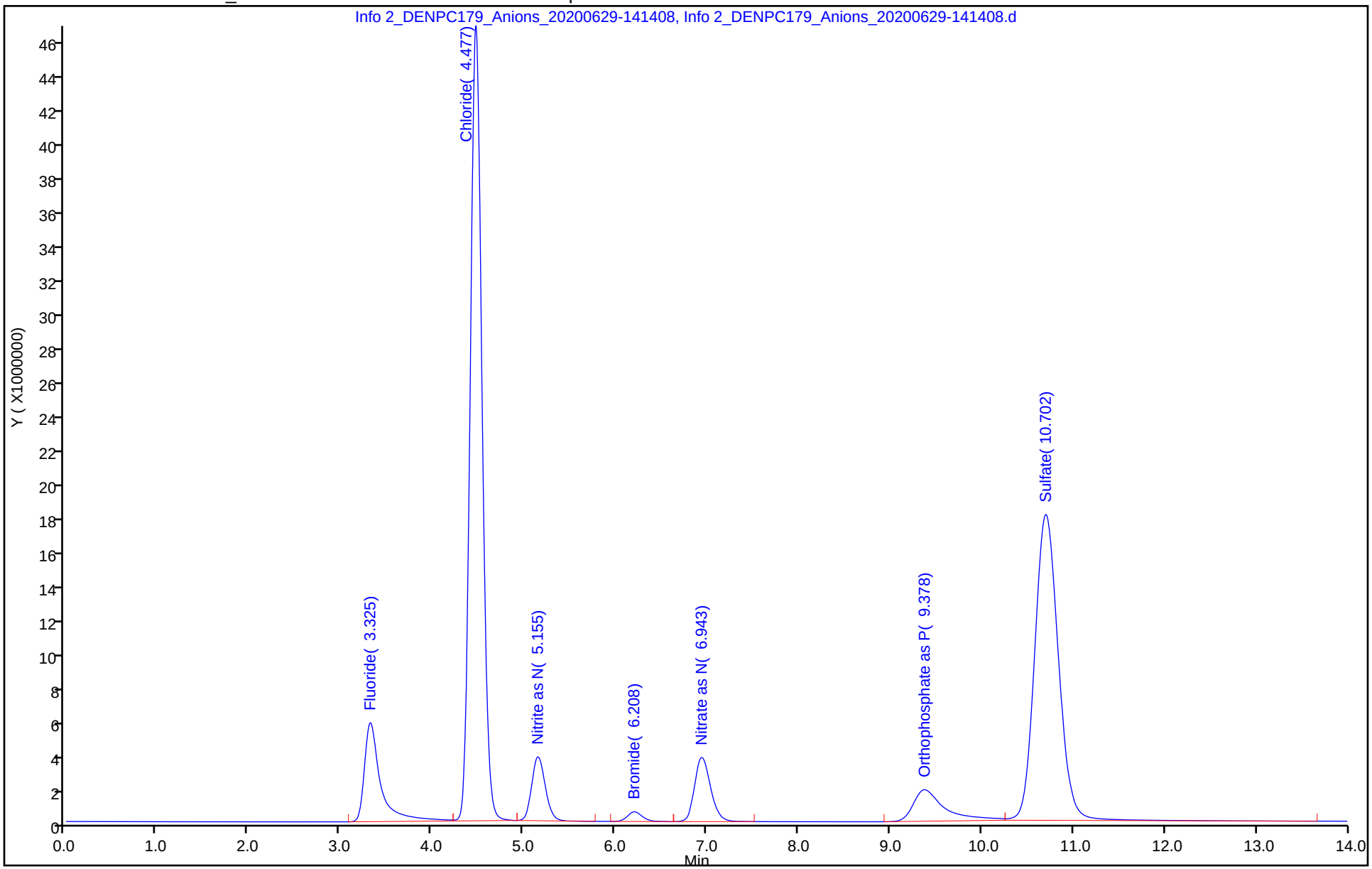

Eurofins TestAmerica, Denver
Target Compound Quantitation Report

Data File: \\chromfs\Denver\ChromData\WC_IonChrom10\20200629-92867.b\Info 2_DENPC179_Anions_20200629-143
Lims ID: CCB
Client ID:
Sample Type: CCB
Inject. Date: 29-Jun-2020 14:14:00 ALS Bottle#: 0 Worklist Smp#: 2
Injection Vol: 5.0 ul Dil. Factor: 1.0000
Sample Info: 280-0092867-002
Misc. Info.: 280-0092867-002
Operator ID: wetchemd Instrument ID: WC_IonChrom10

Method: \\chromfs\Denver\ChromData\WC_IonChrom10\20200629-92867.b\Anions_IC10.m
Limit Group: Wet - Anions 28D
Last Update: 07-Jul-2020 15:24:44 Calib Date: 01-Jun-2020 14:14:00
Integrator: Falcon
Quant Method: External Standard Quant By: Initial Calibration
Last ICal File: \\chromfs\Denver\ChromData\WC_IonChrom10\20200601-91996.b\Info 2_DENPC179_Anions_20200601-1432

Column 1 : Det: Info 2_091554_1
Process Host: CTX1060

Compound	RT (min.)	Exp RT (min.)	Dlt RT (min.)	Response	Cal Amt ug/ml	OnCol Amt ug/ml	Flags
1 Fluoride		3.310				ND	
2 Chloride	4.472	4.477	-0.005	45830		0.4843	
3 Nitrite as N		5.160				ND	
4 Bromide		6.210				ND	
5 Nitrate as N		6.957				ND	
6 Orthophosphate as P	9.433	9.415	0.018	1694154		NC	
7 Sulfate	10.722	10.765	-0.043	137536		0.6350	

QC Flag Legend

Processing Flags
NC - Not Calibrated

Report Date: 07-Jul-2020 15:24:45 Chrom Revision: 2.3 21-Jun-2020 18:30:46

Eurofins TestAmerica, Denver

Data File:	\\chromfs\Denver\ChromData\WC_IonChrom10\20200629-92867.b\Info 2_DENPC179_Anions_20200629-143133.d				
Injection Date:	29-Jun-2020 14:14:00	Instrument ID:	WC_IonChrom10	Operator ID:	wetchemd
Lims ID:	CCB			Worklist Smp#:	2
Client ID:					
Injection Vol:	5.0 ul	Dil. Factor:	1.0000	ALS Bottle#:	0
Method:	Anions_IC10	Limit Group:	Wet - Anions 28D		

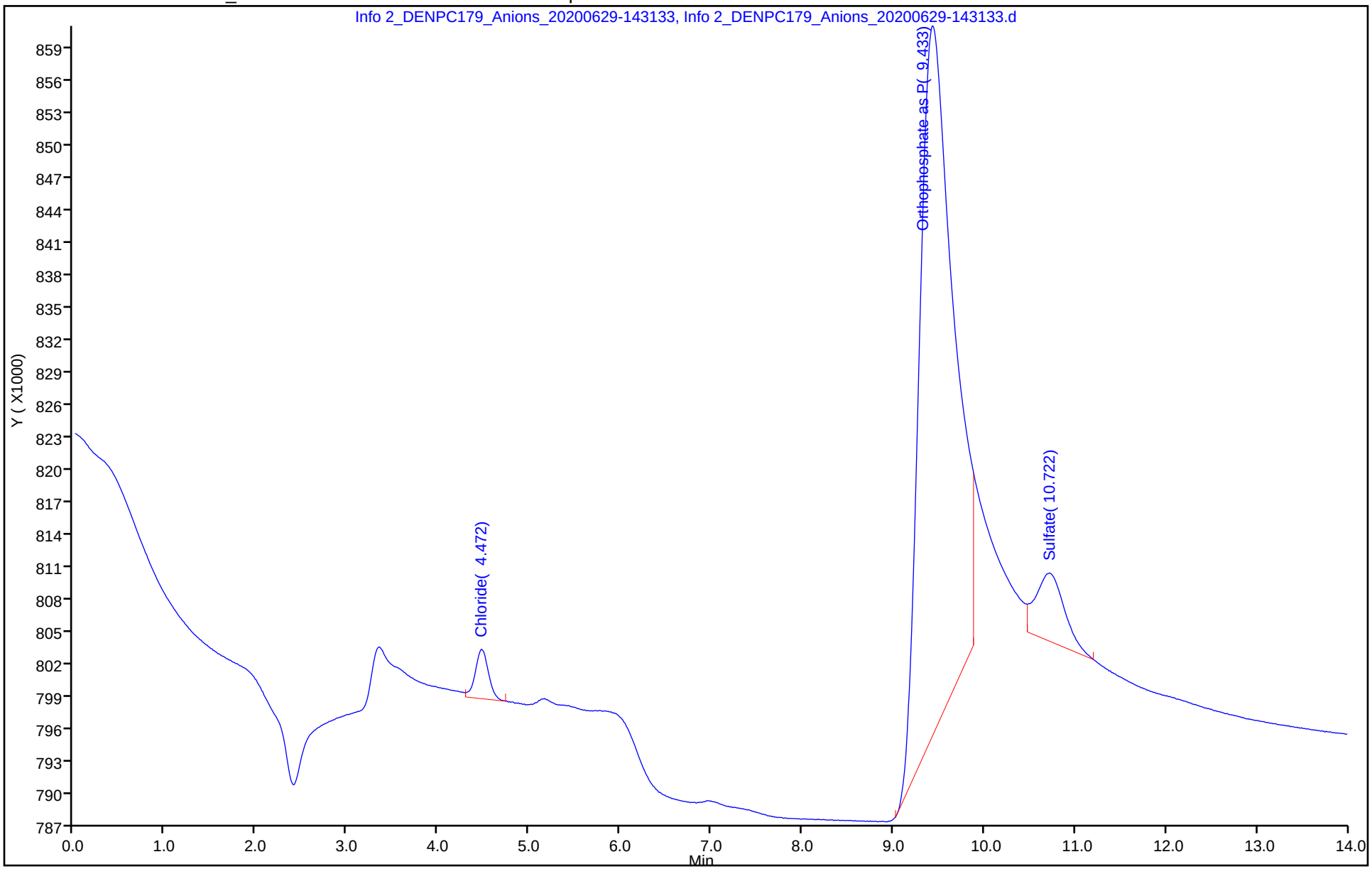

Eurofins TestAmerica, Denver
Target Compound Quantitation Report

Data File: \\chromfs\Denver\ChromData\WC_IonChrom10\20200629-92867.b\Info 2_DENPC179_Anions_20200629-1448
Lims ID: MRL
Client ID:
Sample Type: MRL
Inject. Date: 29-Jun-2020 14:31:00 ALS Bottle#: 0 Worklist Smp#: 3
Injection Vol: 5.0 ul Dil. Factor: 1.0000
Sample Info: 280-0092867-003
Misc. Info.: 280-0092867-003
Operator ID: wetchemd Instrument ID: WC_IonChrom10

Method: \\chromfs\Denver\ChromData\WC_IonChrom10\20200629-92867.b\Anions_IC10.m
Limit Group: Wet - Anions 28D
Last Update: 07-Jul-2020 15:24:44 Calib Date: 01-Jun-2020 14:14:00
Integrator: Falcon
Quant Method: External Standard Quant By: Initial Calibration
Last ICal File: \\chromfs\Denver\ChromData\WC_IonChrom10\20200601-91996.b\Info 2_DENPC179_Anions_20200601-1432

Column 1 : Det: Info 2_091554_1
Process Host: CTX1060

Compound	RT (min.)	Exp RT (min.)	Dlt RT (min.)	Response	Cal Amt ug/ml	OnCol Amt ug/ml	Flags
1 Fluoride	3.312	3.310	0.002	3015092	0.5000	0.4957	
2 Chloride	4.472	4.477	-0.005	17204162	5.00	4.56	
3 Nitrite as N	5.158	5.160	-0.002	2806236	NC	NC	
4 Bromide	6.208	6.210	-0.002	583215	0.5000	0.4727	
5 Nitrate as N	6.967	6.957	0.010	3406515	NC	NC	
6 Orthophosphate as P	9.402	9.415	-0.013	6824738	NC	NC	
7 Sulfate	10.705	10.765	-0.060	12393726	5.00	4.60	

QC Flag Legend

Processing Flags
NC - Not Calibrated

Reagents:

IC Cal low_00531 Amount Added: 0.10 Units: mL
IC CAL cl/so4_00317 Amount Added: 0.20 Units: mL

Report Date: 07-Jul-2020 15:24:46 Chrom Revision: 2.3 21-Jun-2020 18:30:46

Eurofins TestAmerica, Denver

Data File:	\\chromfs\Denver\ChromData\WC_IonChrom10\20200629-92867.b\Info 2_DENPC179_Anions_20200629-144857.d				
Injection Date:	29-Jun-2020 14:31:00	Instrument ID:	WC_IonChrom10	Operator ID:	wetchemd
Lims ID:	MRL			Worklist Smp#:	3
Client ID:					
Injection Vol:	5.0 ul	Dil. Factor:	1.0000	ALS Bottle#:	0
Method:	Anions_IC10	Limit Group:	Wet - Anions 28D		

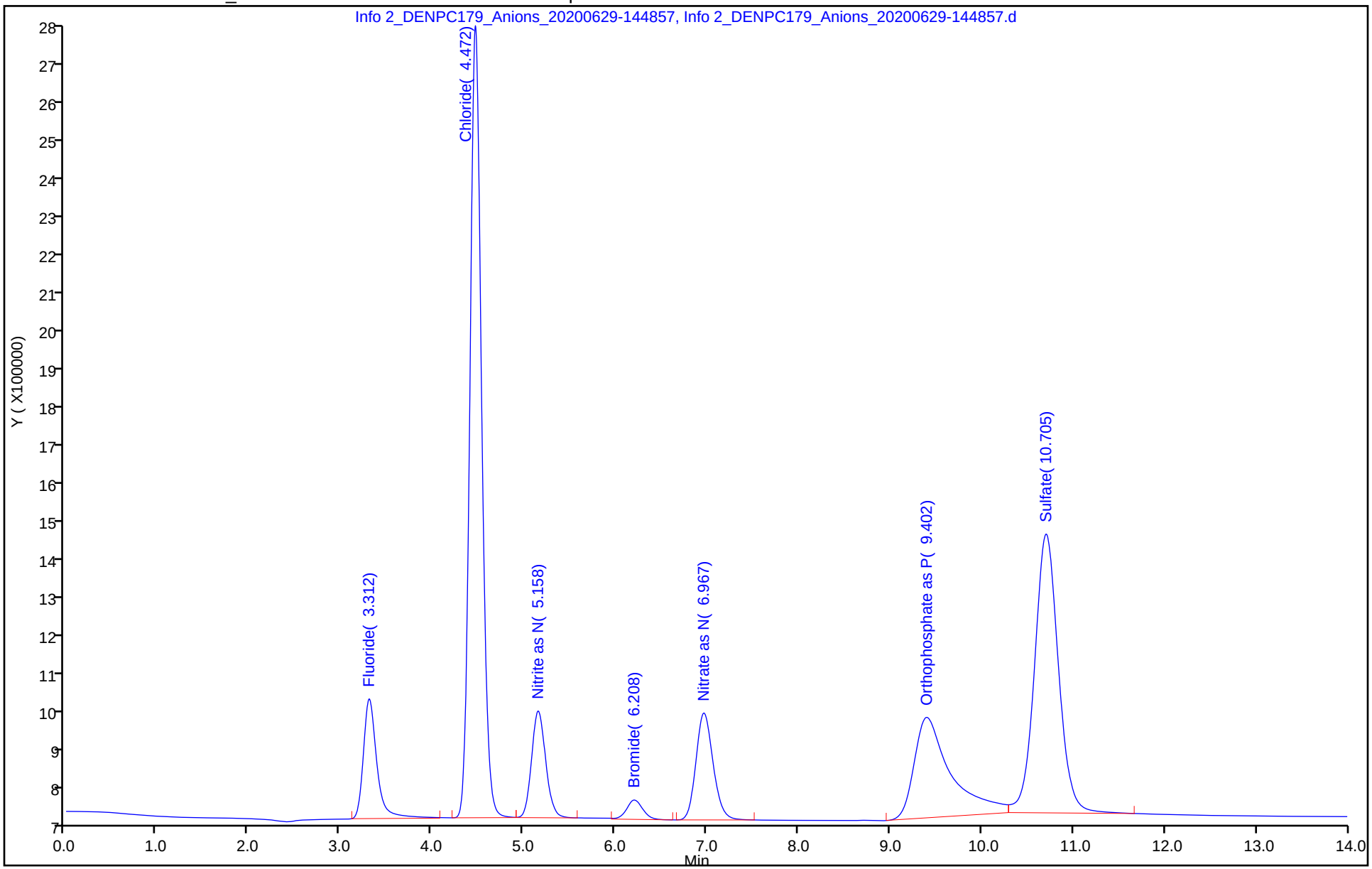

Eurofins TestAmerica, Denver
Target Compound Quantitation Report

Data File: \\chromfs\Denver\ChromData\WC_IonChrom10\20200629-92867.b\Info 2_DENPC179_Anions_20200629-1506
Lims ID: LCS
Client ID:
Sample Type: LCS
Inject. Date: 29-Jun-2020 14:49:00 ALS Bottle#: 0 Worklist Smp#: 4
Injection Vol: 5.0 ul Dil. Factor: 1.0000
Sample Info: 280-0092867-004
Misc. Info.: 280-0092867-004
Operator ID: wetchemd Instrument ID: WC_IonChrom10

Method: \\chromfs\Denver\ChromData\WC_IonChrom10\20200629-92867.b\Anions_IC10.m
Limit Group: Wet - Anions 28D
Last Update: 07-Jul-2020 15:24:44 Calib Date: 01-Jun-2020 14:14:00
Integrator: Falcon
Quant Method: External Standard Quant By: Initial Calibration
Last ICal File: \\chromfs\Denver\ChromData\WC_IonChrom10\20200601-91996.b\Info 2_DENPC179_Anions_20200601-1432

Column 1 : Det: Info 2_091554_1
Process Host: CTX1060

Compound	RT (min.)	Exp RT (min.)	Dlt RT (min.)	Response	Cal Amt ug/ml	OnCol Amt ug/ml	Flags
1 Fluoride	3.327	3.310	0.017	71974053	5.00	8.28	
2 Chloride	4.480	4.477	0.003	412272185	100.0	98.4	
3 Nitrite as N	5.158	5.160	-0.002	38072643	NC	NC	
4 Bromide	6.212	6.210	0.002	6252298	5.00	4.62	
5 Nitrate as N	6.948	6.957	-0.009	45244272	NC	NC	
6 Orthophosphate as P	9.383	9.415	-0.032	43799568	NC	NC	
7 Sulfate	10.710	10.765	-0.055	316264767	100.0	103.0	

QC Flag Legend

Processing Flags
NC - Not Calibrated

Reagents:

IC LCS_01747 Amount Added: 10.00 Units: mL

Report Date: 07-Jul-2020 15:24:46 Chrom Revision: 2.3 21-Jun-2020 18:30:46

Eurofins TestAmerica, Denver

Data File:	\\chromfs\Denver\ChromData\WC_IonChrom10\20200629-92867.b\Info 2_DENPC179_Anions_20200629-150623.d				
Injection Date:	29-Jun-2020 14:49:00	Instrument ID:	WC_IonChrom10	Operator ID:	wetchemd
Lims ID:	LCS			Worklist Smp#:	4
Client ID:					
Injection Vol:	5.0 ul	Dil. Factor:	1.0000	ALS Bottle#:	0
Method:	Anions_IC10	Limit Group:	Wet - Anions 28D		

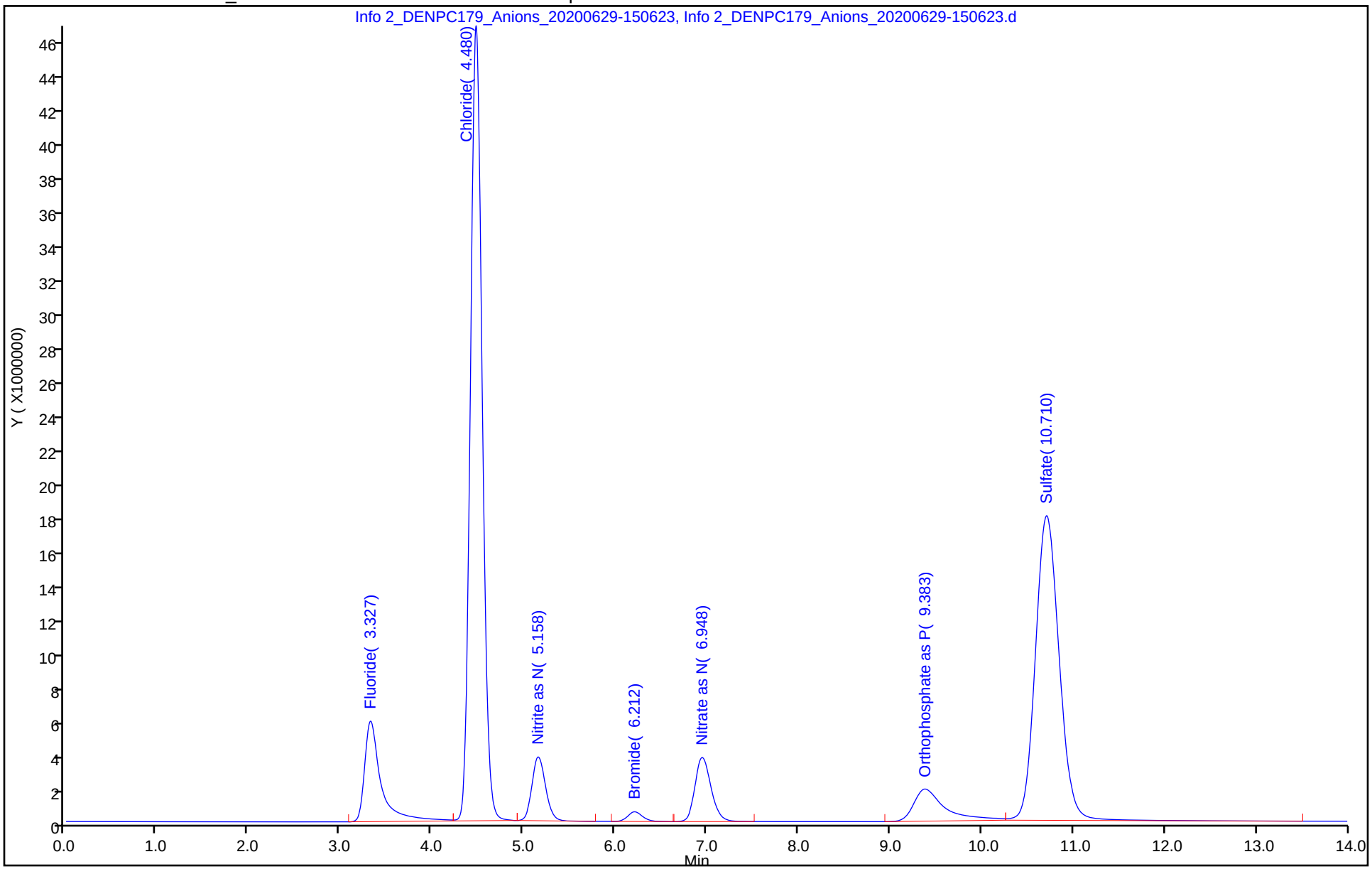

Eurofins TestAmerica, Denver
Target Compound Quantitation Report

Data File: \\chromfs\Denver\ChromData\WC_IonChrom10\20200629-92867.b\Info 2_DENPC179_Anions_20200629-1523
Lims ID: LCSD
Client ID:
Sample Type: LCSD
Inject. Date: 29-Jun-2020 15:06:00 ALS Bottle#: 0 Worklist Smp#: 5
Injection Vol: 5.0 ul Dil. Factor: 1.0000
Sample Info: 280-0092867-005
Misc. Info.: 280-0092867-005
Operator ID: wetchemd Instrument ID: WC_IonChrom10

Method: \\chromfs\Denver\ChromData\WC_IonChrom10\20200629-92867.b\Anions_IC10.m
Limit Group: Wet - Anions 28D
Last Update: 07-Jul-2020 15:24:44 Calib Date: 01-Jun-2020 14:14:00
Integrator: Falcon
Quant Method: External Standard Quant By: Initial Calibration
Last ICal File: \\chromfs\Denver\ChromData\WC_IonChrom10\20200601-91996.b\Info 2_DENPC179_Anions_20200601-1432

Column 1 : Det: Info 2_091554_1
Process Host: CTX1060

Compound	RT (min.)	Exp RT (min.)	Dlt RT (min.)	Response	Cal Amt ug/ml	OnCol Amt ug/ml	Flags
1 Fluoride	3.328	3.310	0.018	55334641	5.00	6.40	
2 Chloride	4.485	4.477	0.008	411421494	100.0	98.2	
3 Nitrite as N	5.165	5.160	0.005	37954865	NC	NC	
4 Bromide	6.217	6.210	0.007	6226767	5.00	4.60	
5 Nitrate as N	6.953	6.957	-0.004	45210342	NC	NC	
6 Orthophosphate as P	9.390	9.415	-0.025	41494079	NC	NC	
7 Sulfate	10.708	10.765	-0.057	309463950	100.0	100.8	

QC Flag Legend

Processing Flags
NC - Not Calibrated

Reagents:

IC LCS_01747 Amount Added: 10.00 Units: mL

Report Date: 07-Jul-2020 15:24:46 Chrom Revision: 2.3 21-Jun-2020 18:30:46

Eurofins TestAmerica, Denver

Data File:	\\chromfs\Denver\ChromData\WC_IonChrom10\20200629-92867.b\Info 2_DENPC179_Anions_20200629-152349.d				
Injection Date:	29-Jun-2020 15:06:00	Instrument ID:	WC_IonChrom10	Operator ID:	wetchemd
Lims ID:	LCSD			Worklist Smp#:	5
Client ID:					
Injection Vol:	5.0 ul	Dil. Factor:	1.0000	ALS Bottle#:	0
Method:	Anions_IC10	Limit Group:	Wet - Anions 28D		

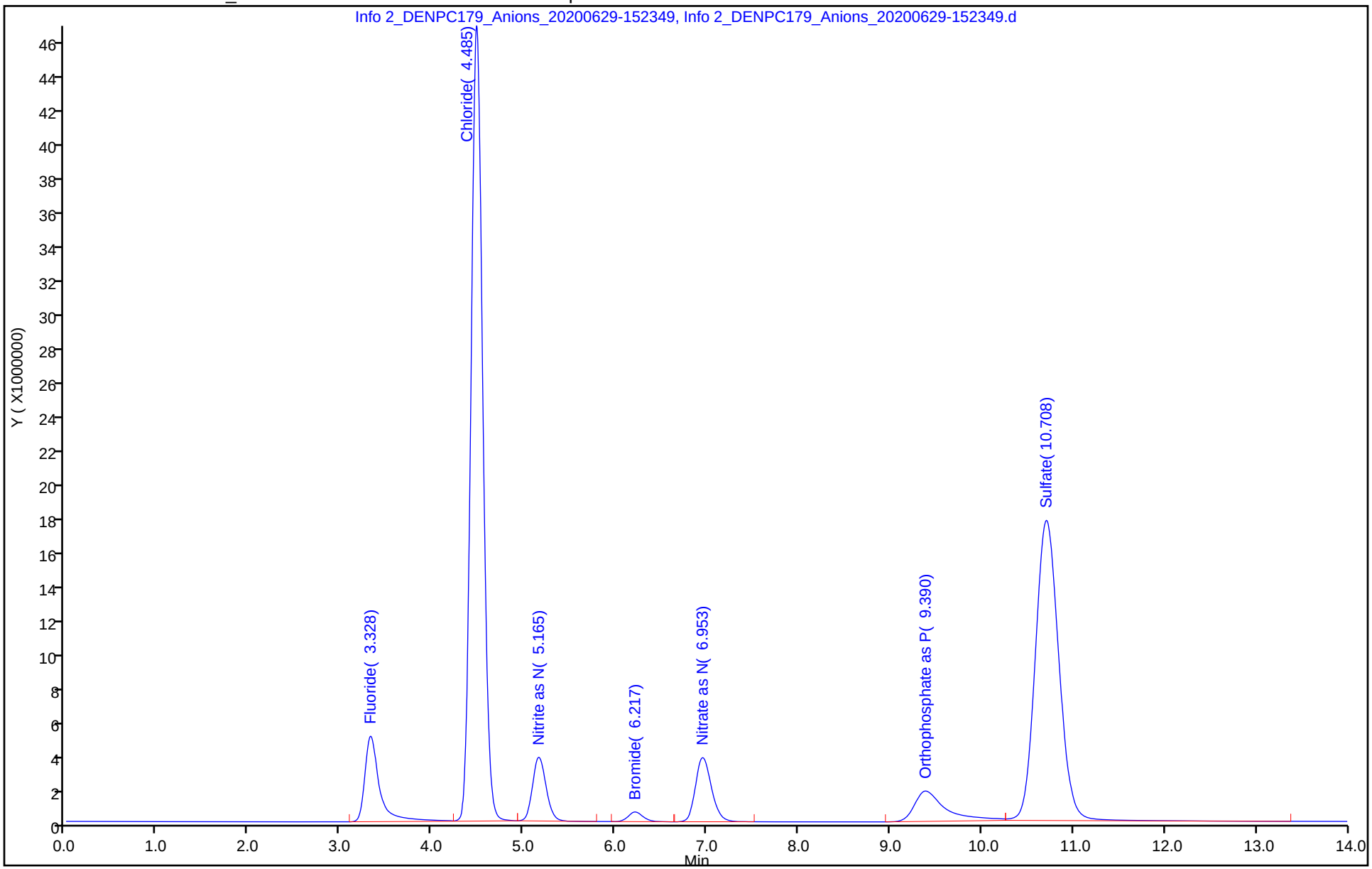

Eurofins TestAmerica, Denver
Target Compound Quantitation Report

Data File:	\\chromfs\Denver\ChromData\WC_IonChrom10\20200629-92867.b\Info 2_DENPC179_Anions_20200629-154				
Lims ID:	MB				
Client ID:					
Sample Type:	MB				
Inject. Date:	29-Jun-2020 15:23:00	ALS Bottle#:	0	Worklist Smp#:	6
Injection Vol:	5.0 ul	Dil. Factor:	1.0000		
Sample Info:	280-0092867-006				
Misc. Info.:	280-0092867-006				
Operator ID:	wetchemd	Instrument ID:	WC_IonChrom10		
Method:	\\chromfs\Denver\ChromData\WC_IonChrom10\20200629-92867.b\Anions_IC10.m				
Limit Group:	Wet - Anions 28D				
Last Update:	07-Jul-2020 15:24:44	Calib Date:	01-Jun-2020 14:14:00		
Integrator:	Falcon				
Quant Method:	External Standard	Quant By:	Initial Calibration		
Last ICal File:	\\chromfs\Denver\ChromData\WC_IonChrom10\20200601-91996.b\Info 2_DENPC179_Anions_20200601-143				
Column 1 :			Det: Info 2_091554_1		
Process Host:	CTX1060				

Compound	RT (min.)	Exp RT (min.)	Dlt RT (min.)	Response	Cal Amt ug/ml	OnCol Amt ug/ml	Flags
1 Fluoride		3.310				ND	
2 Chloride	4.478	4.477	0.001	47438		0.4847	
3 Nitrite as N		5.160				ND	
4 Bromide		6.210				ND	
5 Nitrate as N		6.957				ND	
6 Orthophosphate as P	9.435	9.415	0.020	1575866		NC	
7 Sulfate		10.765				ND	

QC Flag Legend

Processing Flags
NC - Not Calibrated

Report Date: 07-Jul-2020 15:24:47 Chrom Revision: 2.3 21-Jun-2020 18:30:46

Eurofins TestAmerica, Denver

Data File:	\\chromfs\Denver\ChromData\WC_IonChrom10\20200629-92867.b\Info 2_DENPC179_Anions_20200629-154115.d				
Injection Date:	29-Jun-2020 15:23:00	Instrument ID:	WC_IonChrom10	Operator ID:	wetchemd
Lims ID:	MB			Worklist Smp#:	6
Client ID:					
Injection Vol:	5.0 ul	Dil. Factor:	1.0000	ALS Bottle#:	0
Method:	Anions_IC10	Limit Group:	Wet - Anions 28D		

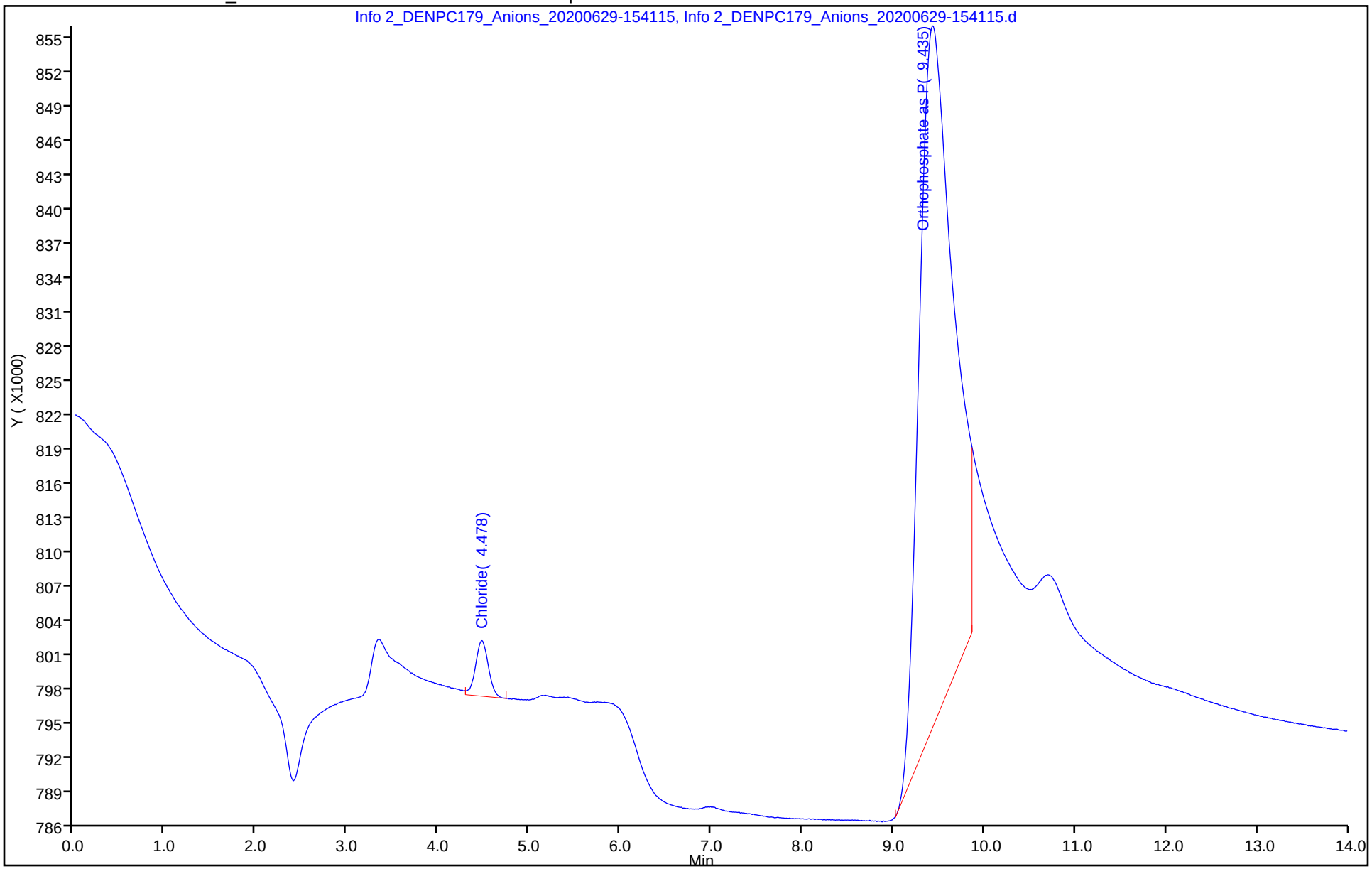

Eurofins TestAmerica, Denver
Target Compound Quantitation Report

Data File:	\\chromfs\Denver\ChromData\WC_IonChrom10\20200629-92867.b\Info 2_DENPC179_Anions_20200629-232				
Lims ID:	ccv				
Client ID:					
Sample Type:	CCV				
Inject. Date:	29-Jun-2020 23:08:00	ALS Bottle#:	0	Worklist Smp#:	17
Injection Vol:	5.0 ul	Dil. Factor:	1.0000		
Sample Info:	280-0092867-017				
Misc. Info.:	280-0092867-017				
Operator ID:	wetchemd	Instrument ID:	WC_IonChrom10		
Sublist:	chrom-Anions_IC10*sub2				
Method:	\\chromfs\Denver\ChromData\WC_IonChrom10\20200629-92867.b\Anions_IC10.m				
Limit Group:	Wet - Anions 28D				
Last Update:	07-Jul-2020 15:24:50	Calib Date:	01-Jun-2020 14:14:00		
Integrator:	Falcon				
Quant Method:	External Standard	Quant By:	Initial Calibration		
Last ICal File:	\\chromfs\Denver\ChromData\WC_IonChrom10\20200601-91996.b\Info 2_DENPC179_Anions_20200601-143				
Column 1 :			Det: Info 2_091554_1		
Process Host:	CTX1060				

Compound	RT (min.)	Exp RT (min.)	Dlt RT (min.)	Response	Cal Amt ug/ml	OnCol Amt ug/ml	Flags
1 Fluoride	3.320	3.310	0.010	40259934	5.00	4.70	
2 Chloride	4.483	4.477	0.006	412339949	100.0	98.4	
3 Nitrite as N	5.162	5.160	0.002	40201548	NC	NC	
4 Bromide	6.210	6.210	0.000	6217319	5.00	4.59	
5 Nitrate as N	6.948	6.957	-0.009	45254175	NC	NC	
6 Orthophosphate as P	9.372	9.415	-0.043	38934504	NC	NC	
7 Sulfate	10.683	10.765	-0.082	312136921	100.0	101.7	

QC Flag Legend

Processing Flags

NC - Not Calibrated

Reagents:

IC LCS_01747 Amount Added: 10.00 Units: mL

Report Date: 07-Jul-2020 15:24:51 Chrom Revision: 2.3 21-Jun-2020 18:30:46

Eurofins TestAmerica, Denver

Data File:	\\chromfs\Denver\ChromData\WC_IonChrom10\20200629-92867.b\Info 2_DENPC179_Anions_20200629-232620.d				
Injection Date:	29-Jun-2020 23:08:00	Instrument ID:	WC_IonChrom10	Operator ID:	wetchemd
Lims ID:	ccv			Worklist Smp#:	17
Client ID:					
Injection Vol:	5.0 ul	Dil. Factor:	1.0000	ALS Bottle#:	0
Method:	Anions_IC10	Limit Group:	Wet - Anions 28D		

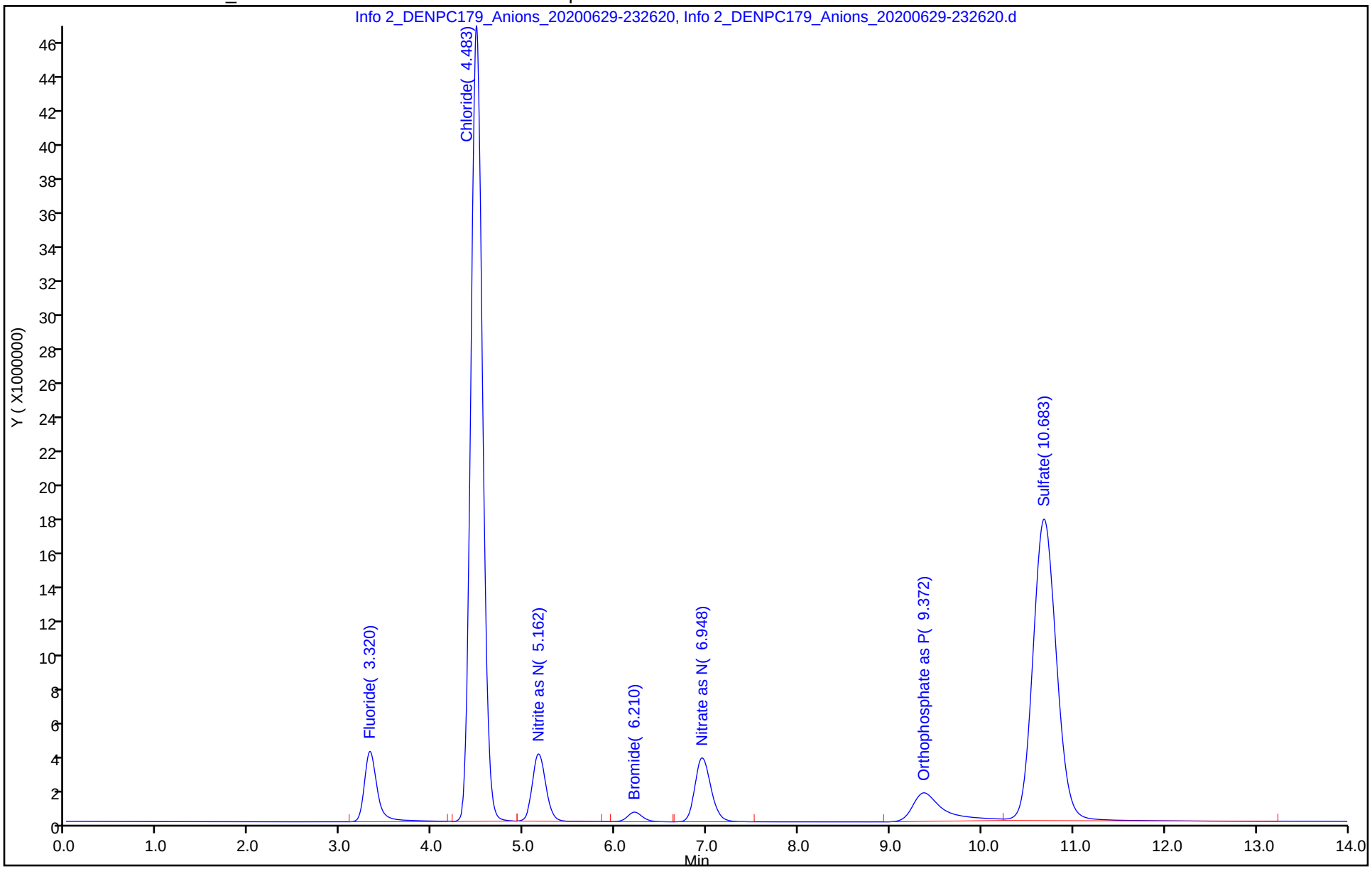

Eurofins TestAmerica, Denver
Target Compound Quantitation Report

Data File:	\\chromfs\Denver\ChromData\WC_IonChrom10\20200629-92867.b\Info 2_DENPC179_Anions_20200629-2343				
Lims ID:	ccb				
Client ID:					
Sample Type:	CCB				
Inject. Date:	29-Jun-2020 23:26:00	ALS Bottle#:	0	Worklist Smp#:	18
Injection Vol:	5.0 ul	Dil. Factor:	1.0000		
Sample Info:	280-0092867-018				
Misc. Info.:	280-0092867-018				
Operator ID:	wetchemd	Instrument ID:	WC_IonChrom10		
Method:	\\chromfs\Denver\ChromData\WC_IonChrom10\20200629-92867.b\Anions_IC10.m				
Limit Group:	Wet - Anions 28D				
Last Update:	07-Jul-2020 15:24:50	Calib Date:	01-Jun-2020 14:14:00		
Integrator:	Falcon				
Quant Method:	External Standard	Quant By:	Initial Calibration		
Last ICal File:	\\chromfs\Denver\ChromData\WC_IonChrom10\20200601-91996.b\Info 2_DENPC179_Anions_20200601-1432				
Column 1 :			Det: Info 2_091554_1		
Process Host:	CTX1060				

Compound	RT (min.)	Exp RT (min.)	Dlt RT (min.)	Response	Cal Amt ug/ml	OnCol Amt ug/ml	Flags
1 Fluoride		3.310				ND	
2 Chloride	4.475	4.477	-0.002	35951		0.4820	
3 Nitrite as N		5.160				ND	
4 Bromide		6.210				ND	
5 Nitrate as N		6.957				ND	
6 Orthophosphate as P	9.433	9.415	0.018	1461392		NC	
7 Sulfate		10.765				ND	

QC Flag Legend

Processing Flags
NC - Not Calibrated

Report Date: 07-Jul-2020 15:24:51 Chrom Revision: 2.3 21-Jun-2020 18:30:46

Eurofins TestAmerica, Denver

Data File:	\\chromfs\Denver\ChromData\WC_IonChrom10\20200629-92867.b\Info 2_DENPC179_Anions_20200629-234349.d				
Injection Date:	29-Jun-2020 23:26:00	Instrument ID:	WC_IonChrom10	Operator ID:	wetchemd
Lims ID:	ccb			Worklist Smp#:	18
Client ID:					
Injection Vol:	5.0 ul	Dil. Factor:	1.0000	ALS Bottle#:	0
Method:	Anions_IC10	Limit Group:	Wet - Anions 28D		

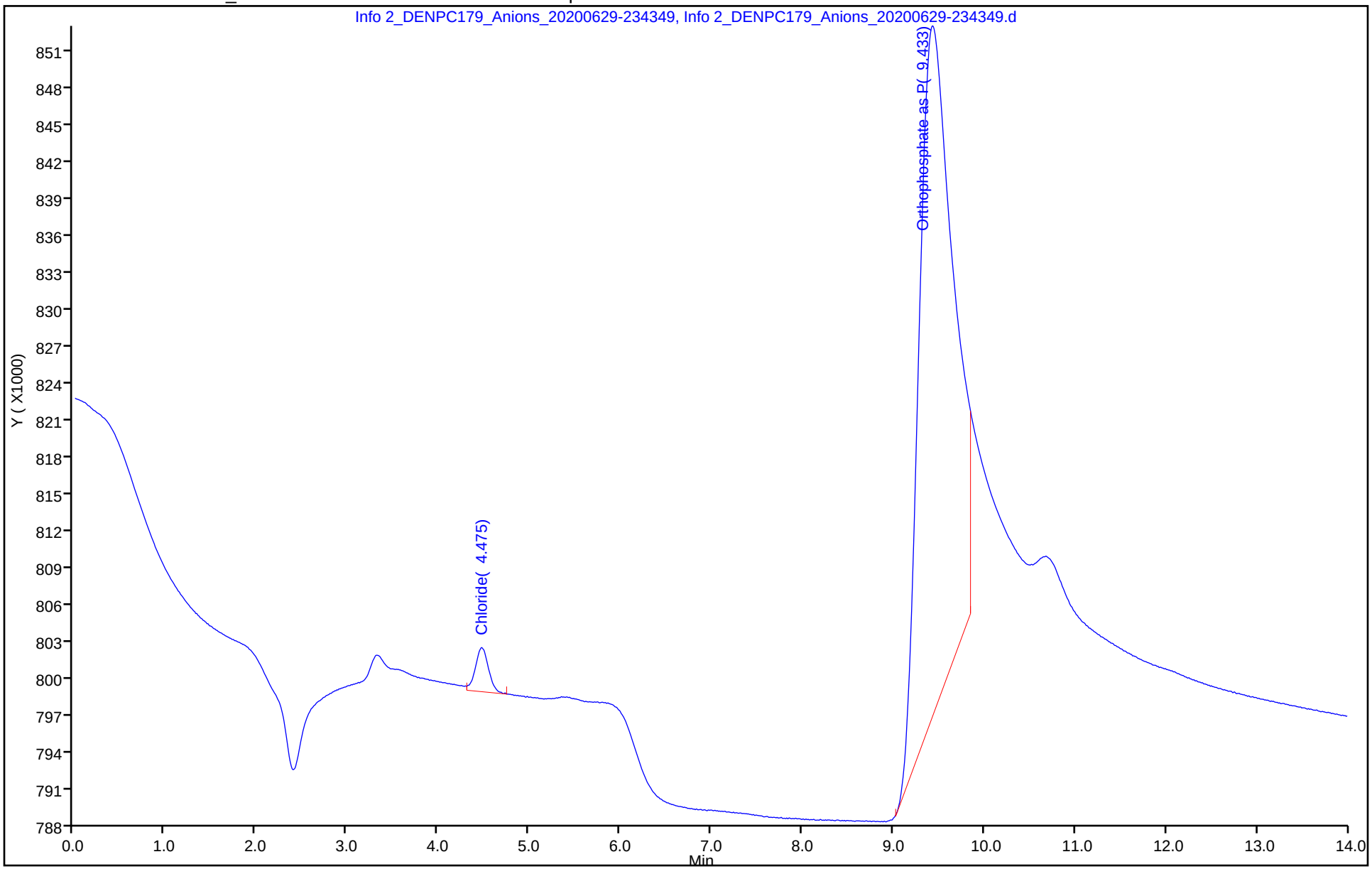

Eurofins TestAmerica, Denver
Target Compound Quantitation Report

Data File: \\chromfs\Denver\ChromData\WC_IonChrom10\20200629-92867.b\Info 2_DENPC179_Anions_20200630-025
Lims ID: ccv
Client ID:
Sample Type: CCV
Inject. Date: 30-Jun-2020 02:39:00 ALS Bottle#: 0 Worklist Smp#: 29
Injection Vol: 5.0 ul Dil. Factor: 1.0000
Sample Info: 280-0092867-029
Misc. Info.: 280-0092867-029
Operator ID: wetchemd Instrument ID: WC_IonChrom10
Sublist: chrom-Anions_IC10*sub2

Method: \\chromfs\Denver\ChromData\WC_IonChrom10\20200629-92867.b\Anions_IC10.m
Limit Group: Wet - Anions 28D
Last Update: 07-Jul-2020 15:24:21 Calib Date: 01-Jun-2020 14:14:00
Integrator: Falcon
Quant Method: External Standard Quant By: Initial Calibration
Last ICal File: \\chromfs\Denver\ChromData\WC_IonChrom10\20200601-91996.b\Info 2_DENPC179_Anions_20200601-143

Column 1 : Det: Info 2_091554_1
Process Host: CTX1060

Compound	RT (min.)	Exp RT (min.)	Dlt RT (min.)	Response	Cal Amt ug/ml	OnCol Amt ug/ml	Flags
1 Fluoride	3.320	3.310	0.010	36472478	5.00	4.27	
2 Chloride	4.485	4.477	0.008	413689948	100.0	98.7	
3 Nitrite as N	5.163	5.160	0.003	40282935	NC	NC	
4 Bromide	6.208	6.210	-0.002	6256797	5.00	4.62	
5 Nitrate as N	6.950	6.957	-0.007	45553331	NC	NC	
6 Orthophosphate as P	9.363	9.415	-0.052	36336429	NC	NC	
7 Sulfate	10.673	10.765	-0.092	319277292	100.0	104.0	

QC Flag Legend

Processing Flags
NC - Not Calibrated

Reagents:

IC LCS_01747 Amount Added: 10.00 Units: mL

Report Date: 07-Jul-2020 15:24:21 Chrom Revision: 2.3 21-Jun-2020 18:30:46

Eurofins TestAmerica, Denver

Data File: \\chromfs\Denver\ChromData\WC_IonChrom10\20200629-92867.b\Info 2_DENPC179_Anions_20200630-025635.d

Injection Date:	30-Jun-2020 02:39:00	Instrument ID:	WC_IonChrom10	Operator ID:	wetchemd
Lims ID:	ccv			Worklist Smp#:	29
Client ID:					
Injection Vol:	5.0 ul	Dil. Factor:	1.0000	ALS Bottle#:	0
Method:	Anions_IC10	Limit Group:	Wet - Anions 28D		

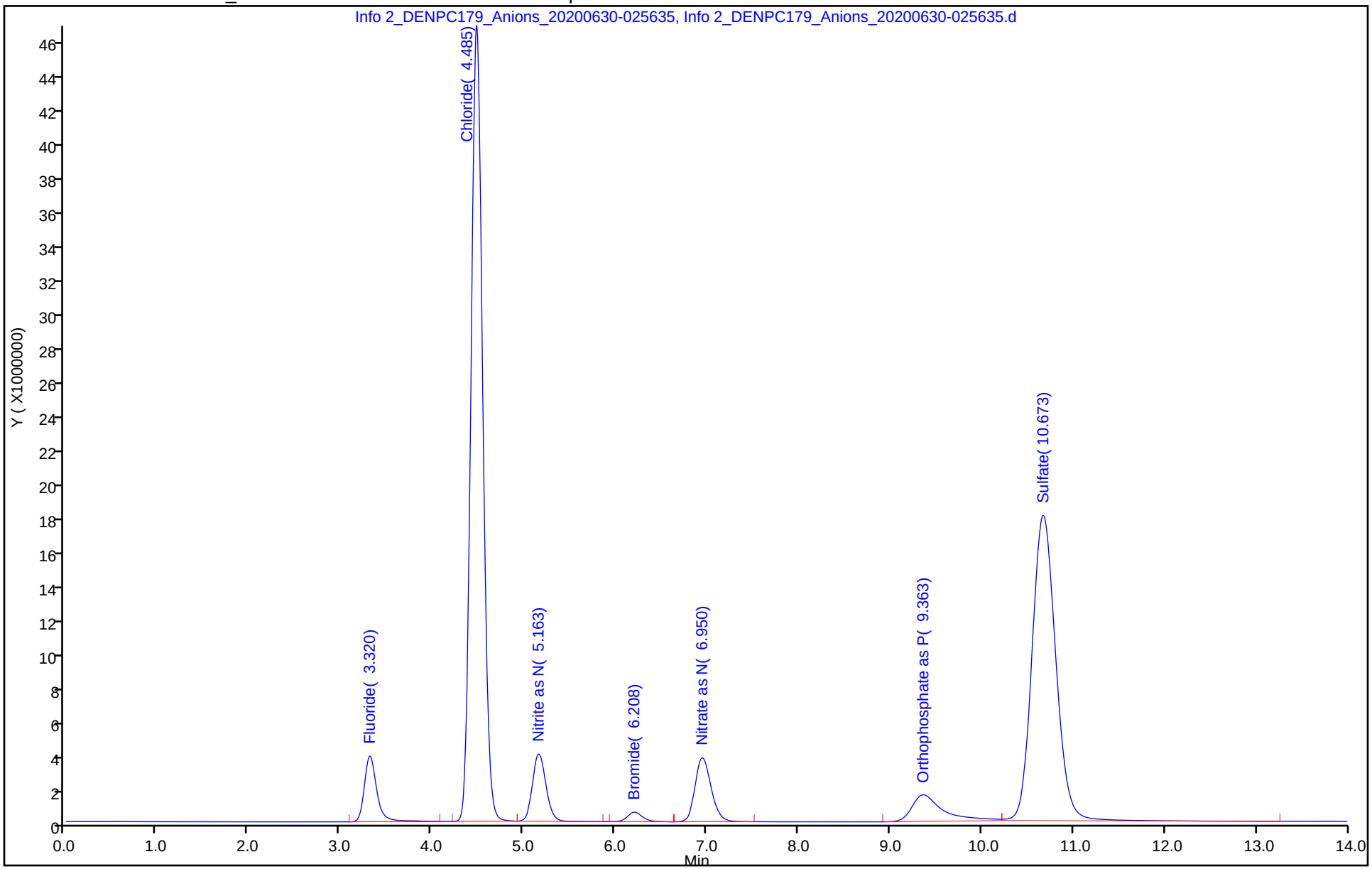

Eurofins TestAmerica, Denver
Target Compound Quantitation Report

Data File: \\chromfs\Denver\ChromData\WC_IonChrom10\20200629-92867.b\Info 2_DENPC179_Anions_20200630-0314
Lims ID: ccb
Client ID:
Sample Type: CCB
Inject. Date: 30-Jun-2020 02:56:00 ALS Bottle#: 0 Worklist Smp#: 30
Injection Vol: 5.0 ul Dil. Factor: 1.0000
Sample Info: 280-0092867-030
Misc. Info.: 280-0092867-030
Operator ID: wetchemd Instrument ID: WC_IonChrom10

Method: \\chromfs\Denver\ChromData\WC_IonChrom10\20200629-92867.b\Anions_IC10.m
Limit Group: Wet - Anions 28D
Last Update: 07-Jul-2020 15:24:21 Calib Date: 01-Jun-2020 14:14:00
Integrator: Falcon
Quant Method: External Standard Quant By: Initial Calibration
Last ICal File: \\chromfs\Denver\ChromData\WC_IonChrom10\20200601-91996.b\Info 2_DENPC179_Anions_20200601-1432

Column 1 : Det: Info 2_091554_1
Process Host: CTX1060

Compound	RT (min.)	Exp RT (min.)	Dlt RT (min.)	Response	Cal Amt ug/ml	OnCol Amt ug/ml	Flags
1 Fluoride		3.310				ND	
2 Chloride	4.473	4.477	-0.004	34752		0.4817	
3 Nitrite as N		5.160				ND	
4 Bromide		6.210				ND	
5 Nitrate as N		6.957				ND	
6 Orthophosphate as P	9.417	9.415	0.002	1476257		NC	
7 Sulfate	10.663	10.765	-0.102	162465		0.6431	

QC Flag Legend

Processing Flags
NC - Not Calibrated

Report Date: 07-Jul-2020 15:24:22 Chrom Revision: 2.3 21-Jun-2020 18:30:46

Eurofins TestAmerica, Denver

Data File:	\\chromfs\Denver\ChromData\WC_IonChrom10\20200629-92867.b\Info 2_DENPC179_Anions_20200630-031405.d				
Injection Date:	30-Jun-2020 02:56:00	Instrument ID:	WC_IonChrom10	Operator ID:	wetchemd
Lims ID:	ccb			Worklist Smp#:	30
Client ID:					
Injection Vol:	5.0 ul	Dil. Factor:	1.0000	ALS Bottle#:	0
Method:	Anions_IC10	Limit Group:	Wet - Anions 28D		

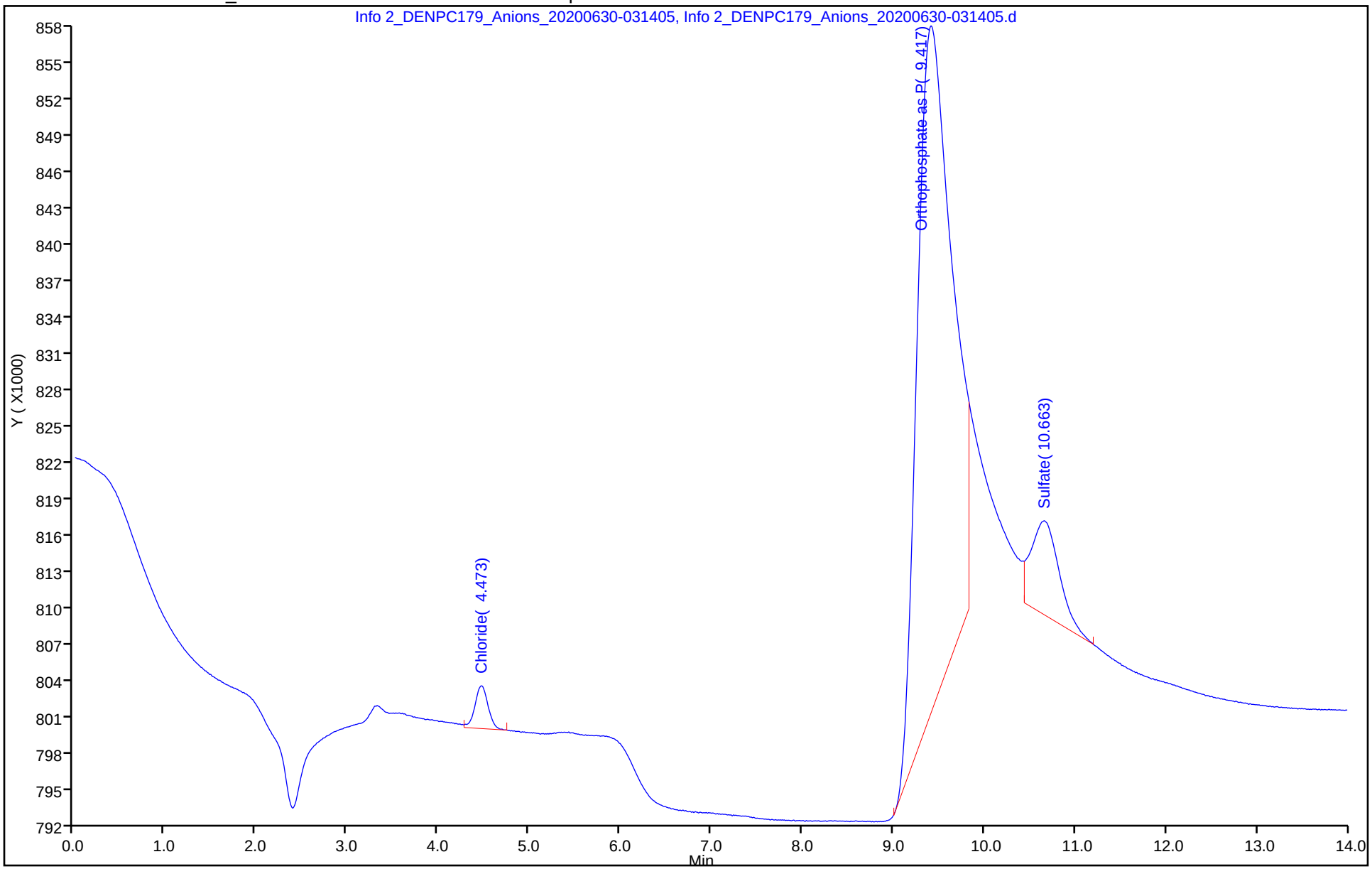

Eurofins TestAmerica, Denver
Target Compound Quantitation Report

Data File: \\chromfs\Denver\ChromData\WC_IonChrom10\20200629-92867.b\Info 2_DENPC179_Anions_20200630-045
Lims ID: 280-137702-F-3
Client ID: G0048-20A
Sample Type: Client
Inject. Date: 30-Jun-2020 04:41:00 ALS Bottle#: 0 Worklist Smp#: 36
Injection Vol: 5.0 ul Dil. Factor: 1.0000
Sample Info: 280-0092867-036
Misc. Info.: 280-0092867-036
Operator ID: wetchemd Instrument ID: WC_IonChrom10

Method: \\chromfs\Denver\ChromData\WC_IonChrom10\20200629-92867.b\Anions_IC10.m
Limit Group: Wet - Anions 28D
Last Update: 07-Jul-2020 15:24:21 Calib Date: 01-Jun-2020 14:14:00
Integrator: Falcon
Quant Method: External Standard Quant By: Initial Calibration
Last ICal File: \\chromfs\Denver\ChromData\WC_IonChrom10\20200601-91996.b\Info 2_DENPC179_Anions_20200601-1432

Column 1 : Det: Info 2_091554_1
Process Host: CTX1060

Compound	RT (min.)	Exp RT (min.)	Dlt RT (min.)	Response	OnCol Amt ug/ml	Flags
1 Fluoride	3.318	3.310	0.008	895138	0.2565	
2 Chloride	4.480	4.477	0.003	175324426	42.1	
3 Nitrite as N	5.160	5.160	0.000	114660	NC	
4 Bromide	6.232	6.210	0.022	186089	0.1824	
5 Nitrate as N	6.915	6.957	-0.042	398502318	NC	
6 Orthophosphate as P	9.443	9.415	0.028	1009389	NC	
7 Sulfate	10.657	10.765	-0.108	389937869	126.9	

QC Flag Legend

Processing Flags
NC - Not Calibrated

Report Date: 07-Jul-2020 15:24:24 Chrom Revision: 2.3 21-Jun-2020 18:30:46

Eurofins TestAmerica, Denver

Data File:	\\chromfs\Denver\ChromData\WC_IonChrom10\20200629-92867.b\Info 2_DENPC179_Anions_20200630-045906.d				
Injection Date:	30-Jun-2020 04:41:00	Instrument ID:	WC_IonChrom10	Operator ID:	wetchemd
Lims ID:	280-137702-F-3	Lab Sample ID:	280-137702-3	Worklist Smp#:	36
Client ID:	G0048-20A				
Injection Vol:	5.0 ul	Dil. Factor:	1.0000	ALS Bottle#:	0
Method:	Anions_IC10	Limit Group:	Wet - Anions 28D		

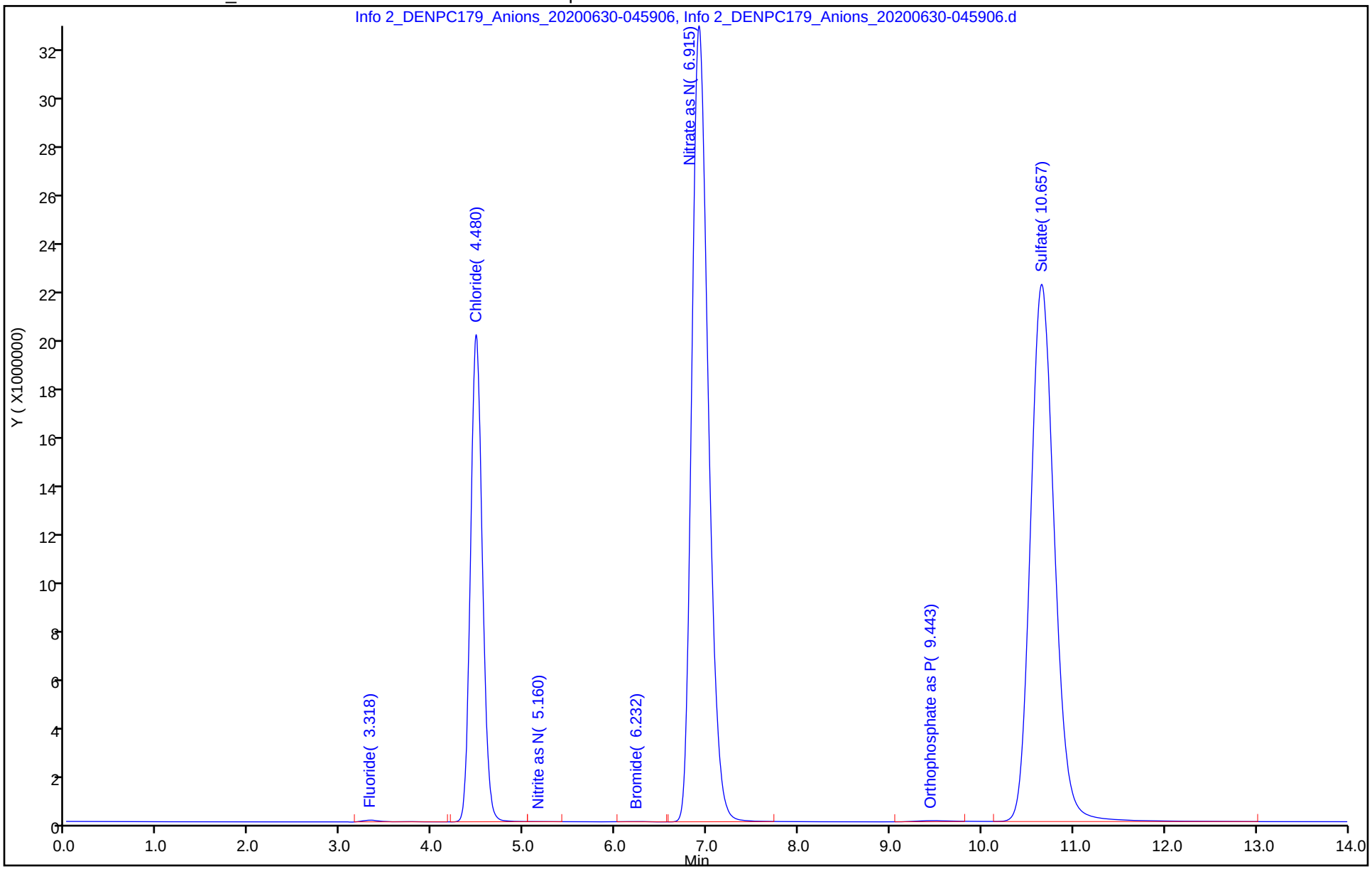

Eurofins TestAmerica, Denver
Target Compound Quantitation Report

Data File: \\chromfs\Denver\ChromData\WC_IonChrom10\20200629-92867.b\Info 2_DENPC179_Anions_20200630-0609
Lims ID: 280-137702-F-7
Client ID: PZ015-20A
Sample Type: Client
Inject. Date: 30-Jun-2020 05:51:00 ALS Bottle#: 0 Worklist Smp#: 40
Injection Vol: 5.0 ul Dil. Factor: 1.0000
Sample Info: 280-0092867-040
Misc. Info.: 280-0092867-040
Operator ID: wetchemd Instrument ID: WC_IonChrom10

Method: \\chromfs\Denver\ChromData\WC_IonChrom10\20200629-92867.b\Anions_IC10.m
Limit Group: Wet - Anions 28D
Last Update: 07-Jul-2020 15:24:21 Calib Date: 01-Jun-2020 14:14:00
Integrator: Falcon
Quant Method: External Standard Quant By: Initial Calibration
Last ICal File: \\chromfs\Denver\ChromData\WC_IonChrom10\20200601-91996.b\Info 2_DENPC179_Anions_20200601-1432

Column 1 : Det: Info 2_091554_1
Process Host: CTX1060

Compound	RT (min.)	Exp RT (min.)	Dlt RT (min.)	Response	OnCol Amt ug/ml	Flags
1 Fluoride	3.310	3.310	0.000	1891782	0.3690	
2 Chloride	4.472	4.477	-0.005	111821075	27.0	
3 Nitrite as N		5.160			ND	
4 Bromide	6.237	6.210	0.027	216994	0.2050	
5 Nitrate as N		6.957			ND	
6 Orthophosphate as P	9.433	9.415	0.018	117889	NC	
7 Sulfate	10.653	10.765	-0.112	294384813	95.9	

QC Flag Legend

Processing Flags
NC - Not Calibrated

Report Date: 07-Jul-2020 15:24:25 Chrom Revision: 2.3 21-Jun-2020 18:30:46

Eurofins TestAmerica, Denver

Data File:	\\chromfs\Denver\ChromData\WC_IonChrom10\20200629-92867.b\Info 2_DENPC179_Anions_20200630-060900.d				
Injection Date:	30-Jun-2020 05:51:00	Instrument ID:	WC_IonChrom10	Operator ID:	wetchemd
Lims ID:	280-137702-F-7	Lab Sample ID:	280-137702-7	Worklist Smp#:	40
Client ID:	PZ015-20A				
Injection Vol:	5.0 ul	Dil. Factor:	1.0000	ALS Bottle#:	0
Method:	Anions_IC10	Limit Group:	Wet - Anions 28D		

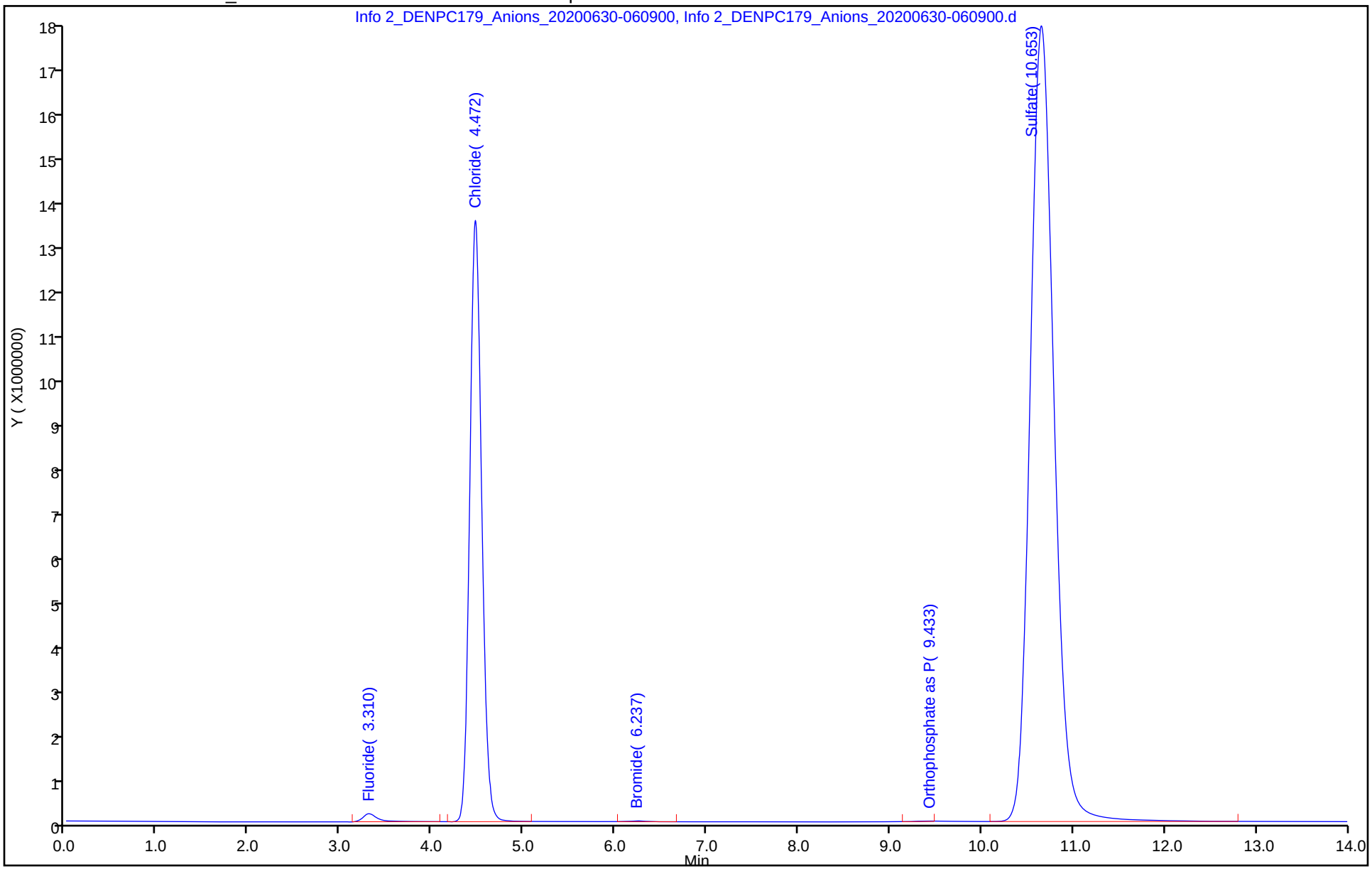

Eurofins TestAmerica, Denver
Target Compound Quantitation Report

Data File:	\\chromfs\Denver\ChromData\WC_IonChrom10\20200629-92867.b\Info 2_DENPC179_Anions_20200630-062				
Lims ID:	ccv				
Client ID:					
Sample Type:	CCV				
Inject. Date:	30-Jun-2020 06:09:00	ALS Bottle#:	0	Worklist Smp#:	41
Injection Vol:	5.0 ul	Dil. Factor:	1.0000		
Sample Info:	280-0092867-041				
Misc. Info.:	280-0092867-041				
Operator ID:	wetchemd	Instrument ID:	WC_IonChrom10		
Sublist:	chrom-Anions_IC10*sub2				
Method:	\\chromfs\Denver\ChromData\WC_IonChrom10\20200629-92867.b\Anions_IC10.m				
Limit Group:	Wet - Anions 28D				
Last Update:	07-Jul-2020 15:24:26	Calib Date:	01-Jun-2020 14:14:00		
Integrator:	Falcon				
Quant Method:	External Standard	Quant By:	Initial Calibration		
Last ICal File:	\\chromfs\Denver\ChromData\WC_IonChrom10\20200601-91996.b\Info 2_DENPC179_Anions_20200601-143				
Column 1 :			Det: Info 2_091554_1		
Process Host:	CTX1060				

Compound	RT (min.)	Exp RT (min.)	Dlt RT (min.)	Response	Cal Amt ug/ml	OnCol Amt ug/ml	Flags
1 Fluoride	3.312	3.310	0.002	35850297	5.00	4.20	
2 Chloride	4.475	4.477	-0.002	412852138	100.0	98.5	
3 Nitrite as N	5.153	5.160	-0.007	40174625	NC	NC	
4 Bromide	6.195	6.210	-0.015	6231197	5.00	4.60	
5 Nitrate as N	6.935	6.957	-0.022	45362161	NC	NC	
6 Orthophosphate as P	9.335	9.415	-0.080	33497085	NC	NC	
7 Sulfate	10.640	10.765	-0.125	317858425	100.0	103.5	

QC Flag Legend

Processing Flags

NC - Not Calibrated

Reagents:

IC LCS_01747 Amount Added: 10.00 Units: mL

Report Date: 07-Jul-2020 15:24:26 Chrom Revision: 2.3 21-Jun-2020 18:30:46

Eurofins TestAmerica, Denver

Data File:	\\chromfs\Denver\ChromData\WC_IonChrom10\20200629-92867.b\Info 2_DENPC179_Anions_20200630-062627.d				
Injection Date:	30-Jun-2020 06:09:00	Instrument ID:	WC_IonChrom10	Operator ID:	wetchemd
Lims ID:	ccv			Worklist Smp#:	41
Client ID:					
Injection Vol:	5.0 ul	Dil. Factor:	1.0000	ALS Bottle#:	0
Method:	Anions_IC10	Limit Group:	Wet - Anions 28D		

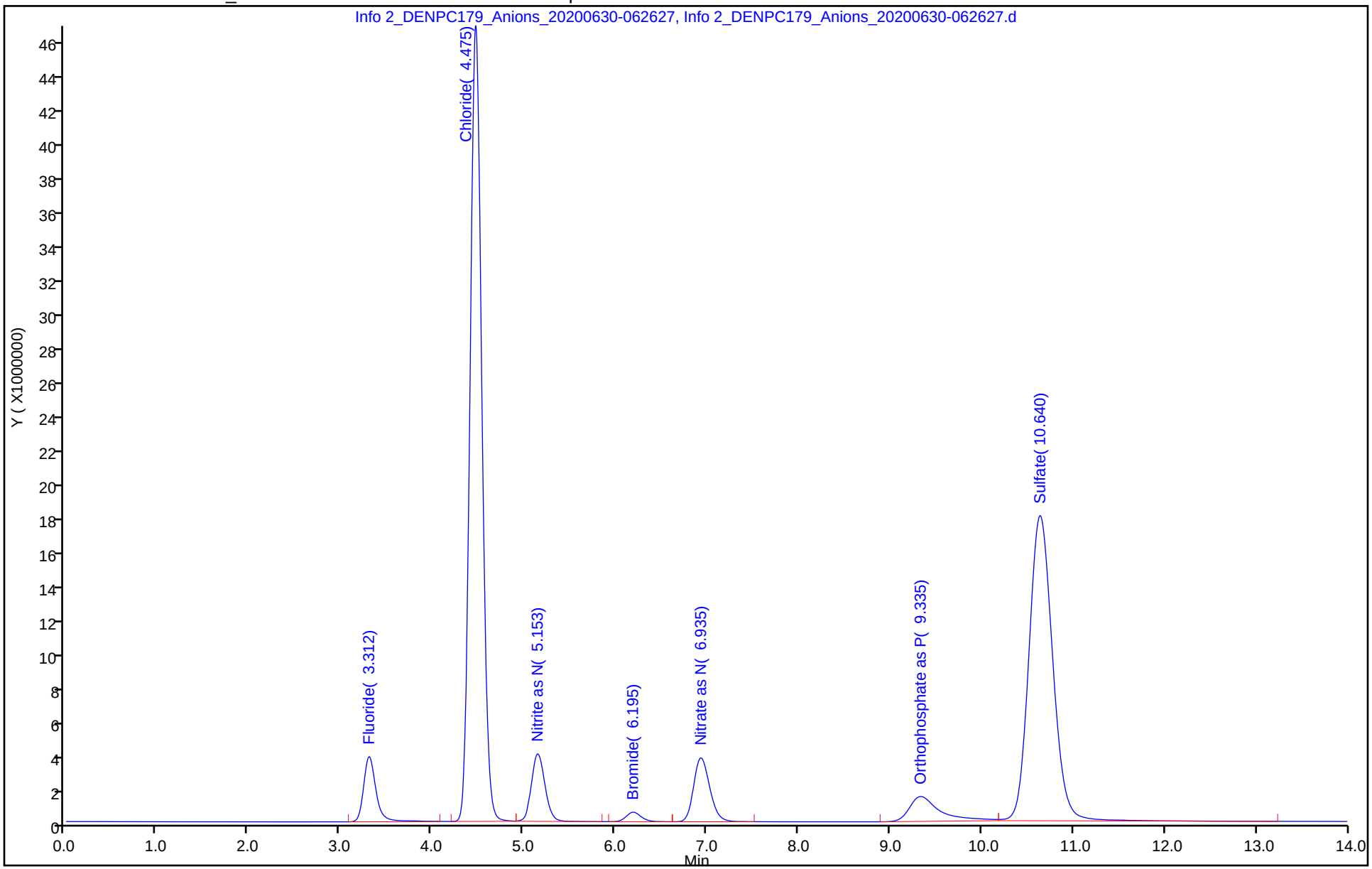

Eurofins TestAmerica, Denver
Target Compound Quantitation Report

Data File: \\chromfs\Denver\ChromData\WC_IonChrom10\20200629-92867.b\Info 2_DENPC179_Anions_20200630-0643
Lims ID: ccb
Client ID:
Sample Type: CCB
Inject. Date: 30-Jun-2020 06:26:00 ALS Bottle#: 0 Worklist Smp#: 42
Injection Vol: 5.0 ul Dil. Factor: 1.0000
Sample Info: 280-0092867-042
Misc. Info.: 280-0092867-042
Operator ID: wetchemd Instrument ID: WC_IonChrom10

Method: \\chromfs\Denver\ChromData\WC_IonChrom10\20200629-92867.b\Anions_IC10.m
Limit Group: Wet - Anions 28D
Last Update: 07-Jul-2020 15:24:26 Calib Date: 01-Jun-2020 14:14:00
Integrator: Falcon
Quant Method: External Standard Quant By: Initial Calibration
Last ICal File: \\chromfs\Denver\ChromData\WC_IonChrom10\20200601-91996.b\Info 2_DENPC179_Anions_20200601-1432

Column 1 : Det: Info 2_091554_1
Process Host: CTX1060

Compound	RT (min.)	Exp RT (min.)	Dlt RT (min.)	Response	Cal Amt ug/ml	OnCol Amt ug/ml	Flags
1 Fluoride		3.310				ND	
2 Chloride	4.457	4.477	-0.020	35259		0.4818	
3 Nitrite as N		5.160				ND	
4 Bromide		6.210				ND	
5 Nitrate as N		6.957				ND	
6 Orthophosphate as P	9.365	9.415	-0.050	418903		NC	
7 Sulfate		10.765				ND	

QC Flag Legend

Processing Flags
NC - Not Calibrated

Report Date: 07-Jul-2020 15:24:26 Chrom Revision: 2.3 21-Jun-2020 18:30:46

Eurofins TestAmerica, Denver

Data File:	\\chromfs\Denver\ChromData\WC_IonChrom10\20200629-92867.b\Info 2_DENPC179_Anions_20200630-064354.d				
Injection Date:	30-Jun-2020 06:26:00	Instrument ID:	WC_IonChrom10	Operator ID:	wetchemd
Lims ID:	ccb			Worklist Smp#:	42
Client ID:					
Injection Vol:	5.0 ul	Dil. Factor:	1.0000	ALS Bottle#:	0
Method:	Anions_IC10	Limit Group:	Wet - Anions 28D		

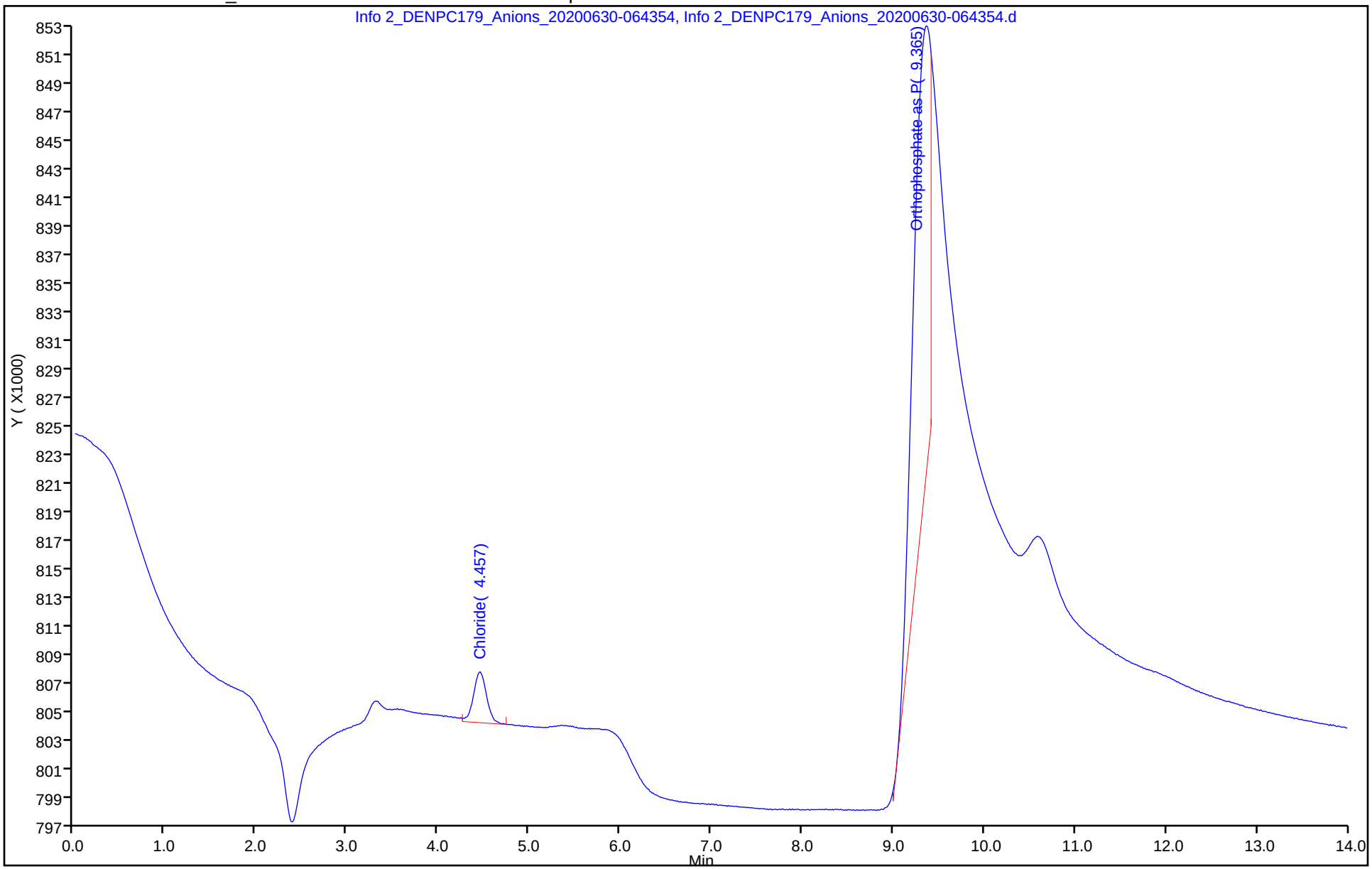

Eurofins TestAmerica, Denver
Target Compound Quantitation Report

Data File:	\\chromfs\Denver\ChromData\WC_IonChrom10\20200629-92867.b\Info 2_DENPC179_Anions_20200630-070				
Lims ID:	280-137702-F-8				
Client ID:	PZ016-20A				
Sample Type:	Client				
Inject. Date:	30-Jun-2020 06:43:00	ALS Bottle#:	0	Worklist Smp#:	43
Injection Vol:	5.0 ul	Dil. Factor:	1.0000		
Sample Info:	280-0092867-043				
Misc. Info.:	280-0092867-043				
Operator ID:	wetchemd	Instrument ID:	WC_IonChrom10		
Method:	\\chromfs\Denver\ChromData\WC_IonChrom10\20200629-92867.b\Anions_IC10.m				
Limit Group:	Wet - Anions 28D				
Last Update:	07-Jul-2020 15:24:26	Calib Date:	01-Jun-2020 14:14:00		
Integrator:	Falcon				
Quant Method:	External Standard	Quant By:	Initial Calibration		
Last ICal File:	\\chromfs\Denver\ChromData\WC_IonChrom10\20200601-91996.b\Info 2_DENPC179_Anions_20200601-143				
Column 1 :			Det: Info 2_091554_1		
Process Host:	CTX1060				

Compound	RT (min.)	Exp RT (min.)	Dlt RT (min.)	Response	OnCol Amt ug/ml	Flags
1 Fluoride	3.307	3.310	-0.003	2033703	0.3850	
2 Chloride	4.468	4.477	-0.009	97814168	23.7	
3 Nitrite as N	5.162	5.160	0.002	45131	NC	
4 Bromide	6.230	6.210	0.020	202769	0.1946	
5 Nitrate as N	6.960	6.957	0.003	22237185	NC	
6 Orthophosphate as P	9.407	9.415	-0.008	2182348	NC	
7 Sulfate	10.645	10.765	-0.120	348254685	113.4	

QC Flag Legend

Processing Flags
NC - Not Calibrated

Report Date: 07-Jul-2020 15:24:27 Chrom Revision: 2.3 21-Jun-2020 18:30:46

Eurofins TestAmerica, Denver

Data File:	\\chromfs\Denver\ChromData\WC_IonChrom10\20200629-92867.b\Info 2_DENPC179_Anions_20200630-070121.d				
Injection Date:	30-Jun-2020 06:43:00	Instrument ID:	WC_IonChrom10	Operator ID:	wetchemd
Lims ID:	280-137702-F-8	Lab Sample ID:	280-137702-8	Worklist Smp#:	43
Client ID:	PZ016-20A				
Injection Vol:	5.0 ul	Dil. Factor:	1.0000	ALS Bottle#:	0
Method:	Anions_IC10	Limit Group:	Wet - Anions 28D		

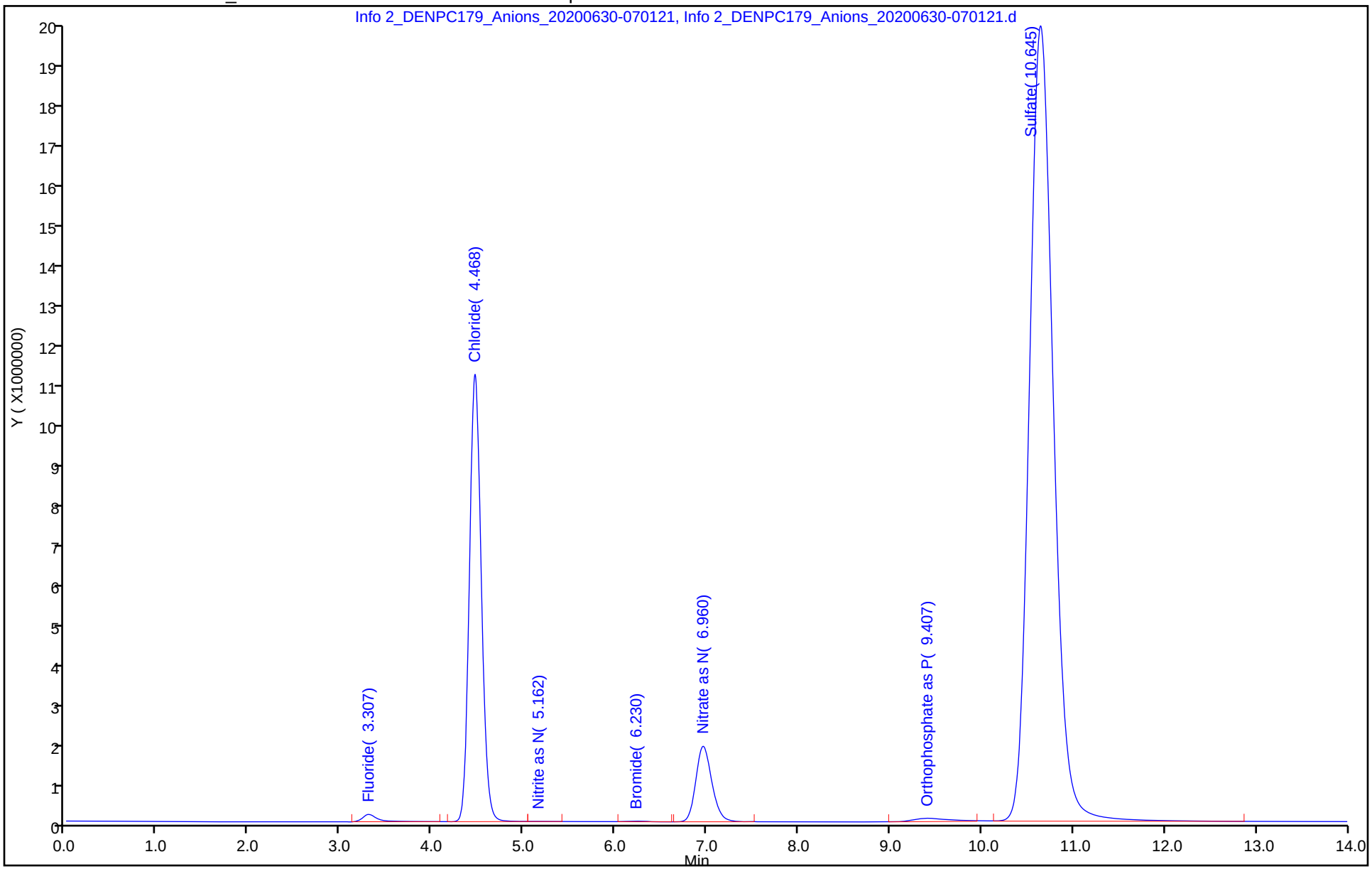

Eurofins TestAmerica, Denver
Target Compound Quantitation Report

Data File: \\chromfs\Denver\ChromData\WC_IonChrom10\20200629-92867.b\Info 2_DENPC179_Anions_20200630-0718
Lims ID: 280-137702-F-9
Client ID: G0023-20A
Sample Type: Client
Inject. Date: 30-Jun-2020 07:01:00 ALS Bottle#: 0 Worklist Smp#: 44
Injection Vol: 5.0 ul Dil. Factor: 1.0000
Sample Info: 280-0092867-044
Misc. Info.: 280-0092867-044
Operator ID: wetchemd Instrument ID: WC_IonChrom10

Method: \\chromfs\Denver\ChromData\WC_IonChrom10\20200629-92867.b\Anions_IC10.m
Limit Group: Wet - Anions 28D
Last Update: 07-Jul-2020 15:24:26 Calib Date: 01-Jun-2020 14:14:00
Integrator: Falcon
Quant Method: External Standard Quant By: Initial Calibration
Last ICal File: \\chromfs\Denver\ChromData\WC_IonChrom10\20200601-91996.b\Info 2_DENPC179_Anions_20200601-1432

Column 1 : Det: Info 2_091554_1
Process Host: CTX1060

Compound	RT (min.)	Exp RT (min.)	Dlt RT (min.)	Response	OnCol Amt ug/ml	Flags
1 Fluoride	3.312	3.310	0.002	2452747	0.4323	
2 Chloride	4.472	4.477	-0.005	133879693	32.3	
3 Nitrite as N		5.160			ND	
4 Bromide	6.233	6.210	0.023	244153	0.2249	
5 Nitrate as N		6.957			ND	
6 Orthophosphate as P	9.422	9.415	0.007	287260	NC	
7 Sulfate	10.638	10.765	-0.127	336004188	109.4	

QC Flag Legend

Processing Flags
NC - Not Calibrated

Report Date: 07-Jul-2020 15:24:27 Chrom Revision: 2.3 21-Jun-2020 18:30:46

Eurofins TestAmerica, Denver

Data File:	\\chromfs\Denver\ChromData\WC_IonChrom10\20200629-92867.b\Info 2_DENPC179_Anions_20200630-071847.d				
Injection Date:	30-Jun-2020 07:01:00	Instrument ID:	WC_IonChrom10	Operator ID:	wetchemd
Lims ID:	280-137702-F-9	Lab Sample ID:	280-137702-9	Worklist Smp#:	44
Client ID:	G0023-20A				
Injection Vol:	5.0 ul	Dil. Factor:	1.0000	ALS Bottle#:	0
Method:	Anions_IC10	Limit Group:	Wet - Anions 28D		

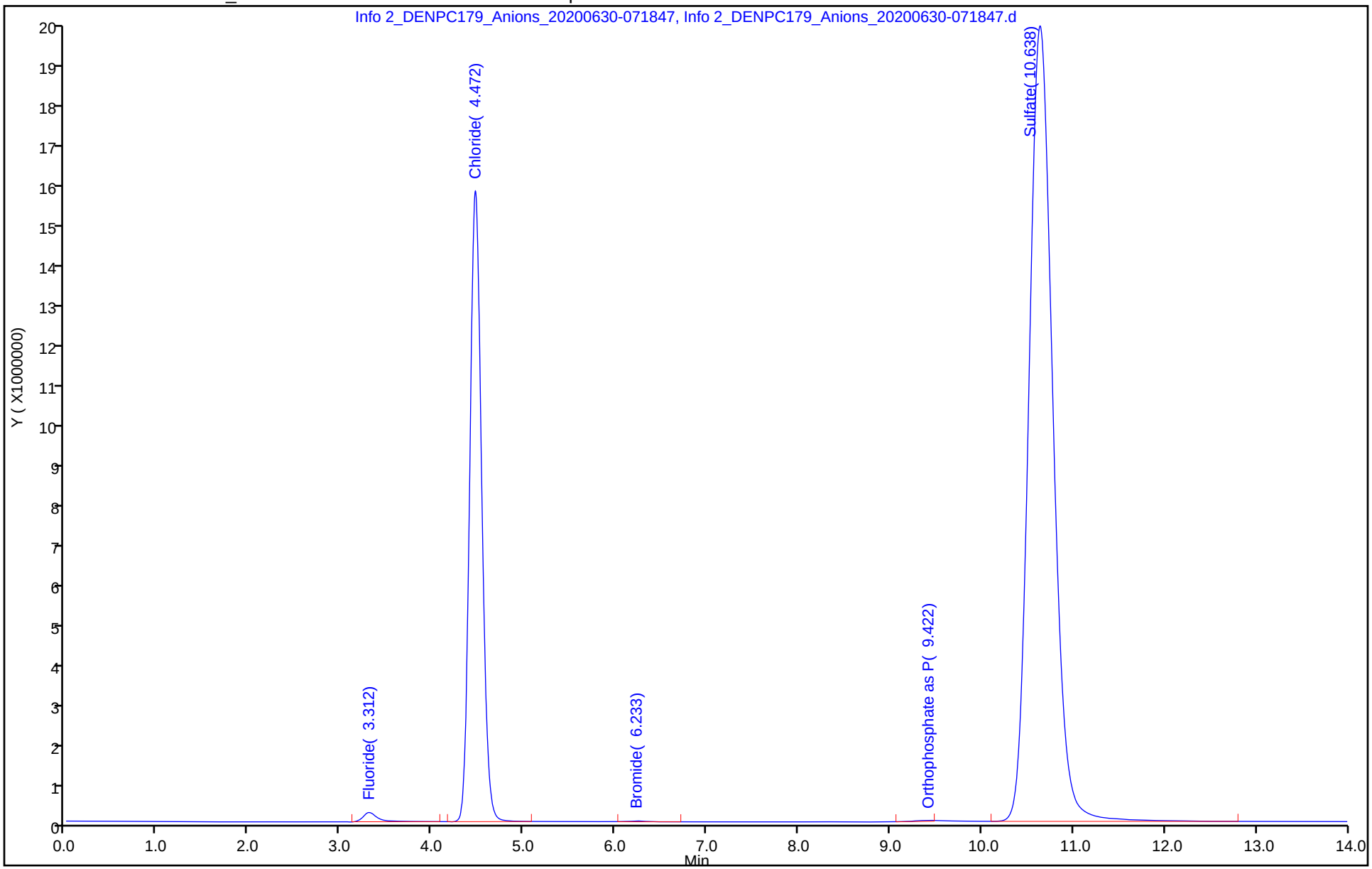

Eurofins TestAmerica, Denver
Target Compound Quantitation Report

Data File: \\chromfs\Denver\ChromData\WC_IonChrom10\20200629-92867.b\Info 2_DENPC179_Anions_20200630-0753
Lims ID: 280-137702-F-11
Client ID: G0098-20A
Sample Type: Client
Inject. Date: 30-Jun-2020 07:36:00 ALS Bottle#: 0 Worklist Smp#: 46
Injection Vol: 5.0 ul Dil. Factor: 1.0000
Sample Info: 280-0092867-046
Misc. Info.: 280-0092867-046
Operator ID: wetchemd Instrument ID: WC_IonChrom10

Method: \\chromfs\Denver\ChromData\WC_IonChrom10\20200629-92867.b\Anions_IC10.m
Limit Group: Wet - Anions 28D
Last Update: 07-Jul-2020 15:24:26 Calib Date: 01-Jun-2020 14:14:00
Integrator: Falcon
Quant Method: External Standard Quant By: Initial Calibration
Last ICal File: \\chromfs\Denver\ChromData\WC_IonChrom10\20200601-91996.b\Info 2_DENPC179_Anions_20200601-1432

Column 1 : Det: Info 2_091554_1
Process Host: CTX1060

Compound	RT (min.)	Exp RT (min.)	Dlt RT (min.)	Response	OnCol Amt ug/ml	Flags
1 Fluoride	3.308	3.310	-0.002	3048086	0.4995	
2 Chloride	4.468	4.477	-0.009	148770841	35.8	
3 Nitrite as N		5.160			ND	
4 Bromide	6.235	6.210	0.025	270209	0.2439	
5 Nitrate as N		6.957			ND	
6 Orthophosphate as P	9.422	9.415	0.007	172966	NC	
7 Sulfate	10.645	10.765	-0.120	223706861	73.0	

QC Flag Legend

Processing Flags
NC - Not Calibrated

Report Date: 07-Jul-2020 15:24:28 Chrom Revision: 2.3 21-Jun-2020 18:30:46

Eurofins TestAmerica, Denver

Data File:	\\chromfs\Denver\ChromData\WC_IonChrom10\20200629-92867.b\Info 2_DENPC179_Anions_20200630-075335.d				
Injection Date:	30-Jun-2020 07:36:00	Instrument ID:	WC_IonChrom10	Operator ID:	wetchemd
Lims ID:	280-137702-F-11	Lab Sample ID:	280-137702-11	Worklist Smp#:	46
Client ID:	G0098-20A				
Injection Vol:	5.0 ul	Dil. Factor:	1.0000	ALS Bottle#:	0
Method:	Anions_IC10	Limit Group:	Wet - Anions 28D		

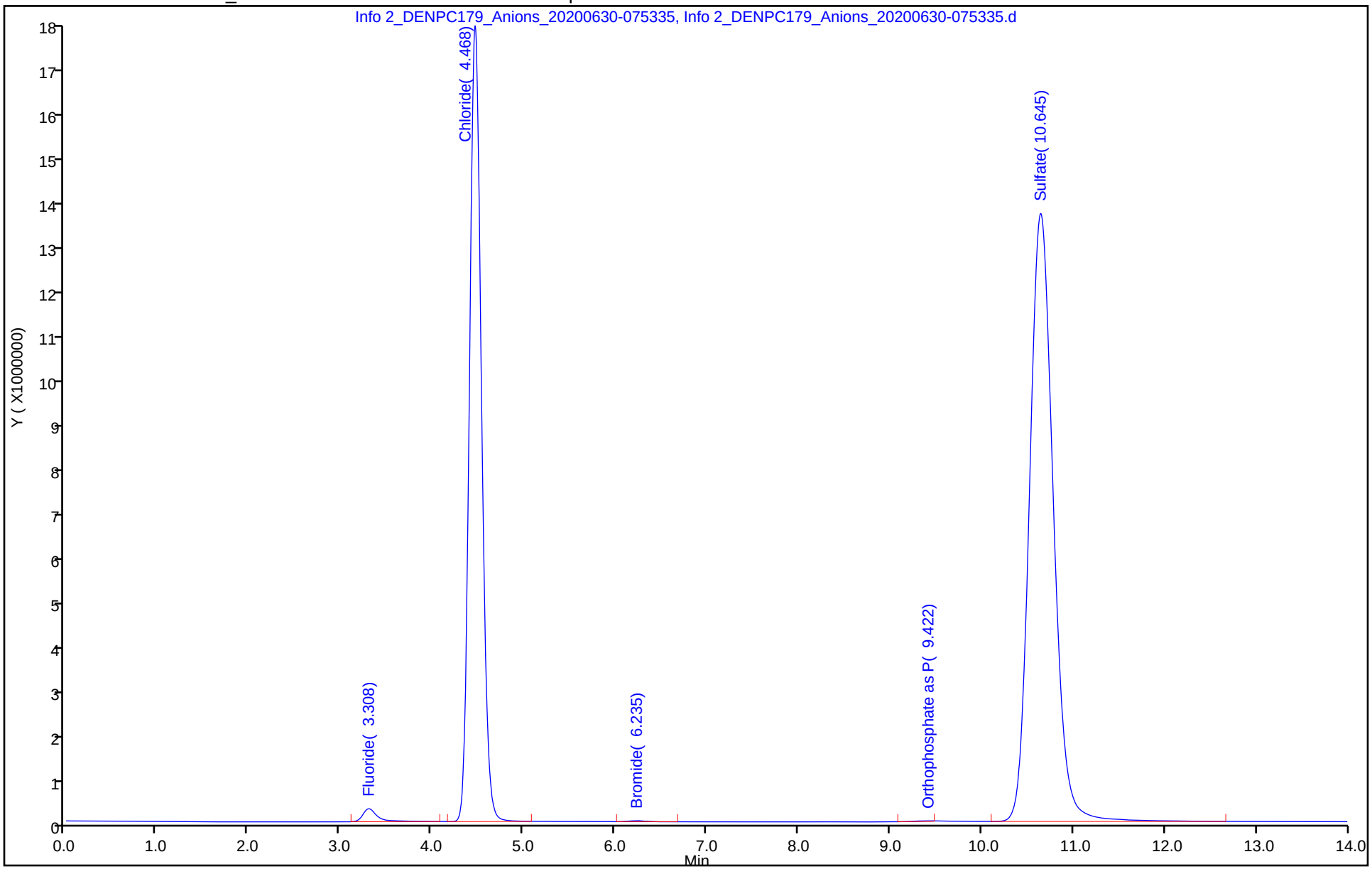

Eurofins TestAmerica, Denver
Target Compound Quantitation Report

Data File: \\chromfs\Denver\ChromData\WC_IonChrom10\20200629-92867.b\Info 2_DENPC179_Anions_20200630-081
Lims ID: 280-137702-F-12
Client ID: G0114-20A
Sample Type: Client
Inject. Date: 30-Jun-2020 07:53:00 ALS Bottle#: 0 Worklist Smp#: 47
Injection Vol: 5.0 ul Dil. Factor: 1.0000
Sample Info: 280-0092867-047
Misc. Info.: 280-0092867-047
Operator ID: wetchemd Instrument ID: WC_IonChrom10

Method: \\chromfs\Denver\ChromData\WC_IonChrom10\20200629-92867.b\Anions_IC10.m
Limit Group: Wet - Anions 28D
Last Update: 07-Jul-2020 15:24:26 Calib Date: 01-Jun-2020 14:14:00
Integrator: Falcon
Quant Method: External Standard Quant By: Initial Calibration
Last ICal File: \\chromfs\Denver\ChromData\WC_IonChrom10\20200601-91996.b\Info 2_DENPC179_Anions_20200601-1432

Column 1 : Det: Info 2_091554_1
Process Host: CTX1060

Compound	RT (min.)	Exp RT (min.)	Dlt RT (min.)	Response	OnCol Amt ug/ml	Flags
1 Fluoride	3.308	3.310	-0.002	2735927	0.4642	
2 Chloride	4.468	4.477	-0.009	93303945	22.6	
3 Nitrite as N		5.160			ND	
4 Bromide	6.227	6.210	0.017	189503	0.1849	
5 Nitrate as N		6.957			ND	
6 Orthophosphate as P	9.412	9.415	-0.003	127502	NC	
7 Sulfate	10.637	10.765	-0.128	245105748	80.0	

QC Flag Legend

Processing Flags
NC - Not Calibrated

Report Date: 07-Jul-2020 15:24:28 Chrom Revision: 2.3 21-Jun-2020 18:30:46

Eurofins TestAmerica, Denver

Data File:	\\chromfs\Denver\ChromData\WC_IonChrom10\20200629-92867.b\Info 2_DENPC179_Anions_20200630-081100.d				
Injection Date:	30-Jun-2020 07:53:00	Instrument ID:	WC_IonChrom10	Operator ID:	wetchemd
Lims ID:	280-137702-F-12	Lab Sample ID:	280-137702-12	Worklist Smp#:	47
Client ID:	G0114-20A				
Injection Vol:	5.0 ul	Dil. Factor:	1.0000	ALS Bottle#:	0
Method:	Anions_IC10	Limit Group:	Wet - Anions 28D		

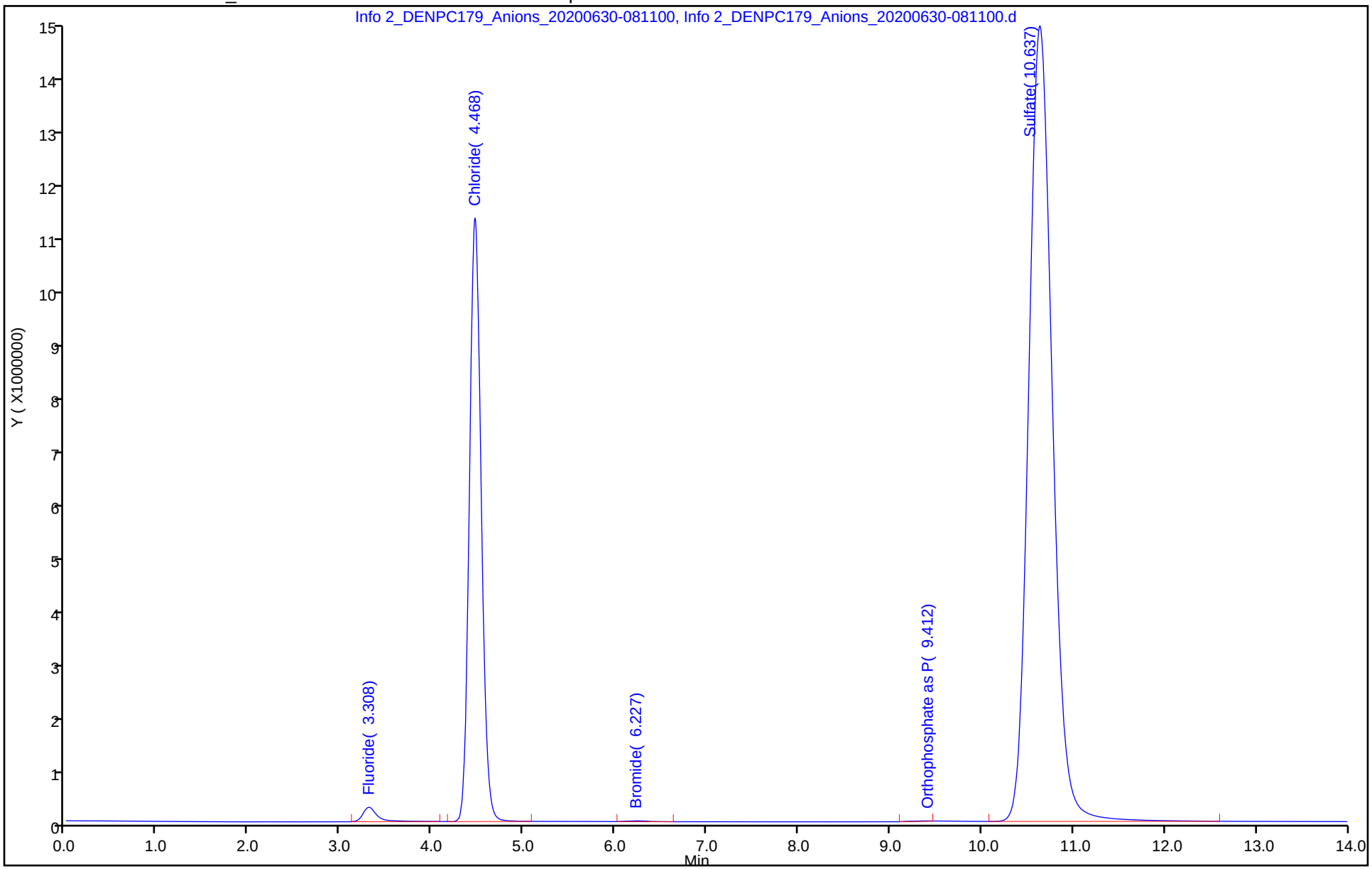

Eurofins TestAmerica, Denver
Target Compound Quantitation Report

Data File: \\chromfs\Denver\ChromData\WC_IonChrom10\20200629-92867.b\Info 2_DENPC179_Anions_20200630-0845
Lims ID: 280-137702-F-14
Client ID: G0109-20A
Sample Type: Client
Inject. Date: 30-Jun-2020 08:28:00 ALS Bottle#: 0 Worklist Smp#: 49
Injection Vol: 5.0 ul Dil. Factor: 1.0000
Sample Info: 280-0092867-049
Misc. Info.: 280-0092867-049
Operator ID: wetchemd Instrument ID: WC_IonChrom10

Method: \\chromfs\Denver\ChromData\WC_IonChrom10\20200629-92867.b\Anions_IC10.m
Limit Group: Wet - Anions 28D
Last Update: 07-Jul-2020 15:24:26 Calib Date: 01-Jun-2020 14:14:00
Integrator: Falcon
Quant Method: External Standard Quant By: Initial Calibration
Last ICal File: \\chromfs\Denver\ChromData\WC_IonChrom10\20200601-91996.b\Info 2_DENPC179_Anions_20200601-1432

Column 1 : Det: Info 2_091554_1
Process Host: CTX1060

Compound	RT (min.)	Exp RT (min.)	Dlt RT (min.)	Response	OnCol Amt ug/ml	Flags
1 Fluoride	3.307	3.310	-0.003	1714514	0.3489	
2 Chloride	4.465	4.477	-0.012	93747815	22.7	
3 Nitrite as N		5.160			ND	
4 Bromide	6.218	6.210	0.008	192367	0.1870	
5 Nitrate as N		6.957			ND	
6 Orthophosphate as P	9.407	9.415	-0.008	99044	NC	
7 Sulfate	10.627	10.765	-0.138	337287845	109.8	

QC Flag Legend

Processing Flags
NC - Not Calibrated

Report Date: 07-Jul-2020 15:24:29 Chrom Revision: 2.3 21-Jun-2020 18:30:46

Eurofins TestAmerica, Denver

Data File:	\\chromfs\Denver\ChromData\WC_IonChrom10\20200629-92867.b\Info 2_DENPC179_Anions_20200630-084551.d				
Injection Date:	30-Jun-2020 08:28:00	Instrument ID:	WC_IonChrom10	Operator ID:	wetchemd
Lims ID:	280-137702-F-14	Lab Sample ID:	280-137702-14	Worklist Smp#:	49
Client ID:	G0109-20A				
Injection Vol:	5.0 ul	Dil. Factor:	1.0000	ALS Bottle#:	0
Method:	Anions_IC10	Limit Group:	Wet - Anions 28D		

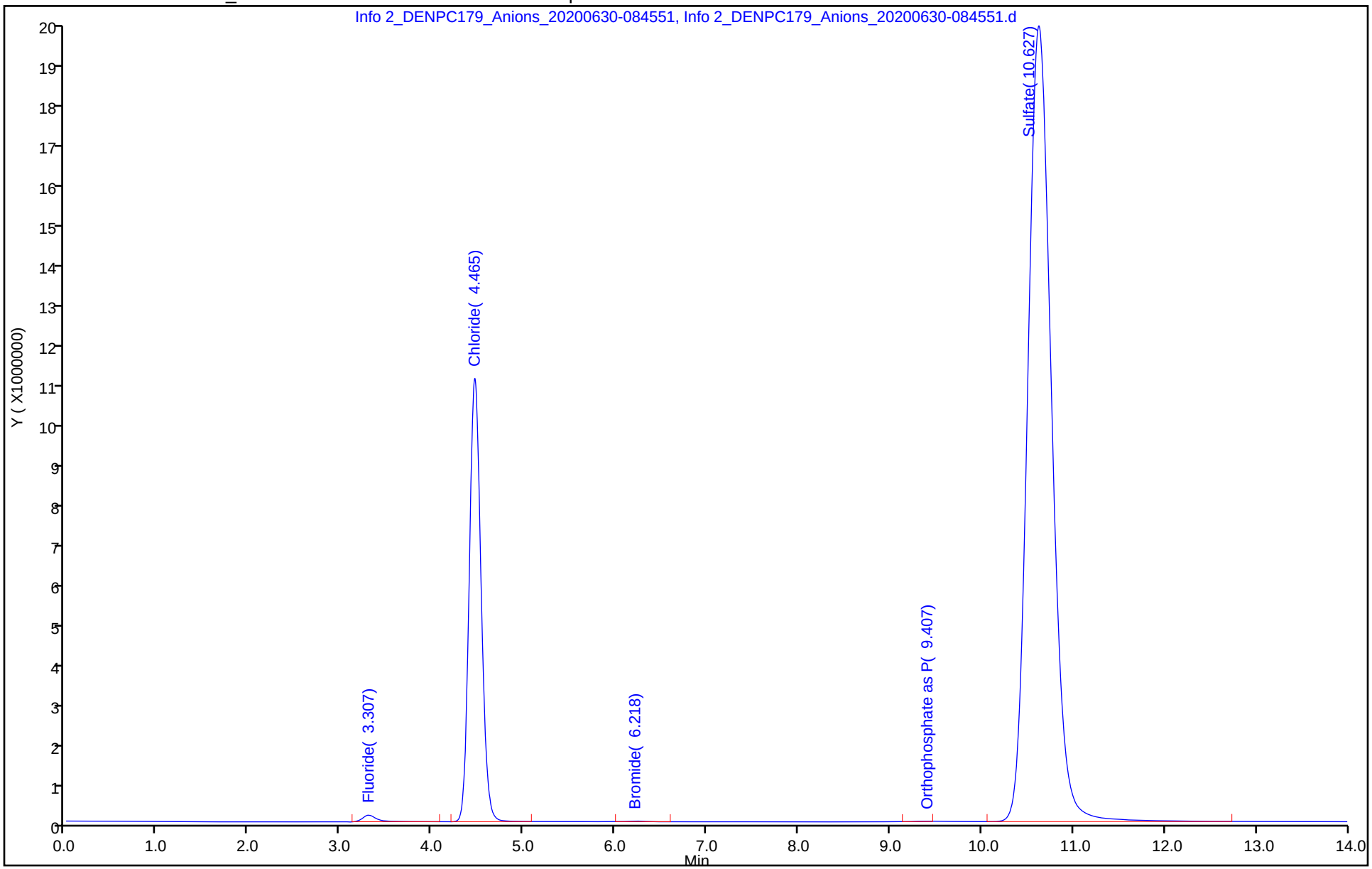

Eurofins TestAmerica, Denver
Target Compound Quantitation Report

Data File: \\chromfs\Denver\ChromData\WC_IonChrom10\20200629-92867.b\Info 2_DENPC179_Anions_20200630-0903
Lims ID: 280-137702-F-14 DU
Client ID:
Sample Type: DU
Inject. Date: 30-Jun-2020 08:45:00 ALS Bottle#: 0 Worklist Smp#: 50
Injection Vol: 5.0 ul Dil. Factor: 1.0000
Sample Info: 280-0092867-050
Misc. Info.: 280-0092867-050
Operator ID: wetchemd Instrument ID: WC_IonChrom10

Method: \\chromfs\Denver\ChromData\WC_IonChrom10\20200629-92867.b\Anions_IC10.m
Limit Group: Wet - Anions 28D
Last Update: 07-Jul-2020 15:24:26 Calib Date: 01-Jun-2020 14:14:00
Integrator: Falcon
Quant Method: External Standard Quant By: Initial Calibration
Last ICal File: \\chromfs\Denver\ChromData\WC_IonChrom10\20200601-91996.b\Info 2_DENPC179_Anions_20200601-1432

Column 1 : Det: Info 2_091554_1
Process Host: CTX1060

Compound	RT (min.)	Exp RT (min.)	Dlt RT (min.)	Response	Cal Amt ug/ml	OnCol Amt ug/ml	Flags
1 Fluoride	3.300	3.310	-0.010	1725194		0.3502	
2 Chloride	4.457	4.477	-0.020	93676133		22.7	
3 Nitrite as N		5.160				ND	
4 Bromide	6.208	6.210	-0.002	193316		0.1877	
5 Nitrate as N		6.957				ND	
6 Orthophosphate as P		9.415				ND	
7 Sulfate	10.602	10.765	-0.163	337418730		109.8	

Report Date: 07-Jul-2020 15:24:29 Chrom Revision: 2.3 21-Jun-2020 18:30:46

Eurofins TestAmerica, Denver

Data File:	\\chromfs\Denver\ChromData\WC_IonChrom10\20200629-92867.b\Info 2_DENPC179_Anions_20200630-090316.d				
Injection Date:	30-Jun-2020 08:45:00	Instrument ID:	WC_IonChrom10	Operator ID:	wetchemd
Lims ID:	280-137702-F-14 DU			Worklist Smp#:	50
Client ID:					
Injection Vol:	5.0 ul	Dil. Factor:	1.0000	ALS Bottle#:	0
Method:	Anions_IC10	Limit Group:	Wet - Anions 28D		

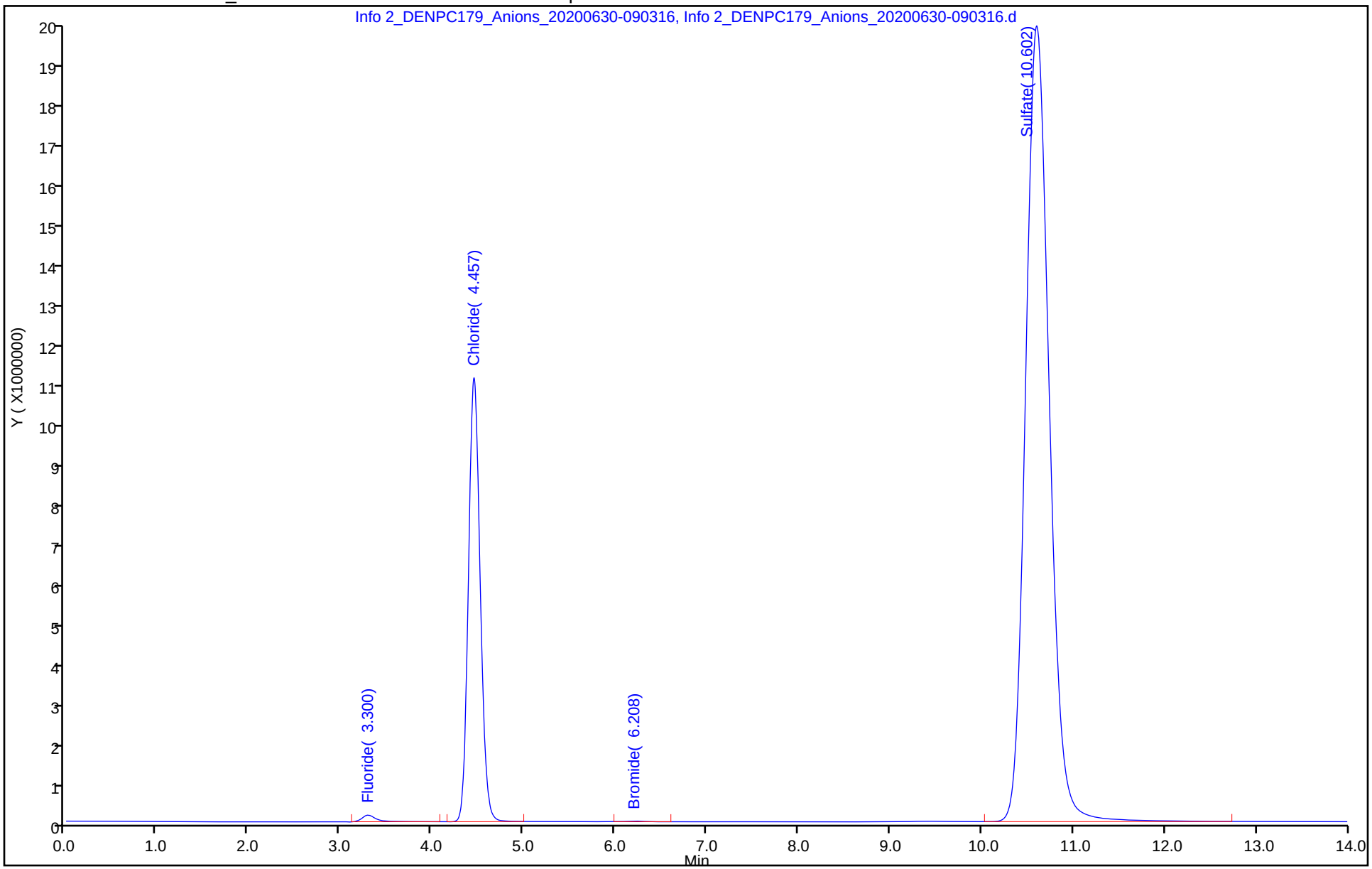

Eurofins TestAmerica, Denver
Target Compound Quantitation Report

Data File: \\chromfs\Denver\ChromData\WC_IonChrom10\20200629-92867.b\Info 2_DENPC179_Anions_20200630-092
Lims ID: 280-137702-F-14 MS
Client ID:
Sample Type: MS
Inject. Date: 30-Jun-2020 09:03:00 ALS Bottle#: 0 Worklist Smp#: 51
Injection Vol: 5.0 ul Dil. Factor: 1.0000
Sample Info: 280-0092867-051
Misc. Info.: 280-0092867-051
Operator ID: wetchemd Instrument ID: WC_IonChrom10

Method: \\chromfs\Denver\ChromData\WC_IonChrom10\20200629-92867.b\Anions_IC10.m
Limit Group: Wet - Anions 28D
Last Update: 07-Jul-2020 15:24:26 Calib Date: 01-Jun-2020 14:14:00
Integrator: Falcon
Quant Method: External Standard Quant By: Initial Calibration
Last ICal File: \\chromfs\Denver\ChromData\WC_IonChrom10\20200601-91996.b\Info 2_DENPC179_Anions_20200601-1432

Column 1 : Det: Info 2_091554_1
Process Host: CTX1060

Compound	RT (min.)	Exp RT (min.)	Dlt RT (min.)	Response	Cal Amt ug/ml	OnCol Amt ug/ml	Flags
1 Fluoride	3.297	3.310	-0.013	38517978	5.00	4.50	
2 Chloride	4.455	4.477	-0.022	312628254	50.0	74.7	
3 Nitrite as N	5.138	5.160	-0.022	41774387	NC	NC	
4 Bromide	6.188	6.210	-0.022	6871636	5.00	5.07	
5 Nitrate as N	6.918	6.957	-0.039	46584981	NC	NC	
6 Orthophosphate as P	9.315	9.415	-0.100	31724552	NC	NC	
7 Sulfate	10.588	10.765	-0.177	503633636	50.0	163.7	

QC Flag Legend

Processing Flags
NC - Not Calibrated

Reagents:

ICMS/MSD WEEK_00655 Amount Added: 0.10 Units: mL

Report Date: 07-Jul-2020 15:24:30 Chrom Revision: 2.3 21-Jun-2020 18:30:46

Eurofins TestAmerica, Denver

Data File:	\\chromfs\Denver\ChromData\WC_IonChrom10\20200629-92867.b\Info 2_DENPC179_Anions_20200630-092043.d				
Injection Date:	30-Jun-2020 09:03:00	Instrument ID:	WC_IonChrom10	Operator ID:	wetchemd
Lims ID:	280-137702-F-14 MS			Worklist Smp#:	51
Client ID:					
Injection Vol:	5.0 ul	Dil. Factor:	1.0000	ALS Bottle#:	0
Method:	Anions_IC10	Limit Group:	Wet - Anions 28D		

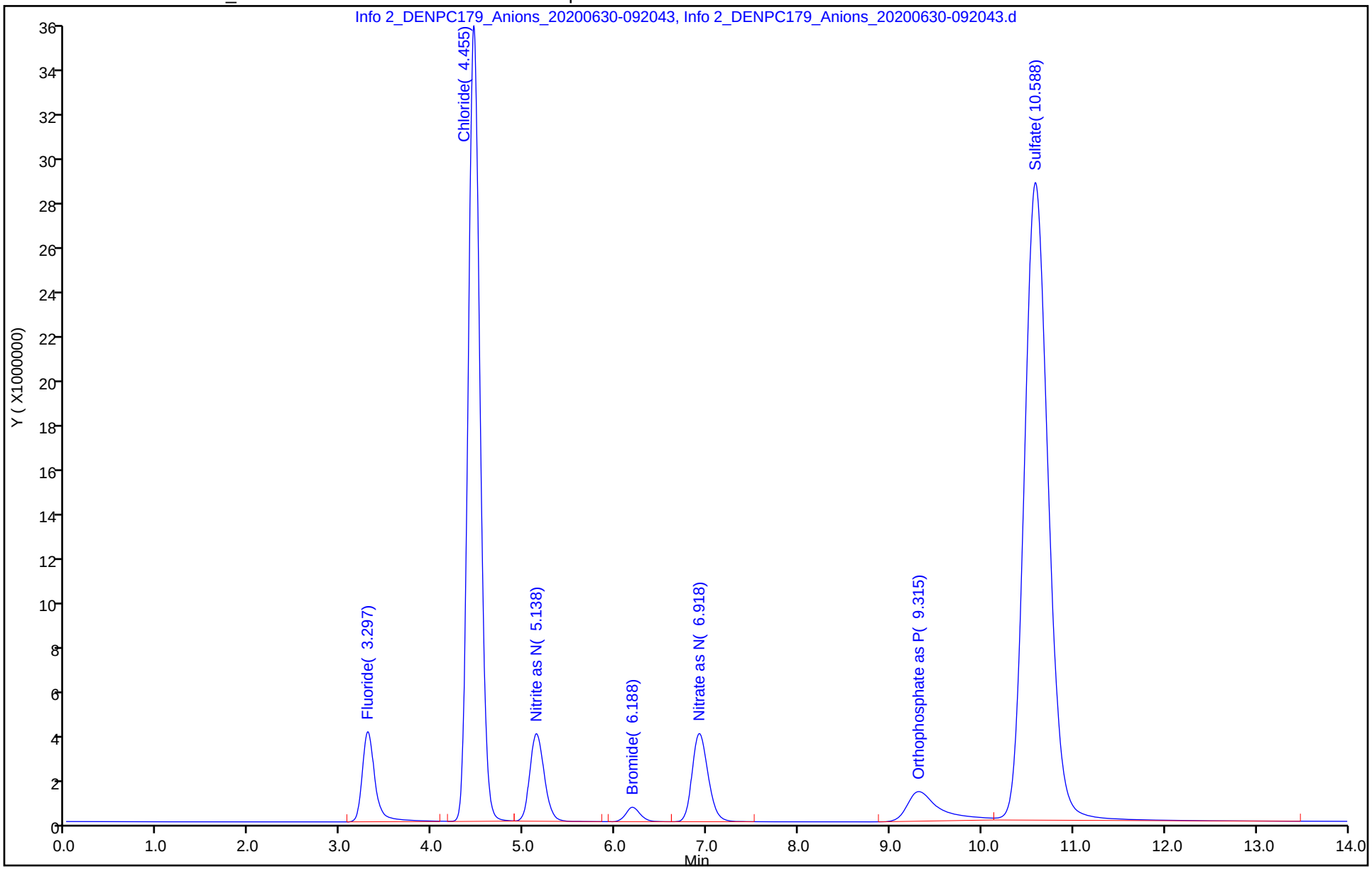

Eurofins TestAmerica, Denver
Target Compound Quantitation Report

Data File: \\chromfs\Denver\ChromData\WC_IonChrom10\20200629-92867.b\Info 2_DENPC179_Anions_20200630-0938
Lims ID: 280-137702-F-14 MSD
Client ID:
Sample Type: MSD
Inject. Date: 30-Jun-2020 09:20:00 ALS Bottle#: 0 Worklist Smp#: 52
Injection Vol: 5.0 ul Dil. Factor: 1.0000
Sample Info: 280-0092867-052
Misc. Info.: 280-0092867-052
Operator ID: wetchemd Instrument ID: WC_IonChrom10

Method: \\chromfs\Denver\ChromData\WC_IonChrom10\20200629-92867.b\Anions_IC10.m
Limit Group: Wet - Anions 28D
Last Update: 07-Jul-2020 15:24:26 Calib Date: 01-Jun-2020 14:14:00
Integrator: Falcon
Quant Method: External Standard Quant By: Initial Calibration
Last ICal File: \\chromfs\Denver\ChromData\WC_IonChrom10\20200601-91996.b\Info 2_DENPC179_Anions_20200601-1432

Column 1 : Det: Info 2_091554_1
Process Host: CTX1060

Compound	RT (min.)	Exp RT (min.)	Dlt RT (min.)	Response	Cal Amt ug/ml	OnCol Amt ug/ml	Flags
1 Fluoride	3.295	3.310	-0.015	38739480	5.00	4.53	
2 Chloride	4.452	4.477	-0.025	313745731	50.0	75.0	
3 Nitrite as N	5.133	5.160	-0.027	41831881	NC	NC	
4 Bromide	6.182	6.210	-0.028	6884623	5.00	5.08	
5 Nitrate as N	6.910	6.957	-0.047	46824889	NC	NC	
6 Orthophosphate as P	9.300	9.415	-0.115	35919175	NC	NC	
7 Sulfate	10.575	10.765	-0.190	504891916	50.0	164.1	

QC Flag Legend

Processing Flags
NC - Not Calibrated

Reagents:

ICMS/MSD WEEK_00655 Amount Added: 0.10 Units: mL

Report Date: 07-Jul-2020 15:24:30 Chrom Revision: 2.3 21-Jun-2020 18:30:46

Eurofins TestAmerica, Denver

Data File:	\\chromfs\Denver\ChromData\WC_IonChrom10\20200629-92867.b\Info 2_DENPC179_Anions_20200630-093810.d				
Injection Date:	30-Jun-2020 09:20:00	Instrument ID:	WC_IonChrom10	Operator ID:	wetchemd
Lims ID:	280-137702-F-14 MSD			Worklist Smp#:	52
Client ID:					
Injection Vol:	5.0 ul	Dil. Factor:	1.0000	ALS Bottle#:	0
Method:	Anions_IC10	Limit Group:	Wet - Anions 28D		

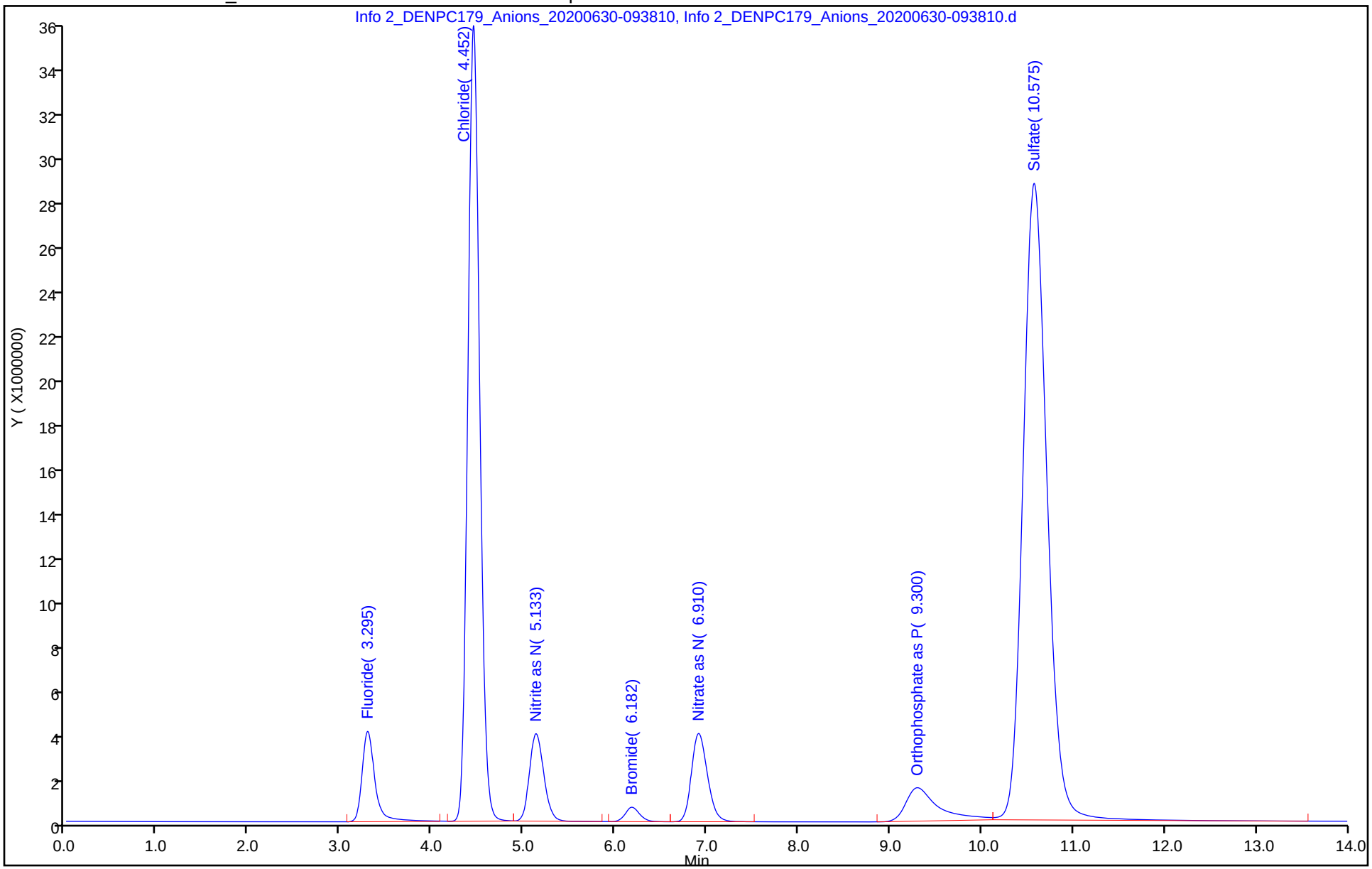

Eurofins TestAmerica, Denver
Target Compound Quantitation Report

Data File:	\\chromfs\Denver\ChromData\WC_IonChrom10\20200629-92867.b\Info 2_DENPC179_Anions_20200630-095				
Lims ID:	ccv				
Client ID:					
Sample Type:	CCV				
Inject. Date:	30-Jun-2020 09:38:00	ALS Bottle#:	0	Worklist Smp#:	53
Injection Vol:	5.0 ul	Dil. Factor:	1.0000		
Sample Info:	280-0092867-053				
Misc. Info.:	280-0092867-053				
Operator ID:	wetchemd	Instrument ID:	WC_IonChrom10		
Sublist:	chrom-Anions_IC10*sub2				
Method:	\\chromfs\Denver\ChromData\WC_IonChrom10\20200629-92867.b\Anions_IC10.m				
Limit Group:	Wet - Anions 28D				
Last Update:	07-Jul-2020 15:24:31	Calib Date:	01-Jun-2020 14:14:00		
Integrator:	Falcon				
Quant Method:	External Standard	Quant By:	Initial Calibration		
Last ICal File:	\\chromfs\Denver\ChromData\WC_IonChrom10\20200601-91996.b\Info 2_DENPC179_Anions_20200601-1432				
Column 1 :			Det: Info 2_091554_1		
Process Host:	CTX1060				

Compound	RT (min.)	Exp RT (min.)	Dlt RT (min.)	Response	Cal Amt ug/ml	OnCol Amt ug/ml	Flags
1 Fluoride	3.297	3.310	-0.013	35454036	5.00	4.16	
2 Chloride	4.455	4.477	-0.022	414598977	100.0	98.9	
3 Nitrite as N	5.128	5.160	-0.032	40574198	NC	NC	
4 Bromide	6.163	6.210	-0.047	6337225	5.00	4.68	
5 Nitrate as N	6.898	6.957	-0.059	45668771	NC	NC	
6 Orthophosphate as P	9.283	9.415	-0.132	37842619	NC	NC	
7 Sulfate	10.575	10.765	-0.190	317676825	100.0	103.5	

QC Flag Legend

Processing Flags

NC - Not Calibrated

Reagents:

IC LCS_01747 Amount Added: 10.00 Units: mL

Report Date: 07-Jul-2020 15:24:31 Chrom Revision: 2.3 21-Jun-2020 18:30:46

Eurofins TestAmerica, Denver

Data File:	\\chromfs\Denver\ChromData\WC_IonChrom10\20200629-92867.b\Info 2_DENPC179_Anions_20200630-095537.d				
Injection Date:	30-Jun-2020 09:38:00	Instrument ID:	WC_IonChrom10	Operator ID:	wetchemd
Lims ID:	ccv			Worklist Smp#:	53
Client ID:					
Injection Vol:	5.0 ul	Dil. Factor:	1.0000	ALS Bottle#:	0
Method:	Anions_IC10	Limit Group:	Wet - Anions 28D		

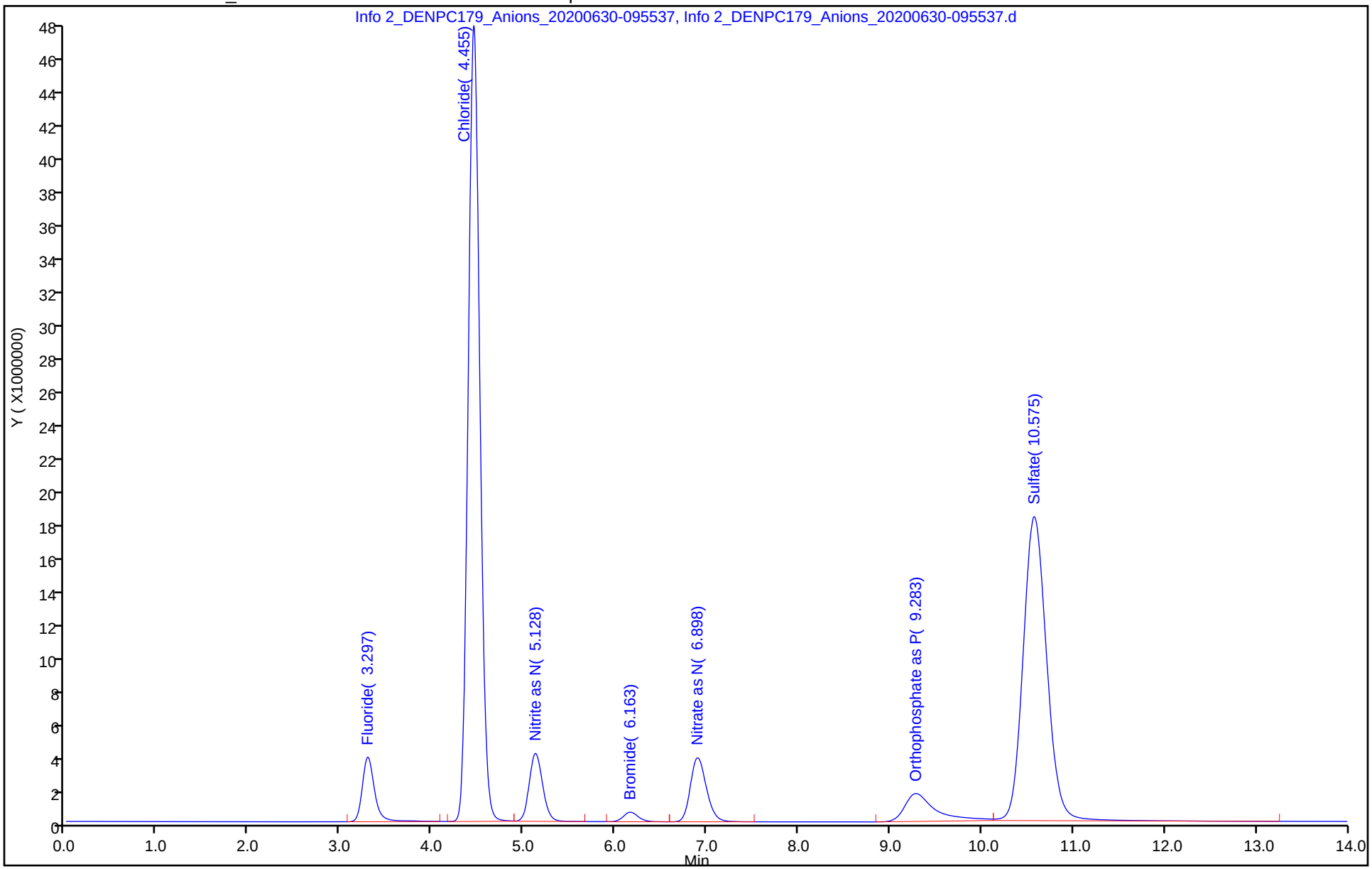

Eurofins TestAmerica, Denver
Target Compound Quantitation Report

Data File:	\\chromfs\Denver\ChromData\WC_IonChrom10\20200629-92867.b\Info 2_DENPC179_Anions_20200630-1013				
Lims ID:	ccb				
Client ID:					
Sample Type:	CCB				
Inject. Date:	30-Jun-2020 09:55:00	ALS Bottle#:	0	Worklist Smp#:	54
Injection Vol:	5.0 ul	Dil. Factor:	1.0000		
Sample Info:	280-0092867-054				
Misc. Info.:	280-0092867-054				
Operator ID:	wetchemd	Instrument ID:	WC_IonChrom10		
Method:	\\chromfs\Denver\ChromData\WC_IonChrom10\20200629-92867.b\Anions_IC10.m				
Limit Group:	Wet - Anions 28D				
Last Update:	07-Jul-2020 15:24:31	Calib Date:	01-Jun-2020 14:14:00		
Integrator:	Falcon				
Quant Method:	External Standard	Quant By:	Initial Calibration		
Last ICal File:	\\chromfs\Denver\ChromData\WC_IonChrom10\20200601-91996.b\Info 2_DENPC179_Anions_20200601-1432				
Column 1 :			Det: Info 2_091554_1		
Process Host:	CTX1060				

Compound	RT (min.)	Exp RT (min.)	Dlt RT (min.)	Response	Cal Amt ug/ml	OnCol Amt ug/ml	Flags
1 Fluoride		3.310				ND	
2 Chloride	4.455	4.477	-0.022	39861		0.4829	
3 Nitrite as N		5.160				ND	
4 Bromide		6.210				ND	
5 Nitrate as N		6.957				ND	
6 Orthophosphate as P	9.370	9.415	-0.045	1534019		NC	
7 Sulfate	10.595	10.765	-0.170	179953		0.6487	

QC Flag Legend

Processing Flags
NC - Not Calibrated

Report Date: 07-Jul-2020 15:24:31 Chrom Revision: 2.3 21-Jun-2020 18:30:46

Eurofins TestAmerica, Denver

Data File:	\\chromfs\Denver\ChromData\WC_IonChrom10\20200629-92867.b\Info 2_DENPC179_Anions_20200630-101304.d				
Injection Date:	30-Jun-2020 09:55:00	Instrument ID:	WC_IonChrom10	Operator ID:	wetchemd
Lims ID:	ccb			Worklist Smp#:	54
Client ID:					
Injection Vol:	5.0 ul	Dil. Factor:	1.0000	ALS Bottle#:	0
Method:	Anions_IC10	Limit Group:	Wet - Anions 28D		

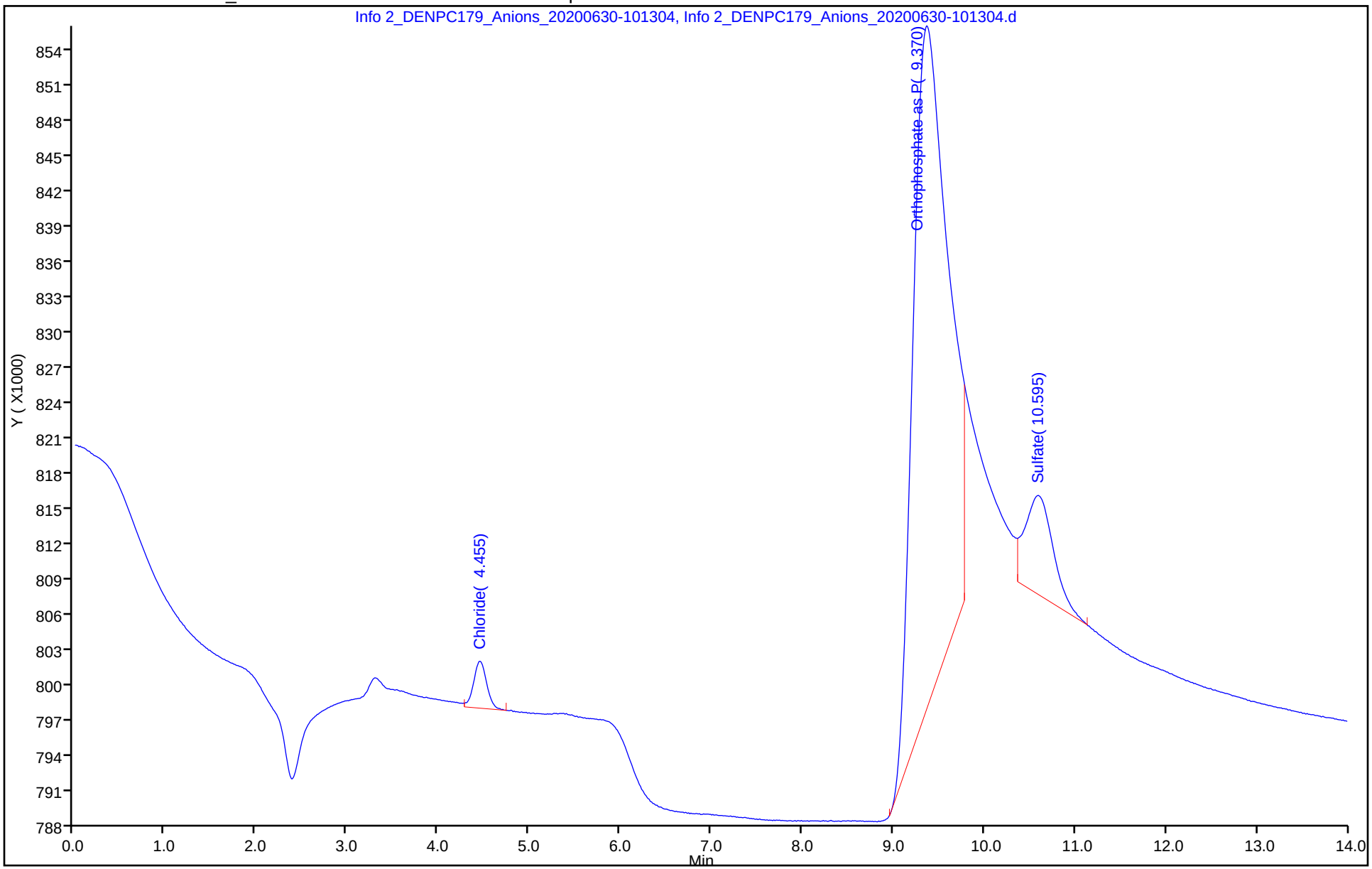

Eurofins TestAmerica, Denver
Target Compound Quantitation Report

Data File: \\chromfs\Denver\ChromData\WC_IonChrom10\20200629-92867.b\Info 2_DENPC179_Anions_20200630-103
Lims ID: 280-137702-F-15
Client ID: G0084-20A
Sample Type: Client
Inject. Date: 30-Jun-2020 10:13:00 ALS Bottle#: 0 Worklist Smp#: 55
Injection Vol: 5.0 ul Dil. Factor: 1.0000
Sample Info: 280-0092867-055
Misc. Info.: 280-0092867-055
Operator ID: wetchemd Instrument ID: WC_IonChrom10

Method: \\chromfs\Denver\ChromData\WC_IonChrom10\20200629-92867.b\Anions_IC10.m
Limit Group: Wet - Anions 28D
Last Update: 07-Jul-2020 15:24:31 Calib Date: 01-Jun-2020 14:14:00
Integrator: Falcon
Quant Method: External Standard Quant By: Initial Calibration
Last ICal File: \\chromfs\Denver\ChromData\WC_IonChrom10\20200601-91996.b\Info 2_DENPC179_Anions_20200601-1432

Column 1 : Det: Info 2_091554_1
Process Host: CTX1060

Compound	RT (min.)	Exp RT (min.)	Dlt RT (min.)	Response	OnCol Amt ug/ml	Flags
1 Fluoride	3.305	3.310	-0.005	1400254	0.3135	
2 Chloride	4.465	4.477	-0.012	148504934	35.7	
3 Nitrite as N	5.157	5.160	-0.003	65018	NC	
4 Bromide	6.228	6.210	0.018	234578	0.2179	
5 Nitrate as N	6.975	6.957	0.018	3936972	NC	
6 Orthophosphate as P	9.418	9.415	0.003	810076	NC	
7 Sulfate	10.627	10.765	-0.138	380780819	123.9	

QC Flag Legend

Processing Flags
NC - Not Calibrated

Report Date: 07-Jul-2020 15:24:32 Chrom Revision: 2.3 21-Jun-2020 18:30:46

Eurofins TestAmerica, Denver

Data File:	\\chromfs\Denver\ChromData\WC_IonChrom10\20200629-92867.b\Info 2_DENPC179_Anions_20200630-103032.d				
Injection Date:	30-Jun-2020 10:13:00	Instrument ID:	WC_IonChrom10	Operator ID:	wetchemd
Lims ID:	280-137702-F-15	Lab Sample ID:	280-137702-15	Worklist Smp#:	55
Client ID:	G0084-20A				
Injection Vol:	5.0 ul	Dil. Factor:	1.0000	ALS Bottle#:	0
Method:	Anions_IC10	Limit Group:	Wet - Anions 28D		

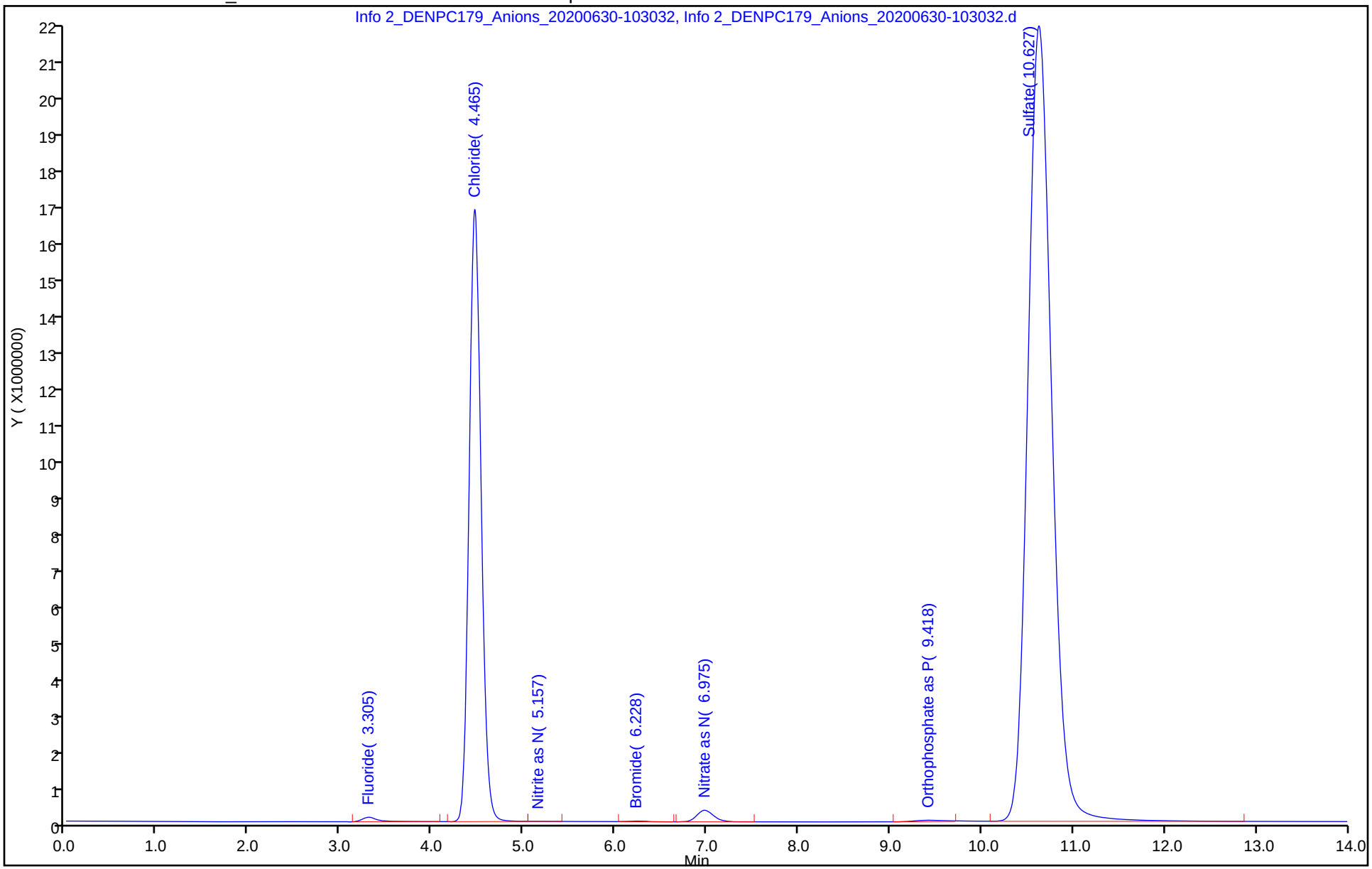

Eurofins TestAmerica, Denver
Target Compound Quantitation Report

Data File: \\chromfs\Denver\ChromData\WC_IonChrom10\20200629-92867.b\Info 2_DENPC179_Anions_20200630-1048
Lims ID: 280-137702-F-16
Client ID: G0067-20A
Sample Type: Client
Inject. Date: 30-Jun-2020 10:30:00 ALS Bottle#: 0 Worklist Smp#: 56
Injection Vol: 5.0 ul Dil. Factor: 1.0000
Sample Info: 280-0092867-056
Misc. Info.: 280-0092867-056
Operator ID: wetchemd Instrument ID: WC_IonChrom10

Method: \\chromfs\Denver\ChromData\WC_IonChrom10\20200629-92867.b\Anions_IC10.m
Limit Group: Wet - Anions 28D
Last Update: 07-Jul-2020 15:24:31 Calib Date: 01-Jun-2020 14:14:00
Integrator: Falcon
Quant Method: External Standard Quant By: Initial Calibration
Last ICal File: \\chromfs\Denver\ChromData\WC_IonChrom10\20200601-91996.b\Info 2_DENPC179_Anions_20200601-1432

Column 1 : Det: Info 2_091554_1
Process Host: CTX1060

Compound	RT (min.)	Exp RT (min.)	Dlt RT (min.)	Response	OnCol Amt ug/ml	Flags
1 Fluoride	3.308	3.310	-0.002	2353173	0.4210	
2 Chloride	4.467	4.477	-0.010	92285079	22.4	
3 Nitrite as N		5.160			ND	
4 Bromide	6.213	6.210	0.003	171791	0.1720	
5 Nitrate as N	6.917	6.957	-0.040	128556914	NC	
6 Orthophosphate as P	9.388	9.415	-0.027	3816744	NC	
7 Sulfate	10.623	10.765	-0.142	345765874	112.6	

QC Flag Legend

Processing Flags
NC - Not Calibrated

Report Date: 07-Jul-2020 15:24:32 Chrom Revision: 2.3 21-Jun-2020 18:30:46

Eurofins TestAmerica, Denver

Data File:	\\chromfs\Denver\ChromData\WC_IonChrom10\20200629-92867.b\Info 2_DENPC179_Anions_20200630-104800.d				
Injection Date:	30-Jun-2020 10:30:00	Instrument ID:	WC_IonChrom10	Operator ID:	wetchemd
Lims ID:	280-137702-F-16	Lab Sample ID:	280-137702-16	Worklist Smp#:	56
Client ID:	G0067-20A				
Injection Vol:	5.0 ul	Dil. Factor:	1.0000	ALS Bottle#:	0
Method:	Anions_IC10	Limit Group:	Wet - Anions 28D		

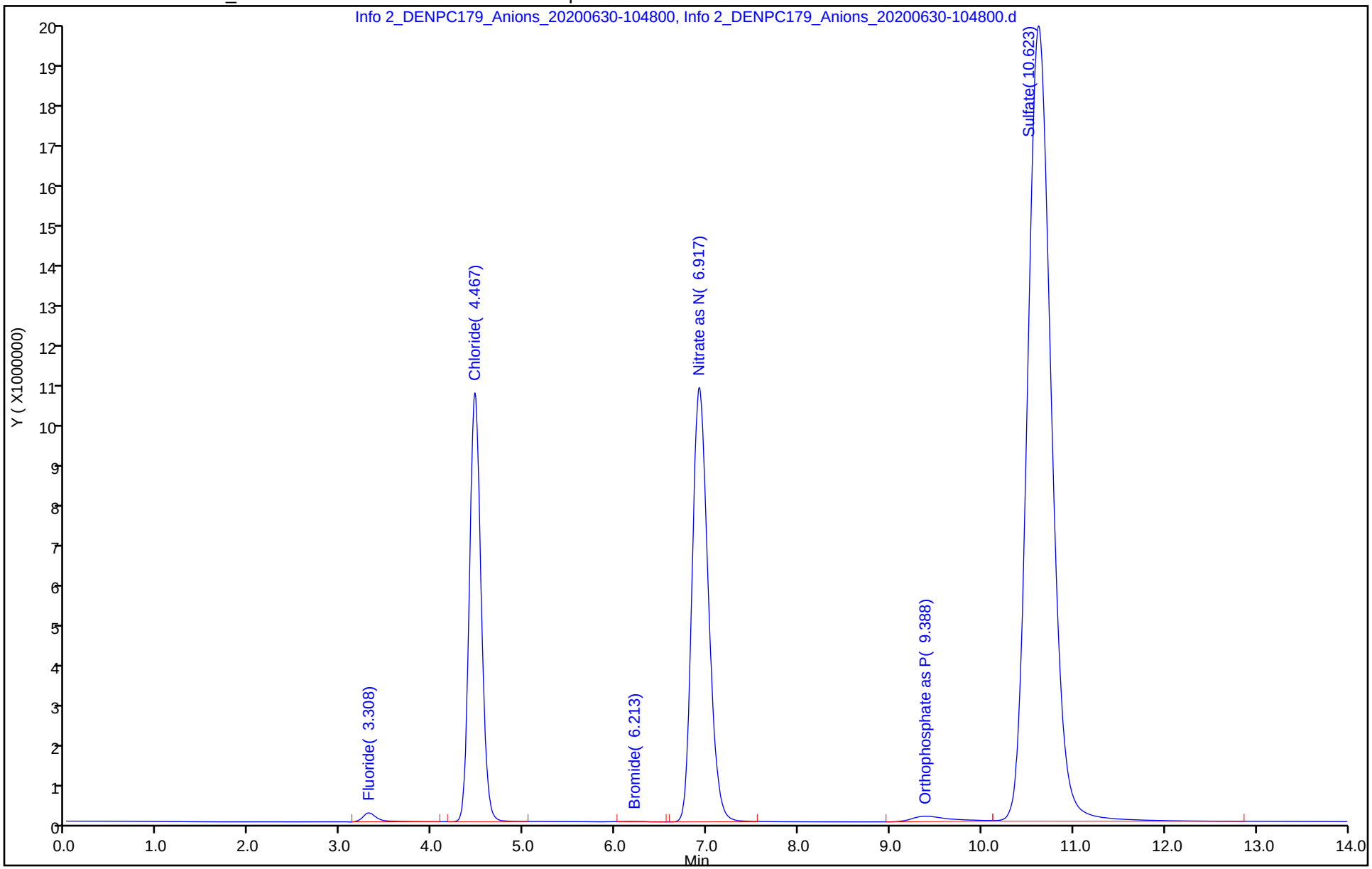

Eurofins TestAmerica, Denver
Target Compound Quantitation Report

Data File:	\\chromfs\Denver\ChromData\WC_IonChrom10\20200629-92867.b\Info 2_DENPC179_Anions_20200630-1140				
Lims ID:	280-137702-F-19				
Client ID:	G0110-20A				
Sample Type:	Client				
Inject. Date:	30-Jun-2020 11:23:00	ALS Bottle#:	0	Worklist Smp#:	59
Injection Vol:	5.0 ul	Dil. Factor:	1.0000		
Sample Info:	280-0092867-059				
Misc. Info.:	280-0092867-059				
Operator ID:	wetchemd	Instrument ID:	WC_IonChrom10		
Method:	\\chromfs\Denver\ChromData\WC_IonChrom10\20200629-92867.b\Anions_IC10.m				
Limit Group:	Wet - Anions 28D				
Last Update:	07-Jul-2020 15:24:31	Calib Date:	01-Jun-2020 14:14:00		
Integrator:	Falcon				
Quant Method:	External Standard	Quant By:	Initial Calibration		
Last ICal File:	\\chromfs\Denver\ChromData\WC_IonChrom10\20200601-91996.b\Info 2_DENPC179_Anions_20200601-1432				
Column 1 :			Det: Info 2_091554_1		
Process Host:	CTX1060				

Compound	RT (min.)	Exp RT (min.)	Dlt RT (min.)	Response	OnCol Amt ug/ml	Flags
1 Fluoride	3.303	3.310	-0.007	1803089	0.3589	
2 Chloride	4.467	4.477	-0.010	191877008	46.0	
3 Nitrite as N		5.160			ND	
4 Bromide	6.242	6.210	0.032	414718	0.3495	
5 Nitrate as N	6.995	6.957	0.038	252889	NC	
6 Orthophosphate as P	9.435	9.415	0.020	297676	NC	
7 Sulfate	10.640	10.765	-0.125	43219621	14.6	

QC Flag Legend

Processing Flags
NC - Not Calibrated

Report Date: 07-Jul-2020 15:24:33 Chrom Revision: 2.3 21-Jun-2020 18:30:46

Eurofins TestAmerica, Denver

Data File:	\\chromfs\Denver\ChromData\WC_IonChrom10\20200629-92867.b\Info 2_DENPC179_Anions_20200630-114026.d				
Injection Date:	30-Jun-2020 11:23:00	Instrument ID:	WC_IonChrom10	Operator ID:	wetchemd
Lims ID:	280-137702-F-19	Lab Sample ID:	280-137702-19	Worklist Smp#:	59
Client ID:	G0110-20A				
Injection Vol:	5.0 ul	Dil. Factor:	1.0000	ALS Bottle#:	0
Method:	Anions_IC10	Limit Group:	Wet - Anions 28D		

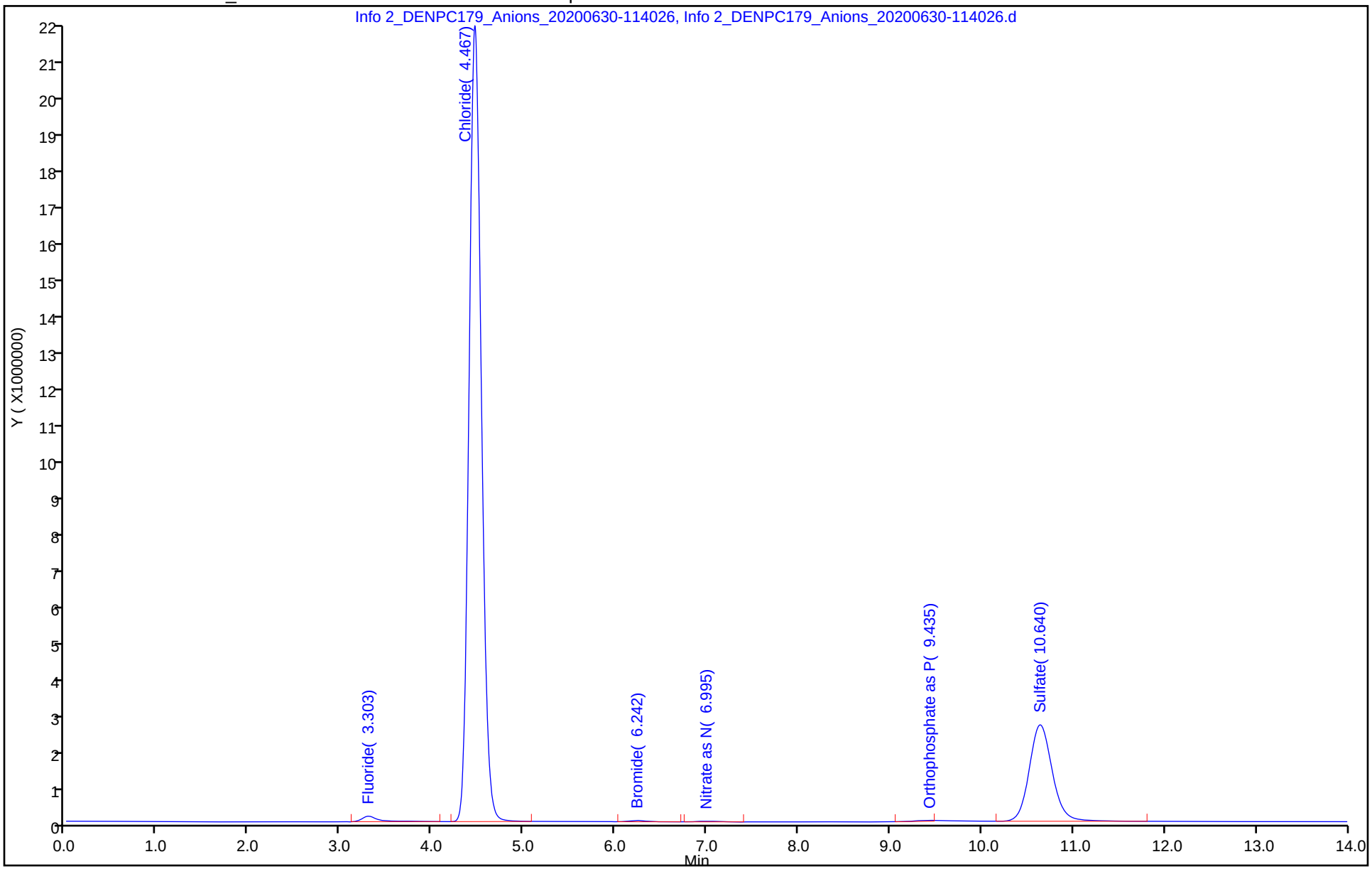

Eurofins TestAmerica, Denver
Target Compound Quantitation Report

Data File: \\chromfs\Denver\ChromData\WC_IonChrom10\20200629-92867.b\Info 2_DENPC179_Anions_20200630-115
Lims ID: 280-137702-F-20
Client ID: G0112-20A
Sample Type: Client
Inject. Date: 30-Jun-2020 11:40:00 ALS Bottle#: 0 Worklist Smp#: 60
Injection Vol: 5.0 ul Dil. Factor: 1.0000
Sample Info: 280-0092867-060
Misc. Info.: 280-0092867-060
Operator ID: wetchemd Instrument ID: WC_IonChrom10

Method: \\chromfs\Denver\ChromData\WC_IonChrom10\20200629-92867.b\Anions_IC10.m
Limit Group: Wet - Anions 28D
Last Update: 07-Jul-2020 15:24:31 Calib Date: 01-Jun-2020 14:14:00
Integrator: Falcon
Quant Method: External Standard Quant By: Initial Calibration
Last ICal File: \\chromfs\Denver\ChromData\WC_IonChrom10\20200601-91996.b\Info 2_DENPC179_Anions_20200601-1432

Column 1 : Det: Info 2_091554_1
Process Host: CTX1060

Compound	RT (min.)	Exp RT (min.)	Dlt RT (min.)	Response	OnCol Amt ug/ml	Flags
1 Fluoride	3.300	3.310	-0.010	1894720	0.3693	
2 Chloride	4.457	4.477	-0.020	114948868	27.8	
3 Nitrite as N		5.160			ND	
4 Bromide	6.203	6.210	-0.007	167680	0.1690	
5 Nitrate as N		6.957			ND	
6 Orthophosphate as P	9.390	9.415	-0.025	224302	NC	
7 Sulfate	10.590	10.765	-0.175	336468061	109.5	

QC Flag Legend

Processing Flags
NC - Not Calibrated

Report Date: 07-Jul-2020 15:24:33 Chrom Revision: 2.3 21-Jun-2020 18:30:46

Eurofins TestAmerica, Denver

Data File:	\\chromfs\Denver\ChromData\WC_IonChrom10\20200629-92867.b\Info 2_DENPC179_Anions_20200630-115755.d				
Injection Date:	30-Jun-2020 11:40:00	Instrument ID:	WC_IonChrom10	Operator ID:	wetchemd
Lims ID:	280-137702-F-20	Lab Sample ID:	280-137702-20	Worklist Smp#:	60
Client ID:	G0112-20A				
Injection Vol:	5.0 ul	Dil. Factor:	1.0000	ALS Bottle#:	0
Method:	Anions_IC10	Limit Group:	Wet - Anions 28D		

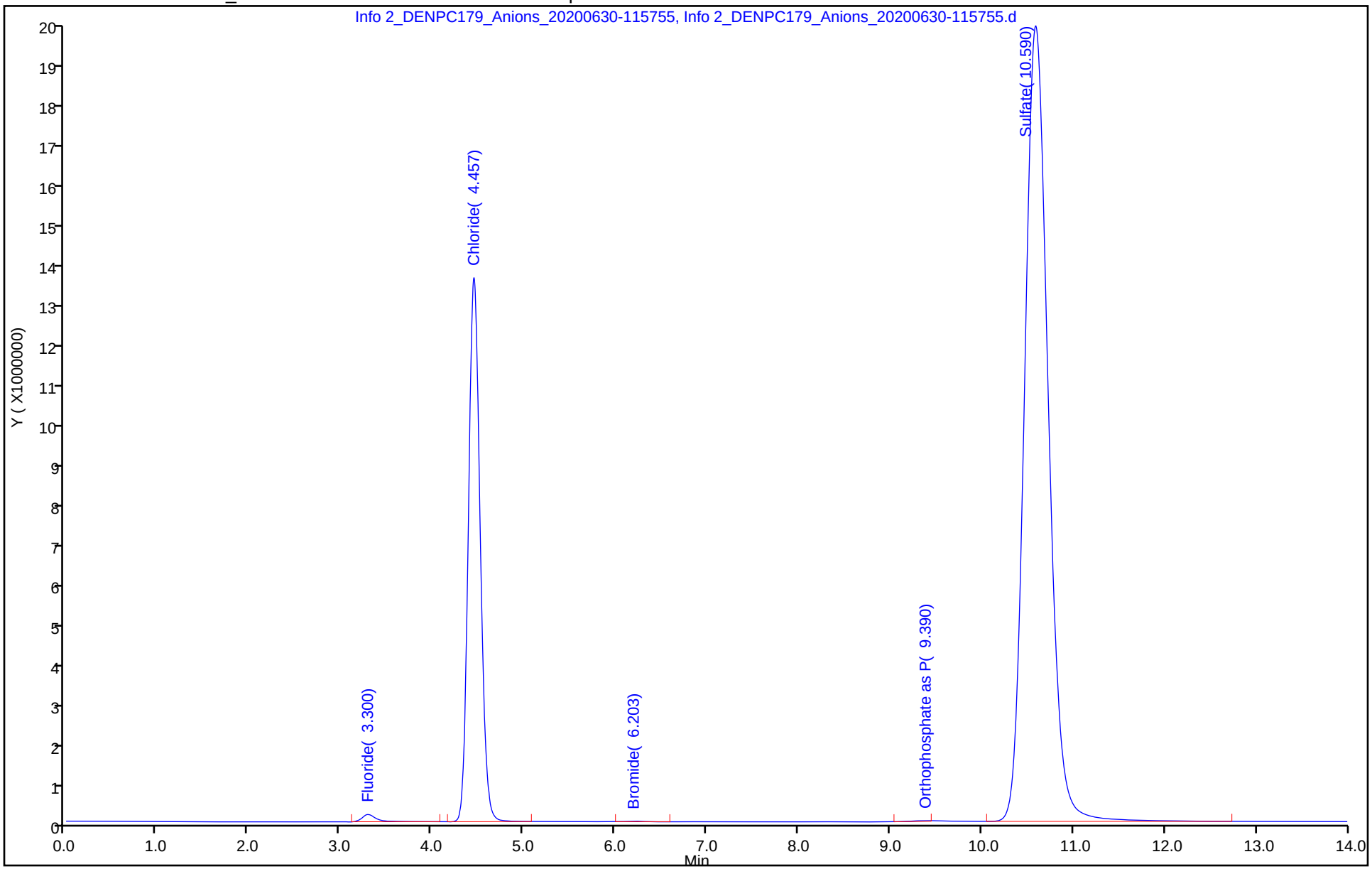

Eurofins TestAmerica, Denver
Target Compound Quantitation Report

Data File: \\chromfs\Denver\ChromData\WC_IonChrom10\20200629-92867.b\Info 2_DENPC179_Anions_20200630-1215
Lims ID: 280-137702-F-21
Client ID: G0094-20A
Sample Type: Client
Inject. Date: 30-Jun-2020 11:57:00 ALS Bottle#: 0 Worklist Smp#: 61
Injection Vol: 5.0 ul Dil. Factor: 1.0000
Sample Info: 280-0092867-061
Misc. Info.: 280-0092867-061
Operator ID: wetchemd Instrument ID: WC_IonChrom10

Method: \\chromfs\Denver\ChromData\WC_IonChrom10\20200629-92867.b\Anions_IC10.m
Limit Group: Wet - Anions 28D
Last Update: 07-Jul-2020 15:24:31 Calib Date: 01-Jun-2020 14:14:00
Integrator: Falcon
Quant Method: External Standard Quant By: Initial Calibration
Last ICal File: \\chromfs\Denver\ChromData\WC_IonChrom10\20200601-91996.b\Info 2_DENPC179_Anions_20200601-1432

Column 1 : Det: Info 2_091554_1
Process Host: CTX1060

Compound	RT (min.)	Exp RT (min.)	Dlt RT (min.)	Response	OnCol Amt ug/ml	Flags
1 Fluoride	3.302	3.310	-0.008	1877072	0.3673	
2 Chloride	4.460	4.477	-0.017	116280365	28.1	
3 Nitrite as N	5.157	5.160	-0.003	403934	NC	
4 Bromide	6.215	6.210	0.005	273140	0.2461	
5 Nitrate as N	6.952	6.957	-0.005	10146047	NC	
6 Orthophosphate as P	9.397	9.415	-0.018	194604	NC	
7 Sulfate	10.617	10.765	-0.148	180370928	59.0	

QC Flag Legend

Processing Flags
NC - Not Calibrated

Report Date: 07-Jul-2020 15:24:34 Chrom Revision: 2.3 21-Jun-2020 18:30:46

Eurofins TestAmerica, Denver

Data File:	\\chromfs\Denver\ChromData\WC_IonChrom10\20200629-92867.b\Info 2_DENPC179_Anions_20200630-121524.d				
Injection Date:	30-Jun-2020 11:57:00	Instrument ID:	WC_IonChrom10	Operator ID:	wetchemd
Lims ID:	280-137702-F-21	Lab Sample ID:	280-137702-21	Worklist Smp#:	61
Client ID:	G0094-20A				
Injection Vol:	5.0 ul	Dil. Factor:	1.0000	ALS Bottle#:	0
Method:	Anions_IC10	Limit Group:	Wet - Anions 28D		

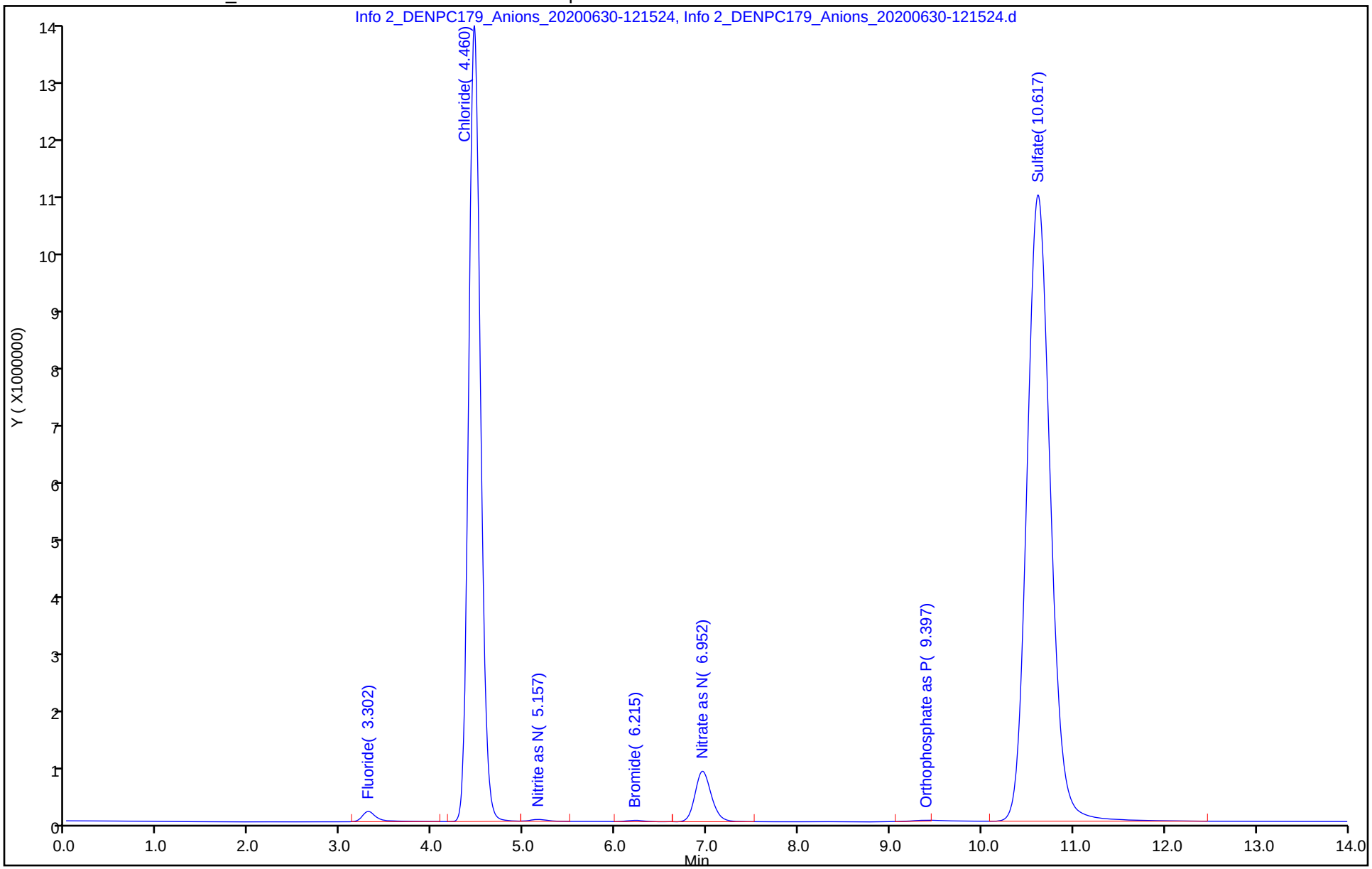

Eurofins TestAmerica, Denver
Target Compound Quantitation Report

Data File:	\\chromfs\Denver\ChromData\WC_IonChrom10\20200629-92867.b\Info 2_DENPC179_Anions_20200630-1232				
Lims ID:	280-137702-F-22				
Client ID:	G0099-20A				
Sample Type:	Client				
Inject. Date:	30-Jun-2020 12:15:00	ALS Bottle#:	0	Worklist Smp#:	62
Injection Vol:	5.0 ul	Dil. Factor:	1.0000		
Sample Info:	280-0092867-062				
Misc. Info.:	280-0092867-062				
Operator ID:	wetchemd	Instrument ID:	WC_IonChrom10		
Method:	\\chromfs\Denver\ChromData\WC_IonChrom10\20200629-92867.b\Anions_IC10.m				
Limit Group:	Wet - Anions 28D				
Last Update:	07-Jul-2020 15:24:31	Calib Date:	01-Jun-2020 14:14:00		
Integrator:	Falcon				
Quant Method:	External Standard	Quant By:	Initial Calibration		
Last ICal File:	\\chromfs\Denver\ChromData\WC_IonChrom10\20200601-91996.b\Info 2_DENPC179_Anions_20200601-1432				
Column 1 :			Det: Info 2_091554_1		
Process Host:	CTX1060				

Compound	RT (min.)	Exp RT (min.)	Dlt RT (min.)	Response	OnCol Amt ug/ml	Flags
1 Fluoride	3.302	3.310	-0.008	1794171	0.3579	
2 Chloride	4.457	4.477	-0.020	136526907	32.9	
3 Nitrite as N	5.138	5.160	-0.022	82591	NC	
4 Bromide	6.203	6.210	-0.007	232962	0.2167	
5 Nitrate as N	6.925	6.957	-0.032	31814115	NC	
6 Orthophosphate as P	9.380	9.415	-0.035	143700	NC	
7 Sulfate	10.598	10.765	-0.167	202800907	66.3	

QC Flag Legend

Processing Flags
NC - Not Calibrated

Report Date: 07-Jul-2020 15:24:34 Chrom Revision: 2.3 21-Jun-2020 18:30:46

Eurofins TestAmerica, Denver

Data File:	\\chromfs\Denver\ChromData\WC_IonChrom10\20200629-92867.b\Info 2_DENPC179_Anions_20200630-123255.d				
Injection Date:	30-Jun-2020 12:15:00	Instrument ID:	WC_IonChrom10	Operator ID:	wetchemd
Lims ID:	280-137702-F-22	Lab Sample ID:	280-137702-22	Worklist Smp#:	62
Client ID:	G0099-20A				
Injection Vol:	5.0 ul	Dil. Factor:	1.0000	ALS Bottle#:	0
Method:	Anions_IC10	Limit Group:	Wet - Anions 28D		

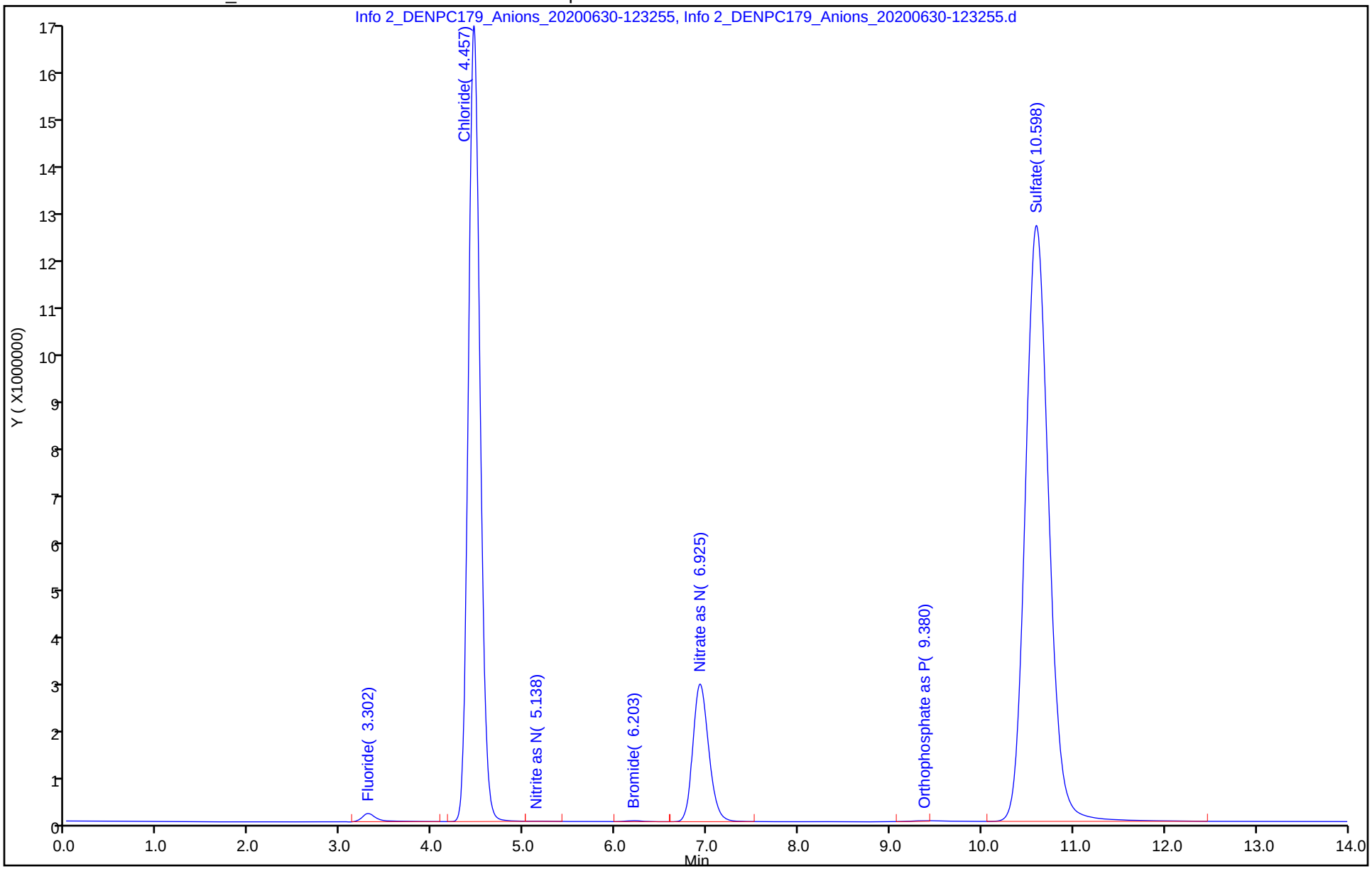

Eurofins TestAmerica, Denver
Target Compound Quantitation Report

Data File: \\chromfs\Denver\ChromData\WC_IonChrom10\20200629-92867.b\Info 2_DENPC179_Anions_20200630-125
Lims ID: 280-137702-F-23
Client ID: NW021-20A
Sample Type: Client
Inject. Date: 30-Jun-2020 12:32:00 ALS Bottle#: 0 Worklist Smp#: 63
Injection Vol: 5.0 ul Dil. Factor: 2.0000
Sample Info: 280-0092867-063
Misc. Info.: 280-0092867-063
Operator ID: wetchemd Instrument ID: WC_IonChrom10

Method: \\chromfs\Denver\ChromData\WC_IonChrom10\20200629-92867.b\Anions_IC10.m
Limit Group: Wet - Anions 28D
Last Update: 07-Jul-2020 15:24:31 Calib Date: 01-Jun-2020 14:14:00
Integrator: Falcon
Quant Method: External Standard Quant By: Initial Calibration
Last ICal File: \\chromfs\Denver\ChromData\WC_IonChrom10\20200601-91996.b\Info 2_DENPC179_Anions_20200601-1432

Column 1 : Det: Info 2_091554_1
Process Host: CTX1060

Compound	RT (min.)	Exp RT (min.)	Dlt RT (min.)	Response	OnCol Amt ug/ml	Flags
1 Fluoride	3.293	3.310	-0.017	646848	0.2284	
2 Chloride	4.443	4.477	-0.034	75858091	18.5	
3 Nitrite as N		5.160			ND	
4 Bromide	6.180	6.210	-0.030	150030	0.1561	
5 Nitrate as N	6.923	6.957	-0.034	5249793	NC	
6 Orthophosphate as P	9.357	9.415	-0.058	199693	NC	
7 Sulfate	10.565	10.765	-0.200	330641827	107.7	

QC Flag Legend

Processing Flags
NC - Not Calibrated

Report Date: 07-Jul-2020 15:24:34 Chrom Revision: 2.3 21-Jun-2020 18:30:46

Eurofins TestAmerica, Denver

Data File:	\\chromfs\Denver\ChromData\WC_IonChrom10\20200629-92867.b\Info 2_DENPC179_Anions_20200630-125025.d				
Injection Date:	30-Jun-2020 12:32:00	Instrument ID:	WC_IonChrom10	Operator ID:	wetchemd
Lims ID:	280-137702-F-23	Lab Sample ID:	280-137702-23	Worklist Smp#:	63
Client ID:	NW021-20A				
Injection Vol:	5.0 ul	Dil. Factor:	2.0000	ALS Bottle#:	0
Method:	Anions_IC10	Limit Group:	Wet - Anions 28D		

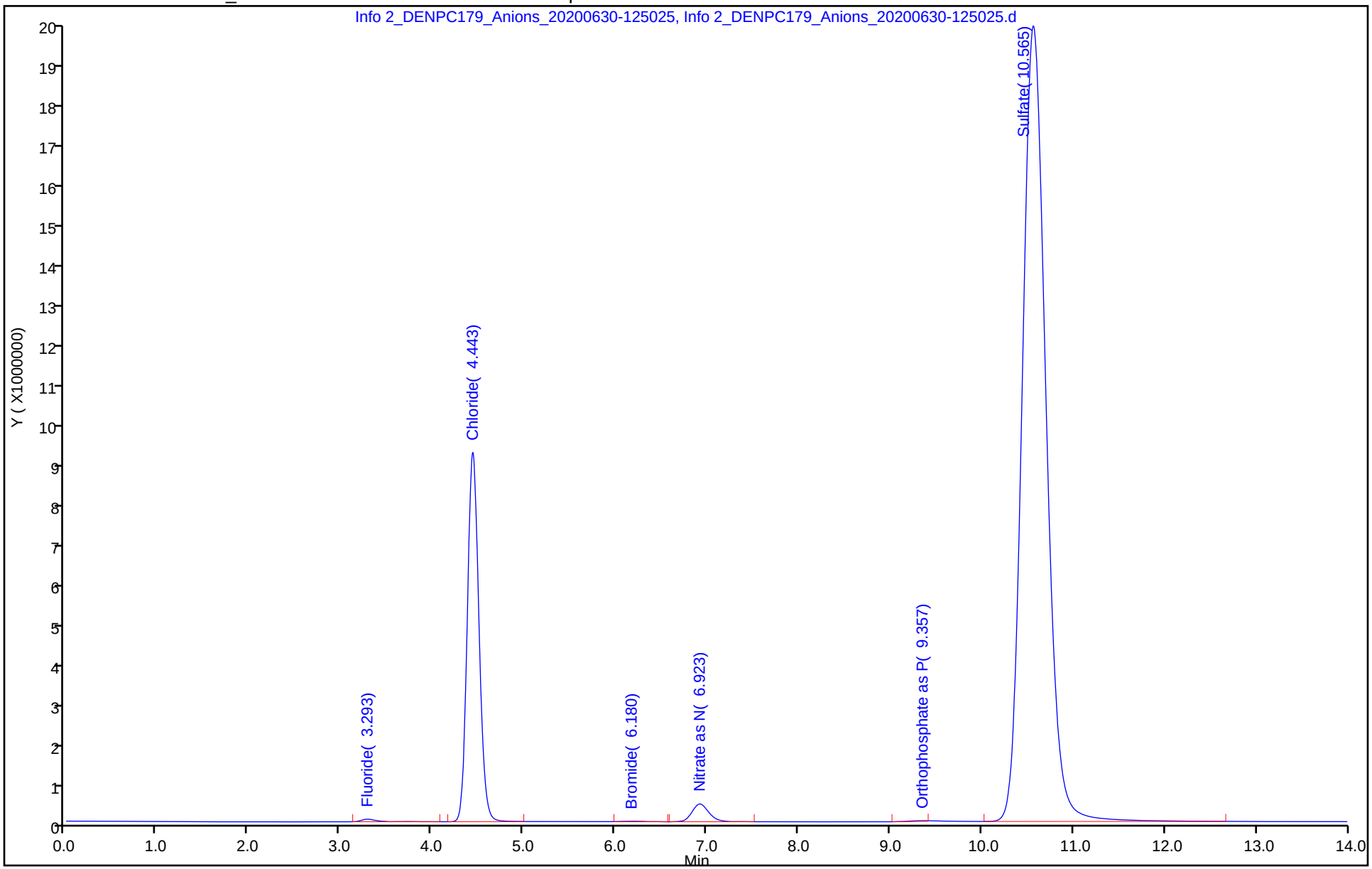

Eurofins TestAmerica, Denver
Target Compound Quantitation Report

Data File: \\chromfs\Denver\ChromData\WC_IonChrom10\20200629-92867.b\Info 2_DENPC179_Anions_20200630-1307
Lims ID: 280-137702-F-24
Client ID: NW023-20A
Sample Type: Client
Inject. Date: 30-Jun-2020 12:50:00 ALS Bottle#: 0 Worklist Smp#: 64
Injection Vol: 5.0 ul Dil. Factor: 2.0000
Sample Info: 280-0092867-064
Misc. Info.: 280-0092867-064
Operator ID: wetchemd Instrument ID: WC_IonChrom10

Method: \\chromfs\Denver\ChromData\WC_IonChrom10\20200629-92867.b\Anions_IC10.m
Limit Group: Wet - Anions 28D
Last Update: 07-Jul-2020 15:24:31 Calib Date: 01-Jun-2020 14:14:00
Integrator: Falcon
Quant Method: External Standard Quant By: Initial Calibration
Last ICal File: \\chromfs\Denver\ChromData\WC_IonChrom10\20200601-91996.b\Info 2_DENPC179_Anions_20200601-1432

Column 1 : Det: Info 2_091554_1
Process Host: CTX1060

Compound	RT (min.)	Exp RT (min.)	Dlt RT (min.)	Response	OnCol Amt ug/ml	Flags
1 Fluoride	3.297	3.310	-0.013	654873	0.2294	
2 Chloride	4.452	4.477	-0.025	77207115	18.8	
3 Nitrite as N		5.160			ND	
4 Bromide	6.192	6.210	-0.018	153960	0.1589	
5 Nitrate as N	6.938	6.957	-0.019	5335392	NC	
6 Orthophosphate as P	9.368	9.415	-0.047	204325	NC	
7 Sulfate	10.583	10.765	-0.182	334515251	108.9	

QC Flag Legend

Processing Flags
NC - Not Calibrated

Report Date: 07-Jul-2020 15:24:35 Chrom Revision: 2.3 21-Jun-2020 18:30:46

Eurofins TestAmerica, Denver

Data File:	\\chromfs\Denver\ChromData\WC_IonChrom10\20200629-92867.b\Info 2_DENPC179_Anions_20200630-130756.d				
Injection Date:	30-Jun-2020 12:50:00	Instrument ID:	WC_IonChrom10	Operator ID:	wetchemd
Lims ID:	280-137702-F-24	Lab Sample ID:	280-137702-24	Worklist Smp#:	64
Client ID:	NW023-20A				
Injection Vol:	5.0 ul	Dil. Factor:	2.0000	ALS Bottle#:	0
Method:	Anions_IC10	Limit Group:	Wet - Anions 28D		

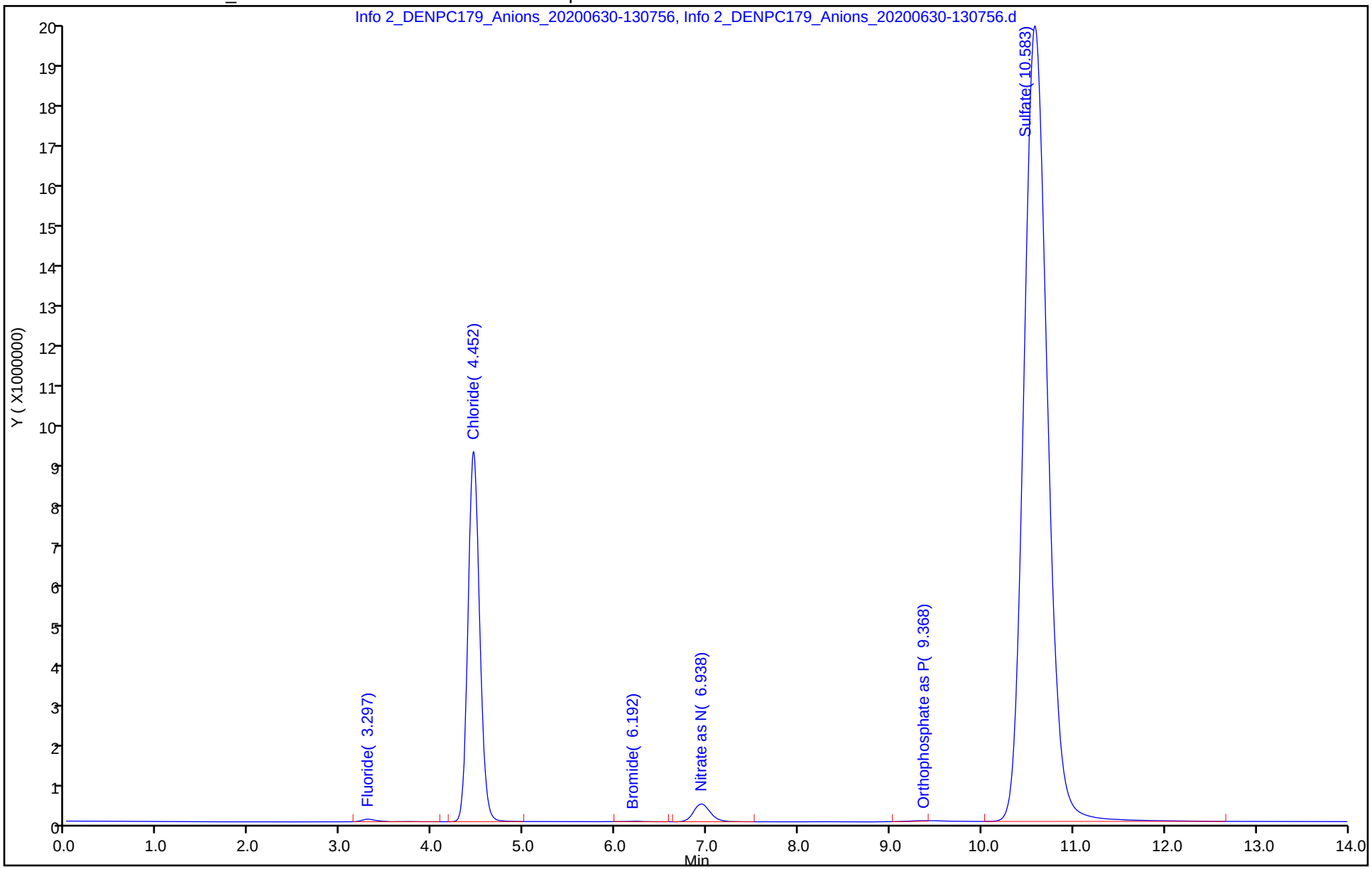

Eurofins TestAmerica, Denver
Target Compound Quantitation Report

Data File:	\\chromfs\Denver\ChromData\WC_IonChrom10\20200629-92867.b\Info 2_DENPC179_Anions_20200630-1325				
Lims ID:	ccv				
Client ID:					
Sample Type:	CCV				
Inject. Date:	30-Jun-2020 13:07:00	ALS Bottle#:	0	Worklist Smp#:	65
Injection Vol:	5.0 ul	Dil. Factor:	1.0000		
Sample Info:	280-0092867-065				
Misc. Info.:	280-0092867-065				
Operator ID:	wetchemd	Instrument ID:	WC_IonChrom10		
Sublist:	chrom-Anions_IC10*sub2				
Method:	\\chromfs\Denver\ChromData\WC_IonChrom10\20200629-92867.b\Anions_IC10.m				
Limit Group:	Wet - Anions 28D				
Last Update:	07-Jul-2020 15:24:35	Calib Date:	01-Jun-2020 14:14:00		
Integrator:	Falcon				
Quant Method:	External Standard	Quant By:	Initial Calibration		
Last ICal File:	\\chromfs\Denver\ChromData\WC_IonChrom10\20200601-91996.b\Info 2_DENPC179_Anions_20200601-1432				
Column 1 :			Det: Info 2_091554_1		
Process Host:	CTX1060				

Compound	RT (min.)	Exp RT (min.)	Dlt RT (min.)	Response	Cal Amt ug/ml	OnCol Amt ug/ml	Flags
1 Fluoride	3.312	3.310	0.002	35288511	5.00	4.14	
2 Chloride	4.475	4.477	-0.002	418289780	100.0	99.8	
3 Nitrite as N	5.152	5.160	-0.008	41006920	NC	NC	
4 Bromide	6.190	6.210	-0.020	6335032	5.00	4.68	
5 Nitrate as N	6.930	6.957	-0.027	46195197	NC	NC	
6 Orthophosphate as P	9.327	9.415	-0.088	31802825	NC	NC	
7 Sulfate	10.623	10.765	-0.142	321144897	100.0	104.6	

QC Flag Legend

Processing Flags

NC - Not Calibrated

Reagents:

IC LCS_01747 Amount Added: 10.00 Units: mL

Report Date: 07-Jul-2020 15:24:35 Chrom Revision: 2.3 21-Jun-2020 18:30:46

Eurofins TestAmerica, Denver

Data File:	\\chromfs\Denver\ChromData\WC_IonChrom10\20200629-92867.b\Info 2_DENPC179_Anions_20200630-132527.d				
Injection Date:	30-Jun-2020 13:07:00	Instrument ID:	WC_IonChrom10	Operator ID:	wetchemd
Lims ID:	ccv			Worklist Smp#:	65
Client ID:					
Injection Vol:	5.0 ul	Dil. Factor:	1.0000	ALS Bottle#:	0
Method:	Anions_IC10	Limit Group:	Wet - Anions 28D		

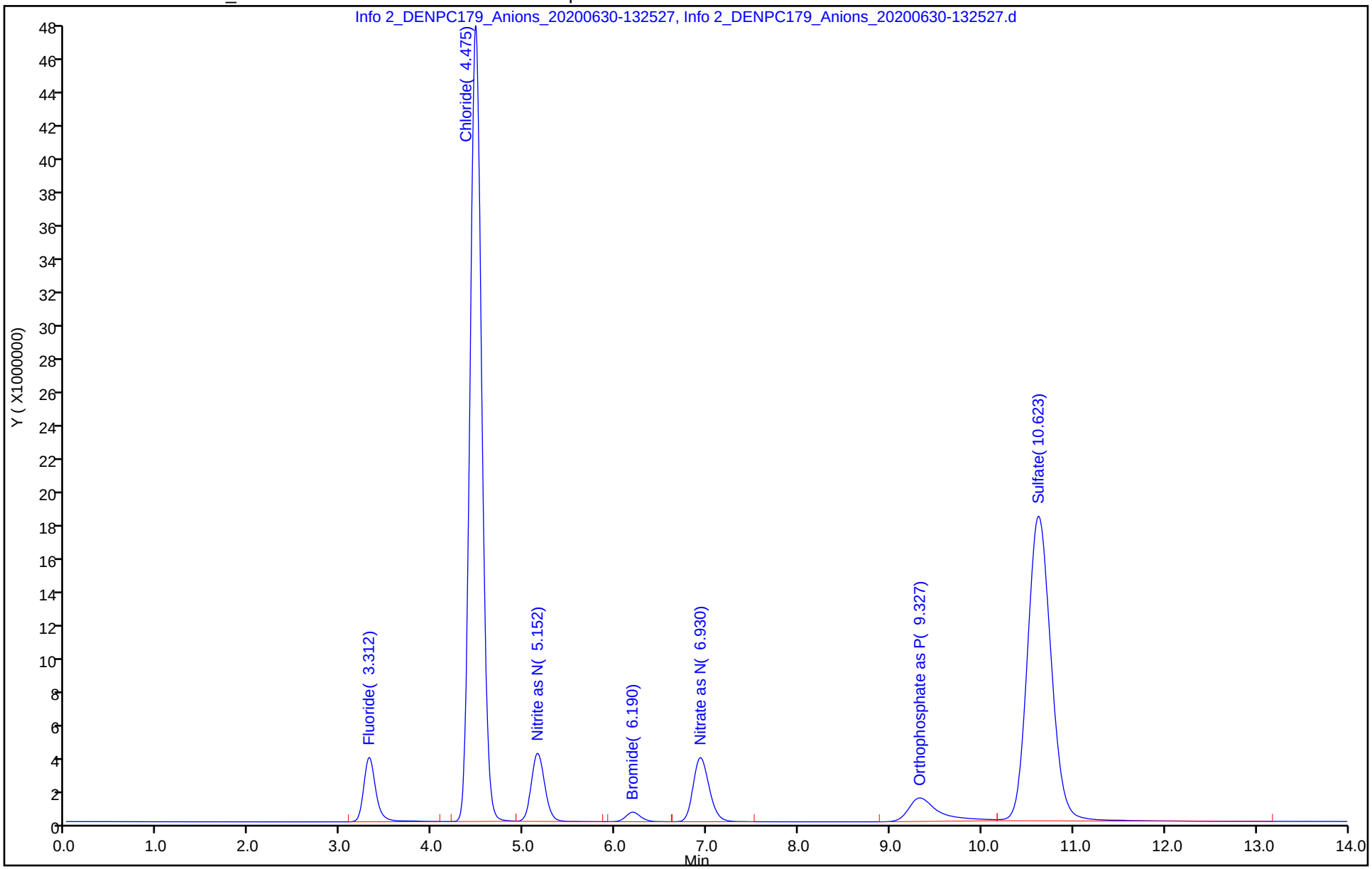

Eurofins TestAmerica, Denver
Target Compound Quantitation Report

Data File: \\chromfs\Denver\ChromData\WC_IonChrom10\20200629-92867.b\Info 2_DENPC179_Anions_20200630-1342
Lims ID: ccb
Client ID:
Sample Type: CCB
Inject. Date: 30-Jun-2020 13:25:00 ALS Bottle#: 0 Worklist Smp#: 66
Injection Vol: 5.0 ul Dil. Factor: 1.0000
Sample Info: 280-0092867-066
Misc. Info.: 280-0092867-066
Operator ID: wetchemd Instrument ID: WC_IonChrom10

Method: \\chromfs\Denver\ChromData\WC_IonChrom10\20200629-92867.b\Anions_IC10.m
Limit Group: Wet - Anions 28D
Last Update: 07-Jul-2020 15:24:35 Calib Date: 01-Jun-2020 14:14:00
Integrator: Falcon
Quant Method: External Standard Quant By: Initial Calibration
Last ICal File: \\chromfs\Denver\ChromData\WC_IonChrom10\20200601-91996.b\Info 2_DENPC179_Anions_20200601-1432

Column 1 : Det: Info 2_091554_1
Process Host: CTX1060

Compound	RT (min.)	Exp RT (min.)	Dlt RT (min.)	Response	Cal Amt ug/ml	OnCol Amt ug/ml	Flags
1 Fluoride		3.310				ND	
2 Chloride	4.475	4.477	-0.002	38562		0.4826	
3 Nitrite as N		5.160				ND	
4 Bromide		6.210				ND	
5 Nitrate as N		6.957				ND	
6 Orthophosphate as P	9.407	9.415	-0.008	1064571		NC	
7 Sulfate		10.765				ND	

QC Flag Legend

Processing Flags
NC - Not Calibrated

Report Date: 07-Jul-2020 15:24:35 Chrom Revision: 2.3 21-Jun-2020 18:30:46

Eurofins TestAmerica, Denver

Data File:	\\chromfs\Denver\ChromData\WC_IonChrom10\20200629-92867.b\Info 2_DENPC179_Anions_20200630-134259.d				
Injection Date:	30-Jun-2020 13:25:00	Instrument ID:	WC_IonChrom10	Operator ID:	wetchemd
Lims ID:	ccb			Worklist Smp#:	66
Client ID:					
Injection Vol:	5.0 ul	Dil. Factor:	1.0000	ALS Bottle#:	0
Method:	Anions_IC10	Limit Group:	Wet - Anions 28D		

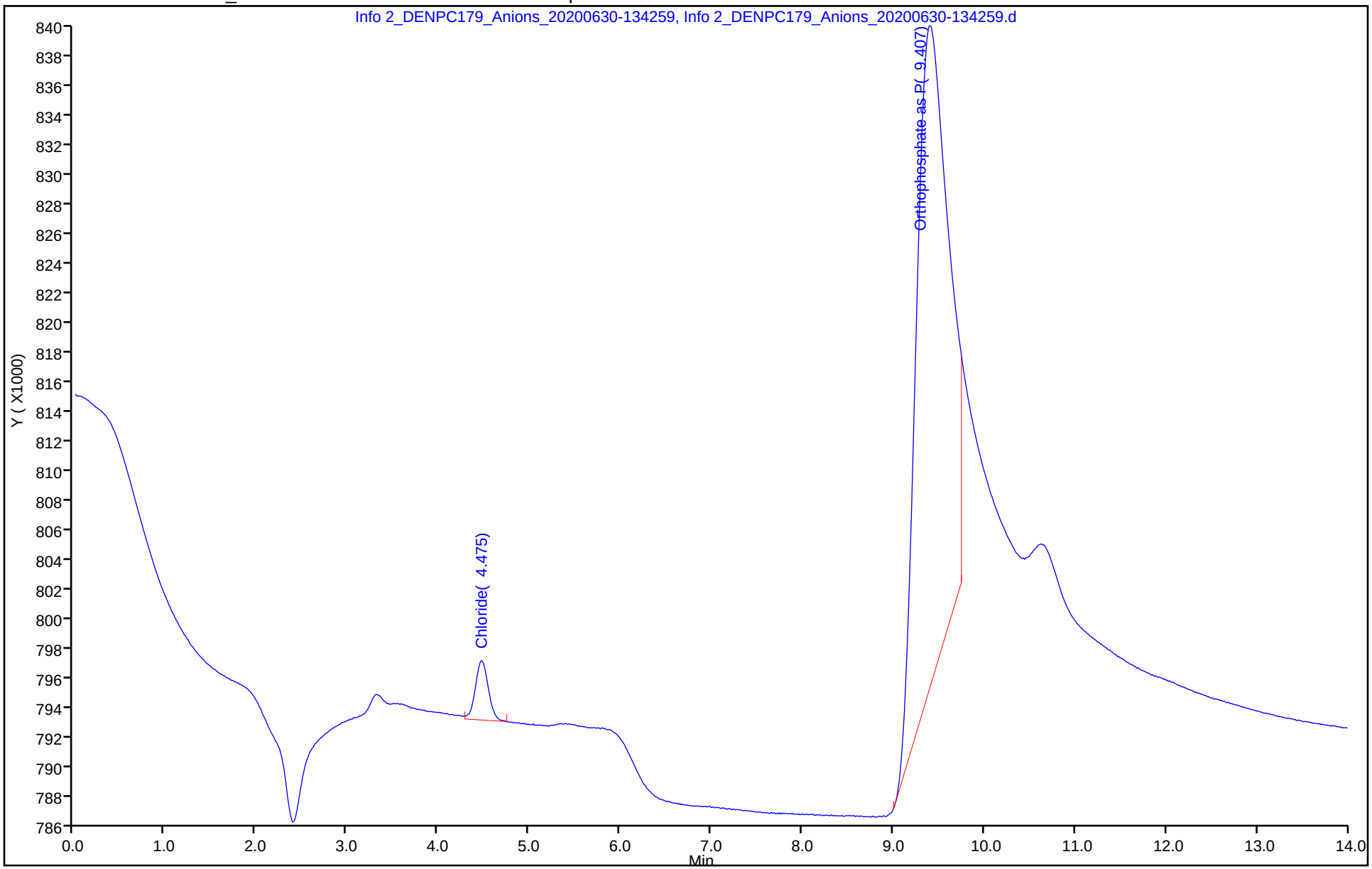

Eurofins TestAmerica, Denver
Target Compound Quantitation Report

Data File: \\chromfs\Denver\ChromData\WC_IonChrom10\20200629-92867.b\Info 2_DENPC179_Anions_20200630-140
Lims ID: 280-137702-F-25
Client ID: G0022-20A
Sample Type: Client
Inject. Date: 30-Jun-2020 13:43:00 ALS Bottle#: 0 Worklist Smp#: 67
Injection Vol: 5.0 ul Dil. Factor: 1.0000
Sample Info: 280-0092867-067
Misc. Info.: 280-0092867-067
Operator ID: wetchemd Instrument ID: WC_IonChrom10

Method: \\chromfs\Denver\ChromData\WC_IonChrom10\20200629-92867.b\Anions_IC10.m
Limit Group: Wet - Anions 28D
Last Update: 07-Jul-2020 15:24:35 Calib Date: 01-Jun-2020 14:14:00
Integrator: Falcon
Quant Method: External Standard Quant By: Initial Calibration
Last ICal File: \\chromfs\Denver\ChromData\WC_IonChrom10\20200601-91996.b\Info 2_DENPC179_Anions_20200601-1432

Column 1 : Det: Info 2_091554_1
Process Host: CTX1060

Compound	RT (min.)	Exp RT (min.)	Dlt RT (min.)	Response	OnCol Amt ug/ml	Flags
1 Fluoride	3.313	3.310	0.003	2782788	0.4695	
2 Chloride	4.475	4.477	-0.002	80848903	19.7	
3 Nitrite as N	5.163	5.160	0.003	55199	NC	
4 Bromide	6.235	6.210	0.025	158490	0.1623	
5 Nitrate as N	6.942	6.957	-0.015	104839886	NC	
6 Orthophosphate as P	9.410	9.415	-0.005	3045851	NC	
7 Sulfate	10.652	10.765	-0.113	326858841	106.4	

QC Flag Legend

Processing Flags
NC - Not Calibrated

Report Date: 07-Jul-2020 15:24:36 Chrom Revision: 2.3 21-Jun-2020 18:30:46

Eurofins TestAmerica, Denver

Data File:	\\chromfs\Denver\ChromData\WC_IonChrom10\20200629-92867.b\Info 2_DENPC179_Anions_20200630-140030.d				
Injection Date:	30-Jun-2020 13:43:00	Instrument ID:	WC_IonChrom10	Operator ID:	wetchemd
Lims ID:	280-137702-F-25	Lab Sample ID:	280-137702-25	Worklist Smp#:	67
Client ID:	G0022-20A				
Injection Vol:	5.0 ul	Dil. Factor:	1.0000	ALS Bottle#:	0
Method:	Anions_IC10	Limit Group:	Wet - Anions 28D		

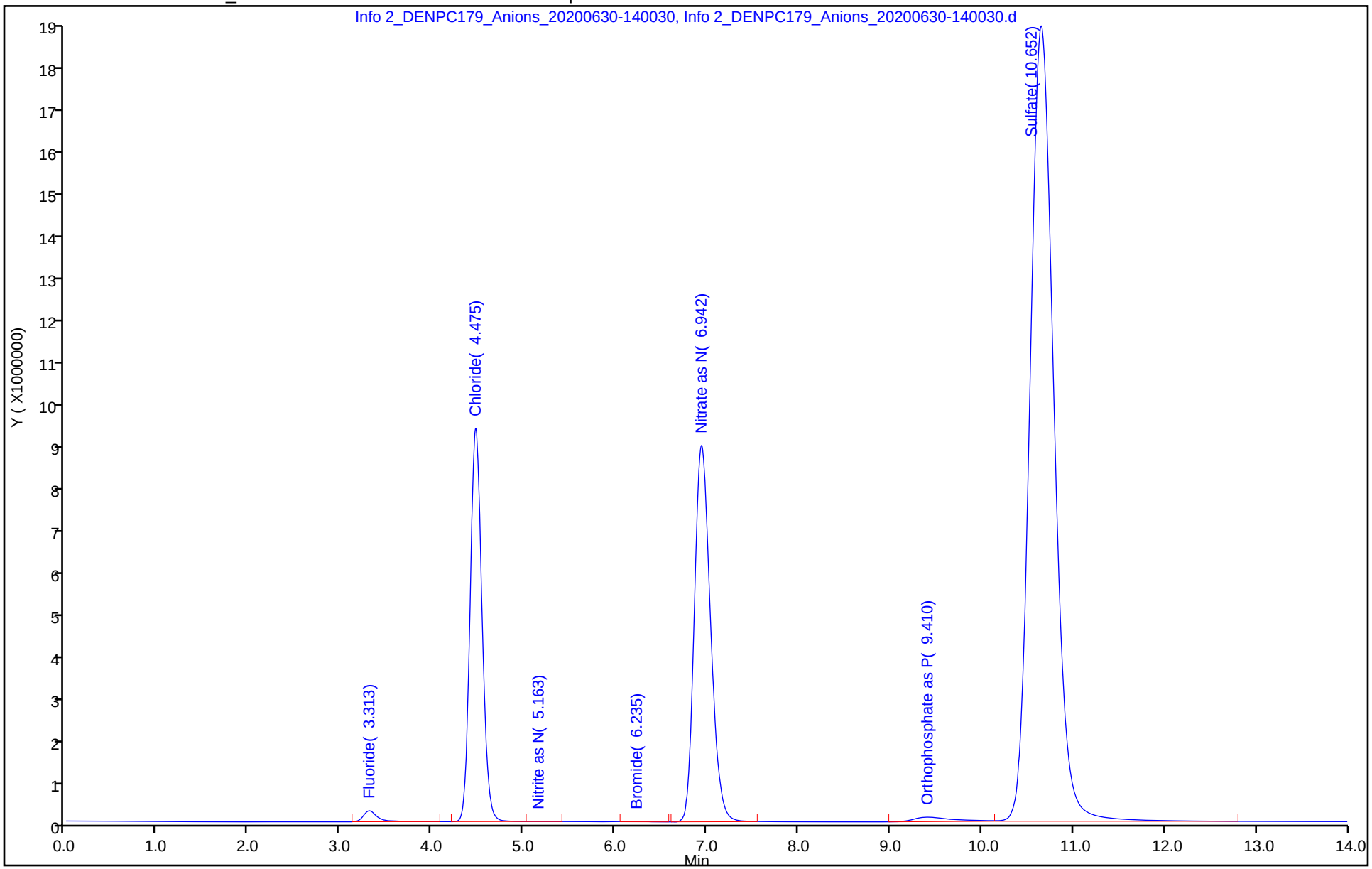

Eurofins TestAmerica, Denver
Target Compound Quantitation Report

Data File:	\\chromfs\Denver\ChromData\WC_IonChrom10\20200629-92867.b\Info 2_DENPC179_Anions_20200630-1418				
Lims ID:	280-137702-F-26				
Client ID:	G0024-20A				
Sample Type:	Client				
Inject. Date:	30-Jun-2020 14:00:00	ALS Bottle#:	0	Worklist Smp#:	68
Injection Vol:	5.0 ul	Dil. Factor:	2.0000		
Sample Info:	280-0092867-068				
Misc. Info.:	280-0092867-068				
Operator ID:	wetchemd	Instrument ID:	WC_IonChrom10		
Method:	\\chromfs\Denver\ChromData\WC_IonChrom10\20200629-92867.b\Anions_IC10.m				
Limit Group:	Wet - Anions 28D				
Last Update:	07-Jul-2020 15:24:35	Calib Date:	01-Jun-2020 14:14:00		
Integrator:	Falcon				
Quant Method:	External Standard	Quant By:	Initial Calibration		
Last ICal File:	\\chromfs\Denver\ChromData\WC_IonChrom10\20200601-91996.b\Info 2_DENPC179_Anions_20200601-1432				
Column 1 :			Det: Info 2_091554_1		
Process Host:	CTX1060				

Compound	RT (min.)	Exp RT (min.)	Dlt RT (min.)	Response	OnCol Amt ug/ml	Flags
1 Fluoride	3.313	3.310	0.003	705671	0.2351	
2 Chloride	4.470	4.477	-0.007	69184639	16.9	
3 Nitrite as N	5.148	5.160	-0.012	42541	NC	
4 Bromide		6.210			ND	
5 Nitrate as N	6.905	6.957	-0.052	137344588	NC	
6 Orthophosphate as P	9.362	9.415	-0.053	4043197	NC	
7 Sulfate	10.607	10.765	-0.158	228202322	74.5	

QC Flag Legend

Processing Flags
NC - Not Calibrated

Report Date: 07-Jul-2020 15:24:36 Chrom Revision: 2.3 21-Jun-2020 18:30:46

Eurofins TestAmerica, Denver

Data File:	\\chromfs\Denver\ChromData\WC_IonChrom10\20200629-92867.b\Info 2_DENPC179_Anions_20200630-141802.d				
Injection Date:	30-Jun-2020 14:00:00	Instrument ID:	WC_IonChrom10	Operator ID:	wetchemd
Lims ID:	280-137702-F-26	Lab Sample ID:	280-137702-26	Worklist Smp#:	68
Client ID:	G0024-20A				
Injection Vol:	5.0 ul	Dil. Factor:	2.0000	ALS Bottle#:	0
Method:	Anions_IC10	Limit Group:	Wet - Anions 28D		

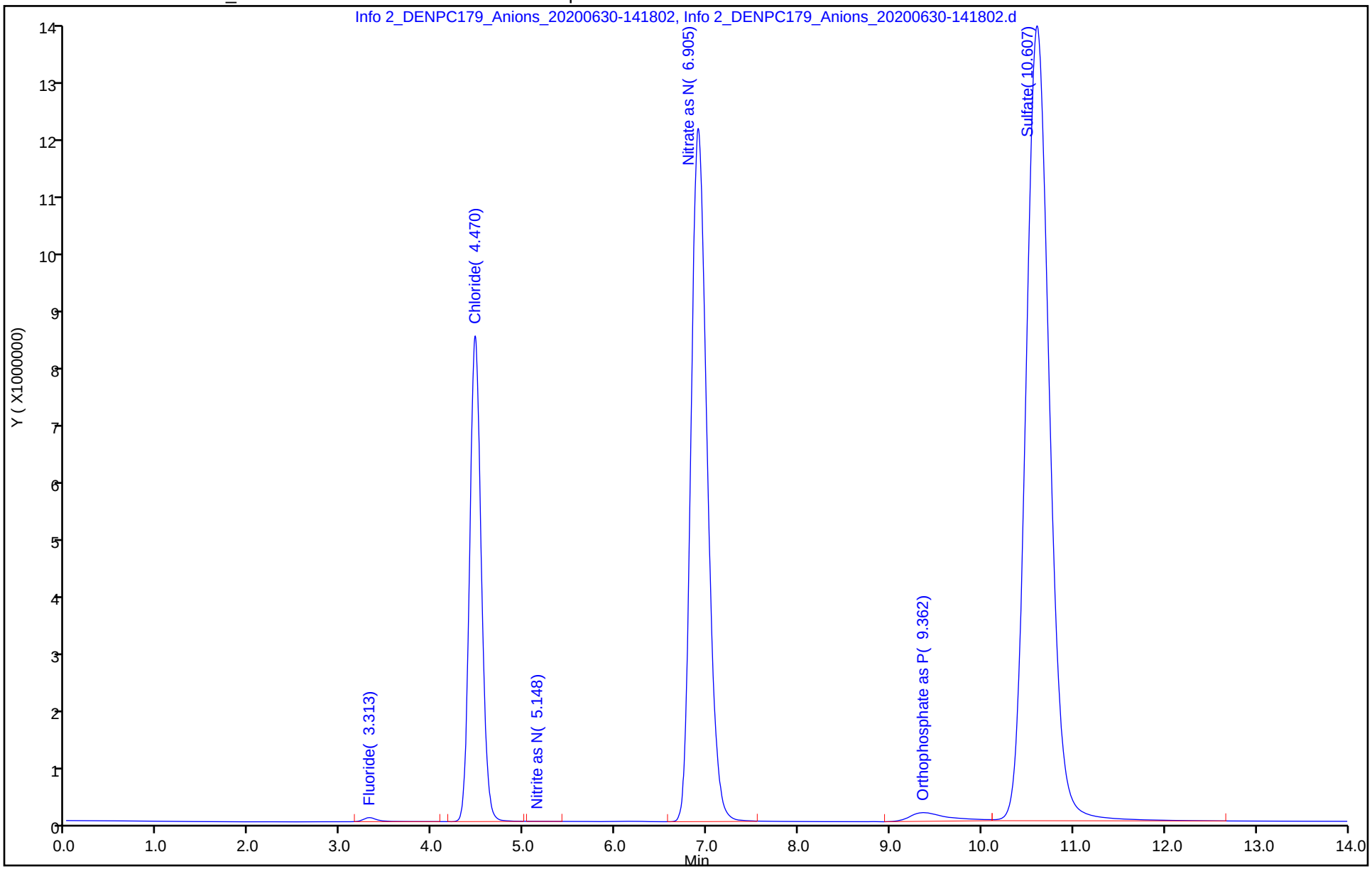

Eurofins TestAmerica, Denver
Target Compound Quantitation Report

Data File: \\chromfs\Denver\ChromData\WC_IonChrom10\20200629-92867.b\Info 2_DENPC179_Anions_20200630-1435
Lims ID: 280-137702-F-27
Client ID: G0097-20A
Sample Type: Client
Inject. Date: 30-Jun-2020 14:18:00 ALS Bottle#: 0 Worklist Smp#: 69
Injection Vol: 5.0 ul Dil. Factor: 5.0000
Sample Info: 280-0092867-069
Misc. Info.: 280-0092867-069
Operator ID: wetchemd Instrument ID: WC_IonChrom10

Method: \\chromfs\Denver\ChromData\WC_IonChrom10\20200629-92867.b\Anions_IC10.m
Limit Group: Wet - Anions 28D
Last Update: 07-Jul-2020 15:24:35 Calib Date: 01-Jun-2020 14:14:00
Integrator: Falcon
Quant Method: External Standard Quant By: Initial Calibration
Last ICal File: \\chromfs\Denver\ChromData\WC_IonChrom10\20200601-91996.b\Info 2_DENPC179_Anions_20200601-1432

Column 1 : Det: Info 2_091554_1
Process Host: CTX1060

Compound	RT (min.)	Exp RT (min.)	Dlt RT (min.)	Response	OnCol Amt ug/ml	Flags
1 Fluoride	3.328	3.310	0.018	409880	0.2017	
2 Chloride	4.482	4.477	0.005	160481890	38.6	
3 Nitrite as N		5.160			ND	
4 Bromide	6.237	6.210	0.027	122182	0.1357	
5 Nitrate as N		6.957			ND	
6 Orthophosphate as P	9.432	9.415	0.017	1429863	NC	
7 Sulfate	10.667	10.765	-0.098	21424219	7.53	

QC Flag Legend

Processing Flags
NC - Not Calibrated

Report Date: 07-Jul-2020 15:24:37 Chrom Revision: 2.3 21-Jun-2020 18:30:46

Eurofins TestAmerica, Denver

Data File:	\\chromfs\Denver\ChromData\WC_IonChrom10\20200629-92867.b\Info 2_DENPC179_Anions_20200630-143533.d				
Injection Date:	30-Jun-2020 14:18:00	Instrument ID:	WC_IonChrom10	Operator ID:	wetchemd
Lims ID:	280-137702-F-27	Lab Sample ID:	280-137702-27	Worklist Smp#:	69
Client ID:	G0097-20A				
Injection Vol:	5.0 ul	Dil. Factor:	5.0000	ALS Bottle#:	0
Method:	Anions_IC10	Limit Group:	Wet - Anions 28D		

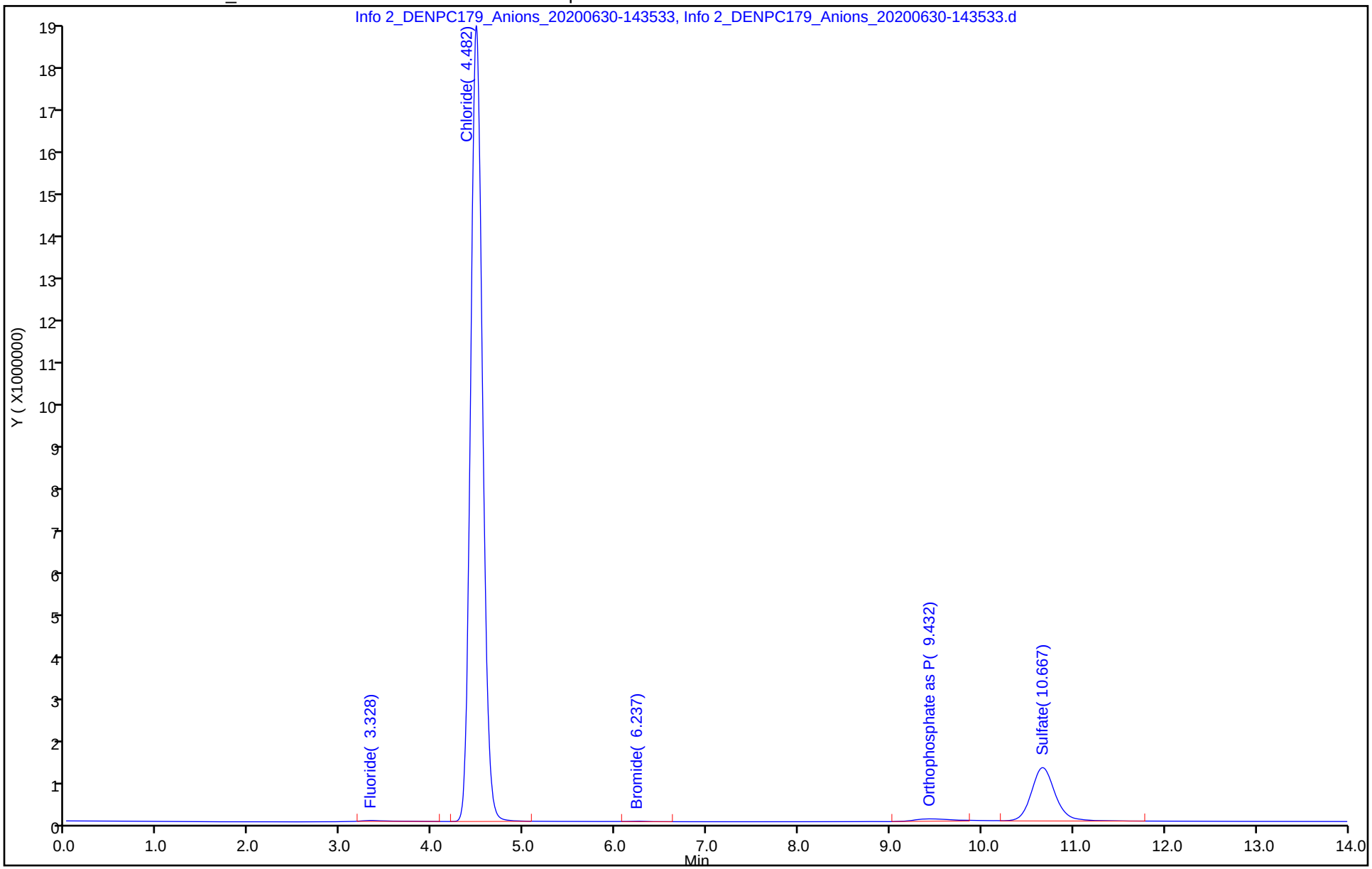

Eurofins TestAmerica, Denver
Target Compound Quantitation Report

Data File: \\chromfs\Denver\ChromData\WC_IonChrom10\20200629-92867.b\Info 2_DENPC179_Anions_20200630-1453
Lims ID: 280-137702-F-28
Client ID: G0113-20A
Sample Type: Client
Inject. Date: 30-Jun-2020 14:35:00 ALS Bottle#: 0 Worklist Smp#: 70
Injection Vol: 5.0 ul Dil. Factor: 1.0000
Sample Info: 280-0092867-070
Misc. Info.: 280-0092867-070
Operator ID: wetchemd Instrument ID: WC_IonChrom10

Method: \\chromfs\Denver\ChromData\WC_IonChrom10\20200629-92867.b\Anions_IC10.m
Limit Group: Wet - Anions 28D
Last Update: 07-Jul-2020 15:24:35 Calib Date: 01-Jun-2020 14:14:00
Integrator: Falcon
Quant Method: External Standard Quant By: Initial Calibration
Last ICal File: \\chromfs\Denver\ChromData\WC_IonChrom10\20200601-91996.b\Info 2_DENPC179_Anions_20200601-1432

Column 1 : Det: Info 2_091554_1
Process Host: CTX1060

Compound	RT (min.)	Exp RT (min.)	Dlt RT (min.)	Response	OnCol Amt ug/ml	Flags
1 Fluoride	3.315	3.310	0.005	1513037	0.3262	
2 Chloride	4.475	4.477	-0.002	86499031	21.0	
3 Nitrite as N		5.160			ND	
4 Bromide	6.233	6.210	0.023	175083	0.1744	
5 Nitrate as N		6.957			ND	
6 Orthophosphate as P	9.420	9.415	0.005	281681	NC	
7 Sulfate	10.640	10.765	-0.125	236996456	77.3	

QC Flag Legend

Processing Flags
NC - Not Calibrated

Report Date: 07-Jul-2020 15:24:37 Chrom Revision: 2.3 21-Jun-2020 18:30:46

Eurofins TestAmerica, Denver

Data File:	\\chromfs\Denver\ChromData\WC_IonChrom10\20200629-92867.b\Info 2_DENPC179_Anions_20200630-145304.d				
Injection Date:	30-Jun-2020 14:35:00	Instrument ID:	WC_IonChrom10	Operator ID:	wetchemd
Lims ID:	280-137702-F-28	Lab Sample ID:	280-137702-28	Worklist Smp#:	70
Client ID:	G0113-20A				
Injection Vol:	5.0 ul	Dil. Factor:	1.0000	ALS Bottle#:	0
Method:	Anions_IC10	Limit Group:	Wet - Anions 28D		

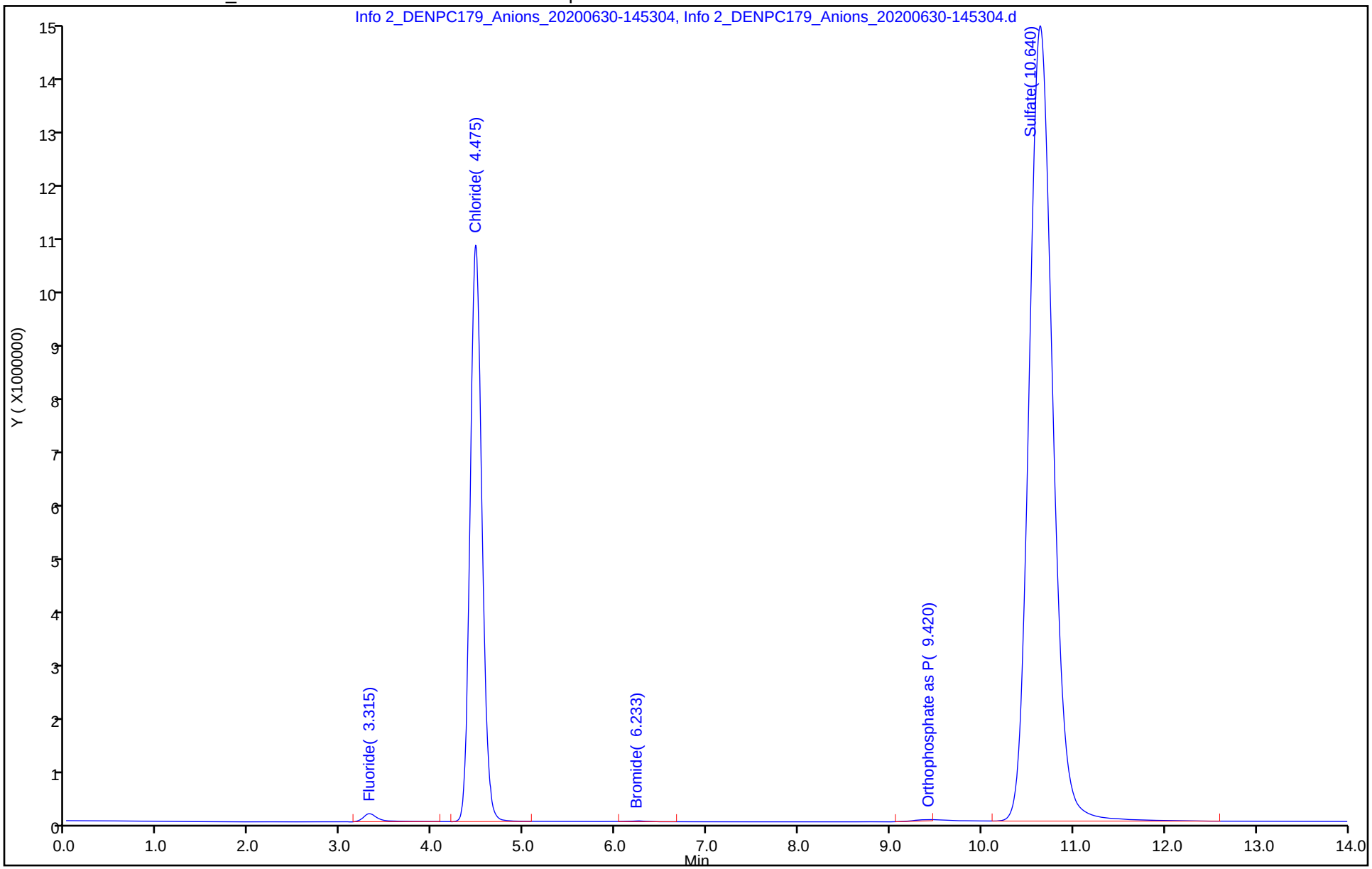

Eurofins TestAmerica, Denver
Target Compound Quantitation Report

Data File: \\chromfs\Denver\ChromData\WC_IonChrom10\20200629-92867.b\Info 2_DENPC179_Anions_20200630-1510
Lims ID: 280-137702-F-29
Client ID: G0108-20A
Sample Type: Client
Inject. Date: 30-Jun-2020 14:53:00 ALS Bottle#: 0 Worklist Smp#: 71
Injection Vol: 5.0 ul Dil. Factor: 1.0000
Sample Info: 280-0092867-071
Misc. Info.: 280-0092867-071
Operator ID: wetchemd Instrument ID: WC_IonChrom10

Method: \\chromfs\Denver\ChromData\WC_IonChrom10\20200629-92867.b\Anions_IC10.m
Limit Group: Wet - Anions 28D
Last Update: 07-Jul-2020 15:24:35 Calib Date: 01-Jun-2020 14:14:00
Integrator: Falcon
Quant Method: External Standard Quant By: Initial Calibration
Last ICal File: \\chromfs\Denver\ChromData\WC_IonChrom10\20200601-91996.b\Info 2_DENPC179_Anions_20200601-1432

Column 1 : Det: Info 2_091554_1
Process Host: CTX1060

Compound	RT (min.)	Exp RT (min.)	Dlt RT (min.)	Response	OnCol Amt ug/ml	Flags
1 Fluoride	3.320	3.310	0.010	3450607	0.5449	
2 Chloride	4.482	4.477	0.005	134324833	32.4	
3 Nitrite as N		5.160			ND	
4 Bromide	6.247	6.210	0.037	261844	0.2378	
5 Nitrate as N		6.957			ND	
6 Orthophosphate as P	9.438	9.415	0.023	234916	NC	
7 Sulfate	10.668	10.765	-0.097	72219445	24.0	

QC Flag Legend

Processing Flags
NC - Not Calibrated

Report Date: 07-Jul-2020 15:24:37 Chrom Revision: 2.3 21-Jun-2020 18:30:46

Eurofins TestAmerica, Denver

Data File:	\\chromfs\Denver\ChromData\WC_IonChrom10\20200629-92867.b\Info 2_DENPC179_Anions_20200630-151034.d				
Injection Date:	30-Jun-2020 14:53:00	Instrument ID:	WC_IonChrom10	Operator ID:	wetchemd
Lims ID:	280-137702-F-29	Lab Sample ID:	280-137702-29	Worklist Smp#:	71
Client ID:	G0108-20A				
Injection Vol:	5.0 ul	Dil. Factor:	1.0000	ALS Bottle#:	0
Method:	Anions_IC10	Limit Group:	Wet - Anions 28D		

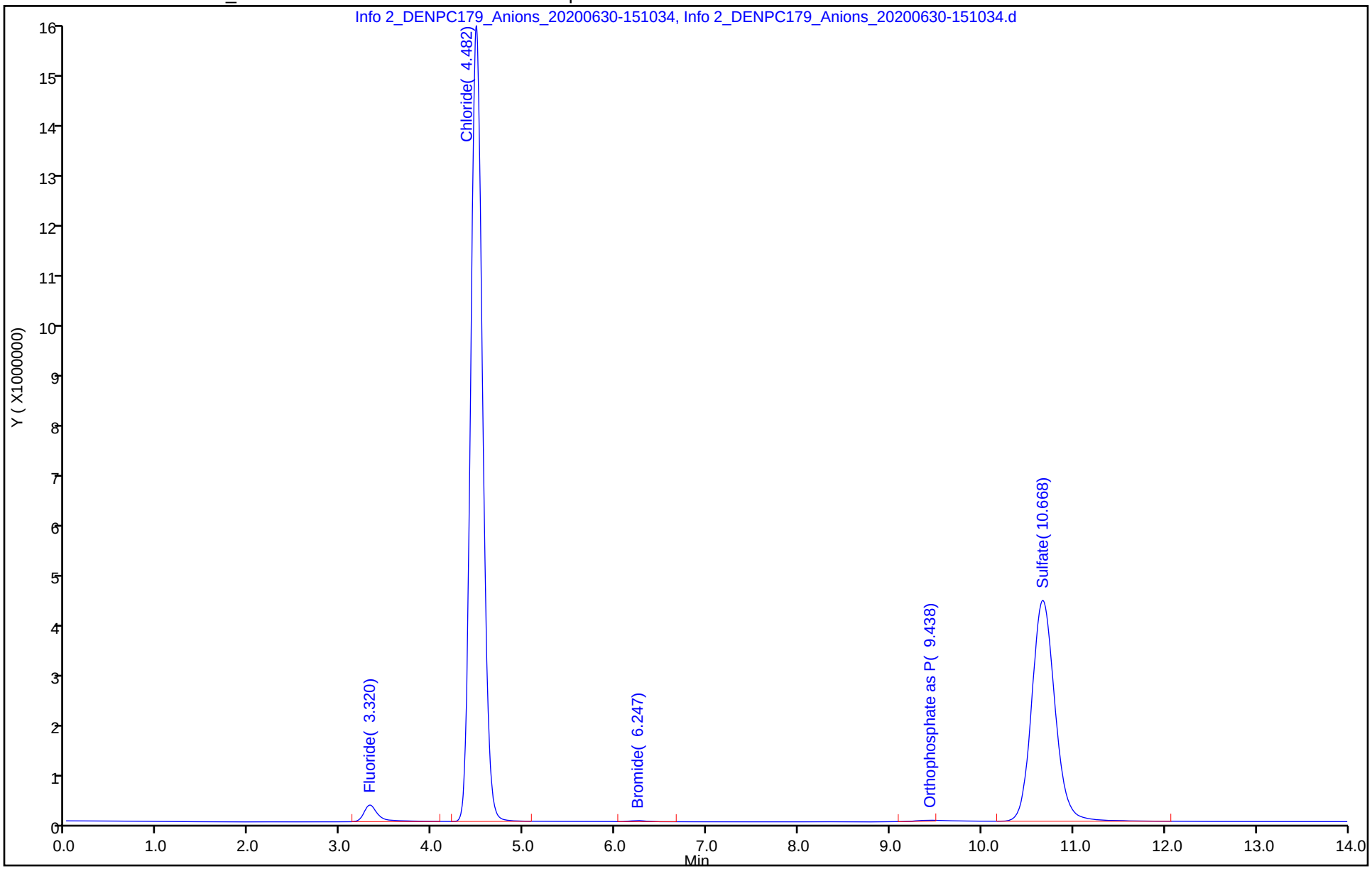

Eurofins TestAmerica, Denver
Target Compound Quantitation Report

Data File: \\chromfs\Denver\ChromData\WC_IonChrom10\20200629-92867.b\Info 2_DENPC179_Anions_20200630-1528
Lims ID: 280-137702-F-30
Client ID: G0118-20A
Sample Type: Client
Inject. Date: 30-Jun-2020 15:10:00 ALS Bottle#: 0 Worklist Smp#: 72
Injection Vol: 5.0 ul Dil. Factor: 10.0000
Sample Info: 280-0092867-072
Misc. Info.: 280-0092867-072
Operator ID: wetchemd Instrument ID: WC_IonChrom10

Method: \\chromfs\Denver\ChromData\WC_IonChrom10\20200629-92867.b\Anions_IC10.m
Limit Group: Wet - Anions 28D
Last Update: 07-Jul-2020 15:24:35 Calib Date: 01-Jun-2020 14:14:00
Integrator: Falcon
Quant Method: External Standard Quant By: Initial Calibration
Last ICal File: \\chromfs\Denver\ChromData\WC_IonChrom10\20200601-91996.b\Info 2_DENPC179_Anions_20200601-1432

Column 1 : Det: Info 2_091554_1
Process Host: CTX1060

Compound	RT (min.)	Exp RT (min.)	Dlt RT (min.)	Response	OnCol Amt ug/ml	Flags
1 Fluoride	3.317	3.310	0.007	185094	0.1763	
2 Chloride	4.473	4.477	-0.004	49813599	12.3	
3 Nitrite as N		5.160			ND	
4 Bromide		6.210			ND	
5 Nitrate as N		6.957			ND	
6 Orthophosphate as P	9.407	9.415	-0.008	185445	NC	
7 Sulfate	10.645	10.765	-0.120	638837	0.7973	

QC Flag Legend

Processing Flags
NC - Not Calibrated

Report Date: 07-Jul-2020 15:24:38 Chrom Revision: 2.3 21-Jun-2020 18:30:46

Eurofins TestAmerica, Denver

Data File:	\\chromfs\Denver\ChromData\WC_IonChrom10\20200629-92867.b\Info 2_DENPC179_Anions_20200630-152804.d				
Injection Date:	30-Jun-2020 15:10:00	Instrument ID:	WC_IonChrom10	Operator ID:	wetchemd
Lims ID:	280-137702-F-30	Lab Sample ID:	280-137702-30	Worklist Smp#:	72
Client ID:	G0118-20A				
Injection Vol:	5.0 ul	Dil. Factor:	10.0000	ALS Bottle#:	0
Method:	Anions_IC10	Limit Group:	Wet - Anions 28D		

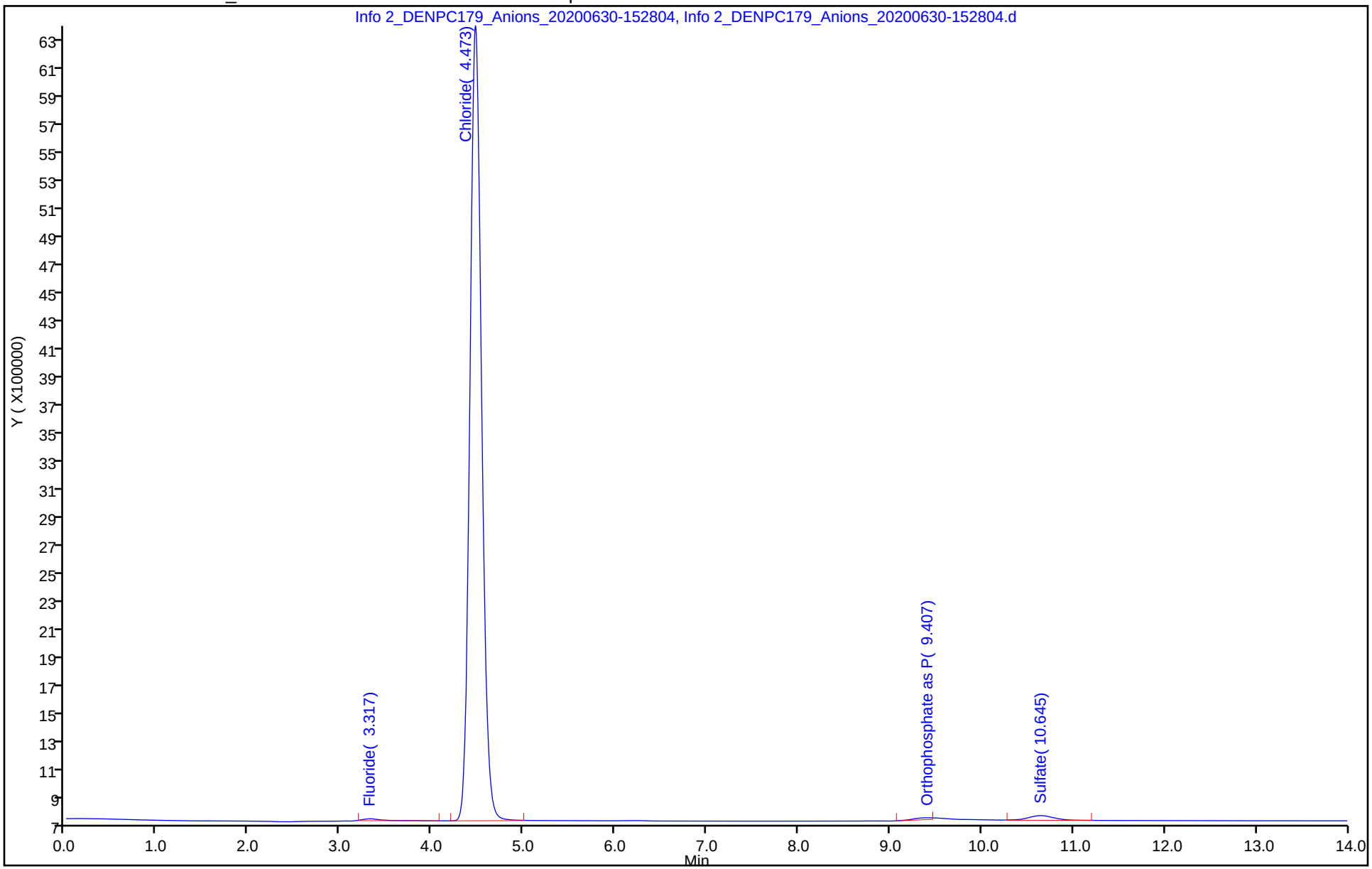

Eurofins TestAmerica, Denver
Target Compound Quantitation Report

Data File: \\chromfs\Denver\ChromData\WC_IonChrom10\20200629-92867.b\Info 2_DENPC179_Anions_20200630-1603
Lims ID: lcs
Client ID:
Sample Type: LCS
Inject. Date: 30-Jun-2020 15:45:00 ALS Bottle#: 0 Worklist Smp#: 74
Injection Vol: 5.0 ul Dil. Factor: 1.0000
Sample Info: 280-0092867-074
Misc. Info.: 280-0092867-074
Operator ID: wetchemd Instrument ID: WC_IonChrom10

Method: \\chromfs\Denver\ChromData\WC_IonChrom10\20200629-92867.b\Anions_IC10.m
Limit Group: Wet - Anions 28D
Last Update: 07-Jul-2020 15:24:35 Calib Date: 01-Jun-2020 14:14:00
Integrator: Falcon
Quant Method: External Standard Quant By: Initial Calibration
Last ICal File: \\chromfs\Denver\ChromData\WC_IonChrom10\20200601-91996.b\Info 2_DENPC179_Anions_20200601-1432

Column 1 : Det: Info 2_091554_1
Process Host: CTX1060

Compound	RT (min.)	Exp RT (min.)	Dlt RT (min.)	Response	Cal Amt ug/ml	OnCol Amt ug/ml	Flags
1 Fluoride	3.318	3.310	0.008	38364319	5.00	4.49	
2 Chloride	4.478	4.477	0.001	419042046	100.0	100.0	
3 Nitrite as N	5.153	5.160	-0.007	41645317	NC	NC	
4 Bromide	6.198	6.210	-0.012	6355721	5.00	4.69	
5 Nitrate as N	6.933	6.957	-0.024	46273656	NC	NC	
6 Orthophosphate as P	9.340	9.415	-0.075	37680322	NC	NC	
7 Sulfate	10.620	10.765	-0.145	324257247	100.0	105.6	

QC Flag Legend

Processing Flags
NC - Not Calibrated

Reagents:

IC LCS_01747 Amount Added: 10.00 Units: mL

Report Date: 07-Jul-2020 15:24:38 Chrom Revision: 2.3 21-Jun-2020 18:30:46

Eurofins TestAmerica, Denver

Data File:	\\chromfs\Denver\ChromData\WC_IonChrom10\20200629-92867.b\Info 2_DENPC179_Anions_20200630-160305.d				
Injection Date:	30-Jun-2020 15:45:00	Instrument ID:	WC_IonChrom10	Operator ID:	wetchemd
Lims ID:	lcs			Worklist Smp#:	74
Client ID:					
Injection Vol:	5.0 ul	Dil. Factor:	1.0000	ALS Bottle#:	0
Method:	Anions_IC10	Limit Group:	Wet - Anions 28D		

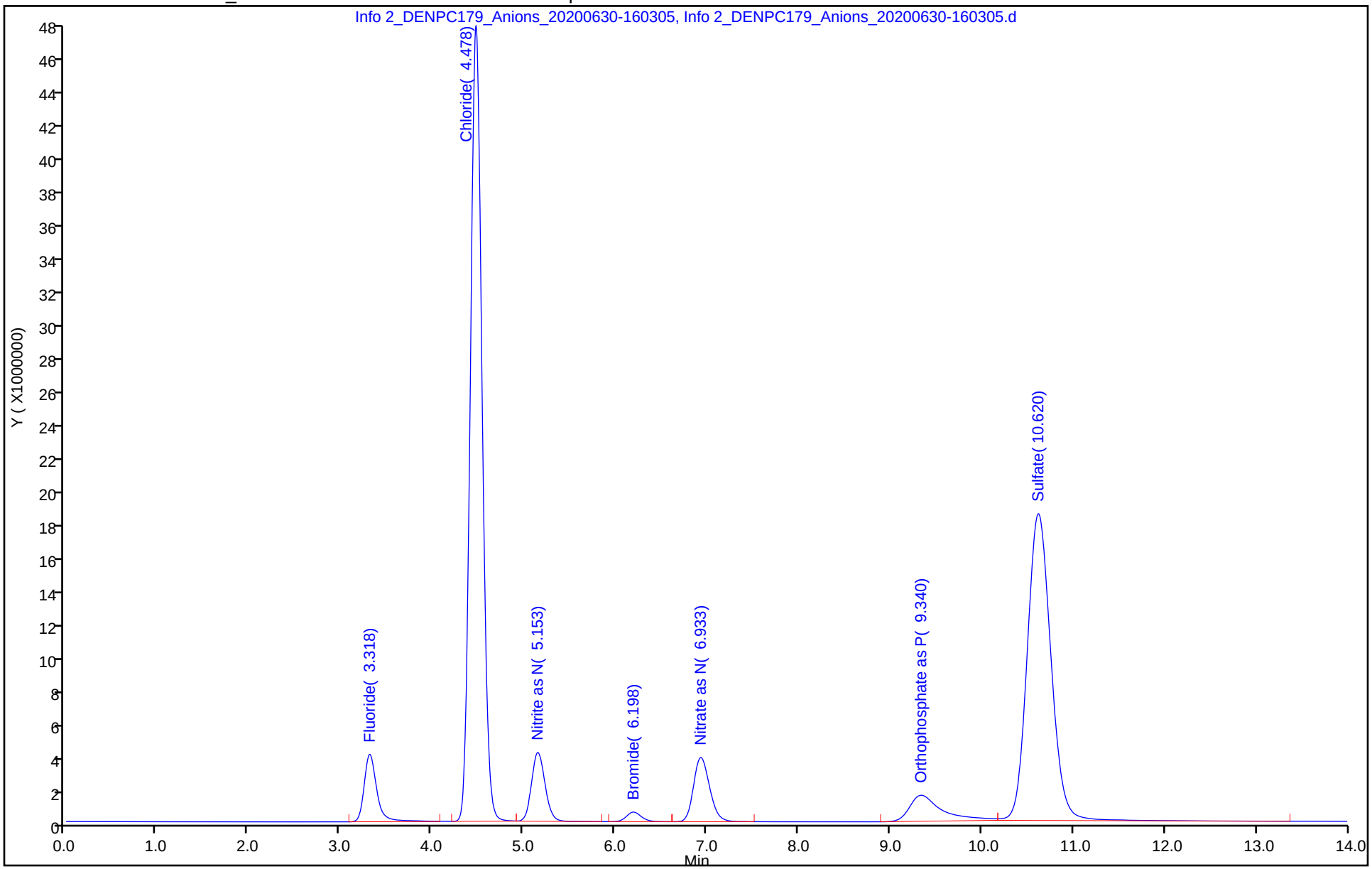

Eurofins TestAmerica, Denver
Target Compound Quantitation Report

Data File: \\chromfs\Denver\ChromData\WC_IonChrom10\20200629-92867.b\Info 2_DENPC179_Anions_20200630-162
Lims ID: lcsd
Client ID:
Sample Type: LCSD
Inject. Date: 30-Jun-2020 16:03:00 ALS Bottle#: 0 Worklist Smp#: 75
Injection Vol: 5.0 ul Dil. Factor: 1.0000
Sample Info: 280-0092867-075
Misc. Info.: 280-0092867-075
Operator ID: wetchemd Instrument ID: WC_IonChrom10

Method: \\chromfs\Denver\ChromData\WC_IonChrom10\20200629-92867.b\Anions_IC10.m
Limit Group: Wet - Anions 28D
Last Update: 07-Jul-2020 15:24:35 Calib Date: 01-Jun-2020 14:14:00
Integrator: Falcon
Quant Method: External Standard Quant By: Initial Calibration
Last ICal File: \\chromfs\Denver\ChromData\WC_IonChrom10\20200601-91996.b\Info 2_DENPC179_Anions_20200601-143

Column 1 : Det: Info 2_091554_1
Process Host: CTX1060

Compound	RT (min.)	Exp RT (min.)	Dlt RT (min.)	Response	Cal Amt ug/ml	OnCol Amt ug/ml	Flags
1 Fluoride	3.313	3.310	0.003	40211327	5.00	4.69	
2 Chloride	4.472	4.477	-0.005	418823832	100.0	99.9	
3 Nitrite as N	5.147	5.160	-0.013	41339126	NC	NC	
4 Bromide	6.190	6.210	-0.020	6315715	5.00	4.66	
5 Nitrate as N	6.925	6.957	-0.032	46285303	NC	NC	
6 Orthophosphate as P	9.327	9.415	-0.088	40461686	NC	NC	
7 Sulfate	10.612	10.765	-0.153	319114790	100.0	103.9	

QC Flag Legend

Processing Flags
NC - Not Calibrated

Reagents:

IC LCS_01747 Amount Added: 10.00 Units: mL

Report Date: 07-Jul-2020 15:24:39 Chrom Revision: 2.3 21-Jun-2020 18:30:46

Eurofins TestAmerica, Denver

Data File:	\\chromfs\Denver\ChromData\WC_IonChrom10\20200629-92867.b\Info 2_DENPC179_Anions_20200630-162035.d				
Injection Date:	30-Jun-2020 16:03:00	Instrument ID:	WC_IonChrom10	Operator ID:	wetchemd
Lims ID:	lcsd			Worklist Smp#:	75
Client ID:					
Injection Vol:	5.0 ul	Dil. Factor:	1.0000	ALS Bottle#:	0
Method:	Anions_IC10	Limit Group:	Wet - Anions 28D		

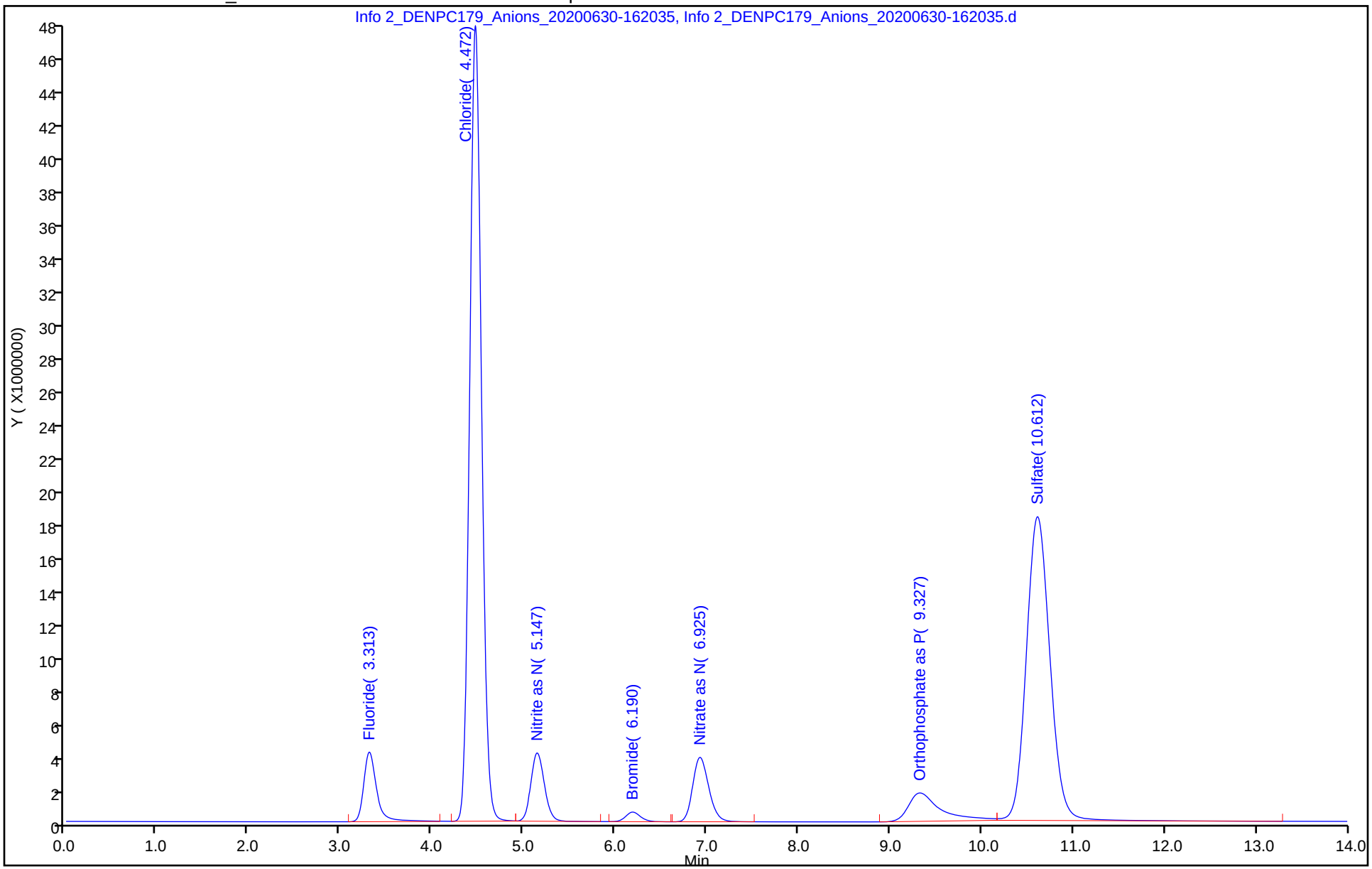

Eurofins TestAmerica, Denver
Target Compound Quantitation Report

Data File:	\\chromfs\Denver\ChromData\WC_IonChrom10\20200629-92867.b\Info 2_DENPC179_Anions_20200630-1638				
Lims ID:	mb				
Client ID:					
Sample Type:	MB				
Inject. Date:	30-Jun-2020 16:20:00	ALS Bottle#:	0	Worklist Smp#:	76
Injection Vol:	5.0 ul	Dil. Factor:	1.0000		
Sample Info:	280-0092867-076				
Misc. Info.:	280-0092867-076				
Operator ID:	wetchemd	Instrument ID:	WC_IonChrom10		
Method:	\\chromfs\Denver\ChromData\WC_IonChrom10\20200629-92867.b\Anions_IC10.m				
Limit Group:	Wet - Anions 28D				
Last Update:	07-Jul-2020 15:24:35	Calib Date:	01-Jun-2020 14:14:00		
Integrator:	Falcon				
Quant Method:	External Standard	Quant By:	Initial Calibration		
Last ICal File:	\\chromfs\Denver\ChromData\WC_IonChrom10\20200601-91996.b\Info 2_DENPC179_Anions_20200601-1432				
Column 1 :			Det: Info 2_091554_1		
Process Host:	CTX1060				

Compound	RT (min.)	Exp RT (min.)	Dlt RT (min.)	Response	Cal Amt ug/ml	OnCol Amt ug/ml	Flags
1 Fluoride		3.310				ND	
2 Chloride	4.473	4.477	-0.004	39100		0.4827	
3 Nitrite as N		5.160				ND	
4 Bromide		6.210				ND	
5 Nitrate as N		6.957				ND	
6 Orthophosphate as P	9.388	9.415	-0.027	1608132		NC	
7 Sulfate		10.765				ND	

QC Flag Legend

Processing Flags
NC - Not Calibrated

Report Date: 07-Jul-2020 15:24:39 Chrom Revision: 2.3 21-Jun-2020 18:30:46

Eurofins TestAmerica, Denver

Data File:	\\chromfs\Denver\ChromData\WC_IonChrom10\20200629-92867.b\Info 2_DENPC179_Anions_20200630-163803.d				
Injection Date:	30-Jun-2020 16:20:00	Instrument ID:	WC_IonChrom10	Operator ID:	wetchemd
Lims ID:	mb			Worklist Smp#:	76
Client ID:					
Injection Vol:	5.0 ul	Dil. Factor:	1.0000	ALS Bottle#:	0
Method:	Anions_IC10	Limit Group:	Wet - Anions 28D		

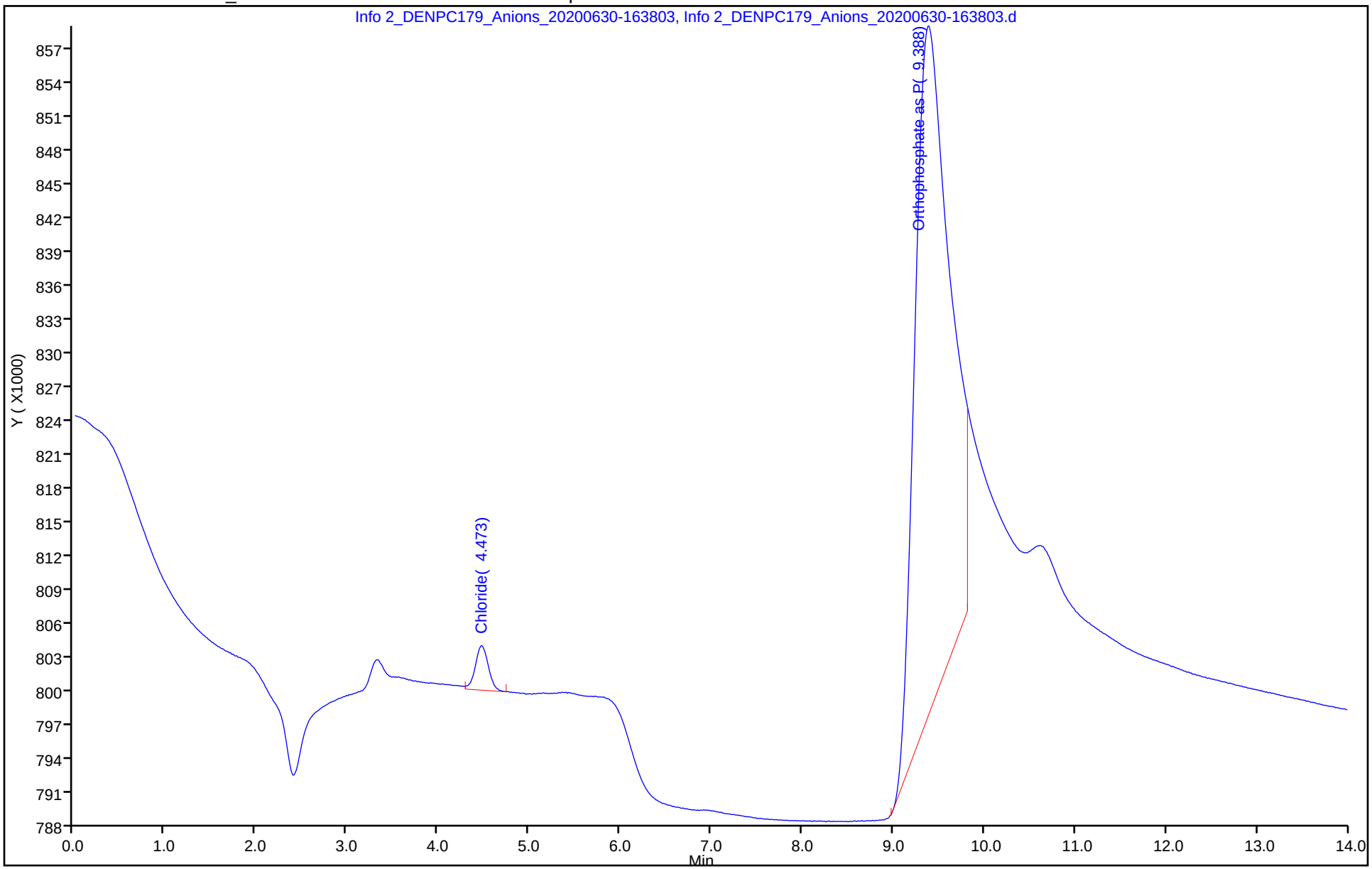

Eurofins TestAmerica, Denver
Target Compound Quantitation Report

Data File:	\\chromfs\Denver\ChromData\WC_IonChrom10\20200629-92867.b\Info 2_DENPC179_Anions_20200630-165				
Lims ID:	ccv				
Client ID:					
Sample Type:	CCV				
Inject. Date:	30-Jun-2020 16:38:00	ALS Bottle#:	0	Worklist Smp#:	77
Injection Vol:	5.0 ul	Dil. Factor:	1.0000		
Sample Info:	280-0092867-077				
Misc. Info.:	280-0092867-077				
Operator ID:	wetchemd	Instrument ID:	WC_IonChrom10		
Sublist:	chrom-Anions_IC10*sub2				
Method:	\\chromfs\Denver\ChromData\WC_IonChrom10\20200629-92867.b\Anions_IC10.m				
Limit Group:	Wet - Anions 28D				
Last Update:	07-Jul-2020 15:24:40	Calib Date:	01-Jun-2020 14:14:00		
Integrator:	Falcon				
Quant Method:	External Standard	Quant By:	Initial Calibration		
Last ICal File:	\\chromfs\Denver\ChromData\WC_IonChrom10\20200601-91996.b\Info 2_DENPC179_Anions_20200601-1432				
Column 1 :			Det: Info 2_091554_1		
Process Host:	CTX1060				

Compound	RT (min.)	Exp RT (min.)	Dlt RT (min.)	Response	Cal Amt ug/ml	OnCol Amt ug/ml	Flags
1 Fluoride	3.323	3.310	0.013	43585998	5.00	5.07	
2 Chloride	4.483	4.477	0.006	419844621	100.0	100.2	
3 Nitrite as N	5.160	5.160	0.000	40301281	NC	NC	
4 Bromide	6.207	6.210	-0.003	6341909	5.00	4.68	
5 Nitrate as N	6.942	6.957	-0.015	46316002	NC	NC	
6 Orthophosphate as P	9.345	9.415	-0.070	39585790	NC	NC	
7 Sulfate	10.632	10.765	-0.133	319890345	100.0	104.2	

QC Flag Legend

Processing Flags

NC - Not Calibrated

Reagents:

IC LCS_01747 Amount Added: 10.00 Units: mL

Report Date: 07-Jul-2020 15:24:40 Chrom Revision: 2.3 21-Jun-2020 18:30:46

Eurofins TestAmerica, Denver

Data File:	\\chromfs\Denver\ChromData\WC_IonChrom10\20200629-92867.b\Info 2_DENPC179_Anions_20200630-165531.d				
Injection Date:	30-Jun-2020 16:38:00	Instrument ID:	WC_IonChrom10	Operator ID:	wetchemd
Lims ID:	ccv			Worklist Smp#:	77
Client ID:					
Injection Vol:	5.0 ul	Dil. Factor:	1.0000	ALS Bottle#:	0
Method:	Anions_IC10	Limit Group:	Wet - Anions 28D		

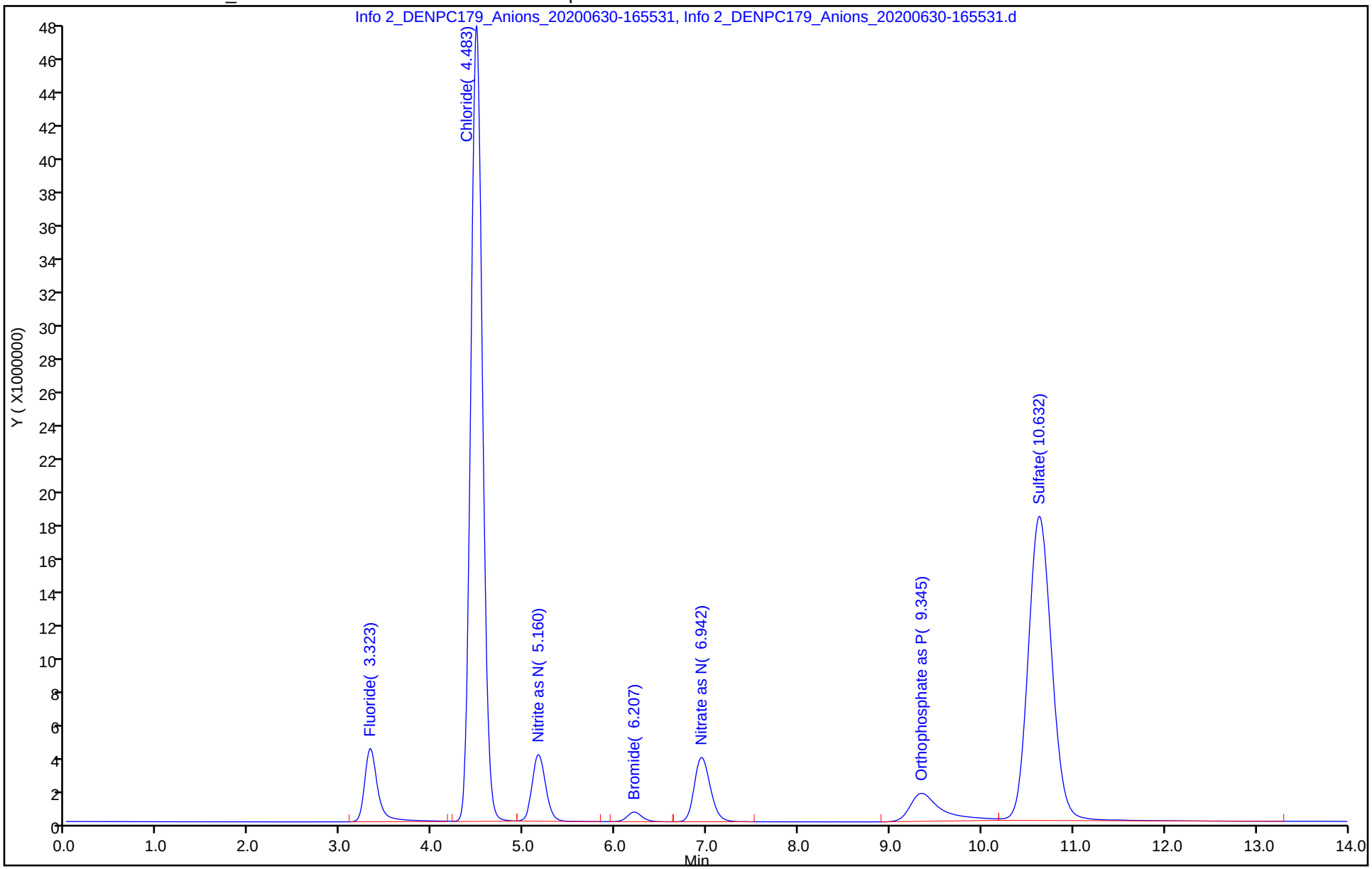

Eurofins TestAmerica, Denver
Target Compound Quantitation Report

Data File:	\\chromfs\Denver\ChromData\WC_IonChrom10\20200629-92867.b\Info 2_DENPC179_Anions_20200630-1712				
Lims ID:	ccb				
Client ID:					
Sample Type:	CCB				
Inject. Date:	30-Jun-2020 16:55:00	ALS Bottle#:	0	Worklist Smp#:	78
Injection Vol:	5.0 ul	Dil. Factor:	1.0000		
Sample Info:	280-0092867-078				
Misc. Info.:	280-0092867-078				
Operator ID:	wetchemd	Instrument ID:	WC_IonChrom10		
Method:	\\chromfs\Denver\ChromData\WC_IonChrom10\20200629-92867.b\Anions_IC10.m				
Limit Group:	Wet - Anions 28D				
Last Update:	07-Jul-2020 15:24:40	Calib Date:	01-Jun-2020 14:14:00		
Integrator:	Falcon				
Quant Method:	External Standard	Quant By:	Initial Calibration		
Last ICal File:	\\chromfs\Denver\ChromData\WC_IonChrom10\20200601-91996.b\Info 2_DENPC179_Anions_20200601-1432				
Column 1 :			Det: Info 2_091554_1		
Process Host:	CTX1060				

Compound	RT (min.)	Exp RT (min.)	Dlt RT (min.)	Response	Cal Amt ug/ml	OnCol Amt ug/ml	Flags
1 Fluoride		3.310				ND	
2 Chloride	4.473	4.477	-0.004	44645		0.4840	
3 Nitrite as N		5.160				ND	
4 Bromide		6.210				ND	
5 Nitrate as N		6.957				ND	
6 Orthophosphate as P	9.408	9.415	-0.007	1353394		NC	
7 Sulfate		10.765				ND	

QC Flag Legend

Processing Flags
NC - Not Calibrated

Report Date: 07-Jul-2020 15:24:40 Chrom Revision: 2.3 21-Jun-2020 18:30:46

Eurofins TestAmerica, Denver

Data File:	\\chromfs\Denver\ChromData\WC_IonChrom10\20200629-92867.b\Info 2_DENPC179_Anions_20200630-171259.d				
Injection Date:	30-Jun-2020 16:55:00	Instrument ID:	WC_IonChrom10	Operator ID:	wetchemd
Lims ID:	ccb			Worklist Smp#:	78
Client ID:					
Injection Vol:	5.0 ul	Dil. Factor:	1.0000	ALS Bottle#:	0
Method:	Anions_IC10	Limit Group:	Wet - Anions 28D		

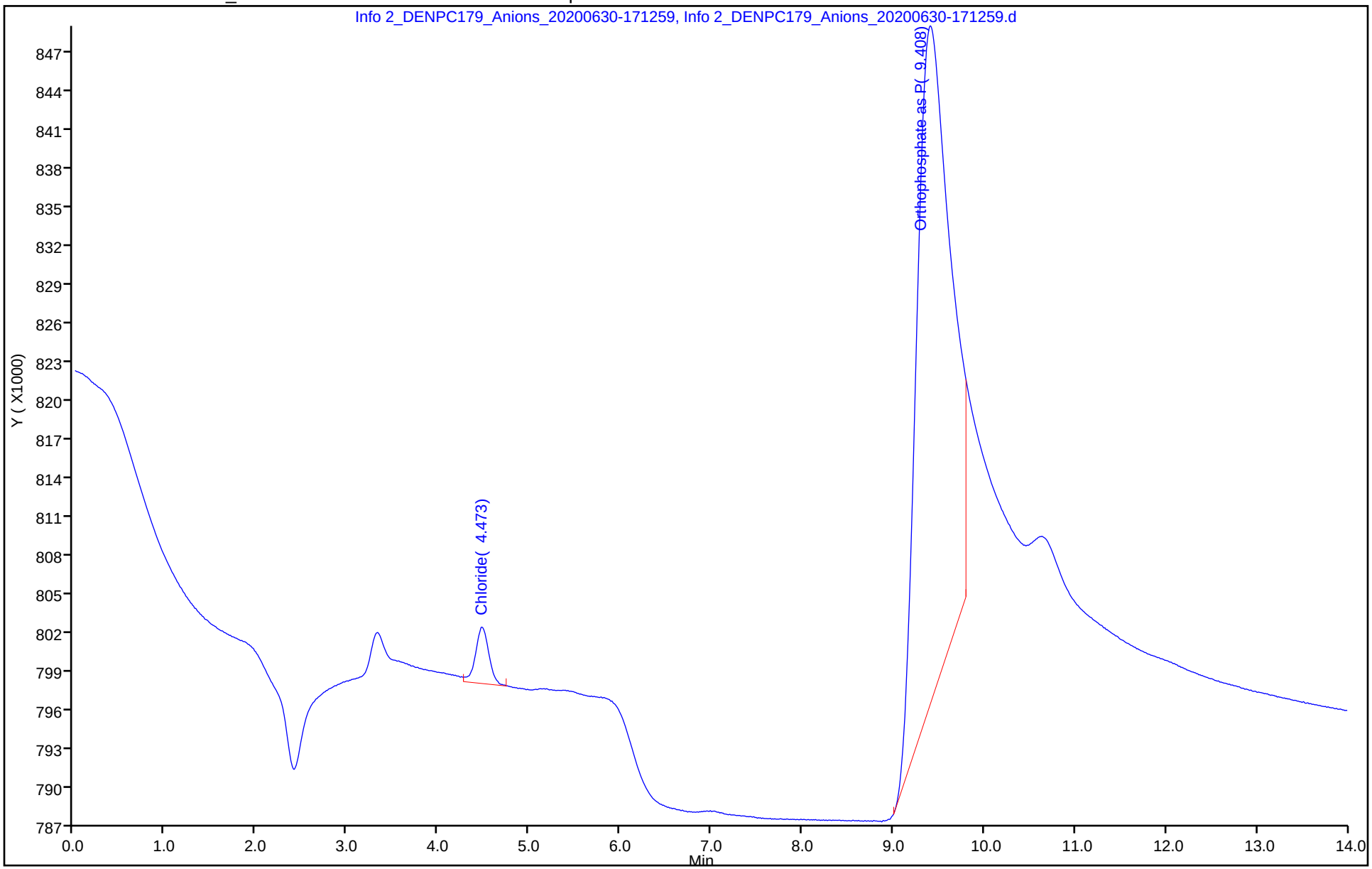

Eurofins TestAmerica, Denver
Target Compound Quantitation Report

Data File: \\chromfs\Denver\ChromData\WC_IonChrom10\20200629-92867.b\Info 2_DENPC179_Anions_20200630-173
Lims ID: 280-137702-F-2
Client ID: NW020-20A
Sample Type: Client
Inject. Date: 30-Jun-2020 17:13:00 ALS Bottle#: 0 Worklist Smp#: 79
Injection Vol: 5.0 ul Dil. Factor: 2.0000
Sample Info: 280-0092867-079
Misc. Info.: 280-0092867-079
Operator ID: wetchemd Instrument ID: WC_IonChrom10

Method: \\chromfs\Denver\ChromData\WC_IonChrom10\20200629-92867.b\Anions_IC10.m
Limit Group: Wet - Anions 28D
Last Update: 07-Jul-2020 15:24:40 Calib Date: 01-Jun-2020 14:14:00
Integrator: Falcon
Quant Method: External Standard Quant By: Initial Calibration
Last ICal File: \\chromfs\Denver\ChromData\WC_IonChrom10\20200601-91996.b\Info 2_DENPC179_Anions_20200601-1432

Column 1 : Det: Info 2_091554_1
Process Host: CTX1060

Compound	RT (min.)	Exp RT (min.)	Dlt RT (min.)	Response	OnCol Amt ug/ml	Flags
1 Fluoride	3.322	3.310	0.012	919479	0.2592	
2 Chloride	4.480	4.477	0.003	87226714	21.2	
3 Nitrite as N		5.160			ND	
4 Bromide	6.228	6.210	0.018	136996	0.1465	
5 Nitrate as N	6.928	6.957	-0.029	200614912	NC	
6 Orthophosphate as P	9.427	9.415	0.012	3457748	NC	
7 Sulfate	10.653	10.765	-0.112	358188992	116.6	

QC Flag Legend

Processing Flags
NC - Not Calibrated

Report Date: 07-Jul-2020 15:24:41 Chrom Revision: 2.3 21-Jun-2020 18:30:46

Eurofins TestAmerica, Denver

Data File:	\\chromfs\Denver\ChromData\WC_IonChrom10\20200629-92867.b\Info 2_DENPC179_Anions_20200630-173026.d				
Injection Date:	30-Jun-2020 17:13:00	Instrument ID:	WC_IonChrom10	Operator ID:	wetchemd
Lims ID:	280-137702-F-2	Lab Sample ID:	280-137702-2	Worklist Smp#:	79
Client ID:	NW020-20A				
Injection Vol:	5.0 ul	Dil. Factor:	2.0000	ALS Bottle#:	0
Method:	Anions_IC10	Limit Group:	Wet - Anions 28D		

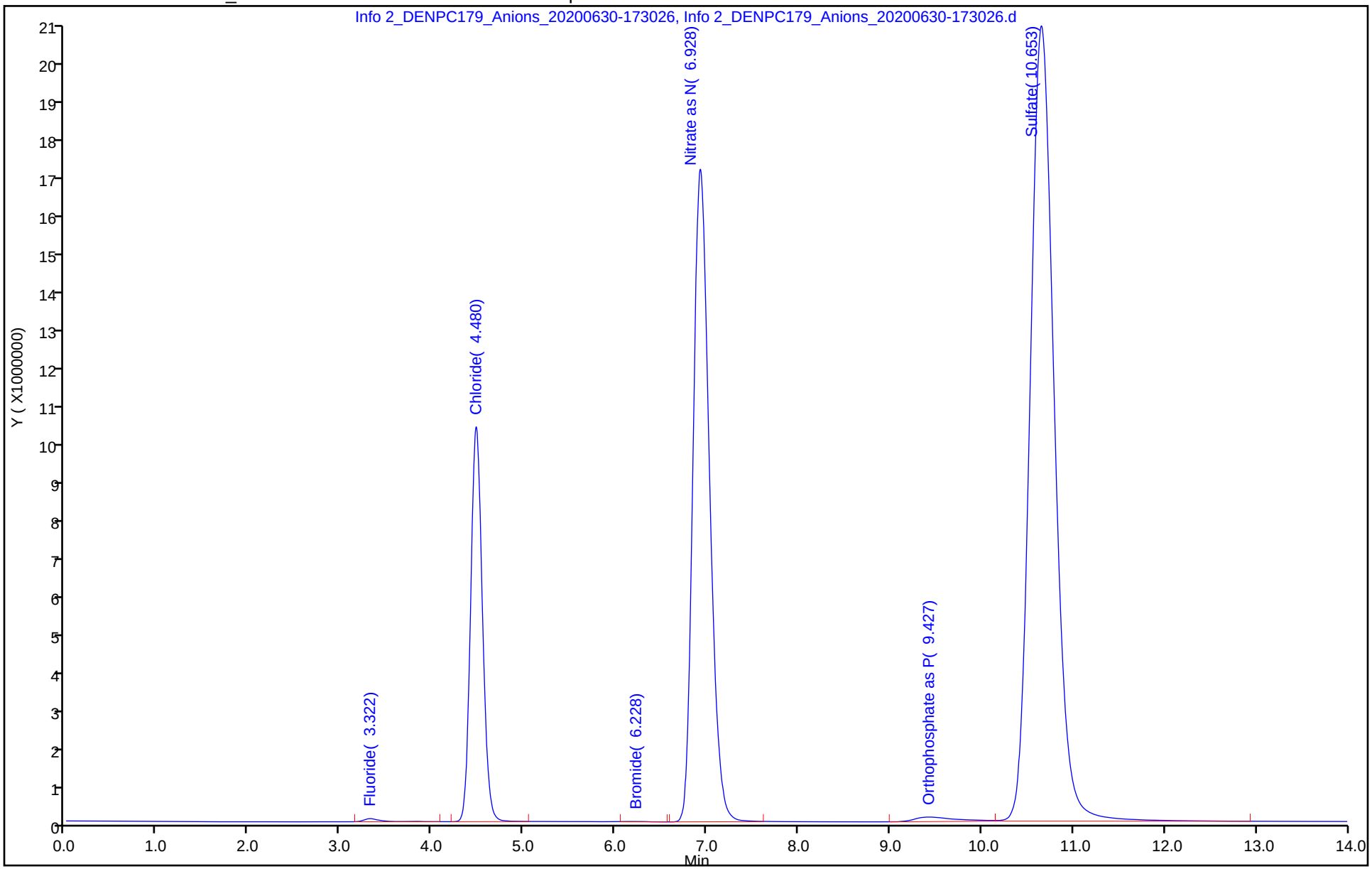

Eurofins TestAmerica, Denver
Target Compound Quantitation Report

Data File:	\\chromfs\Denver\ChromData\WC_IonChrom10\20200629-92867.b\Info 2_DENPC179_Anions_20200630-174				
Lims ID:	280-137702-F-4				
Client ID:	G0066R-20A				
Sample Type:	Client				
Inject. Date:	30-Jun-2020 17:30:00	ALS Bottle#:	0	Worklist Smp#:	80
Injection Vol:	5.0 ul	Dil. Factor:	5.0000		
Sample Info:	280-0092867-080				
Misc. Info.:	280-0092867-080				
Operator ID:	wetchemd	Instrument ID:	WC_IonChrom10		
Method:	\\chromfs\Denver\ChromData\WC_IonChrom10\20200629-92867.b\Anions_IC10.m				
Limit Group:	Wet - Anions 28D				
Last Update:	07-Jul-2020 15:24:40	Calib Date:	01-Jun-2020 14:14:00		
Integrator:	Falcon				
Quant Method:	External Standard	Quant By:	Initial Calibration		
Last ICal File:	\\chromfs\Denver\ChromData\WC_IonChrom10\20200601-91996.b\Info 2_DENPC179_Anions_20200601-143				
Column 1 :			Det: Info 2_091554_1		
Process Host:	CTX1060				

Compound	RT (min.)	Exp RT (min.)	Dlt RT (min.)	Response	OnCol Amt ug/ml	Flags
1 Fluoride	3.322	3.310	0.012	184873	0.1763	
2 Chloride	4.482	4.477	0.005	48561242	12.0	
3 Nitrite as N	5.168	5.160	0.008	50474	NC	
4 Bromide		6.210			ND	
5 Nitrate as N	6.983	6.957	0.026	2621313	NC	
6 Orthophosphate as P	9.420	9.415	0.005	1526738	NC	
7 Sulfate	10.635	10.765	-0.130	324320571	105.6	

QC Flag Legend

Processing Flags

NC - Not Calibrated

Report Date: 07-Jul-2020 15:24:41 Chrom Revision: 2.3 21-Jun-2020 18:30:46

Eurofins TestAmerica, Denver

Data File:	\\chromfs\Denver\ChromData\WC_IonChrom10\20200629-92867.b\Info 2_DENPC179_Anions_20200630-174754.d				
Injection Date:	30-Jun-2020 17:30:00	Instrument ID:	WC_IonChrom10	Operator ID:	wetchemd
Lims ID:	280-137702-F-4	Lab Sample ID:	280-137702-4	Worklist Smp#:	80
Client ID:	G0066R-20A				
Injection Vol:	5.0 ul	Dil. Factor:	5.0000	ALS Bottle#:	0
Method:	Anions_IC10	Limit Group:	Wet - Anions 28D		

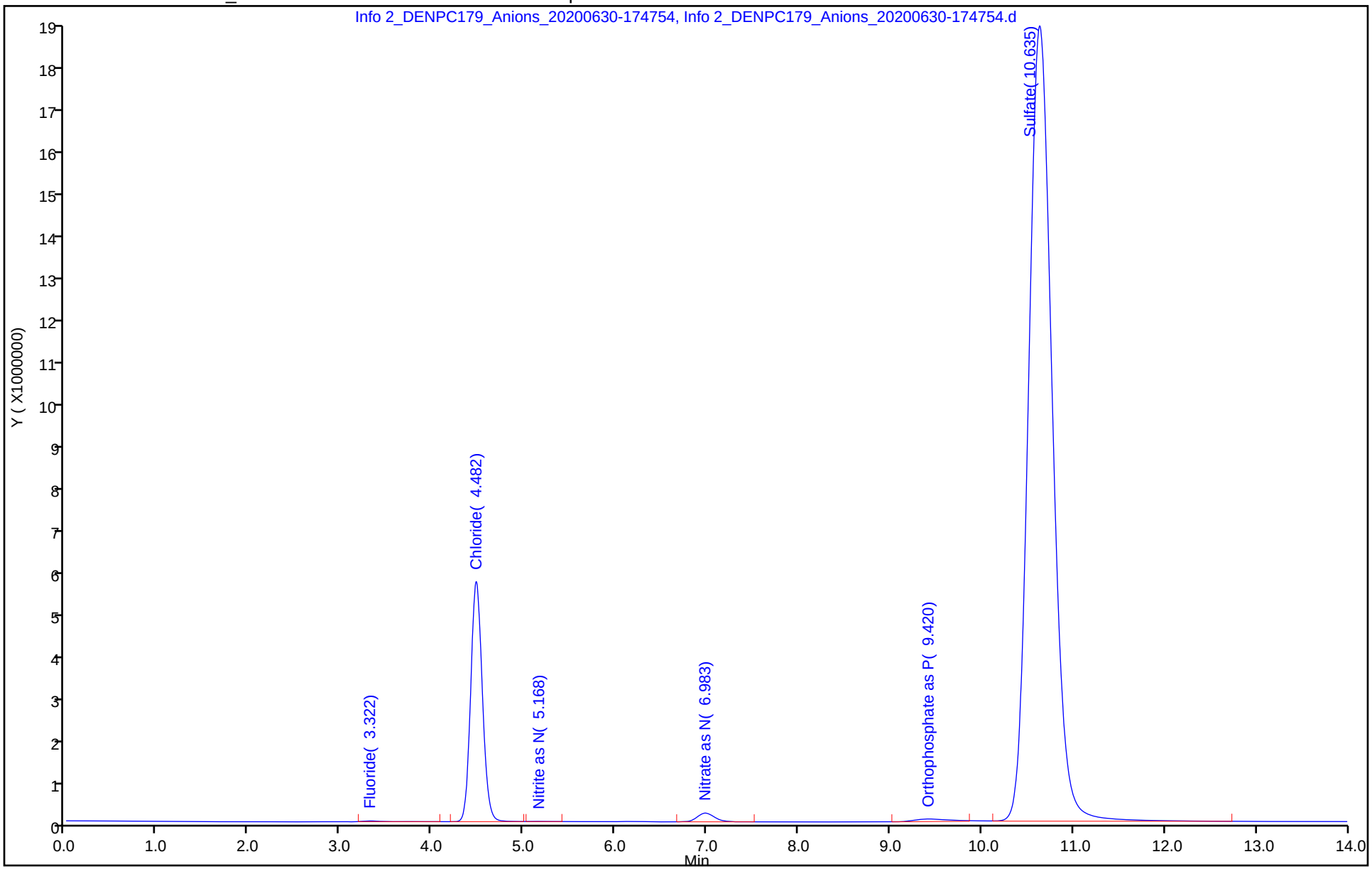

Eurofins TestAmerica, Denver
Target Compound Quantitation Report

Data File: \\chromfs\Denver\ChromData\WC_IonChrom10\20200629-92867.b\Info 2_DENPC179_Anions_20200630-1805
Lims ID: 280-137702-F-5
Client ID: G0085-20A
Sample Type: Client
Inject. Date: 30-Jun-2020 17:47:00 ALS Bottle#: 0 Worklist Smp#: 81
Injection Vol: 5.0 ul Dil. Factor: 2.0000
Sample Info: 280-0092867-081
Misc. Info.: 280-0092867-081
Operator ID: wetchemd Instrument ID: WC_IonChrom10

Method: \\chromfs\Denver\ChromData\WC_IonChrom10\20200629-92867.b\Anions_IC10.m
Limit Group: Wet - Anions 28D
Last Update: 07-Jul-2020 15:24:40 Calib Date: 01-Jun-2020 14:14:00
Integrator: Falcon
Quant Method: External Standard Quant By: Initial Calibration
Last ICal File: \\chromfs\Denver\ChromData\WC_IonChrom10\20200601-91996.b\Info 2_DENPC179_Anions_20200601-1432

Column 1 : Det: Info 2_091554_1
Process Host: CTX1060

Compound	RT (min.)	Exp RT (min.)	Dlt RT (min.)	Response	OnCol Amt ug/ml	Flags
1 Fluoride	3.317	3.310	0.007	660605	0.2300	
2 Chloride	4.478	4.477	0.001	112605777	27.2	
3 Nitrite as N	5.170	5.160	0.010	321717	NC	
4 Bromide	6.228	6.210	0.018	108976	0.1261	
5 Nitrate as N	6.957	6.957	0.000	26862418	NC	
6 Orthophosphate as P	9.422	9.415	0.007	991216	NC	
7 Sulfate	10.635	10.765	-0.130	321335366	104.6	

QC Flag Legend

Processing Flags
NC - Not Calibrated

Report Date: 07-Jul-2020 15:24:42 Chrom Revision: 2.3 21-Jun-2020 18:30:46

Eurofins TestAmerica, Denver

Data File:	\\chromfs\Denver\ChromData\WC_IonChrom10\20200629-92867.b\Info 2_DENPC179_Anions_20200630-180521.d				
Injection Date:	30-Jun-2020 17:47:00	Instrument ID:	WC_IonChrom10	Operator ID:	wetchemd
Lims ID:	280-137702-F-5	Lab Sample ID:	280-137702-5	Worklist Smp#:	81
Client ID:	G0085-20A				
Injection Vol:	5.0 ul	Dil. Factor:	2.0000	ALS Bottle#:	0
Method:	Anions_IC10	Limit Group:	Wet - Anions 28D		

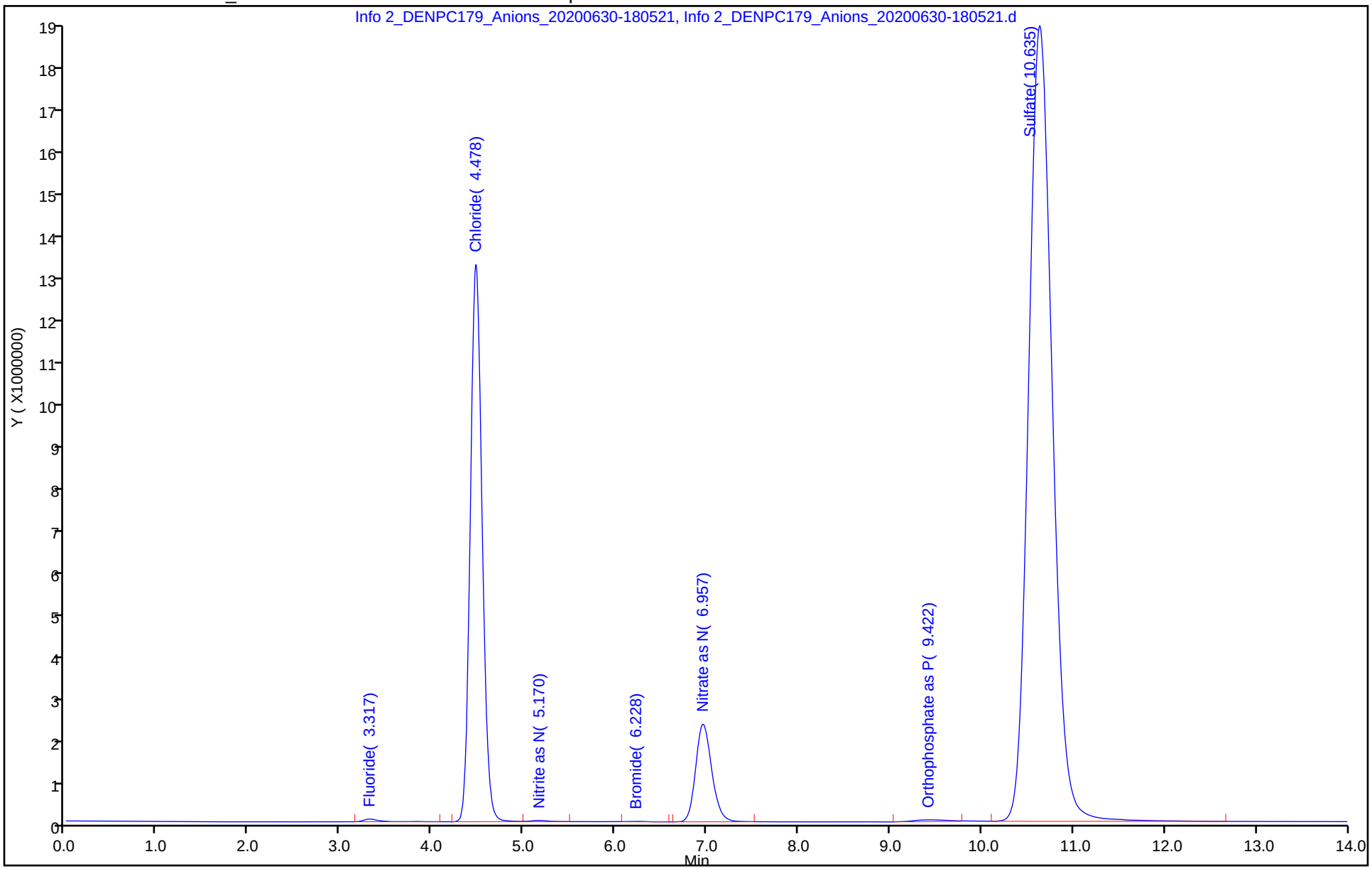

Eurofins TestAmerica, Denver
Target Compound Quantitation Report

Data File: \\chromfs\Denver\ChromData\WC_IonChrom10\20200629-92867.b\Info 2_DENPC179_Anions_20200630-1822
Lims ID: 280-137702-F-6
Client ID: G0285-20A
Sample Type: Client
Inject. Date: 30-Jun-2020 18:05:00 ALS Bottle#: 0 Worklist Smp#: 82
Injection Vol: 5.0 ul Dil. Factor: 2.0000
Sample Info: 280-0092867-082
Misc. Info.: 280-0092867-082
Operator ID: wetchemd Instrument ID: WC_IonChrom10

Method: \\chromfs\Denver\ChromData\WC_IonChrom10\20200629-92867.b\Anions_IC10.m
Limit Group: Wet - Anions 28D
Last Update: 07-Jul-2020 15:24:40 Calib Date: 01-Jun-2020 14:14:00
Integrator: Falcon
Quant Method: External Standard Quant By: Initial Calibration
Last ICal File: \\chromfs\Denver\ChromData\WC_IonChrom10\20200601-91996.b\Info 2_DENPC179_Anions_20200601-1432

Column 1 : Det: Info 2_091554_1
Process Host: CTX1060

Compound	RT (min.)	Exp RT (min.)	Dlt RT (min.)	Response	OnCol Amt ug/ml	Flags
1 Fluoride	3.322	3.310	0.012	642416	0.2279	
2 Chloride	4.485	4.477	0.008	110691337	26.8	
3 Nitrite as N	5.175	5.160	0.015	230517	NC	
4 Bromide	6.233	6.210	0.023	109759	0.1266	
5 Nitrate as N	6.967	6.957	0.010	26667606	NC	
6 Orthophosphate as P	9.427	9.415	0.012	787411	NC	
7 Sulfate	10.650	10.765	-0.115	314298076	102.4	

QC Flag Legend

Processing Flags
NC - Not Calibrated

Report Date: 07-Jul-2020 15:24:42 Chrom Revision: 2.3 21-Jun-2020 18:30:46

Eurofins TestAmerica, Denver

Data File:	\\chromfs\Denver\ChromData\WC_IonChrom10\20200629-92867.b\Info 2_DENPC179_Anions_20200630-182248.d				
Injection Date:	30-Jun-2020 18:05:00	Instrument ID:	WC_IonChrom10	Operator ID:	wetchemd
Lims ID:	280-137702-F-6	Lab Sample ID:	280-137702-6	Worklist Smp#:	82
Client ID:	G0285-20A				
Injection Vol:	5.0 ul	Dil. Factor:	2.0000	ALS Bottle#:	0
Method:	Anions_IC10	Limit Group:	Wet - Anions 28D		

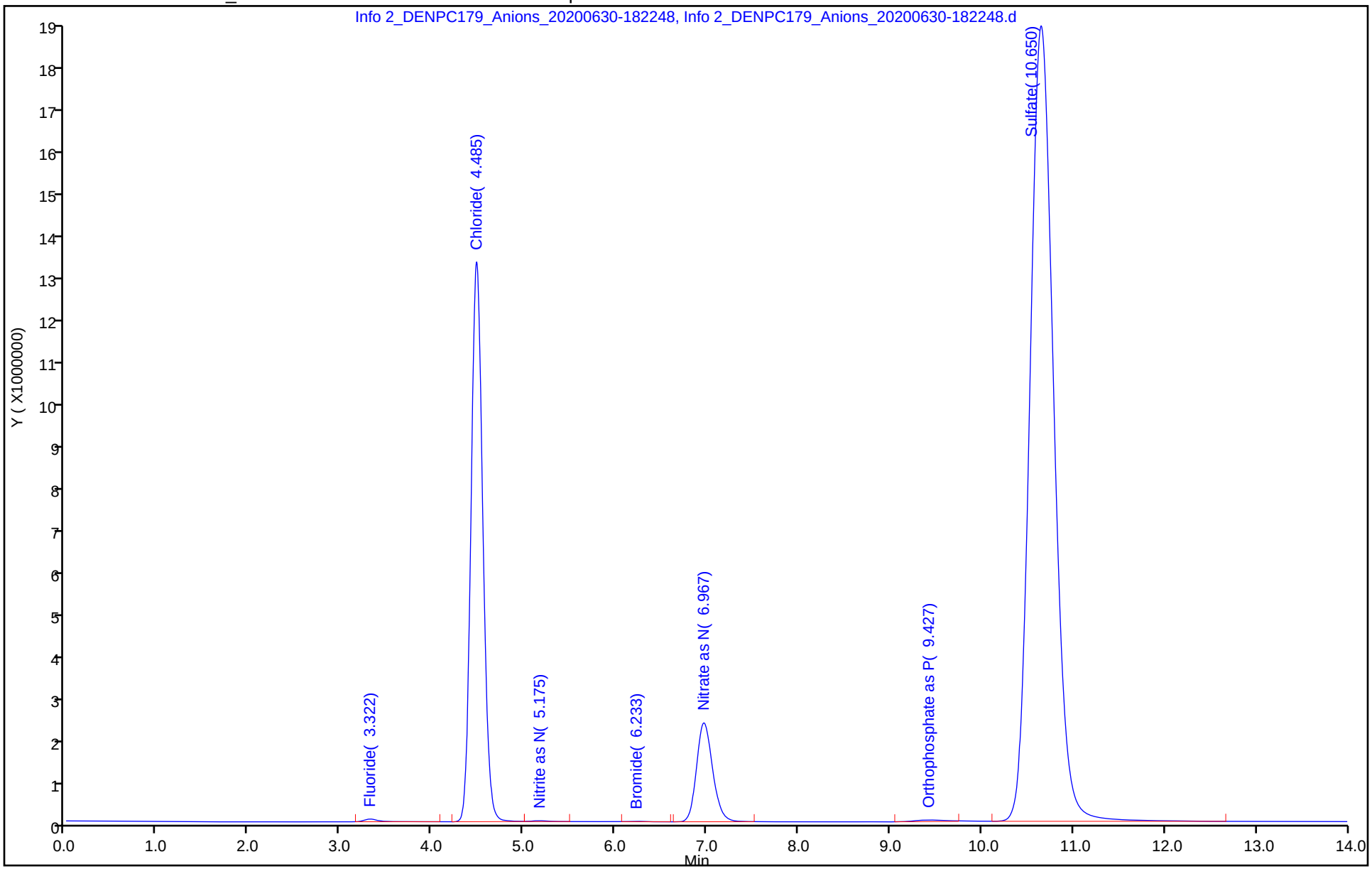

Eurofins TestAmerica, Denver
Target Compound Quantitation Report

Data File: \\chromfs\Denver\ChromData\WC_IonChrom10\20200629-92867.b\Info 2_DENPC179_Anions_20200630-184
Lims ID: 280-137702-F-10
Client ID: G0119-20A
Sample Type: Client
Inject. Date: 30-Jun-2020 18:22:00 ALS Bottle#: 0 Worklist Smp#: 83
Injection Vol: 5.0 ul Dil. Factor: 5.0000
Sample Info: 280-0092867-083
Misc. Info.: 280-0092867-083
Operator ID: wetchemd Instrument ID: WC_IonChrom10

Method: \\chromfs\Denver\ChromData\WC_IonChrom10\20200629-92867.b\Anions_IC10.m
Limit Group: Wet - Anions 28D
Last Update: 07-Jul-2020 15:24:40 Calib Date: 01-Jun-2020 14:14:00
Integrator: Falcon
Quant Method: External Standard Quant By: Initial Calibration
Last ICal File: \\chromfs\Denver\ChromData\WC_IonChrom10\20200601-91996.b\Info 2_DENPC179_Anions_20200601-143

Column 1 : Det: Info 2_091554_1
Process Host: CTX1060

Compound	RT (min.)	Exp RT (min.)	Dlt RT (min.)	Response	OnCol Amt ug/ml	Flags
1 Fluoride	3.325	3.310	0.015	220165	0.1803	
2 Chloride	4.488	4.477	0.011	61261308	15.0	
3 Nitrite as N		5.160			ND	
4 Bromide		6.210			ND	
5 Nitrate as N		6.957			ND	
6 Orthophosphate as P	9.428	9.415	0.013	257272	NC	
7 Sulfate	10.652	10.765	-0.113	432059272	140.5	

QC Flag Legend

Processing Flags
NC - Not Calibrated

Report Date: 07-Jul-2020 15:24:42 Chrom Revision: 2.3 21-Jun-2020 18:30:46

Eurofins TestAmerica, Denver

Data File:	\\chromfs\Denver\ChromData\WC_IonChrom10\20200629-92867.b\Info 2_DENPC179_Anions_20200630-184015.d				
Injection Date:	30-Jun-2020 18:22:00	Instrument ID:	WC_IonChrom10	Operator ID:	wetchemd
Lims ID:	280-137702-F-10	Lab Sample ID:	280-137702-10	Worklist Smp#:	83
Client ID:	G0119-20A				
Injection Vol:	5.0 ul	Dil. Factor:	5.0000	ALS Bottle#:	0
Method:	Anions_IC10	Limit Group:	Wet - Anions 28D		

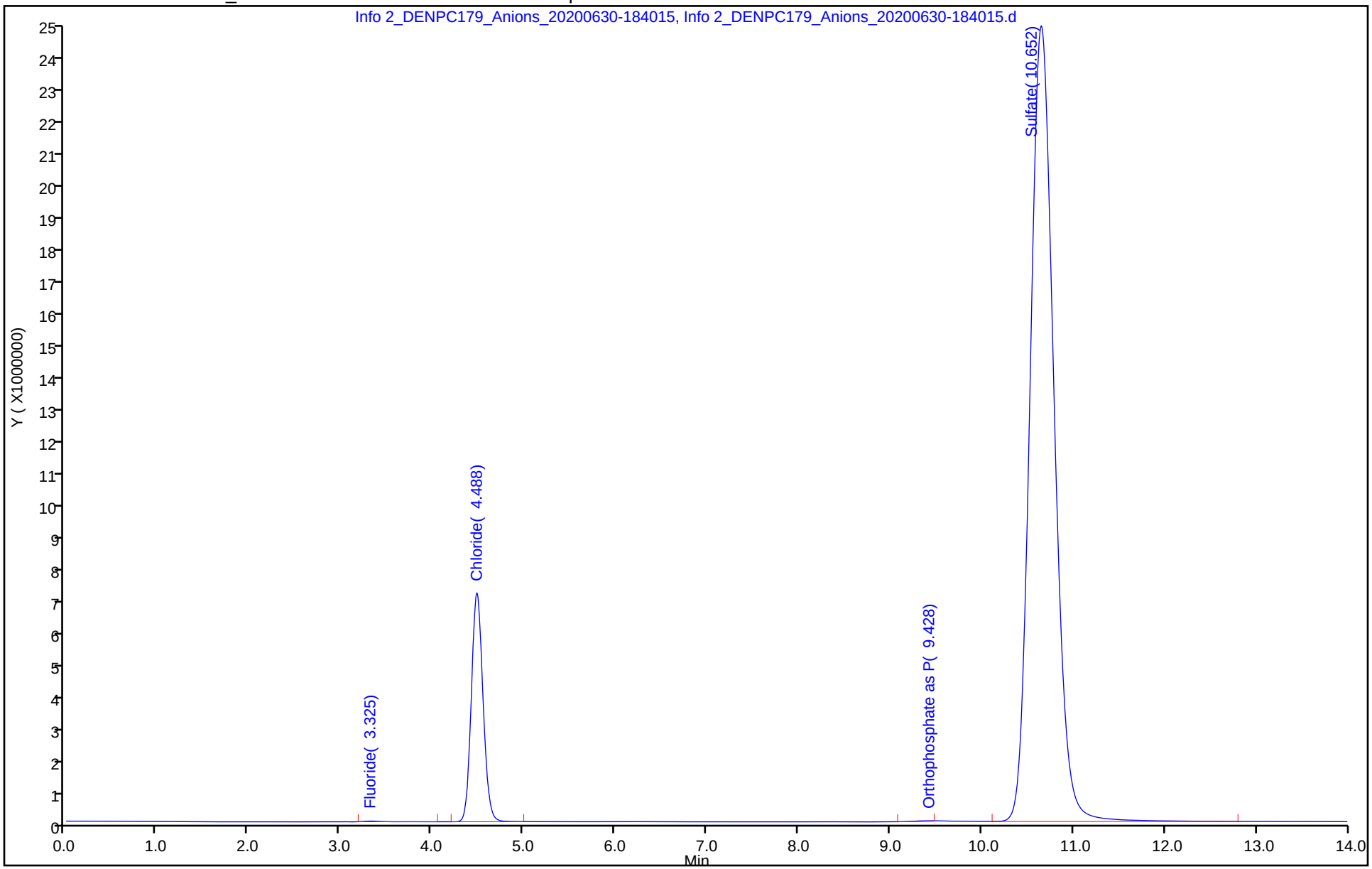

Eurofins TestAmerica, Denver
Target Compound Quantitation Report

Data File:	\\chromfs\Denver\ChromData\WC_IonChrom10\20200629-92867.b\Info 2_DENPC179_Anions_20200630-185				
Lims ID:	280-137702-F-13				
Client ID:	NW022-20A				
Sample Type:	Client				
Inject. Date:	30-Jun-2020 18:40:00	ALS Bottle#:	0	Worklist Smp#:	84
Injection Vol:	5.0 ul	Dil. Factor:	2.0000		
Sample Info:	280-0092867-084				
Misc. Info.:	280-0092867-084				
Operator ID:	wetchemd	Instrument ID:	WC_IonChrom10		
Method:	\\chromfs\Denver\ChromData\WC_IonChrom10\20200629-92867.b\Anions_IC10.m				
Limit Group:	Wet - Anions 28D				
Last Update:	07-Jul-2020 15:24:40	Calib Date:	01-Jun-2020 14:14:00		
Integrator:	Falcon				
Quant Method:	External Standard	Quant By:	Initial Calibration		
Last ICal File:	\\chromfs\Denver\ChromData\WC_IonChrom10\20200601-91996.b\Info 2_DENPC179_Anions_20200601-1432				
Column 1 :			Det: Info 2_091554_1		
Process Host:	CTX1060				

Compound	RT (min.)	Exp RT (min.)	Dlt RT (min.)	Response	OnCol Amt ug/ml	Flags
1 Fluoride	3.327	3.310	0.017	465297	0.2080	
2 Chloride	4.490	4.477	0.013	98185165	23.8	
3 Nitrite as N		5.160			ND	
4 Bromide	6.243	6.210	0.033	185087	0.1817	
5 Nitrate as N		6.957			ND	
6 Orthophosphate as P	9.452	9.415	0.037	258032	NC	
7 Sulfate	10.653	10.765	-0.112	449788043	146.2	

QC Flag Legend

Processing Flags
NC - Not Calibrated

Report Date: 07-Jul-2020 15:24:43 Chrom Revision: 2.3 21-Jun-2020 18:30:46

Eurofins TestAmerica, Denver

Data File:	\\chromfs\Denver\ChromData\WC_IonChrom10\20200629-92867.b\Info 2_DENPC179_Anions_20200630-185738.d				
Injection Date:	30-Jun-2020 18:40:00	Instrument ID:	WC_IonChrom10	Operator ID:	wetchemd
Lims ID:	280-137702-F-13	Lab Sample ID:	280-137702-13	Worklist Smp#:	84
Client ID:	NW022-20A				
Injection Vol:	5.0 ul	Dil. Factor:	2.0000	ALS Bottle#:	0
Method:	Anions_IC10	Limit Group:	Wet - Anions 28D		

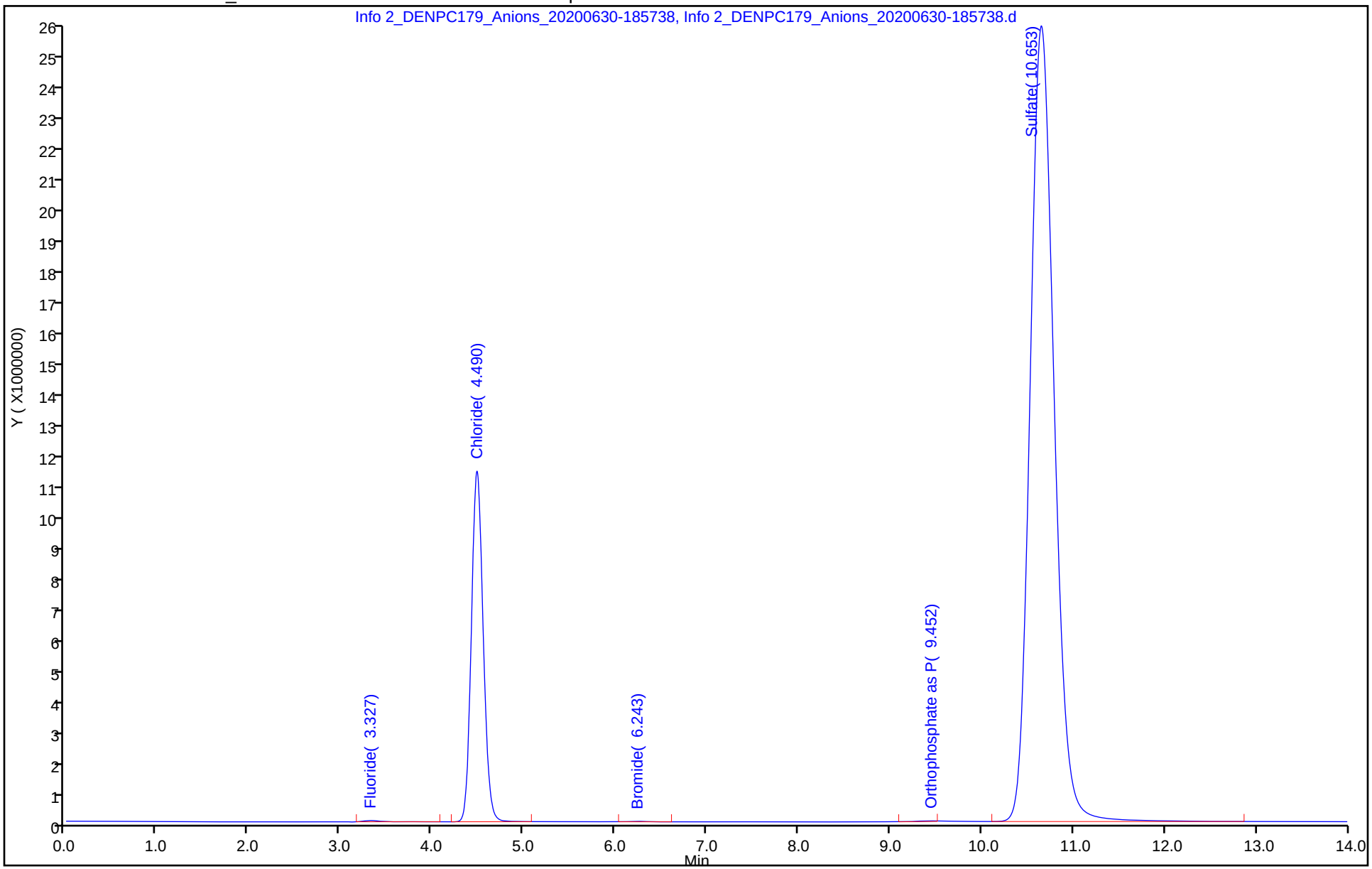

Eurofins TestAmerica, Denver
Target Compound Quantitation Report

Data File: \\chromfs\Denver\ChromData\WC_IonChrom10\20200629-92867.b\Info 2_DENPC179_Anions_20200630-1915
Lims ID: 280-137702-F-17
Client ID: G0121-20A
Sample Type: Client
Inject. Date: 30-Jun-2020 18:57:00 ALS Bottle#: 0 Worklist Smp#: 85
Injection Vol: 5.0 ul Dil. Factor: 5.0000
Sample Info: 280-0092867-085
Misc. Info.: 280-0092867-085
Operator ID: wetchemd Instrument ID: WC_IonChrom10

Method: \\chromfs\Denver\ChromData\WC_IonChrom10\20200629-92867.b\Anions_IC10.m
Limit Group: Wet - Anions 28D
Last Update: 07-Jul-2020 15:24:40 Calib Date: 01-Jun-2020 14:14:00
Integrator: Falcon
Quant Method: External Standard Quant By: Initial Calibration
Last ICal File: \\chromfs\Denver\ChromData\WC_IonChrom10\20200601-91996.b\Info 2_DENPC179_Anions_20200601-1432

Column 1 : Det: Info 2_091554_1
Process Host: CTX1060

Compound	RT (min.)	Exp RT (min.)	Dlt RT (min.)	Response	OnCol Amt ug/ml	Flags
1 Fluoride	3.320	3.310	0.010	229242	0.1813	
2 Chloride	4.482	4.477	0.005	54014659	13.3	
3 Nitrite as N	5.163	5.160	0.003	48992	NC	
4 Bromide		6.210			ND	
5 Nitrate as N	6.995	6.957	0.038	479570	NC	
6 Orthophosphate as P	9.417	9.415	0.002	209846	NC	
7 Sulfate	10.638	10.765	-0.127	351549825	114.4	

QC Flag Legend

Processing Flags
NC - Not Calibrated

Report Date: 07-Jul-2020 15:24:43 Chrom Revision: 2.3 21-Jun-2020 18:30:46

Eurofins TestAmerica, Denver

Data File:	\\chromfs\Denver\ChromData\WC_IonChrom10\20200629-92867.b\Info 2_DENPC179_Anions_20200630-191503.d				
Injection Date:	30-Jun-2020 18:57:00	Instrument ID:	WC_IonChrom10	Operator ID:	wetchemd
Lims ID:	280-137702-F-17	Lab Sample ID:	280-137702-17	Worklist Smp#:	85
Client ID:	G0121-20A				
Injection Vol:	5.0 ul	Dil. Factor:	5.0000	ALS Bottle#:	0
Method:	Anions_IC10	Limit Group:	Wet - Anions 28D		

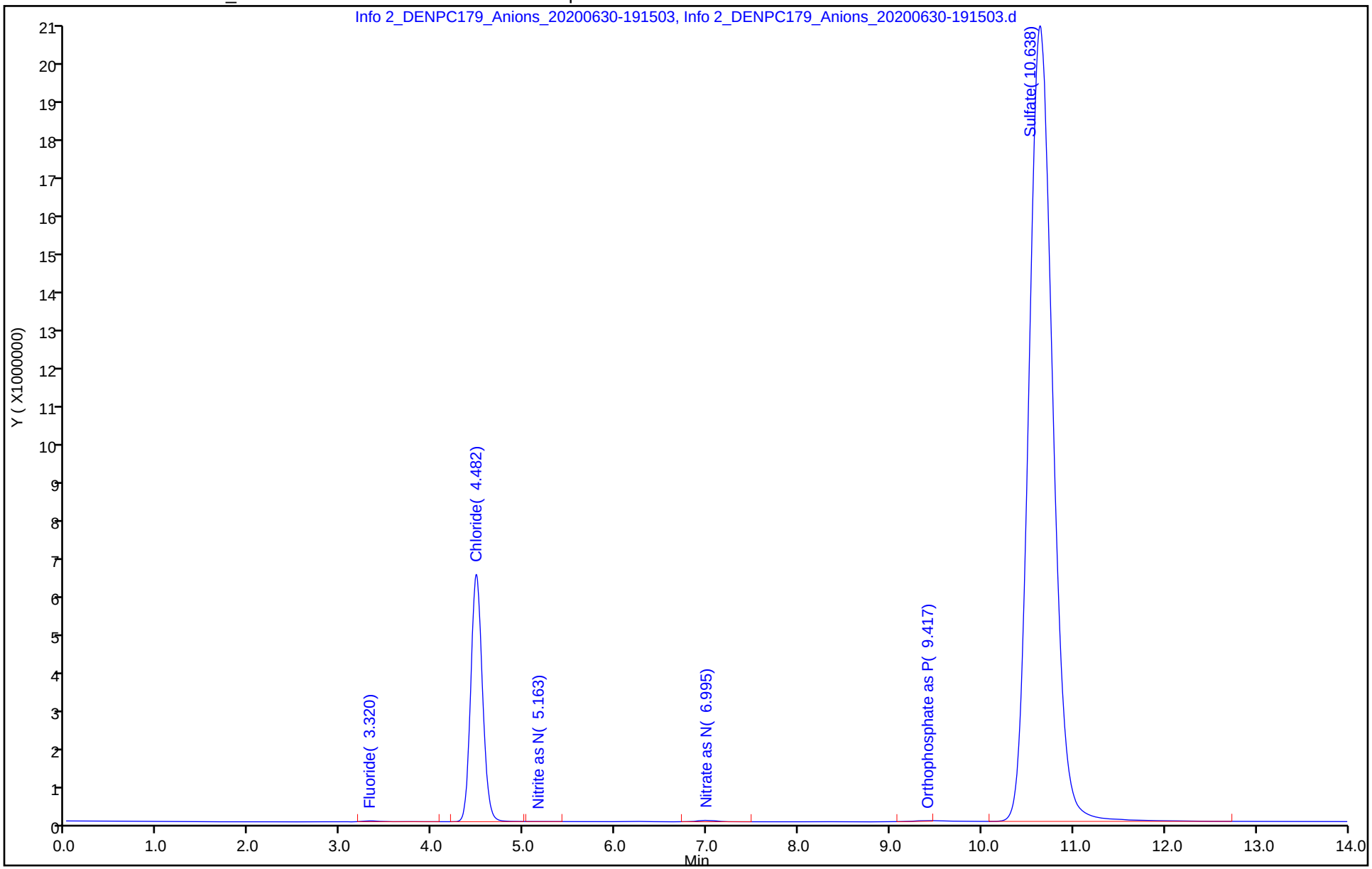

Eurofins TestAmerica, Denver
Target Compound Quantitation Report

Data File: \\chromfs\Denver\ChromData\WC_IonChrom10\20200629-92867.b\Info 2_DENPC179_Anions_20200630-1932
Lims ID: 280-137702-F-18
Client ID: G0049-20A
Sample Type: Client
Inject. Date: 30-Jun-2020 19:15:00 ALS Bottle#: 0 Worklist Smp#: 86
Injection Vol: 5.0 ul Dil. Factor: 2.0000
Sample Info: 280-0092867-086
Misc. Info.: 280-0092867-086
Operator ID: wetchemd Instrument ID: WC_IonChrom10

Method: \\chromfs\Denver\ChromData\WC_IonChrom10\20200629-92867.b\Anions_IC10.m
Limit Group: Wet - Anions 28D
Last Update: 07-Jul-2020 15:24:40 Calib Date: 01-Jun-2020 14:14:00
Integrator: Falcon
Quant Method: External Standard Quant By: Initial Calibration
Last ICal File: \\chromfs\Denver\ChromData\WC_IonChrom10\20200601-91996.b\Info 2_DENPC179_Anions_20200601-1432

Column 1 : Det: Info 2_091554_1
Process Host: CTX1060

Compound	RT (min.)	Exp RT (min.)	Dlt RT (min.)	Response	OnCol Amt ug/ml	Flags
1 Fluoride	3.328	3.310	0.018	561518	0.2188	
2 Chloride	4.492	4.477	0.015	122532806	29.6	
3 Nitrite as N		5.160			ND	
4 Bromide	6.247	6.210	0.037	196482	0.1900	
5 Nitrate as N		6.957			ND	
6 Orthophosphate as P	9.442	9.415	0.027	840760	NC	
7 Sulfate	10.650	10.765	-0.115	573367299	186.3	

QC Flag Legend

Processing Flags
NC - Not Calibrated

Report Date: 07-Jul-2020 15:24:43 Chrom Revision: 2.3 21-Jun-2020 18:30:46

Eurofins TestAmerica, Denver

Data File:	\\chromfs\Denver\ChromData\WC_IonChrom10\20200629-92867.b\Info 2_DENPC179_Anions_20200630-193228.d				
Injection Date:	30-Jun-2020 19:15:00	Instrument ID:	WC_IonChrom10	Operator ID:	wetchemd
Lims ID:	280-137702-F-18	Lab Sample ID:	280-137702-18	Worklist Smp#:	86
Client ID:	G0049-20A				
Injection Vol:	5.0 ul	Dil. Factor:	2.0000	ALS Bottle#:	0
Method:	Anions_IC10	Limit Group:	Wet - Anions 28D		

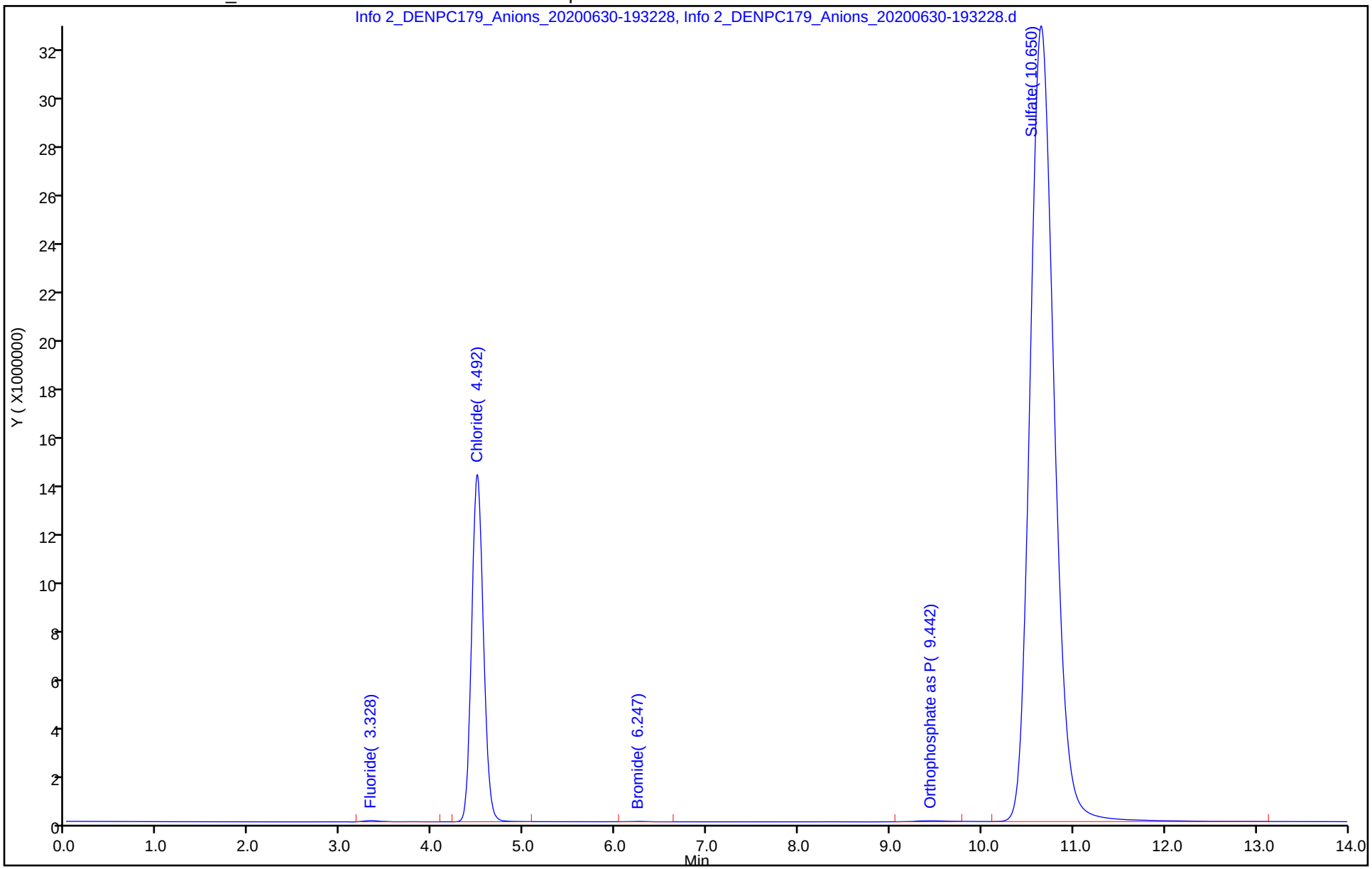

Eurofins TestAmerica, Denver
Target Compound Quantitation Report

Data File:	\\chromfs\Denver\ChromData\WC_IonChrom10\20200629-92867.b\Info 2_DENPC179_Anions_20200630-1949				
Lims ID:	ccv				
Client ID:					
Sample Type:	CCV				
Inject. Date:	30-Jun-2020 19:32:00	ALS Bottle#:	0	Worklist Smp#:	87
Injection Vol:	5.0 ul	Dil. Factor:	1.0000		
Sample Info:	280-0092867-087				
Misc. Info.:	280-0092867-087				
Operator ID:	wetchemd	Instrument ID:	WC_IonChrom10		
Sublist:	chrom-Anions_IC10*sub2				
Method:	\\chromfs\Denver\ChromData\WC_IonChrom10\20200629-92867.b\Anions_IC10.m				
Limit Group:	Wet - Anions 28D				
Last Update:	07-Jul-2020 15:24:43	Calib Date:	01-Jun-2020 14:14:00		
Integrator:	Falcon				
Quant Method:	External Standard	Quant By:	Initial Calibration		
Last ICal File:	\\chromfs\Denver\ChromData\WC_IonChrom10\20200601-91996.b\Info 2_DENPC179_Anions_20200601-1432				
Column 1 :			Det: Info 2_091554_1		
Process Host:	CTX1060				

Compound	RT (min.)	Exp RT (min.)	Dlt RT (min.)	Response	Cal Amt ug/ml	OnCol Amt ug/ml	Flags
1 Fluoride	3.330	3.310	0.020	34671278	5.00	4.07	
2 Chloride	4.498	4.477	0.021	415259969	100.0	99.1	
3 Nitrite as N	5.178	5.160	0.018	40863714	NC	NC	
4 Bromide	6.222	6.210	0.012	6268278	5.00	4.63	
5 Nitrate as N	6.963	6.957	0.006	45611348	NC	NC	
6 Orthophosphate as P	9.365	9.415	-0.050	30574169	NC	NC	
7 Sulfate	10.662	10.765	-0.103	318092475	100.0	103.6	

QC Flag Legend

Processing Flags

NC - Not Calibrated

Reagents:

IC LCS_01747 Amount Added: 10.00 Units: mL

Report Date: 07-Jul-2020 15:24:44 Chrom Revision: 2.3 21-Jun-2020 18:30:46

Eurofins TestAmerica, Denver

Data File:	\\chromfs\Denver\ChromData\WC_IonChrom10\20200629-92867.b\Info 2_DENPC179_Anions_20200630-194953.d				
Injection Date:	30-Jun-2020 19:32:00	Instrument ID:	WC_IonChrom10	Operator ID:	wetchemd
Lims ID:	ccv			Worklist Smp#:	87
Client ID:					
Injection Vol:	5.0 ul	Dil. Factor:	1.0000	ALS Bottle#:	0
Method:	Anions_IC10	Limit Group:	Wet - Anions 28D		

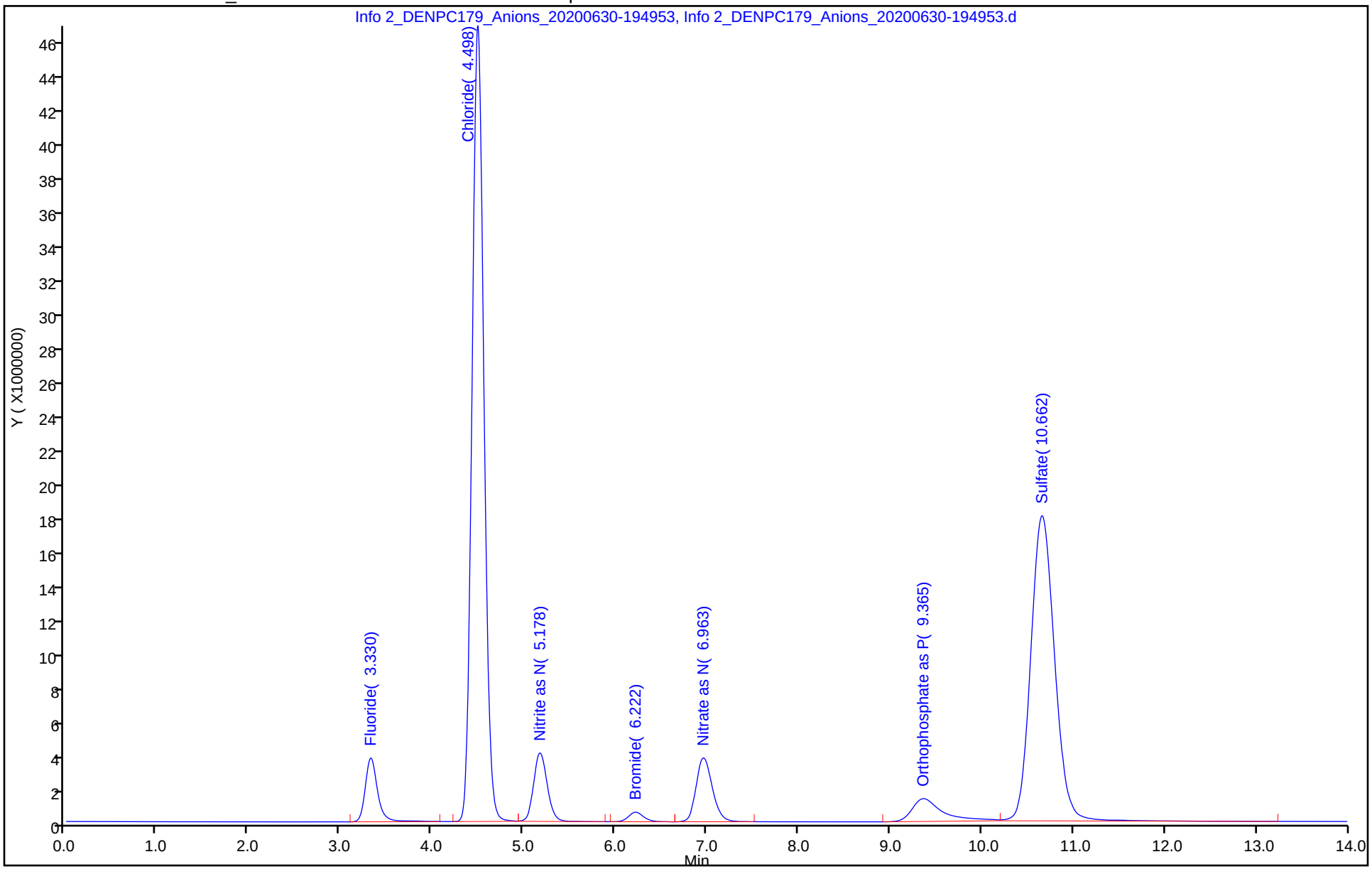

Eurofins TestAmerica, Denver
Target Compound Quantitation Report

Data File:	\\chromfs\Denver\ChromData\WC_IonChrom10\20200629-92867.b\Info 2_DENPC179_Anions_20200630-200				
Lims ID:	ccb				
Client ID:					
Sample Type:	CCB				
Inject. Date:	30-Jun-2020 19:49:00	ALS Bottle#:	0	Worklist Smp#:	88
Injection Vol:	5.0 ul	Dil. Factor:	1.0000		
Sample Info:	280-0092867-088				
Misc. Info.:	280-0092867-088				
Operator ID:	wetchemd	Instrument ID:	WC_IonChrom10		
Method:	\\chromfs\Denver\ChromData\WC_IonChrom10\20200629-92867.b\Anions_IC10.m				
Limit Group:	Wet - Anions 28D				
Last Update:	07-Jul-2020 15:24:43	Calib Date:	01-Jun-2020 14:14:00		
Integrator:	Falcon				
Quant Method:	External Standard	Quant By:	Initial Calibration		
Last ICal File:	\\chromfs\Denver\ChromData\WC_IonChrom10\20200601-91996.b\Info 2_DENPC179_Anions_20200601-1432				
Column 1 :			Det: Info 2_091554_1		
Process Host:	CTX1060				

Compound	RT (min.)	Exp RT (min.)	Dlt RT (min.)	Response	Cal Amt ug/ml	OnCol Amt ug/ml	Flags
1 Fluoride		3.310				ND	
2 Chloride	4.492	4.477	0.015	34611		0.4816	
3 Nitrite as N		5.160				ND	
4 Bromide		6.210				ND	
5 Nitrate as N		6.957				ND	
6 Orthophosphate as P	9.413	9.415	-0.002	1326129		NC	
7 Sulfate		10.765				ND	

QC Flag Legend

Processing Flags
NC - Not Calibrated

Report Date: 07-Jul-2020 15:24:44 Chrom Revision: 2.3 21-Jun-2020 18:30:46

Eurofins TestAmerica, Denver

Data File:	\\chromfs\Denver\ChromData\WC_IonChrom10\20200629-92867.b\Info 2_DENPC179_Anions_20200630-200719.d				
Injection Date:	30-Jun-2020 19:49:00	Instrument ID:	WC_IonChrom10	Operator ID:	wetchemd
Lims ID:	ccb			Worklist Smp#:	88
Client ID:					
Injection Vol:	5.0 ul	Dil. Factor:	1.0000	ALS Bottle#:	0
Method:	Anions_IC10	Limit Group:	Wet - Anions 28D		

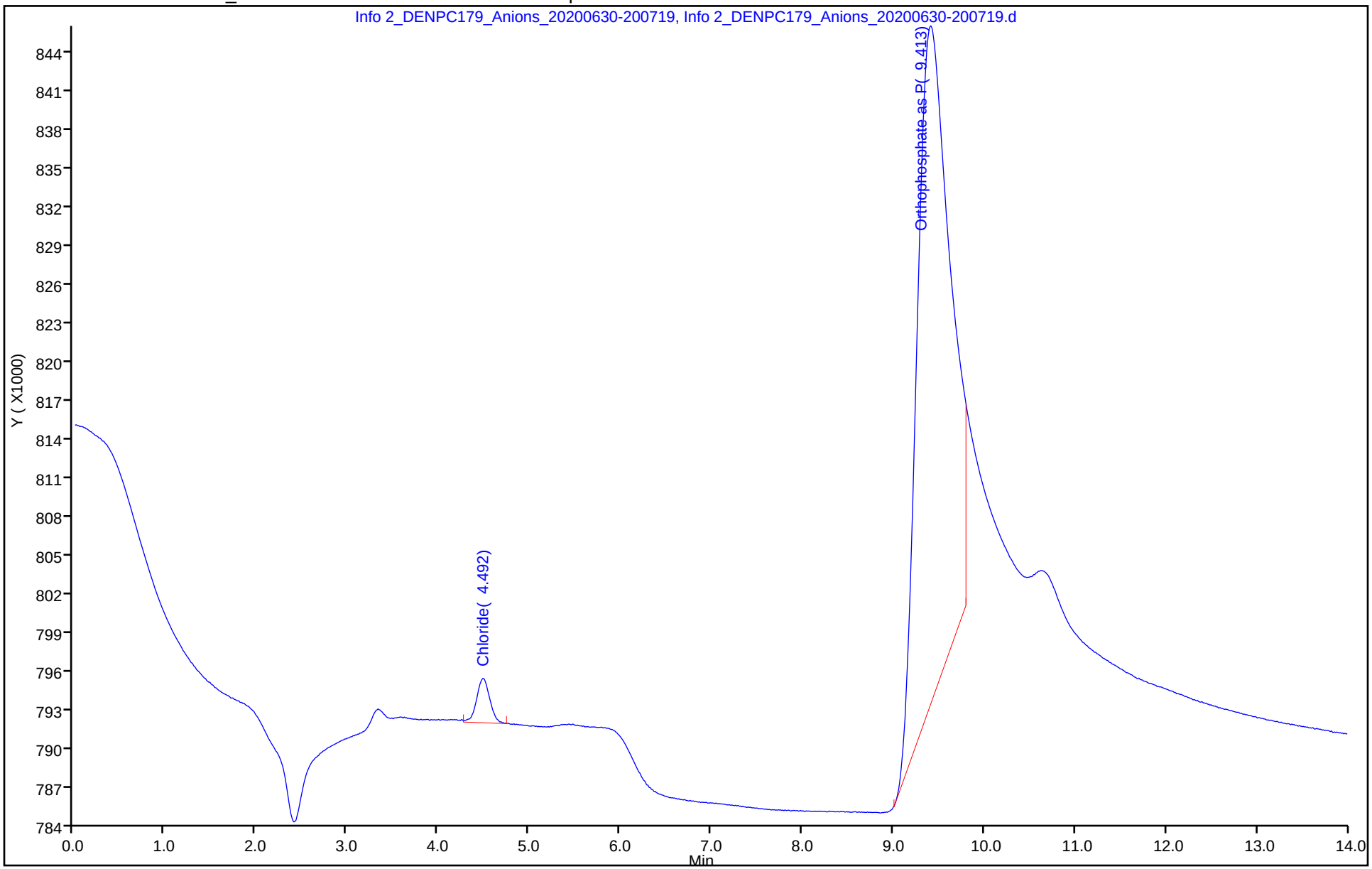

Eurofins TestAmerica, Denver
Target Compound Quantitation Report

Data File: \\chromfs\Denver\ChromData\WC_IonChrom10\20200701-92933.b\Info 2_DENPC179_Anions_20200701-1032
Lims ID: STD1
Client ID:
Sample Type: IC Calib Level: 1
Inject. Date: 01-Jul-2020 10:15:00 ALS Bottle#: 0 Worklist Smp#: 2
Injection Vol: 5.0 ul Dil. Factor: 1.0000
Sample Info: 280-0092933-002
Misc. Info.: 280-0092933-002
Operator ID: wetchemd Instrument ID: WC_IonChrom10
Sublist: chrom-Anions_IC10*sub2

Method: \\chromfs\Denver\ChromData\WC_IonChrom10\20200701-92933.b\Anions_IC10.m
Limit Group: Wet - Anions 28D
Last Update: 02-Jul-2020 08:53:35 Calib Date: 01-Jul-2020 11:42:00
Integrator: Falcon
Quant Method: External Standard Quant By: Initial Calibration
Last ICal File: \\chromfs\Denver\ChromData\WC_IonChrom10\20200701-92933.b\Info 2_DENPC179_Anions_20200701-1200

Column 1 : Det: Info 2_091554_1
Process Host: CTX1013

First Level Reviewer: pedrickj Date: 01-Jul-2020 12:11:27

Compound	RT (min.)	Exp RT (min.)	Dlt RT (min.)	Response	Cal Amt ug/ml	OnCol Amt ug/ml	Flags
1 Fluoride	3.292	3.313	-0.021	961467	0.2000	0.2682	
2 Chloride	4.447	4.465	-0.018	3076322	1.00	1.21	
3 Nitrite as N	5.125	5.140	-0.015	1030500	NC	NC	
4 Bromide	6.163	6.183	-0.020	237785	0.2000	0.2286	
5 Nitrate as N	6.925	6.917	0.008	1326057	NC	NC	
6 Orthophosphate as P	9.302	9.300	0.002	1786218	NC	NC	M
7 Sulfate	10.555	10.580	-0.025	2142172	1.00	1.28	M

QC Flag Legend

Processing Flags
NC - Not Calibrated
Review Flags
M - Manually Integrated

Reagents:

IC Cal low_00531 Amount Added: 0.04 Units: mL
IC CAL cl/so4_00317 Amount Added: 0.04 Units: mL

Report Date: 02-Jul-2020 08:53:35 Chrom Revision: 2.3 21-Jun-2020 18:30:46

Eurofins TestAmerica, Denver

Data File: \\chromfs\Denver\ChromData\WC_IonChrom10\20200701-92933.b\Info 2_DENPC179_Anions_20200701-103250.d

Injection Date:	01-Jul-2020 10:15:00	Instrument ID:	WC_IonChrom10	Operator ID:	wetchemd
Lims ID:	STD1			Worklist Smp#:	2
Client ID:					
Injection Vol:	5.0 ul	Dil. Factor:	1.0000	ALS Bottle#:	0
Method:	Anions_IC10	Limit Group:	Wet - Anions 28D		

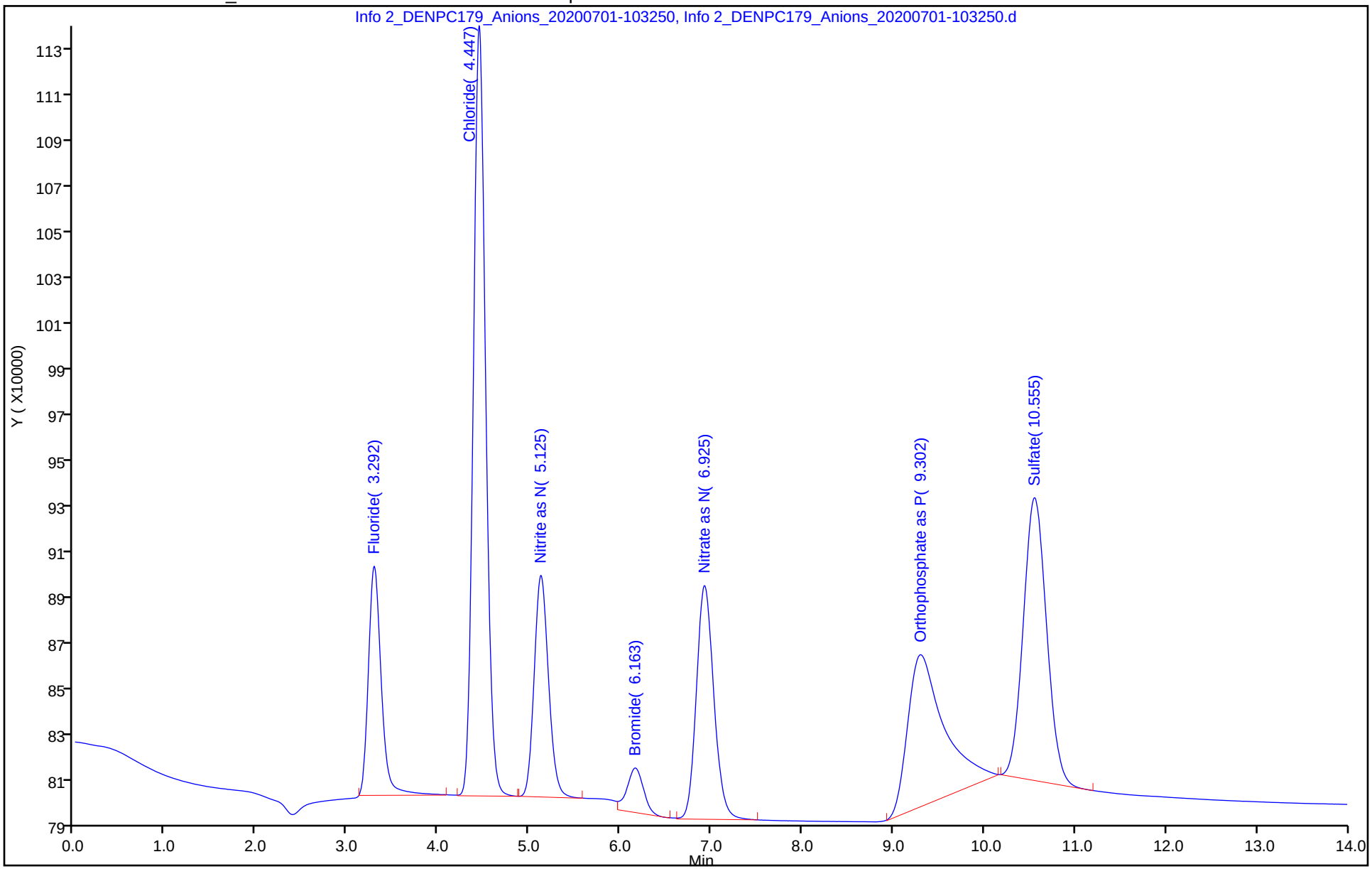

Manual Integration/User Assign Peak Report

Eurofins TestAmerica, Denver

Data File: \\chromfs\Denver\ChromData\WC_IonChrom10\20200701-92933.b\Info 2_DENPC179_Anions_20200701-1032
Injection Date: 01-Jul-2020 10:15:00 Instrument ID: WC_IonChrom10
Lims ID: STD1
Client ID:
Operator ID: wetchemd ALS Bottle#: 0 Worklist Smp#: 2
Injection Vol: 5.0 ul Dil. Factor: 1.0000
Method: Anions_IC10 Limit Group: Wet - Anions 28D
Column: Detector Info 2_091554_1

7 Sulfate, CAS: 14808-79-8

Signal: 1

Processing Integration Results

RT: 10.56
Area: 2248764
Amount: 1.241876
Amount Units: ug/ml

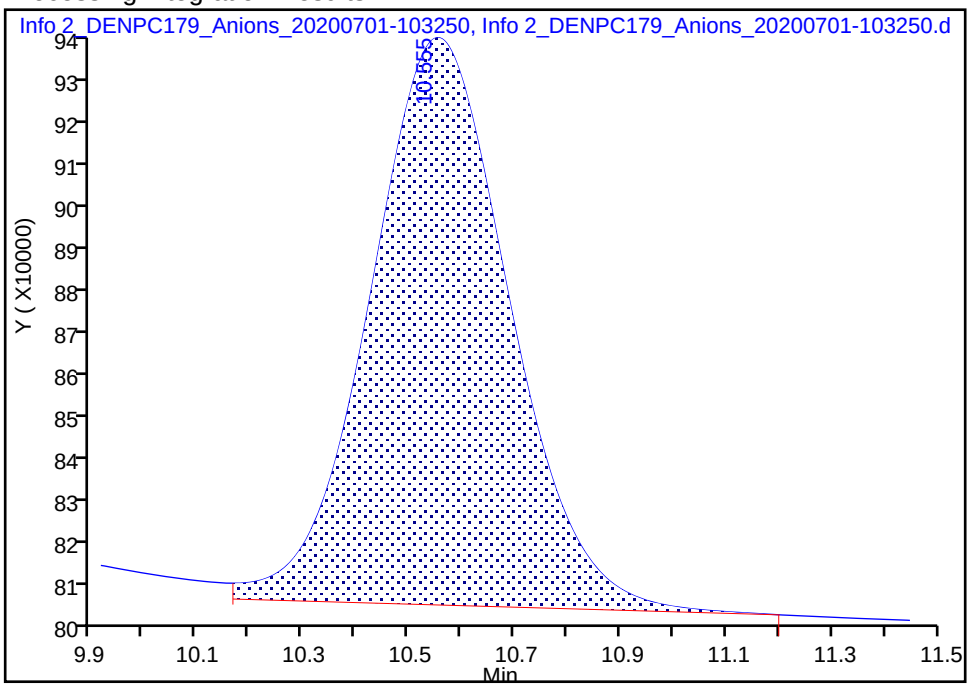

Manual Integration Results

RT: 10.56
Area: 2142172
Amount: 1.276357
Amount Units: ug/ml

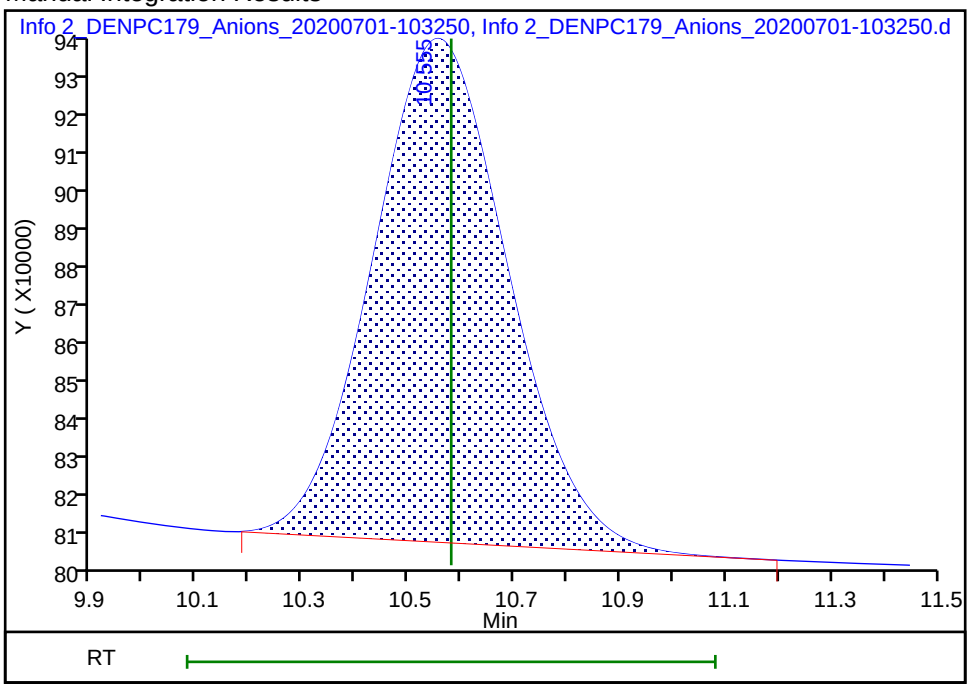

Reviewer: pedrickj, 01-Jul-2020 12:11:25
Audit Action: Manually Integrated Audit Reason: Incomplete Integration

Eurofins TestAmerica, Denver
Target Compound Quantitation Report

Data File: \\chromfs\Denver\ChromData\WC_IonChrom10\20200701-92933.b\Info 2_DENPC179_Anions_20200701-105
Lims ID: STD2
Client ID:
Sample Type: IC Calib Level: 2
Inject. Date: 01-Jul-2020 10:32:00 ALS Bottle#: 0 Worklist Smp#: 3
Injection Vol: 5.0 ul Dil. Factor: 1.0000
Sample Info: 280-0092933-003
Misc. Info.: 280-0092933-003
Operator ID: wetchemd Instrument ID: WC_IonChrom10
Sublist: chrom-Anions_IC10*sub2

Method: \\chromfs\Denver\ChromData\WC_IonChrom10\20200701-92933.b\Anions_IC10.m
Limit Group: Wet - Anions 28D
Last Update: 02-Jul-2020 08:53:35 Calib Date: 01-Jul-2020 11:42:00
Integrator: Falcon
Quant Method: External Standard Quant By: Initial Calibration
Last ICal File: \\chromfs\Denver\ChromData\WC_IonChrom10\20200701-92933.b\Info 2_DENPC179_Anions_20200701-120

Column 1 : Det: Info 2_091554_1
Process Host: CTX1013

First Level Reviewer: pedrickj Date: 01-Jul-2020 12:11:37

Compound	RT (min.)	Exp RT (min.)	Dlt RT (min.)	Response	Cal Amt ug/ml	OnCol Amt ug/ml	Flags
1 Fluoride	3.293	3.313	-0.020	2371067	0.5000	0.3883	
2 Chloride	4.447	4.465	-0.018	7979140	2.50	2.30	
3 Nitrite as N	5.125	5.140	-0.015	2701908	NC	NC	
4 Bromide	6.165	6.183	-0.018	569883	0.5000	0.4653	
5 Nitrate as N	6.917	6.917	0.000	3411313	NC	NC	
6 Orthophosphate as P	9.287	9.300	-0.013	3393209	NC	NC	M
7 Sulfate	10.548	10.580	-0.032	5381010	2.50	2.25	M

QC Flag Legend

Processing Flags
NC - Not Calibrated
Review Flags
M - Manually Integrated

Reagents:

IC Cal low_00531 Amount Added: 0.10 Units: mL
IC CAL cl/so4_00317 Amount Added: 0.10 Units: mL

Report Date: 02-Jul-2020 08:53:36 Chrom Revision: 2.3 21-Jun-2020 18:30:46

Eurofins TestAmerica, Denver

Data File: \\chromfs\Denver\ChromData\WC_IonChrom10\20200701-92933.b\Info 2_DENPC179_Anions_20200701-105016.d

Injection Date:	01-Jul-2020 10:32:00	Instrument ID:	WC_IonChrom10	Operator ID:	wetchemd
Lims ID:	STD2			Worklist Smp#:	3
Client ID:					
Injection Vol:	5.0 ul	Dil. Factor:	1.0000	ALS Bottle#:	0
Method:	Anions_IC10	Limit Group:	Wet - Anions 28D		

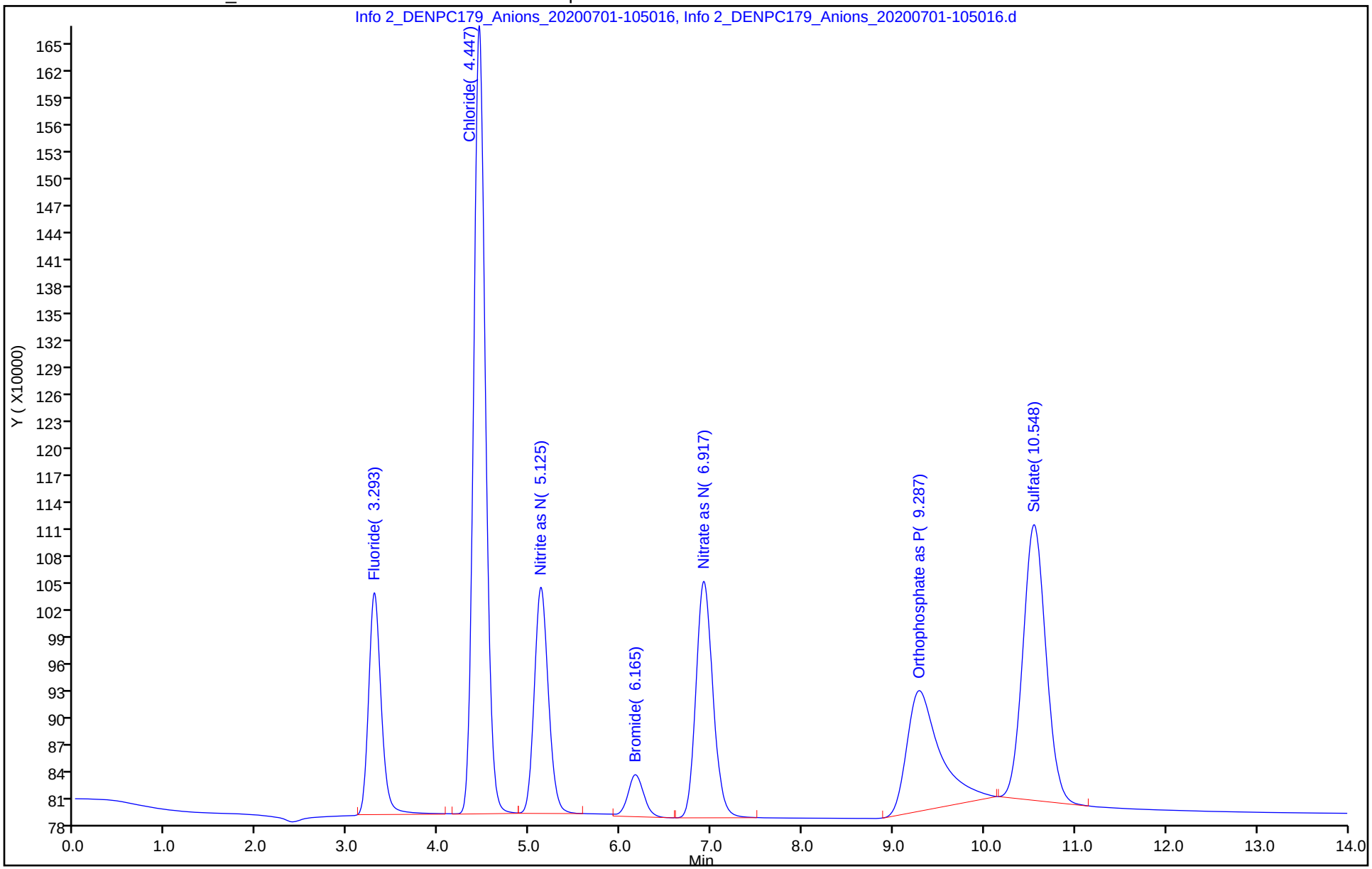

Manual Integration/User Assign Peak Report

Eurofins TestAmerica, Denver

Data File: \\chromfs\Denver\ChromData\WC_IonChrom10\20200701-92933.b\Info 2_DENPC179_Anions_20200701-1050
Injection Date: 01-Jul-2020 10:32:00 Instrument ID: WC_IonChrom10
Lims ID: STD2
Client ID:
Operator ID: wetchemd ALS Bottle#: 0 Worklist Smp#: 3
Injection Vol: 5.0 ul Dil. Factor: 1.0000
Method: Anions_IC10 Limit Group: Wet - Anions 28D
Column: Detector Info 2_091554_1

7 Sulfate, CAS: 14808-79-8

Signal: 1

Processing Integration Results

RT: 10.55
Area: 5581097
Amount: 2.251973
Amount Units: ug/ml

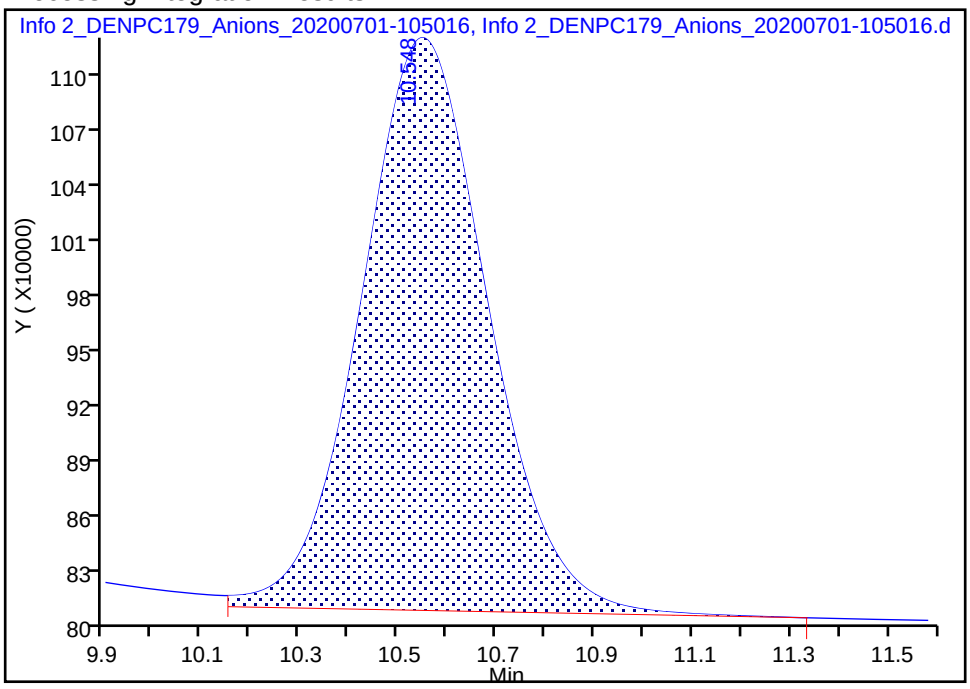

Manual Integration Results

RT: 10.55
Area: 5381010
Amount: 2.254206
Amount Units: ug/ml

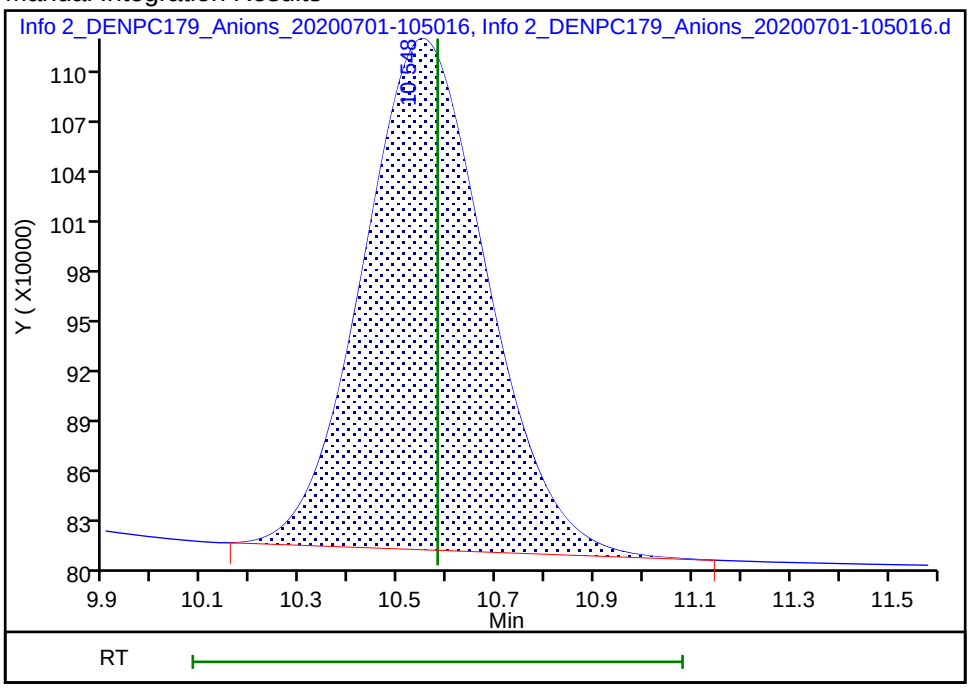

Reviewer: pedrickj, 01-Jul-2020 12:11:35
Audit Action: Manually Integrated Audit Reason: Incomplete Integration

Eurofins TestAmerica, Denver
Target Compound Quantitation Report

Data File: \\chromfs\Denver\ChromData\WC_IonChrom10\20200701-92933.b\Info 2_DENPC179_Anions_20200701-1107
Lims ID: STD3
Client ID:
Sample Type: IC Calib Level: 3
Inject. Date: 01-Jul-2020 10:50:00 ALS Bottle#: 0 Worklist Smp#: 4
Injection Vol: 5.0 ul Dil. Factor: 1.0000
Sample Info: 280-0092933-004
Misc. Info.: 280-0092933-004
Operator ID: wetchemd Instrument ID: WC_IonChrom10
Sublist: chrom-Anions_IC10*sub2

Method: \\chromfs\Denver\ChromData\WC_IonChrom10\20200701-92933.b\Anions_IC10.m
Limit Group: Wet - Anions 28D
Last Update: 02-Jul-2020 08:53:36 Calib Date: 01-Jul-2020 11:42:00
Integrator: Falcon
Quant Method: External Standard Quant By: Initial Calibration
Last ICal File: \\chromfs\Denver\ChromData\WC_IonChrom10\20200701-92933.b\Info 2_DENPC179_Anions_20200701-1200

Column 1 : Det: Info 2_091554_1
Process Host: CTX1013

First Level Reviewer: pedrickj Date: 01-Jul-2020 12:11:48

Compound	RT (min.)	Exp RT (min.)	Dlt RT (min.)	Response	Cal Amt ug/ml	OnCol Amt ug/ml	Flags
1 Fluoride	3.297	3.313	-0.016	6181090	1.00	0.7129	
2 Chloride	4.445	4.465	-0.020	16448884	5.00	4.20	
3 Nitrite as N	5.122	5.140	-0.018	6222745	NC	NC	
4 Bromide	6.160	6.183	-0.023	1237161	1.00	0.9411	
5 Nitrate as N	6.905	6.917	-0.012	7034872	NC	NC	
6 Orthophosphate as P	9.265	9.300	-0.035	9349399	NC	NC	M
7 Sulfate	10.545	10.580	-0.035	11019361	5.00	3.96	M

QC Flag Legend

Processing Flags
NC - Not Calibrated
Review Flags
M - Manually Integrated

Reagents:

IC Cal low_00531 Amount Added: 0.20 Units: mL
IC CAL cl/so4_00317 Amount Added: 0.20 Units: mL

Report Date: 02-Jul-2020 08:53:36 Chrom Revision: 2.3 21-Jun-2020 18:30:46

Eurofins TestAmerica, Denver

Data File: \\chromfs\Denver\ChromData\WC_IonChrom10\20200701-92933.b\Info 2_DENPC179_Anions_20200701-110742.d

Injection Date:	01-Jul-2020 10:50:00	Instrument ID:	WC_IonChrom10	Operator ID:	wetchemd
Lims ID:	STD3			Worklist Smp#:	4
Client ID:					
Injection Vol:	5.0 ul	Dil. Factor:	1.0000	ALS Bottle#:	0
Method:	Anions_IC10	Limit Group:	Wet - Anions 28D		

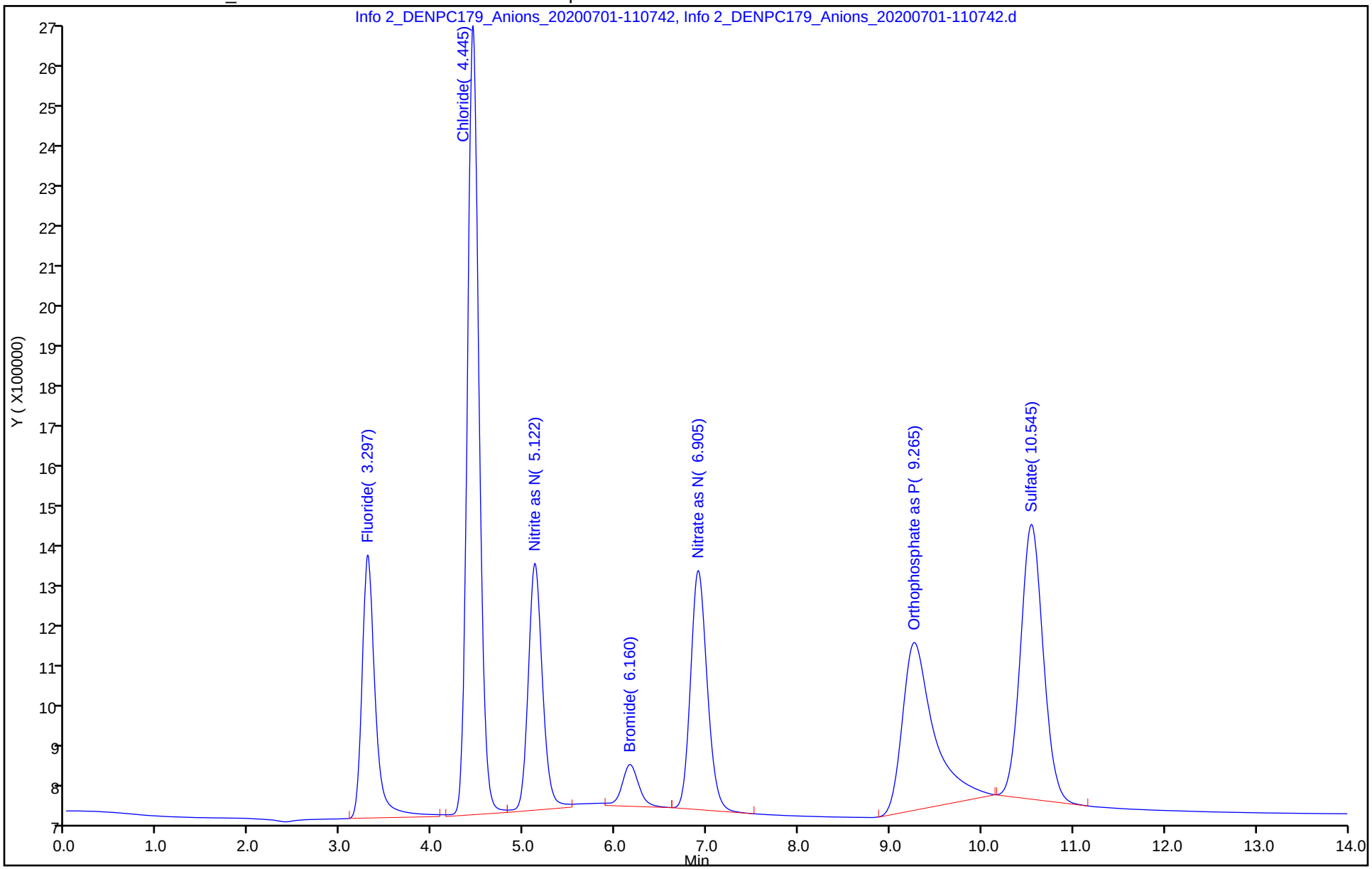

Manual Integration/User Assign Peak Report

Eurofins TestAmerica, Denver

Data File: \\chromfs\Denver\ChromData\WC_IonChrom10\20200701-92933.b\Info 2_DENPC179_Anions_20200701-110

Injection Date: 01-Jul-2020 10:50:00 Instrument ID: WC_IonChrom10

Lims ID: STD3

Client ID:

Operator ID: wetchemd ALS Bottle#: 0 Worklist Smp#: 4

Injection Vol: 5.0 ul Dil. Factor: 1.0000

Method: Anions_IC10 Limit Group: Wet - Anions 28D

Column: Detector Info 2_091554_1

7 Sulfate, CAS: 14808-79-8

Signal: 1

Processing Integration Results

RT: 10.55
Area: 12034904
Amount: 4.184078
Amount Units: ug/ml

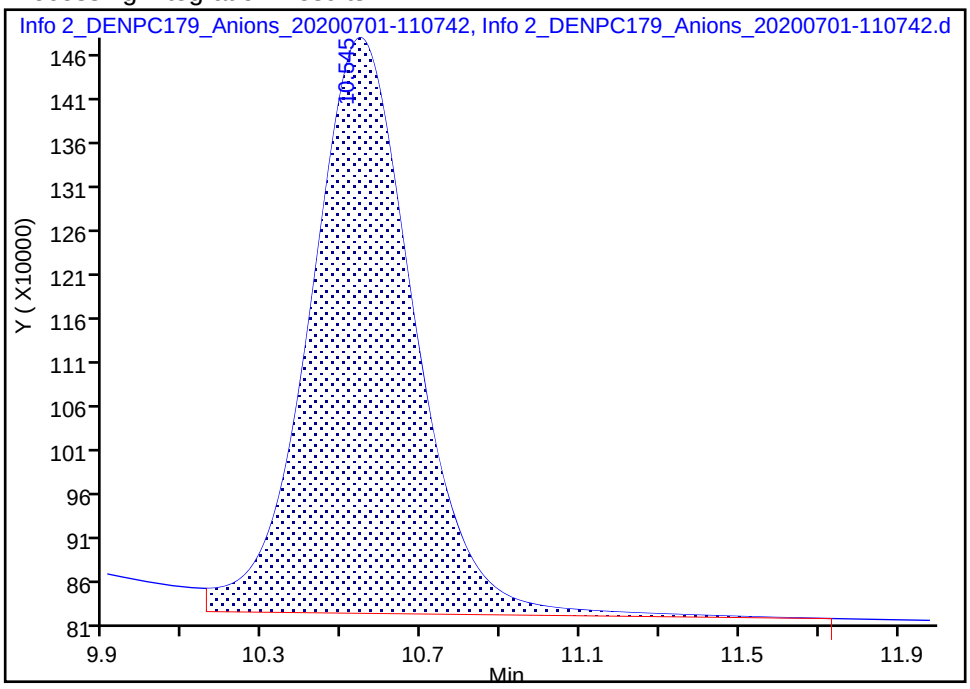

Manual Integration Results

RT: 10.55
Area: 11019361
Amount: 3.956501
Amount Units: ug/ml

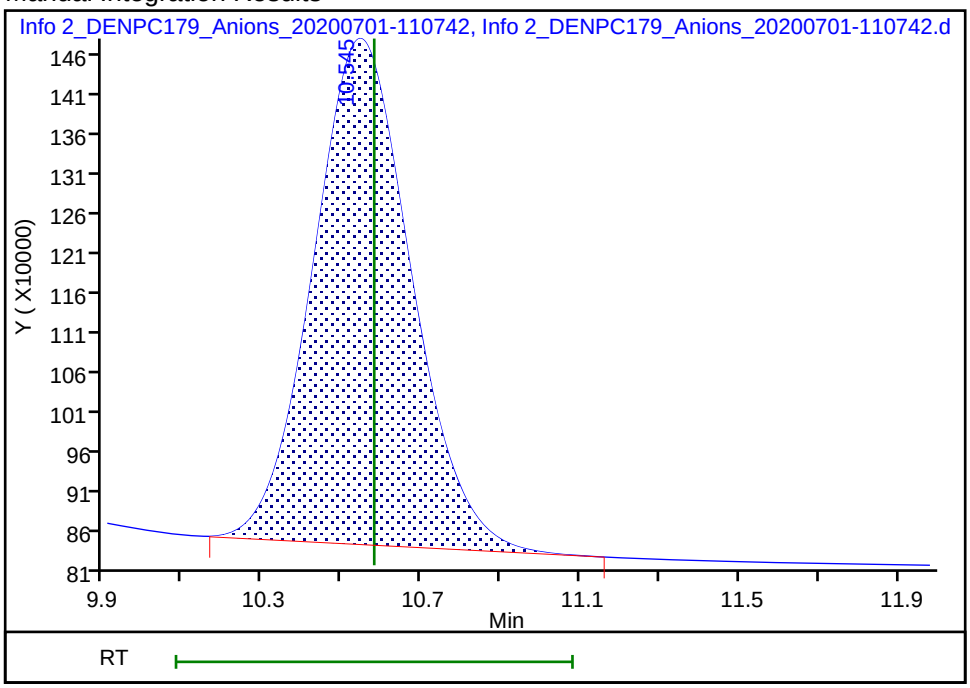

Reviewer: pedrickj, 01-Jul-2020 12:11:46

Audit Action: Manually Integrated Audit Reason: Incomplete Integration

Eurofins TestAmerica, Denver
Target Compound Quantitation Report

Data File: \\chromfs\Denver\ChromData\WC_IonChrom10\20200701-92933.b\Info 2_DENPC179_Anions_20200701-1125
Lims ID: STD4
Client ID:
Sample Type: IC Calib Level: 4
Inject. Date: 01-Jul-2020 11:07:00 ALS Bottle#: 0 Worklist Smp#: 5
Injection Vol: 5.0 ul Dil. Factor: 1.0000
Sample Info: 280-0092933-005
Misc. Info.: 280-0092933-005
Operator ID: wetchemd Instrument ID: WC_IonChrom10
Sublist: chrom-Anions_IC10*sub2

Method: \\chromfs\Denver\ChromData\WC_IonChrom10\20200701-92933.b\Anions_IC10.m
Limit Group: Wet - Anions 28D
Last Update: 02-Jul-2020 08:53:36 Calib Date: 01-Jul-2020 11:42:00
Integrator: Falcon
Quant Method: External Standard Quant By: Initial Calibration
Last ICal File: \\chromfs\Denver\ChromData\WC_IonChrom10\20200701-92933.b\Info 2_DENPC179_Anions_20200701-1200

Column 1 : Det: Info 2_091554_1
Process Host: CTX1013

First Level Reviewer: pedrickj Date: 01-Jul-2020 12:10:45

Compound	RT (min.)	Exp RT (min.)	Dlt RT (min.)	Response	Cal Amt ug/ml	OnCol Amt ug/ml	Flags
1 Fluoride	3.315	3.315	0.000	54394640	4.00	4.82	M
2 Chloride	4.458	4.458	0.000	269717419	60.0	60.8	M
3 Nitrite as N	5.133	5.133	0.000	33763500	NC	NC	
4 Bromide	6.175	6.175	0.000	5246989	4.00	3.80	
5 Nitrate as N	6.907	6.907	0.000	37998018	NC	NC	
6 Orthophosphate as P	9.288	9.288	0.000	31692928	NC	NC	M
7 Sulfate	10.568	10.568	0.000	198877200	60.0	60.7	M

QC Flag Legend

Processing Flags
NC - Not Calibrated
Review Flags
M - Manually Integrated

Reagents:

IC Cal low_00531 Amount Added: 0.80 Units: mL
IC CAL cl/so4_00317 Amount Added: 2.40 Units: mL

Report Date: 02-Jul-2020 08:53:37 Chrom Revision: 2.3 21-Jun-2020 18:30:46

Eurofins TestAmerica, Denver

Data File: \\chromfs\Denver\ChromData\WC_IonChrom10\20200701-92933.b\Info 2_DENPC179_Anions_20200701-112509.d

Injection Date:	01-Jul-2020 11:07:00	Instrument ID:	WC_IonChrom10	Operator ID:	wetchemd
Lims ID:	STD4			Worklist Smp#:	5
Client ID:					
Injection Vol:	5.0 ul	Dil. Factor:	1.0000	ALS Bottle#:	0
Method:	Anions_IC10	Limit Group:	Wet - Anions 28D		

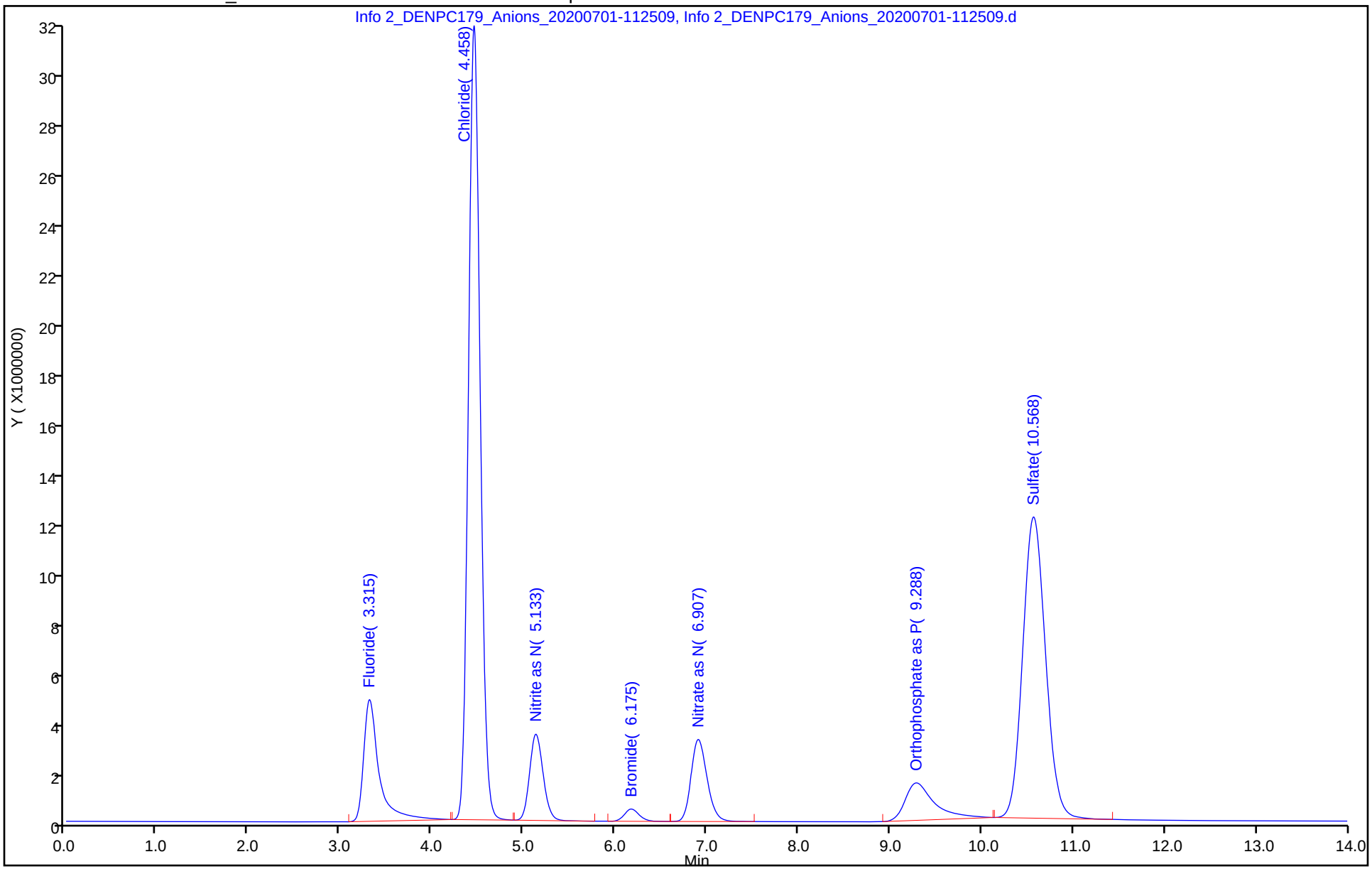

Manual Integration/User Assign Peak Report

Eurofins TestAmerica, Denver

Data File: \\chromfs\Denver\ChromData\WC_IonChrom10\20200701-92933.b\Info 2_DENPC179_Anions_20200701-1125
Injection Date: 01-Jul-2020 11:07:00 Instrument ID: WC_IonChrom10
Lims ID: STD4
Client ID:
Operator ID: wetchemd ALS Bottle#: 0 Worklist Smp#: 5
Injection Vol: 5.0 ul Dil. Factor: 1.0000
Method: Anions_IC10 Limit Group: Wet - Anions 28D
Column: Detector Info 2_091554_1

1 Fluoride, CAS: 16984-48-8

Signal: 1

Processing Integration Results

RT: 3.32
Area: 55799362
Amount: 4.915252
Amount Units: ug/ml

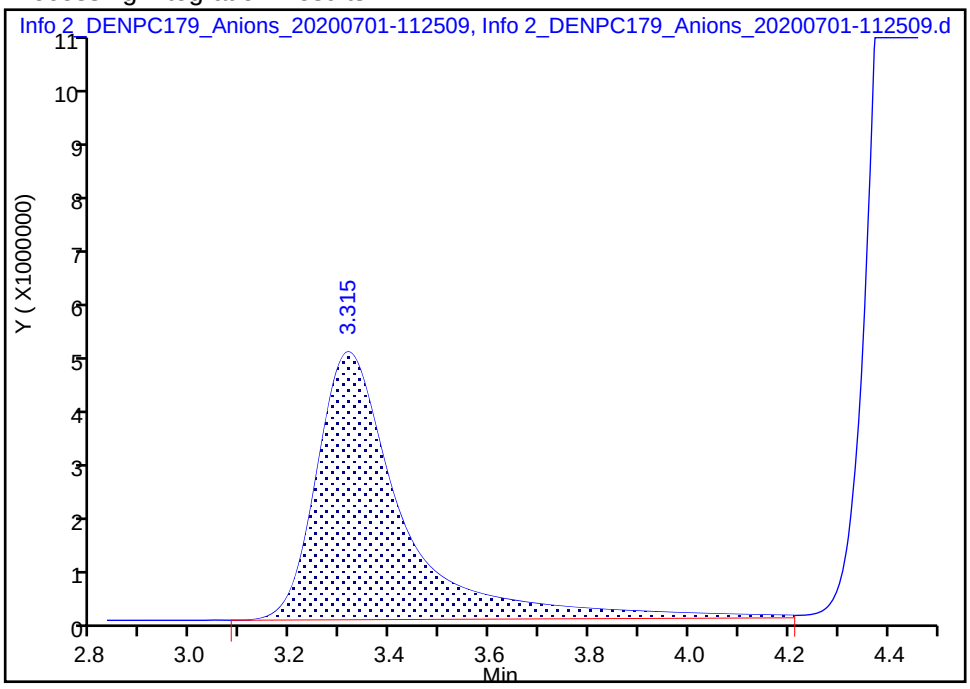

Manual Integration Results

RT: 3.32
Area: 54394640
Amount: 4.820411
Amount Units: ug/ml

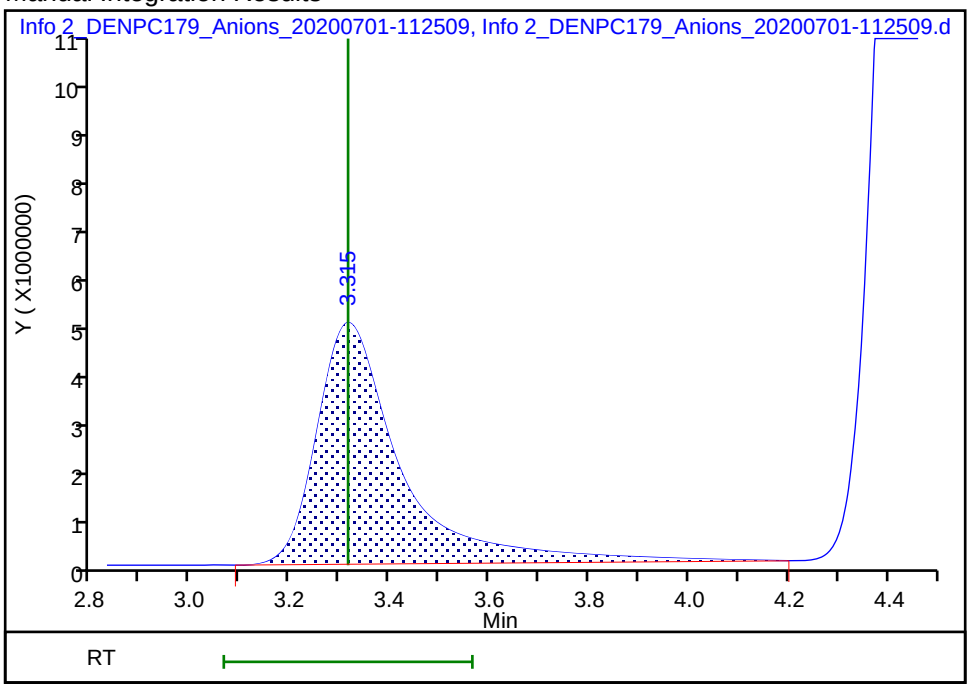

Reviewer: pedrickj, 01-Jul-2020 12:10:42
Audit Action: Manually Integrated Audit Reason: Incomplete Integration

Manual Integration/User Assign Peak Report

Eurofins TestAmerica, Denver

Data File: \\chromfs\Denver\ChromData\WC_IonChrom10\20200701-92933.b\Info 2_DENPC179_Anions_20200701-1125
Injection Date: 01-Jul-2020 11:07:00 Instrument ID: WC_IonChrom10
Lims ID: STD4
Client ID:
Operator ID: wetchemd ALS Bottle#: 0 Worklist Smp#: 5
Injection Vol: 5.0 ul Dil. Factor: 1.0000
Method: Anions_IC10 Limit Group: Wet - Anions 28D
Column: Detector Info 2_091554_1

2 Chloride, CAS: 16887-00-6

Signal: 1

Processing Integration Results

RT: 4.46
Area: 270579345
Amount: 60.964435
Amount Units: ug/ml

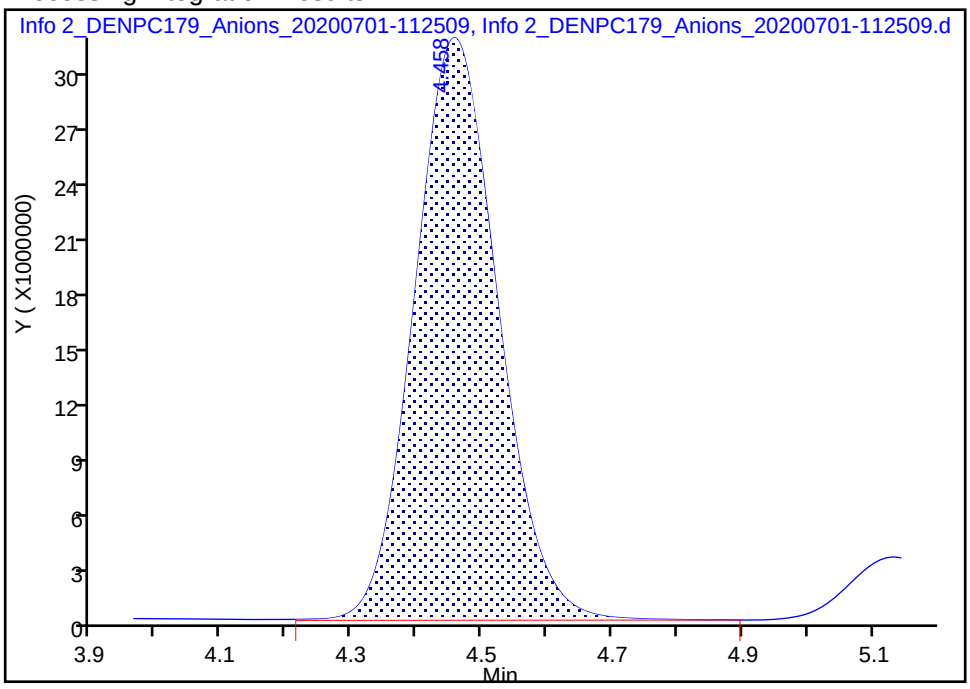

Manual Integration Results

RT: 4.46
Area: 269717419
Amount: 60.802033
Amount Units: ug/ml

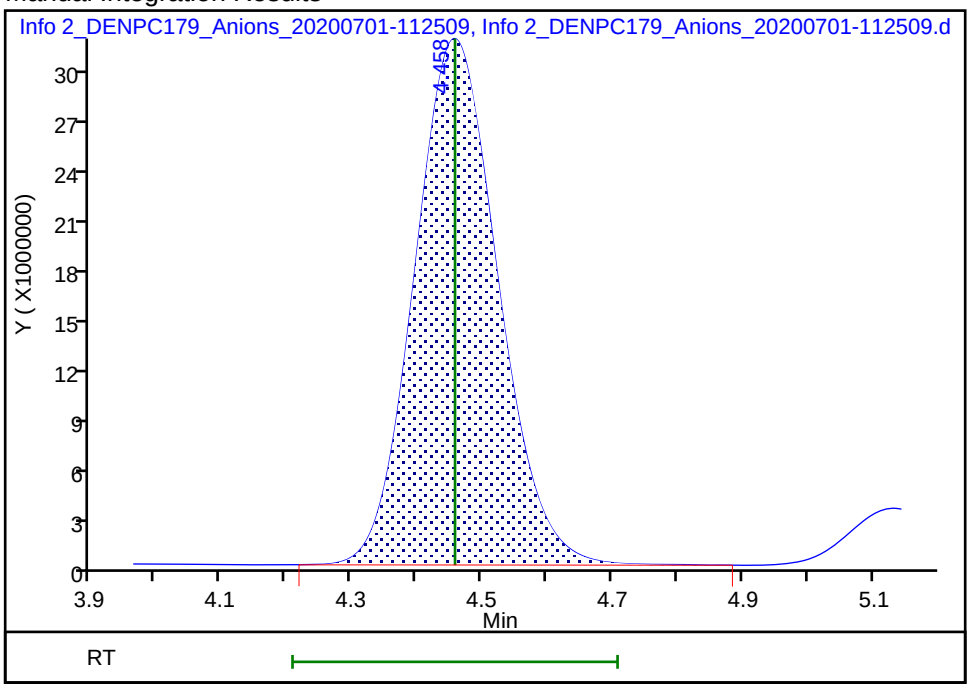

Reviewer: pedrickj, 01-Jul-2020 12:10:44
Audit Action: Manually Integrated Audit Reason: Incomplete Integration

Manual Integration/User Assign Peak Report

Eurofins TestAmerica, Denver

Data File: \\chromfs\Denver\ChromData\WC_IonChrom10\20200701-92933.b\Info 2_DENPC179_Anions_20200701-1125
Injection Date: 01-Jul-2020 11:07:00 Instrument ID: WC_IonChrom10
Lims ID: STD4
Client ID:
Operator ID: wetchemd ALS Bottle#: 0 Worklist Smp#: 5
Injection Vol: 5.0 ul Dil. Factor: 1.0000
Method: Anions_IC10 Limit Group: Wet - Anions 28D
Column: Detector Info 2_091554_1

7 Sulfate, CAS: 14808-79-8

Signal: 1

Processing Integration Results

RT: 10.57
Area: 203629596
Amount: 61.155801
Amount Units: ug/ml

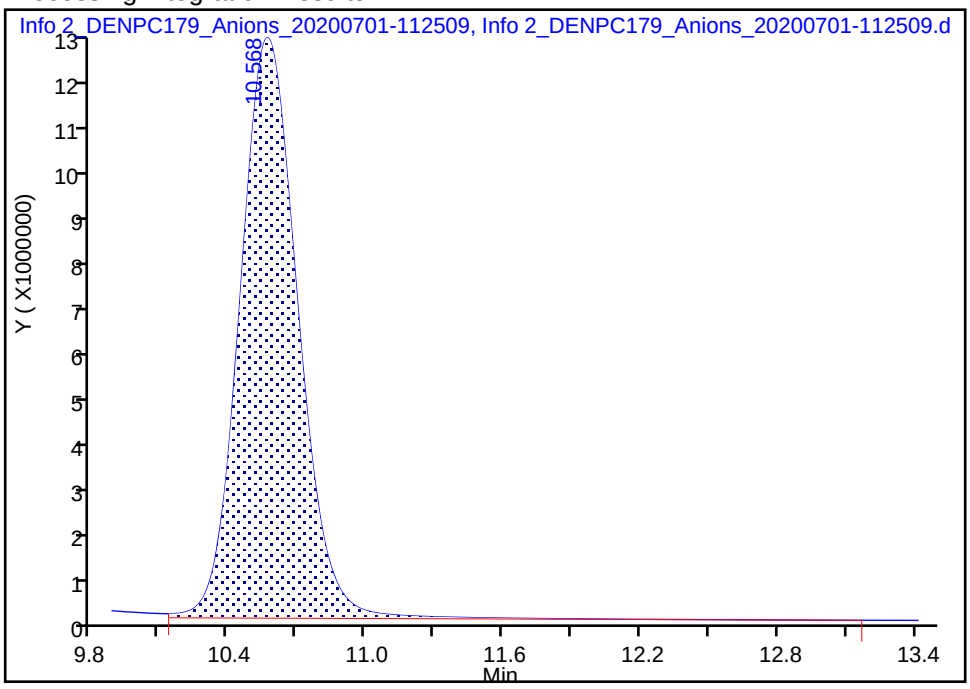

Manual Integration Results

RT: 10.57
Area: 198877200
Amount: 60.673333
Amount Units: ug/ml

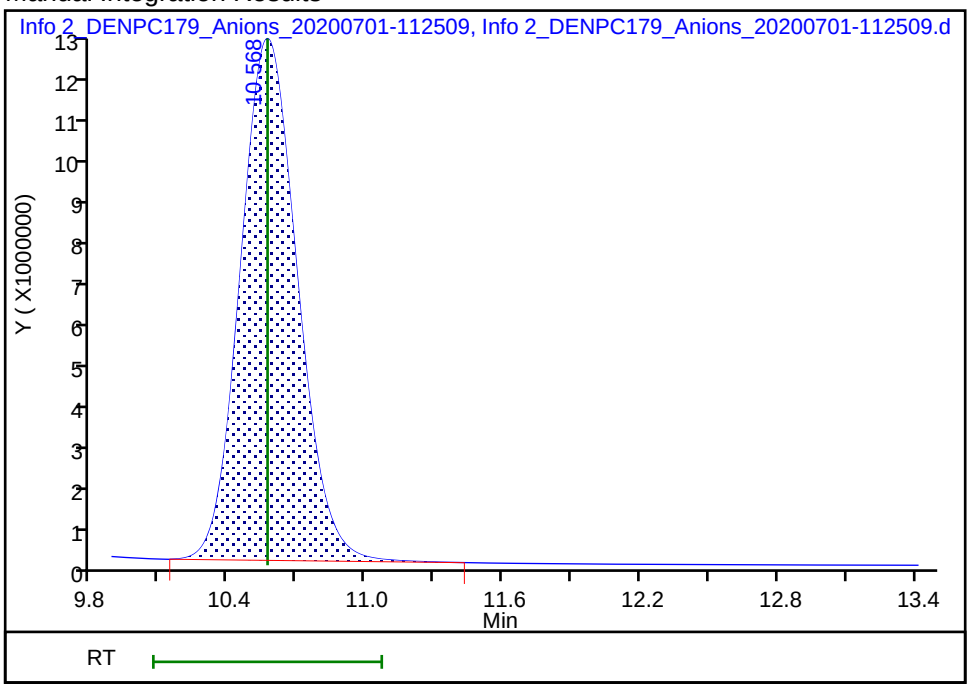

Reviewer: pedrickj, 01-Jul-2020 12:12:00
Audit Action: Manually Integrated Audit Reason: Incomplete Integration

Eurofins TestAmerica, Denver
Target Compound Quantitation Report

Data File: \\chromfs\Denver\ChromData\WC_IonChrom10\20200701-92933.b\Info 2_DENPC179_Anions_20200701-1142
Lims ID: STD5
Client ID:
Sample Type: IC Calib Level: 5
Inject. Date: 01-Jul-2020 11:25:00 ALS Bottle#: 0 Worklist Smp#: 6
Injection Vol: 5.0 ul Dil. Factor: 1.0000
Sample Info: 280-0092933-006
Misc. Info.: 280-0092933-006
Operator ID: wetchemd Instrument ID: WC_IonChrom10
Sublist: chrom-Anions_IC10*sub2

Method: \\chromfs\Denver\ChromData\WC_IonChrom10\20200701-92933.b\Anions_IC10.m
Limit Group: Wet - Anions 28D
Last Update: 02-Jul-2020 08:53:37 Calib Date: 01-Jul-2020 11:42:00
Integrator: Falcon
Quant Method: External Standard Quant By: Initial Calibration
Last ICal File: \\chromfs\Denver\ChromData\WC_IonChrom10\20200701-92933.b\Info 2_DENPC179_Anions_20200701-1200

Column 1 : Det: Info 2_091554_1
Process Host: CTX1013

First Level Reviewer: pedrickj Date: 01-Jul-2020 12:10:33

Compound	RT (min.)	Exp RT (min.)	Dlt RT (min.)	Response	Cal Amt ug/ml	OnCol Amt ug/ml	Flags
1 Fluoride	3.315	3.315	0.000	97908249	8.00	8.53	M
2 Chloride	4.462	4.458	0.004	559094029	120.0	125.5	M
3 Nitrite as N	5.128	5.133	-0.005	74988454	NC	NC	
4 Bromide	6.170	6.175	-0.005	11644065	8.00	8.36	
5 Nitrate as N	6.892	6.907	-0.015	83764745	NC	NC	
6 Orthophosphate as P	9.270	9.288	-0.018	55460901	NC	NC	M
7 Sulfate	10.548	10.568	-0.020	413006715	120.0	125.3	M

QC Flag Legend

Processing Flags
NC - Not Calibrated
Review Flags
M - Manually Integrated

Reagents:

IC Cal low_00531 Amount Added: 1.60 Units: mL
IC CAL cl/so4_00317 Amount Added: 4.80 Units: mL

Report Date: 02-Jul-2020 08:53:37 Chrom Revision: 2.3 21-Jun-2020 18:30:46

Eurofins TestAmerica, Denver

Data File: \\chromfs\Denver\ChromData\WC_IonChrom10\20200701-92933.b\Info 2_DENPC179_Anions_20200701-114236.d

Injection Date:	01-Jul-2020 11:25:00	Instrument ID:	WC_IonChrom10	Operator ID:	wetchemd
Lims ID:	STD5			Worklist Smp#:	6
Client ID:					
Injection Vol:	5.0 ul	Dil. Factor:	1.0000	ALS Bottle#:	0
Method:	Anions_IC10	Limit Group:	Wet - Anions 28D		

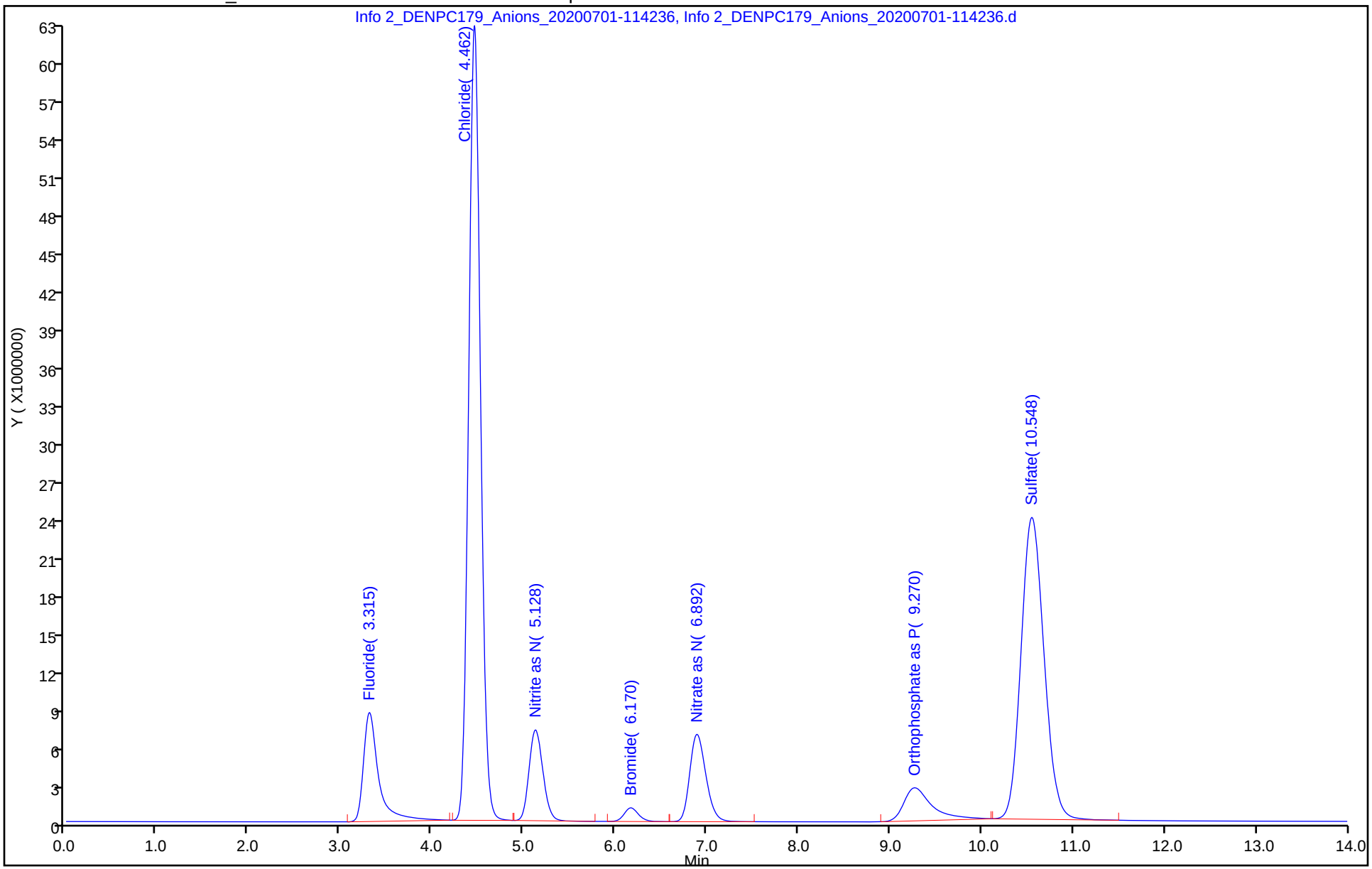

Manual Integration/User Assign Peak Report

Eurofins TestAmerica, Denver

Data File: \\chromfs\Denver\ChromData\WC_IonChrom10\20200701-92933.b\Info 2_DENPC179_Anions_20200701-1142
Injection Date: 01-Jul-2020 11:25:00 Instrument ID: WC_IonChrom10
Lims ID: STD5
Client ID:
Operator ID: wetchemd ALS Bottle#: 0 Worklist Smp#: 6
Injection Vol: 5.0 ul Dil. Factor: 1.0000
Method: Anions_IC10 Limit Group: Wet - Anions 28D
Column: Detector Info 2_091554_1

1 Fluoride, CAS: 16984-48-8

Signal: 1

Processing Integration Results

RT: 3.32
Area: 99908376
Amount: 8.589030
Amount Units: ug/ml

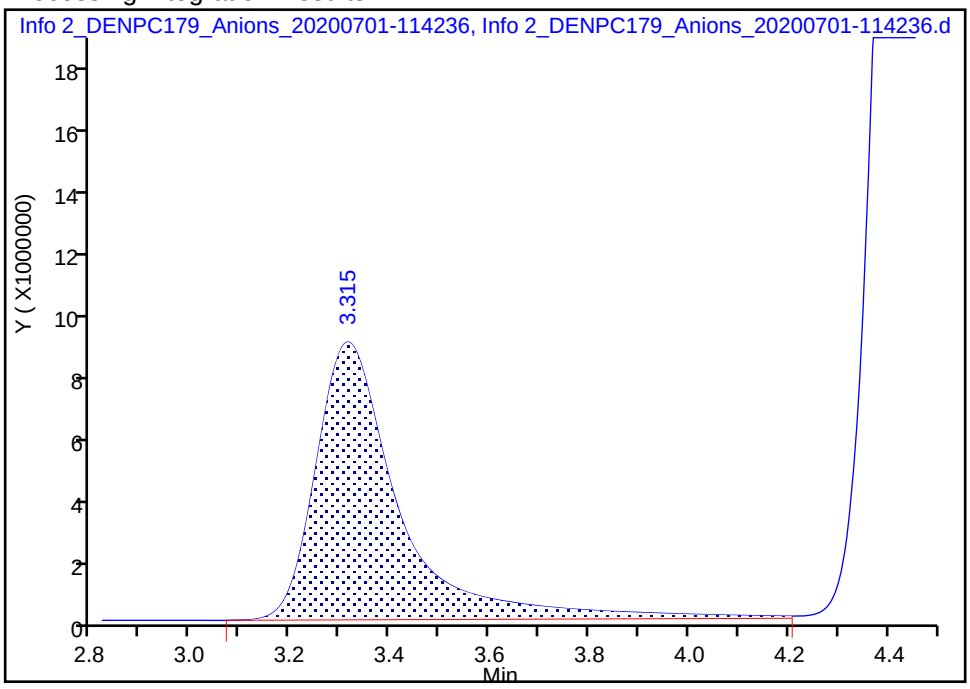

Manual Integration Results

RT: 3.32
Area: 97908249
Amount: 8.527507
Amount Units: ug/ml

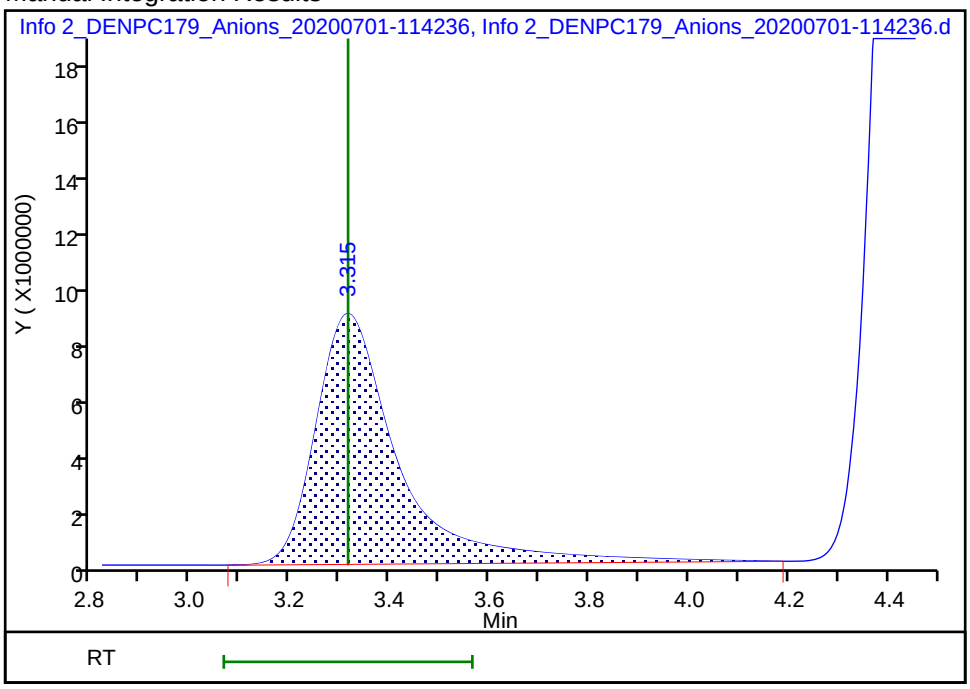

Reviewer: pedrickj, 01-Jul-2020 12:10:28
Audit Action: Manually Integrated Audit Reason: Incomplete Integration

Manual Integration/User Assign Peak Report

Eurofins TestAmerica, Denver

Data File: \\chromfs\Denver\ChromData\WC_IonChrom10\20200701-92933.b\Info 2_DENPC179_Anions_20200701-1142
Injection Date: 01-Jul-2020 11:25:00 Instrument ID: WC_IonChrom10
Lims ID: STD5
Client ID:
Operator ID: wetchemd ALS Bottle#: 0 Worklist Smp#: 6
Injection Vol: 5.0 ul Dil. Factor: 1.0000
Method: Anions_IC10 Limit Group: Wet - Anions 28D
Column: Detector Info 2_091554_1

2 Chloride, CAS: 16887-00-6

Signal: 1

Processing Integration Results

RT: 4.46
Area: 560218648
Amount: 125.5846
Amount Units: ug/ml

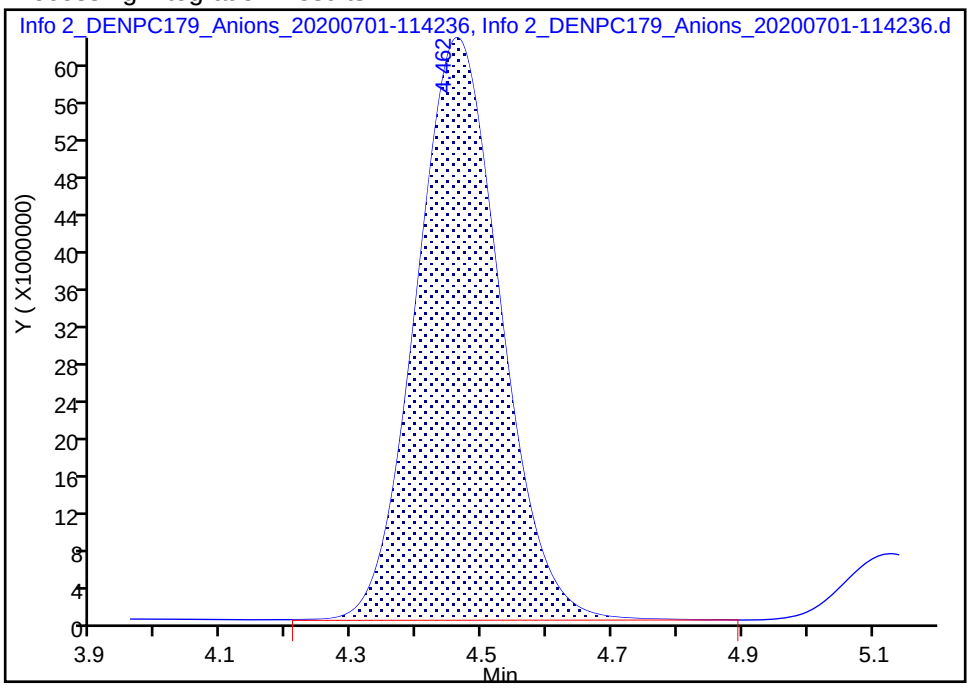

Manual Integration Results

RT: 4.46
Area: 559094029
Amount: 125.4777
Amount Units: ug/ml

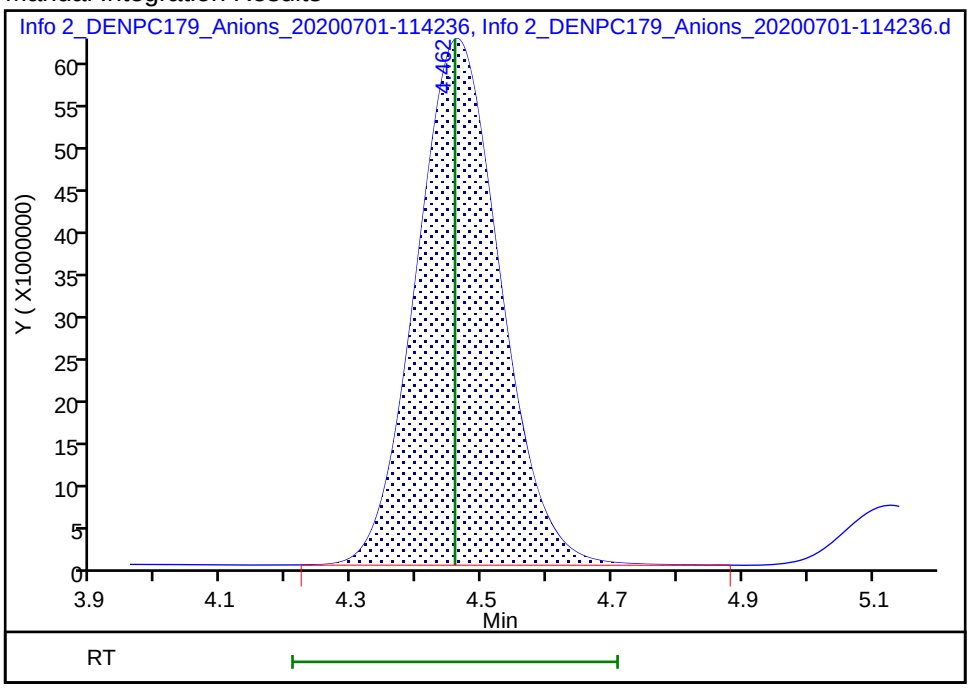

Reviewer: pedrickj, 01-Jul-2020 12:10:31
Audit Action: Manually Integrated Audit Reason: Incomplete Integration

Manual Integration/User Assign Peak Report

Eurofins TestAmerica, Denver

Data File: \\chromfs\Denver\ChromData\WC_IonChrom10\20200701-92933.b\Info 2_DENPC179_Anions_20200701-1142
Injection Date: 01-Jul-2020 11:25:00 Instrument ID: WC_IonChrom10
Lims ID: STD5
Client ID:
Operator ID: wetchemd ALS Bottle#: 0 Worklist Smp#: 6
Injection Vol: 5.0 ul Dil. Factor: 1.0000
Method: Anions_IC10 Limit Group: Wet - Anions 28D
Column: Detector Info 2_091554_1

7 Sulfate, CAS: 14808-79-8

Signal: 1

Processing Integration Results

RT: 10.55
Area: 420129486
Amount: 125.9480
Amount Units: ug/ml

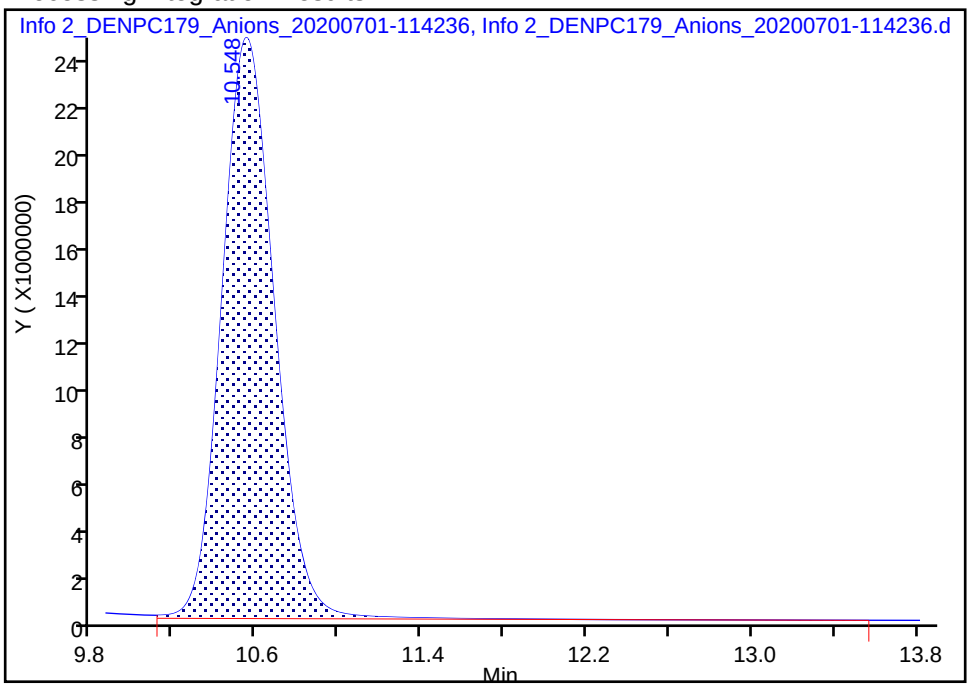

Manual Integration Results

RT: 10.55
Area: 413006715
Amount: 125.3219
Amount Units: ug/ml

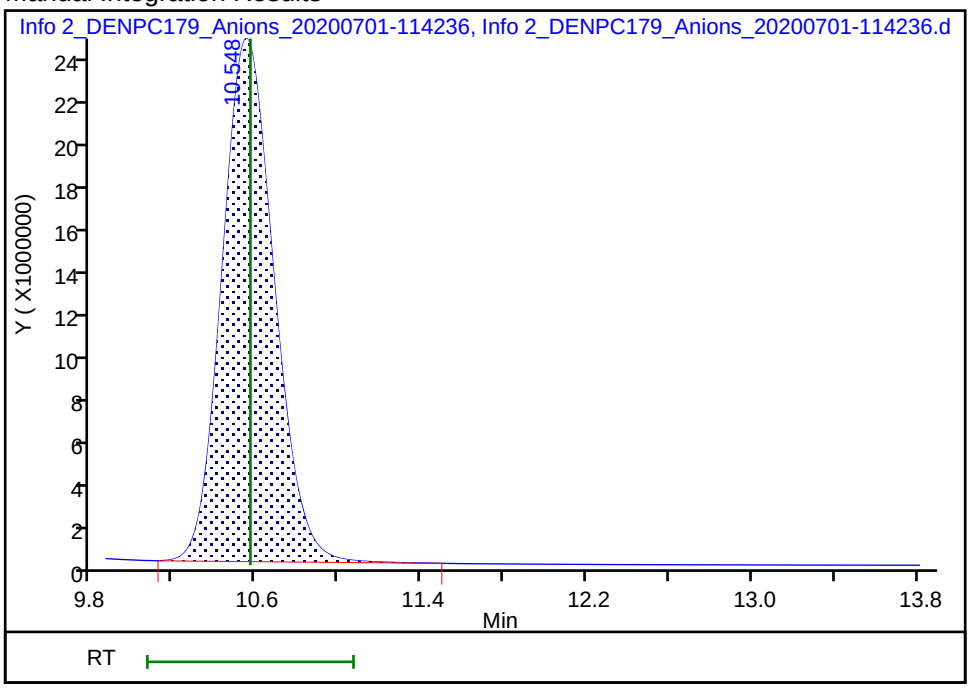

Reviewer: pedrickj, 01-Jul-2020 12:12:12
Audit Action: Manually Integrated Audit Reason: Incomplete Integration

Eurofins TestAmerica, Denver
Target Compound Quantitation Report

Data File: \\chromfs\Denver\ChromData\WC_IonChrom10\20200701-92933.b\Info 2_DENPC179_Anions_20200701-1200
Lims ID: STD6
Client ID:
Sample Type: IC Calib Level: 6
Inject. Date: 01-Jul-2020 11:42:00 ALS Bottle#: 0 Worklist Smp#: 7
Injection Vol: 5.0 ul Dil. Factor: 1.0000
Sample Info: 280-0092933-007
Misc. Info.: 280-0092933-007
Operator ID: wetchemd Instrument ID: WC_IonChrom10
Sublist: chrom-Anions_IC10*sub2

Method: \\chromfs\Denver\ChromData\WC_IonChrom10\20200701-92933.b\Anions_IC10.m
Limit Group: Wet - Anions 28D
Last Update: 02-Jul-2020 08:53:37 Calib Date: 01-Jul-2020 11:42:00
Integrator: Falcon
Quant Method: External Standard Quant By: Initial Calibration
Last ICal File: \\chromfs\Denver\ChromData\WC_IonChrom10\20200701-92933.b\Info 2_DENPC179_Anions_20200701-1200

Column 1 : Det: Info 2_091554_1
Process Host: CTX1013

First Level Reviewer: pedrickj Date: 01-Jul-2020 12:10:21

Compound	RT (min.)	Exp RT (min.)	Dlt RT (min.)	Response	Cal Amt ug/ml	OnCol Amt ug/ml	Flags
1 Fluoride	3.313	3.315	-0.002	103250376	10.0	8.98	M
2 Chloride	4.468	4.458	0.010	867974360	200.0	194.5	M
3 Nitrite as N	5.127	5.133	-0.006	87252262	NC	NC	
4 Bromide	6.165	6.175	-0.010	13808743	10.0	9.90	
5 Nitrate as N	6.885	6.907	-0.022	98843744	NC	NC	
6 Orthophosphate as P	9.257	9.288	-0.031	62209329	NC	NC	M
7 Sulfate	10.538	10.568	-0.030	643853306	200.0	195.0	M

QC Flag Legend

Processing Flags
NC - Not Calibrated
Review Flags
M - Manually Integrated

Reagents:

IC Cal low_00531 Amount Added: 2.00 Units: mL
IC CAL cl/so4_00317 Amount Added: 8.00 Units: mL

Report Date: 02-Jul-2020 08:53:38 Chrom Revision: 2.3 21-Jun-2020 18:30:46

Eurofins TestAmerica, Denver

Data File: \\chromfs\Denver\ChromData\WC_IonChrom10\20200701-92933.b\Info 2_DENPC179_Anions_20200701-120003.d

Injection Date:	01-Jul-2020 11:42:00	Instrument ID:	WC_IonChrom10	Operator ID:	wetchemd
Lims ID:	STD6			Worklist Smp#:	7
Client ID:					
Injection Vol:	5.0 ul	Dil. Factor:	1.0000	ALS Bottle#:	0
Method:	Anions_IC10	Limit Group:	Wet - Anions 28D		

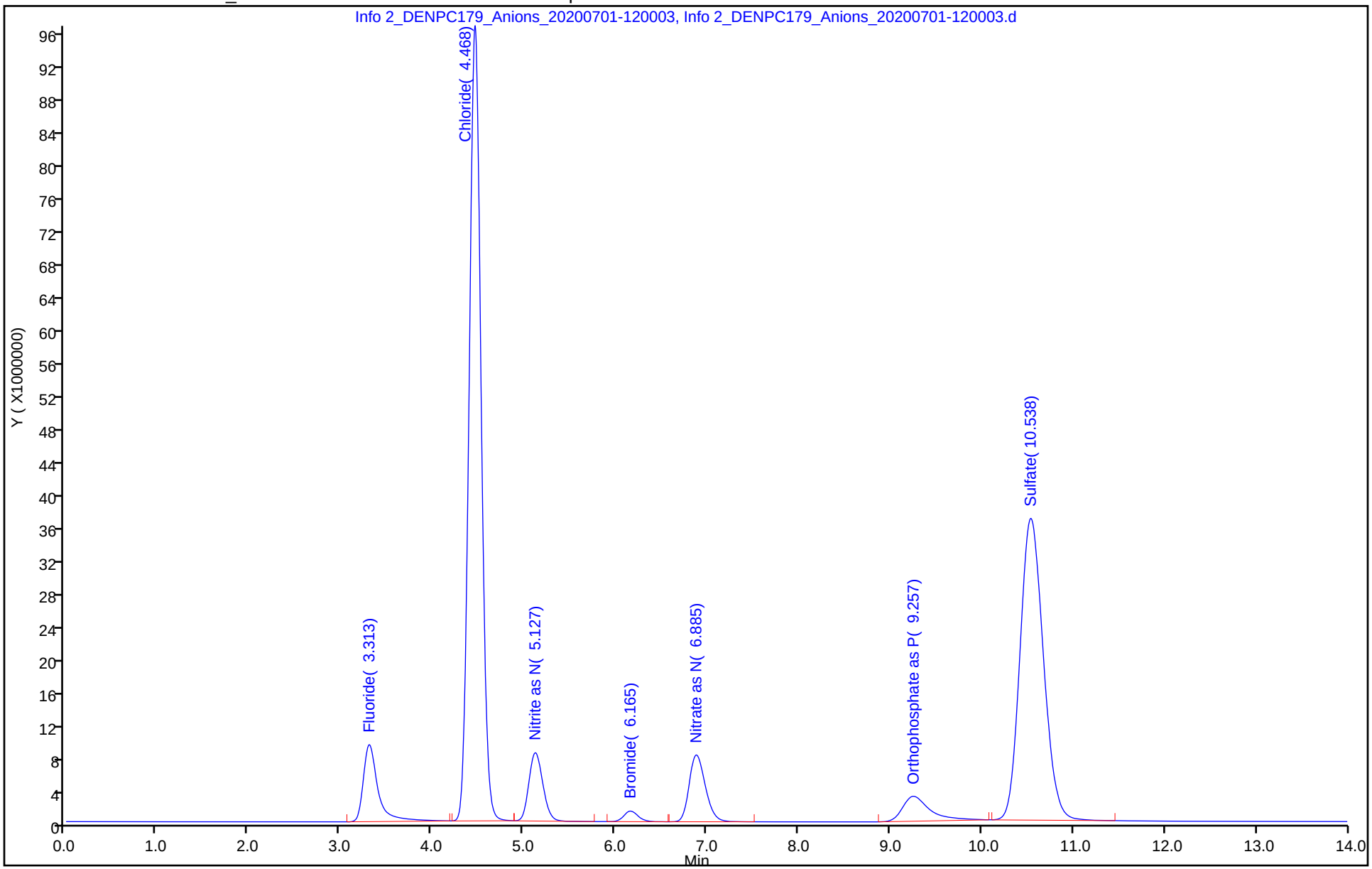

Manual Integration/User Assign Peak Report

Eurofins TestAmerica, Denver

Data File: \\chromfs\Denver\ChromData\WC_IonChrom10\20200701-92933.b\Info 2_DENPC179_Anions_20200701-120

Injection Date: 01-Jul-2020 11:42:00 Instrument ID: WC_IonChrom10

Lims ID: STD6

Client ID:

Operator ID: wetchemd ALS Bottle#: 0 Worklist Smp#: 7

Injection Vol: 5.0 ul Dil. Factor: 1.0000

Method: Anions_IC10 Limit Group: Wet - Anions 28D

Column: Detector Info 2_091554_1

1 Fluoride, CAS: 16984-48-8

Signal: 1

Processing Integration Results

RT: 3.31
Area: 104831928
Amount: 8.949155
Amount Units: ug/ml

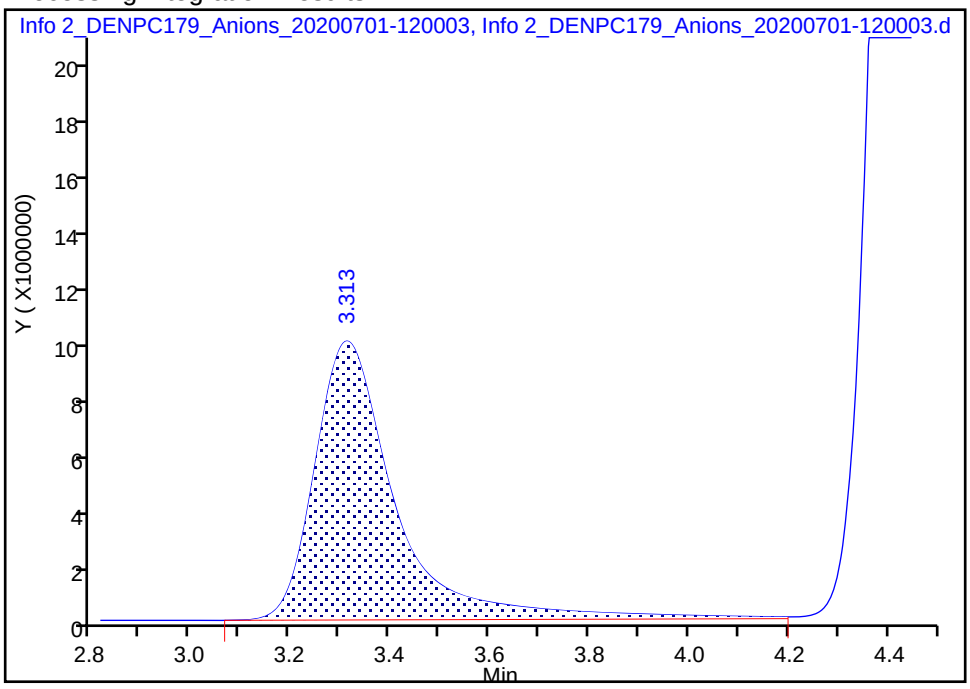

Manual Integration Results

RT: 3.31
Area: 103250376
Amount: 8.982623
Amount Units: ug/ml

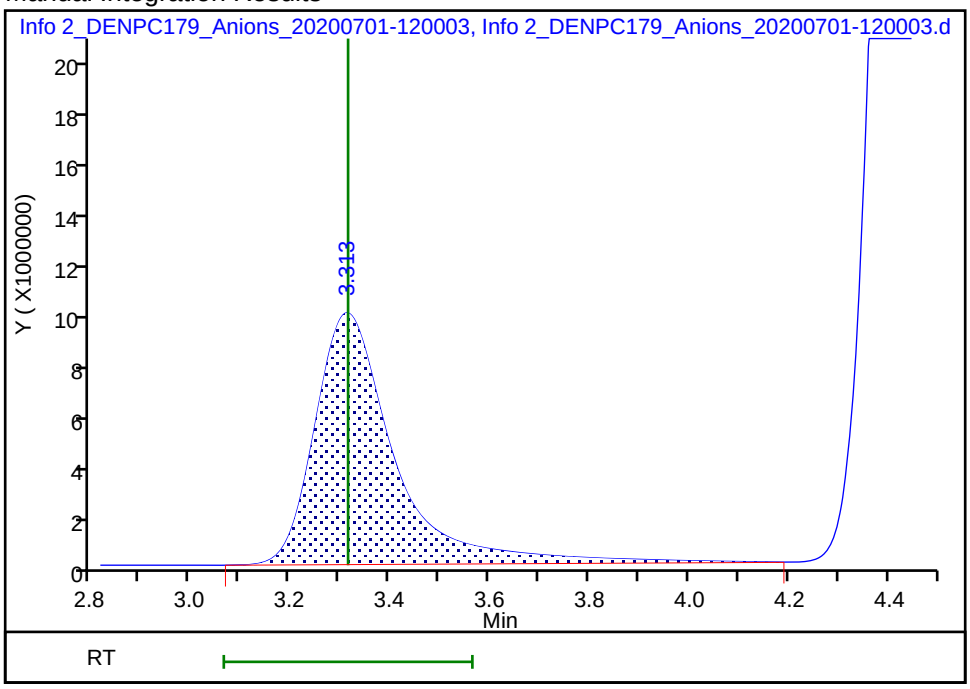

Reviewer: pedrickj, 01-Jul-2020 12:10:15

Audit Action: Manually Integrated Audit Reason: Incomplete Integration

Manual Integration/User Assign Peak Report

Eurofins TestAmerica, Denver

Data File: \\chromfs\Denver\ChromData\WC_IonChrom10\20200701-92933.b\Info 2_DENPC179_Anions_20200701-120

Injection Date: 01-Jul-2020 11:42:00 Instrument ID: WC_IonChrom10

Lims ID: STD6

Client ID:

Operator ID: wetchemd ALS Bottle#: 0 Worklist Smp#: 7

Injection Vol: 5.0 ul Dil. Factor: 1.0000

Method: Anions_IC10 Limit Group: Wet - Anions 28D

Column: Detector Info 2_091554_1

2 Chloride, CAS: 16887-00-6

Signal: 1

Processing Integration Results

RT: 4.47
Area: 869163936
Amount: 194.4175
Amount Units: ug/ml

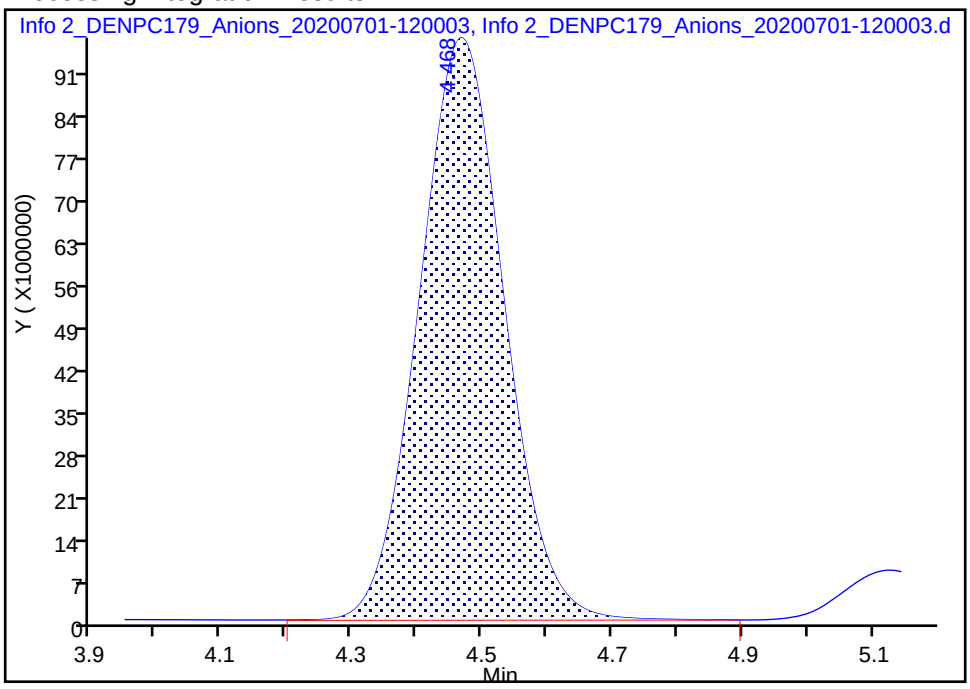

Manual Integration Results

RT: 4.47
Area: 867974360
Amount: 194.5125
Amount Units: ug/ml

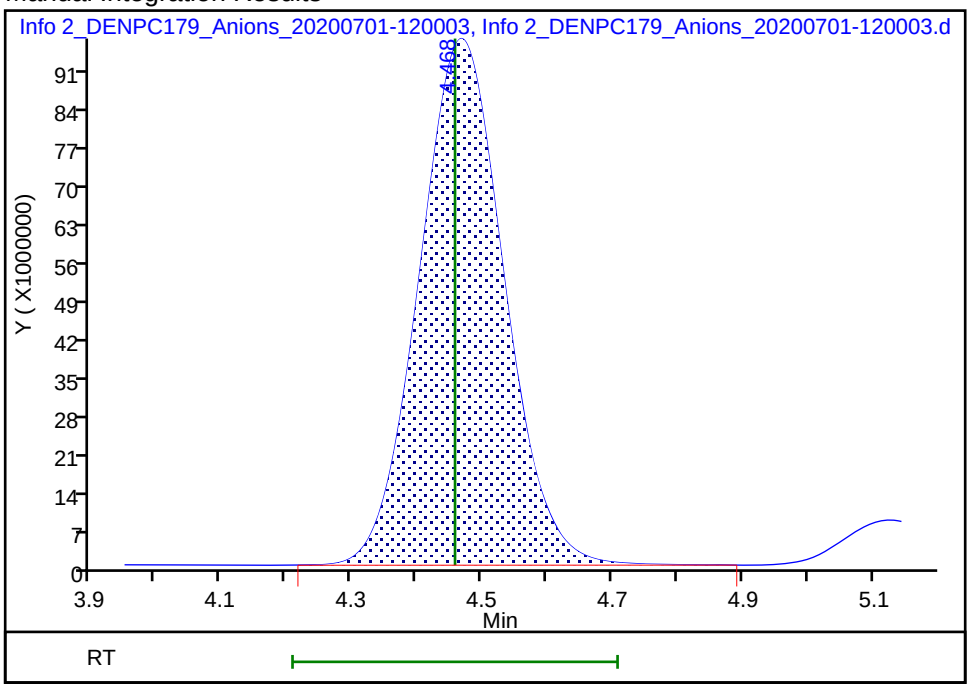

Reviewer: pedrickj, 01-Jul-2020 12:10:18

Audit Action: Manually Integrated Audit Reason: Incomplete Integration

Manual Integration/User Assign Peak Report

Eurofins TestAmerica, Denver

Data File: \\chromfs\Denver\ChromData\WC_IonChrom10\20200701-92933.b\Info 2_DENPC179_Anions_20200701-120

Injection Date: 01-Jul-2020 11:42:00 Instrument ID: WC_IonChrom10

Lims ID: STD6

Client ID:

Operator ID: wetchemd ALS Bottle#: 0 Worklist Smp#: 7

Injection Vol: 5.0 ul Dil. Factor: 1.0000

Method: Anions_IC10 Limit Group: Wet - Anions 28D

Column: Detector Info 2_091554_1

7 Sulfate, CAS: 14808-79-8

Signal: 1

Processing Integration Results

RT: 10.54
Area: 652046554
Amount: 196.2079
Amount Units: ug/ml

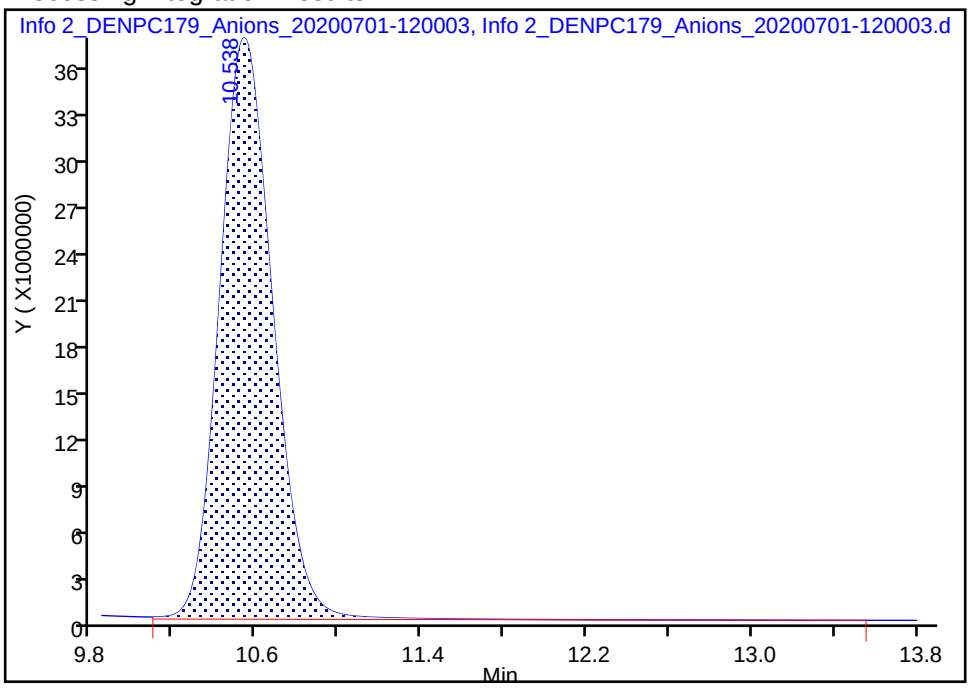

Manual Integration Results

RT: 10.54
Area: 643853306
Amount: 195.0177
Amount Units: ug/ml

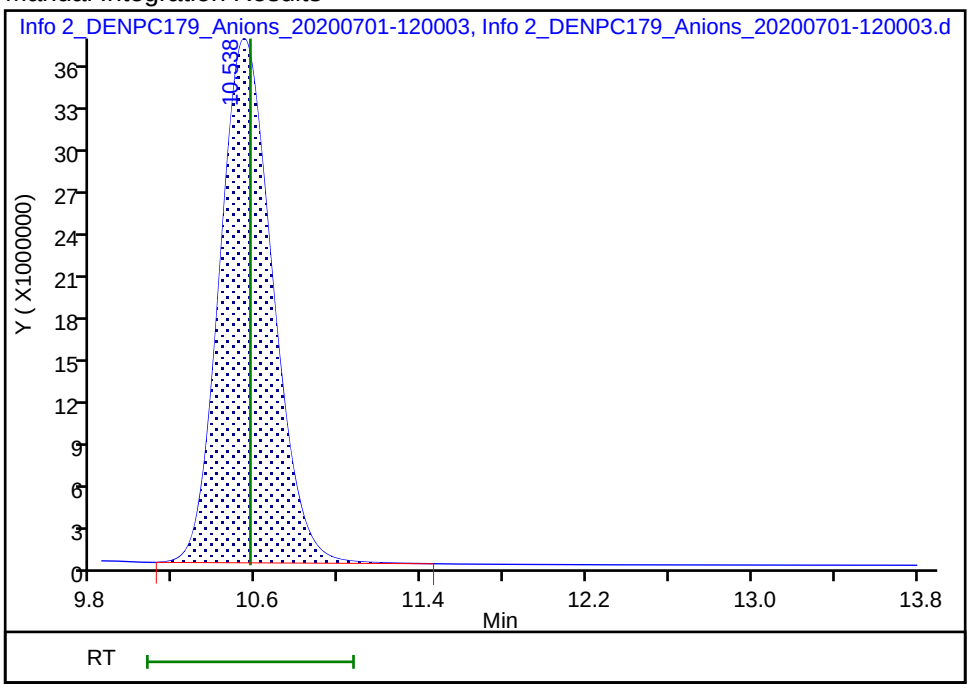

Reviewer: pedrickj, 01-Jul-2020 12:12:26

Audit Action: Manually Integrated Audit Reason: Incomplete Integration

IC Instrument Information

WL: 92933 **Inst ID:** 10 **Analysis Date:** 7/1/2020 **Analyst:** CJ

Rush	Job No.	Samples	Anions	QC Req	HT Exp
☐	138168	9	F Cl (NO2) Br (NO3) PO4 SO4	(MS/D) 9,5	
☐	138165	1	F Cl (NO2) Br (NO3) PO4 SO4	MS/D	
☐	137629	1	F Cl NO2 Br NO3 PO4 SO4	MS/D	
☐	137702	1	F Cl NO2 Br NO3 PO4 SO4	MS/D	
☐	137729	1	F Cl NO2 Br NO3 PO4 SO4	MS/D	
☐	137731	2	F Cl NO2 Br NO3 PO4 SO4	MS/D	
☐	137739	4	F Cl NO2 Br NO3 PO4 SO4	(MS/D) 2	
☐	137877	4	F Cl NO2 Br NO3 PO4 SO4	MS/D	
☐	138189	2	F Cl NO2 Br NO3 PO4 SO4	MS/D	
☐	138209	11	F Cl NO2 Br NO3 PO4 SO4	(MS/D) 17	
☐	138205	1	F Cl NO2 Br NO3 PO4 SO4	MS/D	
☐			F Cl NO2 Br NO3 PO4 SO4	MS/D	
☐			F Cl NO2 Br NO3 PO4 SO4	MS/D	
☐			F Cl NO2 Br NO3 PO4 SO4	MS/D	

Dilutions

Job No.	Samples	Anions	Dilution	Reason
168		F Cl NO2 Br NO3 PO4 SO4	2,5,10,20,100x	Hist.
165		F Cl NO2 Br NO3 PO4 SO4	10X	coverage
877		F Cl NO2 Br NO3 PO4 SO4	100,500x	Rerun
739		F Cl NO2 Br NO3 PO4 SO4	10,20,50X	
731		F Cl NO2 Br NO3 PO4 SO4	5X	
729		F Cl NO2 Br NO3 PO4 SO4	10X	
702		F Cl NO2 Br NO3 PO4 SO4	5X	
629		F Cl NO2 Br NO3 PO4 SO4	10X	
		F Cl NO2 Br NO3 PO4 SO4		

Eurofins Environment Testing America
Initial Calibration Summary Report

Method: \\chromfs\Denver\ChromData\WC_IonChrom10\20200701-92933.b\Anions_IC10.m
Instrument: WC_IonChrom10 Lims Location: 280
Lock State: Unlocked Cpnd Order: Retention Time
Integrator: Falcon Last Modified: 01-Jul-2020 13:29:06
No.Compounds:7

Initial Calibration Batches

Ical Batch: \\chromfs\Denver\ChromData\WC_IonChrom10\20200701-92933.b
Inj Date : 01-Jul-2020 10:15:00, Sublist: chrom-Anions_IC10*sub2

Detector 1: Info 2_091554_1

	Wet - Anions 28D				Wet - Anions			
Compound	b	M1	M2	Err	b	M1	M2	Err
1 Fluoride	-218699	1173792	R1	).978*				
2 Chloride	-232735	4474271		0.998				
3 Nitrite as N					-126838	9011379		0.996
4 Bromide	-82777	1402586		0.998				
5 Nitrate as N					-122021	1011392		0.996
6 Orthophosphate as P					668780	6745962	R1	).986*
7 Sulfate	-208538	3312206		0.998				

ICalib Error Legend

R1, Curve Fit Fail Error Limit Test

Eurofins Environment Testing America
Initial Calibration Report

Method: \\chromfs\Denver\ChromData\WC_IonChrom10\20200701-92933.b\Anions_IC10.m
Instrument: WC_IonChrom10 Lims Location: 280
Lock State: Unlocked Cpnd Order: Retention Time
Integrator: Falcon Last Modified: 01-Jul-2020 13:29:06
No.Compounds:7
Sublist: chrom-Anions_IC10*sub2
Limit Group: Wet - Anions 28D

Detectors

Detector: 1, Info 2_091554_1
Data Type: ic Spec Type: none
Supports Extracted Chromatograms: False
Run Time: 0.000-17.350 No. Points: 7196

Calibration File Names

Level: 1 \\chromfs\Denver\ChromData\WC_IonChrom10\20200701-92933.b\Info 2_DENPC179_Anions_20200701-103250
Inj Date: 01-Jul-2020 10:15:00 Worklist: 92933 Sample#: 2
Level: 2 \\chromfs\Denver\ChromData\WC_IonChrom10\20200701-92933.b\Info 2_DENPC179_Anions_20200701-105016
Inj Date: 01-Jul-2020 10:32:00 Worklist: 92933 Sample#: 3
Level: 3 \\chromfs\Denver\ChromData\WC_IonChrom10\20200701-92933.b\Info 2_DENPC179_Anions_20200701-110742
Inj Date: 01-Jul-2020 10:50:00 Worklist: 92933 Sample#: 4
Level: 4 \\chromfs\Denver\ChromData\WC_IonChrom10\20200701-92933.b\Info 2_DENPC179_Anions_20200701-112509
Inj Date: 01-Jul-2020 11:07:00 Worklist: 92933 Sample#: 5
Level: 5 \\chromfs\Denver\ChromData\WC_IonChrom10\20200701-92933.b\Info 2_DENPC179_Anions_20200701-114236
Inj Date: 01-Jul-2020 11:25:00 Worklist: 92933 Sample#: 6
Level: 6 \\chromfs\Denver\ChromData\WC_IonChrom10\20200701-92933.b\Info 2_DENPC179_Anions_20200701-120003
Inj Date: 01-Jul-2020 11:42:00 Worklist: 92933 Sample#: 7

Start Cal Date: 01-Jul-2020 10:15:00 End Cal Date: 01-Jul-2020 11:42:00

Individual Compound Calibration Parameters

Quant Method: ESTD RF Calibration: Replace
Rule Name: Linear1 Curve: Linear Weighting: Conc
Origin: None Error: raw_COD Error Limit: 1.00
RF %Dif: 0.0 SPCC Limit: 0.0 CCC Limit: 0.0
Dependent Variable: Resp

Number of Compounds: 4

RF/Amt(Lvl) Response WL(Smp)	RF/Amt(Lvl) Response WL(Smp)	RF/Amt(Lvl) Response WL(Smp)	RF/Amt(Lvl) Response WL(Smp)	RF/Amt(Lvl) Response WL(Smp)	RF/Amt(Lvl) Response WL(Smp)	b	m1	m2	Error

RF/Amt(Lvl) Response WL(Smp)	RF/Amt(Lvl) Response WL(Smp)	RF/Amt(Lvl) Response WL(Smp)	RF/Amt(Lvl) Response WL(Smp)	RF/Amt(Lvl) Response WL(Smp)	RF/Amt(Lvl) Response WL(Smp)	b	m1	m2	Error
1 Fluoride				Signal: 1			R1		
4807335	4742134	6181090	13598660	12238531	10325038	-2186993			*0.978
0.200000(1)	0.500000(2)	1.0000 (3)	4.0000 (4)	8.0000 (5)	10.0 (6)		11737926		
961467	2371067	6181090	M54394640	M97908249	M103250376				
92933(2)	92933(3)	92933(4)	92933(5)	92933(6)	92933(7)				
2 Chloride				Signal: 1					
3076322	3191656	3289777	4495290	4659117	4339872	-2327357			0.998
1.0000 (1)	2.5000 (2)	5.0000 (3)	60.0 (4)	120.0 (5)	200.0 (6)		4474271		
3076322	7979140	16448884	M269717419	M559094029	M867974360				
92933(2)	92933(3)	92933(4)	92933(5)	92933(6)	92933(7)				
4 Bromide				Signal: 1					
1188925	1139766	1237161	1311747	1455508	1380874	-82777			0.998
0.200000(1)	0.500000(2)	1.0000 (3)	4.0000 (4)	8.0000 (5)	10.0 (6)		1402586		
237785	569883	1237161	5246989	11644065	13808743				
92933(2)	92933(3)	92933(4)	92933(5)	92933(6)	92933(7)				
7 Sulfate				Signal: 1					
2142172	2152404	2203872	3314620	3441723	3219267	-2085386			0.998
1.0000 (1)	2.5000 (2)	5.0000 (3)	60.0 (4)	120.0 (5)	200.0 (6)		3312206		
M2142172	M5381010	M11019361	M198877200	M413006715	M643853306				
92933(2)	92933(3)	92933(4)	92933(5)	92933(6)	92933(7)				

ICalib Error Legend
R1, Curve Fit Fail Error Limit Test

Eurofins Environment Testing America
Initial Calibration Report

Method: \\chromfs\Denver\ChromData\WC_IonChrom10\20200701-92933.b\Anions_IC10.m
Instrument: WC_IonChrom10 Lims Location: 280
Lock State: Unlocked Cpnd Order: Retention Time
Integrator: Falcon Last Modified: 01-Jul-2020 13:29:06
No.Compounds:7
Sublist: chrom-Anions_IC10*sub2
Limit Group: Wet - Anions

Detectors

Detector: 1, Info 2_091554_1
Data Type: ic Spec Type: none
Supports Extracted Chromatograms: False
Run Time: 0.000-17.350 No. Points: 7196

Calibration File Names

Level: 1 \\chromfs\Denver\ChromData\WC_IonChrom10\20200701-92933.b\Info 2_DENPC179_Anions_20200701-103250
Inj Date: 01-Jul-2020 10:15:00 Worklist: 92933 Sample#: 2
Level: 2 \\chromfs\Denver\ChromData\WC_IonChrom10\20200701-92933.b\Info 2_DENPC179_Anions_20200701-105016
Inj Date: 01-Jul-2020 10:32:00 Worklist: 92933 Sample#: 3
Level: 3 \\chromfs\Denver\ChromData\WC_IonChrom10\20200701-92933.b\Info 2_DENPC179_Anions_20200701-110742
Inj Date: 01-Jul-2020 10:50:00 Worklist: 92933 Sample#: 4
Level: 4 \\chromfs\Denver\ChromData\WC_IonChrom10\20200701-92933.b\Info 2_DENPC179_Anions_20200701-112509
Inj Date: 01-Jul-2020 11:07:00 Worklist: 92933 Sample#: 5
Level: 5 \\chromfs\Denver\ChromData\WC_IonChrom10\20200701-92933.b\Info 2_DENPC179_Anions_20200701-114236
Inj Date: 01-Jul-2020 11:25:00 Worklist: 92933 Sample#: 6
Level: 6 \\chromfs\Denver\ChromData\WC_IonChrom10\20200701-92933.b\Info 2_DENPC179_Anions_20200701-120003
Inj Date: 01-Jul-2020 11:42:00 Worklist: 92933 Sample#: 7

Start Cal Date: 01-Jul-2020 10:15:00 End Cal Date: 01-Jul-2020 11:42:00

Individual Compound Calibration Parameters

Quant Method: ESTD RF Calibration: Replace
Rule Name: Linear1 Curve: Linear Weighting: Conc
Origin: None Error: raw_COD Error Limit: 1.00
RF %Dif: 0.0 SPCC Limit: 0.0 CCC Limit: 0.0
Dependent Variable: Resp

Number of Compounds: 3

RF/Amt(Lvl) Response WL(Smp)	RF/Amt(Lvl) Response WL(Smp)	RF/Amt(Lvl) Response WL(Smp)	RF/Amt(Lvl) Response WL(Smp)	RF/Amt(Lvl) Response WL(Smp)	RF/Amt(Lvl) Response WL(Smp)	b	m1	m2	Error

RF/Amt(Lvl) Response WL(Smp)	RF/Amt(Lvl) Response WL(Smp)	RF/Amt(Lvl) Response WL(Smp)	RF/Amt(Lvl) Response WL(Smp)	RF/Amt(Lvl) Response WL(Smp)	RF/Amt(Lvl) Response WL(Smp)	b	m1	m2	Error
3 Nitrite as N				Signal: 1					
5152500	5403816	6222745	8440875	9373557	8725226	-1268384			0.996
0.200000(1)	0.500000(2)	1.0000 (3)	4.0000 (4)	8.0000 (5)	10.0 (6)		9011379		
1030500	2701908	6222745	33763500	74988454	87252262				
92933(2)	92933(3)	92933(4)	92933(5)	92933(6)	92933(7)				
5 Nitrate as N				Signal: 1					
6630285	6822626	7034872	9499505	10470593	9884374	-1220212			0.996
0.200000(1)	0.500000(2)	1.0000 (3)	4.0000 (4)	8.0000 (5)	10.0 (6)		10113925		
1326057	3411313	7034872	37998018	83764745	98843744				
92933(2)	92933(3)	92933(4)	92933(5)	92933(6)	92933(7)				
6 Orthophosphate as P				Signal: 1			R1		
8931090	6786418	9349399	7923232	6932613	6220933	668780			*0.986
0.200000(1)	0.500000(2)	1.0000 (3)	4.0000 (4)	8.0000 (5)	10.0 (6)		6745962		
M1786218	M3393209	M9349399	M31692928	M55460901	M62209329				
92933(2)	92933(3)	92933(4)	92933(5)	92933(6)	92933(7)				

ICalib Error Legend
R1, Curve Fit Fail Error Limit Test

Eurofins TestAmerica, Denver
Target Compound Quantitation Report

Data File: \\chromfs\Denver\ChromData\WC_IonChrom10\20200701-92933.b\Info 2_DENPC179_Anions_20200701-1217
Lims ID: ICV
Client ID:
Sample Type: ICV
Inject. Date: 01-Jul-2020 12:00:00 ALS Bottle#: 0 Worklist Smp#: 8
Injection Vol: 5.0 ul Dil. Factor: 1.0000
Sample Info: 280-0092933-008
Misc. Info.: 280-0092933-008
Operator ID: wetchemd Instrument ID: WC_IonChrom10
Sublist:

Method: \\chromfs\Denver\ChromData\WC_IonChrom10\20200701-92933.b\Anions_IC10.m
Limit Group: Wet - Anions 28D
Last Update: 02-Jul-2020 08:53:38 Calib Date: 01-Jul-2020 11:42:00
Integrator: Falcon
Quant Method: External Standard Quant By: Initial Calibration
Last ICal File: \\chromfs\Denver\ChromData\WC_IonChrom10\20200701-92933.b\Info 2_DENPC179_Anions_20200701-1200

Column 1 : Det: Info 2_091554_1
Process Host: CTX1013

Compound	RT (min.)	Exp RT (min.)	Dlt RT (min.)	Response	Cal Amt ug/ml	OnCol Amt ug/ml	Flags
1 Fluoride	3.313	3.313	0.000	41597307	4.00	3.73	
2 Chloride	4.465	4.465	0.000	340115174	80.0	76.5	
3 Nitrite as N	5.140	5.140	0.000	34274825	NC	NC	
4 Bromide	6.183	6.183	0.000	5430195	4.00	3.93	
5 Nitrate as N	6.917	6.917	0.000	38254275	NC	NC	
6 Orthophosphate as P	9.300	9.300	0.000	33210073	NC	NC	
7 Sulfate	10.580	10.580	0.000	248153211	80.0	75.6	

QC Flag Legend

Processing Flags
NC - Not Calibrated

Reagents:

IC SO4 ICV_00021	Amount Added:	0.80	Units: mL
IC ICV 5_00274	Amount Added:	0.80	Units: mL
IC CL ICV_00018	Amount Added:	0.80	Units: mL

Report Date: 02-Jul-2020 08:53:38 Chrom Revision: 2.3 21-Jun-2020 18:30:46

Eurofins TestAmerica, Denver

Data File: \\chromfs\Denver\ChromData\WC_IonChrom10\20200701-92933.b\Info 2_DENPC179_Anions_20200701-121731.d

Injection Date:	01-Jul-2020 12:00:00	Instrument ID:	WC_IonChrom10	Operator ID:	wetchemd
Lims ID:	ICV			Worklist Smp#:	8
Client ID:					
Injection Vol:	5.0 ul	Dil. Factor:	1.0000	ALS Bottle#:	0
Method:	Anions_IC10	Limit Group:	Wet - Anions 28D		

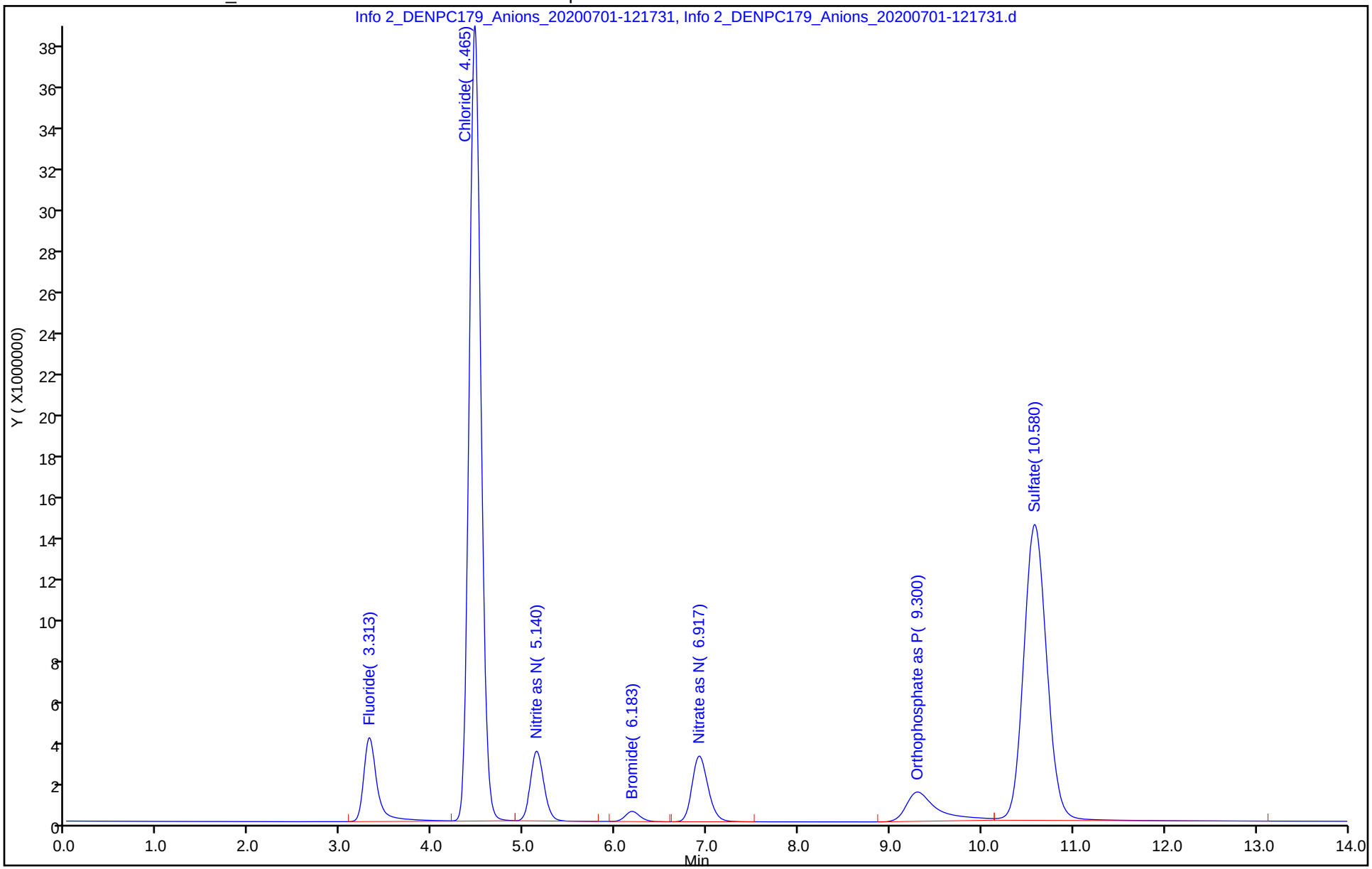

Eurofins TestAmerica, Denver
Target Compound Quantitation Report

Data File: \\chromfs\Denver\ChromData\WC_IonChrom10\20200701-92933.b\Info 2_DENPC179_Anions_20200701-1234
Lims ID: ICB
Client ID:
Sample Type: ICB
Inject. Date: 01-Jul-2020 12:17:00 ALS Bottle#: 0 Worklist Smp#: 9
Injection Vol: 5.0 ul Dil. Factor: 1.0000
Sample Info: 280-0092933-009
Misc. Info.: 280-0092933-009
Operator ID: wetchemd Instrument ID: WC_IonChrom10

Method: \\chromfs\Denver\ChromData\WC_IonChrom10\20200701-92933.b\Anions_IC10.m
Limit Group: Wet - Anions 28D
Last Update: 02-Jul-2020 08:53:38 Calib Date: 01-Jul-2020 11:42:00
Integrator: Falcon
Quant Method: External Standard Quant By: Initial Calibration
Last ICal File: \\chromfs\Denver\ChromData\WC_IonChrom10\20200701-92933.b\Info 2_DENPC179_Anions_20200701-1200

Column 1 : Det: Info 2_091554_1
Process Host: CTX1013

Compound	RT (min.)	Exp RT (min.)	Dlt RT (min.)	Response	Cal Amt ug/ml	OnCol Amt ug/ml	Flags
1 Fluoride		3.313				ND	
2 Chloride	4.472	4.465	0.007	65370		0.5348	
3 Nitrite as N		5.140				ND	
4 Bromide		6.183				ND	
5 Nitrate as N		6.917				ND	
6 Orthophosphate as P	9.370	9.300	0.070	330843		NC	
7 Sulfate		10.580				ND	

QC Flag Legend

Processing Flags
NC - Not Calibrated

Report Date: 02-Jul-2020 08:53:39 Chrom Revision: 2.3 21-Jun-2020 18:30:46

Eurofins TestAmerica, Denver

Data File:	\\chromfs\Denver\ChromData\WC_IonChrom10\20200701-92933.b\Info 2_DENPC179_Anions_20200701-123457.d				
Injection Date:	01-Jul-2020 12:17:00	Instrument ID:	WC_IonChrom10	Operator ID:	wetchemd
Lims ID:	ICB			Worklist Smp#:	9
Client ID:					
Injection Vol:	5.0 ul	Dil. Factor:	1.0000	ALS Bottle#:	0
Method:	Anions_IC10	Limit Group:	Wet - Anions 28D		

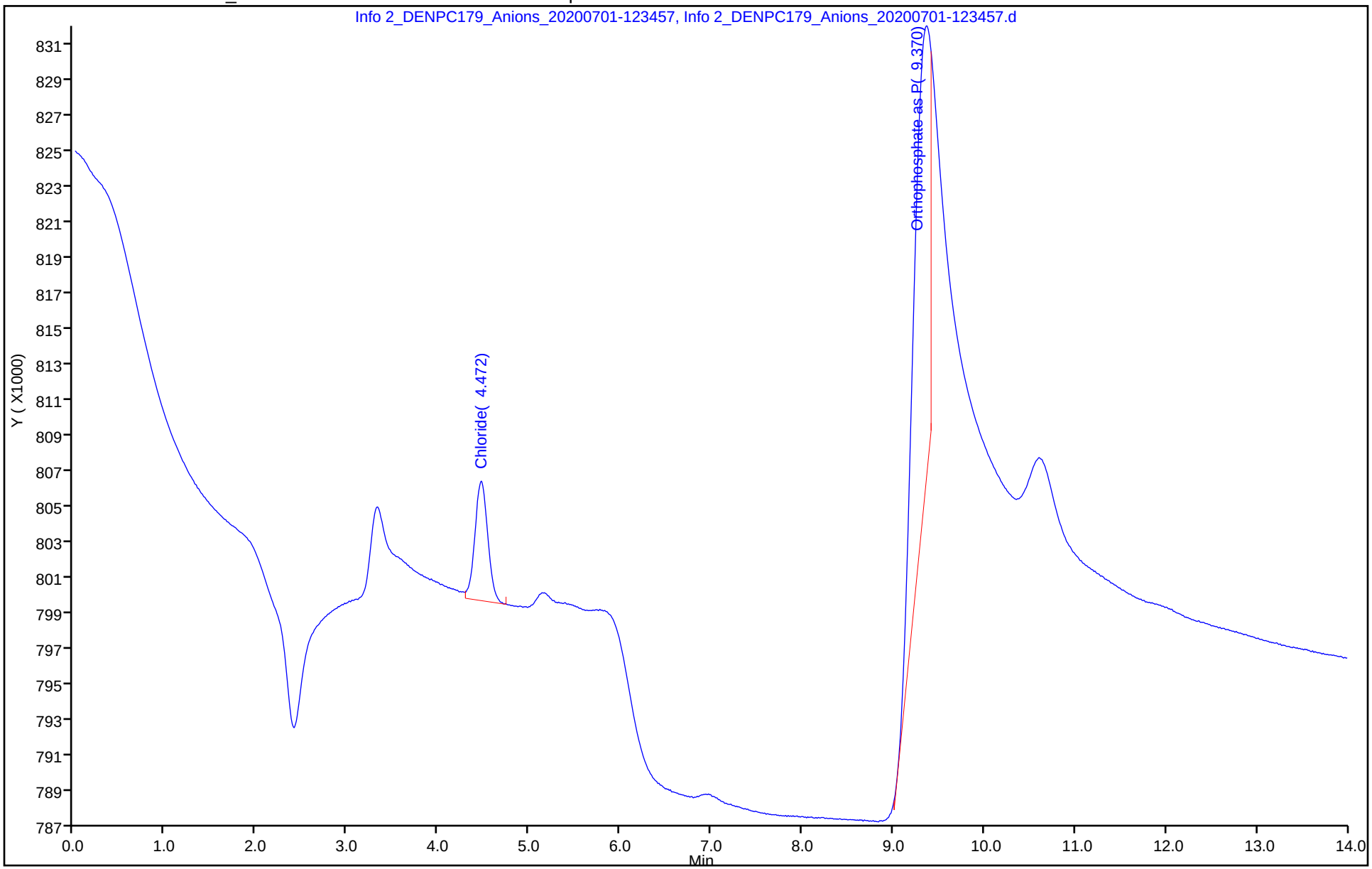

Eurofins TestAmerica, Denver
Target Compound Quantitation Report

Data File: \\chromfs\Denver\ChromData\WC_IonChrom10\20200701-92933.b\Info 2_DENPC179_Anions_20200701-1252
Lims ID: MRL
Client ID:
Sample Type: MRL
Inject. Date: 01-Jul-2020 12:35:00 ALS Bottle#: 0 Worklist Smp#: 10
Injection Vol: 5.0 ul Dil. Factor: 1.0000
Sample Info: 280-0092933-010
Misc. Info.: 280-0092933-010
Operator ID: wetchemd Instrument ID: WC_IonChrom10

Method: \\chromfs\Denver\ChromData\WC_IonChrom10\20200701-92933.b\Anions_IC10.m
Limit Group: Wet - Anions 28D
Last Update: 02-Jul-2020 08:53:38 Calib Date: 01-Jul-2020 11:42:00
Integrator: Falcon
Quant Method: External Standard Quant By: Initial Calibration
Last ICal File: \\chromfs\Denver\ChromData\WC_IonChrom10\20200701-92933.b\Info 2_DENPC179_Anions_20200701-1200

Column 1 : Det: Info 2_091554_1
Process Host: CTX1013

Compound	RT (min.)	Exp RT (min.)	Dlt RT (min.)	Response	Cal Amt ug/ml	OnCol Amt ug/ml	Flags
1 Fluoride	3.317	3.313	0.004	2422070	0.5000	0.3927	
2 Chloride	4.477	4.465	0.012	17513675	5.00	4.43	
3 Nitrite as N	5.162	5.140	0.022	2663686	NC	NC	
4 Bromide	6.208	6.183	0.025	570352	0.5000	0.4657	
5 Nitrate as N	6.965	6.917	0.048	3419498	NC	NC	
6 Orthophosphate as P	9.340	9.300	0.040	3428357	NC	NC	
7 Sulfate	10.630	10.580	0.050	11757163	5.00	4.18	

QC Flag Legend

Processing Flags
NC - Not Calibrated

Reagents:

IC Cal low_00531 Amount Added: 0.10 Units: mL
IC CAL cl/so4_00317 Amount Added: 0.20 Units: mL

Report Date: 02-Jul-2020 08:53:39 Chrom Revision: 2.3 21-Jun-2020 18:30:46

Eurofins TestAmerica, Denver

Data File: \\chromfs\Denver\ChromData\WC_IonChrom10\20200701-92933.b\Info 2_DENPC179_Anions_20200701-125226.d

Injection Date:	01-Jul-2020 12:35:00	Instrument ID:	WC_IonChrom10	Operator ID:	wetchemd
Lims ID:	MRL			Worklist Smp#:	10
Client ID:					
Injection Vol:	5.0 ul	Dil. Factor:	1.0000	ALS Bottle#:	0
Method:	Anions_IC10	Limit Group:	Wet - Anions 28D		

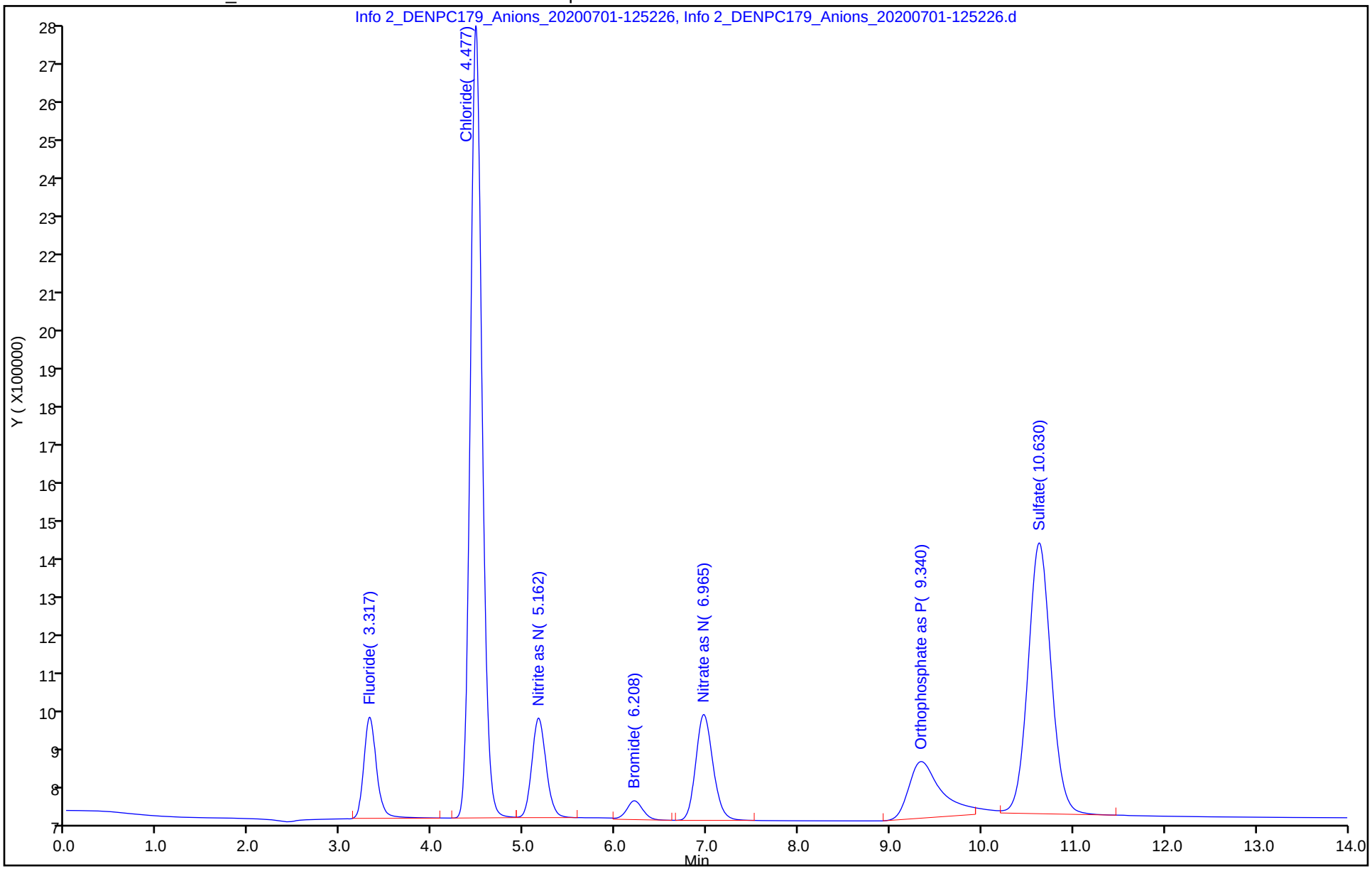

Eurofins TestAmerica, Denver
Target Compound Quantitation Report

Data File: \\chromfs\Denver\ChromData\WC_IonChrom10\20200701-92933.b\Info 2_DENPC179_Anions_20200701-1309
Lims ID: LCS
Client ID:
Sample Type: LCS
Inject. Date: 01-Jul-2020 12:52:00 ALS Bottle#: 0 Worklist Smp#: 11
Injection Vol: 5.0 ul Dil. Factor: 1.0000
Sample Info: 280-0092933-011
Misc. Info.: 280-0092933-011
Operator ID: wetchemd Instrument ID: WC_IonChrom10

Method: \\chromfs\Denver\ChromData\WC_IonChrom10\20200701-92933.b\Anions_IC10.m
Limit Group: Wet - Anions 28D
Last Update: 02-Jul-2020 08:53:38 Calib Date: 01-Jul-2020 11:42:00
Integrator: Falcon
Quant Method: External Standard Quant By: Initial Calibration
Last ICal File: \\chromfs\Denver\ChromData\WC_IonChrom10\20200701-92933.b\Info 2_DENPC179_Anions_20200701-1200

Column 1 : Det: Info 2_091554_1
Process Host: CTX1013

Compound	RT (min.)	Exp RT (min.)	Dlt RT (min.)	Response	Cal Amt ug/ml	OnCol Amt ug/ml	Flags
1 Fluoride	3.327	3.313	0.014	67838830	5.00	5.97	
2 Chloride	4.473	4.465	0.008	411817890	100.0	92.6	
3 Nitrite as N	5.147	5.140	0.007	39131241	NC	NC	
4 Bromide	6.193	6.183	0.010	6224309	5.00	4.50	
5 Nitrate as N	6.925	6.917	0.008	45237114	NC	NC	
6 Orthophosphate as P	9.315	9.300	0.015	37586451	NC	NC	
7 Sulfate	10.598	10.580	0.018	313032302	100.0	95.1	

QC Flag Legend

Processing Flags
NC - Not Calibrated

Reagents:

IC LCS_01747 Amount Added: 10.00 Units: mL

Report Date: 02-Jul-2020 08:53:40 Chrom Revision: 2.3 21-Jun-2020 18:30:46

Eurofins TestAmerica, Denver

Data File:	\\chromfs\Denver\ChromData\WC_IonChrom10\20200701-92933.b\Info 2_DENPC179_Anions_20200701-130955.d				
Injection Date:	01-Jul-2020 12:52:00	Instrument ID:	WC_IonChrom10	Operator ID:	wetchemd
Lims ID:	LCS			Worklist Smp#:	11
Client ID:					
Injection Vol:	5.0 ul	Dil. Factor:	1.0000	ALS Bottle#:	0
Method:	Anions_IC10	Limit Group:	Wet - Anions 28D		

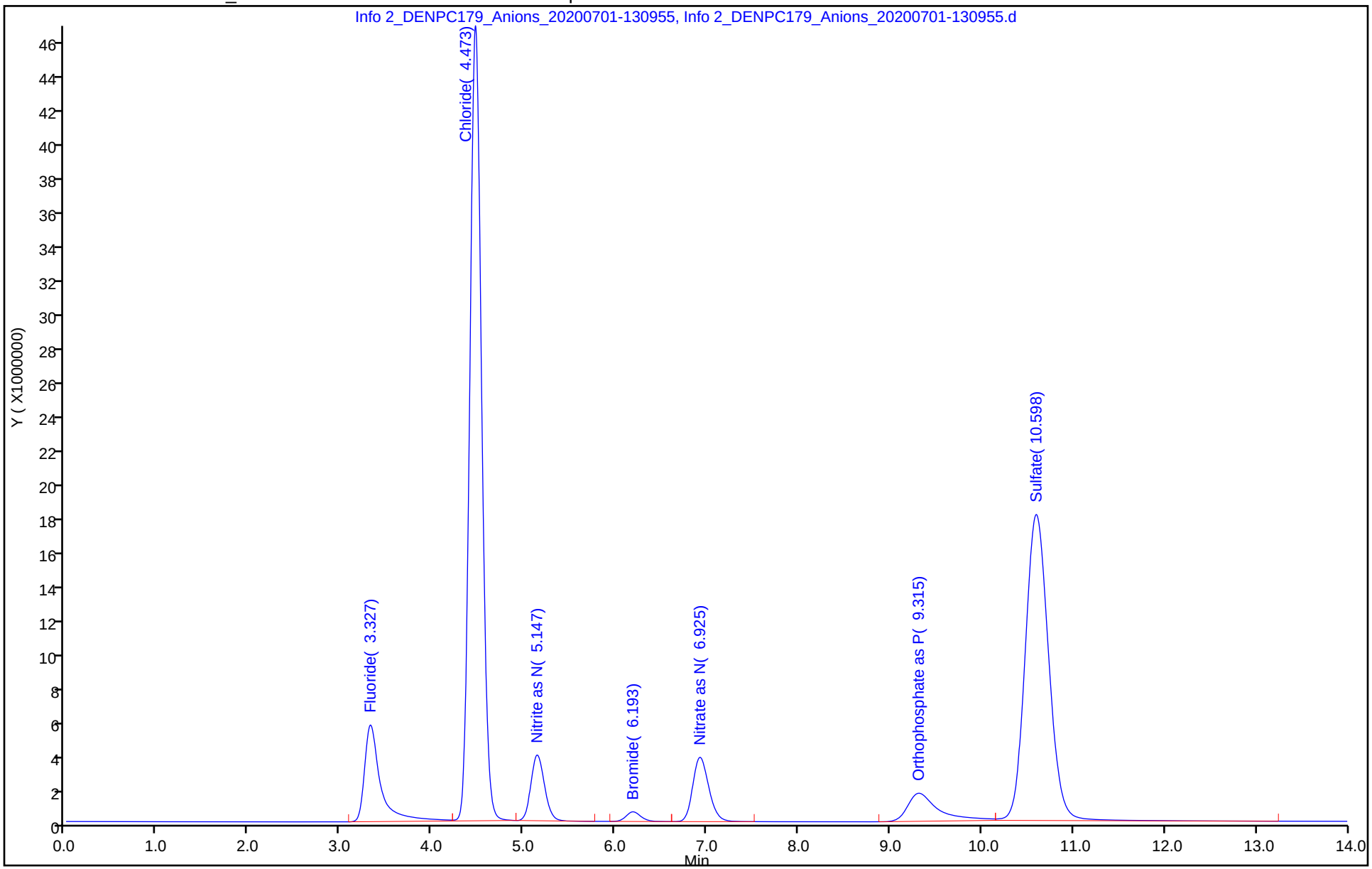

Eurofins TestAmerica, Denver
Target Compound Quantitation Report

Data File: \\chromfs\Denver\ChromData\WC_IonChrom10\20200701-92933.b\Info 2_DENPC179_Anions_20200701-1327
Lims ID: LCSD
Client ID:
Sample Type: LCSD
Inject. Date: 01-Jul-2020 13:09:00 ALS Bottle#: 0 Worklist Smp#: 12
Injection Vol: 5.0 ul Dil. Factor: 1.0000
Sample Info: 280-0092933-012
Misc. Info.: 280-0092933-012
Operator ID: wetchemd Instrument ID: WC_IonChrom10

Method: \\chromfs\Denver\ChromData\WC_IonChrom10\20200701-92933.b\Anions_IC10.m
Limit Group: Wet - Anions 28D
Last Update: 02-Jul-2020 08:53:38 Calib Date: 01-Jul-2020 11:42:00
Integrator: Falcon
Quant Method: External Standard Quant By: Initial Calibration
Last ICal File: \\chromfs\Denver\ChromData\WC_IonChrom10\20200701-92933.b\Info 2_DENPC179_Anions_20200701-1200

Column 1 : Det: Info 2_091554_1
Process Host: CTX1013

Compound	RT (min.)	Exp RT (min.)	Dlt RT (min.)	Response	Cal Amt ug/ml	OnCol Amt ug/ml	Flags
1 Fluoride	3.312	3.313	-0.001	54464732	5.00	4.83	
2 Chloride	4.458	4.465	-0.007	409065553	100.0	91.9	
3 Nitrite as N	5.130	5.140	-0.010	39134840	NC	NC	
4 Bromide	6.170	6.183	-0.013	6143925	5.00	4.44	
5 Nitrate as N	6.898	6.917	-0.019	44947300	NC	NC	
6 Orthophosphate as P	9.278	9.300	-0.022	36620180	NC	NC	
7 Sulfate	10.557	10.580	-0.023	307525599	100.0	93.5	

QC Flag Legend

Processing Flags
NC - Not Calibrated

Reagents:

IC LCS_01747 Amount Added: 10.00 Units: mL

Report Date: 02-Jul-2020 08:53:40 Chrom Revision: 2.3 21-Jun-2020 18:30:46

Eurofins TestAmerica, Denver

Data File: \\chromfs\Denver\ChromData\WC_IonChrom10\20200701-92933.b\Info 2_DENPC179_Anions_20200701-132724.d

Injection Date:	01-Jul-2020 13:09:00	Instrument ID:	WC_IonChrom10	Operator ID:	wetchemd
Lims ID:	LCSD			Worklist Smp#:	12
Client ID:					
Injection Vol:	5.0 ul	Dil. Factor:	1.0000	ALS Bottle#:	0
Method:	Anions_IC10	Limit Group:	Wet - Anions 28D		

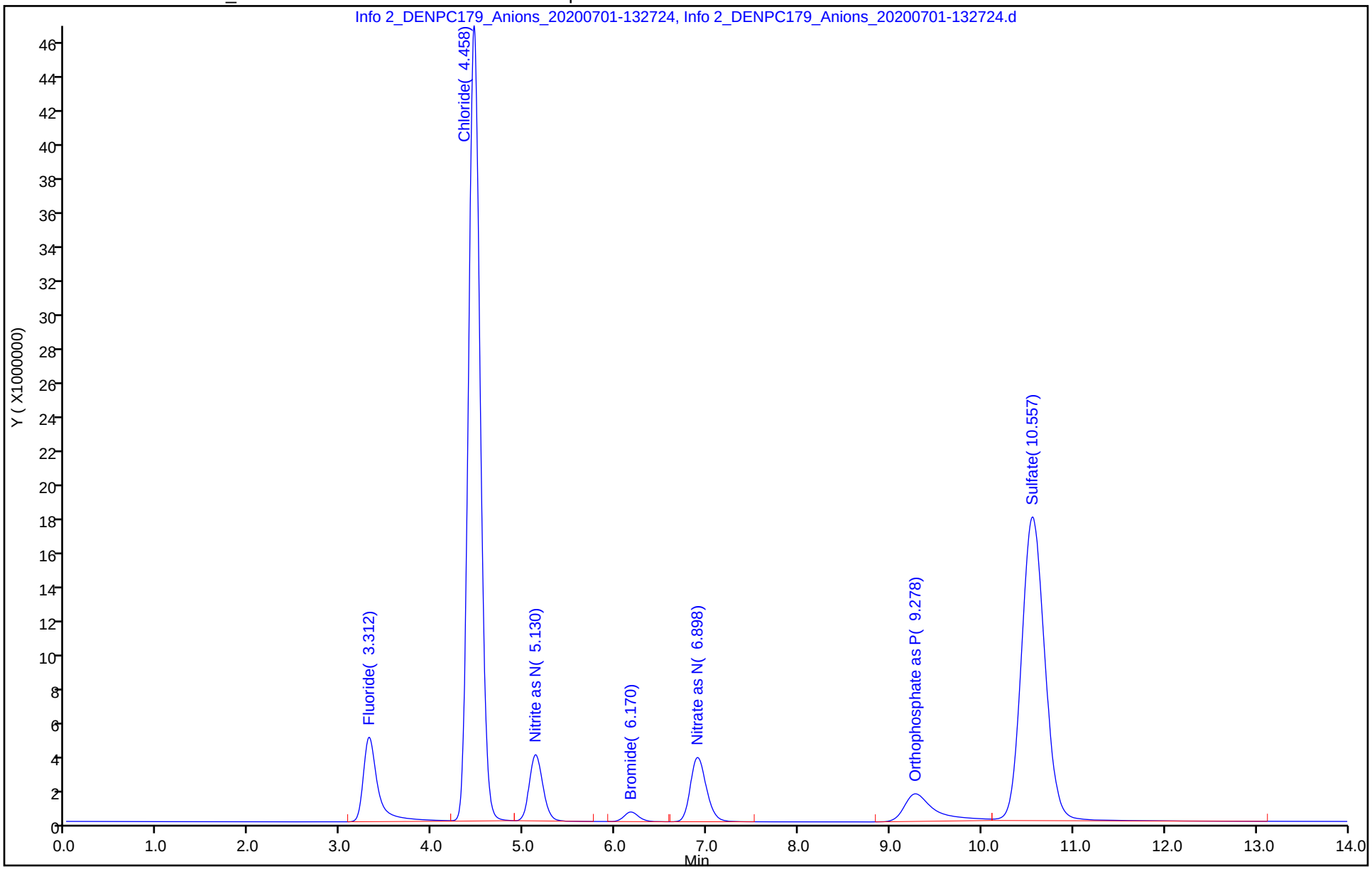

Eurofins TestAmerica, Denver
Target Compound Quantitation Report

Data File: \\chromfs\Denver\ChromData\WC_IonChrom10\20200701-92933.b\Info 2_DENPC179_Anions_20200701-1344
Lims ID: MB
Client ID:
Sample Type: MB
Inject. Date: 01-Jul-2020 13:27:00 ALS Bottle#: 0 Worklist Smp#: 13
Injection Vol: 5.0 ul Dil. Factor: 1.0000
Sample Info: 280-0092933-013
Misc. Info.: 280-0092933-013
Operator ID: wetchemd Instrument ID: WC_IonChrom10

Method: \\chromfs\Denver\ChromData\WC_IonChrom10\20200701-92933.b\Anions_IC10.m
Limit Group: Wet - Anions 28D
Last Update: 02-Jul-2020 08:53:38 Calib Date: 01-Jul-2020 11:42:00
Integrator: Falcon
Quant Method: External Standard Quant By: Initial Calibration
Last ICal File: \\chromfs\Denver\ChromData\WC_IonChrom10\20200701-92933.b\Info 2_DENPC179_Anions_20200701-1200

Column 1 : Det: Info 2_091554_1
Process Host: CTX1013

Compound	RT (min.)	Exp RT (min.)	Dlt RT (min.)	Response	Cal Amt ug/ml	OnCol Amt ug/ml	Flags
1 Fluoride		3.313				ND	
2 Chloride	4.395	4.465	-0.070	59943		0.5336	
3 Nitrite as N	5.068	5.140	-0.072	18253		NC	
4 Bromide		6.183				ND	
5 Nitrate as N		6.917				ND	
6 Orthophosphate as P	9.203	9.300	-0.097	917333		NC	
7 Sulfate		10.580				ND	

QC Flag Legend

Processing Flags
NC - Not Calibrated

Report Date: 02-Jul-2020 08:53:41 Chrom Revision: 2.3 21-Jun-2020 18:30:46

Eurofins TestAmerica, Denver

Data File: \\chromfs\Denver\ChromData\WC_IonChrom10\20200701-92933.b\Info 2_DENPC179_Anions_20200701-134452.d

Injection Date:	01-Jul-2020 13:27:00	Instrument ID:	WC_IonChrom10	Operator ID:	wetchemd
Lims ID:	MB			Worklist Smp#:	13
Client ID:					
Injection Vol:	5.0 ul	Dil. Factor:	1.0000	ALS Bottle#:	0
Method:	Anions_IC10	Limit Group:	Wet - Anions 28D		

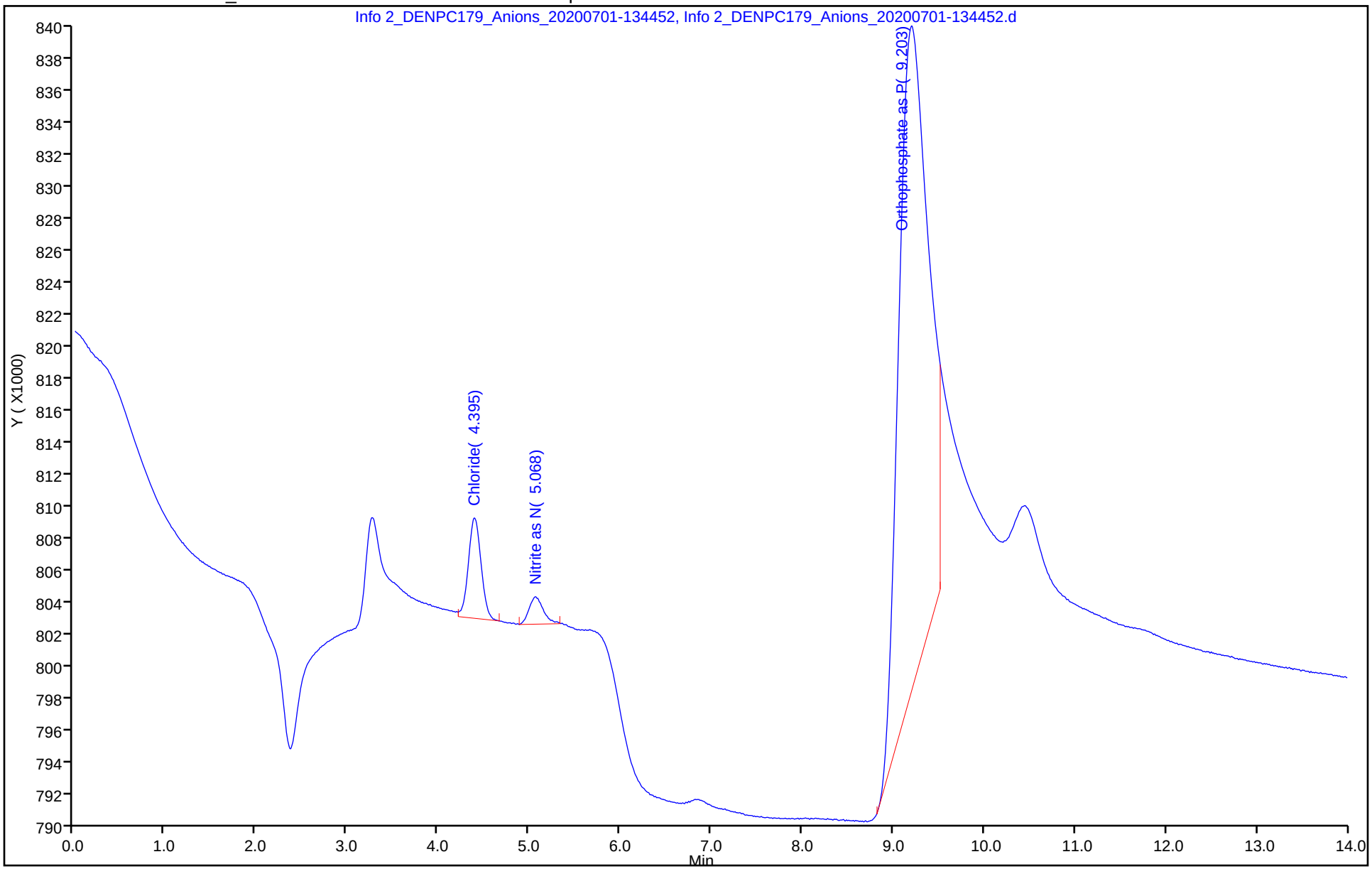

Eurofins TestAmerica, Denver
Target Compound Quantitation Report

Data File:	\\chromfs\Denver\ChromData\WC_IonChrom10\20200701-92933.b\Info 2_DENPC179_Anions_20200701-1835				
Lims ID:	ccv				
Client ID:					
Sample Type:	CCV				
Inject. Date:	01-Jul-2020 18:18:00	ALS Bottle#:	0	Worklist Smp#:	24
Injection Vol:	5.0 ul	Dil. Factor:	1.0000		
Sample Info:	280-0092933-024				
Misc. Info.:	280-0092933-024				
Operator ID:	wetchemd	Instrument ID:	WC_IonChrom10		
Sublist:	chrom-Anions_IC10*sub2				
Method:	\\chromfs\Denver\ChromData\WC_IonChrom10\20200701-92933.b\Anions_IC10.m				
Limit Group:	Wet - Anions 28D				
Last Update:	02-Jul-2020 08:53:45	Calib Date:	01-Jul-2020 11:42:00		
Integrator:	Falcon				
Quant Method:	External Standard	Quant By:	Initial Calibration		
Last ICal File:	\\chromfs\Denver\ChromData\WC_IonChrom10\20200701-92933.b\Info 2_DENPC179_Anions_20200701-1200				
Column 1 :			Det: Info 2_091554_1		
Process Host:	CTX1013				

Compound	RT (min.)	Exp RT (min.)	Dlt RT (min.)	Response	Cal Amt ug/ml	OnCol Amt ug/ml	Flags
1 Fluoride	3.318	3.313	0.005	36298982	5.00	3.28	
2 Chloride	4.480	4.465	0.015	408708622	100.0	91.9	
3 Nitrite as N	5.157	5.140	0.017	40593032	NC	NC	
4 Bromide	6.197	6.183	0.014	6153066	5.00	4.45	
5 Nitrate as N	6.935	6.917	0.018	44934481	NC	NC	
6 Orthophosphate as P	9.318	9.300	0.018	35448402	NC	NC	
7 Sulfate	10.608	10.580	0.028	317243430	100.0	96.4	

QC Flag Legend

Processing Flags

NC - Not Calibrated

Reagents:

IC LCS_01747 Amount Added: 10.00 Units: mL

Report Date: 02-Jul-2020 08:53:45 Chrom Revision: 2.3 21-Jun-2020 18:30:46

Eurofins TestAmerica, Denver

Data File:	\\chromfs\Denver\ChromData\WC_IonChrom10\20200701-92933.b\Info 2_DENPC179_Anions_20200701-183554.d				
Injection Date:	01-Jul-2020 18:18:00	Instrument ID:	WC_IonChrom10	Operator ID:	wetchemd
Lims ID:	ccv			Worklist Smp#:	24
Client ID:					
Injection Vol:	5.0 ul	Dil. Factor:	1.0000	ALS Bottle#:	0
Method:	Anions_IC10	Limit Group:	Wet - Anions 28D		

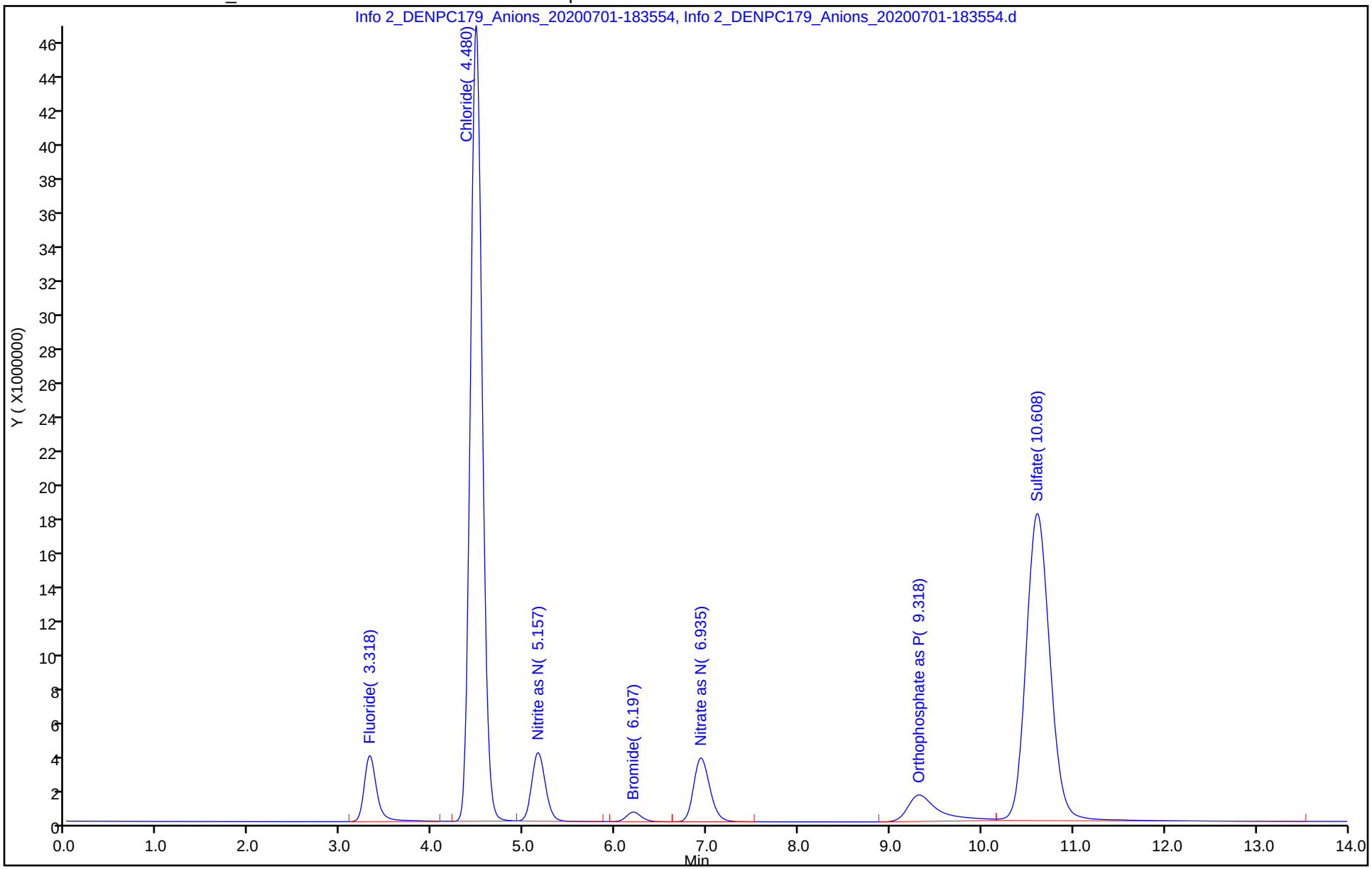

Eurofins TestAmerica, Denver
Target Compound Quantitation Report

Data File:	\\chromfs\Denver\ChromData\WC_IonChrom10\20200701-92933.b\Info 2_DENPC179_Anions_20200701-1853				
Lims ID:	ccb				
Client ID:					
Sample Type:	CCB				
Inject. Date:	01-Jul-2020 18:35:00	ALS Bottle#:	0	Worklist Smp#:	25
Injection Vol:	5.0 ul	Dil. Factor:	1.0000		
Sample Info:	280-0092933-025				
Misc. Info.:	280-0092933-025				
Operator ID:	wetchemd	Instrument ID:	WC_IonChrom10		
Method:	\\chromfs\Denver\ChromData\WC_IonChrom10\20200701-92933.b\Anions_IC10.m				
Limit Group:	Wet - Anions 28D				
Last Update:	02-Jul-2020 08:53:45	Calib Date:	01-Jul-2020 11:42:00		
Integrator:	Falcon				
Quant Method:	External Standard	Quant By:	Initial Calibration		
Last ICal File:	\\chromfs\Denver\ChromData\WC_IonChrom10\20200701-92933.b\Info 2_DENPC179_Anions_20200701-1200				
Column 1 :			Det: Info 2_091554_1		
Process Host:	CTX1013				

Compound	RT (min.)	Exp RT (min.)	Dlt RT (min.)	Response	Cal Amt ug/ml	OnCol Amt ug/ml	Flags
1 Fluoride		3.313				ND	
2 Chloride	4.485	4.465	0.020	76227		0.5372	
3 Nitrite as N		5.140				ND	
4 Bromide		6.183				ND	
5 Nitrate as N		6.917				ND	
6 Orthophosphate as P	9.388	9.300	0.088	1558995		NC	
7 Sulfate	10.628	10.580	0.048	963332		0.9204	

QC Flag Legend

Processing Flags

NC - Not Calibrated

Report Date: 02-Jul-2020 08:53:45 Chrom Revision: 2.3 21-Jun-2020 18:30:46

Eurofins TestAmerica, Denver

Data File: \\chromfs\Denver\ChromData\WC_IonChrom10\20200701-92933.b\Info 2_DENPC179_Anions_20200701-185326.d

Injection Date:	01-Jul-2020 18:35:00	Instrument ID:	WC_IonChrom10	Operator ID:	wetchemd
Lims ID:	ccb			Worklist Smp#:	25
Client ID:					
Injection Vol:	5.0 ul	Dil. Factor:	1.0000	ALS Bottle#:	0
Method:	Anions_IC10	Limit Group:	Wet - Anions 28D		

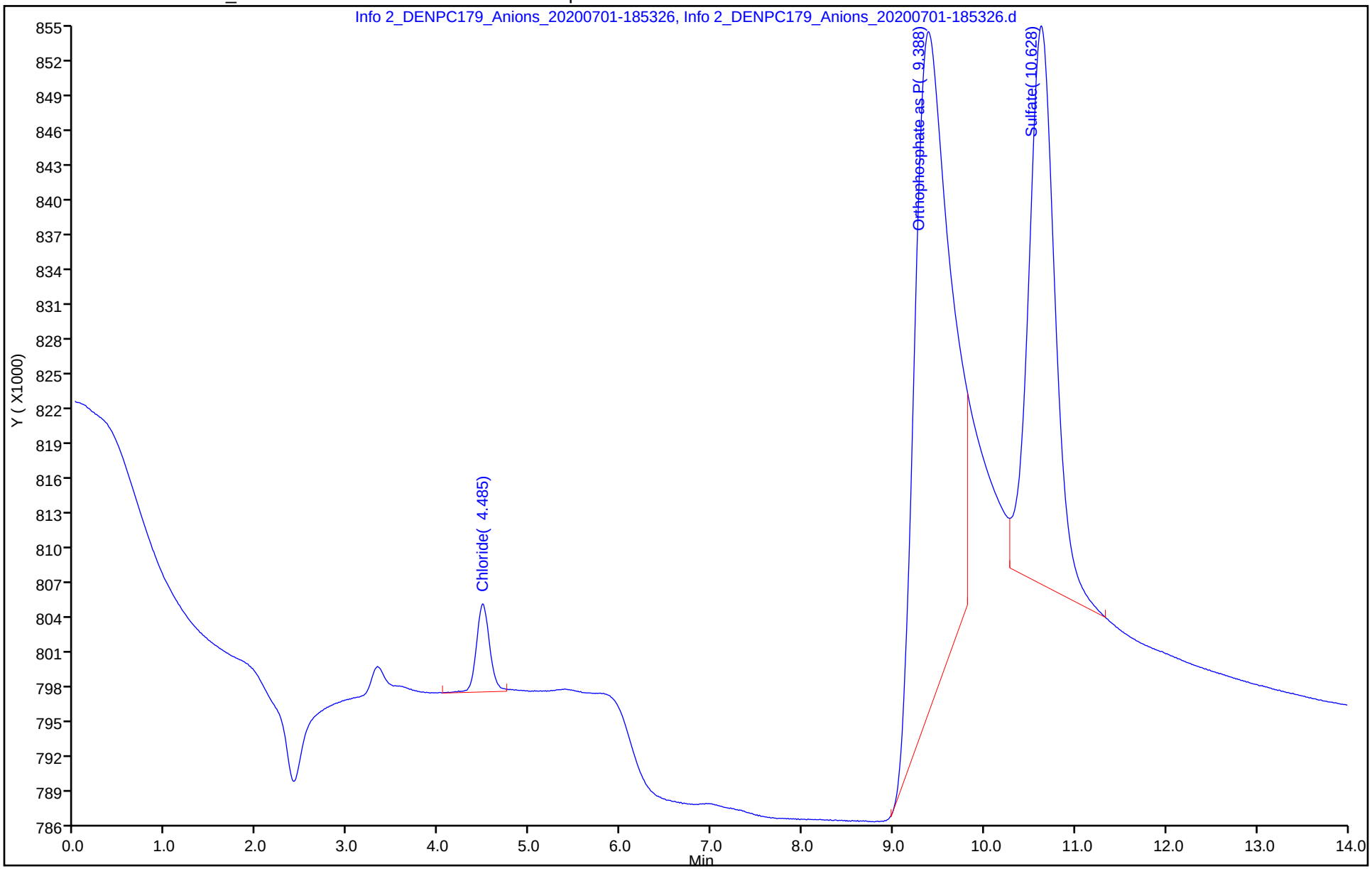

Eurofins TestAmerica, Denver
Target Compound Quantitation Report

Data File: \\chromfs\Denver\ChromData\WC_IonChrom10\20200701-92933.b\Info 2_DENPC179_Anions_20200701-2206
Lims ID: ccv
Client ID:
Sample Type: CCV
Inject. Date: 01-Jul-2020 21:48:00 ALS Bottle#: 0 Worklist Smp#: 36
Injection Vol: 5.0 ul Dil. Factor: 1.0000
Sample Info: 280-0092933-036
Misc. Info.: 280-0092933-036
Operator ID: wetchemd Instrument ID: WC_IonChrom10
Sublist: chrom-Anions_IC10*sub2

Method: \\chromfs\Denver\ChromData\WC_IonChrom10\20200701-92933.b\Anions_IC10.m
Limit Group: Wet - Anions 28D
Last Update: 02-Jul-2020 08:53:49 Calib Date: 01-Jul-2020 11:42:00
Integrator: Falcon
Quant Method: External Standard Quant By: Initial Calibration
Last ICal File: \\chromfs\Denver\ChromData\WC_IonChrom10\20200701-92933.b\Info 2_DENPC179_Anions_20200701-1200

Column 1 : Det: Info 2_091554_1
Process Host: CTX1013

Compound	RT (min.)	Exp RT (min.)	Dlt RT (min.)	Response	Cal Amt ug/ml	OnCol Amt ug/ml	Flags
1 Fluoride	3.332	3.313	0.019	36126745	5.00	3.26	
2 Chloride	4.498	4.465	0.033	413015588	100.0	92.8	
3 Nitrite as N	5.178	5.140	0.038	40728905	NC	NC	
4 Bromide	6.223	6.183	0.040	6215536	5.00	4.49	
5 Nitrate as N	6.965	6.917	0.048	45270683	NC	NC	
6 Orthophosphate as P	9.365	9.300	0.065	34648183	NC	NC	
7 Sulfate	10.660	10.580	0.080	318686569	100.0	96.8	

QC Flag Legend

Processing Flags
NC - Not Calibrated

Reagents:

IC LCS_01747 Amount Added: 10.00 Units: mL

Report Date: 02-Jul-2020 08:53:49 Chrom Revision: 2.3 21-Jun-2020 18:30:46

Eurofins TestAmerica, Denver

Data File:	\\chromfs\Denver\ChromData\WC_IonChrom10\20200701-92933.b\Info 2_DENPC179_Anions_20200701-220609.d				
Injection Date:	01-Jul-2020 21:48:00	Instrument ID:	WC_IonChrom10	Operator ID:	wetchemd
Lims ID:	ccv			Worklist Smp#:	36
Client ID:					
Injection Vol:	5.0 ul	Dil. Factor:	1.0000	ALS Bottle#:	0
Method:	Anions_IC10	Limit Group:	Wet - Anions 28D		

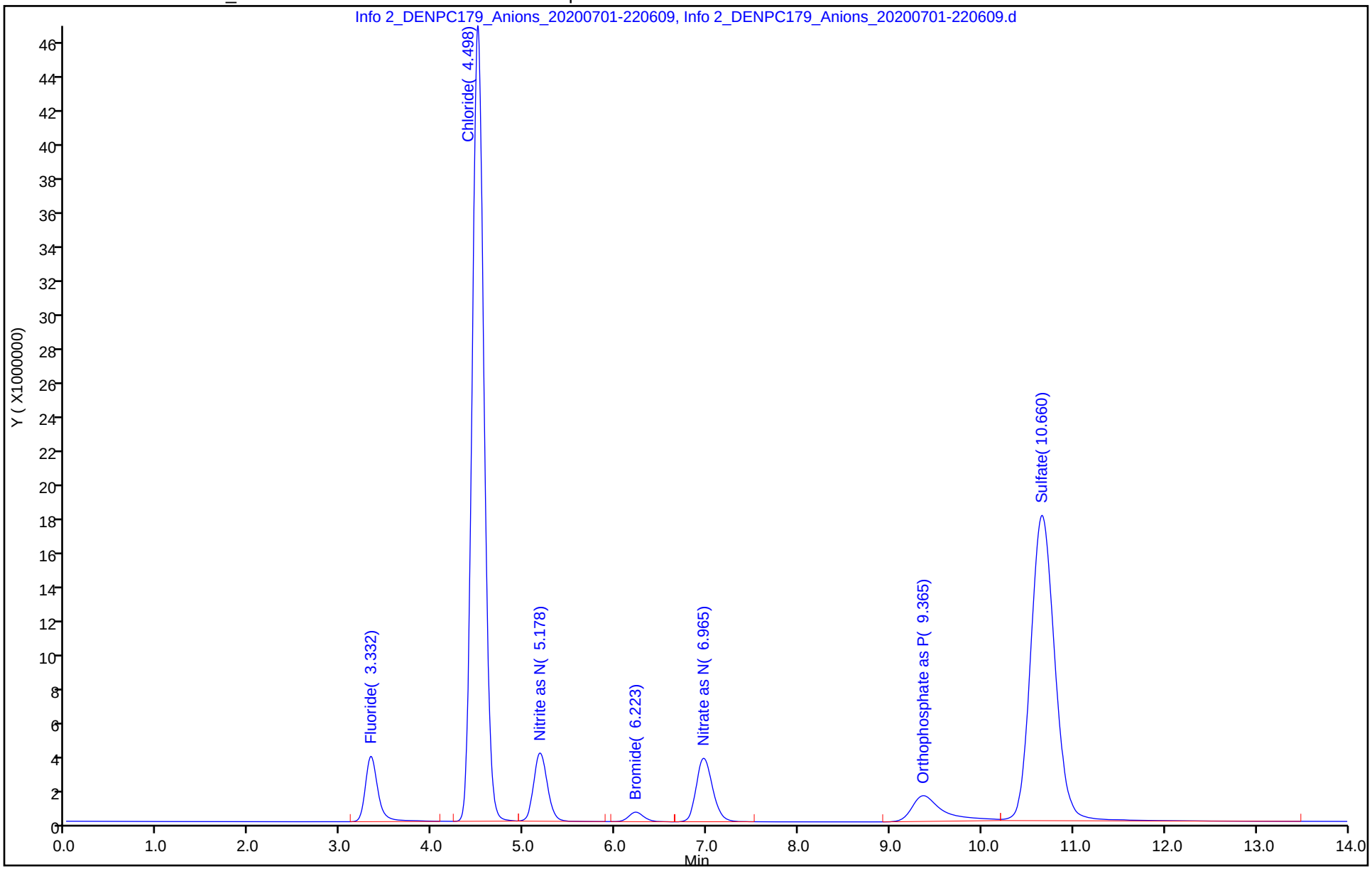

Eurofins TestAmerica, Denver
Target Compound Quantitation Report

Data File:	\\chromfs\Denver\ChromData\WC_IonChrom10\20200701-92933.b\Info 2_DENPC179_Anions_20200701-2223				
Lims ID:	ccb				
Client ID:					
Sample Type:	CCB				
Inject. Date:	01-Jul-2020 22:06:00	ALS Bottle#:	0	Worklist Smp#:	37
Injection Vol:	5.0 ul	Dil. Factor:	1.0000		
Sample Info:	280-0092933-037				
Misc. Info.:	280-0092933-037				
Operator ID:	wetchemd	Instrument ID:	WC_IonChrom10		
Method:	\\chromfs\Denver\ChromData\WC_IonChrom10\20200701-92933.b\Anions_IC10.m				
Limit Group:	Wet - Anions 28D				
Last Update:	02-Jul-2020 08:53:49	Calib Date:	01-Jul-2020 11:42:00		
Integrator:	Falcon				
Quant Method:	External Standard	Quant By:	Initial Calibration		
Last ICal File:	\\chromfs\Denver\ChromData\WC_IonChrom10\20200701-92933.b\Info 2_DENPC179_Anions_20200701-1200				
Column 1 :			Det: Info 2_091554_1		
Process Host:	CTX1013				

Compound	RT (min.)	Exp RT (min.)	Dlt RT (min.)	Response	Cal Amt ug/ml	OnCol Amt ug/ml	Flags
1 Fluoride		3.313				ND	
2 Chloride	4.492	4.465	0.027	47005		0.5307	
3 Nitrite as N		5.140				ND	
4 Bromide		6.183				ND	
5 Nitrate as N		6.917				ND	
6 Orthophosphate as P	9.425	9.300	0.125	1334431		NC	
7 Sulfate	10.680	10.580	0.100	283932		0.7153	

QC Flag Legend

Processing Flags
NC - Not Calibrated

Report Date: 02-Jul-2020 08:53:50 Chrom Revision: 2.3 21-Jun-2020 18:30:46

Eurofins TestAmerica, Denver

Data File: \\chromfs\Denver\ChromData\WC_IonChrom10\20200701-92933.b\Info 2_DENPC179_Anions_20200701-222337.d

Injection Date:	01-Jul-2020 22:06:00	Instrument ID:	WC_IonChrom10	Operator ID:	wetchemd
Lims ID:	ccb			Worklist Smp#:	37
Client ID:					
Injection Vol:	5.0 ul	Dil. Factor:	1.0000	ALS Bottle#:	0
Method:	Anions_IC10	Limit Group:	Wet - Anions 28D		

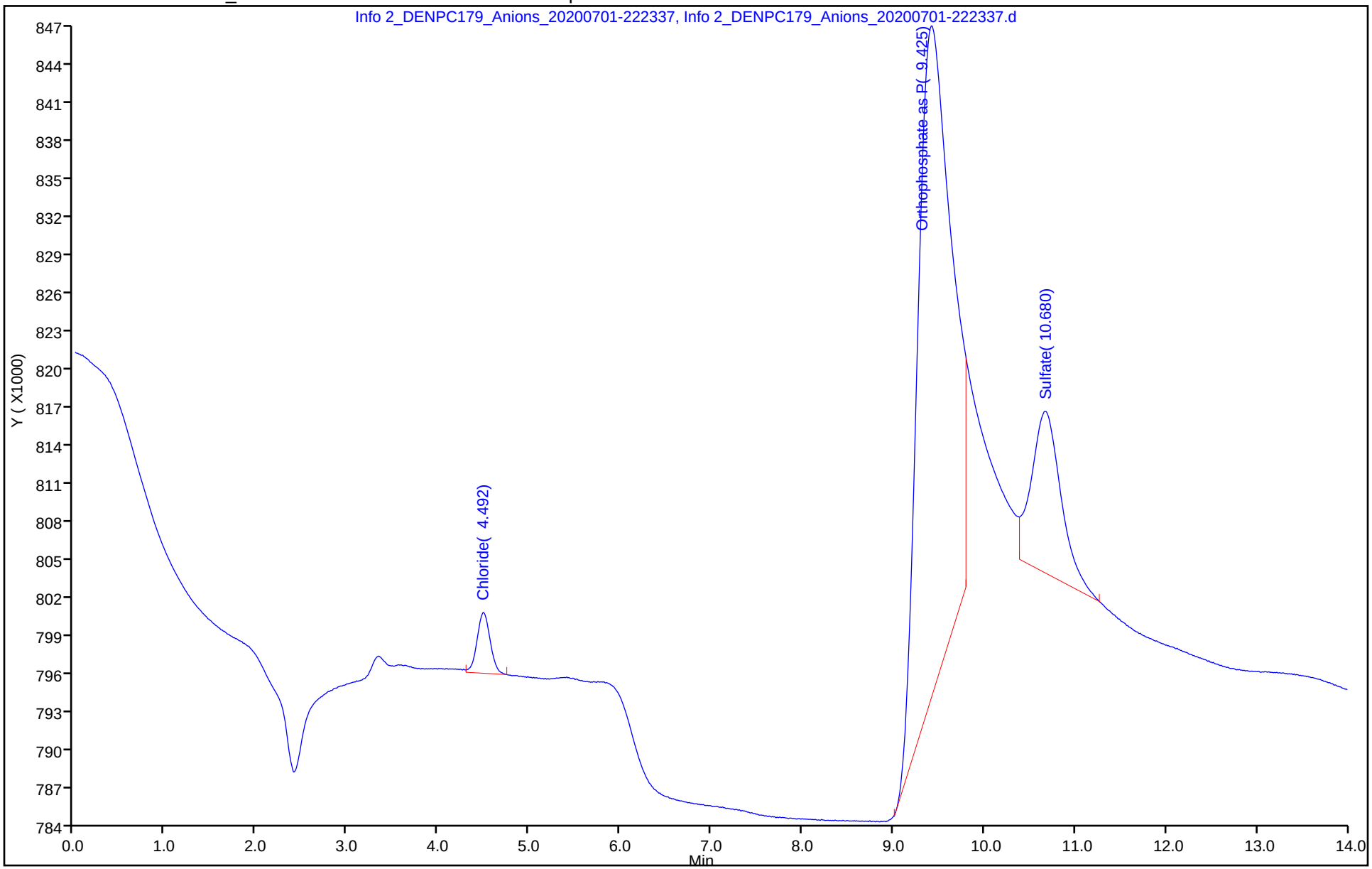

Eurofins TestAmerica, Denver
Target Compound Quantitation Report

Data File: \\chromfs\Denver\ChromData\WC_IonChrom10\20200701-92933.b\Info 2_DENPC179_Anions_20200701-2258
Lims ID: 280-137702-F-1
Client ID: G0083-20A
Sample Type: Client
Inject. Date: 01-Jul-2020 22:41:00 ALS Bottle#: 0 Worklist Smp#: 39
Injection Vol: 5.0 ul Dil. Factor: 5.0000
Sample Info: 280-0092933-039
Misc. Info.: 280-0092933-039
Operator ID: wetchemd Instrument ID: WC_IonChrom10

Method: \\chromfs\Denver\ChromData\WC_IonChrom10\20200701-92933.b\Anions_IC10.m
Limit Group: Wet - Anions 28D
Last Update: 02-Jul-2020 08:53:49 Calib Date: 01-Jul-2020 11:42:00
Integrator: Falcon
Quant Method: External Standard Quant By: Initial Calibration
Last ICal File: \\chromfs\Denver\ChromData\WC_IonChrom10\20200701-92933.b\Info 2_DENPC179_Anions_20200701-1200

Column 1 : Det: Info 2_091554_1
Process Host: CTX1013

Compound	RT (min.)	Exp RT (min.)	Dlt RT (min.)	Response	OnCol Amt ug/ml	Flags
1 Fluoride	3.333	3.313	0.020	198461	0.2032	
2 Chloride	4.493	4.465	0.028	42899581	10.1	
3 Nitrite as N		5.140			ND	
4 Bromide		6.183			ND	
5 Nitrate as N		6.917			ND	
6 Orthophosphate as P	9.428	9.300	0.128	1332488	NC	
7 Sulfate	10.657	10.580	0.077	127101443	39.0	

QC Flag Legend

Processing Flags
NC - Not Calibrated

Report Date: 02-Jul-2020 08:53:51 Chrom Revision: 2.3 21-Jun-2020 18:30:46

Eurofins TestAmerica, Denver

Data File: \\chromfs\Denver\ChromData\WC_IonChrom10\20200701-92933.b\Info 2_DENPC179_Anions_20200701-225833.d

Injection Date:	01-Jul-2020 22:41:00	Instrument ID:	WC_IonChrom10	Operator ID:	wetchemd
Lims ID:	280-137702-F-1	Lab Sample ID:	280-137702-1	Worklist Smp#:	39
Client ID:	G0083-20A				
Injection Vol:	5.0 ul	Dil. Factor:	5.0000	ALS Bottle#:	0
Method:	Anions_IC10	Limit Group:	Wet - Anions 28D		

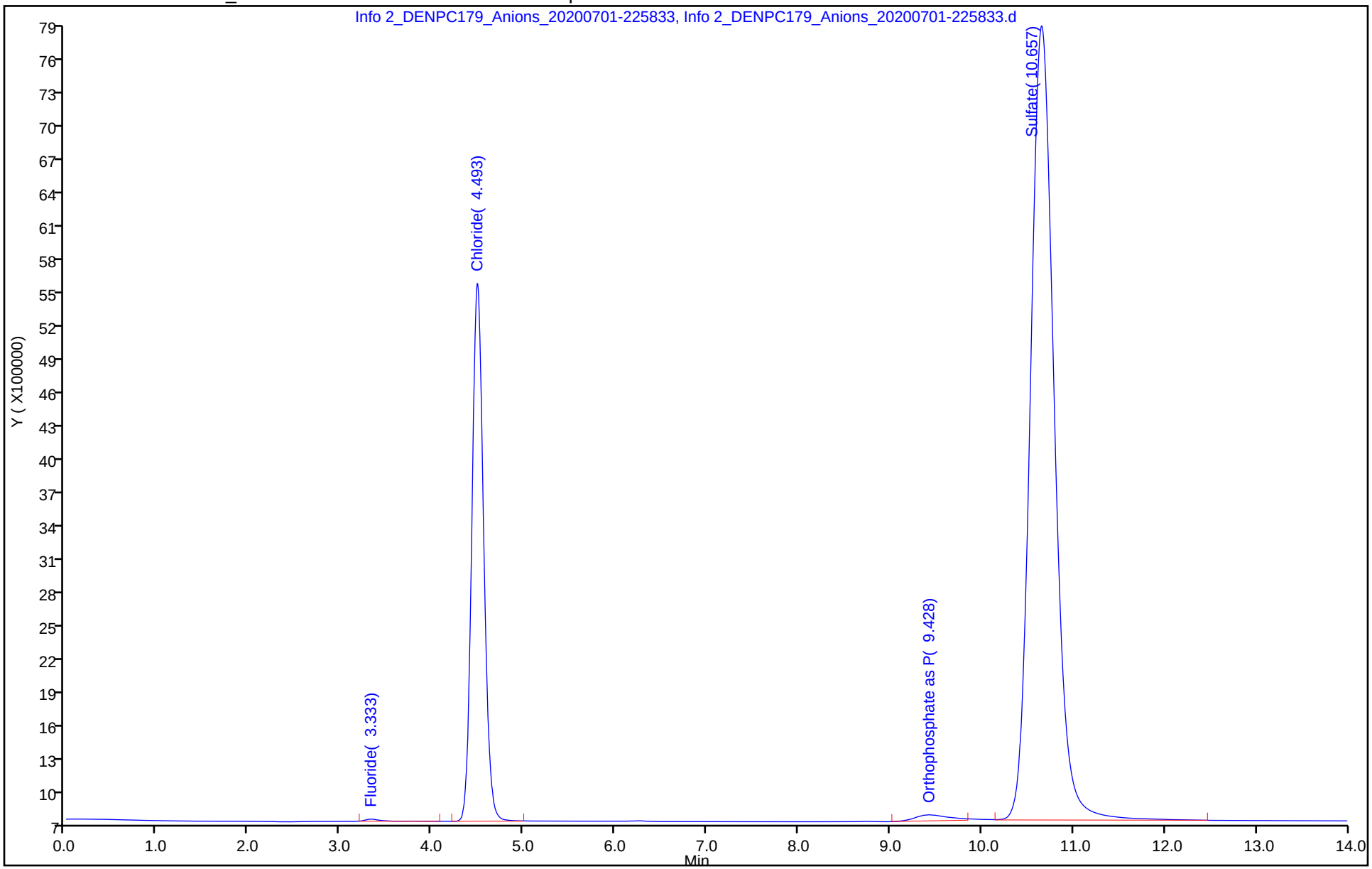

Eurofins TestAmerica, Denver
Target Compound Quantitation Report

Data File:	\\chromfs\Denver\ChromData\WC_IonChrom10\20200701-92933.b\Info 2_DENPC179_Anions_20200702-0135				
Lims ID:	ccv				
Client ID:					
Sample Type:	CCV				
Inject. Date:	02-Jul-2020 01:18:00	ALS Bottle#:	0	Worklist Smp#:	48
Injection Vol:	5.0 ul	Dil. Factor:	1.0000		
Sample Info:	280-0092933-048				
Misc. Info.:	280-0092933-048				
Operator ID:	wetchemd	Instrument ID:	WC_IonChrom10		
Sublist:	chrom-Anions_IC10*sub2				
Method:	\\chromfs\Denver\ChromData\WC_IonChrom10\20200701-92933.b\Anions_IC10.m				
Limit Group:	Wet - Anions 28D				
Last Update:	02-Jul-2020 08:53:54	Calib Date:	01-Jul-2020 11:42:00		
Integrator:	Falcon				
Quant Method:	External Standard	Quant By:	Initial Calibration		
Last ICal File:	\\chromfs\Denver\ChromData\WC_IonChrom10\20200701-92933.b\Info 2_DENPC179_Anions_20200701-1200				
Column 1 :			Det: Info 2_091554_1		
Process Host:	CTX1013				

Compound	RT (min.)	Exp RT (min.)	Dlt RT (min.)	Response	Cal Amt ug/ml	OnCol Amt ug/ml	Flags
1 Fluoride	3.332	3.313	0.019	39036146	5.00	3.51	
2 Chloride	4.495	4.465	0.030	414172745	100.0	93.1	
3 Nitrite as N	5.173	5.140	0.033	40895221	NC	NC	
4 Bromide	6.218	6.183	0.035	6216151	5.00	4.49	
5 Nitrate as N	6.957	6.917	0.040	45405299	NC	NC	
6 Orthophosphate as P	9.363	9.300	0.063	36059549	NC	NC	
7 Sulfate	10.650	10.580	0.070	319899733	100.0	97.2	

QC Flag Legend

Processing Flags

NC - Not Calibrated

Reagents:

IC LCS_01747 Amount Added: 10.00 Units: mL

Report Date: 02-Jul-2020 08:53:54 Chrom Revision: 2.3 21-Jun-2020 18:30:46

Eurofins TestAmerica, Denver

Data File: \\chromfs\Denver\ChromData\WC_IonChrom10\20200701-92933.b\Info 2_DENPC179_Anions_20200702-013528.d

Injection Date:	02-Jul-2020 01:18:00	Instrument ID:	WC_IonChrom10	Operator ID:	wetchemd
Lims ID:	ccv			Worklist Smp#:	48
Client ID:					
Injection Vol:	5.0 ul	Dil. Factor:	1.0000	ALS Bottle#:	0
Method:	Anions_IC10	Limit Group:	Wet - Anions 28D		

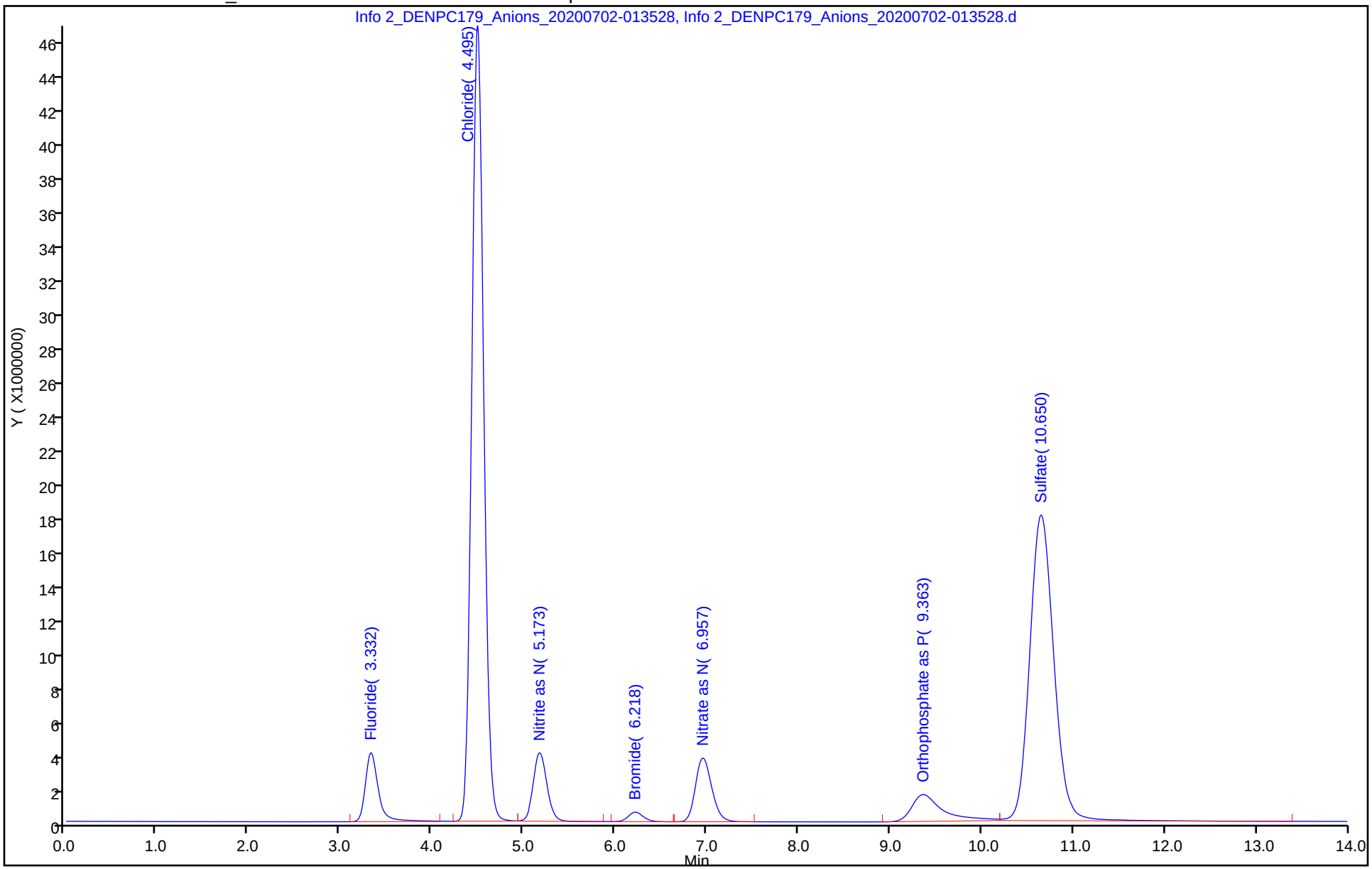

Eurofins TestAmerica, Denver
Target Compound Quantitation Report

Data File: \\chromfs\Denver\ChromData\WC_IonChrom10\20200701-92933.b\Info 2_DENPC179_Anions_20200702-0152
Lims ID: ccb
Client ID:
Sample Type: CCB
Inject. Date: 02-Jul-2020 01:35:00 ALS Bottle#: 0 Worklist Smp#: 49
Injection Vol: 5.0 ul Dil. Factor: 1.0000
Sample Info: 280-0092933-049
Misc. Info.: 280-0092933-049
Operator ID: wetchemd Instrument ID: WC_IonChrom10

Method: \\chromfs\Denver\ChromData\WC_IonChrom10\20200701-92933.b\Anions_IC10.m
Limit Group: Wet - Anions 28D
Last Update: 02-Jul-2020 08:53:54 Calib Date: 01-Jul-2020 11:42:00
Integrator: Falcon
Quant Method: External Standard Quant By: Initial Calibration
Last ICal File: \\chromfs\Denver\ChromData\WC_IonChrom10\20200701-92933.b\Info 2_DENPC179_Anions_20200701-1200

Column 1 : Det: Info 2_091554_1
Process Host: CTX1013

Compound	RT (min.)	Exp RT (min.)	Dlt RT (min.)	Response	Cal Amt ug/ml	OnCol Amt ug/ml	Flags
1 Fluoride		3.313				ND	
2 Chloride	4.482	4.465	0.017	46117		0.5305	
3 Nitrite as N		5.140				ND	
4 Bromide		6.183				ND	
5 Nitrate as N		6.917				ND	
6 Orthophosphate as P	9.395	9.300	0.095	1009920		NC	
7 Sulfate		10.580				ND	

QC Flag Legend

Processing Flags
NC - Not Calibrated

Report Date: 02-Jul-2020 08:53:54 Chrom Revision: 2.3 21-Jun-2020 18:30:46

Eurofins TestAmerica, Denver

Data File: \\chromfs\Denver\ChromData\WC_IonChrom10\20200701-92933.b\Info 2_DENPC179_Anions_20200702-015253.d

Injection Date:	02-Jul-2020 01:35:00	Instrument ID:	WC_IonChrom10	Operator ID:	wetchemd
Lims ID:	ccb			Worklist Smp#:	49
Client ID:					
Injection Vol:	5.0 ul	Dil. Factor:	1.0000	ALS Bottle#:	0
Method:	Anions_IC10	Limit Group:	Wet - Anions 28D		

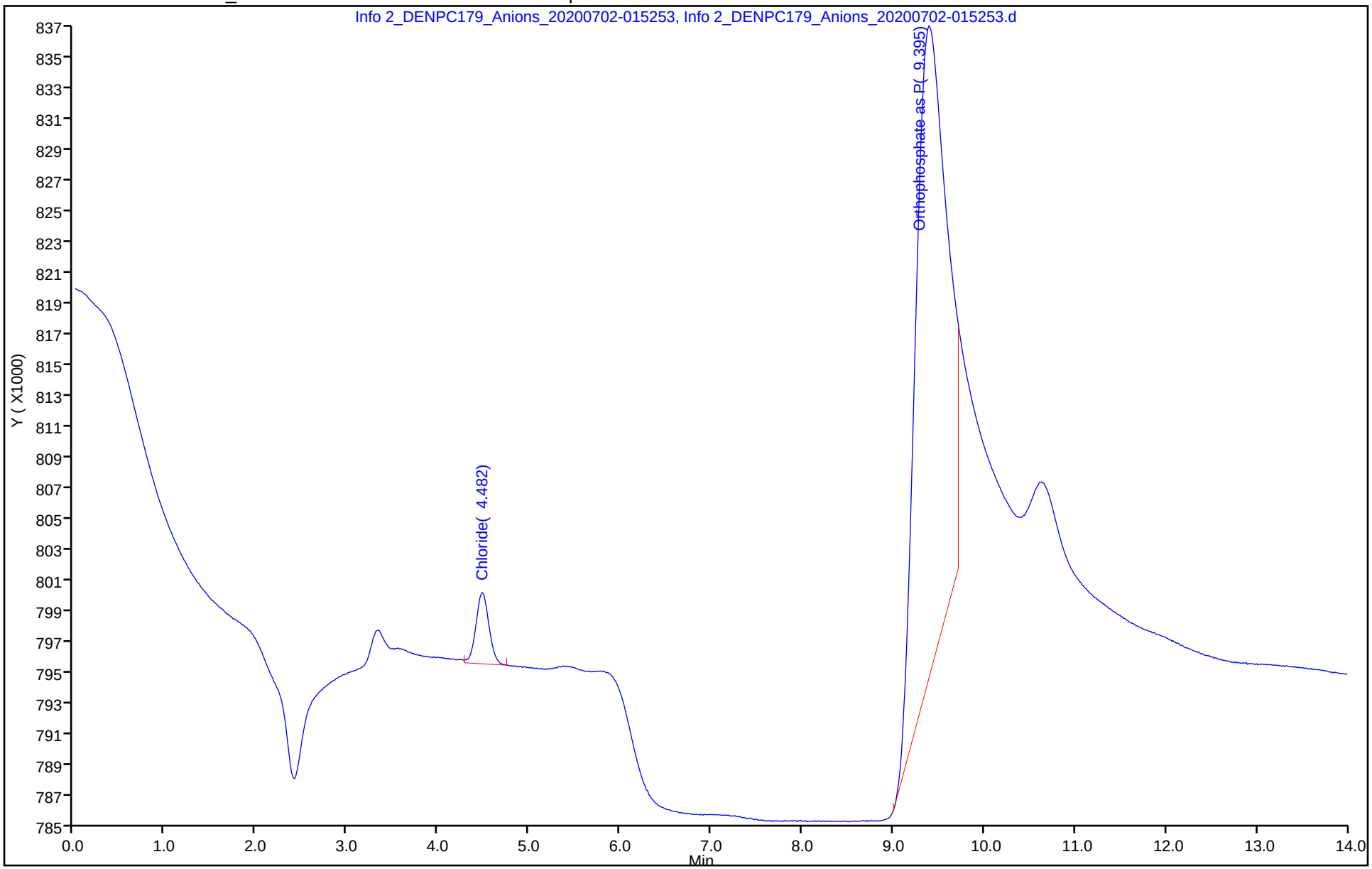

	Analysi	Sample Name	Orig	Result	Notes	Status	Da	Vial
1*	NPOC	icv	NP	✓		Defined		1
2*	NPOC	icb	NP	✓		Defined		2
3*	NPOC	LCS 280-500528/1-A	NP	✓		Defined		3
4*	NPOC	MB 280-500528/2-A	NP	✓		Defined		4
5*	NPOC	tic	NP	✓		Defined		5
6*	NPOC	280-137702-D-1-A	NP	7		Defined		6
7*	NPOC	280-137702-D-1-B MS	NP	7		Defined		7
8*	NPOC	280-137702-D-1-C MSD	NP	7		Defined		8
9*	NPOC	280-137702-D-2-A	NP	7		Defined		9
10*	NPOC	280-137702-D-3-A	NP	7		Defined		10
11*	NPOC	280-137702-D-4-A	NP	7		Defined		11
12*	NPOC	280-137702-D-5-A	NP	7		Defined		12
13*	NPOC	280-137702-D-6-A	NP	7		Defined		13
14*	NPOC	280-137702-D-7-A	NP	7		Defined		14
15*	NPOC	ccv	NP	✓		Defined		15
16*	NPOC	ccb	NP	✓		Defined		16
17*	NPOC	280-137702-D-8-A	NP	7		Defined		17
18*	NPOC	280-137702-D-9-A	NP	7		Defined		18
19*	NPOC	280-137702-D-10-A	NP	7		Defined		19
20*	NPOC	280-137702-D-11-A	NP	7		Defined		20
21*	NPOC	280-137702-D-11-B MS	NP	7		Defined		21
22*	NPOC	280-137702-D-11-C MS	NP	7		Defined		22
23*	NPOC	280-137702-D-12-A	NP	7		Defined		23
24*	NPOC	280-137702-D-13-A	NP	7		Defined		24
25*	NPOC	280-137702-D-14-A	NP	7		Defined		25
26*	NPOC	280-137702-D-15-A	NP	7		Defined		26
27*	NPOC	ccv	NP	✓		Defined		27
28*	NPOC	ccb	NP	✓		Defined		28
29*	NPOC	280-137702-D-16-A	NP	7		Defined		29
30*	NPOC	280-137702-D-17-A	NP	7		Defined		30
31*	NPOC	280-137702-D-18-A	NP	7		Defined		31
32*	NPOC	280-137702-D-19-A	NP	7		Defined		32
33*	NPOC	280-137702-D-20-A	NP	7		Defined		33
34*	NPOC	LCS 280-500528/27-A	NP	✓		Defined		34
35*	NPOC	MB 280-500528/28-A	NP	✓		Defined		35
36*	NPOC	tic	NP	✓		Defined		36
37*	NPOC	280-137702-D-21-A	NP	7		Defined		37
38*	NPOC	280-137702-D-21-B MS	NP	7		Defined		38
39*	NPOC	ccv	NP	✓		Defined		39
40*	NPOC	ccb	NP	✓		Defined		40
41*	NPOC	280-137702-D-21-C MS	NP	7		Defined		41
42*	NPOC	280-137702-D-22-A	NP	6		Defined		42
43*	NPOC	280-137702-D-23-A	NP	7		Defined		43
44*	NPOC	280-137702-D-24-A	NP	7		Defined		44
45*	NPOC	280-137702-D-25-A	NP	7		Defined		45
46*	NPOC	280-137702-D-26-A	NP	7		Defined		46
47*	NPOC	280-137702-D-27-A	NP	7	10x DL - color	Defined		47
48*	NPOC	280-137702-D-28-A	NP	7		Defined		48
49*	NPOC	280-137702-D-29-A	NP	7		Defined		49
50*	NPOC	280-137702-D-30-A	NP	7	5x DL - color	Defined		50
51*	NPOC	ccv	NP	✓		Defined		51

	Analysi	Sample Name	Orig	Result	Notes	Status	Da	Vial
52*	NPOC	ccb	NP	✓	✓	Defined		52
53*	NPOC	280-137702-D-30-B MS	NP	✓	5x	Defined		53
54*	NPOC	280-137702-D-30-C MS	NP	✓	5x	Defined		54
55*	NPOC	280-137609-D-24-B	NP	✓	2x Dil - reanalyzed	Defined		55
56*	NPOC	ccv	NP	✓		Defined		56
57*	NPOC	ccb	NP	✓		Defined		57

+ 686-D-2

SGB
6/30/20

	Analysi	Sample Name	Orig	Result	Notes	Status	Date / Time	Vial
1	NPOC	icv	NP	NPOC:20.58		Complete	6/29/2020 4:38:	1
2	NPOC	icb	NP	NPOC:-0.447		Complete	6/29/2020 5:09:	2
3	NPOC	LCS 280-500528/1-A	NP	NPOC:25.03		Complete	6/29/2020 5:32:	3
4	NPOC	MB 280-500528/2-A	NP	NPOC:-0.307		Complete	6/29/2020 5:55:	4
5	NPOC	tic	NP	NPOC:-0.349		Complete	6/29/2020 6:22:	5
6	NPOC	280-137702-D-1-A	NP	NPOC:5.159		Complete	6/29/2020 6:44:	6
7	NPOC	280-137702-D-1-B MS	NP	NPOC:31.24		Complete	6/29/2020 7:07:	7
8	NPOC	280-137702-D-1-C MSD	NP	NPOC:31.17		Complete	6/29/2020 7:30:	8
9	NPOC	280-137702-D-2-A	NP	NPOC:5.894		Complete	6/29/2020 7:53:	9
10	NPOC	280-137702-D-3-A	NP	NPOC:4.865		Complete	6/29/2020 8:15:	10
11	NPOC	280-137702-D-4-A	NP	NPOC:5.380		Complete	6/29/2020 8:37:	11
12	NPOC	280-137702-D-5-A	NP	NPOC:4.015		Complete	6/29/2020 9:04:	12
13	NPOC	280-137702-D-6-A	NP	NPOC:4.053		Complete	6/29/2020 9:27:	13
14	NPOC	280-137702-D-7-A	NP	NPOC:4.078		Complete	6/29/2020 9:49:	14
15	NPOC	ccv	NP	NPOC:25.67		Complete	6/29/2020 10:1	15
16	NPOC	ccb	NP	NPOC:-0.441		Complete	6/29/2020 10:3	16
17	NPOC	280-137702-D-8-A	NP	NPOC:2.503		Complete	6/29/2020 10:5	17
18	NPOC	280-137702-D-9-A	NP	NPOC:4.586		Complete	6/29/2020 11:2	18
19	NPOC	280-137702-D-10-A	NP	NPOC:5.398		Complete	6/29/2020 11:4	19
20	NPOC	280-137702-D-11-A	NP	NPOC:6.769		Complete	6/30/2020 12:0	20
21	NPOC	280-137702-D-11-B MS	NP	NPOC:32.68		Complete	6/30/2020 12:2	21
22	NPOC	280-137702-D-11-C MS	NP	NPOC:32.81		Complete	6/30/2020 12:5	22
23	NPOC	280-137702-D-12-A	NP	NPOC:3.082		Complete	6/30/2020 1:13:	23
24	NPOC	280-137702-D-13-A	NP	NPOC:2.604		Complete	6/30/2020 1:36:	24
25	NPOC	280-137702-D-14-A	NP	NPOC:1.836		Complete	6/30/2020 2:03:	25
26	NPOC	280-137702-D-15-A	NP	NPOC:5.391		Complete	6/30/2020 2:26:	26
27	NPOC	ccv	NP	NPOC:25.96		Complete	6/30/2020 2:49:	27
28	NPOC	ccb	NP	NPOC:-0.434		Complete	6/30/2020 3:12:	28
29	NPOC	280-137702-D-16-A	NP	NPOC:2.490		Complete	6/30/2020 3:35:	29
30	NPOC	280-137702-D-17-A	NP	NPOC:7.952		Complete	6/30/2020 3:57:	30
31	NPOC	280-137702-D-18-A	NP	NPOC:2.852		Complete	6/30/2020 4:20:	31
32	NPOC	280-137702-D-19-A	NP	NPOC:13.46		Complete	6/30/2020 4:43:	32
33	NPOC	280-137702-D-20-A	NP	NPOC:3.283		Complete	6/30/2020 5:11:	33
34	NPOC	LCS 280-500528/27-A	NP	NPOC:26.08		Complete	6/30/2020 5:34:	34
35	NPOC	MB 280-500528/28-A	NP	NPOC:-0.360		Complete	6/30/2020 6:02:	35
36	NPOC	tic	NP	NPOC:-0.348		Complete	6/30/2020 6:25:	36
37	NPOC	280-137702-D-21-A	NP	NPOC:5.849		Complete	6/30/2020 6:52:	37
38	NPOC	280-137702-D-21-B MS	NP	NPOC:32.88		Complete	6/30/2020 7:15:	38
39	NPOC	ccv	NP	NPOC:26.38		Complete	6/30/2020 7:44:	39
40	NPOC	ccb	NP	NPOC:-0.403		Complete	6/30/2020 8:07:	40
41	NPOC	280-137702-D-21-C MS	NP	NPOC:32.74		Complete	6/30/2020 8:30:	41
42	NPOC	280-137702-D-22-A	NP	NPOC:4.227		Complete	6/30/2020 8:53:	42
43	NPOC	280-137702-D-23-A	NP	NPOC:2.762		Complete	6/30/2020 9:16:	43
44	NPOC	280-137702-D-24-A	NP	NPOC:2.715		Complete	6/30/2020 9:38:	44
45	NPOC	280-137702-D-25-A	NP	NPOC:2.984		Complete	6/30/2020 10:0	45
46	NPOC	280-137702-D-26-A	NP	NPOC:5.464		Complete	6/30/2020 10:2	46
47	NPOC	280-137702-D-27-A	NP	NPOC:78.13		Complete	6/30/2020 10:4	47
48	NPOC	280-137702-D-28-A	NP	NPOC:3.890		Complete	6/30/2020 11:1	48
49	NPOC	280-137702-D-29-A	NP	NPOC:7.575		Complete	6/30/2020 11:3	49
50	NPOC	280-137702-D-30-A	NP	NPOC:43.76		Complete	6/30/2020 11:5	50
51	NPOC	ccv	NP	NPOC:26.36		Complete	6/30/2020 12:1	51
52	NPOC	ccb	NP	NPOC:-0.410		Complete	6/30/2020 12:4	52
53	NPOC	280-137702-D-30-B MS	NP	NPOC:179.5		Complete	6/30/2020 1:05:	53

	Analysi	Sample Name	Orig	Result	Notes	Status	Date / Time	Vial
54	NPOC	280-137702-D-30-C MS	NP	NPOC:178.8		Complete	6/30/2020 1:28:	54
55	NPOC	280-137609-D-24-B	NP	NPOC:87.83		Complete	6/30/2020 2:09:	55
56	NPOC	ccv	NP	NPOC:26.27		Complete	6/30/2020 2:32:	56
57	NPOC	ccb	NP	NPOC:-0.397		Complete	6/30/2020 2:55:	57

TOC-V Cal Curve Information
C:¥TOC3201¥CalCurves¥NPOC.2020_06_15_14_56_20.cal

Date of Creation 4:11:58 PM 6/15/2020
User sgb
System TOC-V CPN

Cal. Curve

Sample Name: cal
Sample ID:
Object ID 0A-100612-04635090-1343CA723828-0000
Cal. Curve: NPOC.2020_06_15_14_56_20.cal
Status Completed
Comment:

Type	Anal.
Standard	NPOC

Conc: 0.000mg/L

No.	Area	Inj. Vol.	Aut. Dil.	Rem.	Ex.	Date / Time
1	0.6345	50uL	1	*******	E	6/15/2020 3:05:05 PM
2	2.558	50uL	1	*******		6/15/2020 3:07:11 PM
3	2.840	50uL	1	*******	E	6/15/2020 3:09:22 PM
4	2.342	50uL	1	*******		6/15/2020 3:11:28 PM

Acid Add. 1.500%
Sp. Time 90.00sec
Mean Area 2.450
SD Area 0.1527
CV Area 6.23%
Vial 1

Conc: 1.000mg/L

No.	Area	Inj. Vol.	Aut. Dil.	Rem.	Ex.	Date / Time
1	5.629	50uL	1	*******	E	6/15/2020 3:19:57 PM
2	6.139	50uL	1	*******		6/15/2020 3:22:03 PM
3	4.772	50uL	1	*******	E	6/15/2020 3:24:09 PM
4	6.011	50uL	1	*******		6/15/2020 3:26:14 PM

Acid Add. 1.500%
Sp. Time 90.00sec
Mean Area 6.075
SD Area 0.09051
CV Area 1.49%
Vial 2

Conc: 5.000mg/L

No.	Area	Inj. Vol.	Aut. Dil.	Rem.	Ex.	Date / Time
1	17.91	50uL	1	*******	E	6/15/2020 3:34:55 PM
2	16.89	50uL	1	*******		6/15/2020 3:37:01 PM
3	16.43	50uL	1	*******		6/15/2020 3:39:07 PM

Acid Add. 1.500%
Sp. Time 90.00sec
Mean Area 16.66
SD Area 0.3253
CV Area 1.95%
Vial 3

Conc: 10.00mg/L

No.	Area	Inj. Vol.	Aut. Dil.	Rem.	Ex.	Date / Time
1	33.12	50uL	1	*******		6/15/2020 3:47:50 PM
2	32.65	50uL	1	*******		6/15/2020 3:49:56 PM

Acid Add. 1.500%
Sp. Time 90.00sec
Mean Area 32.89
SD Area 0.3323
CV Area 1.01%
Vial 4

Conc: 25.00mg/L

No.	Area	Inj. Vol.	Aut. Dil.	Rem.	Ex.	Date / Time
1	79.57	50uL	1	*******		6/15/2020 3:58:49 PM
2	78.98	50uL	1	*******		6/15/2020 4:00:59 PM

Acid Add. 1.500%
Sp. Time 90.00sec
Mean Area 79.28
SD Area 0.4172
CV Area 0.53%
Vial 5

Conc: 50.00mg/L

No.	Area	Inj. Vol.	Aut. Dil.	Rem.	Ex.	Date / Time
1	159.6	50uL	1	*******		6/15/2020 4:09:45 PM
2	160.5	50uL	1	*******		6/15/2020 4:11:58 PM

Acid Add. 1.500%
Sp. Time 90.00sec
Mean Area 160.1
SD Area 0.6364
CV Area 0.40%
Vial 6

Slope: 3.149
Intercept 1.799
r^2 0.9997
r 0.9999
Zero Shift No

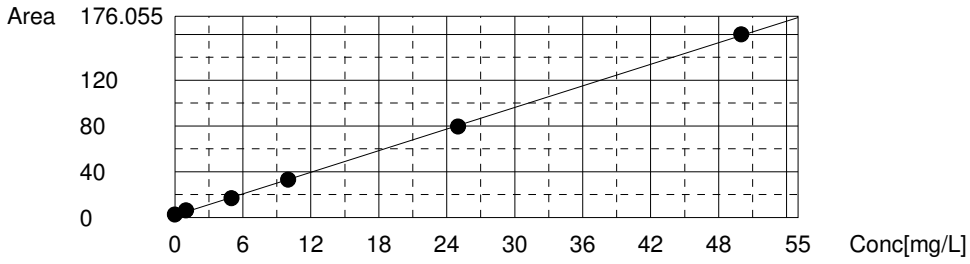

Instr.Information

System	TOC-V CPN
Instrument Options	TOC/ASI/
Catalyst	Regular Sensitivity

Sample

Sample Name:	icv
Sample ID:	
Origin:	NPOC.met
Status	Completed
Chk. Result	

Type	Anal.	Manual Dilution	Result
Unknown	NPOC	1.000	NPOC:20.58mg/L

1. Det

Anal.: NPOC

No.	Area	Conc.	Inj. Vol.	Aut. Dil.	Ex.	Cal. Curve	Date / Time
1	67.36	20.82mg/L	50uL	1		NPOC.2020_06_15_14_56_20.cal	6/29/2020 4:24:06 PM
2	66.43	20.52mg/L	50uL	1		NPOC.2020_06_15_14_56_20.cal	6/29/2020 4:28:50 PM
3	66.65	20.59mg/L	50uL	1		NPOC.2020_06_15_14_56_20.cal	6/29/2020 4:33:33 PM
4	65.98	20.38mg/L	50uL	1		NPOC.2020_06_15_14_56_20.cal	6/29/2020 4:38:15 PM

Mean Area 66.61
Mean Conc. 20.58mg/L

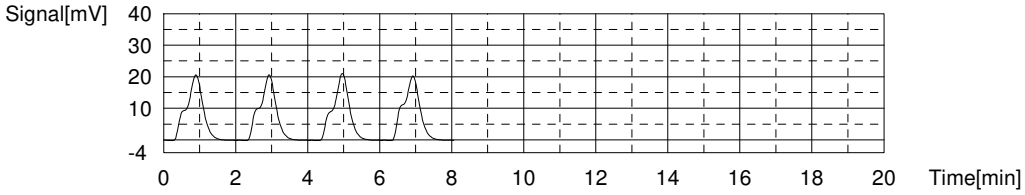

Sample

Sample Name:	icb
Sample ID:	
Origin:	NPOC.met
Status	Completed
Chk. Result	

Type	Anal.	Manual Dilution	Result
Unknown	NPOC	1.000	NPOC:-0.4471mg/L

1. Det

Anal.: NPOC

No.	Area	Conc.	Inj. Vol.	Aut. Dil.	Ex.	Cal. Curve	Date / Time
1	0.6387	-0.3684mg/L	50uL	1	E	NPOC.2020_06_15_14_56_20.cal	6/29/2020 4:46:50 PM
2	0.4291	-0.4350mg/L	50uL	1		NPOC.2020_06_15_14_56_20.cal	6/29/2020 4:51:27 PM
3	0.2027	-0.5069mg/L	50uL	1	E	NPOC.2020_06_15_14_56_20.cal	6/29/2020 4:56:03 PM
4	0.3015	-0.4755mg/L	50uL	1		NPOC.2020_06_15_14_56_20.cal	6/29/2020 5:00:40 PM
5	0.4246	-0.4364mg/L	50uL	1		NPOC.2020_06_15_14_56_20.cal	6/29/2020 5:05:17 PM
6	0.4085	-0.4415mg/L	50uL	1		NPOC.2020_06_15_14_56_20.cal	6/29/2020 5:09:54 PM

Mean Area 0.3909
Mean Conc. -0.4471mg/L

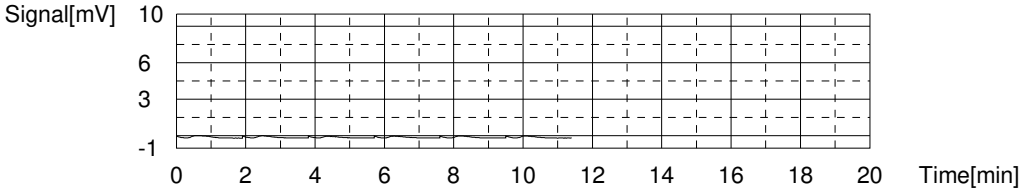

Sample

Sample Name: LCS 280-500528/1-A
Sample ID:
Origin: NPOC.met
Status Completed
Chk. Result

Type	Anal.	Manual Dilution	Result
Unknown	NPOC	1.000	NPOC:25.03mg/L

1. Det

Anal.: NPOC

No.	Area	Conc.	Inj. Vol.	Aut. Dil.	Ex.	Cal. Curve	Date / Time
1	80.13	24.87mg/L	50uL	1		NPOC.2020_06_15_14_56_20.cal	6/29/2020 5:18:34 PM
2	80.44	24.97mg/L	50uL	1		NPOC.2020_06_15_14_56_20.cal	6/29/2020 5:23:17 PM
3	80.94	25.13mg/L	50uL	1		NPOC.2020_06_15_14_56_20.cal	6/29/2020 5:28:00 PM
4	80.95	25.13mg/L	50uL	1		NPOC.2020_06_15_14_56_20.cal	6/29/2020 5:32:46 PM

Mean Area 80.61
Mean Conc. 25.03mg/L

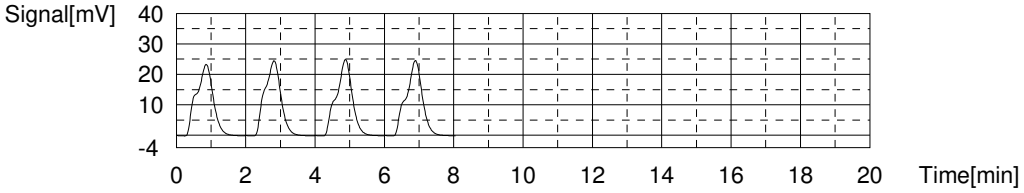

Sample

Sample Name: MB 280-500528/2-A
Sample ID:
Origin: NPOC.met
Status Completed
Chk. Result

Type	Anal.	Manual Dilution	Result
Unknown	NPOC	1.000	NPOC:-0.3075mg/L

1. Det

Anal.: NPOC

No.	Area	Conc.	Inj. Vol.	Aut. Dil.	Ex.	Cal. Curve	Date / Time
1	0.9165	-0.2802mg/L	50uL	1		NPOC.2020_06_15_14_56_20.cal	6/29/2020 5:41:21 PM
2	0.8397	-0.3046mg/L	50uL	1		NPOC.2020_06_15_14_56_20.cal	6/29/2020 5:45:58 PM
3	0.7700	-0.3267mg/L	50uL	1		NPOC.2020_06_15_14_56_20.cal	6/29/2020 5:50:35 PM
4	0.7960	-0.3185mg/L	50uL	1		NPOC.2020_06_15_14_56_20.cal	6/29/2020 5:55:12 PM

Mean Area 0.8306
Mean Conc. -0.3075mg/L

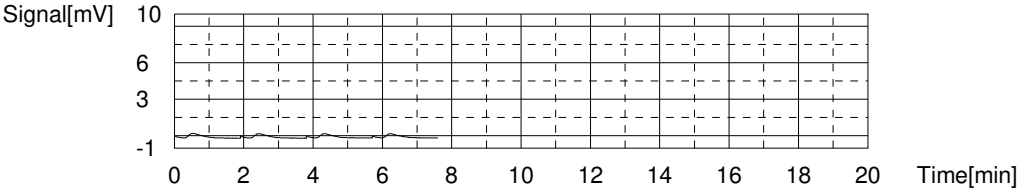

Sample

Sample Name: tic
Sample ID:
Origin: NPOC.met
Status Completed
Chk. Result

Type	Anal.	Manual Dilution	Result
Unknown	NPOC	1.000	NPOC:-0.3492mg/L

1. Det

Anal.: NPOC

No.	Area	Conc.	Inj. Vol.	Aut. Dil.	Ex.	Cal. Curve	Date / Time
1	0.9081	-0.2829mg/L	50uL	1	E	NPOC.2020_06_15_14_56_20.cal	6/29/2020 6:03:46 PM
2	0.6671	-0.3594mg/L	50uL	1		NPOC.2020_06_15_14_56_20.cal	6/29/2020 6:08:23 PM
3	0.7767	-0.3246mg/L	50uL	1		NPOC.2020_06_15_14_56_20.cal	6/29/2020 6:13:00 PM
4	0.6330	-0.3702mg/L	50uL	1		NPOC.2020_06_15_14_56_20.cal	6/29/2020 6:17:37 PM
5	0.7200	-0.3426mg/L	50uL	1		NPOC.2020_06_15_14_56_20.cal	6/29/2020 6:22:14 PM

Mean Area 0.6992
Mean Conc. -0.3492mg/L

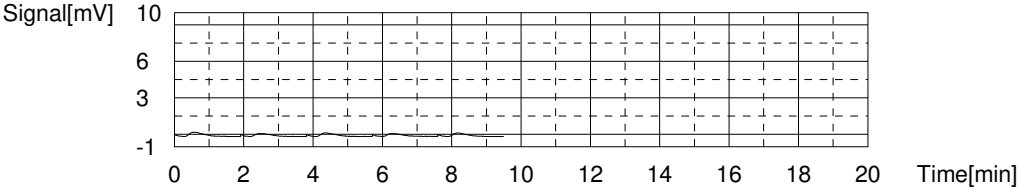

Sample

Sample Name: 280-137702-D-1-A
Sample ID:
Origin: NPOC.met
Status Completed
Chk. Result

Type	Anal.	Manual Dilution	Result
Unknown	NPOC	1.000	NPOC:5.159mg/L

1. Det

Anal.: NPOC

No.	Area	Conc.	Inj. Vol.	Aut. Dil.	Ex.	Cal. Curve	Date / Time
1	18.21	5.211mg/L	50uL	1		NPOC.2020_06_15_14_56_20.cal	6/29/2020 6:30:48 PM
2	17.99	5.141mg/L	50uL	1		NPOC.2020_06_15_14_56_20.cal	6/29/2020 6:35:24 PM
3	18.03	5.154mg/L	50uL	1		NPOC.2020_06_15_14_56_20.cal	6/29/2020 6:40:02 PM
4	17.96	5.131mg/L	50uL	1		NPOC.2020_06_15_14_56_20.cal	6/29/2020 6:44:39 PM

Mean Area 18.05
Mean Conc. 5.159mg/L

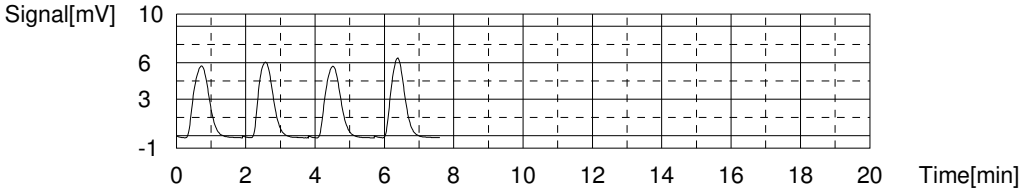

Sample

Sample Name: 280-137702-D-1-B MS
Sample ID:
Origin: NPOC.met
Status Completed
Chk. Result

Type	Anal.	Manual Dilution	Result
Unknown	NPOC	1.000	NPOC:31.24mg/L

1. Det

Anal.: NPOC

No.	Area	Conc.	Inj. Vol.	Aut. Dil.	Ex.	Cal. Curve	Date / Time
1	100.9	31.47mg/L	50uL	1		NPOC.2020_06_15_14_56_20.cal	6/29/2020 6:53:21 PM
2	99.95	31.16mg/L	50uL	1		NPOC.2020_06_15_14_56_20.cal	6/29/2020 6:58:07 PM
3	100.0	31.18mg/L	50uL	1		NPOC.2020_06_15_14_56_20.cal	6/29/2020 7:02:50 PM
4	99.89	31.15mg/L	50uL	1		NPOC.2020_06_15_14_56_20.cal	6/29/2020 7:07:35 PM

Mean Area 100.2
Mean Conc. 31.24mg/L

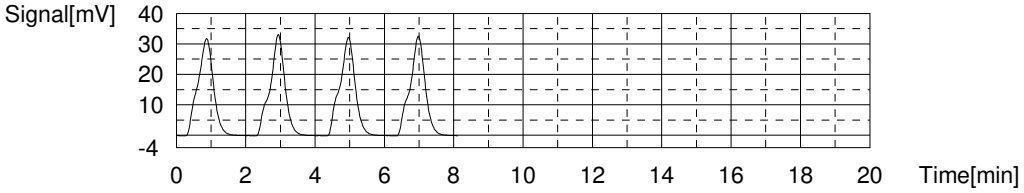

Sample

Sample Name: 280-137702-D-1-C MSD
Sample ID:
Origin: NPOC.met
Status Completed
Chk. Result

Type	Anal.	Manual Dilution	Result
Unknown	NPOC	1.000	NPOC:31.17mg/L

1. Det

Anal.: NPOC

No.	Area	Conc.	Inj. Vol.	Aut. Dil.	Ex.	Cal. Curve	Date / Time
1	100.2	31.24mg/L	50uL	1		NPOC.2020_06_15_14_56_20.cal	6/29/2020 7:16:21 PM
2	99.48	31.02mg/L	50uL	1		NPOC.2020_06_15_14_56_20.cal	6/29/2020 7:21:01 PM
3	99.93	31.16mg/L	50uL	1		NPOC.2020_06_15_14_56_20.cal	6/29/2020 7:25:50 PM
4	100.2	31.24mg/L	50uL	1		NPOC.2020_06_15_14_56_20.cal	6/29/2020 7:30:37 PM

Mean Area 99.95
Mean Conc. 31.17mg/L

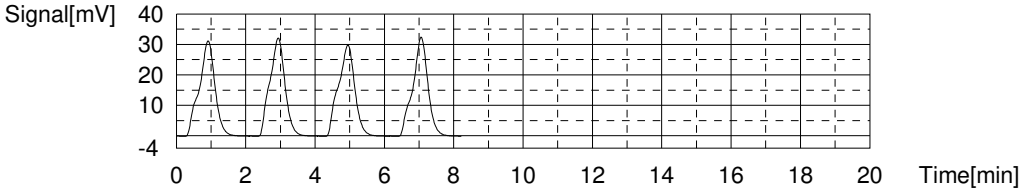

Sample

Sample Name: 280-137702-D-2-A
Sample ID:
Origin: NPOC.met
Status Completed
Chk. Result

Type	Anal.	Manual Dilution	Result
Unknown	NPOC	1.000	NPOC:5.894mg/L

1. Det

Anal.: NPOC

No.	Area	Conc.	Inj. Vol.	Aut. Dil.	Ex.	Cal. Curve	Date / Time
1	20.71	6.005mg/L	50uL	1		NPOC.2020_06_15_14_56_20.cal	6/29/2020 7:39:11 PM
2	20.42	5.912mg/L	50uL	1		NPOC.2020_06_15_14_56_20.cal	6/29/2020 7:43:48 PM
3	20.11	5.814mg/L	50uL	1		NPOC.2020_06_15_14_56_20.cal	6/29/2020 7:48:25 PM
4	20.21	5.846mg/L	50uL	1		NPOC.2020_06_15_14_56_20.cal	6/29/2020 7:53:02 PM

Mean Area 20.36
Mean Conc. 5.894mg/L

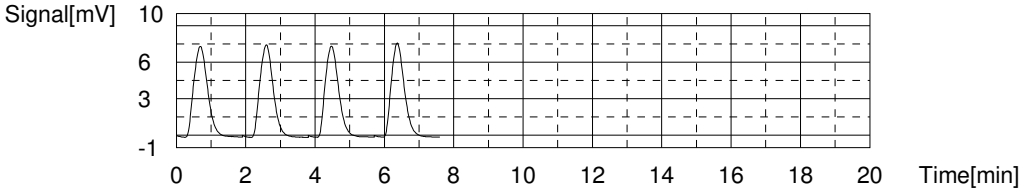

Sample

Sample Name: 280-137702-D-3-A
Sample ID:
Origin: NPOC.met
Status Completed
Chk. Result

Type	Anal.	Manual Dilution	Result
Unknown	NPOC	1.000	NPOC:4.865mg/L

1. Det

Anal.: NPOC

No.	Area	Conc.	Inj. Vol.	Aut. Dil.	Ex.	Cal. Curve	Date / Time
1	17.49	4.982mg/L	50uL	1		NPOC.2020_06_15_14_56_20.cal	6/29/2020 8:01:36 PM
2	17.07	4.849mg/L	50uL	1		NPOC.2020_06_15_14_56_20.cal	6/29/2020 8:06:13 PM
3	16.98	4.820mg/L	50uL	1		NPOC.2020_06_15_14_56_20.cal	6/29/2020 8:10:50 PM
4	16.95	4.811mg/L	50uL	1		NPOC.2020_06_15_14_56_20.cal	6/29/2020 8:15:27 PM

Mean Area 17.12
Mean Conc. 4.865mg/L

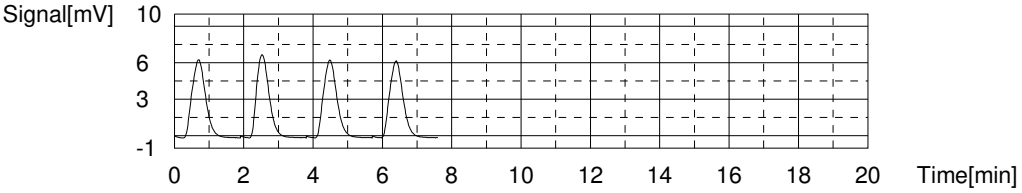

Sample

Sample Name: 280-137702-D-4-A
Sample ID:
Origin: NPOC.met
Status Completed
Chk. Result

Type	Anal.	Manual Dilution	Result
Unknown	NPOC	1.000	NPOC:5.380mg/L

1. Det

Anal.: NPOC

No.	Area	Conc.	Inj. Vol.	Aut. Dil.	Ex.	Cal. Curve	Date / Time
1	18.78	5.392mg/L	50uL	1		NPOC.2020_06_15_14_56_20.cal	6/29/2020 8:24:01 PM
2	18.63	5.344mg/L	50uL	1		NPOC.2020_06_15_14_56_20.cal	6/29/2020 8:28:38 PM
3	18.64	5.347mg/L	50uL	1		NPOC.2020_06_15_14_56_20.cal	6/29/2020 8:33:14 PM
4	18.92	5.436mg/L	50uL	1		NPOC.2020_06_15_14_56_20.cal	6/29/2020 8:37:51 PM

Mean Area 18.74
Mean Conc. 5.380mg/L

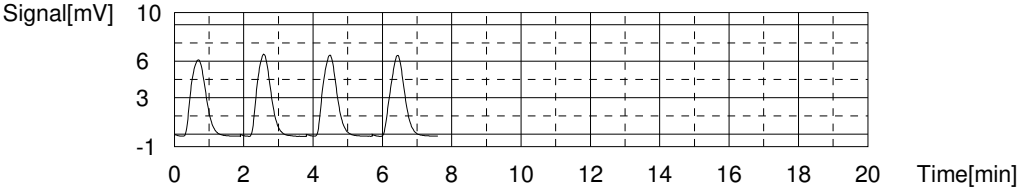

Sample

Sample Name: 280-137702-D-5-A
Sample ID:
Origin: NPOC.met
Status Completed
Chk. Result

Type	Anal.	Manual Dilution	Result
Unknown	NPOC	1.000	NPOC:4.015mg/L

1. Det

Anal.: NPOC

No.	Area	Conc.	Inj. Vol.	Aut. Dil.	Ex.	Cal. Curve	Date / Time
1	15.04	4.204mg/L	50uL	1	E	NPOC.2020_06_15_14_56_20.cal	6/29/2020 8:46:25 PM
2	14.56	4.052mg/L	50uL	1		NPOC.2020_06_15_14_56_20.cal	6/29/2020 8:51:02 PM
3	14.37	3.991mg/L	50uL	1		NPOC.2020_06_15_14_56_20.cal	6/29/2020 8:55:39 PM
4	14.46	4.020mg/L	50uL	1		NPOC.2020_06_15_14_56_20.cal	6/29/2020 9:00:16 PM
5	14.39	3.998mg/L	50uL	1		NPOC.2020_06_15_14_56_20.cal	6/29/2020 9:04:53 PM

Mean Area 14.45
Mean Conc. 4.015mg/L

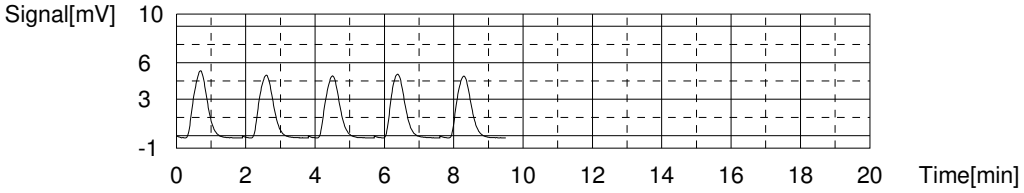

Sample

Sample Name: 280-137702-D-6-A
Sample ID:
Origin: NPOC.met
Status Completed
Chk. Result

Type	Anal.	Manual Dilution	Result
Unknown	NPOC	1.000	NPOC:4.053mg/L

1. Det

Anal.: NPOC

No.	Area	Conc.	Inj. Vol.	Aut. Dil.	Ex.	Cal. Curve	Date / Time
1	14.99	4.188mg/L	50uL	1		NPOC.2020_06_15_14_56_20.cal	6/29/2020 9:13:27 PM
2	14.37	3.991mg/L	50uL	1		NPOC.2020_06_15_14_56_20.cal	6/29/2020 9:18:04 PM
3	14.43	4.011mg/L	50uL	1		NPOC.2020_06_15_14_56_20.cal	6/29/2020 9:22:41 PM
4	14.46	4.020mg/L	50uL	1		NPOC.2020_06_15_14_56_20.cal	6/29/2020 9:27:18 PM

Mean Area 14.56
Mean Conc. 4.053mg/L

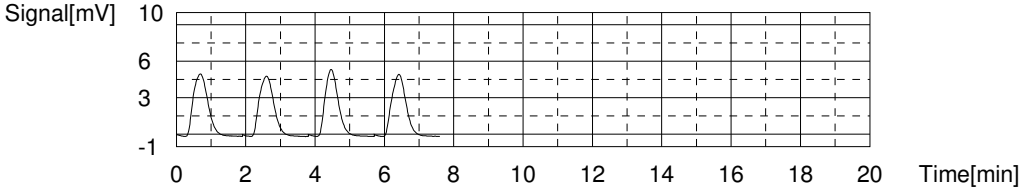

Sample

Sample Name: 280-137702-D-7-A
Sample ID:
Origin: NPOC.met
Status Completed
Chk. Result

Type	Anal.	Manual Dilution	Result
Unknown	NPOC	1.000	NPOC:4.078mg/L

1. Det

Anal.: NPOC

No.	Area	Conc.	Inj. Vol.	Aut. Dil.	Ex.	Cal. Curve	Date / Time
1	14.80	4.128mg/L	50uL	1		NPOC.2020_06_15_14_56_20.cal	6/29/2020 9:35:52 PM
2	14.74	4.109mg/L	50uL	1		NPOC.2020_06_15_14_56_20.cal	6/29/2020 9:40:29 PM
3	14.55	4.049mg/L	50uL	1		NPOC.2020_06_15_14_56_20.cal	6/29/2020 9:45:06 PM
4	14.48	4.026mg/L	50uL	1		NPOC.2020_06_15_14_56_20.cal	6/29/2020 9:49:43 PM

Mean Area 14.64
Mean Conc. 4.078mg/L

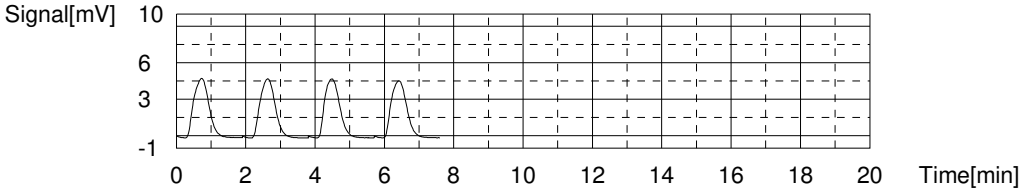

Sample

Sample Name: ccv
Sample ID:
Origin: NPOC.met
Status Completed
Chk. Result

Type	Anal.	Manual Dilution	Result
Unknown	NPOC	1.000	NPOC:25.67mg/L

1. Det

Anal.: NPOC

No.	Area	Conc.	Inj. Vol.	Aut. Dil.	Ex.	Cal. Curve	Date / Time
1	82.28	25.55mg/L	50uL	1		NPOC.2020_06_15_14_56_20.cal	6/29/2020 9:58:30 PM
2	82.63	25.67mg/L	50uL	1		NPOC.2020_06_15_14_56_20.cal	6/29/2020 10:03:12 PM
3	82.73	25.70mg/L	50uL	1		NPOC.2020_06_15_14_56_20.cal	6/29/2020 10:07:58 PM
4	82.88	25.74mg/L	50uL	1		NPOC.2020_06_15_14_56_20.cal	6/29/2020 10:12:47 PM

Mean Area 82.63
Mean Conc. 25.67mg/L

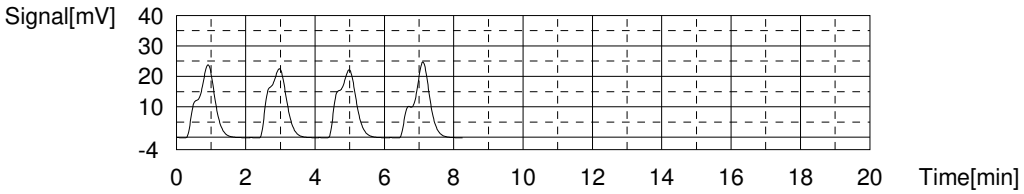

Sample

Sample Name: ccb
Sample ID:
Origin: NPOC.met
Status Completed
Chk. Result

Type	Anal.	Manual Dilution	Result
Unknown	NPOC	1.000	NPOC:-0.4412mg/L

1. Det

Anal.: NPOC

No.	Area	Conc.	Inj. Vol.	Aut. Dil.	Ex.	Cal. Curve	Date / Time
1	0.5027	-0.4116mg/L	50uL	1		NPOC.2020_06_15_14_56_20.cal	6/29/2020 10:21:21 PM
2	0.3755	-0.4520mg/L	50uL	1		NPOC.2020_06_15_14_56_20.cal	6/29/2020 10:25:58 PM
3	0.4032	-0.4432mg/L	50uL	1		NPOC.2020_06_15_14_56_20.cal	6/29/2020 10:30:35 PM
4	0.3564	-0.4581mg/L	50uL	1		NPOC.2020_06_15_14_56_20.cal	6/29/2020 10:35:12 PM

Mean Area 0.4095
Mean Conc. -0.4412mg/L

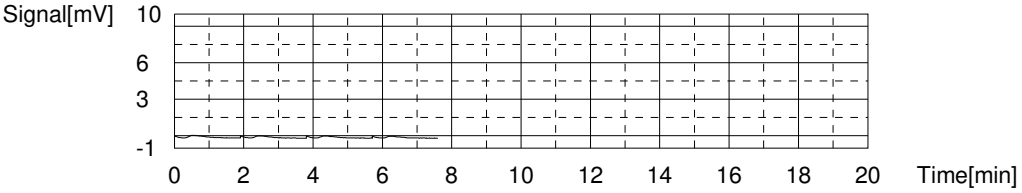

Sample

Sample Name: 280-137702-D-8-A
Sample ID:
Origin: NPOC.met
Status Completed
Chk. Result

Type	Anal.	Manual Dilution	Result
Unknown	NPOC	1.000	NPOC:2.503mg/L

1. Det

Anal.: NPOC

No.	Area	Conc.	Inj. Vol.	Aut. Dil.	Ex.	Cal. Curve	Date / Time
1	9.736	2.520mg/L	50uL	1		NPOC.2020_06_15_14_56_20.cal	6/29/2020 10:43:46 PM
2	9.631	2.487mg/L	50uL	1		NPOC.2020_06_15_14_56_20.cal	6/29/2020 10:48:23 PM
3	9.671	2.499mg/L	50uL	1		NPOC.2020_06_15_14_56_20.cal	6/29/2020 10:53:00 PM
4	9.693	2.506mg/L	50uL	1		NPOC.2020_06_15_14_56_20.cal	6/29/2020 10:57:37 PM

Mean Area 9.683
Mean Conc. 2.503mg/L

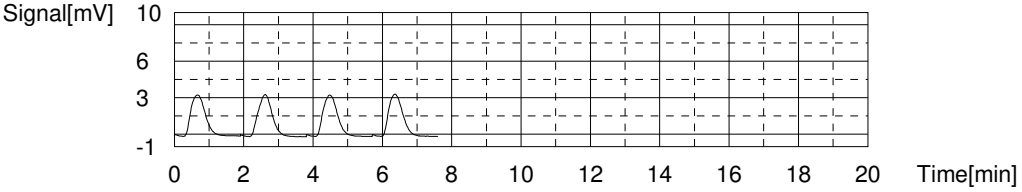

Sample

Sample Name: 280-137702-D-9-A
Sample ID:
Origin: NPOC.met
Status Completed
Chk. Result

Type	Anal.	Manual Dilution	Result
Unknown	NPOC	1.000	NPOC:4.586mg/L

1. Det

Anal.: NPOC

No.	Area	Conc.	Inj. Vol.	Aut. Dil.	Ex.	Cal. Curve	Date / Time
1	16.61	4.703mg/L	50uL	1		NPOC.2020_06_15_14_56_20.cal	6/29/2020 11:06:11 PM
2	16.23	4.582mg/L	50uL	1		NPOC.2020_06_15_14_56_20.cal	6/29/2020 11:10:48 PM
3	16.18	4.566mg/L	50uL	1		NPOC.2020_06_15_14_56_20.cal	6/29/2020 11:15:25 PM
4	15.95	4.493mg/L	50uL	1		NPOC.2020_06_15_14_56_20.cal	6/29/2020 11:20:02 PM

Mean Area 16.24
Mean Conc. 4.586mg/L

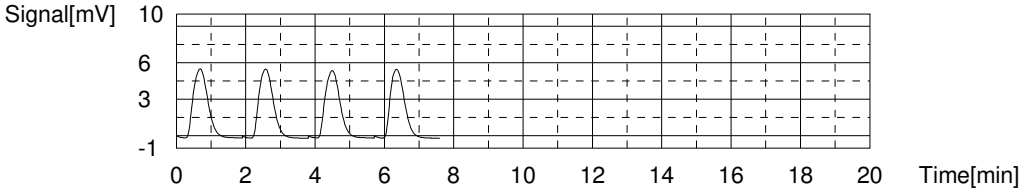

Sample

Sample Name: 280-137702-D-10-A
Sample ID:
Origin: NPOC.met
Status Completed
Chk. Result

Type	Anal.	Manual Dilution	Result
Unknown	NPOC	1.000	NPOC:5.398mg/L

1. Det

Anal.: NPOC

No.	Area	Conc.	Inj. Vol.	Aut. Dil.	Ex.	Cal. Curve	Date / Time
1	19.32	5.563mg/L	50uL	1		NPOC.2020_06_15_14_56_20.cal	6/29/2020 11:28:36 PM
2	18.75	5.382mg/L	50uL	1		NPOC.2020_06_15_14_56_20.cal	6/29/2020 11:33:13 PM
3	18.53	5.312mg/L	50uL	1		NPOC.2020_06_15_14_56_20.cal	6/29/2020 11:37:50 PM
4	18.60	5.335mg/L	50uL	1		NPOC.2020_06_15_14_56_20.cal	6/29/2020 11:42:27 PM

Mean Area 18.80
Mean Conc. 5.398mg/L

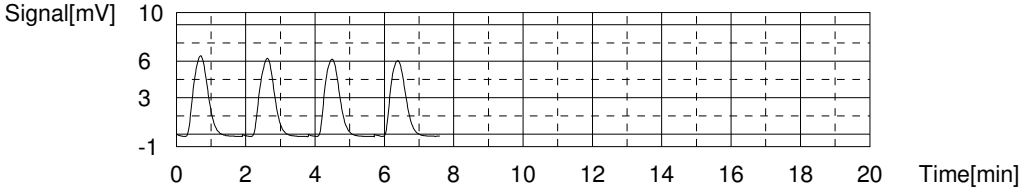

Sample

Sample Name: 280-137702-D-11-A
Sample ID:
Origin: NPOC.met
Status Completed
Chk. Result

Type	Anal.	Manual Dilution	Result
Unknown	NPOC	1.000	NPOC:6.769mg/L

1. Det

Anal.: NPOC

No.	Area	Conc.	Inj. Vol.	Aut. Dil.	Ex.	Cal. Curve	Date / Time
1	23.12	6.770mg/L	50uL	1		NPOC.2020_06_15_14_56_20.cal	6/29/2020 11:51:01 PM
2	23.10	6.763mg/L	50uL	1		NPOC.2020_06_15_14_56_20.cal	6/29/2020 11:55:38 PM
3	23.16	6.782mg/L	50uL	1		NPOC.2020_06_15_14_56_20.cal	6/30/2020 12:00:15 AM
4	23.09	6.760mg/L	50uL	1		NPOC.2020_06_15_14_56_20.cal	6/30/2020 12:04:52 AM

Mean Area 23.12
Mean Conc. 6.769mg/L

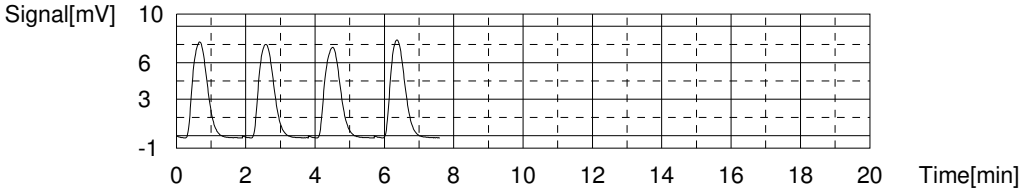

Sample

Sample Name: 280-137702-D-11-B MS
Sample ID:
Origin: NPOC.met
Status Completed
Chk. Result

Type	Anal.	Manual Dilution	Result
Unknown	NPOC	1.000	NPOC:32.68mg/L

1. Det

Anal.: NPOC

No.	Area	Conc.	Inj. Vol.	Aut. Dil.	Ex.	Cal. Curve	Date / Time
1	104.9	32.74mg/L	50uL	1		NPOC.2020_06_15_14_56_20.cal	6/30/2020 12:13:45 AM
2	105.2	32.83mg/L	50uL	1		NPOC.2020_06_15_14_56_20.cal	6/30/2020 12:18:31 AM
3	104.4	32.58mg/L	50uL	1		NPOC.2020_06_15_14_56_20.cal	6/30/2020 12:23:14 AM
4	104.4	32.58mg/L	50uL	1		NPOC.2020_06_15_14_56_20.cal	6/30/2020 12:27:57 AM

Mean Area 104.7
Mean Conc. 32.68mg/L

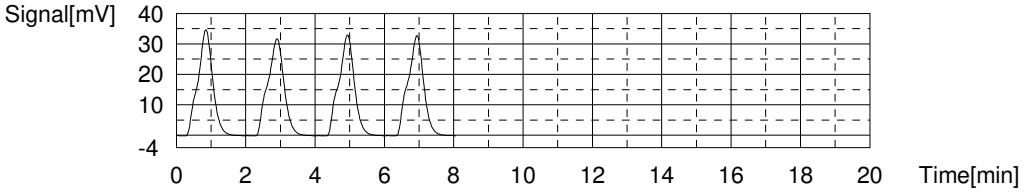

Sample

Sample Name: 280-137702-D-11-C MSD
Sample ID:
Origin: NPOC.met
Status Completed
Chk. Result

Type	Anal.	Manual Dilution	Result
Unknown	NPOC	1.000	NPOC:32.81mg/L

1. Det

Anal.: NPOC

No.	Area	Conc.	Inj. Vol.	Aut. Dil.	Ex.	Cal. Curve	Date / Time
1	105.6	32.96mg/L	50uL	1		NPOC.2020_06_15_14_56_20.cal	6/30/2020 12:36:41 AM
2	104.8	32.70mg/L	50uL	1		NPOC.2020_06_15_14_56_20.cal	6/30/2020 12:41:30 AM
3	104.9	32.74mg/L	50uL	1		NPOC.2020_06_15_14_56_20.cal	6/30/2020 12:46:18 AM
4	105.2	32.83mg/L	50uL	1		NPOC.2020_06_15_14_56_20.cal	6/30/2020 12:51:03 AM

Mean Area 105.1
Mean Conc. 32.81mg/L

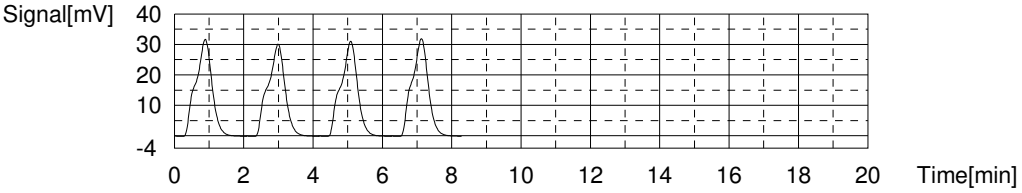

Sample

Sample Name: 280-137702-D-12-A
Sample ID:
Origin: NPOC.met
Status Completed
Chk. Result

Type	Anal.	Manual Dilution	Result
Unknown	NPOC	1.000	NPOC:3.082mg/L

1. Det

Anal.: NPOC

No.	Area	Conc.	Inj. Vol.	Aut. Dil.	Ex.	Cal. Curve	Date / Time
1	11.77	3.166mg/L	50uL	1		NPOC.2020_06_15_14_56_20.cal	6/30/2020 12:59:43 AM
2	11.55	3.096mg/L	50uL	1		NPOC.2020_06_15_14_56_20.cal	6/30/2020 1:04:20 AM
3	11.45	3.064mg/L	50uL	1		NPOC.2020_06_15_14_56_20.cal	6/30/2020 1:08:57 AM
4	11.25	3.001mg/L	50uL	1		NPOC.2020_06_15_14_56_20.cal	6/30/2020 1:13:34 AM

Mean Area 11.51
Mean Conc. 3.082mg/L

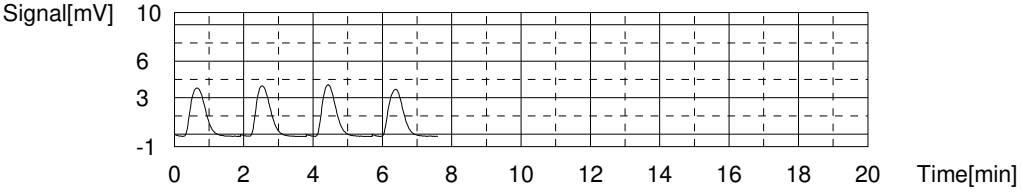

Sample

Sample Name: 280-137702-D-13-A
Sample ID:
Origin: NPOC.met
Status Completed
Chk. Result

Type	Anal.	Manual Dilution	Result
Unknown	NPOC	1.000	NPOC:2.604mg/L

1. Det

Anal.: NPOC

No.	Area	Conc.	Inj. Vol.	Aut. Dil.	Ex.	Cal. Curve	Date / Time
1	10.13	2.645mg/L	50uL	1		NPOC.2020_06_15_14_56_20.cal	6/30/2020 1:22:20 AM
2	9.843	2.554mg/L	50uL	1		NPOC.2020_06_15_14_56_20.cal	6/30/2020 1:26:57 AM
3	9.955	2.590mg/L	50uL	1		NPOC.2020_06_15_14_56_20.cal	6/30/2020 1:31:34 AM
4	10.07	2.626mg/L	50uL	1		NPOC.2020_06_15_14_56_20.cal	6/30/2020 1:36:11 AM

Mean Area 9.999
Mean Conc. 2.604mg/L

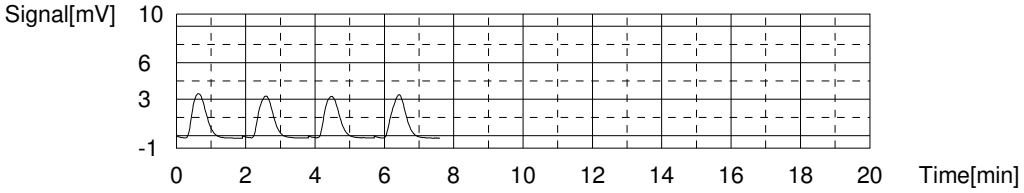

Sample

Sample Name: 280-137702-D-14-A
Sample ID:
Origin: NPOC.met
Status Completed
Chk. Result

Type	Anal.	Manual Dilution	Result
Unknown	NPOC	1.000	NPOC:1.836mg/L

1. Det

Anal.: NPOC

No.	Area	Conc.	Inj. Vol.	Aut. Dil.	Ex.	Cal. Curve	Date / Time
1	7.901	1.937mg/L	50uL	1	E	NPOC.2020_06_15_14_56_20.cal	6/30/2020 1:44:57 AM
2	7.463	1.798mg/L	50uL	1		NPOC.2020_06_15_14_56_20.cal	6/30/2020 1:49:34 AM
3	7.670	1.864mg/L	50uL	1		NPOC.2020_06_15_14_56_20.cal	6/30/2020 1:54:11 AM
4	7.528	1.819mg/L	50uL	1		NPOC.2020_06_15_14_56_20.cal	6/30/2020 1:58:48 AM
5	7.668	1.863mg/L	50uL	1		NPOC.2020_06_15_14_56_20.cal	6/30/2020 2:03:25 AM

Mean Area 7.582
Mean Conc. 1.836mg/L

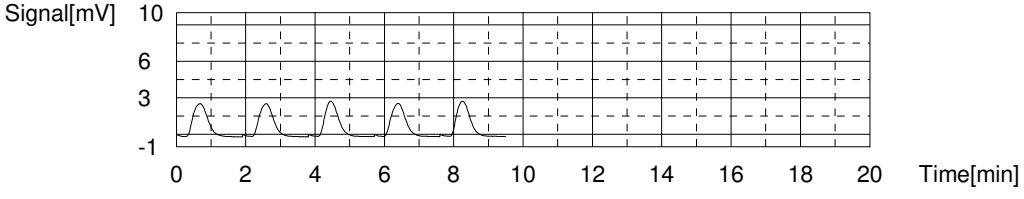

Sample

Sample Name: 280-137702-D-15-A
Sample ID:
Origin: NPOC.met
Status Completed
Chk. Result

Type	Anal.	Manual Dilution	Result
Unknown	NPOC	1.000	NPOC:5.391mg/L

1. Det

Anal.: NPOC

No.	Area	Conc.	Inj. Vol.	Aut. Dil.	Ex.	Cal. Curve	Date / Time
1	18.89	5.427mg/L	50uL	1		NPOC.2020_06_15_14_56_20.cal	6/30/2020 2:12:18 AM
2	18.71	5.369mg/L	50uL	1		NPOC.2020_06_15_14_56_20.cal	6/30/2020 2:16:56 AM
3	18.67	5.357mg/L	50uL	1		NPOC.2020_06_15_14_56_20.cal	6/30/2020 2:21:32 AM
4	18.84	5.411mg/L	50uL	1		NPOC.2020_06_15_14_56_20.cal	6/30/2020 2:26:09 AM

Mean Area 18.78
Mean Conc. 5.391mg/L

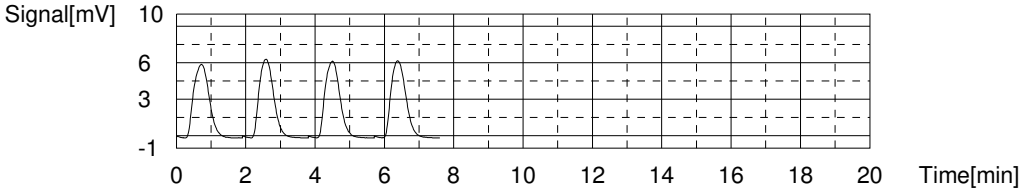

Sample

Sample Name: ccv
Sample ID:
Origin: NPOC.met
Status Completed
Chk. Result

Type	Anal.	Manual Dilution	Result
Unknown	NPOC	1.000	NPOC:25.96mg/L

1. Det

Anal.: NPOC

No.	Area	Conc.	Inj. Vol.	Aut. Dil.	Ex.	Cal. Curve	Date / Time
1	83.75	26.02mg/L	50uL	1		NPOC.2020_06_15_14_56_20.cal	6/30/2020 2:35:17 AM
2	83.61	25.98mg/L	50uL	1		NPOC.2020_06_15_14_56_20.cal	6/30/2020 2:40:05 AM
3	83.34	25.89mg/L	50uL	1		NPOC.2020_06_15_14_56_20.cal	6/30/2020 2:44:51 AM
4	83.54	25.95mg/L	50uL	1		NPOC.2020_06_15_14_56_20.cal	6/30/2020 2:49:35 AM

Mean Area 83.56
Mean Conc. 25.96mg/L

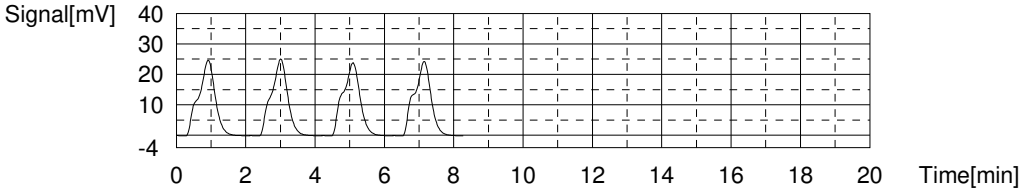

Sample

Sample Name: ccb
Sample ID:
Origin: NPOC.met
Status Completed
Chk. Result

Type	Anal.	Manual Dilution	Result
Unknown	NPOC	1.000	NPOC:-0.4348mg/L

1. Det

Anal.: NPOC

No.	Area	Conc.	Inj. Vol.	Aut. Dil.	Ex.	Cal. Curve	Date / Time
1	0.4645	-0.4237mg/L	50uL	1		NPOC.2020_06_15_14_56_20.cal	6/30/2020 2:58:31 AM
2	0.3779	-0.4512mg/L	50uL	1		NPOC.2020_06_15_14_56_20.cal	6/30/2020 3:03:08 AM
3	0.3904	-0.4473mg/L	50uL	1		NPOC.2020_06_15_14_56_20.cal	6/30/2020 3:07:45 AM
4	0.4862	-0.4169mg/L	50uL	1		NPOC.2020_06_15_14_56_20.cal	6/30/2020 3:12:22 AM

Mean Area 0.4298
Mean Conc. -0.4348mg/L

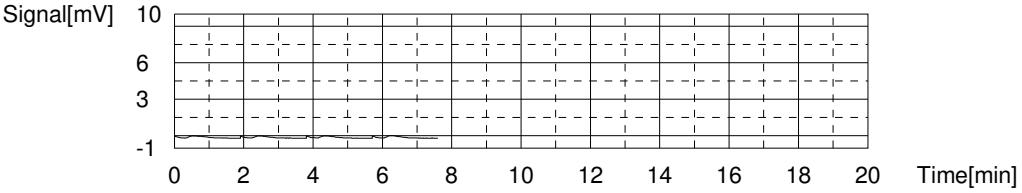

Sample

Sample Name: 280-137702-D-16-A
Sample ID:
Origin: NPOC.met
Status Completed
Chk. Result

Type	Anal.	Manual Dilution	Result
Unknown	NPOC	1.000	NPOC:2.490mg/L

1. Det

Anal.: NPOC

No.	Area	Conc.	Inj. Vol.	Aut. Dil.	Ex.	Cal. Curve	Date / Time
1	9.737	2.520mg/L	50uL	1		NPOC.2020_06_15_14_56_20.cal	6/30/2020 3:21:20 AM
2	9.624	2.485mg/L	50uL	1		NPOC.2020_06_15_14_56_20.cal	6/30/2020 3:25:57 AM
3	9.580	2.471mg/L	50uL	1		NPOC.2020_06_15_14_56_20.cal	6/30/2020 3:30:34 AM
4	9.618	2.483mg/L	50uL	1		NPOC.2020_06_15_14_56_20.cal	6/30/2020 3:35:10 AM

Mean Area 9.640
Mean Conc. 2.490mg/L

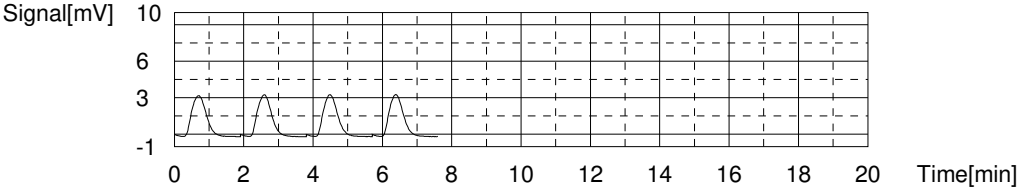

Sample

Sample Name: 280-137702-D-17-A
Sample ID:
Origin: NPOC.met
Status Completed
Chk. Result

Type	Anal.	Manual Dilution	Result
Unknown	NPOC	1.000	NPOC:7.952mg/L

1. Det

Anal.: NPOC

No.	Area	Conc.	Inj. Vol.	Aut. Dil.	Ex.	Cal. Curve	Date / Time
1	26.91	7.973mg/L	50uL	1		NPOC.2020_06_15_14_56_20.cal	6/30/2020 3:44:07 AM
2	26.67	7.897mg/L	50uL	1		NPOC.2020_06_15_14_56_20.cal	6/30/2020 3:48:44 AM
3	27.04	8.014mg/L	50uL	1		NPOC.2020_06_15_14_56_20.cal	6/30/2020 3:53:21 AM
4	26.76	7.925mg/L	50uL	1		NPOC.2020_06_15_14_56_20.cal	6/30/2020 3:57:58 AM

Mean Area 26.85
Mean Conc. 7.952mg/L

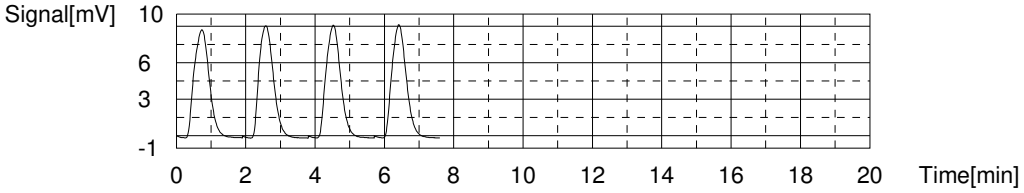

Sample

Sample Name: 280-137702-D-18-A
Sample ID:
Origin: NPOC.met
Status Completed
Chk. Result

Type	Anal.	Manual Dilution	Result
Unknown	NPOC	1.000	NPOC:2.852mg/L

1. Det

Anal.: NPOC

No.	Area	Conc.	Inj. Vol.	Aut. Dil.	Ex.	Cal. Curve	Date / Time
1	10.82	2.864mg/L	50uL	1		NPOC.2020_06_15_14_56_20.cal	6/30/2020 4:06:56 AM
2	10.64	2.807mg/L	50uL	1		NPOC.2020_06_15_14_56_20.cal	6/30/2020 4:11:33 AM
3	10.78	2.852mg/L	50uL	1		NPOC.2020_06_15_14_56_20.cal	6/30/2020 4:16:10 AM
4	10.89	2.887mg/L	50uL	1		NPOC.2020_06_15_14_56_20.cal	6/30/2020 4:20:48 AM

Mean Area 10.78
Mean Conc. 2.852mg/L

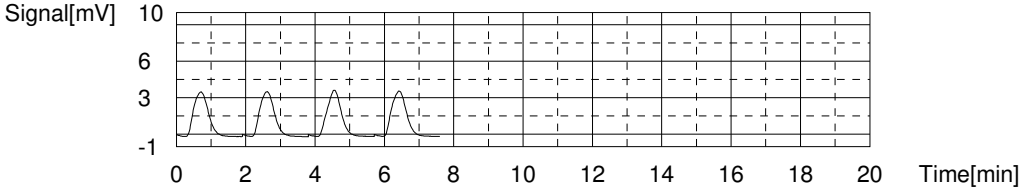

Sample

Sample Name: 280-137702-D-19-A
Sample ID:
Origin: NPOC.met
Status Completed
Chk. Result

Type	Anal.	Manual Dilution	Result
Unknown	NPOC	1.000	NPOC:13.46mg/L

1. Det

Anal.: NPOC

No.	Area	Conc.	Inj. Vol.	Aut. Dil.	Ex.	Cal. Curve	Date / Time
1	44.58	13.58mg/L	50uL	1		NPOC.2020_06_15_14_56_20.cal	6/30/2020 4:30:07 AM
2	44.02	13.41mg/L	50uL	1		NPOC.2020_06_15_14_56_20.cal	6/30/2020 4:34:44 AM
3	43.85	13.35mg/L	50uL	1		NPOC.2020_06_15_14_56_20.cal	6/30/2020 4:39:21 AM
4	44.34	13.51mg/L	50uL	1		NPOC.2020_06_15_14_56_20.cal	6/30/2020 4:43:57 AM

Mean Area 44.20
Mean Conc. 13.46mg/L

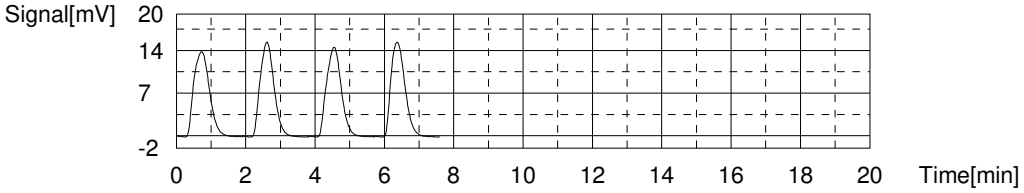

Sample

Sample Name: 280-137702-D-20-A
Sample ID:
Origin: NPOC.met
Status Completed
Chk. Result

Type	Anal.	Manual Dilution	Result
Unknown	NPOC	1.000	NPOC:3.283mg/L

1. Det

Anal.: NPOC

No.	Area	Conc.	Inj. Vol.	Aut. Dil.	Ex.	Cal. Curve	Date / Time
1	12.69	3.458mg/L	50uL	1	E	NPOC.2020_06_15_14_56_20.cal	6/30/2020 4:52:57 AM
2	12.13	3.280mg/L	50uL	1		NPOC.2020_06_15_14_56_20.cal	6/30/2020 4:57:34 AM
3	12.15	3.287mg/L	50uL	1		NPOC.2020_06_15_14_56_20.cal	6/30/2020 5:02:10 AM
4	12.04	3.252mg/L	50uL	1		NPOC.2020_06_15_14_56_20.cal	6/30/2020 5:06:47 AM
5	12.23	3.312mg/L	50uL	1		NPOC.2020_06_15_14_56_20.cal	6/30/2020 5:11:24 AM

Mean Area 12.14
Mean Conc. 3.283mg/L

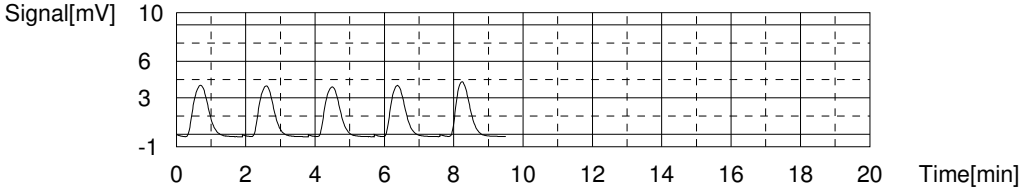

Sample

Sample Name: LCS 280-500528/27-A
Sample ID:
Origin: NPOC.met
Status Completed
Chk. Result

Type	Anal.	Manual Dilution	Result
Unknown	NPOC	1.000	NPOC:26.08mg/L

1. Det

Anal.: NPOC

No.	Area	Conc.	Inj. Vol.	Aut. Dil.	Ex.	Cal. Curve	Date / Time
1	83.93	26.08mg/L	50uL	1		NPOC.2020_06_15_14_56_20.cal	6/30/2020 5:20:33 AM
2	83.86	26.06mg/L	50uL	1		NPOC.2020_06_15_14_56_20.cal	6/30/2020 5:25:18 AM
3	84.10	26.13mg/L	50uL	1		NPOC.2020_06_15_14_56_20.cal	6/30/2020 5:30:05 AM
4	83.81	26.04mg/L	50uL	1		NPOC.2020_06_15_14_56_20.cal	6/30/2020 5:34:52 AM

Mean Area 83.93
Mean Conc. 26.08mg/L

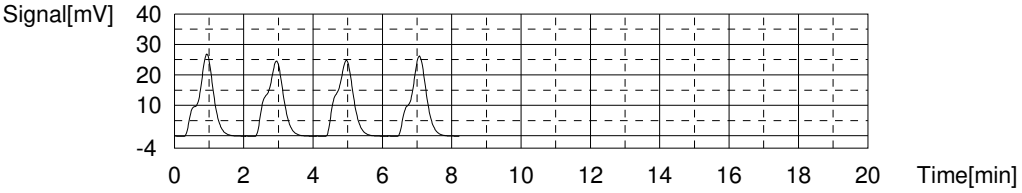

Sample

Sample Name: MB 280-500528/28-A
Sample ID:
Origin: NPOC.met
Status Completed
Chk. Result

Type	Anal.	Manual Dilution	Result
Unknown	NPOC	1.000	NPOC:-0.3603mg/L

1. Det

Anal.: NPOC

No.	Area	Conc.	Inj. Vol.	Aut. Dil.	Ex.	Cal. Curve	Date / Time
1	0.8960	-0.2867mg/L	50uL	1	E	NPOC.2020_06_15_14_56_20.cal	6/30/2020 5:43:51 AM
2	0.6981	-0.3496mg/L	50uL	1		NPOC.2020_06_15_14_56_20.cal	6/30/2020 5:48:28 AM
3	0.7087	-0.3462mg/L	50uL	1		NPOC.2020_06_15_14_56_20.cal	6/30/2020 5:53:05 AM
4	0.6189	-0.3747mg/L	50uL	1		NPOC.2020_06_15_14_56_20.cal	6/30/2020 5:57:42 AM
5	0.6313	-0.3708mg/L	50uL	1		NPOC.2020_06_15_14_56_20.cal	6/30/2020 6:02:19 AM

Mean Area 0.6643
Mean Conc. -0.3603mg/L

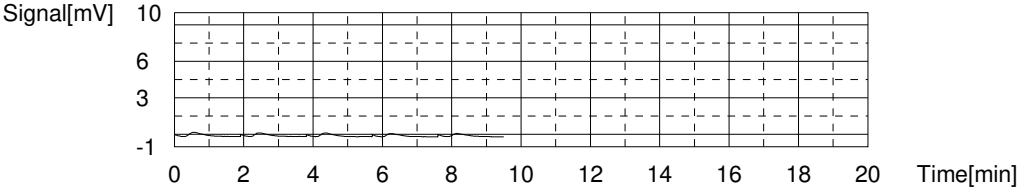

Sample

Sample Name: tic
Sample ID:
Origin: NPOC.met
Status Completed
Chk. Result

Type	Anal.	Manual Dilution	Result
Unknown	NPOC	1.000	NPOC:-0.3484mg/L

1. Det

Anal.: NPOC

No.	Area	Conc.	Inj. Vol.	Aut. Dil.	Ex.	Cal. Curve	Date / Time
1	0.6986	-0.3494mg/L	50uL	1		NPOC.2020_06_15_14_56_20.cal	6/30/2020 6:11:18 AM
2	0.7075	-0.3466mg/L	50uL	1		NPOC.2020_06_15_14_56_20.cal	6/30/2020 6:15:55 AM
3	0.7531	-0.3321mg/L	50uL	1		NPOC.2020_06_15_14_56_20.cal	6/30/2020 6:20:32 AM
4	0.6474	-0.3657mg/L	50uL	1		NPOC.2020_06_15_14_56_20.cal	6/30/2020 6:25:09 AM

Mean Area 0.7017
Mean Conc. -0.3484mg/L

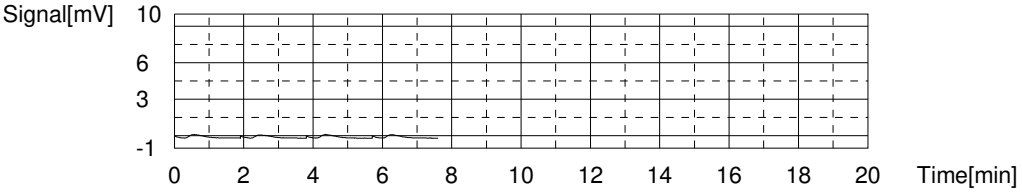

Sample

Sample Name: 280-137702-D-21-A
Sample ID:
Origin: NPOC.met
Status Completed
Chk. Result

Type	Anal.	Manual Dilution	Result
Unknown	NPOC	1.000	NPOC:5.849mg/L

1. Det

Anal.: NPOC

No.	Area	Conc.	Inj. Vol.	Aut. Dil.	Ex.	Cal. Curve	Date / Time
1	21.13	6.138mg/L	50uL	1	E	NPOC.2020_06_15_14_56_20.cal	6/30/2020 6:34:09 AM
2	20.18	5.836mg/L	50uL	1		NPOC.2020_06_15_14_56_20.cal	6/30/2020 6:38:46 AM
3	20.38	5.900mg/L	50uL	1		NPOC.2020_06_15_14_56_20.cal	6/30/2020 6:43:23 AM
4	20.05	5.795mg/L	50uL	1		NPOC.2020_06_15_14_56_20.cal	6/30/2020 6:48:00 AM
5	20.27	5.865mg/L	50uL	1		NPOC.2020_06_15_14_56_20.cal	6/30/2020 6:52:37 AM

Mean Area 20.22
Mean Conc. 5.849mg/L

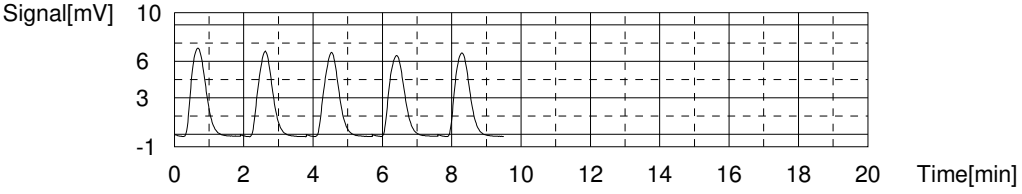

Sample

Sample Name: 280-137702-D-21-B MS
Sample ID:
Origin: NPOC.met
Status Completed
Chk. Result

Type	Anal.	Manual Dilution	Result
Unknown	NPOC	1.000	NPOC:32.88mg/L

1. Det

Anal.: NPOC

No.	Area	Conc.	Inj. Vol.	Aut. Dil.	Ex.	Cal. Curve	Date / Time
1	105.2	32.83mg/L	50uL	1		NPOC.2020_06_15_14_56_20.cal	6/30/2020 7:01:48 AM
2	105.5	32.93mg/L	50uL	1		NPOC.2020_06_15_14_56_20.cal	6/30/2020 7:06:32 AM
3	105.8	33.02mg/L	50uL	1		NPOC.2020_06_15_14_56_20.cal	6/30/2020 7:11:13 AM
4	104.9	32.74mg/L	50uL	1		NPOC.2020_06_15_14_56_20.cal	6/30/2020 7:15:55 AM

Mean Area 105.3
Mean Conc. 32.88mg/L

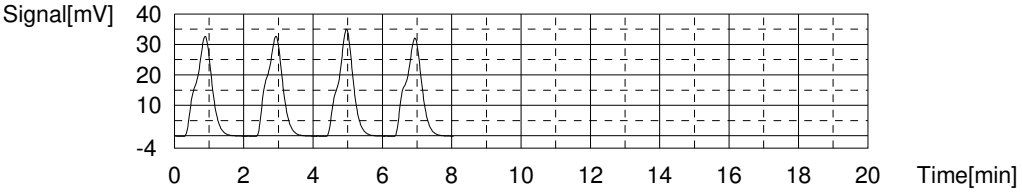

Sample

Sample Name: ccv
Sample ID:
Origin: NPOC.met
Status Completed
Chk. Result

Type	Anal.	Manual Dilution	Result
Unknown	NPOC	1.000	NPOC:26.38mg/L

1. Det

Anal.: NPOC

No.	Area	Conc.	Inj. Vol.	Aut. Dil.	Ex.	Cal. Curve	Date / Time
1	96.06	29.93mg/L	50uL	1	E	NPOC.2020_06_15_14_56_20.cal	6/30/2020 7:25:04 AM
2	84.88	26.38mg/L	50uL	1		NPOC.2020_06_15_14_56_20.cal	6/30/2020 7:29:50 AM
3	85.21	26.48mg/L	50uL	1		NPOC.2020_06_15_14_56_20.cal	6/30/2020 7:34:38 AM
4	85.00	26.42mg/L	50uL	1		NPOC.2020_06_15_14_56_20.cal	6/30/2020 7:39:29 AM
5	84.38	26.22mg/L	50uL	1		NPOC.2020_06_15_14_56_20.cal	6/30/2020 7:44:17 AM

Mean Area 84.87
Mean Conc. 26.38mg/L

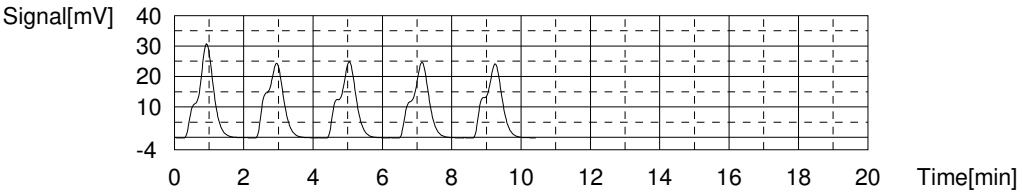

Sample

Sample Name: ccb
Sample ID:
Origin: NPOC.met
Status Completed
Chk. Result

Type	Anal.	Manual Dilution	Result
Unknown	NPOC	1.000	NPOC:-0.4037mg/L

1. Det

Anal.: NPOC

No.	Area	Conc.	Inj. Vol.	Aut. Dil.	Ex.	Cal. Curve	Date / Time
1	0.5955	-0.3822mg/L	50uL	1		NPOC.2020_06_15_14_56_20.cal	6/30/2020 7:53:16 AM
2	0.4895	-0.4158mg/L	50uL	1		NPOC.2020_06_15_14_56_20.cal	6/30/2020 7:57:53 AM
3	0.4988	-0.4129mg/L	50uL	1		NPOC.2020_06_15_14_56_20.cal	6/30/2020 8:02:30 AM
4	0.5262	-0.4042mg/L	50uL	1		NPOC.2020_06_15_14_56_20.cal	6/30/2020 8:07:07 AM

Mean Area 0.5275
Mean Conc. -0.4037mg/L

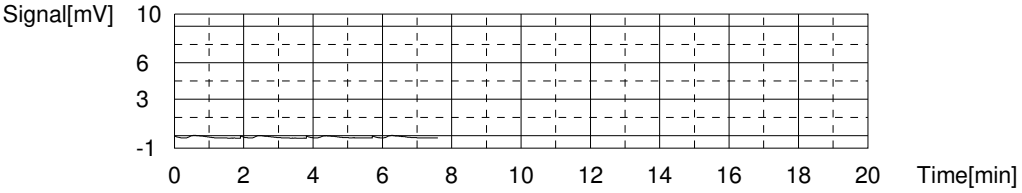

Sample

Sample Name: 280-137702-D-21-C MSD
Sample ID:
Origin: NPOC.met
Status Completed
Chk. Result

Type	Anal.	Manual Dilution	Result
Unknown	NPOC	1.000	NPOC:32.74mg/L

1. Det

Anal.: NPOC

No.	Area	Conc.	Inj. Vol.	Aut. Dil.	Ex.	Cal. Curve	Date / Time
1	104.0	32.45mg/L	50uL	1		NPOC.2020_06_15_14_56_20.cal	6/30/2020 8:16:13 AM
2	106.0	33.09mg/L	50uL	1		NPOC.2020_06_15_14_56_20.cal	6/30/2020 8:21:00 AM
3	105.0	32.77mg/L	50uL	1		NPOC.2020_06_15_14_56_20.cal	6/30/2020 8:25:46 AM
4	104.7	32.67mg/L	50uL	1		NPOC.2020_06_15_14_56_20.cal	6/30/2020 8:30:30 AM

Mean Area 104.9
Mean Conc. 32.74mg/L

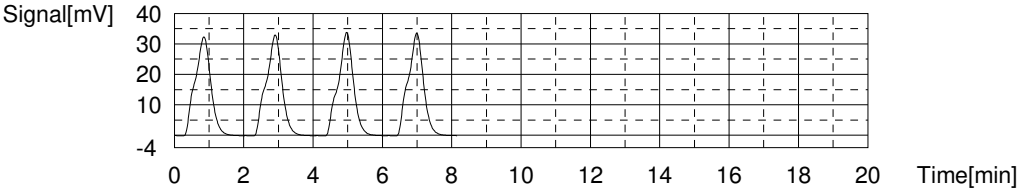

Sample

Sample Name: 280-137702-D-22-A
Sample ID:
Origin: NPOC.met
Status Completed
Chk. Result

Type	Anal.	Manual Dilution	Result
Unknown	NPOC	1.000	NPOC:4.227mg/L

1. Det

Anal.: NPOC

No.	Area	Conc.	Inj. Vol.	Aut. Dil.	Ex.	Cal. Curve	Date / Time
1	15.16	4.242mg/L	50uL	1		NPOC.2020_06_15_14_56_20.cal	6/30/2020 8:39:29 AM
2	15.14	4.236mg/L	50uL	1		NPOC.2020_06_15_14_56_20.cal	6/30/2020 8:44:06 AM
3	15.06	4.211mg/L	50uL	1		NPOC.2020_06_15_14_56_20.cal	6/30/2020 8:48:43 AM
4	15.09	4.220mg/L	50uL	1		NPOC.2020_06_15_14_56_20.cal	6/30/2020 8:53:20 AM

Mean Area 15.11
Mean Conc. 4.227mg/L

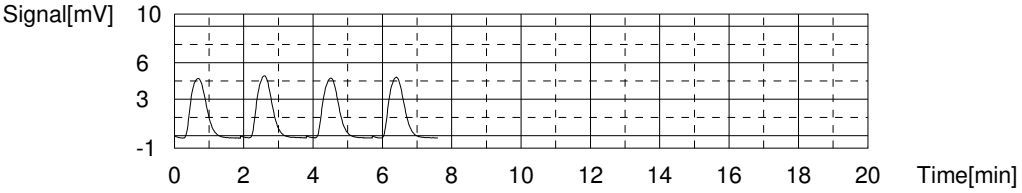

Sample

Sample Name: 280-137702-D-23-A
Sample ID:
Origin: NPOC.met
Status Completed
Chk. Result

Type	Anal.	Manual Dilution	Result
Unknown	NPOC	1.000	NPOC:2.762mg/L

1. Det

Anal.: NPOC

No.	Area	Conc.	Inj. Vol.	Aut. Dil.	Ex.	Cal. Curve	Date / Time
1	10.76	2.845mg/L	50uL	1		NPOC.2020_06_15_14_56_20.cal	6/30/2020 9:02:18 AM
2	10.43	2.740mg/L	50uL	1		NPOC.2020_06_15_14_56_20.cal	6/30/2020 9:06:55 AM
3	10.47	2.753mg/L	50uL	1		NPOC.2020_06_15_14_56_20.cal	6/30/2020 9:11:32 AM
4	10.33	2.709mg/L	50uL	1		NPOC.2020_06_15_14_56_20.cal	6/30/2020 9:16:09 AM

Mean Area 10.50
Mean Conc. 2.762mg/L

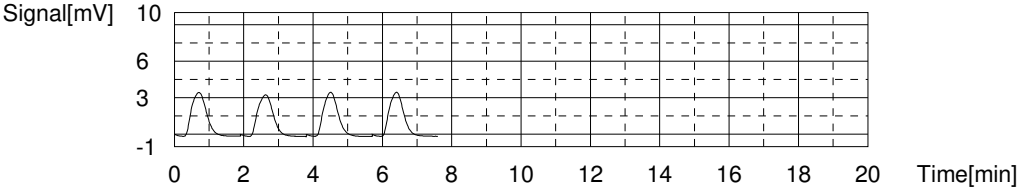

Sample

Sample Name: 280-137702-D-24-A
Sample ID:
Origin: NPOC.met
Status Completed
Chk. Result

Type	Anal.	Manual Dilution	Result
Unknown	NPOC	1.000	NPOC:2.715mg/L

1. Det

Anal.: NPOC

No.	Area	Conc.	Inj. Vol.	Aut. Dil.	Ex.	Cal. Curve	Date / Time
1	10.42	2.737mg/L	50uL	1		NPOC.2020_06_15_14_56_20.cal	6/30/2020 9:25:07 AM
2	10.36	2.718mg/L	50uL	1		NPOC.2020_06_15_14_56_20.cal	6/30/2020 9:29:44 AM
3	10.36	2.718mg/L	50uL	1		NPOC.2020_06_15_14_56_20.cal	6/30/2020 9:34:21 AM
4	10.26	2.686mg/L	50uL	1		NPOC.2020_06_15_14_56_20.cal	6/30/2020 9:38:58 AM

Mean Area 10.35
Mean Conc. 2.715mg/L

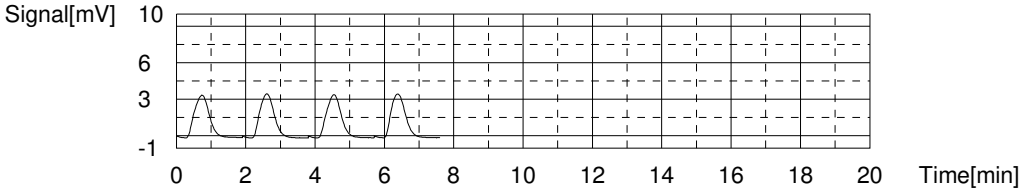

Sample

Sample Name: 280-137702-D-25-A
Sample ID:
Origin: NPOC.met
Status Completed
Chk. Result

Type	Anal.	Manual Dilution	Result
Unknown	NPOC	1.000	NPOC:2.984mg/L

1. Det

Anal.: NPOC

No.	Area	Conc.	Inj. Vol.	Aut. Dil.	Ex.	Cal. Curve	Date / Time
1	11.29	3.014mg/L	50uL	1		NPOC.2020_06_15_14_56_20.cal	6/30/2020 9:47:55 AM
2	11.19	2.982mg/L	50uL	1		NPOC.2020_06_15_14_56_20.cal	6/30/2020 9:52:32 AM
3	11.21	2.988mg/L	50uL	1		NPOC.2020_06_15_14_56_20.cal	6/30/2020 9:57:09 AM
4	11.10	2.953mg/L	50uL	1		NPOC.2020_06_15_14_56_20.cal	6/30/2020 10:01:46 AM

Mean Area 11.20
Mean Conc. 2.984mg/L

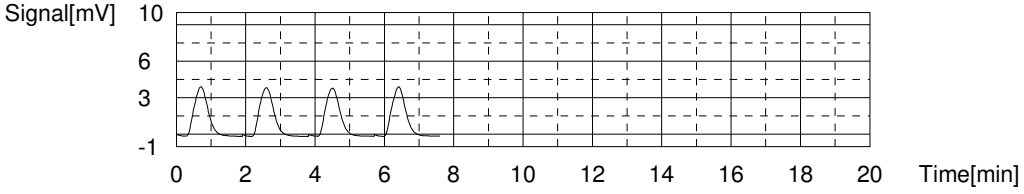

Sample

Sample Name: 280-137702-D-26-A
Sample ID:
Origin: NPOC.met
Status Completed
Chk. Result

Type	Anal.	Manual Dilution	Result
Unknown	NPOC	1.000	NPOC:5.464mg/L

1. Det

Anal.: NPOC

No.	Area	Conc.	Inj. Vol.	Aut. Dil.	Ex.	Cal. Curve	Date / Time
1	19.16	5.512mg/L	50uL	1		NPOC.2020_06_15_14_56_20.cal	6/30/2020 10:10:42 AM
2	19.02	5.468mg/L	50uL	1		NPOC.2020_06_15_14_56_20.cal	6/30/2020 10:15:19 AM
3	19.07	5.484mg/L	50uL	1		NPOC.2020_06_15_14_56_20.cal	6/30/2020 10:19:56 AM
4	18.78	5.392mg/L	50uL	1		NPOC.2020_06_15_14_56_20.cal	6/30/2020 10:24:33 AM

Mean Area 19.01
Mean Conc. 5.464mg/L

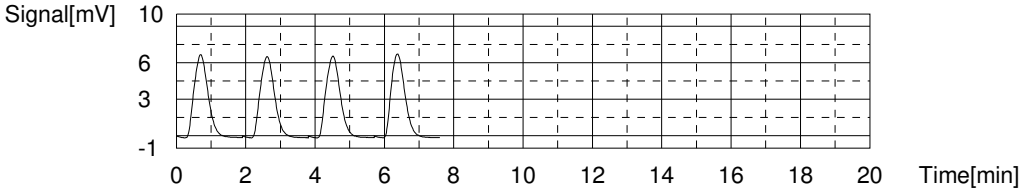

Sample

Sample Name: 280-137702-D-27-A
Sample ID:
Origin: NPOC.met
Status Completed
Chk. Result

Type	Anal.	Manual Dilution	Result
Unknown	NPOC	10.00	NPOC:78.13mg/L

1. Det

Anal.: NPOC

No.	Area	Conc.	Inj. Vol.	Aut. Dil.	Ex.	Cal. Curve	Date / Time
1	26.39	78.08mg/L	50uL	1		NPOC.2020_06_15_14_56_20.cal	6/30/2020 10:33:29 AM
2	26.54	78.56mg/L	50uL	1		NPOC.2020_06_15_14_56_20.cal	6/30/2020 10:38:06 AM
3	26.37	78.02mg/L	50uL	1		NPOC.2020_06_15_14_56_20.cal	6/30/2020 10:42:43 AM
4	26.32	77.86mg/L	50uL	1		NPOC.2020_06_15_14_56_20.cal	6/30/2020 10:47:20 AM

Mean Area 26.41
Mean Conc. 78.13mg/L

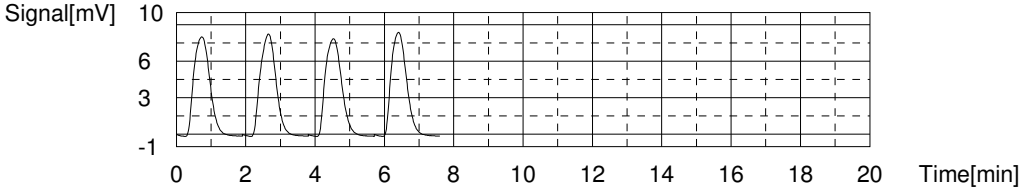

Sample

Sample Name: 280-137702-D-28-A
Sample ID:
Origin: NPOC.met
Status Completed
Chk. Result

Type	Anal.	Manual Dilution	Result
Unknown	NPOC	1.000	NPOC:3.890mg/L

1. Det

Anal.: NPOC

No.	Area	Conc.	Inj. Vol.	Aut. Dil.	Ex.	Cal. Curve	Date / Time
1	13.96	3.861mg/L	50uL	1		NPOC.2020_06_15_14_56_20.cal	6/30/2020 10:56:15 AM
2	14.10	3.906mg/L	50uL	1		NPOC.2020_06_15_14_56_20.cal	6/30/2020 11:00:52 AM
3	14.05	3.890mg/L	50uL	1		NPOC.2020_06_15_14_56_20.cal	6/30/2020 11:05:29 AM
4	14.09	3.903mg/L	50uL	1		NPOC.2020_06_15_14_56_20.cal	6/30/2020 11:10:06 AM

Mean Area 14.05
Mean Conc. 3.890mg/L

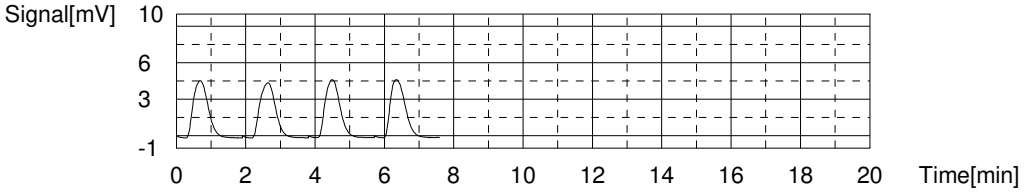

Sample

Sample Name: 280-137702-D-29-A
Sample ID:
Origin: NPOC.met
Status Completed
Chk. Result

Type	Anal.	Manual Dilution	Result
Unknown	NPOC	1.000	NPOC:7.575mg/L

1. Det

Anal.: NPOC

No.	Area	Conc.	Inj. Vol.	Aut. Dil.	Ex.	Cal. Curve	Date / Time
1	25.44	7.506mg/L	50uL	1		NPOC.2020_06_15_14_56_20.cal	6/30/2020 11:19:01 AM
2	25.86	7.640mg/L	50uL	1		NPOC.2020_06_15_14_56_20.cal	6/30/2020 11:23:38 AM
3	25.61	7.560mg/L	50uL	1		NPOC.2020_06_15_14_56_20.cal	6/30/2020 11:28:15 AM
4	25.71	7.592mg/L	50uL	1		NPOC.2020_06_15_14_56_20.cal	6/30/2020 11:32:52 AM

Mean Area 25.66
Mean Conc. 7.575mg/L

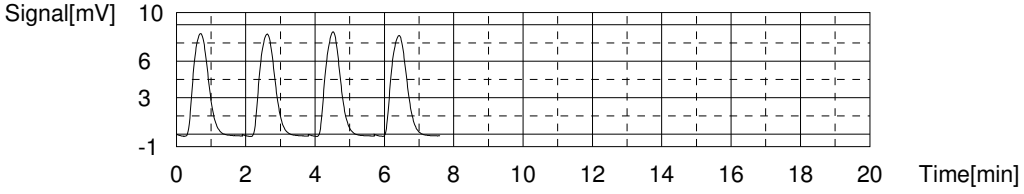

Sample

Sample Name: 280-137702-D-30-A
Sample ID:
Origin: NPOC.met
Status Completed
Chk. Result

Type	Anal.	Manual Dilution	Result
Unknown	NPOC	5.000	NPOC:43.76mg/L

1. Det

Anal.: NPOC

No.	Area	Conc.	Inj. Vol.	Aut. Dil.	Ex.	Cal. Curve	Date / Time
1	29.47	43.93mg/L	50uL	1		NPOC.2020_06_15_14_56_20.cal	6/30/2020 11:41:48 AM
2	29.23	43.55mg/L	50uL	1		NPOC.2020_06_15_14_56_20.cal	6/30/2020 11:46:25 AM
3	29.59	44.12mg/L	50uL	1		NPOC.2020_06_15_14_56_20.cal	6/30/2020 11:51:02 AM
4	29.17	43.45mg/L	50uL	1		NPOC.2020_06_15_14_56_20.cal	6/30/2020 11:55:39 AM

Mean Area 29.37
Mean Conc. 43.76mg/L

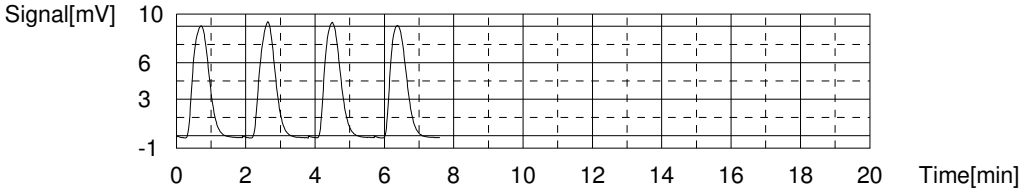

Sample

Sample Name: ccv
Sample ID:
Origin: NPOC.met
Status Completed
Chk. Result

Type	Anal.	Manual Dilution	Result
Unknown	NPOC	1.000	NPOC:26.36mg/L

1. Det

Anal.: NPOC

No.	Area	Conc.	Inj. Vol.	Aut. Dil.	Ex.	Cal. Curve	Date / Time
1	84.81	26.36mg/L	50uL	1		NPOC.2020_06_15_14_56_20.cal	6/30/2020 12:04:48 PM
2	84.88	26.38mg/L	50uL	1		NPOC.2020_06_15_14_56_20.cal	6/30/2020 12:09:35 PM
3	84.57	26.28mg/L	50uL	1		NPOC.2020_06_15_14_56_20.cal	6/30/2020 12:14:21 PM
4	85.02	26.42mg/L	50uL	1		NPOC.2020_06_15_14_56_20.cal	6/30/2020 12:19:09 PM

Mean Area 84.82
Mean Conc. 26.36mg/L

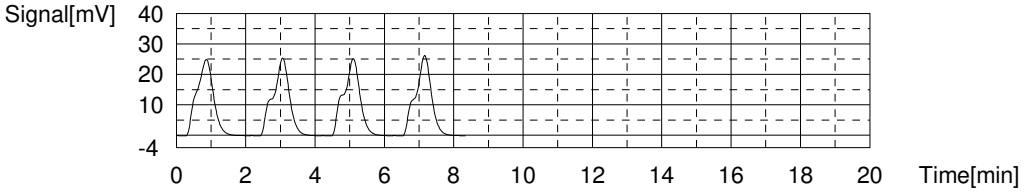

Sample

Sample Name: ccb
Sample ID:
Origin: NPOC.met
Status Completed
Chk. Result

Type	Anal.	Manual Dilution	Result
Unknown	NPOC	1.000	NPOC:-0.4105mg/L

1. Det

Anal.: NPOC

No.	Area	Conc.	Inj. Vol.	Aut. Dil.	Ex.	Cal. Curve	Date / Time
1	0.4954	-0.4139mg/L	50uL	1		NPOC.2020_06_15_14_56_20.cal	6/30/2020 12:28:04 PM
2	0.5305	-0.4028mg/L	50uL	1		NPOC.2020_06_15_14_56_20.cal	6/30/2020 12:32:41 PM
3	0.5180	-0.4068mg/L	50uL	1		NPOC.2020_06_15_14_56_20.cal	6/30/2020 12:37:18 PM
4	0.4804	-0.4187mg/L	50uL	1		NPOC.2020_06_15_14_56_20.cal	6/30/2020 12:41:55 PM

Mean Area 0.5061
Mean Conc. -0.4105mg/L

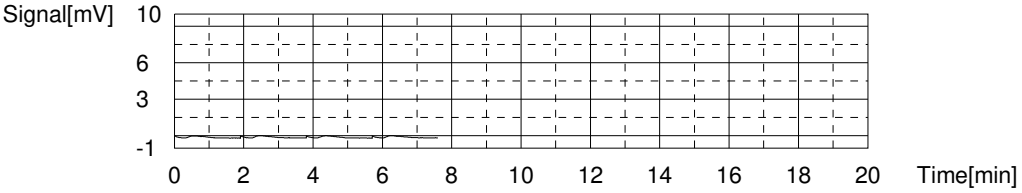

Sample

Sample Name: 280-137702-D-30-B MS
Sample ID:
Origin: NPOC.met
Status Completed
Chk. Result

Type	Anal.	Manual Dilution	Result
Unknown	NPOC	5.000	NPOC:179.5mg/L

1. Det

Anal.: NPOC

No.	Area	Conc.	Inj. Vol.	Aut. Dil.	Ex.	Cal. Curve	Date / Time
1	114.8	179.4mg/L	50uL	1		NPOC.2020_06_15_14_56_20.cal	6/30/2020 12:50:57 PM
2	115.5	180.5mg/L	50uL	1		NPOC.2020_06_15_14_56_20.cal	6/30/2020 12:55:39 PM
3	113.7	177.7mg/L	50uL	1		NPOC.2020_06_15_14_56_20.cal	6/30/2020 1:00:28 PM
4	115.4	180.4mg/L	50uL	1		NPOC.2020_06_15_14_56_20.cal	6/30/2020 1:05:14 PM

Mean Area 114.8
Mean Conc. 179.5mg/L

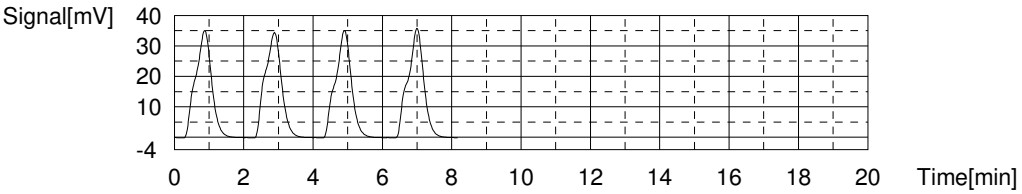

Sample

Sample Name: 280-137702-D-30-C MSD
Sample ID:
Origin: NPOC.met
Status Completed
Chk. Result

Type	Anal.	Manual Dilution	Result
Unknown	NPOC	5.000	NPOC:178.8mg/L

1. Det

Anal.: NPOC

No.	Area	Conc.	Inj. Vol.	Aut. Dil.	Ex.	Cal. Curve	Date / Time
1	114.8	179.4mg/L	50uL	1		NPOC.2020_06_15_14_56_20.cal	6/30/2020 1:14:19 PM
2	114.6	179.1mg/L	50uL	1		NPOC.2020_06_15_14_56_20.cal	6/30/2020 1:19:08 PM
3	114.5	178.9mg/L	50uL	1		NPOC.2020_06_15_14_56_20.cal	6/30/2020 1:23:54 PM
4	113.8	177.8mg/L	50uL	1		NPOC.2020_06_15_14_56_20.cal	6/30/2020 1:28:39 PM

Mean Area 114.4
Mean Conc. 178.8mg/L

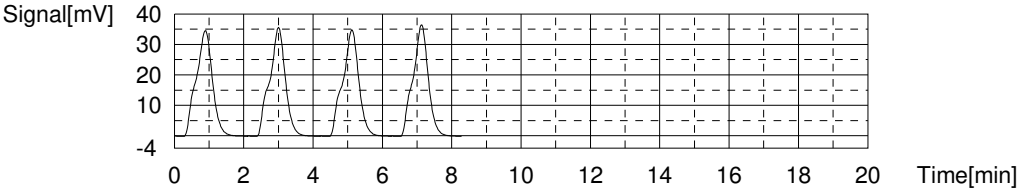

Sample

Sample Name: 280-137609-D-24-B
Sample ID:
Origin: NPOC.met
Status Completed
Chk. Result

Type	Anal.	Manual Dilution	Result
Unknown	NPOC	2.000	NPOC:87.83mg/L

1. Det

Anal.: NPOC

No.	Area	Conc.	Inj. Vol.	Aut. Dil.	Ex.	Cal. Curve	Date / Time
1	134.9	84.52mg/L	50uL	1	E	NPOC.2020_06_15_14_56_20.cal	6/30/2020 1:38:57 PM
2	140.9	88.33mg/L	50uL	1		NPOC.2020_06_15_14_56_20.cal	6/30/2020 1:46:34 PM
3	140.6	88.14mg/L	50uL	1		NPOC.2020_06_15_14_56_20.cal	6/30/2020 1:54:08 PM
4	140.5	88.08mg/L	50uL	1		NPOC.2020_06_15_14_56_20.cal	6/30/2020 2:01:42 PM
5	138.4	86.75mg/L	50uL	1		NPOC.2020_06_15_14_56_20.cal	6/30/2020 2:09:17 PM

Mean Area 140.1
Mean Conc. 87.83mg/L

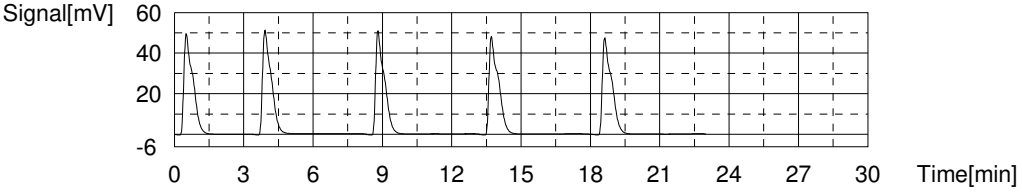

Sample

Sample Name: ccv
Sample ID:
Origin: NPOC.met
Status Completed
Chk. Result

Type	Anal.	Manual Dilution	Result
Unknown	NPOC	1.000	NPOC:26.27mg/L

1. Det

Anal.: NPOC

No.	Area	Conc.	Inj. Vol.	Aut. Dil.	Ex.	Cal. Curve	Date / Time
1	84.75	26.34mg/L	50uL	1		NPOC.2020_06_15_14_56_20.cal	6/30/2020 2:18:12 PM
2	84.89	26.38mg/L	50uL	1		NPOC.2020_06_15_14_56_20.cal	6/30/2020 2:22:59 PM
3	84.28	26.19mg/L	50uL	1		NPOC.2020_06_15_14_56_20.cal	6/30/2020 2:27:47 PM
4	84.21	26.17mg/L	50uL	1		NPOC.2020_06_15_14_56_20.cal	6/30/2020 2:32:37 PM

Mean Area 84.53
Mean Conc. 26.27mg/L

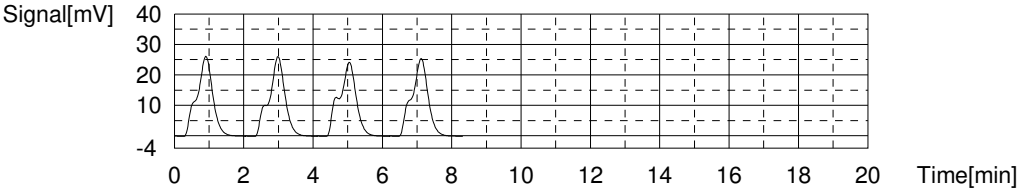

Sample

Sample Name: ccb
Sample ID:
Origin: NPOC.met
Status Completed
Chk. Result

Type	Anal.	Manual Dilution	Result
Unknown	NPOC	1.000	NPOC:-0.3970mg/L

1. Det

Anal.: NPOC

No.	Area	Conc.	Inj. Vol.	Aut. Dil.	Ex.	Cal. Curve	Date / Time
1	0.6017	-0.3802mg/L	50uL	1		NPOC.2020_06_15_14_56_20.cal	6/30/2020 2:41:19 PM
2	0.5132	-0.4083mg/L	50uL	1		NPOC.2020_06_15_14_56_20.cal	6/30/2020 2:45:56 PM
3	0.5603	-0.3933mg/L	50uL	1		NPOC.2020_06_15_14_56_20.cal	6/30/2020 2:50:33 PM
4	0.5198	-0.4062mg/L	50uL	1		NPOC.2020_06_15_14_56_20.cal	6/30/2020 2:55:10 PM

Mean Area 0.5488
Mean Conc. -0.3970mg/L

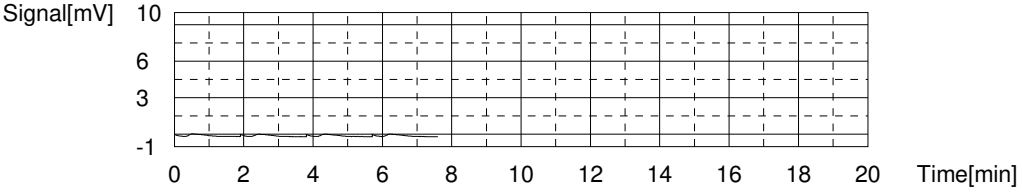

MANTECH

MANTECH INC.

Report Date: 6/17/2020 : 10:20 AM

Calibration Report

Calibration Record # 137

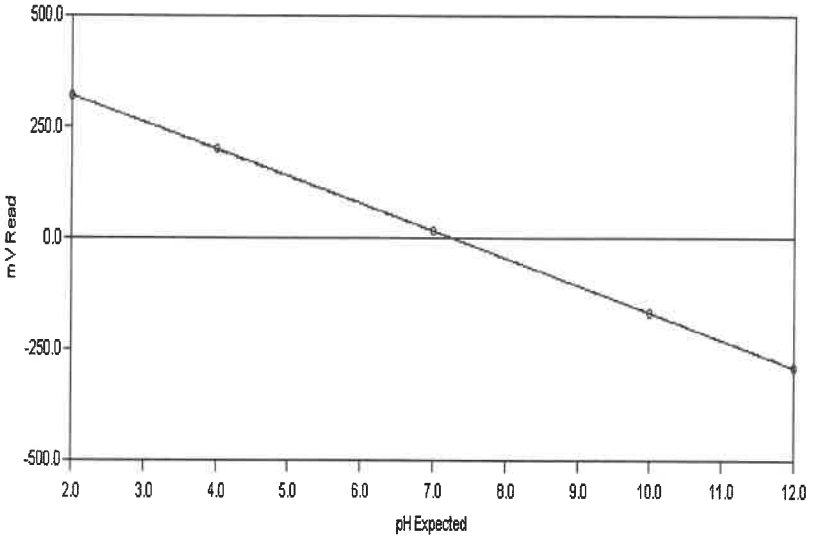

Calibration Settings

Calibration ID	PH	Date	6/17/2020	
Channel	1	Time	10:13 AM	
Probe Type	pH	Temperature	295.31 K	22.16 C
Probe ID	PH ELECTRODE	Analysis Type	Single Line Fit	

Calibration Results

Slope	-61.119	CorrCoeff	1.0000
Intercept	15.382	Equation:	Y = (-61.119) X + (15.382)

Calibration Validity **True** Operator

	Result	Minimum	Maximum
Slope	-61.119	-65.00	-53.00
Intercept	15.382	-100.00	100.00
Correlation Coefficient	1.0000	0.99	1.00

Note: "True" means the calibration was within the specified ranges
"False" means the calibration was NOT within the specified ranges

Calibration Data	Standard	Reading
	2.00	320.80
	4.00	198.85
	7.00	15.50
	10.00	-167.84
	12.00	-290.40

Test America

Water Analysis Report

AT4 Analyst:_____

Run Number 434 **Order Number** 20200617-4

SampleID	RunDate	RunTime	Temp	cond (uS)	pH	palk-ppm	talk-ppm	bcarb-ppm	carb-ppm	hydr-ppm	(mL) @ 8.3	(mL) @ 4.5	(mL) @ 4.2	Conc (N)
RINSE	6/17/2020	11:23 AM	22.13	-1.00	5.29	-1.00	-1.00	-1.00	-1.00	-1.00	-1.00	-1.00	-1.00	-1.00
INITIAL CHECK	6/17/2020	11:30 AM	21.96	-1.00	10.64	95.97	182.36	.00	172.79	9.58	.96	1.82	-1.00	.02
BUFFER 7	6/17/2020	11:32 AM	21.99	-1.00	7.00	-1.00	-1.00	-1.00	-1.00	-1.00	-1.00	-1.00	-1.00	-1.00
LCS	6/17/2020	11:39 AM	21.96	-1.00	10.64	96.02	185.28	.00	178.52	6.76	.96	1.85	-1.00	.02
MB	6/17/2020	11:44 AM	22.10	-1.00	6.73	.00	.43	.43	.00	.00	.00	.02	.04	.02
280-137684-a-1	6/17/2020	11:50 AM	21.93	-1.00	7.41	.00	394.33	394.33	.00	.00	.00	3.94	-1.00	.02
DU 280-137684-a-1	6/17/2020	11:57 AM	21.86	-1.00	7.38	.00	405.31	405.31	.00	.00	.00	4.05	-1.00	.02
280-137684-a-2	6/17/2020	12:04 PM	21.95	-1.00	7.84	.00	587.19	587.19	.00	.00	.00	5.87	-1.00	.02
280-137684-a-3	6/17/2020	12:12 PM	22.05	-1.00	8.01	.00	904.43	904.43	.00	.00	.00	9.04	-1.00	.02
280-137684-a-4	6/17/2020	12:20 PM	22.22	-1.00	8.03	.00	924.44	924.44	.00	.00	.00	9.24	-1.00	.02
280-137685-b-1	6/17/2020	12:27 PM	22.58	-1.00	7.83	.00	364.23	364.23	.00	.00	.00	3.64	-1.00	.02
280-137685-b-2	6/17/2020	12:33 PM	22.49	-1.00	5.65	.00	.39	.39	.00	.00	.00	.02	.03	.02
280-137685-b-3	6/17/2020	12:40 PM	22.20	-1.00	7.84	.00	534.67	534.67	.00	.00	.00	5.35	-1.00	.02
280-137685-c-4	6/17/2020	12:46 PM	22.20	-1.00	7.42	.00	435.14	435.14	.00	.00	.00	4.35	-1.00	.02
280-137687-c-1	6/17/2020	12:54 PM	22.25	-1.00	7.81	.00	636.78	636.78	.00	.00	.00	6.37	-1.00	.02
CCV	6/17/2020	1:00 PM	22.05	-1.00	10.60	99.08	188.48	.00	178.80	9.68	.99	1.88	-1.00	.02
CCB	6/17/2020	1:06 PM	22.25	-1.00	6.66	.00	.59	.59	.00	.00	.00	.02	.03	.02
280-137686-b-1	6/17/2020	1:12 PM	22.28	-1.00	7.78	.00	358.88	358.88	.00	.00	.00	3.59	-1.00	.02
280-137686-c-2	6/17/2020	1:18 PM	22.31	-1.00	6.64	.00	.72	.72	.00	.00	.00	.02	.04	.02
280-137686-c-3	6/17/2020	1:24 PM	22.26	-1.00	7.56	.00	432.53	432.53	.00	.00	.00	4.33	-1.00	.02
280-137686-b-4	6/17/2020	1:32 PM	22.35	-1.00	7.73	.00	727.05	727.05	.00	.00	.00	7.27	-1.00	.02
280-137686-b-6	6/17/2020	1:39 PM	22.58	-1.00	7.93	.00	360.04	360.04	.00	.00	.00	3.60	-1.00	.02
280-137707-g-1	6/17/2020	1:45 PM	22.80	-1.00	7.84	.00	290.95	290.95	.00	.00	.00	2.91	-1.00	.02
280-137707-g-2	6/17/2020	1:51 PM	22.58	-1.00	7.96	.00	241.88	241.88	.00	.00	.00	2.42	-1.00	.02
280-135892-a-5	6/17/2020	1:57 PM	22.43	-1.00	6.86	.00	150.39	150.39	.00	.00	.00	1.50	-1.00	.02
280-137702-f-1	6/17/2020	2:04 PM	22.37	-1.00	7.28	.00	539.65	539.65	.00	.00	.00	5.40	-1.00	.02
280-137702-f-2	6/17/2020	2:10 PM	22.32	-1.00	7.17	.00	318.79	318.79	.00	.00	.00	3.19	-1.00	.02

PC-TitratION PLUS by Man-Tech Associates, Inc.

GENERAL RESULTS REPORT.SRW

Copyright Hinterland Software Ltd.

Run Number 434 **Order Number** 20200617-4

SampleID	RunDate	RunTime	Temp	cond (uS)	pH	palk-ppm	talk-ppm	bcarb-ppm	carb-ppm	hydr-ppm	(mL) @ 8.3	(mL) @ 4.5	(mL) @ 4.2	Conc (N)
CCV	6/17/2020	2:16 PM	22.23	-1.00	10.57	96.23	188.07	.00	183.68	4.40	.96	1.88	-1.00	.02
CCB	6/17/2020	2:22 PM	22.39	-1.00	6.56	.00	.51	.51	.00	.00	.00	.02	.04	.02
LCS	6/17/2020	2:28 PM	22.22	-1.00	10.57	95.52	188.40	.00	185.76	2.64	.96	1.88	-1.00	.02
MB	6/17/2020	2:33 PM	22.45	-1.00	6.65	.00	.42	.42	.00	.00	.00	.02	.03	.02
280-137702-f-3	6/17/2020	2:39 PM	22.49	-1.00	6.93	.00	167.16	167.16	.00	.00	.00	1.67	-1.00	.02
DU 280-137702-f-3	6/17/2020	2:45 PM	22.57	-1.00	6.91	.00	174.83	174.83	.00	.00	.00	1.75	-1.00	.02
280-137702-f-4	6/17/2020	2:52 PM	22.75	-1.00	7.30	.00	591.18	591.18	.00	.00	.00	5.91	-1.00	.02
280-137702-f-5	6/17/2020	2:58 PM	22.92	-1.00	7.40	.00	398.17	398.17	.00	.00	.00	3.98	-1.00	.02
280-137702-f-6	6/17/2020	3:04 PM	22.81	-1.00	7.40	.00	402.97	402.97	.00	.00	.00	4.03	-1.00	.02
280-137702-f-7	6/17/2020	3:10 PM	22.70	-1.00	7.00	.00	289.37	289.37	.00	.00	.00	2.89	-1.00	.02
280-137702-f-8	6/17/2020	3:17 PM	22.66	-1.00	7.45	.00	320.49	320.49	.00	.00	.00	3.20	-1.00	.02
280-137702-f-9	6/17/2020	3:23 PM	22.75	-1.00	6.97	.00	258.16	258.16	.00	.00	.00	2.58	-1.00	.02
280-137702-f-10	6/17/2020	3:29 PM	22.66	-1.00	7.40	.00	522.26	522.26	.00	.00	.00	5.22	-1.00	.02
280-137702-f-11	6/17/2020	3:35 PM	22.64	-1.00	6.84	.00	324.23	324.23	.00	.00	.00	3.24	-1.00	.02
CCV	6/17/2020	3:42 PM	22.54	-1.00	10.53	93.78	188.07	.50	187.56	.00	.94	1.88	-1.00	.02
CCB	6/17/2020	3:47 PM	22.69	-1.00	6.64	.00	.54	.54	.00	.00	.00	.02	.04	.02
280-137702-f-12	6/17/2020	3:53 PM	22.67	-1.00	7.08	.00	214.42	214.42	.00	.00	.00	2.14	-1.00	.02
280-137702-f-13	6/17/2020	4:00 PM	22.83	-1.00	7.70	.00	402.08	402.08	.00	.00	.00	4.02	-1.00	.02
280-137702-f-14	6/17/2020	4:06 PM	23.19	-1.00	7.33	.00	236.23	236.23	.00	.00	.00	2.36	-1.00	.02
280-137702-f-15	6/17/2020	4:12 PM	22.98	-1.00	7.22	.00	413.64	413.64	.00	.00	.00	4.14	-1.00	.02
280-137702-f-16	6/17/2020	4:18 PM	22.89	-1.00	7.17	.00	218.71	218.71	.00	.00	.00	2.19	-1.00	.02
280-137702-f-17	6/17/2020	4:25 PM	22.86	-1.00	7.13	.00	504.88	504.88	.00	.00	.00	5.05	-1.00	.02
280-137702-f-18	6/17/2020	4:31 PM	22.89	-1.00	7.76	.00	289.03	289.03	.00	.00	.00	2.89	-1.00	.02
280-137702-f-19	6/17/2020	4:38 PM	22.86	-1.00	6.90	.00	584.63	584.63	.00	.00	.00	5.85	-1.00	.02
280-137702-f-20	6/17/2020	4:44 PM	22.92	-1.00	7.31	.00	230.03	230.03	.00	.00	.00	2.30	-1.00	.02
280-137702-f-21	6/17/2020	4:50 PM	22.84	-1.00	6.80	.00	290.37	290.37	.00	.00	.00	2.90	-1.00	.02
CCV	6/17/2020	4:56 PM	22.67	-1.00	10.50	90.93	185.84	3.98	181.85	.00	.91	1.86	-1.00	.02
CCB	6/17/2020	5:02 PM	22.84	-1.00	6.53	.00	.39	.39	.00	.00	.00	.02	.03	.02
LCS	6/17/2020	5:08 PM	22.83	-1.00	10.50	92.27	188.33	3.78	184.55	.00	.92	1.88	-1.00	.02
MB	6/17/2020	5:13 PM	23.01	-1.00	6.53	.00	.59	.59	.00	.00	.00	.02	.04	.02

PC-TitratION PLUS by Man-Tech Associates, Inc.

Copyright Hinterland Software Ltd.

Run Number 434 **Order Number** 20200617-4

SampleID	RunDate	RunTime	Temp	cond (uS)	pH	palk-ppm	talk-ppm	bcarb-ppm	carb-ppm	hydr-ppm	(mL) @ 8.3	(mL) @ 4.5	(mL) @ 4.2	Conc (N)
280-137702-f-22	6/17/2020	5:19 PM	23.27	-1.00	6.99	.00	237.11	237.11	.00	.00	.00	2.37	-1.00	.02
DU 280-137702-f-22	6/17/2020	5:25 PM	23.20	-1.00	6.97	.00	252.78	252.78	.00	.00	.00	2.53	-1.00	.02
280-137702-f-23	6/17/2020	5:31 PM	23.28	-1.00	7.58	.00	344.41	344.41	.00	.00	.00	3.44	-1.00	.02
280-137702-f-24	6/17/2020	5:38 PM	23.27	-1.00	7.61	.00	355.18	355.18	.00	.00	.00	3.55	-1.00	.02
280-137702-f-25	6/17/2020	5:44 PM	23.35	-1.00	7.58	.00	331.28	331.28	.00	.00	.00	3.31	-1.00	.02
280-137702-f-26	6/17/2020	5:50 PM	23.30	-1.00	7.49	.00	288.03	288.03	.00	.00	.00	2.88	-1.00	.02
280-137702-f-27	6/17/2020	5:58 PM	23.31	-1.00	7.04	.00	856.76	856.76	.00	.00	.00	8.57	-1.00	.02
280-137702-f-28	6/17/2020	6:04 PM	23.22	-1.00	7.18	.00	234.61	234.61	.00	.00	.00	2.35	-1.00	.02
280-137702-f-29	6/17/2020	6:10 PM	23.20	-1.00	6.96	.00	314.24	314.24	.00	.00	.00	3.14	-1.00	.02
280-137702-f-30	6/17/2020	6:18 PM	23.27	-1.00	7.07	.00	851.86	851.86	.00	.00	.00	8.52	-1.00	.02
CCV	6/17/2020	6:25 PM	23.38	-1.00	10.45	87.04	180.36	6.27	174.09	.00	.87	1.80	-1.00	.02
CCB	6/17/2020	6:30 PM	23.73	-1.00	6.41	.00	.56	.56	.00	.00	.00	.02	.04	.02

PC-TitratION PLUS by Man-Tech Associates, Inc.

GENERAL RESULTS REPORT.SRW

Copyright Hinterland Software Ltd.

Shipping and Receiving Documents

AECOM
12120 Shamrock Plaza Suite 300, Omaha, NE 68154 (402) 334-8181 Fax (402) 334-1984

CHAIN OF CUSTODY RECORD

Project Name: CHAAP	AECOM Project Number: 60565355
Project Location: Grand Island, Nebraska	AECOM Project Manager: Dean Converse
Sampler(s): TY GC CH JO	

Analytical Parameters: Explosives+MNX (8330A); TKN (351.2), NH_3 (350.1), NO_2-NO_3 (353.2); SO_4 (9056A), Alkalinity (2320B); Sulfide (9034); DOC (9060A)*; Methane (RSK 175)

Bill to: Brice Engineering

Remarks: standard TAT

Sample Date	Sample Time	Type Comp.	Type Grab	Sample Identification	Matrix	Containers No.	Containers Type	Analytical Parameters	Remarks
6-14-20	1335		X	GOOB3-20A	AQ	9	ABCDEF	X X X X X X	6°C
6-15-20	0820		X	NW020-20A	AQ	9	ABCDEF	X X X X X X	6°C

280-137702 Chain of Custody

Signatures	Date	Time	Shipping Details	Special Instructions
Relinquished by:	6-15-20	1700	Method of Shipment: Federal Express	* Filter groundwater sample before analyzing for DOC
Received by: ETADen	6-16-20	0915	Airbill Number: 8156 5922 7726	(A) (2) 500mL Ambers (Explosives) (B) (1) 500mL HDPE w/ H_2SO_4 (TKN, NH_3, NO_2/NO_3) (C) (1) 250mL HDPE (SO_4, Alkalinity) (D) (1) 250mL HDPE w/ ZnOAc/NaOH (Sulfide) (E) (1) 250mL Amber (DOC)* (F) (3) 40 mL VOA w/ HCl (Methane)
Relinquished by:			**Lab Address:** TestAmerica Lab, Inc. Attn: Patrick McEntee 4955 Yarrow St. Arvada, CO 80002 (303) 736-0107	
Received for Laboratory by:				TAL/Brice Project #: 28017805

3.1, 3.6, 0.9, -0.3, -0.4, 3.9, 4.1, 0.1, 0.3, 0.7, 2.3, 4.6, 1.6, 0.9, 1.5, IRS, +0.6, mg, 6-16-20

White copy - Laboratory Yellow copy - Laboratory Pink copy - Sampler

2020103

AECOM
12120 Shamrock Plaza Suite 300, Omaha, NE 68154 (402) 334-8181 Fax (402) 334-1984

CHAIN OF CUSTODY RECORD

Project Name: CHAAP	AECOM Project Number: 60565355
Project Location: Grand Island, Nebraska	AECOM Project Manager: Dean Converse
Sampler(s): TY GC JO CH	

Sample Date	Sample Time	Type Comp.	Type Grab	Sample Identification	Matrix	Containers No.	Containers Type	Explosives+MNX (8330A)	TKN (351.2), NH_3 (350.1), NO_2+NO_3 (353.2)	SO_4 (9056A), Alkalinity (2320B)	Sulfide (9034)	DOC (9060A)*	Methane (RSK 175)		Remarks: standard TAT
6-13-20	0850		X	GO048-20A	AQ	9	ABCDEF	X	X	X	X	X	X		6°C
6-13-20	0825		X	GO066R-20A	AQ	9	ABCDEF	X	X	X	X	X	X		6°C

Bill to: Brice Engineering

Signatures	Date	Time
Relinquished by:	6-15-20	1700
Received by: Shannon ETADen	6-16-20	0915
Relinquished by:		
Received for Laboratory by:		

Shipping Details

Method of Shipment: Federal Express

Airbill Number: 8156 5922 7520

Lab Address:
TestAmerica Lab, Inc.
Attn: Patrick McEntee
4955 Yarrow St.
Arvada, CO 80002
(303) 736-0107

Special Instructions

* Filter groundwater sample before analyzing for DOC

(A) (2) 500mL Ambers (Explosives)
(B) (1) 500mL HDPE w/ H_2SO_4 (TKN, NH_3, NO_2/NO_3)
(C) (1) 250mL HDPE (SO_4, Alkalinity)
(D) (1) 250mL HDPE w/ ZnOAc/NaOH (Sulfide)
(E) (1) 250mL Amber (DOC)*
(F) (3) 40 mL VOA w/ HCl (Methane)

TAL/Brice Project #: 28017805

White copy - Laboratory Yellow copy - Laboratory Pink copy - Sampler

2020092

AECOM
12120 Shamrock Plaza Suite 300, Omaha, NE 68154 (402) 334-8181 Fax (402) 334-1984

CHAIN OF CUSTODY RECORD

Project Name: CHAAP	AECOM Project Number: 60565355
Project Location: Grand Island, Nebraska	AECOM Project Manager: Dean Converse
Sampler(s): TY GC JO CH	

Sample Date	Sample Time	Type Comp.	Type Grab	Sample Identification	Matrix	Containers No.	Containers Type	Explosives+MNX (8330A)	TKN (351.2), NH_3 (350.1), NO_2/NO_3 (353.2)	SO_4 (9056A), Alkalinity (2320B)	Sulfide (9034)	DOC (9060A)*	Methane (RSK 175)		Remarks
6-13-20	1230		X	GO085-20A	AQ	9	ABCDEF	X	X	X	X	X	X		6°C
6-13-20	0800		X	GO285-20A	AQ	9	ABCDEF	X	X	X	X	X	X		6°C

Bill to: Brice Engineering

standard TAT

Signatures	Date	Time
Relinquished by:	6-15-20	1700
Received by: ETADen	6-16-20	0915
Relinquished by:		
Received for Laboratory by:		

Shipping Details

Method of Shipment: Federal Express

Airbill Number: 8156 5922 7542

Lab Address:
TestAmerica Lab, Inc.
Attn: Patrick McEntee
4955 Yarrow St.
Arvada, CO 80002
(303) 736-0107

Special Instructions

* Filter groundwater sample before analyzing for DOC

(A) (2) 500mL Ambers (Explosives)
(B) (1) 500mL HDPE w/ H_2SO_4 (TKN, NH_3, NO_2/NO_3)
(C) (1) 250mL HDPE (SO_4, Alkalinity)
(D) (1) 250mL HDPE w/ ZnOAc/NaOH (Sulfide)
(E) (1) 250mL Amber (DOC)*
(F) (3) 40 mL VOA w/ HCl (Methane)

TAL/Brice Project #: 28017805

White copy - Laboratory Yellow copy - Laboratory Pink copy - Sampler

2020095

AECOM
12120 Shamrock Plaza Suite 300, Omaha, NE 68154 (402) 334-8181 Fax (402) 334-1984

CHAIN OF CUSTODY RECORD

Project Name: CHAAP	AECOM Project Number: 60565355
Project Location: Grand Island, Nebraska	AECOM Project Manager: Dean Converse
Sampler(s): CH JO	

Analytical Parameters: Explosives+MNX (8330A); TKN (351.2), NH_3 (350.1), NO_2/NO_3 (353.2); SO_4 (9056A), Alkalinity (2320B); Sulfide (9034); DOC (9060A)*; Methane (RSK 175)

Bill to: Brice Engineering

Remarks: standard TAT

Sample Date	Sample Time	Type Comp.	Type Grab	Sample Identification	Matrix	Containers No.	Containers Type	Explosives+MNX (8330A)	TKN (351.2), NH_3 (350.1), NO_2/NO_3 (353.2)	SO_4 (9056A), Alkalinity (2320B)	Sulfide (9034)	DOC (9060A)*	Methane (RSK 175)		Remarks
6-13-20	1250		X	PZ015-20A	AQ	9	ABCDEF	X	X	X	X	X	X		6°C
6-13-20	1410		X	PZ016-20A	AQ	9	ABCDEF	X	X	X	X	X	X		6°C

Signatures	Date	Time	Shipping Details	Special Instructions
Relinquished by:	6-13-20	1700	Method of Shipment: Federal Express	* Filter groundwater sample before analyzing for DOC
Received by: ETADen	6-16-20	0915	Airbill Number: 8156 5922 7553	(A) (2) 500mL Ambers (Explosives) (B) (1) 500mL HDPE w/ H_2SO_4 (TKN, NH_3, NO_2/NO_3) (C) (1) 250mL HDPE (SO_4, Alkalinity) (D) (1) 250mL HDPE w/ ZnOAc/NaOH (Sulfide) (E) (1) 250mL Amber (DOC)* (F) (3) 40 mL VOA w/ HCl (Methane)
Relinquished by:			**Lab Address:** TestAmerica Lab, Inc. Attn: Patrick McEntee 4955 Yarrow St. Arvada, CO 80002 (303) 736-0107	TAL/Brice Project #: 28017805
Received for Laboratory by:				

White copy - Laboratory Yellow copy - Laboratory Pink copy - Sampler

2020096

AECOM
12120 Shamrock Plaza Suite 300, Omaha, NE 68154 (402) 334-8181 Fax (402) 334-1984

CHAIN OF CUSTODY RECORD

Project Name: CHAAP	AECOM Project Number: 60565355
Project Location: Grand Island, Nebraska	AECOM Project Manager: Dean Converse
Sampler(s): TY GC CH JO	

Sample Date	Sample Time	Type Comp.	Type Grab	Sample Identification	Matrix	Containers No.	Containers Type	Explosives+MNX (8330A)	TKN (351.2), NH_3 (350.1), NO_2/NO_3 (353.2)	SO_4 (9056A), Alkalinity (2320B)	Sulfide (9034)	DOC (9060A)*	Methane (RSK 175)		Remarks
								Analytical Parameters							Bill to: Brice Engineering
6-13-20	1010		X	GO023-20A	AQ	9	ABCDEF	X	X	X	X	X	X		6°C
6-13-20	0940		X	GO119-20A	AQ	9	ABCDEF	X	X	X	X	X	X		standard TAT

Signatures	Date	Time	Shipping Details	Special Instructions
Relinquished by:	6-15-20	1700	Method of Shipment: Federal Express	* Filter groundwater sample before analyzing for DOC
Received by: ETIADen	6-16-20	0915	Airbill Number: 8156 5922 7510	(A) (2) 500mL Ambers (Explosives) (B) (1) 500mL HDPE w/ H_2SO_4 (TKN, NH_3, NO_2/NO_3) (C) (1) 250mL HDPE (SO_4, Alkalinity) (D) (1) 250mL HDPE w/ ZnOAc/NaOH (Sulfide) (E) (1) 250mL Amber (DOC)* (F) (3) 40 mL VOA w/ HCl (Methane)
Relinquished by:			**Lab Address:** TestAmerica Lab, Inc. Attn: Patrick McEntee 4955 Yarrow St. Arvada, CO 80002 (303) 736-0107	TAL/Brice Project #: 28017805
Received for Laboratory by:				

White copy - Laboratory Yellow copy - Laboratory Pink copy - Sampler

2020094

AECOM
12120 Shamrock Plaza Suite 300, Omaha, NE 68154 (402) 334-8181 Fax (402) 334-1984

CHAIN OF CUSTODY RECORD

Project Name: CHAAP	AECOM Project Number: 60565355	Bill to: Brice Engineering
Project Location: Grand Island, Nebraska	AECOM Project Manager: Dean Converse	Remarks
Sampler(s): TYGC CH JO		standard TAT

Sample Date	Sample Time	Type Comp.	Type Grab	Sample Identification	Matrix	Containers No.	Containers Type	Analytical Parameters: Explosives+MNX (8330A)	TKN (351.2), NH_3 (350.1), NO_2/NO_3 (353.2)	SO_4 (9056A), Alkalinity (2320B)	Sulfide (9034)	DOC (9060A)*	Methane (RSK 175)	
6-14-20	1050		X	G0098-20A	AQ	9	ABCDEF	X	X	X	X	X	X	6°C
6-14-20	1210		X	G0114-20A	AQ	9	ABCDEF	X	X	X	X	X	X	

Signatures	Date	Time	Shipping Details	Special Instructions
Relinquished by:	6-14-20	1700	Method of Shipment: Federal Express	* Filter groundwater sample before analyzing for DOC
Received by: ETA Dean	6-16-20	0915	Airbill Number: 8156 5922 7748	(A) (2) 500mL Ambers (Explosives) (B) (1) 500mL HDPE w/ H_2SO_4 (TKN, NH_3, NO_2/NO_3) (C) (1) 250mL HDPE (SO_4, Alkalinity) (D) (1) 250mL HDPE w/ ZnOAc/NaOH (Sulfide) (E) (1) 250mL Amber (DOC)* (F) (3) 40 mL VOA w/ HCl (Methane)
Relinquished by:			**Lab Address:** TestAmerica Lab, Inc. Attn: Patrick McEntee 4955 Yarrow St. Arvada, CO 80002 (303) 736-0107	TAL/Brice Project #: 28017805
Received for Laboratory by:				

White copy - Laboratory Yellow copy - Laboratory Pink copy - Sampler

2020100

AECOM
12120 Shamrock Plaza Suite 300, Omaha, NE 68154 (402) 334-8181 Fax (402) 334-1984

CHAIN OF CUSTODY RECORD

Project Name: CHAAP	AECOM Project Number: 60565355
Project Location: Grand Island, Nebraska	AECOM Project Manager: Dean Converse
Sampler(s): TY GC JO CH	

Bill to: Brice Engineering

Remarks: standard TAT

Sample Date	Sample Time	Type Comp.	Type Grab	Sample Identification	Matrix	Containers No.	Containers Type	Explosives+MNX (8330A)	TKN (351.2), NH_3 (350.1), NO_2/NO_3 (353.2)	SO_4 (9056A), Alkalinity (2320B)	Sulfide (9034)	DOC (9060A)*	Methane (RSK 175)		Remarks
6-15-20	1050		X	NW022-20A	AQ	9	ABCDEF	X	X	X	X	X	X		6°C
6-15-20	1045		X	GO109-20A	AQ	9	ABCDEF	X	X	X	X	X	X		

Signatures	Date	Time	Shipping Details	Special Instructions
Relinquished by:	6-15-20	1700	Method of Shipment: Federal Express	* Filter groundwater sample before analyzing for DOC
Received by: ETADen	6-16-20	0915	Airbill Number: 8156 5922 7690	(A) (2) 500mL Ambers (Explosives) (B) (1) 500mL HDPE w/ H_2SO_4 (TKN, NH_3, NO_2/NO_3) (C) (1) 250mL HDPE (SO_4, Alkalinity) (D) (1) 250mL HDPE w/ ZnOAc/NaOH (Sulfide) (E) (1) 250mL Amber (DOC)* (F) (3) 40 mL VOA w/ HCl (Methane)
Relinquished by:			**Lab Address:** TestAmerica Lab, Inc. Attn: Patrick McEntee 4955 Yarrow St. Arvada, CO 80002 (303) 736-0107	
Received for Laboratory by:				TAL/Brice Project #: 28017805

White copy - Laboratory Yellow copy - Laboratory Pink copy - Sampler

2020105

AECOM
12120 Shamrock Plaza Suite 300, Omaha, NE 68154 (402) 334-8181 Fax (402) 334-1984

CHAIN OF CUSTODY RECORD

Project Name: CHAAP	AECOM Project Number: 60565355
Project Location: Grand Island, Nebraska	AECOM Project Manager: Dean Converse
Sampler(s):	

Bill to: Brice Engineering

Remarks: standard TAT

Sample Date	Sample Time	Type Comp.	Type Grab	Sample Identification	Matrix	Containers No.	Containers Type	Explosives+MNX (8330A)	TKN (351.2), NH_3 (350.1), NO_2/NO_3 (353.2)	SO_4 (9056A), Alkalinity (2320B)	Sulfide (9034)	DOC (9060A)*	Methane (RSK 175)		Remarks
6-13-20	1350		X	GO084-20A	AQ	9	ABCDEF	X	X	X	X	X	X		6°C
6-13-20	1510		X	GO067-20A	AQ	9	ABCDFF	X	X	X	X	X	X		6°

Signatures	Date	Time	Shipping Details	Special Instructions
Relinquished by:	6-15-20	1700	Method of Shipment: Federal Express	* Filter groundwater sample before analyzing for DOC
Received by: ETADen	6-16-20	0905	Airbill Number: 8156 5922 7564	(A) (2) 500mL Ambers (Explosives) (B) (1) 500mL HDPE w/ H_2SO_4 (TKN, NH_3, NO_2/NO_3) (C) (1) 250mL HDPE (SO_4, Alkalinity) (D) (1) 250mL HDPE w/ ZnOAc/NaOH (Sulfide) (E) (1) 250mL Amber (DOC)* (F) (3) 40 mL VOA w/ HCl (Methane)
Relinquished by:			**Lab Address:** TestAmerica Lab, Inc. Attn: Patrick McEntee 4955 Yarrow St. Arvada, CO 80002 (303) 736-0107	
Received for Laboratory by:				TAL/Brice Project #: 28017805

White copy - Laboratory Yellow copy - Laboratory Pink copy - Sampler

2020097

AECOM
12120 Shamrock Plaza Suite 300, Omaha, NE 68154 (402) 334-8181 Fax (402) 334-1984

CHAIN OF CUSTODY RECORD

Project Name: CHAAP	AECOM Project Number: 60565355
Project Location: Grand Island, Nebraska	AECOM Project Manager: Dean Converse
Sampler(s): TY GC CH JO	

Sample Date	Sample Time	Type Comp.	Type Grab	Sample Identification	Matrix	Containers No.	Containers Type	Explosives+MNX (8330A)	TKN (351.2), NH_3 (350.1), NO_2/NO_3 (353.2)	SO_4 (9056A), Alkalinity (2320B)	Sulfide (9034)	DOC (9060A)*	Methane (RSK 175)		Remarks
								Analytical Parameters							Bill to: Brice Engineering
6-13-20	1055		X	GO121-20A	AQ	9	ABCDEF	X	X	X	X	X	X		6°C
6-13-20			X	GO049-20A	AQ	9	ABCDEF	X	X	X	X	X	X		
															standard TAT

Signatures	Date	Time	Shipping Details	Special Instructions
Relinquished by:	6-15-20	1700	Method of Shipment: Federal Express	* Filter groundwater sample before analyzing for DOC
Received by: ETA Dan	6-16-20	0915	Airbill Number: 8156 5922 7531	(A) (2) 500mL Ambers (Explosives) (B) (1) 500mL HDPE w/ H_2SO_4 (TKN, NH_3, NO_2/NO_3) (C) (1) 250mL HDPE (SO_4, Alkalinity) (D) (1) 250mL HDPE w/ ZnOAc/NaOH (Sulfide) (E) (1) 250mL Amber (DOC)* (F) (3) 40 mL VOA w/ HCl (Methane)
Relinquished by:			**Lab Address:** TestAmerica Lab, Inc. Attn: Patrick McEntee 4955 Yarrow St. Arvada, CO 80002 (303) 736-0107	
Received for Laboratory by:				TAL/Brice Project #: 28017805

White copy - Laboratory Yellow copy - Laboratory Pink copy - Sampler

2020093

AECOM
12120 Shamrock Plaza Suite 300, Omaha, NE 68154 (402) 334-8181 Fax (402) 334-1984

CHAIN OF CUSTODY RECORD

Project Name: CHAAP	AECOM Project Number: 60565355
Project Location: Grand Island, Nebraska	AECOM Project Manager: Dean Converse
Sampler(s): TY GC JO CH	

Sample Date	Sample Time	Type Comp.	Type Grab	Sample Identification	Matrix	Containers No.	Containers Type	Explosives+MNX (8330A)	TKN (351.2), NH_3 (350.1), NO_2/NO_3 (353.2)	SO_4 (9056A), Alkalinity (2320B)	Sulfide (9034)	DOC (9060A)*	Methane (RSK 175)		Remarks
6-13-20	1550		X	GO110-20A	AQ	9	ABCDEF	X	X	X	X	X	X		6°C
6-14-20	0945		X	GO112-20A	AQ	9	ABCDEF	X	X	X	X	X	X		

Bill to: Brice Engineering

standard TAT

Signatures	Date	Time	Shipping Details	Special Instructions
Relinquished by:	6-15-20	1700	Method of Shipment: Federal Express	* Filter groundwater sample before analyzing for DOC
Received by: ETA Dan	6-16-20	0945	Airbill Number: 8156 5922 7760	(A) (2) 500mL Ambers (Explosives) (B) (1) 500mL HDPE w/ H_2SO_4 (TKN, NH_3, NO_2/NO_3) (C) (1) 250mL HDPE (SO_4, Alkalinity) (D) (1) 250mL HDPE w/ ZnOAc/NaOH (Sulfide) (E) (1) 250mL Amber (DOC)* (F) (3) 40 mL VOA w/ HCl (Methane)
Relinquished by:			**Lab Address:** TestAmerica Lab, Inc. Attn: Patrick McEntee 4955 Yarrow St. Arvada, CO 80002 (303) 736-0107	TAL/Brice Project #: 28017805
Received for Laboratory by:				

White copy - Laboratory Yellow copy - Laboratory Pink copy - Sampler

2020098

AECOM
12120 Shamrock Plaza Suite 300, Omaha, NE 68154 (402) 334-8181 Fax (402) 334-1984

CHAIN OF CUSTODY RECORD

Project Name: CHAAP	AECOM Project Number: 60565355
Project Location: Grand Island, Nebraska	AECOM Project Manager: Dean Converse
Sampler(s): TY GC	

Sample Date	Sample Time	Type Comp.	Type Grab	Sample Identification	Matrix	Containers No.	Containers Type	Explosives+MNX (8330A)	TKN (351.2), NH_3 (350.1), NO_2/NO_3 (353.2)	SO_4 (9056A), Alkalinity (2320B)	Sulfide (9034)	DOC (9060A)*	Methane (RSK 175)		Remarks
6-15-20	0820		X	GO094-20A	AQ	9	ABCDEF	X	X	X	X	X	X		6°C
6-15-20	0935		X	GO099-20A	AQ	9	ABCDEF	X	X	X	X	X	X		6°C

standard TAT

Signatures	Date	Time
Relinquished by:	6-15-20	1700
Received by: FEDEX	6-16-20	0915
Relinquished by:		
Received for Laboratory by:		

Shipping Details

Method of Shipment: Federal Express

Airbill Number: 8156 5922 7704

Lab Address:
TestAmerica Lab, Inc.
Attn: Patrick McEntee
4955 Yarrow St.
Arvada, CO 80002
(303) 736-0107

Special Instructions

* Filter groundwater sample before analyzing for DOC

(A) (2) 500mL Ambers (Explosives)
(B) (1) 500mL HDPE w/ H_2SO_4 (TKN, NH_3, NO_2/NO_3)
(C) (1) 250mL HDPE (SO_4, Alkalinity)
(D) (1) 250mL HDPE w/ ZnOAc/NaOH (Sulfide)
(E) (1) 250mL Amber (DOC)*
(F) (3) 40 mL VOA w/ HCl (Methane)

TAL/Brice Project #: 28017805

White copy - Laboratory Yellow copy - Laboratory Pink copy - Sampler

2020101

AECOM
12120 Shamrock Plaza Suite 300, Omaha, NE 68154 (402) 334-8181 Fax (402) 334-1984

CHAIN OF CUSTODY RECORD

Project Name: CHAAP	AECOM Project Number: 60565355
Project Location: Grand Island, Nebraska	AECOM Project Manager: Dean Converse
Sampler(s): JO CH	

Sample Date	Sample Time	Type Comp.	Type Grab	Sample Identification	Matrix	Containers No.	Containers Type	Explosives+MNX (8330A)	TKN (351.2), NH_3 (350.1), NO_2/NO_3 (353.2)	SO_4 (9056A), Alkalinity (2320B)	Sulfide (9034)	DOC (9060A)*	Methane (RSK 175)		Remarks
6-15-20	0930		X	NW021-20A	AQ	9	ABCDEF	X	X	X	X	X	X		6°C
6-15-20	0800		X	NW023-20A	AQ	9	ABCDEF	X	X	X	X	X	X		

Bill to: Brice Engineering

standard TAT

Signatures	Date	Time	Shipping Details	Special Instructions
Relinquished by:	6-15-20	1700	Method of Shipment: Federal Express	* Filter groundwater sample before analyzing for DOC
Received by: ETA Den	6-16-20	0915	Airbill Number: 8156 5922 7715	(A) (2) 500mL Ambers (Explosives) (B) (1) 500mL HDPE w/ H_2SO_4 (TKN, NH_3, NO_2/NO_3) (C) (1) 250mL HDPE (SO_4, Alkalinity) (D) (1) 250mL HDPE w/ ZnOAc/NaOH (Sulfide) (E) (1) 250mL Amber (DOC)* (F) (3) 40 mL VOA w/ HCl (Methane)
Relinquished by:			**Lab Address:** TestAmerica Lab, Inc. Attn: Patrick McEntee 4955 Yarrow St. Arvada, CO 80002 (303) 736-0107	
Received for Laboratory by:				TAL/Brice Project #: 28017805

White copy - Laboratory Yellow copy - Laboratory Pink copy - Sampler

2020114

AECOM
12120 Shamrock Plaza Suite 300, Omaha, NE 68154 (402) 334-8181 Fax (402) 334-1984

CHAIN OF CUSTODY RECORD

Project Name: CHAAP	AECOM Project Number: 60565355	Bill to: Brice Engineering
Project Location: Grand Island, Nebraska	AECOM Project Manager: Dean Converse	Remarks
Sampler(s): TYGC JO CH		standard TAT

Sample Date	Sample Time	Type Comp.	Type Grab	Sample Identification	Matrix	Containers No.	Containers Type	Explosives+MNX (8330A)	TKN (351.2), NH_3 (350.1), NO_2/NO_3 (353.2)	SO_4 (9056A), Alkalinity (2320B)	Sulfide (9034)	DOC (9060A)*	Methane (RSK 175)		Remarks
6-15-20	1205		X	GO022-20A	AQ	9	ABCDEF	X	X	X	X	X	X		6°C
6-15-20	1205		X	GO024-20A	AQ	9	ABCDEF	X	X	X	X	X	X		6°C

Signatures	Date	Time	Shipping Details	Special Instructions
Relinquished by:	6-15-20	1700	Method of Shipment: Federal Express	* Filter groundwater sample before analyzing for DOC
Received by: FEDEX	6-16-20	0915	Airbill Number: 8156 5922 7689	(A) (2) 500mL Ambers (Explosives) (B) (1) 500mL HDPE w/ H_2SO_4 (TKN, NH_3, NO_2/NO_3) (C) (1) 250mL HDPE (SO_4, Alkalinity) (D) (1) 250mL HDPE w/ ZnOAc/NaOH (Sulfide) (E) (1) 250mL Amber (DOC)* (F) (3) 40 mL VOA w/ HCl (Methane)
Relinquished by:			**Lab Address:** TestAmerica Lab, Inc. Attn: Patrick McEntee 4955 Yarrow St. Arvada, CO 80002 (303) 736-0107	
Received for Laboratory by:				TAL/Brice Project #: 28017805

White copy - Laboratory Yellow copy - Laboratory Pink copy - Sampler

2020106

AECOM
12120 Shamrock Plaza Suite 300, Omaha, NE 68154 (402) 334-8181 Fax (402) 334-1984

CHAIN OF CUSTODY RECORD

Project Name: CHAAP	AECOM Project Number: 60565355
Project Location: Grand Island, Nebraska	AECOM Project Manager: Dean Converse
Sampler(s): TY GC CH JC	

Sample Date	Sample Time	Type Comp.	Type Grab	Sample Identification	Matrix	Containers No.	Containers Type	Explosives+MNX (8330A)	TKN (351.2), NH_3 (350.1), NO_2/NO_3 (353.2)	SO_4 (9056A), Alkalinity (2320B)	Sulfide (9034)	DOC (9060A)*	Methane (RSK 175)		Bill to: Brice Engineering Remarks standard TAT
6-14-20	0935		X	GO097-20A	AQ	9	ABCDEF	X	X	X	X	X	X		6°C
6-14-20	1100		X	GO113-20A	AQ	9	ABCDEF	X	X	X	X	X	X		6°C

Signatures	Date	Time	Shipping Details	Special Instructions
Relinquished by:	6-15-20	1700	Method of Shipment: Federal Express	* Filter groundwater sample before analyzing for DOC
Received by: ETADen	6-16-20	0915	Airbill Number: 8156 5922 7759	(A) (2) 500mL Ambers (Explosives) (B) (1) 500mL HDPE w/ H_2SO_4 (TKN, NH_3, NO_2/NO_3) (C) (1) 250mL HDPE (SO_4, Alkalinity) (D) (1) 250mL HDPE w/ ZnOAc/NaOH (Sulfide) (E) (1) 250mL Amber (DOC)* (F) (3) 40 mL VOA w/ HCl (Methane)
Relinquished by:			**Lab Address:** TestAmerica Lab, Inc. Attn: Patrick McEntee 4955 Yarrow St. Arvada, CO 80002 (303) 736-0107	
Received for Laboratory by:				TAL/Brice Project #: 28017805

White copy - Laboratory Yellow copy - Laboratory Pink copy - Sampler

2020099

AECOM
12120 Shamrock Plaza Suite 300, Omaha, NE 68154 (402) 334-8181 Fax (402) 334-1984

CHAIN OF CUSTODY RECORD

Project Name: CHAAP	AECOM Project Number: 60565355
Project Location: Grand Island, Nebraska	AECOM Project Manager: Dean Converse
Sampler(s): TY GC JO CH	

Sample Date	Sample Time	Type Comp.	Type Grab	Sample Identification	Matrix	Containers No.	Containers Type	Explosives+MNX (8330A)	TKN (351.2), NH_3 (350.1), NO_2/NO_3 (353.2)	SO_4 (9056A), Alkalinity (2320B)	Sulfide (9034)	DOC (9060A)*	Methane (RSK 175)		Remarks
								Analytical Parameters							Bill to: Brice Engineering
6-14-20	1215		X	GO108-20A	AQ	9	ABCDEF	X	X	X	X	X	X		6°C
6-14-20	1325		X	GO118-20A	AQ	9	ABCDEF	X	X	X	X	X	X		standard TAT

Signatures	Date	Time	Shipping Details	Special Instructions
Relinquished by:	6-15-20	1700	Method of Shipment: Federal Express	* Filter groundwater sample before analyzing for DOC
Received by: FEDEX	6-16-20	0915	Airbill Number: 8156 5922 7737	(A) (2) 500mL Ambers (Explosives) (B) (1) 500mL HDPE w/ H_2SO_4 (TKN, NH_3, NO_2/NO_3) (C) (1) 250mL HDPE (SO_4, Alkalinity) (D) (1) 250mL HDPE w/ ZnOAc/NaOH (Sulfide) (E) (1) 250mL Amber (DOC)* (F) (3) 40 mL VOA w/ HCl (Methane)
Relinquished by:			**Lab Address:** TestAmerica Lab, Inc. Attn: Patrick McEntee 4955 Yarrow St. Arvada, CO 80002 (303) 736-0107	
Received for Laboratory by:				TAL/Brice Project #: 28017805

White copy - Laboratory Yellow copy - Laboratory Pink copy - Sampler

2020102

TRK# 0667 8156 5922 7564

TUE – 16 JUN 10:30A
PRIORITY OVERNIGHT
AHS
80002
CO – US DEN

XH LAAA

TRK# 0667 8156 5922 7553

TUE – 16 JUN 10:3
PRIORITY OVERNIGI
AI
800(
CO – US DE

XH LAAA

TRK# 0667 8156 5922 7715

TUE – 16 JUN 10:30A
PRIORITY OVERNIGHT
AHS
80002
CO – US DEN

XH LAAA

280-137702 Waybill

TRK# 0667 8156 5922 7542

TUE – 16 JUN 10:30
PRIORITY OVERNIGH
AH
8000
CO – US DE

XH LAAA

TRK# 0667 8156 5922 7748

TUE – 16 JUN 10:30A
PRIORITY OVERNIGHT
AHS
80002
CO – US DEN

XH LAAA

TRK# 0667 8156 5922 7520

TUE – 16 JUN 10:30A
PRIORITY OVERNIGHT
AHS
80002
CO – US DEN

XH LAAA

TRK# 0667 8156 5922 7510

TUE – 16 JUN 10:30A
PRIORITY OVERNIGHT
AHS
80002
CO – US DEN

XH LAAA

TRK# 0667 8156 5922 7726

TUE – 16 JUN 10:30A
PRIORITY OVERNIGHT
AHS
80002
CO – US DEN

XH LAAA

CAD: /6SF
DIMS: 23x1

TO EUROFINS TEST AMERICA
EUROFINS TEST AMERICA
4955 YARROW ST

ARVADA CO 80002 (US)
(303) 736-0100 REF:
INV:
PO: DEPT:

FedEx Express

TRK# 0667 8156 5922 7737
TUE - 16 JUN 10:3(
PRIORITY OVERNIGH
AH
8000
XH LAAA
CO-US DEI

TRK# 0667 8156 5922 7690
TUE - 16 JUN 10:30A
PRIORITY OVERNIGHT
AHS
80002
XH LAAA
CO-US DEN

TRK# 0667 8156 5922 7689
TUE - 16 JUN 10:30
PRIORITY OVERNIGH
8000
XH LAAA
CO-US DEI

TRK# 0667 8156 5922 7759
TUE - 16 JUN 10:30A
PRIORITY OVERNIGHT
AHS
80002
XH LAAA
CO-US DEN

TRK# 0667 8156 5922 7760
TUE - 16 JUN 10:30
PRIORITY OVERNIGH
AH
8000
XH LAAA
CO-US DEI

TRK# 0667 8156 5922 7704
TUE - 16 JUN 10:30A
PRIORITY OVERNIGHT
AH
80002
XH LAAA
DEN

TRK# 0667 8156 5922 7531
TUE - 16 JUN 10:30
PRIORITY OVERNIGH
AH
8000
XH LAAA
CO-US DEI

Login Sample Receipt Checklist

Client: Brice Environmental Services, Corp

Job Number: 280-137702-1

Login Number: 137702
List Number: 1
Creator: Bentley, Beau J

List Source: Eurofins TestAmerica, Denver

Question	Answer	Comment
Radioactivity wasn't checked or is </= background as measured by a survey meter.		
The cooler's custody seal, if present, is intact.		
Sample custody seals, if present, are intact.		
The cooler or samples do not appear to have been compromised or tampered with.		
Samples were received on ice.		
Cooler Temperature is acceptable.		
Cooler Temperature is recorded.		
COC is present.		
COC is filled out in ink and legible.		
COC is filled out with all pertinent information.		
Is the Field Sampler's name present on COC?		
There are no discrepancies between the containers received and the COC.		
Samples are received within Holding Time (excluding tests with immediate HTs)		
Sample containers have legible labels.		
Containers are not broken or leaking.		
Sample collection date/times are provided.		
Appropriate sample containers are used.		
Sample bottles are completely filled.		
Sample Preservation Verified.		
There is sufficient vol. for all requested analyses, incl. any requested MS/MSDs		
Containers requiring zero headspace have no headspace or bubble is <6mm (1/4").		
Multiphasic samples are not present.		
Samples do not require splitting or compositing.		
Residual Chlorine Checked.		